



Full wwPDB EM Validation Report ⓘ

Oct 5, 2024 – 10:15 AM EDT

PDB ID : 5KUA
EMDB ID : EMD-8287
Title : Cryo-EM reconstruction of Neisseria meningitidis Type IV pilus
Authors : Kolappan, S.; Coureuil, M.; Yu, X.; Nassif, X.; Craig, L.; Egelman, E.H.
Deposited on : 2016-07-13
Resolution : 6.00 Å (reported)

This is a Full wwPDB EM Validation Report for a publicly released PDB entry.

We welcome your comments at validation@mail.wwpdb.org

A user guide is available at

<https://www.wwpdb.org/validation/2017/EMValidationReportHelp>

with specific help available everywhere you see the ⓘ symbol.

The types of validation reports are described at

<http://www.wwpdb.org/validation/2017/FAQs#types>.

The following versions of software and data (see [references ⓘ](#)) were used in the production of this report:

EMDB validation analysis : 0.0.1.dev113
MolProbity : 4.02b-467
Percentile statistics : 20231227.v01 (using entries in the PDB archive December 27th 2023)
MapQ : 1.9.13
Ideal geometry (proteins) : Engh & Huber (2001)
Ideal geometry (DNA, RNA) : Parkinson et al. (1996)
Validation Pipeline (wwPDB-VP) : 2.39

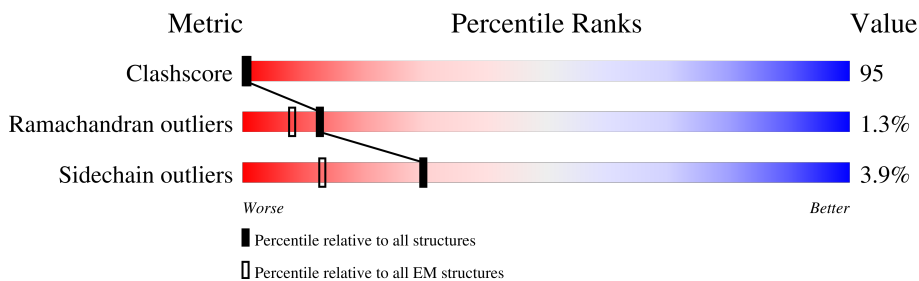
1 Overall quality at a glance i

The following experimental techniques were used to determine the structure:

ELECTRON MICROSCOPY

The reported resolution of this entry is 6.00 Å.

Percentile scores (ranging between 0-100) for global validation metrics of the entry are shown in the following graphic. The table shows the number of entries on which the scores are based.



Metric	Whole archive (#Entries)	EM structures (#Entries)
Clashscore	210492	15764
Ramachandran outliers	207382	16835
Sidechain outliers	206894	16415

The table below summarises the geometric issues observed across the polymeric chains and their fit to the map. The red, orange, yellow and green segments of the bar indicate the fraction of residues that contain outliers for ≥ 3 , 2, 1 and 0 types of geometric quality criteria respectively. A grey segment represents the fraction of residues that are not modelled. The numeric value for each fraction is indicated below the corresponding segment, with a dot representing fractions $\leq 5\%$. The upper red bar (where present) indicates the fraction of residues that have poor fit to the EM map (all-atom inclusion $< 40\%$). The numeric value is given above the bar.

Mol	Chain	Length	Quality of chain
1	A	161	99% 18% 77% ..
1	B	161	97% 19% 76% ..
1	C	161	96% 18% 78% ..
1	D	161	93% 16% 80% ..
1	E	161	86% 14% 81% ..
1	F	161	66% 15% 80% ..
1	G	161	47% 14% 81% ..
1	H	161	22% 16% 80% ..

Continued on next page...

Continued from previous page...

Mol	Chain	Length	Quality of chain
1	I	161	17% 14% 81% ..
1	J	161	17% 13% 82% ..
1	K	161	16% 14% 81% ..
1	L	161	14% 15% 80% ..
1	M	161	14% 14% 81% ..
1	N	161	14% 14% 81% ..
1	O	161	15% 15% 80% ..
1	P	161	15% 14% 81% ..
1	Q	161	14% 15% 80% ..
1	R	161	15% 14% 81% ..
1	S	161	15% 16% 80% ..
1	T	161	16% 14% 81% ..
1	U	161	17% 16% 79% ..
1	V	161	19% 14% 81% ..
1	W	161	23% 17% 79% ..
1	X	161	25% 16% 79% ..
1	Y	161	29% 17% 78% ..
1	Z	161	43% 17% 79% ..

2 Entry composition [i](#)

There is only 1 type of molecule in this entry. The entry contains 31148 atoms, of which 0 are hydrogens and 0 are deuteriums.

In the tables below, the AltConf column contains the number of residues with at least one atom in alternate conformation and the Trace column contains the number of residues modelled with at most 2 atoms.

- Molecule 1 is a protein called pilin.

Mol	Chain	Residues	Atoms					AltConf	Trace
			Total	C	N	O	S		
1	A	161	1198	747	207	240	4	0	0
1	B	161	1198	747	207	240	4	0	0
1	C	161	1198	747	207	240	4	0	0
1	D	161	1198	747	207	240	4	0	0
1	E	161	1198	747	207	240	4	0	0
1	F	161	1198	747	207	240	4	0	0
1	G	161	1198	747	207	240	4	0	0
1	H	161	1198	747	207	240	4	0	0
1	I	161	1198	747	207	240	4	0	0
1	J	161	1198	747	207	240	4	0	0
1	K	161	1198	747	207	240	4	0	0
1	L	161	1198	747	207	240	4	0	0
1	M	161	1198	747	207	240	4	0	0
1	N	161	1198	747	207	240	4	0	0
1	O	161	1198	747	207	240	4	0	0
1	P	161	1198	747	207	240	4	0	0
1	Q	161	1198	747	207	240	4	0	0

Continued on next page...

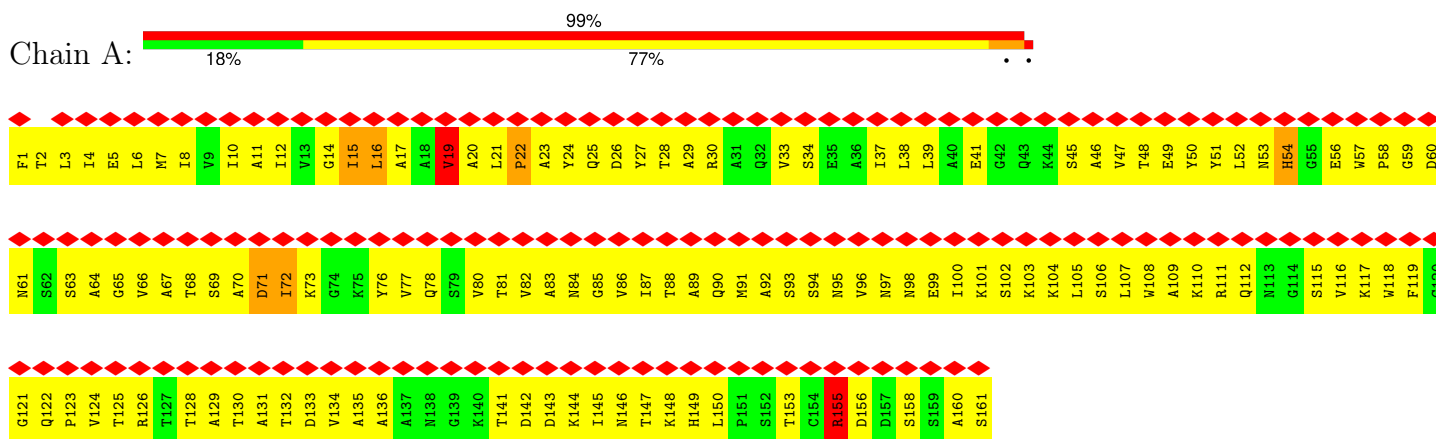
Continued from previous page...

Mol	Chain	Residues	Atoms					AltConf	Trace
1	R	161	Total	C	N	O	S	0	0
			1198	747	207	240	4		
1	S	161	Total	C	N	O	S	0	0
			1198	747	207	240	4		
1	T	161	Total	C	N	O	S	0	0
			1198	747	207	240	4		
1	U	161	Total	C	N	O	S	0	0
			1198	747	207	240	4		
1	V	161	Total	C	N	O	S	0	0
			1198	747	207	240	4		
1	W	161	Total	C	N	O	S	0	0
			1198	747	207	240	4		
1	X	161	Total	C	N	O	S	0	0
			1198	747	207	240	4		
1	Y	161	Total	C	N	O	S	0	0
			1198	747	207	240	4		
1	Z	161	Total	C	N	O	S	0	0
			1198	747	207	240	4		

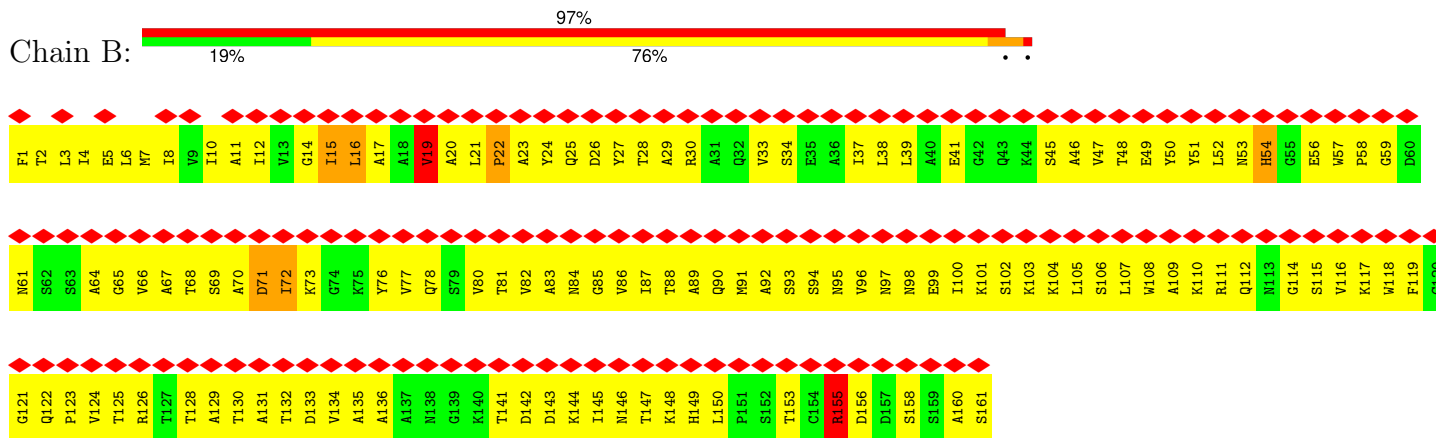
3 Residue-property plots [i](#)

These plots are drawn for all protein, RNA, DNA and oligosaccharide chains in the entry. The first graphic for a chain summarises the proportions of the various outlier classes displayed in the second graphic. The second graphic shows the sequence view annotated by issues in geometry and atom inclusion in map density. Residues are color-coded according to the number of geometric quality criteria for which they contain at least one outlier: green = 0, yellow = 1, orange = 2 and red = 3 or more. A red diamond above a residue indicates a poor fit to the EM map for this residue (all-atom inclusion < 40%). Stretches of 2 or more consecutive residues without any outlier are shown as a green connector. Residues present in the sample, but not in the model, are shown in grey.

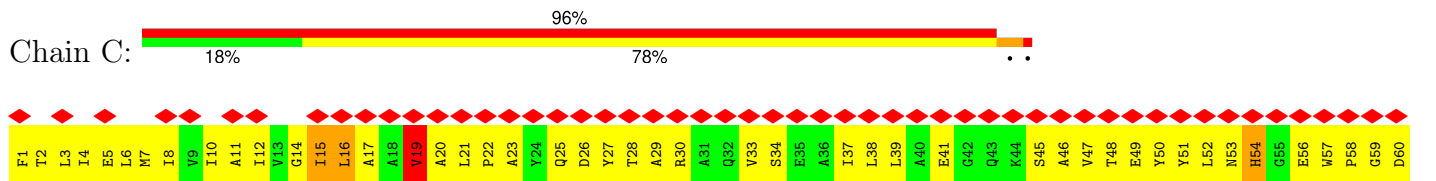
- Molecule 1: pilin

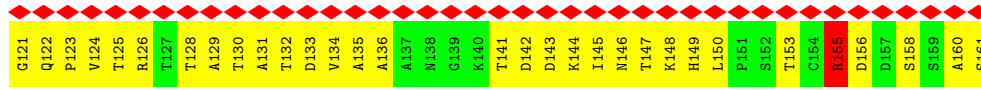
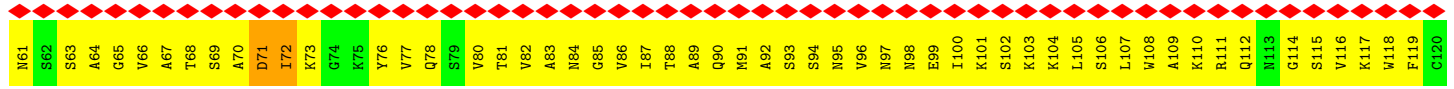


- Molecule 1: pilin

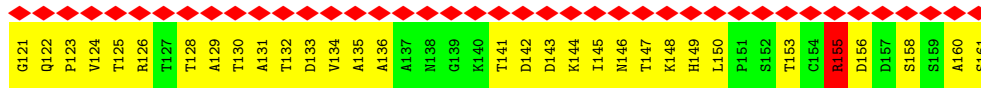
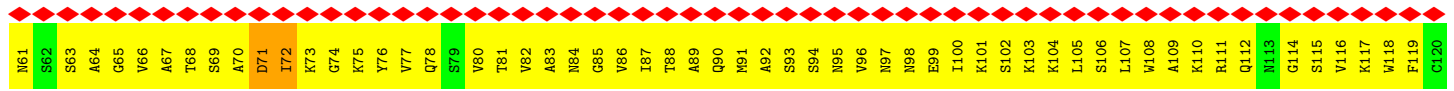
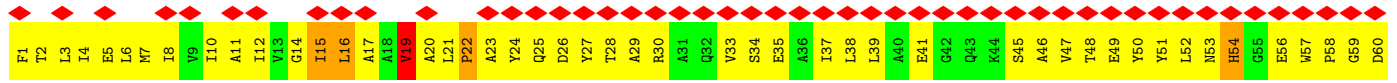
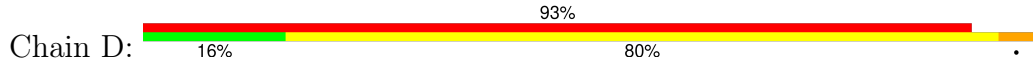


- Molecule 1: pilin

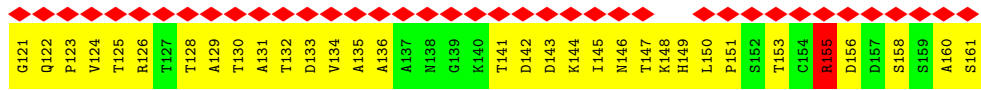
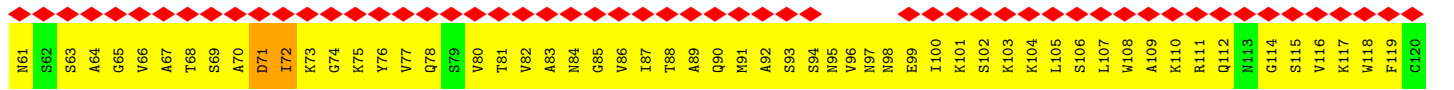
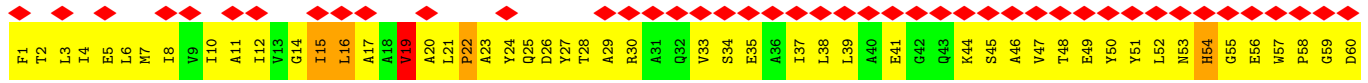
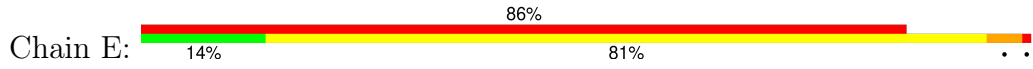




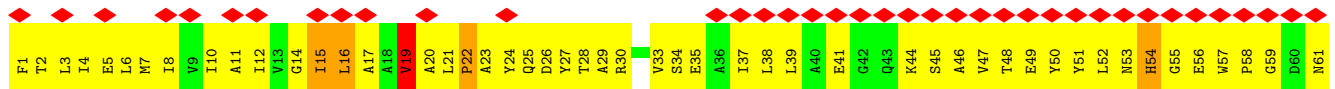
• Molecule 1: pilin



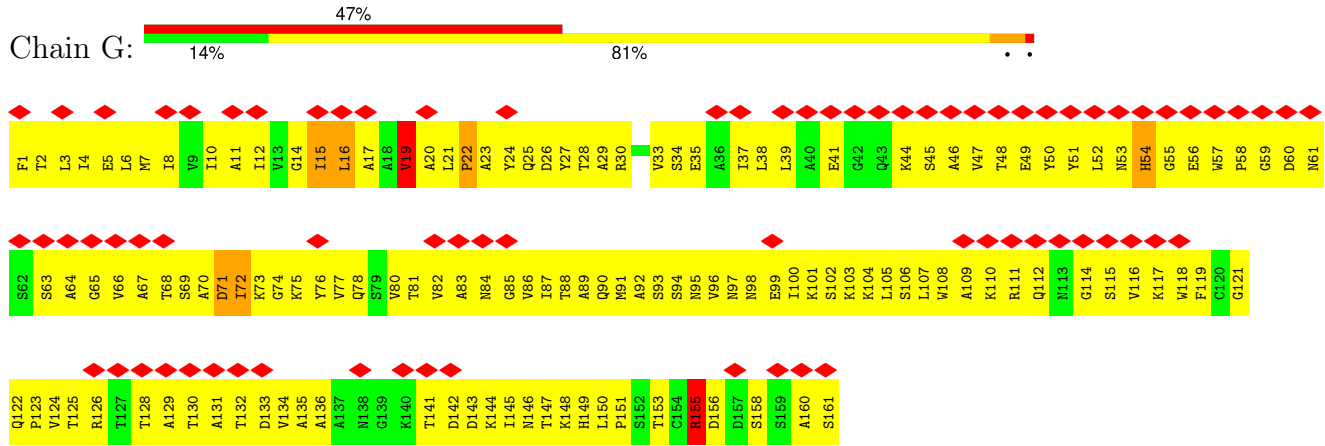
• Molecule 1: pilin



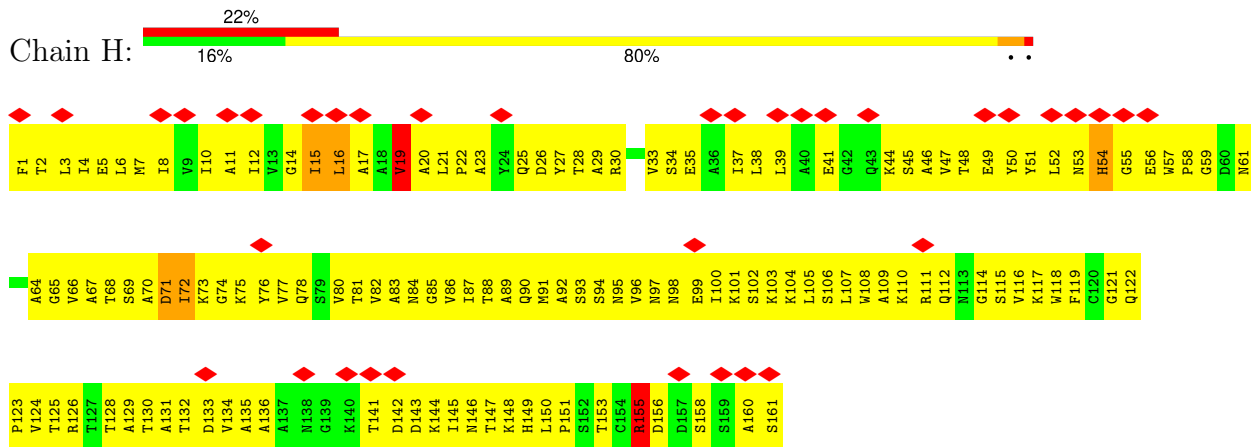
• Molecule 1: pilin



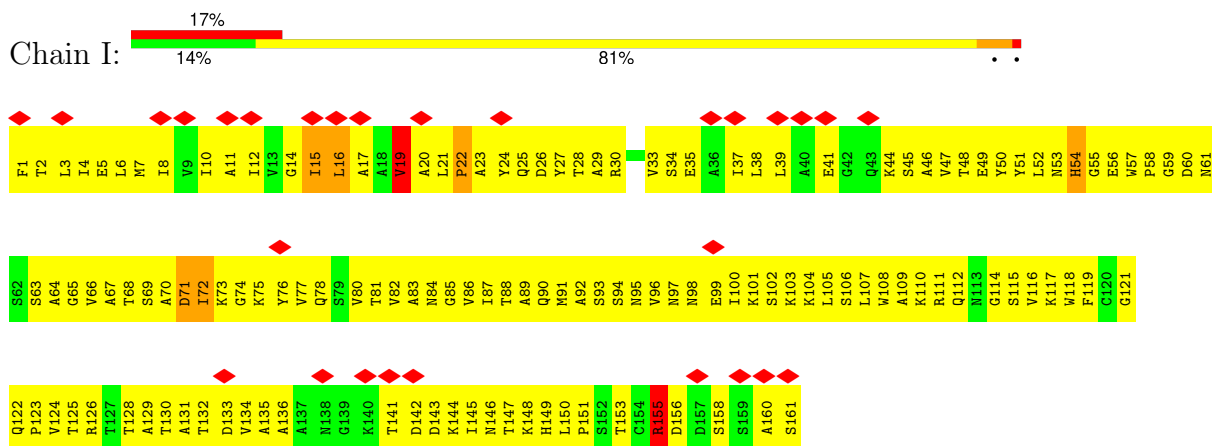
• Molecule 1: pilin



• Molecule 1: pilin




• Molecule 1: pilin



• Molecule 1: pilin

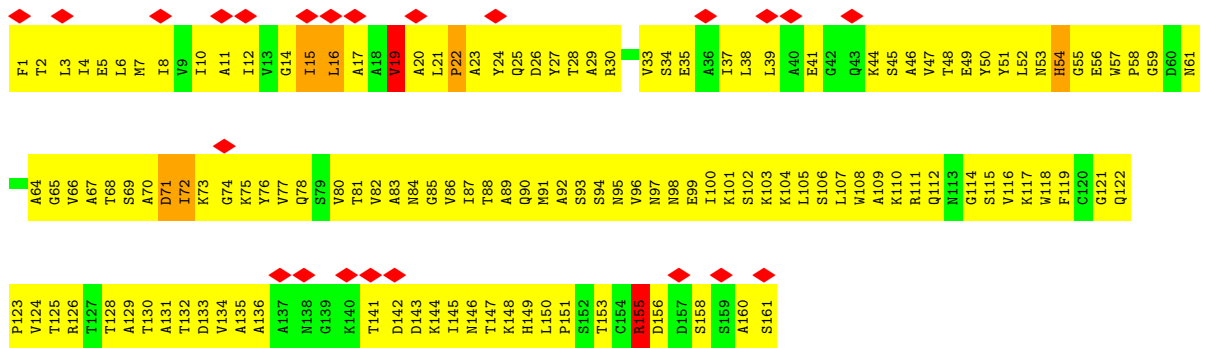




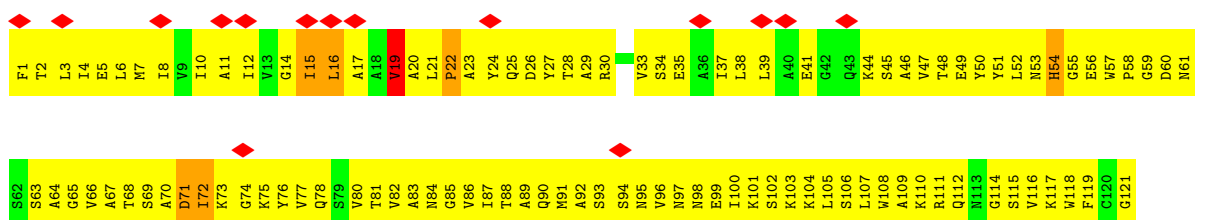
• Molecule 1: pilin



• Molecule 1: pilin

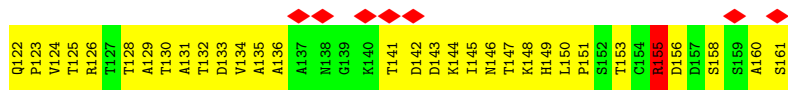
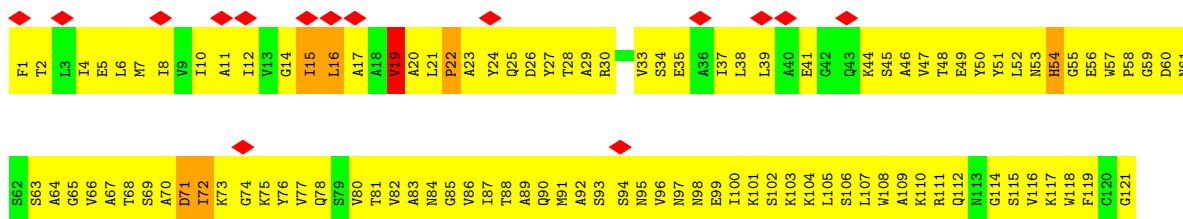



• Molecule 1: pilin

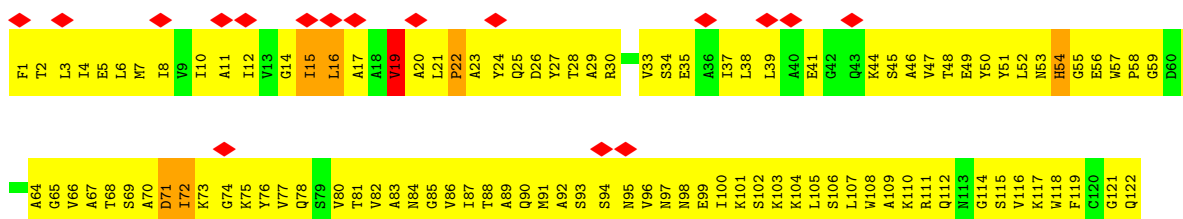




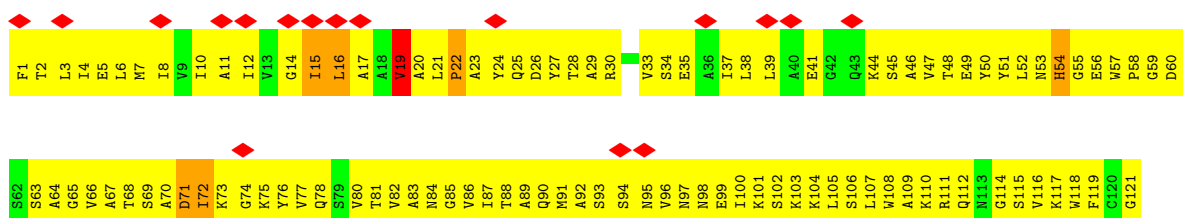
• Molecule 1: pilin



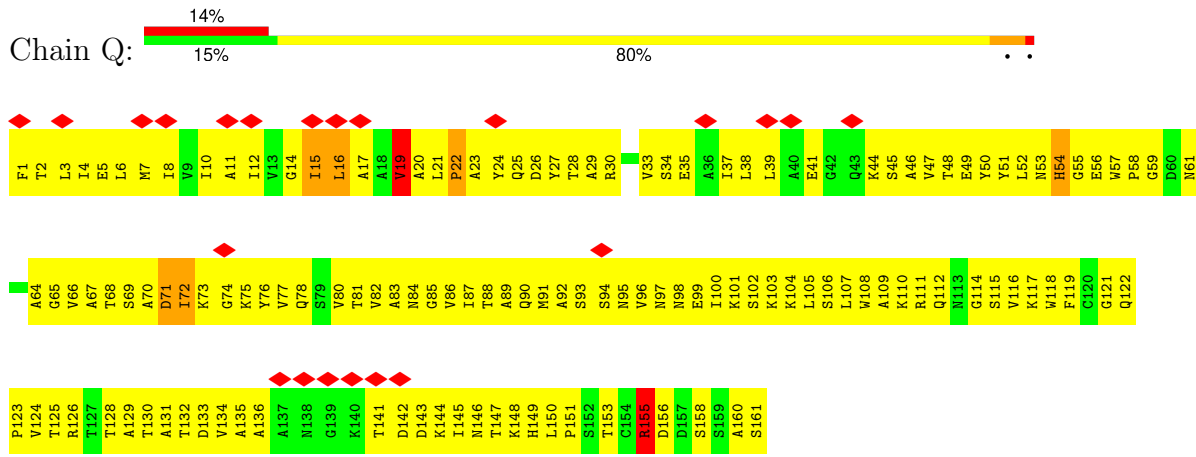
• Molecule 1: pilin



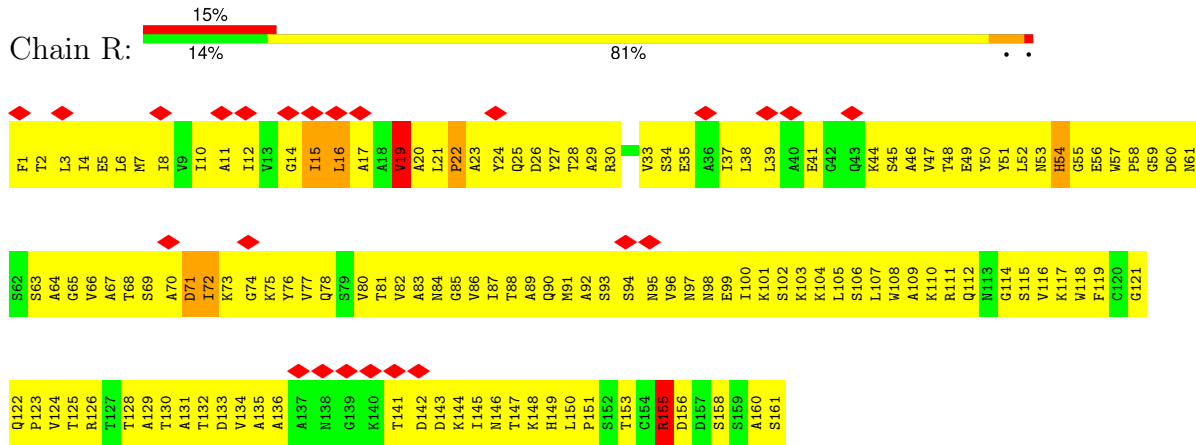
• Molecule 1: pilin



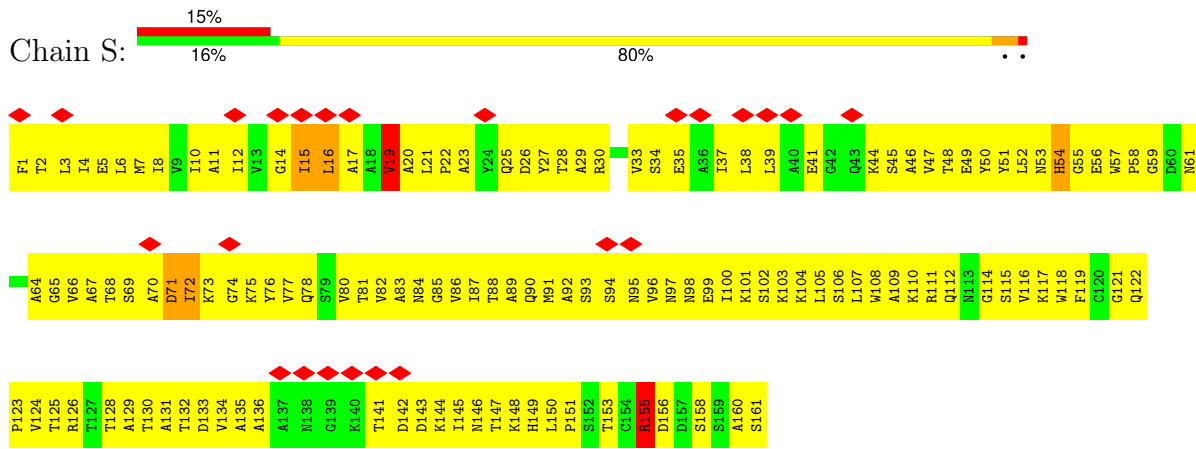
• Molecule 1: pilin



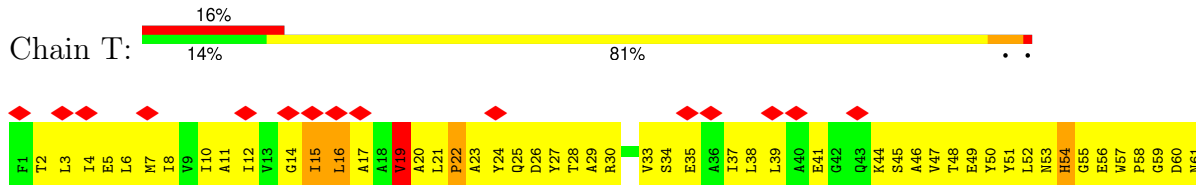
• Molecule 1: pilin

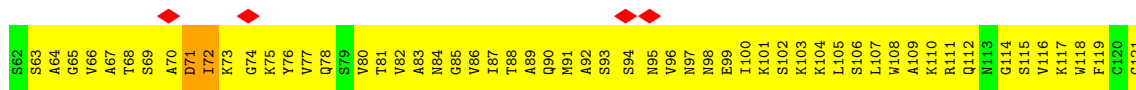


• Molecule 1: pilin

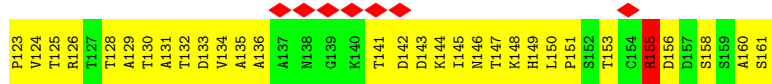
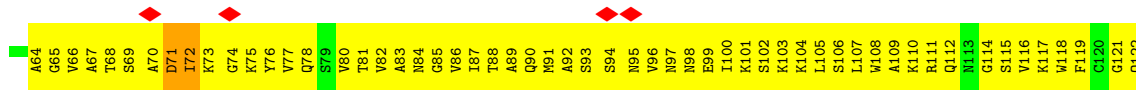



• Molecule 1: pilin

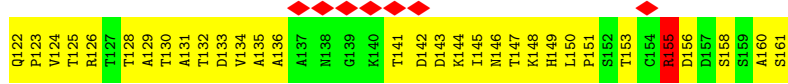
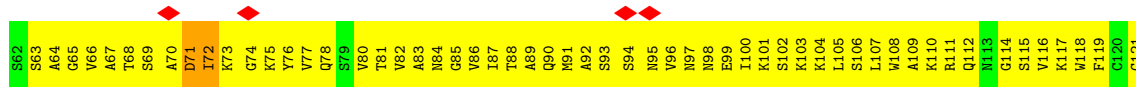






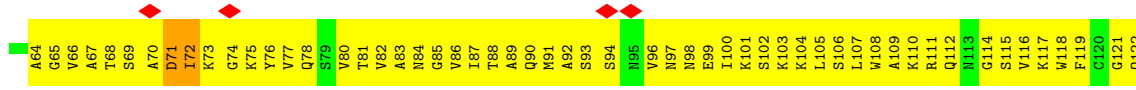
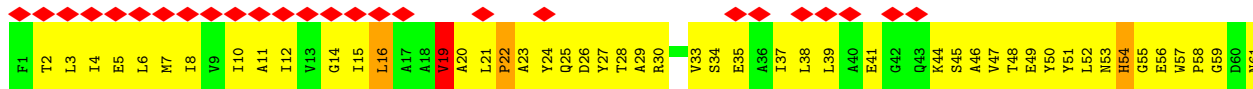
• Molecule 1: pilin

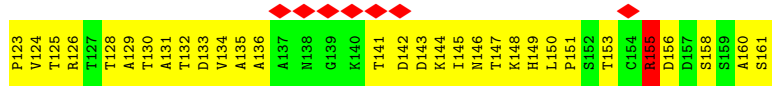


• Molecule 1: pilin

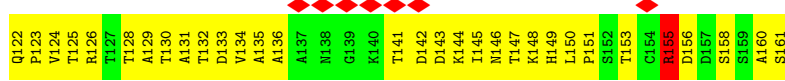
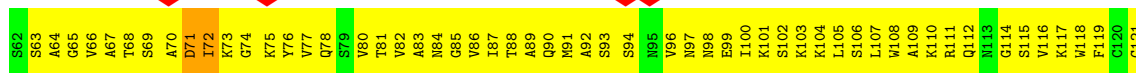
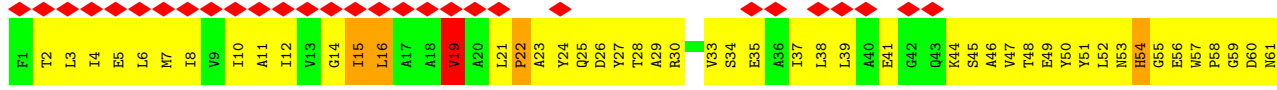


• Molecule 1: pilin

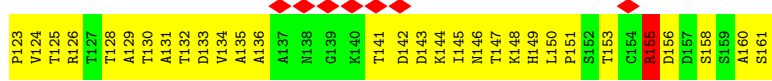

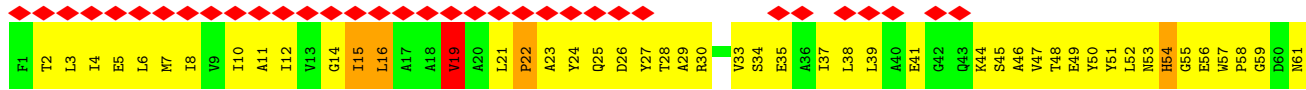




• Molecule 1: pilin



• Molecule 1: pilin



• Molecule 1: pilin



4 Experimental information

Property	Value	Source
EM reconstruction method	HELICAL	Depositor
Imposed symmetry	HELICAL, twist=100.8°, rise=10.3 Å, axial sym=C1	Depositor
Number of segments used	15586	Depositor
Resolution determination method	FSC 0.33 CUT-OFF	Depositor
CTF correction method	PHASE FLIPPING AND AMPLITUDE CORRECTION	Depositor
Microscope	FEI TITAN KRIOS	Depositor
Voltage (kV)	300	Depositor
Electron dose ($e^-/\text{Å}^2$)	40	Depositor
Minimum defocus (nm)	Not provided	
Maximum defocus (nm)	Not provided	
Magnification	Not provided	
Image detector	FEI FALCON II (4k x 4k)	Depositor
Maximum map value	0.924	Depositor
Minimum map value	-0.396	Depositor
Average map value	0.074	Depositor
Map value standard deviation	0.207	Depositor
Recommended contour level	0.45	Depositor
Map size (Å)	104.99999, 104.99999, 209.99998	wwPDB
Map dimensions	100, 100, 200	wwPDB
Map angles (°)	90.0, 90.0, 90.0	wwPDB
Pixel spacing (Å)	1.05, 1.05, 1.05	Depositor

5 Model quality

5.1 Standard geometry

The Z score for a bond length (or angle) is the number of standard deviations the observed value is removed from the expected value. A bond length (or angle) with $|Z| > 5$ is considered an outlier worth inspection. RMSZ is the root-mean-square of all Z scores of the bond lengths (or angles).

Mol	Chain	Bond lengths		Bond angles	
		RMSZ	# Z >5	RMSZ	# Z >5
1	A	0.48	0/1216	0.59	0/1653
1	B	0.48	0/1216	0.59	0/1653
1	C	0.48	0/1216	0.59	0/1653
1	D	0.48	0/1216	0.59	0/1653
1	E	0.48	0/1216	0.59	0/1653
1	F	0.48	0/1216	0.59	0/1653
1	G	0.48	0/1216	0.59	0/1653
1	H	0.48	0/1216	0.59	0/1653
1	I	0.48	0/1216	0.59	0/1653
1	J	0.48	0/1216	0.59	0/1653
1	K	0.48	0/1216	0.59	0/1653
1	L	0.48	0/1216	0.59	0/1653
1	M	0.48	0/1216	0.59	0/1653
1	N	0.48	0/1216	0.59	0/1653
1	O	0.48	0/1216	0.59	0/1653
1	P	0.48	0/1216	0.59	0/1653
1	Q	0.48	0/1216	0.59	0/1653
1	R	0.48	0/1216	0.59	0/1653
1	S	0.48	0/1216	0.59	0/1653
1	T	0.48	0/1216	0.59	0/1653
1	U	0.48	0/1216	0.59	0/1653
1	V	0.48	0/1216	0.59	0/1653
1	W	0.49	0/1216	0.59	0/1653
1	X	0.49	0/1216	0.59	0/1653
1	Y	0.49	0/1216	0.59	0/1653
1	Z	0.49	0/1216	0.59	0/1653
All	All	0.48	0/31616	0.59	0/42978

Chiral center outliers are detected by calculating the chiral volume of a chiral center and verifying if the center is modelled as a planar moiety or with the opposite hand. A planarity outlier is detected by checking planarity of atoms in a peptide group, atoms in a mainchain group or atoms of a sidechain that are expected to be planar.

Mol	Chain	#Chirality outliers	#Planarity outliers
1	A	0	3
1	B	0	3
1	C	0	3
1	D	0	3
1	E	0	3
1	F	0	3
1	G	0	3
1	H	0	3
1	I	0	3
1	J	0	3
1	K	0	3
1	L	0	3
1	M	0	3
1	N	0	3
1	O	0	3
1	P	0	3
1	Q	0	3
1	R	0	3
1	S	0	3
1	T	0	3
1	U	0	3
1	V	0	3
1	W	0	3
1	X	0	3
1	Y	0	3
1	Z	0	3
All	All	0	78

There are no bond length outliers.

There are no bond angle outliers.

There are no chirality outliers.

All (78) planarity outliers are listed below:

Mol	Chain	Res	Type	Group
1	A	155	ARG	Sidechain
1	A	22	PRO	Peptide
1	A	71	ASP	Peptide
1	B	155	ARG	Sidechain
1	B	22	PRO	Peptide
1	B	71	ASP	Peptide
1	C	155	ARG	Sidechain
1	C	22	PRO	Peptide

Continued on next page...

Continued from previous page...

Mol	Chain	Res	Type	Group
1	C	71	ASP	Peptide
1	D	155	ARG	Sidechain
1	D	22	PRO	Peptide
1	D	71	ASP	Peptide
1	E	155	ARG	Sidechain
1	E	22	PRO	Peptide
1	E	71	ASP	Peptide
1	F	155	ARG	Sidechain
1	F	22	PRO	Peptide
1	F	71	ASP	Peptide
1	G	155	ARG	Sidechain
1	G	22	PRO	Peptide
1	G	71	ASP	Peptide
1	H	155	ARG	Sidechain
1	H	22	PRO	Peptide
1	H	71	ASP	Peptide
1	I	155	ARG	Sidechain
1	I	22	PRO	Peptide
1	I	71	ASP	Peptide
1	J	155	ARG	Sidechain
1	J	22	PRO	Peptide
1	J	71	ASP	Peptide
1	K	155	ARG	Sidechain
1	K	22	PRO	Peptide
1	K	71	ASP	Peptide
1	L	155	ARG	Sidechain
1	L	22	PRO	Peptide
1	L	71	ASP	Peptide
1	M	155	ARG	Sidechain
1	M	22	PRO	Peptide
1	M	71	ASP	Peptide
1	N	155	ARG	Sidechain
1	N	22	PRO	Peptide
1	N	71	ASP	Peptide
1	O	155	ARG	Sidechain
1	O	22	PRO	Peptide
1	O	71	ASP	Peptide
1	P	155	ARG	Sidechain
1	P	22	PRO	Peptide
1	P	71	ASP	Peptide
1	Q	155	ARG	Sidechain
1	Q	22	PRO	Peptide

Continued on next page...

Continued from previous page...

Mol	Chain	Res	Type	Group
1	Q	71	ASP	Peptide
1	R	155	ARG	Sidechain
1	R	22	PRO	Peptide
1	R	71	ASP	Peptide
1	S	155	ARG	Sidechain
1	S	22	PRO	Peptide
1	S	71	ASP	Peptide
1	T	155	ARG	Sidechain
1	T	22	PRO	Peptide
1	T	71	ASP	Peptide
1	U	155	ARG	Sidechain
1	U	22	PRO	Peptide
1	U	71	ASP	Peptide
1	V	155	ARG	Sidechain
1	V	22	PRO	Peptide
1	V	71	ASP	Peptide
1	W	155	ARG	Sidechain
1	W	22	PRO	Peptide
1	W	71	ASP	Peptide
1	X	155	ARG	Sidechain
1	X	22	PRO	Peptide
1	X	71	ASP	Peptide
1	Y	155	ARG	Sidechain
1	Y	22	PRO	Peptide
1	Y	71	ASP	Peptide
1	Z	155	ARG	Sidechain
1	Z	22	PRO	Peptide
1	Z	71	ASP	Peptide

5.2 Too-close contacts [\(i\)](#)

In the following table, the Non-H and H(model) columns list the number of non-hydrogen atoms and hydrogen atoms in the chain respectively. The H(added) column lists the number of hydrogen atoms added and optimized by MolProbity. The Clashes column lists the number of clashes within the asymmetric unit, whereas Symm-Clashes lists symmetry-related clashes.

Mol	Chain	Non-H	H(model)	H(added)	Clashes	Symm-Clashes
1	A	1198	0	1200	234	0
1	B	1198	0	1200	235	0
1	C	1198	0	1200	237	0
1	D	1198	0	1200	248	0
1	E	1198	0	1200	272	0

Continued on next page...

Continued from previous page...

Mol	Chain	Non-H	H(model)	H(added)	Clashes	Symm-Clashes
1	F	1198	0	1200	264	0
1	G	1198	0	1200	270	0
1	H	1198	0	1200	278	0
1	I	1198	0	1200	275	0
1	J	1198	0	1200	275	0
1	K	1198	0	1200	276	0
1	L	1198	0	1200	282	0
1	M	1198	0	1200	272	0
1	N	1198	0	1200	277	0
1	O	1198	0	1200	275	0
1	P	1198	0	1200	279	0
1	Q	1198	0	1200	276	0
1	R	1198	0	1200	283	0
1	S	1198	0	1200	275	0
1	T	1198	0	1200	273	0
1	U	1198	0	1200	274	0
1	V	1198	0	1200	271	0
1	W	1198	0	1200	249	0
1	X	1198	0	1200	236	0
1	Y	1198	0	1200	238	0
1	Z	1198	0	1200	232	0
All	All	31148	0	31200	5933	0

The all-atom clashscore is defined as the number of clashes found per 1000 atoms (including hydrogen atoms). The all-atom clashscore for this structure is 95.

All (5933) close contacts within the same asymmetric unit are listed below, sorted by their clash magnitude.

Atom-1	Atom-2	Interatomic distance (Å)	Clash overlap (Å)
1:K:19:VAL:HG23	1:O:112:GLN:HG3	1.17	1.17
1:A:19:VAL:HG23	1:E:112:GLN:HG3	1.17	1.17
1:L:19:VAL:HG23	1:P:112:GLN:HG3	1.17	1.17
1:V:19:VAL:HG23	1:Z:112:GLN:HG3	1.17	1.16
1:S:19:VAL:HG23	1:W:112:GLN:HG3	1.17	1.14
1:D:19:VAL:HG23	1:H:112:GLN:HG3	1.17	1.14
1:R:19:VAL:HG23	1:V:112:GLN:HG3	1.17	1.14
1:U:19:VAL:HG23	1:Y:112:GLN:HG3	1.17	1.13
1:E:19:VAL:HG23	1:I:112:GLN:HG3	1.17	1.13
1:B:19:VAL:HG23	1:F:112:GLN:HG3	1.17	1.12
1:H:19:VAL:HG23	1:L:112:GLN:HG3	1.17	1.12
1:Q:19:VAL:HG23	1:U:112:GLN:HG3	1.17	1.12

Continued on next page...

Continued from previous page...

Atom-1	Atom-2	Interatomic distance (Å)	Clash overlap (Å)
1:F:19:VAL:HG23	1:J:112:GLN:HG3	1.17	1.12
1:J:19:VAL:HG23	1:N:112:GLN:HG3	1.17	1.12
1:G:19:VAL:HG23	1:K:112:GLN:HG3	1.17	1.12
1:P:19:VAL:HG23	1:T:112:GLN:HG3	1.17	1.11
1:O:19:VAL:HG23	1:S:112:GLN:HG3	1.17	1.11
1:M:19:VAL:HG23	1:Q:112:GLN:HG3	1.17	1.11
1:N:19:VAL:HG23	1:R:112:GLN:HG3	1.17	1.10
1:I:19:VAL:HG23	1:M:112:GLN:HG3	1.17	1.09
1:C:19:VAL:HG23	1:G:112:GLN:HG3	1.17	1.09
1:P:19:VAL:CG2	1:T:112:GLN:HG3	1.83	1.09
1:E:19:VAL:CG2	1:I:112:GLN:HG3	1.83	1.09
1:T:19:VAL:CG2	1:X:112:GLN:HG3	1.83	1.09
1:I:19:VAL:CG2	1:M:112:GLN:HG3	1.83	1.08
1:J:19:VAL:CG2	1:N:112:GLN:HG3	1.83	1.08
1:L:19:VAL:CG2	1:P:112:GLN:HG3	1.83	1.08
1:C:19:VAL:CG2	1:G:112:GLN:HG3	1.83	1.08
1:U:19:VAL:CG2	1:Y:112:GLN:HG3	1.83	1.08
1:F:19:VAL:CG2	1:J:112:GLN:HG3	1.83	1.08
1:Q:19:VAL:CG2	1:U:112:GLN:HG3	1.83	1.08
1:T:19:VAL:HG23	1:X:112:GLN:HG3	1.17	1.08
1:M:19:VAL:CG2	1:Q:112:GLN:HG3	1.83	1.08
1:N:19:VAL:CG2	1:R:112:GLN:HG3	1.83	1.08
1:V:19:VAL:CG2	1:Z:112:GLN:HG3	1.83	1.07
1:A:19:VAL:CG2	1:E:112:GLN:HG3	1.83	1.07
1:B:19:VAL:CG2	1:F:112:GLN:HG3	1.83	1.07
1:O:19:VAL:CG2	1:S:112:GLN:HG3	1.83	1.07
1:D:19:VAL:CG2	1:H:112:GLN:HG3	1.83	1.07
1:K:19:VAL:CG2	1:O:112:GLN:HG3	1.83	1.07
1:R:19:VAL:CG2	1:V:112:GLN:HG3	1.83	1.07
1:G:19:VAL:CG2	1:K:112:GLN:HG3	1.83	1.06
1:S:19:VAL:CG2	1:W:112:GLN:HG3	1.83	1.06
1:H:19:VAL:CG2	1:L:112:GLN:HG3	1.83	1.06
1:E:19:VAL:HG11	1:H:75:LYS:H	1.26	1.01
1:H:19:VAL:HG11	1:K:75:LYS:H	1.26	1.01
1:K:19:VAL:HG11	1:N:75:LYS:H	1.26	1.00
1:S:19:VAL:HG11	1:V:75:LYS:H	1.26	1.00
1:V:19:VAL:HG11	1:Y:75:LYS:H	1.26	1.00
1:P:19:VAL:HG11	1:S:75:LYS:H	1.26	1.00
1:B:19:VAL:HG11	1:E:75:LYS:H	1.26	0.99
1:N:19:VAL:HG11	1:Q:75:LYS:H	1.26	0.99
1:C:19:VAL:HG11	1:F:75:LYS:H	1.26	0.98

Continued on next page...

Continued from previous page...

Atom-1	Atom-2	Interatomic distance (Å)	Clash overlap (Å)
1:M:19:VAL:HG11	1:P:75:LYS:H	1.26	0.98
1:W:19:VAL:HG11	1:Z:75:LYS:H	1.26	0.98
1:D:19:VAL:HG11	1:G:75:LYS:H	1.26	0.98
1:A:19:VAL:HG11	1:D:75:LYS:H	1.26	0.98
1:L:19:VAL:HG11	1:O:75:LYS:H	1.26	0.97
1:O:19:VAL:HG11	1:R:75:LYS:H	1.26	0.97
1:U:19:VAL:HG11	1:X:75:LYS:H	1.26	0.97
1:R:19:VAL:HG11	1:U:75:LYS:H	1.26	0.97
1:F:19:VAL:HG11	1:I:75:LYS:H	1.26	0.97
1:J:19:VAL:HG11	1:M:75:LYS:H	1.26	0.96
1:Q:19:VAL:HG11	1:T:75:LYS:H	1.26	0.96
1:G:19:VAL:HG11	1:J:75:LYS:H	1.26	0.95
1:I:19:VAL:HG11	1:L:75:LYS:H	1.26	0.95
1:T:19:VAL:HG11	1:W:75:LYS:H	1.26	0.95
1:D:10:ILE:HG21	1:H:151:PRO:HG2	1.50	0.93
1:V:10:ILE:HG21	1:Z:151:PRO:HG2	1.50	0.93
1:K:10:ILE:HG21	1:O:151:PRO:HG2	1.50	0.93
1:B:10:ILE:HG21	1:F:151:PRO:HG2	1.50	0.93
1:T:10:ILE:HG21	1:X:151:PRO:HG2	1.50	0.93
1:O:10:ILE:HG21	1:S:151:PRO:HG2	1.50	0.93
1:M:10:ILE:HG21	1:Q:151:PRO:HG2	1.50	0.92
1:R:10:ILE:HG21	1:V:151:PRO:HG2	1.50	0.92
1:H:10:ILE:HG21	1:L:151:PRO:HG2	1.50	0.92
1:A:10:ILE:HG21	1:E:151:PRO:HG2	1.50	0.92
1:Z:123:PRO:HD2	1:Z:144:LYS:HG2	1.52	0.92
1:I:10:ILE:HG21	1:M:151:PRO:HG2	1.50	0.92
1:W:123:PRO:HD2	1:W:144:LYS:HG2	1.52	0.92
1:A:123:PRO:HD2	1:A:144:LYS:HG2	1.52	0.92
1:H:123:PRO:HD2	1:H:144:LYS:HG2	1.52	0.92
1:J:10:ILE:HG21	1:N:151:PRO:HG2	1.50	0.92
1:S:123:PRO:HD2	1:S:144:LYS:HG2	1.52	0.92
1:D:123:PRO:HD2	1:D:144:LYS:HG2	1.52	0.92
1:E:123:PRO:HD2	1:E:144:LYS:HG2	1.52	0.92
1:G:10:ILE:HG21	1:K:151:PRO:HG2	1.50	0.92
1:V:123:PRO:HD2	1:V:144:LYS:HG2	1.52	0.92
1:N:10:ILE:HG21	1:R:151:PRO:HG2	1.50	0.91
1:C:10:ILE:HG21	1:G:151:PRO:HG2	1.50	0.91
1:K:123:PRO:HD2	1:K:144:LYS:HG2	1.52	0.91
1:P:123:PRO:HD2	1:P:144:LYS:HG2	1.52	0.91
1:O:123:PRO:HD2	1:O:144:LYS:HG2	1.52	0.91
1:U:10:ILE:HG21	1:Y:151:PRO:HG2	1.50	0.91

Continued on next page...

Continued from previous page...

Atom-1	Atom-2	Interatomic distance (Å)	Clash overlap (Å)
1:Y:123:PRO:HD2	1:Y:144:LYS:HG2	1.52	0.91
1:L:10:ILE:HG21	1:P:151:PRO:HG2	1.50	0.91
1:S:10:ILE:HG21	1:W:151:PRO:HG2	1.50	0.91
1:L:123:PRO:HD2	1:L:144:LYS:HG2	1.52	0.91
1:E:10:ILE:HG21	1:I:151:PRO:HG2	1.50	0.91
1:G:123:PRO:HD2	1:G:144:LYS:HG2	1.52	0.91
1:R:123:PRO:HD2	1:R:144:LYS:HG2	1.52	0.91
1:T:123:PRO:HD2	1:T:144:LYS:HG2	1.52	0.90
1:B:123:PRO:HD2	1:B:144:LYS:HG2	1.52	0.90
1:I:123:PRO:HD2	1:I:144:LYS:HG2	1.52	0.90
1:Q:10:ILE:HG21	1:U:151:PRO:HG2	1.50	0.90
1:F:10:ILE:HG21	1:J:151:PRO:HG2	1.50	0.90
1:N:123:PRO:HD2	1:N:144:LYS:HG2	1.52	0.90
1:U:123:PRO:HD2	1:U:144:LYS:HG2	1.52	0.90
1:C:91:MET:HB2	1:C:103:LYS:H	1.36	0.90
1:X:123:PRO:HD2	1:X:144:LYS:HG2	1.52	0.90
1:Z:91:MET:HB2	1:Z:103:LYS:H	1.37	0.90
1:T:82:VAL:HG22	1:T:87:ILE:HG12	1.53	0.90
1:V:91:MET:HB2	1:V:103:LYS:H	1.37	0.90
1:C:123:PRO:HD2	1:C:144:LYS:HG2	1.52	0.89
1:F:123:PRO:HD2	1:F:144:LYS:HG2	1.52	0.89
1:E:82:VAL:HG22	1:E:87:ILE:HG12	1.53	0.89
1:L:82:VAL:HG22	1:L:87:ILE:HG12	1.53	0.89
1:P:10:ILE:HG21	1:T:151:PRO:HG2	1.50	0.89
1:S:82:VAL:HG22	1:S:87:ILE:HG12	1.53	0.89
1:U:19:VAL:HG11	1:X:75:LYS:N	1.88	0.89
1:F:91:MET:HB2	1:F:103:LYS:H	1.37	0.89
1:J:19:VAL:HG11	1:M:75:LYS:N	1.88	0.89
1:M:123:PRO:HD2	1:M:144:LYS:HG2	1.52	0.89
1:Z:82:VAL:HG22	1:Z:87:ILE:HG12	1.53	0.89
1:J:123:PRO:HD2	1:J:144:LYS:HG2	1.52	0.89
1:M:82:VAL:HG22	1:M:87:ILE:HG12	1.53	0.89
1:Y:82:VAL:HG22	1:Y:87:ILE:HG12	1.53	0.89
1:C:19:VAL:HG11	1:F:75:LYS:N	1.88	0.89
1:O:91:MET:HB2	1:O:103:LYS:H	1.37	0.89
1:Q:123:PRO:HD2	1:Q:144:LYS:HG2	1.52	0.89
1:K:91:MET:HB2	1:K:103:LYS:H	1.36	0.89
1:T:19:VAL:HG11	1:W:75:LYS:N	1.88	0.89
1:B:91:MET:HB2	1:B:103:LYS:H	1.36	0.89
1:E:91:MET:HB2	1:E:103:LYS:H	1.36	0.89
1:B:82:VAL:HG22	1:B:87:ILE:HG12	1.54	0.89

Continued on next page...

Continued from previous page...

Atom-1	Atom-2	Interatomic distance (Å)	Clash overlap (Å)
1:G:82:VAL:HG22	1:G:87:ILE:HG12	1.53	0.89
1:I:91:MET:HB2	1:I:103:LYS:H	1.36	0.89
1:R:82:VAL:HG22	1:R:87:ILE:HG12	1.53	0.89
1:S:91:MET:HB2	1:S:103:LYS:H	1.37	0.89
1:F:82:VAL:HG22	1:F:87:ILE:HG12	1.53	0.89
1:I:82:VAL:HG22	1:I:87:ILE:HG12	1.53	0.89
1:K:19:VAL:HG11	1:N:75:LYS:N	1.88	0.89
1:D:19:VAL:HG11	1:G:75:LYS:N	1.88	0.89
1:I:19:VAL:HG11	1:L:75:LYS:N	1.88	0.89
1:K:82:VAL:HG22	1:K:87:ILE:HG12	1.53	0.89
1:N:82:VAL:HG22	1:N:87:ILE:HG12	1.53	0.89
1:R:91:MET:HB2	1:R:103:LYS:H	1.37	0.89
1:J:91:MET:HB2	1:J:103:LYS:H	1.37	0.88
1:M:19:VAL:HG11	1:P:75:LYS:N	1.88	0.88
1:N:19:VAL:HG11	1:Q:75:LYS:N	1.88	0.88
1:P:82:VAL:HG22	1:P:87:ILE:HG12	1.53	0.88
1:Q:19:VAL:HG11	1:T:75:LYS:N	1.88	0.88
1:W:82:VAL:HG22	1:W:87:ILE:HG12	1.53	0.88
1:B:19:VAL:HG11	1:E:75:LYS:N	1.88	0.88
1:D:82:VAL:HG22	1:D:87:ILE:HG12	1.53	0.88
1:D:91:MET:HB2	1:D:103:LYS:H	1.36	0.88
1:R:19:VAL:HG11	1:U:75:LYS:N	1.88	0.88
1:U:82:VAL:HG22	1:U:87:ILE:HG12	1.53	0.88
1:A:91:MET:HB2	1:A:103:LYS:H	1.36	0.88
1:V:19:VAL:HG11	1:Y:75:LYS:N	1.88	0.88
1:G:19:VAL:HG11	1:J:75:LYS:N	1.88	0.88
1:H:91:MET:HB2	1:H:103:LYS:H	1.36	0.88
1:P:19:VAL:HG11	1:S:75:LYS:N	1.88	0.88
1:V:82:VAL:HG22	1:V:87:ILE:HG12	1.53	0.88
1:Q:91:MET:HB2	1:Q:103:LYS:H	1.37	0.88
1:F:19:VAL:HG11	1:I:75:LYS:N	1.88	0.88
1:G:91:MET:HB2	1:G:103:LYS:H	1.36	0.88
1:M:91:MET:HB2	1:M:103:LYS:H	1.36	0.88
1:O:19:VAL:HG11	1:R:75:LYS:N	1.88	0.88
1:J:97:ASN:HB3	1:J:100:ILE:HG12	1.56	0.88
1:M:97:ASN:HB3	1:M:100:ILE:HG12	1.56	0.88
1:X:82:VAL:HG22	1:X:87:ILE:HG12	1.53	0.88
1:X:97:ASN:HB3	1:X:100:ILE:HG12	1.56	0.88
1:U:97:ASN:HB3	1:U:100:ILE:HG12	1.56	0.88
1:E:19:VAL:HG11	1:H:75:LYS:N	1.88	0.88
1:O:82:VAL:HG22	1:O:87:ILE:HG12	1.53	0.88

Continued on next page...

Continued from previous page...

Atom-1	Atom-2	Interatomic distance (Å)	Clash overlap (Å)
1:Q:82:VAL:HG22	1:Q:87:ILE:HG12	1.53	0.87
1:W:91:MET:HB2	1:W:103:LYS:H	1.37	0.87
1:Y:91:MET:HB2	1:Y:103:LYS:H	1.37	0.87
1:N:91:MET:HB2	1:N:103:LYS:H	1.36	0.87
1:P:91:MET:HB2	1:P:103:LYS:H	1.37	0.87
1:A:19:VAL:HG11	1:D:75:LYS:N	1.88	0.87
1:B:97:ASN:HB3	1:B:100:ILE:HG12	1.56	0.87
1:C:82:VAL:HG22	1:C:87:ILE:HG12	1.53	0.87
1:G:97:ASN:HB3	1:G:100:ILE:HG12	1.56	0.87
1:H:82:VAL:HG22	1:H:87:ILE:HG12	1.53	0.87
1:J:82:VAL:HG22	1:J:87:ILE:HG12	1.53	0.87
1:L:91:MET:HB2	1:L:103:LYS:H	1.37	0.87
1:S:19:VAL:HG11	1:V:75:LYS:N	1.88	0.87
1:P:97:ASN:HB3	1:P:100:ILE:HG12	1.56	0.87
1:H:19:VAL:HG11	1:K:75:LYS:N	1.88	0.87
1:A:82:VAL:HG22	1:A:87:ILE:HG12	1.53	0.87
1:W:19:VAL:HG11	1:Z:75:LYS:N	1.88	0.87
1:X:91:MET:HB2	1:X:103:LYS:H	1.37	0.87
1:F:97:ASN:HB3	1:F:100:ILE:HG12	1.56	0.86
1:L:19:VAL:HG11	1:O:75:LYS:N	1.88	0.86
1:T:91:MET:HB2	1:T:103:LYS:H	1.36	0.86
1:U:91:MET:HB2	1:U:103:LYS:H	1.37	0.86
1:R:97:ASN:HB3	1:R:100:ILE:HG12	1.56	0.86
1:C:97:ASN:HB3	1:C:100:ILE:HG12	1.56	0.86
1:E:97:ASN:HB3	1:E:100:ILE:HG12	1.56	0.86
1:P:125:THR:O	1:P:135:ALA:N	2.09	0.86
1:E:126:ARG:HA	1:E:134:VAL:HA	1.58	0.86
1:L:126:ARG:HA	1:L:134:VAL:HA	1.58	0.86
1:B:126:ARG:HA	1:B:134:VAL:HA	1.58	0.86
1:I:97:ASN:HB3	1:I:100:ILE:HG12	1.56	0.86
1:I:126:ARG:HA	1:I:134:VAL:HA	1.58	0.86
1:S:125:THR:O	1:S:135:ALA:N	2.09	0.86
1:W:126:ARG:HA	1:W:134:VAL:HA	1.58	0.86
1:K:4:ILE:HD11	1:R:45:SER:HA	1.58	0.85
1:L:125:THR:O	1:L:135:ALA:N	2.09	0.85
1:R:4:ILE:HD11	1:Y:45:SER:HA	1.58	0.85
1:I:125:THR:O	1:I:135:ALA:N	2.09	0.85
1:P:126:ARG:HA	1:P:134:VAL:HA	1.58	0.85
1:S:97:ASN:HB3	1:S:100:ILE:HG12	1.56	0.85
1:S:126:ARG:HA	1:S:134:VAL:HA	1.58	0.85
1:U:125:THR:O	1:U:135:ALA:N	2.09	0.85

Continued on next page...

Continued from previous page...

Atom-1	Atom-2	Interatomic distance (Å)	Clash overlap (Å)
1:A:126:ARG:HA	1:A:134:VAL:HA	1.57	0.85
1:D:4:ILE:HD11	1:K:45:SER:HA	1.59	0.85
1:E:125:THR:O	1:E:135:ALA:N	2.09	0.85
1:B:125:THR:O	1:B:135:ALA:N	2.09	0.85
1:Q:97:ASN:HB3	1:Q:100:ILE:HG12	1.56	0.85
1:Y:125:THR:O	1:Y:135:ALA:N	2.09	0.85
1:Z:126:ARG:HA	1:Z:134:VAL:HA	1.58	0.85
1:B:48:THR:O	1:B:52:LEU:N	2.10	0.85
1:H:97:ASN:HB3	1:H:100:ILE:HG12	1.56	0.85
1:H:126:ARG:HA	1:H:134:VAL:HA	1.58	0.85
1:N:125:THR:O	1:N:135:ALA:N	2.09	0.85
1:T:97:ASN:HB3	1:T:100:ILE:HG12	1.56	0.85
1:T:126:ARG:HA	1:T:134:VAL:HA	1.58	0.85
1:A:97:ASN:HB3	1:A:100:ILE:HG12	1.56	0.85
1:D:97:ASN:HB3	1:D:100:ILE:HG12	1.56	0.85
1:O:126:ARG:HA	1:O:134:VAL:HA	1.58	0.85
1:Q:125:THR:O	1:Q:135:ALA:N	2.09	0.85
1:K:48:THR:O	1:K:52:LEU:N	2.10	0.85
1:O:48:THR:O	1:O:52:LEU:N	2.10	0.85
1:O:97:ASN:HB3	1:O:100:ILE:HG12	1.56	0.85
1:S:4:ILE:HD11	1:Z:45:SER:HA	1.59	0.85
1:T:48:THR:O	1:T:52:LEU:N	2.10	0.85
1:A:48:THR:O	1:A:52:LEU:N	2.10	0.85
1:J:125:THR:O	1:J:135:ALA:N	2.09	0.85
1:R:125:THR:O	1:R:135:ALA:N	2.09	0.85
1:V:97:ASN:HB3	1:V:100:ILE:HG12	1.56	0.85
1:W:48:THR:O	1:W:52:LEU:N	2.10	0.85
1:X:125:THR:O	1:X:135:ALA:N	2.09	0.85
1:F:126:ARG:HA	1:F:134:VAL:HA	1.58	0.84
1:G:125:THR:O	1:G:135:ALA:N	2.09	0.84
1:M:126:ARG:HA	1:M:134:VAL:HA	1.58	0.84
1:P:48:THR:O	1:P:52:LEU:N	2.10	0.84
1:S:48:THR:O	1:S:52:LEU:N	2.10	0.84
1:Y:97:ASN:HB3	1:Y:100:ILE:HG12	1.56	0.84
1:C:125:THR:O	1:C:135:ALA:N	2.09	0.84
1:L:4:ILE:HD11	1:S:45:SER:HA	1.58	0.84
1:O:125:THR:O	1:O:135:ALA:N	2.09	0.84
1:Z:97:ASN:HB3	1:Z:100:ILE:HG12	1.56	0.84
1:H:125:THR:O	1:H:135:ALA:N	2.09	0.84
1:N:97:ASN:HB3	1:N:100:ILE:HG12	1.56	0.84
1:N:126:ARG:HA	1:N:134:VAL:HA	1.58	0.84

Continued on next page...

Continued from previous page...

Atom-1	Atom-2	Interatomic distance (Å)	Clash overlap (Å)
1:V:125:THR:O	1:V:135:ALA:N	2.09	0.84
1:E:48:THR:O	1:E:52:LEU:N	2.10	0.84
1:F:48:THR:O	1:F:52:LEU:N	2.10	0.84
1:N:48:THR:O	1:N:52:LEU:N	2.10	0.84
1:U:126:ARG:HA	1:U:134:VAL:HA	1.58	0.84
1:A:125:THR:O	1:A:135:ALA:N	2.09	0.84
1:G:126:ARG:HA	1:G:134:VAL:HA	1.58	0.84
1:L:48:THR:O	1:L:52:LEU:N	2.10	0.84
1:Q:48:THR:O	1:Q:52:LEU:N	2.10	0.84
1:R:48:THR:O	1:R:52:LEU:N	2.10	0.84
1:C:4:ILE:HD11	1:J:45:SER:HA	1.58	0.84
1:K:97:ASN:HB3	1:K:100:ILE:HG12	1.56	0.84
1:X:48:THR:O	1:X:52:LEU:N	2.10	0.84
1:H:48:THR:O	1:H:52:LEU:N	2.10	0.84
1:K:125:THR:O	1:K:135:ALA:N	2.09	0.84
1:V:126:ARG:HA	1:V:134:VAL:HA	1.58	0.84
1:W:97:ASN:HB3	1:W:100:ILE:HG12	1.56	0.84
1:X:126:ARG:HA	1:X:134:VAL:HA	1.58	0.84
1:C:48:THR:O	1:C:52:LEU:N	2.10	0.84
1:F:125:THR:O	1:F:135:ALA:N	2.09	0.84
1:I:48:THR:O	1:I:52:LEU:N	2.10	0.84
1:L:97:ASN:HB3	1:L:100:ILE:HG12	1.56	0.84
1:A:4:ILE:HD11	1:H:45:SER:HA	1.58	0.84
1:D:126:ARG:HA	1:D:134:VAL:HA	1.58	0.84
1:E:4:ILE:HD11	1:L:45:SER:HA	1.59	0.84
1:J:4:ILE:HD11	1:Q:45:SER:HA	1.58	0.84
1:Y:48:THR:O	1:Y:52:LEU:N	2.10	0.84
1:H:4:ILE:HD11	1:O:45:SER:HA	1.58	0.83
1:K:126:ARG:HA	1:K:134:VAL:HA	1.58	0.83
1:M:48:THR:O	1:M:52:LEU:N	2.10	0.83
1:M:125:THR:O	1:M:135:ALA:N	2.09	0.83
1:O:4:ILE:HD11	1:V:45:SER:HA	1.58	0.83
1:Q:4:ILE:HD11	1:X:45:SER:HA	1.58	0.83
1:Z:48:THR:O	1:Z:52:LEU:N	2.10	0.83
1:C:99:GLU:OE1	1:C:149:HIS:NE2	2.12	0.83
1:U:48:THR:O	1:U:52:LEU:N	2.10	0.83
1:D:48:THR:O	1:D:52:LEU:N	2.10	0.83
1:G:48:THR:O	1:G:52:LEU:N	2.10	0.83
1:M:4:ILE:HD11	1:T:45:SER:HA	1.58	0.83
1:R:126:ARG:HA	1:R:134:VAL:HA	1.58	0.83
1:V:48:THR:O	1:V:52:LEU:N	2.10	0.83

Continued on next page...

Continued from previous page...

Atom-1	Atom-2	Interatomic distance (Å)	Clash overlap (Å)
1:Y:126:ARG:HA	1:Y:134:VAL:HA	1.58	0.83
1:D:125:THR:O	1:D:135:ALA:N	2.09	0.83
1:J:99:GLU:OE1	1:J:149:HIS:NE2	2.12	0.83
1:M:17:ALA:O	1:Q:118:TRP:HB2	1.79	0.83
1:T:125:THR:O	1:T:135:ALA:N	2.09	0.83
1:B:17:ALA:O	1:F:118:TRP:HB2	1.79	0.83
1:D:99:GLU:OE1	1:D:149:HIS:NE2	2.12	0.83
1:F:4:ILE:HD11	1:M:45:SER:HA	1.58	0.83
1:G:99:GLU:OE1	1:G:149:HIS:NE2	2.12	0.83
1:Q:103:LYS:HA	1:Q:143:ASP:HA	1.61	0.83
1:X:103:LYS:HA	1:X:143:ASP:HA	1.61	0.83
1:C:103:LYS:HA	1:C:143:ASP:HA	1.61	0.83
1:I:17:ALA:O	1:M:118:TRP:HB2	1.79	0.83
1:J:103:LYS:HA	1:J:143:ASP:HA	1.61	0.83
1:T:17:ALA:O	1:X:118:TRP:HB2	1.79	0.83
1:B:4:ILE:HD11	1:I:45:SER:HA	1.58	0.83
1:C:126:ARG:HA	1:C:134:VAL:HA	1.58	0.83
1:F:99:GLU:OE1	1:F:149:HIS:NE2	2.12	0.83
1:G:4:ILE:HD11	1:N:45:SER:HA	1.58	0.83
1:J:126:ARG:HA	1:J:134:VAL:HA	1.58	0.83
1:Q:99:GLU:OE1	1:Q:149:HIS:NE2	2.12	0.83
1:A:99:GLU:OE1	1:A:149:HIS:NE2	2.12	0.83
1:F:17:ALA:O	1:J:118:TRP:HB2	1.79	0.83
1:J:48:THR:O	1:J:52:LEU:N	2.10	0.83
1:Q:126:ARG:HA	1:Q:134:VAL:HA	1.58	0.83
1:N:99:GLU:OE1	1:N:149:HIS:NE2	2.12	0.83
1:Q:17:ALA:O	1:U:118:TRP:HB2	1.79	0.83
1:T:99:GLU:OE1	1:T:149:HIS:NE2	2.12	0.83
1:X:99:GLU:OE1	1:X:149:HIS:NE2	2.12	0.83
1:H:99:GLU:OE1	1:H:149:HIS:NE2	2.12	0.82
1:I:4:ILE:HD11	1:P:45:SER:HA	1.58	0.82
1:K:99:GLU:OE1	1:K:149:HIS:NE2	2.12	0.82
1:M:99:GLU:OE1	1:M:149:HIS:NE2	2.12	0.82
1:P:17:ALA:O	1:T:118:TRP:HB2	1.79	0.82
1:U:99:GLU:OE1	1:U:149:HIS:NE2	2.12	0.82
1:Y:103:LYS:HA	1:Y:143:ASP:HA	1.61	0.82
1:W:99:GLU:OE1	1:W:149:HIS:NE2	2.12	0.82
1:Z:99:GLU:OE1	1:Z:149:HIS:NE2	2.12	0.82
1:P:4:ILE:HD11	1:W:45:SER:HA	1.58	0.82
1:E:17:ALA:O	1:I:118:TRP:HB2	1.79	0.82
1:J:17:ALA:O	1:N:118:TRP:HB2	1.79	0.82

Continued on next page...

Continued from previous page...

Atom-1	Atom-2	Interatomic distance (Å)	Clash overlap (Å)
1:N:4:ILE:HD11	1:U:45:SER:HA	1.58	0.82
1:R:99:GLU:OE1	1:R:149:HIS:NE2	2.12	0.82
1:R:103:LYS:HA	1:R:143:ASP:HA	1.61	0.82
1:B:103:LYS:HA	1:B:143:ASP:HA	1.61	0.82
1:G:103:LYS:HA	1:G:143:ASP:HA	1.61	0.82
1:X:110:LYS:HD2	1:X:161:SER:HA	1.62	0.82
1:C:17:ALA:O	1:G:118:TRP:HB2	1.79	0.82
1:F:103:LYS:HA	1:F:143:ASP:HA	1.61	0.82
1:I:103:LYS:HA	1:I:143:ASP:HA	1.61	0.82
1:O:99:GLU:OE1	1:O:149:HIS:NE2	2.12	0.82
1:P:99:GLU:OE1	1:P:149:HIS:NE2	2.12	0.82
1:B:99:GLU:OE1	1:B:149:HIS:NE2	2.12	0.82
1:I:99:GLU:OE1	1:I:149:HIS:NE2	2.12	0.82
1:N:103:LYS:HA	1:N:143:ASP:HA	1.61	0.82
1:P:103:LYS:HA	1:P:143:ASP:HA	1.61	0.82
1:S:99:GLU:OE1	1:S:149:HIS:NE2	2.12	0.82
1:T:110:LYS:HD2	1:T:161:SER:HA	1.62	0.82
1:Y:99:GLU:OE1	1:Y:149:HIS:NE2	2.12	0.82
1:U:103:LYS:HA	1:U:143:ASP:HA	1.61	0.82
1:W:103:LYS:HA	1:W:143:ASP:HA	1.61	0.82
1:D:17:ALA:O	1:H:118:TRP:HB2	1.79	0.82
1:V:99:GLU:OE1	1:V:149:HIS:NE2	2.12	0.82
1:K:17:ALA:O	1:O:118:TRP:HB2	1.79	0.81
1:U:17:ALA:O	1:Y:118:TRP:HB2	1.79	0.81
1:K:103:LYS:HA	1:K:143:ASP:HA	1.61	0.81
1:Q:110:LYS:HD2	1:Q:161:SER:HA	1.62	0.81
1:W:110:LYS:HD2	1:W:161:SER:HA	1.62	0.81
1:F:110:LYS:HD2	1:F:161:SER:HA	1.63	0.81
1:I:110:LYS:HD2	1:I:161:SER:HA	1.62	0.81
1:L:17:ALA:O	1:P:118:TRP:HB2	1.79	0.81
1:L:99:GLU:OE1	1:L:149:HIS:NE2	2.12	0.81
1:M:103:LYS:HA	1:M:143:ASP:HA	1.61	0.81
1:M:110:LYS:HD2	1:M:161:SER:HA	1.62	0.81
1:R:17:ALA:O	1:V:118:TRP:HB2	1.79	0.81
1:U:110:LYS:HD2	1:U:161:SER:HA	1.62	0.81
1:W:125:THR:O	1:W:135:ALA:N	2.09	0.81
1:Z:125:THR:O	1:Z:135:ALA:N	2.09	0.81
1:P:110:LYS:HD2	1:P:161:SER:HA	1.62	0.81
1:T:103:LYS:HA	1:T:143:ASP:HA	1.61	0.81
1:B:110:LYS:HD2	1:B:161:SER:HA	1.63	0.81
1:E:99:GLU:OE1	1:E:149:HIS:NE2	2.12	0.81

Continued on next page...

Continued from previous page...

Atom-1	Atom-2	Interatomic distance (Å)	Clash overlap (Å)
1:V:103:LYS:HA	1:V:143:ASP:HA	1.61	0.81
1:D:103:LYS:HA	1:D:143:ASP:HA	1.61	0.81
1:J:110:LYS:HD2	1:J:161:SER:HA	1.62	0.81
1:O:17:ALA:O	1:S:118:TRP:HB2	1.79	0.81
1:V:17:ALA:O	1:Z:118:TRP:HB2	1.79	0.81
1:A:17:ALA:O	1:E:118:TRP:HB2	1.79	0.81
1:C:110:LYS:HD2	1:C:161:SER:HA	1.63	0.81
1:H:103:LYS:HA	1:H:143:ASP:HA	1.61	0.81
1:S:17:ALA:O	1:W:118:TRP:HB2	1.79	0.81
1:X:29:ALA:HB2	1:X:97:ASN:HD22	1.46	0.81
1:A:103:LYS:HA	1:A:143:ASP:HA	1.61	0.81
1:C:29:ALA:HB2	1:C:97:ASN:HD22	1.46	0.81
1:L:110:LYS:HD2	1:L:161:SER:HA	1.62	0.81
1:O:103:LYS:HA	1:O:143:ASP:HA	1.61	0.81
1:H:17:ALA:O	1:L:118:TRP:HB2	1.79	0.81
1:N:17:ALA:O	1:R:118:TRP:HB2	1.79	0.81
1:M:29:ALA:HB2	1:M:97:ASN:HD22	1.46	0.81
1:E:110:LYS:HD2	1:E:161:SER:HA	1.63	0.80
1:N:29:ALA:HB2	1:N:97:ASN:HD22	1.46	0.80
1:N:110:LYS:HD2	1:N:161:SER:HA	1.62	0.80
1:P:29:ALA:HB2	1:P:97:ASN:HD22	1.46	0.80
1:F:29:ALA:HB2	1:F:97:ASN:HD22	1.46	0.80
1:O:29:ALA:HB2	1:O:97:ASN:HD22	1.46	0.80
1:S:103:LYS:HA	1:S:143:ASP:HA	1.61	0.80
1:U:29:ALA:HB2	1:U:97:ASN:HD22	1.46	0.80
1:Y:110:LYS:HD2	1:Y:161:SER:HA	1.62	0.80
1:Z:110:LYS:HD2	1:Z:161:SER:HA	1.62	0.80
1:W:29:ALA:HB2	1:W:97:ASN:HD22	1.46	0.80
1:Z:29:ALA:HB2	1:Z:97:ASN:HD22	1.46	0.80
1:Z:103:LYS:HA	1:Z:143:ASP:HA	1.61	0.80
1:E:29:ALA:HB2	1:E:97:ASN:HD22	1.46	0.80
1:S:110:LYS:HD2	1:S:161:SER:HA	1.62	0.80
1:T:19:VAL:HG23	1:X:112:GLN:CG	2.09	0.80
1:E:103:LYS:HA	1:E:143:ASP:HA	1.61	0.80
1:G:17:ALA:O	1:K:118:TRP:HB2	1.79	0.80
1:G:110:LYS:HD2	1:G:161:SER:HA	1.62	0.80
1:L:103:LYS:HA	1:L:143:ASP:HA	1.61	0.80
1:P:19:VAL:HG23	1:T:112:GLN:CG	2.09	0.80
1:D:29:ALA:HB2	1:D:97:ASN:HD22	1.46	0.80
1:H:29:ALA:HB2	1:H:97:ASN:HD22	1.46	0.80
1:S:29:ALA:HB2	1:S:97:ASN:HD22	1.46	0.80

Continued on next page...

Continued from previous page...

Atom-1	Atom-2	Interatomic distance (Å)	Clash overlap (Å)
1:B:29:ALA:HB2	1:B:97:ASN:HD22	1.46	0.80
1:J:29:ALA:HB2	1:J:97:ASN:HD22	1.46	0.80
1:R:110:LYS:HD2	1:R:161:SER:HA	1.62	0.80
1:V:110:LYS:HD2	1:V:161:SER:HA	1.62	0.80
1:Y:29:ALA:HB2	1:Y:97:ASN:HD22	1.46	0.80
1:H:110:LYS:HD2	1:H:161:SER:HA	1.62	0.79
1:K:29:ALA:HB2	1:K:97:ASN:HD22	1.46	0.79
1:C:19:VAL:HG23	1:G:112:GLN:CG	2.09	0.79
1:Q:29:ALA:HB2	1:Q:97:ASN:HD22	1.46	0.79
1:A:110:LYS:HD2	1:A:161:SER:HA	1.63	0.79
1:D:21:LEU:O	1:H:115:SER:HB2	1.83	0.79
1:K:21:LEU:O	1:O:115:SER:HB2	1.83	0.79
1:L:29:ALA:HB2	1:L:97:ASN:HD22	1.46	0.79
1:K:110:LYS:HD2	1:K:161:SER:HA	1.62	0.79
1:M:19:VAL:HG23	1:Q:112:GLN:CG	2.09	0.79
1:V:29:ALA:HB2	1:V:97:ASN:HD22	1.46	0.79
1:O:110:LYS:HD2	1:O:161:SER:HA	1.62	0.79
1:C:21:LEU:O	1:G:115:SER:HB2	1.83	0.79
1:D:110:LYS:HD2	1:D:161:SER:HA	1.63	0.79
1:V:95:ASN:HA	1:Z:54:HIS:HA	1.65	0.79
1:I:29:ALA:HB2	1:I:97:ASN:HD22	1.46	0.79
1:M:95:ASN:HA	1:Q:54:HIS:HA	1.65	0.79
1:R:21:LEU:O	1:V:115:SER:HB2	1.83	0.79
1:T:29:ALA:HB2	1:T:97:ASN:HD22	1.46	0.79
1:E:19:VAL:HG23	1:I:112:GLN:CG	2.09	0.79
1:G:29:ALA:HB2	1:G:97:ASN:HD22	1.46	0.79
1:I:19:VAL:HG23	1:M:112:GLN:CG	2.09	0.79
1:J:21:LEU:O	1:N:115:SER:HB2	1.83	0.79
1:S:95:ASN:HA	1:W:54:HIS:HA	1.65	0.79
1:K:95:ASN:HA	1:O:54:HIS:HA	1.65	0.78
1:P:95:ASN:HA	1:T:54:HIS:HA	1.65	0.78
1:A:95:ASN:HA	1:E:54:HIS:HA	1.65	0.78
1:G:21:LEU:O	1:K:115:SER:HB2	1.83	0.78
1:T:25:GLN:OE1	1:X:52:LEU:HA	1.84	0.78
1:F:19:VAL:HG23	1:J:112:GLN:CG	2.09	0.78
1:N:21:LEU:O	1:R:115:SER:HB2	1.83	0.78
1:N:95:ASN:HA	1:R:54:HIS:HA	1.65	0.78
1:A:29:ALA:HB2	1:A:97:ASN:HD22	1.46	0.78
1:B:95:ASN:HA	1:F:54:HIS:HA	1.65	0.78
1:C:95:ASN:HA	1:G:54:HIS:HA	1.65	0.78
1:U:21:LEU:O	1:Y:115:SER:HB2	1.83	0.78

Continued on next page...

Continued from previous page...

Atom-1	Atom-2	Interatomic distance (Å)	Clash overlap (Å)
1:D:95:ASN:HA	1:H:54:HIS:HA	1.65	0.78
1:H:21:LEU:O	1:L:115:SER:HB2	1.83	0.78
1:U:25:GLN:OE1	1:Y:52:LEU:HA	1.84	0.78
1:A:21:LEU:O	1:E:115:SER:HB2	1.83	0.78
1:I:21:LEU:O	1:M:115:SER:HB2	1.83	0.78
1:M:25:GLN:OE1	1:Q:52:LEU:HA	1.84	0.78
1:Q:21:LEU:O	1:U:115:SER:HB2	1.83	0.78
1:R:29:ALA:HB2	1:R:97:ASN:HD22	1.46	0.78
1:S:21:LEU:O	1:W:115:SER:HB2	1.83	0.78
1:E:95:ASN:HA	1:I:54:HIS:HA	1.65	0.78
1:H:95:ASN:HA	1:L:54:HIS:HA	1.65	0.78
1:J:95:ASN:HA	1:N:54:HIS:HA	1.65	0.78
1:L:21:LEU:O	1:P:115:SER:HB2	1.83	0.78
1:O:95:ASN:HA	1:S:54:HIS:HA	1.65	0.78
1:R:25:GLN:OE1	1:V:52:LEU:HA	1.84	0.78
1:U:95:ASN:HA	1:Y:54:HIS:HA	1.65	0.78
1:C:25:GLN:OE1	1:G:52:LEU:HA	1.84	0.78
1:E:21:LEU:O	1:I:115:SER:HB2	1.83	0.78
1:G:25:GLN:OE1	1:K:52:LEU:HA	1.84	0.78
1:J:25:GLN:OE1	1:N:52:LEU:HA	1.84	0.78
1:N:25:GLN:OE1	1:R:52:LEU:HA	1.84	0.78
1:P:84:ASN:O	1:P:126:ARG:NH1	2.17	0.78
1:Q:25:GLN:OE1	1:U:52:LEU:HA	1.84	0.78
1:B:25:GLN:OE1	1:F:52:LEU:HA	1.84	0.78
1:B:84:ASN:O	1:B:126:ARG:NH1	2.17	0.78
1:F:84:ASN:O	1:F:126:ARG:NH1	2.17	0.78
1:I:84:ASN:O	1:I:126:ARG:NH1	2.17	0.78
1:M:84:ASN:O	1:M:126:ARG:NH1	2.17	0.78
1:F:95:ASN:HA	1:J:54:HIS:HA	1.65	0.78
1:I:25:GLN:OE1	1:M:52:LEU:HA	1.84	0.78
1:K:25:GLN:OE1	1:O:52:LEU:HA	1.84	0.78
1:T:84:ASN:O	1:T:126:ARG:NH1	2.17	0.78
1:F:25:GLN:OE1	1:J:52:LEU:HA	1.84	0.77
1:L:95:ASN:HA	1:P:54:HIS:HA	1.65	0.77
1:P:25:GLN:OE1	1:T:52:LEU:HA	1.84	0.77
1:Q:95:ASN:HA	1:U:54:HIS:HA	1.65	0.77
1:T:21:LEU:O	1:X:115:SER:HB2	1.83	0.77
1:V:21:LEU:O	1:Z:115:SER:HB2	1.83	0.77
1:B:21:LEU:O	1:F:115:SER:HB2	1.83	0.77
1:O:21:LEU:O	1:S:115:SER:HB2	1.83	0.77
1:P:21:LEU:O	1:T:115:SER:HB2	1.83	0.77

Continued on next page...

Continued from previous page...

Atom-1	Atom-2	Interatomic distance (Å)	Clash overlap (Å)
1:V:25:GLN:OE1	1:Z:52:LEU:HA	1.84	0.77
1:W:84:ASN:O	1:W:126:ARG:NH1	2.17	0.77
1:B:19:VAL:HG23	1:F:112:GLN:CG	2.09	0.77
1:M:21:LEU:O	1:Q:115:SER:HB2	1.83	0.77
1:D:25:GLN:OE1	1:H:52:LEU:HA	1.84	0.77
1:N:84:ASN:HB2	1:N:126:ARG:HB3	1.67	0.77
1:R:84:ASN:HB2	1:R:126:ARG:HB3	1.67	0.77
1:I:95:ASN:HA	1:M:54:HIS:HA	1.65	0.77
1:O:25:GLN:OE1	1:S:52:LEU:HA	1.84	0.77
1:Y:84:ASN:HB2	1:Y:126:ARG:HB3	1.67	0.77
1:E:84:ASN:O	1:E:126:ARG:NH1	2.17	0.77
1:F:21:LEU:O	1:J:115:SER:HB2	1.83	0.77
1:L:84:ASN:O	1:L:126:ARG:NH1	2.17	0.77
1:Q:84:ASN:O	1:Q:126:ARG:NH1	2.17	0.77
1:T:95:ASN:HA	1:X:54:HIS:HA	1.65	0.77
1:U:84:ASN:HB2	1:U:126:ARG:HB3	1.67	0.77
1:H:25:GLN:OE1	1:L:52:LEU:HA	1.84	0.77
1:J:84:ASN:O	1:J:126:ARG:NH1	2.17	0.77
1:K:84:ASN:HB2	1:K:126:ARG:HB3	1.67	0.77
1:U:12:ILE:O	1:U:16:LEU:HB2	1.85	0.77
1:X:84:ASN:O	1:X:126:ARG:NH1	2.17	0.77
1:J:12:ILE:O	1:J:16:LEU:HB2	1.85	0.77
1:V:12:ILE:O	1:V:16:LEU:HB2	1.85	0.77
1:C:84:ASN:O	1:C:126:ARG:NH1	2.17	0.77
1:D:84:ASN:HB2	1:D:126:ARG:HB3	1.67	0.77
1:G:84:ASN:HB2	1:G:126:ARG:HB3	1.67	0.77
1:H:12:ILE:O	1:H:16:LEU:HB2	1.85	0.77
1:K:12:ILE:O	1:K:16:LEU:HB2	1.85	0.77
1:O:84:ASN:HB2	1:O:126:ARG:HB3	1.67	0.77
1:T:12:ILE:O	1:T:16:LEU:HB2	1.85	0.77
1:V:84:ASN:HB2	1:V:126:ARG:HB3	1.67	0.77
1:A:25:GLN:OE1	1:E:52:LEU:HA	1.84	0.76
1:B:12:ILE:O	1:B:16:LEU:HB2	1.85	0.76
1:R:83:ALA:N	1:R:86:VAL:O	2.18	0.76
1:R:95:ASN:HA	1:V:54:HIS:HA	1.65	0.76
1:S:84:ASN:O	1:S:126:ARG:NH1	2.17	0.76
1:A:84:ASN:O	1:A:126:ARG:NH1	2.17	0.76
1:D:83:ALA:N	1:D:86:VAL:O	2.18	0.76
1:K:83:ALA:N	1:K:86:VAL:O	2.18	0.76
1:M:12:ILE:O	1:M:16:LEU:HB2	1.85	0.76
1:X:12:ILE:O	1:X:16:LEU:HB2	1.85	0.76

Continued on next page...

Continued from previous page...

Atom-1	Atom-2	Interatomic distance (Å)	Clash overlap (Å)
1:Z:84:ASN:O	1:Z:126:ARG:NH1	2.17	0.76
1:Y:83:ALA:N	1:Y:86:VAL:O	2.18	0.76
1:C:84:ASN:HB2	1:C:126:ARG:HB3	1.67	0.76
1:E:12:ILE:O	1:E:16:LEU:HB2	1.85	0.76
1:H:83:ALA:N	1:H:86:VAL:O	2.18	0.76
1:G:12:ILE:O	1:G:16:LEU:HB2	1.85	0.76
1:J:84:ASN:HB2	1:J:126:ARG:HB3	1.67	0.76
1:O:83:ALA:N	1:O:86:VAL:O	2.18	0.76
1:S:12:ILE:O	1:S:16:LEU:HB2	1.85	0.76
1:Y:12:ILE:O	1:Y:16:LEU:HB2	1.85	0.76
1:A:83:ALA:N	1:A:86:VAL:O	2.19	0.76
1:E:25:GLN:OE1	1:I:52:LEU:HA	1.84	0.76
1:G:83:ALA:N	1:G:86:VAL:O	2.18	0.76
1:N:12:ILE:O	1:N:16:LEU:HB2	1.85	0.76
1:N:83:ALA:N	1:N:86:VAL:O	2.18	0.76
1:Q:84:ASN:HB2	1:Q:126:ARG:HB3	1.67	0.76
1:U:83:ALA:N	1:U:86:VAL:O	2.18	0.76
1:W:12:ILE:O	1:W:16:LEU:HB2	1.85	0.76
1:H:84:ASN:HB2	1:H:126:ARG:HB3	1.67	0.76
1:V:83:ALA:N	1:V:86:VAL:O	2.18	0.76
1:B:83:ALA:N	1:B:86:VAL:O	2.18	0.76
1:C:12:ILE:O	1:C:16:LEU:HB2	1.85	0.76
1:G:95:ASN:HA	1:K:54:HIS:HA	1.65	0.76
1:I:83:ALA:N	1:I:86:VAL:O	2.18	0.76
1:M:83:ALA:N	1:M:86:VAL:O	2.18	0.76
1:P:12:ILE:O	1:P:16:LEU:HB2	1.85	0.76
1:R:12:ILE:O	1:R:16:LEU:HB2	1.85	0.76
1:X:84:ASN:HB2	1:X:126:ARG:HB3	1.67	0.76
1:A:84:ASN:HB2	1:A:126:ARG:HB3	1.67	0.76
1:I:12:ILE:O	1:I:16:LEU:HB2	1.85	0.76
1:Q:12:ILE:O	1:Q:16:LEU:HB2	1.85	0.76
1:Z:84:ASN:HB2	1:Z:126:ARG:HB3	1.66	0.76
1:T:83:ALA:N	1:T:86:VAL:O	2.18	0.76
1:F:12:ILE:O	1:F:16:LEU:HB2	1.85	0.75
1:F:83:ALA:N	1:F:86:VAL:O	2.18	0.75
1:P:84:ASN:HB2	1:P:126:ARG:HB3	1.67	0.75
1:G:97:ASN:ND2	1:G:99:GLU:OE1	2.16	0.75
1:I:84:ASN:HB2	1:I:126:ARG:HB3	1.67	0.75
1:Q:97:ASN:ND2	1:Q:99:GLU:OE1	2.16	0.75
1:W:84:ASN:HB2	1:W:126:ARG:HB3	1.67	0.75
1:X:83:ALA:N	1:X:86:VAL:O	2.18	0.75

Continued on next page...

Continued from previous page...

Atom-1	Atom-2	Interatomic distance (Å)	Clash overlap (Å)
1:Z:12:ILE:O	1:Z:16:LEU:HB2	1.86	0.75
1:H:84:ASN:O	1:H:126:ARG:NH1	2.17	0.75
1:N:84:ASN:O	1:N:126:ARG:NH1	2.17	0.75
1:S:25:GLN:OE1	1:W:52:LEU:HA	1.84	0.75
1:D:12:ILE:O	1:D:16:LEU:HB2	1.85	0.75
1:O:84:ASN:O	1:O:126:ARG:NH1	2.17	0.75
1:P:83:ALA:N	1:P:86:VAL:O	2.18	0.75
1:Q:83:ALA:N	1:Q:86:VAL:O	2.18	0.75
1:S:84:ASN:HB2	1:S:126:ARG:HB3	1.67	0.75
1:U:84:ASN:O	1:U:126:ARG:NH1	2.17	0.75
1:B:84:ASN:HB2	1:B:126:ARG:HB3	1.67	0.75
1:G:84:ASN:O	1:G:126:ARG:NH1	2.17	0.75
1:A:12:ILE:O	1:A:16:LEU:HB2	1.85	0.75
1:D:97:ASN:ND2	1:D:99:GLU:OE1	2.16	0.75
1:L:25:GLN:OE1	1:P:52:LEU:HA	1.84	0.75
1:V:84:ASN:O	1:V:126:ARG:NH1	2.17	0.75
1:E:83:ALA:N	1:E:86:VAL:O	2.18	0.75
1:L:12:ILE:O	1:L:16:LEU:HB2	1.85	0.75
1:X:97:ASN:ND2	1:X:99:GLU:OE1	2.16	0.75
1:F:84:ASN:HB2	1:F:126:ARG:HB3	1.67	0.75
1:L:84:ASN:HB2	1:L:126:ARG:HB3	1.67	0.75
1:O:12:ILE:O	1:O:16:LEU:HB2	1.85	0.75
1:Z:83:ALA:N	1:Z:86:VAL:O	2.18	0.75
1:M:84:ASN:HB2	1:M:126:ARG:HB3	1.67	0.74
1:U:19:VAL:HG21	1:X:74:GLY:HA3	1.69	0.74
1:L:83:ALA:N	1:L:86:VAL:O	2.18	0.74
1:N:19:VAL:HG21	1:Q:74:GLY:HA3	1.69	0.74
1:W:83:ALA:N	1:W:86:VAL:O	2.18	0.74
1:N:97:ASN:ND2	1:N:99:GLU:OE1	2.16	0.74
1:S:83:ALA:N	1:S:86:VAL:O	2.18	0.74
1:J:83:ALA:N	1:J:86:VAL:O	2.18	0.74
1:T:84:ASN:HB2	1:T:126:ARG:HB3	1.67	0.74
1:Y:84:ASN:O	1:Y:126:ARG:NH1	2.17	0.74
1:C:83:ALA:N	1:C:86:VAL:O	2.18	0.74
1:G:19:VAL:HG21	1:J:74:GLY:HA3	1.70	0.74
1:E:84:ASN:HB2	1:E:126:ARG:HB3	1.67	0.74
1:U:19:VAL:HG23	1:Y:112:GLN:CG	2.08	0.74
1:R:84:ASN:O	1:R:126:ARG:NH1	2.17	0.74
1:B:97:ASN:ND2	1:B:99:GLU:OE1	2.16	0.74
1:K:97:ASN:ND2	1:K:99:GLU:OE1	2.16	0.74
1:V:19:VAL:HG21	1:Y:74:GLY:HA3	1.69	0.74

Continued on next page...

Continued from previous page...

Atom-1	Atom-2	Interatomic distance (Å)	Clash overlap (Å)
1:V:19:VAL:HG23	1:Z:112:GLN:CG	2.09	0.74
1:O:19:VAL:HG23	1:S:112:GLN:CG	2.09	0.73
1:I:97:ASN:ND2	1:I:99:GLU:OE1	2.16	0.73
1:K:84:ASN:O	1:K:126:ARG:NH1	2.17	0.73
1:H:19:VAL:HG23	1:L:112:GLN:CG	2.09	0.73
1:O:19:VAL:HG21	1:R:74:GLY:HA3	1.69	0.73
1:R:97:ASN:ND2	1:R:99:GLU:OE1	2.16	0.73
1:W:19:VAL:HG21	1:Z:74:GLY:HA3	1.69	0.73
1:D:84:ASN:O	1:D:126:ARG:NH1	2.17	0.73
1:R:19:VAL:HG23	1:V:112:GLN:CG	2.09	0.73
1:U:97:ASN:ND2	1:U:99:GLU:OE1	2.16	0.73
1:K:19:VAL:HG21	1:N:74:GLY:HA3	1.69	0.73
1:Q:19:VAL:HG21	1:T:74:GLY:HA3	1.69	0.73
1:D:19:VAL:HG21	1:G:74:GLY:HA3	1.69	0.73
1:J:19:VAL:HG21	1:M:74:GLY:HA3	1.69	0.73
1:P:19:VAL:HG21	1:S:74:GLY:HA3	1.69	0.73
1:R:19:VAL:HG21	1:U:74:GLY:HA3	1.69	0.73
1:A:19:VAL:HG23	1:E:112:GLN:CG	2.09	0.73
1:E:19:VAL:HG21	1:H:74:GLY:HA3	1.69	0.73
1:F:19:VAL:HG21	1:I:74:GLY:HA3	1.70	0.72
1:P:97:ASN:ND2	1:P:99:GLU:OE1	2.16	0.72
1:C:19:VAL:HG21	1:F:74:GLY:HA3	1.70	0.72
1:H:19:VAL:HG21	1:K:74:GLY:HA3	1.69	0.72
1:I:19:VAL:HG21	1:L:74:GLY:HA3	1.70	0.72
1:K:19:VAL:HG23	1:O:112:GLN:CG	2.09	0.72
1:M:19:VAL:HG21	1:P:74:GLY:HA3	1.69	0.72
1:S:19:VAL:HG21	1:V:74:GLY:HA3	1.69	0.72
1:T:19:VAL:HG21	1:W:74:GLY:HA3	1.69	0.72
1:D:19:VAL:HG23	1:H:112:GLN:CG	2.09	0.72
1:L:19:VAL:HG21	1:O:74:GLY:HA3	1.69	0.72
1:B:19:VAL:HG21	1:E:74:GLY:HA3	1.70	0.72
1:Q:4:ILE:O	1:Q:8:ILE:N	2.17	0.72
1:W:97:ASN:ND2	1:W:99:GLU:OE1	2.16	0.72
1:A:19:VAL:HG21	1:D:74:GLY:HA3	1.70	0.72
1:N:19:VAL:HG23	1:R:112:GLN:CG	2.09	0.72
1:P:4:ILE:O	1:P:8:ILE:N	2.17	0.72
1:S:19:VAL:HG23	1:W:112:GLN:CG	2.09	0.72
1:H:29:ALA:O	1:H:33:VAL:N	2.17	0.72
1:Z:29:ALA:O	1:Z:33:VAL:N	2.17	0.72
1:A:97:ASN:ND2	1:A:99:GLU:OE1	2.16	0.71
1:U:29:ALA:O	1:U:33:VAL:N	2.17	0.71

Continued on next page...

Continued from previous page...

Atom-1	Atom-2	Interatomic distance (Å)	Clash overlap (Å)
1:W:29:ALA:O	1:W:33:VAL:N	2.17	0.71
1:B:4:ILE:O	1:B:8:ILE:N	2.17	0.71
1:B:104:LYS:N	1:B:143:ASP:O	2.22	0.71
1:F:104:LYS:N	1:F:143:ASP:O	2.22	0.71
1:L:19:VAL:HG23	1:P:112:GLN:CG	2.09	0.71
1:Q:19:VAL:HG23	1:U:112:GLN:CG	2.09	0.71
1:C:146:ASN:HB3	1:C:149:HIS:HB2	1.73	0.71
1:H:97:ASN:ND2	1:H:99:GLU:OE1	2.16	0.71
1:I:4:ILE:O	1:I:8:ILE:N	2.17	0.71
1:O:104:LYS:N	1:O:143:ASP:O	2.22	0.71
1:T:4:ILE:O	1:T:8:ILE:N	2.17	0.71
1:B:29:ALA:O	1:B:33:VAL:N	2.18	0.71
1:G:146:ASN:HB3	1:G:149:HIS:HB2	1.73	0.71
1:H:104:LYS:N	1:H:143:ASP:O	2.22	0.71
1:J:146:ASN:HB3	1:J:149:HIS:HB2	1.73	0.71
1:Y:97:ASN:ND2	1:Y:99:GLU:OE1	2.16	0.71
1:A:104:LYS:N	1:A:143:ASP:O	2.22	0.71
1:I:104:LYS:N	1:I:143:ASP:O	2.22	0.71
1:M:104:LYS:N	1:M:143:ASP:O	2.22	0.71
1:Q:146:ASN:HB3	1:Q:149:HIS:HB2	1.73	0.71
1:V:104:LYS:N	1:V:143:ASP:O	2.22	0.71
1:X:4:ILE:O	1:X:8:ILE:N	2.17	0.71
1:F:146:ASN:HB3	1:F:149:HIS:HB2	1.73	0.71
1:L:15:ILE:HD11	1:P:153:THR:HG22	1.73	0.71
1:M:4:ILE:O	1:M:8:ILE:N	2.17	0.71
1:M:146:ASN:HB3	1:M:149:HIS:HB2	1.73	0.71
1:N:146:ASN:HB3	1:N:149:HIS:HB2	1.73	0.71
1:U:146:ASN:HB3	1:U:149:HIS:HB2	1.73	0.71
1:X:146:ASN:HB3	1:X:149:HIS:HB2	1.73	0.71
1:Z:47:VAL:HA	1:Z:58:PRO:HG3	1.73	0.71
1:G:19:VAL:HG23	1:K:112:GLN:CG	2.09	0.71
1:S:15:ILE:HD11	1:W:153:THR:HG22	1.73	0.71
1:B:146:ASN:HB3	1:B:149:HIS:HB2	1.73	0.71
1:E:97:ASN:ND2	1:E:99:GLU:OE1	2.16	0.71
1:I:15:ILE:HD11	1:M:153:THR:HG22	1.73	0.71
1:Y:47:VAL:HA	1:Y:58:PRO:HG3	1.73	0.71
1:Z:97:ASN:ND2	1:Z:99:GLU:OE1	2.16	0.71
1:E:15:ILE:HD11	1:I:153:THR:HG22	1.73	0.71
1:E:29:ALA:O	1:E:33:VAL:N	2.17	0.71
1:E:104:LYS:N	1:E:143:ASP:O	2.22	0.71
1:K:146:ASN:HB3	1:K:149:HIS:HB2	1.73	0.71

Continued on next page...

Continued from previous page...

Atom-1	Atom-2	Interatomic distance (Å)	Clash overlap (Å)
1:P:15:ILE:HD11	1:T:153:THR:HG22	1.73	0.71
1:T:146:ASN:HB3	1:T:149:HIS:HB2	1.73	0.71
1:A:8:ILE:HG12	1:H:52:LEU:HD21	1.73	0.70
1:M:19:VAL:HG11	1:P:74:GLY:HA3	1.73	0.70
1:N:84:ASN:ND2	1:N:126:ARG:O	2.23	0.70
1:P:104:LYS:N	1:P:143:ASP:O	2.22	0.70
1:Q:29:ALA:O	1:Q:33:VAL:N	2.17	0.70
1:S:47:VAL:HA	1:S:58:PRO:HG3	1.73	0.70
1:V:47:VAL:HA	1:V:58:PRO:HG3	1.73	0.70
1:B:8:ILE:HG12	1:I:52:LEU:HD21	1.73	0.70
1:C:104:LYS:N	1:C:143:ASP:O	2.22	0.70
1:H:8:ILE:HG12	1:O:52:LEU:HD21	1.74	0.70
1:H:47:VAL:HA	1:H:58:PRO:HG3	1.73	0.70
1:I:8:ILE:HG12	1:P:52:LEU:HD21	1.74	0.70
1:I:146:ASN:HB3	1:I:149:HIS:HB2	1.73	0.70
1:L:104:LYS:N	1:L:143:ASP:O	2.22	0.70
1:O:47:VAL:HA	1:O:58:PRO:HG3	1.73	0.70
1:R:47:VAL:HA	1:R:58:PRO:HG3	1.73	0.70
1:R:146:ASN:HB3	1:R:149:HIS:HB2	1.73	0.70
1:T:104:LYS:N	1:T:143:ASP:O	2.22	0.70
1:Y:146:ASN:HB3	1:Y:149:HIS:HB2	1.73	0.70
1:A:47:VAL:HA	1:A:58:PRO:HG3	1.73	0.70
1:B:15:ILE:HD11	1:F:153:THR:HG22	1.73	0.70
1:D:47:VAL:HA	1:D:58:PRO:HG3	1.73	0.70
1:D:146:ASN:HB3	1:D:149:HIS:HB2	1.73	0.70
1:F:4:ILE:O	1:F:8:ILE:N	2.17	0.70
1:H:15:ILE:HD11	1:L:153:THR:HG22	1.73	0.70
1:L:47:VAL:HA	1:L:58:PRO:HG3	1.73	0.70
1:P:8:ILE:HG12	1:W:52:LEU:HD21	1.74	0.70
1:A:15:ILE:HD11	1:E:153:THR:HG22	1.73	0.70
1:C:141:THR:HG22	1:C:144:LYS:HD3	1.74	0.70
1:K:47:VAL:HA	1:K:58:PRO:HG3	1.73	0.70
1:O:8:ILE:HG12	1:V:52:LEU:HD21	1.74	0.70
1:T:15:ILE:HD11	1:X:153:THR:HG22	1.73	0.70
1:U:84:ASN:ND2	1:U:126:ARG:O	2.23	0.70
1:B:19:VAL:HG11	1:E:74:GLY:HA3	1.73	0.70
1:E:47:VAL:HA	1:E:58:PRO:HG3	1.73	0.70
1:J:104:LYS:N	1:J:143:ASP:O	2.22	0.70
1:M:141:THR:HG22	1:M:144:LYS:HD3	1.74	0.70
1:O:15:ILE:HD11	1:S:153:THR:HG22	1.73	0.70
1:F:19:VAL:HG11	1:I:74:GLY:HA3	1.73	0.70

Continued on next page...

Continued from previous page...

Atom-1	Atom-2	Interatomic distance (Å)	Clash overlap (Å)
1:G:47:VAL:HA	1:G:58:PRO:HG3	1.73	0.70
1:K:84:ASN:ND2	1:K:126:ARG:O	2.24	0.70
1:M:15:ILE:HD11	1:Q:153:THR:HG22	1.73	0.70
1:P:146:ASN:HB3	1:P:149:HIS:HB2	1.73	0.70
1:S:104:LYS:N	1:S:143:ASP:O	2.22	0.70
1:T:19:VAL:HG11	1:W:74:GLY:HA3	1.73	0.70
1:W:47:VAL:HA	1:W:58:PRO:HG3	1.73	0.70
1:X:90:GLN:HB2	1:X:104:LYS:HE2	1.74	0.70
1:C:47:VAL:HA	1:C:58:PRO:HG3	1.73	0.70
1:G:19:VAL:HG11	1:J:74:GLY:HA3	1.73	0.70
1:J:141:THR:HG22	1:J:144:LYS:HD3	1.74	0.70
1:N:141:THR:HG22	1:N:144:LYS:HD3	1.74	0.70
1:Q:19:VAL:HG11	1:T:74:GLY:HA3	1.73	0.70
1:U:47:VAL:HA	1:U:58:PRO:HG3	1.73	0.70
1:X:67:ALA:HB1	1:X:71:ASP:HB3	1.74	0.70
1:A:146:ASN:O	1:A:150:LEU:N	2.25	0.70
1:C:19:VAL:HG11	1:F:74:GLY:HA3	1.73	0.70
1:F:90:GLN:HB2	1:F:104:LYS:HE2	1.74	0.70
1:N:47:VAL:HA	1:N:58:PRO:HG3	1.73	0.70
1:U:141:THR:HG22	1:U:144:LYS:HD3	1.74	0.70
1:W:104:LYS:N	1:W:143:ASP:O	2.22	0.70
1:W:146:ASN:HB3	1:W:149:HIS:HB2	1.73	0.70
1:B:141:THR:HG22	1:B:144:LYS:HD3	1.74	0.70
1:C:90:GLN:HB2	1:C:104:LYS:HE2	1.74	0.70
1:E:146:ASN:HB3	1:E:149:HIS:HB2	1.73	0.70
1:G:90:GLN:HB2	1:G:104:LYS:HE2	1.74	0.70
1:N:90:GLN:HB2	1:N:104:LYS:HE2	1.74	0.70
1:O:97:ASN:ND2	1:O:99:GLU:OE1	2.16	0.70
1:P:67:ALA:HB1	1:P:71:ASP:HB3	1.74	0.70
1:Q:90:GLN:HB2	1:Q:104:LYS:HE2	1.74	0.70
1:Q:104:LYS:N	1:Q:143:ASP:O	2.22	0.70
1:T:67:ALA:HB1	1:T:71:ASP:HB3	1.74	0.70
1:V:15:ILE:HD11	1:Z:153:THR:HG22	1.73	0.70
1:W:67:ALA:HB1	1:W:71:ASP:HB3	1.74	0.70
1:J:47:VAL:HA	1:J:58:PRO:HG3	1.73	0.70
1:L:97:ASN:ND2	1:L:99:GLU:OE1	2.16	0.70
1:R:84:ASN:ND2	1:R:126:ARG:O	2.23	0.70
1:T:141:THR:HG22	1:T:144:LYS:HD3	1.74	0.70
1:Z:104:LYS:N	1:Z:143:ASP:O	2.22	0.70
1:Z:147:THR:HB	1:Z:155:ARG:HD2	1.74	0.70
1:B:47:VAL:HA	1:B:58:PRO:HG3	1.73	0.69

Continued on next page...

Continued from previous page...

Atom-1	Atom-2	Interatomic distance (Å)	Clash overlap (Å)
1:E:146:ASN:O	1:E:150:LEU:N	2.25	0.69
1:I:19:VAL:HG11	1:L:74:GLY:HA3	1.73	0.69
1:I:67:ALA:HB1	1:I:71:ASP:HB3	1.74	0.69
1:L:146:ASN:O	1:L:150:LEU:N	2.25	0.69
1:L:147:THR:HB	1:L:155:ARG:HD2	1.74	0.69
1:P:47:VAL:HA	1:P:58:PRO:HG3	1.73	0.69
1:Q:67:ALA:HB1	1:Q:71:ASP:HB3	1.74	0.69
1:S:67:ALA:HB1	1:S:71:ASP:HB3	1.74	0.69
1:S:147:THR:HB	1:S:155:ARG:HD2	1.75	0.69
1:Y:90:GLN:HB2	1:Y:104:LYS:HE2	1.74	0.69
1:D:15:ILE:HD11	1:H:153:THR:HG22	1.73	0.69
1:F:15:ILE:HD11	1:J:153:THR:HG22	1.73	0.69
1:I:47:VAL:HA	1:I:58:PRO:HG3	1.73	0.69
1:J:90:GLN:HB2	1:J:104:LYS:HE2	1.74	0.69
1:K:147:THR:HB	1:K:155:ARG:HD2	1.74	0.69
1:L:67:ALA:HB1	1:L:71:ASP:HB3	1.75	0.69
1:M:67:ALA:HB1	1:M:71:ASP:HB3	1.74	0.69
1:M:90:GLN:HB2	1:M:104:LYS:HE2	1.74	0.69
1:O:146:ASN:HB3	1:O:149:HIS:HB2	1.73	0.69
1:Q:47:VAL:HA	1:Q:58:PRO:HG3	1.73	0.69
1:S:146:ASN:O	1:S:150:LEU:N	2.25	0.69
1:U:90:GLN:HB2	1:U:104:LYS:HE2	1.74	0.69
1:V:146:ASN:HB3	1:V:149:HIS:HB2	1.73	0.69
1:X:47:VAL:HA	1:X:58:PRO:HG3	1.73	0.69
1:Y:147:THR:HB	1:Y:155:ARG:HD2	1.74	0.69
1:A:19:VAL:HG11	1:D:74:GLY:HA3	1.73	0.69
1:A:146:ASN:HB3	1:A:149:HIS:HB2	1.73	0.69
1:E:4:ILE:O	1:E:8:ILE:N	2.17	0.69
1:E:67:ALA:HB1	1:E:71:ASP:HB3	1.74	0.69
1:E:147:THR:HB	1:E:155:ARG:HD2	1.75	0.69
1:H:19:VAL:HG11	1:K:74:GLY:HA3	1.73	0.69
1:H:146:ASN:HB3	1:H:149:HIS:HB2	1.73	0.69
1:H:146:ASN:O	1:H:150:LEU:N	2.25	0.69
1:I:141:THR:HG22	1:I:144:LYS:HD3	1.74	0.69
1:J:4:ILE:O	1:J:8:ILE:N	2.17	0.69
1:L:146:ASN:HB3	1:L:149:HIS:HB2	1.73	0.69
1:N:29:ALA:O	1:N:33:VAL:N	2.17	0.69
1:O:146:ASN:O	1:O:150:LEU:N	2.25	0.69
1:R:147:THR:HB	1:R:155:ARG:HD2	1.75	0.69
1:X:141:THR:HG22	1:X:144:LYS:HD3	1.74	0.69
1:Z:67:ALA:HB1	1:Z:71:ASP:HB3	1.74	0.69

Continued on next page...

Continued from previous page...

Atom-1	Atom-2	Interatomic distance (Å)	Clash overlap (Å)
1:D:147:THR:HB	1:D:155:ARG:HD2	1.75	0.69
1:F:47:VAL:HA	1:F:58:PRO:HG3	1.73	0.69
1:H:84:ASN:ND2	1:H:126:ARG:O	2.24	0.69
1:J:19:VAL:HG23	1:N:112:GLN:CG	2.09	0.69
1:L:8:ILE:HG12	1:S:52:LEU:HD21	1.73	0.69
1:R:19:VAL:HG11	1:U:74:GLY:HA3	1.73	0.69
1:R:90:GLN:HB2	1:R:104:LYS:HE2	1.74	0.69
1:S:8:ILE:HG12	1:Z:52:LEU:HD21	1.74	0.69
1:V:97:ASN:ND2	1:V:99:GLU:OE1	2.16	0.69
1:B:67:ALA:HB1	1:B:71:ASP:HB3	1.74	0.69
1:C:147:THR:HB	1:C:155:ARG:HD2	1.75	0.69
1:D:29:ALA:O	1:D:33:VAL:N	2.17	0.69
1:F:67:ALA:HB1	1:F:71:ASP:HB3	1.74	0.69
1:K:8:ILE:HG12	1:R:52:LEU:HD21	1.74	0.69
1:K:15:ILE:HD11	1:O:153:THR:HG22	1.73	0.69
1:N:19:VAL:HG11	1:Q:74:GLY:HA3	1.73	0.69
1:S:146:ASN:HB3	1:S:149:HIS:HB2	1.73	0.69
1:U:67:ALA:HB1	1:U:71:ASP:HB3	1.74	0.69
1:W:146:ASN:O	1:W:150:LEU:N	2.25	0.69
1:X:104:LYS:N	1:X:143:ASP:O	2.22	0.69
1:C:15:ILE:HD11	1:G:153:THR:HG22	1.73	0.69
1:C:146:ASN:O	1:C:150:LEU:N	2.25	0.69
1:D:7:MET:O	1:D:11:ALA:N	2.22	0.69
1:D:8:ILE:HG12	1:K:52:LEU:HD21	1.73	0.69
1:F:97:ASN:ND2	1:F:99:GLU:OE1	2.16	0.69
1:G:8:ILE:HG12	1:N:52:LEU:HD21	1.73	0.69
1:J:8:ILE:HG12	1:Q:52:LEU:HD21	1.73	0.69
1:Q:8:ILE:HG12	1:X:52:LEU:HD21	1.74	0.69
1:R:8:ILE:HG12	1:Y:52:LEU:HD21	1.74	0.69
1:R:146:ASN:O	1:R:150:LEU:N	2.25	0.69
1:S:19:VAL:HG11	1:V:74:GLY:HA3	1.73	0.69
1:T:47:VAL:HA	1:T:58:PRO:HG3	1.73	0.69
1:Y:7:MET:O	1:Y:11:ALA:N	2.21	0.69
1:B:90:GLN:HB2	1:B:104:LYS:HE2	1.74	0.69
1:C:29:ALA:O	1:C:33:VAL:N	2.17	0.69
1:C:67:ALA:HB1	1:C:71:ASP:HB3	1.75	0.69
1:E:19:VAL:HG11	1:H:74:GLY:HA3	1.73	0.69
1:F:141:THR:HG22	1:F:144:LYS:HD3	1.74	0.69
1:J:19:VAL:HG11	1:M:74:GLY:HA3	1.73	0.69
1:J:67:ALA:HB1	1:J:71:ASP:HB3	1.74	0.69
1:J:146:ASN:O	1:J:150:LEU:N	2.25	0.69

Continued on next page...

Continued from previous page...

Atom-1	Atom-2	Interatomic distance (Å)	Clash overlap (Å)
1:K:7:MET:O	1:K:11:ALA:N	2.21	0.69
1:M:47:VAL:HA	1:M:58:PRO:HG3	1.73	0.69
1:M:146:ASN:O	1:M:150:LEU:N	2.25	0.69
1:N:15:ILE:HD11	1:R:153:THR:HG22	1.73	0.69
1:O:19:VAL:HG11	1:R:74:GLY:HA3	1.73	0.69
1:O:67:ALA:HB1	1:O:71:ASP:HB3	1.74	0.69
1:T:90:GLN:HB2	1:T:104:LYS:HE2	1.74	0.69
1:T:147:THR:HB	1:T:155:ARG:HD2	1.74	0.69
1:U:105:LEU:HD23	1:U:145:ILE:HD12	1.75	0.69
1:W:4:ILE:O	1:W:8:ILE:N	2.17	0.69
1:Y:146:ASN:O	1:Y:150:LEU:N	2.25	0.69
1:Z:146:ASN:HB3	1:Z:149:HIS:HB2	1.73	0.69
1:C:8:ILE:HG12	1:J:52:LEU:HD21	1.73	0.69
1:C:105:LEU:HD23	1:C:145:ILE:HD12	1.75	0.69
1:D:19:VAL:HG11	1:G:74:GLY:HA3	1.73	0.69
1:D:141:THR:HG22	1:D:144:LYS:HD3	1.74	0.69
1:E:8:ILE:HG12	1:L:52:LEU:HD21	1.74	0.69
1:H:67:ALA:HB1	1:H:71:ASP:HB3	1.74	0.69
1:H:105:LEU:HD23	1:H:145:ILE:HD12	1.75	0.69
1:J:147:THR:HB	1:J:155:ARG:HD2	1.75	0.69
1:K:90:GLN:HB2	1:K:104:LYS:HE2	1.74	0.69
1:L:19:VAL:HG11	1:O:74:GLY:HA3	1.73	0.69
1:L:105:LEU:HD23	1:L:145:ILE:HD12	1.75	0.69
1:N:105:LEU:HD23	1:N:145:ILE:HD12	1.75	0.69
1:O:7:MET:O	1:O:11:ALA:N	2.21	0.69
1:O:84:ASN:ND2	1:O:126:ARG:O	2.23	0.69
1:O:105:LEU:HD23	1:O:145:ILE:HD12	1.75	0.69
1:P:146:ASN:O	1:P:150:LEU:N	2.25	0.69
1:Q:105:LEU:HD23	1:Q:145:ILE:HD12	1.75	0.69
1:S:105:LEU:HD23	1:S:145:ILE:HD12	1.75	0.69
1:U:15:ILE:HD11	1:Y:153:THR:HG22	1.73	0.69
1:V:29:ALA:O	1:V:33:VAL:N	2.17	0.69
1:Y:84:ASN:ND2	1:Y:126:ARG:O	2.23	0.69
1:Y:141:THR:HG22	1:Y:144:LYS:HD3	1.74	0.69
1:G:146:ASN:O	1:G:150:LEU:N	2.25	0.69
1:K:105:LEU:HD23	1:K:145:ILE:HD12	1.75	0.69
1:K:146:ASN:O	1:K:150:LEU:N	2.25	0.69
1:Q:15:ILE:HD11	1:U:153:THR:HG22	1.73	0.69
1:R:105:LEU:HD23	1:R:145:ILE:HD12	1.75	0.69
1:V:19:VAL:HG11	1:Y:74:GLY:HA3	1.73	0.69
1:V:67:ALA:HB1	1:V:71:ASP:HB3	1.74	0.69

Continued on next page...

Continued from previous page...

Atom-1	Atom-2	Interatomic distance (Å)	Clash overlap (Å)
1:V:146:ASN:O	1:V:150:LEU:N	2.25	0.69
1:Y:29:ALA:O	1:Y:33:VAL:N	2.17	0.69
1:Z:146:ASN:O	1:Z:150:LEU:N	2.25	0.69
1:E:105:LEU:HD23	1:E:145:ILE:HD12	1.75	0.69
1:K:19:VAL:HG11	1:N:74:GLY:HA3	1.73	0.69
1:K:141:THR:HG22	1:K:144:LYS:HD3	1.74	0.69
1:N:67:ALA:HB1	1:N:71:ASP:HB3	1.74	0.69
1:P:29:ALA:O	1:P:33:VAL:N	2.17	0.69
1:Q:147:THR:HB	1:Q:155:ARG:HD2	1.75	0.69
1:U:19:VAL:HG11	1:X:74:GLY:HA3	1.73	0.69
1:V:105:LEU:HD23	1:V:145:ILE:HD12	1.75	0.69
1:X:105:LEU:HD23	1:X:145:ILE:HD12	1.75	0.69
1:Y:105:LEU:HD23	1:Y:145:ILE:HD12	1.75	0.69
1:Z:105:LEU:HD23	1:Z:145:ILE:HD12	1.75	0.69
1:A:67:ALA:HB1	1:A:71:ASP:HB3	1.75	0.68
1:F:146:ASN:O	1:F:150:LEU:N	2.25	0.68
1:I:90:GLN:HB2	1:I:104:LYS:HE2	1.74	0.68
1:J:15:ILE:HD11	1:N:153:THR:HG22	1.73	0.68
1:N:8:ILE:HG12	1:U:52:LEU:HD21	1.74	0.68
1:N:146:ASN:O	1:N:150:LEU:N	2.25	0.68
1:R:67:ALA:HB1	1:R:71:ASP:HB3	1.74	0.68
1:T:105:LEU:HD23	1:T:145:ILE:HD12	1.75	0.68
1:U:146:ASN:O	1:U:150:LEU:N	2.25	0.68
1:U:147:THR:HB	1:U:155:ARG:HD2	1.75	0.68
1:V:7:MET:O	1:V:11:ALA:N	2.21	0.68
1:W:19:VAL:HG11	1:Z:74:GLY:HA3	1.73	0.68
1:W:90:GLN:HB2	1:W:104:LYS:HE2	1.74	0.68
1:X:147:THR:HB	1:X:155:ARG:HD2	1.74	0.68
1:D:90:GLN:HB2	1:D:104:LYS:HE2	1.74	0.68
1:D:146:ASN:O	1:D:150:LEU:N	2.25	0.68
1:F:84:ASN:ND2	1:F:126:ARG:O	2.24	0.68
1:G:105:LEU:HD23	1:G:145:ILE:HD12	1.75	0.68
1:G:141:THR:HG22	1:G:144:LYS:HD3	1.74	0.68
1:J:97:ASN:ND2	1:J:99:GLU:OE1	2.16	0.68
1:K:67:ALA:HB1	1:K:71:ASP:HB3	1.74	0.68
1:M:105:LEU:HD23	1:M:145:ILE:HD12	1.75	0.68
1:M:147:THR:HB	1:M:155:ARG:HD2	1.75	0.68
1:P:105:LEU:HD23	1:P:145:ILE:HD12	1.75	0.68
1:Q:146:ASN:O	1:Q:150:LEU:N	2.25	0.68
1:R:15:ILE:HD11	1:V:153:THR:HG22	1.73	0.68
1:V:90:GLN:HB2	1:V:104:LYS:HE2	1.74	0.68

Continued on next page...

Continued from previous page...

Atom-1	Atom-2	Interatomic distance (Å)	Clash overlap (Å)
1:W:105:LEU:HD23	1:W:145:ILE:HD12	1.75	0.68
1:Y:67:ALA:HB1	1:Y:71:ASP:HB3	1.74	0.68
1:A:105:LEU:HD23	1:A:145:ILE:HD12	1.75	0.68
1:F:147:THR:HB	1:F:155:ARG:HD2	1.75	0.68
1:G:15:ILE:HD11	1:K:153:THR:HG22	1.73	0.68
1:N:147:THR:HB	1:N:155:ARG:HD2	1.75	0.68
1:Q:141:THR:HG22	1:Q:144:LYS:HD3	1.74	0.68
1:T:146:ASN:O	1:T:150:LEU:N	2.25	0.68
1:H:7:MET:O	1:H:11:ALA:N	2.22	0.68
1:I:146:ASN:O	1:I:150:LEU:N	2.25	0.68
1:P:90:GLN:HB2	1:P:104:LYS:HE2	1.74	0.68
1:R:7:MET:O	1:R:11:ALA:N	2.22	0.68
1:S:4:ILE:O	1:S:8:ILE:N	2.17	0.68
1:S:141:THR:HG22	1:S:144:LYS:HD3	1.74	0.68
1:W:141:THR:HG22	1:W:144:LYS:HD3	1.74	0.68
1:A:141:THR:HG22	1:A:144:LYS:HD3	1.74	0.68
1:D:105:LEU:HD23	1:D:145:ILE:HD12	1.75	0.68
1:G:67:ALA:HB1	1:G:71:ASP:HB3	1.74	0.68
1:I:105:LEU:HD23	1:I:145:ILE:HD12	1.75	0.68
1:J:105:LEU:HD23	1:J:145:ILE:HD12	1.75	0.68
1:M:84:ASN:ND2	1:M:126:ARG:O	2.23	0.68
1:O:141:THR:HG22	1:O:144:LYS:HD3	1.74	0.68
1:S:97:ASN:ND2	1:S:99:GLU:OE1	2.16	0.68
1:V:84:ASN:ND2	1:V:126:ARG:O	2.23	0.68
1:V:147:THR:HB	1:V:155:ARG:HD2	1.74	0.68
1:C:97:ASN:ND2	1:C:99:GLU:OE1	2.16	0.68
1:E:49:GLU:HA	1:E:52:LEU:HB3	1.75	0.68
1:F:8:ILE:HG12	1:M:52:LEU:HD21	1.74	0.68
1:G:104:LYS:N	1:G:143:ASP:O	2.22	0.68
1:H:141:THR:HG22	1:H:144:LYS:HD3	1.74	0.68
1:L:141:THR:HG22	1:L:144:LYS:HD3	1.74	0.68
1:M:97:ASN:ND2	1:M:99:GLU:OE1	2.16	0.68
1:O:90:GLN:HB2	1:O:104:LYS:HE2	1.74	0.68
1:S:49:GLU:HA	1:S:52:LEU:HB3	1.75	0.68
1:W:49:GLU:HA	1:W:52:LEU:HB3	1.75	0.68
1:Z:7:MET:O	1:Z:11:ALA:N	2.21	0.68
1:Z:90:GLN:HB2	1:Z:104:LYS:HE2	1.74	0.68
1:A:90:GLN:HB2	1:A:104:LYS:HE2	1.74	0.68
1:B:147:THR:HB	1:B:155:ARG:HD2	1.75	0.68
1:F:105:LEU:HD23	1:F:145:ILE:HD12	1.75	0.68
1:O:10:ILE:O	1:O:14:GLY:N	2.27	0.68

Continued on next page...

Continued from previous page...

Atom-1	Atom-2	Interatomic distance (Å)	Clash overlap (Å)
1:B:105:LEU:HD23	1:B:145:ILE:HD12	1.75	0.68
1:G:147:THR:HB	1:G:155:ARG:HD2	1.75	0.68
1:I:49:GLU:HA	1:I:52:LEU:HB3	1.75	0.68
1:M:8:ILE:HG12	1:T:52:LEU:HD21	1.74	0.68
1:N:7:MET:O	1:N:11:ALA:N	2.21	0.68
1:Q:49:GLU:HA	1:Q:52:LEU:HB3	1.75	0.68
1:S:10:ILE:O	1:S:14:GLY:N	2.27	0.68
1:S:90:GLN:HB2	1:S:104:LYS:HE2	1.74	0.68
1:T:84:ASN:ND2	1:T:126:ARG:O	2.23	0.68
1:Z:141:THR:HG22	1:Z:144:LYS:HD3	1.74	0.68
1:B:49:GLU:HA	1:B:52:LEU:HB3	1.75	0.68
1:D:67:ALA:HB1	1:D:71:ASP:HB3	1.75	0.68
1:G:49:GLU:HA	1:G:52:LEU:HB3	1.75	0.68
1:I:147:THR:HB	1:I:155:ARG:HD2	1.75	0.68
1:M:29:ALA:O	1:M:33:VAL:N	2.17	0.68
1:N:104:LYS:N	1:N:143:ASP:O	2.22	0.68
1:O:147:THR:HB	1:O:155:ARG:HD2	1.75	0.68
1:P:141:THR:HG22	1:P:144:LYS:HD3	1.74	0.68
1:U:49:GLU:HA	1:U:52:LEU:HB3	1.75	0.68
1:X:146:ASN:O	1:X:150:LEU:N	2.25	0.68
1:A:7:MET:O	1:A:11:ALA:N	2.22	0.68
1:A:10:ILE:O	1:A:14:GLY:N	2.27	0.68
1:E:90:GLN:HB2	1:E:104:LYS:HE2	1.74	0.68
1:G:7:MET:O	1:G:11:ALA:N	2.22	0.68
1:H:147:THR:HB	1:H:155:ARG:HD2	1.75	0.68
1:K:10:ILE:O	1:K:14:GLY:N	2.27	0.68
1:K:49:GLU:HA	1:K:52:LEU:HB3	1.75	0.68
1:L:49:GLU:HA	1:L:52:LEU:HB3	1.75	0.68
1:P:49:GLU:HA	1:P:52:LEU:HB3	1.75	0.68
1:V:141:THR:HG22	1:V:144:LYS:HD3	1.74	0.68
1:A:49:GLU:HA	1:A:52:LEU:HB3	1.75	0.67
1:B:146:ASN:O	1:B:150:LEU:N	2.25	0.67
1:D:49:GLU:HA	1:D:52:LEU:HB3	1.75	0.67
1:H:90:GLN:HB2	1:H:104:LYS:HE2	1.74	0.67
1:L:90:GLN:HB2	1:L:104:LYS:HE2	1.74	0.67
1:P:19:VAL:HG11	1:S:74:GLY:HA3	1.73	0.67
1:R:141:THR:HG22	1:R:144:LYS:HD3	1.74	0.67
1:Z:49:GLU:HA	1:Z:52:LEU:HB3	1.75	0.67
1:E:141:THR:HG22	1:E:144:LYS:HD3	1.74	0.67
1:P:147:THR:HB	1:P:155:ARG:HD2	1.75	0.67
1:R:49:GLU:HA	1:R:52:LEU:HB3	1.75	0.67

Continued on next page...

Continued from previous page...

Atom-1	Atom-2	Interatomic distance (Å)	Clash overlap (Å)
1:U:7:MET:O	1:U:11:ALA:N	2.21	0.67
1:W:10:ILE:O	1:W:14:GLY:N	2.27	0.67
1:A:147:THR:HB	1:A:155:ARG:HD2	1.75	0.67
1:E:10:ILE:O	1:E:14:GLY:N	2.27	0.67
1:X:49:GLU:HA	1:X:52:LEU:HB3	1.75	0.67
1:E:108:TRP:HB2	1:E:134:VAL:HG11	1.77	0.67
1:F:108:TRP:HB2	1:F:134:VAL:HG11	1.77	0.67
1:J:49:GLU:HA	1:J:52:LEU:HB3	1.75	0.67
1:S:7:MET:O	1:S:11:ALA:N	2.22	0.67
1:S:29:ALA:O	1:S:33:VAL:N	2.17	0.67
1:T:108:TRP:HB2	1:T:134:VAL:HG11	1.77	0.67
1:W:81:THR:O	1:W:88:THR:N	2.28	0.67
1:W:147:THR:HB	1:W:155:ARG:HD2	1.75	0.67
1:F:49:GLU:HA	1:F:52:LEU:HB3	1.75	0.67
1:M:108:TRP:HB2	1:M:134:VAL:HG11	1.77	0.67
1:N:108:TRP:HB2	1:N:134:VAL:HG11	1.77	0.67
1:P:10:ILE:O	1:P:14:GLY:N	2.27	0.67
1:U:104:LYS:N	1:U:143:ASP:O	2.22	0.67
1:U:108:TRP:HB2	1:U:134:VAL:HG11	1.77	0.67
1:Y:10:ILE:O	1:Y:14:GLY:N	2.27	0.67
1:C:81:THR:O	1:C:88:THR:N	2.27	0.67
1:G:29:ALA:O	1:G:33:VAL:N	2.17	0.67
1:G:108:TRP:HB2	1:G:134:VAL:HG11	1.77	0.67
1:J:81:THR:O	1:J:88:THR:N	2.27	0.67
1:L:108:TRP:HB2	1:L:134:VAL:HG11	1.77	0.67
1:O:49:GLU:HA	1:O:52:LEU:HB3	1.75	0.67
1:S:81:THR:O	1:S:88:THR:N	2.28	0.67
1:T:49:GLU:HA	1:T:52:LEU:HB3	1.75	0.67
1:V:49:GLU:HA	1:V:52:LEU:HB3	1.75	0.67
1:M:49:GLU:HA	1:M:52:LEU:HB3	1.75	0.67
1:N:10:ILE:O	1:N:14:GLY:N	2.27	0.67
1:R:29:ALA:O	1:R:33:VAL:N	2.17	0.67
1:T:61:ASN:HD21	1:T:81:THR:HA	1.60	0.67
1:T:97:ASN:ND2	1:T:99:GLU:OE1	2.16	0.67
1:X:29:ALA:O	1:X:33:VAL:N	2.17	0.67
1:B:10:ILE:O	1:B:14:GLY:N	2.27	0.67
1:G:10:ILE:O	1:G:14:GLY:N	2.27	0.67
1:H:49:GLU:HA	1:H:52:LEU:HB3	1.75	0.67
1:L:81:THR:O	1:L:88:THR:N	2.27	0.67
1:P:141:THR:HA	1:P:144:LYS:HB2	1.77	0.67
1:R:61:ASN:HD21	1:R:81:THR:HA	1.60	0.67

Continued on next page...

Continued from previous page...

Atom-1	Atom-2	Interatomic distance (Å)	Clash overlap (Å)
1:W:61:ASN:HD21	1:W:81:THR:HA	1.60	0.67
1:Z:81:THR:O	1:Z:88:THR:N	2.27	0.67
1:Z:108:TRP:HB2	1:Z:134:VAL:HG11	1.77	0.67
1:H:81:THR:O	1:H:88:THR:N	2.27	0.67
1:I:141:THR:HA	1:I:144:LYS:HB2	1.77	0.67
1:L:10:ILE:O	1:L:14:GLY:N	2.27	0.67
1:L:61:ASN:HD21	1:L:81:THR:HA	1.60	0.67
1:P:81:THR:O	1:P:88:THR:N	2.27	0.67
1:S:108:TRP:HB2	1:S:134:VAL:HG11	1.77	0.67
1:T:141:THR:HA	1:T:144:LYS:HB2	1.77	0.67
1:W:141:THR:HA	1:W:144:LYS:HB2	1.77	0.67
1:Z:61:ASN:HD21	1:Z:81:THR:HA	1.60	0.67
1:A:29:ALA:O	1:A:33:VAL:N	2.17	0.67
1:F:141:THR:HA	1:F:144:LYS:HB2	1.77	0.67
1:I:61:ASN:HD21	1:I:81:THR:HA	1.60	0.67
1:J:141:THR:HA	1:J:144:LYS:HB2	1.77	0.67
1:O:61:ASN:HD21	1:O:81:THR:HA	1.60	0.67
1:Q:141:THR:HA	1:Q:144:LYS:HB2	1.77	0.67
1:U:141:THR:HA	1:U:144:LYS:HB2	1.77	0.67
1:C:108:TRP:HB2	1:C:134:VAL:HG11	1.77	0.66
1:C:141:THR:HA	1:C:144:LYS:HB2	1.77	0.66
1:D:108:TRP:HB2	1:D:134:VAL:HG11	1.77	0.66
1:G:61:ASN:HD21	1:G:81:THR:HA	1.60	0.66
1:H:10:ILE:O	1:H:14:GLY:N	2.27	0.66
1:H:61:ASN:HD21	1:H:81:THR:HA	1.60	0.66
1:M:141:THR:HA	1:M:144:LYS:HB2	1.78	0.66
1:T:10:ILE:O	1:T:14:GLY:N	2.27	0.66
1:X:10:ILE:O	1:X:14:GLY:N	2.27	0.66
1:X:141:THR:HA	1:X:144:LYS:HB2	1.77	0.66
1:A:81:THR:O	1:A:88:THR:N	2.27	0.66
1:B:108:TRP:HB2	1:B:134:VAL:HG11	1.77	0.66
1:B:141:THR:HA	1:B:144:LYS:HB2	1.78	0.66
1:E:61:ASN:HD21	1:E:81:THR:HA	1.60	0.66
1:E:84:ASN:ND2	1:E:126:ARG:O	2.24	0.66
1:J:61:ASN:HD21	1:J:81:THR:HA	1.60	0.66
1:K:108:TRP:HB2	1:K:134:VAL:HG11	1.77	0.66
1:T:81:THR:O	1:T:88:THR:N	2.28	0.66
1:D:57:TRP:N	1:D:129:ALA:O	2.29	0.66
1:I:84:ASN:ND2	1:I:126:ARG:O	2.24	0.66
1:L:7:MET:O	1:L:11:ALA:N	2.21	0.66
1:N:141:THR:HA	1:N:144:LYS:HB2	1.77	0.66

Continued on next page...

Continued from previous page...

Atom-1	Atom-2	Interatomic distance (Å)	Clash overlap (Å)
1:O:81:THR:O	1:O:88:THR:N	2.27	0.66
1:U:61:ASN:HD21	1:U:81:THR:HA	1.60	0.66
1:B:84:ASN:ND2	1:B:126:ARG:O	2.24	0.66
1:C:7:MET:O	1:C:11:ALA:N	2.22	0.66
1:C:49:GLU:HA	1:C:52:LEU:HB3	1.75	0.66
1:D:10:ILE:O	1:D:14:GLY:N	2.27	0.66
1:D:61:ASN:HD21	1:D:81:THR:HA	1.60	0.66
1:J:108:TRP:HB2	1:J:134:VAL:HG11	1.77	0.66
1:L:141:THR:HA	1:L:144:LYS:HB2	1.77	0.66
1:N:49:GLU:HA	1:N:52:LEU:HB3	1.75	0.66
1:R:108:TRP:HB2	1:R:134:VAL:HG11	1.77	0.66
1:Y:49:GLU:HA	1:Y:52:LEU:HB3	1.75	0.66
1:Y:108:TRP:HB2	1:Y:134:VAL:HG11	1.77	0.66
1:Z:10:ILE:O	1:Z:14:GLY:N	2.27	0.66
1:B:61:ASN:HD21	1:B:81:THR:HA	1.60	0.66
1:E:81:THR:O	1:E:88:THR:N	2.27	0.66
1:E:141:THR:HA	1:E:144:LYS:HB2	1.78	0.66
1:F:61:ASN:HD21	1:F:81:THR:HA	1.60	0.66
1:G:141:THR:HA	1:G:144:LYS:HB2	1.78	0.66
1:J:10:ILE:O	1:J:14:GLY:N	2.27	0.66
1:K:57:TRP:N	1:K:129:ALA:O	2.29	0.66
1:P:84:ASN:ND2	1:P:126:ARG:O	2.23	0.66
1:Q:61:ASN:HD21	1:Q:81:THR:HA	1.60	0.66
1:R:57:TRP:N	1:R:129:ALA:O	2.29	0.66
1:Z:57:TRP:N	1:Z:129:ALA:O	2.29	0.66
1:Z:141:THR:HA	1:Z:144:LYS:HB2	1.77	0.66
1:D:81:THR:O	1:D:88:THR:N	2.27	0.66
1:E:7:MET:O	1:E:11:ALA:N	2.22	0.66
1:H:57:TRP:N	1:H:129:ALA:O	2.29	0.66
1:I:108:TRP:HB2	1:I:134:VAL:HG11	1.77	0.66
1:K:61:ASN:HD21	1:K:81:THR:HA	1.60	0.66
1:L:84:ASN:ND2	1:L:126:ARG:O	2.23	0.66
1:M:10:ILE:O	1:M:14:GLY:N	2.27	0.66
1:N:81:THR:O	1:N:88:THR:N	2.28	0.66
1:O:57:TRP:N	1:O:129:ALA:O	2.29	0.66
1:O:141:THR:HA	1:O:144:LYS:HB2	1.77	0.66
1:P:57:TRP:N	1:P:129:ALA:O	2.29	0.66
1:S:57:TRP:N	1:S:129:ALA:O	2.29	0.66
1:S:141:THR:HA	1:S:144:LYS:HB2	1.77	0.66
1:V:57:TRP:N	1:V:129:ALA:O	2.29	0.66
1:V:61:ASN:HD21	1:V:81:THR:HA	1.60	0.66

Continued on next page...

Continued from previous page...

Atom-1	Atom-2	Interatomic distance (Å)	Clash overlap (Å)
1:V:108:TRP:HB2	1:V:134:VAL:HG11	1.77	0.66
1:G:57:TRP:N	1:G:129:ALA:O	2.29	0.66
1:I:57:TRP:N	1:I:129:ALA:O	2.29	0.66
1:Q:108:TRP:HB2	1:Q:134:VAL:HG11	1.77	0.66
1:Y:81:THR:O	1:Y:88:THR:N	2.28	0.66
1:A:57:TRP:N	1:A:129:ALA:O	2.29	0.66
1:G:81:THR:O	1:G:88:THR:N	2.27	0.66
1:I:81:THR:O	1:I:88:THR:N	2.27	0.66
1:S:61:ASN:HD21	1:S:81:THR:HA	1.60	0.66
1:V:81:THR:O	1:V:88:THR:N	2.28	0.66
1:V:141:THR:HA	1:V:144:LYS:HB2	1.77	0.66
1:X:81:THR:O	1:X:88:THR:N	2.27	0.66
1:X:108:TRP:HB2	1:X:134:VAL:HG11	1.77	0.66
1:Y:141:THR:HA	1:Y:144:LYS:HB2	1.77	0.66
1:A:61:ASN:HD21	1:A:81:THR:HA	1.60	0.66
1:C:84:ASN:ND2	1:C:126:ARG:O	2.24	0.66
1:F:10:ILE:O	1:F:14:GLY:N	2.27	0.66
1:M:61:ASN:HD21	1:M:81:THR:HA	1.60	0.66
1:R:141:THR:HA	1:R:144:LYS:HB2	1.77	0.66
1:V:10:ILE:O	1:V:14:GLY:N	2.27	0.66
1:A:141:THR:HA	1:A:144:LYS:HB2	1.77	0.66
1:D:104:LYS:N	1:D:143:ASP:O	2.22	0.66
1:E:57:TRP:N	1:E:129:ALA:O	2.29	0.66
1:H:141:THR:HA	1:H:144:LYS:HB2	1.77	0.66
1:J:7:MET:O	1:J:11:ALA:N	2.22	0.66
1:O:108:TRP:HB2	1:O:134:VAL:HG11	1.77	0.66
1:P:61:ASN:HD21	1:P:81:THR:HA	1.60	0.66
1:R:81:THR:O	1:R:88:THR:N	2.27	0.66
1:U:10:ILE:O	1:U:14:GLY:N	2.27	0.66
1:Y:57:TRP:N	1:Y:129:ALA:O	2.29	0.66
1:K:141:THR:HA	1:K:144:LYS:HB2	1.77	0.65
1:L:57:TRP:N	1:L:129:ALA:O	2.29	0.65
1:P:108:TRP:HB2	1:P:134:VAL:HG11	1.77	0.65
1:S:84:ASN:ND2	1:S:126:ARG:O	2.23	0.65
1:W:57:TRP:N	1:W:129:ALA:O	2.29	0.65
1:Q:57:TRP:N	1:Q:129:ALA:O	2.29	0.65
1:Z:84:ASN:ND2	1:Z:126:ARG:O	2.23	0.65
1:C:10:ILE:O	1:C:14:GLY:N	2.27	0.65
1:D:141:THR:HA	1:D:144:LYS:HB2	1.77	0.65
1:H:108:TRP:HB2	1:H:134:VAL:HG11	1.77	0.65
1:J:57:TRP:N	1:J:129:ALA:O	2.29	0.65

Continued on next page...

Continued from previous page...

Atom-1	Atom-2	Interatomic distance (Å)	Clash overlap (Å)
1:M:81:THR:O	1:M:88:THR:N	2.27	0.65
1:W:108:TRP:HB2	1:W:134:VAL:HG11	1.77	0.65
1:X:61:ASN:HD21	1:X:81:THR:HA	1.60	0.65
1:F:57:TRP:N	1:F:129:ALA:O	2.29	0.65
1:I:10:ILE:O	1:I:14:GLY:N	2.27	0.65
1:W:84:ASN:ND2	1:W:126:ARG:O	2.23	0.65
1:K:81:THR:O	1:K:88:THR:N	2.27	0.65
1:A:108:TRP:HB2	1:A:134:VAL:HG11	1.77	0.65
1:C:57:TRP:N	1:C:129:ALA:O	2.29	0.65
1:K:104:LYS:N	1:K:143:ASP:O	2.22	0.65
1:N:57:TRP:N	1:N:129:ALA:O	2.29	0.65
1:Q:10:ILE:O	1:Q:14:GLY:N	2.27	0.65
1:B:57:TRP:N	1:B:129:ALA:O	2.29	0.65
1:C:61:ASN:HD21	1:C:81:THR:HA	1.60	0.65
1:E:111:ARG:HG3	1:E:115:SER:O	1.97	0.65
1:J:84:ASN:ND2	1:J:126:ARG:O	2.24	0.65
1:R:10:ILE:O	1:R:14:GLY:N	2.27	0.65
1:W:7:MET:O	1:W:11:ALA:N	2.21	0.65
1:A:111:ARG:HG3	1:A:115:SER:O	1.97	0.65
1:D:111:ARG:HG3	1:D:115:SER:O	1.97	0.65
1:H:111:ARG:HG3	1:H:115:SER:O	1.97	0.65
1:L:104:LYS:HB2	1:L:143:ASP:HB3	1.79	0.65
1:N:104:LYS:HB2	1:N:143:ASP:HB3	1.79	0.65
1:X:57:TRP:N	1:X:129:ALA:O	2.29	0.65
1:B:104:LYS:HB2	1:B:143:ASP:HB3	1.79	0.65
1:C:104:LYS:HB2	1:C:143:ASP:HB3	1.79	0.65
1:L:111:ARG:HG3	1:L:115:SER:O	1.97	0.65
1:S:104:LYS:HB2	1:S:143:ASP:HB3	1.79	0.65
1:F:111:ARG:HG3	1:F:115:SER:O	1.97	0.65
1:M:111:ARG:HG3	1:M:115:SER:O	1.97	0.65
1:Q:7:MET:O	1:Q:11:ALA:N	2.22	0.65
1:X:7:MET:O	1:X:11:ALA:N	2.21	0.65
1:B:81:THR:O	1:B:88:THR:N	2.27	0.64
1:H:104:LYS:HB2	1:H:143:ASP:HB3	1.79	0.64
1:J:29:ALA:O	1:J:33:VAL:N	2.17	0.64
1:R:104:LYS:N	1:R:143:ASP:O	2.22	0.64
1:U:57:TRP:N	1:U:129:ALA:O	2.29	0.64
1:Y:104:LYS:HB2	1:Y:143:ASP:HB3	1.79	0.64
1:A:104:LYS:HB2	1:A:143:ASP:HB3	1.79	0.64
1:M:104:LYS:HB2	1:M:143:ASP:HB3	1.79	0.64
1:N:61:ASN:HD21	1:N:81:THR:HA	1.60	0.64

Continued on next page...

Continued from previous page...

Atom-1	Atom-2	Interatomic distance (Å)	Clash overlap (Å)
1:U:4:ILE:O	1:U:8:ILE:N	2.17	0.64
1:U:81:THR:O	1:U:88:THR:N	2.27	0.64
1:U:104:LYS:HB2	1:U:143:ASP:HB3	1.79	0.64
1:W:104:LYS:HB2	1:W:143:ASP:HB3	1.79	0.64
1:X:104:LYS:HB2	1:X:143:ASP:HB3	1.79	0.64
1:Y:61:ASN:HD21	1:Y:81:THR:HA	1.60	0.64
1:G:104:LYS:HB2	1:G:143:ASP:HB3	1.79	0.64
1:I:111:ARG:HG3	1:I:115:SER:O	1.97	0.64
1:K:29:ALA:O	1:K:33:VAL:N	2.17	0.64
1:P:111:ARG:HG3	1:P:115:SER:O	1.97	0.64
1:Q:81:THR:O	1:Q:88:THR:N	2.27	0.64
1:Q:84:ASN:ND2	1:Q:126:ARG:O	2.23	0.64
1:T:111:ARG:HG3	1:T:115:SER:O	1.97	0.64
1:K:111:ARG:HG3	1:K:115:SER:O	1.97	0.64
1:P:7:MET:O	1:P:11:ALA:N	2.22	0.64
1:T:29:ALA:O	1:T:33:VAL:N	2.17	0.64
1:A:84:ASN:ND2	1:A:126:ARG:O	2.24	0.64
1:B:111:ARG:HG3	1:B:115:SER:O	1.97	0.64
1:O:111:ARG:HG3	1:O:115:SER:O	1.97	0.64
1:R:104:LYS:HB2	1:R:143:ASP:HB3	1.79	0.64
1:T:57:TRP:N	1:T:129:ALA:O	2.29	0.64
1:T:104:LYS:HB2	1:T:143:ASP:HB3	1.79	0.64
1:C:111:ARG:HG3	1:C:115:SER:O	1.97	0.64
1:G:111:ARG:HG3	1:G:115:SER:O	1.97	0.64
1:S:111:ARG:HG3	1:S:115:SER:O	1.97	0.64
1:D:104:LYS:HB2	1:D:143:ASP:HB3	1.79	0.64
1:F:81:THR:O	1:F:88:THR:N	2.27	0.64
1:J:104:LYS:HB2	1:J:143:ASP:HB3	1.79	0.64
1:M:57:TRP:N	1:M:129:ALA:O	2.29	0.64
1:Y:104:LYS:N	1:Y:143:ASP:O	2.22	0.64
1:I:104:LYS:HB2	1:I:143:ASP:HB3	1.79	0.64
1:J:111:ARG:HG3	1:J:115:SER:O	1.97	0.64
1:U:111:ARG:HG3	1:U:115:SER:O	1.97	0.64
1:E:104:LYS:HB2	1:E:143:ASP:HB3	1.79	0.64
1:O:104:LYS:HB2	1:O:143:ASP:HB3	1.79	0.64
1:X:84:ASN:ND2	1:X:126:ARG:O	2.23	0.64
1:Z:104:LYS:HB2	1:Z:143:ASP:HB3	1.79	0.64
1:C:4:ILE:O	1:C:8:ILE:N	2.17	0.64
1:I:7:MET:O	1:I:11:ALA:N	2.21	0.64
1:N:111:ARG:HG3	1:N:115:SER:O	1.97	0.64
1:F:7:MET:O	1:F:11:ALA:N	2.22	0.63

Continued on next page...

Continued from previous page...

Atom-1	Atom-2	Interatomic distance (Å)	Clash overlap (Å)
1:F:104:LYS:HB2	1:F:143:ASP:HB3	1.79	0.63
1:P:104:LYS:HB2	1:P:143:ASP:HB3	1.79	0.63
1:Q:111:ARG:HG3	1:Q:115:SER:O	1.97	0.63
1:W:111:ARG:HG3	1:W:115:SER:O	1.97	0.63
1:D:4:ILE:O	1:D:8:ILE:N	2.17	0.63
1:V:111:ARG:HG3	1:V:115:SER:O	1.97	0.63
1:L:29:ALA:O	1:L:33:VAL:N	2.17	0.63
1:B:7:MET:O	1:B:11:ALA:N	2.22	0.63
1:J:71:ASP:O	1:J:73:LYS:HG3	1.99	0.63
1:V:4:ILE:O	1:V:8:ILE:N	2.17	0.63
1:Y:111:ARG:HG3	1:Y:115:SER:O	1.97	0.63
1:Z:111:ARG:HG3	1:Z:115:SER:O	1.97	0.63
1:L:4:ILE:O	1:L:8:ILE:N	2.17	0.63
1:N:71:ASP:O	1:N:73:LYS:HG3	1.99	0.63
1:O:29:ALA:O	1:O:33:VAL:N	2.17	0.63
1:Q:104:LYS:HB2	1:Q:143:ASP:HB3	1.79	0.63
1:R:111:ARG:HG3	1:R:115:SER:O	1.97	0.63
1:T:7:MET:O	1:T:11:ALA:N	2.22	0.63
1:G:71:ASP:O	1:G:73:LYS:HG3	1.99	0.63
1:H:57:TRP:HB3	1:H:85:GLY:HA3	1.80	0.63
1:X:111:ARG:HG3	1:X:115:SER:O	1.97	0.63
1:A:71:ASP:O	1:A:73:LYS:HG3	1.99	0.63
1:M:7:MET:O	1:M:11:ALA:N	2.21	0.63
1:O:4:ILE:O	1:O:8:ILE:N	2.17	0.63
1:V:57:TRP:HB3	1:V:85:GLY:HA3	1.81	0.63
1:A:57:TRP:HB3	1:A:85:GLY:HA3	1.80	0.63
1:C:57:TRP:HB3	1:C:85:GLY:HA3	1.80	0.63
1:F:57:TRP:HB3	1:F:85:GLY:HA3	1.80	0.63
1:L:57:TRP:HB3	1:L:85:GLY:HA3	1.80	0.63
1:L:71:ASP:O	1:L:73:LYS:HG3	1.99	0.63
1:O:19:VAL:HB	1:S:117:LYS:HB3	1.81	0.63
1:Q:19:VAL:HB	1:U:117:LYS:HB3	1.81	0.63
1:W:71:ASP:O	1:W:73:LYS:HG3	1.99	0.63
1:C:71:ASP:O	1:C:73:LYS:HG3	1.99	0.63
1:H:23:ALA:O	1:H:26:ASP:HB3	1.99	0.63
1:K:4:ILE:O	1:K:8:ILE:N	2.17	0.63
1:Q:71:ASP:O	1:Q:73:LYS:HG3	1.99	0.63
1:V:19:VAL:CG1	1:Y:75:LYS:H	2.09	0.63
1:V:19:VAL:HB	1:Z:117:LYS:HB3	1.81	0.63
1:A:23:ALA:O	1:A:26:ASP:HB3	1.99	0.62
1:G:110:LYS:HE2	1:G:134:VAL:HG13	1.82	0.62

Continued on next page...

Continued from previous page...

Atom-1	Atom-2	Interatomic distance (Å)	Clash overlap (Å)
1:I:29:ALA:O	1:I:33:VAL:N	2.17	0.62
1:K:57:TRP:HB3	1:K:85:GLY:HA3	1.80	0.62
1:K:71:ASP:O	1:K:73:LYS:HG3	1.99	0.62
1:K:121:GLY:HA3	1:K:156:ASP:HB2	1.81	0.62
1:M:71:ASP:O	1:M:73:LYS:HG3	1.99	0.62
1:O:23:ALA:O	1:O:26:ASP:HB3	1.99	0.62
1:S:57:TRP:HB3	1:S:85:GLY:HA3	1.80	0.62
1:S:91:MET:N	1:S:103:LYS:O	2.31	0.62
1:U:110:LYS:HE2	1:U:134:VAL:HG13	1.82	0.62
1:Y:110:LYS:HE2	1:Y:134:VAL:HG13	1.81	0.62
1:C:110:LYS:HE2	1:C:134:VAL:HG13	1.81	0.62
1:D:110:LYS:HE2	1:D:134:VAL:HG13	1.82	0.62
1:G:84:ASN:ND2	1:G:126:ARG:O	2.24	0.62
1:J:57:TRP:HB3	1:J:85:GLY:HA3	1.80	0.62
1:K:104:LYS:HB2	1:K:143:ASP:HB3	1.79	0.62
1:K:110:LYS:HE2	1:K:134:VAL:HG13	1.82	0.62
1:N:110:LYS:HE2	1:N:134:VAL:HG13	1.82	0.62
1:P:19:VAL:HB	1:T:117:LYS:HB3	1.81	0.62
1:Q:49:GLU:O	1:Q:53:ASN:N	2.29	0.62
1:R:23:ALA:O	1:R:26:ASP:HB3	1.99	0.62
1:R:110:LYS:HE2	1:R:134:VAL:HG13	1.82	0.62
1:V:23:ALA:O	1:V:26:ASP:HB3	1.99	0.62
1:V:104:LYS:HB2	1:V:143:ASP:HB3	1.79	0.62
1:V:121:GLY:HA3	1:V:156:ASP:HB2	1.81	0.62
1:W:23:ALA:O	1:W:26:ASP:HB3	1.99	0.62
1:Y:23:ALA:O	1:Y:26:ASP:HB3	1.99	0.62
1:Z:71:ASP:O	1:Z:73:LYS:HG3	1.99	0.62
1:B:71:ASP:O	1:B:73:LYS:HG3	1.99	0.62
1:F:23:ALA:O	1:F:26:ASP:HB3	1.99	0.62
1:F:71:ASP:O	1:F:73:LYS:HG3	1.99	0.62
1:G:121:GLY:HA3	1:G:156:ASP:HB2	1.81	0.62
1:H:19:VAL:HB	1:L:117:LYS:HB3	1.82	0.62
1:L:19:VAL:CG1	1:O:75:LYS:H	2.09	0.62
1:R:4:ILE:O	1:R:8:ILE:N	2.17	0.62
1:V:110:LYS:HE2	1:V:134:VAL:HG13	1.81	0.62
1:Y:4:ILE:O	1:Y:8:ILE:N	2.17	0.62
1:D:71:ASP:O	1:D:73:LYS:HG3	1.99	0.62
1:E:71:ASP:O	1:E:73:LYS:HG3	1.99	0.62
1:J:110:LYS:HE2	1:J:134:VAL:HG13	1.82	0.62
1:P:23:ALA:O	1:P:26:ASP:HB3	1.99	0.62
1:P:71:ASP:O	1:P:73:LYS:HG3	1.99	0.62

Continued on next page...

Continued from previous page...

Atom-1	Atom-2	Interatomic distance (Å)	Clash overlap (Å)
1:Q:110:LYS:HE2	1:Q:134:VAL:HG13	1.82	0.62
1:Z:91:MET:N	1:Z:103:LYS:O	2.31	0.62
1:A:19:VAL:HB	1:E:117:LYS:HB3	1.82	0.62
1:C:19:VAL:HB	1:G:117:LYS:HB3	1.82	0.62
1:F:49:GLU:O	1:F:53:ASN:N	2.29	0.62
1:G:4:ILE:O	1:G:8:ILE:N	2.17	0.62
1:J:19:VAL:HB	1:N:117:LYS:HB3	1.82	0.62
1:K:23:ALA:O	1:K:26:ASP:HB3	1.99	0.62
1:M:23:ALA:O	1:M:26:ASP:HB3	1.99	0.62
1:R:121:GLY:HA3	1:R:156:ASP:HB2	1.81	0.62
1:V:71:ASP:O	1:V:73:LYS:HG3	1.99	0.62
1:W:57:TRP:HB3	1:W:85:GLY:HA3	1.81	0.62
1:X:110:LYS:HE2	1:X:134:VAL:HG13	1.81	0.62
1:C:23:ALA:O	1:C:26:ASP:HB3	1.99	0.62
1:G:91:MET:N	1:G:103:LYS:O	2.31	0.62
1:H:4:ILE:O	1:H:8:ILE:N	2.17	0.62
1:H:29:ALA:HB1	1:H:100:ILE:HG21	1.82	0.62
1:H:110:LYS:HE2	1:H:134:VAL:HG13	1.82	0.62
1:I:23:ALA:O	1:I:26:ASP:HB3	1.99	0.62
1:J:23:ALA:O	1:J:26:ASP:HB3	1.99	0.62
1:O:110:LYS:HE2	1:O:134:VAL:HG13	1.82	0.62
1:Q:23:ALA:O	1:Q:26:ASP:HB3	1.99	0.62
1:T:23:ALA:O	1:T:26:ASP:HB3	1.99	0.62
1:U:71:ASP:O	1:U:73:LYS:HG3	1.99	0.62
1:Z:23:ALA:O	1:Z:26:ASP:HB3	1.99	0.62
1:A:91:MET:N	1:A:103:LYS:O	2.31	0.62
1:A:110:LYS:HE2	1:A:134:VAL:HG13	1.82	0.62
1:D:23:ALA:O	1:D:26:ASP:HB3	1.99	0.62
1:D:29:ALA:HB1	1:D:100:ILE:HG21	1.82	0.62
1:D:121:GLY:HA3	1:D:156:ASP:HB2	1.81	0.62
1:G:19:VAL:HB	1:K:117:LYS:HB3	1.82	0.62
1:H:91:MET:N	1:H:103:LYS:O	2.31	0.62
1:I:19:VAL:HB	1:M:117:LYS:HB3	1.82	0.62
1:N:19:VAL:HB	1:R:117:LYS:HB3	1.81	0.62
1:O:71:ASP:O	1:O:73:LYS:HG3	1.99	0.62
1:R:71:ASP:O	1:R:73:LYS:HG3	1.99	0.62
1:U:19:VAL:HB	1:Y:117:LYS:HB3	1.81	0.62
1:W:46:ALA:HA	1:W:49:GLU:HB2	1.82	0.62
1:X:23:ALA:O	1:X:26:ASP:HB3	1.99	0.62
1:A:19:VAL:CG1	1:D:75:LYS:H	2.09	0.62
1:B:57:TRP:HB3	1:B:85:GLY:HA3	1.80	0.62

Continued on next page...

Continued from previous page...

Atom-1	Atom-2	Interatomic distance (Å)	Clash overlap (Å)
1:B:91:MET:N	1:B:103:LYS:O	2.31	0.62
1:F:29:ALA:O	1:F:33:VAL:N	2.17	0.62
1:J:5:GLU:HA	1:J:8:ILE:HD12	1.82	0.62
1:L:29:ALA:HB1	1:L:100:ILE:HG21	1.82	0.62
1:O:29:ALA:HB1	1:O:100:ILE:HG21	1.82	0.62
1:U:5:GLU:HA	1:U:8:ILE:HD12	1.82	0.62
1:Z:57:TRP:HB3	1:Z:85:GLY:HA3	1.81	0.62
1:B:19:VAL:HB	1:F:117:LYS:HB3	1.82	0.62
1:B:23:ALA:O	1:B:26:ASP:HB3	1.99	0.62
1:L:23:ALA:O	1:L:26:ASP:HB3	1.99	0.62
1:M:57:TRP:HB3	1:M:85:GLY:HA3	1.80	0.62
1:O:57:TRP:HB3	1:O:85:GLY:HA3	1.80	0.62
1:P:46:ALA:HA	1:P:49:GLU:HB2	1.82	0.62
1:R:19:VAL:HB	1:V:117:LYS:HB3	1.81	0.62
1:S:23:ALA:O	1:S:26:ASP:HB3	1.99	0.62
1:S:29:ALA:HB1	1:S:100:ILE:HG21	1.82	0.62
1:T:71:ASP:O	1:T:73:LYS:HG3	1.99	0.62
1:V:29:ALA:HB1	1:V:100:ILE:HG21	1.82	0.62
1:Y:5:GLU:HA	1:Y:8:ILE:HD12	1.82	0.62
1:Y:29:ALA:HB1	1:Y:100:ILE:HG21	1.82	0.62
1:Z:46:ALA:HA	1:Z:49:GLU:HB2	1.82	0.62
1:Z:110:LYS:HE2	1:Z:134:VAL:HG13	1.81	0.62
1:F:110:LYS:HE2	1:F:134:VAL:HG13	1.81	0.62
1:G:57:TRP:HB3	1:G:85:GLY:HA3	1.80	0.62
1:H:71:ASP:O	1:H:73:LYS:HG3	1.99	0.62
1:I:46:ALA:HA	1:I:49:GLU:HB2	1.82	0.62
1:K:29:ALA:HB1	1:K:100:ILE:HG21	1.82	0.62
1:O:91:MET:N	1:O:103:LYS:O	2.31	0.62
1:O:121:GLY:HA3	1:O:156:ASP:HB2	1.81	0.62
1:P:121:GLY:HA3	1:P:156:ASP:HB2	1.81	0.62
1:S:46:ALA:HA	1:S:49:GLU:HB2	1.82	0.62
1:S:71:ASP:O	1:S:73:LYS:HG3	1.99	0.62
1:T:46:ALA:HA	1:T:49:GLU:HB2	1.82	0.62
1:X:5:GLU:HA	1:X:8:ILE:HD12	1.82	0.62
1:Z:29:ALA:HB1	1:Z:100:ILE:HG21	1.82	0.62
1:A:29:ALA:HB1	1:A:100:ILE:HG21	1.82	0.61
1:A:46:ALA:HA	1:A:49:GLU:HB2	1.82	0.61
1:C:5:GLU:HA	1:C:8:ILE:HD12	1.82	0.61
1:E:23:ALA:O	1:E:26:ASP:HB3	1.99	0.61
1:E:46:ALA:HA	1:E:49:GLU:HB2	1.82	0.61
1:F:5:GLU:HA	1:F:8:ILE:HD12	1.82	0.61

Continued on next page...

Continued from previous page...

Atom-1	Atom-2	Interatomic distance (Å)	Clash overlap (Å)
1:G:5:GLU:HA	1:G:8:ILE:HD12	1.82	0.61
1:I:57:TRP:HB3	1:I:85:GLY:HA3	1.80	0.61
1:L:46:ALA:HA	1:L:49:GLU:HB2	1.82	0.61
1:N:5:GLU:HA	1:N:8:ILE:HD12	1.82	0.61
1:Q:5:GLU:HA	1:Q:8:ILE:HD12	1.82	0.61
1:Q:121:GLY:HA3	1:Q:156:ASP:HB2	1.81	0.61
1:R:5:GLU:HA	1:R:8:ILE:HD12	1.82	0.61
1:R:57:TRP:HB3	1:R:85:GLY:HA3	1.81	0.61
1:T:5:GLU:HA	1:T:8:ILE:HD12	1.82	0.61
1:T:121:GLY:HA3	1:T:156:ASP:HB2	1.81	0.61
1:U:49:GLU:O	1:U:53:ASN:N	2.29	0.61
1:W:121:GLY:HA3	1:W:156:ASP:HB2	1.81	0.61
1:X:57:TRP:HB3	1:X:85:GLY:HA3	1.81	0.61
1:I:71:ASP:O	1:I:73:LYS:HG3	1.99	0.61
1:I:121:GLY:HA3	1:I:156:ASP:HB2	1.81	0.61
1:M:5:GLU:HA	1:M:8:ILE:HD12	1.82	0.61
1:V:46:ALA:HA	1:V:49:GLU:HB2	1.82	0.61
1:A:4:ILE:O	1:A:8:ILE:N	2.17	0.61
1:B:46:ALA:HA	1:B:49:GLU:HB2	1.82	0.61
1:B:110:LYS:HA	1:B:132:THR:HB	1.83	0.61
1:B:121:GLY:HA3	1:B:156:ASP:HB2	1.81	0.61
1:F:110:LYS:HA	1:F:132:THR:HB	1.83	0.61
1:G:23:ALA:O	1:G:26:ASP:HB3	1.99	0.61
1:H:46:ALA:HA	1:H:49:GLU:HB2	1.82	0.61
1:K:5:GLU:HA	1:K:8:ILE:HD12	1.82	0.61
1:R:29:ALA:HB1	1:R:100:ILE:HG21	1.82	0.61
1:U:121:GLY:HA3	1:U:156:ASP:HB2	1.81	0.61
1:X:84:ASN:CB	1:X:126:ARG:HB3	2.30	0.61
1:Y:84:ASN:CB	1:Y:126:ARG:HB3	2.31	0.61
1:Z:4:ILE:O	1:Z:8:ILE:N	2.17	0.61
1:B:30:ARG:O	1:B:34:SER:N	2.28	0.61
1:C:1:PHE:CE1	1:J:45:SER:HB3	2.36	0.61
1:C:110:LYS:HA	1:C:132:THR:HB	1.83	0.61
1:E:30:ARG:O	1:E:34:SER:N	2.28	0.61
1:E:121:GLY:HA3	1:E:156:ASP:HB2	1.81	0.61
1:I:91:MET:N	1:I:103:LYS:O	2.31	0.61
1:K:19:VAL:HB	1:O:117:LYS:HB3	1.82	0.61
1:L:121:GLY:HA3	1:L:156:ASP:HB2	1.81	0.61
1:L:134:VAL:HG23	1:L:158:SER:HB2	1.83	0.61
1:M:46:ALA:HA	1:M:49:GLU:HB2	1.82	0.61
1:M:110:LYS:HE2	1:M:134:VAL:HG13	1.82	0.61

Continued on next page...

Continued from previous page...

Atom-1	Atom-2	Interatomic distance (Å)	Clash overlap (Å)
1:O:46:ALA:HA	1:O:49:GLU:HB2	1.82	0.61
1:T:110:LYS:HE2	1:T:134:VAL:HG13	1.82	0.61
1:U:84:ASN:CB	1:U:126:ARG:HB3	2.31	0.61
1:X:71:ASP:O	1:X:73:LYS:HG3	1.99	0.61
1:Y:49:GLU:O	1:Y:53:ASN:N	2.29	0.61
1:Y:91:MET:N	1:Y:103:LYS:O	2.31	0.61
1:A:134:VAL:HG23	1:A:158:SER:HB2	1.83	0.61
1:D:5:GLU:HA	1:D:8:ILE:HD12	1.82	0.61
1:D:57:TRP:HB3	1:D:85:GLY:HA3	1.80	0.61
1:D:84:ASN:ND2	1:D:126:ARG:O	2.24	0.61
1:E:29:ALA:HB1	1:E:100:ILE:HG21	1.82	0.61
1:E:110:LYS:HA	1:E:132:THR:HB	1.83	0.61
1:E:110:LYS:HE2	1:E:134:VAL:HG13	1.81	0.61
1:E:134:VAL:HG23	1:E:158:SER:HB2	1.83	0.61
1:F:19:VAL:HB	1:J:117:LYS:HB3	1.82	0.61
1:G:1:PHE:CE1	1:N:45:SER:HB3	2.36	0.61
1:M:121:GLY:HA3	1:M:156:ASP:HB2	1.81	0.61
1:Q:84:ASN:CB	1:Q:126:ARG:HB3	2.31	0.61
1:S:110:LYS:HE2	1:S:134:VAL:HG13	1.82	0.61
1:U:23:ALA:O	1:U:26:ASP:HB3	1.99	0.61
1:U:110:LYS:HA	1:U:132:THR:HB	1.83	0.61
1:W:29:ALA:HB1	1:W:100:ILE:HG21	1.82	0.61
1:X:121:GLY:HA3	1:X:156:ASP:HB2	1.81	0.61
1:Z:84:ASN:CB	1:Z:126:ARG:HB3	2.30	0.61
1:A:1:PHE:CE1	1:H:45:SER:HB3	2.36	0.61
1:A:84:ASN:CB	1:A:126:ARG:HB3	2.31	0.61
1:E:57:TRP:HB3	1:E:85:GLY:HA3	1.80	0.61
1:N:23:ALA:O	1:N:26:ASP:HB3	1.99	0.61
1:R:1:PHE:CE1	1:Y:45:SER:HB3	2.36	0.61
1:T:19:VAL:HB	1:X:117:LYS:HB3	1.81	0.61
1:V:5:GLU:HA	1:V:8:ILE:HD12	1.82	0.61
1:V:91:MET:N	1:V:103:LYS:O	2.31	0.61
1:X:110:LYS:HA	1:X:132:THR:HB	1.83	0.61
1:Y:57:TRP:HB3	1:Y:85:GLY:HA3	1.81	0.61
1:Y:121:GLY:HA3	1:Y:156:ASP:HB2	1.81	0.61
1:B:110:LYS:HE2	1:B:134:VAL:HG13	1.81	0.61
1:D:1:PHE:CE1	1:K:45:SER:HB3	2.35	0.61
1:E:1:PHE:CE1	1:L:45:SER:HB3	2.36	0.61
1:G:29:ALA:HB1	1:G:100:ILE:HG21	1.82	0.61
1:J:1:PHE:CE1	1:Q:45:SER:HB3	2.36	0.61
1:K:1:PHE:CE1	1:R:45:SER:HB3	2.36	0.61

Continued on next page...

Continued from previous page...

Atom-1	Atom-2	Interatomic distance (Å)	Clash overlap (Å)
1:L:110:LYS:HE2	1:L:134:VAL:HG13	1.82	0.61
1:M:19:VAL:HB	1:Q:117:LYS:HB3	1.81	0.61
1:M:91:MET:N	1:M:103:LYS:O	2.31	0.61
1:N:91:MET:N	1:N:103:LYS:O	2.31	0.61
1:N:121:GLY:HA3	1:N:156:ASP:HB2	1.81	0.61
1:O:1:PHE:CE1	1:V:45:SER:HB3	2.36	0.61
1:P:29:ALA:HB1	1:P:100:ILE:HG21	1.82	0.61
1:P:134:VAL:HG23	1:P:158:SER:HB2	1.83	0.61
1:Q:57:TRP:HB3	1:Q:85:GLY:HA3	1.80	0.61
1:S:1:PHE:CE1	1:Z:45:SER:HB3	2.36	0.61
1:V:134:VAL:HG23	1:V:158:SER:HB2	1.83	0.61
1:W:134:VAL:HG23	1:W:158:SER:HB2	1.83	0.61
1:X:29:ALA:HB1	1:X:100:ILE:HG21	1.82	0.61
1:X:46:ALA:HA	1:X:49:GLU:HB2	1.82	0.61
1:D:19:VAL:HB	1:H:117:LYS:HB3	1.82	0.61
1:D:46:ALA:HA	1:D:49:GLU:HB2	1.82	0.61
1:E:2:THR:O	1:E:6:LEU:N	2.27	0.61
1:E:19:VAL:HB	1:I:117:LYS:HB3	1.82	0.61
1:F:1:PHE:CE1	1:M:45:SER:HB3	2.36	0.61
1:F:46:ALA:HA	1:F:49:GLU:HB2	1.82	0.61
1:F:121:GLY:HA3	1:F:156:ASP:HB2	1.81	0.61
1:I:5:GLU:HA	1:I:8:ILE:HD12	1.82	0.61
1:I:110:LYS:HA	1:I:132:THR:HB	1.83	0.61
1:J:121:GLY:HA3	1:J:156:ASP:HB2	1.81	0.61
1:N:1:PHE:CE1	1:U:45:SER:HB3	2.36	0.61
1:Q:110:LYS:HA	1:Q:132:THR:HB	1.83	0.61
1:R:84:ASN:CB	1:R:126:ARG:HB3	2.31	0.61
1:S:19:VAL:HB	1:W:117:LYS:HB3	1.81	0.61
1:T:110:LYS:HA	1:T:132:THR:HB	1.83	0.61
1:V:19:VAL:HG13	1:V:19:VAL:O	2.01	0.61
1:V:84:ASN:CB	1:V:126:ARG:HB3	2.31	0.61
1:W:110:LYS:HE2	1:W:134:VAL:HG13	1.81	0.61
1:X:19:VAL:O	1:X:19:VAL:HG13	2.01	0.61
1:Y:71:ASP:O	1:Y:73:LYS:HG3	1.99	0.61
1:A:68:THR:N	1:A:71:ASP:HB2	2.16	0.61
1:A:121:GLY:HA3	1:A:156:ASP:HB2	1.81	0.61
1:B:5:GLU:HA	1:B:8:ILE:HD12	1.82	0.61
1:C:68:THR:N	1:C:71:ASP:HB2	2.16	0.61
1:I:110:LYS:HE2	1:I:134:VAL:HG13	1.82	0.61
1:L:19:VAL:HB	1:P:117:LYS:HB3	1.82	0.61
1:L:68:THR:N	1:L:71:ASP:HB2	2.16	0.61

Continued on next page...

Continued from previous page...

Atom-1	Atom-2	Interatomic distance (Å)	Clash overlap (Å)
1:N:57:TRP:HB3	1:N:85:GLY:HA3	1.80	0.61
1:N:84:ASN:CB	1:N:126:ARG:HB3	2.31	0.61
1:N:110:LYS:HA	1:N:132:THR:HB	1.83	0.61
1:R:110:LYS:HA	1:R:132:THR:HB	1.83	0.61
1:T:91:MET:N	1:T:103:LYS:O	2.31	0.61
1:V:122:GLN:HB3	1:V:144:LYS:HE3	1.83	0.61
1:B:1:PHE:CE1	1:I:45:SER:HB3	2.36	0.61
1:C:91:MET:N	1:C:103:LYS:O	2.31	0.61
1:C:121:GLY:HA3	1:C:156:ASP:HB2	1.81	0.61
1:D:110:LYS:HA	1:D:132:THR:HB	1.83	0.61
1:F:91:MET:N	1:F:103:LYS:O	2.31	0.61
1:G:68:THR:N	1:G:71:ASP:HB2	2.16	0.61
1:G:110:LYS:HA	1:G:132:THR:HB	1.83	0.61
1:I:29:ALA:HB1	1:I:100:ILE:HG21	1.82	0.61
1:J:110:LYS:HA	1:J:132:THR:HB	1.83	0.61
1:M:110:LYS:HA	1:M:132:THR:HB	1.83	0.61
1:O:122:GLN:HB3	1:O:144:LYS:HE3	1.83	0.61
1:P:5:GLU:HA	1:P:8:ILE:HD12	1.82	0.61
1:P:57:TRP:HB3	1:P:85:GLY:HA3	1.80	0.61
1:P:91:MET:N	1:P:103:LYS:O	2.31	0.61
1:P:110:LYS:HE2	1:P:134:VAL:HG13	1.82	0.61
1:P:110:LYS:HA	1:P:132:THR:HB	1.83	0.61
1:R:134:VAL:HG23	1:R:158:SER:HB2	1.83	0.61
1:S:19:VAL:CG1	1:V:75:LYS:H	2.09	0.61
1:T:57:TRP:HB3	1:T:85:GLY:HA3	1.81	0.61
1:T:84:ASN:CB	1:T:126:ARG:HB3	2.31	0.61
1:U:57:TRP:HB3	1:U:85:GLY:HA3	1.81	0.61
1:Z:121:GLY:HA3	1:Z:156:ASP:HB2	1.81	0.61
1:A:110:LYS:HA	1:A:132:THR:HB	1.83	0.60
1:D:84:ASN:CB	1:D:126:ARG:HB3	2.31	0.60
1:E:91:MET:N	1:E:103:LYS:O	2.31	0.60
1:H:1:PHE:CE1	1:O:45:SER:HB3	2.36	0.60
1:K:46:ALA:HA	1:K:49:GLU:HB2	1.82	0.60
1:K:134:VAL:HG23	1:K:158:SER:HB2	1.83	0.60
1:L:122:GLN:HB3	1:L:144:LYS:HE3	1.83	0.60
1:M:29:ALA:HB1	1:M:100:ILE:HG21	1.82	0.60
1:Q:46:ALA:HA	1:Q:49:GLU:HB2	1.82	0.60
1:S:68:THR:N	1:S:71:ASP:HB2	2.16	0.60
1:S:121:GLY:HA3	1:S:156:ASP:HB2	1.81	0.60
1:S:122:GLN:N	1:S:156:ASP:O	2.34	0.60
1:U:68:THR:N	1:U:71:ASP:HB2	2.16	0.60

Continued on next page...

Continued from previous page...

Atom-1	Atom-2	Interatomic distance (Å)	Clash overlap (Å)
1:W:68:THR:N	1:W:71:ASP:HB2	2.16	0.60
1:W:84:ASN:CB	1:W:126:ARG:HB3	2.31	0.60
1:W:110:LYS:HA	1:W:132:THR:HB	1.83	0.60
1:Y:110:LYS:HA	1:Y:132:THR:HB	1.83	0.60
1:Z:19:VAL:HG13	1:Z:19:VAL:O	2.01	0.60
1:A:122:GLN:HB3	1:A:144:LYS:HE3	1.83	0.60
1:C:46:ALA:HA	1:C:49:GLU:HB2	1.82	0.60
1:D:70:ALA:O	1:D:73:LYS:HE2	2.02	0.60
1:D:91:MET:N	1:D:103:LYS:O	2.31	0.60
1:E:68:THR:N	1:E:71:ASP:HB2	2.16	0.60
1:H:5:GLU:HA	1:H:8:ILE:HD12	1.82	0.60
1:H:68:THR:N	1:H:71:ASP:HB2	2.16	0.60
1:H:84:ASN:CB	1:H:126:ARG:HB3	2.31	0.60
1:J:49:GLU:O	1:J:53:ASN:N	2.29	0.60
1:J:68:THR:N	1:J:71:ASP:HB2	2.16	0.60
1:J:84:ASN:CB	1:J:126:ARG:HB3	2.31	0.60
1:L:1:PHE:CE1	1:S:45:SER:HB3	2.36	0.60
1:L:122:GLN:N	1:L:156:ASP:O	2.34	0.60
1:N:4:ILE:O	1:N:8:ILE:N	2.17	0.60
1:N:29:ALA:HB1	1:N:100:ILE:HG21	1.82	0.60
1:O:5:GLU:HA	1:O:8:ILE:HD12	1.82	0.60
1:O:19:VAL:HG13	1:O:19:VAL:O	2.01	0.60
1:S:5:GLU:HA	1:S:8:ILE:HD12	1.82	0.60
1:S:134:VAL:HG23	1:S:158:SER:HB2	1.83	0.60
1:U:29:ALA:HB1	1:U:100:ILE:HG21	1.82	0.60
1:W:5:GLU:HA	1:W:8:ILE:HD12	1.82	0.60
1:A:122:GLN:N	1:A:156:ASP:O	2.34	0.60
1:D:122:GLN:HB3	1:D:144:LYS:HE3	1.83	0.60
1:F:19:VAL:HG13	1:F:19:VAL:O	2.00	0.60
1:G:19:VAL:HG13	1:G:19:VAL:O	2.00	0.60
1:H:19:VAL:CG1	1:K:75:LYS:H	2.09	0.60
1:H:122:GLN:HB3	1:H:144:LYS:HE3	1.83	0.60
1:H:134:VAL:HG23	1:H:158:SER:HB2	1.83	0.60
1:K:122:GLN:HB3	1:K:144:LYS:HE3	1.83	0.60
1:L:110:LYS:HA	1:L:132:THR:HB	1.83	0.60
1:M:84:ASN:CB	1:M:126:ARG:HB3	2.31	0.60
1:N:68:THR:N	1:N:71:ASP:HB2	2.16	0.60
1:O:84:ASN:CB	1:O:126:ARG:HB3	2.30	0.60
1:Q:1:PHE:CE1	1:X:45:SER:HB3	2.36	0.60
1:S:122:GLN:HB3	1:S:144:LYS:HE3	1.83	0.60
1:V:68:THR:N	1:V:71:ASP:HB2	2.16	0.60

Continued on next page...

Continued from previous page...

Atom-1	Atom-2	Interatomic distance (Å)	Clash overlap (Å)
1:W:122:GLN:N	1:W:156:ASP:O	2.35	0.60
1:Z:122:GLN:HB3	1:Z:144:LYS:HE3	1.83	0.60
1:A:19:VAL:HG13	1:A:19:VAL:O	2.00	0.60
1:E:19:VAL:O	1:E:19:VAL:HG13	2.00	0.60
1:F:29:ALA:HB1	1:F:100:ILE:HG21	1.82	0.60
1:H:110:LYS:HA	1:H:132:THR:HB	1.83	0.60
1:H:122:GLN:N	1:H:156:ASP:O	2.34	0.60
1:I:1:PHE:CE1	1:P:45:SER:HB3	2.36	0.60
1:K:19:VAL:O	1:K:19:VAL:HG13	2.00	0.60
1:O:70:ALA:O	1:O:73:LYS:HE2	2.02	0.60
1:Q:68:THR:N	1:Q:71:ASP:HB2	2.16	0.60
1:R:46:ALA:HA	1:R:49:GLU:HB2	1.82	0.60
1:S:84:ASN:CB	1:S:126:ARG:HB3	2.31	0.60
1:U:19:VAL:O	1:U:19:VAL:HG13	2.01	0.60
1:U:46:ALA:HA	1:U:49:GLU:HB2	1.82	0.60
1:Y:70:ALA:O	1:Y:73:LYS:HE2	2.02	0.60
1:Z:5:GLU:HA	1:Z:8:ILE:HD12	1.82	0.60
1:Z:110:LYS:HA	1:Z:132:THR:HB	1.83	0.60
1:Z:122:GLN:N	1:Z:156:ASP:O	2.35	0.60
1:B:49:GLU:O	1:B:53:ASN:N	2.29	0.60
1:B:68:THR:N	1:B:71:ASP:HB2	2.16	0.60
1:E:5:GLU:HA	1:E:8:ILE:HD12	1.82	0.60
1:E:84:ASN:CB	1:E:126:ARG:HB3	2.31	0.60
1:E:122:GLN:HB3	1:E:144:LYS:HE3	1.83	0.60
1:F:122:GLN:N	1:F:156:ASP:O	2.34	0.60
1:J:46:ALA:HA	1:J:49:GLU:HB2	1.82	0.60
1:L:5:GLU:HA	1:L:8:ILE:HD12	1.82	0.60
1:L:49:GLU:O	1:L:53:ASN:N	2.29	0.60
1:P:84:ASN:CB	1:P:126:ARG:HB3	2.31	0.60
1:Q:19:VAL:HG13	1:Q:19:VAL:O	2.01	0.60
1:Q:29:ALA:HB1	1:Q:100:ILE:HG21	1.82	0.60
1:R:19:VAL:O	1:R:19:VAL:HG13	2.01	0.60
1:S:19:VAL:O	1:S:19:VAL:HG13	2.01	0.60
1:S:110:LYS:HA	1:S:132:THR:HB	1.83	0.60
1:T:29:ALA:HB1	1:T:100:ILE:HG21	1.82	0.60
1:W:122:GLN:HB3	1:W:144:LYS:HE3	1.83	0.60
1:B:29:ALA:HB1	1:B:100:ILE:HG21	1.82	0.60
1:C:29:ALA:HB1	1:C:100:ILE:HG21	1.82	0.60
1:E:49:GLU:O	1:E:53:ASN:N	2.29	0.60
1:K:110:LYS:HA	1:K:132:THR:HB	1.83	0.60
1:N:19:VAL:HG13	1:N:19:VAL:O	2.01	0.60

Continued on next page...

Continued from previous page...

Atom-1	Atom-2	Interatomic distance (Å)	Clash overlap (Å)
1:N:46:ALA:HA	1:N:49:GLU:HB2	1.82	0.60
1:O:122:GLN:N	1:O:156:ASP:O	2.34	0.60
1:P:122:GLN:N	1:P:156:ASP:O	2.34	0.60
1:Q:106:SER:OG	1:Q:124:VAL:N	2.29	0.60
1:V:110:LYS:HA	1:V:132:THR:HB	1.83	0.60
1:X:68:THR:N	1:X:71:ASP:HB2	2.16	0.60
1:Z:70:ALA:O	1:Z:73:LYS:HE2	2.01	0.60
1:A:5:GLU:HA	1:A:8:ILE:HD12	1.82	0.60
1:C:84:ASN:CB	1:C:126:ARG:HB3	2.31	0.60
1:D:91:MET:HB2	1:D:103:LYS:N	2.14	0.60
1:E:122:GLN:N	1:E:156:ASP:O	2.34	0.60
1:F:70:ALA:O	1:F:73:LYS:HE2	2.02	0.60
1:G:81:THR:N	1:G:88:THR:O	2.29	0.60
1:H:121:GLY:HA3	1:H:156:ASP:HB2	1.81	0.60
1:I:68:THR:N	1:I:71:ASP:HB2	2.16	0.60
1:J:30:ARG:O	1:J:34:SER:N	2.28	0.60
1:K:68:THR:N	1:K:71:ASP:HB2	2.16	0.60
1:K:84:ASN:CB	1:K:126:ARG:HB3	2.31	0.60
1:O:68:THR:N	1:O:71:ASP:HB2	2.16	0.60
1:R:122:GLN:HB3	1:R:144:LYS:HE3	1.83	0.60
1:U:2:THR:O	1:U:6:LEU:N	2.28	0.60
1:X:91:MET:N	1:X:103:LYS:O	2.31	0.60
1:Y:46:ALA:HA	1:Y:49:GLU:HB2	1.82	0.60
1:B:70:ALA:O	1:B:73:LYS:HE2	2.02	0.60
1:B:122:GLN:N	1:B:156:ASP:O	2.34	0.60
1:F:110:LYS:HB2	1:F:161:SER:OXT	2.02	0.60
1:G:134:VAL:HG23	1:G:158:SER:HB2	1.83	0.60
1:I:134:VAL:HG23	1:I:158:SER:HB2	1.83	0.60
1:J:29:ALA:HB1	1:J:100:ILE:HG21	1.82	0.60
1:M:122:GLN:N	1:M:156:ASP:O	2.34	0.60
1:N:49:GLU:O	1:N:53:ASN:N	2.29	0.60
1:N:70:ALA:O	1:N:73:LYS:HE2	2.02	0.60
1:O:110:LYS:HA	1:O:132:THR:HB	1.83	0.60
1:P:30:ARG:O	1:P:34:SER:N	2.28	0.60
1:P:122:GLN:HB3	1:P:144:LYS:HE3	1.83	0.60
1:Q:122:GLN:N	1:Q:156:ASP:O	2.34	0.60
1:Z:134:VAL:HG23	1:Z:158:SER:HB2	1.83	0.60
1:B:84:ASN:CB	1:B:126:ARG:HB3	2.31	0.60
1:G:84:ASN:CB	1:G:126:ARG:HB3	2.31	0.60
1:J:19:VAL:O	1:J:19:VAL:HG13	2.00	0.60
1:J:122:GLN:N	1:J:156:ASP:O	2.34	0.60

Continued on next page...

Continued from previous page...

Atom-1	Atom-2	Interatomic distance (Å)	Clash overlap (Å)
1:L:84:ASN:CB	1:L:126:ARG:HB3	2.31	0.60
1:O:134:VAL:HG23	1:O:158:SER:HB2	1.83	0.60
1:Q:91:MET:N	1:Q:103:LYS:O	2.31	0.60
1:Q:109:ALA:HB2	1:Q:118:TRP:CD2	2.37	0.60
1:Q:122:GLN:HB3	1:Q:144:LYS:HE3	1.83	0.60
1:R:68:THR:N	1:R:71:ASP:HB2	2.16	0.60
1:R:70:ALA:O	1:R:73:LYS:HE2	2.02	0.60
1:R:109:ALA:HB2	1:R:118:TRP:CD2	2.37	0.60
1:T:2:THR:O	1:T:6:LEU:N	2.28	0.60
1:U:109:ALA:HB2	1:U:118:TRP:CD2	2.37	0.60
1:V:109:ALA:HB2	1:V:118:TRP:CD2	2.37	0.60
1:X:106:SER:OG	1:X:124:VAL:N	2.29	0.60
1:X:109:ALA:HB2	1:X:118:TRP:CD2	2.37	0.60
1:Y:134:VAL:HG23	1:Y:158:SER:HB2	1.83	0.60
1:B:110:LYS:HB2	1:B:161:SER:OXT	2.02	0.60
1:D:109:ALA:HB2	1:D:118:TRP:CD2	2.37	0.60
1:D:110:LYS:HB2	1:D:161:SER:OXT	2.02	0.60
1:F:84:ASN:CB	1:F:126:ARG:HB3	2.31	0.60
1:H:19:VAL:O	1:H:19:VAL:HG13	2.00	0.60
1:H:70:ALA:O	1:H:73:LYS:HE2	2.02	0.60
1:I:19:VAL:HG13	1:I:19:VAL:O	2.00	0.60
1:I:70:ALA:O	1:I:73:LYS:HE2	2.02	0.60
1:I:110:LYS:HB2	1:I:161:SER:OXT	2.02	0.60
1:K:91:MET:N	1:K:103:LYS:O	2.31	0.60
1:K:109:ALA:HB2	1:K:118:TRP:CD2	2.37	0.60
1:M:1:PHE:CE1	1:T:45:SER:HB3	2.36	0.60
1:M:110:LYS:HB2	1:M:161:SER:OXT	2.02	0.60
1:N:109:ALA:HB2	1:N:118:TRP:CD2	2.37	0.60
1:O:109:ALA:HB2	1:O:118:TRP:CD2	2.37	0.60
1:P:1:PHE:CE1	1:W:45:SER:HB3	2.36	0.60
1:P:110:LYS:HB2	1:P:161:SER:OXT	2.02	0.60
1:R:49:GLU:O	1:R:53:ASN:N	2.29	0.60
1:V:110:LYS:NZ	1:V:158:SER:O	2.34	0.60
1:W:91:MET:N	1:W:103:LYS:O	2.31	0.60
1:Y:109:ALA:HB2	1:Y:118:TRP:CD2	2.37	0.60
1:A:110:LYS:HB2	1:A:161:SER:OXT	2.02	0.59
1:B:19:VAL:O	1:B:19:VAL:HG13	2.00	0.59
1:C:110:LYS:HB2	1:C:161:SER:OXT	2.02	0.59
1:D:19:VAL:HG13	1:D:19:VAL:O	2.00	0.59
1:D:68:THR:N	1:D:71:ASP:HB2	2.16	0.59
1:F:68:THR:N	1:F:71:ASP:HB2	2.16	0.59

Continued on next page...

Continued from previous page...

Atom-1	Atom-2	Interatomic distance (Å)	Clash overlap (Å)
1:F:134:VAL:HG23	1:F:158:SER:HB2	1.83	0.59
1:G:46:ALA:HA	1:G:49:GLU:HB2	1.83	0.59
1:H:26:ASP:HA	1:H:149:HIS:NE2	2.17	0.59
1:J:134:VAL:HG23	1:J:158:SER:HB2	1.83	0.59
1:K:110:LYS:HB2	1:K:161:SER:OXT	2.02	0.59
1:M:68:THR:N	1:M:71:ASP:HB2	2.16	0.59
1:T:68:THR:N	1:T:71:ASP:HB2	2.16	0.59
1:T:109:ALA:HB2	1:T:118:TRP:CD2	2.37	0.59
1:U:91:MET:N	1:U:103:LYS:O	2.31	0.59
1:X:122:GLN:N	1:X:156:ASP:O	2.34	0.59
1:Y:68:THR:N	1:Y:71:ASP:HB2	2.16	0.59
1:Y:122:GLN:HB3	1:Y:144:LYS:HE3	1.83	0.59
1:C:70:ALA:O	1:C:73:LYS:HE2	2.01	0.59
1:D:122:GLN:N	1:D:156:ASP:O	2.34	0.59
1:E:110:LYS:HB2	1:E:161:SER:OXT	2.02	0.59
1:G:70:ALA:O	1:G:73:LYS:HE2	2.02	0.59
1:G:109:ALA:HB2	1:G:118:TRP:CD2	2.37	0.59
1:J:109:ALA:HB2	1:J:118:TRP:CD2	2.37	0.59
1:J:110:LYS:HB2	1:J:161:SER:OXT	2.02	0.59
1:K:91:MET:HB2	1:K:103:LYS:N	2.14	0.59
1:L:110:LYS:HB2	1:L:161:SER:OXT	2.02	0.59
1:M:109:ALA:HB2	1:M:118:TRP:CD2	2.37	0.59
1:N:110:LYS:HB2	1:N:161:SER:OXT	2.02	0.59
1:O:2:THR:O	1:O:6:LEU:N	2.28	0.59
1:P:49:GLU:O	1:P:53:ASN:N	2.29	0.59
1:Q:134:VAL:HG23	1:Q:158:SER:HB2	1.83	0.59
1:R:110:LYS:HB2	1:R:161:SER:OXT	2.02	0.59
1:U:110:LYS:HB2	1:U:161:SER:OXT	2.02	0.59
1:V:26:ASP:HA	1:V:149:HIS:NE2	2.18	0.59
1:Z:68:THR:N	1:Z:71:ASP:HB2	2.16	0.59
1:A:26:ASP:HA	1:A:149:HIS:NE2	2.18	0.59
1:A:70:ALA:O	1:A:73:LYS:HE2	2.02	0.59
1:B:109:ALA:HB2	1:B:118:TRP:CD2	2.37	0.59
1:C:122:GLN:N	1:C:156:ASP:O	2.34	0.59
1:G:110:LYS:HB2	1:G:161:SER:OXT	2.02	0.59
1:J:122:GLN:HB3	1:J:144:LYS:HE3	1.83	0.59
1:O:26:ASP:HA	1:O:149:HIS:NE2	2.18	0.59
1:P:19:VAL:O	1:P:19:VAL:HG13	2.01	0.59
1:S:109:ALA:HB2	1:S:118:TRP:CD2	2.37	0.59
1:V:27:TYR:HD1	1:V:30:ARG:NH2	2.01	0.59
1:V:122:GLN:N	1:V:156:ASP:O	2.34	0.59

Continued on next page...

Continued from previous page...

Atom-1	Atom-2	Interatomic distance (Å)	Clash overlap (Å)
1:W:109:ALA:HB2	1:W:118:TRP:CD2	2.37	0.59
1:X:134:VAL:HG23	1:X:158:SER:HB2	1.83	0.59
1:Y:81:THR:N	1:Y:88:THR:O	2.29	0.59
1:A:27:TYR:HD1	1:A:30:ARG:NH2	2.01	0.59
1:B:146:ASN:ND2	1:B:148:LYS:HB3	2.17	0.59
1:C:134:VAL:HG23	1:C:158:SER:HB2	1.83	0.59
1:D:134:VAL:HG23	1:D:158:SER:HB2	1.83	0.59
1:E:70:ALA:O	1:E:73:LYS:HE2	2.02	0.59
1:F:122:GLN:HB3	1:F:144:LYS:HE3	1.83	0.59
1:G:26:ASP:HA	1:G:149:HIS:NE2	2.17	0.59
1:H:91:MET:HB2	1:H:103:LYS:N	2.14	0.59
1:H:109:ALA:HB2	1:H:118:TRP:CD2	2.37	0.59
1:H:110:LYS:HB2	1:H:161:SER:OXT	2.02	0.59
1:I:84:ASN:CB	1:I:126:ARG:HB3	2.31	0.59
1:I:122:GLN:HB3	1:I:144:LYS:HE3	1.83	0.59
1:I:122:GLN:N	1:I:156:ASP:O	2.34	0.59
1:J:91:MET:N	1:J:103:LYS:O	2.31	0.59
1:K:70:ALA:O	1:K:73:LYS:HE2	2.02	0.59
1:K:81:THR:N	1:K:88:THR:O	2.29	0.59
1:L:27:TYR:HD1	1:L:30:ARG:NH2	2.01	0.59
1:N:81:THR:N	1:N:88:THR:O	2.29	0.59
1:P:109:ALA:HB2	1:P:118:TRP:CD2	2.37	0.59
1:Q:110:LYS:HB2	1:Q:161:SER:OXT	2.02	0.59
1:S:70:ALA:O	1:S:73:LYS:HE2	2.02	0.59
1:T:122:GLN:N	1:T:156:ASP:O	2.34	0.59
1:T:146:ASN:ND2	1:T:148:LYS:HB3	2.18	0.59
1:U:122:GLN:N	1:U:156:ASP:O	2.34	0.59
1:W:26:ASP:HA	1:W:149:HIS:NE2	2.18	0.59
1:W:110:LYS:HB2	1:W:161:SER:OXT	2.02	0.59
1:Z:109:ALA:HB2	1:Z:118:TRP:CD2	2.37	0.59
1:A:30:ARG:O	1:A:34:SER:N	2.28	0.59
1:A:91:MET:HB2	1:A:103:LYS:N	2.14	0.59
1:D:27:TYR:HD1	1:D:30:ARG:NH2	2.01	0.59
1:G:122:GLN:HB3	1:G:144:LYS:HE3	1.83	0.59
1:I:26:ASP:HA	1:I:149:HIS:NE2	2.17	0.59
1:L:19:VAL:HG13	1:L:19:VAL:O	2.00	0.59
1:L:91:MET:N	1:L:103:LYS:O	2.31	0.59
1:M:146:ASN:ND2	1:M:148:LYS:HB3	2.18	0.59
1:N:134:VAL:HG23	1:N:158:SER:HB2	1.83	0.59
1:O:110:LYS:HB2	1:O:161:SER:OXT	2.02	0.59
1:P:68:THR:N	1:P:71:ASP:HB2	2.16	0.59

Continued on next page...

Continued from previous page...

Atom-1	Atom-2	Interatomic distance (Å)	Clash overlap (Å)
1:T:110:LYS:HB2	1:T:161:SER:OXT	2.03	0.59
1:U:134:VAL:HG23	1:U:158:SER:HB2	1.83	0.59
1:V:49:GLU:O	1:V:53:ASN:N	2.29	0.59
1:W:19:VAL:HG13	1:W:19:VAL:O	2.01	0.59
1:W:146:ASN:ND2	1:W:148:LYS:HB3	2.18	0.59
1:X:70:ALA:O	1:X:73:LYS:HE2	2.02	0.59
1:X:146:ASN:ND2	1:X:148:LYS:HB3	2.17	0.59
1:Y:19:VAL:HG13	1:Y:19:VAL:O	2.01	0.59
1:Y:110:LYS:HB2	1:Y:161:SER:OXT	2.03	0.59
1:B:134:VAL:HG23	1:B:158:SER:HB2	1.83	0.59
1:C:19:VAL:O	1:C:19:VAL:HG13	2.00	0.59
1:D:81:THR:N	1:D:88:THR:O	2.29	0.59
1:G:106:SER:OG	1:G:124:VAL:N	2.29	0.59
1:L:109:ALA:HB2	1:L:118:TRP:CD2	2.37	0.59
1:M:70:ALA:O	1:M:73:LYS:HE2	2.02	0.59
1:M:134:VAL:HG23	1:M:158:SER:HB2	1.82	0.59
1:O:91:MET:HB2	1:O:103:LYS:N	2.14	0.59
1:P:26:ASP:HA	1:P:149:HIS:NE2	2.18	0.59
1:R:91:MET:HB2	1:R:103:LYS:N	2.14	0.59
1:S:110:LYS:HB2	1:S:161:SER:OXT	2.03	0.59
1:T:19:VAL:HG13	1:T:19:VAL:O	2.01	0.59
1:V:70:ALA:O	1:V:73:LYS:HE2	2.02	0.59
1:X:122:GLN:HB3	1:X:144:LYS:HE3	1.83	0.59
1:Y:26:ASP:HA	1:Y:149:HIS:NE2	2.17	0.59
1:E:146:ASN:ND2	1:E:148:LYS:HB3	2.17	0.59
1:I:109:ALA:HB2	1:I:118:TRP:CD2	2.37	0.59
1:J:146:ASN:ND2	1:J:148:LYS:HB3	2.18	0.59
1:K:27:TYR:HD1	1:K:30:ARG:NH2	2.01	0.59
1:M:26:ASP:HA	1:M:149:HIS:NE2	2.18	0.59
1:Q:146:ASN:ND2	1:Q:148:LYS:HB3	2.18	0.59
1:S:27:TYR:HD1	1:S:30:ARG:NH2	2.01	0.59
1:T:122:GLN:HB3	1:T:144:LYS:HE3	1.83	0.59
1:T:134:VAL:HG23	1:T:158:SER:HB2	1.83	0.59
1:V:91:MET:HB2	1:V:103:LYS:N	2.15	0.59
1:C:26:ASP:HA	1:C:149:HIS:NE2	2.17	0.59
1:C:109:ALA:HB2	1:C:118:TRP:CD2	2.37	0.59
1:E:26:ASP:HA	1:E:149:HIS:NE2	2.18	0.59
1:F:109:ALA:HB2	1:F:118:TRP:CD2	2.37	0.59
1:K:122:GLN:N	1:K:156:ASP:O	2.34	0.59
1:L:70:ALA:O	1:L:73:LYS:HE2	2.02	0.59
1:N:26:ASP:HA	1:N:149:HIS:NE2	2.18	0.59

Continued on next page...

Continued from previous page...

Atom-1	Atom-2	Interatomic distance (Å)	Clash overlap (Å)
1:N:27:TYR:HD1	1:N:30:ARG:NH2	2.01	0.59
1:N:122:GLN:N	1:N:156:ASP:O	2.34	0.59
1:S:30:ARG:O	1:S:34:SER:N	2.28	0.59
1:W:91:MET:HB2	1:W:103:LYS:N	2.15	0.59
1:Y:27:TYR:HD1	1:Y:30:ARG:NH2	2.01	0.59
1:A:109:ALA:HB2	1:A:118:TRP:CD2	2.37	0.59
1:B:26:ASP:HA	1:B:149:HIS:NE2	2.17	0.59
1:C:81:THR:N	1:C:88:THR:O	2.29	0.59
1:D:106:SER:OG	1:D:124:VAL:N	2.29	0.59
1:F:146:ASN:ND2	1:F:148:LYS:HB3	2.17	0.59
1:I:146:ASN:ND2	1:I:148:LYS:HB3	2.18	0.59
1:M:19:VAL:O	1:M:19:VAL:HG13	2.00	0.59
1:R:91:MET:N	1:R:103:LYS:O	2.31	0.59
1:T:26:ASP:HA	1:T:149:HIS:NE2	2.18	0.59
1:U:122:GLN:HB3	1:U:144:LYS:HE3	1.83	0.59
1:V:110:LYS:HB2	1:V:161:SER:OXT	2.02	0.59
1:X:26:ASP:HA	1:X:149:HIS:NE2	2.18	0.59
1:Z:26:ASP:HA	1:Z:149:HIS:NE2	2.17	0.59
1:A:106:SER:OG	1:A:124:VAL:N	2.29	0.59
1:B:27:TYR:HD1	1:B:30:ARG:NH2	2.01	0.59
1:C:50:TYR:HB3	1:C:58:PRO:HD3	1.85	0.59
1:C:146:ASN:ND2	1:C:148:LYS:HB3	2.18	0.59
1:F:26:ASP:HA	1:F:149:HIS:NE2	2.17	0.59
1:J:70:ALA:O	1:J:73:LYS:HE2	2.02	0.59
1:L:26:ASP:HA	1:L:149:HIS:NE2	2.18	0.59
1:M:30:ARG:O	1:M:34:SER:N	2.28	0.59
1:O:27:TYR:HD1	1:O:30:ARG:NH2	2.01	0.59
1:P:146:ASN:ND2	1:P:148:LYS:HB3	2.18	0.59
1:R:26:ASP:HA	1:R:149:HIS:NE2	2.18	0.59
1:R:81:THR:N	1:R:88:THR:O	2.29	0.59
1:U:26:ASP:HA	1:U:149:HIS:NE2	2.18	0.59
1:X:110:LYS:HB2	1:X:161:SER:OXT	2.03	0.59
1:B:122:GLN:HB3	1:B:144:LYS:HE3	1.83	0.58
1:C:27:TYR:HD1	1:C:30:ARG:NH2	2.01	0.58
1:D:146:ASN:ND2	1:D:148:LYS:HB3	2.17	0.58
1:E:109:ALA:HB2	1:E:118:TRP:CD2	2.37	0.58
1:F:50:TYR:HB3	1:F:58:PRO:HD3	1.85	0.58
1:I:27:TYR:HD1	1:I:30:ARG:NH2	2.01	0.58
1:J:50:TYR:HB3	1:J:58:PRO:HD3	1.85	0.58
1:M:50:TYR:HB3	1:M:58:PRO:HD3	1.85	0.58
1:N:122:GLN:HB3	1:N:144:LYS:HE3	1.83	0.58

Continued on next page...

Continued from previous page...

Atom-1	Atom-2	Interatomic distance (Å)	Clash overlap (Å)
1:Q:2:THR:O	1:Q:6:LEU:N	2.28	0.58
1:Q:70:ALA:O	1:Q:73:LYS:HE2	2.02	0.58
1:R:2:THR:O	1:R:6:LEU:N	2.28	0.58
1:R:50:TYR:HB3	1:R:58:PRO:HD3	1.85	0.58
1:S:26:ASP:HA	1:S:149:HIS:NE2	2.18	0.58
1:U:27:TYR:HD1	1:U:30:ARG:NH2	2.01	0.58
1:U:81:THR:N	1:U:88:THR:O	2.29	0.58
1:W:27:TYR:HD1	1:W:30:ARG:NH2	2.01	0.58
1:W:70:ALA:O	1:W:73:LYS:HE2	2.01	0.58
1:Z:110:LYS:HB2	1:Z:161:SER:OXT	2.03	0.58
1:C:49:GLU:O	1:C:53:ASN:N	2.29	0.58
1:D:50:TYR:HB3	1:D:58:PRO:HD3	1.85	0.58
1:G:50:TYR:HB3	1:G:58:PRO:HD3	1.85	0.58
1:H:30:ARG:O	1:H:34:SER:N	2.28	0.58
1:K:50:TYR:HB3	1:K:58:PRO:HD3	1.85	0.58
1:K:146:ASN:ND2	1:K:148:LYS:HB3	2.18	0.58
1:N:30:ARG:O	1:N:34:SER:N	2.28	0.58
1:P:91:MET:HB2	1:P:103:LYS:N	2.14	0.58
1:T:27:TYR:HD1	1:T:30:ARG:NH2	2.01	0.58
1:T:47:VAL:HG21	1:T:87:ILE:HD11	1.86	0.58
1:Y:122:GLN:N	1:Y:156:ASP:O	2.35	0.58
1:Y:146:ASN:ND2	1:Y:148:LYS:HB3	2.17	0.58
1:Z:110:LYS:NZ	1:Z:158:SER:O	2.34	0.58
1:H:27:TYR:HD1	1:H:30:ARG:NH2	2.01	0.58
1:K:26:ASP:HA	1:K:149:HIS:NE2	2.18	0.58
1:L:146:ASN:ND2	1:L:148:LYS:HB3	2.18	0.58
1:M:27:TYR:HD1	1:M:30:ARG:NH2	2.01	0.58
1:M:47:VAL:HG21	1:M:87:ILE:HD11	1.86	0.58
1:N:50:TYR:HB3	1:N:58:PRO:HD3	1.85	0.58
1:Q:27:TYR:HD1	1:Q:30:ARG:NH2	2.01	0.58
1:Q:50:TYR:HB3	1:Q:58:PRO:HD3	1.85	0.58
1:R:146:ASN:ND2	1:R:148:LYS:HB3	2.18	0.58
1:T:50:TYR:HB3	1:T:58:PRO:HD3	1.85	0.58
1:T:70:ALA:O	1:T:73:LYS:HE2	2.02	0.58
1:U:70:ALA:O	1:U:73:LYS:HE2	2.02	0.58
1:X:27:TYR:HD1	1:X:30:ARG:NH2	2.01	0.58
1:X:50:TYR:HB3	1:X:58:PRO:HD3	1.85	0.58
1:Y:50:TYR:HB3	1:Y:58:PRO:HD3	1.85	0.58
1:Y:91:MET:HB2	1:Y:103:LYS:N	2.15	0.58
1:B:47:VAL:HG21	1:B:87:ILE:HD11	1.86	0.58
1:D:26:ASP:HA	1:D:149:HIS:NE2	2.18	0.58

Continued on next page...

Continued from previous page...

Atom-1	Atom-2	Interatomic distance (Å)	Clash overlap (Å)
1:I:91:MET:HB2	1:I:103:LYS:N	2.14	0.58
1:J:26:ASP:HA	1:J:149:HIS:NE2	2.18	0.58
1:M:122:GLN:HB3	1:M:144:LYS:HE3	1.83	0.58
1:N:106:SER:OG	1:N:124:VAL:N	2.29	0.58
1:P:19:VAL:CG1	1:S:75:LYS:H	2.09	0.58
1:Q:26:ASP:HA	1:Q:149:HIS:NE2	2.18	0.58
1:R:27:TYR:HD1	1:R:30:ARG:NH2	2.01	0.58
1:R:30:ARG:O	1:R:34:SER:N	2.28	0.58
1:U:50:TYR:HB3	1:U:58:PRO:HD3	1.85	0.58
1:A:49:GLU:O	1:A:53:ASN:N	2.29	0.58
1:C:122:GLN:HB3	1:C:144:LYS:HE3	1.83	0.58
1:D:19:VAL:CG1	1:G:75:LYS:H	2.09	0.58
1:G:30:ARG:O	1:G:34:SER:N	2.28	0.58
1:J:110:LYS:NZ	1:J:158:SER:O	2.34	0.58
1:P:50:TYR:HB3	1:P:58:PRO:HD3	1.85	0.58
1:P:70:ALA:O	1:P:73:LYS:HE2	2.02	0.58
1:S:146:ASN:ND2	1:S:148:LYS:HB3	2.18	0.58
1:V:50:TYR:HB3	1:V:58:PRO:HD3	1.85	0.58
1:V:81:THR:N	1:V:88:THR:O	2.29	0.58
1:W:47:VAL:HG21	1:W:87:ILE:HD11	1.86	0.58
1:A:124:VAL:HG12	1:A:136:ALA:HA	1.85	0.58
1:E:27:TYR:HD1	1:E:30:ARG:NH2	2.01	0.58
1:F:124:VAL:HG11	1:F:158:SER:H	1.69	0.58
1:G:27:TYR:HD1	1:G:30:ARG:NH2	2.01	0.58
1:G:122:GLN:N	1:G:156:ASP:O	2.34	0.58
1:G:124:VAL:HG11	1:G:158:SER:H	1.69	0.58
1:J:81:THR:N	1:J:88:THR:O	2.29	0.58
1:O:19:VAL:CG1	1:R:75:LYS:H	2.09	0.58
1:R:122:GLN:N	1:R:156:ASP:O	2.34	0.58
1:W:50:TYR:HB3	1:W:58:PRO:HD3	1.85	0.58
1:X:47:VAL:HG21	1:X:87:ILE:HD11	1.86	0.58
1:Z:146:ASN:ND2	1:Z:148:LYS:HB3	2.17	0.58
1:B:50:TYR:HB3	1:B:58:PRO:HD3	1.86	0.58
1:D:33:VAL:HA	1:D:91:MET:SD	2.44	0.58
1:F:47:VAL:HG21	1:F:87:ILE:HD11	1.86	0.58
1:J:27:TYR:HD1	1:J:30:ARG:NH2	2.01	0.58
1:N:124:VAL:HG11	1:N:158:SER:H	1.69	0.58
1:O:50:TYR:HB3	1:O:58:PRO:HD3	1.85	0.58
1:O:146:ASN:ND2	1:O:148:LYS:HB3	2.18	0.58
1:P:47:VAL:HG21	1:P:87:ILE:HD11	1.86	0.58
1:Q:47:VAL:HG21	1:Q:87:ILE:HD11	1.85	0.58

Continued on next page...

Continued from previous page...

Atom-1	Atom-2	Interatomic distance (Å)	Clash overlap (Å)
1:R:33:VAL:HA	1:R:91:MET:SD	2.44	0.58
1:U:124:VAL:HG11	1:U:158:SER:H	1.69	0.58
1:Z:27:TYR:HD1	1:Z:30:ARG:NH2	2.01	0.58
1:Z:124:VAL:HG11	1:Z:158:SER:H	1.69	0.58
1:C:47:VAL:HG21	1:C:87:ILE:HD11	1.86	0.58
1:G:49:GLU:O	1:G:53:ASN:N	2.29	0.58
1:H:146:ASN:ND2	1:H:148:LYS:HB3	2.17	0.58
1:I:47:VAL:HG21	1:I:87:ILE:HD11	1.86	0.58
1:I:50:TYR:HB3	1:I:58:PRO:HD3	1.85	0.58
1:K:49:GLU:O	1:K:53:ASN:N	2.29	0.58
1:O:110:LYS:NZ	1:O:158:SER:O	2.34	0.58
1:S:47:VAL:HG21	1:S:87:ILE:HD11	1.85	0.58
1:V:124:VAL:HG11	1:V:158:SER:H	1.69	0.58
1:X:124:VAL:HG11	1:X:158:SER:H	1.69	0.58
1:Y:124:VAL:HG11	1:Y:158:SER:H	1.69	0.58
1:E:50:TYR:HB3	1:E:58:PRO:HD3	1.85	0.58
1:G:33:VAL:HA	1:G:91:MET:SD	2.44	0.58
1:H:49:GLU:O	1:H:53:ASN:N	2.29	0.58
1:H:124:VAL:HG11	1:H:158:SER:H	1.69	0.58
1:K:33:VAL:HA	1:K:91:MET:SD	2.44	0.58
1:O:33:VAL:HA	1:O:91:MET:SD	2.44	0.58
1:Y:33:VAL:HA	1:Y:91:MET:SD	2.44	0.58
1:D:124:VAL:HG12	1:D:136:ALA:HA	1.86	0.58
1:K:106:SER:OG	1:K:124:VAL:N	2.29	0.58
1:L:47:VAL:HG21	1:L:87:ILE:HD11	1.86	0.58
1:T:91:MET:HB2	1:T:103:LYS:N	2.14	0.58
1:T:124:VAL:HG11	1:T:158:SER:H	1.69	0.58
1:U:33:VAL:HA	1:U:91:MET:SD	2.44	0.58
1:U:106:SER:OG	1:U:124:VAL:N	2.29	0.58
1:V:146:ASN:ND2	1:V:148:LYS:HB3	2.18	0.58
1:B:91:MET:HB2	1:B:103:LYS:N	2.14	0.57
1:E:47:VAL:HG21	1:E:87:ILE:HD11	1.86	0.57
1:H:124:VAL:HG12	1:H:136:ALA:HA	1.86	0.57
1:J:47:VAL:HG21	1:J:87:ILE:HD11	1.86	0.57
1:L:50:TYR:HB3	1:L:58:PRO:HD3	1.85	0.57
1:M:124:VAL:HG11	1:M:158:SER:H	1.69	0.57
1:O:49:GLU:O	1:O:53:ASN:N	2.29	0.57
1:O:124:VAL:HG11	1:O:158:SER:H	1.69	0.57
1:P:27:TYR:HD1	1:P:30:ARG:NH2	2.01	0.57
1:A:124:VAL:HG11	1:A:158:SER:H	1.69	0.57
1:D:110:LYS:NZ	1:D:158:SER:O	2.34	0.57

Continued on next page...

Continued from previous page...

Atom-1	Atom-2	Interatomic distance (Å)	Clash overlap (Å)
1:G:146:ASN:ND2	1:G:148:LYS:HB3	2.18	0.57
1:H:50:TYR:HB3	1:H:58:PRO:HD3	1.85	0.57
1:Q:124:VAL:HG11	1:Q:158:SER:H	1.69	0.57
1:R:124:VAL:HG11	1:R:158:SER:H	1.69	0.57
1:S:50:TYR:HB3	1:S:58:PRO:HD3	1.85	0.57
1:U:146:ASN:ND2	1:U:148:LYS:HB3	2.18	0.57
1:W:2:THR:O	1:W:6:LEU:N	2.27	0.57
1:W:124:VAL:HG11	1:W:158:SER:H	1.69	0.57
1:C:124:VAL:HG12	1:C:136:ALA:HA	1.86	0.57
1:H:2:THR:O	1:H:6:LEU:N	2.27	0.57
1:H:106:SER:OG	1:H:124:VAL:N	2.29	0.57
1:S:124:VAL:HG11	1:S:158:SER:H	1.69	0.57
1:Z:50:TYR:HB3	1:Z:58:PRO:HD3	1.85	0.57
1:A:33:VAL:HA	1:A:91:MET:SD	2.44	0.57
1:A:50:TYR:HB3	1:A:58:PRO:HD3	1.85	0.57
1:J:91:MET:CB	1:J:103:LYS:H	2.16	0.57
1:K:124:VAL:HG12	1:K:136:ALA:HA	1.86	0.57
1:L:106:SER:HB2	1:L:124:VAL:HG22	1.87	0.57
1:M:91:MET:HB2	1:M:103:LYS:N	2.14	0.57
1:O:81:THR:N	1:O:88:THR:O	2.29	0.57
1:Q:81:THR:N	1:Q:88:THR:O	2.29	0.57
1:S:106:SER:HB2	1:S:124:VAL:HG22	1.87	0.57
1:T:7:MET:HE3	1:X:151:PRO:HA	1.85	0.57
1:U:47:VAL:HG21	1:U:87:ILE:HD11	1.86	0.57
1:V:33:VAL:HA	1:V:91:MET:SD	2.44	0.57
1:Z:33:VAL:HA	1:Z:91:MET:SD	2.44	0.57
1:Z:124:VAL:HG12	1:Z:136:ALA:HA	1.86	0.57
1:C:33:VAL:HA	1:C:91:MET:SD	2.44	0.57
1:F:27:TYR:HD1	1:F:30:ARG:NH2	2.01	0.57
1:H:33:VAL:HA	1:H:91:MET:SD	2.44	0.57
1:J:124:VAL:HG11	1:J:158:SER:H	1.69	0.57
1:J:124:VAL:HG12	1:J:136:ALA:HA	1.86	0.57
1:M:33:VAL:HA	1:M:91:MET:SD	2.44	0.57
1:N:47:VAL:HG21	1:N:87:ILE:HD11	1.86	0.57
1:O:124:VAL:HG12	1:O:136:ALA:HA	1.86	0.57
1:P:124:VAL:HG12	1:P:136:ALA:HA	1.86	0.57
1:P:124:VAL:HG11	1:P:158:SER:H	1.69	0.57
1:R:124:VAL:HG12	1:R:136:ALA:HA	1.86	0.57
1:T:33:VAL:HA	1:T:91:MET:SD	2.44	0.57
1:Z:47:VAL:HG21	1:Z:87:ILE:HD11	1.86	0.57
1:A:47:VAL:HG21	1:A:87:ILE:HD11	1.86	0.57

Continued on next page...

Continued from previous page...

Atom-1	Atom-2	Interatomic distance (Å)	Clash overlap (Å)
1:A:146:ASN:ND2	1:A:148:LYS:HB3	2.17	0.57
1:E:106:SER:HB2	1:E:124:VAL:HG22	1.87	0.57
1:E:106:SER:OG	1:E:124:VAL:N	2.29	0.57
1:F:124:VAL:HG12	1:F:136:ALA:HA	1.86	0.57
1:G:47:VAL:HG21	1:G:87:ILE:HD11	1.86	0.57
1:K:124:VAL:HG11	1:K:158:SER:H	1.69	0.57
1:S:33:VAL:HA	1:S:91:MET:SD	2.44	0.57
1:S:106:SER:OG	1:S:124:VAL:N	2.29	0.57
1:S:124:VAL:HG12	1:S:136:ALA:HA	1.86	0.57
1:W:49:GLU:O	1:W:53:ASN:N	2.29	0.57
1:W:124:VAL:HG12	1:W:136:ALA:HA	1.86	0.57
1:Z:106:SER:HB2	1:Z:124:VAL:HG22	1.87	0.57
1:F:33:VAL:HA	1:F:91:MET:SD	2.44	0.57
1:G:91:MET:HB2	1:G:103:LYS:N	2.14	0.57
1:H:47:VAL:HG21	1:H:87:ILE:HD11	1.86	0.57
1:I:33:VAL:HA	1:I:91:MET:SD	2.44	0.57
1:J:33:VAL:HA	1:J:91:MET:SD	2.44	0.57
1:L:33:VAL:HA	1:L:91:MET:SD	2.44	0.57
1:S:2:THR:O	1:S:6:LEU:N	2.28	0.57
1:X:124:VAL:HG12	1:X:136:ALA:HA	1.86	0.57
1:B:124:VAL:HG12	1:B:136:ALA:HA	1.85	0.57
1:E:19:VAL:CG1	1:H:75:LYS:H	2.09	0.57
1:F:91:MET:HB2	1:F:103:LYS:N	2.14	0.57
1:O:47:VAL:HG21	1:O:87:ILE:HD11	1.86	0.57
1:Q:33:VAL:HA	1:Q:91:MET:SD	2.44	0.57
1:Q:124:VAL:HG12	1:Q:136:ALA:HA	1.86	0.57
1:B:91:MET:CB	1:B:103:LYS:H	2.15	0.57
1:D:106:SER:HB2	1:D:124:VAL:HG22	1.87	0.57
1:F:57:TRP:O	1:F:129:ALA:HB1	2.05	0.57
1:F:91:MET:CB	1:F:103:LYS:H	2.16	0.57
1:I:124:VAL:HG12	1:I:136:ALA:HA	1.86	0.57
1:J:106:SER:OG	1:J:124:VAL:N	2.29	0.57
1:K:106:SER:HB2	1:K:124:VAL:HG22	1.87	0.57
1:L:124:VAL:HG11	1:L:158:SER:H	1.69	0.57
1:M:57:TRP:O	1:M:129:ALA:HB1	2.05	0.57
1:O:21:LEU:C	1:O:21:LEU:HD23	2.26	0.57
1:T:57:TRP:O	1:T:129:ALA:HB1	2.05	0.57
1:T:106:SER:HB2	1:T:124:VAL:HG22	1.87	0.57
1:U:21:LEU:HD23	1:U:21:LEU:C	2.26	0.57
1:V:21:LEU:HD23	1:V:21:LEU:C	2.26	0.57
1:W:33:VAL:HA	1:W:91:MET:SD	2.44	0.57

Continued on next page...

Continued from previous page...

Atom-1	Atom-2	Interatomic distance (Å)	Clash overlap (Å)
1:C:21:LEU:O	1:G:115:SER:CB	2.53	0.57
1:C:91:MET:HB2	1:C:103:LYS:N	2.14	0.57
1:C:91:MET:CB	1:C:103:LYS:H	2.16	0.57
1:D:47:VAL:HG21	1:D:87:ILE:HD11	1.86	0.57
1:E:124:VAL:HG12	1:E:136:ALA:HA	1.86	0.57
1:H:57:TRP:O	1:H:129:ALA:HB1	2.05	0.57
1:L:124:VAL:HG12	1:L:136:ALA:HA	1.86	0.57
1:M:2:THR:O	1:M:6:LEU:N	2.27	0.57
1:M:106:SER:HB2	1:M:124:VAL:HG22	1.87	0.57
1:M:124:VAL:HG12	1:M:136:ALA:HA	1.86	0.57
1:N:146:ASN:ND2	1:N:148:LYS:HB3	2.18	0.57
1:R:47:VAL:HG21	1:R:87:ILE:HD11	1.86	0.57
1:R:106:SER:OG	1:R:124:VAL:N	2.29	0.57
1:T:49:GLU:O	1:T:53:ASN:N	2.29	0.57
1:X:2:THR:O	1:X:6:LEU:N	2.28	0.57
1:X:21:LEU:HD23	1:X:21:LEU:C	2.25	0.57
1:X:33:VAL:HA	1:X:91:MET:SD	2.44	0.57
1:D:57:TRP:O	1:D:129:ALA:HB1	2.05	0.56
1:D:124:VAL:HG11	1:D:158:SER:H	1.69	0.56
1:E:33:VAL:HA	1:E:91:MET:SD	2.44	0.56
1:E:124:VAL:HG11	1:E:158:SER:H	1.69	0.56
1:I:124:VAL:HG11	1:I:158:SER:H	1.69	0.56
1:O:57:TRP:O	1:O:129:ALA:HB1	2.05	0.56
1:Q:21:LEU:HD23	1:Q:21:LEU:C	2.26	0.56
1:V:47:VAL:HG21	1:V:87:ILE:HD11	1.86	0.56
1:V:106:SER:HB2	1:V:124:VAL:HG22	1.87	0.56
1:V:124:VAL:HG12	1:V:136:ALA:HA	1.86	0.56
1:Y:47:VAL:HG21	1:Y:87:ILE:HD11	1.86	0.56
1:Y:124:VAL:HG12	1:Y:136:ALA:HA	1.86	0.56
1:Z:49:GLU:O	1:Z:53:ASN:N	2.29	0.56
1:A:57:TRP:O	1:A:129:ALA:HB1	2.05	0.56
1:B:106:SER:HB2	1:B:124:VAL:HG22	1.87	0.56
1:D:153:THR:O	1:D:155:ARG:N	2.38	0.56
1:I:106:SER:HB2	1:I:124:VAL:HG22	1.87	0.56
1:L:21:LEU:O	1:P:115:SER:CB	2.53	0.56
1:L:106:SER:OG	1:L:124:VAL:N	2.29	0.56
1:N:2:THR:O	1:N:6:LEU:N	2.27	0.56
1:N:21:LEU:HD23	1:N:21:LEU:C	2.26	0.56
1:N:91:MET:HB2	1:N:103:LYS:N	2.14	0.56
1:O:106:SER:HB2	1:O:124:VAL:HG22	1.87	0.56
1:R:106:SER:HB2	1:R:124:VAL:HG22	1.87	0.56

Continued on next page...

Continued from previous page...

Atom-1	Atom-2	Interatomic distance (Å)	Clash overlap (Å)
1:S:21:LEU:O	1:W:115:SER:CB	2.54	0.56
1:U:124:VAL:HG12	1:U:136:ALA:HA	1.86	0.56
1:X:81:THR:N	1:X:88:THR:O	2.29	0.56
1:A:153:THR:O	1:A:155:ARG:N	2.38	0.56
1:C:57:TRP:O	1:C:129:ALA:HB1	2.05	0.56
1:D:112:GLN:CD	1:D:117:LYS:HE3	2.26	0.56
1:E:21:LEU:O	1:I:115:SER:CB	2.53	0.56
1:F:106:SER:HB2	1:F:124:VAL:HG22	1.87	0.56
1:F:112:GLN:CD	1:F:117:LYS:HE3	2.26	0.56
1:G:21:LEU:O	1:K:115:SER:CB	2.53	0.56
1:G:124:VAL:HG12	1:G:136:ALA:HA	1.86	0.56
1:H:21:LEU:HD23	1:H:21:LEU:C	2.26	0.56
1:H:81:THR:N	1:H:88:THR:O	2.29	0.56
1:H:153:THR:O	1:H:155:ARG:N	2.39	0.56
1:I:81:THR:N	1:I:88:THR:O	2.29	0.56
1:J:21:LEU:HD23	1:J:21:LEU:C	2.26	0.56
1:J:91:MET:HB2	1:J:103:LYS:N	2.15	0.56
1:J:112:GLN:CD	1:J:117:LYS:HE3	2.26	0.56
1:K:21:LEU:HD23	1:K:21:LEU:C	2.26	0.56
1:K:47:VAL:HG21	1:K:87:ILE:HD11	1.86	0.56
1:M:112:GLN:CD	1:M:117:LYS:HE3	2.26	0.56
1:N:33:VAL:HA	1:N:91:MET:SD	2.44	0.56
1:O:106:SER:OG	1:O:124:VAL:N	2.29	0.56
1:Q:91:MET:HB2	1:Q:103:LYS:N	2.15	0.56
1:Q:112:GLN:CD	1:Q:117:LYS:HE3	2.26	0.56
1:S:57:TRP:O	1:S:129:ALA:HB1	2.05	0.56
1:U:57:TRP:O	1:U:129:ALA:HB1	2.05	0.56
1:V:30:ARG:O	1:V:34:SER:N	2.28	0.56
1:X:91:MET:HB2	1:X:103:LYS:N	2.15	0.56
1:Z:57:TRP:O	1:Z:129:ALA:HB1	2.05	0.56
1:Z:81:THR:N	1:Z:88:THR:O	2.29	0.56
1:C:21:LEU:HD23	1:C:21:LEU:C	2.26	0.56
1:D:82:VAL:HA	1:D:87:ILE:HA	1.88	0.56
1:F:106:SER:OG	1:F:124:VAL:N	2.29	0.56
1:L:57:TRP:O	1:L:129:ALA:HB1	2.05	0.56
1:N:112:GLN:CD	1:N:117:LYS:HE3	2.26	0.56
1:O:112:GLN:CD	1:O:117:LYS:HE3	2.26	0.56
1:P:33:VAL:HA	1:P:91:MET:SD	2.44	0.56
1:S:112:GLN:CD	1:S:117:LYS:HE3	2.26	0.56
1:U:106:SER:HB2	1:U:124:VAL:HG22	1.87	0.56
1:X:49:GLU:O	1:X:53:ASN:N	2.29	0.56

Continued on next page...

Continued from previous page...

Atom-1	Atom-2	Interatomic distance (Å)	Clash overlap (Å)
1:Y:21:LEU:HD23	1:Y:21:LEU:C	2.25	0.56
1:Y:106:SER:HB2	1:Y:124:VAL:HG22	1.87	0.56
1:B:124:VAL:HG11	1:B:158:SER:H	1.69	0.56
1:C:124:VAL:HG11	1:C:158:SER:H	1.69	0.56
1:G:112:GLN:CD	1:G:117:LYS:HE3	2.26	0.56
1:H:21:LEU:O	1:L:115:SER:CB	2.53	0.56
1:I:49:GLU:O	1:I:53:ASN:N	2.29	0.56
1:I:112:GLN:CD	1:I:117:LYS:HE3	2.26	0.56
1:J:57:TRP:O	1:J:129:ALA:HB1	2.05	0.56
1:J:106:SER:HB2	1:J:124:VAL:HG22	1.87	0.56
1:K:57:TRP:O	1:K:129:ALA:HB1	2.05	0.56
1:N:106:SER:HB2	1:N:124:VAL:HG22	1.87	0.56
1:N:124:VAL:HG12	1:N:136:ALA:HA	1.86	0.56
1:O:153:THR:O	1:O:155:ARG:N	2.39	0.56
1:P:106:SER:HB2	1:P:124:VAL:HG22	1.87	0.56
1:P:112:GLN:CD	1:P:117:LYS:HE3	2.26	0.56
1:R:21:LEU:HD23	1:R:21:LEU:C	2.26	0.56
1:U:30:ARG:O	1:U:34:SER:N	2.28	0.56
1:V:57:TRP:O	1:V:129:ALA:HB1	2.05	0.56
1:Z:112:GLN:CD	1:Z:117:LYS:HE3	2.26	0.56
1:A:21:LEU:C	1:A:21:LEU:HD23	2.26	0.56
1:A:81:THR:N	1:A:88:THR:O	2.29	0.56
1:A:82:VAL:HA	1:A:87:ILE:HA	1.88	0.56
1:B:21:LEU:HD23	1:B:21:LEU:C	2.26	0.56
1:D:21:LEU:C	1:D:21:LEU:HD23	2.26	0.56
1:H:106:SER:HB2	1:H:124:VAL:HG22	1.87	0.56
1:H:112:GLN:CD	1:H:117:LYS:HE3	2.26	0.56
1:I:21:LEU:C	1:I:21:LEU:HD23	2.26	0.56
1:K:82:VAL:HA	1:K:87:ILE:HA	1.88	0.56
1:M:21:LEU:HD23	1:M:21:LEU:C	2.26	0.56
1:N:57:TRP:O	1:N:129:ALA:HB1	2.05	0.56
1:P:21:LEU:HD23	1:P:21:LEU:C	2.26	0.56
1:T:21:LEU:C	1:T:21:LEU:HD23	2.26	0.56
1:T:112:GLN:CD	1:T:117:LYS:HE3	2.26	0.56
1:T:124:VAL:HG12	1:T:136:ALA:HA	1.86	0.56
1:U:91:MET:HB2	1:U:103:LYS:N	2.14	0.56
1:V:8:ILE:HG23	1:Y:28:THR:HG22	1.88	0.56
1:W:21:LEU:C	1:W:21:LEU:HD23	2.26	0.56
1:X:30:ARG:O	1:X:34:SER:N	2.28	0.56
1:X:106:SER:HB2	1:X:124:VAL:HG22	1.87	0.56
1:C:82:VAL:HA	1:C:87:ILE:HA	1.88	0.56

Continued on next page...

Continued from previous page...

Atom-1	Atom-2	Interatomic distance (Å)	Clash overlap (Å)
1:C:112:GLN:CD	1:C:117:LYS:HE3	2.26	0.56
1:D:49:GLU:O	1:D:53:ASN:N	2.29	0.56
1:E:112:GLN:CD	1:E:117:LYS:HE3	2.26	0.56
1:G:57:TRP:O	1:G:129:ALA:HB1	2.05	0.56
1:K:153:THR:O	1:K:155:ARG:N	2.39	0.56
1:N:21:LEU:O	1:R:115:SER:CB	2.54	0.56
1:O:21:LEU:O	1:S:115:SER:CB	2.54	0.56
1:Q:106:SER:HB2	1:Q:124:VAL:HG22	1.87	0.56
1:U:21:LEU:O	1:Y:115:SER:CB	2.54	0.56
1:V:82:VAL:HA	1:V:87:ILE:HA	1.88	0.56
1:X:57:TRP:O	1:X:129:ALA:HB1	2.05	0.56
1:A:21:LEU:O	1:E:115:SER:CB	2.53	0.56
1:B:33:VAL:HA	1:B:91:MET:SD	2.44	0.56
1:C:106:SER:HB2	1:C:124:VAL:HG22	1.87	0.56
1:G:106:SER:HB2	1:G:124:VAL:HG22	1.87	0.56
1:L:153:THR:O	1:L:155:ARG:N	2.39	0.56
1:R:112:GLN:CD	1:R:117:LYS:HE3	2.26	0.56
1:S:153:THR:O	1:S:155:ARG:N	2.39	0.56
1:V:21:LEU:O	1:Z:115:SER:CB	2.54	0.56
1:W:8:ILE:HG23	1:Z:28:THR:HG22	1.88	0.56
1:W:106:SER:HB2	1:W:124:VAL:HG22	1.87	0.56
1:Y:106:SER:OG	1:Y:124:VAL:N	2.29	0.56
1:D:8:ILE:HG23	1:G:28:THR:HG22	1.88	0.56
1:E:57:TRP:O	1:E:129:ALA:HB1	2.05	0.56
1:E:82:VAL:HA	1:E:87:ILE:HA	1.88	0.56
1:E:153:THR:O	1:E:155:ARG:N	2.38	0.56
1:K:8:ILE:HG23	1:N:28:THR:HG22	1.88	0.56
1:L:82:VAL:HA	1:L:87:ILE:HA	1.88	0.56
1:O:8:ILE:HG23	1:R:28:THR:HG22	1.88	0.56
1:Q:57:TRP:O	1:Q:129:ALA:HB1	2.05	0.56
1:Q:110:LYS:NZ	1:Q:158:SER:O	2.34	0.56
1:R:8:ILE:HG23	1:U:28:THR:HG22	1.88	0.56
1:S:8:ILE:HG23	1:V:28:THR:HG22	1.88	0.56
1:U:82:VAL:HA	1:U:87:ILE:HA	1.88	0.56
1:U:112:GLN:CD	1:U:117:LYS:HE3	2.26	0.56
1:V:153:THR:O	1:V:155:ARG:N	2.39	0.56
1:W:112:GLN:CD	1:W:117:LYS:HE3	2.26	0.56
1:Y:112:GLN:CD	1:Y:117:LYS:HE3	2.26	0.56
1:Z:153:THR:O	1:Z:155:ARG:N	2.39	0.56
1:A:8:ILE:HG23	1:D:28:THR:HG22	1.88	0.56
1:A:106:SER:HB2	1:A:124:VAL:HG22	1.87	0.56

Continued on next page...

Continued from previous page...

Atom-1	Atom-2	Interatomic distance (Å)	Clash overlap (Å)
1:B:8:ILE:HG23	1:E:28:THR:HG22	1.88	0.56
1:B:106:SER:OG	1:B:124:VAL:N	2.29	0.56
1:B:112:GLN:CD	1:B:117:LYS:HE3	2.26	0.56
1:G:153:THR:O	1:G:155:ARG:N	2.38	0.56
1:H:8:ILE:HG23	1:K:28:THR:HG22	1.88	0.56
1:I:8:ILE:HG23	1:L:28:THR:HG22	1.88	0.56
1:L:8:ILE:HG23	1:O:28:THR:HG22	1.88	0.56
1:P:8:ILE:HG23	1:S:28:THR:HG22	1.88	0.56
1:T:110:LYS:NZ	1:T:158:SER:O	2.34	0.56
1:X:112:GLN:CD	1:X:117:LYS:HE3	2.26	0.56
1:Z:91:MET:HB2	1:Z:103:LYS:N	2.15	0.56
1:D:30:ARG:O	1:D:34:SER:N	2.28	0.55
1:E:8:ILE:HG23	1:H:28:THR:HG22	1.88	0.55
1:F:2:THR:O	1:F:6:LEU:N	2.27	0.55
1:F:21:LEU:HD23	1:F:21:LEU:C	2.26	0.55
1:F:26:ASP:CG	1:F:30:ARG:HH22	2.10	0.55
1:G:21:LEU:HD23	1:G:21:LEU:C	2.26	0.55
1:K:2:THR:O	1:K:6:LEU:N	2.27	0.55
1:N:82:VAL:HA	1:N:87:ILE:HA	1.88	0.55
1:S:81:THR:N	1:S:88:THR:O	2.29	0.55
1:S:91:MET:HB2	1:S:103:LYS:N	2.14	0.55
1:Z:21:LEU:HD23	1:Z:21:LEU:C	2.26	0.55
1:B:26:ASP:CG	1:B:30:ARG:HH22	2.10	0.55
1:D:21:LEU:O	1:H:115:SER:CB	2.53	0.55
1:F:81:THR:N	1:F:88:THR:O	2.29	0.55
1:J:82:VAL:HA	1:J:87:ILE:HA	1.88	0.55
1:K:126:ARG:HG3	1:K:133:ASP:O	2.07	0.55
1:M:26:ASP:CG	1:M:30:ARG:HH22	2.10	0.55
1:O:82:VAL:HA	1:O:87:ILE:HA	1.88	0.55
1:T:8:ILE:HG23	1:W:28:THR:HG22	1.88	0.55
1:Y:126:ARG:HG3	1:Y:133:ASP:O	2.07	0.55
1:C:26:ASP:CG	1:C:30:ARG:HH22	2.10	0.55
1:D:126:ARG:HG3	1:D:133:ASP:O	2.07	0.55
1:L:112:GLN:CD	1:L:117:LYS:HE3	2.26	0.55
1:M:49:GLU:O	1:M:53:ASN:N	2.29	0.55
1:R:126:ARG:HG3	1:R:133:ASP:O	2.07	0.55
1:R:153:THR:O	1:R:155:ARG:N	2.39	0.55
1:V:106:SER:OG	1:V:124:VAL:N	2.29	0.55
1:W:57:TRP:O	1:W:129:ALA:HB1	2.05	0.55
1:A:112:GLN:CD	1:A:117:LYS:HE3	2.26	0.55
1:C:72:ILE:HG23	1:D:114:GLY:HA2	1.88	0.55

Continued on next page...

Continued from previous page...

Atom-1	Atom-2	Interatomic distance (Å)	Clash overlap (Å)
1:F:126:ARG:HG3	1:F:133:ASP:O	2.07	0.55
1:J:26:ASP:CG	1:J:30:ARG:HH22	2.10	0.55
1:J:72:ILE:HG23	1:K:114:GLY:HA2	1.89	0.55
1:K:21:LEU:O	1:O:115:SER:CB	2.53	0.55
1:K:112:GLN:CD	1:K:117:LYS:HE3	2.26	0.55
1:M:126:ARG:HG3	1:M:133:ASP:O	2.07	0.55
1:R:57:TRP:O	1:R:129:ALA:HB1	2.05	0.55
1:U:8:ILE:HG23	1:X:28:THR:HG22	1.88	0.55
1:V:112:GLN:CD	1:V:117:LYS:HE3	2.26	0.55
1:B:57:TRP:O	1:B:129:ALA:HB1	2.05	0.55
1:F:8:ILE:HG23	1:I:28:THR:HG22	1.88	0.55
1:G:8:ILE:HG23	1:J:28:THR:HG22	1.88	0.55
1:L:91:MET:HB2	1:L:103:LYS:N	2.14	0.55
1:M:8:ILE:HG23	1:P:28:THR:HG22	1.88	0.55
1:N:8:ILE:HG23	1:Q:28:THR:HG22	1.88	0.55
1:P:57:TRP:O	1:P:129:ALA:HB1	2.05	0.55
1:Q:19:VAL:CG1	1:T:75:LYS:H	2.09	0.55
1:Q:72:ILE:HG23	1:R:114:GLY:HA2	1.89	0.55
1:S:21:LEU:HD23	1:S:21:LEU:C	2.26	0.55
1:T:26:ASP:CG	1:T:30:ARG:HH22	2.10	0.55
1:T:126:ARG:HG3	1:T:133:ASP:O	2.07	0.55
1:U:153:THR:O	1:U:155:ARG:N	2.39	0.55
1:W:153:THR:O	1:W:155:ARG:N	2.39	0.55
1:C:126:ARG:HG3	1:C:133:ASP:O	2.07	0.55
1:E:91:MET:HB2	1:E:103:LYS:N	2.14	0.55
1:F:19:VAL:CG1	1:I:75:LYS:H	2.09	0.55
1:G:126:ARG:HG3	1:G:133:ASP:O	2.07	0.55
1:I:26:ASP:CG	1:I:30:ARG:HH22	2.10	0.55
1:K:19:VAL:CG1	1:N:75:LYS:H	2.09	0.55
1:R:82:VAL:HA	1:R:87:ILE:HA	1.88	0.55
1:V:7:MET:HE3	1:Z:151:PRO:HA	1.88	0.55
1:W:82:VAL:HA	1:W:87:ILE:HA	1.88	0.55
1:X:72:ILE:HG23	1:Y:114:GLY:HA2	1.89	0.55
1:Y:57:TRP:O	1:Y:129:ALA:HB1	2.05	0.55
1:Y:82:VAL:HA	1:Y:87:ILE:HA	1.88	0.55
1:E:21:LEU:HD23	1:E:21:LEU:C	2.26	0.55
1:I:2:THR:O	1:I:6:LEU:N	2.27	0.55
1:J:2:THR:O	1:J:6:LEU:N	2.28	0.55
1:J:19:VAL:CG1	1:M:75:LYS:H	2.09	0.55
1:J:126:ARG:HG3	1:J:133:ASP:O	2.07	0.55
1:L:21:LEU:C	1:L:21:LEU:HD23	2.26	0.55

Continued on next page...

Continued from previous page...

Atom-1	Atom-2	Interatomic distance (Å)	Clash overlap (Å)
1:L:81:THR:N	1:L:88:THR:O	2.29	0.55
1:M:7:MET:HE3	1:Q:151:PRO:HA	1.89	0.55
1:M:81:THR:N	1:M:88:THR:O	2.29	0.55
1:N:72:ILE:HG23	1:O:114:GLY:HA2	1.88	0.55
1:P:82:VAL:HA	1:P:87:ILE:HA	1.88	0.55
1:P:153:THR:O	1:P:155:ARG:N	2.39	0.55
1:Q:8:ILE:HG23	1:T:28:THR:HG22	1.88	0.55
1:Q:26:ASP:CG	1:Q:30:ARG:HH22	2.10	0.55
1:T:26:ASP:OD1	1:T:30:ARG:NH2	2.40	0.55
1:U:26:ASP:CG	1:U:30:ARG:HH22	2.10	0.55
1:X:26:ASP:OD1	1:X:30:ARG:NH2	2.40	0.55
1:Z:82:VAL:HA	1:Z:87:ILE:HA	1.88	0.55
1:A:2:THR:O	1:A:6:LEU:N	2.27	0.55
1:C:8:ILE:HG23	1:F:28:THR:HG22	1.88	0.55
1:G:72:ILE:HG23	1:H:114:GLY:HA2	1.89	0.55
1:I:57:TRP:O	1:I:129:ALA:HB1	2.05	0.55
1:J:8:ILE:HG23	1:M:28:THR:HG22	1.88	0.55
1:P:2:THR:O	1:P:6:LEU:N	2.28	0.55
1:P:26:ASP:OD1	1:P:30:ARG:NH2	2.40	0.55
1:R:21:LEU:O	1:V:115:SER:CB	2.54	0.55
1:S:49:GLU:O	1:S:53:ASN:N	2.29	0.55
1:S:82:VAL:HA	1:S:87:ILE:HA	1.88	0.55
1:W:26:ASP:CG	1:W:30:ARG:HH22	2.10	0.55
1:E:126:ARG:HG3	1:E:133:ASP:O	2.07	0.55
1:H:82:VAL:HA	1:H:87:ILE:HA	1.88	0.55
1:I:106:SER:OG	1:I:124:VAL:N	2.29	0.55
1:K:25:GLN:HE21	1:K:98:ASN:H	1.55	0.55
1:N:126:ARG:HG3	1:N:133:ASP:O	2.07	0.55
1:P:26:ASP:CG	1:P:30:ARG:HH22	2.10	0.55
1:Q:126:ARG:HG3	1:Q:133:ASP:O	2.07	0.55
1:S:126:ARG:HG3	1:S:133:ASP:O	2.07	0.55
1:V:106:SER:CB	1:V:124:VAL:H	2.20	0.55
1:W:19:VAL:CG1	1:Z:75:LYS:H	2.09	0.55
1:W:26:ASP:OD1	1:W:30:ARG:NH2	2.40	0.55
1:X:26:ASP:CG	1:X:30:ARG:HH22	2.10	0.55
1:X:153:THR:O	1:X:155:ARG:N	2.39	0.55
1:Z:126:ARG:HG3	1:Z:133:ASP:O	2.07	0.55
1:C:153:THR:O	1:C:155:ARG:N	2.38	0.55
1:G:26:ASP:CG	1:G:30:ARG:HH22	2.10	0.55
1:L:126:ARG:HG3	1:L:133:ASP:O	2.07	0.55
1:M:26:ASP:OD1	1:M:30:ARG:NH2	2.40	0.55

Continued on next page...

Continued from previous page...

Atom-1	Atom-2	Interatomic distance (Å)	Clash overlap (Å)
1:Q:7:MET:HE3	1:U:151:PRO:HA	1.89	0.55
1:Q:30:ARG:O	1:Q:34:SER:N	2.28	0.55
1:Q:82:VAL:HA	1:Q:87:ILE:HA	1.88	0.55
1:E:26:ASP:CG	1:E:30:ARG:HH22	2.10	0.54
1:F:82:VAL:HA	1:F:87:ILE:HA	1.88	0.54
1:G:82:VAL:HA	1:G:87:ILE:HA	1.88	0.54
1:I:26:ASP:OD1	1:I:30:ARG:NH2	2.40	0.54
1:I:153:THR:O	1:I:155:ARG:N	2.39	0.54
1:M:106:SER:OG	1:M:124:VAL:N	2.29	0.54
1:N:153:THR:O	1:N:155:ARG:N	2.39	0.54
1:O:25:GLN:HE21	1:O:98:ASN:H	1.55	0.54
1:Q:26:ASP:OD1	1:Q:30:ARG:NH2	2.40	0.54
1:Q:153:THR:O	1:Q:155:ARG:N	2.39	0.54
1:T:81:THR:N	1:T:88:THR:O	2.29	0.54
1:U:72:ILE:HG23	1:V:114:GLY:HA2	1.88	0.54
1:X:126:ARG:HG3	1:X:133:ASP:O	2.07	0.54
1:Y:72:ILE:HG23	1:Z:114:GLY:HA2	1.89	0.54
1:Y:106:SER:CB	1:Y:124:VAL:H	2.20	0.54
1:Z:106:SER:CB	1:Z:124:VAL:H	2.20	0.54
1:C:19:VAL:CG1	1:F:75:LYS:H	2.09	0.54
1:J:7:MET:HE3	1:N:151:PRO:HA	1.89	0.54
1:J:153:THR:O	1:J:155:ARG:N	2.39	0.54
1:L:26:ASP:CG	1:L:30:ARG:HH22	2.10	0.54
1:M:19:VAL:CG1	1:P:75:LYS:H	2.09	0.54
1:R:72:ILE:HG23	1:S:114:GLY:HA2	1.88	0.54
1:R:106:SER:CB	1:R:124:VAL:H	2.20	0.54
1:T:153:THR:O	1:T:155:ARG:N	2.39	0.54
1:U:126:ARG:HG3	1:U:133:ASP:O	2.07	0.54
1:Y:153:THR:O	1:Y:155:ARG:N	2.39	0.54
1:A:25:GLN:HE21	1:A:98:ASN:H	1.55	0.54
1:B:106:SER:CB	1:B:124:VAL:H	2.20	0.54
1:B:153:THR:O	1:B:155:ARG:N	2.38	0.54
1:D:25:GLN:HE21	1:D:98:ASN:H	1.55	0.54
1:E:81:THR:N	1:E:88:THR:O	2.29	0.54
1:K:26:ASP:CG	1:K:30:ARG:HH22	2.10	0.54
1:L:72:ILE:HG23	1:M:114:GLY:HA2	1.88	0.54
1:N:26:ASP:CG	1:N:30:ARG:HH22	2.10	0.54
1:S:72:ILE:HG23	1:T:114:GLY:HA2	1.89	0.54
1:U:19:VAL:CG1	1:X:75:LYS:H	2.09	0.54
1:A:26:ASP:CG	1:A:30:ARG:HH22	2.10	0.54
1:A:72:ILE:HG23	1:B:114:GLY:HA2	1.88	0.54

Continued on next page...

Continued from previous page...

Atom-1	Atom-2	Interatomic distance (Å)	Clash overlap (Å)
1:C:2:THR:O	1:C:6:LEU:N	2.27	0.54
1:E:26:ASP:OD1	1:E:30:ARG:NH2	2.40	0.54
1:I:82:VAL:HA	1:I:87:ILE:HA	1.88	0.54
1:V:25:GLN:HE21	1:V:98:ASN:H	1.55	0.54
1:Y:25:GLN:HE21	1:Y:98:ASN:H	1.55	0.54
1:B:26:ASP:OD1	1:B:30:ARG:NH2	2.40	0.54
1:F:26:ASP:OD1	1:F:30:ARG:NH2	2.40	0.54
1:F:153:THR:O	1:F:155:ARG:N	2.38	0.54
1:G:25:GLN:HE21	1:G:98:ASN:H	1.55	0.54
1:H:25:GLN:HE21	1:H:98:ASN:H	1.55	0.54
1:I:126:ARG:HG3	1:I:133:ASP:O	2.07	0.54
1:J:26:ASP:OD1	1:J:30:ARG:NH2	2.40	0.54
1:M:153:THR:O	1:M:155:ARG:N	2.39	0.54
1:N:106:SER:CB	1:N:124:VAL:H	2.20	0.54
1:R:26:ASP:CG	1:R:30:ARG:HH22	2.10	0.54
1:U:26:ASP:OD1	1:U:30:ARG:NH2	2.40	0.54
1:U:106:SER:CB	1:U:124:VAL:H	2.20	0.54
1:W:30:ARG:O	1:W:34:SER:N	2.28	0.54
1:W:72:ILE:HG23	1:X:114:GLY:HA2	1.89	0.54
1:B:2:THR:O	1:B:6:LEU:N	2.27	0.54
1:B:126:ARG:HG3	1:B:133:ASP:O	2.07	0.54
1:C:26:ASP:OD1	1:C:30:ARG:NH2	2.40	0.54
1:D:26:ASP:CG	1:D:30:ARG:HH22	2.10	0.54
1:I:106:SER:CB	1:I:124:VAL:H	2.20	0.54
1:K:72:ILE:HG23	1:L:114:GLY:HA2	1.88	0.54
1:P:72:ILE:HG23	1:Q:114:GLY:HA2	1.89	0.54
1:P:81:THR:N	1:P:88:THR:O	2.29	0.54
1:Z:30:ARG:O	1:Z:34:SER:N	2.28	0.54
1:G:26:ASP:OD1	1:G:30:ARG:NH2	2.40	0.54
1:I:72:ILE:HG23	1:J:114:GLY:HA2	1.88	0.54
1:K:30:ARG:O	1:K:34:SER:N	2.28	0.54
1:N:110:LYS:NZ	1:N:158:SER:O	2.34	0.54
1:O:106:SER:CB	1:O:124:VAL:H	2.20	0.54
1:O:126:ARG:HG3	1:O:133:ASP:O	2.07	0.54
1:P:106:SER:OG	1:P:124:VAL:N	2.29	0.54
1:R:25:GLN:HE21	1:R:98:ASN:H	1.55	0.54
1:T:82:VAL:HA	1:T:87:ILE:HA	1.88	0.54
1:T:86:VAL:HG23	1:T:126:ARG:HB2	1.90	0.54
1:U:7:MET:HE3	1:Y:151:PRO:HA	1.89	0.54
1:U:25:GLN:HE21	1:U:98:ASN:H	1.55	0.54
1:A:19:VAL:CG2	1:D:74:GLY:HA3	2.38	0.54

Continued on next page...

Continued from previous page...

Atom-1	Atom-2	Interatomic distance (Å)	Clash overlap (Å)
1:B:72:ILE:HG23	1:C:114:GLY:HA2	1.88	0.54
1:D:112:GLN:NE2	1:D:117:LYS:HE3	2.23	0.54
1:G:112:GLN:NE2	1:G:117:LYS:HE3	2.23	0.54
1:J:112:GLN:NE2	1:J:117:LYS:HE3	2.23	0.54
1:O:72:ILE:HG23	1:P:114:GLY:HA2	1.88	0.54
1:Q:86:VAL:HG23	1:Q:126:ARG:HB2	1.90	0.54
1:S:25:GLN:HE21	1:S:98:ASN:H	1.55	0.54
1:S:106:SER:CB	1:S:124:VAL:H	2.20	0.54
1:V:26:ASP:CG	1:V:30:ARG:HH22	2.10	0.54
1:V:72:ILE:HG23	1:W:114:GLY:HA2	1.89	0.54
1:V:112:GLN:NE2	1:V:117:LYS:HE3	2.23	0.54
1:X:86:VAL:HG23	1:X:126:ARG:HB2	1.90	0.54
1:Z:106:SER:OG	1:Z:124:VAL:N	2.29	0.54
1:B:82:VAL:HA	1:B:87:ILE:HA	1.88	0.54
1:E:72:ILE:HG23	1:F:114:GLY:HA2	1.89	0.54
1:F:106:SER:CB	1:F:124:VAL:H	2.20	0.54
1:H:126:ARG:HG3	1:H:133:ASP:O	2.07	0.54
1:K:106:SER:CB	1:K:124:VAL:H	2.20	0.54
1:N:86:VAL:HG23	1:N:126:ARG:HB2	1.90	0.54
1:R:86:VAL:HG23	1:R:126:ARG:HB2	1.90	0.54
1:U:86:VAL:HG23	1:U:126:ARG:HB2	1.90	0.54
1:V:126:ARG:HG3	1:V:133:ASP:O	2.07	0.54
1:Z:25:GLN:HE21	1:Z:98:ASN:H	1.55	0.54
1:D:72:ILE:HG23	1:E:114:GLY:HA2	1.88	0.54
1:G:106:SER:CB	1:G:124:VAL:H	2.20	0.54
1:H:72:ILE:HG23	1:I:114:GLY:HA2	1.88	0.54
1:I:7:MET:HE3	1:M:151:PRO:HA	1.90	0.54
1:J:86:VAL:HG23	1:J:126:ARG:HB2	1.90	0.54
1:J:106:SER:CB	1:J:124:VAL:H	2.20	0.54
1:M:106:SER:CB	1:M:124:VAL:H	2.20	0.54
1:N:26:ASP:OD1	1:N:30:ARG:NH2	2.40	0.54
1:Q:106:SER:CB	1:Q:124:VAL:H	2.20	0.54
1:U:19:VAL:CG2	1:X:74:GLY:HA3	2.37	0.54
1:Y:112:GLN:NE2	1:Y:117:LYS:HE3	2.23	0.54
1:Z:26:ASP:OD1	1:Z:30:ARG:NH2	2.40	0.54
1:A:126:ARG:HG3	1:A:133:ASP:O	2.07	0.53
1:K:86:VAL:HG23	1:K:126:ARG:HB2	1.90	0.53
1:M:82:VAL:HA	1:M:87:ILE:HA	1.88	0.53
1:M:86:VAL:HG23	1:M:126:ARG:HB2	1.90	0.53
1:N:25:GLN:HE21	1:N:98:ASN:H	1.55	0.53
1:P:126:ARG:HG3	1:P:133:ASP:O	2.07	0.53

Continued on next page...

Continued from previous page...

Atom-1	Atom-2	Interatomic distance (Å)	Clash overlap (Å)
1:S:26:ASP:CG	1:S:30:ARG:HH22	2.10	0.53
1:V:26:ASP:OD1	1:V:30:ARG:NH2	2.40	0.53
1:X:106:SER:CB	1:X:124:VAL:H	2.20	0.53
1:Y:86:VAL:HG23	1:Y:126:ARG:HB2	1.90	0.53
1:A:112:GLN:NE2	1:A:117:LYS:HE3	2.23	0.53
1:C:25:GLN:HE21	1:C:98:ASN:H	1.55	0.53
1:E:25:GLN:HE21	1:E:98:ASN:H	1.55	0.53
1:G:86:VAL:HG23	1:G:126:ARG:HB2	1.91	0.53
1:N:19:VAL:CG1	1:Q:75:LYS:H	2.09	0.53
1:O:26:ASP:OD1	1:O:30:ARG:NH2	2.40	0.53
1:T:30:ARG:O	1:T:34:SER:N	2.28	0.53
1:W:106:SER:CB	1:W:124:VAL:H	2.20	0.53
1:X:82:VAL:HA	1:X:87:ILE:HA	1.88	0.53
1:B:81:THR:N	1:B:88:THR:O	2.29	0.53
1:F:86:VAL:HG23	1:F:126:ARG:HB2	1.91	0.53
1:I:30:ARG:O	1:I:34:SER:N	2.28	0.53
1:L:25:GLN:HE21	1:L:98:ASN:H	1.55	0.53
1:T:19:VAL:CG1	1:W:75:LYS:H	2.09	0.53
1:W:126:ARG:HG3	1:W:133:ASP:O	2.07	0.53
1:Y:26:ASP:CG	1:Y:30:ARG:HH22	2.10	0.53
1:B:19:VAL:CG1	1:E:75:LYS:H	2.09	0.53
1:C:86:VAL:HG23	1:C:126:ARG:HB2	1.91	0.53
1:H:26:ASP:CG	1:H:30:ARG:HH22	2.10	0.53
1:K:110:LYS:NZ	1:K:158:SER:O	2.34	0.53
1:M:72:ILE:HG23	1:N:114:GLY:HA2	1.88	0.53
1:N:19:VAL:CG2	1:Q:74:GLY:HA3	2.38	0.53
1:O:26:ASP:CG	1:O:30:ARG:HH22	2.10	0.53
1:S:26:ASP:OD1	1:S:30:ARG:NH2	2.40	0.53
1:W:19:VAL:CG2	1:Z:74:GLY:HA3	2.37	0.53
1:X:112:GLN:NE2	1:X:117:LYS:HE3	2.23	0.53
1:B:86:VAL:HG23	1:B:126:ARG:HB2	1.91	0.53
1:B:112:GLN:NE2	1:B:117:LYS:HE3	2.23	0.53
1:C:106:SER:CB	1:C:124:VAL:H	2.20	0.53
1:D:86:VAL:HG23	1:D:126:ARG:HB2	1.90	0.53
1:O:112:GLN:NE2	1:O:117:LYS:HE3	2.23	0.53
1:R:26:ASP:OD1	1:R:30:ARG:NH2	2.40	0.53
1:R:112:GLN:NE2	1:R:117:LYS:HE3	2.23	0.53
1:T:106:SER:CB	1:T:124:VAL:H	2.20	0.53
1:W:81:THR:N	1:W:88:THR:O	2.29	0.53
1:Z:26:ASP:CG	1:Z:30:ARG:HH22	2.10	0.53
1:B:21:LEU:O	1:F:115:SER:CB	2.53	0.53

Continued on next page...

Continued from previous page...

Atom-1	Atom-2	Interatomic distance (Å)	Clash overlap (Å)
1:C:112:GLN:NE2	1:C:117:LYS:HE3	2.23	0.53
1:F:112:GLN:NE2	1:F:117:LYS:HE3	2.23	0.53
1:H:26:ASP:OD1	1:H:30:ARG:NH2	2.40	0.53
1:L:30:ARG:O	1:L:34:SER:N	2.28	0.53
1:N:112:GLN:NE2	1:N:117:LYS:HE3	2.23	0.53
1:T:25:GLN:HE21	1:T:98:ASN:H	1.55	0.53
1:T:72:ILE:HG23	1:U:114:GLY:HA2	1.89	0.53
1:U:112:GLN:NE2	1:U:117:LYS:HE3	2.23	0.53
1:W:86:VAL:HG23	1:W:126:ARG:HB2	1.90	0.53
1:W:106:SER:OG	1:W:124:VAL:N	2.29	0.53
1:W:112:GLN:NE2	1:W:117:LYS:HE3	2.23	0.53
1:Z:2:THR:O	1:Z:6:LEU:N	2.28	0.53
1:A:103:LYS:HG2	1:A:142:ASP:O	2.09	0.53
1:B:25:GLN:HE21	1:B:98:ASN:H	1.55	0.53
1:D:19:VAL:CG2	1:G:74:GLY:HA3	2.38	0.53
1:F:72:ILE:HG23	1:G:114:GLY:HA2	1.89	0.53
1:I:21:LEU:O	1:M:115:SER:CB	2.53	0.53
1:I:25:GLN:HE21	1:I:98:ASN:H	1.55	0.53
1:J:25:GLN:HE21	1:J:98:ASN:H	1.55	0.53
1:O:86:VAL:HG23	1:O:126:ARG:HB2	1.90	0.53
1:P:86:VAL:HG23	1:P:126:ARG:HB2	1.90	0.53
1:S:112:GLN:NE2	1:S:117:LYS:HE3	2.23	0.53
1:T:51:TYR:HA	1:T:56:GLU:O	2.09	0.53
1:V:86:VAL:HG23	1:V:126:ARG:HB2	1.90	0.53
1:W:25:GLN:HE21	1:W:98:ASN:H	1.55	0.53
1:A:146:ASN:HD21	1:A:148:LYS:HE2	1.74	0.53
1:D:106:SER:CB	1:D:124:VAL:H	2.20	0.53
1:E:112:GLN:NE2	1:E:117:LYS:HE3	2.23	0.53
1:E:146:ASN:HD21	1:E:148:LYS:HE2	1.74	0.53
1:H:106:SER:CB	1:H:124:VAL:H	2.20	0.53
1:H:112:GLN:NE2	1:H:117:LYS:HE3	2.23	0.53
1:I:112:GLN:NE2	1:I:117:LYS:HE3	2.23	0.53
1:L:26:ASP:OD1	1:L:30:ARG:NH2	2.40	0.53
1:L:112:GLN:NE2	1:L:117:LYS:HE3	2.23	0.53
1:M:112:GLN:NE2	1:M:117:LYS:HE3	2.23	0.53
1:O:103:LYS:HG2	1:O:142:ASP:O	2.09	0.53
1:P:112:GLN:NE2	1:P:117:LYS:HE3	2.23	0.53
1:Q:25:GLN:HE21	1:Q:98:ASN:H	1.55	0.53
1:R:19:VAL:CB	1:V:117:LYS:HB3	2.39	0.53
1:X:51:TYR:HA	1:X:56:GLU:O	2.09	0.53
1:C:61:ASN:HB3	1:C:66:VAL:O	2.09	0.53

Continued on next page...

Continued from previous page...

Atom-1	Atom-2	Interatomic distance (Å)	Clash overlap (Å)
1:F:19:VAL:CG2	1:I:74:GLY:HA3	2.38	0.53
1:G:19:VAL:CG2	1:J:74:GLY:HA3	2.38	0.53
1:G:105:LEU:HA	1:G:123:PRO:CD	2.39	0.53
1:H:103:LYS:HG2	1:H:142:ASP:O	2.09	0.53
1:I:19:VAL:CG1	1:L:74:GLY:HA3	2.39	0.53
1:J:105:LEU:HA	1:J:123:PRO:CD	2.39	0.53
1:K:19:VAL:CB	1:O:117:LYS:HB3	2.39	0.53
1:K:112:GLN:NE2	1:K:117:LYS:HE3	2.23	0.53
1:L:106:SER:CB	1:L:124:VAL:H	2.20	0.53
1:M:25:GLN:HE21	1:M:98:ASN:H	1.55	0.53
1:N:61:ASN:HB3	1:N:66:VAL:O	2.09	0.53
1:Q:21:LEU:O	1:U:115:SER:CB	2.54	0.53
1:R:108:TRP:HE1	1:R:160:ALA:HB3	1.74	0.53
1:S:86:VAL:HG23	1:S:126:ARG:HB2	1.90	0.53
1:Y:61:ASN:O	1:Y:65:GLY:N	2.42	0.53
1:Z:112:GLN:NE2	1:Z:117:LYS:HE3	2.23	0.53
1:B:19:VAL:CG1	1:E:74:GLY:HA3	2.39	0.53
1:D:19:VAL:CB	1:H:117:LYS:HB3	2.39	0.53
1:D:26:ASP:OD1	1:D:30:ARG:NH2	2.40	0.53
1:E:61:ASN:HB3	1:E:66:VAL:O	2.09	0.53
1:F:25:GLN:HE21	1:F:98:ASN:H	1.55	0.53
1:G:61:ASN:HB3	1:G:66:VAL:O	2.09	0.53
1:H:86:VAL:HG23	1:H:126:ARG:HB2	1.90	0.53
1:I:51:TYR:HA	1:I:56:GLU:O	2.09	0.53
1:K:26:ASP:OD1	1:K:30:ARG:NH2	2.40	0.53
1:K:146:ASN:HD21	1:K:148:LYS:HE2	1.74	0.53
1:M:19:VAL:CG2	1:P:74:GLY:HA3	2.38	0.53
1:M:51:TYR:HA	1:M:56:GLU:O	2.09	0.53
1:P:103:LYS:HG2	1:P:142:ASP:O	2.09	0.53
1:Q:112:GLN:NE2	1:Q:117:LYS:HE3	2.23	0.53
1:T:21:LEU:O	1:X:115:SER:CB	2.54	0.53
1:T:112:GLN:NE2	1:T:117:LYS:HE3	2.23	0.53
1:W:61:ASN:O	1:W:65:GLY:N	2.42	0.53
1:Y:26:ASP:OD1	1:Y:30:ARG:NH2	2.40	0.53
1:Z:61:ASN:O	1:Z:66:VAL:N	2.31	0.53
1:Z:91:MET:CB	1:Z:103:LYS:H	2.16	0.53
1:Z:146:ASN:HD21	1:Z:148:LYS:HE2	1.74	0.53
1:A:61:ASN:O	1:A:65:GLY:N	2.43	0.52
1:D:61:ASN:O	1:D:65:GLY:N	2.42	0.52
1:E:61:ASN:O	1:E:65:GLY:N	2.42	0.52
1:F:61:ASN:HB3	1:F:66:VAL:O	2.09	0.52

Continued on next page...

Continued from previous page...

Atom-1	Atom-2	Interatomic distance (Å)	Clash overlap (Å)
1:H:108:TRP:HE1	1:H:160:ALA:HB3	1.75	0.52
1:I:86:VAL:HG23	1:I:126:ARG:HB2	1.91	0.52
1:I:146:ASN:HD21	1:I:148:LYS:HE2	1.74	0.52
1:J:19:VAL:CG1	1:M:74:GLY:HA3	2.39	0.52
1:J:61:ASN:HB3	1:J:66:VAL:O	2.09	0.52
1:K:61:ASN:HB3	1:K:66:VAL:O	2.09	0.52
1:L:61:ASN:HB3	1:L:66:VAL:O	2.09	0.52
1:L:86:VAL:HG23	1:L:126:ARG:HB2	1.90	0.52
1:M:105:LEU:HA	1:M:123:PRO:CD	2.40	0.52
1:O:146:ASN:HD21	1:O:148:LYS:HE2	1.74	0.52
1:P:7:MET:HE3	1:T:151:PRO:HA	1.91	0.52
1:P:25:GLN:HE21	1:P:98:ASN:H	1.55	0.52
1:P:51:TYR:HA	1:P:56:GLU:O	2.09	0.52
1:R:19:VAL:CG1	1:U:74:GLY:HA3	2.40	0.52
1:R:61:ASN:HB3	1:R:66:VAL:O	2.09	0.52
1:R:146:ASN:HD21	1:R:148:LYS:HE2	1.74	0.52
1:S:146:ASN:HD21	1:S:148:LYS:HE2	1.74	0.52
1:T:19:VAL:CG2	1:W:74:GLY:HA3	2.38	0.52
1:T:106:SER:OG	1:T:124:VAL:N	2.29	0.52
1:U:51:TYR:HA	1:U:56:GLU:O	2.09	0.52
1:V:146:ASN:HD21	1:V:148:LYS:HE2	1.74	0.52
1:W:108:TRP:HE1	1:W:160:ALA:HB3	1.74	0.52
1:W:146:ASN:HD21	1:W:148:LYS:HE2	1.74	0.52
1:A:26:ASP:OD1	1:A:30:ARG:NH2	2.40	0.52
1:C:19:VAL:CG1	1:F:74:GLY:HA3	2.40	0.52
1:C:103:LYS:HG2	1:C:142:ASP:O	2.09	0.52
1:C:105:LEU:HA	1:C:123:PRO:CD	2.39	0.52
1:D:61:ASN:HB3	1:D:66:VAL:O	2.09	0.52
1:F:105:LEU:HA	1:F:123:PRO:CD	2.39	0.52
1:G:2:THR:O	1:G:6:LEU:N	2.28	0.52
1:G:19:VAL:CG1	1:J:75:LYS:H	2.09	0.52
1:G:61:ASN:O	1:G:65:GLY:N	2.42	0.52
1:H:61:ASN:O	1:H:65:GLY:N	2.42	0.52
1:I:103:LYS:HG2	1:I:142:ASP:O	2.09	0.52
1:I:105:LEU:HA	1:I:123:PRO:CD	2.39	0.52
1:L:108:TRP:HE1	1:L:160:ALA:HB3	1.74	0.52
1:M:21:LEU:O	1:Q:115:SER:CB	2.53	0.52
1:T:61:ASN:O	1:T:65:GLY:N	2.42	0.52
1:U:108:TRP:HE1	1:U:160:ALA:HB3	1.74	0.52
1:V:103:LYS:HG2	1:V:142:ASP:O	2.09	0.52
1:V:108:TRP:HE1	1:V:160:ALA:HB3	1.74	0.52

Continued on next page...

Continued from previous page...

Atom-1	Atom-2	Interatomic distance (Å)	Clash overlap (Å)
1:W:19:VAL:CG1	1:Z:74:GLY:HA3	2.40	0.52
1:X:91:MET:O	1:X:102:SER:HA	2.10	0.52
1:X:108:TRP:HE1	1:X:160:ALA:HB3	1.74	0.52
1:X:122:GLN:O	1:X:124:VAL:HG13	2.10	0.52
1:Z:61:ASN:O	1:Z:65:GLY:N	2.42	0.52
1:Z:86:VAL:HG23	1:Z:126:ARG:HB2	1.90	0.52
1:A:109:ALA:HA	1:A:117:LYS:O	2.09	0.52
1:B:61:ASN:HB3	1:B:66:VAL:O	2.09	0.52
1:B:109:ALA:HA	1:B:117:LYS:O	2.09	0.52
1:D:108:TRP:HE1	1:D:160:ALA:HB3	1.75	0.52
1:E:109:ALA:HA	1:E:117:LYS:O	2.09	0.52
1:F:108:TRP:HE1	1:F:160:ALA:HB3	1.75	0.52
1:J:21:LEU:O	1:N:115:SER:CB	2.53	0.52
1:J:61:ASN:O	1:J:65:GLY:N	2.42	0.52
1:M:91:MET:O	1:M:102:SER:HA	2.10	0.52
1:N:51:TYR:HA	1:N:56:GLU:O	2.09	0.52
1:N:108:TRP:HE1	1:N:160:ALA:HB3	1.74	0.52
1:N:146:ASN:HD21	1:N:148:LYS:HE2	1.74	0.52
1:P:19:VAL:CG1	1:S:74:GLY:HA3	2.40	0.52
1:P:106:SER:CB	1:P:124:VAL:H	2.20	0.52
1:Q:91:MET:O	1:Q:102:SER:HA	2.10	0.52
1:S:19:VAL:CB	1:W:117:LYS:HB3	2.39	0.52
1:S:61:ASN:HB3	1:S:66:VAL:O	2.09	0.52
1:S:61:ASN:O	1:S:66:VAL:N	2.31	0.52
1:T:108:TRP:HE1	1:T:160:ALA:HB3	1.74	0.52
1:V:61:ASN:O	1:V:65:GLY:N	2.42	0.52
1:W:51:TYR:HA	1:W:56:GLU:O	2.09	0.52
1:W:103:LYS:HG2	1:W:142:ASP:O	2.09	0.52
1:Y:91:MET:CB	1:Y:103:LYS:H	2.16	0.52
1:Y:110:LYS:NZ	1:Y:158:SER:O	2.34	0.52
1:Y:122:GLN:O	1:Y:124:VAL:HG13	2.10	0.52
1:B:51:TYR:HA	1:B:56:GLU:O	2.10	0.52
1:B:103:LYS:HG2	1:B:142:ASP:O	2.09	0.52
1:B:108:TRP:HE1	1:B:160:ALA:HB3	1.75	0.52
1:E:86:VAL:HG23	1:E:126:ARG:HB2	1.91	0.52
1:E:103:LYS:HG2	1:E:142:ASP:O	2.09	0.52
1:F:51:TYR:HA	1:F:56:GLU:O	2.10	0.52
1:G:109:ALA:HA	1:G:117:LYS:O	2.09	0.52
1:G:146:ASN:HD21	1:G:148:LYS:HE2	1.74	0.52
1:I:19:VAL:CG1	1:L:75:LYS:H	2.09	0.52
1:L:91:MET:O	1:L:102:SER:HA	2.10	0.52

Continued on next page...

Continued from previous page...

Atom-1	Atom-2	Interatomic distance (Å)	Clash overlap (Å)
1:L:103:LYS:HG2	1:L:142:ASP:O	2.09	0.52
1:P:21:LEU:O	1:T:115:SER:CB	2.54	0.52
1:Q:61:ASN:HB3	1:Q:66:VAL:O	2.09	0.52
1:Q:108:TRP:HE1	1:Q:160:ALA:HB3	1.75	0.52
1:R:122:GLN:O	1:R:124:VAL:HG13	2.10	0.52
1:S:91:MET:O	1:S:102:SER:HA	2.10	0.52
1:U:61:ASN:HB3	1:U:66:VAL:O	2.09	0.52
1:X:25:GLN:HE21	1:X:98:ASN:H	1.55	0.52
1:Y:61:ASN:HB3	1:Y:66:VAL:O	2.09	0.52
1:Z:61:ASN:HB3	1:Z:66:VAL:O	2.09	0.52
1:Z:91:MET:O	1:Z:102:SER:HA	2.10	0.52
1:Z:108:TRP:HE1	1:Z:160:ALA:HB3	1.75	0.52
1:A:86:VAL:HG23	1:A:126:ARG:HB2	1.91	0.52
1:C:19:VAL:CB	1:G:117:LYS:HB3	2.40	0.52
1:C:61:ASN:O	1:C:65:GLY:N	2.43	0.52
1:C:122:GLN:O	1:C:124:VAL:HG13	2.10	0.52
1:D:1:PHE:CD1	1:K:45:SER:HB3	2.45	0.52
1:E:108:TRP:HE1	1:E:160:ALA:HB3	1.75	0.52
1:F:21:LEU:O	1:J:115:SER:CB	2.53	0.52
1:I:108:TRP:HE1	1:I:160:ALA:HB3	1.74	0.52
1:J:19:VAL:CB	1:N:117:LYS:HB3	2.39	0.52
1:J:146:ASN:HD21	1:J:148:LYS:HE2	1.74	0.52
1:M:61:ASN:HB3	1:M:66:VAL:O	2.09	0.52
1:N:103:LYS:HG2	1:N:142:ASP:O	2.09	0.52
1:N:109:ALA:HA	1:N:117:LYS:O	2.09	0.52
1:P:19:VAL:CG2	1:S:74:GLY:HA3	2.38	0.52
1:Q:19:VAL:CG1	1:T:74:GLY:HA3	2.40	0.52
1:Q:19:VAL:CB	1:U:117:LYS:HB3	2.39	0.52
1:Q:122:GLN:O	1:Q:124:VAL:HG13	2.10	0.52
1:S:19:VAL:CG2	1:V:74:GLY:HA3	2.38	0.52
1:S:103:LYS:HG2	1:S:142:ASP:O	2.09	0.52
1:T:105:LEU:HA	1:T:123:PRO:CD	2.40	0.52
1:T:109:ALA:HA	1:T:117:LYS:O	2.09	0.52
1:U:17:ALA:HB1	1:Y:44:LYS:NZ	2.25	0.52
1:U:91:MET:O	1:U:102:SER:HA	2.10	0.52
1:V:109:ALA:HA	1:V:117:LYS:O	2.09	0.52
1:W:109:ALA:HA	1:W:117:LYS:O	2.09	0.52
1:X:109:ALA:HA	1:X:117:LYS:O	2.09	0.52
1:Y:105:LEU:HA	1:Y:123:PRO:CD	2.39	0.52
1:Y:146:ASN:HD21	1:Y:148:LYS:HE2	1.74	0.52
1:Z:103:LYS:HG2	1:Z:142:ASP:O	2.09	0.52

Continued on next page...

Continued from previous page...

Atom-1	Atom-2	Interatomic distance (Å)	Clash overlap (Å)
1:B:122:GLN:O	1:B:124:VAL:HG13	2.10	0.52
1:C:7:MET:HE3	1:G:151:PRO:HA	1.92	0.52
1:D:2:THR:O	1:D:6:LEU:N	2.27	0.52
1:E:91:MET:O	1:E:102:SER:HA	2.10	0.52
1:E:110:LYS:NZ	1:E:158:SER:O	2.34	0.52
1:H:146:ASN:HD21	1:H:148:LYS:HE2	1.74	0.52
1:I:122:GLN:O	1:I:124:VAL:HG13	2.10	0.52
1:J:108:TRP:HE1	1:J:160:ALA:HB3	1.74	0.52
1:J:122:GLN:O	1:J:124:VAL:HG13	2.10	0.52
1:L:19:VAL:CB	1:P:117:LYS:HB3	2.39	0.52
1:L:61:ASN:O	1:L:65:GLY:N	2.42	0.52
1:L:109:ALA:HA	1:L:117:LYS:O	2.09	0.52
1:L:146:ASN:HD21	1:L:148:LYS:HE2	1.74	0.52
1:M:108:TRP:HE1	1:M:160:ALA:HB3	1.74	0.52
1:N:105:LEU:HA	1:N:123:PRO:CD	2.40	0.52
1:O:109:ALA:HA	1:O:117:LYS:O	2.09	0.52
1:P:105:LEU:HA	1:P:123:PRO:CD	2.40	0.52
1:P:122:GLN:O	1:P:124:VAL:HG13	2.10	0.52
1:Q:61:ASN:O	1:Q:65:GLY:N	2.42	0.52
1:R:17:ALA:HB1	1:V:44:LYS:NZ	2.25	0.52
1:S:51:TYR:HA	1:S:56:GLU:O	2.09	0.52
1:T:91:MET:O	1:T:102:SER:HA	2.10	0.52
1:U:26:ASP:HA	1:U:149:HIS:CD2	2.45	0.52
1:V:2:THR:O	1:V:6:LEU:N	2.28	0.52
1:V:61:ASN:HB3	1:V:66:VAL:O	2.09	0.52
1:W:122:GLN:O	1:W:124:VAL:HG13	2.10	0.52
1:Y:26:ASP:HA	1:Y:149:HIS:CD2	2.45	0.52
1:Y:108:TRP:HE1	1:Y:160:ALA:HB3	1.75	0.52
1:A:105:LEU:HA	1:A:123:PRO:CD	2.39	0.52
1:B:146:ASN:HD21	1:B:148:LYS:HE2	1.74	0.52
1:C:108:TRP:HE1	1:C:160:ALA:HB3	1.74	0.52
1:E:19:VAL:CB	1:I:117:LYS:HB3	2.39	0.52
1:E:122:GLN:O	1:E:124:VAL:HG13	2.10	0.52
1:G:17:ALA:HB1	1:K:44:LYS:NZ	2.25	0.52
1:G:103:LYS:HG2	1:G:142:ASP:O	2.09	0.52
1:H:109:ALA:HA	1:H:117:LYS:O	2.09	0.52
1:J:103:LYS:HG2	1:J:142:ASP:O	2.09	0.52
1:K:59:GLY:HA2	1:K:84:ASN:HA	1.92	0.52
1:K:105:LEU:HA	1:K:123:PRO:CD	2.39	0.52
1:K:122:GLN:O	1:K:124:VAL:HG13	2.10	0.52
1:M:61:ASN:O	1:M:65:GLY:N	2.43	0.52

Continued on next page...

Continued from previous page...

Atom-1	Atom-2	Interatomic distance (Å)	Clash overlap (Å)
1:N:91:MET:O	1:N:102:SER:HA	2.09	0.52
1:O:61:ASN:HB3	1:O:66:VAL:O	2.09	0.52
1:P:108:TRP:HE1	1:P:160:ALA:HB3	1.74	0.52
1:Q:17:ALA:HB1	1:U:44:LYS:NZ	2.25	0.52
1:Q:51:TYR:HA	1:Q:56:GLU:O	2.09	0.52
1:Q:105:LEU:HA	1:Q:123:PRO:CD	2.40	0.52
1:Q:146:ASN:HD21	1:Q:148:LYS:HE2	1.74	0.52
1:R:61:ASN:O	1:R:65:GLY:N	2.42	0.52
1:S:91:MET:CB	1:S:103:LYS:H	2.16	0.52
1:T:17:ALA:HB1	1:X:44:LYS:NZ	2.25	0.52
1:T:26:ASP:HA	1:T:149:HIS:CD2	2.45	0.52
1:T:122:GLN:O	1:T:124:VAL:HG13	2.10	0.52
1:V:51:TYR:HA	1:V:56:GLU:O	2.09	0.52
1:V:91:MET:CB	1:V:103:LYS:H	2.16	0.52
1:X:26:ASP:HA	1:X:149:HIS:CD2	2.45	0.52
1:Y:91:MET:O	1:Y:102:SER:HA	2.10	0.52
1:A:61:ASN:HB3	1:A:66:VAL:O	2.09	0.52
1:B:7:MET:HE3	1:F:151:PRO:HA	1.92	0.52
1:B:61:ASN:O	1:B:65:GLY:N	2.43	0.52
1:D:146:ASN:HD21	1:D:148:LYS:HE2	1.74	0.52
1:E:51:TYR:HA	1:E:56:GLU:O	2.10	0.52
1:F:122:GLN:O	1:F:124:VAL:HG13	2.10	0.52
1:G:19:VAL:CB	1:K:117:LYS:HB3	2.39	0.52
1:G:51:TYR:HA	1:G:56:GLU:O	2.10	0.52
1:H:17:ALA:HB1	1:L:44:LYS:NZ	2.25	0.52
1:H:61:ASN:HB3	1:H:66:VAL:O	2.09	0.52
1:I:17:ALA:HB1	1:M:44:LYS:NZ	2.25	0.52
1:I:61:ASN:HB3	1:I:66:VAL:O	2.09	0.52
1:I:109:ALA:HA	1:I:117:LYS:O	2.09	0.52
1:J:17:ALA:HB1	1:N:44:LYS:NZ	2.25	0.52
1:L:17:ALA:HB1	1:P:44:LYS:NZ	2.25	0.52
1:L:51:TYR:HA	1:L:56:GLU:O	2.09	0.52
1:L:61:ASN:O	1:L:66:VAL:N	2.31	0.52
1:M:109:ALA:HA	1:M:117:LYS:O	2.09	0.52
1:M:122:GLN:O	1:M:124:VAL:HG13	2.10	0.52
1:M:146:ASN:HD21	1:M:148:LYS:HE2	1.74	0.52
1:N:19:VAL:CB	1:R:117:LYS:HB3	2.39	0.52
1:O:47:VAL:HG13	1:O:85:GLY:HA2	1.92	0.52
1:O:91:MET:CB	1:O:103:LYS:H	2.16	0.52
1:P:109:ALA:HA	1:P:117:LYS:O	2.09	0.52
1:T:103:LYS:HG2	1:T:142:ASP:O	2.09	0.52

Continued on next page...

Continued from previous page...

Atom-1	Atom-2	Interatomic distance (Å)	Clash overlap (Å)
1:T:146:ASN:HD21	1:T:148:LYS:HE2	1.74	0.52
1:V:19:VAL:CG2	1:Y:74:GLY:HA3	2.37	0.52
1:Z:51:TYR:HA	1:Z:56:GLU:O	2.09	0.52
1:A:51:TYR:HA	1:A:56:GLU:O	2.10	0.52
1:D:91:MET:O	1:D:102:SER:HA	2.10	0.52
1:D:122:GLN:O	1:D:124:VAL:HG13	2.10	0.52
1:E:17:ALA:HB1	1:I:44:LYS:NZ	2.25	0.52
1:F:17:ALA:HB1	1:J:44:LYS:NZ	2.25	0.52
1:F:30:ARG:O	1:F:34:SER:N	2.28	0.52
1:G:108:TRP:HE1	1:G:160:ALA:HB3	1.74	0.52
1:H:1:PHE:CD1	1:O:45:SER:HB3	2.45	0.52
1:I:1:PHE:CD1	1:P:45:SER:HB3	2.45	0.52
1:K:61:ASN:O	1:K:65:GLY:N	2.42	0.52
1:K:103:LYS:HG2	1:K:142:ASP:O	2.09	0.52
1:K:108:TRP:HE1	1:K:160:ALA:HB3	1.74	0.52
1:L:2:THR:O	1:L:6:LEU:N	2.28	0.52
1:O:19:VAL:CB	1:S:117:LYS:HB3	2.39	0.52
1:O:51:TYR:HA	1:O:56:GLU:O	2.09	0.52
1:O:108:TRP:HE1	1:O:160:ALA:HB3	1.74	0.52
1:P:91:MET:O	1:P:102:SER:HA	2.10	0.52
1:Q:109:ALA:HA	1:Q:117:LYS:O	2.09	0.52
1:R:59:GLY:HA2	1:R:84:ASN:HA	1.92	0.52
1:S:61:ASN:O	1:S:65:GLY:N	2.42	0.52
1:S:108:TRP:HE1	1:S:160:ALA:HB3	1.74	0.52
1:T:61:ASN:HB3	1:T:66:VAL:O	2.09	0.52
1:U:19:VAL:CB	1:Y:117:LYS:HB3	2.39	0.52
1:U:103:LYS:HG2	1:U:142:ASP:O	2.09	0.52
1:U:109:ALA:HA	1:U:117:LYS:O	2.09	0.52
1:U:122:GLN:O	1:U:124:VAL:HG13	2.10	0.52
1:V:19:VAL:CG1	1:Y:74:GLY:HA3	2.39	0.52
1:V:19:VAL:CB	1:Z:117:LYS:HB3	2.39	0.52
1:V:47:VAL:HG13	1:V:85:GLY:HA2	1.92	0.52
1:X:105:LEU:HA	1:X:123:PRO:CD	2.40	0.52
1:B:1:PHE:CD1	1:I:45:SER:HB3	2.45	0.52
1:B:26:ASP:HA	1:B:149:HIS:CD2	2.45	0.52
1:D:57:TRP:HZ2	1:D:116:VAL:HG21	1.75	0.52
1:D:59:GLY:HA2	1:D:84:ASN:HA	1.92	0.52
1:D:103:LYS:HG2	1:D:142:ASP:O	2.09	0.52
1:D:105:LEU:HA	1:D:123:PRO:CD	2.39	0.52
1:G:1:PHE:CD1	1:N:45:SER:HB3	2.45	0.52
1:H:47:VAL:HG13	1:H:85:GLY:HA2	1.92	0.52

Continued on next page...

Continued from previous page...

Atom-1	Atom-2	Interatomic distance (Å)	Clash overlap (Å)
1:H:51:TYR:HA	1:H:56:GLU:O	2.10	0.52
1:H:91:MET:CB	1:H:103:LYS:H	2.15	0.52
1:I:110:LYS:NZ	1:I:158:SER:O	2.34	0.52
1:J:51:TYR:HA	1:J:56:GLU:O	2.10	0.52
1:J:91:MET:O	1:J:102:SER:HA	2.10	0.52
1:M:1:PHE:CD1	1:T:45:SER:HB3	2.45	0.52
1:M:103:LYS:HG2	1:M:142:ASP:O	2.09	0.52
1:N:61:ASN:O	1:N:65:GLY:N	2.42	0.52
1:O:90:GLN:HA	1:O:104:LYS:HG2	1.92	0.52
1:P:61:ASN:O	1:P:65:GLY:N	2.42	0.52
1:S:47:VAL:HG13	1:S:85:GLY:HA2	1.92	0.52
1:S:90:GLN:HA	1:S:104:LYS:HG2	1.92	0.52
1:W:26:ASP:HA	1:W:149:HIS:CD2	2.45	0.52
1:W:61:ASN:HB3	1:W:66:VAL:O	2.09	0.52
1:A:106:SER:CB	1:A:124:VAL:H	2.20	0.51
1:A:122:GLN:O	1:A:124:VAL:HG13	2.10	0.51
1:C:26:ASP:HA	1:C:149:HIS:CD2	2.45	0.51
1:C:109:ALA:HA	1:C:117:LYS:O	2.09	0.51
1:F:1:PHE:CD1	1:M:45:SER:HB3	2.45	0.51
1:F:19:VAL:CB	1:J:117:LYS:HB3	2.39	0.51
1:F:109:ALA:HA	1:F:117:LYS:O	2.09	0.51
1:G:19:VAL:CG1	1:J:74:GLY:HA3	2.40	0.51
1:G:26:ASP:HA	1:G:149:HIS:CD2	2.46	0.51
1:I:91:MET:O	1:I:102:SER:HA	2.10	0.51
1:K:17:ALA:HB1	1:O:44:LYS:NZ	2.25	0.51
1:K:91:MET:O	1:K:102:SER:HA	2.10	0.51
1:L:105:LEU:HA	1:L:123:PRO:CD	2.39	0.51
1:M:110:LYS:NZ	1:M:158:SER:O	2.34	0.51
1:O:61:ASN:O	1:O:65:GLY:N	2.42	0.51
1:P:1:PHE:CD1	1:W:45:SER:HB3	2.45	0.51
1:P:26:ASP:HA	1:P:149:HIS:CD2	2.45	0.51
1:R:7:MET:HE3	1:V:151:PRO:HA	1.91	0.51
1:R:91:MET:O	1:R:102:SER:HA	2.10	0.51
1:S:17:ALA:HB1	1:W:44:LYS:NZ	2.25	0.51
1:T:57:TRP:HZ2	1:T:116:VAL:HG21	1.75	0.51
1:U:105:LEU:HA	1:U:123:PRO:CD	2.40	0.51
1:W:61:ASN:O	1:W:66:VAL:N	2.31	0.51
1:X:146:ASN:HD21	1:X:148:LYS:HE2	1.74	0.51
1:Y:109:ALA:HA	1:Y:117:LYS:O	2.09	0.51
1:A:47:VAL:HG13	1:A:85:GLY:HA2	1.92	0.51
1:C:30:ARG:O	1:C:34:SER:N	2.28	0.51

Continued on next page...

Continued from previous page...

Atom-1	Atom-2	Interatomic distance (Å)	Clash overlap (Å)
1:C:51:TYR:HA	1:C:56:GLU:O	2.10	0.51
1:E:90:GLN:HA	1:E:104:LYS:HG2	1.92	0.51
1:F:26:ASP:HA	1:F:149:HIS:CD2	2.45	0.51
1:F:91:MET:O	1:F:102:SER:HA	2.10	0.51
1:F:103:LYS:HG2	1:F:142:ASP:O	2.09	0.51
1:F:146:ASN:HD21	1:F:148:LYS:HE2	1.74	0.51
1:H:19:VAL:CB	1:L:117:LYS:HB3	2.39	0.51
1:H:105:LEU:HA	1:H:123:PRO:CD	2.39	0.51
1:K:1:PHE:CD1	1:R:45:SER:HB3	2.45	0.51
1:K:47:VAL:HG13	1:K:85:GLY:HA2	1.92	0.51
1:K:109:ALA:HA	1:K:117:LYS:O	2.09	0.51
1:L:47:VAL:HG13	1:L:85:GLY:HA2	1.92	0.51
1:L:91:MET:CB	1:L:103:LYS:H	2.15	0.51
1:L:122:GLN:O	1:L:124:VAL:HG13	2.10	0.51
1:M:19:VAL:CB	1:Q:117:LYS:HB3	2.39	0.51
1:O:17:ALA:HB1	1:S:44:LYS:NZ	2.25	0.51
1:P:19:VAL:CB	1:T:117:LYS:HB3	2.39	0.51
1:Q:26:ASP:HA	1:Q:149:HIS:CD2	2.45	0.51
1:Q:103:LYS:HG2	1:Q:142:ASP:O	2.09	0.51
1:R:1:PHE:CD1	1:Y:45:SER:HB3	2.45	0.51
1:R:105:LEU:HA	1:R:123:PRO:CD	2.40	0.51
1:S:26:ASP:HA	1:S:149:HIS:CD2	2.45	0.51
1:S:109:ALA:HA	1:S:117:LYS:O	2.09	0.51
1:T:19:VAL:CB	1:X:117:LYS:HB3	2.39	0.51
1:U:61:ASN:O	1:U:65:GLY:N	2.42	0.51
1:V:17:ALA:HB1	1:Z:44:LYS:NZ	2.25	0.51
1:W:90:GLN:HA	1:W:104:LYS:HG2	1.92	0.51
1:W:91:MET:O	1:W:102:SER:HA	2.10	0.51
1:X:61:ASN:O	1:X:65:GLY:N	2.42	0.51
1:X:110:LYS:HD2	1:X:161:SER:CA	2.38	0.51
1:Y:59:GLY:HA2	1:Y:84:ASN:HA	1.92	0.51
1:Z:90:GLN:HA	1:Z:104:LYS:HG2	1.93	0.51
1:Z:105:LEU:HA	1:Z:123:PRO:CD	2.39	0.51
1:Z:122:GLN:O	1:Z:124:VAL:HG13	2.10	0.51
1:A:1:PHE:CD1	1:H:45:SER:HB3	2.45	0.51
1:A:3:LEU:O	1:A:7:MET:N	2.26	0.51
1:A:108:TRP:HE1	1:A:160:ALA:HB3	1.75	0.51
1:B:17:ALA:HB1	1:F:44:LYS:NZ	2.25	0.51
1:B:91:MET:O	1:B:102:SER:HA	2.10	0.51
1:B:105:LEU:HA	1:B:123:PRO:CD	2.39	0.51
1:D:17:ALA:HB1	1:H:44:LYS:NZ	2.25	0.51

Continued on next page...

Continued from previous page...

Atom-1	Atom-2	Interatomic distance (Å)	Clash overlap (Å)
1:D:47:VAL:HG13	1:D:85:GLY:HA2	1.92	0.51
1:D:109:ALA:HA	1:D:117:LYS:O	2.09	0.51
1:F:19:VAL:CG1	1:I:74:GLY:HA3	2.39	0.51
1:H:122:GLN:O	1:H:124:VAL:HG13	2.10	0.51
1:I:59:GLY:HA2	1:I:84:ASN:HA	1.92	0.51
1:J:109:ALA:HA	1:J:117:LYS:O	2.09	0.51
1:K:26:ASP:HA	1:K:149:HIS:CD2	2.45	0.51
1:L:90:GLN:HA	1:L:104:LYS:HG2	1.92	0.51
1:M:57:TRP:HZ2	1:M:116:VAL:HG21	1.75	0.51
1:O:1:PHE:CD1	1:V:45:SER:HB3	2.45	0.51
1:P:61:ASN:HB3	1:P:66:VAL:O	2.09	0.51
1:Q:19:VAL:CG2	1:T:74:GLY:HA3	2.38	0.51
1:R:47:VAL:HG13	1:R:85:GLY:HA2	1.92	0.51
1:R:103:LYS:HG2	1:R:142:ASP:O	2.09	0.51
1:T:19:VAL:CG1	1:W:74:GLY:HA3	2.40	0.51
1:W:91:MET:CB	1:W:103:LYS:H	2.16	0.51
1:X:61:ASN:HB3	1:X:66:VAL:O	2.09	0.51
1:A:90:GLN:HA	1:A:104:LYS:HG2	1.93	0.51
1:A:124:VAL:HG11	1:A:158:SER:N	2.26	0.51
1:B:59:GLY:HA2	1:B:84:ASN:HA	1.92	0.51
1:C:1:PHE:CD1	1:J:45:SER:HB3	2.45	0.51
1:C:100:ILE:HA	1:C:103:LYS:HD2	1.93	0.51
1:C:146:ASN:HD21	1:C:148:LYS:HE2	1.74	0.51
1:E:105:LEU:HA	1:E:123:PRO:CD	2.39	0.51
1:E:106:SER:CB	1:E:124:VAL:H	2.20	0.51
1:F:61:ASN:O	1:F:65:GLY:N	2.42	0.51
1:F:124:VAL:HG11	1:F:158:SER:N	2.26	0.51
1:G:57:TRP:HZ2	1:G:116:VAL:HG21	1.75	0.51
1:H:57:TRP:HZ2	1:H:116:VAL:HG21	1.75	0.51
1:H:124:VAL:HG11	1:H:158:SER:N	2.26	0.51
1:I:61:ASN:O	1:I:65:GLY:N	2.42	0.51
1:K:90:GLN:HA	1:K:104:LYS:HG2	1.92	0.51
1:L:26:ASP:HA	1:L:149:HIS:CD2	2.45	0.51
1:M:47:VAL:HG13	1:M:85:GLY:HA2	1.92	0.51
1:N:59:GLY:HA2	1:N:84:ASN:HA	1.92	0.51
1:O:122:GLN:O	1:O:124:VAL:HG13	2.10	0.51
1:O:124:VAL:HG11	1:O:158:SER:N	2.26	0.51
1:P:90:GLN:HA	1:P:104:LYS:HG2	1.92	0.51
1:P:110:LYS:NZ	1:P:158:SER:O	2.34	0.51
1:P:146:ASN:HD21	1:P:148:LYS:HE2	1.74	0.51
1:R:51:TYR:HA	1:R:56:GLU:O	2.09	0.51

Continued on next page...

Continued from previous page...

Atom-1	Atom-2	Interatomic distance (Å)	Clash overlap (Å)
1:R:109:ALA:HA	1:R:117:LYS:O	2.09	0.51
1:S:122:GLN:O	1:S:124:VAL:HG13	2.10	0.51
1:S:124:VAL:HG11	1:S:158:SER:N	2.26	0.51
1:T:59:GLY:HA2	1:T:84:ASN:HA	1.92	0.51
1:U:146:ASN:HD21	1:U:148:LYS:HE2	1.74	0.51
1:V:90:GLN:HA	1:V:104:LYS:HG2	1.93	0.51
1:V:122:GLN:O	1:V:124:VAL:HG13	2.10	0.51
1:A:57:TRP:HZ2	1:A:116:VAL:HG21	1.75	0.51
1:E:61:ASN:O	1:E:66:VAL:N	2.31	0.51
1:F:57:TRP:HZ2	1:F:116:VAL:HG21	1.75	0.51
1:H:90:GLN:HA	1:H:104:LYS:HG2	1.93	0.51
1:K:3:LEU:O	1:K:7:MET:N	2.26	0.51
1:K:57:TRP:HZ2	1:K:116:VAL:HG21	1.75	0.51
1:L:19:VAL:CG2	1:O:74:GLY:HA3	2.38	0.51
1:M:124:VAL:HG11	1:M:158:SER:N	2.26	0.51
1:N:19:VAL:CG1	1:Q:74:GLY:HA3	2.40	0.51
1:N:124:VAL:HG11	1:N:158:SER:N	2.26	0.51
1:O:26:ASP:HA	1:O:149:HIS:CD2	2.45	0.51
1:Q:1:PHE:CD1	1:X:45:SER:HB3	2.45	0.51
1:R:19:VAL:CG1	1:U:75:LYS:H	2.09	0.51
1:R:26:ASP:HA	1:R:149:HIS:CD2	2.45	0.51
1:U:124:VAL:HG11	1:U:158:SER:N	2.26	0.51
1:V:91:MET:O	1:V:102:SER:HA	2.10	0.51
1:X:110:LYS:NZ	1:X:158:SER:O	2.34	0.51
1:Y:103:LYS:HG2	1:Y:142:ASP:O	2.09	0.51
1:Z:47:VAL:HG13	1:Z:85:GLY:HA2	1.92	0.51
1:Z:109:ALA:HA	1:Z:117:LYS:O	2.09	0.51
1:A:19:VAL:CB	1:E:117:LYS:HB3	2.40	0.51
1:C:17:ALA:HB1	1:G:44:LYS:NZ	2.25	0.51
1:D:26:ASP:HA	1:D:149:HIS:CD2	2.45	0.51
1:D:100:ILE:HA	1:D:103:LYS:HD2	1.93	0.51
1:E:1:PHE:CD1	1:L:45:SER:HB3	2.45	0.51
1:E:26:ASP:HA	1:E:149:HIS:CD2	2.45	0.51
1:E:39:LEU:HD23	1:E:77:VAL:HG11	1.93	0.51
1:E:47:VAL:HG13	1:E:85:GLY:HA2	1.92	0.51
1:F:47:VAL:HG13	1:F:85:GLY:HA2	1.92	0.51
1:G:122:GLN:O	1:G:124:VAL:HG13	2.10	0.51
1:G:124:VAL:HG11	1:G:158:SER:N	2.26	0.51
1:H:26:ASP:HA	1:H:149:HIS:CD2	2.45	0.51
1:I:19:VAL:CB	1:M:117:LYS:HB3	2.39	0.51
1:I:26:ASP:HA	1:I:149:HIS:CD2	2.45	0.51

Continued on next page...

Continued from previous page...

Atom-1	Atom-2	Interatomic distance (Å)	Clash overlap (Å)
1:I:90:GLN:HA	1:I:104:LYS:HG2	1.92	0.51
1:J:1:PHE:CD1	1:Q:45:SER:HB3	2.45	0.51
1:L:1:PHE:CD1	1:S:45:SER:HB3	2.45	0.51
1:L:110:LYS:NZ	1:L:158:SER:O	2.34	0.51
1:M:17:ALA:HB1	1:Q:44:LYS:NZ	2.25	0.51
1:M:19:VAL:CG1	1:P:74:GLY:HA3	2.40	0.51
1:M:59:GLY:HA2	1:M:84:ASN:HA	1.92	0.51
1:P:59:GLY:HA2	1:P:84:ASN:HA	1.92	0.51
1:P:147:THR:HA	1:P:150:LEU:HB2	1.93	0.51
1:Q:124:VAL:HG11	1:Q:158:SER:N	2.26	0.51
1:R:57:TRP:HZ2	1:R:116:VAL:HG21	1.75	0.51
1:R:90:GLN:HA	1:R:104:LYS:HG2	1.92	0.51
1:T:124:VAL:HG11	1:T:158:SER:N	2.26	0.51
1:U:19:VAL:CG1	1:X:74:GLY:HA3	2.40	0.51
1:V:124:VAL:HG11	1:V:158:SER:N	2.26	0.51
1:W:59:GLY:HA2	1:W:84:ASN:HA	1.92	0.51
1:Y:47:VAL:HG13	1:Y:85:GLY:HA2	1.92	0.51
1:Z:26:ASP:HA	1:Z:149:HIS:CD2	2.45	0.51
1:A:17:ALA:HB1	1:E:44:LYS:NZ	2.25	0.51
1:A:110:LYS:NZ	1:A:158:SER:O	2.34	0.51
1:B:57:TRP:HZ2	1:B:116:VAL:HG21	1.75	0.51
1:E:19:VAL:CG2	1:H:74:GLY:HA3	2.38	0.51
1:E:57:TRP:HZ2	1:E:116:VAL:HG21	1.75	0.51
1:F:39:LEU:HD23	1:F:77:VAL:HG11	1.93	0.51
1:I:19:VAL:CG2	1:L:74:GLY:HA3	2.38	0.51
1:N:122:GLN:O	1:N:124:VAL:HG13	2.10	0.51
1:O:19:VAL:CG2	1:R:74:GLY:HA3	2.38	0.51
1:O:147:THR:HA	1:O:150:LEU:HB2	1.93	0.51
1:V:26:ASP:HA	1:V:149:HIS:CD2	2.45	0.51
1:X:91:MET:CB	1:X:103:LYS:H	2.16	0.51
1:X:103:LYS:HG2	1:X:142:ASP:O	2.09	0.51
1:Y:30:ARG:O	1:Y:34:SER:N	2.28	0.51
1:Y:51:TYR:HA	1:Y:56:GLU:O	2.09	0.51
1:A:91:MET:O	1:A:102:SER:HA	2.10	0.51
1:B:19:VAL:CB	1:F:117:LYS:HB3	2.40	0.51
1:B:100:ILE:HA	1:B:103:LYS:HD2	1.93	0.51
1:D:90:GLN:HA	1:D:104:LYS:HG2	1.93	0.51
1:E:59:GLY:HA2	1:E:84:ASN:HA	1.92	0.51
1:F:59:GLY:HA2	1:F:84:ASN:HA	1.92	0.51
1:G:59:GLY:HA2	1:G:84:ASN:HA	1.92	0.51
1:G:91:MET:O	1:G:102:SER:HA	2.10	0.51

Continued on next page...

Continued from previous page...

Atom-1	Atom-2	Interatomic distance (Å)	Clash overlap (Å)
1:G:100:ILE:HA	1:G:103:LYS:HD2	1.93	0.51
1:H:61:ASN:O	1:H:66:VAL:N	2.31	0.51
1:I:124:VAL:HG11	1:I:158:SER:N	2.26	0.51
1:I:147:THR:HA	1:I:150:LEU:HB2	1.93	0.51
1:J:19:VAL:CG2	1:M:74:GLY:HA3	2.38	0.51
1:J:26:ASP:HA	1:J:149:HIS:CD2	2.45	0.51
1:K:51:TYR:HA	1:K:56:GLU:O	2.09	0.51
1:L:7:MET:HE3	1:P:151:PRO:HA	1.92	0.51
1:L:124:VAL:HG11	1:L:158:SER:N	2.26	0.51
1:M:100:ILE:HA	1:M:103:LYS:HD2	1.93	0.51
1:N:17:ALA:HB1	1:R:44:LYS:NZ	2.25	0.51
1:N:26:ASP:HA	1:N:149:HIS:CD2	2.45	0.51
1:N:100:ILE:HA	1:N:103:LYS:HD2	1.93	0.51
1:N:147:THR:HA	1:N:150:LEU:HB2	1.93	0.51
1:O:61:ASN:O	1:O:66:VAL:N	2.31	0.51
1:O:91:MET:O	1:O:102:SER:HA	2.10	0.51
1:P:17:ALA:HB1	1:T:44:LYS:NZ	2.25	0.51
1:P:39:LEU:HD23	1:P:77:VAL:HG11	1.93	0.51
1:T:47:VAL:HG13	1:T:85:GLY:HA2	1.92	0.51
1:U:91:MET:CB	1:U:103:LYS:H	2.16	0.51
1:A:26:ASP:HA	1:A:149:HIS:CD2	2.46	0.51
1:A:58:PRO:O	1:A:85:GLY:N	2.44	0.51
1:A:91:MET:CB	1:A:103:LYS:H	2.16	0.51
1:B:90:GLN:HA	1:B:104:LYS:HG2	1.93	0.51
1:B:124:VAL:HG11	1:B:158:SER:N	2.26	0.51
1:D:51:TYR:HA	1:D:56:GLU:O	2.10	0.51
1:G:3:LEU:O	1:G:7:MET:N	2.26	0.51
1:H:58:PRO:O	1:H:85:GLY:N	2.44	0.51
1:I:57:TRP:HZ2	1:I:116:VAL:HG21	1.75	0.51
1:L:59:GLY:HA2	1:L:84:ASN:HA	1.92	0.51
1:P:124:VAL:HG11	1:P:158:SER:N	2.26	0.51
1:Q:39:LEU:HD23	1:Q:77:VAL:HG11	1.93	0.51
1:R:91:MET:CB	1:R:103:LYS:H	2.16	0.51
1:S:1:PHE:CD1	1:Z:45:SER:HB3	2.45	0.51
1:S:105:LEU:HA	1:S:123:PRO:CD	2.40	0.51
1:U:59:GLY:HA2	1:U:84:ASN:HA	1.92	0.51
1:W:47:VAL:HG13	1:W:85:GLY:HA2	1.92	0.51
1:W:105:LEU:HA	1:W:123:PRO:CD	2.40	0.51
1:W:147:THR:HA	1:W:150:LEU:HB2	1.93	0.51
1:Y:57:TRP:HZ2	1:Y:116:VAL:HG21	1.75	0.51
1:Z:124:VAL:HG11	1:Z:158:SER:N	2.26	0.51

Continued on next page...

Continued from previous page...

Atom-1	Atom-2	Interatomic distance (Å)	Clash overlap (Å)
1:B:147:THR:HA	1:B:150:LEU:HB2	1.93	0.51
1:C:91:MET:O	1:C:102:SER:HA	2.10	0.51
1:D:3:LEU:O	1:D:7:MET:N	2.26	0.51
1:D:61:ASN:O	1:D:66:VAL:N	2.31	0.51
1:E:124:VAL:HG11	1:E:158:SER:N	2.26	0.51
1:F:100:ILE:HA	1:F:103:LYS:HD2	1.93	0.51
1:G:39:LEU:HD23	1:G:77:VAL:HG11	1.93	0.51
1:H:3:LEU:O	1:H:7:MET:N	2.26	0.51
1:I:39:LEU:HD23	1:I:77:VAL:HG11	1.93	0.51
1:I:100:ILE:HA	1:I:103:LYS:HD2	1.93	0.51
1:J:39:LEU:HD23	1:J:77:VAL:HG11	1.93	0.51
1:J:124:VAL:HG11	1:J:158:SER:N	2.26	0.51
1:K:19:VAL:H	1:O:117:LYS:HA	1.76	0.51
1:K:100:ILE:HA	1:K:103:LYS:HD2	1.93	0.51
1:L:57:TRP:HZ2	1:L:116:VAL:HG21	1.75	0.51
1:O:57:TRP:HZ2	1:O:116:VAL:HG21	1.75	0.51
1:O:105:LEU:HA	1:O:123:PRO:CD	2.40	0.51
1:P:47:VAL:HG13	1:P:85:GLY:HA2	1.92	0.51
1:P:61:ASN:O	1:P:66:VAL:N	2.31	0.51
1:R:19:VAL:H	1:V:117:LYS:HA	1.76	0.51
1:V:61:ASN:O	1:V:66:VAL:N	2.31	0.51
1:V:105:LEU:HA	1:V:123:PRO:CD	2.40	0.51
1:V:147:THR:HA	1:V:150:LEU:HB2	1.93	0.51
1:W:57:TRP:HZ2	1:W:116:VAL:HG21	1.75	0.51
1:W:124:VAL:HG11	1:W:158:SER:N	2.26	0.51
1:X:124:VAL:HG11	1:X:158:SER:N	2.26	0.51
1:Z:59:GLY:HA2	1:Z:84:ASN:HA	1.92	0.51
1:A:100:ILE:HA	1:A:103:LYS:HD2	1.93	0.50
1:C:57:TRP:HZ2	1:C:116:VAL:HG21	1.75	0.50
1:C:59:GLY:HA2	1:C:84:ASN:HA	1.92	0.50
1:E:19:VAL:CG1	1:H:74:GLY:HA3	2.39	0.50
1:H:91:MET:O	1:H:102:SER:HA	2.10	0.50
1:J:100:ILE:HA	1:J:103:LYS:HD2	1.93	0.50
1:K:91:MET:CB	1:K:103:LYS:H	2.16	0.50
1:M:26:ASP:HA	1:M:149:HIS:CD2	2.45	0.50
1:Q:147:THR:HA	1:Q:150:LEU:HB2	1.93	0.50
1:T:15:ILE:HD11	1:X:153:THR:CG2	2.42	0.50
1:T:90:GLN:HA	1:T:104:LYS:HG2	1.93	0.50
1:U:100:ILE:HA	1:U:103:LYS:HD2	1.94	0.50
1:V:19:VAL:H	1:Z:117:LYS:HA	1.77	0.50
1:X:100:ILE:HA	1:X:103:LYS:HD2	1.94	0.50

Continued on next page...

Continued from previous page...

Atom-1	Atom-2	Interatomic distance (Å)	Clash overlap (Å)
1:Y:90:GLN:HA	1:Y:104:LYS:HG2	1.92	0.50
1:A:61:ASN:O	1:A:66:VAL:N	2.31	0.50
1:A:147:THR:HA	1:A:150:LEU:HB2	1.93	0.50
1:C:47:VAL:HG13	1:C:85:GLY:HA2	1.92	0.50
1:F:58:PRO:O	1:F:85:GLY:N	2.44	0.50
1:G:147:THR:HA	1:G:150:LEU:HB2	1.94	0.50
1:H:100:ILE:HA	1:H:103:LYS:HD2	1.93	0.50
1:H:147:THR:HA	1:H:150:LEU:HB2	1.93	0.50
1:J:59:GLY:HA2	1:J:84:ASN:HA	1.92	0.50
1:O:100:ILE:HA	1:O:103:LYS:HD2	1.93	0.50
1:R:15:ILE:HD11	1:V:153:THR:CG2	2.41	0.50
1:R:100:ILE:HA	1:R:103:LYS:HD2	1.93	0.50
1:S:57:TRP:HZ2	1:S:116:VAL:HG21	1.75	0.50
1:T:100:ILE:HA	1:T:103:LYS:HD2	1.93	0.50
1:X:59:GLY:HA2	1:X:84:ASN:HA	1.92	0.50
1:X:147:THR:HA	1:X:150:LEU:HB2	1.93	0.50
1:Y:100:ILE:HA	1:Y:103:LYS:HD2	1.94	0.50
1:A:15:ILE:HD11	1:E:153:THR:CG2	2.42	0.50
1:B:34:SER:O	1:B:38:LEU:HG	2.12	0.50
1:C:124:VAL:HG11	1:C:158:SER:N	2.26	0.50
1:D:19:VAL:H	1:H:117:LYS:HA	1.76	0.50
1:D:58:PRO:O	1:D:85:GLY:N	2.44	0.50
1:D:91:MET:CB	1:D:103:LYS:H	2.15	0.50
1:D:124:VAL:HG11	1:D:158:SER:N	2.26	0.50
1:E:7:MET:HE3	1:I:151:PRO:HA	1.93	0.50
1:E:91:MET:CB	1:E:103:LYS:H	2.15	0.50
1:G:19:VAL:H	1:K:117:LYS:HA	1.76	0.50
1:G:34:SER:O	1:G:38:LEU:HG	2.12	0.50
1:H:19:VAL:H	1:L:117:LYS:HA	1.76	0.50
1:J:47:VAL:HG13	1:J:85:GLY:HA2	1.92	0.50
1:K:34:SER:O	1:K:38:LEU:HG	2.12	0.50
1:K:39:LEU:HD23	1:K:77:VAL:HG11	1.93	0.50
1:N:19:VAL:H	1:R:117:LYS:HA	1.76	0.50
1:N:57:TRP:HZ2	1:N:116:VAL:HG21	1.75	0.50
1:O:19:VAL:H	1:S:117:LYS:HA	1.77	0.50
1:P:57:TRP:HZ2	1:P:116:VAL:HG21	1.75	0.50
1:P:100:ILE:HA	1:P:103:LYS:HD2	1.93	0.50
1:Q:57:TRP:HZ2	1:Q:116:VAL:HG21	1.75	0.50
1:Q:100:ILE:HA	1:Q:103:LYS:HD2	1.94	0.50
1:R:19:VAL:CG2	1:U:74:GLY:HA3	2.38	0.50
1:R:39:LEU:HD23	1:R:77:VAL:HG11	1.93	0.50

Continued on next page...

Continued from previous page...

Atom-1	Atom-2	Interatomic distance (Å)	Clash overlap (Å)
1:S:19:VAL:H	1:W:117:LYS:HA	1.76	0.50
1:T:110:LYS:HD2	1:T:161:SER:CA	2.38	0.50
1:U:94:SER:O	1:U:96:VAL:HG13	2.12	0.50
1:U:110:LYS:HD2	1:U:161:SER:CA	2.39	0.50
1:U:147:THR:HA	1:U:150:LEU:HB2	1.93	0.50
1:X:57:TRP:HZ2	1:X:116:VAL:HG21	1.75	0.50
1:B:15:ILE:HD11	1:F:153:THR:CG2	2.42	0.50
1:C:19:VAL:CG2	1:F:74:GLY:HA3	2.38	0.50
1:D:39:LEU:HD23	1:D:77:VAL:HG11	1.93	0.50
1:E:100:ILE:HA	1:E:103:LYS:HD2	1.93	0.50
1:G:7:MET:HE3	1:K:151:PRO:HA	1.93	0.50
1:G:47:VAL:HG13	1:G:85:GLY:HA2	1.92	0.50
1:G:51:TYR:HD1	1:G:57:TRP:N	2.10	0.50
1:G:90:GLN:HA	1:G:104:LYS:HG2	1.93	0.50
1:H:7:MET:HE3	1:L:151:PRO:HA	1.92	0.50
1:K:51:TYR:HD1	1:K:57:TRP:N	2.10	0.50
1:L:15:ILE:HD11	1:P:153:THR:CG2	2.41	0.50
1:L:104:LYS:H	1:L:143:ASP:C	2.14	0.50
1:M:58:PRO:O	1:M:85:GLY:N	2.44	0.50
1:N:1:PHE:CD1	1:U:45:SER:HB3	2.45	0.50
1:N:47:VAL:HG13	1:N:85:GLY:HA2	1.92	0.50
1:N:90:GLN:HA	1:N:104:LYS:HG2	1.92	0.50
1:O:59:GLY:HA2	1:O:84:ASN:HA	1.92	0.50
1:Q:34:SER:O	1:Q:38:LEU:HG	2.12	0.50
1:Q:59:GLY:HA2	1:Q:84:ASN:HA	1.92	0.50
1:S:59:GLY:HA2	1:S:84:ASN:HA	1.92	0.50
1:U:39:LEU:HD23	1:U:77:VAL:HG11	1.93	0.50
1:X:39:LEU:HD23	1:X:77:VAL:HG11	1.93	0.50
1:Y:51:TYR:HD1	1:Y:57:TRP:N	2.10	0.50
1:Y:94:SER:O	1:Y:96:VAL:HG13	2.12	0.50
1:B:110:LYS:NZ	1:B:158:SER:O	2.34	0.50
1:C:34:SER:O	1:C:38:LEU:HG	2.12	0.50
1:D:34:SER:O	1:D:38:LEU:HG	2.12	0.50
1:F:34:SER:O	1:F:38:LEU:HG	2.12	0.50
1:G:15:ILE:HD11	1:K:153:THR:CG2	2.42	0.50
1:H:19:VAL:CG2	1:K:74:GLY:HA3	2.38	0.50
1:H:34:SER:O	1:H:38:LEU:HG	2.12	0.50
1:H:59:GLY:HA2	1:H:84:ASN:HA	1.92	0.50
1:I:34:SER:O	1:I:38:LEU:HG	2.12	0.50
1:I:47:VAL:HG13	1:I:85:GLY:HA2	1.92	0.50
1:J:57:TRP:HZ2	1:J:116:VAL:HG21	1.75	0.50

Continued on next page...

Continued from previous page...

Atom-1	Atom-2	Interatomic distance (Å)	Clash overlap (Å)
1:J:147:THR:HA	1:J:150:LEU:HB2	1.93	0.50
1:K:7:MET:HE3	1:O:151:PRO:HA	1.93	0.50
1:K:93:SER:HA	1:K:101:LYS:HG3	1.94	0.50
1:L:19:VAL:H	1:P:117:LYS:HA	1.76	0.50
1:M:15:ILE:HD11	1:Q:153:THR:CG2	2.42	0.50
1:N:94:SER:O	1:N:96:VAL:HG13	2.12	0.50
1:O:3:LEU:O	1:O:7:MET:N	2.26	0.50
1:O:51:TYR:HD1	1:O:57:TRP:N	2.10	0.50
1:P:94:SER:O	1:P:96:VAL:HG13	2.12	0.50
1:T:39:LEU:HD23	1:T:77:VAL:HG11	1.93	0.50
1:T:58:PRO:O	1:T:85:GLY:N	2.44	0.50
1:U:19:VAL:H	1:Y:117:LYS:HA	1.77	0.50
1:U:47:VAL:HG13	1:U:85:GLY:HA2	1.92	0.50
1:V:39:LEU:HD23	1:V:77:VAL:HG11	1.93	0.50
1:V:51:TYR:HD1	1:V:57:TRP:N	2.10	0.50
1:W:58:PRO:O	1:W:85:GLY:N	2.44	0.50
1:W:94:SER:O	1:W:96:VAL:HG13	2.12	0.50
1:X:34:SER:O	1:X:38:LEU:HG	2.12	0.50
1:Y:110:LYS:HD2	1:Y:161:SER:CA	2.38	0.50
1:Z:57:TRP:HZ2	1:Z:116:VAL:HG21	1.75	0.50
1:A:34:SER:O	1:A:38:LEU:HG	2.12	0.50
1:B:7:MET:CE	1:F:151:PRO:HA	2.42	0.50
1:C:90:GLN:NE2	1:C:143:ASP:OD1	2.45	0.50
1:E:34:SER:O	1:E:38:LEU:HG	2.12	0.50
1:F:7:MET:CE	1:J:151:PRO:HA	2.42	0.50
1:F:90:GLN:HA	1:F:104:LYS:HG2	1.92	0.50
1:J:34:SER:O	1:J:38:LEU:HG	2.12	0.50
1:K:124:VAL:HG11	1:K:158:SER:N	2.26	0.50
1:L:39:LEU:HD23	1:L:77:VAL:HG11	1.93	0.50
1:L:100:ILE:HA	1:L:103:LYS:HD2	1.93	0.50
1:M:90:GLN:HA	1:M:104:LYS:HG2	1.92	0.50
1:M:147:THR:HA	1:M:150:LEU:HB2	1.93	0.50
1:O:39:LEU:HD23	1:O:77:VAL:HG11	1.93	0.50
1:P:91:MET:CB	1:P:103:LYS:H	2.16	0.50
1:Q:93:SER:HA	1:Q:101:LYS:HG3	1.94	0.50
1:Q:110:LYS:HD2	1:Q:161:SER:CA	2.39	0.50
1:T:91:MET:CB	1:T:103:LYS:H	2.15	0.50
1:V:100:ILE:HA	1:V:103:LYS:HD2	1.94	0.50
1:W:39:LEU:HD23	1:W:77:VAL:HG11	1.93	0.50
1:W:78:GLN:HE21	1:W:90:GLN:CD	2.15	0.50
1:X:58:PRO:O	1:X:85:GLY:N	2.44	0.50

Continued on next page...

Continued from previous page...

Atom-1	Atom-2	Interatomic distance (Å)	Clash overlap (Å)
1:Z:39:LEU:HD23	1:Z:77:VAL:HG11	1.94	0.50
1:A:59:GLY:HA2	1:A:84:ASN:HA	1.92	0.50
1:B:94:SER:O	1:B:96:VAL:HG13	2.12	0.50
1:C:93:SER:HA	1:C:101:LYS:HG3	1.94	0.50
1:C:94:SER:O	1:C:96:VAL:HG13	2.12	0.50
1:D:51:TYR:HD1	1:D:57:TRP:N	2.10	0.50
1:E:19:VAL:HG11	1:H:74:GLY:CA	2.42	0.50
1:F:147:THR:HA	1:F:150:LEU:HB2	1.93	0.50
1:G:93:SER:HA	1:G:101:LYS:HG3	1.94	0.50
1:H:51:TYR:HD1	1:H:57:TRP:N	2.10	0.50
1:I:58:PRO:O	1:I:85:GLY:N	2.44	0.50
1:I:94:SER:O	1:I:96:VAL:HG13	2.12	0.50
1:J:93:SER:HA	1:J:101:LYS:HG3	1.94	0.50
1:K:15:ILE:HD11	1:O:153:THR:CG2	2.42	0.50
1:L:19:VAL:CG1	1:O:74:GLY:HA3	2.40	0.50
1:N:15:ILE:HD11	1:R:153:THR:CG2	2.41	0.50
1:N:34:SER:O	1:N:38:LEU:HG	2.12	0.50
1:N:51:TYR:HD1	1:N:57:TRP:N	2.10	0.50
1:O:93:SER:HA	1:O:101:LYS:HG3	1.94	0.50
1:P:58:PRO:O	1:P:85:GLY:N	2.44	0.50
1:Q:47:VAL:HG13	1:Q:85:GLY:HA2	1.92	0.50
1:R:3:LEU:O	1:R:7:MET:N	2.26	0.50
1:R:34:SER:O	1:R:38:LEU:HG	2.12	0.50
1:R:51:TYR:HD1	1:R:57:TRP:N	2.10	0.50
1:R:93:SER:HA	1:R:101:LYS:HG3	1.94	0.50
1:U:90:GLN:HA	1:U:104:LYS:HG2	1.92	0.50
1:V:3:LEU:O	1:V:7:MET:N	2.26	0.50
1:V:15:ILE:HD11	1:Z:153:THR:CG2	2.42	0.50
1:W:110:LYS:HD2	1:W:161:SER:CA	2.39	0.50
1:X:90:GLN:HA	1:X:104:LYS:HG2	1.92	0.50
1:Y:3:LEU:O	1:Y:7:MET:N	2.26	0.50
1:A:39:LEU:HD23	1:A:77:VAL:HG11	1.93	0.50
1:B:19:VAL:CG2	1:E:74:GLY:HA3	2.38	0.50
1:B:58:PRO:O	1:B:85:GLY:N	2.44	0.50
1:E:7:MET:CE	1:I:151:PRO:HA	2.42	0.50
1:E:58:PRO:O	1:E:85:GLY:N	2.44	0.50
1:G:94:SER:O	1:G:96:VAL:HG13	2.12	0.50
1:H:93:SER:HA	1:H:101:LYS:HG3	1.94	0.50
1:H:104:LYS:H	1:H:143:ASP:C	2.14	0.50
1:I:7:MET:CE	1:M:151:PRO:HA	2.42	0.50
1:J:94:SER:O	1:J:96:VAL:HG13	2.12	0.50

Continued on next page...

Continued from previous page...

Atom-1	Atom-2	Interatomic distance (Å)	Clash overlap (Å)
1:L:72:ILE:HG23	1:M:114:GLY:CA	2.42	0.50
1:O:34:SER:O	1:O:38:LEU:HG	2.12	0.50
1:R:94:SER:O	1:R:96:VAL:HG13	2.12	0.50
1:R:124:VAL:HG11	1:R:158:SER:N	2.26	0.50
1:U:34:SER:O	1:U:38:LEU:HG	2.12	0.50
1:U:51:TYR:HD1	1:U:57:TRP:N	2.10	0.50
1:U:93:SER:HA	1:U:101:LYS:HG3	1.94	0.50
1:V:93:SER:HA	1:V:101:LYS:HG3	1.94	0.50
1:X:93:SER:HA	1:X:101:LYS:HG3	1.94	0.50
1:Y:93:SER:HA	1:Y:101:LYS:HG3	1.94	0.50
1:Z:110:LYS:HD2	1:Z:161:SER:CA	2.39	0.50
1:B:47:VAL:HG13	1:B:85:GLY:HA2	1.92	0.50
1:C:15:ILE:HD11	1:G:153:THR:CG2	2.42	0.50
1:D:7:MET:CE	1:H:151:PRO:HA	2.42	0.50
1:G:58:PRO:O	1:G:85:GLY:N	2.44	0.50
1:G:90:GLN:NE2	1:G:143:ASP:OD1	2.45	0.50
1:H:72:ILE:HG23	1:I:114:GLY:CA	2.42	0.50
1:I:61:ASN:O	1:I:66:VAL:N	2.31	0.50
1:K:61:ASN:O	1:K:66:VAL:N	2.31	0.50
1:K:90:GLN:NE2	1:K:143:ASP:OD1	2.45	0.50
1:L:19:VAL:HG11	1:O:74:GLY:CA	2.42	0.50
1:L:34:SER:O	1:L:38:LEU:HG	2.12	0.50
1:L:51:TYR:HD1	1:L:57:TRP:N	2.10	0.50
1:L:54:HIS:ND1	1:L:54:HIS:N	2.60	0.50
1:L:78:GLN:HE21	1:L:90:GLN:CD	2.16	0.50
1:M:34:SER:O	1:M:38:LEU:HG	2.12	0.50
1:M:39:LEU:HD23	1:M:77:VAL:HG11	1.93	0.50
1:N:93:SER:HA	1:N:101:LYS:HG3	1.94	0.50
1:Q:90:GLN:HA	1:Q:104:LYS:HG2	1.93	0.50
1:R:147:THR:HA	1:R:150:LEU:HB2	1.93	0.50
1:T:7:MET:CE	1:X:151:PRO:HA	2.42	0.50
1:U:90:GLN:NE2	1:U:143:ASP:OD1	2.45	0.50
1:V:57:TRP:HZ2	1:V:116:VAL:HG21	1.75	0.50
1:X:47:VAL:HG13	1:X:85:GLY:HA2	1.92	0.50
1:Y:2:THR:O	1:Y:6:LEU:N	2.28	0.50
1:Z:100:ILE:HA	1:Z:103:LYS:HD2	1.93	0.50
1:A:7:MET:CE	1:E:151:PRO:HA	2.42	0.49
1:A:19:VAL:H	1:E:117:LYS:HA	1.76	0.49
1:A:72:ILE:HG23	1:B:114:GLY:CA	2.42	0.49
1:B:54:HIS:ND1	1:B:54:HIS:N	2.60	0.49
1:C:7:MET:CE	1:G:151:PRO:HA	2.42	0.49

Continued on next page...

Continued from previous page...

Atom-1	Atom-2	Interatomic distance (Å)	Clash overlap (Å)
1:C:51:TYR:HD1	1:C:57:TRP:N	2.10	0.49
1:C:147:THR:HA	1:C:150:LEU:HB2	1.94	0.49
1:D:90:GLN:NE2	1:D:143:ASP:OD1	2.45	0.49
1:D:93:SER:HA	1:D:101:LYS:HG3	1.94	0.49
1:J:51:TYR:HD1	1:J:57:TRP:N	2.10	0.49
1:L:58:PRO:O	1:L:85:GLY:N	2.44	0.49
1:N:110:LYS:HD2	1:N:161:SER:CA	2.39	0.49
1:P:78:GLN:HE21	1:P:90:GLN:CD	2.15	0.49
1:Q:51:TYR:HD1	1:Q:57:TRP:N	2.10	0.49
1:Q:94:SER:O	1:Q:96:VAL:HG13	2.12	0.49
1:R:90:GLN:NE2	1:R:143:ASP:OD1	2.45	0.49
1:S:19:VAL:CG1	1:V:74:GLY:HA3	2.40	0.49
1:S:78:GLN:HE21	1:S:90:GLN:CD	2.15	0.49
1:U:57:TRP:HZ2	1:U:116:VAL:HG21	1.75	0.49
1:X:73:LYS:HG2	1:X:77:VAL:HG12	1.94	0.49
1:Y:73:LYS:HG2	1:Y:77:VAL:HG12	1.94	0.49
1:Y:124:VAL:HG11	1:Y:158:SER:N	2.26	0.49
1:Y:147:THR:HA	1:Y:150:LEU:HB2	1.94	0.49
1:Z:93:SER:HA	1:Z:101:LYS:HG3	1.94	0.49
1:A:51:TYR:HD1	1:A:57:TRP:N	2.10	0.49
1:A:78:GLN:HE21	1:A:90:GLN:CD	2.16	0.49
1:A:94:SER:O	1:A:96:VAL:HG13	2.12	0.49
1:B:72:ILE:HG23	1:C:114:GLY:CA	2.42	0.49
1:C:39:LEU:HD23	1:C:77:VAL:HG11	1.93	0.49
1:D:7:MET:HE3	1:H:151:PRO:HA	1.93	0.49
1:F:93:SER:HA	1:F:101:LYS:HG3	1.94	0.49
1:G:7:MET:CE	1:K:151:PRO:HA	2.42	0.49
1:H:39:LEU:HD23	1:H:77:VAL:HG11	1.93	0.49
1:H:73:LYS:HG2	1:H:77:VAL:HG12	1.94	0.49
1:H:90:GLN:NE2	1:H:143:ASP:OD1	2.45	0.49
1:J:7:MET:CE	1:N:151:PRO:HA	2.42	0.49
1:J:19:VAL:H	1:N:117:LYS:HA	1.77	0.49
1:J:90:GLN:NE2	1:J:143:ASP:OD1	2.45	0.49
1:J:90:GLN:HA	1:J:104:LYS:HG2	1.92	0.49
1:P:72:ILE:HG23	1:Q:114:GLY:CA	2.42	0.49
1:Q:19:VAL:H	1:U:117:LYS:HA	1.77	0.49
1:Q:58:PRO:O	1:Q:85:GLY:N	2.44	0.49
1:S:19:VAL:HG11	1:V:74:GLY:CA	2.42	0.49
1:S:39:LEU:HD23	1:S:77:VAL:HG11	1.93	0.49
1:S:51:TYR:HD1	1:S:57:TRP:N	2.10	0.49
1:T:54:HIS:ND1	1:T:54:HIS:N	2.60	0.49

Continued on next page...

Continued from previous page...

Atom-1	Atom-2	Interatomic distance (Å)	Clash overlap (Å)
1:T:147:THR:HA	1:T:150:LEU:HB2	1.93	0.49
1:V:59:GLY:HA2	1:V:84:ASN:HA	1.92	0.49
1:W:100:ILE:HA	1:W:103:LYS:HD2	1.94	0.49
1:Z:73:LYS:HG2	1:Z:77:VAL:HG12	1.95	0.49
1:B:39:LEU:HD23	1:B:77:VAL:HG11	1.93	0.49
1:E:78:GLN:HE21	1:E:90:GLN:CD	2.16	0.49
1:E:93:SER:HA	1:E:101:LYS:HG3	1.94	0.49
1:G:73:LYS:HG2	1:G:77:VAL:HG12	1.94	0.49
1:K:147:THR:HA	1:K:150:LEU:HB2	1.93	0.49
1:L:93:SER:HA	1:L:101:LYS:HG3	1.94	0.49
1:M:93:SER:HA	1:M:101:LYS:HG3	1.94	0.49
1:N:39:LEU:HD23	1:N:77:VAL:HG11	1.93	0.49
1:O:73:LYS:HG2	1:O:77:VAL:HG12	1.95	0.49
1:Q:78:GLN:HE21	1:Q:90:GLN:CD	2.15	0.49
1:S:7:MET:CE	1:W:151:PRO:HA	2.42	0.49
1:S:93:SER:HA	1:S:101:LYS:HG3	1.94	0.49
1:S:100:ILE:HA	1:S:103:LYS:HD2	1.94	0.49
1:V:34:SER:O	1:V:38:LEU:HG	2.12	0.49
1:V:90:GLN:NE2	1:V:143:ASP:OD1	2.45	0.49
1:W:110:LYS:NZ	1:W:158:SER:O	2.34	0.49
1:Y:34:SER:O	1:Y:38:LEU:HG	2.12	0.49
1:A:7:MET:HE3	1:E:151:PRO:HA	1.93	0.49
1:A:93:SER:HA	1:A:101:LYS:HG3	1.94	0.49
1:C:90:GLN:HA	1:C:104:LYS:HG2	1.93	0.49
1:E:51:TYR:HD1	1:E:57:TRP:N	2.10	0.49
1:E:54:HIS:ND1	1:E:54:HIS:N	2.60	0.49
1:E:72:ILE:HG23	1:F:114:GLY:CA	2.42	0.49
1:F:90:GLN:NE2	1:F:143:ASP:OD1	2.45	0.49
1:G:110:LYS:HD2	1:G:161:SER:CA	2.39	0.49
1:H:110:LYS:NZ	1:H:158:SER:O	2.34	0.49
1:J:15:ILE:HD11	1:N:153:THR:CG2	2.42	0.49
1:M:90:GLN:NE2	1:M:143:ASP:OD1	2.45	0.49
1:N:7:MET:HE3	1:R:151:PRO:HA	1.95	0.49
1:N:7:MET:CE	1:R:151:PRO:HA	2.42	0.49
1:N:73:LYS:HG2	1:N:77:VAL:HG12	1.95	0.49
1:P:19:VAL:H	1:T:117:LYS:HA	1.77	0.49
1:P:34:SER:O	1:P:38:LEU:HG	2.12	0.49
1:P:119:PHE:CD1	1:P:160:ALA:HB1	2.48	0.49
1:Q:54:HIS:ND1	1:Q:54:HIS:N	2.60	0.49
1:R:78:GLN:HE21	1:R:90:GLN:CD	2.15	0.49
1:U:15:ILE:HD11	1:Y:153:THR:CG2	2.41	0.49

Continued on next page...

Continued from previous page...

Atom-1	Atom-2	Interatomic distance (Å)	Clash overlap (Å)
1:W:54:HIS:ND1	1:W:54:HIS:N	2.60	0.49
1:Z:51:TYR:HD1	1:Z:57:TRP:N	2.10	0.49
1:Z:58:PRO:O	1:Z:85:GLY:N	2.44	0.49
1:C:19:VAL:H	1:G:117:LYS:HA	1.76	0.49
1:C:73:LYS:HG2	1:C:77:VAL:HG12	1.95	0.49
1:D:19:VAL:HG11	1:G:74:GLY:CA	2.42	0.49
1:E:19:VAL:H	1:I:117:LYS:HA	1.76	0.49
1:F:78:GLN:HE21	1:F:90:GLN:CD	2.16	0.49
1:G:19:VAL:HG11	1:J:74:GLY:CA	2.42	0.49
1:I:19:VAL:H	1:M:117:LYS:HA	1.76	0.49
1:I:91:MET:CB	1:I:103:LYS:H	2.15	0.49
1:K:19:VAL:CG2	1:N:74:GLY:HA3	2.38	0.49
1:L:110:LYS:HD2	1:L:161:SER:CA	2.39	0.49
1:N:90:GLN:NE2	1:N:143:ASP:OD1	2.45	0.49
1:N:91:MET:CB	1:N:103:LYS:H	2.15	0.49
1:O:94:SER:O	1:O:96:VAL:HG13	2.12	0.49
1:P:7:MET:CE	1:T:151:PRO:HA	2.42	0.49
1:P:93:SER:HA	1:P:101:LYS:HG3	1.94	0.49
1:Q:7:MET:CE	1:U:151:PRO:HA	2.42	0.49
1:S:94:SER:O	1:S:96:VAL:HG13	2.11	0.49
1:T:19:VAL:HG11	1:W:74:GLY:CA	2.42	0.49
1:V:119:PHE:CD1	1:V:160:ALA:HB1	2.48	0.49
1:W:93:SER:HA	1:W:101:LYS:HG3	1.94	0.49
1:X:90:GLN:NE2	1:X:143:ASP:OD1	2.46	0.49
1:Y:39:LEU:HD23	1:Y:77:VAL:HG11	1.93	0.49
1:D:73:LYS:HG2	1:D:77:VAL:HG12	1.95	0.49
1:E:104:LYS:H	1:E:143:ASP:C	2.14	0.49
1:H:94:SER:O	1:H:96:VAL:HG13	2.12	0.49
1:I:93:SER:HA	1:I:101:LYS:HG3	1.94	0.49
1:J:58:PRO:O	1:J:85:GLY:N	2.44	0.49
1:K:7:MET:CE	1:O:151:PRO:HA	2.42	0.49
1:K:94:SER:O	1:K:96:VAL:HG13	2.12	0.49
1:L:147:THR:HA	1:L:150:LEU:HB2	1.93	0.49
1:M:19:VAL:HG11	1:P:74:GLY:CA	2.42	0.49
1:M:19:VAL:H	1:Q:117:LYS:HA	1.76	0.49
1:N:72:ILE:HG23	1:O:114:GLY:CA	2.42	0.49
1:O:72:ILE:HG23	1:P:114:GLY:CA	2.42	0.49
1:P:51:TYR:HD1	1:P:57:TRP:N	2.10	0.49
1:Q:90:GLN:NE2	1:Q:143:ASP:OD1	2.45	0.49
1:Q:91:MET:CB	1:Q:103:LYS:H	2.16	0.49
1:R:119:PHE:CD1	1:R:160:ALA:HB1	2.48	0.49

Continued on next page...

Continued from previous page...

Atom-1	Atom-2	Interatomic distance (Å)	Clash overlap (Å)
1:S:7:MET:HE3	1:W:151:PRO:HA	1.94	0.49
1:S:34:SER:O	1:S:38:LEU:HG	2.12	0.49
1:S:72:ILE:HG23	1:T:114:GLY:CA	2.42	0.49
1:T:19:VAL:H	1:X:117:LYS:HA	1.77	0.49
1:T:93:SER:HA	1:T:101:LYS:HG3	1.94	0.49
1:U:78:GLN:HE21	1:U:90:GLN:CD	2.15	0.49
1:V:94:SER:O	1:V:96:VAL:HG13	2.11	0.49
1:X:51:TYR:HD1	1:X:57:TRP:N	2.10	0.49
1:X:94:SER:O	1:X:96:VAL:HG13	2.12	0.49
1:Y:86:VAL:HG13	1:Y:108:TRP:HB3	1.95	0.49
1:Z:94:SER:O	1:Z:96:VAL:HG13	2.12	0.49
1:A:104:LYS:H	1:A:143:ASP:C	2.14	0.49
1:B:19:VAL:H	1:F:117:LYS:HA	1.76	0.49
1:C:86:VAL:HG13	1:C:108:TRP:HB3	1.95	0.49
1:D:72:ILE:HG23	1:E:114:GLY:CA	2.42	0.49
1:F:15:ILE:HD11	1:J:153:THR:CG2	2.42	0.49
1:F:19:VAL:HG11	1:I:74:GLY:CA	2.42	0.49
1:F:19:VAL:H	1:J:117:LYS:HA	1.76	0.49
1:F:51:TYR:HD1	1:F:57:TRP:N	2.10	0.49
1:G:72:ILE:HG23	1:H:114:GLY:CA	2.42	0.49
1:G:78:GLN:HE21	1:G:90:GLN:CD	2.16	0.49
1:H:78:GLN:HE21	1:H:90:GLN:CD	2.16	0.49
1:I:51:TYR:HD1	1:I:57:TRP:N	2.10	0.49
1:I:104:LYS:H	1:I:143:ASP:C	2.14	0.49
1:K:86:VAL:HG13	1:K:108:TRP:HB3	1.95	0.49
1:L:119:PHE:CD1	1:L:160:ALA:HB1	2.48	0.49
1:M:7:MET:CE	1:Q:151:PRO:HA	2.42	0.49
1:M:51:TYR:HD1	1:M:57:TRP:N	2.10	0.49
1:M:73:LYS:HG2	1:M:77:VAL:HG12	1.95	0.49
1:O:7:MET:CE	1:S:151:PRO:HA	2.42	0.49
1:O:7:MET:HE3	1:S:151:PRO:HA	1.94	0.49
1:O:90:GLN:NE2	1:O:143:ASP:OD1	2.45	0.49
1:Q:15:ILE:HD11	1:U:153:THR:CG2	2.41	0.49
1:R:86:VAL:HG13	1:R:108:TRP:HB3	1.95	0.49
1:S:73:LYS:HG2	1:S:77:VAL:HG12	1.95	0.49
1:T:34:SER:O	1:T:38:LEU:HG	2.12	0.49
1:U:7:MET:CE	1:Y:151:PRO:HA	2.42	0.49
1:U:19:VAL:HG11	1:X:74:GLY:CA	2.42	0.49
1:U:72:ILE:HG23	1:V:114:GLY:CA	2.42	0.49
1:V:78:GLN:HE21	1:V:90:GLN:CD	2.15	0.49
1:W:72:ILE:HG23	1:X:114:GLY:CA	2.42	0.49

Continued on next page...

Continued from previous page...

Atom-1	Atom-2	Interatomic distance (Å)	Clash overlap (Å)
1:X:78:GLN:HE21	1:X:90:GLN:CD	2.15	0.49
1:Y:90:GLN:NE2	1:Y:143:ASP:OD1	2.46	0.49
1:Z:119:PHE:CD1	1:Z:160:ALA:HB1	2.48	0.49
1:Z:147:THR:HA	1:Z:150:LEU:HB2	1.93	0.49
1:A:90:GLN:NE2	1:A:143:ASP:OD1	2.45	0.49
1:A:119:PHE:CD1	1:A:160:ALA:HB1	2.48	0.49
1:E:15:ILE:HD11	1:I:153:THR:CG2	2.42	0.49
1:E:147:THR:HA	1:E:150:LEU:HB2	1.94	0.49
1:F:94:SER:O	1:F:96:VAL:HG13	2.12	0.49
1:I:72:ILE:HG23	1:J:114:GLY:CA	2.42	0.49
1:J:54:HIS:ND1	1:J:54:HIS:N	2.60	0.49
1:J:78:GLN:HE21	1:J:90:GLN:CD	2.16	0.49
1:J:86:VAL:HG13	1:J:108:TRP:HB3	1.95	0.49
1:M:54:HIS:ND1	1:M:54:HIS:N	2.60	0.49
1:M:110:LYS:HD2	1:M:161:SER:CA	2.39	0.49
1:N:19:VAL:HG11	1:Q:74:GLY:CA	2.42	0.49
1:Q:86:VAL:HG13	1:Q:108:TRP:HB3	1.95	0.49
1:R:73:LYS:HG2	1:R:77:VAL:HG12	1.95	0.49
1:S:58:PRO:O	1:S:85:GLY:N	2.44	0.49
1:S:147:THR:HA	1:S:150:LEU:HB2	1.93	0.49
1:V:72:ILE:HG23	1:W:114:GLY:CA	2.42	0.49
1:V:110:LYS:HD2	1:V:161:SER:CA	2.39	0.49
1:W:51:TYR:HD1	1:W:57:TRP:N	2.10	0.49
1:Z:78:GLN:HE21	1:Z:90:GLN:CD	2.15	0.49
1:B:73:LYS:HG2	1:B:77:VAL:HG12	1.95	0.49
1:B:90:GLN:NE2	1:B:143:ASP:OD1	2.45	0.49
1:B:119:PHE:CD1	1:B:160:ALA:HB1	2.48	0.49
1:D:15:ILE:HD11	1:H:153:THR:CG2	2.42	0.49
1:D:86:VAL:HG13	1:D:108:TRP:HB3	1.95	0.49
1:D:147:THR:HA	1:D:150:LEU:HB2	1.94	0.49
1:F:73:LYS:HG2	1:F:77:VAL:HG12	1.95	0.49
1:H:119:PHE:CD1	1:H:160:ALA:HB1	2.48	0.49
1:I:73:LYS:HG2	1:I:77:VAL:HG12	1.95	0.49
1:K:19:VAL:HG11	1:N:74:GLY:CA	2.42	0.49
1:K:78:GLN:HE21	1:K:90:GLN:CD	2.16	0.49
1:M:72:ILE:HG23	1:N:114:GLY:CA	2.42	0.49
1:O:30:ARG:O	1:O:34:SER:N	2.28	0.49
1:O:54:HIS:ND1	1:O:54:HIS:N	2.60	0.49
1:Q:73:LYS:HG2	1:Q:77:VAL:HG12	1.95	0.49
1:Q:119:PHE:CD1	1:Q:160:ALA:HB1	2.48	0.49
1:T:72:ILE:HG23	1:U:114:GLY:CA	2.42	0.49

Continued on next page...

Continued from previous page...

Atom-1	Atom-2	Interatomic distance (Å)	Clash overlap (Å)
1:T:90:GLN:NE2	1:T:143:ASP:OD1	2.45	0.49
1:T:94:SER:O	1:T:96:VAL:HG13	2.12	0.49
1:X:119:PHE:CD1	1:X:160:ALA:HB1	2.48	0.49
1:Y:78:GLN:HE21	1:Y:90:GLN:CD	2.15	0.49
1:Z:90:GLN:NE2	1:Z:143:ASP:OD1	2.46	0.49
1:B:93:SER:HA	1:B:101:LYS:HG3	1.94	0.49
1:C:119:PHE:CD1	1:C:160:ALA:HB1	2.48	0.49
1:D:19:VAL:CG1	1:G:74:GLY:HA3	2.40	0.49
1:D:119:PHE:CD1	1:D:160:ALA:HB1	2.48	0.49
1:F:72:ILE:HG23	1:G:114:GLY:CA	2.42	0.49
1:K:119:PHE:CD1	1:K:160:ALA:HB1	2.48	0.49
1:L:94:SER:O	1:L:96:VAL:HG13	2.12	0.49
1:R:7:MET:CE	1:V:151:PRO:HA	2.42	0.49
1:S:119:PHE:CD1	1:S:160:ALA:HB1	2.48	0.49
1:T:51:TYR:HD1	1:T:57:TRP:N	2.10	0.49
1:T:119:PHE:CD1	1:T:160:ALA:HB1	2.48	0.49
1:X:86:VAL:HG13	1:X:108:TRP:HB3	1.95	0.49
1:B:50:TYR:CE2	1:B:56:GLU:HG3	2.48	0.48
1:B:51:TYR:HD1	1:B:57:TRP:N	2.10	0.48
1:E:119:PHE:CD1	1:E:160:ALA:HB1	2.48	0.48
1:G:50:TYR:CE2	1:G:56:GLU:HG3	2.48	0.48
1:G:119:PHE:CD1	1:G:160:ALA:HB1	2.48	0.48
1:I:78:GLN:HE21	1:I:90:GLN:CD	2.16	0.48
1:I:90:GLN:NE2	1:I:143:ASP:OD1	2.45	0.48
1:J:110:LYS:HD2	1:J:161:SER:CA	2.39	0.48
1:M:78:GLN:HE21	1:M:90:GLN:CD	2.15	0.48
1:M:94:SER:O	1:M:96:VAL:HG13	2.12	0.48
1:N:119:PHE:CD1	1:N:160:ALA:HB1	2.48	0.48
1:P:110:LYS:HD2	1:P:161:SER:CA	2.39	0.48
1:R:61:ASN:O	1:R:66:VAL:N	2.31	0.48
1:R:110:LYS:HD2	1:R:161:SER:CA	2.39	0.48
1:S:110:LYS:HD2	1:S:161:SER:CA	2.39	0.48
1:T:73:LYS:HG2	1:T:77:VAL:HG12	1.95	0.48
1:V:54:HIS:N	1:V:54:HIS:ND1	2.60	0.48
1:W:34:SER:O	1:W:38:LEU:HG	2.12	0.48
1:Z:34:SER:O	1:Z:38:LEU:HG	2.12	0.48
1:B:61:ASN:O	1:B:66:VAL:N	2.31	0.48
1:C:58:PRO:O	1:C:85:GLY:N	2.44	0.48
1:E:126:ARG:HA	1:E:134:VAL:CA	2.39	0.48
1:F:50:TYR:CE2	1:F:56:GLU:HG3	2.48	0.48
1:J:119:PHE:CD1	1:J:160:ALA:HB1	2.48	0.48

Continued on next page...

Continued from previous page...

Atom-1	Atom-2	Interatomic distance (Å)	Clash overlap (Å)
1:L:7:MET:CE	1:P:151:PRO:HA	2.42	0.48
1:N:50:TYR:CE2	1:N:56:GLU:HG3	2.48	0.48
1:O:15:ILE:HD11	1:S:153:THR:CG2	2.42	0.48
1:O:50:TYR:CE2	1:O:56:GLU:HG3	2.48	0.48
1:P:126:ARG:HA	1:P:134:VAL:CA	2.39	0.48
1:R:19:VAL:HG11	1:U:74:GLY:CA	2.42	0.48
1:T:78:GLN:HE21	1:T:90:GLN:CD	2.15	0.48
1:U:50:TYR:CE2	1:U:56:GLU:HG3	2.48	0.48
1:E:73:LYS:HG2	1:E:77:VAL:HG12	1.95	0.48
1:E:90:GLN:NE2	1:E:143:ASP:OD1	2.45	0.48
1:E:94:SER:O	1:E:96:VAL:HG13	2.12	0.48
1:E:110:LYS:HD2	1:E:161:SER:CA	2.39	0.48
1:F:110:LYS:NZ	1:F:158:SER:O	2.34	0.48
1:F:119:PHE:CD1	1:F:160:ALA:HB1	2.48	0.48
1:M:104:LYS:H	1:M:143:ASP:C	2.14	0.48
1:S:50:TYR:CE2	1:S:56:GLU:HG3	2.48	0.48
1:S:110:LYS:NZ	1:S:158:SER:O	2.34	0.48
1:V:7:MET:CE	1:Z:151:PRO:HA	2.42	0.48
1:V:73:LYS:HG2	1:V:77:VAL:HG12	1.95	0.48
1:A:19:VAL:HA	1:E:116:VAL:O	2.14	0.48
1:A:73:LYS:HG2	1:A:77:VAL:HG12	1.95	0.48
1:B:19:VAL:HG11	1:E:74:GLY:CA	2.42	0.48
1:D:19:VAL:HA	1:H:116:VAL:O	2.13	0.48
1:D:54:HIS:ND1	1:D:54:HIS:N	2.60	0.48
1:G:91:MET:CB	1:G:103:LYS:H	2.15	0.48
1:K:19:VAL:CG1	1:N:74:GLY:HA3	2.40	0.48
1:O:78:GLN:HE21	1:O:90:GLN:CD	2.16	0.48
1:P:90:GLN:NE2	1:P:143:ASP:OD1	2.45	0.48
1:A:19:VAL:CG1	1:D:74:GLY:HA3	2.39	0.48
1:G:54:HIS:ND1	1:G:54:HIS:N	2.60	0.48
1:H:50:TYR:CE2	1:H:56:GLU:HG3	2.48	0.48
1:H:54:HIS:N	1:H:54:HIS:ND1	2.60	0.48
1:H:111:ARG:HA	1:H:116:VAL:HA	1.96	0.48
1:I:119:PHE:CD1	1:I:160:ALA:HB1	2.48	0.48
1:J:105:LEU:HA	1:J:123:PRO:HD3	1.96	0.48
1:P:15:ILE:HD11	1:T:153:THR:CG2	2.42	0.48
1:R:54:HIS:ND1	1:R:54:HIS:N	2.60	0.48
1:T:61:ASN:O	1:T:66:VAL:N	2.31	0.48
1:U:73:LYS:HG2	1:U:77:VAL:HG12	1.95	0.48
1:W:50:TYR:CE2	1:W:56:GLU:HG3	2.49	0.48
1:W:90:GLN:NE2	1:W:143:ASP:OD1	2.45	0.48

Continued on next page...

Continued from previous page...

Atom-1	Atom-2	Interatomic distance (Å)	Clash overlap (Å)
1:Z:86:VAL:HG13	1:Z:108:TRP:HB3	1.95	0.48
1:C:126:ARG:HA	1:C:134:VAL:CA	2.38	0.48
1:D:94:SER:O	1:D:96:VAL:HG13	2.12	0.48
1:H:7:MET:CE	1:L:151:PRO:HA	2.42	0.48
1:I:19:VAL:HG11	1:L:74:GLY:CA	2.42	0.48
1:L:73:LYS:HG2	1:L:77:VAL:HG12	1.95	0.48
1:M:119:PHE:CD1	1:M:160:ALA:HB1	2.48	0.48
1:N:78:GLN:HE21	1:N:90:GLN:CD	2.16	0.48
1:O:86:VAL:HG13	1:O:108:TRP:HB3	1.95	0.48
1:O:119:PHE:CD1	1:O:160:ALA:HB1	2.48	0.48
1:P:54:HIS:N	1:P:54:HIS:ND1	2.60	0.48
1:S:90:GLN:NE2	1:S:143:ASP:OD1	2.45	0.48
1:W:119:PHE:CD1	1:W:160:ALA:HB1	2.48	0.48
1:Y:72:ILE:HG23	1:Z:114:GLY:CA	2.42	0.48
1:Z:54:HIS:ND1	1:Z:54:HIS:N	2.61	0.48
1:D:50:TYR:CE2	1:D:56:GLU:HG3	2.49	0.48
1:G:19:VAL:HA	1:K:116:VAL:O	2.14	0.48
1:G:86:VAL:HG13	1:G:108:TRP:HB3	1.95	0.48
1:H:19:VAL:CG1	1:K:74:GLY:HA3	2.40	0.48
1:H:86:VAL:HG13	1:H:108:TRP:HB3	1.95	0.48
1:H:108:TRP:CE2	1:H:119:PHE:HB2	2.49	0.48
1:K:50:TYR:CE2	1:K:56:GLU:HG3	2.48	0.48
1:M:50:TYR:CE2	1:M:56:GLU:HG3	2.48	0.48
1:N:19:VAL:HA	1:R:116:VAL:O	2.14	0.48
1:N:86:VAL:HG13	1:N:108:TRP:HB3	1.95	0.48
1:P:50:TYR:CE2	1:P:56:GLU:HG3	2.48	0.48
1:P:73:LYS:HG2	1:P:77:VAL:HG12	1.95	0.48
1:S:108:TRP:CE2	1:S:119:PHE:HB2	2.49	0.48
1:T:50:TYR:CE2	1:T:56:GLU:HG3	2.48	0.48
1:U:19:VAL:HA	1:Y:116:VAL:O	2.14	0.48
1:A:50:TYR:CE2	1:A:56:GLU:HG3	2.48	0.48
1:A:108:TRP:CE2	1:A:119:PHE:HB2	2.49	0.48
1:B:78:GLN:HE21	1:B:90:GLN:CD	2.16	0.48
1:C:19:VAL:HG11	1:F:74:GLY:CA	2.42	0.48
1:C:72:ILE:HG23	1:D:114:GLY:CA	2.42	0.48
1:C:78:GLN:HE21	1:C:90:GLN:CD	2.16	0.48
1:D:108:TRP:CE2	1:D:119:PHE:HB2	2.49	0.48
1:D:111:ARG:HA	1:D:116:VAL:HA	1.96	0.48
1:D:126:ARG:HA	1:D:134:VAL:CA	2.39	0.48
1:E:19:VAL:HA	1:I:116:VAL:O	2.14	0.48
1:E:111:ARG:HA	1:E:116:VAL:HA	1.96	0.48

Continued on next page...

Continued from previous page...

Atom-1	Atom-2	Interatomic distance (Å)	Clash overlap (Å)
1:G:105:LEU:HA	1:G:123:PRO:HD3	1.96	0.48
1:H:19:VAL:HA	1:L:116:VAL:O	2.14	0.48
1:I:105:LEU:HA	1:I:123:PRO:HD3	1.96	0.48
1:J:50:TYR:CE2	1:J:56:GLU:HG3	2.48	0.48
1:J:73:LYS:HG2	1:J:77:VAL:HG12	1.95	0.48
1:K:73:LYS:HG2	1:K:77:VAL:HG12	1.95	0.48
1:L:50:TYR:CE2	1:L:56:GLU:HG3	2.48	0.48
1:M:91:MET:CB	1:M:103:LYS:H	2.15	0.48
1:O:108:TRP:CE2	1:O:119:PHE:HB2	2.49	0.48
1:Q:105:LEU:HA	1:Q:123:PRO:HD3	1.96	0.48
1:R:72:ILE:HG23	1:S:114:GLY:CA	2.42	0.48
1:R:108:TRP:CE2	1:R:119:PHE:HB2	2.49	0.48
1:V:86:VAL:HG13	1:V:108:TRP:HB3	1.95	0.48
1:V:108:TRP:CE2	1:V:119:PHE:HB2	2.49	0.48
1:V:111:ARG:HA	1:V:116:VAL:HA	1.96	0.48
1:Y:54:HIS:ND1	1:Y:54:HIS:N	2.61	0.48
1:Y:119:PHE:CD1	1:Y:160:ALA:HB1	2.48	0.48
1:A:86:VAL:HG13	1:A:108:TRP:HB3	1.95	0.48
1:A:111:ARG:HA	1:A:116:VAL:HA	1.96	0.48
1:C:19:VAL:HA	1:G:116:VAL:O	2.14	0.48
1:D:78:GLN:HE21	1:D:90:GLN:CD	2.16	0.48
1:E:108:TRP:CE2	1:E:119:PHE:HB2	2.49	0.48
1:F:105:LEU:HA	1:F:123:PRO:HD3	1.96	0.48
1:I:50:TYR:CE2	1:I:56:GLU:HG3	2.48	0.48
1:L:111:ARG:HA	1:L:116:VAL:HA	1.96	0.48
1:O:110:LYS:HD2	1:O:161:SER:CA	2.39	0.48
1:T:105:LEU:HA	1:T:123:PRO:HD3	1.96	0.48
1:U:86:VAL:HG13	1:U:108:TRP:HB3	1.95	0.48
1:U:105:LEU:HA	1:U:123:PRO:HD3	1.96	0.48
1:U:119:PHE:CD1	1:U:160:ALA:HB1	2.48	0.48
1:V:50:TYR:CE2	1:V:56:GLU:HG3	2.49	0.48
1:Y:90:GLN:HB2	1:Y:104:LYS:CE	2.44	0.48
1:C:106:SER:OG	1:C:124:VAL:N	2.29	0.48
1:E:50:TYR:CE2	1:E:56:GLU:HG3	2.48	0.48
1:J:19:VAL:HG11	1:M:74:GLY:CA	2.42	0.48
1:J:72:ILE:HG23	1:K:114:GLY:CA	2.42	0.48
1:K:19:VAL:HA	1:O:116:VAL:O	2.14	0.48
1:K:72:ILE:HG23	1:L:114:GLY:CA	2.42	0.48
1:K:105:LEU:HA	1:K:123:PRO:HD3	1.96	0.48
1:L:90:GLN:NE2	1:L:143:ASP:OD1	2.45	0.48
1:N:108:TRP:CE2	1:N:119:PHE:HB2	2.49	0.48

Continued on next page...

Continued from previous page...

Atom-1	Atom-2	Interatomic distance (Å)	Clash overlap (Å)
1:O:19:VAL:CG1	1:R:74:GLY:HA3	2.40	0.48
1:Q:50:TYR:CE2	1:Q:56:GLU:HG3	2.49	0.48
1:R:19:VAL:HA	1:V:116:VAL:O	2.14	0.48
1:S:86:VAL:HG13	1:S:108:TRP:HB3	1.95	0.48
1:W:73:LYS:HG2	1:W:77:VAL:HG12	1.95	0.48
1:B:19:VAL:HA	1:F:116:VAL:O	2.14	0.47
1:B:86:VAL:HG13	1:B:108:TRP:HB3	1.95	0.47
1:C:54:HIS:N	1:C:54:HIS:ND1	2.60	0.47
1:O:111:ARG:HA	1:O:116:VAL:HA	1.96	0.47
1:P:19:VAL:HG11	1:S:74:GLY:CA	2.43	0.47
1:Q:104:LYS:H	1:Q:143:ASP:C	2.14	0.47
1:S:111:ARG:HA	1:S:116:VAL:HA	1.96	0.47
1:W:19:VAL:HG11	1:Z:74:GLY:CA	2.42	0.47
1:W:108:TRP:CE2	1:W:119:PHE:HB2	2.49	0.47
1:Y:50:TYR:CE2	1:Y:56:GLU:HG3	2.49	0.47
1:Y:61:ASN:O	1:Y:66:VAL:N	2.31	0.47
1:Y:108:TRP:CE2	1:Y:119:PHE:HB2	2.49	0.47
1:B:104:LYS:H	1:B:143:ASP:C	2.14	0.47
1:C:90:GLN:HB2	1:C:104:LYS:CE	2.44	0.47
1:E:27:TYR:HA	1:E:30:ARG:HH21	1.79	0.47
1:F:90:GLN:HB2	1:F:104:LYS:CE	2.44	0.47
1:G:108:TRP:CE2	1:G:119:PHE:HB2	2.49	0.47
1:L:86:VAL:HG13	1:L:108:TRP:HB3	1.95	0.47
1:M:90:GLN:HB2	1:M:104:LYS:CE	2.44	0.47
1:O:141:THR:CA	1:O:144:LYS:HB2	2.44	0.47
1:P:108:TRP:CE2	1:P:119:PHE:HB2	2.49	0.47
1:Q:19:VAL:HA	1:U:116:VAL:O	2.14	0.47
1:V:141:THR:CA	1:V:144:LYS:HB2	2.45	0.47
1:W:86:VAL:HG13	1:W:108:TRP:HB3	1.95	0.47
1:X:50:TYR:CE2	1:X:56:GLU:HG3	2.49	0.47
1:X:72:ILE:HG23	1:Y:114:GLY:CA	2.42	0.47
1:Y:69:SER:HA	1:Y:80:VAL:O	2.15	0.47
1:Z:111:ARG:HA	1:Z:116:VAL:HA	1.96	0.47
1:B:105:LEU:HA	1:B:123:PRO:HD3	1.95	0.47
1:C:105:LEU:HA	1:C:123:PRO:HD3	1.96	0.47
1:F:19:VAL:HB	1:J:117:LYS:HE2	1.96	0.47
1:F:110:LYS:HD2	1:F:161:SER:CA	2.39	0.47
1:I:27:TYR:HA	1:I:30:ARG:HH21	1.79	0.47
1:I:86:VAL:HG13	1:I:108:TRP:HB3	1.95	0.47
1:I:108:TRP:CE2	1:I:119:PHE:HB2	2.49	0.47
1:L:19:VAL:HA	1:P:116:VAL:O	2.14	0.47

Continued on next page...

Continued from previous page...

Atom-1	Atom-2	Interatomic distance (Å)	Clash overlap (Å)
1:P:27:TYR:HA	1:P:30:ARG:HH21	1.79	0.47
1:P:86:VAL:HG13	1:P:108:TRP:HB3	1.95	0.47
1:Q:72:ILE:HG23	1:R:114:GLY:CA	2.42	0.47
1:R:69:SER:HA	1:R:80:VAL:O	2.15	0.47
1:R:105:LEU:HA	1:R:123:PRO:HD3	1.96	0.47
1:U:108:TRP:CE2	1:U:119:PHE:HB2	2.49	0.47
1:A:21:LEU:O	1:A:21:LEU:HD23	2.15	0.47
1:F:7:MET:HE3	1:J:151:PRO:HA	1.96	0.47
1:F:19:VAL:HA	1:J:116:VAL:O	2.14	0.47
1:F:54:HIS:N	1:F:54:HIS:ND1	2.60	0.47
1:F:111:ARG:HA	1:F:116:VAL:HA	1.96	0.47
1:G:69:SER:HA	1:G:80:VAL:O	2.15	0.47
1:H:141:THR:CA	1:H:144:LYS:HB2	2.45	0.47
1:J:27:TYR:HA	1:J:30:ARG:HH21	1.79	0.47
1:K:111:ARG:HA	1:K:116:VAL:HA	1.96	0.47
1:L:21:LEU:O	1:L:21:LEU:HD23	2.15	0.47
1:L:27:TYR:HA	1:L:30:ARG:HH21	1.79	0.47
1:N:69:SER:HA	1:N:80:VAL:O	2.15	0.47
1:Q:19:VAL:HG11	1:T:74:GLY:CA	2.42	0.47
1:Q:19:VAL:HB	1:U:117:LYS:HE2	1.97	0.47
1:S:83:ALA:HB1	1:S:125:THR:OG1	2.15	0.47
1:T:19:VAL:HB	1:X:117:LYS:HE2	1.96	0.47
1:T:19:VAL:HA	1:X:116:VAL:O	2.14	0.47
1:T:90:GLN:HB2	1:T:104:LYS:CE	2.44	0.47
1:U:21:LEU:O	1:U:21:LEU:HD23	2.15	0.47
1:V:27:TYR:HA	1:V:30:ARG:HH21	1.79	0.47
1:Y:27:TYR:HA	1:Y:30:ARG:HH21	1.79	0.47
1:A:27:TYR:HA	1:A:30:ARG:HH21	1.80	0.47
1:C:19:VAL:HB	1:G:117:LYS:HE2	1.97	0.47
1:C:50:TYR:CE2	1:C:56:GLU:HG3	2.48	0.47
1:E:21:LEU:O	1:E:21:LEU:HD23	2.15	0.47
1:E:86:VAL:HG13	1:E:108:TRP:HB3	1.95	0.47
1:G:61:ASN:O	1:G:66:VAL:N	2.31	0.47
1:G:90:GLN:HB2	1:G:104:LYS:CE	2.44	0.47
1:J:19:VAL:HB	1:N:117:LYS:HE2	1.97	0.47
1:J:19:VAL:HA	1:N:116:VAL:O	2.14	0.47
1:J:123:PRO:CD	1:J:144:LYS:HA	2.45	0.47
1:K:108:TRP:CE2	1:K:119:PHE:HB2	2.49	0.47
1:M:61:ASN:O	1:M:66:VAL:N	2.31	0.47
1:O:19:VAL:HA	1:S:116:VAL:O	2.14	0.47
1:P:105:LEU:HA	1:P:123:PRO:HD3	1.96	0.47

Continued on next page...

Continued from previous page...

Atom-1	Atom-2	Interatomic distance (Å)	Clash overlap (Å)
1:Q:111:ARG:HA	1:Q:116:VAL:HA	1.96	0.47
1:R:21:LEU:O	1:R:21:LEU:HD23	2.15	0.47
1:T:104:LYS:O	1:T:145:ILE:HG13	2.15	0.47
1:V:69:SER:HA	1:V:80:VAL:O	2.15	0.47
1:W:21:LEU:HD23	1:W:21:LEU:O	2.15	0.47
1:X:104:LYS:O	1:X:145:ILE:HG13	2.15	0.47
1:X:111:ARG:HA	1:X:116:VAL:HA	1.96	0.47
1:A:19:VAL:HG11	1:D:74:GLY:CA	2.42	0.47
1:A:69:SER:HA	1:A:80:VAL:O	2.14	0.47
1:A:141:THR:CA	1:A:144:LYS:HB2	2.45	0.47
1:B:21:LEU:O	1:B:21:LEU:HD23	2.15	0.47
1:D:83:ALA:HB1	1:D:125:THR:OG1	2.15	0.47
1:E:34:SER:HA	1:E:37:ILE:HD12	1.96	0.47
1:E:105:LEU:HA	1:E:123:PRO:HD3	1.96	0.47
1:H:123:PRO:CD	1:H:144:LYS:HA	2.45	0.47
1:I:110:LYS:HD2	1:I:161:SER:CA	2.39	0.47
1:I:111:ARG:HA	1:I:116:VAL:HA	1.96	0.47
1:J:90:GLN:HB2	1:J:104:LYS:CE	2.44	0.47
1:K:54:HIS:N	1:K:54:HIS:ND1	2.60	0.47
1:L:83:ALA:HB1	1:L:125:THR:OG1	2.15	0.47
1:M:19:VAL:HB	1:Q:117:LYS:HE2	1.97	0.47
1:N:27:TYR:HA	1:N:30:ARG:HH21	1.79	0.47
1:P:21:LEU:O	1:P:21:LEU:HD23	2.15	0.47
1:P:83:ALA:HB1	1:P:125:THR:OG1	2.15	0.47
1:P:111:ARG:HA	1:P:116:VAL:HA	1.96	0.47
1:Q:104:LYS:O	1:Q:145:ILE:HG13	2.15	0.47
1:R:50:TYR:CE2	1:R:56:GLU:HG3	2.48	0.47
1:R:83:ALA:HB1	1:R:125:THR:OG1	2.15	0.47
1:T:27:TYR:HA	1:T:30:ARG:HH21	1.79	0.47
1:U:54:HIS:ND1	1:U:54:HIS:N	2.60	0.47
1:U:69:SER:HA	1:U:80:VAL:O	2.14	0.47
1:W:83:ALA:HB1	1:W:125:THR:OG1	2.15	0.47
1:W:104:LYS:O	1:W:145:ILE:HG13	2.15	0.47
1:W:111:ARG:HA	1:W:116:VAL:HA	1.96	0.47
1:Y:21:LEU:HD23	1:Y:21:LEU:O	2.15	0.47
1:Y:83:ALA:HB1	1:Y:125:THR:OG1	2.15	0.47
1:Z:83:ALA:HB1	1:Z:125:THR:OG1	2.15	0.47
1:A:83:ALA:HB1	1:A:125:THR:OG1	2.15	0.47
1:B:19:VAL:HB	1:F:117:LYS:HE2	1.97	0.47
1:B:108:TRP:CE2	1:B:119:PHE:HB2	2.49	0.47
1:C:34:SER:HA	1:C:37:ILE:HD12	1.96	0.47

Continued on next page...

Continued from previous page...

Atom-1	Atom-2	Interatomic distance (Å)	Clash overlap (Å)
1:C:69:SER:HA	1:C:80:VAL:O	2.14	0.47
1:C:108:TRP:CE2	1:C:119:PHE:HB2	2.49	0.47
1:C:123:PRO:CD	1:C:144:LYS:HA	2.45	0.47
1:D:105:LEU:HA	1:D:123:PRO:HD3	1.96	0.47
1:E:83:ALA:HB1	1:E:125:THR:OG1	2.15	0.47
1:F:21:LEU:O	1:F:21:LEU:HD23	2.15	0.47
1:G:34:SER:HA	1:G:37:ILE:HD12	1.97	0.47
1:G:111:ARG:HA	1:G:116:VAL:HA	1.96	0.47
1:H:69:SER:HA	1:H:80:VAL:O	2.15	0.47
1:H:110:LYS:HD2	1:H:161:SER:CA	2.39	0.47
1:I:19:VAL:HA	1:M:116:VAL:O	2.14	0.47
1:I:21:LEU:O	1:I:21:LEU:HD23	2.15	0.47
1:I:54:HIS:ND1	1:I:54:HIS:N	2.60	0.47
1:K:69:SER:HA	1:K:80:VAL:O	2.15	0.47
1:K:83:ALA:HB1	1:K:125:THR:OG1	2.15	0.47
1:K:110:LYS:HD2	1:K:161:SER:CA	2.39	0.47
1:K:123:PRO:CD	1:K:144:LYS:HA	2.45	0.47
1:M:19:VAL:HA	1:Q:116:VAL:O	2.14	0.47
1:M:27:TYR:HA	1:M:30:ARG:HH21	1.79	0.47
1:M:111:ARG:HA	1:M:116:VAL:HA	1.96	0.47
1:N:21:LEU:O	1:N:21:LEU:HD23	2.15	0.47
1:N:90:GLN:HB2	1:N:104:LYS:CE	2.44	0.47
1:O:69:SER:HA	1:O:80:VAL:O	2.14	0.47
1:P:50:TYR:HD2	1:P:56:GLU:O	1.98	0.47
1:Q:27:TYR:HA	1:Q:30:ARG:HH21	1.79	0.47
1:R:27:TYR:HA	1:R:30:ARG:HH21	1.79	0.47
1:R:58:PRO:O	1:R:85:GLY:N	2.44	0.47
1:R:111:ARG:HA	1:R:116:VAL:HA	1.96	0.47
1:S:21:LEU:O	1:S:21:LEU:HD23	2.15	0.47
1:T:86:VAL:HG13	1:T:108:TRP:HB3	1.95	0.47
1:U:19:VAL:HB	1:Y:117:LYS:HE2	1.97	0.47
1:U:104:LYS:O	1:U:145:ILE:HG13	2.15	0.47
1:U:104:LYS:H	1:U:143:ASP:C	2.14	0.47
1:V:19:VAL:HA	1:Z:116:VAL:O	2.14	0.47
1:V:21:LEU:O	1:V:21:LEU:HD23	2.15	0.47
1:V:50:TYR:HD2	1:V:56:GLU:O	1.98	0.47
1:V:58:PRO:O	1:V:85:GLY:N	2.44	0.47
1:V:105:LEU:HA	1:V:123:PRO:HD3	1.96	0.47
1:W:27:TYR:HA	1:W:30:ARG:HH21	1.79	0.47
1:W:50:TYR:HD2	1:W:56:GLU:O	1.98	0.47
1:X:50:TYR:HD2	1:X:56:GLU:O	1.98	0.47

Continued on next page...

Continued from previous page...

Atom-1	Atom-2	Interatomic distance (Å)	Clash overlap (Å)
1:X:108:TRP:CE2	1:X:119:PHE:HB2	2.49	0.47
1:Y:34:SER:HA	1:Y:37:ILE:HD12	1.96	0.47
1:Y:58:PRO:O	1:Y:85:GLY:N	2.44	0.47
1:Y:111:ARG:HA	1:Y:116:VAL:HA	1.96	0.47
1:Z:27:TYR:HA	1:Z:30:ARG:HH21	1.79	0.47
1:Z:50:TYR:HD2	1:Z:56:GLU:O	1.98	0.47
1:Z:108:TRP:CE2	1:Z:119:PHE:HB2	2.49	0.47
1:A:54:HIS:ND1	1:A:54:HIS:N	2.60	0.47
1:C:27:TYR:HA	1:C:30:ARG:HH21	1.80	0.47
1:E:106:SER:N	1:E:121:GLY:O	2.48	0.47
1:G:21:LEU:O	1:G:21:LEU:HD23	2.15	0.47
1:G:123:PRO:CD	1:G:144:LYS:HA	2.45	0.47
1:G:141:THR:CA	1:G:144:LYS:HB2	2.45	0.47
1:H:21:LEU:O	1:H:21:LEU:HD23	2.15	0.47
1:H:27:TYR:HA	1:H:30:ARG:HH21	1.79	0.47
1:I:19:VAL:HB	1:M:117:LYS:HE2	1.97	0.47
1:I:123:PRO:CD	1:I:144:LYS:HA	2.45	0.47
1:J:34:SER:HA	1:J:37:ILE:HD12	1.96	0.47
1:J:108:TRP:CE2	1:J:119:PHE:HB2	2.49	0.47
1:J:126:ARG:HA	1:J:134:VAL:CA	2.39	0.47
1:L:108:TRP:CE2	1:L:119:PHE:HB2	2.49	0.47
1:M:105:LEU:HA	1:M:123:PRO:HD3	1.96	0.47
1:N:141:THR:CA	1:N:144:LYS:HB2	2.45	0.47
1:O:123:PRO:CD	1:O:144:LYS:HA	2.45	0.47
1:P:104:LYS:O	1:P:145:ILE:HG13	2.15	0.47
1:Q:90:GLN:HB2	1:Q:104:LYS:CE	2.44	0.47
1:S:19:VAL:HA	1:W:116:VAL:O	2.14	0.47
1:S:50:TYR:HD2	1:S:56:GLU:O	1.98	0.47
1:U:141:THR:CA	1:U:144:LYS:HB2	2.44	0.47
1:X:21:LEU:HD23	1:X:21:LEU:O	2.15	0.47
1:X:54:HIS:ND1	1:X:54:HIS:N	2.60	0.47
1:X:104:LYS:H	1:X:143:ASP:C	2.14	0.47
1:Z:69:SER:HA	1:Z:80:VAL:O	2.14	0.47
1:A:105:LEU:HA	1:A:123:PRO:HD3	1.95	0.47
1:A:123:PRO:CD	1:A:144:LYS:HA	2.45	0.47
1:B:106:SER:N	1:B:121:GLY:O	2.48	0.47
1:D:69:SER:HA	1:D:80:VAL:O	2.15	0.47
1:D:123:PRO:CD	1:D:144:LYS:HA	2.45	0.47
1:E:38:LEU:HA	1:E:41:GLU:OE2	2.15	0.47
1:E:69:SER:HA	1:E:80:VAL:O	2.14	0.47
1:E:92:ALA:O	1:E:102:SER:N	2.48	0.47

Continued on next page...

Continued from previous page...

Atom-1	Atom-2	Interatomic distance (Å)	Clash overlap (Å)
1:F:86:VAL:HG13	1:F:108:TRP:HB3	1.95	0.47
1:G:27:TYR:HA	1:G:30:ARG:HH21	1.79	0.47
1:H:106:SER:N	1:H:121:GLY:O	2.48	0.47
1:I:38:LEU:HA	1:I:41:GLU:OE2	2.15	0.47
1:K:21:LEU:O	1:K:21:LEU:HD23	2.15	0.47
1:M:123:PRO:CD	1:M:144:LYS:HA	2.45	0.47
1:N:34:SER:HA	1:N:37:ILE:HD12	1.97	0.47
1:N:83:ALA:HB1	1:N:125:THR:OG1	2.15	0.47
1:N:126:ARG:HA	1:N:134:VAL:CA	2.39	0.47
1:O:50:TYR:HD2	1:O:56:GLU:O	1.98	0.47
1:P:92:ALA:O	1:P:102:SER:N	2.48	0.47
1:Q:106:SER:N	1:Q:121:GLY:O	2.48	0.47
1:Q:108:TRP:CE2	1:Q:119:PHE:HB2	2.49	0.47
1:Q:123:PRO:CD	1:Q:144:LYS:HA	2.45	0.47
1:S:54:HIS:N	1:S:54:HIS:ND1	2.60	0.47
1:T:50:TYR:HD2	1:T:56:GLU:O	1.98	0.47
1:T:108:TRP:CE2	1:T:119:PHE:HB2	2.49	0.47
1:T:123:PRO:CD	1:T:144:LYS:HA	2.45	0.47
1:U:27:TYR:HA	1:U:30:ARG:HH21	1.79	0.47
1:U:90:GLN:HB2	1:U:104:LYS:CE	2.44	0.47
1:V:126:ARG:HA	1:V:134:VAL:CA	2.39	0.47
1:W:141:THR:CA	1:W:144:LYS:HB2	2.45	0.47
1:X:27:TYR:HA	1:X:30:ARG:HH21	1.79	0.47
1:X:83:ALA:HB1	1:X:125:THR:OG1	2.15	0.47
1:X:90:GLN:HB2	1:X:104:LYS:CE	2.43	0.47
1:X:105:LEU:HA	1:X:123:PRO:HD3	1.96	0.47
1:Y:50:TYR:HD2	1:Y:56:GLU:O	1.98	0.47
1:Z:50:TYR:CE2	1:Z:56:GLU:HG3	2.49	0.47
1:A:38:LEU:HA	1:A:41:GLU:OE2	2.15	0.47
1:B:27:TYR:HA	1:B:30:ARG:HH21	1.80	0.47
1:B:38:LEU:HA	1:B:41:GLU:OE2	2.15	0.47
1:D:21:LEU:O	1:D:21:LEU:HD23	2.15	0.47
1:E:50:TYR:HD2	1:E:56:GLU:O	1.98	0.47
1:F:27:TYR:HA	1:F:30:ARG:HH21	1.80	0.47
1:F:61:ASN:O	1:F:66:VAL:N	2.31	0.47
1:F:69:SER:HA	1:F:80:VAL:O	2.14	0.47
1:F:104:LYS:H	1:F:143:ASP:C	2.14	0.47
1:F:106:SER:N	1:F:121:GLY:O	2.48	0.47
1:G:19:VAL:HB	1:K:117:LYS:HE2	1.97	0.47
1:H:19:VAL:HG11	1:K:74:GLY:CA	2.42	0.47
1:H:83:ALA:HB1	1:H:125:THR:OG1	2.15	0.47

Continued on next page...

Continued from previous page...

Atom-1	Atom-2	Interatomic distance (Å)	Clash overlap (Å)
1:I:50:TYR:HD2	1:I:56:GLU:O	1.98	0.47
1:I:83:ALA:HB1	1:I:125:THR:OG1	2.15	0.47
1:I:106:SER:N	1:I:121:GLY:O	2.48	0.47
1:J:69:SER:HA	1:J:80:VAL:O	2.15	0.47
1:L:34:SER:HA	1:L:37:ILE:HD12	1.97	0.47
1:L:106:SER:N	1:L:121:GLY:O	2.48	0.47
1:M:83:ALA:HB1	1:M:125:THR:OG1	2.15	0.47
1:M:86:VAL:HG13	1:M:108:TRP:HB3	1.95	0.47
1:N:19:VAL:HB	1:R:117:LYS:HE2	1.97	0.47
1:N:123:PRO:CD	1:N:144:LYS:HA	2.45	0.47
1:P:19:VAL:HB	1:T:117:LYS:HE2	1.97	0.47
1:R:126:ARG:HA	1:R:134:VAL:CA	2.39	0.47
1:T:83:ALA:HB1	1:T:125:THR:OG1	2.15	0.47
1:U:34:SER:HA	1:U:37:ILE:HD12	1.97	0.47
1:U:83:ALA:HB1	1:U:125:THR:OG1	2.15	0.47
1:X:106:SER:N	1:X:121:GLY:O	2.48	0.47
1:C:21:LEU:O	1:C:21:LEU:HD23	2.15	0.46
1:C:83:ALA:HB1	1:C:125:THR:OG1	2.15	0.46
1:C:110:LYS:HD2	1:C:161:SER:CA	2.39	0.46
1:D:34:SER:HA	1:D:37:ILE:HD12	1.96	0.46
1:E:123:PRO:CD	1:E:144:LYS:HA	2.45	0.46
1:G:38:LEU:HA	1:G:41:GLU:OE2	2.15	0.46
1:H:38:LEU:HA	1:H:41:GLU:OE2	2.15	0.46
1:H:96:VAL:HG21	1:H:101:LYS:HA	1.98	0.46
1:J:109:ALA:HB2	1:J:118:TRP:CG	2.51	0.46
1:K:58:PRO:O	1:K:85:GLY:N	2.44	0.46
1:M:21:LEU:O	1:M:21:LEU:HD23	2.15	0.46
1:M:38:LEU:HA	1:M:41:GLU:OE2	2.15	0.46
1:M:104:LYS:O	1:M:145:ILE:HG13	2.15	0.46
1:M:108:TRP:CE2	1:M:119:PHE:HB2	2.49	0.46
1:N:104:LYS:O	1:N:145:ILE:HG13	2.15	0.46
1:N:109:ALA:HB2	1:N:118:TRP:CG	2.51	0.46
1:O:27:TYR:HA	1:O:30:ARG:HH21	1.79	0.46
1:O:106:SER:N	1:O:121:GLY:O	2.48	0.46
1:Q:83:ALA:HB1	1:Q:125:THR:OG1	2.15	0.46
1:R:34:SER:HA	1:R:37:ILE:HD12	1.96	0.46
1:R:123:PRO:CD	1:R:144:LYS:HA	2.45	0.46
1:S:106:SER:N	1:S:121:GLY:O	2.48	0.46
1:U:64:ALA:HB3	1:U:66:VAL:HG22	1.98	0.46
1:U:109:ALA:HB2	1:U:118:TRP:CG	2.50	0.46
1:W:92:ALA:O	1:W:102:SER:N	2.48	0.46

Continued on next page...

Continued from previous page...

Atom-1	Atom-2	Interatomic distance (Å)	Clash overlap (Å)
1:Y:104:LYS:H	1:Y:143:ASP:C	2.14	0.46
1:Y:105:LEU:HA	1:Y:123:PRO:HD3	1.96	0.46
1:Z:105:LEU:HA	1:Z:123:PRO:HD3	1.96	0.46
1:A:106:SER:N	1:A:121:GLY:O	2.49	0.46
1:B:83:ALA:HB1	1:B:125:THR:OG1	2.15	0.46
1:B:104:LYS:O	1:B:145:ILE:HG13	2.15	0.46
1:B:111:ARG:HA	1:B:116:VAL:HA	1.96	0.46
1:C:109:ALA:HB2	1:C:118:TRP:CG	2.51	0.46
1:D:106:SER:N	1:D:121:GLY:O	2.48	0.46
1:F:123:PRO:CD	1:F:144:LYS:HA	2.45	0.46
1:G:83:ALA:HB1	1:G:125:THR:OG1	2.15	0.46
1:J:111:ARG:HA	1:J:116:VAL:HA	1.96	0.46
1:K:34:SER:HA	1:K:37:ILE:HD12	1.96	0.46
1:L:38:LEU:HA	1:L:41:GLU:OE2	2.16	0.46
1:L:50:TYR:HD2	1:L:56:GLU:O	1.98	0.46
1:L:96:VAL:HG21	1:L:101:LYS:HA	1.98	0.46
1:M:34:SER:HA	1:M:37:ILE:HD12	1.96	0.46
1:M:50:TYR:HD2	1:M:56:GLU:O	1.98	0.46
1:N:38:LEU:HA	1:N:41:GLU:OE2	2.15	0.46
1:N:105:LEU:HA	1:N:123:PRO:HD3	1.96	0.46
1:P:106:SER:N	1:P:121:GLY:O	2.48	0.46
1:P:109:ALA:HB2	1:P:118:TRP:CG	2.50	0.46
1:Q:50:TYR:HD2	1:Q:56:GLU:O	1.98	0.46
1:Q:69:SER:HA	1:Q:80:VAL:O	2.14	0.46
1:R:110:LYS:HZ3	1:R:134:VAL:H	1.63	0.46
1:T:34:SER:HA	1:T:37:ILE:HD12	1.97	0.46
1:T:109:ALA:HB2	1:T:118:TRP:CG	2.50	0.46
1:U:38:LEU:HA	1:U:41:GLU:OE2	2.15	0.46
1:U:50:TYR:HD2	1:U:56:GLU:O	1.98	0.46
1:U:106:SER:N	1:U:121:GLY:O	2.48	0.46
1:W:34:SER:HA	1:W:37:ILE:HD12	1.96	0.46
1:W:105:LEU:HA	1:W:123:PRO:HD3	1.96	0.46
1:W:123:PRO:CD	1:W:144:LYS:HA	2.45	0.46
1:Y:109:ALA:HB2	1:Y:118:TRP:CG	2.50	0.46
1:Z:106:SER:N	1:Z:121:GLY:O	2.48	0.46
1:A:34:SER:HA	1:A:37:ILE:HD12	1.96	0.46
1:B:50:TYR:HD2	1:B:56:GLU:O	1.98	0.46
1:E:96:VAL:HG21	1:E:101:LYS:HA	1.98	0.46
1:F:38:LEU:HA	1:F:41:GLU:OE2	2.15	0.46
1:F:108:TRP:CE2	1:F:119:PHE:HB2	2.49	0.46
1:H:15:ILE:HD11	1:L:153:THR:CG2	2.42	0.46

Continued on next page...

Continued from previous page...

Atom-1	Atom-2	Interatomic distance (Å)	Clash overlap (Å)
1:I:96:VAL:HG21	1:I:101:LYS:HA	1.98	0.46
1:J:83:ALA:HB1	1:J:125:THR:OG1	2.15	0.46
1:J:106:SER:N	1:J:121:GLY:O	2.48	0.46
1:L:92:ALA:O	1:L:102:SER:N	2.48	0.46
1:M:69:SER:HA	1:M:80:VAL:O	2.15	0.46
1:M:106:SER:N	1:M:121:GLY:O	2.48	0.46
1:N:61:ASN:O	1:N:66:VAL:N	2.31	0.46
1:O:105:LEU:HA	1:O:123:PRO:HD3	1.96	0.46
1:P:38:LEU:HA	1:P:41:GLU:OE2	2.16	0.46
1:P:141:THR:CA	1:P:144:LYS:HB2	2.45	0.46
1:Q:21:LEU:O	1:Q:21:LEU:HD23	2.15	0.46
1:Q:34:SER:HA	1:Q:37:ILE:HD12	1.97	0.46
1:Q:64:ALA:HB3	1:Q:66:VAL:HG22	1.98	0.46
1:R:50:TYR:HD2	1:R:56:GLU:O	1.98	0.46
1:R:104:LYS:O	1:R:145:ILE:HG13	2.15	0.46
1:S:27:TYR:HA	1:S:30:ARG:HH21	1.79	0.46
1:S:34:SER:HA	1:S:37:ILE:HD12	1.97	0.46
1:S:69:SER:HA	1:S:80:VAL:O	2.14	0.46
1:T:38:LEU:HA	1:T:41:GLU:OE2	2.16	0.46
1:V:106:SER:N	1:V:121:GLY:O	2.48	0.46
1:Z:96:VAL:HG21	1:Z:101:LYS:HA	1.98	0.46
1:Z:123:PRO:CD	1:Z:144:LYS:HA	2.45	0.46
1:A:92:ALA:O	1:A:102:SER:N	2.48	0.46
1:A:96:VAL:HG21	1:A:101:LYS:HA	1.98	0.46
1:A:104:LYS:O	1:A:145:ILE:HG13	2.15	0.46
1:B:69:SER:HA	1:B:80:VAL:O	2.14	0.46
1:B:109:ALA:HB2	1:B:118:TRP:CG	2.51	0.46
1:D:19:VAL:HB	1:H:117:LYS:HE2	1.96	0.46
1:D:96:VAL:HG21	1:D:101:LYS:HA	1.98	0.46
1:D:109:ALA:HB2	1:D:118:TRP:CG	2.51	0.46
1:D:141:THR:CA	1:D:144:LYS:HB2	2.45	0.46
1:E:104:LYS:O	1:E:145:ILE:HG13	2.15	0.46
1:F:83:ALA:HB1	1:F:125:THR:OG1	2.15	0.46
1:H:34:SER:HA	1:H:37:ILE:HD12	1.97	0.46
1:I:109:ALA:HB2	1:I:118:TRP:CG	2.51	0.46
1:J:64:ALA:HB3	1:J:66:VAL:HG22	1.98	0.46
1:L:105:LEU:HA	1:L:123:PRO:HD3	1.96	0.46
1:L:141:THR:CA	1:L:144:LYS:HB2	2.45	0.46
1:O:58:PRO:O	1:O:85:GLY:N	2.44	0.46
1:P:19:VAL:HA	1:T:116:VAL:O	2.14	0.46
1:P:96:VAL:HG21	1:P:101:LYS:HA	1.98	0.46

Continued on next page...

Continued from previous page...

Atom-1	Atom-2	Interatomic distance (Å)	Clash overlap (Å)
1:T:69:SER:HA	1:T:80:VAL:O	2.15	0.46
1:T:106:SER:N	1:T:121:GLY:O	2.48	0.46
1:V:83:ALA:HB1	1:V:125:THR:OG1	2.15	0.46
1:V:104:LYS:O	1:V:145:ILE:HG13	2.15	0.46
1:W:96:VAL:HG21	1:W:101:LYS:HA	1.98	0.46
1:W:106:SER:N	1:W:121:GLY:O	2.48	0.46
1:W:126:ARG:HA	1:W:134:VAL:CA	2.39	0.46
1:Y:92:ALA:O	1:Y:102:SER:N	2.48	0.46
1:Z:104:LYS:O	1:Z:145:ILE:HG13	2.15	0.46
1:Z:141:THR:CA	1:Z:144:LYS:HB2	2.44	0.46
1:A:109:ALA:HB2	1:A:118:TRP:CG	2.51	0.46
1:A:110:LYS:HD2	1:A:161:SER:CA	2.39	0.46
1:C:104:LYS:O	1:C:145:ILE:HG13	2.15	0.46
1:C:124:VAL:HB	1:C:158:SER:HB3	1.98	0.46
1:D:124:VAL:HB	1:D:158:SER:HB3	1.98	0.46
1:G:92:ALA:O	1:G:102:SER:N	2.48	0.46
1:G:109:ALA:HB2	1:G:118:TRP:CG	2.50	0.46
1:H:57:TRP:HD1	1:H:131:ALA:O	1.99	0.46
1:J:38:LEU:HA	1:J:41:GLU:OE2	2.15	0.46
1:K:141:THR:CA	1:K:144:LYS:HB2	2.45	0.46
1:L:69:SER:HA	1:L:80:VAL:O	2.15	0.46
1:L:126:ARG:HA	1:L:134:VAL:CA	2.39	0.46
1:O:96:VAL:HG21	1:O:101:LYS:HA	1.98	0.46
1:P:34:SER:HA	1:P:37:ILE:HD12	1.96	0.46
1:S:19:VAL:HB	1:W:117:LYS:HE2	1.97	0.46
1:S:57:TRP:HD1	1:S:131:ALA:O	1.99	0.46
1:S:96:VAL:HG21	1:S:101:LYS:HA	1.98	0.46
1:S:123:PRO:CD	1:S:144:LYS:HA	2.45	0.46
1:S:141:THR:CA	1:S:144:LYS:HB2	2.45	0.46
1:U:111:ARG:HA	1:U:116:VAL:HA	1.96	0.46
1:V:96:VAL:HG21	1:V:101:LYS:HA	1.98	0.46
1:X:34:SER:HA	1:X:37:ILE:HD12	1.96	0.46
1:X:38:LEU:HA	1:X:41:GLU:OE2	2.15	0.46
1:Z:34:SER:HA	1:Z:37:ILE:HD12	1.97	0.46
1:A:50:TYR:HD2	1:A:56:GLU:O	1.98	0.46
1:A:126:ARG:HB2	1:A:134:VAL:HG12	1.98	0.46
1:B:123:PRO:CD	1:B:144:LYS:HA	2.45	0.46
1:C:111:ARG:HA	1:C:116:VAL:HA	1.96	0.46
1:D:38:LEU:HA	1:D:41:GLU:OE2	2.15	0.46
1:D:57:TRP:HD1	1:D:131:ALA:O	1.99	0.46
1:E:19:VAL:HB	1:I:117:LYS:HE2	1.96	0.46

Continued on next page...

Continued from previous page...

Atom-1	Atom-2	Interatomic distance (Å)	Clash overlap (Å)
1:E:141:THR:CA	1:E:144:LYS:HB2	2.45	0.46
1:F:109:ALA:HB2	1:F:118:TRP:CG	2.51	0.46
1:G:124:VAL:HB	1:G:158:SER:HB3	1.98	0.46
1:H:50:TYR:HD2	1:H:56:GLU:O	1.98	0.46
1:H:104:LYS:O	1:H:145:ILE:HG13	2.15	0.46
1:H:105:LEU:HA	1:H:123:PRO:HD3	1.96	0.46
1:I:15:ILE:HD11	1:M:153:THR:CG2	2.42	0.46
1:I:69:SER:HA	1:I:80:VAL:O	2.14	0.46
1:I:141:THR:CA	1:I:144:LYS:HB2	2.45	0.46
1:K:27:TYR:HA	1:K:30:ARG:HH21	1.80	0.46
1:K:50:TYR:HD2	1:K:56:GLU:O	1.98	0.46
1:K:96:VAL:HG21	1:K:101:LYS:HA	1.98	0.46
1:K:104:LYS:O	1:K:145:ILE:HG13	2.15	0.46
1:L:123:PRO:CD	1:L:144:LYS:HA	2.45	0.46
1:M:126:ARG:HB2	1:M:134:VAL:HG12	1.98	0.46
1:N:50:TYR:HD2	1:N:56:GLU:O	1.98	0.46
1:N:58:PRO:O	1:N:85:GLY:N	2.44	0.46
1:N:111:ARG:HA	1:N:116:VAL:HA	1.96	0.46
1:O:19:VAL:CG2	1:S:117:LYS:HB3	2.46	0.46
1:O:21:LEU:O	1:O:21:LEU:HD23	2.15	0.46
1:O:57:TRP:HD1	1:O:131:ALA:O	1.99	0.46
1:O:109:ALA:HB2	1:O:118:TRP:CG	2.50	0.46
1:P:123:PRO:CD	1:P:144:LYS:HA	2.45	0.46
1:Q:109:ALA:HB2	1:Q:118:TRP:CG	2.50	0.46
1:U:126:ARG:HA	1:U:134:VAL:CA	2.39	0.46
1:V:124:VAL:HB	1:V:158:SER:HB3	1.98	0.46
1:W:38:LEU:HA	1:W:41:GLU:OE2	2.16	0.46
1:W:69:SER:HA	1:W:80:VAL:O	2.15	0.46
1:X:69:SER:HA	1:X:80:VAL:O	2.15	0.46
1:Y:141:THR:CA	1:Y:144:LYS:HB2	2.45	0.46
1:Z:21:LEU:HD23	1:Z:21:LEU:O	2.15	0.46
1:Z:57:TRP:HD1	1:Z:131:ALA:O	1.99	0.46
1:Z:109:ALA:HB2	1:Z:118:TRP:CG	2.50	0.46
1:B:96:VAL:HG21	1:B:101:LYS:HA	1.97	0.46
1:C:110:LYS:HZ3	1:C:134:VAL:H	1.64	0.46
1:F:64:ALA:HB3	1:F:66:VAL:HG22	1.98	0.46
1:F:104:LYS:O	1:F:145:ILE:HG13	2.15	0.46
1:F:124:VAL:HB	1:F:158:SER:HB3	1.98	0.46
1:F:126:ARG:HB2	1:F:134:VAL:HG12	1.98	0.46
1:J:50:TYR:HD2	1:J:56:GLU:O	1.98	0.46
1:K:19:VAL:HB	1:O:117:LYS:HE2	1.97	0.46

Continued on next page...

Continued from previous page...

Atom-1	Atom-2	Interatomic distance (Å)	Clash overlap (Å)
1:K:57:TRP:HD1	1:K:131:ALA:O	1.99	0.46
1:K:106:SER:N	1:K:121:GLY:O	2.48	0.46
1:L:57:TRP:HD1	1:L:131:ALA:O	1.99	0.46
1:N:64:ALA:HB3	1:N:66:VAL:HG22	1.98	0.46
1:N:92:ALA:O	1:N:102:SER:N	2.48	0.46
1:O:34:SER:HA	1:O:37:ILE:HD12	1.97	0.46
1:O:38:LEU:HA	1:O:41:GLU:OE2	2.16	0.46
1:O:83:ALA:HB1	1:O:125:THR:OG1	2.15	0.46
1:P:69:SER:HA	1:P:80:VAL:O	2.14	0.46
1:Q:19:VAL:CG2	1:U:117:LYS:HB3	2.46	0.46
1:Q:38:LEU:HA	1:Q:41:GLU:OE2	2.16	0.46
1:R:109:ALA:HB2	1:R:118:TRP:CG	2.50	0.46
1:R:141:THR:CA	1:R:144:LYS:HB2	2.45	0.46
1:S:19:VAL:CG2	1:W:117:LYS:HB3	2.46	0.46
1:S:38:LEU:HA	1:S:41:GLU:OE2	2.16	0.46
1:T:21:LEU:O	1:T:21:LEU:HD23	2.15	0.46
1:T:111:ARG:HA	1:T:116:VAL:HA	1.96	0.46
1:V:19:VAL:CG2	1:Z:117:LYS:HB3	2.46	0.46
1:V:123:PRO:CD	1:V:144:LYS:HA	2.45	0.46
1:W:57:TRP:HD1	1:W:131:ALA:O	1.99	0.46
1:Y:106:SER:N	1:Y:121:GLY:O	2.48	0.46
1:Y:123:PRO:CD	1:Y:144:LYS:HA	2.45	0.46
1:Y:124:VAL:HB	1:Y:158:SER:HB3	1.98	0.46
1:A:124:VAL:HB	1:A:158:SER:HB3	1.98	0.46
1:C:57:TRP:HB3	1:C:85:GLY:CA	2.46	0.46
1:C:57:TRP:HD1	1:C:131:ALA:O	1.99	0.46
1:C:92:ALA:O	1:C:102:SER:N	2.48	0.46
1:C:106:SER:N	1:C:121:GLY:O	2.48	0.46
1:D:64:ALA:HB3	1:D:66:VAL:HG22	1.98	0.46
1:E:109:ALA:HB2	1:E:118:TRP:CG	2.51	0.46
1:F:19:VAL:CG2	1:J:117:LYS:HB3	2.46	0.46
1:F:34:SER:HA	1:F:37:ILE:HD12	1.96	0.46
1:F:57:TRP:HB3	1:F:85:GLY:CA	2.46	0.46
1:G:96:VAL:HG21	1:G:101:LYS:HA	1.97	0.46
1:K:124:VAL:HB	1:K:158:SER:HB3	1.98	0.46
1:L:19:VAL:HB	1:P:117:LYS:HE2	1.97	0.46
1:M:109:ALA:HB2	1:M:118:TRP:CG	2.50	0.46
1:N:54:HIS:N	1:N:54:HIS:ND1	2.60	0.46
1:O:19:VAL:HG11	1:R:74:GLY:CA	2.43	0.46
1:Q:51:TYR:HB2	1:Q:57:TRP:CE3	2.51	0.46
1:R:19:VAL:HB	1:V:117:LYS:HE2	1.97	0.46

Continued on next page...

Continued from previous page...

Atom-1	Atom-2	Interatomic distance (Å)	Clash overlap (Å)
1:R:106:SER:N	1:R:121:GLY:O	2.48	0.46
1:R:124:VAL:HB	1:R:158:SER:HB3	1.98	0.46
1:S:8:ILE:HG12	1:Z:52:LEU:CD2	2.45	0.46
1:U:61:ASN:O	1:U:66:VAL:N	2.31	0.46
1:U:124:VAL:HB	1:U:158:SER:HB3	1.98	0.46
1:V:34:SER:HA	1:V:37:ILE:HD12	1.97	0.46
1:V:57:TRP:HD1	1:V:131:ALA:O	1.99	0.46
1:X:61:ASN:O	1:X:66:VAL:N	2.31	0.46
1:Y:64:ALA:HB3	1:Y:66:VAL:HG22	1.98	0.46
1:Y:96:VAL:HG21	1:Y:101:LYS:HA	1.98	0.46
1:A:57:TRP:HD1	1:A:131:ALA:O	1.99	0.46
1:C:64:ALA:HB3	1:C:66:VAL:HG22	1.98	0.46
1:D:27:TYR:HA	1:D:30:ARG:HH21	1.80	0.46
1:D:104:LYS:O	1:D:145:ILE:HG13	2.15	0.46
1:E:50:TYR:HE2	1:E:56:GLU:HG3	1.81	0.46
1:F:50:TYR:HD2	1:F:56:GLU:O	1.98	0.46
1:G:57:TRP:HD1	1:G:131:ALA:O	1.99	0.46
1:H:126:ARG:HB2	1:H:134:VAL:HG12	1.98	0.46
1:J:21:LEU:O	1:J:21:LEU:HD23	2.15	0.46
1:J:51:TYR:HB2	1:J:57:TRP:CE3	2.51	0.46
1:J:104:LYS:O	1:J:145:ILE:HG13	2.15	0.46
1:J:124:VAL:HB	1:J:158:SER:HB3	1.98	0.46
1:J:126:ARG:HB2	1:J:134:VAL:HG12	1.98	0.46
1:K:38:LEU:HA	1:K:41:GLU:OE2	2.15	0.46
1:L:50:TYR:HE2	1:L:56:GLU:HG3	1.81	0.46
1:N:106:SER:N	1:N:121:GLY:O	2.48	0.46
1:P:57:TRP:HD1	1:P:131:ALA:O	1.99	0.46
1:R:19:VAL:CG2	1:V:117:LYS:HB3	2.46	0.46
1:S:15:ILE:HD11	1:W:153:THR:CG2	2.41	0.46
1:S:104:LYS:O	1:S:145:ILE:HG13	2.15	0.46
1:T:96:VAL:HG21	1:T:101:LYS:HA	1.98	0.46
1:U:58:PRO:O	1:U:85:GLY:N	2.44	0.46
1:U:123:PRO:CD	1:U:144:LYS:HA	2.45	0.46
1:V:19:VAL:HG11	1:Y:74:GLY:CA	2.42	0.46
1:W:109:ALA:HB2	1:W:118:TRP:CG	2.50	0.46
1:X:109:ALA:HB2	1:X:118:TRP:CG	2.50	0.46
1:Z:86:VAL:CG1	1:Z:106:SER:HB3	2.46	0.46
1:A:86:VAL:CG1	1:A:106:SER:HB3	2.46	0.46
1:B:50:TYR:HE2	1:B:56:GLU:HG3	1.81	0.46
1:B:124:VAL:HB	1:B:158:SER:HB3	1.98	0.46
1:B:141:THR:CA	1:B:144:LYS:HB2	2.45	0.46

Continued on next page...

Continued from previous page...

Atom-1	Atom-2	Interatomic distance (Å)	Clash overlap (Å)
1:C:38:LEU:HA	1:C:41:GLU:OE2	2.15	0.46
1:C:86:VAL:CG1	1:C:106:SER:HB3	2.46	0.46
1:D:126:ARG:HB2	1:D:134:VAL:HG12	1.98	0.46
1:E:19:VAL:CG2	1:I:117:LYS:HB3	2.46	0.46
1:E:57:TRP:HD1	1:E:131:ALA:O	1.99	0.46
1:E:86:VAL:CG1	1:E:106:SER:HB3	2.46	0.46
1:E:126:ARG:HB2	1:E:134:VAL:HG12	1.98	0.46
1:F:50:TYR:HE2	1:F:56:GLU:HG3	1.81	0.46
1:F:141:THR:CA	1:F:144:LYS:HB2	2.45	0.46
1:H:124:VAL:HB	1:H:158:SER:HB3	1.98	0.46
1:I:34:SER:HA	1:I:37:ILE:HD12	1.96	0.46
1:I:104:LYS:O	1:I:145:ILE:HG13	2.15	0.46
1:I:126:ARG:HB2	1:I:134:VAL:HG12	1.98	0.46
1:J:50:TYR:HE2	1:J:56:GLU:HG3	1.81	0.46
1:J:104:LYS:H	1:J:143:ASP:C	2.14	0.46
1:K:64:ALA:HB3	1:K:66:VAL:HG22	1.98	0.46
1:L:126:ARG:HB2	1:L:134:VAL:HG12	1.98	0.46
1:M:50:TYR:HE2	1:M:56:GLU:HG3	1.81	0.46
1:M:96:VAL:HG21	1:M:101:LYS:HA	1.98	0.46
1:N:51:TYR:HB2	1:N:57:TRP:CE3	2.51	0.46
1:N:124:VAL:HB	1:N:158:SER:HB3	1.98	0.46
1:O:86:VAL:CG1	1:O:106:SER:HB3	2.46	0.46
1:P:19:VAL:CG2	1:T:117:LYS:HB3	2.46	0.46
1:Q:57:TRP:HB3	1:Q:85:GLY:CA	2.46	0.46
1:Q:126:ARG:HB2	1:Q:134:VAL:HG12	1.98	0.46
1:S:50:TYR:HE2	1:S:56:GLU:HG3	1.81	0.46
1:S:126:ARG:HB2	1:S:134:VAL:HG12	1.98	0.46
1:T:141:THR:CA	1:T:144:LYS:HB2	2.45	0.46
1:U:57:TRP:HB3	1:U:85:GLY:CA	2.46	0.46
1:V:38:LEU:HA	1:V:41:GLU:OE2	2.15	0.46
1:X:51:TYR:HB2	1:X:57:TRP:CE3	2.51	0.46
1:X:57:TRP:HD1	1:X:131:ALA:O	1.99	0.46
1:X:86:VAL:CG1	1:X:106:SER:HB3	2.46	0.46
1:X:123:PRO:CD	1:X:144:LYS:HA	2.45	0.46
1:X:124:VAL:HB	1:X:158:SER:HB3	1.98	0.46
1:Z:124:VAL:HB	1:Z:158:SER:HB3	1.98	0.46
1:B:86:VAL:CG1	1:B:106:SER:HB3	2.46	0.45
1:B:126:ARG:HB2	1:B:134:VAL:HG12	1.98	0.45
1:C:51:TYR:HB2	1:C:57:TRP:CE3	2.52	0.45
1:C:105:LEU:HB2	1:C:121:GLY:O	2.17	0.45
1:D:19:VAL:CG2	1:H:117:LYS:HB3	2.46	0.45

Continued on next page...

Continued from previous page...

Atom-1	Atom-2	Interatomic distance (Å)	Clash overlap (Å)
1:D:50:TYR:HD2	1:D:56:GLU:O	1.98	0.45
1:D:86:VAL:CG1	1:D:106:SER:HB3	2.46	0.45
1:G:50:TYR:HD2	1:G:56:GLU:O	1.98	0.45
1:G:51:TYR:HB2	1:G:57:TRP:CE3	2.51	0.45
1:H:19:VAL:CG2	1:L:117:LYS:HB3	2.46	0.45
1:H:57:TRP:HB3	1:H:85:GLY:CA	2.46	0.45
1:H:109:ALA:HB2	1:H:118:TRP:CG	2.51	0.45
1:J:61:ASN:O	1:J:66:VAL:N	2.31	0.45
1:L:19:VAL:CG2	1:P:117:LYS:HB3	2.46	0.45
1:M:124:VAL:HB	1:M:158:SER:HB3	1.98	0.45
1:O:124:VAL:HB	1:O:158:SER:HB3	1.98	0.45
1:Q:50:TYR:HE2	1:Q:56:GLU:HG3	1.82	0.45
1:Q:61:ASN:O	1:Q:66:VAL:N	2.31	0.45
1:S:92:ALA:O	1:S:102:SER:N	2.49	0.45
1:S:109:ALA:HB2	1:S:118:TRP:CG	2.50	0.45
1:T:19:VAL:CG2	1:X:117:LYS:HB3	2.46	0.45
1:T:57:TRP:HD1	1:T:131:ALA:O	1.99	0.45
1:T:104:LYS:H	1:T:143:ASP:C	2.14	0.45
1:U:19:VAL:CG2	1:Y:117:LYS:HB3	2.46	0.45
1:U:50:TYR:HE2	1:U:56:GLU:HG3	1.81	0.45
1:U:51:TYR:HB2	1:U:57:TRP:CE3	2.52	0.45
1:U:86:VAL:CG1	1:U:106:SER:HB3	2.46	0.45
1:V:109:ALA:HB2	1:V:118:TRP:CG	2.50	0.45
1:V:126:ARG:HB2	1:V:134:VAL:HG12	1.99	0.45
1:X:64:ALA:HB3	1:X:66:VAL:HG22	1.97	0.45
1:X:141:THR:CA	1:X:144:LYS:HB2	2.45	0.45
1:Y:86:VAL:CG1	1:Y:106:SER:HB3	2.46	0.45
1:Y:104:LYS:O	1:Y:145:ILE:HG13	2.15	0.45
1:A:126:ARG:HA	1:A:134:VAL:CA	2.38	0.45
1:B:110:LYS:HD2	1:B:161:SER:CA	2.39	0.45
1:C:61:ASN:O	1:C:66:VAL:N	2.31	0.45
1:C:126:ARG:HB2	1:C:134:VAL:HG12	1.98	0.45
1:D:105:LEU:HB2	1:D:121:GLY:O	2.17	0.45
1:F:51:TYR:HB2	1:F:57:TRP:CE3	2.51	0.45
1:F:96:VAL:HG21	1:F:101:LYS:HA	1.98	0.45
1:G:19:VAL:CG2	1:K:117:LYS:HB3	2.46	0.45
1:G:104:LYS:O	1:G:145:ILE:HG13	2.15	0.45
1:G:106:SER:N	1:G:121:GLY:O	2.48	0.45
1:G:110:LYS:HZ3	1:G:134:VAL:H	1.64	0.45
1:H:92:ALA:O	1:H:102:SER:N	2.48	0.45
1:I:57:TRP:HD1	1:I:131:ALA:O	1.99	0.45

Continued on next page...

Continued from previous page...

Atom-1	Atom-2	Interatomic distance (Å)	Clash overlap (Å)
1:J:19:VAL:CG2	1:N:117:LYS:HB3	2.46	0.45
1:J:92:ALA:O	1:J:102:SER:N	2.48	0.45
1:J:128:THR:OG1	1:J:131:ALA:N	2.50	0.45
1:K:19:VAL:CG2	1:O:117:LYS:HB3	2.46	0.45
1:K:57:TRP:HB3	1:K:85:GLY:CA	2.46	0.45
1:K:126:ARG:HA	1:K:134:VAL:CA	2.39	0.45
1:L:86:VAL:CG1	1:L:106:SER:HB3	2.46	0.45
1:L:108:TRP:HD1	1:L:110:LYS:HE3	1.82	0.45
1:M:51:TYR:HB2	1:M:57:TRP:CE3	2.51	0.45
1:M:141:THR:CA	1:M:144:LYS:HB2	2.45	0.45
1:N:50:TYR:HE2	1:N:56:GLU:HG3	1.81	0.45
1:N:57:TRP:HB3	1:N:85:GLY:CA	2.46	0.45
1:N:126:ARG:HB2	1:N:134:VAL:HG12	1.98	0.45
1:O:104:LYS:O	1:O:145:ILE:HG13	2.15	0.45
1:P:86:VAL:CG1	1:P:106:SER:HB3	2.46	0.45
1:P:126:ARG:HB2	1:P:134:VAL:HG12	1.99	0.45
1:R:50:TYR:HE2	1:R:56:GLU:HG3	1.81	0.45
1:R:51:TYR:HB2	1:R:57:TRP:CE3	2.51	0.45
1:R:96:VAL:HG21	1:R:101:LYS:HA	1.98	0.45
1:S:105:LEU:HA	1:S:123:PRO:HD3	1.96	0.45
1:T:108:TRP:HD1	1:T:110:LYS:HE3	1.81	0.45
1:T:126:ARG:HB2	1:T:134:VAL:HG12	1.98	0.45
1:U:110:LYS:HZ3	1:U:134:VAL:H	1.63	0.45
1:W:108:TRP:HD1	1:W:110:LYS:HE3	1.82	0.45
1:Y:51:TYR:HB2	1:Y:57:TRP:CE3	2.51	0.45
1:Z:38:LEU:HA	1:Z:41:GLU:OE2	2.15	0.45
1:B:34:SER:HA	1:B:37:ILE:HD12	1.96	0.45
1:C:45:SER:O	1:C:49:GLU:HG3	2.17	0.45
1:C:128:THR:OG1	1:C:131:ALA:N	2.50	0.45
1:H:108:TRP:HD1	1:H:110:LYS:HE3	1.82	0.45
1:I:126:ARG:CB	1:I:134:VAL:HG12	2.47	0.45
1:J:141:THR:CA	1:J:144:LYS:HB2	2.45	0.45
1:K:86:VAL:CG1	1:K:106:SER:HB3	2.46	0.45
1:K:109:ALA:HB2	1:K:118:TRP:CG	2.51	0.45
1:L:8:ILE:HG12	1:S:52:LEU:CD2	2.45	0.45
1:L:104:LYS:O	1:L:145:ILE:HG13	2.15	0.45
1:L:128:THR:OG1	1:L:131:ALA:N	2.50	0.45
1:M:126:ARG:CB	1:M:134:VAL:HG12	2.47	0.45
1:N:96:VAL:HG21	1:N:101:LYS:HA	1.98	0.45
1:O:64:ALA:HB3	1:O:66:VAL:HG22	1.98	0.45
1:O:126:ARG:HB2	1:O:134:VAL:HG12	1.99	0.45

Continued on next page...

Continued from previous page...

Atom-1	Atom-2	Interatomic distance (Å)	Clash overlap (Å)
1:P:108:TRP:HD1	1:P:110:LYS:HE3	1.82	0.45
1:Q:45:SER:O	1:Q:49:GLU:HG3	2.17	0.45
1:Q:124:VAL:HB	1:Q:158:SER:HB3	1.98	0.45
1:Q:141:THR:CA	1:Q:144:LYS:HB2	2.45	0.45
1:R:57:TRP:HD1	1:R:131:ALA:O	1.99	0.45
1:T:124:VAL:HB	1:T:158:SER:HB3	1.98	0.45
1:U:45:SER:O	1:U:49:GLU:HG3	2.17	0.45
1:U:92:ALA:O	1:U:102:SER:N	2.48	0.45
1:U:126:ARG:HB2	1:U:134:VAL:HG12	1.98	0.45
1:U:128:THR:OG1	1:U:131:ALA:N	2.50	0.45
1:V:108:TRP:HD1	1:V:110:LYS:HE3	1.81	0.45
1:W:126:ARG:HB2	1:W:134:VAL:HG12	1.99	0.45
1:Y:15:ILE:H	1:Y:15:ILE:HG12	1.62	0.45
1:A:108:TRP:HD1	1:A:110:LYS:HE3	1.82	0.45
1:C:141:THR:CA	1:C:144:LYS:HB2	2.45	0.45
1:E:124:VAL:HB	1:E:158:SER:HB3	1.98	0.45
1:G:45:SER:O	1:G:49:GLU:HG3	2.17	0.45
1:G:126:ARG:HB2	1:G:134:VAL:HG12	1.98	0.45
1:I:15:ILE:H	1:I:15:ILE:HG12	1.63	0.45
1:J:96:VAL:HG21	1:J:101:LYS:HA	1.98	0.45
1:K:126:ARG:HB2	1:K:134:VAL:HG12	1.98	0.45
1:M:45:SER:O	1:M:49:GLU:HG3	2.17	0.45
1:N:19:VAL:CG2	1:R:117:LYS:HB3	2.46	0.45
1:N:128:THR:OG1	1:N:131:ALA:N	2.50	0.45
1:P:8:ILE:HG12	1:W:52:LEU:CD2	2.45	0.45
1:R:38:LEU:HA	1:R:41:GLU:OE2	2.16	0.45
1:R:126:ARG:HB2	1:R:134:VAL:HG12	1.98	0.45
1:S:128:THR:OG1	1:S:131:ALA:N	2.50	0.45
1:T:50:TYR:HE2	1:T:56:GLU:HG3	1.82	0.45
1:T:126:ARG:CB	1:T:134:VAL:HG12	2.47	0.45
1:V:50:TYR:HE2	1:V:56:GLU:HG3	1.82	0.45
1:V:64:ALA:HB3	1:V:66:VAL:HG22	1.98	0.45
1:V:86:VAL:CG1	1:V:106:SER:HB3	2.46	0.45
1:B:15:ILE:H	1:B:15:ILE:HG12	1.63	0.45
1:B:126:ARG:CB	1:B:134:VAL:HG12	2.47	0.45
1:E:108:TRP:HD1	1:E:110:LYS:HE3	1.82	0.45
1:E:126:ARG:CB	1:E:134:VAL:HG12	2.47	0.45
1:F:86:VAL:CG1	1:F:106:SER:HB3	2.46	0.45
1:F:128:THR:OG1	1:F:131:ALA:N	2.50	0.45
1:G:19:VAL:HG23	1:K:117:LYS:HB3	1.99	0.45
1:G:50:TYR:HE2	1:G:56:GLU:HG3	1.81	0.45

Continued on next page...

Continued from previous page...

Atom-1	Atom-2	Interatomic distance (Å)	Clash overlap (Å)
1:I:19:VAL:CG2	1:M:117:LYS:HB3	2.46	0.45
1:I:45:SER:O	1:I:49:GLU:HG3	2.17	0.45
1:I:124:VAL:HB	1:I:158:SER:HB3	1.98	0.45
1:K:50:TYR:HE2	1:K:56:GLU:HG3	1.81	0.45
1:K:51:TYR:HB2	1:K:57:TRP:CE3	2.51	0.45
1:M:19:VAL:CG2	1:Q:117:LYS:HB3	2.46	0.45
1:O:108:TRP:HD1	1:O:110:LYS:HE3	1.82	0.45
1:P:126:ARG:CB	1:P:134:VAL:HG12	2.47	0.45
1:Q:86:VAL:CG1	1:Q:106:SER:HB3	2.46	0.45
1:R:86:VAL:CG1	1:R:106:SER:HB3	2.46	0.45
1:R:105:LEU:HB2	1:R:121:GLY:O	2.17	0.45
1:S:108:TRP:HD1	1:S:110:LYS:HE3	1.82	0.45
1:S:124:VAL:HB	1:S:158:SER:HB3	1.98	0.45
1:T:51:TYR:HB2	1:T:57:TRP:CE3	2.51	0.45
1:T:86:VAL:CG1	1:T:106:SER:HB3	2.46	0.45
1:U:96:VAL:HG21	1:U:101:LYS:HA	1.98	0.45
1:U:105:LEU:HB2	1:U:121:GLY:O	2.17	0.45
1:V:105:LEU:HB2	1:V:121:GLY:O	2.17	0.45
1:W:128:THR:OG1	1:W:131:ALA:N	2.50	0.45
1:X:108:TRP:HD1	1:X:110:LYS:HE3	1.82	0.45
1:Z:50:TYR:HE2	1:Z:56:GLU:HG3	1.82	0.45
1:Z:126:ARG:HB2	1:Z:134:VAL:HG12	1.99	0.45
1:B:51:TYR:HB2	1:B:57:TRP:CE3	2.51	0.45
1:C:50:TYR:HD2	1:C:56:GLU:O	1.98	0.45
1:C:50:TYR:HE2	1:C:56:GLU:HG3	1.81	0.45
1:C:96:VAL:HG21	1:C:101:LYS:HA	1.98	0.45
1:D:108:TRP:HD1	1:D:110:LYS:HE3	1.82	0.45
1:F:57:TRP:HD1	1:F:131:ALA:O	1.99	0.45
1:F:105:LEU:HB2	1:F:121:GLY:O	2.17	0.45
1:G:105:LEU:HB2	1:G:121:GLY:O	2.17	0.45
1:H:105:LEU:HB2	1:H:121:GLY:O	2.17	0.45
1:H:128:THR:OG1	1:H:131:ALA:N	2.50	0.45
1:L:109:ALA:HB2	1:L:118:TRP:CG	2.50	0.45
1:L:124:VAL:HB	1:L:158:SER:HB3	1.98	0.45
1:L:126:ARG:CB	1:L:134:VAL:HG12	2.47	0.45
1:O:8:ILE:HG12	1:V:52:LEU:CD2	2.45	0.45
1:P:64:ALA:HB3	1:P:66:VAL:HG22	1.97	0.45
1:Q:96:VAL:HG21	1:Q:101:LYS:HA	1.98	0.45
1:Q:128:THR:OG1	1:Q:131:ALA:N	2.50	0.45
1:R:19:VAL:HG23	1:V:117:LYS:HB3	1.99	0.45
1:T:105:LEU:HB2	1:T:121:GLY:O	2.17	0.45

Continued on next page...

Continued from previous page...

Atom-1	Atom-2	Interatomic distance (Å)	Clash overlap (Å)
1:V:19:VAL:HB	1:Z:117:LYS:HE2	1.97	0.45
1:X:76:TYR:CE1	1:X:96:VAL:HG12	2.52	0.45
1:X:96:VAL:HG21	1:X:101:LYS:HA	1.98	0.45
1:Y:50:TYR:HE2	1:Y:56:GLU:HG3	1.82	0.45
1:Y:108:TRP:HD1	1:Y:110:LYS:HE3	1.81	0.45
1:A:19:VAL:HB	1:E:117:LYS:HE2	1.96	0.45
1:D:51:TYR:HB2	1:D:57:TRP:CE3	2.51	0.45
1:G:86:VAL:CG1	1:G:106:SER:HB3	2.46	0.45
1:H:45:SER:O	1:H:49:GLU:HG3	2.17	0.45
1:I:51:TYR:HB2	1:I:57:TRP:CE3	2.51	0.45
1:I:57:TRP:HB3	1:I:85:GLY:CA	2.46	0.45
1:I:86:VAL:CG1	1:I:106:SER:HB3	2.46	0.45
1:I:108:TRP:HD1	1:I:110:LYS:HE3	1.82	0.45
1:J:57:TRP:HD1	1:J:131:ALA:O	1.99	0.45
1:L:64:ALA:HB3	1:L:66:VAL:HG22	1.98	0.45
1:L:105:LEU:HB2	1:L:121:GLY:O	2.17	0.45
1:M:64:ALA:HB3	1:M:66:VAL:HG22	1.98	0.45
1:N:19:VAL:HG23	1:R:117:LYS:HB3	1.99	0.45
1:N:57:TRP:HD1	1:N:131:ALA:O	1.99	0.45
1:N:104:LYS:H	1:N:143:ASP:C	2.14	0.45
1:O:50:TYR:HE2	1:O:56:GLU:HG3	1.81	0.45
1:P:45:SER:O	1:P:49:GLU:HG3	2.17	0.45
1:P:51:TYR:HB2	1:P:57:TRP:CE3	2.51	0.45
1:P:124:VAL:HB	1:P:158:SER:HB3	1.98	0.45
1:Q:57:TRP:HD1	1:Q:131:ALA:O	1.99	0.45
1:T:57:TRP:HB3	1:T:85:GLY:CA	2.46	0.45
1:T:64:ALA:HB3	1:T:66:VAL:HG22	1.97	0.45
1:U:57:TRP:HD1	1:U:131:ALA:O	1.99	0.45
1:W:86:VAL:CG1	1:W:106:SER:HB3	2.46	0.45
1:X:105:LEU:HB2	1:X:121:GLY:O	2.17	0.45
1:X:126:ARG:HB2	1:X:134:VAL:HG12	1.99	0.45
1:Y:45:SER:O	1:Y:49:GLU:HG3	2.17	0.45
1:A:19:VAL:HG23	1:E:117:LYS:HB3	1.99	0.45
1:A:19:VAL:CG2	1:E:117:LYS:HB3	2.46	0.45
1:A:64:ALA:HB3	1:A:66:VAL:HG22	1.97	0.45
1:A:76:TYR:CD1	1:A:96:VAL:HG12	2.52	0.45
1:B:19:VAL:CG2	1:F:117:LYS:HB3	2.46	0.45
1:B:47:VAL:HA	1:B:58:PRO:CG	2.46	0.45
1:C:19:VAL:CG2	1:G:117:LYS:HB3	2.46	0.45
1:C:108:TRP:CD1	1:C:110:LYS:HE3	2.52	0.45
1:D:19:VAL:HG23	1:H:117:LYS:HB3	1.99	0.45

Continued on next page...

Continued from previous page...

Atom-1	Atom-2	Interatomic distance (Å)	Clash overlap (Å)
1:D:45:SER:O	1:D:49:GLU:HG3	2.17	0.45
1:E:64:ALA:HB3	1:E:66:VAL:HG22	1.98	0.45
1:F:76:TYR:CE1	1:F:96:VAL:HG12	2.52	0.45
1:F:92:ALA:O	1:F:102:SER:N	2.48	0.45
1:F:126:ARG:CB	1:F:134:VAL:HG12	2.47	0.45
1:H:19:VAL:HG23	1:L:117:LYS:HB3	1.99	0.45
1:H:19:VAL:HB	1:L:117:LYS:HE2	1.96	0.45
1:I:100:ILE:O	1:I:103:LYS:HG3	2.17	0.45
1:J:19:VAL:HG23	1:N:117:LYS:HB3	1.99	0.45
1:M:57:TRP:HD1	1:M:131:ALA:O	1.99	0.45
1:N:108:TRP:CD1	1:N:110:LYS:HE3	2.52	0.45
1:O:19:VAL:HG23	1:S:117:LYS:HB3	1.99	0.45
1:O:19:VAL:HB	1:S:117:LYS:HE2	1.97	0.45
1:Q:76:TYR:CE1	1:Q:96:VAL:HG12	2.52	0.45
1:Q:105:LEU:HB2	1:Q:121:GLY:O	2.17	0.45
1:Q:126:ARG:HA	1:Q:134:VAL:CA	2.39	0.45
1:T:45:SER:O	1:T:49:GLU:HG3	2.17	0.45
1:T:100:ILE:O	1:T:103:LYS:HG3	2.17	0.45
1:W:124:VAL:HB	1:W:158:SER:HB3	1.98	0.45
1:W:126:ARG:CB	1:W:134:VAL:HG12	2.47	0.45
1:Y:38:LEU:HA	1:Y:41:GLU:OE2	2.15	0.45
1:Y:57:TRP:HD1	1:Y:131:ALA:O	1.99	0.45
1:Y:76:TYR:CE1	1:Y:96:VAL:HG12	2.52	0.45
1:Y:100:ILE:O	1:Y:103:LYS:HG3	2.17	0.45
1:Y:105:LEU:HB2	1:Y:121:GLY:O	2.17	0.45
1:Y:126:ARG:HB2	1:Y:134:VAL:HG12	1.99	0.45
1:Y:126:ARG:CB	1:Y:134:VAL:HG12	2.47	0.45
1:Z:64:ALA:HB3	1:Z:66:VAL:HG22	1.98	0.45
1:Z:126:ARG:HA	1:Z:134:VAL:CA	2.39	0.45
1:A:51:TYR:HB2	1:A:57:TRP:CE3	2.51	0.45
1:A:100:ILE:O	1:A:103:LYS:HG3	2.17	0.45
1:B:57:TRP:HD1	1:B:131:ALA:O	1.99	0.45
1:B:100:ILE:O	1:B:103:LYS:HG3	2.17	0.45
1:C:19:VAL:HG23	1:G:117:LYS:HB3	1.99	0.45
1:C:100:ILE:O	1:C:103:LYS:HG3	2.17	0.45
1:D:50:TYR:HE2	1:D:56:GLU:HG3	1.82	0.45
1:D:100:ILE:O	1:D:103:LYS:HG3	2.17	0.45
1:D:110:LYS:HD2	1:D:161:SER:CA	2.39	0.45
1:E:51:TYR:HB2	1:E:57:TRP:CE3	2.51	0.45
1:E:76:TYR:CE1	1:E:96:VAL:HG12	2.52	0.45
1:F:19:VAL:HG23	1:J:117:LYS:HB3	1.99	0.45

Continued on next page...

Continued from previous page...

Atom-1	Atom-2	Interatomic distance (Å)	Clash overlap (Å)
1:G:64:ALA:HB3	1:G:66:VAL:HG22	1.98	0.45
1:H:51:TYR:HB2	1:H:57:TRP:CE3	2.51	0.45
1:H:76:TYR:CD1	1:H:96:VAL:HG12	2.52	0.45
1:I:50:TYR:HE2	1:I:56:GLU:HG3	1.81	0.45
1:J:86:VAL:CG1	1:J:106:SER:HB3	2.46	0.45
1:J:100:ILE:O	1:J:103:LYS:HG3	2.17	0.45
1:K:19:VAL:HG23	1:O:117:LYS:HB3	1.99	0.45
1:L:45:SER:O	1:L:49:GLU:HG3	2.17	0.45
1:M:76:TYR:CE1	1:M:96:VAL:HG12	2.52	0.45
1:N:86:VAL:CG1	1:N:106:SER:HB3	2.46	0.45
1:Q:19:VAL:HG23	1:U:117:LYS:HB3	1.99	0.45
1:Q:100:ILE:O	1:Q:103:LYS:HG3	2.17	0.45
1:R:45:SER:O	1:R:49:GLU:HG3	2.17	0.45
1:S:86:VAL:CG1	1:S:106:SER:HB3	2.46	0.45
1:T:76:TYR:CE1	1:T:96:VAL:HG12	2.52	0.45
1:U:126:ARG:CB	1:U:134:VAL:HG12	2.47	0.45
1:V:51:TYR:HB2	1:V:57:TRP:CE3	2.51	0.45
1:V:57:TRP:HB3	1:V:85:GLY:CA	2.46	0.45
1:W:100:ILE:O	1:W:103:LYS:HG3	2.17	0.45
1:X:100:ILE:O	1:X:103:LYS:HG3	2.17	0.45
1:Y:108:TRP:CD1	1:Y:110:LYS:HE3	2.52	0.45
1:Z:92:ALA:O	1:Z:102:SER:N	2.48	0.45
1:Z:105:LEU:HB2	1:Z:121:GLY:O	2.17	0.45
1:A:105:LEU:HB2	1:A:121:GLY:O	2.17	0.45
1:B:45:SER:O	1:B:49:GLU:HG3	2.17	0.45
1:B:105:LEU:HB2	1:B:121:GLY:O	2.17	0.45
1:C:76:TYR:CE1	1:C:96:VAL:HG12	2.52	0.45
1:G:108:TRP:CD1	1:G:110:LYS:HE3	2.52	0.45
1:G:126:ARG:CB	1:G:134:VAL:HG12	2.47	0.45
1:J:45:SER:O	1:J:49:GLU:HG3	2.17	0.45
1:J:76:TYR:CE1	1:J:96:VAL:HG12	2.52	0.45
1:L:51:TYR:HB2	1:L:57:TRP:CE3	2.51	0.45
1:L:76:TYR:CE1	1:L:96:VAL:HG12	2.52	0.45
1:M:100:ILE:O	1:M:103:LYS:HG3	2.17	0.45
1:N:105:LEU:HB2	1:N:121:GLY:O	2.17	0.45
1:O:51:TYR:HB2	1:O:57:TRP:CE3	2.51	0.45
1:O:92:ALA:O	1:O:102:SER:N	2.48	0.45
1:P:100:ILE:O	1:P:103:LYS:HG3	2.17	0.45
1:Q:92:ALA:O	1:Q:102:SER:N	2.48	0.45
1:R:76:TYR:CE1	1:R:96:VAL:HG12	2.52	0.45
1:R:126:ARG:CB	1:R:134:VAL:HG12	2.47	0.45

Continued on next page...

Continued from previous page...

Atom-1	Atom-2	Interatomic distance (Å)	Clash overlap (Å)
1:S:51:TYR:HB2	1:S:57:TRP:CE3	2.51	0.45
1:S:105:LEU:HB2	1:S:121:GLY:O	2.17	0.45
1:W:51:TYR:HB2	1:W:57:TRP:CE3	2.51	0.45
1:X:45:SER:O	1:X:49:GLU:HG3	2.17	0.45
1:X:50:TYR:HE2	1:X:56:GLU:HG3	1.82	0.45
1:X:126:ARG:CB	1:X:134:VAL:HG12	2.47	0.45
1:Z:51:TYR:HB2	1:Z:57:TRP:CE3	2.51	0.45
1:Z:76:TYR:CE1	1:Z:96:VAL:HG12	2.52	0.45
1:Z:108:TRP:CD1	1:Z:110:LYS:HE3	2.52	0.45
1:Z:108:TRP:HD1	1:Z:110:LYS:HE3	1.82	0.45
1:Z:128:THR:OG1	1:Z:131:ALA:N	2.50	0.45
1:A:45:SER:O	1:A:49:GLU:HG3	2.17	0.44
1:D:76:TYR:CD1	1:D:96:VAL:HG12	2.52	0.44
1:E:45:SER:O	1:E:49:GLU:HG3	2.17	0.44
1:F:45:SER:O	1:F:49:GLU:HG3	2.17	0.44
1:H:100:ILE:O	1:H:103:LYS:HG3	2.17	0.44
1:I:47:VAL:HA	1:I:58:PRO:CG	2.46	0.44
1:I:64:ALA:HB3	1:I:66:VAL:HG22	1.98	0.44
1:K:100:ILE:O	1:K:103:LYS:HG3	2.17	0.44
1:K:126:ARG:CB	1:K:134:VAL:HG12	2.47	0.44
1:M:19:VAL:HG23	1:Q:117:LYS:HB3	1.99	0.44
1:M:108:TRP:HD1	1:M:110:LYS:HE3	1.82	0.44
1:M:128:THR:OG1	1:M:131:ALA:N	2.50	0.44
1:N:45:SER:O	1:N:49:GLU:HG3	2.17	0.44
1:N:126:ARG:CB	1:N:134:VAL:HG12	2.47	0.44
1:P:105:LEU:HB2	1:P:121:GLY:O	2.17	0.44
1:Q:108:TRP:HD1	1:Q:110:LYS:HE3	1.82	0.44
1:Q:126:ARG:CB	1:Q:134:VAL:HG12	2.47	0.44
1:R:100:ILE:O	1:R:103:LYS:HG3	2.17	0.44
1:S:45:SER:O	1:S:49:GLU:HG3	2.17	0.44
1:S:64:ALA:HB3	1:S:66:VAL:HG22	1.98	0.44
1:S:76:TYR:CD1	1:S:96:VAL:HG12	2.52	0.44
1:S:76:TYR:CE1	1:S:96:VAL:HG12	2.52	0.44
1:S:108:TRP:CD1	1:S:110:LYS:HE3	2.52	0.44
1:U:19:VAL:HG23	1:Y:117:LYS:HB3	1.99	0.44
1:U:76:TYR:CE1	1:U:96:VAL:HG12	2.52	0.44
1:U:108:TRP:CD1	1:U:110:LYS:HE3	2.52	0.44
1:U:108:TRP:HD1	1:U:110:LYS:HE3	1.82	0.44
1:V:19:VAL:HG23	1:Z:117:LYS:HB3	1.99	0.44
1:V:45:SER:O	1:V:49:GLU:HG3	2.17	0.44
1:W:64:ALA:HB3	1:W:66:VAL:HG22	1.98	0.44

Continued on next page...

Continued from previous page...

Atom-1	Atom-2	Interatomic distance (Å)	Clash overlap (Å)
1:W:105:LEU:HB2	1:W:121:GLY:O	2.17	0.44
1:Y:76:TYR:CD1	1:Y:96:VAL:HG12	2.52	0.44
1:B:19:VAL:HG23	1:F:117:LYS:HB3	1.99	0.44
1:B:76:TYR:CE1	1:B:96:VAL:HG12	2.52	0.44
1:C:110:LYS:NZ	1:C:158:SER:O	2.34	0.44
1:D:76:TYR:CE1	1:D:96:VAL:HG12	2.52	0.44
1:D:128:THR:OG1	1:D:131:ALA:N	2.50	0.44
1:E:100:ILE:O	1:E:103:LYS:HG3	2.17	0.44
1:H:64:ALA:HB3	1:H:66:VAL:HG22	1.98	0.44
1:H:86:VAL:CG1	1:H:106:SER:HB3	2.46	0.44
1:I:8:ILE:HG12	1:P:52:LEU:CD2	2.45	0.44
1:J:108:TRP:CD1	1:J:110:LYS:HE3	2.52	0.44
1:K:76:TYR:CE1	1:K:96:VAL:HG12	2.52	0.44
1:K:108:TRP:HD1	1:K:110:LYS:HE3	1.82	0.44
1:L:19:VAL:HG23	1:P:117:LYS:HB3	1.99	0.44
1:L:100:ILE:O	1:L:103:LYS:HG3	2.17	0.44
1:M:86:VAL:CG1	1:M:106:SER:HB3	2.46	0.44
1:M:105:LEU:HB2	1:M:121:GLY:O	2.17	0.44
1:O:128:THR:OG1	1:O:131:ALA:N	2.50	0.44
1:P:47:VAL:HA	1:P:58:PRO:CG	2.46	0.44
1:P:50:TYR:HE2	1:P:56:GLU:HG3	1.81	0.44
1:P:76:TYR:CE1	1:P:96:VAL:HG12	2.52	0.44
1:R:64:ALA:HB3	1:R:66:VAL:HG22	1.98	0.44
1:R:108:TRP:CD1	1:R:110:LYS:HE3	2.52	0.44
1:S:100:ILE:O	1:S:103:LYS:HG3	2.17	0.44
1:S:126:ARG:CB	1:S:134:VAL:HG12	2.47	0.44
1:V:126:ARG:CB	1:V:134:VAL:HG12	2.47	0.44
1:W:47:VAL:HA	1:W:58:PRO:CG	2.46	0.44
1:W:76:TYR:CE1	1:W:96:VAL:HG12	2.52	0.44
1:Y:57:TRP:HB3	1:Y:85:GLY:CA	2.46	0.44
1:Z:76:TYR:CD1	1:Z:96:VAL:HG12	2.52	0.44
1:A:126:ARG:CB	1:A:134:VAL:HG12	2.47	0.44
1:B:128:THR:OG1	1:B:131:ALA:N	2.50	0.44
1:D:92:ALA:O	1:D:102:SER:N	2.48	0.44
1:D:126:ARG:CB	1:D:134:VAL:HG12	2.47	0.44
1:E:19:VAL:HG23	1:I:117:LYS:HB3	1.99	0.44
1:F:100:ILE:O	1:F:103:LYS:HG3	2.17	0.44
1:G:76:TYR:CE1	1:G:96:VAL:HG12	2.52	0.44
1:K:45:SER:O	1:K:49:GLU:HG3	2.17	0.44
1:L:76:TYR:CD1	1:L:96:VAL:HG12	2.52	0.44
1:N:76:TYR:CE1	1:N:96:VAL:HG12	2.52	0.44

Continued on next page...

Continued from previous page...

Atom-1	Atom-2	Interatomic distance (Å)	Clash overlap (Å)
1:O:45:SER:O	1:O:49:GLU:HG3	2.17	0.44
1:O:76:TYR:CE1	1:O:96:VAL:HG12	2.52	0.44
1:O:76:TYR:CD1	1:O:96:VAL:HG12	2.52	0.44
1:R:8:ILE:HG12	1:Y:52:LEU:CD2	2.45	0.44
1:R:104:LYS:H	1:R:143:ASP:C	2.14	0.44
1:S:19:VAL:HG23	1:W:117:LYS:HB3	1.99	0.44
1:U:100:ILE:O	1:U:103:LYS:HG3	2.17	0.44
1:V:108:TRP:CD1	1:V:110:LYS:HE3	2.52	0.44
1:W:108:TRP:CD1	1:W:110:LYS:HE3	2.52	0.44
1:X:128:THR:OG1	1:X:131:ALA:N	2.50	0.44
1:Y:126:ARG:HA	1:Y:134:VAL:CA	2.39	0.44
1:A:76:TYR:CE1	1:A:96:VAL:HG12	2.52	0.44
1:A:98:ASN:HB2	1:E:55:GLY:HA3	1.99	0.44
1:E:8:ILE:HG12	1:L:52:LEU:CD2	2.45	0.44
1:E:105:LEU:HB2	1:E:121:GLY:O	2.17	0.44
1:F:126:ARG:HA	1:F:134:VAL:CA	2.39	0.44
1:G:76:TYR:CD1	1:G:96:VAL:HG12	2.52	0.44
1:G:100:ILE:O	1:G:103:LYS:HG3	2.17	0.44
1:H:8:ILE:HG12	1:O:52:LEU:CD2	2.45	0.44
1:I:76:TYR:CE1	1:I:96:VAL:HG12	2.52	0.44
1:N:76:TYR:CD1	1:N:96:VAL:HG12	2.52	0.44
1:O:100:ILE:O	1:O:103:LYS:HG3	2.17	0.44
1:O:108:TRP:CD1	1:O:110:LYS:HE3	2.52	0.44
1:R:76:TYR:CD1	1:R:96:VAL:HG12	2.52	0.44
1:T:15:ILE:H	1:T:15:ILE:HG12	1.63	0.44
1:T:19:VAL:HG23	1:X:117:LYS:HB3	1.99	0.44
1:W:76:TYR:CD1	1:W:96:VAL:HG12	2.52	0.44
1:W:110:LYS:HZ3	1:W:134:VAL:H	1.66	0.44
1:Z:104:LYS:H	1:Z:143:ASP:C	2.14	0.44
1:B:64:ALA:HB3	1:B:66:VAL:HG22	1.98	0.44
1:C:108:TRP:HD1	1:C:110:LYS:HE3	1.82	0.44
1:E:98:ASN:HB2	1:I:55:GLY:HA3	1.99	0.44
1:I:19:VAL:HG23	1:M:117:LYS:HB3	1.99	0.44
1:I:105:LEU:HB2	1:I:121:GLY:O	2.17	0.44
1:J:105:LEU:HB2	1:J:121:GLY:O	2.17	0.44
1:J:126:ARG:CB	1:J:134:VAL:HG12	2.47	0.44
1:K:105:LEU:HB2	1:K:121:GLY:O	2.17	0.44
1:L:98:ASN:HB2	1:P:55:GLY:HA3	2.00	0.44
1:V:76:TYR:CE1	1:V:96:VAL:HG12	2.52	0.44
1:V:100:ILE:O	1:V:103:LYS:HG3	2.17	0.44
1:V:104:LYS:H	1:V:143:ASP:C	2.14	0.44

Continued on next page...

Continued from previous page...

Atom-1	Atom-2	Interatomic distance (Å)	Clash overlap (Å)
1:W:104:LYS:H	1:W:143:ASP:C	2.14	0.44
1:X:108:TRP:CD1	1:X:110:LYS:HE3	2.52	0.44
1:Z:100:ILE:O	1:Z:103:LYS:HG3	2.17	0.44
1:B:108:TRP:HD1	1:B:110:LYS:HE3	1.82	0.44
1:C:76:TYR:CD1	1:C:96:VAL:HG12	2.52	0.44
1:G:108:TRP:HD1	1:G:110:LYS:HE3	1.82	0.44
1:H:50:TYR:HE2	1:H:56:GLU:HG3	1.81	0.44
1:H:98:ASN:HB2	1:L:55:GLY:HA3	1.99	0.44
1:M:8:ILE:HG12	1:T:52:LEU:CD2	2.45	0.44
1:N:100:ILE:O	1:N:103:LYS:HG3	2.17	0.44
1:S:98:ASN:HB2	1:W:55:GLY:HA3	2.00	0.44
1:Z:45:SER:O	1:Z:49:GLU:HG3	2.17	0.44
1:A:50:TYR:HE2	1:A:56:GLU:HG3	1.81	0.44
1:A:108:TRP:CD1	1:A:110:LYS:HE3	2.52	0.44
1:B:8:ILE:HG12	1:I:52:LEU:CD2	2.45	0.44
1:B:76:TYR:CD1	1:B:96:VAL:HG12	2.52	0.44
1:G:15:ILE:H	1:G:15:ILE:HG12	1.63	0.44
1:H:108:TRP:CD1	1:H:110:LYS:HE3	2.52	0.44
1:H:126:ARG:CB	1:H:134:VAL:HG12	2.47	0.44
1:J:134:VAL:HG23	1:J:158:SER:CB	2.48	0.44
1:K:76:TYR:CD1	1:K:96:VAL:HG12	2.53	0.44
1:L:108:TRP:CD1	1:L:110:LYS:HE3	2.52	0.44
1:P:19:VAL:HG23	1:T:117:LYS:HB3	1.99	0.44
1:Q:3:LEU:O	1:Q:7:MET:N	2.26	0.44
1:R:108:TRP:HD1	1:R:110:LYS:HE3	1.82	0.44
1:V:76:TYR:CD1	1:V:96:VAL:HG12	2.53	0.44
1:Z:90:GLN:HB2	1:Z:104:LYS:CE	2.43	0.44
1:B:92:ALA:O	1:B:102:SER:N	2.48	0.44
1:B:98:ASN:HB2	1:F:55:GLY:HA3	1.99	0.44
1:F:76:TYR:CD1	1:F:96:VAL:HG12	2.52	0.44
1:F:108:TRP:HD1	1:F:110:LYS:HE3	1.82	0.44
1:H:56:GLU:HB2	1:H:130:THR:HA	2.00	0.44
1:J:17:ALA:HB1	1:N:44:LYS:HZ2	1.83	0.44
1:M:92:ALA:O	1:M:102:SER:N	2.48	0.44
1:N:108:TRP:HD1	1:N:110:LYS:HE3	1.82	0.44
1:R:15:ILE:H	1:R:15:ILE:HG12	1.63	0.44
1:T:126:ARG:HA	1:T:134:VAL:CA	2.39	0.44
1:U:76:TYR:CD1	1:U:96:VAL:HG12	2.52	0.44
1:X:92:ALA:O	1:X:102:SER:N	2.48	0.44
1:B:80:VAL:HG22	1:B:89:ALA:HB2	2.00	0.44
1:C:98:ASN:HB2	1:G:55:GLY:HA3	1.99	0.44

Continued on next page...

Continued from previous page...

Atom-1	Atom-2	Interatomic distance (Å)	Clash overlap (Å)
1:E:76:TYR:CD1	1:E:96:VAL:HG12	2.52	0.44
1:G:98:ASN:HB2	1:K:55:GLY:HA3	1.99	0.44
1:I:3:LEU:O	1:I:7:MET:N	2.26	0.44
1:K:8:ILE:HG12	1:R:52:LEU:CD2	2.45	0.44
1:K:128:THR:OG1	1:K:131:ALA:N	2.50	0.44
1:O:53:ASN:HB3	1:O:54:HIS:ND1	2.33	0.44
1:O:56:GLU:HB2	1:O:130:THR:HA	2.00	0.44
1:P:56:GLU:HB2	1:P:130:THR:HA	2.00	0.44
1:P:76:TYR:CD1	1:P:96:VAL:HG12	2.52	0.44
1:P:98:ASN:HB2	1:T:55:GLY:HA3	2.00	0.44
1:P:104:LYS:H	1:P:143:ASP:C	2.14	0.44
1:P:108:TRP:CD1	1:P:110:LYS:HE3	2.52	0.44
1:T:128:THR:OG1	1:T:131:ALA:N	2.50	0.44
1:V:53:ASN:HB3	1:V:54:HIS:ND1	2.33	0.44
1:V:128:THR:OG1	1:V:131:ALA:N	2.50	0.44
1:W:45:SER:O	1:W:49:GLU:HG3	2.17	0.44
1:W:50:TYR:HE2	1:W:56:GLU:HG3	1.82	0.44
1:Z:126:ARG:CB	1:Z:134:VAL:HG12	2.47	0.44
1:C:126:ARG:CB	1:C:134:VAL:HG12	2.47	0.43
1:D:15:ILE:H	1:D:15:ILE:HG12	1.63	0.43
1:G:87:ILE:O	1:G:107:LEU:N	2.51	0.43
1:I:128:THR:OG1	1:I:131:ALA:N	2.50	0.43
1:J:108:TRP:HD1	1:J:110:LYS:HE3	1.82	0.43
1:N:98:ASN:HB2	1:R:55:GLY:HA3	2.00	0.43
1:O:98:ASN:HB2	1:S:55:GLY:HA3	2.00	0.43
1:O:126:ARG:CB	1:O:134:VAL:HG12	2.47	0.43
1:Q:108:TRP:CD1	1:Q:110:LYS:HE3	2.52	0.43
1:V:56:GLU:HB2	1:V:130:THR:HA	2.00	0.43
1:W:53:ASN:HB3	1:W:54:HIS:ND1	2.33	0.43
1:W:56:GLU:HB2	1:W:130:THR:HA	2.00	0.43
1:A:57:TRP:HB3	1:A:85:GLY:CA	2.46	0.43
1:C:87:ILE:O	1:C:107:LEU:N	2.52	0.43
1:D:87:ILE:O	1:D:107:LEU:N	2.51	0.43
1:E:80:VAL:HG22	1:E:89:ALA:HB2	2.00	0.43
1:F:3:LEU:O	1:F:7:MET:N	2.26	0.43
1:I:56:GLU:HB2	1:I:130:THR:HA	2.00	0.43
1:I:98:ASN:HB2	1:M:55:GLY:HA3	2.00	0.43
1:K:108:TRP:CD1	1:K:110:LYS:HE3	2.52	0.43
1:M:76:TYR:CD1	1:M:96:VAL:HG12	2.52	0.43
1:N:105:LEU:HD13	1:N:121:GLY:N	2.34	0.43
1:S:53:ASN:HB3	1:S:54:HIS:ND1	2.33	0.43

Continued on next page...

Continued from previous page...

Atom-1	Atom-2	Interatomic distance (Å)	Clash overlap (Å)
1:U:98:ASN:HB2	1:Y:55:GLY:HA3	2.00	0.43
1:X:47:VAL:HA	1:X:58:PRO:CG	2.46	0.43
1:X:76:TYR:CD1	1:X:96:VAL:HG12	2.53	0.43
1:A:8:ILE:HG12	1:H:52:LEU:CD2	2.45	0.43
1:A:56:GLU:HB2	1:A:130:THR:HA	2.00	0.43
1:A:80:VAL:HG22	1:A:89:ALA:HB2	2.00	0.43
1:B:61:ASN:ND2	1:B:68:THR:HA	2.34	0.43
1:B:108:TRP:CD1	1:B:110:LYS:HE3	2.52	0.43
1:C:47:VAL:HA	1:C:58:PRO:CG	2.46	0.43
1:C:61:ASN:ND2	1:C:68:THR:HA	2.34	0.43
1:D:61:ASN:ND2	1:D:68:THR:HA	2.34	0.43
1:F:98:ASN:HB2	1:J:55:GLY:HA3	1.99	0.43
1:G:28:THR:HG21	1:K:52:LEU:HG	2.00	0.43
1:H:53:ASN:HB3	1:H:54:HIS:ND1	2.34	0.43
1:I:61:ASN:ND2	1:I:68:THR:HA	2.34	0.43
1:I:80:VAL:HG22	1:I:89:ALA:HB2	2.00	0.43
1:I:108:TRP:CD1	1:I:110:LYS:HE3	2.52	0.43
1:J:47:VAL:HG12	1:J:57:TRP:CE3	2.54	0.43
1:J:57:TRP:HB3	1:J:85:GLY:CA	2.46	0.43
1:L:56:GLU:HB2	1:L:130:THR:HA	2.00	0.43
1:L:105:LEU:HD13	1:L:121:GLY:N	2.34	0.43
1:M:108:TRP:CD1	1:M:110:LYS:HE3	2.52	0.43
1:N:87:ILE:O	1:N:107:LEU:N	2.52	0.43
1:P:53:ASN:HB3	1:P:54:HIS:ND1	2.33	0.43
1:Q:76:TYR:CD1	1:Q:96:VAL:HG12	2.52	0.43
1:Q:98:ASN:HB2	1:U:55:GLY:HA3	1.99	0.43
1:S:90:GLN:HB2	1:S:104:LYS:CE	2.44	0.43
1:T:76:TYR:CD1	1:T:96:VAL:HG12	2.52	0.43
1:T:108:TRP:CD1	1:T:110:LYS:HE3	2.52	0.43
1:U:110:LYS:NZ	1:U:158:SER:O	2.34	0.43
1:Y:47:VAL:HG12	1:Y:57:TRP:CE3	2.54	0.43
1:A:61:ASN:ND2	1:A:68:THR:HA	2.34	0.43
1:B:56:GLU:HB2	1:B:130:THR:HA	2.00	0.43
1:C:104:LYS:H	1:C:143:ASP:C	2.14	0.43
1:E:56:GLU:HB2	1:E:130:THR:HA	2.00	0.43
1:E:57:TRP:HB3	1:E:85:GLY:CA	2.46	0.43
1:E:61:ASN:OD1	1:E:82:VAL:HG23	2.18	0.43
1:E:105:LEU:HD13	1:E:121:GLY:N	2.34	0.43
1:E:108:TRP:CD1	1:E:110:LYS:HE3	2.52	0.43
1:J:47:VAL:HA	1:J:58:PRO:CG	2.46	0.43
1:J:98:ASN:HB2	1:N:55:GLY:HA3	2.00	0.43

Continued on next page...

Continued from previous page...

Atom-1	Atom-2	Interatomic distance (Å)	Clash overlap (Å)
1:K:28:THR:HG21	1:O:52:LEU:HG	2.01	0.43
1:K:53:ASN:HB3	1:K:54:HIS:ND1	2.33	0.43
1:L:57:TRP:HB3	1:L:85:GLY:CA	2.46	0.43
1:L:80:VAL:HG22	1:L:89:ALA:HB2	2.01	0.43
1:M:47:VAL:HG12	1:M:57:TRP:CE3	2.54	0.43
1:M:56:GLU:HB2	1:M:130:THR:HA	2.00	0.43
1:O:47:VAL:HA	1:O:58:PRO:CG	2.46	0.43
1:O:105:LEU:HB2	1:O:121:GLY:O	2.17	0.43
1:Q:8:ILE:HG12	1:X:52:LEU:CD2	2.45	0.43
1:Q:47:VAL:HA	1:Q:58:PRO:CG	2.46	0.43
1:R:87:ILE:O	1:R:107:LEU:N	2.52	0.43
1:S:105:LEU:HD13	1:S:121:GLY:N	2.34	0.43
1:U:61:ASN:ND2	1:U:68:THR:HA	2.34	0.43
1:V:92:ALA:O	1:V:102:SER:N	2.48	0.43
1:V:98:ASN:HB2	1:Z:55:GLY:HA3	2.00	0.43
1:W:57:TRP:HB3	1:W:85:GLY:CA	2.46	0.43
1:Y:87:ILE:O	1:Y:107:LEU:N	2.52	0.43
1:Y:105:LEU:HD13	1:Y:121:GLY:N	2.34	0.43
1:Z:105:LEU:HD13	1:Z:121:GLY:N	2.34	0.43
1:A:47:VAL:HA	1:A:58:PRO:CG	2.46	0.43
1:A:53:ASN:HB3	1:A:54:HIS:ND1	2.34	0.43
1:A:90:GLN:HB2	1:A:104:LYS:CE	2.44	0.43
1:D:53:ASN:HB3	1:D:54:HIS:ND1	2.33	0.43
1:D:98:ASN:HB2	1:H:55:GLY:HA3	1.99	0.43
1:F:108:TRP:CD1	1:F:110:LYS:HE3	2.52	0.43
1:G:47:VAL:HG12	1:G:57:TRP:CE3	2.54	0.43
1:H:47:VAL:HA	1:H:58:PRO:CG	2.46	0.43
1:H:61:ASN:ND2	1:H:68:THR:HA	2.34	0.43
1:H:80:VAL:HG22	1:H:89:ALA:HB2	2.01	0.43
1:I:61:ASN:OD1	1:I:82:VAL:HG23	2.19	0.43
1:I:76:TYR:CD1	1:I:96:VAL:HG12	2.52	0.43
1:K:87:ILE:O	1:K:107:LEU:N	2.52	0.43
1:N:8:ILE:HG12	1:U:52:LEU:CD2	2.45	0.43
1:R:28:THR:HG21	1:V:52:LEU:HG	2.01	0.43
1:R:53:ASN:HB3	1:R:54:HIS:ND1	2.33	0.43
1:R:98:ASN:HB2	1:V:55:GLY:HA3	1.99	0.43
1:U:53:ASN:HB3	1:U:54:HIS:ND1	2.33	0.43
1:U:105:LEU:HD13	1:U:121:GLY:N	2.34	0.43
1:V:47:VAL:HA	1:V:58:PRO:CG	2.46	0.43
1:W:3:LEU:O	1:W:7:MET:N	2.26	0.43
1:W:61:ASN:ND2	1:W:68:THR:HA	2.34	0.43

Continued on next page...

Continued from previous page...

Atom-1	Atom-2	Interatomic distance (Å)	Clash overlap (Å)
1:W:80:VAL:HG22	1:W:89:ALA:HB2	2.01	0.43
1:X:61:ASN:ND2	1:X:68:THR:HA	2.34	0.43
1:B:61:ASN:OD1	1:B:82:VAL:HG23	2.19	0.43
1:C:105:LEU:HD13	1:C:121:GLY:N	2.34	0.43
1:D:108:TRP:CD1	1:D:110:LYS:HE3	2.52	0.43
1:H:76:TYR:CE1	1:H:96:VAL:HG12	2.52	0.43
1:J:8:ILE:HG12	1:Q:52:LEU:CD2	2.45	0.43
1:J:29:ALA:HB2	1:J:97:ASN:ND2	2.26	0.43
1:J:76:TYR:CD1	1:J:96:VAL:HG12	2.52	0.43
1:L:90:GLN:HB2	1:L:104:LYS:CE	2.44	0.43
1:N:53:ASN:HB3	1:N:54:HIS:ND1	2.33	0.43
1:N:61:ASN:ND2	1:N:68:THR:HA	2.34	0.43
1:P:61:ASN:ND2	1:P:68:THR:HA	2.34	0.43
1:R:110:LYS:NZ	1:R:158:SER:O	2.34	0.43
1:S:57:TRP:HB3	1:S:85:GLY:CA	2.46	0.43
1:T:56:GLU:HB2	1:T:130:THR:HA	2.00	0.43
1:V:61:ASN:ND2	1:V:68:THR:HA	2.34	0.43
1:C:47:VAL:HG12	1:C:57:TRP:CE3	2.54	0.43
1:F:47:VAL:HG12	1:F:57:TRP:CE3	2.54	0.43
1:F:56:GLU:HB2	1:F:130:THR:HA	2.00	0.43
1:G:57:TRP:HB3	1:G:85:GLY:CA	2.46	0.43
1:I:53:ASN:HB3	1:I:54:HIS:ND1	2.34	0.43
1:J:87:ILE:O	1:J:107:LEU:N	2.52	0.43
1:O:80:VAL:HG22	1:O:89:ALA:HB2	2.01	0.43
1:P:61:ASN:OD1	1:P:82:VAL:HG23	2.19	0.43
1:S:56:GLU:HB2	1:S:130:THR:HA	2.00	0.43
1:S:80:VAL:HG22	1:S:89:ALA:HB2	2.01	0.43
1:T:3:LEU:O	1:T:7:MET:N	2.26	0.43
1:U:87:ILE:O	1:U:107:LEU:N	2.52	0.43
1:V:87:ILE:O	1:V:107:LEU:N	2.52	0.43
1:Z:53:ASN:HB3	1:Z:54:HIS:ND1	2.34	0.43
1:B:47:VAL:HG12	1:B:57:TRP:CE3	2.54	0.43
1:B:53:ASN:HB3	1:B:54:HIS:ND1	2.34	0.43
1:B:57:TRP:HB3	1:B:85:GLY:CA	2.46	0.43
1:B:105:LEU:HD13	1:B:121:GLY:N	2.34	0.43
1:D:8:ILE:HG12	1:K:52:LEU:CD2	2.45	0.43
1:D:28:THR:HG21	1:H:52:LEU:HG	2.01	0.43
1:F:80:VAL:HG22	1:F:89:ALA:HB2	2.00	0.43
1:G:53:ASN:HB3	1:G:54:HIS:ND1	2.34	0.43
1:G:61:ASN:OD1	1:G:82:VAL:HG23	2.19	0.43
1:G:104:LYS:H	1:G:143:ASP:C	2.14	0.43

Continued on next page...

Continued from previous page...

Atom-1	Atom-2	Interatomic distance (Å)	Clash overlap (Å)
1:G:105:LEU:HD13	1:G:121:GLY:N	2.34	0.43
1:J:105:LEU:HD13	1:J:121:GLY:N	2.34	0.43
1:K:92:ALA:O	1:K:102:SER:N	2.48	0.43
1:M:15:ILE:H	1:M:15:ILE:HG12	1.63	0.43
1:M:53:ASN:HB3	1:M:54:HIS:ND1	2.33	0.43
1:O:61:ASN:ND2	1:O:68:THR:HA	2.34	0.43
1:P:80:VAL:HG22	1:P:89:ALA:HB2	2.01	0.43
1:R:47:VAL:HG12	1:R:57:TRP:CE3	2.54	0.43
1:R:103:LYS:HB3	1:R:145:ILE:HG12	2.01	0.43
1:S:126:ARG:HA	1:S:134:VAL:CA	2.39	0.43
1:T:61:ASN:OD1	1:T:82:VAL:HG23	2.19	0.43
1:U:47:VAL:HG12	1:U:57:TRP:CE3	2.54	0.43
1:V:28:THR:HG21	1:Z:52:LEU:HG	2.01	0.43
1:V:60:ASP:N	1:V:63:SER:OG	2.30	0.43
1:V:103:LYS:HB3	1:V:145:ILE:HG12	2.01	0.43
1:X:87:ILE:O	1:X:107:LEU:N	2.52	0.43
1:D:47:VAL:HG12	1:D:57:TRP:CE3	2.54	0.43
1:D:57:TRP:HB3	1:D:85:GLY:CA	2.46	0.43
1:D:103:LYS:HB3	1:D:145:ILE:HG12	2.01	0.43
1:F:86:VAL:CG2	1:F:126:ARG:HB2	2.49	0.43
1:F:87:ILE:O	1:F:107:LEU:N	2.51	0.43
1:G:128:THR:OG1	1:G:131:ALA:N	2.50	0.43
1:H:86:VAL:CG2	1:H:126:ARG:HB2	2.49	0.43
1:J:61:ASN:ND2	1:J:68:THR:HA	2.34	0.43
1:K:61:ASN:ND2	1:K:68:THR:HA	2.34	0.43
1:L:61:ASN:OD1	1:L:82:VAL:HG23	2.19	0.43
1:M:57:TRP:HB3	1:M:85:GLY:CA	2.46	0.43
1:M:61:ASN:OD1	1:M:82:VAL:HG23	2.19	0.43
1:M:98:ASN:HB2	1:Q:55:GLY:HA3	2.00	0.43
1:N:61:ASN:OD1	1:N:82:VAL:HG23	2.19	0.43
1:N:90:GLN:CA	1:N:104:LYS:HG2	2.49	0.43
1:Q:61:ASN:ND2	1:Q:68:THR:HA	2.34	0.43
1:Q:87:ILE:O	1:Q:107:LEU:N	2.52	0.43
1:T:80:VAL:HG22	1:T:89:ALA:HB2	2.01	0.43
1:T:105:LEU:HD13	1:T:121:GLY:N	2.34	0.43
1:V:47:VAL:HG12	1:V:57:TRP:CE3	2.54	0.43
1:W:90:GLN:HB2	1:W:104:LYS:CE	2.44	0.43
1:X:53:ASN:HB3	1:X:54:HIS:ND1	2.33	0.43
1:Y:53:ASN:HB3	1:Y:54:HIS:ND1	2.33	0.43
1:Y:103:LYS:HB3	1:Y:145:ILE:HG12	2.01	0.43
1:Z:80:VAL:HG22	1:Z:89:ALA:HB2	2.01	0.43

Continued on next page...

Continued from previous page...

Atom-1	Atom-2	Interatomic distance (Å)	Clash overlap (Å)
1:A:61:ASN:OD1	1:A:82:VAL:HG23	2.19	0.43
1:C:53:ASN:HB3	1:C:54:HIS:ND1	2.34	0.43
1:D:80:VAL:HG22	1:D:89:ALA:HB2	2.00	0.43
1:E:87:ILE:O	1:E:107:LEU:N	2.51	0.43
1:E:90:GLN:HB2	1:E:104:LYS:CE	2.44	0.43
1:F:8:ILE:HG12	1:M:52:LEU:CD2	2.45	0.43
1:F:15:ILE:H	1:F:15:ILE:HG12	1.63	0.43
1:F:61:ASN:ND2	1:F:68:THR:HA	2.34	0.43
1:G:47:VAL:HA	1:G:58:PRO:CG	2.46	0.43
1:H:90:GLN:HB2	1:H:104:LYS:CE	2.44	0.43
1:H:90:GLN:CA	1:H:104:LYS:HG2	2.49	0.43
1:I:105:LEU:HD13	1:I:121:GLY:N	2.34	0.43
1:K:98:ASN:HB2	1:O:55:GLY:HA3	2.00	0.43
1:L:110:LYS:HZ3	1:L:134:VAL:H	1.66	0.43
1:N:26:ASP:O	1:N:29:ALA:HB3	2.19	0.43
1:O:47:VAL:HG12	1:O:57:TRP:CE3	2.54	0.43
1:O:90:GLN:CA	1:O:104:LYS:HG2	2.49	0.43
1:P:90:GLN:CA	1:P:104:LYS:HG2	2.49	0.43
1:P:105:LEU:HD13	1:P:121:GLY:N	2.34	0.43
1:Q:53:ASN:HB3	1:Q:54:HIS:ND1	2.33	0.43
1:R:105:LEU:HD13	1:R:121:GLY:N	2.34	0.43
1:R:128:THR:OG1	1:R:131:ALA:N	2.50	0.43
1:S:86:VAL:CG2	1:S:126:ARG:HB2	2.49	0.43
1:T:47:VAL:HG12	1:T:57:TRP:CE3	2.54	0.43
1:W:61:ASN:OD1	1:W:82:VAL:HG23	2.19	0.43
1:X:47:VAL:HG12	1:X:57:TRP:CE3	2.54	0.43
1:X:56:GLU:HB2	1:X:130:THR:HA	2.00	0.43
1:Y:61:ASN:ND2	1:Y:68:THR:HA	2.34	0.43
1:Z:56:GLU:HB2	1:Z:130:THR:HA	2.00	0.43
1:Z:86:VAL:CG2	1:Z:126:ARG:HB2	2.49	0.43
1:A:87:ILE:O	1:A:107:LEU:N	2.52	0.42
1:A:90:GLN:CA	1:A:104:LYS:HG2	2.49	0.42
1:B:111:ARG:HA	1:B:116:VAL:HG23	2.01	0.42
1:C:8:ILE:HG12	1:J:52:LEU:CD2	2.45	0.42
1:D:105:LEU:HD13	1:D:121:GLY:N	2.34	0.42
1:I:47:VAL:HG12	1:I:57:TRP:CE3	2.54	0.42
1:I:90:GLN:CA	1:I:104:LYS:HG2	2.49	0.42
1:J:53:ASN:HB3	1:J:54:HIS:ND1	2.33	0.42
1:L:53:ASN:HB3	1:L:54:HIS:ND1	2.34	0.42
1:M:61:ASN:ND2	1:M:68:THR:HA	2.34	0.42
1:M:80:VAL:HG22	1:M:89:ALA:HB2	2.01	0.42

Continued on next page...

Continued from previous page...

Atom-1	Atom-2	Interatomic distance (Å)	Clash overlap (Å)
1:M:105:LEU:HD13	1:M:121:GLY:N	2.34	0.42
1:N:56:GLU:HB2	1:N:130:THR:HA	2.00	0.42
1:O:103:LYS:HB3	1:O:145:ILE:HG12	2.01	0.42
1:P:111:ARG:HA	1:P:116:VAL:HG23	2.01	0.42
1:P:128:THR:OG1	1:P:131:ALA:N	2.50	0.42
1:Q:47:VAL:HG12	1:Q:57:TRP:CE3	2.54	0.42
1:Q:105:LEU:HD13	1:Q:121:GLY:N	2.34	0.42
1:S:29:ALA:HB2	1:S:97:ASN:ND2	2.26	0.42
1:S:111:ARG:HA	1:S:116:VAL:HG23	2.01	0.42
1:T:92:ALA:O	1:T:102:SER:N	2.48	0.42
1:T:98:ASN:HB2	1:X:55:GLY:HA3	2.00	0.42
1:U:15:ILE:H	1:U:15:ILE:HG12	1.63	0.42
1:U:61:ASN:OD1	1:U:82:VAL:HG23	2.19	0.42
1:W:90:GLN:CA	1:W:104:LYS:HG2	2.49	0.42
1:X:105:LEU:HD13	1:X:121:GLY:N	2.34	0.42
1:X:111:ARG:HA	1:X:116:VAL:HG23	2.01	0.42
1:Z:103:LYS:HB3	1:Z:145:ILE:HG12	2.01	0.42
1:Z:111:ARG:HA	1:Z:116:VAL:HG23	2.01	0.42
1:A:28:THR:HG21	1:E:52:LEU:HG	2.00	0.42
1:A:60:ASP:N	1:A:63:SER:OG	2.31	0.42
1:A:128:THR:OG1	1:A:131:ALA:N	2.50	0.42
1:B:90:GLN:HB2	1:B:104:LYS:CE	2.44	0.42
1:D:26:ASP:O	1:D:29:ALA:HB3	2.20	0.42
1:F:53:ASN:HB3	1:F:54:HIS:ND1	2.34	0.42
1:F:61:ASN:OD1	1:F:82:VAL:HG23	2.19	0.42
1:G:56:GLU:HB2	1:G:130:THR:HA	2.00	0.42
1:G:61:ASN:ND2	1:G:68:THR:HA	2.34	0.42
1:G:103:LYS:HB3	1:G:145:ILE:HG12	2.01	0.42
1:H:26:ASP:O	1:H:29:ALA:HB3	2.19	0.42
1:H:103:LYS:HB3	1:H:145:ILE:HG12	2.01	0.42
1:I:86:VAL:CG2	1:I:126:ARG:HB2	2.49	0.42
1:I:87:ILE:O	1:I:107:LEU:N	2.51	0.42
1:K:7:MET:HA	1:K:10:ILE:HB	2.02	0.42
1:K:26:ASP:O	1:K:29:ALA:HB3	2.19	0.42
1:K:103:LYS:HB3	1:K:145:ILE:HG12	2.01	0.42
1:K:105:LEU:HD13	1:K:121:GLY:N	2.34	0.42
1:L:111:ARG:HA	1:L:116:VAL:HG23	2.01	0.42
1:O:28:THR:HG21	1:S:52:LEU:HG	2.01	0.42
1:P:26:ASP:O	1:P:29:ALA:HB3	2.20	0.42
1:P:57:TRP:HB3	1:P:85:GLY:CA	2.46	0.42
1:Q:28:THR:HG21	1:U:52:LEU:HG	2.01	0.42

Continued on next page...

Continued from previous page...

Atom-1	Atom-2	Interatomic distance (Å)	Clash overlap (Å)
1:T:53:ASN:HB3	1:T:54:HIS:ND1	2.33	0.42
1:T:60:ASP:N	1:T:63:SER:OG	2.30	0.42
1:T:61:ASN:ND2	1:T:68:THR:HA	2.34	0.42
1:U:26:ASP:O	1:U:29:ALA:HB3	2.20	0.42
1:V:90:GLN:CA	1:V:104:LYS:HG2	2.49	0.42
1:W:105:LEU:HD13	1:W:121:GLY:N	2.34	0.42
1:X:15:ILE:H	1:X:15:ILE:HG12	1.62	0.42
1:X:126:ARG:HA	1:X:134:VAL:CA	2.39	0.42
1:A:47:VAL:HG12	1:A:57:TRP:CE3	2.54	0.42
1:D:60:ASP:N	1:D:63:SER:OG	2.30	0.42
1:E:26:ASP:O	1:E:29:ALA:HB3	2.19	0.42
1:E:111:ARG:HA	1:E:116:VAL:HG23	2.01	0.42
1:E:128:THR:OG1	1:E:131:ALA:N	2.50	0.42
1:F:105:LEU:HD13	1:F:121:GLY:N	2.34	0.42
1:G:26:ASP:O	1:G:29:ALA:HB3	2.19	0.42
1:I:92:ALA:O	1:I:102:SER:N	2.48	0.42
1:I:111:ARG:HA	1:I:116:VAL:HG23	2.02	0.42
1:K:80:VAL:HG22	1:K:89:ALA:HB2	2.01	0.42
1:M:90:GLN:CA	1:M:104:LYS:HG2	2.49	0.42
1:O:57:TRP:HB3	1:O:85:GLY:CA	2.46	0.42
1:O:90:GLN:HB2	1:O:104:LYS:CE	2.44	0.42
1:Q:111:ARG:HA	1:Q:116:VAL:HG23	2.01	0.42
1:R:26:ASP:O	1:R:29:ALA:HB3	2.20	0.42
1:S:104:LYS:H	1:S:143:ASP:C	2.14	0.42
1:T:87:ILE:O	1:T:107:LEU:N	2.52	0.42
1:U:56:GLU:HB2	1:U:130:THR:HA	2.00	0.42
1:V:19:VAL:HG21	1:Y:74:GLY:CA	2.46	0.42
1:W:111:ARG:HA	1:W:116:VAL:HG23	2.01	0.42
1:Z:61:ASN:ND2	1:Z:68:THR:HA	2.34	0.42
1:A:26:ASP:O	1:A:29:ALA:HB3	2.20	0.42
1:A:86:VAL:CG2	1:A:126:ARG:HB2	2.49	0.42
1:A:103:LYS:HB3	1:A:145:ILE:HG12	2.01	0.42
1:B:87:ILE:O	1:B:107:LEU:N	2.52	0.42
1:B:90:GLN:CA	1:B:104:LYS:HG2	2.50	0.42
1:C:28:THR:HG21	1:G:52:LEU:HG	2.01	0.42
1:C:60:ASP:N	1:C:63:SER:OG	2.30	0.42
1:C:61:ASN:OD1	1:C:82:VAL:HG23	2.18	0.42
1:C:103:LYS:HB3	1:C:145:ILE:HG12	2.01	0.42
1:D:56:GLU:HB2	1:D:130:THR:HA	2.00	0.42
1:E:47:VAL:HG12	1:E:57:TRP:CE3	2.54	0.42
1:E:53:ASN:HB3	1:E:54:HIS:ND1	2.34	0.42

Continued on next page...

Continued from previous page...

Atom-1	Atom-2	Interatomic distance (Å)	Clash overlap (Å)
1:E:134:VAL:HG23	1:E:158:SER:CB	2.48	0.42
1:G:8:ILE:HG12	1:N:52:LEU:CD2	2.45	0.42
1:H:61:ASN:OD1	1:H:82:VAL:HG23	2.18	0.42
1:H:87:ILE:O	1:H:107:LEU:N	2.51	0.42
1:I:26:ASP:O	1:I:29:ALA:HB3	2.19	0.42
1:J:111:ARG:HA	1:J:116:VAL:HG23	2.01	0.42
1:K:90:GLN:CA	1:K:104:LYS:HG2	2.49	0.42
1:L:87:ILE:O	1:L:107:LEU:N	2.52	0.42
1:N:28:THR:HG21	1:R:52:LEU:HG	2.01	0.42
1:N:47:VAL:HG12	1:N:57:TRP:CE3	2.54	0.42
1:O:86:VAL:CG2	1:O:126:ARG:HB2	2.49	0.42
1:O:87:ILE:O	1:O:107:LEU:N	2.52	0.42
1:P:90:GLN:HB2	1:P:104:LYS:CE	2.44	0.42
1:Q:86:VAL:CG2	1:Q:126:ARG:HB2	2.49	0.42
1:S:103:LYS:HB3	1:S:145:ILE:HG12	2.01	0.42
1:U:134:VAL:HG23	1:U:158:SER:CB	2.48	0.42
1:V:7:MET:HA	1:V:10:ILE:HB	2.02	0.42
1:V:61:ASN:OD1	1:V:82:VAL:HG23	2.19	0.42
1:V:80:VAL:HG22	1:V:89:ALA:HB2	2.01	0.42
1:X:80:VAL:HG22	1:X:89:ALA:HB2	2.01	0.42
1:Y:134:VAL:HG23	1:Y:158:SER:CB	2.48	0.42
1:Z:47:VAL:HG12	1:Z:57:TRP:CE3	2.54	0.42
1:Z:57:TRP:HB3	1:Z:85:GLY:CA	2.46	0.42
1:D:90:GLN:HB2	1:D:104:LYS:CE	2.44	0.42
1:E:86:VAL:CG2	1:E:126:ARG:HB2	2.49	0.42
1:F:28:THR:HG21	1:J:52:LEU:HG	2.01	0.42
1:F:90:GLN:CA	1:F:104:LYS:HG2	2.49	0.42
1:G:86:VAL:CG2	1:G:126:ARG:HB2	2.49	0.42
1:G:90:GLN:CA	1:G:104:LYS:HG2	2.49	0.42
1:H:134:VAL:HG23	1:H:158:SER:CB	2.48	0.42
1:K:47:VAL:HG12	1:K:57:TRP:CE3	2.54	0.42
1:K:104:LYS:H	1:K:143:ASP:C	2.14	0.42
1:L:61:ASN:ND2	1:L:68:THR:HA	2.34	0.42
1:M:134:VAL:HG23	1:M:158:SER:CB	2.48	0.42
1:N:47:VAL:HA	1:N:58:PRO:CG	2.46	0.42
1:N:103:LYS:HB3	1:N:145:ILE:HG12	2.01	0.42
1:O:26:ASP:O	1:O:29:ALA:HB3	2.19	0.42
1:P:86:VAL:CG2	1:P:126:ARG:HB2	2.49	0.42
1:P:87:ILE:O	1:P:107:LEU:N	2.52	0.42
1:Q:56:GLU:HB2	1:Q:130:THR:HA	2.00	0.42
1:Q:90:GLN:CA	1:Q:104:LYS:HG2	2.49	0.42

Continued on next page...

Continued from previous page...

Atom-1	Atom-2	Interatomic distance (Å)	Clash overlap (Å)
1:Q:134:VAL:HG23	1:Q:158:SER:CB	2.48	0.42
1:R:86:VAL:CG2	1:R:126:ARG:HB2	2.49	0.42
1:R:90:GLN:CA	1:R:104:LYS:HG2	2.49	0.42
1:S:110:LYS:HZ3	1:S:134:VAL:H	1.67	0.42
1:S:134:VAL:HG23	1:S:158:SER:CB	2.48	0.42
1:U:103:LYS:HB3	1:U:145:ILE:HG12	2.01	0.42
1:V:105:LEU:HD13	1:V:121:GLY:N	2.34	0.42
1:W:47:VAL:HG12	1:W:57:TRP:CE3	2.54	0.42
1:X:90:GLN:CA	1:X:104:LYS:HG2	2.49	0.42
1:Y:90:GLN:CA	1:Y:104:LYS:HG2	2.49	0.42
1:A:20:ALA:HB2	1:D:35:GLU:OE2	2.20	0.42
1:A:105:LEU:HD13	1:A:121:GLY:N	2.34	0.42
1:B:28:THR:HG21	1:F:52:LEU:HG	2.00	0.42
1:C:15:ILE:H	1:C:15:ILE:HG12	1.63	0.42
1:C:80:VAL:HG22	1:C:89:ALA:HB2	2.00	0.42
1:E:28:THR:HG21	1:I:52:LEU:HG	2.00	0.42
1:E:61:ASN:ND2	1:E:68:THR:HA	2.34	0.42
1:H:47:VAL:HG12	1:H:57:TRP:CE3	2.54	0.42
1:H:105:LEU:HD13	1:H:121:GLY:N	2.34	0.42
1:J:90:GLN:CA	1:J:104:LYS:HG2	2.49	0.42
1:K:56:GLU:HB2	1:K:130:THR:HA	2.00	0.42
1:M:87:ILE:O	1:M:107:LEU:N	2.52	0.42
1:N:15:ILE:H	1:N:15:ILE:HG12	1.63	0.42
1:N:86:VAL:CG2	1:N:126:ARG:HB2	2.49	0.42
1:O:105:LEU:HD13	1:O:121:GLY:N	2.34	0.42
1:P:28:THR:HG21	1:T:52:LEU:HG	2.01	0.42
1:S:61:ASN:ND2	1:S:68:THR:HA	2.34	0.42
1:S:87:ILE:O	1:S:107:LEU:N	2.52	0.42
1:T:26:ASP:O	1:T:29:ALA:HB3	2.20	0.42
1:T:29:ALA:HB2	1:T:97:ASN:ND2	2.26	0.42
1:T:103:LYS:HB3	1:T:145:ILE:HG12	2.01	0.42
1:T:111:ARG:HA	1:T:116:VAL:HG23	2.01	0.42
1:U:86:VAL:CG2	1:U:126:ARG:HB2	2.49	0.42
1:W:20:ALA:HB2	1:Z:35:GLU:OE2	2.20	0.42
1:W:87:ILE:O	1:W:107:LEU:N	2.52	0.42
1:X:3:LEU:O	1:X:7:MET:N	2.26	0.42
1:X:57:TRP:HB3	1:X:85:GLY:CA	2.46	0.42
1:X:61:ASN:OD1	1:X:82:VAL:HG23	2.19	0.42
1:Z:134:VAL:HG23	1:Z:158:SER:CB	2.48	0.42
1:J:26:ASP:O	1:J:29:ALA:HB3	2.19	0.42
1:J:28:THR:HG21	1:N:52:LEU:HG	2.00	0.42

Continued on next page...

Continued from previous page...

Atom-1	Atom-2	Interatomic distance (Å)	Clash overlap (Å)
1:L:3:LEU:O	1:L:7:MET:N	2.26	0.42
1:L:7:MET:HA	1:L:10:ILE:HB	2.01	0.42
1:L:26:ASP:O	1:L:29:ALA:HB3	2.20	0.42
1:L:86:VAL:CG2	1:L:126:ARG:HB2	2.49	0.42
1:O:104:LYS:H	1:O:143:ASP:C	2.14	0.42
1:S:61:ASN:OD1	1:S:82:VAL:HG23	2.19	0.42
1:T:90:GLN:CA	1:T:104:LYS:HG2	2.49	0.42
1:U:7:MET:HA	1:U:10:ILE:HB	2.02	0.42
1:U:29:ALA:HB2	1:U:97:ASN:ND2	2.26	0.42
1:U:47:VAL:HA	1:U:58:PRO:CG	2.46	0.42
1:Y:7:MET:HA	1:Y:10:ILE:HB	2.02	0.42
1:A:7:MET:HA	1:A:10:ILE:HB	2.02	0.42
1:B:103:LYS:HB3	1:B:145:ILE:HG12	2.01	0.42
1:D:61:ASN:OD1	1:D:82:VAL:HG23	2.19	0.42
1:D:90:GLN:CA	1:D:104:LYS:HG2	2.49	0.42
1:D:111:ARG:HA	1:D:116:VAL:HG23	2.01	0.42
1:G:80:VAL:HG22	1:G:89:ALA:HB2	2.00	0.42
1:G:81:THR:O	1:G:87:ILE:HA	2.20	0.42
1:H:20:ALA:HB2	1:K:35:GLU:OE2	2.20	0.42
1:I:103:LYS:HB3	1:I:145:ILE:HG12	2.01	0.42
1:J:56:GLU:HB2	1:J:130:THR:HA	2.00	0.42
1:J:80:VAL:HG22	1:J:89:ALA:HB2	2.01	0.42
1:L:28:THR:HG21	1:P:52:LEU:HG	2.01	0.42
1:L:47:VAL:HG12	1:L:57:TRP:CE3	2.54	0.42
1:L:103:LYS:HB3	1:L:145:ILE:HG12	2.01	0.42
1:N:7:MET:HA	1:N:10:ILE:HB	2.02	0.42
1:O:61:ASN:OD1	1:O:82:VAL:HG23	2.19	0.42
1:P:20:ALA:HB2	1:S:35:GLU:OE2	2.20	0.42
1:P:81:THR:O	1:P:87:ILE:HA	2.20	0.42
1:Q:26:ASP:O	1:Q:29:ALA:HB3	2.19	0.42
1:Q:103:LYS:HB3	1:Q:145:ILE:HG12	2.01	0.42
1:R:61:ASN:ND2	1:R:68:THR:HA	2.34	0.42
1:T:28:THR:HG21	1:X:52:LEU:HG	2.01	0.42
1:U:28:THR:HG21	1:Y:52:LEU:HG	2.01	0.42
1:U:90:GLN:CA	1:U:104:LYS:HG2	2.49	0.42
1:V:90:GLN:HB2	1:V:104:LYS:CE	2.44	0.42
1:W:26:ASP:O	1:W:29:ALA:HB3	2.20	0.42
1:Y:26:ASP:O	1:Y:29:ALA:HB3	2.20	0.42
1:Y:128:THR:OG1	1:Y:131:ALA:N	2.50	0.42
1:Z:87:ILE:O	1:Z:107:LEU:N	2.52	0.42
1:A:68:THR:HG22	1:A:71:ASP:OD2	2.20	0.42

Continued on next page...

Continued from previous page...

Atom-1	Atom-2	Interatomic distance (Å)	Clash overlap (Å)
1:A:111:ARG:HA	1:A:116:VAL:HG23	2.01	0.42
1:B:86:VAL:CG2	1:B:126:ARG:HB2	2.49	0.42
1:C:86:VAL:CG2	1:C:126:ARG:HB2	2.49	0.42
1:C:90:GLN:CA	1:C:104:LYS:HG2	2.49	0.42
1:C:111:ARG:HA	1:C:116:VAL:HG23	2.02	0.42
1:H:109:ALA:HA	1:H:118:TRP:HA	2.02	0.42
1:I:20:ALA:HB2	1:L:35:GLU:OE2	2.20	0.42
1:I:81:THR:O	1:I:87:ILE:HA	2.20	0.42
1:J:61:ASN:OD1	1:J:82:VAL:HG23	2.19	0.42
1:K:61:ASN:OD1	1:K:82:VAL:HG23	2.19	0.42
1:K:90:GLN:HB2	1:K:104:LYS:CE	2.44	0.42
1:N:81:THR:O	1:N:87:ILE:HA	2.20	0.42
1:O:7:MET:HA	1:O:10:ILE:HB	2.02	0.42
1:P:103:LYS:HB3	1:P:145:ILE:HG12	2.01	0.42
1:Q:80:VAL:HG22	1:Q:89:ALA:HB2	2.01	0.42
1:R:80:VAL:HG22	1:R:89:ALA:HB2	2.01	0.42
1:R:111:ARG:HA	1:R:116:VAL:HG23	2.01	0.42
1:S:47:VAL:HG12	1:S:57:TRP:CE3	2.54	0.42
1:W:81:THR:O	1:W:87:ILE:HA	2.20	0.42
1:X:72:ILE:HG12	1:Y:114:GLY:HA2	2.02	0.42
1:Y:84:ASN:O	1:Y:126:ARG:HD2	2.20	0.42
1:B:3:LEU:O	1:B:7:MET:N	2.26	0.42
1:B:81:THR:O	1:B:87:ILE:HA	2.20	0.42
1:B:126:ARG:HA	1:B:134:VAL:CA	2.39	0.42
1:C:3:LEU:O	1:C:7:MET:N	2.26	0.42
1:D:68:THR:HG22	1:D:71:ASP:OD2	2.20	0.42
1:D:81:THR:O	1:D:87:ILE:HA	2.20	0.42
1:E:90:GLN:CA	1:E:104:LYS:HG2	2.49	0.42
1:E:103:LYS:HB3	1:E:145:ILE:HG12	2.01	0.42
1:E:109:ALA:HA	1:E:118:TRP:HA	2.02	0.42
1:F:103:LYS:HB3	1:F:145:ILE:HG12	2.01	0.42
1:G:134:VAL:HG23	1:G:158:SER:CB	2.48	0.42
1:H:68:THR:HG22	1:H:71:ASP:OD2	2.20	0.42
1:H:126:ARG:HA	1:H:134:VAL:CA	2.39	0.42
1:I:28:THR:HG21	1:M:52:LEU:HG	2.01	0.42
1:I:90:GLN:HB2	1:I:104:LYS:CE	2.44	0.42
1:J:103:LYS:HB3	1:J:145:ILE:HG12	2.01	0.42
1:K:86:VAL:CG2	1:K:126:ARG:HB2	2.49	0.42
1:K:111:ARG:HA	1:K:116:VAL:HG23	2.01	0.42
1:M:28:THR:HG21	1:Q:52:LEU:HG	2.01	0.42
1:M:103:LYS:HB3	1:M:145:ILE:HG12	2.01	0.42

Continued on next page...

Continued from previous page...

Atom-1	Atom-2	Interatomic distance (Å)	Clash overlap (Å)
1:O:20:ALA:HB2	1:R:35:GLU:OE2	2.20	0.42
1:O:56:GLU:O	1:O:56:GLU:HG3	2.20	0.42
1:P:47:VAL:HG12	1:P:57:TRP:CE3	2.54	0.42
1:Q:61:ASN:OD1	1:Q:82:VAL:HG23	2.19	0.42
1:S:7:MET:HA	1:S:10:ILE:HB	2.02	0.42
1:U:84:ASN:O	1:U:126:ARG:HD2	2.20	0.42
1:V:56:GLU:O	1:V:56:GLU:HG3	2.20	0.42
1:V:134:VAL:HG23	1:V:158:SER:CB	2.48	0.42
1:W:84:ASN:O	1:W:126:ARG:HD2	2.20	0.42
1:W:103:LYS:HB3	1:W:145:ILE:HG12	2.01	0.42
1:X:26:ASP:O	1:X:29:ALA:HB3	2.20	0.42
1:X:81:THR:O	1:X:87:ILE:HA	2.20	0.42
1:Y:47:VAL:HA	1:Y:58:PRO:CG	2.45	0.42
1:Y:80:VAL:HG22	1:Y:89:ALA:HB2	2.01	0.42
1:Y:111:ARG:HA	1:Y:116:VAL:HG23	2.01	0.42
1:Y:145:ILE:HB	1:Y:150:LEU:HD11	2.02	0.42
1:Z:90:GLN:CA	1:Z:104:LYS:HG2	2.49	0.42
1:Z:109:ALA:HA	1:Z:118:TRP:HA	2.02	0.42
1:B:20:ALA:HB2	1:E:35:GLU:OE2	2.20	0.41
1:C:26:ASP:O	1:C:29:ALA:HB3	2.20	0.41
1:C:134:VAL:HG23	1:C:158:SER:CB	2.48	0.41
1:E:17:ALA:HB1	1:I:44:LYS:HZ2	1.83	0.41
1:F:26:ASP:O	1:F:29:ALA:HB3	2.20	0.41
1:F:68:THR:HG22	1:F:71:ASP:OD2	2.20	0.41
1:F:126:ARG:HG2	1:F:128:THR:O	2.20	0.41
1:H:7:MET:HA	1:H:10:ILE:HB	2.02	0.41
1:H:111:ARG:HA	1:H:116:VAL:HG23	2.01	0.41
1:I:126:ARG:HG2	1:I:128:THR:O	2.20	0.41
1:J:7:MET:HA	1:J:10:ILE:HB	2.02	0.41
1:K:68:THR:HG22	1:K:71:ASP:OD2	2.20	0.41
1:K:81:THR:O	1:K:87:ILE:HA	2.20	0.41
1:K:145:ILE:HB	1:K:150:LEU:HD11	2.02	0.41
1:L:126:ARG:HG2	1:L:128:THR:O	2.20	0.41
1:L:134:VAL:HG23	1:L:158:SER:CB	2.48	0.41
1:M:26:ASP:O	1:M:29:ALA:HB3	2.19	0.41
1:M:68:THR:HG22	1:M:71:ASP:OD2	2.20	0.41
1:M:86:VAL:CG2	1:M:126:ARG:HB2	2.49	0.41
1:O:19:VAL:HG21	1:R:74:GLY:CA	2.47	0.41
1:Q:15:ILE:H	1:Q:15:ILE:HG12	1.63	0.41
1:Q:77:VAL:HA	1:Q:90:GLN:O	2.20	0.41
1:R:61:ASN:OD1	1:R:82:VAL:HG23	2.19	0.41

Continued on next page...

Continued from previous page...

Atom-1	Atom-2	Interatomic distance (Å)	Clash overlap (Å)
1:R:81:THR:O	1:R:87:ILE:HA	2.20	0.41
1:V:20:ALA:HB2	1:Y:35:GLU:OE2	2.20	0.41
1:V:86:VAL:CG2	1:V:126:ARG:HB2	2.49	0.41
1:W:19:VAL:HG21	1:Z:74:GLY:CA	2.46	0.41
1:W:134:VAL:HG23	1:W:158:SER:CB	2.48	0.41
1:Y:61:ASN:OD1	1:Y:82:VAL:HG23	2.19	0.41
1:Z:7:MET:HA	1:Z:10:ILE:HB	2.02	0.41
1:A:56:GLU:O	1:A:56:GLU:HG3	2.21	0.41
1:C:56:GLU:HB2	1:C:130:THR:HA	2.00	0.41
1:C:57:TRP:CD1	1:C:131:ALA:O	2.73	0.41
1:H:56:GLU:O	1:H:56:GLU:HG3	2.21	0.41
1:J:77:VAL:HA	1:J:90:GLN:O	2.20	0.41
1:J:81:THR:O	1:J:87:ILE:HA	2.20	0.41
1:L:90:GLN:CA	1:L:104:LYS:HG2	2.49	0.41
1:M:3:LEU:O	1:M:7:MET:N	2.26	0.41
1:M:111:ARG:HA	1:M:116:VAL:HG23	2.01	0.41
1:N:84:ASN:O	1:N:126:ARG:HD2	2.20	0.41
1:P:25:GLN:HG3	1:P:97:ASN:OD1	2.20	0.41
1:P:84:ASN:O	1:P:126:ARG:HD2	2.20	0.41
1:P:109:ALA:HA	1:P:118:TRP:HA	2.02	0.41
1:R:47:VAL:HA	1:R:58:PRO:CG	2.46	0.41
1:R:56:GLU:HB2	1:R:130:THR:HA	2.00	0.41
1:S:90:GLN:CA	1:S:104:LYS:HG2	2.49	0.41
1:T:68:THR:HG22	1:T:71:ASP:OD2	2.20	0.41
1:V:26:ASP:O	1:V:29:ALA:HB3	2.20	0.41
1:W:126:ARG:HG2	1:W:128:THR:O	2.21	0.41
1:Z:61:ASN:OD1	1:Z:82:VAL:HG23	2.19	0.41
1:B:57:TRP:CD1	1:B:131:ALA:O	2.73	0.41
1:B:77:VAL:HA	1:B:90:GLN:O	2.21	0.41
1:C:7:MET:HA	1:C:10:ILE:HB	2.02	0.41
1:C:20:ALA:HB2	1:F:35:GLU:OE2	2.20	0.41
1:D:7:MET:HA	1:D:10:ILE:HB	2.02	0.41
1:D:109:ALA:HA	1:D:118:TRP:HA	2.02	0.41
1:D:145:ILE:HB	1:D:150:LEU:HD11	2.02	0.41
1:E:68:THR:HG22	1:E:71:ASP:OD2	2.20	0.41
1:F:57:TRP:CD1	1:F:131:ALA:O	2.73	0.41
1:F:110:LYS:HZ3	1:F:134:VAL:H	1.68	0.41
1:G:20:ALA:HB2	1:J:35:GLU:OE2	2.20	0.41
1:G:57:TRP:CD1	1:G:131:ALA:O	2.74	0.41
1:H:28:THR:HG21	1:L:52:LEU:HG	2.00	0.41
1:H:57:TRP:CD1	1:H:131:ALA:O	2.73	0.41

Continued on next page...

Continued from previous page...

Atom-1	Atom-2	Interatomic distance (Å)	Clash overlap (Å)
1:I:84:ASN:O	1:I:126:ARG:HD2	2.20	0.41
1:N:80:VAL:HG22	1:N:89:ALA:HB2	2.01	0.41
1:O:109:ALA:HA	1:O:118:TRP:HA	2.02	0.41
1:P:77:VAL:HA	1:P:90:GLN:O	2.20	0.41
1:P:134:VAL:HG23	1:P:158:SER:CB	2.48	0.41
1:R:57:TRP:CD1	1:R:131:ALA:O	2.74	0.41
1:R:77:VAL:HA	1:R:90:GLN:O	2.20	0.41
1:R:145:ILE:HB	1:R:150:LEU:HD11	2.02	0.41
1:R:150:LEU:HD23	1:R:150:LEU:HA	1.93	0.41
1:S:81:THR:O	1:S:87:ILE:HA	2.20	0.41
1:S:109:ALA:HA	1:S:118:TRP:HA	2.02	0.41
1:T:86:VAL:CG2	1:T:126:ARG:HB2	2.49	0.41
1:T:126:ARG:HG2	1:T:128:THR:O	2.21	0.41
1:U:80:VAL:HG22	1:U:89:ALA:HB2	2.01	0.41
1:U:81:THR:O	1:U:87:ILE:HA	2.20	0.41
1:W:86:VAL:CG2	1:W:126:ARG:HB2	2.49	0.41
1:X:103:LYS:HB3	1:X:145:ILE:HG12	2.01	0.41
1:Y:56:GLU:O	1:Y:56:GLU:HG3	2.20	0.41
1:Y:57:TRP:CD1	1:Y:131:ALA:O	2.74	0.41
1:Y:81:THR:O	1:Y:87:ILE:HA	2.20	0.41
1:Z:26:ASP:O	1:Z:29:ALA:HB3	2.20	0.41
1:A:126:ARG:HG2	1:A:128:THR:O	2.20	0.41
1:B:84:ASN:O	1:B:126:ARG:HD2	2.20	0.41
1:C:81:THR:O	1:C:87:ILE:HA	2.20	0.41
1:C:126:ARG:HG2	1:C:128:THR:O	2.20	0.41
1:D:47:VAL:HA	1:D:58:PRO:CG	2.46	0.41
1:F:72:ILE:HG12	1:G:114:GLY:HA2	2.03	0.41
1:H:17:ALA:HB1	1:L:44:LYS:HZ2	1.85	0.41
1:I:25:GLN:HG3	1:I:97:ASN:OD1	2.21	0.41
1:I:77:VAL:HA	1:I:90:GLN:O	2.21	0.41
1:J:57:TRP:CD1	1:J:131:ALA:O	2.74	0.41
1:J:72:ILE:HG12	1:K:114:GLY:HA2	2.02	0.41
1:J:86:VAL:CG2	1:J:126:ARG:HB2	2.49	0.41
1:J:145:ILE:HB	1:J:150:LEU:HD11	2.02	0.41
1:K:47:VAL:HA	1:K:58:PRO:CG	2.46	0.41
1:K:57:TRP:CD1	1:K:131:ALA:O	2.73	0.41
1:L:56:GLU:O	1:L:56:GLU:HG3	2.20	0.41
1:L:57:TRP:CD1	1:L:131:ALA:O	2.74	0.41
1:L:81:THR:O	1:L:87:ILE:HA	2.20	0.41
1:N:17:ALA:HB1	1:R:44:LYS:HZ2	1.86	0.41
1:N:57:TRP:CD1	1:N:131:ALA:O	2.74	0.41

Continued on next page...

Continued from previous page...

Atom-1	Atom-2	Interatomic distance (Å)	Clash overlap (Å)
1:O:29:ALA:HB2	1:O:97:ASN:ND2	2.26	0.41
1:O:68:THR:HG22	1:O:71:ASP:OD2	2.20	0.41
1:O:111:ARG:HA	1:O:116:VAL:HG23	2.01	0.41
1:O:134:VAL:HG23	1:O:158:SER:CB	2.48	0.41
1:P:3:LEU:O	1:P:7:MET:N	2.26	0.41
1:Q:72:ILE:HG12	1:R:114:GLY:HA2	2.03	0.41
1:Q:81:THR:O	1:Q:87:ILE:HA	2.20	0.41
1:Q:84:ASN:O	1:Q:126:ARG:HD2	2.20	0.41
1:Q:126:ARG:HG2	1:Q:128:THR:O	2.21	0.41
1:R:57:TRP:HB3	1:R:85:GLY:CA	2.46	0.41
1:R:90:GLN:HB2	1:R:104:LYS:CE	2.44	0.41
1:U:57:TRP:CD1	1:U:131:ALA:O	2.74	0.41
1:X:77:VAL:HA	1:X:90:GLN:O	2.21	0.41
1:X:84:ASN:O	1:X:126:ARG:HD2	2.20	0.41
1:Y:56:GLU:HB2	1:Y:130:THR:HA	2.00	0.41
1:Z:81:THR:O	1:Z:87:ILE:HA	2.20	0.41
1:B:25:GLN:HG3	1:B:97:ASN:OD1	2.21	0.41
1:B:26:ASP:O	1:B:29:ALA:HB3	2.20	0.41
1:C:77:VAL:HA	1:C:90:GLN:O	2.21	0.41
1:C:145:ILE:HB	1:C:150:LEU:HD11	2.02	0.41
1:D:20:ALA:HB2	1:G:35:GLU:OE2	2.20	0.41
1:D:57:TRP:CD1	1:D:131:ALA:O	2.74	0.41
1:D:112:GLN:OE1	1:D:117:LYS:HG2	2.21	0.41
1:E:56:GLU:O	1:E:56:GLU:HG3	2.21	0.41
1:F:20:ALA:HB2	1:I:35:GLU:OE2	2.20	0.41
1:G:7:MET:HA	1:G:10:ILE:HB	2.02	0.41
1:G:68:THR:HG22	1:G:71:ASP:OD2	2.20	0.41
1:G:77:VAL:HA	1:G:90:GLN:O	2.21	0.41
1:G:110:LYS:NZ	1:G:158:SER:O	2.34	0.41
1:H:110:LYS:HZ3	1:H:134:VAL:H	1.67	0.41
1:J:15:ILE:H	1:J:15:ILE:HG12	1.63	0.41
1:J:84:ASN:O	1:J:126:ARG:HD2	2.20	0.41
1:K:20:ALA:HB2	1:N:35:GLU:OE2	2.20	0.41
1:K:112:GLN:OE1	1:K:117:LYS:HG2	2.21	0.41
1:K:134:VAL:HG23	1:K:158:SER:CB	2.48	0.41
1:L:68:THR:HG22	1:L:71:ASP:OD2	2.20	0.41
1:M:25:GLN:HG3	1:M:97:ASN:OD1	2.21	0.41
1:M:72:ILE:HG12	1:N:114:GLY:HA2	2.03	0.41
1:M:126:ARG:HA	1:M:134:VAL:CA	2.39	0.41
1:N:72:ILE:HG12	1:O:114:GLY:HA2	2.03	0.41
1:P:57:TRP:CD1	1:P:131:ALA:O	2.74	0.41

Continued on next page...

Continued from previous page...

Atom-1	Atom-2	Interatomic distance (Å)	Clash overlap (Å)
1:P:60:ASP:N	1:P:63:SER:OG	2.30	0.41
1:Q:25:GLN:HG3	1:Q:97:ASN:OD1	2.21	0.41
1:R:7:MET:HA	1:R:10:ILE:HB	2.02	0.41
1:R:20:ALA:HB2	1:U:35:GLU:OE2	2.20	0.41
1:R:68:THR:HG22	1:R:71:ASP:OD2	2.20	0.41
1:R:92:ALA:O	1:R:102:SER:N	2.48	0.41
1:S:25:GLN:HG3	1:S:97:ASN:OD1	2.21	0.41
1:U:68:THR:HG22	1:U:71:ASP:OD2	2.20	0.41
1:U:106:SER:HG	1:U:124:VAL:H	1.61	0.41
1:V:111:ARG:HA	1:V:116:VAL:HG23	2.01	0.41
1:X:7:MET:HA	1:X:10:ILE:HB	2.02	0.41
1:X:25:GLN:HG3	1:X:97:ASN:OD1	2.21	0.41
1:X:86:VAL:CG2	1:X:126:ARG:HB2	2.49	0.41
1:X:145:ILE:HB	1:X:150:LEU:HD11	2.02	0.41
1:Y:72:ILE:HG12	1:Z:114:GLY:HA2	2.02	0.41
1:Y:77:VAL:HA	1:Y:90:GLN:O	2.21	0.41
1:Z:84:ASN:O	1:Z:126:ARG:HD2	2.20	0.41
1:A:3:LEU:HD12	1:A:6:LEU:HD23	2.03	0.41
1:A:84:ASN:O	1:A:126:ARG:HD2	2.20	0.41
1:C:25:GLN:HG3	1:C:97:ASN:OD1	2.21	0.41
1:C:68:THR:HG22	1:C:71:ASP:OD2	2.20	0.41
1:C:109:ALA:HA	1:C:118:TRP:HA	2.02	0.41
1:E:3:LEU:HD12	1:E:6:LEU:HD23	2.03	0.41
1:F:112:GLN:OE1	1:F:117:LYS:HG2	2.21	0.41
1:H:19:VAL:HG21	1:K:74:GLY:CA	2.47	0.41
1:I:109:ALA:HA	1:I:118:TRP:HA	2.02	0.41
1:J:25:GLN:HG3	1:J:97:ASN:OD1	2.21	0.41
1:K:56:GLU:O	1:K:56:GLU:HG3	2.21	0.41
1:K:77:VAL:HA	1:K:90:GLN:O	2.20	0.41
1:L:3:LEU:HD12	1:L:6:LEU:HD23	2.03	0.41
1:L:25:GLN:HG3	1:L:97:ASN:OD1	2.21	0.41
1:N:77:VAL:HA	1:N:90:GLN:O	2.20	0.41
1:O:77:VAL:HA	1:O:90:GLN:O	2.20	0.41
1:O:126:ARG:HG2	1:O:128:THR:O	2.21	0.41
1:P:110:LYS:HZ3	1:P:134:VAL:H	1.68	0.41
1:Q:57:TRP:CD1	1:Q:131:ALA:O	2.74	0.41
1:Q:145:ILE:HB	1:Q:150:LEU:HD11	2.02	0.41
1:R:56:GLU:O	1:R:56:GLU:HG3	2.21	0.41
1:S:26:ASP:O	1:S:29:ALA:HB3	2.20	0.41
1:S:56:GLU:O	1:S:56:GLU:HG3	2.21	0.41
1:T:20:ALA:HB2	1:W:35:GLU:OE2	2.20	0.41

Continued on next page...

Continued from previous page...

Atom-1	Atom-2	Interatomic distance (Å)	Clash overlap (Å)
1:T:47:VAL:HA	1:T:58:PRO:CG	2.46	0.41
1:U:20:ALA:HB2	1:X:35:GLU:OE2	2.20	0.41
1:X:110:LYS:HZ3	1:X:134:VAL:H	1.68	0.41
1:Z:56:GLU:O	1:Z:56:GLU:HG3	2.20	0.41
1:B:134:VAL:HG23	1:B:158:SER:CB	2.48	0.41
1:C:84:ASN:O	1:C:126:ARG:HD2	2.20	0.41
1:D:56:GLU:O	1:D:56:GLU:HG3	2.21	0.41
1:D:126:ARG:HG2	1:D:128:THR:O	2.20	0.41
1:F:47:VAL:HA	1:F:58:PRO:CG	2.46	0.41
1:G:25:GLN:HG3	1:G:97:ASN:OD1	2.21	0.41
1:G:84:ASN:O	1:G:126:ARG:HD2	2.20	0.41
1:G:112:GLN:OE1	1:G:117:LYS:HG2	2.21	0.41
1:G:145:ILE:HB	1:G:150:LEU:HD11	2.02	0.41
1:J:68:THR:HG22	1:J:71:ASP:OD2	2.20	0.41
1:M:20:ALA:HB2	1:P:35:GLU:OE2	2.20	0.41
1:M:57:TRP:CD1	1:M:131:ALA:O	2.74	0.41
1:N:25:GLN:HG3	1:N:97:ASN:OD1	2.21	0.41
1:N:112:GLN:OE1	1:N:117:LYS:HG2	2.21	0.41
1:O:81:THR:O	1:O:87:ILE:HA	2.20	0.41
1:O:145:ILE:HB	1:O:150:LEU:HD11	2.02	0.41
1:P:3:LEU:HD12	1:P:6:LEU:HD23	2.03	0.41
1:Q:22:PRO:O	1:Q:24:TYR:N	2.54	0.41
1:R:84:ASN:O	1:R:126:ARG:HD2	2.20	0.41
1:R:112:GLN:OE1	1:R:117:LYS:HG2	2.21	0.41
1:R:126:ARG:HG2	1:R:128:THR:O	2.20	0.41
1:S:68:THR:HG22	1:S:71:ASP:OD2	2.20	0.41
1:S:150:LEU:HD23	1:S:150:LEU:HA	1.93	0.41
1:U:112:GLN:OE1	1:U:117:LYS:HG2	2.21	0.41
1:V:57:TRP:CD1	1:V:131:ALA:O	2.74	0.41
1:V:68:THR:HG22	1:V:71:ASP:OD2	2.20	0.41
1:V:77:VAL:HA	1:V:90:GLN:O	2.21	0.41
1:W:77:VAL:HA	1:W:90:GLN:O	2.21	0.41
1:Y:26:ASP:O	1:Y:30:ARG:NH2	2.54	0.41
1:Z:25:GLN:HG3	1:Z:97:ASN:OD1	2.21	0.41
1:Z:126:ARG:HG2	1:Z:128:THR:O	2.21	0.41
1:A:109:ALA:HA	1:A:118:TRP:HA	2.02	0.41
1:C:60:ASP:O	1:C:63:SER:OG	2.39	0.41
1:C:72:ILE:HG12	1:D:114:GLY:HA2	2.03	0.41
1:E:20:ALA:HB2	1:H:35:GLU:OE2	2.20	0.41
1:E:81:THR:O	1:E:87:ILE:HA	2.20	0.41
1:E:126:ARG:HG2	1:E:128:THR:O	2.20	0.41

Continued on next page...

Continued from previous page...

Atom-1	Atom-2	Interatomic distance (Å)	Clash overlap (Å)
1:F:111:ARG:HA	1:F:116:VAL:HG23	2.01	0.41
1:G:60:ASP:O	1:G:63:SER:OG	2.39	0.41
1:G:72:ILE:HG12	1:H:114:GLY:HA2	2.03	0.41
1:H:145:ILE:HB	1:H:150:LEU:HD11	2.02	0.41
1:K:3:LEU:HD12	1:K:6:LEU:HD23	2.03	0.41
1:L:20:ALA:HB2	1:O:35:GLU:OE2	2.20	0.41
1:M:47:VAL:HA	1:M:58:PRO:CG	2.46	0.41
1:N:126:ARG:HG2	1:N:128:THR:O	2.20	0.41
1:N:145:ILE:HB	1:N:150:LEU:HD11	2.02	0.41
1:O:84:ASN:O	1:O:126:ARG:HD2	2.20	0.41
1:O:94:SER:HA	1:O:101:LYS:HE2	2.03	0.41
1:P:19:VAL:HG21	1:S:74:GLY:CA	2.47	0.41
1:R:26:ASP:O	1:R:30:ARG:NH2	2.54	0.41
1:S:28:THR:HG21	1:W:52:LEU:HG	2.01	0.41
1:T:72:ILE:HG12	1:U:114:GLY:HA2	2.03	0.41
1:U:141:THR:HA	1:U:144:LYS:CB	2.50	0.41
1:V:3:LEU:HD12	1:V:6:LEU:HD23	2.03	0.41
1:V:22:PRO:O	1:V:24:TYR:N	2.54	0.41
1:V:94:SER:HA	1:V:101:LYS:HE2	2.03	0.41
1:V:145:ILE:HB	1:V:150:LEU:HD11	2.02	0.41
1:W:25:GLN:HG3	1:W:97:ASN:OD1	2.21	0.41
1:Y:86:VAL:CG2	1:Y:126:ARG:HB2	2.49	0.41
1:Z:145:ILE:HB	1:Z:150:LEU:HD11	2.02	0.41
1:A:22:PRO:O	1:A:24:TYR:N	2.54	0.41
1:A:77:VAL:HA	1:A:90:GLN:O	2.21	0.41
1:A:81:THR:O	1:A:87:ILE:HA	2.20	0.41
1:B:22:PRO:O	1:B:24:TYR:N	2.54	0.41
1:B:72:ILE:HG12	1:C:114:GLY:HA2	2.03	0.41
1:C:90:GLN:HA	1:C:103:LYS:O	2.21	0.41
1:D:26:ASP:O	1:D:30:ARG:NH2	2.54	0.41
1:D:77:VAL:HA	1:D:90:GLN:O	2.21	0.41
1:E:25:GLN:HG3	1:E:97:ASN:OD1	2.21	0.41
1:E:47:VAL:HA	1:E:58:PRO:CG	2.46	0.41
1:F:22:PRO:O	1:F:24:TYR:N	2.54	0.41
1:F:25:GLN:HG3	1:F:97:ASN:OD1	2.21	0.41
1:G:26:ASP:O	1:G:30:ARG:NH2	2.54	0.41
1:G:90:GLN:HA	1:G:103:LYS:O	2.21	0.41
1:G:126:ARG:HA	1:G:134:VAL:CA	2.39	0.41
1:H:77:VAL:HA	1:H:90:GLN:O	2.21	0.41
1:H:81:THR:O	1:H:87:ILE:HA	2.20	0.41
1:H:84:ASN:O	1:H:126:ARG:HD2	2.20	0.41

Continued on next page...

Continued from previous page...

Atom-1	Atom-2	Interatomic distance (Å)	Clash overlap (Å)
1:I:19:VAL:HG21	1:L:74:GLY:CA	2.47	0.41
1:I:57:TRP:CD1	1:I:131:ALA:O	2.74	0.41
1:J:22:PRO:O	1:J:24:TYR:N	2.54	0.41
1:J:109:ALA:HA	1:J:118:TRP:HA	2.02	0.41
1:K:94:SER:HA	1:K:101:LYS:HE2	2.03	0.41
1:L:77:VAL:HA	1:L:90:GLN:O	2.20	0.41
1:L:112:GLN:OE1	1:L:117:LYS:HG2	2.21	0.41
1:M:7:MET:HA	1:M:10:ILE:HB	2.02	0.41
1:M:94:SER:HA	1:M:101:LYS:HE2	2.03	0.41
1:M:112:GLN:OE1	1:M:117:LYS:HG2	2.21	0.41
1:M:126:ARG:HG2	1:M:128:THR:O	2.20	0.41
1:N:60:ASP:H	1:N:63:SER:HG	1.60	0.41
1:N:68:THR:HG22	1:N:71:ASP:OD2	2.20	0.41
1:O:25:GLN:HG3	1:O:97:ASN:OD1	2.20	0.41
1:O:57:TRP:CD1	1:O:131:ALA:O	2.74	0.41
1:P:19:VAL:CG2	1:T:112:GLN:CG	2.76	0.41
1:P:72:ILE:HG12	1:Q:114:GLY:HA2	2.02	0.41
1:P:112:GLN:OE1	1:P:117:LYS:HG2	2.21	0.41
1:Q:20:ALA:HB2	1:T:35:GLU:OE2	2.20	0.41
1:Q:68:THR:HG22	1:Q:71:ASP:OD2	2.20	0.41
1:Q:109:ALA:HA	1:Q:118:TRP:HA	2.02	0.41
1:R:3:LEU:HD12	1:R:6:LEU:HD23	2.03	0.41
1:R:94:SER:HA	1:R:101:LYS:HE2	2.03	0.41
1:S:14:GLY:HA3	1:W:153:THR:OG1	2.21	0.41
1:S:20:ALA:HB2	1:V:35:GLU:OE2	2.20	0.41
1:S:77:VAL:HA	1:S:90:GLN:O	2.20	0.41
1:S:84:ASN:O	1:S:126:ARG:HD2	2.20	0.41
1:S:112:GLN:OE1	1:S:117:LYS:HG2	2.21	0.41
1:T:25:GLN:HG3	1:T:97:ASN:OD1	2.21	0.41
1:T:57:TRP:CD1	1:T:131:ALA:O	2.74	0.41
1:T:77:VAL:HA	1:T:90:GLN:O	2.20	0.41
1:U:22:PRO:O	1:U:24:TYR:N	2.54	0.41
1:U:72:ILE:HG12	1:V:114:GLY:HA2	2.03	0.41
1:U:109:ALA:HA	1:U:118:TRP:HA	2.02	0.41
1:V:14:GLY:HA3	1:Z:153:THR:OG1	2.21	0.41
1:V:25:GLN:HG3	1:V:97:ASN:OD1	2.21	0.41
1:V:81:THR:O	1:V:87:ILE:HA	2.20	0.41
1:V:84:ASN:O	1:V:126:ARG:HD2	2.20	0.41
1:W:3:LEU:HD12	1:W:6:LEU:HD23	2.03	0.41
1:W:4:ILE:O	1:W:8:ILE:HG13	2.21	0.41
1:W:7:MET:HA	1:W:10:ILE:HB	2.02	0.41

Continued on next page...

Continued from previous page...

Atom-1	Atom-2	Interatomic distance (Å)	Clash overlap (Å)
1:W:72:ILE:HG12	1:X:114:GLY:HA2	2.02	0.41
1:W:109:ALA:HA	1:W:118:TRP:HA	2.02	0.41
1:W:112:GLN:OE1	1:W:117:LYS:HG2	2.21	0.41
1:W:141:THR:HA	1:W:144:LYS:CB	2.50	0.41
1:X:60:ASP:N	1:X:63:SER:OG	2.30	0.41
1:Y:68:THR:HG22	1:Y:71:ASP:OD2	2.20	0.41
1:Y:109:ALA:HA	1:Y:118:TRP:HA	2.02	0.41
1:Z:4:ILE:O	1:Z:8:ILE:HG13	2.21	0.41
1:Z:22:PRO:O	1:Z:24:TYR:N	2.54	0.41
1:Z:57:TRP:CD1	1:Z:131:ALA:O	2.74	0.41
1:Z:68:THR:HG22	1:Z:71:ASP:OD2	2.20	0.41
1:Z:77:VAL:HA	1:Z:90:GLN:O	2.21	0.41
1:A:19:VAL:HG21	1:D:74:GLY:CA	2.47	0.41
1:A:94:SER:HA	1:A:101:LYS:HE2	2.03	0.41
1:A:134:VAL:HG23	1:A:158:SER:CB	2.48	0.41
1:A:145:ILE:HB	1:A:150:LEU:HD11	2.02	0.41
1:B:126:ARG:HG2	1:B:128:THR:O	2.20	0.41
1:C:112:GLN:OE1	1:C:117:LYS:HG2	2.21	0.41
1:D:4:ILE:O	1:D:8:ILE:HG13	2.21	0.41
1:D:86:VAL:CG2	1:D:126:ARG:HB2	2.49	0.41
1:D:94:SER:HA	1:D:101:LYS:HE2	2.03	0.41
1:D:104:LYS:H	1:D:143:ASP:C	2.14	0.41
1:D:146:ASN:HD21	1:D:148:LYS:HB3	1.86	0.41
1:E:146:ASN:HD21	1:E:148:LYS:HB3	1.86	0.41
1:F:77:VAL:HA	1:F:90:GLN:O	2.21	0.41
1:H:94:SER:HA	1:H:101:LYS:HE2	2.03	0.41
1:I:7:MET:HA	1:I:10:ILE:HB	2.02	0.41
1:J:20:ALA:HB2	1:M:35:GLU:OE2	2.20	0.41
1:K:22:PRO:O	1:K:24:TYR:N	2.54	0.41
1:L:94:SER:HA	1:L:101:LYS:HE2	2.03	0.41
1:M:60:ASP:N	1:M:63:SER:OG	2.30	0.41
1:M:77:VAL:HA	1:M:90:GLN:O	2.20	0.41
1:M:81:THR:O	1:M:87:ILE:HA	2.20	0.41
1:N:26:ASP:O	1:N:30:ARG:NH2	2.54	0.41
1:N:111:ARG:HA	1:N:116:VAL:HG23	2.01	0.41
1:O:4:ILE:O	1:O:8:ILE:HG13	2.21	0.41
1:O:22:PRO:O	1:O:24:TYR:N	2.54	0.41
1:P:60:ASP:O	1:P:63:SER:OG	2.39	0.41
1:Q:7:MET:HA	1:Q:10:ILE:HB	2.02	0.41
1:R:109:ALA:HA	1:R:118:TRP:HA	2.02	0.41
1:S:94:SER:HA	1:S:101:LYS:HE2	2.03	0.41

Continued on next page...

Continued from previous page...

Atom-1	Atom-2	Interatomic distance (Å)	Clash overlap (Å)
1:T:109:ALA:HA	1:T:118:TRP:HA	2.02	0.41
1:U:25:GLN:HG3	1:U:97:ASN:OD1	2.21	0.41
1:U:90:GLN:HA	1:U:103:LYS:O	2.21	0.41
1:U:145:ILE:HB	1:U:150:LEU:HD11	2.02	0.41
1:V:4:ILE:O	1:V:8:ILE:HG13	2.22	0.41
1:V:26:ASP:O	1:V:30:ARG:NH2	2.54	0.41
1:W:94:SER:HA	1:W:101:LYS:HE2	2.03	0.41
1:X:4:ILE:O	1:X:8:ILE:HG13	2.21	0.41
1:X:22:PRO:O	1:X:24:TYR:N	2.54	0.41
1:X:57:TRP:CD1	1:X:131:ALA:O	2.74	0.41
1:X:68:THR:HG22	1:X:71:ASP:OD2	2.20	0.41
1:X:126:ARG:HG2	1:X:128:THR:O	2.21	0.41
1:Y:22:PRO:O	1:Y:24:TYR:N	2.54	0.41
1:Y:25:GLN:HG3	1:Y:97:ASN:OD1	2.21	0.41
1:Y:90:GLN:HA	1:Y:103:LYS:O	2.21	0.41
1:Y:112:GLN:OE1	1:Y:117:LYS:HG2	2.21	0.41
1:Z:112:GLN:OE1	1:Z:117:LYS:HG2	2.21	0.41
1:B:90:GLN:HA	1:B:103:LYS:O	2.21	0.40
1:B:94:SER:HA	1:B:101:LYS:HE2	2.03	0.40
1:C:56:GLU:O	1:C:56:GLU:HG3	2.20	0.40
1:D:22:PRO:O	1:D:24:TYR:N	2.54	0.40
1:E:77:VAL:HA	1:E:90:GLN:O	2.21	0.40
1:F:7:MET:HA	1:F:10:ILE:HB	2.02	0.40
1:F:84:ASN:O	1:F:126:ARG:HD2	2.20	0.40
1:F:94:SER:HA	1:F:101:LYS:HE2	2.03	0.40
1:G:111:ARG:HA	1:G:116:VAL:HG23	2.01	0.40
1:H:4:ILE:O	1:H:8:ILE:HG13	2.21	0.40
1:H:73:LYS:HD2	1:H:78:GLN:HA	2.03	0.40
1:I:4:ILE:O	1:I:8:ILE:HG13	2.21	0.40
1:I:72:ILE:HG12	1:J:114:GLY:HA2	2.03	0.40
1:I:94:SER:HA	1:I:101:LYS:HE2	2.03	0.40
1:I:134:VAL:HG23	1:I:158:SER:CB	2.48	0.40
1:J:112:GLN:OE1	1:J:117:LYS:HG2	2.21	0.40
1:K:30:ARG:NH1	1:K:148:LYS:O	2.55	0.40
1:K:73:LYS:HD2	1:K:78:GLN:HA	2.03	0.40
1:K:90:GLN:HA	1:K:103:LYS:O	2.21	0.40
1:L:47:VAL:HA	1:L:58:PRO:CG	2.46	0.40
1:L:109:ALA:HA	1:L:118:TRP:HA	2.02	0.40
1:N:20:ALA:HB2	1:Q:35:GLU:OE2	2.20	0.40
1:N:60:ASP:N	1:N:63:SER:OG	2.30	0.40
1:N:94:SER:HA	1:N:101:LYS:HE2	2.03	0.40

Continued on next page...

Continued from previous page...

Atom-1	Atom-2	Interatomic distance (Å)	Clash overlap (Å)
1:N:109:ALA:HA	1:N:118:TRP:HA	2.02	0.40
1:P:7:MET:HA	1:P:10:ILE:HB	2.02	0.40
1:P:25:GLN:O	1:P:97:ASN:ND2	2.54	0.40
1:P:53:ASN:ND2	1:P:54:HIS:CE1	2.90	0.40
1:R:22:PRO:O	1:R:24:TYR:N	2.54	0.40
1:R:72:ILE:HG12	1:S:114:GLY:HA2	2.03	0.40
1:S:4:ILE:O	1:S:8:ILE:HG13	2.21	0.40
1:S:25:GLN:O	1:S:97:ASN:ND2	2.54	0.40
1:T:22:PRO:O	1:T:24:TYR:N	2.54	0.40
1:T:81:THR:O	1:T:87:ILE:HA	2.20	0.40
1:U:77:VAL:HA	1:U:90:GLN:O	2.21	0.40
1:U:111:ARG:HA	1:U:116:VAL:HG23	2.01	0.40
1:V:126:ARG:HG2	1:V:128:THR:O	2.21	0.40
1:W:22:PRO:O	1:W:24:TYR:N	2.54	0.40
1:W:25:GLN:O	1:W:97:ASN:ND2	2.54	0.40
1:Y:53:ASN:ND2	1:Y:54:HIS:CE1	2.90	0.40
1:Y:94:SER:HA	1:Y:101:LYS:HE2	2.03	0.40
1:Z:94:SER:HA	1:Z:101:LYS:HE2	2.03	0.40
1:B:4:ILE:O	1:B:8:ILE:HG13	2.21	0.40
1:B:56:GLU:O	1:B:56:GLU:HG3	2.20	0.40
1:B:73:LYS:HD2	1:B:78:GLN:HA	2.03	0.40
1:B:110:LYS:HZ3	1:B:134:VAL:H	1.69	0.40
1:C:26:ASP:O	1:C:30:ARG:NH2	2.54	0.40
1:D:14:GLY:HA3	1:H:153:THR:OG1	2.21	0.40
1:D:109:ALA:H	1:D:126:ARG:HH22	1.69	0.40
1:E:22:PRO:O	1:E:24:TYR:N	2.54	0.40
1:E:25:GLN:O	1:E:97:ASN:ND2	2.55	0.40
1:G:22:PRO:O	1:G:24:TYR:N	2.54	0.40
1:G:94:SER:HA	1:G:101:LYS:HE2	2.03	0.40
1:H:112:GLN:OE1	1:H:117:LYS:HG2	2.21	0.40
1:H:150:LEU:HD23	1:H:150:LEU:HA	1.92	0.40
1:I:3:LEU:HD12	1:I:6:LEU:HD23	2.03	0.40
1:I:60:ASP:N	1:I:63:SER:OG	2.30	0.40
1:K:4:ILE:O	1:K:8:ILE:HG13	2.21	0.40
1:K:72:ILE:HG12	1:L:114:GLY:HA2	2.02	0.40
1:L:25:GLN:O	1:L:97:ASN:ND2	2.55	0.40
1:M:110:LYS:HG2	1:M:132:THR:O	2.22	0.40
1:N:22:PRO:O	1:N:24:TYR:N	2.54	0.40
1:P:26:ASP:O	1:P:30:ARG:NH2	2.54	0.40
1:P:90:GLN:HA	1:P:103:LYS:O	2.21	0.40
1:P:94:SER:HA	1:P:101:LYS:HE2	2.03	0.40

Continued on next page...

Continued from previous page...

Atom-1	Atom-2	Interatomic distance (Å)	Clash overlap (Å)
1:Q:19:VAL:HG21	1:T:74:GLY:CA	2.46	0.40
1:S:30:ARG:NH1	1:S:148:LYS:O	2.55	0.40
1:S:57:TRP:CD1	1:S:131:ALA:O	2.74	0.40
1:T:73:LYS:HD2	1:T:78:GLN:HA	2.03	0.40
1:T:94:SER:HA	1:T:101:LYS:HE2	2.03	0.40
1:U:56:GLU:O	1:U:56:GLU:HG3	2.20	0.40
1:U:94:SER:HA	1:U:101:LYS:HE2	2.03	0.40
1:V:109:ALA:H	1:V:126:ARG:HH22	1.69	0.40
1:W:53:ASN:ND2	1:W:54:HIS:CE1	2.90	0.40
1:W:57:TRP:CD1	1:W:131:ALA:O	2.74	0.40
1:X:94:SER:HA	1:X:101:LYS:HE2	2.03	0.40
1:Y:4:ILE:O	1:Y:8:ILE:HG13	2.21	0.40
1:Z:25:GLN:O	1:Z:97:ASN:ND2	2.55	0.40
1:A:30:ARG:NH1	1:A:148:LYS:O	2.54	0.40
1:A:109:ALA:H	1:A:126:ARG:HH22	1.69	0.40
1:A:126:ARG:HD3	1:A:131:ALA:C	2.42	0.40
1:B:19:VAL:HG21	1:E:74:GLY:CA	2.47	0.40
1:B:25:GLN:O	1:B:97:ASN:ND2	2.55	0.40
1:B:109:ALA:HA	1:B:118:TRP:HA	2.02	0.40
1:E:3:LEU:O	1:E:7:MET:N	2.26	0.40
1:E:94:SER:HA	1:E:101:LYS:HE2	2.04	0.40
1:E:112:GLN:OE1	1:E:117:LYS:HG2	2.21	0.40
1:E:126:ARG:HD3	1:E:131:ALA:C	2.42	0.40
1:F:110:LYS:HG2	1:F:132:THR:O	2.22	0.40
1:G:3:LEU:HD12	1:G:6:LEU:HD23	2.03	0.40
1:H:29:ALA:HB2	1:H:97:ASN:ND2	2.26	0.40
1:H:126:ARG:HD3	1:H:131:ALA:C	2.42	0.40
1:I:25:GLN:O	1:I:97:ASN:ND2	2.55	0.40
1:I:73:LYS:HD2	1:I:78:GLN:HA	2.04	0.40
1:I:112:GLN:OE1	1:I:117:LYS:HG2	2.21	0.40
1:J:4:ILE:O	1:J:8:ILE:HG13	2.21	0.40
1:J:110:LYS:HG2	1:J:132:THR:O	2.22	0.40
1:K:26:ASP:O	1:K:30:ARG:NH2	2.54	0.40
1:L:53:ASN:ND2	1:L:54:HIS:CE1	2.90	0.40
1:L:110:LYS:HG2	1:L:132:THR:O	2.22	0.40
1:L:146:ASN:HD21	1:L:148:LYS:HB3	1.87	0.40
1:M:22:PRO:O	1:M:24:TYR:N	2.54	0.40
1:M:84:ASN:O	1:M:126:ARG:HD2	2.20	0.40
1:M:90:GLN:HA	1:M:103:LYS:O	2.21	0.40
1:O:30:ARG:NH1	1:O:148:LYS:O	2.55	0.40
1:O:112:GLN:OE1	1:O:117:LYS:HG2	2.21	0.40

Continued on next page...

Continued from previous page...

Atom-1	Atom-2	Interatomic distance (Å)	Clash overlap (Å)
1:P:22:PRO:O	1:P:24:TYR:N	2.54	0.40
1:P:56:GLU:O	1:P:56:GLU:HG3	2.20	0.40
1:P:126:ARG:HG2	1:P:128:THR:O	2.20	0.40
1:P:141:THR:HA	1:P:144:LYS:CB	2.50	0.40
1:Q:4:ILE:O	1:Q:8:ILE:HG13	2.22	0.40
1:Q:26:ASP:O	1:Q:30:ARG:NH2	2.54	0.40
1:Q:90:GLN:HA	1:Q:103:LYS:O	2.21	0.40
1:Q:94:SER:HA	1:Q:101:LYS:HE2	2.03	0.40
1:R:4:ILE:O	1:R:8:ILE:HG13	2.21	0.40
1:R:17:ALA:HB1	1:V:44:LYS:HZ2	1.84	0.40
1:R:53:ASN:ND2	1:R:54:HIS:CE1	2.90	0.40
1:R:60:ASP:O	1:R:63:SER:OG	2.38	0.40
1:R:73:LYS:HD2	1:R:78:GLN:HA	2.03	0.40
1:T:19:VAL:CG2	1:X:112:GLN:CG	2.76	0.40
1:T:110:LYS:HG2	1:T:132:THR:O	2.22	0.40
1:T:112:GLN:OE1	1:T:117:LYS:HG2	2.21	0.40
1:U:26:ASP:O	1:U:30:ARG:NH2	2.54	0.40
1:V:109:ALA:HA	1:V:118:TRP:HA	2.02	0.40
1:W:145:ILE:HB	1:W:150:LEU:HD11	2.02	0.40
1:Y:25:GLN:O	1:Y:97:ASN:ND2	2.54	0.40
1:Y:30:ARG:NH1	1:Y:148:LYS:O	2.55	0.40
1:Y:126:ARG:HG2	1:Y:128:THR:O	2.21	0.40
1:Z:3:LEU:HD12	1:Z:6:LEU:HD23	2.03	0.40
1:A:4:ILE:O	1:A:8:ILE:HG13	2.21	0.40
1:A:14:GLY:HA3	1:E:153:THR:OG1	2.21	0.40
1:A:25:GLN:O	1:A:97:ASN:ND2	2.55	0.40
1:A:57:TRP:CD1	1:A:131:ALA:O	2.73	0.40
1:A:112:GLN:OE1	1:A:117:LYS:HG2	2.21	0.40
1:B:26:ASP:O	1:B:30:ARG:NH2	2.54	0.40
1:C:25:GLN:O	1:C:97:ASN:ND2	2.55	0.40
1:D:25:GLN:HG3	1:D:97:ASN:OD1	2.21	0.40
1:D:86:VAL:HA	1:D:107:LEU:O	2.22	0.40
1:E:53:ASN:ND2	1:E:54:HIS:CE1	2.90	0.40
1:E:57:TRP:CD1	1:E:131:ALA:O	2.74	0.40
1:E:84:ASN:O	1:E:126:ARG:HD2	2.20	0.40
1:E:90:GLN:HA	1:E:103:LYS:O	2.21	0.40
1:F:4:ILE:O	1:F:8:ILE:HG13	2.21	0.40
1:F:81:THR:O	1:F:87:ILE:HA	2.20	0.40
1:F:109:ALA:HA	1:F:118:TRP:HA	2.02	0.40
1:G:4:ILE:O	1:G:8:ILE:HG13	2.21	0.40
1:G:25:GLN:O	1:G:97:ASN:ND2	2.55	0.40

Continued on next page...

Continued from previous page...

Atom-1	Atom-2	Interatomic distance (Å)	Clash overlap (Å)
1:G:126:ARG:HG2	1:G:128:THR:O	2.20	0.40
1:H:14:GLY:HA3	1:L:153:THR:OG1	2.22	0.40
1:H:90:GLN:HA	1:H:103:LYS:O	2.21	0.40
1:H:126:ARG:HG2	1:H:128:THR:O	2.20	0.40
1:I:22:PRO:O	1:I:24:TYR:N	2.54	0.40
1:I:26:ASP:O	1:I:30:ARG:NH2	2.54	0.40
1:I:53:ASN:ND2	1:I:54:HIS:CE1	2.90	0.40
1:I:68:THR:HG22	1:I:71:ASP:OD2	2.20	0.40
1:I:145:ILE:HB	1:I:150:LEU:HD11	2.02	0.40
1:J:31:ALA:HA	1:J:34:SER:HB2	2.04	0.40
1:K:146:ASN:HD21	1:K:148:LYS:HB3	1.87	0.40
1:L:73:LYS:HD2	1:L:78:GLN:HA	2.04	0.40
1:L:84:ASN:O	1:L:126:ARG:HD2	2.20	0.40
1:M:14:GLY:HA3	1:Q:153:THR:OG1	2.21	0.40
1:M:25:GLN:O	1:M:97:ASN:ND2	2.55	0.40
1:N:29:ALA:HB2	1:N:97:ASN:ND2	2.26	0.40
1:N:53:ASN:ND2	1:N:54:HIS:CE1	2.90	0.40
1:N:56:GLU:O	1:N:56:GLU:HG3	2.20	0.40
1:N:60:ASP:O	1:N:63:SER:OG	2.39	0.40
1:O:3:LEU:HD12	1:O:6:LEU:HD23	2.03	0.40
1:P:4:ILE:O	1:P:8:ILE:HG13	2.22	0.40
1:P:30:ARG:NH1	1:P:148:LYS:O	2.55	0.40
1:Q:53:ASN:ND2	1:Q:54:HIS:CE1	2.90	0.40
1:Q:110:LYS:HG2	1:Q:132:THR:O	2.22	0.40
1:R:25:GLN:HG3	1:R:97:ASN:OD1	2.21	0.40
1:R:134:VAL:HG23	1:R:158:SER:CB	2.48	0.40
1:S:47:VAL:HA	1:S:58:PRO:CG	2.46	0.40
1:S:53:ASN:ND2	1:S:54:HIS:CE1	2.90	0.40
1:S:90:GLN:HA	1:S:103:LYS:O	2.21	0.40
1:S:145:ILE:HB	1:S:150:LEU:HD11	2.02	0.40
1:T:25:GLN:O	1:T:97:ASN:ND2	2.54	0.40
1:T:109:ALA:H	1:T:126:ARG:HH22	1.69	0.40
1:T:126:ARG:HD3	1:T:131:ALA:C	2.42	0.40
1:U:53:ASN:ND2	1:U:54:HIS:CE1	2.90	0.40
1:U:73:LYS:HD2	1:U:78:GLN:HA	2.04	0.40
1:U:126:ARG:HG2	1:U:128:THR:O	2.21	0.40
1:W:73:LYS:HD2	1:W:78:GLN:HA	2.04	0.40
1:X:53:ASN:ND2	1:X:54:HIS:CE1	2.90	0.40
1:Z:47:VAL:HA	1:Z:58:PRO:CG	2.46	0.40
1:B:68:THR:HG22	1:B:71:ASP:OD2	2.20	0.40
1:B:112:GLN:OE1	1:B:117:LYS:HG2	2.21	0.40

Continued on next page...

Continued from previous page...

Atom-1	Atom-2	Interatomic distance (Å)	Clash overlap (Å)
1:C:4:ILE:O	1:C:8:ILE:HG13	2.22	0.40
1:C:94:SER:HA	1:C:101:LYS:HE2	2.03	0.40
1:D:3:LEU:HD12	1:D:6:LEU:HD23	2.03	0.40
1:D:90:GLN:HA	1:D:103:LYS:O	2.21	0.40
1:E:7:MET:HA	1:E:10:ILE:HB	2.02	0.40
1:E:26:ASP:O	1:E:30:ARG:NH2	2.54	0.40
1:E:60:ASP:O	1:E:63:SER:OG	2.39	0.40
1:E:73:LYS:HD2	1:E:78:GLN:HA	2.04	0.40
1:F:25:GLN:O	1:F:97:ASN:ND2	2.55	0.40
1:G:30:ARG:NH1	1:G:148:LYS:O	2.55	0.40
1:H:3:LEU:HD12	1:H:6:LEU:HD23	2.03	0.40
1:H:86:VAL:HA	1:H:107:LEU:O	2.22	0.40
1:J:3:LEU:O	1:J:7:MET:N	2.26	0.40
1:J:25:GLN:O	1:J:97:ASN:ND2	2.55	0.40
1:J:53:ASN:ND2	1:J:54:HIS:CE1	2.90	0.40
1:J:60:ASP:O	1:J:63:SER:OG	2.38	0.40
1:J:73:LYS:HD2	1:J:78:GLN:HA	2.04	0.40
1:K:14:GLY:HA3	1:O:153:THR:OG1	2.22	0.40
1:K:31:ALA:HA	1:K:34:SER:HB2	2.04	0.40
1:K:84:ASN:O	1:K:126:ARG:HD2	2.20	0.40
1:K:109:ALA:H	1:K:126:ARG:HH22	1.69	0.40
1:L:4:ILE:O	1:L:8:ILE:HG13	2.22	0.40
1:L:22:PRO:O	1:L:24:TYR:N	2.54	0.40
1:L:29:ALA:CB	1:L:149:HIS:HD2	2.35	0.40
1:L:30:ARG:NH1	1:L:148:LYS:O	2.55	0.40
1:L:86:VAL:HA	1:L:107:LEU:O	2.22	0.40
1:L:126:ARG:HD3	1:L:131:ALA:C	2.42	0.40
1:L:145:ILE:HB	1:L:150:LEU:HD11	2.02	0.40
1:M:73:LYS:HD2	1:M:78:GLN:HA	2.03	0.40
1:M:145:ILE:HB	1:M:150:LEU:HD11	2.02	0.40
1:N:4:ILE:O	1:N:8:ILE:HG13	2.21	0.40
1:N:25:GLN:O	1:N:97:ASN:ND2	2.55	0.40
1:O:90:GLN:HA	1:O:103:LYS:O	2.21	0.40
1:O:109:ALA:H	1:O:126:ARG:HH22	1.69	0.40
1:O:126:ARG:HD3	1:O:131:ALA:C	2.42	0.40
1:P:145:ILE:HB	1:P:150:LEU:HD11	2.02	0.40
1:Q:14:GLY:HA3	1:U:153:THR:OG1	2.21	0.40
1:Q:25:GLN:O	1:Q:97:ASN:ND2	2.54	0.40
1:R:14:GLY:HA3	1:V:153:THR:OG1	2.21	0.40
1:R:25:GLN:O	1:R:97:ASN:ND2	2.54	0.40
1:R:109:ALA:H	1:R:126:ARG:HH22	1.69	0.40

Continued on next page...

Continued from previous page...

Atom-1	Atom-2	Interatomic distance (Å)	Clash overlap (Å)
1:S:3:LEU:HD12	1:S:6:LEU:HD23	2.03	0.40
1:T:4:ILE:O	1:T:8:ILE:HG13	2.21	0.40
1:T:7:MET:HA	1:T:10:ILE:HB	2.02	0.40
1:T:26:ASP:O	1:T:30:ARG:NH2	2.54	0.40
1:T:53:ASN:ND2	1:T:54:HIS:CE1	2.90	0.40
1:T:84:ASN:O	1:T:126:ARG:HD2	2.20	0.40
1:U:4:ILE:O	1:U:8:ILE:HG13	2.21	0.40
1:U:110:LYS:HG2	1:U:132:THR:O	2.22	0.40
1:V:25:GLN:O	1:V:97:ASN:ND2	2.54	0.40
1:W:26:ASP:O	1:W:30:ARG:NH2	2.54	0.40
1:W:68:THR:HG22	1:W:71:ASP:OD2	2.20	0.40
1:W:126:ARG:HD3	1:W:131:ALA:C	2.42	0.40
1:X:30:ARG:NH1	1:X:148:LYS:O	2.55	0.40
1:X:90:GLN:HA	1:X:103:LYS:O	2.21	0.40
1:X:109:ALA:H	1:X:126:ARG:HH22	1.69	0.40
1:X:110:LYS:HG2	1:X:132:THR:O	2.22	0.40
1:Z:146:ASN:HD21	1:Z:148:LYS:HB3	1.87	0.40

There are no symmetry-related clashes.

5.3 Torsion angles [i](#)

5.3.1 Protein backbone [i](#)

In the following table, the Percentiles column shows the percent Ramachandran outliers of the chain as a percentile score with respect to all PDB entries followed by that with respect to all EM entries.

The Analysed column shows the number of residues for which the backbone conformation was analysed, and the total number of residues.

Mol	Chain	Analysed	Favoured	Allowed	Outliers	Percentiles	
1	A	159/161 (99%)	120 (76%)	37 (23%)	2 (1%)	10	42
1	B	159/161 (99%)	120 (76%)	37 (23%)	2 (1%)	10	42
1	C	159/161 (99%)	120 (76%)	37 (23%)	2 (1%)	10	42
1	D	159/161 (99%)	120 (76%)	37 (23%)	2 (1%)	10	42
1	E	159/161 (99%)	120 (76%)	37 (23%)	2 (1%)	10	42
1	F	159/161 (99%)	120 (76%)	37 (23%)	2 (1%)	10	42
1	G	159/161 (99%)	120 (76%)	37 (23%)	2 (1%)	10	42

Continued on next page...

Continued from previous page...

Mol	Chain	Analysed	Favoured	Allowed	Outliers	Percentiles	
1	H	159/161 (99%)	120 (76%)	37 (23%)	2 (1%)	10	42
1	I	159/161 (99%)	120 (76%)	37 (23%)	2 (1%)	10	42
1	J	159/161 (99%)	120 (76%)	37 (23%)	2 (1%)	10	42
1	K	159/161 (99%)	120 (76%)	37 (23%)	2 (1%)	10	42
1	L	159/161 (99%)	120 (76%)	37 (23%)	2 (1%)	10	42
1	M	159/161 (99%)	120 (76%)	37 (23%)	2 (1%)	10	42
1	N	159/161 (99%)	120 (76%)	37 (23%)	2 (1%)	10	42
1	O	159/161 (99%)	120 (76%)	37 (23%)	2 (1%)	10	42
1	P	159/161 (99%)	120 (76%)	37 (23%)	2 (1%)	10	42
1	Q	159/161 (99%)	120 (76%)	37 (23%)	2 (1%)	10	42
1	R	159/161 (99%)	120 (76%)	37 (23%)	2 (1%)	10	42
1	S	159/161 (99%)	120 (76%)	37 (23%)	2 (1%)	10	42
1	T	159/161 (99%)	120 (76%)	37 (23%)	2 (1%)	10	42
1	U	159/161 (99%)	120 (76%)	37 (23%)	2 (1%)	10	42
1	V	159/161 (99%)	120 (76%)	37 (23%)	2 (1%)	10	42
1	W	159/161 (99%)	120 (76%)	37 (23%)	2 (1%)	10	42
1	X	159/161 (99%)	120 (76%)	37 (23%)	2 (1%)	10	42
1	Y	159/161 (99%)	120 (76%)	37 (23%)	2 (1%)	10	42
1	Z	159/161 (99%)	120 (76%)	37 (23%)	2 (1%)	10	42
All	All	4134/4186 (99%)	3120 (76%)	962 (23%)	52 (1%)	13	42

All (52) Ramachandran outliers are listed below:

Mol	Chain	Res	Type
1	F	72	ILE
1	G	72	ILE
1	H	72	ILE
1	A	72	ILE
1	B	72	ILE
1	C	72	ILE
1	D	72	ILE
1	E	72	ILE
1	I	72	ILE
1	J	72	ILE
1	K	72	ILE

Continued on next page...

Continued from previous page...

Mol	Chain	Res	Type
1	L	72	ILE
1	M	72	ILE
1	N	72	ILE
1	O	72	ILE
1	P	72	ILE
1	Q	72	ILE
1	R	72	ILE
1	S	72	ILE
1	T	72	ILE
1	U	72	ILE
1	V	72	ILE
1	W	72	ILE
1	X	72	ILE
1	Y	72	ILE
1	Z	72	ILE
1	A	19	VAL
1	B	19	VAL
1	C	19	VAL
1	D	19	VAL
1	E	19	VAL
1	F	19	VAL
1	G	19	VAL
1	H	19	VAL
1	I	19	VAL
1	J	19	VAL
1	K	19	VAL
1	L	19	VAL
1	M	19	VAL
1	N	19	VAL
1	O	19	VAL
1	P	19	VAL
1	Q	19	VAL
1	R	19	VAL
1	S	19	VAL
1	T	19	VAL
1	U	19	VAL
1	V	19	VAL
1	W	19	VAL
1	X	19	VAL
1	Y	19	VAL
1	Z	19	VAL

5.3.2 Protein sidechains [i](#)

In the following table, the Percentiles column shows the percent sidechain outliers of the chain as a percentile score with respect to all PDB entries followed by that with respect to all EM entries.

The Analysed column shows the number of residues for which the sidechain conformation was analysed, and the total number of residues.

Mol	Chain	Analysed	Rotameric	Outliers	Percentiles	
1	A	128/128 (100%)	123 (96%)	5 (4%)	27	48
1	B	128/128 (100%)	123 (96%)	5 (4%)	27	48
1	C	128/128 (100%)	123 (96%)	5 (4%)	27	48
1	D	128/128 (100%)	123 (96%)	5 (4%)	27	48
1	E	128/128 (100%)	123 (96%)	5 (4%)	27	48
1	F	128/128 (100%)	123 (96%)	5 (4%)	27	48
1	G	128/128 (100%)	123 (96%)	5 (4%)	27	48
1	H	128/128 (100%)	123 (96%)	5 (4%)	27	48
1	I	128/128 (100%)	123 (96%)	5 (4%)	27	48
1	J	128/128 (100%)	123 (96%)	5 (4%)	27	48
1	K	128/128 (100%)	123 (96%)	5 (4%)	27	48
1	L	128/128 (100%)	123 (96%)	5 (4%)	27	48
1	M	128/128 (100%)	123 (96%)	5 (4%)	27	48
1	N	128/128 (100%)	123 (96%)	5 (4%)	27	48
1	O	128/128 (100%)	123 (96%)	5 (4%)	27	48
1	P	128/128 (100%)	123 (96%)	5 (4%)	27	48
1	Q	128/128 (100%)	123 (96%)	5 (4%)	27	48
1	R	128/128 (100%)	123 (96%)	5 (4%)	27	48
1	S	128/128 (100%)	123 (96%)	5 (4%)	27	48
1	T	128/128 (100%)	123 (96%)	5 (4%)	27	48
1	U	128/128 (100%)	123 (96%)	5 (4%)	27	48
1	V	128/128 (100%)	123 (96%)	5 (4%)	27	48
1	W	128/128 (100%)	123 (96%)	5 (4%)	27	48
1	X	128/128 (100%)	123 (96%)	5 (4%)	27	48
1	Y	128/128 (100%)	123 (96%)	5 (4%)	27	48
1	Z	128/128 (100%)	123 (96%)	5 (4%)	27	48

Continued on next page...

Continued from previous page...

Mol	Chain	Analysed	Rotameric	Outliers	Percentiles	
All	All	3328/3328 (100%)	3198 (96%)	130 (4%)	30	48

All (130) residues with a non-rotameric sidechain are listed below:

Mol	Chain	Res	Type
1	A	15	ILE
1	A	16	LEU
1	A	19	VAL
1	A	54	HIS
1	A	155	ARG
1	B	15	ILE
1	B	16	LEU
1	B	19	VAL
1	B	54	HIS
1	B	155	ARG
1	C	15	ILE
1	C	16	LEU
1	C	19	VAL
1	C	54	HIS
1	C	155	ARG
1	D	15	ILE
1	D	16	LEU
1	D	19	VAL
1	D	54	HIS
1	D	155	ARG
1	E	15	ILE
1	E	16	LEU
1	E	19	VAL
1	E	54	HIS
1	E	155	ARG
1	F	15	ILE
1	F	16	LEU
1	F	19	VAL
1	F	54	HIS
1	F	155	ARG
1	G	15	ILE
1	G	16	LEU
1	G	19	VAL
1	G	54	HIS
1	G	155	ARG
1	H	15	ILE
1	H	16	LEU

Continued on next page...

Continued from previous page...

Mol	Chain	Res	Type
1	H	19	VAL
1	H	54	HIS
1	H	155	ARG
1	I	15	ILE
1	I	16	LEU
1	I	19	VAL
1	I	54	HIS
1	I	155	ARG
1	J	15	ILE
1	J	16	LEU
1	J	19	VAL
1	J	54	HIS
1	J	155	ARG
1	K	15	ILE
1	K	16	LEU
1	K	19	VAL
1	K	54	HIS
1	K	155	ARG
1	L	15	ILE
1	L	16	LEU
1	L	19	VAL
1	L	54	HIS
1	L	155	ARG
1	M	15	ILE
1	M	16	LEU
1	M	19	VAL
1	M	54	HIS
1	M	155	ARG
1	N	15	ILE
1	N	16	LEU
1	N	19	VAL
1	N	54	HIS
1	N	155	ARG
1	O	15	ILE
1	O	16	LEU
1	O	19	VAL
1	O	54	HIS
1	O	155	ARG
1	P	15	ILE
1	P	16	LEU
1	P	19	VAL
1	P	54	HIS

Continued on next page...

Continued from previous page...

Mol	Chain	Res	Type
1	P	155	ARG
1	Q	15	ILE
1	Q	16	LEU
1	Q	19	VAL
1	Q	54	HIS
1	Q	155	ARG
1	R	15	ILE
1	R	16	LEU
1	R	19	VAL
1	R	54	HIS
1	R	155	ARG
1	S	15	ILE
1	S	16	LEU
1	S	19	VAL
1	S	54	HIS
1	S	155	ARG
1	T	15	ILE
1	T	16	LEU
1	T	19	VAL
1	T	54	HIS
1	T	155	ARG
1	U	15	ILE
1	U	16	LEU
1	U	19	VAL
1	U	54	HIS
1	U	155	ARG
1	V	15	ILE
1	V	16	LEU
1	V	19	VAL
1	V	54	HIS
1	V	155	ARG
1	W	15	ILE
1	W	16	LEU
1	W	19	VAL
1	W	54	HIS
1	W	155	ARG
1	X	15	ILE
1	X	16	LEU
1	X	19	VAL
1	X	54	HIS
1	X	155	ARG
1	Y	15	ILE

Continued on next page...

Continued from previous page...

Mol	Chain	Res	Type
1	Y	16	LEU
1	Y	19	VAL
1	Y	54	HIS
1	Y	155	ARG
1	Z	15	ILE
1	Z	16	LEU
1	Z	19	VAL
1	Z	54	HIS
1	Z	155	ARG

Sometimes sidechains can be flipped to improve hydrogen bonding and reduce clashes. All (130) such sidechains are listed below:

Mol	Chain	Res	Type
1	A	43	GLN
1	A	53	ASN
1	A	61	ASN
1	A	78	GLN
1	A	90	GLN
1	B	43	GLN
1	B	53	ASN
1	B	61	ASN
1	B	78	GLN
1	B	90	GLN
1	C	43	GLN
1	C	53	ASN
1	C	61	ASN
1	C	78	GLN
1	C	90	GLN
1	D	43	GLN
1	D	53	ASN
1	D	61	ASN
1	D	78	GLN
1	D	90	GLN
1	E	43	GLN
1	E	61	ASN
1	E	78	GLN
1	E	90	GLN
1	F	43	GLN
1	F	53	ASN
1	F	61	ASN
1	F	78	GLN
1	F	90	GLN

Continued on next page...

Continued from previous page...

Mol	Chain	Res	Type
1	G	43	GLN
1	G	53	ASN
1	G	61	ASN
1	G	78	GLN
1	G	90	GLN
1	H	43	GLN
1	H	53	ASN
1	H	61	ASN
1	H	78	GLN
1	H	90	GLN
1	I	43	GLN
1	I	61	ASN
1	I	78	GLN
1	I	90	GLN
1	J	43	GLN
1	J	61	ASN
1	J	78	GLN
1	J	90	GLN
1	K	43	GLN
1	K	53	ASN
1	K	61	ASN
1	K	78	GLN
1	K	90	GLN
1	L	43	GLN
1	L	53	ASN
1	L	61	ASN
1	L	78	GLN
1	L	90	GLN
1	M	43	GLN
1	M	53	ASN
1	M	61	ASN
1	M	78	GLN
1	M	90	GLN
1	N	43	GLN
1	N	53	ASN
1	N	61	ASN
1	N	78	GLN
1	N	90	GLN
1	O	43	GLN
1	O	53	ASN
1	O	61	ASN
1	O	78	GLN

Continued on next page...

Continued from previous page...

Mol	Chain	Res	Type
1	O	90	GLN
1	P	43	GLN
1	P	53	ASN
1	P	61	ASN
1	P	78	GLN
1	P	90	GLN
1	Q	43	GLN
1	Q	53	ASN
1	Q	61	ASN
1	Q	78	GLN
1	Q	90	GLN
1	R	43	GLN
1	R	61	ASN
1	R	78	GLN
1	R	90	GLN
1	S	43	GLN
1	S	53	ASN
1	S	61	ASN
1	S	78	GLN
1	S	90	GLN
1	S	113	ASN
1	T	43	GLN
1	T	53	ASN
1	T	61	ASN
1	T	78	GLN
1	T	90	GLN
1	U	43	GLN
1	U	53	ASN
1	U	61	ASN
1	U	78	GLN
1	U	90	GLN
1	V	43	GLN
1	V	53	ASN
1	V	61	ASN
1	V	78	GLN
1	V	90	GLN
1	W	25	GLN
1	W	43	GLN
1	W	61	ASN
1	W	78	GLN
1	W	90	GLN
1	W	113	ASN

Continued on next page...

Continued from previous page...

Mol	Chain	Res	Type
1	X	25	GLN
1	X	43	GLN
1	X	61	ASN
1	X	78	GLN
1	X	90	GLN
1	Y	25	GLN
1	Y	43	GLN
1	Y	53	ASN
1	Y	61	ASN
1	Y	78	GLN
1	Y	90	GLN
1	Z	25	GLN
1	Z	43	GLN
1	Z	53	ASN
1	Z	61	ASN
1	Z	78	GLN
1	Z	90	GLN

5.3.3 RNA [i](#)

There are no RNA molecules in this entry.

5.4 Non-standard residues in protein, DNA, RNA chains [i](#)

There are no non-standard protein/DNA/RNA residues in this entry.

5.5 Carbohydrates [i](#)

There are no oligosaccharides in this entry.

5.6 Ligand geometry [i](#)

There are no ligands in this entry.

5.7 Other polymers [i](#)

There are no such residues in this entry.

5.8 Polymer linkage issues

There are no chain breaks in this entry.


6 Map visualisation [i](#)

This section contains visualisations of the EMDB entry EMD-8287. These allow visual inspection of the internal detail of the map and identification of artifacts.

No raw map or half-maps were deposited for this entry and therefore no images, graphs, etc. pertaining to the raw map can be shown.

6.1 Orthogonal projections [i](#)


6.1.1 Primary map



The images above show the map projected in three orthogonal directions.

6.2 Central slices [i](#)

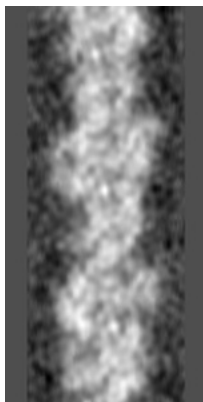
6.2.1 Primary map




The images above show central slices of the map in three orthogonal directions.

6.3 Largest variance slices [i](#)

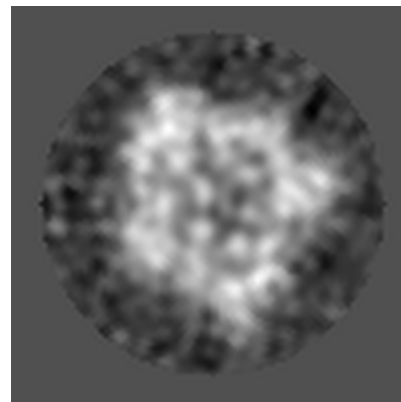
6.3.1 Primary map



X Index: 68



Y Index: 32




Z Index: 23


The images above show the largest variance slices of the map in three orthogonal directions.

6.4 Orthogonal standard-deviation projections (False-color) [i](#)

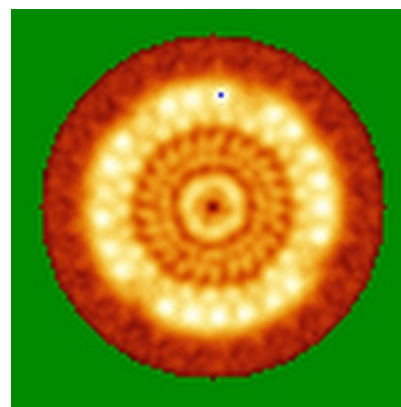
6.4.1 Primary map



X



Y




Z

The images above show the map standard deviation projections with false color in three orthogonal directions. Minimum values are shown in green, max in blue, and dark to light orange shades represent small to large values respectively.

6.5 Orthogonal surface views [i](#)

6.5.1 Primary map



The images above show the 3D surface view of the map at the recommended contour level 0.45. These images, in conjunction with the slice images, may facilitate assessment of whether an appropriate contour level has been provided.

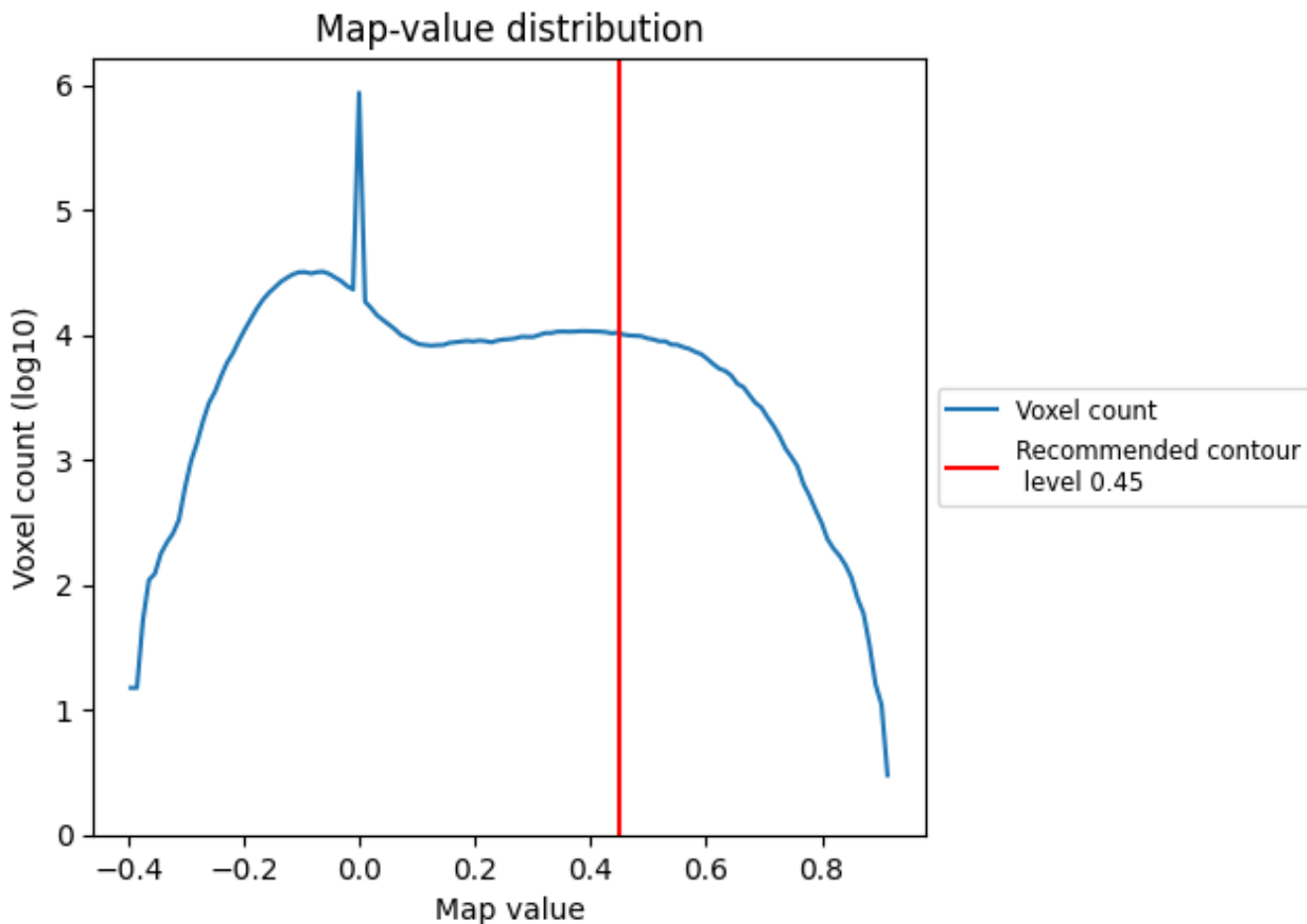
6.6 Mask visualisation [i](#)

This section was not generated. No masks/segmentation were deposited.

7 Map analysis [i](#)

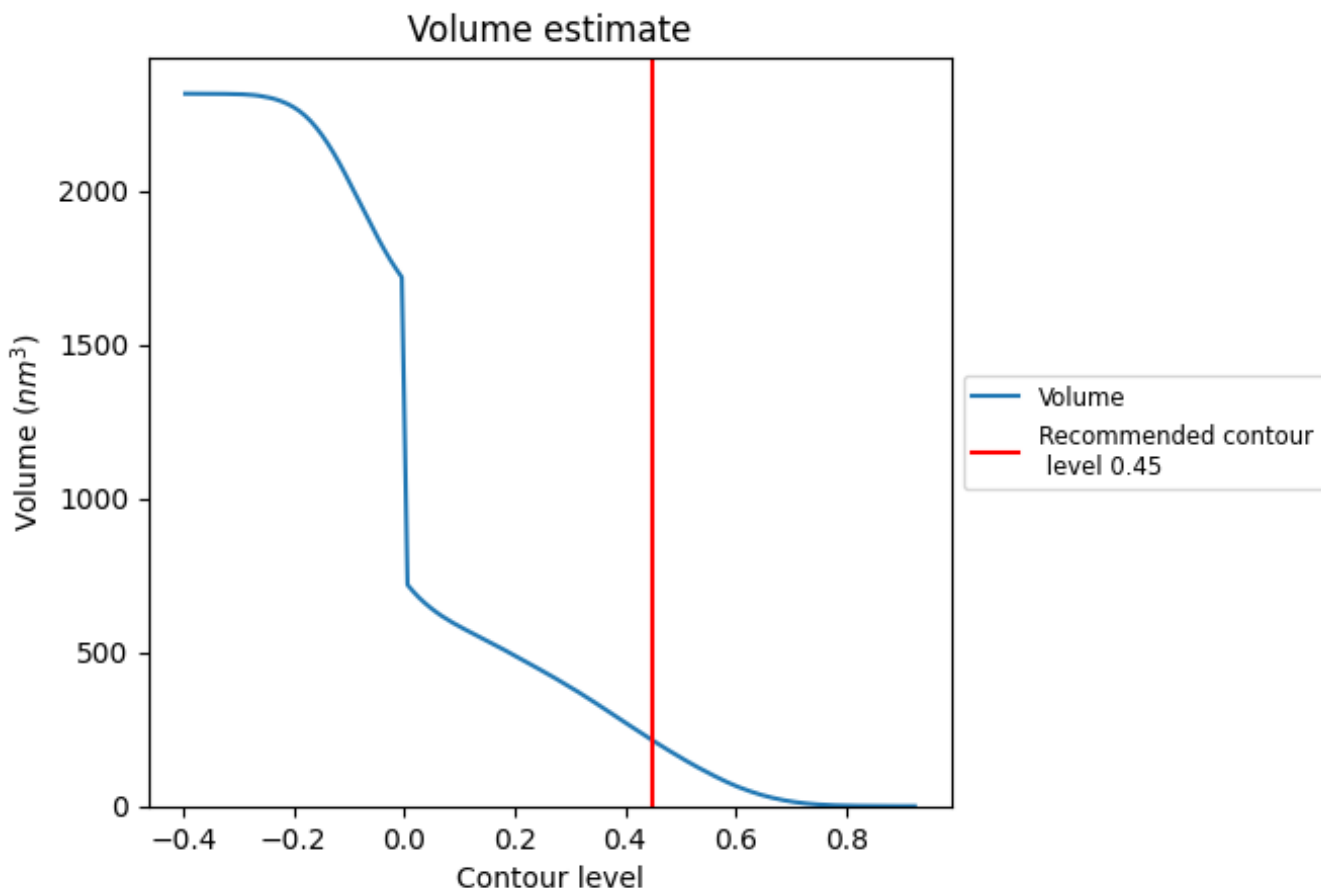
This section contains the results of statistical analysis of the map.

7.1 Map-value distribution [i](#)



The map-value distribution is plotted in 128 intervals along the x-axis. The y-axis is logarithmic. A spike in this graph at zero usually indicates that the volume has been masked.

7.2 Volume estimate [\(i\)](#)



The volume at the recommended contour level is 213 nm^3 ; this corresponds to an approximate mass of 193 kDa.

The volume estimate graph shows how the enclosed volume varies with the contour level. The recommended contour level is shown as a vertical line and the intersection between the line and the curve gives the volume of the enclosed surface at the given level.

7.3 Rotationally averaged power spectrum [\(i\)](#)

This section was not generated. The rotationally averaged power spectrum is only generated for cubic maps.


8 Fourier-Shell correlation

This section was not generated. No FSC curve or half-maps provided.

9 Map-model fit [i](#)


This section contains information regarding the fit between EMDB map EMD-8287 and PDB model 5KUA. Per-residue inclusion information can be found in section [3](#) on page [6](#).

9.1 Map-model overlay [i](#)



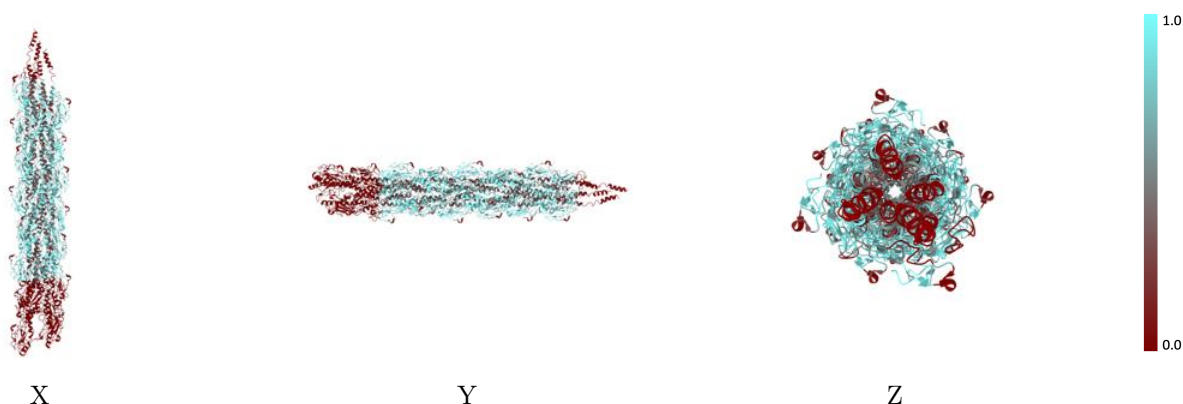
The images above show the 3D surface view of the map at the recommended contour level 0.45 at 50% transparency in yellow overlaid with a ribbon representation of the model coloured in blue. These images allow for the visual assessment of the quality of fit between the atomic model and the map.

9.2 Q-score mapped to coordinate model [i](#)



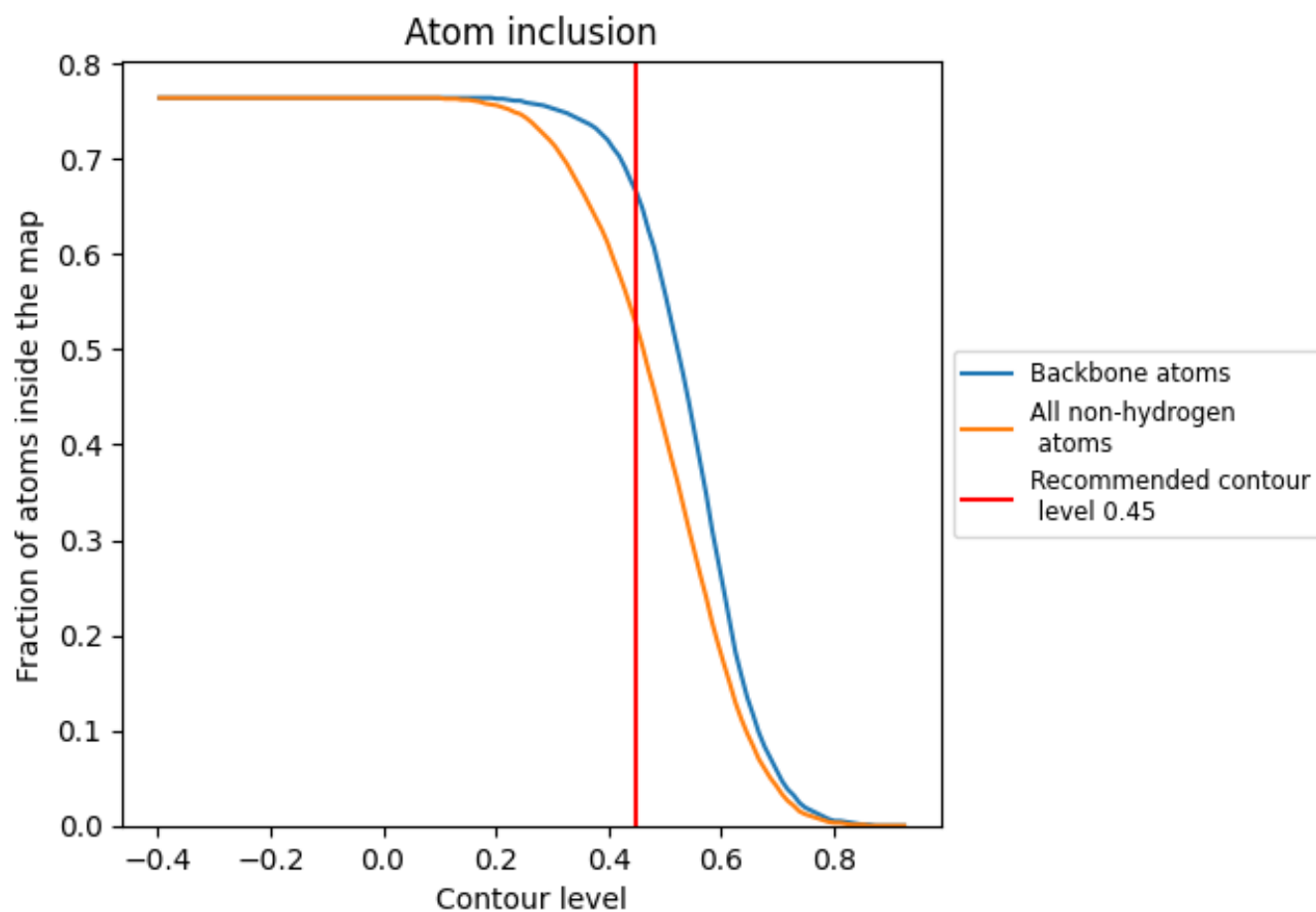
The images above show the model with each residue coloured according to its Q-score. This shows their resolvability in the map with higher Q-score values reflecting better resolvability. Please note: Q-score is calculating the resolvability of atoms, and thus high values are only expected at resolutions at which atoms can be resolved. Low Q-score values may therefore be expected for many entries.

9.3 Atom inclusion mapped to coordinate model [i](#)



The images above show the model with each residue coloured according to its atom inclusion. This shows to what extent they are inside the map at the recommended contour level (0.45).























































9.4 Atom inclusion [i](#)



At the recommended contour level, 66% of all backbone atoms, 52% of all non-hydrogen atoms, are inside the map.

9.5 Map-model fit summary

The table lists the average atom inclusion at the recommended contour level (0.45) and Q-score for the entire model and for each chain.

Chain	Atom inclusion	Q-score
All	 0.5240	 0.1380
A	 0.0090	 0.0040
B	 0.0290	 0.0110
C	 0.0380	 0.0160
D	 0.0500	 0.0200
E	 0.1150	 0.0350
F	 0.2700	 0.0720
G	 0.4420	 0.1170
H	 0.6290	 0.1710
I	 0.6830	 0.1850
J	 0.6900	 0.1860
K	 0.6970	 0.1870
L	 0.6980	 0.1900
M	 0.7010	 0.1920
N	 0.7040	 0.1920
O	 0.7000	 0.1920
P	 0.7020	 0.1900
Q	 0.7020	 0.1890
R	 0.6950	 0.1860
S	 0.6980	 0.1860
T	 0.6960	 0.1840
U	 0.6880	 0.1780
V	 0.6620	 0.1670
W	 0.6380	 0.1540
X	 0.6250	 0.1490
Y	 0.5930	 0.1350
Z	 0.4590	 0.0950

