



Full wwPDB X-ray Structure Validation Report ⓘ

Jun 15, 2024 – 07:27 PM EDT

PDB ID : 4LIY
Title : Structure of the adenovirus 3 knob domain K217E and F224S mutant
Authors : Zubieta, C.; Fender, P.
Deposited on : 2013-07-04
Resolution : 2.10 Å(reported)

This is a Full wwPDB X-ray Structure Validation Report for a publicly released PDB entry.

We welcome your comments at validation@mail.wwpdb.org

A user guide is available at

<https://www.wwpdb.org/validation/2017/XrayValidationReportHelp>

with specific help available everywhere you see the ⓘ symbol.

The types of validation reports are described at

<http://www.wwpdb.org/validation/2017/FAQs#types>.

The following versions of software and data (see [references ⓘ](#)) were used in the production of this report:

MolProbity : 4.02b-467
Mogul : 1.8.5 (274361), CSD as541be (2020)
Xtriage (Phenix) : 1.13
EDS : 2.37.1
Percentile statistics : 20191225.v01 (using entries in the PDB archive December 25th 2019)
Refmac : 5.8.0158
CCP4 : 7.0.044 (Gargrove)
Ideal geometry (proteins) : Engh & Huber (2001)
Ideal geometry (DNA, RNA) : Parkinson et al. (1996)
Validation Pipeline (wwPDB-VP) : 2.37.1

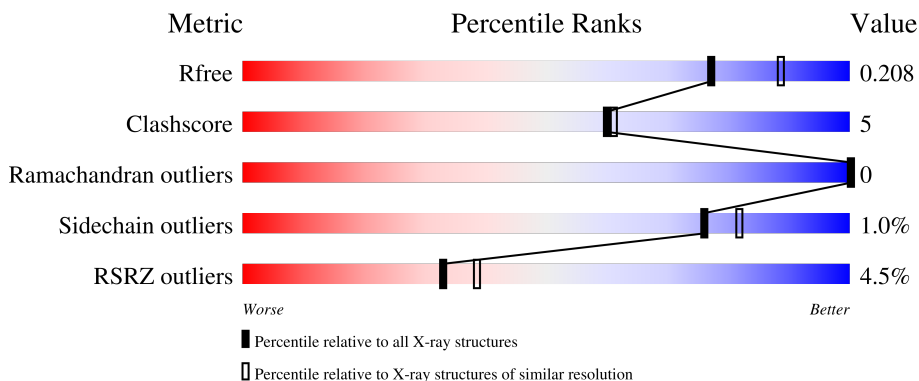
1 Overall quality at a glance

The following experimental techniques were used to determine the structure:

X-RAY DIFFRACTION


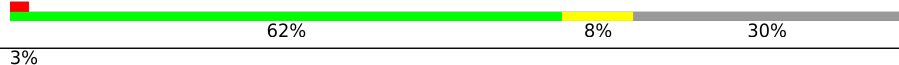

The reported resolution of this entry is 2.10 Å.

Percentile scores (ranging between 0-100) for global validation metrics of the entry are shown in the following graphic. The table shows the number of entries on which the scores are based.



Metric	Whole archive (#Entries)	Similar resolution (#Entries, resolution range(Å))
R_{free}	130704	5197 (2.10-2.10)
Clashscore	141614	5710 (2.10-2.10)
Ramachandran outliers	138981	5647 (2.10-2.10)
Sidechain outliers	138945	5648 (2.10-2.10)
RSRZ outliers	127900	5083 (2.10-2.10)

The table below summarises the geometric issues observed across the polymeric chains and their fit to the electron density. The red, orange, yellow and green segments of the lower bar indicate the fraction of residues that contain outliers for ≥ 3 , 2, 1 and 0 types of geometric quality criteria respectively. A grey segment represents the fraction of residues that are not modelled. The numeric value for each fraction is indicated below the corresponding segment, with a dot representing fractions $\leq 5\%$. The upper red bar (where present) indicates the fraction of residues that have poor fit to the electron density. The numeric value is given above the bar.

Mol	Chain	Length	Quality of chain
1	A	257	 4% 67% 5% 28%
1	B	257	 2% 62% 8% 30%
1	C	257	 3% 67% 5% 28%

2 Entry composition [i](#)

There are 3 unique types of molecules in this entry. The entry contains 4587 atoms, of which 0 are hydrogens and 0 are deuteriums.

In the tables below, the ZeroOcc column contains the number of atoms modelled with zero occupancy, the AltConf column contains the number of residues with at least one atom in alternate conformation and the Trace column contains the number of residues modelled with at most 2 atoms.

- Molecule 1 is a protein called Fiber protein.

Mol	Chain	Residues	Atoms					ZeroOcc	AltConf	Trace
			Total	C	N	O	S			
1	A	186	1442	923	230	283	6	0	0	0
1	B	181	1417	909	225	277	6	0	0	0
1	C	186	1451	928	231	286	6	0	1	0

There are 186 discrepancies between the modelled and reference sequences:

Chain	Residue	Modelled	Actual	Comment	Reference
A	63	MET	-	expression tag	UNP P04501
A	64	ARG	-	expression tag	UNP P04501
A	65	GLY	-	expression tag	UNP P04501
A	66	SER	-	expression tag	UNP P04501
A	67	HIS	-	expression tag	UNP P04501
A	68	HIS	-	expression tag	UNP P04501
A	69	HIS	-	expression tag	UNP P04501
A	70	HIS	-	expression tag	UNP P04501
A	71	HIS	-	expression tag	UNP P04501
A	72	HIS	-	expression tag	UNP P04501
A	73	GLY	-	expression tag	UNP P04501
A	74	SER	-	expression tag	UNP P04501
A	75	LYS	-	expression tag	UNP P04501
A	76	VAL	-	expression tag	UNP P04501
A	77	SER	-	expression tag	UNP P04501
A	78	ALA	-	expression tag	UNP P04501
A	79	LEU	-	expression tag	UNP P04501
A	80	LYS	-	expression tag	UNP P04501
A	81	GLU	-	expression tag	UNP P04501
A	82	LYS	-	expression tag	UNP P04501
A	83	VAL	-	expression tag	UNP P04501
A	84	SER	-	expression tag	UNP P04501
A	85	ALA	-	expression tag	UNP P04501

Continued on next page...

Continued from previous page...

Chain	Residue	Modelled	Actual	Comment	Reference
A	86	LEU	-	expression tag	UNP P04501
A	87	LYS	-	expression tag	UNP P04501
A	88	GLU	-	expression tag	UNP P04501
A	89	LYS	-	expression tag	UNP P04501
A	90	VAL	-	expression tag	UNP P04501
A	91	SER	-	expression tag	UNP P04501
A	92	ALA	-	expression tag	UNP P04501
A	93	LEU	-	expression tag	UNP P04501
A	94	LYS	-	expression tag	UNP P04501
A	95	GLU	-	expression tag	UNP P04501
A	96	LYS	-	expression tag	UNP P04501
A	97	VAL	-	expression tag	UNP P04501
A	98	SER	-	expression tag	UNP P04501
A	99	ALA	-	expression tag	UNP P04501
A	100	LEU	-	expression tag	UNP P04501
A	101	LYS	-	expression tag	UNP P04501
A	102	GLU	-	expression tag	UNP P04501
A	103	LYS	-	expression tag	UNP P04501
A	104	VAL	-	expression tag	UNP P04501
A	105	SER	-	expression tag	UNP P04501
A	106	ALA	-	expression tag	UNP P04501
A	107	LEU	-	expression tag	UNP P04501
A	108	LYS	-	expression tag	UNP P04501
A	109	GLU	-	expression tag	UNP P04501
A	110	GLY	-	expression tag	UNP P04501
A	111	SER	-	expression tag	UNP P04501
A	112	GLY	-	expression tag	UNP P04501
A	113	GLY	-	expression tag	UNP P04501
A	114	GLY	-	expression tag	UNP P04501
A	115	SER	-	expression tag	UNP P04501
A	116	GLY	-	expression tag	UNP P04501
A	117	GLY	-	expression tag	UNP P04501
A	118	GLY	-	expression tag	UNP P04501
A	119	SER	-	expression tag	UNP P04501
A	120	GLY	-	expression tag	UNP P04501
A	121	GLY	-	expression tag	UNP P04501
A	122	GLY	-	expression tag	UNP P04501
A	217	GLU	LYS	engineered mutation	UNP P04501
A	224	SER	PHE	engineered mutation	UNP P04501
B	63	MET	-	expression tag	UNP P04501
B	64	ARG	-	expression tag	UNP P04501
B	65	GLY	-	expression tag	UNP P04501

Continued on next page...

Continued from previous page...

Chain	Residue	Modelled	Actual	Comment	Reference
B	66	SER	-	expression tag	UNP P04501
B	67	HIS	-	expression tag	UNP P04501
B	68	HIS	-	expression tag	UNP P04501
B	69	HIS	-	expression tag	UNP P04501
B	70	HIS	-	expression tag	UNP P04501
B	71	HIS	-	expression tag	UNP P04501
B	72	HIS	-	expression tag	UNP P04501
B	73	GLY	-	expression tag	UNP P04501
B	74	SER	-	expression tag	UNP P04501
B	75	LYS	-	expression tag	UNP P04501
B	76	VAL	-	expression tag	UNP P04501
B	77	SER	-	expression tag	UNP P04501
B	78	ALA	-	expression tag	UNP P04501
B	79	LEU	-	expression tag	UNP P04501
B	80	LYS	-	expression tag	UNP P04501
B	81	GLU	-	expression tag	UNP P04501
B	82	LYS	-	expression tag	UNP P04501
B	83	VAL	-	expression tag	UNP P04501
B	84	SER	-	expression tag	UNP P04501
B	85	ALA	-	expression tag	UNP P04501
B	86	LEU	-	expression tag	UNP P04501
B	87	LYS	-	expression tag	UNP P04501
B	88	GLU	-	expression tag	UNP P04501
B	89	LYS	-	expression tag	UNP P04501
B	90	VAL	-	expression tag	UNP P04501
B	91	SER	-	expression tag	UNP P04501
B	92	ALA	-	expression tag	UNP P04501
B	93	LEU	-	expression tag	UNP P04501
B	94	LYS	-	expression tag	UNP P04501
B	95	GLU	-	expression tag	UNP P04501
B	96	LYS	-	expression tag	UNP P04501
B	97	VAL	-	expression tag	UNP P04501
B	98	SER	-	expression tag	UNP P04501
B	99	ALA	-	expression tag	UNP P04501
B	100	LEU	-	expression tag	UNP P04501
B	101	LYS	-	expression tag	UNP P04501
B	102	GLU	-	expression tag	UNP P04501
B	103	LYS	-	expression tag	UNP P04501
B	104	VAL	-	expression tag	UNP P04501
B	105	SER	-	expression tag	UNP P04501
B	106	ALA	-	expression tag	UNP P04501
B	107	LEU	-	expression tag	UNP P04501

Continued on next page...

Continued from previous page...

Chain	Residue	Modelled	Actual	Comment	Reference
B	108	LYS	-	expression tag	UNP P04501
B	109	GLU	-	expression tag	UNP P04501
B	110	GLY	-	expression tag	UNP P04501
B	111	SER	-	expression tag	UNP P04501
B	112	GLY	-	expression tag	UNP P04501
B	113	GLY	-	expression tag	UNP P04501
B	114	GLY	-	expression tag	UNP P04501
B	115	SER	-	expression tag	UNP P04501
B	116	GLY	-	expression tag	UNP P04501
B	117	GLY	-	expression tag	UNP P04501
B	118	GLY	-	expression tag	UNP P04501
B	119	SER	-	expression tag	UNP P04501
B	120	GLY	-	expression tag	UNP P04501
B	121	GLY	-	expression tag	UNP P04501
B	122	GLY	-	expression tag	UNP P04501
B	217	GLU	LYS	engineered mutation	UNP P04501
B	224	SER	PHE	engineered mutation	UNP P04501
C	63	MET	-	expression tag	UNP P04501
C	64	ARG	-	expression tag	UNP P04501
C	65	GLY	-	expression tag	UNP P04501
C	66	SER	-	expression tag	UNP P04501
C	67	HIS	-	expression tag	UNP P04501
C	68	HIS	-	expression tag	UNP P04501
C	69	HIS	-	expression tag	UNP P04501
C	70	HIS	-	expression tag	UNP P04501
C	71	HIS	-	expression tag	UNP P04501
C	72	HIS	-	expression tag	UNP P04501
C	73	GLY	-	expression tag	UNP P04501
C	74	SER	-	expression tag	UNP P04501
C	75	LYS	-	expression tag	UNP P04501
C	76	VAL	-	expression tag	UNP P04501
C	77	SER	-	expression tag	UNP P04501
C	78	ALA	-	expression tag	UNP P04501
C	79	LEU	-	expression tag	UNP P04501
C	80	LYS	-	expression tag	UNP P04501
C	81	GLU	-	expression tag	UNP P04501
C	82	LYS	-	expression tag	UNP P04501
C	83	VAL	-	expression tag	UNP P04501
C	84	SER	-	expression tag	UNP P04501
C	85	ALA	-	expression tag	UNP P04501
C	86	LEU	-	expression tag	UNP P04501
C	87	LYS	-	expression tag	UNP P04501

Continued on next page...

Continued from previous page...

Chain	Residue	Modelled	Actual	Comment	Reference
C	88	GLU	-	expression tag	UNP P04501
C	89	LYS	-	expression tag	UNP P04501
C	90	VAL	-	expression tag	UNP P04501
C	91	SER	-	expression tag	UNP P04501
C	92	ALA	-	expression tag	UNP P04501
C	93	LEU	-	expression tag	UNP P04501
C	94	LYS	-	expression tag	UNP P04501
C	95	GLU	-	expression tag	UNP P04501
C	96	LYS	-	expression tag	UNP P04501
C	97	VAL	-	expression tag	UNP P04501
C	98	SER	-	expression tag	UNP P04501
C	99	ALA	-	expression tag	UNP P04501
C	100	LEU	-	expression tag	UNP P04501
C	101	LYS	-	expression tag	UNP P04501
C	102	GLU	-	expression tag	UNP P04501
C	103	LYS	-	expression tag	UNP P04501
C	104	VAL	-	expression tag	UNP P04501
C	105	SER	-	expression tag	UNP P04501
C	106	ALA	-	expression tag	UNP P04501
C	107	LEU	-	expression tag	UNP P04501
C	108	LYS	-	expression tag	UNP P04501
C	109	GLU	-	expression tag	UNP P04501
C	110	GLY	-	expression tag	UNP P04501
C	111	SER	-	expression tag	UNP P04501
C	112	GLY	-	expression tag	UNP P04501
C	113	GLY	-	expression tag	UNP P04501
C	114	GLY	-	expression tag	UNP P04501
C	115	SER	-	expression tag	UNP P04501
C	116	GLY	-	expression tag	UNP P04501
C	117	GLY	-	expression tag	UNP P04501
C	118	GLY	-	expression tag	UNP P04501
C	119	SER	-	expression tag	UNP P04501
C	120	GLY	-	expression tag	UNP P04501
C	121	GLY	-	expression tag	UNP P04501
C	122	GLY	-	expression tag	UNP P04501
C	217	GLU	LYS	engineered mutation	UNP P04501
C	224	SER	PHE	engineered mutation	UNP P04501

- Molecule 2 is SULFATE ION (three-letter code: SO4) (formula: O₄S).



Mol	Chain	Residues	Atoms		ZeroOcc	AltConf
2	C	1	Total	O S	0	0
			5	4 1		

- Molecule 3 is water.

Mol	Chain	Residues	Atoms		ZeroOcc	AltConf
3	A	71	Total	O	0	0
			71	71		
3	B	104	Total	O	0	0
			104	104		
3	C	97	Total	O	0	0
			97	97		

4 Data and refinement statistics

Property	Value	Source
Space group	P 32 2 1	Depositor
Cell constants a, b, c, α , β , γ	96.66Å 96.66Å 156.40Å 90.00° 90.00° 120.00°	Depositor
Resolution (Å)	48.33 – 2.10 48.33 – 2.10	Depositor EDS
% Data completeness (in resolution range)	99.5 (48.33-2.10) 99.6 (48.33-2.10)	Depositor EDS
R_{merge}	0.08	Depositor
R_{sym}	0.07	Depositor
$\langle I/\sigma(I) \rangle$ ¹	2.00 (at 2.10Å)	Xtrriage
Refinement program	PHENIX (phenix.refine: dev_1391)	Depositor
R, R_{free}	0.176 , 0.201 0.185 , 0.208	Depositor DCC
R_{free} test set	2528 reflections (5.08%)	wwPDB-VP
Wilson B-factor (Å ²)	40.3	Xtrriage
Anisotropy	0.436	Xtrriage
Bulk solvent k_{sol} (e/Å ³), B_{sol} (Å ²)	0.34 , 49.4	EDS
L-test for twinning ²	$\langle L \rangle = 0.49$, $\langle L^2 \rangle = 0.32$	Xtrriage
Estimated twinning fraction	0.028 for -h,-k,l	Xtrriage
F_o, F_c correlation	0.96	EDS
Total number of atoms	4587	wwPDB-VP
Average B, all atoms (Å ²)	49.0	wwPDB-VP

Xtrriage's analysis on translational NCS is as follows: *The largest off-origin peak in the Patterson function is 3.91% of the height of the origin peak. No significant pseudotranslation is detected.*

¹Intensities estimated from amplitudes.

²Theoretical values of $\langle |L| \rangle$, $\langle L^2 \rangle$ for acentric reflections are 0.5, 0.333 respectively for untwinned datasets, and 0.375, 0.2 for perfectly twinned datasets.

5 Model quality [i](#)

5.1 Standard geometry [i](#)

Bond lengths and bond angles in the following residue types are not validated in this section: SO4

The Z score for a bond length (or angle) is the number of standard deviations the observed value is removed from the expected value. A bond length (or angle) with $|Z| > 5$ is considered an outlier worth inspection. RMSZ is the root-mean-square of all Z scores of the bond lengths (or angles).

Mol	Chain	Bond lengths		Bond angles	
		RMSZ	# $ Z > 5$	RMSZ	# $ Z > 5$
1	A	0.48	0/1476	0.59	0/2011
1	B	0.54	0/1450	0.66	0/1974
1	C	0.53	1/1488 (0.1%)	0.71	4/2027 (0.2%)
All	All	0.52	1/4414 (0.0%)	0.66	4/6012 (0.1%)

All (1) bond length outliers are listed below:

Mol	Chain	Res	Type	Atoms	Z	Observed(Å)	Ideal(Å)
1	C	297	ALA	CA-CB	5.66	1.64	1.52

All (4) bond angle outliers are listed below:

Mol	Chain	Res	Type	Atoms	Z	Observed(°)	Ideal(°)
1	C	276	ARG	NE-CZ-NH1	8.47	124.54	120.30
1	C	149	LYS	CD-CE-NZ	-5.56	98.90	111.70
1	C	296	LEU	C-N-CA	5.35	135.06	121.70
1	C	276	ARG	NE-CZ-NH2	-5.16	117.72	120.30

There are no chirality outliers.

There are no planarity outliers.

5.2 Too-close contacts [i](#)

In the following table, the Non-H and H(model) columns list the number of non-hydrogen atoms and hydrogen atoms in the chain respectively. The H(added) column lists the number of hydrogen atoms added and optimized by MolProbity. The Clashes column lists the number of clashes within the asymmetric unit, whereas Symm-Clashes lists symmetry-related clashes.

Mol	Chain	Non-H	H(model)	H(added)	Clashes	Symm-Clashes
1	A	1442	0	1400	11	0
1	B	1417	0	1382	26	0
1	C	1451	0	1410	6	0
2	C	5	0	0	0	0
3	A	71	0	0	4	0
3	B	104	0	0	4	0
3	C	97	0	0	2	0
All	All	4587	0	4192	39	0

The all-atom clashscore is defined as the number of clashes found per 1000 atoms (including hydrogen atoms). The all-atom clashscore for this structure is 5.

All (39) close contacts within the same asymmetric unit are listed below, sorted by their clash magnitude.

Atom-1	Atom-2	Interatomic distance (Å)	Clash overlap (Å)
3:A:461:HOH:O	1:B:174:MET:SD	2.16	1.01
1:C:163:ASN:OD1	3:C:590:HOH:O	2.04	0.76
1:B:187:LYS:HE2	1:B:297:ALA:HB2	1.68	0.74
1:B:140:GLU:OE1	3:B:460:HOH:O	2.11	0.69
1:B:187:LYS:HE2	1:B:297:ALA:CB	2.24	0.67
1:B:187:LYS:HZ3	1:B:296:LEU:HG	1.59	0.66
1:A:217:GLU:OE1	3:A:456:HOH:O	2.14	0.66
1:B:317:GLU:OE2	3:B:404:HOH:O	2.13	0.65
1:B:187:LYS:HD2	1:B:296:LEU:C	2.22	0.60
1:B:187:LYS:HD3	1:B:297:ALA:HB2	1.85	0.58
1:A:186:ASN:OD1	1:A:187:LYS:N	2.37	0.57
1:B:134:TRP:NE1	1:B:217:GLU:OE1	2.38	0.57
1:C:211:LYS:NZ	3:C:531:HOH:O	2.38	0.56
1:B:187:LYS:HD2	1:B:297:ALA:N	2.21	0.56
1:B:187:LYS:CE	1:B:297:ALA:HB2	2.34	0.55
1:C:144:ILE:HD12	1:C:211:LYS:HE3	1.91	0.53
1:A:304:THR:O	3:A:438:HOH:O	2.19	0.53
1:B:187:LYS:NZ	1:B:296:LEU:HD12	2.25	0.51
1:A:276:ARG:NH1	3:A:464:HOH:O	2.45	0.50
1:A:149:LYS:HG3	1:A:150:GLN:H	1.77	0.49
1:A:227:ARG:NH2	1:A:319:ASP:OXT	2.46	0.49
1:B:187:LYS:CD	1:B:297:ALA:HB2	2.42	0.49
1:A:247:ASN:OD1	1:B:258:LYS:HB3	2.12	0.49
1:B:150:GLN:HG2	1:B:151:ASN:ND2	2.29	0.48
1:A:258:LYS:HE3	1:C:252:PHE:CZ	2.49	0.47
1:B:188:ASN:OD1	1:B:293:ASN:ND2	2.45	0.47
1:A:258:LYS:HE3	1:C:252:PHE:HZ	1.80	0.47

Continued on next page...

Continued from previous page...

Atom-1	Atom-2	Interatomic distance (Å)	Clash overlap (Å)
1:C:239:VAL:HG11	1:C:246:HIS:CG	2.51	0.46
1:B:239:VAL:HG11	1:B:246:HIS:NE2	2.31	0.46
1:B:187:LYS:CD	1:B:297:ALA:N	2.81	0.44
1:B:131:ASN:ND2	3:B:503:HOH:O	2.51	0.43
1:A:130:ASN:N	1:A:218:TYR:H	2.16	0.43
1:B:245:THR:O	1:B:245:THR:CG2	2.66	0.43
1:B:187:LYS:NZ	1:B:296:LEU:HA	2.34	0.42
1:B:192:ASN:OD1	3:B:448:HOH:O	2.22	0.41
1:B:239:VAL:HG11	1:B:246:HIS:CD2	2.56	0.41
1:B:259:ALA:HB2	1:B:298:PRO:HB3	2.03	0.41
1:A:247:ASN:HB2	1:B:306:ILE:HD12	2.02	0.41
1:B:187:LYS:HZ3	1:B:296:LEU:CG	2.31	0.40

There are no symmetry-related clashes.

5.3 Torsion angles [i](#)

5.3.1 Protein backbone [i](#)

In the following table, the Percentiles column shows the percent Ramachandran outliers of the chain as a percentile score with respect to all X-ray entries followed by that with respect to entries of similar resolution.

The Analysed column shows the number of residues for which the backbone conformation was analysed, and the total number of residues.

Mol	Chain	Analysed	Favoured	Allowed	Outliers	Percentiles	
1	A	182/257 (71%)	177 (97%)	5 (3%)	0	100	100
1	B	175/257 (68%)	167 (95%)	8 (5%)	0	100	100
1	C	183/257 (71%)	174 (95%)	9 (5%)	0	100	100
All	All	540/771 (70%)	518 (96%)	22 (4%)	0	100	100

There are no Ramachandran outliers to report.

5.3.2 Protein sidechains [i](#)

In the following table, the Percentiles column shows the percent sidechain outliers of the chain as a percentile score with respect to all X-ray entries followed by that with respect to entries of similar resolution.

The Analysed column shows the number of residues for which the sidechain conformation was analysed, and the total number of residues.

Mol	Chain	Analysed	Rotameric	Outliers	Percentiles	
1	A	160/215 (74%)	159 (99%)	1 (1%)	86	90
1	B	159/215 (74%)	158 (99%)	1 (1%)	86	90
1	C	162/215 (75%)	159 (98%)	3 (2%)	57	63
All	All	481/645 (75%)	476 (99%)	5 (1%)	76	82

All (5) residues with a non-rotameric sidechain are listed below:

Mol	Chain	Res	Type
1	A	134	TRP
1	B	134	TRP
1	C	134	TRP
1	C	248	GLU
1	C	317	GLU

Sometimes sidechains can be flipped to improve hydrogen bonding and reduce clashes. All (3) such sidechains are listed below:

Mol	Chain	Res	Type
1	A	188	ASN
1	A	293	ASN
1	B	151	ASN

5.3.3 RNA [i](#)

There are no RNA molecules in this entry.

5.4 Non-standard residues in protein, DNA, RNA chains [i](#)

There are no non-standard protein/DNA/RNA residues in this entry.

5.5 Carbohydrates [i](#)

There are no monosaccharides in this entry.

5.6 Ligand geometry [i](#)

1 ligand is modelled in this entry.

In the following table, the Counts columns list the number of bonds (or angles) for which Mogul statistics could be retrieved, the number of bonds (or angles) that are observed in the model and the number of bonds (or angles) that are defined in the Chemical Component Dictionary. The Link column lists molecule types, if any, to which the group is linked. The Z score for a bond length (or angle) is the number of standard deviations the observed value is removed from the expected value. A bond length (or angle) with $|Z| > 2$ is considered an outlier worth inspection. RMSZ is the root-mean-square of all Z scores of the bond lengths (or angles).

Mol	Type	Chain	Res	Link	Bond lengths			Bond angles		
					Counts	RMSZ	$\# Z > 2$	Counts	RMSZ	$\# Z > 2$
2	SO4	C	401	-	4,4,4	0.17	0	6,6,6	0.21	0

There are no bond length outliers.

There are no bond angle outliers.

There are no chirality outliers.

There are no torsion outliers.

There are no ring outliers.

No monomer is involved in short contacts.

5.7 Other polymers [i](#)

There are no such residues in this entry.

5.8 Polymer linkage issues [i](#)

There are no chain breaks in this entry.

6 Fit of model and data

6.1 Protein, DNA and RNA chains

In the following table, the column labelled ‘#RSRZ > 2’ contains the number (and percentage) of RSRZ outliers, followed by percent RSRZ outliers for the chain as percentile scores relative to all X-ray entries and entries of similar resolution. The OWAB column contains the minimum, median, 95th percentile and maximum values of the occupancy-weighted average B-factor per residue. The column labelled ‘Q < 0.9’ lists the number of (and percentage) of residues with an average occupancy less than 0.9.

Mol	Chain	Analysed	<RSRZ>	#RSRZ>2	OWAB(Å ²)	Q<0.9
1	A	186/257 (72%)	0.11	11 (5%) 22 27	31, 52, 84, 107	0
1	B	181/257 (70%)	-0.10	6 (3%) 46 53	27, 43, 72, 87	0
1	C	186/257 (72%)	0.19	8 (4%) 35 41	31, 45, 77, 108	0
All	All	553/771 (71%)	0.07	25 (4%) 33 38	27, 46, 80, 108	0

All (25) RSRZ outliers are listed below:

Mol	Chain	Res	Type	RSRZ
1	C	296	LEU	9.9
1	B	130	ASN	5.0
1	A	147	TYR	4.5
1	B	296	LEU	4.1
1	B	218	TYR	4.0
1	A	148	GLY	3.8
1	C	147	TYR	3.5
1	C	130	ASN	3.4
1	A	296	LEU	3.2
1	A	219	LYS	3.0
1	C	129	LYS	3.0
1	B	301	THR	2.9
1	C	187	LYS	2.9
1	C	148	GLY	2.9
1	A	186	ASN	2.8
1	B	187	LYS	2.7
1	A	185	LYS	2.5
1	B	241	PRO	2.5
1	C	150	GLN	2.5
1	A	300	THR	2.4
1	A	218	TYR	2.4
1	A	224	SER	2.3
1	A	245	THR	2.2

Continued on next page...

Continued from previous page...

Mol	Chain	Res	Type	RSRZ
1	C	241	PRO	2.2
1	A	189	VAL	2.1

6.2 Non-standard residues in protein, DNA, RNA chains [i](#)

There are no non-standard protein/DNA/RNA residues in this entry.

6.3 Carbohydrates [i](#)

There are no monosaccharides in this entry.

6.4 Ligands [i](#)

In the following table, the Atoms column lists the number of modelled atoms in the group and the number defined in the chemical component dictionary. The B-factors column lists the minimum, median, 95th percentile and maximum values of B factors of atoms in the group. The column labelled 'Q< 0.9' lists the number of atoms with occupancy less than 0.9.

Mol	Type	Chain	Res	Atoms	RSCC	RSR	B-factors(Å ²)	Q<0.9
2	SO4	C	401	5/5	0.83	0.32	119,125,128,133	0

6.5 Other polymers [i](#)

There are no such residues in this entry.