



Full wwPDB X-ray Structure Validation Report ⓘ

May 16, 2020 – 01:11 pm BST

PDB ID : 1LL0
Title : Crystal Structure of Rabbit Muscle Glycogenin
Authors : Gibbons, B.J.; Roach, P.J.; Hurley, T.D.
Deposited on : 2002-04-26
Resolution : 3.43 Å(reported)

This is a Full wwPDB X-ray Structure Validation Report for a publicly released PDB entry.

We welcome your comments at validation@mail.wwpdb.org

A user guide is available at

<https://www.wwpdb.org/validation/2017/XrayValidationReportHelp>

with specific help available everywhere you see the ⓘ symbol.

The following versions of software and data (see [references ⓘ](#)) were used in the production of this report:

MolProbity : 4.02b-467
Xtriage (Phenix) : 1.13
EDS : 2.11
Percentile statistics : 20191225.v01 (using entries in the PDB archive December 25th 2019)
Refmac : 5.8.0158
CCP4 : 7.0.044 (Gargrove)
Ideal geometry (proteins) : Engh & Huber (2001)
Ideal geometry (DNA, RNA) : Parkinson et al. (1996)
Validation Pipeline (wwPDB-VP) : 2.11

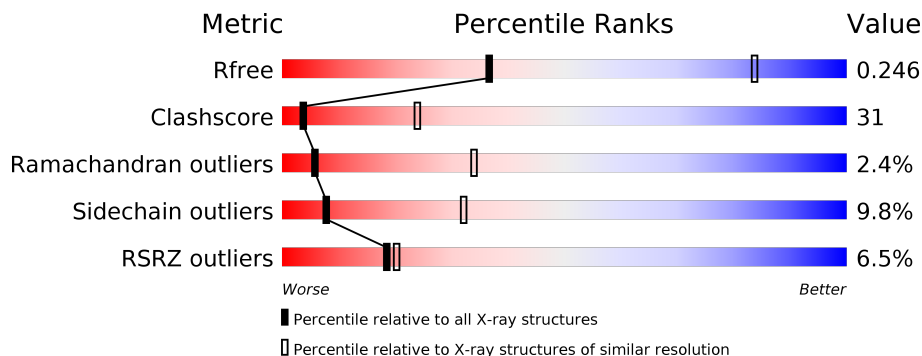
1 Overall quality at a glance i

The following experimental techniques were used to determine the structure:

X-RAY DIFFRACTION

The reported resolution of this entry is 3.43 Å.

Percentile scores (ranging between 0-100) for global validation metrics of the entry are shown in the following graphic. The table shows the number of entries on which the scores are based.







Metric	Whole archive (#Entries)	Similar resolution (#Entries, resolution range(Å))
R_{free}	130704	1278 (3.50-3.38)
Clashscore	141614	1361 (3.50-3.38)
Ramachandran outliers	138981	1327 (3.50-3.38)
Sidechain outliers	138945	1328 (3.50-3.38)
RSRZ outliers	127900	1192 (3.50-3.38)

The table below summarises the geometric issues observed across the polymeric chains and their fit to the electron density. The red, orange, yellow and green segments on the lower bar indicate the fraction of residues that contain outliers for ≥ 3 , 2, 1 and 0 types of geometric quality criteria respectively. A grey segment represents the fraction of residues that are not modelled. The numeric value for each fraction is indicated below the corresponding segment, with a dot representing fractions $\leq 5\%$. The upper red bar (where present) indicates the fraction of residues that have poor fit to the electron density. The numeric value is given above the bar.

Mol	Chain	Length	Quality of chain
1	A	339	<div style="display: flex; align-items: center;"> <div style="width: 3%; height: 10px; background-color: red; margin-right: 5px;"></div> <div style="width: 41%; height: 10px; background-color: green; margin-right: 5px;"></div> <div style="width: 31%; height: 10px; background-color: yellow; margin-right: 5px;"></div> <div style="width: 6%; height: 10px; background-color: orange; margin-right: 5px;"></div> <div style="width: 22%; height: 10px; background-color: grey;"></div> </div>
1	B	339	<div style="display: flex; align-items: center;"> <div style="width: 4%; height: 10px; background-color: red; margin-right: 5px;"></div> <div style="width: 42%; height: 10px; background-color: green; margin-right: 5px;"></div> <div style="width: 31%; height: 10px; background-color: yellow; margin-right: 5px;"></div> <div style="width: 6%; height: 10px; background-color: orange; margin-right: 5px;"></div> <div style="width: 21%; height: 10px; background-color: grey;"></div> </div>
1	C	339	<div style="display: flex; align-items: center;"> <div style="width: 2%; height: 10px; background-color: red; margin-right: 5px;"></div> <div style="width: 41%; height: 10px; background-color: green; margin-right: 5px;"></div> <div style="width: 31%; height: 10px; background-color: yellow; margin-right: 5px;"></div> <div style="width: 5%; height: 10px; background-color: orange; margin-right: 5px;"></div> <div style="width: 23%; height: 10px; background-color: grey;"></div> </div>
1	D	339	<div style="display: flex; align-items: center;"> <div style="width: 6%; height: 10px; background-color: red; margin-right: 5px;"></div> <div style="width: 43%; height: 10px; background-color: green; margin-right: 5px;"></div> <div style="width: 29%; height: 10px; background-color: yellow; margin-right: 5px;"></div> <div style="width: 5%; height: 10px; background-color: orange; margin-right: 5px;"></div> <div style="width: 23%; height: 10px; background-color: grey;"></div> </div>
1	E	339	<div style="display: flex; align-items: center;"> <div style="width: 4%; height: 10px; background-color: red; margin-right: 5px;"></div> <div style="width: 41%; height: 10px; background-color: green; margin-right: 5px;"></div> <div style="width: 30%; height: 10px; background-color: yellow; margin-right: 5px;"></div> <div style="width: 6%; height: 10px; background-color: orange; margin-right: 5px;"></div> <div style="width: 23%; height: 10px; background-color: grey;"></div> </div>
1	F	339	<div style="display: flex; align-items: center;"> <div style="width: 5%; height: 10px; background-color: red; margin-right: 5px;"></div> <div style="width: 42%; height: 10px; background-color: green; margin-right: 5px;"></div> <div style="width: 30%; height: 10px; background-color: yellow; margin-right: 5px;"></div> <div style="width: 5%; height: 10px; background-color: orange; margin-right: 5px;"></div> <div style="width: 23%; height: 10px; background-color: grey;"></div> </div>

Continued on next page...

Continued from previous page...

Mol	Chain	Length	Quality of chain
1	G	339	 <p>4% 41% 32% 5% 23%</p>
1	H	339	 <p>5% 41% 29% 6% 23%</p>
1	I	339	 <p>6% 40% 33% 22%</p>
1	J	339	 <p>11% 42% 28% 26%</p>

2 Entry composition i

There is only 1 type of molecule in this entry. The entry contains 20736 atoms, of which 0 are hydrogens and 0 are deuteriums.

In the tables below, the ZeroOcc column contains the number of atoms modelled with zero occupancy, the AltConf column contains the number of residues with at least one atom in alternate conformation and the Trace column contains the number of residues modelled with at most 2 atoms.

- Molecule 1 is a protein called GLYCOGENIN-1.

Mol	Chain	Residues	Atoms					ZeroOcc	AltConf	Trace
			Total	C	N	O	S			
1	A	264	Total 2092	C 1346	N 342	O 396	S 8	0	0	0
1	B	267	Total 2115	C 1360	N 350	O 397	S 8	0	0	0
1	C	262	Total 2077	C 1337	N 340	O 392	S 8	0	0	0
1	D	261	Total 2071	C 1333	N 339	O 392	S 7	0	0	0
1	E	262	Total 2081	C 1339	N 342	O 393	S 7	0	0	0
1	F	261	Total 2071	C 1333	N 339	O 392	S 7	0	0	0
1	G	262	Total 2079	C 1338	N 340	O 393	S 8	0	0	0
1	H	260	Total 2064	C 1327	N 338	O 391	S 8	0	0	0
1	I	264	Total 2095	C 1346	N 347	O 395	S 7	0	0	0
1	J	251	Total 1991	C 1281	N 327	O 377	S 6	0	0	0

There are 60 discrepancies between the modelled and reference sequences:

Chain	Residue	Modelled	Actual	Comment	Reference
A	-7	VAL	-	EXPRESSION TAG	UNP P13280
A	-6	PRO	-	EXPRESSION TAG	UNP P13280
A	-5	ARG	-	EXPRESSION TAG	UNP P13280
A	-4	GLY	-	EXPRESSION TAG	UNP P13280
A	-3	SER	-	EXPRESSION TAG	UNP P13280
A	-2	HIS	-	EXPRESSION TAG	UNP P13280
B	-7	VAL	-	EXPRESSION TAG	UNP P13280
B	-6	PRO	-	EXPRESSION TAG	UNP P13280
B	-5	ARG	-	EXPRESSION TAG	UNP P13280

Continued on next page...

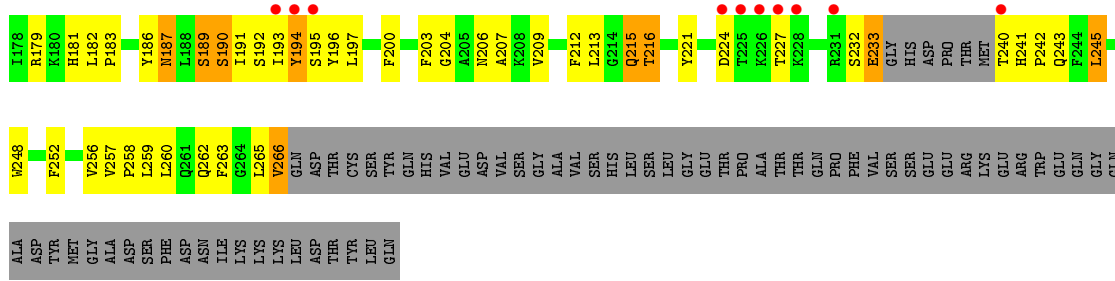
Continued from previous page...

Chain	Residue	Modelled	Actual	Comment	Reference
B	-4	GLY	-	EXPRESSION TAG	UNP P13280
B	-3	SER	-	EXPRESSION TAG	UNP P13280
B	-2	HIS	-	EXPRESSION TAG	UNP P13280
C	-7	VAL	-	EXPRESSION TAG	UNP P13280
C	-6	PRO	-	EXPRESSION TAG	UNP P13280
C	-5	ARG	-	EXPRESSION TAG	UNP P13280
C	-4	GLY	-	EXPRESSION TAG	UNP P13280
C	-3	SER	-	EXPRESSION TAG	UNP P13280
C	-2	HIS	-	EXPRESSION TAG	UNP P13280
D	-7	VAL	-	EXPRESSION TAG	UNP P13280
D	-6	PRO	-	EXPRESSION TAG	UNP P13280
D	-5	ARG	-	EXPRESSION TAG	UNP P13280
D	-4	GLY	-	EXPRESSION TAG	UNP P13280
D	-3	SER	-	EXPRESSION TAG	UNP P13280
D	-2	HIS	-	EXPRESSION TAG	UNP P13280
E	-7	VAL	-	EXPRESSION TAG	UNP P13280
E	-6	PRO	-	EXPRESSION TAG	UNP P13280
E	-5	ARG	-	EXPRESSION TAG	UNP P13280
E	-4	GLY	-	EXPRESSION TAG	UNP P13280
E	-3	SER	-	EXPRESSION TAG	UNP P13280
E	-2	HIS	-	EXPRESSION TAG	UNP P13280
F	-7	VAL	-	EXPRESSION TAG	UNP P13280
F	-6	PRO	-	EXPRESSION TAG	UNP P13280
F	-5	ARG	-	EXPRESSION TAG	UNP P13280
F	-4	GLY	-	EXPRESSION TAG	UNP P13280
F	-3	SER	-	EXPRESSION TAG	UNP P13280
F	-2	HIS	-	EXPRESSION TAG	UNP P13280
G	-7	VAL	-	EXPRESSION TAG	UNP P13280
G	-6	PRO	-	EXPRESSION TAG	UNP P13280
G	-5	ARG	-	EXPRESSION TAG	UNP P13280
G	-4	GLY	-	EXPRESSION TAG	UNP P13280
G	-3	SER	-	EXPRESSION TAG	UNP P13280
G	-2	HIS	-	EXPRESSION TAG	UNP P13280
H	-7	VAL	-	EXPRESSION TAG	UNP P13280
H	-6	PRO	-	EXPRESSION TAG	UNP P13280
H	-5	ARG	-	EXPRESSION TAG	UNP P13280
H	-4	GLY	-	EXPRESSION TAG	UNP P13280
H	-3	SER	-	EXPRESSION TAG	UNP P13280
H	-2	HIS	-	EXPRESSION TAG	UNP P13280
I	-7	VAL	-	EXPRESSION TAG	UNP P13280
I	-6	PRO	-	EXPRESSION TAG	UNP P13280
I	-5	ARG	-	EXPRESSION TAG	UNP P13280

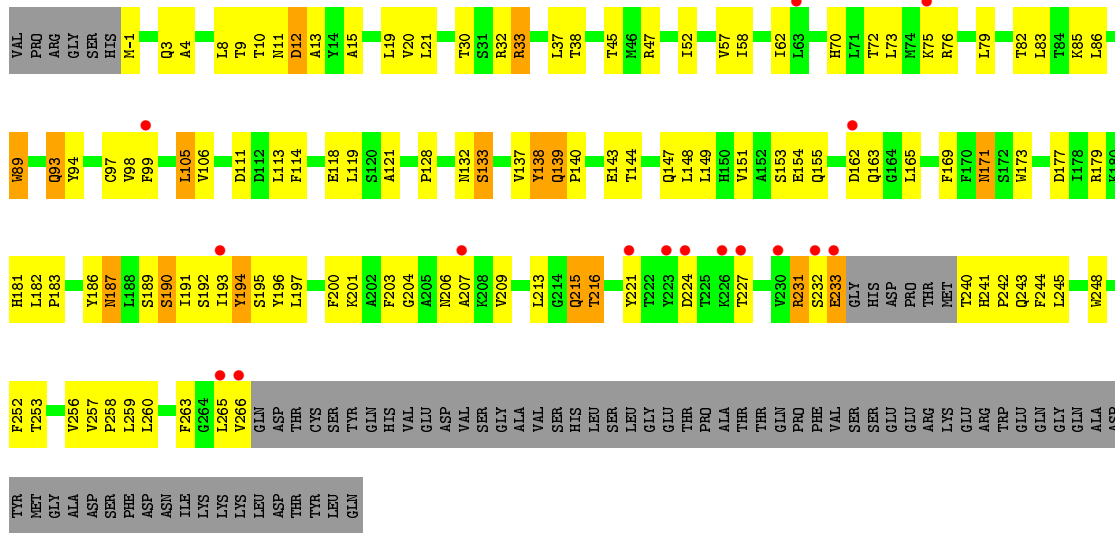
Continued on next page...

Continued from previous page...

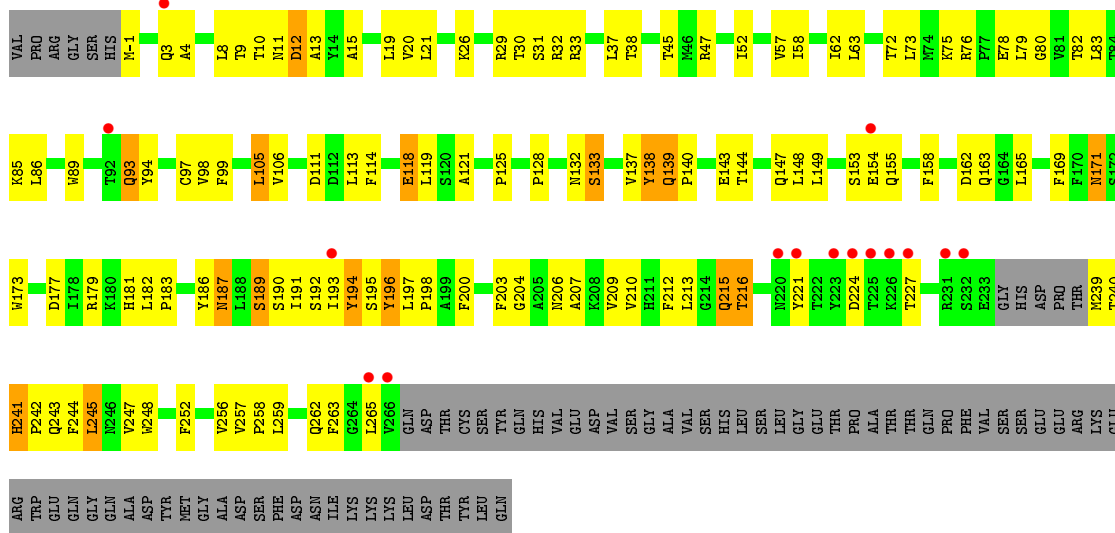
Chain	Residue	Modelled	Actual	Comment	Reference
I	-4	GLY	-	EXPRESSION TAG	UNP P13280
I	-3	SER	-	EXPRESSION TAG	UNP P13280
I	-2	HIS	-	EXPRESSION TAG	UNP P13280
J	-7	VAL	-	EXPRESSION TAG	UNP P13280
J	-6	PRO	-	EXPRESSION TAG	UNP P13280
J	-5	ARG	-	EXPRESSION TAG	UNP P13280
J	-4	GLY	-	EXPRESSION TAG	UNP P13280
J	-3	SER	-	EXPRESSION TAG	UNP P13280
J	-2	HIS	-	EXPRESSION TAG	UNP P13280



• Molecule 1: GLYCOGENIN-1



• Molecule 1: GLYCOGENIN-1



• Molecule 1: GLYCOGENIN-1

4 Data and refinement statistics

Property	Value	Source
Space group	P 43 21 2	Depositor
Cell constants a, b, c, α , β , γ	139.46Å 139.46Å 416.46Å 90.00° 90.00° 90.00°	Depositor
Resolution (Å)	25.00 – 3.43 29.87 – 3.43	Depositor EDS
% Data completeness (in resolution range)	95.8 (25.00-3.43) 95.8 (29.87-3.43)	Depositor EDS
R_{merge}	0.09	Depositor
R_{sym}	(Not available)	Depositor
$\langle I/\sigma(I) \rangle$ ¹	4.44 (at 3.47Å)	Xtrriage
Refinement program	CNS	Depositor
R, R_{free}	0.252 , 0.287 0.245 , 0.246	Depositor DCC
R_{free} test set	2837 reflections (5.07%)	wwPDB-VP
Wilson B-factor (Å ²)	90.2	Xtrriage
Anisotropy	0.041	Xtrriage
Bulk solvent k_{sol} (e/Å ³), B_{sol} (Å ²)	0.30 , 80.6	EDS
L-test for twinning ²	$\langle L \rangle = 0.49$, $\langle L^2 \rangle = 0.32$	Xtrriage
Estimated twinning fraction	No twinning to report.	Xtrriage
F_o, F_c correlation	0.87	EDS
Total number of atoms	20736	wwPDB-VP
Average B, all atoms (Å ²)	72.0	wwPDB-VP

Xtrriage's analysis on translational NCS is as follows: *The largest off-origin peak in the Patterson function is 1.87% of the height of the origin peak. No significant pseudotranslation is detected.*

¹Intensities estimated from amplitudes.

²Theoretical values of $\langle |L| \rangle$, $\langle L^2 \rangle$ for acentric reflections are 0.5, 0.333 respectively for untwinned datasets, and 0.375, 0.2 for perfectly twinned datasets.

5 Model quality i

5.1 Standard geometry i

The Z score for a bond length (or angle) is the number of standard deviations the observed value is removed from the expected value. A bond length (or angle) with $|Z| > 5$ is considered an outlier worth inspection. RMSZ is the root-mean-square of all Z scores of the bond lengths (or angles).

Mol	Chain	Bond lengths		Bond angles	
		RMSZ	# $ Z > 5$	RMSZ	# $ Z > 5$
1	A	0.55	1/2146 (0.0%)	0.75	4/2927 (0.1%)
1	B	0.64	4/2170 (0.2%)	0.78	6/2958 (0.2%)
1	C	0.52	0/2130	0.70	2/2904 (0.1%)
1	D	0.54	0/2123	0.74	4/2893 (0.1%)
1	E	0.50	0/2135	0.71	3/2911 (0.1%)
1	F	0.52	0/2124	0.73	2/2896 (0.1%)
1	G	0.49	0/2132	0.71	2/2906 (0.1%)
1	H	0.62	2/2117 (0.1%)	0.80	8/2885 (0.3%)
1	I	0.55	2/2149 (0.1%)	0.76	5/2928 (0.2%)
1	J	0.50	0/2043	0.71	3/2787 (0.1%)
All	All	0.55	9/21269 (0.0%)	0.74	39/28995 (0.1%)

Chiral center outliers are detected by calculating the chiral volume of a chiral center and verifying if the center is modelled as a planar moiety or with the opposite hand. A planarity outlier is detected by checking planarity of atoms in a peptide group, atoms in a mainchain group or atoms of a sidechain that are expected to be planar.

Mol	Chain	#Chirality outliers	#Planarity outliers
1	C	0	1
1	D	0	1
1	E	0	1
1	F	0	1
1	G	0	1
1	H	0	1
1	I	0	1
All	All	0	7

All (9) bond length outliers are listed below:

Mol	Chain	Res	Type	Atoms	Z	Observed(Å)	Ideal(Å)
1	B	188	LEU	N-CA	10.90	1.68	1.46
1	H	241	HIS	C-N	8.55	1.50	1.34
1	A	188	LEU	N-CA	8.08	1.62	1.46

Continued on next page...

Continued from previous page...

Mol	Chain	Res	Type	Atoms	Z	Observed(Å)	Ideal(Å)
1	H	241	HIS	CA-C	6.87	1.70	1.52
1	B	120	SER	N-CA	5.77	1.57	1.46
1	B	-4	GLY	C-N	5.68	1.47	1.34
1	I	-1	MET	N-CA	5.28	1.56	1.46
1	B	97	CYS	CB-SG	-5.21	1.73	1.81
1	I	-3	SER	C-O	5.01	1.32	1.23

All (39) bond angle outliers are listed below:

Mol	Chain	Res	Type	Atoms	Z	Observed(°)	Ideal(°)
1	F	187	ASN	O-C-N	-14.53	99.45	122.70
1	A	208	LYS	N-CA-CB	11.37	131.07	110.60
1	D	187	ASN	O-C-N	-11.09	104.95	122.70
1	H	187	ASN	O-C-N	-11.06	105.00	122.70
1	G	187	ASN	O-C-N	-11.02	105.07	122.70
1	H	241	HIS	C-N-CD	-11.00	96.41	120.60
1	J	187	ASN	O-C-N	-10.84	105.36	122.70
1	I	187	ASN	O-C-N	-10.79	105.44	122.70
1	E	187	ASN	O-C-N	-10.51	105.88	122.70
1	C	187	ASN	O-C-N	-10.07	106.59	122.70
1	F	187	ASN	CA-C-N	8.06	134.93	117.20
1	I	-5	ARG	N-CA-CB	8.03	125.06	110.60
1	G	187	ASN	CA-C-N	6.89	132.37	117.20
1	B	188	LEU	N-CA-CB	-6.79	96.81	110.40
1	D	187	ASN	CA-C-N	6.79	132.14	117.20
1	H	187	ASN	CA-C-N	6.72	131.98	117.20
1	J	187	ASN	CA-C-N	6.68	131.89	117.20
1	I	187	ASN	CA-C-N	6.52	131.54	117.20
1	E	187	ASN	CA-C-N	6.41	131.30	117.20
1	H	241	HIS	CA-C-O	-6.34	106.78	120.10
1	A	188	LEU	N-CA-C	6.33	128.08	111.00
1	B	-6	PRO	CB-CA-C	6.17	127.43	112.00
1	H	241	HIS	CA-C-N	6.06	134.08	117.10
1	B	188	LEU	N-CA-C	5.98	127.15	111.00
1	D	241	HIS	CB-CA-C	-5.86	98.69	110.40
1	H	242	PRO	CA-C-N	-5.76	104.52	117.20
1	C	187	ASN	CA-C-N	5.71	129.77	117.20
1	I	-2	HIS	CB-CA-C	5.67	121.75	110.40
1	H	242	PRO	CA-N-CD	-5.64	103.60	111.50
1	B	120	SER	N-CA-CB	-5.63	102.06	110.50
1	B	119	LEU	CA-C-N	-5.55	105.00	117.20
1	J	2	ASP	CB-CG-OD1	5.37	123.13	118.30

Continued on next page...

Continued from previous page...

Mol	Chain	Res	Type	Atoms	Z	Observed(°)	Ideal(°)
1	B	187	ASN	C-N-CA	-5.36	108.31	121.70
1	E	266	VAL	CA-C-O	-5.30	108.97	120.10
1	A	187	ASN	C-N-CA	-5.28	108.51	121.70
1	D	241	HIS	C-N-CD	5.24	139.41	128.40
1	H	241	HIS	N-CA-C	5.11	124.81	111.00
1	I	-1	MET	N-CA-CB	5.04	119.67	110.60
1	A	188	LEU	N-CA-CB	-5.02	100.36	110.40

There are no chirality outliers.

All (7) planarity outliers are listed below:

Mol	Chain	Res	Type	Group
1	C	187	ASN	Mainchain
1	D	187	ASN	Mainchain
1	E	187	ASN	Mainchain
1	F	187	ASN	Mainchain
1	G	187	ASN	Mainchain
1	H	187	ASN	Mainchain
1	I	187	ASN	Mainchain

5.2 Too-close contacts

In the following table, the Non-H and H(model) columns list the number of non-hydrogen atoms and hydrogen atoms in the chain respectively. The H(added) column lists the number of hydrogen atoms added and optimized by MolProbity. The Clashes column lists the number of clashes within the asymmetric unit, whereas Symm-Clashes lists symmetry related clashes.

Mol	Chain	Non-H	H(model)	H(added)	Clashes	Symm-Clashes
1	A	2092	0	2048	155	0
1	B	2115	0	2074	157	0
1	C	2077	0	2037	144	0
1	D	2071	0	2026	109	0
1	E	2081	0	2034	127	0
1	F	2071	0	2026	119	0
1	G	2079	0	2036	137	0
1	H	2064	0	2016	122	0
1	I	2095	0	2048	140	0
1	J	1991	0	1946	100	0
All	All	20736	0	20291	1274	0

The all-atom clashscore is defined as the number of clashes found per 1000 atoms (including

hydrogen atoms). The all-atom clashscore for this structure is 31.

All (1274) close contacts within the same asymmetric unit are listed below, sorted by their clash magnitude.

Atom-1	Atom-2	Interatomic distance (Å)	Clash overlap (Å)
1:B:188:LEU:N	1:B:188:LEU:CA	1.68	1.52
1:A:193:ILE:CB	1:A:240:THR:HG21	1.55	1.37
1:B:200:PHE:CE2	1:B:240:THR:HB	1.58	1.36
1:A:193:ILE:HB	1:A:240:THR:CG2	1.57	1.32
1:C:200:PHE:CE2	1:C:240:THR:HB	1.66	1.30
1:B:200:PHE:CZ	1:B:240:THR:HB	1.72	1.24
1:C:193:ILE:HB	1:C:240:THR:CG2	1.67	1.23
1:B:261:GLN:CA	1:B:266:VAL:HG12	1.69	1.21
1:C:193:ILE:CB	1:C:240:THR:HG21	1.73	1.16
1:A:193:ILE:HD12	1:A:240:THR:HG23	1.25	1.13
1:E:240:THR:HG23	1:E:242:PRO:HD2	1.23	1.13
1:A:231:ARG:HG3	1:A:232:SER:H	1.11	1.12
1:B:261:GLN:HA	1:B:266:VAL:HG12	1.11	1.08
1:G:240:THR:HG22	1:G:241:HIS:H	0.93	1.08
1:J:194:TYR:HA	1:J:197:LEU:HD13	1.36	1.08
1:A:193:ILE:HG22	1:A:200:PHE:CD1	1.89	1.07
1:G:194:TYR:HA	1:G:197:LEU:HD13	1.34	1.06
1:C:194:TYR:HA	1:C:197:LEU:HD13	1.31	1.04
1:E:194:TYR:HA	1:E:197:LEU:HD13	1.35	1.04
1:I:194:TYR:HA	1:I:197:LEU:HD13	1.37	1.04
1:B:194:TYR:HA	1:B:197:LEU:HD13	1.33	1.04
1:H:194:TYR:HA	1:H:197:LEU:HD13	1.37	1.03
1:A:194:TYR:HA	1:A:197:LEU:HD13	1.35	1.03
1:G:240:THR:HG22	1:G:241:HIS:N	1.70	1.02
1:C:193:ILE:HD13	1:C:240:THR:HG23	1.40	1.01
1:B:261:GLN:CB	1:B:266:VAL:HG12	1.90	1.01
1:F:215:GLN:HG2	1:F:216:THR:H	1.25	1.01
1:A:240:THR:HG23	1:A:241:HIS:H	1.24	1.01
1:F:194:TYR:HA	1:F:197:LEU:HD13	1.38	1.00
1:B:231:ARG:HG3	1:B:232:SER:H	1.25	1.00
1:D:194:TYR:HA	1:D:197:LEU:HD13	1.38	0.99
1:B:200:PHE:CE2	1:B:240:THR:CB	2.45	0.99
1:B:261:GLN:HG2	1:B:266:VAL:HB	1.44	0.99
1:B:215:GLN:HG2	1:B:216:THR:H	1.26	0.98
1:A:215:GLN:HG2	1:A:216:THR:H	1.27	0.98
1:J:231:ARG:HG3	1:J:232:SER:H	1.27	0.98
1:C:239:MET:O	1:C:243:GLN:HB2	1.64	0.97
1:G:215:GLN:HG2	1:G:216:THR:H	1.30	0.97

Continued on next page...

Continued from previous page...

Atom-1	Atom-2	Interatomic distance (Å)	Clash overlap (Å)
1:B:261:GLN:HA	1:B:266:VAL:CG1	1.95	0.97
1:E:80:GLY:HA3	1:G:262:GLN:NE2	1.80	0.97
1:J:215:GLN:HG2	1:J:216:THR:H	1.27	0.96
1:C:215:GLN:HG2	1:C:216:THR:H	1.29	0.96
1:I:215:GLN:HG2	1:I:216:THR:H	1.27	0.96
1:D:215:GLN:HG2	1:D:216:THR:H	1.31	0.95
1:G:240:THR:CG2	1:G:241:HIS:H	1.77	0.94
1:A:193:ILE:HB	1:A:240:THR:CB	1.97	0.94
1:C:240:THR:O	1:C:243:GLN:HB3	1.68	0.94
1:B:240:THR:O	1:B:243:GLN:HB3	1.67	0.94
1:E:190:SER:HB2	1:E:241:HIS:CE1	2.03	0.94
1:B:261:GLN:HG2	1:B:266:VAL:CB	1.98	0.94
1:E:215:GLN:HG2	1:E:216:THR:H	1.30	0.94
1:H:215:GLN:HG2	1:H:216:THR:H	1.31	0.94
1:F:231:ARG:HG3	1:F:233:GLU:H	1.32	0.93
1:F:231:ARG:HG3	1:F:232:SER:H	1.31	0.93
1:C:262:GLN:NE2	1:I:80:GLY:HA3	1.82	0.92
1:C:231:ARG:HG3	1:C:232:SER:H	1.31	0.92
1:C:262:GLN:HE22	1:I:80:GLY:HA3	1.34	0.92
1:A:193:ILE:CG1	1:A:240:THR:HG21	1.99	0.92
1:C:239:MET:HB3	1:C:242:PRO:HD2	1.52	0.92
1:A:193:ILE:HB	1:A:240:THR:HG21	0.91	0.91
1:G:212:PHE:CE2	1:G:245:LEU:HD13	2.06	0.91
1:F:215:GLN:HG2	1:F:216:THR:N	1.87	0.90
1:B:187:ASN:C	1:B:188:LEU:CA	2.39	0.90
1:F:190:SER:HB2	1:F:241:HIS:NE2	1.87	0.89
1:C:200:PHE:CE2	1:C:240:THR:CB	2.53	0.89
1:I:93:GLN:HE21	1:I:93:GLN:H	1.20	0.89
1:E:80:GLY:HA3	1:G:262:GLN:HE22	1.38	0.89
1:A:193:ILE:HD12	1:A:240:THR:CG2	2.02	0.88
1:H:93:GLN:H	1:H:93:GLN:HE21	1.21	0.88
1:I:215:GLN:HG2	1:I:216:THR:N	1.89	0.88
1:J:32:ARG:HG3	1:J:114:PHE:CE1	2.10	0.87
1:B:215:GLN:HG2	1:B:216:THR:N	1.88	0.87
1:C:193:ILE:HD13	1:C:240:THR:CG2	2.04	0.86
1:I:48:LYS:HA	1:I:51:GLU:HG3	1.57	0.86
1:B:240:THR:O	1:B:243:GLN:CB	2.22	0.86
1:I:32:ARG:HG3	1:I:114:PHE:CE1	2.10	0.86
1:C:200:PHE:CZ	1:C:240:THR:CB	2.59	0.86
1:A:260:LEU:HB3	1:A:266:VAL:CG2	2.05	0.86
1:C:200:PHE:CZ	1:C:240:THR:OG1	2.29	0.85

Continued on next page...

Continued from previous page...

Atom-1	Atom-2	Interatomic distance (Å)	Clash overlap (Å)
1:H:215:GLN:HG2	1:H:216:THR:N	1.91	0.85
1:J:93:GLN:H	1:J:93:GLN:HE21	1.21	0.85
1:A:93:GLN:H	1:A:93:GLN:HE21	1.24	0.85
1:B:188:LEU:N	1:B:188:LEU:CB	2.40	0.85
1:F:32:ARG:HG3	1:F:114:PHE:CE1	2.11	0.85
1:E:190:SER:CB	1:E:241:HIS:CE1	2.60	0.85
1:B:241:HIS:HB3	1:B:242:PRO:HD3	1.59	0.84
1:B:32:ARG:HG3	1:B:114:PHE:CE1	2.13	0.84
1:D:3:GLN:HB2	1:D:32:ARG:HD2	1.59	0.84
1:F:93:GLN:H	1:F:93:GLN:HE21	1.21	0.84
1:D:215:GLN:HG2	1:D:216:THR:N	1.93	0.83
1:G:215:GLN:HG2	1:G:216:THR:N	1.93	0.83
1:A:215:GLN:HG2	1:A:216:THR:N	1.91	0.83
1:C:32:ARG:HG3	1:C:114:PHE:CE1	2.12	0.83
1:G:193:ILE:HD13	1:G:241:HIS:HB3	1.60	0.83
1:J:215:GLN:HG2	1:J:216:THR:N	1.92	0.83
1:A:231:ARG:CG	1:A:232:SER:H	1.90	0.83
1:D:93:GLN:H	1:D:93:GLN:HE21	1.23	0.82
1:H:32:ARG:HG3	1:H:114:PHE:CE1	2.14	0.82
1:G:93:GLN:HE21	1:G:93:GLN:H	1.25	0.82
1:A:80:GLY:HA3	1:I:262:GLN:NE2	1.94	0.82
1:C:200:PHE:CZ	1:C:240:THR:HB	2.14	0.82
1:E:32:ARG:HG3	1:E:114:PHE:CE1	2.14	0.82
1:B:93:GLN:HE21	1:B:93:GLN:H	1.25	0.82
1:A:32:ARG:HG3	1:A:114:PHE:CE1	2.14	0.82
1:H:119:LEU:HG	1:H:170:PHE:CG	2.15	0.82
1:H:3:GLN:HB2	1:H:32:ARG:HD2	1.62	0.82
1:C:215:GLN:HG2	1:C:216:THR:N	1.94	0.81
1:E:215:GLN:HG2	1:E:216:THR:N	1.94	0.81
1:G:32:ARG:HG3	1:G:114:PHE:CE1	2.14	0.81
1:E:93:GLN:HE21	1:E:93:GLN:H	1.28	0.81
1:A:47:ARG:HH11	1:A:47:ARG:HG2	1.44	0.81
1:B:231:ARG:HG3	1:B:232:SER:N	1.95	0.81
1:C:52:ILE:HG23	1:I:74:MET:HE1	1.62	0.81
1:J:241:HIS:HB3	1:J:242:PRO:HD3	1.62	0.81
1:A:240:THR:OG1	1:A:244:PHE:HE1	1.62	0.81
1:C:241:HIS:HB3	1:C:242:PRO:HD3	1.61	0.81
1:D:32:ARG:HG3	1:D:114:PHE:CE1	2.16	0.81
1:D:190:SER:HB2	1:D:241:HIS:CD2	2.14	0.81
1:D:98:VAL:HG22	1:D:137:VAL:HG22	1.63	0.81
1:D:47:ARG:HH11	1:D:47:ARG:HG2	1.46	0.81

Continued on next page...

Continued from previous page...

Atom-1	Atom-2	Interatomic distance (Å)	Clash overlap (Å)
1:A:236:ASP:OD1	1:A:237:PRO:HD2	1.82	0.80
1:G:241:HIS:ND1	1:G:241:HIS:C	2.35	0.80
1:B:200:PHE:CZ	1:B:240:THR:CB	2.63	0.80
1:C:240:THR:OG1	1:C:244:PHE:CE1	2.34	0.80
1:G:240:THR:HB	1:G:242:PRO:HD2	1.63	0.80
1:H:47:ARG:HG2	1:H:47:ARG:HH11	1.43	0.80
1:A:231:ARG:HG3	1:A:232:SER:N	1.94	0.80
1:B:3:GLN:HB2	1:B:32:ARG:HD2	1.61	0.80
1:B:-5:ARG:HG3	1:B:-5:ARG:O	1.79	0.80
1:E:97:CYS:HB2	1:E:138:TYR:CE2	2.16	0.80
1:G:212:PHE:CE2	1:G:245:LEU:CD1	2.64	0.79
1:H:243:GLN:O	1:H:247:VAL:HG23	1.83	0.79
1:A:240:THR:HG23	1:A:241:HIS:N	1.96	0.79
1:A:240:THR:OG1	1:A:244:PHE:CE1	2.35	0.79
1:F:98:VAL:HG22	1:F:137:VAL:HG22	1.64	0.79
1:G:47:ARG:HH11	1:G:47:ARG:HG2	1.47	0.79
1:B:47:ARG:HG2	1:B:47:ARG:HH11	1.46	0.79
1:C:193:ILE:HB	1:C:240:THR:HG21	0.85	0.79
1:C:93:GLN:HE21	1:C:93:GLN:H	1.26	0.79
1:A:240:THR:CG2	1:A:241:HIS:H	1.95	0.79
1:I:3:GLN:HB2	1:I:32:ARG:HD2	1.65	0.79
1:E:3:GLN:HB2	1:E:32:ARG:HD2	1.62	0.78
1:F:97:CYS:HB2	1:F:138:TYR:CE2	2.18	0.78
1:G:97:CYS:HB2	1:G:138:TYR:CE2	2.18	0.78
1:E:233:GLU:HA	1:E:233:GLU:OE1	1.82	0.78
1:G:3:GLN:HB2	1:G:32:ARG:HD2	1.64	0.78
1:H:231:ARG:HD2	1:H:233:GLU:OE2	1.84	0.78
1:J:47:ARG:HH11	1:J:47:ARG:HG2	1.46	0.78
1:E:190:SER:HB2	1:E:241:HIS:ND1	1.98	0.78
1:C:47:ARG:HG2	1:C:47:ARG:HH11	1.49	0.78
1:D:132:ASN:HD22	1:D:163:GLN:HE22	1.32	0.78
1:H:97:CYS:HB2	1:H:138:TYR:CE2	2.19	0.78
1:F:216:THR:HB	1:F:221:TYR:HE1	1.49	0.78
1:C:97:CYS:HB2	1:C:138:TYR:CE2	2.19	0.78
1:I:98:VAL:HG22	1:I:137:VAL:HG22	1.64	0.78
1:I:97:CYS:HB2	1:I:138:TYR:CE2	2.19	0.78
1:B:231:ARG:CG	1:B:232:SER:H	1.96	0.78
1:J:97:CYS:HB2	1:J:138:TYR:CE2	2.19	0.78
1:B:132:ASN:HD22	1:B:163:GLN:HE22	1.31	0.77
1:E:47:ARG:HH11	1:E:47:ARG:HG2	1.49	0.77
1:A:97:CYS:HB2	1:A:138:TYR:CE2	2.18	0.77

Continued on next page...

Continued from previous page...

Atom-1	Atom-2	Interatomic distance (Å)	Clash overlap (Å)
1:C:263:PHE:CE2	1:I:63:LEU:HD13	2.18	0.77
1:H:230:VAL:O	1:H:231:ARG:HG2	1.82	0.77
1:A:3:GLN:HB2	1:A:32:ARG:HD2	1.65	0.77
1:C:3:GLN:HB2	1:C:32:ARG:HD2	1.67	0.77
1:B:97:CYS:HB2	1:B:138:TYR:CE2	2.20	0.77
1:F:231:ARG:HG3	1:F:232:SER:N	2.00	0.77
1:J:231:ARG:HG3	1:J:232:SER:N	2.00	0.77
1:E:132:ASN:HD22	1:E:163:GLN:HE22	1.31	0.77
1:I:132:ASN:HD22	1:I:163:GLN:HE22	1.32	0.77
1:B:-1:MET:HB2	1:B:32:ARG:HD3	1.66	0.76
1:F:231:ARG:CG	1:F:232:SER:H	1.98	0.76
1:H:98:VAL:HG22	1:H:137:VAL:HG22	1.67	0.76
1:B:261:GLN:HG2	1:B:266:VAL:CG1	2.15	0.76
1:A:132:ASN:HD22	1:A:163:GLN:HE22	1.31	0.76
1:B:216:THR:HB	1:B:221:TYR:HE1	1.50	0.76
1:D:97:CYS:HB2	1:D:138:TYR:CE2	2.20	0.76
1:J:132:ASN:HD22	1:J:163:GLN:HE22	1.34	0.76
1:F:190:SER:CB	1:F:241:HIS:NE2	2.49	0.76
1:E:216:THR:HB	1:E:221:TYR:HE1	1.51	0.75
1:A:193:ILE:CD1	1:A:240:THR:HG23	2.11	0.75
1:G:241:HIS:C	1:G:241:HIS:HD1	1.89	0.75
1:A:241:HIS:HB3	1:A:242:PRO:HD3	1.68	0.75
1:A:262:GLN:HE22	1:G:80:GLY:HA3	1.48	0.75
1:C:132:ASN:HD22	1:C:163:GLN:HE22	1.34	0.75
1:D:190:SER:HB2	1:D:241:HIS:NE2	2.02	0.75
1:H:216:THR:HB	1:H:221:TYR:HE1	1.51	0.75
1:B:9:THR:CG2	1:B:38:THR:HG22	2.17	0.75
1:G:193:ILE:CD1	1:G:241:HIS:HB3	2.17	0.75
1:A:240:THR:O	1:A:243:GLN:HB3	1.86	0.75
1:A:9:THR:CG2	1:A:38:THR:HG22	2.17	0.75
1:D:9:THR:CG2	1:D:38:THR:HG22	2.17	0.75
1:J:216:THR:HB	1:J:221:TYR:HE1	1.52	0.75
1:J:231:ARG:CG	1:J:232:SER:H	1.99	0.75
1:A:98:VAL:HG22	1:A:137:VAL:HG22	1.70	0.74
1:B:98:VAL:HG22	1:B:137:VAL:HG22	1.69	0.74
1:F:47:ARG:HG2	1:F:47:ARG:HH11	1.51	0.74
1:G:193:ILE:HD13	1:G:241:HIS:CB	2.17	0.74
1:A:200:PHE:CE2	1:A:240:THR:HB	2.22	0.74
1:F:132:ASN:HD22	1:F:163:GLN:HE22	1.34	0.74
1:G:9:THR:CG2	1:G:38:THR:HG22	2.17	0.74
1:G:186:TYR:O	1:G:209:VAL:HB	1.87	0.74

Continued on next page...

Continued from previous page...

Atom-1	Atom-2	Interatomic distance (Å)	Clash overlap (Å)
1:I:121:ALA:HA	1:I:182:LEU:HD12	1.69	0.74
1:J:9:THR:CG2	1:J:38:THR:HG22	2.17	0.74
1:B:132:ASN:HA	1:B:163:GLN:NE2	2.03	0.74
1:J:257:VAL:HB	1:J:258:PRO:HD3	1.69	0.73
1:F:9:THR:CG2	1:F:38:THR:HG22	2.17	0.73
1:F:93:GLN:N	1:F:93:GLN:HE21	1.86	0.73
1:C:231:ARG:CG	1:C:232:SER:H	2.01	0.73
1:F:93:GLN:H	1:F:93:GLN:NE2	1.86	0.73
1:B:257:VAL:HB	1:B:258:PRO:HD3	1.69	0.73
1:F:132:ASN:HA	1:F:163:GLN:NE2	2.03	0.73
1:B:193:ILE:O	1:B:240:THR:HG21	1.88	0.73
1:G:132:ASN:HD22	1:G:163:GLN:HE22	1.35	0.73
1:H:132:ASN:HD22	1:H:163:GLN:HE22	1.36	0.73
1:I:216:THR:HB	1:I:221:TYR:HE1	1.54	0.73
1:I:93:GLN:NE2	1:I:93:GLN:H	1.87	0.73
1:B:-7:VAL:C	1:B:-5:ARG:H	1.91	0.73
1:C:216:THR:HB	1:C:221:TYR:HE1	1.54	0.73
1:I:9:THR:CG2	1:I:38:THR:HG22	2.19	0.73
1:D:132:ASN:HA	1:D:163:GLN:NE2	2.04	0.73
1:D:216:THR:HB	1:D:221:TYR:HE1	1.52	0.73
1:J:93:GLN:H	1:J:93:GLN:NE2	1.87	0.73
1:B:261:GLN:CB	1:B:266:VAL:CG1	2.67	0.72
1:H:9:THR:CG2	1:H:38:THR:HG22	2.19	0.72
1:C:80:GLY:HA3	1:E:262:GLN:NE2	2.04	0.72
1:A:241:HIS:NE2	1:A:245:LEU:HD11	2.04	0.72
1:A:260:LEU:HB3	1:A:266:VAL:HG23	1.70	0.72
1:A:193:ILE:CG1	1:A:240:THR:CG2	2.67	0.72
1:F:193:ILE:HG22	1:F:200:PHE:CD1	2.25	0.72
1:G:98:VAL:HG22	1:G:137:VAL:HG22	1.70	0.72
1:I:257:VAL:HB	1:I:258:PRO:HD3	1.72	0.72
1:H:47:ARG:NH1	1:H:47:ARG:HG2	2.02	0.72
1:C:132:ASN:HA	1:C:163:GLN:NE2	2.04	0.72
1:J:47:ARG:NH1	1:J:47:ARG:HG2	2.05	0.72
1:B:47:ARG:HG2	1:B:47:ARG:NH1	2.05	0.71
1:C:121:ALA:HA	1:C:182:LEU:HD12	1.72	0.71
1:C:231:ARG:HG3	1:C:232:SER:N	2.04	0.71
1:J:98:VAL:HG22	1:J:137:VAL:HG22	1.70	0.71
1:C:193:ILE:HG22	1:C:200:PHE:CD1	2.26	0.71
1:I:93:GLN:HE21	1:I:93:GLN:N	1.87	0.71
1:A:260:LEU:CB	1:A:266:VAL:CG2	2.68	0.71
1:I:231:ARG:HG3	1:I:232:SER:H	1.54	0.71

Continued on next page...

Continued from previous page...

Atom-1	Atom-2	Interatomic distance (Å)	Clash overlap (Å)
1:B:85:LYS:HE3	1:B:99:PHE:CE2	2.25	0.71
1:I:132:ASN:HA	1:I:163:GLN:NE2	2.05	0.71
1:C:9:THR:CG2	1:C:38:THR:HG22	2.20	0.71
1:H:257:VAL:HB	1:H:258:PRO:HD3	1.71	0.71
1:G:216:THR:HB	1:G:221:TYR:HE1	1.53	0.71
1:J:132:ASN:HA	1:J:163:GLN:NE2	2.06	0.71
1:J:121:ALA:HA	1:J:182:LEU:HD12	1.71	0.71
1:C:98:VAL:HG22	1:C:137:VAL:HG22	1.72	0.71
1:D:47:ARG:HG2	1:D:47:ARG:NH1	2.05	0.71
1:D:93:GLN:H	1:D:93:GLN:NE2	1.89	0.71
1:E:85:LYS:HE3	1:E:99:PHE:CE2	2.26	0.71
1:G:257:VAL:HB	1:G:258:PRO:HD3	1.72	0.71
1:A:47:ARG:NH1	1:A:47:ARG:HG2	2.04	0.71
1:D:257:VAL:HB	1:D:258:PRO:HD3	1.73	0.71
1:E:98:VAL:HG22	1:E:137:VAL:HG22	1.71	0.70
1:H:93:GLN:H	1:H:93:GLN:NE2	1.89	0.70
1:B:261:GLN:CG	1:B:266:VAL:HG12	2.21	0.70
1:G:85:LYS:HE3	1:G:99:PHE:CE2	2.27	0.70
1:G:121:ALA:HA	1:G:182:LEU:HD12	1.73	0.70
1:H:93:GLN:N	1:H:93:GLN:HE21	1.90	0.70
1:A:132:ASN:HA	1:A:163:GLN:NE2	2.06	0.70
1:A:85:LYS:HE3	1:A:99:PHE:CE2	2.27	0.70
1:I:186:TYR:O	1:I:209:VAL:HB	1.91	0.70
1:D:93:GLN:HE21	1:D:93:GLN:N	1.90	0.70
1:C:74:MET:HE1	1:E:52:ILE:HG23	1.72	0.70
1:J:93:GLN:N	1:J:93:GLN:HE21	1.89	0.70
1:B:261:GLN:CA	1:B:266:VAL:CG1	2.60	0.70
1:C:47:ARG:HG2	1:C:47:ARG:NH1	2.06	0.70
1:D:121:ALA:HA	1:D:182:LEU:HD12	1.74	0.70
1:G:47:ARG:HG2	1:G:47:ARG:NH1	2.04	0.70
1:I:2:ASP:O	1:I:94:TYR:HA	1.92	0.70
1:A:216:THR:HB	1:A:221:TYR:HE1	1.54	0.70
1:B:93:GLN:HE21	1:B:93:GLN:N	1.90	0.70
1:E:121:ALA:HA	1:E:182:LEU:HD12	1.74	0.69
1:F:3:GLN:HB2	1:F:32:ARG:HD2	1.72	0.69
1:H:85:LYS:HE3	1:H:99:PHE:CE2	2.27	0.69
1:B:93:GLN:NE2	1:B:93:GLN:H	1.90	0.69
1:F:190:SER:CB	1:F:241:HIS:CE1	2.76	0.69
1:B:193:ILE:HG22	1:B:200:PHE:CD1	2.27	0.69
1:E:132:ASN:HA	1:E:163:GLN:NE2	2.07	0.69
1:E:233:GLU:CA	1:E:233:GLU:OE1	2.40	0.69

Continued on next page...

Continued from previous page...

Atom-1	Atom-2	Interatomic distance (Å)	Clash overlap (Å)
1:F:257:VAL:HB	1:F:258:PRO:HD3	1.73	0.69
1:E:193:ILE:HG22	1:E:200:PHE:CD1	2.28	0.69
1:H:62:ILE:HD12	1:H:73:LEU:HD22	1.75	0.69
1:B:121:ALA:HA	1:B:182:LEU:HD12	1.74	0.69
1:J:193:ILE:HG22	1:J:200:PHE:CD1	2.27	0.69
1:A:93:GLN:H	1:A:93:GLN:NE2	1.89	0.69
1:D:85:LYS:HE3	1:D:99:PHE:CE2	2.28	0.69
1:E:47:ARG:HG2	1:E:47:ARG:NH1	2.06	0.69
1:F:121:ALA:HA	1:F:182:LEU:HD12	1.74	0.69
1:H:186:TYR:O	1:H:209:VAL:HB	1.91	0.69
1:C:85:LYS:HE3	1:C:99:PHE:CE2	2.28	0.69
1:E:186:TYR:O	1:E:209:VAL:HB	1.93	0.69
1:A:262:GLN:NE2	1:G:80:GLY:HA3	2.07	0.69
1:A:193:ILE:CD1	1:A:240:THR:CG2	2.69	0.69
1:C:240:THR:HG23	1:C:241:HIS:N	2.08	0.69
1:E:240:THR:CG2	1:E:242:PRO:HD2	2.15	0.69
1:E:257:VAL:HB	1:E:258:PRO:HD3	1.74	0.68
1:E:9:THR:CG2	1:E:38:THR:HG22	2.22	0.68
1:F:241:HIS:CE1	1:F:244:PHE:HD1	2.11	0.68
1:A:93:GLN:N	1:A:93:GLN:HE21	1.90	0.68
1:I:85:LYS:HE3	1:I:99:PHE:CE2	2.28	0.68
1:A:257:VAL:HB	1:A:258:PRO:HD3	1.74	0.68
1:H:132:ASN:HA	1:H:163:GLN:NE2	2.09	0.68
1:J:85:LYS:HE3	1:J:99:PHE:CE2	2.28	0.68
1:A:121:ALA:HA	1:A:182:LEU:HD12	1.76	0.68
1:F:62:ILE:HD12	1:F:73:LEU:HD22	1.73	0.68
1:G:193:ILE:HG22	1:G:200:PHE:CD1	2.30	0.67
1:C:257:VAL:HB	1:C:258:PRO:HD3	1.74	0.67
1:E:-2:HIS:ND1	1:E:-2:HIS:N	2.42	0.67
1:F:186:TYR:O	1:F:209:VAL:HB	1.95	0.67
1:F:47:ARG:HG2	1:F:47:ARG:NH1	2.08	0.67
1:G:93:GLN:NE2	1:G:93:GLN:H	1.92	0.67
1:I:62:ILE:HD12	1:I:73:LEU:HD22	1.76	0.67
1:C:240:THR:O	1:C:243:GLN:CB	2.41	0.67
1:C:93:GLN:NE2	1:C:93:GLN:H	1.92	0.67
1:D:62:ILE:HD12	1:D:73:LEU:HD22	1.76	0.67
1:I:1:THR:HA	1:I:33:ARG:HD2	1.76	0.67
1:D:241:HIS:ND1	1:D:245:LEU:CD1	2.58	0.67
1:I:193:ILE:HG22	1:I:200:PHE:CD1	2.30	0.67
1:C:93:GLN:HE21	1:C:93:GLN:N	1.92	0.67
1:J:62:ILE:HD12	1:J:73:LEU:HD22	1.76	0.67

Continued on next page...

Continued from previous page...

Atom-1	Atom-2	Interatomic distance (Å)	Clash overlap (Å)
1:C:193:ILE:CD1	1:C:240:THR:CG2	2.73	0.67
1:G:132:ASN:HA	1:G:163:GLN:NE2	2.10	0.67
1:H:193:ILE:HG22	1:H:200:PHE:CD1	2.30	0.66
1:A:193:ILE:HG22	1:A:200:PHE:CE1	2.30	0.66
1:B:216:THR:HB	1:B:221:TYR:CE1	2.31	0.66
1:F:193:ILE:HD13	1:F:241:HIS:HB2	1.76	0.66
1:H:240:THR:HG23	1:H:242:PRO:HD2	1.78	0.66
1:E:93:GLN:NE2	1:E:93:GLN:H	1.93	0.66
1:G:221:TYR:CD2	1:G:245:LEU:HD23	2.31	0.66
1:E:93:GLN:HE21	1:E:93:GLN:N	1.94	0.66
1:G:93:GLN:HE21	1:G:93:GLN:N	1.94	0.66
1:C:263:PHE:CZ	1:I:63:LEU:HD22	2.31	0.66
1:F:216:THR:HB	1:F:221:TYR:CE1	2.30	0.66
1:C:200:PHE:CD2	1:C:240:THR:HB	2.28	0.65
1:H:216:THR:HB	1:H:221:TYR:CE1	2.31	0.65
1:C:186:TYR:O	1:C:209:VAL:HB	1.95	0.65
1:D:193:ILE:HG22	1:D:200:PHE:CD1	2.31	0.65
1:A:193:ILE:CB	1:A:240:THR:CG2	2.39	0.65
1:B:200:PHE:CE2	1:B:240:THR:CG2	2.79	0.65
1:C:240:THR:HG23	1:C:241:HIS:H	1.59	0.65
1:E:132:ASN:HD22	1:E:163:GLN:NE2	1.94	0.65
1:F:190:SER:HB2	1:F:241:HIS:CE1	2.31	0.65
1:G:52:ILE:HG21	1:G:259:LEU:HD11	1.78	0.65
1:J:216:THR:HB	1:J:221:TYR:CE1	2.31	0.65
1:C:193:ILE:CD1	1:C:240:THR:HG23	2.21	0.64
1:E:52:ILE:HG21	1:E:259:LEU:HD11	1.80	0.64
1:H:118:GLU:HB2	1:H:139:GLN:NE2	2.12	0.64
1:I:-1:MET:HB3	1:I:2:ASP:OD1	1.96	0.64
1:G:241:HIS:HE1	1:G:245:LEU:HD22	1.61	0.64
1:A:80:GLY:HA3	1:I:262:GLN:HE22	1.61	0.64
1:D:216:THR:HB	1:D:221:TYR:CE1	2.32	0.64
1:E:260:LEU:HB3	1:E:266:VAL:HG23	1.79	0.64
1:G:193:ILE:CD1	1:G:241:HIS:CB	2.75	0.64
1:B:62:ILE:HD12	1:B:73:LEU:HD22	1.80	0.64
1:D:132:ASN:HD22	1:D:163:GLN:NE2	1.95	0.64
1:E:240:THR:O	1:E:243:GLN:CB	2.46	0.64
1:J:52:ILE:HG21	1:J:259:LEU:HD11	1.79	0.64
1:A:132:ASN:HD22	1:A:163:GLN:NE2	1.95	0.63
1:C:200:PHE:CE1	1:C:204:GLY:HA3	2.33	0.63
1:J:4:ALA:HB2	1:J:33:ARG:HB2	1.81	0.63
1:B:-7:VAL:O	1:B:-5:ARG:N	2.31	0.63

Continued on next page...

Continued from previous page...

Atom-1	Atom-2	Interatomic distance (Å)	Clash overlap (Å)
1:J:3:GLN:HB2	1:J:32:ARG:HD2	1.79	0.63
1:B:132:ASN:HD22	1:B:163:GLN:NE2	1.96	0.63
1:C:240:THR:OG1	1:C:244:PHE:HE1	1.79	0.63
1:D:186:TYR:O	1:D:209:VAL:HB	1.99	0.63
1:I:216:THR:HB	1:I:221:TYR:CE1	2.33	0.63
1:E:62:ILE:HD12	1:E:73:LEU:HD22	1.79	0.63
1:F:85:LYS:HE3	1:F:99:PHE:CE2	2.34	0.63
1:A:216:THR:HB	1:A:221:TYR:CE1	2.33	0.63
1:H:200:PHE:CD1	1:H:204:GLY:HA3	2.34	0.63
1:A:62:ILE:HD12	1:A:73:LEU:HD22	1.81	0.63
1:E:216:THR:HB	1:E:221:TYR:CE1	2.31	0.63
1:G:216:THR:HB	1:G:221:TYR:CE1	2.34	0.63
1:G:221:TYR:CE2	1:G:245:LEU:HD23	2.34	0.63
1:D:241:HIS:HD1	1:D:245:LEU:CD1	2.11	0.62
1:E:194:TYR:C	1:E:194:TYR:CD2	2.72	0.62
1:F:194:TYR:C	1:F:194:TYR:CD2	2.72	0.62
1:I:194:TYR:CD2	1:I:194:TYR:C	2.72	0.62
1:I:231:ARG:HG3	1:I:232:SER:N	2.14	0.62
1:A:194:TYR:CD2	1:A:194:TYR:C	2.73	0.62
1:B:200:PHE:CD2	1:B:240:THR:CG2	2.81	0.62
1:B:261:GLN:HG2	1:B:266:VAL:HG12	1.79	0.62
1:C:216:THR:HB	1:C:221:TYR:CE1	2.34	0.62
1:B:186:TYR:O	1:B:209:VAL:HB	1.98	0.62
1:C:200:PHE:CD1	1:C:204:GLY:HA3	2.35	0.62
1:I:200:PHE:CE1	1:I:204:GLY:HA3	2.35	0.62
1:F:194:TYR:HD2	1:F:194:TYR:C	2.03	0.62
1:H:210:VAL:HG22	1:H:244:PHE:CE1	2.35	0.62
1:C:52:ILE:HG21	1:C:259:LEU:HD11	1.82	0.62
1:C:9:THR:HG23	1:C:9:THR:O	2.00	0.62
1:J:200:PHE:CD1	1:J:204:GLY:HA3	2.35	0.62
1:E:4:ALA:HB2	1:E:33:ARG:HB2	1.82	0.62
1:G:194:TYR:C	1:G:194:TYR:CD2	2.73	0.62
1:I:215:GLN:CG	1:I:216:THR:H	2.09	0.62
1:I:-1:MET:CB	1:I:2:ASP:OD1	2.47	0.62
1:G:240:THR:HB	1:G:242:PRO:CD	2.30	0.62
1:A:194:TYR:HD2	1:A:194:TYR:C	2.04	0.62
1:A:241:HIS:CD2	1:A:245:LEU:CD1	2.82	0.61
1:H:194:TYR:C	1:H:194:TYR:HD2	2.03	0.61
1:E:200:PHE:CD1	1:E:204:GLY:HA3	2.35	0.61
1:A:200:PHE:CD1	1:A:204:GLY:HA3	2.35	0.61
1:G:200:PHE:CD1	1:G:204:GLY:HA3	2.35	0.61

Continued on next page...

Continued from previous page...

Atom-1	Atom-2	Interatomic distance (Å)	Clash overlap (Å)
1:E:194:TYR:HD2	1:E:194:TYR:C	2.03	0.61
1:H:194:TYR:CD2	1:H:194:TYR:C	2.72	0.61
1:I:200:PHE:CD1	1:I:204:GLY:HA3	2.35	0.61
1:C:200:PHE:CE1	1:C:240:THR:OG1	2.51	0.61
1:G:62:ILE:HD12	1:G:73:LEU:HD22	1.82	0.61
1:I:194:TYR:HD2	1:I:194:TYR:C	2.03	0.61
1:J:194:TYR:C	1:J:194:TYR:HD2	2.04	0.61
1:G:9:THR:HG23	1:G:9:THR:O	2.01	0.61
1:A:193:ILE:HG21	1:A:240:THR:OG1	2.01	0.61
1:E:97:CYS:HB2	1:E:138:TYR:HE2	1.64	0.61
1:G:243:GLN:O	1:G:247:VAL:HG23	2.01	0.61
1:E:58:ILE:H	1:E:58:ILE:HD12	1.66	0.60
1:F:52:ILE:HG21	1:F:259:LEU:HD11	1.82	0.60
1:J:194:TYR:CD2	1:J:194:TYR:C	2.73	0.60
1:A:9:THR:HG23	1:A:9:THR:O	2.02	0.60
1:B:4:ALA:HB2	1:B:33:ARG:HB2	1.83	0.60
1:A:200:PHE:CE1	1:A:204:GLY:HA3	2.36	0.60
1:B:187:ASN:O	1:B:188:LEU:CA	2.48	0.60
1:H:200:PHE:CE1	1:H:204:GLY:HA3	2.37	0.60
1:A:177:ASP:OD1	1:A:179:ARG:HB2	2.01	0.60
1:C:194:TYR:HD2	1:C:194:TYR:C	2.05	0.60
1:H:97:CYS:HB2	1:H:138:TYR:HE2	1.65	0.60
1:A:215:GLN:CG	1:A:216:THR:H	2.11	0.60
1:D:200:PHE:CD1	1:D:204:GLY:HA3	2.36	0.60
1:I:132:ASN:HD22	1:I:163:GLN:NE2	1.97	0.60
1:A:187:ASN:OD1	1:A:187:ASN:O	2.19	0.60
1:B:-1:MET:CB	1:B:32:ARG:HD3	2.32	0.60
1:F:58:ILE:HD12	1:F:58:ILE:H	1.67	0.60
1:J:186:TYR:O	1:J:209:VAL:HB	2.01	0.60
1:J:58:ILE:HD12	1:J:58:ILE:H	1.67	0.60
1:C:194:TYR:C	1:C:194:TYR:CD2	2.74	0.60
1:G:194:TYR:C	1:G:194:TYR:HD2	2.04	0.60
1:C:80:GLY:HA3	1:E:262:GLN:HE22	1.65	0.60
1:D:241:HIS:ND1	1:D:245:LEU:HD12	2.17	0.60
1:I:-5:ARG:HH12	1:I:-2:HIS:CE1	2.20	0.60
1:I:58:ILE:HD12	1:I:58:ILE:H	1.66	0.60
1:H:132:ASN:HD22	1:H:163:GLN:NE2	2.00	0.59
1:B:194:TYR:C	1:B:194:TYR:CD2	2.75	0.59
1:H:4:ALA:HB2	1:H:33:ARG:HB2	1.83	0.59
1:A:231:ARG:O	1:A:232:SER:CB	2.51	0.59
1:B:9:THR:HG23	1:B:9:THR:O	2.03	0.59

Continued on next page...

Continued from previous page...

Atom-1	Atom-2	Interatomic distance (Å)	Clash overlap (Å)
1:E:171:ASN:C	1:E:171:ASN:HD22	2.06	0.59
1:A:171:ASN:HD22	1:A:171:ASN:C	2.04	0.59
1:A:193:ILE:CG2	1:A:240:THR:OG1	2.50	0.59
1:D:143:GLU:O	1:D:147:GLN:HG2	2.03	0.59
1:D:194:TYR:C	1:D:194:TYR:CD2	2.76	0.59
1:G:240:THR:CG2	1:G:242:PRO:HD3	2.33	0.59
1:I:9:THR:O	1:I:9:THR:HG23	2.02	0.59
1:D:194:TYR:HD2	1:D:194:TYR:C	2.06	0.59
1:D:200:PHE:CE1	1:D:204:GLY:HA3	2.37	0.59
1:G:132:ASN:HD22	1:G:163:GLN:NE2	2.00	0.59
1:D:9:THR:O	1:D:9:THR:HG23	2.03	0.59
1:J:177:ASP:OD1	1:J:179:ARG:HB2	2.03	0.59
1:G:200:PHE:CE1	1:G:204:GLY:HA3	2.37	0.59
1:D:224:ASP:OD1	1:D:227:THR:HG23	2.02	0.59
1:D:241:HIS:ND1	1:D:245:LEU:HD11	2.17	0.59
1:B:215:GLN:CG	1:B:216:THR:H	2.08	0.58
1:E:240:THR:O	1:E:243:GLN:HB3	2.01	0.58
1:B:200:PHE:CD1	1:B:204:GLY:HA3	2.37	0.58
1:C:58:ILE:H	1:C:58:ILE:HD12	1.66	0.58
1:F:9:THR:O	1:F:9:THR:HG23	2.03	0.58
1:I:-5:ARG:NH1	1:I:-2:HIS:CE1	2.71	0.58
1:B:261:GLN:CG	1:B:266:VAL:CG1	2.79	0.58
1:F:97:CYS:HB2	1:F:138:TYR:HE2	1.66	0.58
1:B:193:ILE:O	1:B:240:THR:CG2	2.52	0.58
1:G:58:ILE:H	1:G:58:ILE:HD12	1.68	0.58
1:J:132:ASN:HD22	1:J:163:GLN:NE2	1.99	0.58
1:B:194:TYR:C	1:B:194:TYR:HD2	2.07	0.58
1:B:262:GLN:HG2	1:B:263:PHE:CD1	2.39	0.58
1:B:-6:PRO:O	1:B:-5:ARG:C	2.42	0.58
1:E:9:THR:O	1:E:9:THR:HG23	2.04	0.58
1:G:221:TYR:CE2	1:G:245:LEU:CD2	2.86	0.58
1:J:200:PHE:CE1	1:J:204:GLY:HA3	2.38	0.58
1:B:200:PHE:CD2	1:B:240:THR:HG21	2.39	0.58
1:D:241:HIS:N	1:D:242:PRO:CD	2.66	0.58
1:E:200:PHE:CE1	1:E:204:GLY:HA3	2.38	0.58
1:F:231:ARG:CG	1:F:232:SER:N	2.64	0.58
1:E:63:LEU:HD13	1:G:263:PHE:CE2	2.39	0.58
1:H:75:LYS:HG3	1:H:76:ARG:HG3	1.84	0.58
1:B:189:SER:HB2	1:B:213:LEU:HD21	1.84	0.58
1:C:52:ILE:HA	1:I:74:MET:HE1	1.86	0.58
1:C:82:THR:HG23	1:C:162:ASP:HA	1.86	0.58

Continued on next page...

Continued from previous page...

Atom-1	Atom-2	Interatomic distance (Å)	Clash overlap (Å)
1:A:82:THR:HG23	1:A:162:ASP:HA	1.86	0.57
1:G:215:GLN:CG	1:G:216:THR:H	2.12	0.57
1:H:52:ILE:HG21	1:H:259:LEU:HD11	1.84	0.57
1:A:231:ARG:O	1:A:232:SER:HB2	2.03	0.57
1:I:52:ILE:HG21	1:I:259:LEU:HD11	1.85	0.57
1:B:52:ILE:HG21	1:B:259:LEU:HD11	1.87	0.57
1:H:230:VAL:O	1:H:231:ARG:CG	2.50	0.57
1:C:132:ASN:HD22	1:C:163:GLN:NE2	2.00	0.57
1:F:200:PHE:CD1	1:F:204:GLY:HA3	2.39	0.57
1:I:231:ARG:CG	1:I:232:SER:H	2.17	0.57
1:A:58:ILE:H	1:A:58:ILE:HD12	1.70	0.57
1:C:193:ILE:CB	1:C:240:THR:CG2	2.55	0.57
1:J:215:GLN:CG	1:J:216:THR:H	2.08	0.57
1:D:52:ILE:HG21	1:D:259:LEU:HD11	1.87	0.57
1:H:3:GLN:CB	1:H:32:ARG:HD2	2.35	0.57
1:F:32:ARG:HG2	1:F:32:ARG:HH11	1.70	0.57
1:G:177:ASP:OD1	1:G:179:ARG:HB2	2.05	0.57
1:G:240:THR:HG22	1:G:242:PRO:HD3	1.87	0.57
1:B:177:ASP:OD1	1:B:179:ARG:HB2	2.05	0.57
1:D:215:GLN:CG	1:D:216:THR:H	2.12	0.57
1:E:86:LEU:HD11	1:E:165:LEU:HD23	1.87	0.57
1:H:210:VAL:HG21	1:H:244:PHE:CD1	2.40	0.57
1:J:20:VAL:HG21	1:J:248:TRP:CZ2	2.40	0.57
1:C:62:ILE:HD12	1:C:73:LEU:HD22	1.87	0.56
1:F:143:GLU:O	1:F:147:GLN:HG2	2.05	0.56
1:B:200:PHE:CE1	1:B:204:GLY:HA3	2.40	0.56
1:E:-2:HIS:HA	1:E:31:SER:O	2.05	0.56
1:H:82:THR:HG23	1:H:162:ASP:HA	1.87	0.56
1:I:125:PRO:O	1:J:125:PRO:O	2.22	0.56
1:A:241:HIS:CD2	1:A:245:LEU:HD11	2.40	0.56
1:B:-7:VAL:C	1:B:-5:ARG:N	2.58	0.56
1:F:132:ASN:HD22	1:F:163:GLN:NE2	2.00	0.56
1:J:82:THR:HG23	1:J:162:ASP:HA	1.86	0.56
1:F:171:ASN:C	1:F:171:ASN:HD22	2.08	0.56
1:F:86:LEU:HD11	1:F:165:LEU:HD23	1.87	0.56
1:I:177:ASP:OD1	1:I:179:ARG:HB2	2.06	0.56
1:I:183:PRO:HD2	1:I:186:TYR:CD2	2.41	0.56
1:B:75:LYS:HG3	1:B:76:ARG:HG3	1.85	0.56
1:G:75:LYS:HG3	1:G:76:ARG:HG3	1.88	0.56
1:A:190:SER:HA	1:A:193:ILE:HG12	1.88	0.56
1:C:97:CYS:HB2	1:C:138:TYR:HE2	1.69	0.56

Continued on next page...

Continued from previous page...

Atom-1	Atom-2	Interatomic distance (Å)	Clash overlap (Å)
1:C:263:PHE:CZ	1:I:63:LEU:HD13	2.40	0.56
1:D:58:ILE:H	1:D:58:ILE:HD12	1.71	0.56
1:E:232:SER:O	1:E:233:GLU:C	2.42	0.56
1:D:82:THR:HG23	1:D:162:ASP:HA	1.88	0.56
1:D:148:LEU:HD23	1:D:169:PHE:CD2	2.41	0.56
1:D:171:ASN:C	1:D:171:ASN:HD22	2.09	0.56
1:F:193:ILE:CD1	1:F:241:HIS:HB2	2.36	0.56
1:I:97:CYS:HB2	1:I:138:TYR:HE2	1.70	0.56
1:A:240:THR:O	1:A:243:GLN:CB	2.54	0.56
1:B:144:THR:HA	1:B:147:GLN:HG3	1.87	0.56
1:F:241:HIS:ND1	1:F:244:PHE:HD1	2.04	0.56
1:I:4:ALA:HB2	1:I:33:ARG:HB2	1.88	0.56
1:B:86:LEU:HD11	1:B:165:LEU:HD23	1.87	0.56
1:E:143:GLU:O	1:E:147:GLN:HG2	2.06	0.55
1:F:113:LEU:HD21	1:F:186:TYR:CD1	2.40	0.55
1:G:171:ASN:HD22	1:G:171:ASN:C	2.09	0.55
1:H:177:ASP:OD1	1:H:179:ARG:HB2	2.05	0.55
1:I:171:ASN:HD22	1:I:171:ASN:C	2.08	0.55
1:C:240:THR:CG2	1:C:241:HIS:H	2.20	0.55
1:E:183:PRO:HD2	1:E:186:TYR:CD2	2.41	0.55
1:J:171:ASN:C	1:J:171:ASN:HD22	2.08	0.55
1:B:82:THR:HG23	1:B:162:ASP:HA	1.89	0.55
1:F:200:PHE:CE1	1:F:204:GLY:HA3	2.40	0.55
1:I:48:LYS:CA	1:I:51:GLU:HG3	2.33	0.55
1:A:52:ILE:HG21	1:A:259:LEU:HD11	1.88	0.55
1:B:97:CYS:HB2	1:B:138:TYR:HE2	1.69	0.55
1:C:148:LEU:HD23	1:C:169:PHE:CD2	2.41	0.55
1:C:143:GLU:O	1:C:147:GLN:HG2	2.06	0.55
1:H:171:ASN:HD22	1:H:171:ASN:C	2.10	0.55
1:D:86:LEU:HD11	1:D:165:LEU:HD23	1.89	0.55
1:D:97:CYS:HB2	1:D:138:TYR:HE2	1.70	0.55
1:E:215:GLN:CG	1:E:216:THR:H	2.12	0.55
1:F:75:LYS:HG3	1:F:76:ARG:HG3	1.88	0.55
1:H:119:LEU:HG	1:H:170:PHE:CB	2.37	0.55
1:B:193:ILE:HB	1:B:240:THR:OG1	2.07	0.55
1:B:224:ASP:OD1	1:B:227:THR:HG23	2.07	0.55
1:B:266:VAL:HG23	1:B:266:VAL:O	2.07	0.55
1:B:-7:VAL:HG13	1:B:-7:VAL:O	2.07	0.55
1:F:82:THR:HG23	1:F:162:ASP:HA	1.88	0.55
1:B:171:ASN:C	1:B:171:ASN:HD22	2.09	0.55
1:H:20:VAL:HG21	1:H:248:TRP:CZ2	2.41	0.55

Continued on next page...

Continued from previous page...

Atom-1	Atom-2	Interatomic distance (Å)	Clash overlap (Å)
1:I:82:THR:HG23	1:I:162:ASP:HA	1.88	0.55
1:F:215:GLN:CG	1:F:216:THR:H	2.07	0.54
1:G:143:GLU:O	1:G:147:GLN:HG2	2.08	0.54
1:H:215:GLN:CG	1:H:216:THR:H	2.12	0.54
1:H:32:ARG:HG2	1:H:32:ARG:HH11	1.71	0.54
1:D:241:HIS:CB	1:D:242:PRO:HD3	2.38	0.54
1:F:177:ASP:OD1	1:F:179:ARG:HB2	2.06	0.54
1:E:74:MET:HE2	1:G:52:ILE:HG23	1.88	0.54
1:I:20:VAL:HG21	1:I:248:TRP:CZ2	2.42	0.54
1:A:75:LYS:HG3	1:A:76:ARG:HG3	1.89	0.54
1:B:76:ARG:HG2	1:B:76:ARG:HH11	1.73	0.54
1:C:75:LYS:HG3	1:C:76:ARG:HG3	1.89	0.54
1:E:82:THR:HG23	1:E:162:ASP:HA	1.89	0.54
1:A:32:ARG:HH11	1:A:32:ARG:HG2	1.72	0.54
1:F:224:ASP:OD1	1:F:227:THR:HG23	2.08	0.54
1:H:9:THR:HG23	1:H:9:THR:O	2.08	0.54
1:B:58:ILE:HD12	1:B:58:ILE:H	1.73	0.54
1:J:231:ARG:CG	1:J:232:SER:N	2.67	0.54
1:C:12:ASP:O	1:C:15:ALA:HB3	2.08	0.54
1:E:32:ARG:HG2	1:E:32:ARG:HH11	1.73	0.54
1:G:76:ARG:HH11	1:G:76:ARG:HG2	1.72	0.54
1:J:52:ILE:HG21	1:J:259:LEU:CD1	2.37	0.54
1:G:86:LEU:HD11	1:G:165:LEU:HD23	1.89	0.54
1:G:148:LEU:HD23	1:G:169:PHE:CD2	2.43	0.54
1:G:82:THR:HG23	1:G:162:ASP:HA	1.90	0.54
1:H:243:GLN:OE1	1:H:243:GLN:O	2.25	0.54
1:I:128:PRO:CG	1:J:123:PRO:HG2	2.38	0.54
1:G:183:PRO:HD2	1:G:186:TYR:CD2	2.42	0.53
1:G:76:ARG:NH1	1:G:76:ARG:HG2	2.23	0.53
1:I:32:ARG:HH11	1:I:32:ARG:HG2	1.73	0.53
1:I:86:LEU:HD11	1:I:165:LEU:HD23	1.90	0.53
1:J:148:LEU:HD23	1:J:169:PHE:CD2	2.43	0.53
1:J:86:LEU:HD11	1:J:165:LEU:HD23	1.89	0.53
1:B:32:ARG:HG2	1:B:32:ARG:HH11	1.73	0.53
1:D:241:HIS:CE1	1:D:245:LEU:HD11	2.43	0.53
1:J:75:LYS:HG3	1:J:76:ARG:HG3	1.90	0.53
1:E:75:LYS:HG3	1:E:76:ARG:HG3	1.89	0.53
1:I:2:ASP:OD1	1:I:3:GLN:N	2.42	0.53
1:A:20:VAL:HG21	1:A:248:TRP:CZ2	2.43	0.53
1:C:52:ILE:HA	1:I:74:MET:CE	2.38	0.53
1:C:171:ASN:HD22	1:C:171:ASN:C	2.12	0.53

Continued on next page...

Continued from previous page...

Atom-1	Atom-2	Interatomic distance (Å)	Clash overlap (Å)
1:H:58:ILE:H	1:H:58:ILE:HD12	1.73	0.53
1:I:113:LEU:HD21	1:I:186:TYR:CD1	2.44	0.53
1:J:213:LEU:HD23	1:J:213:LEU:H	1.74	0.53
1:A:8:LEU:HD12	1:A:37:LEU:O	2.09	0.53
1:A:86:LEU:HD11	1:A:165:LEU:HD23	1.91	0.53
1:I:143:GLU:O	1:I:147:GLN:HG2	2.08	0.53
1:C:86:LEU:HD11	1:C:165:LEU:HD23	1.90	0.53
1:D:177:ASP:OD1	1:D:179:ARG:HB2	2.09	0.53
1:E:-2:HIS:N	1:E:31:SER:HB2	2.24	0.53
1:C:213:LEU:H	1:C:213:LEU:HD23	1.73	0.53
1:I:148:LEU:HD23	1:I:169:PHE:CD2	2.43	0.53
1:J:215:GLN:HG2	1:J:216:THR:OG1	2.09	0.53
1:F:190:SER:HB3	1:F:241:HIS:CE1	2.42	0.53
1:I:215:GLN:HG2	1:I:216:THR:OG1	2.09	0.53
1:I:241:HIS:HB3	1:I:242:PRO:HD3	1.91	0.53
1:A:4:ALA:HB2	1:A:33:ARG:HB2	1.89	0.53
1:G:97:CYS:HB2	1:G:138:TYR:HE2	1.68	0.53
1:H:148:LEU:HD23	1:H:169:PHE:CD2	2.43	0.53
1:G:113:LEU:HD21	1:G:186:TYR:CD1	2.44	0.52
1:J:12:ASP:O	1:J:15:ALA:HB3	2.09	0.52
1:D:113:LEU:HD21	1:D:186:TYR:CD1	2.44	0.52
1:H:118:GLU:HB2	1:H:139:GLN:HE21	1.73	0.52
1:H:86:LEU:HD11	1:H:165:LEU:HD23	1.90	0.52
1:J:143:GLU:O	1:J:147:GLN:HG2	2.08	0.52
1:E:183:PRO:HD2	1:E:186:TYR:CE2	2.45	0.52
1:F:183:PRO:HD2	1:F:186:TYR:CD2	2.44	0.52
1:H:240:THR:HG23	1:H:242:PRO:CD	2.39	0.52
1:H:94:TYR:O	1:H:140:PRO:HG2	2.10	0.52
1:J:8:LEU:HD12	1:J:9:THR:H	1.74	0.52
1:A:76:ARG:HG2	1:A:76:ARG:HH11	1.74	0.52
1:A:94:TYR:O	1:A:140:PRO:HG2	2.09	0.52
1:C:260:LEU:HB3	1:C:266:VAL:HG23	1.91	0.52
1:C:76:ARG:HG2	1:C:76:ARG:HH11	1.75	0.52
1:C:76:ARG:HG2	1:C:76:ARG:NH1	2.24	0.52
1:C:8:LEU:HD12	1:C:9:THR:H	1.75	0.52
1:D:94:TYR:O	1:D:140:PRO:HG2	2.10	0.52
1:F:8:LEU:HD12	1:F:9:THR:H	1.73	0.52
1:G:215:GLN:HG2	1:G:216:THR:OG1	2.09	0.52
1:B:20:VAL:HG21	1:B:248:TRP:CZ2	2.43	0.52
1:H:213:LEU:H	1:H:213:LEU:HD23	1.75	0.52
1:H:8:LEU:HD12	1:H:9:THR:H	1.74	0.52

Continued on next page...

Continued from previous page...

Atom-1	Atom-2	Interatomic distance (Å)	Clash overlap (Å)
1:I:12:ASP:O	1:I:15:ALA:HB3	2.10	0.52
1:C:63:LEU:HD13	1:E:263:PHE:CE2	2.44	0.52
1:H:183:PRO:HD2	1:H:186:TYR:CD2	2.44	0.52
1:A:97:CYS:HB2	1:A:138:TYR:HE2	1.69	0.52
1:B:-5:ARG:HD2	1:B:-2:HIS:HD2	1.74	0.52
1:A:74:MET:HE2	1:I:52:ILE:HG23	1.92	0.52
1:C:177:ASP:OD1	1:C:179:ARG:HB2	2.10	0.52
1:E:76:ARG:HG2	1:E:76:ARG:HH11	1.74	0.52
1:F:193:ILE:HG12	1:F:241:HIS:ND1	2.25	0.52
1:H:113:LEU:HD21	1:H:186:TYR:CD1	2.44	0.52
1:H:119:LEU:HG	1:H:170:PHE:CD2	2.44	0.52
1:J:8:LEU:HD12	1:J:37:LEU:O	2.10	0.52
1:A:173:TRP:O	1:A:181:HIS:HE1	1.93	0.52
1:D:32:ARG:HG2	1:D:32:ARG:HH11	1.74	0.52
1:F:4:ALA:HB2	1:F:33:ARG:HB2	1.92	0.52
1:I:75:LYS:HG3	1:I:76:ARG:HG3	1.91	0.52
1:I:8:LEU:HD12	1:I:9:THR:H	1.75	0.52
1:A:260:LEU:HB2	1:A:266:VAL:HG21	1.90	0.52
1:B:257:VAL:HG12	1:B:261:GLN:CD	2.30	0.52
1:B:76:ARG:HG2	1:B:76:ARG:NH1	2.25	0.52
1:G:224:ASP:OD1	1:G:227:THR:HG23	2.10	0.52
1:G:242:PRO:O	1:G:245:LEU:N	2.42	0.52
1:G:8:LEU:HD12	1:G:37:LEU:O	2.10	0.52
1:I:76:ARG:HH11	1:I:76:ARG:HG2	1.74	0.52
1:J:3:GLN:HB3	1:J:114:PHE:CE2	2.45	0.52
1:E:177:ASP:OD1	1:E:179:ARG:HB2	2.10	0.51
1:F:20:VAL:HG21	1:F:248:TRP:CZ2	2.45	0.51
1:G:4:ALA:HB2	1:G:33:ARG:HB2	1.91	0.51
1:I:183:PRO:HD2	1:I:186:TYR:CE2	2.45	0.51
1:J:9:THR:O	1:J:9:THR:HG23	2.10	0.51
1:B:215:GLN:HG2	1:B:216:THR:OG1	2.11	0.51
1:D:241:HIS:HB3	1:D:242:PRO:CD	2.40	0.51
1:J:32:ARG:HH11	1:J:32:ARG:HG2	1.75	0.51
1:A:11:ASN:OD1	1:A:13:ALA:N	2.42	0.51
1:C:215:GLN:HG2	1:C:216:THR:OG1	2.10	0.51
1:A:8:LEU:HD12	1:A:9:THR:H	1.76	0.51
1:G:8:LEU:HD12	1:G:9:THR:H	1.74	0.51
1:G:125:PRO:O	1:H:125:PRO:O	2.29	0.51
1:I:213:LEU:HD23	1:I:213:LEU:H	1.75	0.51
1:C:240:THR:CG2	1:C:241:HIS:N	2.73	0.51
1:C:4:ALA:HB2	1:C:33:ARG:HB2	1.93	0.51

Continued on next page...

Continued from previous page...

Atom-1	Atom-2	Interatomic distance (Å)	Clash overlap (Å)
1:F:148:LEU:HD23	1:F:169:PHE:CD2	2.45	0.51
1:F:215:GLN:HG2	1:F:216:THR:OG1	2.10	0.51
1:H:183:PRO:HD2	1:H:186:TYR:CE2	2.46	0.51
1:I:76:ARG:NH1	1:I:76:ARG:HG2	2.25	0.51
1:I:2:ASP:O	1:I:94:TYR:CA	2.58	0.51
1:E:76:ARG:NH1	1:E:76:ARG:HG2	2.26	0.51
1:B:187:ASN:O	1:B:187:ASN:OD1	2.27	0.51
1:D:12:ASP:O	1:D:15:ALA:HB3	2.11	0.51
1:E:189:SER:HB2	1:E:213:LEU:HD21	1.92	0.51
1:I:11:ASN:OD1	1:I:13:ALA:N	2.43	0.51
1:I:94:TYR:O	1:I:140:PRO:HG2	2.10	0.51
1:A:76:ARG:NH1	1:A:76:ARG:HG2	2.25	0.51
1:C:20:VAL:HG21	1:C:248:TRP:CZ2	2.45	0.51
1:D:241:HIS:HB3	1:D:242:PRO:HD3	1.92	0.51
1:E:148:LEU:HD23	1:E:169:PHE:CD2	2.46	0.51
1:E:58:ILE:N	1:E:58:ILE:HD12	2.25	0.51
1:A:238:THR:HG22	1:A:238:THR:O	2.10	0.51
1:B:241:HIS:HB3	1:B:242:PRO:CD	2.36	0.51
1:H:121:ALA:HA	1:H:182:LEU:HD12	1.92	0.51
1:H:37:LEU:HD23	1:H:58:ILE:HB	1.93	0.51
1:J:97:CYS:HB2	1:J:138:TYR:HE2	1.71	0.51
1:J:19:LEU:HD13	1:J:256:VAL:HG13	1.93	0.51
1:E:12:ASP:O	1:E:15:ALA:HB3	2.11	0.50
1:H:215:GLN:HG2	1:H:216:THR:OG1	2.10	0.50
1:H:76:ARG:HG2	1:H:76:ARG:HH11	1.76	0.50
1:J:11:ASN:OD1	1:J:13:ALA:N	2.41	0.50
1:C:11:ASN:OD1	1:C:13:ALA:N	2.43	0.50
1:E:113:LEU:HD21	1:E:186:TYR:CD1	2.45	0.50
1:E:260:LEU:HB3	1:E:266:VAL:CG2	2.40	0.50
1:F:94:TYR:O	1:F:140:PRO:HG2	2.11	0.50
1:G:20:VAL:HG21	1:G:248:TRP:CZ2	2.46	0.50
1:I:-3:SER:O	1:I:-2:HIS:HB3	2.12	0.50
1:I:-5:ARG:CD	1:I:-5:ARG:O	2.60	0.50
1:C:190:SER:HB2	1:C:241:HIS:ND1	2.26	0.50
1:E:213:LEU:H	1:E:213:LEU:HD23	1.76	0.50
1:J:58:ILE:HD12	1:J:58:ILE:N	2.26	0.50
1:D:20:VAL:HG21	1:D:248:TRP:CZ2	2.47	0.50
1:D:260:LEU:HB3	1:D:266:VAL:HG23	1.94	0.50
1:E:8:LEU:HD12	1:E:9:THR:H	1.76	0.50
1:G:183:PRO:HD2	1:G:186:TYR:CE2	2.46	0.50
1:B:192:SER:HA	1:B:195:SER:HB3	1.93	0.50

Continued on next page...

Continued from previous page...

Atom-1	Atom-2	Interatomic distance (Å)	Clash overlap (Å)
1:B:8:LEU:HD12	1:B:9:THR:H	1.76	0.50
1:D:76:ARG:HH11	1:D:76:ARG:HG2	1.76	0.50
1:H:143:GLU:O	1:H:147:GLN:HG2	2.10	0.50
1:A:224:ASP:OD1	1:A:227:THR:HG23	2.12	0.50
1:C:58:ILE:HD12	1:C:58:ILE:N	2.27	0.50
1:D:189:SER:HB2	1:D:213:LEU:HD21	1.94	0.50
1:D:75:LYS:HG3	1:D:76:ARG:HG3	1.93	0.50
1:F:183:PRO:HD2	1:F:186:TYR:CE2	2.46	0.50
1:F:213:LEU:H	1:F:213:LEU:HD23	1.76	0.50
1:H:11:ASN:OD1	1:H:13:ALA:N	2.44	0.50
1:F:12:ASP:O	1:F:15:ALA:HB3	2.12	0.50
1:F:58:ILE:HD12	1:F:58:ILE:N	2.27	0.50
1:G:12:ASP:O	1:G:15:ALA:HB3	2.12	0.50
1:G:173:TRP:O	1:G:181:HIS:HE1	1.95	0.50
1:I:133:SER:H	1:I:163:GLN:HE21	1.60	0.50
1:A:37:LEU:HD23	1:A:58:ILE:HB	1.94	0.49
1:B:184:PHE:O	1:B:188:LEU:N	2.45	0.49
1:E:215:GLN:HG2	1:E:216:THR:OG1	2.12	0.49
1:I:128:PRO:HG2	1:J:123:PRO:HG2	1.94	0.49
1:J:224:ASP:OD1	1:J:227:THR:HG23	2.12	0.49
1:C:215:GLN:CG	1:C:216:THR:H	2.11	0.49
1:C:63:LEU:HD22	1:E:263:PHE:CZ	2.46	0.49
1:I:193:ILE:HA	1:I:200:PHE:HB2	1.94	0.49
1:I:52:ILE:HG21	1:I:259:LEU:CD1	2.42	0.49
1:B:94:TYR:O	1:B:140:PRO:HG2	2.12	0.49
1:F:37:LEU:HD23	1:F:58:ILE:HB	1.94	0.49
1:G:52:ILE:HG21	1:G:259:LEU:CD1	2.42	0.49
1:H:224:ASP:OD1	1:H:227:THR:HG23	2.12	0.49
1:H:210:VAL:CG2	1:H:244:PHE:CD1	2.96	0.49
1:D:8:LEU:HD12	1:D:9:THR:H	1.76	0.49
1:A:45:THR:CG2	1:A:265:LEU:HD23	2.43	0.49
1:B:144:THR:O	1:B:147:GLN:HB2	2.13	0.49
1:B:213:LEU:HD23	1:B:213:LEU:H	1.77	0.49
1:B:231:ARG:CG	1:B:232:SER:N	2.63	0.49
1:E:52:ILE:HG21	1:E:259:LEU:CD1	2.42	0.49
1:F:76:ARG:HG2	1:F:76:ARG:HH11	1.78	0.49
1:G:11:ASN:OD1	1:G:13:ALA:N	2.42	0.49
1:H:12:ASP:O	1:H:15:ALA:HB3	2.13	0.49
1:D:190:SER:CB	1:D:241:HIS:NE2	2.75	0.49
1:D:76:ARG:NH1	1:D:76:ARG:HG2	2.28	0.49
1:F:189:SER:HB2	1:F:213:LEU:HD21	1.95	0.49

Continued on next page...

Continued from previous page...

Atom-1	Atom-2	Interatomic distance (Å)	Clash overlap (Å)
1:G:58:ILE:HD12	1:G:58:ILE:N	2.28	0.49
1:J:37:LEU:HD23	1:J:58:ILE:HB	1.93	0.49
1:A:148:LEU:HD23	1:A:169:PHE:CD2	2.47	0.49
1:A:200:PHE:CD2	1:A:240:THR:HB	2.48	0.49
1:D:37:LEU:HD23	1:D:58:ILE:HB	1.93	0.49
1:E:8:LEU:HD12	1:E:37:LEU:O	2.11	0.49
1:F:241:HIS:CE1	1:F:244:PHE:CD1	2.97	0.49
1:F:260:LEU:HB3	1:F:266:VAL:HG23	1.93	0.49
1:H:76:ARG:NH1	1:H:76:ARG:HG2	2.28	0.49
1:J:94:TYR:O	1:J:140:PRO:HG2	2.12	0.49
1:J:76:ARG:NH1	1:J:76:ARG:HG2	2.28	0.49
1:D:213:LEU:HD23	1:D:213:LEU:H	1.78	0.49
1:F:52:ILE:HG21	1:F:259:LEU:CD1	2.43	0.49
1:G:94:TYR:O	1:G:140:PRO:HG2	2.12	0.49
1:A:143:GLU:O	1:A:147:GLN:HG2	2.13	0.48
1:A:213:LEU:H	1:A:213:LEU:HD23	1.78	0.48
1:A:239:MET:O	1:A:243:GLN:HB2	2.12	0.48
1:A:58:ILE:HD12	1:A:58:ILE:N	2.28	0.48
1:E:241:HIS:CD2	1:E:245:LEU:CD1	2.96	0.48
1:H:210:VAL:CG2	1:H:244:PHE:CE1	2.95	0.48
1:G:31:SER:OG	1:G:32:ARG:NH1	2.47	0.48
1:C:3:GLN:CB	1:C:32:ARG:HD2	2.40	0.48
1:F:133:SER:H	1:F:163:GLN:HE21	1.61	0.48
1:J:173:TRP:O	1:J:181:HIS:HE1	1.95	0.48
1:J:76:ARG:HG2	1:J:76:ARG:HH11	1.77	0.48
1:A:190:SER:HA	1:A:193:ILE:CD1	2.43	0.48
1:A:9:THR:HG21	1:A:38:THR:HG22	1.95	0.48
1:B:1:THR:HA	1:B:33:ARG:HD2	1.95	0.48
1:F:190:SER:HB2	1:F:241:HIS:CD2	2.49	0.48
1:F:192:SER:HA	1:F:195:SER:HB3	1.95	0.48
1:H:239:MET:C	1:H:240:THR:O	2.51	0.48
1:I:58:ILE:N	1:I:58:ILE:HD12	2.28	0.48
1:C:19:LEU:HD13	1:C:256:VAL:HG13	1.96	0.48
1:D:11:ASN:OD1	1:D:13:ALA:N	2.44	0.48
1:E:240:THR:O	1:E:243:GLN:HB2	2.13	0.48
1:E:86:LEU:HD11	1:E:165:LEU:CD2	2.43	0.48
1:I:260:LEU:HB3	1:I:266:VAL:HG23	1.94	0.48
1:I:-1:MET:O	1:I:33:ARG:HG2	2.14	0.48
1:F:252:PHE:O	1:F:257:VAL:HG23	2.13	0.48
1:G:32:ARG:HH11	1:G:32:ARG:HG2	1.78	0.48
1:I:19:LEU:HD13	1:I:256:VAL:HG13	1.96	0.48

Continued on next page...

Continued from previous page...

Atom-1	Atom-2	Interatomic distance (Å)	Clash overlap (Å)
1:C:191:ILE:HG13	1:C:192:SER:N	2.29	0.48
1:D:193:ILE:HA	1:D:200:PHE:HB2	1.96	0.48
1:D:78:GLU:N	1:D:78:GLU:OE2	2.32	0.48
1:E:94:TYR:O	1:E:140:PRO:HG2	2.12	0.48
1:E:47:ARG:CG	1:E:47:ARG:HH11	2.23	0.48
1:F:173:TRP:O	1:F:181:HIS:HE1	1.97	0.48
1:G:241:HIS:ND1	1:G:241:HIS:O	2.33	0.48
1:I:173:TRP:O	1:I:181:HIS:HE1	1.97	0.48
1:A:191:ILE:HG13	1:A:192:SER:N	2.28	0.48
1:B:133:SER:H	1:B:163:GLN:HE21	1.62	0.48
1:C:183:PRO:HD2	1:C:186:TYR:CE2	2.48	0.48
1:E:224:ASP:OD1	1:E:227:THR:HG23	2.13	0.48
1:G:193:ILE:HA	1:G:200:PHE:HB2	1.96	0.48
1:I:-5:ARG:NH2	1:I:-2:HIS:CE1	2.82	0.48
1:C:262:GLN:HE22	1:I:80:GLY:CA	2.15	0.48
1:D:133:SER:H	1:D:163:GLN:HE21	1.60	0.48
1:D:183:PRO:HD2	1:D:186:TYR:CD2	2.49	0.48
1:C:74:MET:HE1	1:E:52:ILE:HA	1.96	0.48
1:G:47:ARG:CG	1:G:47:ARG:HH11	2.22	0.48
1:B:19:LEU:HD13	1:B:256:VAL:HG13	1.95	0.47
1:C:32:ARG:HH11	1:C:32:ARG:HG2	1.79	0.47
1:F:76:ARG:HG2	1:F:76:ARG:NH1	2.29	0.47
1:F:8:LEU:HD12	1:F:37:LEU:O	2.14	0.47
1:A:215:GLN:HG2	1:A:216:THR:OG1	2.13	0.47
1:C:193:ILE:HA	1:C:200:PHE:HB2	1.95	0.47
1:C:94:TYR:O	1:C:140:PRO:HG2	2.13	0.47
1:G:45:THR:HG22	1:G:263:PHE:HB3	1.96	0.47
1:I:45:THR:HG22	1:I:263:PHE:HB3	1.96	0.47
1:B:191:ILE:O	1:B:195:SER:N	2.47	0.47
1:B:86:LEU:HD11	1:B:165:LEU:CD2	2.45	0.47
1:G:37:LEU:HD23	1:G:58:ILE:HB	1.95	0.47
1:H:192:SER:HA	1:H:195:SER:HB3	1.96	0.47
1:H:52:ILE:HG21	1:H:259:LEU:CD1	2.44	0.47
1:I:224:ASP:OD1	1:I:227:THR:HG23	2.13	0.47
1:A:241:HIS:HB3	1:A:242:PRO:CD	2.43	0.47
1:D:192:SER:HA	1:D:195:SER:HB3	1.95	0.47
1:D:215:GLN:HG2	1:D:216:THR:OG1	2.14	0.47
1:F:191:ILE:HG13	1:F:192:SER:N	2.29	0.47
1:F:86:LEU:HD11	1:F:165:LEU:CD2	2.44	0.47
1:I:37:LEU:HD23	1:I:58:ILE:HB	1.95	0.47
1:A:139:GLN:HE21	1:A:139:GLN:HB2	1.53	0.47

Continued on next page...

Continued from previous page...

Atom-1	Atom-2	Interatomic distance (Å)	Clash overlap (Å)
1:A:45:THR:HG22	1:A:263:PHE:HB3	1.97	0.47
1:C:173:TRP:O	1:C:181:HIS:HE1	1.96	0.47
1:C:183:PRO:HD2	1:C:186:TYR:CD2	2.50	0.47
1:D:241:HIS:O	1:D:242:PRO:C	2.47	0.47
1:E:191:ILE:HG13	1:E:192:SER:N	2.29	0.47
1:E:193:ILE:HA	1:E:200:PHE:HB2	1.96	0.47
1:E:2:ASP:O	1:E:95:SER:N	2.40	0.47
1:F:45:THR:HG22	1:F:263:PHE:HB3	1.94	0.47
1:A:193:ILE:HD12	1:A:241:HIS:N	2.30	0.47
1:B:-7:VAL:HA	1:B:-6:PRO:HD2	1.66	0.47
1:G:133:SER:H	1:G:163:GLN:HE21	1.63	0.47
1:I:2:ASP:OD1	1:I:3:GLN:HG3	2.13	0.47
1:G:212:PHE:CD2	1:G:245:LEU:CD1	2.98	0.47
1:H:119:LEU:HD11	1:H:131:PHE:CZ	2.50	0.47
1:H:191:ILE:O	1:H:195:SER:N	2.47	0.47
1:I:47:ARG:O	1:I:51:GLU:HG2	2.14	0.47
1:J:191:ILE:O	1:J:195:SER:N	2.47	0.47
1:A:12:ASP:O	1:A:15:ALA:HB3	2.14	0.47
1:A:19:LEU:HD13	1:A:256:VAL:HG13	1.97	0.47
1:B:11:ASN:OD1	1:B:13:ALA:N	2.45	0.47
1:D:191:ILE:HG13	1:D:192:SER:N	2.28	0.47
1:D:8:LEU:HD12	1:D:37:LEU:O	2.15	0.47
1:H:19:LEU:HD13	1:H:256:VAL:HG13	1.95	0.47
1:D:173:TRP:O	1:D:181:HIS:HE1	1.98	0.47
1:D:31:SER:OG	1:D:32:ARG:NH1	2.48	0.47
1:E:20:VAL:HG21	1:E:248:TRP:CZ2	2.48	0.47
1:G:213:LEU:HD23	1:G:213:LEU:H	1.79	0.47
1:A:252:PHE:O	1:A:257:VAL:HG23	2.14	0.47
1:B:191:ILE:HG13	1:B:192:SER:N	2.28	0.47
1:C:192:SER:HA	1:C:195:SER:HB3	1.97	0.47
1:D:252:PHE:O	1:D:257:VAL:HG23	2.15	0.47
1:G:72:THR:HG23	1:G:153:SER:HB2	1.97	0.47
1:G:86:LEU:HD11	1:G:165:LEU:CD2	2.45	0.47
1:J:62:ILE:CD1	1:J:73:LEU:HD22	2.43	0.47
1:A:76:ARG:HD2	1:A:152:ALA:O	2.15	0.47
1:B:148:LEU:HD23	1:B:169:PHE:CD2	2.50	0.47
1:B:-5:ARG:HD2	1:B:-2:HIS:CD2	2.50	0.47
1:C:9:THR:HG21	1:C:38:THR:HG22	1.97	0.47
1:E:173:TRP:O	1:E:181:HIS:HE1	1.98	0.47
1:E:63:LEU:HD22	1:G:263:PHE:CZ	2.49	0.47
1:C:52:ILE:CG2	1:I:74:MET:HE1	2.38	0.47

Continued on next page...

Continued from previous page...

Atom-1	Atom-2	Interatomic distance (Å)	Clash overlap (Å)
1:B:261:GLN:HB3	1:B:266:VAL:CG1	2.44	0.46
1:C:113:LEU:HD21	1:C:186:TYR:CD1	2.51	0.46
1:D:30:THR:HA	1:D:111:ASP:OD2	2.14	0.46
1:J:241:HIS:HB3	1:J:242:PRO:CD	2.40	0.46
1:A:206:ASN:O	1:A:207:ALA:C	2.54	0.46
1:A:241:HIS:CD2	1:A:245:LEU:HD12	2.50	0.46
1:B:37:LEU:HD23	1:B:58:ILE:HB	1.98	0.46
1:E:11:ASN:OD1	1:E:13:ALA:N	2.44	0.46
1:F:149:LEU:HA	1:F:149:LEU:HD12	1.78	0.46
1:F:19:LEU:HD13	1:F:256:VAL:HG13	1.98	0.46
1:G:245:LEU:HA	1:G:245:LEU:HD12	1.74	0.46
1:E:80:GLY:CA	1:G:262:GLN:HE22	2.18	0.46
1:I:231:ARG:CG	1:I:232:SER:N	2.77	0.46
1:A:94:TYR:O	1:A:140:PRO:CG	2.63	0.46
1:B:149:LEU:HA	1:B:149:LEU:HD12	1.78	0.46
1:B:189:SER:HB2	1:B:213:LEU:CD2	2.44	0.46
1:D:183:PRO:HD2	1:D:186:TYR:CE2	2.50	0.46
1:F:62:ILE:CD1	1:F:73:LEU:HD22	2.43	0.46
1:B:173:TRP:O	1:B:181:HIS:HE1	1.97	0.46
1:B:206:ASN:O	1:B:207:ALA:C	2.54	0.46
1:D:193:ILE:HD12	1:D:194:TYR:HB3	1.97	0.46
1:D:19:LEU:HD13	1:D:256:VAL:HG13	1.98	0.46
1:D:9:THR:HG21	1:D:38:THR:HG22	1.97	0.46
1:F:193:ILE:HA	1:F:200:PHE:HB2	1.96	0.46
1:H:31:SER:OG	1:H:32:ARG:NH1	2.49	0.46
1:J:30:THR:HA	1:J:111:ASP:OD2	2.16	0.46
1:A:240:THR:CG2	1:A:241:HIS:N	2.64	0.46
1:B:190:SER:HB2	1:B:241:HIS:ND1	2.30	0.46
1:E:45:THR:HG22	1:E:263:PHE:HB3	1.98	0.46
1:E:37:LEU:HD23	1:E:58:ILE:HB	1.97	0.46
1:F:241:HIS:O	1:F:242:PRO:C	2.53	0.46
1:G:212:PHE:CD2	1:G:245:LEU:HD13	2.47	0.46
1:A:193:ILE:HB	1:A:240:THR:OG1	2.15	0.46
1:B:-5:ARG:NH1	1:B:-2:HIS:HD2	2.14	0.46
1:C:241:HIS:HB3	1:C:242:PRO:CD	2.36	0.46
1:D:241:HIS:CB	1:D:242:PRO:CD	2.93	0.46
1:H:144:THR:O	1:H:147:GLN:HB2	2.15	0.46
1:B:122:ALA:HB3	1:B:187:ASN:HB3	1.98	0.46
1:D:58:ILE:N	1:D:58:ILE:HD12	2.30	0.46
1:F:224:ASP:HB3	1:F:227:THR:OG1	2.16	0.46
1:H:173:TRP:O	1:H:181:HIS:HE1	1.99	0.46

Continued on next page...

Continued from previous page...

Atom-1	Atom-2	Interatomic distance (Å)	Clash overlap (Å)
1:J:144:THR:O	1:J:147:GLN:HB2	2.16	0.46
1:A:192:SER:HA	1:A:195:SER:HB3	1.98	0.46
1:B:9:THR:HG21	1:B:38:THR:HG22	1.96	0.46
1:I:191:ILE:HG13	1:I:192:SER:N	2.29	0.46
1:A:260:LEU:CB	1:A:266:VAL:HG23	2.40	0.46
1:B:259:LEU:O	1:B:263:PHE:HD1	1.99	0.46
1:F:139:GLN:HE21	1:F:139:GLN:HB2	1.60	0.46
1:G:193:ILE:CD1	1:G:241:HIS:HB2	2.46	0.46
1:J:191:ILE:HG13	1:J:192:SER:N	2.30	0.46
1:J:79:LEU:O	1:J:83:LEU:HG	2.16	0.46
1:A:193:ILE:C	1:A:240:THR:HG21	2.36	0.46
1:B:262:GLN:HG2	1:B:263:PHE:CE1	2.50	0.46
1:C:191:ILE:O	1:C:195:SER:N	2.49	0.46
1:I:30:THR:HA	1:I:111:ASP:OD2	2.16	0.46
1:A:171:ASN:ND2	1:A:171:ASN:C	2.70	0.45
1:A:193:ILE:HA	1:A:200:PHE:HB2	1.97	0.45
1:A:79:LEU:O	1:A:83:LEU:HG	2.15	0.45
1:B:193:ILE:HA	1:B:200:PHE:HB2	1.98	0.45
1:C:189:SER:HB2	1:C:213:LEU:HD21	1.97	0.45
1:D:191:ILE:O	1:D:195:SER:N	2.49	0.45
1:G:212:PHE:HE2	1:G:245:LEU:HD13	1.74	0.45
1:H:191:ILE:HG13	1:H:192:SER:N	2.30	0.45
1:I:192:SER:HA	1:I:195:SER:HB3	1.98	0.45
1:I:193:ILE:HD12	1:I:194:TYR:HB3	1.97	0.45
1:J:193:ILE:HA	1:J:200:PHE:HB2	1.98	0.45
1:D:4:ALA:HB2	1:D:33:ARG:HB2	1.98	0.45
1:E:133:SER:H	1:E:163:GLN:HE21	1.63	0.45
1:F:193:ILE:HD12	1:F:194:TYR:HB3	1.98	0.45
1:H:193:ILE:HD12	1:H:194:TYR:HB3	1.98	0.45
1:B:240:THR:O	1:B:243:GLN:HB2	2.12	0.45
1:C:133:SER:H	1:C:163:GLN:HE21	1.64	0.45
1:E:144:THR:O	1:E:147:GLN:HB2	2.17	0.45
1:E:192:SER:HA	1:E:195:SER:HB3	1.98	0.45
1:F:242:PRO:O	1:F:243:GLN:C	2.55	0.45
1:F:9:THR:HG21	1:F:38:THR:HG22	1.98	0.45
1:G:224:ASP:HB3	1:G:227:THR:OG1	2.16	0.45
1:B:193:ILE:HD12	1:B:194:TYR:HB3	1.97	0.45
1:B:257:VAL:HG12	1:B:261:GLN:HG3	1.97	0.45
1:F:11:ASN:OD1	1:F:13:ALA:N	2.48	0.45
1:J:192:SER:HA	1:J:195:SER:HB3	1.97	0.45
1:B:187:ASN:O	1:B:188:LEU:C	2.54	0.45

Continued on next page...

Continued from previous page...

Atom-1	Atom-2	Interatomic distance (Å)	Clash overlap (Å)
1:B:242:PRO:O	1:B:243:GLN:C	2.55	0.45
1:E:241:HIS:CD2	1:E:245:LEU:HD12	2.52	0.45
1:H:121:ALA:HB3	1:H:131:PHE:HB2	1.98	0.45
1:H:133:SER:H	1:H:163:GLN:HE21	1.65	0.45
1:H:193:ILE:HA	1:H:200:PHE:HB2	1.98	0.45
1:H:58:ILE:HD12	1:H:58:ILE:N	2.31	0.45
1:H:86:LEU:HD11	1:H:165:LEU:CD2	2.46	0.45
1:J:133:SER:H	1:J:163:GLN:HE21	1.63	0.45
1:J:224:ASP:HB3	1:J:227:THR:OG1	2.17	0.45
1:A:133:SER:H	1:A:163:GLN:HE21	1.65	0.45
1:A:3:GLN:CB	1:A:32:ARG:HD2	2.41	0.45
1:D:241:HIS:HD1	1:D:245:LEU:HD11	1.76	0.45
1:H:8:LEU:HD12	1:H:37:LEU:O	2.16	0.45
1:I:57:VAL:HG12	1:I:57:VAL:O	2.15	0.45
1:J:20:VAL:HG21	1:J:248:TRP:CE2	2.51	0.45
1:A:62:ILE:CD1	1:A:73:LEU:HD22	2.46	0.45
1:D:132:ASN:ND2	1:D:163:GLN:NE2	2.65	0.45
1:F:144:THR:O	1:F:147:GLN:HB2	2.15	0.45
1:H:189:SER:HB2	1:H:213:LEU:HD21	1.99	0.45
1:I:47:ARG:O	1:I:51:GLU:CG	2.65	0.45
1:A:260:LEU:CB	1:A:266:VAL:HG21	2.46	0.45
1:C:52:ILE:HG21	1:C:259:LEU:CD1	2.46	0.45
1:C:86:LEU:HD11	1:C:165:LEU:CD2	2.47	0.45
1:D:86:LEU:HD11	1:D:165:LEU:CD2	2.47	0.45
1:H:119:LEU:HD23	1:H:170:PHE:CE2	2.51	0.45
1:H:79:LEU:O	1:H:83:LEU:HG	2.17	0.45
1:D:105:LEU:HD23	1:D:106:VAL:N	2.32	0.45
1:D:3:GLN:CB	1:D:32:ARG:HD2	2.39	0.45
1:D:62:ILE:CD1	1:D:73:LEU:HD22	2.46	0.45
1:E:132:ASN:ND2	1:E:163:GLN:NE2	2.63	0.45
1:E:256:VAL:O	1:E:257:VAL:C	2.56	0.45
1:G:241:HIS:CE1	1:G:245:LEU:HD22	2.46	0.45
1:I:-5:ARG:HH22	1:I:-2:HIS:CE1	2.34	0.45
1:A:242:PRO:O	1:A:243:GLN:C	2.55	0.44
1:D:149:LEU:HD12	1:D:149:LEU:HA	1.74	0.44
1:E:206:ASN:O	1:E:207:ALA:C	2.55	0.44
1:I:8:LEU:HD12	1:I:37:LEU:O	2.17	0.44
1:A:200:PHE:CE2	1:A:240:THR:CB	2.97	0.44
1:B:12:ASP:O	1:B:15:ALA:HB3	2.18	0.44
1:B:259:LEU:O	1:B:263:PHE:CD1	2.70	0.44
1:B:78:GLU:N	1:B:78:GLU:OE2	2.34	0.44

Continued on next page...

Continued from previous page...

Atom-1	Atom-2	Interatomic distance (Å)	Clash overlap (Å)
1:D:45:THR:HG22	1:D:263:PHE:HB3	1.98	0.44
1:F:194:TYR:O	1:F:194:TYR:HD2	1.99	0.44
1:G:252:PHE:O	1:G:257:VAL:HG23	2.17	0.44
1:I:79:LEU:O	1:I:83:LEU:HG	2.18	0.44
1:D:79:LEU:O	1:D:83:LEU:HG	2.17	0.44
1:G:149:LEU:HD12	1:G:149:LEU:HA	1.74	0.44
1:G:206:ASN:O	1:G:207:ALA:C	2.56	0.44
1:J:193:ILE:HD12	1:J:194:TYR:HB3	1.99	0.44
1:J:86:LEU:HD11	1:J:165:LEU:CD2	2.47	0.44
1:D:206:ASN:O	1:D:207:ALA:C	2.55	0.44
1:E:171:ASN:ND2	1:E:171:ASN:C	2.70	0.44
1:G:191:ILE:HG13	1:G:192:SER:N	2.31	0.44
1:A:132:ASN:ND2	1:A:163:GLN:NE2	2.63	0.44
1:A:151:VAL:HG21	1:A:169:PHE:HD2	1.82	0.44
1:B:-5:ARG:NH1	1:B:-2:HIS:CD2	2.85	0.44
1:H:206:ASN:O	1:H:207:ALA:C	2.55	0.44
1:E:193:ILE:HD12	1:E:194:TYR:HB3	2.00	0.44
1:F:47:ARG:CG	1:F:47:ARG:HH11	2.25	0.44
1:G:9:THR:HG21	1:G:38:THR:HG22	1.96	0.44
1:B:58:ILE:HD12	1:B:58:ILE:N	2.32	0.44
1:C:193:ILE:HD12	1:C:194:TYR:HB3	1.99	0.44
1:C:224:ASP:OD1	1:C:227:THR:HG23	2.18	0.44
1:G:30:THR:HA	1:G:111:ASP:OD2	2.18	0.44
1:H:194:TYR:O	1:H:194:TYR:HD2	2.01	0.44
1:H:200:PHE:O	1:H:204:GLY:N	2.45	0.44
1:I:86:LEU:HD11	1:I:165:LEU:CD2	2.47	0.44
1:I:252:PHE:O	1:I:257:VAL:HG23	2.18	0.44
1:A:263:PHE:CE2	1:G:63:LEU:HD13	2.52	0.44
1:B:188:LEU:HD11	1:B:193:ILE:HG23	1.99	0.44
1:B:224:ASP:HB3	1:B:227:THR:OG1	2.18	0.44
1:F:79:LEU:O	1:F:83:LEU:HG	2.18	0.44
1:G:192:SER:HA	1:G:195:SER:HB3	1.98	0.44
1:G:78:GLU:OE2	1:G:78:GLU:N	2.35	0.44
1:H:30:THR:HA	1:H:111:ASP:OD2	2.18	0.44
1:I:72:THR:HG23	1:I:153:SER:HB2	2.00	0.44
1:C:242:PRO:O	1:C:243:GLN:C	2.56	0.44
1:D:224:ASP:HB3	1:D:227:THR:OG1	2.17	0.44
1:F:190:SER:HB3	1:F:241:HIS:NE2	2.28	0.44
1:A:256:VAL:O	1:A:257:VAL:C	2.56	0.43
1:B:8:LEU:HD12	1:B:37:LEU:O	2.18	0.43
1:E:31:SER:OG	1:E:32:ARG:NH1	2.51	0.43

Continued on next page...

Continued from previous page...

Atom-1	Atom-2	Interatomic distance (Å)	Clash overlap (Å)
1:F:8:LEU:HD12	1:F:9:THR:N	2.32	0.43
1:G:189:SER:HB2	1:G:213:LEU:HD21	2.00	0.43
1:G:193:ILE:HD12	1:G:194:TYR:HB3	1.99	0.43
1:A:86:LEU:HD11	1:A:165:LEU:CD2	2.48	0.43
1:B:265:LEU:HG	1:B:265:LEU:O	2.18	0.43
1:B:52:ILE:HG21	1:B:259:LEU:CD1	2.47	0.43
1:A:200:PHE:CZ	1:A:240:THR:OG1	2.71	0.43
1:B:30:THR:HA	1:B:111:ASP:OD2	2.18	0.43
1:C:8:LEU:HD12	1:C:37:LEU:O	2.18	0.43
1:F:232:SER:O	1:F:233:GLU:C	2.57	0.43
1:F:256:VAL:O	1:F:257:VAL:C	2.56	0.43
1:G:210:VAL:HG21	1:G:244:PHE:CD2	2.53	0.43
1:H:72:THR:HG23	1:H:153:SER:HB2	2.00	0.43
1:I:132:ASN:ND2	1:I:163:GLN:NE2	2.66	0.43
1:A:71:LEU:O	1:A:74:MET:HB2	2.18	0.43
1:E:19:LEU:HD13	1:E:256:VAL:HG13	1.99	0.43
1:H:8:LEU:HD12	1:H:9:THR:N	2.34	0.43
1:I:2:ASP:O	1:I:95:SER:N	2.49	0.43
1:A:47:ARG:CG	1:A:47:ARG:HH11	2.20	0.43
1:C:193:ILE:CG1	1:C:240:THR:CG2	2.96	0.43
1:C:37:LEU:HD23	1:C:58:ILE:HB	1.99	0.43
1:D:57:VAL:O	1:D:57:VAL:HG12	2.18	0.43
1:E:191:ILE:O	1:E:195:SER:N	2.51	0.43
1:F:191:ILE:O	1:F:195:SER:N	2.50	0.43
1:H:239:MET:O	1:H:240:THR:O	2.37	0.43
1:H:89:TRP:CE2	1:H:138:TYR:HD1	2.37	0.43
1:I:191:ILE:O	1:I:195:SER:N	2.50	0.43
1:I:8:LEU:HD12	1:I:9:THR:N	2.33	0.43
1:C:57:VAL:O	1:C:57:VAL:HG12	2.19	0.43
1:F:32:ARG:HG2	1:F:32:ARG:NH1	2.33	0.43
1:I:194:TYR:HD2	1:I:194:TYR:O	2.02	0.43
1:C:52:ILE:HD13	1:I:74:MET:HE3	2.01	0.43
1:A:128:PRO:CG	1:B:123:PRO:HG2	2.49	0.43
1:C:224:ASP:HB3	1:C:227:THR:OG1	2.19	0.43
1:C:63:LEU:HD13	1:E:263:PHE:CZ	2.54	0.43
1:E:212:PHE:CD2	1:E:241:HIS:CE1	3.07	0.43
1:E:242:PRO:O	1:E:243:GLN:C	2.56	0.43
1:G:3:GLN:CB	1:G:32:ARG:HD2	2.40	0.43
1:I:242:PRO:O	1:I:243:GLN:C	2.56	0.43
1:A:224:ASP:HB3	1:A:227:THR:OG1	2.17	0.43
1:A:243:GLN:O	1:A:247:VAL:HG23	2.18	0.43

Continued on next page...

Continued from previous page...

Atom-1	Atom-2	Interatomic distance (Å)	Clash overlap (Å)
1:C:-1:MET:HB3	1:C:2:ASP:OD1	2.18	0.43
1:A:149:LEU:HD12	1:A:149:LEU:HA	1.78	0.43
1:B:257:VAL:HB	1:B:258:PRO:CD	2.44	0.43
1:C:72:THR:HG23	1:C:153:SER:HB2	2.01	0.43
1:C:79:LEU:O	1:C:83:LEU:HG	2.19	0.43
1:D:197:LEU:O	1:D:201:LYS:HG3	2.19	0.43
1:E:194:TYR:O	1:E:194:TYR:HD2	2.01	0.43
1:F:94:TYR:O	1:F:140:PRO:CG	2.66	0.43
1:J:256:VAL:O	1:J:257:VAL:C	2.57	0.43
1:E:241:HIS:CD2	1:E:245:LEU:HD11	2.54	0.42
1:F:206:ASN:O	1:F:207:ALA:C	2.56	0.42
1:H:197:LEU:O	1:H:201:LYS:HG3	2.19	0.42
1:J:149:LEU:HA	1:J:149:LEU:HD12	1.81	0.42
1:A:200:PHE:CZ	1:A:240:THR:CB	3.02	0.42
1:C:149:LEU:HD12	1:C:149:LEU:HA	1.74	0.42
1:H:20:VAL:HG21	1:H:248:TRP:CE2	2.54	0.42
1:H:62:ILE:CD1	1:H:73:LEU:HD22	2.45	0.42
1:J:193:ILE:C	1:J:193:ILE:HD12	2.40	0.42
1:G:118:GLU:HB2	1:G:139:GLN:NE2	2.34	0.42
1:G:19:LEU:HD13	1:G:256:VAL:HG13	2.01	0.42
1:I:256:VAL:O	1:I:257:VAL:C	2.56	0.42
1:I:62:ILE:CD1	1:I:73:LEU:HD22	2.44	0.42
1:C:158:PHE:CD1	1:C:158:PHE:C	2.92	0.42
1:C:31:SER:OG	1:C:32:ARG:NH1	2.52	0.42
1:E:57:VAL:O	1:E:57:VAL:HG12	2.19	0.42
1:E:79:LEU:O	1:E:83:LEU:HG	2.19	0.42
1:F:151:VAL:HG21	1:F:169:PHE:HD2	1.84	0.42
1:H:94:TYR:O	1:H:140:PRO:CG	2.68	0.42
1:A:52:ILE:HG21	1:A:259:LEU:CD1	2.49	0.42
1:B:113:LEU:HD21	1:B:186:TYR:CD1	2.54	0.42
1:C:105:LEU:HD23	1:C:106:VAL:N	2.34	0.42
1:C:10:THR:O	1:C:11:ASN:HB3	2.20	0.42
1:C:190:SER:HB2	1:C:241:HIS:CE1	2.54	0.42
1:E:-2:HIS:HA	1:E:31:SER:HB2	2.01	0.42
1:F:3:GLN:CB	1:F:32:ARG:HD2	2.45	0.42
1:G:139:GLN:HE21	1:G:139:GLN:HB2	1.59	0.42
1:H:256:VAL:O	1:H:257:VAL:C	2.58	0.42
1:J:171:ASN:C	1:J:171:ASN:ND2	2.73	0.42
1:J:243:GLN:O	1:J:247:VAL:HG23	2.20	0.42
1:B:239:MET:O	1:B:243:GLN:HB2	2.19	0.42
1:E:30:THR:HA	1:E:111:ASP:OD2	2.19	0.42

Continued on next page...

Continued from previous page...

Atom-1	Atom-2	Interatomic distance (Å)	Clash overlap (Å)
1:G:57:VAL:HG12	1:G:57:VAL:O	2.19	0.42
1:G:8:LEU:HD12	1:G:9:THR:N	2.33	0.42
1:H:25:LEU:CD2	1:H:106:VAL:HG21	2.50	0.42
1:J:72:THR:HG23	1:J:153:SER:HB2	2.01	0.42
1:D:94:TYR:O	1:D:140:PRO:CG	2.67	0.42
1:G:94:TYR:O	1:G:140:PRO:CG	2.67	0.42
1:H:32:ARG:HG2	1:H:32:ARG:NH1	2.34	0.42
1:I:158:PHE:C	1:I:158:PHE:CD1	2.93	0.42
1:I:20:VAL:HG21	1:I:248:TRP:CE2	2.55	0.42
1:J:132:ASN:ND2	1:J:163:GLN:NE2	2.66	0.42
1:J:31:SER:OG	1:J:32:ARG:NH1	2.53	0.42
1:A:89:TRP:CE2	1:A:138:TYR:HD1	2.38	0.42
1:G:105:LEU:HD23	1:G:106:VAL:N	2.34	0.42
1:H:78:GLU:OE2	1:H:78:GLU:N	2.35	0.42
1:I:197:LEU:O	1:I:201:LYS:HG3	2.19	0.42
1:E:94:TYR:O	1:E:140:PRO:CG	2.67	0.42
1:F:72:THR:HG23	1:F:153:SER:HB2	2.01	0.42
1:F:240:THR:O	1:F:243:GLN:HB2	2.20	0.42
1:G:144:THR:O	1:G:147:GLN:HB2	2.20	0.42
1:G:191:ILE:O	1:G:195:SER:N	2.49	0.42
1:H:193:ILE:C	1:H:193:ILE:HD12	2.40	0.42
1:I:189:SER:HB2	1:I:213:LEU:HD21	2.01	0.42
1:J:10:THR:O	1:J:11:ASN:HB3	2.20	0.42
1:J:189:SER:HB2	1:J:213:LEU:HD21	2.02	0.42
1:G:212:PHE:CE2	1:G:245:LEU:HD12	2.53	0.42
1:J:139:GLN:HB2	1:J:139:GLN:HE21	1.57	0.42
1:J:206:ASN:O	1:J:207:ALA:C	2.59	0.42
1:J:190:SER:HB2	1:J:241:HIS:ND1	2.35	0.42
1:A:69:ALA:O	1:A:70:HIS:C	2.59	0.41
1:C:125:PRO:O	1:D:125:PRO:O	2.38	0.41
1:C:132:ASN:ND2	1:C:163:GLN:NE2	2.66	0.41
1:C:256:VAL:O	1:C:257:VAL:C	2.57	0.41
1:F:253:THR:HA	1:F:257:VAL:HG23	2.02	0.41
1:I:221:TYR:CD2	1:I:245:LEU:HD22	2.55	0.41
1:F:105:LEU:HD23	1:F:106:VAL:N	2.35	0.41
1:F:89:TRP:CE2	1:F:138:TYR:HD1	2.38	0.41
1:G:62:ILE:CD1	1:G:73:LEU:HD22	2.48	0.41
1:A:190:SER:HA	1:A:193:ILE:CG1	2.50	0.41
1:A:194:TYR:HD2	1:A:194:TYR:O	2.02	0.41
1:E:105:LEU:HD23	1:E:106:VAL:N	2.36	0.41
1:E:3:GLN:CB	1:E:32:ARG:HD2	2.43	0.41

Continued on next page...

Continued from previous page...

Atom-1	Atom-2	Interatomic distance (Å)	Clash overlap (Å)
1:J:57:VAL:O	1:J:57:VAL:HG12	2.20	0.41
1:G:256:VAL:O	1:G:257:VAL:C	2.57	0.41
1:G:26:LYS:O	1:G:29:ARG:N	2.49	0.41
1:A:57:VAL:O	1:A:57:VAL:HG12	2.19	0.41
1:B:69:ALA:O	1:B:70:HIS:C	2.59	0.41
1:C:45:THR:HG22	1:C:263:PHE:HB3	2.01	0.41
1:F:171:ASN:ND2	1:F:171:ASN:C	2.73	0.41
1:I:31:SER:OG	1:I:32:ARG:NH1	2.54	0.41
1:B:252:PHE:O	1:B:257:VAL:HG23	2.20	0.41
1:F:57:VAL:O	1:F:57:VAL:HG12	2.21	0.41
1:G:79:LEU:O	1:G:83:LEU:HG	2.20	0.41
1:I:-1:MET:HB2	1:I:2:ASP:OD1	2.20	0.41
1:J:257:VAL:HB	1:J:258:PRO:CD	2.45	0.41
1:A:138:TYR:N	1:A:138:TYR:CD2	2.89	0.41
1:C:30:THR:HA	1:C:111:ASP:OD2	2.20	0.41
1:E:139:GLN:HE21	1:E:139:GLN:HB2	1.55	0.41
1:H:9:THR:HG21	1:H:38:THR:HG22	2.00	0.41
1:I:118:GLU:HB2	1:I:139:GLN:NE2	2.35	0.41
1:B:132:ASN:ND2	1:B:163:GLN:NE2	2.66	0.41
1:C:221:TYR:CD2	1:C:245:LEU:HD22	2.56	0.41
1:C:252:PHE:O	1:C:257:VAL:HG23	2.21	0.41
1:D:171:ASN:C	1:D:171:ASN:ND2	2.73	0.41
1:E:69:ALA:O	1:E:70:HIS:C	2.59	0.41
1:I:-1:MET:O	1:I:33:ARG:CG	2.69	0.41
1:A:8:LEU:HD12	1:A:9:THR:N	2.35	0.41
1:D:138:TYR:HD2	1:D:138:TYR:H	1.69	0.41
1:G:158:PHE:CD1	1:G:158:PHE:C	2.94	0.41
1:G:196:TYR:C	1:G:198:PRO:HD2	2.42	0.41
1:H:119:LEU:CG	1:H:170:PHE:CD2	3.04	0.41
1:B:89:TRP:CE2	1:B:138:TYR:HD1	2.39	0.41
1:B:20:VAL:HG21	1:B:248:TRP:CE2	2.56	0.41
1:B:253:THR:HA	1:B:257:VAL:HG23	2.02	0.41
1:H:224:ASP:HB3	1:H:227:THR:OG1	2.20	0.41
1:H:47:ARG:CG	1:H:47:ARG:HH11	2.21	0.41
1:I:144:THR:O	1:I:147:GLN:HB2	2.21	0.41
1:I:200:PHE:O	1:I:204:GLY:N	2.44	0.41
1:I:9:THR:HG21	1:I:38:THR:HG22	1.99	0.41
1:J:253:THR:HA	1:J:257:VAL:HG23	2.03	0.41
1:A:144:THR:O	1:A:147:GLN:HB2	2.21	0.41
1:B:62:ILE:CD1	1:B:73:LEU:HD22	2.49	0.41
1:D:232:SER:O	1:D:233:GLU:C	2.60	0.41

Continued on next page...

Continued from previous page...

Atom-1	Atom-2	Interatomic distance (Å)	Clash overlap (Å)
1:F:30:THR:HA	1:F:111:ASP:OD2	2.21	0.41
1:I:149:LEU:HA	1:I:149:LEU:HD12	1.78	0.41
1:I:-5:ARG:CZ	1:I:-2:HIS:CE1	3.04	0.41
1:J:242:PRO:O	1:J:243:GLN:C	2.59	0.41
1:C:2:ASP:O	1:C:95:SER:N	2.47	0.40
1:D:138:TYR:CD2	1:D:138:TYR:N	2.89	0.40
1:E:257:VAL:O	1:E:258:PRO:C	2.59	0.40
1:H:138:TYR:N	1:H:138:TYR:CD2	2.89	0.40
1:H:158:PHE:CD1	1:H:158:PHE:C	2.95	0.40
1:I:117:GLU:O	1:I:118:GLU:C	2.59	0.40
1:I:171:ASN:ND2	1:I:171:ASN:C	2.72	0.40
1:J:197:LEU:O	1:J:201:LYS:HG3	2.21	0.40
1:A:30:THR:HA	1:A:111:ASP:OD2	2.20	0.40
1:B:105:LEU:HD23	1:B:106:VAL:N	2.36	0.40
1:B:79:LEU:O	1:B:83:LEU:HG	2.21	0.40
1:C:139:GLN:HE21	1:C:139:GLN:HB2	1.55	0.40
1:D:158:PHE:CD1	1:D:158:PHE:C	2.93	0.40
1:D:8:LEU:HD12	1:D:9:THR:N	2.37	0.40
1:H:149:LEU:HD12	1:H:149:LEU:HA	1.80	0.40
1:H:171:ASN:ND2	1:H:171:ASN:C	2.74	0.40
1:I:94:TYR:O	1:I:140:PRO:CG	2.69	0.40
1:A:197:LEU:O	1:A:201:LYS:HG3	2.21	0.40
1:B:188:LEU:HD11	1:B:193:ILE:CG2	2.51	0.40
1:B:197:LEU:O	1:B:201:LYS:HG3	2.21	0.40
1:H:231:ARG:CD	1:H:233:GLU:OE2	2.61	0.40
1:H:240:THR:OG1	1:H:241:HIS:N	2.54	0.40
1:I:206:ASN:O	1:I:207:ALA:C	2.59	0.40
1:J:158:PHE:CD1	1:J:158:PHE:C	2.95	0.40
1:A:158:PHE:C	1:A:158:PHE:CD1	2.95	0.40
1:B:151:VAL:HG21	1:B:169:PHE:HD2	1.86	0.40
1:B:8:LEU:HD12	1:B:9:THR:N	2.37	0.40
1:B:94:TYR:O	1:B:140:PRO:CG	2.68	0.40
1:D:52:ILE:HG21	1:D:259:LEU:CD1	2.49	0.40
1:E:224:ASP:HB3	1:E:227:THR:OG1	2.21	0.40
1:E:-2:HIS:CA	1:E:31:SER:HB2	2.51	0.40
1:F:197:LEU:O	1:F:201:LYS:HG3	2.21	0.40
1:G:193:ILE:HD11	1:G:241:HIS:HB3	2.00	0.40
1:G:257:VAL:O	1:G:258:PRO:C	2.60	0.40
1:A:193:ILE:CA	1:A:240:THR:HG21	2.40	0.40
1:C:11:ASN:C	1:C:11:ASN:OD1	2.60	0.40
1:E:151:VAL:HG21	1:E:169:PHE:HD2	1.86	0.40

Continued on next page...

Continued from previous page...

Atom-1	Atom-2	Interatomic distance (Å)	Clash overlap (Å)
1:E:252:PHE:O	1:E:257:VAL:HG23	2.21	0.40
1:F:253:THR:HA	1:F:257:VAL:CG2	2.52	0.40
1:G:132:ASN:ND2	1:G:163:GLN:NE2	2.67	0.40
1:H:221:TYR:CD2	1:H:245:LEU:HD22	2.57	0.40
1:I:138:TYR:CD2	1:I:138:TYR:N	2.90	0.40
1:I:243:GLN:O	1:I:247:VAL:HG23	2.21	0.40

There are no symmetry-related clashes.

5.3 Torsion angles [i](#)

5.3.1 Protein backbone [i](#)

In the following table, the Percentiles column shows the percent Ramachandran outliers of the chain as a percentile score with respect to all X-ray entries followed by that with respect to entries of similar resolution.

The Analysed column shows the number of residues for which the backbone conformation was analysed, and the total number of residues.

Mol	Chain	Analysed	Favoured	Allowed	Outliers	Percentiles	
1	A	260/339 (77%)	223 (86%)	31 (12%)	6 (2%)	6	35
1	B	263/339 (78%)	223 (85%)	31 (12%)	9 (3%)	3	27
1	C	258/339 (76%)	220 (85%)	33 (13%)	5 (2%)	8	38
1	D	256/339 (76%)	219 (86%)	31 (12%)	6 (2%)	6	35
1	E	258/339 (76%)	224 (87%)	28 (11%)	6 (2%)	6	35
1	F	257/339 (76%)	221 (86%)	29 (11%)	7 (3%)	5	32
1	G	258/339 (76%)	225 (87%)	28 (11%)	5 (2%)	8	38
1	H	256/339 (76%)	221 (86%)	26 (10%)	9 (4%)	3	26
1	I	260/339 (77%)	226 (87%)	30 (12%)	4 (2%)	10	43
1	J	247/339 (73%)	213 (86%)	30 (12%)	4 (2%)	9	42
All	All	2573/3390 (76%)	2215 (86%)	297 (12%)	61 (2%)	6	34

All (61) Ramachandran outliers are listed below:

Mol	Chain	Res	Type
1	H	240	THR

Continued on next page...

Continued from previous page...

Mol	Chain	Res	Type
1	H	241	HIS
1	A	128	PRO
1	A	190	SER
1	A	215	GLN
1	B	-6	PRO
1	B	128	PRO
1	B	215	GLN
1	C	128	PRO
1	C	215	GLN
1	D	128	PRO
1	D	215	GLN
1	E	128	PRO
1	E	215	GLN
1	F	128	PRO
1	F	215	GLN
1	G	128	PRO
1	G	215	GLN
1	H	128	PRO
1	I	128	PRO
1	I	215	GLN
1	J	215	GLN
1	B	-5	ARG
1	F	231	ARG
1	H	215	GLN
1	J	128	PRO
1	A	118	GLU
1	A	240	THR
1	B	118	GLU
1	B	190	SER
1	B	240	THR
1	C	118	GLU
1	C	190	SER
1	D	118	GLU
1	D	190	SER
1	E	118	GLU
1	E	190	SER
1	F	118	GLU
1	G	118	GLU
1	H	190	SER
1	I	118	GLU
1	I	190	SER
1	J	118	GLU

Continued on next page...

Continued from previous page...

Mol	Chain	Res	Type
1	J	190	SER
1	C	133	SER
1	D	70	HIS
1	D	133	SER
1	F	70	HIS
1	F	133	SER
1	F	190	SER
1	G	133	SER
1	G	190	SER
1	H	70	HIS
1	H	133	SER
1	H	230	VAL
1	H	231	ARG
1	A	133	SER
1	B	70	HIS
1	B	133	SER
1	E	70	HIS
1	E	133	SER

5.3.2 Protein sidechains [i](#)

In the following table, the Percentiles column shows the percent sidechain outliers of the chain as a percentile score with respect to all X-ray entries followed by that with respect to entries of similar resolution.

The Analysed column shows the number of residues for which the sidechain conformation was analysed, and the total number of residues.

Mol	Chain	Analysed	Rotameric	Outliers	Percentiles	
1	A	234/299 (78%)	211 (90%)	23 (10%)	8	32
1	B	236/299 (79%)	214 (91%)	22 (9%)	9	34
1	C	232/299 (78%)	209 (90%)	23 (10%)	8	32
1	D	231/299 (77%)	207 (90%)	24 (10%)	7	30
1	E	232/299 (78%)	209 (90%)	23 (10%)	8	32
1	F	231/299 (77%)	210 (91%)	21 (9%)	9	35
1	G	232/299 (78%)	210 (90%)	22 (10%)	8	33
1	H	230/299 (77%)	206 (90%)	24 (10%)	7	30
1	I	233/299 (78%)	211 (91%)	22 (9%)	8	34
1	J	222/299 (74%)	200 (90%)	22 (10%)	8	32

Continued on next page...

Continued from previous page...

Mol	Chain	Analysed	Rotameric	Outliers	Percentiles
All	All	2313/2990 (77%)	2087 (90%)	226 (10%)	8 32

All (226) residues with a non-rotameric sidechain are listed below:

Mol	Chain	Res	Type
1	A	-1	MET
1	A	10	THR
1	A	12	ASP
1	A	21	LEU
1	A	33	ARG
1	A	89	TRP
1	A	93	GLN
1	A	105	LEU
1	A	119	LEU
1	A	138	TYR
1	A	139	GLN
1	A	154	GLU
1	A	155	GLN
1	A	171	ASN
1	A	181	HIS
1	A	189	SER
1	A	194	TYR
1	A	196	TYR
1	A	203	PHE
1	A	216	THR
1	A	236	ASP
1	A	245	LEU
1	A	265	LEU
1	B	-5	ARG
1	B	-1	MET
1	B	10	THR
1	B	12	ASP
1	B	21	LEU
1	B	33	ARG
1	B	89	TRP
1	B	93	GLN
1	B	105	LEU
1	B	119	LEU
1	B	138	TYR
1	B	139	GLN
1	B	154	GLU
1	B	155	GLN

Continued on next page...

Continued from previous page...

Mol	Chain	Res	Type
1	B	171	ASN
1	B	189	SER
1	B	194	TYR
1	B	196	TYR
1	B	203	PHE
1	B	216	THR
1	B	240	THR
1	B	245	LEU
1	C	-1	MET
1	C	10	THR
1	C	12	ASP
1	C	21	LEU
1	C	89	TRP
1	C	93	GLN
1	C	105	LEU
1	C	119	LEU
1	C	138	TYR
1	C	139	GLN
1	C	154	GLU
1	C	155	GLN
1	C	171	ASN
1	C	181	HIS
1	C	189	SER
1	C	194	TYR
1	C	196	TYR
1	C	203	PHE
1	C	206	ASN
1	C	216	THR
1	C	239	MET
1	C	245	LEU
1	C	265	LEU
1	D	-1	MET
1	D	10	THR
1	D	12	ASP
1	D	21	LEU
1	D	33	ARG
1	D	89	TRP
1	D	93	GLN
1	D	105	LEU
1	D	119	LEU
1	D	138	TYR
1	D	139	GLN

Continued on next page...

Continued from previous page...

Mol	Chain	Res	Type
1	D	154	GLU
1	D	155	GLN
1	D	171	ASN
1	D	189	SER
1	D	194	TYR
1	D	196	TYR
1	D	203	PHE
1	D	206	ASN
1	D	216	THR
1	D	233	GLU
1	D	238	THR
1	D	245	LEU
1	D	265	LEU
1	E	-2	HIS
1	E	10	THR
1	E	12	ASP
1	E	21	LEU
1	E	33	ARG
1	E	68	SER
1	E	89	TRP
1	E	93	GLN
1	E	105	LEU
1	E	119	LEU
1	E	138	TYR
1	E	139	GLN
1	E	154	GLU
1	E	155	GLN
1	E	171	ASN
1	E	189	SER
1	E	194	TYR
1	E	196	TYR
1	E	203	PHE
1	E	216	THR
1	E	233	GLU
1	E	245	LEU
1	E	265	LEU
1	F	-1	MET
1	F	10	THR
1	F	12	ASP
1	F	21	LEU
1	F	33	ARG
1	F	89	TRP

Continued on next page...

Continued from previous page...

Mol	Chain	Res	Type
1	F	93	GLN
1	F	105	LEU
1	F	119	LEU
1	F	138	TYR
1	F	139	GLN
1	F	154	GLU
1	F	155	GLN
1	F	171	ASN
1	F	194	TYR
1	F	196	TYR
1	F	203	PHE
1	F	216	THR
1	F	233	GLU
1	F	245	LEU
1	F	265	LEU
1	G	-1	MET
1	G	10	THR
1	G	12	ASP
1	G	21	LEU
1	G	89	TRP
1	G	93	GLN
1	G	105	LEU
1	G	119	LEU
1	G	138	TYR
1	G	139	GLN
1	G	154	GLU
1	G	155	GLN
1	G	171	ASN
1	G	189	SER
1	G	194	TYR
1	G	196	TYR
1	G	203	PHE
1	G	216	THR
1	G	239	MET
1	G	241	HIS
1	G	245	LEU
1	G	265	LEU
1	H	-1	MET
1	H	10	THR
1	H	12	ASP
1	H	21	LEU
1	H	33	ARG

Continued on next page...

Continued from previous page...

Mol	Chain	Res	Type
1	H	89	TRP
1	H	93	GLN
1	H	105	LEU
1	H	119	LEU
1	H	138	TYR
1	H	139	GLN
1	H	143	GLU
1	H	154	GLU
1	H	155	GLN
1	H	171	ASN
1	H	194	TYR
1	H	196	TYR
1	H	203	PHE
1	H	216	THR
1	H	233	GLU
1	H	241	HIS
1	H	242	PRO
1	H	243	GLN
1	H	245	LEU
1	I	-5	ARG
1	I	-3	SER
1	I	-2	HIS
1	I	10	THR
1	I	12	ASP
1	I	21	LEU
1	I	89	TRP
1	I	93	GLN
1	I	105	LEU
1	I	119	LEU
1	I	138	TYR
1	I	139	GLN
1	I	154	GLU
1	I	155	GLN
1	I	171	ASN
1	I	189	SER
1	I	194	TYR
1	I	196	TYR
1	I	203	PHE
1	I	216	THR
1	I	245	LEU
1	I	265	LEU
1	J	2	ASP

Continued on next page...

Continued from previous page...

Mol	Chain	Res	Type
1	J	10	THR
1	J	12	ASP
1	J	21	LEU
1	J	33	ARG
1	J	89	TRP
1	J	93	GLN
1	J	105	LEU
1	J	119	LEU
1	J	138	TYR
1	J	139	GLN
1	J	149	LEU
1	J	154	GLU
1	J	155	GLN
1	J	171	ASN
1	J	189	SER
1	J	194	TYR
1	J	196	TYR
1	J	203	PHE
1	J	206	ASN
1	J	216	THR
1	J	245	LEU

Some sidechains can be flipped to improve hydrogen bonding and reduce clashes. All (92) such sidechains are listed below:

Mol	Chain	Res	Type
1	A	93	GLN
1	A	109	ASN
1	A	139	GLN
1	A	147	GLN
1	A	155	GLN
1	A	163	GLN
1	A	171	ASN
1	A	181	HIS
1	A	187	ASN
1	A	262	GLN
1	B	-2	HIS
1	B	93	GLN
1	B	109	ASN
1	B	139	GLN
1	B	155	GLN
1	B	163	GLN
1	B	171	ASN

Continued on next page...

Continued from previous page...

Mol	Chain	Res	Type
1	B	181	HIS
1	B	187	ASN
1	B	261	GLN
1	C	93	GLN
1	C	109	ASN
1	C	139	GLN
1	C	147	GLN
1	C	155	GLN
1	C	163	GLN
1	C	171	ASN
1	C	181	HIS
1	D	93	GLN
1	D	109	ASN
1	D	139	GLN
1	D	146	ASN
1	D	147	GLN
1	D	155	GLN
1	D	163	GLN
1	D	171	ASN
1	D	181	HIS
1	E	93	GLN
1	E	109	ASN
1	E	139	GLN
1	E	146	ASN
1	E	147	GLN
1	E	155	GLN
1	E	163	GLN
1	E	171	ASN
1	E	181	HIS
1	E	241	HIS
1	F	93	GLN
1	F	109	ASN
1	F	139	GLN
1	F	146	ASN
1	F	147	GLN
1	F	155	GLN
1	F	163	GLN
1	F	171	ASN
1	F	181	HIS
1	G	93	GLN
1	G	109	ASN
1	G	139	GLN

Continued on next page...

Continued from previous page...

Mol	Chain	Res	Type
1	G	146	ASN
1	G	147	GLN
1	G	155	GLN
1	G	163	GLN
1	G	171	ASN
1	G	181	HIS
1	H	93	GLN
1	H	109	ASN
1	H	139	GLN
1	H	146	ASN
1	H	147	GLN
1	H	155	GLN
1	H	163	GLN
1	H	171	ASN
1	H	181	HIS
1	I	-2	HIS
1	I	93	GLN
1	I	109	ASN
1	I	139	GLN
1	I	147	GLN
1	I	155	GLN
1	I	163	GLN
1	I	171	ASN
1	I	181	HIS
1	I	187	ASN
1	J	93	GLN
1	J	109	ASN
1	J	139	GLN
1	J	147	GLN
1	J	155	GLN
1	J	163	GLN
1	J	171	ASN
1	J	181	HIS

5.3.3 RNA [i](#)

There are no RNA molecules in this entry.

5.4 Non-standard residues in protein, DNA, RNA chains [i](#)

There are no non-standard protein/DNA/RNA residues in this entry.

5.5 Carbohydrates [i](#)

There are no carbohydrates in this entry.

5.6 Ligand geometry [i](#)

There are no ligands in this entry.

5.7 Other polymers [i](#)

There are no such residues in this entry.

5.8 Polymer linkage issues [i](#)

The following chains have linkage breaks:

Mol	Chain	Number of breaks
1	D	1

All chain breaks are listed below:

Model	Chain	Residue-1	Atom-1	Residue-2	Atom-2	Distance (Å)
1	D	238:THR	C	241:HIS	N	5.99

6 Fit of model and data

6.1 Protein, DNA and RNA chains

In the following table, the column labelled ‘#RSRZ> 2’ contains the number (and percentage) of RSRZ outliers, followed by percent RSRZ outliers for the chain as percentile scores relative to all X-ray entries and entries of similar resolution. The OWAB column contains the minimum, median, 95th percentile and maximum values of the occupancy-weighted average B-factor per residue. The column labelled ‘Q< 0.9’ lists the number of (and percentage) of residues with an average occupancy less than 0.9.

Mol	Chain	Analysed	<RSRZ>	#RSRZ>2	OWAB(Å ²)	Q<0.9
1	A	264/339 (77%)	0.13	10 (3%) 40 39	12, 58, 138, 194	0
1	B	267/339 (78%)	0.17	13 (4%) 29 30	16, 49, 129, 200	0
1	C	262/339 (77%)	0.02	8 (3%) 49 48	18, 49, 119, 189	0
1	D	261/339 (76%)	0.24	20 (7%) 13 16	25, 61, 143, 200	0
1	E	262/339 (77%)	0.14	14 (5%) 26 27	23, 56, 122, 200	0
1	F	261/339 (76%)	0.32	16 (6%) 21 23	27, 73, 151, 189	0
1	G	262/339 (77%)	0.25	15 (5%) 23 24	21, 56, 130, 199	0
1	H	260/339 (76%)	0.35	17 (6%) 18 20	30, 75, 154, 200	0
1	I	264/339 (77%)	0.17	19 (7%) 15 18	19, 59, 134, 187	0
1	J	251/339 (74%)	0.73	37 (14%) 2 3	48, 99, 160, 200	0
All	All	2614/3390 (77%)	0.25	169 (6%) 18 20	12, 63, 145, 200	0

All (169) RSRZ outliers are listed below:

Mol	Chain	Res	Type	RSRZ
1	A	232	SER	6.7
1	J	52	ILE	5.6
1	D	227	THR	5.2
1	H	193	ILE	5.2
1	A	216	THR	5.0
1	B	232	SER	4.9
1	I	193	ILE	4.8
1	D	193	ILE	4.6
1	H	232	SER	4.5
1	H	261	GLN	4.5
1	J	101	ASP	4.4
1	G	232	SER	4.4
1	B	266	VAL	4.4

Continued on next page...

Continued from previous page...

Mol	Chain	Res	Type	RSRZ
1	G	266	VAL	4.3
1	A	154	GLU	4.3
1	F	266	VAL	4.2
1	H	44	ASP	4.1
1	J	45	THR	4.1
1	H	223	TYR	4.0
1	G	265	LEU	4.0
1	G	154	GLU	4.0
1	J	44	ASP	4.0
1	I	233	GLU	3.9
1	A	227	THR	3.9
1	E	227	THR	3.9
1	B	204	GLY	3.9
1	I	194	TYR	3.8
1	F	227	THR	3.8
1	J	180	LYS	3.7
1	B	220	ASN	3.7
1	H	264	GLY	3.6
1	G	227	THR	3.6
1	J	34	LEU	3.6
1	G	221	TYR	3.5
1	G	231	ARG	3.5
1	D	196	TYR	3.4
1	C	231	ARG	3.4
1	C	194	TYR	3.4
1	E	226	LYS	3.4
1	F	226	LYS	3.4
1	F	221	TYR	3.4
1	J	229	SER	3.4
1	D	226	LYS	3.4
1	D	232	SER	3.4
1	J	33	ARG	3.4
1	H	221	TYR	3.4
1	F	193	ILE	3.4
1	I	227	THR	3.4
1	F	224	ASP	3.3
1	F	207	ALA	3.3
1	J	65	SER	3.3
1	A	155	GLN	3.3
1	A	225	THR	3.3
1	F	63	LEU	3.3
1	E	195	SER	3.2

Continued on next page...

Continued from previous page...

Mol	Chain	Res	Type	RSRZ
1	E	172	SER	3.2
1	J	193	ILE	3.2
1	F	233	GLU	3.2
1	H	101	ASP	3.2
1	E	194	TYR	3.2
1	J	196	TYR	3.1
1	D	101	ASP	3.1
1	G	220	ASN	3.1
1	A	195	SER	3.1
1	B	43	SER	3.1
1	B	221	TYR	3.1
1	I	232	SER	3.1
1	A	215	GLN	3.1
1	C	193	ILE	3.1
1	J	15	ALA	3.0
1	E	224	ASP	3.0
1	J	190	SER	3.0
1	J	94	TYR	3.0
1	C	101	ASP	2.9
1	J	218	PRO	2.9
1	A	231	ARG	2.8
1	G	193	ILE	2.8
1	G	226	LYS	2.8
1	I	101	ASP	2.8
1	H	216	THR	2.8
1	G	225	THR	2.8
1	J	43	SER	2.7
1	D	253	THR	2.7
1	I	226	LYS	2.7
1	E	-2	HIS	2.7
1	D	179	ARG	2.7
1	B	44	ASP	2.7
1	I	225	THR	2.6
1	D	204	GLY	2.6
1	H	156	GLY	2.6
1	E	231	ARG	2.6
1	F	265	LEU	2.6
1	C	155	GLN	2.6
1	I	7	THR	2.6
1	D	3	GLN	2.6
1	B	101	ASP	2.6
1	B	225	THR	2.5

Continued on next page...

Continued from previous page...

Mol	Chain	Res	Type	RSRZ
1	J	73	LEU	2.5
1	G	3	GLN	2.5
1	J	87	HIS	2.5
1	B	93	GLN	2.5
1	J	99	PHE	2.5
1	G	223	TYR	2.5
1	I	153	SER	2.5
1	J	70	HIS	2.5
1	J	250	ASP	2.5
1	I	192	SER	2.5
1	J	216	THR	2.5
1	I	223	TYR	2.5
1	J	134	GLY	2.5
1	J	38	THR	2.5
1	H	243	GLN	2.5
1	J	26	LYS	2.4
1	F	232	SER	2.4
1	D	266	VAL	2.4
1	C	238	THR	2.4
1	H	226	LYS	2.4
1	D	200	PHE	2.4
1	F	230	VAL	2.4
1	C	177	ASP	2.4
1	J	3	GLN	2.4
1	J	48	LYS	2.4
1	J	28	HIS	2.4
1	J	187	ASN	2.4
1	I	127	TRP	2.3
1	I	44	ASP	2.3
1	J	77	PRO	2.3
1	G	224	ASP	2.3
1	H	194	TYR	2.3
1	E	240	THR	2.3
1	E	225	THR	2.3
1	F	223	TYR	2.2
1	D	224	ASP	2.2
1	I	-1	MET	2.2
1	D	195	SER	2.2
1	C	227	THR	2.2
1	E	150	HIS	2.2
1	J	231	ARG	2.2
1	D	192	SER	2.2

Continued on next page...

Continued from previous page...

Mol	Chain	Res	Type	RSRZ
1	D	201	LYS	2.2
1	J	96	LYS	2.2
1	D	243	GLN	2.2
1	E	228	LYS	2.2
1	F	75	LYS	2.2
1	J	74	MET	2.2
1	D	132	ASN	2.2
1	F	162	ASP	2.2
1	E	153	SER	2.2
1	B	45	THR	2.2
1	I	216	THR	2.2
1	B	261	GLN	2.1
1	J	35	ALA	2.1
1	H	52	ILE	2.1
1	D	246	ASN	2.1
1	H	260	LEU	2.1
1	A	220	ASN	2.1
1	H	48	LYS	2.1
1	E	193	ILE	2.1
1	H	230	VAL	2.1
1	J	230	VAL	2.1
1	D	194	TYR	2.1
1	I	151	VAL	2.1
1	I	195	SER	2.1
1	F	99	PHE	2.1
1	I	202	ALA	2.1
1	J	211	HIS	2.1
1	G	92	THR	2.0
1	B	196	TYR	2.0
1	J	91	LEU	2.0

6.2 Non-standard residues in protein, DNA, RNA chains [i](#)

There are no non-standard protein/DNA/RNA residues in this entry.

6.3 Carbohydrates [i](#)

There are no carbohydrates in this entry.

6.4 Ligands

There are no ligands in this entry.

6.5 Other polymers

There are no such residues in this entry.