



Full wwPDB X-ray Structure Validation Report ⓘ

Nov 17, 2024 – 11:53 PM EST

PDB ID : 4LNT
Title : Crystal Structure of tRNA Proline (CGG) Bound to Codon CCC-U on the Ribosome
Authors : Maehigashi, T.; Dunkle, J.A.; Dunham, C.M.
Deposited on : 2013-07-12
Resolution : 2.94 Å(reported)

This is a Full wwPDB X-ray Structure Validation Report for a publicly released PDB entry.

We welcome your comments at validation@mail.wwpdb.org

A user guide is available at

<https://www.wwpdb.org/validation/2017/XrayValidationReportHelp>

with specific help available everywhere you see the ⓘ symbol.

The types of validation reports are described at

<http://www.wwpdb.org/validation/2017/FAQs#types>.

The following versions of software and data (see [references ⓘ](#)) were used in the production of this report:

MolProbity : 4.02b-467
Mogul : 2022.3.0, CSD as543be (2022)
Xtrriage (Phenix) : 1.20.1
EDS : 3.0
buster-report : 1.1.7 (2018)
Percentile statistics : 20231227.v01 (using entries in the PDB archive December 27th 2023)
CCP4 : 9.0.003 (Gargrove)
Density-Fitness : 1.0.11
Ideal geometry (proteins) : Engh & Huber (2001)
Ideal geometry (DNA, RNA) : Parkinson et al. (1996)
Validation Pipeline (wwPDB-VP) : 2.39

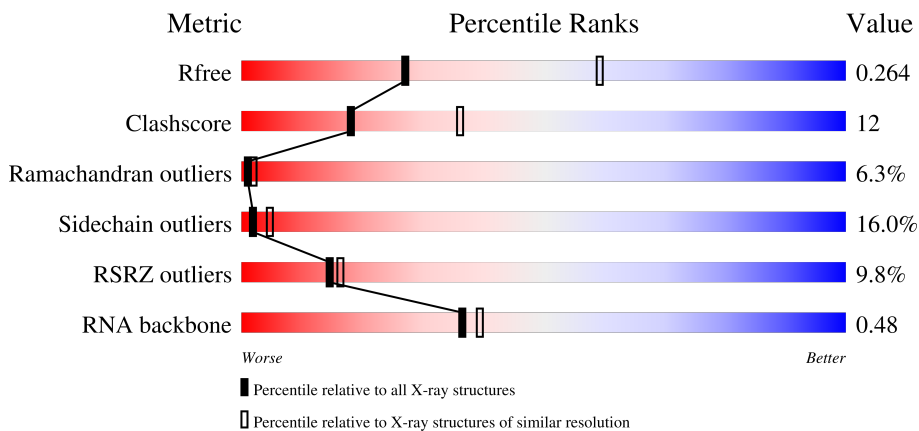
1 Overall quality at a glance i

The following experimental techniques were used to determine the structure:

X-RAY DIFFRACTION

The reported resolution of this entry is 2.94 Å.

Percentile scores (ranging between 0-100) for global validation metrics of the entry are shown in the following graphic. The table shows the number of entries on which the scores are based.



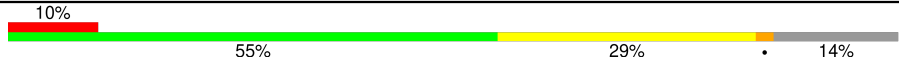
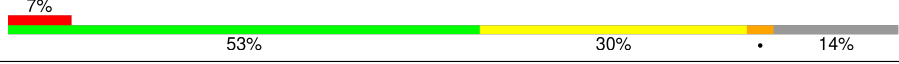
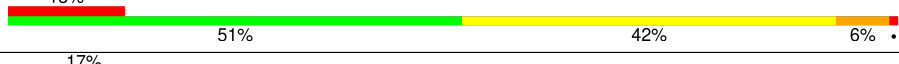



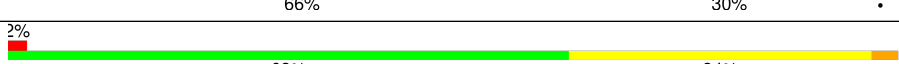
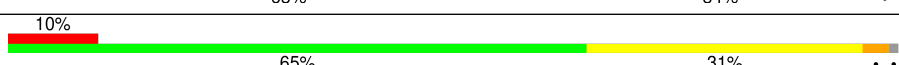
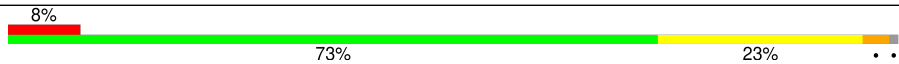


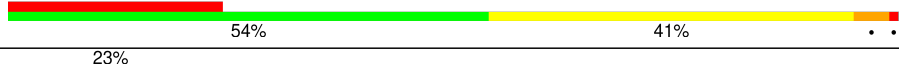
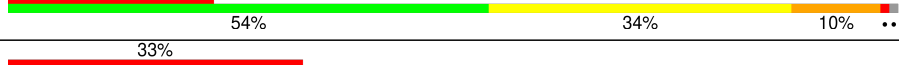

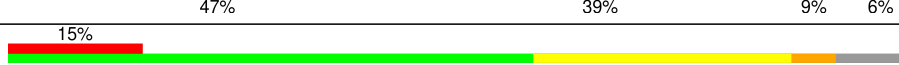

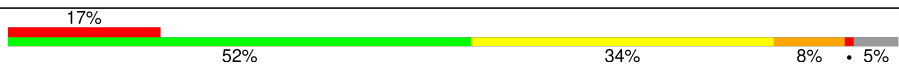


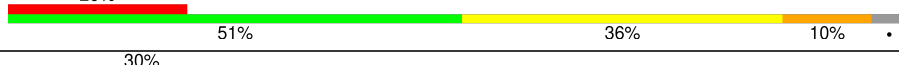





Metric	Whole archive (#Entries)	Similar resolution (#Entries, resolution range(Å))
R_{free}	164625	1067 (2.96-2.92)
Clashscore	180529	1122 (2.96-2.92)
Ramachandran outliers	177936	1075 (2.96-2.92)
Sidechain outliers	177891	1075 (2.96-2.92)
RSRZ outliers	164620	1067 (2.96-2.92)
RNA backbone	3690	1105 (3.18-2.70)

The table below summarises the geometric issues observed across the polymeric chains and their fit to the electron density. The red, orange, yellow and green segments of the lower bar indicate the fraction of residues that contain outliers for ≥ 3 , 2, 1 and 0 types of geometric quality criteria respectively. A grey segment represents the fraction of residues that are not modelled. The numeric value for each fraction is indicated below the corresponding segment, with a dot representing fractions $\leq 5\%$. The upper red bar (where present) indicates the fraction of residues that have poor fit to the electron density. The numeric value is given above the bar.

Mol	Chain	Length	Quality of chain
1	QA	1522	<div style="display: flex; align-items: center;"> <div style="width: 4%; height: 10px; background-color: red; margin-right: 5px;"></div> <div style="width: 51%; height: 10px; background-color: green; margin-right: 5px;"></div> <div style="width: 36%; height: 10px; background-color: yellow; margin-right: 5px;"></div> <div style="width: 10%; height: 10px; background-color: orange; margin-right: 5px;"></div> <div style="width: 2%; height: 10px; background-color: red; margin-right: 5px;"></div> <div style="width: 2%; height: 10px; background-color: grey;"></div> </div>
1	XA	1522	<div style="display: flex; align-items: center;"> <div style="width: 2%; height: 10px; background-color: red; margin-right: 5px;"></div> <div style="width: 50%; height: 10px; background-color: green; margin-right: 5px;"></div> <div style="width: 35%; height: 10px; background-color: yellow; margin-right: 5px;"></div> <div style="width: 12%; height: 10px; background-color: orange; margin-right: 5px;"></div> <div style="width: 2%; height: 10px; background-color: red; margin-right: 5px;"></div> <div style="width: 2%; height: 10px; background-color: grey;"></div> </div>
2	QB	256	<div style="display: flex; align-items: center;"> <div style="width: 20%; height: 10px; background-color: red; margin-right: 5px;"></div> <div style="width: 49%; height: 10px; background-color: green; margin-right: 5px;"></div> <div style="width: 36%; height: 10px; background-color: yellow; margin-right: 5px;"></div> <div style="width: 7%; height: 10px; background-color: orange; margin-right: 5px;"></div> <div style="width: 7%; height: 10px; background-color: grey;"></div> </div>
2	XB	256	<div style="display: flex; align-items: center;"> <div style="width: 14%; height: 10px; background-color: red; margin-right: 5px;"></div> <div style="width: 46%; height: 10px; background-color: green; margin-right: 5px;"></div> <div style="width: 36%; height: 10px; background-color: yellow; margin-right: 5px;"></div> <div style="width: 9%; height: 10px; background-color: orange; margin-right: 5px;"></div> <div style="width: 7%; height: 10px; background-color: grey;"></div> </div>

Continued on next page...

Continued from previous page...

Mol	Chain	Length	Quality of chain
3	QC	239	
3	XC	239	
4	QD	209	
4	XD	209	
5	QE	162	
5	XE	162	
6	QF	101	
6	XF	101	
7	QG	156	
7	XG	156	
8	QH	138	
8	XH	138	
9	QI	128	
9	XI	128	
10	QJ	105	
10	XJ	105	
11	QK	129	
11	XK	129	
12	QL	132	
12	XL	132	
13	QM	126	
13	XM	126	
14	QN	61	
14	XN	61	
15	QO	89	





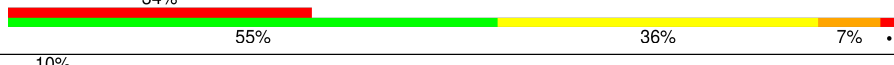
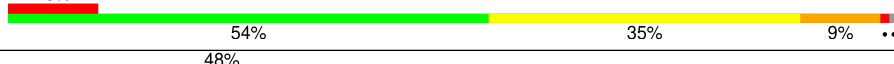
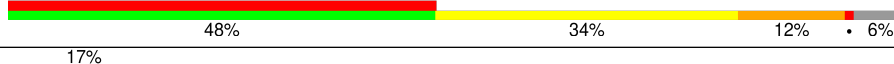
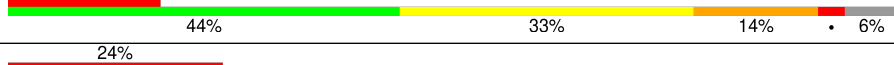
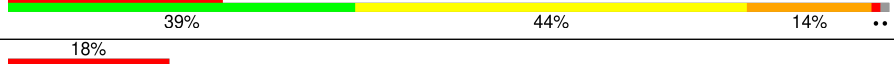



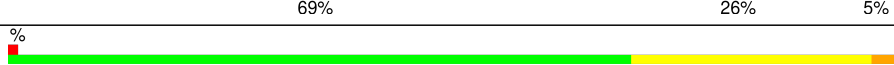





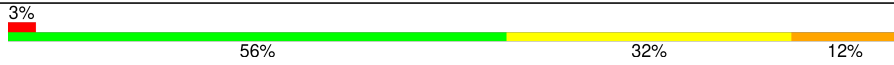


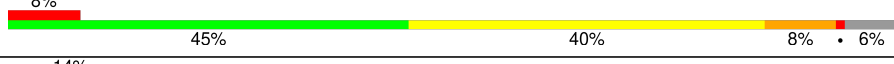



Continued on next page...

Continued from previous page...

Mol	Chain	Length	Quality of chain
15	XO	89	3% 64% 27% 8%
16	QP	88	13% 67% 23% 6% 5%
16	XP	88	14% 56% 35% 5% 5%
17	QQ	105	11% 61% 32% 5%
17	XQ	105	12% 70% 21% 5%
18	QR	88	6% 53% 20% 20%
18	XR	88	42% 34% 20%
19	QS	93	20% 41% 34% 14% 10%
19	XS	93	6% 31% 43% 13% 10%
20	QT	106	16% 54% 35% 5% 7%
20	XT	106	17% 50% 34% 9% 7%
21	QU	27	26% 44% 48% 7%
21	XU	27	19% 67% 26% 7%
22	QV	77	6% 44% 38% 18%
22	XV	77	5% 57% 31% 12%
23	QY	17	18% 41% 35% 12% 12%
23	XY	17	12% 35% 41% 12% 12%
24	QX	25	4% 12% 16% 68%
24	XX	25	28% 68%
25	RA	2916	4% 51% 34% 12%
25	YA	2916	4% 52% 34% 11%
26	RB	122	2% 47% 39% 11%
26	YB	122	2% 60% 19% 15% 5%
27	RD	276	8% 54% 35% 9%
27	YD	276	4% 56% 35% 7%


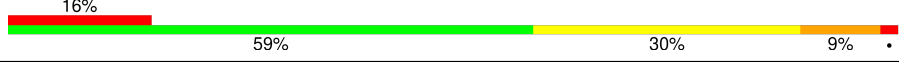









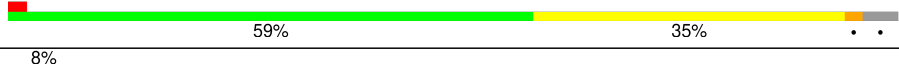
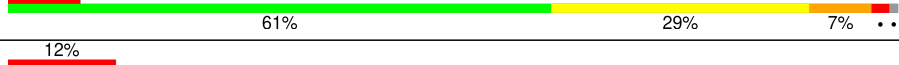





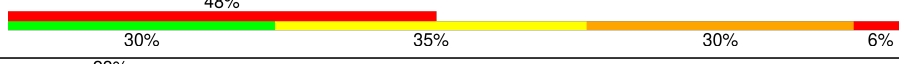
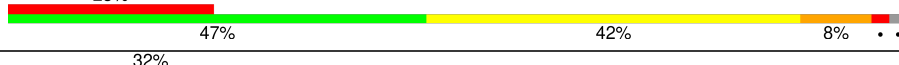





Continued on next page...

Continued from previous page...

Mol	Chain	Length	Quality of chain
28	RE	206	
28	YE	206	
29	RF	210	
29	YF	210	
30	RG	182	
30	YG	182	
31	RH	180	
31	YH	180	
32	RI	148	
32	YI	148	
33	RN	140	
33	YN	140	
34	RO	122	
34	YO	122	
35	RP	150	
35	YP	150	
36	RQ	141	
36	YQ	141	
37	RR	118	
37	YR	118	
38	RS	112	
38	YS	112	
39	RT	146	
39	YT	146	
40	RU	118	

Continued on next page...

Continued from previous page...

Mol	Chain	Length	Quality of chain
40	YU	118	
41	RV	101	
41	YV	101	
42	RW	113	
42	YW	113	
43	RX	96	
43	YX	96	
44	RY	110	
44	YY	110	
45	RZ	206	
45	YZ	206	
46	R0	85	
46	Y0	85	
47	R1	98	
47	Y1	98	
48	R2	72	
48	Y2	72	
49	R3	60	
49	Y3	60	
50	R4	71	
50	Y4	71	
51	R5	60	
51	Y5	60	
52	R6	54	
52	Y6	54	

Continued on next page...

Continued from previous page...

Mol	Chain	Length	Quality of chain
53	R7	49	
53	Y7	49	
54	R8	65	
54	Y8	65	
55	R9	37	
55	Y9	37	
56	Z6	3	
56	Z8	3	

2 Entry composition [i](#)

There are 59 unique types of molecules in this entry. The entry contains 291993 atoms, of which 0 are hydrogens and 0 are deuteriums.

In the tables below, the ZeroOcc column contains the number of atoms modelled with zero occupancy, the AltConf column contains the number of residues with at least one atom in alternate conformation and the Trace column contains the number of residues modelled with at most 2 atoms.

- Molecule 1 is a RNA chain called 16S rRNA.

Mol	Chain	Residues	Atoms					ZeroOcc	AltConf	Trace
			Total	C	N	O	P			
1	QA	1500	Total 32247	C 14353	N 5981	O 10414	P 1499	0	0	0
1	XA	1500	Total 32249	C 14354	N 5984	O 10412	P 1499	0	0	0

- Molecule 2 is a protein called 30S ribosomal protein S2.

Mol	Chain	Residues	Atoms					ZeroOcc	AltConf	Trace
			Total	C	N	O	S			
2	QB	237	Total 1924	C 1228	N 344	O 347	S 5	0	0	0
2	XB	237	Total 1924	C 1228	N 344	O 347	S 5	0	0	0

- Molecule 3 is a protein called 30S ribosomal protein S3.

Mol	Chain	Residues	Atoms					ZeroOcc	AltConf	Trace
			Total	C	N	O	S			
3	QC	205	Total 1605	C 1011	N 313	O 280	S 1	0	0	0
3	XC	205	Total 1605	C 1011	N 313	O 280	S 1	0	0	0

- Molecule 4 is a protein called 30S ribosomal protein S4.

Mol	Chain	Residues	Atoms					ZeroOcc	AltConf	Trace
			Total	C	N	O	S			
4	QD	208	Total 1703	C 1066	N 339	O 291	S 7	0	0	0
4	XD	208	Total 1703	C 1066	N 339	O 291	S 7	0	0	0

- Molecule 5 is a protein called 30S ribosomal protein S5.

Mol	Chain	Residues	Atoms					ZeroOcc	AltConf	Trace
5	QE	151	Total	C	N	O	S	0	0	0
			1155	729	218	204	4			
5	XE	151	Total	C	N	O	S	0	0	0
			1155	729	218	204	4			

- Molecule 6 is a protein called 30S ribosomal protein S6.

Mol	Chain	Residues	Atoms					ZeroOcc	AltConf	Trace
6	QF	101	Total	C	N	O	S	0	0	0
			843	531	155	154	3			
6	XF	101	Total	C	N	O	S	0	0	0
			843	531	155	154	3			

- Molecule 7 is a protein called 30S ribosomal protein S7.

Mol	Chain	Residues	Atoms					ZeroOcc	AltConf	Trace
7	QG	155	Total	C	N	O	S	0	0	0
			1257	781	252	218	6			
7	XG	155	Total	C	N	O	S	0	0	0
			1257	781	252	218	6			

- Molecule 8 is a protein called 30S ribosomal protein S8.

Mol	Chain	Residues	Atoms					ZeroOcc	AltConf	Trace
8	QH	138	Total	C	N	O	S	0	0	0
			1116	705	215	193	3			
8	XH	138	Total	C	N	O	S	0	0	0
			1116	705	215	193	3			

- Molecule 9 is a protein called 30S ribosomal protein S9.

Mol	Chain	Residues	Atoms				ZeroOcc	AltConf	Trace
9	QI	127	Total	C	N	O	0	0	0
			1010	639	197	174			
9	XI	127	Total	C	N	O	0	0	0
			1010	639	197	174			

- Molecule 10 is a protein called 30S ribosomal protein S10.

Mol	Chain	Residues	Atoms					ZeroOcc	AltConf	Trace
10	QJ	99	Total	C	N	O	S	0	0	0
			801	504	157	139	1			

Continued on next page...

Continued from previous page...

Mol	Chain	Residues	Atoms					ZeroOcc	AltConf	Trace
			Total	C	N	O	S			
10	XJ	99	801	504	157	139	1	0	0	0

- Molecule 11 is a protein called 30S ribosomal protein S11.

Mol	Chain	Residues	Atoms					ZeroOcc	AltConf	Trace
			Total	C	N	O	S			
11	QK	119	885	549	168	165	3	0	0	0
11	XK	119	885	549	168	165	3	0	0	0

- Molecule 12 is a protein called 30S ribosomal protein S12.

Mol	Chain	Residues	Atoms					ZeroOcc	AltConf	Trace
			Total	C	N	O	S			
12	QL	125	975	614	196	164	1	0	0	0
12	XL	125	975	614	196	164	1	0	0	0

- Molecule 13 is a protein called 30S ribosomal protein S13.

Mol	Chain	Residues	Atoms					ZeroOcc	AltConf	Trace
			Total	C	N	O	S			
13	QM	121	964	597	199	166	2	0	0	0
13	XM	121	964	597	199	166	2	0	0	0

- Molecule 14 is a protein called 30S ribosomal protein S14.

Mol	Chain	Residues	Atoms					ZeroOcc	AltConf	Trace
			Total	C	N	O	S			
14	QN	60	492	312	104	72	4	0	0	0
14	XN	60	492	312	104	72	4	0	0	0

- Molecule 15 is a protein called 30S ribosomal protein S15.

Mol	Chain	Residues	Atoms					ZeroOcc	AltConf	Trace
			Total	C	N	O	S			
15	QO	88	734	459	147	126	2	0	0	0
15	XO	88	734	459	147	126	2	0	0	0

- Molecule 16 is a protein called 30S ribosomal protein S16.

Mol	Chain	Residues	Atoms					ZeroOcc	AltConf	Trace
16	QP	84	Total	C	N	O	S	0	0	0
			705	446	140	118	1			
16	XP	84	Total	C	N	O	S	0	0	0
			705	446	140	118	1			

- Molecule 17 is a protein called 30S ribosomal protein S17.

Mol	Chain	Residues	Atoms					ZeroOcc	AltConf	Trace
17	QQ	100	Total	C	N	O	S	0	0	0
			834	534	155	143	2			
17	XQ	100	Total	C	N	O	S	0	0	0
			834	534	155	143	2			

- Molecule 18 is a protein called 30S ribosomal protein S18.

Mol	Chain	Residues	Atoms				ZeroOcc	AltConf	Trace
18	QR	70	Total	C	N	O	0	0	0
			574	367	112	95			
18	XR	70	Total	C	N	O	0	0	0
			574	367	112	95			

- Molecule 19 is a protein called 30S ribosomal protein S19.

Mol	Chain	Residues	Atoms					ZeroOcc	AltConf	Trace
19	QS	84	Total	C	N	O	S	0	0	0
			674	430	126	116	2			
19	XS	84	Total	C	N	O	S	0	0	0
			674	430	126	116	2			

- Molecule 20 is a protein called 30S ribosomal protein S20.

Mol	Chain	Residues	Atoms					ZeroOcc	AltConf	Trace
20	QT	99	Total	C	N	O	S	0	0	0
			763	470	162	129	2			
20	XT	99	Total	C	N	O	S	0	0	0
			763	470	162	129	2			

- Molecule 21 is a protein called 30S ribosomal protein S21.

Mol	Chain	Residues	Atoms				ZeroOcc	AltConf	Trace
21	QU	25	Total	C	N	O	0	0	0
			217	134	52	31			
21	XU	25	Total	C	N	O	0	0	0
			217	134	52	31			

- Molecule 22 is a RNA chain called P-site tRNA fMet.

Mol	Chain	Residues	Atoms					ZeroOcc	AltConf	Trace
22	QV	77	Total	C	N	O	P	0	0	0
			1644	732	297	538	77			
22	XV	77	Total	C	N	O	P	0	0	0
			1644	732	297	538	77			

- Molecule 23 is a RNA chain called messenger RNA.

Mol	Chain	Residues	Atoms					ZeroOcc	AltConf	Trace
23	QY	15	Total	C	N	O	P	0	0	0
			323	144	58	106	15			
23	XY	15	Total	C	N	O	P	0	0	0
			323	144	58	106	15			

- Molecule 24 is a RNA chain called A-site ASL SufA6.

Mol	Chain	Residues	Atoms					ZeroOcc	AltConf	Trace
24	QX	8	Total	C	N	O	P	0	0	0
			167	75	28	56	8			
24	XX	8	Total	C	N	O	P	0	0	0
			167	75	28	56	8			

- Molecule 25 is a RNA chain called 23S rRNA.

Mol	Chain	Residues	Atoms					ZeroOcc	AltConf	Trace
25	RA	2882	Total	C	N	O	P	0	0	0
			62071	27627	11611	19952	2881			
25	YA	2883	Total	C	N	O	P	0	0	0
			62091	27636	11613	19960	2882			

- Molecule 26 is a RNA chain called 5S rRNA.

Mol	Chain	Residues	Atoms					ZeroOcc	AltConf	Trace
26	RB	120	Total	C	N	O	P	0	0	0
			2573	1146	476	832	119			

Continued on next page...

Continued from previous page...

Mol	Chain	Residues	Atoms					ZeroOcc	AltConf	Trace
			Total	C	N	O	P			
26	YB	120	2573	1146	476	832	119	0	0	0

- Molecule 27 is a protein called 50S ribosomal protein L2.

Mol	Chain	Residues	Atoms					ZeroOcc	AltConf	Trace
			Total	C	N	O	S			
27	RD	272	2115	1335	420	357	3	0	0	0
27	YD	272	2115	1335	420	357	3	0	0	0

- Molecule 28 is a protein called 50S ribosomal protein L3.

Mol	Chain	Residues	Atoms					ZeroOcc	AltConf	Trace
			Total	C	N	O	S			
28	RE	205	1568	991	300	271	6	0	0	0
28	YE	205	1568	991	300	271	6	0	0	0

- Molecule 29 is a protein called 50S ribosomal protein L4.

Mol	Chain	Residues	Atoms					ZeroOcc	AltConf	Trace
			Total	C	N	O	S			
29	RF	202	1585	1011	297	275	2	0	0	0
29	YF	202	1585	1011	297	275	2	0	0	0

- Molecule 30 is a protein called 50S ribosomal protein L5.

Mol	Chain	Residues	Atoms					ZeroOcc	AltConf	Trace
			Total	C	N	O	S			
30	RG	181	1474	942	268	260	4	0	0	0
30	YG	181	1474	942	268	260	4	0	0	0

- Molecule 31 is a protein called 50S ribosomal protein L6.

Mol	Chain	Residues	Atoms					ZeroOcc	AltConf	Trace
			Total	C	N	O	S			
31	RH	170	1307	829	245	232	1	0	0	0
31	YH	170	1307	829	245	232	1	0	0	0

- Molecule 32 is a protein called 50S ribosomal protein L9.

Mol	Chain	Residues	Atoms					ZeroOcc	AltConf	Trace
			Total	C	N	O	S			
32	RI	146	1136	726	201	208	1	0	0	0
32	YI	146	1136	726	201	208	1	0	0	0

- Molecule 33 is a protein called 50S ribosomal protein L13.

Mol	Chain	Residues	Atoms					ZeroOcc	AltConf	Trace
			Total	C	N	O	S			
33	RN	138	1104	712	206	182	4	0	0	0
33	YN	138	1104	712	206	182	4	0	0	0

- Molecule 34 is a protein called 50S ribosomal protein L14.

Mol	Chain	Residues	Atoms					ZeroOcc	AltConf	Trace
			Total	C	N	O	S			
34	RO	122	933	588	171	170	4	0	0	0
34	YO	122	933	588	171	170	4	0	0	0

- Molecule 35 is a protein called 50S ribosomal protein L15.

Mol	Chain	Residues	Atoms					ZeroOcc	AltConf	Trace
			Total	C	N	O	S			
35	RP	150	1145	712	232	198	3	0	0	0
35	YP	150	1145	712	232	198	3	0	0	0

- Molecule 36 is a protein called 50S ribosomal protein L16.

Mol	Chain	Residues	Atoms					ZeroOcc	AltConf	Trace
			Total	C	N	O	S			
36	RQ	141	1122	715	212	188	7	0	0	0
36	YQ	141	1122	715	212	188	7	0	0	0

- Molecule 37 is a protein called 50S ribosomal protein L17.

Mol	Chain	Residues	Atoms					ZeroOcc	AltConf	Trace
37	RR	118	Total	C	N	O	S	0	0	0
			968	604	203	160	1			
37	YR	118	Total	C	N	O	S	0	0	0
			968	604	203	160	1			

- Molecule 38 is a protein called 50S ribosomal protein L18.

Mol	Chain	Residues	Atoms					ZeroOcc	AltConf	Trace
38	RS	111	Total	C	N	O	S	0	0	0
			882	556	176	150				
38	YS	111	Total	C	N	O	S	0	0	0
			882	556	176	150				

- Molecule 39 is a protein called 50S ribosomal protein L19.

Mol	Chain	Residues	Atoms					ZeroOcc	AltConf	Trace
39	RT	137	Total	C	N	O	S	0	0	0
			1141	710	234	196	1			
39	YT	137	Total	C	N	O	S	0	0	0
			1141	710	234	196	1			

- Molecule 40 is a protein called 50S ribosomal protein L20.

Mol	Chain	Residues	Atoms					ZeroOcc	AltConf	Trace
40	RU	117	Total	C	N	O	S	0	0	0
			964	610	202	151	1			
40	YU	117	Total	C	N	O	S	0	0	0
			964	610	202	151	1			

- Molecule 41 is a protein called 50S ribosomal protein L21.

Mol	Chain	Residues	Atoms					ZeroOcc	AltConf	Trace
41	RV	101	Total	C	N	O	S	0	0	0
			779	501	142	135	1			
41	YV	101	Total	C	N	O	S	0	0	0
			779	501	142	135	1			

- Molecule 42 is a protein called 50S ribosomal protein L22.

Mol	Chain	Residues	Atoms					ZeroOcc	AltConf	Trace
42	RW	113	Total	C	N	O	S	0	0	0
			900	566	177	155	2			

Continued on next page...

Continued from previous page...

Mol	Chain	Residues	Atoms					ZeroOcc	AltConf	Trace
			Total	C	N	O	S			
42	YW	113	Total 900	C 566	N 177	O 155	S 2	0	0	0

- Molecule 43 is a protein called 50S ribosomal protein L23.

Mol	Chain	Residues	Atoms				ZeroOcc	AltConf	Trace
			Total	C	N	O			
43	RX	92	Total 725	C 471	N 131	O 123	0	0	0
43	YX	92	Total 725	C 471	N 131	O 123	0	0	0

- Molecule 44 is a protein called 50S ribosomal protein L24.

Mol	Chain	Residues	Atoms					ZeroOcc	AltConf	Trace
			Total	C	N	O	S			
44	RY	102	Total 785	C 505	N 150	O 125	S 5	0	0	0
44	YY	102	Total 785	C 505	N 150	O 125	S 5	0	0	0

- Molecule 45 is a protein called 50S ribosomal protein L25.

Mol	Chain	Residues	Atoms					ZeroOcc	AltConf	Trace
			Total	C	N	O	S			
45	RZ	183	Total 1461	C 933	N 260	O 265	S 3	0	0	0
45	YZ	183	Total 1461	C 933	N 260	O 265	S 3	0	0	0

- Molecule 46 is a protein called 50S ribosomal protein L27.

Mol	Chain	Residues	Atoms					ZeroOcc	AltConf	Trace
			Total	C	N	O	S			
46	R0	82	Total 648	C 401	N 138	O 108	S 1	0	0	0
46	Y0	82	Total 648	C 401	N 138	O 108	S 1	0	0	0

- Molecule 47 is a protein called 50S ribosomal protein L28.

Mol	Chain	Residues	Atoms					ZeroOcc	AltConf	Trace
			Total	C	N	O	S			
47	R1	97	Total 763	C 481	N 150	O 131	S 1	0	0	0
47	Y1	97	Total 763	C 481	N 150	O 131	S 1	0	0	0

- Molecule 48 is a protein called 50S ribosomal protein L29.

Mol	Chain	Residues	Atoms					ZeroOcc	AltConf	Trace
48	R2	69	Total	C	N	O	S	0	0	0
			581	358	118	104	1			
48	Y2	69	Total	C	N	O	S	0	0	0
			581	358	118	104	1			

- Molecule 49 is a protein called 50S ribosomal protein L30.

Mol	Chain	Residues	Atoms				ZeroOcc	AltConf	Trace
49	R3	59	Total	C	N	O	0	0	0
			469	298	90	81			
49	Y3	59	Total	C	N	O	0	0	0
			469	298	90	81			

- Molecule 50 is a protein called 50S ribosomal protein L31.

Mol	Chain	Residues	Atoms					ZeroOcc	AltConf	Trace
50	R4	71	Total	C	N	O	S	0	0	0
			581	364	108	104	5			
50	Y4	71	Total	C	N	O	S	0	0	0
			581	364	108	104	5			

- Molecule 51 is a protein called 50S ribosomal protein L32.

Mol	Chain	Residues	Atoms					ZeroOcc	AltConf	Trace
51	R5	59	Total	C	N	O	S	0	0	0
			459	288	90	76	5			
51	Y5	59	Total	C	N	O	S	0	0	0
			459	288	90	76	5			

- Molecule 52 is a protein called 50S ribosomal protein L33.

Mol	Chain	Residues	Atoms					ZeroOcc	AltConf	Trace
52	R6	49	Total	C	N	O	S	0	0	0
			424	264	87	69	4			
52	Y6	49	Total	C	N	O	S	0	0	0
			424	264	87	69	4			

- Molecule 53 is a protein called 50S ribosomal protein L34.

Mol	Chain	Residues	Atoms					ZeroOcc	AltConf	Trace
53	R7	49	Total	C	N	O	S	0	0	0
			430	263	108	57	2			
53	Y7	49	Total	C	N	O	S	0	0	0
			430	263	108	57	2			

- Molecule 54 is a protein called 50S ribosomal protein L35.

Mol	Chain	Residues	Atoms					ZeroOcc	AltConf	Trace
54	R8	64	Total	C	N	O	S	0	0	0
			517	331	102	82	2			
54	Y8	64	Total	C	N	O	S	0	0	0
			517	331	102	82	2			

- Molecule 55 is a protein called 50S ribosomal protein L36.

Mol	Chain	Residues	Atoms					ZeroOcc	AltConf	Trace
55	R9	37	Total	C	N	O	S	0	0	0
			307	188	68	47	4			
55	Y9	37	Total	C	N	O	S	0	0	0
			307	188	68	47	4			

- Molecule 56 is a RNA chain called tRNA acceptor end mimic.

Mol	Chain	Residues	Atoms					ZeroOcc	AltConf	Trace
56	Z6	3	Total	C	N	O	P	0	0	0
			74	40	13	19	2			
56	Z8	3	Total	C	N	O	P	0	0	0
			74	40	13	19	2			

- Molecule 57 is MAGNESIUM ION (three-letter code: MG) (formula: Mg).

Mol	Chain	Residues	Atoms		ZeroOcc	AltConf
57	QA	65	Total	Mg	0	0
			65	65		
57	QF	1	Total	Mg	0	0
			1	1		
57	QH	1	Total	Mg	0	0
			1	1		
57	QM	1	Total	Mg	0	0
			1	1		
57	QV	1	Total	Mg	0	0
			1	1		

Continued on next page...

Continued from previous page...

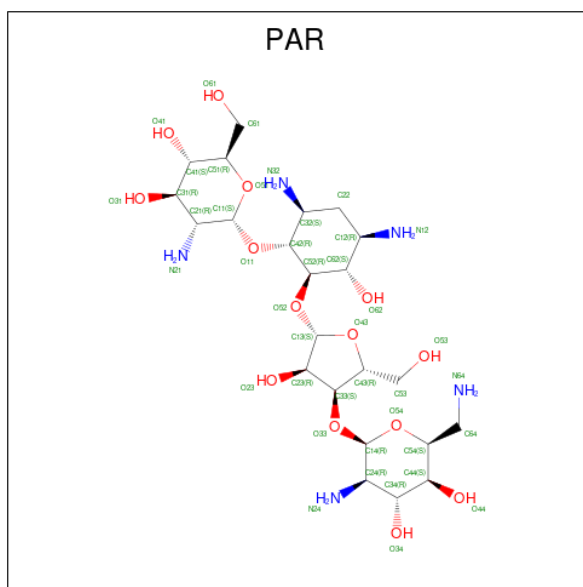
Mol	Chain	Residues	Atoms	ZeroOcc	AltConf
57	QX	1	Total Mg 1 1	0	0
57	RA	242	Total Mg 242 242	0	0
57	RB	2	Total Mg 2 2	0	0
57	RD	1	Total Mg 1 1	0	0
57	RE	2	Total Mg 2 2	0	0
57	RF	1	Total Mg 1 1	0	0
57	RP	2	Total Mg 2 2	0	0
57	RR	1	Total Mg 1 1	0	0
57	RU	1	Total Mg 1 1	0	0
57	R0	1	Total Mg 1 1	0	0
57	R5	1	Total Mg 1 1	0	0
57	R8	1	Total Mg 1 1	0	0
57	XA	72	Total Mg 72 72	0	0
57	XM	1	Total Mg 1 1	0	0
57	XV	1	Total Mg 1 1	0	0
57	XX	1	Total Mg 1 1	0	0
57	YA	268	Total Mg 268 268	0	0
57	YB	3	Total Mg 3 3	0	0
57	YE	1	Total Mg 1 1	0	0
57	YP	2	Total Mg 2 2	0	0
57	YQ	1	Total Mg 1 1	0	0

Continued on next page...

Continued from previous page...

Mol	Chain	Residues	Atoms	ZeroOcc	AltConf
57	YX	1	Total Mg 1 1	0	0
57	Y5	1	Total Mg 1 1	0	0

- Molecule 58 is PAROMOMYCIN (three-letter code: PAR) (formula: C₂₃H₄₅N₅O₁₄).



Mol	Chain	Residues	Atoms	ZeroOcc	AltConf
58	QA	1	Total C N O 42 23 5 14	0	0
58	XA	1	Total C N O 42 23 5 14	0	0

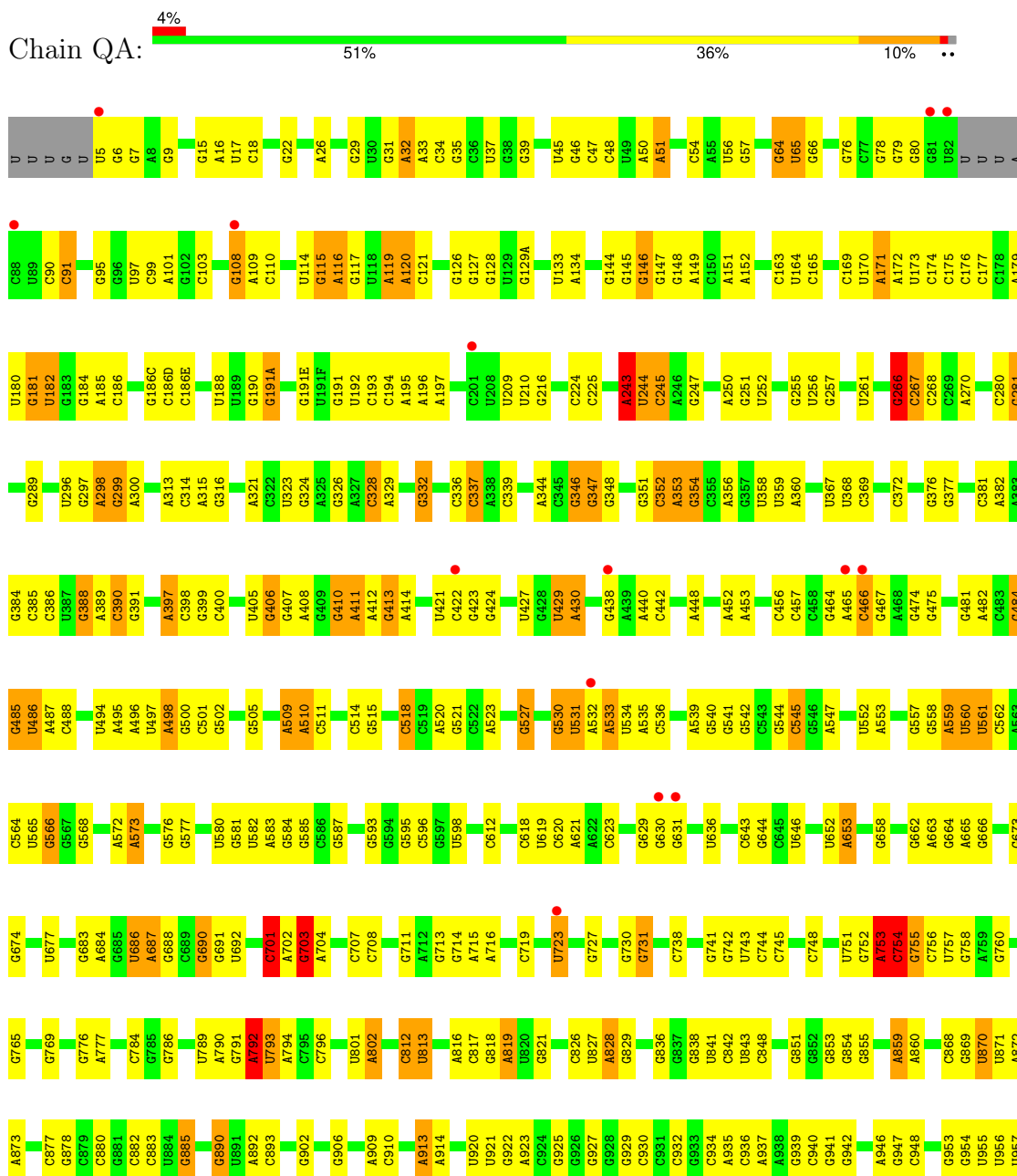
- Molecule 59 is ZINC ION (three-letter code: ZN) (formula: Zn).

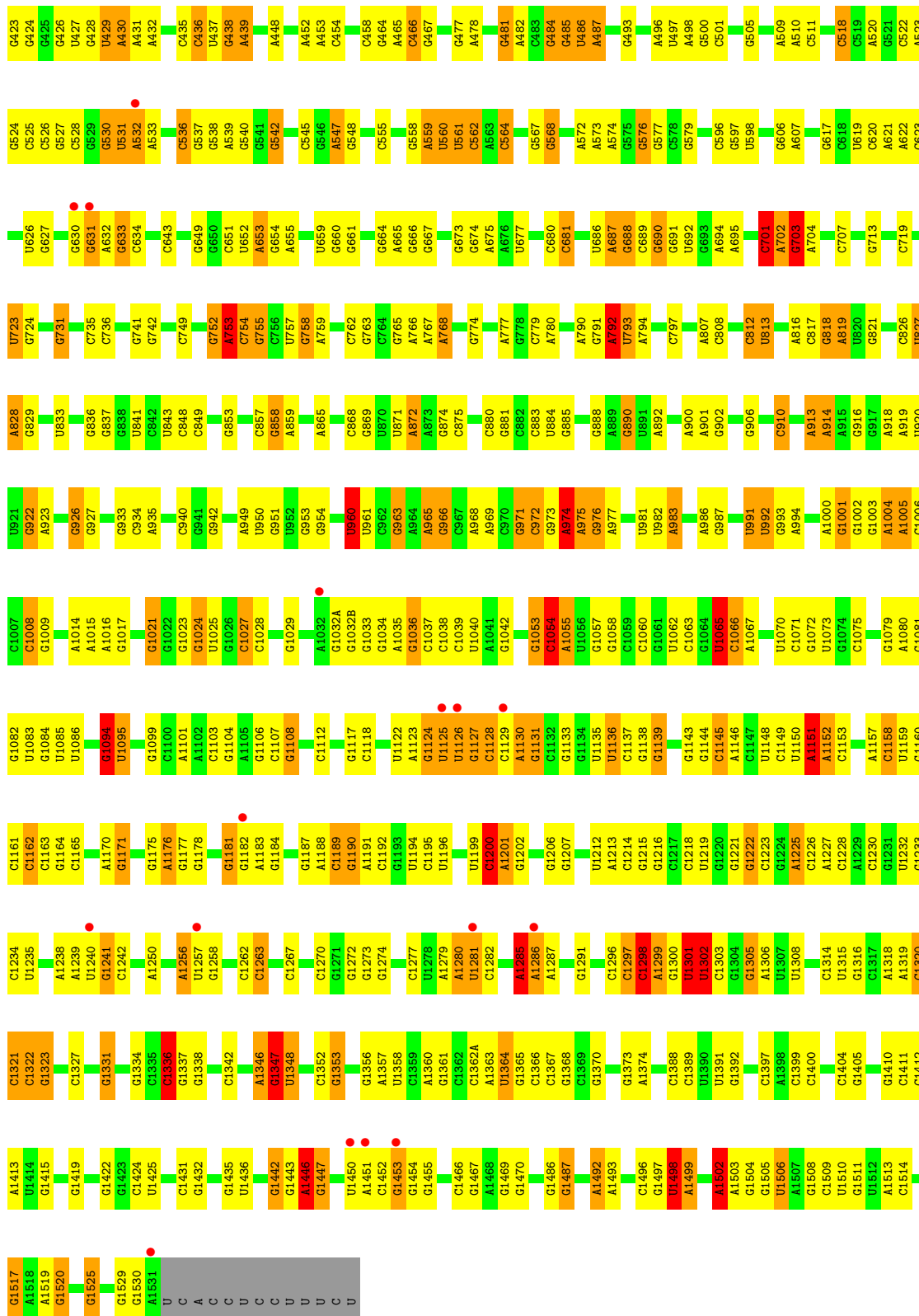
Mol	Chain	Residues	Atoms	ZeroOcc	AltConf
59	QD	1	Total Zn 1 1	0	0
59	QN	1	Total Zn 1 1	0	0
59	XD	1	Total Zn 1 1	0	0
59	XN	1	Total Zn 1 1	0	0

3 Residue-property plots

These plots are drawn for all protein, RNA, DNA and oligosaccharide chains in the entry. The first graphic for a chain summarises the proportions of the various outlier classes displayed in the second graphic. The second graphic shows the sequence view annotated by issues in geometry and electron density. Residues are color-coded according to the number of geometric quality criteria for which they contain at least one outlier: green = 0, yellow = 1, orange = 2 and red = 3 or more. A red dot above a residue indicates a poor fit to the electron density ($RSRZ > 2$). Stretches of 2 or more consecutive residues without any outlier are shown as a green connector. Residues present in the sample, but not in the model, are shown in grey.

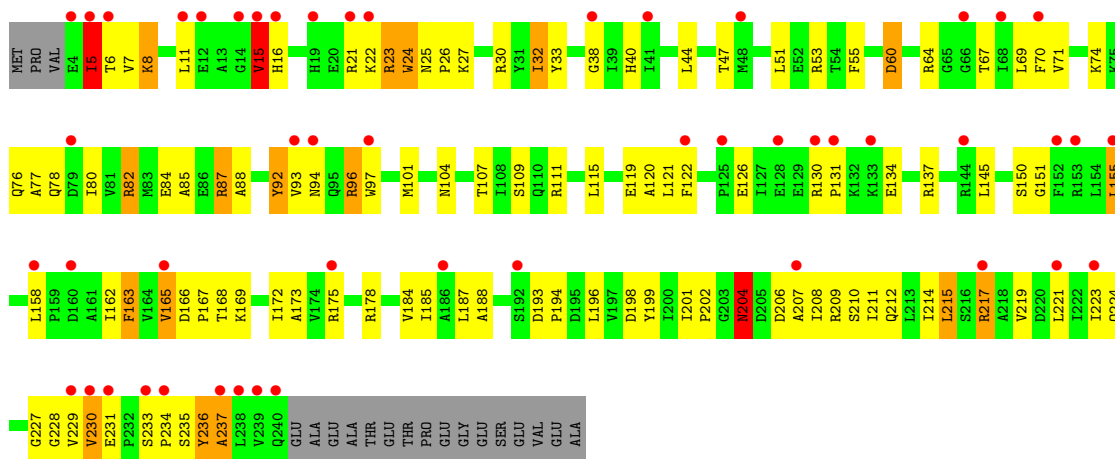
- Molecule 1: 16S rRNA



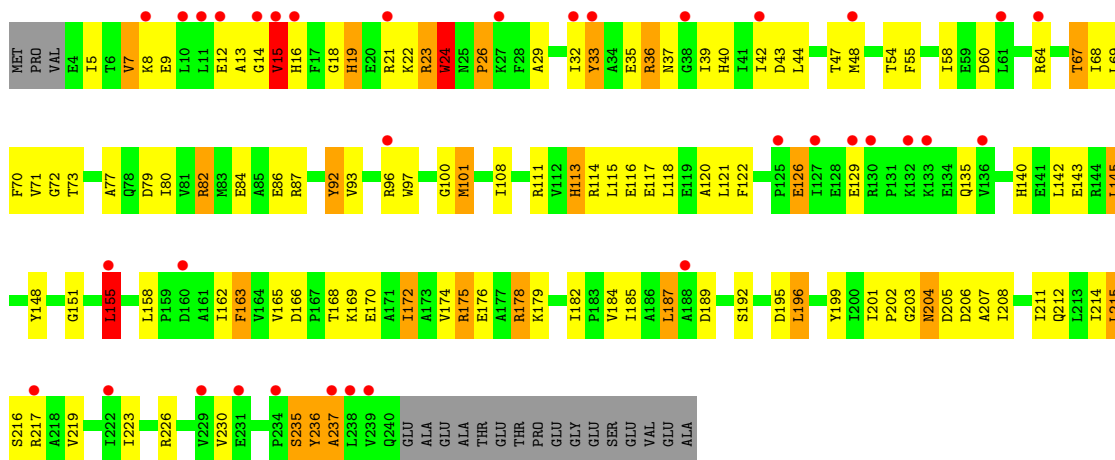


• Molecule 2: 30S ribosomal protein S2

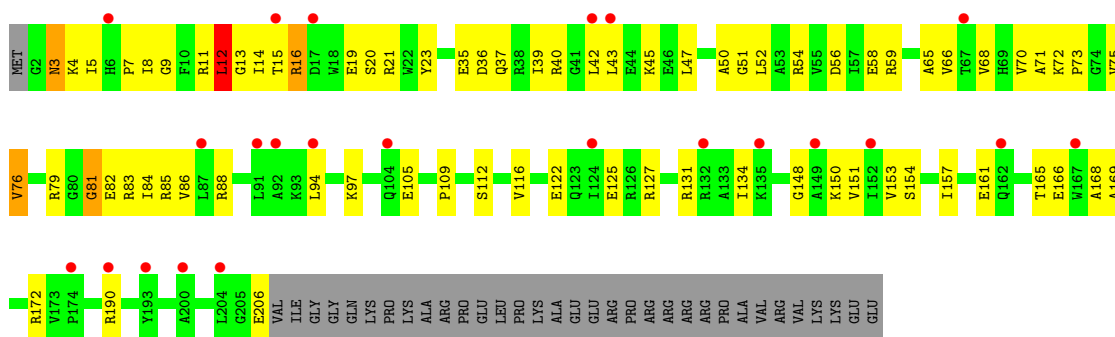




• Molecule 2: 30S ribosomal protein S2

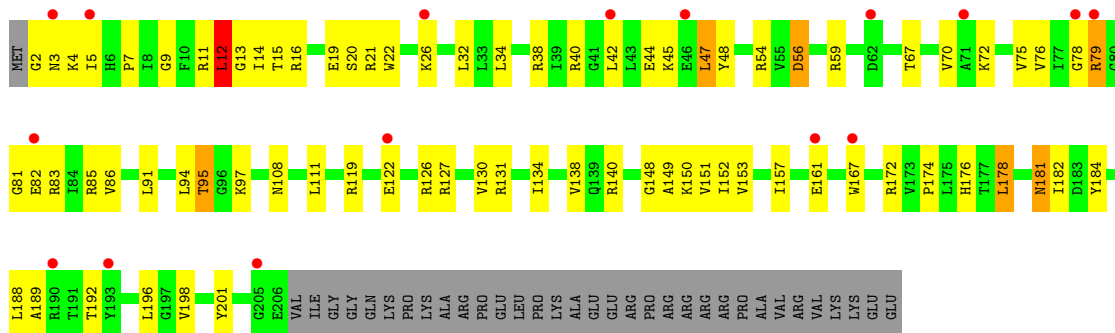


• Molecule 3: 30S ribosomal protein S3

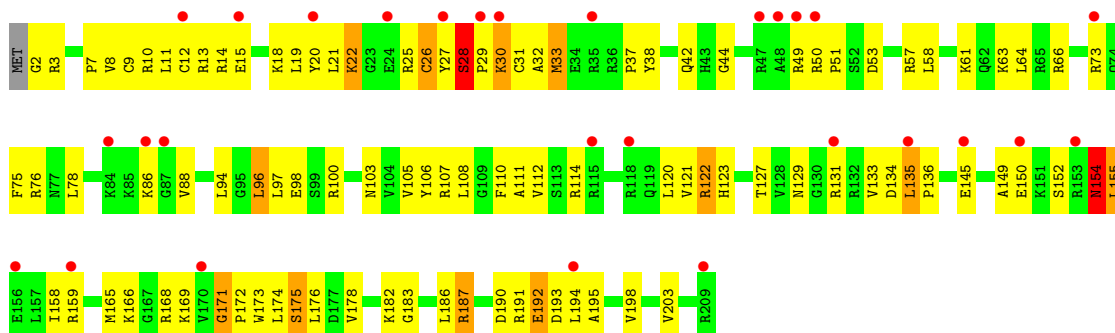


• Molecule 3: 30S ribosomal protein S3

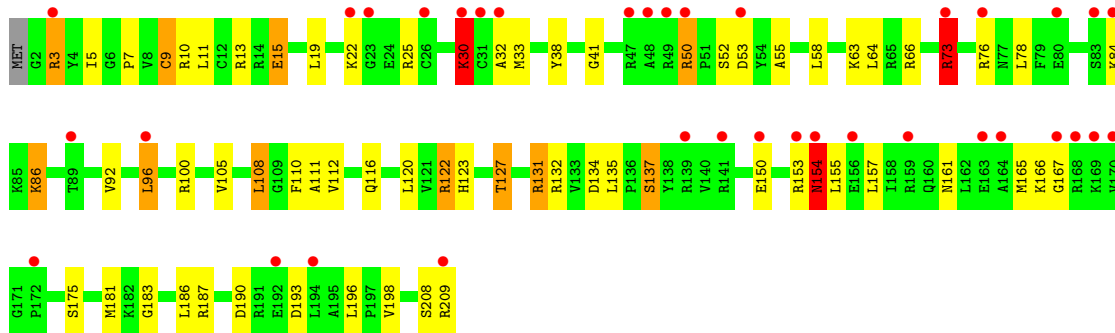




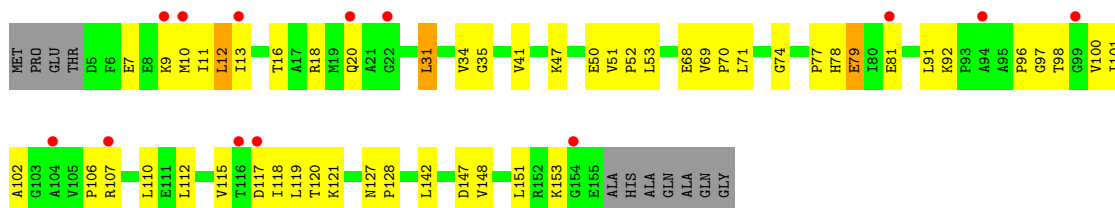
• Molecule 4: 30S ribosomal protein S4



• Molecule 4: 30S ribosomal protein S4

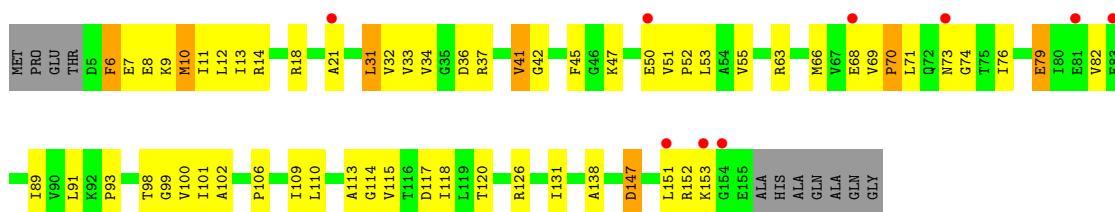


• Molecule 5: 30S ribosomal protein S5



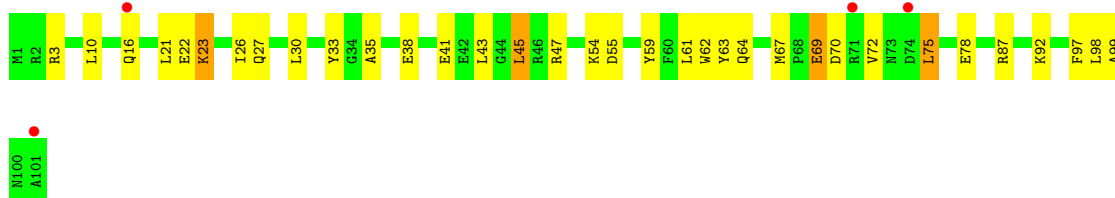
- Molecule 5: 30S ribosomal protein S5

Chain XE: 



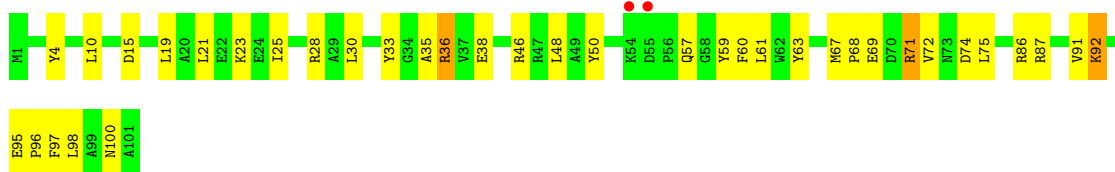
- Molecule 6: 30S ribosomal protein S6

Chain QF: 



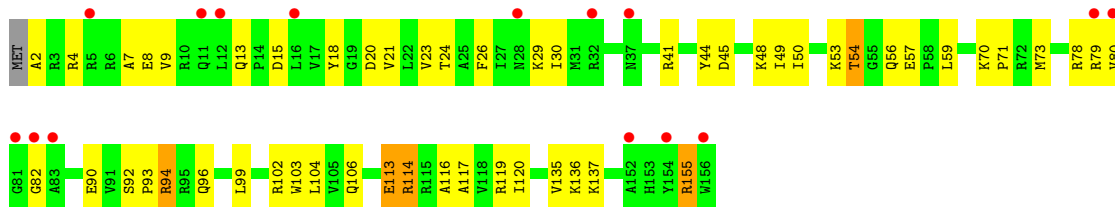
- Molecule 6: 30S ribosomal protein S6

Chain XF: 




- Molecule 7: 30S ribosomal protein S7

Chain QG: 



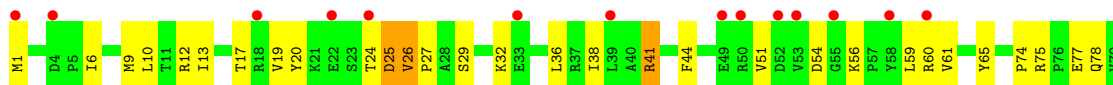
- Molecule 7: 30S ribosomal protein S7

Chain XG: 

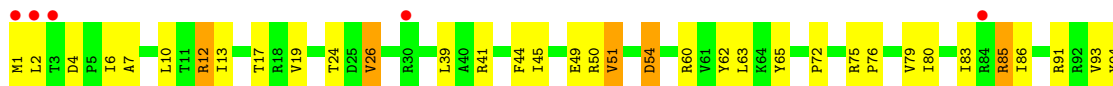




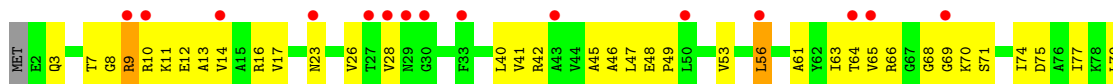
- Molecule 8: 30S ribosomal protein S8



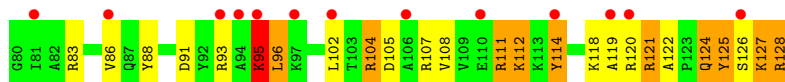
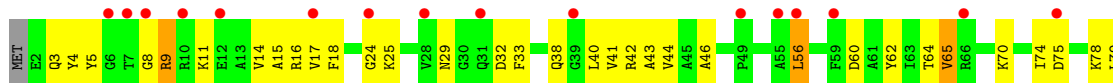
- Molecule 8: 30S ribosomal protein S8



- Molecule 9: 30S ribosomal protein S9

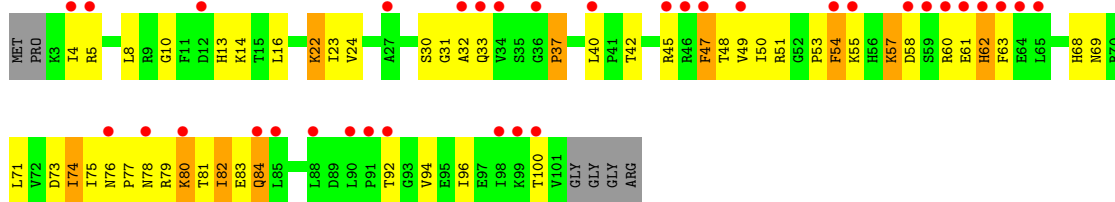


- Molecule 9: 30S ribosomal protein S9



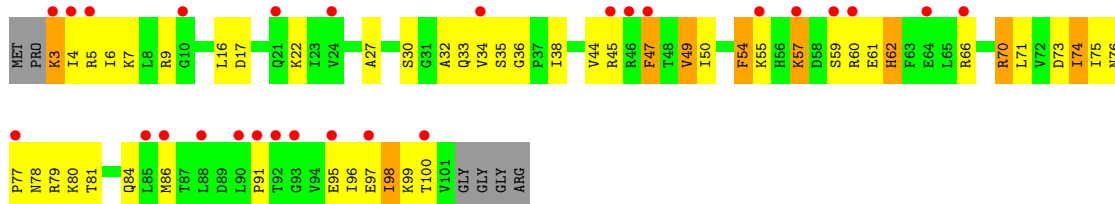
- Molecule 10: 30S ribosomal protein S10

Chain QJ: 



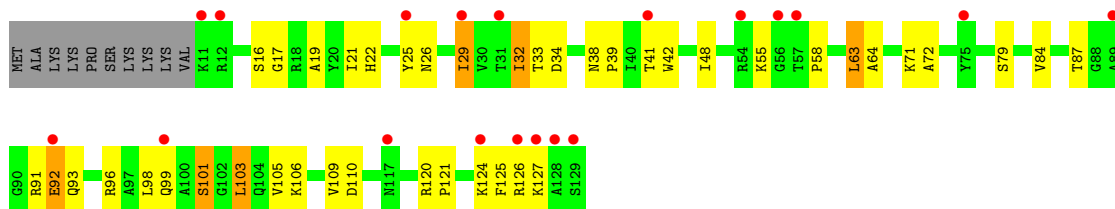
- Molecule 10: 30S ribosomal protein S10

Chain XJ: 



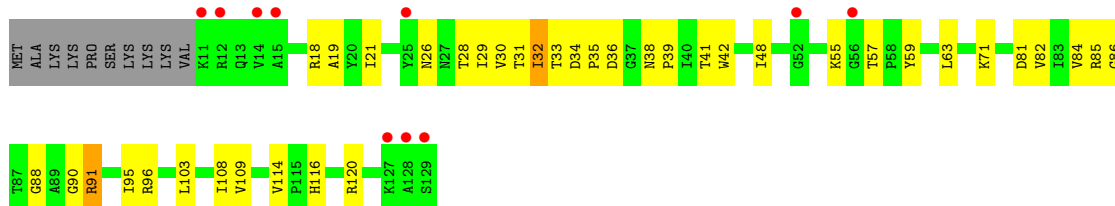
- Molecule 11: 30S ribosomal protein S11

Chain QK: 



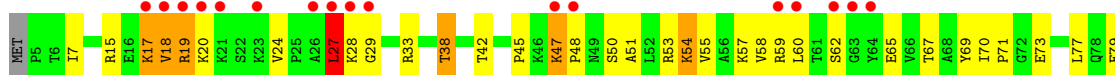
- Molecule 11: 30S ribosomal protein S11

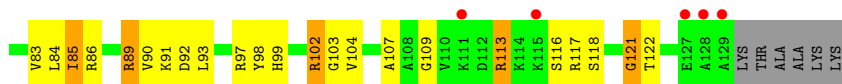
Chain XK: 



- Molecule 12: 30S ribosomal protein S12

Chain QL: 

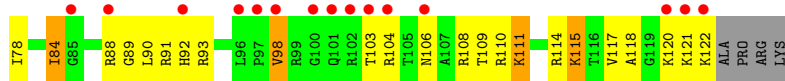




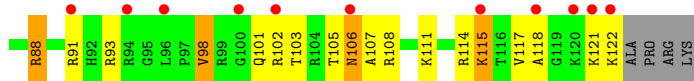
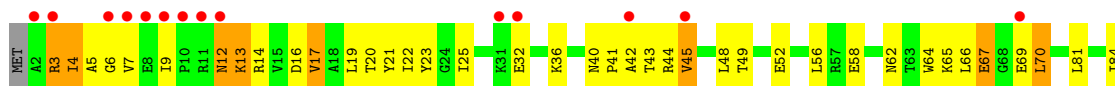
- Molecule 12: 30S ribosomal protein S12



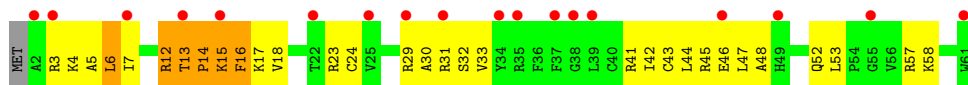
- Molecule 13: 30S ribosomal protein S13



- Molecule 13: 30S ribosomal protein S13



- Molecule 14: 30S ribosomal protein S14

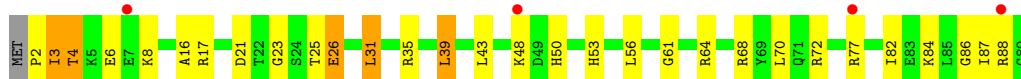


- Molecule 14: 30S ribosomal protein S14





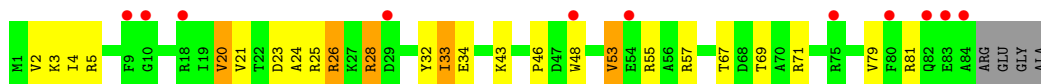
- Molecule 15: 30S ribosomal protein S15



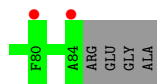
- Molecule 15: 30S ribosomal protein S15



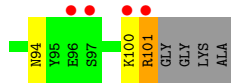
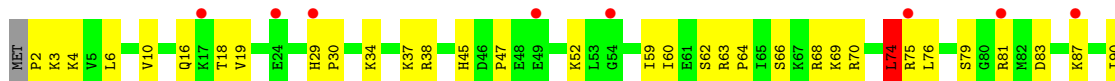
- Molecule 16: 30S ribosomal protein S16



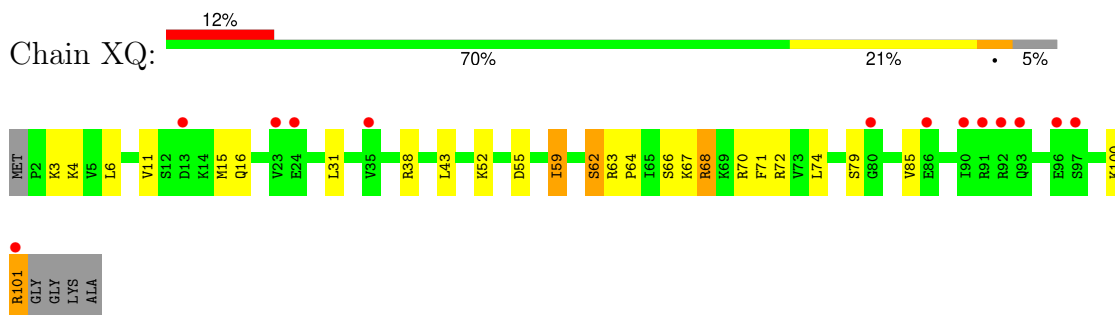
- Molecule 16: 30S ribosomal protein S16



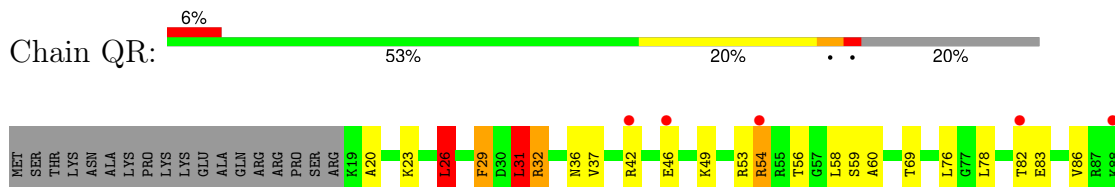
- Molecule 17: 30S ribosomal protein S17



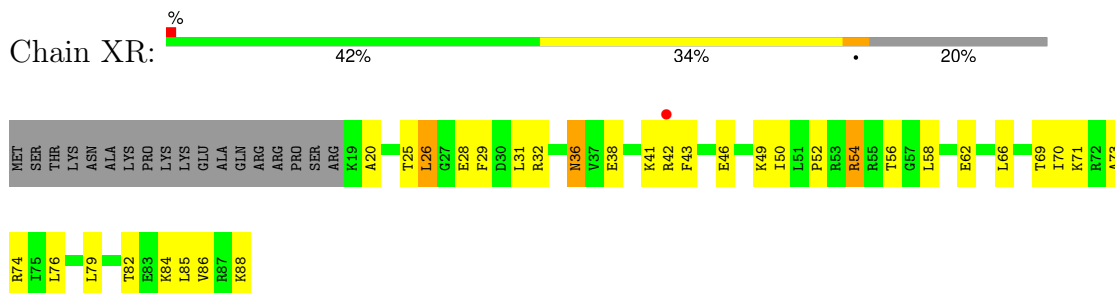
- Molecule 17: 30S ribosomal protein S17



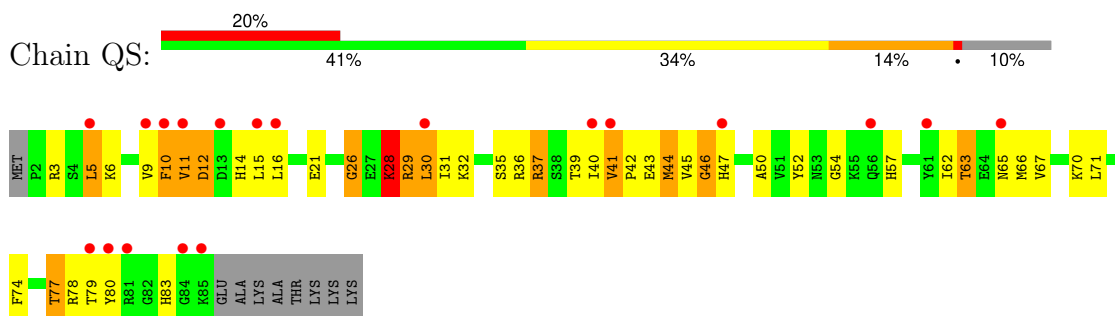
- Molecule 18: 30S ribosomal protein S18



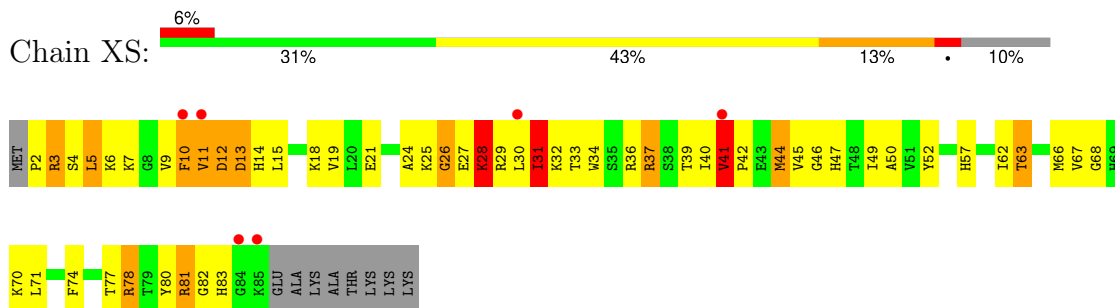
- Molecule 18: 30S ribosomal protein S18



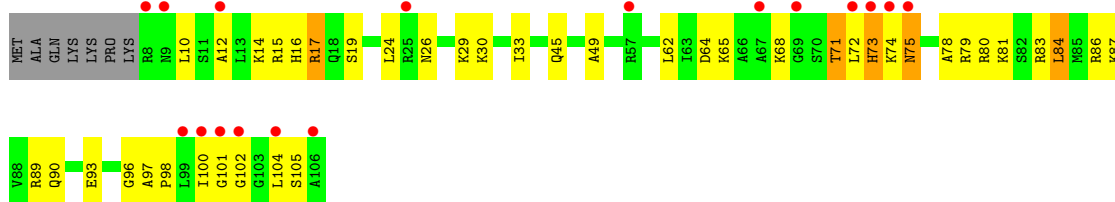
- Molecule 19: 30S ribosomal protein S19



- Molecule 19: 30S ribosomal protein S19



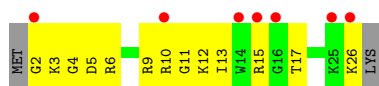
- Molecule 20: 30S ribosomal protein S20



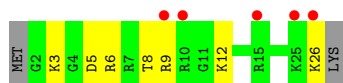
- Molecule 20: 30S ribosomal protein S20



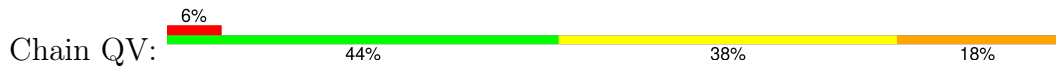
- Molecule 21: 30S ribosomal protein S21



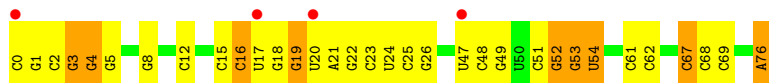
- Molecule 21: 30S ribosomal protein S21



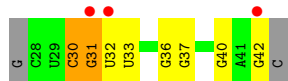
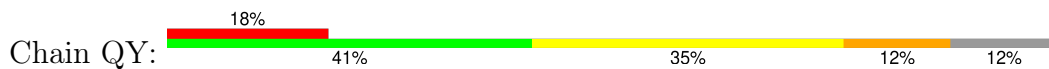
- Molecule 22: P-site tRNA fMet



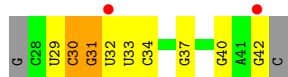
- Molecule 22: P-site tRNA fMet




• Molecule 23: messenger RNA



• Molecule 23: messenger RNA



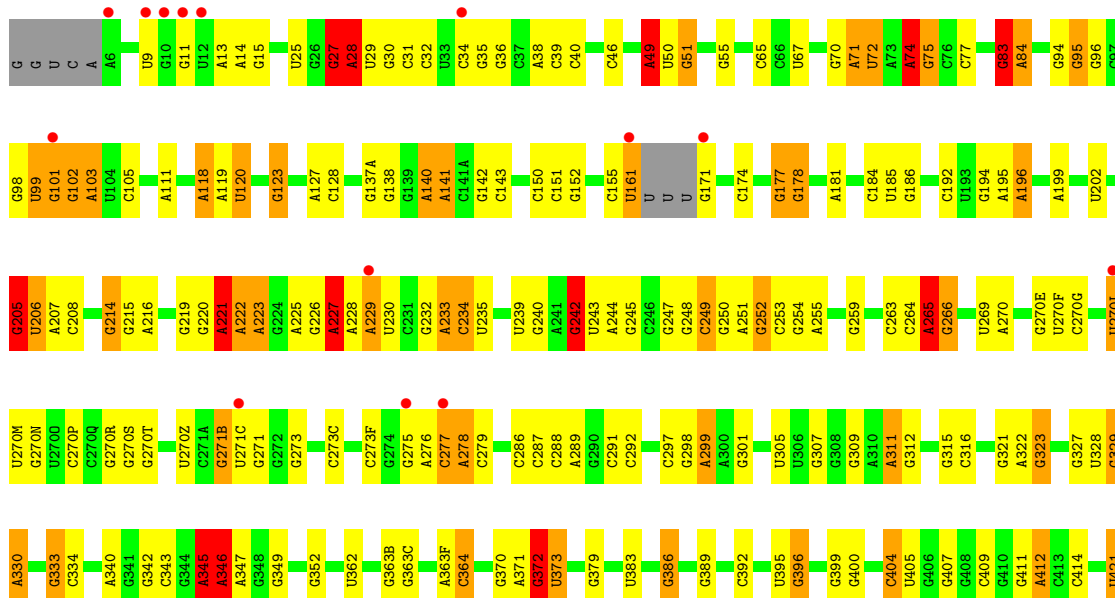
• Molecule 24: A-site ASL SufA6

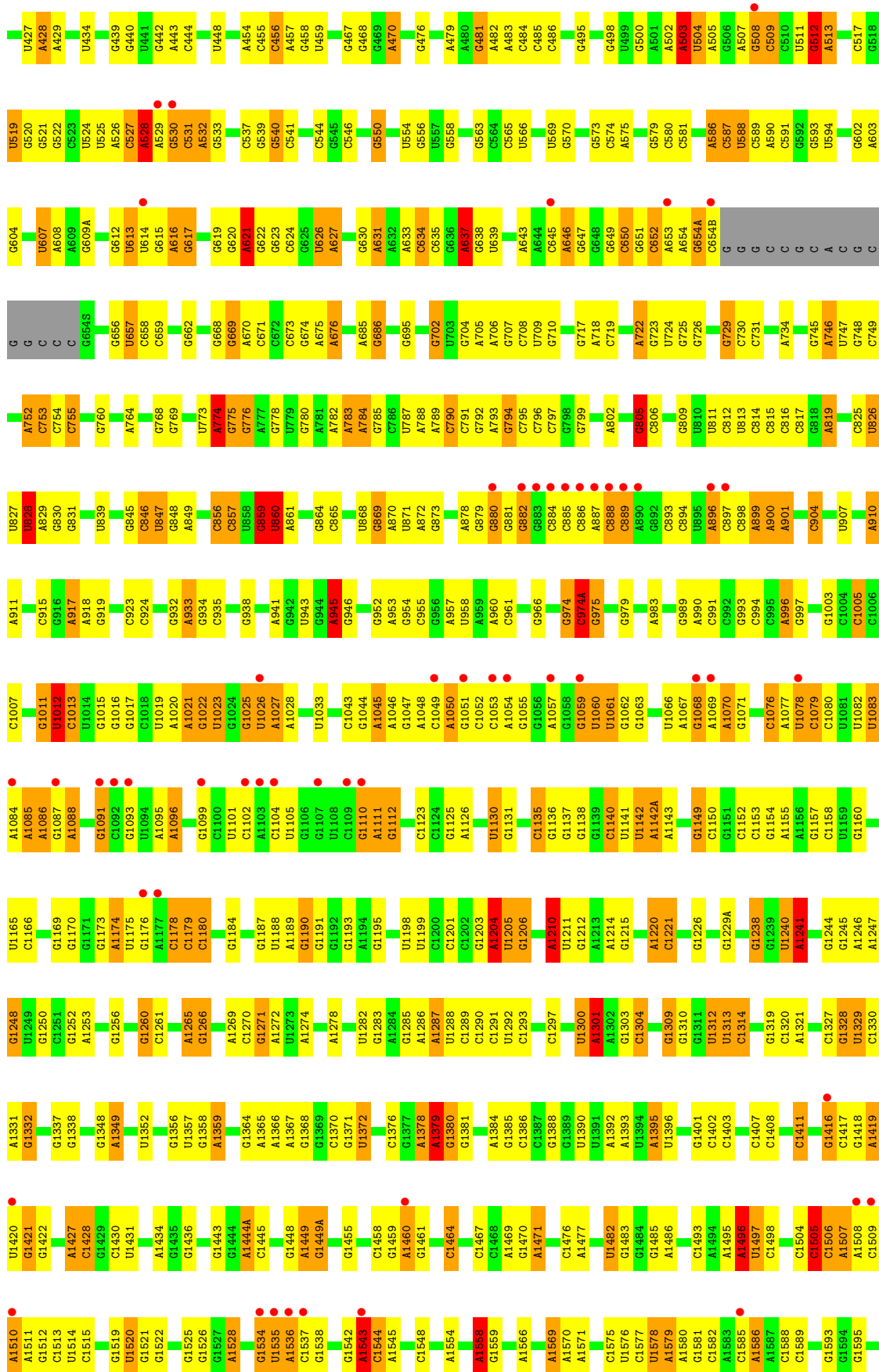


• Molecule 24: A-site ASL SufA6

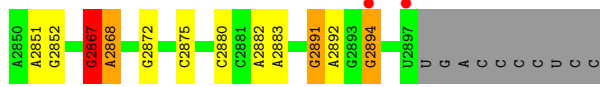


• Molecule 25: 23S rRNA

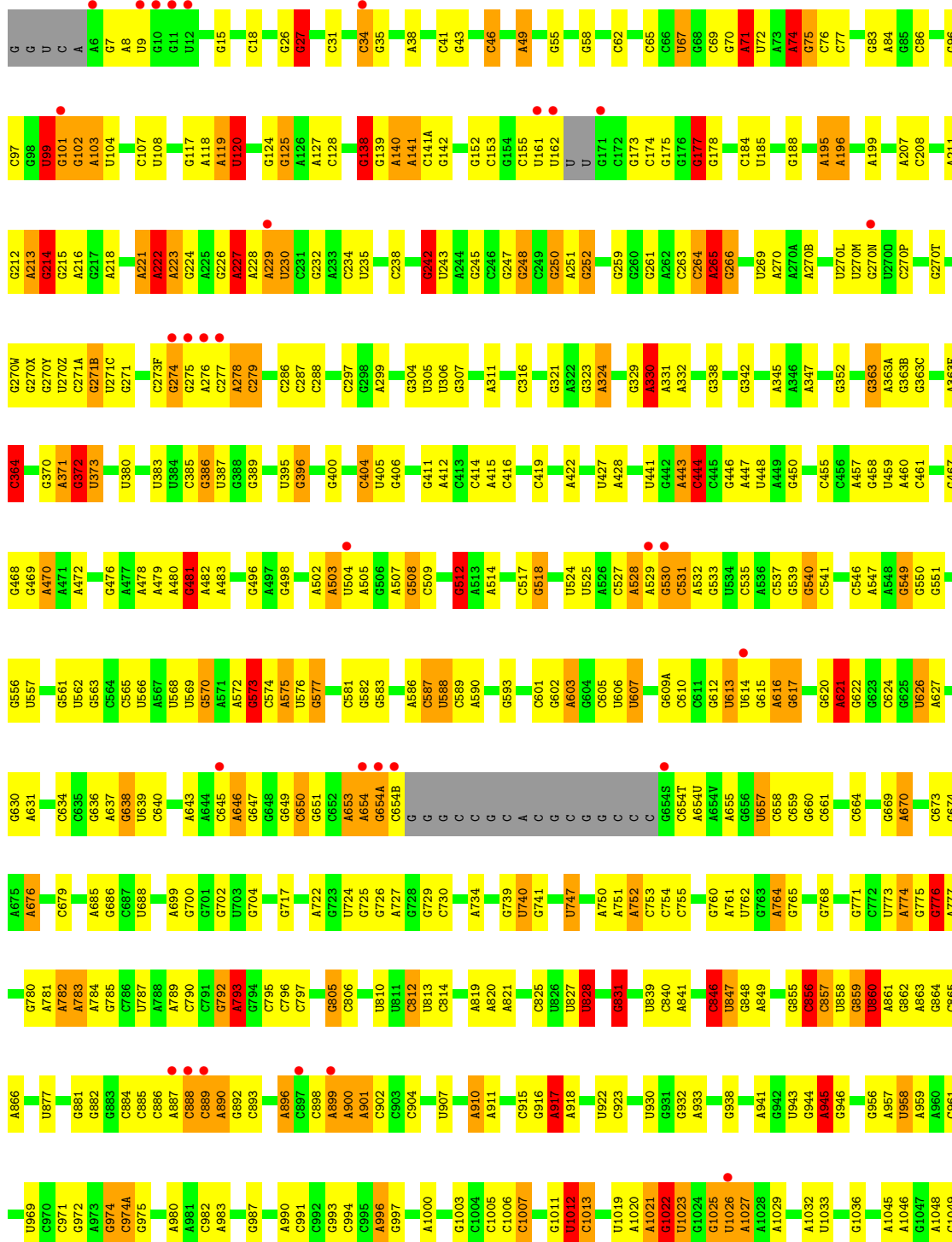


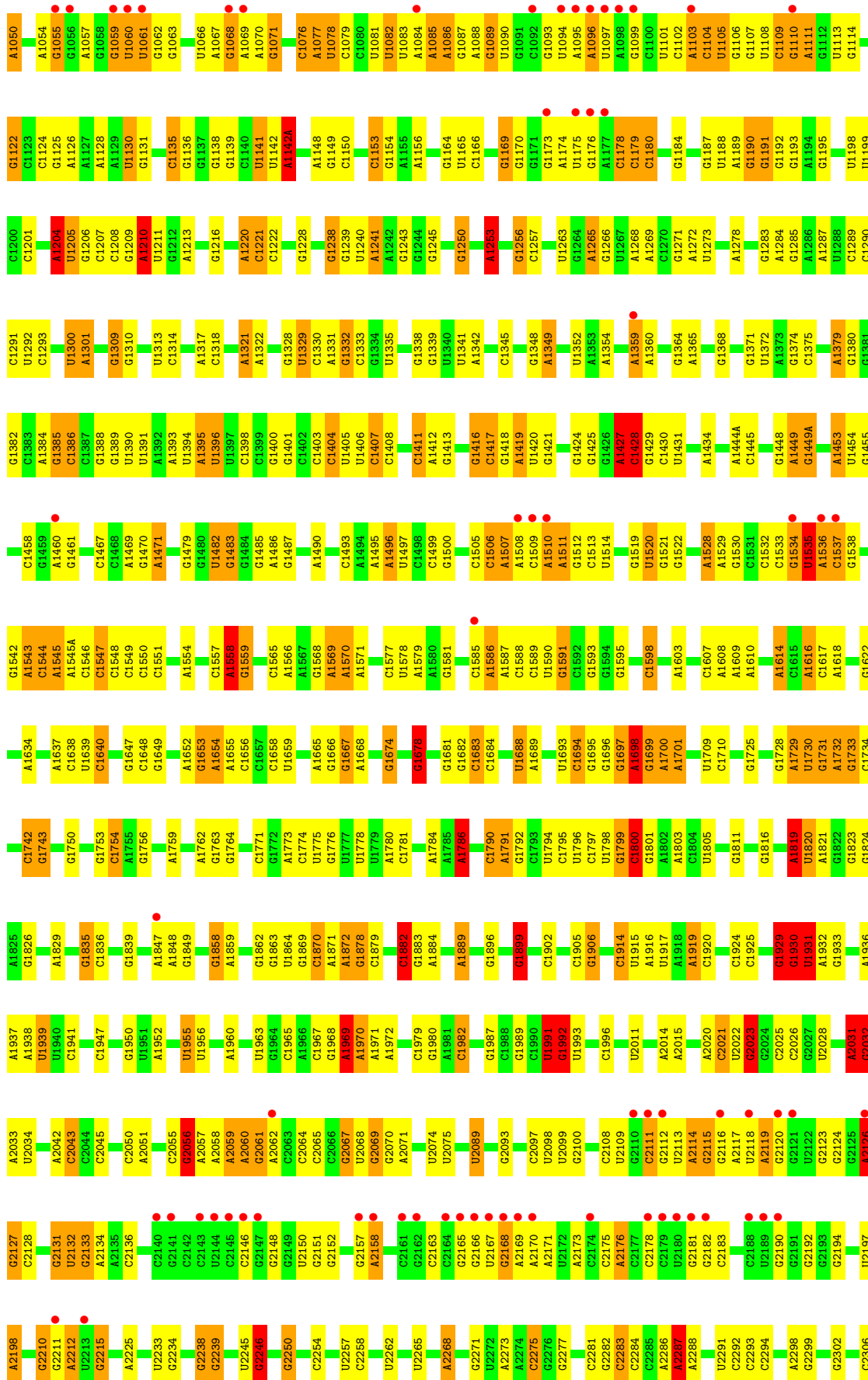


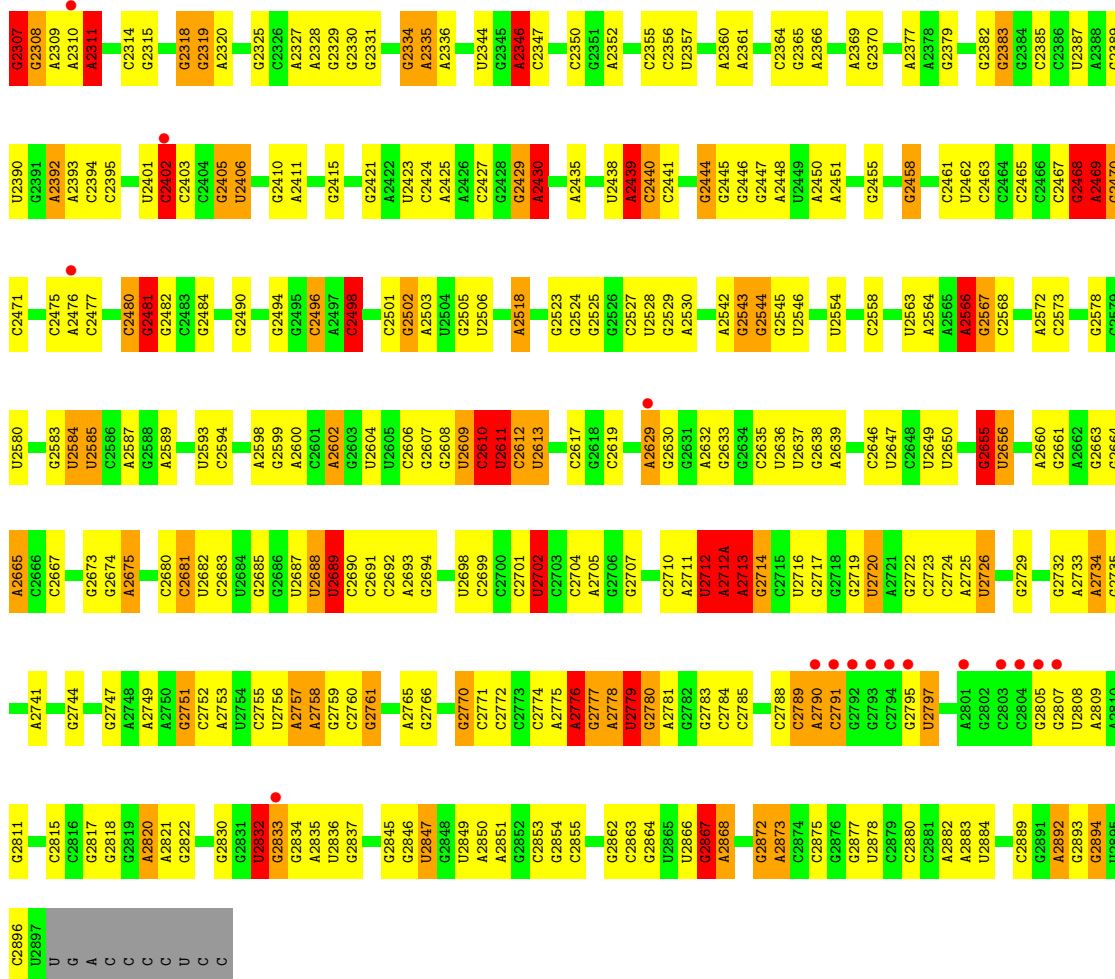
G2770	C1598	A1902	U2086	A2158	A2267	C2342	A2434	A2518	U2609	C2699	G2770	G2870	G2980
C2771	C1599	C1902	G2087	G2159	A2267	C2343	A2435	U2519	C2610	C2700	C2701	G2708	C2785
C2772	C1607	C1905	G2093	G2162	G2271	C2344	U2438	C2527	U2611	C2702	C2703	G2709	C2786
C2773	C1608	G1906	G2099	C2163	A2272	G2345	A2439	G2528	C2612	U2702	C2704	C2710	C2787
C2774	A1609	G1807	G2100	C2164	A2273	G2346	C2440	U2529	U2613	C2705	C2706	C2711	G2788
A2775	A1610	G1816	U2011	G2101	A2274	C2347	C2441	A2530	A2614	G2707	G2708	A2711	C2789
G2776	A1614	G1817	G2102	G2101	C2275	C2347	C2442	A2531	G2617	G2708	G2709	A2712	C2790
G2777	C1615	U1818	G2102	G2101	G2276	C2348	C2443	A2532	G2618	G2709	G2710	A2713	C2791
A2778	C1616	U1819	C2103	U2167	G2277	C2349	G2444	A2533	G2619	U2700	C2711	A2714	C2792
G2779	C1617	U1820	C2103	G2168	G2278	C2350	G2445	A2534	C2620	G2701	C2712	A2715	C2793
G2780	C1618	U1821	C2104	A2169	G2279	C2351	G2446	A2535	G2621	G2702	C2713	A2716	C2794
C2781	C1619	U1822	A2015	A2170	G2280	C2352	G2447	A2536	G2622	U2710	C2714	A2717	C2795
G2782	C1622	A1827	A2019	C2107	C2281	C2353	G2448	A2537	G2623	G2711	C2715	A2718	C2796
G2783	G1622	G1828	A2020	C2108	C2282	C2354	A2448	A2538	C2624	G2712	C2716	A2719	C2797
G1622	G1632	A1829	A2021	U2109	C2283	A2359	A2451	A2540	C2625	G2713	C2717	A2720	C2798
A1632	G1633	G1930	C2021	G2110	A2284	A2369	A2452	A2541	C2626	C2714	C2718	U2720	C2799
A1634	G1634	U1931	U2022	C2111	A2285	A2370	A2453	A2542	C2627	C2715	G2719	G2721	C2800
G1635	A1634	U1931	G2023	G2112	A2286	C2374	G2455	G2543	C2628	C2716	C2720	G2722	C2801
G1636	G1635	G1835	C2026	U2113	A2287	G2375	G2456	G2544	C2629	C2717	C2721	G2723	C2802
C1637	A1637	C1837	G2027	G2114	A2288	G2376	A2459	U2547	G2630	G2718	C2722	G2724	C2803
A1638	C1638	G1839	U2028	G2115	A2289	A2377	U2460	U2548	G2631	C2719	C2723	G2725	C2804
G1647	C1648	G1844	C2036	G2116	G2290	A2378	A2461	U2549	G2632	C2720	C2724	G2726	C2805
C1648	G1649	G1845	G2037	G2117	G2291	A2379	A2462	U2550	C2633	C2721	C2725	U2726	C2806
G1650	G1650	G1846	G2038	U2118	C2292	A2380	U2463	U2551	C2634	C2722	C2726	G2727	C2807
G1651	A1847	G1847	G2039	C2188	C2293	U2390	C2474	U2552	G2635	C2723	C2727	G2728	C2808
A1652	A1848	A1848	C2039	U2189	C2294	G2391	A2475	U2553	U2636	C2724	C2728	G2729	C2809
G1653	G1849	G1849	U1951	G2120	U2295	G2392	A2476	U2554	U2637	C2725	C2729	G2730	C2810
A1654	G1850	G1850	A2042	G2121	G2296	G2393	A2477	U2555	U2638	C2726	C2730	G2731	C2811
A1655	U1851	U1851	C2043	G2122	G2297	C2385	A2469	U2556	C2639	C2727	C2731	G2732	C2812
C1656	C1852	C1852	U2044	U2123	G2298	C2389	G2470	U2557	G2640	C2728	C2732	A2733	C2813
C1657	G1857	G1857	C2050	G2124	G2299	U2390	C2474	U2558	G2641	C2729	C2733	A2734	C2814
C1658	U1775	U1775	A2051	G2125	C2300	U2391	C2475	A2559	C2642	C2730	C2734	G2735	C2815
U1659	G1858	G1858	G2052	A2126	C2301	G2392	A2476	U2560	C2643	C2731	C2735	G2736	C2816
C1660	U1859	U1859	G2053	G2127	G2302	G2393	A2477	U2561	U2644	C2732	C2736	G2737	C2817
G1661	C1859	G1859	G2054	C2128	G2303	C2394	A2469	U2562	U2645	C2733	C2737	G2738	C2818
A1665	G1862	G1862	C2055	G2131	A2305	C2399	G2481	U2563	U2646	C2734	C2738	G2739	C2819
G1666	U1863	U1863	G2056	U2132	C2306	U2401	C2482	A2564	C2647	C2735	C2739	A2740	C2820
A1668	G1864	G1864	G2056	G2133	G2307	C2402	C2483	A2565	U2648	C2736	C2740	A2821	C2821
A1669	G1869	G1869	G1964	G2134	G2308	C2403	C2484	U2567	U2649	C2737	C2740	A2822	C2822
C1670	A1870	A1870	C1967	A2134	A2309	C2404	G2487	C2568	C2651	C2738	C2744	A2823	C2823
C1674	A1871	A1871	G1969	G2135	A2310	U2405	G2487	U2569	C2652	C2739	C2744	G2830	C2824
C1675	G1882	G1882	A1969	A2136	A2311	U2406	G2490	U2570	U2656	C2740	C2748	G2831	C2825
G1678	U1886	U1886	G1969	G2137	A2312	U2406	U2491	C2571	C2657	C2741	C2748	G2832	C2826
U1688	C1886	C1886	G2061	C2138	G2318	G2410	U2492	A2572	C2658	C2742	C2748	G2833	C2827
A1689	C1887	C1887	G2062	C2139	G2319	G2411	U2493	C2573	U2580	C2743	C2748	G2834	C2828
U1693	A1889	A1889	G2063	C2140	G2320	G2412	G2494	U2574	U2580	C2744	C2748	G2835	C2829
C1694	A1890	A1890	C2064	G2141	A2321	C2413	G2495	U2575	U2581	C2745	C2748	G2836	C2830
U1798	A1891	A1891	G1972	C2142	G2322	C2414	C2496	U2576	U2582	C2746	C2748	G2837	C2831
C1699	G1891	G1891	C1982	U2145	G2323	C2415	G2497	U2577	U2583	C2747	C2748	G2838	C2832
G1695	C1892	C1892	C1974	C2146	C2324	U2244	C2498	C2578	U2584	C2748	C2748	G2839	C2833
A1698	G1892	G1892	U2074	G2147	G2325	U2245	C2499	U2579	U2585	C2749	C2748	G2840	C2834
G1801	C1892	C1892	U2075	G2148	G2326	G2246	U2500	U2580	U2586	C2750	C2748	G2841	C2835
A1802	G1899	G1899	U2079	G2149	A2327	U2247	C2501	U2581	U2587	C2751	C2748	G2842	C2836
				U2151	A2328	U2248	G2502	U2582	U2588	C2752	C2748	G2843	C2837
				G2154	G2329	U2249	A2503	U2583	U2589	C2753	C2748	G2844	C2838
				G2155	G2330	U2250	A2504	U2584	U2590	C2754	C2748	G2845	C2839
				G2156	G2331	U2251	G2505	U2585	U2591	C2755	C2748	G2846	C2840
				G2157	G2332	U2252	U2506	U2586	U2592	C2756	C2748	G2847	C2841
					G2333	U2253	U2432	U2587	U2593	C2757	C2748	G2848	C2842
					G2334	U2254	U2433	U2588	U2594	C2758	C2748	G2849	C2843
					G2335	U2255	U2434	U2589	U2595	C2759	C2748	G2850	C2844
					G2336	U2256	U2435	U2590	U2596	C2760	C2748	G2851	C2845
					G2337	U2257	U2436	U2591	U2597	C2761	C2748	G2852	C2846
					G2338	U2258	U2437	U2592	U2598	C2762	C2748	G2853	C2847
					G2339	U2259	U2438	U2593	U2599	C2763	C2748	G2854	C2848
					G2340	U2260	U2439	U2594	U2600	C2764	C2748	G2855	C2849
					G2341	U2261	U2440	U2595	U2601	C2765	C2748	G2856	C2850
					G2342	U2262	U2441	U2596	U2602	C2766	C2748	G2857	C2851
					G2343	U2263	U2442	U2597	U2603	C2767	C2748	G2858	C2852
					G2344	U2264	U2443	U2598	U2604	C2768	C2748	G2859	C2853
					G2345	U2265	U2444	U2599	U2605	C2769	C2748	G2860	C2854
					G2346	U2266	U2445	U2600	U2606	C2770	C2748	G2861	C2855
					G2347	U2267	U2446	U2601	U2607	C2771	C2748	G2862	C2856
					G2348	U2268	U2447	U2602	U2608	C2772	C2748	G2863	C2857
					G2349	U2269	U2448	U2603	U2609	C2773	C2748	G2864	C2858
					G2350	U2270	U2449	U2604	U2610	C2774	C2748	G2865	C2859
					G2351	U2271	U2450	U2605	U2611	C2775	C2748	G2866	C2860
					G2352	U2272	U2451	U2606	U2612	C2776	C2748	G2867	C2861
					G2353	U2273	U2452	U2607	U2613	C2777	C2748	G2868	C2862
					G2354	U2274	U2453	U2608	U2614	C2778	C2748	G2869	C2863
					G2355	U2275	U2454	U2609	U2615	C2779	C2748	G2870	C2864
					G2356	U2276	U2455	U2610	U2616	C2780	C2748	G2871	C2865
					G2357	U2277	U2456	U2611	U2617	C2781	C2748	G2872	C2866
					G2358	U2278	U2457	U2612	U2618	C2782	C2748	G2873	C2867
					G2359	U2279	U2458	U2613	U2619	C2783	C2748	G2874	C2868
					G2360	U2280	U2459	U2614	U2620	C2784	C2748	G2875	C2869
					G2361	U2281	U2460	U2615	U2621	C2785	C2748	G2876	C2870
					G2362	U2282	U2461	U2616	U2622	C2786	C2748	G2877	C2871
					G2363	U2283	U2462	U2617	U2623	C2787	C2748	G2878	C2872
					G2364	U2284	U2463	U2618	U2624	C2788	C2748	G2879	C2873
					G2365	U2285	U2464	U2619	U2625	C2789	C2748	G2880	C2874
					G2366	U2286	U2465	U2620	U2626	C2790	C2748	G2881	C2875
					G2367	U2287	U2466	U2621	U2627	C2791	C2748	G2882	C2876
					G2368	U2288	U2467	U2622	U2628	C2792	C2748	G2883	C2877
					G2369	U2289	U2468	U2623	U2629	C2793	C2748	G2884	C2878
					G2370	U2290	U2469	U2624	U2630	C2794	C2748	G2885	C2879
					G2371	U2291	U2470	U2625	U2631	C2795	C2748	G2886	C2880
					G2372	U2292	U2471	U2626	U2632	C2796	C2748	G2887	C2881
					G2373	U2293	U2472	U2627	U2633	C2797	C2748	G2888	C2882
					G2								



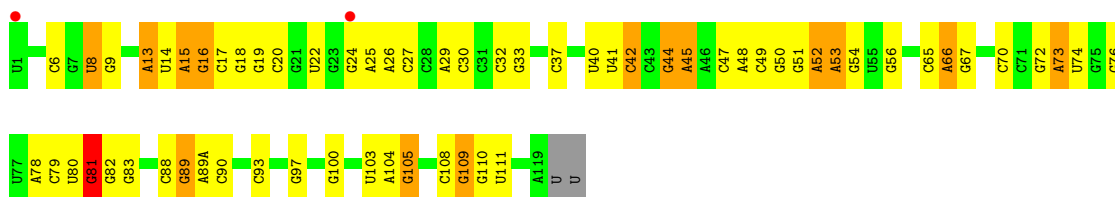
● Molecule 25: 23S rRNA



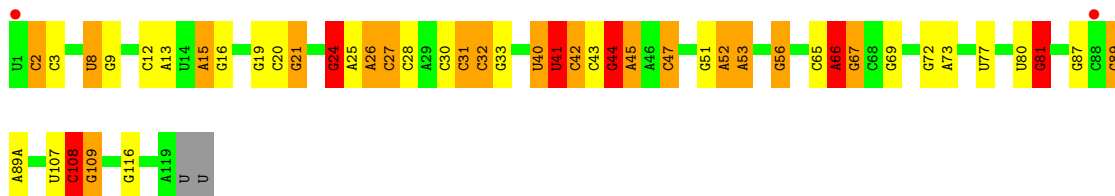




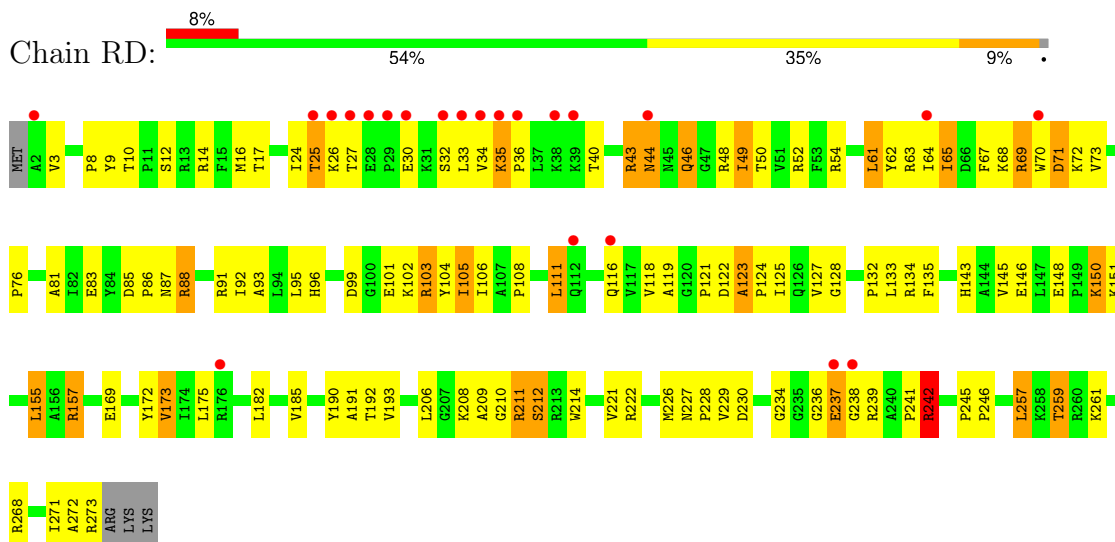
• Molecule 26: 5S rRNA



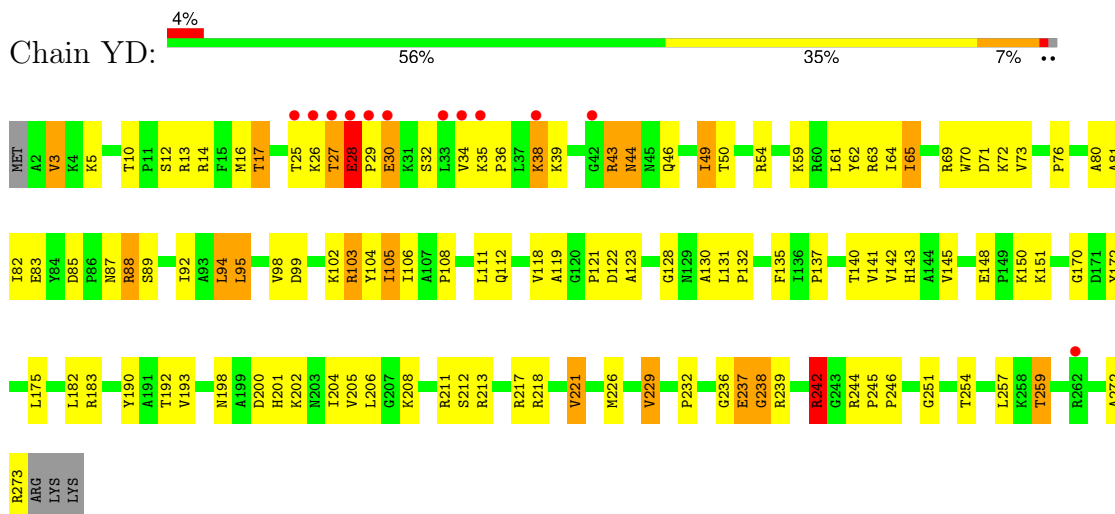
• Molecule 26: 5S rRNA



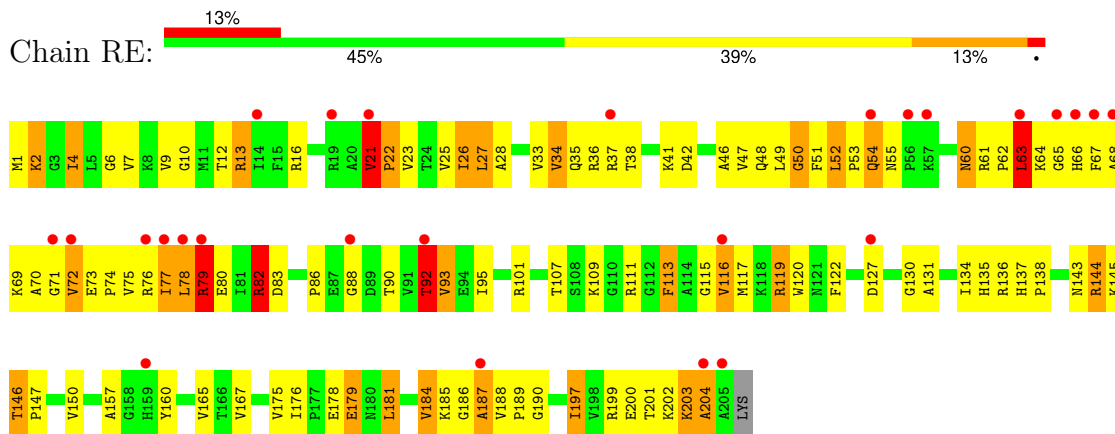
- Molecule 27: 50S ribosomal protein L2



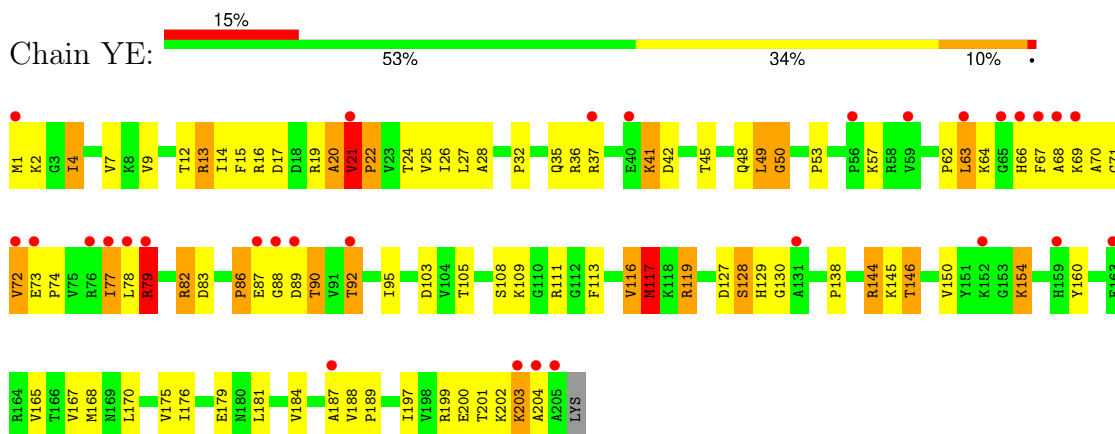
- Molecule 27: 50S ribosomal protein L2



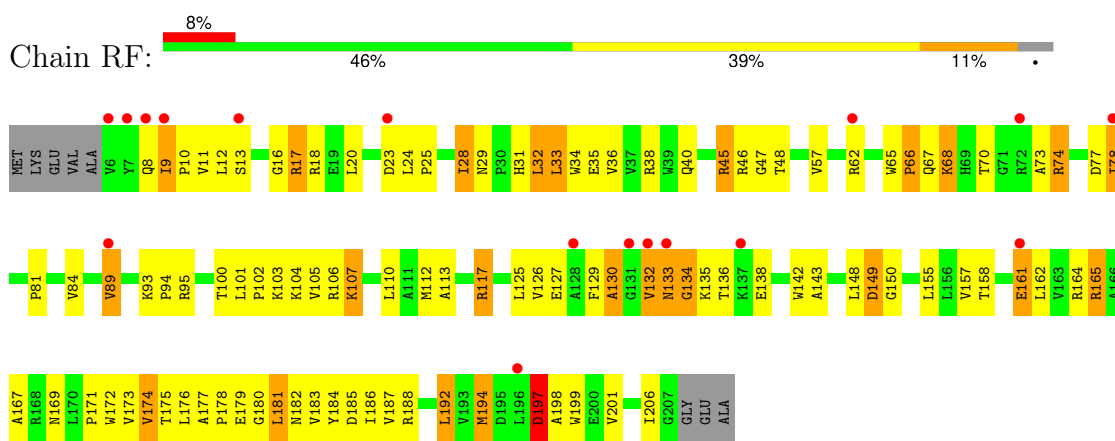
- Molecule 28: 50S ribosomal protein L3



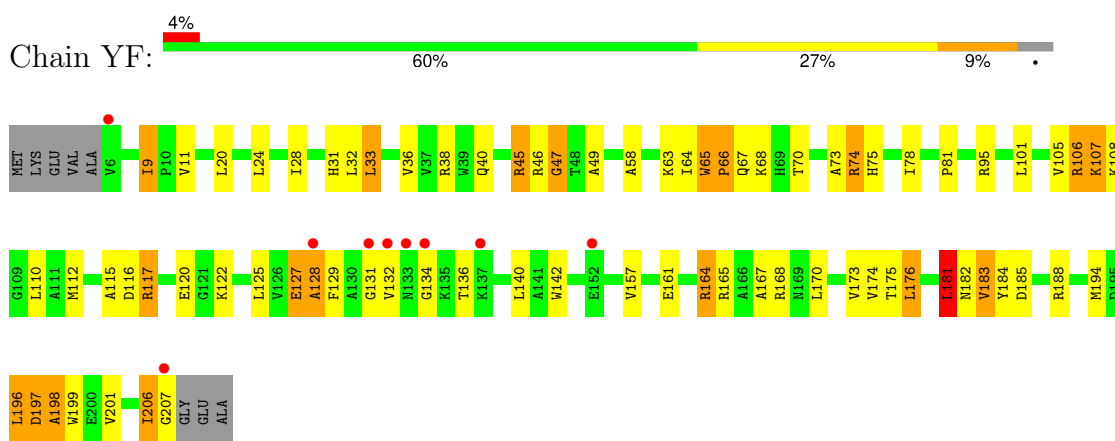
- Molecule 28: 50S ribosomal protein L3



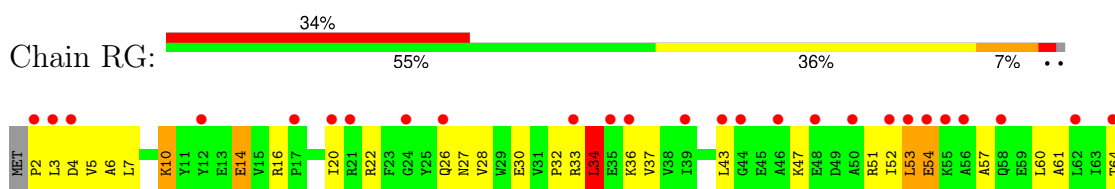
• Molecule 29: 50S ribosomal protein L4

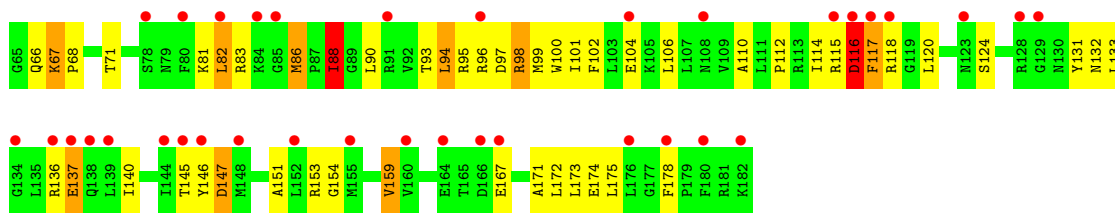


• Molecule 29: 50S ribosomal protein L4

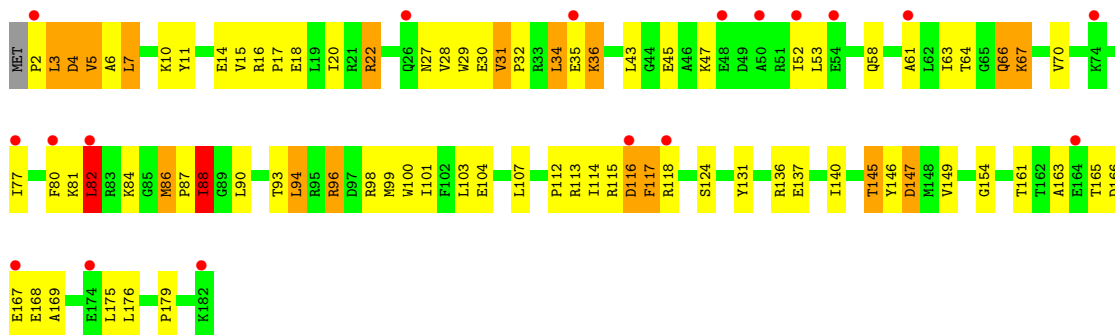


• Molecule 30: 50S ribosomal protein L5

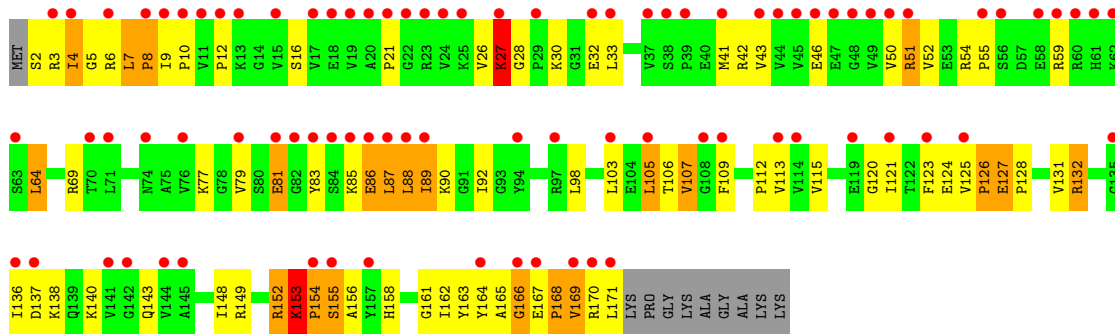




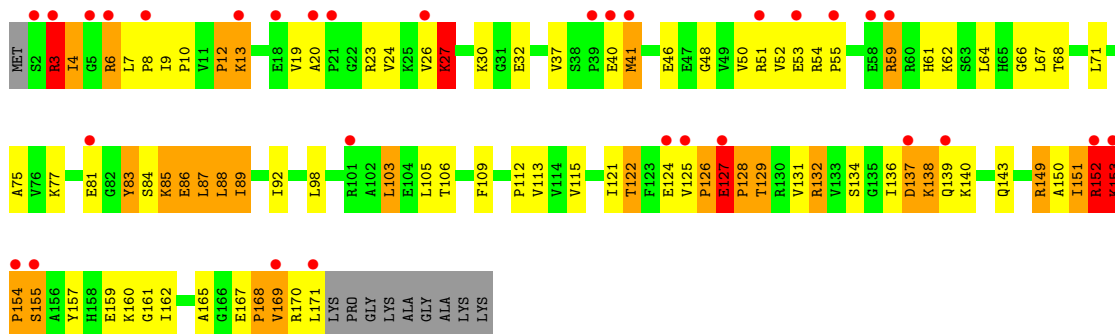
• Molecule 30: 50S ribosomal protein L5



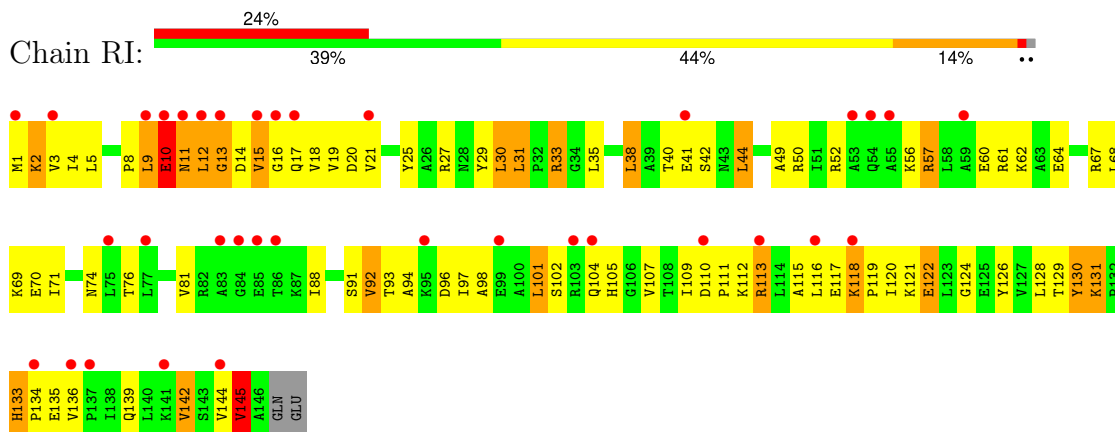
• Molecule 31: 50S ribosomal protein L6



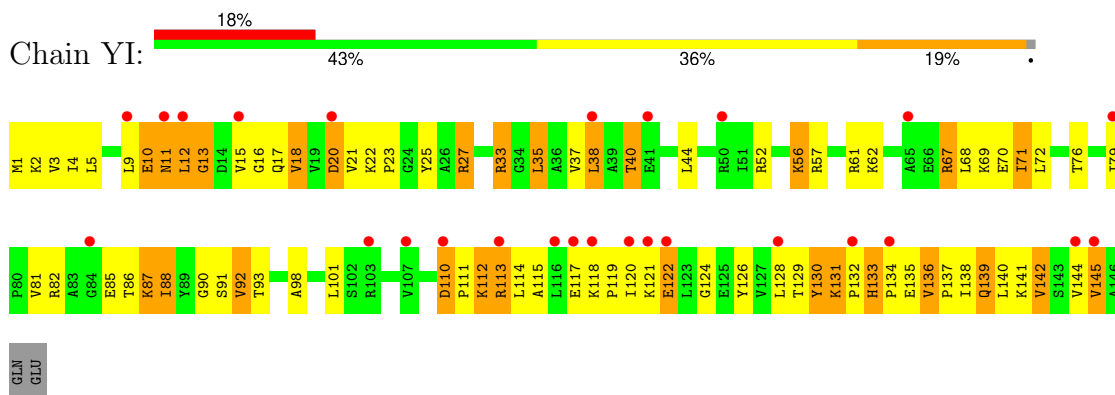
• Molecule 31: 50S ribosomal protein L6



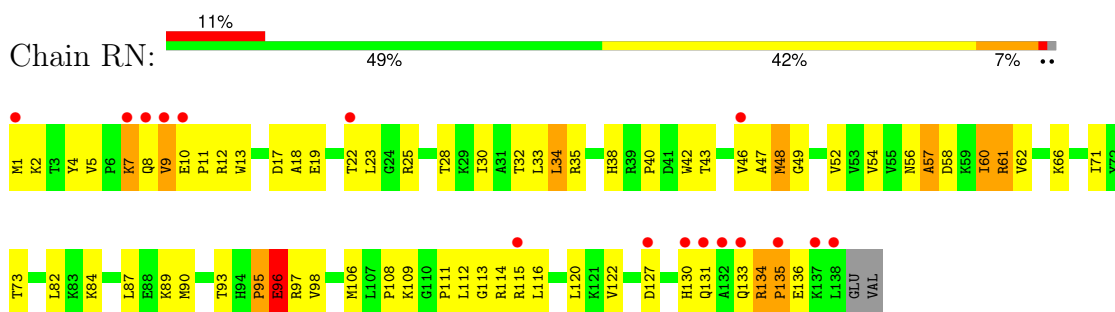
- Molecule 32: 50S ribosomal protein L9



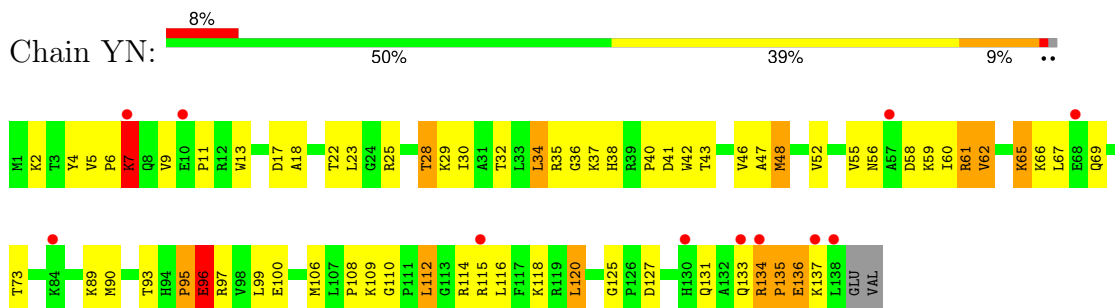
- Molecule 32: 50S ribosomal protein L9



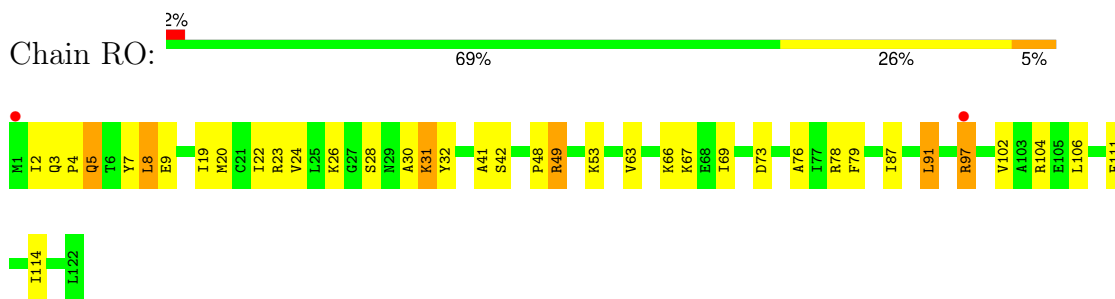
- Molecule 33: 50S ribosomal protein L13



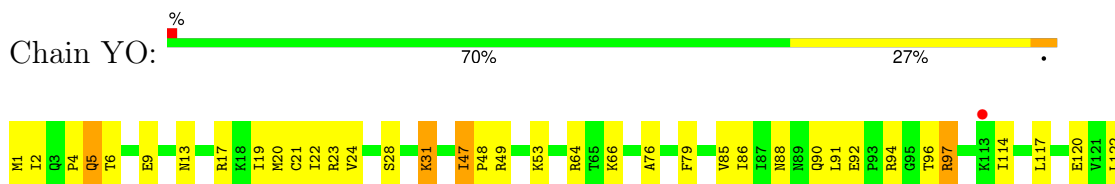
- Molecule 33: 50S ribosomal protein L13



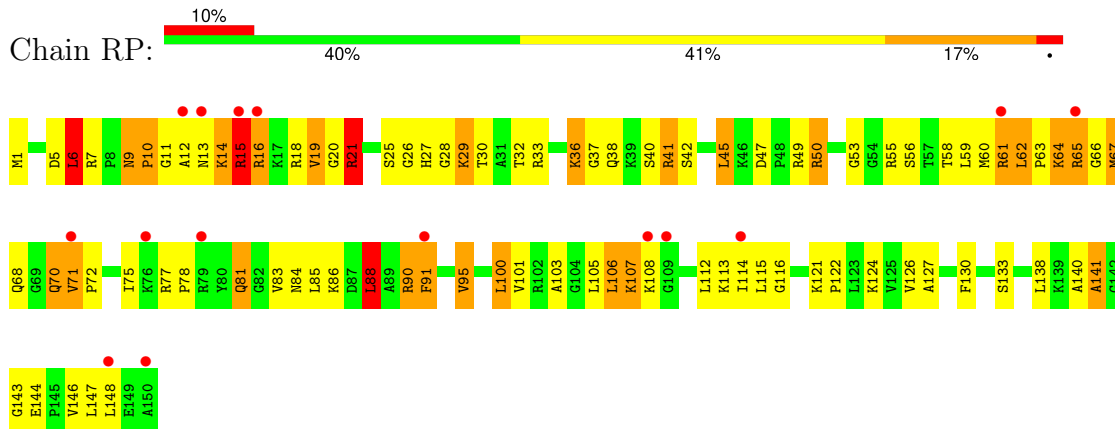
- Molecule 34: 50S ribosomal protein L14



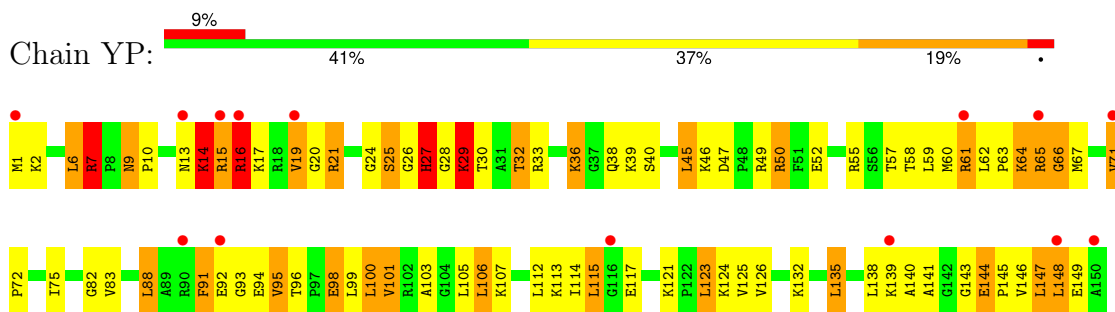
- Molecule 34: 50S ribosomal protein L14



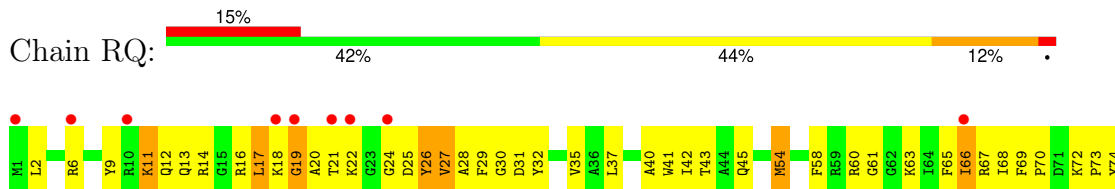
- Molecule 35: 50S ribosomal protein L15

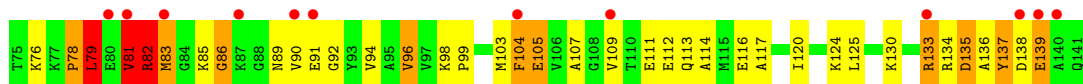


- Molecule 35: 50S ribosomal protein L15

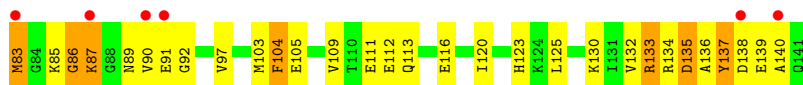
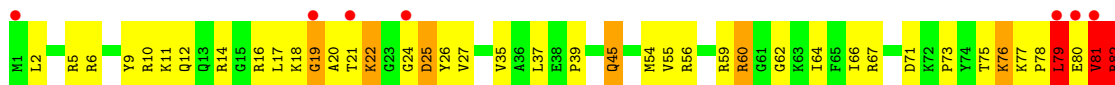


- Molecule 36: 50S ribosomal protein L16


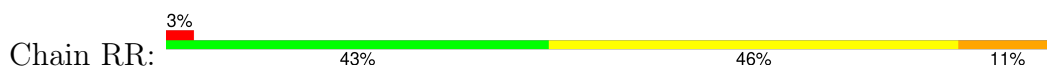




- Molecule 36: 50S ribosomal protein L16



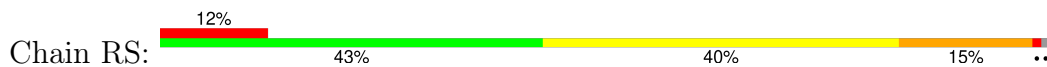
- Molecule 37: 50S ribosomal protein L17



- Molecule 37: 50S ribosomal protein L17

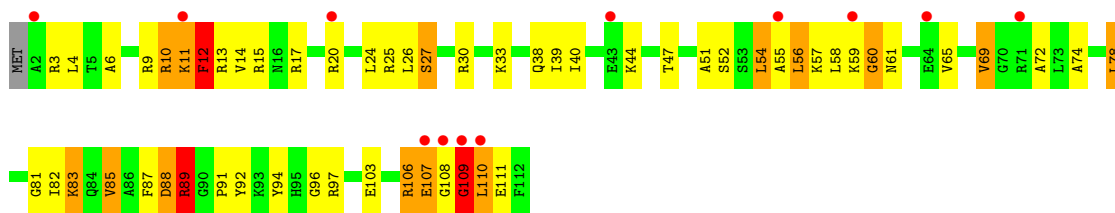


- Molecule 38: 50S ribosomal protein L18

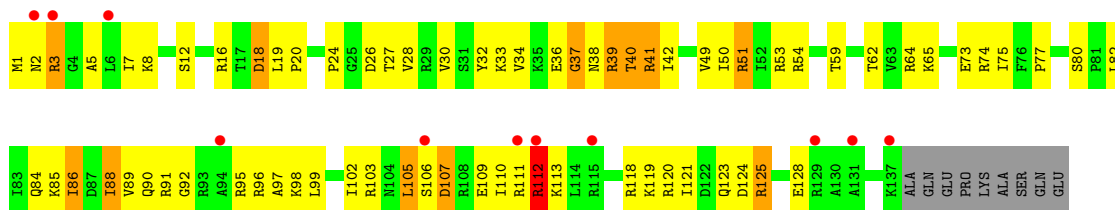


- Molecule 38: 50S ribosomal protein L18

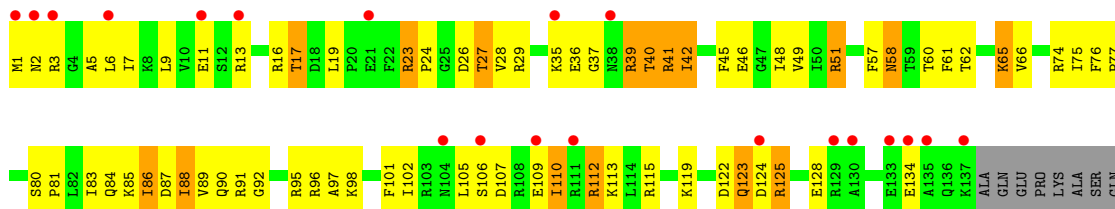
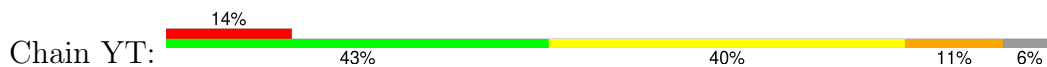




• Molecule 39: 50S ribosomal protein L19

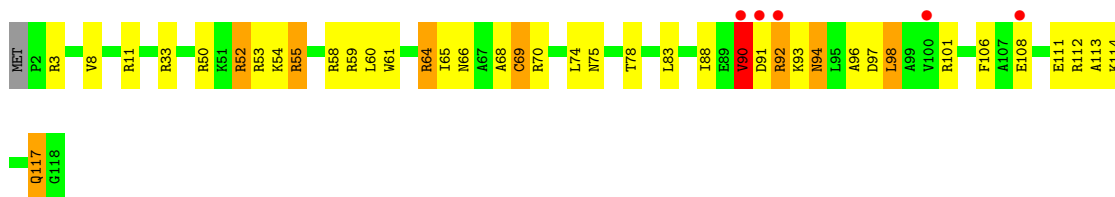


• Molecule 39: 50S ribosomal protein L19




GLU

• Molecule 40: 50S ribosomal protein L20

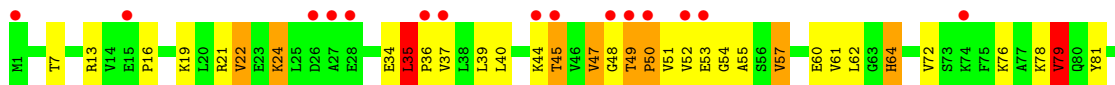


• Molecule 40: 50S ribosomal protein L20

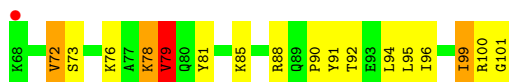
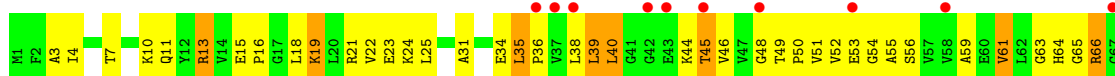
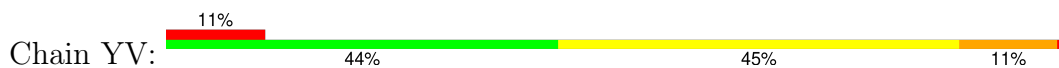




- Molecule 41: 50S ribosomal protein L21



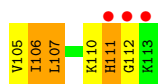
- Molecule 41: 50S ribosomal protein L21



- Molecule 42: 50S ribosomal protein L22

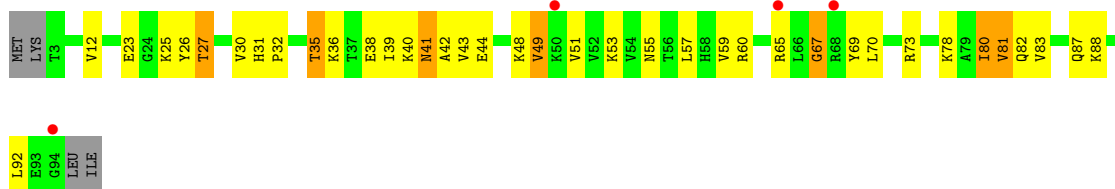


- Molecule 42: 50S ribosomal protein L22

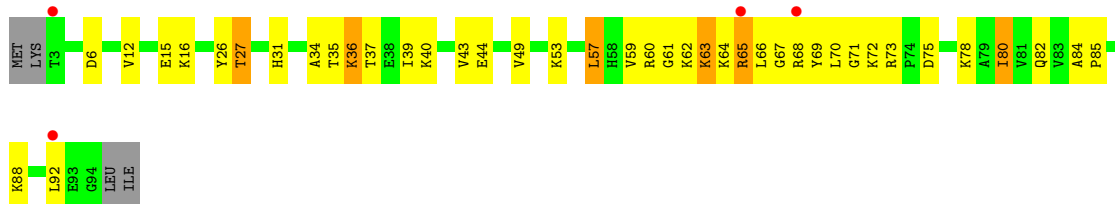


- Molecule 43: 50S ribosomal protein L23

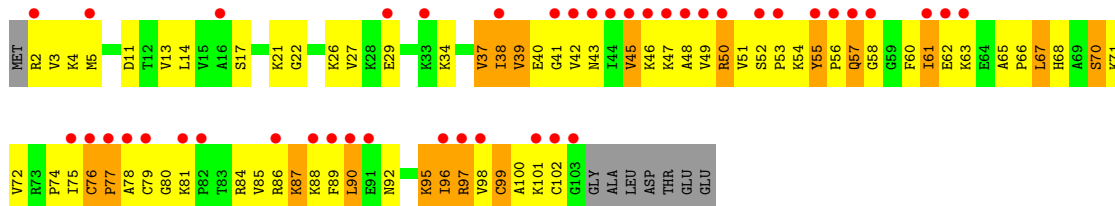




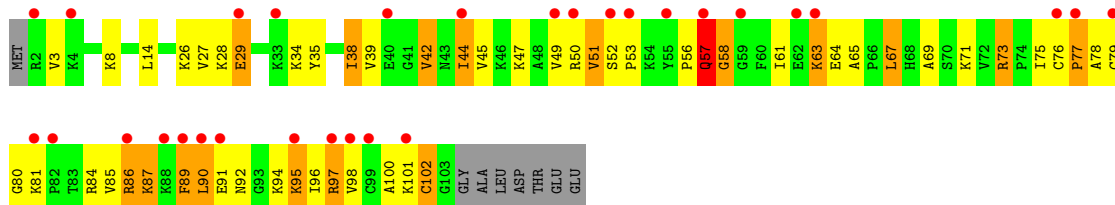
• Molecule 43: 50S ribosomal protein L23



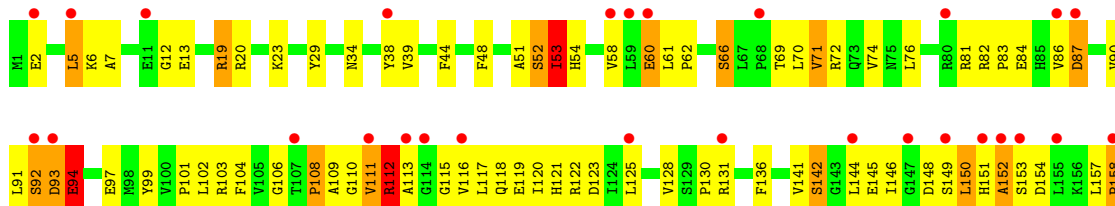
• Molecule 44: 50S ribosomal protein L24



• Molecule 44: 50S ribosomal protein L24

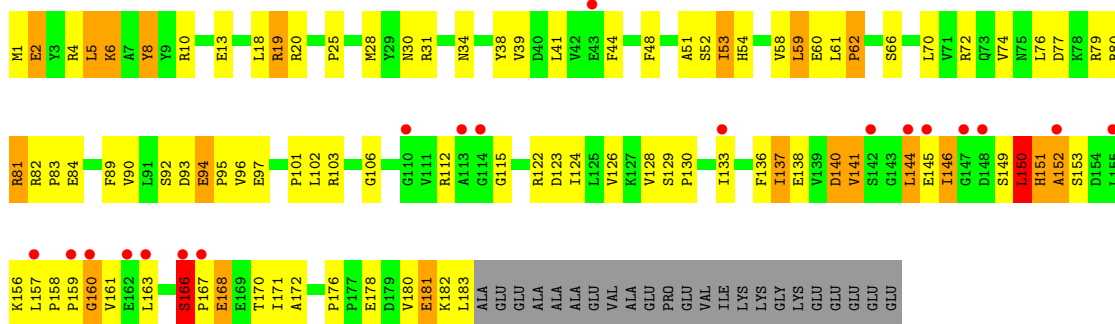


• Molecule 45: 50S ribosomal protein L25





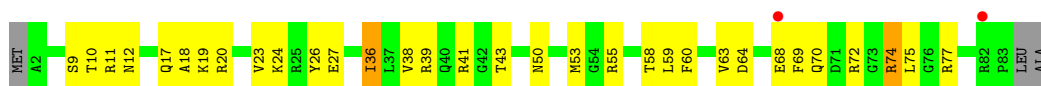
• Molecule 45: 50S ribosomal protein L25



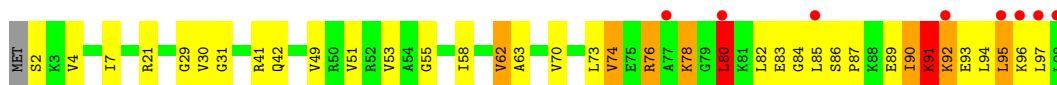
• Molecule 46: 50S ribosomal protein L27



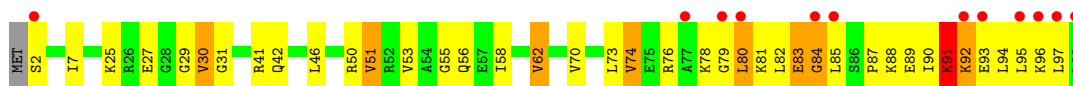
• Molecule 46: 50S ribosomal protein L27



• Molecule 47: 50S ribosomal protein L28



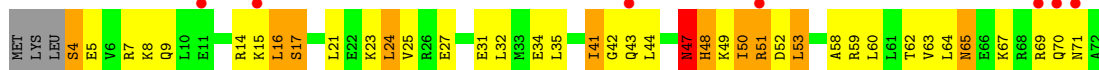
• Molecule 47: 50S ribosomal protein L28



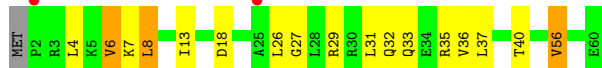
• Molecule 48: 50S ribosomal protein L29



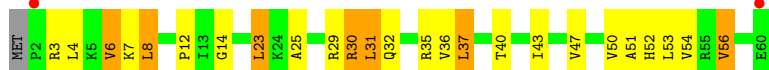
- Molecule 48: 50S ribosomal protein L29



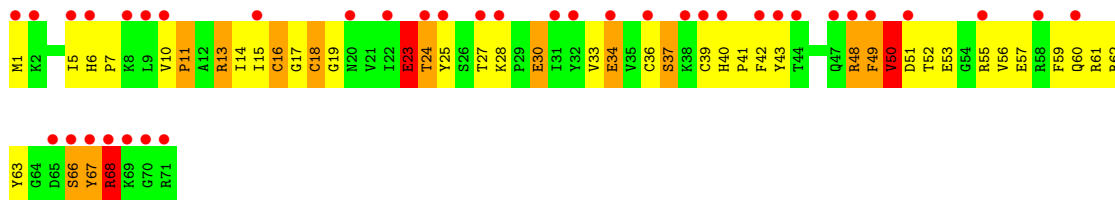
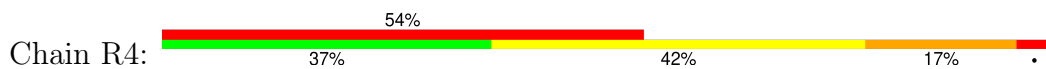
- Molecule 49: 50S ribosomal protein L30



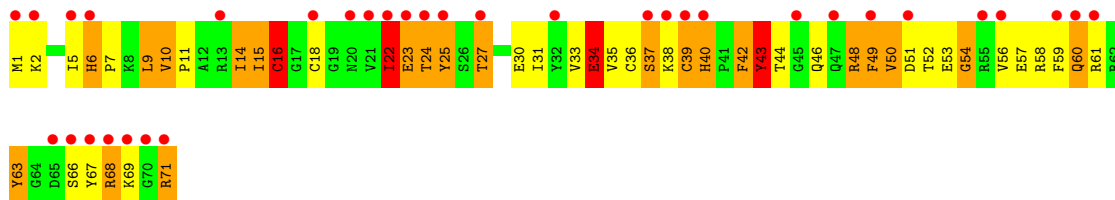
- Molecule 49: 50S ribosomal protein L30



- Molecule 50: 50S ribosomal protein L31



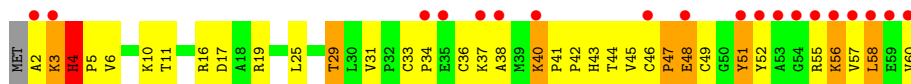
- Molecule 50: 50S ribosomal protein L31



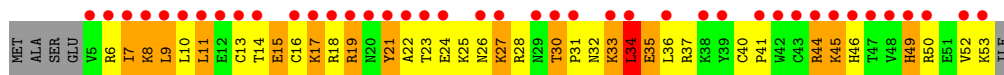
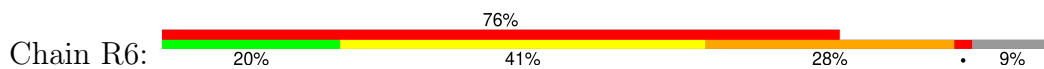
- Molecule 51: 50S ribosomal protein L32



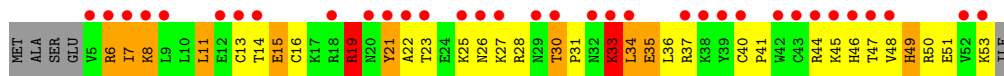
- Molecule 51: 50S ribosomal protein L32



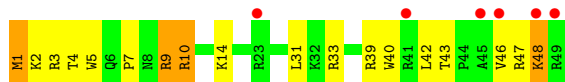
- Molecule 52: 50S ribosomal protein L33



- Molecule 52: 50S ribosomal protein L33



- Molecule 53: 50S ribosomal protein L34



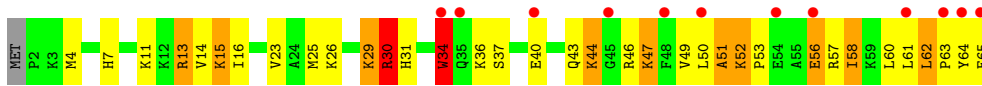
- Molecule 53: 50S ribosomal protein L34



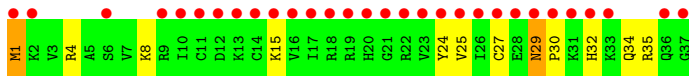
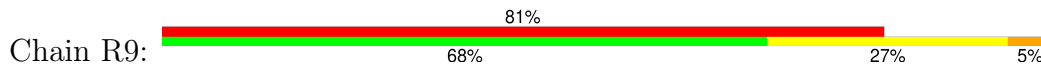
- Molecule 54: 50S ribosomal protein L35



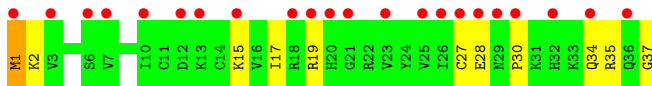
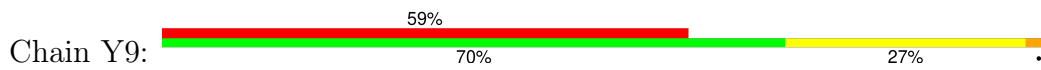
- Molecule 54: 50S ribosomal protein L35



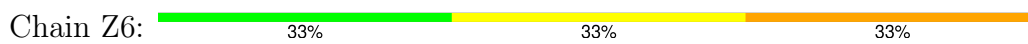
- Molecule 55: 50S ribosomal protein L36



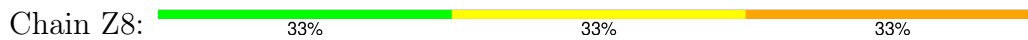
- Molecule 55: 50S ribosomal protein L36



- Molecule 56: tRNA acceptor end mimic



- Molecule 56: tRNA acceptor end mimic



4 Data and refinement statistics

Property	Value	Source
Space group	P 21 21 21	Depositor
Cell constants a, b, c, α , β , γ	209.81Å 449.41Å 620.86Å 90.00° 90.00° 90.00°	Depositor
Resolution (Å)	155.22 – 2.94 155.22 – 2.94	Depositor EDS
% Data completeness (in resolution range)	98.6 (155.22-2.94) 98.6 (155.22-2.94)	Depositor EDS
R_{merge}	0.16	Depositor
R_{sym}	(Not available)	Depositor
$\langle I/\sigma(I) \rangle$ ¹	1.45 (at 2.82Å)	Xtrriage
Refinement program	PHENIX	Depositor
R, R_{free}	0.219 , 0.265 0.220 , 0.264	Depositor DCC
R_{free} test set	57063 reflections (4.71%)	wwPDB-VP
Wilson B-factor (Å ²)	50.1	Xtrriage
Anisotropy	0.137	Xtrriage
Bulk solvent k_{sol} (e/Å ³), B_{sol} (Å ²)	0.30 , 55.2	EDS
L-test for twinning ²	$\langle L \rangle = 0.41$, $\langle L^2 \rangle = 0.23$	Xtrriage
Estimated twinning fraction	No twinning to report.	Xtrriage
F_o, F_c correlation	0.91	EDS
Total number of atoms	291993	wwPDB-VP
Average B, all atoms (Å ²)	51.0	wwPDB-VP

Xtrriage's analysis on translational NCS is as follows: *The largest off-origin peak in the Patterson function is 1.57% of the height of the origin peak. No significant pseudotranslation is detected.*

¹Intensities estimated from amplitudes.

²Theoretical values of $\langle |L| \rangle$, $\langle L^2 \rangle$ for acentric reflections are 0.5, 0.333 respectively for untwinned datasets, and 0.375, 0.2 for perfectly twinned datasets.

5 Model quality [i](#)

5.1 Standard geometry [i](#)

Bond lengths and bond angles in the following residue types are not validated in this section: 1MG, PPU, ZN, PAR, MG

The Z score for a bond length (or angle) is the number of standard deviations the observed value is removed from the expected value. A bond length (or angle) with $|Z| > 5$ is considered an outlier worth inspection. RMSZ is the root-mean-square of all Z scores of the bond lengths (or angles).

Mol	Chain	Bond lengths		Bond angles	
		RMSZ	# Z >5	RMSZ	# Z >5
1	QA	0.46	0/36098	1.01	71/56341 (0.1%)
1	XA	0.54	0/36101	1.09	114/56346 (0.2%)
2	QB	0.31	0/1959	0.52	0/2642
2	XB	0.32	0/1959	0.54	0/2642
3	QC	0.31	0/1629	0.53	0/2195
3	XC	0.36	0/1629	0.56	0/2195
4	QD	0.38	0/1733	0.58	1/2318 (0.0%)
4	XD	0.40	0/1733	0.60	0/2318
5	QE	0.35	0/1171	0.56	0/1576
5	XE	0.39	0/1171	0.59	0/1576
6	QF	0.38	0/856	0.54	0/1154
6	XF	0.38	0/856	0.58	0/1154
7	QG	0.33	0/1276	0.50	0/1709
7	XG	0.34	0/1276	0.50	0/1709
8	QH	0.33	0/1136	0.55	0/1527
8	XH	0.38	0/1136	0.58	0/1527
9	QI	0.31	0/1029	0.55	0/1379
9	XI	0.33	0/1029	0.57	0/1379
10	QJ	0.33	0/814	0.54	0/1095
10	XJ	0.35	0/814	0.59	0/1095
11	QK	0.36	0/900	0.57	0/1213
11	XK	0.38	0/900	0.58	0/1213
12	QL	0.37	0/991	0.61	0/1327
12	XL	0.45	0/991	0.74	1/1327 (0.1%)
13	QM	0.32	0/974	0.59	0/1303
13	XM	0.36	0/974	0.63	0/1303
14	QN	0.41	0/501	0.60	0/664
14	XN	0.42	0/501	0.66	0/664
15	QO	0.35	0/745	0.53	0/992
15	XO	0.39	0/745	0.54	0/992
16	QP	0.36	0/721	0.56	0/970
16	XP	0.35	0/721	0.57	0/970

Mol	Chain	Bond lengths		Bond angles	
		RMSZ	# Z >5	RMSZ	# Z >5
17	QQ	0.35	0/847	0.53	0/1131
17	XQ	0.35	0/847	0.54	0/1131
18	QR	0.35	0/579	0.64	1/768 (0.1%)
18	XR	0.37	0/579	0.59	0/768
19	QS	0.33	0/689	0.60	0/926
19	XS	0.37	0/689	0.69	1/926 (0.1%)
20	QT	0.35	0/765	0.63	0/1007
20	XT	0.31	0/765	0.59	0/1007
21	QU	0.30	0/221	0.54	0/288
21	XU	0.31	0/221	0.61	0/288
22	QV	0.52	1/1836 (0.1%)	0.98	4/2859 (0.1%)
22	XV	0.59	1/1836 (0.1%)	1.06	4/2859 (0.1%)
23	QY	0.34	0/333	0.91	0/517
23	XY	0.40	0/333	0.94	0/517
24	QX	0.44	0/185	1.15	2/285 (0.7%)
24	XX	0.67	0/185	1.08	0/285
25	RA	0.63	8/69521 (0.0%)	1.16	318/108529 (0.3%)
25	YA	0.72	19/69543 (0.0%)	1.26	504/108563 (0.5%)
26	RB	0.49	0/2878	1.05	6/4490 (0.1%)
26	YB	0.56	0/2878	1.15	18/4490 (0.4%)
27	RD	0.50	0/2165	0.70	0/2919
27	YD	0.58	0/2165	0.78	1/2919 (0.0%)
28	RE	0.43	0/1601	0.73	3/2160 (0.1%)
28	YE	0.46	0/1601	0.75	2/2160 (0.1%)
29	RF	0.42	0/1620	0.62	0/2194
29	YF	0.48	0/1620	0.71	1/2194 (0.0%)
30	RG	0.31	0/1499	0.57	1/2016 (0.0%)
30	YG	0.39	0/1499	0.60	0/2016
31	RH	0.28	0/1332	0.58	0/1802
31	YH	0.45	0/1332	0.73	0/1802
32	RI	0.35	0/1151	0.67	0/1558
32	YI	0.35	0/1151	0.66	0/1558
33	RN	0.41	0/1131	0.62	0/1525
33	YN	0.43	0/1131	0.64	0/1525
34	RO	0.41	0/943	0.62	1/1269 (0.1%)
34	YO	0.49	0/943	0.65	0/1269
35	RP	0.43	0/1162	0.81	1/1544 (0.1%)
35	YP	0.49	0/1162	0.90	2/1544 (0.1%)
36	RQ	0.47	0/1143	0.73	2/1527 (0.1%)
36	YQ	0.57	0/1143	0.80	1/1527 (0.1%)
37	RR	0.42	0/982	0.69	0/1312
37	YR	0.44	0/982	0.73	0/1312
38	RS	0.36	0/892	0.64	0/1187

Mol	Chain	Bond lengths		Bond angles	
		RMSZ	# Z >5	RMSZ	# Z >5
38	YS	0.40	0/892	0.75	1/1187 (0.1%)
39	RT	0.42	0/1155	0.63	0/1542
39	YT	0.44	0/1155	0.67	0/1542
40	RU	0.39	0/982	0.65	0/1306
40	YU	0.50	0/982	0.68	0/1306
41	RV	0.38	0/790	0.61	1/1057 (0.1%)
41	YV	0.45	0/790	0.73	1/1057 (0.1%)
42	RW	0.49	0/911	0.67	0/1220
42	YW	0.45	0/911	0.68	0/1220
43	RX	0.47	0/739	0.62	0/993
43	YX	0.50	0/739	0.66	0/993
44	RY	0.44	0/798	0.68	0/1064
44	YY	0.46	0/798	0.69	0/1064
45	RZ	0.34	0/1493	0.59	0/2026
45	YZ	0.37	0/1493	0.64	2/2026 (0.1%)
46	R0	0.45	0/657	0.65	0/874
46	Y0	0.48	0/657	0.69	0/874
47	R1	0.44	0/770	0.66	0/1022
47	Y1	0.46	0/770	0.69	0/1022
48	R2	0.39	0/583	0.65	0/771
48	Y2	0.52	0/583	0.73	0/771
49	R3	0.35	0/474	0.57	0/635
49	Y3	0.41	0/474	0.59	0/635
50	R4	0.33	0/594	0.68	0/795
50	Y4	0.37	0/594	0.68	0/795
51	R5	0.43	0/473	0.73	0/639
51	Y5	0.43	0/473	0.77	1/639 (0.2%)
52	R6	0.35	0/431	0.69	0/575
52	Y6	0.37	0/431	0.67	0/575
53	R7	0.49	0/438	0.68	0/575
53	Y7	0.57	0/438	0.71	0/575
54	R8	0.55	0/525	0.79	0/691
54	Y8	0.58	0/525	0.82	0/691
55	R9	0.26	0/310	0.45	0/407
55	Y9	0.32	0/310	0.48	0/407
56	Z6	0.80	0/40	1.80	1/60 (1.7%)
56	Z8	0.78	0/40	1.81	1/60 (1.7%)
All	All	0.56	29/316367 (0.0%)	1.04	1068/472979 (0.2%)

Chiral center outliers are detected by calculating the chiral volume of a chiral center and verifying if the center is modelled as a planar moiety or with the opposite hand. A planarity outlier is detected by checking planarity of atoms in a peptide group, atoms in a mainchain group or atoms of a sidechain that are expected to be planar.

Mol	Chain	#Chirality outliers	#Planarity outliers
12	QL	0	1
12	XL	0	1
28	RE	0	1
28	YE	0	1
29	YF	0	1
31	RH	0	2
31	YH	0	2
38	YS	0	1
45	YZ	0	1
48	Y2	0	1
54	R8	0	2
54	Y8	0	2
All	All	0	16

All (29) bond length outliers are listed below:

Mol	Chain	Res	Type	Atoms	Z	Observed(Å)	Ideal(Å)
22	QV	0	C	OP3-P	-10.50	1.48	1.61
22	XV	0	C	OP3-P	-10.49	1.48	1.61
25	YA	528	A	N9-C4	-9.10	1.32	1.37
25	YA	783	A	N9-C4	-7.66	1.33	1.37
25	YA	783	A	N3-C4	-7.55	1.30	1.34
25	YA	676	A	N9-C4	-7.13	1.33	1.37
25	RA	774	A	N9-C4	-7.10	1.33	1.37
25	YA	1786	A	N3-C4	-6.80	1.30	1.34
25	YA	1142(A)	A	N9-C4	-6.74	1.33	1.37
25	YA	71	A	N9-C4	-6.52	1.33	1.37
25	YA	2287	A	N9-C4	-6.37	1.34	1.37
25	RA	528	A	N9-C4	-6.27	1.34	1.37
25	YA	783	A	C5-C6	-6.22	1.35	1.41
25	RA	783	A	N9-C4	-6.05	1.34	1.37
25	RA	2518	A	N9-C4	-6.03	1.34	1.37
25	YA	1021	A	N9-C4	-5.71	1.34	1.37
25	YA	1786	A	N9-C4	-5.66	1.34	1.37
25	YA	783	A	N9-C8	5.56	1.42	1.37
25	RA	2053	G	C8-N7	5.55	1.34	1.30
25	YA	74	A	N9-C4	-5.53	1.34	1.37
25	YA	776	G	N7-C5	5.51	1.42	1.39
25	RA	2713	A	N9-C4	-5.35	1.34	1.37
25	YA	1950	G	C2-N3	5.31	1.36	1.32
25	YA	49	A	N7-C5	-5.29	1.36	1.39
25	YA	1991	U	C2-N3	-5.27	1.34	1.37
25	YA	974	G	C8-N7	5.21	1.34	1.30

Continued on next page...

Continued from previous page...

Mol	Chain	Res	Type	Atoms	Z	Observed(Å)	Ideal(Å)
25	RA	2287	A	N9-C4	-5.12	1.34	1.37
25	YA	774	A	C5-C6	-5.07	1.36	1.41
25	RA	1616	A	N9-C4	-5.04	1.34	1.37

All (1068) bond angle outliers are listed below:

Mol	Chain	Res	Type	Atoms	Z	Observed(°)	Ideal(°)
25	YA	1786	A	N7-C8-N9	13.21	120.41	113.80
25	YA	528	A	C2-N3-C4	-13.10	104.05	110.60
25	YA	783	A	C2-N3-C4	-12.39	104.41	110.60
25	YA	1786	A	C5-N7-C8	-12.26	97.77	103.90
25	YA	1786	A	C2-N3-C4	-11.73	104.73	110.60
25	YA	783	A	C5-N7-C8	-11.48	98.16	103.90
25	YA	1899	G	N3-C2-N2	11.37	127.86	119.90
25	RA	1899	G	N1-C2-N2	-11.25	106.07	116.20
25	YA	774	A	N1-C6-N6	11.19	125.32	118.60
25	YA	1991	U	N3-C4-O4	-10.91	111.76	119.40
25	YA	265	A	O4'-C1'-N9	10.83	116.86	108.20
25	RA	1786	A	N7-C8-N9	10.49	119.05	113.80
25	YA	774	A	C2-N3-C4	-10.47	105.36	110.60
25	RA	1786	A	C5-N7-C8	-10.46	98.67	103.90
25	YA	1899	G	N1-C2-N2	-10.44	106.80	116.20
25	YA	1678	G	C4-C5-N7	10.44	114.97	110.80
25	RA	2490	G	C4-C5-N7	10.37	114.95	110.80
25	RA	1899	G	N3-C2-N2	10.29	127.11	119.90
25	YA	2430	A	C2-N3-C4	-10.26	105.47	110.60
25	RA	2430	A	C2-N3-C4	-10.12	105.54	110.60
25	RA	2614	A	C6-N1-C2	-9.91	112.65	118.60
25	RA	2614	A	N1-C2-N3	9.86	134.23	129.30
25	YA	74	A	C2-N3-C4	-9.86	105.67	110.60
25	YA	71	A	C2-N3-C4	-9.80	105.70	110.60
25	YA	1678	G	C5-N7-C8	-9.77	99.42	104.30
25	YA	530	G	N3-C2-N2	9.56	126.59	119.90
1	QA	328	C	N1-C2-O2	9.46	124.58	118.90
25	YA	945	A	N1-C6-N6	9.44	124.27	118.60
25	YA	1786	A	N1-C2-N3	9.42	134.01	129.30
25	YA	1786	A	C8-N9-C4	-9.39	102.04	105.80
25	RA	1786	A	C2-N3-C4	-9.32	105.94	110.60
25	YA	676	A	C5-N7-C8	-9.30	99.25	103.90
25	YA	1021	A	C2-N3-C4	-9.21	105.99	110.60
25	YA	528	A	N3-C4-N9	-9.17	120.06	127.40
25	RA	774	A	C2-N3-C4	-9.14	106.03	110.60

Continued on next page...

Continued from previous page...

Mol	Chain	Res	Type	Atoms	Z	Observed(°)	Ideal(°)
25	RA	1931	U	N3-C2-O2	-9.08	115.84	122.20
25	RA	1359	A	N9-C4-C5	-9.04	102.18	105.80
25	YA	676	A	C2-N3-C4	-9.02	106.09	110.60
25	RA	783	A	C2-N3-C4	-8.93	106.13	110.60
25	YA	1332	G	C6-C5-N7	-8.90	125.06	130.40
25	RA	1359	A	N1-C6-N6	8.90	123.94	118.60
25	YA	528	A	N3-C4-C5	8.90	133.03	126.80
1	QA	1322	C	C2-N1-C1'	8.83	128.52	118.80
25	YA	783	A	C4-C5-N7	8.79	115.09	110.70
25	YA	1824	G	O5'-P-OP2	-8.79	97.79	105.70
25	RA	1332	G	C2-N3-C4	-8.78	107.51	111.90
25	YA	1979	C	C6-N1-C2	-8.66	116.84	120.30
25	RA	783	A	C5-N7-C8	-8.65	99.58	103.90
25	YA	2287	A	C2-N3-C4	-8.64	106.28	110.60
25	RA	2490	G	C6-C5-N7	-8.63	125.22	130.40
1	QA	1297	C	P-O3'-C3'	8.61	130.03	119.70
25	YA	530	G	N1-C6-O6	-8.60	114.74	119.90
25	YA	372	G	O4'-C1'-N9	8.59	115.08	108.20
25	YA	776	G	C5-N7-C8	-8.56	100.02	104.30
25	RA	1396	U	N3-C2-O2	-8.55	116.21	122.20
25	RA	2287	A	C2-N3-C4	-8.52	106.34	110.60
25	YA	945	A	C5-N7-C8	-8.52	99.64	103.90
25	YA	776	G	N1-C6-O6	-8.51	114.79	119.90
25	YA	1950	G	N7-C8-N9	8.49	117.35	113.10
25	YA	1678	G	C6-C5-N7	-8.46	125.32	130.40
25	YA	530	G	N1-C2-N2	-8.44	108.60	116.20
25	RA	776	G	C5-N7-C8	-8.42	100.09	104.30
25	RA	1204	A	C2-N3-C4	-8.41	106.39	110.60
25	RA	1931	U	C5-C4-O4	8.41	130.94	125.90
25	YA	1204	A	O4'-C1'-N9	8.41	114.92	108.20
25	YA	945	A	C4-C5-N7	8.39	114.90	110.70
25	YA	774	A	N1-C2-N3	8.38	133.49	129.30
25	RA	2053	G	C5-N7-C8	-8.38	100.11	104.30
25	YA	776	G	N7-C8-N9	8.36	117.28	113.10
1	XA	1336	C	C2-N1-C1'	8.34	127.98	118.80
1	XA	792	A	O4'-C1'-N9	8.34	114.87	108.20
25	YA	974(A)	C	N3-C2-O2	-8.34	116.06	121.90
25	YA	2490	G	C4-C5-N7	8.31	114.12	110.80
25	RA	1980	G	P-O3'-C3'	8.31	129.67	119.70
25	YA	1332	G	C4-C5-N7	8.31	114.12	110.80
25	YA	120	U	C5-C6-N1	-8.28	118.56	122.70
25	YA	2490	G	C5-N7-C8	-8.28	100.16	104.30

Continued on next page...

Continued from previous page...

Mol	Chain	Res	Type	Atoms	Z	Observed(°)	Ideal(°)
1	XA	518	C	C2-N3-C4	-8.27	115.76	119.90
25	YA	1991	U	N3-C4-C5	8.26	119.56	114.60
25	YA	1210	A	C8-N9-C4	-8.21	102.52	105.80
25	YA	2702	U	C2-N1-C1'	8.21	127.55	117.70
1	QA	1158	C	C2-N1-C1'	8.20	127.82	118.80
25	YA	330	A	C2-N3-C4	-8.17	106.52	110.60
1	QA	1158	C	N1-C2-O2	8.16	123.80	118.90
25	YA	1899	G	C6-C5-N7	-8.16	125.50	130.40
25	YA	74	A	N1-C2-N3	8.13	133.37	129.30
1	XA	963	G	N3-C4-C5	-8.09	124.55	128.60
25	RA	1130	U	P-O3'-C3'	8.09	129.40	119.70
25	YA	783	A	N7-C8-N9	8.08	117.84	113.80
25	YA	774	A	C6-C5-N7	-8.08	126.65	132.30
1	XA	1301	U	C2-N1-C1'	8.03	127.34	117.70
25	YA	141	A	N7-C8-N9	8.03	117.82	113.80
25	YA	1496	A	N7-C8-N9	8.03	117.81	113.80
25	YA	1616	A	C5-N7-C8	-8.01	99.90	103.90
25	RA	2307	G	O4'-C1'-N9	8.00	114.60	108.20
25	RA	2335	A	O4'-C1'-N9	7.99	114.59	108.20
25	YA	1950	G	C4-N9-C1'	7.98	136.88	126.50
25	RA	2307	G	C4-N9-C1'	7.96	136.85	126.50
25	YA	1678	G	N7-C8-N9	7.95	117.07	113.10
25	RA	776	G	N7-C8-N9	7.95	117.07	113.10
25	YA	2490	G	C6-C5-N7	-7.94	125.63	130.40
25	RA	1937	A	O4'-C1'-N9	7.94	114.55	108.20
25	RA	2490	G	C5-N7-C8	-7.91	100.34	104.30
25	RA	1396	U	N1-C2-O2	7.88	128.32	122.80
1	QA	1301	U	C2-N1-C1'	7.87	127.15	117.70
25	YA	1786	A	C6-C5-N7	-7.87	126.79	132.30
1	XA	792	A	N1-C6-N6	7.87	123.32	118.60
25	YA	2712(A)	A	N7-C8-N9	7.87	117.73	113.80
25	YA	2447	G	C8-N9-C4	-7.85	103.26	106.40
25	YA	2544	G	N1-C6-O6	7.84	124.61	119.90
25	YA	945	A	C6-C5-N7	-7.84	126.81	132.30
25	YA	1396	U	N3-C2-O2	-7.83	116.72	122.20
1	XA	1054	C	C2-N1-C1'	7.82	127.41	118.80
25	YA	2584	U	N3-C2-O2	-7.82	116.73	122.20
1	QA	1322	C	N1-C2-O2	7.78	123.56	118.90
25	YA	1210	A	N7-C8-N9	7.77	117.69	113.80
1	XA	328	C	C2-N1-C1'	7.77	127.34	118.80
25	YA	1819	A	P-O3'-C3'	7.75	129.00	119.70
25	YA	1142(A)	A	C2-N3-C4	-7.74	106.73	110.60

Continued on next page...

Continued from previous page...

Mol	Chain	Res	Type	Atoms	Z	Observed(°)	Ideal(°)
25	YA	1899	G	N3-C4-N9	7.74	130.64	126.00
1	XA	812	C	P-O3'-C3'	7.68	128.92	119.70
25	YA	1190	G	C5-N7-C8	-7.68	100.46	104.30
25	RA	1929	G	OP1-P-O3'	7.67	122.06	105.20
25	YA	470	A	O5'-P-OP1	-7.64	98.82	105.70
25	RA	774	A	N3-C4-C5	7.61	132.12	126.80
25	RA	2688	U	N3-C2-O2	-7.61	116.88	122.20
1	QA	1322	C	C6-N1-C1'	-7.59	111.69	120.80
25	YA	1678	G	C2-N3-C4	-7.59	108.11	111.90
25	YA	1678	G	N1-C6-O6	7.59	124.45	119.90
25	RA	2490	G	C4-N9-C1'	7.55	136.32	126.50
25	YA	1698	A	C2-N3-C4	-7.55	106.83	110.60
25	YA	1130	U	P-O3'-C3'	7.54	128.75	119.70
25	YA	676	A	N3-C4-C5	7.52	132.06	126.80
25	YA	1404	C	O5'-P-OP1	-7.52	98.93	105.70
25	RA	528	A	C2-N3-C4	-7.51	106.85	110.60
25	YA	1396	U	N1-C2-O2	7.50	128.05	122.80
25	YA	1204	A	N1-C2-N3	7.49	133.05	129.30
25	RA	1786	A	C4-C5-N7	7.47	114.44	110.70
25	YA	2713	A	C5-N7-C8	-7.46	100.17	103.90
25	YA	2688	U	C4-C5-C6	7.46	124.17	119.70
25	YA	450	G	C5-C6-N1	-7.44	107.78	111.50
25	RA	1786	A	C6-C5-N7	-7.43	127.09	132.30
25	YA	2346	A	C2-N3-C4	-7.43	106.88	110.60
25	YA	1931	U	C5-C4-O4	7.42	130.35	125.90
1	XA	1302	U	C2-N1-C1'	7.42	126.61	117.70
25	YA	774	A	C5-N7-C8	-7.42	100.19	103.90
25	YA	1950	G	N3-C2-N2	7.40	125.08	119.90
22	QV	16	C	C2-N1-C1'	7.38	126.92	118.80
25	YA	2490	G	N7-C8-N9	7.38	116.79	113.10
1	XA	1158	C	C2-N1-C1'	7.38	126.92	118.80
25	YA	1332	G	C4-N9-C1'	7.38	136.09	126.50
25	YA	774	A	C4-C5-N7	7.37	114.39	110.70
25	YA	1332	G	C5-N7-C8	-7.37	100.62	104.30
25	YA	2429	G	OP2-P-O3'	7.36	121.38	105.20
1	XA	1498	U	C2-N1-C1'	7.35	126.52	117.70
1	XA	792	A	C4-C5-N7	7.34	114.37	110.70
25	YA	2688	U	N3-C2-O2	-7.33	117.07	122.20
25	RA	2060	A	P-O3'-C3'	7.33	128.49	119.70
1	XA	753	A	P-O3'-C3'	7.33	128.49	119.70
25	RA	1204	A	O4'-C1'-N9	7.32	114.06	108.20
25	RA	1304	C	N1-C2-O2	7.32	123.29	118.90

Continued on next page...

Continued from previous page...

Mol	Chain	Res	Type	Atoms	Z	Observed(°)	Ideal(°)
25	YA	1382	G	N1-C6-O6	7.32	124.29	119.90
25	RA	372	G	O4'-C1'-N9	7.32	114.05	108.20
25	RA	676	A	O4'-C1'-N9	7.31	114.05	108.20
25	YA	1332	G	N7-C8-N9	7.30	116.75	113.10
25	YA	140	A	N7-C8-N9	7.30	117.45	113.80
25	YA	371	A	O5'-P-OP1	-7.29	99.14	105.70
25	YA	1950	G	O4'-C1'-N9	7.28	114.02	108.20
25	YA	1204	A	C2-N3-C4	-7.28	106.96	110.60
25	YA	856	C	C6-N1-C2	-7.26	117.39	120.30
25	YA	512	G	O4'-C1'-N9	7.26	114.01	108.20
25	YA	1021	A	C5-N7-C8	-7.26	100.27	103.90
25	YA	120	U	C4-C5-C6	7.25	124.05	119.70
25	RA	28	A	N7-C8-N9	7.24	117.42	113.80
25	YA	1950	G	C8-N9-C4	-7.24	103.50	106.40
25	YA	676	A	O4'-C1'-N9	7.24	113.99	108.20
25	YA	141	A	C8-N9-C4	-7.22	102.91	105.80
25	YA	1799	G	P-O3'-C3'	7.22	128.36	119.70
25	YA	1936	A	N9-C4-C5	-7.22	102.91	105.80
25	RA	1931	U	N3-C4-O4	-7.20	114.36	119.40
25	YA	1929	G	OP1-P-O3'	7.20	121.04	105.20
22	QV	16	C	N1-C2-O2	7.18	123.21	118.90
28	YE	21	VAL	C-N-CD	-7.18	104.80	120.60
1	XA	1151	A	O4'-C1'-N9	7.18	113.94	108.20
25	YA	1313	U	C2-N1-C1'	7.17	126.31	117.70
25	RA	2490	G	N7-C8-N9	7.17	116.68	113.10
25	RA	2439	A	C8-N9-C4	-7.17	102.93	105.80
25	YA	621	A	C2-N3-C4	-7.16	107.02	110.60
25	YA	1616	A	N7-C8-N9	7.16	117.38	113.80
25	RA	1786	A	N1-C6-N6	7.16	122.89	118.60
25	RA	2702	U	C2-N1-C1'	7.14	126.27	117.70
12	XL	47	LYS	C-N-CD	-7.14	104.90	120.60
25	YA	141	A	C5-N7-C8	-7.13	100.33	103.90
25	RA	1929	G	C4-C5-N7	7.12	113.65	110.80
25	RA	1698	A	C2-N3-C4	-7.10	107.05	110.60
25	YA	140	A	C5-N7-C8	-7.09	100.36	103.90
25	YA	446	G	N1-C6-O6	7.07	124.14	119.90
25	YA	1931	U	N3-C2-O2	-7.06	117.26	122.20
25	RA	470	A	O5'-P-OP1	-7.05	99.36	105.70
25	RA	2036	C	O5'-P-OP2	-7.04	99.36	105.70
25	RA	2053	G	C4-C5-N7	7.04	113.62	110.80
26	YB	31	C	C6-N1-C2	-7.03	117.49	120.30
25	YA	1496	A	C8-N9-C4	-7.02	102.99	105.80

Continued on next page...

Continued from previous page...

Mol	Chain	Res	Type	Atoms	Z	Observed(°)	Ideal(°)
25	RA	242	G	P-O3'-C3'	7.01	128.11	119.70
25	RA	2726	U	C2-N1-C1'	7.01	126.11	117.70
25	YA	2688	U	C5-C4-O4	7.00	130.10	125.90
25	RA	2307	G	C6-C5-N7	-7.00	126.20	130.40
25	RA	1694	C	P-O3'-C3'	7.00	128.10	119.70
25	YA	974(A)	C	N1-C2-O2	6.99	123.09	118.90
25	RA	1786	A	C5-C6-N1	-6.98	114.21	117.70
1	XA	328	C	C6-N1-C2	-6.97	117.51	120.30
25	YA	1614	A	C5-N7-C8	-6.96	100.42	103.90
25	YA	1427	A	P-O3'-C3'	6.96	128.05	119.70
25	RA	1899	G	C6-C5-N7	-6.96	126.22	130.40
25	YA	1653	G	P-O3'-C3'	6.93	128.01	119.70
1	XA	1336	C	C6-N1-C2	-6.91	117.54	120.30
1	QA	1302	U	C2-N1-C1'	6.91	125.99	117.70
25	RA	1332	G	N3-C4-C5	6.90	132.05	128.60
25	YA	1929	G	C4-C5-N7	6.89	113.56	110.80
25	RA	2518	A	C2-N3-C4	-6.89	107.16	110.60
25	YA	621	A	N7-C8-N9	6.89	117.24	113.80
25	YA	2587	A	N1-C6-N6	-6.88	114.47	118.60
25	YA	974(A)	C	N3-C4-N4	-6.88	113.18	118.00
25	RA	74	A	C2-N3-C4	-6.86	107.17	110.60
25	YA	1889	A	O5'-P-OP1	-6.85	99.54	105.70
1	QA	792	A	P-O3'-C3'	6.84	127.91	119.70
25	YA	2311	A	C2-N3-C4	-6.84	107.18	110.60
1	XA	1054	C	C6-N1-C1'	-6.84	112.59	120.80
25	RA	2584	U	N3-C2-O2	-6.83	117.42	122.20
25	YA	2689	U	N3-C4-O4	-6.83	114.62	119.40
25	RA	1930	G	C4-N9-C1'	-6.83	117.62	126.50
25	RA	2544	G	N1-C6-O6	6.83	124.00	119.90
25	YA	2481	G	P-O3'-C3'	6.83	127.89	119.70
56	Z8	74	C	N1-C2-O2	6.82	122.99	118.90
1	XA	328	C	N1-C2-O2	6.82	122.99	118.90
1	XA	1065	U	P-O3'-C3'	6.81	127.88	119.70
1	XA	1128	C	C6-N1-C2	-6.80	117.58	120.30
25	YA	783	A	N3-C4-C5	6.80	131.56	126.80
25	YA	1428	C	O5'-P-OP2	6.80	118.86	110.70
25	RA	503	A	P-O3'-C3'	6.79	127.85	119.70
1	XA	1200	C	P-O3'-C3'	6.79	127.85	119.70
25	YA	1528	A	N7-C8-N9	6.79	117.19	113.80
56	Z6	74	C	N1-C2-O2	6.77	122.96	118.90
26	RB	44	G	C4-N9-C1'	-6.76	117.71	126.50
25	RA	2559	C	N1-C2-O2	6.76	122.95	118.90

Continued on next page...

Continued from previous page...

Mol	Chain	Res	Type	Atoms	Z	Observed(°)	Ideal(°)
25	YA	676	A	N3-C4-N9	-6.76	121.99	127.40
25	YA	1929	G	N1-C6-O6	6.75	123.95	119.90
25	YA	1955	U	P-O3'-C3'	6.75	127.80	119.70
1	XA	1108	G	C5-C6-N1	-6.74	108.13	111.50
25	RA	1653	G	P-O3'-C3'	6.74	127.79	119.70
25	YA	676	A	N7-C8-N9	6.74	117.17	113.80
1	XA	963	G	N3-C4-N9	6.74	130.04	126.00
25	YA	828	U	N3-C2-O2	-6.74	117.48	122.20
1	QA	703	G	N3-C4-C5	-6.73	125.23	128.60
25	RA	2490	G	O4'-C1'-N9	6.73	113.58	108.20
25	YA	242	G	P-O3'-C3'	6.71	127.76	119.70
25	YA	245	G	O5'-P-OP1	-6.71	99.66	105.70
25	RA	1266	G	C8-N9-C4	6.71	109.08	106.40
26	YB	44	G	C4-N9-C1'	-6.71	117.78	126.50
25	RA	2307	G	N7-C8-N9	6.70	116.45	113.10
25	YA	71	A	N3-C4-C5	6.70	131.49	126.80
25	YA	2430	A	N1-C2-N3	6.70	132.65	129.30
25	YA	860	U	N3-C2-O2	-6.69	117.52	122.20
1	QA	1065	U	OP2-P-O3'	6.69	119.91	105.20
25	RA	974(A)	C	N3-C2-O2	-6.68	117.22	121.90
25	YA	1616	A	O4'-C1'-N9	6.67	113.54	108.20
25	RA	774	A	N3-C4-N9	-6.67	122.06	127.40
1	XA	1298	C	P-O3'-C3'	6.67	127.71	119.70
25	RA	783	A	C4-C5-N7	6.66	114.03	110.70
25	YA	776	G	C4-C5-C6	-6.66	114.81	118.80
1	QA	1065	U	P-O3'-C3'	6.65	127.68	119.70
25	YA	528	A	N1-C2-N3	6.64	132.62	129.30
25	RA	2318	G	O4'-C1'-N9	6.64	113.51	108.20
1	QA	328	C	N3-C2-O2	-6.63	117.26	121.90
1	QA	1301	U	N1-C2-O2	6.63	127.44	122.80
25	YA	828	U	C5-C4-O4	6.63	129.88	125.90
25	YA	99	U	P-O3'-C3'	6.62	127.65	119.70
25	YA	2439	A	N7-C8-N9	6.62	117.11	113.80
25	YA	2609	U	C5-C6-N1	-6.62	119.39	122.70
25	RA	1698	A	N1-C6-N6	6.61	122.57	118.60
25	RA	2702	U	O4'-C1'-N1	6.61	113.49	108.20
25	YA	588	U	O5'-P-OP1	-6.61	99.75	105.70
25	YA	238	C	C5-C6-N1	-6.61	117.69	121.00
22	XV	16	C	C2-N1-C1'	6.61	126.07	118.80
25	RA	1698	A	C6-C5-N7	-6.60	127.68	132.30
25	YA	27	G	N3-C4-N9	-6.59	122.05	126.00
25	RA	2420	C	O5'-P-OP1	-6.58	99.77	105.70

Continued on next page...

Continued from previous page...

Mol	Chain	Res	Type	Atoms	Z	Observed(°)	Ideal(°)
25	YA	1929	G	C5-C6-O6	-6.58	124.65	128.60
1	XA	1200	C	OP2-P-O3'	6.58	119.67	105.20
25	RA	2026	C	N3-C4-C5	6.58	124.53	121.90
25	YA	1786	A	C4-C5-N7	6.57	113.99	110.70
25	RA	1359	A	C4-C5-N7	6.57	113.98	110.70
25	RA	1905	C	N3-C4-C5	6.56	124.52	121.90
25	RA	1332	G	N3-C4-N9	-6.55	122.07	126.00
25	YA	1213	A	N1-C6-N6	6.55	122.53	118.60
1	XA	703	G	N3-C4-C5	-6.55	125.32	128.60
25	YA	2713	A	N1-C6-N6	6.55	122.53	118.60
1	QA	328	C	C2-N1-C1'	6.55	126.00	118.80
22	XV	16	C	N1-C2-O2	6.55	122.83	118.90
25	RA	1496	A	N7-C8-N9	6.55	117.07	113.80
25	YA	1496	A	C5-N7-C8	-6.54	100.63	103.90
25	YA	503	A	P-O3'-C3'	6.53	127.54	119.70
25	YA	2070	G	N1-C6-O6	-6.53	115.98	119.90
25	RA	1931	U	O5'-P-OP1	-6.53	99.83	105.70
25	YA	372	G	C4-N9-C1'	-6.53	118.02	126.50
25	YA	1694	C	P-O3'-C3'	6.53	127.53	119.70
25	YA	1428	C	O5'-P-OP1	-6.52	99.83	105.70
38	YS	56	LEU	CA-CB-CG	6.52	130.30	115.30
25	RA	140	A	N7-C8-N9	6.52	117.06	113.80
28	RE	21	VAL	C-N-CD	-6.52	106.26	120.60
25	RA	2392	A	C2-N3-C4	-6.51	107.34	110.60
25	YA	860	U	C4-C5-C6	6.51	123.61	119.70
1	XA	1336	C	N1-C2-O2	6.51	122.81	118.90
25	YA	783	A	C6-C5-N7	-6.51	127.75	132.30
25	YA	1786	A	C5-C6-N1	-6.50	114.45	117.70
25	YA	1021	A	N7-C8-N9	6.50	117.05	113.80
25	RA	530	G	N3-C2-N2	6.49	124.44	119.90
25	RA	2518	A	N1-C6-N6	6.49	122.49	118.60
1	XA	117	G	N1-C6-O6	6.48	123.79	119.90
25	RA	2447	G	C8-N9-C1'	6.48	135.43	127.00
25	YA	528	A	C5-C6-N1	-6.48	114.46	117.70
25	RA	1929	G	C5-N7-C8	-6.48	101.06	104.30
25	RA	1396	U	C2-N1-C1'	6.48	125.47	117.70
1	XA	690	G	O4'-C1'-N9	6.48	113.38	108.20
25	YA	2713	A	C4-C5-N7	6.48	113.94	110.70
25	YA	570	G	C5-C6-N1	-6.47	108.26	111.50
25	RA	1790	C	C6-N1-C2	6.47	122.89	120.30
1	XA	410	G	P-O3'-C3'	6.46	127.45	119.70
25	RA	2490	G	C8-N9-C1'	-6.46	118.61	127.00

Continued on next page...

Continued from previous page...

Mol	Chain	Res	Type	Atoms	Z	Observed(°)	Ideal(°)
25	RA	790	C	C6-N1-C2	6.46	122.88	120.30
25	YA	1899	G	N3-C4-C5	-6.46	125.37	128.60
1	XA	1297	C	P-O3'-C3'	6.45	127.44	119.70
25	YA	195	A	C5-N7-C8	-6.44	100.68	103.90
25	YA	621	A	C5-N7-C8	-6.44	100.68	103.90
25	YA	783	A	N1-C6-N6	6.44	122.46	118.60
25	RA	1123	C	C6-N1-C2	6.43	122.87	120.30
25	RA	945	A	C5-N7-C8	-6.43	100.69	103.90
25	YA	1969	A	C8-N9-C4	6.43	108.37	105.80
25	YA	679	C	C6-N1-C2	6.43	122.87	120.30
25	YA	2458	G	N3-C4-C5	-6.42	125.39	128.60
25	RA	2307	G	C8-N9-C1'	-6.42	118.65	127.00
25	YA	1925	C	N1-C2-O2	-6.42	115.05	118.90
25	YA	2032	G	C5-N7-C8	-6.42	101.09	104.30
25	RA	2702	U	N1-C2-O2	6.42	127.29	122.80
1	XA	108	G	C4-C5-N7	6.42	113.37	110.80
1	XA	792	A	N9-C4-C5	-6.41	103.23	105.80
1	XA	1053	G	C4-N9-C1'	-6.41	118.17	126.50
1	XA	827	U	N3-C2-O2	-6.41	117.72	122.20
25	YA	1153	C	N1-C2-O2	-6.41	115.06	118.90
25	RA	1992	G	C8-N9-C4	-6.40	103.84	106.40
25	RA	974(A)	C	P-O3'-C3'	6.40	127.38	119.70
25	YA	1799	G	N3-C4-C5	-6.40	125.40	128.60
25	YA	761	A	N1-C6-N6	6.40	122.44	118.60
25	YA	2587	A	C8-N9-C4	-6.39	103.24	105.80
25	YA	1021	A	N1-C2-N3	6.39	132.50	129.30
25	YA	1950	G	C6-C5-N7	-6.38	126.57	130.40
25	RA	2346	A	C2-N3-C4	-6.38	107.41	110.60
1	QA	1158	C	N3-C2-O2	-6.38	117.44	121.90
1	QA	328	C	P-O3'-C3'	6.37	127.34	119.70
25	YA	1528	A	C8-N9-C4	-6.37	103.25	105.80
1	XA	914	A	O5'-P-OP1	-6.37	99.97	105.70
25	YA	1955	U	C5-C4-O4	6.36	129.72	125.90
25	YA	2779	U	N3-C2-O2	-6.36	117.75	122.20
25	YA	2502	G	O5'-P-OP1	-6.36	99.98	105.70
26	YB	108	C	O4'-C1'-N1	6.35	113.28	108.20
25	YA	1992	G	P-O3'-C3'	6.35	127.32	119.70
25	YA	783	A	C8-N9-C4	-6.35	103.26	105.80
24	QX	3	G	P-O3'-C3'	6.34	127.31	119.70
25	YA	27	G	N9-C4-C5	6.34	107.93	105.40
25	YA	1210	A	C5-N7-C8	-6.33	100.73	103.90
25	YA	2584	U	C5-C4-O4	6.33	129.70	125.90

Continued on next page...

Continued from previous page...

Mol	Chain	Res	Type	Atoms	Z	Observed(°)	Ideal(°)
25	YA	2832	U	P-O3'-C3'	6.33	127.30	119.70
1	XA	576	G	O5'-P-OP2	-6.32	100.01	105.70
25	YA	577	G	N1-C6-O6	6.32	123.69	119.90
25	RA	2346	A	N1-C2-N3	6.32	132.46	129.30
25	YA	2598	A	OP2-P-O3'	6.32	119.09	105.20
25	YA	372	G	OP2-P-O3'	6.31	119.09	105.20
25	YA	2638	G	N3-C4-N9	6.31	129.79	126.00
25	YA	2712	U	O4'-C1'-N1	6.31	113.25	108.20
25	YA	2318	G	C6-C5-N7	-6.30	126.62	130.40
25	YA	2430	A	C5-N7-C8	-6.30	100.75	103.90
1	QA	723	U	C2-N1-C1'	6.30	125.26	117.70
25	RA	265	A	O4'-C1'-N9	6.30	113.24	108.20
25	RA	2712(A)	A	N7-C8-N9	6.30	116.95	113.80
25	RA	1786	A	N9-C1'-C2'	6.30	122.19	114.00
1	QA	890	G	O4'-C1'-N9	6.29	113.24	108.20
25	YA	860	U	C5-C6-N1	-6.29	119.56	122.70
25	RA	372	G	C4-N9-C1'	-6.28	118.34	126.50
25	YA	1142(A)	A	N3-C4-C5	6.28	131.19	126.80
25	RA	1905	C	C6-N1-C2	6.27	122.81	120.30
1	XA	960	U	N3-C2-O2	-6.26	117.82	122.20
25	RA	2318	G	C4-N9-C1'	6.26	134.64	126.50
25	RA	783	A	N7-C8-N9	6.26	116.93	113.80
25	YA	774	A	C5-C6-N6	-6.25	118.70	123.70
25	RA	794	G	N1-C6-O6	-6.24	116.16	119.90
25	RA	2702	U	N3-C2-O2	-6.24	117.83	122.20
1	QA	974	A	O4'-C1'-N9	6.24	113.19	108.20
25	YA	1614	A	C4-C5-N7	6.24	113.82	110.70
1	QA	913	A	P-O3'-C3'	6.21	127.16	119.70
25	RA	1359	A	C5-C6-N6	-6.21	118.73	123.70
25	RA	915	C	C6-N1-C2	-6.20	117.82	120.30
1	XA	1158	C	C6-N1-C2	-6.20	117.82	120.30
25	RA	1313	U	C2-N1-C1'	6.20	125.14	117.70
25	RA	1314	C	N1-C2-O2	6.19	122.61	118.90
25	YA	2712	U	C2-N1-C1'	6.19	125.12	117.70
1	XA	913	A	P-O3'-C3'	6.18	127.11	119.70
1	XA	1302	U	N1-C2-O2	6.18	127.12	122.80
25	RA	1633	G	C8-N9-C4	-6.17	103.93	106.40
26	YB	66	A	P-O3'-C3'	6.17	127.11	119.70
25	RA	1543	A	O4'-C1'-N9	6.17	113.13	108.20
25	YA	140	A	C8-N9-C4	-6.17	103.33	105.80
1	QA	687	A	P-O3'-C3'	6.16	127.10	119.70
25	YA	1899	G	C4-N9-C1'	6.16	134.51	126.50

Continued on next page...

Continued from previous page...

Mol	Chain	Res	Type	Atoms	Z	Observed(°)	Ideal(°)
25	YA	2447	G	C8-N9-C1'	6.15	135.00	127.00
25	YA	2702	U	C5-C6-N1	6.15	125.78	122.70
25	YA	1544	C	O5'-P-OP1	-6.15	100.17	105.70
25	RA	860	U	C4-C5-C6	6.15	123.39	119.70
25	RA	805	G	C4-C5-N7	6.15	113.26	110.80
25	RA	1653	G	N3-C4-C5	-6.14	125.53	128.60
1	XA	115	G	P-O3'-C3'	6.14	127.06	119.70
25	YA	1314	C	C2-N1-C1'	6.14	125.55	118.80
25	YA	1614	A	N1-C6-N6	6.13	122.28	118.60
1	QA	1528	U	P-O3'-C3'	6.13	127.06	119.70
1	XA	1301	U	N1-C2-O2	6.13	127.09	122.80
25	RA	2318	G	N7-C8-N9	6.13	116.16	113.10
25	RA	372	G	C8-N9-C1'	6.12	134.96	127.00
25	RA	2392	A	C5-N7-C8	-6.12	100.84	103.90
25	RA	2056	G	C5-N7-C8	-6.11	101.24	104.30
25	YA	945	A	C5-C6-N6	-6.11	118.81	123.70
1	XA	703	G	N3-C4-N9	6.11	129.66	126.00
26	YB	24	G	P-O3'-C3'	6.10	127.02	119.70
25	YA	227	A	C8-N9-C4	-6.09	103.36	105.80
25	YA	2681	C	P-O3'-C3'	6.09	127.01	119.70
25	RA	974(A)	C	C6-N1-C2	-6.09	117.86	120.30
25	RA	2392	A	N7-C8-N9	6.09	116.85	113.80
25	YA	446	G	C5-C6-O6	-6.09	124.94	128.60
25	RA	1929	G	N3-C4-C5	6.09	131.65	128.60
1	QA	1158	C	C6-N1-C2	-6.09	117.86	120.30
25	RA	2490	G	N9-C4-C5	-6.09	102.97	105.40
25	YA	859	G	P-O3'-C3'	6.09	127.00	119.70
25	RA	676	A	C5-N7-C8	-6.08	100.86	103.90
25	RA	2079	U	O5'-P-OP1	-6.08	100.23	105.70
25	YA	2307	G	O4'-C1'-N9	6.08	113.06	108.20
29	YF	74	ARG	NE-CZ-NH1	6.08	123.34	120.30
25	RA	1653	G	C8-N9-C4	-6.08	103.97	106.40
25	YA	570	G	C4-C5-N7	-6.08	108.37	110.80
25	RA	945	A	C4-C5-N7	6.07	113.74	110.70
25	RA	372	G	OP2-P-O3'	6.07	118.56	105.20
25	YA	140	A	C2-N3-C4	-6.07	107.57	110.60
25	RA	752	A	P-O3'-C3'	6.07	126.98	119.70
25	YA	1698	A	C5-N7-C8	-6.07	100.87	103.90
25	RA	221	A	C8-N9-C4	-6.06	103.38	105.80
25	RA	2712	U	N3-C2-O2	-6.06	117.96	122.20
25	YA	1991	U	C4-C5-C6	-6.05	116.07	119.70
25	YA	1647	G	O5'-P-OP1	-6.05	100.25	105.70

Continued on next page...

Continued from previous page...

Mol	Chain	Res	Type	Atoms	Z	Observed(°)	Ideal(°)
25	YA	2496	C	N3-C4-C5	6.05	124.32	121.90
36	RQ	79	LEU	CA-CB-CG	6.04	129.20	115.30
25	RA	1786	A	C8-N9-C4	-6.04	103.38	105.80
25	YA	2610	C	P-O3'-C3'	6.04	126.95	119.70
25	RA	530	G	O4'-C1'-N9	6.04	113.03	108.20
26	YB	108	C	C2-N1-C1'	-6.04	112.16	118.80
25	RA	828	U	N3-C2-O2	-6.03	117.98	122.20
25	RA	2053	G	C8-N9-C1'	6.02	134.83	127.00
25	RA	140	A	C8-N9-C4	-6.02	103.39	105.80
1	QA	812	C	P-O3'-C3'	6.01	126.92	119.70
25	YA	621	A	O4'-C1'-N9	6.01	113.01	108.20
25	RA	2776	A	P-O3'-C3'	6.01	126.91	119.70
25	RA	773	U	C5-C6-N1	-6.00	119.70	122.70
25	RA	1632	A	N1-C6-N6	6.00	122.20	118.60
25	YA	140	A	C6-C5-N7	-6.00	128.10	132.30
30	RG	34	LEU	CA-CB-CG	6.00	129.10	115.30
25	YA	1332	G	C8-N9-C1'	-6.00	119.20	127.00
26	RB	6	C	C6-N1-C2	5.99	122.70	120.30
1	QA	1200	C	OP2-P-O3'	5.99	118.38	105.20
25	RA	1012	U	P-O3'-C3'	5.99	126.89	119.70
25	RA	2430	A	N1-C2-N3	5.99	132.30	129.30
25	RA	2490	G	N3-C4-N9	5.99	129.59	126.00
1	XA	703	G	C4-N9-C1'	5.99	134.28	126.50
25	YA	2518	A	C2-N3-C4	-5.98	107.61	110.60
25	RA	74	A	N1-C6-N6	5.97	122.19	118.60
25	YA	1007	C	O5'-P-OP1	-5.97	100.32	105.70
25	YA	271(B)	G	P-O3'-C3'	5.97	126.87	119.70
25	YA	1559	G	N1-C6-O6	5.97	123.48	119.90
25	YA	177	G	O4'-C1'-N9	5.97	112.98	108.20
25	YA	1332	G	O4'-C1'-N9	-5.97	103.42	108.20
25	RA	2506	U	N3-C2-O2	-5.96	118.03	122.20
25	RA	2556	C	C6-N1-C2	-5.96	117.92	120.30
25	RA	1930	G	C8-N9-C1'	5.96	134.75	127.00
25	YA	1970	A	O5'-P-OP2	-5.96	100.34	105.70
25	RA	2439	A	N7-C8-N9	5.96	116.78	113.80
25	YA	140	A	O4'-C1'-N9	5.96	112.96	108.20
25	YA	1328	G	N3-C4-N9	5.95	129.57	126.00
41	YV	35	LEU	CA-CB-CG	5.95	128.99	115.30
25	YA	2702	U	C6-N1-C1'	-5.93	112.89	121.20
25	YA	74	A	P-O3'-C3'	5.93	126.81	119.70
25	RA	1359	A	C6-C5-N7	-5.92	128.15	132.30
25	YA	930	U	C5-C4-O4	5.92	129.46	125.90

Continued on next page...

Continued from previous page...

Mol	Chain	Res	Type	Atoms	Z	Observed(°)	Ideal(°)
25	YA	2287	A	N3-C4-C5	5.92	130.95	126.80
25	RA	2392	A	C6-C5-N7	-5.92	128.16	132.30
1	QA	1200	C	P-O3'-C3'	5.91	126.80	119.70
25	RA	1309	G	N1-C6-O6	5.91	123.44	119.90
25	YA	1696	G	C8-N9-C4	-5.91	104.04	106.40
25	YA	2589	A	C8-N9-C4	5.90	108.16	105.80
25	RA	2439	A	P-O3'-C3'	5.89	126.77	119.70
1	XA	328	C	N3-C2-O2	-5.89	117.78	121.90
1	XA	1094	G	OP2-P-O3'	5.89	118.16	105.20
26	YB	31	C	N3-C2-O2	-5.89	117.78	121.90
25	RA	1309	G	C5-C6-O6	-5.89	125.07	128.60
25	RA	2056	G	C4-C5-N7	5.89	113.16	110.80
25	RA	1304	C	N3-C2-O2	-5.89	117.78	121.90
25	YA	97	C	N1-C2-O2	5.88	122.43	118.90
25	YA	1558	A	P-O3'-C3'	5.88	126.76	119.70
1	XA	974	A	O4'-C1'-N9	5.88	112.91	108.20
25	RA	783	A	N1-C6-N6	5.88	122.13	118.60
25	RA	1914	C	C2-N1-C1'	5.88	125.27	118.80
25	YA	575	A	O5'-P-OP1	-5.88	100.41	105.70
25	RA	637	A	P-O3'-C3'	5.87	126.75	119.70
25	RA	1954	G	C8-N9-C4	5.87	108.75	106.40
25	YA	446	G	N9-C4-C5	-5.87	103.05	105.40
25	RA	530	G	N1-C2-N2	-5.87	110.92	116.20
25	YA	930	U	N3-C4-O4	-5.86	115.30	119.40
25	YA	228	A	C8-N9-C4	-5.86	103.45	105.80
25	RA	1632	A	C5-N7-C8	-5.86	100.97	103.90
25	RA	621	A	C2-N3-C4	-5.86	107.67	110.60
25	YA	2050	C	N1-C2-O2	-5.85	115.39	118.90
25	RA	27	G	C4-N9-C1'	-5.85	118.89	126.50
25	RA	1799	G	P-O3'-C3'	5.85	126.72	119.70
25	YA	1698	A	N1-C2-N3	5.85	132.22	129.30
1	QA	789	U	N3-C2-O2	-5.85	118.11	122.20
25	YA	330	A	C4-C5-N7	5.84	113.62	110.70
25	YA	1313	U	C6-N1-C2	-5.84	117.49	121.00
25	RA	27	G	P-O3'-C3'	5.84	126.71	119.70
1	QA	703	G	C8-N9-C4	-5.84	104.06	106.40
25	RA	512	G	O4'-C1'-N9	5.83	112.86	108.20
25	YA	1698	A	O4'-C1'-N9	5.83	112.86	108.20
25	YA	2440	C	O5'-P-OP2	5.83	117.70	110.70
25	YA	2447	G	N9-C4-C5	5.83	107.73	105.40
25	YA	2481	G	OP2-P-O3'	5.83	118.03	105.20
28	RE	63	LEU	CA-CB-CG	5.82	128.68	115.30

Continued on next page...

Continued from previous page...

Mol	Chain	Res	Type	Atoms	Z	Observed(°)	Ideal(°)
1	QA	1297	C	C2-N1-C1'	5.82	125.20	118.80
25	YA	2031	A	O4'-C1'-N9	5.82	112.85	108.20
25	YA	372	G	C8-N9-C1'	5.81	134.56	127.00
25	RA	74	A	C5-N7-C8	-5.81	101.00	103.90
25	RA	1950	G	C8-N9-C4	-5.81	104.08	106.40
1	XA	1347	G	C4-N9-C1'	-5.81	118.95	126.50
25	RA	1733	G	N1-C6-O6	5.80	123.38	119.90
1	XA	792	A	C5-N7-C8	-5.80	101.00	103.90
25	YA	27	G	P-O3'-C3'	5.80	126.66	119.70
25	YA	974	G	N9-C4-C5	5.80	107.72	105.40
25	RA	1647	G	O5'-P-OP1	-5.80	100.48	105.70
25	YA	1559	G	C4-C5-N7	5.80	113.12	110.80
25	YA	2439	A	P-O3'-C3'	5.79	126.65	119.70
25	YA	1950	G	N1-C2-N2	-5.79	110.99	116.20
25	RA	2447	G	C5-N7-C8	-5.79	101.41	104.30
25	YA	195	A	C8-N9-C4	-5.79	103.49	105.80
1	QA	243	A	P-O3'-C3'	5.78	126.64	119.70
25	YA	450	G	N1-C6-O6	5.78	123.37	119.90
25	YA	2490	G	C4-N9-C1'	5.78	134.01	126.50
1	QA	1302	U	N1-C2-O2	5.78	126.85	122.80
25	YA	2067	G	C8-N9-C4	-5.78	104.09	106.40
25	RA	270(Z)	U	C2-N1-C1'	-5.78	110.77	117.70
25	RA	1930	G	O4'-C1'-N9	5.78	112.82	108.20
25	YA	1698	A	N7-C8-N9	5.77	116.69	113.80
25	RA	2071	A	C8-N9-C4	-5.77	103.49	105.80
25	RA	2832	U	P-O3'-C3'	5.77	126.62	119.70
25	YA	1899	G	N7-C8-N9	5.77	115.98	113.10
25	YA	1022	G	P-O3'-C3'	5.76	126.61	119.70
1	XA	243	A	P-O3'-C3'	5.76	126.61	119.70
25	YA	982	C	C6-N1-C2	-5.76	118.00	120.30
25	YA	2439	A	C8-N9-C4	-5.75	103.50	105.80
25	RA	746	A	C8-N9-C4	-5.75	103.50	105.80
1	XA	1065	U	OP2-P-O3'	5.75	117.85	105.20
1	XA	687	A	P-O3'-C3'	5.75	126.60	119.70
25	YA	1528	A	O4'-C1'-N9	5.75	112.80	108.20
25	YA	2583	G	C4-C5-N7	-5.74	108.50	110.80
25	YA	783	A	N3-C4-N9	-5.74	122.81	127.40
25	YA	1698	A	C8-N9-C4	-5.74	103.50	105.80
25	YA	2503	A	C2-N3-C4	5.74	113.47	110.60
25	RA	2440	C	C6-N1-C2	5.74	122.59	120.30
25	RA	1021	A	C2-N3-C4	-5.73	107.73	110.60
25	YA	1528	A	C5-N7-C8	-5.73	101.03	103.90

Continued on next page...

Continued from previous page...

Mol	Chain	Res	Type	Atoms	Z	Observed(°)	Ideal(°)
25	RA	704	G	C8-N9-C4	5.72	108.69	106.40
25	YA	2307	G	C4-N9-C1'	5.72	133.94	126.50
25	YA	2867	G	P-O3'-C3'	5.72	126.56	119.70
36	YQ	82	ARG	N-CA-C	5.72	126.44	111.00
25	RA	1931	U	N1-C2-N3	5.72	118.33	114.90
25	RA	528	A	N3-C4-C5	5.72	130.80	126.80
25	RA	1528	A	O4'-C1'-N9	5.72	112.77	108.20
25	RA	2610	C	P-O3'-C3'	5.72	126.56	119.70
25	YA	444	C	C6-N1-C2	-5.71	118.01	120.30
25	YA	2430	A	N1-C6-N6	5.71	122.03	118.60
1	QA	1301	U	N3-C2-O2	-5.71	118.21	122.20
25	YA	1313	U	C5-C6-N1	5.71	125.55	122.70
25	YA	2712	U	C6-N1-C1'	-5.70	113.22	121.20
25	YA	238	C	C2-N3-C4	-5.70	117.05	119.90
25	YA	752	A	P-O3'-C3'	5.70	126.54	119.70
25	YA	330	A	C5-N7-C8	-5.70	101.05	103.90
1	QA	703	G	C4-N9-C1'	5.69	133.90	126.50
25	RA	1633	G	N9-C4-C5	5.69	107.67	105.40
1	XA	246	A	C8-N9-C4	5.69	108.07	105.80
35	YP	59	LEU	CA-CB-CG	5.69	128.38	115.30
25	RA	1395	A	O4'-C1'-N9	5.68	112.75	108.20
25	YA	1950	G	C8-N9-C1'	-5.68	119.62	127.00
25	YA	195	A	N7-C8-N9	5.67	116.64	113.80
25	RA	1992	G	P-O3'-C3'	5.67	126.51	119.70
25	RA	227	A	N7-C8-N9	5.67	116.64	113.80
1	XA	768	A	C8-N9-C4	5.67	108.07	105.80
1	XA	1302	U	C6-N1-C1'	-5.66	113.27	121.20
25	YA	2335	A	O4'-C1'-N9	5.66	112.73	108.20
25	RA	1411	C	N1-C2-O2	5.66	122.30	118.90
25	YA	573	G	O5'-P-OP2	-5.66	100.61	105.70
26	YB	44	G	C6-C5-N7	5.66	133.80	130.40
25	YA	195	A	P-O3'-C3'	5.66	126.49	119.70
25	RA	1925	C	N1-C2-O2	-5.66	115.51	118.90
1	XA	558	G	N1-C6-O6	5.66	123.29	119.90
25	YA	2028	U	C5-C4-O4	-5.65	122.51	125.90
25	YA	512	G	C8-N9-C1'	5.65	134.35	127.00
25	YA	789	A	N1-C6-N6	-5.65	115.21	118.60
25	YA	1398	C	N3-C4-C5	5.65	124.16	121.90
25	YA	124	G	C5-C6-O6	-5.65	125.21	128.60
25	YA	2468	G	C8-N9-C4	-5.64	104.14	106.40
25	RA	383	U	O4'-C1'-N1	5.64	112.71	108.20
25	YA	1616	A	C8-N9-C4	-5.64	103.55	105.80

Continued on next page...

Continued from previous page...

Mol	Chain	Res	Type	Atoms	Z	Observed(°)	Ideal(°)
25	RA	755	C	N3-C4-C5	5.63	124.15	121.90
25	YA	46	C	O5'-P-OP1	-5.63	100.64	105.70
25	YA	2318	G	O4'-C1'-N9	5.63	112.70	108.20
25	RA	1899	G	N3-C4-N9	5.62	129.38	126.00
25	YA	860	U	C2-N1-C1'	5.62	124.45	117.70
1	QA	1397	C	C6-N1-C2	-5.62	118.05	120.30
25	RA	1012	U	OP2-P-O3'	5.62	117.57	105.20
25	RA	2287	A	N3-C4-C5	5.62	130.74	126.80
25	YA	2307	G	C6-C5-N7	-5.62	127.03	130.40
25	YA	2447	G	N7-C8-N9	5.62	115.91	113.10
25	RA	2689	U	P-O3'-C3'	5.62	126.44	119.70
25	YA	676	A	C4-C5-N7	5.61	113.51	110.70
25	RA	1328	G	N9-C4-C5	-5.61	103.16	105.40
25	RA	404	C	P-O3'-C3'	5.61	126.43	119.70
1	XA	328	C	C5-C6-N1	5.61	123.80	121.00
25	YA	783	A	N1-C2-N3	5.61	132.10	129.30
25	RA	1819	A	P-O3'-C3'	5.60	126.42	119.70
1	XA	1347	G	OP2-P-O3'	5.60	117.52	105.20
1	XA	910	C	C6-N1-C2	5.60	122.54	120.30
25	YA	1678	G	C5-C6-O6	-5.59	125.24	128.60
1	XA	1094	G	P-O3'-C3'	5.59	126.41	119.70
25	YA	102	G	P-O3'-C3'	5.59	126.41	119.70
25	RA	2506	U	N1-C2-O2	5.59	126.71	122.80
25	RA	1210	A	C5-N7-C8	-5.59	101.11	103.90
35	YP	25	SER	N-CA-C	-5.59	95.92	111.00
25	YA	930	U	N3-C2-O2	-5.58	118.29	122.20
27	YD	229	VAL	CB-CA-C	-5.58	100.79	111.40
25	RA	1950	G	O4'-C1'-N9	5.58	112.66	108.20
25	RA	227	A	C8-N9-C4	-5.58	103.57	105.80
25	RA	1558	A	P-O3'-C3'	5.58	126.39	119.70
25	RA	613	U	N3-C2-O2	-5.57	118.30	122.20
25	YA	330	A	N1-C6-N6	5.57	121.94	118.60
25	RA	2053	G	C4-N9-C1'	-5.57	119.26	126.50
1	XA	1301	U	C6-N1-C1'	-5.57	113.41	121.20
25	YA	974	G	C8-N9-C1'	5.57	134.24	127.00
25	YA	2071	A	O5'-P-OP2	5.57	117.38	110.70
1	QA	533	A	P-O3'-C3'	5.57	126.38	119.70
25	RA	205	G	O4'-C1'-N9	5.55	112.64	108.20
25	RA	1950	G	N7-C8-N9	5.55	115.88	113.10
25	YA	2496	C	C6-N1-C2	5.55	122.52	120.30
25	RA	676	A	N7-C8-N9	5.55	116.58	113.80
25	YA	1786	A	N9-C1'-C2'	5.54	121.21	114.00

Continued on next page...

Continued from previous page...

Mol	Chain	Res	Type	Atoms	Z	Observed(°)	Ideal(°)
25	YA	1799	G	C5-C6-O6	5.54	131.93	128.60
25	RA	372	G	N3-C4-N9	-5.54	122.67	126.00
25	YA	2566	A	P-O3'-C3'	5.54	126.35	119.70
25	YA	1941	C	C6-N1-C2	-5.54	118.08	120.30
25	RA	1899	G	N7-C8-N9	5.54	115.87	113.10
25	YA	1667	G	C8-N9-C4	-5.54	104.19	106.40
26	RB	44	G	C8-N9-C1'	5.54	134.20	127.00
25	YA	1616	A	C4-C5-N7	5.54	113.47	110.70
25	YA	1835	G	N3-C4-N9	5.54	129.32	126.00
25	YA	2713	A	N7-C8-N9	5.54	116.57	113.80
25	YA	945	A	N7-C8-N9	5.53	116.57	113.80
25	YA	1930	G	C4-N9-C1'	-5.53	119.31	126.50
1	XA	1336	C	N3-C2-O2	-5.53	118.03	121.90
1	XA	681	C	N3-C2-O2	-5.53	118.03	121.90
25	YA	1647	G	O4'-C1'-N9	-5.53	103.78	108.20
25	YA	2712(A)	A	C5-N7-C8	-5.53	101.14	103.90
25	RA	2702	U	C5-C6-N1	5.52	125.46	122.70
24	QX	3	G	OP2-P-O3'	5.52	117.35	105.20
25	YA	1142(A)	A	C5-N7-C8	-5.52	101.14	103.90
1	XA	1301	U	C5-C6-N1	5.52	125.46	122.70
25	YA	2318	G	C4-N9-C1'	5.52	133.68	126.50
1	XA	792	A	C3'-C2'-C1'	-5.52	97.09	101.50
1	QA	108	G	C4-N9-C1'	5.51	133.67	126.50
1	XA	1108	G	C5-C6-O6	5.51	131.90	128.60
25	YA	1929	G	C6-C5-N7	-5.51	127.10	130.40
25	YA	2056	G	C5-N7-C8	-5.51	101.55	104.30
25	YA	1698	A	C6-C5-N7	-5.50	128.45	132.30
1	QA	690	G	C5-N7-C8	-5.50	101.55	104.30
1	QA	1336	C	C6-N1-C2	-5.50	118.10	120.30
25	RA	2432	A	N1-C6-N6	5.50	121.90	118.60
25	YA	2688	U	N1-C2-N3	5.50	118.20	114.90
1	XA	345	C	P-O3'-C3'	5.50	126.30	119.70
25	RA	2032	G	C5-N7-C8	-5.50	101.55	104.30
25	YA	38	A	N1-C6-N6	-5.50	115.30	118.60
25	YA	621	A	N1-C2-N3	5.50	132.05	129.30
25	RA	345	A	OP1-P-O3'	5.49	117.28	105.20
25	YA	1191	G	N7-C8-N9	-5.49	110.35	113.10
25	YA	1790	C	C6-N1-C2	5.49	122.50	120.30
1	QA	108	G	O4'-C1'-N9	5.49	112.59	108.20
1	XA	1336	C	C5-C6-N1	5.49	123.74	121.00
25	YA	1565	C	C6-N1-C2	5.49	122.50	120.30
25	YA	1905	C	N1-C2-O2	5.49	122.19	118.90

Continued on next page...

Continued from previous page...

Mol	Chain	Res	Type	Atoms	Z	Observed(°)	Ideal(°)
25	RA	1535	U	N1-C2-O2	5.48	126.64	122.80
25	YA	1947	C	N3-C4-C5	5.48	124.09	121.90
25	YA	1969	A	N7-C8-N9	-5.48	111.06	113.80
25	RA	2447	G	OP1-P-OP2	-5.48	111.38	119.60
25	RA	2566	A	P-O3'-C3'	5.48	126.27	119.70
1	XA	1446	A	P-O3'-C3'	5.48	126.27	119.70
25	YA	214	G	O4'-C1'-N9	5.48	112.58	108.20
25	YA	1419	A	O4'-C1'-N9	5.47	112.58	108.20
25	RA	503	A	C8-N9-C4	-5.47	103.61	105.80
25	RA	1190	G	C5-N7-C8	-5.47	101.56	104.30
28	RE	27	LEU	CA-CB-CG	5.47	127.88	115.30
25	YA	2506	U	C2-N1-C1'	5.47	124.26	117.70
1	QA	1322	C	C5-C6-N1	5.46	123.73	121.00
25	RA	234	C	N1-C2-O2	5.46	122.18	118.90
26	YB	44	G	C8-N9-C1'	5.46	134.10	127.00
25	RA	794	G	C5-C6-O6	5.46	131.88	128.60
25	RA	1936	A	O4'-C1'-N9	5.46	112.57	108.20
25	YA	2655	G	P-O3'-C3'	5.46	126.25	119.70
25	RA	1204	A	N1-C2-N3	5.46	132.03	129.30
35	RP	88	LEU	CA-CB-CG	5.46	127.85	115.30
25	YA	222	A	P-O3'-C3'	5.46	126.25	119.70
25	YA	1395	A	O4'-C1'-N9	5.45	112.56	108.20
25	YA	1786	A	N1-C6-N6	5.45	121.87	118.60
25	RA	214	G	O4'-C1'-N9	5.45	112.56	108.20
25	YA	831	G	N1-C6-O6	5.45	123.17	119.90
25	YA	1674	G	C5-C6-O6	-5.45	125.33	128.60
25	YA	2254	C	N1-C2-O2	-5.45	115.63	118.90
25	YA	2463	C	N3-C4-C5	5.45	124.08	121.90
25	RA	1781	C	C6-N1-C2	-5.45	118.12	120.30
25	YA	1774	C	N3-C4-C5	5.45	124.08	121.90
25	YA	2720	U	O5'-P-OP1	-5.45	100.80	105.70
25	YA	196	A	O4'-C1'-N9	5.45	112.56	108.20
25	YA	2468	G	N7-C8-N9	5.45	115.82	113.10
25	YA	958	U	C6-N1-C2	-5.44	117.73	121.00
25	YA	865	C	O5'-P-OP1	-5.44	100.80	105.70
25	YA	238	C	C6-N1-C2	5.44	122.48	120.30
25	YA	383	U	O4'-C1'-N1	5.44	112.55	108.20
1	XA	1370	G	N1-C6-O6	5.44	123.16	119.90
1	QA	1347	G	P-O3'-C3'	5.44	126.22	119.70
25	YA	2031	A	C4-N9-C1'	5.43	136.08	126.30
25	YA	97	C	N3-C2-O2	-5.43	118.10	121.90
25	RA	1558	A	N1-C2-N3	5.43	132.01	129.30

Continued on next page...

Continued from previous page...

Mol	Chain	Res	Type	Atoms	Z	Observed(°)	Ideal(°)
25	YA	250	G	C4-C5-N7	5.43	112.97	110.80
1	QA	754	C	C2-N1-C1'	5.43	124.77	118.80
25	RA	1899	G	C4-N9-C1'	5.43	133.56	126.50
1	XA	435	C	C6-N1-C2	-5.43	118.13	120.30
1	XA	1336	C	C6-N1-C1'	-5.42	114.29	120.80
25	YA	2031	A	C8-N9-C1'	-5.42	117.94	127.70
25	YA	2692	C	N3-C2-O2	-5.42	118.10	121.90
25	RA	1241	A	C2-N3-C4	-5.42	107.89	110.60
25	YA	841	A	N1-C6-N6	5.42	121.85	118.60
25	YA	1309	G	N1-C6-O6	5.42	123.15	119.90
25	YA	2468	G	C4-N9-C1'	5.42	133.55	126.50
1	QA	1158	C	C6-N1-C1'	-5.42	114.30	120.80
25	YA	1570	A	C8-N9-C4	5.41	107.97	105.80
25	YA	762	U	C2-N1-C1'	5.41	124.19	117.70
1	QA	252	U	N3-C2-O2	-5.41	118.41	122.20
25	YA	1930	G	C6-C5-N7	5.41	133.65	130.40
1	XA	1053	G	C8-N9-C4	5.41	108.56	106.40
26	YB	30	C	N3-C2-O2	-5.41	118.11	121.90
1	QA	1053	G	O4'-C1'-N9	5.41	112.53	108.20
25	RA	530	G	N1-C6-O6	-5.40	116.66	119.90
25	RA	1535	U	C2-N1-C1'	5.40	124.19	117.70
25	RA	1902	C	N3-C4-C5	5.40	124.06	121.90
26	RB	66	A	P-O3'-C3'	5.40	126.18	119.70
25	YA	58	G	C8-N9-C4	-5.40	104.24	106.40
25	YA	1359	A	N9-C4-C5	-5.40	103.64	105.80
25	YA	2318	G	N7-C8-N9	5.40	115.80	113.10
1	XA	1496	C	C6-N1-C2	5.39	122.46	120.30
25	YA	27	G	N3-C2-N2	-5.39	116.12	119.90
25	RA	1698	A	C4-C5-N7	5.39	113.40	110.70
25	YA	2713	A	C6-C5-N7	-5.39	128.53	132.30
25	YA	512	G	C4-N9-C1'	-5.39	119.50	126.50
25	YA	974(A)	C	P-O3'-C3'	5.39	126.17	119.70
25	RA	2490	G	N3-C2-N2	5.39	123.67	119.90
25	RA	270(Z)	U	C5-C6-N1	-5.38	120.01	122.70
25	YA	1929	G	N9-C4-C5	-5.38	103.25	105.40
25	YA	2070	G	C5-C6-O6	5.38	131.83	128.60
25	YA	1950	G	C5-N7-C8	-5.38	101.61	104.30
25	RA	1899	G	C5-C6-O6	5.38	131.83	128.60
25	YA	242	G	OP2-P-O3'	5.38	117.03	105.20
25	YA	2609	U	C2-N1-C1'	-5.38	111.25	117.70
25	RA	49	A	C4-C5-C6	5.37	119.69	117.00
45	YZ	115	GLY	N-CA-C	-5.37	99.67	113.10

Continued on next page...

Continued from previous page...

Mol	Chain	Res	Type	Atoms	Z	Observed(°)	Ideal(°)
25	RA	2763	G	N3-C4-C5	-5.37	125.91	128.60
25	YA	974(A)	C	C5-C4-N4	5.37	123.96	120.20
25	YA	1396	U	C2-N1-C1'	5.37	124.15	117.70
25	YA	1603	A	C8-N9-C4	-5.37	103.65	105.80
25	RA	141	A	C2-N3-C4	-5.37	107.92	110.60
25	RA	2053	G	C5-C6-N1	5.37	114.18	111.50
1	XA	701	C	P-O3'-C3'	5.37	126.14	119.70
1	XA	518	C	N1-C2-N3	5.36	122.95	119.20
1	XA	1517	G	O5'-P-OP2	-5.36	100.88	105.70
25	RA	805	G	C5-C6-O6	-5.36	125.39	128.60
25	RA	2278	A	O4'-C1'-N9	5.36	112.49	108.20
25	YA	2346	A	N1-C2-N3	5.36	131.98	129.30
1	QA	701	C	P-O3'-C3'	5.35	126.12	119.70
25	YA	2446	G	OP2-P-O3'	5.35	116.97	105.20
25	YA	626	U	C6-N1-C2	-5.35	117.79	121.00
25	YA	773	U	C5-C6-N1	-5.35	120.03	122.70
25	YA	2045	C	C6-N1-C2	5.35	122.44	120.30
1	QA	299	G	C5-C6-N1	-5.35	108.83	111.50
25	RA	1210	A	N7-C8-N9	5.35	116.47	113.80
25	RA	2713	A	C5-N7-C8	-5.35	101.23	103.90
1	XA	115	G	N3-C4-C5	-5.35	125.93	128.60
25	YA	2587	A	N9-C4-C5	5.34	107.94	105.80
1	XA	1108	G	C4-C5-N7	-5.33	108.67	110.80
25	YA	364	C	C6-N1-C2	-5.33	118.17	120.30
25	YA	2445	G	C5-C6-O6	5.33	131.80	128.60
25	YA	1309	G	C8-N9-C4	5.32	108.53	106.40
25	YA	846	C	C2-N1-C1'	5.32	124.65	118.80
25	YA	1559	G	C5-C6-O6	-5.32	125.41	128.60
1	XA	703	G	P-O3'-C3'	5.32	126.08	119.70
1	QA	1301	U	C6-N1-C1'	-5.32	113.76	121.20
25	RA	227	A	P-O3'-C3'	5.32	126.08	119.70
25	RA	675	A	N1-C6-N6	5.32	121.79	118.60
25	YA	1191	G	C8-N9-C4	5.32	108.53	106.40
25	RA	1698	A	N1-C2-N3	5.31	131.96	129.30
1	QA	1346	A	P-O3'-C3'	5.31	126.08	119.70
25	RA	2712	U	C2-N1-C1'	5.31	124.07	117.70
25	YA	270(Z)	U	O4'-C1'-N1	5.31	112.45	108.20
25	YA	1970	A	O4'-C1'-N9	-5.31	103.95	108.20
25	RA	2438	U	O5'-P-OP2	-5.31	100.92	105.70
25	YA	458	G	O4'-C1'-N9	5.30	112.44	108.20
25	YA	514	A	C8-N9-C4	5.30	107.92	105.80
25	YA	2501	C	C2-N1-C1'	-5.30	112.97	118.80

Continued on next page...

Continued from previous page...

Mol	Chain	Res	Type	Atoms	Z	Observed(°)	Ideal(°)
26	YB	41	U	C5-C6-N1	-5.30	120.05	122.70
25	RA	1241	A	O4'-C1'-N9	5.30	112.44	108.20
25	YA	213	A	OP2-P-O3'	5.30	116.86	105.20
1	XA	1502	A	C5-N7-C8	-5.30	101.25	103.90
25	RA	799	G	C5-C6-O6	-5.30	125.42	128.60
1	QA	108	G	C4-C5-N7	5.29	112.92	110.80
25	YA	795	C	C2-N3-C4	-5.29	117.26	119.90
25	RA	621	A	O4'-C1'-N9	5.29	112.43	108.20
25	RA	760	G	C4-C5-N7	-5.29	108.69	110.80
25	YA	1781	C	C6-N1-C1'	-5.28	114.46	120.80
25	RA	1992	G	C2-N3-C4	5.28	114.54	111.90
25	YA	670	A	OP1-P-O3'	5.28	116.82	105.20
25	YA	1396	U	C5-C4-O4	5.28	129.07	125.90
25	YA	141	A	O4'-C1'-N9	5.28	112.42	108.20
1	QA	1302	U	N3-C2-O2	-5.28	118.51	122.20
25	RA	1647	G	O4'-C1'-N9	-5.28	103.98	108.20
25	YA	776	G	C6-C5-N7	5.28	133.56	130.40
25	YA	793	A	C8-N9-C4	-5.28	103.69	105.80
18	QR	31	LEU	CA-CB-CG	5.27	127.43	115.30
1	XA	1222	G	N3-C2-N2	-5.27	116.21	119.90
25	YA	621	A	C8-N9-C4	-5.27	103.69	105.80
25	YA	2406	U	O4'-C1'-N1	-5.27	103.98	108.20
25	YA	2610	C	OP2-P-O3'	5.27	116.79	105.20
1	XA	266	G	P-O3'-C3'	5.26	126.01	119.70
1	XA	792	A	C6-C5-N7	-5.26	128.62	132.30
25	YA	99	U	OP2-P-O3'	5.26	116.78	105.20
25	YA	812	C	N1-C2-O2	-5.26	115.74	118.90
51	Y5	4	HIS	C-N-CD	5.26	139.44	128.40
25	YA	2822	G	C5-C6-O6	-5.26	125.44	128.60
1	QA	1054	C	C2-N1-C1'	5.26	124.58	118.80
25	RA	141	A	N7-C8-N9	5.25	116.43	113.80
25	RA	1312	U	P-O3'-C3'	5.25	126.01	119.70
25	RA	1659	U	N1-C2-O2	-5.25	119.12	122.80
25	YA	1359	A	C4-C5-N7	5.25	113.33	110.70
25	YA	2265	U	C5-C4-O4	-5.25	122.75	125.90
25	RA	1632	A	C4-C5-N7	5.25	113.33	110.70
1	XA	792	A	N9-C1'-C2'	5.25	120.83	114.00
1	XA	723	U	N1-C2-O2	5.25	126.47	122.80
25	YA	739	G	C8-N9-C4	5.25	108.50	106.40
25	RA	2726	U	C6-N1-C1'	-5.25	113.85	121.20
25	YA	1786	A	C4-N9-C1'	5.25	135.74	126.30
25	YA	67	U	C2-N3-C4	5.25	130.15	127.00

Continued on next page...

Continued from previous page...

Mol	Chain	Res	Type	Atoms	Z	Observed(°)	Ideal(°)
25	YA	917	A	C2-N3-C4	-5.25	107.98	110.60
25	YA	2600	A	O5'-P-OP2	-5.25	100.98	105.70
25	YA	2544	G	C5-C6-N1	-5.24	108.88	111.50
25	RA	346	A	O5'-P-OP2	-5.24	100.98	105.70
25	RA	2688	U	N1-C2-O2	5.24	126.47	122.80
1	XA	1498	U	P-O3'-C3'	5.24	125.99	119.70
25	YA	140	A	C4-C5-N7	5.24	113.32	110.70
1	XA	328	C	P-O3'-C3'	5.23	125.98	119.70
25	RA	2717	G	N3-C4-C5	-5.23	125.98	128.60
1	XA	681	C	C6-N1-C2	-5.23	118.21	120.30
1	QA	1297	C	OP2-P-O3'	5.23	116.70	105.20
25	YA	2655	G	C4-N9-C1'	-5.23	119.70	126.50
25	YA	2330	G	C5-C6-O6	-5.22	125.47	128.60
26	YB	108	C	C6-N1-C1'	5.22	127.07	120.80
25	RA	2021	C	C6-N1-C2	-5.22	118.21	120.30
25	RA	1379	A	O4'-C1'-N9	5.22	112.38	108.20
1	XA	888	G	C5-C6-O6	-5.22	125.47	128.60
1	QA	690	G	O4'-C1'-N9	5.22	112.37	108.20
25	RA	1301	A	O5'-P-OP1	-5.21	101.01	105.70
25	RA	2867	G	P-O3'-C3'	5.21	125.96	119.70
1	QA	753	A	P-O3'-C3'	5.21	125.95	119.70
25	RA	974	G	C8-N9-C4	-5.21	104.32	106.40
25	YA	1647	G	O5'-P-OP2	5.21	116.95	110.70
25	RA	1954	G	N7-C8-N9	-5.20	110.50	113.10
19	XS	41	VAL	C-N-CD	-5.20	109.15	120.60
25	YA	46	C	C6-N1-C2	-5.20	118.22	120.30
25	RA	1210	A	N1-C6-N6	5.20	121.72	118.60
26	YB	31	C	N3-C4-C5	-5.20	119.82	121.90
25	YA	1190	G	C4-C5-N7	5.20	112.88	110.80
25	YA	2392	A	C5-N7-C8	-5.20	101.30	103.90
25	YA	1799	G	N1-C6-O6	-5.19	116.78	119.90
34	RO	8	LEU	CA-CB-CG	5.19	127.24	115.30
1	QA	1053	G	C4-N9-C1'	-5.19	119.75	126.50
22	QV	16	C	N3-C2-O2	-5.19	118.27	121.90
25	RA	270(Z)	U	O4'-C1'-N1	5.19	112.35	108.20
25	YA	481	G	O5'-P-OP2	-5.19	101.03	105.70
25	RA	1779	U	O4'-C1'-N1	5.19	112.35	108.20
1	XA	108	G	N9-C4-C5	-5.18	103.33	105.40
25	YA	1142(A)	A	N3-C4-N9	-5.18	123.25	127.40
25	YA	2427	C	O5'-P-OP1	-5.18	101.03	105.70
1	QA	498	A	O4'-C1'-N9	5.18	112.34	108.20
22	QV	16	C	C6-N1-C1'	-5.18	114.58	120.80

Continued on next page...

Continued from previous page...

Mol	Chain	Res	Type	Atoms	Z	Observed(°)	Ideal(°)
25	RA	1496	A	C5-N7-C8	-5.18	101.31	103.90
1	XA	690	G	N3-C2-N2	-5.18	116.27	119.90
25	RA	1807	G	N3-C4-C5	5.18	131.19	128.60
25	YA	1914	C	C2-N1-C1'	5.18	124.50	118.80
25	YA	2498	C	N3-C4-C5	5.18	123.97	121.90
25	RA	83	G	P-O3'-C3'	5.17	125.91	119.70
25	YA	2307	G	C4-C5-N7	5.17	112.87	110.80
25	YA	805	G	C5-C6-O6	-5.17	125.50	128.60
1	XA	1506	U	N1-C2-O2	-5.17	119.18	122.80
25	RA	1411	C	C2-N1-C1'	5.17	124.49	118.80
25	YA	1882	C	C2-N1-C1'	5.17	124.49	118.80
1	XA	1347	G	O4'-C1'-N9	5.17	112.33	108.20
25	YA	1012	U	P-O3'-C3'	5.16	125.89	119.70
25	YA	2469	A	C2-N3-C4	-5.16	108.02	110.60
1	XA	318	G	N1-C6-O6	5.16	123.00	119.90
25	RA	1496	A	C8-N9-C4	-5.16	103.74	105.80
25	YA	1023	U	O5'-P-OP1	-5.16	101.06	105.70
25	YA	1256	G	N9-C4-C5	-5.16	103.34	105.40
1	XA	858	G	N7-C8-N9	5.16	115.68	113.10
1	XA	1285	A	P-O3'-C3'	5.16	125.89	119.70
25	YA	2584	U	N1-C2-N3	5.16	118.00	114.90
25	YA	138	G	O4'-C1'-N9	5.15	112.32	108.20
25	YA	395	U	O4'-C1'-N1	5.15	112.32	108.20
25	YA	2126	A	P-O3'-C3'	5.15	125.88	119.70
25	YA	364	C	C5-C6-N1	5.15	123.58	121.00
1	QA	1201	A	P-O3'-C3'	5.15	125.88	119.70
1	XA	1346	A	P-O3'-C3'	5.15	125.88	119.70
25	RA	2063	C	O5'-P-OP2	-5.14	101.07	105.70
22	XV	16	C	C6-N1-C2	-5.14	118.24	120.30
25	YA	1899	G	C4-C5-C6	5.14	121.89	118.80
25	YA	2330	G	C4-C5-N7	5.14	112.86	110.80
25	YA	74	A	C5-C6-N1	-5.14	115.13	117.70
25	YA	1800	C	O5'-P-OP2	5.14	116.86	110.70
25	RA	729	G	N1-C6-O6	5.14	122.98	119.90
25	YA	2023	G	O5'-P-OP1	-5.13	101.08	105.70
25	YA	2584	U	C6-N1-C2	-5.13	117.92	121.00
25	YA	1328	G	N9-C4-C5	-5.13	103.35	105.40
25	RA	2430	A	N3-C4-C5	5.13	130.39	126.80
25	YA	676	A	C5-C6-N1	-5.13	115.14	117.70
1	QA	1285	A	P-O3'-C3'	5.12	125.85	119.70
1	XA	690	G	C2-N3-C4	-5.12	109.34	111.90
25	YA	2430	A	C6-C5-N7	-5.12	128.71	132.30

Continued on next page...

Continued from previous page...

Mol	Chain	Res	Type	Atoms	Z	Observed(°)	Ideal(°)
4	QD	28	SER	C-N-CD	5.12	139.15	128.40
41	RV	35	LEU	CA-CB-CG	5.12	127.06	115.30
1	XA	812	C	OP2-P-O3'	5.12	116.45	105.20
25	RA	1616	A	C4-C5-N7	5.11	113.26	110.70
25	YA	1300	U	N1-C2-N3	5.11	117.97	114.90
26	YB	81	G	N7-C8-N9	5.11	115.66	113.10
25	YA	1683	C	C6-N1-C2	-5.11	118.25	120.30
25	RA	685	A	N1-C6-N6	-5.11	115.53	118.60
25	YA	1835	G	C4-N9-C1'	5.11	133.14	126.50
26	YB	31	C	N1-C2-O2	5.11	121.96	118.90
25	YA	577	G	C6-C5-N7	-5.10	127.34	130.40
25	YA	1930	G	OP2-P-O3'	5.10	116.43	105.20
1	QA	337	C	C6-N1-C2	-5.10	118.26	120.30
25	RA	2779	U	O4'-C1'-N1	5.10	112.28	108.20
25	YA	783	A	N9-C1'-C2'	-5.10	106.39	112.00
25	YA	1929	G	O4'-C1'-N9	-5.10	104.12	108.20
25	YA	2402	C	O4'-C1'-N1	5.10	112.28	108.20
1	XA	1502	A	C2-N3-C4	-5.10	108.05	110.60
25	YA	810	U	O5'-P-OP2	-5.10	101.11	105.70
25	YA	1905	C	N3-C2-O2	-5.10	118.33	121.90
1	QA	1504	G	O5'-P-OP1	-5.09	101.12	105.70
25	RA	140	A	C5-N7-C8	-5.09	101.36	103.90
25	RA	2763	G	N3-C4-N9	5.09	129.06	126.00
1	XA	1027	C	OP1-P-O3'	5.09	116.40	105.20
22	XV	16	C	N3-C2-O2	-5.09	118.34	121.90
25	YA	404	C	P-O3'-C3'	5.09	125.81	119.70
25	RA	1359	A	C8-N9-C4	5.09	107.84	105.80
25	RA	2311	A	C2-N3-C4	-5.09	108.06	110.60
25	RA	1535	U	N3-C2-O2	-5.09	118.64	122.20
1	XA	890	G	O4'-C1'-N9	5.09	112.27	108.20
25	YA	2681	C	C6-N1-C2	-5.09	118.27	120.30
1	QA	1027	C	P-O3'-C3'	5.08	125.80	119.70
1	QA	690	G	N7-C8-N9	5.08	115.64	113.10
25	YA	528	A	C5-N7-C8	-5.08	101.36	103.90
25	RA	2518	A	N3-C4-C5	5.08	130.35	126.80
25	RA	1558	A	C2-N3-C4	-5.08	108.06	110.60
25	YA	503	A	C8-N9-C4	-5.08	103.77	105.80
25	YA	2619	C	O5'-P-OP2	-5.07	101.13	105.70
26	YB	56	G	C8-N9-C4	-5.07	104.37	106.40
1	QA	1347	G	OP2-P-O3'	5.07	116.36	105.20
25	YA	2318	G	C4-C5-N7	5.07	112.83	110.80
25	YA	2688	U	N3-C4-C5	-5.07	111.56	114.60

Continued on next page...

Continued from previous page...

Mol	Chain	Res	Type	Atoms	Z	Observed(°)	Ideal(°)
1	QA	117	G	N9-C4-C5	-5.07	103.37	105.40
25	RA	856	C	C6-N1-C2	-5.07	118.27	120.30
25	RA	791	C	C2-N1-C1'	-5.07	113.22	118.80
25	YA	27	G	C8-N9-C1'	5.07	133.59	127.00
25	YA	2250	G	N3-C4-C5	-5.07	126.07	128.60
25	RA	205	G	P-O3'-C3'	5.07	125.78	119.70
25	RA	619	G	N1-C6-O6	-5.07	116.86	119.90
25	RA	2026	C	C6-N1-C2	5.07	122.33	120.30
25	RA	1505	C	N1-C2-O2	5.06	121.94	118.90
25	RA	859	G	P-O3'-C3'	5.06	125.77	119.70
1	XA	1498	U	N3-C2-O2	-5.06	118.66	122.20
25	YA	795	C	C5-C6-N1	-5.06	118.47	121.00
26	YB	43	C	C2-N1-C1'	5.06	124.36	118.80
25	YA	62	C	C6-N1-C2	5.05	122.32	120.30
25	YA	71	A	N3-C4-N9	-5.05	123.36	127.40
25	YA	2246	G	C8-N9-C4	5.05	108.42	106.40
25	YA	2611	U	O5'-P-OP2	-5.05	101.15	105.70
25	YA	2751	G	C5-N7-C8	-5.05	101.77	104.30
1	QA	266	G	P-O3'-C3'	5.05	125.76	119.70
1	XA	1054	C	P-O3'-C3'	5.05	125.76	119.70
25	YA	812	C	N3-C4-C5	-5.05	119.88	121.90
25	YA	1698	A	C4-C5-N7	5.05	113.23	110.70
28	YE	117	MET	CA-CB-CG	5.05	121.89	113.30
25	RA	2500	U	N3-C2-O2	-5.05	118.67	122.20
1	XA	542	G	O5'-P-OP1	-5.05	101.16	105.70
1	XA	971	G	O4'-C1'-N9	5.05	112.24	108.20
25	YA	2655	G	OP2-P-O3'	5.05	116.31	105.20
25	RA	783	A	N3-C4-C5	5.05	130.33	126.80
25	RA	1781	C	N3-C2-O2	-5.05	118.37	121.90
25	YA	1839	G	C8-N9-C1'	-5.05	120.44	127.00
25	RA	271(B)	G	N3-C4-C5	-5.04	126.08	128.60
25	RA	2307	G	C4-C5-N7	5.04	112.82	110.80
25	YA	2523	G	C8-N9-C4	-5.04	104.38	106.40
1	XA	410	G	OP1-P-O3'	5.04	116.29	105.20
1	QA	893	C	N1-C2-O2	5.04	121.92	118.90
25	RA	825	C	OP1-P-O3'	5.04	116.29	105.20
1	XA	330	C	N1-C2-O2	5.04	121.92	118.90
25	YA	740	U	N3-C4-C5	5.04	117.62	114.60
25	YA	1781	C	O4'-C1'-N1	5.04	112.23	108.20
25	RA	1260	G	C8-N9-C4	5.04	108.42	106.40
25	YA	1253	A	C5-N7-C8	-5.04	101.38	103.90
25	RA	1678	G	C5-N7-C8	-5.03	101.78	104.30

Continued on next page...

Continued from previous page...

Mol	Chain	Res	Type	Atoms	Z	Observed(°)	Ideal(°)
25	RA	1599	C	N3-C2-O2	-5.03	118.38	121.90
25	YA	2776	A	P-O3'-C3'	5.03	125.74	119.70
25	YA	1535	U	C2-N1-C1'	5.03	123.73	117.70
25	YA	530	G	C5-C6-N1	5.03	114.01	111.50
25	RA	783	A	C6-C5-N7	-5.02	128.78	132.30
25	RA	783	A	N1-C2-N3	5.02	131.81	129.30
1	XA	960	U	C2-N1-C1'	5.02	123.73	117.70
1	QA	328	C	C6-N1-C1'	-5.02	114.77	120.80
25	YA	472	A	C5-C6-N1	-5.02	115.19	117.70
25	RA	826	U	N1-C2-N3	5.02	117.91	114.90
25	RA	979	G	N7-C8-N9	5.02	115.61	113.10
25	RA	2126	A	P-O3'-C3'	5.02	125.72	119.70
36	RQ	82	ARG	N-CA-C	5.02	124.55	111.00
1	QA	992	U	P-O3'-C3'	5.02	125.72	119.70
25	RA	1988	C	C5-C4-N4	-5.02	116.69	120.20
25	YA	1799	G	C8-N9-C4	-5.02	104.39	106.40
26	RB	81	G	C8-N9-C4	-5.01	104.39	106.40
25	YA	781	A	C8-N9-C4	5.01	107.81	105.80
45	YZ	150	LEU	CA-CB-CG	5.01	126.83	115.30
25	YA	1382	G	C5-C6-O6	-5.01	125.59	128.60
26	RB	44	G	N3-C4-N9	-5.01	123.00	126.00
1	XA	481	G	P-O3'-C3'	5.01	125.71	119.70
1	XA	1347	G	C8-N9-C1'	5.01	133.51	127.00
25	YA	2444	G	O5'-P-OP2	-5.00	101.20	105.70
26	YB	81	G	C5-N7-C8	-5.00	101.80	104.30

There are no chirality outliers.

All (16) planarity outliers are listed below:

Mol	Chain	Res	Type	Group
12	QL	47	LYS	Peptide
54	R8	30	ARG	Peptide
54	R8	35	GLN	Peptide
28	RE	21	VAL	Peptide
31	RH	127	GLU	Peptide
31	RH	153	LYS	Peptide
12	XL	47	LYS	Peptide
48	Y2	17	SER	Peptide
54	Y8	30	ARG	Peptide
54	Y8	51	ALA	Peptide
28	YE	21	VAL	Peptide
29	YF	47	GLY	Peptide

Continued on next page...

Continued from previous page...

Mol	Chain	Res	Type	Group
31	YH	127	GLU	Peptide
31	YH	153	LYS	Peptide
38	YS	109	GLY	Peptide
45	YZ	181	GLU	Peptide

5.2 Too-close contacts [i](#)

In the following table, the Non-H and H(model) columns list the number of non-hydrogen atoms and hydrogen atoms in the chain respectively. The H(added) column lists the number of hydrogen atoms added and optimized by MolProbity. The Clashes column lists the number of clashes within the asymmetric unit, whereas Symm-Clashes lists symmetry-related clashes.

Mol	Chain	Non-H	H(model)	H(added)	Clashes	Symm-Clashes
1	QA	32247	0	16278	492	0
1	XA	32249	0	16279	529	1
2	QB	1924	0	1975	64	0
2	XB	1924	0	1975	80	0
3	QC	1605	0	1668	41	0
3	XC	1605	0	1668	63	0
4	QD	1703	0	1763	63	0
4	XD	1703	0	1764	47	0
5	QE	1155	0	1213	28	0
5	XE	1155	0	1213	42	0
6	QF	843	0	857	20	0
6	XF	843	0	857	23	0
7	QG	1257	0	1296	37	0
7	XG	1257	0	1296	24	0
8	QH	1116	0	1175	37	0
8	XH	1116	0	1177	25	0
9	QI	1010	0	1037	34	0
9	XI	1010	0	1037	50	0
10	QJ	801	0	849	48	0
10	XJ	801	0	849	42	0
11	QK	885	0	904	25	0
11	XK	885	0	904	28	0
12	QL	975	0	1062	35	0
12	XL	975	0	1062	46	0
13	QM	964	0	1034	40	0
13	XM	964	0	1034	39	0
14	QN	492	0	529	24	0
14	XN	492	0	529	17	0
15	QO	734	0	771	21	0

Continued on next page...

Continued from previous page...

Mol	Chain	Non-H	H(model)	H(added)	Clashes	Symm-Clashes
15	XO	734	0	771	19	0
16	QP	705	0	725	18	0
16	XP	705	0	725	26	0
17	QQ	834	0	904	19	0
17	XQ	834	0	904	19	0
18	QR	574	0	644	11	0
18	XR	574	0	644	21	0
19	QS	674	0	699	40	0
19	XS	674	0	699	44	0
20	QT	763	0	860	26	0
20	XT	763	0	861	36	0
21	QU	217	0	234	11	0
21	XU	217	0	234	4	0
22	QV	1644	0	836	26	0
22	XV	1644	0	836	18	0
23	QY	323	0	165	3	0
23	XY	323	0	165	4	0
24	QX	167	0	87	0	0
24	XX	167	0	87	0	0
25	RA	62071	0	31288	921	1
25	YA	62091	0	31295	872	0
26	RB	2573	0	1306	40	1
26	YB	2573	0	1306	32	0
27	RD	2115	0	2195	96	0
27	YD	2115	0	2195	97	0
28	RE	1568	0	1634	72	0
28	YE	1568	0	1634	64	0
29	RF	1585	0	1632	80	0
29	YF	1585	0	1632	64	0
30	RG	1474	0	1535	54	0
30	YG	1474	0	1535	57	0
31	RH	1307	0	1382	61	0
31	YH	1307	0	1382	66	0
32	RI	1136	0	1223	59	1
32	YI	1136	0	1223	49	0
33	RN	1104	0	1180	40	0
33	YN	1104	0	1180	50	0
34	RO	933	0	996	26	0
34	YO	933	0	996	25	0
35	RP	1145	0	1227	87	0
35	YP	1145	0	1227	94	0
36	RQ	1122	0	1179	61	0

Continued on next page...

Continued from previous page...

Mol	Chain	Non-H	H(model)	H(added)	Clashes	Symm-Clashes
36	YQ	1122	0	1178	48	0
37	RR	968	0	1033	48	0
37	YR	968	0	1033	36	0
38	RS	882	0	943	48	0
38	YS	882	0	943	40	0
39	RT	1141	0	1202	53	0
39	YT	1141	0	1202	50	0
40	RU	964	0	1022	30	0
40	YU	964	0	1022	58	0
41	RV	779	0	852	20	0
41	YV	779	0	852	42	0
42	RW	900	0	964	27	0
42	YW	900	0	964	28	0
43	RX	725	0	778	28	0
43	YX	725	0	778	25	0
44	RY	785	0	878	52	0
44	YY	785	0	878	39	0
45	RZ	1461	0	1493	59	0
45	YZ	1461	0	1493	56	0
46	R0	648	0	672	20	0
46	Y0	648	0	672	27	0
47	R1	763	0	848	26	0
47	Y1	763	0	848	28	0
48	R2	581	0	629	19	0
48	Y2	581	0	629	26	0
49	R3	469	0	518	7	0
49	Y3	469	0	518	17	0
50	R4	581	0	574	25	0
50	Y4	581	0	574	45	0
51	R5	459	0	480	25	0
51	Y5	459	0	480	33	0
52	R6	424	0	450	27	0
52	Y6	424	0	450	30	0
53	R7	430	0	480	14	0
53	Y7	430	0	480	17	0
54	R8	517	0	582	30	0
54	Y8	517	0	582	40	0
55	R9	307	0	338	9	0
55	Y9	307	0	338	7	0
56	Z6	74	0	51	6	0
56	Z8	74	0	51	5	0
57	QA	65	0	0	0	0

Continued on next page...

Continued from previous page...

Mol	Chain	Non-H	H(model)	H(added)	Clashes	Symm-Clashes
57	QF	1	0	0	0	0
57	QH	1	0	0	0	0
57	QM	1	0	0	0	0
57	QV	1	0	0	0	0
57	QX	1	0	0	0	0
57	R0	1	0	0	0	0
57	R5	1	0	0	0	0
57	R8	1	0	0	0	0
57	RA	242	0	0	0	0
57	RB	2	0	0	0	0
57	RD	1	0	0	0	0
57	RE	2	0	0	0	0
57	RF	1	0	0	0	0
57	RP	2	0	0	0	0
57	RR	1	0	0	0	0
57	RU	1	0	0	0	0
57	XA	72	0	0	0	0
57	XM	1	0	0	0	0
57	XV	1	0	0	0	0
57	XX	1	0	0	0	0
57	Y5	1	0	0	0	0
57	YA	268	0	0	0	0
57	YB	3	0	0	0	0
57	YE	1	0	0	0	0
57	YP	2	0	0	0	0
57	YQ	1	0	0	0	0
57	YX	1	0	0	0	0
58	QA	42	0	45	2	0
58	XA	42	0	45	1	0
59	QD	1	0	0	0	0
59	QN	1	0	0	0	0
59	XD	1	0	0	0	0
59	XN	1	0	0	0	0
All	All	291993	0	198359	5830	2

The all-atom clashscore is defined as the number of clashes found per 1000 atoms (including hydrogen atoms). The all-atom clashscore for this structure is 12.

All (5830) close contacts within the same asymmetric unit are listed below, sorted by their clash magnitude.

Atom-1	Atom-2	Interatomic distance (Å)	Clash overlap (Å)
4:QD:22:LYS:HG3	4:QD:26:CYS:SG	1.85	1.16
25:RA:2701:C:H3'	25:RA:2702:U:H5''	1.30	1.13
25:YA:2701:C:H3'	25:YA:2702:U:H5''	1.32	1.07
25:RA:1359:A:N6	25:RA:1372:U:O4	1.87	1.07
27:YD:43:ARG:NH1	27:YD:44:ASN:OD1	1.86	1.06
25:YA:1359:A:N6	25:YA:1372:U:O4	1.92	1.02
25:RA:1310:G:OP2	53:R7:9:ARG:NH1	1.94	0.99
25:YA:1771:C:HO2'	25:YA:1786:A:H8	1.01	0.98
1:XA:963:G:N3	10:XJ:55:LYS:NZ	2.11	0.97
25:YA:1496:A:H8	25:YA:1577:C:HO2'	1.10	0.97
4:QD:9:CYS:SG	4:QD:22:LYS:CE	2.52	0.97
25:RA:2298:A:H62	25:RA:2318:G:H8	1.14	0.95
4:QD:9:CYS:SG	4:QD:22:LYS:HE3	2.07	0.95
25:YA:1138:G:H21	33:YN:106:MET:HE3	1.30	0.95
2:QB:185:ILE:HG22	2:QB:199:TYR:HB2	1.48	0.93
25:YA:483:A:H4'	44:YY:49:VAL:HA	1.51	0.92
25:YA:774:A:H2	25:YA:787:U:HO2'	1.00	0.92
1:QA:559:A:H4'	1:QA:560:U:H3'	1.50	0.92
25:YA:620:G:H4'	25:YA:621:A:H5''	1.50	0.92
25:RA:1138:G:H21	33:RN:106:MET:HE3	1.31	0.92
35:RP:58:THR:O	35:RP:61:ARG:NE	2.03	0.92
25:RA:1689:A:H62	25:RA:1698:A:H2	1.18	0.91
1:QA:963:G:N3	10:QJ:55:LYS:NZ	2.18	0.91
25:YA:67:U:H3	25:YA:74:A:H2	1.11	0.91
25:YA:1728:G:H8	25:YA:1732:A:H62	1.15	0.91
28:YE:24:THR:HG21	28:YE:188:VAL:HG11	1.52	0.91
45:YZ:151:HIS:HB3	45:YZ:170:THR:HA	1.54	0.89
28:YE:50:GLY:HA2	28:YE:77:ILE:HA	1.53	0.89
51:R5:55:ARG:HG3	51:R5:57:VAL:H	1.37	0.89
25:RA:1403:C:H5''	25:RA:1471:A:H1'	1.55	0.89
44:YY:79:CYS:SG	44:YY:80:GLY:N	2.45	0.88
39:RT:26:ASP:HB3	39:RT:92:GLY:H	1.36	0.88
25:YA:1021:A:OP2	33:YN:65:LYS:NZ	2.06	0.88
25:RA:2580:U:H4'	28:RE:130:GLY:HA3	1.56	0.88
25:YA:2451:A:C6	56:Z8:76:PPU:HE2	2.09	0.87
35:RP:64:LYS:O	35:RP:66:GLY:N	2.07	0.87
1:XA:1502:A:H2	1:XA:1505:G:H1	1.22	0.87
25:RA:1464:C:HO2'	25:RA:1528:A:H8	1.22	0.87
35:YP:58:THR:O	35:YP:61:ARG:NE	2.08	0.87
44:YY:76:CYS:HB3	44:YY:96:ILE:HD13	1.57	0.87
25:RA:676:A:H8	25:RA:2069:G:H21	1.22	0.87
1:XA:664:G:H22	1:XA:741:G:H1	1.22	0.86

Continued on next page...

Continued from previous page...

Atom-1	Atom-2	Interatomic distance (Å)	Clash overlap (Å)
51:Y5:40:LYS:HG2	51:Y5:47:PRO:HD2	1.56	0.86
25:YA:993:G:OP1	40:YU:50:ARG:NH2	2.09	0.86
35:RP:19:VAL:HG13	35:RP:21:ARG:H	1.40	0.86
4:XD:157:LEU:O	4:XD:161:ASN:ND2	2.07	0.86
25:YA:528:A:O2'	25:YA:529:A:H5'	1.75	0.86
27:RD:43:ARG:NH1	27:RD:44:ASN:OD1	2.08	0.86
25:YA:498:G:N3	44:YY:47:LYS:NZ	2.24	0.86
26:RB:80:U:H2'	26:RB:81:G:H21	1.41	0.85
25:RA:27:G:N2	25:RA:513:A:OP2	2.09	0.85
45:YZ:94:GLU:HB2	45:YZ:130:PRO:HD2	1.58	0.85
5:QE:50:GLU:HB3	5:QE:53:LEU:HD13	1.59	0.85
25:RA:1019:U:H3	25:RA:1142(A):A:H62	1.24	0.85
25:YA:1689:A:H62	25:YA:1698:A:H2	1.21	0.85
22:QV:75:C:OP1	25:RA:2602:A:OP1	1.94	0.85
42:YW:18:ARG:HG3	42:YW:76:VAL:HG13	1.58	0.84
44:RY:79:CYS:SG	44:RY:80:GLY:N	2.45	0.84
25:YA:1479:G:N7	25:YA:1510:A:N6	2.25	0.84
25:YA:780:G:H21	25:YA:783:A:H62	1.19	0.84
45:YZ:145:GLU:HG3	45:YZ:146:ILE:HG12	1.59	0.84
1:XA:501:C:OP1	12:XL:117:ARG:NH2	2.10	0.84
25:RA:1332:G:N2	25:RA:1609:A:HO2'	1.76	0.84
39:YT:26:ASP:HB3	39:YT:92:GLY:H	1.42	0.84
1:QA:1316:G:H22	1:QA:1319:A:H5''	1.40	0.84
1:QA:1305:G:H22	1:QA:1331:G:H2'	1.42	0.83
33:YN:4:TYR:O	40:YU:64:ARG:NH1	2.10	0.83
25:RA:617:G:OP1	29:RF:40:GLN:NE2	2.10	0.83
25:YA:1728:G:N1	25:YA:1730:U:OP2	2.11	0.83
2:QB:80:ILE:HD11	2:QB:208:ILE:HG23	1.58	0.83
1:XA:971:G:HO2'	1:XA:1365:G:HO2'	1.24	0.83
30:YG:27:ASN:HB3	30:YG:30:GLU:HG3	1.60	0.83
25:RA:2393:A:H5'	35:RP:62:LEU:HB3	1.61	0.83
25:YA:265:A:N6	25:YA:427:U:O2'	2.12	0.83
25:YA:2580:U:H4'	28:YE:130:GLY:HA3	1.58	0.83
1:XA:448:A:OP2	1:XA:485:G:N2	2.10	0.83
35:YP:19:VAL:HG13	35:YP:21:ARG:H	1.41	0.83
1:XA:1298:C:OP2	7:XG:114:ARG:NH2	2.10	0.83
25:YA:674:G:H1'	29:YF:74:ARG:HD3	1.61	0.83
51:R5:4:HIS:HB3	51:R5:5:PRO:HD3	1.61	0.82
40:YU:90:VAL:O	40:YU:92:ARG:N	2.11	0.82
25:YA:1310:G:OP2	53:Y7:9:ARG:NH1	2.11	0.82
25:RA:2392:A:H2	25:RA:2424:C:H42	1.26	0.82

Continued on next page...

Continued from previous page...

Atom-1	Atom-2	Interatomic distance (Å)	Clash overlap (Å)
51:R5:16:ARG:NH1	51:R5:17:ASP:OD1	2.13	0.82
29:RF:197:ASP:O	29:RF:199:TRP:N	2.12	0.82
44:RY:29:GLU:HB3	44:RY:38:ILE:HG12	1.62	0.82
47:Y1:7:ILE:HD12	47:Y1:62:VAL:HG11	1.62	0.82
45:RZ:94:GLU:HB2	45:RZ:130:PRO:HD2	1.60	0.81
48:Y2:47:ASN:O	48:Y2:49:LYS:N	2.12	0.81
51:Y5:16:ARG:NH1	51:Y5:17:ASP:OD1	2.13	0.81
35:RP:62:LEU:HD21	54:R8:25:MET:HB2	1.61	0.81
25:YA:630:G:OP1	54:Y8:46:ARG:NH1	2.13	0.81
29:RF:103:LYS:HA	29:RF:106:ARG:HG3	1.63	0.81
25:YA:631:A:OP2	54:Y8:46:ARG:NH2	2.13	0.81
33:YN:4:TYR:OH	33:YN:7:LYS:NZ	2.14	0.81
48:R2:47:ASN:O	48:R2:49:LYS:N	2.13	0.81
2:XB:69:LEU:HB3	2:XB:162:ILE:HG22	1.61	0.81
13:QM:14:ARG:H	13:QM:44:ARG:HD3	1.45	0.80
25:RA:2701:C:H3'	25:RA:2702:U:C5'	2.10	0.80
28:RE:201:THR:HG22	28:RE:203:LYS:H	1.45	0.80
25:RA:141:A:H8	25:RA:1595:G:H21	1.29	0.80
39:RT:24:PRO:HA	39:RT:49:VAL:HG13	1.61	0.80
1:XA:1305:G:N2	1:XA:1331:G:H2'	1.96	0.80
33:RN:42:TRP:O	40:RU:64:ARG:NH2	2.15	0.80
25:YA:1403:C:H5''	25:YA:1471:A:H1'	1.61	0.80
28:RE:50:GLY:HA2	28:RE:77:ILE:HA	1.64	0.80
1:XA:1086:U:H3	1:XA:1099:G:H22	1.29	0.80
1:QA:1502:A:H2	1:QA:1505:G:H1	1.29	0.80
32:YI:92:VAL:HG13	32:YI:120:ILE:HG23	1.64	0.80
44:YY:76:CYS:SG	44:YY:77:PRO:HD2	2.22	0.80
13:QM:3:ARG:HA	13:QM:9:ILE:HG21	1.62	0.80
25:RA:1332:G:N2	25:RA:1609:A:O2'	2.14	0.80
25:YA:138:G:N2	43:YX:44:GLU:OE2	2.11	0.80
25:YA:2015:A:H1'	51:Y5:2:ALA:HA	1.64	0.80
1:QA:346:G:OP1	39:RT:41:ARG:NH2	2.14	0.79
25:RA:1012:U:O2'	25:RA:1013:C:OP2	1.99	0.79
13:XM:65:LYS:HD3	13:XM:69:GLU:HG3	1.63	0.79
45:YZ:182:LYS:HG3	45:YZ:183:LEU:HD23	1.62	0.79
3:XC:32:LEU:HD13	3:XC:59:ARG:HD3	1.64	0.79
43:YX:67:GLY:O	43:YX:69:TYR:N	2.15	0.79
11:QK:21:ILE:HB	11:QK:84:VAL:HG12	1.65	0.79
37:RR:104:ARG:HD2	37:RR:111:LEU:HD21	1.63	0.79
1:XA:1002:G:H1	1:XA:1038:C:H42	1.28	0.79
20:XT:33:ILE:O	20:XT:37:SER:OG	2.01	0.79

Continued on next page...

Continued from previous page...

Atom-1	Atom-2	Interatomic distance (Å)	Clash overlap (Å)
1:QA:1298:C:OP2	7:QG:114:ARG:NH2	2.15	0.79
15:QO:26:GLU:OE2	15:QO:77:ARG:NH1	2.16	0.79
25:RA:857:C:H4'	46:R0:23:VAL:HG21	1.63	0.79
2:XB:77:ALA:HB2	2:XB:211:ILE:HD13	1.64	0.79
25:YA:2701:C:H3'	25:YA:2702:U:C5'	2.13	0.79
25:RA:1754:C:OP1	39:RT:96:ARG:NH1	2.15	0.79
32:YI:130:TYR:HB3	32:YI:136:VAL:HG13	1.62	0.78
25:RA:1080:C:N4	25:RA:1088:A:OP2	2.15	0.78
25:RA:1210:A:H5''	25:RA:1210:A:H8	1.48	0.78
3:XC:59:ARG:HH12	3:XC:97:LYS:HE3	1.48	0.78
4:XD:9:CYS:SG	4:XD:22:LYS:NZ	2.52	0.78
45:YZ:144:LEU:HD11	45:YZ:149:SER:HA	1.63	0.78
1:XA:1053:G:H5'	1:XA:1054:C:H5'	1.65	0.78
25:RA:2832:U:H4'	25:RA:2833:G:H5''	1.63	0.78
33:RN:95:PRO:O	33:RN:97:ARG:N	2.15	0.78
25:YA:2849:U:OP2	39:YT:95:ARG:NH1	2.17	0.78
35:RP:126:VAL:HG12	35:RP:147:LEU:HD21	1.63	0.78
50:Y4:1:MET:SD	50:Y4:6:HIS:NE2	2.56	0.78
20:QT:100:ILE:HG13	20:QT:102:GLY:H	1.48	0.78
27:RD:69:ARG:NH2	27:RD:128:GLY:O	2.17	0.78
10:QJ:50:ILE:HA	10:QJ:60:ARG:HG2	1.66	0.78
25:RA:958:U:OP2	36:RQ:14:ARG:NH1	2.15	0.78
34:YO:88:ASN:HD21	34:YO:92:GLU:HB2	1.47	0.78
25:RA:819:A:OP2	25:RA:1187:G:N2	2.15	0.78
25:RA:1980:G:O2'	25:RA:1982:C:OP2	2.00	0.78
26:RB:33:G:H5'	30:RG:2:PRO:HG3	1.64	0.78
1:XA:339:C:OP2	34:YO:97:ARG:NH1	2.18	0.77
32:RI:4:ILE:HD11	32:RI:44:LEU:HD12	1.66	0.77
13:XM:14:ARG:H	13:XM:44:ARG:HD3	1.49	0.77
1:XA:1128:C:H5'	9:XI:16:ARG:HH22	1.50	0.77
25:YA:607:U:H3	25:YA:621:A:H2	1.33	0.77
3:XC:20:SER:HB2	3:XC:40:ARG:HH22	1.50	0.77
25:YA:900:A:H3'	25:YA:901:A:H8	1.49	0.77
27:YD:69:ARG:NH2	27:YD:128:GLY:O	2.18	0.77
25:RA:2287:A:H62	25:RA:2344:U:H3	1.32	0.77
29:RF:66:PRO:O	29:RF:68:LYS:N	2.18	0.77
1:XA:880:C:OP1	12:XL:12:ARG:NH1	2.18	0.77
33:YN:95:PRO:O	33:YN:97:ARG:N	2.18	0.77
25:RA:1543:A:O2'	25:RA:1544:C:H3'	1.85	0.77
1:QA:1297:C:O2'	1:QA:1298:C:OP2	2.02	0.77
35:YP:47:ASP:OD1	35:YP:50:ARG:NH2	2.17	0.77

Continued on next page...

Continued from previous page...

Atom-1	Atom-2	Interatomic distance (Å)	Clash overlap (Å)
1:XA:1139:G:N2	1:XA:1143:G:O6	2.18	0.77
1:QA:1002:G:H2'	1:QA:1003:G:H8	1.50	0.76
25:YA:2306:C:H3'	25:YA:2307:G:H5''	1.67	0.76
37:RR:3:HIS:O	37:RR:5:LYS:N	2.19	0.76
1:XA:58:C:O2'	1:XA:388:G:N7	2.17	0.76
28:RE:9:VAL:HB	28:RE:25:VAL:HG23	1.66	0.76
16:XP:45:THR:HG22	16:XP:47:ASP:H	1.51	0.76
38:RS:62:LYS:HB3	38:RS:97:ARG:HD3	1.67	0.76
25:YA:1996:C:OP1	34:YO:31:LYS:NZ	2.19	0.76
29:YF:197:ASP:O	29:YF:199:TRP:N	2.19	0.76
37:YR:74:LYS:O	37:YR:76:VAL:N	2.18	0.76
25:RA:49:A:N7	25:RA:120:U:H5	1.83	0.76
25:YA:128:C:H4'	53:Y7:49:ARG:HH12	1.51	0.76
31:YH:153:LYS:HG2	31:YH:162:ILE:HG13	1.67	0.75
1:XA:1178:G:N2	1:XA:1181:G:N7	2.33	0.75
25:RA:996:A:H4'	40:RU:92:ARG:HE	1.50	0.75
44:RY:95:LYS:HB3	44:RY:100:ALA:HA	1.68	0.75
1:XA:1002:G:H2'	1:XA:1003:G:H8	1.52	0.75
25:RA:1899:G:H21	25:RA:1902:C:N4	1.85	0.75
1:XA:532:A:H2	1:XA:1206:G:H21	1.34	0.75
25:RA:2438:U:O3'	25:RA:2439:A:H3'	1.87	0.75
1:XA:356:A:N3	1:XA:368:U:O2'	2.19	0.75
44:RY:87:LYS:HD3	44:RY:92:ASN:HB3	1.69	0.75
52:R6:41:PRO:HG2	52:R6:45:LYS:H	1.52	0.75
25:YA:1434:A:H61	25:YA:1558:A:N6	1.85	0.75
25:YA:2392:A:H2	25:YA:2424:C:H42	1.35	0.75
39:YT:57:PHE:O	39:YT:58:ASN:ND2	2.20	0.75
25:RA:910:A:N3	25:RA:2264:C:O2'	2.20	0.75
35:RP:14:LYS:O	35:RP:16:ARG:N	2.20	0.75
39:YT:27:THR:HG23	39:YT:90:GLN:HB3	1.67	0.75
40:YU:92:ARG:O	40:YU:94:ASN:N	2.20	0.75
53:R7:9:ARG:HH21	53:R7:48:LYS:HD2	1.52	0.75
33:YN:13:TRP:HB2	33:YN:133:GLN:HG3	1.69	0.75
37:RR:56:LYS:NZ	37:RR:90:ARG:O	2.20	0.74
44:RY:86:ARG:HB2	44:RY:95:LYS:HD2	1.69	0.74
41:YV:24:LYS:HA	41:YV:92:THR:HG23	1.68	0.74
5:QE:102:ALA:HB1	5:QE:106:PRO:HG2	1.69	0.74
25:RA:483:A:H4'	44:RY:49:VAL:HA	1.67	0.74
37:RR:74:LYS:O	37:RR:76:VAL:N	2.18	0.74
17:XQ:66:SER:O	17:XQ:70:ARG:NH1	2.21	0.74
45:RZ:60:GLU:HA	45:RZ:66:SER:HA	1.68	0.74

Continued on next page...

Continued from previous page...

Atom-1	Atom-2	Interatomic distance (Å)	Clash overlap (Å)
25:YA:2849:U:O4	39:YT:23:ARG:NH2	2.21	0.74
25:RA:1332:G:H21	25:RA:1610:A:H8	1.34	0.74
30:RG:34:LEU:HB2	30:RG:172:LEU:HD21	1.68	0.74
38:YS:78:LEU:HD21	38:YS:108:GLY:HA3	1.68	0.74
5:QE:7:GLU:HG2	5:QE:112:LEU:HD22	1.69	0.74
25:RA:1048:A:H2	25:RA:1112:G:H21	1.36	0.74
1:XA:971:G:N2	1:XA:1363:A:OP2	2.20	0.74
45:YZ:30:ASN:HD22	45:YZ:90:VAL:HB	1.51	0.74
25:YA:482:A:H4'	44:YY:47:LYS:HD2	1.70	0.74
26:YB:15:A:H5'	26:YB:16:G:C8	2.22	0.74
39:YT:51:ARG:HG2	39:YT:98:LYS:HG3	1.70	0.74
25:RA:780:G:H21	25:RA:783:A:H62	1.33	0.74
1:XA:619:U:H3	4:XD:135:LEU:HD23	1.52	0.74
30:YG:161:THR:HG22	30:YG:163:ALA:H	1.53	0.74
1:QA:1124:G:H3'	1:QA:1145:C:N4	2.03	0.74
8:QH:29:SER:HB3	8:QH:32:LYS:HG3	1.69	0.74
1:QA:973:G:OP1	10:QJ:57:LYS:NZ	2.21	0.74
25:RA:2392:A:H8	35:RP:60:MET:HG2	1.52	0.74
1:XA:1305:G:H22	1:XA:1331:G:H2'	1.52	0.74
1:XA:1321:C:H3'	1:XA:1322:C:H5''	1.69	0.74
28:RE:62:PRO:O	28:RE:64:LYS:N	2.20	0.74
5:QE:100:VAL:O	5:QE:107:ARG:NH2	2.20	0.73
1:XA:1314:C:N4	19:XS:3:ARG:O	2.18	0.73
25:RA:2115:G:N2	25:RA:2165:G:N7	2.35	0.73
25:RA:631:A:OP2	54:R8:46:ARG:NH2	2.22	0.73
25:RA:1542:G:O6	25:RA:1543:A:N6	2.21	0.73
25:YA:483:A:H5'	44:YY:49:VAL:HG22	1.69	0.73
50:Y4:9:LEU:H	50:Y4:27:THR:HG23	1.53	0.73
25:RA:1496:A:H8	25:RA:1577:C:HO2'	1.37	0.73
35:YP:14:LYS:O	35:YP:16:ARG:N	2.22	0.73
43:YX:27:THR:HB	43:YX:80:ILE:HB	1.69	0.73
25:YA:1667:G:O2'	25:YA:1991:U:O4	2.04	0.73
25:YA:2287:A:H62	25:YA:2344:U:H3	1.34	0.73
4:XD:7:PRO:HB2	4:XD:10:ARG:HD2	1.69	0.73
25:YA:49:A:N7	25:YA:120:U:H5	1.86	0.73
31:YH:86:GLU:HG3	31:YH:165:ALA:H	1.53	0.73
36:YQ:111:GLU:OE1	36:YQ:133:ARG:NH2	2.22	0.73
3:QC:58:GLU:HB2	3:QC:65:ALA:HB3	1.70	0.73
4:QD:175:SER:HB3	4:QD:186:LEU:HD21	1.69	0.73
32:RI:5:LEU:HD11	32:RI:19:VAL:HG12	1.70	0.73
25:YA:2849:U:O2'	25:YA:2866:U:O2	2.07	0.73

Continued on next page...

Continued from previous page...

Atom-1	Atom-2	Interatomic distance (Å)	Clash overlap (Å)
36:YQ:24:GLY:O	36:YQ:26:TYR:N	2.19	0.73
36:YQ:104:PHE:HE1	36:YQ:125:LEU:HD11	1.54	0.73
1:QA:677:U:H3	1:QA:713:G:H22	1.36	0.72
1:QA:1189:C:OP1	10:QJ:51:ARG:NH2	2.21	0.72
3:QC:20:SER:HB2	3:QC:40:ARG:HH22	1.54	0.72
7:QG:9:VAL:HG13	7:QG:94:ARG:HH21	1.54	0.72
25:YA:1210:A:H5'	25:YA:1210:A:H8	1.52	0.72
1:QA:1494:G:N7	58:QA:1666:PAR:N32	2.38	0.72
50:Y4:48:ARG:HH12	50:Y4:52:THR:HG22	1.54	0.72
25:RA:530:G:C2	25:RA:2022:U:OP1	2.42	0.72
25:RA:1443:G:H1	25:RA:1548:C:H42	1.37	0.72
25:RA:1582:C:HO2'	25:RA:1586:A:H8	1.37	0.72
30:YG:64:THR:HG23	30:YG:66:GLN:H	1.55	0.72
25:RA:590:A:OP1	29:RF:95:ARG:NH1	2.22	0.72
25:RA:1728:G:H3'	25:RA:1729:A:H5''	1.71	0.72
27:YD:35:LYS:HD2	27:YD:104:TYR:CE1	2.25	0.72
30:YG:6:ALA:H	50:Y4:23:GLU:HG2	1.54	0.72
25:RA:2112:G:O6	25:RA:2169:A:N6	2.22	0.72
32:RI:98:ALA:HB2	32:RI:111:PRO:HB3	1.72	0.72
25:YA:2753:A:O2'	55:Y9:15:LYS:NZ	2.22	0.72
25:YA:2789:C:H1'	25:YA:2892:A:H2	1.55	0.72
31:YH:129:THR:OG1	31:YH:129:THR:O	2.08	0.72
44:YY:51:VAL:HG13	44:YY:52:SER:H	1.54	0.72
48:Y2:42:GLY:O	48:Y2:44:LEU:N	2.20	0.72
17:QQ:4:LYS:HE3	17:QQ:6:LEU:HD21	1.72	0.72
25:RA:140:A:H8	25:RA:1408:C:HO2'	1.35	0.72
25:RA:1286:A:O2'	25:RA:1288:U:OP2	2.07	0.72
5:XE:10:MET:HB3	5:XE:32:VAL:HG22	1.70	0.71
34:YO:47:ILE:HG13	34:YO:48:PRO:HD2	1.72	0.71
45:YZ:102:LEU:HG	45:YZ:123:ASP:HA	1.72	0.71
25:RA:900:A:H3'	25:RA:901:A:H8	1.55	0.71
9:XI:114:TYR:HE1	10:XJ:60:ARG:H	1.38	0.71
25:YA:2469:A:H2	25:YA:2481:G:H21	1.36	0.71
1:QA:1243:C:OP2	21:QU:10:ARG:NH2	2.23	0.71
45:RZ:166:SER:HB2	45:RZ:168:GLU:N	2.05	0.71
46:R0:68:GLU:OE1	46:R0:82:ARG:NH1	2.23	0.71
6:XF:50:TYR:OH	18:XR:74:ARG:O	2.06	0.71
25:YA:910:A:H62	36:YQ:12:GLN:HA	1.56	0.71
28:YE:170:LEU:HD21	28:YE:187:ALA:HB3	1.72	0.71
2:QB:115:LEU:HB2	2:QB:145:LEU:HD12	1.73	0.71
4:QD:28:SER:HB3	4:QD:29:PRO:HD3	1.72	0.71

Continued on next page...

Continued from previous page...

Atom-1	Atom-2	Interatomic distance (Å)	Clash overlap (Å)
25:RA:2849:U:OP1	39:RT:95:ARG:NH1	2.23	0.71
26:RB:15:A:H5'	26:RB:16:G:C8	2.26	0.71
25:YA:2415:G:H4'	35:YP:67:MET:N	2.06	0.71
26:YB:52:A:O2'	26:YB:53:A:N7	2.24	0.71
33:YN:89:LYS:O	33:YN:93:THR:HG22	1.90	0.71
30:RG:61:ALA:HB2	30:RG:68:PRO:HD3	1.72	0.71
49:R3:8:LEU:HD13	49:R3:31:LEU:HD23	1.71	0.71
25:YA:2760:C:H2'	25:YA:2761:G:H5''	1.71	0.71
25:RA:252:G:OP2	35:RP:50:ARG:NH1	2.23	0.71
35:RP:38:GLN:HG2	35:RP:45:LEU:HD12	1.72	0.71
52:R6:17:LYS:HB3	52:R6:44:ARG:HH22	1.55	0.71
1:XA:974:A:OP2	14:XN:29:ARG:NH2	2.23	0.71
8:XH:10:LEU:HD22	8:XH:83:ILE:HD11	1.72	0.71
25:YA:259:G:H21	25:YA:621:A:H8	1.39	0.71
25:YA:1019:U:H3	25:YA:1142(A):A:H62	1.37	0.71
44:YY:29:GLU:HB3	44:YY:38:ILE:HG23	1.70	0.71
1:QA:1286:A:H5''	21:QU:26:LYS:HD2	1.73	0.71
20:XT:45:GLN:HB2	20:XT:91:LEU:HD13	1.73	0.71
25:YA:918:A:N3	26:YB:80:U:O2'	2.23	0.71
1:QA:1224:G:C6	1:QA:1322:C:H1'	2.25	0.71
10:QJ:61:GLU:OE2	14:QN:45:ARG:NH1	2.23	0.71
25:RA:994:C:OP2	40:RU:54:LYS:NZ	2.23	0.71
32:RI:93:THR:HG22	32:RI:119:PRO:HB3	1.71	0.71
25:YA:372:G:O2'	25:YA:373:U:OP2	2.08	0.71
32:YI:144:VAL:HG13	32:YI:145:VAL:HG13	1.70	0.71
38:YS:24:LEU:HB2	38:YS:85:VAL:HG12	1.70	0.71
38:YS:106:ARG:HA	38:YS:110:LEU:HD21	1.73	0.71
39:YT:77:PRO:HB2	39:YT:80:SER:HB2	1.72	0.71
34:YO:2:ILE:HD12	34:YO:6:THR:HG21	1.72	0.71
44:YY:42:VAL:HG12	44:YY:65:ALA:HB3	1.71	0.71
25:RA:2405:G:O2'	25:RA:2411:A:N6	2.23	0.70
36:RQ:81:VAL:O	36:RQ:82:ARG:NE	2.22	0.70
1:XA:1129:C:N4	1:XA:1133:G:O6	2.24	0.70
25:YA:2334:G:H5'	38:YS:9:ARG:HG2	1.72	0.70
54:Y8:58:ILE:HD13	54:Y8:61:LEU:HD21	1.73	0.70
25:RA:2839:G:H5'	37:RR:46:GLY:HA2	1.73	0.70
39:RT:18:ASP:OD1	39:RT:18:ASP:N	2.19	0.70
48:R2:29:LYS:HE3	48:R2:57:ILE:HG21	1.73	0.70
1:XA:1298:C:HO2'	1:XA:1299:A:P	2.13	0.70
30:YG:47:LYS:HD3	30:YG:81:LYS:HB2	1.73	0.70
1:QA:261:U:OP2	20:QT:79:ARG:NH2	2.23	0.70

Continued on next page...

Continued from previous page...

Atom-1	Atom-2	Interatomic distance (Å)	Clash overlap (Å)
1:QA:411:A:H62	1:QA:413:G:H21	1.37	0.70
19:QS:40:ILE:HD11	19:QS:62:ILE:HD12	1.74	0.70
19:QS:41:VAL:HB	19:QS:42:PRO:HA	1.74	0.70
42:RW:29:LEU:HD22	42:RW:69:LEU:HD11	1.72	0.70
25:YA:860:U:H5	25:YA:917:A:C2	2.10	0.70
1:XA:1129:C:H4'	1:XA:1130:A:H5'	1.73	0.70
10:XJ:50:ILE:HA	10:XJ:60:ARG:HG2	1.72	0.70
10:XJ:61:GLU:OE2	14:YN:45:ARG:NH1	2.25	0.70
45:YZ:141:VAL:HG23	45:YZ:144:LEU:HB2	1.74	0.70
1:QA:1322:C:O2'	1:QA:1323:G:H5'	1.90	0.70
31:RH:106:THR:HG22	31:RH:112:PRO:HB3	1.72	0.70
18:XR:58:LEU:HD23	18:XR:62:GLU:HB3	1.74	0.70
42:YW:17:VAL:HG12	42:YW:76:VAL:HG11	1.72	0.70
13:QM:59:TYR:O	13:QM:63:THR:OG1	2.07	0.70
25:RA:1184:G:OP1	49:R3:29:ARG:NH1	2.25	0.70
25:RA:2747:G:H21	25:RA:2757:A:H62	1.37	0.70
25:YA:2633:G:H1'	28:YE:62:PRO:HG2	1.73	0.70
29:YF:185:ASP:HA	29:YF:188:ARG:HD3	1.72	0.70
45:YZ:103:ARG:HB2	45:YZ:138:GLU:HG2	1.72	0.70
25:RA:2392:A:C8	35:RP:60:MET:HG2	2.27	0.70
25:YA:226:G:O2'	25:YA:227:A:O5'	2.09	0.70
28:RE:119:ARG:HB3	28:RE:120:TRP:CD1	2.27	0.70
14:YN:48:ALA:HB2	14:YN:53:LEU:HD12	1.73	0.70
27:YD:43:ARG:HB3	27:YD:54:ARG:HB2	1.74	0.70
2:XB:185:ILE:HG22	2:XB:199:TYR:HB2	1.74	0.70
25:YA:2292:C:P	38:YS:17:ARG:HH22	2.14	0.70
45:YZ:80:ARG:HH21	45:YZ:82:ARG:HH22	1.39	0.69
10:QJ:48:THR:HA	10:QJ:62:HIS:HB3	1.73	0.69
25:RA:2636:U:OP1	28:RE:79:ARG:HA	1.91	0.69
27:RD:93:ALA:HB3	27:RD:105:ILE:HG22	1.74	0.69
1:QA:336:C:H2'	1:QA:337:C:H6	1.55	0.69
50:R4:18:CYS:SG	50:R4:19:GLY:N	2.66	0.69
1:XA:1200:C:O2'	1:XA:1201:A:OP2	2.09	0.69
4:XD:105:VAL:HG13	4:XD:110:PHE:HB2	1.74	0.69
19:XS:10:PHE:HB2	19:XS:39:THR:H	1.54	0.69
25:YA:221:A:H4'	25:YA:222:A:O5'	1.91	0.69
29:YF:182:ASN:ND2	29:YF:185:ASP:OD2	2.19	0.69
6:XF:68:PRO:HG2	6:XF:71:ARG:HG3	1.74	0.69
25:YA:1754:C:OP1	39:YT:96:ARG:NH1	2.26	0.69
27:YD:182:LEU:H	27:YD:272:ALA:HB3	1.56	0.69
20:XT:100:ILE:HG13	20:XT:102:GLY:H	1.56	0.69

Continued on next page...

Continued from previous page...

Atom-1	Atom-2	Interatomic distance (Å)	Clash overlap (Å)
25:YA:252:G:OP2	35:YP:50:ARG:NH1	2.26	0.69
25:YA:1338:G:N7	43:YX:62:LYS:NZ	2.40	0.69
50:R4:7:PRO:HB2	50:R4:27:THR:HG21	1.74	0.69
25:YA:676:A:H8	25:YA:2069:G:H21	1.38	0.69
25:YA:1019:U:HO2'	25:YA:1021:A:H2	1.39	0.69
27:YD:71:ASP:HB2	27:YD:103:ARG:HH22	1.58	0.69
29:YF:110:LEU:HD11	29:YF:181:LEU:HD13	1.74	0.69
52:Y6:11:LEU:HD11	52:Y6:51:GLU:HG3	1.75	0.69
1:QA:1077:G:N2	1:QA:1080:A:OP2	2.24	0.69
25:RA:2547:U:O2	34:RO:23:ARG:NH2	2.26	0.69
51:R5:41:PRO:O	51:R5:44:THR:OG1	2.10	0.69
1:XA:130:A:N3	1:XA:263:A:O2'	2.24	0.69
29:YF:184:TYR:O	29:YF:188:ARG:HG3	1.93	0.69
36:RQ:37:LEU:HD21	36:RQ:130:LYS:HE3	1.74	0.69
1:XA:963:G:N2	1:XA:972:C:N3	2.34	0.69
25:YA:2401:U:H2'	25:YA:2402:C:H5''	1.75	0.69
28:YE:128:SER:OG	28:YE:129:HIS:N	2.24	0.69
4:QD:57:ARG:HH22	5:QE:107:ARG:HD3	1.58	0.69
28:RE:2:LYS:HD3	28:RE:95:ILE:HG22	1.75	0.69
42:RW:29:LEU:HG	42:RW:33:ARG:HD2	1.74	0.69
25:YA:704:G:O2'	25:YA:726:G:N2	2.25	0.69
1:QA:1053:G:H5'	1:QA:1054:C:H5'	1.74	0.68
27:RD:25:THR:O	27:RD:27:THR:N	2.26	0.68
25:YA:141:A:H8	25:YA:1595:G:H21	1.39	0.68
29:YF:157:VAL:HB	29:YF:194:MET:HB3	1.75	0.68
35:YP:64:LYS:C	35:YP:66:GLY:H	1.96	0.68
47:Y1:73:LEU:HD13	47:Y1:90:ILE:HG22	1.76	0.68
25:RA:2131:G:H4'	25:RA:2132:U:H4'	1.75	0.68
31:RH:86:GLU:HG3	31:RH:165:ALA:H	1.56	0.68
25:YA:1509:C:H3'	25:YA:1510:A:H5''	1.75	0.68
25:YA:2712:U:HO2'	25:YA:2712(A):A:H8	1.40	0.68
3:QC:3:ASN:N	3:QC:3:ASN:OD1	2.27	0.68
39:YT:123:GLN:O	39:YT:125:ARG:N	2.26	0.68
1:QA:620:C:H2'	1:QA:621:A:O4'	1.94	0.68
30:RG:47:LYS:HD3	30:RG:81:LYS:HB2	1.76	0.68
30:RG:66:GLN:NE2	30:RG:93:THR:O	2.26	0.68
14:YN:13:THR:N	14:YN:14:PRO:HD2	2.09	0.68
27:YD:25:THR:O	27:YD:27:THR:N	2.26	0.68
25:RA:1245:G:OP1	35:RP:13:ASN:ND2	2.25	0.68
25:YA:1049:C:H2'	25:YA:1050:A:H5''	1.76	0.68
25:YA:1094:U:O2'	25:YA:1096:A:OP1	2.09	0.68

Continued on next page...

Continued from previous page...

Atom-1	Atom-2	Interatomic distance (Å)	Clash overlap (Å)
25:YA:2527:C:H5''	55:Y9:30:PRO:HB2	1.73	0.68
1:QA:1204:A:OP1	14:QN:3:ARG:NH2	2.27	0.68
16:QP:4:ILE:HG12	16:QP:21:VAL:HG12	1.75	0.68
37:RR:38:VAL:HG22	37:RR:112:ALA:HB2	1.75	0.68
2:XB:235:SER:OG	2:XB:236:TYR:N	2.25	0.68
28:YE:95:ILE:H	28:YE:95:ILE:HD12	1.59	0.68
1:QA:542:G:OP1	4:QD:10:ARG:NH2	2.26	0.68
1:QA:973:G:H3'	1:QA:974:A:H5''	1.75	0.68
5:QE:11:ILE:HG13	5:QE:31:LEU:HB3	1.76	0.68
11:QK:58:PRO:HB2	11:QK:93:GLN:HG3	1.75	0.68
36:RQ:12:GLN:HG2	36:RQ:73:PRO:HD2	1.75	0.68
27:YD:142:VAL:HG23	27:YD:193:VAL:HA	1.75	0.68
35:YP:64:LYS:C	35:YP:66:GLY:N	2.48	0.68
33:YN:133:GLN:HB2	33:YN:135:PRO:HD3	1.76	0.68
36:YQ:37:LEU:HD21	36:YQ:130:LYS:HE3	1.74	0.68
1:QA:662:G:O2'	1:QA:836:G:OP1	2.11	0.68
1:QA:686:U:O4	1:QA:703:G:H1'	1.93	0.68
25:RA:1169:G:H1	25:RA:1180:C:H42	1.42	0.68
25:RA:2451:A:C6	56:Z6:76:PPU:HE2	2.29	0.68
30:RG:83:ARG:H	30:RG:86:MET:HG3	1.58	0.68
35:YP:39:LYS:HG3	35:YP:45:LEU:HD22	1.75	0.68
2:QB:27:LYS:HD2	2:QB:193:ASP:HB2	1.75	0.67
25:RA:768:G:O2'	25:RA:1379:A:N6	2.26	0.67
45:RZ:108:PRO:HA	45:RZ:142:SER:HA	1.75	0.67
25:RA:249:C:O2	54:R8:12:LYS:NZ	2.26	0.67
19:XS:40:ILE:HG12	19:XS:41:VAL:HG13	1.76	0.67
25:YA:2636:U:OP1	28:YE:79:ARG:HA	1.93	0.67
32:YI:5:LEU:HD21	32:YI:12:LEU:HB3	1.77	0.67
54:Y8:29:LYS:O	54:Y8:31:HIS:N	2.27	0.67
1:QA:1392:G:H21	1:QA:1502:A:H8	1.42	0.67
4:QD:154:ASN:N	4:QD:154:ASN:OD1	2.26	0.67
19:QS:29:ARG:HD3	19:QS:30:LEU:HD13	1.77	0.67
25:RA:221:A:H4'	25:RA:222:A:O5'	1.93	0.67
25:RA:442:G:H1'	29:RF:48:THR:HG21	1.76	0.67
25:RA:674:G:H1'	29:RF:74:ARG:HD3	1.75	0.67
31:RH:41:MET:HE1	31:RH:64:LEU:HD22	1.76	0.67
31:RH:152:ARG:HG3	31:RH:153:LYS:HD2	1.77	0.67
25:RA:84:A:N1	25:RA:98:G:O2'	2.28	0.67
25:RA:2308:G:H22	25:RA:2311:A:H2	1.40	0.67
25:RA:2712:U:HO2'	25:RA:2712(A):A:H8	1.42	0.67
25:RA:2779:U:O2'	25:RA:2781:A:N7	2.28	0.67

Continued on next page...

Continued from previous page...

Atom-1	Atom-2	Interatomic distance (Å)	Clash overlap (Å)
5:XE:31:LEU:HD23	5:XE:45:PHE:CD1	2.30	0.67
26:YB:52:A:H62	38:YS:33:LYS:HG3	1.60	0.67
28:YE:1:MET:N	28:YE:83:ASP:O	2.28	0.67
31:YH:137:ASP:OD1	31:YH:138:LYS:N	2.27	0.67
36:YQ:89:ASN:O	36:YQ:92:GLY:N	2.18	0.67
1:QA:582:U:OP1	15:QO:68:ARG:NH2	2.22	0.67
1:QA:954:G:H21	1:QA:1227:A:H62	1.42	0.67
25:RA:2114:A:N6	25:RA:2119:A:N7	2.42	0.67
27:RD:182:LEU:H	27:RD:272:ALA:HB3	1.59	0.67
8:XH:120:THR:H	8:XH:123:GLU:HB2	1.59	0.67
25:YA:270(T):G:H5''	47:Y1:97:LEU:HD22	1.76	0.67
25:YA:888:C:H3'	25:YA:889:C:H4'	1.76	0.67
25:YA:2393:A:H5'	35:YP:62:LEU:HB3	1.77	0.67
1:QA:1255:G:OP1	10:QJ:45:ARG:NH2	2.27	0.67
29:RF:143:ALA:HB1	29:RF:148:LEU:HB2	1.75	0.67
41:RV:72:VAL:HG13	41:RV:85:LYS:HB3	1.75	0.67
1:XA:396:G:O2'	1:XA:398:C:OP1	2.09	0.67
2:XB:174:VAL:HG13	2:XB:184:VAL:HG11	1.75	0.67
5:XE:37:ARG:HA	5:XE:114:GLY:H	1.58	0.67
25:YA:2114:A:N6	25:YA:2119:A:N7	2.43	0.67
39:YT:16:ARG:NH2	39:YT:83:ILE:O	2.27	0.67
27:RD:49:ILE:HD11	27:RD:52:ARG:HA	1.77	0.67
39:RT:84:GLN:HG2	39:RT:85:LYS:HG2	1.76	0.67
1:XA:826:C:H2'	1:XA:827:U:O2	1.94	0.67
2:XB:168:THR:HB	2:XB:192:SER:HB2	1.77	0.67
41:YV:52:VAL:HG21	41:YV:55:ALA:HB3	1.76	0.67
1:QA:1321:C:H5''	1:QA:1322:C:H5''	1.77	0.67
25:YA:1021:A:H8	25:YA:1022:G:H5''	1.60	0.67
25:YA:2123:G:H2'	25:YA:2124:G:H8	1.58	0.67
27:YD:35:LYS:HG2	27:YD:64:ILE:H	1.59	0.67
36:RQ:30:GLY:HA2	36:RQ:107:ALA:HB2	1.77	0.66
1:XA:266:G:H5''	1:XA:267:C:C5	2.30	0.66
37:YR:78:LYS:HE2	37:YR:83:ILE:HD11	1.77	0.66
25:RA:857:C:OP2	46:R0:77:ARG:NH2	2.26	0.66
25:RA:2790:A:H2'	25:RA:2791:C:H5''	1.78	0.66
32:RI:4:ILE:HG12	32:RI:18:VAL:HG22	1.77	0.66
1:XA:1218:C:H2'	1:XA:1219:U:C6	2.30	0.66
25:YA:587:C:OP2	35:YP:21:ARG:NH2	2.28	0.66
25:YA:1796:U:H2'	25:YA:1797:C:C6	2.31	0.66
51:Y5:4:HIS:HB3	51:Y5:5:PRO:HD3	1.77	0.66
45:RZ:19:ARG:NH1	45:RZ:84:GLU:O	2.28	0.66

Continued on next page...

Continued from previous page...

Atom-1	Atom-2	Interatomic distance (Å)	Clash overlap (Å)
45:RZ:52:SER:O	45:RZ:52:SER:OG	2.12	0.66
25:YA:142:G:H1'	43:YX:37:THR:HG21	1.75	0.66
32:YI:4:ILE:HG12	32:YI:18:VAL:HG22	1.76	0.66
1:QA:922:G:H4'	5:QE:20:GLN:HA	1.77	0.66
32:RI:3:VAL:HG12	32:RI:38:LEU:HA	1.77	0.66
55:R9:27:CYS:SG	55:R9:29:ASN:ND2	2.69	0.66
25:YA:2685:G:N2	25:YA:2724:C:O2	2.19	0.66
42:YW:45:TYR:CZ	42:YW:49:LYS:HD2	2.30	0.66
1:QA:826:C:H2'	1:QA:827:U:O2	1.95	0.66
3:QC:70:VAL:HG12	3:QC:72:LYS:H	1.60	0.66
25:RA:631:A:H61	25:RA:2402:C:N4	1.94	0.66
25:RA:695:G:H4'	25:RA:1380:G:H5'	1.78	0.66
47:R1:7:ILE:HG12	47:R1:91:LYS:NZ	2.11	0.66
1:XA:561:U:O2'	1:XA:562:C:OP2	2.11	0.66
10:XJ:7:LYS:HB2	10:XJ:97:GLU:HB2	1.76	0.66
13:XM:105:THR:O	13:XM:107:ALA:N	2.29	0.66
25:YA:2636:U:OP2	28:YE:79:ARG:NH1	2.29	0.66
31:YH:86:GLU:HG3	31:YH:165:ALA:N	2.10	0.66
44:YY:49:VAL:O	44:YY:51:VAL:N	2.29	0.66
19:QS:39:THR:HG22	19:QS:40:ILE:H	1.61	0.66
1:XA:390:C:O3'	16:XP:28:ARG:NH2	2.28	0.66
45:YZ:128:VAL:HB	45:YZ:161:VAL:HG13	1.78	0.66
1:XA:564:C:O2'	8:XH:91:ARG:NH2	2.29	0.66
25:YA:74:A:H4'	25:YA:75:G:O5'	1.95	0.66
25:YA:1899:G:H21	25:YA:1902:C:N4	1.94	0.66
44:YY:97:ARG:HE	44:YY:98:VAL:HB	1.61	0.66
1:QA:974:A:OP2	14:QN:41:ARG:NH1	2.29	0.66
30:RG:6:ALA:H	50:R4:23:GLU:HG2	1.61	0.66
28:RE:63:LEU:HD13	28:RE:65:GLY:H	1.60	0.66
44:RY:49:VAL:O	44:RY:51:VAL:N	2.29	0.66
25:YA:2308:G:H22	25:YA:2311:A:H2	1.43	0.66
33:YN:35:ARG:O	33:YN:37:LYS:N	2.29	0.66
35:YP:105:LEU:O	35:YP:106:LEU:HB2	1.95	0.66
45:YZ:60:GLU:HA	45:YZ:66:SER:HA	1.76	0.66
1:QA:890:G:O2'	1:QA:906:G:O6	2.13	0.66
39:RT:102:ILE:HB	39:RT:110:ILE:HD13	1.78	0.66
19:XS:50:ALA:HB1	19:XS:57:HIS:HB3	1.77	0.66
25:RA:242:G:H5''	54:R8:62:LEU:HD13	1.78	0.65
25:RA:2713:A:OP1	37:RR:14:SER:OG	2.12	0.65
36:RQ:135:ASP:OD1	36:RQ:135:ASP:N	2.23	0.65
25:YA:363(B):G:H2'	25:YA:363(C):G:H8	1.61	0.65

Continued on next page...

Continued from previous page...

Atom-1	Atom-2	Interatomic distance (Å)	Clash overlap (Å)
25:YA:2444:G:OP2	29:YF:68:LYS:HE3	1.96	0.65
41:YV:21:ARG:HD2	41:YV:91:TYR:CD1	2.31	0.65
27:RD:108:PRO:HG2	27:RD:111:LEU:HG	1.78	0.65
45:RZ:150:LEU:HD21	45:RZ:172:ALA:HB3	1.77	0.65
1:XA:547:A:OP1	4:XD:73:ARG:NH2	2.30	0.65
39:YT:16:ARG:HD3	39:YT:19:LEU:HD11	1.77	0.65
47:Y1:29:GLY:O	47:Y1:31:GLY:N	2.30	0.65
25:RA:1289:C:H2'	25:RA:1290:C:C6	2.31	0.65
25:RA:2469:A:H2	25:RA:2481:G:H21	1.44	0.65
1:XA:559:A:OP1	5:XE:126:ARG:NH2	2.30	0.65
1:XA:674:G:H2'	1:XA:675:A:H8	1.60	0.65
1:XA:1342:C:H4'	9:XI:125:TYR:HB3	1.78	0.65
25:YA:1863:G:HO2'	25:YA:2411:A:HO2'	1.44	0.65
25:YA:2306:C:H2'	25:YA:2307:G:H21	1.62	0.65
1:QA:1080:A:H5''	5:QE:16:THR:HG21	1.79	0.65
27:RD:27:THR:HG21	27:RD:81:ALA:HB1	1.78	0.65
35:RP:59:LEU:HA	35:RP:61:ARG:NE	2.12	0.65
50:R4:1:MET:SD	50:R4:6:HIS:NE2	2.69	0.65
1:XA:67:C:H2'	1:XA:68:G:C8	2.31	0.65
25:YA:780:G:N2	25:YA:783:A:H62	1.94	0.65
25:YA:1771:C:H1'	25:YA:1786:A:C8	2.32	0.65
40:YU:8:VAL:HG23	40:YU:11:ARG:HH21	1.62	0.65
1:QA:191:G:H1'	20:QT:105:SER:HB3	1.79	0.65
2:QB:82:ARG:HA	2:QB:92:TYR:CE2	2.31	0.65
52:R6:11:LEU:HD23	52:R6:26:ASN:HB3	1.78	0.65
25:YA:1287:A:N7	37:YR:107:ASP:HB2	2.11	0.65
25:RA:1204:A:H2	25:RA:1241:A:N1	1.94	0.65
44:RY:38:ILE:HG22	44:RY:66:PRO:HA	1.79	0.65
25:YA:443:A:H3'	29:YF:45:ARG:NH1	2.11	0.65
48:Y2:50:ILE:HD12	48:Y2:51:ARG:H	1.62	0.65
51:Y5:40:LYS:HZ1	51:Y5:48:GLU:HB2	1.61	0.65
3:QC:9:GLY:HA2	3:QC:12:LEU:HD23	1.78	0.65
25:RA:846:C:O2'	25:RA:847:U:OP2	2.13	0.65
1:XA:1126:U:H5	1:XA:1127:G:C4	2.14	0.65
25:YA:768:G:N2	25:YA:1379:A:O2'	2.30	0.65
31:YH:20:ALA:HB3	31:YH:23:ARG:HG2	1.77	0.65
1:QA:612:C:O2	1:QA:629:G:N2	2.29	0.65
35:RP:71:VAL:HG13	35:RP:72:PRO:HD3	1.78	0.65
1:XA:243:A:H4'	1:XA:244:U:O5'	1.97	0.65
1:XA:1286:A:H5''	21:XU:26:LYS:HD2	1.78	0.65
2:XB:178:ARG:NH1	2:XB:196:LEU:O	2.29	0.65

Continued on next page...

Continued from previous page...

Atom-1	Atom-2	Interatomic distance (Å)	Clash overlap (Å)
5:XE:152:ARG:NH2	8:XH:107:LEU:O	2.28	0.65
11:XK:21:ILE:HB	11:XK:84:VAL:HG12	1.78	0.65
20:XT:97:ALA:O	20:XT:99:LEU:N	2.30	0.65
25:YA:31:C:O3'	25:YA:1238:G:H5''	1.97	0.65
46:Y0:10:THR:HG22	46:Y0:12:ASN:H	1.62	0.65
16:QP:53:VAL:HG12	16:QP:79:VAL:HG22	1.77	0.65
22:QV:76:A:H2'	25:RA:2602:A:N6	2.11	0.65
25:RA:1817:G:OP1	27:RD:88:ARG:NH2	2.28	0.65
1:QA:1175:G:H2'	1:QA:1176:A:C8	2.32	0.65
22:QV:23:C:H2'	22:QV:24:U:C6	2.31	0.65
25:RA:2439:A:H5'	25:RA:2439:A:C8	2.31	0.65
35:RP:47:ASP:OD1	35:RP:50:ARG:NH2	2.30	0.65
35:RP:85:LEU:HA	35:RP:88:LEU:HD22	1.79	0.65
27:YD:44:ASN:HB3	27:YD:49:ILE:HA	1.78	0.65
31:YH:153:LYS:HG3	31:YH:161:GLY:HA2	1.78	0.65
51:Y5:56:LYS:H	51:Y5:56:LYS:HD2	1.60	0.65
1:QA:1002:G:H2'	1:QA:1003:G:C8	2.30	0.64
34:RO:4:PRO:O	34:RO:5:GLN:HB2	1.96	0.64
51:R5:58:LEU:HD13	51:R5:60:VAL:HG12	1.78	0.64
3:XC:122:GLU:OE1	3:XC:126:ARG:NH2	2.29	0.64
25:YA:1190:G:OP1	35:YP:30:THR:OG1	2.15	0.64
25:YA:2853:C:H2'	25:YA:2854:G:H8	1.61	0.64
27:YD:80:ALA:HB3	27:YD:94:LEU:HD13	1.79	0.64
29:YF:107:LYS:HD2	29:YF:207:GLY:H	1.62	0.64
1:QA:1095:U:P	1:QA:1108:G:H1	2.19	0.64
1:QA:1135:U:H4'	1:QA:1136:U:H5	1.62	0.64
13:QM:3:ARG:HD2	13:QM:9:ILE:HG12	1.79	0.64
22:QV:23:C:H2'	22:QV:24:U:H6	1.62	0.64
25:YA:1639:U:H2'	25:YA:1640:C:H5''	1.79	0.64
1:QA:1152:A:H5''	10:QJ:13:HIS:CD2	2.32	0.64
25:RA:1329:U:H5''	25:RA:1330:C:H5	1.62	0.64
45:YZ:182:LYS:HG3	45:YZ:183:LEU:HA	1.78	0.64
25:RA:330:A:H2	25:RA:1210:A:H2'	1.60	0.64
25:RA:1059:G:O6	25:RA:1079:C:N4	2.30	0.64
25:RA:1678:G:H22	25:RA:1989:G:H22	1.44	0.64
27:RD:65:ILE:HD11	27:RD:67:PHE:CE1	2.31	0.64
15:XO:26:GLU:OE2	15:XO:77:ARG:NH1	2.31	0.64
27:YD:30:GLU:HG3	27:YD:63:ARG:NH2	2.12	0.64
31:YH:153:LYS:HB3	31:YH:162:ILE:H	1.63	0.64
36:YQ:78:PRO:O	36:YQ:79:LEU:HB2	1.97	0.64
5:QE:11:ILE:HD11	5:QE:31:LEU:HD12	1.80	0.64

Continued on next page...

Continued from previous page...

Atom-1	Atom-2	Interatomic distance (Å)	Clash overlap (Å)
25:RA:270(T):G:H5''	47:R1:97:LEU:HD22	1.78	0.64
27:RD:8:PRO:HB3	27:RD:14:ARG:HB2	1.79	0.64
27:RD:35:LYS:HG2	27:RD:64:ILE:N	2.12	0.64
1:XA:1226:C:O2'	13:XM:111:LYS:NZ	2.30	0.64
25:YA:2543:G:H2'	25:YA:2544:G:C8	2.33	0.64
40:YU:88:ILE:HG22	40:YU:90:VAL:HG23	1.79	0.64
1:QA:673:G:H2'	1:QA:674:G:C8	2.33	0.64
1:QA:953:G:H5'	1:QA:965:A:H61	1.63	0.64
1:QA:1055:A:N7	1:QA:1200:C:N4	2.46	0.64
26:RB:52:A:O2'	26:RB:53:A:N7	2.31	0.64
1:XA:664:G:N2	1:XA:741:G:H1	1.93	0.64
10:QJ:53:PRO:HA	14:QN:42:ILE:HD12	1.79	0.64
10:QJ:77:PRO:O	10:QJ:79:ARG:NH1	2.30	0.64
25:RA:155:C:H42	25:RA:171:G:H1	1.44	0.64
29:RF:192:LEU:HD22	29:RF:194:MET:HG2	1.80	0.64
28:YE:9:VAL:HB	28:YE:25:VAL:HG23	1.80	0.64
1:QA:963:G:H1	1:QA:972:C:H42	1.43	0.64
36:RQ:17:LEU:HD21	36:RQ:41:TRP:CD1	2.33	0.64
40:RU:90:VAL:O	40:RU:92:ARG:N	2.30	0.64
1:XA:963:G:H1	1:XA:972:C:H42	1.45	0.64
1:XA:1443:G:N2	25:YA:2864:G:OP1	2.27	0.64
25:YA:2646:C:OP2	25:YA:2732:G:O2'	2.15	0.64
37:YR:51:LEU:HD13	37:YR:66:VAL:HG13	1.79	0.64
2:QB:5:ILE:HG21	2:QB:221:LEU:HD23	1.78	0.64
1:XA:1095:U:P	1:XA:1108:G:H1	2.21	0.64
25:YA:1063:G:H22	25:YA:1076:C:H1'	1.62	0.64
1:QA:114:U:H2'	1:QA:115:G:C8	2.32	0.64
25:RA:2111:C:N3	25:RA:2118:U:O2'	2.30	0.64
27:RD:35:LYS:HG2	27:RD:64:ILE:H	1.63	0.64
31:RH:88:LEU:HD11	31:RH:165:ALA:HB2	1.80	0.64
36:RQ:83:MET:HB2	46:R0:7:LEU:HD12	1.79	0.64
50:R4:48:ARG:O	50:R4:50:VAL:N	2.31	0.64
3:XC:11:ARG:O	3:XC:13:GLY:N	2.30	0.64
3:XC:19:GLU:O	3:XC:40:ARG:NH2	2.30	0.64
8:XH:7:ALA:HB2	8:XH:85:ARG:HD3	1.80	0.64
25:YA:127:A:H5''	25:YA:128:C:C6	2.33	0.64
27:YD:35:LYS:NZ	27:YD:64:ILE:O	2.31	0.64
30:YG:112:PRO:HB3	50:Y4:37:SER:HB2	1.80	0.64
39:YT:36:GLU:HG3	39:YT:41:ARG:HE	1.62	0.64
1:QA:752:G:H1'	1:QA:754:C:H41	1.63	0.63
37:RR:104:ARG:HD3	37:RR:109:ALA:HB3	1.79	0.63

Continued on next page...

Continued from previous page...

Atom-1	Atom-2	Interatomic distance (Å)	Clash overlap (Å)
1:XA:701:C:O2'	1:XA:702:A:OP2	2.14	0.63
25:YA:1568:G:H4'	27:YD:59:LYS:HB3	1.80	0.63
1:QA:1318:A:H4'	19:QS:11:VAL:HG11	1.79	0.63
10:QJ:4:ILE:HB	10:QJ:74:ILE:HG13	1.81	0.63
25:RA:997:G:OP1	40:RU:93:LYS:HD3	1.98	0.63
25:RA:2107:C:H42	25:RA:2182:G:H1	1.47	0.63
25:RA:2293:C:H5''	38:RS:89:ARG:HH12	1.63	0.63
38:RS:26:LEU:HB3	38:RS:87:PHE:HA	1.81	0.63
43:RX:43:VAL:HG13	43:RX:51:VAL:HG21	1.79	0.63
25:YA:72:U:N3	48:Y2:62:THR:HG22	2.14	0.63
25:YA:468:G:N7	53:Y7:39:ARG:NH2	2.44	0.63
35:YP:58:THR:HG22	35:YP:61:ARG:HG3	1.80	0.63
48:Y2:41:ILE:HD11	48:Y2:44:LEU:HG	1.80	0.63
54:Y8:16:ILE:HD13	54:Y8:57:ARG:HG2	1.80	0.63
4:QD:7:PRO:HB2	4:QD:10:ARG:HD2	1.81	0.63
25:RA:1061:U:H5'	25:RA:1070:A:H1'	1.80	0.63
25:RA:2327:A:H2'	25:RA:2328:A:C8	2.34	0.63
47:R1:29:GLY:O	47:R1:31:GLY:N	2.29	0.63
2:XB:187:LEU:HA	2:XB:201:ILE:HB	1.79	0.63
19:QS:40:ILE:HG23	19:QS:41:VAL:HG22	1.79	0.63
25:RA:1694:C:H4'	25:RA:1695:G:O5'	1.96	0.63
45:RZ:165:VAL:HG11	45:RZ:169:GLU:HB2	1.80	0.63
48:R2:65:ASN:HB3	48:R2:69:ARG:HH22	1.61	0.63
2:XB:79:ASP:HA	2:XB:82:ARG:HB2	1.80	0.63
5:XE:98:THR:HB	5:XE:117:ASP:HB3	1.79	0.63
27:YD:25:THR:HG23	27:YD:27:THR:HB	1.80	0.63
1:QA:411:A:N6	1:QA:413:G:H21	1.95	0.63
2:QB:24:TRP:H	2:QB:24:TRP:HD1	1.46	0.63
4:QD:27:TYR:OH	6:XF:15:ASP:OD2	2.09	0.63
25:RA:806:C:OP2	35:RP:41:ARG:NH1	2.26	0.63
37:RR:33:ARG:HG3	37:RR:115:GLU:HB3	1.79	0.63
13:XM:91:ARG:HB2	13:XM:98:VAL:HG13	1.80	0.63
25:YA:1405:U:H2'	25:YA:1406:U:H6	1.63	0.63
27:YD:35:LYS:HG2	27:YD:64:ILE:N	2.13	0.63
38:YS:59:LYS:HD3	38:YS:60:GLY:H	1.62	0.63
44:YY:91:GLU:HG3	44:YY:92:ASN:H	1.63	0.63
50:Y4:48:ARG:O	50:Y4:50:VAL:N	2.31	0.63
1:QA:346:G:H1'	1:QA:347:G:H5'	1.80	0.63
1:QA:448:A:OP2	1:QA:485:G:N2	2.28	0.63
1:QA:690:G:H22	11:QK:55:LYS:HZ1	1.47	0.63
1:QA:877:C:H5''	8:QH:88:LYS:HD3	1.81	0.63

Continued on next page...

Continued from previous page...

Atom-1	Atom-2	Interatomic distance (Å)	Clash overlap (Å)
1:QA:1305:G:N2	1:QA:1331:G:H2'	2.11	0.63
35:RP:95:VAL:HG13	35:RP:100:LEU:HD21	1.79	0.63
38:RS:15:ARG:HH11	38:RS:25:ARG:HH21	1.44	0.63
25:YA:1652:A:OP1	37:YR:8:ARG:NH1	2.30	0.63
25:YA:2470:G:H5'	36:YQ:56:ARG:HH22	1.62	0.63
31:YH:83:TYR:CZ	31:YH:138:LYS:HD2	2.34	0.63
35:YP:13:ASN:O	35:YP:15:ARG:N	2.32	0.63
50:Y4:23:GLU:O	50:Y4:25:TYR:N	2.31	0.63
53:Y7:9:ARG:HH21	53:Y7:48:LYS:HD2	1.63	0.63
1:QA:339:C:OP2	34:RO:97:ARG:NH1	2.31	0.63
1:QA:1292:U:OP1	7:QG:41:ARG:NH2	2.32	0.63
8:QH:10:LEU:HD22	8:QH:83:ILE:HD11	1.80	0.63
25:RA:270(R):G:N3	47:R1:78:LYS:NZ	2.46	0.63
25:RA:1289:C:H2'	25:RA:1290:C:H6	1.64	0.63
40:RU:66:ASN:O	40:RU:70:ARG:HB2	1.98	0.63
1:XA:427:U:OP1	4:XD:13:ARG:NH2	2.31	0.63
5:XE:147:ASP:O	5:XE:151:LEU:HG	1.97	0.63
25:YA:1786:A:H2	25:YA:2606:C:H1'	1.63	0.63
25:YA:2315:G:OP1	30:YG:36:LYS:NZ	2.31	0.63
40:YU:83:LEU:HD12	40:YU:113:ALA:HB2	1.79	0.63
42:YW:41:LYS:HE3	51:Y5:25:LEU:HD21	1.80	0.63
1:QA:78:G:O6	1:QA:91:C:N4	2.31	0.63
1:QA:1023:G:H3'	1:QA:1024:G:H5''	1.79	0.63
25:RA:2683:C:OP1	39:RT:53:ARG:NH2	2.31	0.63
33:RN:13:TRP:HB2	33:RN:133:GLN:HG3	1.81	0.63
33:RN:133:GLN:HB2	33:RN:135:PRO:HD3	1.79	0.63
1:XA:299:G:H2'	1:XA:300:A:C8	2.34	0.63
13:XM:23:TYR:HB3	13:XM:67:GLU:HA	1.81	0.63
31:YH:152:ARG:HG3	31:YH:153:LYS:HD2	1.81	0.63
34:YO:13:ASN:ND2	34:YO:96:THR:O	2.30	0.63
25:RA:622:G:OP2	35:RP:108:LYS:NZ	2.27	0.63
44:RY:51:VAL:HG13	44:RY:52:SER:H	1.64	0.63
1:XA:975:A:H5'	1:XA:975:A:H8	1.64	0.63
25:YA:84:A:O5'	44:YY:8:LYS:HD3	1.99	0.63
25:YA:2068:U:H3	25:YA:2430:A:H2	1.46	0.63
52:Y6:41:PRO:HG2	52:Y6:45:LYS:H	1.63	0.63
7:QG:155:ARG:HD3	7:QG:155:ARG:H	1.64	0.62
25:RA:273(C):C:H42	25:RA:363(C):G:H1	1.47	0.62
25:RA:2633:G:O2'	28:RE:60:ASN:ND2	2.32	0.62
10:XJ:32:ALA:HB3	10:XJ:76:ASN:HB2	1.79	0.62
25:YA:1068:G:O2'	25:YA:1096:A:N3	2.32	0.62

Continued on next page...

Continued from previous page...

Atom-1	Atom-2	Interatomic distance (Å)	Clash overlap (Å)
25:YA:1348:G:H2'	25:YA:1349:A:H5''	1.81	0.62
25:YA:2394:C:OP1	35:YP:63:PRO:HD2	1.99	0.62
25:RA:307:G:H21	25:RA:330:A:H62	1.47	0.62
25:RA:1899:G:H21	25:RA:1902:C:H42	1.47	0.62
25:RA:2680:C:H5'	28:RE:189:PRO:HA	1.80	0.62
25:RA:2788:C:O2'	25:RA:2809:A:N3	2.32	0.62
29:RF:12:LEU:HD12	29:RF:17:ARG:HG2	1.80	0.62
9:XI:24:GLY:N	9:XI:60:ASP:OD1	2.29	0.62
25:YA:2817:G:OP1	37:YR:99:LYS:NZ	2.27	0.62
1:QA:1352:C:OP1	21:QU:3:LYS:NZ	2.26	0.62
28:RE:119:ARG:HG2	28:RE:160:TYR:HB2	1.80	0.62
1:XA:1125:U:OP2	1:XA:1145:C:N4	2.33	0.62
2:XB:92:TYR:CE1	2:XB:151:GLY:HA3	2.34	0.62
25:YA:996:A:H4'	40:YU:92:ARG:HE	1.65	0.62
31:YH:26:VAL:HG11	31:YH:75:ALA:HB1	1.81	0.62
1:QA:1435:G:H2'	1:QA:1436:U:C6	2.34	0.62
25:RA:2836:U:H2'	25:RA:2837:G:C8	2.33	0.62
26:RB:15:A:H5'	26:RB:16:G:H8	1.64	0.62
45:RZ:110:GLY:HA2	45:RZ:111:VAL:O	2.00	0.62
1:XA:62:U:O2'	1:XA:379:C:O2	2.14	0.62
2:XB:212:GLN:NE2	2:XB:235:SER:HB2	2.15	0.62
25:YA:2864:G:OP1	39:YT:119:LYS:HD2	1.99	0.62
30:YG:115:ARG:NH2	30:YG:137:GLU:OE1	2.33	0.62
32:YI:124:GLY:H	32:YI:142:VAL:HG23	1.63	0.62
1:QA:565:U:H5''	1:QA:566:G:H2'	1.81	0.62
1:QA:1152:A:OP1	10:QJ:68:HIS:NE2	2.31	0.62
25:RA:1287:A:N7	37:RR:107:ASP:HB2	2.14	0.62
43:RX:53:LYS:HB2	43:RX:82:GLN:HB3	1.80	0.62
47:R1:7:ILE:HG12	47:R1:91:LYS:HZ1	1.61	0.62
1:XA:1298:C:O2'	1:XA:1299:A:OP2	2.12	0.62
2:XB:12:GLU:O	2:XB:16:HIS:ND1	2.22	0.62
10:XJ:5:ARG:HH21	10:XJ:99:LYS:HD2	1.63	0.62
19:XS:13:ASP:OD1	19:XS:13:ASP:N	2.32	0.62
25:YA:2032:G:H21	28:YE:146:THR:HG23	1.64	0.62
29:YF:46:ARG:HH11	29:YF:46:ARG:HG2	1.65	0.62
30:YG:3:LEU:HD12	30:YG:4:ASP:H	1.64	0.62
32:YI:81:VAL:HG21	32:YI:88:ILE:HD12	1.80	0.62
39:YT:1:MET:O	39:YT:3:ARG:N	2.29	0.62
1:QA:816:A:OP1	1:QA:1526:G:O2'	2.17	0.62
1:QA:1152:A:H5''	10:QJ:13:HIS:HD2	1.64	0.62
25:RA:1579:A:H2'	25:RA:1580:A:C8	2.35	0.62

Continued on next page...

Continued from previous page...

Atom-1	Atom-2	Interatomic distance (Å)	Clash overlap (Å)
25:RA:1796:U:H2'	25:RA:1797:C:C6	2.34	0.62
25:RA:2776:A:OP1	25:RA:2776:A:H3'	2.00	0.62
39:RT:54:ARG:HA	39:RT:59:THR:HG23	1.82	0.62
2:XB:54:THR:HG21	2:XB:201:ILE:HD11	1.82	0.62
1:QA:1055:A:O2'	3:QC:161:GLU:OE2	2.13	0.62
11:QK:98:LEU:O	11:QK:101:SER:OG	2.14	0.62
25:RA:1827:C:OP2	27:RD:222:ARG:NH1	2.29	0.62
1:XA:976:G:H5''	1:XA:1358:U:O2'	1.98	0.62
1:XA:1130:A:O2'	9:XI:3:GLN:NE2	2.28	0.62
7:XG:111:ARG:NH1	7:XG:113:GLU:OE2	2.32	0.62
25:YA:265:A:O2'	25:YA:266:G:H4'	2.00	0.62
1:QA:792:A:H4'	1:QA:793:U:O5'	1.99	0.62
1:XA:1023:G:H3'	1:XA:1024:G:H5''	1.82	0.62
1:QA:243:A:H4'	1:QA:244:U:O5'	2.00	0.62
8:QH:6:ILE:HB	8:QH:85:ARG:NH1	2.15	0.62
12:QL:57:LYS:HG2	12:QL:67:THR:HG22	1.81	0.62
25:RA:2070:G:H2'	25:RA:2071:A:C8	2.35	0.62
50:Y4:37:SER:HB3	50:Y4:42:PHE:CD1	2.35	0.62
17:QQ:66:SER:O	17:QQ:70:ARG:NH1	2.33	0.62
25:RA:265:A:N6	25:RA:427:U:O2'	2.33	0.62
27:RD:35:LYS:HD2	27:RD:104:TYR:CD1	2.35	0.62
4:XD:111:ALA:HB2	4:XD:120:LEU:HD12	1.82	0.62
5:XE:42:GLY:HA3	5:XE:66:MET:HG2	1.82	0.62
9:XI:29:ASN:OD1	9:XI:65:VAL:N	2.29	0.62
54:Y8:23:VAL:HG11	54:Y8:46:ARG:HD3	1.81	0.62
25:RA:607:U:H3	25:RA:621:A:H2	1.43	0.61
29:RF:28:ILE:HG22	29:RF:112:MET:HB3	1.80	0.61
1:XA:677:U:H3	1:XA:713:G:H22	1.47	0.61
25:YA:1364:G:N7	47:Y1:2:SER:N	2.48	0.61
46:Y0:27:GLU:HG3	46:Y0:68:GLU:HA	1.82	0.61
11:QK:121:PRO:HD2	11:QK:126:ARG:HD3	1.80	0.61
14:QN:13:THR:N	14:QN:14:PRO:HD2	2.15	0.61
25:RA:2744:G:N2	31:RH:143:GLN:OE1	2.29	0.61
28:RE:51:PHE:CD1	28:RE:52:LEU:HG	2.34	0.61
25:YA:2776:A:OP1	25:YA:2776:A:H3'	2.00	0.61
25:RA:94:G:N3	48:R2:47:ASN:ND2	2.48	0.61
28:RE:67:PHE:O	28:RE:69:LYS:N	2.33	0.61
20:XT:100:ILE:HG13	20:XT:102:GLY:N	2.15	0.61
25:YA:1062:G:H2'	25:YA:1063:G:C8	2.35	0.61
38:YS:83:LYS:C	38:YS:109:GLY:HA3	2.21	0.61
40:YU:92:ARG:HD2	41:YV:11:GLN:HB2	1.82	0.61

Continued on next page...

Continued from previous page...

Atom-1	Atom-2	Interatomic distance (Å)	Clash overlap (Å)
10:QJ:40:LEU:HB2	10:QJ:69:ASN:HB3	1.82	0.61
25:RA:443:A:N7	29:RF:45:ARG:HD2	2.16	0.61
25:RA:2298:A:N6	25:RA:2318:G:H8	1.94	0.61
32:RI:104:GLN:O	32:RI:105:HIS:ND1	2.33	0.61
47:R1:53:VAL:HG22	47:R1:74:VAL:HG13	1.83	0.61
55:R9:25:VAL:HB	55:R9:34:GLN:HB2	1.82	0.61
1:XA:542:G:OP1	4:XD:10:ARG:NH2	2.33	0.61
25:YA:1216:G:OP2	40:YU:12:ARG:NH2	2.31	0.61
29:YF:197:ASP:OD2	29:YF:197:ASP:N	2.33	0.61
1:QA:1346:A:O2'	1:QA:1347:G:OP2	2.11	0.61
11:QK:22:HIS:HB3	11:QK:29:ILE:HG23	1.83	0.61
45:RZ:166:SER:HB2	45:RZ:168:GLU:H	1.64	0.61
25:YA:2610:C:H4'	25:YA:2611:U:OP2	1.98	0.61
3:QC:14:ILE:O	3:QC:16:ARG:N	2.33	0.61
32:RI:5:LEU:HD13	32:RI:17:GLN:HB3	1.81	0.61
1:XA:1347:G:HO2'	1:XA:1373:G:H1	1.46	0.61
4:QD:30:LYS:C	4:QD:32:ALA:H	2.03	0.61
25:RA:530:G:N1	25:RA:2022:U:OP1	2.34	0.61
25:YA:1020:A:N1	25:YA:1141:U:H2'	2.15	0.61
25:YA:2451:A:N1	56:Z8:76:PPU:HE2	2.15	0.61
1:QA:17:U:H2'	1:QA:18:C:C6	2.35	0.61
14:QN:6:LEU:HD23	14:QN:23:ARG:HH22	1.64	0.61
15:QO:82:ILE:O	15:QO:86:GLY:N	2.33	0.61
21:QU:6:ARG:HE	21:QU:15:ARG:NH2	1.99	0.61
25:RA:1026:U:H4'	25:RA:1027:A:OP1	2.01	0.61
35:RP:84:ASN:HB3	35:RP:86:LYS:HG2	1.83	0.61
36:RQ:65:PHE:O	36:RQ:67:ARG:N	2.34	0.61
1:XA:250:A:H4'	1:XA:251:G:O5'	2.00	0.61
1:XA:973:G:H3'	1:XA:974:A:H5''	1.81	0.61
2:XB:67:THR:HG21	2:XB:155:LEU:HG	1.81	0.61
8:XH:4:ASP:OD1	8:XH:85:ARG:NH1	2.33	0.61
15:XO:87:ILE:HG22	15:XO:88:ARG:H	1.64	0.61
25:YA:751:A:H5'	42:YW:90:ARG:HA	1.82	0.61
25:YA:1728:G:H3'	25:YA:1729:A:H5''	1.83	0.61
22:QV:15:C:O2'	22:QV:61:C:OP1	2.19	0.61
1:XA:686:U:O4	1:XA:703:G:H1'	1.99	0.61
25:YA:99:U:H4'	25:YA:101:G:H5''	1.81	0.61
47:Y1:83:GLU:O	47:Y1:85:LEU:N	2.34	0.61
1:QA:1133:G:H2'	1:QA:1134:G:H8	1.64	0.61
25:RA:630:G:OP1	54:R8:46:ARG:NH1	2.33	0.61
25:RA:1607:C:N4	25:RA:1622:G:OP2	2.30	0.61

Continued on next page...

Continued from previous page...

Atom-1	Atom-2	Interatomic distance (Å)	Clash overlap (Å)
45:RZ:54:HIS:CD2	45:RZ:101:PRO:HG3	2.36	0.61
25:YA:71:A:H2	43:YX:31:HIS:HE2	1.49	0.61
25:YA:1055:G:H1	25:YA:1104:C:H42	1.49	0.61
40:YU:52:ARG:HA	40:YU:55:ARG:HG3	1.83	0.61
25:RA:1771:C:O2'	25:RA:1786:A:H8	1.83	0.60
1:XA:64:G:N2	1:XA:68:G:O6	2.34	0.60
25:YA:1093:G:H4'	31:YH:170:ARG:NH2	2.16	0.60
3:QC:8:ILE:HG23	3:QC:16:ARG:HG2	1.84	0.60
25:RA:1019:U:HO2'	25:RA:1021:A:H2	1.49	0.60
25:RA:1149:G:H2'	25:RA:1150:C:C6	2.36	0.60
31:RH:8:PRO:HG2	31:RH:69:ARG:HE	1.66	0.60
38:RS:88:ASP:O	38:RS:89:ARG:HB3	2.01	0.60
39:RT:77:PRO:HB2	39:RT:80:SER:HB2	1.83	0.60
40:RU:90:VAL:HG11	41:RV:40:LEU:HD12	1.82	0.60
27:YD:72:LYS:NZ	27:YD:99:ASP:OD1	2.33	0.60
31:YH:113:VAL:HG11	31:YH:151:ILE:HD12	1.83	0.60
36:YQ:35:VAL:HG13	36:YQ:130:LYS:HB3	1.83	0.60
51:Y5:16:ARG:HG2	51:Y5:16:ARG:HH11	1.66	0.60
1:QA:45:U:H2'	1:QA:46:G:C8	2.36	0.60
1:QA:191:G:O2'	20:QT:101:GLY:O	2.20	0.60
3:QC:11:ARG:O	3:QC:13:GLY:N	2.34	0.60
25:RA:607:U:OP1	29:RF:102:PRO:HA	2.00	0.60
25:RA:1693:U:O2'	27:RD:14:ARG:NH2	2.34	0.60
37:RR:70:LEU:O	37:RR:72:ASP:N	2.31	0.60
1:XA:438:G:H4'	4:XD:123:HIS:CD2	2.35	0.60
17:XQ:11:VAL:HG12	17:XQ:85:VAL:HG13	1.83	0.60
25:YA:443:A:H3'	29:YF:45:ARG:HH12	1.65	0.60
25:YA:1165:U:H2'	25:YA:1166:C:C6	2.36	0.60
27:YD:108:PRO:HB3	27:YD:143:HIS:CE1	2.35	0.60
35:YP:95:VAL:HG13	35:YP:100:LEU:HD21	1.83	0.60
50:Y4:56:VAL:HA	50:Y4:60:GLN:HB2	1.84	0.60
9:QI:13:ALA:HB2	9:QI:68:GLY:HA3	1.82	0.60
14:QN:24:CYS:HB3	14:QN:29:ARG:H	1.66	0.60
25:RA:686:G:H21	25:RA:788:A:H61	1.49	0.60
25:RA:910:A:C5	36:RQ:13:GLN:HG3	2.35	0.60
25:YA:528:A:C2	25:YA:2042:A:H2'	2.36	0.60
27:YD:35:LYS:HD2	27:YD:104:TYR:CD1	2.35	0.60
52:Y6:25:LYS:HZ2	54:Y8:34:TRP:HZ2	1.48	0.60
1:QA:754:C:H5'	15:QO:72:ARG:HH22	1.65	0.60
4:QD:105:VAL:HG13	4:QD:110:PHE:HB2	1.83	0.60
25:RA:507:A:H5''	25:RA:508:G:H5'	1.83	0.60

Continued on next page...

Continued from previous page...

Atom-1	Atom-2	Interatomic distance (Å)	Clash overlap (Å)
25:RA:873:G:H1	25:RA:904:C:H42	1.48	0.60
27:RD:44:ASN:HB3	27:RD:49:ILE:HA	1.83	0.60
1:XA:328:C:H4'	1:XA:329:A:H5'	1.83	0.60
1:XA:991:U:O2'	1:XA:992:U:O5'	2.18	0.60
25:YA:229:A:OP1	25:YA:229:A:H4'	2.00	0.60
39:YT:84:GLN:OE1	39:YT:85:LYS:NZ	2.34	0.60
15:QO:39:LEU:HD13	15:QO:56:LEU:HB2	1.83	0.60
44:RY:87:LYS:O	44:RY:88:LYS:NZ	2.33	0.60
50:R4:23:GLU:O	50:R4:25:TYR:N	2.34	0.60
1:XA:1280:A:O2'	1:XA:1281:U:OP1	2.20	0.60
25:YA:443:A:N7	29:YF:45:ARG:HD2	2.17	0.60
34:YO:96:THR:O	34:YO:97:ARG:HB3	2.01	0.60
7:QG:26:PHE:O	7:QG:30:ILE:HG12	2.01	0.60
10:QJ:42:THR:HG23	10:QJ:68:HIS:HA	1.83	0.60
25:RA:1497:U:H5''	25:RA:1498:C:H5	1.67	0.60
25:RA:1657:C:H2'	25:RA:1658:C:H6	1.67	0.60
25:RA:2053:G:O6	25:RA:2614:A:H2	1.85	0.60
25:RA:2271:G:OP1	46:R0:18:ALA:HB1	2.02	0.60
37:RR:33:ARG:NH2	51:R5:55:ARG:HG2	2.16	0.60
51:R5:16:ARG:HH11	51:R5:16:ARG:HG2	1.66	0.60
1:XA:1446:A:O2'	1:XA:1447:G:O5'	2.20	0.60
25:YA:1057:A:H62	25:YA:1086:A:H2'	1.66	0.60
30:YG:28:VAL:HG23	30:YG:29:TRP:CD1	2.36	0.60
31:YH:4:ILE:HB	31:YH:6:ARG:HG2	1.82	0.60
45:YZ:58:VAL:O	45:YZ:60:GLU:N	2.34	0.60
55:Y9:35:ARG:HH21	55:Y9:37:GLY:HA3	1.67	0.60
1:QA:690:G:H2'	1:QA:691:G:O4'	2.02	0.60
2:QB:15:VAL:H	2:QB:16:HIS:CE1	2.20	0.60
13:QM:93:ARG:NH1	25:RA:887:A:OP1	2.34	0.60
25:RA:1266:G:O5'	42:RW:15:ARG:NH2	2.34	0.60
25:RA:2404:C:O3'	35:RP:77:ARG:NH2	2.35	0.60
25:RA:2543:G:H21	25:RA:2646:C:H5''	1.67	0.60
1:XA:828:A:H2'	1:XA:829:G:O4'	2.02	0.60
1:XA:963:G:H21	10:XJ:55:LYS:HE2	1.67	0.60
25:YA:528:A:N1	25:YA:2042:A:H2'	2.17	0.60
35:YP:147:LEU:O	35:YP:148:LEU:HB2	2.02	0.60
12:QL:84:LEU:HD22	12:QL:104:VAL:HG11	1.84	0.60
25:RA:118:A:N3	25:RA:178:G:H1'	2.16	0.60
27:RD:70:TRP:CH2	27:RD:150:LYS:HA	2.36	0.60
30:RG:114:ILE:HD13	30:RG:140:ILE:HG21	1.83	0.60
31:RH:154:PRO:HD3	31:RH:162:ILE:N	2.16	0.60

Continued on next page...

Continued from previous page...

Atom-1	Atom-2	Interatomic distance (Å)	Clash overlap (Å)
45:RZ:87:ASP:OD2	45:RZ:87:ASP:N	2.34	0.60
1:XA:1435:G:H2'	1:XA:1436:U:C6	2.37	0.60
25:YA:1430:C:H2'	25:YA:1431:U:C6	2.37	0.60
25:YA:1434:A:H61	25:YA:1558:A:H62	1.48	0.60
25:YA:2698:U:H2'	25:YA:2699:C:C6	2.37	0.60
54:Y8:50:LEU:HD12	54:Y8:51:ALA:H	1.67	0.60
1:QA:1002:G:H1	1:QA:1038:C:H42	1.47	0.60
25:RA:270(F):U:H2'	25:RA:270(G):C:C6	2.36	0.60
25:RA:631:A:OP1	35:RP:64:LYS:HE2	2.02	0.60
30:RG:64:THR:HG23	30:RG:66:GLN:H	1.66	0.60
1:XA:963:G:H21	10:XJ:55:LYS:CE	2.14	0.60
2:XB:235:SER:O	2:XB:237:ALA:N	2.35	0.60
37:YR:42:LYS:HA	37:YR:45:ARG:HD2	1.84	0.60
25:RA:1022:G:H22	25:RA:1142(A):A:H2	1.49	0.59
32:RI:57:ARG:HA	32:RI:60:GLU:HB3	1.84	0.59
45:RZ:144:LEU:HG	45:RZ:150:LEU:HD12	1.84	0.59
1:XA:690:G:H22	11:XK:55:LYS:NZ	2.00	0.59
1:XA:1262:C:H2'	1:XA:1263:C:C6	2.37	0.59
13:XM:3:ARG:HA	13:XM:9:ILE:HG21	1.83	0.59
1:QA:56:U:H4'	32:YI:82:ARG:HH22	1.67	0.59
1:QA:1054:C:OP2	1:QA:1197:G:OP2	2.20	0.59
1:QA:1118:C:H1'	1:QA:1179:A:C4	2.37	0.59
1:QA:1128:C:OP1	9:QI:66:ARG:NH2	2.33	0.59
1:QA:1277:C:HO2'	1:QA:1279:A:H8	1.50	0.59
25:RA:389:G:N1	35:RP:70:GLN:HB3	2.17	0.59
25:RA:2010:G:H5''	42:RW:42:ARG:HB2	1.85	0.59
25:YA:831:G:O2'	35:YP:38:GLN:NE2	2.35	0.59
32:YI:21:VAL:HG21	32:YI:25:TYR:HD1	1.66	0.59
13:QM:3:ARG:HB3	50:R4:34:GLU:HB3	1.83	0.59
39:RT:105:LEU:O	39:RT:107:ASP:N	2.36	0.59
54:R8:29:LYS:HB2	54:R8:44:LYS:HG2	1.84	0.59
6:XF:61:LEU:HB3	6:XF:63:TYR:HE2	1.66	0.59
22:XV:2:C:H2'	22:XV:3:G:H5'	1.83	0.59
25:YA:593:G:O4'	54:Y8:4:MET:HE1	2.02	0.59
25:YA:1980:G:O2'	25:YA:1982:C:OP2	2.19	0.59
42:YW:86:LEU:HD12	42:YW:87:PRO:HD2	1.83	0.59
1:QA:539:A:H2'	1:QA:540:G:C8	2.38	0.59
4:QD:64:LEU:HB2	4:QD:198:VAL:HG11	1.83	0.59
9:QI:9:ARG:HB3	9:QI:14:VAL:HG13	1.84	0.59
25:RA:1187:G:H5''	41:RV:81:TYR:CE2	2.37	0.59
1:XA:347:G:O2'	1:XA:348:G:OP2	2.19	0.59

Continued on next page...

Continued from previous page...

Atom-1	Atom-2	Interatomic distance (Å)	Clash overlap (Å)
1:XA:411:A:C4	1:XA:413:G:H1'	2.37	0.59
2:XB:92:TYR:HE1	2:XB:151:GLY:HA3	1.65	0.59
25:YA:775:G:O5'	25:YA:777:A:H1'	2.02	0.59
3:QC:50:ALA:HB2	3:QC:75:VAL:HB	1.85	0.59
22:QV:5:G:H1	22:QV:67:C:H42	1.50	0.59
25:RA:94:G:H21	48:R2:47:ASN:HD22	1.50	0.59
25:RA:1332:G:N2	25:RA:1610:A:C8	2.70	0.59
38:RS:38:GLN:OE1	38:RS:47:THR:OG1	2.18	0.59
1:XA:271:C:H2'	1:XA:272:C:H6	1.67	0.59
1:XA:973:G:OP1	10:XJ:57:LYS:NZ	2.34	0.59
25:YA:1932:A:H2'	25:YA:1933:G:O4'	2.03	0.59
25:YA:2031:A:C6	25:YA:2498:C:H1'	2.37	0.59
25:YA:2314:C:H2'	25:YA:2315:G:H8	1.67	0.59
31:YH:98:LEU:HD22	31:YH:125:VAL:HB	1.83	0.59
32:YI:129:THR:HG22	32:YI:137:PRO:HB3	1.84	0.59
37:YR:33:ARG:NH2	51:Y5:55:ARG:HG2	2.17	0.59
1:QA:501:C:H2'	1:QA:502:G:H8	1.68	0.59
1:QA:662:G:H2'	1:QA:663:A:C8	2.37	0.59
25:RA:389:G:H1	35:RP:70:GLN:HB3	1.66	0.59
25:RA:918:A:N3	26:RB:80:U:O2'	2.33	0.59
30:RG:67:LYS:HE2	50:R4:6:HIS:CE1	2.38	0.59
25:YA:1048:A:OP2	25:YA:1110:G:N2	2.35	0.59
25:YA:1081:U:H3'	25:YA:1082:U:H4'	1.84	0.59
42:YW:111:HIS:CD2	42:YW:112:GLY:H	2.20	0.59
53:Y7:35:ARG:HG3	53:Y7:42:LEU:HD11	1.85	0.59
13:QM:49:THR:HB	13:QM:52:GLU:HG3	1.85	0.59
25:RA:309:G:N3	25:RA:329:G:O2'	2.35	0.59
25:RA:590:A:H2'	25:RA:591:C:C6	2.37	0.59
25:RA:2818:G:OP2	37:RR:42:LYS:NZ	2.35	0.59
31:RH:105:LEU:HD13	31:RH:105:LEU:H	1.67	0.59
50:R4:16:CYS:SG	50:R4:17:GLY:N	2.75	0.59
52:R6:52:VAL:HG22	52:R6:53:LYS:HG3	1.84	0.59
1:XA:166:G:H2'	1:XA:167:G:H8	1.67	0.59
5:XE:45:PHE:CE2	5:XE:47:LYS:HD2	2.38	0.59
28:YE:36:ARG:HH21	28:YE:88:GLY:HA2	1.68	0.59
49:Y3:6:VAL:HG13	49:Y3:56:VAL:HG13	1.84	0.59
36:RQ:109:VAL:HG12	36:RQ:114:ALA:HB2	1.83	0.59
42:RW:86:LEU:HD12	42:RW:87:PRO:HD2	1.85	0.59
1:XA:1062:U:H2'	1:XA:1063:C:C6	2.38	0.59
31:YH:6:ARG:NH2	31:YH:54:ARG:HH22	2.01	0.59
35:YP:26:GLY:O	35:YP:28:GLY:N	2.35	0.59

Continued on next page...

Continued from previous page...

Atom-1	Atom-2	Interatomic distance (Å)	Clash overlap (Å)
25:RA:2364:C:OP1	46:R0:55:ARG:NH1	2.36	0.59
31:RH:121:ILE:HG13	31:RH:140:LYS:HD2	1.84	0.59
4:XD:9:CYS:SG	4:XD:22:LYS:HE2	2.39	0.59
25:YA:372:G:O2'	25:YA:373:U:P	2.61	0.59
25:YA:2291:U:H2'	25:YA:2292:C:C6	2.38	0.59
25:YA:2795:G:H3'	25:YA:2797:U:C5'	2.33	0.59
1:QA:686:U:H1'	11:QK:42:TRP:HE1	1.68	0.59
25:RA:2250:G:C4	36:RQ:82:ARG:HG3	2.37	0.59
27:RD:85:ASP:HB2	27:RD:92:ILE:HD13	1.84	0.59
10:XJ:76:ASN:O	10:XJ:78:ASN:ND2	2.36	0.59
14:YN:23:ARG:HD2	14:YN:28:GLY:O	2.03	0.59
20:XT:10:LEU:HG	20:XT:12:ALA:H	1.67	0.59
25:YA:943:U:OP2	35:YP:36:LYS:NZ	2.36	0.59
38:YS:26:LEU:HB3	38:YS:87:PHE:HA	1.85	0.59
1:QA:664:G:H22	1:QA:741:G:H1	1.49	0.58
1:QA:753:A:H4'	1:QA:754:C:O5'	2.03	0.58
7:QG:73:MET:HG2	7:QG:90:GLU:HA	1.83	0.58
25:RA:345:A:H2'	25:RA:347:A:H62	1.68	0.58
25:RA:620:G:H4'	25:RA:621:A:H5''	1.84	0.58
25:RA:1857:G:O2'	25:RA:1885:A:N6	2.36	0.58
1:XA:243:A:H4'	1:XA:244:U:H3'	1.84	0.58
25:YA:1012:U:O2'	25:YA:1013:C:OP2	2.16	0.58
25:YA:1364:G:C8	47:Y1:2:SER:N	2.70	0.58
30:YG:136:ARG:O	30:YG:154:GLY:HA2	2.02	0.58
33:YN:40:PRO:HB3	40:YU:68:ALA:HB2	1.85	0.58
38:YS:106:ARG:HA	38:YS:110:LEU:HD11	1.85	0.58
1:QA:1376:U:OP1	7:QG:94:ARG:NH1	2.36	0.58
25:RA:111:A:H4'	48:R2:69:ARG:NH2	2.18	0.58
25:RA:1178:C:H2'	25:RA:1179:C:C6	2.38	0.58
25:RA:2445:G:OP1	29:RF:74:ARG:NH2	2.37	0.58
27:RD:44:ASN:CB	27:RD:49:ILE:HA	2.33	0.58
36:RQ:137:TYR:CE2	45:RZ:83:PRO:HG3	2.38	0.58
45:RZ:158:PRO:HG2	45:RZ:161:VAL:HG21	1.85	0.58
47:R1:92:LYS:HG3	47:R1:96:LYS:HB2	1.84	0.58
25:YA:250:G:OP2	54:Y8:13:ARG:NH2	2.35	0.58
25:YA:1103:A:H5'	25:YA:1104:C:H5	1.66	0.58
27:YD:28:GLU:OE1	27:YD:29:PRO:HD2	2.03	0.58
32:YI:67:ARG:HH21	32:YI:68:LEU:HB2	1.68	0.58
37:YR:67:LEU:HD13	37:YR:76:VAL:HG21	1.84	0.58
45:YZ:146:ILE:HG22	45:YZ:176:PRO:HD3	1.85	0.58
51:Y5:4:HIS:HB3	51:Y5:5:PRO:CD	2.32	0.58

Continued on next page...

Continued from previous page...

Atom-1	Atom-2	Interatomic distance (Å)	Clash overlap (Å)
4:QD:111:ALA:HB2	4:QD:120:LEU:HD12	1.85	0.58
27:RD:71:ASP:OD2	27:RD:103:ARG:NH2	2.36	0.58
1:XA:7:G:H5'	1:XA:298:A:O4'	2.03	0.58
12:XL:38:THR:HG23	12:XL:57:LYS:HB3	1.84	0.58
25:YA:1665:A:H1'	34:YO:1:MET:HG3	1.83	0.58
43:YX:61:GLY:N	43:YX:75:ASP:OD2	2.36	0.58
47:Y1:51:VAL:HG11	47:Y1:74:VAL:HG21	1.84	0.58
1:QA:501:C:H2'	1:QA:502:G:C8	2.38	0.58
25:RA:1348:G:H2'	25:RA:1349:A:H5''	1.85	0.58
1:XA:1175:G:H2'	1:XA:1176:A:C8	2.38	0.58
3:XC:14:ILE:HG12	3:XC:15:THR:H	1.67	0.58
13:XM:13:LYS:HA	13:XM:44:ARG:HD2	1.83	0.58
25:YA:612:G:N2	25:YA:616:A:O2'	2.37	0.58
25:YA:2115:G:N2	25:YA:2165:G:N7	2.45	0.58
41:YV:44:LYS:O	41:YV:46:VAL:N	2.36	0.58
1:QA:643:C:H2'	1:QA:644:G:H8	1.69	0.58
1:QA:711:G:OP1	6:QF:54:LYS:NZ	2.32	0.58
1:QA:1422:G:H5''	34:RO:48:PRO:HB3	1.84	0.58
10:QJ:49:VAL:HG13	14:QN:41:ARG:HB2	1.85	0.58
16:QP:21:VAL:O	16:QP:33:ILE:HG12	2.03	0.58
27:RD:35:LYS:HD2	27:RD:104:TYR:CE1	2.39	0.58
1:XA:1291:G:OP1	7:XG:37:ASN:ND2	2.36	0.58
20:XT:56:MET:HG3	20:XT:88:VAL:HG21	1.85	0.58
20:XT:63:ILE:HG22	20:XT:77:ALA:HB1	1.86	0.58
31:YH:153:LYS:HB3	31:YH:154:PRO:HD3	1.85	0.58
1:QA:1298:C:O2'	1:QA:1299:A:OP2	2.20	0.58
2:QB:77:ALA:HB2	2:QB:211:ILE:HD13	1.86	0.58
25:RA:635:C:O2'	25:RA:639:U:OP1	2.19	0.58
30:RG:136:ARG:O	30:RG:154:GLY:HA2	2.03	0.58
2:XB:15:VAL:H	2:XB:16:HIS:CE1	2.22	0.58
2:XB:72:GLY:HA2	2:XB:165:VAL:HG22	1.86	0.58
2:XB:96:ARG:H	2:XB:96:ARG:HD2	1.67	0.58
9:XI:43:ALA:HA	9:XI:74:ILE:HD13	1.85	0.58
25:YA:1278:A:H4'	37:YR:34:ILE:HD12	1.85	0.58
25:YA:2294:C:OP2	38:YS:13:ARG:NH1	2.37	0.58
50:Y4:42:PHE:O	50:Y4:44:THR:N	2.36	0.58
1:QA:192:U:H2'	1:QA:193:C:H6	1.68	0.58
25:RA:1204:A:O2'	25:RA:1205:U:O5'	2.21	0.58
25:RA:1496:A:H8	25:RA:1577:C:O2'	1.85	0.58
25:RA:1803:A:O2'	27:RD:259:THR:HG21	2.03	0.58
27:RD:182:LEU:N	27:RD:272:ALA:HB3	2.18	0.58

Continued on next page...

Continued from previous page...

Atom-1	Atom-2	Interatomic distance (Å)	Clash overlap (Å)
30:RG:112:PRO:HB3	50:R4:37:SER:HB2	1.85	0.58
31:RH:89:ILE:O	31:RH:89:ILE:HG12	2.04	0.58
6:XF:36:ARG:NH1	6:XF:38:GLU:OE2	2.37	0.58
8:XH:39:LEU:HB3	8:XH:45:ILE:HG12	1.86	0.58
25:YA:780:G:H21	25:YA:783:A:N6	1.98	0.58
25:YA:1048:A:P	25:YA:1110:G:H22	2.25	0.58
37:YR:27:SER:HB3	37:YR:34:ILE:HD11	1.84	0.58
1:QA:552:U:O2'	12:QL:86:ARG:O	2.17	0.58
8:QH:121:ASP:N	8:QH:121:ASP:OD1	2.35	0.58
12:QL:53:ARG:HD3	12:QL:93:LEU:HD21	1.86	0.58
25:RA:1525:G:H2'	25:RA:1526:G:H8	1.69	0.58
25:RA:2070:G:H2'	25:RA:2071:A:H8	1.68	0.58
31:RH:87:LEU:HD22	31:RH:162:ILE:HG22	1.85	0.58
1:XA:680:C:H2'	1:XA:681:C:H6	1.69	0.58
1:XA:1065:U:O2'	1:XA:1066:C:OP2	2.16	0.58
3:XC:95:THR:HG22	3:XC:97:LYS:HG3	1.84	0.58
13:XM:93:ARG:NH1	25:YA:887:A:OP1	2.37	0.58
25:YA:1191:G:OP1	35:YP:32:THR:HB	2.04	0.58
25:YA:2655:G:O2'	25:YA:2656:U:OP2	2.21	0.58
26:RB:50:G:H5''	38:RS:61:ASN:HD21	1.68	0.58
33:RN:13:TRP:O	33:RN:135:PRO:HD2	2.03	0.58
2:XB:93:VAL:HG11	2:XB:97:TRP:HD1	1.68	0.58
19:XS:80:TYR:O	19:XS:82:GLY:N	2.36	0.58
25:YA:49:A:N7	25:YA:120:U:C5	2.70	0.58
25:YA:813:U:H2'	25:YA:814:C:C6	2.39	0.58
26:YB:41:U:C4	30:YG:70:VAL:HG23	2.38	0.58
29:YF:127:GLU:O	29:YF:129:PHE:N	2.32	0.58
34:YO:64:ARG:HG2	34:YO:79:PHE:CG	2.38	0.58
45:YZ:5:LEU:HD11	45:YZ:39:VAL:HB	1.85	0.58
7:QG:26:PHE:CE2	7:QG:30:ILE:HD11	2.38	0.58
13:QM:58:GLU:O	13:QM:62:ASN:ND2	2.31	0.58
27:RD:24:ILE:HD11	27:RD:91:ARG:HD2	1.84	0.58
32:RI:5:LEU:H	32:RI:5:LEU:HD12	1.69	0.58
35:RP:47:ASP:OD1	35:RP:49:ARG:NH1	2.37	0.58
5:XE:91:LEU:HD12	5:XE:120:THR:HG22	1.85	0.58
29:YF:28:ILE:HG22	29:YF:112:MET:HB3	1.85	0.58
37:YR:24:GLN:OE1	37:YR:36:THR:HG21	2.04	0.58
39:YT:24:PRO:HA	39:YT:49:VAL:HG13	1.85	0.58
40:YU:92:ARG:HD3	40:YU:94:ASN:HB3	1.85	0.58
25:RA:414:C:O2	25:RA:1864:U:O2'	2.18	0.57
33:RN:54:VAL:HB	33:RN:122:VAL:HG22	1.85	0.57

Continued on next page...

Continued from previous page...

Atom-1	Atom-2	Interatomic distance (Å)	Clash overlap (Å)
42:RW:71:VAL:HA	42:RW:107:LEU:HD12	1.86	0.57
7:XG:89:MET:HE1	7:XG:156:TRP:H	1.69	0.57
37:YR:117:VAL:HG22	37:YR:118:GLU:H	1.68	0.57
38:YS:59:LYS:HD3	38:YS:60:GLY:N	2.19	0.57
3:QC:134:ILE:HG23	3:QC:151:VAL:HB	1.85	0.57
25:RA:1637:A:H4'	25:RA:2711:A:O2'	2.04	0.57
25:RA:2015:A:H1'	51:R5:2:ALA:HA	1.85	0.57
25:RA:2651:C:H42	25:RA:2669:G:H1	1.53	0.57
28:RE:131:ALA:HB1	28:RE:135:HIS:HE1	1.69	0.57
44:RY:95:LYS:NZ	44:RY:99:CYS:O	2.37	0.57
1:XA:522:C:H41	12:XL:53:ARG:HH22	1.50	0.57
4:XD:9:CYS:HB3	4:XD:32:ALA:HB2	1.86	0.57
25:YA:72:U:H3	48:Y2:62:THR:HG22	1.68	0.57
30:YG:67:LYS:HE2	50:Y4:6:HIS:CE1	2.38	0.57
32:YI:33:ARG:HB3	32:YI:35:LEU:HG	1.86	0.57
36:YQ:66:ILE:HA	36:YQ:104:PHE:HA	1.85	0.57
42:YW:73:ALA:HB3	42:YW:106:ILE:HD13	1.84	0.57
1:QA:1376:U:P	7:QG:94:ARG:HH12	2.27	0.57
1:QA:1513:A:H2'	1:QA:1514:C:C6	2.39	0.57
25:RA:1771:C:H1'	25:RA:1786:A:C8	2.40	0.57
25:RA:2655:G:N2	25:RA:2665:A:OP2	2.37	0.57
30:RG:68:PRO:HB2	30:RG:90:LEU:HD12	1.86	0.57
54:R8:36:LYS:HB3	54:R8:40:GLU:HG2	1.85	0.57
1:XA:539:A:OP1	12:XL:114:LYS:NZ	2.22	0.57
1:XA:753:A:H4'	1:XA:754:C:O5'	2.03	0.57
17:XQ:55:ASP:HA	17:XQ:79:SER:HA	1.85	0.57
27:YD:65:ILE:H	27:YD:65:ILE:HD13	1.68	0.57
28:YE:35:GLN:HB3	28:YE:48:GLN:HB2	1.87	0.57
30:YG:98:ARG:NH1	50:Y4:1:MET:SD	2.77	0.57
1:QA:1129:C:H4'	1:QA:1130:A:H5'	1.86	0.57
7:QG:15:ASP:OD2	7:QG:44:TYR:OH	2.22	0.57
13:QM:14:ARG:N	13:QM:44:ARG:HD3	2.18	0.57
31:RH:153:LYS:HB3	31:RH:154:PRO:CD	2.34	0.57
37:RR:117:VAL:O	37:RR:118:GLU:HB2	2.04	0.57
3:XC:70:VAL:HG21	3:XC:76:VAL:HG11	1.85	0.57
11:XK:21:ILE:HG13	11:XK:30:VAL:HG12	1.86	0.57
25:YA:83:G:N2	25:YA:103:A:OP2	2.22	0.57
25:YA:242:G:H5''	54:Y8:62:LEU:HD13	1.86	0.57
25:YA:1103:A:H5'	25:YA:1104:C:C5	2.39	0.57
36:YQ:116:GLU:O	36:YQ:120:ILE:HG12	2.05	0.57
38:YS:10:ARG:NH2	38:YS:91:PRO:O	2.36	0.57

Continued on next page...

Continued from previous page...

Atom-1	Atom-2	Interatomic distance (Å)	Clash overlap (Å)
46:Y0:50:ASN:HB3	46:Y0:63:VAL:HG22	1.86	0.57
3:QC:134:ILE:HG22	3:QC:168:ALA:HB3	1.86	0.57
25:RA:1043:C:N3	25:RA:1112:G:N2	2.43	0.57
1:XA:673:G:H2'	1:XA:674:G:C8	2.39	0.57
25:YA:259:G:N2	25:YA:621:A:H8	2.02	0.57
25:YA:2405:G:O2'	25:YA:2411:A:N6	2.36	0.57
32:YI:40:THR:O	32:YI:44:LEU:HB2	2.04	0.57
45:YZ:158:PRO:O	45:YZ:160:GLY:N	2.37	0.57
7:QG:79:ARG:HH12	7:QG:82:GLY:HA2	1.69	0.57
25:RA:1798:U:H5'	27:RD:259:THR:HG22	1.86	0.57
44:RY:76:CYS:SG	44:RY:77:PRO:HD2	2.45	0.57
1:XA:701:C:H1'	1:XA:703:G:C6	2.39	0.57
1:XA:1453:G:H2'	20:XT:39:LYS:HE2	1.84	0.57
2:XB:96:ARG:HD3	2:XB:148:TYR:HE1	1.70	0.57
4:XD:154:ASN:OD1	4:XD:154:ASN:N	2.37	0.57
25:YA:2233:U:H2'	25:YA:2234:G:C8	2.39	0.57
30:YG:98:ARG:HH12	50:Y4:1:MET:HB3	1.69	0.57
25:RA:923:C:H2'	25:RA:924:C:C6	2.40	0.57
25:RA:2306:C:H3'	25:RA:2307:G:H5''	1.86	0.57
27:RD:145:VAL:HG13	27:RD:191:ALA:HB2	1.87	0.57
27:RD:241:PRO:O	27:RD:242:ARG:HB2	2.04	0.57
46:R0:18:ALA:O	46:R0:20:ARG:NH1	2.36	0.57
1:XA:1016:A:H2'	1:XA:1017:G:O4'	2.04	0.57
25:YA:443:A:H1'	25:YA:1201:C:O4'	2.03	0.57
25:YA:1309:G:H4'	53:Y7:7:PRO:HB2	1.85	0.57
26:YB:12:C:O2'	46:Y0:74:ARG:HG3	2.04	0.57
31:YH:149:ARG:HG3	31:YH:162:ILE:O	2.05	0.57
45:YZ:19:ARG:NH1	45:YZ:84:GLU:O	2.35	0.57
6:QF:3:ARG:NH1	6:QF:38:GLU:OE2	2.37	0.57
13:QM:23:TYR:HB3	13:QM:67:GLU:HG2	1.87	0.57
30:RG:22:ARG:HH21	30:RG:171:ALA:HB1	1.69	0.57
35:RP:58:THR:C	35:RP:61:ARG:HE	2.06	0.57
16:XP:20:VAL:HG23	16:XP:35:LYS:HA	1.86	0.57
19:XS:32:LYS:HA	19:XS:50:ALA:HB3	1.86	0.57
22:XV:51:C:H2'	22:XV:52:G:O4'	2.05	0.57
25:YA:1142(A):A:H4'	33:YN:25:ARG:HH22	1.70	0.57
25:YA:1405:U:H2'	25:YA:1406:U:C6	2.40	0.57
27:YD:71:ASP:CB	27:YD:103:ARG:HH22	2.18	0.57
35:YP:135:LEU:O	35:YP:139:LYS:HB2	2.04	0.57
2:QB:51:LEU:HD23	2:QB:201:ILE:HD12	1.86	0.57
25:RA:140:A:H8	25:RA:1408:C:O2'	1.88	0.57

Continued on next page...

Continued from previous page...

Atom-1	Atom-2	Interatomic distance (Å)	Clash overlap (Å)
25:RA:372:G:O2'	25:RA:373:U:P	2.62	0.57
25:RA:2146:C:H4'	25:RA:2147:G:C8	2.39	0.57
43:RX:60:ARG:NH1	53:R7:47:ARG:HH22	2.03	0.57
1:XA:96:G:H2'	1:XA:97:U:O4'	2.03	0.57
25:YA:1204:A:H2	25:YA:1241:A:N1	2.01	0.57
25:YA:2298:A:H62	25:YA:2318:G:H8	1.51	0.57
1:QA:1175:G:H2'	1:QA:1176:A:H8	1.68	0.57
12:QL:117:ARG:HB3	12:QL:122:THR:HB	1.86	0.57
25:RA:220:G:O2'	25:RA:233:A:N3	2.37	0.57
25:RA:2781:A:H5''	25:RA:2782:G:H5'	1.86	0.57
27:RD:44:ASN:HB2	27:RD:48:ARG:O	2.05	0.57
1:XA:1443:G:H5''	1:XA:1446:A:H2	1.69	0.57
9:XI:15:ALA:HB2	9:XI:65:VAL:HG23	1.86	0.57
25:YA:1412:A:H2'	25:YA:1413:G:C8	2.40	0.57
25:YA:1590:U:H2'	25:YA:1591:G:C8	2.39	0.57
32:YI:56:LYS:HE3	32:YI:57:ARG:HA	1.87	0.57
45:YZ:77:ASP:OD2	45:YZ:80:ARG:HD3	2.05	0.57
1:QA:620:C:C2	4:QD:135:LEU:HG	2.40	0.56
3:QC:73:PRO:HG3	3:QC:105:GLU:HG3	1.88	0.56
19:QS:41:VAL:HB	19:QS:42:PRO:CA	2.35	0.56
25:RA:1525:G:H2'	25:RA:1526:G:C8	2.40	0.56
25:RA:2645:G:H3'	25:RA:2646:C:H5'	1.86	0.56
41:RV:52:VAL:HG21	41:RV:55:ALA:HB3	1.87	0.56
1:XA:1347:G:C8	9:XI:107:ARG:HB3	2.40	0.56
25:YA:654(A):G:H8	25:YA:654(A):G:OP2	1.88	0.56
25:YA:1266:G:O5'	42:YW:15:ARG:NH2	2.38	0.56
25:YA:1359:A:N6	25:YA:1372:U:C4	2.72	0.56
25:YA:2011:U:OP1	42:YW:42:ARG:NH1	2.37	0.56
25:YA:2111:C:N3	25:YA:2118:U:O2'	2.38	0.56
25:YA:2815:C:H5'	51:Y5:29:THR:HG21	1.87	0.56
36:YQ:85:LYS:O	36:YQ:87:LYS:N	2.38	0.56
50:Y4:71:ARG:HB2	50:Y4:71:ARG:HH11	1.68	0.56
25:RA:1378:A:OP1	53:R7:10:ARG:NH2	2.37	0.56
25:RA:1614:A:H62	42:RW:93:ALA:HB2	1.70	0.56
27:RD:108:PRO:HB3	27:RD:143:HIS:CE1	2.40	0.56
27:RD:148:GLU:HB2	27:RD:151:LYS:HD2	1.87	0.56
29:RF:11:VAL:HG12	29:RF:12:LEU:H	1.69	0.56
32:RI:116:LEU:O	32:RI:118:LYS:N	2.38	0.56
36:RQ:32:TYR:HE1	36:RQ:133:ARG:HG3	1.69	0.56
1:XA:128:G:O2'	17:XQ:3:LYS:NZ	2.33	0.56
10:XJ:50:ILE:HD11	10:XJ:57:LYS:HD3	1.85	0.56

Continued on next page...

Continued from previous page...

Atom-1	Atom-2	Interatomic distance (Å)	Clash overlap (Å)
25:YA:372:G:HO2'	25:YA:400:G:H1	1.53	0.56
25:YA:551:G:H5'	25:YA:1220:A:H1'	1.87	0.56
25:YA:1359:A:H2'	25:YA:1360:A:H5'	1.88	0.56
29:YF:107:LYS:HD2	29:YF:206:ILE:HA	1.86	0.56
30:YG:81:LYS:O	30:YG:82:LEU:HB2	2.04	0.56
34:YO:85:VAL:HG11	34:YO:114:ILE:HD11	1.87	0.56
1:QA:1465:C:H2'	1:QA:1466:C:O4'	2.05	0.56
17:QQ:90:ILE:O	17:QQ:94:ASN:ND2	2.38	0.56
25:RA:507:A:C5'	25:RA:508:G:H5'	2.34	0.56
25:RA:1028:A:N6	25:RA:1125:G:H2'	2.20	0.56
25:RA:1285:G:N2	25:RA:1329:U:OP1	2.38	0.56
25:RA:1300:U:H4'	25:RA:1301:A:H5''	1.87	0.56
25:RA:1885:A:H5'	25:RA:1886:C:OP2	2.05	0.56
25:RA:2032:G:H1'	28:RE:145:LYS:HD3	1.86	0.56
25:RA:2116:G:N1	25:RA:2162:G:OP1	2.38	0.56
28:RE:10:GLY:HA3	39:RT:8:LYS:HD2	1.85	0.56
32:RI:69:LYS:HG3	32:RI:136:VAL:HB	1.87	0.56
32:RI:94:ALA:H	32:RI:116:LEU:HD13	1.70	0.56
35:RP:106:LEU:O	35:RP:107:LYS:HB2	2.05	0.56
36:RQ:43:THR:HA	36:RQ:94:VAL:HG12	1.87	0.56
1:XA:27:G:H4'	4:XD:209:ARG:HG3	1.86	0.56
1:XA:1232:U:OP1	9:XI:124:GLN:NE2	2.38	0.56
22:XV:68:C:H2'	22:XV:69:C:C6	2.41	0.56
25:YA:27:G:N2	25:YA:512:G:O2'	2.38	0.56
25:YA:518:G:H5'	42:YW:18:ARG:HH12	1.70	0.56
25:YA:1061:U:H4'	25:YA:1070:A:H1'	1.87	0.56
25:YA:1188:U:H4'	41:YV:79:VAL:HG22	1.86	0.56
25:YA:1204:A:H1'	25:YA:1206:G:C8	2.40	0.56
25:YA:2849:U:P	39:YT:95:ARG:HH12	2.28	0.56
35:YP:101:VAL:HG23	35:YP:106:LEU:HB3	1.88	0.56
39:YT:60:THR:HG22	39:YT:77:PRO:HA	1.86	0.56
41:YV:59:ALA:HB2	41:YV:96:ILE:HD13	1.87	0.56
1:QA:1367:C:H4'	10:QJ:48:THR:HG21	1.88	0.56
25:RA:960:A:H61	36:RQ:82:ARG:HH12	1.53	0.56
25:RA:2311:A:C8	30:RG:88:ILE:HD11	2.41	0.56
37:RR:67:LEU:HD13	37:RR:76:VAL:HG21	1.86	0.56
38:RS:106:ARG:HA	38:RS:110:LEU:HD11	1.87	0.56
44:RY:81:LYS:HZ3	44:RY:98:VAL:HG11	1.69	0.56
2:XB:178:ARG:HG3	8:XH:72:PRO:HA	1.86	0.56
41:YV:66:ARG:HH11	41:YV:88:ARG:HD3	1.71	0.56
45:YZ:152:ALA:HB2	45:YZ:168:GLU:HA	1.87	0.56

Continued on next page...

Continued from previous page...

Atom-1	Atom-2	Interatomic distance (Å)	Clash overlap (Å)
52:Y6:25:LYS:HE2	52:Y6:27:LYS:HE3	1.87	0.56
1:QA:336:C:H2'	1:QA:337:C:C6	2.39	0.56
8:QH:91:ARG:HB2	12:QL:7:ILE:HG13	1.87	0.56
25:RA:764:A:H5'	27:RD:210:GLY:HA2	1.86	0.56
25:RA:1798:U:C5'	27:RD:259:THR:HG22	2.35	0.56
25:RA:2392:A:H2	25:RA:2424:C:N4	2.00	0.56
36:RQ:24:GLY:O	36:RQ:26:TYR:N	2.36	0.56
41:RV:44:LYS:HE2	41:RV:45:THR:H	1.70	0.56
1:XA:343:U:HO2'	1:XA:344:A:H8	1.53	0.56
25:YA:2882:A:OP1	37:YR:96:ARG:NH1	2.38	0.56
36:YQ:137:TYR:CE2	45:YZ:83:PRO:HG3	2.41	0.56
42:YW:71:VAL:HA	42:YW:107:LEU:HD12	1.87	0.56
25:RA:74:A:H4'	25:RA:75:G:O5'	2.06	0.56
25:RA:859:G:O2'	25:RA:860:U:O2	2.16	0.56
25:RA:2404:C:H1'	35:RP:67:MET:HE1	1.87	0.56
28:RE:4:ILE:HD12	28:RE:28:ALA:HB1	1.88	0.56
36:RQ:66:ILE:HA	36:RQ:104:PHE:HA	1.87	0.56
1:XA:1392:G:H21	1:XA:1502:A:H8	1.52	0.56
3:XC:174:PRO:HD2	3:XC:182:ILE:HD11	1.88	0.56
7:XG:54:THR:O	7:XG:56:GLN:N	2.39	0.56
16:XP:20:VAL:HG21	16:XP:32:TYR:CD1	2.40	0.56
25:YA:860:U:C5	25:YA:917:A:C2	2.94	0.56
25:YA:1819:A:H4'	25:YA:1820:U:O5'	2.06	0.56
1:QA:128:G:O2'	17:QQ:3:LYS:NZ	2.35	0.56
2:QB:82:ARG:HA	2:QB:92:TYR:HE2	1.71	0.56
25:RA:993:G:OP1	40:RU:50:ARG:NH2	2.38	0.56
25:RA:1578:U:H2'	25:RA:1579:A:H5'	1.86	0.56
25:RA:1786:A:H2	25:RA:2606:C:H1'	1.70	0.56
43:RX:31:HIS:CD2	43:RX:32:PRO:HD2	2.40	0.56
1:XA:191:G:O2'	20:XT:101:GLY:O	2.23	0.56
1:XA:437:U:H2'	1:XA:438:G:O4'	2.04	0.56
1:XA:1368:G:OP1	9:XI:111:ARG:NH2	2.34	0.56
2:XB:21:ARG:O	2:XB:23:ARG:HD3	2.05	0.56
2:XB:84:GLU:HB3	2:XB:219:VAL:HG21	1.86	0.56
22:XV:61:C:H2'	22:XV:62:C:H6	1.71	0.56
31:YH:92:ILE:H	31:YH:92:ILE:HD12	1.71	0.56
32:YI:79:ILE:HB	32:YI:142:VAL:HA	1.88	0.56
34:YO:97:ARG:HA	34:YO:117:LEU:HD22	1.88	0.56
8:QH:106:GLY:O	8:QH:122:ARG:NH2	2.36	0.56
12:QL:45:PRO:HB3	12:QL:92:ASP:HB3	1.87	0.56
32:RI:8:PRO:HD3	32:RI:15:VAL:HG13	1.87	0.56

Continued on next page...

Continued from previous page...

Atom-1	Atom-2	Interatomic distance (Å)	Clash overlap (Å)
35:RP:68:GLN:HG2	54:R8:12:LYS:HD3	1.88	0.56
1:XA:1060:C:C4	3:XC:2:GLY:HA2	2.41	0.56
22:XV:3:G:O2'	22:XV:4:G:H8	1.88	0.56
25:YA:1693:U:O2'	27:YD:14:ARG:NH2	2.39	0.56
25:YA:2123:G:H1	25:YA:2175:C:H42	1.53	0.56
25:YA:2168:G:N2	25:YA:2170:A:N7	2.52	0.56
25:YA:2585:U:H5	56:Z8:76:PPU:HO2'	1.52	0.56
1:QA:266:G:H5''	1:QA:267:C:C5	2.40	0.56
1:QA:1446:A:O2'	1:QA:1447:G:O5'	2.24	0.56
10:QJ:5:ARG:HG3	10:QJ:71:LEU:HD11	1.87	0.56
25:RA:67:U:H3	25:RA:74:A:H2	1.48	0.56
25:RA:637:A:O5'	35:RP:116:GLY:HA2	2.06	0.56
25:RA:2630:G:N2	25:RA:2788:C:O2	2.38	0.56
32:RI:29:TYR:HD2	32:RI:30:LEU:HD23	1.71	0.56
40:RU:94:ASN:HD22	40:RU:94:ASN:C	2.08	0.56
1:XA:890:G:O2'	1:XA:906:G:O6	2.22	0.56
25:YA:573:G:OP2	41:YV:78:LYS:NZ	2.38	0.56
36:YQ:81:VAL:C	36:YQ:82:ARG:HG2	2.25	0.56
44:YY:95:LYS:HB3	44:YY:100:ALA:HA	1.87	0.56
4:QD:187:ARG:NH2	4:QD:193:ASP:OD2	2.38	0.56
12:QL:89:ARG:HB3	12:QL:97:ARG:HA	1.88	0.56
25:RA:550:G:O2'	25:RA:1220:A:O2'	2.18	0.56
25:RA:1794:U:H2'	25:RA:1795:C:C6	2.41	0.56
29:RF:110:LEU:HD11	29:RF:181:LEU:HD12	1.88	0.56
35:RP:121:LYS:HD3	35:RP:122:PRO:HD2	1.88	0.56
45:RZ:182:LYS:H	45:RZ:182:LYS:HD3	1.70	0.56
1:XA:522:C:H41	12:XL:53:ARG:NH2	2.04	0.56
3:XC:9:GLY:HA2	3:XC:12:LEU:HD23	1.88	0.56
3:XC:130:VAL:O	3:XC:134:ILE:HG12	2.06	0.56
4:XD:11:LEU:HD13	4:XD:66:ARG:HG2	1.87	0.56
4:XD:122:ARG:NH1	4:XD:134:ASP:O	2.39	0.56
25:YA:1952:A:C6	34:YO:22:ILE:HD12	2.41	0.56
31:YH:41:MET:HE1	31:YH:64:LEU:HB3	1.86	0.56
33:YN:40:PRO:O	40:YU:64:ARG:HD2	2.06	0.56
1:QA:953:G:N7	13:QM:104:ARG:NH2	2.54	0.55
1:QA:1510:U:H2'	1:QA:1511:G:C8	2.42	0.55
2:QB:71:VAL:HG12	2:QB:93:VAL:HB	1.88	0.55
25:RA:2543:G:H2'	25:RA:2544:G:C8	2.41	0.55
32:RI:41:GLU:HA	32:RI:44:LEU:HB2	1.86	0.55
42:RW:86:LEU:HD22	42:RW:96:ILE:HD11	1.88	0.55
51:R5:4:HIS:HB3	51:R5:5:PRO:CD	2.32	0.55

Continued on next page...

Continued from previous page...

Atom-1	Atom-2	Interatomic distance (Å)	Clash overlap (Å)
52:R6:36:LEU:HB2	52:R6:50:ARG:HA	1.89	0.55
1:XA:266:G:H5''	1:XA:267:C:H5	1.70	0.55
1:XA:674:G:H2'	1:XA:675:A:C8	2.41	0.55
1:XA:953:G:H5'	1:XA:965:A:H61	1.71	0.55
25:YA:1077:A:H5'	25:YA:1078:U:H5''	1.88	0.55
25:YA:1427:A:H4'	25:YA:1428:C:O5'	2.05	0.55
25:YA:1678:G:H8	25:YA:1678:G:O5'	1.90	0.55
33:YN:56:ASN:N	33:YN:125:GLY:O	2.22	0.55
39:YT:29:ARG:HB2	39:YT:46:GLU:HG3	1.88	0.55
1:QA:266:G:H5''	1:QA:267:C:H5	1.70	0.55
1:QA:411:A:C4	1:QA:413:G:H1'	2.42	0.55
10:QJ:16:LEU:HD23	10:QJ:94:VAL:HG13	1.88	0.55
10:QJ:78:ASN:O	10:QJ:81:THR:OG1	2.24	0.55
25:RA:1769:G:O2'	25:RA:1958:C:OP1	2.17	0.55
25:RA:1816:G:H8	27:RD:62:TYR:CZ	2.24	0.55
25:RA:2308:G:N2	25:RA:2311:A:H2	2.04	0.55
39:RT:26:ASP:O	39:RT:49:VAL:HG12	2.07	0.55
1:XA:188:U:H2'	1:XA:189:U:H5''	1.88	0.55
1:XA:1450:U:O2'	1:XA:1451:A:N7	2.35	0.55
10:XJ:34:VAL:HG22	10:XJ:74:ILE:HG22	1.89	0.55
27:YD:232:PRO:HB3	27:YD:244:ARG:NH1	2.21	0.55
39:YT:39:ARG:HG2	39:YT:40:THR:H	1.72	0.55
1:QA:1104:G:H4'	2:QB:111:ARG:NH1	2.21	0.55
25:RA:2150:U:H2'	25:RA:2151:G:C8	2.42	0.55
25:RA:2618:G:H21	28:RE:150:VAL:HG21	1.70	0.55
28:RE:63:LEU:CD1	28:RE:65:GLY:H	2.20	0.55
34:RO:78:ARG:HH21	39:RT:103:ARG:NH2	2.03	0.55
47:R1:53:VAL:HG11	47:R1:90:ILE:HD11	1.88	0.55
2:XB:158:LEU:HD13	2:XB:182:ILE:HD11	1.89	0.55
25:YA:1285:G:N2	25:YA:1329:U:OP1	2.35	0.55
25:YA:1798:U:H5'	27:YD:259:THR:HG22	1.88	0.55
25:RA:898:C:H2'	25:RA:899:A:H5'	1.88	0.55
41:RV:7:THR:HG23	41:RV:22:VAL:HG11	1.88	0.55
50:R4:24:THR:OG1	50:R4:25:TYR:N	2.38	0.55
5:XE:37:ARG:HA	5:XE:114:GLY:N	2.21	0.55
5:XE:50:GLU:HB3	5:XE:53:LEU:HD13	1.88	0.55
6:XF:97:PHE:HD2	18:XR:31:LEU:HD21	1.70	0.55
15:XO:18:PHE:CE1	15:XO:21:ASP:HB2	2.41	0.55
25:YA:264:C:C2'	25:YA:265:A:H5''	2.37	0.55
25:YA:287:C:H2'	25:YA:288:C:H6	1.71	0.55
25:YA:2788:C:O2'	25:YA:2809:A:N3	2.39	0.55

Continued on next page...

Continued from previous page...

Atom-1	Atom-2	Interatomic distance (Å)	Clash overlap (Å)
29:YF:101:LEU:O	29:YF:106:ARG:NH1	2.40	0.55
30:YG:67:LYS:HZ1	50:Y4:6:HIS:CD2	2.24	0.55
41:YV:38:LEU:H	41:YV:51:VAL:HG13	1.70	0.55
54:Y8:50:LEU:HD12	54:Y8:51:ALA:N	2.21	0.55
1:QA:683:G:H2'	1:QA:684:A:C8	2.41	0.55
1:QA:757:U:H2'	1:QA:758:G:O4'	2.07	0.55
1:QA:1336:C:H1'	1:QA:1337:G:C2	2.41	0.55
8:QH:86:ILE:HG13	8:QH:133:LEU:HD22	1.89	0.55
9:QI:77:ILE:O	9:QI:81:ILE:HG12	2.07	0.55
32:RI:92:VAL:HG13	32:RI:120:ILE:HG23	1.87	0.55
36:RQ:30:GLY:CA	36:RQ:107:ALA:HB2	2.37	0.55
44:RY:81:LYS:HB2	44:RY:96:ILE:HG22	1.89	0.55
1:XA:404:U:H2'	1:XA:405:U:H6	1.71	0.55
20:XT:49:ALA:HB1	20:XT:99:LEU:HB2	1.89	0.55
25:YA:1026:U:H1'	25:YA:1027:A:O5'	2.05	0.55
25:YA:1637:A:H4'	25:YA:2711:A:O2'	2.06	0.55
25:YA:2680:C:H5'	28:YE:189:PRO:HA	1.88	0.55
31:YH:121:ILE:HG12	31:YH:140:LYS:HD2	1.89	0.55
2:QB:5:ILE:HD12	2:QB:224:GLN:HG2	1.89	0.55
25:RA:626:U:H5''	25:RA:627:A:H5'	1.89	0.55
25:RA:1434:A:H61	25:RA:1558:A:H62	1.54	0.55
25:RA:2418:A:OP2	54:R8:29:LYS:HE2	2.06	0.55
29:RF:101:LEU:O	29:RF:106:ARG:NH1	2.40	0.55
44:RY:37:VAL:HG21	44:RY:72:VAL:HG21	1.88	0.55
1:XA:200:G:H1	1:XA:217:C:H42	1.54	0.55
1:XA:619:U:N3	4:XD:135:LEU:HD23	2.21	0.55
2:XB:82:ARG:NH1	2:XB:86:GLU:OE2	2.40	0.55
23:XY:30:C:H2'	23:XY:31:G:H8	1.71	0.55
28:YE:63:LEU:HD12	28:YE:64:LYS:N	2.22	0.55
35:YP:52:GLU:HG3	35:YP:57:THR:HG22	1.88	0.55
39:YT:3:ARG:HG3	39:YT:7:ILE:HG12	1.88	0.55
52:Y6:28:ARG:HB3	52:Y6:30:THR:H	1.71	0.55
25:RA:1266:G:O2'	25:RA:2012:G:O6	2.18	0.55
25:RA:1786:A:C2	25:RA:2606:C:H1'	2.42	0.55
25:RA:2068:U:H3	25:RA:2430:A:H2	1.51	0.55
25:RA:2816:C:O3'	37:RR:99:LYS:NZ	2.38	0.55
27:RD:35:LYS:NZ	27:RD:104:TYR:HB2	2.22	0.55
32:RI:21:VAL:HG21	32:RI:25:TYR:HD1	1.71	0.55
40:RU:52:ARG:HA	40:RU:55:ARG:HG3	1.88	0.55
44:RY:95:LYS:CB	44:RY:100:ALA:HA	2.36	0.55
44:RY:96:ILE:HG12	44:RY:101:LYS:HB2	1.88	0.55

Continued on next page...

Continued from previous page...

Atom-1	Atom-2	Interatomic distance (Å)	Clash overlap (Å)
50:R4:16:CYS:SG	50:R4:36:CYS:N	2.79	0.55
1:XA:266:G:O2'	1:XA:267:C:OP2	2.23	0.55
1:XA:1298:C:H4'	1:XA:1299:A:C4	2.41	0.55
1:XA:1422:G:H5''	34:YO:48:PRO:HB3	1.88	0.55
25:YA:459:U:H5''	53:Y7:40:TRP:CD2	2.42	0.55
25:YA:527:C:OP2	25:YA:2779:U:H5	1.90	0.55
25:YA:2126:A:H4'	25:YA:2127:G:O5'	2.07	0.55
31:YH:157:TYR:HA	31:YH:171:LEU:O	2.06	0.55
35:YP:62:LEU:HD12	54:Y8:30:ARG:NH1	2.22	0.55
41:YV:34:GLU:O	41:YV:36:PRO:HD3	2.06	0.55
46:Y0:27:GLU:HB2	46:Y0:69:PHE:HD1	1.72	0.55
54:Y8:60:LEU:HB3	54:Y8:63:PRO:HG2	1.89	0.55
1:QA:34:C:H2'	1:QA:35:G:H8	1.72	0.55
1:QA:828:A:H2'	1:QA:829:G:O4'	2.06	0.55
10:QJ:51:ARG:NH2	14:QN:58:LYS:HZ1	2.04	0.55
14:QN:48:ALA:HB2	14:QN:53:LEU:HD12	1.89	0.55
25:RA:50:U:H4'	25:RA:51:G:OP2	2.07	0.55
25:RA:242:G:C8	54:R8:5:LYS:HG2	2.42	0.55
31:RH:109:PHE:HZ	31:RH:152:ARG:HG2	1.72	0.55
43:RX:25:LYS:HD3	43:RX:80:ILE:HD11	1.89	0.55
51:R5:56:LYS:H	51:R5:56:LYS:HD2	1.72	0.55
8:XH:86:ILE:HG22	8:XH:93:VAL:HG21	1.89	0.55
11:XK:34:ASP:OD1	11:XK:38:ASN:N	2.39	0.55
25:YA:863:A:H2'	25:YA:864:G:C8	2.41	0.55
25:YA:863:A:H2'	25:YA:864:G:H8	1.72	0.55
25:YA:958:U:OP2	36:YQ:14:ARG:NH1	2.40	0.55
25:YA:1093:G:H5'	31:YH:170:ARG:NH1	2.22	0.55
25:YA:1939:U:OP1	25:YA:2604:U:O2'	2.20	0.55
25:YA:2286:A:H4'	25:YA:2287:A:O4'	2.07	0.55
25:YA:2790:A:H2'	25:YA:2791:C:H5''	1.89	0.55
27:YD:43:ARG:HD2	27:YD:44:ASN:OD1	2.07	0.55
32:YI:3:VAL:HG12	32:YI:38:LEU:HA	1.87	0.55
32:YI:129:THR:HA	32:YI:137:PRO:HA	1.88	0.55
39:YT:26:ASP:O	39:YT:49:VAL:HG12	2.07	0.55
1:QA:1356:G:H2'	1:QA:1357:A:C8	2.42	0.55
25:RA:1427:A:H4'	25:RA:1428:C:O5'	2.06	0.55
25:RA:2273:A:O2'	25:RA:2274:A:H5'	2.07	0.55
25:RA:2585:U:H5	56:Z6:76:PPU:HO2'	1.55	0.55
1:XA:606:G:N2	1:XA:631:G:H8	2.04	0.55
9:XI:16:ARG:HB2	9:XI:64:THR:HB	1.89	0.55
35:YP:71:VAL:HG13	35:YP:72:PRO:HD3	1.89	0.55

Continued on next page...

Continued from previous page...

Atom-1	Atom-2	Interatomic distance (Å)	Clash overlap (Å)
42:YW:14:PRO:O	42:YW:17:VAL:N	2.40	0.55
45:YZ:48:PHE:CE2	45:YZ:52:SER:HA	2.42	0.55
1:QA:56:U:H4'	32:YI:82:ARG:NH2	2.21	0.55
9:QI:26:VAL:HG22	9:QI:61:ALA:HB3	1.89	0.55
25:RA:223:A:N1	25:RA:407:G:O2'	2.31	0.55
25:RA:301:G:H1	25:RA:316:C:H42	1.53	0.55
25:RA:1434:A:H61	25:RA:1558:A:N6	2.05	0.55
1:XA:339:C:H2'	1:XA:340:U:H6	1.71	0.55
1:XA:1223:C:P	19:XS:78:ARG:HH12	2.30	0.55
1:XA:1356:G:H2'	1:XA:1357:A:C8	2.42	0.55
25:YA:141:A:C8	25:YA:1408:C:H1'	2.41	0.55
25:YA:860:U:OP2	25:YA:916:G:N1	2.37	0.55
25:YA:1688:U:H1'	25:YA:1701:A:C6	2.42	0.55
25:YA:2820:A:C8	28:YE:109:LYS:HE2	2.42	0.55
41:YV:61:VAL:HG23	41:YV:63:GLY:H	1.71	0.55
1:QA:359:U:H2'	1:QA:360:A:C8	2.42	0.54
10:QJ:13:HIS:CE1	10:QJ:14:LYS:HE3	2.42	0.54
25:RA:1444(A):A:H4'	25:RA:1460:A:O2'	2.07	0.54
25:RA:1482:U:H3	25:RA:1512:G:H1	1.55	0.54
25:RA:2068:U:N3	25:RA:2430:A:H2	2.05	0.54
29:RF:184:TYR:CE2	29:RF:188:ARG:HD2	2.42	0.54
31:RH:124:GLU:HB3	31:RH:132:ARG:HG3	1.89	0.54
1:XA:1129:C:H5'	1:XA:1130:A:OP1	2.08	0.54
4:XD:92:VAL:O	4:XD:96:LEU:HD22	2.07	0.54
8:XH:54:ASP:N	8:XH:54:ASP:OD1	2.39	0.54
12:XL:70:ILE:HG12	12:XL:100:ILE:HD12	1.88	0.54
25:YA:330:A:HO2'	25:YA:331:A:H8	1.52	0.54
25:YA:996:A:OP2	40:YU:92:ARG:NH2	2.40	0.54
25:YA:1292:U:H2'	25:YA:1293:C:C6	2.41	0.54
25:YA:1649:G:O2'	37:YR:107:ASP:OD1	2.14	0.54
25:YA:2777:G:OP2	25:YA:2781:A:O2'	2.20	0.54
29:YF:116:ASP:OD2	35:YP:1:MET:N	2.26	0.54
39:YT:62:THR:HG22	39:YT:75:ILE:HG12	1.89	0.54
10:QJ:8:LEU:HB3	10:QJ:16:LEU:HD21	1.87	0.54
25:RA:468:G:H4'	29:RF:62:ARG:HH12	1.72	0.54
25:RA:686:G:N2	25:RA:788:A:H61	2.04	0.54
25:RA:1210:A:H5''	25:RA:1210:A:C8	2.36	0.54
25:RA:1930:G:H22	25:RA:1969:A:H5''	1.72	0.54
32:RI:113:ARG:HG3	32:RI:131:LYS:NZ	2.23	0.54
33:RN:40:PRO:HB3	40:RU:68:ALA:HB2	1.89	0.54
39:RT:1:MET:O	39:RT:3:ARG:N	2.40	0.54

Continued on next page...

Continued from previous page...

Atom-1	Atom-2	Interatomic distance (Å)	Clash overlap (Å)
45:RZ:146:ILE:HA	45:RZ:174:VAL:HB	1.90	0.54
54:R8:29:LYS:HD3	54:R8:44:LYS:HB2	1.88	0.54
1:XA:1453:G:H8	20:XT:39:LYS:HE2	1.72	0.54
3:XC:150:LYS:HE2	3:XC:152:ILE:HD11	1.88	0.54
25:YA:740:U:H2'	25:YA:741:G:C8	2.42	0.54
25:YA:898:C:H2'	25:YA:899:A:H5'	1.88	0.54
25:YA:2656:U:H3	25:YA:2665:A:H2	1.54	0.54
27:YD:12:SER:O	27:YD:16:MET:HB2	2.08	0.54
33:YN:42:TRP:O	40:YU:64:ARG:NH2	2.41	0.54
36:YQ:109:VAL:HG13	36:YQ:113:GLN:HB3	1.89	0.54
37:YR:55:ALA:HB2	37:YR:79:LEU:HD13	1.89	0.54
37:YR:56:LYS:NZ	37:YR:87:TYR:O	2.40	0.54
1:QA:652:U:H1'	1:QA:653:A:H2	1.73	0.54
25:RA:177:G:H5''	25:RA:177:G:N3	2.22	0.54
25:RA:630:G:N2	25:RA:633:A:OP2	2.34	0.54
25:RA:2126:A:H4'	25:RA:2127:G:O5'	2.07	0.54
33:RN:30:ILE:HG22	33:RN:34:LEU:HD22	1.88	0.54
36:RQ:31:ASP:O	36:RQ:134:ARG:HB2	2.07	0.54
36:RQ:54:MET:HG3	36:RQ:117:ALA:HB1	1.89	0.54
45:RZ:53:ILE:H	45:RZ:71:VAL:HG13	1.72	0.54
45:RZ:58:VAL:O	45:RZ:60:GLU:N	2.39	0.54
47:R1:58:ILE:HD11	47:R1:86:SER:HB2	1.88	0.54
10:XJ:33:GLN:HB2	10:XJ:75:ILE:HD11	1.89	0.54
25:YA:1113:U:H2'	25:YA:1114:G:C8	2.42	0.54
25:YA:2131:G:H4'	25:YA:2132:U:H4'	1.88	0.54
51:Y5:55:ARG:HG3	51:Y5:57:VAL:H	1.73	0.54
1:QA:985:C:H2'	1:QA:986:A:H8	1.73	0.54
1:QA:1200:C:O2'	1:QA:1201:A:OP2	2.22	0.54
5:QE:78:HIS:CE1	5:QE:142:LEU:HD23	2.42	0.54
25:RA:379:G:N2	47:R1:42:GLN:OE1	2.33	0.54
25:RA:1927:A:H2'	25:RA:1928:A:C8	2.43	0.54
25:RA:2444:G:OP2	29:RF:68:LYS:HE3	2.08	0.54
25:RA:2451:A:N1	56:Z6:76:PPU:HE2	2.23	0.54
25:RA:2496:C:P	36:RQ:81:VAL:HG12	2.48	0.54
27:RD:35:LYS:HZ1	27:RD:104:TYR:HB2	1.71	0.54
28:RE:35:GLN:HE21	28:RE:37:ARG:CZ	2.21	0.54
1:XA:1455:G:H5''	20:XT:31:SER:HB2	1.88	0.54
1:XA:1525:G:P	11:XK:120:ARG:HH22	2.29	0.54
5:XE:100:VAL:HG22	5:XE:118:ILE:HG22	1.90	0.54
13:XM:22:ILE:HD12	13:XM:25:ILE:HD12	1.89	0.54
18:XR:31:LEU:HD23	18:XR:31:LEU:H	1.73	0.54

Continued on next page...

Continued from previous page...

Atom-1	Atom-2	Interatomic distance (Å)	Clash overlap (Å)
25:YA:987:G:O2'	25:YA:1000:A:N3	2.38	0.54
26:YB:40:U:H1'	26:YB:45:A:H61	1.72	0.54
45:YZ:149:SER:HB2	45:YZ:172:ALA:O	2.07	0.54
46:Y0:20:ARG:O	46:Y0:24:LYS:NZ	2.39	0.54
5:QE:7:GLU:N	5:QE:35:GLY:O	2.36	0.54
9:QI:121:ARG:NH1	9:QI:122:ALA:O	2.40	0.54
32:RI:93:THR:O	32:RI:97:ILE:HG12	2.06	0.54
37:RR:103:ARG:NH1	37:RR:108:GLY:O	2.41	0.54
40:RU:112:ARG:NH2	41:RV:47:VAL:HG13	2.23	0.54
43:RX:83:VAL:CG1	43:RX:87:GLN:HB2	2.38	0.54
45:RZ:110:GLY:HA2	45:RZ:111:VAL:C	2.28	0.54
48:R2:42:GLY:O	48:R2:44:LEU:N	2.35	0.54
48:R2:50:ILE:HD12	48:R2:51:ARG:H	1.72	0.54
5:XE:12:LEU:HD21	5:XE:14:ARG:HD3	1.89	0.54
25:YA:530:G:H1'	25:YA:2021:C:O2'	2.07	0.54
25:YA:540:G:H5'	25:YA:541:C:OP2	2.07	0.54
25:YA:1085:A:O2'	25:YA:1086:A:OP1	2.23	0.54
33:YN:35:ARG:HB2	33:YN:42:TRP:CH2	2.42	0.54
35:YP:64:LYS:O	35:YP:66:GLY:N	2.41	0.54
40:YU:76:TYR:CZ	40:YU:80:ILE:HG13	2.43	0.54
45:YZ:5:LEU:HD21	45:YZ:44:PHE:HA	1.89	0.54
50:Y4:54:GLY:O	50:Y4:59:PHE:HB2	2.07	0.54
1:QA:1223:C:P	19:QS:78:ARG:HH12	2.31	0.54
13:QM:22:ILE:HB	13:QM:25:ILE:HD12	1.89	0.54
25:RA:259:G:H21	25:RA:621:A:H8	1.55	0.54
25:RA:1190:G:H5'	35:RP:32:THR:HA	1.90	0.54
30:RG:16:ARG:NH2	30:RG:28:VAL:O	2.41	0.54
51:R5:40:LYS:HG2	51:R5:47:PRO:HD2	1.90	0.54
1:XA:339:C:H2'	1:XA:340:U:C6	2.42	0.54
1:XA:598:U:H4'	8:XH:94:TYR:CD2	2.43	0.54
1:XA:807:A:H2'	1:XA:808:C:C6	2.42	0.54
12:XL:115:LYS:O	12:XL:117:ARG:N	2.35	0.54
48:Y2:35:LEU:HD12	48:Y2:53:LEU:HD12	1.89	0.54
1:QA:977:A:O2'	1:QA:981:U:N3	2.37	0.54
1:QA:978:A:O2'	1:QA:1322:C:N3	2.40	0.54
1:QA:1053:G:N7	1:QA:1200:C:H5''	2.23	0.54
25:RA:2116:G:H1	25:RA:2162:G:P	2.30	0.54
25:RA:2648:C:H2'	25:RA:2649:U:C6	2.42	0.54
25:RA:2751:G:N7	31:RH:2:SER:HB3	2.22	0.54
39:RT:111:ARG:O	39:RT:112:ARG:HG3	2.08	0.54
1:XA:1008:C:H42	1:XA:1021:G:H1	1.55	0.54

Continued on next page...

Continued from previous page...

Atom-1	Atom-2	Interatomic distance (Å)	Clash overlap (Å)
3:XC:150:LYS:HB3	3:XC:201:TYR:HB2	1.90	0.54
7:XG:20:ASP:HB3	7:XG:23:VAL:HG23	1.89	0.54
7:XG:49:ILE:O	7:XG:53:LYS:HB3	2.08	0.54
10:XJ:9:ARG:HB2	10:XJ:95:GLU:HB3	1.88	0.54
25:YA:141(A):C:H2'	25:YA:142:G:O4'	2.08	0.54
25:YA:287:C:H2'	25:YA:288:C:C6	2.42	0.54
25:YA:518:G:H5'	42:YW:18:ARG:NH1	2.23	0.54
45:YZ:82:ARG:HG3	45:YZ:83:PRO:HD2	1.90	0.54
2:QB:84:GLU:HB3	2:QB:219:VAL:HG21	1.89	0.54
25:RA:586:A:H5'	29:RF:89:VAL:HG21	1.90	0.54
25:RA:1101:U:H2'	25:RA:1102:C:H6	1.73	0.54
26:RB:51:G:N7	38:RS:62:LYS:NZ	2.47	0.54
35:RP:9:ASN:HB2	35:RP:10:PRO:HD2	1.90	0.54
1:XA:35:G:O2'	12:XL:118:SER:O	2.20	0.54
1:XA:1189:C:H5''	1:XA:1190:G:OP2	2.08	0.54
22:XV:23:C:H2'	22:XV:24:U:C6	2.43	0.54
25:YA:460:A:H2'	25:YA:461:C:O4'	2.07	0.54
25:YA:2022:U:O2'	25:YA:2617:C:H5'	2.08	0.54
25:YA:2089:U:H6	25:YA:2089:U:H5''	1.73	0.54
1:QA:1065:U:O2'	1:QA:1066:C:OP2	2.23	0.54
1:QA:1106:G:H5''	3:QC:172:ARG:HG2	1.90	0.54
1:QA:1347:G:H22	1:QA:1374:A:P	2.30	0.54
25:RA:1063:G:N2	25:RA:1076:C:O2'	2.41	0.54
25:RA:1309:G:H4'	53:R7:7:PRO:HB2	1.89	0.54
26:RB:40:U:H1'	26:RB:45:A:H61	1.72	0.54
32:RI:57:ARG:O	32:RI:61:ARG:HG2	2.08	0.54
35:RP:38:GLN:HG2	35:RP:45:LEU:CD1	2.36	0.54
37:RR:45:ARG:HA	37:RR:95:THR:HG21	1.90	0.54
45:RZ:82:ARG:HG3	45:RZ:83:PRO:HD2	1.90	0.54
1:XA:707:C:OP1	11:XK:85:ARG:NH1	2.41	0.54
1:XA:1510:U:H2'	1:XA:1511:G:C8	2.42	0.54
3:XC:15:THR:HG23	3:XC:181:ASN:HD22	1.73	0.54
13:XM:3:ARG:HA	13:XM:9:ILE:CG2	2.37	0.54
16:XP:43:LYS:HG2	16:XP:48:TRP:CE3	2.42	0.54
25:YA:125:G:H5''	53:Y7:19:ARG:HD3	1.90	0.54
30:YG:15:VAL:HG21	30:YG:176:LEU:HD23	1.90	0.54
33:YN:6:PRO:HG3	33:YN:41:ASP:HB2	1.89	0.54
25:RA:479:A:N3	25:RA:481:G:H5''	2.23	0.54
25:RA:1141:U:O2'	25:RA:1142:U:OP2	2.25	0.54
25:RA:2133:G:H1'	25:RA:2158:A:H61	1.73	0.54
25:RA:2527:C:H5''	55:R9:30:PRO:HB2	1.90	0.54

Continued on next page...

Continued from previous page...

Atom-1	Atom-2	Interatomic distance (Å)	Clash overlap (Å)
28:RE:111:ARG:HG3	28:RE:160:TYR:CD1	2.43	0.54
32:RI:33:ARG:HB3	32:RI:35:LEU:HD23	1.90	0.54
35:RP:14:LYS:O	35:RP:16:ARG:HG2	2.08	0.54
36:RQ:134:ARG:NH2	45:RZ:122:ARG:HD2	2.23	0.54
39:RT:37:GLY:O	39:RT:39:ARG:N	2.34	0.54
10:XJ:32:ALA:H	10:XJ:78:ASN:HD21	1.55	0.54
25:YA:649:G:H2'	25:YA:650:C:C6	2.42	0.54
25:YA:1341:U:OP2	25:YA:1394:U:O2'	2.22	0.54
25:YA:1678:G:N2	25:YA:1989:G:H22	2.05	0.54
25:YA:1929:G:H4'	25:YA:1930:G:OP1	2.08	0.54
25:YA:2126:A:N6	25:YA:2163:C:O2'	2.41	0.54
1:QA:22:G:H4'	1:QA:885:G:C8	2.43	0.53
1:QA:1255:G:O2'	1:QA:1258:G:O2'	2.23	0.53
2:QB:235:SER:O	2:QB:237:ALA:N	2.41	0.53
4:QD:149:ALA:HB3	4:QD:152:SER:HB2	1.90	0.53
4:QD:194:LEU:HD12	4:QD:195:ALA:H	1.73	0.53
19:QS:10:PHE:HE2	19:QS:16:LEU:HD22	1.73	0.53
20:QT:75:ASN:OD1	20:QT:75:ASN:N	2.40	0.53
25:RA:2544:G:O5'	25:RA:2544:G:H8	1.91	0.53
50:R4:56:VAL:HA	50:R4:60:GLN:HB2	1.89	0.53
1:XA:1234:C:O2'	1:XA:1235:U:H5'	2.08	0.53
25:YA:528:A:HO2'	25:YA:529:A:H5'	1.73	0.53
25:YA:996:A:H4'	40:YU:92:ARG:NE	2.22	0.53
25:YA:2212:A:H1'	25:YA:2215:G:C5	2.43	0.53
25:YA:2712:U:O2'	25:YA:2712(A):A:OP1	2.26	0.53
27:YD:70:TRP:CH2	27:YD:150:LYS:HA	2.43	0.53
28:YE:78:LEU:HG	28:YE:79:ARG:NE	2.23	0.53
28:YE:111:ARG:HD2	28:YE:160:TYR:CD1	2.42	0.53
35:YP:62:LEU:HD12	54:Y8:30:ARG:HH11	1.72	0.53
35:YP:88:LEU:HD12	35:YP:95:VAL:HG11	1.90	0.53
1:QA:510:A:OP2	4:QD:49:ARG:NH2	2.41	0.53
2:QB:204:ASN:HD22	2:QB:206:ASP:H	1.56	0.53
25:RA:27:G:N2	25:RA:512:G:H1'	2.22	0.53
25:RA:321:G:H5''	29:RF:136:THR:HG23	1.90	0.53
27:RD:44:ASN:HD22	27:RD:44:ASN:N	2.06	0.53
39:RT:33:LYS:HD2	39:RT:82:LEU:HA	1.89	0.53
1:XA:1314:C:N4	19:XS:2:PRO:O	2.40	0.53
2:XB:82:ARG:HA	2:XB:92:TYR:CE2	2.43	0.53
2:XB:162:ILE:O	2:XB:185:ILE:HG12	2.08	0.53
3:XC:14:ILE:O	3:XC:16:ARG:N	2.35	0.53
25:YA:2114:A:N6	25:YA:2119:A:H62	2.07	0.53

Continued on next page...

Continued from previous page...

Atom-1	Atom-2	Interatomic distance (Å)	Clash overlap (Å)
25:YA:2712:U:O2'	25:YA:2712(A):A:H8	1.90	0.53
25:YA:2832:U:H4'	25:YA:2833:G:H5''	1.90	0.53
27:YD:43:ARG:CB	27:YD:54:ARG:HB2	2.38	0.53
41:YV:66:ARG:NH1	41:YV:88:ARG:HD3	2.23	0.53
1:QA:957:U:H4'	19:QS:79:THR:HB	1.91	0.53
3:QC:84:ILE:HD11	3:QC:88:ARG:HH21	1.73	0.53
25:RA:278:A:H61	25:RA:362:U:H3	1.56	0.53
25:RA:1051:G:H2'	25:RA:1052:C:O4'	2.07	0.53
25:RA:1203:G:H3'	25:RA:1204:A:H5''	1.89	0.53
25:RA:1688:U:H1'	25:RA:1701:A:C6	2.44	0.53
25:RA:2061:G:OP2	25:RA:2502:G:H5'	2.09	0.53
25:RA:2469:A:H5'	25:RA:2470:G:OP2	2.08	0.53
35:RP:61:ARG:HD2	54:R8:13:ARG:HD2	1.90	0.53
45:RZ:152:ALA:O	45:RZ:154:ASP:N	2.40	0.53
45:RZ:166:SER:H	45:RZ:167:PRO:HA	1.74	0.53
1:XA:346:G:H1'	1:XA:347:G:H5'	1.90	0.53
1:XA:691:G:H2'	1:XA:692:U:C6	2.44	0.53
1:XA:1305:G:O2'	1:XA:1306:A:C8	2.61	0.53
10:XJ:4:ILE:HG12	10:XJ:100:THR:HG22	1.89	0.53
25:YA:443:A:H5''	25:YA:444:C:OP1	2.09	0.53
25:YA:2564:A:C2	25:YA:2647:U:H4'	2.43	0.53
33:YN:30:ILE:HG23	33:YN:52:VAL:HG11	1.91	0.53
1:QA:411:A:H62	1:QA:413:G:N2	2.06	0.53
12:QL:55:VAL:HG12	12:QL:69:TYR:HA	1.90	0.53
15:QO:6:GLU:OE2	15:QO:6:GLU:N	2.35	0.53
25:RA:372:G:O2'	25:RA:373:U:OP2	2.27	0.53
25:RA:859:G:O2'	25:RA:860:U:P	2.67	0.53
25:RA:943:U:OP2	35:RP:36:LYS:HG2	2.08	0.53
25:RA:2753:A:O2'	55:R9:15:LYS:NZ	2.42	0.53
25:RA:2772:C:H2'	25:RA:2773:C:C6	2.43	0.53
25:RA:2772:C:H2'	25:RA:2773:C:H6	1.74	0.53
29:RF:32:LEU:O	29:RF:36:VAL:HG23	2.09	0.53
34:RO:2:ILE:HD13	34:RO:8:LEU:HD11	1.90	0.53
36:RQ:32:TYR:CE1	36:RQ:133:ARG:HG3	2.43	0.53
41:RV:99:ILE:O	41:RV:101:GLY:N	2.42	0.53
42:RW:25:ARG:NH2	42:RW:74:ALA:O	2.33	0.53
1:XA:64:G:H5'	1:XA:65:U:H5'	1.90	0.53
1:XA:1301:U:H3'	1:XA:1302:U:H5'	1.91	0.53
1:XA:1399:C:C2	1:XA:1502:A:N6	2.77	0.53
17:XQ:4:LYS:HE3	17:XQ:6:LEU:HD21	1.90	0.53
19:XS:36:ARG:NH1	19:XS:52:TYR:O	2.42	0.53

Continued on next page...

Continued from previous page...

Atom-1	Atom-2	Interatomic distance (Å)	Clash overlap (Å)
25:YA:796:C:H2'	25:YA:797:C:C6	2.43	0.53
25:YA:1019:U:O2'	25:YA:1021:A:H2	1.91	0.53
25:YA:1614:A:N6	42:YW:88:ARG:H	2.05	0.53
25:YA:2467:C:H4'	36:YQ:123:HIS:CD2	2.42	0.53
25:YA:2853:C:H2'	25:YA:2854:G:C8	2.40	0.53
27:YD:30:GLU:HG3	27:YD:63:ARG:HH21	1.72	0.53
27:YD:244:ARG:HB2	27:YD:245:PRO:HD2	1.90	0.53
32:YI:62:LYS:HE3	32:YI:134:PRO:HG2	1.90	0.53
35:YP:92:GLU:HA	35:YP:123:LEU:HD23	1.89	0.53
36:YQ:12:GLN:HG2	36:YQ:73:PRO:HD2	1.90	0.53
48:Y2:15:LYS:H	48:Y2:67:LYS:HE2	1.73	0.53
3:QC:35:GLU:HG2	3:QC:59:ARG:NH2	2.24	0.53
8:QH:51:VAL:HG11	8:QH:60:ARG:HG3	1.90	0.53
25:RA:229:A:H4'	25:RA:229:A:OP1	2.07	0.53
25:RA:1020:A:N1	25:RA:1141:U:O2'	2.40	0.53
25:RA:1021:A:H8	25:RA:1022:G:H5''	1.72	0.53
29:RF:135:LYS:HB3	29:RF:138:GLU:HG3	1.90	0.53
31:RH:149:ARG:HE	31:RH:154:PRO:HG2	1.72	0.53
32:RI:88:ILE:O	32:RI:121:LYS:NZ	2.40	0.53
38:RS:106:ARG:HA	38:RS:110:LEU:HD21	1.91	0.53
48:R2:10:LEU:O	48:R2:13:ALA:N	2.40	0.53
1:XA:881:G:P	12:XL:12:ARG:HH22	2.32	0.53
1:XA:933:G:O6	7:XG:3:ARG:NH2	2.41	0.53
1:XA:949:A:N7	13:XM:106:ASN:ND2	2.56	0.53
2:XB:60:ASP:O	2:XB:64:ARG:HG2	2.09	0.53
9:XI:111:ARG:NE	9:XI:112:LYS:O	2.38	0.53
11:XK:84:VAL:HG11	11:XK:95:ILE:HD11	1.90	0.53
25:YA:1570:A:H2'	25:YA:1571:A:C8	2.42	0.53
25:YA:2150:U:H2'	25:YA:2151:G:C8	2.44	0.53
25:YA:2438:U:O3'	25:YA:2439:A:H3'	2.08	0.53
25:YA:2469:A:O2'	36:YQ:56:ARG:HG2	2.08	0.53
39:YT:51:ARG:CG	39:YT:98:LYS:HG3	2.38	0.53
39:YT:105:LEU:O	39:YT:107:ASP:N	2.42	0.53
39:YT:112:ARG:O	39:YT:112:ARG:NE	2.39	0.53
55:Y9:27:CYS:SG	55:Y9:28:GLU:N	2.82	0.53
1:QA:976:G:H5''	1:QA:1358:U:O2'	2.09	0.53
1:QA:1348:U:H4'	9:QI:120:ARG:HD2	1.91	0.53
26:RB:72:G:O2'	26:RB:104:A:N6	2.41	0.53
32:RI:144:VAL:HG22	32:RI:145:VAL:H	1.73	0.53
44:RY:98:VAL:HG13	44:RY:99:CYS:SG	2.48	0.53
1:XA:130:A:N6	1:XA:233:C:O2	2.42	0.53

Continued on next page...

Continued from previous page...

Atom-1	Atom-2	Interatomic distance (Å)	Clash overlap (Å)
25:YA:226:G:O2'	25:YA:227:A:C8	2.61	0.53
25:YA:528:A:C2	25:YA:2043:C:H4'	2.44	0.53
25:YA:782:A:H5'	25:YA:783:A:C2	2.44	0.53
25:YA:888:C:H3'	25:YA:889:C:C4'	2.38	0.53
25:YA:2277:G:OP2	46:Y0:10:THR:HG21	2.08	0.53
25:YA:2567:G:H2'	25:YA:2568:C:C6	2.43	0.53
1:QA:673:G:O3'	6:QF:87:ARG:NH2	2.41	0.53
1:QA:690:G:H22	11:QK:55:LYS:NZ	2.05	0.53
6:QF:10:LEU:HD13	6:QF:61:LEU:HD13	1.90	0.53
25:RA:1101:U:H2'	25:RA:1102:C:C6	2.44	0.53
25:RA:1509:C:H3'	25:RA:1510:A:H5''	1.90	0.53
45:RZ:76:LEU:HD23	45:RZ:76:LEU:H	1.73	0.53
1:XA:966:G:O2'	9:XI:127:LYS:O	2.27	0.53
1:XA:1002:G:H2'	1:XA:1003:G:C8	2.40	0.53
8:XH:121:ASP:HB2	8:XH:125:ARG:NH2	2.24	0.53
20:XT:95:ALA:O	20:XT:97:ALA:N	2.42	0.53
25:YA:1178:C:H2'	25:YA:1179:C:C6	2.44	0.53
25:YA:2757:A:OP1	55:Y9:19:ARG:HA	2.09	0.53
32:YI:79:ILE:N	32:YI:141:LYS:O	2.40	0.53
1:QA:405:U:O4	4:QD:2:GLY:N	2.41	0.53
1:QA:474:G:H2'	1:QA:475:G:C8	2.44	0.53
1:QA:520:A:N1	1:QA:536:C:H1'	2.24	0.53
1:QA:1238:A:H62	1:QA:1299:A:N6	2.07	0.53
9:QI:71:SER:HA	9:QI:74:ILE:HD12	1.90	0.53
19:QS:44:MET:O	19:QS:46:GLY:N	2.40	0.53
25:RA:1771:C:HO2'	25:RA:1786:A:H8	1.56	0.53
25:RA:1858:G:O2'	25:RA:1884:A:N6	2.42	0.53
35:RP:113:LYS:HG2	35:RP:115:LEU:HD23	1.90	0.53
45:RZ:5:LEU:HD11	45:RZ:39:VAL:HB	1.91	0.53
48:R2:65:ASN:HB3	48:R2:69:ARG:NH2	2.24	0.53
1:XA:1277:C:O2'	1:XA:1279:A:H1'	2.09	0.53
1:XA:1318:A:H4'	19:XS:11:VAL:CG1	2.39	0.53
25:YA:1061:U:H3'	25:YA:1062:G:H5''	1.89	0.53
25:YA:2877:G:H2'	25:YA:2878:U:O4'	2.09	0.53
27:YD:206:LEU:O	27:YD:211:ARG:HD3	2.09	0.53
30:YG:179:PRO:HG3	50:Y4:38:LYS:NZ	2.24	0.53
32:YI:93:THR:HG22	32:YI:119:PRO:HB3	1.91	0.53
33:YN:96:GLU:HG2	33:YN:97:ARG:N	2.24	0.53
39:YT:16:ARG:HE	39:YT:19:LEU:HD21	1.73	0.53
40:YU:102:GLU:OE1	41:YV:13:ARG:NH2	2.42	0.53
1:QA:119:A:H4'	1:QA:120:A:O5'	2.07	0.53

Continued on next page...

Continued from previous page...

Atom-1	Atom-2	Interatomic distance (Å)	Clash overlap (Å)
1:QA:1053:G:O6	1:QA:1199:U:H2'	2.08	0.53
1:QA:1304:G:N2	1:QA:1332:A:OP2	2.38	0.53
1:QA:1336:C:O2'	1:QA:1337:G:O5'	2.25	0.53
25:RA:1050:A:H2'	25:RA:1051:G:O4'	2.08	0.53
42:RW:110:LYS:HG3	42:RW:111:HIS:ND1	2.23	0.53
1:XA:633:G:H5'	1:XA:634:C:OP2	2.08	0.53
18:XR:25:THR:HB	18:XR:26:LEU:HD23	1.91	0.53
19:XS:31:ILE:HG23	19:XS:49:ILE:HA	1.91	0.53
25:YA:1093:G:OP1	31:YH:170:ARG:NH1	2.42	0.53
25:YA:1697:G:OP2	25:YA:1698:A:O2'	2.12	0.53
25:YA:2629:A:O2'	25:YA:2630:G:H5''	2.09	0.53
25:YA:2667:C:H1'	31:YH:109:PHE:CD2	2.43	0.53
31:YH:149:ARG:NH1	31:YH:167:GLU:OE1	2.42	0.53
52:Y6:26:ASN:ND2	52:Y6:35:GLU:OE2	2.42	0.53
1:QA:410:G:H3'	4:QD:25:ARG:HH21	1.74	0.53
1:QA:1222:G:OP1	19:QS:77:THR:HG21	2.09	0.53
1:QA:1320:C:N4	19:QS:36:ARG:HG3	2.23	0.53
4:QD:78:LEU:HD22	4:QD:96:LEU:HB3	1.89	0.53
25:RA:459:U:H5''	53:R7:40:TRP:CD2	2.44	0.53
25:RA:1261:C:OP2	42:RW:83:LYS:NZ	2.42	0.53
25:RA:1937:A:O2'	25:RA:1939:U:OP2	2.18	0.53
25:RA:2023:G:H5'	25:RA:2617:C:H4'	1.91	0.53
25:RA:2273:A:H2'	25:RA:2274:A:C8	2.43	0.53
28:RE:203:LYS:HE3	28:RE:204:ALA:HB2	1.91	0.53
29:RF:157:VAL:HB	29:RF:194:MET:HB3	1.91	0.53
47:R1:80:LEU:HD23	47:R1:80:LEU:H	1.74	0.53
51:R5:40:LYS:NZ	51:R5:46:CYS:HB3	2.24	0.53
1:XA:818:G:O2'	1:XA:819:A:H5'	2.09	0.53
1:XA:1014:A:H4'	19:XS:14:HIS:CD2	2.43	0.53
1:XA:1191:A:H5''	3:XC:4:LYS:HZ2	1.74	0.53
12:XL:7:ILE:HD13	12:XL:10:LEU:HD12	1.90	0.53
25:YA:286:C:H2'	25:YA:287:C:C6	2.44	0.53
25:YA:363(F):A:H4'	25:YA:364:C:H5''	1.91	0.53
25:YA:1184:G:OP1	49:Y3:29:ARG:NH1	2.42	0.53
25:YA:2469:A:H2	25:YA:2481:G:N2	2.05	0.53
33:YN:13:TRP:O	33:YN:135:PRO:HD2	2.08	0.53
38:YS:10:ARG:O	38:YS:12:PHE:N	2.42	0.53
48:Y2:47:ASN:ND2	48:Y2:47:ASN:H	2.05	0.53
52:Y6:40:CYS:HB2	52:Y6:45:LYS:HD3	1.90	0.53
1:QA:1286:A:H8	1:QA:1287:A:H4'	1.73	0.52
1:QA:1317:C:N3	19:QS:37:ARG:NH2	2.52	0.52

Continued on next page...

Continued from previous page...

Atom-1	Atom-2	Interatomic distance (Å)	Clash overlap (Å)
25:RA:247:G:H4'	25:RA:386:G:C5	2.44	0.52
25:RA:796:C:H2'	25:RA:797:C:C6	2.45	0.52
25:RA:1582:C:O2'	25:RA:1586:A:H8	1.92	0.52
25:RA:2540:C:H2'	25:RA:2541:A:O4'	2.09	0.52
28:RE:1:MET:N	28:RE:83:ASP:O	2.41	0.52
1:XA:1221:G:O3'	19:XS:77:THR:HG21	2.08	0.52
2:XB:44:LEU:H	2:XB:44:LEU:HD12	1.74	0.52
7:XG:15:ASP:HB3	7:XG:19:GLY:H	1.74	0.52
20:XT:47:GLY:O	20:XT:49:ALA:N	2.41	0.52
25:YA:414:C:H2'	25:YA:415:A:C8	2.43	0.52
25:YA:2496:C:P	36:YQ:81:VAL:HG12	2.49	0.52
27:YD:85:ASP:OD2	27:YD:88:ARG:HD2	2.08	0.52
32:YI:20:ASP:OD2	32:YI:20:ASP:N	2.39	0.52
1:QA:7:G:H5'	1:QA:298:A:O4'	2.08	0.52
13:QM:66:LEU:HA	13:QM:70:LEU:HB2	1.91	0.52
14:QN:24:CYS:HB3	14:QN:29:ARG:N	2.23	0.52
25:RA:1329:U:H5''	25:RA:1330:C:C5	2.42	0.52
26:RB:65:C:H41	26:RB:108:C:H2'	1.73	0.52
31:RH:10:PRO:HD2	31:RH:50:VAL:HG13	1.89	0.52
25:YA:1354:A:OP1	27:YD:38:LYS:HE2	2.09	0.52
30:YG:96:ARG:O	30:YG:98:ARG:N	2.42	0.52
33:YN:110:GLY:O	33:YN:114:ARG:HG3	2.09	0.52
44:YY:35:TYR:CE1	44:YY:69:ALA:HB3	2.44	0.52
4:QD:98:GLU:OE2	4:QD:107:ARG:NE	2.43	0.52
25:RA:1292:U:H2'	25:RA:1293:C:C6	2.44	0.52
29:RF:134:GLY:HA3	29:RF:165:ARG:NH1	2.25	0.52
31:RH:46:GLU:OE2	31:RH:51:ARG:NH1	2.42	0.52
32:RI:11:ASN:O	32:RI:12:LEU:HB2	2.09	0.52
41:RV:60:GLU:HB2	41:RV:97:LYS:HE3	1.92	0.52
48:R2:4:SER:OG	48:R2:5:GLU:OE2	2.16	0.52
1:XA:524:G:H2'	1:XA:525:C:C6	2.45	0.52
1:XA:1129:C:O2'	1:XA:1131:G:N7	2.41	0.52
1:XA:1321:C:H5''	1:XA:1322:C:C5'	2.39	0.52
3:XC:40:ARG:O	3:XC:44:GLU:HB2	2.09	0.52
25:YA:1059:G:H3'	25:YA:1060:U:H5''	1.90	0.52
25:YA:1332:G:H5'	25:YA:1332:G:C8	2.44	0.52
25:YA:2667:C:H1'	31:YH:109:PHE:HD2	1.74	0.52
26:YB:42:C:O2	30:YG:93:THR:N	2.27	0.52
27:YD:132:PRO:HD3	27:YD:190:TYR:CZ	2.44	0.52
1:QA:397:A:H3'	1:QA:397:A:N3	2.24	0.52
1:QA:1298:C:H4'	1:QA:1299:A:C4	2.45	0.52

Continued on next page...

Continued from previous page...

Atom-1	Atom-2	Interatomic distance (Å)	Clash overlap (Å)
3:QC:37:GLN:NE2	14:QN:52:GLN:OE1	2.32	0.52
25:RA:192:C:O2'	25:RA:802:A:N3	2.37	0.52
25:RA:467:G:OP1	53:R7:33:ARG:NH1	2.41	0.52
25:RA:2287:A:N6	25:RA:2344:U:H3	2.03	0.52
27:RD:35:LYS:NZ	27:RD:64:ILE:O	2.41	0.52
27:RD:206:LEU:O	27:RD:211:ARG:NH1	2.38	0.52
30:RG:82:LEU:HA	30:RG:86:MET:SD	2.48	0.52
1:XA:1299:A:H2'	1:XA:1301:U:H1'	1.91	0.52
25:YA:184:C:H2'	25:YA:185:U:C6	2.45	0.52
25:YA:729:G:C6	27:YD:208:LYS:HB2	2.44	0.52
25:YA:848:G:H2'	25:YA:849:A:C8	2.43	0.52
25:YA:2599:G:OP2	27:YD:236:GLY:HA2	2.09	0.52
25:YA:2867:G:OP2	39:YT:119:LYS:NZ	2.25	0.52
38:YS:6:ALA:O	38:YS:10:ARG:HD3	2.09	0.52
1:QA:390:C:O3'	16:QP:28:ARG:NH2	2.41	0.52
1:QA:765:G:N2	1:QA:813:U:OP2	2.37	0.52
2:QB:134:GLU:HA	2:QB:137:ARG:HB3	1.92	0.52
25:RA:1443:G:H1	25:RA:1548:C:N4	2.04	0.52
27:RD:133:LEU:HB3	27:RD:173:VAL:HG11	1.91	0.52
31:RH:86:GLU:HG3	31:RH:165:ALA:N	2.25	0.52
37:RR:59:ASP:OD1	37:RR:61:HIS:HB3	2.08	0.52
1:XA:404:U:H2'	1:XA:405:U:C6	2.44	0.52
25:YA:507:A:C5'	25:YA:508:G:H5'	2.40	0.52
25:YA:1149:G:H2'	25:YA:1150:C:C6	2.44	0.52
25:YA:1448:G:O2'	25:YA:1528:A:N6	2.43	0.52
25:YA:1569:A:O5'	27:YD:61:LEU:HD21	2.10	0.52
25:YA:1728:G:H2'	25:YA:1731:G:O6	2.10	0.52
25:YA:1906:G:OP2	25:YA:1929:G:O2'	2.27	0.52
25:YA:2262:U:OP1	25:YA:2387:U:O2'	2.27	0.52
25:YA:2389:G:H5''	25:YA:2390:U:O4'	2.09	0.52
52:Y6:13:CYS:O	52:Y6:21:TYR:HA	2.09	0.52
1:QA:192:U:H2'	1:QA:193:C:C6	2.44	0.52
25:RA:1667:G:O2'	25:RA:1669:A:N6	2.43	0.52
25:RA:1973:G:H2'	25:RA:1974:C:C6	2.45	0.52
25:RA:2292:C:P	38:RS:17:ARG:HH22	2.33	0.52
29:RF:150:GLY:HA2	29:RF:172:TRP:CE3	2.44	0.52
32:RI:133:HIS:HB2	32:RI:134:PRO:HD2	1.92	0.52
1:XA:439:A:OP2	1:XA:493:G:N1	2.39	0.52
16:XP:8:ARG:O	16:XP:9:PHE:HD2	1.93	0.52
20:XT:53:LEU:O	20:XT:57:ARG:NH1	2.42	0.52
25:YA:444:C:H4'	29:YF:49:ALA:HB2	1.92	0.52

Continued on next page...

Continued from previous page...

Atom-1	Atom-2	Interatomic distance (Å)	Clash overlap (Å)
29:YF:63:LYS:HE2	29:YF:67:GLN:HB2	1.91	0.52
30:YG:88:ILE:O	30:YG:88:ILE:HD13	2.09	0.52
35:YP:20:GLY:HA2	35:YP:27:HIS:O	2.10	0.52
49:Y3:40:THR:HB	49:Y3:43:ILE:HG12	1.92	0.52
1:QA:1301:U:H3'	1:QA:1302:U:H5'	1.92	0.52
25:RA:476:G:N1	25:RA:479:A:OP2	2.41	0.52
25:RA:2277:G:OP2	46:R0:10:THR:HG21	2.10	0.52
25:RA:2585:U:H5	56:Z6:76:PPU:O2'	1.92	0.52
27:RD:108:PRO:HB3	27:RD:143:HIS:HE1	1.73	0.52
44:RY:84:ARG:O	44:RY:95:LYS:HD3	2.09	0.52
1:XA:1123:A:H4'	10:XJ:36:GLY:HA3	1.92	0.52
3:XC:189:ALA:HB3	3:XC:196:LEU:HB2	1.91	0.52
10:XJ:78:ASN:O	10:XJ:81:THR:OG1	2.25	0.52
14:YN:43:CYS:HA	14:YN:46:GLU:HG3	1.92	0.52
25:YA:223:A:O4'	25:YA:422:A:H5'	2.10	0.52
25:YA:363:G:H2'	25:YA:363(A):A:H8	1.74	0.52
25:YA:581:C:H2'	25:YA:582:G:H8	1.74	0.52
25:YA:581:C:H2'	25:YA:582:G:C8	2.45	0.52
25:YA:764:A:N3	27:YD:213:ARG:NH1	2.57	0.52
25:YA:2327:A:H2'	25:YA:2328:A:C8	2.44	0.52
25:YA:2585:U:H5	56:Z8:76:PPU:O2'	1.91	0.52
29:YF:24:LEU:HD23	29:YF:115:ALA:HA	1.91	0.52
1:QA:64:G:H4'	1:QA:65:U:O5'	2.09	0.52
1:QA:1326:C:OP1	21:QU:17:THR:OG1	2.18	0.52
19:QS:28:LYS:HB2	19:QS:47:HIS:CD2	2.45	0.52
25:RA:517:C:OP1	51:R5:16:ARG:NH2	2.42	0.52
25:RA:623:G:H2'	25:RA:624:C:C6	2.44	0.52
25:RA:2006:C:O2'	25:RA:2823:A:N3	2.37	0.52
32:RI:110:ASP:N	32:RI:130:TYR:OH	2.30	0.52
1:XA:1005:A:HO2'	1:XA:1037:C:HO2'	1.55	0.52
2:XB:35:GLU:O	2:XB:36:ARG:HD3	2.10	0.52
19:XS:19:VAL:HG11	19:XS:44:MET:HG2	1.91	0.52
25:YA:286:C:H2'	25:YA:287:C:H6	1.74	0.52
25:YA:857:C:OP2	46:Y0:77:ARG:NH2	2.43	0.52
25:YA:1184:G:OP1	49:Y3:30:ARG:HD2	2.10	0.52
25:YA:1210:A:H5'	25:YA:1210:A:C8	2.40	0.52
25:YA:1771:C:H1'	25:YA:1786:A:H8	1.75	0.52
25:YA:2774:C:H2'	25:YA:2775:A:O4'	2.10	0.52
54:Y8:11:LYS:NZ	54:Y8:63:PRO:HG3	2.24	0.52
25:RA:588:U:H2'	25:RA:589:C:C6	2.45	0.52
25:RA:994:C:OP1	40:RU:53:ARG:NH2	2.42	0.52

Continued on next page...

Continued from previous page...

Atom-1	Atom-2	Interatomic distance (Å)	Clash overlap (Å)
25:RA:2392:A:OP2	54:R8:31:HIS:HD2	1.92	0.52
27:RD:206:LEU:HD22	27:RD:211:ARG:HG2	1.92	0.52
41:RV:34:GLU:O	41:RV:36:PRO:HD3	2.10	0.52
44:RY:87:LYS:HA	44:RY:92:ASN:HB3	1.91	0.52
1:XA:555:C:OP2	12:XL:20:LYS:NZ	2.42	0.52
1:XA:561:U:HO2'	1:XA:562:C:P	2.30	0.52
1:XA:1034:G:H2'	1:XA:1035:A:H8	1.75	0.52
2:XB:29:ALA:O	2:XB:32:ILE:HG22	2.10	0.52
4:XD:13:ARG:HD2	4:XD:38:TYR:O	2.10	0.52
7:XG:78:ARG:HG3	7:XG:79:ARG:N	2.25	0.52
25:YA:1339:G:H5''	43:YX:16:LYS:HD3	1.92	0.52
25:YA:2015:A:H1'	51:Y5:2:ALA:CA	2.38	0.52
25:YA:2123:G:H2'	25:YA:2124:G:C8	2.43	0.52
26:YB:77:U:P	45:YZ:19:ARG:HH22	2.33	0.52
32:YI:110:ASP:N	32:YI:130:TYR:OH	2.43	0.52
45:YZ:124:ILE:HG22	45:YZ:126:VAL:HG13	1.92	0.52
48:Y2:58:ALA:O	48:Y2:62:THR:HG23	2.10	0.52
52:Y6:7:ILE:HG13	52:Y6:8:LYS:H	1.75	0.52
1:QA:1240:U:OP1	7:QG:119:ARG:NH2	2.43	0.52
4:QD:12:CYS:HA	4:QD:19:LEU:HD23	1.92	0.52
5:QE:91:LEU:HD12	5:QE:120:THR:HG22	1.92	0.52
11:QK:32:ILE:HG13	11:QK:72:ALA:HB2	1.92	0.52
11:QK:96:ARG:HA	11:QK:99:GLN:HE21	1.75	0.52
25:RA:288:C:H2'	25:RA:289:A:C8	2.45	0.52
25:RA:1657:C:H2'	25:RA:1658:C:C6	2.45	0.52
25:RA:2466:C:OP1	55:R9:4:ARG:HB2	2.10	0.52
39:RT:111:ARG:C	39:RT:113:LYS:H	2.12	0.52
42:RW:60:ASN:HD22	42:RW:60:ASN:H	1.56	0.52
47:R1:2:SER:HB2	47:R1:4:VAL:HG12	1.92	0.52
1:XA:719:C:O2'	18:XR:50:ILE:O	2.16	0.52
1:XA:991:U:HO2'	1:XA:992:U:P	2.32	0.52
4:XD:108:LEU:HB3	4:XD:110:PHE:CE1	2.45	0.52
42:YW:40:ASN:O	42:YW:41:LYS:HG2	2.10	0.52
47:Y1:83:GLU:HG2	47:Y1:84:GLY:N	2.24	0.52
1:QA:429:U:H1'	1:QA:430:A:H5''	1.92	0.51
8:QH:77:GLU:HG2	8:QH:78:GLN:H	1.74	0.51
25:RA:847:U:H5	25:RA:933:A:N1	2.08	0.51
27:RD:12:SER:HB2	27:RD:208:LYS:HB3	1.92	0.51
29:RF:150:GLY:HA2	29:RF:172:TRP:CD2	2.45	0.51
37:RR:33:ARG:HD3	37:RR:113:LEU:HG	1.92	0.51
43:RX:59:VAL:HG21	43:RX:78:LYS:HE3	1.91	0.51

Continued on next page...

Continued from previous page...

Atom-1	Atom-2	Interatomic distance (Å)	Clash overlap (Å)
2:XB:170:GLU:O	2:XB:174:VAL:HG23	2.10	0.51
3:XC:47:LEU:HD11	3:XC:76:VAL:HB	1.91	0.51
12:XL:77:LEU:HD21	12:XL:107:ALA:HA	1.92	0.51
20:XT:26:ASN:HB2	20:XT:71:THR:HG23	1.92	0.51
25:YA:1952:A:C5	34:YO:22:ILE:HD12	2.44	0.51
25:YA:2239:G:H5'	27:YD:251:GLY:HA3	1.92	0.51
26:YB:44:G:H1'	26:YB:47:C:N4	2.25	0.51
39:YT:88:ILE:HD12	39:YT:90:GLN:N	2.25	0.51
1:QA:179:A:H2'	1:QA:180:U:C6	2.44	0.51
1:QA:1074:G:O2'	1:QA:1101:A:N1	2.40	0.51
1:QA:1127:G:H21	1:QA:1147:C:H41	1.59	0.51
25:RA:593:G:H2'	25:RA:594:U:C6	2.45	0.51
25:RA:845:G:H8	25:RA:845:G:OP2	1.94	0.51
25:RA:1534:G:N3	25:RA:1534:G:H2'	2.25	0.51
31:RH:153:LYS:HG2	31:RH:162:ILE:HG13	1.92	0.51
45:RZ:5:LEU:HD21	45:RZ:44:PHE:HA	1.92	0.51
1:XA:143:A:H2	1:XA:220:G:H1	1.57	0.51
1:XA:148:G:H2'	1:XA:149:A:H8	1.75	0.51
1:XA:321:A:H62	1:XA:328:C:H1'	1.74	0.51
1:XA:405:U:OP2	4:XD:3:ARG:NH2	2.44	0.51
25:YA:1786:A:C2	25:YA:2606:C:H1'	2.45	0.51
31:YH:26:VAL:HG13	31:YH:27:LYS:H	1.75	0.51
40:YU:107:ALA:O	40:YU:110:VAL:HB	2.10	0.51
41:YV:25:LEU:H	41:YV:92:THR:HG21	1.74	0.51
48:Y2:24:LEU:HD13	48:Y2:60:LEU:HD11	1.92	0.51
54:Y8:51:ALA:N	54:Y8:53:PRO:HD2	2.25	0.51
1:QA:176:C:H2'	1:QA:177:C:H6	1.75	0.51
1:QA:920:U:H2'	1:QA:921:U:C6	2.45	0.51
1:QA:1203:C:H2'	1:QA:1204:A:C8	2.45	0.51
25:RA:222:A:H3'	25:RA:421:U:H5'	1.92	0.51
25:RA:277:C:H4'	25:RA:278:A:OP2	2.11	0.51
26:RB:76:G:N2	26:RB:100:G:O6	2.32	0.51
29:RF:47:GLY:HA3	29:RF:95:ARG:O	2.10	0.51
35:RP:10:PRO:O	35:RP:12:ALA:N	2.43	0.51
1:XA:165:C:H2'	1:XA:166:G:H8	1.74	0.51
1:XA:1327:C:OP2	21:XU:12:LYS:NZ	2.35	0.51
5:XE:13:ILE:HD11	5:XE:55:VAL:HG22	1.91	0.51
5:XE:102:ALA:HB1	5:XE:106:PRO:HG2	1.93	0.51
25:YA:1533:C:H42	25:YA:1538:G:H1	1.57	0.51
25:YA:2151:G:H2'	25:YA:2152:G:C8	2.45	0.51
27:YD:148:GLU:HB2	27:YD:151:LYS:HD2	1.92	0.51

Continued on next page...

Continued from previous page...

Atom-1	Atom-2	Interatomic distance (Å)	Clash overlap (Å)
29:YF:127:GLU:OE1	29:YF:196:LEU:HB2	2.11	0.51
30:YG:77:ILE:HD13	30:YG:82:LEU:HD12	1.93	0.51
31:YH:88:LEU:H	31:YH:88:LEU:HD22	1.75	0.51
35:YP:96:THR:HG22	35:YP:126:VAL:HB	1.93	0.51
37:YR:83:ILE:HG22	37:YR:87:TYR:HE2	1.76	0.51
10:QJ:31:GLY:HA3	10:QJ:78:ASN:ND2	2.26	0.51
42:RW:67:ASP:OD2	42:RW:67:ASP:N	2.33	0.51
43:RX:35:THR:HG23	43:RX:38:GLU:HG2	1.93	0.51
44:RY:74:PRO:O	44:RY:80:GLY:HA2	2.10	0.51
6:XF:4:TYR:HD1	6:XF:92:LYS:HA	1.76	0.51
9:XI:70:LYS:O	9:XI:74:ILE:HG13	2.10	0.51
13:XM:14:ARG:N	13:XM:44:ARG:HD3	2.21	0.51
25:YA:26:G:C6	25:YA:27:G:N1	2.77	0.51
25:YA:324:A:N6	25:YA:338:G:O2'	2.41	0.51
25:YA:1245:G:OP1	35:YP:13:ASN:ND2	2.40	0.51
33:YN:38:HIS:O	40:YU:67:ALA:HB1	2.10	0.51
41:YV:65:GLY:HA3	41:YV:91:TYR:CZ	2.46	0.51
51:Y5:42:PRO:HB2	51:Y5:43:HIS:ND1	2.25	0.51
1:QA:255:G:H1'	17:QQ:16:GLN:NE2	2.25	0.51
1:QA:523:A:H61	12:QL:53:ARG:HH12	1.59	0.51
4:QD:61:LYS:HB2	4:QD:203:VAL:HG13	1.93	0.51
18:QR:32:ARG:HA	18:QR:69:THR:HG21	1.91	0.51
25:RA:288:C:H2'	25:RA:289:A:H8	1.74	0.51
25:RA:1497:U:H3'	25:RA:1498:C:H6	1.75	0.51
25:RA:1796:U:H2'	25:RA:1797:C:H6	1.72	0.51
25:RA:2502:G:H5''	25:RA:2503:A:H5''	1.91	0.51
25:RA:2795:G:H3'	25:RA:2797:U:C5'	2.39	0.51
31:RH:86:GLU:H	31:RH:86:GLU:CD	2.12	0.51
1:XA:1318:A:H4'	19:XS:11:VAL:HG11	1.93	0.51
9:XI:11:LYS:H	9:XI:104:ARG:HH21	1.58	0.51
20:XT:89:ARG:HH21	20:XT:104:LEU:HD11	1.76	0.51
25:YA:569:U:C4	25:YA:570:G:C6	2.97	0.51
25:YA:2734:A:H5'	25:YA:2735:G:OP2	2.11	0.51
30:YG:16:ARG:O	30:YG:20:ILE:HG12	2.10	0.51
40:YU:47:TYR:HA	40:YU:50:ARG:NH2	2.26	0.51
45:YZ:89:PHE:HE1	45:YZ:96:VAL:HG21	1.75	0.51
47:Y1:70:VAL:O	47:Y1:74:VAL:HG23	2.10	0.51
51:Y5:38:ALA:HB3	51:Y5:40:LYS:HE3	1.92	0.51
51:Y5:56:LYS:HD3	51:Y5:58:LEU:HD23	1.90	0.51
1:QA:1129:C:H5'	1:QA:1130:A:OP1	2.11	0.51
21:QU:6:ARG:HE	21:QU:15:ARG:HH21	1.59	0.51

Continued on next page...

Continued from previous page...

Atom-1	Atom-2	Interatomic distance (Å)	Clash overlap (Å)
25:RA:528:A:C2	25:RA:2042:A:H2'	2.45	0.51
25:RA:718:A:H3'	25:RA:719:C:C6	2.46	0.51
25:RA:2760:C:H2'	25:RA:2761:G:H5''	1.92	0.51
1:XA:1424:C:H2'	1:XA:1425:U:O4'	2.11	0.51
2:XB:21:ARG:HB2	2:XB:39:ILE:HA	1.91	0.51
7:XG:155:ARG:NH2	7:XG:155:ARG:O	2.43	0.51
17:XQ:100:LYS:O	17:XQ:101:ARG:NE	2.42	0.51
25:YA:2151:G:H2'	25:YA:2152:G:H8	1.74	0.51
25:YA:2572:A:N7	28:YE:145:LYS:HB2	2.24	0.51
28:YE:62:PRO:O	28:YE:64:LYS:N	2.43	0.51
36:YQ:2:LEU:HD23	36:YQ:2:LEU:H	1.76	0.51
38:YS:11:LYS:HB2	38:YS:91:PRO:HB3	1.93	0.51
39:YT:109:GLU:O	39:YT:113:LYS:HB2	2.11	0.51
40:YU:92:ARG:NH1	41:YV:11:GLN:O	2.44	0.51
48:Y2:65:ASN:HB3	48:Y2:69:ARG:NH2	2.26	0.51
12:QL:38:THR:HG23	12:QL:57:LYS:HB3	1.93	0.51
25:RA:27:G:O2'	25:RA:28:A:P	2.69	0.51
25:RA:813:U:H2'	25:RA:814:C:C6	2.46	0.51
25:RA:1270:C:H5''	25:RA:1271:G:O5'	2.11	0.51
25:RA:2401:U:H2'	25:RA:2402:C:H5''	1.92	0.51
25:RA:2566:A:H4'	25:RA:2567:G:O5'	2.11	0.51
29:RF:185:ASP:HA	29:RF:188:ARG:HD3	1.93	0.51
39:RT:28:VAL:HG23	39:RT:88:ILE:HA	1.92	0.51
40:RU:90:VAL:HG22	41:RV:39:LEU:HB3	1.93	0.51
1:XA:266:G:H5'	1:XA:268:C:H41	1.75	0.51
1:XA:1106:G:H5''	3:XC:172:ARG:HG2	1.92	0.51
19:XS:15:LEU:O	19:XS:19:VAL:N	2.36	0.51
20:XT:10:LEU:O	20:XT:13:LEU:HG	2.11	0.51
25:YA:1069:A:H4'	25:YA:1070:A:H5''	1.93	0.51
25:YA:2182:G:H2'	25:YA:2183:C:C6	2.46	0.51
25:YA:2328:A:H2'	25:YA:2329:G:C8	2.46	0.51
25:YA:2331:G:H4'	46:Y0:43:THR:H	1.75	0.51
25:YA:2795:G:H3'	25:YA:2797:U:H5'	1.93	0.51
31:YH:6:ARG:NE	31:YH:54:ARG:HH12	2.09	0.51
36:YQ:60:ARG:HA	45:YZ:178:GLU:O	2.11	0.51
49:Y3:43:ILE:O	49:Y3:47:VAL:HG23	2.10	0.51
1:QA:983:A:H5''	1:QA:984:C:OP2	2.10	0.51
1:QA:1305:G:H5'	21:QU:4:GLY:HA3	1.93	0.51
25:RA:152:G:H1	25:RA:174:C:H42	1.57	0.51
25:RA:593:G:O2'	54:R8:61:LEU:HD13	2.10	0.51
25:RA:1805:U:O2	27:RD:50:THR:HB	2.11	0.51

Continued on next page...

Continued from previous page...

Atom-1	Atom-2	Interatomic distance (Å)	Clash overlap (Å)
25:RA:1929:G:H4'	25:RA:1930:G:OP1	2.11	0.51
25:RA:1939:U:OP1	25:RA:2604:U:O2'	2.26	0.51
28:RE:134:ILE:HA	28:RE:137:HIS:CD2	2.45	0.51
29:RF:20:LEU:HD23	29:RF:125:LEU:HD12	1.93	0.51
29:RF:149:ASP:OD1	29:RF:149:ASP:N	2.27	0.51
38:RS:56:LEU:HD23	38:RS:58:LEU:HD22	1.92	0.51
1:XA:486:U:H2'	1:XA:487:A:C8	2.45	0.51
1:XA:757:U:H2'	1:XA:758:G:O4'	2.11	0.51
1:XA:1200:C:H4'	1:XA:1201:A:H5'	1.93	0.51
4:XD:78:LEU:HD22	4:XD:96:LEU:HB3	1.92	0.51
6:XF:97:PHE:CD2	18:XR:31:LEU:HD21	2.46	0.51
25:YA:524:U:H2'	25:YA:525:U:C6	2.45	0.51
25:YA:1154:G:OP2	40:YU:58:ARG:NH1	2.41	0.51
25:YA:1548:C:H2'	25:YA:1549:C:H6	1.76	0.51
25:YA:1654:A:OP2	37:YR:2:ARG:HD2	2.11	0.51
27:YD:35:LYS:NZ	27:YD:104:TYR:HB2	2.26	0.51
37:YR:104:ARG:HD3	37:YR:111:LEU:HD21	1.92	0.51
42:YW:106:ILE:O	42:YW:106:ILE:HG12	2.07	0.51
44:YY:81:LYS:HG2	44:YY:97:ARG:HD3	1.93	0.51
51:Y5:45:VAL:HG11	51:Y5:57:VAL:HG12	1.93	0.51
1:QA:719:C:O2'	18:QR:49:LYS:HB3	2.10	0.51
1:QA:1004:A:O5'	1:QA:1025:U:N3	2.43	0.51
6:QF:69:GLU:CD	6:QF:69:GLU:H	2.15	0.51
20:QT:14:LYS:HA	20:QT:17:ARG:HG3	1.91	0.51
25:RA:558:G:OP1	33:RN:111:PRO:HD2	2.11	0.51
43:RX:40:LYS:HG3	43:RX:51:VAL:HB	1.92	0.51
1:XA:201:C:H42	1:XA:216:G:H1	1.59	0.51
1:XA:1228:C:OP1	13:XM:115:LYS:HE3	2.11	0.51
15:XO:33:THR:HG21	15:XO:85:LEU:HD22	1.93	0.51
19:XS:26:GLY:O	19:XS:28:LYS:N	2.43	0.51
25:YA:467:G:OP2	53:Y7:34:ARG:NH1	2.42	0.51
25:YA:673:C:H5''	29:YF:81:PRO:HD2	1.92	0.51
25:YA:2789:C:H1'	25:YA:2892:A:C2	2.42	0.51
54:Y8:23:VAL:CG1	54:Y8:46:ARG:HD3	2.40	0.51
1:QA:1330:U:H4'	13:QM:23:TYR:CE2	2.45	0.51
8:QH:20:TYR:HE2	8:QH:75:ARG:HD2	1.76	0.51
16:QP:3:LYS:HG3	16:QP:24:ALA:HB2	1.92	0.51
25:RA:957:A:H5'	36:RQ:76:LYS:HD2	1.92	0.51
25:RA:2690:C:OP2	37:RR:14:SER:HB3	2.11	0.51
30:RG:88:ILE:O	30:RG:88:ILE:HD13	2.10	0.51
39:RT:19:LEU:HD22	39:RT:86:ILE:HG22	1.93	0.51

Continued on next page...

Continued from previous page...

Atom-1	Atom-2	Interatomic distance (Å)	Clash overlap (Å)
45:RZ:111:VAL:HG13	45:RZ:112:ARG:H	1.75	0.51
1:XA:201:C:N4	1:XA:209:U:O2	2.43	0.51
1:XA:538:G:H5''	12:XL:114:LYS:HB2	1.93	0.51
1:XA:953:G:H2'	1:XA:954:G:O4'	2.10	0.51
1:XA:1391:U:H2'	1:XA:1392:G:C8	2.46	0.51
25:YA:107:C:H2'	25:YA:108:U:H6	1.75	0.51
25:YA:1359:A:H61	25:YA:1372:U:H3	1.59	0.51
26:YB:8:U:O2'	38:YS:40:ILE:HD13	2.10	0.51
31:YH:89:ILE:O	31:YH:89:ILE:HG12	2.10	0.51
1:QA:619:U:N3	4:QD:134:ASP:OD2	2.43	0.50
1:QA:1095:U:H5''	1:QA:1109:C:O2	2.10	0.50
1:QA:1348:U:C4	1:QA:1374:A:H2	2.30	0.50
25:RA:29:U:H2'	25:RA:30:G:C8	2.47	0.50
25:RA:729:G:H2'	25:RA:1775:U:H1'	1.94	0.50
25:RA:1188:U:H4'	41:RV:79:VAL:HG22	1.93	0.50
25:RA:2150:U:H2'	25:RA:2151:G:H8	1.74	0.50
25:RA:2867:G:O2'	25:RA:2868:A:P	2.68	0.50
35:RP:62:LEU:CD2	54:R8:25:MET:HB2	2.37	0.50
51:R5:3:LYS:HA	51:R5:3:LYS:NZ	2.27	0.50
1:XA:412:A:H4'	1:XA:413:G:O5'	2.11	0.50
1:XA:1060:C:C5	3:XC:2:GLY:HA2	2.46	0.50
3:XC:138:VAL:HG22	3:XC:151:VAL:HG23	1.93	0.50
11:XK:41:THR:HG21	11:XK:71:LYS:HB3	1.93	0.50
25:YA:1412:A:H2'	25:YA:1413:G:H8	1.76	0.50
25:YA:1614:A:N1	42:YW:91:GLY:HA2	2.25	0.50
25:YA:2335:A:HO2'	25:YA:2336:A:P	2.34	0.50
25:YA:2524:G:H5'	25:YA:2525:G:OP2	2.11	0.50
26:YB:15:A:H1'	26:YB:109:G:C8	2.46	0.50
36:YQ:66:ILE:O	36:YQ:104:PHE:N	2.39	0.50
1:QA:1316:G:N2	1:QA:1319:A:H5''	2.20	0.50
9:QI:8:GLY:HA2	9:QI:79:LEU:HD12	1.92	0.50
11:QK:33:THR:HG22	11:QK:39:PRO:HA	1.92	0.50
13:QM:33:ALA:HA	13:QM:59:TYR:HE2	1.76	0.50
25:RA:1357:U:H2'	25:RA:1358:G:O4'	2.12	0.50
36:RQ:17:LEU:HD23	36:RQ:96:VAL:HG23	1.92	0.50
39:RT:118:ARG:HH21	39:RT:121:ILE:HG21	1.76	0.50
1:XA:93:U:H2'	1:XA:95:G:O4'	2.11	0.50
2:XB:80:ILE:HD11	2:XB:208:ILE:HG23	1.93	0.50
6:XF:86:ARG:O	6:XF:87:ARG:HG2	2.11	0.50
25:YA:2064:C:H2'	25:YA:2065:C:C6	2.45	0.50
25:YA:2758:A:C2	25:YA:2759:G:H1'	2.46	0.50

Continued on next page...

Continued from previous page...

Atom-1	Atom-2	Interatomic distance (Å)	Clash overlap (Å)
42:YW:57:ASN:O	42:YW:61:ASN:HB2	2.10	0.50
56:Z6:76:PPU:HN2	56:Z6:76:PPU:HD2	1.76	0.50
1:QA:184:G:H2'	1:QA:185:A:C8	2.47	0.50
1:QA:1004:A:P	1:QA:1025:U:H3	2.35	0.50
1:QA:1443:G:N2	39:RT:119:LYS:HB2	2.26	0.50
22:QV:14:G:H2'	22:QV:59:A:N1	2.27	0.50
25:RA:1247:A:OP1	29:RF:95:ARG:NH2	2.45	0.50
25:RA:1588:C:H2'	25:RA:1589:C:H6	1.77	0.50
25:RA:2599:G:OP2	27:RD:236:GLY:HA2	2.10	0.50
28:RE:176:ILE:HG23	28:RE:178:GLU:OE2	2.11	0.50
33:RN:46:VAL:HG13	33:RN:48:MET:HG3	1.93	0.50
1:XA:89:U:O2'	1:XA:90:C:OP1	2.28	0.50
1:XA:1346:A:H1'	1:XA:1348:U:C6	2.46	0.50
2:XB:9:GLU:HB3	2:XB:48:MET:SD	2.50	0.50
3:XC:54:ARG:HD3	3:XC:56:ASP:OD1	2.10	0.50
25:YA:265:A:C8	25:YA:266:G:H1'	2.47	0.50
32:YI:11:ASN:O	32:YI:12:LEU:HB2	2.11	0.50
35:YP:62:LEU:HD23	35:YP:62:LEU:N	2.26	0.50
36:YQ:89:ASN:O	36:YQ:91:GLU:N	2.44	0.50
38:YS:30:ARG:HG3	38:YS:97:ARG:NH2	2.26	0.50
41:YV:52:VAL:HG23	41:YV:55:ALA:H	1.76	0.50
54:Y8:58:ILE:HA	54:Y8:61:LEU:HD21	1.92	0.50
1:QA:1151:A:H2'	1:QA:1152:A:H8	1.76	0.50
1:QA:1306:A:N6	1:QA:1331:G:H1'	2.26	0.50
5:QE:148:VAL:HG21	8:QH:107:LEU:HD22	1.92	0.50
7:QG:116:ALA:O	7:QG:120:ILE:HG12	2.11	0.50
10:QJ:47:PHE:CE1	10:QJ:63:PHE:HB2	2.47	0.50
25:RA:297:C:H5''	44:RY:85:VAL:HG21	1.93	0.50
25:RA:774:A:O2'	25:RA:775:G:O5'	2.28	0.50
25:RA:1085:A:O2'	25:RA:1086:A:OP1	2.28	0.50
25:RA:1244:G:H4'	35:RP:7:ARG:HB2	1.93	0.50
25:RA:1332:G:N2	25:RA:1610:A:H8	2.07	0.50
27:RD:62:TYR:CE1	27:RD:64:ILE:HA	2.46	0.50
28:RE:6:GLY:HA2	28:RE:51:PHE:CZ	2.46	0.50
35:RP:14:LYS:O	35:RP:14:LYS:HD3	2.12	0.50
44:RY:97:ARG:HH21	44:RY:98:VAL:HB	1.77	0.50
1:XA:57:G:H2'	1:XA:58:C:C6	2.46	0.50
1:XA:67:C:H2'	1:XA:68:G:H8	1.74	0.50
1:XA:568:G:O2'	1:XA:574:A:N1	2.38	0.50
1:XA:686:U:H1'	11:XK:42:TRP:HE1	1.77	0.50
1:XA:1347:G:O2'	1:XA:1348:U:OP2	2.25	0.50

Continued on next page...

Continued from previous page...

Atom-1	Atom-2	Interatomic distance (Å)	Clash overlap (Å)
2:XB:114:ARG:O	2:XB:117:GLU:HB2	2.10	0.50
2:XB:189:ASP:HB3	2:XB:203:GLY:O	2.12	0.50
19:XS:4:SER:O	19:XS:5:LEU:HD13	2.11	0.50
19:XS:40:ILE:HG23	19:XS:67:VAL:O	2.12	0.50
25:YA:530:G:C5	25:YA:2022:U:H5'	2.47	0.50
25:YA:2057:A:H2'	25:YA:2058:A:O4'	2.12	0.50
28:YE:111:ARG:HA	37:YR:1:MET:CG	2.40	0.50
30:YG:67:LYS:HZ1	50:Y4:1:MET:HB2	1.77	0.50
32:YI:13:GLY:HA3	32:YI:17:GLN:OE1	2.12	0.50
45:YZ:72:ARG:NH2	45:YZ:97:GLU:O	2.27	0.50
50:Y4:10:VAL:HG22	50:Y4:11:PRO:HD2	1.94	0.50
1:QA:181:G:O2'	1:QA:182:U:O5'	2.25	0.50
1:QA:244:U:OP2	17:QQ:100:LYS:NZ	2.44	0.50
2:QB:162:ILE:HD11	2:QB:184:VAL:HG22	1.93	0.50
11:QK:17:GLY:N	11:QK:79:SER:O	2.44	0.50
12:QL:54:LYS:H	12:QL:54:LYS:HD2	1.75	0.50
12:QL:69:TYR:CG	12:QL:90:VAL:HG21	2.46	0.50
25:RA:1198:U:H2'	25:RA:1199:U:C6	2.46	0.50
25:RA:1678:G:H22	25:RA:1989:G:N2	2.08	0.50
25:RA:2031:A:C6	25:RA:2498:C:H1'	2.45	0.50
25:RA:2867:G:HO2'	25:RA:2868:A:P	2.34	0.50
42:RW:60:ASN:HD22	42:RW:60:ASN:N	2.09	0.50
43:RX:60:ARG:HH12	53:R7:47:ARG:HH22	1.58	0.50
47:R1:62:VAL:HG23	47:R1:63:ALA:O	2.11	0.50
51:R5:46:CYS:HB2	51:R5:50:GLY:HA3	1.93	0.50
1:XA:130:A:C8	17:XQ:63:ARG:HG3	2.46	0.50
1:XA:987:G:H1	1:XA:1218:C:H42	1.60	0.50
1:XA:1513:A:H2'	1:XA:1514:C:C6	2.47	0.50
2:XB:21:ARG:O	2:XB:23:ARG:N	2.44	0.50
2:XB:111:ARG:HH21	2:XB:114:ARG:HG2	1.76	0.50
4:XD:108:LEU:HD21	4:XD:183:GLY:HA3	1.93	0.50
25:YA:229:A:OP1	25:YA:230:U:H5'	2.12	0.50
25:YA:704:G:H1'	25:YA:727:A:N6	2.27	0.50
25:YA:877:U:H3	25:YA:899:A:H2	1.60	0.50
25:YA:900:A:H3'	25:YA:901:A:C8	2.39	0.50
25:YA:958:U:O2	26:YB:89(A):A:O2'	2.26	0.50
25:YA:1771:C:C1'	25:YA:1786:A:H8	2.25	0.50
25:YA:1858:G:O2'	25:YA:1884:A:N6	2.44	0.50
29:YF:167:ALA:HB1	29:YF:173:VAL:HG11	1.93	0.50
30:YG:5:VAL:HG11	30:YG:100:TRP:HB3	1.93	0.50
34:YO:120:GLU:HG2	34:YO:122:LEU:HG	1.94	0.50

Continued on next page...

Continued from previous page...

Atom-1	Atom-2	Interatomic distance (Å)	Clash overlap (Å)
35:YP:58:THR:O	35:YP:61:ARG:CZ	2.59	0.50
9:QI:53:VAL:HB	9:QI:95:LYS:HE3	1.92	0.50
25:RA:39:C:H2'	25:RA:40:C:C6	2.47	0.50
25:RA:1598:C:H5'	43:RX:36:LYS:HB2	1.94	0.50
25:RA:2334:G:H4'	25:RA:2335:A:OP2	2.11	0.50
36:RQ:89:ASN:O	36:RQ:92:GLY:N	2.42	0.50
53:R7:5:TRP:NE1	53:R7:7:PRO:HG3	2.26	0.50
1:XA:353:A:H5'	1:XA:353:A:H8	1.77	0.50
1:XA:1321:C:H5''	1:XA:1322:C:H5''	1.93	0.50
1:XA:1347:G:H22	1:XA:1373:G:H2'	1.76	0.50
22:XV:68:C:H2'	22:XV:69:C:H6	1.76	0.50
25:YA:1639:U:C2'	25:YA:1640:C:H5''	2.40	0.50
41:YV:61:VAL:HA	41:YV:94:LEU:HD23	1.93	0.50
1:QA:256:U:H2'	1:QA:257:G:C8	2.47	0.50
1:QA:715:A:H2'	1:QA:716:A:C8	2.47	0.50
1:QA:745:C:OP1	1:QA:851:G:O2'	2.29	0.50
9:QI:95:LYS:NZ	9:QI:96:LEU:HD13	2.26	0.50
13:QM:40:ASN:ND2	13:QM:43:THR:HG23	2.27	0.50
25:RA:49:A:N7	25:RA:120:U:C5	2.74	0.50
25:RA:363(B):G:H2'	25:RA:363(C):G:H8	1.76	0.50
31:RH:132:ARG:HH11	31:RH:132:ARG:HB2	1.76	0.50
35:RP:26:GLY:O	35:RP:28:GLY:N	2.45	0.50
39:RT:111:ARG:O	39:RT:113:LYS:N	2.42	0.50
54:R8:23:VAL:HG11	54:R8:46:ARG:HD3	1.93	0.50
1:XA:1525:G:OP1	11:XK:120:ARG:NH2	2.45	0.50
15:XO:67:LEU:HB3	15:XO:78:TYR:HE1	1.76	0.50
29:YF:65:TRP:O	29:YF:67:GLN:N	2.43	0.50
29:YF:108:LYS:O	29:YF:112:MET:HG3	2.11	0.50
31:YH:4:ILE:HG13	31:YH:6:ARG:NE	2.26	0.50
31:YH:84:SER:O	31:YH:85:LYS:HB2	2.11	0.50
35:YP:36:LYS:HB3	35:YP:40:SER:HB3	1.94	0.50
53:Y7:5:TRP:NE1	53:Y7:7:PRO:HG3	2.26	0.50
1:QA:34:C:H2'	1:QA:35:G:C8	2.47	0.50
1:QA:713:G:H2'	1:QA:714:G:C8	2.46	0.50
1:QA:940:C:H2'	1:QA:941:G:C8	2.47	0.50
1:QA:1128:C:H4'	9:QI:16:ARG:HH12	1.76	0.50
2:QB:231:GLU:HG3	2:QB:233:SER:H	1.77	0.50
10:QJ:22:LYS:HZ2	10:QJ:23:ILE:HA	1.77	0.50
13:QM:40:ASN:HD22	13:QM:43:THR:HG23	1.77	0.50
13:QM:92:HIS:HD2	13:QM:110:ARG:HH21	1.58	0.50
25:RA:1436:G:H1'	25:RA:1477:A:O2'	2.11	0.50

Continued on next page...

Continued from previous page...

Atom-1	Atom-2	Interatomic distance (Å)	Clash overlap (Å)
26:RB:80:U:H2'	26:RB:81:G:N2	2.19	0.50
32:RI:29:TYR:O	32:RI:33:ARG:HB2	2.12	0.50
38:RS:67:ARG:O	38:RS:71:ARG:HG3	2.12	0.50
39:RT:39:ARG:HG2	39:RT:40:THR:H	1.76	0.50
45:RZ:54:HIS:CG	45:RZ:101:PRO:HG3	2.47	0.50
1:XA:1015:A:H2'	1:XA:1016:A:C8	2.46	0.50
2:XB:32:ILE:HD11	2:XB:40:HIS:HB3	1.94	0.50
4:XD:112:VAL:HG12	4:XD:116:GLN:OE1	2.12	0.50
5:XE:76:ILE:HG13	5:XE:93:PRO:HB3	1.94	0.50
11:XK:86:GLY:O	11:XK:91:ARG:HD3	2.11	0.50
13:XM:49:THR:HB	13:XM:52:GLU:H	1.77	0.50
25:YA:1424:G:H2'	25:YA:1425:G:O4'	2.12	0.50
25:YA:1590:U:H2'	25:YA:1591:G:H8	1.75	0.50
25:YA:1798:U:C5'	27:YD:259:THR:HG22	2.41	0.50
25:YA:2875:C:H4'	39:YT:5:ALA:HB2	1.93	0.50
33:YN:58:ASP:OD1	33:YN:58:ASP:N	2.45	0.50
52:Y6:47:THR:HG22	52:Y6:48:VAL:HG12	1.94	0.50
1:QA:376:G:H5''	16:QP:5:ARG:HD2	1.94	0.50
1:QA:1296:C:OP1	13:QM:44:ARG:NH2	2.45	0.50
1:QA:1375:A:H4'	7:QG:29:LYS:HE3	1.94	0.50
3:QC:14:ILE:HG12	3:QC:15:THR:N	2.27	0.50
4:QD:33:MET:CE	4:QD:37:PRO:HA	2.41	0.50
9:QI:118:LYS:O	9:QI:120:ARG:N	2.40	0.50
25:RA:1140:C:OP2	33:RN:66:LYS:NZ	2.42	0.50
25:RA:1204:A:C2	25:RA:1241:A:N1	2.78	0.50
25:RA:1291:C:H2'	25:RA:1292:U:C6	2.47	0.50
25:RA:2416:C:H2'	25:RA:2417:C:C6	2.46	0.50
29:RF:16:GLY:O	29:RF:18:ARG:N	2.45	0.50
33:RN:34:LEU:O	33:RN:49:GLY:HA3	2.12	0.50
39:RT:34:VAL:HG12	39:RT:36:GLU:HG2	1.94	0.50
43:RX:26:TYR:HB3	43:RX:92:LEU:HD12	1.93	0.50
1:XA:371:G:H2'	1:XA:372:C:O4'	2.12	0.50
1:XA:973:G:C4	10:XJ:55:LYS:HE2	2.47	0.50
2:XB:162:ILE:HD11	2:XB:184:VAL:HG22	1.94	0.50
25:YA:278:A:H2'	25:YA:279:C:C6	2.47	0.50
25:YA:1778:U:H2'	25:YA:1784:A:N6	2.27	0.50
25:YA:1805:U:O2	27:YD:50:THR:HB	2.12	0.50
25:YA:2336:A:H61	46:Y0:43:THR:CG2	2.24	0.50
35:YP:126:VAL:HG13	35:YP:145:PRO:HB2	1.94	0.50
36:YQ:66:ILE:HG13	36:YQ:67:ARG:N	2.27	0.50
43:YX:60:ARG:HH22	53:Y7:47:ARG:HH12	1.60	0.50

Continued on next page...

Continued from previous page...

Atom-1	Atom-2	Interatomic distance (Å)	Clash overlap (Å)
44:YY:97:ARG:HH21	44:YY:98:VAL:HB	1.76	0.50
54:Y8:25:MET:O	54:Y8:47:LYS:NZ	2.44	0.50
2:QB:235:SER:OG	2:QB:236:TYR:N	2.46	0.49
19:QS:41:VAL:HA	19:QS:44:MET:HG3	1.93	0.49
25:RA:225:A:H5'	25:RA:226:G:OP2	2.11	0.49
25:RA:1416:G:H2'	25:RA:1417:C:C6	2.47	0.49
36:RQ:20:ALA:HB1	36:RQ:99:PRO:HD2	1.94	0.49
43:RX:40:LYS:O	43:RX:42:ALA:N	2.45	0.49
1:XA:17:U:H2'	1:XA:18:C:C6	2.47	0.49
1:XA:1314:C:OP1	19:XS:6:LYS:HE3	2.12	0.49
20:XT:64:ASP:HA	20:XT:67:ALA:HB3	1.93	0.49
25:YA:1138:G:N2	33:YN:106:MET:HE3	2.13	0.49
25:YA:1872:A:H5'	25:YA:1878:G:OP2	2.12	0.49
25:YA:1878:G:H2'	25:YA:1879:C:C6	2.47	0.49
25:YA:2820:A:O5'	37:YR:4:LEU:HD23	2.12	0.49
28:YE:103:ASP:OD1	28:YE:201:THR:HG23	2.12	0.49
1:QA:194:C:H5''	20:QT:65:LYS:HG3	1.94	0.49
1:QA:985:C:H2'	1:QA:986:A:C8	2.47	0.49
2:QB:204:ASN:ND2	2:QB:206:ASP:O	2.45	0.49
9:QI:46:ALA:HB2	9:QI:74:ILE:HG23	1.94	0.49
25:RA:443:A:H3'	29:RF:45:ARG:NH1	2.27	0.49
25:RA:826:U:H2'	25:RA:828:U:O4'	2.11	0.49
25:RA:860:U:H5	25:RA:917:A:C2	2.30	0.49
25:RA:900:A:H5'	25:RA:901:A:OP2	2.11	0.49
25:RA:1047:G:H2'	25:RA:1110:G:N1	2.26	0.49
25:RA:2844:G:H3'	25:RA:2845:G:H8	1.77	0.49
31:RH:155:SER:OG	31:RH:156:ALA:N	2.45	0.49
37:RR:44:LEU:HD22	37:RR:48:VAL:HG23	1.94	0.49
38:RS:15:ARG:NH1	38:RS:25:ARG:HH21	2.11	0.49
1:XA:452:A:H4'	16:XP:72:ARG:NH2	2.28	0.49
1:XA:523:A:H61	12:XL:92:ASP:HB2	1.77	0.49
6:XF:97:PHE:HB2	18:XR:32:ARG:CZ	2.41	0.49
14:XN:23:ARG:NH1	14:XN:30:ALA:HB2	2.27	0.49
16:XP:28:ARG:NH1	16:XP:29:ASP:OD1	2.45	0.49
25:YA:363(B):G:H2'	25:YA:363(C):G:C8	2.45	0.49
25:YA:1520:U:H2'	25:YA:1521:G:O4'	2.12	0.49
25:YA:1535:U:H5''	25:YA:1537:C:C4	2.47	0.49
25:YA:2299:G:N2	25:YA:2318:G:H1'	2.27	0.49
28:YE:73:GLU:HG3	28:YE:74:PRO:HD2	1.92	0.49
40:YU:83:LEU:HG	40:YU:88:ILE:HG13	1.93	0.49
46:Y0:70:GLN:OE1	46:Y0:72:ARG:HD3	2.12	0.49

Continued on next page...

Continued from previous page...

Atom-1	Atom-2	Interatomic distance (Å)	Clash overlap (Å)
56:Z8:76:PPU:HN2	56:Z8:76:PPU:HD2	1.76	0.49
1:QA:399:G:H2'	1:QA:400:C:C6	2.46	0.49
3:QC:157:ILE:HD11	3:QC:166:GLU:HB2	1.94	0.49
6:QF:97:PHE:O	18:QR:31:LEU:HD23	2.12	0.49
8:QH:9:MET:HG3	8:QH:26:VAL:HG21	1.94	0.49
25:RA:482:A:H4'	44:RY:47:LYS:HD2	1.94	0.49
25:RA:1062:G:H2'	25:RA:1063:G:C8	2.48	0.49
25:RA:1278:A:H4'	37:RR:34:ILE:HD12	1.93	0.49
25:RA:2328:A:H2'	25:RA:2329:G:C8	2.46	0.49
29:RF:9:ILE:HD11	29:RF:125:LEU:HG	1.94	0.49
36:RQ:11:LYS:HE2	36:RQ:86:GLY:O	2.11	0.49
1:XA:160:A:H1'	1:XA:344:A:C5	2.47	0.49
1:XA:620:C:H2'	1:XA:621:A:O4'	2.13	0.49
9:XI:40:LEU:C	9:XI:42:ARG:H	2.15	0.49
11:XK:82:VAL:HB	11:XK:108:ILE:HG12	1.94	0.49
12:XL:71:PRO:O	12:XL:102:ARG:HD3	2.12	0.49
13:XM:20:THR:C	13:XM:22:ILE:H	2.15	0.49
19:XS:41:VAL:HB	19:XS:42:PRO:CA	2.42	0.49
25:YA:140:A:C8	25:YA:1408:C:O2'	2.62	0.49
25:YA:247:G:H4'	25:YA:386:G:C5	2.47	0.49
25:YA:1093:G:H4'	31:YH:170:ARG:HH22	1.76	0.49
25:YA:2023:G:H5'	25:YA:2617:C:H4'	1.93	0.49
25:YA:2687:U:C4	25:YA:2688:U:C5	2.99	0.49
28:YE:35:GLN:HG2	28:YE:37:ARG:HE	1.77	0.49
33:YN:7:LYS:N	33:YN:7:LYS:HD2	2.28	0.49
43:YX:53:LYS:HB3	43:YX:82:GLN:HB3	1.93	0.49
1:QA:196:A:OP1	20:QT:68:LYS:NZ	2.44	0.49
1:QA:1226:C:H2'	13:QM:103:THR:HB	1.93	0.49
3:QC:14:ILE:HG12	3:QC:15:THR:H	1.76	0.49
27:RD:175:LEU:HD12	27:RD:185:VAL:HG21	1.93	0.49
30:RG:110:ALA:HB1	30:RG:140:ILE:HD12	1.94	0.49
30:RG:115:ARG:NH2	30:RG:137:GLU:OE1	2.45	0.49
32:RI:2:LYS:HA	32:RI:20:ASP:HA	1.95	0.49
1:XA:108:G:H5''	1:XA:109:A:H5''	1.94	0.49
1:XA:165:C:H2'	1:XA:166:G:C8	2.47	0.49
25:YA:754:C:H2'	25:YA:755:C:C6	2.47	0.49
25:YA:1021:A:C8	25:YA:1021:A:H3'	2.46	0.49
25:YA:2308:G:N2	25:YA:2311:A:H2	2.09	0.49
25:YA:2704:C:H2'	25:YA:2705:A:O4'	2.12	0.49
25:YA:2770:G:H5''	25:YA:2771:C:OP2	2.13	0.49
27:YD:121:PRO:HB3	27:YD:135:PHE:CE1	2.47	0.49

Continued on next page...

Continued from previous page...

Atom-1	Atom-2	Interatomic distance (Å)	Clash overlap (Å)
50:Y4:15:ILE:H	50:Y4:15:ILE:HD13	1.76	0.49
1:QA:1176:A:H2'	1:QA:1177:G:H5'	1.94	0.49
3:QC:73:PRO:O	3:QC:76:VAL:HG22	2.12	0.49
7:QG:20:ASP:HB3	7:QG:23:VAL:HG23	1.94	0.49
8:QH:95:VAL:HB	8:QH:99:GLU:O	2.13	0.49
18:QR:26:LEU:HD22	18:QR:42:ARG:HD2	1.94	0.49
22:QV:61:C:H2'	22:QV:62:C:H6	1.78	0.49
25:RA:244:A:C2	25:RA:255:A:C4	3.01	0.49
25:RA:270(L):U:H2'	32:RI:50:ARG:HD2	1.94	0.49
25:RA:1510:A:O2'	25:RA:1511:A:N7	2.44	0.49
25:RA:2022:U:O2'	25:RA:2617:C:H5'	2.11	0.49
25:RA:2495:G:H5''	36:RQ:81:VAL:HG13	1.94	0.49
29:RF:178:PRO:HG2	29:RF:179:GLU:OE2	2.13	0.49
32:RI:5:LEU:HD23	32:RI:9:LEU:HD11	1.94	0.49
1:XA:426:G:OP1	4:XD:38:TYR:OH	2.24	0.49
10:XJ:49:VAL:HG22	14:XN:41:ARG:HB2	1.94	0.49
13:XM:81:LEU:HD13	13:XM:88:ARG:HD2	1.94	0.49
25:YA:34:C:H41	25:YA:447:A:H61	1.58	0.49
25:YA:153:C:OP1	47:Y1:88:LYS:HE2	2.12	0.49
25:YA:177:G:H3'	25:YA:178:G:H8	1.77	0.49
25:YA:860:U:H5	25:YA:917:A:N1	2.09	0.49
25:YA:1007:C:H4'	33:YN:108:PRO:HD3	1.94	0.49
25:YA:2257:U:O2'	25:YA:2258:C:H5'	2.13	0.49
25:YA:2854:G:H2'	25:YA:2855:C:C6	2.47	0.49
29:YF:31:HIS:HB2	35:YP:9:ASN:OD1	2.12	0.49
33:YN:17:ASP:O	33:YN:56:ASN:HB2	2.12	0.49
33:YN:34:LEU:HD21	33:YN:120:LEU:HB2	1.94	0.49
40:YU:61:TRP:CD2	40:YU:94:ASN:HA	2.47	0.49
40:YU:95:LEU:HD22	41:YV:4:ILE:HD12	1.93	0.49
1:QA:564:C:P	12:QL:15:ARG:HH21	2.36	0.49
1:QA:988:G:H2'	1:QA:989:C:O4'	2.12	0.49
14:QN:15:LYS:HD2	14:QN:16:PHE:CE2	2.47	0.49
25:RA:631:A:H61	25:RA:2402:C:H42	1.61	0.49
25:RA:974(A):C:H4'	25:RA:975:G:O5'	2.13	0.49
25:RA:1678:G:N2	25:RA:1989:G:H22	2.09	0.49
25:RA:2507:C:H2'	25:RA:2508:G:O4'	2.13	0.49
26:RB:17:C:H2'	26:RB:18:G:O4'	2.11	0.49
30:RG:54:GLU:HA	30:RG:57:ALA:HB3	1.93	0.49
32:RI:74:ASN:N	32:RI:74:ASN:OD1	2.44	0.49
33:RN:134:ARG:N	33:RN:135:PRO:HD3	2.28	0.49
36:RQ:69:PHE:CD1	36:RQ:70:PRO:HD2	2.46	0.49

Continued on next page...

Continued from previous page...

Atom-1	Atom-2	Interatomic distance (Å)	Clash overlap (Å)
40:RU:92:ARG:O	40:RU:92:ARG:HG2	2.13	0.49
43:RX:27:THR:HB	43:RX:80:ILE:HB	1.94	0.49
45:RZ:102:LEU:HB3	45:RZ:104:PHE:HE1	1.78	0.49
49:R3:6:VAL:HG13	49:R3:56:VAL:HG13	1.94	0.49
53:R7:31:LEU:HD22	53:R7:42:LEU:HD13	1.95	0.49
1:XA:163:C:H2'	1:XA:164:U:C6	2.48	0.49
22:XV:25:C:H2'	22:XV:26:G:O4'	2.12	0.49
25:YA:77:C:OP1	48:Y2:59:ARG:HD3	2.13	0.49
25:YA:617:G:OP1	29:YF:40:GLN:NE2	2.46	0.49
27:YD:27:THR:HG21	27:YD:83:GLU:HG2	1.94	0.49
27:YD:76:PRO:HG2	27:YD:98:VAL:HG21	1.94	0.49
28:YE:179:GLU:HB3	28:YE:181:LEU:HD23	1.94	0.49
30:YG:94:LEU:HD12	30:YG:99:MET:HA	1.95	0.49
44:YY:86:ARG:HB2	44:YY:95:LYS:HD2	1.93	0.49
52:Y6:41:PRO:HD2	52:Y6:46:HIS:N	2.28	0.49
1:QA:963:G:H21	10:QJ:55:LYS:CE	2.26	0.49
3:QC:47:LEU:HD23	3:QC:68:VAL:HG11	1.94	0.49
22:QV:74:C:C2'	22:QV:75:C:H5'	2.42	0.49
25:RA:747:U:O2	25:RA:2014:A:H1'	2.12	0.49
25:RA:2415:G:H4'	35:RP:67:MET:N	2.28	0.49
26:RB:8:U:O3'	38:RS:25:ARG:NH2	2.40	0.49
28:RE:70:ALA:O	28:RE:72:VAL:N	2.46	0.49
29:RF:132:VAL:HG23	29:RF:133:ASN:OD1	2.12	0.49
30:RG:60:LEU:O	30:RG:64:THR:HG22	2.11	0.49
36:RQ:89:ASN:O	36:RQ:91:GLU:N	2.45	0.49
44:RY:47:LYS:HG2	44:RY:60:PHE:HD1	1.77	0.49
46:R0:32:ARG:H	46:R0:35:ASN:ND2	2.10	0.49
52:R6:15:GLU:CD	52:R6:41:PRO:HB3	2.32	0.49
1:XA:520:A:N1	1:XA:536:C:H1'	2.28	0.49
1:XA:1075:C:OP1	2:XB:179:LYS:HE2	2.13	0.49
2:XB:24:TRP:CZ3	2:XB:26:PRO:HA	2.48	0.49
12:XL:62:SER:HB2	12:XL:64:TYR:HD1	1.76	0.49
23:XY:30:C:H2'	23:XY:31:G:C8	2.48	0.49
25:YA:589:C:H2'	25:YA:590:A:C8	2.48	0.49
25:YA:1021:A:H8	25:YA:1021:A:H3'	1.78	0.49
25:YA:1291:C:H5'	25:YA:1536:A:H5'	1.95	0.49
35:YP:63:PRO:HD3	54:Y8:13:ARG:HD3	1.95	0.49
52:Y6:21:TYR:HE1	52:Y6:53:LYS:HE3	1.77	0.49
1:QA:427:U:OP1	4:QD:13:ARG:NH2	2.45	0.49
1:QA:1529:G:H3'	1:QA:1529:G:OP2	2.13	0.49
20:QT:79:ARG:O	20:QT:83:ARG:HG3	2.12	0.49

Continued on next page...

Continued from previous page...

Atom-1	Atom-2	Interatomic distance (Å)	Clash overlap (Å)
23:QY:30:C:H2'	23:QY:31:G:C8	2.47	0.49
25:RA:27:G:O2'	25:RA:28:A:C8	2.66	0.49
25:RA:263:C:H2'	25:RA:264:C:O4'	2.12	0.49
25:RA:345:A:O2'	25:RA:347:A:N7	2.46	0.49
25:RA:774:A:H2	25:RA:787:U:HO2'	1.60	0.49
25:RA:811:U:OP2	35:RP:29:LYS:N	2.45	0.49
25:RA:2665:A:H2'	25:RA:2666:C:O4'	2.13	0.49
27:RD:35:LYS:HZ1	27:RD:65:ILE:HA	1.76	0.49
27:RD:228:PRO:HD3	27:RD:234:GLY:C	2.33	0.49
1:XA:833:U:H3	1:XA:853:G:H1	1.61	0.49
1:XA:1432:G:OP1	39:YT:107:ASP:HB2	2.13	0.49
3:XC:148:GLY:HA3	3:XC:172:ARG:O	2.12	0.49
11:XK:59:TYR:CZ	11:XK:63:LEU:HD11	2.47	0.49
13:XM:14:ARG:HG2	13:XM:17:VAL:HG23	1.95	0.49
20:XT:89:ARG:NH2	20:XT:104:LEU:HD11	2.27	0.49
25:YA:152:G:H2'	25:YA:153:C:C6	2.48	0.49
25:YA:185:U:H4'	25:YA:218:A:H4'	1.95	0.49
25:YA:760:G:H4'	25:YA:1776:G:OP1	2.13	0.49
25:YA:1113:U:H2'	25:YA:1114:G:H8	1.78	0.49
25:YA:1509:C:N3	25:YA:1511:A:N6	2.61	0.49
25:YA:2031:A:N3	25:YA:2455:G:O2'	2.42	0.49
43:YX:57:LEU:HD11	43:YX:78:LYS:HD2	1.94	0.49
52:Y6:41:PRO:O	52:Y6:45:LYS:HE3	2.12	0.49
2:QB:96:ARG:H	2:QB:96:ARG:HD2	1.76	0.49
4:QD:129:ASN:HA	4:QD:145:GLU:HB2	1.94	0.49
12:QL:24:VAL:HG13	12:QL:98:TYR:HE2	1.77	0.49
17:QQ:18:THR:HG23	17:QQ:69:LYS:HE3	1.94	0.49
25:RA:586:A:N1	25:RA:809:G:O2'	2.37	0.49
25:RA:848:G:H2'	25:RA:849:A:C8	2.48	0.49
25:RA:1366:A:H2'	25:RA:1367:A:O4'	2.13	0.49
25:RA:1636:C:H2'	25:RA:1637:A:C8	2.48	0.49
25:RA:2210:G:H3'	25:RA:2211:G:C8	2.48	0.49
25:RA:2593:U:H2'	25:RA:2594:C:C6	2.48	0.49
31:RH:4:ILE:HG13	31:RH:6:ARG:NE	2.28	0.49
39:RT:16:ARG:HD3	39:RT:19:LEU:HD11	1.93	0.49
52:R6:14:THR:O	52:R6:49:HIS:HA	2.12	0.49
1:XA:632:A:C8	1:XA:633:G:C8	3.00	0.49
1:XA:686:U:O2'	11:XK:42:TRP:NE1	2.45	0.49
1:XA:762:C:H2'	1:XA:763:G:H8	1.78	0.49
2:XB:47:THR:HA	2:XB:202:PRO:HG2	1.95	0.49
5:XE:10:MET:SD	5:XE:13:ILE:HD13	2.53	0.49

Continued on next page...

Continued from previous page...

Atom-1	Atom-2	Interatomic distance (Å)	Clash overlap (Å)
10:XJ:35:SER:OG	10:XJ:73:ASP:HB2	2.13	0.49
19:XS:68:GLY:HA3	50:Y4:68:ARG:HB2	1.93	0.49
25:YA:1257:C:OP1	29:YF:75:HIS:HE1	1.95	0.49
25:YA:1667:G:OP2	25:YA:1667:G:H8	1.95	0.49
25:YA:2805:G:N2	25:YA:2893:G:O6	2.40	0.49
27:YD:170:GLY:C	27:YD:172:TYR:H	2.16	0.49
31:YH:12:PRO:HG3	31:YH:48:GLY:HA2	1.95	0.49
46:Y0:53:MET:HA	46:Y0:58:THR:O	2.13	0.49
1:QA:376:G:H5''	16:QP:5:ARG:HB2	1.95	0.49
2:QB:21:ARG:O	2:QB:23:ARG:N	2.46	0.49
10:QJ:24:VAL:HG21	10:QJ:37:PRO:HD3	1.95	0.49
15:QO:87:ILE:HG22	15:QO:88:ARG:H	1.78	0.49
25:RA:503:A:H4'	25:RA:504:U:H5''	1.95	0.49
25:RA:1021:A:H62	25:RA:1141:U:H3	1.61	0.49
25:RA:1169:G:H1	25:RA:1180:C:N4	2.08	0.49
6:XF:19:LEU:HD21	6:XF:59:TYR:CE2	2.47	0.49
25:YA:70:G:H21	25:YA:71:A:H62	1.59	0.49
25:YA:211:A:H2'	25:YA:212:G:O4'	2.13	0.49
25:YA:1607:C:N4	25:YA:1622:G:OP2	2.39	0.49
25:YA:1803:A:O2'	27:YD:259:THR:HG21	2.13	0.49
25:YA:1870:C:H2'	25:YA:1871:A:O4'	2.13	0.49
27:YD:61:LEU:O	27:YD:63:ARG:NH1	2.45	0.49
29:YF:176:LEU:HD21	29:YF:181:LEU:HA	1.94	0.49
35:YP:61:ARG:HD3	54:Y8:13:ARG:HD2	1.94	0.49
1:QA:109:A:C6	1:QA:326:G:C6	3.01	0.48
1:QA:297:G:N2	1:QA:300:A:OP2	2.45	0.48
7:QG:155:ARG:O	7:QG:155:ARG:NH2	2.46	0.48
15:QO:16:ALA:HB1	15:QO:21:ASP:HB3	1.94	0.48
19:QS:77:THR:HG22	19:QS:78:ARG:HD3	1.95	0.48
25:RA:2074:U:H2'	25:RA:2075:U:C6	2.48	0.48
25:RA:2243:U:H2'	25:RA:2244:U:C6	2.48	0.48
25:RA:2291:U:O2'	25:RA:2374:C:O2	2.24	0.48
25:RA:2689:U:H5'	25:RA:2713:A:C2	2.48	0.48
25:RA:2875:C:H4'	39:RT:5:ALA:HB2	1.94	0.48
25:RA:2882:A:OP1	37:RR:96:ARG:NH1	2.36	0.48
52:R6:25:LYS:HE2	52:R6:27:LYS:HD3	1.94	0.48
1:XA:690:G:H2'	1:XA:691:G:O4'	2.12	0.48
1:XA:883:C:C2'	1:XA:884:U:H5'	2.43	0.48
3:XC:79:ARG:HH12	3:XC:82:GLU:HG3	1.77	0.48
3:XC:134:ILE:HG23	3:XC:151:VAL:HB	1.94	0.48
5:XE:31:LEU:HD23	5:XE:45:PHE:HD1	1.78	0.48

Continued on next page...

Continued from previous page...

Atom-1	Atom-2	Interatomic distance (Å)	Clash overlap (Å)
6:XF:35:ALA:HA	6:XF:67:MET:HB3	1.94	0.48
25:YA:207:A:H2'	25:YA:208:C:O4'	2.13	0.48
25:YA:278:A:O2'	25:YA:279:C:O4'	2.30	0.48
25:YA:639:U:H2'	25:YA:640:C:C6	2.47	0.48
25:YA:2470:G:H5'	36:YQ:56:ARG:NH2	2.28	0.48
25:YA:2712:U:O2'	25:YA:2712(A):A:P	2.71	0.48
26:YB:15:A:H5'	26:YB:16:G:H8	1.73	0.48
30:YG:166:ASP:HA	30:YG:169:ALA:HB3	1.95	0.48
31:YH:98:LEU:HD13	31:YH:125:VAL:HB	1.94	0.48
34:YO:4:PRO:O	34:YO:5:GLN:HB2	2.11	0.48
36:YQ:104:PHE:CE1	36:YQ:125:LEU:HD11	2.41	0.48
39:YT:107:ASP:H	39:YT:110:ILE:HG22	1.78	0.48
42:YW:51:LEU:HD23	42:YW:105:VAL:HG11	1.94	0.48
2:QB:80:ILE:HG21	2:QB:212:GLN:HA	1.95	0.48
4:QD:27:TYR:HE2	6:XF:15:ASP:HB3	1.78	0.48
12:QL:58:VAL:O	12:QL:65:GLU:HA	2.13	0.48
21:QU:5:ASP:O	21:QU:11:GLY:HA3	2.13	0.48
25:RA:722:A:H5'	25:RA:723:G:OP2	2.12	0.48
25:RA:2019:A:OP2	51:R5:9:LYS:NZ	2.45	0.48
29:RF:178:PRO:HB2	29:RF:201:VAL:HG11	1.94	0.48
30:RG:98:ARG:HE	30:RG:98:ARG:HB2	1.38	0.48
31:RH:41:MET:HG3	31:RH:54:ARG:HA	1.96	0.48
31:RH:152:ARG:HH21	31:RH:153:LYS:HZ1	1.61	0.48
44:RY:47:LYS:HG2	44:RY:60:PHE:CD1	2.48	0.48
47:R1:53:VAL:HB	47:R1:58:ILE:HD12	1.94	0.48
1:XA:413:G:HO2'	1:XA:414:A:P	2.35	0.48
1:XA:1135:U:H4'	1:XA:1136:U:H5	1.77	0.48
5:XE:33:VAL:HG11	5:XE:109:ILE:HA	1.95	0.48
16:XP:26:ARG:HH21	16:XP:31:LYS:HB3	1.77	0.48
23:XY:29:U:H2'	23:XY:30:C:C6	2.48	0.48
25:YA:107:C:H2'	25:YA:108:U:C6	2.48	0.48
25:YA:1506:C:H3'	25:YA:1507:A:H5''	1.94	0.48
25:YA:2725:A:O2'	25:YA:2726:U:OP2	2.29	0.48
27:YD:35:LYS:HD3	27:YD:63:ARG:CB	2.43	0.48
28:YE:21:VAL:HG23	28:YE:22:PRO:HD3	1.95	0.48
29:YF:185:ASP:OD1	29:YF:188:ARG:NH1	2.35	0.48
31:YH:55:PRO:HG2	31:YH:61:HIS:CE1	2.48	0.48
35:YP:135:LEU:HD13	35:YP:139:LYS:HE2	1.94	0.48
40:YU:98:LEU:O	40:YU:102:GLU:N	2.37	0.48
1:QA:411:A:C5	1:QA:413:G:H1'	2.49	0.48
1:QA:560:U:H4'	1:QA:561:U:O5'	2.12	0.48

Continued on next page...

Continued from previous page...

Atom-1	Atom-2	Interatomic distance (Å)	Clash overlap (Å)
1:QA:692:U:OP1	11:QK:124:LYS:NZ	2.22	0.48
1:QA:1372:U:H2'	1:QA:1373:G:O4'	2.13	0.48
2:QB:163:PHE:HD2	2:QB:185:ILE:HG13	1.78	0.48
4:QD:100:ARG:NH2	4:QD:136:PRO:O	2.47	0.48
7:QG:113:GLU:HG3	7:QG:119:ARG:HG2	1.94	0.48
10:QJ:32:ALA:HB3	10:QJ:76:ASN:HB2	1.95	0.48
13:QM:23:TYR:HE1	13:QM:70:LEU:HD12	1.77	0.48
13:QM:49:THR:HG22	13:QM:51:ALA:H	1.79	0.48
25:RA:142:G:H5''	25:RA:1598:C:O2'	2.13	0.48
25:RA:1188:U:O2'	25:RA:1189:A:H5'	2.14	0.48
25:RA:2262:U:H4'	25:RA:2328:A:C2	2.48	0.48
25:RA:2506:U:OP1	28:RE:144:ARG:NH2	2.47	0.48
29:RF:155:LEU:HD12	29:RF:174:VAL:HG22	1.94	0.48
35:RP:58:THR:O	35:RP:61:ARG:CZ	2.61	0.48
35:RP:59:LEU:HA	35:RP:61:ARG:HE	1.76	0.48
43:RX:39:ILE:O	43:RX:43:VAL:HG12	2.13	0.48
1:XA:406:G:H5'	4:XD:5:ILE:HD13	1.95	0.48
1:XA:1128:C:N3	1:XA:1144:G:N2	2.37	0.48
1:XA:1486:G:H2'	1:XA:1487:G:O4'	2.14	0.48
1:XA:1499:A:H1'	1:XA:1520:G:H5'	1.94	0.48
3:XC:7:PRO:O	3:XC:11:ARG:HG2	2.13	0.48
3:XC:130:VAL:HG21	3:XC:157:ILE:HG23	1.94	0.48
25:YA:754:C:H2'	25:YA:755:C:H6	1.77	0.48
25:YA:1109:C:HO2'	25:YA:1110:G:P	2.35	0.48
25:YA:1329:U:H5''	25:YA:1330:C:H5	1.77	0.48
25:YA:1510:A:H2'	25:YA:1510:A:N3	2.29	0.48
25:YA:1733:G:H5'	25:YA:1734:C:OP2	2.13	0.48
34:YO:76:ALA:HB3	39:YT:75:ILE:HD12	1.95	0.48
35:YP:82:GLY:HA2	35:YP:113:LYS:O	2.12	0.48
1:QA:791:G:H2'	1:QA:792:A:H5'	1.96	0.48
1:QA:999:U:H2'	1:QA:1000:A:C8	2.48	0.48
3:QC:150:LYS:HG3	3:QC:169:ALA:HB2	1.95	0.48
25:RA:71:A:H5'	25:RA:72:U:H3'	1.94	0.48
25:RA:526:A:OP1	25:RA:527:C:OP1	2.31	0.48
25:RA:811:U:O2'	35:RP:21:ARG:HG3	2.13	0.48
25:RA:873:G:H1	25:RA:904:C:N4	2.11	0.48
25:RA:1403:C:H5''	25:RA:1471:A:C1'	2.38	0.48
26:RB:15:A:H1'	26:RB:109:G:N9	2.28	0.48
30:RG:81:LYS:O	30:RG:82:LEU:HB2	2.12	0.48
1:XA:1256:A:OP2	3:XC:26:LYS:NZ	2.34	0.48
2:XB:101:MET:HA	2:XB:108:ILE:HG13	1.95	0.48

Continued on next page...

Continued from previous page...

Atom-1	Atom-2	Interatomic distance (Å)	Clash overlap (Å)
5:XE:50:GLU:HG3	5:XE:52:PRO:HD2	1.95	0.48
6:XF:36:ARG:CZ	6:XF:38:GLU:HG2	2.44	0.48
25:YA:507:A:H5''	25:YA:508:G:H5'	1.95	0.48
25:YA:1026:U:H4'	25:YA:1027:A:OP1	2.14	0.48
25:YA:2593:U:H2'	25:YA:2594:C:H6	1.79	0.48
25:YA:2862:G:H2'	25:YA:2863:C:H6	1.79	0.48
31:YH:137:ASP:HB3	31:YH:140:LYS:HB3	1.94	0.48
41:YV:15:GLU:O	41:YV:18:LEU:HB2	2.14	0.48
45:YZ:182:LYS:CG	45:YZ:183:LEU:HA	2.44	0.48
47:Y1:41:ARG:HH11	47:Y1:41:ARG:HG3	1.79	0.48
1:QA:145:G:H2'	1:QA:146:G:O4'	2.13	0.48
1:QA:755:G:H2'	1:QA:756:C:H6	1.78	0.48
1:QA:838:G:C5	1:QA:842:C:H1'	2.49	0.48
1:QA:1286:A:C8	1:QA:1287:A:H4'	2.48	0.48
1:QA:1379:G:O6	7:QG:2:ALA:HB3	2.12	0.48
12:QL:7:ILE:HG21	17:QQ:34:LYS:HB2	1.95	0.48
16:QP:43:LYS:HA	16:QP:48:TRP:HB3	1.95	0.48
19:QS:26:GLY:O	19:QS:28:LYS:N	2.41	0.48
25:RA:270:A:H1'	25:RA:370:G:C2	2.49	0.48
25:RA:1091:G:N2	25:RA:1101:U:H1'	2.28	0.48
25:RA:1889:A:O2'	25:RA:2087:G:H5'	2.14	0.48
25:RA:2563:U:H2'	25:RA:2565:A:OP2	2.13	0.48
25:RA:2629:A:O2'	25:RA:2630:G:H5''	2.13	0.48
33:RN:4:TYR:O	40:RU:64:ARG:NH1	2.46	0.48
37:RR:2:ARG:HA	37:RR:5:LYS:HE3	1.95	0.48
37:RR:97:VAL:HG22	37:RR:114:VAL:CG2	2.44	0.48
44:RY:81:LYS:NZ	44:RY:98:VAL:HG11	2.28	0.48
49:R3:4:LEU:O	49:R3:36:VAL:HA	2.13	0.48
1:XA:56:U:H2'	1:XA:57:G:C8	2.48	0.48
1:XA:868:C:H2'	1:XA:869:G:O4'	2.12	0.48
1:XA:1319:A:H2'	1:XA:1323:G:N7	2.29	0.48
2:XB:73:THR:OG1	2:XB:170:GLU:OE2	2.23	0.48
11:XK:18:ARG:NH2	11:XK:35:PRO:O	2.45	0.48
20:XT:93:GLU:OE1	20:XT:94:ALA:N	2.46	0.48
28:YE:111:ARG:HG2	37:YR:1:MET:SD	2.54	0.48
39:YT:102:ILE:HB	39:YT:110:ILE:HD13	1.95	0.48
43:YX:63:LYS:O	43:YX:64:LYS:HD2	2.14	0.48
51:Y5:41:PRO:O	51:Y5:44:THR:OG1	2.32	0.48
1:QA:963:G:N2	1:QA:972:C:N3	2.44	0.48
1:QA:1065:U:O5'	1:QA:1190:G:N2	2.47	0.48
7:QG:57:GLU:OE1	7:QG:57:GLU:N	2.41	0.48

Continued on next page...

Continued from previous page...

Atom-1	Atom-2	Interatomic distance (Å)	Clash overlap (Å)
9:QI:17:VAL:HG11	9:QI:81:ILE:HA	1.95	0.48
10:QJ:80:LYS:HD3	10:QJ:80:LYS:HA	1.69	0.48
11:QK:48:ILE:HD11	11:QK:64:ALA:HA	1.95	0.48
12:QL:17:LYS:HG2	12:QL:19:ARG:HG2	1.94	0.48
25:RA:1660:C:H2'	25:RA:1661:G:H8	1.78	0.48
25:RA:2053:G:H5'	28:RE:144:ARG:O	2.13	0.48
28:RE:181:LEU:HD21	39:RT:7:ILE:HG23	1.95	0.48
38:RS:64:GLU:O	38:RS:68:GLN:HG3	2.14	0.48
44:RY:51:VAL:O	44:RY:56:PRO:HA	2.14	0.48
1:XA:701:C:HO2'	1:XA:702:A:P	2.35	0.48
1:XA:1347:G:N2	1:XA:1373:G:H2'	2.28	0.48
2:XB:204:ASN:ND2	2:XB:206:ASP:H	2.11	0.48
9:XI:9:ARG:HB2	9:XI:14:VAL:HA	1.96	0.48
15:XO:70:LEU:HD11	15:XO:77:ARG:HG3	1.96	0.48
23:XY:29:U:H2'	23:XY:30:C:H6	1.78	0.48
25:YA:218:A:C2	25:YA:235:U:H4'	2.48	0.48
25:YA:2496:C:OP2	36:YQ:81:VAL:HG12	2.12	0.48
25:YA:2544:G:H8	25:YA:2544:G:O5'	1.95	0.48
28:YE:20:ALA:HB3	28:YE:21:VAL:HG13	1.95	0.48
35:YP:14:LYS:O	35:YP:16:ARG:HG2	2.13	0.48
35:YP:52:GLU:O	35:YP:55:ARG:HG2	2.14	0.48
38:YS:74:ALA:HB1	38:YS:107:GLU:HB3	1.95	0.48
40:YU:60:LEU:HD22	40:YU:60:LEU:O	2.14	0.48
41:YV:76:LYS:HB2	41:YV:81:TYR:HB3	1.95	0.48
1:QA:1151:A:H2'	1:QA:1152:A:C8	2.48	0.48
4:QD:88:VAL:HG13	5:QE:97:GLY:HA3	1.94	0.48
20:QT:12:ALA:O	20:QT:15:ARG:HB2	2.14	0.48
25:RA:512:G:H4'	25:RA:513:A:O5'	2.12	0.48
25:RA:530:G:C5	25:RA:2022:U:H5''	2.49	0.48
25:RA:2122:U:H2'	25:RA:2123:G:H8	1.79	0.48
29:RF:197:ASP:OD2	29:RF:197:ASP:N	2.46	0.48
45:RZ:52:SER:O	45:RZ:54:HIS:N	2.46	0.48
54:R8:51:ALA:N	54:R8:53:PRO:HD2	2.29	0.48
1:XA:95:G:C6	1:XA:96:G:C6	3.02	0.48
1:XA:403:C:OP1	4:XD:137:SER:OG	2.32	0.48
1:XA:1122:U:O4	1:XA:1123:A:N6	2.47	0.48
6:XF:10:LEU:HD22	6:XF:61:LEU:HD11	1.94	0.48
19:XS:39:THR:HG22	19:XS:40:ILE:H	1.78	0.48
25:YA:27:G:H22	25:YA:512:G:C2'	2.27	0.48
25:YA:459:U:H2'	25:YA:460:A:H8	1.78	0.48
25:YA:576:U:H2'	25:YA:577:G:C8	2.48	0.48

Continued on next page...

Continued from previous page...

Atom-1	Atom-2	Interatomic distance (Å)	Clash overlap (Å)
25:YA:1050:A:C8	25:YA:2751:G:C4	3.02	0.48
25:YA:1533:C:H2'	25:YA:1534:G:N7	2.29	0.48
25:YA:2287:A:N6	25:YA:2344:U:H3	2.05	0.48
26:YB:89:G:C6	26:YB:89(A):A:C6	3.01	0.48
27:YD:254:THR:O	27:YD:254:THR:OG1	2.30	0.48
40:YU:97:ASP:OD1	40:YU:101:ARG:NH1	2.46	0.48
42:YW:67:ASP:OD2	42:YW:67:ASP:N	2.46	0.48
1:QA:406:G:C2	1:QA:407:G:C8	3.02	0.48
1:QA:892:A:O2'	1:QA:1415:G:H4'	2.14	0.48
1:QA:1220:G:O3'	19:QS:36:ARG:HD3	2.14	0.48
1:QA:1343:G:H2'	1:QA:1344:C:C6	2.48	0.48
1:QA:1352:C:H2'	1:QA:1353:G:C8	2.48	0.48
9:QI:40:LEU:O	9:QI:42:ARG:N	2.46	0.48
12:QL:38:THR:O	12:QL:79:GLU:HG3	2.14	0.48
15:QO:26:GLU:H	15:QO:26:GLU:HG2	1.42	0.48
17:QQ:100:LYS:O	17:QQ:101:ARG:NE	2.47	0.48
22:QV:75:C:OP1	25:RA:2602:A:P	2.72	0.48
25:RA:184:C:H2'	25:RA:185:U:C6	2.48	0.48
25:RA:671:C:OP1	35:RP:42:SER:O	2.31	0.48
25:RA:2455:G:H2'	25:RA:2456:C:C6	2.49	0.48
29:RF:102:PRO:HB2	29:RF:105:VAL:HG23	1.95	0.48
30:RG:82:LEU:HD21	30:RG:88:ILE:HG13	1.96	0.48
31:RH:154:PRO:HD3	31:RH:162:ILE:H	1.77	0.48
32:RI:133:HIS:HB2	32:RI:134:PRO:CD	2.43	0.48
35:RP:36:LYS:HB3	35:RP:40:SER:HB3	1.95	0.48
50:R4:23:GLU:HG3	50:R4:25:TYR:CE2	2.49	0.48
51:R5:55:ARG:HG3	51:R5:57:VAL:N	2.17	0.48
1:XA:688:G:H2'	1:XA:689:C:H6	1.79	0.48
1:XA:692:U:H5'	1:XA:797:C:H5'	1.95	0.48
1:XA:892:A:O2'	1:XA:1415:G:H4'	2.13	0.48
1:XA:1094:G:O2'	1:XA:1095:U:OP2	2.22	0.48
5:XE:110:LEU:HD13	5:XE:118:ILE:HG21	1.94	0.48
9:XI:114:TYR:CD2	9:XI:114:TYR:N	2.81	0.48
25:YA:776:G:H4'	25:YA:777:A:O5'	2.13	0.48
25:YA:1385:G:H1'	25:YA:1386:C:C6	2.49	0.48
25:YA:1557:C:OP2	25:YA:1558:A:O2'	2.26	0.48
32:YI:69:LYS:HG3	32:YI:136:VAL:HB	1.96	0.48
40:YU:90:VAL:HG22	41:YV:39:LEU:HB3	1.96	0.48
44:YY:35:TYR:CD1	44:YY:69:ALA:HB3	2.49	0.48
52:Y6:27:LYS:NZ	52:Y6:27:LYS:HB2	2.28	0.48
1:QA:452:A:O2'	1:QA:453:A:O4'	2.31	0.48

Continued on next page...

Continued from previous page...

Atom-1	Atom-2	Interatomic distance (Å)	Clash overlap (Å)
1:QA:1143:G:H2'	1:QA:1144:G:C8	2.49	0.48
10:QJ:78:ASN:O	10:QJ:82:ILE:HG12	2.14	0.48
22:QV:61:C:H2'	22:QV:62:C:C6	2.49	0.48
25:RA:1019:U:O2'	25:RA:1021:A:H2	1.96	0.48
25:RA:1165:U:H2'	25:RA:1166:C:C6	2.49	0.48
25:RA:1226:G:H4'	41:RV:84:LYS:HG2	1.96	0.48
25:RA:1520:U:H2'	25:RA:1521:G:O4'	2.13	0.48
25:RA:2119:A:N6	25:RA:2170:A:N7	2.60	0.48
27:RD:25:THR:O	27:RD:27:THR:HG22	2.14	0.48
31:RH:86:GLU:OE1	31:RH:86:GLU:N	2.43	0.48
32:RI:13:GLY:HA3	32:RI:17:GLN:CD	2.33	0.48
52:R6:18:ARG:HB2	52:R6:44:ARG:HH12	1.77	0.48
1:XA:110:C:O2'	16:XP:25:ARG:O	2.22	0.48
1:XA:407:G:H2'	1:XA:408:A:H8	1.77	0.48
1:XA:564:C:C6	17:XQ:31:LEU:HD11	2.49	0.48
1:XA:1151:A:O2'	1:XA:1152:A:O5'	2.23	0.48
16:XP:22:THR:HA	16:XP:33:ILE:HG12	1.96	0.48
25:YA:128:C:H4'	53:Y7:49:ARG:NH1	2.26	0.48
25:YA:861:A:C2	25:YA:917:A:C5	3.02	0.48
25:YA:1156:A:C8	40:YU:51:LYS:HG3	2.49	0.48
25:YA:1545(A):A:H2'	25:YA:1546:C:O4'	2.14	0.48
25:YA:1882:C:H5'	25:YA:1883:G:OP2	2.13	0.48
25:YA:2352:A:C4	25:YA:2366:A:C2	3.01	0.48
31:YH:6:ARG:HA	31:YH:66:GLY:HA2	1.95	0.48
32:YI:76:THR:OG1	32:YI:139:GLN:OE1	2.31	0.48
35:YP:46:LYS:HE3	35:YP:46:LYS:HB3	1.54	0.48
35:YP:98:GLU:HA	35:YP:101:VAL:HB	1.96	0.48
40:YU:92:ARG:CZ	41:YV:11:GLN:H	2.26	0.48
51:Y5:58:LEU:HD22	51:Y5:60:VAL:HB	1.96	0.48
1:QA:738:C:OP2	6:QF:92:LYS:NZ	2.47	0.48
1:QA:909:A:H2'	1:QA:910:C:O4'	2.14	0.48
1:QA:946:A:N6	1:QA:1234:C:H42	2.11	0.48
1:QA:1032(A):G:H2'	1:QA:1032(B):G:C8	2.48	0.48
1:QA:1327:C:OP2	21:QU:12:LYS:NZ	2.47	0.48
2:QB:97:TRP:CH2	2:QB:173:ALA:HA	2.49	0.48
5:QE:69:VAL:O	5:QE:71:LEU:N	2.47	0.48
25:RA:38:A:H2'	25:RA:39:C:C6	2.48	0.48
25:RA:323:G:H2'	29:RF:169:ASN:ND2	2.29	0.48
25:RA:1012:U:O4	33:RN:25:ARG:HA	2.14	0.48
25:RA:1794:U:H2'	25:RA:1795:C:H6	1.77	0.48
25:RA:1870:C:H2'	25:RA:1871:A:O4'	2.14	0.48

Continued on next page...

Continued from previous page...

Atom-1	Atom-2	Interatomic distance (Å)	Clash overlap (Å)
25:RA:2164:C:H2'	25:RA:2165:G:O4'	2.13	0.48
25:RA:2563:U:H4'	34:RO:28:SER:HA	1.96	0.48
25:RA:2584:U:H2'	25:RA:2585:U:C6	2.49	0.48
25:RA:2823:A:OP1	28:RE:113:PHE:HB2	2.14	0.48
29:RF:183:VAL:O	29:RF:187:VAL:HG23	2.13	0.48
33:RN:7:LYS:H	33:RN:7:LYS:HD2	1.79	0.48
35:RP:61:ARG:CD	54:R8:13:ARG:HD2	2.44	0.48
43:RX:83:VAL:HG11	43:RX:87:GLN:HB2	1.96	0.48
1:XA:33:A:H2'	1:XA:34:C:C6	2.49	0.48
1:XA:407:G:H2'	1:XA:408:A:C8	2.48	0.48
1:XA:659:U:H2'	1:XA:660:G:H8	1.79	0.48
3:XC:70:VAL:HG12	3:XC:72:LYS:H	1.79	0.48
5:XE:6:PHE:CE2	5:XE:36:ASP:HB3	2.48	0.48
8:XH:49:GLU:HG2	8:XH:62:TYR:HE2	1.78	0.48
25:YA:603:A:O4'	25:YA:655:A:N6	2.46	0.48
25:YA:1404:C:C2'	25:YA:1405:U:H5'	2.44	0.48
33:YN:134:ARG:N	33:YN:135:PRO:HD3	2.29	0.48
38:YS:65:VAL:O	38:YS:69:VAL:HG12	2.14	0.48
44:YY:44:ILE:HG13	44:YY:45:VAL:N	2.28	0.48
1:QA:184:G:H2'	1:QA:185:A:H8	1.79	0.47
1:QA:1179:A:H2'	1:QA:1180:A:O4'	2.14	0.47
1:QA:1213:A:N6	1:QA:1215:G:N3	2.62	0.47
4:QD:106:TYR:HE1	4:QD:112:VAL:O	1.97	0.47
13:QM:57:ARG:HB2	13:QM:57:ARG:HH11	1.79	0.47
25:RA:321:G:OP1	29:RF:135:LYS:NZ	2.44	0.47
25:RA:483:A:H5'	44:RY:49:VAL:HG22	1.95	0.47
25:RA:1569:A:H2'	25:RA:1570:A:O4'	2.13	0.47
25:RA:1614:A:N1	42:RW:91:GLY:HA2	2.29	0.47
29:RF:167:ALA:HB1	29:RF:173:VAL:HG11	1.95	0.47
30:RG:145:THR:O	30:RG:147:ASP:N	2.47	0.47
1:XA:28:G:O2'	1:XA:296:U:OP1	2.30	0.47
1:XA:1149:C:OP1	9:XI:9:ARG:NH2	2.41	0.47
1:XA:1241:G:H2'	1:XA:1242:C:C6	2.48	0.47
1:XA:1319:A:H5'	1:XA:1320:C:OP1	2.14	0.47
10:XJ:38:ILE:HD11	10:XJ:71:LEU:HD23	1.96	0.47
25:YA:264:C:H2'	25:YA:265:A:H5''	1.95	0.47
25:YA:2655:G:N2	25:YA:2665:A:OP2	2.47	0.47
26:YB:44:G:H1'	26:YB:47:C:H42	1.78	0.47
27:YD:35:LYS:HZ1	27:YD:104:TYR:HB2	1.79	0.47
51:Y5:46:CYS:O	51:Y5:48:GLU:N	2.38	0.47
1:QA:484:G:H4'	1:QA:485:G:O5'	2.14	0.47

Continued on next page...

Continued from previous page...

Atom-1	Atom-2	Interatomic distance (Å)	Clash overlap (Å)
1:QA:1321:C:H3'	1:QA:1322:C:H5''	1.95	0.47
1:QA:1432:G:OP1	39:RT:107:ASP:HB2	2.14	0.47
2:QB:70:PHE:O	2:QB:93:VAL:N	2.48	0.47
4:QD:26:CYS:HA	4:QD:31:CYS:HA	1.96	0.47
6:QF:41:GLU:HB2	6:QF:62:TRP:CE3	2.50	0.47
25:RA:27:G:H22	25:RA:512:G:H1'	1.78	0.47
25:RA:363(B):G:H2'	25:RA:363(C):G:C8	2.49	0.47
25:RA:1575:C:H2'	25:RA:1576:U:O4'	2.15	0.47
25:RA:2114:A:N6	25:RA:2119:A:H62	2.12	0.47
32:RI:49:ALA:O	32:RI:52:ARG:HG2	2.14	0.47
35:RP:127:ALA:HB3	35:RP:130:PHE:CZ	2.49	0.47
48:R2:41:ILE:HD11	48:R2:44:LEU:HD12	1.96	0.47
55:R9:27:CYS:SG	55:R9:32:HIS:HB2	2.55	0.47
1:XA:31:G:O2'	1:XA:48:C:N4	2.46	0.47
2:XB:84:GLU:OE1	2:XB:87:ARG:NH2	2.43	0.47
18:XR:36:ASN:O	18:XR:36:ASN:ND2	2.41	0.47
25:YA:1036:G:OP1	31:YH:59:ARG:HB2	2.14	0.47
25:YA:1535:U:N3	25:YA:1537:C:H1'	2.29	0.47
26:YB:27:C:H5'	26:YB:28:C:OP2	2.14	0.47
35:YP:144:GLU:OE1	35:YP:144:GLU:N	2.40	0.47
41:YV:44:LYS:O	41:YV:46:VAL:HG12	2.13	0.47
1:QA:836:G:C6	1:QA:851:G:C6	3.02	0.47
1:QA:983:A:N1	1:QA:1222:G:N2	2.63	0.47
1:QA:1388:C:H2'	1:QA:1389:C:H6	1.79	0.47
2:QB:25:ASN:O	2:QB:27:LYS:N	2.47	0.47
14:QN:41:ARG:CZ	14:QN:42:ILE:HD11	2.44	0.47
25:RA:860:U:C5	25:RA:917:A:C2	3.02	0.47
25:RA:1083:U:O2'	25:RA:1085:A:H5''	2.14	0.47
25:RA:1833:U:O2'	25:RA:1969:A:N1	2.30	0.47
25:RA:2494:G:H2'	25:RA:2495:G:H8	1.80	0.47
36:RQ:136:ALA:C	36:RQ:138:ASP:H	2.18	0.47
1:XA:109:A:H2'	1:XA:326:G:N2	2.29	0.47
1:XA:179:A:H2'	1:XA:180:U:C6	2.50	0.47
1:XA:1298:C:C4	7:XG:114:ARG:HD2	2.50	0.47
1:XA:1412:C:H2'	1:XA:1413:A:C8	2.49	0.47
3:XC:34:LEU:HD23	3:XC:38:ARG:HG3	1.95	0.47
3:XC:79:ARG:NH1	3:XC:82:GLU:HG3	2.29	0.47
4:XD:15:GLU:HG2	4:XD:63:LYS:HB2	1.97	0.47
9:XI:121:ARG:NH1	9:XI:122:ALA:O	2.47	0.47
9:XI:126:SER:O	9:XI:128:ARG:N	2.43	0.47
18:XR:66:LEU:O	18:XR:70:ILE:HG13	2.14	0.47

Continued on next page...

Continued from previous page...

Atom-1	Atom-2	Interatomic distance (Å)	Clash overlap (Å)
25:YA:2245:U:H5'	25:YA:2246:G:H5'	1.96	0.47
25:YA:2688:U:H5	25:YA:2720:U:OP2	1.97	0.47
25:YA:2849:U:H4'	25:YA:2868:A:C2	2.49	0.47
27:YD:71:ASP:HB2	27:YD:103:ARG:NH2	2.27	0.47
29:YF:36:VAL:HG11	29:YF:183:VAL:HG11	1.95	0.47
36:YQ:21:THR:HB	36:YQ:22:LYS:H	1.40	0.47
39:YT:11:GLU:OE1	39:YT:11:GLU:N	2.43	0.47
47:Y1:91:LYS:HB3	47:Y1:92:LYS:H	1.44	0.47
48:Y2:59:ARG:O	48:Y2:63:VAL:HG23	2.15	0.47
6:QF:61:LEU:HB3	6:QF:63:TYR:HE2	1.79	0.47
12:QL:51:ALA:HB3	12:QL:53:ARG:HE	1.80	0.47
20:QT:30:LYS:O	20:QT:33:ILE:HB	2.14	0.47
25:RA:83:G:N2	25:RA:103:A:OP2	2.37	0.47
25:RA:888:C:O2'	25:RA:889:C:H4'	2.14	0.47
25:RA:1421:G:C2	25:RA:1422:G:C8	3.02	0.47
25:RA:2064:C:H2'	25:RA:2065:C:C6	2.48	0.47
25:RA:2532:G:H1'	25:RA:2663:G:N2	2.29	0.47
36:RQ:63:LYS:HG2	36:RQ:65:PHE:CE2	2.50	0.47
39:RT:64:ARG:HD2	39:RT:73:GLU:OE1	2.14	0.47
40:RU:97:ASP:OD1	40:RU:101:ARG:NH1	2.48	0.47
47:R1:91:LYS:O	47:R1:94:LEU:N	2.36	0.47
51:R5:46:CYS:O	51:R5:48:GLU:N	2.47	0.47
1:XA:1004:A:H1'	1:XA:1036:G:N2	2.30	0.47
3:XC:22:TRP:CD1	3:XC:59:ARG:HD2	2.49	0.47
3:XC:81:GLY:O	3:XC:85:ARG:HB2	2.14	0.47
12:XL:7:ILE:HD13	12:XL:7:ILE:HA	1.82	0.47
12:XL:24:VAL:HG12	12:XL:24:VAL:O	2.14	0.47
20:XT:98:PRO:O	20:XT:100:ILE:N	2.46	0.47
25:YA:226:G:HO2'	25:YA:227:A:H8	1.55	0.47
25:YA:846:C:O2'	25:YA:847:U:OP2	2.26	0.47
25:YA:1379:A:H4'	25:YA:1380:G:OP2	2.14	0.47
25:YA:2056:G:H1	51:Y5:4:HIS:HD2	1.62	0.47
25:YA:2467:C:H4'	36:YQ:123:HIS:CG	2.49	0.47
35:YP:50:ARG:HE	54:Y8:7:HIS:HE2	1.63	0.47
47:Y1:53:VAL:HG22	47:Y1:74:VAL:HG13	1.96	0.47
1:QA:32:A:C2	1:QA:33:A:C4	3.03	0.47
1:QA:1124:G:H5''	1:QA:1145:C:H41	1.78	0.47
2:QB:85:ALA:HB3	2:QB:92:TYR:HD2	1.79	0.47
2:QB:211:ILE:O	2:QB:215:LEU:HB2	2.14	0.47
4:QD:12:CYS:HA	4:QD:19:LEU:CD2	2.45	0.47
7:QG:99:LEU:HD22	7:QG:103:TRP:CZ2	2.49	0.47

Continued on next page...

Continued from previous page...

Atom-1	Atom-2	Interatomic distance (Å)	Clash overlap (Å)
25:RA:155:C:N4	25:RA:171:G:H1	2.11	0.47
25:RA:958:U:OP1	36:RQ:74:TYR:OH	2.29	0.47
25:RA:1220:A:H5'	25:RA:1221:C:OP2	2.14	0.47
25:RA:1871:A:H2'	25:RA:1872:A:C8	2.50	0.47
30:RG:3:LEU:HD11	50:R4:25:TYR:CE1	2.48	0.47
32:RI:98:ALA:HA	32:RI:109:ILE:HD11	1.97	0.47
5:XE:8:GLU:OE2	5:XE:63:ARG:NH2	2.46	0.47
6:XF:69:GLU:O	6:XF:72:VAL:HG12	2.14	0.47
9:XI:4:TYR:CZ	9:XI:88:TYR:HB2	2.49	0.47
12:XL:27:LEU:O	12:XL:29:GLY:N	2.46	0.47
15:XO:66:LEU:HD12	15:XO:66:LEU:HA	1.66	0.47
20:XT:35:THR:O	20:XT:39:LYS:HG3	2.14	0.47
25:YA:7:G:H1	25:YA:2896:C:H42	1.62	0.47
25:YA:1454:U:H5'	37:YR:63:ARG:NE	2.30	0.47
26:YB:24:G:H1'	26:YB:26:A:H62	1.79	0.47
27:YD:28:GLU:HB2	27:YD:29:PRO:CD	2.45	0.47
42:YW:110:LYS:HG3	42:YW:111:HIS:H	1.80	0.47
54:Y8:36:LYS:HB3	54:Y8:40:GLU:HG2	1.95	0.47
1:QA:683:G:H2'	1:QA:684:A:H8	1.78	0.47
1:QA:1350:A:OP2	9:QI:118:LYS:NZ	2.48	0.47
9:QI:28:VAL:HG22	9:QI:63:ILE:HB	1.96	0.47
25:RA:27:G:O2'	25:RA:28:A:H8	1.97	0.47
25:RA:103:A:H8	25:RA:103:A:O5'	1.98	0.47
25:RA:298:G:H5''	25:RA:299:A:OP1	2.15	0.47
25:RA:443:A:C5	29:RF:45:ARG:HD2	2.50	0.47
25:RA:484:C:OP1	44:RY:51:VAL:HG11	2.15	0.47
25:RA:960:A:H61	36:RQ:82:ARG:NH1	2.12	0.47
25:RA:1045:A:N3	25:RA:1047:G:N2	2.63	0.47
25:RA:1497:U:H5''	25:RA:1498:C:C5	2.49	0.47
25:RA:2294:C:OP2	38:RS:89:ARG:NH2	2.47	0.47
26:RB:42:C:O2	30:RG:93:THR:N	2.34	0.47
26:RB:52:A:N6	38:RS:33:LYS:HG3	2.29	0.47
28:RE:73:GLU:HG3	28:RE:74:PRO:HD2	1.95	0.47
42:RW:63:ASP:OD1	42:RW:63:ASP:N	2.48	0.47
44:RY:21:LYS:HG3	44:RY:22:GLY:N	2.30	0.47
1:XA:41:G:H2'	1:XA:42:G:C8	2.49	0.47
1:XA:429:U:H1'	1:XA:430:A:H5''	1.97	0.47
1:XA:1000:A:H2'	1:XA:1001:G:H8	1.79	0.47
25:YA:1062:G:H8	25:YA:1062:G:O5'	1.97	0.47
25:YA:1239:G:H2'	25:YA:1240:U:O4'	2.14	0.47
25:YA:1529:A:N6	25:YA:1542:G:O2'	2.41	0.47

Continued on next page...

Continued from previous page...

Atom-1	Atom-2	Interatomic distance (Å)	Clash overlap (Å)
25:YA:2392:A:C8	35:YP:60:MET:HG2	2.50	0.47
25:YA:2469:A:H5'	25:YA:2470:G:OP2	2.15	0.47
29:YF:164:ARG:HG3	29:YF:175:THR:OG1	2.15	0.47
33:YN:30:ILE:HG22	33:YN:34:LEU:HD22	1.96	0.47
1:QA:129(A):G:N2	1:QA:188:U:O2'	2.47	0.47
1:QA:181:G:HO2'	1:QA:182:U:P	2.38	0.47
1:QA:474:G:H2'	1:QA:475:G:H8	1.79	0.47
1:QA:801:U:H2'	1:QA:802:A:H8	1.80	0.47
1:QA:1125:U:O4	10:QJ:5:ARG:HD3	2.15	0.47
1:QA:1163:C:H42	1:QA:1173:G:H1	1.62	0.47
1:QA:1207:G:H2'	1:QA:1208:C:C6	2.49	0.47
1:QA:1314:C:P	19:QS:6:LYS:HD2	2.55	0.47
1:QA:1316:G:H5''	14:QN:17:LYS:HE3	1.96	0.47
1:QA:1392:G:N2	1:QA:1502:A:H8	2.09	0.47
1:QA:1443:G:H5'	1:QA:1446:A:OP2	2.15	0.47
12:QL:27:LEU:O	12:QL:29:GLY:N	2.47	0.47
13:QM:78:ILE:HG23	13:QM:92:HIS:ND1	2.30	0.47
17:QQ:76:LEU:HD21	17:QQ:79:SER:HB2	1.97	0.47
25:RA:142:G:H2'	25:RA:143:C:C6	2.49	0.47
25:RA:649:G:H2'	25:RA:650:C:C6	2.49	0.47
25:RA:753:C:H2'	25:RA:754:C:H6	1.78	0.47
25:RA:860:U:H5	25:RA:917:A:N1	2.12	0.47
25:RA:1654:A:OP2	37:RR:2:ARG:HD2	2.14	0.47
26:RB:83:G:H1	26:RB:93:C:H42	1.62	0.47
27:RD:118:VAL:HG22	27:RD:119:ALA:N	2.29	0.47
28:RE:37:ARG:NE	28:RE:37:ARG:HA	2.29	0.47
31:RH:152:ARG:HG3	31:RH:153:LYS:CD	2.44	0.47
39:RT:123:GLN:O	39:RT:125:ARG:N	2.48	0.47
45:RZ:141:VAL:HA	45:RZ:144:LEU:HD23	1.96	0.47
47:R1:76:ARG:H	47:R1:76:ARG:HD2	1.80	0.47
1:XA:35:G:N3	12:XL:118:SER:OG	2.46	0.47
1:XA:328:C:H4'	1:XA:329:A:C5'	2.45	0.47
1:XA:1070:U:H2'	1:XA:1071:C:H6	1.79	0.47
1:XA:1192:C:OP2	3:XC:4:LYS:NZ	2.41	0.47
2:XB:93:VAL:HG11	2:XB:97:TRP:CD1	2.50	0.47
9:XI:114:TYR:HD1	10:XJ:60:ARG:HB2	1.79	0.47
10:XJ:47:PHE:HB3	14:XN:34:TYR:CE2	2.50	0.47
11:XK:48:ILE:HG13	11:XK:63:LEU:HB2	1.97	0.47
17:XQ:67:LYS:O	17:XQ:68:ARG:HB3	2.15	0.47
25:YA:593:G:O3'	54:Y8:61:LEU:HD22	2.14	0.47
25:YA:896:A:C8	45:YZ:146:ILE:HD12	2.50	0.47

Continued on next page...

Continued from previous page...

Atom-1	Atom-2	Interatomic distance (Å)	Clash overlap (Å)
25:YA:922:U:H2'	25:YA:923:C:C6	2.50	0.47
25:YA:1221:C:H2'	25:YA:1222:C:H6	1.79	0.47
25:YA:1453:A:O2'	25:YA:1454:U:H2'	2.14	0.47
25:YA:1665:A:C2'	25:YA:1666:G:H5'	2.43	0.47
25:YA:1916:A:H2'	25:YA:1917:U:O4'	2.15	0.47
25:YA:2319:G:N7	38:YS:3:ARG:HB3	2.29	0.47
27:YD:206:LEU:HA	27:YD:206:LEU:HD23	1.51	0.47
27:YD:237:GLU:O	27:YD:239:ARG:N	2.47	0.47
29:YF:182:ASN:HD21	29:YF:185:ASP:CG	2.14	0.47
30:YG:28:VAL:O	30:YG:31:VAL:HG13	2.14	0.47
30:YG:34:LEU:HD22	30:YG:35:GLU:N	2.30	0.47
30:YG:113:ARG:HG2	50:Y4:34:GLU:OE2	2.14	0.47
32:YI:144:VAL:HG22	32:YI:145:VAL:H	1.80	0.47
46:Y0:19:LYS:HA	46:Y0:19:LYS:HD3	1.66	0.47
1:QA:110:C:O2'	16:QP:25:ARG:O	2.32	0.47
1:QA:1053:G:N7	1:QA:1199:U:H3'	2.30	0.47
2:QB:178:ARG:HH21	8:QH:74:PRO:HG3	1.80	0.47
3:QC:82:GLU:O	3:QC:86:VAL:HG13	2.14	0.47
7:QG:18:TYR:HD2	7:QG:59:LEU:HD22	1.79	0.47
12:QL:17:LYS:HG3	12:QL:18:VAL:N	2.30	0.47
19:QS:35:SER:O	19:QS:71:LEU:HD12	2.15	0.47
25:RA:498:G:N3	44:RY:47:LYS:NZ	2.62	0.47
25:RA:500:G:N2	25:RA:502:A:H3'	2.29	0.47
25:RA:521:G:H2'	25:RA:522:G:H8	1.80	0.47
25:RA:1153:C:H2'	25:RA:1154:G:O4'	2.15	0.47
25:RA:2286:A:H4'	25:RA:2287:A:O4'	2.15	0.47
25:RA:2679:A:H4'	28:RE:165:VAL:HG11	1.96	0.47
25:RA:2723:C:OP2	28:RE:109:LYS:NZ	2.47	0.47
28:RE:95:ILE:HD12	28:RE:95:ILE:H	1.80	0.47
38:RS:56:LEU:O	38:RS:58:LEU:N	2.48	0.47
44:RY:76:CYS:HB2	44:RY:101:LYS:HG3	1.96	0.47
1:XA:1118:C:P	9:XI:104:ARG:HH11	2.37	0.47
1:XA:1315:U:H2'	1:XA:1316:G:O4'	2.14	0.47
1:XA:1348:U:H3	1:XA:1374:A:H2	1.57	0.47
2:XB:18:GLY:H	2:XB:42:ILE:HG22	1.80	0.47
5:XE:89:ILE:HG12	5:XE:91:LEU:HD13	1.97	0.47
25:YA:99:U:O2'	25:YA:101:G:OP2	2.28	0.47
25:YA:307:G:H21	25:YA:330:A:N6	2.13	0.47
25:YA:1614:A:H61	42:YW:88:ARG:H	1.61	0.47
25:YA:1728:G:H5'	25:YA:1729:A:OP2	2.14	0.47
25:YA:2636:U:H2'	25:YA:2637:U:H6	1.79	0.47

Continued on next page...

Continued from previous page...

Atom-1	Atom-2	Interatomic distance (Å)	Clash overlap (Å)
28:YE:116:VAL:HG11	28:YE:138:PRO:HB3	1.97	0.47
29:YF:9:ILE:HG23	29:YF:20:LEU:O	2.15	0.47
29:YF:140:LEU:HD12	29:YF:140:LEU:HA	1.77	0.47
30:YG:114:ILE:HD13	30:YG:140:ILE:HG21	1.96	0.47
31:YH:122:THR:HG22	31:YH:134:SER:HB2	1.96	0.47
49:Y3:23:LEU:HD13	49:Y3:50:VAL:HG11	1.96	0.47
1:QA:299:G:H2'	1:QA:300:A:C8	2.50	0.47
1:QA:456:C:H2'	1:QA:457:C:C6	2.50	0.47
1:QA:1001:G:H2'	1:QA:1002:G:O4'	2.15	0.47
1:QA:1179:A:O3'	9:QI:103:THR:HG23	2.14	0.47
11:QK:16:SER:OG	11:QK:106:LYS:NZ	2.48	0.47
13:QM:65:LYS:HB3	50:R4:50:VAL:HG21	1.96	0.47
25:RA:49:A:H61	25:RA:177:G:H2'	1.79	0.47
25:RA:702:G:C2	25:RA:731:C:C2	3.03	0.47
25:RA:1248:G:C5	40:RU:3:ARG:HB2	2.50	0.47
25:RA:1851:U:H2'	25:RA:1852:C:O4'	2.15	0.47
27:RD:12:SER:O	27:RD:16:MET:HB2	2.14	0.47
27:RD:211:ARG:HD2	27:RD:214:TRP:CZ3	2.50	0.47
28:RE:21:VAL:HB	28:RE:22:PRO:HB3	1.96	0.47
29:RF:133:ASN:HA	29:RF:162:LEU:HD22	1.96	0.47
31:RH:27:LYS:HA	31:RH:32:GLU:HA	1.96	0.47
39:RT:16:ARG:HE	39:RT:19:LEU:HD21	1.80	0.47
1:XA:767:A:H2'	1:XA:768:A:O4'	2.15	0.47
1:XA:1057:G:H2'	1:XA:1058:G:O4'	2.15	0.47
1:XA:1152:A:H2'	1:XA:1153:C:H6	1.79	0.47
1:XA:1225:A:N3	1:XA:1225:A:H2'	2.29	0.47
1:XA:1227:A:OP2	13:XM:111:LYS:HE3	2.15	0.47
1:XA:1366:C:H2'	1:XA:1367:C:H6	1.80	0.47
25:YA:478:A:C6	25:YA:480:A:C6	3.03	0.47
25:YA:957:A:N1	25:YA:2458:G:H4'	2.29	0.47
25:YA:1586:A:H3'	25:YA:1587:A:H8	1.80	0.47
25:YA:1658:C:H2'	25:YA:1659:U:C6	2.50	0.47
25:YA:2461:C:H2'	25:YA:2462:U:C6	2.49	0.47
29:YF:129:PHE:HA	29:YF:142:TRP:NE1	2.29	0.47
31:YH:4:ILE:HB	31:YH:6:ARG:CG	2.43	0.47
31:YH:4:ILE:HG13	31:YH:6:ARG:CZ	2.45	0.47
1:QA:527:G:O2'	1:QA:535:A:N1	2.33	0.47
1:QA:553:A:O2'	12:QL:29:GLY:O	2.33	0.47
1:QA:1126:U:OP2	1:QA:1281:U:H1'	2.15	0.47
2:QB:8:LYS:H	2:QB:8:LYS:HD3	1.79	0.47
2:QB:32:ILE:HD13	2:QB:40:HIS:HB3	1.96	0.47

Continued on next page...

Continued from previous page...

Atom-1	Atom-2	Interatomic distance (Å)	Clash overlap (Å)
17:QQ:74:LEU:HB3	17:QQ:75:ARG:H	1.63	0.47
25:RA:226:G:O2'	25:RA:227:A:O5'	2.33	0.47
25:RA:1542:G:H5''	25:RA:1543:A:OP2	2.15	0.47
25:RA:1946:U:H2'	25:RA:1947:C:C6	2.50	0.47
25:RA:2329:G:H2'	25:RA:2330:G:C8	2.49	0.47
25:RA:2867:G:OP2	39:RT:119:LYS:NZ	2.27	0.47
27:RD:61:LEU:HA	27:RD:61:LEU:HD12	1.77	0.47
29:RF:62:ARG:HB3	29:RF:62:ARG:CZ	2.45	0.47
32:RI:9:LEU:O	32:RI:10:GLU:HG3	2.15	0.47
38:RS:48:LEU:HD23	38:RS:82:ILE:HD11	1.96	0.47
41:RV:24:LYS:HG3	41:RV:92:THR:HG23	1.97	0.47
1:XA:791:G:C6	1:XA:792:A:C2	3.03	0.47
1:XA:910:C:P	12:XL:97:ARG:HH22	2.38	0.47
25:YA:1204:A:O2'	25:YA:1205:U:O5'	2.33	0.47
25:YA:1289:C:H2'	25:YA:1290:C:H6	1.79	0.47
25:YA:2439:A:C8	25:YA:2439:A:H5'	2.50	0.47
35:YP:64:LYS:HB2	54:Y8:25:MET:HG3	1.96	0.47
44:YY:73:ARG:HE	44:YY:73:ARG:HB3	1.47	0.47
1:QA:1502:A:H2	1:QA:1505:G:N1	2.07	0.46
20:QT:33:ILE:HD13	20:QT:62:LEU:HB3	1.96	0.46
20:QT:89:ARG:NH2	20:QT:105:SER:O	2.36	0.46
25:RA:1025:G:C4	25:RA:1135:C:H1'	2.50	0.46
25:RA:1678:G:N2	25:RA:1989:G:N2	2.63	0.46
25:RA:1843:C:H2'	25:RA:1844:C:H6	1.80	0.46
25:RA:1991:U:H2'	25:RA:1992:G:H5''	1.97	0.46
25:RA:2303:G:O2'	30:RG:132:ASN:HB2	2.15	0.46
25:RA:2439:A:H3'	25:RA:2439:A:P	2.56	0.46
39:RT:20:PRO:HD2	39:RT:86:ILE:HG23	1.97	0.46
42:RW:23:LEU:O	42:RW:27:LYS:HD2	2.14	0.46
47:R1:89:GLU:HA	47:R1:93:GLU:HB2	1.96	0.46
54:R8:29:LYS:HD3	54:R8:44:LYS:CB	2.45	0.46
1:XA:244:U:H4'	1:XA:245:C:O5'	2.15	0.46
1:XA:1126:U:H1'	1:XA:1280:A:C5	2.50	0.46
4:XD:63:LYS:HD2	4:XD:198:VAL:HG22	1.97	0.46
19:XS:33:THR:OG1	19:XS:34:TRP:N	2.49	0.46
19:XS:41:VAL:HA	19:XS:44:MET:HG3	1.97	0.46
22:XV:3:G:O2'	22:XV:4:G:P	2.72	0.46
25:YA:602:G:O2'	25:YA:655:A:N6	2.48	0.46
25:YA:890:A:O2'	25:YA:892:G:H8	1.98	0.46
25:YA:1029:A:N1	25:YA:2465:C:O2'	2.46	0.46
25:YA:2593:U:H2'	25:YA:2594:C:C6	2.50	0.46

Continued on next page...

Continued from previous page...

Atom-1	Atom-2	Interatomic distance (Å)	Clash overlap (Å)
27:YD:17:THR:CG2	27:YD:205:VAL:H	2.28	0.46
29:YF:108:LYS:NZ	29:YF:108:LYS:HB3	2.31	0.46
31:YH:154:PRO:HD3	31:YH:162:ILE:H	1.79	0.46
32:YI:68:LEU:HA	32:YI:71:ILE:HG22	1.97	0.46
33:YN:114:ARG:O	33:YN:115:ARG:HB3	2.14	0.46
35:YP:88:LEU:HB2	35:YP:91:PHE:HE2	1.80	0.46
35:YP:96:THR:O	35:YP:99:LEU:HB3	2.15	0.46
50:Y4:38:LYS:HD3	50:Y4:42:PHE:HE1	1.80	0.46
51:Y5:33:CYS:SG	51:Y5:34:PRO:HD2	2.55	0.46
1:QA:244:U:H4'	1:QA:245:C:O5'	2.14	0.46
1:QA:1152:A:H2'	1:QA:1153:C:C6	2.50	0.46
1:QA:1494:G:O6	58:QA:1666:PAR:H42	2.15	0.46
5:QE:9:LYS:HB3	5:QE:112:LEU:HD11	1.98	0.46
16:QP:3:LYS:O	16:QP:21:VAL:HA	2.15	0.46
19:QS:15:LEU:H	19:QS:15:LEU:HD23	1.79	0.46
25:RA:620:G:H4'	25:RA:621:A:C5'	2.45	0.46
25:RA:1657:C:OP2	28:RE:136:ARG:HD3	2.14	0.46
25:RA:1668:A:H4'	25:RA:1669:A:O5'	2.15	0.46
25:RA:1771:C:H1'	25:RA:1786:A:H8	1.77	0.46
25:RA:2011:U:OP2	42:RW:16:LYS:NZ	2.46	0.46
28:RE:186:GLY:O	28:RE:188:VAL:N	2.48	0.46
31:RH:153:LYS:HB3	31:RH:162:ILE:H	1.80	0.46
40:RU:8:VAL:HG23	40:RU:11:ARG:HH21	1.80	0.46
1:XA:1262:C:H2'	1:XA:1263:C:H6	1.77	0.46
2:XB:201:ILE:HG21	2:XB:214:ILE:HG21	1.95	0.46
13:XM:12:ASN:HD22	13:XM:12:ASN:N	2.13	0.46
17:XQ:63:ARG:HG2	17:XQ:64:PRO:HD2	1.97	0.46
19:XS:41:VAL:HG23	19:XS:67:VAL:HG13	1.98	0.46
25:YA:234:C:H2'	25:YA:235:U:C6	2.51	0.46
25:YA:415:A:H2'	25:YA:416:C:H6	1.81	0.46
26:YB:16:G:N2	26:YB:69:G:H1'	2.29	0.46
28:YE:150:VAL:HG13	28:YE:154:LYS:HG3	1.96	0.46
28:YE:176:ILE:HB	28:YE:181:LEU:HB2	1.97	0.46
30:YG:11:TYR:HA	30:YG:15:VAL:HB	1.95	0.46
35:YP:19:VAL:HG13	35:YP:21:ARG:N	2.20	0.46
38:YS:52:SER:HB2	38:YS:55:ALA:H	1.79	0.46
44:YY:87:LYS:HD3	44:YY:92:ASN:HB3	1.98	0.46
50:Y4:2:LYS:HA	50:Y4:2:LYS:HD2	1.67	0.46
1:QA:352:C:O2'	1:QA:354:G:OP1	2.22	0.46
1:QA:545:C:OP1	4:QD:61:LYS:NZ	2.49	0.46
2:QB:166:ASP:OD1	2:QB:169:LYS:HB2	2.15	0.46

Continued on next page...

Continued from previous page...

Atom-1	Atom-2	Interatomic distance (Å)	Clash overlap (Å)
7:QG:78:ARG:HG3	7:QG:79:ARG:N	2.29	0.46
25:RA:333:G:H5''	25:RA:334:C:OP2	2.15	0.46
25:RA:662:G:H5'	35:RP:15:ARG:HA	1.96	0.46
25:RA:2100:G:H1	25:RA:2189:U:H3	1.63	0.46
25:RA:2336:A:H61	46:R0:43:THR:CG2	2.28	0.46
25:RA:2632:A:O2'	25:RA:2811:G:O2'	2.18	0.46
25:RA:2790:A:C2	25:RA:2791:C:H2'	2.50	0.46
27:RD:70:TRP:CD2	27:RD:150:LYS:HD2	2.49	0.46
30:RG:22:ARG:HH22	30:RG:175:LEU:HD21	1.79	0.46
34:RO:76:ALA:HB3	39:RT:75:ILE:HB	1.97	0.46
35:RP:83:VAL:HG12	35:RP:114:ILE:HA	1.98	0.46
43:RX:49:VAL:HG13	43:RX:83:VAL:HG13	1.96	0.46
44:RY:89:PHE:O	44:RY:90:LEU:HD13	2.15	0.46
3:XC:14:ILE:HG12	3:XC:15:THR:N	2.30	0.46
7:XG:74:GLU:HG2	7:XG:91:VAL:HG22	1.98	0.46
9:XI:18:PHE:HB2	9:XI:62:TYR:HB3	1.97	0.46
9:XI:83:ARG:O	9:XI:86:VAL:HG12	2.15	0.46
25:YA:1102:C:H2'	25:YA:1103:A:H5''	1.97	0.46
25:YA:1550:C:H2'	25:YA:1551:C:H6	1.80	0.46
25:YA:1771:C:C1'	25:YA:1786:A:C8	2.97	0.46
25:YA:2059:A:H5'	25:YA:2060:A:OP2	2.16	0.46
27:YD:94:LEU:HD22	27:YD:95:LEU:N	2.31	0.46
29:YF:127:GLU:OE2	29:YF:128:ALA:N	2.47	0.46
32:YI:131:LYS:HB3	32:YI:132:PRO:HA	1.98	0.46
35:YP:29:LYS:HD2	35:YP:30:THR:HG23	1.97	0.46
35:YP:121:LYS:HB2	35:YP:121:LYS:HE2	1.75	0.46
1:QA:1258:G:H2'	1:QA:1259:C:C6	2.50	0.46
6:QF:10:LEU:N	6:QF:59:TYR:O	2.46	0.46
25:RA:519:U:H2'	25:RA:520:G:H8	1.81	0.46
25:RA:581:C:OP1	40:RU:33:ARG:HG3	2.15	0.46
25:RA:1754:C:P	39:RT:96:ARG:HH12	2.33	0.46
26:RB:89(A):A:C5	26:RB:90:C:H1'	2.50	0.46
27:RD:43:ARG:HH11	27:RD:44:ASN:CG	2.16	0.46
43:RX:55:ASN:HB2	43:RX:80:ILE:HG23	1.97	0.46
1:XA:134:A:H61	16:XP:25:ARG:NH1	2.14	0.46
1:XA:191(D):U:H2'	1:XA:191(E):G:H8	1.80	0.46
1:XA:791:G:C2'	1:XA:792:A:H5'	2.45	0.46
1:XA:1306:A:H61	1:XA:1331:G:H1'	1.80	0.46
1:XA:1443:G:H5'	1:XA:1446:A:OP2	2.15	0.46
4:XD:30:LYS:C	4:XD:32:ALA:H	2.18	0.46
7:XG:115:ARG:HB2	7:XG:118:VAL:HG22	1.97	0.46

Continued on next page...

Continued from previous page...

Atom-1	Atom-2	Interatomic distance (Å)	Clash overlap (Å)
25:YA:1265:A:H3'	51:Y5:19:ARG:NH1	2.31	0.46
25:YA:1396:U:H2'	25:YA:1396:U:O2	2.15	0.46
25:YA:1794:U:H2'	25:YA:1795:C:H6	1.80	0.46
25:YA:2356:C:H2'	25:YA:2357:U:O4'	2.16	0.46
25:YA:2655:G:O2'	25:YA:2656:U:P	2.73	0.46
27:YD:25:THR:CG2	27:YD:82:ILE:H	2.27	0.46
38:YS:27:SER:HA	38:YS:88:ASP:HB2	1.96	0.46
46:Y0:17:GLN:O	46:Y0:19:LYS:HE3	2.14	0.46
1:QA:1191:A:H8	1:QA:1191:A:O5'	1.98	0.46
1:QA:1310:G:OP1	13:QM:77:ASN:ND2	2.49	0.46
25:RA:25:U:H5'	42:RW:79:GLY:HA2	1.98	0.46
25:RA:273:G:H1	25:RA:364:C:H42	1.63	0.46
25:RA:345:A:O2'	25:RA:346:A:N7	2.40	0.46
25:RA:864:G:C6	25:RA:865:C:N4	2.84	0.46
25:RA:1078:U:O2'	25:RA:1079:C:OP2	2.30	0.46
25:RA:2107:C:N4	25:RA:2182:G:H1	2.11	0.46
26:RB:88:C:H2'	26:RB:89:G:O4'	2.14	0.46
32:RI:88:ILE:HG12	32:RI:122:GLU:H	1.80	0.46
32:RI:104:GLN:C	32:RI:105:HIS:HD1	2.18	0.46
35:RP:124:LYS:HA	35:RP:143:GLY:O	2.16	0.46
38:RS:61:ASN:O	38:RS:65:VAL:HG23	2.14	0.46
38:RS:78:LEU:HD11	38:RS:107:GLU:O	2.15	0.46
52:R6:13:CYS:HB2	52:R6:22:ALA:HB3	1.98	0.46
2:XB:163:PHE:CD2	2:XB:185:ILE:HG13	2.50	0.46
3:XC:178:LEU:HD13	3:XC:178:LEU:HA	1.84	0.46
10:XJ:62:HIS:H	10:XJ:62:HIS:CD2	2.33	0.46
19:XS:41:VAL:HB	19:XS:42:PRO:HA	1.96	0.46
25:YA:27:G:H22	25:YA:512:G:H2'	1.79	0.46
25:YA:224:G:O6	25:YA:419:C:O2'	2.33	0.46
25:YA:1153:C:H5'	40:YU:76:TYR:HE2	1.81	0.46
25:YA:2545:G:H2'	25:YA:2546:U:O4'	2.16	0.46
44:YY:94:LYS:HD2	44:YY:101:LYS:HZ3	1.81	0.46
47:Y1:96:LYS:H	47:Y1:97:LEU:HD12	1.81	0.46
49:Y3:8:LEU:HD22	49:Y3:31:LEU:HD22	1.96	0.46
1:QA:801:U:H2'	1:QA:802:A:C8	2.50	0.46
1:QA:1169:A:H2'	1:QA:1170:A:C8	2.51	0.46
12:QL:54:LYS:HD2	12:QL:54:LYS:N	2.31	0.46
19:QS:63:THR:HG23	19:QS:65:ASN:OD1	2.16	0.46
22:QV:40:C:H2'	22:QV:41:C:H6	1.79	0.46
25:RA:265:A:N6	25:RA:428:A:C8	2.84	0.46
25:RA:270(R):G:H2'	25:RA:270(S):G:C8	2.50	0.46

Continued on next page...

Continued from previous page...

Atom-1	Atom-2	Interatomic distance (Å)	Clash overlap (Å)
25:RA:511:U:O2'	25:RA:1215:G:N2	2.43	0.46
25:RA:1061:U:H3'	25:RA:1062:G:H5''	1.96	0.46
25:RA:1274:A:N3	25:RA:1297:C:H1'	2.30	0.46
25:RA:1649:G:O2'	37:RR:107:ASP:OD1	2.23	0.46
30:RG:98:ARG:O	30:RG:101:ILE:HG13	2.16	0.46
32:RI:29:TYR:CD2	32:RI:30:LEU:HD23	2.51	0.46
32:RI:40:THR:O	32:RI:44:LEU:N	2.44	0.46
42:RW:86:LEU:O	42:RW:94:ASP:N	2.44	0.46
54:R8:39:LYS:O	54:R8:43:GLN:HB2	2.15	0.46
1:XA:485:G:O2'	1:XA:486:U:O5'	2.31	0.46
1:XA:981:U:H5	1:XA:982:U:HO2'	1.61	0.46
3:XC:78:GLY:HA3	3:XC:83:ARG:HB3	1.98	0.46
12:XL:62:SER:O	12:XL:64:TYR:N	2.48	0.46
25:YA:2392:A:H2'	25:YA:2393:A:O4'	2.16	0.46
25:YA:2469:A:O2'	36:YQ:56:ARG:NE	2.48	0.46
27:YD:35:LYS:HB3	27:YD:63:ARG:HA	1.98	0.46
27:YD:118:VAL:HG22	27:YD:119:ALA:N	2.31	0.46
40:YU:75:ASN:HB3	40:YU:78:THR:H	1.81	0.46
1:QA:859:A:H2'	1:QA:860:A:O4'	2.15	0.46
2:QB:165:VAL:HG23	2:QB:166:ASP:H	1.81	0.46
4:QD:75:PHE:HE1	4:QD:97:LEU:HD11	1.81	0.46
10:QJ:84:GLN:H	10:QJ:84:GLN:HG3	1.49	0.46
14:QN:32:SER:O	14:QN:32:SER:OG	2.26	0.46
20:QT:29:LYS:O	20:QT:33:ILE:HG12	2.16	0.46
25:RA:955:C:OP2	36:RQ:14:ARG:HD2	2.16	0.46
25:RA:2848:G:O2'	25:RA:2849:U:OP2	2.26	0.46
29:RF:126:VAL:HG11	29:RF:142:TRP:HH2	1.80	0.46
38:RS:24:LEU:HB2	38:RS:85:VAL:HG12	1.96	0.46
38:RS:83:LYS:O	38:RS:109:GLY:HA3	2.15	0.46
44:RY:17:SER:OG	44:RY:71:LYS:HD2	2.16	0.46
52:R6:33:LYS:HG3	52:R6:34:LEU:HD13	1.98	0.46
54:R8:50:LEU:C	54:R8:53:PRO:HD2	2.36	0.46
1:XA:221:C:H2'	1:XA:222:U:C6	2.51	0.46
1:XA:1285:A:H4'	1:XA:1286:A:O5'	2.16	0.46
9:XI:46:ALA:HA	9:XI:78:LYS:HB2	1.98	0.46
13:XM:36:LYS:C	13:XM:36:LYS:HD3	2.36	0.46
15:XO:56:LEU:O	15:XO:60:VAL:HG23	2.16	0.46
16:XP:1:MET:O	16:XP:3:LYS:HG3	2.16	0.46
20:XT:87:LYS:HD2	20:XT:87:LYS:HA	1.74	0.46
25:YA:658:C:H2'	25:YA:659:C:C6	2.50	0.46
25:YA:2364:C:H2'	25:YA:2365:G:O4'	2.16	0.46

Continued on next page...

Continued from previous page...

Atom-1	Atom-2	Interatomic distance (Å)	Clash overlap (Å)
27:YD:35:LYS:HE3	27:YD:63:ARG:C	2.36	0.46
30:YG:34:LEU:HD12	30:YG:100:TRP:CH2	2.50	0.46
31:YH:167:GLU:HA	31:YH:168:PRO:HD3	1.79	0.46
32:YI:88:ILE:HG12	32:YI:122:GLU:N	2.31	0.46
36:YQ:136:ALA:O	36:YQ:138:ASP:N	2.40	0.46
47:Y1:80:LEU:HB2	47:Y1:81:LYS:H	1.61	0.46
1:QA:37:U:O2'	1:QA:500:G:H4'	2.15	0.46
1:QA:932:C:H4'	7:QG:4:ARG:NH2	2.31	0.46
1:QA:1275:A:H2'	1:QA:1276:G:O4'	2.16	0.46
1:QA:1346:A:O2'	1:QA:1347:G:O4'	2.34	0.46
1:QA:1391:U:H2'	1:QA:1392:G:C8	2.51	0.46
4:QD:103:ASN:OD1	4:QD:114:ARG:NE	2.49	0.46
25:RA:140:A:C8	25:RA:1408:C:O2'	2.63	0.46
25:RA:569:U:C4	25:RA:570:G:C6	3.04	0.46
28:RE:63:LEU:HD12	28:RE:64:LYS:N	2.30	0.46
31:RH:85:LYS:HD2	31:RH:85:LYS:HA	1.85	0.46
31:RH:87:LEU:HA	31:RH:163:TYR:O	2.16	0.46
31:RH:115:VAL:HG11	31:RH:148:ILE:HD11	1.97	0.46
34:RO:31:LYS:HB3	34:RO:32:TYR:CD1	2.51	0.46
36:RQ:29:PHE:N	36:RQ:105:GLU:OE2	2.40	0.46
45:RZ:23:LYS:HB3	45:RZ:38:TYR:CD1	2.51	0.46
1:XA:272:C:H2'	1:XA:273:A:C8	2.51	0.46
1:XA:1055:A:O2'	3:XC:161:GLU:OE2	2.25	0.46
2:XB:70:PHE:O	2:XB:93:VAL:N	2.34	0.46
2:XB:204:ASN:HD22	2:XB:205:ASP:N	2.13	0.46
18:XR:32:ARG:HA	18:XR:69:THR:HG21	1.97	0.46
20:XT:26:ASN:O	20:XT:30:LYS:HB2	2.16	0.46
25:YA:270(W):G:H2'	25:YA:270(X):G:O4'	2.16	0.46
25:YA:528:A:C2'	25:YA:529:A:H5'	2.46	0.46
25:YA:969:U:O3'	49:Y3:14:GLY:HA2	2.16	0.46
25:YA:1482:U:H5'	25:YA:1483:G:OP2	2.15	0.46
25:YA:2346:A:H5''	25:YA:2383:G:H1'	1.98	0.46
28:YE:36:ARG:NH2	28:YE:88:GLY:HA2	2.29	0.46
28:YE:116:VAL:O	28:YE:117:MET:HB3	2.16	0.46
31:YH:103:LEU:HD23	31:YH:115:VAL:HB	1.97	0.46
32:YI:3:VAL:O	32:YI:18:VAL:HA	2.15	0.46
1:QA:438:G:H4'	4:QD:123:HIS:CG	2.50	0.46
1:QA:658:G:OP1	15:QO:8:LYS:NZ	2.43	0.46
1:QA:784:C:H4'	25:RA:1837:C:OP1	2.16	0.46
1:QA:1126:U:H1'	1:QA:1280:A:N7	2.31	0.46
1:QA:1301:U:O2	1:QA:1301:U:H2'	2.14	0.46

Continued on next page...

Continued from previous page...

Atom-1	Atom-2	Interatomic distance (Å)	Clash overlap (Å)
1:QA:1446:A:HO2'	1:QA:1447:G:P	2.39	0.46
13:QM:84:ILE:HD12	13:QM:84:ILE:HA	1.75	0.46
25:RA:291:C:H42	25:RA:349:G:H1	1.63	0.46
25:RA:587:C:H4'	25:RA:588:U:O5'	2.16	0.46
25:RA:878:A:N6	25:RA:899:A:O2'	2.48	0.46
25:RA:1048:A:C5	25:RA:1111:A:H2	2.34	0.46
25:RA:1754:C:H5''	39:RT:113:LYS:HE3	1.97	0.46
27:RD:68:LYS:HD2	27:RD:70:TRP:CZ2	2.51	0.46
31:RH:103:LEU:HD13	31:RH:131:VAL:HG11	1.97	0.46
31:RH:170:ARG:HB3	31:RH:171:LEU:H	1.52	0.46
35:RP:101:VAL:HG23	35:RP:107:LYS:H	1.81	0.46
36:RQ:81:VAL:C	36:RQ:82:ARG:HG2	2.37	0.46
37:RR:37:THR:OG1	37:RR:40:LYS:HG3	2.16	0.46
40:RU:69:CYS:HB3	40:RU:106:PHE:HZ	1.81	0.46
55:R9:8:LYS:O	55:R9:34:GLN:NE2	2.49	0.46
2:XB:114:ARG:O	2:XB:118:LEU:HG	2.16	0.46
7:XG:50:ILE:HG21	7:XG:61:VAL:HG21	1.98	0.46
12:XL:92:ASP:O	12:XL:94:PRO:HD3	2.16	0.46
15:XO:6:GLU:H	15:XO:6:GLU:CD	2.15	0.46
22:XV:2:C:C2'	22:XV:3:G:H5'	2.46	0.46
22:XV:76:A:H2'	25:YA:2602:A:N6	2.31	0.46
25:YA:7:G:H2'	25:YA:8:A:O4'	2.16	0.46
25:YA:1049:C:C2'	25:YA:1050:A:H5''	2.45	0.46
28:YE:70:ALA:O	28:YE:72:VAL:N	2.49	0.46
29:YF:129:PHE:O	29:YF:142:TRP:CD1	2.69	0.46
31:YH:106:THR:HG22	31:YH:112:PRO:HB3	1.97	0.46
42:YW:110:LYS:HG3	42:YW:111:HIS:ND1	2.31	0.46
9:QI:45:ALA:O	9:QI:48:GLU:HG2	2.15	0.46
19:QS:32:LYS:HA	19:QS:50:ALA:HB3	1.98	0.46
25:RA:311:A:C6	25:RA:328:U:C4	3.03	0.46
25:RA:2481:G:HO2'	25:RA:2482:G:P	2.39	0.46
25:RA:2537:U:H2'	25:RA:2538:C:C6	2.50	0.46
26:RB:13:A:O2'	26:RB:14:U:H3'	2.16	0.46
26:RB:50:G:H5''	38:RS:61:ASN:ND2	2.31	0.46
36:RQ:104:PHE:HE1	36:RQ:125:LEU:HD11	1.81	0.46
37:RR:33:ARG:HG2	37:RR:34:ILE:N	2.30	0.46
39:RT:26:ASP:HB2	39:RT:90:GLN:O	2.16	0.46
41:RV:51:VAL:HG12	41:RV:53:GLU:H	1.80	0.46
45:RZ:157:LEU:HA	45:RZ:158:PRO:HD2	1.70	0.46
47:R1:73:LEU:HB3	47:R1:90:ILE:HG23	1.97	0.46
52:R6:44:ARG:O	52:R6:45:LYS:HB2	2.16	0.46

Continued on next page...

Continued from previous page...

Atom-1	Atom-2	Interatomic distance (Å)	Clash overlap (Å)
5:XE:41:VAL:HG13	5:XE:113:ALA:HB2	1.97	0.46
6:XF:48:LEU:HG	6:XF:57:GLN:HA	1.98	0.46
9:XI:18:PHE:HD1	9:XI:62:TYR:HD2	1.62	0.46
25:YA:612:G:H2'	25:YA:613:U:O2	2.16	0.46
25:YA:997:G:OP1	40:YU:93:LYS:HD2	2.16	0.46
25:YA:1417:C:H2'	25:YA:1418:G:O4'	2.16	0.46
25:YA:2689:U:H5'	25:YA:2713:A:C2	2.51	0.46
25:YA:2712:U:O2'	25:YA:2712(A):A:C8	2.61	0.46
28:YE:108:SER:HB3	28:YE:165:VAL:HG21	1.98	0.46
35:YP:135:LEU:HD23	35:YP:135:LEU:HA	1.74	0.46
36:YQ:135:ASP:N	36:YQ:135:ASP:OD1	2.48	0.46
37:YR:51:LEU:HD12	37:YR:70:LEU:HG	1.97	0.46
1:QA:170:U:O2'	1:QA:171:A:H5'	2.16	0.45
1:QA:518:C:H2'	1:QA:530:G:N3	2.31	0.45
1:QA:1172:C:H2'	1:QA:1173:G:C8	2.50	0.45
1:QA:1218:C:H2'	1:QA:1219:U:C6	2.52	0.45
1:QA:1227:A:OP1	19:QS:80:TYR:OH	2.12	0.45
22:QV:3:G:HO2'	22:QV:4:G:H8	1.64	0.45
23:QY:30:C:H2'	23:QY:31:G:H8	1.82	0.45
25:RA:918:A:C5	25:RA:919:G:H1'	2.51	0.45
25:RA:1043:C:H42	25:RA:1112:G:H1	1.64	0.45
25:RA:1792:G:H2'	25:RA:1793:C:H6	1.81	0.45
25:RA:2419:U:H2'	25:RA:2420:C:H6	1.80	0.45
31:RH:120:GLY:HA3	31:RH:140:LYS:NZ	2.31	0.45
50:R4:10:VAL:HA	50:R4:11:PRO:HD2	1.75	0.45
1:XA:1226:C:O2'	13:XM:103:THR:O	2.28	0.45
2:XB:55:PHE:HD1	2:XB:58:ILE:HG13	1.81	0.45
2:XB:217:ARG:HE	2:XB:217:ARG:HB2	1.54	0.45
5:XE:99:GLY:N	5:XE:117:ASP:OD2	2.47	0.45
25:YA:751:A:C5'	42:YW:90:ARG:HA	2.46	0.45
25:YA:771:G:OP1	53:Y7:14:LYS:HE3	2.15	0.45
25:YA:1454:U:H5'	37:YR:63:ARG:HE	1.80	0.45
25:YA:1688:U:O2	25:YA:1700:A:H5''	2.16	0.45
25:YA:1754:C:P	39:YT:96:ARG:HH12	2.39	0.45
25:YA:1930:G:H2'	25:YA:1968:G:C6	2.50	0.45
27:YD:10:THR:OG1	27:YD:13:ARG:HB2	2.16	0.45
27:YD:137:PRO:O	27:YD:140:THR:HG23	2.16	0.45
29:YF:129:PHE:C	29:YF:131:GLY:H	2.18	0.45
31:YH:86:GLU:O	31:YH:87:LEU:HB2	2.16	0.45
35:YP:138:LEU:C	35:YP:140:ALA:H	2.18	0.45
41:YV:19:LYS:HA	41:YV:94:LEU:O	2.15	0.45

Continued on next page...

Continued from previous page...

Atom-1	Atom-2	Interatomic distance (Å)	Clash overlap (Å)
44:YY:84:ARG:HB3	44:YY:95:LYS:HD3	1.97	0.45
47:Y1:58:ILE:HD12	47:Y1:58:ILE:N	2.30	0.45
1:QA:790:A:C6	1:QA:791:G:C6	3.03	0.45
1:QA:1312:G:H5'	50:R4:67:TYR:OH	2.16	0.45
4:QD:18:LYS:HD3	4:QD:20:TYR:CZ	2.51	0.45
7:QG:45:ASP:O	7:QG:49:ILE:HG12	2.16	0.45
10:QJ:22:LYS:HB3	10:QJ:22:LYS:HE3	1.68	0.45
22:QV:16:C:H2'	22:QV:16:C:O2	2.16	0.45
22:QV:21:A:H61	22:QV:46:G:H2'	1.80	0.45
25:RA:1331:A:O2'	25:RA:1332:G:H8	1.98	0.45
25:RA:2469:A:H2	25:RA:2481:G:N2	2.13	0.45
25:RA:2630:G:N3	25:RA:2894:G:N2	2.63	0.45
25:RA:2683:C:H4'	28:RE:13:ARG:NH2	2.31	0.45
25:RA:2734:A:H5'	25:RA:2735:G:OP2	2.17	0.45
1:XA:498:A:H4'	1:XA:500:G:OP1	2.17	0.45
13:XM:58:GLU:O	13:XM:62:ASN:ND2	2.33	0.45
18:XR:73:ALA:HB3	18:XR:79:LEU:HD12	1.98	0.45
25:YA:601:C:O2'	25:YA:605:C:OP1	2.26	0.45
25:YA:858:U:O2	25:YA:2268:A:H2'	2.15	0.45
25:YA:1006:C:O2	33:YN:106:MET:HG2	2.15	0.45
25:YA:1532:C:H2'	25:YA:1533:C:O4'	2.17	0.45
25:YA:2584:U:H2'	25:YA:2585:U:C6	2.51	0.45
25:YA:2612:C:H2'	25:YA:2613:U:H5'	1.99	0.45
25:YA:2867:G:O2'	25:YA:2868:A:H8	1.98	0.45
26:YB:33:G:H5'	30:YG:2:PRO:HG3	1.98	0.45
37:YR:78:LYS:O	37:YR:83:ILE:HG12	2.16	0.45
44:YY:51:VAL:HG13	44:YY:52:SER:N	2.28	0.45
1:QA:45:U:H2'	1:QA:46:G:H8	1.79	0.45
1:QA:1446:A:H4'	39:RT:125:ARG:HH22	1.81	0.45
6:QF:99:ALA:HB1	18:QR:23:LYS:NZ	2.31	0.45
8:QH:20:TYR:HA	8:QH:65:TYR:CZ	2.51	0.45
12:QL:113:ARG:HH21	12:QL:116:SER:HB2	1.81	0.45
25:RA:882:G:H1	25:RA:894:C:H42	1.65	0.45
25:RA:1022:G:O2'	25:RA:1023:U:OP2	2.24	0.45
25:RA:2336:A:H61	46:R0:43:THR:HG21	1.81	0.45
25:RA:2410:G:C2	25:RA:2411:A:H1'	2.51	0.45
26:RB:48:A:H2'	26:RB:49:C:C6	2.51	0.45
27:RD:85:ASP:HA	27:RD:86:PRO:HD2	1.72	0.45
27:RD:118:VAL:HG22	27:RD:119:ALA:H	1.82	0.45
29:RF:31:HIS:HB2	35:RP:9:ASN:OD1	2.16	0.45
35:RP:6:LEU:HB3	35:RP:7:ARG:H	1.55	0.45

Continued on next page...

Continued from previous page...

Atom-1	Atom-2	Interatomic distance (Å)	Clash overlap (Å)
35:RP:77:ARG:HB2	35:RP:78:PRO:HD2	1.99	0.45
35:RP:88:LEU:HD12	35:RP:95:VAL:HG11	1.99	0.45
36:RQ:2:LEU:H	36:RQ:2:LEU:HD23	1.81	0.45
38:RS:16:ASN:HA	38:RS:19:LYS:HD3	1.98	0.45
45:RZ:53:ILE:HG22	45:RZ:71:VAL:HG22	1.98	0.45
1:XA:486:U:H2'	1:XA:487:A:H8	1.79	0.45
1:XA:792:A:H4'	1:XA:793:U:O5'	2.16	0.45
1:XA:960:U:O2	1:XA:960:U:H2'	2.16	0.45
1:XA:1360:A:H2'	1:XA:1361:G:C8	2.51	0.45
2:XB:140:HIS:HA	2:XB:143:GLU:OE1	2.17	0.45
9:XI:114:TYR:N	9:XI:114:TYR:HD2	2.14	0.45
19:XS:47:HIS:O	19:XS:62:ILE:HG12	2.17	0.45
25:YA:1404:C:O2'	25:YA:1405:U:H5'	2.16	0.45
25:YA:1530:G:O6	25:YA:1542:G:N2	2.49	0.45
25:YA:1794:U:H2'	25:YA:1795:C:C6	2.51	0.45
25:YA:1820:U:H4'	25:YA:1821:A:OP2	2.16	0.45
25:YA:2275:C:H5'	25:YA:2275:C:H6	1.81	0.45
25:YA:2314:C:H2'	25:YA:2315:G:C8	2.48	0.45
25:YA:2563:U:H4'	34:YO:28:SER:HA	1.98	0.45
25:YA:2636:U:H2'	25:YA:2637:U:C6	2.52	0.45
29:YF:11:VAL:HA	29:YF:125:LEU:O	2.16	0.45
35:YP:27:HIS:ND1	35:YP:27:HIS:N	2.64	0.45
37:YR:109:ALA:HA	37:YR:110:PRO:HD2	1.77	0.45
40:YU:68:ALA:O	40:YU:71:GLN:HB2	2.16	0.45
44:YY:87:LYS:HA	44:YY:92:ASN:HB3	1.98	0.45
52:Y6:33:LYS:HE2	52:Y6:33:LYS:HB2	1.76	0.45
1:QA:176:C:H2'	1:QA:177:C:C6	2.52	0.45
3:QC:19:GLU:HA	3:QC:54:ARG:HH12	1.82	0.45
3:QC:23:TYR:CD1	10:QJ:10:GLY:HA2	2.51	0.45
7:QG:20:ASP:OD1	7:QG:21:VAL:N	2.48	0.45
13:QM:121:LYS:NZ	23:QY:40:G:O2'	2.44	0.45
22:QV:53:G:HO2'	22:QV:54:U:H5	1.58	0.45
25:RA:102:G:OP2	48:R2:7:ARG:NH2	2.50	0.45
25:RA:264:C:C2'	25:RA:265:A:H5''	2.46	0.45
25:RA:669:G:H2'	25:RA:669:G:N3	2.31	0.45
25:RA:1728:G:H3'	25:RA:1729:A:C5'	2.44	0.45
25:RA:1914:C:H2'	25:RA:1915:U:C6	2.52	0.45
25:RA:2309:A:C6	25:RA:2310:A:C6	3.05	0.45
25:RA:2529:G:H5''	25:RA:2530:A:H5''	1.99	0.45
31:RH:153:LYS:HG3	31:RH:161:GLY:HA2	1.97	0.45
52:R6:26:ASN:ND2	52:R6:35:GLU:OE2	2.49	0.45

Continued on next page...

Continued from previous page...

Atom-1	Atom-2	Interatomic distance (Å)	Clash overlap (Å)
1:XA:525:C:H2'	1:XA:526:C:C6	2.51	0.45
1:XA:539:A:H2'	1:XA:540:G:C8	2.51	0.45
1:XA:686:U:HO2'	11:XK:42:TRP:HE1	1.61	0.45
1:XA:1024:G:OP1	1:XA:1024:G:H4'	2.16	0.45
1:XA:1446:A:H5'	39:YT:122:ASP:OD1	2.16	0.45
6:XF:100:ASN:O	18:XR:28:GLU:HG2	2.17	0.45
19:XS:63:THR:HG23	19:XS:66:MET:HG2	1.99	0.45
25:YA:34:C:N4	25:YA:447:A:H61	2.14	0.45
25:YA:86:C:H4'	25:YA:104:U:H1'	1.98	0.45
25:YA:242:G:C5'	54:Y8:62:LEU:HD13	2.46	0.45
25:YA:653:A:H4'	25:YA:654:A:OP2	2.16	0.45
25:YA:1026:U:O2	25:YA:1027:A:H3'	2.16	0.45
25:YA:1055:G:H1	25:YA:1104:C:N4	2.13	0.45
25:YA:1490:A:O2'	27:YD:99:ASP:OD2	2.35	0.45
25:YA:1826:G:H4'	27:YD:242:ARG:CZ	2.46	0.45
25:YA:2365:G:H4'	46:Y0:60:PHE:CZ	2.51	0.45
30:YG:6:ALA:N	50:Y4:23:GLU:HG2	2.28	0.45
35:YP:106:LEU:HD23	35:YP:106:LEU:HA	1.84	0.45
37:YR:24:GLN:HE21	37:YR:44:LEU:HG	1.81	0.45
40:YU:66:ASN:O	40:YU:70:ARG:HB2	2.17	0.45
44:YY:56:PRO:O	44:YY:58:GLY:N	2.49	0.45
47:Y1:91:LYS:HA	47:Y1:91:LYS:HE3	1.98	0.45
48:Y2:4:SER:OG	48:Y2:5:GLU:OE1	2.23	0.45
1:QA:1423:G:OP1	34:RO:49:ARG:NH2	2.50	0.45
4:QD:15:GLU:HG2	4:QD:63:LYS:HG3	1.97	0.45
4:QD:121:VAL:O	4:QD:134:ASP:HA	2.17	0.45
7:QG:49:ILE:O	7:QG:53:LYS:HB3	2.16	0.45
7:QG:113:GLU:CG	7:QG:119:ARG:HG2	2.47	0.45
13:QM:89:GLY:O	13:QM:92:HIS:HB2	2.15	0.45
25:RA:565:C:H2'	25:RA:566:U:O4'	2.17	0.45
25:RA:797:C:OP2	29:RF:62:ARG:HB2	2.16	0.45
25:RA:1079:C:H2'	25:RA:1080:C:O4'	2.17	0.45
25:RA:2050:C:H2'	25:RA:2051:A:O4'	2.16	0.45
25:RA:2298:A:H2'	25:RA:2299:G:O4'	2.16	0.45
27:RD:30:GLU:HG3	27:RD:63:ARG:CZ	2.47	0.45
27:RD:76:PRO:HB2	27:RD:116:GLN:OE1	2.17	0.45
27:RD:121:PRO:HB3	27:RD:135:PHE:CE1	2.52	0.45
37:RR:78:LYS:HE2	37:RR:83:ILE:HD11	1.98	0.45
37:RR:103:ARG:NH1	42:RW:40:ASN:OD1	2.50	0.45
45:RZ:97:GLU:HB3	45:RZ:125:LEU:HD11	1.98	0.45
1:XA:129(A):G:O2'	1:XA:189:U:H3'	2.15	0.45

Continued on next page...

Continued from previous page...

Atom-1	Atom-2	Interatomic distance (Å)	Clash overlap (Å)
1:XA:191:G:C4	20:XT:105:SER:HB3	2.51	0.45
1:XA:272:C:H2'	1:XA:273:A:H8	1.81	0.45
1:XA:597:G:H1	1:XA:643:C:H42	1.64	0.45
1:XA:857:C:H2'	1:XA:858:G:O4'	2.17	0.45
1:XA:1067:A:N1	1:XA:1108:G:O2'	2.43	0.45
1:XA:1082:G:H2'	1:XA:1083:U:O4'	2.15	0.45
1:XA:1161:C:O2'	1:XA:1162:C:H5'	2.17	0.45
7:XG:45:ASP:O	7:XG:49:ILE:HG12	2.17	0.45
8:XH:86:ILE:HG13	8:XH:133:LEU:HD22	1.98	0.45
15:XO:32:LEU:HD11	15:XO:62:GLN:HG2	1.99	0.45
25:YA:609(A):G:H2'	25:YA:610:C:C6	2.51	0.45
25:YA:1012:U:O4	33:YN:25:ARG:HA	2.16	0.45
26:YB:87:G:N2	26:YB:89(A):A:OP2	2.29	0.45
30:YG:146:TYR:O	30:YG:149:VAL:HG22	2.16	0.45
35:YP:124:LYS:HA	35:YP:143:GLY:O	2.16	0.45
40:YU:58:ARG:HA	40:YU:61:TRP:CE3	2.52	0.45
41:YV:19:LYS:HG3	41:YV:95:LEU:HD23	1.98	0.45
41:YV:36:PRO:HA	41:YV:56:SER:OG	2.17	0.45
44:YY:101:LYS:HG2	44:YY:102:CYS:H	1.81	0.45
46:Y0:23:VAL:HA	46:Y0:38:VAL:HA	1.99	0.45
48:Y2:21:LEU:O	48:Y2:25:VAL:HG23	2.17	0.45
49:Y3:31:LEU:O	49:Y3:32:GLN:HB2	2.17	0.45
52:Y6:15:GLU:CD	52:Y6:41:PRO:HB3	2.37	0.45
1:QA:565:U:OP2	1:QA:566:G:O2'	2.27	0.45
1:QA:743:U:H2'	1:QA:744:C:C6	2.52	0.45
1:QA:1313:U:OP1	19:QS:5:LEU:HB2	2.17	0.45
1:QA:1371:G:O3'	9:QI:69:GLY:HA3	2.17	0.45
4:QD:8:VAL:HG13	4:QD:21:LEU:HD12	1.97	0.45
4:QD:28:SER:HB3	4:QD:29:PRO:CD	2.42	0.45
11:QK:91:ARG:NH1	11:QK:110:ASP:OD1	2.48	0.45
25:RA:141:A:C8	25:RA:1408:C:H1'	2.52	0.45
25:RA:483:A:H5''	44:RY:49:VAL:HG13	1.98	0.45
25:RA:643:A:N1	25:RA:2369:A:O2'	2.45	0.45
25:RA:1204:A:H1'	25:RA:1206:G:C4	2.51	0.45
25:RA:1799:G:N2	27:RD:155:LEU:HD12	2.32	0.45
25:RA:1952:A:C5	34:RO:22:ILE:HD12	2.50	0.45
25:RA:2212:A:H1'	25:RA:2215:G:C5	2.51	0.45
25:RA:2415:G:H5'	35:RP:67:MET:H	1.81	0.45
25:RA:2645:G:C3'	25:RA:2646:C:H5'	2.46	0.45
32:RI:112:LYS:H	32:RI:112:LYS:HG2	1.50	0.45
33:RN:19:GLU:HB2	33:RN:56:ASN:HD22	1.80	0.45

Continued on next page...

Continued from previous page...

Atom-1	Atom-2	Interatomic distance (Å)	Clash overlap (Å)
34:RO:48:PRO:O	34:RO:49:ARG:HG2	2.17	0.45
35:RP:18:ARG:HD2	35:RP:27:HIS:HD2	1.81	0.45
1:XA:51:A:N7	1:XA:114:U:O2'	2.45	0.45
1:XA:1034:G:H2'	1:XA:1035:A:C8	2.51	0.45
1:XA:1149:C:H2'	1:XA:1150:U:C6	2.51	0.45
1:XA:1306:A:N6	1:XA:1331:G:H1'	2.31	0.45
3:XC:48:TYR:OH	3:XC:122:GLU:OE2	2.22	0.45
16:XP:17:TYR:CE1	16:XP:41:PRO:HG3	2.52	0.45
25:YA:304:G:H2'	25:YA:305:U:C6	2.51	0.45
25:YA:321:G:H5''	29:YF:136:THR:HG23	1.97	0.45
25:YA:860:U:C5	25:YA:917:A:H2	2.34	0.45
25:YA:956:G:H5'	36:YQ:77:LYS:HE2	1.99	0.45
25:YA:1899:G:H21	25:YA:1902:C:H42	1.64	0.45
25:YA:2630:G:O4'	25:YA:2894:G:H1'	2.16	0.45
25:YA:2836:U:H2'	25:YA:2837:G:C8	2.52	0.45
26:YB:15:A:H1'	26:YB:109:G:N9	2.32	0.45
31:YH:150:ALA:O	31:YH:152:ARG:N	2.49	0.45
39:YT:6:LEU:HA	39:YT:9:LEU:HB2	1.99	0.45
1:QA:323:U:H2'	1:QA:324:G:O4'	2.16	0.45
1:QA:1024:G:H4'	1:QA:1024:G:OP1	2.17	0.45
1:QA:1322:C:O2	1:QA:1322:C:H2'	2.17	0.45
2:QB:30:ARG:HH21	2:QB:194:PRO:HG2	1.81	0.45
4:QD:53:ASP:O	4:QD:57:ARG:HD2	2.16	0.45
6:QF:45:LEU:HD12	6:QF:59:TYR:HD1	1.82	0.45
12:QL:102:ARG:HE	12:QL:102:ARG:HB3	1.39	0.45
20:QT:26:ASN:HB2	20:QT:71:THR:HG23	1.97	0.45
25:RA:1059:G:H3'	25:RA:1060:U:H5''	1.99	0.45
25:RA:1945:G:C6	25:RA:1946:U:C4	3.05	0.45
25:RA:2832:U:O2'	25:RA:2833:G:P	2.74	0.45
30:RG:10:LYS:O	30:RG:14:GLU:HB3	2.17	0.45
30:RG:106:LEU:HA	30:RG:110:ALA:HB3	1.98	0.45
32:RI:76:THR:OG1	32:RI:139:GLN:OE1	2.34	0.45
35:RP:64:LYS:HB2	54:R8:25:MET:HG3	1.98	0.45
37:RR:42:LYS:HA	37:RR:45:ARG:HD2	1.98	0.45
38:RS:10:ARG:O	38:RS:14:VAL:HG12	2.17	0.45
52:R6:34:LEU:HD13	52:R6:34:LEU:H	1.81	0.45
1:XA:179:A:H2'	1:XA:180:U:H6	1.82	0.45
1:XA:321:A:C2	1:XA:333:G:C2	3.05	0.45
1:XA:626:U:C2	1:XA:627:G:C8	3.04	0.45
1:XA:922:G:C6	1:XA:923:A:C6	3.05	0.45
7:XG:15:ASP:OD2	7:XG:44:TYR:OH	2.35	0.45

Continued on next page...

Continued from previous page...

Atom-1	Atom-2	Interatomic distance (Å)	Clash overlap (Å)
8:XH:75:ARG:HA	8:XH:76:PRO:HD2	1.71	0.45
13:XM:65:LYS:O	13:XM:70:LEU:HD23	2.17	0.45
25:YA:414:C:O2	25:YA:1864:U:O2'	2.30	0.45
25:YA:646:A:H2'	25:YA:647:G:O4'	2.17	0.45
25:YA:1338:G:O2'	25:YA:1393:A:N1	2.43	0.45
25:YA:1655:A:H3'	25:YA:1656:C:C6	2.52	0.45
25:YA:2468:G:H5''	36:YQ:120:ILE:HD12	1.99	0.45
25:YA:2760:C:C2'	25:YA:2761:G:H5''	2.43	0.45
25:YA:2846:G:H2'	25:YA:2847:U:C6	2.51	0.45
27:YD:44:ASN:ND2	27:YD:44:ASN:N	2.64	0.45
28:YE:67:PHE:O	28:YE:69:LYS:N	2.49	0.45
48:Y2:24:LEU:HA	48:Y2:24:LEU:HD23	1.67	0.45
1:QA:358:U:H2'	1:QA:359:U:H6	1.81	0.45
1:QA:580:U:H2'	1:QA:581:G:O4'	2.17	0.45
2:QB:76:GLN:O	2:QB:208:ILE:HG12	2.17	0.45
5:QE:97:GLY:N	5:QE:117:ASP:OD2	2.40	0.45
8:QH:104:ARG:O	8:QH:107:LEU:HB2	2.16	0.45
9:QI:126:SER:O	9:QI:128:ARG:N	2.45	0.45
10:QJ:40:LEU:HB2	10:QJ:69:ASN:CB	2.47	0.45
11:QK:41:THR:HG21	11:QK:71:LYS:HB2	1.99	0.45
25:RA:137(A):G:H1'	43:RX:41:ASN:ND2	2.32	0.45
25:RA:219:G:H2'	25:RA:220:G:O4'	2.17	0.45
25:RA:828:U:H4'	25:RA:831:G:N1	2.31	0.45
25:RA:2166:G:N2	25:RA:2168:G:OP1	2.50	0.45
25:RA:2245:U:C5'	25:RA:2246:G:H5'	2.47	0.45
25:RA:2532:G:H2'	25:RA:2533:A:C8	2.52	0.45
26:RB:50:G:OP1	38:RS:63:THR:HG23	2.17	0.45
27:RD:105:ILE:HD12	27:RD:105:ILE:HA	1.63	0.45
28:RE:46:ALA:HB2	28:RE:82:ARG:HA	1.98	0.45
28:RE:111:ARG:HA	37:RR:1:MET:SD	2.57	0.45
29:RF:45:ARG:HH11	29:RF:45:ARG:CG	2.29	0.45
34:RO:22:ILE:HG12	34:RO:41:ALA:HA	1.98	0.45
37:RR:29:LEU:HD12	37:RR:29:LEU:HA	1.74	0.45
45:RZ:53:ILE:H	45:RZ:71:VAL:CG1	2.30	0.45
45:RZ:181:GLU:HB3	45:RZ:182:LYS:HD3	1.98	0.45
1:XA:1191:A:H2'	1:XA:1192:C:C6	2.52	0.45
1:XA:1346:A:OP1	9:XI:120:ARG:NH1	2.40	0.45
1:XA:1493:A:OP1	58:XA:1673:PAR:H51	2.17	0.45
3:XC:153:VAL:HG22	3:XC:198:VAL:HG22	1.98	0.45
4:XD:86:LYS:HD2	4:XD:86:LYS:H	1.82	0.45
17:XQ:43:LEU:HD12	17:XQ:68:ARG:HG2	1.97	0.45

Continued on next page...

Continued from previous page...

Atom-1	Atom-2	Interatomic distance (Å)	Clash overlap (Å)
20:XT:33:ILE:HG23	20:XT:63:ILE:HG12	1.99	0.45
25:YA:277:C:H3'	25:YA:278:A:C5'	2.47	0.45
25:YA:2074:U:H2'	25:YA:2075:U:C6	2.52	0.45
25:YA:2133:G:H1'	25:YA:2158:A:H61	1.82	0.45
39:YT:102:ILE:HA	39:YT:105:LEU:CD2	2.47	0.45
42:YW:97:LYS:HE2	42:YW:99:ARG:NH2	2.31	0.45
45:YZ:19:ARG:NH1	45:YZ:84:GLU:HB2	2.32	0.45
47:Y1:79:GLY:N	47:Y1:80:LEU:HD23	2.32	0.45
1:QA:103:C:P	20:QT:17:ARG:HH21	2.40	0.45
1:QA:452:A:C6	1:QA:453:A:C6	3.05	0.45
1:QA:818:G:O2'	1:QA:819:A:H5''	2.17	0.45
1:QA:1290:G:C4	1:QA:1291:G:C8	3.05	0.45
2:QB:163:PHE:HA	2:QB:185:ILE:HG13	1.99	0.45
8:QH:6:ILE:O	8:QH:10:LEU:HG	2.17	0.45
25:RA:805:G:OP2	35:RP:41:ARG:HG2	2.16	0.45
25:RA:1005:C:O2'	33:RN:28:THR:HG21	2.17	0.45
25:RA:1203:G:O6	25:RA:1204:A:N6	2.50	0.45
25:RA:1578:U:C2'	25:RA:1579:A:H5'	2.47	0.45
25:RA:2405:G:O2'	25:RA:2406:U:P	2.75	0.45
25:RA:2572:A:N7	28:RE:145:LYS:HB2	2.32	0.45
25:RA:2663:G:C6	25:RA:2664:G:C4	3.05	0.45
25:RA:2712:U:O2'	25:RA:2712(A):A:H8	1.99	0.45
26:RB:48:A:H4'	38:RS:95:HIS:HD2	1.81	0.45
30:RG:102:PHE:O	30:RG:106:LEU:N	2.50	0.45
36:RQ:111:GLU:C	36:RQ:113:GLN:H	2.19	0.45
44:RY:68:HIS:CE1	44:RY:70:SER:HB3	2.52	0.45
45:RZ:118:GLN:O	45:RZ:120:ILE:N	2.46	0.45
47:R1:83:GLU:OE2	47:R1:83:GLU:N	2.49	0.45
1:XA:485:G:O2'	1:XA:486:U:P	2.75	0.45
1:XA:926:G:C6	1:XA:1505:G:C6	3.05	0.45
1:XA:986:A:H2'	1:XA:987:G:O4'	2.16	0.45
1:XA:1015:A:H2'	1:XA:1016:A:H8	1.81	0.45
2:XB:115:LEU:HD13	2:XB:145:LEU:HB3	1.98	0.45
4:XD:50:ARG:H	4:XD:50:ARG:HG3	1.63	0.45
25:YA:396:G:H1'	47:Y1:42:GLN:HB3	1.99	0.45
25:YA:606:U:H4'	25:YA:658:C:H4'	1.99	0.45
25:YA:971:C:H2'	25:YA:972:G:O4'	2.17	0.45
25:YA:994:C:OP1	40:YU:53:ARG:NH2	2.50	0.45
25:YA:1349:A:N6	25:YA:1598:C:N4	2.65	0.45
25:YA:2283:C:H2'	25:YA:2284:C:O4'	2.16	0.45
27:YD:39:LYS:HB2	27:YD:62:TYR:HB2	1.98	0.45

Continued on next page...

Continued from previous page...

Atom-1	Atom-2	Interatomic distance (Å)	Clash overlap (Å)
35:YP:126:VAL:HG12	35:YP:147:LEU:HD22	1.99	0.45
43:YX:60:ARG:HH22	53:Y7:47:ARG:NH1	2.14	0.45
45:YZ:80:ARG:NH2	45:YZ:82:ARG:HH22	2.12	0.45
50:Y4:16:CYS:HB3	50:Y4:33:VAL:HB	1.98	0.45
50:Y4:22:ILE:HG22	50:Y4:23:GLU:H	1.82	0.45
1:QA:7:G:H2'	5:QE:119:LEU:HD22	1.99	0.45
1:QA:474:G:H5'	16:QP:81:ARG:HG3	1.99	0.45
1:QA:1326:C:H2'	1:QA:1327:C:H6	1.82	0.45
1:QA:1360:A:H8	1:QA:1360:A:OP1	2.00	0.45
2:QB:51:LEU:HD22	2:QB:55:PHE:HE2	1.82	0.45
25:RA:608:A:OP1	29:RF:100:THR:OG1	2.33	0.45
25:RA:1246:A:OP1	29:RF:38:ARG:NH1	2.46	0.45
25:RA:2068:U:N3	25:RA:2430:A:C2	2.75	0.45
25:RA:2376:A:H2'	25:RA:2377:A:O4'	2.17	0.45
25:RA:2747:G:O6	25:RA:2755:C:H5''	2.17	0.45
26:RB:78:A:H2'	26:RB:79:C:O4'	2.17	0.45
28:RE:107:THR:O	28:RE:190:GLY:HA2	2.17	0.45
1:XA:102:G:C6	1:XA:103:C:C4	3.05	0.45
1:XA:827:U:C5	1:XA:872:A:N1	2.85	0.45
1:XA:950:U:H2'	1:XA:951:G:H8	1.82	0.45
1:XA:1225:A:H5''	1:XA:1226:C:OP2	2.17	0.45
9:XI:25:LYS:HE3	9:XI:25:LYS:HB2	1.72	0.45
9:XI:111:ARG:HH22	10:XJ:62:HIS:CE1	2.35	0.45
11:XK:28:THR:OG1	11:XK:90:GLY:HA3	2.17	0.45
13:XM:65:LYS:HB3	50:Y4:50:VAL:HG21	1.99	0.45
19:XS:24:ALA:O	19:XS:25:LYS:HB3	2.17	0.45
19:XS:66:MET:HB2	19:XS:74:PHE:CZ	2.52	0.45
25:YA:459:U:H2'	25:YA:460:A:C8	2.52	0.45
25:YA:1006:C:H5'	33:YN:28:THR:HG23	1.98	0.45
25:YA:1021:A:H62	25:YA:1141:U:H3	1.65	0.45
25:YA:1204:A:H2	25:YA:1241:A:C2	2.35	0.45
25:YA:1862:G:O2'	25:YA:1863:G:H5'	2.17	0.45
25:YA:2067:G:O2'	25:YA:2069:G:H5''	2.17	0.45
25:YA:2355:C:O3'	46:Y0:24:LYS:HD2	2.17	0.45
25:YA:2674:G:H2'	25:YA:2675:A:C8	2.52	0.45
28:YE:167:VAL:HG21	28:YE:187:ALA:CB	2.47	0.45
31:YH:12:PRO:O	31:YH:13:LYS:HB2	2.17	0.45
31:YH:52:VAL:HG21	31:YH:68:THR:HG22	1.99	0.45
38:YS:88:ASP:HB3	38:YS:89:ARG:H	1.47	0.45
1:QA:407:G:H2'	1:QA:408:A:C8	2.51	0.44
1:QA:560:U:H5'	1:QA:566:G:N2	2.31	0.44

Continued on next page...

Continued from previous page...

Atom-1	Atom-2	Interatomic distance (Å)	Clash overlap (Å)
1:QA:1070:U:H2'	1:QA:1071:C:H6	1.82	0.44
1:QA:1159:U:O2'	1:QA:1160:G:N7	2.51	0.44
13:QM:92:HIS:CD2	13:QM:110:ARG:HH21	2.35	0.44
25:RA:1049:C:H2'	25:RA:1050:A:H5''	1.98	0.44
25:RA:1142(A):A:H4'	33:RN:25:ARG:HH22	1.81	0.44
25:RA:1428:C:N4	25:RA:1570:A:OP2	2.38	0.44
25:RA:2321:G:H2'	25:RA:2321:G:N3	2.32	0.44
25:RA:2494:G:OP1	46:R0:3:HIS:HA	2.17	0.44
29:RF:161:GLU:OE2	29:RF:164:ARG:NH1	2.51	0.44
31:RH:52:VAL:HG21	31:RH:69:ARG:HA	1.98	0.44
32:RI:14:ASP:OD2	32:RI:14:ASP:N	2.50	0.44
34:RO:87:ILE:HD12	34:RO:91:LEU:HD12	1.99	0.44
34:RO:111:PHE:HB3	34:RO:114:ILE:HG13	1.99	0.44
37:RR:33:ARG:HH22	51:R5:55:ARG:HG2	1.81	0.44
48:R2:41:ILE:HD11	48:R2:44:LEU:HB2	1.99	0.44
1:XA:253:U:H2'	1:XA:254:G:C8	2.52	0.44
1:XA:484:G:H4'	1:XA:485:G:O5'	2.16	0.44
1:XA:606:G:H1	1:XA:631:G:H5''	1.81	0.44
4:XD:25:ARG:NH1	4:XD:30:LYS:HG3	2.32	0.44
8:XH:51:VAL:HG11	8:XH:60:ARG:HG3	1.99	0.44
10:XJ:16:LEU:HD11	10:XJ:70:ARG:HB2	1.99	0.44
25:YA:1187:G:H5''	41:YV:81:TYR:CE2	2.52	0.44
31:YH:3:ARG:HA	31:YH:3:ARG:NE	2.33	0.44
48:Y2:41:ILE:HD11	48:Y2:44:LEU:CG	2.47	0.44
1:QA:133:U:OP1	20:QT:74:LYS:NZ	2.40	0.44
1:QA:179:A:H2'	1:QA:180:U:H6	1.82	0.44
1:QA:487:A:H2'	1:QA:488:C:O4'	2.17	0.44
1:QA:975:A:N6	1:QA:1367:C:O4'	2.50	0.44
1:QA:1318:A:H4'	19:QS:11:VAL:CG1	2.48	0.44
6:QF:41:GLU:HB3	6:QF:62:TRP:HB3	2.00	0.44
8:QH:6:ILE:HB	8:QH:85:ARG:HH11	1.82	0.44
10:QJ:33:GLN:O	10:QJ:75:ILE:HG12	2.17	0.44
19:QS:66:MET:HB2	19:QS:74:PHE:CZ	2.51	0.44
25:RA:31:C:O2'	25:RA:1238:G:H5'	2.16	0.44
25:RA:616:A:C4	29:RF:180:GLY:HA2	2.52	0.44
25:RA:1138:G:N2	33:RN:106:MET:HE3	2.14	0.44
25:RA:2262:U:OP1	46:R0:19:LYS:NZ	2.42	0.44
25:RA:2648:C:H2'	25:RA:2649:U:H6	1.82	0.44
31:RH:109:PHE:CZ	31:RH:152:ARG:HG2	2.52	0.44
37:RR:28:LEU:HD12	37:RR:48:VAL:HG11	1.99	0.44
40:RU:65:ILE:HG12	40:RU:96:ALA:CB	2.47	0.44

Continued on next page...

Continued from previous page...

Atom-1	Atom-2	Interatomic distance (Å)	Clash overlap (Å)
44:RY:42:VAL:HG12	44:RY:65:ALA:HB3	1.99	0.44
52:R6:32:ASN:N	52:R6:32:ASN:OD1	2.49	0.44
1:XA:1322:C:OP1	1:XA:1322:C:H6	2.00	0.44
1:XA:1363:A:H4'	1:XA:1364:U:H2'	1.98	0.44
2:XB:12:GLU:C	2:XB:14:GLY:H	2.21	0.44
2:XB:33:TYR:HB2	2:XB:43:ASP:HB2	1.99	0.44
5:XE:110:LEU:HD13	5:XE:118:ILE:HD13	1.98	0.44
25:YA:643:A:N1	25:YA:2369:A:O2'	2.44	0.44
25:YA:862:G:H2'	25:YA:863:A:O4'	2.17	0.44
25:YA:2309:A:C6	25:YA:2310:A:C2	3.05	0.44
32:YI:120:ILE:HD11	32:YI:126:TYR:CZ	2.52	0.44
34:YO:17:ARG:NH2	34:YO:47:ILE:HD13	2.33	0.44
34:YO:86:ILE:HG22	34:YO:94:ARG:HD3	2.00	0.44
42:YW:33:ARG:NH2	42:YW:52:GLU:OE1	2.50	0.44
43:YX:35:THR:O	43:YX:39:ILE:HG13	2.16	0.44
45:YZ:82:ARG:HG3	45:YZ:83:PRO:CD	2.47	0.44
1:QA:377:G:H1	1:QA:386:C:H42	1.65	0.44
1:QA:390:C:H2'	1:QA:391:G:C8	2.53	0.44
1:QA:509:A:C8	1:QA:509:A:H3'	2.52	0.44
1:QA:1101:A:H4'	1:QA:1102:A:O5'	2.18	0.44
1:QA:1326:C:H2'	1:QA:1327:C:C6	2.52	0.44
1:QA:1388:C:H2'	1:QA:1389:C:C6	2.52	0.44
1:QA:1399:C:C2	1:QA:1502:A:N6	2.86	0.44
4:QD:158:ILE:HD13	4:QD:158:ILE:HA	1.82	0.44
6:QF:23:LYS:O	6:QF:27:GLN:HG2	2.17	0.44
19:QS:10:PHE:HB2	19:QS:39:THR:H	1.82	0.44
25:RA:745:G:C2'	25:RA:746:A:H5'	2.48	0.44
25:RA:1669:A:OP2	25:RA:1670:C:OP2	2.35	0.44
25:RA:1771:C:C1'	25:RA:1786:A:H8	2.31	0.44
25:RA:2292:C:OP2	38:RS:17:ARG:NH2	2.49	0.44
28:RE:23:VAL:HG12	28:RE:184:VAL:O	2.17	0.44
32:RI:101:LEU:HD22	32:RI:107:VAL:HB	1.98	0.44
33:RN:114:ARG:O	33:RN:115:ARG:HB3	2.17	0.44
45:RZ:103:ARG:HD3	45:RZ:136:PHE:CD1	2.53	0.44
1:XA:741:G:H2'	1:XA:742:G:O4'	2.17	0.44
1:XA:1128:C:H5'	9:XI:16:ARG:NH2	2.27	0.44
7:XG:138:LYS:HE2	7:XG:142:GLU:OE2	2.17	0.44
8:XH:65:TYR:HA	8:XH:79:VAL:HG23	1.98	0.44
8:XH:83:ILE:HB	8:XH:137:VAL:HG13	1.99	0.44
9:XI:95:LYS:HZ3	9:XI:96:LEU:HD13	1.83	0.44
10:XJ:61:GLU:OE1	14:YN:58:LYS:HE2	2.17	0.44

Continued on next page...

Continued from previous page...

Atom-1	Atom-2	Interatomic distance (Å)	Clash overlap (Å)
12:XL:45:PRO:HG3	12:XL:53:ARG:HD3	1.98	0.44
19:XS:42:PRO:HD3	50:Y4:63:TYR:CE2	2.52	0.44
21:XU:5:ASP:HB3	21:XU:8:THR:OG1	2.17	0.44
25:YA:41:C:H2'	25:YA:43:G:O4'	2.17	0.44
25:YA:99:U:H4'	25:YA:101:G:C5'	2.48	0.44
25:YA:531:C:OP1	25:YA:561:G:N1	2.50	0.44
25:YA:587:C:O2	35:YP:33:ARG:NH1	2.50	0.44
25:YA:1109:C:O2'	25:YA:1110:G:OP1	2.26	0.44
25:YA:1164:G:H2'	25:YA:1165:U:C6	2.52	0.44
25:YA:1289:C:H2'	25:YA:1290:C:C6	2.53	0.44
25:YA:1638:C:H5''	25:YA:2710:C:O2'	2.17	0.44
25:YA:2282:G:H4'	25:YA:2389:G:O2'	2.18	0.44
33:YN:62:VAL:HG12	33:YN:66:LYS:HD2	1.98	0.44
35:YP:64:LYS:CB	54:Y8:25:MET:HG3	2.48	0.44
40:YU:66:ASN:HB2	40:YU:76:TYR:HB2	1.99	0.44
47:Y1:53:VAL:HB	47:Y1:58:ILE:HD13	1.98	0.44
1:QA:1277:C:O2'	1:QA:1279:A:H8	1.99	0.44
1:QA:1338:G:C6	1:QA:1339:A:C6	3.06	0.44
4:QD:166:LYS:HG3	4:QD:178:VAL:HG11	1.99	0.44
5:QE:47:LYS:HE2	5:QE:47:LYS:HB2	1.82	0.44
19:QS:70:LYS:HE2	50:R4:68:ARG:HH21	1.82	0.44
25:RA:250:G:C6	25:RA:251:A:C6	3.05	0.44
25:RA:372:G:HO2'	25:RA:400:G:H1	1.65	0.44
25:RA:602:G:O2'	25:RA:604:G:O2'	2.26	0.44
25:RA:989:G:N7	49:R3:13:ILE:HD12	2.32	0.44
25:RA:2610:C:H4'	25:RA:2611:U:OP2	2.16	0.44
25:RA:2758:A:H2'	25:RA:2759:G:O4'	2.18	0.44
27:RD:70:TRP:HZ3	27:RD:146:GLU:OE2	2.01	0.44
30:RG:51:ARG:O	30:RG:53:LEU:N	2.48	0.44
32:RI:93:THR:H	32:RI:96:ASP:HB2	1.83	0.44
33:RN:116:LEU:HD23	33:RN:116:LEU:HA	1.78	0.44
36:RQ:12:GLN:HE21	36:RQ:72:LYS:HD3	1.82	0.44
48:R2:49:LYS:O	48:R2:53:LEU:HB2	2.18	0.44
1:XA:109:A:C6	1:XA:326:G:C6	3.05	0.44
1:XA:337:C:H2'	1:XA:338:A:C8	2.52	0.44
1:XA:542:G:H5'	4:XD:41:GLY:HA3	1.98	0.44
1:XA:735:C:H5'	18:XR:71:LYS:HD3	2.00	0.44
1:XA:1117:G:H5''	9:XI:104:ARG:NH1	2.32	0.44
1:XA:1239:A:H62	1:XA:1299:A:H62	1.65	0.44
7:XG:87:VAL:HG11	7:XG:155:ARG:HA	1.99	0.44
13:XM:115:LYS:HE3	13:XM:115:LYS:HB2	1.75	0.44

Continued on next page...

Continued from previous page...

Atom-1	Atom-2	Interatomic distance (Å)	Clash overlap (Å)
18:XR:52:PRO:HB2	18:XR:54:ARG:HG2	2.00	0.44
19:XS:81:ARG:HE	19:XS:81:ARG:HB2	1.36	0.44
20:XT:87:LYS:O	20:XT:91:LEU:HG	2.18	0.44
25:YA:1204:A:C2	25:YA:1241:A:C2	3.05	0.44
25:YA:1371:G:HO2'	25:YA:1372:U:H5	1.63	0.44
25:YA:1930:G:O2'	25:YA:1931:U:P	2.75	0.44
25:YA:2175:C:H2'	25:YA:2176:A:O4'	2.17	0.44
25:YA:2563:U:H1'	25:YA:2566:A:N6	2.33	0.44
25:YA:2867:G:O2'	25:YA:2868:A:P	2.76	0.44
31:YH:124:GLU:HB3	31:YH:132:ARG:HG3	1.99	0.44
39:YT:61:PHE:CE2	39:YT:76:PHE:HB2	2.53	0.44
40:YU:104:GLN:OE1	40:YU:105:VAL:HG23	2.18	0.44
41:YV:99:ILE:HD13	41:YV:99:ILE:H	1.82	0.44
1:QA:827:U:C5	1:QA:870:U:C4	3.05	0.44
3:QC:70:VAL:HG21	3:QC:76:VAL:HG11	2.00	0.44
4:QD:150:GLU:OE1	4:QD:150:GLU:N	2.51	0.44
12:QL:70:ILE:HD13	12:QL:77:LEU:HD12	1.99	0.44
22:QV:9:G:N2	22:QV:26:G:H1'	2.33	0.44
25:RA:774:A:H2	25:RA:787:U:O2'	1.99	0.44
25:RA:1728:G:C6	25:RA:1730:U:OP2	2.70	0.44
27:RD:49:ILE:CD1	27:RD:52:ARG:HA	2.47	0.44
30:RG:37:VAL:O	30:RG:94:LEU:HG	2.17	0.44
31:RH:4:ILE:O	31:RH:6:ARG:N	2.51	0.44
38:RS:11:LYS:HG3	38:RS:91:PRO:HD3	1.98	0.44
51:R5:46:CYS:HA	51:R5:47:PRO:HD2	1.63	0.44
52:R6:40:CYS:HA	52:R6:41:PRO:HD2	1.85	0.44
1:XA:148:G:H2'	1:XA:149:A:C8	2.51	0.44
1:XA:376:G:H5''	16:XP:5:ARG:HB2	1.99	0.44
1:XA:421:U:H3	3:XC:127:ARG:HH21	1.63	0.44
1:XA:765:G:N2	1:XA:813:U:OP2	2.50	0.44
22:XV:19:G:H5'	22:XV:20:U:C5	2.52	0.44
25:YA:479:A:N3	25:YA:481:G:H5''	2.32	0.44
25:YA:911:A:H2'	36:YQ:9:TYR:OH	2.18	0.44
25:YA:1085:A:HO2'	25:YA:1086:A:P	2.37	0.44
25:YA:1469:A:H2'	25:YA:1470:G:C8	2.53	0.44
25:YA:1535:U:OP2	25:YA:1537:C:N4	2.51	0.44
29:YF:63:LYS:HE3	29:YF:65:TRP:O	2.18	0.44
30:YG:114:ILE:HB	30:YG:117:PHE:HB2	1.99	0.44
32:YI:110:ASP:HB3	32:YI:112:LYS:N	2.33	0.44
33:YN:134:ARG:O	33:YN:136:GLU:N	2.50	0.44
39:YT:42:ILE:HG21	39:YT:84:GLN:NE2	2.32	0.44

Continued on next page...

Continued from previous page...

Atom-1	Atom-2	Interatomic distance (Å)	Clash overlap (Å)
41:YV:15:GLU:HG3	41:YV:16:PRO:HD2	1.99	0.44
44:YY:51:VAL:O	44:YY:56:PRO:HA	2.18	0.44
48:Y2:17:SER:CB	48:Y2:67:LYS:HE3	2.47	0.44
52:Y6:7:ILE:HD12	52:Y6:7:ILE:HA	1.85	0.44
52:Y6:34:LEU:HD13	52:Y6:34:LEU:H	1.82	0.44
1:QA:164:U:H2'	1:QA:165:C:C6	2.53	0.44
1:QA:652:U:O2'	1:QA:653:A:O5'	2.35	0.44
1:QA:1347:G:O2'	1:QA:1348:U:P	2.76	0.44
2:QB:71:VAL:HA	2:QB:93:VAL:HB	2.00	0.44
2:QB:228:GLY:O	2:QB:230:VAL:N	2.50	0.44
11:QK:92:GLU:HB3	11:QK:96:ARG:NH1	2.33	0.44
12:QL:109:GLY:HA3	12:QL:121:GLY:O	2.17	0.44
15:QO:50:HIS:O	15:QO:53:HIS:HB3	2.17	0.44
25:RA:70:G:H21	25:RA:71:A:H62	1.65	0.44
25:RA:495:G:N3	42:RW:61:ASN:ND2	2.65	0.44
25:RA:754:C:H2'	25:RA:755:C:H6	1.83	0.44
25:RA:899:A:H8	25:RA:899:A:OP2	2.00	0.44
25:RA:934:G:H2'	25:RA:935:C:C6	2.53	0.44
25:RA:953:A:OP2	36:RQ:16:ARG:HD3	2.17	0.44
25:RA:1862:G:O2'	25:RA:1863:G:H5'	2.18	0.44
25:RA:2300:G:H2'	25:RA:2301:C:C6	2.53	0.44
25:RA:2656:U:H3	25:RA:2665:A:H2	1.65	0.44
30:RG:57:ALA:HB1	30:RG:68:PRO:HG2	1.99	0.44
30:RG:171:ALA:O	30:RG:175:LEU:HG	2.18	0.44
31:RH:28:GLY:HA3	31:RH:79:VAL:HB	2.00	0.44
1:XA:458:C:H2'	1:XA:464:G:H8	1.83	0.44
1:XA:690:G:H22	11:XK:55:LYS:HZ2	1.65	0.44
1:XA:1388:C:H2'	1:XA:1389:C:C6	2.52	0.44
15:XO:32:LEU:O	15:XO:36:ILE:HG13	2.18	0.44
15:XO:82:ILE:O	15:XO:86:GLY:N	2.51	0.44
22:XV:61:C:H2'	22:XV:62:C:C6	2.51	0.44
25:YA:71:A:H2	43:YX:31:HIS:NE2	2.13	0.44
25:YA:77:C:O3'	48:Y2:14:ARG:NH2	2.51	0.44
25:YA:1283:G:N2	25:YA:1285:G:H3'	2.32	0.44
25:YA:1537:C:H2'	25:YA:1538:G:C8	2.53	0.44
25:YA:2335:A:O2'	25:YA:2336:A:H2'	2.17	0.44
25:YA:2360:A:H2'	25:YA:2361:A:O4'	2.18	0.44
27:YD:85:ASP:HB2	27:YD:92:ILE:HD13	1.99	0.44
29:YF:47:GLY:HA3	29:YF:95:ARG:O	2.18	0.44
29:YF:184:TYR:CE2	29:YF:188:ARG:HD2	2.52	0.44
35:YP:62:LEU:HB2	54:Y8:30:ARG:HH11	1.83	0.44

Continued on next page...

Continued from previous page...

Atom-1	Atom-2	Interatomic distance (Å)	Clash overlap (Å)
46:Y0:43:THR:O	46:Y0:43:THR:HG23	2.17	0.44
1:QA:255:G:H2'	1:QA:256:U:C6	2.53	0.44
1:QA:530:G:HO2'	1:QA:531:U:P	2.40	0.44
1:QA:636:U:H5'	17:QQ:2:PRO:HG3	1.98	0.44
1:QA:769:G:H4'	1:QA:1513:A:H4'	1.99	0.44
10:QJ:47:PHE:HE1	10:QJ:63:PHE:HB2	1.83	0.44
12:QL:71:PRO:HG3	12:QL:99:HIS:HD2	1.82	0.44
15:QO:39:LEU:HA	15:QO:39:LEU:HD23	1.68	0.44
16:QP:23:ASP:O	16:QP:26:ARG:HB2	2.17	0.44
25:RA:724:U:H2'	25:RA:725:G:O4'	2.17	0.44
25:RA:1338:G:N3	25:RA:1393:A:H2	2.16	0.44
25:RA:1588:C:H2'	25:RA:1589:C:C6	2.53	0.44
25:RA:2127:G:N2	25:RA:2173:A:H1'	2.33	0.44
25:RA:2323:G:H2'	25:RA:2324:C:O4'	2.18	0.44
25:RA:2377:A:H2'	25:RA:2378:A:C8	2.53	0.44
27:RD:34:VAL:HG22	27:RD:35:LYS:HG3	2.00	0.44
29:RF:9:ILE:HA	29:RF:10:PRO:HD3	1.89	0.44
30:RG:95:ARG:O	30:RG:99:MET:HG2	2.18	0.44
34:RO:106:LEU:HA	34:RO:106:LEU:HD23	1.81	0.44
35:RP:140:ALA:O	35:RP:141:ALA:HB2	2.17	0.44
39:RT:107:ASP:O	39:RT:111:ARG:NH1	2.51	0.44
41:RV:16:PRO:HB3	41:RV:97:LYS:O	2.17	0.44
41:RV:35:LEU:CD2	41:RV:57:VAL:HG22	2.47	0.44
45:RZ:29:TYR:CE2	45:RZ:87:ASP:HB3	2.53	0.44
47:R1:49:VAL:HG11	47:R1:70:VAL:HG11	1.98	0.44
55:R9:24:TYR:CE2	55:R9:35:ARG:HG3	2.53	0.44
1:XA:680:C:H2'	1:XA:681:C:C6	2.51	0.44
1:XA:1103:C:H2'	1:XA:1104:G:O4'	2.17	0.44
3:XC:47:LEU:HA	3:XC:47:LEU:HD12	1.83	0.44
12:XL:42:THR:HA	12:XL:53:ARG:O	2.18	0.44
15:XO:77:ARG:HA	15:XO:80:ALA:HB3	1.99	0.44
16:XP:18:ARG:NH1	16:XP:32:TYR:OH	2.50	0.44
25:YA:535:C:O3'	40:YU:53:ARG:NH1	2.51	0.44
25:YA:839:U:H2'	25:YA:840:C:C6	2.53	0.44
25:YA:1509:C:H2'	25:YA:1511:A:C8	2.53	0.44
25:YA:2056:G:H1	51:Y5:4:HIS:CD2	2.36	0.44
25:YA:2119:A:C2	25:YA:2171:A:H1'	2.52	0.44
25:YA:2336:A:H61	46:Y0:43:THR:HG21	1.82	0.44
25:YA:2392:A:H8	35:YP:60:MET:HG2	1.83	0.44
27:YD:61:LEU:HD13	27:YD:61:LEU:HA	1.91	0.44
30:YG:98:ARG:O	30:YG:101:ILE:HG13	2.17	0.44

Continued on next page...

Continued from previous page...

Atom-1	Atom-2	Interatomic distance (Å)	Clash overlap (Å)
39:YT:48:ILE:HD12	39:YT:48:ILE:H	1.83	0.44
43:YX:70:LEU:HD23	43:YX:70:LEU:H	1.83	0.44
45:YZ:52:SER:O	45:YZ:54:HIS:N	2.50	0.44
50:Y4:48:ARG:CZ	50:Y4:51:ASP:HA	2.47	0.44
2:QB:178:ARG:NH2	8:QH:74:PRO:HG3	2.33	0.44
10:QJ:51:ARG:HH22	14:QN:58:LYS:HZ1	1.66	0.44
25:RA:234:C:H2'	25:RA:235:U:C6	2.53	0.44
25:RA:443:A:H1'	25:RA:1201:C:O4'	2.18	0.44
25:RA:587:C:OP2	35:RP:21:ARG:NH2	2.51	0.44
25:RA:1771:C:O2'	25:RA:1786:A:C8	2.67	0.44
25:RA:2784:C:H2'	25:RA:2785:C:C6	2.53	0.44
27:RD:65:ILE:HD13	27:RD:65:ILE:H	1.82	0.44
30:RG:95:ARG:C	30:RG:99:MET:HG2	2.38	0.44
31:RH:123:PHE:O	31:RH:125:VAL:HG23	2.18	0.44
37:RR:54:LEU:HD23	37:RR:66:VAL:HG23	1.98	0.44
41:RV:49:THR:HB	41:RV:50:PRO:HD2	1.99	0.44
43:RX:57:LEU:HD11	43:RX:78:LYS:HD2	1.99	0.44
43:RX:87:GLN:O	43:RX:88:LYS:HG3	2.18	0.44
45:RZ:148:ASP:OD1	45:RZ:149:SER:N	2.50	0.44
1:XA:110:C:H2'	1:XA:111:G:O4'	2.18	0.44
1:XA:865:A:H2	1:XA:918:A:H4'	1.82	0.44
1:XA:883:C:O2'	1:XA:884:U:H5'	2.18	0.44
1:XA:974:A:OP2	14:XN:41:ARG:NH1	2.51	0.44
1:XA:1129:C:C4'	1:XA:1130:A:H5'	2.44	0.44
1:XA:1320:C:OP1	19:XS:70:LYS:HE3	2.17	0.44
3:XC:82:GLU:O	3:XC:86:VAL:HG13	2.17	0.44
5:XE:9:LYS:HB2	5:XE:9:LYS:HE3	1.89	0.44
6:XF:33:TYR:HB2	6:XF:75:LEU:HD12	1.99	0.44
11:XK:19:ALA:HB2	11:XK:32:ILE:HG22	2.00	0.44
13:XM:23:TYR:HE1	13:XM:70:LEU:HD12	1.83	0.44
15:XO:26:GLU:H	15:XO:26:GLU:HG2	1.54	0.44
15:XO:39:LEU:HD13	15:XO:56:LEU:HB2	2.00	0.44
22:XV:23:C:H2'	22:XV:24:U:H6	1.83	0.44
25:YA:674:G:C1'	29:YF:74:ARG:HD3	2.41	0.44
25:YA:828:U:H4'	25:YA:831:G:N1	2.33	0.44
25:YA:2051:A:H5'	25:YA:2578:G:O4'	2.17	0.44
25:YA:2097:C:H2'	25:YA:2098:U:O4'	2.18	0.44
25:YA:2872:G:O2'	25:YA:2873:A:H5'	2.17	0.44
28:YE:37:ARG:O	28:YE:45:THR:HA	2.18	0.44
30:YG:10:LYS:HE2	30:YG:175:LEU:O	2.18	0.44
30:YG:47:LYS:HB2	30:YG:47:LYS:HE3	1.73	0.44

Continued on next page...

Continued from previous page...

Atom-1	Atom-2	Interatomic distance (Å)	Clash overlap (Å)
45:YZ:166:SER:HB2	45:YZ:167:PRO:C	2.38	0.44
48:Y2:31:GLU:HB2	48:Y2:53:LEU:HD11	2.00	0.44
50:Y4:35:VAL:C	50:Y4:37:SER:H	2.20	0.44
54:Y8:49:VAL:HG23	54:Y8:53:PRO:HB3	2.00	0.44
1:QA:464:G:O6	1:QA:466:C:H5'	2.18	0.44
1:QA:936:C:H2'	1:QA:937:A:H8	1.82	0.44
1:QA:1252:A:H2'	1:QA:1253:G:O4'	2.18	0.44
1:QA:1330:U:OP1	13:QM:25:ILE:O	2.35	0.44
1:QA:1371:G:C6	1:QA:1372:U:C4	3.05	0.44
7:QG:113:GLU:H	7:QG:113:GLU:HG2	1.39	0.44
25:RA:945:A:C4	25:RA:2448:A:C2	3.05	0.44
25:RA:996:A:N6	25:RA:1160:G:C6	2.86	0.44
25:RA:1282:U:H2'	25:RA:1283:G:O4'	2.18	0.44
25:RA:1728:G:H5'	25:RA:1729:A:OP2	2.17	0.44
25:RA:1729:A:H2'	25:RA:1730:U:H5''	2.00	0.44
25:RA:1816:G:C8	27:RD:62:TYR:CZ	3.05	0.44
25:RA:1962:C:O2'	25:RA:1964:G:OP2	2.36	0.44
25:RA:2126:A:H1'	25:RA:2127:G:OP2	2.18	0.44
25:RA:2331:G:O2'	46:R0:43:THR:HG22	2.18	0.44
25:RA:2620:C:O2'	28:RE:157:ALA:O	2.29	0.44
25:RA:2635:C:H5''	28:RE:78:LEU:HA	2.00	0.44
29:RF:117:ARG:HH12	35:RP:1:MET:N	2.16	0.44
37:RR:27:SER:HB3	37:RR:34:ILE:HD11	1.99	0.44
38:RS:19:LYS:O	38:RS:20:ARG:HB3	2.17	0.44
43:RX:67:GLY:O	43:RX:69:TYR:N	2.43	0.44
44:RY:81:LYS:HB2	44:RY:96:ILE:CG2	2.48	0.44
51:R5:16:ARG:HD2	51:R5:20:ARG:NH1	2.33	0.44
52:R6:41:PRO:HD2	52:R6:46:HIS:H	1.83	0.44
1:XA:292:G:N7	1:XA:293:G:H1'	2.33	0.44
1:XA:755:G:OP2	15:XO:65:ARG:HG2	2.18	0.44
1:XA:975:A:H5'	1:XA:975:A:C8	2.48	0.44
3:XC:72:LYS:HB3	3:XC:75:VAL:HG23	2.00	0.44
12:XL:39:VAL:HG12	12:XL:41:ARG:HG3	2.00	0.44
16:XP:39:TYR:CZ	16:XP:41:PRO:HB3	2.53	0.44
25:YA:138:G:H2'	25:YA:139:G:C8	2.52	0.44
25:YA:636:G:OP1	35:YP:132:LYS:HB2	2.18	0.44
25:YA:855:G:C6	25:YA:856:C:C4	3.06	0.44
25:YA:1754:C:H5'	39:YT:101:PHE:CE2	2.52	0.44
25:YA:1790:C:H2'	25:YA:1791:A:C4	2.52	0.44
28:YE:105:THR:OG1	28:YE:199:ARG:NH1	2.50	0.44
32:YI:130:TYR:N	32:YI:136:VAL:O	2.51	0.44

Continued on next page...

Continued from previous page...

Atom-1	Atom-2	Interatomic distance (Å)	Clash overlap (Å)
45:YZ:19:ARG:HD3	45:YZ:25:PRO:HD2	1.99	0.44
45:YZ:52:SER:O	45:YZ:52:SER:OG	2.30	0.44
47:Y1:70:VAL:O	47:Y1:73:LEU:HB2	2.18	0.44
52:Y6:41:PRO:HD2	52:Y6:46:HIS:H	1.81	0.44
1:QA:963:G:H1	1:QA:972:C:N4	2.15	0.43
1:QA:967:C:H2'	1:QA:968:A:C8	2.53	0.43
1:QA:1181:G:C5	1:QA:1182:G:N2	2.86	0.43
7:QG:116:ALA:HA	7:QG:119:ARG:HE	1.83	0.43
20:QT:16:HIS:O	20:QT:19:SER:HB3	2.17	0.43
22:QV:2:C:C2'	22:QV:3:G:H5'	2.48	0.43
25:RA:754:C:H2'	25:RA:755:C:C6	2.53	0.43
25:RA:879:G:C2	25:RA:880:G:H1'	2.53	0.43
25:RA:896:A:C2	45:RZ:146:ILE:HD11	2.52	0.43
25:RA:1022:G:C6	25:RA:1140:C:C4	3.06	0.43
25:RA:1205:U:C4	29:RF:171:PRO:HA	2.52	0.43
25:RA:1651:G:H2'	25:RA:1652:A:O4'	2.18	0.43
25:RA:1655:A:H4'	28:RE:115:GLY:N	2.33	0.43
25:RA:2134:A:N7	25:RA:2156:G:N2	2.65	0.43
25:RA:2346:A:H5''	25:RA:2383:G:H1'	2.00	0.43
26:RB:14:U:H4'	26:RB:70:C:O2	2.18	0.43
27:RD:145:VAL:HG11	27:RD:175:LEU:HD11	2.00	0.43
32:RI:62:LYS:HA	32:RI:133:HIS:NE2	2.33	0.43
34:RO:22:ILE:HD13	34:RO:22:ILE:HA	1.77	0.43
35:RP:37:GLY:O	35:RP:40:SER:OG	2.26	0.43
36:RQ:136:ALA:O	36:RQ:138:ASP:N	2.46	0.43
38:RS:29:PHE:HD2	38:RS:92:TYR:HH	1.65	0.43
44:RY:42:VAL:O	44:RY:65:ALA:N	2.45	0.43
1:XA:667:G:H4'	15:XO:51:HIS:ND1	2.33	0.43
2:XB:80:ILE:HG21	2:XB:212:GLN:HA	1.99	0.43
3:XC:108:ASN:HB3	3:XC:111:LEU:HD12	2.00	0.43
12:XL:24:VAL:O	12:XL:26:ALA:N	2.47	0.43
12:XL:78:GLN:HB3	12:XL:79:GLU:H	1.67	0.43
16:XP:4:ILE:HB	16:XP:66:PRO:HB3	2.00	0.43
25:YA:1449:A:H5'	25:YA:1449(A):G:OP2	2.18	0.43
25:YA:1803:A:H4'	27:YD:259:THR:HG23	2.00	0.43
30:YG:67:LYS:O	30:YG:67:LYS:HD2	2.17	0.43
35:YP:126:VAL:HG12	35:YP:147:LEU:CD2	2.48	0.43
1:QA:954:G:H2'	1:QA:955:U:O4'	2.19	0.43
1:QA:980:C:H5'	1:QA:981:U:C5	2.52	0.43
1:QA:1412:C:H2'	1:QA:1413:A:C8	2.53	0.43
3:QC:81:GLY:O	3:QC:85:ARG:HB2	2.18	0.43

Continued on next page...

Continued from previous page...

Atom-1	Atom-2	Interatomic distance (Å)	Clash overlap (Å)
4:QD:133:VAL:HG12	4:QD:135:LEU:H	1.83	0.43
5:QE:100:VAL:HG22	5:QE:118:ILE:HG22	1.99	0.43
9:QI:16:ARG:O	9:QI:63:ILE:HA	2.17	0.43
25:RA:185:U:H2'	25:RA:186:G:O4'	2.18	0.43
25:RA:540:G:H5'	25:RA:541:C:OP2	2.18	0.43
25:RA:673:C:H5''	29:RF:81:PRO:HD2	2.00	0.43
25:RA:1028:A:H61	25:RA:1125:G:H2'	1.83	0.43
25:RA:1359:A:OP2	25:RA:1371:G:N1	2.47	0.43
25:RA:1430:C:H2'	25:RA:1431:U:C6	2.53	0.43
25:RA:1638:C:O3'	25:RA:2709:G:N2	2.51	0.43
25:RA:1819:A:H4'	25:RA:1820:U:O5'	2.18	0.43
25:RA:2808:U:H5''	25:RA:2891:G:O6	2.18	0.43
28:RE:143:ASN:HD22	28:RE:147:PRO:HD3	1.83	0.43
45:RZ:102:LEU:HB3	45:RZ:104:PHE:CE1	2.52	0.43
52:R6:28:ARG:HG3	52:R6:31:PRO:HD2	2.00	0.43
1:XA:210:U:O2'	1:XA:216:G:N7	2.43	0.43
1:XA:719:C:H1'	18:XR:49:LYS:HB3	1.99	0.43
1:XA:1239:A:O2'	1:XA:1298:C:N4	2.51	0.43
4:XD:100:ARG:NH1	4:XD:137:SER:HB3	2.33	0.43
4:XD:153:ARG:NH1	4:XD:181:MET:HB2	2.32	0.43
25:YA:330:A:O2'	25:YA:331:A:H8	2.01	0.43
25:YA:389:G:H22	35:YP:72:PRO:CG	2.30	0.43
25:YA:729:G:OP2	27:YD:13:ARG:NH1	2.50	0.43
25:YA:892:G:N2	25:YA:893:C:C2	2.86	0.43
25:YA:1263:U:H1'	51:Y5:10:LYS:HG3	1.98	0.43
29:YF:66:PRO:O	29:YF:68:LYS:N	2.51	0.43
31:YH:4:ILE:H	31:YH:4:ILE:HG12	1.59	0.43
31:YH:67:LEU:O	31:YH:71:LEU:HB2	2.17	0.43
35:YP:61:ARG:NH1	54:Y8:56:GLU:OE2	2.49	0.43
47:Y1:94:LEU:HD23	47:Y1:94:LEU:HA	1.81	0.43
55:Y9:1:MET:O	55:Y9:34:GLN:HG2	2.18	0.43
1:QA:878:G:H5'	8:QH:89:PRO:HG2	2.00	0.43
1:QA:1004:A:H2	1:QA:1024:G:C8	2.36	0.43
2:QB:74:LYS:O	2:QB:78:GLN:HG3	2.18	0.43
4:QD:155:LEU:O	4:QD:159:ARG:HG2	2.18	0.43
7:QG:9:VAL:HG13	7:QG:94:ARG:NH2	2.27	0.43
10:QJ:51:ARG:NE	10:QJ:60:ARG:O	2.45	0.43
10:QJ:54:PHE:HB3	10:QJ:55:LYS:H	1.69	0.43
11:QK:19:ALA:HB2	11:QK:32:ILE:HG22	2.00	0.43
25:RA:412:A:N7	25:RA:2411:A:H2	2.16	0.43
25:RA:725:G:H8	25:RA:725:G:O5'	2.01	0.43

Continued on next page...

Continued from previous page...

Atom-1	Atom-2	Interatomic distance (Å)	Clash overlap (Å)
25:RA:910:A:N7	36:RQ:13:GLN:HG3	2.32	0.43
25:RA:1392:A:N6	25:RA:1393:A:N6	2.66	0.43
25:RA:1459:G:H2'	25:RA:1460:A:H5''	1.99	0.43
39:RT:19:LEU:HA	39:RT:20:PRO:HD3	1.86	0.43
44:RY:97:ARG:HE	44:RY:98:VAL:HB	1.83	0.43
1:XA:267:C:OP2	17:XQ:67:LYS:HD2	2.18	0.43
1:XA:352:C:O2'	1:XA:354:G:OP1	2.26	0.43
1:XA:421:U:H5''	1:XA:422:C:OP2	2.19	0.43
1:XA:1079:G:C6	1:XA:1080:A:N6	2.86	0.43
1:XA:1222:G:H5''	19:XS:78:ARG:NH1	2.33	0.43
1:XA:1497:G:C2'	1:XA:1498:U:H5'	2.49	0.43
9:XI:118:LYS:O	9:XI:119:ALA:HB3	2.18	0.43
10:XJ:32:ALA:H	10:XJ:78:ASN:ND2	2.16	0.43
25:YA:270(B):A:H61	25:YA:270(Y):G:H1'	1.83	0.43
25:YA:898:C:C2'	25:YA:899:A:H5'	2.48	0.43
25:YA:1543:A:C2	25:YA:1545:A:C4	3.06	0.43
25:YA:2271:G:OP1	46:Y0:18:ALA:HB1	2.19	0.43
25:YA:2845:G:O2'	25:YA:2846:G:H5'	2.18	0.43
28:YE:188:VAL:O	28:YE:188:VAL:HG13	2.19	0.43
32:YI:88:ILE:HG12	32:YI:122:GLU:H	1.83	0.43
33:YN:112:LEU:HG	33:YN:112:LEU:O	2.17	0.43
37:YR:34:ILE:HA	37:YR:34:ILE:HD13	1.71	0.43
37:YR:38:VAL:HG22	37:YR:112:ALA:HB2	2.00	0.43
39:YT:35:LYS:H	39:YT:35:LYS:HD2	1.83	0.43
41:YV:52:VAL:O	41:YV:54:GLY:N	2.51	0.43
43:YX:72:LYS:HG2	43:YX:73:ARG:O	2.18	0.43
47:Y1:25:LYS:C	47:Y1:27:GLU:H	2.22	0.43
1:QA:54:C:N4	1:QA:353:A:OP2	2.48	0.43
1:QA:129(A):G:C6	1:QA:191(A):G:H1'	2.53	0.43
1:QA:368:U:OP1	32:YI:91:SER:OG	2.37	0.43
1:QA:581:G:OP1	15:QO:61:GLY:HA3	2.19	0.43
1:QA:859:A:H2	8:QH:19:VAL:HG11	1.83	0.43
1:QA:936:C:H2'	1:QA:937:A:C8	2.53	0.43
1:QA:947:G:H2'	1:QA:948:C:O4'	2.19	0.43
1:QA:986:A:N3	19:QS:52:TYR:OH	2.45	0.43
2:QB:167:PRO:HG3	2:QB:188:ALA:HB2	2.00	0.43
8:QH:13:ILE:O	8:QH:17:THR:HG23	2.19	0.43
11:QK:38:ASN:HA	11:QK:39:PRO:HD3	1.88	0.43
16:QP:20:VAL:HG21	16:QP:32:TYR:CE1	2.54	0.43
17:QQ:60:ILE:HB	17:QQ:74:LEU:HD23	2.00	0.43
25:RA:292:C:C2	25:RA:349:G:N2	2.86	0.43

Continued on next page...

Continued from previous page...

Atom-1	Atom-2	Interatomic distance (Å)	Clash overlap (Å)
25:RA:458:G:O2'	53:R7:39:ARG:HD3	2.19	0.43
25:RA:588:U:O4	25:RA:670:A:H1'	2.18	0.43
25:RA:1021:A:C8	25:RA:1022:G:H5''	2.53	0.43
25:RA:1766:U:H2'	25:RA:1767:C:C6	2.53	0.43
25:RA:2308:G:HO2'	25:RA:2310:A:H2	1.65	0.43
25:RA:2646:C:H2'	25:RA:2647:U:O4'	2.18	0.43
26:RB:73:A:C4	26:RB:104:A:C2	3.07	0.43
28:RE:119:ARG:HD3	28:RE:160:TYR:HB2	2.00	0.43
33:RN:33:LEU:HA	33:RN:38:HIS:CE1	2.54	0.43
1:XA:181:G:O2'	1:XA:182:U:H6	2.01	0.43
1:XA:191:G:C2	1:XA:192:U:C2	3.07	0.43
1:XA:381:C:H2'	1:XA:382:A:O4'	2.19	0.43
1:XA:865:A:C2	1:XA:918:A:H4'	2.53	0.43
1:XA:874:G:C6	1:XA:875:C:C4	3.07	0.43
1:XA:1451:A:H2'	1:XA:1451:A:N3	2.33	0.43
10:XJ:54:PHE:CZ	10:XJ:55:LYS:HE3	2.54	0.43
12:XL:58:VAL:O	12:XL:65:GLU:HA	2.18	0.43
12:XL:62:SER:C	12:XL:64:TYR:H	2.21	0.43
15:XO:25:THR:HG21	15:XO:70:LEU:HB2	2.00	0.43
16:XP:45:THR:HG22	16:XP:47:ASP:N	2.26	0.43
17:XQ:62:SER:HB3	17:XQ:72:ARG:HE	1.84	0.43
20:XT:98:PRO:C	20:XT:100:ILE:H	2.21	0.43
25:YA:654(A):G:N2	25:YA:654(U):A:H1'	2.32	0.43
25:YA:847:U:C5	25:YA:933:A:N1	2.87	0.43
25:YA:1268:A:H2'	25:YA:1269:A:O4'	2.19	0.43
25:YA:1796:U:H2'	25:YA:1797:C:H6	1.79	0.43
25:YA:2467:C:C2'	25:YA:2468:G:H5'	2.48	0.43
25:YA:2480:C:H2'	25:YA:2481:G:H5'	1.99	0.43
27:YD:92:ILE:HD12	27:YD:104:TYR:CD2	2.54	0.43
28:YE:87:GLU:O	28:YE:89:ASP:N	2.50	0.43
1:QA:1036:G:C8	1:QA:1037:C:C4	3.07	0.43
5:QE:18:ARG:HE	5:QE:18:ARG:HB3	1.52	0.43
15:QO:17:ARG:HD3	15:QO:26:GLU:HG3	1.99	0.43
25:RA:13:A:H61	25:RA:525:U:H3'	1.83	0.43
25:RA:28:A:C2	25:RA:513:A:C8	3.06	0.43
25:RA:265:A:H2'	25:RA:266:G:O4'	2.18	0.43
25:RA:706:A:H2'	25:RA:707:G:O4'	2.19	0.43
25:RA:774:A:C2	25:RA:787:U:O2'	2.72	0.43
25:RA:996:A:H4'	40:RU:92:ARG:NE	2.24	0.43
25:RA:1952:A:OP1	34:RO:42:SER:OG	2.28	0.43
26:RB:15:A:H3'	26:RB:16:G:H5'	1.99	0.43

Continued on next page...

Continued from previous page...

Atom-1	Atom-2	Interatomic distance (Å)	Clash overlap (Å)
28:RE:36:ARG:HH21	28:RE:88:GLY:HA2	1.84	0.43
44:RY:46:LYS:HB2	44:RY:61:ILE:HG22	2.00	0.43
44:RY:47:LYS:O	44:RY:49:VAL:N	2.51	0.43
1:XA:9:G:H5''	5:XE:126:ARG:HE	1.84	0.43
1:XA:464:G:C6	1:XA:466:C:H5'	2.53	0.43
1:XA:923:A:OP1	5:XE:21:ALA:HB2	2.18	0.43
1:XA:975:A:N6	1:XA:1367:C:O4'	2.52	0.43
1:XA:1446:A:O2'	1:XA:1447:G:P	2.76	0.43
2:XB:100:GLY:N	2:XB:176:GLU:OE2	2.47	0.43
2:XB:215:LEU:HD22	2:XB:215:LEU:HA	1.73	0.43
12:XL:110:VAL:CG2	12:XL:120:TYR:HB3	2.48	0.43
13:XM:14:ARG:H	13:XM:44:ARG:CD	2.25	0.43
14:XN:29:ARG:HD3	14:XN:40:CYS:HB2	1.99	0.43
25:YA:956:G:C5'	36:YQ:77:LYS:HE2	2.49	0.43
25:YA:1021:A:C8	25:YA:1022:G:H5''	2.46	0.43
25:YA:1430:C:H2'	25:YA:1431:U:H6	1.82	0.43
25:YA:1512:G:H2'	25:YA:1513:C:C6	2.54	0.43
25:YA:1534:G:H2'	25:YA:1534:G:N3	2.34	0.43
25:YA:1742:C:H5'	25:YA:1743:G:OP2	2.19	0.43
29:YF:33:LEU:HD12	29:YF:33:LEU:HA	1.86	0.43
29:YF:64:ILE:HG23	29:YF:65:TRP:CD1	2.53	0.43
34:YO:64:ARG:HG2	34:YO:79:PHE:CD1	2.53	0.43
34:YO:88:ASN:OD1	34:YO:90:GLN:HB2	2.19	0.43
34:YO:88:ASN:ND2	34:YO:92:GLU:HB2	2.23	0.43
45:YZ:5:LEU:HB3	45:YZ:59:LEU:HA	2.00	0.43
48:Y2:15:LYS:H	48:Y2:67:LYS:CE	2.32	0.43
49:Y3:51:ALA:HA	49:Y3:54:VAL:HG12	2.00	0.43
50:Y4:43:TYR:C	50:Y4:43:TYR:CD2	2.92	0.43
53:Y7:47:ARG:HB2	53:Y7:48:LYS:H	1.59	0.43
1:QA:707:C:H2'	1:QA:708:C:C6	2.53	0.43
1:QA:741:G:H2'	1:QA:742:G:O4'	2.19	0.43
1:QA:1450:U:O2'	1:QA:1451:A:N7	2.52	0.43
2:QB:217:ARG:HE	2:QB:217:ARG:HB2	1.29	0.43
18:QR:37:VAL:HG22	18:QR:78:LEU:HB3	2.01	0.43
25:RA:83:G:O2'	25:RA:84:A:H8	2.01	0.43
25:RA:286:C:H2'	25:RA:287:C:C6	2.54	0.43
25:RA:1401:G:H2'	25:RA:1402:C:O4'	2.18	0.43
25:RA:1778:U:H2'	25:RA:1784:A:N6	2.33	0.43
25:RA:2459:A:C5	25:RA:2460:U:C5	3.07	0.43
28:RE:179:GLU:HB3	28:RE:181:LEU:HD22	1.99	0.43
33:RN:58:ASP:HB3	33:RN:95:PRO:HB3	2.00	0.43

Continued on next page...

Continued from previous page...

Atom-1	Atom-2	Interatomic distance (Å)	Clash overlap (Å)
35:RP:90:ARG:HB3	35:RP:91:PHE:H	1.68	0.43
38:RS:12:PHE:HD2	38:RS:12:PHE:HA	1.72	0.43
39:RT:1:MET:O	39:RT:3:ARG:HG2	2.19	0.43
1:XA:254:G:OP1	17:XQ:67:LYS:O	2.37	0.43
2:XB:37:ASN:C	2:XB:39:ILE:H	2.20	0.43
10:XJ:44:VAL:HG13	10:XJ:66:ARG:HG2	1.99	0.43
14:YN:27:CYS:SG	14:YN:29:ARG:HB2	2.58	0.43
25:YA:71:A:H5''	25:YA:72:U:H3'	2.01	0.43
25:YA:825:C:O2	35:YP:55:ARG:NH2	2.51	0.43
25:YA:1207:C:H2'	25:YA:1208:C:H6	1.83	0.43
25:YA:2238:G:N3	25:YA:2238:G:H2'	2.31	0.43
35:YP:83:VAL:O	35:YP:114:ILE:HA	2.19	0.43
35:YP:126:VAL:HG22	35:YP:145:PRO:HG2	2.00	0.43
37:YR:33:ARG:HH21	51:Y5:55:ARG:HG2	1.82	0.43
38:YS:39:ILE:HD12	38:YS:85:VAL:HG11	2.00	0.43
41:YV:55:ALA:HB2	41:YV:101:GLY:HA2	2.00	0.43
43:YX:53:LYS:H	43:YX:82:GLN:HB3	1.83	0.43
44:YY:87:LYS:HB2	44:YY:87:LYS:NZ	2.33	0.43
1:QA:176:C:OP1	20:QT:29:LYS:NZ	2.46	0.43
1:QA:587:G:N2	1:QA:754:C:OP2	2.52	0.43
1:QA:1018:C:H2'	1:QA:1019:C:C6	2.53	0.43
2:QB:8:LYS:HE3	2:QB:11:LEU:HB3	2.01	0.43
3:QC:11:ARG:HB3	3:QC:15:THR:HB	2.00	0.43
4:QD:135:LEU:HD13	4:QD:135:LEU:HA	1.86	0.43
9:QI:116:LYS:HE2	9:QI:122:ALA:HB2	2.01	0.43
13:QM:44:ARG:HB2	13:QM:47:ASP:OD2	2.19	0.43
25:RA:270(R):G:H2'	25:RA:270(S):G:H8	1.84	0.43
25:RA:322:A:H5'	25:RA:340:A:H1'	2.00	0.43
25:RA:485:C:H2'	25:RA:486:C:H6	1.84	0.43
25:RA:654(A):G:H3'	25:RA:654(A):G:OP2	2.18	0.43
25:RA:676:A:H8	25:RA:2069:G:N2	2.03	0.43
25:RA:748:G:C8	42:RW:89:ALA:HB1	2.54	0.43
25:RA:953:A:C2	25:RA:954:G:C8	3.06	0.43
25:RA:1027:A:N6	25:RA:1126:A:C4	2.87	0.43
25:RA:1291:C:H5'	25:RA:1536:A:H5'	1.99	0.43
25:RA:1348:G:C2'	25:RA:1349:A:H5''	2.48	0.43
25:RA:2187:G:C6	25:RA:2188:C:C4	3.06	0.43
25:RA:2303:G:O2'	25:RA:2304:G:H5'	2.19	0.43
25:RA:2419:U:H2'	25:RA:2420:C:C6	2.54	0.43
25:RA:2482:G:O6	36:RQ:124:LYS:NZ	2.52	0.43
25:RA:2702:U:O2	25:RA:2702:U:H2'	2.18	0.43

Continued on next page...

Continued from previous page...

Atom-1	Atom-2	Interatomic distance (Å)	Clash overlap (Å)
42:RW:20:VAL:HG22	42:RW:47:VAL:HG21	2.00	0.43
44:RY:55:TYR:CD2	44:RY:55:TYR:N	2.87	0.43
1:XA:536:C:H2'	1:XA:537:G:C8	2.54	0.43
1:XA:1072:G:H2'	1:XA:1073:U:C6	2.54	0.43
1:XA:1124:G:H3'	1:XA:1145:C:H41	1.84	0.43
1:XA:1273:G:H3'	1:XA:1274:G:H8	1.82	0.43
9:XI:8:GLY:HA2	9:XI:79:LEU:HD12	2.01	0.43
19:XS:42:PRO:HB3	50:Y4:60:GLN:OE1	2.18	0.43
25:YA:345:A:N3	25:YA:347:A:N6	2.66	0.43
25:YA:657:U:H2'	25:YA:658:C:C6	2.54	0.43
25:YA:1216:G:P	40:YU:12:ARG:HH21	2.39	0.43
25:YA:2780:G:OP2	33:YN:118:LYS:HE2	2.19	0.43
27:YD:132:PRO:HG3	27:YD:190:TYR:CE1	2.54	0.43
28:YE:119:ARG:HG2	28:YE:160:TYR:HB2	2.00	0.43
35:YP:30:THR:O	35:YP:33:ARG:HB2	2.18	0.43
35:YP:113:LYS:HG2	35:YP:115:LEU:HD23	2.01	0.43
36:YQ:20:ALA:HB3	45:YZ:79:ARG:CZ	2.49	0.43
37:YR:70:LEU:HD23	37:YR:70:LEU:HA	1.84	0.43
44:YY:67:LEU:HD12	44:YY:67:LEU:HA	1.78	0.43
44:YY:80:GLY:O	44:YY:81:LYS:HG3	2.18	0.43
45:YZ:52:SER:C	45:YZ:54:HIS:H	2.22	0.43
48:Y2:47:ASN:HB2	48:Y2:48:HIS:H	1.50	0.43
1:QA:148:G:H2'	1:QA:149:A:C8	2.54	0.43
17:QQ:63:ARG:HG2	17:QQ:64:PRO:HD2	2.00	0.43
25:RA:105:C:O5'	25:RA:105:C:H6	2.02	0.43
25:RA:395:U:H2'	25:RA:396:G:N7	2.34	0.43
25:RA:1240:U:HO2'	25:RA:1241:A:P	2.42	0.43
25:RA:1337:G:OP2	43:RX:73:ARG:NH2	2.51	0.43
25:RA:1464:C:O2'	25:RA:1528:A:H8	1.94	0.43
25:RA:2154:G:H2'	25:RA:2155:G:H8	1.83	0.43
25:RA:2319:G:H4'	25:RA:2320:A:OP1	2.18	0.43
25:RA:2698:U:H2'	25:RA:2699:C:C6	2.53	0.43
25:RA:2836:U:C4	25:RA:2883:A:N6	2.87	0.43
29:RF:23:ASP:OD1	29:RF:23:ASP:N	2.48	0.43
34:RO:104:ARG:HD3	39:RT:36:GLU:OE2	2.19	0.43
35:RP:18:ARG:HD2	35:RP:27:HIS:CD2	2.54	0.43
35:RP:65:ARG:O	35:RP:68:GLN:NE2	2.50	0.43
40:RU:69:CYS:HB3	40:RU:106:PHE:CZ	2.53	0.43
45:RZ:111:VAL:O	45:RZ:113:ALA:N	2.51	0.43
54:R8:58:ILE:HA	54:R8:61:LEU:HD21	2.01	0.43
1:XA:131:C:H2'	1:XA:132:C:C6	2.53	0.43

Continued on next page...

Continued from previous page...

Atom-1	Atom-2	Interatomic distance (Å)	Clash overlap (Å)
1:XA:731:G:H5'	1:XA:766:A:H4'	2.00	0.43
1:XA:960:U:H1'	1:XA:1223:C:H5'	2.00	0.43
1:XA:1318:A:O2'	19:XS:37:ARG:HD3	2.18	0.43
2:XB:7:VAL:HG21	2:XB:217:ARG:NH1	2.34	0.43
2:XB:172:ILE:O	2:XB:175:ARG:HB3	2.18	0.43
7:XG:140:ASP:HA	7:XG:143:ARG:NH1	2.34	0.43
12:XL:59:ARG:NH1	12:XL:65:GLU:OE2	2.51	0.43
13:XM:4:ILE:HG22	13:XM:5:ALA:N	2.34	0.43
14:YN:6:LEU:HD23	14:YN:23:ARG:HH22	1.83	0.43
25:YA:1105:U:H2'	25:YA:1106:G:H8	1.83	0.43
25:YA:1198:U:H2'	25:YA:1199:U:C6	2.54	0.43
25:YA:1930:G:O2'	25:YA:1931:U:O2	2.35	0.43
26:YB:66:A:H61	26:YB:107:U:H2'	1.84	0.43
28:YE:4:ILE:HD12	28:YE:28:ALA:HB1	2.01	0.43
30:YG:145:THR:O	30:YG:147:ASP:N	2.44	0.43
35:YP:15:ARG:O	35:YP:17:LYS:HG3	2.19	0.43
35:YP:62:LEU:HB2	54:Y8:30:ARG:NH1	2.34	0.43
45:YZ:70:LEU:HD23	45:YZ:70:LEU:HA	1.91	0.43
48:Y2:17:SER:HB3	48:Y2:67:LYS:HE3	2.00	0.43
1:QA:255:G:H2'	1:QA:256:U:H6	1.84	0.43
1:QA:502:G:OP1	12:QL:118:SER:HB2	2.18	0.43
1:QA:868:C:H2'	1:QA:869:G:O4'	2.18	0.43
1:QA:1297:C:HO2'	1:QA:1298:C:P	2.36	0.43
1:QA:1371:G:OP1	9:QI:12:GLU:HB2	2.19	0.43
6:QF:99:ALA:HB1	18:QR:23:LYS:HZ2	1.83	0.43
10:QJ:76:ASN:HA	10:QJ:77:PRO:HD2	1.85	0.43
15:QO:48:LYS:HD3	15:QO:48:LYS:HA	1.76	0.43
18:QR:29:PHE:CD2	18:QR:29:PHE:N	2.87	0.43
18:QR:53:ARG:HH21	18:QR:60:ALA:N	2.17	0.43
20:QT:84:LEU:HD23	20:QT:84:LEU:HA	1.86	0.43
25:RA:94:G:N2	48:R2:47:ASN:HD22	2.15	0.43
25:RA:207:A:H2'	25:RA:208:C:O4'	2.19	0.43
25:RA:531:C:H4'	25:RA:532:A:H5''	2.01	0.43
25:RA:589:C:H2'	25:RA:590:A:C8	2.53	0.43
25:RA:656:G:H2'	25:RA:657:U:O4'	2.19	0.43
25:RA:709:U:H2'	25:RA:710:G:C8	2.53	0.43
25:RA:911:A:H2'	36:RQ:9:TYR:OH	2.18	0.43
25:RA:2038:G:H2'	25:RA:2039:C:O4'	2.18	0.43
25:RA:2245:U:H5''	25:RA:2246:G:H5'	2.01	0.43
25:RA:2767:C:H2'	25:RA:2768:C:C6	2.54	0.43
26:RB:37:C:O2	38:RS:95:HIS:NE2	2.51	0.43

Continued on next page...

Continued from previous page...

Atom-1	Atom-2	Interatomic distance (Å)	Clash overlap (Å)
27:RD:35:LYS:HE3	27:RD:64:ILE:C	2.39	0.43
28:RE:116:VAL:HG11	28:RE:138:PRO:HB3	2.01	0.43
29:RF:9:ILE:HG23	29:RF:20:LEU:O	2.18	0.43
29:RF:34:TRP:CE3	29:RF:35:GLU:HG2	2.54	0.43
32:RI:124:GLY:O	32:RI:142:VAL:HG23	2.18	0.43
33:RN:61:ARG:HA	33:RN:61:ARG:HE	1.82	0.43
36:RQ:20:ALA:HA	36:RQ:98:LYS:HB3	2.00	0.43
36:RQ:104:PHE:CE1	36:RQ:125:LEU:HD11	2.54	0.43
38:RS:88:ASP:CG	38:RS:89:ARG:H	2.21	0.43
44:RY:54:LYS:HB3	44:RY:55:TYR:CD2	2.53	0.43
45:RZ:48:PHE:CE2	45:RZ:52:SER:HA	2.54	0.43
1:XA:191(D):U:H2'	1:XA:191(E):G:C8	2.54	0.43
1:XA:347:G:H1'	1:XA:348:G:H5''	2.00	0.43
1:XA:837:G:H1	1:XA:849:C:H42	1.66	0.43
1:XA:872:A:C5	1:XA:874:G:C8	3.06	0.43
1:XA:900:A:H2'	1:XA:901:A:C8	2.53	0.43
1:XA:1000:A:H2'	1:XA:1001:G:C8	2.54	0.43
1:XA:1314:C:H2'	1:XA:1315:U:C6	2.54	0.43
1:XA:1404:C:H2'	1:XA:1405:G:C8	2.54	0.43
2:XB:212:GLN:NE2	2:XB:216:SER:HB2	2.34	0.43
3:XC:149:ALA:HA	3:XC:201:TYR:O	2.18	0.43
25:YA:944:G:H5''	25:YA:945:A:O5'	2.19	0.43
26:YB:32:C:C2	26:YB:51:G:N2	2.87	0.43
28:YE:14:ILE:HG23	28:YE:15:PHE:N	2.34	0.43
45:YZ:141:VAL:CG2	45:YZ:144:LEU:HB2	2.46	0.43
49:Y3:7:LYS:HE2	49:Y3:32:GLN:O	2.19	0.43
50:Y4:6:HIS:HA	50:Y4:7:PRO:HD2	1.82	0.43
51:Y5:58:LEU:HB2	51:Y5:60:VAL:H	1.83	0.43
51:Y5:58:LEU:HD13	51:Y5:60:VAL:HB	2.01	0.43
52:Y6:28:ARG:HH21	52:Y6:30:THR:HG23	1.84	0.43
1:QA:347:G:O2'	1:QA:348:G:OP2	2.30	0.43
1:QA:358:U:H2'	1:QA:359:U:C6	2.54	0.43
1:QA:853:G:H2'	1:QA:854:G:H8	1.84	0.43
1:QA:1130:A:O2'	9:QI:3:GLN:NE2	2.34	0.43
1:QA:1227:A:O3'	13:QM:115:LYS:HE3	2.19	0.43
8:QH:25:ASP:N	8:QH:25:ASP:OD1	2.50	0.43
8:QH:101:PRO:HG2	8:QH:133:LEU:HD11	2.01	0.43
9:QI:112:LYS:HD3	9:QI:113:LYS:O	2.18	0.43
17:QQ:45:HIS:NE2	17:QQ:47:PRO:HG3	2.34	0.43
25:RA:99:U:H4'	25:RA:101:G:O5'	2.19	0.43
25:RA:508:G:O2'	25:RA:509:C:OP2	2.36	0.43

Continued on next page...

Continued from previous page...

Atom-1	Atom-2	Interatomic distance (Å)	Clash overlap (Å)
25:RA:1265:A:H3'	51:R5:19:ARG:NH1	2.34	0.43
25:RA:1319:G:C6	25:RA:1320:C:N4	2.87	0.43
25:RA:1599:C:OP2	43:RX:36:LYS:HD2	2.19	0.43
25:RA:1665:A:H4'	34:RO:67:LYS:HB2	2.01	0.43
25:RA:1930:G:O2'	25:RA:1931:U:P	2.76	0.43
25:RA:2037:G:H2'	25:RA:2038:G:C8	2.54	0.43
25:RA:2630:G:O4'	25:RA:2894:G:H1'	2.18	0.43
28:RE:48:GLN:OE1	28:RE:64:LYS:NZ	2.52	0.43
28:RE:117:MET:HB2	28:RE:122:PHE:O	2.18	0.43
31:RH:124:GLU:HB3	31:RH:132:ARG:CG	2.48	0.43
33:RN:89:LYS:O	33:RN:93:THR:HG22	2.19	0.43
36:RQ:116:GLU:O	36:RQ:120:ILE:HG12	2.18	0.43
37:RR:113:LEU:HD12	37:RR:113:LEU:HA	1.88	0.43
38:RS:93:LYS:HE3	38:RS:93:LYS:HB2	1.65	0.43
39:RT:107:ASP:O	39:RT:110:ILE:HG22	2.19	0.43
45:RZ:69:THR:HG22	45:RZ:90:VAL:HA	2.00	0.43
45:RZ:181:GLU:HB3	45:RZ:182:LYS:H	1.61	0.43
52:R6:7:ILE:HG13	52:R6:8:LYS:H	1.84	0.43
1:XA:224:C:H2'	1:XA:225:C:C6	2.53	0.43
1:XA:228:A:H2'	1:XA:229:U:O4'	2.19	0.43
1:XA:1118:C:OP1	9:XI:9:ARG:HD3	2.18	0.43
1:XA:1346:A:H1'	1:XA:1348:U:C5	2.54	0.43
1:XA:1466:C:H2'	1:XA:1467:G:O4'	2.19	0.43
4:XD:196:LEU:O	4:XD:198:VAL:N	2.51	0.43
5:XE:42:GLY:CA	5:XE:66:MET:HG2	2.48	0.43
5:XE:69:VAL:O	5:XE:71:LEU:N	2.51	0.43
8:XH:13:ILE:O	8:XH:17:THR:HG23	2.18	0.43
12:XL:28:LYS:HB3	12:XL:30:ALA:HB2	2.01	0.43
25:YA:900:A:H5'	25:YA:901:A:OP2	2.19	0.43
25:YA:1243:G:O2'	35:YP:7:ARG:NH2	2.42	0.43
25:YA:2056:G:C2	25:YA:2057:A:C8	3.07	0.43
25:YA:2250:G:C4	36:YQ:82:ARG:HG3	2.53	0.43
25:YA:2747:G:O6	25:YA:2755:C:H5''	2.18	0.43
26:YB:65:C:H41	26:YB:108:C:H2'	1.84	0.43
28:YE:36:ARG:HH21	28:YE:88:GLY:CA	2.32	0.43
28:YE:201:THR:HG22	28:YE:203:LYS:H	1.83	0.43
36:YQ:45:GLN:H	36:YQ:45:GLN:CD	2.22	0.43
38:YS:83:LYS:HZ1	38:YS:109:GLY:HA2	1.83	0.43
41:YV:64:HIS:ND1	41:YV:92:THR:HG22	2.34	0.43
52:Y6:41:PRO:HG2	52:Y6:45:LYS:N	2.29	0.43
1:QA:224:C:H2'	1:QA:225:C:H6	1.82	0.42

Continued on next page...

Continued from previous page...

Atom-1	Atom-2	Interatomic distance (Å)	Clash overlap (Å)
1:QA:440:A:OP2	1:QA:440:A:H8	2.01	0.42
1:QA:664:G:H2'	1:QA:666:G:OP1	2.20	0.42
1:QA:854:G:C2	1:QA:855:G:C8	3.07	0.42
1:QA:1067:A:H4'	1:QA:1068:G:O5'	2.19	0.42
2:QB:21:ARG:HG3	2:QB:38:GLY:O	2.19	0.42
6:QF:62:TRP:CH2	6:QF:64:GLN:HB2	2.54	0.42
7:QG:102:ARG:HG2	7:QG:106:GLN:OE1	2.20	0.42
9:QI:17:VAL:HG11	9:QI:81:ILE:HD13	2.00	0.42
9:QI:95:LYS:HZ1	9:QI:96:LEU:HD13	1.84	0.42
15:QO:25:THR:HG21	15:QO:70:LEU:HB2	2.00	0.42
25:RA:1021:A:C8	25:RA:1021:A:H3'	2.54	0.42
25:RA:1152:C:H2'	25:RA:1153:C:H6	1.84	0.42
25:RA:1198:U:H2'	25:RA:1199:U:H6	1.83	0.42
25:RA:1381:G:H1'	25:RA:1571:A:N1	2.34	0.42
25:RA:1506:C:H3'	25:RA:1507:A:H5''	2.01	0.42
25:RA:2027:G:H2'	25:RA:2028:U:O4'	2.19	0.42
25:RA:2688:U:C5	25:RA:2720:U:OP2	2.72	0.42
27:RD:169:GLU:N	27:RD:172:TYR:O	2.51	0.42
29:RF:28:ILE:H	29:RF:28:ILE:HG13	1.68	0.42
31:RH:90:LYS:HE2	31:RH:90:LYS:HB3	1.91	0.42
32:RI:31:LEU:HD11	32:RI:38:LEU:HG	2.00	0.42
32:RI:64:GLU:O	32:RI:67:ARG:NH2	2.51	0.42
36:RQ:78:PRO:O	36:RQ:79:LEU:HB3	2.19	0.42
45:RZ:115:GLY:HA2	45:RZ:175:VAL:O	2.19	0.42
46:R0:51:VAL:N	46:R0:62:LEU:HD12	2.33	0.42
52:R6:8:LYS:O	52:R6:27:LYS:HA	2.18	0.42
1:XA:345:C:OP2	39:YT:41:ARG:HD2	2.19	0.42
1:XA:411:A:C6	1:XA:429:U:C4	3.07	0.42
1:XA:652:U:C4	1:XA:752:G:N3	2.87	0.42
1:XA:791:G:H2'	1:XA:792:A:H5'	2.01	0.42
1:XA:1352:C:OP1	21:XU:3:LYS:NZ	2.37	0.42
1:XA:1392:G:N2	1:XA:1502:A:H8	2.16	0.42
5:XE:131:ILE:HD13	5:XE:131:ILE:HA	1.84	0.42
6:XF:30:LEU:HB3	6:XF:35:ALA:HB3	2.01	0.42
10:XJ:6:ILE:HG22	10:XJ:98:ILE:HG23	2.01	0.42
25:YA:476:G:H4'	25:YA:502:A:N1	2.34	0.42
25:YA:1335:U:OP2	43:YX:65:ARG:NH2	2.51	0.42
25:YA:2068:U:N3	25:YA:2430:A:H2	2.15	0.42
25:YA:2716:U:O2'	25:YA:2717:G:H5'	2.18	0.42
25:YA:2850:A:C2	25:YA:2851:A:C4	3.06	0.42
28:YE:111:ARG:HD2	28:YE:160:TYR:CE1	2.54	0.42

Continued on next page...

Continued from previous page...

Atom-1	Atom-2	Interatomic distance (Å)	Clash overlap (Å)
35:YP:125:VAL:CG1	35:YP:138:LEU:HD21	2.49	0.42
45:YZ:6:LYS:HB2	45:YZ:6:LYS:HE3	1.88	0.42
50:Y4:14:ILE:HG13	50:Y4:31:ILE:HB	1.99	0.42
1:QA:35:G:N3	12:QL:118:SER:OG	2.52	0.42
1:QA:56:U:H2'	1:QA:57:G:C8	2.55	0.42
1:QA:296:U:H2'	1:QA:297:G:C8	2.55	0.42
1:QA:539:A:H2'	1:QA:540:G:H8	1.84	0.42
1:QA:942:G:N2	9:QL:124:GLN:OE1	2.47	0.42
1:QA:1226:C:H4'	19:QS:80:TYR:CZ	2.54	0.42
2:QB:44:LEU:H	2:QB:44:LEU:HD12	1.83	0.42
4:QD:108:LEU:HD21	4:QD:183:GLY:HA3	2.01	0.42
8:QH:105:ARG:HA	8:QH:105:ARG:HD3	1.78	0.42
12:QL:85:ILE:HD12	12:QL:85:ILE:HA	1.75	0.42
14:QN:47:LEU:HD23	14:QN:47:LEU:HA	1.74	0.42
17:QQ:29:HIS:CG	17:QQ:30:PRO:HD2	2.54	0.42
22:QV:0:C:O2'	46:R0:6:GLY:O	2.32	0.42
22:QV:19:G:H4'	22:QV:20:U:OP2	2.19	0.42
25:RA:286:C:H2'	25:RA:287:C:H6	1.84	0.42
25:RA:1278:A:OP1	37:RR:36:THR:HG22	2.18	0.42
25:RA:1510:A:N3	25:RA:1510:A:H2'	2.33	0.42
25:RA:1843:C:H2'	25:RA:1844:C:C6	2.55	0.42
25:RA:2247:A:H2'	25:RA:2248:C:C6	2.54	0.42
30:RG:97:ASP:HA	30:RG:100:TRP:HD1	1.84	0.42
33:RN:30:ILE:HG23	33:RN:52:VAL:HG11	1.99	0.42
33:RN:96:GLU:HB2	33:RN:122:VAL:HG12	2.00	0.42
1:XA:255:G:H1'	17:XQ:16:GLN:OE1	2.19	0.42
1:XA:436:C:H2'	1:XA:437:U:O4'	2.19	0.42
1:XA:1095:U:OP1	1:XA:1108:G:N2	2.49	0.42
2:XB:68:ILE:HB	2:XB:70:PHE:HE1	1.84	0.42
4:XD:112:VAL:N	4:XD:116:GLN:OE1	2.38	0.42
8:XH:104:ARG:HD2	8:XH:138:TRP:CD2	2.53	0.42
25:YA:1385:G:H4'	25:YA:1386:C:OP1	2.19	0.42
25:YA:2683:C:H4'	28:YE:13:ARG:NH2	2.34	0.42
25:YA:2749:A:H4'	31:YH:62:LYS:HB3	2.00	0.42
26:YB:80:U:H2'	26:YB:81:G:H21	1.83	0.42
28:YE:201:THR:HG22	28:YE:203:LYS:N	2.34	0.42
30:YG:31:VAL:HA	30:YG:32:PRO:HD3	1.83	0.42
31:YH:126:PRO:HB2	31:YH:127:GLU:H	1.58	0.42
33:YN:134:ARG:H	33:YN:135:PRO:HD3	1.83	0.42
39:YT:80:SER:HA	39:YT:81:PRO:HD3	1.89	0.42
45:YZ:8:TYR:HA	45:YZ:62:PRO:HD3	2.00	0.42

Continued on next page...

Continued from previous page...

Atom-1	Atom-2	Interatomic distance (Å)	Clash overlap (Å)
45:YZ:157:LEU:HD22	45:YZ:161:VAL:HB	2.01	0.42
1:QA:384:G:H2'	1:QA:385:C:C6	2.55	0.42
1:QA:929:G:C6	1:QA:930:C:C4	3.08	0.42
1:QA:1213:A:N1	1:QA:1215:G:H1'	2.34	0.42
9:QI:48:GLU:N	9:QI:49:PRO:HD2	2.35	0.42
17:QQ:10:VAL:HG13	17:QQ:19:VAL:HB	2.01	0.42
19:QS:41:VAL:HG12	19:QS:44:MET:HB2	2.02	0.42
20:QT:87:LYS:HD2	20:QT:87:LYS:HA	1.68	0.42
25:RA:705:A:H2'	25:RA:706:A:O4'	2.19	0.42
25:RA:1728:G:N1	25:RA:1730:U:OP2	2.53	0.42
25:RA:2296:U:OP2	38:RS:6:ALA:HB2	2.20	0.42
26:RB:104:A:H2'	26:RB:105:G:O4'	2.19	0.42
27:RD:72:LYS:NZ	27:RD:99:ASP:OD1	2.43	0.42
27:RD:245:PRO:HA	27:RD:246:PRO:HD3	1.95	0.42
32:RI:68:LEU:HA	32:RI:71:ILE:HG22	2.00	0.42
40:RU:75:ASN:HB2	40:RU:78:THR:H	1.84	0.42
41:RV:64:HIS:CG	41:RV:92:THR:HG22	2.52	0.42
52:R6:35:GLU:H	52:R6:35:GLU:HG2	1.72	0.42
1:XA:254:G:O2'	17:XQ:15:MET:HB3	2.19	0.42
1:XA:280:C:O2	17:XQ:38:ARG:HG3	2.19	0.42
1:XA:530:G:H4'	1:XA:531:U:OP2	2.20	0.42
1:XA:742:G:OP2	15:XO:35:ARG:NH2	2.44	0.42
5:XE:79:GLU:H	5:XE:79:GLU:HG3	1.45	0.42
7:XG:38:LEU:HD12	7:XG:38:LEU:O	2.20	0.42
12:XL:44:THR:HA	12:XL:45:PRO:HD3	1.69	0.42
13:XM:7:VAL:O	13:XM:9:ILE:HG23	2.19	0.42
18:XR:56:THR:HB	18:XR:58:LEU:HD12	2.02	0.42
25:YA:1301:A:H2'	25:YA:1301:A:N3	2.35	0.42
25:YA:1416:G:H2'	25:YA:1417:C:C6	2.54	0.42
31:YH:159:GLU:O	31:YH:160:LYS:HG2	2.19	0.42
39:YT:45:PHE:CE1	39:YT:65:LYS:HE3	2.55	0.42
42:YW:86:LEU:HD22	42:YW:96:ILE:HD12	2.01	0.42
47:Y1:58:ILE:HG23	47:Y1:87:PRO:HG3	2.02	0.42
49:Y3:4:LEU:HD22	49:Y3:56:VAL:HG12	2.01	0.42
50:Y4:60:GLN:O	50:Y4:63:TYR:HB3	2.20	0.42
53:Y7:25:PRO:HA	53:Y7:28:ARG:CZ	2.49	0.42
1:QA:151:A:H2'	1:QA:152:A:O4'	2.19	0.42
1:QA:540:G:H2'	1:QA:541:G:O4'	2.19	0.42
1:QA:583:A:H2'	1:QA:584:G:O4'	2.19	0.42
1:QA:1068:G:N3	1:QA:1191:A:H2	2.16	0.42
1:QA:1221:G:OP1	1:QA:1320:C:N4	2.52	0.42

Continued on next page...

Continued from previous page...

Atom-1	Atom-2	Interatomic distance (Å)	Clash overlap (Å)
1:QA:1478:C:H2'	1:QA:1479:C:H6	1.84	0.42
3:QC:112:SER:O	3:QC:116:VAL:HG23	2.20	0.42
3:QC:148:GLY:HA3	3:QC:172:ARG:O	2.19	0.42
4:QD:192:GLU:H	4:QD:192:GLU:HG3	1.56	0.42
5:QE:79:GLU:HB3	5:QE:92:LYS:HA	2.02	0.42
13:QM:4:ILE:H	13:QM:9:ILE:HG22	1.84	0.42
19:QS:10:PHE:CG	19:QS:11:VAL:N	2.88	0.42
25:RA:676:A:H1'	25:RA:2443:C:H1'	2.01	0.42
25:RA:815:C:H2'	25:RA:816:C:H6	1.84	0.42
25:RA:1174:A:H2'	25:RA:1174:A:N3	2.33	0.42
25:RA:1260:G:C6	25:RA:1261:C:C4	3.08	0.42
25:RA:1872:A:H5'	25:RA:1878:G:OP2	2.20	0.42
25:RA:2359:C:H2'	25:RA:2360:A:O4'	2.19	0.42
25:RA:2378:A:OP1	38:RS:111:GLU:HG2	2.19	0.42
27:RD:96:HIS:NE2	27:RD:102:LYS:HE2	2.34	0.42
31:RH:153:LYS:HD2	31:RH:153:LYS:N	2.33	0.42
45:RZ:169:GLU:O	45:RZ:171:ILE:HG23	2.19	0.42
51:R5:56:LYS:HB3	51:R5:56:LYS:HE3	1.79	0.42
52:R6:11:LEU:HD13	52:R6:11:LEU:HA	1.81	0.42
52:R6:17:LYS:HB3	52:R6:44:ARG:NH2	2.30	0.42
1:XA:313:A:H2'	1:XA:314:C:C6	2.54	0.42
7:XG:89:MET:CE	7:XG:156:TRP:H	2.32	0.42
25:YA:1025:G:C4	25:YA:1135:C:H1'	2.53	0.42
25:YA:1914:C:H2'	25:YA:1915:U:O4'	2.19	0.42
25:YA:2275:C:H5'	25:YA:2275:C:C6	2.55	0.42
25:YA:2524:G:H2'	25:YA:2741:A:H2	1.84	0.42
25:YA:2729:G:H1'	28:YE:187:ALA:HB2	2.00	0.42
27:YD:35:LYS:HE3	27:YD:64:ILE:N	2.35	0.42
27:YD:36:PRO:CB	27:YD:61:LEU:HB3	2.50	0.42
28:YE:57:LYS:HD2	28:YE:57:LYS:HA	1.87	0.42
30:YG:16:ARG:N	30:YG:17:PRO:HD2	2.34	0.42
30:YG:103:LEU:HA	30:YG:103:LEU:HD23	1.83	0.42
31:YH:126:PRO:HG2	31:YH:128:PRO:HA	2.00	0.42
31:YH:153:LYS:HB3	31:YH:154:PRO:CD	2.49	0.42
33:YN:96:GLU:HG2	33:YN:97:ARG:H	1.84	0.42
35:YP:39:LYS:HG3	35:YP:45:LEU:CD2	2.45	0.42
36:YQ:39:PRO:HA	36:YQ:97:VAL:O	2.20	0.42
36:YQ:76:LYS:HG3	36:YQ:77:LYS:N	2.35	0.42
38:YS:60:GLY:O	38:YS:61:ASN:HB3	2.17	0.42
39:YT:58:ASN:C	39:YT:58:ASN:HD22	2.23	0.42
46:Y0:53:MET:CB	46:Y0:59:LEU:HD23	2.50	0.42

Continued on next page...

Continued from previous page...

Atom-1	Atom-2	Interatomic distance (Å)	Clash overlap (Å)
52:Y6:15:GLU:HG2	52:Y6:49:HIS:NE2	2.34	0.42
54:Y8:52:LYS:N	54:Y8:53:PRO:HD2	2.33	0.42
1:QA:134:A:H61	16:QP:25:ARG:NH1	2.17	0.42
1:QA:280:C:H3'	1:QA:281:G:H5'	2.00	0.42
1:QA:369:C:OP2	1:QA:388:G:N1	2.50	0.42
1:QA:701:C:H1'	1:QA:703:G:C6	2.54	0.42
1:QA:791:G:C2'	1:QA:792:A:H5'	2.50	0.42
1:QA:1131:G:H2'	1:QA:1132:C:H6	1.83	0.42
2:QB:69:LEU:O	2:QB:162:ILE:HA	2.19	0.42
3:QC:59:ARG:HH12	3:QC:97:LYS:HE3	1.84	0.42
6:QF:22:GLU:O	6:QF:26:ILE:HG13	2.19	0.42
14:QN:41:ARG:NH2	14:QN:42:ILE:HD11	2.35	0.42
22:QV:39:C:H2'	22:QV:40:C:C6	2.54	0.42
25:RA:205:G:O2'	25:RA:206:U:OP2	2.38	0.42
25:RA:652:C:N4	25:RA:653:A:N1	2.68	0.42
25:RA:1021:A:H8	25:RA:1021:A:H3'	1.84	0.42
25:RA:1419:A:H2'	25:RA:1421:G:N7	2.34	0.42
25:RA:2298:A:C2	25:RA:2299:G:H1'	2.53	0.42
25:RA:2585:U:C5	56:Z6:76:PPU:O2'	2.70	0.42
26:RB:13:A:O2'	26:RB:15:A:O5'	2.37	0.42
27:RD:123:ALA:HA	27:RD:124:PRO:HD2	1.77	0.42
28:RE:9:VAL:HG23	28:RE:26:ILE:HA	2.00	0.42
30:RG:159:VAL:HG21	30:RG:173:LEU:HD11	2.00	0.42
31:RH:6:ARG:HG3	31:RH:7:LEU:HG	2.01	0.42
42:RW:34:ASN:ND2	51:R5:39:MET:HG3	2.34	0.42
48:R2:70:GLN:O	48:R2:71:ASN:HB2	2.19	0.42
54:R8:4:MET:SD	54:R8:61:LEU:HD12	2.60	0.42
54:R8:59:LYS:HB2	54:R8:59:LYS:NZ	2.35	0.42
1:XA:1108:G:H5'	3:XC:176:HIS:ND1	2.34	0.42
1:XA:1112:C:N3	3:XC:178:LEU:HB2	2.35	0.42
1:XA:1233:G:H2'	1:XA:1234:C:H6	1.84	0.42
1:XA:1250:A:N1	1:XA:1353:G:N2	2.64	0.42
1:XA:1453:G:H8	20:XT:39:LYS:CE	2.31	0.42
4:XD:120:LEU:HD23	4:XD:120:LEU:HA	1.89	0.42
9:XI:32:ASP:OD1	9:XI:33:PHE:N	2.53	0.42
18:XR:43:PHE:CE2	18:XR:58:LEU:HD11	2.54	0.42
20:XT:50:GLU:HG3	20:XT:51:GLU:N	2.33	0.42
25:YA:263:C:H2'	25:YA:264:C:O4'	2.18	0.42
25:YA:1823:G:P	27:YD:54:ARG:HH21	2.39	0.42
25:YA:2281:C:O2'	25:YA:2282:G:H5'	2.20	0.42
25:YA:2649:U:H2'	25:YA:2650:U:C6	2.55	0.42

Continued on next page...

Continued from previous page...

Atom-1	Atom-2	Interatomic distance (Å)	Clash overlap (Å)
27:YD:25:THR:HG22	27:YD:82:ILE:H	1.84	0.42
29:YF:45:ARG:HH11	29:YF:45:ARG:CG	2.33	0.42
30:YG:64:THR:CG2	30:YG:66:GLN:H	2.28	0.42
35:YP:1:MET:HB3	35:YP:2:LYS:H	1.61	0.42
38:YS:81:GLY:O	38:YS:83:LYS:N	2.53	0.42
49:Y3:8:LEU:HB3	49:Y3:31:LEU:HA	2.01	0.42
1:QA:97:U:H2'	1:QA:99:C:C6	2.55	0.42
1:QA:332:G:OP2	20:QT:10:LEU:HD23	2.19	0.42
1:QA:1104:G:O5'	2:QB:111:ARG:HD2	2.20	0.42
2:QB:92:TYR:CD1	2:QB:151:GLY:HA3	2.55	0.42
4:QD:63:LYS:HB2	4:QD:63:LYS:HE3	1.77	0.42
7:QG:70:LYS:HA	7:QG:71:PRO:HD2	1.89	0.42
15:QO:43:LEU:HA	15:QO:43:LEU:HD23	1.74	0.42
15:QO:87:ILE:HG22	15:QO:88:ARG:N	2.35	0.42
25:RA:35:G:H2'	25:RA:36:G:O4'	2.19	0.42
25:RA:253:C:H2'	25:RA:254:G:O4'	2.20	0.42
25:RA:524:U:H2'	25:RA:525:U:C6	2.55	0.42
25:RA:607:U:N3	25:RA:621:A:C2	2.79	0.42
25:RA:830:G:N2	25:RA:2445:G:O2'	2.53	0.42
25:RA:2014:A:H2'	25:RA:2015:A:C8	2.54	0.42
29:RF:182:ASN:O	29:RF:186:ILE:HG12	2.20	0.42
37:RR:63:ARG:HA	37:RR:80:PHE:CZ	2.54	0.42
38:RS:39:ILE:HD11	38:RS:73:LEU:HD11	2.00	0.42
40:RU:83:LEU:HD12	40:RU:113:ALA:HB2	2.01	0.42
52:R6:45:LYS:HD3	52:R6:45:LYS:HA	1.75	0.42
1:XA:16:A:N1	1:XA:919:A:H2	2.18	0.42
1:XA:376:G:H5''	16:XP:5:ARG:HD2	2.01	0.42
1:XA:501:C:P	12:XL:117:ARG:HH22	2.42	0.42
1:XA:560:U:O2'	1:XA:561:U:OP2	2.30	0.42
1:XA:918:A:H2'	1:XA:919:A:C8	2.55	0.42
1:XA:950:U:H2'	1:XA:951:G:C8	2.55	0.42
1:XA:963:G:N2	1:XA:972:C:C2	2.83	0.42
1:XA:1347:G:O2'	1:XA:1348:U:P	2.77	0.42
2:XB:7:VAL:HG11	2:XB:217:ARG:CZ	2.49	0.42
2:XB:113:HIS:O	2:XB:116:GLU:HB2	2.20	0.42
3:XC:85:ARG:HD2	3:XC:85:ARG:HA	1.83	0.42
6:XF:95:GLU:HA	6:XF:96:PRO:HD3	1.87	0.42
9:XI:91:ASP:C	9:XI:93:ARG:H	2.21	0.42
13:XM:121:LYS:HA	13:XM:121:LYS:HD3	1.90	0.42
25:YA:1221:C:H2'	25:YA:1222:C:C6	2.55	0.42
27:YD:25:THR:HG21	27:YD:81:ALA:HA	2.02	0.42

Continued on next page...

Continued from previous page...

Atom-1	Atom-2	Interatomic distance (Å)	Clash overlap (Å)
32:YI:67:ARG:NH2	32:YI:68:LEU:HB2	2.33	0.42
33:YN:46:VAL:HG13	33:YN:48:MET:HG3	2.02	0.42
34:YO:21:CYS:O	34:YO:22:ILE:HD13	2.20	0.42
38:YS:106:ARG:HA	38:YS:110:LEU:CD2	2.47	0.42
46:Y0:27:GLU:HB2	46:Y0:69:PHE:CD1	2.53	0.42
48:Y2:8:LYS:HB2	48:Y2:8:LYS:HE3	1.83	0.42
1:QA:298:A:H2'	1:QA:299:G:O4'	2.19	0.42
1:QA:313:A:H2'	1:QA:314:C:C6	2.55	0.42
1:QA:727:G:N1	1:QA:731:G:C6	2.88	0.42
1:QA:1034:G:N2	1:QA:1035:A:C6	2.88	0.42
1:QA:1120:G:H2'	1:QA:1121:U:C6	2.54	0.42
2:QB:60:ASP:O	2:QB:64:ARG:HG2	2.19	0.42
11:QK:41:THR:HG22	11:QK:42:TRP:N	2.34	0.42
11:QK:48:ILE:HG23	11:QK:63:LEU:HD22	2.01	0.42
15:QO:2:PRO:HB2	15:QO:3:ILE:H	1.56	0.42
25:RA:150:C:H2'	25:RA:151:C:H6	1.85	0.42
25:RA:270(R):G:OP1	32:RI:42:SER:OG	2.35	0.42
25:RA:1005:C:C2	25:RA:1143:A:C5	3.08	0.42
25:RA:1931:U:H5	25:RA:1969:A:N7	2.17	0.42
25:RA:2102:U:H2'	25:RA:2103:C:C6	2.54	0.42
25:RA:2729:G:H2'	25:RA:2730:C:C6	2.55	0.42
27:RD:33:LEU:HB3	27:RD:34:VAL:H	1.64	0.42
28:RE:34:VAL:HG23	28:RE:64:LYS:HZ2	1.84	0.42
28:RE:78:LEU:HG	28:RE:79:ARG:NE	2.35	0.42
30:RG:151:ALA:HB3	30:RG:153:ARG:NH1	2.35	0.42
30:RG:173:LEU:O	30:RG:178:PHE:HB2	2.20	0.42
31:RH:16:SER:OG	31:RH:26:VAL:O	2.30	0.42
31:RH:164:TYR:O	31:RH:166:GLY:N	2.52	0.42
32:RI:113:ARG:HG3	32:RI:131:LYS:HZ3	1.83	0.42
33:RN:35:ARG:HB2	33:RN:42:TRP:CZ3	2.54	0.42
38:RS:14:VAL:HG11	38:RS:90:GLY:O	2.19	0.42
39:RT:26:ASP:HB3	39:RT:92:GLY:N	2.18	0.42
43:RX:44:GLU:O	43:RX:48:LYS:N	2.52	0.42
44:RY:50:ARG:H	44:RY:50:ARG:HG2	1.67	0.42
45:RZ:103:ARG:HD3	45:RZ:136:PHE:CG	2.54	0.42
50:R4:14:ILE:HG22	50:R4:24:THR:HG22	2.01	0.42
1:XA:123:C:OP1	1:XA:312:C:H5'	2.19	0.42
1:XA:431:A:H2'	1:XA:432:A:O4'	2.20	0.42
1:XA:735:C:H2'	1:XA:736:C:H6	1.83	0.42
1:XA:942:G:C2	1:XA:1342:C:C2	3.07	0.42
1:XA:963:G:N2	10:XJ:55:LYS:HE2	2.34	0.42

Continued on next page...

Continued from previous page...

Atom-1	Atom-2	Interatomic distance (Å)	Clash overlap (Å)
1:XA:1148:U:H2'	1:XA:1149:C:O4'	2.19	0.42
1:XA:1206:G:C6	1:XA:1207:G:C5	3.07	0.42
1:XA:1223:C:P	19:XS:78:ARG:NH1	2.92	0.42
1:XA:1296:C:OP1	13:XM:44:ARG:NH2	2.53	0.42
1:XA:1302:U:O2	1:XA:1302:U:H2'	2.19	0.42
1:XA:1431:C:H2'	1:XA:1432:G:O4'	2.20	0.42
2:XB:19:HIS:CE1	2:XB:206:ASP:HB2	2.54	0.42
3:XC:91:LEU:O	3:XC:95:THR:OG1	2.19	0.42
8:XH:121:ASP:OD1	8:XH:121:ASP:N	2.46	0.42
13:XM:40:ASN:ND2	13:XM:43:THR:HG23	2.34	0.42
25:YA:582:G:H2'	25:YA:583:G:C8	2.55	0.42
25:YA:1188:U:O2'	25:YA:1189:A:H5'	2.20	0.42
25:YA:1250:G:OP2	35:YP:21:ARG:HD3	2.20	0.42
25:YA:1792:G:P	27:YD:206:LEU:HB2	2.60	0.42
25:YA:2370:G:H21	52:Y6:45:LYS:CE	2.33	0.42
33:YN:137:LYS:HD2	33:YN:137:LYS:HA	1.77	0.42
35:YP:36:LYS:HB3	35:YP:40:SER:CB	2.49	0.42
38:YS:83:LYS:NZ	38:YS:109:GLY:HA2	2.33	0.42
39:YT:26:ASP:HB2	39:YT:91:ARG:HA	2.00	0.42
40:YU:109:LEU:HD23	40:YU:109:LEU:HA	1.89	0.42
41:YV:65:GLY:O	41:YV:90:PRO:HA	2.20	0.42
46:Y0:41:ARG:NE	46:Y0:41:ARG:HA	2.33	0.42
52:Y6:14:THR:HG21	52:Y6:19:ARG:HH21	1.85	0.42
54:Y8:60:LEU:C	54:Y8:63:PRO:HD2	2.40	0.42
1:QA:7:G:H21	5:QE:121:LYS:HG2	1.85	0.42
1:QA:175:C:H2'	1:QA:176:C:C6	2.55	0.42
1:QA:1367:C:H5'	10:QJ:60:ARG:NH2	2.35	0.42
2:QB:27:LYS:HD2	2:QB:193:ASP:CB	2.46	0.42
2:QB:130:ARG:HA	2:QB:131:PRO:HD3	1.81	0.42
4:QD:11:LEU:HD22	4:QD:66:ARG:HD3	2.02	0.42
7:QG:13:GLN:O	7:QG:24:THR:HG21	2.20	0.42
25:RA:646:A:H2'	25:RA:647:G:O4'	2.19	0.42
25:RA:817:C:O2'	25:RA:839:U:H5''	2.19	0.42
25:RA:831:G:N2	35:RP:53:GLY:O	2.53	0.42
25:RA:861:A:C2	25:RA:917:A:C5	3.08	0.42
25:RA:1157:G:C6	25:RA:1158:C:C4	3.08	0.42
25:RA:1417:C:H2'	25:RA:1418:G:O4'	2.20	0.42
25:RA:2032:G:H21	28:RE:146:THR:CG2	2.32	0.42
25:RA:2506:U:O2	25:RA:2506:U:H2'	2.20	0.42
29:RF:78:ILE:H	29:RF:78:ILE:HG13	1.66	0.42
29:RF:93:LYS:HB3	29:RF:94:PRO:HD2	2.01	0.42

Continued on next page...

Continued from previous page...

Atom-1	Atom-2	Interatomic distance (Å)	Clash overlap (Å)
30:RG:116:ASP:OD1	30:RG:116:ASP:N	2.53	0.42
33:RN:10:GLU:HA	33:RN:11:PRO:HD3	1.65	0.42
42:RW:75:TYR:CZ	42:RW:104:THR:HG21	2.54	0.42
45:RZ:94:GLU:HB2	45:RZ:130:PRO:CD	2.42	0.42
51:R5:56:LYS:H	51:R5:56:LYS:CD	2.31	0.42
52:R6:28:ARG:HB3	52:R6:30:THR:H	1.84	0.42
1:XA:102:G:O2'	1:XA:151:A:N3	2.45	0.42
1:XA:187:C:H2'	1:XA:188:U:O4'	2.20	0.42
1:XA:654:G:H2'	1:XA:655:A:O4'	2.20	0.42
1:XA:1084:G:C5	1:XA:1085:U:C4	3.08	0.42
1:XA:1410:G:H2'	1:XA:1411:C:H6	1.85	0.42
1:XA:1492:A:OP1	12:XL:47:LYS:N	2.53	0.42
1:XA:1497:G:H2'	1:XA:1498:U:H5'	2.02	0.42
2:XB:223:ILE:HA	2:XB:226:ARG:HB3	2.02	0.42
3:XC:32:LEU:HD22	3:XC:59:ARG:NH1	2.34	0.42
7:XG:15:ASP:O	7:XG:19:GLY:HA2	2.20	0.42
9:XI:125:TYR:HD2	9:XI:126:SER:H	1.68	0.42
19:XS:78:ARG:H	19:XS:78:ARG:HG2	1.56	0.42
25:YA:76:C:H1'	48:Y2:62:THR:HG21	2.00	0.42
25:YA:565:C:H2'	25:YA:566:U:O4'	2.19	0.42
25:YA:1190:G:H5'	35:YP:32:THR:HA	2.01	0.42
25:YA:1859:A:N6	25:YA:1883:G:O2'	2.52	0.42
25:YA:2688:U:C5	25:YA:2720:U:OP2	2.72	0.42
25:YA:2784:C:O2'	28:YE:37:ARG:NH1	2.52	0.42
27:YD:89:SER:O	27:YD:198:ASN:ND2	2.52	0.42
38:YS:38:GLN:HG3	38:YS:47:THR:HG21	2.02	0.42
43:YX:84:ALA:HB1	43:YX:85:PRO:HD2	2.02	0.42
50:Y4:68:ARG:HB2	50:Y4:69:LYS:H	1.51	0.42
1:QA:224:C:H2'	1:QA:225:C:C6	2.55	0.42
1:QA:440:A:C6	1:QA:494:U:C2	3.08	0.42
1:QA:1267:C:C5	1:QA:1268:A:C5	3.08	0.42
2:QB:88:ALA:HB2	2:QB:219:VAL:HG13	2.02	0.42
2:QB:230:VAL:HB	2:QB:231:GLU:H	1.60	0.42
3:QC:36:ASP:HA	3:QC:39:ILE:HD12	2.02	0.42
4:QD:165:MET:SD	4:QD:168:ARG:HD2	2.60	0.42
8:QH:54:ASP:O	8:QH:56:LYS:HG3	2.20	0.42
18:QR:53:ARG:HE	18:QR:59:SER:C	2.22	0.42
25:RA:196:A:N3	25:RA:196:A:H2'	2.35	0.42
25:RA:508:G:O2'	25:RA:509:C:P	2.78	0.42
25:RA:1043:C:HO2'	25:RA:1048:A:HO2'	1.63	0.42
25:RA:1512:G:C2	25:RA:1513:C:C2	3.08	0.42

Continued on next page...

Continued from previous page...

Atom-1	Atom-2	Interatomic distance (Å)	Clash overlap (Å)
25:RA:1659:U:C4	25:RA:1660:C:C5	3.07	0.42
25:RA:2308:G:N1	25:RA:2311:A:C2	2.85	0.42
25:RA:2415:G:C5'	35:RP:67:MET:H	2.33	0.42
25:RA:2729:G:H1'	28:RE:187:ALA:HB2	2.01	0.42
28:RE:188:VAL:HG23	28:RE:189:PRO:HD2	2.01	0.42
29:RF:181:LEU:HD22	29:RF:181:LEU:HA	1.79	0.42
35:RP:20:GLY:HA2	35:RP:27:HIS:O	2.19	0.42
39:RT:51:ARG:HG3	39:RT:98:LYS:HG3	2.02	0.42
44:RY:39:VAL:HB	44:RY:40:GLU:H	1.57	0.42
47:R1:90:ILE:O	47:R1:94:LEU:HB2	2.20	0.42
1:XA:284:G:H2'	1:XA:285:G:C8	2.55	0.42
1:XA:401:C:H2'	1:XA:402:G:C8	2.54	0.42
1:XA:1002:G:H1	1:XA:1038:C:N4	2.07	0.42
1:XA:1127:G:N1	1:XA:1145:C:C2	2.87	0.42
1:XA:1233:G:C4	1:XA:1234:C:C5	3.08	0.42
1:XA:1442:G:C5	1:XA:1446:A:C6	3.08	0.42
9:XI:4:TYR:CE1	9:XI:88:TYR:HB2	2.55	0.42
11:XK:109:VAL:HG11	18:XR:84:LYS:HD3	2.02	0.42
20:XT:39:LYS:HG3	20:XT:39:LYS:H	1.63	0.42
25:YA:70:G:H21	25:YA:71:A:N6	2.17	0.42
25:YA:141:A:H8	25:YA:1408:C:H1'	1.85	0.42
25:YA:1374:G:H2'	25:YA:1375:C:O4'	2.20	0.42
25:YA:1499:C:H2'	25:YA:1500:G:H8	1.84	0.42
25:YA:1510:A:O2'	25:YA:1511:A:N7	2.47	0.42
27:YD:34:VAL:HG22	27:YD:35:LYS:HG3	2.00	0.42
31:YH:30:LYS:HE2	31:YH:81:GLU:H	1.85	0.42
32:YI:37:VAL:HG12	32:YI:38:LEU:H	1.84	0.42
32:YI:133:HIS:HB2	32:YI:134:PRO:CD	2.50	0.42
35:YP:29:LYS:HD2	35:YP:30:THR:CG2	2.50	0.42
43:YX:26:TYR:HB3	43:YX:92:LEU:HD12	2.02	0.42
45:YZ:150:LEU:HD22	45:YZ:171:ILE:HB	2.02	0.42
50:Y4:16:CYS:SG	50:Y4:36:CYS:HB3	2.59	0.42
50:Y4:39:CYS:O	50:Y4:40:HIS:HB2	2.20	0.42
54:Y8:44:LYS:HD2	54:Y8:44:LYS:N	2.34	0.42
1:QA:925:G:N2	1:QA:1503:A:OP1	2.53	0.42
1:QA:1068:G:N3	1:QA:1191:A:C2	2.88	0.42
1:QA:1206:G:C6	1:QA:1207:G:C5	3.08	0.42
1:QA:1226:C:H4'	19:QS:80:TYR:OH	2.19	0.42
1:QA:1238:A:H62	1:QA:1299:A:H61	1.68	0.42
3:QC:56:ASP:O	3:QC:66:VAL:HA	2.20	0.42
4:QD:171:GLY:HA2	4:QD:172:PRO:HD3	1.87	0.42

Continued on next page...

Continued from previous page...

Atom-1	Atom-2	Interatomic distance (Å)	Clash overlap (Å)
8:QH:51:VAL:HG21	8:QH:60:ARG:HG2	2.02	0.42
8:QH:59:LEU:O	8:QH:61:VAL:HG23	2.20	0.42
10:QJ:81:THR:C	10:QJ:83:GLU:H	2.23	0.42
14:QN:23:ARG:NH1	14:QN:30:ALA:HB2	2.35	0.42
22:QV:64:G:H2'	22:QV:65:C:C6	2.55	0.42
25:RA:389:G:H22	35:RP:72:PRO:CD	2.32	0.42
25:RA:521:G:H2'	25:RA:522:G:C8	2.55	0.42
25:RA:829:A:N7	25:RA:2248:C:H5'	2.34	0.42
25:RA:847:U:C5	25:RA:933:A:N1	2.88	0.42
25:RA:898:C:C2'	25:RA:899:A:H5'	2.48	0.42
25:RA:1178:C:HO2'	25:RA:1179:C:P	2.43	0.42
25:RA:1766:U:H2'	25:RA:1767:C:H6	1.84	0.42
25:RA:2562:U:O2'	34:RO:23:ARG:NH1	2.40	0.42
27:RD:35:LYS:HB3	27:RD:36:PRO:HA	2.01	0.42
29:RF:184:TYR:O	29:RF:188:ARG:HG3	2.19	0.42
30:RG:6:ALA:N	50:R4:23:GLU:HG2	2.31	0.42
31:RH:125:VAL:HA	31:RH:126:PRO:HA	1.90	0.42
35:RP:100:LEU:HA	35:RP:100:LEU:HD22	1.77	0.42
38:RS:108:GLY:O	38:RS:110:LEU:HG	2.20	0.42
50:R4:55:ARG:O	50:R4:59:PHE:HB3	2.20	0.42
1:XA:9:G:C6	1:XA:26:A:N6	2.88	0.42
1:XA:345:C:H1'	1:XA:346:G:OP2	2.19	0.42
1:XA:1170:A:H2'	1:XA:1171:G:O4'	2.20	0.42
1:XA:1241:G:H2'	1:XA:1242:C:H6	1.85	0.42
13:XM:3:ARG:HG3	13:XM:9:ILE:HG21	2.02	0.42
13:XM:16:ASP:HB3	13:XM:41:PRO:HB3	2.01	0.42
22:XV:16:C:O2	22:XV:16:C:H2'	2.19	0.42
25:YA:67:U:N3	25:YA:74:A:H2	1.95	0.42
25:YA:142:G:H1'	43:YX:37:THR:CG2	2.45	0.42
25:YA:415:A:H2'	25:YA:416:C:C6	2.55	0.42
25:YA:2712:U:OP1	25:YA:2714:G:H4'	2.20	0.42
25:YA:2845:G:H2'	25:YA:2846:G:C8	2.55	0.42
27:YD:221:VAL:HG22	27:YD:226:MET:CE	2.49	0.42
28:YE:167:VAL:HG21	28:YE:187:ALA:HB1	2.01	0.42
30:YG:86:MET:HA	30:YG:87:PRO:HD2	1.95	0.42
35:YP:82:GLY:HA3	35:YP:115:LEU:HD21	2.01	0.42
38:YS:30:ARG:NH2	38:YS:92:TYR:CD1	2.87	0.42
44:YY:51:VAL:HG23	44:YY:57:GLN:N	2.35	0.42
44:YY:96:ILE:HG13	44:YY:98:VAL:H	1.85	0.42
45:YZ:1:MET:HG2	45:YZ:2:GLU:H	1.85	0.42
46:Y0:53:MET:HB3	46:Y0:59:LEU:HD23	2.01	0.42

Continued on next page...

Continued from previous page...

Atom-1	Atom-2	Interatomic distance (Å)	Clash overlap (Å)
50:Y4:37:SER:HB3	50:Y4:42:PHE:HB3	2.00	0.42
51:Y5:31:VAL:HG13	51:Y5:42:PRO:HG3	2.01	0.42
51:Y5:56:LYS:H	51:Y5:56:LYS:CD	2.29	0.42
54:Y8:26:LYS:HB3	54:Y8:44:LYS:HG3	2.01	0.42
1:QA:9:G:C6	1:QA:26:A:N6	2.88	0.41
1:QA:186(D):C:H2'	1:QA:186(E):C:C6	2.55	0.41
1:QA:381:C:H2'	1:QA:382:A:O4'	2.20	0.41
3:QC:134:ILE:HD11	3:QC:153:VAL:HG21	2.02	0.41
8:QH:54:ASP:OD1	8:QH:54:ASP:N	2.53	0.41
19:QS:50:ALA:HB1	19:QS:57:HIS:HB3	2.02	0.41
25:RA:95:G:H4'	48:R2:46:GLN:HB3	2.01	0.41
25:RA:127:A:H5''	25:RA:128:C:C6	2.55	0.41
25:RA:527:C:H4'	25:RA:528:A:H5'	2.01	0.41
25:RA:646:A:N3	25:RA:646:A:H5'	2.35	0.41
25:RA:868:U:H2'	25:RA:869:G:O4'	2.20	0.41
25:RA:2168:G:H2'	25:RA:2168:G:N3	2.35	0.41
25:RA:2199:A:H3'	25:RA:2205:C:C6	2.55	0.41
26:RB:49:C:H2'	26:RB:50:G:C8	2.55	0.41
27:RD:43:ARG:HB2	27:RD:54:ARG:HB2	2.02	0.41
27:RD:101:GLU:OE1	27:RD:103:ARG:NH1	2.53	0.41
29:RF:129:PHE:O	29:RF:130:ALA:HB3	2.20	0.41
30:RG:47:LYS:HD3	30:RG:81:LYS:CB	2.49	0.41
31:RH:105:LEU:HD22	31:RH:113:VAL:HB	2.01	0.41
38:RS:78:LEU:HD23	38:RS:78:LEU:HA	1.86	0.41
40:RU:58:ARG:NH1	40:RU:93:LYS:HE2	2.35	0.41
47:R1:85:LEU:HA	47:R1:87:PRO:HD2	2.01	0.41
49:R3:7:LYS:HA	49:R3:33:GLN:O	2.20	0.41
49:R3:35:ARG:HB3	49:R3:37:LEU:HD21	2.01	0.41
1:XA:164:U:H2'	1:XA:165:C:C6	2.54	0.41
1:XA:280:C:H4'	1:XA:281:G:OP2	2.20	0.41
1:XA:539:A:OP2	12:XL:115:LYS:HE3	2.20	0.41
1:XA:818:G:C3'	1:XA:819:A:H5'	2.50	0.41
1:XA:1000:A:O5'	1:XA:1000:A:H8	2.03	0.41
1:XA:1469:G:H2'	1:XA:1470:G:C8	2.55	0.41
10:XJ:3:LYS:HB2	10:XJ:75:ILE:O	2.19	0.41
13:XM:20:THR:O	13:XM:22:ILE:N	2.51	0.41
25:YA:234:C:H2'	25:YA:235:U:H6	1.84	0.41
25:YA:556:G:H2'	25:YA:557:U:C6	2.55	0.41
25:YA:565:C:H4'	25:YA:1253:A:C6	2.55	0.41
25:YA:661:C:H5''	35:YP:15:ARG:HH21	1.85	0.41
25:YA:1169:G:H1	25:YA:1180:C:H42	1.68	0.41

Continued on next page...

Continued from previous page...

Atom-1	Atom-2	Interatomic distance (Å)	Clash overlap (Å)
25:YA:1192:G:C2'	25:YA:1193:G:H5'	2.50	0.41
25:YA:1400:G:H2'	25:YA:1401:G:C8	2.55	0.41
25:YA:1469:A:H2'	25:YA:1470:G:H8	1.84	0.41
25:YA:1709:U:H2'	25:YA:1710:C:C6	2.55	0.41
27:YD:105:ILE:HD12	27:YD:105:ILE:HA	1.55	0.41
27:YD:232:PRO:HB3	27:YD:244:ARG:CZ	2.50	0.41
32:YI:98:ALA:HB2	32:YI:111:PRO:HB3	2.01	0.41
33:YN:35:ARG:HB2	33:YN:42:TRP:CZ3	2.55	0.41
33:YN:59:LYS:HE3	33:YN:61:ARG:HH22	1.85	0.41
36:YQ:85:LYS:O	36:YQ:86:GLY:C	2.58	0.41
38:YS:51:ALA:HB1	38:YS:69:VAL:HG23	2.02	0.41
1:QA:51:A:C6	1:QA:353:A:C2	3.08	0.41
1:QA:940:C:H2'	1:QA:941:G:H8	1.83	0.41
1:QA:1004:A:H1'	1:QA:1036:G:N2	2.34	0.41
1:QA:1346:A:O2'	1:QA:1347:G:P	2.78	0.41
8:QH:12:ARG:NH1	8:QH:27:PRO:HD2	2.35	0.41
8:QH:38:ILE:HD12	8:QH:118:VAL:HG12	2.02	0.41
9:QI:111:ARG:HG2	9:QI:112:LYS:N	2.35	0.41
12:QL:27:LEU:HG	12:QL:62:SER:HB3	2.01	0.41
12:QL:38:THR:HG21	12:QL:65:GLU:OE2	2.19	0.41
13:QM:40:ASN:HA	13:QM:41:PRO:HD3	1.89	0.41
15:QO:31:LEU:O	15:QO:35:ARG:HG3	2.20	0.41
18:QR:56:THR:HB	18:QR:58:LEU:CD1	2.50	0.41
25:RA:239:U:H2'	25:RA:240:G:O4'	2.20	0.41
25:RA:250:G:H2'	25:RA:251:A:C8	2.55	0.41
25:RA:649:G:C5	25:RA:650:C:C4	3.08	0.41
25:RA:814:C:H2'	25:RA:815:C:C6	2.55	0.41
25:RA:1288:U:C2	25:RA:1327:C:C2	3.08	0.41
25:RA:1931:U:C5	25:RA:1969:A:N7	2.87	0.41
25:RA:2238:G:H2'	25:RA:2238:G:N3	2.35	0.41
25:RA:2320:A:N3	25:RA:2320:A:H2'	2.35	0.41
25:RA:2851:A:N6	25:RA:2852:G:C6	2.89	0.41
26:RB:103:U:O2'	45:RZ:72:ARG:HD3	2.20	0.41
28:RE:76:ARG:N	28:RE:76:ARG:HD2	2.35	0.41
29:RF:46:ARG:HG2	29:RF:46:ARG:HH11	1.84	0.41
29:RF:113:ALA:HB1	29:RF:186:ILE:HG21	2.02	0.41
31:RH:4:ILE:HB	31:RH:6:ARG:HG2	2.02	0.41
31:RH:10:PRO:HD2	31:RH:50:VAL:O	2.20	0.41
34:RO:7:TYR:CE1	34:RO:20:MET:HB2	2.55	0.41
35:RP:63:PRO:HA	54:R8:13:ARG:HB3	2.02	0.41
37:RR:109:ALA:HA	37:RR:110:PRO:HD2	1.95	0.41

Continued on next page...

Continued from previous page...

Atom-1	Atom-2	Interatomic distance (Å)	Clash overlap (Å)
53:R7:47:ARG:HB2	53:R7:48:LYS:H	1.68	0.41
1:XA:477:G:H2'	1:XA:478:A:C8	2.55	0.41
1:XA:567:G:H2'	1:XA:568:G:O4'	2.19	0.41
1:XA:1194:U:H2'	1:XA:1195:C:C6	2.55	0.41
4:XD:127:THR:HA	4:XD:132:ARG:HA	2.03	0.41
8:XH:104:ARG:HD2	8:XH:138:TRP:CG	2.56	0.41
9:XI:40:LEU:O	9:XI:42:ARG:N	2.48	0.41
20:XT:53:LEU:HD12	20:XT:100:ILE:HG23	2.02	0.41
25:YA:251:A:H8	25:YA:251:A:O5'	2.03	0.41
25:YA:729:G:H2'	25:YA:1775:U:H1'	2.02	0.41
25:YA:1089:G:H21	25:YA:1102:C:H42	1.68	0.41
25:YA:1124:C:H2'	25:YA:1125:G:O4'	2.20	0.41
25:YA:2293:C:OP1	38:YS:89:ARG:NH1	2.53	0.41
25:YA:2693:A:H2'	25:YA:2694:G:H8	1.85	0.41
25:YA:2867:G:O2'	25:YA:2868:A:C8	2.72	0.41
26:YB:116:G:H4'	38:YS:54:LEU:HD13	2.03	0.41
27:YD:245:PRO:HA	27:YD:246:PRO:HD3	1.87	0.41
28:YE:144:ARG:HB3	28:YE:145:LYS:H	1.45	0.41
28:YE:181:LEU:HD13	28:YE:181:LEU:HA	1.85	0.41
37:YR:2:ARG:HG2	37:YR:5:LYS:NZ	2.35	0.41
37:YR:3:HIS:O	37:YR:5:LYS:N	2.53	0.41
40:YU:30:LYS:HA	40:YU:30:LYS:HD3	1.90	0.41
46:Y0:36:ILE:HD11	46:Y0:39:ARG:HG2	2.02	0.41
49:Y3:35:ARG:HB3	49:Y3:37:LEU:HD21	2.01	0.41
50:Y4:24:THR:OG1	50:Y4:25:TYR:N	2.53	0.41
1:QA:701:C:O2	1:QA:703:G:N1	2.53	0.41
2:QB:208:ILE:HA	2:QB:211:ILE:HD12	2.02	0.41
2:QB:219:VAL:O	2:QB:223:ILE:HG13	2.19	0.41
4:QD:169:LYS:HE2	4:QD:169:LYS:HB3	1.88	0.41
5:QE:127:ASN:HA	5:QE:128:PRO:HD3	1.89	0.41
11:QK:120:ARG:HA	11:QK:121:PRO:HD3	1.87	0.41
14:QN:4:LYS:O	14:QN:7:ILE:HG12	2.20	0.41
14:QN:29:ARG:HG2	14:QN:31:ARG:O	2.20	0.41
16:QP:53:VAL:O	16:QP:57:ARG:HG2	2.21	0.41
20:QT:64:ASP:CG	20:QT:81:LYS:HZ2	2.23	0.41
21:QU:2:GLY:O	21:QU:5:ASP:N	2.47	0.41
25:RA:194:G:C2	25:RA:202:U:H1'	2.55	0.41
25:RA:952:G:C6	25:RA:966:G:C6	3.08	0.41
25:RA:1653:G:H4'	25:RA:1654:A:O5'	2.20	0.41
25:RA:1818:U:H2'	27:RD:157:ARG:HG3	2.01	0.41
25:RA:2108:C:H2'	25:RA:2109:U:C6	2.55	0.41

Continued on next page...

Continued from previous page...

Atom-1	Atom-2	Interatomic distance (Å)	Clash overlap (Å)
25:RA:2394:C:OP1	35:RP:63:PRO:HD2	2.20	0.41
25:RA:2626:C:H2'	25:RA:2627:G:C8	2.55	0.41
25:RA:2756:U:H4'	25:RA:2757:A:OP1	2.20	0.41
25:RA:2770:G:H5''	25:RA:2771:C:OP2	2.19	0.41
29:RF:177:ALA:HB1	29:RF:178:PRO:HD2	2.03	0.41
34:RO:73:ASP:OD2	39:RT:32:TYR:OH	2.28	0.41
36:RQ:18:LYS:HB3	36:RQ:19:GLY:H	1.50	0.41
36:RQ:58:PHE:HD1	36:RQ:61:GLY:HA3	1.85	0.41
43:RX:40:LYS:C	43:RX:42:ALA:H	2.23	0.41
44:RY:88:LYS:NZ	44:RY:88:LYS:HA	2.35	0.41
54:R8:23:VAL:CG1	54:R8:46:ARG:HD3	2.49	0.41
9:XI:46:ALA:HB2	9:XI:74:ILE:HG23	2.02	0.41
11:XK:88:GLY:C	11:XK:90:GLY:H	2.23	0.41
16:XP:56:ALA:HB1	16:XP:74:LEU:HD13	2.02	0.41
16:XP:60:LEU:HD23	16:XP:60:LEU:HA	1.80	0.41
18:XR:38:GLU:O	18:XR:42:ARG:NH1	2.54	0.41
19:XS:40:ILE:CG1	19:XS:41:VAL:HG13	2.47	0.41
22:XV:5:G:H1	22:XV:67:C:H42	1.67	0.41
25:YA:385:C:O2	35:YP:71:VAL:HG21	2.20	0.41
25:YA:630:G:OP2	54:Y8:15:LYS:NZ	2.53	0.41
25:YA:685:A:H1'	25:YA:688:U:O4	2.20	0.41
25:YA:1107:G:H2'	25:YA:1108:U:H6	1.85	0.41
25:YA:2639:A:H1'	25:YA:2778:A:C2	2.56	0.41
26:YB:2:C:H2'	26:YB:3:C:C6	2.55	0.41
29:YF:117:ARG:HD2	29:YF:120:GLU:OE2	2.20	0.41
30:YG:165:THR:OG1	30:YG:168:GLU:HG3	2.21	0.41
33:YN:7:LYS:HD2	33:YN:7:LYS:H	1.84	0.41
33:YN:18:ALA:HB3	33:YN:55:VAL:O	2.19	0.41
33:YN:65:LYS:O	33:YN:69:GLN:HG2	2.19	0.41
36:YQ:54:MET:HB3	36:YQ:64:ILE:HD13	2.01	0.41
40:YU:69:CYS:HB3	40:YU:106:PHE:CZ	2.56	0.41
41:YV:22:VAL:HG12	41:YV:23:GLU:H	1.85	0.41
44:YY:84:ARG:O	44:YY:95:LYS:HD3	2.20	0.41
47:Y1:76:ARG:H	47:Y1:76:ARG:HD2	1.84	0.41
47:Y1:89:GLU:HA	47:Y1:93:GLU:HB2	2.02	0.41
1:QA:947:G:O3'	13:QM:109:THR:OG1	2.36	0.41
1:QA:1004:A:H1'	1:QA:1036:G:C2	2.56	0.41
1:QA:1084:G:OP1	1:QA:1086:U:C2	2.74	0.41
1:QA:1516:G:N1	1:QA:1519:A:OP2	2.52	0.41
8:QH:20:TYR:CE2	8:QH:75:ARG:HD2	2.55	0.41
8:QH:36:LEU:HD12	8:QH:59:LEU:HD13	2.02	0.41

Continued on next page...

Continued from previous page...

Atom-1	Atom-2	Interatomic distance (Å)	Clash overlap (Å)
17:QQ:83:ASP:O	17:QQ:87:LYS:HG2	2.20	0.41
25:RA:322:A:C5	25:RA:340:A:C2	3.07	0.41
25:RA:769:G:H5'	25:RA:1379:A:N6	2.36	0.41
25:RA:1449:A:H5'	25:RA:1449(A):G:OP2	2.21	0.41
25:RA:2282:G:H4'	25:RA:2389:G:O2'	2.20	0.41
25:RA:2570:G:H2'	25:RA:2571:C:O4'	2.20	0.41
25:RA:2637:U:C4	25:RA:2638:G:C6	3.08	0.41
26:RB:42:C:O2'	30:RG:67:LYS:O	2.23	0.41
27:RD:35:LYS:HE3	27:RD:63:ARG:C	2.41	0.41
29:RF:178:PRO:HB2	29:RF:201:VAL:CG1	2.50	0.41
30:RG:6:ALA:HB3	30:RG:104:GLU:OE2	2.20	0.41
36:RQ:17:LEU:HD21	36:RQ:41:TRP:HD1	1.84	0.41
36:RQ:68:ILE:HD13	36:RQ:103:MET:HG2	2.02	0.41
41:RV:76:LYS:HB2	41:RV:81:TYR:HB3	2.01	0.41
45:RZ:109:ALA:O	45:RZ:112:ARG:HB2	2.20	0.41
46:R0:23:VAL:HA	46:R0:38:VAL:HG22	2.00	0.41
53:R7:1:MET:SD	53:R7:3:ARG:NH2	2.93	0.41
1:XA:373:A:H2'	1:XA:374:A:H8	1.86	0.41
1:XA:376:G:OP1	16:XP:5:ARG:HB2	2.20	0.41
1:XA:453:A:C6	1:XA:454:C:C4	3.09	0.41
1:XA:690:G:H22	11:XK:55:LYS:HZ1	1.66	0.41
1:XA:790:A:N1	1:XA:1497:G:H5''	2.35	0.41
1:XA:1190:G:OP1	3:XC:4:LYS:HA	2.20	0.41
1:XA:1216:G:H5''	14:XN:5:ALA:HB2	2.02	0.41
1:XA:1492:A:OP1	12:XL:47:LYS:HB3	2.20	0.41
9:XI:125:TYR:HD2	9:XI:126:SER:N	2.18	0.41
11:XK:18:ARG:HA	11:XK:81:ASP:H	1.86	0.41
12:XL:102:ARG:HE	12:XL:102:ARG:HB3	1.71	0.41
13:XM:12:ASN:N	13:XM:45:VAL:HG13	2.35	0.41
16:XP:17:TYR:HE1	16:XP:41:PRO:HG3	1.85	0.41
16:XP:23:ASP:O	16:XP:26:ARG:HB2	2.20	0.41
25:YA:174:C:H2'	25:YA:175:G:O4'	2.21	0.41
25:YA:572:A:H5''	25:YA:573:G:OP2	2.20	0.41
25:YA:593:G:O2'	54:Y8:61:LEU:HD13	2.20	0.41
25:YA:1101:U:H2'	25:YA:1102:C:C6	2.56	0.41
25:YA:2197:U:H1'	25:YA:2198:A:C8	2.56	0.41
25:YA:2210:G:H2'	25:YA:2210:G:N3	2.35	0.41
25:YA:2275:C:O2	36:YQ:83:MET:HG3	2.19	0.41
25:YA:2392:A:H2	25:YA:2424:C:N4	2.10	0.41
25:YA:2836:U:C4	25:YA:2883:A:N6	2.89	0.41
26:YB:41:U:O4	30:YG:70:VAL:HG23	2.20	0.41

Continued on next page...

Continued from previous page...

Atom-1	Atom-2	Interatomic distance (Å)	Clash overlap (Å)
31:YH:19:VAL:HG22	31:YH:24:VAL:HG12	2.03	0.41
32:YI:21:VAL:HG22	32:YI:22:LYS:H	1.85	0.41
36:YQ:19:GLY:O	36:YQ:21:THR:OG1	2.23	0.41
38:YS:107:GLU:N	38:YS:110:LEU:HD11	2.35	0.41
41:YV:38:LEU:O	41:YV:51:VAL:HA	2.20	0.41
41:YV:72:VAL:HG13	41:YV:85:LYS:HG2	2.01	0.41
53:Y7:47:ARG:HB2	53:Y7:47:ARG:HE	1.58	0.41
1:QA:347:G:O2'	1:QA:348:G:H5''	2.21	0.41
1:QA:585:G:O3'	17:QQ:34:LYS:NZ	2.52	0.41
1:QA:1148:U:OP1	9:QI:7:THR:HG21	2.20	0.41
1:QA:1227:A:OP2	13:QM:111:LYS:HE3	2.20	0.41
1:QA:1327:C:H2'	1:QA:1328:C:C6	2.55	0.41
1:QA:1402:C:H2'	1:QA:1403:C:O4'	2.21	0.41
4:QD:38:TYR:HB2	4:QD:44:GLY:O	2.21	0.41
4:QD:122:ARG:O	4:QD:122:ARG:HD3	2.20	0.41
5:QE:110:LEU:HD13	5:QE:118:ILE:HG12	2.01	0.41
10:QJ:79:ARG:HD3	10:QJ:79:ARG:HA	1.78	0.41
13:QM:91:ARG:HB2	13:QM:98:VAL:HG13	2.03	0.41
16:QP:20:VAL:HG21	16:QP:32:TYR:CD1	2.56	0.41
25:RA:30:G:O2'	25:RA:1214:A:N3	2.49	0.41
25:RA:265:A:O2'	25:RA:266:G:H4'	2.20	0.41
25:RA:831:G:O2'	35:RP:38:GLN:NE2	2.53	0.41
25:RA:1469:A:H2'	25:RA:1470:G:O4'	2.19	0.41
25:RA:1784:A:H4'	25:RA:1785:A:O5'	2.21	0.41
29:RF:33:LEU:HD12	29:RF:33:LEU:HA	1.83	0.41
35:RP:81:GLN:HG2	35:RP:106:LEU:HD23	2.02	0.41
36:RQ:40:ALA:O	36:RQ:42:ILE:HD12	2.21	0.41
37:RR:22:ARG:HA	37:RR:47:PHE:HE2	1.86	0.41
38:RS:14:VAL:HG21	38:RS:89:ARG:HG2	2.02	0.41
44:RY:54:LYS:HB3	44:RY:55:TYR:CE2	2.55	0.41
44:RY:84:ARG:HD3	44:RY:86:ARG:NH1	2.35	0.41
45:RZ:93:ASP:OD1	45:RZ:93:ASP:N	2.53	0.41
45:RZ:99:TYR:HB3	45:RZ:123:ASP:HB2	2.03	0.41
1:XA:1446:A:HO2'	1:XA:1447:G:P	2.44	0.41
3:XC:150:LYS:HE3	3:XC:167:TRP:HE1	1.84	0.41
12:XL:62:SER:HB2	12:XL:64:TYR:CD1	2.56	0.41
17:XQ:59:ILE:HB	17:XQ:71:PHE:HB3	2.03	0.41
25:YA:117:G:C6	25:YA:119:A:C6	3.08	0.41
25:YA:517:C:OP1	51:Y5:16:ARG:NH2	2.53	0.41
25:YA:783:A:H3'	25:YA:783:A:C8	2.55	0.41
25:YA:1209:G:H21	25:YA:1210:A:H62	1.68	0.41

Continued on next page...

Continued from previous page...

Atom-1	Atom-2	Interatomic distance (Å)	Clash overlap (Å)
25:YA:2286:A:H2'	52:Y6:31:PRO:HG2	2.02	0.41
25:YA:2306:C:H2'	25:YA:2307:G:N2	2.33	0.41
25:YA:2334:G:C2	38:YS:12:PHE:CE2	3.08	0.41
25:YA:2528:U:H2'	25:YA:2530:A:O5'	2.21	0.41
25:YA:2811:G:H1	25:YA:2889:C:H42	1.69	0.41
25:YA:2862:G:H2'	25:YA:2863:C:C6	2.56	0.41
28:YE:86:PRO:HB2	28:YE:87:GLU:H	1.66	0.41
29:YF:107:LYS:CD	29:YF:207:GLY:H	2.30	0.41
29:YF:125:LEU:HA	29:YF:194:MET:O	2.20	0.41
30:YG:166:ASP:OD1	30:YG:166:ASP:N	2.54	0.41
44:YY:63:LYS:HD2	44:YY:63:LYS:HA	1.86	0.41
1:QA:730:G:C5	1:QA:731:G:H1'	2.55	0.41
1:QA:758:G:H5'	1:QA:880:C:H1'	2.02	0.41
1:QA:1216:G:H5''	14:QN:5:ALA:HB2	2.02	0.41
1:QA:1220:G:N2	19:QS:54:GLY:O	2.52	0.41
1:QA:1223:C:OP1	19:QS:78:ARG:NH1	2.51	0.41
2:QB:120:ALA:C	2:QB:122:PHE:H	2.23	0.41
2:QB:184:VAL:N	2:QB:198:ASP:OD1	2.44	0.41
3:QC:42:LEU:HD12	3:QC:42:LEU:HA	1.79	0.41
11:QK:99:GLN:HG2	11:QK:105:VAL:HG21	2.03	0.41
20:QT:89:ARG:HH21	20:QT:104:LEU:HG	1.85	0.41
25:RA:900:A:H3'	25:RA:901:A:C8	2.46	0.41
25:RA:975:G:C2	25:RA:990:A:C8	3.09	0.41
25:RA:1786:A:C4	25:RA:1938:A:C6	3.08	0.41
25:RA:1956:U:H1'	25:RA:2552:U:OP1	2.20	0.41
25:RA:2740:A:C6	25:RA:2764:A:C8	3.08	0.41
29:RF:29:ASN:O	29:RF:112:MET:HE1	2.20	0.41
29:RF:164:ARG:HG3	29:RF:175:THR:OG1	2.20	0.41
30:RG:27:ASN:HB3	30:RG:30:GLU:HG3	2.01	0.41
30:RG:124:SER:HB2	30:RG:131:TYR:CE1	2.56	0.41
33:RN:71:ILE:HG21	33:RN:84:LYS:HB3	2.02	0.41
43:RX:51:VAL:HG13	43:RX:81:VAL:HG23	2.03	0.41
52:R6:13:CYS:O	52:R6:21:TYR:HA	2.20	0.41
2:XB:80:ILE:HD11	2:XB:208:ILE:HG12	2.02	0.41
6:XF:46:ARG:HB3	6:XF:60:PHE:CE1	2.55	0.41
10:XJ:3:LYS:HD2	10:XJ:77:PRO:HD3	2.01	0.41
16:XP:8:ARG:C	16:XP:9:PHE:HD2	2.24	0.41
18:XR:85:LEU:HD23	18:XR:88:LYS:HD2	2.03	0.41
25:YA:248:G:H5'	25:YA:250:G:N7	2.36	0.41
25:YA:583:G:OP2	40:YU:10:ARG:HD2	2.21	0.41
25:YA:792:G:H5''	25:YA:793:A:H5'	2.01	0.41

Continued on next page...

Continued from previous page...

Atom-1	Atom-2	Interatomic distance (Å)	Clash overlap (Å)
25:YA:1087:G:C5	25:YA:1089:G:H1'	2.56	0.41
25:YA:1411:C:H5'	25:YA:1412:A:OP2	2.20	0.41
25:YA:2061:G:OP1	29:YF:68:LYS:NZ	2.54	0.41
33:YN:29:LYS:H	33:YN:29:LYS:HG2	1.53	0.41
35:YP:101:VAL:C	35:YP:103:ALA:H	2.23	0.41
38:YS:88:ASP:O	38:YS:89:ARG:HB3	2.21	0.41
46:Y0:72:ARG:HB2	46:Y0:75:LEU:HB2	2.03	0.41
50:Y4:48:ARG:NH1	50:Y4:52:THR:H	2.19	0.41
1:QA:266:G:H5'	1:QA:268:C:H41	1.85	0.41
1:QA:484:G:H5'	1:QA:486:U:O4'	2.21	0.41
1:QA:751:U:H2'	1:QA:752:G:O4'	2.20	0.41
1:QA:882:C:O2'	1:QA:883:C:H5'	2.21	0.41
2:QB:210:SER:O	2:QB:214:ILE:HG12	2.21	0.41
3:QC:122:GLU:HA	3:QC:125:GLU:OE1	2.21	0.41
22:QV:18:G:N2	22:QV:57:A:H2'	2.36	0.41
25:RA:301:G:H1	25:RA:316:C:N4	2.18	0.41
25:RA:612:G:H2'	25:RA:613:U:O2	2.21	0.41
25:RA:676:A:H2	25:RA:802:A:H61	1.65	0.41
25:RA:1652:A:N7	25:RA:1653:G:C6	2.89	0.41
25:RA:1752:C:H2'	25:RA:1753:G:C8	2.56	0.41
25:RA:1891:G:H2'	25:RA:1892:C:O4'	2.21	0.41
26:RB:74:U:H1'	45:RZ:34:ASN:HD21	1.86	0.41
27:RD:127:VAL:HA	27:RD:193:VAL:HG22	2.02	0.41
28:RE:35:GLN:HB3	28:RE:48:GLN:HB2	2.02	0.41
28:RE:92:THR:HB	28:RE:93:VAL:H	1.54	0.41
33:RN:47:ALA:HB2	33:RN:112:LEU:HD11	2.02	0.41
37:RR:10:LEU:O	37:RR:12:ARG:HG3	2.21	0.41
37:RR:70:LEU:C	37:RR:72:ASP:H	2.21	0.41
1:XA:186(C):G:C6	1:XA:191(E):G:C6	3.09	0.41
1:XA:221:C:H2'	1:XA:222:U:H6	1.84	0.41
1:XA:241:C:C2	1:XA:286:G:C2	3.09	0.41
1:XA:528:C:H41	12:XL:49:ASN:CG	2.24	0.41
1:XA:694:A:H2'	1:XA:695:A:O4'	2.21	0.41
1:XA:779:C:H2'	1:XA:780:A:O4'	2.20	0.41
1:XA:963:G:H21	10:XJ:55:LYS:HD3	1.84	0.41
1:XA:1226:C:H4'	1:XA:1227:A:OP1	2.20	0.41
1:XA:1308:U:OP1	13:XM:98:VAL:HG23	2.21	0.41
8:XH:44:PHE:HE2	8:XH:109:ILE:CG2	2.34	0.41
11:XK:48:ILE:HD13	11:XK:48:ILE:HA	1.83	0.41
25:YA:273(F):C:H2'	25:YA:274:G:H5''	2.03	0.41
25:YA:820:A:H2'	25:YA:821:A:O4'	2.20	0.41

Continued on next page...

Continued from previous page...

Atom-1	Atom-2	Interatomic distance (Å)	Clash overlap (Å)
25:YA:1021:A:C8	25:YA:1021:A:C3'	3.04	0.41
25:YA:1085:A:O2'	25:YA:1086:A:P	2.78	0.41
25:YA:1317:A:H2'	25:YA:1318:C:C6	2.55	0.41
25:YA:1342:A:OP1	43:YX:36:LYS:NZ	2.54	0.41
25:YA:1878:G:H2'	25:YA:1879:C:H6	1.84	0.41
25:YA:1919:A:H5''	25:YA:1920:C:OP2	2.21	0.41
25:YA:2134:A:OP2	25:YA:2157:G:N2	2.53	0.41
25:YA:2421:G:OP1	52:Y6:6:ARG:NH2	2.54	0.41
25:YA:2663:G:C6	25:YA:2664:G:C4	3.09	0.41
25:YA:2713:A:H3'	25:YA:2714:G:H5''	2.02	0.41
32:YI:23:PRO:O	32:YI:27:ARG:HG2	2.21	0.41
32:YI:115:ALA:HB3	32:YI:128:LEU:HD12	2.02	0.41
36:YQ:16:ARG:HB3	36:YQ:17:LEU:H	1.76	0.41
40:YU:98:LEU:HD23	40:YU:99:ALA:N	2.36	0.41
41:YV:72:VAL:CG1	41:YV:85:LYS:HG2	2.50	0.41
1:QA:15:G:H2'	1:QA:16:A:O4'	2.21	0.41
1:QA:148:G:H2'	1:QA:149:A:H8	1.85	0.41
1:QA:514:C:H2'	1:QA:515:G:H8	1.86	0.41
1:QA:573:A:N3	1:QA:883:C:O2'	2.53	0.41
1:QA:967:C:H2'	1:QA:968:A:N7	2.36	0.41
1:QA:978:A:H5''	1:QA:979:C:OP2	2.20	0.41
1:QA:1263:C:H42	1:QA:1272:G:H1	1.69	0.41
2:QB:47:THR:HA	2:QB:202:PRO:HG2	2.00	0.41
2:QB:104:ASN:OD1	2:QB:107:THR:OG1	2.30	0.41
7:QG:45:ASP:O	7:QG:48:LYS:HB3	2.21	0.41
15:QO:4:THR:HB	15:QO:6:GLU:CD	2.41	0.41
19:QS:36:ARG:HA	19:QS:71:LEU:HB2	2.02	0.41
25:RA:150:C:H2'	25:RA:151:C:C6	2.55	0.41
25:RA:749:C:O2	25:RA:1618:A:H2'	2.20	0.41
25:RA:1068:G:O2'	25:RA:1096:A:N3	2.54	0.41
25:RA:2133:G:H2'	25:RA:2157:G:N2	2.36	0.41
25:RA:2774:C:H2'	25:RA:2775:A:O4'	2.20	0.41
27:RD:150:LYS:N	27:RD:150:LYS:HD3	2.36	0.41
31:RH:152:ARG:HE	31:RH:153:LYS:HZ3	1.69	0.41
32:RI:14:ASP:O	32:RI:16:GLY:N	2.54	0.41
33:RN:57:ALA:O	33:RN:60:ILE:HD11	2.21	0.41
33:RN:73:THR:HB	33:RN:82:LEU:HD11	2.02	0.41
39:RT:91:ARG:HB2	39:RT:121:ILE:HG13	2.03	0.41
47:R1:58:ILE:CD1	47:R1:86:SER:HB2	2.50	0.41
1:XA:44:G:C2	1:XA:45:U:H1'	2.56	0.41
1:XA:192:U:H2'	1:XA:193:C:C6	2.56	0.41

Continued on next page...

Continued from previous page...

Atom-1	Atom-2	Interatomic distance (Å)	Clash overlap (Å)
1:XA:651:C:H2'	1:XA:652:U:C6	2.56	0.41
1:XA:1152:A:H2'	1:XA:1153:C:C6	2.55	0.41
1:XA:1199:U:H4'	10:XJ:54:PHE:CZ	2.56	0.41
2:XB:118:LEU:CB	2:XB:142:LEU:HD12	2.50	0.41
3:XC:119:ARG:HH21	3:XC:140:ARG:CZ	2.34	0.41
10:XJ:76:ASN:HA	10:XJ:77:PRO:HD2	1.96	0.41
12:XL:68:ALA:HB2	12:XL:85:ILE:HD11	2.03	0.41
12:XL:70:ILE:HA	12:XL:71:PRO:HD3	1.81	0.41
14:XN:51:GLY:O	14:XN:53:LEU:N	2.53	0.41
17:XQ:62:SER:CB	17:XQ:72:ARG:HE	2.33	0.41
22:XV:1:G:H2'	22:XV:2:C:H6	1.86	0.41
25:YA:414:C:H1'	25:YA:1864:U:O2'	2.21	0.41
25:YA:1107:G:H2'	25:YA:1108:U:C6	2.56	0.41
25:YA:1126:A:H8	25:YA:1126:A:OP1	2.03	0.41
25:YA:1265:A:H8	25:YA:1265:A:OP1	2.04	0.41
25:YA:2292:C:OP2	38:YS:17:ARG:NH2	2.47	0.41
27:YD:3:VAL:HG13	27:YD:17:THR:HG23	2.03	0.41
27:YD:36:PRO:HB3	27:YD:61:LEU:HB3	2.03	0.41
27:YD:102:LYS:C	27:YD:103:ARG:HG2	2.40	0.41
28:YE:64:LYS:C	28:YE:66:HIS:H	2.24	0.41
29:YF:9:ILE:HD11	29:YF:125:LEU:HG	2.03	0.41
30:YG:103:LEU:O	30:YG:107:LEU:HG	2.21	0.41
30:YG:124:SER:HB2	30:YG:131:TYR:CE1	2.56	0.41
32:YI:57:ARG:O	32:YI:61:ARG:HG2	2.20	0.41
33:YN:7:LYS:NZ	33:YN:7:LYS:H	2.18	0.41
40:YU:8:VAL:O	40:YU:12:ARG:HG3	2.20	0.41
45:YZ:136:PHE:C	45:YZ:137:ILE:HG12	2.41	0.41
54:Y8:37:SER:O	54:Y8:40:GLU:HB3	2.21	0.41
55:Y9:2:LYS:HA	55:Y9:2:LYS:HD2	1.86	0.41
1:QA:452:A:P	16:QP:43:LYS:HZ1	2.44	0.41
1:QA:565:U:H5''	1:QA:566:G:C2'	2.51	0.41
1:QA:1336:C:O2'	1:QA:1337:G:P	2.78	0.41
4:QD:173:TRP:CD1	4:QD:174:LEU:HG	2.56	0.41
5:QE:12:LEU:O	5:QE:13:ILE:HD12	2.21	0.41
8:QH:41:ARG:NH2	8:QH:123:GLU:OE2	2.54	0.41
9:QI:40:LEU:HD11	9:QI:70:LYS:HG2	2.02	0.41
10:QJ:31:GLY:HA3	10:QJ:78:ASN:CG	2.41	0.41
11:QK:25:TYR:CZ	11:QK:87:THR:HB	2.55	0.41
12:QL:103:GLY:N	12:QL:107:ALA:O	2.49	0.41
25:RA:734:A:O2'	25:RA:1635:G:H5'	2.21	0.41
25:RA:784:A:O4'	27:RD:227:ASN:ND2	2.53	0.41

Continued on next page...

Continued from previous page...

Atom-1	Atom-2	Interatomic distance (Å)	Clash overlap (Å)
25:RA:815:C:H2'	25:RA:816:C:C6	2.55	0.41
25:RA:815:C:C2	25:RA:1193:G:C2	3.09	0.41
25:RA:1007:C:OP1	33:RN:35:ARG:NH1	2.53	0.41
25:RA:1085:A:HO2'	25:RA:1086:A:P	2.44	0.41
25:RA:1364:G:C8	47:R1:2:SER:N	2.89	0.41
25:RA:2120:G:H2'	25:RA:2121:G:H8	1.85	0.41
25:RA:2262:U:H4'	25:RA:2328:A:H2	1.84	0.41
25:RA:2477:C:H2'	55:R9:1:MET:HG3	2.02	0.41
25:RA:2758:A:C2	25:RA:2759:G:H1'	2.56	0.41
25:RA:2777:G:OP2	25:RA:2781:A:O2'	2.34	0.41
26:RB:29:A:H2'	26:RB:30:C:C6	2.55	0.41
27:RD:111:LEU:HD23	27:RD:111:LEU:HA	1.78	0.41
27:RD:226:MET:HB3	27:RD:230:ASP:HB2	2.03	0.41
27:RD:257:LEU:HD23	27:RD:257:LEU:HA	1.90	0.41
30:RG:47:LYS:HB2	30:RG:47:LYS:HE3	1.81	0.41
30:RG:131:TYR:O	30:RG:159:VAL:HG13	2.21	0.41
31:RH:33:LEU:HD11	31:RH:136:ILE:O	2.20	0.41
32:RI:12:LEU:HG	32:RI:19:VAL:HG11	2.03	0.41
32:RI:144:VAL:O	32:RI:145:VAL:HG12	2.21	0.41
33:RN:9:VAL:HG21	33:RN:48:MET:HB3	2.02	0.41
33:RN:57:ALA:C	33:RN:60:ILE:HD11	2.40	0.41
34:RO:26:LYS:HB2	34:RO:30:ALA:HB2	2.02	0.41
36:RQ:66:ILE:HG13	36:RQ:67:ARG:N	2.36	0.41
36:RQ:79:LEU:HD12	46:R0:5:LYS:HD3	2.02	0.41
38:RS:62:LYS:HB3	38:RS:97:ARG:CD	2.44	0.41
40:RU:61:TRP:O	40:RU:65:ILE:HG13	2.21	0.41
45:RZ:74:VAL:HG22	45:RZ:86:VAL:HG22	2.03	0.41
50:R4:39:CYS:HB2	50:R4:41:PRO:HD2	2.02	0.41
52:R6:24:GLU:HB3	52:R6:25:LYS:H	1.74	0.41
1:XA:302:G:C6	1:XA:303:A:C5	3.09	0.41
1:XA:375:U:C2	1:XA:376:G:C8	3.09	0.41
1:XA:418:C:H1'	1:XA:540:G:O2'	2.21	0.41
1:XA:438:G:H4'	4:XD:123:HIS:NE2	2.36	0.41
1:XA:622:A:C8	1:XA:623:C:C6	3.09	0.41
1:XA:626:U:N3	1:XA:627:G:N7	2.69	0.41
1:XA:652:U:H1'	1:XA:653:A:C2	2.56	0.41
1:XA:659:U:H2'	1:XA:660:G:C8	2.55	0.41
1:XA:1004:A:H1'	1:XA:1036:G:H22	1.86	0.41
1:XA:1112:C:C2	3:XC:178:LEU:HB2	2.55	0.41
1:XA:1128:C:H42	1:XA:1144:G:H1	1.69	0.41
1:XA:1213:A:C5	1:XA:1215:G:C4	3.09	0.41

Continued on next page...

Continued from previous page...

Atom-1	Atom-2	Interatomic distance (Å)	Clash overlap (Å)
1:XA:1336:C:O2	1:XA:1336:C:H2'	2.20	0.41
2:XB:126:GLU:O	2:XB:129:GLU:HB2	2.20	0.41
3:XC:138:VAL:HG13	3:XC:149:ALA:HB3	2.02	0.41
4:XD:52:SER:O	4:XD:55:ALA:HB3	2.21	0.41
4:XD:131:ARG:H	4:XD:131:ARG:HG2	1.67	0.41
4:XD:186:LEU:HD23	4:XD:186:LEU:HA	1.95	0.41
5:XE:68:GLU:O	5:XE:68:GLU:HG3	2.21	0.41
5:XE:69:VAL:HA	5:XE:70:PRO:HD2	1.76	0.41
5:XE:82:VAL:HB	5:XE:138:ALA:HB2	2.03	0.41
8:XH:12:ARG:HD3	8:XH:26:VAL:HB	2.03	0.41
9:XI:79:LEU:O	9:XI:83:ARG:HG2	2.19	0.41
10:XJ:54:PHE:CD2	10:XJ:55:LYS:HG3	2.56	0.41
19:XS:36:ARG:HA	19:XS:71:LEU:HB2	2.02	0.41
20:XT:11:SER:HA	20:XT:13:LEU:HD12	2.01	0.41
25:YA:213:A:H2'	25:YA:214:G:O4'	2.21	0.41
25:YA:568:U:H5'	25:YA:945:A:N1	2.36	0.41
25:YA:620:G:H4'	25:YA:621:A:C5'	2.36	0.41
25:YA:649:G:C5	25:YA:650:C:C4	3.08	0.41
25:YA:724:U:H2'	25:YA:725:G:O4'	2.21	0.41
25:YA:1032:A:H2	25:YA:1122:G:H22	1.68	0.41
25:YA:1048:A:C5	25:YA:1111:A:H2	2.39	0.41
25:YA:1094:U:O2	25:YA:1096:A:H5'	2.21	0.41
25:YA:1682:G:H2'	25:YA:1683:C:C6	2.55	0.41
25:YA:1683:C:H2'	25:YA:1684:C:C6	2.56	0.41
25:YA:2688:U:O2	25:YA:2719:G:C6	2.74	0.41
25:YA:2772:C:H5'	28:YE:168:MET:SD	2.60	0.41
25:YA:2783:G:H2'	25:YA:2784:C:C6	2.56	0.41
25:YA:2845:G:H2'	25:YA:2846:G:H8	1.85	0.41
26:YB:20:C:H2'	26:YB:21:G:O4'	2.21	0.41
27:YD:130:ALA:C	27:YD:131:LEU:HD12	2.42	0.41
27:YD:145:VAL:HG11	27:YD:175:LEU:HD11	2.02	0.41
28:YE:32:PRO:HA	28:YE:90:THR:HA	2.03	0.41
28:YE:41:LYS:HA	28:YE:41:LYS:HE2	2.02	0.41
29:YF:28:ILE:H	29:YF:28:ILE:HG13	1.68	0.41
29:YF:64:ILE:HA	29:YF:64:ILE:HD12	1.80	0.41
29:YF:67:GLN:HG3	29:YF:67:GLN:O	2.21	0.41
33:YN:96:GLU:O	33:YN:100:GLU:HG3	2.20	0.41
35:YP:106:LEU:O	35:YP:107:LYS:HB2	2.20	0.41
36:YQ:80:GLU:HB2	36:YQ:81:VAL:H	1.69	0.41
37:YR:44:LEU:HD22	37:YR:48:VAL:HG23	2.02	0.41
40:YU:17:ILE:HG23	40:YU:39:LEU:HD12	2.02	0.41

Continued on next page...

Continued from previous page...

Atom-1	Atom-2	Interatomic distance (Å)	Clash overlap (Å)
40:YU:92:ARG:HD2	40:YU:95:LEU:HD12	2.02	0.41
40:YU:92:ARG:NH2	41:YV:11:GLN:H	2.18	0.41
43:YX:31:HIS:HB3	43:YX:34:ALA:HB2	2.03	0.41
45:YZ:8:TYR:HD1	45:YZ:38:TYR:CZ	2.39	0.41
45:YZ:182:LYS:CB	45:YZ:183:LEU:HA	2.51	0.41
47:Y1:83:GLU:C	47:Y1:85:LEU:H	2.24	0.41
52:Y6:36:LEU:HD13	52:Y6:50:ARG:CZ	2.51	0.41
1:QA:438:G:H4'	4:QD:123:HIS:CD2	2.56	0.41
1:QA:593:G:H1	1:QA:646:U:H3	1.67	0.41
1:QA:598:U:H4'	8:QH:94:TYR:CD2	2.56	0.41
1:QA:1098:C:H2'	1:QA:1099:G:O4'	2.21	0.41
1:QA:1225:A:N3	1:QA:1225:A:H2'	2.36	0.41
3:QC:83:ARG:O	3:QC:86:VAL:HG22	2.21	0.41
5:QE:147:ASP:O	5:QE:151:LEU:HG	2.21	0.41
6:QF:35:ALA:HA	6:QF:67:MET:HB3	2.02	0.41
8:QH:44:PHE:HD1	8:QH:80:ILE:HG12	1.86	0.41
22:QV:76:A:H2'	25:RA:2602:A:H61	1.83	0.41
25:RA:65:C:O2'	25:RA:456:C:N3	2.43	0.41
25:RA:77:C:O3'	48:R2:14:ARG:NH2	2.48	0.41
25:RA:244:A:H2'	25:RA:245:G:O4'	2.21	0.41
25:RA:389:G:H22	35:RP:72:PRO:HD3	1.86	0.41
25:RA:392:C:H5''	25:RA:409:C:H5''	2.02	0.41
25:RA:587:C:N3	35:RP:33:ARG:NH1	2.65	0.41
25:RA:626:U:H5''	25:RA:627:A:C5'	2.51	0.41
25:RA:705:A:H1'	27:RD:9:TYR:CE1	2.56	0.41
25:RA:2198:A:C2	32:RI:29:TYR:HB2	2.56	0.41
25:RA:2712:U:OP1	25:RA:2714:G:H4'	2.21	0.41
25:RA:2820:A:O5'	37:RR:4:LEU:HD23	2.21	0.41
26:RB:110:G:H2'	26:RB:111:U:O4'	2.21	0.41
27:RD:34:VAL:C	27:RD:35:LYS:HG3	2.40	0.41
28:RE:184:VAL:HB	28:RE:185:LYS:H	1.64	0.41
35:RP:62:LEU:HD13	35:RP:62:LEU:N	2.36	0.41
38:RS:83:LYS:C	38:RS:109:GLY:HA3	2.42	0.41
50:R4:23:GLU:HG3	50:R4:25:TYR:HE2	1.85	0.41
1:XA:1107:C:C4	1:XA:1108:G:C8	3.09	0.41
2:XB:166:ASP:HB3	2:XB:169:LYS:HB2	2.02	0.41
3:XC:42:LEU:HD12	3:XC:42:LEU:HA	1.87	0.41
4:XD:64:LEU:HD13	4:XD:198:VAL:HG11	2.02	0.41
6:XF:25:ILE:HD13	6:XF:28:ARG:NH1	2.35	0.41
10:XJ:6:ILE:O	10:XJ:71:LEU:HD12	2.21	0.41
11:XK:19:ALA:CB	11:XK:32:ILE:HG22	2.50	0.41

Continued on next page...

Continued from previous page...

Atom-1	Atom-2	Interatomic distance (Å)	Clash overlap (Å)
22:XV:53:G:O2'	22:XV:54:U:O5'	2.39	0.41
25:YA:69:C:H2'	25:YA:70:G:C8	2.55	0.41
25:YA:173:G:H2'	25:YA:174:C:C6	2.56	0.41
25:YA:297:C:H5''	44:YY:85:VAL:CG2	2.51	0.41
25:YA:566:U:OP1	35:YP:29:LYS:NZ	2.50	0.41
25:YA:747:U:OP2	51:Y5:3:LYS:HD2	2.21	0.41
25:YA:1588:C:H2'	25:YA:1589:C:H6	1.86	0.41
25:YA:1931:U:C5	25:YA:1969:A:N7	2.89	0.41
27:YD:35:LYS:HZ1	27:YD:65:ILE:HA	1.86	0.41
27:YD:201:HIS:O	27:YD:204:ILE:HG12	2.21	0.41
28:YE:95:ILE:H	28:YE:95:ILE:CD1	2.31	0.41
34:YO:4:PRO:O	34:YO:5:GLN:CB	2.69	0.41
1:QA:126:G:H2'	1:QA:127:G:O4'	2.21	0.40
1:QA:1034:G:H2'	1:QA:1035:A:C8	2.55	0.40
1:QA:1329:A:H5'	13:QM:29:ARG:NE	2.36	0.40
7:QG:54:THR:O	7:QG:56:GLN:N	2.52	0.40
7:QG:93:PRO:O	7:QG:96:GLN:HB2	2.21	0.40
21:QU:10:ARG:HA	21:QU:13:ILE:HB	2.02	0.40
25:RA:13:A:N1	25:RA:525:U:H2'	2.37	0.40
25:RA:634:C:H2'	25:RA:635:C:C6	2.56	0.40
25:RA:1364:G:N7	47:R1:2:SER:N	2.69	0.40
25:RA:2469:A:H5''	25:RA:2470:G:C8	2.56	0.40
25:RA:2788:C:OP1	28:RE:61:ARG:NH1	2.54	0.40
31:RH:103:LEU:HG	31:RH:105:LEU:HD12	2.02	0.40
31:RH:107:VAL:HB	31:RH:153:LYS:HE3	2.03	0.40
32:RI:120:ILE:HD11	32:RI:126:TYR:OH	2.20	0.40
39:RT:109:GLU:O	39:RT:113:LYS:HB2	2.21	0.40
43:RX:67:GLY:C	43:RX:69:TYR:H	2.23	0.40
46:R0:72:ARG:HB2	46:R0:75:LEU:HB2	2.03	0.40
50:R4:13:ARG:O	50:R4:30:GLU:HA	2.21	0.40
53:R7:31:LEU:HD23	53:R7:31:LEU:HA	1.86	0.40
1:XA:22:G:H4'	1:XA:885:G:C8	2.56	0.40
1:XA:965:A:H4'	1:XA:966:G:OP1	2.20	0.40
1:XA:1363:A:H1'	1:XA:1365:G:N7	2.36	0.40
5:XE:51:VAL:HB	5:XE:52:PRO:HD3	2.03	0.40
7:XG:89:MET:HE3	7:XG:155:ARG:HB2	2.03	0.40
8:XH:6:ILE:HB	8:XH:85:ARG:NH1	2.36	0.40
9:XI:95:LYS:NZ	9:XI:96:LEU:HD13	2.36	0.40
20:XT:43:LEU:HD23	20:XT:43:LEU:HA	1.88	0.40
25:YA:18:C:O3'	40:YU:23:GLY:HA2	2.21	0.40
25:YA:270:A:H1'	25:YA:370:G:C2	2.56	0.40

Continued on next page...

Continued from previous page...

Atom-1	Atom-2	Interatomic distance (Å)	Clash overlap (Å)
25:YA:270(X):G:C6	25:YA:270(Y):G:N1	2.89	0.40
25:YA:654:A:O2'	25:YA:654(A):G:OP2	2.36	0.40
25:YA:654:A:HO2'	25:YA:654(A):G:P	2.44	0.40
25:YA:659:C:H2'	25:YA:660:G:H8	1.85	0.40
25:YA:1331:A:C6	25:YA:1333:C:C2	3.09	0.40
25:YA:2108:C:H2'	25:YA:2109:U:C6	2.56	0.40
30:YG:18:GLU:OE1	30:YG:22:ARG:NH1	2.49	0.40
30:YG:61:ALA:HA	30:YG:64:THR:HG22	2.02	0.40
31:YH:125:VAL:HG22	31:YH:131:VAL:HG13	2.02	0.40
35:YP:29:LYS:HB3	35:YP:30:THR:H	1.59	0.40
40:YU:96:ALA:HA	40:YU:98:LEU:HD23	2.03	0.40
50:Y4:43:TYR:O	50:Y4:46:GLN:HA	2.20	0.40
50:Y4:48:ARG:HH12	50:Y4:52:THR:H	1.69	0.40
1:QA:115:G:H4'	1:QA:116:A:O5'	2.20	0.40
1:QA:955:U:H2'	1:QA:956:U:O4'	2.21	0.40
3:QC:71:ALA:HB2	3:QC:109:PRO:HB3	2.04	0.40
10:QJ:4:ILE:HA	10:QJ:100:THR:HG22	2.02	0.40
19:QS:5:LEU:HD12	19:QS:5:LEU:HA	1.93	0.40
22:QV:43:A:H2'	22:QV:44:A:C8	2.57	0.40
25:RA:155:C:H5'	25:RA:161:U:OP2	2.22	0.40
25:RA:315:G:H2'	25:RA:316:C:C6	2.57	0.40
25:RA:778:G:H5'	27:RD:48:ARG:NH1	2.35	0.40
25:RA:1285:G:N1	25:RA:1329:U:OP1	2.50	0.40
25:RA:1504:C:H5'	25:RA:1505:C:OP2	2.21	0.40
25:RA:2086:U:H2'	25:RA:2087:G:C8	2.56	0.40
25:RA:2779:U:H6	25:RA:2779:U:H2'	1.75	0.40
28:RE:55:ASN:ND2	28:RE:75:VAL:HG22	2.35	0.40
28:RE:197:ILE:HD11	28:RE:199:ARG:CZ	2.50	0.40
29:RF:107:LYS:HE3	29:RF:206:ILE:HD12	2.03	0.40
31:RH:30:LYS:HD2	31:RH:81:GLU:H	1.85	0.40
31:RH:98:LEU:HB2	31:RH:125:VAL:HB	2.03	0.40
34:RO:63:VAL:HB	34:RO:106:LEU:HD11	2.02	0.40
36:RQ:58:PHE:CD1	36:RQ:61:GLY:HA3	2.56	0.40
40:RU:83:LEU:HG	40:RU:88:ILE:HB	2.03	0.40
1:XA:652:U:H1'	1:XA:653:A:H2	1.86	0.40
1:XA:982:U:H4'	1:XA:983:A:O5'	2.21	0.40
1:XA:1164:G:H2'	1:XA:1165:C:H6	1.87	0.40
1:XA:1216:G:OP1	14:XN:2:ALA:HA	2.21	0.40
2:XB:19:HIS:NE2	2:XB:206:ASP:HB2	2.36	0.40
2:XB:120:ALA:C	2:XB:122:PHE:H	2.25	0.40
3:XC:188:LEU:HD13	3:XC:188:LEU:HA	1.90	0.40

Continued on next page...

Continued from previous page...

Atom-1	Atom-2	Interatomic distance (Å)	Clash overlap (Å)
4:XD:165:MET:O	4:XD:167:GLY:N	2.54	0.40
5:XE:34:VAL:HG11	5:XE:63:ARG:HG2	2.02	0.40
11:XK:38:ASN:HA	11:XK:39:PRO:HD3	1.75	0.40
25:YA:549:G:H2'	25:YA:550:G:O4'	2.21	0.40
25:YA:593:G:C4'	54:Y8:4:MET:HE1	2.51	0.40
25:YA:857:C:H1'	46:Y0:26:TYR:CE2	2.56	0.40
25:YA:1076:C:H2'	25:YA:1077:A:H5''	2.03	0.40
25:YA:1087:G:C4	25:YA:1089:G:H1'	2.56	0.40
25:YA:1209:G:N2	25:YA:1210:A:H62	2.19	0.40
25:YA:1550:C:H2'	25:YA:1551:C:C6	2.55	0.40
25:YA:2884:U:C2	51:Y5:51:TYR:HE1	2.39	0.40
26:YB:41:U:H5	30:YG:70:VAL:O	2.04	0.40
27:YD:62:TYR:HA	27:YD:87:ASN:OD1	2.21	0.40
28:YE:49:LEU:HD12	28:YE:49:LEU:HA	1.71	0.40
30:YG:7:LEU:HD12	30:YG:104:GLU:HA	2.04	0.40
31:YH:109:PHE:HZ	31:YH:152:ARG:HG2	1.86	0.40
32:YI:52:ARG:O	32:YI:56:LYS:HB3	2.21	0.40
33:YN:65:LYS:H	33:YN:65:LYS:HG2	1.60	0.40
38:YS:69:VAL:HA	38:YS:72:ALA:HB3	2.03	0.40
52:Y6:13:CYS:HB2	52:Y6:22:ALA:HB3	2.03	0.40
3:QC:43:LEU:HD22	3:QC:47:LEU:HD22	2.02	0.40
6:QF:30:LEU:HD23	6:QF:75:LEU:HD11	2.02	0.40
6:QF:33:TYR:CE1	6:QF:78:GLU:HG2	2.56	0.40
25:RA:221:A:C4	25:RA:266:G:N7	2.89	0.40
25:RA:439:G:H2'	25:RA:440:G:C8	2.56	0.40
25:RA:485:C:H2'	25:RA:486:C:C6	2.56	0.40
25:RA:579:G:H2'	25:RA:580:C:C6	2.56	0.40
25:RA:2233:U:H2'	25:RA:2234:G:C8	2.56	0.40
25:RA:2716:U:O2'	25:RA:2717:G:H5'	2.21	0.40
26:RB:15:A:H1'	26:RB:109:G:C8	2.56	0.40
27:RD:35:LYS:HB3	27:RD:63:ARG:HA	2.04	0.40
27:RD:44:ASN:HB2	27:RD:49:ILE:HA	2.02	0.40
27:RD:96:HIS:CD2	27:RD:102:LYS:HG2	2.56	0.40
28:RE:26:ILE:O	28:RE:26:ILE:HG12	2.18	0.40
28:RE:36:ARG:HB3	28:RE:36:ARG:HH11	1.87	0.40
30:RG:117:PHE:HE1	30:RG:120:LEU:HD23	1.87	0.40
32:RI:30:LEU:HD22	32:RI:35:LEU:HD11	2.02	0.40
35:RP:62:LEU:O	54:R8:13:ARG:HB2	2.22	0.40
35:RP:114:ILE:HD11	35:RP:130:PHE:CD1	2.57	0.40
39:RT:51:ARG:CG	39:RT:98:LYS:HG3	2.52	0.40
44:RY:11:ASP:O	44:RY:26:LYS:HG3	2.21	0.40

Continued on next page...

Continued from previous page...

Atom-1	Atom-2	Interatomic distance (Å)	Clash overlap (Å)
45:RZ:48:PHE:HE2	45:RZ:71:VAL:HG21	1.87	0.40
47:R1:95:LEU:HD23	47:R1:95:LEU:HA	1.94	0.40
54:R8:49:VAL:HG23	54:R8:53:PRO:HB3	2.04	0.40
1:XA:97:U:H2'	1:XA:99:C:C6	2.56	0.40
1:XA:1032(B):G:H2'	1:XA:1033:G:H8	1.86	0.40
1:XA:1314:C:OP2	19:XS:4:SER:OG	2.37	0.40
1:XA:1508:G:H2'	1:XA:1509:C:C6	2.56	0.40
9:XI:75:ASP:HA	9:XI:78:LYS:HB3	2.04	0.40
11:XK:18:ARG:HB3	11:XK:33:THR:OG1	2.21	0.40
12:XL:38:THR:CG2	12:XL:57:LYS:HB3	2.49	0.40
12:XL:90:VAL:O	12:XL:92:ASP:N	2.54	0.40
25:YA:468:G:C6	25:YA:469:G:C4	3.09	0.40
25:YA:849:A:N1	49:Y3:25:ALA:HB2	2.36	0.40
25:YA:1071:G:O5'	25:YA:1071:G:H8	2.03	0.40
25:YA:1093:G:H5'	31:YH:170:ARG:HH12	1.86	0.40
25:YA:1790:C:H2'	25:YA:1791:A:C5	2.56	0.40
25:YA:1906:G:OP2	25:YA:1930:G:H5''	2.21	0.40
25:YA:1991:U:H2'	25:YA:1992:G:H5''	2.03	0.40
25:YA:2168:G:N3	25:YA:2168:G:H2'	2.36	0.40
25:YA:2477:C:O5'	25:YA:2477:C:H6	2.04	0.40
25:YA:2607:G:H2'	25:YA:2608:G:O4'	2.20	0.40
25:YA:2635:C:H5'	28:YE:77:ILE:HD13	2.04	0.40
25:YA:2660:A:C2	25:YA:2661:G:H1'	2.56	0.40
25:YA:2722:G:H2'	25:YA:2723:C:C6	2.56	0.40
29:YF:168:ARG:HG3	29:YF:175:THR:HG21	2.02	0.40
29:YF:198:ALA:HA	29:YF:201:VAL:HG12	2.03	0.40
32:YI:56:LYS:HG3	32:YI:57:ARG:N	2.34	0.40
45:YZ:106:GLY:O	45:YZ:141:VAL:HG13	2.20	0.40
52:Y6:11:LEU:HD13	52:Y6:11:LEU:HA	1.86	0.40
1:QA:186:C:H5'	20:QT:78:ALA:HB1	2.03	0.40
1:QA:1006:C:H2'	1:QA:1007:C:C6	2.57	0.40
1:QA:1129:C:C4'	1:QA:1130:A:H5'	2.52	0.40
1:QA:1157:A:H1'	1:QA:1158:C:C4	2.56	0.40
1:QA:1347:G:N2	1:QA:1374:A:OP2	2.47	0.40
3:QC:7:PRO:O	3:QC:11:ARG:NH1	2.54	0.40
13:QM:4:ILE:H	13:QM:9:ILE:CG2	2.35	0.40
16:QP:34:GLU:OE2	16:QP:55:ARG:NH1	2.53	0.40
20:QT:86:ARG:O	20:QT:90:GLN:HG3	2.21	0.40
25:RA:242:G:C5'	54:R8:62:LEU:HD13	2.49	0.40
25:RA:795:C:H2'	25:RA:796:C:H6	1.85	0.40
25:RA:1011:G:C2	25:RA:1013:C:C2	3.09	0.40

Continued on next page...

Continued from previous page...

Atom-1	Atom-2	Interatomic distance (Å)	Clash overlap (Å)
25:RA:1047:G:H2'	25:RA:1110:G:H1	1.86	0.40
25:RA:1179:C:H2'	25:RA:1180:C:O4'	2.21	0.40
25:RA:2173:A:C2	25:RA:2174:C:H1'	2.56	0.40
25:RA:2567:G:H2'	25:RA:2568:C:C6	2.55	0.40
25:RA:2593:U:H2'	25:RA:2594:C:H6	1.86	0.40
27:RD:209:ALA:O	27:RD:212:SER:HB2	2.22	0.40
29:RF:29:ASN:HB3	29:RF:32:LEU:HD23	2.04	0.40
31:RH:167:GLU:HA	31:RH:168:PRO:HD3	1.90	0.40
33:RN:17:ASP:O	33:RN:19:GLU:N	2.54	0.40
34:RO:66:LYS:HA	34:RO:79:PHE:O	2.21	0.40
36:RQ:72:LYS:HB3	36:RQ:94:VAL:O	2.21	0.40
40:RU:66:ASN:CG	40:RU:70:ARG:HH21	2.21	0.40
44:RY:67:LEU:HD12	44:RY:67:LEU:HA	1.93	0.40
46:R0:12:ASN:HB3	46:R0:13:GLY:H	1.67	0.40
1:XA:41:G:H2'	1:XA:42:G:H8	1.86	0.40
1:XA:114:U:H2'	1:XA:115:G:C8	2.57	0.40
1:XA:951:G:OP2	13:XM:102:ARG:NH2	2.54	0.40
3:XC:20:SER:HB2	3:XC:40:ARG:NH2	2.29	0.40
4:XD:108:LEU:HB3	4:XD:110:PHE:CD1	2.57	0.40
5:XE:89:ILE:HG12	5:XE:91:LEU:CD1	2.52	0.40
19:XS:15:LEU:HA	19:XS:18:LYS:HB3	2.04	0.40
25:YA:65:C:H5'	43:YX:71:GLY:HA3	2.03	0.40
25:YA:661:C:H5''	35:YP:15:ARG:NH2	2.37	0.40
25:YA:699:A:H2'	25:YA:700:G:O4'	2.22	0.40
25:YA:1429:G:H2'	25:YA:1430:C:C6	2.57	0.40
25:YA:1698:A:H4'	25:YA:1699:G:OP1	2.22	0.40
25:YA:1759:A:H1'	25:YA:2711:A:C2	2.57	0.40
25:YA:1800:C:OP2	27:YD:183:ARG:NH1	2.54	0.40
26:YB:66:A:O2'	26:YB:67:G:P	2.80	0.40
27:YD:237:GLU:O	27:YD:238:GLY:C	2.59	0.40
31:YH:46:GLU:OE1	31:YH:51:ARG:NH1	2.54	0.40
40:YU:17:ILE:HD13	40:YU:17:ILE:HA	1.92	0.40
40:YU:19:LYS:O	40:YU:22:LYS:HB2	2.22	0.40
44:YY:89:PHE:C	44:YY:90:LEU:HD13	2.42	0.40
45:YZ:136:PHE:CD1	45:YZ:138:GLU:HG3	2.56	0.40
45:YZ:140:ASP:OD2	45:YZ:140:ASP:N	2.51	0.40
49:Y3:12:PRO:O	49:Y3:14:GLY:N	2.55	0.40
49:Y3:52:HIS:CD2	49:Y3:53:LEU:HG	2.57	0.40
50:Y4:14:ILE:O	50:Y4:14:ILE:HG23	2.21	0.40
52:Y6:28:ARG:HB3	52:Y6:30:THR:C	2.41	0.40
1:QA:186(C):G:C6	1:QA:191(E):G:C6	3.10	0.40

Continued on next page...

Continued from previous page...

Atom-1	Atom-2	Interatomic distance (Å)	Clash overlap (Å)
1:QA:514:C:H2'	1:QA:515:G:C8	2.57	0.40
1:QA:557:G:C6	1:QA:558:G:C6	3.09	0.40
1:QA:1169:A:C6	1:QA:1170:A:C6	3.09	0.40
1:QA:1312:G:H2'	1:QA:1313:U:H6	1.87	0.40
4:QD:176:LEU:HD12	4:QD:182:LYS:O	2.21	0.40
5:QE:50:GLU:HG3	5:QE:52:PRO:HD2	2.04	0.40
7:QG:117:ALA:HA	7:QG:120:ILE:HG12	2.03	0.40
10:QJ:61:GLU:OE1	14:QN:58:LYS:HE2	2.21	0.40
22:QV:4:G:H2'	22:QV:5:G:O4'	2.21	0.40
25:RA:123:G:O3'	25:RA:1376:C:H4'	2.22	0.40
25:RA:826:U:H4'	35:RP:55:ARG:HB3	2.03	0.40
25:RA:1638:C:H5''	25:RA:2710:C:O2'	2.21	0.40
25:RA:2302:G:C6	25:RA:2303:G:N7	2.90	0.40
27:RD:132:PRO:HG3	27:RD:190:TYR:CE1	2.56	0.40
33:RN:108:PRO:O	33:RN:113:GLY:HA3	2.21	0.40
35:RP:25:SER:OG	35:RP:26:GLY:O	2.38	0.40
37:RR:116:LEU:HD23	37:RR:116:LEU:HA	1.83	0.40
38:RS:23:ARG:HB2	38:RS:86:ALA:HB2	2.03	0.40
38:RS:69:VAL:HG13	38:RS:101:LEU:HD22	2.03	0.40
39:RT:120:ARG:HA	39:RT:123:GLN:NE2	2.37	0.40
42:RW:73:ALA:HB3	42:RW:106:ILE:HG23	2.02	0.40
1:XA:233:C:H2'	1:XA:234:C:H6	1.86	0.40
1:XA:1239:A:H62	1:XA:1299:A:N6	2.19	0.40
3:XC:56:ASP:HB2	3:XC:67:THR:HB	2.03	0.40
5:XE:12:LEU:HB3	5:XE:31:LEU:CB	2.52	0.40
9:XI:5:TYR:HA	9:XI:17:VAL:O	2.21	0.40
10:XJ:77:PRO:O	10:XJ:79:ARG:NH1	2.54	0.40
25:YA:69:C:H2'	25:YA:70:G:H8	1.86	0.40
25:YA:141:A:H1'	25:YA:1408:C:O4'	2.21	0.40
25:YA:226:G:O2'	25:YA:227:A:P	2.79	0.40
25:YA:305:U:H2'	25:YA:306:U:C6	2.56	0.40
25:YA:607:U:N3	25:YA:621:A:C2	2.82	0.40
25:YA:638:G:H2'	25:YA:639:U:C6	2.56	0.40
25:YA:747:U:O2	25:YA:2014:A:H1'	2.21	0.40
25:YA:888:C:C3'	25:YA:889:C:H4'	2.48	0.40
25:YA:1321:A:H2'	25:YA:1322:A:O4'	2.21	0.40
25:YA:1406:U:H2'	25:YA:1407:C:C6	2.57	0.40
25:YA:1547:C:O2'	25:YA:1548:C:H5''	2.21	0.40
25:YA:1931:U:H5	25:YA:1969:A:N7	2.20	0.40
25:YA:2025:C:H2'	25:YA:2026:C:C6	2.55	0.40
29:YF:122:LYS:HD3	29:YF:122:LYS:HA	1.86	0.40

Continued on next page...

Continued from previous page...

Atom-1	Atom-2	Interatomic distance (Å)	Clash overlap (Å)
29:YF:125:LEU:HD21	29:YF:199:TRP:CE3	2.57	0.40
32:YI:90:GLY:O	32:YI:121:LYS:HE2	2.21	0.40
32:YI:110:ASP:HB2	32:YI:130:TYR:HE1	1.87	0.40
40:YU:61:TRP:O	40:YU:65:ILE:HG13	2.22	0.40
41:YV:3:ALA:HA	41:YV:40:LEU:O	2.21	0.40
41:YV:21:ARG:HD2	41:YV:91:TYR:CE1	2.56	0.40
45:YZ:28:MET:O	45:YZ:34:ASN:HA	2.22	0.40

All (2) symmetry-related close contacts are listed below. The label for Atom-2 includes the symmetry operator and encoded unit-cell translations to be applied.

Atom-1	Atom-2	Interatomic distance (Å)	Clash overlap (Å)
25:RA:1593:G:O2'	26:RB:54:G:OP1[1_655]	2.12	0.08
32:RI:91:SER:OG	1:XA:368:U:OP1[4_555]	2.15	0.05

5.3 Torsion angles [i](#)

5.3.1 Protein backbone [i](#)

In the following table, the Percentiles column shows the percent Ramachandran outliers of the chain as a percentile score with respect to all X-ray entries followed by that with respect to entries of similar resolution.

The Analysed column shows the number of residues for which the backbone conformation was analysed, and the total number of residues.

Mol	Chain	Analysed	Favoured	Allowed	Outliers	Percentiles	
2	QB	235/256 (92%)	175 (74%)	43 (18%)	17 (7%)	1	1
2	XB	235/256 (92%)	178 (76%)	42 (18%)	15 (6%)	1	2
3	QC	203/239 (85%)	163 (80%)	34 (17%)	6 (3%)	3	9
3	XC	203/239 (85%)	171 (84%)	29 (14%)	3 (2%)	8	24
4	QD	206/209 (99%)	175 (85%)	25 (12%)	6 (3%)	3	10
4	XD	206/209 (99%)	177 (86%)	24 (12%)	5 (2%)	5	14
5	QE	149/162 (92%)	136 (91%)	8 (5%)	5 (3%)	3	7
5	XE	149/162 (92%)	133 (89%)	13 (9%)	3 (2%)	6	17
6	QF	99/101 (98%)	95 (96%)	4 (4%)	0	100	100
6	XF	99/101 (98%)	94 (95%)	5 (5%)	0	100	100

Continued on next page...

Continued from previous page...

Mol	Chain	Analysed	Favoured	Allowed	Outliers	Percentiles	
7	QG	153/156 (98%)	135 (88%)	16 (10%)	2 (1%)	10	26
7	XG	153/156 (98%)	138 (90%)	13 (8%)	2 (1%)	10	26
8	QH	136/138 (99%)	121 (89%)	14 (10%)	1 (1%)	19	41
8	XH	136/138 (99%)	120 (88%)	12 (9%)	4 (3%)	3	10
9	QI	125/128 (98%)	103 (82%)	17 (14%)	5 (4%)	2	5
9	XI	125/128 (98%)	97 (78%)	24 (19%)	4 (3%)	3	8
10	QJ	97/105 (92%)	75 (77%)	19 (20%)	3 (3%)	3	9
10	XJ	97/105 (92%)	78 (80%)	14 (14%)	5 (5%)	1	3
11	QK	117/129 (91%)	100 (86%)	14 (12%)	3 (3%)	4	12
11	XK	117/129 (91%)	100 (86%)	15 (13%)	2 (2%)	7	21
12	QL	123/132 (93%)	98 (80%)	18 (15%)	7 (6%)	1	2
12	XL	123/132 (93%)	98 (80%)	15 (12%)	10 (8%)	1	1
13	QM	119/126 (94%)	95 (80%)	15 (13%)	9 (8%)	1	1
13	XM	119/126 (94%)	94 (79%)	16 (13%)	9 (8%)	1	1
14	QN	58/61 (95%)	48 (83%)	6 (10%)	4 (7%)	1	1
14	XN	58/61 (95%)	46 (79%)	6 (10%)	6 (10%)	0	1
15	QO	86/89 (97%)	80 (93%)	5 (6%)	1 (1%)	11	28
15	XO	86/89 (97%)	80 (93%)	4 (5%)	2 (2%)	5	15
16	QP	82/88 (93%)	73 (89%)	8 (10%)	1 (1%)	11	28
16	XP	82/88 (93%)	71 (87%)	10 (12%)	1 (1%)	11	28
17	QQ	98/105 (93%)	91 (93%)	5 (5%)	2 (2%)	6	17
17	XQ	98/105 (93%)	88 (90%)	10 (10%)	0	100	100
18	QR	68/88 (77%)	56 (82%)	9 (13%)	3 (4%)	2	4
18	XR	68/88 (77%)	61 (90%)	6 (9%)	1 (2%)	8	24
19	QS	82/93 (88%)	56 (68%)	15 (18%)	11 (13%)	0	0
19	XS	82/93 (88%)	54 (66%)	17 (21%)	11 (13%)	0	0
20	QT	97/106 (92%)	76 (78%)	15 (16%)	6 (6%)	1	2
20	XT	97/106 (92%)	75 (77%)	16 (16%)	6 (6%)	1	2
21	QU	23/27 (85%)	19 (83%)	3 (13%)	1 (4%)	2	4
21	XU	23/27 (85%)	18 (78%)	4 (17%)	1 (4%)	2	4
27	RD	270/276 (98%)	226 (84%)	32 (12%)	12 (4%)	2	4

Continued on next page...

Continued from previous page...

Mol	Chain	Analysed	Favoured	Allowed	Outliers	Percentiles	
27	YD	270/276 (98%)	227 (84%)	34 (13%)	9 (3%)	3	8
28	RE	203/206 (98%)	147 (72%)	36 (18%)	20 (10%)	0	1
28	YE	203/206 (98%)	142 (70%)	41 (20%)	20 (10%)	0	1
29	RF	200/210 (95%)	167 (84%)	20 (10%)	13 (6%)	1	2
29	YF	200/210 (95%)	167 (84%)	25 (12%)	8 (4%)	2	5
30	RG	179/182 (98%)	139 (78%)	26 (14%)	14 (8%)	1	1
30	YG	179/182 (98%)	142 (79%)	25 (14%)	12 (7%)	1	1
31	RH	168/180 (93%)	114 (68%)	33 (20%)	21 (12%)	0	0
31	YH	168/180 (93%)	121 (72%)	23 (14%)	24 (14%)	0	0
32	RI	144/148 (97%)	101 (70%)	30 (21%)	13 (9%)	0	1
32	YI	144/148 (97%)	104 (72%)	23 (16%)	17 (12%)	0	0
33	RN	136/140 (97%)	104 (76%)	20 (15%)	12 (9%)	0	1
33	YN	136/140 (97%)	106 (78%)	16 (12%)	14 (10%)	0	1
34	RO	120/122 (98%)	109 (91%)	9 (8%)	2 (2%)	7	21
34	YO	120/122 (98%)	108 (90%)	10 (8%)	2 (2%)	7	21
35	RP	148/150 (99%)	106 (72%)	28 (19%)	14 (10%)	0	1
35	YP	148/150 (99%)	108 (73%)	23 (16%)	17 (12%)	0	0
36	RQ	139/141 (99%)	99 (71%)	22 (16%)	18 (13%)	0	0
36	YQ	139/141 (99%)	98 (70%)	22 (16%)	19 (14%)	0	0
37	RR	116/118 (98%)	106 (91%)	5 (4%)	5 (4%)	2	4
37	YR	116/118 (98%)	99 (85%)	11 (10%)	6 (5%)	1	3
38	RS	109/112 (97%)	76 (70%)	22 (20%)	11 (10%)	0	1
38	YS	109/112 (97%)	78 (72%)	18 (16%)	13 (12%)	0	0
39	RT	135/146 (92%)	106 (78%)	17 (13%)	12 (9%)	0	1
39	YT	135/146 (92%)	108 (80%)	17 (13%)	10 (7%)	1	1
40	RU	115/118 (98%)	102 (89%)	9 (8%)	4 (4%)	3	7
40	YU	115/118 (98%)	101 (88%)	10 (9%)	4 (4%)	3	7
41	RV	99/101 (98%)	82 (83%)	11 (11%)	6 (6%)	1	2
41	YV	99/101 (98%)	79 (80%)	12 (12%)	8 (8%)	1	1
42	RW	111/113 (98%)	99 (89%)	8 (7%)	4 (4%)	3	7
42	YW	111/113 (98%)	100 (90%)	9 (8%)	2 (2%)	7	20

Continued on next page...

Continued from previous page...

Mol	Chain	Analysed	Favoured	Allowed	Outliers	Percentiles	
43	RX	90/96 (94%)	77 (86%)	11 (12%)	2 (2%)	5	16
43	YX	90/96 (94%)	82 (91%)	6 (7%)	2 (2%)	5	16
44	RY	100/110 (91%)	71 (71%)	13 (13%)	16 (16%)	0	0
44	YY	100/110 (91%)	70 (70%)	18 (18%)	12 (12%)	0	0
45	RZ	181/206 (88%)	124 (68%)	32 (18%)	25 (14%)	0	0
45	YZ	181/206 (88%)	124 (68%)	40 (22%)	17 (9%)	0	1
46	R0	80/85 (94%)	65 (81%)	14 (18%)	1 (1%)	10	26
46	Y0	80/85 (94%)	73 (91%)	7 (9%)	0	100	100
47	R1	95/98 (97%)	75 (79%)	11 (12%)	9 (10%)	0	1
47	Y1	95/98 (97%)	72 (76%)	17 (18%)	6 (6%)	1	2
48	R2	67/72 (93%)	53 (79%)	9 (13%)	5 (8%)	1	1
48	Y2	67/72 (93%)	55 (82%)	6 (9%)	6 (9%)	0	1
49	R3	57/60 (95%)	52 (91%)	3 (5%)	2 (4%)	3	7
49	Y3	57/60 (95%)	52 (91%)	4 (7%)	1 (2%)	7	20
50	R4	69/71 (97%)	35 (51%)	18 (26%)	16 (23%)	0	0
50	Y4	69/71 (97%)	35 (51%)	15 (22%)	19 (28%)	0	0
51	R5	57/60 (95%)	44 (77%)	11 (19%)	2 (4%)	3	7
51	Y5	57/60 (95%)	46 (81%)	9 (16%)	2 (4%)	3	7
52	R6	47/54 (87%)	23 (49%)	13 (28%)	11 (23%)	0	0
52	Y6	47/54 (87%)	22 (47%)	17 (36%)	8 (17%)	0	0
53	R7	47/49 (96%)	45 (96%)	1 (2%)	1 (2%)	5	16
53	Y7	47/49 (96%)	43 (92%)	3 (6%)	1 (2%)	5	16
54	R8	62/65 (95%)	51 (82%)	6 (10%)	5 (8%)	1	1
54	Y8	62/65 (95%)	48 (77%)	10 (16%)	4 (6%)	1	2
55	R9	35/37 (95%)	35 (100%)	0	0	100	100
55	Y9	35/37 (95%)	31 (89%)	4 (11%)	0	100	100
All	All	11470/12128 (95%)	9215 (80%)	1533 (13%)	722 (6%)	1	2

All (722) Ramachandran outliers are listed below:

Mol	Chain	Res	Type
2	QB	236	TYR
3	QC	12	LEU

Continued on next page...

Continued from previous page...

Mol	Chain	Res	Type
3	QC	190	ARG
4	QD	28	SER
13	QM	67	GLU
13	QM	106	ASN
13	QM	118	ALA
14	QN	16	PHE
19	QS	12	ASP
19	QS	45	VAL
20	QT	49	ALA
27	RD	26	LYS
27	RD	122	ASP
27	RD	242	ARG
28	RE	22	PRO
28	RE	53	PRO
28	RE	63	LEU
28	RE	68	ALA
28	RE	71	GLY
28	RE	93	VAL
31	RH	12	PRO
31	RH	86	GLU
31	RH	126	PRO
31	RH	127	GLU
31	RH	154	PRO
31	RH	168	PRO
31	RH	169	VAL
32	RI	115	ALA
32	RI	133	HIS
33	RN	9	VAL
33	RN	22	THR
33	RN	96	GLU
33	RN	131	GLN
34	RO	5	GLN
35	RP	6	LEU
35	RP	10	PRO
35	RP	15	ARG
35	RP	65	ARG
35	RP	95	VAL
35	RP	141	ALA
35	RP	148	LEU
36	RQ	22	LYS
36	RQ	66	ILE
36	RQ	78	PRO

Continued on next page...

Continued from previous page...

Mol	Chain	Res	Type
36	RQ	90	VAL
36	RQ	139	GLU
37	RR	3	HIS
37	RR	4	LEU
38	RS	57	LYS
38	RS	88	ASP
38	RS	89	ARG
39	RT	2	ASN
39	RT	3	ARG
39	RT	106	SER
39	RT	112	ARG
39	RT	124	ASP
40	RU	91	ASP
41	RV	48	GLY
41	RV	50	PRO
41	RV	100	ARG
42	RW	111	HIS
44	RY	3	VAL
44	RY	50	ARG
44	RY	57	GLN
44	RY	77	PRO
44	RY	78	ALA
45	RZ	13	GLU
48	R2	47	ASN
48	R2	48	HIS
48	R2	70	GLN
48	R2	71	ASN
50	R4	16	CYS
50	R4	18	CYS
50	R4	40	HIS
50	R4	43	TYR
50	R4	49	PHE
50	R4	50	VAL
50	R4	53	GLU
51	R5	4	HIS
51	R5	47	PRO
52	R6	15	GLU
54	R8	34	TRP
54	R8	52	LYS
54	R8	62	LEU
2	XB	230	VAL
2	XB	236	TYR

Continued on next page...

Continued from previous page...

Mol	Chain	Res	Type
3	XC	12	LEU
3	XC	79	ARG
4	XD	154	ASN
11	XK	91	ARG
12	XL	48	PRO
12	XL	64	TYR
13	XM	67	GLU
13	XM	106	ASN
13	XM	118	ALA
14	XN	14	PRO
14	XN	16	PHE
14	XN	52	GLN
19	XS	3	ARG
19	XS	12	ASP
20	XT	48	LYS
20	XT	96	GLY
27	YD	26	LYS
27	YD	28	GLU
27	YD	122	ASP
27	YD	123	ALA
28	YE	2	LYS
28	YE	19	ARG
28	YE	22	PRO
28	YE	53	PRO
28	YE	63	LEU
28	YE	71	GLY
29	YF	73	ALA
29	YF	134	GLY
30	YG	96	ARG
31	YH	3	ARG
31	YH	12	PRO
31	YH	13	LYS
31	YH	86	GLU
31	YH	126	PRO
31	YH	127	GLU
31	YH	128	PRO
31	YH	168	PRO
31	YH	169	VAL
32	YI	133	HIS
32	YI	145	VAL
33	YN	9	VAL
33	YN	22	THR

Continued on next page...

Continued from previous page...

Mol	Chain	Res	Type
33	YN	36	GLY
35	YP	6	LEU
35	YP	10	PRO
35	YP	14	LYS
35	YP	15	ARG
35	YP	25	SER
35	YP	27	HIS
35	YP	95	VAL
35	YP	106	LEU
35	YP	148	LEU
36	YQ	18	LYS
36	YQ	22	LYS
36	YQ	25	ASP
36	YQ	79	LEU
36	YQ	86	GLY
36	YQ	90	VAL
36	YQ	134	ARG
37	YR	3	HIS
38	YS	82	ILE
38	YS	88	ASP
38	YS	107	GLU
39	YT	2	ASN
39	YT	123	GLN
39	YT	124	ASP
40	YU	90	VAL
40	YU	91	ASP
40	YU	93	LYS
41	YV	45	THR
43	YX	68	ARG
44	YY	50	ARG
44	YY	57	GLN
44	YY	77	PRO
44	YY	78	ALA
45	YZ	6	LYS
45	YZ	53	ILE
45	YZ	146	ILE
45	YZ	152	ALA
45	YZ	159	PRO
47	Y1	30	VAL
47	Y1	84	GLY
47	Y1	91	LYS
47	Y1	95	LEU

Continued on next page...

Continued from previous page...

Mol	Chain	Res	Type
48	Y2	16	LEU
48	Y2	43	GLN
48	Y2	47	ASN
48	Y2	48	HIS
50	Y4	24	THR
50	Y4	40	HIS
50	Y4	49	PHE
51	Y5	4	HIS
52	Y6	15	GLU
53	Y7	48	LYS
54	Y8	52	LYS
54	Y8	62	LEU
2	QB	15	VAL
2	QB	96	ARG
2	QB	229	VAL
2	QB	230	VAL
2	QB	237	ALA
3	QC	79	ARG
4	QD	51	PRO
4	QD	154	ASN
5	QE	115	VAL
8	QH	129	VAL
9	QI	41	VAL
9	QI	117	HIS
11	QK	101	SER
12	QL	47	LYS
12	QL	91	LYS
13	QM	12	ASN
14	QN	12	ARG
17	QQ	74	LEU
17	QQ	81	ARG
19	QS	3	ARG
19	QS	11	VAL
19	QS	26	GLY
19	QS	31	ILE
19	QS	41	VAL
27	RD	32	SER
28	RE	50	GLY
28	RE	60	ASN
28	RE	66	HIS
28	RE	72	VAL
28	RE	90	THR

Continued on next page...

Continued from previous page...

Mol	Chain	Res	Type
28	RE	92	THR
28	RE	187	ALA
29	RF	17	ARG
29	RF	67	GLN
29	RF	73	ALA
29	RF	89	VAL
29	RF	134	GLY
29	RF	198	ALA
30	RG	4	ASP
30	RG	5	VAL
30	RG	14	GLU
30	RG	96	ARG
30	RG	137	GLU
30	RG	146	TYR
31	RH	8	PRO
31	RH	128	PRO
31	RH	137	ASP
31	RH	153	LYS
31	RH	155	SER
32	RI	10	GLU
32	RI	11	ASN
32	RI	102	SER
32	RI	117	GLU
32	RI	145	VAL
35	RP	11	GLY
35	RP	90	ARG
35	RP	103	ALA
35	RP	106	LEU
36	RQ	6	ARG
36	RQ	25	ASP
36	RQ	27	VAL
36	RQ	133	ARG
37	RR	107	ASP
38	RS	4	LEU
38	RS	107	GLU
39	RT	37	GLY
40	RU	90	VAL
41	RV	49	THR
41	RV	79	VAL
43	RX	41	ASN
44	RY	45	VAL
44	RY	48	ALA

Continued on next page...

Continued from previous page...

Mol	Chain	Res	Type
44	RY	63	LYS
45	RZ	6	LYS
45	RZ	53	ILE
45	RZ	92	SER
45	RZ	111	VAL
45	RZ	112	ARG
45	RZ	153	SER
45	RZ	177	PRO
45	RZ	179	ASP
47	R1	30	VAL
47	R1	80	LEU
47	R1	84	GLY
47	R1	91	LYS
47	R1	95	LEU
48	R2	43	GLN
49	R3	26	LEU
50	R4	24	THR
50	R4	30	GLU
50	R4	51	ASP
50	R4	66	SER
52	R6	7	ILE
52	R6	45	LYS
2	XB	15	VAL
4	XD	30	LYS
4	XD	166	LYS
5	XE	115	VAL
7	XG	55	GLY
8	XH	50	ARG
9	XI	41	VAL
9	XI	127	LYS
10	XJ	30	SER
10	XJ	86	MET
12	XL	63	GLY
12	XL	91	LYS
12	XL	115	LYS
13	XM	6	GLY
13	XM	21	TYR
19	XS	41	VAL
19	XS	45	VAL
20	XT	99	LEU
27	YD	238	GLY
27	YD	242	ARG

Continued on next page...

Continued from previous page...

Mol	Chain	Res	Type
28	YE	7	VAL
28	YE	204	ALA
29	YF	128	ALA
29	YF	132	VAL
29	YF	181	LEU
30	YG	4	ASP
30	YG	36	LYS
31	YH	27	LYS
31	YH	50	VAL
31	YH	85	LYS
31	YH	152	ARG
31	YH	155	SER
33	YN	23	LEU
33	YN	96	GLU
34	YO	5	GLN
35	YP	66	GLY
35	YP	93	GLY
35	YP	141	ALA
36	YQ	6	ARG
36	YQ	60	ARG
36	YQ	137	TYR
37	YR	4	LEU
37	YR	45	ARG
37	YR	107	ASP
38	YS	12	PHE
38	YS	57	LYS
38	YS	109	GLY
39	YT	13	ARG
39	YT	39	ARG
39	YT	106	SER
41	YV	31	ALA
41	YV	48	GLY
41	YV	79	VAL
42	YW	111	HIS
44	YY	58	GLY
44	YY	102	CYS
45	YZ	13	GLU
45	YZ	81	ARG
48	Y2	70	GLN
48	Y2	71	ASN
50	Y4	5	ILE
50	Y4	18	CYS

Continued on next page...

Continued from previous page...

Mol	Chain	Res	Type
50	Y4	22	ILE
50	Y4	37	SER
50	Y4	43	TYR
50	Y4	50	VAL
52	Y6	7	ILE
52	Y6	16	CYS
52	Y6	33	LYS
2	QB	26	PRO
2	QB	87	ARG
2	QB	204	ASN
2	QB	207	ALA
3	QC	4	LYS
3	QC	51	GLY
4	QD	155	LEU
5	QE	77	PRO
10	QJ	30	SER
11	QK	103	LEU
11	QK	125	PHE
12	QL	28	LYS
13	QM	120	LYS
14	QN	14	PRO
15	QO	23	GLY
19	QS	9	VAL
19	QS	14	HIS
19	QS	28	LYS
20	QT	96	GLY
27	RD	46	GLN
27	RD	239	ARG
28	RE	79	ARG
28	RE	204	ALA
29	RF	133	ASN
30	RG	32	PRO
30	RG	116	ASP
31	RH	5	GLY
31	RH	27	LYS
31	RH	55	PRO
31	RH	87	LEU
31	RH	138	LYS
32	RI	15	VAL
32	RI	118	LYS
33	RN	8	GLN
33	RN	23	LEU

Continued on next page...

Continued from previous page...

Mol	Chain	Res	Type
33	RN	95	PRO
33	RN	130	HIS
34	RO	97	ARG
35	RP	29	LYS
35	RP	67	MET
36	RQ	11	LYS
36	RQ	19	GLY
36	RQ	137	TYR
37	RR	74	LYS
38	RS	12	PHE
38	RS	61	ASN
39	RT	12	SER
39	RT	97	ALA
40	RU	117	GLN
43	RX	67	GLY
44	RY	58	GLY
45	RZ	7	ALA
45	RZ	66	SER
45	RZ	116	VAL
45	RZ	119	GLU
45	RZ	152	ALA
47	R1	76	ARG
49	R3	27	GLY
52	R6	33	LYS
52	R6	35	GLU
52	R6	49	HIS
54	R8	31	HIS
54	R8	51	ALA
2	XB	13	ALA
2	XB	22	LYS
2	XB	24	TRP
2	XB	135	GLN
2	XB	207	ALA
4	XD	73	ARG
4	XD	155	LEU
7	XG	7	ALA
8	XH	2	LEU
9	XI	56	LEU
9	XI	95	LYS
10	XJ	59	SER
11	XK	103	LEU
13	XM	4	ILE

Continued on next page...

Continued from previous page...

Mol	Chain	Res	Type
13	XM	12	ASN
13	XM	42	ALA
19	XS	27	GLU
19	XS	28	LYS
27	YD	32	SER
28	YE	20	ALA
28	YE	50	GLY
28	YE	79	ARG
28	YE	90	THR
28	YE	92	THR
28	YE	117	MET
28	YE	184	VAL
29	YF	198	ALA
31	YH	8	PRO
31	YH	10	PRO
31	YH	87	LEU
31	YH	137	ASP
31	YH	138	LYS
31	YH	153	LYS
31	YH	154	PRO
32	YI	11	ASN
32	YI	12	LEU
32	YI	72	LEU
32	YI	113	ARG
32	YI	122	GLU
33	YN	7	LYS
33	YN	131	GLN
35	YP	16	ARG
35	YP	29	LYS
35	YP	65	ARG
36	YQ	19	GLY
36	YQ	105	GLU
36	YQ	133	ARG
37	YR	86	ARG
38	YS	4	LEU
38	YS	11	LYS
39	YT	97	ALA
41	YV	49	THR
41	YV	53	GLU
41	YV	100	ARG
44	YY	42	VAL
44	YY	63	LYS

Continued on next page...

Continued from previous page...

Mol	Chain	Res	Type
45	YZ	59	LEU
45	YZ	92	SER
45	YZ	166	SER
49	Y3	3	ARG
50	Y4	9	LEU
50	Y4	23	GLU
50	Y4	30	GLU
50	Y4	34	GLU
50	Y4	66	SER
51	Y5	47	PRO
52	Y6	19	ARG
52	Y6	49	HIS
54	Y8	30	ARG
54	Y8	34	TRP
2	QB	22	LYS
2	QB	126	GLU
2	QB	209	ARG
4	QD	171	GLY
9	QI	56	LEU
12	QL	27	LEU
12	QL	48	PRO
13	QM	6	GLY
13	QM	13	LYS
18	QR	20	ALA
18	QR	54	ARG
20	QT	71	THR
21	QU	9	ARG
27	RD	3	VAL
27	RD	123	ALA
27	RD	237	GLU
28	RE	78	LEU
29	RF	66	PRO
29	RF	197	ASP
30	RG	36	LYS
30	RG	86	MET
31	RH	92	ILE
32	RI	122	GLU
35	RP	21	ARG
36	RQ	21	THR
36	RQ	28	ALA
36	RQ	86	GLY
36	RQ	104	PHE

Continued on next page...

Continued from previous page...

Mol	Chain	Res	Type
36	RQ	105	GLU
37	RR	71	GLN
38	RS	109	GLY
39	RT	38	ASN
39	RT	39	ARG
40	RU	98	LEU
42	RW	18	ARG
42	RW	63	ASP
42	RW	68	ARG
44	RY	4	LYS
44	RY	53	PRO
44	RY	99	CYS
45	RZ	108	PRO
45	RZ	165	VAL
52	R6	16	CYS
53	R7	48	LYS
2	XB	19	HIS
2	XB	101	MET
2	XB	155	LEU
5	XE	70	PRO
8	XH	129	VAL
12	XL	19	ARG
12	XL	28	LYS
14	XN	15	LYS
14	XN	32	SER
15	XO	88	ARG
18	XR	20	ALA
19	XS	9	VAL
20	XT	84	LEU
20	XT	98	PRO
21	XU	9	ARG
30	YG	14	GLU
30	YG	82	LEU
30	YG	86	MET
30	YG	116	ASP
31	YH	83	TYR
32	YI	10	GLU
32	YI	87	LYS
32	YI	114	LEU
33	YN	11	PRO
33	YN	28	THR
33	YN	47	ALA

Continued on next page...

Continued from previous page...

Mol	Chain	Res	Type
36	YQ	104	PHE
36	YQ	140	ALA
38	YS	89	ARG
38	YS	96	GLY
39	YT	17	THR
43	YX	40	LYS
44	YY	51	VAL
44	YY	53	PRO
45	YZ	160	GLY
50	Y4	16	CYS
50	Y4	25	TYR
50	Y4	54	GLY
50	Y4	60	GLN
52	Y6	35	GLU
2	QB	234	PRO
4	QD	42	GLN
5	QE	70	PRO
5	QE	96	PRO
7	QG	7	ALA
9	QI	121	ARG
12	QL	19	ARG
12	QL	121	GLY
13	QM	4	ILE
18	QR	26	LEU
20	QT	73	HIS
20	QT	97	ALA
27	RD	238	GLY
28	RE	54	GLN
29	RF	8	GLN
30	RG	82	LEU
31	RH	21	PRO
31	RH	83	TYR
32	RI	12	LEU
32	RI	30	LEU
33	RN	18	ALA
33	RN	57	ALA
33	RN	135	PRO
38	RS	97	ARG
38	RS	110	LEU
39	RT	40	THR
44	RY	5	MET
44	RY	39	VAL

Continued on next page...

Continued from previous page...

Mol	Chain	Res	Type
44	RY	41	GLY
44	RY	62	GLU
45	RZ	12	GLY
45	RZ	51	ALA
45	RZ	61	LEU
45	RZ	158	PRO
45	RZ	181	GLU
46	R0	18	ALA
47	R1	74	VAL
47	R1	82	LEU
50	R4	5	ILE
50	R4	23	GLU
50	R4	28	LYS
50	R4	68	ARG
52	R6	9	LEU
52	R6	19	ARG
2	XB	121	LEU
3	XC	181	ASN
10	XJ	27	ALA
12	XL	27	LEU
12	XL	65	GLU
13	XM	101	GLN
15	XO	23	GLY
20	XT	97	ALA
27	YD	3	VAL
27	YD	46	GLN
28	YE	68	ALA
28	YE	82	ARG
28	YE	86	PRO
30	YG	5	VAL
30	YG	53	LEU
30	YG	117	PHE
31	YH	151	ILE
32	YI	18	VAL
32	YI	71	ILE
32	YI	117	GLU
32	YI	118	LYS
33	YN	95	PRO
33	YN	127	ASP
33	YN	134	ARG
33	YN	135	PRO
36	YQ	11	LYS

Continued on next page...

Continued from previous page...

Mol	Chain	Res	Type
36	YQ	27	VAL
38	YS	94	TYR
38	YS	110	LEU
39	YT	86	ILE
40	YU	117	GLN
41	YV	50	PRO
44	YY	39	VAL
45	YZ	51	ALA
45	YZ	61	LEU
45	YZ	62	PRO
45	YZ	168	GLU
45	YZ	181	GLU
47	Y1	74	VAL
50	Y4	14	ILE
52	Y6	21	TYR
2	QB	155	LEU
10	QJ	82	ILE
13	QM	10	PRO
14	QN	15	LYS
20	QT	98	PRO
27	RD	125	ILE
28	RE	82	ARG
29	RF	130	ALA
30	RG	52	ILE
30	RG	88	ILE
30	RG	117	PHE
38	RS	82	ILE
45	RZ	62	PRO
45	RZ	166	SER
47	R1	55	GLY
50	R4	11	PRO
52	R6	21	TYR
52	R6	34	LEU
2	XB	26	PRO
2	XB	126	GLU
2	XB	237	ALA
10	XJ	91	PRO
14	XN	60	SER
19	XS	7	LYS
28	YE	72	VAL
29	YF	58	ALA
34	YO	97	ARG

Continued on next page...

Continued from previous page...

Mol	Chain	Res	Type
35	YP	7	ARG
36	YQ	62	GLY
36	YQ	81	VAL
44	YY	3	VAL
47	Y1	55	GLY
2	QB	5	ILE
16	QP	46	PRO
28	RE	21	VAL
28	RE	86	PRO
29	RF	25	PRO
31	RH	166	GLY
5	XE	74	GLY
12	XL	18	VAL
32	YI	15	VAL
3	QC	81	GLY
5	QE	74	GLY
19	QS	46	GLY
27	RD	35	LYS
32	RI	13	GLY
19	XS	26	GLY
19	XS	46	GLY
29	YF	66	PRO
32	YI	16	GLY
39	YT	37	GLY
45	YZ	101	PRO
7	QG	50	ILE
9	QI	89	ASN
10	QJ	37	PRO
33	RN	134	ARG
36	RQ	81	VAL
39	RT	86	ILE
8	XH	51	VAL
16	XP	46	PRO
19	XS	31	ILE
28	YE	21	VAL
32	YI	13	GLY
42	YW	14	PRO
29	RF	132	VAL
41	RV	54	GLY
45	RZ	94	GLU
30	YG	52	ILE
30	YG	88	ILE

Continued on next page...

Continued from previous page...

Mol	Chain	Res	Type
31	YH	7	LEU
35	YP	24	GLY
37	YR	117	VAL
2	QB	227	GLY
45	RZ	106	GLY
38	YS	60	GLY

5.3.2 Protein sidechains [i](#)

In the following table, the Percentiles column shows the percent sidechain outliers of the chain as a percentile score with respect to all X-ray entries followed by that with respect to entries of similar resolution.

The Analysed column shows the number of residues for which the sidechain conformation was analysed, and the total number of residues.

Mol	Chain	Analysed	Rotameric	Outliers	Percentiles
2	QB	205/220 (93%)	172 (84%)	33 (16%)	2 4
2	XB	205/220 (93%)	180 (88%)	25 (12%)	4 11
3	QC	159/188 (85%)	145 (91%)	14 (9%)	8 21
3	XC	159/188 (85%)	146 (92%)	13 (8%)	9 23
4	QD	180/181 (99%)	157 (87%)	23 (13%)	3 10
4	XD	180/181 (99%)	154 (86%)	26 (14%)	2 7
5	QE	116/123 (94%)	104 (90%)	12 (10%)	6 16
5	XE	116/123 (94%)	104 (90%)	12 (10%)	6 16
6	QF	90/90 (100%)	78 (87%)	12 (13%)	3 9
6	XF	90/90 (100%)	82 (91%)	8 (9%)	8 20
7	QG	126/127 (99%)	114 (90%)	12 (10%)	7 18
7	XG	126/127 (99%)	114 (90%)	12 (10%)	7 18
8	QH	119/119 (100%)	109 (92%)	10 (8%)	9 22
8	XH	119/119 (100%)	106 (89%)	13 (11%)	5 14
9	QI	98/99 (99%)	81 (83%)	17 (17%)	1 3
9	XI	98/99 (99%)	80 (82%)	18 (18%)	1 3
10	QJ	89/92 (97%)	77 (86%)	12 (14%)	3 8
10	XJ	89/92 (97%)	74 (83%)	15 (17%)	1 4
11	QK	90/99 (91%)	81 (90%)	9 (10%)	6 17

Continued on next page...

Continued from previous page...

Mol	Chain	Analysed	Rotameric	Outliers	Percentiles	
11	XK	90/99 (91%)	81 (90%)	9 (10%)	6	17
12	QL	104/109 (95%)	87 (84%)	17 (16%)	2	4
12	XL	104/109 (95%)	93 (89%)	11 (11%)	5	15
13	QM	97/101 (96%)	73 (75%)	24 (25%)	0	0
13	XM	97/101 (96%)	78 (80%)	19 (20%)	1	2
14	QN	49/50 (98%)	40 (82%)	9 (18%)	1	3
14	XN	49/50 (98%)	42 (86%)	7 (14%)	2	7
15	QO	79/80 (99%)	72 (91%)	7 (9%)	8	20
15	XO	79/80 (99%)	69 (87%)	10 (13%)	3	10
16	QP	72/74 (97%)	63 (88%)	9 (12%)	3	10
16	XP	72/74 (97%)	64 (89%)	8 (11%)	5	13
17	QQ	95/97 (98%)	87 (92%)	8 (8%)	9	22
17	XQ	95/97 (98%)	89 (94%)	6 (6%)	15	33
18	QR	61/77 (79%)	50 (82%)	11 (18%)	1	3
18	XR	61/77 (79%)	52 (85%)	9 (15%)	2	6
19	QS	73/80 (91%)	59 (81%)	14 (19%)	1	2
19	XS	73/80 (91%)	57 (78%)	16 (22%)	1	1
20	QT	76/82 (93%)	67 (88%)	9 (12%)	4	12
20	XT	76/82 (93%)	66 (87%)	10 (13%)	3	9
21	QU	20/22 (91%)	20 (100%)	0	100	100
21	XU	20/22 (91%)	19 (95%)	1 (5%)	20	42
27	RD	214/218 (98%)	175 (82%)	39 (18%)	1	3
27	YD	214/218 (98%)	181 (85%)	33 (15%)	2	5
28	RE	165/166 (99%)	126 (76%)	39 (24%)	0	0
28	YE	165/166 (99%)	137 (83%)	28 (17%)	1	4
29	RF	161/166 (97%)	132 (82%)	29 (18%)	1	3
29	YF	161/166 (97%)	137 (85%)	24 (15%)	2	6
30	RG	155/156 (99%)	134 (86%)	21 (14%)	3	8
30	YG	155/156 (99%)	133 (86%)	22 (14%)	2	7
31	RH	142/148 (96%)	121 (85%)	21 (15%)	2	6
31	YH	142/148 (96%)	115 (81%)	27 (19%)	1	2

Continued on next page...

Continued from previous page...

Mol	Chain	Analysed	Rotameric	Outliers	Percentiles	
32	RI	122/124 (98%)	99 (81%)	23 (19%)	1	2
32	YI	122/124 (98%)	92 (75%)	30 (25%)	0	0
33	RN	117/119 (98%)	97 (83%)	20 (17%)	1	3
33	YN	117/119 (98%)	96 (82%)	21 (18%)	1	3
34	RO	100/100 (100%)	90 (90%)	10 (10%)	6	17
34	YO	100/100 (100%)	89 (89%)	11 (11%)	5	13
35	RP	116/116 (100%)	85 (73%)	31 (27%)	0	0
35	YP	116/116 (100%)	82 (71%)	34 (29%)	0	0
36	RQ	111/111 (100%)	95 (86%)	16 (14%)	2	7
36	YQ	111/111 (100%)	92 (83%)	19 (17%)	1	3
37	RR	101/101 (100%)	83 (82%)	18 (18%)	1	3
37	YR	101/101 (100%)	80 (79%)	21 (21%)	1	1
38	RS	87/88 (99%)	69 (79%)	18 (21%)	1	1
38	YS	87/88 (99%)	68 (78%)	19 (22%)	1	1
39	RT	120/127 (94%)	102 (85%)	18 (15%)	2	6
39	YT	120/127 (94%)	98 (82%)	22 (18%)	1	3
40	RU	93/94 (99%)	78 (84%)	15 (16%)	2	4
40	YU	93/94 (99%)	77 (83%)	16 (17%)	1	3
41	RV	82/82 (100%)	66 (80%)	16 (20%)	1	2
41	YV	82/82 (100%)	67 (82%)	15 (18%)	1	3
42	RW	92/92 (100%)	73 (79%)	19 (21%)	1	1
42	YW	92/92 (100%)	76 (83%)	16 (17%)	1	3
43	RX	74/78 (95%)	64 (86%)	10 (14%)	3	8
43	YX	74/78 (95%)	60 (81%)	14 (19%)	1	2
44	RY	85/91 (93%)	63 (74%)	22 (26%)	0	0
44	YY	85/91 (93%)	64 (75%)	21 (25%)	0	0
45	RZ	162/179 (90%)	133 (82%)	29 (18%)	1	3
45	YZ	162/179 (90%)	130 (80%)	32 (20%)	1	2
46	R0	65/67 (97%)	60 (92%)	5 (8%)	10	25
46	Y0	65/67 (97%)	59 (91%)	6 (9%)	7	19
47	R1	82/83 (99%)	73 (89%)	9 (11%)	5	13

Continued on next page...

Continued from previous page...

Mol	Chain	Analysed	Rotameric	Outliers	Percentiles	
47	Y1	82/83 (99%)	70 (85%)	12 (15%)	2	7
48	R2	64/67 (96%)	57 (89%)	7 (11%)	5	14
48	Y2	64/67 (96%)	47 (73%)	17 (27%)	0	0
49	R3	51/52 (98%)	45 (88%)	6 (12%)	4	12
49	Y3	51/52 (98%)	43 (84%)	8 (16%)	2	5
50	R4	63/63 (100%)	45 (71%)	18 (29%)	0	0
50	Y4	63/63 (100%)	43 (68%)	20 (32%)	0	0
51	R5	51/52 (98%)	37 (72%)	14 (28%)	0	0
51	Y5	51/52 (98%)	37 (72%)	14 (28%)	0	0
52	R6	48/52 (92%)	35 (73%)	13 (27%)	0	0
52	Y6	48/52 (92%)	38 (79%)	10 (21%)	1	1
53	R7	42/42 (100%)	34 (81%)	8 (19%)	1	2
53	Y7	42/42 (100%)	35 (83%)	7 (17%)	2	4
54	R8	54/55 (98%)	44 (82%)	10 (18%)	1	3
54	Y8	54/55 (98%)	41 (76%)	13 (24%)	0	0
55	R9	34/34 (100%)	32 (94%)	2 (6%)	16	36
55	Y9	34/34 (100%)	32 (94%)	2 (6%)	16	36
All	All	9702/10066 (96%)	8152 (84%)	1550 (16%)	2	5

All (1550) residues with a non-rotameric sidechain are listed below:

Mol	Chain	Res	Type
2	QB	5	ILE
2	QB	6	THR
2	QB	7	VAL
2	QB	8	LYS
2	QB	15	VAL
2	QB	23	ARG
2	QB	24	TRP
2	QB	32	ILE
2	QB	33	TYR
2	QB	53	ARG
2	QB	60	ASP
2	QB	67	THR
2	QB	82	ARG
2	QB	87	ARG

Continued on next page...

Continued from previous page...

Mol	Chain	Res	Type
2	QB	92	TYR
2	QB	94	ASN
2	QB	101	MET
2	QB	109	SER
2	QB	119	GLU
2	QB	121	LEU
2	QB	150	SER
2	QB	155	LEU
2	QB	158	LEU
2	QB	163	PHE
2	QB	165	VAL
2	QB	168	THR
2	QB	172	ILE
2	QB	175	ARG
2	QB	187	LEU
2	QB	196	LEU
2	QB	204	ASN
2	QB	215	LEU
2	QB	217	ARG
3	QC	3	ASN
3	QC	5	ILE
3	QC	12	LEU
3	QC	16	ARG
3	QC	21	ARG
3	QC	45	LYS
3	QC	52	LEU
3	QC	76	VAL
3	QC	94	LEU
3	QC	127	ARG
3	QC	131	ARG
3	QC	154	SER
3	QC	165	THR
3	QC	206	GLU
4	QD	3	ARG
4	QD	14	ARG
4	QD	22	LYS
4	QD	26	CYS
4	QD	30	LYS
4	QD	33	MET
4	QD	50	ARG
4	QD	58	LEU
4	QD	73	ARG

Continued on next page...

Continued from previous page...

Mol	Chain	Res	Type
4	QD	76	ARG
4	QD	86	LYS
4	QD	94	LEU
4	QD	96	LEU
4	QD	122	ARG
4	QD	127	THR
4	QD	131	ARG
4	QD	135	LEU
4	QD	154	ASN
4	QD	175	SER
4	QD	187	ARG
4	QD	190	ASP
4	QD	191	ARG
4	QD	192	GLU
5	QE	10	MET
5	QE	12	LEU
5	QE	31	LEU
5	QE	34	VAL
5	QE	41	VAL
5	QE	51	VAL
5	QE	68	GLU
5	QE	79	GLU
5	QE	81	GLU
5	QE	98	THR
5	QE	101	ILE
5	QE	153	LYS
6	QF	16	GLN
6	QF	21	LEU
6	QF	23	LYS
6	QF	43	LEU
6	QF	45	LEU
6	QF	47	ARG
6	QF	55	ASP
6	QF	69	GLU
6	QF	70	ASP
6	QF	72	VAL
6	QF	75	LEU
6	QF	98	LEU
7	QG	8	GLU
7	QG	54	THR
7	QG	80	VAL
7	QG	92	SER

Continued on next page...

Continued from previous page...

Mol	Chain	Res	Type
7	QG	94	ARG
7	QG	104	LEU
7	QG	113	GLU
7	QG	114	ARG
7	QG	135	VAL
7	QG	136	LYS
7	QG	137	LYS
7	QG	155	ARG
8	QH	1	MET
8	QH	24	THR
8	QH	25	ASP
8	QH	26	VAL
8	QH	41	ARG
8	QH	99	GLU
8	QH	109	ILE
8	QH	112	LEU
8	QH	125	ARG
8	QH	129	VAL
9	QI	9	ARG
9	QI	10	ARG
9	QI	11	LYS
9	QI	23	ASN
9	QI	47	LEU
9	QI	56	LEU
9	QI	64	THR
9	QI	65	VAL
9	QI	75	ASP
9	QI	95	LYS
9	QI	104	ARG
9	QI	105	ASP
9	QI	113	LYS
9	QI	114	TYR
9	QI	121	ARG
9	QI	125	TYR
9	QI	128	ARG
10	QJ	22	LYS
10	QJ	47	PHE
10	QJ	54	PHE
10	QJ	57	LYS
10	QJ	58	ASP
10	QJ	62	HIS
10	QJ	73	ASP

Continued on next page...

Continued from previous page...

Mol	Chain	Res	Type
10	QJ	74	ILE
10	QJ	80	LYS
10	QJ	84	GLN
10	QJ	92	THR
10	QJ	96	ILE
11	QK	26	ASN
11	QK	29	ILE
11	QK	32	ILE
11	QK	34	ASP
11	QK	63	LEU
11	QK	92	GLU
11	QK	103	LEU
11	QK	109	VAL
11	QK	127	LYS
12	QL	17	LYS
12	QL	18	VAL
12	QL	20	LYS
12	QL	27	LEU
12	QL	33	ARG
12	QL	38	THR
12	QL	42	THR
12	QL	50	SER
12	QL	54	LYS
12	QL	59	ARG
12	QL	60	LEU
12	QL	73	GLU
12	QL	83	VAL
12	QL	85	ILE
12	QL	89	ARG
12	QL	102	ARG
12	QL	113	ARG
13	QM	8	GLU
13	QM	11	ARG
13	QM	13	LYS
13	QM	17	VAL
13	QM	19	LEU
13	QM	45	VAL
13	QM	47	ASP
13	QM	48	LEU
13	QM	56	LEU
13	QM	57	ARG
13	QM	64	TRP

Continued on next page...

Continued from previous page...

Mol	Chain	Res	Type
13	QM	66	LEU
13	QM	70	LEU
13	QM	77	ASN
13	QM	84	ILE
13	QM	88	ARG
13	QM	90	LEU
13	QM	98	VAL
13	QM	108	ARG
13	QM	111	LYS
13	QM	114	ARG
13	QM	115	LYS
13	QM	117	VAL
13	QM	122	LYS
14	QN	6	LEU
14	QN	12	ARG
14	QN	13	THR
14	QN	18	VAL
14	QN	33	VAL
14	QN	43	CYS
14	QN	44	LEU
14	QN	46	GLU
14	QN	57	ARG
15	QO	3	ILE
15	QO	4	THR
15	QO	26	GLU
15	QO	31	LEU
15	QO	39	LEU
15	QO	64	ARG
15	QO	84	LYS
16	QP	2	VAL
16	QP	20	VAL
16	QP	26	ARG
16	QP	28	ARG
16	QP	33	ILE
16	QP	53	VAL
16	QP	67	THR
16	QP	69	THR
16	QP	71	ARG
17	QQ	37	LYS
17	QQ	38	ARG
17	QQ	52	LYS
17	QQ	59	ILE

Continued on next page...

Continued from previous page...

Mol	Chain	Res	Type
17	QQ	62	SER
17	QQ	68	ARG
17	QQ	74	LEU
17	QQ	101	ARG
18	QR	26	LEU
18	QR	29	PHE
18	QR	31	LEU
18	QR	32	ARG
18	QR	36	ASN
18	QR	46	GLU
18	QR	54	ARG
18	QR	76	LEU
18	QR	82	THR
18	QR	83	GLU
18	QR	86	VAL
19	QS	5	LEU
19	QS	10	PHE
19	QS	12	ASP
19	QS	21	GLU
19	QS	28	LYS
19	QS	29	ARG
19	QS	30	LEU
19	QS	37	ARG
19	QS	43	GLU
19	QS	44	MET
19	QS	63	THR
19	QS	67	VAL
19	QS	77	THR
19	QS	83	HIS
20	QT	17	ARG
20	QT	24	LEU
20	QT	45	GLN
20	QT	72	LEU
20	QT	73	HIS
20	QT	75	ASN
20	QT	80	ARG
20	QT	84	LEU
20	QT	93	GLU
27	RD	10	THR
27	RD	17	THR
27	RD	25	THR
27	RD	40	THR

Continued on next page...

Continued from previous page...

Mol	Chain	Res	Type
27	RD	43	ARG
27	RD	44	ASN
27	RD	46	GLN
27	RD	49	ILE
27	RD	61	LEU
27	RD	65	ILE
27	RD	69	ARG
27	RD	71	ASP
27	RD	73	VAL
27	RD	83	GLU
27	RD	87	ASN
27	RD	88	ARG
27	RD	95	LEU
27	RD	103	ARG
27	RD	105	ILE
27	RD	106	ILE
27	RD	111	LEU
27	RD	134	ARG
27	RD	150	LYS
27	RD	155	LEU
27	RD	157	ARG
27	RD	173	VAL
27	RD	192	THR
27	RD	211	ARG
27	RD	212	SER
27	RD	221	VAL
27	RD	229	VAL
27	RD	237	GLU
27	RD	242	ARG
27	RD	257	LEU
27	RD	259	THR
27	RD	261	LYS
27	RD	268	ARG
27	RD	271	ILE
27	RD	273	ARG
28	RE	2	LYS
28	RE	4	ILE
28	RE	7	VAL
28	RE	12	THR
28	RE	13	ARG
28	RE	16	ARG
28	RE	26	ILE

Continued on next page...

Continued from previous page...

Mol	Chain	Res	Type
28	RE	27	LEU
28	RE	33	VAL
28	RE	34	VAL
28	RE	38	THR
28	RE	41	LYS
28	RE	42	ASP
28	RE	47	VAL
28	RE	49	LEU
28	RE	52	LEU
28	RE	54	GLN
28	RE	63	LEU
28	RE	77	ILE
28	RE	79	ARG
28	RE	80	GLU
28	RE	82	ARG
28	RE	92	THR
28	RE	101	ARG
28	RE	113	PHE
28	RE	116	VAL
28	RE	119	ARG
28	RE	127	ASP
28	RE	144	ARG
28	RE	146	THR
28	RE	167	VAL
28	RE	175	VAL
28	RE	179	GLU
28	RE	181	LEU
28	RE	184	VAL
28	RE	197	ILE
28	RE	200	GLU
28	RE	202	LYS
28	RE	203	LYS
29	RF	9	ILE
29	RF	13	SER
29	RF	24	LEU
29	RF	28	ILE
29	RF	32	LEU
29	RF	33	LEU
29	RF	45	ARG
29	RF	57	VAL
29	RF	65	TRP
29	RF	68	LYS

Continued on next page...

Continued from previous page...

Mol	Chain	Res	Type
29	RF	70	THR
29	RF	74	ARG
29	RF	77	ASP
29	RF	78	ILE
29	RF	84	VAL
29	RF	104	LYS
29	RF	107	LYS
29	RF	117	ARG
29	RF	127	GLU
29	RF	149	ASP
29	RF	158	THR
29	RF	161	GLU
29	RF	165	ARG
29	RF	174	VAL
29	RF	176	LEU
29	RF	181	LEU
29	RF	192	LEU
29	RF	194	MET
29	RF	197	ASP
30	RG	7	LEU
30	RG	10	LYS
30	RG	20	ILE
30	RG	26	GLN
30	RG	33	ARG
30	RG	34	LEU
30	RG	43	LEU
30	RG	53	LEU
30	RG	54	GLU
30	RG	67	LYS
30	RG	71	THR
30	RG	88	ILE
30	RG	94	LEU
30	RG	98	ARG
30	RG	116	ASP
30	RG	118	ARG
30	RG	133	LEU
30	RG	147	ASP
30	RG	159	VAL
30	RG	167	GLU
30	RG	174	GLU
31	RH	3	ARG
31	RH	4	ILE

Continued on next page...

Continued from previous page...

Mol	Chain	Res	Type
31	RH	7	LEU
31	RH	9	ILE
31	RH	27	LYS
31	RH	42	ARG
31	RH	43	VAL
31	RH	51	ARG
31	RH	59	ARG
31	RH	64	LEU
31	RH	77	LYS
31	RH	81	GLU
31	RH	88	LEU
31	RH	89	ILE
31	RH	105	LEU
31	RH	107	VAL
31	RH	132	ARG
31	RH	152	ARG
31	RH	153	LYS
31	RH	158	HIS
31	RH	169	VAL
32	RI	1	MET
32	RI	2	LYS
32	RI	9	LEU
32	RI	10	GLU
32	RI	27	ARG
32	RI	31	LEU
32	RI	33	ARG
32	RI	38	LEU
32	RI	44	LEU
32	RI	56	LYS
32	RI	57	ARG
32	RI	70	GLU
32	RI	81	VAL
32	RI	92	VAL
32	RI	101	LEU
32	RI	113	ARG
32	RI	128	LEU
32	RI	129	THR
32	RI	130	TYR
32	RI	131	LYS
32	RI	135	GLU
32	RI	142	VAL
32	RI	145	VAL

Continued on next page...

Continued from previous page...

Mol	Chain	Res	Type
33	RN	1	MET
33	RN	2	LYS
33	RN	5	VAL
33	RN	7	LYS
33	RN	12	ARG
33	RN	32	THR
33	RN	34	LEU
33	RN	43	THR
33	RN	48	MET
33	RN	60	ILE
33	RN	61	ARG
33	RN	62	VAL
33	RN	87	LEU
33	RN	90	MET
33	RN	96	GLU
33	RN	98	VAL
33	RN	109	LYS
33	RN	120	LEU
33	RN	127	ASP
33	RN	136	GLU
34	RO	3	GLN
34	RO	9	GLU
34	RO	19	ILE
34	RO	24	VAL
34	RO	31	LYS
34	RO	49	ARG
34	RO	53	LYS
34	RO	69	ILE
34	RO	91	LEU
34	RO	102	VAL
35	RP	5	ASP
35	RP	6	LEU
35	RP	9	ASN
35	RP	14	LYS
35	RP	15	ARG
35	RP	16	ARG
35	RP	19	VAL
35	RP	21	ARG
35	RP	30	THR
35	RP	36	LYS
35	RP	41	ARG
35	RP	45	LEU

Continued on next page...

Continued from previous page...

Mol	Chain	Res	Type
35	RP	50	ARG
35	RP	56	SER
35	RP	61	ARG
35	RP	62	LEU
35	RP	64	LYS
35	RP	70	GLN
35	RP	71	VAL
35	RP	75	ILE
35	RP	81	GLN
35	RP	88	LEU
35	RP	91	PHE
35	RP	100	LEU
35	RP	105	LEU
35	RP	107	LYS
35	RP	112	LEU
35	RP	133	SER
35	RP	138	LEU
35	RP	144	GLU
35	RP	146	VAL
36	RQ	17	LEU
36	RQ	26	TYR
36	RQ	27	VAL
36	RQ	35	VAL
36	RQ	45	GLN
36	RQ	54	MET
36	RQ	60	ARG
36	RQ	79	LEU
36	RQ	81	VAL
36	RQ	82	ARG
36	RQ	83	MET
36	RQ	85	LYS
36	RQ	96	VAL
36	RQ	112	GLU
36	RQ	135	ASP
36	RQ	139	GLU
37	RR	1	MET
37	RR	6	SER
37	RR	9	LYS
37	RR	18	LEU
37	RR	29	LEU
37	RR	35	THR
37	RR	44	LEU

Continued on next page...

Continued from previous page...

Mol	Chain	Res	Type
37	RR	63	ARG
37	RR	71	GLN
37	RR	75	LEU
37	RR	79	LEU
37	RR	91	GLN
37	RR	95	THR
37	RR	100	LEU
37	RR	104	ARG
37	RR	105	ARG
37	RR	117	VAL
37	RR	118	GLU
38	RS	3	ARG
38	RS	4	LEU
38	RS	12	PHE
38	RS	17	ARG
38	RS	20	ARG
38	RS	27	SER
38	RS	39	ILE
38	RS	44	LYS
38	RS	50	SER
38	RS	54	LEU
38	RS	56	LEU
38	RS	57	LYS
38	RS	58	LEU
38	RS	59	LYS
38	RS	98	VAL
38	RS	101	LEU
38	RS	103	GLU
38	RS	106	ARG
39	RT	18	ASP
39	RT	27	THR
39	RT	30	VAL
39	RT	41	ARG
39	RT	42	ILE
39	RT	50	ILE
39	RT	51	ARG
39	RT	62	THR
39	RT	65	LYS
39	RT	74	ARG
39	RT	88	ILE
39	RT	89	VAL
39	RT	99	LEU

Continued on next page...

Continued from previous page...

Mol	Chain	Res	Type
39	RT	105	LEU
39	RT	107	ASP
39	RT	112	ARG
39	RT	125	ARG
39	RT	128	GLU
40	RU	52	ARG
40	RU	55	ARG
40	RU	59	ARG
40	RU	60	LEU
40	RU	64	ARG
40	RU	69	CYS
40	RU	74	LEU
40	RU	90	VAL
40	RU	92	ARG
40	RU	94	ASN
40	RU	98	LEU
40	RU	108	GLU
40	RU	111	GLU
40	RU	114	LYS
40	RU	117	GLN
41	RV	13	ARG
41	RV	19	LYS
41	RV	21	ARG
41	RV	22	VAL
41	RV	24	LYS
41	RV	35	LEU
41	RV	37	VAL
41	RV	45	THR
41	RV	47	VAL
41	RV	57	VAL
41	RV	61	VAL
41	RV	62	LEU
41	RV	64	HIS
41	RV	78	LYS
41	RV	79	VAL
41	RV	99	ILE
42	RW	11	ARG
42	RW	16	LYS
42	RW	18	ARG
42	RW	19	LEU
42	RW	20	VAL
42	RW	23	LEU

Continued on next page...

Continued from previous page...

Mol	Chain	Res	Type
42	RW	27	LYS
42	RW	30	GLU
42	RW	40	ASN
42	RW	51	LEU
42	RW	60	ASN
42	RW	63	ASP
42	RW	67	ASP
42	RW	76	VAL
42	RW	82	LEU
42	RW	92	ARG
42	RW	100	THR
42	RW	106	ILE
42	RW	107	LEU
43	RX	12	VAL
43	RX	23	GLU
43	RX	27	THR
43	RX	30	VAL
43	RX	35	THR
43	RX	49	VAL
43	RX	65	ARG
43	RX	70	LEU
43	RX	80	ILE
43	RX	81	VAL
44	RY	2	ARG
44	RY	13	VAL
44	RY	14	LEU
44	RY	27	VAL
44	RY	34	LYS
44	RY	37	VAL
44	RY	38	ILE
44	RY	43	ASN
44	RY	45	VAL
44	RY	55	TYR
44	RY	57	GLN
44	RY	61	ILE
44	RY	67	LEU
44	RY	70	SER
44	RY	75	ILE
44	RY	76	CYS
44	RY	87	LYS
44	RY	90	LEU
44	RY	95	LYS

Continued on next page...

Continued from previous page...

Mol	Chain	Res	Type
44	RY	96	ILE
44	RY	97	ARG
44	RY	102	CYS
45	RZ	2	GLU
45	RZ	5	LEU
45	RZ	19	ARG
45	RZ	20	ARG
45	RZ	52	SER
45	RZ	53	ILE
45	RZ	60	GLU
45	RZ	70	LEU
45	RZ	71	VAL
45	RZ	81	ARG
45	RZ	87	ASP
45	RZ	91	LEU
45	RZ	92	SER
45	RZ	93	ASP
45	RZ	94	GLU
45	RZ	112	ARG
45	RZ	117	LEU
45	RZ	121	HIS
45	RZ	128	VAL
45	RZ	131	ARG
45	RZ	142	SER
45	RZ	145	GLU
45	RZ	150	LEU
45	RZ	151	HIS
45	RZ	163	LEU
45	RZ	168	GLU
45	RZ	174	VAL
45	RZ	182	LYS
45	RZ	183	LEU
46	R0	7	LEU
46	R0	10	THR
46	R0	36	ILE
46	R0	53	MET
46	R0	74	ARG
47	R1	21	ARG
47	R1	41	ARG
47	R1	51	VAL
47	R1	62	VAL
47	R1	78	LYS

Continued on next page...

Continued from previous page...

Mol	Chain	Res	Type
47	R1	80	LEU
47	R1	90	ILE
47	R1	91	LYS
47	R1	92	LYS
48	R2	17	SER
48	R2	24	LEU
48	R2	27	GLU
48	R2	32	LEU
48	R2	50	ILE
48	R2	53	LEU
48	R2	62	THR
49	R3	6	VAL
49	R3	8	LEU
49	R3	18	ASP
49	R3	32	GLN
49	R3	40	THR
49	R3	56	VAL
50	R4	13	ARG
50	R4	15	ILE
50	R4	23	GLU
50	R4	33	VAL
50	R4	34	GLU
50	R4	37	SER
50	R4	42	PHE
50	R4	48	ARG
50	R4	49	PHE
50	R4	50	VAL
50	R4	52	THR
50	R4	57	GLU
50	R4	61	ARG
50	R4	62	ARG
50	R4	63	TYR
50	R4	66	SER
50	R4	67	TYR
50	R4	68	ARG
51	R5	4	HIS
51	R5	6	VAL
51	R5	11	THR
51	R5	21	SER
51	R5	23	HIS
51	R5	25	LEU
51	R5	29	THR

Continued on next page...

Continued from previous page...

Mol	Chain	Res	Type
51	R5	36	CYS
51	R5	40	LYS
51	R5	51	TYR
51	R5	52	TYR
51	R5	56	LYS
51	R5	58	LEU
51	R5	60	VAL
52	R6	6	ARG
52	R6	8	LYS
52	R6	9	LEU
52	R6	10	LEU
52	R6	11	LEU
52	R6	17	LYS
52	R6	19	ARG
52	R6	23	THR
52	R6	27	LYS
52	R6	30	THR
52	R6	34	LEU
52	R6	37	ARG
52	R6	44	ARG
53	R7	1	MET
53	R7	2	LYS
53	R7	4	THR
53	R7	9	ARG
53	R7	10	ARG
53	R7	14	LYS
53	R7	43	THR
53	R7	46	VAL
54	R8	14	VAL
54	R8	15	LYS
54	R8	34	TRP
54	R8	35	GLN
54	R8	44	LYS
54	R8	47	LYS
54	R8	49	VAL
54	R8	52	LYS
54	R8	64	TYR
54	R8	65	GLU
55	R9	1	MET
55	R9	29	ASN
2	XB	5	ILE
2	XB	7	VAL

Continued on next page...

Continued from previous page...

Mol	Chain	Res	Type
2	XB	8	LYS
2	XB	15	VAL
2	XB	23	ARG
2	XB	24	TRP
2	XB	33	TYR
2	XB	36	ARG
2	XB	67	THR
2	XB	71	VAL
2	XB	82	ARG
2	XB	92	TYR
2	XB	113	HIS
2	XB	145	LEU
2	XB	155	LEU
2	XB	163	PHE
2	XB	172	ILE
2	XB	175	ARG
2	XB	178	ARG
2	XB	187	LEU
2	XB	195	ASP
2	XB	196	LEU
2	XB	204	ASN
2	XB	215	LEU
2	XB	235	SER
3	XC	3	ASN
3	XC	5	ILE
3	XC	12	LEU
3	XC	21	ARG
3	XC	45	LYS
3	XC	47	LEU
3	XC	56	ASP
3	XC	94	LEU
3	XC	95	THR
3	XC	131	ARG
3	XC	178	LEU
3	XC	184	TYR
3	XC	192	THR
4	XD	3	ARG
4	XD	9	CYS
4	XD	15	GLU
4	XD	19	LEU
4	XD	30	LYS
4	XD	33	MET

Continued on next page...

Continued from previous page...

Mol	Chain	Res	Type
4	XD	50	ARG
4	XD	53	ASP
4	XD	58	LEU
4	XD	73	ARG
4	XD	76	ARG
4	XD	84	LYS
4	XD	86	LYS
4	XD	96	LEU
4	XD	108	LEU
4	XD	122	ARG
4	XD	127	THR
4	XD	131	ARG
4	XD	137	SER
4	XD	150	GLU
4	XD	154	ASN
4	XD	175	SER
4	XD	187	ARG
4	XD	190	ASP
4	XD	193	ASP
4	XD	208	SER
5	XE	6	PHE
5	XE	7	GLU
5	XE	10	MET
5	XE	11	ILE
5	XE	18	ARG
5	XE	31	LEU
5	XE	41	VAL
5	XE	73	ASN
5	XE	79	GLU
5	XE	101	ILE
5	XE	147	ASP
5	XE	153	LYS
6	XF	21	LEU
6	XF	23	LYS
6	XF	36	ARG
6	XF	71	ARG
6	XF	74	ASP
6	XF	91	VAL
6	XF	92	LYS
6	XF	98	LEU
7	XG	5	ARG
7	XG	8	GLU

Continued on next page...

Continued from previous page...

Mol	Chain	Res	Type
7	XG	35	LYS
7	XG	54	THR
7	XG	63	LYS
7	XG	78	ARG
7	XG	104	LEU
7	XG	113	GLU
7	XG	114	ARG
7	XG	136	LYS
7	XG	137	LYS
7	XG	155	ARG
8	XH	1	MET
8	XH	12	ARG
8	XH	19	VAL
8	XH	24	THR
8	XH	26	VAL
8	XH	41	ARG
8	XH	54	ASP
8	XH	63	LEU
8	XH	80	ILE
8	XH	85	ARG
8	XH	109	ILE
8	XH	112	LEU
8	XH	137	VAL
9	XI	9	ARG
9	XI	38	GLN
9	XI	44	VAL
9	XI	56	LEU
9	XI	65	VAL
9	XI	95	LYS
9	XI	96	LEU
9	XI	102	LEU
9	XI	104	ARG
9	XI	105	ASP
9	XI	108	VAL
9	XI	111	ARG
9	XI	112	LYS
9	XI	114	TYR
9	XI	121	ARG
9	XI	124	GLN
9	XI	125	TYR
9	XI	128	ARG
10	XJ	3	LYS

Continued on next page...

Continued from previous page...

Mol	Chain	Res	Type
10	XJ	17	ASP
10	XJ	22	LYS
10	XJ	45	ARG
10	XJ	47	PHE
10	XJ	49	VAL
10	XJ	54	PHE
10	XJ	57	LYS
10	XJ	62	HIS
10	XJ	70	ARG
10	XJ	74	ILE
10	XJ	80	LYS
10	XJ	84	GLN
10	XJ	96	ILE
10	XJ	98	ILE
11	XK	26	ASN
11	XK	29	ILE
11	XK	31	THR
11	XK	32	ILE
11	XK	36	ASP
11	XK	57	THR
11	XK	96	ARG
11	XK	114	VAL
11	XK	116	HIS
12	XL	17	LYS
12	XL	18	VAL
12	XL	20	LYS
12	XL	27	LEU
12	XL	33	ARG
12	XL	59	ARG
12	XL	62	SER
12	XL	81	SER
12	XL	89	ARG
12	XL	91	LYS
12	XL	126	LYS
13	XM	3	ARG
13	XM	13	LYS
13	XM	17	VAL
13	XM	19	LEU
13	XM	32	GLU
13	XM	45	VAL
13	XM	48	LEU
13	XM	56	LEU

Continued on next page...

Continued from previous page...

Mol	Chain	Res	Type
13	XM	64	TRP
13	XM	66	LEU
13	XM	70	LEU
13	XM	84	ILE
13	XM	88	ARG
13	XM	98	VAL
13	XM	108	ARG
13	XM	114	ARG
13	XM	115	LYS
13	XM	117	VAL
13	XM	122	LYS
14	XN	6	LEU
14	XN	12	ARG
14	XN	32	SER
14	XN	33	VAL
14	XN	40	CYS
14	XN	41	ARG
14	XN	44	LEU
15	XO	3	ILE
15	XO	8	LYS
15	XO	24	SER
15	XO	26	GLU
15	XO	39	LEU
15	XO	62	GLN
15	XO	64	ARG
15	XO	66	LEU
15	XO	82	ILE
15	XO	87	ILE
16	XP	2	VAL
16	XP	11	SER
16	XP	20	VAL
16	XP	28	ARG
16	XP	32	TYR
16	XP	67	THR
16	XP	69	THR
16	XP	72	ARG
17	XQ	52	LYS
17	XQ	59	ILE
17	XQ	62	SER
17	XQ	68	ARG
17	XQ	74	LEU
17	XQ	101	ARG

Continued on next page...

Continued from previous page...

Mol	Chain	Res	Type
18	XR	26	LEU
18	XR	29	PHE
18	XR	36	ASN
18	XR	41	LYS
18	XR	46	GLU
18	XR	54	ARG
18	XR	76	LEU
18	XR	82	THR
18	XR	86	VAL
19	XS	5	LEU
19	XS	10	PHE
19	XS	11	VAL
19	XS	12	ASP
19	XS	13	ASP
19	XS	21	GLU
19	XS	28	LYS
19	XS	29	ARG
19	XS	30	LEU
19	XS	31	ILE
19	XS	37	ARG
19	XS	44	MET
19	XS	63	THR
19	XS	78	ARG
19	XS	81	ARG
19	XS	83	HIS
20	XT	10	LEU
20	XT	13	LEU
20	XT	24	LEU
20	XT	37	SER
20	XT	41	ILE
20	XT	45	GLN
20	XT	50	GLU
20	XT	73	HIS
20	XT	84	LEU
20	XT	93	GLU
21	XU	6	ARG
27	YD	5	LYS
27	YD	17	THR
27	YD	27	THR
27	YD	28	GLU
27	YD	30	GLU
27	YD	38	LYS

Continued on next page...

Continued from previous page...

Mol	Chain	Res	Type
27	YD	43	ARG
27	YD	44	ASN
27	YD	49	ILE
27	YD	65	ILE
27	YD	73	VAL
27	YD	88	ARG
27	YD	94	LEU
27	YD	95	LEU
27	YD	103	ARG
27	YD	105	ILE
27	YD	106	ILE
27	YD	111	LEU
27	YD	112	GLN
27	YD	141	VAL
27	YD	192	THR
27	YD	200	ASP
27	YD	202	LYS
27	YD	212	SER
27	YD	217	ARG
27	YD	218	ARG
27	YD	221	VAL
27	YD	229	VAL
27	YD	237	GLU
27	YD	242	ARG
27	YD	257	LEU
27	YD	259	THR
27	YD	273	ARG
28	YE	4	ILE
28	YE	12	THR
28	YE	13	ARG
28	YE	16	ARG
28	YE	17	ASP
28	YE	26	ILE
28	YE	27	LEU
28	YE	41	LYS
28	YE	42	ASP
28	YE	49	LEU
28	YE	77	ILE
28	YE	79	ARG
28	YE	82	ARG
28	YE	92	THR
28	YE	113	PHE

Continued on next page...

Continued from previous page...

Mol	Chain	Res	Type
28	YE	116	VAL
28	YE	117	MET
28	YE	119	ARG
28	YE	127	ASP
28	YE	128	SER
28	YE	144	ARG
28	YE	146	THR
28	YE	154	LYS
28	YE	175	VAL
28	YE	197	ILE
28	YE	200	GLU
28	YE	202	LYS
28	YE	203	LYS
29	YF	9	ILE
29	YF	32	LEU
29	YF	33	LEU
29	YF	38	ARG
29	YF	45	ARG
29	YF	65	TRP
29	YF	70	THR
29	YF	78	ILE
29	YF	105	VAL
29	YF	106	ARG
29	YF	107	LYS
29	YF	117	ARG
29	YF	127	GLU
29	YF	161	GLU
29	YF	164	ARG
29	YF	165	ARG
29	YF	170	LEU
29	YF	174	VAL
29	YF	176	LEU
29	YF	181	LEU
29	YF	183	VAL
29	YF	196	LEU
29	YF	197	ASP
29	YF	206	ILE
30	YG	3	LEU
30	YG	7	LEU
30	YG	22	ARG
30	YG	31	VAL
30	YG	34	LEU

Continued on next page...

Continued from previous page...

Mol	Chain	Res	Type
30	YG	43	LEU
30	YG	45	GLU
30	YG	58	GLN
30	YG	63	ILE
30	YG	66	GLN
30	YG	67	LYS
30	YG	80	PHE
30	YG	82	LEU
30	YG	84	LYS
30	YG	88	ILE
30	YG	90	LEU
30	YG	94	LEU
30	YG	116	ASP
30	YG	118	ARG
30	YG	145	THR
30	YG	147	ASP
30	YG	167	GLU
31	YH	3	ARG
31	YH	4	ILE
31	YH	6	ARG
31	YH	9	ILE
31	YH	27	LYS
31	YH	32	GLU
31	YH	37	VAL
31	YH	40	GLU
31	YH	41	MET
31	YH	53	GLU
31	YH	59	ARG
31	YH	77	LYS
31	YH	88	LEU
31	YH	89	ILE
31	YH	103	LEU
31	YH	105	LEU
31	YH	122	THR
31	YH	129	THR
31	YH	132	ARG
31	YH	136	ILE
31	YH	139	GLN
31	YH	143	GLN
31	YH	149	ARG
31	YH	152	ARG
31	YH	153	LYS

Continued on next page...

Continued from previous page...

Mol	Chain	Res	Type
31	YH	155	SER
31	YH	169	VAL
32	YI	1	MET
32	YI	2	LYS
32	YI	9	LEU
32	YI	10	GLU
32	YI	20	ASP
32	YI	27	ARG
32	YI	33	ARG
32	YI	35	LEU
32	YI	38	LEU
32	YI	40	THR
32	YI	56	LYS
32	YI	67	ARG
32	YI	70	GLU
32	YI	85	GLU
32	YI	86	THR
32	YI	87	LYS
32	YI	88	ILE
32	YI	92	VAL
32	YI	101	LEU
32	YI	110	ASP
32	YI	112	LYS
32	YI	113	ARG
32	YI	130	TYR
32	YI	131	LYS
32	YI	135	GLU
32	YI	136	VAL
32	YI	138	ILE
32	YI	139	GLN
32	YI	140	LEU
32	YI	142	VAL
33	YN	2	LYS
33	YN	5	VAL
33	YN	7	LYS
33	YN	32	THR
33	YN	34	LEU
33	YN	43	THR
33	YN	48	MET
33	YN	60	ILE
33	YN	61	ARG
33	YN	62	VAL

Continued on next page...

Continued from previous page...

Mol	Chain	Res	Type
33	YN	65	LYS
33	YN	67	LEU
33	YN	73	THR
33	YN	90	MET
33	YN	96	GLU
33	YN	99	LEU
33	YN	109	LYS
33	YN	112	LEU
33	YN	116	LEU
33	YN	120	LEU
33	YN	136	GLU
34	YO	9	GLU
34	YO	19	ILE
34	YO	20	MET
34	YO	23	ARG
34	YO	24	VAL
34	YO	31	LYS
34	YO	47	ILE
34	YO	49	ARG
34	YO	53	LYS
34	YO	66	LYS
34	YO	91	LEU
35	YP	6	LEU
35	YP	7	ARG
35	YP	9	ASN
35	YP	14	LYS
35	YP	16	ARG
35	YP	19	VAL
35	YP	21	ARG
35	YP	27	HIS
35	YP	29	LYS
35	YP	32	THR
35	YP	36	LYS
35	YP	45	LEU
35	YP	49	ARG
35	YP	50	ARG
35	YP	61	ARG
35	YP	64	LYS
35	YP	65	ARG
35	YP	71	VAL
35	YP	75	ILE
35	YP	88	LEU

Continued on next page...

Continued from previous page...

Mol	Chain	Res	Type
35	YP	91	PHE
35	YP	94	GLU
35	YP	98	GLU
35	YP	100	LEU
35	YP	101	VAL
35	YP	112	LEU
35	YP	115	LEU
35	YP	117	GLU
35	YP	123	LEU
35	YP	135	LEU
35	YP	144	GLU
35	YP	146	VAL
35	YP	147	LEU
35	YP	149	GLU
36	YQ	5	ARG
36	YQ	10	ARG
36	YQ	25	ASP
36	YQ	45	GLN
36	YQ	55	VAL
36	YQ	59	ARG
36	YQ	71	ASP
36	YQ	75	THR
36	YQ	76	LYS
36	YQ	79	LEU
36	YQ	81	VAL
36	YQ	82	ARG
36	YQ	83	MET
36	YQ	87	LYS
36	YQ	103	MET
36	YQ	112	GLU
36	YQ	132	VAL
36	YQ	135	ASP
36	YQ	139	GLU
37	YR	1	MET
37	YR	18	LEU
37	YR	28	LEU
37	YR	29	LEU
37	YR	34	ILE
37	YR	36	THR
37	YR	40	LYS
37	YR	44	LEU
37	YR	51	LEU

Continued on next page...

Continued from previous page...

Mol	Chain	Res	Type
37	YR	54	LEU
37	YR	57	ARG
37	YR	63	ARG
37	YR	65	LEU
37	YR	79	LEU
37	YR	83	ILE
37	YR	91	GLN
37	YR	95	THR
37	YR	100	LEU
37	YR	102	GLU
37	YR	104	ARG
37	YR	105	ARG
38	YS	10	ARG
38	YS	12	PHE
38	YS	14	VAL
38	YS	15	ARG
38	YS	20	ARG
38	YS	25	ARG
38	YS	27	SER
38	YS	44	LYS
38	YS	54	LEU
38	YS	56	LEU
38	YS	58	LEU
38	YS	69	VAL
38	YS	78	LEU
38	YS	83	LYS
38	YS	85	VAL
38	YS	89	ARG
38	YS	103	GLU
38	YS	106	ARG
38	YS	111	GLU
39	YT	17	THR
39	YT	23	ARG
39	YT	27	THR
39	YT	28	VAL
39	YT	40	THR
39	YT	41	ARG
39	YT	42	ILE
39	YT	51	ARG
39	YT	58	ASN
39	YT	65	LYS
39	YT	66	VAL

Continued on next page...

Continued from previous page...

Mol	Chain	Res	Type
39	YT	74	ARG
39	YT	86	ILE
39	YT	87	ASP
39	YT	88	ILE
39	YT	89	VAL
39	YT	110	ILE
39	YT	112	ARG
39	YT	115	ARG
39	YT	125	ARG
39	YT	128	GLU
39	YT	134	GLU
40	YU	5	LYS
40	YU	11	ARG
40	YU	27	LEU
40	YU	51	LYS
40	YU	52	ARG
40	YU	60	LEU
40	YU	64	ARG
40	YU	70	ARG
40	YU	74	LEU
40	YU	88	ILE
40	YU	91	ASP
40	YU	98	LEU
40	YU	104	GLN
40	YU	111	GLU
40	YU	112	ARG
40	YU	114	LYS
41	YV	7	THR
41	YV	10	LYS
41	YV	13	ARG
41	YV	19	LYS
41	YV	35	LEU
41	YV	39	LEU
41	YV	40	LEU
41	YV	45	THR
41	YV	61	VAL
41	YV	66	ARG
41	YV	72	VAL
41	YV	73	SER
41	YV	78	LYS
41	YV	79	VAL
41	YV	99	ILE

Continued on next page...

Continued from previous page...

Mol	Chain	Res	Type
42	YW	11	ARG
42	YW	16	LYS
42	YW	23	LEU
42	YW	37	ARG
42	YW	40	ASN
42	YW	51	LEU
42	YW	67	ASP
42	YW	69	LEU
42	YW	76	VAL
42	YW	88	ARG
42	YW	92	ARG
42	YW	95	ILE
42	YW	96	ILE
42	YW	100	THR
42	YW	106	ILE
42	YW	107	LEU
43	YX	6	ASP
43	YX	12	VAL
43	YX	15	GLU
43	YX	27	THR
43	YX	36	LYS
43	YX	43	VAL
43	YX	49	VAL
43	YX	57	LEU
43	YX	59	VAL
43	YX	63	LYS
43	YX	65	ARG
43	YX	66	LEU
43	YX	80	ILE
43	YX	88	LYS
44	YY	14	LEU
44	YY	26	LYS
44	YY	27	VAL
44	YY	28	LYS
44	YY	29	GLU
44	YY	34	LYS
44	YY	38	ILE
44	YY	44	ILE
44	YY	57	GLN
44	YY	61	ILE
44	YY	64	GLU
44	YY	67	LEU

Continued on next page...

Continued from previous page...

Mol	Chain	Res	Type
44	YY	71	LYS
44	YY	73	ARG
44	YY	75	ILE
44	YY	86	ARG
44	YY	87	LYS
44	YY	89	PHE
44	YY	90	LEU
44	YY	95	LYS
44	YY	97	ARG
45	YZ	2	GLU
45	YZ	4	ARG
45	YZ	5	LEU
45	YZ	8	TYR
45	YZ	10	ARG
45	YZ	18	LEU
45	YZ	19	ARG
45	YZ	20	ARG
45	YZ	31	ARG
45	YZ	41	LEU
45	YZ	53	ILE
45	YZ	74	VAL
45	YZ	76	LEU
45	YZ	81	ARG
45	YZ	93	ASP
45	YZ	94	GLU
45	YZ	95	PRO
45	YZ	112	ARG
45	YZ	122	ARG
45	YZ	129	SER
45	YZ	133	ILE
45	YZ	137	ILE
45	YZ	140	ASP
45	YZ	141	VAL
45	YZ	144	LEU
45	YZ	150	LEU
45	YZ	151	HIS
45	YZ	153	SER
45	YZ	156	LYS
45	YZ	163	LEU
45	YZ	166	SER
45	YZ	180	VAL
46	Y0	9	SER

Continued on next page...

Continued from previous page...

Mol	Chain	Res	Type
46	Y0	11	ARG
46	Y0	36	ILE
46	Y0	55	ARG
46	Y0	64	ASP
46	Y0	74	ARG
47	Y1	30	VAL
47	Y1	46	LEU
47	Y1	50	ARG
47	Y1	51	VAL
47	Y1	56	GLN
47	Y1	62	VAL
47	Y1	78	LYS
47	Y1	80	LEU
47	Y1	82	LEU
47	Y1	83	GLU
47	Y1	91	LYS
47	Y1	92	LYS
48	Y2	4	SER
48	Y2	7	ARG
48	Y2	9	GLN
48	Y2	16	LEU
48	Y2	23	LYS
48	Y2	24	LEU
48	Y2	27	GLU
48	Y2	32	LEU
48	Y2	34	GLU
48	Y2	41	ILE
48	Y2	47	ASN
48	Y2	50	ILE
48	Y2	51	ARG
48	Y2	52	ASP
48	Y2	53	LEU
48	Y2	64	LEU
48	Y2	65	ASN
49	Y3	6	VAL
49	Y3	8	LEU
49	Y3	23	LEU
49	Y3	30	ARG
49	Y3	31	LEU
49	Y3	36	VAL
49	Y3	37	LEU
49	Y3	56	VAL

Continued on next page...

Continued from previous page...

Mol	Chain	Res	Type
50	Y4	6	HIS
50	Y4	10	VAL
50	Y4	15	ILE
50	Y4	16	CYS
50	Y4	22	ILE
50	Y4	27	THR
50	Y4	34	GLU
50	Y4	39	CYS
50	Y4	42	PHE
50	Y4	43	TYR
50	Y4	48	ARG
50	Y4	49	PHE
50	Y4	53	GLU
50	Y4	57	GLU
50	Y4	58	ARG
50	Y4	61	ARG
50	Y4	63	TYR
50	Y4	67	TYR
50	Y4	68	ARG
50	Y4	71	ARG
51	Y5	3	LYS
51	Y5	4	HIS
51	Y5	6	VAL
51	Y5	11	THR
51	Y5	29	THR
51	Y5	36	CYS
51	Y5	37	LYS
51	Y5	40	LYS
51	Y5	48	GLU
51	Y5	49	CYS
51	Y5	51	TYR
51	Y5	52	TYR
51	Y5	56	LYS
51	Y5	58	LEU
52	Y6	6	ARG
52	Y6	8	LYS
52	Y6	11	LEU
52	Y6	19	ARG
52	Y6	23	THR
52	Y6	30	THR
52	Y6	33	LYS
52	Y6	34	LEU

Continued on next page...

Continued from previous page...

Mol	Chain	Res	Type
52	Y6	37	ARG
52	Y6	44	ARG
53	Y7	1	MET
53	Y7	4	THR
53	Y7	8	ASN
53	Y7	9	ARG
53	Y7	10	ARG
53	Y7	14	LYS
53	Y7	47	ARG
54	Y8	13	ARG
54	Y8	14	VAL
54	Y8	15	LYS
54	Y8	29	LYS
54	Y8	30	ARG
54	Y8	34	TRP
54	Y8	43	GLN
54	Y8	44	LYS
54	Y8	47	LYS
54	Y8	56	GLU
54	Y8	58	ILE
54	Y8	64	TYR
54	Y8	65	GLU
55	Y9	1	MET
55	Y9	17	ILE

Sometimes sidechains can be flipped to improve hydrogen bonding and reduce clashes. All (22) such sidechains are listed below:

Mol	Chain	Res	Type
2	QB	19	HIS
2	QB	204	ASN
2	QB	212	GLN
4	QD	43	HIS
10	QJ	13	HIS
10	QJ	78	ASN
13	QM	92	HIS
19	QS	47	HIS
20	QT	45	GLN
28	RE	55	ASN
38	RS	34	HIS
45	RZ	54	HIS
45	RZ	73	GLN
50	R4	47	GLN

Continued on next page...

Continued from previous page...

Mol	Chain	Res	Type
55	R9	29	ASN
55	R9	32	HIS
2	XB	19	HIS
2	XB	204	ASN
2	XB	212	GLN
10	XJ	78	ASN
11	XK	26	ASN
39	YT	58	ASN

5.3.3 RNA [i](#)

Mol	Chain	Analysed	Backbone Outliers	Pucker Outliers
1	QA	1499/1522 (98%)	304 (20%)	48 (3%)
1	XA	1498/1522 (98%)	311 (20%)	50 (3%)
22	QV	76/77 (98%)	21 (27%)	1 (1%)
22	XV	76/77 (98%)	17 (22%)	1 (1%)
23	QY	14/17 (82%)	5 (35%)	1 (7%)
23	XY	14/17 (82%)	6 (42%)	1 (7%)
24	QX	7/25 (28%)	3 (42%)	2 (28%)
24	XX	7/25 (28%)	1 (14%)	0
25	RA	2879/2916 (98%)	659 (22%)	74 (2%)
25	YA	2880/2916 (98%)	623 (21%)	75 (2%)
26	RB	119/122 (97%)	29 (24%)	2 (1%)
26	YB	119/122 (97%)	29 (24%)	3 (2%)
56	Z6	1/3 (33%)	0	0
56	Z8	1/3 (33%)	0	0
All	All	9190/9364 (98%)	2008 (21%)	258 (2%)

All (2008) RNA backbone outliers are listed below:

Mol	Chain	Res	Type
1	QA	6	G
1	QA	29	G
1	QA	32	A
1	QA	39	G
1	QA	47	C
1	QA	48	C
1	QA	50	A
1	QA	51	A
1	QA	64	G
1	QA	65	U

Continued on next page...

Continued from previous page...

Mol	Chain	Res	Type
1	QA	66	G
1	QA	76	G
1	QA	79	G
1	QA	80	G
1	QA	90	C
1	QA	91	C
1	QA	95	G
1	QA	101	A
1	QA	108	G
1	QA	116	A
1	QA	120	A
1	QA	121	C
1	QA	144	G
1	QA	146	G
1	QA	147	G
1	QA	163	C
1	QA	169	C
1	QA	171	A
1	QA	172	A
1	QA	173	U
1	QA	174	C
1	QA	182	U
1	QA	190	G
1	QA	191(A)	G
1	QA	195	A
1	QA	197	A
1	QA	209	U
1	QA	210	U
1	QA	216	G
1	QA	244	U
1	QA	245	C
1	QA	247	G
1	QA	251	G
1	QA	267	C
1	QA	270	A
1	QA	281	G
1	QA	289	G
1	QA	298	A
1	QA	316	G
1	QA	321	A
1	QA	328	C
1	QA	329	A

Continued on next page...

Continued from previous page...

Mol	Chain	Res	Type
1	QA	332	G
1	QA	344	A
1	QA	346	G
1	QA	347	G
1	QA	351	G
1	QA	352	C
1	QA	353	A
1	QA	354	G
1	QA	356	A
1	QA	367	U
1	QA	372	C
1	QA	388	G
1	QA	389	A
1	QA	390	C
1	QA	397	A
1	QA	398	C
1	QA	406	G
1	QA	411	A
1	QA	412	A
1	QA	413	G
1	QA	414	A
1	QA	421	U
1	QA	422	C
1	QA	423	G
1	QA	424	G
1	QA	429	U
1	QA	430	A
1	QA	442	C
1	QA	465	A
1	QA	466	C
1	QA	467	G
1	QA	482	A
1	QA	485	G
1	QA	486	U
1	QA	495	A
1	QA	496	A
1	QA	497	U
1	QA	498	A
1	QA	505	G
1	QA	509	A
1	QA	510	A
1	QA	511	C

Continued on next page...

Continued from previous page...

Mol	Chain	Res	Type
1	QA	518	C
1	QA	521	G
1	QA	527	G
1	QA	531	U
1	QA	532	A
1	QA	533	A
1	QA	534	U
1	QA	544	G
1	QA	545	C
1	QA	547	A
1	QA	559	A
1	QA	561	U
1	QA	562	C
1	QA	566	G
1	QA	568	G
1	QA	572	A
1	QA	573	A
1	QA	576	G
1	QA	577	G
1	QA	595	G
1	QA	596	C
1	QA	618	C
1	QA	623	C
1	QA	630	G
1	QA	631	G
1	QA	653	A
1	QA	665	A
1	QA	686	U
1	QA	687	A
1	QA	688	G
1	QA	701	C
1	QA	702	A
1	QA	703	G
1	QA	704	A
1	QA	723	U
1	QA	731	G
1	QA	748	C
1	QA	754	C
1	QA	755	G
1	QA	760	G
1	QA	776	G
1	QA	777	A

Continued on next page...

Continued from previous page...

Mol	Chain	Res	Type
1	QA	786	G
1	QA	792	A
1	QA	793	U
1	QA	794	A
1	QA	796	C
1	QA	802	A
1	QA	813	U
1	QA	817	C
1	QA	819	A
1	QA	821	G
1	QA	828	A
1	QA	841	U
1	QA	843	U
1	QA	848	C
1	QA	859	A
1	QA	870	U
1	QA	871	U
1	QA	872	A
1	QA	873	A
1	QA	885	G
1	QA	902	G
1	QA	914	A
1	QA	923	A
1	QA	927	G
1	QA	934	C
1	QA	935	A
1	QA	939	G
1	QA	960	U
1	QA	961	U
1	QA	966	G
1	QA	968	A
1	QA	969	A
1	QA	971	G
1	QA	972	C
1	QA	974	A
1	QA	975	A
1	QA	976	G
1	QA	977	A
1	QA	978	A
1	QA	980	C
1	QA	982	U
1	QA	983	A

Continued on next page...

Continued from previous page...

Mol	Chain	Res	Type
1	QA	991	U
1	QA	992	U
1	QA	993	G
1	QA	994	A
1	QA	1001	G
1	QA	1004	A
1	QA	1006	C
1	QA	1008	C
1	QA	1009	G
1	QA	1021	G
1	QA	1024	G
1	QA	1025	U
1	QA	1026	G
1	QA	1028	C
1	QA	1029	G
1	QA	1032(A)	G
1	QA	1036	G
1	QA	1040	U
1	QA	1054	C
1	QA	1055	A
1	QA	1064	G
1	QA	1065	U
1	QA	1066	C
1	QA	1067	A
1	QA	1081	G
1	QA	1094	G
1	QA	1095	U
1	QA	1101	A
1	QA	1124	G
1	QA	1125	U
1	QA	1126	U
1	QA	1127	G
1	QA	1130	A
1	QA	1131	G
1	QA	1136	U
1	QA	1137	C
1	QA	1138	G
1	QA	1139	G
1	QA	1145	C
1	QA	1146	A
1	QA	1157	A
1	QA	1158	C

Continued on next page...

Continued from previous page...

Mol	Chain	Res	Type
1	QA	1159	U
1	QA	1160	G
1	QA	1163	C
1	QA	1171	G
1	QA	1180	A
1	QA	1181	G
1	QA	1182	G
1	QA	1183	A
1	QA	1185	G
1	QA	1187	G
1	QA	1193	G
1	QA	1196	U
1	QA	1197	G
1	QA	1200	C
1	QA	1201	A
1	QA	1202	G
1	QA	1204	A
1	QA	1212	U
1	QA	1213	A
1	QA	1225	A
1	QA	1238	A
1	QA	1241	G
1	QA	1256	A
1	QA	1257	U
1	QA	1258	G
1	QA	1260	C
1	QA	1272	G
1	QA	1273	G
1	QA	1280	A
1	QA	1281	U
1	QA	1282	C
1	QA	1286	A
1	QA	1287	A
1	QA	1296	C
1	QA	1297	C
1	QA	1298	C
1	QA	1299	A
1	QA	1300	G
1	QA	1301	U
1	QA	1302	U
1	QA	1303	C
1	QA	1305	G

Continued on next page...

Continued from previous page...

Mol	Chain	Res	Type
1	QA	1319	A
1	QA	1320	C
1	QA	1321	C
1	QA	1322	C
1	QA	1323	G
1	QA	1331	G
1	QA	1334	G
1	QA	1335	C
1	QA	1336	C
1	QA	1337	G
1	QA	1338	G
1	QA	1346	A
1	QA	1347	G
1	QA	1348	U
1	QA	1353	G
1	QA	1358	U
1	QA	1359	C
1	QA	1362(A)	C
1	QA	1370	G
1	QA	1387	G
1	QA	1397	C
1	QA	1398	A
1	QA	1406	U
1	QA	1419	G
1	QA	1442	G
1	QA	1443	G
1	QA	1446	A
1	QA	1447	G
1	QA	1452	C
1	QA	1453	G
1	QA	1454	G
1	QA	1492	A
1	QA	1499	A
1	QA	1503	A
1	QA	1504	G
1	QA	1506	U
1	QA	1507	A
1	QA	1517	G
1	QA	1519	A
1	QA	1520	G
1	QA	1529	G
1	QA	1530	G

Continued on next page...

Continued from previous page...

Mol	Chain	Res	Type
22	QV	3	G
22	QV	4	G
22	QV	7	U
22	QV	8	G
22	QV	15	C
22	QV	17	U
22	QV	18	G
22	QV	19	G
22	QV	21	A
22	QV	22	G
22	QV	25	C
22	QV	31	G
22	QV	47	U
22	QV	48	C
22	QV	52	G
22	QV	53	G
22	QV	54	U
22	QV	64	G
22	QV	67	C
22	QV	75	C
22	QV	76	A
23	QY	31	G
23	QY	32	U
23	QY	33	U
23	QY	36	G
23	QY	42	G
24	QX	4	C
24	QX	7	U
24	QX	8	A
25	RA	9	U
25	RA	11	G
25	RA	14	A
25	RA	15	G
25	RA	28	A
25	RA	32	C
25	RA	34	C
25	RA	46	C
25	RA	49	A
25	RA	51	G
25	RA	55	G
25	RA	71	A
25	RA	72	U

Continued on next page...

Continued from previous page...

Mol	Chain	Res	Type
25	RA	74	A
25	RA	75	G
25	RA	83	G
25	RA	84	A
25	RA	95	G
25	RA	96	G
25	RA	101	G
25	RA	102	G
25	RA	103	A
25	RA	118	A
25	RA	119	A
25	RA	120	U
25	RA	123	G
25	RA	138	G
25	RA	161	U
25	RA	177	G
25	RA	178	G
25	RA	181	A
25	RA	196	A
25	RA	199	A
25	RA	205	G
25	RA	206	U
25	RA	214	G
25	RA	215	G
25	RA	216	A
25	RA	221	A
25	RA	222	A
25	RA	223	A
25	RA	228	A
25	RA	229	A
25	RA	230	U
25	RA	232	G
25	RA	233	A
25	RA	243	U
25	RA	248	G
25	RA	249	C
25	RA	252	G
25	RA	265	A
25	RA	266	G
25	RA	269	U
25	RA	270(E)	G
25	RA	270(L)	U

Continued on next page...

Continued from previous page...

Mol	Chain	Res	Type
25	RA	270(M)	U
25	RA	270(N)	G
25	RA	270(P)	C
25	RA	271(B)	G
25	RA	271(C)	U
25	RA	271	G
25	RA	273(F)	C
25	RA	275	G
25	RA	276	A
25	RA	277	C
25	RA	278	A
25	RA	279	C
25	RA	299	A
25	RA	305	U
25	RA	311	A
25	RA	312	G
25	RA	323	G
25	RA	327	G
25	RA	329	G
25	RA	330	A
25	RA	333	G
25	RA	342	G
25	RA	343	C
25	RA	346	A
25	RA	352	G
25	RA	363(F)	A
25	RA	364	C
25	RA	371	A
25	RA	372	G
25	RA	373	U
25	RA	386	G
25	RA	396	G
25	RA	399	G
25	RA	405	U
25	RA	411	G
25	RA	412	A
25	RA	421	U
25	RA	428	A
25	RA	429	A
25	RA	434	U
25	RA	444	C
25	RA	448	U

Continued on next page...

Continued from previous page...

Mol	Chain	Res	Type
25	RA	454	A
25	RA	455	C
25	RA	456	C
25	RA	457	A
25	RA	470	A
25	RA	481	G
25	RA	504	U
25	RA	505	A
25	RA	509	C
25	RA	512	G
25	RA	513	A
25	RA	519	U
25	RA	527	C
25	RA	528	A
25	RA	529	A
25	RA	531	C
25	RA	532	A
25	RA	533	G
25	RA	537	C
25	RA	539	G
25	RA	540	G
25	RA	544	C
25	RA	546	C
25	RA	550	G
25	RA	554	U
25	RA	556	G
25	RA	563	G
25	RA	573	G
25	RA	574	C
25	RA	575	A
25	RA	586	A
25	RA	588	U
25	RA	603	A
25	RA	607	U
25	RA	609(A)	G
25	RA	614	U
25	RA	615	G
25	RA	616	A
25	RA	617	G
25	RA	621	A
25	RA	626	U
25	RA	627	A

Continued on next page...

Continued from previous page...

Mol	Chain	Res	Type
25	RA	631	A
25	RA	634	C
25	RA	637	A
25	RA	638	G
25	RA	645	C
25	RA	646	A
25	RA	650	C
25	RA	651	G
25	RA	652	C
25	RA	654	A
25	RA	654(A)	G
25	RA	654(B)	C
25	RA	657	U
25	RA	658	C
25	RA	659	C
25	RA	668	G
25	RA	669	G
25	RA	686	G
25	RA	702	G
25	RA	708	C
25	RA	717	G
25	RA	722	A
25	RA	726	G
25	RA	730	C
25	RA	752	A
25	RA	753	C
25	RA	775	G
25	RA	776	G
25	RA	782	A
25	RA	784	A
25	RA	785	G
25	RA	789	A
25	RA	790	C
25	RA	792	G
25	RA	793	A
25	RA	794	G
25	RA	805	G
25	RA	812	C
25	RA	819	A
25	RA	827	U
25	RA	828	U
25	RA	846	C

Continued on next page...

Continued from previous page...

Mol	Chain	Res	Type
25	RA	847	U
25	RA	856	C
25	RA	857	C
25	RA	859	G
25	RA	860	U
25	RA	869	G
25	RA	870	A
25	RA	871	U
25	RA	872	A
25	RA	880	G
25	RA	881	G
25	RA	882	G
25	RA	884	C
25	RA	885	C
25	RA	886	C
25	RA	888	C
25	RA	889	C
25	RA	893	C
25	RA	896	A
25	RA	897	C
25	RA	899	A
25	RA	900	A
25	RA	901	A
25	RA	904	C
25	RA	907	U
25	RA	910	A
25	RA	917	A
25	RA	932	G
25	RA	933	A
25	RA	938	G
25	RA	941	A
25	RA	945	A
25	RA	946	G
25	RA	961	C
25	RA	974	G
25	RA	974(A)	C
25	RA	975	G
25	RA	983	A
25	RA	991	C
25	RA	996	A
25	RA	1003	G
25	RA	1005	C

Continued on next page...

Continued from previous page...

Mol	Chain	Res	Type
25	RA	1011	G
25	RA	1012	U
25	RA	1013	C
25	RA	1015	G
25	RA	1016	G
25	RA	1017	G
25	RA	1022	G
25	RA	1023	U
25	RA	1025	G
25	RA	1026	U
25	RA	1027	A
25	RA	1033	U
25	RA	1044	G
25	RA	1045	A
25	RA	1046	A
25	RA	1050	A
25	RA	1053	C
25	RA	1054	A
25	RA	1055	G
25	RA	1057	A
25	RA	1059	G
25	RA	1060	U
25	RA	1061	U
25	RA	1066	U
25	RA	1067	A
25	RA	1068	G
25	RA	1069	A
25	RA	1070	A
25	RA	1071	G
25	RA	1076	C
25	RA	1077	A
25	RA	1078	U
25	RA	1079	C
25	RA	1082	U
25	RA	1083	U
25	RA	1084	A
25	RA	1085	A
25	RA	1086	A
25	RA	1087	G
25	RA	1088	A
25	RA	1091	G
25	RA	1093	G

Continued on next page...

Continued from previous page...

Mol	Chain	Res	Type
25	RA	1095	A
25	RA	1096	A
25	RA	1099	G
25	RA	1104	C
25	RA	1105	U
25	RA	1110	G
25	RA	1111	A
25	RA	1112	G
25	RA	1130	U
25	RA	1131	G
25	RA	1135	C
25	RA	1136	G
25	RA	1137	G
25	RA	1140	C
25	RA	1142	U
25	RA	1142(A)	A
25	RA	1149	G
25	RA	1155	A
25	RA	1170	G
25	RA	1173	G
25	RA	1174	A
25	RA	1175	U
25	RA	1176	G
25	RA	1178	C
25	RA	1179	C
25	RA	1180	C
25	RA	1191	G
25	RA	1195	G
25	RA	1204	A
25	RA	1205	U
25	RA	1206	G
25	RA	1210	A
25	RA	1211	U
25	RA	1212	G
25	RA	1220	A
25	RA	1221	C
25	RA	1229(A)	G
25	RA	1238	G
25	RA	1241	A
25	RA	1248	G
25	RA	1250	G
25	RA	1252	G

Continued on next page...

Continued from previous page...

Mol	Chain	Res	Type
25	RA	1253	A
25	RA	1256	G
25	RA	1265	A
25	RA	1269	A
25	RA	1271	G
25	RA	1272	A
25	RA	1287	A
25	RA	1300	U
25	RA	1301	A
25	RA	1303	G
25	RA	1304	C
25	RA	1312	U
25	RA	1313	U
25	RA	1314	C
25	RA	1321	A
25	RA	1328	G
25	RA	1329	U
25	RA	1349	A
25	RA	1352	U
25	RA	1356	G
25	RA	1365	A
25	RA	1368	G
25	RA	1370	C
25	RA	1372	U
25	RA	1378	A
25	RA	1379	A
25	RA	1380	G
25	RA	1384	A
25	RA	1385	G
25	RA	1386	C
25	RA	1388	G
25	RA	1390	U
25	RA	1395	A
25	RA	1407	C
25	RA	1411	C
25	RA	1416	G
25	RA	1419	A
25	RA	1420	U
25	RA	1421	G
25	RA	1428	C
25	RA	1444(A)	A
25	RA	1445	C

Continued on next page...

Continued from previous page...

Mol	Chain	Res	Type
25	RA	1448	G
25	RA	1449	A
25	RA	1449(A)	G
25	RA	1455	G
25	RA	1458	C
25	RA	1460	A
25	RA	1461	G
25	RA	1464	C
25	RA	1467	C
25	RA	1471	A
25	RA	1476	C
25	RA	1482	U
25	RA	1483	G
25	RA	1485	G
25	RA	1486	A
25	RA	1493	C
25	RA	1495	A
25	RA	1496	A
25	RA	1497	U
25	RA	1505	C
25	RA	1506	C
25	RA	1507	A
25	RA	1508	A
25	RA	1510	A
25	RA	1514	U
25	RA	1515	C
25	RA	1519	G
25	RA	1520	U
25	RA	1522	G
25	RA	1534	G
25	RA	1535	U
25	RA	1536	A
25	RA	1537	C
25	RA	1538	G
25	RA	1543	A
25	RA	1544	C
25	RA	1545	A
25	RA	1554	A
25	RA	1558	A
25	RA	1559	G
25	RA	1566	A
25	RA	1569	A

Continued on next page...

Continued from previous page...

Mol	Chain	Res	Type
25	RA	1578	U
25	RA	1579	A
25	RA	1581	G
25	RA	1585	C
25	RA	1586	A
25	RA	1598	C
25	RA	1608	A
25	RA	1609	A
25	RA	1610	A
25	RA	1616	A
25	RA	1617	C
25	RA	1618	A
25	RA	1647	G
25	RA	1648	C
25	RA	1654	A
25	RA	1667	G
25	RA	1674	G
25	RA	1675	C
25	RA	1688	U
25	RA	1694	C
25	RA	1695	G
25	RA	1725	G
25	RA	1726	G
25	RA	1729	A
25	RA	1730	U
25	RA	1731	G
25	RA	1732	A
25	RA	1733	G
25	RA	1742	C
25	RA	1756	G
25	RA	1758	G
25	RA	1763	G
25	RA	1764	G
25	RA	1773	A
25	RA	1780	A
25	RA	1782	C
25	RA	1791	A
25	RA	1799	G
25	RA	1800	C
25	RA	1801	G
25	RA	1806	C
25	RA	1816	G

Continued on next page...

Continued from previous page...

Mol	Chain	Res	Type
25	RA	1820	U
25	RA	1829	A
25	RA	1835	G
25	RA	1839	G
25	RA	1845	G
25	RA	1847	A
25	RA	1848	A
25	RA	1849	G
25	RA	1858	G
25	RA	1869	G
25	RA	1872	A
25	RA	1878	G
25	RA	1882	C
25	RA	1888	G
25	RA	1889	A
25	RA	1899	G
25	RA	1906	G
25	RA	1913	A
25	RA	1930	G
25	RA	1931	U
25	RA	1934	C
25	RA	1937	A
25	RA	1938	A
25	RA	1939	U
25	RA	1955	U
25	RA	1963	U
25	RA	1964	G
25	RA	1967	C
25	RA	1968	G
25	RA	1969	A
25	RA	1970	A
25	RA	1971	A
25	RA	1972	A
25	RA	1981	A
25	RA	1982	C
25	RA	1991	U
25	RA	1992	G
25	RA	1993	U
25	RA	2020	A
25	RA	2023	G
25	RA	2031	A
25	RA	2033	A

Continued on next page...

Continued from previous page...

Mol	Chain	Res	Type
25	RA	2043	C
25	RA	2055	C
25	RA	2056	G
25	RA	2059	A
25	RA	2060	A
25	RA	2061	G
25	RA	2062	A
25	RA	2063	C
25	RA	2069	G
25	RA	2093	G
25	RA	2099	U
25	RA	2100	G
25	RA	2107	C
25	RA	2111	C
25	RA	2113	U
25	RA	2114	A
25	RA	2115	G
25	RA	2116	G
25	RA	2117	A
25	RA	2118	U
25	RA	2126	A
25	RA	2127	G
25	RA	2128	C
25	RA	2131	G
25	RA	2132	U
25	RA	2133	G
25	RA	2136	C
25	RA	2146	C
25	RA	2148	G
25	RA	2157	G
25	RA	2158	A
25	RA	2166	G
25	RA	2168	G
25	RA	2169	A
25	RA	2171	A
25	RA	2173	A
25	RA	2176	A
25	RA	2190	G
25	RA	2192	G
25	RA	2198	A
25	RA	2210	G
25	RA	2211	G

Continued on next page...

Continued from previous page...

Mol	Chain	Res	Type
25	RA	2212	A
25	RA	2213	U
25	RA	2215	G
25	RA	2225	A
25	RA	2239	G
25	RA	2243	U
25	RA	2245	U
25	RA	2267	A
25	RA	2274	A
25	RA	2275	C
25	RA	2280	G
25	RA	2283	C
25	RA	2287	A
25	RA	2299	G
25	RA	2300	G
25	RA	2307	G
25	RA	2308	G
25	RA	2312	U
25	RA	2319	G
25	RA	2320	A
25	RA	2325	G
25	RA	2327	A
25	RA	2334	G
25	RA	2336	A
25	RA	2342	C
25	RA	2346	A
25	RA	2347	C
25	RA	2350	C
25	RA	2383	G
25	RA	2385	C
25	RA	2391	G
25	RA	2392	A
25	RA	2394	C
25	RA	2402	C
25	RA	2403	C
25	RA	2406	U
25	RA	2410	G
25	RA	2411	A
25	RA	2423	U
25	RA	2425	A
25	RA	2429	G
25	RA	2430	A

Continued on next page...

Continued from previous page...

Mol	Chain	Res	Type
25	RA	2431	U
25	RA	2434	A
25	RA	2435	A
25	RA	2439	A
25	RA	2440	C
25	RA	2441	C
25	RA	2448	A
25	RA	2469	A
25	RA	2470	G
25	RA	2474	C
25	RA	2475	C
25	RA	2476	A
25	RA	2482	G
25	RA	2483	C
25	RA	2484	G
25	RA	2487	G
25	RA	2491	U
25	RA	2492	U
25	RA	2494	G
25	RA	2502	G
25	RA	2505	G
25	RA	2506	U
25	RA	2507	C
25	RA	2519	U
25	RA	2529	G
25	RA	2542	A
25	RA	2543	G
25	RA	2554	U
25	RA	2557	G
25	RA	2558	C
25	RA	2564	A
25	RA	2566	A
25	RA	2567	G
25	RA	2569	G
25	RA	2573	C
25	RA	2585	U
25	RA	2602	A
25	RA	2609	U
25	RA	2611	U
25	RA	2612	C
25	RA	2613	U
25	RA	2614	A

Continued on next page...

Continued from previous page...

Mol	Chain	Res	Type
25	RA	2623	G
25	RA	2629	A
25	RA	2641	G
25	RA	2646	C
25	RA	2655	G
25	RA	2656	U
25	RA	2665	A
25	RA	2673	G
25	RA	2689	U
25	RA	2690	C
25	RA	2702	U
25	RA	2703	C
25	RA	2707	G
25	RA	2712	U
25	RA	2712(A)	A
25	RA	2713	A
25	RA	2714	G
25	RA	2726	U
25	RA	2732	G
25	RA	2733	A
25	RA	2734	A
25	RA	2739	U
25	RA	2748	A
25	RA	2752	C
25	RA	2757	A
25	RA	2758	A
25	RA	2761	G
25	RA	2764	A
25	RA	2765	A
25	RA	2766	G
25	RA	2770	G
25	RA	2777	G
25	RA	2778	A
25	RA	2779	U
25	RA	2780	G
25	RA	2790	A
25	RA	2791	C
25	RA	2797	U
25	RA	2799	A
25	RA	2807	G
25	RA	2812	G
25	RA	2813	A

Continued on next page...

Continued from previous page...

Mol	Chain	Res	Type
25	RA	2818	G
25	RA	2820	A
25	RA	2821	A
25	RA	2823	A
25	RA	2830	G
25	RA	2833	G
25	RA	2834	G
25	RA	2835	A
25	RA	2849	U
25	RA	2867	G
25	RA	2868	A
25	RA	2872	G
25	RA	2880	C
25	RA	2891	G
25	RA	2892	A
25	RA	2894	G
26	RB	8	U
26	RB	9	G
26	RB	13	A
26	RB	15	A
26	RB	16	G
26	RB	19	G
26	RB	20	C
26	RB	22	U
26	RB	24	G
26	RB	25	A
26	RB	26	A
26	RB	27	C
26	RB	32	C
26	RB	41	U
26	RB	42	C
26	RB	44	G
26	RB	45	A
26	RB	47	C
26	RB	52	A
26	RB	53	A
26	RB	56	G
26	RB	67	G
26	RB	73	A
26	RB	81	G
26	RB	82	G
26	RB	89	G

Continued on next page...

Continued from previous page...

Mol	Chain	Res	Type
26	RB	97	G
26	RB	105	G
26	RB	109	G
1	XA	7	G
1	XA	9	G
1	XA	12	U
1	XA	26	A
1	XA	32	A
1	XA	39	G
1	XA	48	C
1	XA	51	A
1	XA	61	G
1	XA	64	G
1	XA	65	U
1	XA	66	G
1	XA	76	G
1	XA	78	G
1	XA	79	G
1	XA	81	G
1	XA	89	U
1	XA	90	C
1	XA	91	C
1	XA	92	G
1	XA	95	G
1	XA	101	A
1	XA	108	G
1	XA	116	A
1	XA	121	C
1	XA	129(A)	G
1	XA	130	A
1	XA	144	G
1	XA	146	G
1	XA	147	G
1	XA	163	C
1	XA	172	A
1	XA	173	U
1	XA	174	C
1	XA	182	U
1	XA	189	U
1	XA	190	G
1	XA	191(A)	G
1	XA	195	A

Continued on next page...

Continued from previous page...

Mol	Chain	Res	Type
1	XA	197	A
1	XA	201	C
1	XA	209	U
1	XA	216	G
1	XA	243	A
1	XA	244	U
1	XA	245	C
1	XA	247	G
1	XA	251	G
1	XA	262	A
1	XA	267	C
1	XA	271	C
1	XA	281	G
1	XA	289	G
1	XA	316	G
1	XA	317	G
1	XA	321	A
1	XA	328	C
1	XA	329	A
1	XA	332	G
1	XA	343	U
1	XA	345	C
1	XA	346	G
1	XA	347	G
1	XA	348	G
1	XA	352	C
1	XA	353	A
1	XA	354	G
1	XA	355	C
1	XA	356	A
1	XA	367	U
1	XA	372	C
1	XA	373	A
1	XA	384	G
1	XA	388	G
1	XA	389	A
1	XA	390	C
1	XA	397	A
1	XA	398	C
1	XA	406	G
1	XA	411	A
1	XA	412	A

Continued on next page...

Continued from previous page...

Mol	Chain	Res	Type
1	XA	413	G
1	XA	414	A
1	XA	422	C
1	XA	423	G
1	XA	424	G
1	XA	429	U
1	XA	430	A
1	XA	436	C
1	XA	438	G
1	XA	439	A
1	XA	465	A
1	XA	466	C
1	XA	467	G
1	XA	482	A
1	XA	485	G
1	XA	486	U
1	XA	487	A
1	XA	496	A
1	XA	497	U
1	XA	505	G
1	XA	509	A
1	XA	510	A
1	XA	511	C
1	XA	518	C
1	XA	527	G
1	XA	531	U
1	XA	532	A
1	XA	533	A
1	XA	536	C
1	XA	545	C
1	XA	547	A
1	XA	548	G
1	XA	559	A
1	XA	561	U
1	XA	562	C
1	XA	564	C
1	XA	568	G
1	XA	572	A
1	XA	573	A
1	XA	576	G
1	XA	577	G
1	XA	579	G

Continued on next page...

Continued from previous page...

Mol	Chain	Res	Type
1	XA	596	C
1	XA	607	A
1	XA	617	G
1	XA	630	G
1	XA	631	G
1	XA	633	G
1	XA	649	G
1	XA	653	A
1	XA	661	G
1	XA	665	A
1	XA	666	G
1	XA	688	G
1	XA	701	C
1	XA	702	A
1	XA	704	A
1	XA	723	U
1	XA	724	G
1	XA	731	G
1	XA	749	C
1	XA	752	G
1	XA	753	A
1	XA	754	C
1	XA	755	G
1	XA	759	A
1	XA	774	G
1	XA	777	A
1	XA	792	A
1	XA	793	U
1	XA	794	A
1	XA	813	U
1	XA	816	A
1	XA	817	C
1	XA	818	G
1	XA	819	A
1	XA	821	G
1	XA	828	A
1	XA	836	G
1	XA	841	U
1	XA	843	U
1	XA	848	C
1	XA	859	A
1	XA	871	U

Continued on next page...

Continued from previous page...

Mol	Chain	Res	Type
1	XA	872	A
1	XA	902	G
1	XA	914	A
1	XA	916	G
1	XA	920	U
1	XA	922	G
1	XA	926	G
1	XA	927	G
1	XA	934	C
1	XA	935	A
1	XA	940	C
1	XA	960	U
1	XA	961	U
1	XA	966	G
1	XA	968	A
1	XA	969	A
1	XA	972	C
1	XA	974	A
1	XA	975	A
1	XA	976	G
1	XA	977	A
1	XA	983	A
1	XA	991	U
1	XA	992	U
1	XA	993	G
1	XA	994	A
1	XA	1001	G
1	XA	1004	A
1	XA	1005	A
1	XA	1006	C
1	XA	1008	C
1	XA	1009	G
1	XA	1021	G
1	XA	1024	G
1	XA	1025	U
1	XA	1028	C
1	XA	1029	G
1	XA	1032(A)	G
1	XA	1036	G
1	XA	1039	C
1	XA	1040	U
1	XA	1042	G

Continued on next page...

Continued from previous page...

Mol	Chain	Res	Type
1	XA	1054	C
1	XA	1055	A
1	XA	1066	C
1	XA	1081	G
1	XA	1094	G
1	XA	1095	U
1	XA	1101	A
1	XA	1124	G
1	XA	1125	U
1	XA	1126	U
1	XA	1127	G
1	XA	1130	A
1	XA	1131	G
1	XA	1136	U
1	XA	1137	C
1	XA	1138	G
1	XA	1139	G
1	XA	1145	C
1	XA	1146	A
1	XA	1151	A
1	XA	1152	A
1	XA	1157	A
1	XA	1158	C
1	XA	1159	U
1	XA	1160	G
1	XA	1162	C
1	XA	1163	C
1	XA	1171	G
1	XA	1176	A
1	XA	1177	G
1	XA	1181	G
1	XA	1182	G
1	XA	1183	A
1	XA	1184	G
1	XA	1187	G
1	XA	1188	A
1	XA	1189	C
1	XA	1190	G
1	XA	1196	U
1	XA	1200	C
1	XA	1201	A
1	XA	1202	G

Continued on next page...

Continued from previous page...

Mol	Chain	Res	Type
1	XA	1212	U
1	XA	1214	C
1	XA	1225	A
1	XA	1230	C
1	XA	1238	A
1	XA	1240	U
1	XA	1241	G
1	XA	1256	A
1	XA	1257	U
1	XA	1258	G
1	XA	1263	C
1	XA	1267	C
1	XA	1270	C
1	XA	1272	G
1	XA	1280	A
1	XA	1281	U
1	XA	1282	C
1	XA	1286	A
1	XA	1287	A
1	XA	1298	C
1	XA	1299	A
1	XA	1300	G
1	XA	1301	U
1	XA	1302	U
1	XA	1303	C
1	XA	1305	G
1	XA	1320	C
1	XA	1321	C
1	XA	1322	C
1	XA	1323	G
1	XA	1331	G
1	XA	1334	G
1	XA	1336	C
1	XA	1337	G
1	XA	1338	G
1	XA	1347	G
1	XA	1348	U
1	XA	1353	G
1	XA	1362(A)	C
1	XA	1364	U
1	XA	1397	C
1	XA	1400	C

Continued on next page...

Continued from previous page...

Mol	Chain	Res	Type
1	XA	1419	G
1	XA	1442	G
1	XA	1446	A
1	XA	1447	G
1	XA	1452	C
1	XA	1453	G
1	XA	1454	G
1	XA	1487	G
1	XA	1492	A
1	XA	1499	A
1	XA	1502	A
1	XA	1503	A
1	XA	1504	G
1	XA	1506	U
1	XA	1517	G
1	XA	1519	A
1	XA	1520	G
1	XA	1525	G
1	XA	1529	G
1	XA	1530	G
22	XV	3	G
22	XV	4	G
22	XV	8	G
22	XV	12	C
22	XV	15	C
22	XV	17	U
22	XV	18	G
22	XV	19	G
22	XV	21	A
22	XV	22	G
22	XV	47	U
22	XV	48	C
22	XV	49	G
22	XV	52	G
22	XV	54	U
22	XV	67	C
22	XV	76	A
24	XX	7	U
23	XY	31	G
23	XY	32	U
23	XY	33	U
23	XY	34	C

Continued on next page...

Continued from previous page...

Mol	Chain	Res	Type
23	XY	40	G
23	XY	42	G
25	YA	9	U
25	YA	15	G
25	YA	27	G
25	YA	34	C
25	YA	35	G
25	YA	46	C
25	YA	55	G
25	YA	71	A
25	YA	74	A
25	YA	75	G
25	YA	96	G
25	YA	99	U
25	YA	101	G
25	YA	102	G
25	YA	103	A
25	YA	118	A
25	YA	119	A
25	YA	120	U
25	YA	125	G
25	YA	138	G
25	YA	155	C
25	YA	161	U
25	YA	162	U
25	YA	177	G
25	YA	188	G
25	YA	196	A
25	YA	214	G
25	YA	215	G
25	YA	216	A
25	YA	221	A
25	YA	222	A
25	YA	223	A
25	YA	227	A
25	YA	229	A
25	YA	230	U
25	YA	232	G
25	YA	242	G
25	YA	243	U
25	YA	248	G
25	YA	252	G

Continued on next page...

Continued from previous page...

Mol	Chain	Res	Type
25	YA	261	G
25	YA	264	C
25	YA	265	A
25	YA	266	G
25	YA	269	U
25	YA	270(L)	U
25	YA	270(M)	U
25	YA	270(N)	G
25	YA	270(P)	C
25	YA	271(A)	C
25	YA	271(B)	G
25	YA	271(C)	U
25	YA	271	G
25	YA	274	G
25	YA	275	G
25	YA	276	A
25	YA	278	A
25	YA	279	C
25	YA	299	A
25	YA	311	A
25	YA	316	C
25	YA	323	G
25	YA	324	A
25	YA	329	G
25	YA	330	A
25	YA	332	A
25	YA	342	G
25	YA	352	G
25	YA	363	G
25	YA	364	C
25	YA	371	A
25	YA	372	G
25	YA	373	U
25	YA	380	U
25	YA	386	G
25	YA	387	U
25	YA	396	G
25	YA	405	U
25	YA	406	G
25	YA	411	G
25	YA	412	A
25	YA	428	A

Continued on next page...

Continued from previous page...

Mol	Chain	Res	Type
25	YA	441	U
25	YA	443	A
25	YA	444	C
25	YA	448	U
25	YA	455	C
25	YA	457	A
25	YA	470	A
25	YA	481	G
25	YA	496	G
25	YA	503	A
25	YA	504	U
25	YA	505	A
25	YA	509	C
25	YA	512	G
25	YA	518	G
25	YA	531	C
25	YA	532	A
25	YA	533	G
25	YA	537	C
25	YA	539	G
25	YA	540	G
25	YA	546	C
25	YA	547	A
25	YA	549	G
25	YA	562	U
25	YA	563	G
25	YA	573	G
25	YA	574	C
25	YA	575	A
25	YA	586	A
25	YA	588	U
25	YA	603	A
25	YA	607	U
25	YA	613	U
25	YA	614	U
25	YA	615	G
25	YA	616	A
25	YA	617	G
25	YA	621	A
25	YA	622	G
25	YA	624	C
25	YA	626	U

Continued on next page...

Continued from previous page...

Mol	Chain	Res	Type
25	YA	627	A
25	YA	634	C
25	YA	637	A
25	YA	638	G
25	YA	645	C
25	YA	646	A
25	YA	650	C
25	YA	651	G
25	YA	654	A
25	YA	654(A)	G
25	YA	654(B)	C
25	YA	654(T)	C
25	YA	657	U
25	YA	664	C
25	YA	670	A
25	YA	686	G
25	YA	702	G
25	YA	717	G
25	YA	722	A
25	YA	730	C
25	YA	734	A
25	YA	747	U
25	YA	750	A
25	YA	752	A
25	YA	753	C
25	YA	764	A
25	YA	765	G
25	YA	776	G
25	YA	782	A
25	YA	784	A
25	YA	785	G
25	YA	790	C
25	YA	792	G
25	YA	793	A
25	YA	805	G
25	YA	806	C
25	YA	812	C
25	YA	819	A
25	YA	827	U
25	YA	828	U
25	YA	831	G
25	YA	846	C

Continued on next page...

Continued from previous page...

Mol	Chain	Res	Type
25	YA	847	U
25	YA	856	C
25	YA	857	C
25	YA	859	G
25	YA	860	U
25	YA	866	A
25	YA	881	G
25	YA	882	G
25	YA	884	C
25	YA	885	C
25	YA	886	C
25	YA	888	C
25	YA	889	C
25	YA	890	A
25	YA	896	A
25	YA	899	A
25	YA	900	A
25	YA	901	A
25	YA	902	C
25	YA	904	C
25	YA	907	U
25	YA	910	A
25	YA	915	C
25	YA	917	A
25	YA	932	G
25	YA	938	G
25	YA	941	A
25	YA	945	A
25	YA	946	G
25	YA	959	A
25	YA	961	C
25	YA	974	G
25	YA	974(A)	C
25	YA	975	G
25	YA	980	A
25	YA	983	A
25	YA	990	A
25	YA	991	C
25	YA	996	A
25	YA	1003	G
25	YA	1005	C
25	YA	1011	G

Continued on next page...

Continued from previous page...

Mol	Chain	Res	Type
25	YA	1012	U
25	YA	1013	C
25	YA	1022	G
25	YA	1023	U
25	YA	1025	G
25	YA	1026	U
25	YA	1027	A
25	YA	1033	U
25	YA	1045	A
25	YA	1046	A
25	YA	1050	A
25	YA	1054	A
25	YA	1055	G
25	YA	1059	G
25	YA	1060	U
25	YA	1061	U
25	YA	1066	U
25	YA	1067	A
25	YA	1068	G
25	YA	1071	G
25	YA	1076	C
25	YA	1077	A
25	YA	1078	U
25	YA	1079	C
25	YA	1082	U
25	YA	1083	U
25	YA	1084	A
25	YA	1085	A
25	YA	1086	A
25	YA	1088	A
25	YA	1089	G
25	YA	1090	U
25	YA	1095	A
25	YA	1096	A
25	YA	1097	U
25	YA	1099	G
25	YA	1103	A
25	YA	1104	C
25	YA	1105	U
25	YA	1110	G
25	YA	1111	A
25	YA	1122	G

Continued on next page...

Continued from previous page...

Mol	Chain	Res	Type
25	YA	1128	A
25	YA	1130	U
25	YA	1131	G
25	YA	1135	C
25	YA	1136	G
25	YA	1139	G
25	YA	1142	U
25	YA	1142(A)	A
25	YA	1148	A
25	YA	1169	G
25	YA	1170	G
25	YA	1173	G
25	YA	1174	A
25	YA	1175	U
25	YA	1176	G
25	YA	1178	C
25	YA	1179	C
25	YA	1180	C
25	YA	1195	G
25	YA	1204	A
25	YA	1205	U
25	YA	1211	U
25	YA	1220	A
25	YA	1221	C
25	YA	1228	G
25	YA	1238	G
25	YA	1241	A
25	YA	1250	G
25	YA	1253	A
25	YA	1256	G
25	YA	1265	A
25	YA	1271	G
25	YA	1272	A
25	YA	1273	U
25	YA	1284	A
25	YA	1300	U
25	YA	1301	A
25	YA	1321	A
25	YA	1329	U
25	YA	1345	C
25	YA	1349	A
25	YA	1352	U

Continued on next page...

Continued from previous page...

Mol	Chain	Res	Type
25	YA	1365	A
25	YA	1368	G
25	YA	1379	A
25	YA	1384	A
25	YA	1385	G
25	YA	1386	C
25	YA	1388	G
25	YA	1389	G
25	YA	1390	U
25	YA	1391	U
25	YA	1395	A
25	YA	1407	C
25	YA	1411	C
25	YA	1416	G
25	YA	1417	C
25	YA	1419	A
25	YA	1420	U
25	YA	1421	G
25	YA	1428	C
25	YA	1444(A)	A
25	YA	1445	C
25	YA	1449	A
25	YA	1449(A)	G
25	YA	1453	A
25	YA	1455	G
25	YA	1458	C
25	YA	1460	A
25	YA	1461	G
25	YA	1467	C
25	YA	1471	A
25	YA	1482	U
25	YA	1483	G
25	YA	1485	G
25	YA	1486	A
25	YA	1487	G
25	YA	1493	C
25	YA	1495	A
25	YA	1497	U
25	YA	1505	C
25	YA	1506	C
25	YA	1507	A
25	YA	1508	A

Continued on next page...

Continued from previous page...

Mol	Chain	Res	Type
25	YA	1510	A
25	YA	1511	A
25	YA	1514	U
25	YA	1519	G
25	YA	1520	U
25	YA	1522	G
25	YA	1534	G
25	YA	1535	U
25	YA	1536	A
25	YA	1537	C
25	YA	1543	A
25	YA	1544	C
25	YA	1545	A
25	YA	1547	C
25	YA	1554	A
25	YA	1558	A
25	YA	1559	G
25	YA	1566	A
25	YA	1569	A
25	YA	1578	U
25	YA	1579	A
25	YA	1581	G
25	YA	1585	C
25	YA	1586	A
25	YA	1591	G
25	YA	1593	G
25	YA	1598	C
25	YA	1608	A
25	YA	1609	A
25	YA	1610	A
25	YA	1616	A
25	YA	1617	C
25	YA	1618	A
25	YA	1634	A
25	YA	1640	C
25	YA	1648	C
25	YA	1654	A
25	YA	1668	A
25	YA	1674	G
25	YA	1678	G
25	YA	1681	G
25	YA	1688	U

Continued on next page...

Continued from previous page...

Mol	Chain	Res	Type
25	YA	1695	G
25	YA	1697	G
25	YA	1699	G
25	YA	1700	A
25	YA	1701	A
25	YA	1725	G
25	YA	1729	A
25	YA	1730	U
25	YA	1731	G
25	YA	1732	A
25	YA	1733	G
25	YA	1742	C
25	YA	1743	G
25	YA	1750	G
25	YA	1753	G
25	YA	1754	C
25	YA	1756	G
25	YA	1762	A
25	YA	1763	G
25	YA	1764	G
25	YA	1773	A
25	YA	1780	A
25	YA	1786	A
25	YA	1791	A
25	YA	1799	G
25	YA	1800	C
25	YA	1801	G
25	YA	1811	G
25	YA	1816	G
25	YA	1820	U
25	YA	1829	A
25	YA	1835	G
25	YA	1836	C
25	YA	1847	A
25	YA	1848	A
25	YA	1849	G
25	YA	1858	G
25	YA	1869	G
25	YA	1870	C
25	YA	1872	A
25	YA	1878	G
25	YA	1882	C

Continued on next page...

Continued from previous page...

Mol	Chain	Res	Type
25	YA	1889	A
25	YA	1896	G
25	YA	1899	G
25	YA	1906	G
25	YA	1919	A
25	YA	1924	C
25	YA	1930	G
25	YA	1931	U
25	YA	1937	A
25	YA	1938	A
25	YA	1939	U
25	YA	1955	U
25	YA	1956	U
25	YA	1960	A
25	YA	1963	U
25	YA	1965	C
25	YA	1967	C
25	YA	1969	A
25	YA	1970	A
25	YA	1971	A
25	YA	1972	A
25	YA	1982	C
25	YA	1987	G
25	YA	1991	U
25	YA	1992	G
25	YA	1993	U
25	YA	2020	A
25	YA	2021	C
25	YA	2023	G
25	YA	2031	A
25	YA	2032	G
25	YA	2033	A
25	YA	2034	U
25	YA	2043	C
25	YA	2055	C
25	YA	2056	G
25	YA	2059	A
25	YA	2060	A
25	YA	2061	G
25	YA	2062	A
25	YA	2069	G
25	YA	2089	U

Continued on next page...

Continued from previous page...

Mol	Chain	Res	Type
25	YA	2093	G
25	YA	2099	U
25	YA	2100	G
25	YA	2111	C
25	YA	2112	G
25	YA	2113	U
25	YA	2114	A
25	YA	2115	G
25	YA	2116	G
25	YA	2117	A
25	YA	2119	A
25	YA	2120	G
25	YA	2126	A
25	YA	2127	G
25	YA	2128	C
25	YA	2131	G
25	YA	2132	U
25	YA	2133	G
25	YA	2136	C
25	YA	2146	C
25	YA	2148	G
25	YA	2158	A
25	YA	2166	G
25	YA	2167	U
25	YA	2168	G
25	YA	2169	A
25	YA	2173	A
25	YA	2176	A
25	YA	2178	C
25	YA	2181	G
25	YA	2190	G
25	YA	2192	G
25	YA	2194	G
25	YA	2198	A
25	YA	2210	G
25	YA	2211	G
25	YA	2212	A
25	YA	2215	G
25	YA	2225	A
25	YA	2238	G
25	YA	2239	G
25	YA	2246	G

Continued on next page...

Continued from previous page...

Mol	Chain	Res	Type
25	YA	2268	A
25	YA	2273	A
25	YA	2275	C
25	YA	2283	C
25	YA	2287	A
25	YA	2288	A
25	YA	2302	G
25	YA	2307	G
25	YA	2308	G
25	YA	2311	A
25	YA	2319	G
25	YA	2320	A
25	YA	2325	G
25	YA	2334	G
25	YA	2346	A
25	YA	2347	C
25	YA	2350	C
25	YA	2377	A
25	YA	2379	G
25	YA	2382	G
25	YA	2383	G
25	YA	2385	C
25	YA	2395	C
25	YA	2402	C
25	YA	2403	C
25	YA	2405	G
25	YA	2406	U
25	YA	2410	G
25	YA	2423	U
25	YA	2425	A
25	YA	2429	G
25	YA	2430	A
25	YA	2435	A
25	YA	2439	A
25	YA	2440	C
25	YA	2441	C
25	YA	2448	A
25	YA	2450	A
25	YA	2468	G
25	YA	2469	A
25	YA	2470	G
25	YA	2471	C

Continued on next page...

Continued from previous page...

Mol	Chain	Res	Type
25	YA	2475	C
25	YA	2476	A
25	YA	2480	C
25	YA	2482	G
25	YA	2484	G
25	YA	2494	G
25	YA	2498	C
25	YA	2502	G
25	YA	2505	G
25	YA	2518	A
25	YA	2529	G
25	YA	2542	A
25	YA	2543	G
25	YA	2554	U
25	YA	2558	C
25	YA	2566	A
25	YA	2567	G
25	YA	2573	C
25	YA	2585	U
25	YA	2602	A
25	YA	2609	U
25	YA	2610	C
25	YA	2611	U
25	YA	2612	C
25	YA	2613	U
25	YA	2629	A
25	YA	2632	A
25	YA	2655	G
25	YA	2656	U
25	YA	2665	A
25	YA	2673	G
25	YA	2675	A
25	YA	2682	U
25	YA	2689	U
25	YA	2690	C
25	YA	2691	C
25	YA	2702	U
25	YA	2707	G
25	YA	2712	U
25	YA	2712(A)	A
25	YA	2713	A
25	YA	2714	G

Continued on next page...

Continued from previous page...

Mol	Chain	Res	Type
25	YA	2726	U
25	YA	2733	A
25	YA	2734	A
25	YA	2744	G
25	YA	2752	C
25	YA	2757	A
25	YA	2758	A
25	YA	2761	G
25	YA	2765	A
25	YA	2766	G
25	YA	2770	G
25	YA	2777	G
25	YA	2778	A
25	YA	2779	U
25	YA	2780	G
25	YA	2785	C
25	YA	2789	C
25	YA	2790	A
25	YA	2791	C
25	YA	2797	U
25	YA	2807	G
25	YA	2808	U
25	YA	2818	G
25	YA	2820	A
25	YA	2821	A
25	YA	2830	G
25	YA	2833	G
25	YA	2834	G
25	YA	2835	A
25	YA	2847	U
25	YA	2867	G
25	YA	2868	A
25	YA	2872	G
25	YA	2873	A
25	YA	2880	C
25	YA	2892	A
25	YA	2894	G
26	YB	2	C
26	YB	8	U
26	YB	9	G
26	YB	13	A
26	YB	15	A

Continued on next page...

Continued from previous page...

Mol	Chain	Res	Type
26	YB	19	G
26	YB	21	G
26	YB	24	G
26	YB	25	A
26	YB	26	A
26	YB	27	C
26	YB	31	C
26	YB	32	C
26	YB	40	U
26	YB	41	U
26	YB	42	C
26	YB	44	G
26	YB	45	A
26	YB	47	C
26	YB	52	A
26	YB	53	A
26	YB	56	G
26	YB	67	G
26	YB	72	G
26	YB	73	A
26	YB	81	G
26	YB	89	G
26	YB	108	C
26	YB	109	G

All (258) RNA pucker outliers are listed below:

Mol	Chain	Res	Type
1	QA	5	U
1	QA	31	G
1	QA	64	G
1	QA	115	G
1	QA	119	A
1	QA	181	G
1	QA	243	A
1	QA	244	U
1	QA	250	A
1	QA	266	G
1	QA	315	A
1	QA	328	C
1	QA	388	G
1	QA	410	G

Continued on next page...

Continued from previous page...

Mol	Chain	Res	Type
1	QA	412	A
1	QA	429	U
1	QA	481	G
1	QA	484	G
1	QA	485	G
1	QA	509	A
1	QA	530	G
1	QA	533	A
1	QA	560	U
1	QA	687	A
1	QA	701	C
1	QA	703	G
1	QA	753	A
1	QA	792	A
1	QA	793	U
1	QA	812	C
1	QA	913	A
1	QA	934	C
1	QA	960	U
1	QA	992	U
1	QA	1025	U
1	QA	1027	C
1	QA	1065	U
1	QA	1200	C
1	QA	1201	A
1	QA	1285	A
1	QA	1297	C
1	QA	1336	C
1	QA	1346	A
1	QA	1347	G
1	QA	1446	A
1	QA	1498	U
1	QA	1503	A
1	QA	1528	U
22	QV	53	G
23	QY	30	C
24	QX	3	G
24	QX	6	C
25	RA	27	G
25	RA	71	A
25	RA	74	A
25	RA	83	G

Continued on next page...

Continued from previous page...

Mol	Chain	Res	Type
25	RA	99	U
25	RA	102	G
25	RA	195	A
25	RA	205	G
25	RA	221	A
25	RA	222	A
25	RA	227	A
25	RA	229	A
25	RA	242	G
25	RA	271(B)	G
25	RA	271(C)	U
25	RA	277	C
25	RA	345	A
25	RA	372	G
25	RA	404	C
25	RA	503	A
25	RA	508	G
25	RA	512	G
25	RA	587	C
25	RA	637	A
25	RA	669	G
25	RA	752	A
25	RA	774	A
25	RA	846	C
25	RA	856	C
25	RA	859	G
25	RA	974(A)	C
25	RA	1012	U
25	RA	1022	G
25	RA	1026	U
25	RA	1045	A
25	RA	1078	U
25	RA	1085	A
25	RA	1130	U
25	RA	1178	C
25	RA	1204	A
25	RA	1210	A
25	RA	1240	U
25	RA	1312	U
25	RA	1427	A
25	RA	1558	A
25	RA	1608	A

Continued on next page...

Continued from previous page...

Mol	Chain	Res	Type
25	RA	1653	G
25	RA	1667	G
25	RA	1694	C
25	RA	1799	G
25	RA	1819	A
25	RA	1847	A
25	RA	1929	G
25	RA	1930	G
25	RA	1936	A
25	RA	1980	G
25	RA	1992	G
25	RA	2060	A
25	RA	2126	A
25	RA	2198	A
25	RA	2238	G
25	RA	2405	G
25	RA	2439	A
25	RA	2481	G
25	RA	2506	U
25	RA	2518	A
25	RA	2566	A
25	RA	2610	C
25	RA	2689	U
25	RA	2712	U
25	RA	2726	U
25	RA	2776	A
25	RA	2832	U
25	RA	2867	G
26	RB	24	G
26	RB	66	A
1	XA	31	G
1	XA	60	A
1	XA	64	G
1	XA	78	G
1	XA	89	U
1	XA	115	G
1	XA	181	G
1	XA	243	A
1	XA	244	U
1	XA	250	A
1	XA	266	G
1	XA	315	A

Continued on next page...

Continued from previous page...

Mol	Chain	Res	Type
1	XA	328	C
1	XA	345	C
1	XA	388	G
1	XA	410	G
1	XA	412	A
1	XA	428	G
1	XA	429	U
1	XA	481	G
1	XA	484	G
1	XA	485	G
1	XA	509	A
1	XA	530	G
1	XA	560	U
1	XA	687	A
1	XA	701	C
1	XA	703	G
1	XA	753	A
1	XA	758	G
1	XA	793	U
1	XA	812	C
1	XA	819	A
1	XA	913	A
1	XA	960	U
1	XA	965	A
1	XA	991	U
1	XA	992	U
1	XA	1027	C
1	XA	1065	U
1	XA	1094	G
1	XA	1200	C
1	XA	1285	A
1	XA	1297	C
1	XA	1298	C
1	XA	1336	C
1	XA	1347	G
1	XA	1446	A
1	XA	1498	U
1	XA	1503	A
22	XV	53	G
23	XY	30	C
25	YA	71	A
25	YA	74	A

Continued on next page...

Continued from previous page...

Mol	Chain	Res	Type
25	YA	99	U
25	YA	102	G
25	YA	195	A
25	YA	196	A
25	YA	199	A
25	YA	221	A
25	YA	222	A
25	YA	229	A
25	YA	242	G
25	YA	271(B)	G
25	YA	278	A
25	YA	372	G
25	YA	404	C
25	YA	503	A
25	YA	508	G
25	YA	562	U
25	YA	587	C
25	YA	637	A
25	YA	653	A
25	YA	654	A
25	YA	669	G
25	YA	752	A
25	YA	764	A
25	YA	846	C
25	YA	856	C
25	YA	859	G
25	YA	974	G
25	YA	974(A)	C
25	YA	1022	G
25	YA	1026	U
25	YA	1045	A
25	YA	1078	U
25	YA	1085	A
25	YA	1109	C
25	YA	1130	U
25	YA	1141	U
25	YA	1178	C
25	YA	1204	A
25	YA	1210	A
25	YA	1379	A
25	YA	1427	A
25	YA	1558	A

Continued on next page...

Continued from previous page...

Mol	Chain	Res	Type
25	YA	1608	A
25	YA	1609	A
25	YA	1617	C
25	YA	1653	G
25	YA	1694	C
25	YA	1698	A
25	YA	1799	G
25	YA	1819	A
25	YA	1847	A
25	YA	1929	G
25	YA	1930	G
25	YA	1939	U
25	YA	1955	U
25	YA	1992	G
25	YA	2126	A
25	YA	2238	G
25	YA	2288	A
25	YA	2382	G
25	YA	2405	G
25	YA	2439	A
25	YA	2481	G
25	YA	2566	A
25	YA	2610	C
25	YA	2655	G
25	YA	2681	C
25	YA	2689	U
25	YA	2712	U
25	YA	2756	U
25	YA	2776	A
25	YA	2832	U
25	YA	2867	G
26	YB	24	G
26	YB	66	A
26	YB	108	C

5.4 Non-standard residues in protein, DNA, RNA chains [i](#)

4 non-standard protein/DNA/RNA residues are modelled in this entry.

In the following table, the Counts columns list the number of bonds (or angles) for which Mogul statistics could be retrieved, the number of bonds (or angles) that are observed in the model and the number of bonds (or angles) that are defined in the Chemical Component Dictionary. The Link column lists molecule types, if any, to which the group is linked. The Z score for a bond

length (or angle) is the number of standard deviations the observed value is removed from the expected value. A bond length (or angle) with $|Z| > 2$ is considered an outlier worth inspection. RMSZ is the root-mean-square of all Z scores of the bond lengths (or angles).

Mol	Type	Chain	Res	Link	Bond lengths			Bond angles		
					Counts	RMSZ	# Z > 2	Counts	RMSZ	# Z > 2
56	PPU	Z6	76	56,25	33,40,41	2.68	8 (24%)	33,57,60	2.65	8 (24%)
56	PPU	Z8	76	56,25	33,40,41	2.67	8 (24%)	33,57,60	2.63	8 (24%)
23	1MG	QY	37	23	19,26,27	2.49	3 (15%)	18,39,42	2.20	5 (27%)
23	1MG	XY	37	23	19,26,27	2.49	3 (15%)	18,39,42	2.12	5 (27%)

In the following table, the Chirals column lists the number of chiral outliers, the number of chiral centers analysed, the number of these observed in the model and the number defined in the Chemical Component Dictionary. Similar counts are reported in the Torsion and Rings columns. '-' means no outliers of that kind were identified.

Mol	Type	Chain	Res	Link	Chirals	Torsions	Rings
56	PPU	Z6	76	56,25	-	2/21/43/44	0/4/4/4
56	PPU	Z8	76	56,25	-	2/21/43/44	0/4/4/4
23	1MG	QY	37	23	-	0/3/25/26	0/3/3/3
23	1MG	XY	37	23	-	0/3/25/26	0/3/3/3

All (22) bond length outliers are listed below:

Mol	Chain	Res	Type	Atoms	Z	Observed(Å)	Ideal(Å)
56	Z6	76	PPU	O-C	9.65	1.41	1.23
56	Z8	76	PPU	O-C	9.58	1.41	1.23
23	XY	37	1MG	C2-N2	7.98	1.48	1.34
23	QY	37	1MG	C2-N2	7.76	1.47	1.34
56	Z6	76	PPU	C9-N6	-6.23	1.31	1.45
56	Z8	76	PPU	C9-N6	-6.22	1.32	1.45
56	Z6	76	PPU	C-N3'	5.84	1.46	1.34
56	Z8	76	PPU	C10-N6	-5.84	1.32	1.45
56	Z6	76	PPU	C10-N6	-5.84	1.32	1.45
56	Z8	76	PPU	C-N3'	5.83	1.46	1.34
23	QY	37	1MG	C4-N3	4.98	1.49	1.37
23	QY	37	1MG	C2-N1	4.87	1.46	1.37
23	XY	37	1MG	C4-N3	4.73	1.48	1.37
23	XY	37	1MG	C2-N1	4.52	1.45	1.37
56	Z6	76	PPU	O4'-C1'	3.09	1.44	1.40
56	Z8	76	PPU	O4'-C1'	3.04	1.44	1.40
56	Z8	76	PPU	C6-C5	-2.79	1.40	1.44
56	Z6	76	PPU	C6-C5	-2.78	1.40	1.44

Continued on next page...

Continued from previous page...

Mol	Chain	Res	Type	Atoms	Z	Observed(Å)	Ideal(Å)
56	Z8	76	PPU	C4-N3	-2.10	1.32	1.35
56	Z6	76	PPU	C4-N3	-2.03	1.32	1.35
56	Z8	76	PPU	C5-N7	-2.02	1.32	1.39
56	Z6	76	PPU	C5-N7	-2.02	1.32	1.39

All (26) bond angle outliers are listed below:

Mol	Chain	Res	Type	Atoms	Z	Observed(°)	Ideal(°)
56	Z6	76	PPU	C3'-N3'-C	-8.55	110.19	123.20
56	Z8	76	PPU	C3'-N3'-C	-8.53	110.22	123.20
23	QY	37	1MG	N2-C2-N1	6.47	123.99	118.79
23	XY	37	1MG	N2-C2-N1	5.83	123.47	118.79
56	Z8	76	PPU	N3-C2-N1	-5.38	121.37	128.67
56	Z6	76	PPU	N3-C2-N1	-5.35	121.41	128.67
56	Z6	76	PPU	C4'-O4'-C1'	-5.01	105.33	109.92
56	Z8	76	PPU	C2-N1-C6	4.98	121.72	116.84
56	Z6	76	PPU	C2-N1-C6	4.98	121.72	116.84
56	Z8	76	PPU	C4'-O4'-C1'	-4.95	105.39	109.92
56	Z6	76	PPU	O4'-C1'-N9	-4.84	102.32	108.75
56	Z8	76	PPU	O4'-C1'-N9	-4.83	102.34	108.75
56	Z6	76	PPU	CA-C-N3'	4.10	121.75	116.21
56	Z8	76	PPU	CA-C-N3'	4.05	121.69	116.21
23	QY	37	1MG	C8-N7-C5	3.70	108.86	102.55
56	Z6	76	PPU	CM-OC-CZ	-3.44	110.12	117.50
23	XY	37	1MG	C2-N1-C6	3.41	123.83	120.99
56	Z8	76	PPU	CM-OC-CZ	-3.39	110.23	117.50
23	QY	37	1MG	C2-N1-C6	3.34	123.77	120.99
23	XY	37	1MG	C8-N7-C5	3.32	108.20	102.55
23	XY	37	1MG	C5-C6-N1	3.28	118.71	113.96
56	Z6	76	PPU	C4-C5-N7	-3.26	105.89	109.34
56	Z8	76	PPU	C4-C5-N7	-3.19	105.97	109.34
23	XY	37	1MG	O6-C6-C5	-2.75	119.67	124.18
23	QY	37	1MG	C5-C6-N1	2.72	117.90	113.96
23	QY	37	1MG	O6-C6-C5	-2.70	119.74	124.18

There are no chirality outliers.

All (4) torsion outliers are listed below:

Mol	Chain	Res	Type	Atoms
56	Z6	76	PPU	O-C-CA-N
56	Z8	76	PPU	O-C-CA-N
56	Z6	76	PPU	N3'-C-CA-N

Continued on next page...

Continued from previous page...

Mol	Chain	Res	Type	Atoms
56	Z8	76	PPU	N3'-C-CA-N

There are no ring outliers.

2 monomers are involved in 11 short contacts:

Mol	Chain	Res	Type	Clashes	Symm-Clashes
56	Z6	76	PPU	6	0
56	Z8	76	PPU	5	0

5.5 Carbohydrates [i](#)

There are no oligosaccharides in this entry.

5.6 Ligand geometry [i](#)

Of 683 ligands modelled in this entry, 681 are monoatomic - leaving 2 for Mogul analysis.

In the following table, the Counts columns list the number of bonds (or angles) for which Mogul statistics could be retrieved, the number of bonds (or angles) that are observed in the model and the number of bonds (or angles) that are defined in the Chemical Component Dictionary. The Link column lists molecule types, if any, to which the group is linked. The Z score for a bond length (or angle) is the number of standard deviations the observed value is removed from the expected value. A bond length (or angle) with $|Z| > 2$ is considered an outlier worth inspection. RMSZ is the root-mean-square of all Z scores of the bond lengths (or angles).

Mol	Type	Chain	Res	Link	Bond lengths			Bond angles		
					Counts	RMSZ	# $ Z > 2$	Counts	RMSZ	# $ Z > 2$
58	PAR	XA	1673	-	44,45,45	1.33	6 (13%)	63,67,67	1.30	4 (6%)
58	PAR	QA	1666	-	44,45,45	1.28	6 (13%)	63,67,67	1.33	9 (14%)

In the following table, the Chirals column lists the number of chiral outliers, the number of chiral centers analysed, the number of these observed in the model and the number defined in the Chemical Component Dictionary. Similar counts are reported in the Torsion and Rings columns. '-' means no outliers of that kind were identified.

Mol	Type	Chain	Res	Link	Chirals	Torsions	Rings
58	PAR	XA	1673	-	-	6/18/94/94	0/4/4/4
58	PAR	QA	1666	-	-	8/18/94/94	0/4/4/4

All (12) bond length outliers are listed below:

Mol	Chain	Res	Type	Atoms	Z	Observed(Å)	Ideal(Å)
58	QA	1666	PAR	C52-C42	3.13	1.58	1.52
58	XA	1673	PAR	C52-C42	3.00	1.58	1.52
58	XA	1673	PAR	O54-C14	2.86	1.49	1.41
58	XA	1673	PAR	C11-C21	2.86	1.57	1.52
58	QA	1666	PAR	O54-C14	2.85	1.49	1.41
58	XA	1673	PAR	O51-C11	2.63	1.48	1.41
58	XA	1673	PAR	C14-C24	2.32	1.56	1.52
58	QA	1666	PAR	C11-C21	2.28	1.56	1.52
58	QA	1666	PAR	O51-C11	2.28	1.47	1.41
58	QA	1666	PAR	C31-C21	2.17	1.56	1.53
58	QA	1666	PAR	C14-C24	2.12	1.56	1.52
58	XA	1673	PAR	C31-C21	2.02	1.56	1.53

All (13) bond angle outliers are listed below:

Mol	Chain	Res	Type	Atoms	Z	Observed(°)	Ideal(°)
58	XA	1673	PAR	O33-C14-C24	5.04	116.32	108.08
58	XA	1673	PAR	C14-O54-C54	4.32	122.16	113.72
58	QA	1666	PAR	O33-C14-C24	4.04	114.69	108.08
58	QA	1666	PAR	C14-O54-C54	3.84	121.21	113.72
58	QA	1666	PAR	O11-C42-C52	3.16	115.44	107.42
58	QA	1666	PAR	O11-C42-C32	-3.14	101.70	109.18
58	QA	1666	PAR	O54-C54-C64	2.85	111.54	106.07
58	XA	1673	PAR	O54-C54-C64	2.73	111.32	106.07
58	XA	1673	PAR	C11-O51-C51	2.58	118.76	113.72
58	QA	1666	PAR	O54-C54-C44	-2.17	105.79	109.70
58	QA	1666	PAR	C22-C32-C42	2.12	114.70	109.50
58	QA	1666	PAR	O41-C41-C51	2.01	114.28	109.32
58	QA	1666	PAR	C11-O11-C42	2.00	122.73	117.98

There are no chirality outliers.

All (14) torsion outliers are listed below:

Mol	Chain	Res	Type	Atoms
58	QA	1666	PAR	C44-C54-C64-N64
58	QA	1666	PAR	O54-C54-C64-N64
58	XA	1673	PAR	O51-C51-C61-O61
58	QA	1666	PAR	O51-C51-C61-O61
58	XA	1673	PAR	C41-C51-C61-O61
58	QA	1666	PAR	C41-C51-C61-O61
58	XA	1673	PAR	C33-C43-C53-O53
58	XA	1673	PAR	O43-C43-C53-O53

Continued on next page...

Continued from previous page...

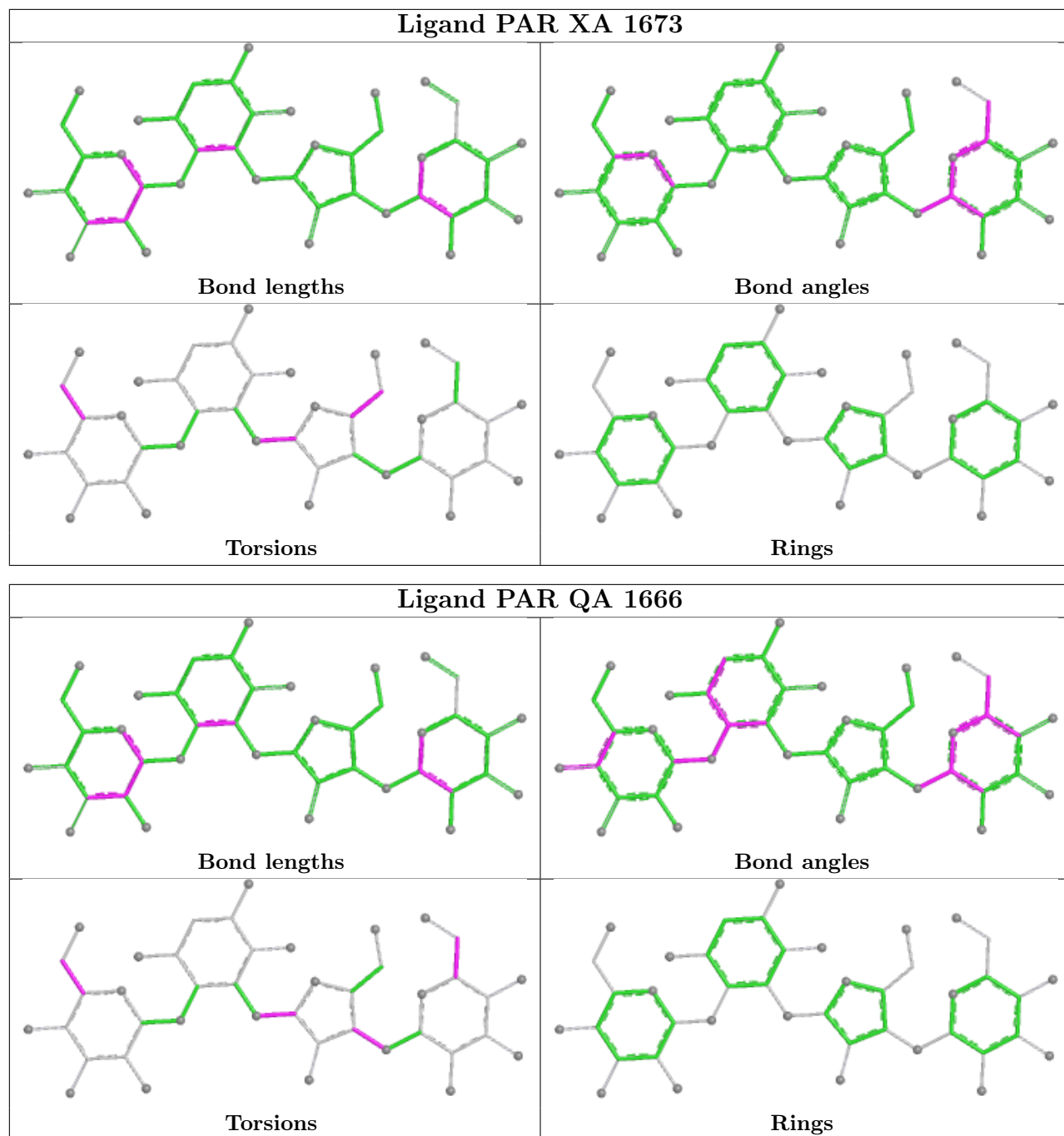
Mol	Chain	Res	Type	Atoms
58	QA	1666	PAR	O43-C13-O52-C52
58	XA	1673	PAR	O43-C13-O52-C52
58	QA	1666	PAR	C23-C13-O52-C52
58	XA	1673	PAR	C23-C13-O52-C52
58	QA	1666	PAR	C23-C33-O33-C14
58	QA	1666	PAR	C43-C33-O33-C14

There are no ring outliers.

2 monomers are involved in 3 short contacts:

Mol	Chain	Res	Type	Clashes	Symm-Clashes
58	XA	1673	PAR	1	0
58	QA	1666	PAR	2	0

The following is a two-dimensional graphical depiction of Mogul quality analysis of bond lengths, bond angles, torsion angles, and ring geometry for all instances of the Ligand of Interest. In addition, ligands with molecular weight > 250 and outliers as shown on the validation Tables will also be included. For torsion angles, if less than 5% of the Mogul distribution of torsion angles is within 10 degrees of the torsion angle in question, then that torsion angle is considered an outlier. Any bond that is central to one or more torsion angles identified as an outlier by Mogul will be highlighted in the graph. For rings, the root-mean-square deviation (RMSD) between the ring in question and similar rings identified by Mogul is calculated over all ring torsion angles. If the average RMSD is greater than 60 degrees and the minimal RMSD between the ring in question and any Mogul-identified rings is also greater than 60 degrees, then that ring is considered an outlier. The outliers are highlighted in purple. The color gray indicates Mogul did not find sufficient equivalents in the CSD to analyse the geometry.



5.7 Other polymers [\(i\)](#)

There are no such residues in this entry.

5.8 Polymer linkage issues [\(i\)](#)

There are no chain breaks in this entry.

6 Fit of model and data i

6.1 Protein, DNA and RNA chains i

In the following table, the column labelled ‘#RSRZ> 2’ contains the number (and percentage) of RSRZ outliers, followed by percent RSRZ outliers for the chain as percentile scores relative to all X-ray entries and entries of similar resolution. The OWAB column contains the minimum, median, 95th percentile and maximum values of the occupancy-weighted average B-factor per residue. The column labelled ‘Q< 0.9’ lists the number of (and percentage) of residues with an average occupancy less than 0.9.

Mol	Chain	Analysed	<RSRZ>	#RSRZ>2	OWAB(Å ²)	Q<0.9
1	QA	1500/1522 (98%)	0.24	55 (3%) 45 43	14, 55, 134, 294	0
1	XA	1500/1522 (98%)	-0.01	27 (1%) 67 65	7, 42, 133, 270	0
2	QB	237/256 (92%)	1.34	50 (21%) 3 5	42, 98, 171, 216	0
2	XB	237/256 (92%)	0.99	35 (14%) 7 9	27, 78, 141, 206	0
3	QC	205/239 (85%)	1.02	23 (11%) 11 14	37, 91, 139, 192	0
3	XC	205/239 (85%)	0.57	16 (7%) 20 21	11, 53, 103, 148	0
4	QD	208/209 (99%)	0.80	28 (13%) 8 11	23, 54, 106, 136	0
4	XD	208/209 (99%)	0.86	36 (17%) 5 7	17, 51, 103, 175	0
5	QE	151/162 (93%)	0.59	13 (8%) 18 19	29, 65, 114, 172	0
5	XE	151/162 (93%)	0.28	9 (5%) 29 27	15, 43, 86, 138	0
6	QF	101/101 (100%)	0.17	4 (3%) 43 39	13, 48, 78, 119	0
6	XF	101/101 (100%)	0.11	2 (1%) 64 62	12, 46, 76, 153	0
7	QG	155/156 (99%)	0.69	15 (9%) 15 16	23, 73, 121, 172	0
7	XG	155/156 (99%)	0.47	13 (8%) 18 20	18, 62, 109, 143	0
8	QH	138/138 (100%)	0.99	21 (15%) 6 9	30, 67, 99, 116	0
8	XH	138/138 (100%)	0.53	9 (6%) 26 25	13, 48, 84, 127	0
9	QI	127/128 (99%)	1.31	31 (24%) 2 3	33, 89, 129, 180	0
9	XI	127/128 (99%)	1.36	29 (22%) 2 4	19, 69, 124, 167	0
10	QJ	99/105 (94%)	1.64	35 (35%) 1 1	27, 98, 176, 200	0
10	XJ	99/105 (94%)	1.28	27 (27%) 2 2	5, 72, 131, 162	0
11	QK	119/129 (92%)	1.01	19 (15%) 6 8	22, 55, 110, 180	0
11	XK	119/129 (92%)	0.23	10 (8%) 18 20	16, 43, 106, 177	0
12	QL	125/132 (94%)	0.93	22 (17%) 4 7	14, 47, 100, 195	0
12	XL	125/132 (94%)	0.40	15 (12%) 10 13	7, 30, 103, 185	0

Continued on next page...

Continued from previous page...

Mol	Chain	Analysed	<RSRZ>	#RSRZ>2	OWAB(Å ²)	Q<0.9
13	QM	121/126 (96%)	1.50	29 (23%) 2 3	27, 84, 121, 226	0
13	XM	121/126 (96%)	1.12	25 (20%) 3 5	24, 57, 113, 211	0
14	QN	60/61 (98%)	1.39	18 (30%) 1 2	38, 80, 105, 122	0
14	XN	60/61 (98%)	0.82	10 (16%) 5 7	22, 43, 76, 100	0
15	QO	88/89 (98%)	0.35	4 (4%) 39 36	15, 52, 101, 137	0
15	XO	88/89 (98%)	0.17	3 (3%) 48 45	10, 42, 80, 97	0
16	QP	84/88 (95%)	0.78	11 (13%) 8 12	26, 50, 96, 135	0
16	XP	84/88 (95%)	0.84	12 (14%) 7 10	25, 57, 102, 179	0
17	QQ	100/105 (95%)	0.77	12 (12%) 10 13	27, 56, 100, 119	0
17	XQ	100/105 (95%)	0.63	13 (13%) 9 12	23, 55, 94, 109	0
18	QR	70/88 (79%)	0.33	5 (7%) 23 23	18, 55, 97, 111	0
18	XR	70/88 (79%)	0.13	1 (1%) 73 70	16, 50, 102, 113	0
19	QS	84/93 (90%)	1.25	19 (22%) 3 4	50, 96, 144, 180	0
19	XS	84/93 (90%)	0.44	6 (7%) 23 23	20, 65, 113, 176	0
20	QT	99/106 (93%)	0.86	17 (17%) 5 7	20, 59, 117, 189	0
20	XT	99/106 (93%)	1.04	18 (18%) 4 6	30, 68, 122, 151	0
21	QU	25/27 (92%)	1.12	7 (28%) 2 2	30, 73, 126, 140	0
21	XU	25/27 (92%)	0.74	5 (20%) 3 5	31, 45, 98, 136	0
22	QV	77/77 (100%)	0.49	5 (6%) 26 25	13, 59, 116, 149	0
22	XV	77/77 (100%)	-0.00	4 (5%) 34 31	3, 42, 86, 154	0
23	QY	14/17 (82%)	1.51	3 (21%) 3 4	60, 101, 150, 155	0
23	XY	14/17 (82%)	0.56	2 (14%) 7 10	24, 79, 120, 138	0
24	QX	8/25 (32%)	0.74	1 (12%) 9 13	30, 49, 70, 98	0
24	XX	8/25 (32%)	-0.44	0 100 100	15, 25, 40, 55	0
25	RA	2882/2916 (98%)	-0.25	117 (4%) 42 39	1, 31, 175, 318	0
25	YA	2883/2916 (98%)	-0.40	116 (4%) 43 39	0, 21, 170, 311	0
26	RB	120/122 (98%)	0.24	2 (1%) 69 66	29, 55, 88, 110	0
26	YB	120/122 (98%)	-0.28	2 (1%) 69 66	14, 37, 58, 106	0
27	RD	272/276 (98%)	0.13	22 (8%) 19 21	0, 24, 63, 135	0
27	YD	272/276 (98%)	-0.23	12 (4%) 39 37	0, 14, 46, 168	0
28	RE	205/206 (99%)	0.38	26 (12%) 9 13	1, 36, 109, 193	0

Continued on next page...

Continued from previous page...

Mol	Chain	Analysed	<RSRZ>	#RSRZ>2	OWAB(Å ²)	Q<0.9
28	YE	205/206 (99%)	0.60	30 (14%) 7 9	0, 32, 113, 183	0
29	RF	202/210 (96%)	0.36	17 (8%) 18 20	2, 41, 94, 154	0
29	YF	202/210 (96%)	-0.02	9 (4%) 39 36	0, 27, 83, 144	0
30	RG	181/182 (99%)	1.61	61 (33%) 1 2	26, 79, 130, 185	0
30	YG	181/182 (99%)	0.49	18 (9%) 14 16	14, 43, 93, 158	0
31	RH	170/180 (94%)	2.07	86 (50%) 0 1	42, 117, 172, 219	0
31	YH	170/180 (94%)	0.98	31 (18%) 4 6	12, 50, 96, 160	0
32	RI	146/148 (98%)	1.32	35 (23%) 2 3	22, 74, 128, 179	0
32	YI	146/148 (98%)	1.04	26 (17%) 4 7	16, 74, 128, 161	0
33	RN	138/140 (98%)	0.52	16 (11%) 11 14	16, 43, 86, 150	0
33	YN	138/140 (98%)	0.42	11 (7%) 20 21	10, 35, 87, 139	0
34	RO	122/122 (100%)	-0.20	2 (1%) 70 68	10, 34, 75, 103	0
34	YO	122/122 (100%)	-0.29	1 (0%) 82 81	1, 25, 48, 76	0
35	RP	150/150 (100%)	0.61	15 (10%) 14 16	3, 48, 112, 222	0
35	YP	150/150 (100%)	0.29	14 (9%) 16 17	2, 32, 95, 190	0
36	RQ	141/141 (100%)	0.69	21 (14%) 7 9	4, 47, 104, 139	0
36	YQ	141/141 (100%)	0.06	13 (9%) 16 17	1, 27, 82, 153	0
37	RR	118/118 (100%)	-0.15	3 (2%) 58 55	3, 30, 55, 88	0
37	YR	118/118 (100%)	-0.05	3 (2%) 58 55	6, 31, 58, 113	0
38	RS	111/112 (99%)	0.69	13 (11%) 10 14	23, 58, 109, 127	0
38	YS	111/112 (99%)	0.44	12 (10%) 12 15	13, 40, 93, 150	0
39	RT	137/146 (93%)	0.40	11 (8%) 20 21	16, 42, 124, 206	0
39	YT	137/146 (93%)	0.65	20 (14%) 7 9	9, 35, 131, 196	0
40	RU	117/118 (99%)	0.33	5 (4%) 40 37	6, 34, 96, 165	0
40	YU	117/118 (99%)	-0.05	8 (6%) 25 24	2, 21, 85, 144	0
41	RV	101/101 (100%)	0.71	16 (15%) 6 8	7, 53, 108, 198	0
41	YV	101/101 (100%)	0.44	11 (10%) 12 15	0, 46, 93, 208	0
42	RW	113/113 (100%)	-0.04	7 (6%) 28 26	3, 25, 69, 172	0
42	YW	113/113 (100%)	-0.06	6 (5%) 33 30	1, 25, 79, 174	0
43	RX	92/96 (95%)	0.08	4 (4%) 40 37	0, 33, 64, 106	0
43	YX	92/96 (95%)	-0.16	4 (4%) 40 37	0, 22, 59, 109	0

Continued on next page...

Continued from previous page...

Mol	Chain	Analysed	<RSRZ>	#RSRZ>2	OWAB(Å ²)	Q<0.9
44	RY	102/110 (92%)	1.95	43 (42%) 1 1	10, 65, 132, 205	0
44	YY	102/110 (92%)	1.47	30 (29%) 1 2	8, 46, 109, 201	0
45	RZ	183/206 (88%)	1.19	40 (21%) 3 4	28, 81, 152, 203	0
45	YZ	183/206 (88%)	0.58	19 (10%) 13 15	16, 59, 135, 195	0
46	R0	82/85 (96%)	0.12	4 (4%) 36 33	13, 36, 60, 83	0
46	Y0	82/85 (96%)	-0.39	2 (2%) 59 57	2, 22, 41, 74	0
47	R1	97/98 (98%)	0.47	8 (8%) 19 20	5, 33, 134, 196	0
47	Y1	97/98 (98%)	0.51	12 (12%) 9 13	1, 29, 123, 178	0
48	R2	69/72 (95%)	0.36	7 (10%) 14 16	15, 51, 121, 133	0
48	Y2	69/72 (95%)	0.45	7 (10%) 14 16	8, 32, 85, 167	0
49	R3	59/60 (98%)	0.19	2 (3%) 48 45	15, 41, 78, 134	0
49	Y3	59/60 (98%)	-0.02	2 (3%) 48 45	10, 30, 81, 142	0
50	R4	71/71 (100%)	2.51	38 (53%) 0 1	59, 140, 202, 292	0
50	Y4	71/71 (100%)	2.30	34 (47%) 0 1	39, 97, 174, 227	0
51	R5	59/60 (98%)	0.87	14 (23%) 2 3	2, 33, 145, 188	0
51	Y5	59/60 (98%)	0.95	19 (32%) 1 2	1, 39, 172, 198	0
52	R6	49/54 (90%)	3.59	41 (83%) 0 0	68, 125, 194, 221	0
52	Y6	49/54 (90%)	2.99	34 (69%) 0 0	70, 113, 183, 206	0
53	R7	49/49 (100%)	-0.11	6 (12%) 10 13	2, 12, 67, 170	0
53	Y7	49/49 (100%)	-0.20	2 (4%) 42 39	0, 7, 50, 140	0
54	R8	64/65 (98%)	0.45	9 (14%) 7 10	8, 31, 93, 151	0
54	Y8	64/65 (98%)	0.57	12 (18%) 4 6	0, 25, 81, 172	0
55	R9	37/37 (100%)	3.26	30 (81%) 0 0	55, 105, 158, 176	0
55	Y9	37/37 (100%)	2.82	22 (59%) 0 0	47, 87, 153, 202	0
56	Z6	2/3 (66%)	0.33	0 100 100	21, 21, 21, 24	0
56	Z8	2/3 (66%)	0.02	0 100 100	5, 5, 5, 14	0
All	All	20873/21492 (97%)	0.31	2037 (9%) 14 16	0, 43, 135, 318	0

All (2037) RSRZ outliers are listed below:

Mol	Chain	Res	Type	RSRZ
11	QK	129	SER	11.7
11	QK	128	ALA	10.7

Continued on next page...

Continued from previous page...

Mol	Chain	Res	Type	RSRZ
11	QK	127	LYS	10.6
11	XK	129	SER	9.8
14	XN	2	ALA	9.7
30	YG	80	PHE	9.7
52	R6	7	ILE	9.4
50	R4	49	PHE	9.3
31	YH	3	ARG	9.2
27	RD	26	LYS	8.8
27	YD	26	LYS	8.6
35	RP	13	ASN	8.6
12	XL	28	LYS	8.5
44	RY	52	SER	8.4
12	QL	28	LYS	8.3
13	XM	7	VAL	8.2
51	R5	2	ALA	8.1
13	QM	122	LYS	8.1
10	QJ	47	PHE	8.1
52	Y6	42	TRP	8.0
41	RV	36	PRO	8.0
27	RD	33	LEU	7.9
30	YG	26	GLN	7.9
28	YE	205	ALA	7.8
44	RY	49	VAL	7.7
12	QL	129	ALA	7.5
30	RG	80	PHE	7.5
38	YS	2	ALA	7.5
28	YE	68	ALA	7.4
29	RF	131	GLY	7.4
42	RW	92	ARG	7.4
39	YT	106	SER	7.4
52	R6	14	THR	7.3
53	R7	48	LYS	7.3
47	Y1	92	LYS	7.3
47	Y1	97	LEU	7.2
36	RQ	87	LYS	7.2
44	YY	50	ARG	7.1
28	YE	21	VAL	7.1
10	XJ	59	SER	7.1
52	R6	5	VAL	7.0
55	Y9	20	HIS	7.0
44	RY	102	CYS	7.0
44	YY	49	VAL	7.0

Continued on next page...

Continued from previous page...

Mol	Chain	Res	Type	RSRZ
36	RQ	80	GLU	6.9
31	YH	155	SER	6.9
29	YF	132	VAL	6.9
50	Y4	69	LYS	6.8
47	R1	95	LEU	6.8
10	QJ	55	LYS	6.8
55	Y9	1	MET	6.8
51	Y5	52	TYR	6.8
55	R9	15	LYS	6.7
28	YE	56	PRO	6.7
29	YF	131	GLY	6.7
41	YV	36	PRO	6.6
52	R6	42	TRP	6.6
53	Y7	48	LYS	6.6
12	QL	128	ALA	6.6
44	YY	2	ARG	6.5
50	R4	69	LYS	6.5
4	XD	50	ARG	6.5
53	R7	49	ARG	6.5
13	QM	102	ARG	6.4
52	Y6	23	THR	6.4
27	YD	33	LEU	6.4
27	RD	2	ALA	6.4
36	YQ	80	GLU	6.4
39	YT	104	ASN	6.4
19	XS	11	VAL	6.3
44	YY	81	LYS	6.3
36	YQ	24	GLY	6.3
13	QM	121	LYS	6.3
4	QD	50	ARG	6.3
13	XM	94	ARG	6.3
13	QM	6	GLY	6.3
52	R6	34	LEU	6.3
28	RE	21	VAL	6.2
55	Y9	12	ASP	6.2
54	Y8	48	PHE	6.2
50	Y4	66	SER	6.2
52	R6	23	THR	6.2
2	XB	96	ARG	6.2
28	YE	204	ALA	6.2
30	RG	91	ARG	6.2
33	YN	138	LEU	6.2

Continued on next page...

Continued from previous page...

Mol	Chain	Res	Type	RSRZ
12	QL	21	LYS	6.1
13	XM	100	GLY	6.1
36	RQ	19	GLY	6.1
44	RY	46	LYS	6.1
52	Y6	8	LYS	6.1
55	R9	14	CYS	6.1
35	YP	13	ASN	6.1
50	Y4	67	TYR	6.0
13	XM	122	LYS	6.0
7	QG	81	GLY	6.0
32	YI	84	GLY	6.0
10	QJ	46	ARG	6.0
13	XM	121	LYS	6.0
12	XL	129	ALA	6.0
27	RD	35	LYS	5.9
52	R6	13	CYS	5.9
46	R0	2	ALA	5.9
39	YT	111	ARG	5.9
45	YZ	167	PRO	5.9
20	QT	99	LEU	5.8
52	Y6	7	ILE	5.8
30	RG	17	PRO	5.8
44	YY	91	GLU	5.8
55	Y9	28	GLU	5.8
36	YQ	79	LEU	5.8
52	R6	50	ARG	5.8
36	YQ	87	LYS	5.7
31	YH	18	GLU	5.7
53	Y7	49	ARG	5.7
52	Y6	26	ASN	5.7
44	RY	63	LYS	5.7
44	RY	43	ASN	5.6
4	QD	86	LYS	5.6
11	XK	127	LYS	5.6
50	Y4	5	ILE	5.6
55	R9	32	HIS	5.6
32	YI	117	GLU	5.6
12	QL	19	ARG	5.5
31	YH	152	ARG	5.5
44	YY	99	CYS	5.5
45	RZ	183	LEU	5.5
11	QK	89	ALA	5.5

Continued on next page...

Continued from previous page...

Mol	Chain	Res	Type	RSRZ
14	QN	2	ALA	5.5
50	R4	1	MET	5.5
13	QM	7	VAL	5.5
31	RH	169	VAL	5.5
52	R6	27	LYS	5.5
47	R1	98	LEU	5.5
44	YY	63	LYS	5.4
7	QG	82	GLY	5.4
55	R9	37	GLY	5.4
52	R6	29	ASN	5.4
44	RY	98	VAL	5.4
9	XI	94	ALA	5.4
31	YH	6	ARG	5.4
33	RN	138	LEU	5.4
51	Y5	2	ALA	5.4
50	Y4	24	THR	5.4
9	XI	102	LEU	5.3
50	R4	44	THR	5.3
47	R1	92	LYS	5.3
51	R5	51	TYR	5.3
36	YQ	90	VAL	5.3
33	RN	10	GLU	5.3
54	R8	65	GLU	5.3
7	XG	5	ARG	5.3
35	YP	16	ARG	5.3
31	RH	43	VAL	5.3
30	YG	116	ASP	5.3
4	QD	49	ARG	5.3
28	RE	204	ALA	5.3
44	RY	78	ALA	5.2
45	YZ	113	ALA	5.2
36	YQ	91	GLU	5.2
35	RP	15	ARG	5.2
54	Y8	63	PRO	5.2
2	QB	68	ILE	5.2
55	Y9	26	ILE	5.2
41	YV	45	THR	5.2
32	YI	144	VAL	5.1
31	RH	170	ARG	5.1
20	XT	9	ASN	5.1
32	RI	10	GLU	5.1
50	Y4	18	CYS	5.1

Continued on next page...

Continued from previous page...

Mol	Chain	Res	Type	RSRZ
27	RD	116	GLN	5.1
31	RH	11	VAL	5.1
9	XI	66	ARG	5.1
30	RG	84	LYS	5.1
32	RI	15	VAL	5.1
33	YN	134	ARG	5.1
47	Y1	98	LEU	5.1
30	RG	116	ASP	5.1
50	Y4	68	ARG	5.1
12	XL	26	ALA	5.1
39	YT	1	MET	5.1
44	RY	50	ARG	5.1
1	QA	1531	A	5.0
16	QP	54	GLU	5.0
52	R6	47	THR	5.0
51	Y5	54	GLY	5.0
10	XJ	55	LYS	5.0
38	RS	2	ALA	5.0
5	XE	81	GLU	5.0
2	XB	217	ARG	5.0
18	QR	88	LYS	5.0
47	Y1	95	LEU	5.0
47	Y1	96	LYS	5.0
52	Y6	5	VAL	5.0
30	YG	2	PRO	5.0
22	QV	0	C	5.0
31	RH	81	GLU	5.0
41	RV	48	GLY	5.0
31	YH	125	VAL	5.0
50	R4	10	VAL	5.0
55	R9	30	PRO	5.0
52	R6	22	ALA	5.0
8	XH	1	MET	5.0
25	YA	1585	C	5.0
44	RY	55	TYR	5.0
4	XD	30	LYS	5.0
7	QG	32	ARG	5.0
13	QM	8	GLU	5.0
10	XJ	5	ARG	4.9
45	YZ	155	LEU	4.9
51	Y5	53	ALA	4.9
11	QK	25	TYR	4.9

Continued on next page...

Continued from previous page...

Mol	Chain	Res	Type	RSRZ
29	RF	132	VAL	4.9
50	Y4	22	ILE	4.9
50	Y4	71	ARG	4.9
52	Y6	34	LEU	4.9
4	XD	163	GLU	4.9
12	QL	127	GLU	4.9
36	RQ	81	VAL	4.9
39	YT	2	ASN	4.9
50	R4	71	ARG	4.9
41	YV	48	GLY	4.9
2	QB	231	GLU	4.9
1	QA	631	G	4.9
36	RQ	140	ALA	4.9
12	QL	18	VAL	4.8
48	Y2	11	GLU	4.8
10	QJ	62	HIS	4.8
51	Y5	51	TYR	4.8
41	RV	45	THR	4.8
55	R9	12	ASP	4.8
2	QB	11	LEU	4.8
51	Y5	57	VAL	4.8
44	YY	55	TYR	4.8
54	Y8	64	TYR	4.8
4	XD	32	ALA	4.8
11	QK	99	GLN	4.8
52	R6	6	ARG	4.8
8	QH	55	GLY	4.8
44	YY	53	PRO	4.8
50	R4	22	ILE	4.8
30	RG	46	ALA	4.8
4	QD	209	ARG	4.8
52	R6	20	ASN	4.8
28	YE	88	GLY	4.8
31	RH	29	PRO	4.8
27	YD	27	THR	4.8
50	Y4	39	CYS	4.8
25	YA	1536	A	4.7
35	RP	71	VAL	4.7
31	RH	32	GLU	4.7
44	RY	62	GLU	4.7
44	YY	62	GLU	4.7
1	QA	1202	G	4.7

Continued on next page...

Continued from previous page...

Mol	Chain	Res	Type	RSRZ
35	RP	108	LYS	4.7
52	R6	38	LYS	4.7
50	Y4	37	SER	4.7
48	Y2	70	GLN	4.7
31	RH	45	VAL	4.7
55	Y9	32	HIS	4.7
12	XL	27	LEU	4.7
19	QS	30	LEU	4.7
28	RE	72	VAL	4.7
33	RN	9	VAL	4.7
1	XA	631	G	4.7
25	YA	1176	G	4.7
36	RQ	21	THR	4.7
52	R6	17	LYS	4.7
42	RW	112	GLY	4.6
45	RZ	163	LEU	4.6
40	RU	90	VAL	4.6
31	YH	101	ARG	4.6
1	QA	1451	A	4.6
45	RZ	159	PRO	4.6
52	Y6	20	ASN	4.6
31	RH	89	ILE	4.6
55	Y9	36	GLN	4.6
13	QM	2	ALA	4.6
32	RI	83	ALA	4.6
44	RY	33	LYS	4.6
50	R4	66	SER	4.6
50	Y4	40	HIS	4.5
2	QB	4	GLU	4.5
39	YT	109	GLU	4.5
32	RI	144	VAL	4.5
55	R9	26	ILE	4.5
45	YZ	166	SER	4.5
1	XA	5	U	4.5
12	QL	17	LYS	4.5
36	RQ	90	VAL	4.5
12	QL	63	GLY	4.5
44	RY	103	GLY	4.5
52	Y6	9	LEU	4.5
8	XH	102	ARG	4.5
4	QD	48	ALA	4.5
25	YA	887	A	4.5

Continued on next page...

Continued from previous page...

Mol	Chain	Res	Type	RSRZ
27	RD	34	VAL	4.5
47	Y1	80	LEU	4.5
12	XL	19	ARG	4.5
25	RA	34	C	4.5
28	YE	79	ARG	4.5
19	QS	85	LYS	4.5
30	RG	35	GLU	4.5
39	YT	21	GLU	4.5
11	QK	11	LYS	4.5
13	QM	101	GLN	4.5
13	QM	120	LYS	4.5
50	R4	25	TYR	4.5
31	YH	171	LEU	4.4
28	YE	37	ARG	4.4
28	YE	69	LYS	4.4
28	YE	187	ALA	4.4
2	XB	15	VAL	4.4
50	R4	34	GLU	4.4
39	YT	6	LEU	4.4
13	XM	102	ARG	4.4
28	RE	79	ARG	4.4
14	XN	14	PRO	4.4
11	QK	117	ASN	4.4
1	XA	630	G	4.4
40	YU	117	GLN	4.4
32	RI	85	GLU	4.4
25	YA	2804	C	4.4
20	QT	74	LYS	4.4
25	YA	1177	A	4.4
4	XD	22	LYS	4.4
30	RG	118	ARG	4.4
52	R6	18	ARG	4.4
32	RI	137	PRO	4.4
7	XG	85	TYR	4.3
30	RG	52	ILE	4.3
2	XB	133	LYS	4.3
44	YY	98	VAL	4.3
3	XC	79	ARG	4.3
2	QB	131	PRO	4.3
54	R8	61	LEU	4.3
7	QG	79	ARG	4.3
44	RY	58	GLY	4.3

Continued on next page...

Continued from previous page...

Mol	Chain	Res	Type	RSRZ
44	YY	52	SER	4.3
13	QM	106	ASN	4.3
30	YG	52	ILE	4.3
2	QB	15	VAL	4.3
13	XM	6	GLY	4.3
44	RY	5	MET	4.3
1	QA	82	U	4.3
43	YX	65	ARG	4.3
31	YH	169	VAL	4.3
25	YA	2145	C	4.3
9	XI	39	GLY	4.3
9	QI	102	LEU	4.3
55	R9	13	LYS	4.3
28	YE	66	HIS	4.3
31	RH	4	ILE	4.3
54	R8	64	TYR	4.2
39	YT	11	GLU	4.2
4	XD	167	GLY	4.2
25	RA	2145	C	4.2
30	RG	178	PHE	4.2
33	RN	8	GLN	4.2
55	R9	10	ILE	4.2
35	RP	16	ARG	4.2
50	R4	68	ARG	4.2
42	RW	93	ALA	4.2
52	Y6	21	TYR	4.2
1	QA	1181	G	4.2
23	QY	31	G	4.2
35	YP	15	ARG	4.2
50	R4	6	HIS	4.2
52	Y6	48	VAL	4.2
2	QB	6	THR	4.2
12	XL	29	GLY	4.2
40	RU	91	ASP	4.2
40	YU	97	ASP	4.2
2	QB	238	LEU	4.2
7	XG	32	ARG	4.2
21	QU	10	ARG	4.2
40	RU	92	ARG	4.2
10	QJ	59	SER	4.2
28	RE	65	GLY	4.2
44	RY	44	ILE	4.2

Continued on next page...

Continued from previous page...

Mol	Chain	Res	Type	RSRZ
52	Y6	6	ARG	4.2
51	Y5	46	CYS	4.2
49	Y3	2	PRO	4.1
25	YA	1059	G	4.1
27	RD	30	GLU	4.1
10	QJ	4	ILE	4.1
17	XQ	91	ARG	4.1
30	RG	33	ARG	4.1
38	RS	20	ARG	4.1
42	RW	67	ASP	4.1
25	RA	2790	A	4.1
16	QP	84	ALA	4.1
29	YF	128	ALA	4.1
55	R9	11	CYS	4.1
45	RZ	167	PRO	4.1
4	QD	145	GLU	4.1
30	RG	115	ARG	4.1
27	YD	35	LYS	4.1
8	QH	1	MET	4.1
40	YU	118	GLY	4.1
33	YN	68	GLU	4.1
28	YE	72	VAL	4.1
31	RH	49	VAL	4.1
50	R4	51	ASP	4.1
55	R9	16	VAL	4.1
55	R9	20	HIS	4.1
32	RI	17	GLN	4.1
3	QC	135	LYS	4.1
30	YG	182	LYS	4.1
36	RQ	1	MET	4.1
4	QD	29	PRO	4.1
9	XI	56	LEU	4.1
3	QC	190	ARG	4.1
4	XD	209	ARG	4.1
28	RE	77	ILE	4.1
32	YI	15	VAL	4.1
1	QA	1115	C	4.1
1	XA	422	C	4.1
3	XC	62	ASP	4.1
13	XM	10	PRO	4.1
55	Y9	30	PRO	4.1
54	Y8	50	LEU	4.0

Continued on next page...

Continued from previous page...

Mol	Chain	Res	Type	RSRZ
43	RX	94	GLY	4.0
25	RA	1510	A	4.0
42	YW	92	ARG	4.0
9	QI	110	GLU	4.0
30	RG	182	LYS	4.0
25	RA	1026	U	4.0
28	YE	65	GLY	4.0
28	YE	67	PHE	4.0
35	RP	109	GLY	4.0
30	RG	54	GLU	4.0
25	RA	2211	G	4.0
2	QB	234	PRO	4.0
20	XT	72	LEU	4.0
30	RG	62	LEU	4.0
32	RI	110	ASP	4.0
55	R9	19	ARG	4.0
39	RT	106	SER	4.0
44	RY	56	PRO	4.0
47	R1	80	LEU	4.0
50	R4	9	LEU	4.0
25	YA	2211	G	4.0
17	QQ	97	SER	4.0
12	XL	128	ALA	4.0
52	R6	43	CYS	3.9
9	XI	126	SER	3.9
12	QL	64	TYR	3.9
12	QL	27	LEU	3.9
31	RH	71	LEU	3.9
31	YH	154	PRO	3.9
2	QB	217	ARG	3.9
39	YT	3	ARG	3.9
50	R4	70	GLY	3.9
32	RI	1	MET	3.9
44	RY	45	VAL	3.9
2	XB	188	ALA	3.9
11	XK	128	ALA	3.9
4	QD	84	LYS	3.9
25	RA	1103	A	3.9
2	XB	136	VAL	3.9
30	YG	164	GLU	3.9
13	XM	96	LEU	3.9
38	RS	110	LEU	3.9

Continued on next page...

Continued from previous page...

Mol	Chain	Res	Type	RSRZ
44	YY	76	CYS	3.9
31	RH	9	ILE	3.9
31	RH	84	SER	3.9
1	XA	1182	G	3.9
25	RA	2112	G	3.9
21	XU	26	LYS	3.9
2	XB	160	ASP	3.9
26	YB	1	U	3.9
32	RI	12	LEU	3.9
50	R4	67	TYR	3.9
55	R9	36	GLN	3.9
8	XH	3	THR	3.8
10	QJ	64	GLU	3.8
32	RI	9	LEU	3.8
3	QC	149	ALA	3.8
45	RZ	152	ALA	3.8
11	XK	11	LYS	3.8
43	RX	65	ARG	3.8
51	R5	57	VAL	3.8
55	Y9	3	VAL	3.8
35	YP	148	LEU	3.8
55	Y9	29	ASN	3.8
45	YZ	152	ALA	3.8
4	XD	168	ARG	3.8
52	R6	19	ARG	3.8
12	QL	47	LYS	3.8
44	RY	89	PHE	3.8
50	Y4	49	PHE	3.8
25	YA	889	C	3.8
51	R5	60	VAL	3.8
48	R2	44	LEU	3.8
54	Y8	61	LEU	3.8
9	QI	9	ARG	3.8
35	RP	76	LYS	3.8
31	YH	8	PRO	3.8
1	QA	1397	C	3.8
1	QA	1124	G	3.8
31	RH	155	SER	3.8
13	XM	2	ALA	3.7
52	R6	21	TYR	3.7
28	YE	73	GLU	3.7
52	Y6	46	HIS	3.7

Continued on next page...

Continued from previous page...

Mol	Chain	Res	Type	RSRZ
9	QI	27	THR	3.7
13	QM	103	THR	3.7
25	YA	2112	G	3.7
32	YI	38	LEU	3.7
32	RI	41	GLU	3.7
10	QJ	88	LEU	3.7
14	QN	39	LEU	3.7
25	YA	2121	G	3.7
45	YZ	163	LEU	3.7
3	XC	193	TYR	3.7
44	YY	101	LYS	3.7
18	QR	46	GLU	3.7
3	QC	167	TRP	3.7
25	YA	2790	A	3.7
1	XA	345	C	3.7
2	QB	155	LEU	3.7
12	XL	63	GLY	3.7
41	RV	44	LYS	3.7
8	QH	104	ARG	3.7
30	RG	136	ARG	3.7
1	QA	5	U	3.7
28	YE	87	GLU	3.6
7	QG	16	LEU	3.6
4	QD	87	GLY	3.6
19	XS	85	LYS	3.6
52	Y6	33	LYS	3.6
25	YA	6	A	3.6
22	XV	0	C	3.6
35	YP	61	ARG	3.6
11	QK	75	TYR	3.6
1	QA	1212	U	3.6
2	QB	125	PRO	3.6
25	YA	1026	U	3.6
4	XD	80	GLU	3.6
10	QJ	54	PHE	3.6
17	XQ	96	GLU	3.6
44	RY	91	GLU	3.6
54	R8	48	PHE	3.6
4	XD	89	THR	3.6
52	Y6	27	LYS	3.6
9	QI	109	VAL	3.6
52	R6	48	VAL	3.6

Continued on next page...

Continued from previous page...

Mol	Chain	Res	Type	RSRZ
1	XA	1451	A	3.6
25	YA	1095	A	3.6
50	Y4	51	ASP	3.6
46	Y0	68	GLU	3.6
38	YS	59	LYS	3.6
51	R5	49	CYS	3.6
45	YZ	110	GLY	3.6
50	Y4	45	GLY	3.6
44	YY	97	ARG	3.6
33	RN	133	GLN	3.6
44	RY	57	GLN	3.6
45	RZ	93	ASP	3.6
25	RA	2062	A	3.6
50	R4	43	TYR	3.6
1	QA	466	C	3.6
25	YA	888	C	3.6
30	RG	48	GLU	3.6
52	R6	24	GLU	3.6
25	YA	2144	U	3.6
47	R1	85	LEU	3.6
32	RI	86	THR	3.6
52	Y6	47	THR	3.6
17	QQ	101	ARG	3.6
31	RH	3	ARG	3.6
16	XP	48	TRP	3.6
30	RG	164	GLU	3.5
14	QN	13	THR	3.5
31	RH	141	VAL	3.5
48	Y2	71	ASN	3.5
13	XM	118	ALA	3.5
2	QB	79	ASP	3.5
30	RG	55	LYS	3.5
30	RG	82	LEU	3.5
38	YS	110	LEU	3.5
10	XJ	64	GLU	3.5
27	RD	176	ARG	3.5
32	RI	113	ARG	3.5
5	XE	73	ASN	3.5
50	Y4	47	GLN	3.5
39	YT	135	ALA	3.5
54	R8	63	PRO	3.5
31	RH	33	LEU	3.5

Continued on next page...

Continued from previous page...

Mol	Chain	Res	Type	RSRZ
45	RZ	155	LEU	3.5
44	RY	96	ILE	3.5
2	QB	240	GLN	3.5
27	RD	44	ASN	3.5
44	RY	76	CYS	3.5
51	Y5	58	LEU	3.5
41	RV	1	MET	3.5
31	RH	119	GLU	3.5
4	XD	73	ARG	3.5
17	XQ	101	ARG	3.5
51	Y5	55	ARG	3.5
50	Y4	70	GLY	3.5
25	RA	1536	A	3.5
13	QM	97	PRO	3.5
31	RH	154	PRO	3.5
36	YQ	140	ALA	3.5
25	YA	2805	G	3.5
45	YZ	142	SER	3.5
42	YW	111	HIS	3.5
2	QB	130	ARG	3.5
4	XD	49	ARG	3.5
9	QI	115	GLY	3.4
31	RH	24	VAL	3.4
44	YY	4	LYS	3.4
9	XI	106	ALA	3.4
19	QS	10	PHE	3.4
25	YA	162	U	3.4
28	RE	54	GLN	3.4
3	QC	6	HIS	3.4
29	YF	133	ASN	3.4
7	QG	5	ARG	3.4
21	XU	10	ARG	3.4
48	Y2	69	ARG	3.4
51	R5	52	TYR	3.4
19	QS	11	VAL	3.4
25	RA	1092	C	3.4
31	RH	142	GLY	3.4
47	Y1	79	GLY	3.4
33	YN	133	GLN	3.4
25	RA	1535	U	3.4
8	XH	84	ARG	3.4
13	XM	106	ASN	3.4

Continued on next page...

Continued from previous page...

Mol	Chain	Res	Type	RSRZ
31	RH	63	SER	3.4
55	R9	22	ARG	3.4
24	QX	8	A	3.4
17	QQ	24	GLU	3.4
32	YI	145	VAL	3.4
35	YP	92	GLU	3.4
2	QB	38	GLY	3.4
28	RE	88	GLY	3.4
13	QM	3	ARG	3.4
12	XL	127	GLU	3.4
38	YS	107	GLU	3.4
52	Y6	12	GLU	3.4
3	XC	26	LYS	3.4
12	QL	29	GLY	3.4
29	YF	207	GLY	3.4
33	YN	137	LYS	3.4
44	YY	33	LYS	3.4
51	R5	3	LYS	3.4
29	RF	23	ASP	3.4
32	RI	77	LEU	3.4
1	XA	1453	G	3.4
25	RA	1093	G	3.4
44	YY	57	GLN	3.4
54	Y8	35	GLN	3.4
21	QU	26	LYS	3.4
44	RY	88	LYS	3.4
45	YZ	145	GLU	3.4
31	RH	164	TYR	3.3
28	RE	78	LEU	3.3
32	RI	116	LEU	3.3
50	Y4	1	MET	3.3
9	XI	7	THR	3.3
55	Y9	34	GLN	3.3
7	XG	78	ARG	3.3
2	QB	133	LYS	3.3
8	QH	129	VAL	3.3
31	RH	136	ILE	3.3
32	RI	118	LYS	3.3
23	QY	32	U	3.3
25	RA	614	U	3.3
3	XC	46	GLU	3.3
27	YD	30	GLU	3.3

Continued on next page...

Continued from previous page...

Mol	Chain	Res	Type	RSRZ
20	XT	99	LEU	3.3
36	YQ	83	MET	3.3
30	RG	26	GLN	3.3
50	Y4	60	GLN	3.3
48	Y2	15	LYS	3.3
8	QH	97	VAL	3.3
13	QM	98	VAL	3.3
19	QS	41	VAL	3.3
25	RA	884	C	3.3
25	RA	2143	C	3.3
27	RD	238	GLY	3.3
37	YR	102	GLU	3.3
45	RZ	114	GLY	3.3
1	QA	1450	U	3.3
55	R9	29	ASN	3.3
31	RH	157	TYR	3.3
25	YA	2166	G	3.3
30	RG	2	PRO	3.3
9	QI	106	ALA	3.3
10	XJ	45	ARG	3.3
9	QI	64	THR	3.3
51	R5	40	LYS	3.3
14	QN	55	GLY	3.3
27	RD	28	GLU	3.3
30	RG	53	LEU	3.3
47	Y1	93	GLU	3.3
25	YA	2167	U	3.3
52	Y6	29	ASN	3.3
25	YA	34	C	3.3
25	YA	1509	C	3.3
25	YA	2402	C	3.3
30	RG	78	SER	3.3
50	Y4	25	TYR	3.3
13	QM	88	ARG	3.3
39	RT	112	ARG	3.3
44	RY	16	ALA	3.3
33	RN	7	LYS	3.3
27	RD	64	ILE	3.3
25	RA	6	A	3.3
19	XS	30	LEU	3.3
30	RG	24	GLY	3.3
35	YP	116	GLY	3.3

Continued on next page...

Continued from previous page...

Mol	Chain	Res	Type	RSRZ
45	YZ	114	GLY	3.3
30	RG	180	PHE	3.2
9	QI	23	ASN	3.2
7	QG	154	TYR	3.2
12	QL	48	PRO	3.2
25	RA	1420	U	3.2
32	YI	134	PRO	3.2
2	QB	21	ARG	3.2
30	YG	50	ALA	3.2
44	YY	86	ARG	3.2
45	RZ	80	ARG	3.2
32	YI	20	ASP	3.2
45	RZ	87	ASP	3.2
50	R4	40	HIS	3.2
55	R9	17	ILE	3.2
2	QB	229	VAL	3.2
2	QB	230	VAL	3.2
25	YA	2116	G	3.2
31	RH	171	LEU	3.2
30	RG	167	GLU	3.2
36	RQ	91	GLU	3.2
44	YY	40	GLU	3.2
9	XI	59	PHE	3.2
8	QH	102	ARG	3.2
14	QN	3	ARG	3.2
27	YD	262	ARG	3.2
32	YI	113	ARG	3.2
50	R4	20	ASN	3.2
52	Y6	18	ARG	3.2
3	XC	71	ALA	3.2
4	XD	48	ALA	3.2
9	XI	119	ALA	3.2
52	Y6	53	LYS	3.2
55	Y9	13	LYS	3.2
27	RD	32	SER	3.2
45	RZ	166	SER	3.2
3	QC	152	ILE	3.2
41	RV	49	THR	3.2
9	QI	105	ASP	3.2
25	YA	2179	C	3.2
32	YI	12	LEU	3.2
47	Y1	85	LEU	3.2

Continued on next page...

Continued from previous page...

Mol	Chain	Res	Type	RSRZ
2	XB	38	GLY	3.2
3	XC	167	TRP	3.2
19	XS	84	GLY	3.2
50	Y4	23	GLU	3.2
1	QA	81	G	3.2
10	XJ	77	PRO	3.2
51	Y5	34	PRO	3.2
28	RE	116	VAL	3.2
50	Y4	6	HIS	3.2
27	RD	27	THR	3.2
31	RH	109	PHE	3.2
15	QO	48	LYS	3.2
21	QU	15	ARG	3.2
38	YS	20	ARG	3.2
51	R5	53	ALA	3.2
1	XA	1531	A	3.2
52	Y6	32	ASN	3.2
1	QA	1453	G	3.2
7	QG	80	VAL	3.2
26	RB	1	U	3.2
39	YT	124	ASP	3.2
8	XH	132	GLU	3.2
31	RH	60	ARG	3.2
25	RA	2140	C	3.2
25	RA	2188	C	3.2
25	YA	2803	C	3.2
20	XT	12	ALA	3.1
7	QG	12	LEU	3.1
9	XI	24	GLY	3.1
25	RA	530	G	3.1
27	RD	39	LYS	3.1
55	R9	2	LYS	3.1
4	QD	150	GLU	3.1
9	XI	49	PRO	3.1
28	RE	56	PRO	3.1
31	YH	55	PRO	3.1
31	RH	20	ALA	3.1
50	R4	15	ILE	3.1
1	QA	1054	C	3.1
25	RA	654(B)	C	3.1
25	YA	897	C	3.1
9	XI	17	VAL	3.1

Continued on next page...

Continued from previous page...

Mol	Chain	Res	Type	RSRZ
55	R9	25	VAL	3.1
29	RF	133	ASN	3.1
33	RN	130	HIS	3.1
2	QB	233	SER	3.1
25	YA	614	U	3.1
25	YA	1061	U	3.1
55	Y9	6	SER	3.1
31	RH	48	GLY	3.1
52	R6	8	LYS	3.1
35	RP	79	ARG	3.1
52	Y6	13	CYS	3.1
16	XP	47	ASP	3.1
1	XA	81	G	3.1
7	QG	83	ALA	3.1
25	RA	1110	G	3.1
25	RA	2141	G	3.1
44	RY	48	ALA	3.1
2	QB	165	VAL	3.1
14	QN	25	VAL	3.1
32	YI	107	VAL	3.1
53	R7	46	VAL	3.1
8	QH	58	TYR	3.1
1	QA	1116	C	3.1
25	YA	277	C	3.1
47	R1	96	LYS	3.1
20	QT	102	GLY	3.1
4	XD	139	ARG	3.1
1	XA	87	A	3.1
10	XJ	91	PRO	3.1
44	YY	79	CYS	3.1
52	Y6	43	CYS	3.1
36	YQ	138	ASP	3.1
38	RS	64	GLU	3.1
14	XN	30	ALA	3.1
44	RY	42	VAL	3.1
2	QB	16	HIS	3.1
20	XT	74	LYS	3.1
31	RH	13	LYS	3.1
48	Y2	43	GLN	3.1
4	QD	47	ARG	3.1
17	QQ	81	ARG	3.1
31	RH	123	PHE	3.1

Continued on next page...

Continued from previous page...

Mol	Chain	Res	Type	RSRZ
37	RR	2	ARG	3.1
38	YS	108	GLY	3.1
40	YU	92	ARG	3.1
25	RA	2146	C	3.1
28	YE	89	ASP	3.1
35	YP	71	VAL	3.0
20	XT	38	LYS	3.0
31	RH	85	LYS	3.0
3	XC	78	GLY	3.0
9	XI	6	GLY	3.0
9	XI	10	ARG	3.0
10	XJ	47	PHE	3.0
30	RG	85	GLY	3.0
41	YV	67	GLY	3.0
44	RY	77	PRO	3.0
45	RZ	169	GLU	3.0
55	Y9	10	ILE	3.0
29	RF	128	ALA	3.0
54	Y8	34	TRP	3.0
3	QC	17	ASP	3.0
31	YH	137	ASP	3.0
25	YA	2062	A	3.0
31	YH	26	VAL	3.0
55	R9	33	LYS	3.0
31	RH	61	HIS	3.0
33	RN	115	ARG	3.0
32	RI	16	GLY	3.0
50	R4	27	THR	3.0
9	XI	55	ALA	3.0
16	XP	84	ALA	3.0
30	RG	3	LEU	3.0
32	YI	65	ALA	3.0
47	Y1	2	SER	3.0
23	QY	42	G	3.0
25	YA	1094	U	3.0
32	RI	141	LYS	3.0
44	RY	81	LYS	3.0
51	R5	56	LYS	3.0
55	Y9	23	VAL	3.0
13	QM	92	HIS	3.0
28	RE	66	HIS	3.0
4	XD	159	ARG	3.0

Continued on next page...

Continued from previous page...

Mol	Chain	Res	Type	RSRZ
45	RZ	147	GLY	3.0
2	XB	125	PRO	3.0
19	QS	15	LEU	3.0
52	R6	11	LEU	3.0
11	QK	92	GLU	3.0
30	RG	137	GLU	3.0
31	YH	58	GLU	3.0
44	RY	101	LYS	3.0
25	YA	12	U	3.0
55	R9	23	VAL	3.0
14	XN	35	ARG	3.0
25	RA	1509	C	3.0
5	QE	20	GLN	3.0
11	QK	31	THR	3.0
30	RG	43	LEU	3.0
10	XJ	3	LYS	3.0
28	RE	57	LYS	3.0
33	RN	132	ALA	3.0
12	QL	62	SER	3.0
20	XT	70	SER	3.0
10	QJ	12	ASP	2.9
14	QN	29	ARG	2.9
18	QR	54	ARG	2.9
28	RE	76	ARG	2.9
28	YE	76	ARG	2.9
30	RG	96	ARG	2.9
31	RH	51	ARG	2.9
32	YI	50	ARG	2.9
52	Y6	37	ARG	2.9
2	QB	122	PHE	2.9
30	RG	148	MET	2.9
17	QQ	54	GLY	2.9
36	RQ	24	GLY	2.9
25	RA	886	C	2.9
25	YA	2111	C	2.9
25	RA	101	G	2.9
25	YA	2165	G	2.9
31	RH	8	PRO	2.9
32	YI	79	ILE	2.9
20	QT	72	LEU	2.9
31	RH	105	LEU	2.9
9	XI	95	LYS	2.9

Continued on next page...

Continued from previous page...

Mol	Chain	Res	Type	RSRZ
36	YQ	21	THR	2.9
2	XB	237	ALA	2.9
39	YT	130	ALA	2.9
30	RG	104	GLU	2.9
2	XB	239	VAL	2.9
20	QT	25	ARG	2.9
39	RT	111	ARG	2.9
55	R9	1	MET	2.9
11	XK	56	GLY	2.9
9	XI	31	GLN	2.9
45	RZ	68	PRO	2.9
2	XB	10	LEU	2.9
2	XB	11	LEU	2.9
10	XJ	85	LEU	2.9
12	QL	60	LEU	2.9
52	R6	53	LYS	2.9
9	QI	43	ALA	2.9
25	YA	2164	C	2.9
22	QV	53	G	2.9
25	YA	275	G	2.9
25	YA	1096	A	2.9
31	RH	47	GLU	2.9
32	YI	41	GLU	2.9
45	RZ	180	VAL	2.9
15	XO	88	ARG	2.9
18	XR	42	ARG	2.9
1	QA	1348	U	2.9
2	QB	41	ILE	2.9
4	XD	96	LEU	2.9
45	RZ	144	LEU	2.9
2	QB	22	LYS	2.9
45	RZ	113	ALA	2.9
17	QQ	96	GLU	2.9
30	RG	160	VAL	2.9
44	YY	29	GLU	2.9
51	Y5	59	GLU	2.9
3	XC	190	ARG	2.9
4	XD	153	ARG	2.9
10	QJ	60	ARG	2.9
35	RP	61	ARG	2.9
25	RA	229	A	2.9
25	YA	2190	G	2.9

Continued on next page...

Continued from previous page...

Mol	Chain	Res	Type	RSRZ
55	R9	6	SER	2.9
2	XB	127	ILE	2.9
20	QT	104	LEU	2.9
30	RG	4	ASP	2.9
31	RH	27	LYS	2.9
44	YY	44	ILE	2.9
45	YZ	133	ILE	2.9
22	QV	47	U	2.9
47	R1	97	LEU	2.9
52	R6	9	LEU	2.9
52	R6	10	LEU	2.9
32	RI	53	ALA	2.9
2	QB	239	VAL	2.9
45	RZ	86	VAL	2.9
3	XC	161	GLU	2.9
4	QD	156	GLU	2.9
30	RG	128	ARG	2.9
25	RA	1109	C	2.8
25	YA	229	A	2.8
25	YA	2174	C	2.8
44	YY	89	PHE	2.8
21	XU	25	LYS	2.8
28	RE	14	ILE	2.8
4	XD	172	PRO	2.8
1	XA	1450	U	2.8
22	QV	17	U	2.8
25	YA	2795	G	2.8
38	YS	55	ALA	2.8
19	QS	80	TYR	2.8
45	RZ	116	VAL	2.8
50	Y4	21	VAL	2.8
4	XD	76	ARG	2.8
5	QE	107	ARG	2.8
10	QJ	5	ARG	2.8
28	YE	1	MET	2.8
3	XC	82	GLU	2.8
13	XM	69	GLU	2.8
28	YE	40	GLU	2.8
2	QB	70	PHE	2.8
14	QN	49	HIS	2.8
32	RI	11	ASN	2.8
33	YN	130	HIS	2.8

Continued on next page...

Continued from previous page...

Mol	Chain	Res	Type	RSRZ
31	YH	13	LYS	2.8
38	RS	108	GLY	2.8
1	QA	1032	A	2.8
25	RA	2169	A	2.8
25	YA	2310	A	2.8
36	RQ	138	ASP	2.8
1	XA	210	U	2.8
7	QG	152	ALA	2.8
38	RS	55	ALA	2.8
4	XD	170	VAL	2.8
12	XL	18	VAL	2.8
16	XP	1	MET	2.8
29	RF	6	VAL	2.8
40	RU	100	VAL	2.8
7	XG	79	ARG	2.8
9	XI	114	TYR	2.8
38	RS	43	GLU	2.8
9	QI	33	PHE	2.8
2	XB	16	HIS	2.8
3	QC	87	LEU	2.8
3	QC	94	LEU	2.8
8	QH	39	LEU	2.8
27	YD	42	GLY	2.8
35	RP	114	ILE	2.8
45	YZ	144	LEU	2.8
7	QG	156	TRP	2.8
7	XG	156	TRP	2.8
13	QM	100	GLY	2.8
52	R6	41	PRO	2.8
1	QA	975	A	2.8
2	XB	48	MET	2.8
16	QP	18	ARG	2.8
44	RY	79	CYS	2.8
50	R4	32	TYR	2.8
55	Y9	27	CYS	2.8
2	QB	128	GLU	2.8
10	XJ	97	GLU	2.8
13	XM	8	GLU	2.8
14	XN	22	THR	2.8
12	XL	17	LYS	2.8
51	R5	37	LYS	2.8
32	YI	9	LEU	2.8

Continued on next page...

Continued from previous page...

Mol	Chain	Res	Type	RSRZ
32	YI	128	LEU	2.8
1	QA	1182	G	2.8
25	RA	1059	G	2.8
25	YA	11	G	2.8
2	QB	66	GLY	2.8
31	RH	166	GLY	2.8
32	YI	11	ASN	2.8
20	XT	45	GLN	2.8
28	RE	187	ALA	2.8
31	RH	38	SER	2.8
8	XH	104	ARG	2.8
47	Y1	77	ALA	2.8
50	R4	55	ARG	2.8
2	QB	12	GLU	2.8
10	QJ	61	GLU	2.8
25	RA	2798	C	2.8
25	YA	1060	U	2.8
25	YA	2791	C	2.8
10	XJ	100	THR	2.8
39	YT	35	LYS	2.8
40	RU	108	GLU	2.8
50	R4	24	THR	2.8
3	QC	124	ILE	2.8
5	QE	154	GLY	2.8
9	QI	69	GLY	2.8
13	QM	85	GLY	2.8
55	Y9	21	GLY	2.8
31	YH	21	PRO	2.7
2	QB	97	TRP	2.7
25	RA	2123	G	2.7
25	RA	2210	G	2.7
25	YA	1110	G	2.7
2	QB	237	ALA	2.7
4	XD	164	ALA	2.7
11	XK	15	ALA	2.7
33	YN	115	ARG	2.7
44	RY	86	ARG	2.7
50	R4	60	GLN	2.7
51	R5	55	ARG	2.7
8	QH	52	ASP	2.7
32	YI	110	ASP	2.7
42	YW	113	LYS	2.7

Continued on next page...

Continued from previous page...

Mol	Chain	Res	Type	RSRZ
7	XG	8	GLU	2.7
9	QI	50	LEU	2.7
25	RA	2797	U	2.7
25	YA	1510	A	2.7
8	QH	86	ILE	2.7
25	YA	2143	C	2.7
25	YA	2146	C	2.7
45	YZ	159	PRO	2.7
54	R8	34	TRP	2.7
20	XT	8	ARG	2.7
8	QH	53	VAL	2.7
9	QI	119	ALA	2.7
16	XP	53	VAL	2.7
50	R4	28	LYS	2.7
50	Y4	2	LYS	2.7
1	QA	630	G	2.7
25	RA	1416	G	2.7
25	RA	2894	G	2.7
25	YA	2110	G	2.7
4	XD	194	LEU	2.7
54	R8	50	LEU	2.7
30	RG	12	TYR	2.7
30	YG	48	GLU	2.7
36	RQ	139	GLU	2.7
10	XJ	4	ILE	2.7
13	QM	49	THR	2.7
14	QN	7	ILE	2.7
43	YX	3	THR	2.7
1	QA	1062	U	2.7
1	QA	532	A	2.7
25	YA	899	A	2.7
25	YA	1103	A	2.7
25	YA	1460	A	2.7
31	RH	12	PRO	2.7
31	YH	5	GLY	2.7
25	RA	2138	C	2.7
25	RA	2142	C	2.7
11	XK	12	ARG	2.7
34	RO	97	ARG	2.7
36	RQ	6	ARG	2.7
55	Y9	7	VAL	2.7
32	RI	54	GLN	2.7

Continued on next page...

Continued from previous page...

Mol	Chain	Res	Type	RSRZ
2	XB	155	LEU	2.7
16	QP	9	PHE	2.7
31	RH	87	LEU	2.7
9	XI	81	ILE	2.7
28	YE	77	ILE	2.7
44	RY	75	ILE	2.7
1	XA	1281	U	2.7
27	RD	36	PRO	2.7
2	XB	130	ARG	2.7
25	YA	276	A	2.7
25	YA	2169	A	2.7
25	YA	2801	A	2.7
31	YH	51	ARG	2.7
4	XD	169	LYS	2.7
12	QL	23	LYS	2.7
17	QQ	87	LYS	2.7
29	RF	89	VAL	2.7
33	YN	7	LYS	2.7
50	R4	38	LYS	2.7
7	XG	84	ASN	2.7
25	YA	2188	C	2.7
39	RT	2	ASN	2.7
10	QJ	65	LEU	2.7
10	XJ	90	LEU	2.7
30	RG	176	LEU	2.7
45	RZ	171	ILE	2.7
15	QO	7	GLU	2.7
38	YS	64	GLU	2.7
45	YZ	148	ASP	2.7
50	Y4	32	TYR	2.7
5	QE	99	GLY	2.7
30	RG	129	GLY	2.7
31	RH	39	PRO	2.7
25	YA	2213	U	2.7
44	RY	97	ARG	2.6
10	XJ	57	LYS	2.6
50	Y4	56	VAL	2.6
25	YA	2792	G	2.6
1	QA	1357	A	2.6
4	XD	154	ASN	2.6
32	RI	104	GLN	2.6
50	R4	47	GLN	2.6

Continued on next page...

Continued from previous page...

Mol	Chain	Res	Type	RSRZ
10	QJ	85	LEU	2.6
2	XB	32	ILE	2.6
3	XC	5	ILE	2.6
31	YH	40	GLU	2.6
35	YP	1	MET	2.6
36	YQ	1	MET	2.6
54	Y8	65	GLU	2.6
9	QI	117	HIS	2.6
31	YH	2	SER	2.6
3	QC	193	TYR	2.6
7	XG	81	GLY	2.6
11	QK	56	GLY	2.6
19	QS	61	TYR	2.6
20	QT	101	GLY	2.6
29	RF	7	TYR	2.6
31	RH	83	TYR	2.6
55	R9	24	TYR	2.6
15	QO	88	ARG	2.6
28	RE	37	ARG	2.6
35	YP	65	ARG	2.6
12	QL	20	LYS	2.6
1	QA	1125	U	2.6
10	QJ	34	VAL	2.6
25	RA	9	U	2.6
40	YU	96	ALA	2.6
49	R3	25	ALA	2.6
2	XB	238	LEU	2.6
4	QD	194	LEU	2.6
10	QJ	40	LEU	2.6
31	RH	88	LEU	2.6
25	RA	1460	A	2.6
1	QA	1053	G	2.6
25	YA	654(A)	G	2.6
25	YA	2120	G	2.6
2	QB	48	MET	2.6
16	QP	83	GLU	2.6
19	QS	47	HIS	2.6
52	R6	46	HIS	2.6
30	RG	146	TYR	2.6
28	RE	127	ASP	2.6
39	RT	137	LYS	2.6
39	YT	129	ARG	2.6

Continued on next page...

Continued from previous page...

Mol	Chain	Res	Type	RSRZ
50	Y4	27	THR	2.6
51	Y5	3	LYS	2.6
51	Y5	56	LYS	2.6
9	XI	86	VAL	2.6
29	YF	6	VAL	2.6
31	RH	50	VAL	2.6
41	YV	37	VAL	2.6
45	RZ	58	VAL	2.6
1	XA	1126	U	2.6
25	RA	2189	U	2.6
32	RI	55	ALA	2.6
28	RE	67	PHE	2.6
30	YG	77	ILE	2.6
32	YI	120	ILE	2.6
13	XM	12	ASN	2.6
2	QB	19	HIS	2.6
14	QN	46	GLU	2.6
25	RA	1177	A	2.6
39	YT	133	GLU	2.6
4	XD	23	GLY	2.6
4	XD	47	ARG	2.6
12	XL	126	LYS	2.6
13	XM	3	ARG	2.6
21	XU	9	ARG	2.6
36	RQ	22	LYS	2.6
39	RT	3	ARG	2.6
52	Y6	38	LYS	2.6
1	QA	1368	G	2.6
14	XN	13	THR	2.6
2	QB	192	SER	2.6
7	XG	154	TYR	2.6
8	QH	24	THR	2.6
1	QA	1367	C	2.6
25	YA	1537	C	2.6
1	XA	1257	U	2.6
10	XJ	21	GLN	2.6
22	XV	47	U	2.6
54	R8	35	GLN	2.6
2	QB	94	ASN	2.6
7	QG	37	ASN	2.6
2	XB	129	GLU	2.6
5	XE	68	GLU	2.6

Continued on next page...

Continued from previous page...

Mol	Chain	Res	Type	RSRZ
29	RF	137	LYS	2.6
31	RH	18	GLU	2.6
31	RH	55	PRO	2.6
44	RY	29	GLU	2.6
44	RY	82	PRO	2.6
55	R9	31	LYS	2.6
4	QD	73	ARG	2.6
9	QI	111	ARG	2.6
36	YQ	19	GLY	2.6
25	YA	2170	A	2.6
31	RH	37	VAL	2.6
31	RH	76	VAL	2.6
10	QJ	32	ALA	2.5
28	YE	78	LEU	2.6
33	YN	57	ALA	2.5
1	QA	1129	C	2.5
25	RA	10	G	2.5
25	RA	1053	C	2.5
19	QS	40	ILE	2.5
25	YA	2180	U	2.5
12	QL	111	LYS	2.5
42	RW	113	LYS	2.5
4	QD	118	ARG	2.5
10	QJ	45	ARG	2.5
14	QN	31	ARG	2.5
31	YH	59	ARG	2.5
33	YN	10	GLU	2.5
36	RQ	133	ARG	2.5
5	QE	22	GLY	2.5
1	QA	974	A	2.5
10	XJ	88	LEU	2.5
16	XP	74	LEU	2.5
19	QS	5	LEU	2.5
43	YX	92	LEU	2.5
52	Y6	39	TYR	2.5
28	RE	68	ALA	2.5
45	RZ	92	SER	2.5
52	Y6	22	ALA	2.5
2	XB	42	ILE	2.5
17	XQ	90	ILE	2.5
50	R4	5	ILE	2.5
9	QI	124	GLN	2.5

Continued on next page...

Continued from previous page...

Mol	Chain	Res	Type	RSRZ
29	RF	8	GLN	2.5
30	RG	58	GLN	2.5
46	R0	17	GLN	2.5
1	QA	980	C	2.5
1	XA	346	G	2.5
25	RA	161	U	2.5
25	RA	1099	G	2.5
25	RA	2147	G	2.5
25	YA	1097	U	2.5
25	YA	2157	G	2.5
30	YG	118	ARG	2.5
32	YI	132	PRO	2.5
32	RI	13	GLY	2.5
42	YW	31	GLU	2.5
11	QK	57	THR	2.5
27	RD	25	THR	2.5
35	RP	148	LEU	2.5
4	QD	27	TYR	2.5
41	RV	27	ALA	2.5
10	XJ	86	MET	2.5
13	XM	9	ILE	2.5
31	RH	121	ILE	2.5
45	RZ	149	SER	2.5
1	QA	1183	A	2.5
17	XQ	13	ASP	2.5
25	RA	1508	A	2.5
31	RH	137	ASP	2.5
40	YU	91	ASP	2.5
50	Y4	65	ASP	2.5
28	YE	203	LYS	2.5
37	YR	91	GLN	2.5
52	Y6	45	LYS	2.5
4	XD	141	ARG	2.5
13	XM	91	ARG	2.5
20	QT	57	ARG	2.5
53	R7	41	ARG	2.5
13	QM	10	PRO	2.5
50	R4	36	CYS	2.5
5	XE	154	GLY	2.5
25	RA	2402	C	2.5
8	QH	99	GLU	2.5
10	XJ	10	GLY	2.5

Continued on next page...

Continued from previous page...

Mol	Chain	Res	Type	RSRZ
10	XJ	93	GLY	2.5
32	RI	84	GLY	2.5
19	QS	65	ASN	2.5
25	RA	275	G	2.5
25	RA	882	G	2.5
25	RA	2125	G	2.5
25	RA	2159	G	2.5
25	YA	10	G	2.5
25	YA	101	G	2.5
25	YA	1534	G	2.5
27	YD	34	VAL	2.5
28	YE	63	LEU	2.5
30	RG	152	LEU	2.5
31	RH	44	VAL	2.5
41	RV	37	VAL	2.5
52	R6	36	LEU	2.5
3	QC	15	THR	2.5
28	RE	92	THR	2.5
12	XL	64	TYR	2.5
31	RH	41	MET	2.5
45	RZ	38	TYR	2.5
20	XT	100	ILE	2.5
36	RQ	66	ILE	2.5
16	QP	80	PHE	2.5
31	RH	25	LYS	2.5
31	YH	153	LYS	2.5
37	YR	72	ASP	2.5
1	QA	465	A	2.5
25	RA	653	A	2.5
25	RA	1847	A	2.5
2	QB	144	ARG	2.5
2	XB	21	ARG	2.5
4	QD	153	ARG	2.5
8	QH	50	ARG	2.5
9	QI	104	ARG	2.5
9	XI	93	ARG	2.5
12	QL	59	ARG	2.5
14	XN	3	ARG	2.5
29	RF	72	ARG	2.5
11	XK	52	GLY	2.5
20	XT	47	GLY	2.5
52	R6	49	HIS	2.5

Continued on next page...

Continued from previous page...

Mol	Chain	Res	Type	RSRZ
25	YA	161	U	2.5
25	YA	2118	U	2.5
30	YG	174	GLU	2.5
32	RI	136	VAL	2.5
41	RV	52	VAL	2.5
52	Y6	52	VAL	2.5
25	RA	889	C	2.5
25	RA	1585	C	2.5
13	QM	51	ALA	2.5
14	QN	22	THR	2.5
20	QT	12	ALA	2.5
52	R6	39	TYR	2.5
25	YA	2168	G	2.4
27	RD	38	LYS	2.4
4	XD	83	SER	2.4
8	QH	18	ARG	2.4
43	RX	68	ARG	2.4
43	YX	68	ARG	2.4
44	RY	2	ARG	2.4
14	QN	61	TRP	2.4
1	XA	1032	A	2.4
2	QB	14	GLY	2.4
28	RE	159	HIS	2.4
29	YF	134	GLY	2.4
42	RW	111	HIS	2.4
5	XE	83	GLU	2.4
17	XQ	24	GLU	2.4
27	YD	28	GLU	2.4
48	R2	11	GLU	2.4
51	Y5	48	GLU	2.4
25	RA	271(C)	U	2.4
25	YA	2189	U	2.4
50	R4	39	CYS	2.4
7	QG	28	ASN	2.4
20	QT	106	ALA	2.4
31	RH	145	ALA	2.4
39	RT	131	ALA	2.4
2	QB	152	PHE	2.4
10	QJ	63	PHE	2.4
32	YI	121	LYS	2.4
39	YT	137	LYS	2.4
1	XA	328	C	2.4

Continued on next page...

Continued from previous page...

Mol	Chain	Res	Type	RSRZ
25	RA	645	C	2.4
53	R7	23	ARG	2.4
3	QC	104	GLN	2.4
16	QP	29	ASP	2.4
42	RW	94	ASP	2.4
1	XA	324	G	2.4
25	YA	2833	G	2.4
16	XP	37	GLY	2.4
20	XT	73	HIS	2.4
28	RE	71	GLY	2.4
38	YS	109	GLY	2.4
41	YV	38	LEU	2.4
4	XD	156	GLU	2.4
10	QJ	49	VAL	2.4
38	YS	43	GLU	2.4
49	Y3	60	GLU	2.4
55	R9	28	GLU	2.4
25	RA	1069	A	2.4
25	RA	2119	A	2.4
1	XA	1125	U	2.4
29	RF	9	ILE	2.4
2	XB	132	LYS	2.4
4	QD	30	LYS	2.4
8	QH	98	LYS	2.4
13	QM	28	ALA	2.4
30	RG	50	ALA	2.4
16	XP	80	PHE	2.4
16	XP	22	THR	2.4
25	RA	2164	C	2.4
10	QJ	84	GLN	2.4
48	R2	46	GLN	2.4
3	QC	174	PRO	2.4
31	YH	39	PRO	2.4
49	R3	2	PRO	2.4
45	RZ	153	SER	2.4
30	RG	44	GLY	2.4
33	RN	1	MET	2.4
47	Y1	84	GLY	2.4
4	QD	170	VAL	2.4
9	XI	28	VAL	2.4
13	QM	50	GLU	2.4
28	YE	163	GLU	2.4

Continued on next page...

Continued from previous page...

Mol	Chain	Res	Type	RSRZ
31	RH	17	VAL	2.4
31	RH	167	GLU	2.4
41	RV	28	GLU	2.4
25	RA	2191	G	2.4
25	YA	171	G	2.4
25	YA	654(S)	G	2.4
2	XB	8	LYS	2.4
50	R4	2	LYS	2.4
6	QF	101	ALA	2.4
12	QL	26	ALA	2.4
30	YG	61	ALA	2.4
32	RI	59	ALA	2.4
1	QA	1286	A	2.4
4	XD	31	CYS	2.4
25	RA	2118	U	2.4
25	RA	2799	A	2.4
36	RQ	104	PHE	2.4
55	R9	27	CYS	2.4
5	QE	116	THR	2.4
27	YD	25	THR	2.4
2	XB	33	TYR	2.4
4	QD	131	ARG	2.4
7	XG	41	ARG	2.4
11	QK	126	ARG	2.4
30	RG	21	ARG	2.4
46	R0	82	ARG	2.4
31	RH	10	PRO	2.4
33	RN	131	GLN	2.4
32	YI	116	LEU	2.4
45	RZ	5	LEU	2.4
3	XC	205	GLY	2.4
6	XF	55	ASP	2.4
17	QQ	29	HIS	2.4
25	YA	645	C	2.4
31	RH	113	VAL	2.4
2	XB	27	LYS	2.4
13	QM	39	ILE	2.4
20	XT	14	LYS	2.4
31	YH	124	GLU	2.4
32	YI	122	GLU	2.4
44	RY	47	LYS	2.4
54	Y8	54	GLU	2.4

Continued on next page...

Continued from previous page...

Mol	Chain	Res	Type	RSRZ
3	QC	92	ALA	2.4
39	RT	94	ALA	2.4
1	QA	1029	G	2.4
3	XC	3	ASN	2.4
8	XH	30	ARG	2.4
12	XL	89	ARG	2.4
32	RI	103	ARG	2.4
36	RQ	10	ARG	2.4
45	RZ	107	THR	2.4
46	Y0	82	ARG	2.4
52	Y6	40	CYS	2.4
1	QA	1130	A	2.4
25	RA	529	A	2.4
25	RA	1091	G	2.4
25	RA	2120	G	2.4
52	Y6	14	THR	2.4
52	Y6	44	ARG	2.4
2	QB	221	LEU	2.3
3	QC	162	GLN	2.3
3	XC	42	LEU	2.3
31	RH	21	PRO	2.3
33	RN	135	PRO	2.3
8	QH	4	ASP	2.3
12	QL	115	LYS	2.3
20	XT	87	LYS	2.3
21	QU	14	TRP	2.3
31	RH	56	SER	2.3
31	RH	144	VAL	2.3
32	YI	118	LYS	2.3
41	YV	68	LYS	2.3
2	XB	222	ILE	2.3
4	QD	24	GLU	2.3
5	XE	50	GLU	2.3
13	XM	32	GLU	2.3
30	RG	39	ILE	2.3
31	RH	46	GLU	2.3
31	RH	58	GLU	2.3
25	RA	888	C	2.3
25	YA	2178	C	2.3
14	QN	37	PHE	2.3
40	YU	116	ALA	2.3
31	RH	6	ARG	2.3

Continued on next page...

Continued from previous page...

Mol	Chain	Res	Type	RSRZ
10	QJ	76	ASN	2.3
10	QJ	100	THR	2.3
30	RG	64	THR	2.3
1	QA	1358	U	2.3
25	RA	12	U	2.3
25	RA	1543	A	2.3
25	YA	529	A	2.3
25	YA	654	A	2.3
31	YH	41	MET	2.3
32	RI	134	PRO	2.3
1	QA	438	G	2.3
1	QA	1032(A)	G	2.3
25	RA	171	G	2.3
25	YA	530	G	2.3
25	YA	2182	G	2.3
27	RD	112	GLN	2.3
17	QQ	100	LYS	2.3
9	QI	14	VAL	2.3
41	RV	99	ILE	2.3
44	RY	38	ILE	2.3
8	QH	22	GLU	2.3
8	QH	49	GLU	2.3
17	QQ	49	GLU	2.3
39	YT	134	GLU	2.3
52	R6	12	GLU	2.3
13	XM	42	ALA	2.3
35	RP	91	PHE	2.3
8	QH	60	ARG	2.3
1	QA	1137	C	2.3
4	QD	12	CYS	2.3
34	RO	1	MET	2.3
39	YT	38	ASN	2.3
51	R5	46	CYS	2.3
25	RA	2144	U	2.3
25	YA	1175	U	2.3
10	QJ	99	LYS	2.3
13	XM	115	LYS	2.3
1	XA	532	A	2.3
31	RH	19	VAL	2.3
31	RH	79	VAL	2.3
31	RH	108	GLY	2.3
45	RZ	111	VAL	2.3

Continued on next page...

Continued from previous page...

Mol	Chain	Res	Type	RSRZ
51	Y5	60	VAL	2.3
54	Y8	45	GLY	2.3
13	QM	9	ILE	2.3
1	QA	1031	G	2.3
1	QA	1190	G	2.3
25	RA	11	G	2.3
25	RA	1176	G	2.3
25	YA	1056	G	2.3
25	YA	1099	G	2.3
25	YA	2807	G	2.3
45	RZ	2	GLU	2.3
50	Y4	59	PHE	2.3
3	QC	200	ALA	2.3
35	RP	150	ALA	2.3
2	QB	175	ARG	2.3
11	QK	54	ARG	2.3
17	QQ	75	ARG	2.3
17	XQ	92	ARG	2.3
39	YT	13	ARG	2.3
3	QC	42	LEU	2.3
9	QI	56	LEU	2.3
28	RE	63	LEU	2.3
52	R6	30	THR	2.3
2	XB	234	PRO	2.3
25	RA	885	C	2.3
25	RA	1104	C	2.3
25	RA	2137	C	2.3
25	RA	2755	C	2.3
25	YA	2794	C	2.3
27	RD	29	PRO	2.3
41	RV	50	PRO	2.3
30	RG	36	LYS	2.3
51	Y5	37	LYS	2.3
9	QI	92	TYR	2.3
19	QS	56	GLN	2.3
23	XY	32	U	2.3
10	QJ	98	ILE	2.3
19	QS	9	VAL	2.3
36	RQ	109	VAL	2.3
50	R4	31	ILE	2.3
4	XD	192	GLU	2.3
25	YA	1069	A	2.3

Continued on next page...

Continued from previous page...

Mol	Chain	Res	Type	RSRZ
25	YA	1084	A	2.3
25	YA	2126	A	2.3
29	RF	161	GLU	2.3
31	YH	81	GLU	2.3
48	R2	7	ARG	2.3
48	R2	72	ALA	2.3
54	Y8	40	GLU	2.3
4	XD	3	ARG	2.3
6	QF	74	ASP	2.3
37	RR	69	ASP	2.3
2	XB	61	LEU	2.3
25	RA	883	G	2.3
25	RA	1107	G	2.3
25	RA	2166	G	2.3
25	YA	1068	G	2.3
25	YA	2181	G	2.3
6	XF	54	LYS	2.3
9	XI	97	LYS	2.3
16	XP	35	LYS	2.3
33	RN	22	THR	2.3
38	RS	11	LYS	2.3
44	RY	53	PRO	2.3
30	RG	108	ASN	2.2
9	QI	114	TYR	2.2
1	QA	1366	C	2.2
16	QP	82	GLN	2.2
21	QU	16	GLY	2.2
25	RA	2175	C	2.2
25	YA	654(B)	C	2.2
31	RH	125	VAL	2.2
10	XJ	66	ARG	2.2
27	RD	237	GLU	2.2
32	RI	99	GLU	2.2
37	RR	68	ARG	2.2
45	YZ	43	GLU	2.2
50	R4	48	ARG	2.2
51	Y5	35	GLU	2.2
1	XA	1286	A	2.2
25	RA	2176	A	2.2
25	YA	1359	A	2.2
5	XE	151	LEU	2.2
20	XT	53	LEU	2.2

Continued on next page...

Continued from previous page...

Mol	Chain	Res	Type	RSRZ
42	YW	28	SER	2.2
13	XM	31	LYS	2.2
27	YD	29	PRO	2.2
12	XL	61	THR	2.2
18	QR	82	THR	2.2
2	XB	14	GLY	2.2
2	XB	229	VAL	2.2
19	XS	41	VAL	2.2
4	QD	20	TYR	2.2
9	QI	30	GLY	2.2
21	QU	2	GLY	2.2
25	RA	2319	G	2.2
31	YH	139	GLN	2.2
1	QA	723	U	2.2
19	XS	10	PHE	2.2
1	QA	88	C	2.2
21	XU	15	ARG	2.2
35	YP	90	ARG	2.2
50	Y4	61	ARG	2.2
2	XB	12	GLU	2.2
3	XC	122	GLU	2.2
4	QD	15	GLU	2.2
5	QE	94	ALA	2.2
10	QJ	27	ALA	2.2
20	XT	52	ALA	2.2
41	RV	15	GLU	2.2
41	RV	53	GLU	2.2
45	RZ	11	GLU	2.2
45	RZ	60	GLU	2.2
45	RZ	168	GLU	2.2
45	YZ	162	GLU	2.2
16	QP	48	TRP	2.2
3	QC	91	LEU	2.2
2	QB	160	ASP	2.2
4	XD	53	ASP	2.2
10	QJ	58	ASP	2.2
9	QI	123	PRO	2.2
25	RA	1054	A	2.2
25	RA	1084	A	2.2
25	RA	2117	A	2.2
25	YA	1098	A	2.2
10	QJ	92	THR	2.2

Continued on next page...

Continued from previous page...

Mol	Chain	Res	Type	RSRZ
52	Y6	30	THR	2.2
16	QP	10	GLY	2.2
31	RH	82	GLY	2.2
30	RG	138	GLN	2.2
10	QJ	78	ASN	2.2
14	QN	34	TYR	2.2
20	QT	75	ASN	2.2
52	R6	26	ASN	2.2
4	QD	35	ARG	2.2
10	XJ	60	ARG	2.2
31	RH	59	ARG	2.2
50	R4	42	PHE	2.2
55	R9	9	ARG	2.2
1	QA	108	G	2.2
1	QA	963	G	2.2
22	XV	20	U	2.2
5	QE	81	GLU	2.2
23	XY	42	G	2.2
25	RA	2897	U	2.2
31	YH	20	ALA	2.2
51	Y5	38	ALA	2.2
48	R2	5	GLU	2.2
54	Y8	56	GLU	2.2
40	YU	98	LEU	2.2
11	QK	124	LYS	2.2
43	RX	50	LYS	2.2
45	RZ	158	PRO	2.2
50	R4	65	ASP	2.2
29	RF	13	SER	2.2
2	QB	93	VAL	2.2
10	XJ	24	VAL	2.2
17	XQ	35	VAL	2.2
25	RA	890	A	2.2
25	RA	896	A	2.2
25	RA	2135	A	2.2
25	YA	2158	A	2.2
31	RH	114	VAL	2.2
33	RN	46	VAL	2.2
35	YP	19	VAL	2.2
55	Y9	25	VAL	2.2
38	RS	60	GLY	2.2
45	RZ	160	GLY	2.2

Continued on next page...

Continued from previous page...

Mol	Chain	Res	Type	RSRZ
4	QD	115	ARG	2.2
13	QM	71	ARG	2.2
13	QM	104	ARG	2.2
15	QO	77	ARG	2.2
30	RG	123	ASN	2.2
5	QE	10	MET	2.2
30	RG	155	MET	2.2
5	XE	21	ALA	2.2
2	QB	158	LEU	2.2
3	QC	204	LEU	2.2
4	QD	135	LEU	2.2
29	YF	152	GLU	2.2
31	YH	53	GLU	2.2
33	RN	137	LYS	2.2
36	RQ	18	LYS	2.2
41	YV	43	GLU	2.2
44	RY	90	LEU	2.2
45	YZ	157	LEU	2.2
25	RA	1078	U	2.2
10	QJ	91	PRO	2.2
25	RA	1534	G	2.2
25	RA	2190	G	2.2
25	YA	274	G	2.2
25	YA	1173	G	2.2
25	YA	2141	G	2.2
25	YA	2793	G	2.2
9	XI	75	ASP	2.2
30	RG	166	ASP	2.2
41	RV	26	ASP	2.2
20	QT	100	ILE	2.2
52	R6	52	VAL	2.2
20	XT	102	GLY	2.1
44	YY	59	GLY	2.1
45	YZ	147	GLY	2.1
55	R9	21	GLY	2.1
20	QT	73	HIS	2.1
6	QF	71	ARG	2.1
7	QG	11	GLN	2.1
20	QT	8	ARG	2.1
31	RH	97	ARG	2.1
35	RP	65	ARG	2.1
3	QC	43	LEU	2.1

Continued on next page...

Continued from previous page...

Mol	Chain	Res	Type	RSRZ
14	QN	15	LYS	2.1
28	YE	131	ALA	2.1
30	RG	139	LEU	2.1
38	RS	24	LEU	2.1
38	YS	11	LYS	2.1
44	YY	90	LEU	2.1
44	YY	95	LYS	2.1
25	RA	2167	U	2.1
25	YA	504	U	2.1
2	QB	5	ILE	2.1
11	QK	29	ILE	2.1
44	RY	61	ILE	2.1
8	XH	130	GLY	2.1
1	QA	966	G	2.1
9	QI	10	ARG	2.1
25	RA	508	G	2.1
25	RA	880	G	2.1
25	RA	897	C	2.1
25	YA	2140	C	2.1
25	YA	2162	G	2.1
29	RF	62	ARG	2.1
38	YS	71	ARG	2.1
50	Y4	55	ARG	2.1
7	XG	43	PHE	2.1
10	QJ	33	GLN	2.1
30	RG	117	PHE	2.1
13	XM	120	LYS	2.1
14	XN	58	LYS	2.1
33	YN	84	LYS	2.1
28	RE	205	ALA	2.1
31	RH	103	LEU	2.1
35	YP	150	ALA	2.1
39	RT	6	LEU	2.1
25	RA	1057	A	2.1
53	R7	45	ALA	2.1
9	QI	29	ASN	2.1
8	QH	33	GLU	2.1
10	XJ	95	GLU	2.1
17	XQ	86	GLU	2.1
30	YG	167	GLU	2.1
4	XD	26	CYS	2.1
1	XA	1240	U	2.1

Continued on next page...

Continued from previous page...

Mol	Chain	Res	Type	RSRZ
16	XP	46	PRO	2.1
5	QE	13	ILE	2.1
14	XN	7	ILE	2.1
29	RF	78	ILE	2.1
10	XJ	34	VAL	2.1
17	XQ	23	VAL	2.1
2	XB	64	ARG	2.1
9	XI	8	GLY	2.1
11	QK	12	ARG	2.1
16	QP	75	ARG	2.1
19	QS	13	ASP	2.1
19	QS	81	ARG	2.1
32	YI	103	ARG	2.1
39	RT	115	ARG	2.1
48	R2	52	ASP	2.1
50	R4	58	ARG	2.1
3	QC	67	THR	2.1
30	RG	145	THR	2.1
4	XD	84	LYS	2.1
27	YD	38	LYS	2.1
38	RS	57	LYS	2.1
52	R6	45	LYS	2.1
55	Y9	15	LYS	2.1
8	XH	2	LEU	2.1
51	R5	58	LEU	2.1
1	QA	422	C	2.1
13	QM	42	ALA	2.1
25	RA	277	C	2.1
25	RA	1537	C	2.1
25	YA	1092	C	2.1
26	YB	88	C	2.1
30	RG	56	ALA	2.1
1	QA	1365	G	2.1
1	XA	181	G	2.1
25	RA	1068	G	2.1
25	RA	2154	G	2.1
25	YA	270(N)	G	2.1
25	YA	2147	G	2.1
4	XD	150	GLU	2.1
9	XI	12	GLU	2.1
20	QT	9	ASN	2.1
50	Y4	20	ASN	2.1

Continued on next page...

Continued from previous page...

Mol	Chain	Res	Type	RSRZ
25	YA	1508	A	2.1
25	YA	1847	A	2.1
25	YA	2629	A	2.1
44	YY	82	PRO	2.1
52	R6	31	PRO	2.1
27	RD	70	TRP	2.1
52	R6	16	CYS	2.1
22	XV	17	U	2.1
32	RI	3	VAL	2.1
3	QC	132	ARG	2.1
13	XM	11	ARG	2.1
19	QS	84	GLY	2.1
20	QT	69	GLY	2.1
28	RE	19	ARG	2.1
30	RG	134	GLY	2.1
36	RQ	83	MET	2.1
45	RZ	131	ARG	2.1
45	YZ	160	GLY	2.1
50	Y4	13	ARG	2.1
52	R6	44	ARG	2.1
5	QE	9	LYS	2.1
17	QQ	17	LYS	2.1
30	YG	74	LYS	2.1
34	YO	113	LYS	2.1
10	XJ	92	THR	2.1
19	QS	79	THR	2.1
28	YE	92	THR	2.1
17	XQ	93	GLN	2.1
17	XQ	97	SER	2.1
29	RF	196	LEU	2.1
30	YG	82	LEU	2.1
47	R1	77	ALA	2.1
1	QA	1007	C	2.1
1	XA	1129	C	2.1
9	XI	110	GLU	2.1
31	YH	127	GLU	2.1
2	QB	223	ILE	2.1
1	QA	1184	G	2.1
25	RA	1051	G	2.1
25	RA	2110	G	2.1
25	RA	2186	G	2.1
13	XM	45	VAL	2.1

Continued on next page...

Continued from previous page...

Mol	Chain	Res	Type	RSRZ
31	RH	15	VAL	2.1
2	QB	153	ARG	2.1
7	XG	155	ARG	2.1
9	XI	120	ARG	2.1
22	QV	20	U	2.1
25	RA	2213	U	2.1
25	YA	9	U	2.1
55	Y9	18	ARG	2.1
5	XE	153	LYS	2.1
10	QJ	80	LYS	2.1
20	XT	65	LYS	2.1
21	QU	25	LYS	2.1
28	YE	152	LYS	2.1
32	RI	95	LYS	2.1
41	RV	74	LYS	2.1
41	YV	42	GLY	2.1
52	R6	33	LYS	2.1
19	QS	16	LEU	2.0
28	YE	159	HIS	2.1
38	RS	95	HIS	2.1
45	RZ	59	LEU	2.0
11	QK	41	THR	2.0
16	XP	76	GLN	2.0
31	RH	70	THR	2.0
33	RN	127	ASP	2.0
45	RZ	170	THR	2.0
45	RZ	179	ASP	2.0
2	QB	186	ALA	2.0
5	QE	104	ALA	2.0
9	QI	94	ALA	2.0
14	XN	60	SER	2.0
20	QT	67	ALA	2.0
35	RP	12	ALA	2.0
11	XK	25	TYR	2.0
2	XB	231	GLU	2.0
30	YG	35	GLU	2.0
31	RH	86	GLU	2.0
41	YV	53	GLU	2.0
54	R8	40	GLU	2.0
30	RG	20	ILE	2.0
30	RG	144	ILE	2.0
38	RS	61	ASN	2.0

Continued on next page...

Continued from previous page...

Mol	Chain	Res	Type	RSRZ
25	RA	2474	C	2.0
25	YA	2161	C	2.0
4	QD	159	ARG	2.0
10	XJ	46	ARG	2.0
11	XK	14	VAL	2.0
28	YE	59	VAL	2.0
31	RH	23	ARG	2.0
32	RI	21	VAL	2.0
48	Y2	51	ARG	2.0
55	R9	18	ARG	2.0
55	Y9	19	ARG	2.0
29	YF	137	LYS	2.0
44	YY	88	LYS	2.0
50	Y4	38	LYS	2.0
51	Y5	40	LYS	2.0
52	Y6	25	LYS	2.0
17	XQ	80	GLY	2.0
25	RA	887	A	2.0
25	YA	2476	A	2.0
31	RH	135	GLY	2.0
44	RY	41	GLY	2.0
10	QJ	90	LEU	2.0
13	QM	96	LEU	2.0
25	RA	270(L)	U	2.0
32	RI	75	LEU	2.0
45	RZ	125	LEU	2.0
1	QA	1024	G	2.0
1	XA	129(A)	G	2.0
25	RA	1087	G	2.0
25	YA	1055	G	2.0
26	RB	24	G	2.0
2	QB	207	ALA	2.0
6	QF	16	GLN	2.0
5	QE	117	ASP	2.0
9	QI	126	SER	2.0
15	XO	83	GLU	2.0
30	YG	54	GLU	2.0
31	RH	94	TYR	2.0
44	YY	77	PRO	2.0
46	R0	68	GLU	2.0
31	RH	74	ASN	2.0
9	QI	28	VAL	2.0

Continued on next page...

Continued from previous page...

Mol	Chain	Res	Type	RSRZ
9	QI	65	VAL	2.0
14	QN	35	ARG	2.0
18	QR	42	ARG	2.0
31	RH	62	LYS	2.0
35	YP	139	LYS	2.0
36	YQ	81	VAL	2.0
39	RT	129	ARG	2.0
41	YV	58	VAL	2.0
50	R4	8	LYS	2.0
10	QJ	36	GLY	2.0
14	QN	38	GLY	2.0
15	XO	86	GLY	2.0
31	RH	22	GLY	2.0
42	YW	112	GLY	2.0
1	QA	201	C	2.0
25	RA	1049	C	2.0
25	RA	1102	C	2.0
25	RA	2791	C	2.0
45	RZ	151	HIS	2.0

6.2 Non-standard residues in protein, DNA, RNA chains [i](#)

In the following table, the Atoms column lists the number of modelled atoms in the group and the number defined in the chemical component dictionary. The B-factors column lists the minimum, median, 95th percentile and maximum values of B factors of atoms in the group. The column labelled 'Q< 0.9' lists the number of atoms with occupancy less than 0.9.

Mol	Type	Chain	Res	Atoms	RSCC	RSR	B-factors(Å ²)	Q<0.9
56	PPU	Z6	76	37/38	0.92	0.15	27,27,27,27	0
56	PPU	Z8	76	37/38	0.93	0.13	14,14,14,14	0
23	1MG	QY	37	24/25	0.95	0.09	53,53,53,53	0
23	1MG	XY	37	24/25	0.96	0.08	30,30,30,30	0

6.3 Carbohydrates [i](#)

There are no monosaccharides in this entry.

6.4 Ligands [i](#)

In the following table, the Atoms column lists the number of modelled atoms in the group and the number defined in the chemical component dictionary. The B-factors column lists the minimum,

median, 95th percentile and maximum values of B factors of atoms in the group. The column labelled 'Q< 0.9' lists the number of atoms with occupancy less than 0.9.

Mol	Type	Chain	Res	Atoms	RSCC	RSR	B-factors(Å ²)	Q<0.9
57	MG	YA	3139	1/1	-0.04	0.36	55,55,55,55	0
57	MG	QH	201	1/1	0.11	0.23	74,74,74,74	0
57	MG	QA	1625	1/1	0.27	0.20	70,70,70,70	0
57	MG	RA	3192	1/1	0.33	0.22	68,68,68,68	0
57	MG	RA	3091	1/1	0.34	0.21	23,23,23,23	0
57	MG	RA	3120	1/1	0.39	0.36	80,80,80,80	0
57	MG	RA	3193	1/1	0.40	0.23	63,63,63,63	0
57	MG	RA	3139	1/1	0.49	0.33	59,59,59,59	0
57	MG	RA	3227	1/1	0.52	0.15	32,32,32,32	0
57	MG	YA	3104	1/1	0.53	0.16	3,3,3,3	0
57	MG	RA	3223	1/1	0.54	0.28	59,59,59,59	0
57	MG	QA	1661	1/1	0.60	0.17	138,138,138,138	0
57	MG	XA	1629	1/1	0.60	0.25	32,32,32,32	0
57	MG	YA	3120	1/1	0.61	0.22	21,21,21,21	0
57	MG	XA	1665	1/1	0.63	0.23	56,56,56,56	0
57	MG	RA	3130	1/1	0.63	0.16	43,43,43,43	0
57	MG	QA	1628	1/1	0.64	0.18	37,37,37,37	0
57	MG	QA	1656	1/1	0.65	0.20	89,89,89,89	0
57	MG	RA	3135	1/1	0.65	0.22	31,31,31,31	0
57	MG	YA	3016	1/1	0.66	0.13	0,0,0,0	0
57	MG	XA	1670	1/1	0.67	0.12	35,35,35,35	0
57	MG	YA	3140	1/1	0.67	0.14	2,2,2,2	0
57	MG	YA	3165	1/1	0.67	0.29	40,40,40,40	0
57	MG	YA	3130	1/1	0.72	0.19	20,20,20,20	0
57	MG	XA	1653	1/1	0.73	0.27	70,70,70,70	0
57	MG	RA	3194	1/1	0.74	0.17	13,13,13,13	0
57	MG	YA	3084	1/1	0.74	0.17	2,2,2,2	0
57	MG	RB	202	1/1	0.75	0.20	46,46,46,46	0
57	MG	RP	202	1/1	0.75	0.26	85,85,85,85	0
57	MG	YA	3266	1/1	0.75	0.34	51,51,51,51	0
57	MG	YA	3160	1/1	0.76	0.10	18,18,18,18	0
57	MG	QA	1636	1/1	0.77	0.27	39,39,39,39	0
57	MG	XA	1669	1/1	0.78	0.15	49,49,49,49	0
57	MG	XA	1652	1/1	0.78	0.14	47,47,47,47	0
57	MG	RA	3206	1/1	0.78	0.24	44,44,44,44	0
57	MG	YA	3240	1/1	0.78	0.12	32,32,32,32	0
57	MG	QA	1637	1/1	0.78	0.18	16,16,16,16	0
57	MG	RA	3026	1/1	0.79	0.15	3,3,3,3	0
57	MG	RA	3187	1/1	0.80	0.29	66,66,66,66	0
57	MG	YA	3164	1/1	0.80	0.24	45,45,45,45	0
57	MG	RA	3138	1/1	0.80	0.16	6,6,6,6	0

Continued on next page...

Continued from previous page...

Mol	Type	Chain	Res	Atoms	RSCC	RSR	B-factors(\AA^2)	Q<0.9
57	MG	XA	1631	1/1	0.80	0.20	33,33,33,33	0
57	MG	XA	1639	1/1	0.80	0.23	58,58,58,58	0
57	MG	QA	1608	1/1	0.81	0.10	22,22,22,22	0
57	MG	QA	1629	1/1	0.81	0.17	30,30,30,30	0
57	MG	YA	3197	1/1	0.81	0.17	42,42,42,42	0
57	MG	RD	301	1/1	0.81	0.17	35,35,35,35	0
57	MG	RA	3155	1/1	0.81	0.12	10,10,10,10	0
57	MG	YA	3204	1/1	0.82	0.12	17,17,17,17	0
57	MG	YB	201	1/1	0.82	0.12	39,39,39,39	0
57	MG	YP	201	1/1	0.82	0.15	96,96,96,96	0
57	MG	QA	1655	1/1	0.83	0.21	38,38,38,38	0
57	MG	QA	1630	1/1	0.83	0.18	48,48,48,48	0
57	MG	RA	3115	1/1	0.83	0.12	5,5,5,5	0
57	MG	XA	1672	1/1	0.83	0.20	27,27,27,27	0
57	MG	XM	201	1/1	0.84	0.09	58,58,58,58	0
57	MG	QF	201	1/1	0.84	0.30	54,54,54,54	0
57	MG	QA	1632	1/1	0.84	0.12	88,88,88,88	0
57	MG	YA	3102	1/1	0.84	0.22	44,44,44,44	0
57	MG	YA	3198	1/1	0.84	0.31	69,69,69,69	0
57	MG	XA	1663	1/1	0.84	0.15	38,38,38,38	0
57	MG	QA	1631	1/1	0.84	0.11	39,39,39,39	0
57	MG	RA	3209	1/1	0.84	0.26	47,47,47,47	0
57	MG	RA	3045	1/1	0.84	0.17	6,6,6,6	0
57	MG	RA	3058	1/1	0.84	0.19	34,34,34,34	0
57	MG	YA	3071	1/1	0.85	0.09	0,0,0,0	0
57	MG	RA	3101	1/1	0.85	0.10	2,2,2,2	0
57	MG	QA	1660	1/1	0.85	0.19	38,38,38,38	0
57	MG	YA	3207	1/1	0.85	0.34	46,46,46,46	0
57	MG	YA	3150	1/1	0.85	0.28	62,62,62,62	0
57	MG	RA	3228	1/1	0.85	0.18	43,43,43,43	0
57	MG	YA	3054	1/1	0.85	0.22	48,48,48,48	0
57	MG	YA	3127	1/1	0.85	0.18	26,26,26,26	0
58	PAR	QA	1666	42/42	0.85	0.19	43,43,43,43	0
57	MG	RB	201	1/1	0.86	0.12	41,41,41,41	0
57	MG	XX	101	1/1	0.86	0.15	45,45,45,45	0
57	MG	YA	3220	1/1	0.86	0.18	32,32,32,32	0
57	MG	RA	3220	1/1	0.86	0.10	31,31,31,31	0
57	MG	RA	3175	1/1	0.86	0.13	19,19,19,19	0
57	MG	RA	3238	1/1	0.86	0.18	14,14,14,14	0
57	MG	YA	3131	1/1	0.86	0.28	34,34,34,34	0
57	MG	YP	202	1/1	0.86	0.11	5,5,5,5	0
57	MG	YQ	201	1/1	0.86	0.24	142,142,142,142	0

Continued on next page...

Continued from previous page...

Mol	Type	Chain	Res	Atoms	RSCC	RSR	B-factors(\AA^2)	Q<0.9
57	MG	R0	101	1/1	0.86	0.20	15,15,15,15	0
57	MG	QA	1657	1/1	0.87	0.12	37,37,37,37	0
57	MG	YA	3173	1/1	0.87	0.11	49,49,49,49	0
57	MG	RA	3171	1/1	0.87	0.25	33,33,33,33	0
57	MG	QA	1647	1/1	0.87	0.08	32,32,32,32	0
57	MG	QA	1622	1/1	0.87	0.18	40,40,40,40	0
57	MG	RA	3121	1/1	0.87	0.20	36,36,36,36	0
57	MG	YA	3129	1/1	0.87	0.19	28,28,28,28	0
57	MG	YA	3221	1/1	0.87	0.17	29,29,29,29	0
57	MG	QA	1663	1/1	0.87	0.14	67,67,67,67	0
57	MG	YA	3242	1/1	0.87	0.20	33,33,33,33	0
57	MG	RA	3068	1/1	0.87	0.14	16,16,16,16	0
57	MG	RA	3196	1/1	0.87	0.19	42,42,42,42	0
57	MG	RA	3203	1/1	0.87	0.11	47,47,47,47	0
57	MG	RA	3084	1/1	0.87	0.10	7,7,7,7	0
57	MG	QA	1633	1/1	0.87	0.36	35,35,35,35	0
57	MG	YX	101	1/1	0.87	0.15	46,46,46,46	0
57	MG	RA	3142	1/1	0.87	0.15	32,32,32,32	0
57	MG	YA	3235	1/1	0.88	0.23	30,30,30,30	0
57	MG	RA	3124	1/1	0.88	0.23	24,24,24,24	0
57	MG	YA	3178	1/1	0.88	0.18	29,29,29,29	0
57	MG	YA	3182	1/1	0.88	0.15	18,18,18,18	0
57	MG	XA	1622	1/1	0.88	0.18	33,33,33,33	0
57	MG	RA	3078	1/1	0.88	0.23	23,23,23,23	0
57	MG	RA	3118	1/1	0.88	0.12	22,22,22,22	0
57	MG	RA	3145	1/1	0.88	0.26	27,27,27,27	0
57	MG	YA	3061	1/1	0.88	0.13	17,17,17,17	0
57	MG	XA	1651	1/1	0.88	0.09	95,95,95,95	0
57	MG	YA	3039	1/1	0.89	0.17	10,10,10,10	0
57	MG	YA	3045	1/1	0.89	0.19	1,1,1,1	0
57	MG	QX	101	1/1	0.89	0.22	26,26,26,26	0
57	MG	XA	1607	1/1	0.89	0.16	22,22,22,22	0
57	MG	YA	3070	1/1	0.89	0.20	18,18,18,18	0
57	MG	RA	3242	1/1	0.89	0.33	31,31,31,31	0
57	MG	XA	1624	1/1	0.89	0.21	16,16,16,16	0
57	MG	RA	3156	1/1	0.89	0.12	31,31,31,31	0
57	MG	RU	201	1/1	0.89	0.27	117,117,117,117	0
57	MG	YA	3106	1/1	0.89	0.20	12,12,12,12	0
58	PAR	XA	1673	42/42	0.89	0.14	31,31,31,31	0
57	MG	QA	1603	1/1	0.90	0.23	22,22,22,22	0
57	MG	RA	3170	1/1	0.90	0.16	33,33,33,33	0
57	MG	YA	3180	1/1	0.90	0.27	41,41,41,41	0

Continued on next page...

Continued from previous page...

Mol	Type	Chain	Res	Atoms	RSCC	RSR	B-factors(\AA^2)	Q<0.9
57	MG	QA	1652	1/1	0.90	0.16	32,32,32,32	0
57	MG	YA	3184	1/1	0.90	0.17	26,26,26,26	0
57	MG	YA	3193	1/1	0.90	0.22	18,18,18,18	0
57	MG	RA	3174	1/1	0.90	0.13	25,25,25,25	0
57	MG	YA	3117	1/1	0.90	0.36	24,24,24,24	0
57	MG	RA	3010	1/1	0.90	0.27	38,38,38,38	0
57	MG	R5	101	1/1	0.90	0.10	21,21,21,21	0
57	MG	RA	3221	1/1	0.90	0.14	39,39,39,39	0
57	MG	XA	1614	1/1	0.90	0.09	7,7,7,7	0
57	MG	RA	3222	1/1	0.90	0.14	36,36,36,36	0
57	MG	RA	3176	1/1	0.90	0.14	10,10,10,10	0
57	MG	QA	1665	1/1	0.90	0.21	31,31,31,31	0
57	MG	YA	3249	1/1	0.90	0.32	42,42,42,42	0
57	MG	RA	3189	1/1	0.90	0.18	46,46,46,46	0
57	MG	YA	3154	1/1	0.90	0.07	3,3,3,3	0
57	MG	YA	3155	1/1	0.90	0.41	50,50,50,50	0
57	MG	YA	3158	1/1	0.90	0.16	14,14,14,14	0
57	MG	RA	3044	1/1	0.90	0.17	18,18,18,18	0
57	MG	YA	3161	1/1	0.90	0.37	34,34,34,34	0
57	MG	RA	3146	1/1	0.90	0.20	27,27,27,27	0
57	MG	QA	1627	1/1	0.90	0.16	22,22,22,22	0
57	MG	XA	1664	1/1	0.91	0.17	44,44,44,44	0
57	MG	QA	1662	1/1	0.91	0.12	58,58,58,58	0
57	MG	QA	1649	1/1	0.91	0.14	31,31,31,31	0
57	MG	RA	3191	1/1	0.91	0.08	16,16,16,16	0
57	MG	RA	3119	1/1	0.91	0.13	30,30,30,30	0
57	MG	YA	3232	1/1	0.91	0.28	47,47,47,47	0
57	MG	RA	3092	1/1	0.91	0.18	17,17,17,17	0
57	MG	YA	3172	1/1	0.91	0.13	25,25,25,25	0
57	MG	YA	3241	1/1	0.91	0.20	37,37,37,37	0
57	MG	XA	1657	1/1	0.91	0.15	21,21,21,21	0
57	MG	YA	3245	1/1	0.91	0.29	28,28,28,28	0
57	MG	YA	3174	1/1	0.91	0.07	7,7,7,7	0
57	MG	YA	3251	1/1	0.91	0.27	38,38,38,38	0
57	MG	XA	1658	1/1	0.91	0.23	12,12,12,12	0
57	MG	YA	3143	1/1	0.91	0.23	33,33,33,33	0
57	MG	YA	3148	1/1	0.91	0.13	21,21,21,21	0
57	MG	YA	3105	1/1	0.91	0.15	24,24,24,24	0
57	MG	YA	3186	1/1	0.91	0.11	15,15,15,15	0
57	MG	YA	3153	1/1	0.91	0.12	13,13,13,13	0
57	MG	YA	3196	1/1	0.91	0.18	54,54,54,54	0
57	MG	RA	3050	1/1	0.91	0.30	30,30,30,30	0

Continued on next page...

Continued from previous page...

Mol	Type	Chain	Res	Atoms	RSCC	RSR	B-factors(Å ²)	Q<0.9
57	MG	YA	3166	1/1	0.92	0.32	156,156,156,156	0
57	MG	RA	3212	1/1	0.92	0.05	13,13,13,13	0
57	MG	YA	3046	1/1	0.92	0.25	20,20,20,20	0
57	MG	XA	1621	1/1	0.92	0.28	23,23,23,23	0
57	MG	RA	3213	1/1	0.92	0.14	17,17,17,17	0
57	MG	RA	3216	1/1	0.92	0.19	33,33,33,33	0
57	MG	XA	1627	1/1	0.92	0.24	28,28,28,28	0
57	MG	RA	3172	1/1	0.92	0.08	15,15,15,15	0
57	MG	QA	1640	1/1	0.92	0.21	24,24,24,24	0
57	MG	RA	3029	1/1	0.92	0.19	3,3,3,3	0
57	MG	XA	1646	1/1	0.92	0.22	30,30,30,30	0
57	MG	RA	3041	1/1	0.92	0.28	22,22,22,22	0
57	MG	RA	3224	1/1	0.92	0.09	18,18,18,18	0
57	MG	RA	3181	1/1	0.92	0.17	29,29,29,29	0
57	MG	YA	3122	1/1	0.92	0.16	3,3,3,3	0
57	MG	XA	1655	1/1	0.92	0.26	39,39,39,39	0
57	MG	RA	3141	1/1	0.92	0.17	15,15,15,15	0
57	MG	YA	3223	1/1	0.92	0.17	20,20,20,20	0
57	MG	YA	3226	1/1	0.92	0.22	4,4,4,4	0
57	MG	QM	201	1/1	0.92	0.14	58,58,58,58	0
57	MG	XA	1661	1/1	0.92	0.12	23,23,23,23	0
57	MG	YA	3239	1/1	0.92	0.15	38,38,38,38	0
57	MG	XA	1662	1/1	0.92	0.38	40,40,40,40	0
57	MG	RA	3241	1/1	0.92	0.22	13,13,13,13	0
57	MG	QA	1621	1/1	0.92	0.10	30,30,30,30	0
57	MG	QA	1653	1/1	0.92	0.11	88,88,88,88	0
57	MG	RA	3153	1/1	0.92	0.19	29,29,29,29	0
57	MG	YA	3152	1/1	0.92	0.19	31,31,31,31	0
57	MG	YA	3265	1/1	0.92	0.16	17,17,17,17	0
57	MG	RA	3126	1/1	0.92	0.34	33,33,33,33	0
57	MG	YA	3267	1/1	0.92	0.30	24,24,24,24	0
57	MG	RA	3053	1/1	0.92	0.20	12,12,12,12	0
57	MG	YE	301	1/1	0.92	0.14	0,0,0,0	0
57	MG	RA	3161	1/1	0.92	0.07	17,17,17,17	0
57	MG	RA	3204	1/1	0.92	0.26	33,33,33,33	0
57	MG	RA	3132	1/1	0.92	0.25	24,24,24,24	0
57	MG	YA	3024	1/1	0.92	0.21	1,1,1,1	0
57	MG	YA	3033	1/1	0.92	0.28	9,9,9,9	0
57	MG	RA	3134	1/1	0.92	0.18	23,23,23,23	0
57	MG	XA	1618	1/1	0.93	0.21	11,11,11,11	0
57	MG	YA	3015	1/1	0.93	0.27	15,15,15,15	0
57	MG	XA	1620	1/1	0.93	0.16	10,10,10,10	0

Continued on next page...

Continued from previous page...

Mol	Type	Chain	Res	Atoms	RSCC	RSR	B-factors(\AA^2)	Q<0.9
57	MG	YA	3018	1/1	0.93	0.25	16,16,16,16	0
57	MG	RA	3112	1/1	0.93	0.23	21,21,21,21	0
57	MG	YA	3171	1/1	0.93	0.26	29,29,29,29	0
57	MG	YA	3027	1/1	0.93	0.18	9,9,9,9	0
57	MG	QA	1615	1/1	0.93	0.12	28,28,28,28	0
57	MG	XA	1623	1/1	0.93	0.17	13,13,13,13	0
57	MG	RA	3070	1/1	0.93	0.27	13,13,13,13	0
57	MG	RA	3180	1/1	0.93	0.16	18,18,18,18	0
57	MG	RA	3018	1/1	0.93	0.13	17,17,17,17	0
57	MG	YA	3059	1/1	0.93	0.19	19,19,19,19	0
57	MG	YA	3185	1/1	0.93	0.08	8,8,8,8	0
57	MG	XA	1630	1/1	0.93	0.14	13,13,13,13	0
57	MG	YA	3189	1/1	0.93	0.08	1,1,1,1	0
57	MG	RA	3182	1/1	0.93	0.09	6,6,6,6	0
57	MG	YA	3195	1/1	0.93	0.18	26,26,26,26	0
57	MG	XA	1633	1/1	0.93	0.17	16,16,16,16	0
57	MG	YA	3075	1/1	0.93	0.28	24,24,24,24	0
57	MG	XA	1634	1/1	0.93	0.09	6,6,6,6	0
57	MG	YA	3201	1/1	0.93	0.05	2,2,2,2	0
57	MG	XA	1636	1/1	0.93	0.20	24,24,24,24	0
57	MG	YA	3205	1/1	0.93	0.18	27,27,27,27	0
57	MG	YA	3103	1/1	0.93	0.17	8,8,8,8	0
57	MG	YA	3208	1/1	0.93	0.10	29,29,29,29	0
57	MG	YA	3216	1/1	0.93	0.24	30,30,30,30	0
57	MG	RA	3143	1/1	0.93	0.11	35,35,35,35	0
57	MG	RA	3188	1/1	0.93	0.17	29,29,29,29	0
57	MG	XA	1650	1/1	0.93	0.12	27,27,27,27	0
57	MG	RA	3082	1/1	0.93	0.21	35,35,35,35	0
57	MG	YA	3229	1/1	0.93	0.12	19,19,19,19	0
57	MG	QA	1617	1/1	0.93	0.28	31,31,31,31	0
57	MG	YA	3234	1/1	0.93	0.19	25,25,25,25	0
57	MG	RA	3149	1/1	0.93	0.16	22,22,22,22	0
57	MG	YA	3238	1/1	0.93	0.12	26,26,26,26	0
57	MG	YA	3124	1/1	0.93	0.21	9,9,9,9	0
57	MG	XA	1654	1/1	0.93	0.12	37,37,37,37	0
57	MG	RA	3085	1/1	0.93	0.13	6,6,6,6	0
57	MG	RA	3086	1/1	0.93	0.27	13,13,13,13	0
57	MG	YA	3243	1/1	0.93	0.17	21,21,21,21	0
57	MG	RA	3127	1/1	0.93	0.16	12,12,12,12	0
57	MG	YA	3133	1/1	0.93	0.16	26,26,26,26	0
57	MG	XA	1659	1/1	0.93	0.14	43,43,43,43	0
57	MG	YA	3262	1/1	0.93	0.15	4,4,4,4	0

Continued on next page...

Continued from previous page...

Mol	Type	Chain	Res	Atoms	RSCC	RSR	B-factors(Å ²)	Q<0.9
57	MG	RA	3201	1/1	0.93	0.05	17,17,17,17	0
57	MG	RA	3088	1/1	0.93	0.27	25,25,25,25	0
57	MG	YA	3146	1/1	0.93	0.29	37,37,37,37	0
57	MG	RR	201	1/1	0.93	0.15	20,20,20,20	0
57	MG	YB	202	1/1	0.93	0.19	16,16,16,16	0
57	MG	RA	3168	1/1	0.93	0.12	19,19,19,19	0
57	MG	RA	3052	1/1	0.93	0.19	7,7,7,7	0
57	MG	QA	1613	1/1	0.93	0.30	37,37,37,37	0
57	MG	RA	3211	1/1	0.93	0.18	30,30,30,30	0
57	MG	XA	1608	1/1	0.93	0.07	34,34,34,34	0
57	MG	YA	3157	1/1	0.93	0.18	23,23,23,23	0
57	MG	QA	1642	1/1	0.93	0.19	43,43,43,43	0
57	MG	YA	3068	1/1	0.94	0.25	12,12,12,12	0
57	MG	YA	3179	1/1	0.94	0.27	35,35,35,35	0
57	MG	QA	1624	1/1	0.94	0.19	30,30,30,30	0
57	MG	XA	1645	1/1	0.94	0.13	15,15,15,15	0
57	MG	YA	3073	1/1	0.94	0.17	8,8,8,8	0
57	MG	YA	3074	1/1	0.94	0.11	2,2,2,2	0
57	MG	RA	3177	1/1	0.94	0.18	24,24,24,24	0
57	MG	QA	1646	1/1	0.94	0.19	38,38,38,38	0
57	MG	YA	3089	1/1	0.94	0.23	16,16,16,16	0
57	MG	RA	3236	1/1	0.94	0.23	28,28,28,28	0
57	MG	RA	3137	1/1	0.94	0.23	7,7,7,7	0
57	MG	QA	1658	1/1	0.94	0.18	39,39,39,39	0
57	MG	RA	3184	1/1	0.94	0.06	26,26,26,26	0
57	MG	RA	3099	1/1	0.94	0.25	12,12,12,12	0
57	MG	YA	3112	1/1	0.94	0.16	11,11,11,11	0
57	MG	QA	1612	1/1	0.94	0.24	9,9,9,9	0
57	MG	RA	3102	1/1	0.94	0.18	28,28,28,28	0
57	MG	RP	201	1/1	0.94	0.35	144,144,144,144	0
57	MG	RA	3190	1/1	0.94	0.22	27,27,27,27	0
57	MG	RA	3109	1/1	0.94	0.08	3,3,3,3	0
57	MG	YA	3128	1/1	0.94	0.20	3,3,3,3	0
57	MG	RA	3111	1/1	0.94	0.25	14,14,14,14	0
57	MG	RA	3057	1/1	0.94	0.14	6,6,6,6	0
57	MG	RA	3147	1/1	0.94	0.10	14,14,14,14	0
57	MG	RA	3113	1/1	0.94	0.20	29,29,29,29	0
57	MG	YA	3134	1/1	0.94	0.17	19,19,19,19	0
57	MG	RA	3197	1/1	0.94	0.10	9,9,9,9	0
57	MG	XA	1610	1/1	0.94	0.12	7,7,7,7	0
57	MG	QA	1648	1/1	0.94	0.17	34,34,34,34	0
57	MG	YA	3145	1/1	0.94	0.14	18,18,18,18	0

Continued on next page...

Continued from previous page...

Mol	Type	Chain	Res	Atoms	RSCC	RSR	B-factors(\AA^2)	Q<0.9
57	MG	RA	3154	1/1	0.94	0.25	26,26,26,26	0
57	MG	YA	3003	1/1	0.94	0.13	1,1,1,1	0
57	MG	YA	3006	1/1	0.94	0.24	0,0,0,0	0
57	MG	YA	3011	1/1	0.94	0.25	14,14,14,14	0
57	MG	RA	3059	1/1	0.94	0.15	4,4,4,4	0
57	MG	RA	3023	1/1	0.94	0.18	5,5,5,5	0
57	MG	RA	3157	1/1	0.94	0.21	25,25,25,25	0
57	MG	YA	3263	1/1	0.94	0.23	16,16,16,16	0
57	MG	RA	3210	1/1	0.94	0.15	18,18,18,18	0
57	MG	QA	1618	1/1	0.94	0.14	13,13,13,13	0
57	MG	YA	3032	1/1	0.94	0.21	4,4,4,4	0
57	MG	RA	3162	1/1	0.94	0.07	2,2,2,2	0
57	MG	YA	3163	1/1	0.94	0.20	25,25,25,25	0
57	MG	YB	203	1/1	0.94	0.15	18,18,18,18	0
57	MG	RA	3074	1/1	0.94	0.15	0,0,0,0	0
57	MG	YA	3044	1/1	0.94	0.19	4,4,4,4	0
57	MG	RA	3028	1/1	0.94	0.19	2,2,2,2	0
57	MG	QA	1620	1/1	0.94	0.13	16,16,16,16	0
57	MG	QA	1602	1/1	0.94	0.27	22,22,22,22	0
57	MG	RA	3043	1/1	0.94	0.18	7,7,7,7	0
57	MG	QA	1610	1/1	0.94	0.24	14,14,14,14	0
57	MG	YA	3049	1/1	0.95	0.23	8,8,8,8	0
57	MG	YA	3053	1/1	0.95	0.19	0,0,0,0	0
57	MG	RA	3002	1/1	0.95	0.16	26,26,26,26	0
57	MG	YA	3055	1/1	0.95	0.17	11,11,11,11	0
57	MG	YA	3170	1/1	0.95	0.05	15,15,15,15	0
57	MG	XA	1641	1/1	0.95	0.18	33,33,33,33	0
57	MG	XA	1644	1/1	0.95	0.23	23,23,23,23	0
57	MG	RA	3007	1/1	0.95	0.24	5,5,5,5	0
57	MG	RA	3239	1/1	0.95	0.30	28,28,28,28	0
57	MG	RA	3008	1/1	0.95	0.23	30,30,30,30	0
57	MG	QA	1664	1/1	0.95	0.15	17,17,17,17	0
57	MG	RA	3158	1/1	0.95	0.25	40,40,40,40	0
57	MG	RA	3011	1/1	0.95	0.37	36,36,36,36	0
57	MG	YA	3077	1/1	0.95	0.21	6,6,6,6	0
57	MG	YA	3078	1/1	0.95	0.21	14,14,14,14	0
57	MG	YA	3082	1/1	0.95	0.09	0,0,0,0	0
57	MG	YA	3187	1/1	0.95	0.13	25,25,25,25	0
57	MG	YA	3188	1/1	0.95	0.29	33,33,33,33	0
57	MG	QA	1616	1/1	0.95	0.19	28,28,28,28	0
57	MG	RE	302	1/1	0.95	0.17	5,5,5,5	0
57	MG	YA	3096	1/1	0.95	0.14	5,5,5,5	0

Continued on next page...

Continued from previous page...

Mol	Type	Chain	Res	Atoms	RSCC	RSR	B-factors(\AA^2)	Q<0.9
57	MG	RA	3198	1/1	0.95	0.06	27,27,27,27	0
57	MG	RA	3163	1/1	0.95	0.14	19,19,19,19	0
57	MG	RA	3166	1/1	0.95	0.18	28,28,28,28	0
57	MG	YA	3200	1/1	0.95	0.18	12,12,12,12	0
57	MG	RA	3022	1/1	0.95	0.17	3,3,3,3	0
57	MG	RA	3096	1/1	0.95	0.15	18,18,18,18	0
57	MG	YA	3108	1/1	0.95	0.22	12,12,12,12	0
57	MG	YA	3206	1/1	0.95	0.18	14,14,14,14	0
57	MG	YA	3110	1/1	0.95	0.17	14,14,14,14	0
57	MG	RA	3136	1/1	0.95	0.04	14,14,14,14	0
57	MG	YA	3214	1/1	0.95	0.12	25,25,25,25	0
57	MG	YA	3113	1/1	0.95	0.12	11,11,11,11	0
57	MG	YA	3217	1/1	0.95	0.06	9,9,9,9	0
57	MG	YA	3115	1/1	0.95	0.22	18,18,18,18	0
57	MG	XA	1602	1/1	0.95	0.19	18,18,18,18	0
57	MG	XA	1603	1/1	0.95	0.27	13,13,13,13	0
57	MG	YA	3224	1/1	0.95	0.10	14,14,14,14	0
57	MG	YA	3225	1/1	0.95	0.13	3,3,3,3	0
57	MG	YA	3121	1/1	0.95	0.20	27,27,27,27	0
57	MG	YA	3228	1/1	0.95	0.05	11,11,11,11	0
57	MG	XA	1666	1/1	0.95	0.05	13,13,13,13	0
57	MG	YA	3231	1/1	0.95	0.20	20,20,20,20	0
57	MG	QA	1654	1/1	0.95	0.10	36,36,36,36	0
57	MG	YA	3125	1/1	0.95	0.13	9,9,9,9	0
57	MG	RA	3025	1/1	0.95	0.18	12,12,12,12	0
57	MG	XA	1671	1/1	0.95	0.07	18,18,18,18	0
57	MG	QA	1619	1/1	0.95	0.09	1,1,1,1	0
57	MG	RA	3062	1/1	0.95	0.11	29,29,29,29	0
57	MG	RA	3215	1/1	0.95	0.07	24,24,24,24	0
57	MG	QA	1644	1/1	0.95	0.09	21,21,21,21	0
57	MG	RA	3219	1/1	0.95	0.24	159,159,159,159	0
57	MG	YA	3135	1/1	0.95	0.09	3,3,3,3	0
57	MG	YA	3009	1/1	0.95	0.26	2,2,2,2	0
57	MG	QA	1638	1/1	0.95	0.18	27,27,27,27	0
57	MG	YA	3260	1/1	0.95	0.20	13,13,13,13	0
57	MG	YA	3141	1/1	0.95	0.09	17,17,17,17	0
57	MG	YA	3142	1/1	0.95	0.04	8,8,8,8	0
57	MG	RA	3071	1/1	0.95	0.22	22,22,22,22	0
57	MG	RA	3073	1/1	0.95	0.10	10,10,10,10	0
57	MG	YA	3017	1/1	0.95	0.14	18,18,18,18	0
57	MG	RA	3032	1/1	0.95	0.26	27,27,27,27	0
57	MG	YA	3023	1/1	0.95	0.22	6,6,6,6	0

Continued on next page...

Continued from previous page...

Mol	Type	Chain	Res	Atoms	RSCC	RSR	B-factors(\AA^2)	Q<0.9
57	MG	XA	1628	1/1	0.95	0.05	1,1,1,1	0
57	MG	RA	3034	1/1	0.95	0.23	17,17,17,17	0
57	MG	RA	3226	1/1	0.95	0.14	15,15,15,15	0
57	MG	RA	3150	1/1	0.95	0.12	25,25,25,25	0
57	MG	XA	1632	1/1	0.95	0.18	21,21,21,21	0
57	MG	RA	3081	1/1	0.95	0.09	10,10,10,10	0
57	MG	Y5	101	1/1	0.95	0.12	12,12,12,12	0
57	MG	RA	3232	1/1	0.95	0.18	10,10,10,10	0
57	MG	RA	3235	1/1	0.95	0.24	28,28,28,28	0
57	MG	YA	3047	1/1	0.96	0.20	4,4,4,4	0
57	MG	YA	3162	1/1	0.96	0.06	16,16,16,16	0
57	MG	RA	3097	1/1	0.96	0.18	4,4,4,4	0
57	MG	RA	3098	1/1	0.96	0.22	7,7,7,7	0
57	MG	XA	1635	1/1	0.96	0.28	12,12,12,12	0
57	MG	RA	3178	1/1	0.96	0.11	26,26,26,26	0
57	MG	YA	3167	1/1	0.96	0.09	1,1,1,1	0
57	MG	YA	3169	1/1	0.96	0.21	12,12,12,12	0
57	MG	XA	1637	1/1	0.96	0.13	20,20,20,20	0
57	MG	YA	3060	1/1	0.96	0.21	1,1,1,1	0
57	MG	RA	3179	1/1	0.96	0.04	2,2,2,2	0
57	MG	YA	3062	1/1	0.96	0.15	7,7,7,7	0
57	MG	YA	3064	1/1	0.96	0.13	6,6,6,6	0
57	MG	YA	3176	1/1	0.96	0.09	2,2,2,2	0
57	MG	YA	3177	1/1	0.96	0.08	12,12,12,12	0
57	MG	RA	3140	1/1	0.96	0.18	17,17,17,17	0
57	MG	RA	3017	1/1	0.96	0.12	0,0,0,0	0
57	MG	RA	3064	1/1	0.96	0.24	13,13,13,13	0
57	MG	RA	3065	1/1	0.96	0.14	9,9,9,9	0
57	MG	YA	3183	1/1	0.96	0.17	13,13,13,13	0
57	MG	RA	3185	1/1	0.96	0.04	16,16,16,16	0
57	MG	RA	3103	1/1	0.96	0.06	2,2,2,2	0
57	MG	RA	3240	1/1	0.96	0.21	14,14,14,14	0
57	MG	RA	3037	1/1	0.96	0.12	11,11,11,11	0
57	MG	RA	3069	1/1	0.96	0.04	1,1,1,1	0
57	MG	RA	3148	1/1	0.96	0.20	15,15,15,15	0
57	MG	YA	3192	1/1	0.96	0.12	19,19,19,19	0
57	MG	YA	3085	1/1	0.96	0.15	9,9,9,9	0
57	MG	YA	3194	1/1	0.96	0.07	17,17,17,17	0
57	MG	XA	1656	1/1	0.96	0.25	31,31,31,31	0
57	MG	YA	3090	1/1	0.96	0.32	39,39,39,39	0
57	MG	YA	3091	1/1	0.96	0.16	29,29,29,29	0
57	MG	RA	3039	1/1	0.96	0.15	10,10,10,10	0

Continued on next page...

Continued from previous page...

Mol	Type	Chain	Res	Atoms	RSCC	RSR	B-factors(\AA^2)	Q<0.9
57	MG	YA	3101	1/1	0.96	0.16	3,3,3,3	0
57	MG	QA	1645	1/1	0.96	0.09	20,20,20,20	0
57	MG	YA	3203	1/1	0.96	0.05	25,25,25,25	0
57	MG	RA	3114	1/1	0.96	0.16	19,19,19,19	0
57	MG	QA	1614	1/1	0.96	0.08	20,20,20,20	0
57	MG	RA	3003	1/1	0.96	0.25	4,4,4,4	0
57	MG	RA	3004	1/1	0.96	0.22	14,14,14,14	0
57	MG	RA	3046	1/1	0.96	0.14	8,8,8,8	0
57	MG	YA	3210	1/1	0.96	0.12	26,26,26,26	0
57	MG	YA	3212	1/1	0.96	0.06	20,20,20,20	0
57	MG	YA	3109	1/1	0.96	0.08	5,5,5,5	0
57	MG	RA	3199	1/1	0.96	0.05	10,10,10,10	0
57	MG	RA	3048	1/1	0.96	0.18	1,1,1,1	0
57	MG	YA	3219	1/1	0.96	0.10	31,31,31,31	0
57	MG	RA	3202	1/1	0.96	0.15	15,15,15,15	0
57	MG	YA	3114	1/1	0.96	0.18	13,13,13,13	0
57	MG	RA	3159	1/1	0.96	0.16	24,24,24,24	0
57	MG	YA	3116	1/1	0.96	0.23	39,39,39,39	0
57	MG	XA	1604	1/1	0.96	0.34	19,19,19,19	0
57	MG	YA	3118	1/1	0.96	0.27	22,22,22,22	0
57	MG	YA	3227	1/1	0.96	0.12	8,8,8,8	0
57	MG	XA	1605	1/1	0.96	0.24	17,17,17,17	0
57	MG	XA	1606	1/1	0.96	0.26	12,12,12,12	0
57	MG	YA	3230	1/1	0.96	0.17	18,18,18,18	0
57	MG	RA	3122	1/1	0.96	0.24	32,32,32,32	0
57	MG	YA	3002	1/1	0.96	0.19	1,1,1,1	0
57	MG	YA	3233	1/1	0.96	0.04	6,6,6,6	0
57	MG	RA	3083	1/1	0.96	0.18	17,17,17,17	0
57	MG	YA	3126	1/1	0.96	0.10	1,1,1,1	0
57	MG	YA	3237	1/1	0.96	0.25	25,25,25,25	0
57	MG	YA	3005	1/1	0.96	0.13	6,6,6,6	0
57	MG	XA	1609	1/1	0.96	0.23	14,14,14,14	0
57	MG	YA	3008	1/1	0.96	0.16	2,2,2,2	0
57	MG	RA	3207	1/1	0.96	0.07	60,60,60,60	0
57	MG	RA	3208	1/1	0.96	0.11	7,7,7,7	0
57	MG	XA	1615	1/1	0.96	0.18	2,2,2,2	0
57	MG	YA	3244	1/1	0.96	0.25	30,30,30,30	0
57	MG	QA	1659	1/1	0.96	0.14	21,21,21,21	0
57	MG	YA	3246	1/1	0.96	0.14	26,26,26,26	0
57	MG	RA	3164	1/1	0.96	0.18	20,20,20,20	0
57	MG	YA	3136	1/1	0.96	0.17	14,14,14,14	0
57	MG	YA	3255	1/1	0.96	0.28	20,20,20,20	0

Continued on next page...

Continued from previous page...

Mol	Type	Chain	Res	Atoms	RSCC	RSR	B-factors(Å ²)	Q<0.9
57	MG	RA	3165	1/1	0.96	0.07	14,14,14,14	0
57	MG	YA	3261	1/1	0.96	0.22	19,19,19,19	0
57	MG	YA	3019	1/1	0.96	0.21	8,8,8,8	0
57	MG	YA	3022	1/1	0.96	0.14	1,1,1,1	0
57	MG	YA	3264	1/1	0.96	0.09	7,7,7,7	0
57	MG	RA	3027	1/1	0.96	0.20	1,1,1,1	0
57	MG	QA	1604	1/1	0.96	0.15	4,4,4,4	0
57	MG	YA	3026	1/1	0.96	0.22	2,2,2,2	0
57	MG	YA	3268	1/1	0.96	0.17	17,17,17,17	0
57	MG	RA	3214	1/1	0.96	0.17	13,13,13,13	0
57	MG	YA	3028	1/1	0.96	0.14	2,2,2,2	0
57	MG	RA	3169	1/1	0.96	0.23	30,30,30,30	0
57	MG	YA	3151	1/1	0.96	0.28	30,30,30,30	0
57	MG	RA	3087	1/1	0.96	0.17	25,25,25,25	0
57	MG	YA	3036	1/1	0.96	0.12	4,4,4,4	0
57	MG	RA	3054	1/1	0.96	0.13	2,2,2,2	0
57	MG	YA	3040	1/1	0.96	0.19	0,0,0,0	0
57	MG	QA	1601	1/1	0.96	0.27	34,34,34,34	0
57	MG	RA	3030	1/1	0.96	0.18	0,0,0,0	0
57	MG	QA	1609	1/1	0.96	0.11	13,13,13,13	0
57	MG	YA	3037	1/1	0.97	0.15	0,0,0,0	0
57	MG	YA	3156	1/1	0.97	0.18	13,13,13,13	0
57	MG	YA	3038	1/1	0.97	0.09	4,4,4,4	0
57	MG	RA	3217	1/1	0.97	0.08	14,14,14,14	0
57	MG	RA	3218	1/1	0.97	0.17	17,17,17,17	0
57	MG	YA	3041	1/1	0.97	0.20	2,2,2,2	0
57	MG	YA	3042	1/1	0.97	0.14	4,4,4,4	0
57	MG	YA	3043	1/1	0.97	0.18	1,1,1,1	0
57	MG	RA	3116	1/1	0.97	0.14	0,0,0,0	0
57	MG	RA	3035	1/1	0.97	0.17	0,0,0,0	0
57	MG	RA	3072	1/1	0.97	0.15	3,3,3,3	0
57	MG	QA	1623	1/1	0.97	0.20	19,19,19,19	0
57	MG	RA	3173	1/1	0.97	0.04	1,1,1,1	0
57	MG	YA	3051	1/1	0.97	0.27	15,15,15,15	0
57	MG	RA	3012	1/1	0.97	0.12	7,7,7,7	0
57	MG	XA	1638	1/1	0.97	0.05	20,20,20,20	0
57	MG	RA	3225	1/1	0.97	0.10	40,40,40,40	0
57	MG	YA	3057	1/1	0.97	0.20	1,1,1,1	0
57	MG	YA	3175	1/1	0.97	0.23	23,23,23,23	0
57	MG	YA	3058	1/1	0.97	0.14	0,0,0,0	0
57	MG	XA	1640	1/1	0.97	0.20	15,15,15,15	0
57	MG	RA	3075	1/1	0.97	0.07	6,6,6,6	0

Continued on next page...

Continued from previous page...

Mol	Type	Chain	Res	Atoms	RSCC	RSR	B-factors(Å ²)	Q<0.9
57	MG	RA	3123	1/1	0.97	0.18	28,28,28,28	0
57	MG	RA	3077	1/1	0.97	0.16	13,13,13,13	0
57	MG	YA	3181	1/1	0.97	0.24	36,36,36,36	0
57	MG	RA	3230	1/1	0.97	0.21	7,7,7,7	0
57	MG	YA	3065	1/1	0.97	0.15	0,0,0,0	0
57	MG	XA	1647	1/1	0.97	0.12	23,23,23,23	0
57	MG	YA	3069	1/1	0.97	0.11	6,6,6,6	0
57	MG	XA	1648	1/1	0.97	0.04	14,14,14,14	0
57	MG	RA	3013	1/1	0.97	0.20	11,11,11,11	0
57	MG	YA	3072	1/1	0.97	0.18	9,9,9,9	0
57	MG	RA	3233	1/1	0.97	0.09	13,13,13,13	0
57	MG	YA	3191	1/1	0.97	0.17	14,14,14,14	0
57	MG	RA	3234	1/1	0.97	0.15	10,10,10,10	0
57	MG	RA	3080	1/1	0.97	0.21	17,17,17,17	0
57	MG	YA	3076	1/1	0.97	0.26	15,15,15,15	0
57	MG	RA	3042	1/1	0.97	0.18	10,10,10,10	0
57	MG	RA	3014	1/1	0.97	0.17	3,3,3,3	0
57	MG	YA	3080	1/1	0.97	0.18	1,1,1,1	0
57	MG	YA	3081	1/1	0.97	0.18	10,10,10,10	0
57	MG	RA	3015	1/1	0.97	0.11	5,5,5,5	0
57	MG	RA	3016	1/1	0.97	0.18	1,1,1,1	0
57	MG	QA	1634	1/1	0.97	0.10	35,35,35,35	0
57	MG	YA	3087	1/1	0.97	0.19	1,1,1,1	0
57	MG	YA	3088	1/1	0.97	0.19	5,5,5,5	0
57	MG	RA	3186	1/1	0.97	0.05	14,14,14,14	0
57	MG	XA	1660	1/1	0.97	0.06	6,6,6,6	0
57	MG	RA	3047	1/1	0.97	0.24	12,12,12,12	0
57	MG	YA	3209	1/1	0.97	0.05	11,11,11,11	0
57	MG	YA	3093	1/1	0.97	0.16	9,9,9,9	0
57	MG	YA	3094	1/1	0.97	0.11	4,4,4,4	0
57	MG	YA	3213	1/1	0.97	0.06	6,6,6,6	0
57	MG	QA	1635	1/1	0.97	0.11	18,18,18,18	0
57	MG	YA	3215	1/1	0.97	0.05	18,18,18,18	0
57	MG	YA	3097	1/1	0.97	0.15	14,14,14,14	0
57	MG	YA	3099	1/1	0.97	0.20	9,9,9,9	0
57	MG	YA	3100	1/1	0.97	0.19	1,1,1,1	0
57	MG	RA	3021	1/1	0.97	0.20	2,2,2,2	0
57	MG	RA	3089	1/1	0.97	0.13	2,2,2,2	0
57	MG	YA	3222	1/1	0.97	0.12	27,27,27,27	0
57	MG	RA	3090	1/1	0.97	0.11	8,8,8,8	0
57	MG	QA	1611	1/1	0.97	0.21	12,12,12,12	0
57	MG	XA	1667	1/1	0.97	0.26	29,29,29,29	0

Continued on next page...

Continued from previous page...

Mol	Type	Chain	Res	Atoms	RSCC	RSR	B-factors(Å ²)	Q<0.9
57	MG	XA	1668	1/1	0.97	0.19	15,15,15,15	0
57	MG	QA	1607	1/1	0.97	0.07	10,10,10,10	0
57	MG	RA	3093	1/1	0.97	0.20	8,8,8,8	0
57	MG	RA	3195	1/1	0.97	0.07	1,1,1,1	0
57	MG	RA	3094	1/1	0.97	0.15	8,8,8,8	0
57	MG	RA	3095	1/1	0.97	0.21	6,6,6,6	0
57	MG	XV	101	1/1	0.97	0.13	0,0,0,0	0
57	MG	RA	3024	1/1	0.97	0.14	7,7,7,7	0
57	MG	YA	3001	1/1	0.97	0.18	1,1,1,1	0
57	MG	RA	3056	1/1	0.97	0.19	1,1,1,1	0
57	MG	YA	3236	1/1	0.97	0.04	24,24,24,24	0
57	MG	RA	3200	1/1	0.97	0.31	23,23,23,23	0
57	MG	YA	3119	1/1	0.97	0.25	23,23,23,23	0
57	MG	YA	3004	1/1	0.97	0.17	0,0,0,0	0
57	MG	QA	1626	1/1	0.97	0.11	21,21,21,21	0
57	MG	QA	1639	1/1	0.97	0.09	25,25,25,25	0
57	MG	YA	3123	1/1	0.97	0.18	4,4,4,4	0
57	MG	YA	3007	1/1	0.97	0.14	9,9,9,9	0
57	MG	RA	3100	1/1	0.97	0.09	6,6,6,6	0
57	MG	QA	1650	1/1	0.97	0.17	20,20,20,20	0
57	MG	RA	3205	1/1	0.97	0.18	5,5,5,5	0
57	MG	YA	3012	1/1	0.97	0.25	2,2,2,2	0
57	MG	YA	3250	1/1	0.97	0.25	22,22,22,22	0
57	MG	YA	3014	1/1	0.97	0.21	4,4,4,4	0
57	MG	YA	3253	1/1	0.97	0.24	2,2,2,2	0
57	MG	YA	3254	1/1	0.97	0.15	18,18,18,18	0
57	MG	RA	3060	1/1	0.97	0.20	0,0,0,0	0
57	MG	YA	3257	1/1	0.97	0.23	3,3,3,3	0
57	MG	RA	3005	1/1	0.97	0.23	9,9,9,9	0
57	MG	XA	1617	1/1	0.97	0.12	8,8,8,8	0
57	MG	RA	3104	1/1	0.97	0.08	9,9,9,9	0
57	MG	XA	1619	1/1	0.97	0.10	7,7,7,7	0
57	MG	YA	3021	1/1	0.97	0.13	1,1,1,1	0
57	MG	YA	3137	1/1	0.97	0.11	1,1,1,1	0
57	MG	YA	3138	1/1	0.97	0.13	0,0,0,0	0
57	MG	RA	3108	1/1	0.97	0.12	8,8,8,8	0
57	MG	RA	3006	1/1	0.97	0.23	17,17,17,17	0
57	MG	RA	3110	1/1	0.97	0.16	2,2,2,2	0
57	MG	YA	3025	1/1	0.97	0.12	6,6,6,6	0
57	MG	QA	1651	1/1	0.97	0.12	18,18,18,18	0
57	MG	RA	3067	1/1	0.97	0.13	3,3,3,3	0
57	MG	XA	1625	1/1	0.97	0.08	6,6,6,6	0

Continued on next page...

Continued from previous page...

Mol	Type	Chain	Res	Atoms	RSCC	RSR	B-factors(\AA^2)	Q<0.9
57	MG	YA	3029	1/1	0.97	0.17	1,1,1,1	0
57	MG	YA	3030	1/1	0.97	0.26	6,6,6,6	0
57	MG	QA	1606	1/1	0.97	0.12	11,11,11,11	0
57	MG	RA	3033	1/1	0.97	0.25	3,3,3,3	0
57	MG	YA	3034	1/1	0.97	0.22	13,13,13,13	0
57	MG	QA	1641	1/1	0.97	0.14	22,22,22,22	0
57	MG	RA	3107	1/1	0.98	0.12	6,6,6,6	0
57	MG	YA	3159	1/1	0.98	0.21	16,16,16,16	0
57	MG	YA	3218	1/1	0.98	0.05	1,1,1,1	0
57	MG	YA	3107	1/1	0.98	0.17	2,2,2,2	0
57	MG	RA	3019	1/1	0.98	0.15	13,13,13,13	0
57	MG	RA	3066	1/1	0.98	0.28	17,17,17,17	0
57	MG	RE	301	1/1	0.98	0.09	1,1,1,1	0
57	MG	YA	3111	1/1	0.98	0.07	8,8,8,8	0
57	MG	RA	3076	1/1	0.98	0.13	0,0,0,0	0
57	MG	RF	301	1/1	0.98	0.16	24,24,24,24	0
57	MG	YA	3063	1/1	0.98	0.13	3,3,3,3	0
57	MG	RA	3020	1/1	0.98	0.14	8,8,8,8	0
57	MG	RA	3160	1/1	0.98	0.06	12,12,12,12	0
57	MG	YA	3066	1/1	0.98	0.26	12,12,12,12	0
57	MG	QA	1605	1/1	0.98	0.31	23,23,23,23	0
57	MG	RA	3125	1/1	0.98	0.08	13,13,13,13	0
57	MG	QV	101	1/1	0.98	0.17	9,9,9,9	0
57	MG	RA	3144	1/1	0.98	0.21	8,8,8,8	0
57	MG	R8	101	1/1	0.98	0.15	25,25,25,25	0
57	MG	XA	1601	1/1	0.98	0.19	7,7,7,7	0
57	MG	RA	3229	1/1	0.98	0.09	26,26,26,26	0
57	MG	YA	3031	1/1	0.98	0.23	1,1,1,1	0
57	MG	QA	1643	1/1	0.98	0.04	21,21,21,21	0
57	MG	RA	3231	1/1	0.98	0.16	1,1,1,1	0
57	MG	RA	3128	1/1	0.98	0.12	4,4,4,4	0
57	MG	YA	3035	1/1	0.98	0.12	1,1,1,1	0
57	MG	RA	3167	1/1	0.98	0.09	22,22,22,22	0
57	MG	RA	3129	1/1	0.98	0.06	10,10,10,10	0
57	MG	YA	3132	1/1	0.98	0.07	5,5,5,5	0
57	MG	YA	3083	1/1	0.98	0.13	0,0,0,0	0
57	MG	RA	3061	1/1	0.98	0.16	2,2,2,2	0
57	MG	YA	3247	1/1	0.98	0.24	16,16,16,16	0
57	MG	YA	3248	1/1	0.98	0.28	30,30,30,30	0
57	MG	XA	1643	1/1	0.98	0.11	12,12,12,12	0
57	MG	YA	3190	1/1	0.98	0.08	0,0,0,0	0
57	MG	YA	3086	1/1	0.98	0.17	10,10,10,10	0

Continued on next page...

Continued from previous page...

Mol	Type	Chain	Res	Atoms	RSCC	RSR	B-factors(Å ²)	Q<0.9
57	MG	RA	3001	1/1	0.98	0.12	4,4,4,4	0
57	MG	RA	3237	1/1	0.98	0.33	28,28,28,28	0
57	MG	XA	1611	1/1	0.98	0.23	7,7,7,7	0
57	MG	YA	3256	1/1	0.98	0.22	3,3,3,3	0
57	MG	XA	1612	1/1	0.98	0.10	3,3,3,3	0
57	MG	YA	3259	1/1	0.98	0.23	13,13,13,13	0
57	MG	XA	1613	1/1	0.98	0.04	6,6,6,6	0
57	MG	XA	1649	1/1	0.98	0.13	8,8,8,8	0
57	MG	RA	3133	1/1	0.98	0.07	6,6,6,6	0
57	MG	YA	3199	1/1	0.98	0.20	11,11,11,11	0
57	MG	YA	3144	1/1	0.98	0.10	11,11,11,11	0
57	MG	YA	3095	1/1	0.98	0.13	5,5,5,5	0
57	MG	YA	3202	1/1	0.98	0.09	13,13,13,13	0
57	MG	RA	3151	1/1	0.98	0.06	0,0,0,0	0
57	MG	YA	3147	1/1	0.98	0.10	2,2,2,2	0
57	MG	YA	3048	1/1	0.98	0.21	11,11,11,11	0
57	MG	YA	3149	1/1	0.98	0.10	9,9,9,9	0
57	MG	YA	3098	1/1	0.98	0.18	2,2,2,2	0
57	MG	YA	3010	1/1	0.98	0.15	1,1,1,1	0
57	MG	YA	3050	1/1	0.98	0.17	2,2,2,2	0
57	MG	RA	3152	1/1	0.98	0.15	11,11,11,11	0
57	MG	YA	3211	1/1	0.98	0.02	0,0,0,0	0
57	MG	YA	3052	1/1	0.98	0.11	1,1,1,1	0
57	MG	RA	3117	1/1	0.98	0.12	2,2,2,2	0
57	MG	YA	3013	1/1	0.98	0.20	7,7,7,7	0
57	MG	RA	3055	1/1	0.98	0.10	8,8,8,8	0
59	ZN	QD	301	1/1	0.98	0.11	58,58,58,58	0
59	ZN	QN	101	1/1	0.98	0.06	95,95,95,95	0
59	ZN	XD	301	1/1	0.98	0.16	39,39,39,39	0
57	MG	RA	3131	1/1	0.99	0.11	13,13,13,13	0
57	MG	YA	3020	1/1	0.99	0.23	10,10,10,10	0
57	MG	XA	1616	1/1	0.99	0.14	6,6,6,6	0
57	MG	YA	3056	1/1	0.99	0.14	1,1,1,1	0
57	MG	RA	3063	1/1	0.99	0.24	1,1,1,1	0
57	MG	RA	3049	1/1	0.99	0.05	1,1,1,1	0
57	MG	RA	3031	1/1	0.99	0.13	3,3,3,3	0
57	MG	RA	3183	1/1	0.99	0.13	1,1,1,1	0
57	MG	RA	3051	1/1	0.99	0.08	4,4,4,4	0
57	MG	RA	3040	1/1	0.99	0.20	15,15,15,15	0
57	MG	RA	3036	1/1	0.99	0.14	2,2,2,2	0
57	MG	RA	3009	1/1	0.99	0.04	0,0,0,0	0
57	MG	RA	3105	1/1	0.99	0.10	6,6,6,6	0

Continued on next page...

Continued from previous page...

Mol	Type	Chain	Res	Atoms	RSCC	RSR	B-factors(\AA^2)	Q<0.9
57	MG	XA	1626	1/1	0.99	0.12	9,9,9,9	0
57	MG	YA	3067	1/1	0.99	0.10	2,2,2,2	0
57	MG	YA	3252	1/1	0.99	0.36	17,17,17,17	0
57	MG	YA	3168	1/1	0.99	0.09	0,0,0,0	0
57	MG	XA	1642	1/1	0.99	0.11	7,7,7,7	0
57	MG	RA	3106	1/1	0.99	0.10	4,4,4,4	0
57	MG	RA	3038	1/1	0.99	0.11	1,1,1,1	0
57	MG	RA	3079	1/1	0.99	0.15	11,11,11,11	0
57	MG	YA	3258	1/1	0.99	0.14	2,2,2,2	0
57	MG	YA	3092	1/1	0.99	0.13	3,3,3,3	0
59	ZN	XN	101	1/1	0.99	0.02	42,42,42,42	0
57	MG	YA	3079	1/1	1.00	0.05	2,2,2,2	0

6.5 Other polymers [i](#)

There are no such residues in this entry.