



## Full wwPDB EM Validation Report ⓘ

Feb 25, 2024 – 01:22 AM EST

PDB ID : 7LUP  
EMDB ID : EMD-23526  
Title : Human TRiC/CCT complex with reovirus outer capsid protein sigma-3  
Authors : Knowlton, J.J.; Gestaut, D.; Ma, B.; Taylor, G.; Seven, A.B.; Leitner, A.; Wilson, G.J.; Shanker, S.; Yates, N.A.; Prasad, B.V.V.; Aebersold, R.; Chiu, W.; Frydman, J.; Dermody, T.S.  
Deposited on : 2021-02-22  
Resolution : 6.20 Å(reported)

This is a Full wwPDB EM Validation Report for a publicly released PDB entry.

We welcome your comments at [validation@mail.wwpdb.org](mailto:validation@mail.wwpdb.org)

A user guide is available at

<https://www.wwpdb.org/validation/2017/EMValidationReportHelp>

with specific help available everywhere you see the ⓘ symbol.

The types of validation reports are described at

<http://www.wwpdb.org/validation/2017/FAQs#types>.

---

The following versions of software and data (see [references ⓘ](#)) were used in the production of this report:

EMDB validation analysis : 0.0.1.dev70  
MolProbity : 4.02b-467  
Percentile statistics : 20191225.v01 (using entries in the PDB archive December 25th 2019)  
MapQ : 1.9.13  
Ideal geometry (proteins) : Engh & Huber (2001)  
Ideal geometry (DNA, RNA) : Parkinson et al. (1996)  
Validation Pipeline (wwPDB-VP) : 2.36

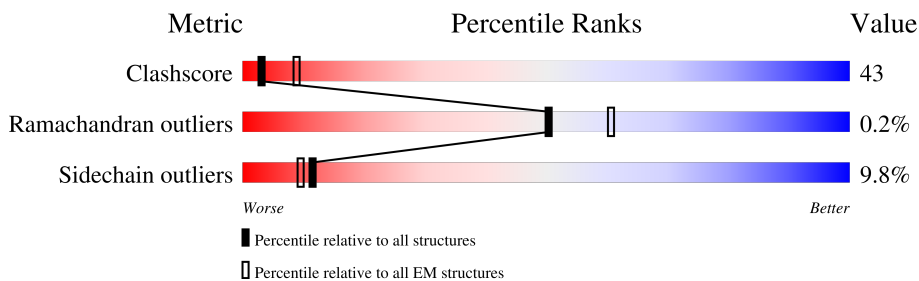
# 1 Overall quality at a glance i

The following experimental techniques were used to determine the structure:

*ELECTRON MICROSCOPY*

The reported resolution of this entry is 6.20 Å.

Percentile scores (ranging between 0-100) for global validation metrics of the entry are shown in the following graphic. The table shows the number of entries on which the scores are based.



Metric	Whole archive (#Entries)	EM structures (#Entries)
Clashscore	158937	4297
Ramachandran outliers	154571	4023
Sidechain outliers	154315	3826

The table below summarises the geometric issues observed across the polymeric chains and their fit to the map. The red, orange, yellow and green segments of the bar indicate the fraction of residues that contain outliers for  $\geq 3$ , 2, 1 and 0 types of geometric quality criteria respectively. A grey segment represents the fraction of residues that are not modelled. The numeric value for each fraction is indicated below the corresponding segment, with a dot representing fractions  $\leq 5\%$ . The upper red bar (where present) indicates the fraction of residues that have poor fit to the EM map (all-atom inclusion  $< 40\%$ ). The numeric value is given above the bar.

Mol	Chain	Length	Quality of chain
1	D	541	
1	L	541	
2	E	535	
2	M	535	
3	F	539	
3	N	539	
4	H	545	
4	P	545	

Continued on next page...

*Continued from previous page...*

Mol	Chain	Length	Quality of chain
5	C	543	
5	K	543	
6	B	548	
6	J	548	
7	A	531	
7	I	531	
8	G	556	
8	O	556	
9	Q	365	

## 2 Entry composition [i](#)

There are 11 unique types of molecules in this entry. The entry contains 67281 atoms, of which 0 are hydrogens and 0 are deuteriums.

In the tables below, the AltConf column contains the number of residues with at least one atom in alternate conformation and the Trace column contains the number of residues modelled with at most 2 atoms.

- Molecule 1 is a protein called T-complex protein 1 subunit epsilon.

Mol	Chain	Residues	Atoms					AltConf	Trace
			Total	C	N	O	S		
1	L	527	Total	C	N	O	S	0	0
			4063	2544	710	779	30		
1	D	527	Total	C	N	O	S	0	0
			4063	2544	710	779	30		

- Molecule 2 is a protein called T-complex protein 1 subunit beta.

Mol	Chain	Residues	Atoms					AltConf	Trace
			Total	C	N	O	S		
2	M	518	Total	C	N	O	S	0	0
			3898	2438	687	754	19		
2	E	518	Total	C	N	O	S	0	0
			3898	2438	687	754	19		

- Molecule 3 is a protein called T-complex protein 1 subunit delta.

Mol	Chain	Residues	Atoms					AltConf	Trace
			Total	C	N	O	S		
3	N	518	Total	C	N	O	S	0	0
			3911	2445	680	763	23		
3	F	518	Total	C	N	O	S	0	0
			3911	2445	680	763	23		

- Molecule 4 is a protein called T-complex protein 1 subunit gamma.

Mol	Chain	Residues	Atoms					AltConf	Trace
			Total	C	N	O	S		
4	H	521	Total	C	N	O	S	0	0
			4050	2524	716	780	30		
4	P	521	Total	C	N	O	S	0	0
			4050	2524	716	780	30		

- Molecule 5 is a protein called T-complex protein 1 subunit eta.

Mol	Chain	Residues	Atoms					AltConf	Trace
			Total	C	N	O	S		
5	K	522	4007	2534	690	759	24	0	0
5	C	522	4007	2534	690	759	24	0	0

- Molecule 6 is a protein called T-complex protein 1 subunit theta.

Mol	Chain	Residues	Atoms					AltConf	Trace
			Total	C	N	O	S		
6	J	524	3994	2520	678	769	27	0	0
6	B	524	3994	2520	678	769	27	0	0

- Molecule 7 is a protein called T-complex protein 1 subunit zeta.

Mol	Chain	Residues	Atoms					AltConf	Trace
			Total	C	N	O	S		
7	I	525	4023	2528	704	770	21	0	0
7	A	525	4023	2528	704	770	21	0	0

- Molecule 8 is a protein called T-complex protein 1 subunit alpha.

Mol	Chain	Residues	Atoms					AltConf	Trace
			Total	C	N	O	S		
8	O	532	4043	2533	707	780	23	0	0
8	G	532	4043	2533	707	780	23	0	0

- Molecule 9 is a protein called Outer capsid protein sigma-3.

Mol	Chain	Residues	Atoms					AltConf	Trace
			Total	C	N	O	S		
9	Q	365	2882	1821	507	527	27	0	0

- Molecule 10 is ZINC ION (three-letter code: ZN) (formula: Zn).

Mol	Chain	Residues	Atoms		AltConf
10	Q	1	Total	Zn	0
			1	1	

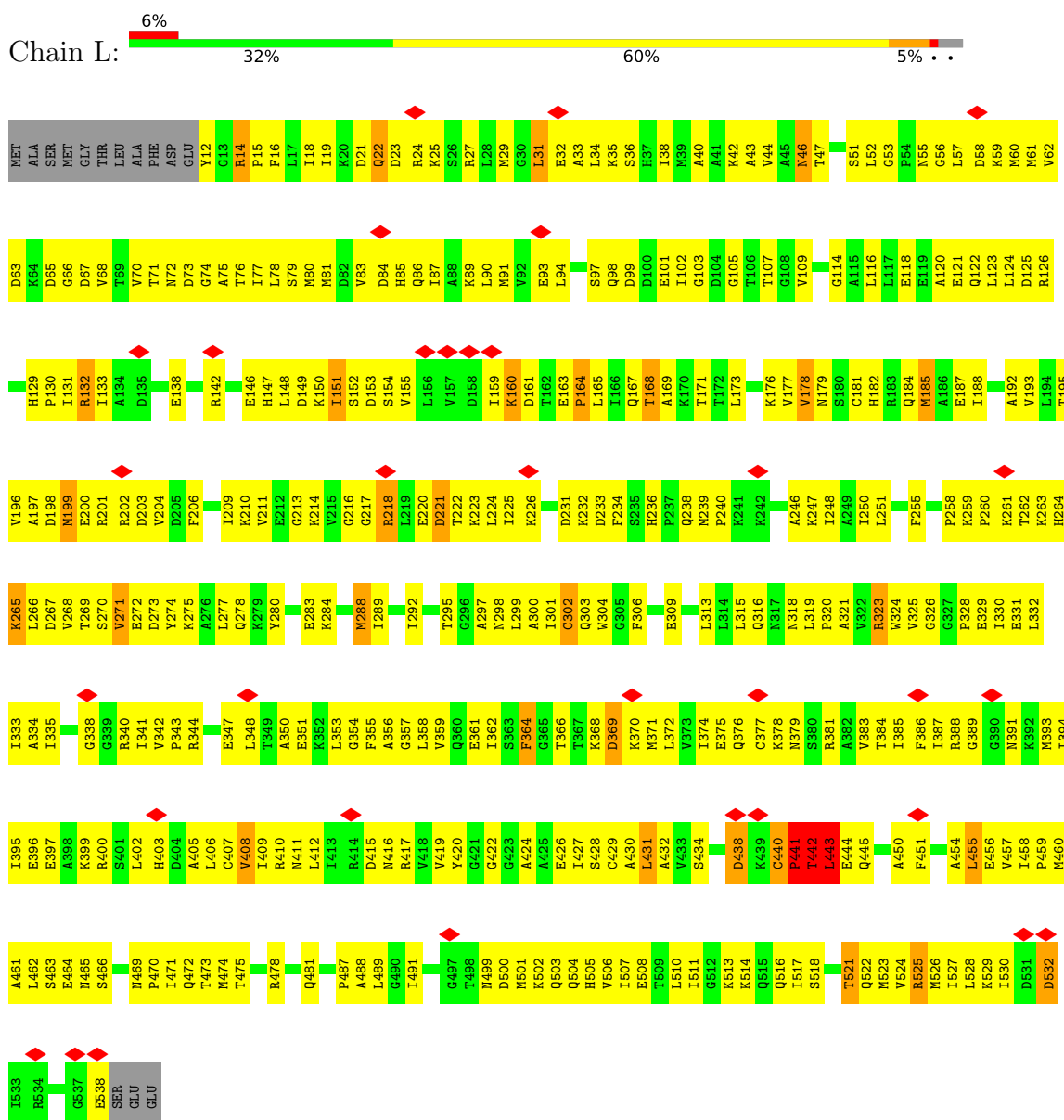
- Molecule 11 is water.

Mol	Chain	Residues	Atoms	AltConf
11	D	1	Total O 1 1	0
11	H	1	Total O 1 1	0
11	C	4	Total O 4 4	0
11	A	3	Total O 3 3	0
11	G	10	Total O 10 10	0
11	Q	401	Total O 401 401	0


### 3 Residue-property plots

These plots are drawn for all protein, RNA, DNA and oligosaccharide chains in the entry. The first graphic for a chain summarises the proportions of the various outlier classes displayed in the second graphic. The second graphic shows the sequence view annotated by issues in geometry and atom inclusion in map density. Residues are color-coded according to the number of geometric quality criteria for which they contain at least one outlier: green = 0, yellow = 1, orange = 2 and red = 3 or more. A red diamond above a residue indicates a poor fit to the EM map for this residue (all-atom inclusion < 40%). Stretches of 2 or more consecutive residues without any outlier are shown as a green connector. Residues present in the sample, but not in the model, are shown in grey.

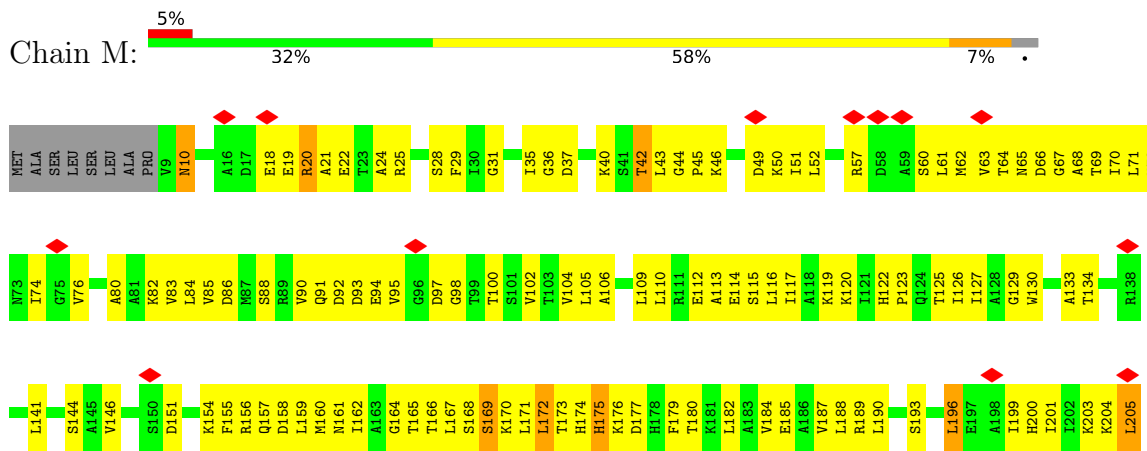
- Molecule 1: T-complex protein 1 subunit epsilon



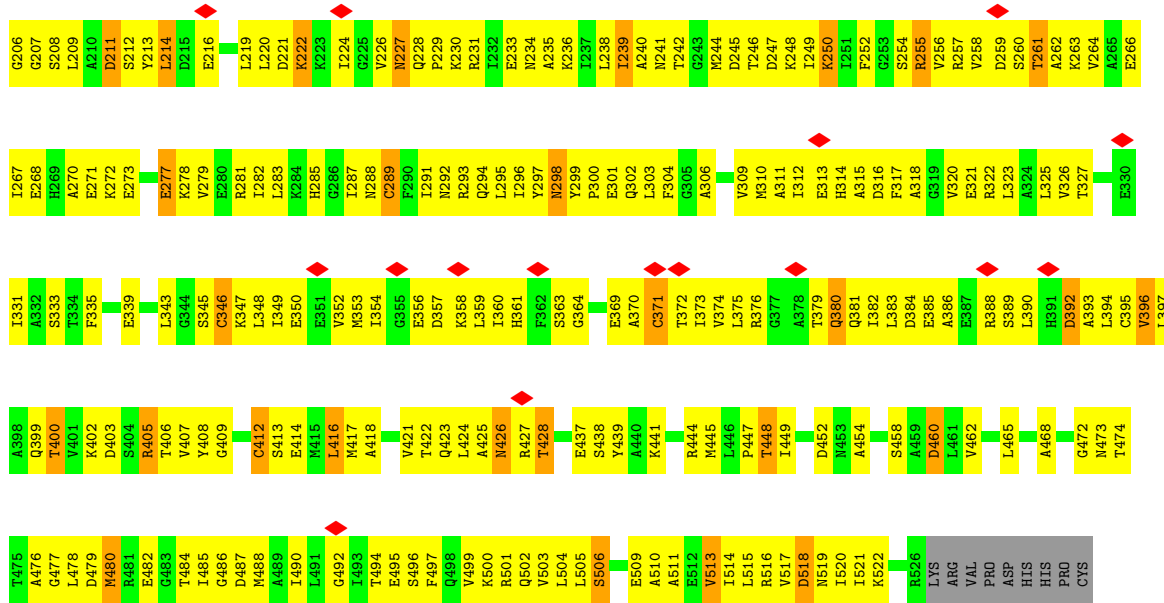
- Molecule 1: T-complex protein 1 subunit epsilon



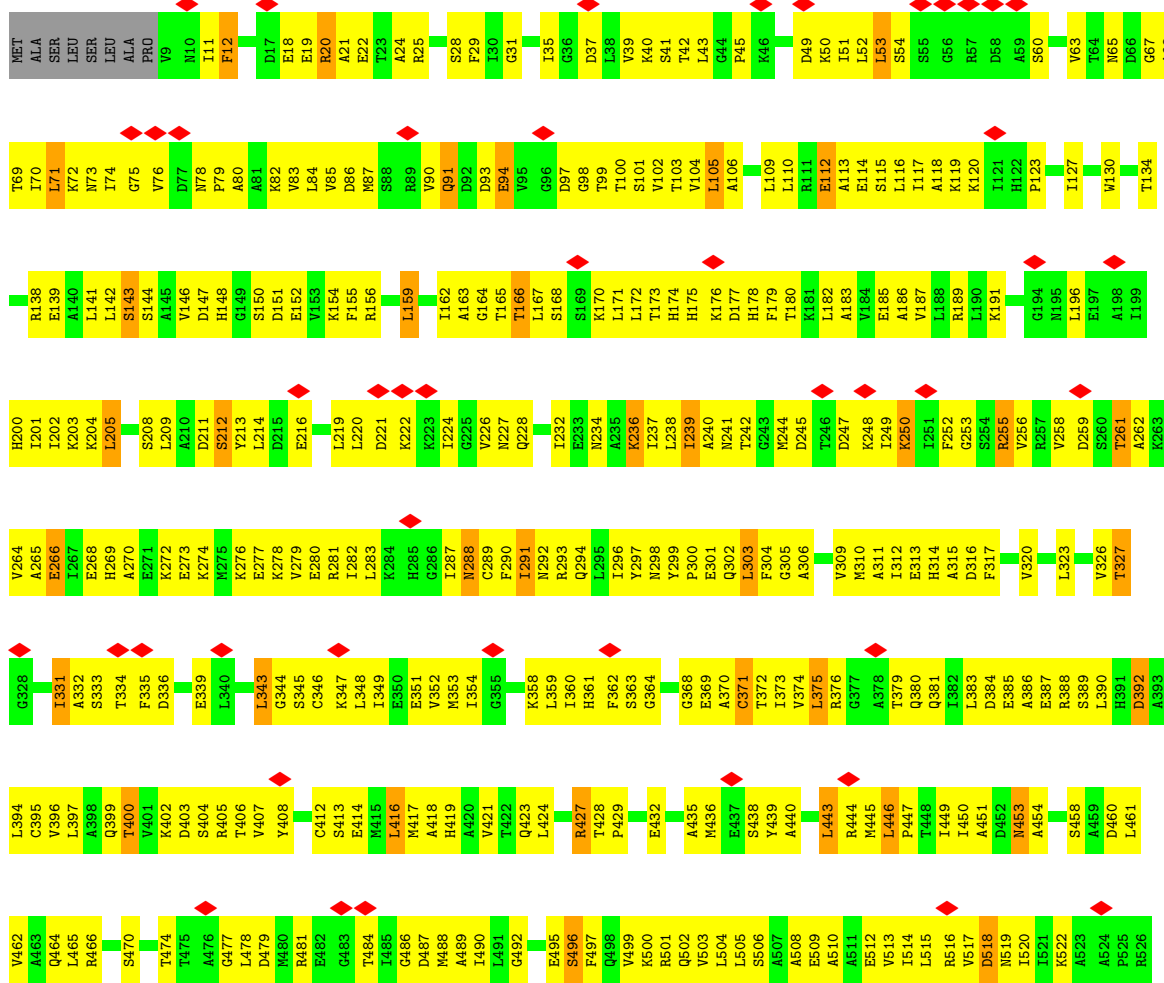
• Molecule 2: T-complex protein 1 subunit beta





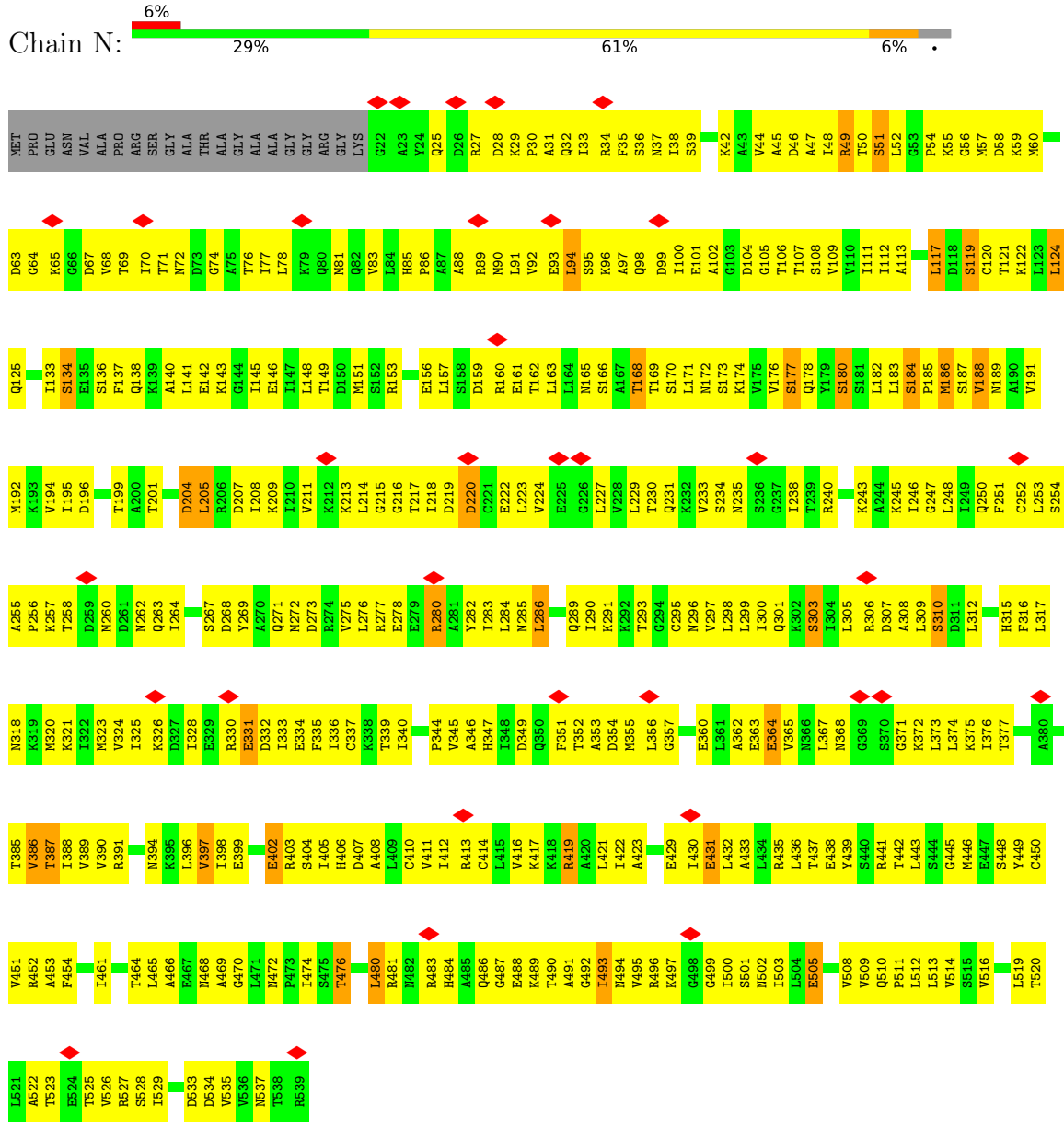


• Molecule 2: T-complex protein 1 subunit beta

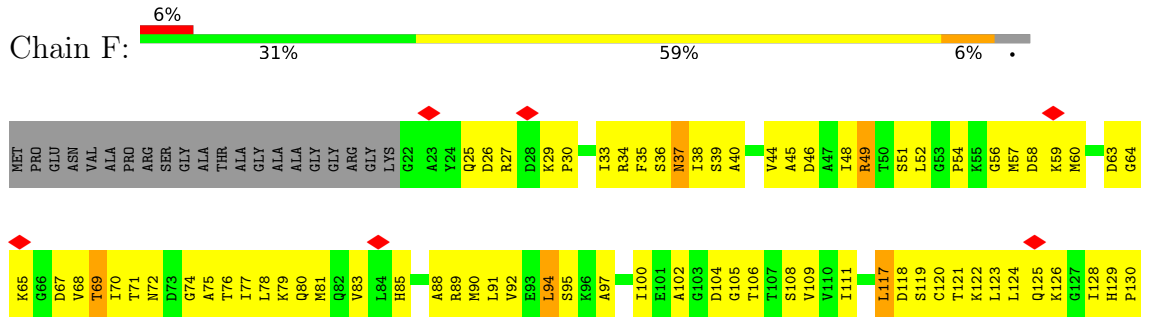


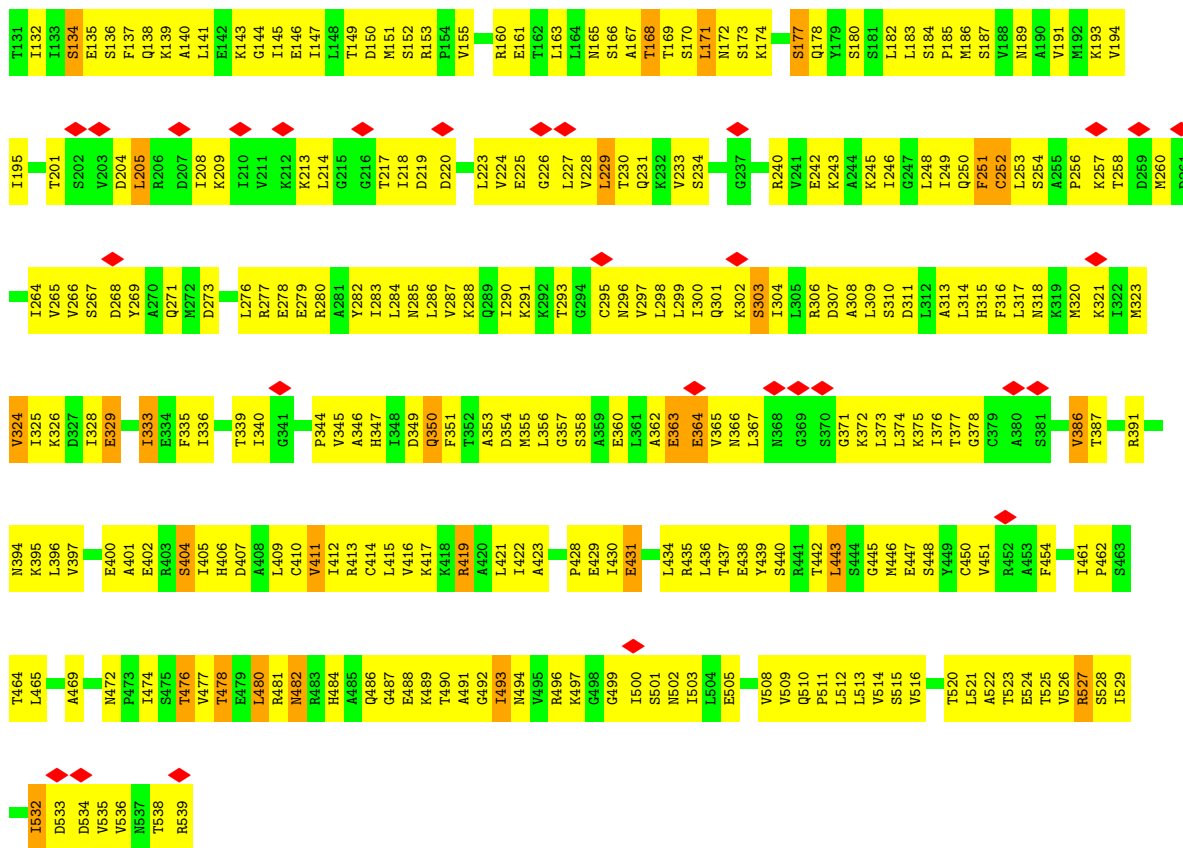
LYS  
ARG  
VAL  
PRO  
ASN  
ASP  
HIS  
HIS  
PRO  
CYS

• Molecule 3: T-complex protein 1 subunit delta

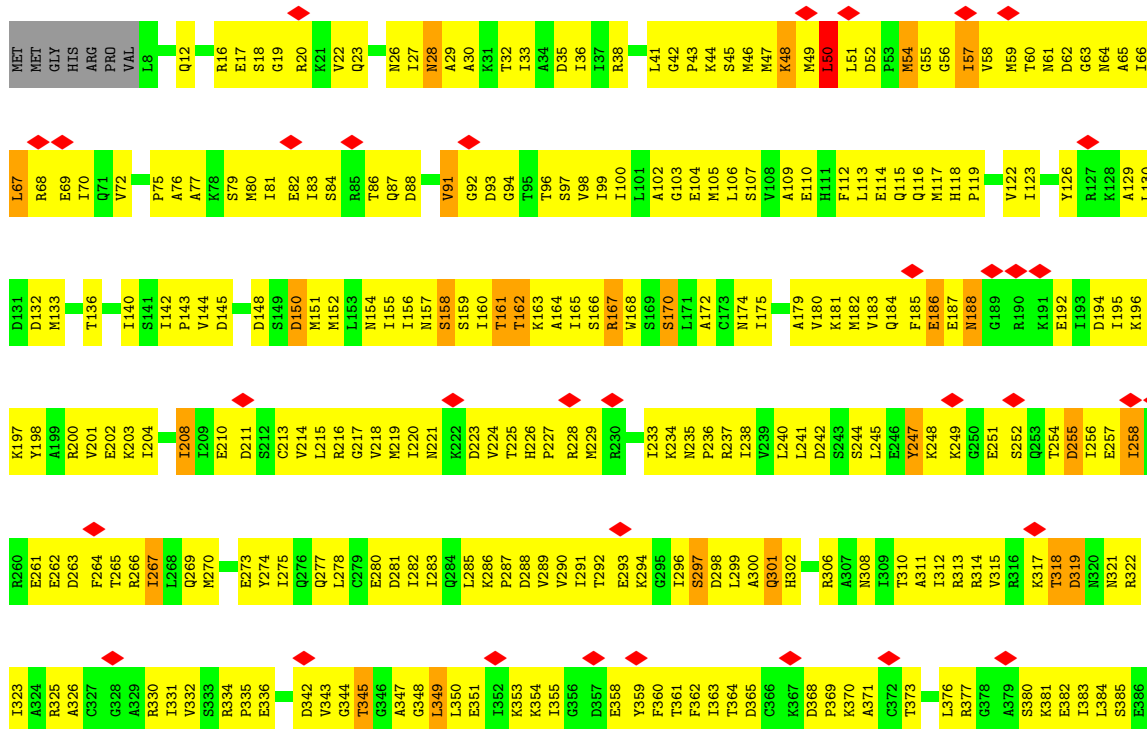


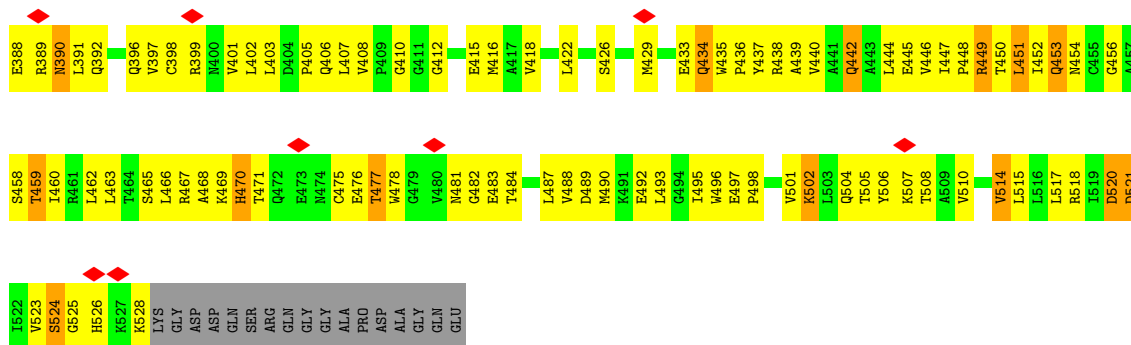
• Molecule 3: T-complex protein 1 subunit delta



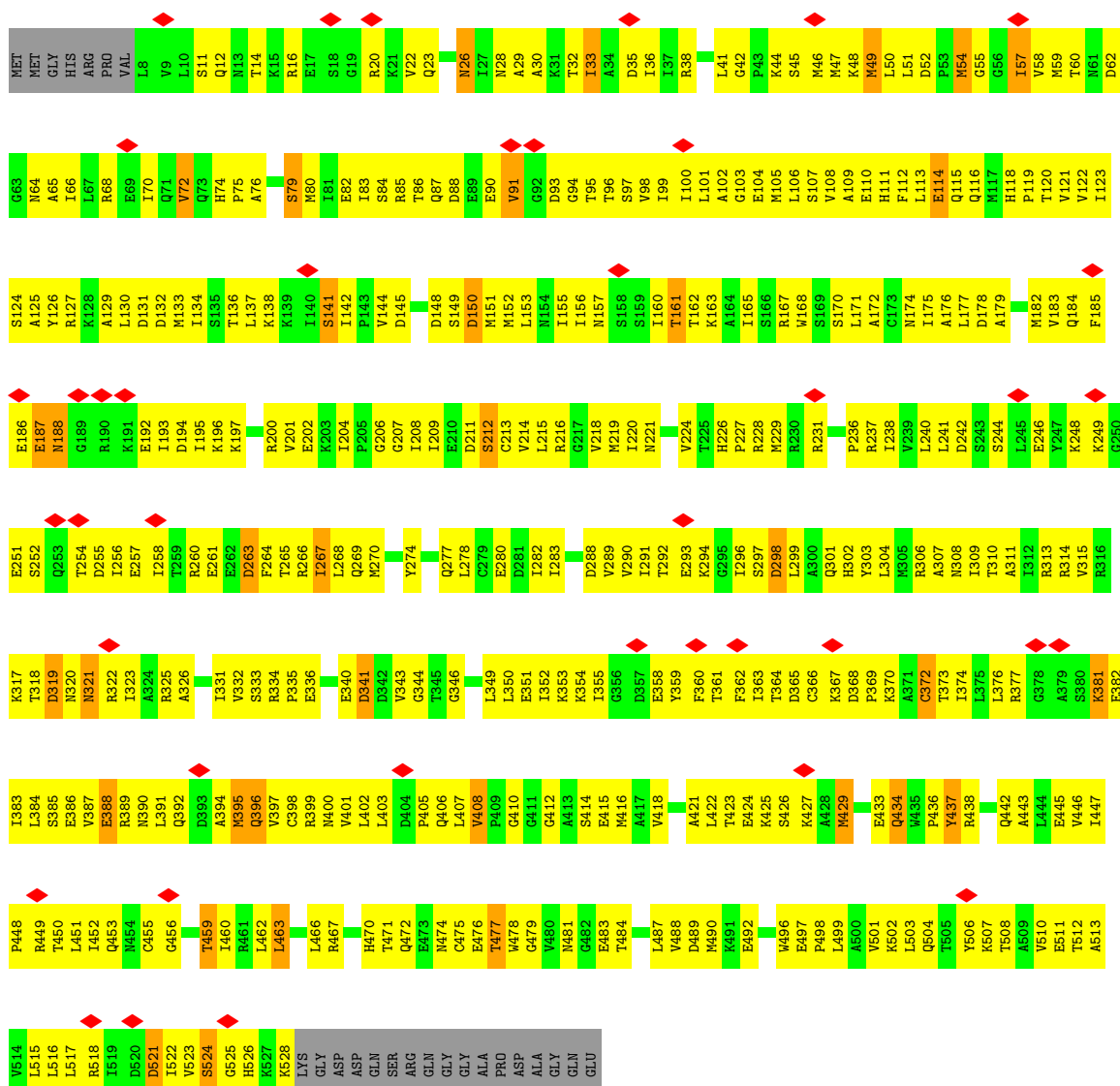


• Molecule 4: T-complex protein 1 subunit gamma



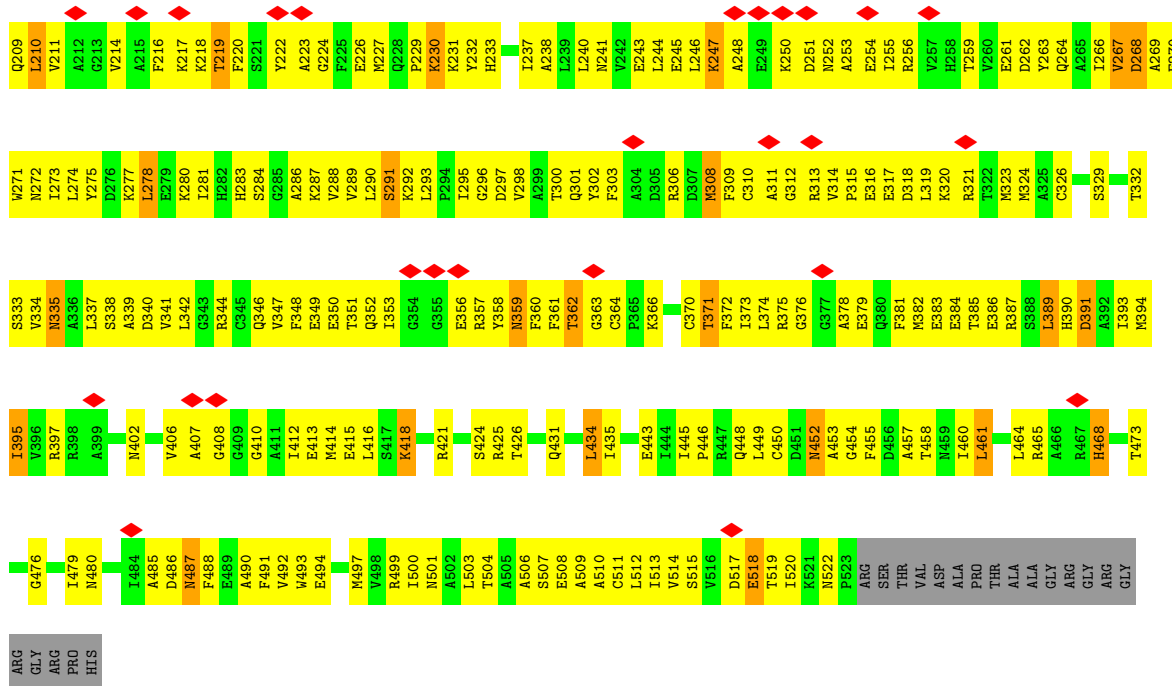


• Molecule 4: T-complex protein 1 subunit gamma

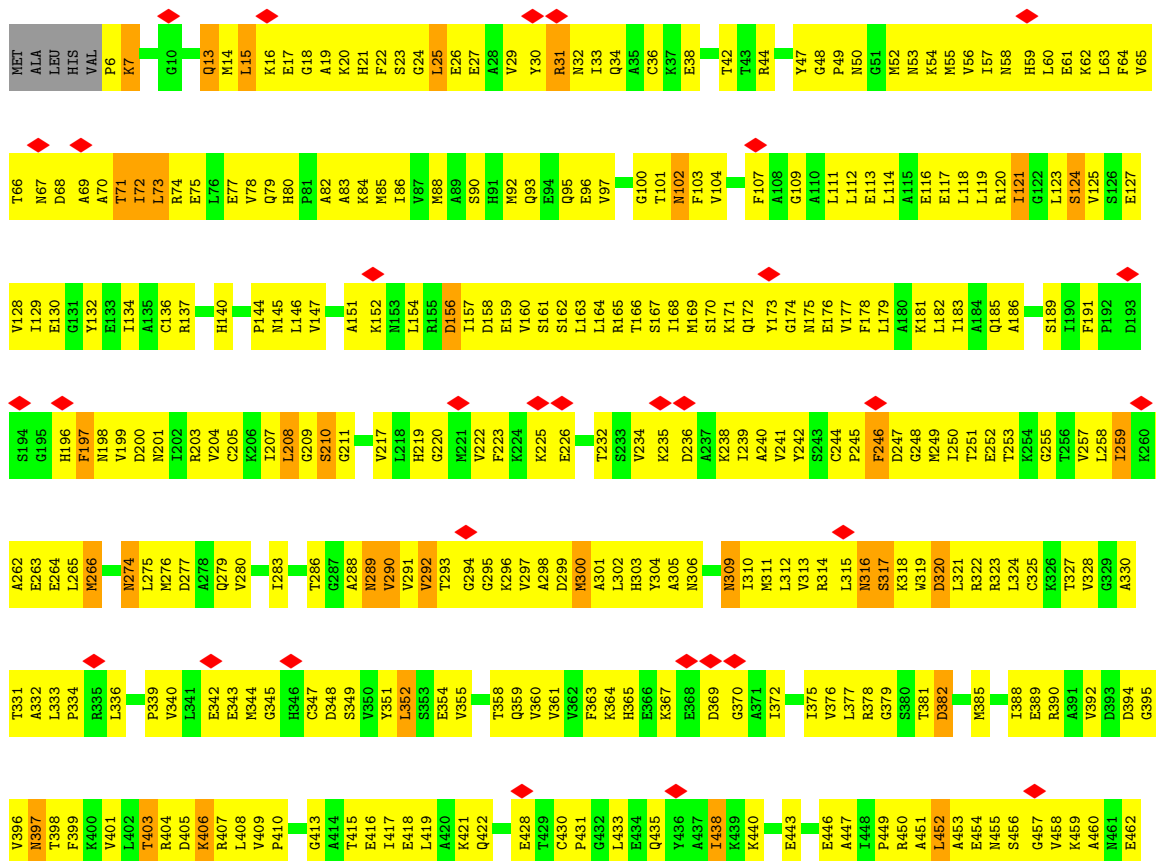


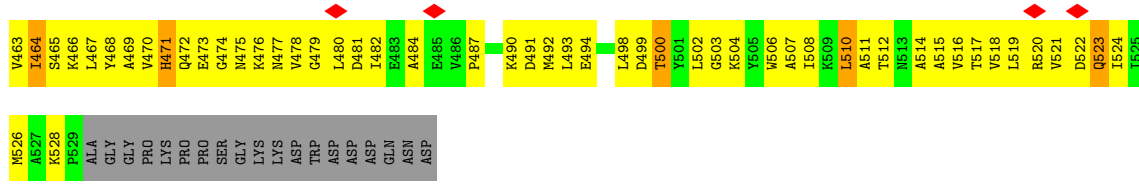
• Molecule 5: T-complex protein 1 subunit eta





• Molecule 6: T-complex protein 1 subunit theta

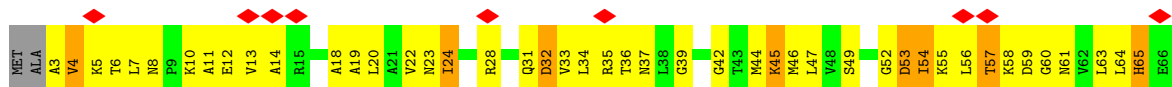


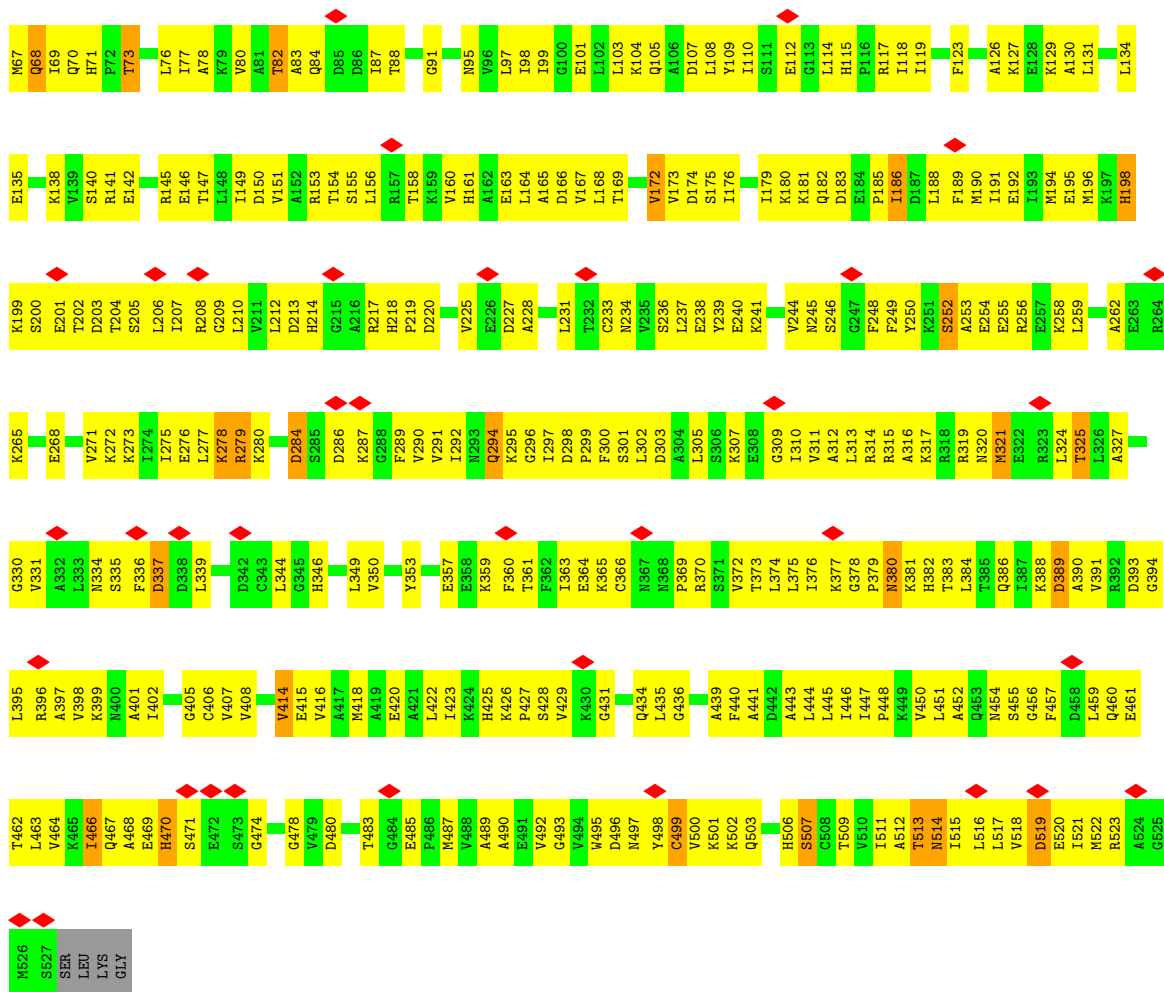


• Molecule 6: T-complex protein 1 subunit theta

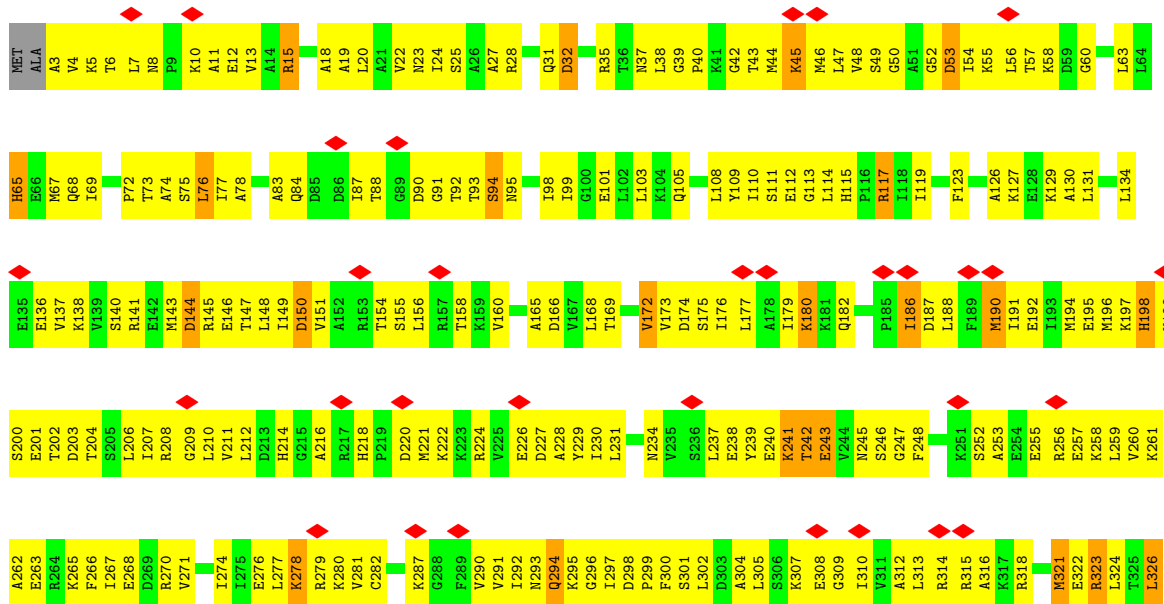


• Molecule 7: T-complex protein 1 subunit zeta

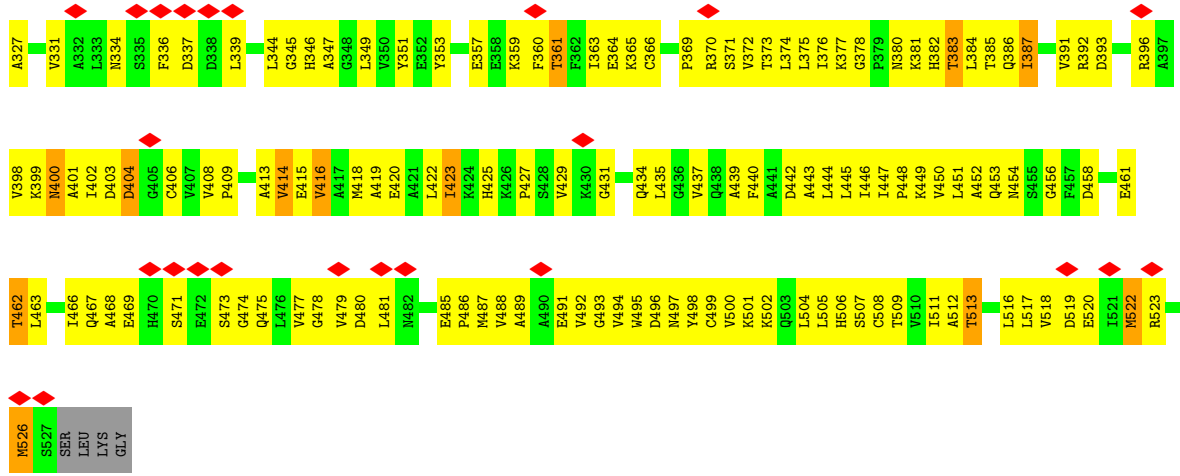




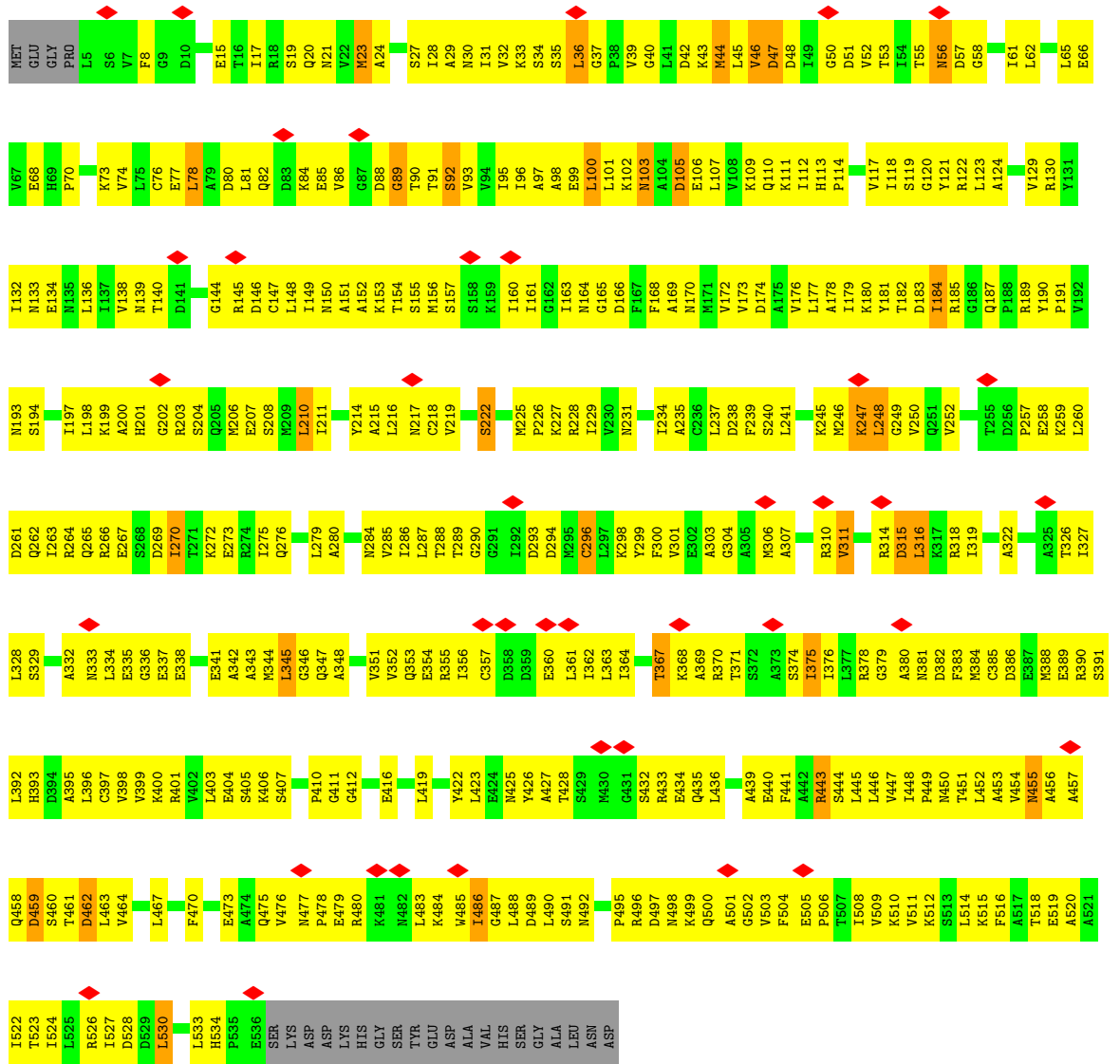
• Molecule 7: T-complex protein 1 subunit zeta



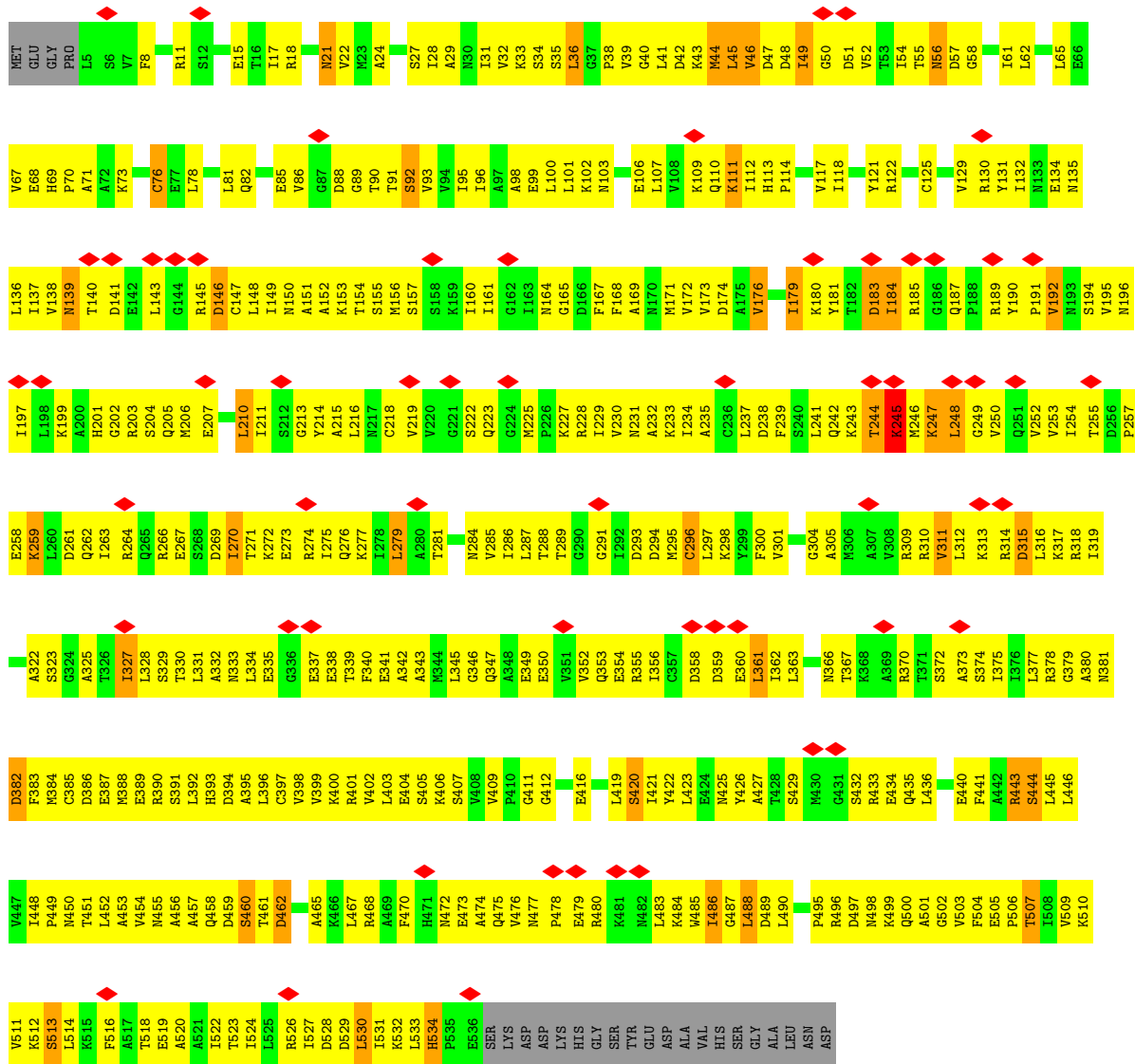




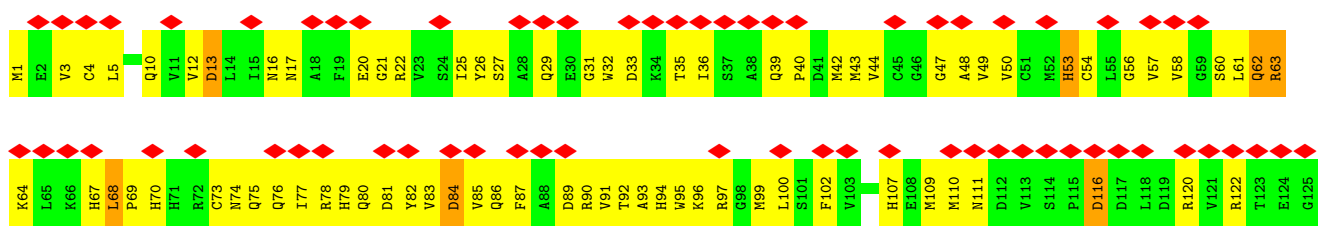
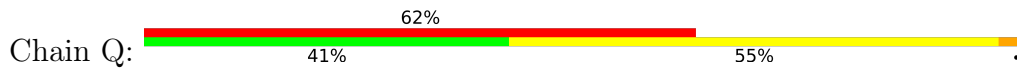
• Molecule 8: T-complex protein 1 subunit alpha

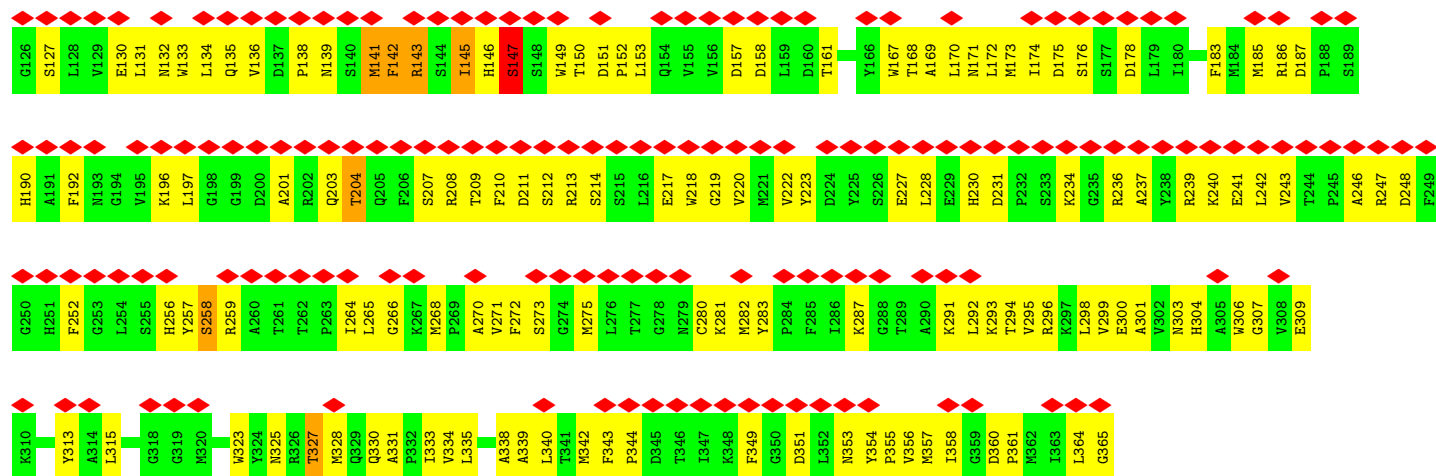


• Molecule 8: T-complex protein 1 subunit alpha



• Molecule 9: Outer capsid protein sigma-3





## 4 Experimental information

Property	Value	Source
EM reconstruction method	SINGLE PARTICLE	Depositor
Imposed symmetry	POINT, Not provided	
Number of particles used	26000	Depositor
Resolution determination method	FSC 0.143 CUT-OFF	Depositor
CTF correction method	PHASE FLIPPING AND AMPLITUDE CORRECTION	Depositor
Microscope	FEI TALOS ARCTICA	Depositor
Voltage (kV)	200	Depositor
Electron dose ( $e^-/\text{\AA}^2$ )	36	Depositor
Minimum defocus (nm)	Not provided	
Maximum defocus (nm)	Not provided	
Magnification	Not provided	
Image detector	GATAN K2 SUMMIT (4k x 4k)	Depositor
Maximum map value	0.110	Depositor
Minimum map value	-0.048	Depositor
Average map value	0.001	Depositor
Map value standard deviation	0.006	Depositor
Recommended contour level	0.03	Depositor
Map size (Å)	364.0, 364.0, 364.0	wwPDB
Map dimensions	280, 280, 280	wwPDB
Map angles (°)	90.0, 90.0, 90.0	wwPDB
Pixel spacing (Å)	1.3, 1.3, 1.3	Depositor

## 5 Model quality i

### 5.1 Standard geometry i

Bond lengths and bond angles in the following residue types are not validated in this section:  
ZN

The Z score for a bond length (or angle) is the number of standard deviations the observed value is removed from the expected value. A bond length (or angle) with  $|Z| > 5$  is considered an outlier worth inspection. RMSZ is the root-mean-square of all Z scores of the bond lengths (or angles).

Mol	Chain	Bond lengths		Bond angles	
		RMSZ	# Z  >5	RMSZ	# Z  >5
1	D	0.37	0/4112	0.53	0/5539
1	L	0.35	0/4112	0.54	0/5539
2	E	0.36	0/3940	0.53	0/5311
2	M	0.36	0/3940	0.52	0/5311
3	F	0.34	0/3943	0.52	0/5322
3	N	0.35	0/3943	0.51	0/5322
4	H	0.37	0/4095	0.55	1/5523 (0.0%)
4	P	0.35	0/4095	0.51	0/5523
5	C	0.38	0/4064	0.53	0/5487
5	K	0.36	0/4064	0.51	0/5487
6	B	0.39	0/4051	0.55	0/5474
6	J	0.36	0/4051	0.53	0/5474
7	A	0.37	0/4070	0.55	0/5487
7	I	0.35	0/4070	0.52	0/5487
8	G	0.34	0/4082	0.55	1/5511 (0.0%)
8	O	0.34	0/4082	0.53	0/5511
9	Q	0.45	1/2955 (0.0%)	0.60	2/4003 (0.0%)
All	All	0.36	1/67669 (0.0%)	0.53	4/91311 (0.0%)

Chiral center outliers are detected by calculating the chiral volume of a chiral center and verifying if the center is modelled as a planar moiety or with the opposite hand. A planarity outlier is detected by checking planarity of atoms in a peptide group, atoms in a mainchain group or atoms of a sidechain that are expected to be planar.

Mol	Chain	#Chirality outliers	#Planarity outliers
1	D	0	5
1	L	0	4
2	E	0	2
2	M	0	2
6	B	0	1
6	J	0	1

*Continued on next page...*

*Continued from previous page...*

Mol	Chain	#Chirality outliers	#Planarity outliers
7	A	0	1
7	I	0	1
8	G	0	1
8	O	0	1
All	All	0	19

All (1) bond length outliers are listed below:

Mol	Chain	Res	Type	Atoms	Z	Observed(Å)	Ideal(Å)
9	Q	147	SER	CB-OG	-5.75	1.34	1.42

All (4) bond angle outliers are listed below:

Mol	Chain	Res	Type	Atoms	Z	Observed(°)	Ideal(°)
8	G	245	LYS	CD-CE-NZ	-7.54	94.36	111.70
9	Q	145	ILE	CB-CA-C	-6.09	99.43	111.60
4	H	50	LEU	CA-CB-CG	5.87	128.79	115.30
9	Q	68	LEU	CB-CG-CD2	-5.20	102.15	111.00

There are no chirality outliers.

All (19) planarity outliers are listed below:

Mol	Chain	Res	Type	Group
7	A	198	HIS	Peptide
6	B	430	CYS	Peptide
1	D	160	LYS	Peptide
1	D	163	GLU	Peptide
1	D	440	CYS	Peptide
1	D	441	PRO	Peptide
1	D	442	THR	Peptide
2	E	20	ARG	Peptide
2	E	428	THR	Peptide
8	G	111	LYS	Peptide
7	I	198	HIS	Peptide
6	J	430	CYS	Peptide
1	L	160	LYS	Peptide
1	L	440	CYS	Peptide
1	L	441	PRO	Peptide
1	L	442	THR	Peptide
2	M	20	ARG	Peptide
2	M	428	THR	Peptide

*Continued on next page...*

*Continued from previous page...*

Mol	Chain	Res	Type	Group
8	O	89	GLY	Peptide

## 5.2 Too-close contacts [i](#)

In the following table, the Non-H and H(model) columns list the number of non-hydrogen atoms and hydrogen atoms in the chain respectively. The H(added) column lists the number of hydrogen atoms added and optimized by MolProbity. The Clashes column lists the number of clashes within the asymmetric unit, whereas Symm-Clashes lists symmetry-related clashes.

Mol	Chain	Non-H	H(model)	H(added)	Clashes	Symm-Clashes
1	D	4063	0	4183	420	0
1	L	4063	0	4183	364	0
2	E	3898	0	4008	347	0
2	M	3898	0	4008	335	0
3	F	3911	0	4115	343	0
3	N	3911	0	4115	364	0
4	H	4050	0	4185	406	0
4	P	4050	0	4185	403	0
5	C	4007	0	4110	360	0
5	K	4007	0	4110	349	0
6	B	3994	0	4063	391	0
6	J	3994	0	4063	385	0
7	A	4023	0	4161	363	0
7	I	4023	0	4161	369	0
8	G	4043	0	4203	414	0
8	O	4043	0	4203	379	0
9	Q	2882	0	2819	226	0
10	Q	1	0	0	0	0
11	A	3	0	0	0	0
11	C	4	0	0	0	0
11	D	1	0	0	1	0
11	G	10	0	0	1	0
11	H	1	0	0	0	0
11	Q	401	0	0	64	0
All	All	67281	0	68875	5796	0

The all-atom clashscore is defined as the number of clashes found per 1000 atoms (including hydrogen atoms). The all-atom clashscore for this structure is 43.

All (5796) close contacts within the same asymmetric unit are listed below, sorted by their clash magnitude.

Atom-1	Atom-2	Interatomic distance (Å)	Clash overlap (Å)
4:H:251:GLU:O	9:Q:203:GLN:NE2	1.93	1.01
9:Q:143:ARG:HH22	9:Q:219:GLY:HA2	1.22	1.00
7:A:257:GLU:OE1	7:A:261:LYS:NZ	1.96	0.98
8:G:99:GLU:OE2	8:G:103:ASN:ND2	1.98	0.96
8:O:238:ASP:HB3	8:O:329:SER:HA	1.49	0.95
4:H:449:ARG:O	4:H:453:GLN:NE2	2.01	0.93
6:B:478:VAL:HA	6:B:491:ASP:HA	1.51	0.92
6:J:54:LYS:NZ	6:J:55:MET:O	2.01	0.92
4:P:165:ILE:HG12	4:P:390:ASN:HD22	1.33	0.92
4:H:157:ASN:HA	4:H:160:ILE:HG12	1.51	0.91
2:E:440:ALA:HA	2:E:443:LEU:HD22	1.51	0.91
2:M:19:GLU:OE2	2:M:522:LYS:NZ	2.03	0.91
4:H:256:ILE:HG13	8:G:254:ILE:HB	1.52	0.91
3:F:284:LEU:O	3:F:288:LYS:N	2.04	0.90
6:B:47:TYR:O	6:B:455:ASN:ND2	2.03	0.90
9:Q:122:ARG:HA	9:Q:236:ARG:HH21	1.36	0.90
7:I:12:GLU:HB3	7:I:523:ARG:HB3	1.51	0.89
6:B:82:ALA:HA	6:B:85:MET:HG3	1.54	0.89
1:D:98:GLN:HG2	1:D:109:VAL:HG21	1.54	0.88
2:M:347:LYS:HB3	2:M:364:GLY:HA3	1.54	0.88
4:P:45:SER:O	7:I:117:ARG:NH2	2.06	0.88
1:L:93:GLU:OE2	5:K:201:GLN:NE2	2.07	0.87
5:C:45:MET:HE3	5:C:46:ASP:H	1.39	0.87
7:A:195:GLU:HB2	7:A:384:LEU:HD22	1.57	0.87
1:D:154:SER:HA	1:D:417:ARG:HA	1.55	0.87
6:B:295:GLY:O	6:B:314:ARG:NH2	2.06	0.87
8:O:322:ALA:HA	8:O:370:ARG:HB3	1.55	0.86
7:A:19:ALA:O	7:A:23:ASN:ND2	2.09	0.86
4:P:229:MET:HG2	4:P:310:THR:HA	1.58	0.85
2:M:43:LEU:HB2	2:M:100:THR:HB	1.56	0.85
7:I:357:GLU:O	7:I:359:LYS:NZ	2.09	0.85
7:A:28:ARG:O	7:A:31:GLN:NE2	2.09	0.85
8:O:89:GLY:O	8:O:93:VAL:N	2.09	0.85
4:P:226:HIS:HB2	4:P:301:GLN:HE21	1.41	0.85
8:O:440:GLU:HA	8:O:443:ARG:HB3	1.58	0.84
6:B:239:ILE:HB	6:B:345:GLY:HA3	1.57	0.84
6:B:109:GLY:O	6:B:113:GLU:N	2.11	0.84
2:E:69:THR:O	2:E:73:ASN:ND2	2.10	0.84
8:O:480:ARG:O	8:O:484:LYS:N	2.10	0.84
8:G:462:ASP:OD1	8:G:462:ASP:N	2.10	0.84
1:L:154:SER:HA	1:L:417:ARG:HA	1.58	0.84
8:G:89:GLY:O	8:G:93:VAL:N	2.09	0.84

*Continued on next page...*



*Continued from previous page...*

Atom-1	Atom-2	Interatomic distance (Å)	Clash overlap (Å)
1:L:268:VAL:HB	2:M:256:VAL:HG22	1.60	0.83
8:G:238:ASP:HB3	8:G:329:SER:HA	1.61	0.83
4:H:164:ALA:O	4:H:167:ARG:NH1	2.09	0.83
5:C:79:LEU:HA	5:C:82:ILE:HD12	1.61	0.83
6:J:478:VAL:HA	6:J:491:ASP:HA	1.58	0.83
1:D:429:CYS:O	1:D:433:VAL:N	2.11	0.83
4:H:48:LYS:NZ	7:A:520:GLU:O	2.10	0.83
2:M:67:GLY:O	2:M:71:LEU:N	2.10	0.83
8:G:480:ARG:HA	8:G:483:LEU:HB2	1.60	0.83
1:L:258:PRO:O	5:K:263:TYR:OH	1.95	0.83
4:H:45:SER:O	7:A:117:ARG:NH2	2.11	0.83
4:H:46:MET:O	4:H:61:ASN:ND2	2.11	0.83
6:B:211:GLY:HA2	6:B:379:GLY:HA2	1.60	0.83
7:A:425:HIS:O	7:A:434:GLN:NE2	2.09	0.83
8:O:183:ASP:HB3	8:O:187:GLN:HB2	1.59	0.83
2:M:171:LEU:O	3:N:527:ARG:NH1	2.12	0.83
4:P:172:ALA:HA	4:P:175:ILE:HB	1.60	0.83
2:M:123:PRO:HA	2:M:126:ILE:HG12	1.61	0.83
2:E:347:LYS:HB3	2:E:364:GLY:HA3	1.61	0.83
6:J:47:TYR:O	6:J:455:ASN:ND2	2.12	0.83
6:J:295:GLY:O	6:J:314:ARG:NH2	2.11	0.83
8:O:389:GLU:O	8:O:393:HIS:N	2.09	0.83
8:G:199:LYS:HA	8:G:377:LEU:HB2	1.61	0.83
1:L:277:LEU:HD11	2:M:250:LYS:HG2	1.61	0.82
5:K:437:ALA:HA	5:K:440:LYS:HB2	1.60	0.82
2:E:301:GLU:HA	2:E:304:PHE:HB2	1.62	0.82
3:N:253:LEU:O	3:N:310:SER:N	2.13	0.82
5:C:159:ALA:O	5:C:163:LEU:N	2.12	0.82
7:A:228:ALA:HB3	7:A:347:ALA:HB3	1.60	0.82
1:L:199:MET:N	1:L:199:MET:SD	2.53	0.82
2:E:67:GLY:O	2:E:71:LEU:N	2.12	0.82
4:H:236:PRO:HG3	4:H:350:LEU:HB2	1.61	0.82
2:M:160:MET:SD	2:M:161:ASN:ND2	2.52	0.82
6:J:522:ASP:OD1	7:I:45:LYS:NZ	2.10	0.82
8:G:202:GLY:N	8:G:379:GLY:O	2.13	0.82
6:B:401:VAL:HA	6:B:404:ARG:HG3	1.61	0.82
8:G:143:LEU:HB3	8:G:146:ASP:HB3	1.61	0.82
1:L:306:PHE:HB2	1:L:323:ARG:HH11	1.45	0.82
1:D:14:ARG:NH2	1:D:15:PRO:O	2.13	0.82
7:I:19:ALA:O	7:I:23:ASN:ND2	2.13	0.82
7:I:212:LEU:HB2	7:I:361:THR:HB	1.62	0.82

*Continued on next page...*

*Continued from previous page...*

Atom-1	Atom-2	Interatomic distance (Å)	Clash overlap (Å)
1:L:475:THR:HA	1:L:478:ARG:HD3	1.61	0.82
6:B:151:ALA:O	6:B:406:LYS:NZ	2.12	0.82
1:L:62:VAL:HB	2:M:522:LYS:HA	1.62	0.81
7:A:499:CYS:HA	7:A:502:LYS:HB3	1.61	0.81
4:H:119:PRO:HB3	4:H:517:LEU:HD12	1.61	0.81
8:O:432:SER:O	8:O:435:GLN:NE2	2.12	0.81
4:P:186:GLU:HA	4:P:192:GLU:HB3	1.61	0.81
5:K:518:GLU:HG2	6:J:54:LYS:HE2	1.62	0.81
2:E:255:ARG:NH1	5:C:255:ILE:O	2.14	0.81
4:P:48:LYS:HE2	7:I:520:GLU:H	1.45	0.81
7:A:429:VAL:HG23	7:A:431:GLY:H	1.46	0.81
8:O:160:ILE:HG23	8:O:161:ILE:HG23	1.63	0.81
6:B:280:VAL:HG21	6:B:304:TYR:HB3	1.62	0.81
4:H:98:VAL:HG22	4:H:505:THR:HG23	1.63	0.80
8:G:82:GLN:O	8:G:86:VAL:N	2.14	0.80
8:G:245:LYS:HE2	9:Q:203:GLN:HG2	1.62	0.80
1:L:262:THR:O	1:L:264:HIS:ND1	2.14	0.80
8:G:498:ASN:HB3	8:G:503:VAL:HB	1.63	0.80
9:Q:271:VAL:N	9:Q:283:TYR:O	2.14	0.80
1:L:391:ASN:HD21	1:L:393:MET:HB2	1.46	0.80
1:D:264:HIS:HA	5:C:255:ILE:HG12	1.63	0.80
1:D:358:LEU:HB3	1:D:375:GLU:HB2	1.63	0.80
8:G:480:ARG:O	8:G:484:LYS:N	2.12	0.80
7:I:429:VAL:HG23	7:I:431:GLY:H	1.46	0.80
1:L:364:PHE:HB2	1:L:388:ARG:HH21	1.45	0.80
5:K:510:ALA:HA	5:K:513:ILE:HB	1.62	0.80
1:L:361:GLU:HA	1:L:372:LEU:HA	1.63	0.80
1:L:391:ASN:HD22	1:L:394:ILE:HG13	1.47	0.80
3:F:38:ILE:HG23	3:F:117:LEU:HB3	1.63	0.80
4:H:348:GLY:HA3	4:H:365:ASP:HB2	1.63	0.80
4:P:152:MET:O	4:P:156:ILE:N	2.14	0.80
4:P:282:ILE:HD11	4:P:335:PRO:HB3	1.63	0.80
8:G:152:ALA:O	8:G:156:MET:N	2.13	0.80
3:N:105:GLY:O	3:N:109:VAL:N	2.11	0.80
8:O:73:LYS:O	8:O:77:GLU:N	2.12	0.80
8:G:211:ILE:N	8:G:374:SER:O	2.10	0.80
7:I:151:VAL:HG22	7:I:495:TRP:HB2	1.63	0.80
7:A:218:HIS:HB3	7:A:221:MET:HG2	1.63	0.80
3:N:472:ASN:O	3:N:476:THR:OG1	1.99	0.80
4:H:238:ILE:H	4:H:344:GLY:HA3	1.45	0.80
4:H:481:ASN:OD1	4:H:484:THR:N	2.14	0.80

*Continued on next page...*

*Continued from previous page...*

Atom-1	Atom-2	Interatomic distance (Å)	Clash overlap (Å)
6:B:20:LYS:HB2	6:B:526:MET:HB3	1.63	0.80
8:O:129:VAL:O	8:O:133:ASN:ND2	2.15	0.80
9:Q:234:LYS:O	9:Q:239:ARG:NE	2.15	0.79
6:B:223:PHE:O	6:B:361:VAL:N	2.13	0.79
2:M:296:ILE:N	2:M:313:GLU:OE1	2.12	0.79
1:D:199:MET:N	1:D:199:MET:SD	2.55	0.79
5:C:191:GLN:NE2	5:C:194:MET:SD	2.56	0.79
1:D:231:ASP:O	1:D:232:LYS:NZ	2.13	0.79
4:H:143:PRO:HA	4:H:406:GLN:HA	1.65	0.79
6:J:17:GLU:OE1	7:I:70:GLN:NE2	2.15	0.79
2:E:213:TYR:O	2:E:374:VAL:N	2.15	0.79
6:J:302:LEU:O	6:J:306:ASN:ND2	2.16	0.79
6:B:241:VAL:HA	6:B:292:VAL:HG22	1.64	0.79
6:B:246:PHE:O	6:B:298:ALA:N	2.12	0.79
9:Q:80:GLN:O	11:Q:1101:HOH:O	1.99	0.79
4:H:504:GLN:HA	4:H:507:LYS:HB2	1.64	0.79
5:C:402:ASN:ND2	5:C:497:MET:SD	2.56	0.79
6:J:211:GLY:HA2	6:J:379:GLY:HA2	1.64	0.79
9:Q:26:TYR:HB3	9:Q:42:MET:HB2	1.65	0.79
3:N:151:MET:HB2	3:N:489:LYS:HD2	1.65	0.79
5:C:16:SER:O	5:C:21:GLN:NE2	2.16	0.79
6:J:151:ALA:O	6:J:406:LYS:NZ	2.14	0.79
4:P:170:SER:O	4:P:174:ASN:ND2	2.15	0.78
4:P:381:LYS:O	4:P:385:SER:N	2.15	0.78
5:C:76:ALA:HA	5:C:79:LEU:HD13	1.65	0.78
5:C:247:LYS:HA	5:C:250:LYS:HG3	1.64	0.78
1:D:469:ASN:O	1:D:473:THR:OG1	1.99	0.78
6:B:239:ILE:HA	6:B:290:VAL:HG13	1.62	0.78
7:I:480:ASP:HB3	7:I:485:GLU:H	1.48	0.78
1:D:349:THR:H	1:D:352:LYS:HE2	1.48	0.78
2:E:171:LEU:O	3:F:527:ARG:NH1	2.15	0.78
3:N:248:LEU:HA	3:N:299:LEU:HB2	1.66	0.78
5:K:34:GLU:OE1	5:K:37:ARG:NH2	2.15	0.78
7:I:299:PRO:HA	7:I:302:LEU:HD12	1.66	0.78
1:D:420:TYR:HA	1:D:507:ILE:HA	1.65	0.78
7:I:291:VAL:N	7:I:311:VAL:O	2.17	0.78
8:G:147:CYS:HA	8:G:150:ASN:HD22	1.48	0.78
8:O:353:GLN:HA	8:O:362:ILE:HA	1.65	0.78
3:N:258:THR:OG1	3:N:260:MET:O	2.01	0.78
3:F:248:LEU:HB3	3:F:344:PRO:HA	1.66	0.78
8:G:24:ALA:O	8:G:27:SER:OG	2.00	0.78

*Continued on next page...*

*Continued from previous page...*

Atom-1	Atom-2	Interatomic distance (Å)	Clash overlap (Å)
9:Q:227:GLU:HB3	9:Q:354:TYR:HE2	1.47	0.78
8:O:446:LEU:O	8:O:450:ASN:ND2	2.17	0.78
9:Q:143:ARG:NH1	9:Q:218:TRP:O	2.16	0.78
1:D:426:GLU:OE1	1:D:426:GLU:N	2.17	0.78
4:H:319:ASP:N	4:H:319:ASP:OD1	2.12	0.78
6:J:239:ILE:HB	6:J:345:GLY:HA3	1.65	0.78
7:A:190:MET:N	7:A:190:MET:SD	2.57	0.78
4:H:314:ARG:NH2	9:Q:130:GLU:OE2	2.16	0.77
5:K:487:ASN:HA	5:K:490:ALA:HB3	1.63	0.77
6:B:219:HIS:CE1	6:B:367:LYS:H	2.02	0.77
5:C:288:VAL:HG22	5:C:309:PHE:HB3	1.66	0.77
6:J:406:LYS:HB3	6:J:407:ARG:HG3	1.65	0.77
6:B:30:TYR:HD2	6:B:31:ARG:HE	1.32	0.77
1:D:357:GLY:H	1:D:376:GLN:HA	1.50	0.77
6:J:219:HIS:CE1	6:J:367:LYS:H	2.02	0.77
6:B:68:ASP:OD2	6:B:71:THR:N	2.12	0.77
7:I:364:GLU:HG3	7:I:365:LYS:HG3	1.65	0.77
9:Q:201:ALA:HB2	9:Q:357:MET:HA	1.64	0.77
4:H:523:VAL:HB	8:G:45:LEU:HB3	1.65	0.77
4:P:246:GLU:O	4:P:248:LYS:NZ	2.16	0.77
5:K:247:LYS:HD3	5:K:250:LYS:HB2	1.65	0.77
8:G:34:SER:O	8:G:41:LEU:N	2.15	0.77
2:M:213:TYR:O	2:M:374:VAL:N	2.18	0.77
4:H:218:VAL:HG21	4:H:323:ILE:HG12	1.64	0.77
5:K:247:LYS:NZ	5:K:251:ASP:O	2.17	0.77
7:I:44:MET:SD	7:I:44:MET:N	2.57	0.77
7:A:364:GLU:HG3	7:A:365:LYS:HG3	1.67	0.77
8:O:400:LYS:O	8:O:404:GLU:N	2.18	0.77
8:G:176:VAL:HA	8:G:179:ILE:HG22	1.65	0.77
2:M:326:VAL:HB	2:M:370:ALA:HB3	1.67	0.77
4:P:101:LEU:HG	4:P:447:ILE:HD11	1.65	0.77
6:B:100:GLY:HA2	6:B:103:PHE:CD1	2.19	0.77
7:A:278:LYS:O	7:A:282:CYS:N	2.16	0.77
8:O:508:ILE:HA	8:O:511:VAL:HB	1.67	0.77
2:M:488:MET:O	2:M:492:GLY:N	2.18	0.77
2:E:232:ILE:HB	2:E:349:ILE:HB	1.67	0.77
4:H:55:GLY:HA2	6:J:6:PRO:HD3	1.66	0.77
6:J:58:ASN:OD1	6:J:62:LYS:N	2.15	0.77
7:I:297:ILE:HG12	7:I:314:ARG:HB3	1.66	0.77
7:A:198:HIS:HE2	7:A:353:TYR:HH	1.33	0.77
7:A:234:ASN:OD1	7:A:334:ASN:ND2	2.18	0.77

*Continued on next page...*

*Continued from previous page...*

Atom-1	Atom-2	Interatomic distance (Å)	Clash overlap (Å)
3:F:416:VAL:O	3:F:419:ARG:NH2	2.16	0.77
4:P:48:LYS:NZ	7:I:520:GLU:O	2.11	0.77
8:O:459:ASP:N	8:O:459:ASP:OD1	2.16	0.77
2:E:220:LEU:HB2	2:E:360:ILE:HB	1.67	0.76
2:E:296:ILE:N	2:E:313:GLU:OE1	2.14	0.76
4:H:228:ARG:HH12	7:A:331:VAL:HA	1.50	0.76
8:O:514:LEU:O	8:O:518:THR:OG1	2.02	0.76
4:H:114:GLU:OE1	4:H:114:GLU:N	2.16	0.76
6:J:29:VAL:HG22	6:J:120:ARG:HH11	1.49	0.76
9:Q:271:VAL:HB	9:Q:283:TYR:HB2	1.67	0.76
4:P:119:PRO:HB3	4:P:517:LEU:HD12	1.65	0.76
5:K:410:GLY:HA3	5:K:446:PRO:HG3	1.68	0.76
5:C:247:LYS:NZ	5:C:251:ASP:O	2.19	0.76
9:Q:97:ARG:O	11:Q:1102:HOH:O	2.02	0.76
5:K:45:MET:O	5:K:60:ASN:ND2	2.17	0.76
5:K:316:GLU:O	5:K:320:LYS:N	2.16	0.76
6:B:166:THR:O	6:B:170:SER:N	2.16	0.76
5:C:223:ALA:HB3	5:C:301:GLN:HE22	1.51	0.76
6:J:201:ASN:HB3	6:J:372:ILE:HG22	1.66	0.76
8:O:464:VAL:HA	8:O:467:LEU:HD12	1.67	0.76
8:G:446:LEU:O	8:G:450:ASN:ND2	2.19	0.76
1:L:168:THR:HG23	1:L:507:ILE:HG13	1.67	0.76
1:D:276:ALA:O	1:D:280:TYR:N	2.17	0.76
4:H:220:ILE:HB	4:H:361:THR:HB	1.68	0.76
6:J:100:GLY:HA2	6:J:103:PHE:CD1	2.20	0.76
6:B:156:ASP:OD2	6:B:159:GLU:N	2.17	0.76
7:A:156:LEU:HB3	7:A:165:ALA:HB1	1.67	0.76
2:M:353:MET:HA	2:M:358:LYS:HA	1.68	0.76
5:K:244:LEU:O	5:K:296:GLY:N	2.18	0.76
6:B:54:LYS:NZ	6:B:55:MET:O	2.12	0.76
8:O:55:THR:OG1	8:O:390:ARG:NH1	2.19	0.76
2:M:479:ASP:N	2:M:484:THR:O	2.19	0.76
3:F:168:THR:O	3:F:172:ASN:N	2.16	0.76
4:H:450:THR:O	4:H:454:ASN:ND2	2.18	0.76
4:H:465:SER:O	4:H:469:LYS:N	2.15	0.76
7:I:296:GLY:HA2	7:I:314:ARG:HB2	1.65	0.76
8:O:202:GLY:N	8:O:379:GLY:O	2.16	0.76
9:Q:134:LEU:O	11:Q:1103:HOH:O	2.04	0.76
1:D:198:ASP:OD1	1:D:381:ARG:NH1	2.14	0.75
6:B:471:HIS:HE1	6:B:476:LYS:HA	1.49	0.75
3:N:290:ILE:O	3:N:293:THR:OG1	2.04	0.75

*Continued on next page...*

*Continued from previous page...*

Atom-1	Atom-2	Interatomic distance (Å)	Clash overlap (Å)
3:F:185:PRO:O	3:F:189:ASN:ND2	2.19	0.75
1:L:85:HIS:HE1	1:L:87:ILE:HB	1.51	0.75
5:C:510:ALA:O	5:C:514:VAL:N	2.19	0.75
6:B:47:TYR:HB2	6:B:102:ASN:HB2	1.68	0.75
6:B:354:GLU:OE2	6:B:358:THR:N	2.20	0.75
7:A:439:ALA:HA	7:A:442:ASP:HB3	1.68	0.75
9:Q:143:ARG:NH2	9:Q:219:GLY:HA2	2.00	0.75
3:N:213:LYS:O	3:N:391:ARG:NH1	2.19	0.75
3:F:494:ASN:OD1	3:F:497:LYS:N	2.19	0.75
4:H:526:HIS:NE2	4:H:528:LYS:O	2.18	0.75
5:C:232:TYR:HB2	5:C:348:PHE:HB3	1.69	0.75
6:J:208:LEU:HD23	6:J:208:LEU:H	1.52	0.75
8:G:389:GLU:O	8:G:393:HIS:N	2.16	0.75
4:H:422:LEU:O	4:H:426:SER:N	2.20	0.75
6:J:90:SER:HA	6:J:93:GLN:HB3	1.67	0.75
8:G:8:PHE:O	8:G:534:HIS:N	2.17	0.75
3:N:117:LEU:HA	3:N:120:CYS:HB2	1.68	0.75
4:H:186:GLU:HA	4:H:192:GLU:HB3	1.67	0.75
4:H:452:ILE:O	4:H:456:GLY:N	2.16	0.75
2:M:112:GLU:O	2:M:115:SER:OG	2.04	0.75
3:F:309:LEU:HD23	3:F:326:LYS:HE2	1.67	0.75
4:P:415:GLU:N	4:P:415:GLU:OE2	2.18	0.75
6:B:382:ASP:HA	6:B:385:MET:HG2	1.69	0.75
7:A:49:SER:OG	7:A:53:ASP:N	2.20	0.75
7:A:305:LEU:HB3	7:A:310:ILE:HB	1.68	0.75
5:C:460:ILE:O	5:C:464:LEU:N	2.20	0.74
6:B:399:PHE:O	6:B:403:THR:N	2.19	0.74
8:G:100:LEU:HD22	8:G:444:SER:HB2	1.68	0.74
8:G:416:GLU:OE1	8:G:416:GLU:N	2.19	0.74
4:H:52:ASP:OD1	4:H:56:GLY:N	2.19	0.74
5:C:150:GLU:HB2	5:C:153:LYS:HG3	1.67	0.74
3:F:472:ASN:O	3:F:476:THR:OG1	2.03	0.74
7:I:14:ALA:HB3	7:I:521:ILE:H	1.50	0.74
1:D:364:PHE:HB2	1:D:388:ARG:HH21	1.51	0.74
3:N:494:ASN:N	3:N:499:GLY:O	2.18	0.74
3:F:316:PHE:O	3:F:320:MET:N	2.21	0.74
7:I:12:GLU:O	7:I:523:ARG:N	2.17	0.74
7:I:478:GLY:N	7:I:487:MET:O	2.21	0.74
7:A:172:VAL:O	7:A:175:SER:OG	2.04	0.74
8:G:148:LEU:HD22	8:G:399:VAL:HG13	1.69	0.74
1:D:478:ARG:O	1:D:482:VAL:N	2.21	0.74

*Continued on next page...*

*Continued from previous page...*

Atom-1	Atom-2	Interatomic distance (Å)	Clash overlap (Å)
5:C:34:GLU:OE1	5:C:37:ARG:NH2	2.20	0.74
6:B:16:LYS:HE2	6:B:21:HIS:HB2	1.69	0.74
6:B:52:MET:N	6:B:52:MET:SD	2.60	0.74
7:A:281:VAL:HG21	7:A:344:LEU:HD11	1.69	0.74
1:D:329:GLU:HA	1:D:332:LEU:HD12	1.70	0.74
3:F:445:GLY:O	3:F:448:SER:OG	2.06	0.74
4:P:110:GLU:HA	4:P:113:LEU:HD23	1.69	0.74
1:D:55:ASN:HD22	1:D:466:SER:HA	1.51	0.74
4:H:194:ASP:O	4:H:399:ARG:NH1	2.21	0.74
6:J:266:MET:SD	6:J:266:MET:N	2.56	0.74
3:N:38:ILE:HG23	3:N:117:LEU:HB3	1.70	0.74
4:P:165:ILE:HA	4:P:168:TRP:HD1	1.51	0.74
5:C:280:LYS:O	5:C:284:SER:OG	2.05	0.74
8:G:353:GLN:HA	8:G:362:ILE:HA	1.68	0.74
1:D:277:LEU:HD11	2:E:250:LYS:HG2	1.70	0.74
5:K:45:MET:HE3	5:K:46:ASP:H	1.53	0.74
5:K:152:ARG:NH1	5:K:181:ASP:OD1	2.20	0.74
7:I:195:GLU:HB2	7:I:384:LEU:HD22	1.70	0.74
1:L:85:HIS:CE1	1:L:87:ILE:HB	2.23	0.74
3:N:345:VAL:HG11	3:N:351:PHE:HB2	1.69	0.74
3:F:136:SER:HB3	3:F:447:GLU:HB3	1.69	0.74
8:G:315:ASP:OD1	8:G:315:ASP:N	2.19	0.74
3:F:246:ILE:HD11	3:F:299:LEU:HG	1.69	0.73
3:F:290:ILE:O	3:F:293:THR:OG1	2.06	0.73
6:J:200:ASP:O	6:J:323:ARG:NH2	2.20	0.73
7:I:218:HIS:NE2	7:I:220:ASP:OD2	2.19	0.73
8:G:432:SER:O	8:G:435:GLN:NE2	2.19	0.73
4:P:196:LYS:HD3	4:P:399:ARG:HD2	1.69	0.73
5:K:48:LEU:HB2	5:K:58:ILE:HG22	1.70	0.73
7:I:425:HIS:O	7:I:434:GLN:NE2	2.20	0.73
7:A:294:GLN:HE22	7:A:295:LYS:HE3	1.53	0.73
8:G:269:ASP:HA	8:G:272:LYS:HB3	1.71	0.73
2:M:477:GLY:N	2:M:486:GLY:O	2.21	0.73
2:E:403:ASP:OD2	2:E:405:ARG:NE	2.21	0.73
9:Q:360:ASP:O	11:Q:1104:HOH:O	2.06	0.73
3:F:461:ILE:O	3:F:464:THR:OG1	2.05	0.73
5:C:209:GLN:HB3	5:C:373:ILE:HB	1.70	0.73
6:J:47:TYR:HE1	6:J:170:SER:HB2	1.52	0.73
1:L:426:GLU:HB2	1:L:455:LEU:HD21	1.70	0.73
4:P:165:ILE:HA	4:P:168:TRP:CD1	2.23	0.73
6:B:410:PRO:O	6:B:415:THR:OG1	2.07	0.73

*Continued on next page...*

*Continued from previous page...*

Atom-1	Atom-2	Interatomic distance (Å)	Clash overlap (Å)
7:A:255:GLU:O	7:A:259:LEU:N	2.19	0.73
8:G:427:ALA:HB1	8:G:435:GLN:HB2	1.70	0.73
9:Q:84:ASP:O	11:Q:1105:HOH:O	2.06	0.73
1:L:500:ASP:OD1	1:L:503:GLN:N	2.18	0.73
1:D:438:ASP:OD1	1:D:438:ASP:N	2.21	0.73
2:M:479:ASP:OD1	2:M:482:GLU:N	2.22	0.73
6:B:292:VAL:HA	6:B:313:VAL:HB	1.69	0.73
1:L:168:THR:O	1:L:171:THR:OG1	2.06	0.73
1:L:188:ILE:HG12	1:L:224:LEU:HD23	1.69	0.73
1:L:426:GLU:OE1	1:L:426:GLU:N	2.22	0.73
1:D:391:ASN:HD21	1:D:393:MET:HB2	1.53	0.73
2:E:281:ARG:NH2	2:E:336:ASP:OD1	2.22	0.73
3:N:300:ILE:HB	3:N:326:LYS:HA	1.69	0.73
8:O:82:GLN:O	8:O:86:VAL:N	2.19	0.73
1:L:508:GLU:HG2	1:L:513:LYS:HE2	1.71	0.73
1:D:361:GLU:HA	1:D:372:LEU:HA	1.71	0.73
5:C:497:MET:HA	5:C:500:ILE:HB	1.70	0.73
8:O:480:ARG:HA	8:O:483:LEU:HB2	1.69	0.73
4:P:127:ARG:NH2	8:O:164:ASN:HB2	2.03	0.73
8:O:528:ASP:OD1	8:O:528:ASP:N	2.20	0.73
1:L:179:ASN:HA	1:L:182:HIS:HB3	1.70	0.73
3:N:71:THR:HG21	3:N:76:THR:HB	1.71	0.73
4:P:114:GLU:OE1	4:P:114:GLU:N	2.21	0.73
5:C:289:VAL:O	5:C:311:ALA:N	2.22	0.73
1:L:188:ILE:HG23	1:L:224:LEU:HB3	1.71	0.72
4:P:28:ASN:OD1	6:B:30:TYR:OH	2.07	0.72
8:O:427:ALA:HB1	8:O:435:GLN:HB2	1.71	0.72
8:O:462:ASP:OD1	8:O:462:ASP:N	2.22	0.72
9:Q:247:ARG:NH1	11:Q:1132:HOH:O	2.20	0.72
1:D:31:LEU:HB3	1:D:35:LYS:NZ	2.04	0.72
3:N:347:HIS:ND1	3:N:349:ASP:OD1	2.23	0.72
4:H:195:ILE:HG22	4:H:198:TYR:H	1.54	0.72
6:J:104:VAL:HG23	6:J:511:ALA:HB2	1.71	0.72
8:O:201:HIS:O	8:O:378:ARG:NH1	2.22	0.72
9:Q:86:GLN:O	11:Q:1106:HOH:O	2.06	0.72
9:Q:107:HIS:O	9:Q:111:ASN:ND2	2.20	0.72
1:L:153:ASP:OD1	1:L:154:SER:N	2.21	0.72
2:E:416:LEU:HD21	2:E:474:THR:HB	1.72	0.72
4:P:238:ILE:HA	4:P:289:VAL:HB	1.72	0.72
6:J:152:LYS:HD3	6:J:406:LYS:HE3	1.72	0.72
1:L:84:ASP:O	1:L:89:LYS:NZ	2.22	0.72

*Continued on next page...*



*Continued from previous page...*

Atom-1	Atom-2	Interatomic distance (Å)	Clash overlap (Å)
4:H:51:LEU:HD12	7:A:523:ARG:HB2	1.70	0.72
4:H:248:LYS:NZ	4:H:274:TYR:OH	2.15	0.72
4:H:376:LEU:HB3	4:H:384:LEU:HD12	1.69	0.72
4:P:149:SER:HB3	4:P:177:LEU:HD21	1.72	0.72
5:C:332:THR:H	6:B:303:HIS:CE1	2.07	0.72
5:C:504:THR:O	5:C:507:SER:OG	2.07	0.72
6:B:252:GLU:OE2	6:B:253:THR:HG23	1.89	0.72
2:M:21:ALA:O	2:M:25:ARG:NE	2.23	0.72
2:M:51:ILE:HB	3:N:535:VAL:HG22	1.71	0.72
2:M:226:VAL:N	2:M:301:GLU:OE2	2.23	0.72
2:M:258:VAL:HG23	3:N:264:ILE:HD13	1.71	0.72
2:E:115:SER:O	2:E:119:LYS:N	2.18	0.72
3:N:160:ARG:NH1	3:N:189:ASN:OD1	2.22	0.72
3:N:494:ASN:OD1	3:N:497:LYS:N	2.21	0.72
7:I:78:ALA:O	7:I:82:THR:OG1	2.07	0.72
7:A:198:HIS:NE2	7:A:353:TYR:OH	2.23	0.72
9:Q:80:GLN:O	11:Q:1108:HOH:O	2.07	0.72
9:Q:207:SER:O	11:Q:1107:HOH:O	2.06	0.72
2:M:234:ASN:N	2:M:347:LYS:O	2.18	0.72
2:E:112:GLU:O	2:E:115:SER:OG	2.08	0.72
4:P:319:ASP:OD1	4:P:319:ASP:N	2.18	0.72
8:G:183:ASP:O	8:G:185:ARG:N	2.19	0.72
8:G:183:ASP:HB3	8:G:187:GLN:HB2	1.72	0.72
2:E:19:GLU:HB2	2:E:520:ILE:HG12	1.72	0.72
2:E:204:LYS:O	2:E:376:ARG:NH1	2.23	0.72
5:K:297:ASP:O	5:K:301:GLN:NE2	2.22	0.72
6:J:240:ALA:HB1	6:J:242:TYR:HE2	1.53	0.72
6:J:320:ASP:N	6:J:320:ASP:OD1	2.20	0.72
7:A:45:LYS:N	7:A:57:THR:O	2.17	0.72
3:F:168:THR:HA	3:F:171:LEU:HB2	1.71	0.72
4:P:263:ASP:OD1	4:P:263:ASP:N	2.20	0.72
1:L:165:LEU:HD21	1:L:412:LEU:HD22	1.70	0.71
1:D:306:PHE:HB2	1:D:323:ARG:HH11	1.54	0.71
2:M:399:GLN:HA	2:M:402:LYS:HB2	1.72	0.71
2:E:176:LYS:O	2:E:180:THR:OG1	2.07	0.71
6:J:20:LYS:HB2	6:J:526:MET:HB3	1.72	0.71
7:I:238:GLU:HA	7:I:298:ASP:HB2	1.72	0.71
1:L:461:ALA:O	1:L:465:ASN:N	2.19	0.71
2:M:226:VAL:O	2:M:228:GLN:N	2.20	0.71
2:E:116:LEU:O	2:E:120:LYS:N	2.22	0.71
3:N:34:ARG:HH21	3:N:124:LEU:HD11	1.53	0.71

*Continued on next page...*

*Continued from previous page...*

Atom-1	Atom-2	Interatomic distance (Å)	Clash overlap (Å)
3:N:298:LEU:HB3	3:N:324:VAL:HA	1.72	0.71
3:N:399:GLU:OE1	3:N:403:ARG:NH1	2.22	0.71
4:H:200:ARG:NE	4:H:202:GLU:OE1	2.22	0.71
5:K:329:SER:HB2	5:K:341:VAL:HB	1.71	0.71
6:J:209:GLY:N	6:J:379:GLY:O	2.22	0.71
7:A:211:VAL:HG21	7:A:375:LEU:HD12	1.72	0.71
4:H:157:ASN:O	4:H:161:THR:OG1	2.07	0.71
4:H:228:ARG:NH1	7:A:331:VAL:HA	2.04	0.71
5:K:407:ALA:HB2	5:K:488:PHE:HB2	1.72	0.71
5:C:518:GLU:HG2	6:B:54:LYS:HE2	1.73	0.71
8:O:416:GLU:HA	8:O:419:LEU:HB2	1.70	0.71
1:D:396:GLU:HA	1:D:399:LYS:HD3	1.73	0.71
2:M:245:ASP:HA	2:M:297:TYR:HB2	1.72	0.71
6:B:240:ALA:HB3	6:B:291:VAL:HA	1.70	0.71
6:B:350:VAL:HG22	6:B:363:PHE:HA	1.70	0.71
8:O:315:ASP:OD1	8:O:315:ASP:N	2.22	0.71
9:Q:168:THR:OG1	9:Q:280:CYS:SG	2.46	0.71
1:L:456:GLU:OE1	1:L:478:ARG:NH2	2.23	0.71
2:E:172:LEU:HB3	2:E:179:PHE:CE1	2.25	0.71
3:N:33:ILE:O	3:N:36:SER:OG	2.08	0.71
3:F:347:HIS:ND1	3:F:349:ASP:OD1	2.23	0.71
4:P:75:PRO:HB3	8:O:52:VAL:HG11	1.72	0.71
4:P:132:ASP:O	4:P:136:THR:OG1	2.07	0.71
6:B:80:HIS:HE1	6:B:82:ALA:HB3	1.56	0.71
7:I:451:LEU:O	7:I:455:SER:N	2.22	0.71
8:O:211:ILE:HB	8:O:374:SER:HB2	1.71	0.71
8:G:130:ARG:NH1	8:G:422:TYR:OH	2.21	0.71
9:Q:39:GLN:O	11:Q:1109:HOH:O	2.08	0.71
3:N:360:GLU:N	3:N:360:GLU:OE2	2.23	0.71
3:F:298:LEU:N	3:F:323:MET:O	2.24	0.71
4:H:50:LEU:HD13	7:A:522:MET:HG2	1.72	0.71
4:P:388:GLU:O	4:P:392:GLN:N	2.23	0.71
5:K:39:THR:O	5:K:45:MET:N	2.17	0.71
7:A:8:ASN:OD1	7:A:11:ALA:N	2.22	0.71
9:Q:81:ASP:OD1	11:Q:1110:HOH:O	2.09	0.71
3:N:72:ASN:HB3	3:N:174:LYS:HG3	1.71	0.71
6:J:241:VAL:HA	6:J:292:VAL:HG22	1.73	0.71
6:J:481:ASP:OD1	6:J:482:ILE:N	2.22	0.71
6:B:340:VAL:HG12	6:B:343:GLU:H	1.55	0.71
6:B:405:ASP:OD1	6:B:405:ASP:N	2.22	0.71
9:Q:61:LEU:O	11:Q:1111:HOH:O	2.09	0.71

*Continued on next page...*

*Continued from previous page...*

Atom-1	Atom-2	Interatomic distance (Å)	Clash overlap (Å)
9:Q:79:HIS:NE2	9:Q:86:GLN:OE1	2.23	0.71
1:D:479:ALA:HA	1:D:482:VAL:HB	1.73	0.71
1:D:501:MET:HA	1:D:504:GLN:HB3	1.72	0.71
2:M:220:LEU:HB2	2:M:360:ILE:HB	1.72	0.71
4:P:188:ASN:N	4:P:188:ASN:OD1	2.24	0.71
5:K:291:SER:OG	5:K:293:LEU:O	2.08	0.71
1:L:338:GLY:O	1:L:340:ARG:NH2	2.24	0.71
1:D:18:ILE:N	1:D:22:GLN:OE1	2.24	0.71
4:H:520:ASP:OD1	4:H:520:ASP:N	2.24	0.71
4:P:513:ALA:O	4:P:517:LEU:N	2.22	0.71
5:C:199:LYS:HB3	5:C:382:MET:HB3	1.72	0.71
5:C:317:GLU:HB3	5:C:321:ARG:HH12	1.56	0.71
6:J:283:ILE:O	6:J:286:THR:OG1	2.09	0.71
1:D:171:THR:HG21	1:D:507:ILE:H	1.55	0.71
1:D:358:LEU:O	1:D:375:GLU:N	2.23	0.71
4:P:447:ILE:O	4:P:450:THR:OG1	2.06	0.71
5:K:159:ALA:O	5:K:163:LEU:N	2.13	0.71
6:J:82:ALA:HA	6:J:85:MET:HG3	1.72	0.71
7:I:49:SER:OG	7:I:53:ASP:N	2.20	0.71
8:O:227:LYS:HG3	8:O:353:GLN:HG3	1.72	0.71
1:L:165:LEU:HD22	1:L:409:ILE:HG23	1.73	0.70
6:J:20:LYS:O	6:J:526:MET:N	2.23	0.70
1:D:224:LEU:HA	1:D:385:ILE:HA	1.73	0.70
2:M:68:ALA:O	2:M:72:LYS:N	2.24	0.70
3:N:72:ASN:HD22	3:N:174:LYS:HE3	1.56	0.70
4:P:51:LEU:HD12	7:I:523:ARG:HB2	1.72	0.70
4:P:296:ILE:HG13	4:P:313:ARG:HB3	1.72	0.70
7:I:107:ASP:HA	7:I:110:ILE:HG12	1.73	0.70
3:N:365:VAL:N	3:N:373:LEU:O	2.22	0.70
7:I:203:ASP:O	7:I:205:SER:OG	2.09	0.70
8:G:382:ASP:OD1	8:G:382:ASP:N	2.21	0.70
3:N:461:ILE:O	3:N:464:THR:OG1	2.08	0.70
3:F:429:GLU:N	3:F:429:GLU:OE2	2.24	0.70
4:P:421:ALA:HA	4:P:424:GLU:OE1	1.92	0.70
5:K:476:GLY:O	5:K:485:ALA:N	2.25	0.70
2:E:50:LYS:HE3	3:F:534:ASP:HB3	1.73	0.70
4:P:481:ASN:OD1	4:P:484:THR:N	2.20	0.70
7:I:227:ASP:OD1	7:I:346:HIS:NE2	2.24	0.70
7:A:32:ASP:HA	7:A:35:ARG:HD2	1.74	0.70
9:Q:1:MET:N	11:Q:1137:HOH:O	2.23	0.70
9:Q:17:ASN:ND2	11:Q:1141:HOH:O	2.24	0.70

*Continued on next page...*

*Continued from previous page...*

Atom-1	Atom-2	Interatomic distance (Å)	Clash overlap (Å)
1:L:420:TYR:HA	1:L:507:ILE:HA	1.72	0.70
5:K:386:GLU:O	5:K:390:HIS:N	2.23	0.70
6:J:116:GLU:HA	6:J:119:LEU:HB3	1.74	0.70
7:I:8:ASN:OD1	7:I:11:ALA:N	2.25	0.70
7:I:389:ASP:O	7:I:393:ASP:N	2.22	0.70
8:O:203:ARG:HD2	8:O:378:ARG:HE	1.57	0.70
2:E:42:THR:OG1	2:E:65:ASN:OD1	2.08	0.70
4:P:258:ILE:HG12	7:I:248:PHE:HB3	1.73	0.70
5:K:321:ARG:O	5:K:325:ALA:N	2.23	0.70
7:A:130:ALA:HB2	7:A:422:LEU:HD11	1.72	0.70
1:L:98:GLN:HG2	1:L:109:VAL:HG21	1.74	0.70
4:H:54:MET:N	4:H:54:MET:SD	2.62	0.70
4:H:116:GLN:HE21	6:J:459:LYS:HA	1.54	0.70
4:P:33:ILE:HG21	4:P:80:MET:HG2	1.73	0.70
6:J:394:ASP:O	6:J:398:THR:OG1	2.06	0.70
8:G:453:ALA:O	8:G:457:ALA:N	2.24	0.70
9:Q:29:GLN:O	11:Q:1112:HOH:O	2.09	0.70
2:M:285:HIS:CE1	2:M:335:PHE:HB3	2.27	0.70
3:N:104:ASP:OD1	3:N:105:GLY:N	2.25	0.70
3:F:423:ALA:HA	3:F:509:VAL:HA	1.72	0.70
4:P:150:ASP:OD1	4:P:150:ASP:N	2.18	0.70
5:C:378:ALA:HB3	5:C:381:PHE:CG	2.26	0.70
8:O:423:LEU:O	8:O:427:ALA:N	2.23	0.70
5:C:329:SER:HB2	5:C:341:VAL:HB	1.73	0.70
9:Q:167:TRP:HZ2	9:Q:259:ARG:HB2	1.57	0.70
1:L:173:LEU:HD21	1:L:405:ALA:HB2	1.73	0.69
2:E:163:ALA:O	2:E:167:LEU:N	2.21	0.69
2:E:326:VAL:HB	2:E:370:ALA:HB3	1.73	0.69
3:N:492:GLY:O	3:N:501:SER:N	2.23	0.69
4:P:298:ASP:HA	4:P:301:GLN:HB3	1.72	0.69
5:C:421:ARG:O	5:C:424:SER:OG	2.08	0.69
1:D:463:SER:HA	1:D:466:SER:HB3	1.73	0.69
3:N:33:ILE:O	3:N:37:ASN:ND2	2.24	0.69
5:K:21:GLN:O	5:K:25:ASN:ND2	2.25	0.69
5:K:464:LEU:O	5:K:468:HIS:N	2.22	0.69
6:B:13:GLN:HB2	6:B:15:LEU:HG	1.74	0.69
6:B:58:ASN:OD1	6:B:62:LYS:N	2.25	0.69
9:Q:228:LEU:O	9:Q:239:ARG:NH2	2.25	0.69
1:D:258:PRO:O	5:C:263:TYR:OH	2.10	0.69
8:G:488:LEU:HA	8:G:495:PRO:HA	1.74	0.69
1:L:420:TYR:HD1	1:L:507:ILE:HG22	1.55	0.69

*Continued on next page...*

*Continued from previous page...*

Atom-1	Atom-2	Interatomic distance (Å)	Clash overlap (Å)
1:L:517:ILE:O	1:L:521:THR:OG1	2.10	0.69
2:M:502:GLN:O	2:M:506:SER:OG	2.10	0.69
5:K:288:VAL:HG13	5:K:309:PHE:HD2	1.57	0.69
7:I:252:SER:OG	7:I:255:GLU:N	2.20	0.69
8:O:55:THR:HG1	8:O:390:ARG:HH11	1.37	0.69
1:D:329:GLU:OE1	1:D:329:GLU:N	2.15	0.69
2:E:221:ASP:OD1	2:E:222:LYS:NZ	2.21	0.69
6:B:244:CYS:SG	6:B:336:LEU:HD13	2.32	0.69
6:B:481:ASP:OD1	6:B:482:ILE:N	2.24	0.69
8:O:434:GLU:OE1	8:O:434:GLU:N	2.26	0.69
8:G:323:SER:HA	8:G:367:THR:HB	1.74	0.69
9:Q:334:VAL:HG23	9:Q:335:LEU:HG	1.74	0.69
3:N:268:ASP:N	3:N:271:GLN:OE1	2.20	0.69
4:P:526:HIS:N	8:O:47:ASP:O	2.19	0.69
5:K:375:ARG:HA	5:K:375:ARG:HH21	1.57	0.69
5:C:247:LYS:HD3	5:C:250:LYS:HB2	1.74	0.69
8:O:46:VAL:HA	8:O:52:VAL:HG12	1.75	0.69
8:O:381:ASN:OD1	8:O:384:MET:N	2.23	0.69
8:O:489:ASP:OD1	8:O:491:SER:N	2.24	0.69
1:L:236:HIS:H	1:L:239:MET:HE2	1.57	0.69
1:D:63:ASP:N	1:D:67:ASP:O	2.21	0.69
3:N:354:ASP:OD1	3:N:355:MET:N	2.26	0.69
4:P:478:TRP:HA	4:P:489:ASP:HA	1.73	0.69
7:I:305:LEU:O	7:I:309:GLY:N	2.26	0.69
8:O:453:ALA:O	8:O:457:ALA:N	2.25	0.69
8:G:201:HIS:O	8:G:378:ARG:NH1	2.25	0.69
8:G:246:MET:N	8:G:246:MET:SD	2.66	0.69
1:D:254:PRO:HB3	1:D:304:TRP:HB3	1.74	0.69
1:D:275:LYS:O	1:D:279:LYS:N	2.21	0.69
1:D:313:LEU:HA	1:D:316:GLN:HB2	1.73	0.69
3:N:240:ARG:HD2	8:O:184:ILE:HD11	1.74	0.69
3:F:474:ILE:O	3:F:478:THR:OG1	2.09	0.69
4:H:203:LYS:HD3	4:H:388:GLU:HG2	1.73	0.69
4:P:195:ILE:HG22	4:P:197:LYS:H	1.56	0.69
5:C:413:GLU:OE1	5:C:413:GLU:N	2.18	0.69
5:C:415:GLU:OE1	5:C:468:HIS:NE2	2.25	0.69
8:O:99:GLU:OE2	8:O:103:ASN:ND2	2.26	0.69
9:Q:264:ILE:HG22	9:Q:265:LEU:HG	1.74	0.69
1:L:196:VAL:HG21	1:L:209:ILE:HD11	1.75	0.69
1:L:265:LYS:O	2:M:255:ARG:NH2	2.25	0.69
2:M:424:LEU:HD12	2:M:427:ARG:HD2	1.74	0.69

*Continued on next page...*

*Continued from previous page...*

Atom-1	Atom-2	Interatomic distance (Å)	Clash overlap (Å)
3:N:146:GLU:O	3:N:149:THR:OG1	2.10	0.69
3:N:520:THR:O	3:N:523:THR:OG1	2.10	0.69
5:C:244:LEU:O	5:C:296:GLY:N	2.23	0.69
6:J:33:ILE:HG21	6:J:116:GLU:HG2	1.75	0.69
6:B:201:ASN:HB3	6:B:372:ILE:HG22	1.75	0.69
6:B:209:GLY:O	6:B:379:GLY:N	2.25	0.69
7:I:91:GLY:O	7:I:95:ASN:ND2	2.26	0.69
1:L:265:LYS:HZ2	2:M:255:ARG:HH11	1.41	0.69
5:C:268:ASP:OD1	5:C:268:ASP:N	2.26	0.69
5:C:332:THR:OG1	6:B:303:HIS:ND1	2.24	0.69
2:E:245:ASP:HA	2:E:297:TYR:HB2	1.76	0.68
5:K:119:GLN:NE2	6:J:49:PRO:O	2.25	0.68
5:K:150:GLU:H	5:K:153:LYS:HD3	1.58	0.68
5:K:207:ASP:N	5:K:207:ASP:OD1	2.24	0.68
6:B:209:GLY:N	6:B:379:GLY:O	2.25	0.68
6:B:261:THR:OG1	6:B:263:GLU:OE1	2.12	0.68
7:A:174:ASP:HA	7:A:177:LEU:HD12	1.74	0.68
8:O:24:ALA:O	8:O:27:SER:OG	2.11	0.68
8:O:410:PRO:HA	8:O:504:PHE:HD1	1.58	0.68
8:G:248:LEU:HG	8:G:249:GLY:H	1.56	0.68
8:G:263:ILE:HA	8:G:266:ARG:HH11	1.56	0.68
9:Q:32:TRP:O	11:Q:1113:HOH:O	2.10	0.68
9:Q:323:TRP:O	9:Q:327:THR:OG1	2.10	0.68
1:L:358:LEU:O	1:L:375:GLU:N	2.24	0.68
2:E:353:MET:HA	2:E:358:LYS:HA	1.76	0.68
3:N:185:PRO:O	3:N:189:ASN:ND2	2.25	0.68
5:K:301:GLN:O	5:K:305:ASP:N	2.24	0.68
7:A:151:VAL:HG22	7:A:495:TRP:HB2	1.75	0.68
1:L:272:GLU:HA	1:L:275:LYS:HB2	1.75	0.68
1:D:66:GLY:O	2:E:82:LYS:NZ	2.26	0.68
2:E:288:ASN:HA	2:E:309:VAL:HG22	1.75	0.68
2:E:466:ARG:O	2:E:470:SER:OG	2.11	0.68
3:F:240:ARG:HD2	8:G:184:ILE:HD11	1.73	0.68
3:F:525:THR:O	3:F:529:ILE:N	2.27	0.68
4:H:93:ASP:OD2	4:H:163:LYS:NZ	2.25	0.68
5:K:239:LEU:HD22	5:K:319:LEU:HD11	1.75	0.68
5:K:240:LEU:O	5:K:291:SER:HA	1.94	0.68
1:D:334:ALA:O	1:D:339:GLY:N	2.25	0.68
1:D:420:TYR:HD1	1:D:507:ILE:HG22	1.57	0.68
4:H:76:ALA:HA	4:H:79:SER:HB3	1.75	0.68
1:L:210:LYS:NZ	1:L:211:VAL:O	2.23	0.68

*Continued on next page...*

*Continued from previous page...*

Atom-1	Atom-2	Interatomic distance (Å)	Clash overlap (Å)
2:E:277:GLU:O	2:E:281:ARG:N	2.26	0.68
3:F:63:ASP:N	3:F:67:ASP:O	2.16	0.68
4:P:41:LEU:HD13	4:P:96:THR:HB	1.75	0.68
4:P:186:GLU:H	4:P:370:LYS:HZ3	1.40	0.68
5:K:202:GLY:O	5:K:375:ARG:NH2	2.27	0.68
6:J:378:ARG:HA	6:J:378:ARG:HH11	1.58	0.68
8:G:246:MET:HB3	8:G:250:VAL:HB	1.73	0.68
1:D:479:ALA:O	1:D:483:LYS:N	2.16	0.68
2:M:175:HIS:HB2	2:M:179:PHE:HE1	1.59	0.68
3:F:227:LEU:HD13	3:F:340:ILE:HG23	1.75	0.68
3:F:258:THR:OG1	3:F:260:MET:O	2.10	0.68
4:H:332:VAL:HG12	4:H:334:ARG:H	1.58	0.68
5:C:33:ALA:O	5:C:37:ARG:N	2.27	0.68
5:C:352:GLN:OE1	5:C:357:ARG:HA	1.93	0.68
1:D:247:LYS:HB3	1:D:297:ALA:HA	1.76	0.68
4:H:242:ASP:N	4:H:332:VAL:O	2.27	0.68
4:H:256:ILE:HB	7:A:246:SER:HA	1.73	0.68
5:C:48:LEU:HD11	5:C:56:ALA:HB1	1.75	0.68
6:J:240:ALA:HB3	6:J:291:VAL:HA	1.76	0.68
6:B:17:GLU:H	6:B:17:GLU:CD	1.96	0.68
8:O:499:LYS:HA	8:O:504:PHE:CE1	2.28	0.68
8:G:291:GLY:HA2	8:G:310:ARG:HH21	1.59	0.68
9:Q:287:LYS:NZ	11:Q:1146:HOH:O	2.26	0.68
2:E:174:HIS:HE1	3:F:134:SER:HB2	1.58	0.68
3:N:491:ALA:HA	3:N:502:ASN:HA	1.74	0.68
5:C:287:LYS:O	5:C:309:PHE:N	2.25	0.68
6:B:29:VAL:HG22	6:B:120:ARG:HH11	1.58	0.68
7:A:276:GLU:O	7:A:280:LYS:N	2.23	0.68
8:G:46:VAL:HA	8:G:52:VAL:HG12	1.75	0.68
9:Q:175:ASP:OD2	9:Q:252:PHE:N	2.27	0.68
1:L:469:ASN:OD1	1:L:472:GLN:N	2.20	0.68
4:H:388:GLU:HA	4:H:391:LEU:HB2	1.76	0.68
5:C:237:ILE:HD13	5:C:344:ARG:HA	1.76	0.68
2:M:112:GLU:OE1	2:M:438:SER:HB2	1.93	0.68
2:E:221:ASP:HA	2:E:359:LEU:HD22	1.74	0.68
3:N:416:VAL:O	3:N:419:ARG:NH2	2.27	0.68
3:F:151:MET:O	3:F:489:LYS:NZ	2.26	0.68
3:F:402:GLU:O	3:F:406:HIS:N	2.21	0.68
4:H:110:GLU:HA	4:H:113:LEU:HD23	1.76	0.68
4:H:290:VAL:N	4:H:310:THR:O	2.27	0.68
4:P:188:ASN:HD21	4:P:193:ILE:HG22	1.59	0.68

*Continued on next page...*

*Continued from previous page...*

Atom-1	Atom-2	Interatomic distance (Å)	Clash overlap (Å)
5:C:226:GLU:OE1	5:C:226:GLU:N	2.20	0.68
6:J:314:ARG:HE	6:J:315:LEU:HG	1.57	0.68
7:I:107:ASP:OD2	7:A:28:ARG:NH1	2.27	0.68
7:I:499:CYS:HA	7:I:502:LYS:HB3	1.76	0.68
8:G:180:LYS:HA	8:G:190:TYR:CD1	2.29	0.68
1:D:260:PRO:O	1:D:264:HIS:ND1	2.27	0.67
4:H:226:HIS:CD2	4:H:228:ARG:H	2.12	0.67
4:H:233:ILE:HB	4:H:350:LEU:HB3	1.75	0.67
4:P:507:LYS:NZ	8:O:207:GLU:HB2	2.07	0.67
7:A:42:GLY:HA2	7:A:454:ASN:HD21	1.57	0.67
8:O:105:ASP:O	8:O:109:LYS:N	2.25	0.67
8:G:346:GLY:O	8:G:347:GLN:NE2	2.27	0.67
9:Q:241:GLU:OE1	11:Q:1114:HOH:O	2.11	0.67
2:E:189:ARG:HH11	2:E:371:CYS:HB3	1.59	0.67
3:F:362:ALA:HB2	3:F:376:ILE:HG23	1.76	0.67
4:H:116:GLN:HE22	6:J:460:ALA:H	1.41	0.67
5:C:240:LEU:O	5:C:291:SER:HA	1.94	0.67
5:C:375:ARG:HA	5:C:375:ARG:HH21	1.59	0.67
5:C:385:THR:O	5:C:389:LEU:N	2.19	0.67
6:B:494:GLU:OE1	6:B:494:GLU:N	2.20	0.67
2:M:385:GLU:OE1	2:M:388:ARG:NH1	2.27	0.67
2:E:237:ILE:N	2:E:344:GLY:O	2.26	0.67
5:K:86:GLN:HB3	5:K:94:THR:HG22	1.75	0.67
5:C:510:ALA:HA	5:C:513:ILE:HB	1.77	0.67
6:B:283:ILE:O	6:B:286:THR:OG1	2.13	0.67
7:I:194:MET:O	7:I:376:ILE:N	2.26	0.67
8:G:130:ARG:HH12	8:G:422:TYR:HH	1.40	0.67
8:G:311:VAL:HG22	8:G:316:LEU:HD23	1.76	0.67
4:P:451:LEU:O	4:P:455:CYS:N	2.24	0.67
6:J:200:ASP:OD1	6:J:323:ARG:NH1	2.26	0.67
8:O:488:LEU:HA	8:O:495:PRO:HA	1.76	0.67
8:G:416:GLU:HA	8:G:419:LEU:HB2	1.76	0.67
1:L:396:GLU:HA	1:L:399:LYS:HD3	1.77	0.67
1:D:249:ALA:HB3	1:D:300:ALA:HA	1.74	0.67
1:D:300:ALA:O	1:D:321:ALA:HA	1.94	0.67
3:F:78:LEU:HA	3:F:81:MET:HB2	1.76	0.67
4:H:382:GLU:OE1	4:H:382:GLU:N	2.27	0.67
5:K:280:LYS:HD2	5:K:335:ASN:HA	1.76	0.67
5:C:450:CYS:HB3	5:C:455:PHE:HB2	1.76	0.67
6:J:68:ASP:OD2	6:J:71:THR:OG1	2.10	0.67
6:B:271:GLY:HA2	6:B:274:ASN:HB2	1.74	0.67

*Continued on next page...*



*Continued from previous page...*

Atom-1	Atom-2	Interatomic distance (Å)	Clash overlap (Å)
8:O:246:MET:HB3	8:O:250:VAL:HB	1.77	0.67
8:O:299:TYR:O	8:O:303:ALA:N	2.25	0.67
2:E:239:ILE:HG23	2:E:291:ILE:HG13	1.77	0.67
3:N:47:ALA:O	3:N:59:LYS:NZ	2.27	0.67
3:N:246:ILE:HD11	3:N:299:LEU:HG	1.75	0.67
3:F:33:ILE:O	3:F:36:SER:OG	2.12	0.67
3:F:33:ILE:O	3:F:37:ASN:ND2	2.27	0.67
4:P:226:HIS:CD2	4:P:228:ARG:H	2.13	0.67
4:P:317:LYS:O	4:P:321:ASN:ND2	2.28	0.67
5:K:402:ASN:ND2	5:K:497:MET:SD	2.67	0.67
5:C:383:GLU:H	5:C:383:GLU:CD	1.96	0.67
6:J:340:VAL:HG12	6:J:343:GLU:H	1.58	0.67
7:I:390:ALA:HA	7:I:393:ASP:HB3	1.76	0.67
8:G:143:LEU:HD22	8:G:146:ASP:H	1.60	0.67
8:G:440:GLU:O	8:G:444:SER:OG	2.12	0.67
9:Q:175:ASP:OD1	11:Q:1115:HOH:O	2.13	0.67
1:D:338:GLY:O	1:D:340:ARG:NH2	2.28	0.67
2:M:69:THR:HG21	2:M:388:ARG:NH2	2.10	0.67
2:M:172:LEU:H	2:M:172:LEU:HD12	1.59	0.67
2:M:285:HIS:NE2	2:M:335:PHE:HB3	2.08	0.67
2:M:479:ASP:HB3	2:M:484:THR:H	1.60	0.67
3:F:333:ILE:HD11	3:F:344:PRO:HG3	1.77	0.67
3:F:451:VAL:HA	3:F:454:PHE:HB3	1.74	0.67
1:D:312:HIS:O	1:D:316:GLN:N	2.27	0.67
2:E:316:ASP:OD1	2:E:317:PHE:N	2.28	0.67
3:N:273:ASP:HA	3:N:276:LEU:HB2	1.77	0.67
3:F:492:GLY:O	3:F:501:SER:N	2.26	0.67
5:C:70:ASP:OD1	5:C:70:ASP:N	2.24	0.67
6:J:54:LYS:O	6:J:66:THR:N	2.26	0.67
7:I:176:ILE:HA	7:I:179:ILE:HD12	1.77	0.67
7:I:289:PHE:HB3	7:I:310:ILE:HD12	1.75	0.67
9:Q:228:LEU:HD11	9:Q:239:ARG:HG2	1.77	0.67
1:L:51:SER:OG	1:L:72:ASN:OD1	2.12	0.67
1:D:85:HIS:CE1	1:D:87:ILE:HB	2.29	0.67
1:D:511:ILE:HA	1:D:514:LYS:HB3	1.76	0.67
3:F:160:ARG:NH1	3:F:189:ASN:OD1	2.27	0.67
4:P:415:GLU:OE1	4:P:502:LYS:NZ	2.27	0.67
7:I:452:ALA:O	7:I:456:GLY:N	2.28	0.67
9:Q:90:ARG:NH2	11:Q:1159:HOH:O	2.28	0.67
2:E:52:LEU:HD21	2:E:70:ILE:HG23	1.77	0.67
3:F:505:GLU:OE1	3:F:505:GLU:N	2.28	0.67

*Continued on next page...*

*Continued from previous page...*

Atom-1	Atom-2	Interatomic distance (Å)	Clash overlap (Å)
4:H:483:GLU:N	4:H:483:GLU:OE2	2.28	0.67
4:P:412:GLY:HA3	4:P:448:PRO:HG3	1.76	0.67
5:C:40:LEU:HB2	5:C:95:THR:HB	1.77	0.67
6:J:168:ILE:O	6:J:172:GLN:N	2.28	0.67
7:I:150:ASP:O	7:I:154:THR:N	2.27	0.67
8:G:528:ASP:OD1	8:G:528:ASP:N	2.23	0.67
2:M:189:ARG:NH2	2:M:216:GLU:O	2.28	0.66
2:E:460:ASP:O	2:E:464:GLN:N	2.18	0.66
2:E:501:ARG:HG3	2:E:505:LEU:HD23	1.77	0.66
3:N:450:CYS:O	3:N:454:PHE:N	2.28	0.66
6:J:27:GLU:HA	6:J:31:ARG:HB2	1.77	0.66
6:J:514:ALA:O	6:J:517:THR:OG1	2.13	0.66
7:A:353:TYR:N	7:A:360:PHE:O	2.25	0.66
8:O:498:ASN:HB3	8:O:503:VAL:HB	1.76	0.66
2:M:162:ILE:O	2:M:165:THR:OG1	2.14	0.66
3:N:422:ILE:O	3:N:510:GLN:N	2.24	0.66
4:H:237:ARG:O	4:H:289:VAL:N	2.28	0.66
6:B:47:TYR:CD1	6:B:103:PHE:HE2	2.12	0.66
1:L:407:CYS:HB3	1:L:410:ARG:HH11	1.60	0.66
2:E:487:ASP:OD1	2:E:490:ILE:N	2.24	0.66
3:N:309:LEU:HD23	3:N:326:LYS:HE2	1.77	0.66
3:N:433:ALA:O	3:N:437:THR:OG1	2.13	0.66
4:H:219:MET:SD	4:H:360:PHE:HB3	2.36	0.66
4:P:104:GLU:HG2	4:P:446:VAL:HG11	1.77	0.66
5:K:86:GLN:OE1	5:K:501:ASN:ND2	2.27	0.66
5:K:230:LYS:HD3	5:K:350:GLU:HG3	1.76	0.66
6:J:251:THR:HG21	7:I:248:PHE:HZ	1.59	0.66
8:G:216:LEU:HB2	8:G:362:ILE:HB	1.76	0.66
3:N:222:GLU:HB3	3:N:389:VAL:HB	1.77	0.66
3:F:422:ILE:O	3:F:510:GLN:N	2.22	0.66
4:P:49:MET:HG2	7:I:521:ILE:HD12	1.78	0.66
7:A:144:ASP:OD2	7:A:147:THR:N	2.26	0.66
4:H:165:ILE:HA	4:H:168:TRP:HD1	1.60	0.66
4:H:226:HIS:HD2	4:H:228:ARG:H	1.42	0.66
5:K:82:ILE:O	5:K:85:SER:OG	2.09	0.66
5:K:476:GLY:N	5:K:485:ALA:O	2.26	0.66
6:J:47:TYR:CE1	6:J:170:SER:HB2	2.30	0.66
6:J:507:ALA:O	6:J:511:ALA:N	2.22	0.66
7:I:145:ARG:NH1	7:I:174:ASP:OD1	2.27	0.66
9:Q:47:GLY:O	9:Q:61:LEU:N	2.22	0.66
9:Q:246:ALA:O	11:Q:1117:HOH:O	2.13	0.66

*Continued on next page...*

*Continued from previous page...*

Atom-1	Atom-2	Interatomic distance (Å)	Clash overlap (Å)
9:Q:300:GLU:OE1	11:Q:1116:HOH:O	2.13	0.66
1:L:501:MET:HB3	1:L:506:VAL:HB	1.76	0.66
2:M:176:LYS:O	2:M:180:THR:OG1	2.12	0.66
2:E:419:HIS:CE1	2:E:470:SER:HA	2.30	0.66
3:F:301:GLN:HA	3:F:328:ILE:H	1.61	0.66
4:P:59:MET:HE1	7:I:514:ASN:HB3	1.78	0.66
4:P:80:MET:HA	4:P:83:ILE:HD12	1.78	0.66
5:K:79:LEU:HA	5:K:82:ILE:HD12	1.77	0.66
8:O:136:LEU:HD11	8:O:407:SER:HB2	1.76	0.66
9:Q:17:ASN:OD1	11:Q:1118:HOH:O	2.14	0.66
1:L:442:THR:O	1:L:444:GLU:N	2.29	0.66
2:M:67:GLY:HA2	2:M:70:ILE:HB	1.77	0.66
2:M:211:ASP:N	2:M:211:ASP:OD1	2.28	0.66
2:M:416:LEU:HD11	2:M:474:THR:HA	1.78	0.66
2:E:339:GLU:H	2:E:339:GLU:CD	1.99	0.66
3:F:276:LEU:O	3:F:280:ARG:HG3	1.95	0.66
4:H:477:THR:O	4:H:490:MET:N	2.29	0.66
4:P:396:GLN:HE22	4:P:399:ARG:HD3	1.61	0.66
6:J:30:TYR:HD2	6:J:31:ARG:NE	1.94	0.66
6:B:416:GLU:OE1	6:B:504:LYS:NZ	2.25	0.66
7:A:194:MET:O	7:A:376:ILE:N	2.26	0.66
7:A:204:THR:OG1	7:A:377:LYS:N	2.29	0.66
1:D:407:CYS:O	1:D:411:ASN:N	2.25	0.66
2:M:293:ARG:NH1	2:M:294:GLN:OE1	2.29	0.66
2:E:293:ARG:HA	2:E:315:ALA:H	1.60	0.66
4:P:86:THR:HG22	8:O:201:HIS:HD2	1.61	0.66
6:J:328:VAL:HG23	6:J:330:ALA:H	1.60	0.66
6:B:147:VAL:HG22	6:B:409:VAL:HG12	1.78	0.66
8:O:216:LEU:N	8:O:362:ILE:O	2.26	0.66
8:G:293:ASP:OD1	8:G:294:ASP:N	2.29	0.66
2:E:414:GLU:OE1	2:E:414:GLU:N	2.15	0.66
3:N:402:GLU:HA	3:N:405:ILE:HD12	1.78	0.66
3:F:217:THR:HG22	3:F:219:ASP:H	1.59	0.66
4:H:245:LEU:HD23	4:H:296:ILE:HG23	1.78	0.66
4:H:475:CYS:HB2	4:H:478:TRP:HD1	1.60	0.66
7:I:265:LYS:HA	7:I:268:GLU:HB2	1.78	0.66
1:L:514:LYS:O	1:L:518:SER:OG	2.13	0.66
1:D:442:THR:OG1	1:D:443:LEU:N	2.28	0.66
2:M:390:LEU:O	2:M:394:LEU:HG	1.96	0.66
3:N:63:ASP:OD1	3:N:64:GLY:N	2.29	0.66
3:N:421:LEU:HD11	3:N:509:VAL:HB	1.77	0.66

*Continued on next page...*

*Continued from previous page...*

Atom-1	Atom-2	Interatomic distance (Å)	Clash overlap (Å)
6:B:453:ALA:O	6:B:457:GLY:N	2.28	0.66
8:O:176:VAL:HG11	8:O:399:VAL:HG11	1.76	0.66
1:D:430:ALA:O	1:D:434:SER:N	2.26	0.65
2:E:276:LYS:O	2:E:280:GLU:N	2.23	0.65
3:F:317:LEU:O	3:F:321:LYS:N	2.29	0.65
4:P:288:ASP:HA	4:P:309:ILE:HD12	1.78	0.65
5:K:21:GLN:HG2	5:K:518:GLU:HA	1.78	0.65
5:K:331:GLN:OE1	6:J:303:HIS:NE2	2.28	0.65
5:C:297:ASP:O	5:C:301:GLN:NE2	2.29	0.65
7:I:131:LEU:O	7:I:135:GLU:N	2.26	0.65
7:A:357:GLU:O	7:A:359:LYS:NZ	2.28	0.65
7:A:480:ASP:HB3	7:A:485:GLU:H	1.60	0.65
1:L:114:GLY:O	1:L:118:GLU:N	2.20	0.65
1:L:343:PRO:HB2	5:K:271:TRP:CZ3	2.31	0.65
2:E:51:ILE:HG12	2:E:63:VAL:HG22	1.79	0.65
3:N:316:PHE:O	3:N:320:MET:N	2.27	0.65
5:K:59:SER:HB3	5:K:65:ILE:HG12	1.78	0.65
5:K:209:GLN:HB3	5:K:373:ILE:HB	1.77	0.65
6:J:416:GLU:OE1	6:J:504:LYS:NZ	2.22	0.65
6:J:453:ALA:O	6:J:457:GLY:N	2.28	0.65
7:I:53:ASP:N	7:I:53:ASP:OD1	2.29	0.65
8:G:145:ARG:NH2	8:G:174:ASP:OD1	2.28	0.65
8:G:432:SER:OG	8:G:434:GLU:OE1	2.08	0.65
9:Q:333:ILE:O	11:Q:1120:HOH:O	2.14	0.65
4:H:257:GLU:N	8:G:254:ILE:O	2.25	0.65
4:P:153:LEU:HD21	4:P:177:LEU:HD22	1.78	0.65
5:C:17:GLN:HG2	5:C:518:GLU:HB3	1.78	0.65
7:I:277:LEU:HD13	7:I:339:LEU:HG	1.78	0.65
7:A:84:GLN:O	7:A:88:THR:N	2.24	0.65
8:O:240:SER:HB2	8:O:290:GLY:HA3	1.78	0.65
9:Q:33:ASP:OD1	11:Q:1122:HOH:O	2.15	0.65
1:L:198:ASP:O	1:L:202:ARG:N	2.29	0.65
1:L:472:GLN:NE2	3:F:446:MET:SD	2.70	0.65
2:M:239:ILE:HB	2:M:331:ILE:HG22	1.79	0.65
2:E:79:PRO:O	2:E:83:VAL:N	2.29	0.65
2:E:142:LEU:HA	2:E:497:PHE:HE1	1.61	0.65
3:N:67:ASP:OD1	3:N:68:VAL:N	2.29	0.65
3:F:394:ASN:HD21	3:F:396:LEU:HB2	1.62	0.65
4:H:132:ASP:O	4:H:136:THR:OG1	2.13	0.65
4:P:29:ALA:O	4:P:32:THR:OG1	2.13	0.65
6:J:449:PRO:HA	6:J:452:LEU:HB2	1.78	0.65

*Continued on next page...*

*Continued from previous page...*

Atom-1	Atom-2	Interatomic distance (Å)	Clash overlap (Å)
2:M:69:THR:HG21	2:M:388:ARG:HH21	1.61	0.65
6:B:249:MET:HE3	6:B:336:LEU:H	1.62	0.65
7:A:210:LEU:H	7:A:363:ILE:HB	1.61	0.65
8:O:452:LEU:HB3	8:O:490:LEU:HD11	1.79	0.65
9:Q:127:SER:O	11:Q:1123:HOH:O	2.15	0.65
1:L:419:VAL:O	1:L:508:GLU:N	2.30	0.65
2:M:25:ARG:NH2	3:F:26:ASP:O	2.28	0.65
2:M:50:LYS:O	2:M:64:THR:N	2.18	0.65
3:N:364:GLU:HA	3:N:374:LEU:HA	1.78	0.65
4:H:66:ILE:O	4:H:70:ILE:HG12	1.96	0.65
4:H:262:GLU:OE1	4:H:262:GLU:N	2.27	0.65
5:K:219:THR:OG1	5:K:220:PHE:N	2.27	0.65
6:B:72:ILE:O	6:B:76:LEU:HG	1.95	0.65
8:O:120:GLY:O	8:O:124:ALA:N	2.28	0.65
9:Q:257:TYR:O	11:Q:1119:HOH:O	2.14	0.65
1:L:451:PHE:O	1:L:455:LEU:N	2.28	0.65
2:M:229:PRO:HG2	2:M:310:MET:HB2	1.79	0.65
2:M:316:ASP:OD1	2:M:317:PHE:N	2.28	0.65
2:M:321:GLU:O	2:M:325:LEU:HG	1.97	0.65
2:M:518:ASP:OD1	2:M:518:ASP:N	2.29	0.65
2:E:488:MET:O	2:E:492:GLY:N	2.27	0.65
3:F:227:LEU:O	3:F:376:ILE:N	2.28	0.65
4:P:507:LYS:NZ	8:O:207:GLU:OE1	2.24	0.65
6:J:209:GLY:O	6:J:379:GLY:N	2.30	0.65
7:I:155:SER:O	7:I:158:THR:OG1	2.15	0.65
7:A:231:LEU:HB3	7:A:291:VAL:HA	1.78	0.65
8:O:228:ARG:HB2	8:O:352:VAL:HG13	1.77	0.65
8:O:228:ARG:HG3	8:O:352:VAL:HG22	1.79	0.65
1:L:19:ILE:N	1:L:22:GLN:OE1	2.28	0.65
1:D:273:ASP:OD1	1:D:273:ASP:N	2.29	0.65
3:F:520:THR:O	3:F:523:THR:OG1	2.13	0.65
1:D:306:PHE:CE2	1:D:323:ARG:HB2	2.31	0.65
2:M:204:LYS:NZ	2:M:354:ILE:O	2.19	0.65
2:M:236:LYS:NZ	2:M:345:SER:OG	2.30	0.65
6:J:136:CYS:SG	6:J:140:HIS:NE2	2.70	0.65
6:B:25:LEU:O	6:B:29:VAL:N	2.17	0.65
6:B:178:PHE:HA	6:B:181:LYS:HZ1	1.62	0.65
7:A:109:TYR:HB3	7:A:114:LEU:HD12	1.78	0.65
8:O:449:PRO:HA	8:O:452:LEU:HD12	1.78	0.65
8:G:196:ASN:ND2	8:G:215:ALA:O	2.30	0.65
1:L:171:THR:HG21	1:L:507:ILE:HG12	1.77	0.65

*Continued on next page...*

*Continued from previous page...*

Atom-1	Atom-2	Interatomic distance (Å)	Clash overlap (Å)
1:L:328:PRO:HA	1:L:331:GLU:OE1	1.97	0.65
2:E:174:HIS:CE1	3:F:134:SER:HB2	2.32	0.65
3:N:231:GLN:OE1	3:N:231:GLN:N	2.21	0.65
3:N:254:SER:OG	3:N:308:ALA:O	2.11	0.65
3:N:263:GLN:OE1	3:N:264:ILE:N	2.29	0.65
3:N:483:ARG:HG3	3:N:487:GLY:HA3	1.79	0.65
3:F:251:PHE:HE2	3:F:345:VAL:HG12	1.62	0.65
4:H:181:LYS:O	4:H:184:GLN:NE2	2.29	0.65
4:H:353:LYS:HB2	4:H:362:PHE:CE1	2.32	0.65
6:J:301:ALA:O	6:J:305:ALA:N	2.29	0.65
7:A:408:VAL:O	7:A:496:ASP:N	2.30	0.65
9:Q:60:SER:O	11:Q:1125:HOH:O	2.15	0.65
9:Q:358:ILE:O	11:Q:1124:HOH:O	2.15	0.65
2:E:37:ASP:HA	2:E:40:LYS:HG3	1.78	0.64
2:E:424:LEU:HA	2:E:427:ARG:NE	2.11	0.64
5:K:102:ALA:O	5:K:106:LYS:N	2.28	0.64
2:E:266:GLU:O	2:E:270:ALA:N	2.30	0.64
2:E:408:TYR:HE2	2:E:489:ALA:HA	1.61	0.64
3:F:301:GLN:HA	3:F:328:ILE:HB	1.77	0.64
5:K:362:THR:OG1	5:K:363:GLY:N	2.30	0.64
6:B:367:LYS:HD2	6:B:369:ASP:HB2	1.79	0.64
7:I:381:LYS:HA	7:I:384:LEU:HD12	1.79	0.64
7:A:294:GLN:HA	7:A:316:ALA:H	1.62	0.64
9:Q:185:MET:HG2	9:Q:223:TYR:HE1	1.61	0.64
3:N:63:ASP:N	3:N:67:ASP:O	2.24	0.64
4:H:41:LEU:HD13	4:H:96:THR:HB	1.77	0.64
4:H:318:THR:HA	4:H:321:ASN:HD22	1.62	0.64
4:P:11:SER:OG	8:O:66:GLU:O	2.14	0.64
4:P:38:ARG:HA	4:P:100:ILE:HD13	1.78	0.64
6:B:159:GLU:O	6:B:162:SER:OG	2.16	0.64
7:A:204:THR:HG23	7:A:376:ILE:HA	1.78	0.64
8:O:147:CYS:HA	8:O:150:ASN:HD22	1.61	0.64
8:O:227:LYS:NZ	8:O:353:GLN:O	2.25	0.64
9:Q:48:ALA:HA	9:Q:60:SER:HA	1.79	0.64
1:D:153:ASP:OD1	1:D:154:SER:N	2.31	0.64
2:M:203:LYS:HA	2:M:375:LEU:HB2	1.78	0.64
3:N:159:ASP:O	3:N:163:LEU:HG	1.97	0.64
3:N:240:ARG:HG3	3:N:363:GLU:HG2	1.78	0.64
3:F:161:GLU:O	3:F:165:ASN:ND2	2.30	0.64
3:F:245:LYS:HA	3:F:358:SER:HA	1.79	0.64
3:F:333:ILE:HA	3:F:336:ILE:HB	1.80	0.64

*Continued on next page...*

*Continued from previous page...*

Atom-1	Atom-2	Interatomic distance (Å)	Clash overlap (Å)
4:P:318:THR:OG1	4:P:319:ASP:OD1	2.14	0.64
5:K:436:GLY:O	5:K:440:LYS:N	2.28	0.64
5:K:448:GLN:NE2	5:K:451:ASP:OD2	2.29	0.64
5:C:291:SER:OG	5:C:293:LEU:O	2.15	0.64
7:I:160:VAL:HB	7:I:164:LEU:HD23	1.78	0.64
7:A:180:LYS:HG3	7:A:182:GLN:H	1.62	0.64
1:L:402:LEU:O	1:L:406:LEU:HG	1.98	0.64
2:E:162:ILE:O	2:E:165:THR:OG1	2.16	0.64
3:F:365:VAL:N	3:F:373:LEU:O	2.30	0.64
4:P:524:SER:OG	4:P:525:GLY:N	2.30	0.64
5:K:118:PRO:HB3	5:K:514:VAL:HG12	1.78	0.64
5:C:450:CYS:O	5:C:454:GLY:N	2.31	0.64
6:J:460:ALA:O	6:J:464:ILE:HG13	1.98	0.64
6:B:378:ARG:HA	6:B:378:ARG:HH11	1.63	0.64
7:I:350:VAL:HG22	7:I:363:ILE:HA	1.80	0.64
7:I:470:HIS:H	7:I:474:GLY:HA2	1.63	0.64
7:A:446:ILE:HD13	7:A:449:LYS:HD2	1.79	0.64
8:G:153:LYS:HA	8:G:156:MET:HB2	1.80	0.64
1:L:218:ARG:N	1:L:221:ASP:OD2	2.31	0.64
2:E:51:ILE:HB	3:F:535:VAL:HG22	1.80	0.64
2:E:68:ALA:O	2:E:72:LYS:N	2.27	0.64
4:H:208:ILE:N	4:H:211:ASP:OD2	2.29	0.64
4:H:504:GLN:O	4:H:508:THR:OG1	2.16	0.64
5:C:317:GLU:HB3	5:C:321:ARG:NH1	2.12	0.64
7:I:380:ASN:O	7:I:383:THR:OG1	2.15	0.64
7:A:131:LEU:HA	7:A:134:LEU:HB3	1.79	0.64
8:G:497:ASP:OD2	8:G:500:GLN:N	2.31	0.64
5:K:260:VAL:O	5:K:264:GLN:N	2.22	0.64
5:C:59:SER:HB3	5:C:65:ILE:HG12	1.79	0.64
6:J:246:PHE:O	6:J:298:ALA:N	2.27	0.64
7:I:276:GLU:O	7:I:280:LYS:N	2.26	0.64
8:G:191:PRO:O	8:G:194:SER:OG	2.15	0.64
2:M:98:GLY:O	2:M:102:VAL:N	2.23	0.64
2:E:204:LYS:NZ	2:E:354:ILE:O	2.20	0.64
6:J:494:GLU:OE1	6:J:494:GLU:N	2.21	0.64
7:A:198:HIS:CE1	7:A:353:TYR:HH	2.14	0.64
7:A:308:GLU:HB2	7:A:310:ILE:HG12	1.79	0.64
8:O:467:LEU:HD21	8:O:488:LEU:HD13	1.78	0.64
8:G:165:GLY:O	8:G:169:ALA:N	2.20	0.64
8:G:397:CYS:O	8:G:401:ARG:HG2	1.98	0.64
8:G:456:ALA:HB1	8:G:458:GLN:HE22	1.62	0.64

*Continued on next page...*

*Continued from previous page...*

Atom-1	Atom-2	Interatomic distance (Å)	Clash overlap (Å)
1:L:408:VAL:O	1:L:412:LEU:N	2.30	0.64
1:D:179:ASN:HA	1:D:182:HIS:HB3	1.80	0.64
2:E:147:ASP:OD1	2:E:405:ARG:HB3	1.98	0.64
4:P:226:HIS:H	4:P:229:MET:HE1	1.63	0.64
5:C:134:ASN:O	5:C:138:GLU:N	2.30	0.64
6:B:468:TYR:O	6:B:472:GLN:NE2	2.20	0.64
3:F:224:VAL:HB	3:F:387:THR:HG23	1.80	0.63
5:C:487:ASN:HA	5:C:490:ALA:HB3	1.78	0.63
6:J:47:TYR:CG	6:J:103:PHE:HE2	2.16	0.63
6:J:80:HIS:CE1	6:J:82:ALA:HB3	2.32	0.63
6:J:263:GLU:HA	6:J:266:MET:SD	2.38	0.63
6:B:116:GLU:O	6:B:120:ARG:N	2.19	0.63
7:I:272:LYS:HA	7:I:275:ILE:HB	1.80	0.63
7:I:513:THR:HG23	7:I:514:ASN:OD1	1.97	0.63
8:O:300:PHE:O	8:O:304:GLY:N	2.31	0.63
8:G:300:PHE:HB3	8:G:305:ALA:HB3	1.80	0.63
1:D:224:LEU:HB2	1:D:385:ILE:HG22	1.79	0.63
2:E:293:ARG:NH1	2:E:294:GLN:OE1	2.31	0.63
2:E:477:GLY:N	2:E:486:GLY:O	2.20	0.63
3:N:513:LEU:HA	3:N:516:VAL:HB	1.78	0.63
4:P:382:GLU:OE1	4:P:382:GLU:N	2.22	0.63
6:J:159:GLU:O	6:J:162:SER:OG	2.13	0.63
6:J:275:LEU:O	6:J:279:GLN:HG2	1.97	0.63
6:B:234:VAL:HG12	6:B:236:ASP:H	1.63	0.63
8:O:411:GLY:N	8:O:503:VAL:O	2.25	0.63
9:Q:325:ASN:OD1	11:Q:1121:HOH:O	2.15	0.63
3:F:63:ASP:OD1	3:F:64:GLY:N	2.31	0.63
4:P:293:GLU:HA	4:P:315:VAL:H	1.63	0.63
6:B:190:ILE:HG23	6:B:197:PHE:HD2	1.63	0.63
7:A:293:ASN:N	7:A:313:LEU:O	2.31	0.63
8:O:477:ASN:HB2	8:O:483:LEU:HD13	1.79	0.63
1:L:362:ILE:N	1:L:371:MET:O	2.23	0.63
1:D:246:ALA:O	1:D:355:PHE:HA	1.97	0.63
1:D:391:ASN:HD22	1:D:394:ILE:HG13	1.62	0.63
2:M:196:LEU:HD12	2:M:196:LEU:H	1.63	0.63
3:F:252:CYS:SG	3:F:306:ARG:NH2	2.71	0.63
3:F:269:TYR:HE2	8:G:262:GLN:HB3	1.63	0.63
4:H:412:GLY:HA3	4:H:448:PRO:HG3	1.81	0.63
4:P:254:THR:HA	8:O:252:VAL:HB	1.81	0.63
6:J:186:ALA:O	6:J:189:SER:OG	2.16	0.63
6:B:462:GLU:CD	6:B:462:GLU:H	2.02	0.63

*Continued on next page...*



*Continued from previous page...*

Atom-1	Atom-2	Interatomic distance (Å)	Clash overlap (Å)
7:A:392:ARG:HG2	7:A:396:ARG:HH22	1.62	0.63
8:O:423:LEU:HA	8:O:426:TYR:HB3	1.80	0.63
1:D:68:VAL:HG21	2:E:79:PRO:HB2	1.81	0.63
3:N:184:SER:O	3:N:187:SER:OG	2.15	0.63
3:N:429:GLU:N	3:N:429:GLU:OE2	2.32	0.63
4:H:76:ALA:O	4:H:80:MET:N	2.27	0.63
4:P:280:GLU:HA	4:P:283:ILE:HG12	1.80	0.63
5:C:82:ILE:O	5:C:85:SER:OG	2.15	0.63
5:C:157:LYS:HD2	5:C:491:PHE:HB3	1.80	0.63
6:J:465:SER:O	6:J:469:ALA:N	2.27	0.63
6:B:6:PRO:HD2	6:B:7:LYS:HE3	1.80	0.63
8:O:229:ILE:HG22	8:O:231:ASN:H	1.62	0.63
8:O:497:ASP:OD2	8:O:500:GLN:N	2.32	0.63
8:G:111:LYS:HG2	8:G:112:ILE:HD13	1.79	0.63
8:G:228:ARG:HG3	8:G:352:VAL:HG22	1.80	0.63
8:G:233:LYS:HB2	8:G:284:ASN:HB2	1.81	0.63
8:G:477:ASN:HB2	8:G:483:LEU:HD13	1.81	0.63
2:M:314:HIS:ND1	2:M:314:HIS:O	2.32	0.63
2:E:301:GLU:O	2:E:305:GLY:N	2.21	0.63
3:F:52:LEU:H	3:F:56:GLY:HA2	1.64	0.63
3:F:298:LEU:HB3	3:F:324:VAL:HA	1.78	0.63
4:H:493:LEU:HG	4:H:495:ILE:HG13	1.79	0.63
6:B:297:VAL:HG23	6:B:314:ARG:NH2	2.14	0.63
7:A:20:LEU:HD21	7:A:110:ILE:HD12	1.79	0.63
8:O:58:GLY:O	8:O:62:LEU:N	2.22	0.63
8:G:160:ILE:HG23	8:G:161:ILE:HG23	1.80	0.63
9:Q:25:ILE:HG12	9:Q:43:MET:HG2	1.79	0.63
1:L:109:VAL:HG22	1:L:516:GLN:HG3	1.81	0.63
1:L:369:ASP:N	1:L:369:ASP:OD1	2.32	0.63
3:N:437:THR:HG22	3:N:441:ARG:HH11	1.64	0.63
3:F:102:ALA:HB1	3:F:514:VAL:HG13	1.79	0.63
3:F:174:LYS:O	3:F:177:SER:OG	2.13	0.63
5:K:200:VAL:HG22	5:K:375:ARG:NH2	2.14	0.63
5:K:208:SER:HA	5:K:375:ARG:HG2	1.80	0.63
5:C:522:ASN:HD22	6:B:58:ASN:HA	1.63	0.63
6:J:210:SER:OG	6:J:378:ARG:NH2	2.31	0.63
6:B:297:VAL:HG23	6:B:314:ARG:HH21	1.61	0.63
1:D:67:ASP:OD1	1:D:68:VAL:N	2.32	0.63
1:D:329:GLU:O	1:D:333:ILE:HG12	1.98	0.63
3:N:88:ALA:HA	3:N:91:LEU:HD23	1.80	0.63
3:N:178:GLN:O	8:O:122:ARG:NH1	2.32	0.63

*Continued on next page...*

*Continued from previous page...*

Atom-1	Atom-2	Interatomic distance (Å)	Clash overlap (Å)
4:P:226:HIS:HB3	4:P:229:MET:SD	2.39	0.63
4:P:385:SER:O	4:P:389:ARG:HG3	1.99	0.63
4:P:477:THR:O	4:P:490:MET:N	2.30	0.63
4:P:526:HIS:CD2	4:P:528:LYS:HB3	2.34	0.63
5:K:378:ALA:HB3	5:K:381:PHE:CG	2.33	0.63
8:O:98:ALA:O	8:O:102:LYS:N	2.32	0.63
8:O:266:ARG:O	8:O:270:ILE:HG22	1.99	0.63
8:O:284:ASN:O	8:O:306:MET:N	2.32	0.63
9:Q:174:ILE:O	9:Q:178:ASP:N	2.32	0.63
1:D:86:GLN:HA	1:D:89:LYS:HD2	1.81	0.63
1:D:490:GLY:H	1:D:501:MET:HG2	1.64	0.63
3:N:161:GLU:O	3:N:165:ASN:N	2.25	0.63
3:N:413:ARG:HH11	3:N:417:LYS:NZ	1.97	0.63
3:F:51:SER:HA	3:F:57:MET:H	1.64	0.63
3:F:178:GLN:O	8:G:122:ARG:NH1	2.32	0.63
4:H:49:MET:HA	4:H:59:MET:HA	1.80	0.63
4:P:104:GLU:HA	4:P:107:SER:HB3	1.80	0.63
8:O:353:GLN:HB3	8:O:362:ILE:HG12	1.80	0.63
8:G:355:ARG:HB3	8:G:360:GLU:HG3	1.81	0.63
1:L:304:TRP:O	1:L:324:TRP:N	2.28	0.62
2:E:71:LEU:HB3	2:E:85:VAL:HG13	1.81	0.62
6:B:240:ALA:O	6:B:292:VAL:N	2.31	0.62
7:A:207:ILE:HG13	7:A:209:GLY:H	1.63	0.62
1:D:163:GLU:OE1	1:D:163:GLU:N	2.32	0.62
3:F:246:ILE:N	3:F:357:GLY:O	2.32	0.62
4:P:200:ARG:HD2	4:P:201:VAL:H	1.63	0.62
6:J:410:PRO:HA	6:J:498:LEU:HD13	1.80	0.62
6:B:340:VAL:HG11	6:B:343:GLU:HG2	1.81	0.62
6:B:418:GLU:OE1	6:B:471:HIS:NE2	2.32	0.62
8:G:459:ASP:N	8:G:459:ASP:OD1	2.31	0.62
1:L:43:ALA:O	1:L:47:THR:OG1	2.10	0.62
1:D:267:ASP:HB3	2:E:255:ARG:HH21	1.63	0.62
1:D:356:ALA:HA	1:D:376:GLN:HG2	1.81	0.62
1:D:408:VAL:HA	1:D:411:ASN:HB2	1.80	0.62
2:M:25:ARG:O	2:M:28:SER:OG	2.16	0.62
2:E:51:ILE:HG13	3:F:532:ILE:HG21	1.82	0.62
3:F:34:ARG:O	3:F:38:ILE:HG12	1.99	0.62
4:H:229:MET:HE3	4:H:311:ALA:HB3	1.80	0.62
6:J:30:TYR:HD2	6:J:31:ARG:HE	1.45	0.62
6:J:395:GLY:O	6:J:399:PHE:N	2.28	0.62
6:B:9:PRO:HG3	7:I:12:GLU:HG3	1.81	0.62

*Continued on next page...*

*Continued from previous page...*

Atom-1	Atom-2	Interatomic distance (Å)	Clash overlap (Å)
6:B:92:MET:O	6:B:96:GLU:N	2.32	0.62
8:O:269:ASP:HA	8:O:272:LYS:HB3	1.81	0.62
8:G:232:ALA:HB1	8:G:347:GLN:HB3	1.81	0.62
8:G:235:ALA:N	8:G:285:VAL:O	2.26	0.62
8:G:239:PHE:HB2	8:G:330:THR:HA	1.81	0.62
2:M:250:LYS:HB3	2:M:252:PHE:CE1	2.34	0.62
3:N:25:GLN:OE1	3:N:27:ARG:N	2.32	0.62
3:N:486:GLN:OE1	3:N:486:GLN:N	2.32	0.62
3:F:208:ILE:HD12	3:F:386:VAL:HG12	1.81	0.62
5:K:450:CYS:HB2	5:K:457:ALA:HB2	1.82	0.62
6:B:399:PHE:O	6:B:403:THR:OG1	2.12	0.62
8:G:277:LYS:NZ	8:G:337:GLU:OE2	2.32	0.62
8:G:333:ASN:ND2	8:G:335:GLU:HB3	2.14	0.62
1:L:200:GLU:CD	1:L:200:GLU:H	1.99	0.62
1:D:84:ASP:O	1:D:89:LYS:NZ	2.27	0.62
1:D:114:GLY:O	1:D:118:GLU:N	2.29	0.62
3:F:295:CYS:SG	3:F:296:ASN:N	2.73	0.62
4:H:298:ASP:HA	4:H:301:GLN:HB3	1.81	0.62
7:A:496:ASP:OD1	7:A:497:ASN:N	2.32	0.62
2:M:214:LEU:HB2	2:M:373:ILE:HG22	1.81	0.62
2:E:28:SER:HA	2:E:78:ASN:HD21	1.63	0.62
3:F:240:ARG:HG3	3:F:363:GLU:HG2	1.80	0.62
5:K:71:VAL:O	5:K:77:LYS:NZ	2.25	0.62
5:K:103:GLU:HG3	5:K:444:ILE:HG21	1.82	0.62
5:C:390:HIS:CE1	5:C:394:MET:HG2	2.35	0.62
5:C:468:HIS:NE2	5:C:473:THR:O	2.30	0.62
1:L:301:ILE:HG23	1:L:325:VAL:HG21	1.81	0.62
2:E:220:LEU:HD21	2:E:323:LEU:HD21	1.82	0.62
3:F:360:GLU:N	3:F:360:GLU:OE2	2.33	0.62
4:H:257:GLU:HA	7:A:247:GLY:O	2.00	0.62
5:C:202:GLY:O	5:C:376:GLY:N	2.27	0.62
3:N:186:MET:SD	3:N:223:LEU:HB2	2.39	0.62
3:F:231:GLN:OE1	3:F:231:GLN:N	2.30	0.62
4:H:226:HIS:H	4:H:229:MET:HE1	1.64	0.62
4:P:95:THR:HA	4:P:98:VAL:HB	1.82	0.62
5:K:298:VAL:HA	5:K:301:GLN:HG2	1.82	0.62
5:C:45:MET:HE3	5:C:46:ASP:N	2.14	0.62
6:J:249:MET:HE3	6:J:336:LEU:H	1.65	0.62
7:I:294:GLN:HA	7:I:316:ALA:H	1.63	0.62
7:I:382:HIS:CE1	7:I:383:THR:HG23	2.35	0.62
7:I:496:ASP:OD1	7:I:497:ASN:N	2.32	0.62

*Continued on next page...*

*Continued from previous page...*

Atom-1	Atom-2	Interatomic distance (Å)	Clash overlap (Å)
8:G:411:GLY:O	8:G:498:ASN:ND2	2.30	0.62
9:Q:227:GLU:O	9:Q:231:ASP:HB2	1.99	0.62
1:L:33:ALA:O	1:L:36:SER:OG	2.14	0.62
1:D:21:ASP:OD2	1:D:24:ARG:HB2	2.00	0.62
1:D:351:GLU:OE1	1:D:351:GLU:N	2.26	0.62
2:E:258:VAL:O	3:F:264:ILE:HA	1.99	0.62
3:N:423:ALA:HA	3:N:509:VAL:HA	1.82	0.62
4:H:408:VAL:HG13	4:H:497:GLU:HB2	1.81	0.62
4:P:64:ASN:O	4:P:68:ARG:N	2.28	0.62
5:K:259:THR:HG22	5:K:262:ASP:H	1.65	0.62
6:J:22:PHE:HB2	6:J:524:ILE:HB	1.82	0.62
6:B:254:LYS:HB2	9:Q:146:HIS:O	1.99	0.62
8:O:88:ASP:OD2	8:O:91:THR:OG1	2.15	0.62
8:G:168:PHE:HZ	8:G:205:GLN:HB2	1.63	0.62
8:G:238:ASP:HB2	8:G:327:ILE:HD11	1.80	0.62
9:Q:90:ARG:NH2	9:Q:151:ASP:O	2.32	0.62
1:L:185:MET:SD	1:L:185:MET:N	2.73	0.62
1:L:224:LEU:HA	1:L:385:ILE:HA	1.80	0.62
1:D:442:THR:O	1:D:444:GLU:N	2.33	0.62
2:M:279:VAL:O	2:M:283:LEU:HG	1.99	0.62
2:E:302:GLN:O	2:E:306:ALA:N	2.29	0.62
3:N:134:SER:O	3:N:138:GLN:N	2.29	0.62
3:N:280:ARG:O	3:N:284:LEU:N	2.29	0.62
3:F:300:ILE:N	3:F:325:ILE:O	2.33	0.62
3:F:484:HIS:ND1	3:F:484:HIS:O	2.33	0.62
5:K:414:MET:HG2	5:K:464:LEU:HG	1.81	0.62
6:B:57:ILE:HA	6:B:62:LYS:O	2.00	0.62
7:I:54:ILE:O	7:I:55:LYS:NZ	2.28	0.62
7:A:203:ASP:HB2	7:A:377:LYS:HD2	1.82	0.62
8:G:400:LYS:O	8:G:404:GLU:N	2.30	0.62
1:L:266:LEU:O	2:M:255:ARG:N	2.33	0.61
2:M:97:ASP:OD1	2:M:98:GLY:N	2.32	0.61
2:M:266:GLU:O	2:M:270:ALA:N	2.32	0.61
2:E:479:ASP:OD1	2:E:481:ARG:N	2.28	0.61
3:F:104:ASP:OD1	3:F:105:GLY:N	2.29	0.61
3:F:227:LEU:HB3	3:F:376:ILE:HD12	1.82	0.61
3:F:256:PRO:HG3	3:F:282:TYR:CZ	2.35	0.61
4:P:298:ASP:OD1	4:P:298:ASP:N	2.32	0.61
5:K:226:GLU:OE1	5:K:226:GLU:N	2.23	0.61
5:K:504:THR:O	5:K:507:SER:OG	2.09	0.61
5:C:362:THR:OG1	5:C:363:GLY:N	2.32	0.61

*Continued on next page...*

*Continued from previous page...*

Atom-1	Atom-2	Interatomic distance (Å)	Clash overlap (Å)
7:I:448:PRO:HA	7:I:451:LEU:HD12	1.81	0.61
3:F:513:LEU:HA	3:F:516:VAL:HB	1.82	0.61
5:K:297:ASP:N	5:K:297:ASP:OD1	2.32	0.61
5:C:21:GLN:HG2	5:C:518:GLU:HA	1.81	0.61
6:B:209:GLY:O	6:B:378:ARG:NH1	2.33	0.61
6:B:385:MET:HA	6:B:388:ILE:HG22	1.82	0.61
7:A:298:ASP:OD1	7:A:300:PHE:N	2.30	0.61
1:D:109:VAL:HG22	1:D:516:GLN:HG3	1.82	0.61
4:P:483:GLU:N	4:P:483:GLU:OE2	2.30	0.61
5:K:458:THR:O	5:K:462:ASN:ND2	2.33	0.61
6:B:422:GLN:O	6:B:425:SER:OG	2.13	0.61
7:I:49:SER:HG	7:I:53:ASP:H	1.46	0.61
7:I:129:LYS:HD3	7:I:425:HIS:CD2	2.35	0.61
7:A:222:LYS:NZ	7:A:309:GLY:O	2.29	0.61
7:A:301:SER:O	7:A:305:LEU:HG	2.01	0.61
1:L:328:PRO:O	1:L:332:LEU:HG	2.00	0.61
1:L:351:GLU:OE1	1:L:351:GLU:N	2.26	0.61
1:D:359:VAL:HG22	1:D:374:ILE:HG23	1.81	0.61
2:M:339:GLU:CD	2:M:339:GLU:H	2.04	0.61
5:K:133:VAL:HA	5:K:136:ILE:HD12	1.81	0.61
5:K:510:ALA:O	5:K:514:VAL:HG23	2.01	0.61
6:B:88:MET:HE1	7:A:381:LYS:H	1.65	0.61
6:B:409:VAL:O	6:B:499:ASP:N	2.31	0.61
7:I:204:THR:HA	7:I:377:LYS:HG3	1.83	0.61
7:A:404:ASP:OD1	7:A:404:ASP:N	2.33	0.61
1:L:408:VAL:HA	1:L:411:ASN:HB2	1.81	0.61
1:L:420:TYR:CD1	1:L:507:ILE:HG22	2.35	0.61
1:D:24:ARG:NH1	1:D:538:GLU:O	2.33	0.61
1:D:196:VAL:HG21	1:D:209:ILE:HD11	1.82	0.61
1:D:474:MET:HA	1:D:477:VAL:HB	1.83	0.61
2:E:501:ARG:NH1	2:E:502:GLN:OE1	2.34	0.61
3:F:71:THR:HG21	3:F:76:THR:HB	1.83	0.61
3:F:257:LYS:HB2	3:F:306:ARG:HH11	1.64	0.61
3:F:465:LEU:O	3:F:469:ALA:N	2.32	0.61
3:F:503:ILE:HG22	3:F:508:VAL:HB	1.83	0.61
5:C:450:CYS:HB2	5:C:457:ALA:HB2	1.82	0.61
6:B:54:LYS:O	6:B:66:THR:N	2.29	0.61
6:B:93:GLN:HE22	6:B:100:GLY:HA3	1.66	0.61
6:B:233:SER:HB2	6:B:351:TYR:HB3	1.81	0.61
7:A:165:ALA:O	7:A:169:THR:N	2.33	0.61
8:O:314:ARG:O	8:O:318:ARG:HG3	2.01	0.61

*Continued on next page...*

*Continued from previous page...*

Atom-1	Atom-2	Interatomic distance (Å)	Clash overlap (Å)
1:L:105:GLY:H	1:L:107:THR:HG22	1.65	0.61
1:D:12:TYR:HB3	8:O:30:ASN:HD22	1.64	0.61
1:D:235:SER:HB2	1:D:239:MET:HE1	1.81	0.61
2:E:502:GLN:O	2:E:506:SER:OG	2.10	0.61
7:A:176:ILE:HG13	7:A:398:VAL:HG11	1.82	0.61
1:D:408:VAL:O	1:D:412:LEU:N	2.27	0.61
1:D:534:ARG:HB2	5:C:49:ILE:HD12	1.82	0.61
3:N:151:MET:O	3:N:489:LYS:NZ	2.20	0.61
3:F:242:GLU:HG2	3:F:243:LYS:HG2	1.83	0.61
3:F:269:TYR:O	8:G:266:ARG:NH2	2.30	0.61
3:F:412:ILE:O	3:F:416:VAL:HG23	2.00	0.61
4:H:41:LEU:HD22	4:H:97:SER:HB3	1.83	0.61
5:C:114:GLU:OE1	8:O:460:SER:OG	2.12	0.61
5:C:488:PHE:O	5:C:493:TRP:NE1	2.33	0.61
8:O:510:LYS:O	8:O:514:LEU:HG	2.01	0.61
8:O:519:GLU:O	8:O:523:THR:HG23	2.01	0.61
2:M:293:ARG:O	2:M:314:HIS:HA	2.00	0.61
3:N:297:VAL:HG13	3:N:323:MET:HG3	1.82	0.61
4:H:399:ARG:O	4:H:403:LEU:N	2.34	0.61
5:K:21:GLN:NE2	5:K:519:THR:OG1	2.34	0.61
6:J:68:ASP:O	6:J:72:ILE:HG22	2.01	0.61
6:J:80:HIS:HE1	6:J:82:ALA:HB3	1.66	0.61
6:B:347:CYS:SG	6:B:348:ASP:N	2.74	0.61
7:I:192:GLU:HG3	7:I:194:MET:HG3	1.81	0.61
7:I:204:THR:HG23	7:I:376:ILE:HA	1.81	0.61
9:Q:231:ASP:HB3	9:Q:234:LYS:HB2	1.83	0.61
4:H:75:PRO:HB3	8:G:52:VAL:HG11	1.82	0.61
4:H:170:SER:O	4:H:174:ASN:ND2	2.33	0.61
5:K:280:LYS:O	5:K:284:SER:OG	2.19	0.61
8:G:449:PRO:HA	8:G:452:LEU:HD12	1.81	0.61
1:L:57:LEU:HD21	2:M:122:HIS:HE1	1.65	0.61
1:L:407:CYS:O	1:L:411:ASN:N	2.24	0.61
1:D:122:GLN:O	1:D:126:ARG:HG3	2.00	0.61
1:D:419:VAL:O	1:D:508:GLU:N	2.33	0.61
3:N:466:ALA:HA	3:N:469:ALA:HB3	1.83	0.61
3:F:401:ALA:O	3:F:404:SER:OG	2.13	0.61
4:H:145:ASP:OD2	4:H:148:ASP:N	2.18	0.61
4:P:352:ILE:HA	4:P:360:PHE:O	2.01	0.61
5:K:18:GLY:N	5:K:517:ASP:O	2.22	0.61
5:K:319:LEU:HD21	5:K:330:ILE:HD13	1.83	0.61
5:C:86:GLN:OE1	5:C:501:ASN:ND2	2.34	0.61

*Continued on next page...*

*Continued from previous page...*

Atom-1	Atom-2	Interatomic distance (Å)	Clash overlap (Å)
6:J:7:LYS:HA	7:A:523:ARG:CZ	2.31	0.61
6:J:116:GLU:O	6:J:120:ARG:N	2.18	0.61
6:B:15:LEU:HB3	7:A:69:ILE:HD12	1.83	0.61
7:A:383:THR:HA	7:A:386:GLN:HB3	1.82	0.61
8:O:385:CYS:SG	8:O:386:ASP:N	2.74	0.61
1:L:350:ALA:HA	1:L:353:LEU:HG	1.83	0.60
2:E:142:LEU:HA	2:E:497:PHE:CE1	2.36	0.60
2:E:278:LYS:HZ3	2:E:281:ARG:HD2	1.65	0.60
3:N:476:THR:HG22	3:N:500:ILE:HD11	1.81	0.60
3:N:493:ILE:HA	3:N:500:ILE:HA	1.81	0.60
4:H:50:LEU:HA	7:A:522:MET:HG3	1.83	0.60
5:K:497:MET:HA	5:K:500:ILE:HB	1.83	0.60
5:C:92:ASP:OD1	5:C:95:THR:OG1	2.16	0.60
6:J:235:LYS:HA	6:J:348:ASP:O	2.01	0.60
6:B:300:MET:HA	6:B:303:HIS:HB3	1.83	0.60
7:I:103:LEU:HD22	7:I:516:LEU:HD21	1.83	0.60
8:O:203:ARG:NH2	8:O:207:GLU:OE2	2.32	0.60
8:O:355:ARG:HA	8:O:360:GLU:HA	1.82	0.60
8:G:275:ILE:HG23	8:G:300:PHE:HE2	1.64	0.60
8:G:333:ASN:OD1	8:G:334:LEU:N	2.34	0.60
8:G:432:SER:OG	8:G:433:ARG:N	2.34	0.60
1:L:358:LEU:HB3	1:L:375:GLU:HB2	1.83	0.60
2:M:97:ASP:OD1	2:M:100:THR:OG1	2.11	0.60
3:N:32:GLN:HA	3:N:35:PHE:CD2	2.36	0.60
4:H:185:PHE:HA	4:H:370:LYS:NZ	2.17	0.60
4:P:218:VAL:HA	4:P:373:THR:HG22	1.83	0.60
5:K:24:SER:O	5:K:27:SER:OG	2.14	0.60
5:C:261:GLU:HA	5:C:264:GLN:HB2	1.83	0.60
6:J:54:LYS:N	6:J:66:THR:O	2.34	0.60
6:B:86:ILE:HG12	6:B:87:VAL:N	2.16	0.60
7:I:447:ILE:O	7:I:451:LEU:HG	2.01	0.60
7:A:156:LEU:HG	7:A:168:LEU:HD22	1.84	0.60
8:O:498:ASN:HA	8:O:501:ALA:HB3	1.83	0.60
1:L:246:ALA:O	1:L:355:PHE:HA	2.02	0.60
1:L:247:LYS:HB2	1:L:298:ASN:HB2	1.83	0.60
1:L:329:GLU:O	1:L:333:ILE:HG12	2.01	0.60
1:D:125:ASP:OD2	3:N:42:LYS:NZ	2.30	0.60
3:N:305:LEU:HD23	3:N:306:ARG:HB3	1.83	0.60
4:H:116:GLN:HE21	6:J:459:LYS:HD3	1.67	0.60
7:A:336:PHE:O	7:A:339:LEU:HB2	2.01	0.60
9:Q:116:ASP:O	9:Q:120:ARG:N	2.27	0.60

*Continued on next page...*

*Continued from previous page...*

Atom-1	Atom-2	Interatomic distance (Å)	Clash overlap (Å)
1:L:163:GLU:OE1	1:L:163:GLU:N	2.35	0.60
2:E:179:PHE:HA	2:E:182:LEU:HB2	1.83	0.60
3:N:156:GLU:N	3:N:156:GLU:OE1	2.33	0.60
3:F:152:SER:HA	3:F:422:ILE:HG12	1.82	0.60
5:C:499:ARG:O	5:C:503:LEU:HG	2.01	0.60
6:B:514:ALA:O	6:B:517:THR:OG1	2.18	0.60
7:A:227:ASP:OD1	7:A:346:HIS:NE2	2.31	0.60
1:L:27:ARG:NH1	1:L:29:MET:SD	2.67	0.60
2:M:50:LYS:N	2:M:64:THR:O	2.31	0.60
3:N:267:SER:O	8:O:259:LYS:NZ	2.21	0.60
5:K:408:GLY:N	5:K:492:VAL:O	2.32	0.60
7:I:463:LEU:O	7:I:467:GLN:N	2.32	0.60
1:D:344:ARG:NH2	1:D:347:GLU:OE2	2.33	0.60
3:N:394:ASN:HB3	3:N:397:VAL:HB	1.83	0.60
3:F:63:ASP:HB3	3:F:67:ASP:N	2.16	0.60
3:F:248:LEU:O	3:F:345:VAL:N	2.34	0.60
4:P:187:GLU:N	4:P:187:GLU:OE1	2.35	0.60
4:P:238:ILE:HB	4:P:344:GLY:HA3	1.84	0.60
4:P:261:GLU:OE1	4:P:261:GLU:N	2.26	0.60
5:C:217:LYS:HA	5:C:358:TYR:CE1	2.37	0.60
6:J:13:GLN:HB2	6:J:15:LEU:HG	1.83	0.60
6:J:500:THR:OG1	6:J:503:GLY:N	2.22	0.60
6:B:192:PRO:HB3	6:B:196:HIS:H	1.67	0.60
8:G:510:LYS:O	8:G:514:LEU:HG	2.01	0.60
1:L:438:ASP:OD1	1:L:438:ASP:N	2.34	0.60
2:E:175:HIS:HB2	2:E:179:PHE:CE1	2.37	0.60
3:F:97:ALA:O	3:F:100:ILE:HG22	2.02	0.60
4:P:332:VAL:HG12	4:P:334:ARG:H	1.66	0.60
4:P:416:MET:HG3	4:P:466:LEU:HD11	1.83	0.60
8:G:435:GLN:OE1	8:G:435:GLN:N	2.29	0.60
1:D:501:MET:O	1:D:505:HIS:N	2.35	0.60
2:M:51:ILE:HA	2:M:63:VAL:HA	1.82	0.60
2:E:172:LEU:H	2:E:172:LEU:HD12	1.66	0.60
3:N:94:LEU:HD12	3:N:525:THR:HG21	1.84	0.60
4:H:164:ALA:C	4:H:167:ARG:HH11	2.05	0.60
5:C:338:SER:O	5:C:341:VAL:HG22	2.01	0.60
6:J:204:VAL:HG22	6:J:375:ILE:HD11	1.83	0.60
7:I:179:ILE:O	7:I:370:ARG:NH1	2.34	0.60
7:A:88:THR:HG21	7:A:500:VAL:HG22	1.83	0.60
1:L:31:LEU:HB3	1:L:35:LYS:NZ	2.17	0.60
1:L:443:LEU:H	1:L:443:LEU:HD12	1.65	0.60

*Continued on next page...*



*Continued from previous page...*

Atom-1	Atom-2	Interatomic distance (Å)	Clash overlap (Å)
1:D:84:ASP:N	2:E:11:ILE:O	2.29	0.60
3:F:290:ILE:HD12	3:F:351:PHE:CD2	2.37	0.60
3:F:360:GLU:HB2	3:F:378:GLY:HA3	1.84	0.60
4:P:185:PHE:HE1	4:P:325:ARG:HE	1.49	0.60
5:C:135:LYS:O	5:C:139:ILE:HG12	2.02	0.60
5:C:277:LYS:O	5:C:281:ILE:HG12	2.02	0.60
6:J:289:ASN:HA	6:J:310:ILE:HD12	1.84	0.60
6:J:462:GLU:N	6:J:462:GLU:OE1	2.34	0.60
6:B:462:GLU:OE1	6:B:462:GLU:N	2.30	0.60
7:I:321:MET:HA	7:I:324:LEU:HD12	1.84	0.60
7:I:337:ASP:OD1	7:I:337:ASP:N	2.35	0.60
7:A:277:LEU:O	7:A:281:VAL:N	2.32	0.60
8:G:235:ALA:O	8:G:286:ILE:HA	2.01	0.60
3:N:68:VAL:HG11	8:O:70:PRO:HB3	1.83	0.60
4:H:322:ARG:O	4:H:326:ALA:N	2.35	0.60
6:J:399:PHE:O	6:J:403:THR:OG1	2.19	0.60
7:I:108:LEU:O	7:I:112:GLU:HG2	2.02	0.60
7:A:229:TYR:OH	7:A:287:LYS:NZ	2.35	0.60
1:L:262:THR:OG1	5:K:270:GLU:OE2	2.15	0.59
1:D:236:HIS:HB3	1:D:239:MET:HG3	1.83	0.59
2:M:97:ASP:OD2	2:M:170:LYS:NZ	2.35	0.59
3:N:492:GLY:N	3:N:501:SER:O	2.26	0.59
4:P:41:LEU:C	4:P:45:SER:HB3	2.22	0.59
4:P:267:ILE:HG22	8:O:257:PRO:HB3	1.84	0.59
5:K:71:VAL:HG11	5:K:76:ALA:HB3	1.84	0.59
6:J:508:ILE:O	6:J:512:THR:OG1	2.19	0.59
6:B:154:LEU:H	6:B:154:LEU:HD12	1.67	0.59
9:Q:79:HIS:CD2	9:Q:83:VAL:HB	2.37	0.59
1:L:236:HIS:HB3	1:L:239:MET:HG3	1.84	0.59
1:D:359:VAL:HG13	1:D:374:ILE:HG12	1.84	0.59
1:D:489:LEU:HA	1:D:499:ASN:O	2.02	0.59
3:F:277:ARG:HA	3:F:280:ARG:CZ	2.33	0.59
4:H:226:HIS:HB2	4:H:301:GLN:HE21	1.67	0.59
4:H:298:ASP:O	4:H:302:HIS:N	2.32	0.59
4:P:130:LEU:HD22	4:P:510:VAL:HG21	1.85	0.59
5:K:478:ASP:OD1	5:K:480:ASN:N	2.34	0.59
6:B:334:PRO:HB2	7:A:300:PHE:CE2	2.37	0.59
7:I:140:SER:HA	7:I:406:CYS:HA	1.83	0.59
8:G:434:GLU:OE1	8:G:434:GLU:N	2.34	0.59
3:F:30:PRO:HB3	3:F:533:ASP:HB2	1.83	0.59
4:P:252:SER:HB2	8:O:246:MET:HG2	1.84	0.59

*Continued on next page...*

*Continued from previous page...*

Atom-1	Atom-2	Interatomic distance (Å)	Clash overlap (Å)
4:P:452:ILE:O	4:P:456:GLY:N	2.18	0.59
6:B:314:ARG:HE	6:B:315:LEU:HG	1.67	0.59
7:I:165:ALA:O	7:I:169:THR:OG1	2.19	0.59
8:O:180:LYS:HA	8:O:190:TYR:CD1	2.36	0.59
8:G:138:VAL:HG12	8:G:140:THR:H	1.67	0.59
9:Q:67:HIS:CD2	9:Q:69:PRO:HA	2.38	0.59
9:Q:300:GLU:HA	9:Q:303:ASN:OD1	2.03	0.59
1:D:72:ASN:HB3	1:D:176:LYS:HE3	1.84	0.59
1:D:335:ILE:HD11	1:D:381:ARG:HB2	1.83	0.59
2:E:49:ASP:O	3:F:532:ILE:HA	2.03	0.59
3:N:353:ALA:HA	3:N:356:LEU:HB2	1.84	0.59
3:N:525:THR:O	3:N:528:SER:OG	2.13	0.59
4:H:172:ALA:HA	4:H:175:ILE:HB	1.84	0.59
5:C:295:ILE:HG12	5:C:312:GLY:HA3	1.84	0.59
5:C:333:SER:H	6:B:303:HIS:CE1	2.21	0.59
6:J:223:PHE:HZ	6:J:324:LEU:HD13	1.68	0.59
6:B:224:LYS:HA	6:B:360:VAL:HA	1.84	0.59
7:I:511:ILE:O	7:I:515:ILE:HG12	2.02	0.59
8:O:183:ASP:O	8:O:185:ARG:N	2.28	0.59
1:L:442:THR:OG1	1:L:443:LEU:N	2.34	0.59
1:D:391:ASN:HB3	1:D:394:ILE:HD12	1.84	0.59
2:E:298:ASN:OD1	2:E:299:TYR:N	2.36	0.59
3:N:208:ILE:HD12	3:N:386:VAL:HG12	1.84	0.59
5:K:349:GLU:N	5:K:360:PHE:O	2.18	0.59
6:J:401:VAL:HA	6:J:404:ARG:HG3	1.83	0.59
7:I:60:GLY:O	7:I:64:LEU:N	2.27	0.59
7:A:99:ILE:O	7:A:103:LEU:HG	2.02	0.59
9:Q:78:ARG:NH2	11:Q:1110:HOH:O	2.34	0.59
1:D:210:LYS:NZ	1:D:211:VAL:O	2.23	0.59
1:D:265:LYS:HG3	2:E:255:ARG:HH11	1.68	0.59
1:D:362:ILE:N	1:D:371:MET:O	2.26	0.59
2:M:352:VAL:O	2:M:359:LEU:N	2.24	0.59
2:E:155:PHE:O	2:E:159:LEU:N	2.34	0.59
3:N:55:LYS:HD2	8:O:113:HIS:NE2	2.17	0.59
3:F:58:ASP:HB3	3:F:72:ASN:HB2	1.84	0.59
3:F:492:GLY:N	3:F:501:SER:O	2.29	0.59
4:H:452:ILE:HG21	4:H:459:THR:HA	1.83	0.59
4:P:294:LYS:O	4:P:314:ARG:N	2.35	0.59
5:K:385:THR:O	5:K:389:LEU:N	2.25	0.59
5:C:33:ALA:HA	5:C:36:VAL:HG23	1.83	0.59
5:C:200:VAL:HG22	5:C:375:ARG:NH2	2.18	0.59

*Continued on next page...*

*Continued from previous page...*

Atom-1	Atom-2	Interatomic distance (Å)	Clash overlap (Å)
5:C:217:LYS:HA	5:C:358:TYR:CD1	2.38	0.59
5:C:292:LYS:HA	5:C:314:VAL:O	2.01	0.59
5:C:348:PHE:HD1	5:C:361:PHE:HB3	1.67	0.59
6:B:83:ALA:HA	6:B:86:ILE:HD13	1.85	0.59
7:I:231:LEU:HB3	7:I:291:VAL:HA	1.84	0.59
7:A:214:HIS:O	7:A:361:THR:OG1	2.20	0.59
1:D:19:ILE:HD13	5:C:71:VAL:HA	1.84	0.59
1:D:185:MET:HA	1:D:188:ILE:HB	1.84	0.59
1:D:525:ARG:NH1	5:C:170:GLN:OE1	2.36	0.59
2:M:292:ASN:O	2:M:314:HIS:N	2.35	0.59
3:N:51:SER:HA	3:N:57:MET:H	1.67	0.59
3:F:72:ASN:HD22	3:F:174:LYS:HE3	1.68	0.59
4:H:49:MET:HB2	4:H:57:ILE:HD11	1.84	0.59
4:H:298:ASP:OD1	4:H:298:ASP:N	2.36	0.59
4:P:256:ILE:HB	7:I:246:SER:HA	1.83	0.59
5:K:17:GLN:HG2	5:K:518:GLU:HB3	1.84	0.59
5:C:476:GLY:N	5:C:485:ALA:O	2.33	0.59
6:J:34:GLN:O	6:J:38:GLU:HG2	2.03	0.59
6:J:479:GLY:N	6:J:490:LYS:O	2.30	0.59
6:B:102:ASN:N	6:B:102:ASN:OD1	2.35	0.59
6:B:246:PHE:CZ	6:B:301:ALA:HB1	2.37	0.59
6:B:420:ALA:O	6:B:424:THR:OG1	2.18	0.59
7:A:49:SER:OG	7:A:52:GLY:N	2.36	0.59
7:A:230:ILE:N	7:A:345:GLY:O	2.29	0.59
8:O:182:THR:O	8:O:185:ARG:NH1	2.35	0.59
1:L:231:ASP:HA	1:L:371:MET:SD	2.43	0.59
2:M:71:LEU:HB3	2:M:85:VAL:HG13	1.85	0.59
2:M:170:LYS:O	2:M:173:THR:OG1	2.16	0.59
2:E:187:VAL:HG21	2:E:397:LEU:HD23	1.84	0.59
3:F:67:ASP:OD1	3:F:68:VAL:N	2.35	0.59
3:F:486:GLN:OE1	3:F:486:GLN:N	2.35	0.59
4:H:41:LEU:HB2	4:H:96:THR:O	2.03	0.59
4:H:233:ILE:HD12	4:H:350:LEU:HD23	1.85	0.59
4:P:20:ARG:HH12	4:P:114:GLU:HA	1.68	0.59
5:K:130:GLN:O	5:K:134:ASN:ND2	2.36	0.59
5:K:422:ASP:OD1	5:K:422:ASP:N	2.36	0.59
5:K:448:GLN:HA	5:K:451:ASP:HB3	1.85	0.59
5:C:424:SER:OG	5:C:425:ARG:NH2	2.36	0.59
6:J:290:VAL:HB	6:J:311:MET:HB3	1.84	0.59
7:A:380:ASN:O	7:A:383:THR:OG1	2.19	0.59
8:O:183:ASP:HB2	8:O:189:ARG:H	1.68	0.59

*Continued on next page...*

*Continued from previous page...*

Atom-1	Atom-2	Interatomic distance (Å)	Clash overlap (Å)
8:O:489:ASP:OD1	8:O:490:LEU:N	2.36	0.59
8:G:38:PRO:HG2	8:G:490:LEU:HD12	1.84	0.59
9:Q:271:VAL:HG21	9:Q:340:LEU:HG	1.83	0.59
1:D:222:THR:HG23	1:D:387:ILE:HA	1.85	0.59
2:M:106:ALA:O	2:M:109:LEU:HB2	2.03	0.59
2:E:298:ASN:O	2:E:301:GLU:HG2	2.02	0.59
3:N:240:ARG:HA	3:N:363:GLU:HB3	1.83	0.59
3:F:209:LYS:HB2	3:F:335:PHE:CZ	2.38	0.59
6:J:239:ILE:HA	6:J:290:VAL:HG13	1.84	0.59
6:J:245:PRO:HB3	6:J:296:LYS:N	2.18	0.59
6:J:258:LEU:N	7:I:250:TYR:O	2.22	0.59
7:A:326:LEU:HB3	7:A:371:SER:HB3	1.85	0.59
8:O:178:ALA:O	8:O:371:THR:OG1	2.14	0.59
9:Q:139:ASN:O	9:Q:147:SER:OG	2.13	0.59
1:L:529:LYS:HZ1	5:K:45:MET:HA	1.68	0.59
1:D:426:GLU:HB2	1:D:455:LEU:HD21	1.84	0.59
1:D:508:GLU:OE1	1:D:509:THR:N	2.35	0.59
3:F:122:LYS:O	3:F:125:GLN:HG2	2.03	0.59
3:F:311:ASP:HA	3:F:314:LEU:HB3	1.85	0.59
5:C:209:GLN:N	5:C:373:ILE:O	2.35	0.59
6:J:102:ASN:N	6:J:102:ASN:OD1	2.35	0.59
6:J:283:ILE:HD13	6:J:339:PRO:HG3	1.85	0.59
7:A:47:LEU:H	7:A:55:LYS:HB2	1.68	0.59
8:O:225:MET:HG3	8:O:226:PRO:HD2	1.85	0.59
8:G:248:LEU:O	11:G:601:HOH:O	2.17	0.59
9:Q:133:TRP:HZ3	9:Q:143:ARG:NH2	2.01	0.59
1:L:201:ARG:HH12	5:K:231:LYS:HD2	1.67	0.58
2:E:518:ASP:N	2:E:518:ASP:OD1	2.35	0.58
4:H:349:LEU:HB3	4:H:364:THR:OG1	2.02	0.58
4:P:157:ASN:O	4:P:161:THR:OG1	2.17	0.58
6:B:296:LYS:HA	6:B:314:ARG:HH12	1.68	0.58
7:A:126:ALA:HB2	7:A:437:VAL:HG22	1.85	0.58
1:L:129:HIS:HB3	1:L:132:ARG:HG3	1.85	0.58
2:M:156:ARG:NH2	2:M:185:GLU:OE2	2.35	0.58
2:M:238:LEU:O	2:M:291:ILE:N	2.35	0.58
2:E:214:LEU:HB2	2:E:373:ILE:HG22	1.86	0.58
2:E:451:ALA:HA	2:E:454:ALA:HB3	1.84	0.58
3:N:298:LEU:N	3:N:323:MET:O	2.36	0.58
4:H:229:MET:HG2	4:H:310:THR:HA	1.86	0.58
4:H:255:ASP:N	8:G:252:VAL:O	2.36	0.58
4:H:526:HIS:N	8:G:47:ASP:O	2.30	0.58

*Continued on next page...*

*Continued from previous page...*

Atom-1	Atom-2	Interatomic distance (Å)	Clash overlap (Å)
5:C:407:ALA:HB2	5:C:488:PHE:HB2	1.85	0.58
6:J:156:ASP:OD2	6:J:159:GLU:N	2.20	0.58
6:J:367:LYS:HD2	6:J:369:ASP:HB2	1.84	0.58
6:B:159:GLU:O	6:B:163:LEU:HG	2.03	0.58
8:O:56:ASN:OD1	8:O:56:ASN:N	2.36	0.58
8:O:248:LEU:HG	8:O:249:GLY:H	1.66	0.58
8:G:18:ARG:NE	8:G:527:ILE:O	2.30	0.58
9:Q:22:ARG:HB3	11:Q:1239:HOH:O	2.03	0.58
9:Q:335:LEU:O	11:Q:1126:HOH:O	2.17	0.58
2:M:61:LEU:HD21	3:N:89:ARG:HE	1.68	0.58
3:F:25:GLN:OE1	3:F:27:ARG:N	2.36	0.58
3:F:83:VAL:HG11	3:F:88:ALA:HB3	1.84	0.58
3:F:144:GLY:HA2	3:F:147:ILE:HD12	1.85	0.58
4:H:447:ILE:O	4:H:450:THR:OG1	2.20	0.58
4:P:274:TYR:O	4:P:278:LEU:HG	2.03	0.58
4:P:504:GLN:O	4:P:508:THR:OG1	2.21	0.58
5:K:191:GLN:NE2	5:K:194:MET:SD	2.76	0.58
5:K:416:LEU:O	5:K:420:LEU:HG	2.01	0.58
6:J:297:VAL:HG23	6:J:314:ARG:HH21	1.68	0.58
6:B:254:LYS:HB2	9:Q:146:HIS:HA	1.84	0.58
7:I:294:GLN:O	7:I:315:ARG:HA	2.03	0.58
7:A:37:ASN:O	7:A:42:GLY:HA3	2.03	0.58
8:O:191:PRO:O	8:O:194:SER:OG	2.15	0.58
1:L:201:ARG:NH1	5:K:231:LYS:HD2	2.19	0.58
1:D:93:GLU:OE2	5:C:379:GLU:N	2.36	0.58
3:F:336:ILE:O	3:F:340:ILE:HG12	2.04	0.58
4:H:130:LEU:HD22	4:H:510:VAL:HG21	1.84	0.58
4:H:142:ILE:O	4:H:407:LEU:N	2.32	0.58
4:H:263:ASP:O	4:H:267:ILE:HG23	2.04	0.58
4:H:477:THR:HG22	4:H:490:MET:HB3	1.85	0.58
5:C:219:THR:OG1	5:C:220:PHE:N	2.36	0.58
5:C:443:GLU:O	5:C:446:PRO:HD2	2.04	0.58
6:J:447:ALA:HA	6:J:450:ARG:HB3	1.86	0.58
7:I:182:GLN:NE2	7:I:183:ASP:OD2	2.36	0.58
7:A:382:HIS:O	7:A:386:GLN:N	2.32	0.58
7:A:512:ALA:O	7:A:516:LEU:HG	2.04	0.58
8:G:237:LEU:HD23	8:G:241:LEU:HD21	1.85	0.58
2:M:301:GLU:HA	2:M:304:PHE:HD2	1.68	0.58
2:E:432:GLU:CD	2:E:432:GLU:H	2.06	0.58
3:N:318:ASN:O	3:N:321:LYS:HD2	2.02	0.58
3:F:63:ASP:OD1	3:F:65:LYS:N	2.37	0.58

*Continued on next page...*

*Continued from previous page...*

Atom-1	Atom-2	Interatomic distance (Å)	Clash overlap (Å)
3:F:364:GLU:HA	3:F:374:LEU:HA	1.85	0.58
4:H:175:ILE:HG12	4:H:214:VAL:HG23	1.86	0.58
4:H:313:ARG:HH12	7:A:318:ARG:HH12	1.51	0.58
4:P:102:ALA:O	4:P:106:LEU:HG	2.03	0.58
5:K:318:ASP:OD1	5:K:321:ARG:NH1	2.36	0.58
5:C:93:GLY:O	5:C:97:VAL:N	2.30	0.58
5:C:386:GLU:HA	5:C:389:LEU:HB2	1.86	0.58
6:B:53:ASN:HA	6:B:67:ASN:HD22	1.69	0.58
7:I:98:ILE:HD11	7:I:447:ILE:HD11	1.86	0.58
7:I:198:HIS:N	7:I:378:GLY:O	2.37	0.58
8:O:119:SER:O	8:O:123:LEU:HG	2.04	0.58
8:O:411:GLY:HA3	8:O:503:VAL:HG12	1.85	0.58
8:G:196:ASN:HB2	8:G:214:TYR:CZ	2.38	0.58
9:Q:304:HIS:HB2	11:Q:1134:HOH:O	2.04	0.58
1:D:93:GLU:O	1:D:97:SER:OG	2.20	0.58
1:D:359:VAL:HG12	1:D:372:LEU:HD11	1.84	0.58
2:M:154:LYS:HA	2:M:157:GLN:HB3	1.85	0.58
2:E:171:LEU:H	2:E:171:LEU:HD12	1.68	0.58
3:N:58:ASP:HB3	3:N:72:ASN:HB2	1.86	0.58
3:N:138:GLN:O	3:N:142:GLU:HG2	2.03	0.58
3:N:163:LEU:O	3:N:166:SER:OG	2.15	0.58
3:N:439:TYR:O	3:N:442:THR:OG1	2.14	0.58
4:H:187:GLU:OE1	4:H:187:GLU:N	2.30	0.58
6:J:313:VAL:HG12	6:J:316:ASN:HD21	1.68	0.58
6:J:515:ALA:HA	6:J:518:VAL:HG22	1.86	0.58
7:A:400:ASN:N	7:A:400:ASN:OD1	2.34	0.58
8:O:73:LYS:HA	8:O:76:CYS:HB3	1.86	0.58
9:Q:172:LEU:O	9:Q:176:SER:OG	2.20	0.58
2:E:164:GLY:O	2:E:168:SER:N	2.31	0.58
3:N:408:ALA:O	3:N:412:ILE:HG12	2.03	0.58
4:H:325:ARG:HB3	4:H:371:ALA:HB2	1.85	0.58
4:P:47:MET:O	7:I:518:VAL:HA	2.03	0.58
4:P:290:VAL:N	4:P:310:THR:O	2.31	0.58
6:J:26:GLU:HA	6:J:29:VAL:HG12	1.84	0.58
6:J:467:LEU:HA	6:J:470:VAL:HG22	1.83	0.58
8:G:100:LEU:HD12	8:G:121:TYR:HE2	1.67	0.58
9:Q:296:ARG:NH1	11:Q:1195:HOH:O	2.37	0.58
2:E:399:GLN:HA	2:E:402:LYS:HG3	1.86	0.58
2:E:439:TYR:O	2:E:443:LEU:HD13	2.03	0.58
4:H:104:GLU:HG2	4:H:446:VAL:HG11	1.84	0.58
4:H:237:ARG:H	4:H:288:ASP:HB2	1.68	0.58

*Continued on next page...*

*Continued from previous page...*

Atom-1	Atom-2	Interatomic distance (Å)	Clash overlap (Å)
4:P:171:LEU:O	4:P:175:ILE:N	2.28	0.58
4:P:196:LYS:HG2	4:P:399:ARG:HH21	1.69	0.58
4:P:251:GLU:O	8:O:245:LYS:NZ	2.37	0.58
4:P:388:GLU:HA	4:P:391:LEU:HB2	1.85	0.58
6:J:104:VAL:HA	6:J:107:PHE:HD1	1.69	0.58
6:J:367:LYS:HG3	6:J:370:GLY:H	1.69	0.58
7:I:73:THR:HA	7:I:76:LEU:HB3	1.86	0.58
7:A:295:LYS:O	7:A:315:ARG:N	2.35	0.58
8:O:499:LYS:HA	8:O:504:PHE:HE1	1.67	0.58
1:L:74:GLY:O	1:L:78:LEU:HG	2.04	0.58
1:L:489:LEU:HA	1:L:499:ASN:O	2.04	0.58
1:D:105:GLY:H	1:D:107:THR:HG22	1.67	0.58
4:H:29:ALA:O	4:H:32:THR:OG1	2.12	0.58
4:H:216:ARG:HH11	4:H:369:PRO:HD2	1.68	0.58
4:H:515:LEU:HD13	8:G:384:MET:HG3	1.85	0.58
6:J:159:GLU:O	6:J:163:LEU:HG	2.03	0.58
6:B:130:GLU:O	6:B:134:ILE:HG22	2.04	0.58
7:A:38:LEU:HB2	7:A:93:THR:HB	1.85	0.58
7:A:446:ILE:HA	7:A:449:LYS:HD2	1.84	0.58
7:A:489:ALA:HA	7:A:492:VAL:HG22	1.86	0.58
8:O:391:SER:O	8:O:395:ALA:N	2.34	0.58
8:O:448:ILE:O	8:O:451:THR:OG1	2.13	0.58
8:G:227:LYS:NZ	8:G:353:GLN:O	2.37	0.58
1:D:129:HIS:CE1	1:D:131:ILE:HG12	2.39	0.58
2:M:175:HIS:HB2	2:M:179:PHE:CE1	2.38	0.58
2:M:227:ASN:N	2:M:227:ASN:OD1	2.36	0.58
2:E:156:ARG:HA	2:E:159:LEU:HB2	1.86	0.58
3:N:267:SER:N	3:N:271:GLN:OE1	2.37	0.58
4:H:196:LYS:HD3	4:H:399:ARG:HD2	1.86	0.58
4:H:518:ARG:HD3	8:G:160:ILE:HD12	1.85	0.58
5:K:509:ALA:O	5:K:513:ILE:N	2.33	0.58
6:J:410:PRO:O	6:J:415:THR:OG1	2.20	0.58
7:I:426:LYS:O	7:I:428:SER:N	2.34	0.58
7:I:470:HIS:N	7:I:474:GLY:HA2	2.19	0.58
7:A:49:SER:HG	7:A:53:ASP:H	1.48	0.58
7:A:237:LEU:HB2	7:A:297:ILE:HD12	1.85	0.58
7:A:292:ILE:HD13	7:A:313:LEU:HB2	1.84	0.58
7:A:448:PRO:HA	7:A:451:LEU:HB2	1.84	0.58
9:Q:26:TYR:N	9:Q:42:MET:O	2.27	0.58
2:M:298:ASN:HD21	3:N:330:ARG:NH2	2.02	0.57
4:H:254:THR:HA	8:G:252:VAL:HB	1.85	0.57

*Continued on next page...*

*Continued from previous page...*

Atom-1	Atom-2	Interatomic distance (Å)	Clash overlap (Å)
4:P:446:VAL:O	4:P:450:THR:HG23	2.04	0.57
6:J:17:GLU:H	6:J:17:GLU:CD	2.07	0.57
8:O:145:ARG:NH2	8:O:174:ASP:OD1	2.37	0.57
1:L:93:GLU:OE2	5:K:379:GLU:N	2.37	0.57
1:D:167:GLN:O	1:D:171:THR:HG23	2.04	0.57
2:M:268:GLU:O	2:M:272:LYS:HG2	2.04	0.57
2:E:444:ARG:O	2:E:447:PRO:HD2	2.04	0.57
4:H:30:ALA:HA	4:H:33:ILE:HB	1.85	0.57
4:P:44:LYS:HD3	4:P:483:GLU:HG3	1.86	0.57
4:P:65:ALA:HA	4:P:68:ARG:HB3	1.85	0.57
5:C:406:VAL:HB	5:C:412:ILE:HD11	1.86	0.57
5:C:406:VAL:N	5:C:494:GLU:O	2.27	0.57
6:J:365:HIS:CD2	6:J:367:LYS:HB2	2.38	0.57
6:B:450:ARG:O	6:B:454:GLU:HG3	2.05	0.57
8:G:476:VAL:O	8:G:480:ARG:NE	2.37	0.57
2:M:460:ASP:N	2:M:460:ASP:OD1	2.37	0.57
2:M:500:LYS:HA	2:M:503:VAL:HB	1.87	0.57
3:N:63:ASP:HB3	3:N:67:ASP:H	1.69	0.57
3:N:217:THR:HG22	3:N:219:ASP:H	1.68	0.57
3:F:254:SER:OG	3:F:308:ALA:O	2.14	0.57
3:F:462:PRO:HB2	3:F:477:VAL:HG22	1.86	0.57
3:F:476:THR:HG22	3:F:500:ILE:HD11	1.86	0.57
4:P:201:VAL:HA	4:P:374:ILE:HG23	1.86	0.57
5:C:43:ARG:HH12	5:C:480:ASN:HA	1.69	0.57
5:C:86:GLN:HG2	5:C:97:VAL:HG21	1.85	0.57
8:O:311:VAL:HG22	8:O:316:LEU:HD23	1.85	0.57
8:O:316:LEU:HA	8:O:319:ILE:HB	1.85	0.57
8:G:139:ASN:OD1	8:G:407:SER:N	2.37	0.57
1:L:75:ALA:O	1:L:79:SER:N	2.33	0.57
3:N:78:LEU:HB3	3:N:92:VAL:HG22	1.86	0.57
4:H:33:ILE:HG21	4:H:80:MET:HG2	1.87	0.57
4:H:397:VAL:O	4:H:401:VAL:HG23	2.04	0.57
4:H:470:HIS:NE2	4:H:476:GLU:HA	2.18	0.57
4:P:82:GLU:CD	4:P:85:ARG:HE	2.07	0.57
4:P:452:ILE:HG21	4:P:459:THR:HA	1.85	0.57
5:K:457:ALA:O	5:K:461:LEU:N	2.28	0.57
6:J:27:GLU:H	6:J:27:GLU:CD	2.06	0.57
6:J:172:GLN:OE1	6:J:175:ASN:N	2.30	0.57
6:B:210:SER:O	6:B:214:SER:OG	2.23	0.57
8:G:56:ASN:OD1	8:G:56:ASN:N	2.32	0.57
9:Q:211:ASP:OD1	9:Q:211:ASP:N	2.36	0.57

*Continued on next page...*



*Continued from previous page...*

Atom-1	Atom-2	Interatomic distance (Å)	Clash overlap (Å)
1:L:179:ASN:O	1:L:182:HIS:ND1	2.37	0.57
1:L:501:MET:O	1:L:505:HIS:N	2.38	0.57
1:D:73:ASP:OD2	1:D:76:THR:HG23	2.04	0.57
2:M:19:GLU:OE1	2:M:19:GLU:N	2.37	0.57
2:E:25:ARG:O	2:E:28:SER:OG	2.22	0.57
2:E:40:LYS:HD2	2:E:449:ILE:HD13	1.86	0.57
3:N:483:ARG:O	3:N:487:GLY:N	2.36	0.57
3:F:436:LEU:O	3:F:440:SER:N	2.28	0.57
4:H:388:GLU:O	4:H:392:GLN:N	2.28	0.57
4:H:478:TRP:HA	4:H:489:ASP:HA	1.87	0.57
4:P:132:ASP:OD2	4:P:437:TYR:OH	2.16	0.57
5:C:320:LYS:HA	5:C:323:MET:HG3	1.85	0.57
6:J:234:VAL:HG12	6:J:236:ASP:H	1.70	0.57
6:B:449:PRO:HA	6:B:452:LEU:HB2	1.86	0.57
8:G:270:ILE:HD11	8:G:274:ARG:CZ	2.34	0.57
8:G:470:PHE:O	8:G:474:ALA:N	2.36	0.57
1:L:60:MET:HB2	1:L:70:VAL:HG22	1.87	0.57
1:D:57:LEU:HB3	2:E:518:ASP:OD1	2.04	0.57
2:E:279:VAL:HG21	2:E:303:LEU:HD12	1.86	0.57
3:N:245:LYS:H	3:N:296:ASN:ND2	2.03	0.57
3:N:534:ASP:OD1	3:N:535:VAL:N	2.38	0.57
4:H:94:GLY:O	4:H:97:SER:N	2.29	0.57
4:P:163:LYS:HB3	4:P:390:ASN:ND2	2.20	0.57
5:K:332:THR:H	6:J:303:HIS:CD2	2.22	0.57
5:C:171:GLN:HG3	5:C:205:LEU:HD11	1.86	0.57
6:B:524:ILE:HG23	7:A:46:MET:HG3	1.86	0.57
7:A:111:SER:OG	7:A:112:GLU:OE2	2.17	0.57
8:O:149:ILE:HG22	8:O:153:LYS:HZ3	1.70	0.57
9:Q:83:VAL:O	9:Q:87:PHE:N	2.36	0.57
1:L:225:ILE:N	1:L:384:THR:O	2.21	0.57
1:L:265:LYS:HG3	2:M:255:ARG:NH1	2.19	0.57
2:M:348:LEU:HB3	2:M:363:SER:HB2	1.86	0.57
4:H:353:LYS:HB2	4:H:362:PHE:CZ	2.39	0.57
4:P:41:LEU:HB2	4:P:96:THR:O	2.04	0.57
5:K:48:LEU:HA	5:K:58:ILE:HA	1.85	0.57
5:K:228:GLN:OE1	5:K:228:GLN:N	2.37	0.57
5:C:39:THR:O	5:C:45:MET:N	2.28	0.57
6:J:207:ILE:O	6:J:378:ARG:NH1	2.38	0.57
6:B:40:ALA:HB1	6:B:44:ARG:HH11	1.69	0.57
6:B:305:ALA:HB1	6:B:310:ILE:HB	1.85	0.57
8:G:58:GLY:O	8:G:62:LEU:N	2.25	0.57

*Continued on next page...*

*Continued from previous page...*

Atom-1	Atom-2	Interatomic distance (Å)	Clash overlap (Å)
8:G:367:THR:OG1	8:G:370:ARG:O	2.23	0.57
1:L:458:ILE:HG22	1:L:462:LEU:HD11	1.87	0.57
1:D:62:VAL:HB	2:E:522:LYS:HA	1.86	0.57
2:E:323:LEU:HA	2:E:326:VAL:HG12	1.85	0.57
4:H:317:LYS:O	4:H:321:ASN:ND2	2.38	0.57
4:P:113:LEU:N	4:P:114:GLU:OE1	2.38	0.57
5:C:17:GLN:HE21	5:C:517:ASP:HB3	1.70	0.57
5:C:48:LEU:HB2	5:C:58:ILE:HG22	1.85	0.57
6:J:471:HIS:CE1	6:J:476:LYS:HA	2.40	0.57
6:B:203:ARG:HB3	6:B:374:THR:HG23	1.85	0.57
7:A:141:ARG:HA	7:A:141:ARG:NH2	2.20	0.57
8:O:214:TYR:O	8:O:364:ILE:N	2.33	0.57
1:L:272:GLU:OE2	1:L:275:LYS:HD2	2.03	0.57
1:D:196:VAL:O	1:D:381:ARG:NH1	2.31	0.57
1:D:216:GLY:O	1:D:389:GLY:N	2.38	0.57
2:M:113:ALA:HB2	2:M:130:TRP:HH2	1.69	0.57
2:E:458:SER:O	2:E:462:VAL:HG12	2.05	0.57
3:N:138:GLN:O	3:N:141:LEU:HG	2.05	0.57
3:N:269:TYR:O	8:O:266:ARG:NH2	2.32	0.57
4:H:144:VAL:N	4:H:405:PRO:O	2.37	0.57
5:C:224:GLY:O	5:C:227:MET:N	2.37	0.57
6:J:299:ASP:O	6:J:302:LEU:HG	2.04	0.57
7:A:150:ASP:O	7:A:154:THR:OG1	2.20	0.57
8:G:15:GLU:HA	8:G:18:ARG:HB2	1.86	0.57
9:Q:50:VAL:HG22	9:Q:57:VAL:HA	1.87	0.57
9:Q:122:ARG:HA	9:Q:236:ARG:NH2	2.15	0.57
9:Q:185:MET:HG2	9:Q:223:TYR:CE1	2.40	0.57
1:L:246:ALA:O	1:L:248:ILE:HG12	2.05	0.57
3:F:108:SER:O	3:F:111:ILE:HG22	2.05	0.57
5:K:202:GLY:N	5:K:376:GLY:O	2.38	0.57
5:K:520:ILE:HB	6:J:56:VAL:HG13	1.86	0.57
6:J:223:PHE:CZ	6:J:324:LEU:HD13	2.39	0.57
6:B:348:ASP:HB3	6:B:365:HIS:HA	1.85	0.57
7:I:186:ILE:H	7:I:190:MET:HE2	1.70	0.57
7:I:497:ASN:HB2	7:I:500:VAL:HG23	1.87	0.57
8:O:211:ILE:HD11	8:O:376:ILE:HG12	1.87	0.57
8:G:514:LEU:O	8:G:518:THR:OG1	2.19	0.57
9:Q:110:MET:HE2	9:Q:173:MET:HB3	1.87	0.57
2:E:25:ARG:HB3	2:E:29:PHE:CE2	2.40	0.56
3:N:55:LYS:HE2	3:N:495:VAL:HG13	1.85	0.56
4:P:114:GLU:H	4:P:114:GLU:CD	2.09	0.56

*Continued on next page...*

*Continued from previous page...*

Atom-1	Atom-2	Interatomic distance (Å)	Clash overlap (Å)
4:P:293:GLU:HG3	4:P:320:ASN:HD22	1.70	0.56
5:C:187:ASP:OD1	5:C:187:ASP:N	2.38	0.56
6:B:367:LYS:HG3	6:B:370:GLY:H	1.70	0.56
7:I:5:LYS:NZ	7:I:12:GLU:HA	2.19	0.56
7:I:195:GLU:HA	7:I:376:ILE:HB	1.87	0.56
7:I:436:GLY:O	7:I:440:PHE:N	2.35	0.56
7:A:296:GLY:HA2	7:A:314:ARG:HB2	1.87	0.56
8:O:416:GLU:OE1	8:O:416:GLU:N	2.27	0.56
8:O:440:GLU:O	8:O:444:SER:N	2.23	0.56
8:O:456:ALA:HB1	8:O:458:GLN:HE22	1.69	0.56
1:L:14:ARG:NH2	1:L:15:PRO:O	2.38	0.56
1:D:81:MET:HG2	1:D:83:VAL:HG13	1.87	0.56
2:E:91:GLN:HE21	2:E:503:VAL:HG22	1.70	0.56
3:F:363:GLU:O	3:F:375:LYS:N	2.25	0.56
4:H:136:THR:O	4:H:140:ILE:HG12	2.05	0.56
4:P:60:THR:HG22	4:P:62:ASP:H	1.69	0.56
4:P:244:SER:HB3	4:P:294:LYS:HZ3	1.70	0.56
5:K:352:GLN:NE2	5:K:355:GLY:O	2.38	0.56
5:C:71:VAL:HG11	5:C:76:ALA:HB3	1.87	0.56
6:B:400:LYS:O	6:B:404:ARG:N	2.38	0.56
6:B:406:LYS:HB3	6:B:407:ARG:HG3	1.86	0.56
7:I:42:GLY:HA2	7:I:454:ASN:HD21	1.69	0.56
9:Q:186:ARG:H	9:Q:351:ASP:CG	2.08	0.56
3:N:133:ILE:O	3:N:136:SER:OG	2.18	0.56
3:F:353:ALA:HA	3:F:356:LEU:HB2	1.86	0.56
3:F:450:CYS:O	3:F:454:PHE:N	2.28	0.56
4:H:44:LYS:HD3	4:H:483:GLU:HG3	1.86	0.56
4:H:93:ASP:OD1	4:H:94:GLY:N	2.39	0.56
4:H:290:VAL:HB	4:H:311:ALA:HA	1.88	0.56
5:K:73:HIS:HE1	5:K:75:ALA:HB3	1.69	0.56
5:K:398:ARG:O	5:K:402:ASN:N	2.37	0.56
5:K:413:GLU:OE1	5:K:413:GLU:N	2.26	0.56
5:C:202:GLY:N	5:C:376:GLY:O	2.38	0.56
6:J:27:GLU:O	6:J:32:ASN:N	2.25	0.56
6:B:297:VAL:HG12	6:B:302:LEU:HD23	1.87	0.56
7:I:37:ASN:O	7:I:58:LYS:HD3	2.05	0.56
8:O:114:PRO:O	8:O:118:ILE:HG12	2.05	0.56
8:O:261:ASP:O	8:O:265:GLN:N	2.36	0.56
8:G:17:ILE:O	8:G:21:ASN:ND2	2.38	0.56
8:G:480:ARG:C	8:G:483:LEU:H	2.09	0.56
1:L:138:GLU:O	1:L:142:ARG:HG3	2.05	0.56

*Continued on next page...*

*Continued from previous page...*

Atom-1	Atom-2	Interatomic distance (Å)	Clash overlap (Å)
1:L:161:ASP:O	1:L:164:PRO:HD2	2.05	0.56
1:L:169:ALA:O	1:L:173:LEU:HG	2.05	0.56
4:H:123:ILE:HD12	4:H:514:VAL:HA	1.87	0.56
4:P:121:VAL:O	4:P:124:SER:OG	2.12	0.56
5:K:303:PHE:O	5:K:307:ASP:N	2.38	0.56
5:K:458:THR:H	8:G:111:LYS:NZ	2.04	0.56
6:J:23:SER:N	6:J:27:GLU:OE2	2.37	0.56
6:J:314:ARG:NE	6:J:315:LEU:HG	2.19	0.56
6:B:428:GLU:HA	6:B:435:GLN:OE1	2.05	0.56
7:A:304:ALA:O	7:A:308:GLU:HG2	2.05	0.56
7:A:408:VAL:HG11	7:A:501:LYS:HG3	1.87	0.56
8:O:144:GLY:O	8:O:148:LEU:HG	2.05	0.56
1:L:181:CYS:O	1:L:184:GLN:N	2.38	0.56
1:D:266:LEU:O	2:E:255:ARG:HG3	2.05	0.56
2:M:205:LEU:O	2:M:376:ARG:NH1	2.33	0.56
2:E:376:ARG:HH11	2:E:376:ARG:HA	1.71	0.56
4:H:50:LEU:HD21	4:H:66:ILE:HD12	1.85	0.56
4:H:151:MET:O	4:H:155:ILE:N	2.32	0.56
6:J:14:MET:SD	6:J:14:MET:N	2.78	0.56
6:J:23:SER:HA	6:J:523:GLN:HB2	1.88	0.56
6:J:259:ILE:HD13	6:J:265:LEU:HD21	1.88	0.56
6:B:204:VAL:HG22	6:B:375:ILE:HD11	1.86	0.56
6:B:365:HIS:HE2	6:B:367:LYS:HE2	1.69	0.56
8:G:210:LEU:HD12	8:G:374:SER:O	2.05	0.56
1:L:123:LEU:HD11	1:L:450:ALA:HB2	1.87	0.56
1:D:34:LEU:O	1:D:38:ILE:HG12	2.04	0.56
2:M:205:LEU:C	2:M:376:ARG:HH12	2.08	0.56
5:C:163:LEU:O	5:C:165:SER:N	2.38	0.56
5:C:353:ILE:HB	5:C:358:TYR:CE2	2.41	0.56
6:J:111:LEU:HG	6:J:132:TYR:HE1	1.70	0.56
6:J:466:LYS:O	6:J:470:VAL:N	2.26	0.56
7:I:509:THR:O	7:I:513:THR:HG22	2.06	0.56
8:G:62:LEU:HD12	8:G:76:CYS:HB2	1.85	0.56
1:L:56:GLY:HA2	1:L:465:ASN:HD22	1.70	0.56
1:L:263:LYS:HG2	5:K:254:GLU:HG2	1.87	0.56
2:M:418:ALA:O	2:M:422:THR:OG1	2.18	0.56
2:E:268:GLU:O	2:E:272:LYS:HG2	2.06	0.56
3:N:317:LEU:O	3:N:321:LYS:N	2.39	0.56
4:H:387:VAL:HG12	4:H:391:LEU:HD23	1.88	0.56
4:H:468:ALA:O	4:H:471:THR:OG1	2.18	0.56
4:P:237:ARG:N	4:P:288:ASP:OD2	2.39	0.56

*Continued on next page...*

*Continued from previous page...*

Atom-1	Atom-2	Interatomic distance (Å)	Clash overlap (Å)
5:K:77:LYS:O	5:K:81:ASP:N	2.37	0.56
5:C:339:ALA:O	5:C:342:LEU:HB2	2.06	0.56
5:C:349:GLU:N	5:C:360:PHE:O	2.22	0.56
8:O:32:VAL:HG23	8:O:95:ILE:HD11	1.87	0.56
8:G:520:ALA:O	8:G:524:ILE:HG12	2.05	0.56
1:L:59:LYS:HB2	1:L:77:ILE:HD12	1.88	0.56
1:L:63:ASP:HB3	1:L:67:ASP:HB3	1.86	0.56
1:L:246:ALA:HB3	1:L:356:ALA:H	1.71	0.56
1:L:261:LYS:HZ3	5:K:246:LEU:HB2	1.71	0.56
2:E:147:ASP:HA	2:E:405:ARG:HA	1.88	0.56
4:H:179:ALA:O	4:H:182:MET:HG3	2.05	0.56
5:C:233:HIS:HA	5:C:347:VAL:HG23	1.88	0.56
5:C:431:GLN:O	5:C:435:ILE:HG12	2.06	0.56
6:J:389:GLU:HA	6:J:392:VAL:HB	1.87	0.56
7:I:49:SER:OG	7:I:52:GLY:N	2.39	0.56
7:I:142:GLU:OE1	7:I:142:GLU:N	2.39	0.56
7:I:146:GLU:HA	7:I:149:ILE:HD12	1.87	0.56
7:I:506:HIS:O	7:I:509:THR:OG1	2.22	0.56
7:A:216:ALA:HB1	7:A:221:MET:HG3	1.88	0.56
8:O:355:ARG:HB3	8:O:360:GLU:HG2	1.88	0.56
8:G:244:THR:HB	8:G:270:ILE:HG12	1.88	0.56
8:G:486:ILE:O	8:G:497:ASP:HA	2.06	0.56
1:L:250:ILE:HG22	1:L:341:ILE:HG23	1.88	0.56
1:D:288:MET:O	1:D:292:ILE:HG22	2.06	0.56
1:D:323:ARG:HG2	1:D:324:TRP:CD1	2.41	0.56
1:D:342:VAL:HG12	1:D:344:ARG:H	1.71	0.56
2:M:220:LEU:HD11	2:M:323:LEU:HD21	1.88	0.56
2:M:291:ILE:HG22	2:M:312:ILE:HB	1.88	0.56
2:E:397:LEU:HA	2:E:400:THR:OG1	2.05	0.56
3:N:207:ASP:HB3	3:N:385:THR:HG22	1.88	0.56
3:N:335:PHE:O	3:N:339:THR:N	2.37	0.56
4:H:240:LEU:HB2	4:H:331:ILE:HA	1.87	0.56
4:P:492:GLU:OE1	4:P:492:GLU:N	2.25	0.56
5:K:277:LYS:O	5:K:281:ILE:N	2.37	0.56
5:C:3:PRO:HG2	7:I:5:LYS:HG3	1.88	0.56
6:J:179:LEU:HD23	6:J:182:LEU:HD21	1.88	0.56
6:J:248:GLY:C	7:I:256:ARG:HH22	2.09	0.56
6:B:320:ASP:OD1	6:B:320:ASP:N	2.39	0.56
7:I:252:SER:HG	7:I:255:GLU:H	1.50	0.56
7:A:198:HIS:NE2	7:A:199:LYS:HD3	2.19	0.56
8:O:235:ALA:O	8:O:286:ILE:HA	2.06	0.56

*Continued on next page...*

*Continued from previous page...*

Atom-1	Atom-2	Interatomic distance (Å)	Clash overlap (Å)
8:G:352:VAL:O	8:G:363:LEU:N	2.24	0.56
1:D:113:ALA:O	1:D:116:LEU:HB3	2.06	0.56
1:D:187:GLU:O	1:D:191:ASN:ND2	2.39	0.56
1:D:511:ILE:HD13	1:D:514:LYS:HD3	1.87	0.56
2:E:116:LEU:HA	2:E:119:LYS:HB2	1.86	0.56
2:E:212:SER:HB3	2:E:375:LEU:HA	1.87	0.56
2:E:278:LYS:NZ	2:E:281:ARG:HD2	2.21	0.56
3:F:333:ILE:HA	3:F:336:ILE:HD12	1.87	0.56
4:H:383:ILE:O	4:H:387:VAL:HG23	2.06	0.56
4:P:207:GLY:HA3	4:P:377:ARG:HG3	1.87	0.56
5:K:499:ARG:O	5:K:503:LEU:HG	2.06	0.56
5:C:297:ASP:N	5:C:297:ASP:OD1	2.36	0.56
5:C:408:GLY:N	5:C:492:VAL:O	2.38	0.56
6:B:6:PRO:HD2	6:B:7:LYS:CE	2.35	0.56
6:B:47:TYR:CG	6:B:103:PHE:HE2	2.23	0.56
6:B:246:PHE:HB3	6:B:297:VAL:HA	1.87	0.56
7:A:22:VAL:O	7:A:25:SER:OG	2.19	0.56
7:A:145:ARG:NH1	7:A:174:ASP:OD1	2.38	0.56
7:A:294:GLN:O	7:A:315:ARG:HA	2.05	0.56
7:A:297:ILE:HG12	7:A:314:ARG:HB3	1.88	0.56
8:O:346:GLY:O	8:O:347:GLN:NE2	2.38	0.56
8:G:388:MET:O	8:G:391:SER:OG	2.21	0.56
1:L:19:ILE:HD13	5:K:71:VAL:HA	1.87	0.55
1:L:239:MET:SD	1:L:320:PRO:HA	2.46	0.55
1:L:344:ARG:HH12	5:K:271:TRP:HB2	1.69	0.55
2:M:212:SER:OG	2:M:376:ARG:N	2.39	0.55
2:E:45:PRO:HA	2:E:168:SER:O	2.05	0.55
2:E:130:TRP:O	2:E:134:THR:OG1	2.21	0.55
3:F:534:ASP:OD1	3:F:535:VAL:N	2.39	0.55
4:H:217:GLY:HA3	4:H:363:ILE:O	2.06	0.55
4:P:213:CYS:SG	4:P:214:VAL:N	2.79	0.55
5:K:204:ALA:HB3	5:K:207:ASP:OD1	2.05	0.55
5:K:223:ALA:HB3	5:K:301:GLN:NE2	2.20	0.55
5:C:25:ASN:ND2	5:C:25:ASN:H	2.04	0.55
6:B:81:PRO:HG3	7:A:48:VAL:HG21	1.88	0.55
6:B:438:ILE:HA	6:B:441:PHE:HB3	1.87	0.55
7:I:63:LEU:O	7:I:67:MET:N	2.38	0.55
7:A:211:VAL:HA	7:A:361:THR:O	2.06	0.55
7:A:427:PRO:HA	7:A:429:VAL:HG22	1.88	0.55
1:L:280:TYR:O	1:L:284:LYS:N	2.34	0.55
1:D:58:ASP:HB2	1:D:71:THR:O	2.05	0.55

*Continued on next page...*

*Continued from previous page...*

Atom-1	Atom-2	Interatomic distance (Å)	Clash overlap (Å)
2:E:379:THR:O	2:E:383:LEU:N	2.32	0.55
3:F:227:LEU:HD12	3:F:339:THR:HB	1.88	0.55
4:H:261:GLU:HB3	7:A:262:ALA:HB2	1.88	0.55
4:H:399:ARG:O	4:H:403:LEU:HG	2.05	0.55
4:P:94:GLY:O	4:P:98:VAL:N	2.39	0.55
4:P:162:THR:HB	4:P:163:LYS:HD2	1.87	0.55
6:J:223:PHE:HB2	6:J:361:VAL:HB	1.89	0.55
6:J:250:ILE:HG12	7:I:256:ARG:HH21	1.69	0.55
8:G:234:ILE:O	8:G:346:GLY:N	2.30	0.55
9:Q:133:TRP:HA	9:Q:136:VAL:HG23	1.87	0.55
2:M:179:PHE:HA	2:M:182:LEU:HD23	1.88	0.55
3:N:34:ARG:O	3:N:38:ILE:HG12	2.07	0.55
3:N:280:ARG:NE	8:O:336:GLY:O	2.38	0.55
4:P:334:ARG:HG3	8:O:299:TYR:OH	2.05	0.55
6:B:246:PHE:CE1	6:B:301:ALA:HB1	2.41	0.55
7:A:91:GLY:C	7:A:95:ASN:HD22	2.09	0.55
8:O:15:GLU:O	8:O:19:SER:OG	2.18	0.55
9:Q:257:TYR:HB3	9:Q:344:PRO:HD3	1.87	0.55
1:L:524:VAL:HA	1:L:527:ILE:HB	1.86	0.55
1:D:249:ALA:N	1:D:299:LEU:O	2.37	0.55
2:E:453:ASN:N	2:E:453:ASN:OD1	2.38	0.55
3:F:522:ALA:O	3:F:526:VAL:HG22	2.07	0.55
4:H:65:ALA:HA	4:H:68:ARG:HB3	1.88	0.55
6:J:96:GLU:HG3	6:J:97:VAL:HG13	1.88	0.55
6:J:209:GLY:O	6:J:378:ARG:NH1	2.38	0.55
7:I:56:LEU:HB3	7:I:386:GLN:HG3	1.88	0.55
7:A:172:VAL:O	7:A:176:ILE:HG12	2.06	0.55
7:A:198:HIS:N	7:A:378:GLY:O	2.39	0.55
1:L:58:ASP:HB2	1:L:71:THR:O	2.05	0.55
1:L:376:GLN:HE22	1:L:378:LYS:HB2	1.70	0.55
1:D:188:ILE:HG23	1:D:224:LEU:HB3	1.89	0.55
2:M:302:GLN:O	2:M:306:ALA:N	2.33	0.55
2:E:279:VAL:O	2:E:283:LEU:HG	2.06	0.55
3:N:63:ASP:HB3	3:N:67:ASP:N	2.20	0.55
3:N:449:TYR:HA	3:N:452:ARG:HB3	1.88	0.55
4:H:278:LEU:O	4:H:282:ILE:HG12	2.06	0.55
5:C:45:MET:O	5:C:60:ASN:ND2	2.40	0.55
5:C:133:VAL:O	5:C:137:LYS:N	2.33	0.55
5:C:202:GLY:O	5:C:375:ARG:NH2	2.39	0.55
5:C:208:SER:HA	5:C:375:ARG:HG2	1.89	0.55
5:C:262:ASP:O	5:C:266:ILE:HG12	2.05	0.55

*Continued on next page...*

*Continued from previous page...*

Atom-1	Atom-2	Interatomic distance (Å)	Clash overlap (Å)
6:J:130:GLU:O	6:J:134:ILE:HG22	2.07	0.55
8:O:120:GLY:HA2	8:O:123:LEU:HD12	1.87	0.55
8:O:152:ALA:O	8:O:156:MET:N	2.39	0.55
8:G:130:ARG:HB3	8:G:130:ARG:HH21	1.71	0.55
8:G:196:ASN:HB2	8:G:214:TYR:CE1	2.42	0.55
8:G:342:ALA:HA	8:G:345:LEU:HD23	1.89	0.55
1:L:269:THR:OG1	1:L:273:ASP:OD2	2.18	0.55
1:L:461:ALA:HA	1:L:464:GLU:HB3	1.89	0.55
1:D:129:HIS:HE1	1:D:131:ILE:HG12	1.71	0.55
2:E:52:LEU:HD12	3:F:538:THR:HG22	1.89	0.55
2:E:417:MET:O	2:E:421:VAL:N	2.37	0.55
4:H:238:ILE:HA	4:H:289:VAL:HB	1.88	0.55
5:K:443:GLU:O	5:K:446:PRO:HD2	2.06	0.55
5:C:125:PHE:O	5:C:129:THR:OG1	2.17	0.55
6:J:468:TYR:O	6:J:472:GLN:NE2	2.25	0.55
7:I:480:ASP:OD2	7:I:483:THR:OG1	2.22	0.55
7:A:115:HIS:CE1	7:A:117:ARG:HB2	2.41	0.55
8:O:261:ASP:OD1	8:O:261:ASP:N	2.39	0.55
8:G:401:ARG:O	8:G:405:SER:N	2.30	0.55
9:Q:171:ASN:O	9:Q:175:ASP:N	2.28	0.55
1:L:67:ASP:OD1	1:L:68:VAL:N	2.40	0.55
1:L:309:GLU:O	1:L:313:LEU:HG	2.07	0.55
1:L:513:LYS:O	1:L:517:ILE:HG22	2.06	0.55
1:D:58:ASP:OD1	2:E:516:ARG:HB3	2.06	0.55
4:H:158:SER:OG	4:H:496:TRP:N	2.39	0.55
4:H:240:LEU:HB3	4:H:331:ILE:HG23	1.88	0.55
5:K:102:ALA:HA	5:K:105:LEU:HB2	1.89	0.55
6:B:492:MET:O	6:B:496:GLY:N	2.40	0.55
7:I:284:ASP:N	7:I:284:ASP:OD1	2.40	0.55
8:G:171:MET:SD	8:G:210:LEU:HB2	2.47	0.55
8:G:520:ALA:O	8:G:523:THR:OG1	2.16	0.55
9:Q:120:ARG:NH1	11:Q:1178:HOH:O	2.33	0.55
3:F:311:ASP:O	3:F:315:HIS:N	2.34	0.55
4:P:498:PRO:HB2	4:P:501:VAL:HG23	1.89	0.55
5:K:261:GLU:HA	5:K:264:GLN:HB2	1.89	0.55
5:C:232:TYR:CE1	5:C:309:PHE:HB2	2.42	0.55
5:C:252:ASN:O	6:B:256:THR:OG1	2.25	0.55
6:B:218:LEU:O	6:B:373:SER:HB2	2.06	0.55
6:B:433:LEU:H	6:B:433:LEU:HD12	1.71	0.55
7:I:12:GLU:N	7:I:523:ARG:O	2.35	0.55
7:I:461:GLU:OE2	7:I:462:THR:HG23	2.06	0.55

*Continued on next page...*



*Continued from previous page...*

Atom-1	Atom-2	Interatomic distance (Å)	Clash overlap (Å)
7:A:266:PHE:O	7:A:270:ARG:HG3	2.06	0.55
7:A:480:ASP:N	7:A:485:GLU:O	2.36	0.55
1:D:161:ASP:O	1:D:164:PRO:HD2	2.07	0.55
2:E:152:GLU:HA	2:E:155:PHE:HB3	1.88	0.55
2:E:200:HIS:HB3	2:E:372:THR:HG23	1.89	0.55
2:E:226:VAL:O	2:E:228:GLN:N	2.37	0.55
2:E:250:LYS:O	2:E:253:GLY:N	2.34	0.55
2:E:261:THR:O	2:E:264:VAL:HG12	2.07	0.55
3:F:105:GLY:O	3:F:109:VAL:N	2.33	0.55
5:K:217:LYS:HA	5:K:358:TYR:CE1	2.42	0.55
5:K:300:THR:O	5:K:304:ALA:N	2.29	0.55
6:J:416:GLU:OE2	6:J:416:GLU:N	2.35	0.55
7:I:443:ALA:O	7:I:446:ILE:HG12	2.07	0.55
8:O:389:GLU:HA	8:O:392:LEU:HB2	1.89	0.55
8:G:514:LEU:O	8:G:518:THR:N	2.32	0.55
9:Q:211:ASP:OD1	9:Q:214:SER:OG	2.22	0.55
2:M:21:ALA:H	2:M:24:ALA:HB3	1.71	0.55
2:M:258:VAL:HB	2:M:263:LYS:HD2	1.88	0.55
2:M:279:VAL:HG21	2:M:303:LEU:HD12	1.89	0.55
3:N:108:SER:O	3:N:111:ILE:HG22	2.07	0.55
3:N:451:VAL:HA	3:N:454:PHE:HB3	1.89	0.55
5:C:107:GLN:O	5:C:110:PRO:HD2	2.07	0.55
6:J:240:ALA:HB1	6:J:242:TYR:CE2	2.40	0.55
6:J:257:VAL:HB	7:I:250:TYR:CZ	2.42	0.55
7:I:321:MET:HE3	7:I:321:MET:H	1.72	0.55
7:I:469:GLU:HB2	7:I:474:GLY:HA3	1.88	0.55
7:A:138:LYS:HD3	7:A:498:TYR:CD1	2.41	0.55
8:G:39:VAL:HG23	8:G:455:ASN:HB3	1.88	0.55
1:L:148:LEU:O	1:L:151:ILE:HG12	2.08	0.54
1:L:167:GLN:O	1:L:171:THR:HG23	2.07	0.54
2:M:45:PRO:HG2	2:M:480:MET:SD	2.47	0.54
2:M:444:ARG:O	2:M:448:THR:OG1	2.25	0.54
4:H:162:THR:HB	4:H:163:LYS:HD2	1.88	0.54
4:H:223:ASP:OD1	4:H:224:VAL:N	2.39	0.54
4:P:93:ASP:OD2	4:P:163:LYS:NZ	2.41	0.54
7:A:415:GLU:HG3	7:A:447:ILE:HD13	1.88	0.54
8:O:24:ALA:O	8:O:28:ILE:HG12	2.07	0.54
8:O:489:ASP:HB2	8:O:496:ARG:HE	1.72	0.54
8:G:216:LEU:O	8:G:361:LEU:HB2	2.06	0.54
8:G:232:ALA:O	8:G:347:GLN:HA	2.07	0.54
8:G:419:LEU:O	8:G:423:LEU:HG	2.07	0.54

*Continued on next page...*

*Continued from previous page...*

Atom-1	Atom-2	Interatomic distance (Å)	Clash overlap (Å)
8:G:440:GLU:HA	8:G:443:ARG:HB3	1.88	0.54
2:M:297:TYR:CD1	2:M:299:TYR:HB3	2.43	0.54
3:N:215:GLY:O	3:N:391:ARG:NH1	2.40	0.54
3:N:286:LEU:O	3:N:290:ILE:HG12	2.06	0.54
3:F:58:ASP:OD1	8:G:526:ARG:NE	2.38	0.54
4:P:93:ASP:OD1	4:P:96:THR:OG1	2.13	0.54
4:P:318:THR:O	4:P:322:ARG:HG3	2.06	0.54
4:P:353:LYS:HB2	4:P:362:PHE:CE1	2.42	0.54
6:J:220:GLY:HA3	6:J:363:PHE:O	2.07	0.54
7:A:101:GLU:O	7:A:105:GLN:HG2	2.07	0.54
7:A:173:VAL:O	7:A:177:LEU:HG	2.06	0.54
8:O:269:ASP:O	8:O:273:GLU:HG3	2.07	0.54
8:G:168:PHE:CZ	8:G:205:GLN:HB2	2.42	0.54
1:L:61:MET:SD	2:M:521:ILE:HB	2.47	0.54
2:M:379:THR:HB	2:M:382:ILE:HB	1.89	0.54
2:E:202:ILE:O	2:E:375:LEU:HB2	2.07	0.54
3:N:97:ALA:O	3:N:100:ILE:HG22	2.08	0.54
4:P:261:GLU:HB3	7:I:262:ALA:HB2	1.89	0.54
4:P:322:ARG:O	4:P:326:ALA:N	2.39	0.54
5:K:476:GLY:C	5:K:487:ASN:HD21	2.11	0.54
7:I:415:GLU:HG3	7:I:447:ILE:HD13	1.88	0.54
7:A:399:LYS:O	7:A:403:ASP:HB2	2.07	0.54
7:A:463:LEU:O	7:A:467:GLN:HB2	2.08	0.54
8:O:174:ASP:HA	8:O:177:LEU:HG	1.89	0.54
8:O:352:VAL:O	8:O:363:LEU:N	2.24	0.54
8:O:483:LEU:HA	8:O:485:TRP:CH2	2.43	0.54
8:G:42:ASP:HB3	8:G:56:ASN:HB3	1.89	0.54
8:G:499:LYS:HA	8:G:504:PHE:CZ	2.42	0.54
9:Q:36:ILE:HD13	9:Q:152:PRO:HB3	1.90	0.54
1:D:101:GLU:OE1	5:C:375:ARG:NH1	2.40	0.54
1:D:246:ALA:HB3	1:D:356:ALA:H	1.71	0.54
2:M:129:GLY:O	2:M:133:ALA:N	2.31	0.54
2:E:43:LEU:HD22	2:E:100:THR:HB	1.88	0.54
2:E:127:ILE:HD11	2:E:515:LEU:HB2	1.89	0.54
2:E:292:ASN:OD1	2:E:293:ARG:N	2.41	0.54
4:H:48:LYS:HE2	7:A:520:GLU:CD	2.27	0.54
4:H:106:LEU:HA	4:H:109:ALA:HB3	1.88	0.54
4:P:212:SER:OG	4:P:377:ARG:O	2.24	0.54
4:P:246:GLU:HB3	4:P:297:SER:HB2	1.89	0.54
5:K:487:ASN:O	5:K:492:VAL:N	2.37	0.54
5:C:6:VAL:HG21	6:B:80:HIS:HD2	1.70	0.54

*Continued on next page...*

*Continued from previous page...*

Atom-1	Atom-2	Interatomic distance (Å)	Clash overlap (Å)
5:C:62:GLY:O	5:C:66:LEU:HG	2.07	0.54
5:C:247:LYS:CD	5:C:250:LYS:HB2	2.37	0.54
7:I:8:ASN:HB3	7:I:11:ALA:HB2	1.89	0.54
7:I:31:GLN:HB2	7:I:97:LEU:HD23	1.87	0.54
7:I:190:MET:HG2	7:I:191:ILE:HG12	1.89	0.54
7:I:234:ASN:OD1	7:I:334:ASN:ND2	2.37	0.54
7:A:420:GLU:HA	7:A:423:ILE:HG22	1.90	0.54
8:G:312:LEU:HB2	8:G:315:ASP:OD2	2.07	0.54
9:Q:47:GLY:HA2	9:Q:61:LEU:HD12	1.88	0.54
1:L:152:SER:HA	1:L:419:VAL:HG22	1.89	0.54
1:L:247:LYS:HB3	1:L:297:ALA:HA	1.90	0.54
2:M:414:GLU:OE1	2:M:414:GLU:N	2.18	0.54
3:N:437:THR:HG22	3:N:441:ARG:NH1	2.22	0.54
3:F:367:LEU:O	3:F:371:GLY:N	2.39	0.54
4:H:150:ASP:OD1	4:H:150:ASP:N	2.34	0.54
4:H:240:LEU:HD13	4:H:291:ILE:HB	1.89	0.54
4:P:325:ARG:HA	4:P:325:ARG:NH2	2.22	0.54
5:K:201:GLN:C	5:K:375:ARG:HH22	2.11	0.54
5:C:510:ALA:O	5:C:514:VAL:HG23	2.08	0.54
6:J:223:PHE:O	6:J:361:VAL:N	2.22	0.54
6:B:48:GLY:C	6:B:51:GLY:H	2.11	0.54
6:B:177:VAL:O	6:B:181:LYS:NZ	2.39	0.54
6:B:230:ASP:OD1	6:B:230:ASP:N	2.37	0.54
6:B:294:GLY:HA2	6:B:315:LEU:N	2.23	0.54
8:G:17:ILE:HG21	8:G:529:ASP:HA	1.90	0.54
8:G:180:LYS:HA	8:G:190:TYR:HD1	1.70	0.54
9:Q:167:TRP:CZ2	9:Q:259:ARG:HB2	2.41	0.54
9:Q:236:ARG:HG3	9:Q:240:LYS:HE3	1.90	0.54
1:D:137:TYR:CD2	1:D:451:PHE:HB2	2.43	0.54
3:N:72:ASN:ND2	3:N:173:SER:O	2.39	0.54
3:N:224:VAL:HB	3:N:387:THR:HG23	1.89	0.54
3:F:63:ASP:HB3	3:F:67:ASP:H	1.73	0.54
4:H:524:SER:OG	4:H:525:GLY:N	2.39	0.54
4:P:304:LEU:HD12	4:P:309:ILE:HB	1.90	0.54
5:C:8:LEU:HG	5:C:9:LEU:HG	1.89	0.54
5:C:479:ILE:HG13	5:C:480:ASN:N	2.23	0.54
6:J:137:ARG:HA	6:J:140:HIS:HD2	1.72	0.54
6:J:176:GLU:OE1	6:J:176:GLU:N	2.40	0.54
6:B:521:VAL:HG11	7:A:46:MET:HG2	1.88	0.54
7:A:409:PRO:HA	7:A:495:TRP:HA	1.89	0.54
8:G:211:ILE:HB	8:G:374:SER:HB2	1.88	0.54

*Continued on next page...*

*Continued from previous page...*

Atom-1	Atom-2	Interatomic distance (Å)	Clash overlap (Å)
8:G:234:ILE:HA	8:G:285:VAL:HB	1.90	0.54
8:G:436:LEU:O	8:G:440:GLU:HG2	2.07	0.54
2:E:418:ALA:HA	2:E:421:VAL:HB	1.89	0.54
3:F:30:PRO:O	3:F:34:ARG:N	2.32	0.54
3:F:251:PHE:H	3:F:251:PHE:HD2	1.56	0.54
4:H:180:VAL:HG11	4:H:398:CYS:SG	2.48	0.54
4:H:469:LYS:HD2	4:H:478:TRP:CD1	2.42	0.54
4:P:119:PRO:O	4:P:123:ILE:N	2.39	0.54
5:K:511:CYS:O	5:K:515:SER:OG	2.19	0.54
7:A:192:GLU:O	7:A:374:LEU:N	2.36	0.54
7:A:323:ARG:O	7:A:327:ALA:N	2.40	0.54
8:O:487:GLY:HA3	8:O:498:ASN:H	1.73	0.54
8:G:461:THR:O	8:G:465:ALA:N	2.32	0.54
1:L:193:VAL:HG21	1:L:409:ILE:HG21	1.89	0.54
1:L:488:ALA:O	1:L:500:ASP:HA	2.07	0.54
1:D:57:LEU:HD12	2:E:516:ARG:HA	1.88	0.54
1:D:214:LYS:HB2	1:D:386:PHE:CZ	2.42	0.54
3:F:60:MET:HG2	3:F:70:ILE:HA	1.89	0.54
3:F:297:VAL:HA	3:F:323:MET:HB3	1.90	0.54
4:H:35:ASP:HA	4:H:38:ARG:HG3	1.90	0.54
4:H:266:ARG:HH21	8:G:257:PRO:HB2	1.72	0.54
5:K:339:ALA:HA	5:K:342:LEU:HB2	1.90	0.54
5:C:51:ASP:OD1	5:C:55:LYS:N	2.41	0.54
5:C:323:MET:SD	5:C:324:MET:N	2.81	0.54
6:J:522:ASP:OD1	6:J:522:ASP:N	2.41	0.54
6:B:266:MET:SD	6:B:266:MET:N	2.81	0.54
7:A:429:VAL:HG23	7:A:431:GLY:N	2.21	0.54
7:A:478:GLY:N	7:A:487:MET:O	2.22	0.54
8:G:483:LEU:HA	8:G:485:TRP:CH2	2.43	0.54
9:Q:272:PHE:CE2	9:Q:282:MET:HB2	2.43	0.54
1:L:216:GLY:N	1:L:389:GLY:O	2.38	0.54
2:M:174:HIS:H	3:N:527:ARG:NH1	2.05	0.54
4:H:466:LEU:HD13	4:H:487:LEU:HD11	1.89	0.54
6:J:114:LEU:HD23	6:J:440:LYS:HD2	1.90	0.54
6:B:175:ASN:O	6:B:179:LEU:HG	2.07	0.54
7:I:109:TYR:HB3	7:I:114:LEU:HD12	1.90	0.54
7:A:445:LEU:HB2	7:A:449:LYS:NZ	2.22	0.54
8:O:103:ASN:HD22	8:O:103:ASN:N	2.05	0.54
8:O:455:ASN:OD1	8:O:455:ASN:N	2.40	0.54
8:G:269:ASP:O	8:G:273:GLU:HG3	2.08	0.54
1:D:421:GLY:N	1:D:506:VAL:O	2.40	0.54

*Continued on next page...*

*Continued from previous page...*

Atom-1	Atom-2	Interatomic distance (Å)	Clash overlap (Å)
2:E:201:ILE:HG21	2:E:387:GLU:HG2	1.90	0.54
3:F:151:MET:HB2	3:F:489:LYS:HD2	1.89	0.54
4:H:269:GLN:O	4:H:273:GLU:N	2.35	0.54
5:K:352:GLN:OE1	5:K:357:ARG:HA	2.08	0.54
5:K:522:ASN:HB2	6:J:59:HIS:HA	1.89	0.54
5:C:40:LEU:HB2	5:C:95:THR:CB	2.38	0.54
6:B:26:GLU:HA	6:B:29:VAL:HG12	1.90	0.54
6:B:416:GLU:OE2	6:B:416:GLU:N	2.38	0.54
7:A:507:SER:O	7:A:511:ILE:HG12	2.07	0.54
8:O:68:GLU:N	8:O:68:GLU:OE1	2.40	0.54
8:O:380:ALA:H	8:O:384:MET:HE1	1.72	0.54
8:G:11:ARG:HB3	8:G:531:ILE:HG23	1.90	0.54
8:G:58:GLY:HA2	8:G:61:ILE:HB	1.89	0.54
8:G:416:GLU:O	8:G:420:SER:OG	2.25	0.54
9:Q:83:VAL:HA	9:Q:86:GLN:HB3	1.90	0.54
1:L:86:GLN:HA	1:L:89:LYS:HD2	1.89	0.53
1:L:223:LYS:HG3	1:L:224:LEU:O	2.07	0.53
1:D:420:TYR:CE2	1:D:502:LYS:HB2	2.42	0.53
2:M:170:LYS:HD2	2:M:170:LYS:N	2.23	0.53
3:N:122:LYS:HA	3:N:125:GLN:HE22	1.72	0.53
4:P:142:ILE:O	4:P:407:LEU:N	2.35	0.53
4:P:298:ASP:O	4:P:302:HIS:N	2.41	0.53
5:K:450:CYS:O	5:K:454:GLY:N	2.42	0.53
6:J:219:HIS:O	6:J:365:HIS:HB3	2.08	0.53
6:B:80:HIS:CE1	6:B:82:ALA:H	2.26	0.53
7:I:130:ALA:O	7:I:134:LEU:N	2.29	0.53
7:A:5:LYS:NZ	7:A:12:GLU:HA	2.23	0.53
7:A:44:MET:C	7:A:45:LYS:HD2	2.28	0.53
8:O:300:PHE:HD1	8:O:307:ALA:HB2	1.74	0.53
8:O:511:VAL:O	8:O:515:LYS:HG3	2.08	0.53
9:Q:109:MET:HE1	9:Q:131:LEU:HB2	1.90	0.53
1:L:24:ARG:NH1	1:L:538:GLU:O	2.22	0.53
1:L:59:LYS:HZ3	2:M:518:ASP:C	2.11	0.53
1:L:226:LYS:HA	1:L:383:VAL:HG23	1.90	0.53
1:L:329:GLU:HA	1:L:332:LEU:HD12	1.89	0.53
1:L:364:PHE:CE1	1:L:371:MET:HG2	2.43	0.53
1:D:91:MET:HE1	1:D:527:ILE:HD11	1.90	0.53
1:D:369:ASP:HA	1:D:370:LYS:HE3	1.91	0.53
2:M:380:GLN:N	3:N:93:GLU:OE1	2.40	0.53
2:E:90:VAL:O	2:E:94:GLU:HG2	2.08	0.53
2:E:148:HIS:O	2:E:404:SER:HB3	2.08	0.53

*Continued on next page...*

*Continued from previous page...*

Atom-1	Atom-2	Interatomic distance (Å)	Clash overlap (Å)
2:E:293:ARG:HG3	2:E:294:GLN:OE1	2.08	0.53
3:F:135:GLU:HA	3:F:138:GLN:HG2	1.89	0.53
3:F:353:ALA:HA	3:F:356:LEU:HD13	1.90	0.53
4:P:219:MET:SD	4:P:360:PHE:HB3	2.48	0.53
4:P:325:ARG:HA	4:P:325:ARG:HH21	1.73	0.53
4:P:414:SER:O	4:P:418:VAL:HG23	2.08	0.53
4:P:445:GLU:O	4:P:448:PRO:HD2	2.08	0.53
5:K:236:LYS:HB2	5:K:286:ALA:HA	1.90	0.53
5:C:108:VAL:HG12	5:C:112:VAL:HG23	1.90	0.53
5:C:391:ASP:O	5:C:395:ILE:HG22	2.08	0.53
6:J:460:ALA:O	6:J:463:VAL:HB	2.08	0.53
6:J:520:ARG:HG3	7:I:44:MET:SD	2.48	0.53
6:B:23:SER:N	6:B:27:GLU:OE2	2.40	0.53
6:B:353:SER:N	6:B:360:VAL:O	2.32	0.53
7:I:420:GLU:OE1	7:I:469:GLU:HB3	2.09	0.53
7:A:20:LEU:O	7:A:24:ILE:HG22	2.08	0.53
7:A:160:VAL:HG12	7:A:386:GLN:HE22	1.73	0.53
7:A:206:LEU:HD11	7:A:372:VAL:HB	1.90	0.53
7:A:267:ILE:HD13	7:A:270:ARG:HD2	1.90	0.53
7:A:398:VAL:O	7:A:402:ILE:HG22	2.08	0.53
1:L:57:LEU:HB3	2:M:518:ASP:OD1	2.08	0.53
1:D:83:VAL:HA	2:E:12:PHE:HA	1.90	0.53
1:D:229:ILE:HG22	1:D:384:THR:HG21	1.90	0.53
2:M:458:SER:O	2:M:462:VAL:HG12	2.08	0.53
2:M:487:ASP:OD1	2:M:490:ILE:N	2.28	0.53
3:F:48:ILE:HA	3:F:59:LYS:NZ	2.23	0.53
4:P:125:ALA:O	4:P:129:ALA:N	2.34	0.53
6:J:418:GLU:OE2	6:J:422:GLN:NE2	2.41	0.53
6:B:410:PRO:HA	6:B:498:LEU:HD13	1.91	0.53
7:I:271:VAL:O	7:I:275:ILE:N	2.32	0.53
7:A:108:LEU:O	7:A:111:SER:OG	2.24	0.53
8:G:36:LEU:HB3	8:G:91:THR:O	2.09	0.53
8:G:68:GLU:N	8:G:68:GLU:OE1	2.41	0.53
9:Q:4:CYS:O	9:Q:57:VAL:N	2.26	0.53
1:D:168:THR:O	1:D:171:THR:OG1	2.17	0.53
1:D:252:THR:O	1:D:304:TRP:HE3	1.91	0.53
1:D:364:PHE:CE1	1:D:371:MET:HG2	2.44	0.53
2:M:42:THR:OG1	2:M:65:ASN:OD1	2.17	0.53
3:N:245:LYS:H	3:N:296:ASN:HD21	1.56	0.53
3:N:412:ILE:O	3:N:416:VAL:HG23	2.09	0.53
3:F:33:ILE:HD13	3:F:534:ASP:HA	1.89	0.53

*Continued on next page...*

*Continued from previous page...*

Atom-1	Atom-2	Interatomic distance (Å)	Clash overlap (Å)
4:H:62:ASP:O	4:H:66:ILE:HG12	2.09	0.53
4:H:475:CYS:HB2	4:H:478:TRP:CD1	2.42	0.53
4:P:157:ASN:HA	4:P:160:ILE:HG12	1.89	0.53
6:J:109:GLY:O	6:J:113:GLU:N	2.38	0.53
6:B:56:VAL:O	6:B:64:PHE:N	2.42	0.53
6:B:269:SER:HA	6:B:272:GLU:HB3	1.90	0.53
7:I:445:LEU:O	7:I:448:PRO:HD2	2.09	0.53
8:O:439:ALA:O	8:O:443:ARG:N	2.37	0.53
8:G:146:ASP:O	8:G:150:ASN:ND2	2.41	0.53
8:G:245:LYS:HZ2	8:G:246:MET:HG2	1.74	0.53
8:G:259:LYS:O	8:G:263:ILE:HG13	2.08	0.53
1:L:462:LEU:O	1:L:466:SER:N	2.40	0.53
2:M:190:LEU:HB3	2:M:193:SER:O	2.09	0.53
2:M:240:ALA:HB2	2:M:335:PHE:HZ	1.72	0.53
2:E:19:GLU:O	2:E:24:ALA:HB2	2.08	0.53
2:E:156:ARG:NH2	2:E:185:GLU:OE2	2.42	0.53
2:E:479:ASP:N	2:E:484:THR:O	2.27	0.53
4:P:303:TYR:HA	4:P:306:ARG:HB3	1.90	0.53
6:J:292:VAL:HB	6:J:313:VAL:HB	1.90	0.53
6:B:176:GLU:OE1	6:B:176:GLU:N	2.37	0.53
6:B:300:MET:O	6:B:304:TYR:N	2.38	0.53
7:I:153:ARG:HB2	7:I:169:THR:HG21	1.91	0.53
7:A:229:TYR:CE2	7:A:287:LYS:HD3	2.43	0.53
7:A:255:GLU:HA	7:A:258:LYS:HB2	1.90	0.53
9:Q:328:MET:O	11:Q:1129:HOH:O	2.19	0.53
1:L:459:PRO:HA	1:L:462:LEU:HD12	1.91	0.53
1:D:292:ILE:HD11	1:D:297:ALA:HB3	1.91	0.53
3:F:488:GLU:O	3:F:490:THR:N	2.42	0.53
4:H:152:MET:HA	4:H:155:ILE:HD12	1.91	0.53
4:H:165:ILE:HA	4:H:168:TRP:CD1	2.41	0.53
4:H:237:ARG:N	4:H:288:ASP:OD2	2.42	0.53
4:P:264:PHE:O	4:P:267:ILE:HG12	2.09	0.53
4:P:293:GLU:O	4:P:314:ARG:HA	2.09	0.53
5:K:209:GLN:OE1	5:K:210:LEU:N	2.40	0.53
5:K:356:GLU:HB3	5:K:358:TYR:CE1	2.44	0.53
5:C:210:LEU:HD13	5:C:372:PHE:HE1	1.74	0.53
5:C:504:THR:O	5:C:508:GLU:HG2	2.09	0.53
6:B:45:THR:HB	6:B:52:MET:SD	2.49	0.53
6:B:291:VAL:N	6:B:311:MET:O	2.27	0.53
7:I:200:SER:OG	7:I:202:THR:N	2.42	0.53
8:O:164:ASN:ND2	8:O:206:MET:SD	2.81	0.53

*Continued on next page...*

*Continued from previous page...*

Atom-1	Atom-2	Interatomic distance (Å)	Clash overlap (Å)
8:G:88:ASP:OD2	8:G:91:THR:OG1	2.16	0.53
8:G:423:LEU:HA	8:G:426:TYR:HB3	1.91	0.53
8:G:446:LEU:O	8:G:449:PRO:HD2	2.07	0.53
1:L:463:SER:HA	1:L:466:SER:HB3	1.91	0.53
1:D:130:PRO:HB3	1:D:528:LEU:HD12	1.91	0.53
4:H:122:VAL:HG12	4:H:126:TYR:CZ	2.44	0.53
4:P:228:ARG:NH1	7:I:331:VAL:HA	2.24	0.53
5:K:93:GLY:O	5:K:97:VAL:N	2.39	0.53
5:K:119:GLN:HA	5:K:122:ILE:HG12	1.91	0.53
5:K:152:ARG:HB3	5:K:180:VAL:HG11	1.91	0.53
5:C:414:MET:HG2	5:C:464:LEU:HG	1.91	0.53
6:J:264:GLU:N	6:J:264:GLU:OE1	2.40	0.53
6:B:27:GLU:O	6:B:31:ARG:N	2.42	0.53
6:B:279:GLN:O	6:B:283:ILE:HG12	2.09	0.53
6:B:499:ASP:N	6:B:499:ASP:OD1	2.41	0.53
7:I:8:ASN:OD1	7:I:10:LYS:N	2.41	0.53
7:I:253:ALA:HA	7:I:256:ARG:HB3	1.91	0.53
7:A:127:LYS:HE3	7:A:506:HIS:CD2	2.43	0.53
8:O:8:PHE:O	8:O:534:HIS:N	2.29	0.53
8:O:37:GLY:O	8:O:39:VAL:N	2.42	0.53
1:D:529:LYS:NZ	5:C:45:MET:HA	2.24	0.53
2:E:80:ALA:O	2:E:83:VAL:HB	2.09	0.53
3:N:297:VAL:HA	3:N:323:MET:HB3	1.90	0.53
3:F:251:PHE:HD2	3:F:346:ALA:HA	1.72	0.53
4:H:156:ILE:O	4:H:160:ILE:N	2.42	0.53
5:K:486:ASP:OD1	5:K:488:PHE:HB3	2.08	0.53
5:C:48:LEU:HA	5:C:58:ILE:HA	1.90	0.53
5:C:110:PRO:O	5:C:113:GLU:HB2	2.09	0.53
5:C:238:ALA:HB3	5:C:289:VAL:HA	1.90	0.53
6:J:245:PRO:HB3	6:J:296:LYS:H	1.74	0.53
6:J:443:GLU:OE2	6:J:446:GLU:HG2	2.08	0.53
6:J:450:ARG:O	6:J:454:GLU:HG3	2.09	0.53
6:B:55:MET:HA	6:B:64:PHE:O	2.09	0.53
6:B:246:PHE:N	6:B:296:LYS:O	2.42	0.53
6:B:437:ALA:O	6:B:441:PHE:N	2.37	0.53
7:I:84:GLN:O	7:I:88:THR:N	2.28	0.53
7:I:480:ASP:HA	7:I:487:MET:SD	2.49	0.53
7:A:63:LEU:O	7:A:67:MET:N	2.37	0.53
7:A:72:PRO:O	7:A:75:SER:OG	2.15	0.53
7:A:387:ILE:HG12	7:A:391:VAL:HG23	1.91	0.53
8:O:55:THR:HG22	8:O:57:ASP:H	1.73	0.53

*Continued on next page...*



*Continued from previous page...*

Atom-1	Atom-2	Interatomic distance (Å)	Clash overlap (Å)
8:O:238:ASP:N	8:O:328:LEU:O	2.40	0.53
8:O:260:LEU:HA	8:O:263:ILE:HD12	1.91	0.53
8:G:453:ALA:HB3	8:G:460:SER:HB3	1.90	0.53
1:D:38:ILE:O	1:D:42:LYS:HG3	2.09	0.53
1:D:205:ASP:HB3	1:D:208:LEU:HD23	1.90	0.53
1:D:310:ALA:O	1:D:314:LEU:N	2.33	0.53
1:D:459:PRO:HB3	1:D:491:ILE:HD11	1.90	0.53
2:E:250:LYS:HB3	2:E:252:PHE:CZ	2.44	0.53
3:N:168:THR:HA	3:N:171:LEU:HB2	1.91	0.53
3:N:368:ASN:HB3	3:N:371:GLY:HA3	1.91	0.53
3:F:178:GLN:HA	8:G:122:ARG:CZ	2.39	0.53
3:F:213:LYS:O	3:F:391:ARG:NH1	2.42	0.53
4:P:112:PHE:HA	4:P:115:GLN:HG3	1.91	0.53
4:P:242:ASP:HB3	4:P:333:SER:HB3	1.91	0.53
5:K:126:ARG:HH22	6:J:174:GLY:HA3	1.73	0.53
5:K:159:ALA:HB1	5:K:163:LEU:HD23	1.90	0.53
6:J:125:VAL:O	6:J:129:ILE:HG12	2.09	0.53
6:J:302:LEU:HA	6:J:305:ALA:HB3	1.91	0.53
8:G:271:THR:O	8:G:275:ILE:HG12	2.08	0.53
1:L:177:VAL:N	2:M:516:ARG:HH12	2.06	0.53
1:D:366:THR:HB	2:E:93:ASP:O	2.09	0.53
2:M:90:VAL:O	2:M:94:GLU:HG2	2.09	0.53
3:N:174:LYS:O	3:N:177:SER:OG	2.17	0.53
3:F:347:HIS:HB3	3:F:350:GLN:OE1	2.08	0.53
4:P:196:LYS:NZ	4:P:396:GLN:HA	2.23	0.53
5:K:199:LYS:HB3	5:K:382:MET:HB3	1.91	0.53
5:C:288:VAL:HG13	5:C:309:PHE:HD2	1.74	0.53
5:C:318:ASP:OD1	5:C:321:ARG:NH1	2.42	0.53
6:B:259:ILE:HD13	6:B:265:LEU:HD21	1.90	0.53
6:B:461:ASN:HA	6:B:464:ILE:HD12	1.91	0.53
7:I:109:TYR:CE1	7:I:439:ALA:HB2	2.44	0.53
7:A:239:TYR:OH	7:A:241:LYS:HB3	2.09	0.53
1:L:261:LYS:NZ	5:K:246:LEU:HB2	2.23	0.52
1:L:280:TYR:CG	5:K:260:VAL:HG11	2.44	0.52
1:D:402:LEU:O	1:D:406:LEU:HG	2.09	0.52
2:E:212:SER:OG	2:E:376:ARG:O	2.27	0.52
3:N:345:VAL:HG21	3:N:351:PHE:HD1	1.73	0.52
4:H:302:HIS:O	4:H:306:ARG:N	2.38	0.52
5:C:150:GLU:H	5:C:153:LYS:HD3	1.75	0.52
7:I:196:MET:O	7:I:378:GLY:N	2.42	0.52
7:A:98:ILE:HD11	7:A:447:ILE:HD11	1.91	0.52

*Continued on next page...*

*Continued from previous page...*

Atom-1	Atom-2	Interatomic distance (Å)	Clash overlap (Å)
7:A:304:ALA:HA	7:A:307:LYS:NZ	2.24	0.52
8:O:58:GLY:HA2	8:O:61:ILE:HB	1.91	0.52
8:O:130:ARG:NH1	8:O:422:TYR:OH	2.42	0.52
1:L:59:LYS:HD2	2:M:519:ASN:HB3	1.91	0.52
1:D:73:ASP:O	1:D:76:THR:OG1	2.20	0.52
1:D:230:VAL:N	1:D:372:LEU:O	2.25	0.52
1:D:357:GLY:HA3	1:D:377:CYS:SG	2.50	0.52
2:M:18:GLU:OE2	2:M:20:ARG:NH2	2.42	0.52
2:M:165:THR:HG21	2:M:494:THR:H	1.74	0.52
2:M:356:GLU:OE1	2:M:357:ASP:HB2	2.09	0.52
2:E:138:ARG:HA	2:E:141:LEU:HB3	1.92	0.52
3:N:90:MET:O	3:N:94:LEU:N	2.38	0.52
3:N:251:PHE:HE2	3:N:345:VAL:HG12	1.75	0.52
3:F:45:ALA:HB1	3:F:111:ILE:HD12	1.91	0.52
3:F:186:MET:SD	3:F:223:LEU:HB2	2.49	0.52
3:F:253:LEU:O	3:F:310:SER:N	2.32	0.52
4:H:88:ASP:O	4:H:92:GLY:N	2.38	0.52
4:H:453:GLN:NE2	4:H:453:GLN:H	2.08	0.52
6:B:55:MET:HB3	6:B:65:VAL:HG22	1.90	0.52
6:B:85:MET:O	6:B:88:MET:HG3	2.09	0.52
7:A:45:LYS:O	7:A:57:THR:N	2.42	0.52
7:A:99:ILE:HD11	7:A:508:CYS:HA	1.90	0.52
7:A:194:MET:O	7:A:376:ILE:HG12	2.09	0.52
7:A:212:LEU:HB2	7:A:361:THR:HB	1.92	0.52
8:O:322:ALA:O	8:O:370:ARG:N	2.43	0.52
8:O:454:VAL:HG13	8:O:455:ASN:OD1	2.09	0.52
1:L:73:ASP:O	1:L:77:ILE:HG12	2.10	0.52
3:N:45:ALA:HB1	3:N:111:ILE:HD12	1.91	0.52
3:N:217:THR:HB	3:N:220:ASP:OD1	2.10	0.52
6:J:104:VAL:HA	6:J:107:PHE:CD1	2.44	0.52
6:J:316:ASN:HB3	6:J:320:ASP:HB2	1.91	0.52
6:B:55:MET:HA	6:B:65:VAL:HA	1.90	0.52
8:G:199:LYS:HB2	8:G:385:CYS:HB2	1.92	0.52
9:Q:271:VAL:O	9:Q:283:TYR:N	2.42	0.52
1:L:155:VAL:N	1:L:416:ASN:O	2.39	0.52
1:D:60:MET:HA	1:D:70:VAL:HA	1.90	0.52
1:D:246:ALA:O	1:D:248:ILE:HG12	2.10	0.52
1:D:306:PHE:CD2	1:D:323:ARG:HB2	2.44	0.52
1:D:331:GLU:HG2	5:C:223:ALA:O	2.09	0.52
1:D:470:PRO:O	1:D:474:MET:HG3	2.09	0.52
2:M:88:SER:O	2:M:92:ASP:N	2.32	0.52

*Continued on next page...*

*Continued from previous page...*

Atom-1	Atom-2	Interatomic distance (Å)	Clash overlap (Å)
2:M:141:LEU:HD11	2:M:407:VAL:HG21	1.91	0.52
3:N:58:ASP:OD1	8:O:526:ARG:NE	2.39	0.52
3:N:113:ALA:O	3:N:117:LEU:HD22	2.09	0.52
3:N:216:GLY:HA3	3:N:391:ARG:HB3	1.91	0.52
4:H:523:VAL:O	8:G:46:VAL:N	2.42	0.52
4:P:184:GLN:O	4:P:186:GLU:HG3	2.10	0.52
5:K:448:GLN:O	5:K:452:ASN:N	2.25	0.52
6:J:354:GLU:OE2	6:J:355:VAL:N	2.42	0.52
6:B:27:GLU:H	6:B:27:GLU:CD	2.12	0.52
6:B:71:THR:O	6:B:75:GLU:HG2	2.10	0.52
6:B:522:ASP:OD1	7:A:45:LYS:NZ	2.27	0.52
7:I:463:LEU:O	7:I:466:ILE:HG13	2.10	0.52
7:A:83:ALA:O	7:A:87:ILE:N	2.43	0.52
7:A:196:MET:O	7:A:378:GLY:N	2.43	0.52
8:O:354:GLU:OE1	8:O:356:ILE:HG12	2.10	0.52
8:O:357:CYS:HB2	8:O:378:ARG:HH12	1.73	0.52
8:G:512:LYS:HD2	8:G:516:PHE:CZ	2.44	0.52
1:L:16:PHE:HD1	1:L:18:ILE:HD11	1.74	0.52
1:L:250:ILE:HB	1:L:340:ARG:O	2.08	0.52
1:L:344:ARG:HD2	1:L:347:GLU:OE2	2.10	0.52
1:L:379:ASN:N	1:L:379:ASN:OD1	2.39	0.52
1:L:529:LYS:NZ	5:K:44:GLY:O	2.43	0.52
2:M:273:GLU:O	2:M:277:GLU:HG3	2.08	0.52
2:M:413:SER:O	2:M:417:MET:HG3	2.09	0.52
3:N:72:ASN:HD22	3:N:174:LYS:HG3	1.74	0.52
3:F:279:GLU:O	3:F:282:TYR:HB3	2.08	0.52
3:F:285:ASN:HA	3:F:288:LYS:HB3	1.92	0.52
4:P:116:GLN:HE21	6:B:459:LYS:HA	1.73	0.52
6:J:47:TYR:CD1	6:J:103:PHE:HE2	2.27	0.52
7:A:146:GLU:HA	7:A:149:ILE:HB	1.90	0.52
8:G:205:GLN:HG2	8:G:206:MET:HE2	1.91	0.52
8:G:341:GLU:HG3	8:G:343:ALA:H	1.74	0.52
9:Q:142:PHE:HB3	9:Q:266:GLY:H	1.74	0.52
1:L:66:GLY:O	2:M:82:LYS:NZ	2.42	0.52
1:L:130:PRO:HB3	1:L:528:LEU:HD12	1.90	0.52
1:D:500:ASP:OD1	1:D:503:GLN:N	2.24	0.52
2:E:170:LYS:O	2:E:173:THR:OG1	2.24	0.52
2:E:203:LYS:HA	2:E:375:LEU:HB2	1.92	0.52
2:E:226:VAL:HG22	2:E:227:ASN:H	1.75	0.52
2:E:293:ARG:O	2:E:314:HIS:HA	2.08	0.52
3:N:162:THR:HA	3:N:165:ASN:HD22	1.75	0.52

*Continued on next page...*

*Continued from previous page...*

Atom-1	Atom-2	Interatomic distance (Å)	Clash overlap (Å)
4:H:65:ALA:O	4:H:69:GLU:N	2.41	0.52
4:P:41:LEU:HD22	4:P:97:SER:HB3	1.90	0.52
5:K:510:ALA:O	5:K:514:VAL:N	2.34	0.52
5:K:518:GLU:N	5:K:518:GLU:OE2	2.42	0.52
5:C:22:LEU:O	5:C:25:ASN:ND2	2.34	0.52
6:B:25:LEU:HG	6:B:29:VAL:HB	1.92	0.52
6:B:92:MET:HA	6:B:95:GLN:HB3	1.91	0.52
7:I:196:MET:N	7:I:376:ILE:O	2.30	0.52
7:I:286:ASP:OD1	7:I:287:LYS:N	2.42	0.52
7:A:224:ARG:HG3	7:A:351:TYR:HB3	1.91	0.52
7:A:413:ALA:O	7:A:416:VAL:HG13	2.09	0.52
8:O:401:ARG:O	8:O:405:SER:N	2.35	0.52
8:O:506:PRO:HB2	8:O:509:VAL:HG23	1.92	0.52
8:G:55:THR:OG1	8:G:390:ARG:NH1	2.31	0.52
9:Q:54:CYS:HA	9:Q:74:ASN:OD1	2.10	0.52
1:D:223:LYS:N	1:D:386:PHE:O	2.30	0.52
2:E:205:LEU:HD21	2:E:380:GLN:HG2	1.90	0.52
2:E:228:GLN:NE2	2:E:309:VAL:O	2.42	0.52
3:N:63:ASP:OD2	3:N:65:LYS:HB3	2.10	0.52
3:N:209:LYS:NZ	3:N:332:ASP:OD1	2.41	0.52
3:F:267:SER:N	3:F:271:GLN:OE1	2.40	0.52
3:F:521:LEU:O	3:F:525:THR:HG23	2.10	0.52
4:P:54:MET:N	4:P:54:MET:SD	2.83	0.52
4:P:208:ILE:HD13	7:I:506:HIS:HB3	1.90	0.52
5:K:124:ALA:O	5:K:128:ALA:N	2.30	0.52
5:K:202:GLY:O	5:K:376:GLY:N	2.42	0.52
5:K:516:VAL:HG11	6:J:55:MET:HG3	1.91	0.52
5:C:410:GLY:HA3	5:C:446:PRO:HG3	1.91	0.52
6:J:88:MET:HE1	7:I:381:LYS:H	1.74	0.52
6:J:163:LEU:O	6:J:166:THR:HG22	2.09	0.52
7:I:514:ASN:OD1	7:I:514:ASN:N	2.39	0.52
7:A:241:LYS:HG3	7:A:241:LYS:O	2.09	0.52
7:A:489:ALA:O	7:A:493:GLY:N	2.43	0.52
1:D:31:LEU:HB3	1:D:35:LYS:HZ3	1.75	0.52
1:D:33:ALA:O	1:D:36:SER:OG	2.16	0.52
2:M:130:TRP:CD1	2:M:439:TYR:HB2	2.45	0.52
2:M:310:MET:SD	2:M:311:ALA:N	2.82	0.52
2:E:189:ARG:NH1	2:E:371:CYS:HB3	2.24	0.52
3:N:438:GLU:O	3:N:442:THR:HG23	2.09	0.52
3:N:466:ALA:O	3:N:470:GLY:N	2.43	0.52
3:F:279:GLU:HG2	3:F:280:ARG:N	2.25	0.52

*Continued on next page...*

*Continued from previous page...*

Atom-1	Atom-2	Interatomic distance (Å)	Clash overlap (Å)
4:H:22:VAL:HG12	4:H:26:ASN:HD21	1.75	0.52
4:H:446:VAL:HG12	4:H:449:ARG:CZ	2.39	0.52
5:K:62:GLY:O	5:K:66:LEU:N	2.29	0.52
5:C:232:TYR:CZ	5:C:309:PHE:HB2	2.44	0.52
5:C:292:LYS:HG3	5:C:319:LEU:HD22	1.92	0.52
6:J:160:VAL:HB	6:J:164:LEU:HD23	1.91	0.52
6:J:182:LEU:HB2	6:J:217:VAL:HG21	1.91	0.52
6:B:207:ILE:O	6:B:378:ARG:NH1	2.43	0.52
8:O:164:ASN:HB3	8:O:168:PHE:CE1	2.45	0.52
8:O:248:LEU:HG	8:O:250:VAL:HG23	1.90	0.52
9:Q:236:ARG:NH1	9:Q:365:GLY:OXT	2.42	0.52
9:Q:306:TRP:O	11:Q:1130:HOH:O	2.19	0.52
1:L:91:MET:O	1:L:94:LEU:HB3	2.09	0.52
1:D:301:ILE:HG23	1:D:325:VAL:HG21	1.92	0.52
3:F:438:GLU:O	3:F:442:THR:HG23	2.10	0.52
4:H:103:GLY:HA2	4:H:106:LEU:HD12	1.90	0.52
4:P:187:GLU:CD	4:P:187:GLU:H	2.12	0.52
5:K:266:ILE:HD13	6:J:262:ALA:HA	1.92	0.52
5:K:278:LEU:HA	5:K:281:ILE:HB	1.91	0.52
5:C:102:ALA:O	5:C:106:LYS:N	2.41	0.52
5:C:375:ARG:HA	5:C:375:ARG:NH2	2.25	0.52
6:J:6:PRO:HD2	6:J:7:LYS:HZ2	1.75	0.52
6:J:15:LEU:HB3	7:I:69:ILE:HD12	1.91	0.52
7:I:32:ASP:HA	7:I:35:ARG:HD2	1.91	0.52
7:I:198:HIS:H	7:I:378:GLY:H	1.56	0.52
7:I:210:LEU:HD12	7:I:373:THR:OG1	2.10	0.52
7:I:422:LEU:HA	7:I:425:HIS:ND1	2.25	0.52
7:A:252:SER:OG	7:A:255:GLU:HG2	2.10	0.52
8:O:81:LEU:O	8:O:85:GLU:N	2.43	0.52
8:G:355:ARG:HA	8:G:360:GLU:HA	1.91	0.52
1:D:218:ARG:N	1:D:221:ASP:OD2	2.36	0.52
3:N:257:LYS:H	3:N:306:ARG:NH1	2.08	0.52
4:H:116:GLN:NE2	6:J:459:LYS:HA	2.22	0.52
4:H:234:LYS:O	4:H:349:LEU:HA	2.10	0.52
4:P:83:ILE:O	4:P:86:THR:OG1	2.28	0.52
4:P:266:ARG:O	4:P:270:MET:HG2	2.09	0.52
4:P:353:LYS:O	4:P:359:TYR:HA	2.10	0.52
5:K:152:ARG:HA	5:K:155:LEU:HD12	1.91	0.52
5:K:210:LEU:HB2	5:K:372:PHE:CE1	2.45	0.52
6:J:208:LEU:C	6:J:378:ARG:HH12	2.13	0.52
8:O:385:CYS:O	8:O:388:MET:HG2	2.10	0.52

*Continued on next page...*

*Continued from previous page...*

Atom-1	Atom-2	Interatomic distance (Å)	Clash overlap (Å)
8:O:436:LEU:O	8:O:440:GLU:HG2	2.10	0.52
8:G:135:ASN:OD1	8:G:484:LYS:NZ	2.20	0.52
9:Q:13:ASP:O	9:Q:17:ASN:N	2.27	0.52
1:L:52:LEU:HB2	1:L:107:THR:O	2.10	0.51
1:L:288:MET:O	1:L:292:ILE:HG22	2.10	0.51
1:L:430:ALA:O	1:L:434:SER:N	2.37	0.51
1:D:61:MET:N	1:D:69:THR:O	2.30	0.51
1:D:239:MET:SD	1:D:320:PRO:HA	2.50	0.51
2:E:102:VAL:HG22	2:E:503:VAL:HG13	1.92	0.51
3:F:161:GLU:OE2	3:F:161:GLU:N	2.24	0.51
4:H:41:LEU:HD12	4:H:42:GLY:H	1.75	0.51
4:H:46:MET:HG2	7:A:519:ASP:OD2	2.09	0.51
4:H:118:HIS:CE1	8:G:41:LEU:HD21	2.45	0.51
4:H:504:GLN:HE22	8:G:203:ARG:HG3	1.74	0.51
4:P:218:VAL:HG21	4:P:323:ILE:HG12	1.92	0.51
4:P:354:LYS:NZ	7:I:188:LEU:HD11	2.25	0.51
5:K:406:VAL:O	5:K:494:GLU:N	2.31	0.51
5:C:179:VAL:HA	5:C:182:ALA:HB3	1.91	0.51
6:J:251:THR:HG22	6:J:253:THR:H	1.75	0.51
6:B:146:LEU:HD12	6:B:476:LYS:HD3	1.92	0.51
8:O:446:LEU:O	8:O:449:PRO:HD2	2.09	0.51
8:G:141:ASP:N	8:G:141:ASP:OD1	2.43	0.51
9:Q:309:GLU:O	9:Q:313:TYR:HB2	2.10	0.51
1:L:459:PRO:HB3	1:L:491:ILE:HD11	1.92	0.51
1:D:221:ASP:HB2	1:D:388:ARG:HB2	1.92	0.51
1:D:225:ILE:HB	1:D:384:THR:HG23	1.90	0.51
2:E:177:ASP:OD1	2:E:178:HIS:N	2.43	0.51
3:N:54:PRO:HB2	3:N:495:VAL:HG21	1.92	0.51
3:N:268:ASP:HA	8:O:259:LYS:NZ	2.24	0.51
3:N:362:ALA:HB2	3:N:376:ILE:HG23	1.91	0.51
3:N:413:ARG:HH11	3:N:417:LYS:HZ3	1.58	0.51
4:H:103:GLY:O	4:H:107:SER:N	2.41	0.51
4:H:244:SER:HA	4:H:294:LYS:HB2	1.92	0.51
4:P:299:LEU:O	4:P:302:HIS:HB3	2.10	0.51
4:P:423:THR:O	4:P:427:LYS:HG2	2.11	0.51
5:K:18:GLY:O	5:K:22:LEU:N	2.36	0.51
5:K:318:ASP:O	5:K:322:THR:OG1	2.18	0.51
5:C:450:CYS:O	5:C:455:PHE:N	2.35	0.51
6:J:59:HIS:CE1	6:J:60:LEU:HG	2.45	0.51
6:J:154:LEU:H	6:J:154:LEU:HD12	1.76	0.51
7:A:261:LYS:N	7:A:261:LYS:HD2	2.24	0.51

*Continued on next page...*

*Continued from previous page...*

Atom-1	Atom-2	Interatomic distance (Å)	Clash overlap (Å)
9:Q:136:VAL:HB	9:Q:220:VAL:HG21	1.93	0.51
9:Q:186:ARG:N	9:Q:351:ASP:OD2	2.43	0.51
1:L:420:TYR:CZ	1:L:502:LYS:HB2	2.45	0.51
1:D:213:GLY:HA2	1:D:387:ILE:HB	1.92	0.51
1:D:268:VAL:HB	2:E:256:VAL:HG22	1.93	0.51
2:E:186:ALA:O	2:E:189:ARG:HB2	2.10	0.51
2:E:258:VAL:HG23	3:F:264:ILE:HD13	1.91	0.51
3:N:194:VAL:HG11	3:N:208:ILE:HD11	1.91	0.51
4:H:200:ARG:HD2	4:H:201:VAL:H	1.74	0.51
4:H:290:VAL:O	4:H:312:ILE:N	2.42	0.51
4:H:446:VAL:O	4:H:450:THR:HG23	2.10	0.51
5:K:43:ARG:HH12	5:K:480:ASN:HA	1.76	0.51
5:C:197:ILE:C	5:C:198:LYS:HD2	2.31	0.51
6:J:47:TYR:HB2	6:J:102:ASN:HB2	1.92	0.51
6:B:111:LEU:HG	6:B:132:TYR:HE1	1.76	0.51
6:B:152:LYS:NZ	6:B:406:LYS:HE3	2.26	0.51
6:B:477:ASN:O	6:B:492:MET:N	2.40	0.51
7:I:147:THR:O	7:I:151:VAL:HG23	2.11	0.51
7:A:383:THR:O	7:A:387:ILE:HG22	2.10	0.51
7:A:458:ASP:O	7:A:462:THR:OG1	2.28	0.51
8:O:80:ASP:O	8:O:84:LYS:N	2.34	0.51
8:O:200:ALA:O	8:O:378:ARG:HD2	2.10	0.51
8:G:86:VAL:HG21	8:G:509:VAL:HA	1.93	0.51
1:L:35:LYS:HA	1:L:38:ILE:HG12	1.90	0.51
2:M:10:ASN:N	2:M:10:ASN:OD1	2.41	0.51
3:N:273:ASP:O	3:N:277:ARG:N	2.25	0.51
3:F:91:LEU:HD12	3:F:94:LEU:HD22	1.91	0.51
3:F:524:GLU:O	3:F:528:SER:N	2.39	0.51
4:H:19:GLY:O	4:H:23:GLN:HG3	2.10	0.51
4:H:410:GLY:N	4:H:497:GLU:OE2	2.42	0.51
4:H:526:HIS:HB3	8:G:47:ASP:HA	1.92	0.51
4:P:206:GLY:C	4:P:377:ARG:HE	2.13	0.51
4:P:226:HIS:HB2	4:P:301:GLN:NE2	2.20	0.51
4:P:502:LYS:HG3	4:P:506:TYR:CE2	2.46	0.51
5:C:326:CYS:HA	5:C:364:CYS:SG	2.50	0.51
6:J:127:GLU:HA	6:J:130:GLU:CD	2.31	0.51
6:B:297:VAL:CG1	6:B:302:LEU:HD23	2.41	0.51
6:B:319:TRP:O	6:B:323:ARG:HG2	2.09	0.51
7:I:42:GLY:HA2	7:I:454:ASN:ND2	2.24	0.51
7:I:218:HIS:CD2	7:I:220:ASP:H	2.28	0.51
8:O:264:ARG:HA	8:O:267:GLU:CD	2.31	0.51

*Continued on next page...*

*Continued from previous page...*

Atom-1	Atom-2	Interatomic distance (Å)	Clash overlap (Å)
1:L:58:ASP:O	2:M:517:VAL:HA	2.10	0.51
1:D:58:ASP:O	2:E:517:VAL:HA	2.10	0.51
1:D:269:THR:OG1	1:D:273:ASP:OD2	2.27	0.51
1:D:430:ALA:HA	1:D:433:VAL:HB	1.91	0.51
2:M:242:THR:HG22	2:M:248:LYS:HD3	1.93	0.51
2:E:226:VAL:HG22	2:E:227:ASN:OD1	2.11	0.51
3:N:52:LEU:H	3:N:56:GLY:HA2	1.75	0.51
3:N:58:ASP:OD1	8:O:526:ARG:HB3	2.10	0.51
5:C:62:GLY:O	5:C:66:LEU:N	2.30	0.51
5:C:303:PHE:HA	5:C:308:MET:HE2	1.92	0.51
5:C:446:PRO:HA	5:C:449:LEU:HD12	1.92	0.51
6:J:178:PHE:HA	6:J:181:LYS:NZ	2.26	0.51
7:A:5:LYS:HE2	7:A:13:VAL:HG22	1.92	0.51
7:A:477:VAL:HG11	7:A:486:PRO:HB3	1.93	0.51
8:G:246:MET:O	8:G:247:LYS:HG3	2.10	0.51
9:Q:197:LEU:HD23	9:Q:356:VAL:HB	1.92	0.51
1:D:179:ASN:O	1:D:182:HIS:ND1	2.44	0.51
1:D:385:ILE:HD12	1:D:387:ILE:HD11	1.92	0.51
2:M:130:TRP:O	2:M:134:THR:N	2.29	0.51
2:M:325:LEU:HB2	2:M:370:ALA:HB2	1.92	0.51
2:M:417:MET:SD	2:M:504:LEU:HD11	2.51	0.51
2:E:236:LYS:NZ	2:E:345:SER:OG	2.43	0.51
4:H:87:GLN:O	4:H:91:VAL:N	2.36	0.51
4:H:264:PHE:O	4:H:267:ILE:HG12	2.10	0.51
4:P:94:GLY:O	4:P:97:SER:N	2.33	0.51
4:P:103:GLY:O	4:P:107:SER:N	2.43	0.51
4:P:290:VAL:HG23	4:P:309:ILE:HG22	1.93	0.51
5:K:70:ASP:OD1	5:K:70:ASP:N	2.40	0.51
5:C:142:THR:HG21	5:C:145:LYS:HE3	1.91	0.51
5:C:348:PHE:CD1	5:C:361:PHE:HB3	2.46	0.51
5:C:384:GLU:OE1	5:C:387:ARG:NH2	2.40	0.51
6:B:59:HIS:CE1	6:B:60:LEU:HG	2.46	0.51
6:B:100:GLY:O	6:B:104:VAL:HG12	2.10	0.51
8:O:89:GLY:C	8:O:92:SER:H	2.13	0.51
8:G:149:ILE:HG22	8:G:153:LYS:HZ3	1.76	0.51
1:L:32:GLU:OE2	8:G:11:ARG:NH1	2.44	0.51
1:L:129:HIS:CE1	1:L:131:ILE:HG12	2.46	0.51
1:L:266:LEU:HD22	5:K:257:VAL:O	2.10	0.51
1:D:469:ASN:OD1	1:D:472:GLN:N	2.28	0.51
2:M:212:SER:OG	2:M:376:ARG:O	2.29	0.51
2:M:252:PHE:HE2	2:M:254:SER:HB2	1.75	0.51

*Continued on next page...*



*Continued from previous page...*

Atom-1	Atom-2	Interatomic distance (Å)	Clash overlap (Å)
5:K:338:SER:O	5:K:342:LEU:HD23	2.11	0.51
5:K:510:ALA:O	5:K:513:ILE:N	2.43	0.51
5:C:333:SER:H	6:B:303:HIS:HE1	1.56	0.51
5:C:350:GLU:HA	5:C:359:ASN:HA	1.91	0.51
6:B:240:ALA:O	6:B:292:VAL:HG13	2.11	0.51
6:B:254:LYS:CB	9:Q:146:HIS:HA	2.41	0.51
7:A:42:GLY:HA2	7:A:454:ASN:ND2	2.24	0.51
8:O:17:ILE:HA	8:O:20:GLN:HB3	1.91	0.51
8:O:258:GLU:OE1	8:O:258:GLU:N	2.39	0.51
8:G:98:ALA:O	8:G:102:LYS:N	2.43	0.51
1:L:99:ASP:O	1:L:103:GLY:N	2.44	0.51
1:L:299:LEU:HD12	1:L:320:PRO:HB2	1.93	0.51
2:M:424:LEU:HA	2:M:427:ARG:HG3	1.93	0.51
2:M:445:MET:O	2:M:449:ILE:HG13	2.11	0.51
3:F:132:ILE:O	3:F:136:SER:OG	2.25	0.51
4:H:481:ASN:OD1	4:H:483:GLU:N	2.44	0.51
4:H:489:ASP:HB3	4:H:492:GLU:OE2	2.10	0.51
4:P:123:ILE:HD11	4:P:517:LEU:HB3	1.93	0.51
5:K:59:SER:HA	5:K:384:GLU:OE1	2.11	0.51
5:C:36:VAL:O	5:C:39:THR:OG1	2.17	0.51
5:C:512:LEU:O	5:C:515:SER:OG	2.27	0.51
6:J:100:GLY:O	6:J:104:VAL:HG12	2.10	0.51
6:B:104:VAL:HA	6:B:107:PHE:CD1	2.46	0.51
7:A:67:MET:HG3	7:A:69:ILE:HD11	1.93	0.51
8:O:42:ASP:HA	8:O:56:ASN:HB3	1.92	0.51
8:O:225:MET:SD	8:O:306:MET:HA	2.51	0.51
1:D:85:HIS:HE1	1:D:87:ILE:HD13	1.76	0.51
3:N:277:ARG:O	3:N:280:ARG:HG3	2.10	0.51
3:F:362:ALA:HB1	3:F:376:ILE:HG12	1.93	0.51
5:K:215:ALA:HA	5:K:359:ASN:O	2.11	0.51
6:J:247:ASP:OD1	6:J:248:GLY:N	2.42	0.51
6:J:324:LEU:O	6:J:327:THR:OG1	2.22	0.51
7:A:179:ILE:HD11	7:A:191:ILE:HD11	1.92	0.51
8:O:106:GLU:HA	8:O:109:LYS:HB2	1.93	0.51
1:D:59:LYS:HB2	1:D:77:ILE:HD12	1.93	0.51
1:D:230:VAL:HB	1:D:372:LEU:HB3	1.92	0.51
2:M:171:LEU:H	2:M:171:LEU:HD12	1.75	0.51
3:N:125:GLN:H	3:N:125:GLN:CD	2.14	0.51
3:N:184:SER:O	3:N:188:VAL:HG12	2.11	0.51
3:N:220:ASP:OD1	3:N:220:ASP:N	2.44	0.51
3:N:349:ASP:OD1	3:N:349:ASP:N	2.42	0.51

*Continued on next page...*

*Continued from previous page...*

Atom-1	Atom-2	Interatomic distance (Å)	Clash overlap (Å)
3:F:138:GLN:O	3:F:141:LEU:HG	2.11	0.51
3:F:287:VAL:HG11	3:F:316:PHE:HB3	1.92	0.51
4:P:130:LEU:HA	4:P:133:MET:HE2	1.92	0.51
4:P:186:GLU:H	4:P:370:LYS:NZ	2.09	0.51
5:K:60:ASN:HB3	5:K:166:LYS:HG3	1.94	0.51
5:K:73:HIS:CE1	5:K:75:ALA:HB3	2.46	0.51
6:J:331:THR:HB	6:J:343:GLU:HB3	1.92	0.51
6:B:27:GLU:HA	6:B:31:ARG:HB2	1.93	0.51
6:B:117:GLU:O	6:B:121:ILE:N	2.43	0.51
6:B:340:VAL:O	6:B:344:MET:HB2	2.11	0.51
7:I:115:HIS:HB3	7:I:118:ILE:HG12	1.93	0.51
7:I:186:ILE:HG12	7:I:190:MET:SD	2.50	0.51
8:O:130:ARG:NH2	8:O:130:ARG:HB3	2.26	0.51
9:Q:44:VAL:HG11	9:Q:61:LEU:HD21	1.92	0.51
9:Q:208:ARG:NE	11:Q:1216:HOH:O	2.44	0.51
1:L:129:HIS:O	1:L:133:ILE:HG13	2.10	0.50
1:L:359:VAL:CG1	1:L:372:LEU:HD11	2.41	0.50
1:L:457:VAL:HA	1:L:460:MET:SD	2.51	0.50
2:M:37:ASP:HA	2:M:40:LYS:HG3	1.92	0.50
2:M:116:LEU:HD13	2:M:119:LYS:HG3	1.92	0.50
2:M:386:ALA:O	2:M:389:SER:OG	2.26	0.50
4:H:185:PHE:HA	4:H:370:LYS:HZ2	1.76	0.50
4:H:198:TYR:OH	8:G:223:GLN:HB3	2.11	0.50
4:H:418:VAL:O	4:H:422:LEU:HG	2.11	0.50
5:C:271:TRP:O	5:C:275:TYR:HD1	1.94	0.50
6:B:479:GLY:N	6:B:490:LYS:O	2.28	0.50
7:I:60:GLY:HA2	7:I:63:LEU:HB2	1.92	0.50
7:A:200:SER:OG	7:A:201:GLU:N	2.44	0.50
8:O:502:GLY:HA2	8:O:504:PHE:CE2	2.46	0.50
8:G:24:ALA:O	8:G:28:ILE:HG12	2.11	0.50
8:G:179:ILE:O	8:G:191:PRO:HD2	2.11	0.50
8:G:203:ARG:NH2	8:G:207:GLU:OE2	2.44	0.50
1:D:27:ARG:NH1	1:D:532:ASP:OD2	2.42	0.50
1:D:201:ARG:HG2	5:C:230:LYS:NZ	2.26	0.50
1:D:212:GLU:O	1:D:386:PHE:HA	2.11	0.50
1:D:480:ARG:O	1:D:484:GLU:N	2.32	0.50
2:M:279:VAL:HA	2:M:282:ILE:HD12	1.92	0.50
2:E:278:LYS:O	2:E:282:ILE:HG13	2.11	0.50
3:F:91:LEU:HA	3:F:94:LEU:HB3	1.93	0.50
4:H:416:MET:HE1	4:H:445:GLU:HA	1.94	0.50
4:P:303:TYR:O	4:P:307:ALA:N	2.44	0.50

*Continued on next page...*

*Continued from previous page...*

Atom-1	Atom-2	Interatomic distance (Å)	Clash overlap (Å)
5:K:201:GLN:O	5:K:375:ARG:NH2	2.42	0.50
5:K:243:GLU:HB3	5:K:293:LEU:HB3	1.92	0.50
5:K:261:GLU:O	5:K:265:ALA:N	2.33	0.50
6:J:181:LYS:O	6:J:185:GLN:N	2.31	0.50
6:J:340:VAL:O	6:J:344:MET:HB2	2.11	0.50
6:J:433:LEU:H	6:J:433:LEU:HD12	1.76	0.50
6:J:447:ALA:O	6:J:451:ALA:N	2.28	0.50
7:I:20:LEU:O	7:I:24:ILE:HG22	2.11	0.50
7:I:54:ILE:HG13	7:I:382:HIS:HB3	1.93	0.50
7:A:83:ALA:O	7:A:87:ILE:HG12	2.11	0.50
8:O:168:PHE:O	8:O:172:VAL:HG23	2.12	0.50
8:O:326:THR:HB	8:O:344:MET:HB3	1.92	0.50
8:G:35:SER:HA	8:G:41:LEU:N	2.26	0.50
1:L:504:GLN:HB3	1:L:506:VAL:HG23	1.92	0.50
1:D:199:MET:H	1:D:199:MET:CE	2.25	0.50
1:D:331:GLU:O	1:D:335:ILE:HG22	2.12	0.50
1:D:459:PRO:HA	1:D:462:LEU:HG	1.93	0.50
2:M:510:ALA:O	2:M:514:ILE:HG12	2.12	0.50
3:N:251:PHE:HD2	3:N:346:ALA:HA	1.76	0.50
3:F:412:ILE:O	3:F:416:VAL:N	2.37	0.50
4:H:355:ILE:HG22	4:H:358:GLU:HB3	1.93	0.50
4:P:351:GLU:HB3	4:P:362:PHE:HB2	1.94	0.50
4:P:518:ARG:NH2	8:O:40:GLY:O	2.44	0.50
5:K:107:GLN:O	5:K:110:PRO:HD2	2.11	0.50
6:B:30:TYR:HD2	6:B:31:ARG:NE	2.05	0.50
6:B:505:TYR:HD2	6:B:506:TRP:CD1	2.30	0.50
7:I:194:MET:O	7:I:376:ILE:HG12	2.11	0.50
8:O:489:ASP:HB2	8:O:496:ARG:NE	2.26	0.50
8:O:492:ASN:OD1	8:O:496:ARG:NH1	2.44	0.50
8:G:192:VAL:C	8:G:194:SER:H	2.15	0.50
8:G:391:SER:O	8:G:395:ALA:N	2.41	0.50
9:Q:35:THR:HA	9:Q:153:LEU:HB2	1.93	0.50
1:L:59:LYS:CD	2:M:519:ASN:HB3	2.41	0.50
1:L:300:ALA:O	1:L:301:ILE:HG13	2.11	0.50
1:D:43:ALA:O	1:D:47:THR:OG1	2.19	0.50
1:D:524:VAL:HA	1:D:527:ILE:HB	1.93	0.50
2:M:259:ASP:HB2	2:M:263:LYS:NZ	2.27	0.50
2:M:448:THR:HG22	2:M:458:SER:HB2	1.94	0.50
2:E:390:LEU:O	2:E:394:LEU:HG	2.11	0.50
3:N:336:ILE:O	3:N:340:ILE:HG12	2.11	0.50
3:F:160:ARG:HA	3:F:163:LEU:HD12	1.93	0.50

*Continued on next page...*

*Continued from previous page...*

Atom-1	Atom-2	Interatomic distance (Å)	Clash overlap (Å)
6:B:386:ASP:O	6:B:389:GLU:HG3	2.11	0.50
7:I:489:ALA:HA	7:I:492:VAL:HG22	1.94	0.50
8:O:300:PHE:CD1	8:O:307:ALA:HB2	2.47	0.50
8:O:347:GLN:HB2	8:O:368:LYS:HG2	1.94	0.50
8:G:114:PRO:O	8:G:118:ILE:HG12	2.11	0.50
1:D:193:VAL:HG21	1:D:409:ILE:HG21	1.93	0.50
1:D:350:ALA:HA	1:D:353:LEU:HG	1.93	0.50
2:M:396:VAL:O	2:M:400:THR:OG1	2.29	0.50
2:E:141:LEU:HD22	2:E:504:LEU:HD12	1.92	0.50
2:E:183:ALA:HA	2:E:186:ALA:HB3	1.93	0.50
2:E:211:ASP:N	2:E:211:ASP:OD1	2.44	0.50
2:E:280:GLU:HA	2:E:283:LEU:HD12	1.94	0.50
3:N:60:MET:HG2	3:N:70:ILE:HA	1.93	0.50
3:N:153:ARG:O	3:N:421:LEU:N	2.43	0.50
3:N:303:SER:O	3:N:303:SER:OG	2.27	0.50
3:F:318:ASN:O	3:F:321:LYS:HD2	2.11	0.50
4:H:167:ARG:HE	4:H:167:ARG:H	1.60	0.50
4:H:299:LEU:O	4:H:302:HIS:HB3	2.10	0.50
4:H:433:GLU:C	4:H:436:PRO:HD2	2.31	0.50
4:P:308:ASN:O	4:P:309:ILE:HD13	2.12	0.50
7:I:138:LYS:HD3	7:I:498:TYR:CD1	2.46	0.50
7:I:138:LYS:HD3	7:I:498:TYR:CE1	2.47	0.50
8:G:194:SER:HA	8:G:318:ARG:NH1	2.27	0.50
9:Q:237:ALA:HA	9:Q:240:LYS:HD2	1.93	0.50
1:L:81:MET:HG2	1:L:83:VAL:HG13	1.94	0.50
1:D:306:PHE:HB2	1:D:323:ARG:NH1	2.26	0.50
2:M:408:TYR:HA	2:M:494:THR:HG22	1.92	0.50
2:E:384:ASP:OD2	2:E:388:ARG:NH1	2.37	0.50
3:N:50:THR:O	3:N:468:ASN:ND2	2.18	0.50
3:F:163:LEU:O	3:F:166:SER:OG	2.26	0.50
3:F:307:ASP:N	3:F:307:ASP:OD1	2.44	0.50
4:H:292:THR:O	4:H:315:VAL:HG23	2.12	0.50
4:H:504:GLN:OE1	8:G:203:ARG:HA	2.11	0.50
4:P:50:LEU:HD11	4:P:66:ILE:HG23	1.93	0.50
4:P:292:THR:O	4:P:315:VAL:HG23	2.11	0.50
4:P:383:ILE:O	4:P:387:VAL:HG23	2.12	0.50
5:K:330:ILE:O	5:K:331:GLN:NE2	2.45	0.50
5:C:340:ASP:OD1	5:C:341:VAL:N	2.44	0.50
6:J:210:SER:HB2	6:J:378:ARG:HB3	1.92	0.50
6:J:226:GLU:OE2	6:J:359:GLN:HG3	2.11	0.50
7:I:317:LYS:HB2	7:I:320:ASN:ND2	2.27	0.50

*Continued on next page...*

*Continued from previous page...*

Atom-1	Atom-2	Interatomic distance (Å)	Clash overlap (Å)
7:I:325:THR:HG23	7:I:330:GLY:O	2.12	0.50
7:A:253:ALA:O	7:A:256:ARG:HB3	2.11	0.50
7:A:443:ALA:O	7:A:446:ILE:HG12	2.12	0.50
8:O:202:GLY:HA3	8:O:378:ARG:NH2	2.27	0.50
8:O:342:ALA:HA	8:O:345:LEU:HD23	1.94	0.50
8:G:386:ASP:O	8:G:390:ARG:NH2	2.45	0.50
9:Q:50:VAL:HG22	9:Q:57:VAL:HG22	1.93	0.50
9:Q:201:ALA:HA	9:Q:358:ILE:HG13	1.93	0.50
1:D:356:ALA:HB1	1:D:376:GLN:HA	1.93	0.50
1:D:391:ASN:ND2	1:D:394:ILE:H	2.10	0.50
3:N:134:SER:O	3:N:138:GLN:HG2	2.11	0.50
4:H:449:ARG:HA	4:H:452:ILE:HG12	1.94	0.50
4:P:255:ASP:HA	7:I:245:ASN:HB2	1.94	0.50
5:K:292:LYS:HE3	5:K:316:GLU:HB2	1.94	0.50
5:C:512:LEU:HD11	6:B:65:VAL:HG11	1.94	0.50
6:J:77:GLU:O	6:J:79:GLN:NE2	2.43	0.50
6:B:78:VAL:O	6:B:84:LYS:HE3	2.12	0.50
6:B:221:MET:O	6:B:363:PHE:HB2	2.12	0.50
6:B:385:MET:N	6:B:385:MET:SD	2.84	0.50
7:I:441:ALA:HA	7:I:444:LEU:HG	1.93	0.50
7:A:195:GLU:OE1	7:A:195:GLU:N	2.45	0.50
8:G:168:PHE:O	8:G:172:VAL:HG23	2.12	0.50
8:G:297:LEU:O	8:G:301:VAL:HG23	2.11	0.50
8:G:398:VAL:O	8:G:402:VAL:HG23	2.11	0.50
1:L:300:ALA:O	1:L:321:ALA:HA	2.11	0.50
1:D:474:MET:SD	1:D:475:THR:N	2.85	0.50
2:M:43:LEU:HG	2:M:44:GLY:N	2.27	0.50
2:M:49:ASP:OD1	2:M:49:ASP:N	2.45	0.50
2:M:52:LEU:O	2:M:62:MET:N	2.34	0.50
2:E:179:PHE:HA	2:E:182:LEU:HD23	1.94	0.50
3:N:187:SER:O	3:N:191:VAL:HG23	2.12	0.50
3:N:394:ASN:OD1	3:N:396:LEU:N	2.44	0.50
3:F:296:ASN:O	3:F:323:MET:N	2.45	0.50
3:F:493:ILE:HD12	3:F:499:GLY:O	2.12	0.50
4:H:265:THR:HG21	7:A:265:LYS:HE3	1.92	0.50
5:K:431:GLN:O	5:K:435:ILE:HG12	2.11	0.50
5:C:485:ALA:O	5:C:487:ASN:ND2	2.44	0.50
6:J:58:ASN:OD1	6:J:61:GLU:N	2.45	0.50
6:J:118:LEU:O	6:J:121:ILE:HG22	2.11	0.50
6:B:160:VAL:HA	6:B:163:LEU:HD12	1.93	0.50
6:B:208:LEU:HD23	6:B:208:LEU:H	1.77	0.50

*Continued on next page...*

*Continued from previous page...*

Atom-1	Atom-2	Interatomic distance (Å)	Clash overlap (Å)
6:B:251:THR:HG23	7:A:260:VAL:HG22	1.94	0.50
6:B:443:GLU:OE2	6:B:446:GLU:HG2	2.11	0.50
7:I:59:ASP:OD2	7:I:61:ASN:HB3	2.12	0.50
7:I:165:ALA:O	7:I:169:THR:N	2.39	0.50
8:G:300:PHE:O	8:G:304:GLY:N	2.45	0.50
8:G:355:ARG:HH11	8:G:358:ASP:HB2	1.76	0.50
9:Q:168:THR:HA	9:Q:252:PHE:CZ	2.47	0.50
1:L:188:ILE:HD13	1:L:224:LEU:H	1.77	0.50
1:D:304:TRP:NE1	9:Q:78:ARG:HD3	2.26	0.50
2:M:71:LEU:HD13	2:M:85:VAL:HG22	1.94	0.50
2:M:226:VAL:HG22	2:M:227:ASN:H	1.77	0.50
2:M:421:VAL:O	2:M:425:ALA:N	2.42	0.50
2:E:54:SER:OG	2:E:60:SER:N	2.44	0.50
2:E:101:SER:O	2:E:105:LEU:HB2	2.12	0.50
2:E:465:LEU:HD22	2:E:478:LEU:HD21	1.93	0.50
3:N:88:ALA:O	3:N:92:VAL:N	2.29	0.50
3:N:141:LEU:O	3:N:145:ILE:HG22	2.12	0.50
3:N:245:LYS:H	3:N:296:ASN:CG	2.16	0.50
4:H:46:MET:HE3	7:A:517:LEU:HA	1.94	0.50
4:H:123:ILE:HD11	4:H:517:LEU:CB	2.42	0.50
4:H:204:ILE:HG13	4:H:377:ARG:HD3	1.94	0.50
4:P:292:THR:HG23	4:P:313:ARG:HA	1.93	0.50
4:P:477:THR:HG22	4:P:490:MET:HB3	1.94	0.50
4:P:504:GLN:HE22	8:O:203:ARG:HG3	1.77	0.50
5:K:419:TYR:HD2	5:K:420:LEU:HD23	1.77	0.50
5:C:510:ALA:O	5:C:513:ILE:N	2.45	0.50
6:B:504:LYS:O	6:B:508:ILE:HG12	2.11	0.50
7:A:129:LYS:HD3	7:A:425:HIS:CD2	2.47	0.50
7:A:321:MET:HE3	7:A:321:MET:H	1.76	0.50
9:Q:96:LYS:O	9:Q:100:LEU:N	2.43	0.50
9:Q:293:LYS:HB3	9:Q:296:ARG:NH2	2.27	0.50
1:D:52:LEU:HA	1:D:107:THR:OG1	2.12	0.49
1:D:91:MET:O	1:D:94:LEU:HB3	2.12	0.49
1:D:169:ALA:O	1:D:173:LEU:HG	2.12	0.49
1:D:326:GLY:O	1:D:330:ILE:HG13	2.12	0.49
2:E:314:HIS:ND1	2:E:314:HIS:O	2.45	0.49
3:N:60:MET:HG2	3:N:70:ILE:HG23	1.94	0.49
3:N:173:SER:C	3:N:174:LYS:HD2	2.32	0.49
3:F:269:TYR:CZ	8:G:266:ARG:HD3	2.47	0.49
4:H:227:PRO:HB3	7:A:322:GLU:OE1	2.13	0.49
4:H:481:ASN:HB2	4:H:488:VAL:HG21	1.94	0.49

*Continued on next page...*

*Continued from previous page...*

Atom-1	Atom-2	Interatomic distance (Å)	Clash overlap (Å)
4:P:386:GLU:OE2	4:P:390:ASN:ND2	2.42	0.49
4:P:448:PRO:O	4:P:451:LEU:HB2	2.12	0.49
4:P:512:THR:O	4:P:516:LEU:HG	2.12	0.49
5:C:389:LEU:O	5:C:393:ILE:HG12	2.12	0.49
6:J:317:SER:N	6:J:320:ASP:OD2	2.41	0.49
6:B:66:THR:HG23	6:B:390:ARG:HH11	1.77	0.49
6:B:69:ALA:O	6:B:72:ILE:HG23	2.12	0.49
6:B:247:ASP:OD1	6:B:248:GLY:N	2.44	0.49
7:I:407:VAL:HG22	7:I:495:TRP:HB3	1.93	0.49
7:A:44:MET:SD	7:A:44:MET:N	2.78	0.49
8:O:326:THR:O	8:O:328:LEU:HG	2.11	0.49
9:Q:78:ARG:NH2	9:Q:80:GLN:OE1	2.45	0.49
1:L:225:ILE:HB	1:L:384:THR:HG23	1.94	0.49
1:L:266:LEU:HB2	2:M:254:SER:HB2	1.93	0.49
1:D:222:THR:HG23	1:D:387:ILE:HG13	1.93	0.49
2:M:184:VAL:O	2:M:188:LEU:HG	2.12	0.49
3:N:178:GLN:HA	8:O:122:ARG:CZ	2.42	0.49
3:N:209:LYS:HB3	3:N:387:THR:HB	1.94	0.49
4:P:182:MET:HE3	4:P:372:CYS:HB3	1.92	0.49
4:P:237:ARG:O	4:P:289:VAL:N	2.45	0.49
5:K:132:ALA:O	5:K:136:ILE:HG13	2.12	0.49
5:C:259:THR:HB	5:C:262:ASP:CG	2.33	0.49
5:C:431:GLN:HA	5:C:434:LEU:CD1	2.42	0.49
6:J:242:TYR:O	6:J:293:THR:OG1	2.29	0.49
6:J:506:TRP:O	6:J:510:LEU:N	2.33	0.49
6:B:101:THR:OG1	6:B:102:ASN:N	2.45	0.49
7:A:248:PHE:CD2	9:Q:146:HIS:HE1	2.30	0.49
8:O:88:ASP:C	8:O:90:THR:H	2.15	0.49
8:O:480:ARG:C	8:O:483:LEU:H	2.16	0.49
1:D:162:THR:O	1:D:166:ILE:HG13	2.12	0.49
1:D:312:HIS:CE1	1:D:316:GLN:HG2	2.47	0.49
2:M:158:ASP:HA	2:M:161:ASN:OD1	2.12	0.49
3:F:81:MET:HB3	3:F:83:VAL:HG23	1.93	0.49
3:F:329:GLU:N	3:F:329:GLU:OE2	2.45	0.49
3:F:345:VAL:HG11	3:F:351:PHE:HB2	1.93	0.49
4:H:183:VAL:O	4:H:184:GLN:HG3	2.13	0.49
4:H:213:CYS:SG	4:H:214:VAL:N	2.85	0.49
6:J:421:LYS:NZ	6:J:472:GLN:HA	2.26	0.49
6:J:516:VAL:O	6:J:520:ARG:HB2	2.12	0.49
7:I:452:ALA:HA	7:I:455:SER:HB3	1.95	0.49
7:A:45:LYS:HA	7:A:45:LYS:HZ2	1.77	0.49

*Continued on next page...*

*Continued from previous page...*

Atom-1	Atom-2	Interatomic distance (Å)	Clash overlap (Å)
8:O:397:CYS:O	8:O:401:ARG:HG2	2.12	0.49
8:G:261:ASP:OD1	8:G:261:ASP:N	2.44	0.49
1:L:233:ASP:N	1:L:233:ASP:OD1	2.45	0.49
1:D:116:LEU:HA	1:D:454:ALA:HB1	1.94	0.49
2:E:91:GLN:HG3	2:E:102:VAL:HG21	1.94	0.49
3:N:122:LYS:HA	3:N:125:GLN:NE2	2.28	0.49
3:N:301:GLN:HA	3:N:328:ILE:H	1.77	0.49
3:N:430:ILE:HD13	3:N:480:LEU:HD22	1.93	0.49
3:N:448:SER:O	3:N:452:ARG:N	2.27	0.49
3:F:266:VAL:O	8:G:253:VAL:N	2.33	0.49
4:H:208:ILE:HG23	4:H:210:GLU:H	1.76	0.49
4:H:331:ILE:HB	8:G:298:LYS:NZ	2.27	0.49
4:P:172:ALA:O	4:P:176:ALA:N	2.25	0.49
5:C:214:VAL:HA	5:C:371:THR:OG1	2.12	0.49
5:C:362:THR:HG1	5:C:363:GLY:H	1.60	0.49
6:J:242:TYR:CZ	6:J:333:LEU:HD12	2.47	0.49
6:J:499:ASP:OD1	6:J:499:ASP:N	2.44	0.49
6:B:223:PHE:HB3	6:B:225:LYS:HE2	1.95	0.49
7:I:298:ASP:OD1	7:I:300:PHE:N	2.42	0.49
7:A:91:GLY:O	7:A:95:ASN:N	2.37	0.49
7:A:293:ASN:OD1	7:A:294:GLN:N	2.46	0.49
1:L:105:GLY:N	1:L:107:THR:HG22	2.27	0.49
1:D:318:ASN:OD1	1:D:318:ASN:N	2.42	0.49
2:M:157:GLN:O	2:M:160:MET:HG3	2.13	0.49
2:M:278:LYS:O	2:M:282:ILE:HG13	2.11	0.49
2:M:444:ARG:O	2:M:447:PRO:HD2	2.12	0.49
2:E:414:GLU:H	2:E:414:GLU:CD	2.07	0.49
4:P:127:ARG:HH21	8:O:164:ASN:HB2	1.77	0.49
4:P:302:HIS:NE2	7:I:335:SER:HB3	2.28	0.49
4:P:331:ILE:HB	8:O:298:LYS:NZ	2.28	0.49
5:K:217:LYS:HA	5:K:358:TYR:CD1	2.47	0.49
5:K:317:GLU:O	5:K:321:ARG:HG3	2.12	0.49
5:C:315:PRO:HG2	5:C:318:ASP:HB2	1.94	0.49
5:C:519:THR:HA	6:B:54:LYS:HZ3	1.77	0.49
6:J:263:GLU:OE2	6:J:263:GLU:N	2.40	0.49
7:I:447:ILE:H	7:I:447:ILE:HD12	1.78	0.49
7:A:168:LEU:HD11	7:A:391:VAL:HG22	1.95	0.49
7:A:197:LYS:HZ3	7:A:381:LYS:H	1.60	0.49
7:A:224:ARG:HA	7:A:351:TYR:HA	1.94	0.49
7:A:488:VAL:HB	7:A:491:GLU:HB3	1.95	0.49
8:G:506:PRO:HB2	8:G:509:VAL:HG23	1.94	0.49

*Continued on next page...*



*Continued from previous page...*

Atom-1	Atom-2	Interatomic distance (Å)	Clash overlap (Å)
9:Q:63:ARG:HA	9:Q:63:ARG:HH11	1.77	0.49
1:D:104:ASP:HA	1:D:106:THR:OG1	2.13	0.49
1:D:263:LYS:HE2	1:D:265:LYS:CE	2.42	0.49
2:M:51:ILE:HG12	2:M:63:VAL:HG13	1.93	0.49
2:M:219:LEU:HD12	2:M:361:HIS:HA	1.94	0.49
2:E:205:LEU:C	2:E:376:ARG:HH12	2.16	0.49
2:E:248:LYS:HZ1	2:E:278:LYS:HD2	1.77	0.49
2:E:297:TYR:O	2:E:300:PRO:HD2	2.13	0.49
3:N:48:ILE:HA	3:N:59:LYS:NZ	2.28	0.49
3:N:277:ARG:HA	3:N:280:ARG:CZ	2.43	0.49
4:H:155:ILE:O	4:H:159:SER:N	2.42	0.49
4:H:256:ILE:HB	7:A:246:SER:CA	2.43	0.49
5:K:517:ASP:N	5:K:517:ASP:OD1	2.44	0.49
5:C:261:GLU:O	5:C:264:GLN:HB2	2.12	0.49
6:B:254:LYS:HB2	9:Q:146:HIS:CA	2.43	0.49
7:I:19:ALA:HB1	7:I:521:ILE:HG12	1.94	0.49
7:A:15:ARG:H	7:A:18:ALA:HB3	1.77	0.49
7:A:291:VAL:O	7:A:313:LEU:N	2.45	0.49
7:A:471:SER:O	7:A:474:GLY:N	2.46	0.49
8:O:333:ASN:OD1	8:O:334:LEU:N	2.46	0.49
8:G:164:ASN:OD1	8:G:167:PHE:HB3	2.13	0.49
9:Q:236:ARG:N	11:Q:1222:HOH:O	2.46	0.49
9:Q:298:LEU:HD12	9:Q:301:ALA:HB3	1.95	0.49
1:D:235:SER:O	1:D:323:ARG:NH2	2.45	0.49
2:M:141:LEU:O	2:M:144:SER:OG	2.28	0.49
2:M:239:ILE:HG23	2:M:291:ILE:HG13	1.94	0.49
3:N:74:GLY:O	3:N:78:LEU:HG	2.13	0.49
4:P:113:LEU:HD11	4:P:119:PRO:HG3	1.94	0.49
4:P:155:ILE:HG12	4:P:407:LEU:HD21	1.94	0.49
5:K:187:ASP:OD1	5:K:187:ASP:N	2.46	0.49
6:J:319:TRP:O	6:J:323:ARG:HG2	2.13	0.49
6:J:347:CYS:SG	6:J:348:ASP:N	2.86	0.49
6:J:435:GLN:O	6:J:438:ILE:HG23	2.13	0.49
6:B:182:LEU:O	6:B:186:ALA:N	2.42	0.49
7:I:28:ARG:O	7:I:31:GLN:HG3	2.13	0.49
7:I:39:GLY:O	7:I:58:LYS:NZ	2.45	0.49
9:Q:136:VAL:O	9:Q:143:ARG:HD3	2.13	0.49
1:D:271:VAL:O	1:D:275:LYS:HG3	2.12	0.49
1:D:309:GLU:HA	2:E:333:SER:CB	2.43	0.49
1:D:328:PRO:HA	1:D:331:GLU:OE1	2.12	0.49
2:M:19:GLU:HB2	2:M:520:ILE:HG12	1.93	0.49

*Continued on next page...*

*Continued from previous page...*

Atom-1	Atom-2	Interatomic distance (Å)	Clash overlap (Å)
2:M:392:ASP:HA	2:M:395:CYS:HB3	1.93	0.49
2:E:239:ILE:HB	2:E:331:ILE:HG22	1.95	0.49
2:E:270:ALA:HA	2:E:273:GLU:OE1	2.12	0.49
3:N:488:GLU:O	3:N:490:THR:N	2.46	0.49
3:F:431:GLU:O	3:F:435:ARG:HG2	2.13	0.49
3:F:480:LEU:HD21	3:F:492:GLY:HA2	1.95	0.49
4:H:196:LYS:HG3	4:H:396:GLN:NE2	2.27	0.49
4:H:251:GLU:OE1	8:G:245:LYS:HD3	2.13	0.49
4:P:475:CYS:HB2	4:P:478:TRP:HD1	1.77	0.49
5:K:73:HIS:CE1	5:K:75:ALA:H	2.31	0.49
6:J:83:ALA:O	6:J:86:ILE:HG12	2.13	0.49
6:J:305:ALA:O	6:J:309:ASN:N	2.46	0.49
6:J:342:GLU:OE1	6:J:342:GLU:N	2.42	0.49
6:B:289:ASN:OD1	6:B:290:VAL:HG12	2.13	0.49
7:I:192:GLU:O	7:I:374:LEU:N	2.42	0.49
7:A:90:ASP:CG	7:A:91:GLY:H	2.15	0.49
8:O:74:VAL:O	8:O:78:LEU:N	2.38	0.49
8:O:147:CYS:HA	8:O:150:ASN:HB2	1.93	0.49
8:G:85:GLU:O	8:G:401:ARG:NH1	2.46	0.49
9:Q:158:ASP:HB3	9:Q:161:THR:HB	1.94	0.49
1:L:90:LEU:HB2	1:L:91:MET:HE2	1.95	0.49
1:L:201:ARG:HH11	5:K:231:LYS:HB2	1.77	0.49
1:L:277:LEU:HD21	2:M:250:LYS:HE3	1.94	0.49
1:L:385:ILE:HD12	1:L:387:ILE:HD11	1.93	0.49
1:D:86:GLN:HA	1:D:89:LYS:HZ2	1.78	0.49
1:D:236:HIS:H	1:D:239:MET:HE2	1.77	0.49
2:M:84:LEU:HD13	2:M:84:LEU:HA	1.59	0.49
2:M:291:ILE:HA	2:M:312:ILE:O	2.13	0.49
2:E:213:TYR:CZ	2:E:374:VAL:HG21	2.48	0.49
2:E:287:ILE:HD11	2:E:343:LEU:HD22	1.95	0.49
4:H:63:GLY:O	4:H:67:LEU:HD22	2.12	0.49
4:H:188:ASN:ND2	4:H:192:GLU:HA	2.28	0.49
4:H:293:GLU:HA	4:H:315:VAL:H	1.78	0.49
5:K:278:LEU:HD13	5:K:302:TYR:HD2	1.78	0.49
5:C:268:ASP:O	5:C:272:ASN:N	2.38	0.49
6:J:158:ASP:O	6:J:161:SER:OG	2.25	0.49
8:O:47:ASP:N	8:O:47:ASP:OD1	2.45	0.49
8:O:477:ASN:O	8:O:479:GLU:N	2.45	0.49
9:Q:42:MET:SD	9:Q:69:PRO:HD3	2.52	0.49
9:Q:201:ALA:O	9:Q:204:THR:OG1	2.30	0.49
1:L:265:LYS:NZ	2:M:255:ARG:HE	2.10	0.49

*Continued on next page...*

*Continued from previous page...*

Atom-1	Atom-2	Interatomic distance (Å)	Clash overlap (Å)
1:D:501:MET:HA	1:D:504:GLN:CB	2.43	0.49
2:E:202:ILE:HG22	2:E:372:THR:HG22	1.94	0.49
3:F:68:VAL:HG11	8:G:70:PRO:HB3	1.95	0.49
3:F:106:THR:HA	3:F:109:VAL:HG12	1.94	0.49
3:F:146:GLU:O	3:F:149:THR:OG1	2.29	0.49
3:F:366:ASN:HB2	3:F:372:LYS:HG2	1.95	0.49
3:F:431:GLU:HB2	3:F:484:HIS:NE2	2.28	0.49
3:F:482:ASN:OD1	3:F:482:ASN:N	2.45	0.49
4:H:238:ILE:HG13	4:H:289:VAL:HB	1.95	0.49
4:P:66:ILE:O	4:P:70:ILE:HG12	2.13	0.49
4:P:288:ASP:C	4:P:309:ILE:HG23	2.34	0.49
4:P:355:ILE:HG22	4:P:358:GLU:HB3	1.95	0.49
4:P:391:LEU:HD12	4:P:395:MET:HE1	1.95	0.49
5:K:386:GLU:HA	5:K:389:LEU:HB2	1.95	0.49
6:J:26:GLU:O	6:J:30:TYR:N	2.41	0.49
6:J:55:MET:HA	6:J:64:PHE:O	2.13	0.49
6:B:283:ILE:HA	6:B:339:PRO:HG3	1.94	0.49
7:I:186:ILE:CG1	7:I:188:LEU:H	2.25	0.49
7:A:267:ILE:HA	7:A:270:ARG:HD2	1.95	0.49
8:O:100:LEU:HD12	8:O:121:TYR:CE2	2.47	0.49
8:G:353:GLN:NE2	8:G:360:GLU:OE1	2.44	0.49
1:D:121:GLU:HA	1:D:124:LEU:HB2	1.95	0.48
2:M:130:TRP:HA	2:M:133:ALA:HB3	1.94	0.48
2:M:292:ASN:OD1	2:M:293:ARG:N	2.46	0.48
2:M:333:SER:C	2:M:335:PHE:H	2.16	0.48
2:M:379:THR:O	2:M:383:LEU:N	2.26	0.48
2:E:84:LEU:O	2:E:87:MET:HB3	2.13	0.48
2:E:162:ILE:O	2:E:166:THR:OG1	2.30	0.48
2:E:174:HIS:CG	3:F:527:ARG:CZ	2.96	0.48
2:E:212:SER:CB	2:E:376:ARG:H	2.26	0.48
3:F:169:THR:HG23	3:F:508:VAL:HG13	1.95	0.48
3:F:273:ASP:O	3:F:277:ARG:HG3	2.12	0.48
4:P:76:ALA:HA	4:P:79:SER:HB3	1.94	0.48
4:P:93:ASP:CG	4:P:163:LYS:HZ1	2.16	0.48
4:P:122:VAL:HG12	4:P:126:TYR:CZ	2.47	0.48
4:P:489:ASP:HB3	4:P:492:GLU:OE2	2.13	0.48
5:K:232:TYR:HB3	5:K:235:PRO:HB3	1.94	0.48
5:C:383:GLU:O	5:C:387:ARG:HG3	2.13	0.48
6:J:6:PRO:O	6:J:7:LYS:HG2	2.13	0.48
6:J:151:ALA:HB3	6:J:408:LEU:HD23	1.94	0.48
6:J:250:ILE:CG1	7:I:256:ARG:HH21	2.26	0.48

*Continued on next page...*

*Continued from previous page...*

Atom-1	Atom-2	Interatomic distance (Å)	Clash overlap (Å)
6:J:261:THR:OG1	6:J:264:GLU:OE1	2.29	0.48
7:I:198:HIS:CE1	7:I:199:LYS:HD3	2.48	0.48
7:I:336:PHE:O	7:I:339:LEU:HB2	2.12	0.48
8:G:146:ASP:OD1	8:G:150:ASN:ND2	2.39	0.48
8:G:325:ALA:HB2	8:G:346:GLY:HA3	1.95	0.48
8:G:441:PHE:O	8:G:445:LEU:HB2	2.12	0.48
9:Q:296:ARG:HB3	11:Q:1355:HOH:O	2.13	0.48
1:D:119:GLU:O	1:D:122:GLN:HB3	2.13	0.48
1:D:138:GLU:O	1:D:142:ARG:HG3	2.13	0.48
3:N:445:GLY:O	3:N:448:SER:OG	2.29	0.48
3:F:228:VAL:HG22	3:F:375:LYS:HA	1.94	0.48
4:H:187:GLU:H	4:H:187:GLU:CD	2.12	0.48
4:H:390:ASN:OD1	4:H:390:ASN:N	2.46	0.48
4:H:467:ARG:O	4:H:471:THR:HG23	2.13	0.48
4:P:102:ALA:O	4:P:105:MET:HB3	2.14	0.48
4:P:256:ILE:HD12	7:I:245:ASN:O	2.13	0.48
4:P:446:VAL:O	4:P:449:ARG:HB3	2.13	0.48
4:P:479:GLY:N	4:P:488:VAL:O	2.35	0.48
5:K:151:GLN:H	5:K:151:GLN:CD	2.15	0.48
5:K:282:HIS:ND1	5:K:306:ARG:HD3	2.28	0.48
6:J:354:GLU:OE2	6:J:358:THR:N	2.39	0.48
6:B:247:ASP:HA	6:B:298:ALA:HB2	1.94	0.48
6:B:314:ARG:NE	6:B:315:LEU:HG	2.28	0.48
7:I:265:LYS:HE3	7:I:265:LYS:HB3	1.56	0.48
7:A:130:ALA:O	7:A:134:LEU:N	2.34	0.48
8:O:450:ASN:O	8:O:454:VAL:HG12	2.13	0.48
8:G:131:TYR:HA	8:G:134:GLU:HB2	1.94	0.48
9:Q:168:THR:HG23	9:Q:252:PHE:HE2	1.79	0.48
1:L:222:THR:HG23	1:L:387:ILE:HA	1.93	0.48
1:D:218:ARG:CD	2:E:502:GLN:HE22	2.26	0.48
1:D:471:ILE:O	1:D:475:THR:OG1	2.23	0.48
2:M:262:ALA:HB2	3:N:278:GLU:OE2	2.13	0.48
2:E:228:GLN:CD	2:E:310:MET:HA	2.33	0.48
2:E:396:VAL:O	2:E:400:THR:OG1	2.30	0.48
2:E:510:ALA:O	2:E:514:ILE:HG12	2.13	0.48
3:N:394:ASN:CG	3:N:397:VAL:H	2.16	0.48
3:F:64:GLY:HA2	8:G:533:LEU:O	2.13	0.48
4:H:129:ALA:O	4:H:133:MET:HG3	2.13	0.48
4:P:87:GLN:HG3	4:P:91:VAL:HG23	1.94	0.48
4:P:144:VAL:N	4:P:405:PRO:O	2.46	0.48
4:P:265:THR:HG21	7:I:265:LYS:HE3	1.95	0.48

*Continued on next page...*

*Continued from previous page...*

Atom-1	Atom-2	Interatomic distance (Å)	Clash overlap (Å)
4:P:470:HIS:NE2	4:P:476:GLU:HA	2.28	0.48
5:K:42:PRO:HB2	5:K:479:ILE:HG21	1.94	0.48
5:C:241:ASN:O	5:C:293:LEU:HD23	2.13	0.48
5:C:289:VAL:H	5:C:310:CYS:HA	1.78	0.48
5:C:418:LYS:HE3	5:C:418:LYS:HB3	1.60	0.48
6:J:279:GLN:O	6:J:283:ILE:HG12	2.14	0.48
6:B:153:ASN:OD1	6:B:156:ASP:N	2.45	0.48
6:B:208:LEU:C	6:B:378:ARG:HH12	2.16	0.48
6:B:421:LYS:NZ	6:B:472:GLN:HA	2.28	0.48
8:O:28:ILE:O	8:O:31:ILE:HB	2.13	0.48
8:G:35:SER:HB2	8:G:43:LYS:HZ3	1.78	0.48
8:G:50:GLY:O	8:G:52:VAL:HG13	2.14	0.48
8:G:67:VAL:HB	8:G:73:LYS:HG2	1.94	0.48
8:G:181:TYR:HB3	8:G:191:PRO:HD3	1.94	0.48
8:G:264:ARG:HA	8:G:267:GLU:CD	2.33	0.48
8:G:333:ASN:HB2	8:G:339:THR:OG1	2.13	0.48
9:Q:292:LEU:O	9:Q:295:VAL:HG22	2.13	0.48
1:L:40:ALA:O	1:L:44:VAL:HG23	2.13	0.48
1:L:192:ALA:O	1:L:195:THR:OG1	2.26	0.48
1:L:265:LYS:HZ3	2:M:255:ARG:HE	1.59	0.48
1:D:325:VAL:O	1:D:330:ILE:HD11	2.14	0.48
2:M:297:TYR:HD1	2:M:299:TYR:HB3	1.79	0.48
2:M:465:LEU:HD22	2:M:478:LEU:HD21	1.94	0.48
2:M:477:GLY:O	2:M:485:ILE:HA	2.14	0.48
2:E:352:VAL:O	2:E:359:LEU:N	2.33	0.48
3:F:286:LEU:O	3:F:290:ILE:HG12	2.13	0.48
3:F:414:CYS:O	3:F:417:LYS:HB2	2.12	0.48
4:H:67:LEU:HA	4:H:70:ILE:HG12	1.95	0.48
4:H:399:ARG:HA	4:H:402:LEU:HB2	1.95	0.48
4:P:52:ASP:OD2	4:P:54:MET:HG2	2.12	0.48
5:K:271:TRP:HB3	5:K:275:TYR:CE1	2.48	0.48
5:C:150:GLU:O	5:C:153:LYS:N	2.47	0.48
5:C:389:LEU:HA	5:C:389:LEU:HD13	1.63	0.48
6:J:300:MET:HA	6:J:303:HIS:HB3	1.94	0.48
6:B:14:MET:SD	6:B:14:MET:N	2.87	0.48
6:B:240:ALA:N	6:B:290:VAL:O	2.41	0.48
7:A:526:MET:H	7:A:526:MET:HE3	1.78	0.48
8:O:86:VAL:HG12	8:O:88:ASP:H	1.78	0.48
8:O:139:ASN:HD21	8:O:406:LYS:HE2	1.78	0.48
8:G:229:ILE:HG22	8:G:231:ASN:H	1.78	0.48
8:G:448:ILE:O	8:G:451:THR:OG1	2.19	0.48

*Continued on next page...*

*Continued from previous page...*

Atom-1	Atom-2	Interatomic distance (Å)	Clash overlap (Å)
1:L:197:ALA:O	1:L:381:ARG:NH1	2.46	0.48
1:L:334:ALA:O	1:L:338:GLY:N	2.46	0.48
1:D:164:PRO:O	1:D:168:THR:OG1	2.32	0.48
2:M:74:ILE:HG13	2:M:76:VAL:HG13	1.96	0.48
2:E:396:VAL:O	2:E:400:THR:N	2.39	0.48
3:F:35:PHE:HE1	3:F:124:LEU:HD12	1.78	0.48
3:F:269:TYR:CE2	8:G:262:GLN:HB3	2.47	0.48
4:H:86:THR:HG22	8:G:201:HIS:CD2	2.48	0.48
4:H:195:ILE:CG2	4:H:197:LYS:H	2.26	0.48
4:H:266:ARG:NH2	8:G:257:PRO:HB2	2.29	0.48
4:H:294:LYS:C	4:H:314:ARG:HG2	2.34	0.48
4:H:325:ARG:HH21	4:H:325:ARG:HA	1.78	0.48
4:H:416:MET:HB2	4:H:470:HIS:HD1	1.79	0.48
5:C:178:MET:O	5:C:182:ALA:N	2.42	0.48
6:J:58:ASN:HD21	6:J:60:LEU:HB2	1.78	0.48
7:I:60:GLY:HA2	7:I:63:LEU:HD13	1.95	0.48
7:I:161:HIS:HB2	7:I:164:LEU:CB	2.43	0.48
8:O:367:THR:OG1	8:O:370:ARG:O	2.30	0.48
8:G:389:GLU:HA	8:G:392:LEU:HB2	1.96	0.48
1:D:185:MET:SD	1:D:185:MET:N	2.86	0.48
2:M:175:HIS:CD2	2:M:209:LEU:HD23	2.49	0.48
2:E:244:MET:HB2	2:E:296:ILE:HG23	1.94	0.48
2:E:323:LEU:O	2:E:327:THR:OG1	2.18	0.48
3:N:119:SER:O	3:N:122:LYS:HB3	2.14	0.48
3:N:188:VAL:O	3:N:192:MET:HG2	2.12	0.48
3:F:95:SER:OG	3:F:106:THR:HB	2.12	0.48
4:H:94:GLY:O	4:H:98:VAL:HG23	2.13	0.48
5:C:86:GLN:HE22	5:C:501:ASN:HB3	1.79	0.48
5:C:210:LEU:HD13	5:C:372:PHE:CE1	2.48	0.48
5:C:245:GLU:HG3	5:C:248:ALA:HB2	1.96	0.48
6:J:49:PRO:HB3	6:J:173:TYR:HD1	1.79	0.48
6:J:205:CYS:SG	6:J:376:VAL:HA	2.54	0.48
6:J:416:GLU:HA	6:J:419:LEU:HB2	1.93	0.48
7:I:19:ALA:HB3	7:I:519:ASP:O	2.14	0.48
7:I:115:HIS:CE1	7:I:117:ARG:HB2	2.49	0.48
7:A:231:LEU:O	7:A:292:ILE:N	2.43	0.48
8:O:225:MET:SD	8:O:307:ALA:N	2.86	0.48
8:G:194:SER:HA	8:G:318:ARG:HH11	1.78	0.48
8:G:203:ARG:H	8:G:378:ARG:NH2	2.11	0.48
1:L:525:ARG:NH2	5:K:167:LEU:HD12	2.28	0.48
1:D:161:ASP:O	1:D:165:LEU:HG	2.13	0.48

*Continued on next page...*

*Continued from previous page...*

Atom-1	Atom-2	Interatomic distance (Å)	Clash overlap (Å)
1:D:532:ASP:HB3	5:C:47:LYS:HD2	1.94	0.48
2:M:174:HIS:CG	3:N:527:ARG:CZ	2.97	0.48
2:M:235:ALA:N	2:M:346:CYS:O	2.47	0.48
2:E:87:MET:SD	2:E:506:SER:HB3	2.53	0.48
2:E:416:LEU:HD11	2:E:474:THR:HA	1.94	0.48
3:F:193:LYS:NZ	3:F:225:GLU:HG2	2.29	0.48
3:F:303:SER:O	3:F:303:SER:OG	2.32	0.48
4:H:16:ARG:HD2	4:H:17:GLU:N	2.29	0.48
4:H:28:ASN:O	4:H:32:THR:HG23	2.14	0.48
4:H:288:ASP:O	4:H:310:THR:N	2.41	0.48
4:P:11:SER:HA	8:O:66:GLU:OE1	2.13	0.48
4:P:141:SER:OG	4:P:406:GLN:HB3	2.13	0.48
4:P:410:GLY:H	4:P:497:GLU:CD	2.17	0.48
5:K:60:ASN:HB3	5:K:166:LYS:HE3	1.95	0.48
5:K:508:GLU:O	5:K:512:LEU:N	2.23	0.48
5:C:37:ARG:HG3	5:C:448:GLN:NE2	2.27	0.48
5:C:43:ARG:CZ	5:C:479:ILE:HB	2.43	0.48
5:C:61:ASP:O	5:C:65:ILE:HG13	2.13	0.48
5:C:209:GLN:O	5:C:373:ILE:N	2.46	0.48
5:C:256:ARG:HG3	6:B:258:LEU:HD11	1.96	0.48
6:J:50:ASN:HB3	6:J:455:ASN:O	2.13	0.48
6:J:198:ASN:HB2	6:J:201:ASN:OD1	2.14	0.48
6:J:294:GLY:HA2	6:J:315:LEU:N	2.28	0.48
6:J:367:LYS:HG3	6:J:370:GLY:N	2.29	0.48
6:B:471:HIS:CE1	6:B:476:LYS:HA	2.39	0.48
7:I:84:GLN:NE2	7:I:88:THR:HG22	2.29	0.48
7:I:295:LYS:O	7:I:315:ARG:N	2.42	0.48
8:O:180:LYS:HA	8:O:190:TYR:CE1	2.49	0.48
8:O:486:ILE:O	8:O:497:ASP:HA	2.12	0.48
8:G:27:SER:O	8:G:31:ILE:HG12	2.13	0.48
8:G:477:ASN:O	8:G:479:GLU:N	2.46	0.48
9:Q:338:ALA:O	9:Q:342:MET:HG3	2.13	0.48
1:L:63:ASP:N	1:L:67:ASP:O	2.33	0.48
1:D:85:HIS:HE1	1:D:87:ILE:HB	1.75	0.48
1:D:242:LYS:HG2	1:D:360:GLN:HG3	1.95	0.48
2:M:25:ARG:HB3	2:M:29:PHE:CE2	2.48	0.48
2:M:86:ASP:O	2:M:90:VAL:HG23	2.14	0.48
2:M:256:VAL:HG23	3:N:260:MET:HE1	1.96	0.48
3:N:227:LEU:HD11	3:N:336:ILE:HG12	1.96	0.48
3:N:253:LEU:HD22	3:N:286:LEU:HD12	1.95	0.48
3:N:413:ARG:O	3:N:417:LYS:HG3	2.14	0.48

*Continued on next page...*

*Continued from previous page...*

Atom-1	Atom-2	Interatomic distance (Å)	Clash overlap (Å)
4:H:280:GLU:HG2	4:H:281:ASP:N	2.28	0.48
4:H:490:MET:SD	4:H:495:ILE:N	2.87	0.48
4:P:16:ARG:HA	4:P:522:ILE:O	2.14	0.48
5:K:93:GLY:O	5:K:97:VAL:HG23	2.14	0.48
5:K:224:GLY:H	5:K:301:GLN:HE22	1.61	0.48
5:C:230:LYS:HB2	5:C:350:GLU:CG	2.43	0.48
6:J:101:THR:OG1	6:J:102:ASN:N	2.47	0.48
6:B:118:LEU:O	6:B:121:ILE:HG22	2.14	0.48
7:A:480:ASP:CB	7:A:485:GLU:H	2.24	0.48
8:O:37:GLY:O	8:O:40:GLY:N	2.41	0.48
8:O:113:HIS:O	8:O:117:VAL:HG23	2.13	0.48
8:G:47:ASP:OD2	8:G:51:ASP:HB3	2.14	0.48
8:G:213:GLY:HA2	8:G:372:SER:HB3	1.95	0.48
9:Q:167:TRP:CD1	9:Q:280:CYS:HB3	2.48	0.48
1:D:266:LEU:O	2:E:255:ARG:N	2.47	0.48
1:D:300:ALA:HB3	1:D:321:ALA:HB2	1.95	0.48
1:D:444:GLU:O	1:D:448:MET:HG2	2.14	0.48
2:M:80:ALA:O	2:M:83:VAL:HB	2.13	0.48
2:E:361:HIS:HD2	2:E:362:PHE:N	2.11	0.48
3:N:59:LYS:N	3:N:71:THR:O	2.32	0.48
3:N:81:MET:HB3	3:N:83:VAL:HG23	1.96	0.48
3:F:44:VAL:HG21	3:F:88:ALA:HB2	1.94	0.48
3:F:90:MET:O	3:F:94:LEU:N	2.44	0.48
4:H:132:ASP:O	4:H:136:THR:N	2.40	0.48
4:H:415:GLU:OE1	4:H:506:TYR:OH	2.32	0.48
4:H:452:ILE:HB	4:H:453:GLN:NE2	2.29	0.48
4:P:60:THR:OG1	4:P:389:ARG:NE	2.46	0.48
4:P:183:VAL:O	4:P:184:GLN:HG3	2.13	0.48
4:P:226:HIS:ND1	4:P:227:PRO:HD2	2.28	0.48
5:K:216:PHE:HB2	5:K:359:ASN:OD1	2.14	0.48
5:K:233:HIS:HA	5:K:347:VAL:HG23	1.95	0.48
5:K:413:GLU:H	5:K:413:GLU:CD	2.16	0.48
5:K:494:GLU:HG2	5:K:495:PRO:O	2.14	0.48
5:C:237:ILE:O	5:C:342:LEU:HD13	2.13	0.48
6:J:312:LEU:HA	6:J:312:LEU:HD23	1.63	0.48
6:J:323:ARG:O	6:J:327:THR:HG23	2.14	0.48
6:J:413:GLY:O	6:J:417:ILE:HG12	2.13	0.48
6:B:300:MET:H	6:B:300:MET:HG3	1.44	0.48
6:B:393:ASP:O	6:B:396:VAL:HB	2.13	0.48
7:I:180:LYS:C	7:I:370:ARG:HH12	2.17	0.48
7:A:115:HIS:ND1	7:A:117:ARG:HB2	2.29	0.48

*Continued on next page...*



*Continued from previous page...*

Atom-1	Atom-2	Interatomic distance (Å)	Clash overlap (Å)
7:A:180:LYS:O	7:A:370:ARG:NH1	2.46	0.48
7:A:210:LEU:O	7:A:363:ILE:N	2.42	0.48
8:O:17:ILE:O	8:O:21:ASN:ND2	2.46	0.48
8:O:176:VAL:HA	8:O:179:ILE:HG22	1.96	0.48
8:O:197:ILE:HG23	8:O:375:ILE:HG23	1.95	0.48
8:G:316:LEU:HA	8:G:319:ILE:HG12	1.94	0.48
8:G:467:LEU:HD11	8:G:488:LEU:HD13	1.96	0.48
8:G:489:ASP:OD1	8:G:490:LEU:N	2.46	0.48
9:Q:35:THR:O	9:Q:152:PRO:HA	2.14	0.48
1:L:87:ILE:O	1:L:91:MET:HE2	2.14	0.48
1:L:501:MET:HA	1:L:504:GLN:HB3	1.96	0.48
1:D:45:ALA:O	1:D:49:ARG:HG3	2.14	0.48
1:D:526:MET:SD	1:D:527:ILE:HD13	2.54	0.48
1:D:530:ILE:HG12	1:D:531:ASP:N	2.28	0.48
2:M:323:LEU:HA	2:M:326:VAL:HG12	1.96	0.48
2:E:18:GLU:OE2	2:E:20:ARG:NH2	2.47	0.48
2:E:227:ASN:OD1	2:E:227:ASN:N	2.41	0.48
2:E:242:THR:O	2:E:292:ASN:ND2	2.47	0.48
3:N:74:GLY:O	3:N:77:ILE:HB	2.14	0.48
3:N:290:ILE:HA	3:N:351:PHE:HE2	1.79	0.48
3:N:307:ASP:N	3:N:307:ASP:OD1	2.46	0.48
3:N:465:LEU:O	3:N:469:ALA:N	2.41	0.48
3:F:126:LYS:O	3:F:128:ILE:HG12	2.14	0.48
3:F:141:LEU:O	3:F:145:ILE:HG22	2.14	0.48
3:F:299:LEU:HB3	3:F:328:ILE:CD1	2.44	0.48
5:K:214:VAL:HB	5:K:361:PHE:CE1	2.49	0.48
6:J:38:GLU:O	6:J:42:THR:OG1	2.27	0.48
6:J:494:GLU:H	6:J:494:GLU:CD	2.14	0.48
7:I:123:PHE:HA	7:I:126:ALA:HB3	1.95	0.48
7:I:126:ALA:HB1	7:I:440:PHE:CD1	2.49	0.48
7:A:76:LEU:HD23	7:A:77:ILE:HG13	1.96	0.48
8:G:237:LEU:HD12	8:G:328:LEU:O	2.14	0.48
1:L:126:ARG:HB3	3:F:474:ILE:HD11	1.96	0.47
1:L:270:SER:H	1:L:273:ASP:CG	2.17	0.47
1:L:366:THR:HB	2:M:93:ASP:O	2.14	0.47
1:D:169:ALA:HA	1:D:172:THR:HG22	1.95	0.47
1:D:236:HIS:H	1:D:239:MET:CE	2.27	0.47
1:D:481:GLN:CD	1:D:487:PRO:HA	2.34	0.47
2:M:57:ARG:HD2	2:M:60:SER:HB2	1.95	0.47
2:M:174:HIS:CE1	3:N:527:ARG:HD2	2.49	0.47
2:M:187:VAL:HG21	2:M:397:LEU:HB3	1.95	0.47

*Continued on next page...*

*Continued from previous page...*

Atom-1	Atom-2	Interatomic distance (Å)	Clash overlap (Å)
2:M:242:THR:CG2	2:M:248:LYS:HD3	2.44	0.47
2:E:100:THR:O	2:E:103:THR:OG1	2.32	0.47
3:N:399:GLU:HB3	3:N:403:ARG:HH22	1.79	0.47
3:N:502:ASN:HB3	3:N:505:GLU:HB2	1.96	0.47
4:H:93:ASP:CG	4:H:94:GLY:H	2.18	0.47
4:H:119:PRO:O	4:H:123:ILE:HG12	2.14	0.47
4:H:215:LEU:HA	4:H:215:LEU:HD13	1.67	0.47
4:H:220:ILE:HB	4:H:361:THR:CB	2.41	0.47
4:H:266:ARG:O	4:H:270:MET:HG2	2.13	0.47
4:P:153:LEU:O	4:P:157:ASN:N	2.25	0.47
4:P:168:TRP:CG	4:P:209:ILE:HG21	2.49	0.47
5:K:253:ALA:HB2	6:J:257:VAL:HG13	1.95	0.47
5:C:73:HIS:CE1	5:C:75:ALA:HB3	2.47	0.47
5:C:134:ASN:HA	5:C:137:LYS:HB2	1.95	0.47
6:J:313:VAL:CG1	6:J:316:ASN:HD21	2.26	0.47
6:J:477:ASN:O	6:J:492:MET:N	2.45	0.47
6:J:512:THR:O	6:J:516:VAL:HG12	2.14	0.47
6:B:381:THR:O	6:B:384:LEU:N	2.46	0.47
7:I:5:LYS:HE2	7:I:13:VAL:HG22	1.96	0.47
7:I:218:HIS:ND1	7:I:219:PRO:HD2	2.29	0.47
7:I:239:TYR:OH	7:I:241:LYS:HB3	2.14	0.47
8:O:216:LEU:HA	8:O:216:LEU:HD13	1.64	0.47
8:O:411:GLY:HA2	8:O:505:GLU:OE2	2.13	0.47
8:G:121:TYR:CE2	8:G:441:PHE:HD2	2.32	0.47
8:G:205:GLN:H	8:G:205:GLN:CD	2.16	0.47
8:G:227:LYS:HZ3	8:G:353:GLN:NE2	2.12	0.47
1:D:124:LEU:O	1:D:127:GLY:N	2.44	0.47
1:D:152:SER:HA	1:D:419:VAL:HG22	1.96	0.47
2:M:224:ILE:HD12	2:M:230:LYS:HD2	1.96	0.47
2:E:139:GLU:O	2:E:143:SER:OG	2.28	0.47
3:N:60:MET:HB2	8:O:530:LEU:HD22	1.97	0.47
3:F:122:LYS:HA	3:F:125:GLN:CD	2.35	0.47
3:F:296:ASN:OD1	3:F:297:VAL:HG23	2.14	0.47
4:P:114:GLU:HG2	6:B:450:ARG:HH21	1.79	0.47
4:P:168:TRP:CD2	4:P:209:ILE:HG21	2.50	0.47
4:P:220:ILE:HD11	4:P:323:ILE:HD11	1.96	0.47
5:K:180:VAL:O	5:K:183:VAL:HG12	2.14	0.47
5:K:268:ASP:OD1	5:K:268:ASP:N	2.45	0.47
5:C:59:SER:HA	5:C:384:GLU:OE1	2.15	0.47
6:J:179:LEU:O	6:J:183:ILE:HG22	2.14	0.47
6:J:191:PHE:HA	6:J:197:PHE:HE2	1.78	0.47

*Continued on next page...*

*Continued from previous page...*

Atom-1	Atom-2	Interatomic distance (Å)	Clash overlap (Å)
6:J:255:GLY:HA2	7:I:248:PHE:O	2.13	0.47
6:B:58:ASN:OD1	6:B:61:GLU:N	2.47	0.47
7:I:141:ARG:N	7:I:405:GLY:O	2.46	0.47
7:A:140:SER:HA	7:A:406:CYS:HA	1.95	0.47
7:A:366:CYS:HB2	7:A:369:PRO:HB3	1.96	0.47
8:O:208:SER:OG	8:O:378:ARG:N	2.35	0.47
8:O:381:ASN:ND2	8:O:383:PHE:HB2	2.29	0.47
8:G:151:ALA:O	8:G:155:SER:N	2.33	0.47
1:L:21:ASP:O	1:L:25:LYS:HG2	2.15	0.47
1:L:361:GLU:HG2	1:L:371:MET:O	2.13	0.47
1:D:270:SER:H	1:D:273:ASP:CG	2.17	0.47
2:M:380:GLN:O	2:M:384:ASP:N	2.32	0.47
3:N:227:LEU:HD22	3:N:376:ILE:HD12	1.96	0.47
3:N:394:ASN:O	3:N:397:VAL:HG12	2.15	0.47
3:F:229:LEU:HD13	3:F:231:GLN:CD	2.34	0.47
3:F:501:SER:OG	3:F:502:ASN:N	2.46	0.47
4:H:136:THR:HG21	4:H:418:VAL:HG13	1.96	0.47
4:H:196:LYS:HG3	4:H:396:GLN:HE22	1.80	0.47
4:H:264:PHE:CD2	7:A:263:GLU:HA	2.50	0.47
6:J:246:PHE:N	6:J:296:LYS:O	2.47	0.47
6:J:300:MET:O	6:J:303:HIS:HB3	2.14	0.47
6:B:54:LYS:HZ1	6:B:56:VAL:HG22	1.80	0.47
7:I:95:ASN:O	7:I:99:ILE:HG12	2.15	0.47
7:A:8:ASN:OD1	7:A:10:LYS:N	2.47	0.47
7:A:150:ASP:O	7:A:154:THR:N	2.40	0.47
7:A:448:PRO:HA	7:A:451:LEU:HD12	1.96	0.47
8:O:246:MET:O	8:O:247:LYS:HG3	2.14	0.47
8:O:288:THR:O	8:O:310:ARG:N	2.47	0.47
8:O:293:ASP:OD1	8:O:294:ASP:N	2.47	0.47
8:O:447:VAL:O	8:O:451:THR:HG23	2.14	0.47
8:G:57:ASP:O	8:G:61:ILE:HG13	2.14	0.47
9:Q:243:VAL:HG13	9:Q:349:PHE:CZ	2.49	0.47
9:Q:270:ALA:HB1	9:Q:282:MET:HG3	1.95	0.47
1:L:176:LYS:HB3	1:L:178:VAL:HG23	1.95	0.47
1:L:376:GLN:OE1	1:L:378:LYS:N	2.47	0.47
1:L:420:TYR:CE2	1:L:502:LYS:HB2	2.49	0.47
1:D:105:GLY:N	1:D:107:THR:HG22	2.30	0.47
1:D:146:GLU:O	1:D:150:LYS:NZ	2.39	0.47
1:D:160:LYS:HZ2	1:D:162:THR:HG1	1.56	0.47
2:M:51:ILE:HG12	2:M:63:VAL:HG22	1.95	0.47
2:M:258:VAL:O	3:N:264:ILE:HA	2.14	0.47

*Continued on next page...*

*Continued from previous page...*

Atom-1	Atom-2	Interatomic distance (Å)	Clash overlap (Å)
2:E:86:ASP:O	2:E:90:VAL:HG23	2.15	0.47
2:E:445:MET:O	2:E:449:ILE:HG13	2.15	0.47
3:N:88:ALA:HA	3:N:91:LEU:HB2	1.95	0.47
3:N:245:LYS:N	3:N:296:ASN:OD1	2.47	0.47
3:N:430:ILE:HG21	3:N:480:LEU:HD22	1.96	0.47
3:N:501:SER:OG	3:N:502:ASN:N	2.47	0.47
3:F:430:ILE:HD11	3:F:481:ARG:HB2	1.97	0.47
4:H:330:ARG:NE	4:H:342:ASP:OD1	2.34	0.47
4:P:42:GLY:O	4:P:45:SER:OG	2.25	0.47
5:K:292:LYS:O	5:K:313:ARG:HA	2.14	0.47
5:C:114:GLU:O	5:C:116:LEU:N	2.46	0.47
5:C:461:LEU:O	5:C:465:ARG:HG3	2.15	0.47
6:J:21:HIS:HD2	6:J:22:PHE:N	2.12	0.47
8:O:17:ILE:HD13	8:O:530:LEU:HB2	1.96	0.47
8:O:225:MET:HE1	8:O:307:ALA:HB3	1.95	0.47
1:L:422:GLY:O	1:L:491:ILE:HD12	2.15	0.47
1:D:105:GLY:O	1:D:109:VAL:HG23	2.14	0.47
2:E:74:ILE:HG13	2:E:76:VAL:HG13	1.95	0.47
2:E:167:LEU:HD13	2:E:167:LEU:HA	1.67	0.47
3:N:431:GLU:HB2	3:N:484:HIS:NE2	2.30	0.47
3:F:74:GLY:HA2	3:F:77:ILE:HB	1.97	0.47
3:F:137:PHE:HA	3:F:140:ALA:HB3	1.97	0.47
3:F:401:ALA:O	3:F:405:ILE:HG13	2.15	0.47
4:P:60:THR:O	4:P:66:ILE:HD11	2.15	0.47
4:P:231:ARG:O	4:P:351:GLU:HA	2.14	0.47
5:K:80:VAL:HG12	5:K:84:LYS:HZ3	1.80	0.47
5:C:187:ASP:HA	5:C:188:ASP:HA	1.63	0.47
5:C:457:ALA:O	5:C:461:LEU:N	2.29	0.47
6:J:152:LYS:HA	6:J:406:LYS:NZ	2.30	0.47
6:J:471:HIS:HE1	6:J:476:LYS:HA	1.78	0.47
7:I:3:ALA:O	7:I:6:THR:OG1	2.20	0.47
7:I:4:VAL:HG22	7:I:7:LEU:HB3	1.97	0.47
7:I:237:LEU:HD13	7:I:237:LEU:HA	1.66	0.47
7:I:366:CYS:O	7:I:369:PRO:HD3	2.14	0.47
7:I:460:GLN:O	7:I:464:VAL:HG23	2.15	0.47
7:A:129:LYS:HD3	7:A:425:HIS:NE2	2.29	0.47
7:A:466:ILE:HG21	7:A:479:VAL:HG22	1.97	0.47
8:O:153:LYS:HA	8:O:156:MET:HB2	1.95	0.47
8:O:169:ALA:HA	8:O:172:VAL:HB	1.96	0.47
8:O:279:LEU:HA	8:O:279:LEU:HD13	1.72	0.47
8:G:219:VAL:HG12	8:G:360:GLU:O	2.14	0.47

*Continued on next page...*

*Continued from previous page...*

Atom-1	Atom-2	Interatomic distance (Å)	Clash overlap (Å)
8:G:473:GLU:O	8:G:476:VAL:HG12	2.15	0.47
1:L:116:LEU:HA	1:L:454:ALA:HB1	1.96	0.47
1:L:232:LYS:HD3	1:L:232:LYS:HA	1.71	0.47
1:L:532:ASP:HB2	5:K:47:LYS:HD2	1.97	0.47
1:D:48:MET:HG3	1:D:110:VAL:HG21	1.95	0.47
1:D:121:GLU:O	1:D:125:ASP:N	2.34	0.47
1:D:313:LEU:HD21	2:E:334:THR:OG1	2.14	0.47
2:M:479:ASP:HB3	2:M:484:THR:N	2.28	0.47
2:E:152:GLU:O	2:E:156:ARG:N	2.38	0.47
2:E:189:ARG:HA	2:E:191:LYS:NZ	2.30	0.47
2:E:500:LYS:O	2:E:503:VAL:HB	2.15	0.47
3:N:301:GLN:HE22	3:N:330:ARG:HH21	1.62	0.47
3:F:431:GLU:HB2	3:F:484:HIS:CE1	2.50	0.47
4:H:48:LYS:O	4:H:60:THR:N	2.42	0.47
4:H:226:HIS:CG	4:H:227:PRO:HD2	2.49	0.47
4:H:376:LEU:HD23	4:H:376:LEU:HA	1.67	0.47
4:P:91:VAL:HG11	4:P:501:VAL:HA	1.96	0.47
4:P:216:ARG:HB2	4:P:365:ASP:H	1.79	0.47
4:P:263:ASP:O	4:P:267:ILE:HG23	2.15	0.47
5:K:406:VAL:N	5:K:494:GLU:O	2.43	0.47
5:C:278:LEU:HD13	5:C:302:TYR:HD2	1.79	0.47
5:C:397:ARG:HE	5:C:397:ARG:HB3	1.42	0.47
6:J:182:LEU:HD12	6:J:183:ILE:N	2.30	0.47
6:J:205:CYS:O	6:J:377:LEU:HB2	2.15	0.47
6:J:208:LEU:H	6:J:208:LEU:CD2	2.26	0.47
6:B:221:MET:HA	6:B:374:THR:OG1	2.15	0.47
7:I:180:LYS:O	7:I:370:ARG:NH1	2.46	0.47
7:A:127:LYS:HZ2	7:A:506:HIS:HA	1.80	0.47
7:A:155:SER:O	7:A:158:THR:OG1	2.28	0.47
8:O:237:LEU:HD12	8:O:328:LEU:O	2.15	0.47
8:O:322:ALA:O	8:O:369:ALA:HB3	2.14	0.47
8:O:435:GLN:H	8:O:435:GLN:CD	2.18	0.47
8:G:107:LEU:O	8:G:112:ILE:HG12	2.15	0.47
8:G:237:LEU:HD21	8:G:239:PHE:HD2	1.79	0.47
8:G:426:TYR:O	8:G:429:SER:OG	2.17	0.47
9:Q:169:ALA:O	11:Q:1131:HOH:O	2.20	0.47
1:L:38:ILE:O	1:L:42:LYS:HG3	2.14	0.47
1:L:105:GLY:C	1:L:109:VAL:HG23	2.35	0.47
1:L:236:HIS:CE1	1:L:238:GLN:HB2	2.50	0.47
1:D:268:VAL:HG13	1:D:273:ASP:HB2	1.96	0.47
1:D:344:ARG:HD2	1:D:347:GLU:HG3	1.95	0.47

*Continued on next page...*

*Continued from previous page...*

Atom-1	Atom-2	Interatomic distance (Å)	Clash overlap (Å)
1:D:369:ASP:N	1:D:369:ASP:OD1	2.46	0.47
1:D:425:ALA:O	1:D:428:SER:OG	2.30	0.47
1:D:505:HIS:O	1:D:507:ILE:HG23	2.14	0.47
2:M:239:ILE:HG21	2:M:320:VAL:HG13	1.96	0.47
2:M:297:TYR:O	2:M:300:PRO:HD2	2.15	0.47
2:E:21:ALA:H	2:E:24:ALA:HB3	1.79	0.47
2:E:277:GLU:HA	2:E:280:GLU:HB3	1.97	0.47
2:E:432:GLU:O	2:E:436:MET:N	2.43	0.47
3:N:182:LEU:O	3:N:185:PRO:HD2	2.14	0.47
3:F:182:LEU:C	3:F:185:PRO:HD2	2.35	0.47
3:F:228:VAL:HG22	3:F:375:LYS:HG2	1.96	0.47
3:F:266:VAL:HB	8:G:252:VAL:HA	1.96	0.47
3:F:309:LEU:HD11	3:F:313:ALA:HB3	1.97	0.47
3:F:443:LEU:O	3:F:448:SER:HB3	2.14	0.47
4:H:77:ALA:O	4:H:81:ILE:N	2.44	0.47
4:H:94:GLY:O	4:H:98:VAL:N	2.42	0.47
4:H:293:GLU:O	4:H:314:ARG:HA	2.15	0.47
4:P:208:ILE:HG22	4:P:211:ASP:CG	2.34	0.47
4:P:321:ASN:HA	4:P:331:ILE:HD11	1.96	0.47
4:P:349:LEU:O	4:P:363:ILE:HA	2.14	0.47
4:P:446:VAL:HG23	4:P:447:ILE:HD12	1.97	0.47
4:P:472:GLN:OE1	4:P:474:ASN:N	2.35	0.47
5:K:447:ARG:NH1	8:G:110:GLN:OE1	2.48	0.47
5:K:516:VAL:HG13	6:J:54:LYS:HA	1.97	0.47
5:C:36:VAL:HG12	5:C:39:THR:HG21	1.97	0.47
5:C:38:THR:O	5:C:45:MET:HB2	2.15	0.47
5:C:280:LYS:HG3	5:C:334:VAL:HG23	1.95	0.47
6:J:73:LEU:HA	6:J:73:LEU:HD13	1.64	0.47
6:J:85:MET:O	6:J:88:MET:HG3	2.15	0.47
6:J:240:ALA:N	6:J:290:VAL:O	2.45	0.47
6:J:349:SER:O	6:J:364:LYS:N	2.47	0.47
6:J:473:GLU:HB2	6:J:475:ASN:OD1	2.15	0.47
6:B:68:ASP:O	6:B:72:ILE:HG22	2.14	0.47
6:B:140:HIS:HE1	6:B:505:TYR:O	1.96	0.47
6:B:149:CYS:O	6:B:408:LEU:HB2	2.14	0.47
6:B:190:ILE:O	6:B:197:PHE:HE2	1.97	0.47
6:B:212:ILE:HA	6:B:378:ARG:O	2.14	0.47
6:B:248:GLY:C	7:A:256:ARG:HH12	2.17	0.47
6:B:290:VAL:HB	6:B:311:MET:HB3	1.97	0.47
6:B:318:LYS:HG3	6:B:322:ARG:HH11	1.80	0.47
6:B:323:ARG:O	6:B:327:THR:HG23	2.15	0.47

*Continued on next page...*

*Continued from previous page...*

Atom-1	Atom-2	Interatomic distance (Å)	Clash overlap (Å)
7:I:127:LYS:HE3	7:I:506:HIS:CD2	2.50	0.47
7:I:161:HIS:HB2	7:I:164:LEU:HB2	1.97	0.47
7:I:196:MET:HE2	7:I:375:LEU:HD21	1.95	0.47
7:I:204:THR:OG1	7:I:377:LYS:N	2.48	0.47
7:I:447:ILE:O	7:I:450:VAL:HG22	2.14	0.47
7:A:44:MET:O	7:A:45:LYS:HD2	2.15	0.47
7:A:109:TYR:CE1	7:A:435:LEU:HB3	2.50	0.47
7:A:366:CYS:O	7:A:369:PRO:HD3	2.15	0.47
8:O:412:GLY:HA3	8:O:498:ASN:ND2	2.30	0.47
8:G:190:TYR:CD2	8:G:403:LEU:HB3	2.50	0.47
8:G:388:MET:O	8:G:392:LEU:HG	2.14	0.47
9:Q:26:TYR:HB2	9:Q:32:TRP:CE2	2.50	0.47
9:Q:95:TRP:NE1	9:Q:265:LEU:O	2.47	0.47
9:Q:187:ASP:HB2	11:Q:1232:HOH:O	2.14	0.47
9:Q:291:LYS:NZ	9:Q:335:LEU:O	2.42	0.47
1:L:518:SER:O	1:L:522:GLN:HG3	2.15	0.47
1:D:169:ALA:O	1:D:172:THR:HG22	2.15	0.47
1:D:184:GLN:HA	1:D:187:GLU:OE1	2.15	0.47
1:D:226:LYS:HA	1:D:383:VAL:HG23	1.97	0.47
2:M:244:MET:HB2	2:M:296:ILE:HG23	1.97	0.47
2:M:302:GLN:OE1	3:N:346:ALA:N	2.48	0.47
2:E:290:PHE:HD2	2:E:311:ALA:HB1	1.80	0.47
3:N:44:VAL:O	3:N:48:ILE:HG13	2.15	0.47
3:N:289:GLN:O	3:N:293:THR:HG23	2.14	0.47
3:N:402:GLU:O	3:N:406:HIS:N	2.30	0.47
3:N:407:ASP:O	3:N:411:VAL:HG12	2.15	0.47
3:F:60:MET:HG2	3:F:70:ILE:HG23	1.96	0.47
3:F:437:THR:O	3:F:440:SER:OG	2.23	0.47
4:P:200:ARG:HB3	4:P:373:THR:HB	1.96	0.47
4:P:212:SER:HB3	4:P:377:ARG:H	1.79	0.47
4:P:240:LEU:HB3	4:P:331:ILE:HG23	1.97	0.47
4:P:252:SER:HA	8:O:245:LYS:NZ	2.30	0.47
5:K:38:THR:O	5:K:452:ASN:ND2	2.48	0.47
6:J:25:LEU:O	6:J:29:VAL:N	2.27	0.47
6:J:44:ARG:HD3	6:J:454:GLU:OE1	2.14	0.47
6:B:15:LEU:CB	7:A:69:ILE:HD12	2.45	0.47
6:B:209:GLY:H	6:B:380:SER:HA	1.80	0.47
7:A:154:THR:HG21	7:A:495:TRP:H	1.80	0.47
7:A:156:LEU:HB3	7:A:165:ALA:CB	2.40	0.47
8:O:47:ASP:CG	8:O:48:ASP:H	2.18	0.47
9:Q:135:GLN:O	9:Q:138:PRO:HD3	2.15	0.47

*Continued on next page...*

*Continued from previous page...*

Atom-1	Atom-2	Interatomic distance (Å)	Clash overlap (Å)
1:D:44:VAL:O	1:D:48:MET:HG2	2.14	0.47
1:D:221:ASP:N	1:D:221:ASP:OD1	2.47	0.47
2:M:37:ASP:HA	2:M:40:LYS:HE2	1.95	0.47
2:M:221:ASP:O	2:M:222:LYS:HD3	2.15	0.47
2:E:109:LEU:HD11	2:E:439:TYR:CD1	2.50	0.47
2:E:292:ASN:O	2:E:314:HIS:N	2.48	0.47
3:N:98:GLN:O	3:N:102:ALA:N	2.25	0.47
3:N:112:ILE:HG12	3:N:461:ILE:HD11	1.96	0.47
3:N:273:ASP:N	3:N:273:ASP:OD1	2.45	0.47
3:F:268:ASP:OD1	8:G:259:LYS:NZ	2.42	0.47
4:H:221:ASN:HA	4:H:360:PHE:CD1	2.49	0.47
4:H:226:HIS:HB3	4:H:229:MET:SD	2.55	0.47
4:H:241:LEU:HA	4:H:332:VAL:O	2.15	0.47
4:P:183:VAL:HG12	4:P:194:ASP:HB2	1.97	0.47
5:K:19:ILE:O	5:K:23:VAL:HG12	2.15	0.47
5:K:186:LEU:HD21	5:K:195:ILE:HG12	1.96	0.47
5:C:47:LYS:O	5:C:59:SER:N	2.39	0.47
5:C:209:GLN:OE1	5:C:210:LEU:N	2.47	0.47
5:C:243:GLU:OE1	5:C:245:GLU:N	2.48	0.47
5:C:273:ILE:HG22	5:C:277:LYS:HE3	1.96	0.47
6:J:92:MET:HA	6:J:95:GLN:HB3	1.97	0.47
6:B:280:VAL:HG21	6:B:304:TYR:CB	2.38	0.47
7:I:214:HIS:O	7:I:361:THR:OG1	2.23	0.47
8:O:107:LEU:O	8:O:112:ILE:HG12	2.15	0.47
8:O:172:VAL:O	8:O:176:VAL:HG12	2.15	0.47
8:O:332:ALA:CA	8:O:338:GLU:HA	2.45	0.47
8:O:333:ASN:ND2	8:O:335:GLU:HB3	2.29	0.47
8:G:245:LYS:HD2	8:G:246:MET:H	1.80	0.47
9:Q:242:LEU:HG	9:Q:349:PHE:HD1	1.80	0.47
1:L:343:PRO:HB2	5:K:271:TRP:HZ3	1.76	0.47
1:L:387:ILE:HG22	1:L:395:ILE:HD13	1.97	0.47
1:L:456:GLU:O	1:L:459:PRO:HD2	2.15	0.47
2:M:219:LEU:HA	2:M:360:ILE:O	2.14	0.47
2:E:52:LEU:HD13	3:F:536:VAL:HB	1.97	0.47
2:E:234:ASN:O	2:E:236:LYS:HE2	2.15	0.47
2:E:293:ARG:HA	2:E:315:ALA:N	2.29	0.47
2:E:374:VAL:HG12	2:E:376:ARG:HD3	1.97	0.47
3:N:72:ASN:ND2	3:N:174:LYS:HE3	2.29	0.47
3:N:430:ILE:HD11	3:N:481:ARG:N	2.30	0.47
3:N:522:ALA:O	3:N:526:VAL:HG22	2.15	0.47
4:H:43:PRO:HG2	4:H:482:GLY:HA3	1.96	0.47

*Continued on next page...*



*Continued from previous page...*

Atom-1	Atom-2	Interatomic distance (Å)	Clash overlap (Å)
4:H:245:LEU:HB3	4:H:296:ILE:HA	1.96	0.47
4:H:355:ILE:CG2	4:H:358:GLU:HB3	2.45	0.47
4:H:501:VAL:O	4:H:505:THR:OG1	2.25	0.47
4:P:88:ASP:HB2	4:P:95:THR:HG21	1.97	0.47
4:P:507:LYS:HZ3	8:O:204:SER:H	1.63	0.47
5:K:126:ARG:NH2	6:J:174:GLY:HA3	2.29	0.47
5:C:58:ILE:O	5:C:387:ARG:NH2	2.48	0.47
5:C:300:THR:HA	5:C:303:PHE:HD2	1.80	0.47
6:J:191:PHE:HA	6:J:197:PHE:CE2	2.50	0.47
6:B:318:LYS:HE3	6:B:322:ARG:NH1	2.30	0.47
7:I:37:ASN:HD21	7:I:63:LEU:HD22	1.80	0.47
7:I:388:LYS:O	7:I:391:VAL:HB	2.14	0.47
7:A:200:SER:OG	7:A:202:THR:N	2.46	0.47
8:O:176:VAL:O	8:O:179:ILE:HG22	2.15	0.47
8:O:183:ASP:C	8:O:185:ARG:H	2.16	0.47
8:G:17:ILE:HD13	8:G:530:LEU:HB2	1.96	0.47
8:G:467:LEU:HD21	8:G:488:LEU:HB2	1.96	0.47
9:Q:74:ASN:HB2	9:Q:76:GLN:HG3	1.96	0.47
1:L:274:TYR:O	1:L:278:GLN:N	2.30	0.46
1:D:18:ILE:HG12	1:D:22:GLN:HE22	1.80	0.46
1:D:200:GLU:CD	1:D:200:GLU:H	2.18	0.46
1:D:277:LEU:O	1:D:281:GLU:N	2.41	0.46
1:D:362:ILE:HG23	1:D:371:MET:HB2	1.97	0.46
1:D:462:LEU:O	1:D:466:SER:N	2.46	0.46
2:M:164:GLY:O	2:M:168:SER:N	2.43	0.46
2:M:261:THR:HA	2:M:264:VAL:HG12	1.96	0.46
2:E:116:LEU:HA	2:E:116:LEU:HD13	1.76	0.46
2:E:189:ARG:HB3	2:E:368:GLY:O	2.15	0.46
3:N:209:LYS:O	3:N:388:ILE:N	2.48	0.46
3:N:227:LEU:HD12	3:N:339:THR:HB	1.96	0.46
3:N:230:THR:HA	3:N:373:LEU:CD1	2.45	0.46
3:F:137:PHE:CZ	3:F:454:PHE:HD2	2.33	0.46
3:F:240:ARG:HA	3:F:363:GLU:HB3	1.96	0.46
3:F:422:ILE:HG23	3:F:489:LYS:NZ	2.31	0.46
4:P:153:LEU:HA	4:P:156:ILE:HB	1.97	0.46
4:P:219:MET:HA	4:P:361:THR:O	2.15	0.46
4:P:391:LEU:O	4:P:394:ALA:N	2.48	0.46
4:P:487:LEU:HD13	4:P:487:LEU:HA	1.73	0.46
5:C:211:VAL:O	5:C:370:CYS:HB2	2.15	0.46
5:C:274:LEU:HA	5:C:277:LYS:HD2	1.96	0.46
5:C:292:LYS:O	5:C:313:ARG:HA	2.15	0.46

*Continued on next page...*

*Continued from previous page...*

Atom-1	Atom-2	Interatomic distance (Å)	Clash overlap (Å)
5:C:313:ARG:HH22	9:Q:68:LEU:HD23	1.80	0.46
5:C:476:GLY:C	5:C:487:ASN:HD21	2.19	0.46
6:J:18:GLY:HA3	6:J:528:LYS:NZ	2.29	0.46
6:J:241:VAL:HB	6:J:332:ALA:HA	1.97	0.46
6:J:251:THR:HG21	7:I:248:PHE:CZ	2.45	0.46
6:B:45:THR:HA	6:B:455:ASN:OD1	2.15	0.46
6:B:418:GLU:HB2	6:B:471:HIS:NE2	2.29	0.46
7:I:190:MET:SD	7:I:190:MET:N	2.88	0.46
7:I:198:HIS:NE2	7:I:199:LYS:HD3	2.30	0.46
8:O:211:ILE:N	8:O:374:SER:O	2.23	0.46
8:O:333:ASN:HB3	8:O:335:GLU:O	2.15	0.46
8:O:463:LEU:O	8:O:467:LEU:HG	2.14	0.46
1:D:31:LEU:HA	1:D:34:LEU:HB2	1.97	0.46
1:D:474:MET:SD	1:D:475:THR:HG23	2.55	0.46
2:M:168:SER:HB3	2:M:176:LYS:HD3	1.97	0.46
2:E:53:LEU:O	3:F:538:THR:OG1	2.23	0.46
2:E:100:THR:O	2:E:104:VAL:HG12	2.15	0.46
2:E:290:PHE:CZ	2:E:292:ASN:HB2	2.50	0.46
4:H:252:SER:HA	8:G:245:LYS:NZ	2.30	0.46
4:H:254:THR:O	7:A:245:ASN:HB2	2.15	0.46
4:H:266:ARG:HA	4:H:269:GLN:CD	2.36	0.46
5:K:188:ASP:C	5:K:190:LEU:HG	2.35	0.46
5:C:267:VAL:O	5:C:270:GLU:HB2	2.16	0.46
6:J:251:THR:HG22	6:J:253:THR:N	2.30	0.46
6:B:208:LEU:O	6:B:378:ARG:NH1	2.48	0.46
6:B:246:PHE:HB3	6:B:297:VAL:HG13	1.97	0.46
6:B:264:GLU:OE1	6:B:264:GLU:N	2.35	0.46
6:B:290:VAL:CB	6:B:311:MET:HB3	2.45	0.46
7:I:213:ASP:HA	7:I:360:PHE:CD1	2.50	0.46
7:A:38:LEU:HG	7:A:39:GLY:N	2.31	0.46
7:A:65:HIS:ND1	7:A:65:HIS:O	2.48	0.46
7:A:187:ASP:O	7:A:191:ILE:HB	2.15	0.46
7:A:509:THR:O	7:A:513:THR:HG22	2.15	0.46
8:O:17:ILE:HG13	8:O:21:ASN:HD21	1.78	0.46
8:O:222:SER:H	8:O:225:MET:HE2	1.80	0.46
9:Q:109:MET:CE	9:Q:131:LEU:HB2	2.44	0.46
9:Q:142:PHE:HA	9:Q:217:GLU:HA	1.97	0.46
9:Q:258:SER:HB2	9:Q:343:PHE:CE2	2.51	0.46
9:Q:349:PHE:O	9:Q:353:ASN:ND2	2.48	0.46
1:L:12:TYR:OH	1:L:14:ARG:HD2	2.16	0.46
1:L:52:LEU:HD12	1:L:53:GLY:N	2.31	0.46

*Continued on next page...*

*Continued from previous page...*

Atom-1	Atom-2	Interatomic distance (Å)	Clash overlap (Å)
1:L:146:GLU:OE1	1:L:150:LYS:NZ	2.48	0.46
1:L:440:CYS:SG	1:L:445:GLN:HA	2.55	0.46
1:D:185:MET:HA	1:D:188:ILE:HD12	1.98	0.46
1:D:409:ILE:O	1:D:413:ILE:HG12	2.16	0.46
2:M:114:GLU:O	2:M:117:ILE:HB	2.16	0.46
2:M:249:ILE:HA	2:M:250:LYS:NZ	2.29	0.46
2:M:437:GLU:OE2	2:M:441:LYS:HE2	2.14	0.46
2:E:141:LEU:O	2:E:144:SER:OG	2.26	0.46
3:F:117:LEU:HA	3:F:120:CYS:HB2	1.97	0.46
3:F:119:SER:O	3:F:123:LEU:HG	2.15	0.46
3:F:155:VAL:N	3:F:419:ARG:O	2.29	0.46
5:K:17:GLN:HE21	5:K:517:ASP:HB3	1.79	0.46
5:K:26:ILE:HD12	5:K:105:LEU:HD12	1.98	0.46
5:K:210:LEU:HD13	5:K:372:PHE:CE1	2.50	0.46
5:K:463:LYS:HB3	5:K:484:ILE:HD11	1.96	0.46
5:K:479:ILE:HG13	5:K:480:ASN:N	2.30	0.46
5:C:174:PHE:HE2	5:C:206:GLU:O	1.98	0.46
5:C:476:GLY:HA3	5:C:487:ASN:OD1	2.15	0.46
6:J:160:VAL:HA	6:J:163:LEU:HB2	1.96	0.46
6:J:172:GLN:NE2	6:J:175:ASN:OD1	2.48	0.46
6:J:377:LEU:HA	6:J:377:LEU:HD13	1.72	0.46
6:J:466:LYS:HA	6:J:469:ALA:HB3	1.96	0.46
6:B:58:ASN:HD21	6:B:60:LEU:HB2	1.80	0.46
6:B:427:GLY:O	6:B:435:GLN:HG3	2.16	0.46
6:B:440:LYS:HD3	6:B:440:LYS:HA	1.48	0.46
7:I:186:ILE:HG23	7:I:190:MET:HE1	1.96	0.46
7:A:293:ASN:HB3	7:A:314:ARG:HA	1.97	0.46
8:O:380:ALA:H	8:O:384:MET:CE	2.29	0.46
8:G:279:LEU:HA	8:G:279:LEU:HD13	1.73	0.46
9:Q:273:SER:N	9:Q:281:LYS:O	2.46	0.46
1:L:304:TRP:O	1:L:323:ARG:HG3	2.15	0.46
1:D:328:PRO:O	1:D:332:LEU:HG	2.14	0.46
1:D:501:MET:N	1:D:501:MET:SD	2.89	0.46
2:M:318:ALA:O	2:M:322:ARG:HG3	2.15	0.46
2:M:323:LEU:HA	2:M:323:LEU:HD13	1.75	0.46
2:E:130:TRP:O	2:E:134:THR:N	2.38	0.46
2:E:238:LEU:N	2:E:289:CYS:O	2.48	0.46
3:N:143:LYS:HG3	3:N:439:TYR:CE2	2.50	0.46
3:N:364:GLU:OE2	3:N:372:LYS:HB3	2.16	0.46
4:H:380:SER:O	4:H:383:ILE:HB	2.15	0.46
4:P:160:ILE:C	4:P:162:THR:H	2.19	0.46

*Continued on next page...*

*Continued from previous page...*

Atom-1	Atom-2	Interatomic distance (Å)	Clash overlap (Å)
5:K:283:HIS:ND1	5:K:283:HIS:O	2.47	0.46
5:C:488:PHE:HA	5:C:493:TRP:HE1	1.81	0.46
6:J:238:LYS:CB	6:J:288:ALA:HA	2.44	0.46
6:J:242:TYR:CD1	6:J:333:LEU:HB2	2.50	0.46
6:B:47:TYR:CG	6:B:48:GLY:N	2.83	0.46
6:B:275:LEU:O	6:B:279:GLN:HG2	2.15	0.46
7:I:205:SER:O	7:I:375:LEU:HB3	2.15	0.46
7:I:239:TYR:CG	7:I:240:GLU:N	2.83	0.46
7:A:207:ILE:CG2	7:A:373:THR:HB	2.45	0.46
7:A:209:GLY:HA3	7:A:363:ILE:O	2.15	0.46
7:A:497:ASN:O	7:A:500:VAL:HB	2.14	0.46
8:O:215:ALA:HA	8:O:363:LEU:HA	1.96	0.46
8:O:351:VAL:HG22	8:O:364:ILE:HA	1.98	0.46
8:G:88:ASP:C	8:G:90:THR:H	2.18	0.46
8:G:216:LEU:N	8:G:362:ILE:O	2.38	0.46
9:Q:152:PRO:O	11:Q:1133:HOH:O	2.21	0.46
1:L:16:PHE:CD1	1:L:18:ILE:HD11	2.50	0.46
1:L:105:GLY:O	1:L:109:VAL:HG23	2.16	0.46
1:L:298:ASN:HA	1:L:319:LEU:HD22	1.98	0.46
1:L:302:CYS:O	1:L:325:VAL:HG23	2.16	0.46
1:D:137:TYR:CE2	1:D:451:PHE:HB2	2.51	0.46
1:D:513:LYS:O	1:D:517:ILE:HG22	2.14	0.46
2:M:174:HIS:H	3:N:527:ARG:HH12	1.64	0.46
2:E:123:PRO:O	2:E:127:ILE:HG12	2.16	0.46
3:F:63:ASP:OD2	3:F:65:LYS:HB3	2.15	0.46
4:H:185:PHE:HE1	4:H:325:ARG:HE	1.64	0.46
4:H:286:LYS:N	4:H:287:PRO:HD3	2.30	0.46
4:P:321:ASN:O	4:P:325:ARG:N	2.34	0.46
4:P:383:ILE:HG22	4:P:384:LEU:HD22	1.96	0.46
4:P:396:GLN:O	4:P:399:ARG:HG2	2.15	0.46
4:P:463:LEU:HD21	4:P:467:ARG:HH12	1.79	0.46
5:K:16:SER:HB2	5:K:21:GLN:NE2	2.31	0.46
5:K:25:ASN:ND2	5:K:25:ASN:H	2.12	0.46
5:K:223:ALA:HB3	5:K:301:GLN:HE22	1.80	0.46
5:C:133:VAL:O	5:C:137:LYS:HG3	2.16	0.46
5:C:457:ALA:HA	5:C:460:ILE:HD12	1.97	0.46
6:J:238:LYS:HB2	6:J:288:ALA:HA	1.98	0.46
6:J:240:ALA:O	6:J:292:VAL:N	2.46	0.46
6:J:244:CYS:HB2	6:J:334:PRO:O	2.15	0.46
6:J:296:LYS:HA	6:J:314:ARG:HH22	1.81	0.46
7:A:177:LEU:O	7:A:180:LYS:NZ	2.49	0.46

*Continued on next page...*

*Continued from previous page...*

Atom-1	Atom-2	Interatomic distance (Å)	Clash overlap (Å)
8:O:476:VAL:O	8:O:480:ARG:NE	2.49	0.46
9:Q:292:LEU:HD23	9:Q:328:MET:SD	2.55	0.46
1:L:431:LEU:HD13	1:L:431:LEU:HA	1.75	0.46
1:D:27:ARG:NH1	1:D:29:MET:HB2	2.30	0.46
1:D:129:HIS:O	1:D:133:ILE:HG13	2.15	0.46
1:D:187:GLU:HA	1:D:190:VAL:HG12	1.97	0.46
1:D:199:MET:O	1:D:202:ARG:NH1	2.49	0.46
1:D:264:HIS:C	1:D:265:LYS:HG2	2.35	0.46
2:E:220:LEU:HD23	2:E:220:LEU:HA	1.73	0.46
2:E:289:CYS:HA	2:E:310:MET:O	2.16	0.46
2:E:347:LYS:N	2:E:364:GLY:O	2.24	0.46
2:E:351:GLU:OE2	2:E:360:ILE:HG23	2.16	0.46
3:N:362:ALA:HB1	3:N:376:ILE:HG12	1.96	0.46
3:F:284:LEU:HD21	3:F:288:LYS:HD2	1.96	0.46
3:F:303:SER:OG	3:F:307:ASP:O	2.29	0.46
3:F:494:ASN:N	3:F:499:GLY:O	2.33	0.46
5:K:287:LYS:O	5:K:309:PHE:N	2.48	0.46
5:C:406:VAL:O	5:C:494:GLU:N	2.26	0.46
5:C:449:LEU:O	5:C:453:ALA:N	2.45	0.46
5:C:476:GLY:O	5:C:485:ALA:N	2.46	0.46
5:C:518:GLU:OE2	6:B:54:LYS:HD3	2.16	0.46
6:J:440:LYS:HA	6:J:440:LYS:HD3	1.66	0.46
6:B:83:ALA:O	6:B:87:VAL:HG23	2.15	0.46
6:B:205:CYS:O	6:B:377:LEU:HB2	2.16	0.46
7:I:298:ASP:HB3	7:I:301:SER:OG	2.16	0.46
8:O:50:GLY:O	8:O:52:VAL:HG13	2.16	0.46
1:L:116:LEU:O	1:L:120:ALA:N	2.44	0.46
1:L:218:ARG:HB2	1:L:221:ASP:OD1	2.16	0.46
1:D:262:THR:HG23	5:C:247:LYS:HD2	1.97	0.46
1:D:302:CYS:SG	1:D:323:ARG:HA	2.55	0.46
1:D:469:ASN:HB3	1:D:472:GLN:HB2	1.98	0.46
2:E:477:GLY:O	2:E:486:GLY:N	2.38	0.46
3:N:64:GLY:HA2	8:O:533:LEU:O	2.16	0.46
3:N:95:SER:O	3:N:99:ASP:N	2.36	0.46
3:N:137:PHE:HA	3:N:140:ALA:HB3	1.98	0.46
3:F:183:LEU:O	3:F:186:MET:HB3	2.15	0.46
3:F:209:LYS:HB3	3:F:387:THR:HB	1.98	0.46
3:F:366:ASN:HA	3:F:372:LYS:HA	1.96	0.46
4:H:502:LYS:HG3	4:H:506:TYR:CE2	2.50	0.46
4:P:151:MET:HG3	4:P:155:ILE:HD11	1.98	0.46
4:P:237:ARG:NE	4:P:343:VAL:HG11	2.31	0.46

*Continued on next page...*

*Continued from previous page...*

Atom-1	Atom-2	Interatomic distance (Å)	Clash overlap (Å)
5:C:191:GLN:O	5:C:194:MET:HG2	2.16	0.46
5:C:214:VAL:HB	5:C:361:PHE:CE1	2.50	0.46
6:B:22:PHE:O	6:B:523:GLN:HB2	2.15	0.46
6:B:124:SER:O	6:B:128:VAL:HG23	2.16	0.46
6:B:239:ILE:HD13	6:B:346:HIS:N	2.31	0.46
6:B:324:LEU:O	6:B:327:THR:OG1	2.20	0.46
7:A:141:ARG:HA	7:A:141:ARG:HH21	1.80	0.46
8:O:453:ALA:HB3	8:O:460:SER:HB3	1.97	0.46
8:G:203:ARG:HD3	8:G:207:GLU:CD	2.35	0.46
9:Q:213:ARG:N	11:Q:1198:HOH:O	2.40	0.46
1:L:359:VAL:HG22	1:L:374:ILE:HA	1.97	0.46
1:D:344:ARG:HH12	5:C:271:TRP:HB2	1.80	0.46
2:E:69:THR:HG22	2:E:73:ASN:HD21	1.81	0.46
2:E:164:GLY:HA2	2:E:167:LEU:HB2	1.98	0.46
3:N:28:ASP:OD1	3:N:31:ALA:HB3	2.15	0.46
3:F:58:ASP:OD1	8:G:526:ARG:HB3	2.16	0.46
3:F:147:ILE:O	3:F:151:MET:HG2	2.15	0.46
4:H:72:VAL:HG12	7:A:7:LEU:HD21	1.98	0.46
4:P:108:VAL:O	4:P:111:HIS:HB3	2.16	0.46
5:K:239:LEU:O	5:K:330:ILE:HD12	2.16	0.46
5:C:452:ASN:N	5:C:452:ASN:OD1	2.47	0.46
6:J:177:VAL:HG12	6:J:181:LYS:HZ2	1.80	0.46
6:J:208:LEU:O	6:J:378:ARG:NH1	2.47	0.46
6:J:274:ASN:N	6:J:274:ASN:OD1	2.48	0.46
6:B:18:GLY:HA3	6:B:528:LYS:NZ	2.31	0.46
6:B:352:LEU:HD12	6:B:360:VAL:O	2.15	0.46
7:I:195:GLU:OE1	7:I:195:GLU:N	2.49	0.46
7:I:320:ASN:O	7:I:324:LEU:HG	2.15	0.46
8:G:269:ASP:HB3	8:G:272:LYS:NZ	2.31	0.46
8:G:412:GLY:O	8:G:488:LEU:HD23	2.16	0.46
9:Q:87:PHE:CE2	9:Q:91:VAL:HG21	2.51	0.46
9:Q:142:PHE:HB3	9:Q:266:GLY:N	2.30	0.46
1:L:71:THR:HG23	1:L:77:ILE:HD13	1.97	0.46
1:L:391:ASN:ND2	1:L:394:ILE:H	2.13	0.46
1:D:175:SER:C	1:D:176:LYS:HD2	2.37	0.46
1:D:216:GLY:N	1:D:389:GLY:O	2.44	0.46
2:E:179:PHE:HZ	2:E:209:LEU:HG	1.80	0.46
2:E:288:ASN:C	2:E:309:VAL:HG13	2.36	0.46
3:N:330:ARG:O	3:N:333:ILE:HG22	2.14	0.46
3:N:433:ALA:O	3:N:437:THR:N	2.45	0.46
3:F:409:LEU:H	3:F:409:LEU:HG	1.43	0.46

*Continued on next page...*

*Continued from previous page...*

Atom-1	Atom-2	Interatomic distance (Å)	Clash overlap (Å)
4:P:150:ASP:HA	4:P:153:LEU:HD12	1.97	0.46
5:K:38:THR:O	5:K:45:MET:HB2	2.16	0.46
5:K:187:ASP:HA	5:K:188:ASP:HA	1.49	0.46
6:J:385:MET:HA	6:J:388:ILE:HG22	1.97	0.46
6:B:365:HIS:CD2	6:B:367:LYS:HB2	2.51	0.46
6:B:418:GLU:CD	6:B:476:LYS:HE2	2.36	0.46
8:O:47:ASP:OD1	8:O:51:ASP:N	2.49	0.46
8:G:181:TYR:HB3	8:G:189:ARG:O	2.16	0.46
8:G:183:ASP:O	8:G:185:ARG:NH1	2.49	0.46
8:G:234:ILE:HG23	8:G:285:VAL:HB	1.97	0.46
8:G:333:ASN:HB3	8:G:337:GLU:O	2.16	0.46
1:L:73:ASP:HB3	1:L:76:THR:OG1	2.16	0.46
2:M:64:THR:HG21	2:M:69:THR:HB	1.98	0.46
2:M:164:GLY:O	2:M:168:SER:OG	2.22	0.46
2:M:238:LEU:N	2:M:289:CYS:O	2.49	0.46
2:E:211:ASP:O	2:E:213:TYR:HD1	1.97	0.46
2:E:241:ASN:HA	2:E:292:ASN:OD1	2.15	0.46
2:E:385:GLU:HA	2:E:388:ARG:HB3	1.97	0.46
3:N:300:ILE:N	3:N:325:ILE:O	2.49	0.46
3:F:217:THR:O	3:F:220:ASP:N	2.44	0.46
3:F:476:THR:O	3:F:480:LEU:N	2.40	0.46
4:H:225:THR:HG23	4:H:311:ALA:O	2.15	0.46
4:H:297:SER:O	4:H:301:GLN:HB3	2.16	0.46
4:P:133:MET:O	4:P:137:LEU:HG	2.15	0.46
4:P:407:LEU:HD12	4:P:498:PRO:HA	1.96	0.46
5:K:188:ASP:O	5:K:190:LEU:HG	2.16	0.46
5:K:445:ILE:O	5:K:449:LEU:HG	2.16	0.46
5:C:222:TYR:HD1	5:C:222:TYR:HA	1.62	0.46
6:J:466:LYS:O	6:J:470:VAL:HG13	2.16	0.46
6:J:510:LEU:HA	6:J:510:LEU:HD13	1.62	0.46
7:I:327:ALA:HB1	7:I:366:CYS:SG	2.56	0.46
7:I:459:LEU:HD12	7:A:112:GLU:O	2.16	0.46
7:A:186:ILE:O	7:A:188:LEU:HG	2.16	0.46
8:G:211:ILE:HG13	8:G:215:ALA:HB2	1.98	0.46
9:Q:73:CYS:SG	9:Q:75:GLN:HG2	2.56	0.46
9:Q:109:MET:HB2	9:Q:109:MET:HE2	1.39	0.46
1:L:217:GLY:HA2	2:M:502:GLN:HE22	1.80	0.45
1:L:234:PHE:CE1	1:L:320:PRO:HB3	2.51	0.45
1:L:248:ILE:O	1:L:354:GLY:N	2.41	0.45
1:L:368:LYS:HG2	1:L:369:ASP:N	2.31	0.45
1:D:60:MET:HB2	1:D:70:VAL:HG22	1.97	0.45

*Continued on next page...*

*Continued from previous page...*

Atom-1	Atom-2	Interatomic distance (Å)	Clash overlap (Å)
1:D:76:THR:HG21	1:D:400:ARG:HD2	1.98	0.45
1:D:265:LYS:HB2	2:E:255:ARG:NE	2.31	0.45
1:D:432:ALA:HA	1:D:435:GLN:OE1	2.16	0.45
1:D:456:GLU:O	1:D:459:PRO:HD2	2.15	0.45
1:D:519:LEU:O	1:D:523:MET:HG2	2.16	0.45
2:M:69:THR:HA	2:M:72:LYS:HB3	1.98	0.45
2:M:267:ILE:HD13	2:M:267:ILE:HA	1.78	0.45
2:M:293:ARG:HG3	2:M:294:GLN:OE1	2.16	0.45
2:M:409:GLY:N	2:M:495:GLU:OE1	2.49	0.45
2:E:134:THR:O	2:E:138:ARG:HG2	2.16	0.45
2:E:172:LEU:HB3	2:E:179:PHE:CD1	2.51	0.45
2:E:175:HIS:HB2	2:E:179:PHE:HE1	1.81	0.45
3:N:162:THR:HA	3:N:165:ASN:HB2	1.96	0.45
3:N:180:SER:O	3:N:184:SER:OG	2.34	0.45
3:F:245:LYS:HG2	3:F:358:SER:HB2	1.98	0.45
4:H:142:ILE:HD12	4:H:496:TRP:CH2	2.51	0.45
4:H:381:LYS:O	4:H:385:SER:OG	2.32	0.45
4:H:502:LYS:O	4:H:505:THR:HB	2.16	0.45
4:H:523:VAL:HB	8:G:45:LEU:CB	2.41	0.45
4:P:30:ALA:HB1	4:P:106:LEU:HD12	1.97	0.45
4:P:118:HIS:NE2	8:O:455:ASN:O	2.45	0.45
4:P:127:ARG:CZ	8:O:163:ILE:HB	2.46	0.45
4:P:256:ILE:N	7:I:245:ASN:O	2.49	0.45
4:P:296:ILE:CG1	4:P:313:ARG:HB3	2.45	0.45
5:C:278:LEU:HD11	5:C:302:TYR:HB2	1.99	0.45
6:J:52:MET:SD	6:J:52:MET:N	2.82	0.45
6:B:237:ALA:O	6:B:346:HIS:HA	2.17	0.45
6:B:318:LYS:O	6:B:321:LEU:HG	2.16	0.45
6:B:417:ILE:HD11	6:B:449:PRO:HG3	1.97	0.45
7:I:391:VAL:O	7:I:395:LEU:HD23	2.15	0.45
8:G:270:ILE:HD12	8:G:273:GLU:OE2	2.16	0.45
9:Q:134:LEU:HG	11:Q:1209:HOH:O	2.16	0.45
9:Q:178:ASP:HA	11:Q:1208:HOH:O	2.16	0.45
1:L:149:ASP:HB3	1:L:510:LEU:HD11	1.98	0.45
1:L:265:LYS:HZ2	2:M:255:ARG:NH1	2.12	0.45
1:L:280:TYR:HA	1:L:283:GLU:HB3	1.98	0.45
1:L:335:ILE:HD11	1:L:381:ARG:HB2	1.99	0.45
1:L:474:MET:SD	1:L:475:THR:HG23	2.56	0.45
1:D:84:ASP:C	1:D:89:LYS:HZ1	2.15	0.45
1:D:192:ALA:O	1:D:195:THR:OG1	2.32	0.45
2:M:22:GLU:HG2	3:F:27:ARG:HG2	1.98	0.45

*Continued on next page...*



*Continued from previous page...*

Atom-1	Atom-2	Interatomic distance (Å)	Clash overlap (Å)
2:M:397:LEU:HD12	2:M:397:LEU:HA	1.69	0.45
2:E:150:SER:O	2:E:152:GLU:N	2.49	0.45
2:E:419:HIS:O	2:E:423:GLN:HG3	2.16	0.45
2:E:435:ALA:O	2:E:438:SER:OG	2.31	0.45
2:E:447:PRO:HA	2:E:450:ILE:HG12	1.98	0.45
3:F:29:LYS:HB3	3:F:30:PRO:HD3	1.98	0.45
3:F:85:HIS:O	3:F:89:ARG:HG3	2.16	0.45
4:H:220:ILE:HD11	4:H:323:ILE:HD11	1.98	0.45
4:P:244:SER:N	4:P:294:LYS:HG3	2.30	0.45
4:P:302:HIS:CE1	7:I:335:SER:HB3	2.51	0.45
4:P:434:GLN:OE1	4:P:438:ARG:NH1	2.48	0.45
4:P:507:LYS:HZ1	8:O:207:GLU:HB2	1.79	0.45
5:K:105:LEU:HD11	5:K:513:ILE:HG21	1.98	0.45
5:K:300:THR:HG23	5:K:310:CYS:SG	2.56	0.45
5:K:430:LYS:O	5:K:434:LEU:HG	2.16	0.45
5:C:186:LEU:HD21	5:C:195:ILE:HG23	1.98	0.45
5:C:335:ASN:C	5:C:337:LEU:H	2.17	0.45
5:C:488:PHE:C	5:C:493:TRP:HE1	2.18	0.45
6:B:90:SER:HA	6:B:93:GLN:HB3	1.98	0.45
6:B:423:ILE:HG22	6:B:442:ALA:HB2	1.98	0.45
7:I:198:HIS:CE1	7:I:353:TYR:HH	2.29	0.45
7:I:291:VAL:O	7:I:312:ALA:HA	2.16	0.45
7:A:392:ARG:NE	7:A:396:ARG:HH12	2.14	0.45
8:O:259:LYS:O	8:O:263:ILE:HG13	2.16	0.45
8:O:440:GLU:O	8:O:444:SER:OG	2.25	0.45
8:G:100:LEU:HD12	8:G:121:TYR:CE2	2.51	0.45
8:G:318:ARG:O	8:G:322:ALA:N	2.47	0.45
9:Q:27:SER:O	9:Q:31:GLY:N	2.45	0.45
1:D:302:CYS:O	1:D:325:VAL:HG23	2.16	0.45
1:D:309:GLU:O	1:D:313:LEU:HG	2.16	0.45
2:M:233:GLU:HG3	2:M:348:LEU:HG	1.99	0.45
2:M:236:LYS:HB3	2:M:287:ILE:HD12	1.98	0.45
3:N:104:ASP:CG	3:N:105:GLY:H	2.16	0.45
3:F:119:SER:O	3:F:122:LYS:HB3	2.14	0.45
3:F:429:GLU:HG2	3:F:461:ILE:HD12	1.98	0.45
3:F:487:GLY:O	3:F:491:ALA:HB3	2.16	0.45
4:H:321:ASN:O	4:H:325:ARG:N	2.38	0.45
4:H:488:VAL:HG12	4:H:489:ASP:O	2.16	0.45
4:P:202:GLU:O	4:P:376:LEU:N	2.24	0.45
5:K:40:LEU:HD23	5:K:41:GLY:N	2.31	0.45
5:K:445:ILE:HD13	5:K:445:ILE:HA	1.79	0.45

*Continued on next page...*

*Continued from previous page...*

Atom-1	Atom-2	Interatomic distance (Å)	Clash overlap (Å)
6:J:147:VAL:HG22	6:J:409:VAL:HG12	1.99	0.45
6:J:388:ILE:HD12	6:J:388:ILE:HA	1.75	0.45
6:B:182:LEU:HD12	6:B:183:ILE:N	2.31	0.45
7:I:238:GLU:CD	7:I:298:ASP:HA	2.37	0.45
7:A:37:ASN:HB3	7:A:58:LYS:HG2	1.98	0.45
7:A:203:ASP:CB	7:A:377:LYS:HD2	2.46	0.45
7:A:248:PHE:CE2	9:Q:146:HIS:CE1	3.04	0.45
7:A:374:LEU:HA	7:A:374:LEU:HD23	1.46	0.45
8:O:100:LEU:HA	8:O:100:LEU:HD13	1.60	0.45
8:G:237:LEU:HG	8:G:239:PHE:HB3	1.97	0.45
8:G:411:GLY:N	8:G:504:PHE:HA	2.32	0.45
9:Q:97:ARG:CZ	9:Q:153:LEU:HD22	2.47	0.45
9:Q:187:ASP:HB3	9:Q:190:HIS:NE2	2.31	0.45
9:Q:331:ALA:HA	9:Q:334:VAL:HG22	1.99	0.45
1:L:200:GLU:OE1	1:L:200:GLU:N	2.45	0.45
1:L:474:MET:SD	1:L:475:THR:N	2.89	0.45
2:M:468:ALA:O	2:M:472:GLY:N	2.42	0.45
2:E:189:ARG:O	2:E:369:GLU:HA	2.16	0.45
2:E:214:LEU:HA	2:E:373:ILE:HA	1.99	0.45
2:E:290:PHE:O	2:E:311:ALA:HA	2.16	0.45
3:N:97:ALA:HA	3:N:100:ILE:HG22	1.99	0.45
3:N:295:CYS:SG	3:N:296:ASN:N	2.89	0.45
3:F:204:ASP:OD1	3:F:205:LEU:N	2.49	0.45
4:H:55:GLY:HA2	6:J:6:PRO:CD	2.40	0.45
4:H:152:MET:O	4:H:156:ILE:HG12	2.16	0.45
4:H:385:SER:O	4:H:389:ARG:HG3	2.17	0.45
4:P:142:ILE:N	4:P:407:LEU:O	2.49	0.45
4:P:200:ARG:HD2	4:P:201:VAL:N	2.30	0.45
5:K:340:ASP:N	5:K:340:ASP:OD1	2.48	0.45
5:K:438:TYR:O	5:K:442:LEU:HB2	2.15	0.45
5:K:449:LEU:O	5:K:453:ALA:N	2.45	0.45
6:B:6:PRO:HG2	6:B:7:LYS:HD3	1.98	0.45
6:B:529:PRO:HA	7:A:50:GLY:CA	2.45	0.45
7:I:237:LEU:HB2	7:I:297:ILE:HD12	1.98	0.45
7:A:398:VAL:HA	7:A:401:ALA:HB3	1.98	0.45
7:A:414:VAL:O	7:A:418:MET:N	2.38	0.45
8:G:89:GLY:O	8:G:92:SER:N	2.41	0.45
9:Q:10:GLN:HG3	11:Q:1291:HOH:O	2.14	0.45
9:Q:95:TRP:O	9:Q:99:MET:HG2	2.16	0.45
1:L:357:GLY:H	1:L:376:GLN:HA	1.81	0.45
1:D:156:LEU:N	1:D:416:ASN:HB2	2.30	0.45

*Continued on next page...*

*Continued from previous page...*

Atom-1	Atom-2	Interatomic distance (Å)	Clash overlap (Å)
1:D:252:THR:OG1	1:D:343:PRO:HA	2.15	0.45
1:D:263:LYS:HE2	1:D:265:LYS:HE2	1.98	0.45
2:M:37:ASP:OD1	2:M:37:ASP:N	2.49	0.45
2:M:392:ASP:OD1	2:M:392:ASP:N	2.50	0.45
2:E:509:GLU:O	2:E:513:VAL:HG12	2.16	0.45
3:N:191:VAL:O	3:N:195:ILE:HG23	2.16	0.45
4:H:197:LYS:HA	4:H:197:LYS:HD3	1.82	0.45
4:P:93:ASP:CG	4:P:94:GLY:H	2.20	0.45
4:P:319:ASP:HA	4:P:322:ARG:CZ	2.47	0.45
5:K:116:LEU:HB2	5:K:121:ILE:HD11	1.98	0.45
5:K:505:ALA:O	5:K:508:GLU:HG3	2.17	0.45
5:K:508:GLU:HA	5:K:511:CYS:HB2	1.97	0.45
5:K:518:GLU:OE2	6:J:54:LYS:HD3	2.17	0.45
5:C:26:ILE:HG23	5:C:105:LEU:HB3	1.97	0.45
5:C:479:ILE:HG13	5:C:480:ASN:H	1.79	0.45
6:J:27:GLU:O	6:J:31:ARG:N	2.49	0.45
6:B:242:TYR:HE1	6:B:335:ARG:O	2.00	0.45
6:B:381:THR:O	6:B:385:MET:HE2	2.17	0.45
6:B:382:ASP:N	6:B:382:ASP:OD1	2.49	0.45
6:B:392:VAL:O	6:B:396:VAL:HG23	2.16	0.45
7:I:107:ASP:HA	7:I:110:ILE:CG1	2.44	0.45
7:I:259:LEU:HD13	7:I:259:LEU:HA	1.83	0.45
7:I:507:SER:O	7:I:511:ILE:HG12	2.17	0.45
7:A:204:THR:HA	7:A:377:LYS:HG3	1.98	0.45
8:O:34:SER:H	8:O:43:LYS:HZ1	1.63	0.45
8:O:154:THR:HG23	8:O:503:VAL:HG13	1.99	0.45
8:G:218:CYS:O	8:G:361:LEU:HA	2.16	0.45
8:G:227:LYS:HG3	8:G:353:GLN:HE21	1.80	0.45
8:G:355:ARG:HA	8:G:359:ASP:C	2.37	0.45
1:L:87:ILE:HA	1:L:90:LEU:HG	1.98	0.45
1:L:267:ASP:O	1:L:269:THR:HG23	2.17	0.45
1:D:68:VAL:HG22	1:D:69:THR:N	2.32	0.45
1:D:201:ARG:NH1	5:C:231:LYS:HD2	2.32	0.45
2:M:449:ILE:O	2:M:452:ASP:HB3	2.16	0.45
2:E:209:LEU:HA	2:E:376:ARG:O	2.17	0.45
2:E:407:VAL:N	2:E:495:GLU:O	2.42	0.45
3:N:526:VAL:HA	3:N:529:ILE:HB	1.99	0.45
3:F:250:GLN:N	3:F:345:VAL:O	2.40	0.45
3:F:367:LEU:HD23	3:F:367:LEU:HA	1.76	0.45
4:H:77:ALA:O	4:H:81:ILE:HG12	2.16	0.45
4:H:188:ASN:HD22	4:H:192:GLU:HA	1.81	0.45

*Continued on next page...*

*Continued from previous page...*

Atom-1	Atom-2	Interatomic distance (Å)	Clash overlap (Å)
4:P:215:LEU:HD13	4:P:215:LEU:HA	1.77	0.45
5:K:288:VAL:HG13	5:K:309:PHE:CD2	2.45	0.45
5:K:494:GLU:HG3	5:K:495:PRO:HD2	1.98	0.45
5:C:231:LYS:HG3	5:C:349:GLU:OE2	2.17	0.45
6:B:242:TYR:CE1	6:B:333:LEU:HB2	2.51	0.45
7:I:67:MET:HG3	7:I:69:ILE:HD11	1.97	0.45
8:O:88:ASP:C	8:O:90:THR:N	2.69	0.45
8:O:194:SER:HA	8:O:318:ARG:HH11	1.80	0.45
8:G:36:LEU:N	8:G:40:GLY:HA3	2.32	0.45
8:G:498:ASN:HA	8:G:501:ALA:HB3	1.97	0.45
9:Q:62:GLN:HE21	9:Q:62:GLN:HB2	1.67	0.45
1:L:407:CYS:CB	1:L:410:ARG:HH11	2.26	0.45
1:L:450:ALA:O	1:L:454:ALA:N	2.33	0.45
1:L:501:MET:O	1:L:506:VAL:N	2.49	0.45
1:D:18:ILE:O	5:C:72:VAL:N	2.21	0.45
1:D:218:ARG:N	1:D:218:ARG:HD3	2.31	0.45
2:M:151:ASP:HB3	2:M:154:LYS:HE3	1.98	0.45
2:M:246:THR:O	2:M:246:THR:OG1	2.29	0.45
2:M:267:ILE:O	2:M:271:GLU:HG2	2.16	0.45
2:E:196:LEU:HD12	2:E:196:LEU:H	1.82	0.45
3:F:88:ALA:O	3:F:92:VAL:HG23	2.17	0.45
3:F:194:VAL:HG11	3:F:208:ILE:HD11	1.99	0.45
3:F:226:GLY:HA3	3:F:376:ILE:O	2.17	0.45
3:F:347:HIS:O	3:F:350:GLN:HB2	2.16	0.45
3:F:447:GLU:HA	3:F:450:CYS:SG	2.56	0.45
4:H:102:ALA:O	4:H:106:LEU:HG	2.17	0.45
4:H:336:GLU:OE1	4:H:336:GLU:N	2.48	0.45
4:P:22:VAL:HG22	4:P:522:ILE:HG12	1.99	0.45
4:P:290:VAL:O	4:P:311:ALA:HA	2.16	0.45
4:P:421:ALA:HA	4:P:424:GLU:CD	2.37	0.45
5:K:271:TRP:HE3	5:K:275:TYR:OH	1.99	0.45
6:B:296:LYS:HA	6:B:314:ARG:HH22	1.82	0.45
7:I:313:LEU:HA	7:I:313:LEU:HD23	1.72	0.45
7:I:317:LYS:HE3	7:I:320:ASN:HD21	1.82	0.45
7:A:74:ALA:O	7:A:78:ALA:N	2.41	0.45
7:A:256:ARG:O	7:A:260:VAL:HG23	2.17	0.45
7:A:291:VAL:HB	7:A:312:ALA:HA	1.99	0.45
7:A:387:ILE:O	7:A:391:VAL:HG23	2.16	0.45
8:O:433:ARG:O	8:O:436:LEU:HD13	2.16	0.45
8:O:448:ILE:HB	8:O:449:PRO:HD3	1.98	0.45
8:G:266:ARG:O	8:G:270:ILE:HG22	2.16	0.45

*Continued on next page...*

*Continued from previous page...*

Atom-1	Atom-2	Interatomic distance (Å)	Clash overlap (Å)
8:G:479:GLU:O	8:G:483:LEU:HD12	2.17	0.45
1:L:248:ILE:HA	1:L:299:LEU:O	2.17	0.45
1:L:267:ASP:OD2	1:L:267:ASP:N	2.49	0.45
1:D:263:LYS:HB3	5:C:253:ALA:O	2.17	0.45
2:M:379:THR:HA	3:N:93:GLU:OE2	2.17	0.45
2:E:50:LYS:CE	3:F:534:ASP:HB3	2.44	0.45
2:E:238:LEU:HA	2:E:238:LEU:HD12	1.63	0.45
2:E:394:LEU:HG	2:E:394:LEU:H	1.55	0.45
3:N:161:GLU:OE2	3:N:161:GLU:N	2.28	0.45
3:F:44:VAL:HG21	3:F:88:ALA:CB	2.47	0.45
3:F:60:MET:CE	3:F:70:ILE:HG12	2.47	0.45
4:P:57:ILE:HD12	4:P:58:VAL:N	2.32	0.45
4:P:152:MET:HA	4:P:155:ILE:HD12	1.98	0.45
4:P:208:ILE:HG23	4:P:211:ASP:H	1.82	0.45
4:P:221:ASN:HA	4:P:360:PHE:CD1	2.52	0.45
4:P:400:ASN:HA	4:P:403:LEU:HG	1.98	0.45
4:P:521:ASP:OD1	8:O:43:LYS:HA	2.16	0.45
4:P:526:HIS:HB3	8:O:47:ASP:HA	1.99	0.45
5:K:97:VAL:O	5:K:100:LEU:HB2	2.16	0.45
5:K:117:HIS:HB2	5:K:120:ILE:HG13	1.99	0.45
5:K:316:GLU:HA	5:K:319:LEU:HB3	1.99	0.45
5:K:427:ILE:O	5:K:432:GLN:HB2	2.17	0.45
5:C:73:HIS:HE1	5:C:75:ALA:HB3	1.81	0.45
5:C:86:GLN:HB3	5:C:94:THR:HG22	1.97	0.45
5:C:387:ARG:O	5:C:391:ASP:HB2	2.16	0.45
6:J:259:ILE:HD12	6:J:261:THR:O	2.17	0.45
6:B:435:GLN:O	6:B:439:LYS:HB2	2.17	0.45
7:I:20:LEU:HD21	7:I:110:ILE:HD12	1.98	0.45
7:I:55:LYS:HD3	7:I:55:LYS:HA	1.73	0.45
7:I:83:ALA:O	7:I:87:ILE:HG12	2.17	0.45
7:I:228:ALA:O	7:I:346:HIS:HD2	1.99	0.45
7:A:203:ASP:OD1	7:A:203:ASP:N	2.49	0.45
7:A:248:PHE:CE2	9:Q:146:HIS:HE1	2.35	0.45
7:A:349:LEU:HD23	7:A:364:GLU:HG2	1.99	0.45
8:O:82:GLN:HA	8:O:85:GLU:HB2	1.99	0.45
8:O:132:ILE:HD11	8:O:419:LEU:HD21	1.99	0.45
8:O:200:ALA:O	8:O:378:ARG:HA	2.16	0.45
8:O:341:GLU:HG3	8:O:343:ALA:H	1.82	0.45
8:O:432:SER:OG	8:O:433:ARG:N	2.49	0.45
8:G:233:LYS:O	8:G:285:VAL:N	2.49	0.45
9:Q:49:VAL:O	9:Q:58:VAL:N	2.50	0.45

*Continued on next page...*

*Continued from previous page...*

Atom-1	Atom-2	Interatomic distance (Å)	Clash overlap (Å)
1:L:201:ARG:NH1	5:K:231:LYS:HB2	2.32	0.45
1:L:240:PRO:HD2	1:L:320:PRO:HG3	1.99	0.45
1:L:481:GLN:NE2	1:L:487:PRO:HA	2.32	0.45
1:D:336:ALA:HA	1:D:380:SER:HB3	1.99	0.45
2:M:423:GLN:HA	2:M:426:ASN:ND2	2.32	0.45
2:E:141:LEU:HD13	2:E:417:MET:CE	2.47	0.45
2:E:501:ARG:HG2	2:E:502:GLN:OE1	2.17	0.45
3:N:46:ASP:O	3:N:49:ARG:HB3	2.17	0.45
3:N:352:THR:HB	3:N:354:ASP:OD1	2.17	0.45
3:N:431:GLU:HA	3:N:484:HIS:CE1	2.51	0.45
3:F:74:GLY:O	3:F:78:LEU:HG	2.16	0.45
4:H:38:ARG:HA	4:H:100:ILE:HD13	1.99	0.45
4:H:157:ASN:O	4:H:161:THR:N	2.48	0.45
4:H:200:ARG:HB3	4:H:373:THR:HB	1.99	0.45
4:P:265:THR:O	4:P:268:LEU:HB3	2.17	0.45
5:K:122:ILE:HA	5:K:125:PHE:HB2	1.99	0.45
6:J:240:ALA:O	6:J:292:VAL:HG13	2.17	0.45
6:J:394:ASP:HA	6:J:397:ASN:ND2	2.32	0.45
6:B:99:ASP:OD1	6:B:100:GLY:N	2.46	0.45
7:I:115:HIS:ND1	7:I:117:ARG:HB2	2.32	0.45
7:I:420:GLU:HA	7:I:423:ILE:HG22	1.98	0.45
7:I:466:ILE:O	7:I:468:ALA:N	2.47	0.45
8:G:31:ILE:O	8:G:43:LYS:HE2	2.17	0.45
8:G:210:LEU:HA	8:G:375:ILE:HA	1.99	0.45
8:G:214:TYR:HA	8:G:374:SER:OG	2.16	0.45
8:G:332:ALA:HA	8:G:338:GLU:HA	1.99	0.45
1:L:356:ALA:HA	1:L:376:GLN:HG2	1.99	0.45
1:L:529:LYS:HA	1:L:529:LYS:HD2	1.61	0.45
1:D:21:ASP:O	1:D:25:LYS:HG2	2.17	0.45
1:D:391:ASN:OD1	1:D:392:LYS:N	2.50	0.45
2:E:205:LEU:HA	2:E:205:LEU:HD13	1.65	0.45
2:E:278:LYS:HZ1	2:E:281:ARG:NH2	2.15	0.45
2:E:348:LEU:O	2:E:363:SER:N	2.49	0.45
3:F:407:ASP:O	3:F:411:VAL:HG12	2.17	0.45
4:H:151:MET:SD	4:H:154:ASN:ND2	2.89	0.45
4:H:294:LYS:O	4:H:314:ARG:N	2.49	0.45
4:H:452:ILE:HB	4:H:453:GLN:HE21	1.81	0.45
4:H:453:GLN:NE2	4:H:453:GLN:N	2.64	0.45
4:H:502:LYS:HD3	4:H:502:LYS:HA	1.55	0.45
4:P:20:ARG:HD3	6:B:41:GLN:NE2	2.32	0.45
4:P:48:LYS:HA	4:P:48:LYS:HD2	1.61	0.45

*Continued on next page...*

*Continued from previous page...*

Atom-1	Atom-2	Interatomic distance (Å)	Clash overlap (Å)
4:P:127:ARG:HD2	8:O:206:MET:CE	2.47	0.45
4:P:196:LYS:C	4:P:197:LYS:HZ2	2.21	0.45
4:P:266:ARG:HH22	8:O:258:GLU:HA	1.82	0.45
4:P:524:SER:HA	8:O:46:VAL:O	2.17	0.45
5:K:62:GLY:O	5:K:66:LEU:HG	2.17	0.45
5:C:48:LEU:O	5:C:49:ILE:HD13	2.17	0.45
5:C:335:ASN:ND2	5:C:335:ASN:H	2.15	0.45
6:J:117:GLU:HG2	6:J:118:LEU:HD23	1.98	0.45
6:J:280:VAL:HG21	6:J:304:TYR:HB3	1.98	0.45
6:J:340:VAL:HG11	6:J:343:GLU:HG2	1.99	0.45
6:B:73:LEU:HD13	6:B:73:LEU:HA	1.57	0.45
6:B:296:LYS:CA	6:B:314:ARG:HH22	2.30	0.45
6:B:312:LEU:HA	6:B:312:LEU:HD23	1.74	0.45
6:B:367:LYS:HG3	6:B:370:GLY:N	2.32	0.45
7:I:5:LYS:HZ1	7:I:12:GLU:HA	1.81	0.45
7:I:156:LEU:HA	7:I:156:LEU:HD13	1.68	0.45
7:A:131:LEU:HD22	7:A:506:HIS:NE2	2.32	0.45
7:A:500:VAL:HG12	7:A:501:LYS:HD3	1.98	0.45
8:G:47:ASP:CG	8:G:48:ASP:H	2.20	0.45
8:G:106:GLU:HA	8:G:109:LYS:HB2	1.99	0.45
8:G:202:GLY:HA3	8:G:378:ARG:NH2	2.32	0.45
9:Q:107:HIS:HA	9:Q:170:LEU:HD13	1.97	0.45
9:Q:196:LYS:HB2	9:Q:355:PRO:HB3	1.99	0.45
1:L:193:VAL:O	1:L:197:ALA:N	2.50	0.44
1:L:299:LEU:HG	1:L:320:PRO:O	2.17	0.44
1:D:336:ALA:O	1:D:380:SER:OG	2.27	0.44
2:M:424:LEU:O	2:M:428:THR:OG1	2.35	0.44
3:F:251:PHE:CE2	3:F:345:VAL:HG12	2.48	0.44
3:F:394:ASN:OD1	3:F:395:LYS:N	2.49	0.44
3:F:491:ALA:HA	3:F:502:ASN:HA	1.97	0.44
4:H:156:ILE:O	4:H:160:ILE:HG23	2.17	0.44
4:H:233:ILE:HB	4:H:350:LEU:HD23	1.99	0.44
4:H:521:ASP:OD1	8:G:43:LYS:HA	2.17	0.44
4:P:236:PRO:HG3	4:P:350:LEU:HB2	1.99	0.44
4:P:257:GLU:OE2	7:I:249:PHE:N	2.47	0.44
4:P:336:GLU:OE1	4:P:336:GLU:N	2.50	0.44
4:P:340:GLU:OE1	4:P:340:GLU:N	2.37	0.44
4:P:407:LEU:HD23	4:P:496:TRP:HB3	1.98	0.44
5:K:51:ASP:OD1	5:K:54:GLY:N	2.50	0.44
5:C:501:ASN:O	5:C:504:THR:OG1	2.31	0.44
6:J:507:ALA:HA	6:J:510:LEU:HB2	1.98	0.44

*Continued on next page...*

*Continued from previous page...*

Atom-1	Atom-2	Interatomic distance (Å)	Clash overlap (Å)
6:J:518:VAL:HG23	6:J:519:LEU:HD22	1.98	0.44
6:J:524:ILE:HG23	7:I:46:MET:HG3	1.99	0.44
6:B:367:LYS:HB3	6:B:371:ALA:HB2	1.98	0.44
7:I:163:GLU:O	7:I:167:VAL:HG23	2.18	0.44
7:I:407:VAL:HG13	7:I:495:TRP:CE3	2.52	0.44
7:I:503:GLN:O	7:I:507:SER:OG	2.35	0.44
9:Q:301:ALA:O	11:Q:1134:HOH:O	2.21	0.44
1:L:273:ASP:OD1	1:L:273:ASP:N	2.50	0.44
1:D:52:LEU:HD12	1:D:53:GLY:N	2.32	0.44
1:D:183:ARG:NE	1:D:187:GLU:OE2	2.50	0.44
1:D:519:LEU:O	1:D:523:MET:HE2	2.18	0.44
2:M:241:ASN:HB3	2:M:293:ARG:NH2	2.32	0.44
3:N:282:TYR:O	3:N:286:LEU:HD23	2.17	0.44
4:H:151:MET:O	4:H:155:ILE:HG13	2.17	0.44
4:H:157:ASN:HA	4:H:160:ILE:CG1	2.35	0.44
4:H:165:ILE:H	4:H:165:ILE:HG12	1.63	0.44
4:H:208:ILE:HG23	4:H:210:GLU:N	2.32	0.44
4:H:354:LYS:HD3	4:H:359:TYR:CE2	2.52	0.44
4:P:46:MET:HG3	4:P:47:MET:H	1.82	0.44
4:P:49:MET:HB3	7:I:518:VAL:HG21	2.00	0.44
4:P:108:VAL:HG11	4:P:443:ALA:HB2	2.00	0.44
4:P:320:ASN:O	4:P:323:ILE:HB	2.17	0.44
4:P:334:ARG:HA	4:P:334:ARG:HD3	1.73	0.44
4:P:346:GLY:HA2	4:P:367:LYS:HG2	1.99	0.44
4:P:463:LEU:HA	4:P:466:LEU:HB3	2.00	0.44
5:K:91:GLY:O	5:K:94:THR:HG23	2.17	0.44
5:K:349:GLU:O	5:K:360:PHE:N	2.33	0.44
5:K:512:LEU:HD11	6:J:65:VAL:HG11	1.98	0.44
5:C:464:LEU:O	5:C:468:HIS:HB2	2.17	0.44
6:J:160:VAL:O	6:J:164:LEU:N	2.34	0.44
6:J:394:ASP:HA	6:J:397:ASN:HD22	1.83	0.44
7:I:231:LEU:O	7:I:292:ILE:N	2.49	0.44
7:A:143:MET:SD	7:A:402:ILE:HA	2.57	0.44
8:O:181:TYR:HB3	8:O:189:ARG:O	2.18	0.44
8:G:44:MET:HB3	8:G:54:ILE:HG23	1.99	0.44
8:G:446:LEU:HD21	8:G:468:ARG:HD3	1.99	0.44
9:Q:97:ARG:NE	9:Q:153:LEU:HD22	2.31	0.44
1:D:61:MET:O	1:D:69:THR:N	2.48	0.44
1:D:218:ARG:HG3	2:E:505:LEU:HG	2.00	0.44
2:E:143:SER:H	2:E:143:SER:HG	1.49	0.44
2:E:238:LEU:O	2:E:291:ILE:N	2.48	0.44

*Continued on next page...*



*Continued from previous page...*

Atom-1	Atom-2	Interatomic distance (Å)	Clash overlap (Å)
2:E:262:ALA:HB2	3:F:278:GLU:OE2	2.17	0.44
3:N:105:GLY:HA2	3:N:108:SER:H	1.83	0.44
3:F:30:PRO:O	3:F:34:ARG:HG3	2.18	0.44
3:F:46:ASP:O	3:F:49:ARG:HB3	2.17	0.44
3:F:70:ILE:O	3:F:71:THR:OG1	2.34	0.44
4:H:183:VAL:HG11	4:H:195:ILE:H	1.81	0.44
4:H:343:VAL:O	4:H:345:THR:N	2.46	0.44
4:P:412:GLY:O	4:P:416:MET:HG2	2.17	0.44
4:P:433:GLU:C	4:P:436:PRO:HD2	2.37	0.44
5:K:73:HIS:CG	5:K:74:PRO:HD2	2.53	0.44
5:K:108:VAL:O	5:K:112:VAL:N	2.46	0.44
5:K:239:LEU:HB2	5:K:330:ILE:HA	1.99	0.44
5:K:488:PHE:HA	5:K:493:TRP:HE1	1.82	0.44
6:B:73:LEU:HD13	6:B:76:LEU:HD12	2.00	0.44
6:B:270:LYS:O	6:B:274:ASN:N	2.48	0.44
6:B:348:ASP:HB2	6:B:366:GLU:H	1.82	0.44
6:B:459:LYS:HA	6:B:459:LYS:HD3	1.80	0.44
6:B:504:LYS:HD3	6:B:504:LYS:HA	1.73	0.44
7:I:69:ILE:HG22	7:I:71:HIS:H	1.83	0.44
7:A:489:ALA:O	7:A:494:VAL:N	2.39	0.44
8:O:173:VAL:HG13	8:O:174:ASP:OD1	2.18	0.44
8:O:222:SER:O	8:O:225:MET:HB3	2.17	0.44
9:Q:53:HIS:ND1	9:Q:53:HIS:N	2.65	0.44
9:Q:92:THR:O	9:Q:96:LYS:HG3	2.16	0.44
1:L:526:MET:HE3	1:L:526:MET:HB3	1.51	0.44
1:D:52:LEU:HD13	1:D:107:THR:HG23	1.99	0.44
1:D:376:GLN:NE2	1:D:378:LYS:HB2	2.32	0.44
2:M:259:ASP:HB2	2:M:263:LYS:HZ1	1.83	0.44
2:M:501:ARG:HG3	2:M:505:LEU:HD23	2.00	0.44
2:E:500:LYS:HA	2:E:503:VAL:HB	2.00	0.44
3:N:217:THR:O	3:N:220:ASP:N	2.50	0.44
3:N:296:ASN:OD1	3:N:297:VAL:HG23	2.17	0.44
3:F:167:ALA:O	3:F:171:LEU:N	2.47	0.44
3:F:182:LEU:O	3:F:185:PRO:HD2	2.16	0.44
4:H:48:LYS:HE2	7:A:520:GLU:HG2	1.98	0.44
4:P:33:ILE:HD13	4:P:33:ILE:HA	1.66	0.44
4:P:204:ILE:HG13	4:P:377:ARG:HD3	1.99	0.44
4:P:354:LYS:HA	4:P:354:LYS:HD2	1.80	0.44
5:K:517:ASP:OD1	6:J:52:MET:HG3	2.17	0.44
5:C:3:PRO:HD2	7:I:5:LYS:HE3	1.99	0.44
5:C:151:GLN:H	5:C:151:GLN:CD	2.20	0.44

*Continued on next page...*

*Continued from previous page...*

Atom-1	Atom-2	Interatomic distance (Å)	Clash overlap (Å)
6:J:118:LEU:HD13	6:J:123:LEU:HD12	1.99	0.44
6:J:217:VAL:HG22	6:J:375:ILE:HG22	1.99	0.44
6:J:314:ARG:HG3	6:J:315:LEU:HG	1.99	0.44
7:I:105:GLN:HA	7:I:108:LEU:HG	1.99	0.44
7:I:149:ILE:HG12	7:I:173:VAL:HG21	2.00	0.44
7:I:490:ALA:HA	7:I:495:TRP:CZ2	2.53	0.44
7:A:230:ILE:HA	7:A:290:VAL:HG13	1.99	0.44
7:A:448:PRO:HB3	7:A:479:VAL:HG21	1.99	0.44
8:O:193:ASN:O	8:O:318:ARG:NH1	2.49	0.44
8:O:512:LYS:HB3	8:O:516:PHE:CE1	2.53	0.44
8:G:293:ASP:CG	8:G:295:MET:HG2	2.37	0.44
8:G:510:LYS:HA	8:G:513:SER:HB3	1.98	0.44
9:Q:186:ARG:NE	9:Q:248:ASP:OD2	2.47	0.44
1:L:55:ASN:HD22	1:L:466:SER:HA	1.82	0.44
1:L:147:HIS:CD2	1:L:429:CYS:HA	2.52	0.44
1:L:255:PHE:N	1:L:255:PHE:CD1	2.83	0.44
1:L:397:GLU:OE1	1:L:400:ARG:NH1	2.49	0.44
1:D:235:SER:OG	1:D:306:PHE:HE2	2.01	0.44
2:M:247:ASP:N	2:M:247:ASP:OD1	2.51	0.44
2:M:255:ARG:HD3	2:M:257:ARG:NH1	2.32	0.44
2:M:287:ILE:HD11	2:M:343:LEU:HD22	1.99	0.44
3:N:229:LEU:HA	3:N:229:LEU:HD23	1.71	0.44
3:F:46:ASP:OD1	3:F:49:ARG:NE	2.50	0.44
3:F:231:GLN:O	3:F:374:LEU:HD23	2.18	0.44
3:F:279:GLU:HG2	3:F:280:ARG:H	1.83	0.44
4:P:228:ARG:HH12	7:I:331:VAL:HG22	1.82	0.44
4:P:237:ARG:H	4:P:288:ASP:HB2	1.81	0.44
4:P:366:CYS:HB3	4:P:369:PRO:HB3	2.00	0.44
4:P:466:LEU:HB2	4:P:487:LEU:HD11	2.00	0.44
5:C:53:ARG:HE	5:C:53:ARG:HB3	1.57	0.44
5:C:216:PHE:HB2	5:C:359:ASN:OD1	2.17	0.44
5:C:292:LYS:HE3	5:C:316:GLU:HB2	2.00	0.44
6:J:53:ASN:ND2	6:J:67:ASN:HB2	2.32	0.44
6:J:140:HIS:O	6:J:144:PRO:HD3	2.18	0.44
6:J:452:LEU:O	6:J:456:SER:N	2.49	0.44
6:J:477:ASN:HB3	6:J:493:LEU:HB2	2.00	0.44
6:B:219:HIS:ND1	6:B:366:GLU:HA	2.33	0.44
6:B:246:PHE:CD2	6:B:297:VAL:HG13	2.52	0.44
6:B:401:VAL:O	6:B:404:ARG:HB2	2.18	0.44
6:B:512:THR:O	6:B:516:VAL:HG12	2.18	0.44
7:I:7:LEU:HD23	7:I:8:ASN:HB2	1.99	0.44

*Continued on next page...*

*Continued from previous page...*

Atom-1	Atom-2	Interatomic distance (Å)	Clash overlap (Å)
7:I:98:ILE:HD13	7:I:98:ILE:HA	1.79	0.44
7:I:397:ALA:O	7:I:401:ALA:N	2.44	0.44
7:I:408:VAL:O	7:I:496:ASP:N	2.50	0.44
7:A:276:GLU:OE1	7:A:279:ARG:NH1	2.45	0.44
8:O:194:SER:HA	8:O:318:ARG:NH1	2.33	0.44
8:G:230:VAL:HG12	8:G:350:GLU:OE2	2.16	0.44
8:G:293:ASP:HB3	8:G:296:CYS:SG	2.57	0.44
1:L:129:HIS:HE1	1:L:131:ILE:HG12	1.82	0.44
1:L:181:CYS:SG	1:L:220:GLU:HB3	2.58	0.44
1:L:269:THR:HG22	2:M:257:ARG:O	2.17	0.44
1:L:303:GLN:HA	1:L:330:ILE:HD11	1.99	0.44
1:L:424:ALA:O	1:L:427:ILE:HB	2.16	0.44
1:D:170:LYS:HD3	1:D:182:HIS:CD2	2.53	0.44
1:D:263:LYS:O	5:C:255:ILE:HG23	2.17	0.44
1:D:310:ALA:HA	1:D:313:LEU:HG	1.99	0.44
2:M:167:LEU:C	2:M:169:SER:H	2.21	0.44
2:E:19:GLU:OE1	2:E:19:GLU:N	2.50	0.44
2:E:317:PHE:H	2:E:317:PHE:HD2	1.62	0.44
3:N:60:MET:SD	3:N:70:ILE:HG12	2.58	0.44
3:N:143:LYS:HB3	3:N:143:LYS:HE3	1.76	0.44
3:N:214:LEU:C	3:N:391:ARG:HH12	2.20	0.44
3:N:390:VAL:HG11	3:N:398:ILE:HG23	1.99	0.44
3:F:40:ALA:O	3:F:44:VAL:HG23	2.17	0.44
3:F:74:GLY:O	3:F:78:LEU:N	2.37	0.44
3:F:153:ARG:O	3:F:421:LEU:N	2.48	0.44
4:P:55:GLY:HA2	6:B:6:PRO:HG3	1.99	0.44
5:K:61:ASP:O	5:K:65:ILE:HG13	2.17	0.44
5:K:163:LEU:HA	5:K:163:LEU:HD13	1.63	0.44
5:K:236:LYS:NZ	5:K:344:ARG:HB3	2.32	0.44
5:K:245:GLU:HG3	5:K:248:ALA:HB2	1.98	0.44
6:J:102:ASN:ND2	6:J:171:LYS:HZ1	2.16	0.44
6:J:111:LEU:HG	6:J:132:TYR:CE1	2.51	0.44
6:J:521:VAL:HG11	7:I:46:MET:HG2	1.99	0.44
6:B:190:ILE:HG23	6:B:197:PHE:CD2	2.50	0.44
7:I:47:LEU:H	7:I:55:LYS:HB2	1.82	0.44
7:A:242:THR:OG1	7:A:243:GLU:N	2.50	0.44
7:A:447:ILE:HB	7:A:448:PRO:HD3	1.99	0.44
8:G:29:ALA:O	8:G:33:LYS:HG3	2.18	0.44
8:G:154:THR:HG23	8:G:503:VAL:HG13	1.99	0.44
8:G:381:ASN:ND2	8:G:383:PHE:HB2	2.33	0.44
1:L:221:ASP:OD1	1:L:221:ASP:N	2.51	0.44

*Continued on next page...*

*Continued from previous page...*

Atom-1	Atom-2	Interatomic distance (Å)	Clash overlap (Å)
1:L:313:LEU:O	1:L:316:GLN:HB2	2.17	0.44
1:L:460:MET:O	1:L:464:GLU:N	2.35	0.44
1:D:214:LYS:HD2	1:D:214:LYS:HA	1.69	0.44
1:D:344:ARG:NH2	5:C:271:TRP:HE3	2.16	0.44
1:D:399:LYS:O	1:D:403:HIS:N	2.32	0.44
2:M:203:LYS:HB3	2:M:375:LEU:HD12	2.00	0.44
2:M:261:THR:HG22	3:N:275:VAL:HA	2.00	0.44
2:M:348:LEU:O	2:M:363:SER:N	2.50	0.44
2:M:359:LEU:HD23	2:M:359:LEU:HA	1.79	0.44
2:M:379:THR:HG22	2:M:381:GLN:H	1.83	0.44
2:M:500:LYS:O	2:M:503:VAL:HB	2.17	0.44
2:E:113:ALA:HB2	2:E:130:TRP:CH2	2.53	0.44
2:E:496:SER:OG	2:E:499:VAL:HG23	2.18	0.44
3:N:96:LYS:O	3:N:100:ILE:N	2.39	0.44
3:N:290:ILE:HG23	3:N:351:PHE:CE2	2.53	0.44
3:N:494:ASN:OD1	3:N:496:ARG:N	2.51	0.44
4:H:204:ILE:O	4:H:377:ARG:HA	2.18	0.44
4:P:35:ASP:HA	4:P:38:ARG:HG3	1.99	0.44
4:P:112:PHE:O	4:P:115:GLN:HB2	2.17	0.44
4:P:302:HIS:HD2	4:P:303:TYR:CD2	2.34	0.44
5:K:135:LYS:O	5:K:139:ILE:HG12	2.17	0.44
5:K:383:GLU:H	5:K:383:GLU:CD	2.21	0.44
6:J:38:GLU:O	6:J:42:THR:N	2.48	0.44
6:J:286:THR:HG21	6:J:339:PRO:HB2	2.00	0.44
6:J:330:ALA:HB2	6:J:345:GLY:HA2	1.99	0.44
6:J:382:ASP:OD1	6:J:382:ASP:N	2.49	0.44
6:B:20:LYS:HD3	6:B:20:LYS:HA	1.75	0.44
7:I:101:GLU:O	7:I:105:GLN:HG2	2.18	0.44
7:I:186:ILE:HD11	7:I:189:PHE:H	1.83	0.44
7:A:419:ALA:HB2	7:A:445:LEU:HD21	1.99	0.44
8:O:140:THR:HG22	8:O:406:LYS:NZ	2.32	0.44
8:O:199:LYS:H	8:O:199:LYS:HG2	1.60	0.44
8:O:470:PHE:HD1	8:O:473:GLU:OE1	2.00	0.44
8:G:17:ILE:CD1	8:G:530:LEU:HB2	2.48	0.44
8:G:281:THR:HG1	8:G:340:PHE:HD2	1.63	0.44
8:G:349:GLU:HG3	8:G:366:ASN:HB3	2.00	0.44
8:G:356:ILE:HD13	8:G:356:ILE:HA	1.76	0.44
9:Q:16:ASN:O	9:Q:20:GLU:HG3	2.18	0.44
9:Q:210:PHE:CZ	9:Q:268:MET:HG2	2.53	0.44
1:L:165:LEU:HD23	1:L:412:LEU:HD13	1.98	0.44
1:D:471:ILE:HA	1:D:474:MET:SD	2.58	0.44

*Continued on next page...*

*Continued from previous page...*

Atom-1	Atom-2	Interatomic distance (Å)	Clash overlap (Å)
2:M:206:GLY:O	2:M:376:ARG:NH1	2.50	0.44
2:M:452:ASP:OD2	2:E:120:LYS:NZ	2.45	0.44
2:E:31:GLY:O	2:E:35:ILE:HG12	2.17	0.44
2:E:148:HIS:N	2:E:404:SER:O	2.47	0.44
2:E:392:ASP:N	2:E:392:ASP:OD1	2.47	0.44
3:N:30:PRO:O	3:N:34:ARG:HG3	2.16	0.44
3:N:58:ASP:HA	3:N:72:ASN:HA	2.00	0.44
3:N:255:ALA:O	3:N:257:LYS:HG2	2.16	0.44
3:N:334:GLU:HA	3:N:337:CYS:SG	2.58	0.44
3:N:519:LEU:HD13	3:N:519:LEU:HA	1.69	0.44
3:F:205:LEU:H	3:F:205:LEU:HG	1.60	0.44
3:F:249:ILE:HG23	3:F:251:PHE:CE2	2.53	0.44
3:F:283:ILE:O	3:F:286:LEU:HB2	2.18	0.44
3:F:301:GLN:HA	3:F:328:ILE:N	2.31	0.44
4:H:368:ASP:OD1	4:H:368:ASP:N	2.50	0.44
4:P:120:THR:O	4:P:123:ILE:HB	2.16	0.44
4:P:353:LYS:HD2	4:P:362:PHE:CZ	2.53	0.44
5:C:76:ALA:O	5:C:79:LEU:HB2	2.18	0.44
5:C:104:PHE:O	5:C:108:VAL:HG23	2.18	0.44
5:C:163:LEU:HA	5:C:163:LEU:HD13	1.51	0.44
6:J:203:ARG:HA	6:J:203:ARG:HD3	1.77	0.44
6:B:203:ARG:HA	6:B:203:ARG:HD3	1.76	0.44
6:B:290:VAL:HA	6:B:311:MET:HB3	2.00	0.44
6:B:318:LYS:HA	6:B:321:LEU:HD21	1.99	0.44
6:B:388:ILE:HD12	6:B:388:ILE:HA	1.68	0.44
7:A:60:GLY:HA2	7:A:63:LEU:HD13	2.00	0.44
7:A:380:ASN:HB2	7:A:383:THR:OG1	2.18	0.44
8:G:92:SER:O	8:G:96:ILE:HG12	2.18	0.44
8:G:227:LYS:HZ2	8:G:353:GLN:HG3	1.82	0.44
8:G:253:VAL:O	8:G:254:ILE:HD13	2.18	0.44
9:Q:132:ASN:HA	9:Q:360:ASP:CG	2.38	0.44
9:Q:247:ARG:HA	9:Q:247:ARG:HD3	1.86	0.44
1:L:19:ILE:H	1:L:22:GLN:CD	2.16	0.44
1:L:71:THR:OG1	1:L:72:ASN:N	2.51	0.44
1:L:99:ASP:O	1:L:102:ILE:N	2.51	0.44
1:L:171:THR:HG21	1:L:507:ILE:H	1.83	0.44
1:L:359:VAL:HG22	1:L:374:ILE:HG23	1.98	0.44
1:D:124:LEU:HD13	1:D:128:ILE:O	2.17	0.44
1:D:523:MET:O	1:D:527:ILE:HG12	2.18	0.44
2:M:403:ASP:OD2	2:M:405:ARG:NE	2.28	0.44
2:E:113:ALA:HB2	2:E:130:TRP:HH2	1.82	0.44

*Continued on next page...*

*Continued from previous page...*

Atom-1	Atom-2	Interatomic distance (Å)	Clash overlap (Å)
2:E:282:ILE:HG12	2:E:335:PHE:CE2	2.53	0.44
3:N:336:ILE:O	3:N:340:ILE:N	2.31	0.44
3:N:345:VAL:HG21	3:N:351:PHE:HA	2.00	0.44
3:N:412:ILE:O	3:N:416:VAL:N	2.48	0.44
3:N:488:GLU:H	3:N:488:GLU:CD	2.20	0.44
3:F:77:ILE:HG22	3:F:78:LEU:HD23	2.00	0.44
3:F:180:SER:O	3:F:183:LEU:N	2.51	0.44
4:H:448:PRO:O	4:H:451:LEU:HB2	2.18	0.44
4:P:266:ARG:HH21	8:O:257:PRO:HB2	1.83	0.44
6:J:31:ARG:HD3	6:J:31:ARG:HA	1.87	0.44
6:J:58:ASN:ND2	6:J:60:LEU:HB2	2.33	0.44
6:J:71:THR:OG1	6:J:390:ARG:HD3	2.18	0.44
6:J:146:LEU:HD11	6:J:418:GLU:HG2	2.00	0.44
6:J:520:ARG:HA	6:J:520:ARG:HD3	1.87	0.44
7:I:186:ILE:HG13	7:I:188:LEU:H	1.82	0.44
7:I:463:LEU:O	7:I:467:GLN:HB2	2.17	0.44
7:A:131:LEU:HD22	7:A:506:HIS:HE2	1.83	0.44
7:A:299:PRO:HA	7:A:302:LEU:HD12	1.99	0.44
8:O:239:PHE:HB2	8:O:329:SER:O	2.18	0.44
8:O:479:GLU:O	8:O:483:LEU:HD12	2.18	0.44
9:Q:217:GLU:HB3	11:Q:1358:HOH:O	2.18	0.44
9:Q:296:ARG:N	11:Q:1156:HOH:O	2.51	0.44
1:L:214:LYS:HB2	1:L:386:PHE:CZ	2.53	0.43
1:D:59:LYS:HD2	2:E:519:ASN:HB3	2.00	0.43
1:D:267:ASP:OD2	1:D:267:ASP:N	2.50	0.43
1:D:329:GLU:H	1:D:329:GLU:CD	2.09	0.43
2:M:423:GLN:HA	2:M:426:ASN:HD21	1.82	0.43
2:E:84:LEU:HA	2:E:84:LEU:HD13	1.71	0.43
3:N:119:SER:HB3	3:N:453:ALA:HB1	2.00	0.43
3:N:218:ILE:HA	3:N:391:ARG:O	2.18	0.43
3:N:243:LYS:HA	3:N:243:LYS:HD3	1.68	0.43
3:N:262:ASN:OD1	3:N:262:ASN:N	2.51	0.43
3:F:405:ILE:O	3:F:409:LEU:HG	2.18	0.43
3:F:423:ALA:HA	3:F:509:VAL:HG12	1.99	0.43
3:F:522:ALA:O	3:F:525:THR:N	2.51	0.43
5:K:150:GLU:HB2	5:K:153:LYS:HG3	2.00	0.43
5:K:389:LEU:HA	5:K:389:LEU:HD13	1.59	0.43
5:C:5:PRO:HB3	6:B:31:ARG:HH21	1.82	0.43
5:C:82:ILE:HA	6:B:380:SER:OG	2.18	0.43
5:C:230:LYS:HB2	5:C:350:GLU:HG3	2.00	0.43
5:C:340:ASP:OD1	5:C:341:VAL:HG13	2.18	0.43

*Continued on next page...*

*Continued from previous page...*

Atom-1	Atom-2	Interatomic distance (Å)	Clash overlap (Å)
5:C:383:GLU:OE2	5:C:383:GLU:N	2.46	0.43
5:C:416:LEU:HA	5:C:416:LEU:HD13	1.88	0.43
5:C:522:ASN:HB2	6:B:59:HIS:N	2.33	0.43
6:J:70:ALA:O	6:J:74:ARG:N	2.41	0.43
6:J:129:ILE:HG23	6:J:516:VAL:HG23	2.00	0.43
6:J:428:GLU:HA	6:J:435:GLN:OE1	2.18	0.43
6:J:484:ALA:O	6:J:487:PRO:HD3	2.18	0.43
6:B:219:HIS:HB3	6:B:365:HIS:O	2.18	0.43
6:B:263:GLU:HA	6:B:266:MET:CE	2.47	0.43
6:B:384:LEU:HD23	6:B:385:MET:CE	2.47	0.43
7:I:135:GLU:O	7:I:138:LYS:HG2	2.17	0.43
7:I:225:VAL:O	7:I:349:LEU:HD12	2.18	0.43
7:I:394:GLY:O	7:I:398:VAL:HG23	2.18	0.43
7:A:35:ARG:HH22	7:A:453:GLN:CD	2.21	0.43
7:A:305:LEU:HG	7:A:305:LEU:H	1.58	0.43
7:A:478:GLY:O	7:A:486:PRO:HA	2.18	0.43
7:A:504:LEU:HD12	7:A:505:LEU:N	2.33	0.43
8:O:165:GLY:HA2	8:O:168:PHE:HB2	2.00	0.43
8:G:32:VAL:HG23	8:G:95:ILE:HD11	1.99	0.43
8:G:34:SER:H	8:G:43:LYS:HZ1	1.65	0.43
8:G:47:ASP:N	8:G:47:ASP:OD1	2.50	0.43
8:G:199:LYS:HD2	8:G:385:CYS:SG	2.58	0.43
8:G:288:THR:O	8:G:309:ARG:HA	2.17	0.43
8:G:411:GLY:H	8:G:504:PHE:HA	1.82	0.43
1:L:343:PRO:HB3	5:K:298:VAL:HG11	2.00	0.43
1:L:359:VAL:HG12	1:L:372:LEU:HD11	1.99	0.43
1:D:236:HIS:CG	1:D:237:PRO:HD2	2.53	0.43
1:D:331:GLU:HG3	1:D:341:ILE:HD11	2.00	0.43
2:E:386:ALA:O	2:E:389:SER:OG	2.24	0.43
3:N:235:ASN:ND2	3:N:238:ILE:HB	2.34	0.43
3:N:476:THR:O	3:N:480:LEU:N	2.41	0.43
3:F:171:LEU:HA	3:F:171:LEU:HD13	1.62	0.43
4:H:185:PHE:HE1	4:H:325:ARG:NE	2.17	0.43
4:H:450:THR:HA	4:H:453:GLN:OE1	2.18	0.43
4:H:526:HIS:CG	8:G:47:ASP:HB2	2.53	0.43
5:K:14:ASP:HB3	5:K:521:LYS:HG3	1.99	0.43
5:K:51:ASP:OD1	5:K:55:LYS:N	2.51	0.43
5:K:186:LEU:HD23	5:K:186:LEU:HA	1.87	0.43
5:K:197:ILE:O	5:K:198:LYS:HD2	2.18	0.43
5:K:242:VAL:HG22	5:K:243:GLU:O	2.18	0.43
5:C:17:GLN:NE2	5:C:517:ASP:HB3	2.33	0.43

*Continued on next page...*

*Continued from previous page...*

Atom-1	Atom-2	Interatomic distance (Å)	Clash overlap (Å)
5:C:34:GLU:OE1	5:C:37:ARG:HD2	2.18	0.43
5:C:50:VAL:HA	5:C:56:ALA:HA	1.99	0.43
5:C:201:GLN:O	5:C:375:ARG:NH2	2.42	0.43
5:C:297:ASP:C	5:C:301:GLN:HE21	2.18	0.43
5:C:458:THR:HG23	8:O:111:LYS:HE3	2.00	0.43
5:C:508:GLU:HA	5:C:511:CYS:HB2	2.00	0.43
6:J:13:GLN:HB2	6:J:15:LEU:CG	2.48	0.43
6:J:47:TYR:CG	6:J:48:GLY:N	2.85	0.43
6:J:164:LEU:O	6:J:168:ILE:HG12	2.17	0.43
6:B:263:GLU:H	6:B:263:GLU:CD	2.22	0.43
6:B:460:ALA:O	6:B:464:ILE:HG13	2.18	0.43
7:I:145:ARG:O	7:I:149:ILE:HG13	2.18	0.43
7:I:512:ALA:O	7:I:516:LEU:HG	2.18	0.43
7:A:218:HIS:NE2	7:A:220:ASP:HB2	2.33	0.43
7:A:238:GLU:HG2	7:A:297:ILE:N	2.33	0.43
8:O:130:ARG:HB3	8:O:130:ARG:CZ	2.48	0.43
8:O:210:LEU:HD12	8:O:374:SER:O	2.18	0.43
8:G:18:ARG:O	8:G:22:VAL:HG23	2.18	0.43
8:G:40:GLY:HA2	8:G:455:ASN:ND2	2.33	0.43
8:G:89:GLY:C	8:G:92:SER:H	2.19	0.43
1:D:18:ILE:H	1:D:22:GLN:CD	2.16	0.43
1:D:392:LYS:O	1:D:396:GLU:HG3	2.19	0.43
2:M:123:PRO:O	2:M:127:ILE:HG12	2.17	0.43
2:M:222:LYS:O	2:M:360:ILE:HD11	2.19	0.43
2:M:403:ASP:CG	2:M:405:ARG:HE	2.16	0.43
2:E:219:LEU:HA	2:E:360:ILE:O	2.17	0.43
2:E:241:ASN:OD1	2:E:293:ARG:HG2	2.19	0.43
3:N:86:PRO:O	3:N:89:ARG:HB2	2.18	0.43
3:N:161:GLU:H	3:N:161:GLU:CD	2.10	0.43
3:N:367:LEU:HD23	3:N:367:LEU:HA	1.80	0.43
4:H:118:HIS:HE1	8:G:41:LEU:HD21	1.84	0.43
4:P:179:ALA:O	4:P:182:MET:HG3	2.19	0.43
4:P:277:GLN:HA	4:P:280:GLU:OE2	2.17	0.43
4:P:318:THR:HG1	4:P:319:ASP:H	1.65	0.43
5:K:350:GLU:OE1	5:K:357:ARG:NE	2.52	0.43
5:K:446:PRO:HA	5:K:449:LEU:HD12	1.99	0.43
5:C:156:GLU:HA	5:C:180:VAL:HG21	2.00	0.43
5:C:488:PHE:CA	5:C:493:TRP:HE1	2.31	0.43
6:J:452:LEU:HB3	6:J:480:LEU:HD23	2.00	0.43
6:J:458:VAL:HG11	6:J:487:PRO:HB3	2.00	0.43
6:J:506:TRP:HZ3	7:I:199:LYS:O	2.01	0.43

*Continued on next page...*



*Continued from previous page...*

Atom-1	Atom-2	Interatomic distance (Å)	Clash overlap (Å)
6:B:409:VAL:HG23	6:B:499:ASP:OD1	2.18	0.43
6:B:430:CYS:SG	6:B:438:ILE:HD13	2.58	0.43
7:I:115:HIS:O	7:I:119:ILE:HD12	2.18	0.43
7:I:278:LYS:CE	7:I:310:ILE:HD11	2.48	0.43
7:I:471:SER:O	7:I:474:GLY:N	2.51	0.43
7:A:129:LYS:HD3	7:A:425:HIS:CE1	2.54	0.43
7:A:218:HIS:CD2	7:A:220:ASP:HB2	2.52	0.43
7:A:382:HIS:CG	7:A:383:THR:N	2.86	0.43
8:O:198:LEU:HD21	8:O:217:ASN:HB2	2.00	0.43
8:G:125:CYS:O	8:G:129:VAL:HG22	2.18	0.43
8:G:130:ARG:HB3	8:G:130:ARG:NH2	2.34	0.43
8:G:222:SER:HB3	8:G:225:MET:HB2	2.01	0.43
8:G:222:SER:O	8:G:225:MET:HB3	2.19	0.43
8:G:380:ALA:H	8:G:384:MET:CE	2.31	0.43
8:G:403:LEU:HD13	8:G:403:LEU:HA	1.79	0.43
1:L:124:LEU:HD13	1:L:124:LEU:HA	1.85	0.43
1:D:176:LYS:HD2	1:D:176:LYS:N	2.32	0.43
1:D:492:ASP:OD1	1:D:501:MET:HE1	2.18	0.43
2:M:31:GLY:O	2:M:35:ILE:HG12	2.19	0.43
2:M:50:LYS:NZ	3:N:534:ASP:HB3	2.33	0.43
2:M:95:VAL:HG11	2:M:499:VAL:HG22	2.00	0.43
2:M:228:GLN:HB3	2:M:310:MET:HA	2.00	0.43
2:E:97:ASP:OD1	2:E:98:GLY:N	2.49	0.43
3:N:248:LEU:HB2	3:N:299:LEU:HD12	2.00	0.43
3:N:321:LYS:HE3	3:N:321:LYS:HB3	1.64	0.43
3:N:414:CYS:HA	3:N:417:LYS:HD2	2.00	0.43
4:H:67:LEU:HB3	4:H:81:ILE:CD1	2.49	0.43
4:H:266:ARG:HA	4:H:269:GLN:NE2	2.34	0.43
4:H:355:ILE:HD11	4:H:377:ARG:NH1	2.34	0.43
4:H:391:LEU:HA	4:H:391:LEU:HD13	1.73	0.43
4:P:119:PRO:O	4:P:123:ILE:HG12	2.19	0.43
4:P:266:ARG:HA	4:P:269:GLN:OE1	2.18	0.43
4:P:397:VAL:O	4:P:401:VAL:HG23	2.18	0.43
4:P:408:VAL:N	4:P:497:GLU:O	2.39	0.43
5:K:108:VAL:O	5:K:111:TYR:N	2.52	0.43
5:K:262:ASP:N	5:K:262:ASP:OD1	2.51	0.43
6:J:352:LEU:HD12	6:J:360:VAL:O	2.19	0.43
6:B:168:ILE:HD13	6:B:168:ILE:HA	1.86	0.43
6:B:254:LYS:HE3	6:B:256:THR:CG2	2.49	0.43
6:B:322:ARG:HA	6:B:322:ARG:HD3	1.86	0.43
6:B:381:THR:O	6:B:384:LEU:HB3	2.19	0.43

*Continued on next page...*

*Continued from previous page...*

Atom-1	Atom-2	Interatomic distance (Å)	Clash overlap (Å)
7:I:414:VAL:HG11	7:I:501:LYS:HE3	2.00	0.43
8:O:89:GLY:O	8:O:92:SER:N	2.45	0.43
8:O:97:ALA:O	8:O:101:LEU:N	2.42	0.43
8:O:138:VAL:HG13	8:O:406:LYS:O	2.17	0.43
8:O:262:GLN:HA	8:O:265:GLN:HB3	1.99	0.43
8:O:403:LEU:HA	8:O:403:LEU:HD13	1.76	0.43
8:O:441:PHE:O	8:O:445:LEU:HB2	2.19	0.43
8:O:475:GLN:HA	8:O:480:ARG:NH2	2.33	0.43
8:G:385:CYS:HA	8:G:388:MET:HG2	2.00	0.43
8:G:487:GLY:HA3	8:G:498:ASN:H	1.83	0.43
1:L:259:LYS:HB3	1:L:259:LYS:HE2	1.77	0.43
1:L:403:HIS:HA	1:L:406:LEU:HD12	2.00	0.43
1:L:428:SER:O	1:L:432:ALA:N	2.31	0.43
1:D:105:GLY:CA	1:D:107:THR:HG22	2.49	0.43
1:D:259:LYS:HE2	2:E:252:PHE:HB3	2.00	0.43
1:D:290:GLN:HB3	1:D:294:GLU:OE2	2.18	0.43
2:M:278:LYS:O	2:M:281:ARG:HB2	2.19	0.43
2:M:285:HIS:HE2	2:M:335:PHE:HB3	1.79	0.43
2:M:288:ASN:HA	2:M:309:VAL:HG22	1.99	0.43
2:M:441:LYS:HA	2:M:444:ARG:CZ	2.49	0.43
2:E:79:PRO:HA	2:E:82:LYS:HB3	1.99	0.43
3:N:204:ASP:OD1	3:N:205:LEU:N	2.51	0.43
3:N:256:PRO:HG3	3:N:282:TYR:CZ	2.54	0.43
3:N:364:GLU:HB2	3:N:374:LEU:HD13	2.00	0.43
3:F:251:PHE:CD2	3:F:251:PHE:N	2.82	0.43
3:F:461:ILE:O	3:F:465:LEU:HG	2.18	0.43
4:H:433:GLU:O	4:H:436:PRO:HD2	2.18	0.43
4:H:524:SER:HA	8:G:46:VAL:O	2.19	0.43
4:P:41:LEU:HD12	4:P:42:GLY:H	1.84	0.43
4:P:94:GLY:C	4:P:98:VAL:HG23	2.39	0.43
4:P:526:HIS:ND1	8:O:47:ASP:HB2	2.33	0.43
5:K:114:GLU:O	5:K:116:LEU:N	2.49	0.43
5:K:175:PHE:HA	5:K:178:MET:SD	2.58	0.43
6:B:203:ARG:O	6:B:375:ILE:HG12	2.17	0.43
6:B:291:VAL:O	6:B:312:LEU:HA	2.19	0.43
7:I:44:MET:HB2	7:I:57:THR:C	2.39	0.43
7:I:57:THR:OG1	7:I:58:LYS:N	2.51	0.43
7:I:109:TYR:HE1	7:I:435:LEU:O	2.01	0.43
7:I:181:LYS:O	7:I:182:GLN:HG3	2.18	0.43
7:A:3:ALA:O	7:A:6:THR:OG1	2.20	0.43
7:A:98:ILE:HD13	7:A:98:ILE:HA	1.80	0.43

*Continued on next page...*

*Continued from previous page...*

Atom-1	Atom-2	Interatomic distance (Å)	Clash overlap (Å)
7:A:147:THR:O	7:A:151:VAL:HG23	2.18	0.43
7:A:208:ARG:HD3	7:A:208:ARG:HA	1.83	0.43
7:A:466:ILE:O	7:A:468:ALA:N	2.47	0.43
8:G:237:LEU:HD11	8:G:239:PHE:HB3	2.01	0.43
8:G:258:GLU:OE1	8:G:258:GLU:N	2.51	0.43
8:G:345:LEU:HB3	8:G:347:GLN:NE2	2.34	0.43
9:Q:12:VAL:HG12	9:Q:16:ASN:ND2	2.33	0.43
9:Q:209:THR:HG21	11:Q:1449:HOH:O	2.18	0.43
9:Q:287:LYS:O	9:Q:291:LYS:HG3	2.17	0.43
1:L:101:GLU:OE1	5:K:375:ARG:NH1	2.51	0.43
1:L:213:GLY:CA	1:L:387:ILE:HB	2.49	0.43
1:L:415:ASP:OD2	1:L:417:ARG:HG2	2.18	0.43
1:L:451:PHE:HA	1:L:454:ALA:HB3	1.99	0.43
1:D:24:ARG:HH12	1:D:538:GLU:C	2.19	0.43
1:D:206:PHE:HE1	1:D:407:CYS:SG	2.42	0.43
2:M:146:VAL:HB	2:M:406:THR:HG23	2.00	0.43
2:M:174:HIS:HE1	3:N:134:SER:HB2	1.83	0.43
2:M:200:HIS:O	2:M:372:THR:HA	2.19	0.43
2:M:390:LEU:O	2:M:393:ALA:N	2.52	0.43
2:E:214:LEU:HD12	2:E:372:THR:O	2.19	0.43
3:N:169:THR:HG23	3:N:508:VAL:HG13	2.01	0.43
3:N:183:LEU:HD13	3:N:183:LEU:HA	1.74	0.43
3:N:246:ILE:HD12	3:N:247:GLY:H	1.84	0.43
3:N:297:VAL:HG13	3:N:323:MET:CG	2.48	0.43
4:H:19:GLY:C	4:H:23:GLN:HG3	2.39	0.43
4:H:136:THR:HG21	4:H:418:VAL:HA	2.01	0.43
4:H:264:PHE:CE2	7:A:263:GLU:HA	2.53	0.43
4:H:381:LYS:O	4:H:385:SER:N	2.31	0.43
5:K:9:LEU:HD23	6:J:78:VAL:HG13	1.99	0.43
5:K:86:GLN:HA	5:K:89:GLU:HB2	2.01	0.43
5:C:133:VAL:O	5:C:136:ILE:HB	2.18	0.43
5:C:172:LYS:H	5:C:172:LYS:HG2	1.65	0.43
6:B:27:GLU:O	6:B:32:ASN:N	2.41	0.43
6:B:218:LEU:HD23	6:B:218:LEU:HA	1.78	0.43
7:I:206:LEU:HD13	7:I:374:LEU:HD23	2.00	0.43
8:O:150:ASN:O	8:O:153:LYS:HG2	2.17	0.43
8:O:497:ASP:OD1	8:O:499:LYS:HB3	2.18	0.43
8:G:103:ASN:ND2	8:G:444:SER:HB3	2.32	0.43
8:G:176:VAL:CA	8:G:179:ILE:HG22	2.44	0.43
8:G:387:GLU:HA	8:G:390:ARG:CZ	2.49	0.43
9:Q:22:ARG:NH1	11:Q:1239:HOH:O	2.51	0.43

*Continued on next page...*

*Continued from previous page...*

Atom-1	Atom-2	Interatomic distance (Å)	Clash overlap (Å)
9:Q:64:LYS:HA	11:Q:1366:HOH:O	2.19	0.43
9:Q:94:HIS:HB3	11:Q:1307:HOH:O	2.18	0.43
1:L:105:GLY:CA	1:L:107:THR:HG22	2.49	0.43
1:L:250:ILE:C	1:L:251:LEU:HD12	2.38	0.43
1:L:326:GLY:HA3	1:L:329:GLU:OE2	2.18	0.43
1:D:13:GLY:HA2	8:O:23:MET:SD	2.58	0.43
1:D:155:VAL:N	1:D:416:ASN:O	2.51	0.43
2:M:110:LEU:HA	2:M:110:LEU:HD13	1.63	0.43
2:M:189:ARG:HH22	2:M:216:GLU:C	2.20	0.43
2:M:495:GLU:OE1	2:M:495:GLU:N	2.51	0.43
2:E:110:LEU:HD13	2:E:110:LEU:HA	1.78	0.43
2:E:113:ALA:O	2:E:117:ILE:HG12	2.18	0.43
3:N:432:LEU:O	3:N:436:LEU:HG	2.18	0.43
3:F:54:PRO:HA	3:F:172:ASN:O	2.18	0.43
3:F:59:LYS:N	3:F:71:THR:O	2.36	0.43
3:F:91:LEU:HA	3:F:91:LEU:HD13	1.79	0.43
4:H:387:VAL:HA	4:H:390:ASN:ND2	2.33	0.43
4:H:434:GLN:HG2	4:H:435:TRP:N	2.34	0.43
4:P:62:ASP:O	4:P:66:ILE:HG12	2.19	0.43
5:K:16:SER:O	5:K:21:GLN:NE2	2.32	0.43
5:K:161:THR:HG23	5:K:492:VAL:HG13	2.01	0.43
5:K:467:ARG:HA	5:K:467:ARG:HD2	1.67	0.43
5:K:488:PHE:O	5:K:493:TRP:NE1	2.52	0.43
5:C:19:ILE:HB	5:C:20:PRO:HD3	2.00	0.43
5:C:188:ASP:O	5:C:190:LEU:HG	2.19	0.43
6:J:324:LEU:O	6:J:328:VAL:HG22	2.19	0.43
6:B:169:MET:CE	6:B:497:ILE:HD12	2.48	0.43
7:A:44:MET:HA	7:A:58:LYS:HG3	2.01	0.43
7:A:67:MET:O	7:A:69:ILE:HG12	2.19	0.43
8:O:219:VAL:HG12	8:O:360:GLU:O	2.17	0.43
8:G:150:ASN:HB3	8:G:502:GLY:O	2.18	0.43
8:G:385:CYS:O	8:G:388:MET:HG2	2.18	0.43
8:G:411:GLY:N	8:G:503:VAL:O	2.42	0.43
9:Q:183:PHE:HB3	9:Q:222:VAL:HG12	2.00	0.43
1:D:148:LEU:HD13	1:D:429:CYS:SG	2.58	0.43
2:M:376:ARG:HH11	2:M:376:ARG:HA	1.84	0.43
2:M:505:LEU:O	2:M:509:GLU:HG2	2.19	0.43
2:E:183:ALA:O	2:E:187:VAL:N	2.35	0.43
2:E:290:PHE:CG	2:E:291:ILE:N	2.87	0.43
2:E:508:ALA:O	2:E:512:GLU:HG3	2.18	0.43
3:N:85:HIS:CG	3:N:86:PRO:HD2	2.54	0.43

*Continued on next page...*

*Continued from previous page...*

Atom-1	Atom-2	Interatomic distance (Å)	Clash overlap (Å)
3:N:148:LEU:HD13	3:N:151:MET:SD	2.58	0.43
3:N:246:ILE:N	3:N:357:GLY:O	2.49	0.43
3:N:312:LEU:O	3:N:315:HIS:HB3	2.19	0.43
4:H:487:LEU:HD13	4:H:487:LEU:HA	1.72	0.43
4:P:116:GLN:HE22	6:B:460:ALA:H	1.65	0.43
5:C:30:GLN:HE22	5:C:106:LYS:NZ	2.17	0.43
5:C:183:VAL:HG23	5:C:186:LEU:HD12	2.00	0.43
6:J:178:PHE:HA	6:J:181:LYS:HZ1	1.84	0.43
6:J:502:LEU:HD11	6:J:506:TRP:HE1	1.83	0.43
6:B:300:MET:O	6:B:303:HIS:HB3	2.18	0.43
7:I:4:VAL:O	7:I:7:LEU:HB3	2.19	0.43
7:I:141:ARG:HA	7:I:141:ARG:HH21	1.84	0.43
7:I:181:LYS:HE3	7:I:181:LYS:HB2	1.62	0.43
7:A:108:LEU:O	7:A:112:GLU:HG2	2.18	0.43
7:A:110:ILE:O	7:A:113:GLY:N	2.48	0.43
7:A:382:HIS:CE1	7:A:383:THR:HG23	2.53	0.43
7:A:492:VAL:HG23	7:A:494:VAL:HG23	2.01	0.43
8:O:332:ALA:HA	8:O:338:GLU:HA	2.00	0.43
8:G:69:HIS:CE1	8:G:71:ALA:H	2.36	0.43
8:G:113:HIS:O	8:G:117:VAL:HG23	2.18	0.43
9:Q:301:ALA:HB2	11:Q:1202:HOH:O	2.18	0.43
1:L:71:THR:HA	1:L:397:GLU:OE2	2.18	0.43
1:L:273:ASP:O	1:L:277:LEU:HB3	2.19	0.43
2:E:224:ILE:HA	2:E:312:ILE:CD1	2.49	0.43
2:E:256:VAL:HG23	3:F:260:MET:HE1	1.99	0.43
2:E:291:ILE:HG22	2:E:312:ILE:HB	2.01	0.43
2:E:397:LEU:HA	2:E:397:LEU:HD12	1.62	0.43
3:N:54:PRO:HA	3:N:172:ASN:O	2.19	0.43
3:N:91:LEU:HA	3:N:94:LEU:HB3	2.01	0.43
3:F:193:LYS:HZ2	3:F:225:GLU:HG2	1.82	0.43
4:H:18:SER:HA	4:H:520:ASP:O	2.19	0.43
4:H:112:PHE:HA	4:H:115:GLN:CG	2.49	0.43
4:H:233:ILE:HG21	4:H:236:PRO:HB3	2.00	0.43
4:H:264:PHE:HA	4:H:267:ILE:HD13	2.00	0.43
4:H:275:ILE:CG2	4:H:300:ALA:HB2	2.49	0.43
4:H:330:ARG:HB2	4:H:342:ASP:OD2	2.18	0.43
5:K:117:HIS:NE2	6:J:457:GLY:HA3	2.33	0.43
6:J:22:PHE:HB3	6:J:27:GLU:CD	2.39	0.43
6:J:276:MET:O	6:J:280:VAL:HG13	2.18	0.43
6:J:474:GLY:O	6:J:476:LYS:HG3	2.19	0.43
6:B:253:THR:HB	9:Q:146:HIS:CE1	2.54	0.43

*Continued on next page...*

*Continued from previous page...*

Atom-1	Atom-2	Interatomic distance (Å)	Clash overlap (Å)
7:I:83:ALA:O	7:I:87:ILE:N	2.52	0.43
7:I:455:SER:HG	7:I:457:PHE:HE1	1.66	0.43
7:A:143:MET:SD	7:A:148:LEU:HD21	2.59	0.43
8:O:99:GLU:OE1	8:O:102:LYS:HD3	2.18	0.43
8:O:218:CYS:O	8:O:362:ILE:HG13	2.18	0.43
8:O:237:LEU:HD21	8:O:239:PHE:HB3	1.99	0.43
8:G:197:ILE:HG23	8:G:375:ILE:HG23	2.01	0.43
8:G:409:VAL:O	8:G:505:GLU:N	2.29	0.43
8:G:489:ASP:HB2	8:G:496:ARG:NE	2.34	0.43
8:G:498:ASN:O	8:G:502:GLY:N	2.51	0.43
1:L:93:GLU:OE1	5:K:378:ALA:HA	2.18	0.43
1:L:248:ILE:N	1:L:354:GLY:O	2.36	0.43
1:D:104:ASP:OD1	1:D:107:THR:HB	2.19	0.43
1:D:196:VAL:C	1:D:381:ARG:HH11	2.17	0.43
2:M:46:LYS:HD2	2:M:454:ALA:HA	2.01	0.43
2:E:75:GLY:HA2	3:F:539:ARG:NH1	2.34	0.43
2:E:424:LEU:HA	2:E:427:ARG:HG3	2.01	0.43
3:N:29:LYS:HB3	3:N:30:PRO:HD3	2.01	0.43
3:N:533:ASP:OD1	3:N:533:ASP:N	2.52	0.43
3:F:302:LYS:HB3	3:F:304:ILE:HG13	2.01	0.43
4:H:64:ASN:O	4:H:68:ARG:N	2.26	0.43
4:H:182:MET:HB2	4:H:182:MET:HE2	1.82	0.43
4:P:354:LYS:HD3	4:P:359:TYR:CD2	2.54	0.43
4:P:523:VAL:HB	8:O:45:LEU:HD22	2.01	0.43
5:C:33:ALA:O	5:C:36:VAL:N	2.51	0.43
5:C:133:VAL:HA	5:C:136:ILE:HD12	2.00	0.43
5:C:208:SER:HB3	5:C:374:LEU:HD12	2.01	0.43
5:C:286:ALA:HB2	5:C:342:LEU:HD11	2.00	0.43
6:B:387:ASP:O	6:B:390:ARG:N	2.52	0.43
6:B:403:THR:H	6:B:403:THR:HG1	1.51	0.43
6:B:413:GLY:O	6:B:417:ILE:HG12	2.19	0.43
7:I:32:ASP:O	7:I:35:ARG:HG2	2.19	0.43
7:I:198:HIS:O	7:I:377:LYS:HB3	2.19	0.43
7:A:206:LEU:HG	7:A:207:ILE:N	2.33	0.43
7:A:420:GLU:O	7:A:423:ILE:HG22	2.18	0.43
7:A:440:PHE:O	7:A:444:LEU:HG	2.19	0.43
8:O:29:ALA:HB1	8:O:33:LYS:HE3	2.00	0.43
8:G:57:ASP:OD1	8:G:90:THR:OG1	2.31	0.43
8:G:98:ALA:O	8:G:101:LEU:HB3	2.19	0.43
8:G:341:GLU:OE2	8:G:342:ALA:N	2.52	0.43
8:G:518:THR:H	8:G:518:THR:HG1	1.57	0.43

*Continued on next page...*

*Continued from previous page...*

Atom-1	Atom-2	Interatomic distance (Å)	Clash overlap (Å)
9:Q:21:GLY:HA2	9:Q:89:ASP:CG	2.40	0.43
1:L:34:LEU:O	1:L:38:ILE:HG12	2.18	0.42
1:L:52:LEU:HD13	1:L:107:THR:HG23	2.01	0.42
1:L:90:LEU:HB2	1:L:91:MET:CE	2.49	0.42
1:L:192:ALA:O	1:L:196:VAL:HG22	2.19	0.42
1:L:357:GLY:HA3	1:L:377:CYS:SG	2.59	0.42
1:D:251:LEU:HD22	1:D:255:PHE:HE1	1.84	0.42
1:D:259:LYS:HA	5:C:263:TYR:OH	2.19	0.42
1:D:261:LYS:NZ	5:C:246:LEU:HD12	2.33	0.42
1:D:293:LYS:NZ	1:D:317:ASN:HB3	2.34	0.42
1:D:313:LEU:CA	1:D:316:GLN:HB2	2.45	0.42
1:D:405:ALA:O	1:D:409:ILE:HG12	2.19	0.42
2:M:36:GLY:O	2:M:40:LYS:HG3	2.19	0.42
2:M:261:THR:CG2	3:N:275:VAL:HA	2.49	0.42
2:M:325:LEU:HB3	2:M:369:GLU:HG3	2.00	0.42
2:E:146:VAL:O	2:E:406:THR:N	2.41	0.42
2:E:320:VAL:HG13	2:E:331:ILE:HG21	2.00	0.42
3:N:97:ALA:O	3:N:101:GLU:N	2.52	0.42
3:N:363:GLU:O	3:N:375:LYS:N	2.29	0.42
3:F:91:LEU:CD1	3:F:94:LEU:HD22	2.49	0.42
3:F:218:ILE:HG13	8:G:519:GLU:OE2	2.19	0.42
4:H:80:MET:HA	4:H:83:ILE:HD12	2.00	0.42
4:H:102:ALA:O	4:H:105:MET:HB3	2.18	0.42
4:H:237:ARG:H	4:H:288:ASP:CB	2.32	0.42
4:H:292:THR:O	4:H:314:ARG:N	2.51	0.42
4:H:343:VAL:HG12	4:H:345:THR:HG23	2.01	0.42
4:P:241:LEU:HD12	4:P:290:VAL:HG13	2.01	0.42
4:P:244:SER:HA	4:P:294:LYS:HB2	2.01	0.42
4:P:395:MET:HE2	4:P:395:MET:HB3	1.83	0.42
4:P:399:ARG:O	4:P:403:LEU:HG	2.19	0.42
5:K:245:GLU:CG	5:K:248:ALA:HB2	2.49	0.42
5:K:416:LEU:HD13	5:K:416:LEU:HA	1.82	0.42
5:K:444:ILE:HD12	5:K:447:ARG:HB3	2.01	0.42
6:J:296:LYS:CA	6:J:314:ARG:HH22	2.32	0.42
6:B:33:ILE:HG21	6:B:116:GLU:HG2	2.00	0.42
7:I:309:GLY:O	7:I:310:ILE:HD13	2.19	0.42
7:I:396:ARG:CZ	7:I:396:ARG:HB2	2.48	0.42
7:A:68:GLN:O	7:A:69:ILE:HD13	2.19	0.42
7:A:204:THR:CG2	7:A:376:ILE:HA	2.48	0.42
8:O:396:LEU:HA	8:O:396:LEU:HD13	1.81	0.42
8:O:398:VAL:HB	8:O:506:PRO:HG2	2.01	0.42

*Continued on next page...*

*Continued from previous page...*

Atom-1	Atom-2	Interatomic distance (Å)	Clash overlap (Å)
8:G:117:VAL:O	8:G:121:TYR:HD1	2.01	0.42
9:Q:3:VAL:HB	9:Q:56:GLY:HA3	2.00	0.42
9:Q:315:LEU:HD13	9:Q:315:LEU:HA	1.90	0.42
1:D:46:ASN:HA	1:D:49:ARG:HD2	2.00	0.42
1:D:180:SER:HB3	1:D:219:LEU:HD23	2.00	0.42
1:D:233:ASP:N	1:D:233:ASP:OD1	2.50	0.42
1:D:360:GLN:HG2	1:D:361:GLU:O	2.19	0.42
3:N:291:LYS:HG3	3:N:320:MET:SD	2.59	0.42
3:F:135:GLU:OE2	3:F:139:LYS:NZ	2.52	0.42
3:F:245:LYS:N	3:F:296:ASN:OD1	2.52	0.42
3:F:430:ILE:HD13	3:F:480:LEU:HB3	2.02	0.42
4:H:359:TYR:OH	7:A:186:ILE:HD12	2.19	0.42
4:P:145:ASP:OD2	4:P:148:ASP:N	2.38	0.42
5:K:468:HIS:NE2	5:K:473:THR:O	2.51	0.42
5:C:289:VAL:O	5:C:290:LEU:HD23	2.19	0.42
6:B:473:GLU:OE1	6:B:473:GLU:N	2.53	0.42
7:I:44:MET:C	7:I:45:LYS:HD2	2.39	0.42
7:A:296:GLY:HA2	7:A:314:ARG:HD2	2.01	0.42
7:A:418:MET:N	7:A:418:MET:SD	2.92	0.42
8:G:86:VAL:HG11	8:G:509:VAL:HG13	2.00	0.42
8:G:243:LYS:H	8:G:243:LYS:HG3	1.52	0.42
9:Q:149:TRP:CE2	9:Q:150:THR:HG23	2.54	0.42
1:L:481:GLN:CD	1:L:487:PRO:HA	2.40	0.42
1:D:71:THR:HG23	1:D:77:ILE:HD13	2.00	0.42
1:D:97:SER:O	1:D:101:GLU:HB2	2.19	0.42
2:M:19:GLU:O	2:M:519:ASN:HA	2.19	0.42
2:M:205:LEU:HD13	2:M:205:LEU:HA	1.76	0.42
2:M:260:SER:OG	2:M:263:LYS:HG3	2.19	0.42
2:E:176:LYS:HE2	2:E:176:LYS:HB3	1.87	0.42
2:E:221:ASP:O	2:E:222:LYS:HD3	2.18	0.42
2:E:465:LEU:HD12	2:E:465:LEU:HA	1.86	0.42
3:N:106:THR:OG1	3:N:107:THR:N	2.51	0.42
3:F:191:VAL:O	3:F:195:ILE:HG23	2.20	0.42
4:H:27:ILE:HD13	4:H:27:ILE:HA	1.87	0.42
4:H:318:THR:O	4:H:322:ARG:HG3	2.19	0.42
4:H:498:PRO:O	4:H:501:VAL:HB	2.19	0.42
4:P:114:GLU:HG2	6:B:450:ARG:NH2	2.33	0.42
4:P:229:MET:HB3	4:P:310:THR:HG23	2.02	0.42
4:P:362:PHE:C	4:P:363:ILE:HG13	2.40	0.42
4:P:398:CYS:O	4:P:402:LEU:HG	2.18	0.42
5:K:181:ASP:O	5:K:184:MET:HB3	2.19	0.42

*Continued on next page...*



*Continued from previous page...*

Atom-1	Atom-2	Interatomic distance (Å)	Clash overlap (Å)
5:C:319:LEU:HD12	5:C:319:LEU:HA	1.78	0.42
5:C:445:ILE:O	5:C:449:LEU:HG	2.18	0.42
6:J:72:ILE:HA	6:J:75:GLU:HG2	2.01	0.42
6:J:463:VAL:HG22	6:J:487:PRO:O	2.19	0.42
6:B:473:GLU:HB2	6:B:475:ASN:OD1	2.20	0.42
7:I:207:ILE:HG23	7:I:209:GLY:O	2.19	0.42
7:A:105:GLN:HA	7:A:108:LEU:HG	2.00	0.42
7:A:265:LYS:O	7:A:268:GLU:HB2	2.19	0.42
8:O:27:SER:O	8:O:31:ILE:HG12	2.19	0.42
8:O:176:VAL:HB	8:O:396:LEU:HD12	2.01	0.42
8:G:451:THR:HA	8:G:454:VAL:HG12	2.00	0.42
8:G:474:ALA:O	8:G:480:ARG:NH2	2.52	0.42
8:G:477:ASN:C	8:G:480:ARG:HE	2.22	0.42
8:G:532:LYS:HD2	8:G:532:LYS:HA	1.83	0.42
9:Q:39:GLN:HA	9:Q:40:PRO:HD3	1.94	0.42
9:Q:256:HIS:N	11:Q:1231:HOH:O	2.48	0.42
1:L:121:GLU:O	1:L:125:ASP:N	2.45	0.42
1:D:105:GLY:C	1:D:109:VAL:HG23	2.40	0.42
1:D:218:ARG:CG	2:E:505:LEU:HG	2.50	0.42
1:D:317:ASN:O	1:D:319:LEU:HG	2.19	0.42
2:M:91:GLN:HG3	2:M:102:VAL:HG21	2.02	0.42
3:N:55:LYS:HD2	8:O:113:HIS:CE1	2.53	0.42
3:N:293:THR:HG21	3:N:351:PHE:CD2	2.53	0.42
3:N:410:CYS:HB3	3:N:413:ARG:HH21	1.84	0.42
3:F:410:CYS:HB3	3:F:413:ARG:HH21	1.84	0.42
3:F:415:LEU:HD13	3:F:511:PRO:HB3	2.01	0.42
4:H:47:MET:SD	4:H:61:ASN:N	2.93	0.42
4:H:188:ASN:O	8:G:228:ARG:NH2	2.52	0.42
4:P:70:ILE:HG22	4:P:72:VAL:HG12	2.00	0.42
4:P:196:LYS:HD3	4:P:399:ARG:HH21	1.85	0.42
4:P:470:HIS:HE2	4:P:476:GLU:HA	1.84	0.42
4:P:526:HIS:NE2	4:P:528:LYS:O	2.51	0.42
5:K:210:LEU:HB2	5:K:372:PHE:HE1	1.84	0.42
5:K:236:LYS:HD3	5:K:236:LYS:HA	1.81	0.42
5:K:348:PHE:HD1	5:K:361:PHE:HB3	1.83	0.42
5:C:106:LYS:HE3	8:O:106:GLU:OE2	2.19	0.42
5:C:286:ALA:HB2	5:C:342:LEU:CD1	2.49	0.42
5:C:298:VAL:HA	5:C:301:GLN:HG2	2.02	0.42
6:J:289:ASN:OD1	6:J:289:ASN:N	2.52	0.42
6:J:378:ARG:HA	6:J:378:ARG:NH1	2.30	0.42
6:B:40:ALA:O	6:B:44:ARG:N	2.52	0.42

*Continued on next page...*

*Continued from previous page...*

Atom-1	Atom-2	Interatomic distance (Å)	Clash overlap (Å)
6:B:515:ALA:HB1	6:B:519:LEU:HD23	2.01	0.42
7:I:68:GLN:O	7:I:69:ILE:HD13	2.19	0.42
7:I:73:THR:O	7:I:77:ILE:HG13	2.19	0.42
7:I:109:TYR:CE1	7:I:435:LEU:HB3	2.54	0.42
7:I:189:PHE:HE1	7:I:319:ARG:CZ	2.32	0.42
7:I:204:THR:HG23	7:I:375:LEU:O	2.19	0.42
7:I:480:ASP:N	7:I:485:GLU:O	2.31	0.42
7:A:56:LEU:HB2	7:A:382:HIS:HD2	1.85	0.42
7:A:90:ASP:HB2	7:A:393:ASP:OD1	2.20	0.42
7:A:237:LEU:HB2	7:A:297:ILE:CD1	2.48	0.42
8:O:169:ALA:O	8:O:173:VAL:N	2.39	0.42
8:O:345:LEU:HB3	8:O:347:GLN:NE2	2.34	0.42
8:O:399:VAL:HG12	8:O:403:LEU:HD23	2.00	0.42
9:Q:192:PHE:CD1	9:Q:208:ARG:HG2	2.54	0.42
1:D:227:GLY:O	1:D:384:THR:HG22	2.19	0.42
1:D:344:ARG:NH2	5:C:275:TYR:OH	2.53	0.42
2:M:155:PHE:O	2:M:159:LEU:HD23	2.20	0.42
2:M:167:LEU:HD13	2:M:167:LEU:HA	1.80	0.42
2:E:106:ALA:O	2:E:109:LEU:HB2	2.19	0.42
2:E:203:LYS:HE3	2:E:383:LEU:HB3	2.00	0.42
2:E:361:HIS:CD2	2:E:362:PHE:N	2.88	0.42
2:E:458:SER:O	2:E:461:LEU:N	2.53	0.42
3:N:112:ILE:HD13	3:N:112:ILE:HA	1.79	0.42
3:N:310:SER:OG	3:N:312:LEU:N	2.52	0.42
3:N:489:LYS:HB2	3:N:489:LYS:HE3	1.76	0.42
3:F:26:ASP:OD1	3:F:27:ARG:N	2.52	0.42
3:F:301:GLN:HB2	3:F:328:ILE:O	2.20	0.42
3:F:438:GLU:H	3:F:438:GLU:HG2	1.64	0.42
3:F:484:HIS:CE1	3:F:488:GLU:HA	2.54	0.42
4:H:104:GLU:HA	4:H:107:SER:HB3	2.00	0.42
4:H:280:GLU:HA	4:H:283:ILE:HG12	2.02	0.42
4:P:422:LEU:O	4:P:426:SER:N	2.41	0.42
5:C:199:LYS:HZ2	5:C:383:GLU:HG3	1.83	0.42
6:B:180:ALA:O	6:B:183:ILE:HG22	2.19	0.42
6:B:205:CYS:SG	6:B:376:VAL:HA	2.60	0.42
6:B:331:THR:HG22	6:B:332:ALA:O	2.20	0.42
7:I:185:PRO:O	7:I:399:LYS:NZ	2.45	0.42
7:I:200:SER:OG	7:I:201:GLU:N	2.52	0.42
7:I:330:GLY:HA2	7:I:344:LEU:O	2.18	0.42
7:A:119:ILE:H	7:A:119:ILE:HD12	1.84	0.42
7:A:228:ALA:O	7:A:346:HIS:HD2	2.02	0.42

*Continued on next page...*

*Continued from previous page...*

Atom-1	Atom-2	Interatomic distance (Å)	Clash overlap (Å)
8:O:29:ALA:O	8:O:33:LYS:HG3	2.20	0.42
8:O:139:ASN:HD21	8:O:406:LYS:CE	2.33	0.42
8:O:448:ILE:O	8:O:452:LEU:HG	2.19	0.42
8:G:237:LEU:CG	8:G:239:PHE:HB3	2.50	0.42
8:G:239:PHE:HB2	8:G:329:SER:O	2.19	0.42
9:Q:90:ARG:HD3	9:Q:149:TRP:CE3	2.54	0.42
9:Q:272:PHE:HA	9:Q:281:LYS:O	2.20	0.42
1:L:34:LEU:HD13	1:L:34:LEU:HA	1.60	0.42
1:L:223:LYS:N	1:L:386:PHE:O	2.41	0.42
1:D:34:LEU:HA	1:D:34:LEU:HD13	1.73	0.42
1:D:213:GLY:CA	1:D:387:ILE:HB	2.49	0.42
1:D:260:PRO:HG2	1:D:264:HIS:CG	2.53	0.42
1:D:306:PHE:HB2	1:D:323:ARG:HD3	2.01	0.42
2:M:50:LYS:HE3	3:N:534:ASP:HB3	2.00	0.42
2:M:407:VAL:HG23	2:M:497:PHE:HB2	2.01	0.42
2:E:239:ILE:O	2:E:331:ILE:HA	2.20	0.42
2:E:268:GLU:HG3	3:F:256:PRO:HB3	2.02	0.42
3:F:122:LYS:HA	3:F:125:GLN:NE2	2.35	0.42
4:H:158:SER:OG	4:H:496:TRP:O	2.33	0.42
4:H:233:ILE:O	4:H:350:LEU:N	2.30	0.42
4:H:247:TYR:HB2	7:A:243:GLU:OE2	2.19	0.42
4:H:257:GLU:O	8:G:255:THR:HG22	2.20	0.42
4:P:376:LEU:HD23	4:P:376:LEU:HA	1.69	0.42
5:K:42:PRO:HB2	5:K:479:ILE:HD13	2.01	0.42
5:K:461:LEU:O	5:K:465:ARG:HG3	2.19	0.42
5:K:479:ILE:O	5:K:482:GLU:HG2	2.19	0.42
5:C:117:HIS:NE2	6:B:457:GLY:HA3	2.35	0.42
5:C:229:PRO:HG2	5:C:232:TYR:OH	2.19	0.42
5:C:445:ILE:HB	5:C:446:PRO:HD3	2.01	0.42
6:J:124:SER:O	6:J:128:VAL:N	2.34	0.42
6:J:199:VAL:HG22	6:J:396:VAL:HG12	2.01	0.42
6:J:519:LEU:HA	6:J:519:LEU:HD13	1.79	0.42
6:B:294:GLY:O	6:B:315:LEU:HA	2.19	0.42
6:B:494:GLU:H	6:B:494:GLU:CD	2.12	0.42
7:I:37:ASN:O	7:I:42:GLY:HA3	2.20	0.42
7:I:104:LYS:HB3	7:I:105:GLN:OE1	2.20	0.42
7:I:213:ASP:OD1	7:I:213:ASP:N	2.41	0.42
7:I:217:ARG:HG3	7:I:314:ARG:NH2	2.34	0.42
7:A:207:ILE:HG13	7:A:209:GLY:N	2.31	0.42
7:A:252:SER:OG	7:A:255:GLU:N	2.29	0.42
7:A:271:VAL:HA	7:A:274:ILE:HD12	2.01	0.42

*Continued on next page...*

*Continued from previous page...*

Atom-1	Atom-2	Interatomic distance (Å)	Clash overlap (Å)
8:O:388:MET:O	8:O:391:SER:OG	2.37	0.42
8:G:92:SER:O	8:G:95:ILE:HB	2.19	0.42
8:G:118:ILE:HG23	8:G:522:ILE:HG12	2.01	0.42
8:G:136:LEU:HD12	8:G:137:ILE:H	1.85	0.42
1:L:149:ASP:OD1	1:L:149:ASP:N	2.52	0.42
1:L:199:MET:HB3	1:L:202:ARG:NH1	2.34	0.42
1:L:214:LYS:HD2	1:L:214:LYS:HA	1.81	0.42
1:L:303:GLN:HG2	1:L:304:TRP:CD1	2.55	0.42
1:L:513:LYS:HA	1:L:516:GLN:HE21	1.85	0.42
1:D:270:SER:OG	1:D:271:VAL:N	2.52	0.42
2:E:272:LYS:HG3	3:F:347:HIS:CD2	2.54	0.42
2:E:446:LEU:O	2:E:450:ILE:HG12	2.20	0.42
3:N:246:ILE:HD12	3:N:297:VAL:O	2.19	0.42
3:N:368:ASN:HB3	3:N:371:GLY:CA	2.49	0.42
3:F:173:SER:C	3:F:174:LYS:HD2	2.40	0.42
3:F:297:VAL:HG13	3:F:323:MET:HG3	2.00	0.42
4:H:195:ILE:HG21	4:H:198:TYR:CD2	2.54	0.42
4:H:228:ARG:NH2	7:A:331:VAL:HG13	2.34	0.42
4:H:290:VAL:O	4:H:291:ILE:HD13	2.19	0.42
4:H:466:LEU:HB2	4:H:487:LEU:HD11	2.01	0.42
4:P:197:LYS:HD3	4:P:197:LYS:HA	1.72	0.42
5:K:89:GLU:OE2	6:J:210:SER:OG	2.32	0.42
5:K:175:PHE:N	5:K:175:PHE:CD1	2.88	0.42
5:C:332:THR:HG1	6:B:303:HIS:CG	2.25	0.42
5:C:520:ILE:O	6:B:56:VAL:HG13	2.19	0.42
6:J:22:PHE:HB3	6:J:27:GLU:HG2	2.02	0.42
6:J:502:LEU:HD12	6:J:502:LEU:HA	1.79	0.42
6:B:48:GLY:O	6:B:51:GLY:N	2.53	0.42
6:B:516:VAL:O	6:B:520:ARG:N	2.53	0.42
7:I:398:VAL:O	7:I:402:ILE:HG22	2.19	0.42
7:I:415:GLU:HA	7:I:418:MET:HG2	2.02	0.42
7:A:35:ARG:NH1	7:A:450:VAL:HG12	2.35	0.42
7:A:40:PRO:HG3	7:A:481:LEU:HD13	2.00	0.42
7:A:187:ASP:OD1	7:A:191:ILE:HG13	2.19	0.42
8:G:165:GLY:HA2	8:G:168:PHE:HB2	2.02	0.42
8:G:269:ASP:O	8:G:272:LYS:HE2	2.19	0.42
8:G:269:ASP:N	8:G:269:ASP:OD1	2.49	0.42
1:L:344:ARG:NH1	5:K:268:ASP:HA	2.35	0.42
1:L:523:MET:O	1:L:527:ILE:HG12	2.19	0.42
1:D:74:GLY:O	1:D:78:LEU:HG	2.20	0.42
1:D:147:HIS:HA	1:D:150:LYS:NZ	2.34	0.42

*Continued on next page...*

*Continued from previous page...*

Atom-1	Atom-2	Interatomic distance (Å)	Clash overlap (Å)
2:M:423:GLN:O	2:M:426:ASN:ND2	2.53	0.42
2:E:91:GLN:OE1	2:E:99:THR:HG23	2.20	0.42
3:N:301:GLN:HA	3:N:328:ILE:HB	2.01	0.42
3:N:413:ARG:HG2	3:N:417:LYS:HZ3	1.85	0.42
3:N:431:GLU:O	3:N:435:ARG:HG2	2.19	0.42
3:F:137:PHE:CE1	3:F:454:PHE:HD2	2.38	0.42
4:H:436:PRO:O	4:H:440:VAL:HG23	2.20	0.42
4:P:354:LYS:HZ3	7:I:188:LEU:HD11	1.84	0.42
4:P:381:LYS:O	4:P:385:SER:OG	2.29	0.42
5:K:107:GLN:HG3	5:K:441:ALA:HB2	2.02	0.42
5:C:40:LEU:HD12	5:C:95:THR:OG1	2.20	0.42
5:C:118:PRO:CB	5:C:514:VAL:HG12	2.50	0.42
5:C:186:LEU:HD23	5:C:186:LEU:HA	1.71	0.42
5:C:192:LEU:HD21	5:C:394:MET:HB3	2.01	0.42
6:B:72:ILE:O	6:B:75:GLU:N	2.52	0.42
6:B:168:ILE:HG22	6:B:176:GLU:HG3	2.01	0.42
6:B:328:VAL:HB	6:B:346:HIS:H	1.84	0.42
7:I:199:LYS:HB3	7:I:199:LYS:HE2	1.72	0.42
7:I:200:SER:O	7:I:379:PRO:HD3	2.20	0.42
7:I:478:GLY:O	7:I:487:MET:N	2.45	0.42
7:A:123:PHE:CD2	7:A:440:PHE:HB2	2.55	0.42
8:O:173:VAL:HG22	8:O:177:LEU:HD23	2.02	0.42
8:O:234:ILE:HA	8:O:285:VAL:HB	2.00	0.42
8:G:272:LYS:O	8:G:276:GLN:HG3	2.20	0.42
8:G:355:ARG:HA	8:G:359:ASP:O	2.20	0.42
8:G:378:ARG:HA	8:G:378:ARG:HD2	1.70	0.42
8:G:489:ASP:HB2	8:G:496:ARG:HE	1.84	0.42
9:Q:5:LEU:HD11	9:Q:306:TRP:CG	2.55	0.42
9:Q:40:PRO:HD3	9:Q:86:GLN:NE2	2.35	0.42
1:L:270:SER:OG	1:L:271:VAL:N	2.52	0.42
1:L:391:ASN:HB3	1:L:394:ILE:HD12	2.01	0.42
1:D:142:ARG:O	1:D:146:GLU:HG3	2.20	0.42
1:D:162:THR:HB	1:D:163:GLU:OE1	2.20	0.42
1:D:251:LEU:HD22	1:D:255:PHE:CE1	2.55	0.42
1:D:280:TYR:HA	1:D:283:GLU:OE1	2.20	0.42
1:D:331:GLU:H	1:D:331:GLU:CD	2.23	0.42
1:D:358:LEU:N	1:D:375:GLU:O	2.53	0.42
1:D:406:LEU:HG	1:D:406:LEU:H	1.71	0.42
2:M:279:VAL:O	2:M:282:ILE:N	2.53	0.42
2:E:287:ILE:HG22	2:E:289:CYS:H	1.83	0.42
3:N:331:GLU:H	3:N:331:GLU:HG3	1.69	0.42

*Continued on next page...*

*Continued from previous page...*

Atom-1	Atom-2	Interatomic distance (Å)	Clash overlap (Å)
3:N:474:ILE:HD13	3:N:474:ILE:HA	1.94	0.42
3:F:60:MET:SD	3:F:70:ILE:HG12	2.60	0.42
3:F:161:GLU:H	3:F:161:GLU:CD	2.11	0.42
4:H:33:ILE:HD13	4:H:33:ILE:HA	1.89	0.42
4:H:47:MET:O	7:A:518:VAL:HA	2.20	0.42
4:H:113:LEU:HD13	4:H:113:LEU:HA	1.83	0.42
4:H:248:LYS:HE2	4:H:248:LYS:HB2	1.74	0.42
4:H:258:ILE:HG12	7:A:248:PHE:CB	2.50	0.42
4:H:261:GLU:OE1	4:H:261:GLU:N	2.38	0.42
4:H:285:LEU:HD13	4:H:285:LEU:HA	1.79	0.42
4:P:467:ARG:O	4:P:471:THR:HG23	2.20	0.42
5:K:391:ASP:O	5:K:395:ILE:HG22	2.20	0.42
5:C:269:ALA:O	5:C:273:ILE:HG12	2.20	0.42
6:J:262:ALA:O	6:J:264:GLU:N	2.52	0.42
6:B:29:VAL:HG22	6:B:120:ARG:NH1	2.30	0.42
6:B:315:LEU:HA	6:B:315:LEU:HD23	1.85	0.42
6:B:447:ALA:HA	6:B:450:ARG:HB3	2.02	0.42
7:I:447:ILE:HB	7:I:448:PRO:HD3	2.01	0.42
7:A:103:LEU:HG	7:A:103:LEU:H	1.68	0.42
8:G:33:LYS:HA	8:G:36:LEU:HD21	2.02	0.42
1:L:58:ASP:O	1:L:59:LYS:HE2	2.20	0.42
1:D:417:ARG:HE	1:D:510:LEU:HD13	1.84	0.42
2:M:509:GLU:O	2:M:513:VAL:HG12	2.20	0.42
3:N:157:LEU:O	3:N:163:LEU:HD11	2.20	0.42
3:N:171:LEU:HD12	3:N:176:VAL:HG11	2.02	0.42
3:N:335:PHE:O	3:N:339:THR:OG1	2.19	0.42
3:N:484:HIS:ND1	3:N:484:HIS:O	2.53	0.42
3:F:35:PHE:CE1	3:F:124:LEU:HD12	2.54	0.42
3:F:180:SER:HA	3:F:183:LEU:HB2	2.00	0.42
3:F:291:LYS:HG3	3:F:320:MET:SD	2.60	0.42
4:H:334:ARG:HD3	4:H:334:ARG:HA	1.34	0.42
4:H:507:LYS:HZ2	8:G:204:SER:H	1.68	0.42
5:K:156:GLU:O	5:K:160:MET:HG2	2.20	0.42
5:K:157:LYS:HD3	5:K:157:LYS:HA	1.82	0.42
5:K:378:ALA:HB3	5:K:381:PHE:CD1	2.55	0.42
5:K:487:ASN:O	5:K:491:PHE:N	2.53	0.42
5:C:197:ILE:O	5:C:198:LYS:HD2	2.20	0.42
5:C:199:LYS:NZ	5:C:383:GLU:HG3	2.34	0.42
5:C:295:ILE:HG12	5:C:312:GLY:CA	2.49	0.42
5:C:346:GLN:HB3	5:C:363:GLY:HA3	2.01	0.42
6:J:205:CYS:HG	6:J:376:VAL:HA	1.84	0.42

*Continued on next page...*

*Continued from previous page...*

Atom-1	Atom-2	Interatomic distance (Å)	Clash overlap (Å)
7:I:131:LEU:HA	7:I:134:LEU:HB3	2.01	0.42
7:I:378:GLY:HA3	7:I:384:LEU:HD21	2.01	0.42
7:I:426:LYS:C	7:I:428:SER:H	2.22	0.42
7:A:226:GLU:O	7:A:349:LEU:HA	2.20	0.42
7:A:452:ALA:O	7:A:456:GLY:N	2.53	0.42
8:O:386:ASP:O	8:O:389:GLU:HG3	2.20	0.42
8:G:192:VAL:HB	8:G:400:LYS:HD2	2.01	0.42
9:Q:20:GLU:HG2	11:Q:1294:HOH:O	2.19	0.42
1:L:73:ASP:OD2	1:L:76:THR:HG23	2.20	0.41
1:L:177:VAL:HA	2:M:516:ARG:HH22	1.85	0.41
2:M:201:ILE:HG12	2:M:373:ILE:HD11	2.02	0.41
2:E:114:GLU:O	2:E:118:ALA:N	2.43	0.41
2:E:151:ASP:HB3	2:E:154:LYS:HG3	2.02	0.41
2:E:317:PHE:HA	2:E:320:VAL:HB	2.01	0.41
2:E:331:ILE:O	2:E:331:ILE:HG12	2.20	0.41
4:H:160:ILE:C	4:H:162:THR:H	2.23	0.41
4:H:274:TYR:O	4:H:277:GLN:HB2	2.20	0.41
4:H:351:GLU:HB3	4:H:362:PHE:HB2	2.01	0.41
4:P:114:GLU:C	4:P:116:GLN:H	2.22	0.41
4:P:115:GLN:CD	6:B:450:ARG:HH22	2.23	0.41
5:K:245:GLU:CD	5:K:246:LEU:H	2.23	0.41
5:K:417:SER:OG	5:K:439:ALA:HB1	2.20	0.41
5:K:425:ARG:HD3	5:K:425:ARG:HA	1.90	0.41
5:K:487:ASN:ND2	5:K:487:ASN:N	2.68	0.41
5:C:274:LEU:HD13	5:C:277:LYS:HD2	2.02	0.41
6:J:351:TYR:HE2	6:J:364:LYS:HE2	1.85	0.41
6:J:398:THR:H	6:J:398:THR:HG1	1.63	0.41
6:B:419:LEU:O	6:B:423:ILE:HG13	2.20	0.41
7:I:254:GLU:O	7:I:258:LYS:HG3	2.20	0.41
7:I:296:GLY:CA	7:I:315:ARG:HE	2.33	0.41
8:O:146:ASP:O	8:O:149:ILE:HB	2.20	0.41
8:O:275:ILE:HG23	8:O:300:PHE:HE2	1.84	0.41
8:G:145:ARG:O	8:G:149:ILE:HG12	2.19	0.41
1:L:52:LEU:HA	1:L:107:THR:OG1	2.20	0.41
1:L:61:MET:HG3	1:L:80:MET:HB2	2.02	0.41
1:L:167:GLN:H	1:L:167:GLN:HG3	1.66	0.41
1:L:426:GLU:HA	1:L:429:CYS:HB2	2.03	0.41
3:N:196:ASP:OD2	3:N:199:THR:HG23	2.20	0.41
3:N:211:VAL:HB	3:N:389:VAL:HA	2.02	0.41
3:N:222:GLU:HB3	3:N:389:VAL:CB	2.49	0.41
3:F:71:THR:HA	3:F:400:GLU:OE1	2.20	0.41

*Continued on next page...*

*Continued from previous page...*

Atom-1	Atom-2	Interatomic distance (Å)	Clash overlap (Å)
3:F:526:VAL:HA	3:F:529:ILE:HG12	2.01	0.41
4:H:87:GLN:OE1	4:H:508:THR:OG1	2.35	0.41
4:H:114:GLU:H	4:H:114:GLU:CD	2.09	0.41
4:H:182:MET:O	4:H:370:LYS:HA	2.20	0.41
4:H:416:MET:H	4:H:416:MET:HG2	1.70	0.41
4:H:434:GLN:CD	4:H:438:ARG:HH11	2.21	0.41
4:P:504:GLN:HA	4:P:507:LYS:HB2	2.03	0.41
5:C:210:LEU:HB2	5:C:372:PHE:CE1	2.55	0.41
5:C:245:GLU:CG	5:C:248:ALA:HB2	2.51	0.41
6:J:406:LYS:HD3	6:J:407:ARG:H	1.84	0.41
6:B:80:HIS:CE1	6:B:82:ALA:HB3	2.45	0.41
6:B:86:ILE:O	6:B:90:SER:OG	2.38	0.41
6:B:322:ARG:O	6:B:326:LYS:HG3	2.20	0.41
6:B:409:VAL:HG22	6:B:499:ASP:O	2.20	0.41
6:B:452:LEU:HB3	6:B:480:LEU:HD23	2.02	0.41
6:B:474:GLY:O	6:B:476:LYS:N	2.53	0.41
7:I:237:LEU:HB2	7:I:297:ILE:CD1	2.51	0.41
7:I:276:GLU:O	7:I:279:ARG:NH1	2.54	0.41
7:I:493:GLY:HA2	7:I:495:TRP:HE1	1.83	0.41
7:I:499:CYS:O	7:I:503:GLN:N	2.37	0.41
7:A:475:GLN:O	7:A:477:VAL:HG23	2.20	0.41
8:O:36:LEU:HB3	8:O:91:THR:O	2.21	0.41
8:O:86:VAL:HG11	8:O:509:VAL:HG13	2.01	0.41
8:O:219:VAL:C	8:O:362:ILE:HD11	2.40	0.41
8:O:298:LYS:HA	8:O:298:LYS:HD3	1.69	0.41
8:G:161:ILE:H	8:G:161:ILE:HG12	1.62	0.41
8:G:203:ARG:HD2	8:G:378:ARG:HE	1.84	0.41
9:Q:53:HIS:O	9:Q:77:ILE:HG12	2.20	0.41
1:D:293:LYS:HA	1:D:293:LYS:HD3	1.91	0.41
1:D:309:GLU:OE1	2:E:333:SER:HB3	2.21	0.41
1:D:407:CYS:C	1:D:411:ASN:HD22	2.20	0.41
2:M:102:VAL:HG22	2:M:503:VAL:HA	2.01	0.41
2:M:177:ASP:OD1	2:M:177:ASP:N	2.51	0.41
3:N:160:ARG:HA	3:N:163:LEU:HD12	2.02	0.41
3:N:263:GLN:OE1	8:O:250:VAL:HA	2.19	0.41
3:N:493:ILE:HD12	3:N:499:GLY:O	2.20	0.41
4:P:318:THR:HG1	4:P:319:ASP:N	2.18	0.41
5:K:68:LEU:HD13	5:K:68:LEU:HA	1.86	0.41
5:C:9:LEU:HA	6:B:79:GLN:HE22	1.86	0.41
5:C:302:TYR:O	5:C:306:ARG:N	2.47	0.41
5:C:349:GLU:O	5:C:360:PHE:N	2.37	0.41

*Continued on next page...*



*Continued from previous page...*

Atom-1	Atom-2	Interatomic distance (Å)	Clash overlap (Å)
5:C:394:MET:H	5:C:394:MET:HG3	1.54	0.41
6:J:78:VAL:O	6:J:84:LYS:HE3	2.20	0.41
6:J:297:VAL:HG23	6:J:314:ARG:NH2	2.33	0.41
6:B:93:GLN:O	6:B:97:VAL:HG22	2.20	0.41
6:B:467:LEU:HA	6:B:470:VAL:HG22	2.02	0.41
7:I:33:VAL:HB	7:I:34:LEU:HD22	2.03	0.41
7:A:180:LYS:HZ2	7:A:180:LYS:H	1.67	0.41
7:A:265:LYS:HA	7:A:268:GLU:HB2	2.01	0.41
7:A:267:ILE:H	7:A:267:ILE:HG12	1.65	0.41
8:O:164:ASN:HB3	8:O:168:PHE:CD1	2.55	0.41
8:O:190:TYR:CD2	8:O:403:LEU:HB3	2.55	0.41
8:O:288:THR:HG22	8:O:290:GLY:N	2.35	0.41
8:O:445:LEU:C	8:O:447:VAL:H	2.24	0.41
8:O:519:GLU:O	8:O:522:ILE:HB	2.19	0.41
8:G:55:THR:HG1	8:G:390:ARG:HH11	1.57	0.41
8:G:139:ASN:HD21	8:G:406:LYS:HA	1.85	0.41
8:G:146:ASP:O	8:G:149:ILE:HB	2.20	0.41
8:G:354:GLU:OE1	8:G:356:ILE:HG12	2.20	0.41
8:G:384:MET:O	8:G:387:GLU:HG3	2.21	0.41
9:Q:222:VAL:HG11	9:Q:361:PRO:HA	2.02	0.41
9:Q:325:ASN:ND2	11:Q:1155:HOH:O	2.27	0.41
1:L:289:ILE:HD13	1:L:289:ILE:HA	1.77	0.41
1:L:376:GLN:NE2	1:L:378:LYS:HB2	2.35	0.41
1:D:376:GLN:HE22	1:D:378:LYS:HB2	1.86	0.41
1:D:528:LEU:HD13	1:D:528:LEU:HA	1.85	0.41
2:M:40:LYS:HG2	2:M:104:VAL:CG2	2.51	0.41
2:E:141:LEU:HD13	2:E:417:MET:HE2	2.02	0.41
3:N:153:ARG:N	3:N:421:LEU:O	2.49	0.41
3:N:432:LEU:O	3:N:436:LEU:N	2.34	0.41
3:F:143:LYS:HG3	3:F:439:TYR:CE2	2.56	0.41
3:F:151:MET:HE1	3:F:428:PRO:HA	2.02	0.41
3:F:354:ASP:OD1	3:F:355:MET:N	2.54	0.41
4:H:490:MET:HG3	4:H:496:TRP:NE1	2.36	0.41
4:P:157:ASN:O	4:P:161:THR:N	2.53	0.41
4:P:237:ARG:H	4:P:288:ASP:CG	2.23	0.41
4:P:274:TYR:O	4:P:277:GLN:HB2	2.20	0.41
4:P:308:ASN:C	4:P:309:ILE:HD13	2.40	0.41
5:K:36:VAL:HG12	5:K:39:THR:HG21	2.02	0.41
5:K:197:ILE:C	5:K:198:LYS:HD2	2.40	0.41
5:K:209:GLN:O	5:K:373:ILE:N	2.53	0.41
5:K:232:TYR:O	5:K:235:PRO:HG3	2.20	0.41

*Continued on next page...*

*Continued from previous page...*

Atom-1	Atom-2	Interatomic distance (Å)	Clash overlap (Å)
5:K:270:GLU:O	5:K:273:ILE:HB	2.21	0.41
5:C:19:ILE:H	5:C:19:ILE:HG13	1.66	0.41
6:B:104:VAL:HG23	6:B:511:ALA:HB2	2.02	0.41
6:B:204:VAL:HG11	6:B:389:GLU:HB2	2.02	0.41
7:I:164:LEU:HD13	7:I:201:GLU:HG3	2.01	0.41
7:I:426:LYS:HD3	7:I:427:PRO:HD2	2.01	0.41
7:A:48:VAL:HA	7:A:53:ASP:O	2.20	0.41
7:A:469:GLU:OE1	7:A:469:GLU:N	2.50	0.41
8:O:44:MET:HA	8:O:53:THR:O	2.20	0.41
8:O:179:ILE:HD12	8:O:179:ILE:HA	1.83	0.41
8:O:216:LEU:HB3	8:O:218:CYS:SG	2.60	0.41
8:G:211:ILE:O	8:G:373:ALA:HA	2.20	0.41
9:Q:85:VAL:HG22	9:Q:294:THR:HB	2.02	0.41
1:L:210:LYS:HA	1:L:210:LYS:HD2	1.66	0.41
1:L:368:LYS:HG2	1:L:369:ASP:H	1.85	0.41
1:L:440:CYS:O	1:L:441:PRO:O	2.39	0.41
1:D:19:ILE:HG23	5:C:70:ASP:O	2.20	0.41
2:M:228:GLN:HB3	2:M:229:PRO:HD2	2.02	0.41
3:N:34:ARG:HA	3:N:37:ASN:HD22	1.85	0.41
3:N:526:VAL:O	3:N:529:ILE:HB	2.21	0.41
3:F:105:GLY:O	3:F:108:SER:N	2.53	0.41
3:F:122:LYS:O	3:F:126:LYS:N	2.49	0.41
3:F:230:THR:HA	3:F:373:LEU:CD1	2.50	0.41
4:H:293:GLU:C	4:H:314:ARG:HA	2.40	0.41
4:H:434:GLN:HG3	4:H:438:ARG:HH11	1.84	0.41
4:H:434:GLN:OE1	4:H:438:ARG:NH1	2.47	0.41
4:P:70:ILE:HD13	4:P:70:ILE:HA	1.71	0.41
4:P:134:ILE:O	4:P:138:LYS:HG3	2.20	0.41
4:P:515:LEU:HD22	8:O:384:MET:HB2	2.03	0.41
5:K:240:LEU:HA	5:K:240:LEU:HD23	1.77	0.41
6:J:22:PHE:O	6:J:524:ILE:N	2.49	0.41
6:J:103:PHE:N	6:J:103:PHE:CD2	2.84	0.41
6:J:199:VAL:HG11	6:J:397:ASN:OD1	2.21	0.41
6:J:318:LYS:O	6:J:322:ARG:HB2	2.21	0.41
6:J:405:ASP:O	6:J:406:LYS:HE2	2.21	0.41
7:I:146:GLU:HA	7:I:149:ILE:HB	2.03	0.41
7:A:197:LYS:HZ3	7:A:381:LYS:N	2.19	0.41
8:G:330:THR:OG1	8:G:331:LEU:N	2.53	0.41
1:L:12:TYR:CZ	1:L:14:ARG:HD2	2.55	0.41
1:L:362:ILE:HG23	1:L:371:MET:HB2	2.01	0.41
1:D:218:ARG:HD3	2:E:502:GLN:HE22	1.84	0.41

*Continued on next page...*

*Continued from previous page...*

Atom-1	Atom-2	Interatomic distance (Å)	Clash overlap (Å)
1:D:254:PRO:HB3	1:D:304:TRP:CB	2.46	0.41
1:D:288:MET:HA	1:D:291:GLN:HB3	2.01	0.41
1:D:312:HIS:CD2	2:E:332:ALA:HA	2.55	0.41
1:D:529:LYS:HD2	1:D:529:LYS:HA	1.75	0.41
2:M:66:ASP:OD2	2:M:68:ALA:HB3	2.21	0.41
2:M:272:LYS:HD3	2:M:272:LYS:HA	1.84	0.41
2:E:379:THR:HG22	2:E:381:GLN:H	1.83	0.41
3:N:55:LYS:HD2	8:O:113:HIS:HE2	1.84	0.41
3:N:365:VAL:HG11	3:N:375:LYS:HE3	2.02	0.41
3:F:104:ASP:C	3:F:106:THR:H	2.24	0.41
4:H:219:MET:HE2	4:H:219:MET:HB2	1.91	0.41
4:H:381:LYS:HA	4:H:384:LEU:HB2	2.03	0.41
4:H:523:VAL:CB	8:G:45:LEU:HB3	2.45	0.41
4:P:152:MET:O	4:P:156:ILE:HG12	2.20	0.41
4:P:220:ILE:HB	4:P:361:THR:HB	2.01	0.41
4:P:392:GLN:O	4:P:395:MET:HG2	2.20	0.41
4:P:425:LYS:O	4:P:429:MET:HB2	2.21	0.41
4:P:499:LEU:O	4:P:503:LEU:HG	2.20	0.41
5:K:238:ALA:O	5:K:239:LEU:HD23	2.20	0.41
5:K:521:LYS:HA	6:J:57:ILE:HD11	2.03	0.41
5:C:122:ILE:O	5:C:126:ARG:HG2	2.19	0.41
5:C:359:ASN:OD1	5:C:359:ASN:N	2.53	0.41
5:C:372:PHE:HD1	5:C:372:PHE:HA	1.73	0.41
5:C:374:LEU:HD12	5:C:374:LEU:HA	1.77	0.41
6:J:160:VAL:HA	6:J:163:LEU:HD12	2.02	0.41
6:B:96:GLU:HG3	6:B:97:VAL:HG13	2.02	0.41
7:I:44:MET:H	7:I:44:MET:CE	2.34	0.41
7:I:317:LYS:HB2	7:I:320:ASN:HD21	1.86	0.41
7:A:261:LYS:HD2	7:A:261:LYS:H	1.85	0.41
8:G:173:VAL:O	8:G:176:VAL:HG13	2.21	0.41
8:G:423:LEU:O	8:G:427:ALA:N	2.48	0.41
9:Q:212:SER:N	11:Q:1215:HOH:O	2.43	0.41
1:L:27:ARG:NH1	1:L:29:MET:HB2	2.36	0.41
1:L:206:PHE:HE1	1:L:407:CYS:HG	1.64	0.41
1:D:137:TYR:O	1:D:141:ALA:N	2.52	0.41
1:D:148:LEU:HD12	1:D:148:LEU:HA	1.88	0.41
1:D:190:VAL:HA	1:D:193:VAL:HG22	2.03	0.41
1:D:206:PHE:N	1:D:206:PHE:CD2	2.88	0.41
1:D:313:LEU:O	1:D:316:GLN:HB2	2.20	0.41
1:D:427:ILE:O	1:D:431:LEU:HD23	2.21	0.41
1:D:518:SER:O	1:D:522:GLN:HG3	2.21	0.41

*Continued on next page...*

*Continued from previous page...*

Atom-1	Atom-2	Interatomic distance (Å)	Clash overlap (Å)
2:M:412:CYS:SG	2:M:413:SER:N	2.94	0.41
3:N:31:ALA:HA	3:N:34:ARG:CZ	2.50	0.41
3:N:32:GLN:HA	3:N:35:PHE:HD2	1.84	0.41
3:F:72:ASN:HB3	3:F:174:LYS:HG3	2.03	0.41
3:F:75:ALA:O	3:F:79:LYS:N	2.39	0.41
3:F:269:TYR:C	8:G:266:ARG:HH22	2.21	0.41
4:H:20:ARG:HA	4:H:23:GLN:HG3	2.01	0.41
4:P:132:ASP:OD1	4:P:132:ASP:N	2.52	0.41
4:P:196:LYS:HG2	4:P:399:ARG:NH2	2.36	0.41
5:K:27:SER:O	5:K:31:VAL:HG23	2.21	0.41
5:K:28:ALA:O	5:K:32:ILE:HG12	2.21	0.41
5:K:209:GLN:N	5:K:373:ILE:O	2.52	0.41
5:K:224:GLY:O	5:K:227:MET:N	2.45	0.41
5:K:236:LYS:HZ2	5:K:344:ARG:HB3	1.85	0.41
5:K:503:LEU:HG	5:K:503:LEU:H	1.71	0.41
6:J:36:CYS:SG	6:J:109:GLY:HA2	2.60	0.41
6:J:277:ASP:HB2	6:J:304:TYR:CE1	2.55	0.41
6:B:338:PRO:O	6:B:340:VAL:N	2.53	0.41
6:B:467:LEU:O	6:B:471:HIS:HB2	2.20	0.41
6:B:522:ASP:OD1	6:B:522:ASP:N	2.34	0.41
7:I:18:ALA:O	7:I:22:VAL:HG23	2.20	0.41
7:I:414:VAL:O	7:I:418:MET:HG2	2.21	0.41
7:A:4:VAL:HG22	7:A:7:LEU:HB3	2.02	0.41
7:A:321:MET:HA	7:A:324:LEU:HB2	2.03	0.41
8:O:150:ASN:O	8:O:154:THR:N	2.41	0.41
8:O:166:ASP:O	8:O:170:ASN:HB3	2.21	0.41
8:G:109:LYS:HD3	8:G:109:LYS:HA	1.85	0.41
8:G:129:VAL:O	8:G:132:ILE:HB	2.21	0.41
8:G:272:LYS:O	8:G:275:ILE:HB	2.21	0.41
9:Q:330:GLN:O	9:Q:334:VAL:HG22	2.20	0.41
1:L:46:ASN:OD1	1:L:46:ASN:N	2.53	0.41
1:L:86:GLN:OE1	5:K:56:ALA:HB2	2.21	0.41
1:L:198:ASP:HB2	1:L:203:ASP:OD1	2.20	0.41
1:D:73:ASP:O	1:D:77:ILE:HG12	2.20	0.41
2:M:207:GLY:HA3	2:M:376:ARG:HB3	2.03	0.41
2:M:268:GLU:HG3	3:N:256:PRO:HB3	2.03	0.41
2:M:511:ALA:O	2:M:515:LEU:HG	2.21	0.41
2:E:299:TYR:CE1	2:E:303:LEU:HD21	2.56	0.41
2:E:375:LEU:HA	2:E:375:LEU:HD23	1.70	0.41
3:N:59:LYS:O	3:N:71:THR:N	2.41	0.41
3:N:171:LEU:HA	3:N:171:LEU:HD13	1.67	0.41

*Continued on next page...*

*Continued from previous page...*

Atom-1	Atom-2	Interatomic distance (Å)	Clash overlap (Å)
3:F:229:LEU:HD23	3:F:229:LEU:HA	1.67	0.41
4:P:391:LEU:HA	4:P:394:ALA:HB3	2.01	0.41
5:K:110:PRO:O	5:K:113:GLU:HB2	2.20	0.41
5:K:238:ALA:O	5:K:289:VAL:HA	2.21	0.41
5:K:298:VAL:H	5:K:298:VAL:HG22	1.60	0.41
5:C:351:THR:O	5:C:358:TYR:HB2	2.21	0.41
5:C:486:ASP:OD1	5:C:488:PHE:HB3	2.21	0.41
6:J:19:ALA:HB1	6:J:526:MET:O	2.20	0.41
6:B:132:TYR:CD1	6:B:441:PHE:HD2	2.39	0.41
7:I:118:ILE:HG12	7:I:118:ILE:H	1.61	0.41
7:I:290:VAL:HA	7:I:311:VAL:HB	2.03	0.41
7:A:92:THR:HA	7:A:95:ASN:HB2	2.03	0.41
7:A:93:THR:OG1	7:A:94:SER:N	2.53	0.41
8:O:35:SER:HB2	8:O:43:LYS:HZ2	1.85	0.41
8:O:150:ASN:HB3	8:O:502:GLY:O	2.20	0.41
8:G:55:THR:HG22	8:G:57:ASP:H	1.86	0.41
8:G:421:ILE:HD12	8:G:475:GLN:HG2	2.03	0.41
1:L:23:ASP:N	1:L:23:ASP:OD1	2.53	0.41
1:L:74:GLY:O	1:L:77:ILE:HB	2.20	0.41
1:L:184:GLN:HA	1:L:187:GLU:OE1	2.21	0.41
1:D:93:GLU:CD	5:C:379:GLU:H	2.24	0.41
1:D:145:ILE:H	1:D:145:ILE:HG12	1.75	0.41
1:D:149:ASP:OD1	1:D:150:LYS:N	2.53	0.41
1:D:206:PHE:HZ	1:D:407:CYS:HA	1.86	0.41
1:D:229:ILE:HA	1:D:373:VAL:HA	2.03	0.41
1:D:473:THR:O	1:D:477:VAL:HG23	2.21	0.41
1:D:529:LYS:NZ	5:C:44:GLY:O	2.54	0.41
2:M:156:ARG:HA	2:M:159:LEU:HB2	2.03	0.41
2:M:204:LYS:O	2:M:376:ARG:NH1	2.54	0.41
2:M:293:ARG:HA	2:M:315:ALA:H	1.86	0.41
2:M:354:ILE:O	2:M:356:GLU:N	2.54	0.41
2:E:19:GLU:O	2:E:519:ASN:HA	2.20	0.41
2:E:115:SER:HA	2:E:118:ALA:HB3	2.02	0.41
2:E:236:LYS:O	2:E:289:CYS:HB3	2.20	0.41
2:E:262:ALA:O	2:E:266:GLU:HG3	2.21	0.41
2:E:265:ALA:O	2:E:269:HIS:HB2	2.21	0.41
2:E:273:GLU:O	2:E:277:GLU:HG3	2.21	0.41
3:N:60:MET:HG3	8:O:527:ILE:HG23	2.02	0.41
3:N:248:LEU:HG	3:N:344:PRO:HB3	2.01	0.41
3:N:250:GLN:OE1	3:N:346:ALA:HB2	2.21	0.41
3:N:419:ARG:N	3:N:419:ARG:NE	2.69	0.41

*Continued on next page...*

*Continued from previous page...*

Atom-1	Atom-2	Interatomic distance (Å)	Clash overlap (Å)
3:F:187:SER:O	3:F:191:VAL:HG23	2.20	0.41
3:F:214:LEU:C	3:F:391:ARG:HH12	2.24	0.41
3:F:496:ARG:NH1	3:F:497:LYS:HB2	2.35	0.41
4:H:48:LYS:HE2	7:A:520:GLU:CG	2.51	0.41
4:H:57:ILE:HD12	4:H:58:VAL:N	2.36	0.41
4:H:99:ILE:O	4:H:102:ALA:N	2.54	0.41
4:H:115:GLN:CD	6:J:450:ARG:HH22	2.23	0.41
4:H:165:ILE:HG22	4:H:168:TRP:HB2	2.01	0.41
4:H:282:ILE:HD11	4:H:335:PRO:HB3	2.03	0.41
4:H:439:ALA:O	4:H:442:GLN:HB2	2.21	0.41
4:H:446:VAL:O	4:H:450:THR:N	2.35	0.41
4:P:14:THR:HB	4:P:524:SER:O	2.21	0.41
4:P:14:THR:HG22	4:P:525:GLY:HA3	2.03	0.41
4:P:90:GLU:HG2	4:P:504:GLN:HE21	1.86	0.41
4:P:123:ILE:HD11	4:P:517:LEU:CB	2.51	0.41
4:P:127:ARG:NH2	8:O:163:ILE:HB	2.36	0.41
4:P:221:ASN:HA	4:P:360:PHE:HD1	1.85	0.41
4:P:359:TYR:OH	7:I:186:ILE:HD12	2.21	0.41
4:P:502:LYS:HA	4:P:502:LYS:HD3	1.87	0.41
4:P:507:LYS:O	4:P:511:GLU:HG2	2.21	0.41
5:K:275:TYR:CD1	5:K:275:TYR:N	2.89	0.41
5:K:456:ASP:HA	8:G:111:LYS:HZ2	1.86	0.41
5:C:20:PRO:HA	5:C:23:VAL:HG12	2.03	0.41
5:C:519:THR:CA	6:B:54:LYS:HZ3	2.33	0.41
6:J:63:LEU:HD13	6:J:63:LEU:HA	1.93	0.41
6:J:71:THR:O	6:J:75:GLU:HG2	2.21	0.41
6:J:247:ASP:HA	6:J:298:ALA:HB2	2.02	0.41
6:J:385:MET:O	6:J:388:ILE:HG22	2.20	0.41
6:B:35:ALA:O	6:B:39:LEU:HD22	2.20	0.41
6:B:93:GLN:O	6:B:97:VAL:N	2.48	0.41
6:B:377:LEU:HA	6:B:377:LEU:HD13	1.78	0.41
6:B:383:ASN:HA	6:B:386:ASP:OD2	2.21	0.41
6:B:481:ASP:HB2	6:B:489:VAL:O	2.21	0.41
7:I:253:ALA:O	7:I:256:ARG:HB3	2.20	0.41
7:A:91:GLY:HA2	7:A:94:SER:OG	2.21	0.41
7:A:136:GLU:OE2	7:A:137:VAL:HB	2.21	0.41
7:A:218:HIS:O	7:A:221:MET:HB2	2.20	0.41
7:A:239:TYR:CG	7:A:240:GLU:N	2.89	0.41
7:A:277:LEU:HD21	7:A:344:LEU:HD21	2.03	0.41
7:A:297:ILE:HG12	7:A:314:ARG:CB	2.51	0.41
7:A:419:ALA:CB	7:A:445:LEU:HD21	2.50	0.41

*Continued on next page...*

*Continued from previous page...*

Atom-1	Atom-2	Interatomic distance (Å)	Clash overlap (Å)
7:A:473:SER:O	7:A:473:SER:OG	2.38	0.41
8:O:92:SER:O	8:O:96:ILE:HG12	2.21	0.41
8:O:96:ILE:HG22	8:O:100:LEU:HD23	2.02	0.41
8:O:151:ALA:O	8:O:155:SER:N	2.40	0.41
8:O:174:ASP:OD1	8:O:174:ASP:N	2.52	0.41
8:O:225:MET:HG3	8:O:226:PRO:CD	2.50	0.41
8:O:276:GLN:O	8:O:280:ALA:N	2.48	0.41
8:O:335:GLU:CD	8:O:337:GLU:H	2.24	0.41
8:O:520:ALA:O	8:O:524:ILE:HG12	2.20	0.41
8:G:44:MET:HE2	8:G:45:LEU:N	2.36	0.41
8:G:100:LEU:HD13	8:G:444:SER:OG	2.21	0.41
8:G:313:LYS:O	8:G:316:LEU:HG	2.21	0.41
8:G:396:LEU:HD13	8:G:396:LEU:HA	1.91	0.41
8:G:398:VAL:HG23	8:G:399:VAL:N	2.35	0.41
9:Q:79:HIS:HA	9:Q:82:TYR:CZ	2.56	0.41
9:Q:258:SER:OG	9:Q:339:ALA:O	2.31	0.41
1:L:159:ILE:O	1:L:160:LYS:C	2.59	0.41
1:L:214:LYS:HB2	1:L:386:PHE:CE1	2.56	0.41
1:L:255:PHE:N	1:L:255:PHE:HD1	2.19	0.41
1:L:266:LEU:O	2:M:255:ARG:HG3	2.21	0.41
1:L:362:ILE:O	1:L:370:LYS:HB3	2.21	0.41
1:L:364:PHE:HZ	1:L:368:LYS:NZ	2.19	0.41
1:L:525:ARG:NH1	5:K:167:LEU:O	2.53	0.41
1:D:93:GLU:OE2	5:C:201:GLN:OE1	2.39	0.41
1:D:138:GLU:HA	1:D:521:THR:HG21	2.03	0.41
1:D:323:ARG:HE	1:D:323:ARG:HB3	1.73	0.41
2:E:98:GLY:O	2:E:102:VAL:HG23	2.20	0.41
3:N:205:LEU:H	3:N:205:LEU:HG	1.41	0.41
3:F:213:LYS:HD2	3:F:213:LYS:HA	1.68	0.41
4:H:415:GLU:HB3	4:H:444:LEU:HG	2.03	0.41
4:H:490:MET:HE1	4:H:495:ILE:HB	2.03	0.41
4:P:106:LEU:HA	4:P:109:ALA:HB3	2.02	0.41
5:K:251:ASP:OD1	5:K:252:ASN:N	2.54	0.41
5:K:350:GLU:HB2	5:K:358:TYR:O	2.20	0.41
5:K:474:TRP:HB2	5:K:486:ASP:OD1	2.21	0.41
5:C:366:LYS:HE3	5:C:366:LYS:HB3	1.78	0.41
6:B:208:LEU:HA	6:B:379:GLY:O	2.21	0.41
6:B:406:LYS:HA	6:B:406:LYS:HD3	1.62	0.41
7:I:46:MET:HA	7:I:55:LYS:O	2.21	0.41
7:I:129:LYS:HD3	7:I:425:HIS:NE2	2.35	0.41
7:I:175:SER:HB3	7:I:206:LEU:HD22	2.03	0.41

*Continued on next page...*

*Continued from previous page...*

Atom-1	Atom-2	Interatomic distance (Å)	Clash overlap (Å)
7:I:435:LEU:HD13	7:I:435:LEU:HA	1.84	0.41
7:A:74:ALA:HA	7:A:77:ILE:HD12	2.02	0.41
8:O:348:ALA:HA	8:O:367:THR:HA	2.03	0.41
8:G:81:LEU:O	8:G:85:GLU:N	2.54	0.41
8:G:183:ASP:C	8:G:185:ARG:H	2.08	0.41
8:G:478:PRO:C	8:G:480:ARG:HG2	2.42	0.41
8:G:533:LEU:HD23	8:G:533:LEU:HA	1.91	0.41
9:Q:48:ALA:HB1	9:Q:57:VAL:HG13	2.03	0.41
9:Q:300:GLU:O	9:Q:303:ASN:HB2	2.21	0.41
1:D:23:ASP:N	1:D:23:ASP:OD1	2.54	0.40
1:D:119:GLU:OE1	1:D:450:ALA:HB1	2.22	0.40
1:D:182:HIS:ND1	1:D:182:HIS:N	2.68	0.40
1:D:262:THR:CG2	5:C:247:LYS:HD2	2.50	0.40
2:M:31:GLY:O	2:M:35:ILE:N	2.46	0.40
2:M:295:LEU:HG	2:M:314:HIS:CD2	2.56	0.40
2:M:422:THR:H	2:M:422:THR:HG1	1.54	0.40
2:E:41:SER:HA	2:E:453:ASN:ND2	2.36	0.40
2:E:266:GLU:HG3	2:E:266:GLU:H	1.76	0.40
2:E:460:ASP:N	2:E:460:ASP:OD1	2.52	0.40
3:N:490:THR:O	3:N:503:ILE:N	2.53	0.40
3:F:394:ASN:ND2	3:F:397:VAL:H	2.19	0.40
4:H:255:ASP:C	4:H:256:ILE:HD12	2.41	0.40
4:P:47:MET:HB3	7:I:517:LEU:O	2.21	0.40
4:P:251:GLU:OE1	8:O:245:LYS:HD2	2.21	0.40
5:K:372:PHE:HD1	5:K:372:PHE:HA	1.72	0.40
5:K:418:LYS:HE3	5:K:418:LYS:HB3	1.55	0.40
5:K:499:ARG:HA	5:K:502:ALA:HB3	2.03	0.40
5:C:46:ASP:O	5:C:47:LYS:HD3	2.21	0.40
5:C:122:ILE:HA	5:C:125:PHE:HB2	2.03	0.40
5:C:134:ASN:OD1	5:C:134:ASN:N	2.53	0.40
5:C:254:GLU:O	6:B:258:LEU:HA	2.22	0.40
5:C:356:GLU:HB2	5:C:358:TYR:CZ	2.56	0.40
6:J:50:ASN:ND2	6:J:456:SER:HA	2.36	0.40
6:B:164:LEU:HD13	6:B:164:LEU:HA	1.76	0.40
7:I:65:HIS:O	7:I:65:HIS:ND1	2.54	0.40
7:I:208:ARG:O	7:I:372:VAL:HG12	2.20	0.40
7:I:310:ILE:HD13	7:I:310:ILE:HA	1.72	0.40
7:I:317:LYS:N	7:I:320:ASN:OD1	2.54	0.40
7:A:299:PRO:O	7:A:302:LEU:HB2	2.21	0.40
7:A:313:LEU:HD23	7:A:313:LEU:HA	1.70	0.40
7:A:497:ASN:HB2	7:A:500:VAL:CG2	2.51	0.40

*Continued on next page...*



*Continued from previous page...*

Atom-1	Atom-2	Interatomic distance (Å)	Clash overlap (Å)
8:O:109:LYS:HD3	8:O:109:LYS:HA	1.61	0.40
8:O:241:LEU:HB3	8:O:296:CYS:SG	2.61	0.40
8:O:301:VAL:C	8:O:304:GLY:H	2.23	0.40
8:G:48:ASP:CG	8:G:49:ILE:HG23	2.41	0.40
8:G:179:ILE:HD12	8:G:179:ILE:HA	1.82	0.40
9:Q:22:ARG:NH1	11:Q:1220:HOH:O	2.45	0.40
9:Q:141:MET:HE3	9:Q:141:MET:HB2	1.95	0.40
1:L:222:THR:HG23	1:L:387:ILE:HG13	2.02	0.40
1:L:260:PRO:HD3	5:K:267:VAL:HB	2.03	0.40
1:L:470:PRO:HG2	1:L:471:ILE:HD13	2.03	0.40
1:D:102:ILE:HG21	1:D:512:GLY:HA2	2.01	0.40
1:D:155:VAL:HA	1:D:158:ASP:OD1	2.20	0.40
1:D:309:GLU:HA	2:E:333:SER:HB3	2.03	0.40
1:D:342:VAL:HA	1:D:343:PRO:HD3	1.93	0.40
1:D:418:VAL:HB	1:D:508:GLU:O	2.22	0.40
1:D:522:GLN:NE2	5:C:205:LEU:HG	2.37	0.40
11:D:601:HOH:O	9:Q:307:GLY:HA3	2.21	0.40
2:M:199:ILE:HG12	2:M:371:CYS:SG	2.60	0.40
2:M:316:ASP:O	2:M:320:VAL:HG23	2.21	0.40
2:M:473:ASN:OD1	2:M:476:ALA:N	2.48	0.40
2:E:224:ILE:HA	2:E:312:ILE:HD12	2.04	0.40
3:F:78:LEU:HB3	3:F:92:VAL:HG22	2.04	0.40
4:H:458:SER:O	4:H:462:LEU:HD23	2.22	0.40
4:P:26:ASN:OD1	4:P:26:ASN:N	2.54	0.40
4:P:74:HIS:CE1	4:P:76:ALA:HB3	2.57	0.40
4:P:204:ILE:CD1	4:P:377:ARG:HD3	2.51	0.40
5:K:15:SER:HA	5:K:519:THR:O	2.21	0.40
5:K:62:GLY:O	5:K:65:ILE:N	2.54	0.40
5:K:150:GLU:HB2	5:K:153:LYS:CD	2.51	0.40
5:K:358:TYR:HB2	5:K:360:PHE:HE1	1.86	0.40
5:C:150:GLU:HB2	5:C:153:LYS:CG	2.44	0.40
6:J:23:SER:OG	6:J:24:GLY:N	2.55	0.40
6:J:69:ALA:HB3	6:J:101:THR:OG1	2.21	0.40
6:J:179:LEU:H	6:J:179:LEU:HG	1.70	0.40
6:B:47:TYR:CG	6:B:103:PHE:CE2	3.08	0.40
6:B:77:GLU:H	6:B:77:GLU:HG2	1.55	0.40
7:I:168:LEU:HD11	7:I:391:VAL:HG22	2.02	0.40
7:I:172:VAL:O	7:I:176:ILE:N	2.41	0.40
7:I:273:LYS:NZ	7:I:337:ASP:HA	2.35	0.40
7:I:380:ASN:HB2	7:I:382:HIS:CE1	2.56	0.40
7:A:266:PHE:HE2	7:A:270:ARG:NE	2.19	0.40

*Continued on next page...*

*Continued from previous page...*

Atom-1	Atom-2	Interatomic distance (Å)	Clash overlap (Å)
7:A:298:ASP:O	7:A:302:LEU:HG	2.21	0.40
7:A:429:VAL:HG21	7:A:434:GLN:N	2.37	0.40
8:O:237:LEU:HB3	8:O:286:ILE:HD11	2.03	0.40
8:G:101:LEU:HD11	8:G:524:ILE:HG21	2.04	0.40
8:G:199:LYS:HB2	8:G:385:CYS:SG	2.61	0.40
8:G:510:LYS:HA	8:G:510:LYS:HD3	1.84	0.40
8:G:530:LEU:HD13	8:G:530:LEU:HA	1.83	0.40
9:Q:133:TRP:HB3	9:Q:360:ASP:HA	2.03	0.40
1:L:122:GLN:O	1:L:126:ARG:HG3	2.21	0.40
1:L:138:GLU:OE1	1:L:142:ARG:HD2	2.22	0.40
1:L:248:ILE:HD12	1:L:299:LEU:HD22	2.03	0.40
1:D:211:VAL:HG13	1:D:385:ILE:HD11	2.02	0.40
1:D:231:ASP:HA	1:D:371:MET:SD	2.61	0.40
1:D:491:ILE:O	1:D:493:CYS:N	2.54	0.40
1:D:496:LYS:O	1:D:498:THR:N	2.54	0.40
2:M:168:SER:HA	2:M:173:THR:HG23	2.03	0.40
2:M:179:PHE:HA	2:M:182:LEU:HB2	2.03	0.40
2:M:300:PRO:HA	2:M:303:LEU:CD1	2.52	0.40
2:E:240:ALA:O	2:E:292:ASN:HA	2.20	0.40
2:E:249:ILE:HA	2:E:250:LYS:NZ	2.36	0.40
2:E:479:ASP:OD1	2:E:481:ARG:HG2	2.22	0.40
3:N:106:THR:HA	3:N:109:VAL:HG12	2.03	0.40
3:N:238:ILE:HD13	3:N:238:ILE:HA	1.70	0.40
3:N:299:LEU:HB3	3:N:328:ILE:CD1	2.52	0.40
3:F:422:ILE:HG23	3:F:489:LYS:HZ2	1.85	0.40
3:F:434:LEU:O	3:F:438:GLU:HG2	2.21	0.40
4:H:116:GLN:NE2	6:J:460:ALA:H	2.12	0.40
4:P:112:PHE:HE1	4:P:436:PRO:N	2.19	0.40
4:P:240:LEU:HD13	4:P:291:ILE:HB	2.03	0.40
4:P:340:GLU:H	4:P:340:GLU:CD	2.21	0.40
5:K:117:HIS:O	5:K:121:ILE:HD12	2.21	0.40
5:K:335:ASN:H	5:K:335:ASN:ND2	2.19	0.40
5:C:37:ARG:CZ	5:C:37:ARG:HB2	2.51	0.40
5:C:293:LEU:HD13	5:C:293:LEU:HA	1.94	0.40
6:J:296:LYS:HE2	6:J:296:LYS:HB2	1.76	0.40
6:B:316:ASN:HB3	6:B:320:ASP:HB2	2.02	0.40
6:B:516:VAL:O	6:B:520:ARG:HB2	2.21	0.40
6:B:518:VAL:HG23	6:B:519:LEU:HD22	2.03	0.40
6:B:519:LEU:HD13	6:B:519:LEU:HA	1.65	0.40
7:I:54:ILE:C	7:I:55:LYS:HZ2	2.19	0.40
7:I:130:ALA:HB2	7:I:422:LEU:HD11	2.02	0.40

*Continued on next page...*

*Continued from previous page...*

Atom-1	Atom-2	Interatomic distance (Å)	Clash overlap (Å)
7:I:180:LYS:HE3	7:I:180:LYS:HB3	1.97	0.40
7:I:429:VAL:HG23	7:I:431:GLY:N	2.26	0.40
7:A:134:LEU:HD22	7:A:505:LEU:HD12	2.03	0.40
7:A:462:THR:O	7:A:466:ILE:HG12	2.22	0.40
8:O:28:ILE:HA	8:O:31:ILE:HG12	2.03	0.40
8:G:184:ILE:HD12	8:G:184:ILE:HA	1.91	0.40
9:Q:70:HIS:CE1	11:Q:1137:HOH:O	2.73	0.40
9:Q:94:HIS:CE1	9:Q:153:LEU:HD23	2.57	0.40
9:Q:94:HIS:ND1	11:Q:1189:HOH:O	2.36	0.40
9:Q:242:LEU:HG	9:Q:349:PHE:CD1	2.56	0.40
1:L:511:ILE:HD13	1:L:511:ILE:HA	1.99	0.40
1:D:344:ARG:HH21	1:D:347:GLU:CD	2.25	0.40
1:D:420:TYR:CD2	1:D:502:LYS:HB2	2.56	0.40
2:M:300:PRO:HA	2:M:303:LEU:HD12	2.03	0.40
2:M:348:LEU:HD23	2:M:349:ILE:N	2.36	0.40
3:F:69:THR:HG21	3:F:80:GLN:HG3	2.02	0.40
3:F:138:GLN:HA	3:F:141:LEU:HD21	2.04	0.40
3:F:284:LEU:HG	3:F:288:LYS:HB2	2.03	0.40
4:H:235:ASN:HA	4:H:347:ALA:O	2.20	0.40
4:P:50:LEU:HD13	7:I:522:MET:CG	2.52	0.40
4:P:66:ILE:HG12	4:P:66:ILE:H	1.61	0.40
4:P:216:ARG:O	4:P:364:THR:HA	2.21	0.40
4:P:368:ASP:N	4:P:368:ASP:OD1	2.53	0.40
4:P:447:ILE:HD12	4:P:447:ILE:N	2.37	0.40
4:P:462:LEU:HD13	4:P:462:LEU:HA	1.92	0.40
5:K:509:ALA:O	5:K:513:ILE:HG12	2.22	0.40
5:C:61:ASP:OD1	5:C:63:ALA:HB3	2.22	0.40
5:C:217:LYS:HG3	5:C:218:LYS:HG3	2.02	0.40
5:C:457:ALA:N	8:O:111:LYS:HE2	2.36	0.40
6:J:157:ILE:HG13	6:J:158:ASP:OD1	2.21	0.40
6:J:201:ASN:OD1	6:J:201:ASN:N	2.54	0.40
6:J:252:GLU:OE2	6:J:253:THR:OG1	2.25	0.40
6:J:431:PRO:HA	6:J:435:GLN:NE2	2.37	0.40
6:B:249:MET:HE3	6:B:335:ARG:HA	2.03	0.40
6:B:324:LEU:HD12	6:B:324:LEU:HA	1.93	0.40
6:B:435:GLN:O	6:B:438:ILE:HG23	2.22	0.40
7:I:82:THR:H	7:I:82:THR:HG1	1.57	0.40
7:I:131:LEU:HD22	7:I:506:HIS:NE2	2.37	0.40
7:I:231:LEU:HB2	7:I:289:PHE:CE2	2.55	0.40
7:I:303:ASP:CG	7:I:307:LYS:HZ3	2.24	0.40
7:A:381:LYS:O	7:A:385:THR:HG23	2.21	0.40

*Continued on next page...*

*Continued from previous page...*

Atom-1	Atom-2	Interatomic distance (Å)	Clash overlap (Å)
8:O:98:ALA:O	8:O:101:LEU:HB3	2.22	0.40
8:O:378:ARG:HD2	8:O:378:ARG:HA	1.84	0.40
8:G:190:TYR:HD2	8:G:403:LEU:HB3	1.85	0.40
8:G:314:ARG:O	8:G:317:LYS:HB2	2.22	0.40
8:G:507:THR:O	8:G:511:VAL:HG23	2.22	0.40
1:L:402:LEU:HD13	1:L:402:LEU:HA	1.64	0.40
1:D:58:ASP:HB2	1:D:71:THR:C	2.42	0.40
1:D:274:TYR:OH	2:E:274:LYS:HG3	2.21	0.40
1:D:295:THR:HG22	1:D:353:LEU:HD11	2.03	0.40
2:M:116:LEU:O	2:M:120:LYS:N	2.53	0.40
2:M:158:ASP:O	2:M:162:ILE:HG12	2.22	0.40
2:M:167:LEU:HD21	2:M:393:ALA:HB1	2.04	0.40
2:M:231:ARG:O	2:M:231:ARG:HG3	2.21	0.40
2:M:348:LEU:HD21	2:M:350:GLU:OE1	2.22	0.40
2:M:390:LEU:HD13	2:M:390:LEU:HA	1.80	0.40
2:E:35:ILE:O	2:E:39:VAL:HG13	2.22	0.40
3:N:72:ASN:ND2	3:N:174:LYS:HG3	2.36	0.40
3:N:162:THR:H	3:N:162:THR:HG1	1.67	0.40
3:N:272:MET:O	3:N:276:LEU:HD23	2.22	0.40
3:N:283:ILE:O	3:N:286:LEU:HB2	2.21	0.40
3:N:511:PRO:HD2	3:N:514:VAL:HG21	2.02	0.40
3:F:129:HIS:CG	3:F:130:PRO:HD2	2.55	0.40
3:F:214:LEU:O	3:F:391:ARG:NH1	2.43	0.40
3:F:298:LEU:O	3:F:325:ILE:N	2.55	0.40
4:H:112:PHE:HE1	4:H:436:PRO:HD3	1.86	0.40
4:H:249:LYS:HA	4:H:249:LYS:HD3	1.92	0.40
4:H:526:HIS:ND1	8:G:47:ASP:HB2	2.36	0.40
4:P:23:GLN:H	4:P:23:GLN:HG3	1.75	0.40
4:P:226:HIS:CG	4:P:227:PRO:HD2	2.56	0.40
4:P:341:ASP:OD1	4:P:341:ASP:N	2.54	0.40
5:K:111:TYR:HD2	5:K:111:TYR:HA	1.73	0.40
5:K:467:ARG:NH2	5:K:471:GLY:HA3	2.36	0.40
5:C:73:HIS:CG	5:C:74:PRO:HD2	2.57	0.40
5:C:114:GLU:OE1	8:O:461:THR:OG1	2.27	0.40
5:C:353:ILE:HB	5:C:358:TYR:CD2	2.57	0.40
5:C:506:ALA:O	5:C:509:ALA:HB3	2.21	0.40
6:J:322:ARG:HD2	7:I:219:PRO:HG3	2.03	0.40
6:B:20:LYS:O	6:B:526:MET:N	2.53	0.40
6:B:82:ALA:O	6:B:86:ILE:HG23	2.21	0.40
6:B:269:SER:O	6:B:272:GLU:HB3	2.22	0.40
6:B:289:ASN:O	6:B:311:MET:N	2.50	0.40

*Continued on next page...*

Continued from previous page...

Atom-1	Atom-2	Interatomic distance (Å)	Clash overlap (Å)
7:I:179:ILE:C	7:I:370:ARG:HH11	2.23	0.40
7:I:185:PRO:HG2	7:I:399:LYS:NZ	2.36	0.40
7:I:207:ILE:HD12	7:I:207:ILE:HA	1.91	0.40
7:I:231:LEU:HB3	7:I:291:VAL:HG22	2.02	0.40
7:A:27:ALA:O	7:A:31:GLN:HG3	2.21	0.40
7:A:234:ASN:HA	7:A:294:GLN:H	1.85	0.40
8:O:130:ARG:O	8:O:134:GLU:HG3	2.21	0.40
8:O:446:LEU:HD12	8:O:446:LEU:HA	1.96	0.40
8:G:44:MET:C	8:G:45:LEU:HD23	2.41	0.40
8:G:319:ILE:O	8:G:323:SER:N	2.39	0.40
9:Q:79:HIS:CD2	9:Q:79:HIS:O	2.75	0.40
9:Q:93:ALA:O	9:Q:97:ARG:NH1	2.53	0.40
9:Q:295:VAL:HG23	9:Q:299:VAL:HG23	2.02	0.40
9:Q:296:ARG:O	11:Q:1135:HOH:O	2.22	0.40

There are no symmetry-related clashes.

## 5.3 Torsion angles [i](#)

### 5.3.1 Protein backbone [i](#)

In the following table, the Percentiles column shows the percent Ramachandran outliers of the chain as a percentile score with respect to all PDB entries followed by that with respect to all EM entries.

The Analysed column shows the number of residues for which the backbone conformation was analysed, and the total number of residues.

Mol	Chain	Analysed	Favoured	Allowed	Outliers	Percentiles	
1	D	525/541 (97%)	481 (92%)	41 (8%)	3 (1%)	25	66
1	L	525/541 (97%)	481 (92%)	40 (8%)	4 (1%)	19	60
2	E	516/535 (96%)	477 (92%)	38 (7%)	1 (0%)	47	81
2	M	516/535 (96%)	477 (92%)	38 (7%)	1 (0%)	47	81
3	F	516/539 (96%)	480 (93%)	36 (7%)	0	100	100
3	N	516/539 (96%)	478 (93%)	38 (7%)	0	100	100
4	H	519/545 (95%)	484 (93%)	35 (7%)	0	100	100
4	P	519/545 (95%)	486 (94%)	33 (6%)	0	100	100
5	C	520/543 (96%)	477 (92%)	43 (8%)	0	100	100

Continued on next page...

Continued from previous page...

Mol	Chain	Analysed	Favoured	Allowed	Outliers	Percentiles	
5	K	520/543 (96%)	484 (93%)	35 (7%)	1 (0%)	47	81
6	B	522/548 (95%)	476 (91%)	46 (9%)	0	100	100
6	J	522/548 (95%)	474 (91%)	48 (9%)	0	100	100
7	A	523/531 (98%)	485 (93%)	38 (7%)	0	100	100
7	I	523/531 (98%)	477 (91%)	46 (9%)	0	100	100
8	G	530/556 (95%)	481 (91%)	48 (9%)	1 (0%)	47	81
8	O	530/556 (95%)	475 (90%)	52 (10%)	3 (1%)	25	66
9	Q	363/365 (100%)	354 (98%)	9 (2%)	0	100	100
All	All	8705/9041 (96%)	8027 (92%)	664 (8%)	14 (0%)	50	81

All (14) Ramachandran outliers are listed below:

Mol	Chain	Res	Type
1	L	441	PRO
1	L	442	THR
1	L	443	LEU
1	D	441	PRO
1	D	442	THR
1	D	443	LEU
8	O	184	ILE
8	G	184	ILE
2	M	227	ASN
8	O	47	ASP
5	K	74	PRO
2	E	429	PRO
1	L	164	PRO
8	O	478	PRO

### 5.3.2 Protein sidechains [i](#)

In the following table, the Percentiles column shows the percent sidechain outliers of the chain as a percentile score with respect to all PDB entries followed by that with respect to all EM entries.

The Analysed column shows the number of residues for which the sidechain conformation was analysed, and the total number of residues.

Mol	Chain	Analysed	Rotameric	Outliers	Percentiles	
1	D	445/456 (98%)	410 (92%)	35 (8%)	12	36

Continued on next page...

Continued from previous page...

Mol	Chain	Analysed	Rotameric	Outliers	Percentiles	
1	L	445/456 (98%)	408 (92%)	37 (8%)	11	34
2	E	412/427 (96%)	368 (89%)	44 (11%)	6	24
2	M	412/427 (96%)	373 (90%)	39 (10%)	8	28
3	F	441/452 (98%)	395 (90%)	46 (10%)	7	25
3	N	441/452 (98%)	394 (89%)	47 (11%)	6	24
4	H	452/469 (96%)	401 (89%)	51 (11%)	6	21
4	P	452/469 (96%)	404 (89%)	48 (11%)	6	24
5	C	429/443 (97%)	385 (90%)	44 (10%)	7	25
5	K	429/443 (97%)	387 (90%)	42 (10%)	8	27
6	B	433/452 (96%)	388 (90%)	45 (10%)	7	25
6	J	433/452 (96%)	381 (88%)	52 (12%)	5	20
7	A	438/442 (99%)	398 (91%)	40 (9%)	9	30
7	I	438/442 (99%)	400 (91%)	38 (9%)	10	31
8	G	444/463 (96%)	394 (89%)	50 (11%)	6	21
8	O	444/463 (96%)	406 (91%)	38 (9%)	10	32
9	Q	315/315 (100%)	296 (94%)	19 (6%)	19	44
All	All	7303/7523 (97%)	6588 (90%)	715 (10%)	11	27

All (715) residues with a non-rotameric sidechain are listed below:

Mol	Chain	Res	Type
1	L	14	ARG
1	L	22	GLN
1	L	31	LEU
1	L	46	ASN
1	L	65	ASP
1	L	97	SER
1	L	132	ARG
1	L	151	ILE
1	L	168	THR
1	L	178	VAL
1	L	185	MET
1	L	199	MET
1	L	204	VAL
1	L	218	ARG
1	L	221	ASP

Continued on next page...

*Continued from previous page...*

<b>Mol</b>	<b>Chain</b>	<b>Res</b>	<b>Type</b>
1	L	265	LYS
1	L	271	VAL
1	L	288	MET
1	L	295	THR
1	L	302	CYS
1	L	315	LEU
1	L	318	ASN
1	L	323	ARG
1	L	342	VAL
1	L	348	LEU
1	L	364	PHE
1	L	369	ASP
1	L	408	VAL
1	L	431	LEU
1	L	438	ASP
1	L	443	LEU
1	L	455	LEU
1	L	473	THR
1	L	521	THR
1	L	525	ARG
1	L	530	ILE
1	L	532	ASP
1	D	22	GLN
1	D	34	LEU
1	D	71	THR
1	D	97	SER
1	D	131	ILE
1	D	159	ILE
1	D	168	THR
1	D	176	LYS
1	D	178	VAL
1	D	199	MET
1	D	203	ASP
1	D	218	ARG
1	D	224	LEU
1	D	265	LYS
1	D	270	SER
1	D	273	ASP
1	D	279	LYS
1	D	288	MET
1	D	302	CYS
1	D	304	TRP

*Continued on next page...*



*Continued from previous page...*

<b>Mol</b>	<b>Chain</b>	<b>Res</b>	<b>Type</b>
1	D	315	LEU
1	D	318	ASN
1	D	344	ARG
1	D	364	PHE
1	D	370	LYS
1	D	416	ASN
1	D	427	ILE
1	D	438	ASP
1	D	463	SER
1	D	473	THR
1	D	481	GLN
1	D	507	ILE
1	D	510	LEU
1	D	525	ARG
1	D	530	ILE
2	M	10	ASN
2	M	42	THR
2	M	105	LEU
2	M	125	THR
2	M	166	THR
2	M	169	SER
2	M	172	LEU
2	M	175	HIS
2	M	196	LEU
2	M	205	LEU
2	M	208	SER
2	M	211	ASP
2	M	214	LEU
2	M	222	LYS
2	M	239	ILE
2	M	250	LYS
2	M	255	ARG
2	M	261	THR
2	M	277	GLU
2	M	289	CYS
2	M	298	ASN
2	M	327	THR
2	M	346	CYS
2	M	371	CYS
2	M	380	GLN
2	M	392	ASP
2	M	396	VAL

*Continued on next page...*

*Continued from previous page...*

<b>Mol</b>	<b>Chain</b>	<b>Res</b>	<b>Type</b>
2	M	400	THR
2	M	405	ARG
2	M	412	CYS
2	M	416	LEU
2	M	426	ASN
2	M	448	THR
2	M	460	ASP
2	M	480	MET
2	M	496	SER
2	M	506	SER
2	M	513	VAL
2	M	518	ASP
2	E	12	PHE
2	E	22	GLU
2	E	53	LEU
2	E	71	LEU
2	E	91	GLN
2	E	94	GLU
2	E	105	LEU
2	E	112	GLU
2	E	143	SER
2	E	159	LEU
2	E	166	THR
2	E	205	LEU
2	E	208	SER
2	E	212	SER
2	E	216	GLU
2	E	236	LYS
2	E	239	ILE
2	E	247	ASP
2	E	250	LYS
2	E	255	ARG
2	E	259	ASP
2	E	261	THR
2	E	266	GLU
2	E	288	ASN
2	E	291	ILE
2	E	303	LEU
2	E	327	THR
2	E	331	ILE
2	E	343	LEU
2	E	346	CYS

*Continued on next page...*

*Continued from previous page...*

<b>Mol</b>	<b>Chain</b>	<b>Res</b>	<b>Type</b>
2	E	371	CYS
2	E	375	LEU
2	E	392	ASP
2	E	395	CYS
2	E	400	THR
2	E	412	CYS
2	E	413	SER
2	E	416	LEU
2	E	427	ARG
2	E	443	LEU
2	E	446	LEU
2	E	453	ASN
2	E	496	SER
2	E	518	ASP
3	N	39	SER
3	N	49	ARG
3	N	51	SER
3	N	69	THR
3	N	94	LEU
3	N	117	LEU
3	N	119	SER
3	N	121	THR
3	N	124	LEU
3	N	134	SER
3	N	168	THR
3	N	170	SER
3	N	177	SER
3	N	180	SER
3	N	184	SER
3	N	186	MET
3	N	188	VAL
3	N	201	THR
3	N	204	ASP
3	N	205	LEU
3	N	220	ASP
3	N	233	VAL
3	N	234	SER
3	N	252	CYS
3	N	280	ARG
3	N	285	ASN
3	N	286	LEU
3	N	303	SER

*Continued on next page...*

*Continued from previous page...*

<b>Mol</b>	<b>Chain</b>	<b>Res</b>	<b>Type</b>
3	N	310	SER
3	N	331	GLU
3	N	364	GLU
3	N	377	THR
3	N	386	VAL
3	N	387	THR
3	N	397	VAL
3	N	402	GLU
3	N	404	SER
3	N	419	ARG
3	N	431	GLU
3	N	443	LEU
3	N	446	MET
3	N	476	THR
3	N	480	LEU
3	N	493	ILE
3	N	505	GLU
3	N	512	LEU
3	N	537	ASN
3	F	37	ASN
3	F	39	SER
3	F	49	ARG
3	F	69	THR
3	F	94	LEU
3	F	117	LEU
3	F	118	ASP
3	F	121	THR
3	F	134	SER
3	F	150	ASP
3	F	168	THR
3	F	170	SER
3	F	171	LEU
3	F	177	SER
3	F	184	SER
3	F	201	THR
3	F	205	LEU
3	F	229	LEU
3	F	233	VAL
3	F	234	SER
3	F	251	PHE
3	F	252	CYS
3	F	265	VAL

*Continued on next page...*

*Continued from previous page...*

<b>Mol</b>	<b>Chain</b>	<b>Res</b>	<b>Type</b>
3	F	303	SER
3	F	324	VAL
3	F	329	GLU
3	F	333	ILE
3	F	350	GLN
3	F	363	GLU
3	F	364	GLU
3	F	377	THR
3	F	386	VAL
3	F	404	SER
3	F	411	VAL
3	F	419	ARG
3	F	431	GLU
3	F	443	LEU
3	F	476	THR
3	F	478	THR
3	F	480	LEU
3	F	482	ASN
3	F	493	ILE
3	F	512	LEU
3	F	515	SER
3	F	527	ARG
3	F	532	ILE
4	H	12	GLN
4	H	28	ASN
4	H	36	ILE
4	H	48	LYS
4	H	50	LEU
4	H	54	MET
4	H	57	ILE
4	H	67	LEU
4	H	82	GLU
4	H	84	SER
4	H	91	VAL
4	H	117	MET
4	H	150	ASP
4	H	158	SER
4	H	161	THR
4	H	162	THR
4	H	166	SER
4	H	167	ARG
4	H	170	SER

*Continued on next page...*

*Continued from previous page...*

<b>Mol</b>	<b>Chain</b>	<b>Res</b>	<b>Type</b>
4	H	186	GLU
4	H	188	ASN
4	H	208	ILE
4	H	247	TYR
4	H	255	ASP
4	H	258	ILE
4	H	267	ILE
4	H	297	SER
4	H	301	GLN
4	H	308	ASN
4	H	318	THR
4	H	319	ASP
4	H	345	THR
4	H	349	LEU
4	H	390	ASN
4	H	429	MET
4	H	434	GLN
4	H	437	TYR
4	H	442	GLN
4	H	449	ARG
4	H	451	LEU
4	H	453	GLN
4	H	459	THR
4	H	460	ILE
4	H	463	LEU
4	H	470	HIS
4	H	477	THR
4	H	502	LYS
4	H	514	VAL
4	H	520	ASP
4	H	521	ASP
4	H	524	SER
4	P	12	GLN
4	P	26	ASN
4	P	33	ILE
4	P	36	ILE
4	P	49	MET
4	P	54	MET
4	P	57	ILE
4	P	72	VAL
4	P	79	SER
4	P	84	SER

*Continued on next page...*

*Continued from previous page...*

<b>Mol</b>	<b>Chain</b>	<b>Res</b>	<b>Type</b>
4	P	91	VAL
4	P	99	ILE
4	P	114	GLU
4	P	131	ASP
4	P	141	SER
4	P	150	ASP
4	P	161	THR
4	P	167	ARG
4	P	178	ASP
4	P	187	GLU
4	P	188	ASN
4	P	212	SER
4	P	224	VAL
4	P	249	LYS
4	P	260	ARG
4	P	263	ASP
4	P	267	ILE
4	P	298	ASP
4	P	319	ASP
4	P	321	ASN
4	P	341	ASP
4	P	372	CYS
4	P	381	LYS
4	P	388	GLU
4	P	395	MET
4	P	396	GLN
4	P	408	VAL
4	P	429	MET
4	P	434	GLN
4	P	437	TYR
4	P	442	GLN
4	P	453	GLN
4	P	459	THR
4	P	460	ILE
4	P	463	LEU
4	P	477	THR
4	P	521	ASP
4	P	524	SER
5	K	6	VAL
5	K	25	ASN
5	K	36	VAL
5	K	37	ARG

*Continued on next page...*

*Continued from previous page...*

<b>Mol</b>	<b>Chain</b>	<b>Res</b>	<b>Type</b>
5	K	46	ASP
5	K	48	LEU
5	K	60	ASN
5	K	68	LEU
5	K	95	THR
5	K	96	SER
5	K	147	ASP
5	K	154	LEU
5	K	158	CYS
5	K	171	GLN
5	K	178	MET
5	K	195	ILE
5	K	200	VAL
5	K	207	ASP
5	K	219	THR
5	K	230	LYS
5	K	261	GLU
5	K	268	ASP
5	K	270	GLU
5	K	275	TYR
5	K	284	SER
5	K	291	SER
5	K	298	VAL
5	K	302	TYR
5	K	305	ASP
5	K	316	GLU
5	K	335	ASN
5	K	359	ASN
5	K	362	THR
5	K	386	GLU
5	K	389	LEU
5	K	418	LYS
5	K	422	ASP
5	K	443	GLU
5	K	461	LEU
5	K	468	HIS
5	K	487	ASN
5	K	515	SER
5	C	6	VAL
5	C	14	ASP
5	C	24	SER
5	C	25	ASN

*Continued on next page...*



*Continued from previous page...*

<b>Mol</b>	<b>Chain</b>	<b>Res</b>	<b>Type</b>
5	C	36	VAL
5	C	64	THR
5	C	95	THR
5	C	96	SER
5	C	100	LEU
5	C	105	LEU
5	C	127	THR
5	C	129	THR
5	C	134	ASN
5	C	147	ASP
5	C	158	CYS
5	C	166	LYS
5	C	174	PHE
5	C	187	ASP
5	C	191	GLN
5	C	210	LEU
5	C	219	THR
5	C	230	LYS
5	C	247	LYS
5	C	267	VAL
5	C	268	ASP
5	C	278	LEU
5	C	283	HIS
5	C	291	SER
5	C	308	MET
5	C	335	ASN
5	C	359	ASN
5	C	362	THR
5	C	371	THR
5	C	389	LEU
5	C	391	ASP
5	C	395	ILE
5	C	418	LYS
5	C	426	THR
5	C	434	LEU
5	C	452	ASN
5	C	461	LEU
5	C	468	HIS
5	C	487	ASN
5	C	518	GLU
6	J	7	LYS
6	J	13	GLN

*Continued on next page...*

*Continued from previous page...*

<b>Mol</b>	<b>Chain</b>	<b>Res</b>	<b>Type</b>
6	J	15	LEU
6	J	16	LYS
6	J	25	LEU
6	J	31	ARG
6	J	71	THR
6	J	72	ILE
6	J	73	LEU
6	J	102	ASN
6	J	112	LEU
6	J	121	ILE
6	J	124	SER
6	J	145	ASN
6	J	156	ASP
6	J	165	ARG
6	J	167	SER
6	J	169	MET
6	J	196	HIS
6	J	197	PHE
6	J	208	LEU
6	J	210	SER
6	J	222	VAL
6	J	225	LYS
6	J	232	THR
6	J	246	PHE
6	J	259	ILE
6	J	266	MET
6	J	274	ASN
6	J	289	ASN
6	J	290	VAL
6	J	292	VAL
6	J	300	MET
6	J	309	ASN
6	J	316	ASN
6	J	317	SER
6	J	320	ASP
6	J	321	LEU
6	J	325	CYS
6	J	352	LEU
6	J	381	THR
6	J	382	ASP
6	J	397	ASN
6	J	403	THR

*Continued on next page...*

*Continued from previous page...*

<b>Mol</b>	<b>Chain</b>	<b>Res</b>	<b>Type</b>
6	J	406	LYS
6	J	438	ILE
6	J	452	LEU
6	J	464	ILE
6	J	471	HIS
6	J	500	THR
6	J	510	LEU
6	J	523	GLN
6	B	7	LYS
6	B	25	LEU
6	B	31	ARG
6	B	39	LEU
6	B	52	MET
6	B	68	ASP
6	B	72	ILE
6	B	73	LEU
6	B	85	MET
6	B	86	ILE
6	B	90	SER
6	B	92	MET
6	B	102	ASN
6	B	103	PHE
6	B	121	ILE
6	B	156	ASP
6	B	166	THR
6	B	167	SER
6	B	169	MET
6	B	194	SER
6	B	196	HIS
6	B	225	LYS
6	B	251	THR
6	B	252	GLU
6	B	257	VAL
6	B	292	VAL
6	B	300	MET
6	B	320	ASP
6	B	322	ARG
6	B	325	CYS
6	B	352	LEU
6	B	382	ASP
6	B	386	ASP
6	B	402	LEU

*Continued on next page...*

*Continued from previous page...*

<b>Mol</b>	<b>Chain</b>	<b>Res</b>	<b>Type</b>
6	B	403	THR
6	B	405	ASP
6	B	406	LYS
6	B	438	ILE
6	B	462	GLU
6	B	465	SER
6	B	489	VAL
6	B	499	ASP
6	B	500	THR
6	B	516	VAL
6	B	524	ILE
7	I	4	VAL
7	I	24	ILE
7	I	32	ASP
7	I	36	THR
7	I	45	LYS
7	I	53	ASP
7	I	54	ILE
7	I	57	THR
7	I	65	HIS
7	I	68	GLN
7	I	73	THR
7	I	80	VAL
7	I	82	THR
7	I	166	ASP
7	I	172	VAL
7	I	186	ILE
7	I	233	CYS
7	I	236	SER
7	I	244	VAL
7	I	252	SER
7	I	278	LYS
7	I	279	ARG
7	I	284	ASP
7	I	294	GLN
7	I	321	MET
7	I	325	THR
7	I	337	ASP
7	I	380	ASN
7	I	389	ASP
7	I	414	VAL
7	I	416	VAL

*Continued on next page...*

*Continued from previous page...*

<b>Mol</b>	<b>Chain</b>	<b>Res</b>	<b>Type</b>
7	I	466	ILE
7	I	470	HIS
7	I	499	CYS
7	I	507	SER
7	I	513	THR
7	I	514	ASN
7	I	519	ASP
7	A	15	ARG
7	A	32	ASP
7	A	43	THR
7	A	45	LYS
7	A	53	ASP
7	A	54	ILE
7	A	65	HIS
7	A	73	THR
7	A	76	LEU
7	A	94	SER
7	A	117	ARG
7	A	144	ASP
7	A	150	ASP
7	A	166	ASP
7	A	172	VAL
7	A	180	LYS
7	A	186	ILE
7	A	190	MET
7	A	241	LYS
7	A	242	THR
7	A	243	GLU
7	A	278	LYS
7	A	294	GLN
7	A	321	MET
7	A	323	ARG
7	A	326	LEU
7	A	337	ASP
7	A	361	THR
7	A	383	THR
7	A	387	ILE
7	A	400	ASN
7	A	404	ASP
7	A	414	VAL
7	A	416	VAL
7	A	423	ILE

*Continued on next page...*

*Continued from previous page...*

<b>Mol</b>	<b>Chain</b>	<b>Res</b>	<b>Type</b>
7	A	461	GLU
7	A	462	THR
7	A	513	THR
7	A	522	MET
7	A	526	MET
8	O	23	MET
8	O	36	LEU
8	O	44	MET
8	O	46	VAL
8	O	56	ASN
8	O	65	LEU
8	O	78	LEU
8	O	92	SER
8	O	100	LEU
8	O	103	ASN
8	O	105	ASP
8	O	110	GLN
8	O	157	SER
8	O	210	LEU
8	O	222	SER
8	O	247	LYS
8	O	248	LEU
8	O	270	ILE
8	O	287	LEU
8	O	289	THR
8	O	296	CYS
8	O	311	VAL
8	O	315	ASP
8	O	316	LEU
8	O	327	ILE
8	O	345	LEU
8	O	361	LEU
8	O	367	THR
8	O	375	ILE
8	O	382	ASP
8	O	425	ASN
8	O	428	THR
8	O	443	ARG
8	O	455	ASN
8	O	459	ASP
8	O	462	ASP
8	O	486	ILE

*Continued on next page...*

*Continued from previous page...*

<b>Mol</b>	<b>Chain</b>	<b>Res</b>	<b>Type</b>
8	O	530	LEU
8	G	21	ASN
8	G	36	LEU
8	G	44	MET
8	G	45	LEU
8	G	46	VAL
8	G	49	ILE
8	G	56	ASN
8	G	65	LEU
8	G	76	CYS
8	G	78	LEU
8	G	92	SER
8	G	139	ASN
8	G	146	ASP
8	G	157	SER
8	G	176	VAL
8	G	179	ILE
8	G	183	ASP
8	G	192	VAL
8	G	195	VAL
8	G	210	LEU
8	G	242	GLN
8	G	244	THR
8	G	245	LYS
8	G	247	LYS
8	G	248	LEU
8	G	259	LYS
8	G	270	ILE
8	G	279	LEU
8	G	287	LEU
8	G	289	THR
8	G	296	CYS
8	G	311	VAL
8	G	315	ASP
8	G	327	ILE
8	G	361	LEU
8	G	382	ASP
8	G	394	ASP
8	G	420	SER
8	G	425	ASN
8	G	443	ARG
8	G	444	SER

*Continued on next page...*

*Continued from previous page...*

Mol	Chain	Res	Type
8	G	460	SER
8	G	462	ASP
8	G	472	ASN
8	G	486	ILE
8	G	488	LEU
8	G	507	THR
8	G	513	SER
8	G	530	LEU
8	G	534	HIS
9	Q	13	ASP
9	Q	53	HIS
9	Q	62	GLN
9	Q	63	ARG
9	Q	84	ASP
9	Q	102	PHE
9	Q	116	ASP
9	Q	141	MET
9	Q	142	PHE
9	Q	143	ARG
9	Q	145	ILE
9	Q	147	SER
9	Q	157	ASP
9	Q	204	THR
9	Q	230	HIS
9	Q	258	SER
9	Q	275	MET
9	Q	327	THR
9	Q	364	LEU

Sometimes sidechains can be flipped to improve hydrogen bonding and reduce clashes. All (68) such sidechains are listed below:

Mol	Chain	Res	Type
1	L	391	ASN
1	L	465	ASN
1	D	55	ASN
1	D	191	ASN
1	D	316	GLN
1	D	391	ASN
2	M	298	ASN
2	M	426	ASN
2	E	419	HIS
2	E	423	GLN

*Continued on next page...*



*Continued from previous page...*

<b>Mol</b>	<b>Chain</b>	<b>Res</b>	<b>Type</b>
3	N	37	ASN
3	N	165	ASN
3	N	510	GLN
3	F	37	ASN
3	F	72	ASN
3	F	165	ASN
4	H	26	ASN
4	H	61	ASN
4	H	116	GLN
4	H	174	ASN
4	H	184	GLN
4	H	188	ASN
4	H	226	HIS
4	H	301	GLN
4	H	321	ASN
4	H	390	ASN
4	H	396	GLN
4	P	116	GLN
4	P	174	ASN
4	P	226	HIS
4	P	301	GLN
4	P	302	HIS
4	P	321	ASN
4	P	390	ASN
5	K	21	GLN
5	K	25	ASN
5	K	134	ASN
5	K	462	ASN
5	K	501	ASN
5	C	119	GLN
5	C	301	GLN
5	C	402	ASN
5	C	487	ASN
5	C	501	ASN
5	C	522	ASN
6	J	21	HIS
6	J	219	HIS
6	J	306	ASN
6	J	422	GLN
6	J	435	GLN
6	J	523	GLN
6	B	13	GLN

*Continued on next page...*

*Continued from previous page...*

Mol	Chain	Res	Type
6	B	67	ASN
6	B	79	GLN
7	I	23	ASN
7	I	84	GLN
7	A	503	GLN
8	O	21	ASN
8	O	103	ASN
8	O	133	ASN
8	O	347	GLN
8	O	450	ASN
8	G	347	GLN
8	G	353	GLN
8	G	450	ASN
9	Q	17	ASN
9	Q	107	HIS
9	Q	203	GLN

### 5.3.3 RNA [i](#)

There are no RNA molecules in this entry.

### 5.4 Non-standard residues in protein, DNA, RNA chains [i](#)

There are no non-standard protein/DNA/RNA residues in this entry.

### 5.5 Carbohydrates [i](#)

There are no monosaccharides in this entry.

### 5.6 Ligand geometry [i](#)

Of 1 ligands modelled in this entry, 1 is monoatomic - leaving 0 for Mogul analysis.

There are no bond length outliers.

There are no bond angle outliers.

There are no chirality outliers.

There are no torsion outliers.

There are no ring outliers.

No monomer is involved in short contacts.

## 5.7 Other polymers [i](#)

There are no such residues in this entry.

## 5.8 Polymer linkage issues [i](#)

There are no chain breaks in this entry.

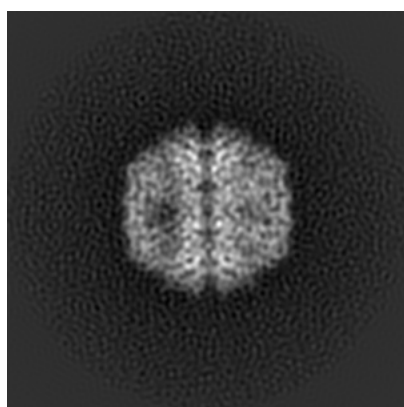
## 6 Map visualisation [i](#)

This section contains visualisations of the EMDB entry EMD-23526. These allow visual inspection of the internal detail of the map and identification of artifacts.

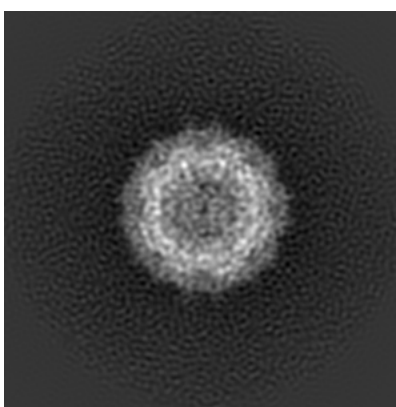
No raw map or half-maps were deposited for this entry and therefore no images, graphs, etc. pertaining to the raw map can be shown.

### 6.1 Orthogonal projections [i](#)

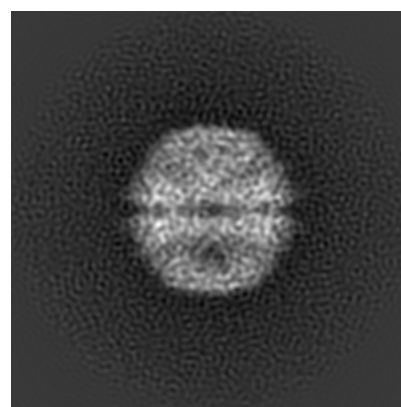
#### 6.1.1 Primary map



X



Y

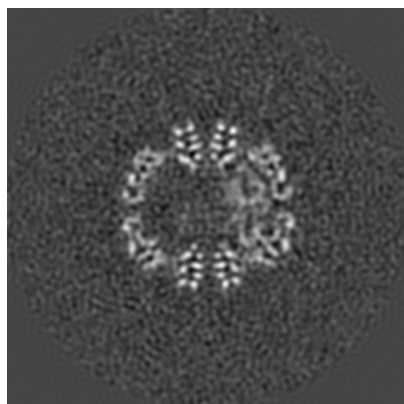


Z

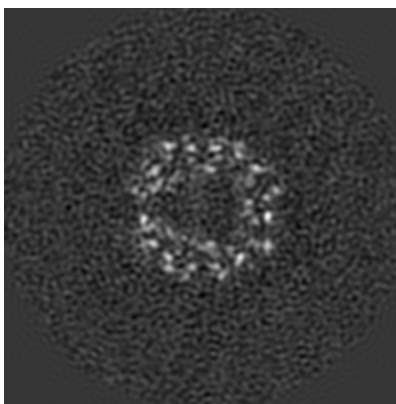
The images above show the map projected in three orthogonal directions.

### 6.2 Central slices [i](#)

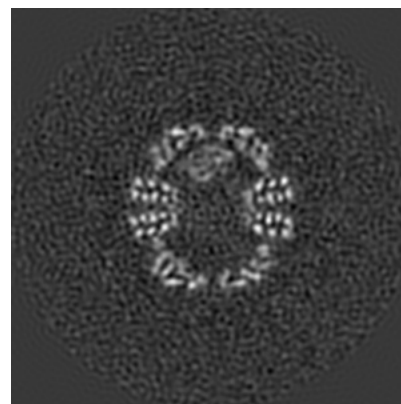
#### 6.2.1 Primary map



X Index: 140



Y Index: 140

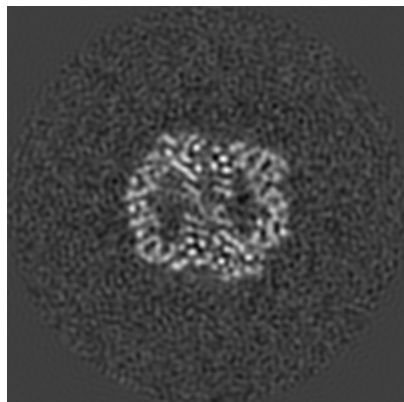


Z Index: 140


The images above show central slices of the map in three orthogonal directions.

## 6.3 Largest variance slices [i](#)

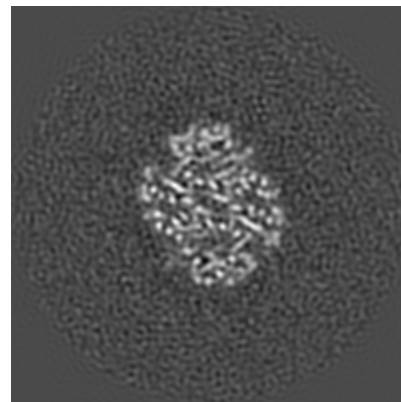
### 6.3.1 Primary map



X Index: 163



Y Index: 149




Z Index: 108

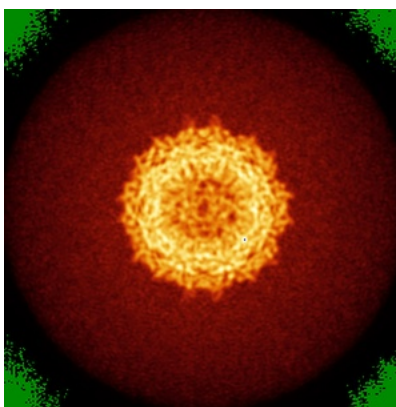
The images above show the largest variance slices of the map in three orthogonal directions.

## 6.4 Orthogonal standard-deviation projections (False-color) [i](#)


### 6.4.1 Primary map



X



Y

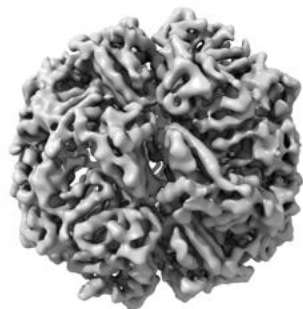


Z

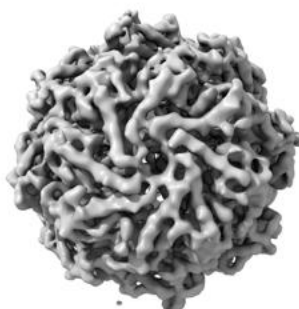
The images above show the map standard deviation projections with false color in three orthogonal directions. Minimum values are shown in green, max in blue, and dark to light orange shades represent small to large values respectively.

## 6.5 Orthogonal surface views [i](#)

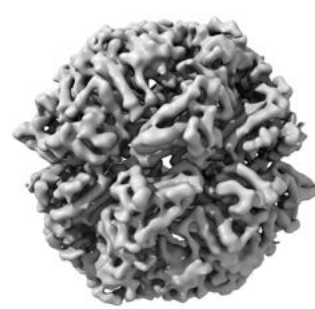
### 6.5.1 Primary map



X



Y



Z

The images above show the 3D surface view of the map at the recommended contour level 0.03. These images, in conjunction with the slice images, may facilitate assessment of whether an appropriate contour level has been provided.

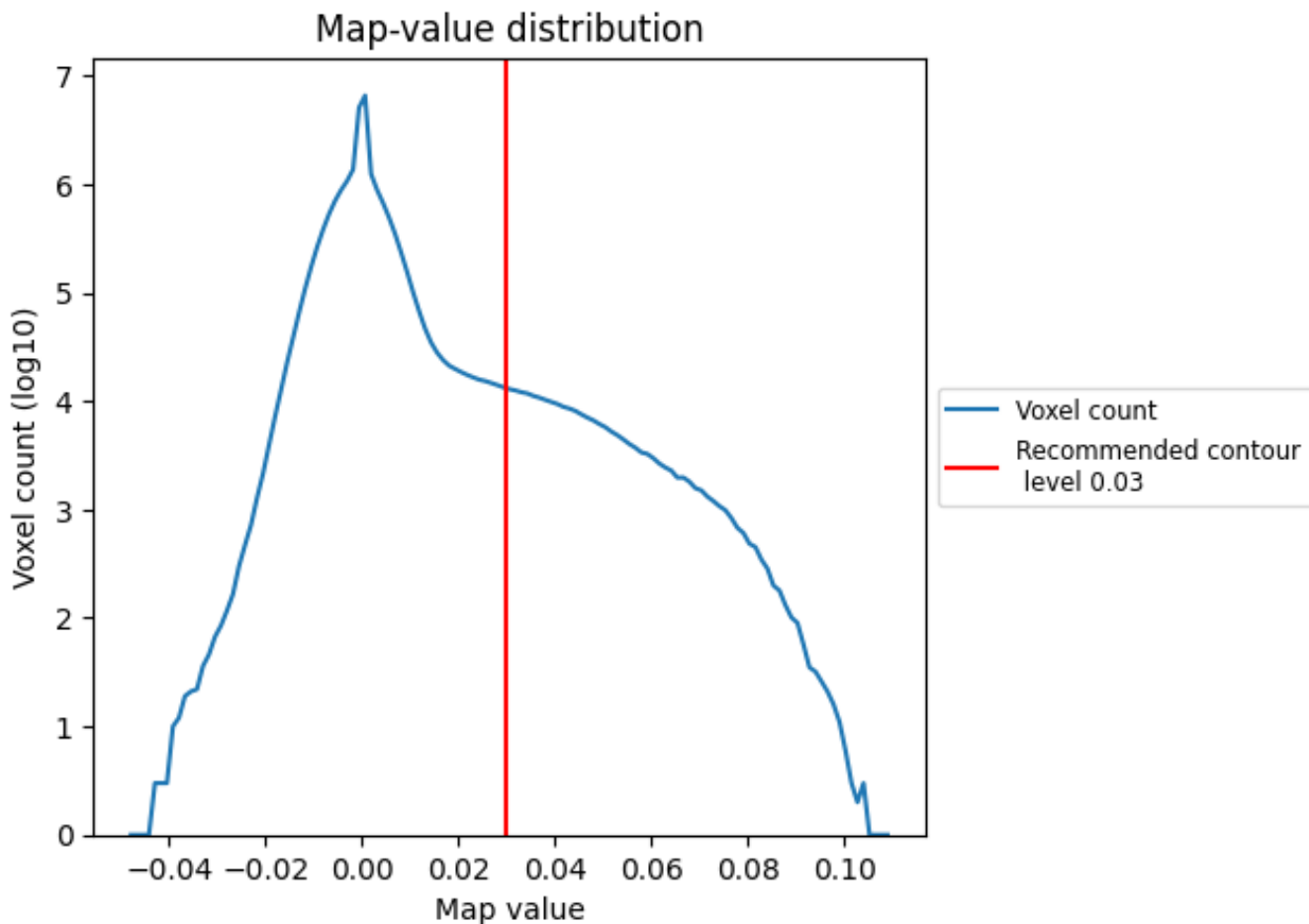
## 6.6 Mask visualisation [i](#)

This section was not generated. No masks/segmentation were deposited.

## 7 Map analysis [i](#)

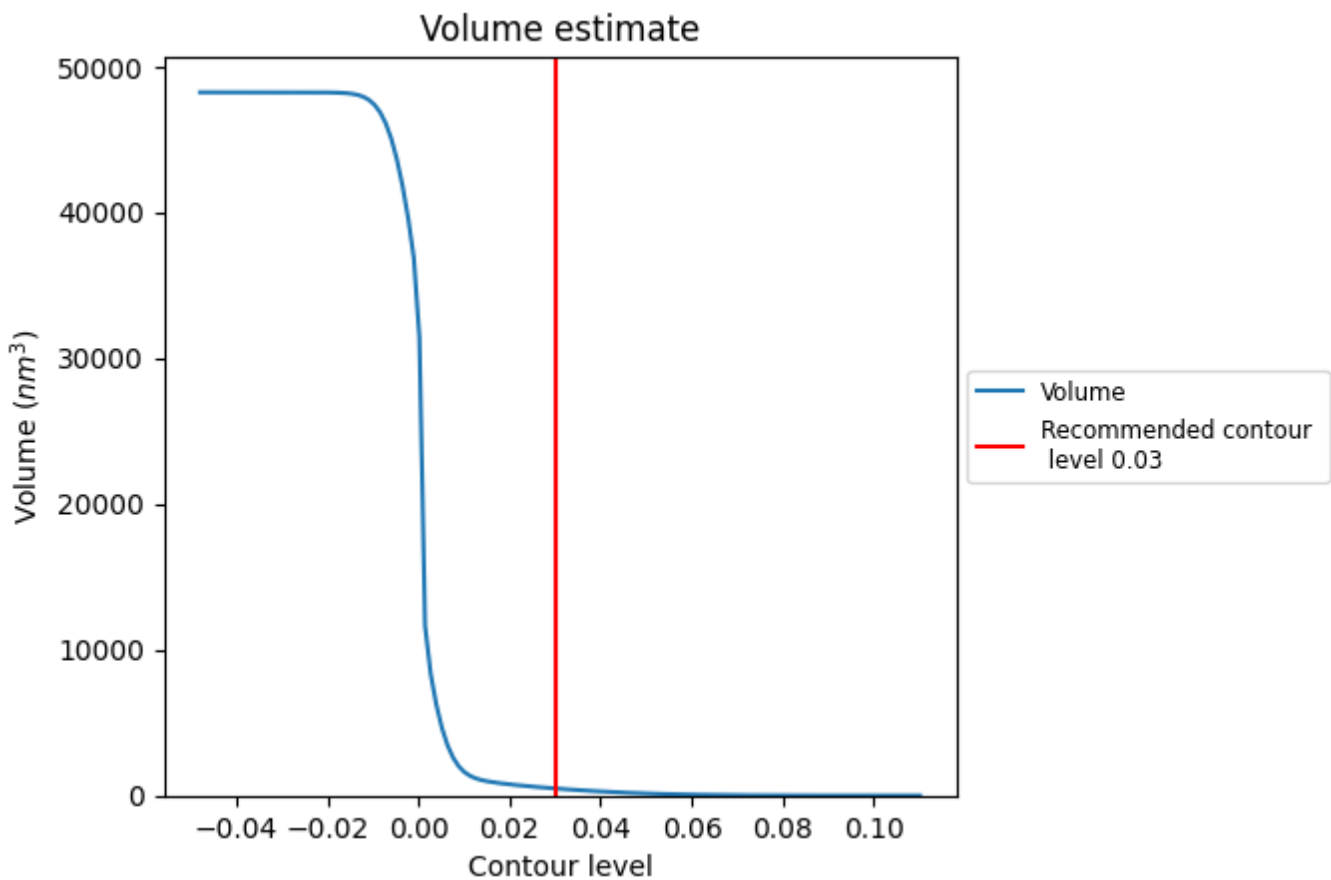
This section contains the results of statistical analysis of the map.

### 7.1 Map-value distribution [i](#)



The map-value distribution is plotted in 128 intervals along the x-axis. The y-axis is logarithmic. A spike in this graph at zero usually indicates that the volume has been masked.

## 7.2 Volume estimate [i](#)

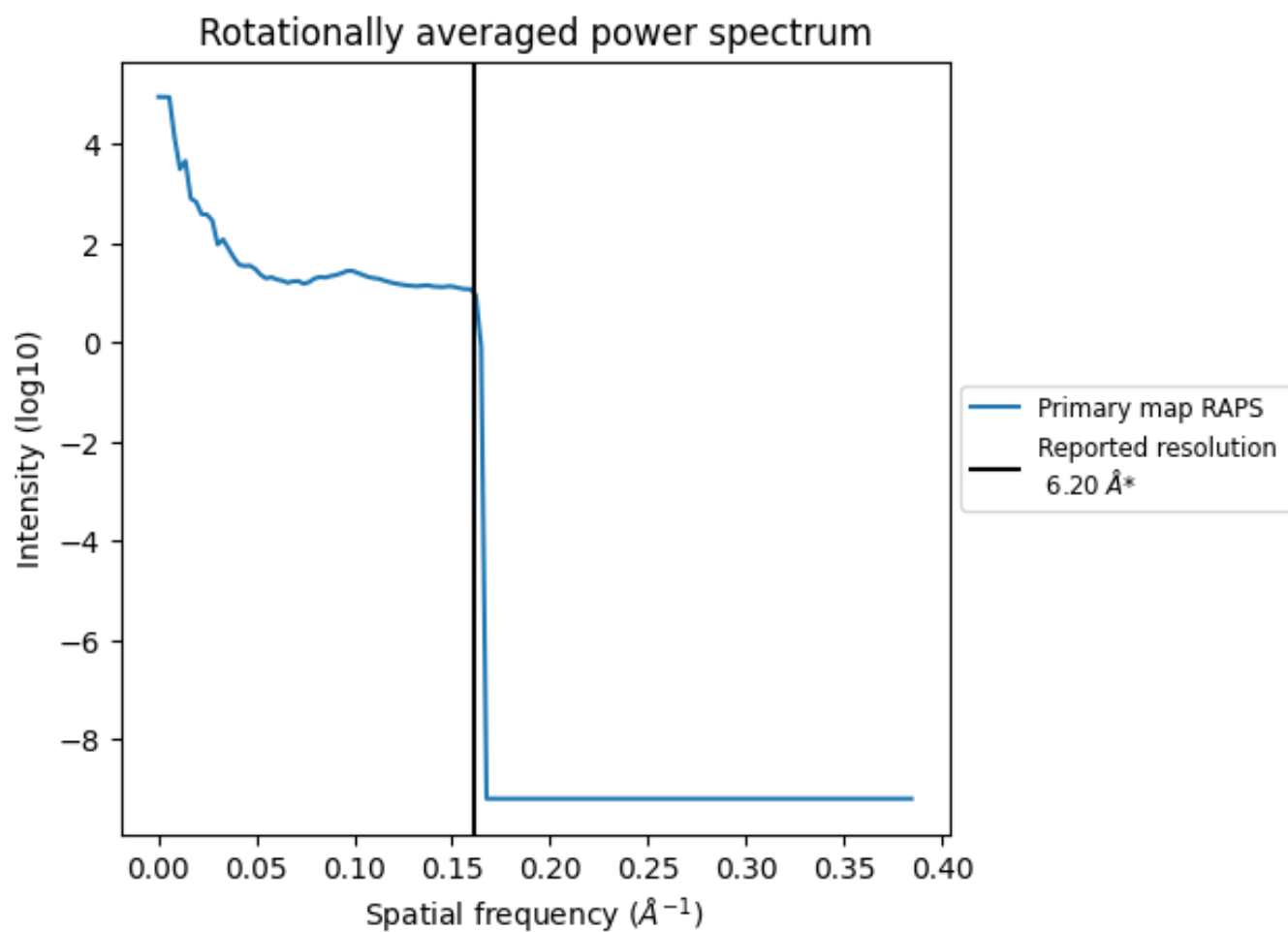


The volume at the recommended contour level is 487 nm<sup>3</sup>; this corresponds to an approximate mass of 440 kDa.

The volume estimate graph shows how the enclosed volume varies with the contour level. The recommended contour level is shown as a vertical line and the intersection between the line and the curve gives the volume of the enclosed surface at the given level.



### 7.3 Rotationally averaged power spectrum i



\*Reported resolution corresponds to spatial frequency of 0.161 Å<sup>-1</sup>

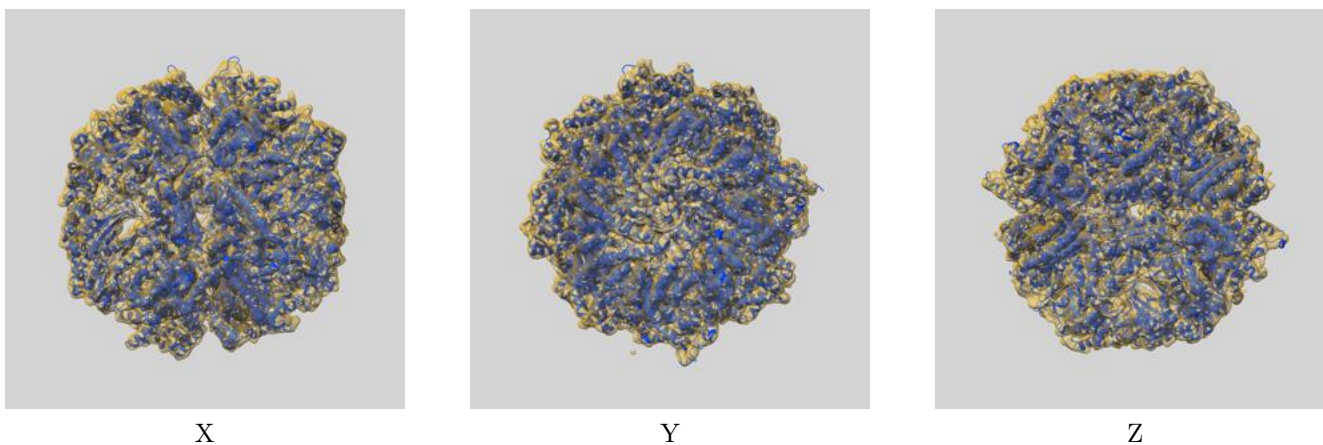
## 8 Fourier-Shell correlation

This section was not generated. No FSC curve or half-maps provided.

## 9 Map-model fit [i](#)


This section contains information regarding the fit between EMDB map EMD-23526 and PDB model 7LUP. Per-residue inclusion information can be found in section 3 on page 7.

### 9.1 Map-model overlay [i](#)



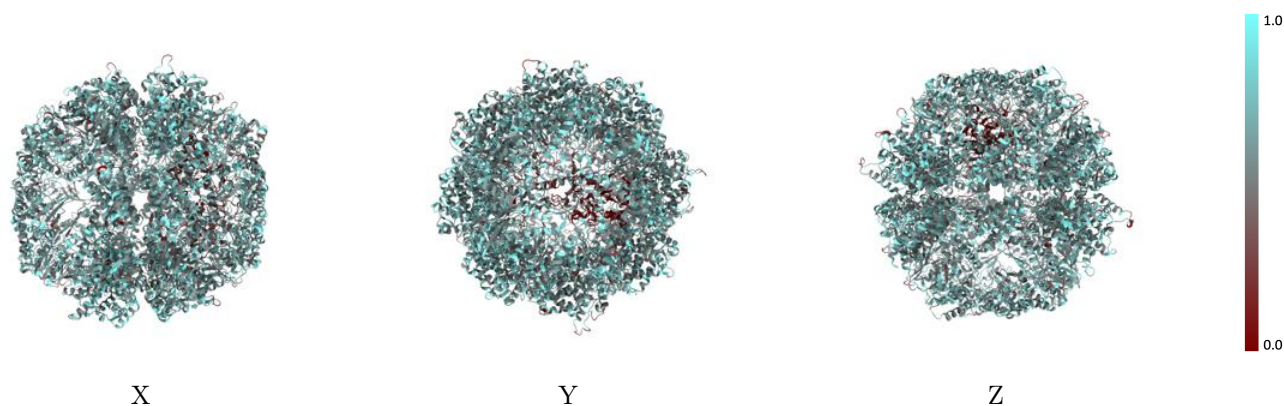
The images above show the 3D surface view of the map at the recommended contour level 0.03 at 50% transparency in yellow overlaid with a ribbon representation of the model coloured in blue. These images allow for the visual assessment of the quality of fit between the atomic model and the map.

## 9.2 Q-score mapped to coordinate model [i](#)



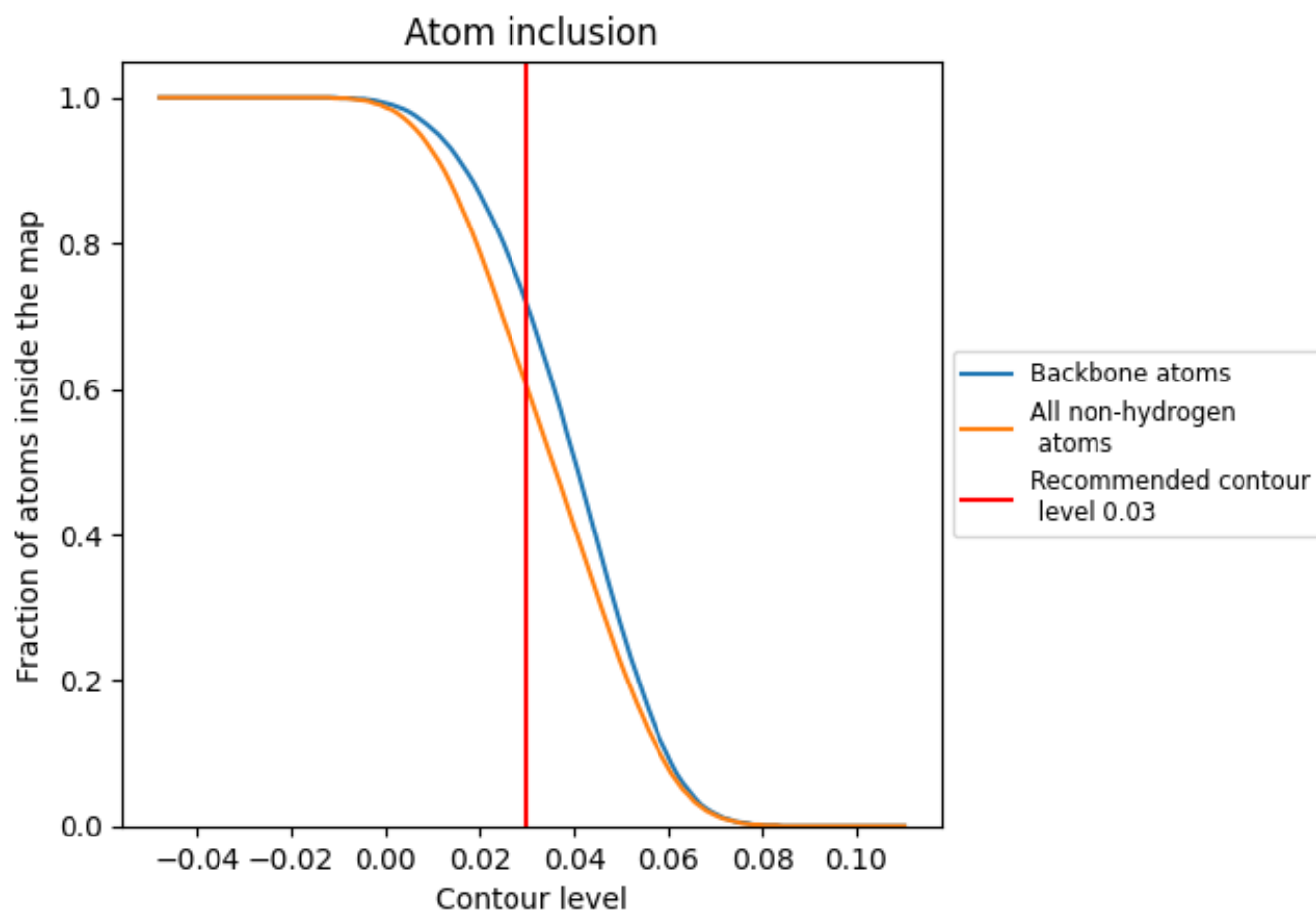
The images above show the model with each residue coloured according to its Q-score. This shows their resolvability in the map with higher Q-score values reflecting better resolvability. Please note: Q-score is calculating the resolvability of atoms, and thus high values are only expected at resolutions at which atoms can be resolved. Low Q-score values may therefore be expected for many entries.

## 9.3 Atom inclusion mapped to coordinate model [i](#)



The images above show the model with each residue coloured according to its atom inclusion. This shows to what extent they are inside the map at the recommended contour level (0.03).





































## 9.4 Atom inclusion [i](#)



At the recommended contour level, 72% of all backbone atoms, 60% of all non-hydrogen atoms, are inside the map.

## 9.5 Map-model fit summary

The table lists the average atom inclusion at the recommended contour level (0.03) and Q-score for the entire model and for each chain.

Chain	Atom inclusion	Q-score
All	 0.6050	 0.2170
A	 0.6130	 0.2170
B	 0.6450	 0.2240
C	 0.6140	 0.2130
D	 0.6160	 0.2170
E	 0.6310	 0.2270
F	 0.6300	 0.2250
G	 0.6150	 0.2150
H	 0.6350	 0.2190
I	 0.6160	 0.2170
J	 0.6380	 0.2260
K	 0.6110	 0.2140
L	 0.6310	 0.2210
M	 0.6420	 0.2250
N	 0.6260	 0.2250
O	 0.6250	 0.2210
P	 0.6240	 0.2180
Q	 0.3150	 0.1500

