



Full wwPDB EM Validation Report ⓘ

Oct 28, 2024 – 12:28 pm GMT

PDB ID : 5LZE
EMDB ID : EMD-4125
Title : Structure of the 70S ribosome with Sec-tRNA^{Sec} in the classical pre-translocation state (C)
Authors : Fischer, N.; Neumann, P.; Bock, L.V.; Maracci, C.; Wang, Z.; Paleskava, A.; Konevega, A.L.; Schroeder, G.F.; Grubmueller, H.; Ficner, R.; Rodnina, M.V.; Stark, H.
Deposited on : 2016-09-29
Resolution : 3.50 Å(reported)

This is a Full wwPDB EM Validation Report for a publicly released PDB entry.

We welcome your comments at validation@mail.wwpdb.org

A user guide is available at

<https://www.wwpdb.org/validation/2017/EMValidationReportHelp>

with specific help available everywhere you see the ⓘ symbol.

The types of validation reports are described at

<http://www.wwpdb.org/validation/2017/FAQs#types>.

The following versions of software and data (see [references ⓘ](#)) were used in the production of this report:

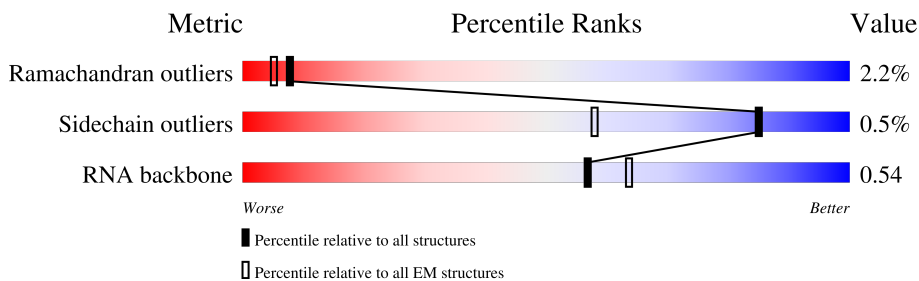
EMDB validation analysis : 0.0.1.dev113
Mogul : 1.8.4, CSD as541be (2020)
MolProbity : 4.02b-467
Percentile statistics : 20231227.v01 (using entries in the PDB archive December 27th 2023)
MapQ : 1.9.13
Ideal geometry (proteins) : Engh & Huber (2001)
Ideal geometry (DNA, RNA) : Parkinson et al. (1996)
Validation Pipeline (wwPDB-VP) : 2.39

1 Overall quality at a glance i

The following experimental techniques were used to determine the structure:
ELECTRON MICROSCOPY

The reported resolution of this entry is 3.50 Å.

Percentile scores (ranging between 0-100) for global validation metrics of the entry are shown in the following graphic. The table shows the number of entries on which the scores are based.



Metric	Whole archive (#Entries)	EM structures (#Entries)
Ramachandran outliers	207382	16835
Sidechain outliers	206894	16415
RNA backbone	6643	2191

The table below summarises the geometric issues observed across the polymeric chains and their fit to the map. The red, orange, yellow and green segments of the bar indicate the fraction of residues that contain outliers for ≥ 3 , 2, 1 and 0 types of geometric quality criteria respectively. A grey segment represents the fraction of residues that are not modelled. The numeric value for each fraction is indicated below the corresponding segment, with a dot representing fractions $\leq 5\%$. The upper red bar (where present) indicates the fraction of residues that have poor fit to the EM map (all-atom inclusion $< 40\%$). The numeric value is given above the bar.

Mol	Chain	Length	Quality of chain
1	a	1539	
2	b	218	
3	c	206	
4	d	205	
5	e	157	
6	f	100	
7	g	151	
8	h	129	

Continued on next page...

Continued from previous page...

Mol	Chain	Length	Quality of chain
9	i	127	7% 94% 5%
10	j	98	20% 94% 5%
11	k	116	97% .
12	l	123	7% 95% ...
13	m	114	9% 93% 6%
14	n	100	96% .
15	o	88	6% 92% 7%
16	p	82	17% 94% .
17	q	80	6% 96% .
18	r	65	8% 94% 6%
19	s	79	5% 96% .
20	t	85	6% 100%
21	u	65	29% 86% 12%
22	v	77	62% 31% 6%
23	x	48	73% 33% 46% 21%
24	y	95	5% 69% 26%
25	A	2903	70% 25%
26	B	120	72% 22% 6%
27	C	271	97% .
28	D	209	98% .
29	E	201	98% .
30	F	177	10% 98% .
31	G	176	10% 97% .
32	I	141	100% 94% 5%
33	H	149	79% 95% 5%

Continued on next page...

Continued from previous page...

Mol	Chain	Length	Quality of chain
34	J	142	99%
35	K	122	96%
36	L	143	96%
37	M	136	97%
38	N	120	100%
39	O	116	99%
40	P	114	99%
41	Q	117	99%
42	R	103	96%
43	S	110	99%
44	T	93	98%
45	U	102	91%
46	V	94	98%
47	W	75	99%
48	X	77	100%
49	Y	63	98%
50	Z	58	100%
51	0	56	96%
52	1	50	92%
53	2	46	100%
54	3	64	97%
55	4	38	95%
56	6	66	83%
57	w	3	67%

The following table lists non-polymeric compounds, carbohydrate monomers and non-standard residues in protein, DNA, RNA chains that are outliers for geometric or electron-density-fit crite-

ria:

Mol	Type	Chain	Res	Chirality	Geometry	Clashes	Electron density
1	G7M	a	527	X	-	-	-
25	G7M	A	2069	X	-	-	-

2 Entry composition [i](#)

There are 58 unique types of molecules in this entry. The entry contains 148018 atoms, of which 0 are hydrogens and 0 are deuteriums.

In the tables below, the AltConf column contains the number of residues with at least one atom in alternate conformation and the Trace column contains the number of residues modelled with at most 2 atoms.

- Molecule 1 is a RNA chain called 16S ribosomal RNA.

Mol	Chain	Residues	Atoms					AltConf	Trace
			Total	C	N	O	P		
1	a	1539	33029	14738	6052	10700	1539	0	0

- Molecule 2 is a protein called 30S ribosomal protein S2.

Mol	Chain	Residues	Atoms					AltConf	Trace
			Total	C	N	O	S		
2	b	218	1705	1081	305	312	7	0	0

- Molecule 3 is a protein called 30S ribosomal protein S3.

Mol	Chain	Residues	Atoms					AltConf	Trace
			Total	C	N	O	S		
3	c	206	1625	1028	305	289	3	0	0

- Molecule 4 is a protein called 30S ribosomal protein S4.

Mol	Chain	Residues	Atoms					AltConf	Trace
			Total	C	N	O	S		
4	d	205	1643	1026	315	298	4	0	0

- Molecule 5 is a protein called 30S ribosomal protein S5.

Mol	Chain	Residues	Atoms					AltConf	Trace
			Total	C	N	O	S		
5	e	157	1157	719	218	214	6	0	0

- Molecule 6 is a protein called 30S ribosomal protein S6.

Mol	Chain	Residues	Atoms					AltConf	Trace
			Total	C	N	O	S		
6	f	100	818	515	148	149	6	0	0

- Molecule 7 is a protein called 30S ribosomal protein S7.

Mol	Chain	Residues	Atoms					AltConf	Trace
			Total	C	N	O	S		
7	g	151	1182	735	227	216	4	0	0

- Molecule 8 is a protein called 30S ribosomal protein S8.

Mol	Chain	Residues	Atoms					AltConf	Trace
			Total	C	N	O	S		
8	h	129	979	616	173	184	6	0	0

- Molecule 9 is a protein called 30S ribosomal protein S9.

Mol	Chain	Residues	Atoms					AltConf	Trace
			Total	C	N	O	S		
9	i	127	1022	634	206	179	3	0	0

- Molecule 10 is a protein called 30S ribosomal protein S10.

Mol	Chain	Residues	Atoms					AltConf	Trace
			Total	C	N	O	S		
10	j	98	787	493	150	143	1	0	0

- Molecule 11 is a protein called 30S ribosomal protein S11.

Mol	Chain	Residues	Atoms					AltConf	Trace
			Total	C	N	O	S		
11	k	116	870	535	173	159	3	0	0

- Molecule 12 is a protein called 30S ribosomal protein S12.

Mol	Chain	Residues	Atoms					AltConf	Trace
			Total	C	N	O	S		
12	l	123	955	590	196	165	4	0	0

- Molecule 13 is a protein called 30S ribosomal protein S13.

Mol	Chain	Residues	Atoms					AltConf	Trace
			Total	C	N	O	S		
13	m	114	884	546	178	157	3	0	0

- Molecule 14 is a protein called 30S ribosomal protein S14.

Mol	Chain	Residues	Atoms					AltConf	Trace
14	n	100	Total	C	N	O	S	0	0
			794	495	164	132	3		

- Molecule 15 is a protein called 30S ribosomal protein S15.

Mol	Chain	Residues	Atoms					AltConf	Trace
15	o	88	Total	C	N	O	S	0	0
			714	439	144	130	1		

- Molecule 16 is a protein called 30S ribosomal protein S16.

Mol	Chain	Residues	Atoms					AltConf	Trace
16	p	82	Total	C	N	O	S	0	0
			649	406	128	114	1		

- Molecule 17 is a protein called 30S ribosomal protein S17.

Mol	Chain	Residues	Atoms					AltConf	Trace
17	q	80	Total	C	N	O	S	0	0
			649	411	121	114	3		

- Molecule 18 is a protein called 30S ribosomal protein S18.

Mol	Chain	Residues	Atoms				AltConf	Trace
18	r	65	Total	C	N	O	0	0
			505	317	96	92		

- Molecule 19 is a protein called 30S ribosomal protein S19.

Mol	Chain	Residues	Atoms					AltConf	Trace
19	s	79	Total	C	N	O	S	0	0
			638	408	120	108	2		

- Molecule 20 is a protein called 30S ribosomal protein S20.

Mol	Chain	Residues	Atoms					AltConf	Trace
20	t	85	Total	C	N	O	S	0	0
			665	411	137	114	3		

- Molecule 21 is a protein called 30S ribosomal protein S21.

Mol	Chain	Residues	Atoms					AltConf	Trace
21	u	65	Total	C	N	O	S	0	0
			496	307	100	88	1		

- Molecule 22 is a RNA chain called tRNAfMet.

Mol	Chain	Residues	Atoms						AltConf	Trace
22	v	77	Total	C	N	O	P	S	0	0
			1644	733	297	536	77	1		

- Molecule 23 is a RNA chain called SECIS mRNA.

Mol	Chain	Residues	Atoms					AltConf	Trace
23	x	48	Total	C	N	O	P	0	0
			1025	457	183	337	48		

- Molecule 24 is a RNA chain called fMetSec-tRNA^{Sec}.

Mol	Chain	Residues	Atoms					AltConf	Trace
24	y	95	Total	C	N	O	P	0	0
			2031	907	357	672	95		

- Molecule 25 is a RNA chain called 23S ribosomal RNA.

Mol	Chain	Residues	Atoms					AltConf	Trace
25	A	2900	Total	C	N	O	P	0	0
			62274	27787	11459	20128	2900		

- Molecule 26 is a RNA chain called 5S ribosomal RNA.

Mol	Chain	Residues	Atoms					AltConf	Trace
26	B	120	Total	C	N	O	P	0	0
			2570	1144	468	838	120		

- Molecule 27 is a protein called 50S ribosomal protein L2.

Mol	Chain	Residues	Atoms					AltConf	Trace
27	C	271	Total	C	N	O	S	0	0
			2083	1288	423	365	7		

- Molecule 28 is a protein called 50S ribosomal protein L3.

Mol	Chain	Residues	Atoms					AltConf	Trace
28	D	209	Total	C	N	O	S	0	0
			1565	979	288	294	4		

- Molecule 29 is a protein called 50S ribosomal protein L4.

Mol	Chain	Residues	Atoms					AltConf	Trace
29	E	201	Total	C	N	O	S	0	0
			1552	974	283	290	5		

- Molecule 30 is a protein called 50S ribosomal protein L5.

Mol	Chain	Residues	Atoms					AltConf	Trace
30	F	177	Total	C	N	O	S	0	0
			1411	899	249	257	6		

- Molecule 31 is a protein called 50S ribosomal protein L6.

Mol	Chain	Residues	Atoms					AltConf	Trace
31	G	176	Total	C	N	O	S	0	0
			1323	832	243	246	2		

- Molecule 32 is a protein called 50S ribosomal protein L11.

Mol	Chain	Residues	Atoms					AltConf	Trace
32	I	141	Total	C	N	O	S	0	0
			1032	651	179	196	6		

- Molecule 33 is a protein called 50S ribosomal protein L9.

Mol	Chain	Residues	Atoms					AltConf	Trace
33	H	149	Total	C	N	O	S	0	0
			1111	699	197	214	1		

- Molecule 34 is a protein called 50S ribosomal protein L13.

Mol	Chain	Residues	Atoms					AltConf	Trace
34	J	142	Total	C	N	O	S	0	0
			1129	714	212	199	4		

- Molecule 35 is a protein called 50S ribosomal protein L14.

Mol	Chain	Residues	Atoms					AltConf	Trace
35	K	122	Total	C	N	O	S	0	0
			939	587	180	166	6		

- Molecule 36 is a protein called 50S ribosomal protein L15.

Mol	Chain	Residues	Atoms					AltConf	Trace
36	L	143	Total	C	N	O	S	0	0
			1045	649	206	189	1		

- Molecule 37 is a protein called 50S ribosomal protein L16.

Mol	Chain	Residues	Atoms					AltConf	Trace
37	M	136	Total	C	N	O	S	0	0
			1074	686	205	177	6		

- Molecule 38 is a protein called 50S ribosomal protein L17.

Mol	Chain	Residues	Atoms					AltConf	Trace
38	N	120	Total	C	N	O	S	0	0
			961	593	196	167	5		

- Molecule 39 is a protein called 50S ribosomal protein L18.

Mol	Chain	Residues	Atoms				AltConf	Trace
39	O	116	Total	C	N	O	0	0
			892	552	178	162		

- Molecule 40 is a protein called 50S ribosomal protein L19.

Mol	Chain	Residues	Atoms					AltConf	Trace
40	P	114	Total	C	N	O	S	0	0
			917	574	179	163	1		

- Molecule 41 is a protein called 50S ribosomal protein L20.

Mol	Chain	Residues	Atoms				AltConf	Trace
41	Q	117	Total	C	N	O	0	0
			947	604	192	151		

- Molecule 42 is a protein called 50S ribosomal protein L21.

Mol	Chain	Residues	Atoms					AltConf	Trace
42	R	103	Total	C	N	O	S	0	0
			816	516	153	145	2		

- Molecule 43 is a protein called 50S ribosomal protein L22.

Mol	Chain	Residues	Atoms					AltConf	Trace
43	S	110	Total	C	N	O	S	0	0
			857	532	166	156	3		

- Molecule 44 is a protein called 50S ribosomal protein L23.

Mol	Chain	Residues	Atoms					AltConf	Trace
44	T	93	Total	C	N	O	S	0	0
			739	466	139	132	2		

- Molecule 45 is a protein called 50S ribosomal protein L24.

Mol	Chain	Residues	Atoms				AltConf	Trace
45	U	102	Total	C	N	O	0	0
			780	492	146	142		

- Molecule 46 is a protein called 50S ribosomal protein L25.

Mol	Chain	Residues	Atoms					AltConf	Trace
46	V	94	Total	C	N	O	S	0	0
			753	479	137	134	3		

- Molecule 47 is a protein called 50S ribosomal protein L27.

Mol	Chain	Residues	Atoms					AltConf	Trace
47	W	75	Total	C	N	O	S	0	0
			575	356	116	102	1		

- Molecule 48 is a protein called 50S ribosomal protein L28.

Mol	Chain	Residues	Atoms					AltConf	Trace
48	X	77	Total	C	N	O	S	0	0
			625	388	129	106	2		

- Molecule 49 is a protein called 50S ribosomal protein L29.

Mol	Chain	Residues	Atoms					AltConf	Trace
49	Y	63	Total	C	N	O	S	0	0
			509	313	99	95	2		

- Molecule 50 is a protein called 50S ribosomal protein L30.

Mol	Chain	Residues	Atoms					AltConf	Trace
50	Z	58	Total	C	N	O	S	0	0
			449	281	87	79	2		

- Molecule 51 is a protein called 50S ribosomal protein L32.

Mol	Chain	Residues	Atoms					AltConf	Trace
51	0	56	Total	C	N	O	S	0	0
			444	269	94	80	1		

- Molecule 52 is a protein called 50S ribosomal protein L33.

Mol	Chain	Residues	Atoms				AltConf	Trace
52	1	50	Total	C	N	O	0	0
			410	263	75	72		

- Molecule 53 is a protein called 50S ribosomal protein L34.

Mol	Chain	Residues	Atoms					AltConf	Trace
53	2	46	Total	C	N	O	S	0	0
			377	228	90	57	2		

- Molecule 54 is a protein called 50S ribosomal protein L35.

Mol	Chain	Residues	Atoms					AltConf	Trace
54	3	64	Total	C	N	O	S	0	0
			504	323	105	74	2		

- Molecule 55 is a protein called 50S ribosomal protein L36.

Mol	Chain	Residues	Atoms					AltConf	Trace
55	4	38	Total	C	N	O	S	0	0
			302	185	65	48	4		

- Molecule 56 is a protein called 50S ribosomal protein L31.

Mol	Chain	Residues	Atoms					AltConf	Trace
			Total	C	N	O	S		
56	6	66	523	323	99	95	6	0	0

- Molecule 57 is a RNA chain called CCA 3' end of E-site tRNA^{Sec} (low occupancy).

Mol	Chain	Residues	Atoms					AltConf	Trace
			Total	C	N	O	P		
57	w	3	62	28	11	20	3	0	0

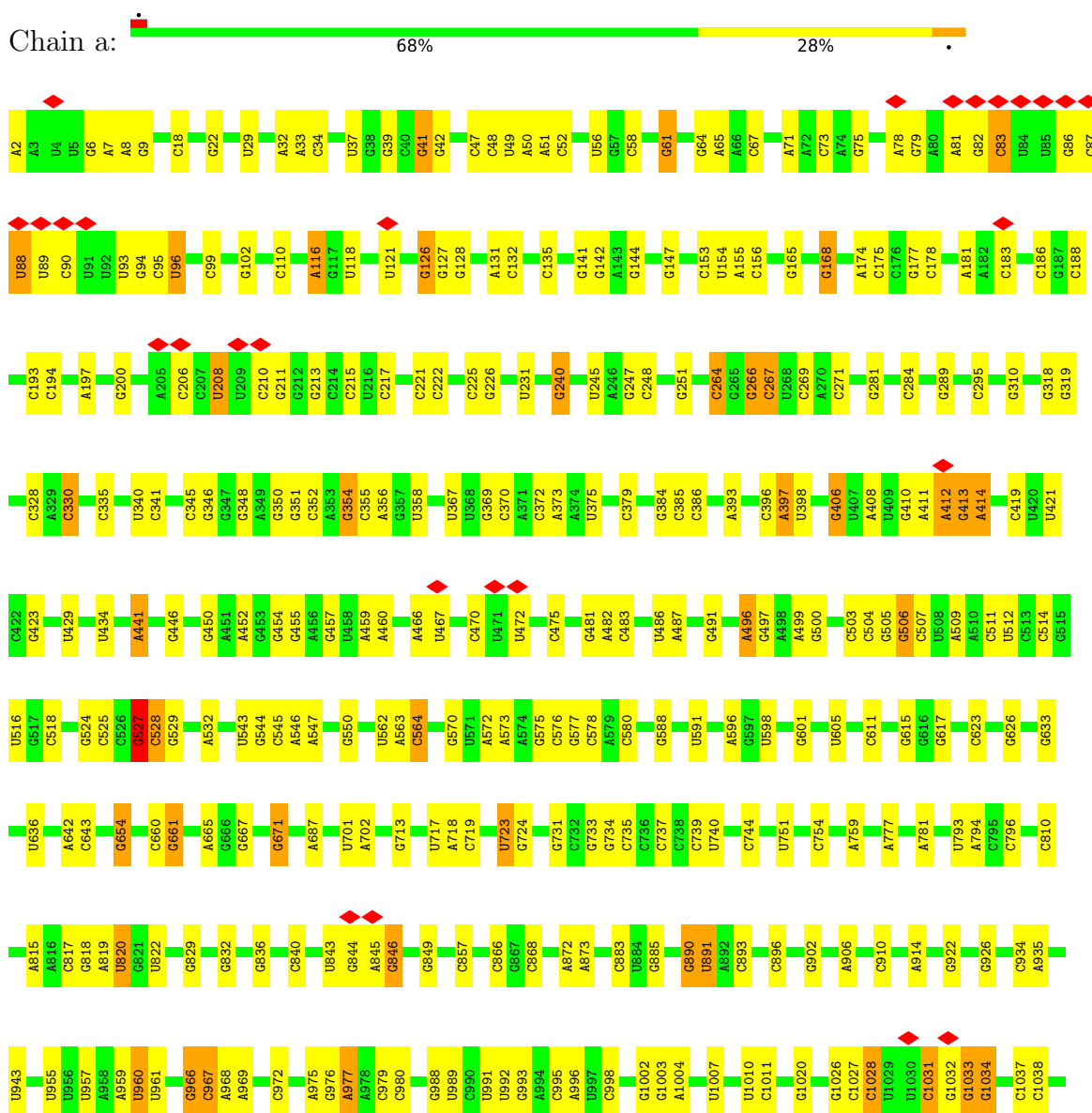
- Molecule 58 is ZINC ION (three-letter code: ZN) (formula: Zn).

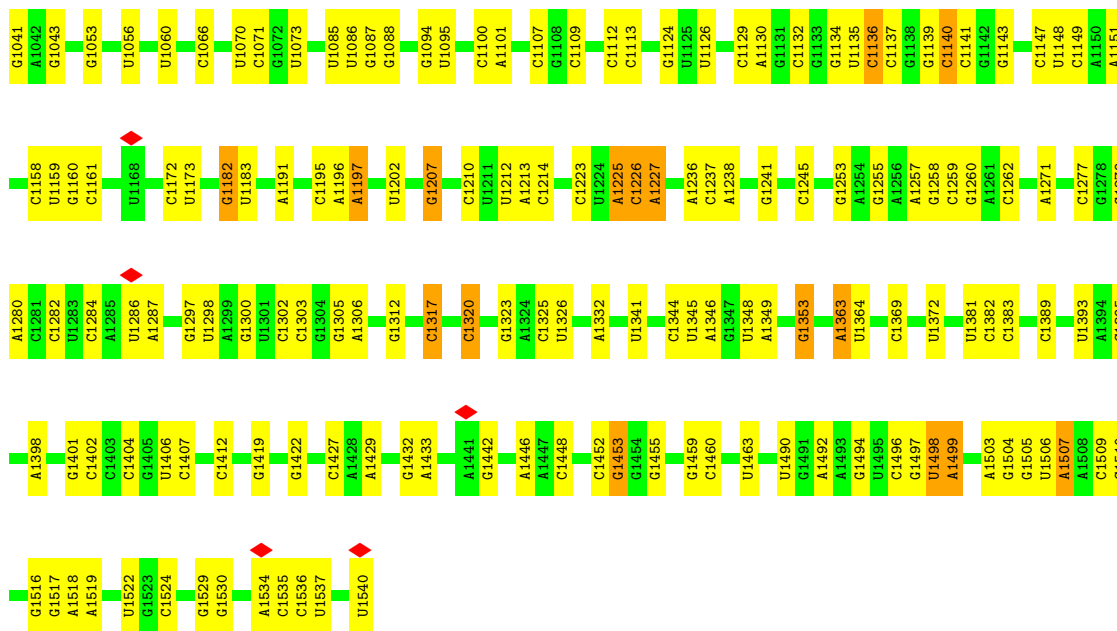
Mol	Chain	Residues	Atoms		AltConf
58	4	1	Total	Zn	0
			1	1	
58	6	1	Total	Zn	0
			1	1	

3 Residue-property plots [i](#)

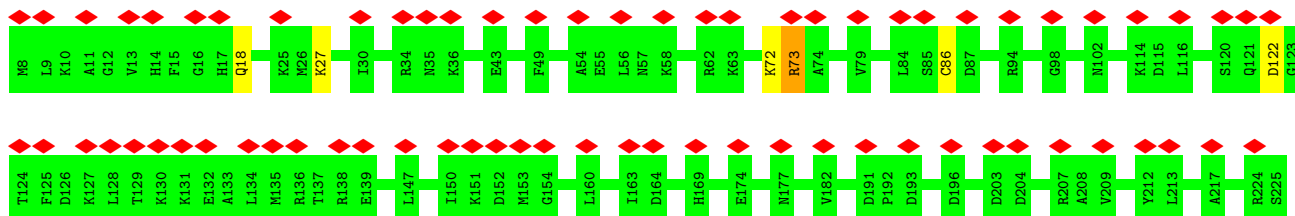
These plots are drawn for all protein, RNA, DNA and oligosaccharide chains in the entry. The first graphic for a chain summarises the proportions of the various outlier classes displayed in the second graphic. The second graphic shows the sequence view annotated by issues in geometry and atom inclusion in map density. Residues are color-coded according to the number of geometric quality criteria for which they contain at least one outlier: green = 0, yellow = 1, orange = 2 and red = 3 or more. A red diamond above a residue indicates a poor fit to the EM map for this residue (all-atom inclusion < 40%). Stretches of 2 or more consecutive residues without any outlier are shown as a green connector. Residues present in the sample, but not in the model, are shown in grey.

• Molecule 1: 16S ribosomal RNA

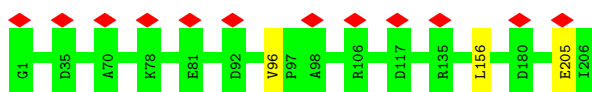




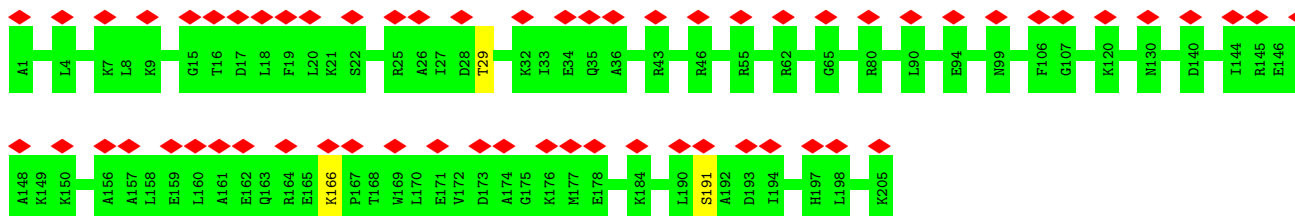
• Molecule 2: 30S ribosomal protein S2



• Molecule 3: 30S ribosomal protein S3




• Molecule 4: 30S ribosomal protein S4




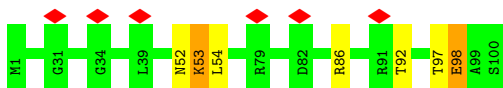
• Molecule 5: 30S ribosomal protein S5

Chain e:  94%



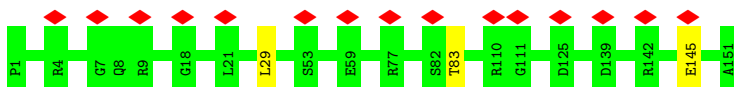
- Molecule 6: 30S ribosomal protein S6

Chain f:  6% 93% 5%



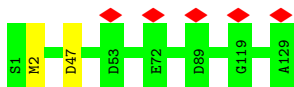
- Molecule 7: 30S ribosomal protein S7

Chain g:  10% 98%



- Molecule 8: 30S ribosomal protein S8

Chain h:  98%



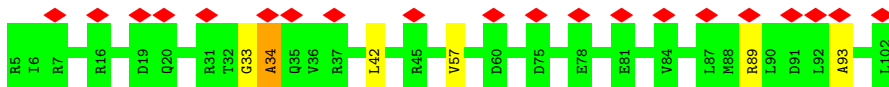
- Molecule 9: 30S ribosomal protein S9

Chain i:  7% 94% 5%



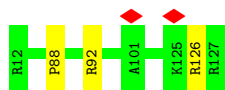
- Molecule 10: 30S ribosomal protein S10

Chain j:  20% 94% 5%

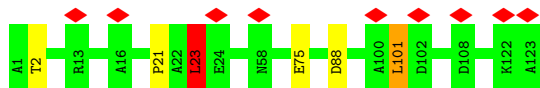


- Molecule 11: 30S ribosomal protein S11

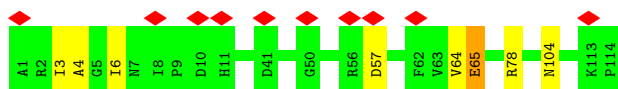
Chain k:  97%



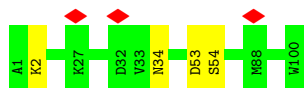
- Molecule 12: 30S ribosomal protein S12



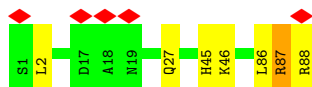
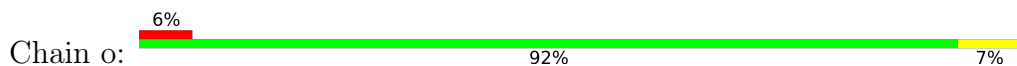
- Molecule 13: 30S ribosomal protein S13



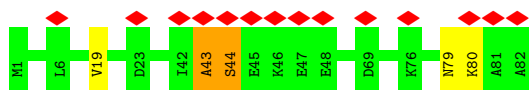
- Molecule 14: 30S ribosomal protein S14



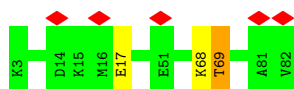
- Molecule 15: 30S ribosomal protein S15



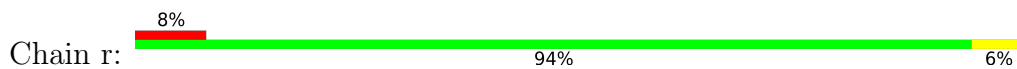
- Molecule 16: 30S ribosomal protein S16



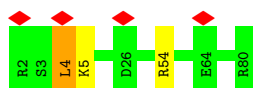
- Molecule 17: 30S ribosomal protein S17



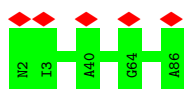
- Molecule 18: 30S ribosomal protein S18



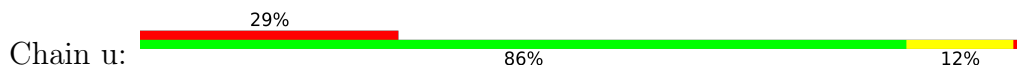
- Molecule 19: 30S ribosomal protein S19



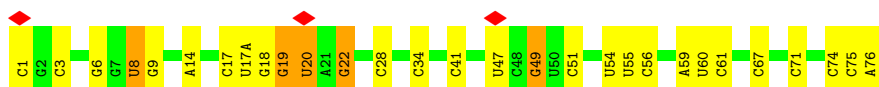
- Molecule 20: 30S ribosomal protein S20



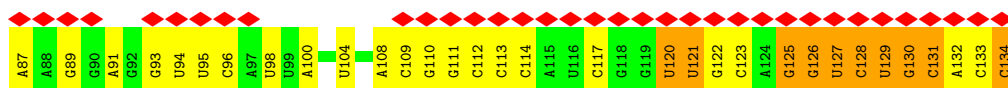
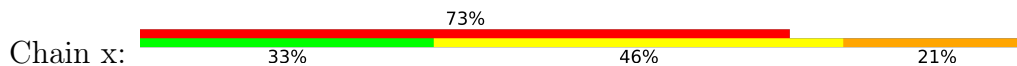
- Molecule 21: 30S ribosomal protein S21



- Molecule 22: tRNA^{fMet}



- Molecule 23: SECIS mRNA



- Molecule 24: fMetSec-tRNA^{Sec}

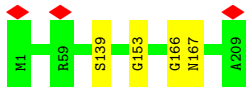


Chain C:  97%



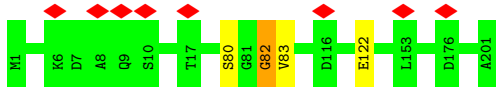
- Molecule 28: 50S ribosomal protein L3

Chain D:  98%



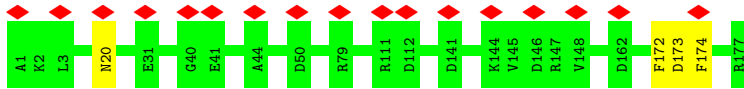
- Molecule 29: 50S ribosomal protein L4

Chain E:  98%



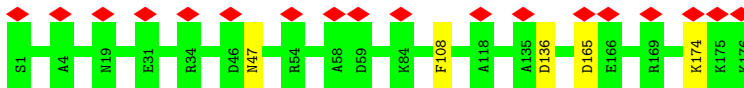
- Molecule 30: 50S ribosomal protein L5

Chain F:  10% 98%




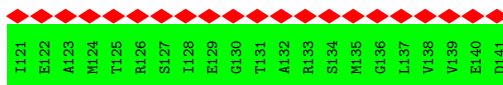
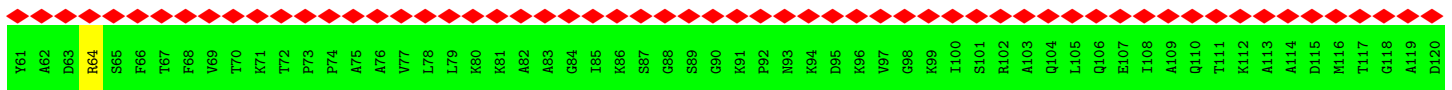
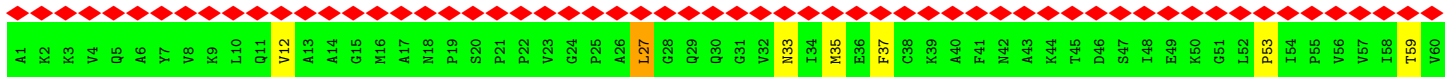
- Molecule 31: 50S ribosomal protein L6

Chain G:  10% 97%

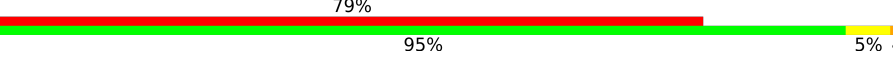


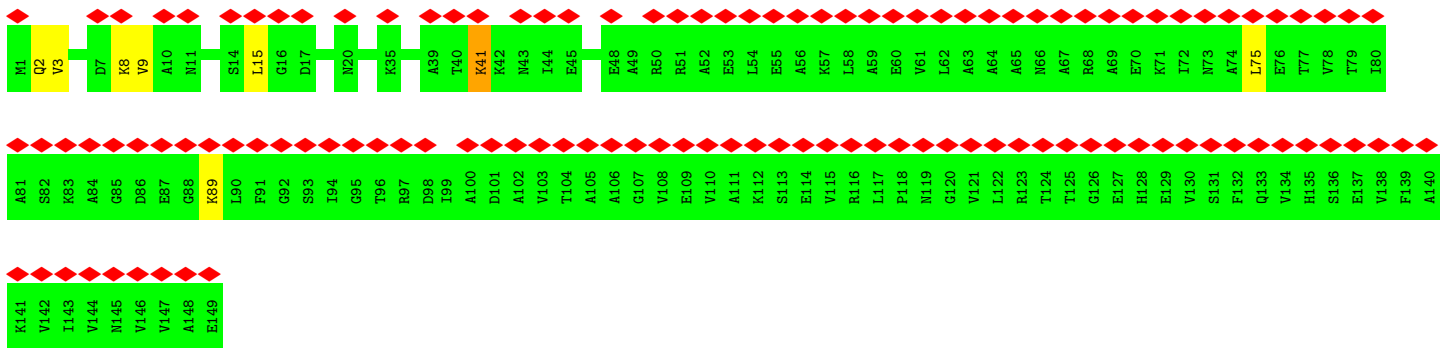
- Molecule 32: 50S ribosomal protein L11

Chain I:  100% 94% 5%



- Molecule 33: 50S ribosomal protein L9

Chain H:  79%
95% 5%



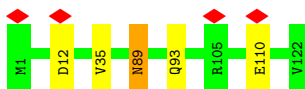
- Molecule 34: 50S ribosomal protein L13

Chain J:  99%



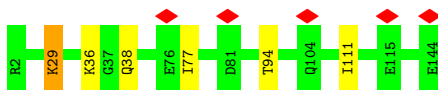
- Molecule 35: 50S ribosomal protein L14

Chain K:  96%



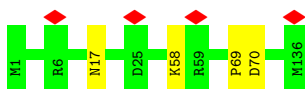
- Molecule 36: 50S ribosomal protein L15

Chain L:  96%



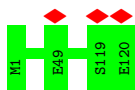
- Molecule 37: 50S ribosomal protein L16

Chain M:  97%

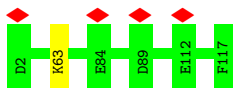


- Molecule 38: 50S ribosomal protein L17

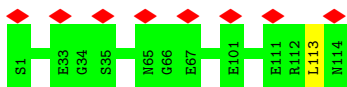
Chain N:  100%



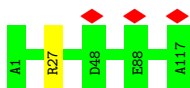
- Molecule 39: 50S ribosomal protein L18



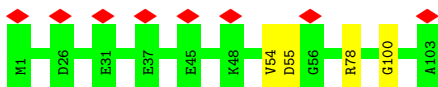
- Molecule 40: 50S ribosomal protein L19



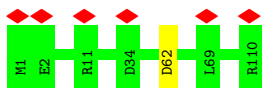
- Molecule 41: 50S ribosomal protein L20



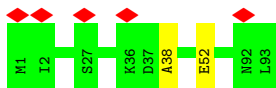
- Molecule 42: 50S ribosomal protein L21



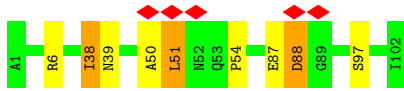
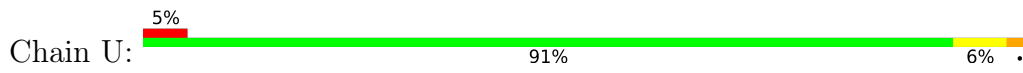
- Molecule 43: 50S ribosomal protein L22



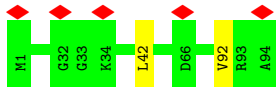
- Molecule 44: 50S ribosomal protein L23



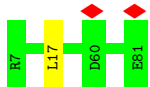
- Molecule 45: 50S ribosomal protein L24



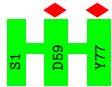
- Molecule 46: 50S ribosomal protein L25



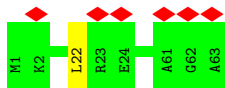
- Molecule 47: 50S ribosomal protein L27



- Molecule 48: 50S ribosomal protein L28



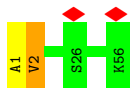
- Molecule 49: 50S ribosomal protein L29



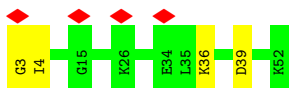
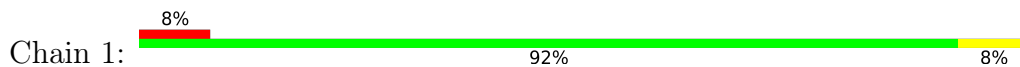
- Molecule 50: 50S ribosomal protein L30



- Molecule 51: 50S ribosomal protein L32



- Molecule 52: 50S ribosomal protein L33



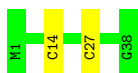
- Molecule 53: 50S ribosomal protein L34



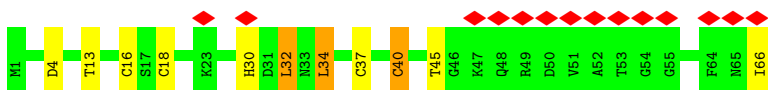
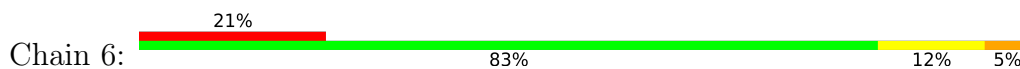
- Molecule 54: 50S ribosomal protein L35



- Molecule 55: 50S ribosomal protein L36



- Molecule 56: 50S ribosomal protein L31



- Molecule 57: CCA 3' end of E-site tRNA^{Sec} (low occupancy)



4 Experimental information

Property	Value	Source
EM reconstruction method	SINGLE PARTICLE	Depositor
Imposed symmetry	POINT, Not provided	
Number of particles used	130705	Depositor
Resolution determination method	FSC 0.143 CUT-OFF	Depositor
CTF correction method	PHASE FLIPPING ONLY; Local CTF correction, after MSA based classification and averaging of local power spectra	Depositor
Microscope	FEI TITAN KRIOS	Depositor
Voltage (kV)	300	Depositor
Electron dose ($e^-/\text{\AA}^2$)	30	Depositor
Minimum defocus (nm)	700	Depositor
Maximum defocus (nm)	2600	Depositor
Magnification	59000	Depositor
Image detector	FEI FALCON II (4k x 4k)	Depositor
Maximum map value	4.297	Depositor
Minimum map value	-2.327	Depositor
Average map value	0.015	Depositor
Map value standard deviation	0.273	Depositor
Recommended contour level	0.54	Depositor
Map size (\AA)	315.52, 315.52, 315.52	wwPDB
Map dimensions	272, 272, 272	wwPDB
Map angles ($^\circ$)	90.0, 90.0, 90.0	wwPDB
Pixel spacing (\AA)	1.16, 1.16, 1.16	Depositor

5 Model quality i

5.1 Standard geometry i

Bond lengths and bond angles in the following residue types are not validated in this section: 5MC, 3TD, G7M, 4SU, 2MG, 2MA, 6MZ, H2U, OMG, 4OC, 5MU, 1MG, PSU, 6IA, OMC, MA6, OMU, ZN, UR3

The Z score for a bond length (or angle) is the number of standard deviations the observed value is removed from the expected value. A bond length (or angle) with $|Z| > 5$ is considered an outlier worth inspection. RMSZ is the root-mean-square of all Z scores of the bond lengths (or angles).

Mol	Chain	Bond lengths		Bond angles	
		RMSZ	# Z >5	RMSZ	# Z >5
1	a	0.84	6/36701 (0.0%)	1.37	537/57246 (0.9%)
2	b	0.44	0/1736	0.69	1/2338 (0.0%)
3	c	0.44	0/1652	0.63	0/2225
4	d	0.42	0/1665	0.64	0/2227
5	e	0.49	0/1170	0.74	2/1573 (0.1%)
6	f	0.51	0/836	0.85	3/1128 (0.3%)
7	g	0.42	0/1196	0.62	0/1602
8	h	0.47	0/989	0.69	0/1326
9	i	0.49	1/1034 (0.1%)	0.78	1/1375 (0.1%)
10	j	0.44	0/797	0.78	0/1077
11	k	0.46	0/886	0.71	1/1195 (0.1%)
12	l	0.43	0/969	0.77	1/1300 (0.1%)
13	m	0.46	0/893	0.82	3/1193 (0.3%)
14	n	0.51	0/806	0.68	0/1074
15	o	0.45	0/722	0.73	2/964 (0.2%)
16	p	0.53	0/659	0.84	1/884 (0.1%)
17	q	0.49	0/658	0.78	1/881 (0.1%)
18	r	0.46	0/512	0.74	1/689 (0.1%)
19	s	0.50	0/653	0.87	3/877 (0.3%)
20	t	0.44	0/671	0.64	0/888
21	u	0.53	0/501	0.98	2/668 (0.3%)
22	v	0.79	1/1747 (0.1%)	1.48	44/2721 (1.6%)
23	x	0.91	3/1145 (0.3%)	1.67	32/1781 (1.8%)
24	y	0.67	1/2162 (0.0%)	1.42	33/3351 (1.0%)
25	A	0.93	12/69171 (0.0%)	1.32	778/107904 (0.7%)
26	B	0.76	1/2873 (0.0%)	1.41	53/4478 (1.2%)
27	C	0.54	0/2122	0.74	2/2852 (0.1%)
28	D	0.48	0/1586	0.70	0/2134
29	E	0.49	0/1571	0.67	2/2113 (0.1%)
30	F	0.48	0/1435	0.74	1/1926 (0.1%)
31	G	0.45	0/1343	0.66	2/1816 (0.1%)

Mol	Chain	Bond lengths		Bond angles	
		RMSZ	# Z >5	RMSZ	# Z >5
32	I	0.43	0/1046	0.71	1/1410 (0.1%)
33	H	0.40	0/1122	0.70	1/1515 (0.1%)
34	J	0.50	0/1152	0.64	0/1551
35	K	0.53	0/948	0.74	1/1268 (0.1%)
36	L	0.50	0/1054	0.78	1/1403 (0.1%)
37	M	0.47	0/1093	0.68	1/1460 (0.1%)
38	N	0.49	0/974	0.68	0/1301
39	O	0.45	0/902	0.61	0/1209
40	P	0.50	0/929	0.70	1/1242 (0.1%)
41	Q	0.59	0/960	0.68	1/1278 (0.1%)
42	R	0.47	0/829	0.72	2/1107 (0.2%)
43	S	0.47	0/864	0.66	1/1156 (0.1%)
44	T	0.44	0/745	0.60	0/994
45	U	0.49	0/788	0.82	4/1051 (0.4%)
46	V	0.44	0/766	0.62	1/1025 (0.1%)
47	W	0.49	0/582	0.64	0/769
48	X	0.49	0/635	0.59	0/848
49	Y	0.42	0/510	0.61	0/677
50	Z	0.39	0/453	0.65	0/605
51	0	0.51	0/450	0.75	0/599
52	1	0.47	0/417	0.78	1/554 (0.2%)
53	2	0.49	0/380	0.65	0/498
54	3	0.49	0/513	0.65	0/676
55	4	0.79	1/303 (0.3%)	1.05	1/397 (0.3%)
56	6	0.60	1/532 (0.2%)	1.09	4/709 (0.6%)
57	w	0.28	0/68	1.00	0/103
All	All	0.79	27/159876 (0.0%)	1.22	1527/239211 (0.6%)

Chiral center outliers are detected by calculating the chiral volume of a chiral center and verifying if the center is modelled as a planar moiety or with the opposite hand. A planarity outlier is detected by checking planarity of atoms in a peptide group, atoms in a mainchain group or atoms of a sidechain that are expected to be planar.

Mol	Chain	#Chirality outliers	#Planarity outliers
1	a	2	0
2	b	0	1
5	e	0	3
6	f	0	2
9	i	0	2
10	j	0	3
12	l	0	2
13	m	0	2

Continued on next page...

Continued from previous page...

Mol	Chain	#Chirality outliers	#Planarity outliers
15	o	0	1
16	p	0	1
17	q	0	1
19	s	0	1
21	u	0	2
25	A	2	0
27	C	0	1
28	D	0	1
29	E	0	1
30	F	0	1
33	H	0	3
35	K	0	1
36	L	0	1
45	U	0	2
51	0	0	1
52	1	0	1
54	3	0	1
All	All	4	35

All (27) bond length outliers are listed below:

Mol	Chain	Res	Type	Atoms	Z	Observed(Å)	Ideal(Å)
24	y	1	G	OP3-P	-10.82	1.48	1.61
25	A	1	G	OP3-P	-10.72	1.48	1.61
22	v	1	C	OP3-P	-10.66	1.48	1.61
26	B	1	U	OP3-P	-10.62	1.48	1.61
1	a	2	A	OP3-P	-10.55	1.48	1.61
23	x	87	A	OP3-P	-10.53	1.48	1.61
55	4	27	CYS	CB-SG	8.23	1.96	1.82
1	a	1034	G	C6-O6	-7.96	1.17	1.24
25	A	1784	A	N7-C5	-7.30	1.34	1.39
25	A	984	A	N9-C4	-7.18	1.33	1.37
25	A	528	A	N9-C4	-6.99	1.33	1.37
25	A	783	A	N7-C5	-5.80	1.35	1.39
23	x	128	C	O3'-P	5.71	1.68	1.61
1	a	2	A	N7-C5	-5.68	1.35	1.39
25	A	360	U	C4-O4	-5.59	1.19	1.23
25	A	1105	U	C2-N3	-5.57	1.33	1.37
25	A	278	A	N9-C4	5.56	1.41	1.37
1	a	354	G	C6-N1	-5.48	1.35	1.39
25	A	787	C	O3'-P	-5.47	1.54	1.61
23	x	125	G	O3'-P	5.35	1.67	1.61

Continued on next page...

Continued from previous page...

Mol	Chain	Res	Type	Atoms	Z	Observed(Å)	Ideal(Å)
1	a	1312	G	O3'-P	-5.34	1.54	1.61
25	A	1081	U	C4-O4	-5.33	1.19	1.23
1	a	1140	C	N3-C4	-5.32	1.30	1.33
56	6	40	CYS	CB-SG	5.19	1.91	1.82
25	A	1779	U	C5-C6	-5.16	1.29	1.34
9	i	90	ASP	CB-CG	5.07	1.62	1.51
25	A	528	A	N7-C5	-5.04	1.36	1.39

All (1527) bond angle outliers are listed below:

Mol	Chain	Res	Type	Atoms	Z	Observed(°)	Ideal(°)
1	a	529	G	C5-C6-O6	-14.39	119.96	128.60
24	y	35	C	C5-C6-N1	13.59	127.79	121.00
1	a	1027	C	C5-C6-N1	13.56	127.78	121.00
25	A	1313	U	N3-C2-O2	-12.91	113.16	122.20
24	y	35	C	C6-N1-C2	-12.72	115.21	120.30
25	A	1313	U	N1-C2-O2	12.61	131.63	122.80
1	a	215	C	N1-C2-O2	12.52	126.41	118.90
1	a	1003	G	N3-C2-N2	-12.32	111.27	119.90
25	A	278	A	C2-N3-C4	11.81	116.50	110.60
25	A	1081	U	N3-C2-O2	-11.45	114.19	122.20
1	a	1034	G	C5-C6-O6	-11.40	121.76	128.60
1	a	1034	G	C5-C6-N1	11.25	117.13	111.50
23	x	120	U	N1-C2-O2	11.08	130.56	122.80
56	6	32	LEU	CA-CB-CG	11.08	140.78	115.30
25	A	62	U	N1-C2-O2	11.04	130.53	122.80
25	A	1087	G	N3-C2-N2	-11.03	112.18	119.90
23	x	120	U	N3-C2-O2	-10.93	114.55	122.20
1	a	1134	G	N3-C2-N2	-10.81	112.33	119.90
25	A	2103	C	N1-C2-O2	-10.72	112.47	118.90
26	B	12	C	N1-C2-O2	10.70	125.32	118.90
25	A	783	A	N7-C8-N9	10.58	119.09	113.80
25	A	137	U	N3-C2-O2	-10.55	114.81	122.20
23	x	133	C	N1-C2-O2	10.54	125.23	118.90
26	B	4	C	C5-C6-N1	10.50	126.25	121.00
1	a	206	C	N1-C2-O2	-10.46	112.62	118.90
25	A	281	C	C6-N1-C2	-10.41	116.14	120.30
25	A	1101	U	N3-C2-O2	-10.38	114.94	122.20
1	a	1455	G	N1-C6-O6	10.36	126.11	119.90
25	A	1920	C	C6-N1-C2	-10.30	116.18	120.30
25	A	783	A	C8-N9-C4	-10.17	101.73	105.80
1	a	719	C	N1-C2-O2	10.16	125.00	118.90

Continued on next page...

Continued from previous page...

Mol	Chain	Res	Type	Atoms	Z	Observed(°)	Ideal(°)
25	A	1507	C	C6-N1-C2	-10.16	116.24	120.30
1	a	355	C	N3-C2-O2	-10.13	114.81	121.90
1	a	355	C	N1-C2-O2	10.12	124.97	118.90
23	x	125	G	N9-C1'-C2'	-10.10	100.87	114.00
1	a	1395	C	N1-C2-O2	10.07	124.94	118.90
1	a	1349	A	O5'-P-OP1	-10.06	96.65	105.70
26	B	4	C	C6-N1-C2	-10.05	116.28	120.30
25	A	2072	C	C5-C6-N1	9.96	125.98	121.00
25	A	2072	C	C6-N1-C2	-9.94	116.32	120.30
1	a	719	C	N3-C2-O2	-9.88	114.99	121.90
25	A	1105	U	N3-C2-O2	-9.81	115.33	122.20
25	A	1180	U	C5-C4-O4	-9.79	120.03	125.90
25	A	2036	C	C6-N1-C2	-9.78	116.39	120.30
1	a	1141	C	N1-C2-O2	9.77	124.76	118.90
1	a	1027	C	C4-C5-C6	-9.76	112.52	117.40
1	a	1404	C	C6-N1-C2	-9.70	116.42	120.30
25	A	2036	C	C5-C6-N1	9.69	125.84	121.00
26	B	97	C	C2-N1-C1'	9.65	129.41	118.80
1	a	168	G	C5-C6-O6	-9.64	122.82	128.60
1	a	1317	C	N1-C2-O2	9.63	124.68	118.90
25	A	1081	U	N3-C4-C5	9.59	120.36	114.60
25	A	1314	C	C6-N1-C2	-9.59	116.46	120.30
25	A	283	G	N3-C2-N2	-9.55	113.21	119.90
25	A	546	U	N3-C2-O2	-9.55	115.51	122.20
25	A	1993	U	N1-C2-O2	9.54	129.47	122.80
1	a	1317	C	N3-C2-O2	-9.52	115.24	121.90
1	a	1140	C	N1-C2-O2	9.51	124.60	118.90
26	B	30	C	C6-N1-C2	-9.49	116.50	120.30
25	A	62	U	N3-C2-O2	-9.49	115.56	122.20
24	y	59	C	N1-C2-O2	9.47	124.58	118.90
1	a	529	G	N1-C6-O6	9.46	125.58	119.90
25	A	783	A	C5-N7-C8	-9.43	99.18	103.90
16	p	44	SER	N-CA-CB	-9.42	96.37	110.50
22	v	67	C	N1-C2-O2	9.42	124.55	118.90
1	a	1325	C	C6-N1-C2	-9.42	116.53	120.30
1	a	215	C	N3-C2-O2	-9.40	115.32	121.90
1	a	1034	G	C4-C5-N7	9.40	114.56	110.80
1	a	1395	C	N3-C2-O2	-9.39	115.33	121.90
1	a	186	C	N1-C2-O2	9.38	124.53	118.90
25	A	1081	U	N1-C2-O2	9.38	129.36	122.80
25	A	1313	U	C2-N1-C1'	9.37	128.95	117.70
1	a	503	C	C6-N1-C2	-9.35	116.56	120.30

Continued on next page...

Continued from previous page...

Mol	Chain	Res	Type	Atoms	Z	Observed(°)	Ideal(°)
26	B	120	U	N3-C2-O2	-9.33	115.67	122.20
25	A	1920	C	C5-C6-N1	9.33	125.66	121.00
25	A	2791	G	N3-C2-N2	-9.28	113.40	119.90
1	a	1455	G	C5-C6-O6	-9.26	123.04	128.60
1	a	221	C	N1-C2-O2	9.25	124.45	118.90
23	x	133	C	N3-C2-O2	-9.19	115.47	121.90
25	A	12	U	N3-C2-O2	-9.19	115.77	122.20
1	a	217	C	C6-N1-C2	-9.18	116.63	120.30
22	v	71	C	C6-N1-C2	-9.09	116.67	120.30
1	a	1149	C	N1-C2-O2	9.08	124.34	118.90
25	A	669	G	C2-N3-C4	9.06	116.43	111.90
25	A	1081	U	C2-N3-C4	-8.95	121.63	127.00
1	a	564	C	N1-C2-O2	8.95	124.27	118.90
1	a	457	G	N1-C6-O6	-8.92	114.55	119.90
25	A	1507	C	C5-C6-N1	8.87	125.44	121.00
25	A	962	G	O5'-P-OP1	-8.85	97.73	105.70
26	B	12	C	N3-C2-O2	-8.85	115.70	121.90
1	a	1027	C	C2-N3-C4	8.81	124.31	119.90
1	a	575	G	N3-C2-N2	-8.79	113.74	119.90
25	A	353	C	N1-C2-O2	8.76	124.16	118.90
25	A	557	C	N1-C2-O2	8.75	124.15	118.90
1	a	660	C	N1-C2-O2	8.73	124.14	118.90
25	A	2762	C	C6-N1-C2	-8.70	116.82	120.30
25	A	2409	G	C5-C6-O6	-8.70	123.38	128.60
25	A	2103	C	C2-N3-C4	-8.67	115.56	119.90
25	A	2473	U	N1-C2-O2	8.67	128.87	122.80
26	B	97	C	N1-C2-O2	8.67	124.10	118.90
25	A	1005	C	N1-C2-O2	8.65	124.09	118.90
25	A	2683	C	N1-C2-O2	8.65	124.09	118.90
22	v	51	C	N1-C2-O2	8.65	124.09	118.90
25	A	121	G	N1-C6-O6	8.63	125.08	119.90
25	A	281	C	C5-C6-N1	8.63	125.32	121.00
1	a	215	C	C6-N1-C2	-8.59	116.86	120.30
25	A	1102	C	N1-C2-O2	8.59	124.06	118.90
25	A	557	C	C6-N1-C2	-8.59	116.86	120.30
25	A	807	U	N3-C2-O2	-8.59	116.19	122.20
1	a	623	C	C6-N1-C2	-8.58	116.87	120.30
26	B	97	C	C6-N1-C2	-8.57	116.87	120.30
25	A	277	G	N7-C8-N9	8.55	117.38	113.10
1	a	500	G	N1-C6-O6	8.55	125.03	119.90
25	A	758	C	N3-C2-O2	-8.54	115.92	121.90
25	A	62	U	C2-N1-C1'	8.54	127.94	117.70

Continued on next page...

Continued from previous page...

Mol	Chain	Res	Type	Atoms	Z	Observed(°)	Ideal(°)
1	a	810	C	C5-C6-N1	8.53	125.26	121.00
22	v	41	C	N1-C2-O2	8.53	124.02	118.90
1	a	385	C	C6-N1-C2	-8.52	116.89	120.30
25	A	883	G	N7-C8-N9	8.51	117.36	113.10
1	a	1028	C	N1-C2-O2	-8.50	113.80	118.90
25	A	2410	G	N3-C2-N2	-8.48	113.96	119.90
25	A	1102	C	N3-C2-O2	-8.47	115.97	121.90
1	a	58	C	N1-C2-O2	-8.43	113.84	118.90
1	a	18	C	C5-C6-N1	8.43	125.21	121.00
26	B	38	C	N1-C2-O2	8.42	123.95	118.90
25	A	1993	U	N3-C2-O2	-8.39	116.33	122.20
25	A	1539	U	C5-C6-N1	8.38	126.89	122.70
22	v	56	C	N1-C2-O2	8.37	123.92	118.90
26	B	30	C	C5-C6-N1	8.37	125.18	121.00
13	m	65	GLU	N-CA-CB	-8.34	95.58	110.60
25	A	2834	G	N7-C8-N9	8.34	117.27	113.10
25	A	669	G	N3-C4-C5	-8.33	124.44	128.60
56	6	18	CYS	CA-CB-SG	-8.31	99.04	114.00
25	A	1498	C	N3-C4-N4	8.30	123.81	118.00
26	B	17	C	N1-C2-O2	8.30	123.88	118.90
23	x	133	C	N1-C1'-C2'	-8.29	102.88	112.00
25	A	2884	U	N3-C2-O2	-8.29	116.40	122.20
26	B	31	C	N1-C2-O2	8.29	123.87	118.90
1	a	102	G	C6-N1-C2	-8.29	120.13	125.10
1	a	544	G	N1-C6-O6	8.27	124.86	119.90
25	A	2226	C	N1-C2-O2	8.26	123.86	118.90
25	A	1087	G	C6-N1-C2	-8.26	120.14	125.10
25	A	1178	C	N1-C2-O2	8.25	123.85	118.90
25	A	2226	C	N3-C2-O2	-8.25	116.12	121.90
25	A	807	U	N1-C2-O2	8.24	128.57	122.80
1	a	1158	C	C2-N1-C1'	8.24	127.86	118.80
25	A	407	G	N1-C6-O6	-8.24	114.96	119.90
25	A	2011	U	N3-C2-O2	-8.22	116.45	122.20
1	a	998	C	N3-C2-O2	-8.21	116.15	121.90
25	A	2742	G	N1-C6-O6	-8.21	114.97	119.90
25	A	413	C	C6-N1-C2	-8.21	117.02	120.30
1	a	1149	C	C6-N1-C2	-8.16	117.03	120.30
22	v	19	G	N1-C6-O6	-8.16	115.00	119.90
1	a	626	G	N1-C6-O6	8.16	124.79	119.90
25	A	581	C	C6-N1-C2	-8.16	117.04	120.30
26	B	4	C	N1-C2-O2	8.15	123.79	118.90
25	A	105	C	C6-N1-C2	-8.14	117.04	120.30

Continued on next page...

Continued from previous page...

Mol	Chain	Res	Type	Atoms	Z	Observed(°)	Ideal(°)
25	A	1716	U	C5-C6-N1	8.13	126.77	122.70
1	a	215	C	N3-C4-N4	8.12	123.69	118.00
25	A	1894	C	N1-C2-O2	8.12	123.77	118.90
25	A	2410	G	C6-N1-C2	-8.11	120.23	125.10
1	a	737	C	C6-N1-C2	-8.09	117.06	120.30
1	a	110	C	N1-C2-O2	8.09	123.75	118.90
25	A	2473	U	N3-C2-O2	-8.09	116.54	122.20
1	a	1003	G	C6-N1-C2	-8.08	120.25	125.10
25	A	1314	C	C5-C6-N1	8.08	125.04	121.00
25	A	1104	C	N1-C2-O2	8.08	123.75	118.90
2	b	73	ARG	N-CA-CB	-8.07	96.07	110.60
1	a	751	U	N3-C2-O2	-8.07	116.55	122.20
22	v	67	C	C6-N1-C2	-8.06	117.08	120.30
22	v	71	C	N3-C2-O2	-8.06	116.26	121.90
25	A	1451	C	N1-C2-O2	-8.04	114.07	118.90
1	a	450	G	N1-C6-O6	-8.04	115.08	119.90
25	A	2762	C	N1-C2-O2	8.03	123.72	118.90
1	a	1326	U	N3-C2-O2	-8.02	116.58	122.20
1	a	1149	C	N3-C2-O2	-8.02	116.29	121.90
25	A	2406	A	O5'-P-OP2	-8.01	98.49	105.70
1	a	102	G	N3-C2-N2	-8.01	114.30	119.90
24	y	47(D)	C	C2-N3-C4	-7.97	115.91	119.90
26	B	120	U	N1-C2-O2	7.96	128.38	122.80
19	s	5	LYS	CB-CA-C	-7.96	94.48	110.40
1	a	1056	U	N3-C2-O2	-7.95	116.63	122.20
1	a	355	C	C6-N1-C2	-7.93	117.13	120.30
25	A	1680	U	N3-C2-O2	-7.92	116.66	122.20
1	a	206	C	C2-N3-C4	-7.91	115.95	119.90
1	a	564	C	N3-C2-O2	-7.90	116.37	121.90
1	a	221	C	N3-C2-O2	-7.89	116.38	121.90
1	a	248	C	N1-C2-O2	7.88	123.62	118.90
25	A	866	A	C5-C6-N6	-7.86	117.41	123.70
25	A	1779	U	C4-C5-C6	7.84	124.41	119.70
1	a	529	G	C4-C5-N7	7.84	113.94	110.80
1	a	503	C	C5-C6-N1	7.83	124.92	121.00
25	A	1345	C	C6-N1-C2	-7.83	117.17	120.30
25	A	12	U	N1-C2-O2	7.83	128.28	122.80
26	B	26	C	N1-C2-O2	7.82	123.59	118.90
9	i	90	ASP	N-CA-CB	-7.82	96.53	110.60
25	A	1178	C	N3-C2-O2	-7.82	116.43	121.90
25	A	867	C	N1-C2-O2	7.82	123.59	118.90
25	A	2704	C	C5-C6-N1	7.80	124.90	121.00

Continued on next page...

Continued from previous page...

Mol	Chain	Res	Type	Atoms	Z	Observed(°)	Ideal(°)
1	a	1027	C	C6-N1-C2	-7.79	117.19	120.30
22	v	34	C	C5-C6-N1	7.78	124.89	121.00
25	A	1402	U	N3-C2-O2	-7.78	116.76	122.20
1	a	1158	C	C6-N1-C2	-7.78	117.19	120.30
25	A	353	C	C6-N1-C2	-7.77	117.19	120.30
25	A	2125	G	N3-C4-C5	-7.77	124.72	128.60
25	A	547	A	C2-N3-C4	7.76	114.48	110.60
25	A	2794	C	N3-C4-N4	7.76	123.43	118.00
25	A	2262	U	C4-C5-C6	7.76	124.36	119.70
1	a	1383	C	N1-C2-O2	7.71	123.53	118.90
25	A	121	G	C6-C5-N7	-7.71	125.77	130.40
1	a	37	U	N3-C2-O2	-7.70	116.81	122.20
1	a	460	A	N1-C2-N3	-7.70	125.45	129.30
25	A	1816	C	N1-C2-O2	7.70	123.52	118.90
26	B	4	C	N3-C4-N4	7.68	123.38	118.00
23	x	126	G	P-O3'-C3'	7.68	128.91	119.70
1	a	998	C	N1-C2-O2	7.67	123.50	118.90
1	a	1262	C	N1-C2-O2	7.66	123.50	118.90
25	A	2416	C	C5-C6-N1	7.66	124.83	121.00
1	a	626	G	C5-C6-O6	-7.66	124.00	128.60
25	A	314	C	C6-N1-C2	-7.66	117.23	120.30
25	A	543	G	N1-C6-O6	7.65	124.49	119.90
1	a	528	C	C6-N1-C2	-7.65	117.24	120.30
1	a	385	C	C5-C6-N1	7.64	124.82	121.00
22	v	61	C	N1-C2-O2	7.64	123.49	118.90
25	A	2617	U	N3-C2-O2	-7.64	116.85	122.20
1	a	126	G	N1-C6-O6	7.63	124.48	119.90
25	A	2868	A	N7-C8-N9	7.63	117.62	113.80
25	A	1005	C	N3-C2-O2	-7.62	116.57	121.90
1	a	959	A	N7-C8-N9	7.60	117.60	113.80
43	S	62	ASP	C-N-CA	7.59	138.25	122.30
1	a	1262	C	N3-C2-O2	-7.59	116.59	121.90
1	a	1195	C	N1-C2-O2	7.59	123.45	118.90
1	a	168	G	N1-C6-O6	7.58	124.45	119.90
25	A	557	C	N3-C2-O2	-7.58	116.60	121.90
25	A	206	U	C5-C6-N1	7.58	126.49	122.70
1	a	177	G	C2-N3-C4	7.57	115.69	111.90
1	a	1034	G	N9-C4-C5	-7.56	102.38	105.40
1	a	1172	C	C6-N1-C2	-7.54	117.28	120.30
1	a	1140	C	N3-C2-O2	-7.53	116.63	121.90
25	A	2403	C	C6-N1-C2	-7.51	117.29	120.30
25	A	2409	G	N1-C6-O6	7.51	124.41	119.90

Continued on next page...

Continued from previous page...

Mol	Chain	Res	Type	Atoms	Z	Observed(°)	Ideal(°)
25	A	2874	C	N1-C2-O2	7.50	123.40	118.90
22	v	67	C	C5-C6-N1	7.49	124.75	121.00
25	A	281	C	N1-C2-O2	7.49	123.39	118.90
25	A	2834	G	C8-N9-C4	-7.49	103.40	106.40
25	A	359	G	N1-C6-O6	-7.48	115.41	119.90
1	a	580	C	N1-C2-O2	7.48	123.39	118.90
25	A	1941	C	N1-C2-O2	7.48	123.39	118.90
22	v	56	C	C6-N1-C2	-7.47	117.31	120.30
25	A	722	A	N1-C2-N3	-7.47	125.57	129.30
25	A	1305	C	N1-C2-O2	7.46	123.38	118.90
25	A	2069	G7M	P-O3'-C3'	7.46	128.65	119.70
1	a	126	G	C6-C5-N7	-7.46	125.93	130.40
25	A	694	U	N3-C2-O2	-7.46	116.98	122.20
25	A	1461	C	C6-N1-C2	-7.45	117.32	120.30
1	a	1141	C	N3-C2-O2	-7.44	116.69	121.90
1	a	989	U	N3-C2-O2	-7.43	117.00	122.20
1	a	110	C	N3-C2-O2	-7.40	116.72	121.90
1	a	840	C	N3-C4-C5	7.40	124.86	121.90
1	a	661	G	N1-C6-O6	7.39	124.33	119.90
25	A	314	C	C5-C6-N1	7.38	124.69	121.00
1	a	1043	G	N1-C6-O6	-7.37	115.48	119.90
25	A	2793	C	N1-C2-O2	7.37	123.32	118.90
25	A	1348	C	N1-C2-O2	7.37	123.32	118.90
25	A	2669	G	N3-C2-N2	-7.37	114.74	119.90
1	a	943	U	N3-C2-O2	-7.37	117.04	122.20
25	A	1774	C	N3-C2-O2	-7.33	116.77	121.90
1	a	58	C	C2-N3-C4	-7.33	116.23	119.90
1	a	1448	C	N3-C2-O2	-7.32	116.77	121.90
23	x	111	G	N1-C6-O6	-7.32	115.51	119.90
29	E	82	GLY	CA-C-O	-7.32	107.43	120.60
25	A	1830	C	C6-N1-C2	-7.32	117.37	120.30
25	A	2192	U	C5-C6-N1	7.32	126.36	122.70
25	A	845	A	N1-C2-N3	-7.29	125.66	129.30
25	A	2769	U	N3-C2-O2	-7.29	117.10	122.20
1	a	116	A	O5'-P-OP2	-7.29	99.14	105.70
1	a	623	C	C5-C6-N1	7.29	124.64	121.00
1	a	89	U	C5-C4-O4	-7.28	121.53	125.90
1	a	215	C	C2-N1-C1'	7.28	126.81	118.80
25	A	2125	G	C2-N3-C4	7.28	115.54	111.90
25	A	2762	C	N3-C2-O2	-7.27	116.81	121.90
1	a	406	G	N1-C6-O6	7.27	124.26	119.90
25	A	2759	G	N1-C6-O6	-7.27	115.54	119.90

Continued on next page...

Continued from previous page...

Mol	Chain	Res	Type	Atoms	Z	Observed(°)	Ideal(°)
1	a	506	G	N1-C6-O6	7.26	124.26	119.90
25	A	784	G	OP1-P-O3'	7.26	121.18	105.20
1	a	840	C	N3-C4-N4	-7.26	112.92	118.00
1	a	93	U	C5-C6-N1	7.25	126.32	122.70
1	a	78	A	N1-C2-N3	-7.24	125.68	129.30
1	a	1448	C	N1-C2-O2	7.24	123.25	118.90
1	a	810	C	C6-N1-C2	-7.24	117.40	120.30
23	x	127	U	P-O3'-C3'	7.24	128.39	119.70
22	v	41	C	N3-C2-O2	-7.24	116.83	121.90
1	a	33	A	N7-C8-N9	7.23	117.42	113.80
25	A	1438	U	C5-C6-N1	7.22	126.31	122.70
25	A	758	C	C6-N1-C2	-7.21	117.42	120.30
1	a	1497	G	N1-C6-O6	-7.21	115.58	119.90
25	A	847	U	N1-C2-O2	7.20	127.84	122.80
1	a	413	G	N3-C4-N9	7.20	130.32	126.00
1	a	527	G7M	P-O3'-C3'	7.18	128.32	119.70
25	A	281	C	N3-C4-N4	7.17	123.02	118.00
25	A	984	A	C2-N3-C4	-7.16	107.02	110.60
24	y	47(L)	G	N3-C2-N2	-7.16	114.89	119.90
25	A	1947	C	C6-N1-C2	-7.16	117.44	120.30
25	A	2666	C	N1-C2-O2	7.16	123.19	118.90
25	A	1462	C	N1-C2-O2	7.15	123.19	118.90
25	A	1104	C	C2-N3-C4	7.15	123.47	119.90
25	A	1151	A	N1-C2-N3	-7.15	125.72	129.30
22	v	34	C	C6-N1-C2	-7.15	117.44	120.30
1	a	52	C	C6-N1-C2	-7.14	117.44	120.30
25	A	883	G	C8-N9-C4	-7.14	103.54	106.40
25	A	867	C	N3-C2-O2	-7.14	116.90	121.90
25	A	2742	G	C5-C6-N1	7.13	115.06	111.50
6	f	53	LYS	N-CA-CB	7.12	123.42	110.60
25	A	2326	C	C5-C6-N1	7.12	124.56	121.00
1	a	1195	C	N3-C2-O2	-7.12	116.92	121.90
25	A	1102	C	C6-N1-C2	-7.12	117.45	120.30
25	A	758	C	N1-C2-O2	7.10	123.16	118.90
25	A	2710	C	C6-N1-C2	-7.09	117.46	120.30
25	A	2805	C	C6-N1-C2	-7.09	117.47	120.30
1	a	126	G	N9-C4-C5	-7.09	102.56	105.40
25	A	847	U	N3-C2-O2	-7.09	117.24	122.20
25	A	1666	G	N1-C6-O6	-7.09	115.65	119.90
56	6	37	CYS	CA-CB-SG	7.08	126.75	114.00
1	a	723	U	C5-C6-N1	7.08	126.24	122.70
25	A	420	C	N1-C2-O2	7.08	123.15	118.90

Continued on next page...

Continued from previous page...

Mol	Chain	Res	Type	Atoms	Z	Observed(°)	Ideal(°)
22	v	34	C	N1-C2-O2	7.08	123.15	118.90
25	A	2456	C	C5-C6-N1	7.07	124.53	121.00
24	y	74	C	C6-N1-C2	-7.07	117.47	120.30
1	a	335	C	C6-N1-C2	-7.05	117.48	120.30
25	A	894	U	N3-C2-O2	-7.05	117.27	122.20
25	A	1578	U	N3-C2-O2	-7.05	117.27	122.20
24	y	74	C	C5-C6-N1	7.04	124.52	121.00
25	A	2791	G	C6-N1-C2	-7.04	120.88	125.10
25	A	2553	G	N1-C6-O6	7.04	124.12	119.90
25	A	281	C	C2-N3-C4	7.04	123.42	119.90
25	A	866	A	N1-C6-N6	7.04	122.82	118.60
26	B	4	C	C2-N3-C4	7.04	123.42	119.90
36	L	77	ILE	CG1-CB-CG2	-7.03	95.93	111.40
1	a	375	U	N3-C2-O2	-7.03	117.28	122.20
21	u	24	LYS	N-CA-CB	-7.02	97.96	110.60
25	A	2745	C	N1-C2-O2	7.02	123.11	118.90
26	B	97	C	C5-C6-N1	7.02	124.51	121.00
1	a	1003	G	N1-C2-N2	7.01	122.51	116.20
25	A	2063	C	C6-N1-C2	-7.01	117.50	120.30
25	A	2868	A	C8-N9-C4	-7.01	103.00	105.80
1	a	868	C	N1-C2-O2	7.01	123.11	118.90
25	A	1564	C	C5-C6-N1	7.00	124.50	121.00
25	A	1589	U	N3-C2-O2	-7.00	117.30	122.20
1	a	1134	G	N1-C2-N2	7.00	122.50	116.20
25	A	2884	U	N1-C2-O2	7.00	127.70	122.80
25	A	353	C	C5-C6-N1	6.99	124.50	121.00
1	a	719	C	C6-N1-C2	-6.99	117.50	120.30
25	A	2683	C	N3-C2-O2	-6.99	117.01	121.90
25	A	528	A	C5-N7-C8	-6.99	100.41	103.90
25	A	353	C	N3-C4-N4	6.98	122.89	118.00
25	A	1567	G	P-O3'-C3'	6.98	128.07	119.70
25	A	67	U	C5-C4-O4	-6.97	121.72	125.90
25	A	2424	C	N3-C4-C5	6.97	124.69	121.90
25	A	2610	C	P-O3'-C3'	6.97	128.07	119.70
25	A	1054	A	N1-C2-N3	-6.97	125.81	129.30
25	A	581	C	C5-C6-N1	6.97	124.48	121.00
25	A	359	G	N3-C2-N2	-6.96	115.03	119.90
25	A	1180	U	N3-C4-O4	6.96	124.27	119.40
1	a	1320	C	N1-C2-O2	6.96	123.08	118.90
26	B	31	C	N3-C2-O2	-6.96	117.03	121.90
25	A	278	A	N1-C6-N6	-6.95	114.43	118.60
25	A	2160	C	N3-C4-N4	-6.94	113.14	118.00

Continued on next page...

Continued from previous page...

Mol	Chain	Res	Type	Atoms	Z	Observed(°)	Ideal(°)
25	A	257	C	N1-C2-O2	6.94	123.06	118.90
25	A	1498	C	C2-N1-C1'	6.94	126.43	118.80
24	y	47(J)	C	N3-C4-C5	6.93	124.67	121.90
25	A	894	U	N1-C2-O2	6.93	127.65	122.80
1	a	455	G	N1-C6-O6	6.93	124.06	119.90
1	a	1011	C	C6-N1-C2	-6.92	117.53	120.30
25	A	528	A	N7-C8-N9	6.92	117.26	113.80
1	a	457	G	N3-C2-N2	-6.92	115.06	119.90
1	a	397	A	C2-N3-C4	6.91	114.06	110.60
1	a	1010	U	N3-C2-O2	-6.91	117.36	122.20
25	A	67	U	N3-C4-O4	6.90	124.23	119.40
1	a	960	U	P-O3'-C3'	6.90	127.97	119.70
25	A	278	A	N3-C4-C5	-6.89	121.97	126.80
1	a	957	U	N3-C2-O2	-6.89	117.38	122.20
1	a	1282	C	C6-N1-C2	-6.89	117.54	120.30
23	x	127	U	O4'-C1'-N1	6.88	113.70	108.20
25	A	2061	G	P-O3'-C3'	6.88	127.95	119.70
25	A	2128	G	C6-C5-N7	-6.88	126.27	130.40
1	a	99	C	C5-C6-N1	6.88	124.44	121.00
1	a	217	C	N3-C2-O2	-6.88	117.09	121.90
25	A	2308	G	N1-C6-O6	-6.88	115.77	119.90
45	U	88	ASP	N-CA-CB	6.87	122.97	110.60
25	A	1105	U	C2-N3-C4	-6.87	122.88	127.00
1	a	1109	C	C6-N1-C2	-6.87	117.55	120.30
1	a	1034	G	N3-C4-N9	6.87	130.12	126.00
25	A	1210	G	C2-N3-C4	6.87	115.33	111.90
25	A	1111	A	P-O3'-C3'	6.86	127.93	119.70
25	A	1331	G	N1-C6-O6	-6.86	115.78	119.90
25	A	694	U	N1-C2-O2	6.86	127.60	122.80
25	A	2769	U	N1-C2-O2	6.85	127.60	122.80
1	a	1143	G	N3-C2-N2	-6.85	115.11	119.90
25	A	1104	C	C6-N1-C2	-6.85	117.56	120.30
25	A	2785	C	C6-N1-C2	-6.85	117.56	120.30
25	A	1795	C	C5-C6-N1	6.85	124.42	121.00
25	A	1098	A	C5-C6-N6	-6.84	118.22	123.70
1	a	611	C	N1-C2-O2	6.84	123.00	118.90
25	A	1451	C	C2-N3-C4	-6.84	116.48	119.90
1	a	156	C	N1-C2-O2	-6.84	114.80	118.90
1	a	1277	C	N1-C2-O2	6.84	123.00	118.90
1	a	472	U	N3-C2-O2	-6.83	117.42	122.20
25	A	1005	C	C6-N1-C2	-6.83	117.57	120.30
1	a	998	C	C6-N1-C2	-6.83	117.57	120.30

Continued on next page...

Continued from previous page...

Mol	Chain	Res	Type	Atoms	Z	Observed(°)	Ideal(°)
1	a	240	G	N1-C6-O6	6.82	123.99	119.90
1	a	61	G	N1-C6-O6	6.82	123.99	119.90
25	A	912	C	N1-C2-O2	6.82	122.99	118.90
25	A	343	C	C6-N1-C2	-6.81	117.58	120.30
25	A	198	C	C5-C6-N1	6.81	124.41	121.00
25	A	1070	A	P-O3'-C3'	6.81	127.87	119.70
1	a	1326	U	N1-C2-O2	6.80	127.56	122.80
25	A	484	C	N1-C2-O2	6.80	122.98	118.90
1	a	545	C	N3-C4-C5	6.79	124.62	121.90
25	A	2553	G	C5-C6-O6	-6.79	124.53	128.60
25	A	2762	C	C2-N1-C1'	6.79	126.27	118.80
41	Q	27	ARG	NE-CZ-NH1	-6.79	116.91	120.30
1	a	1037	C	N3-C2-O2	-6.78	117.15	121.90
25	A	234	U	N3-C2-O2	-6.78	117.46	122.20
25	A	1021	A	C2-N3-C4	6.78	113.99	110.60
25	A	1900	A	P-O3'-C3'	6.78	127.83	119.70
22	v	51	C	C6-N1-C2	-6.77	117.59	120.30
25	A	2405	G	OP2-P-O3'	6.76	120.08	105.20
26	B	12	C	C2-N1-C1'	6.76	126.24	118.80
1	a	1389	C	N1-C2-O2	6.76	122.96	118.90
25	A	363	G	N1-C6-O6	6.76	123.95	119.90
25	A	1979	U	N3-C2-O2	-6.76	117.47	122.20
1	a	529	G	N9-C4-C5	-6.75	102.70	105.40
25	A	783	A	C4-C5-N7	6.75	114.07	110.70
1	a	545	C	C4-C5-C6	-6.74	114.03	117.40
25	A	2076	U	N3-C2-O2	-6.74	117.48	122.20
25	A	2666	C	N3-C2-O2	-6.74	117.18	121.90
1	a	89	U	C5-C6-N1	6.74	126.07	122.70
24	y	61	C	C6-N1-C2	-6.74	117.61	120.30
26	B	88	C	N1-C2-O2	6.73	122.94	118.90
22	v	56	C	N3-C2-O2	-6.72	117.19	121.90
25	A	373	U	N3-C2-O2	-6.72	117.49	122.20
1	a	972	C	C6-N1-C2	-6.72	117.61	120.30
1	a	1306	A	C8-N9-C4	-6.72	103.11	105.80
25	A	106	C	C6-N1-C2	-6.72	117.61	120.30
25	A	2870	C	C6-N1-C2	-6.72	117.61	120.30
1	a	89	U	N3-C4-O4	6.72	124.10	119.40
25	A	932	U	N1-C2-N3	6.72	118.93	114.90
1	a	142	G	N1-C6-O6	-6.71	115.87	119.90
25	A	1564	C	C6-N1-C2	-6.71	117.62	120.30
25	A	1737	G	C2-N3-C4	6.71	115.25	111.90
25	A	435	C	N1-C2-O2	6.70	122.92	118.90

Continued on next page...

Continued from previous page...

Mol	Chain	Res	Type	Atoms	Z	Observed(°)	Ideal(°)
25	A	845	A	C2-N3-C4	6.69	113.95	110.60
25	A	276	U	N1-C2-O2	6.69	127.48	122.80
1	a	213	G	C8-N9-C4	-6.69	103.72	106.40
1	a	737	C	C5-C6-N1	6.69	124.34	121.00
1	a	1383	C	N3-C2-O2	-6.69	117.22	121.90
1	a	1453	G	C2-N3-C4	6.69	115.24	111.90
25	A	2416	C	C6-N1-C2	-6.69	117.62	120.30
25	A	1159	U	N3-C2-O2	-6.68	117.52	122.20
17	q	69	THR	N-CA-CB	6.68	122.99	110.30
25	A	1119	U	N1-C2-O2	6.68	127.47	122.80
1	a	1284	C	C6-N1-C2	-6.67	117.63	120.30
25	A	2109	U	C5-C6-N1	6.67	126.03	122.70
22	v	71	C	N1-C2-O2	6.66	122.89	118.90
1	a	126	G	C4-C5-N7	6.65	113.46	110.80
25	A	445	C	N3-C2-O2	-6.65	117.25	121.90
25	A	528	A	C2-N3-C4	-6.65	107.28	110.60
25	A	1087	G	N9-C4-C5	6.63	108.05	105.40
25	A	528	A	C8-N9-C4	-6.62	103.15	105.80
1	a	1382	C	N1-C2-O2	6.61	122.87	118.90
25	A	869	G	N1-C6-O6	-6.61	115.93	119.90
1	a	1306	A	N7-C8-N9	6.61	117.11	113.80
1	a	29	U	N3-C2-O2	-6.60	117.58	122.20
1	a	857	C	N1-C2-O2	6.59	122.86	118.90
24	y	61	C	N1-C2-O2	6.59	122.86	118.90
25	A	2178	C	C6-N1-C2	-6.59	117.66	120.30
1	a	1259	C	N1-C2-O2	6.59	122.85	118.90
1	a	1033	G	N1-C6-O6	6.58	123.85	119.90
1	a	284	C	N1-C2-O2	6.58	122.85	118.90
25	A	2574	G	N1-C6-O6	6.58	123.85	119.90
25	A	2758	A	N1-C6-N6	-6.57	114.66	118.60
25	A	373	U	N1-C2-O2	6.56	127.39	122.80
25	A	2456	C	C6-N1-C2	-6.56	117.68	120.30
1	a	1282	C	N1-C2-O2	6.55	122.83	118.90
1	a	213	G	N7-C8-N9	6.55	116.38	113.10
25	A	1584	U	C5-C6-N1	6.55	125.97	122.70
25	A	2863	C	C5-C6-N1	6.54	124.27	121.00
1	a	99	C	C6-N1-C2	-6.54	117.68	120.30
1	a	1173	U	N3-C4-O4	6.54	123.98	119.40
1	a	318	G	N1-C6-O6	-6.54	115.98	119.90
1	a	475	C	C6-N1-C2	-6.54	117.69	120.30
25	A	1578	U	N1-C2-O2	6.53	127.37	122.80
25	A	2125	G	N3-C4-N9	6.53	129.92	126.00

Continued on next page...

Continued from previous page...

Mol	Chain	Res	Type	Atoms	Z	Observed(°)	Ideal(°)
1	a	310	G	N1-C6-O6	6.53	123.81	119.90
25	A	360	U	N3-C4-C5	6.53	118.52	114.60
25	A	1104	C	N3-C4-N4	6.53	122.57	118.00
26	B	26	C	N3-C2-O2	-6.52	117.33	121.90
26	B	31	C	C6-N1-C2	-6.52	117.69	120.30
1	a	1344	C	C6-N1-C2	-6.52	117.69	120.30
25	A	205	G	OP2-P-O3'	6.52	119.54	105.20
1	a	475	C	N1-C2-O2	6.52	122.81	118.90
1	a	1226	C	C2-N3-C4	-6.52	116.64	119.90
25	A	1114	C	C6-N1-C2	-6.52	117.69	120.30
25	A	1119	U	N3-C2-O2	-6.52	117.64	122.20
25	A	121	G	C4-C5-N7	6.52	113.41	110.80
1	a	284	C	C6-N1-C2	-6.51	117.70	120.30
25	A	783	A	C6-C5-N7	-6.51	127.74	132.30
1	a	623	C	N1-C2-O2	6.51	122.81	118.90
1	a	1320	C	N3-C2-O2	-6.51	117.34	121.90
1	a	1134	G	C6-N1-C2	-6.50	121.20	125.10
25	A	205	G	P-O3'-C3'	6.50	127.51	119.70
25	A	2248	C	N1-C2-O2	6.50	122.80	118.90
25	A	546	U	C6-N1-C2	-6.50	117.10	121.00
1	a	1011	C	C5-C6-N1	6.50	124.25	121.00
25	A	1297	C	C6-N1-C2	-6.50	117.70	120.30
1	a	739	C	C6-N1-C2	-6.50	117.70	120.30
25	A	1644	C	C6-N1-C2	-6.50	117.70	120.30
1	a	165	G	N1-C6-O6	6.49	123.80	119.90
1	a	450	G	N3-C2-N2	-6.49	115.36	119.90
24	y	35	C	N3-C4-N4	6.49	122.54	118.00
1	a	126	G	N3-C2-N2	6.49	124.44	119.90
25	A	274	C	N3-C4-N4	-6.49	113.46	118.00
26	B	38	C	N3-C2-O2	-6.48	117.36	121.90
25	A	81	G	N1-C6-O6	-6.48	116.01	119.90
25	A	282	A	N1-C2-N3	-6.48	126.06	129.30
25	A	1760	C	C6-N1-C2	-6.47	117.71	120.30
19	s	5	LYS	CB-CG-CD	6.47	128.42	111.60
22	v	34	C	C2-N1-C1'	6.47	125.91	118.80
1	a	660	C	N3-C2-O2	-6.46	117.38	121.90
25	A	357	C	C6-N1-C2	-6.46	117.71	120.30
25	A	228	C	P-O3'-C3'	6.46	127.45	119.70
1	a	528	C	C5-C6-N1	6.46	124.23	121.00
25	A	281	C	N3-C4-C5	-6.45	119.32	121.90
25	A	372	G	P-O3'-C3'	6.44	127.43	119.70
25	A	435	C	N3-C2-O2	-6.44	117.39	121.90

Continued on next page...

Continued from previous page...

Mol	Chain	Res	Type	Atoms	Z	Observed(°)	Ideal(°)
25	A	1294	U	N3-C2-O2	-6.44	117.69	122.20
25	A	2658	C	N1-C2-O2	6.44	122.77	118.90
1	a	1510	C	N1-C2-O2	6.44	122.77	118.90
25	A	2325	G	N1-C6-O6	6.44	123.76	119.90
25	A	2863	C	C6-N1-C2	-6.44	117.72	120.30
25	A	847	U	C2-N1-C1'	6.44	125.42	117.70
25	A	868	U	N3-C2-O2	-6.44	117.69	122.20
23	x	125	G	C4'-C3'-O3'	6.43	125.87	113.00
1	a	1393	U	N3-C2-O2	-6.43	117.70	122.20
25	A	908	C	C6-N1-C2	-6.43	117.73	120.30
25	A	2056	G	N1-C6-O6	6.43	123.76	119.90
1	a	215	C	C2-N3-C4	6.42	123.11	119.90
13	m	57	ASP	CB-CG-OD1	6.42	124.08	118.30
25	A	1081	U	C5-C4-O4	-6.42	122.05	125.90
1	a	1389	C	C5-C6-N1	6.41	124.21	121.00
25	A	611	C	C6-N1-C2	-6.41	117.73	120.30
1	a	126	G	N3-C4-N9	6.41	129.85	126.00
25	A	121	G	C5-C6-O6	-6.41	124.76	128.60
1	a	193	C	N1-C2-O2	6.40	122.74	118.90
25	A	484	C	C5-C6-N1	6.40	124.20	121.00
25	A	1662	U	N3-C2-O2	-6.40	117.72	122.20
25	A	2407	A	O5'-P-OP2	-6.40	99.94	105.70
25	A	640	C	C6-N1-C2	-6.40	117.74	120.30
25	A	2799	A	N1-C6-N6	6.40	122.44	118.60
25	A	1804	C	C6-N1-C2	-6.39	117.75	120.30
25	A	121	G	N9-C4-C5	-6.38	102.85	105.40
25	A	2243	U	N3-C2-O2	-6.38	117.73	122.20
25	A	813	U	N3-C2-O2	-6.38	117.73	122.20
6	f	98	GLU	N-CA-CB	6.38	122.08	110.60
25	A	2767	C	C6-N1-C2	-6.38	117.75	120.30
25	A	1105	U	N1-C2-O2	6.37	127.26	122.80
25	A	1114	C	N1-C2-O2	6.37	122.72	118.90
1	a	414	A	O5'-P-OP2	-6.36	99.97	105.70
1	a	846	G	C6-C5-N7	-6.36	126.58	130.40
22	v	49	G	N1-C6-O6	6.36	123.72	119.90
25	A	2128	G	N1-C6-O6	6.36	123.72	119.90
1	a	1344	C	N3-C2-O2	-6.36	117.45	121.90
25	A	2164	C	N1-C2-O2	6.36	122.71	118.90
23	x	91	A	N1-C2-N3	-6.35	126.12	129.30
25	A	1267	U	N1-C2-O2	6.35	127.25	122.80
24	y	47(D)	C	N1-C2-N3	6.35	123.64	119.20
26	B	97	C	N3-C2-O2	-6.33	117.47	121.90

Continued on next page...

Continued from previous page...

Mol	Chain	Res	Type	Atoms	Z	Observed(°)	Ideal(°)
22	v	67	C	C2-N3-C4	6.33	123.07	119.90
23	x	134	C	C6-N1-C2	-6.33	117.77	120.30
25	A	281	C	C2-N1-C1'	6.33	125.76	118.80
1	a	660	C	C6-N1-C2	-6.32	117.77	120.30
25	A	2065	C	C6-N1-C2	-6.32	117.77	120.30
1	a	1037	C	C6-N1-C2	-6.32	117.77	120.30
1	a	1129	C	OP1-P-O3'	6.32	119.10	105.20
25	A	1894	C	N3-C2-O2	-6.32	117.48	121.90
24	y	71	C	N1-C2-O2	6.32	122.69	118.90
25	A	51	G	P-O3'-C3'	6.31	127.27	119.70
25	A	2720	U	N3-C2-O2	-6.31	117.78	122.20
25	A	1752	C	C6-N1-C2	-6.31	117.78	120.30
25	A	669	G	C4-N9-C1'	6.30	134.69	126.50
25	A	1114	C	C5-C6-N1	6.30	124.15	121.00
25	A	1498	C	C5-C4-N4	-6.30	115.79	120.20
26	B	28	C	C6-N1-C2	-6.30	117.78	120.30
25	A	932	U	C2-N3-C4	-6.29	123.22	127.00
25	A	1054	A	C6-N1-C2	6.29	122.38	118.60
1	a	896	C	C5-C6-N1	6.29	124.15	121.00
25	A	965	C	C6-N1-C2	-6.29	117.79	120.30
25	A	172	A	N1-C2-N3	-6.28	126.16	129.30
26	B	120	U	C2-N1-C1'	6.28	125.23	117.70
1	a	1173	U	C5-C6-N1	6.28	125.84	122.70
1	a	413	G	OP2-P-O3'	6.27	119.00	105.20
25	A	1574	C	C6-N1-C2	-6.27	117.79	120.30
1	a	52	C	C5-C6-N1	6.27	124.13	121.00
1	a	1303	C	N1-C2-O2	6.27	122.66	118.90
25	A	2669	G	C6-N1-C2	-6.26	121.34	125.10
25	A	2794	C	C5-C4-N4	-6.26	115.81	120.20
1	a	222	C	C6-N1-C2	-6.26	117.80	120.30
25	A	2704	C	C6-N1-C2	-6.26	117.80	120.30
25	A	2171	A	N1-C6-N6	6.25	122.35	118.60
1	a	221	C	C6-N1-C2	-6.25	117.80	120.30
1	a	1140	C	C6-N1-C2	-6.25	117.80	120.30
25	A	565	C	N1-C2-O2	6.25	122.65	118.90
24	y	41	C	C6-N1-C2	-6.25	117.80	120.30
25	A	1348	C	N3-C2-O2	-6.24	117.53	121.90
1	a	459	A	N1-C2-N3	-6.24	126.18	129.30
1	a	846	G	N1-C6-O6	6.24	123.64	119.90
25	A	1135	C	OP1-P-O3'	6.24	118.93	105.20
25	A	2767	C	C5-C6-N1	6.24	124.12	121.00
1	a	240	G	C5-C6-O6	-6.23	124.86	128.60

Continued on next page...

Continued from previous page...

Mol	Chain	Res	Type	Atoms	Z	Observed(°)	Ideal(°)
22	v	56	C	C2-N1-C1'	6.23	125.66	118.80
23	x	128	C	C3'-C2'-C1'	6.23	106.49	101.50
1	a	890	G	C8-N9-C4	6.23	108.89	106.40
25	A	1774	C	N1-C2-O2	6.23	122.64	118.90
1	a	1226	C	N1-C2-O2	-6.23	115.16	118.90
1	a	1463	U	C5-C6-N1	6.23	125.81	122.70
25	A	2214	C	N3-C2-O2	-6.23	117.54	121.90
1	a	1197	A	O5'-P-OP2	-6.22	100.10	105.70
1	a	1427	C	C6-N1-C2	-6.22	117.81	120.30
25	A	783	A	N1-C6-N6	6.22	122.33	118.60
25	A	1212	G	P-O3'-C3'	6.22	127.17	119.70
22	v	67	C	C2-N1-C1'	6.22	125.64	118.80
56	6	34	LEU	CA-CB-CG	6.22	129.61	115.30
24	y	6	U	N3-C2-O2	-6.22	117.85	122.20
1	a	487	A	C2-N3-C4	6.21	113.71	110.60
1	a	717	U	N3-C2-O2	-6.21	117.85	122.20
25	A	407	G	N3-C2-N2	-6.21	115.55	119.90
26	B	4	C	C2-N1-C1'	6.21	125.63	118.80
45	U	88	ASP	N-CA-C	-6.21	94.24	111.00
25	A	1958	C	C6-N1-C2	-6.21	117.82	120.30
1	a	193	C	N3-C2-O2	-6.20	117.56	121.90
25	A	57	C	C5-C6-N1	6.20	124.10	121.00
25	A	2576	G	N3-C4-N9	6.20	129.72	126.00
1	a	988	G	C6-N1-C2	-6.20	121.38	125.10
25	A	2200	C	C6-N1-C2	-6.20	117.82	120.30
26	B	68	C	C6-N1-C2	-6.19	117.82	120.30
1	a	1245	C	C5-C6-N1	6.19	124.09	121.00
25	A	2591	C	C6-N1-C2	-6.19	117.83	120.30
35	K	12	ASP	CB-CG-OD1	6.19	123.87	118.30
25	A	702	U	C5-C6-N1	6.19	125.79	122.70
1	a	231	U	N3-C2-O2	-6.18	117.87	122.20
5	e	77	ASN	N-CA-CB	-6.18	99.47	110.60
23	x	108	A	C2-N3-C4	6.18	113.69	110.60
25	A	1314	C	C2-N1-C1'	6.18	125.60	118.80
25	A	413	C	N1-C2-O2	6.18	122.61	118.90
25	A	669	G	N3-C4-N9	6.18	129.71	126.00
25	A	1567	G	OP2-P-O3'	6.18	118.79	105.20
1	a	1496	C	C6-N1-C2	-6.18	117.83	120.30
25	A	1345	C	C5-C6-N1	6.16	124.08	121.00
1	a	386	C	N3-C4-N4	6.16	122.31	118.00
1	a	988	G	N3-C2-N2	-6.16	115.59	119.90
22	v	51	C	N3-C2-O2	-6.16	117.59	121.90

Continued on next page...

Continued from previous page...

Mol	Chain	Res	Type	Atoms	Z	Observed(°)	Ideal(°)
1	a	1182	G	OP2-P-O3'	6.16	118.75	105.20
25	A	1104	C	C5-C6-N1	6.16	124.08	121.00
25	A	2129	C	C6-N1-C2	-6.16	117.84	120.30
1	a	264	C	C6-N1-C2	-6.16	117.84	120.30
25	A	358	U	N3-C2-O2	-6.15	117.89	122.20
1	a	1353	G	N1-C6-O6	-6.14	116.21	119.90
26	B	60	C	C5-C6-N1	6.14	124.07	121.00
25	A	2076	U	N1-C2-O2	6.14	127.10	122.80
1	a	186	C	C5-C6-N1	6.14	124.07	121.00
25	A	1348	C	C6-N1-C2	-6.14	117.84	120.30
25	A	2226	C	C6-N1-C2	-6.14	117.84	120.30
25	A	2745	C	N3-C2-O2	-6.14	117.61	121.90
25	A	2128	G	N3-C4-N9	6.13	129.68	126.00
1	a	126	G	C5-C6-O6	-6.13	124.92	128.60
1	a	1277	C	C6-N1-C2	-6.13	117.85	120.30
26	B	68	C	C5-C6-N1	6.13	124.07	121.00
1	a	977	A	C2-N3-C4	6.13	113.66	110.60
1	a	67	C	C6-N1-C2	-6.13	117.85	120.30
25	A	611	C	C5-C6-N1	6.12	124.06	121.00
25	A	1994	C	N3-C2-O2	-6.12	117.61	121.90
25	A	206	U	C6-N1-C2	-6.12	117.33	121.00
1	a	266	G	O4'-C1'-N9	-6.12	103.30	108.20
1	a	1056	U	N1-C2-O2	6.12	127.09	122.80
1	a	1173	U	C5-C4-O4	-6.12	122.23	125.90
25	A	1267	U	N3-C2-O2	-6.12	117.91	122.20
25	A	2326	C	O4'-C1'-N1	6.12	113.10	108.20
22	v	67	C	N3-C4-N4	6.12	122.28	118.00
25	A	1200	C	C6-N1-C2	-6.12	117.85	120.30
25	A	1648	U	N3-C2-O2	-6.12	117.92	122.20
25	A	1656	C	C6-N1-C2	-6.11	117.86	120.30
1	a	1087	G	N1-C2-N3	6.11	127.56	123.90
25	A	1376	C	N1-C2-O2	6.11	122.56	118.90
1	a	896	C	C6-N1-C2	-6.11	117.86	120.30
22	v	3	C	C6-N1-C2	-6.11	117.86	120.30
23	x	125	G	C3'-C2'-C1'	6.10	106.38	101.50
25	A	2666	C	C6-N1-C2	-6.10	117.86	120.30
25	A	2326	C	C4-C5-C6	-6.10	114.35	117.40
1	a	1158	C	N3-C2-O2	-6.09	117.63	121.90
1	a	1282	C	N3-C2-O2	-6.09	117.64	121.90
1	a	544	G	C5-C6-O6	-6.09	124.95	128.60
25	A	353	C	C2-N1-C1'	6.09	125.50	118.80
25	A	557	C	C2-N1-C1'	6.09	125.50	118.80

Continued on next page...

Continued from previous page...

Mol	Chain	Res	Type	Atoms	Z	Observed(°)	Ideal(°)
1	a	144	G	N1-C6-O6	6.09	123.55	119.90
55	4	14	CYS	CA-CB-SG	6.09	124.96	114.00
25	A	2782	G	C6-C5-N7	-6.09	126.75	130.40
1	a	883	C	N1-C2-O2	6.08	122.55	118.90
1	a	419	C	N1-C2-O2	-6.08	115.25	118.90
25	A	137	U	N1-C2-O2	6.08	127.06	122.80
1	a	500	G	C6-C5-N7	-6.08	126.75	130.40
1	a	868	C	N3-C2-O2	-6.08	117.65	121.90
1	a	890	G	O4'-C1'-N9	6.07	113.06	108.20
25	A	353	C	C2-N3-C4	6.07	122.94	119.90
1	a	1382	C	N3-C2-O2	-6.07	117.65	121.90
1	a	1237	C	OP1-P-O3'	6.07	118.56	105.20
25	A	640	C	C5-C6-N1	6.07	124.03	121.00
18	r	15	GLU	C-N-CA	6.07	135.04	122.30
1	a	957	U	N1-C2-N3	6.06	118.54	114.90
1	a	356	A	N1-C2-N3	6.06	132.33	129.30
25	A	335	C	C6-N1-C2	-6.06	117.88	120.30
25	A	2691	C	C6-N1-C2	-6.06	117.88	120.30
25	A	1945	G	C5-C6-O6	-6.06	124.96	128.60
1	a	310	G	C5-C6-O6	-6.05	124.97	128.60
1	a	215	C	C5-C6-N1	6.05	124.03	121.00
1	a	506	G	C5-C6-O6	-6.05	124.97	128.60
1	a	840	C	C2-N3-C4	-6.05	116.88	119.90
25	A	2646	C	C6-N1-C2	-6.05	117.88	120.30
25	A	901	C	N1-C2-O2	6.04	122.53	118.90
22	v	34	C	C2-N3-C4	6.04	122.92	119.90
25	A	1048	A	N7-C8-N9	6.04	116.82	113.80
1	a	475	C	N3-C2-O2	-6.03	117.68	121.90
26	B	97	C	N3-C4-N4	6.03	122.22	118.00
1	a	1195	C	C6-N1-C2	-6.03	117.89	120.30
1	a	408	A	N1-C2-N3	-6.03	126.29	129.30
42	R	78	ARG	NE-CZ-NH2	6.02	123.31	120.30
1	a	1277	C	N3-C2-O2	-6.01	117.69	121.90
1	a	1297	G	P-O3'-C3'	6.01	126.91	119.70
1	a	1383	C	C6-N1-C2	-6.01	117.90	120.30
1	a	186	C	N3-C2-O2	-6.00	117.70	121.90
25	A	1101	U	N1-C2-O2	6.00	127.00	122.80
1	a	1225	A	C2-N3-C4	6.00	113.60	110.60
5	e	89	THR	N-CA-CB	-6.00	98.90	110.30
25	A	435	C	C6-N1-C2	-6.00	117.90	120.30
25	A	1237	A	N7-C8-N9	6.00	116.80	113.80
1	a	717	U	N1-C2-O2	6.00	127.00	122.80

Continued on next page...

Continued from previous page...

Mol	Chain	Res	Type	Atoms	Z	Observed(°)	Ideal(°)
25	A	2716	C	N1-C2-O2	6.00	122.50	118.90
13	m	78	ARG	NE-CZ-NH1	6.00	123.30	120.30
25	A	1313	U	C6-N1-C1'	-5.99	112.81	121.20
1	a	979	C	C6-N1-C2	-5.99	117.91	120.30
1	a	636	U	C5-C6-N1	5.99	125.69	122.70
25	A	866	A	C4-C5-N7	5.99	113.69	110.70
25	A	634	C	C5-C6-N1	5.98	123.99	121.00
25	A	2832	U	P-O3'-C3'	5.98	126.88	119.70
25	A	1413	A	N1-C2-N3	-5.98	126.31	129.30
25	A	2805	C	N1-C2-O2	5.98	122.49	118.90
25	A	2884	U	C2-N1-C1'	5.98	124.87	117.70
1	a	1363	A	C2-N3-C4	5.97	113.59	110.60
1	a	717	U	OP2-P-O3'	5.97	118.34	105.20
1	a	1182	G	P-O3'-C3'	5.97	126.87	119.70
25	A	1303	G	N1-C6-O6	5.97	123.48	119.90
25	A	2177	C	C6-N1-C2	-5.97	117.91	120.30
1	a	1507	A	N1-C2-N3	-5.97	126.31	129.30
24	y	35	C	N1-C2-O2	5.97	122.48	118.90
1	a	225	C	C6-N1-C2	-5.97	117.91	120.30
25	A	1301	A	C2-N3-C4	5.96	113.58	110.60
25	A	278	A	C8-N9-C4	-5.96	103.42	105.80
31	G	165	ASP	CB-CG-OD1	5.96	123.66	118.30
1	a	1100	C	C5-C6-N1	5.96	123.98	121.00
1	a	1460	C	C6-N1-C2	-5.95	117.92	120.30
1	a	1258	G	N1-C6-O6	-5.95	116.33	119.90
25	A	2691	C	C5-C6-N1	5.95	123.97	121.00
25	A	2867	G	C4-C5-N7	5.95	113.18	110.80
1	a	58	C	C5-C4-N4	-5.95	116.04	120.20
1	a	177	G	N3-C4-C5	-5.95	125.63	128.60
1	a	240	G	N9-C4-C5	-5.95	103.02	105.40
1	a	544	G	N9-C4-C5	-5.94	103.02	105.40
1	a	153	C	N1-C2-O2	5.94	122.46	118.90
25	A	1784	A	C5-N7-C8	5.94	106.87	103.90
25	A	1498	C	C6-N1-C2	-5.93	117.93	120.30
27	C	269	ARG	NE-CZ-NH1	5.93	123.27	120.30
1	a	29	U	N1-C2-N3	5.93	118.46	114.90
25	A	2903	U	N1-C2-O2	5.93	126.95	122.80
1	a	483	C	C6-N1-C2	-5.93	117.93	120.30
25	A	2195	U	N3-C2-O2	-5.93	118.05	122.20
1	a	128	G	N1-C6-O6	5.92	123.45	119.90
1	a	141	G	N3-C2-N2	-5.92	115.76	119.90
25	A	413	C	N3-C2-O2	-5.91	117.76	121.90

Continued on next page...

Continued from previous page...

Mol	Chain	Res	Type	Atoms	Z	Observed(°)	Ideal(°)
25	A	2542	A	N1-C6-N6	-5.91	115.05	118.60
26	B	97	C	C6-N1-C1'	-5.91	113.70	120.80
1	a	156	C	N3-C4-N4	-5.91	113.86	118.00
25	A	420	C	N3-C2-O2	-5.91	117.77	121.90
25	A	1450	G	N1-C6-O6	-5.90	116.36	119.90
25	A	2424	C	N1-C2-O2	5.90	122.44	118.90
1	a	248	C	N3-C2-O2	-5.90	117.77	121.90
25	A	314	C	N1-C2-O2	5.89	122.44	118.90
25	A	2147	A	C8-N9-C4	-5.89	103.44	105.80
25	A	2867	G	N9-C4-C5	-5.89	103.04	105.40
25	A	2793	C	N3-C2-O2	-5.89	117.78	121.90
25	A	1058	U	C2-N3-C4	5.88	130.53	127.00
25	A	2391	G	P-O3'-C3'	5.88	126.76	119.70
25	A	359	G	N1-C2-N2	5.88	121.49	116.20
25	A	2162	G	C4-N9-C1'	5.88	134.14	126.50
1	a	1007	U	N3-C2-O2	-5.88	118.09	122.20
25	A	898	C	C5-C6-N1	5.88	123.94	121.00
25	A	1624	U	N3-C2-O2	-5.88	118.09	122.20
1	a	64	G	OP2-P-O3'	5.88	118.12	105.20
1	a	611	C	N3-C2-O2	-5.88	117.79	121.90
25	A	281	C	N3-C2-O2	-5.87	117.79	121.90
25	A	610	C	N3-C2-O2	-5.87	117.79	121.90
25	A	1049	C	N1-C2-O2	5.87	122.42	118.90
25	A	1941	C	N3-C2-O2	-5.87	117.79	121.90
25	A	1804	C	C5-C6-N1	5.87	123.94	121.00
1	a	356	A	C6-N1-C2	-5.86	115.08	118.60
1	a	1210	C	C6-N1-C2	-5.86	117.95	120.30
24	y	59	C	N3-C2-O2	-5.86	117.80	121.90
25	A	2785	C	C5-C6-N1	5.86	123.93	121.00
1	a	591	U	N3-C2-O2	-5.85	118.10	122.20
1	a	601	G	N1-C6-O6	5.85	123.41	119.90
22	v	49	G	C6-C5-N7	-5.85	126.89	130.40
1	a	132	C	C6-N1-C2	-5.85	117.96	120.30
25	A	2840	C	C5-C6-N1	5.85	123.92	121.00
23	x	129	U	C5'-C4'-C3'	5.85	125.35	116.00
25	A	2484	G	N1-C6-O6	5.85	123.41	119.90
25	A	678	C	C6-N1-C2	-5.84	117.96	120.30
37	M	70	ASP	CB-CG-OD1	5.84	123.56	118.30
25	A	1731	G	N1-C6-O6	5.84	123.40	119.90
23	x	112	C	C6-N1-C2	-5.83	117.97	120.30
1	a	570	G	N1-C6-O6	-5.83	116.40	119.90
25	A	2164	C	N3-C4-C5	5.83	124.23	121.90

Continued on next page...

Continued from previous page...

Mol	Chain	Res	Type	Atoms	Z	Observed(°)	Ideal(°)
52	1	39	ASP	CB-CG-OD1	5.83	123.55	118.30
25	A	2181	U	C5-C6-N1	5.83	125.62	122.70
24	y	18	G	N1-C6-O6	5.83	123.40	119.90
1	a	660	C	C2-N1-C1'	5.83	125.21	118.80
32	I	27	LEU	CA-CB-CG	5.83	128.70	115.30
22	v	67	C	N3-C2-O2	-5.82	117.83	121.90
25	A	277	G	C8-N9-C4	-5.82	104.07	106.40
1	a	264	C	C5-C6-N1	5.81	123.91	121.00
25	A	610	C	N1-C2-O2	5.81	122.39	118.90
1	a	1112	C	C6-N1-C2	-5.81	117.98	120.30
1	a	491	G	N1-C6-O6	-5.80	116.42	119.90
25	A	2716	C	C6-N1-C2	-5.80	117.98	120.30
33	H	75	LEU	CA-CB-CG	-5.80	101.95	115.30
22	v	22	G	N1-C6-O6	5.80	123.38	119.90
24	y	59	C	C2-N3-C4	5.80	122.80	119.90
25	A	353	C	N3-C2-O2	-5.80	117.84	121.90
25	A	2300	C	C2-N1-C1'	5.80	125.17	118.80
1	a	200	G	N1-C6-O6	-5.79	116.42	119.90
1	a	529	G	C5-C6-N1	5.79	114.40	111.50
24	y	61	C	C5-C6-N1	5.79	123.90	121.00
25	A	1994	C	C6-N1-C2	-5.79	117.98	120.30
1	a	37	U	N1-C2-O2	5.79	126.85	122.80
25	A	1455	G	C6-C5-N7	-5.79	126.93	130.40
25	A	1784	A	N7-C8-N9	-5.79	110.90	113.80
25	A	1947	C	C5-C6-N1	5.79	123.89	121.00
1	a	350	G	N1-C6-O6	-5.79	116.43	119.90
25	A	1138	G	N1-C6-O6	-5.78	116.43	119.90
1	a	56	U	N3-C4-O4	5.78	123.45	119.40
1	a	1442	G	N1-C6-O6	-5.78	116.43	119.90
1	a	1147	C	N1-C2-O2	5.78	122.37	118.90
25	A	1180	U	C2-N1-C1'	5.78	124.64	117.70
1	a	1524	C	C5-C6-N1	5.78	123.89	121.00
25	A	2215	C	C5-C6-N1	5.78	123.89	121.00
1	a	525	C	N3-C4-C5	5.78	124.21	121.90
25	A	420	C	C2-N1-C1'	5.78	125.15	118.80
25	A	1057	A	N1-C2-N3	-5.78	126.41	129.30
25	A	1737	G	N3-C4-C5	-5.78	125.71	128.60
25	A	2805	C	N3-C2-O2	-5.78	117.86	121.90
25	A	1386	C	C6-N1-C2	-5.77	117.99	120.30
1	a	18	C	C6-N1-C2	-5.77	117.99	120.30
25	A	1622	G	N1-C6-O6	5.77	123.36	119.90
1	a	406	G	C5-C6-O6	-5.77	125.14	128.60

Continued on next page...

Continued from previous page...

Mol	Chain	Res	Type	Atoms	Z	Observed(°)	Ideal(°)
1	a	434	U	N3-C2-O2	-5.76	118.16	122.20
25	A	935	C	N1-C2-O2	5.76	122.36	118.90
25	A	2063	C	N3-C2-O2	-5.76	117.86	121.90
25	A	2566	A	O4'-C1'-N9	5.76	112.81	108.20
1	a	890	G	P-O3'-C3'	5.76	126.61	119.70
1	a	1510	C	N3-C4-N4	5.76	122.03	118.00
1	a	188	C	C6-N1-C2	-5.76	118.00	120.30
25	A	2385	C	N1-C2-O2	5.76	122.35	118.90
25	A	286	U	N3-C2-O2	-5.75	118.17	122.20
25	A	1455	G	C4-C5-N7	5.75	113.10	110.80
23	x	111	G	C5-C6-N1	5.75	114.37	111.50
1	a	413	G	N3-C4-C5	-5.75	125.73	128.60
1	a	1038	C	C6-N1-C2	-5.75	118.00	120.30
1	a	413	G	C4-N9-C1'	5.74	133.97	126.50
25	A	2214	C	N1-C2-O2	5.74	122.34	118.90
1	a	922	G	N1-C6-O6	-5.74	116.46	119.90
25	A	852	U	C5-C6-N1	5.73	125.57	122.70
1	a	660	C	N3-C4-N4	5.73	122.01	118.00
26	B	4	C	C5-C4-N4	-5.73	116.19	120.20
1	a	393	A	O5'-P-OP2	-5.72	100.55	105.70
1	a	1455	G	C6-C5-N7	-5.72	126.97	130.40
25	A	278	A	C5-C6-N1	5.72	120.56	117.70
25	A	1013	C	N1-C2-O2	5.72	122.33	118.90
24	y	46	G	N3-C2-N2	5.72	123.91	119.90
25	A	1787	A	N1-C2-N3	-5.72	126.44	129.30
1	a	1002	G	N1-C6-O6	-5.71	116.47	119.90
25	A	1669	A	C2-N3-C4	5.71	113.46	110.60
25	A	1169	A	C5-C6-N1	5.71	120.56	117.70
1	a	406	G	C6-C5-N7	-5.71	126.97	130.40
26	B	38	C	C6-N1-C2	-5.71	118.02	120.30
26	B	30	C	N1-C2-O2	5.71	122.33	118.90
25	A	1546	G	N1-C6-O6	-5.71	116.47	119.90
25	A	105	C	N1-C2-O2	5.71	122.32	118.90
25	A	512	G	P-O3'-C3'	5.70	126.54	119.70
1	a	186	C	C6-N1-C2	-5.70	118.02	120.30
1	a	193	C	C6-N1-C2	-5.70	118.02	120.30
25	A	984	A	N3-C4-C5	5.70	130.79	126.80
1	a	544	G	C8-N9-C4	5.70	108.68	106.40
25	A	1289	C	N1-C2-O2	5.70	122.32	118.90
1	a	719	C	C2-N1-C1'	5.69	125.06	118.80
1	a	1510	C	C6-N1-C2	-5.69	118.02	120.30
1	a	1031	C	C6-N1-C2	-5.69	118.02	120.30

Continued on next page...

Continued from previous page...

Mol	Chain	Res	Type	Atoms	Z	Observed(°)	Ideal(°)
25	A	2047	C	N1-C2-O2	5.69	122.31	118.90
25	A	818	G	C6-C5-N7	-5.69	126.99	130.40
25	A	2264	C	N1-C2-O2	-5.68	115.49	118.90
25	A	352	A	N1-C2-N3	-5.68	126.46	129.30
25	A	543	G	C6-C5-N7	-5.68	126.99	130.40
1	a	61	G	C5-C6-O6	-5.68	125.19	128.60
25	A	550	C	C5-C6-N1	5.68	123.84	121.00
25	A	901	C	N3-C2-O2	-5.68	117.92	121.90
25	A	366	C	C6-N1-C2	-5.68	118.03	120.30
1	a	1034	G	C6-N1-C2	-5.67	121.69	125.10
25	A	1063	G	C5-C6-O6	-5.67	125.19	128.60
25	A	847	U	C6-N1-C2	-5.67	117.60	121.00
22	v	51	C	N3-C4-N4	5.67	121.97	118.00
26	B	38	C	N3-C4-N4	5.67	121.97	118.00
25	A	1148	U	C5-C6-N1	5.67	125.53	122.70
25	A	1945	G	N1-C6-O6	5.67	123.30	119.90
25	A	2867	G	P-O3'-C3'	5.67	126.50	119.70
1	a	1129	C	C6-N1-C2	-5.67	118.03	120.30
1	a	505	G	N1-C6-O6	5.67	123.30	119.90
25	A	286	U	N1-C2-O2	5.66	126.77	122.80
25	A	2730	C	C6-N1-C2	-5.66	118.04	120.30
1	a	524	G	N1-C6-O6	5.66	123.30	119.90
25	A	62	U	C5-C6-N1	5.66	125.53	122.70
25	A	2023	C	N1-C2-O2	5.66	122.29	118.90
26	B	27	C	N1-C2-O2	5.66	122.29	118.90
25	A	2716	C	C5-C6-N1	5.65	123.83	121.00
25	A	1463	C	C6-N1-C2	-5.65	118.04	120.30
25	A	2874	C	N3-C2-O2	-5.65	117.94	121.90
25	A	818	G	N3-C4-N9	5.65	129.39	126.00
25	A	130	C	N3-C4-C5	5.65	124.16	121.90
25	A	1157	G	N3-C4-N9	5.64	129.39	126.00
1	a	221	C	C2-N1-C1'	5.64	125.00	118.80
1	a	671	G	N1-C6-O6	5.64	123.28	119.90
1	a	1003	G	N9-C4-C5	5.64	107.65	105.40
25	A	484	C	C6-N1-C2	-5.64	118.05	120.30
25	A	1103	A	OP1-P-O3'	5.64	117.60	105.20
25	A	1295	C	N1-C2-O2	5.64	122.28	118.90
25	A	2354	C	C6-N1-C2	-5.63	118.05	120.30
1	a	215	C	N3-C4-C5	-5.63	119.65	121.90
1	a	626	G	C6-C5-N7	-5.63	127.02	130.40
25	A	1086	A	N1-C2-N3	5.63	132.12	129.30
26	B	3	C	N1-C2-O2	5.63	122.28	118.90

Continued on next page...

Continued from previous page...

Mol	Chain	Res	Type	Atoms	Z	Observed(°)	Ideal(°)
22	v	34	C	N3-C4-N4	5.63	121.94	118.00
25	A	277	G	C5-N7-C8	-5.63	101.49	104.30
1	a	737	C	N1-C2-O2	5.63	122.28	118.90
1	a	1134	G	C5-C6-O6	-5.63	125.22	128.60
1	a	1143	G	N1-C6-O6	-5.63	116.52	119.90
25	A	2752	C	N1-C2-O2	5.63	122.28	118.90
30	F	172	PHE	C-N-CA	5.63	135.76	121.70
1	a	1432	G	P-O3'-C3'	5.62	126.45	119.70
25	A	283	G	N1-C2-N2	5.62	121.26	116.20
25	A	171	U	N3-C2-O2	-5.62	118.27	122.20
25	A	2056	G	C6-C5-N7	-5.62	127.03	130.40
25	A	2403	C	C5-C6-N1	5.62	123.81	121.00
22	v	71	C	C5-C6-N1	5.62	123.81	121.00
25	A	1314	C	N1-C2-O2	5.61	122.27	118.90
25	A	1931	U	C5-C6-N1	5.61	125.51	122.70
1	a	413	G	C8-N9-C1'	-5.61	119.70	127.00
1	a	506	G	C6-C5-N7	-5.61	127.03	130.40
24	y	71	C	C6-N1-C2	-5.61	118.06	120.30
25	A	2410	G	C5-C6-O6	-5.61	125.23	128.60
25	A	2574	G	C5-C6-O6	-5.61	125.23	128.60
25	A	1317	G	N1-C6-O6	5.61	123.27	119.90
23	x	91	A	N9-C4-C5	-5.61	103.56	105.80
25	A	495	G	N1-C6-O6	5.61	123.26	119.90
25	A	2297	A	N1-C2-N3	-5.60	126.50	129.30
1	a	144	G	C6-C5-N7	-5.60	127.04	130.40
25	A	121	G	N3-C4-N9	5.60	129.36	126.00
25	A	1683	U	N3-C2-O2	-5.60	118.28	122.20
25	A	740	C	C5-C6-N1	5.60	123.80	121.00
1	a	543	U	N3-C2-O2	-5.59	118.28	122.20
1	a	1303	C	N3-C2-O2	-5.59	117.98	121.90
1	a	168	G	C4-C5-N7	5.59	113.04	110.80
1	a	1255	G	N1-C6-O6	-5.59	116.55	119.90
25	A	413	C	C5-C6-N1	5.59	123.79	121.00
25	A	849	A	N7-C8-N9	5.59	116.59	113.80
22	v	28	C	N1-C2-O2	5.59	122.25	118.90
25	A	896	A	N1-C6-N6	5.59	121.95	118.60
1	a	588	G	N3-C4-C5	-5.58	125.81	128.60
1	a	598	U	N3-C2-O2	-5.58	118.29	122.20
22	v	51	C	C5-C6-N1	5.58	123.79	121.00
1	a	906	A	C5-C6-N6	-5.58	119.24	123.70
25	A	2164	C	N3-C4-N4	-5.58	114.10	118.00
25	A	2103	C	C5-C4-N4	-5.58	116.30	120.20

Continued on next page...

Continued from previous page...

Mol	Chain	Res	Type	Atoms	Z	Observed(°)	Ideal(°)
25	A	234	U	N1-C2-O2	5.57	126.70	122.80
25	A	2566	A	P-O3'-C3'	5.57	126.38	119.70
25	A	513	A	N7-C8-N9	5.57	116.58	113.80
25	A	2108	A	N1-C2-N3	5.57	132.08	129.30
1	a	1404	C	C5-C6-N1	5.57	123.78	121.00
25	A	154	U	N3-C2-O2	-5.56	118.31	122.20
25	A	1352	U	N3-C2-O2	-5.56	118.31	122.20
1	a	194	C	C6-N1-C2	-5.56	118.08	120.30
1	a	626	G	N3-C2-N2	5.56	123.79	119.90
1	a	1041	G	N1-C6-O6	5.56	123.23	119.90
24	y	62	C	C6-N1-C2	-5.56	118.08	120.30
25	A	1533	C	N3-C4-N4	-5.56	114.11	118.00
22	v	56	C	N3-C4-C5	-5.55	119.68	121.90
23	x	133	C	C3'-C2'-C1'	5.55	105.94	101.50
25	A	1531	C	N3-C4-N4	-5.55	114.11	118.00
25	A	2889	C	N1-C2-O2	5.55	122.23	118.90
1	a	1088	G	C5-C6-O6	-5.55	125.27	128.60
25	A	420	C	C6-N1-C2	-5.55	118.08	120.30
1	a	41	G	N3-C4-C5	-5.55	125.83	128.60
1	a	507	C	N3-C4-C5	5.55	124.12	121.90
25	A	1795	C	C6-N1-C2	-5.55	118.08	120.30
1	a	441	A	C2-N3-C4	5.55	113.37	110.60
1	a	1262	C	C6-N1-C2	-5.55	118.08	120.30
25	A	2171	A	C5-C6-N6	-5.55	119.26	123.70
25	A	2870	C	C5-C6-N1	5.55	123.77	121.00
26	B	21	G	N1-C6-O6	-5.55	116.57	119.90
1	a	1459	G	N1-C6-O6	5.54	123.23	119.90
11	k	126	ARG	NE-CZ-NH2	-5.54	117.53	120.30
25	A	1940	U	P-O3'-C3'	5.54	126.35	119.70
25	A	2292	U	C5-C6-N1	5.54	125.47	122.70
25	A	1087	G	N1-C2-N3	5.54	127.22	123.90
25	A	2178	C	C5-C6-N1	5.54	123.77	121.00
1	a	1325	C	N3-C2-O2	-5.54	118.03	121.90
25	A	687	C	N1-C2-O2	5.54	122.22	118.90
25	A	444	C	C6-N1-C2	-5.53	118.09	120.30
25	A	2863	C	N1-C2-O2	5.53	122.22	118.90
25	A	2791	G	N1-C2-N2	5.53	121.18	116.20
1	a	93	U	C6-N1-C2	-5.53	117.68	121.00
25	A	276	U	N3-C2-O2	-5.53	118.33	122.20
25	A	1048	A	C8-N9-C4	-5.53	103.59	105.80
25	A	1499	C	N3-C4-N4	-5.53	114.13	118.00
25	A	1539	U	C5-C4-O4	-5.53	122.58	125.90

Continued on next page...

Continued from previous page...

Mol	Chain	Res	Type	Atoms	Z	Observed(°)	Ideal(°)
25	A	1833	C	N3-C2-O2	-5.53	118.03	121.90
25	A	1993	U	C2-N1-C1'	5.53	124.33	117.70
25	A	2056	G	C5-C6-O6	-5.52	125.28	128.60
25	A	362	A	C8-N9-C4	-5.52	103.59	105.80
25	A	2466	C	O5'-P-OP1	-5.52	100.73	105.70
25	A	2636	C	C2-N1-C1'	5.52	124.87	118.80
25	A	2794	C	C2-N1-C1'	5.52	124.87	118.80
1	a	1369	C	N3-C2-O2	-5.52	118.04	121.90
1	a	960	U	N1-C2-O2	5.52	126.66	122.80
22	v	49	G	C4-C5-N7	5.52	113.01	110.80
1	a	980	C	N1-C2-O2	5.51	122.21	118.90
25	A	581	C	O5'-P-OP1	-5.51	100.74	105.70
25	A	2438	U	N3-C2-O2	-5.51	118.34	122.20
1	a	1460	C	N1-C2-O2	5.51	122.21	118.90
25	A	1395	A	O4'-C1'-N9	5.51	112.61	108.20
1	a	1147	C	N3-C2-O2	-5.51	118.05	121.90
25	A	360	U	C4-C5-C6	-5.51	116.40	119.70
25	A	565	C	N3-C2-O2	-5.51	118.05	121.90
1	a	643	C	C6-N1-C2	-5.50	118.10	120.30
1	a	1317	C	C6-N1-C2	-5.50	118.10	120.30
24	y	61	C	C2-N3-C4	5.50	122.65	119.90
25	A	965	C	C5-C6-N1	5.50	123.75	121.00
1	a	891	U	C5-C6-N1	5.50	125.45	122.70
25	A	2592	G	N3-C2-N2	5.50	123.75	119.90
23	x	126	G	N7-C8-N9	5.50	115.85	113.10
1	a	168	G	C6-C5-N7	-5.50	127.10	130.40
1	a	1522	U	C6-N1-C2	-5.50	117.70	121.00
1	a	96	U	N1-C2-O2	5.50	126.65	122.80
25	A	359	G	C2-N3-C4	5.50	114.65	111.90
25	A	445	C	C6-N1-C2	-5.50	118.10	120.30
1	a	623	C	C2-N1-C1'	5.49	124.84	118.80
1	a	910	C	N3-C2-O2	-5.49	118.06	121.90
25	A	208	C	C5-C6-N1	5.49	123.75	121.00
1	a	1348	U	N3-C2-O2	-5.49	118.36	122.20
1	a	206	C	N1-C2-N3	5.49	123.04	119.20
1	a	504	C	C5-C6-N1	5.49	123.74	121.00
25	A	1760	C	C5-C6-N1	5.49	123.74	121.00
23	x	93	G	N1-C6-O6	5.49	123.19	119.90
25	A	62	U	C2-N3-C4	5.49	130.29	127.00
25	A	396	G	N1-C6-O6	5.49	123.19	119.90
1	a	269	C	C6-N1-C2	-5.48	118.11	120.30
25	A	362	A	N7-C8-N9	5.48	116.54	113.80

Continued on next page...

Continued from previous page...

Mol	Chain	Res	Type	Atoms	Z	Observed(°)	Ideal(°)
25	A	1462	C	N3-C2-O2	-5.48	118.06	121.90
1	a	67	C	N3-C2-O2	-5.48	118.06	121.90
1	a	575	G	C6-N1-C2	-5.48	121.81	125.10
1	a	671	G	C5-C6-O6	-5.48	125.31	128.60
25	A	717	C	C6-N1-C2	-5.48	118.11	120.30
25	A	2814	A	C8-N9-C4	-5.47	103.61	105.80
1	a	102	G	C4-C5-N7	-5.47	108.61	110.80
1	a	1124	G	N1-C6-O6	-5.47	116.62	119.90
26	B	27	C	N3-C2-O2	-5.47	118.07	121.90
1	a	1149	C	N3-C4-N4	5.47	121.83	118.00
25	A	2518	A	C2-N3-C4	5.46	113.33	110.60
6	f	53	LYS	N-CA-C	-5.46	96.25	111.00
25	A	1098	A	N1-C6-N6	5.46	121.88	118.60
1	a	959	A	C5-N7-C8	-5.46	101.17	103.90
25	A	1830	C	C5-C6-N1	5.46	123.73	121.00
1	a	33	A	C8-N9-C4	-5.46	103.62	105.80
1	a	1448	C	N3-C4-C5	5.45	124.08	121.90
25	A	1081	U	C4-C5-C6	-5.45	116.43	119.70
1	a	358	U	N3-C2-O2	-5.45	118.39	122.20
26	B	17	C	C6-N1-C2	-5.45	118.12	120.30
1	a	1073	U	N3-C2-O2	-5.44	118.39	122.20
1	a	284	C	C5-C6-N1	5.44	123.72	121.00
26	B	31	C	C2-N1-C1'	5.44	124.79	118.80
1	a	155	A	N1-C2-N3	-5.44	126.58	129.30
1	a	1499	A	OP2-P-O3'	5.44	117.17	105.20
22	v	6	G	N1-C6-O6	-5.44	116.64	119.90
25	A	1362	C	C6-N1-C2	-5.44	118.12	120.30
1	a	1071	C	N1-C2-O2	5.44	122.16	118.90
1	a	910	C	N1-C2-O2	5.43	122.16	118.90
25	A	1894	C	C2-N1-C1'	5.43	124.78	118.80
25	A	2416	C	N1-C2-O2	5.43	122.16	118.90
23	x	130	G	N9-C1'-C2'	-5.43	106.02	112.00
1	a	1369	C	C6-N1-C2	-5.43	118.13	120.30
23	x	125	G	C4-N9-C1'	-5.43	119.44	126.50
25	A	1499	C	N1-C2-O2	-5.43	115.64	118.90
25	A	2592	G	N1-C6-O6	5.43	123.16	119.90
1	a	73	C	N3-C4-N4	-5.43	114.20	118.00
1	a	866	C	C6-N1-C2	-5.43	118.13	120.30
25	A	816	C	C6-N1-C2	-5.43	118.13	120.30
1	a	330	C	N1-C2-O2	5.42	122.16	118.90
25	A	81	G	N3-C2-N2	-5.42	116.10	119.90
25	A	1930	G	P-O3'-C3'	5.42	126.21	119.70

Continued on next page...

Continued from previous page...

Mol	Chain	Res	Type	Atoms	Z	Observed(°)	Ideal(°)
25	A	1816	C	N3-C2-O2	-5.42	118.11	121.90
25	A	1402	U	N1-C2-O2	5.42	126.59	122.80
25	A	536	G	N1-C6-O6	-5.42	116.65	119.90
25	A	1306	C	N3-C4-C5	5.42	124.07	121.90
25	A	16	C	C6-N1-C2	-5.42	118.13	120.30
25	A	2834	G	C5-N7-C8	-5.42	101.59	104.30
25	A	2628	C	C6-N1-C2	-5.42	118.13	120.30
1	a	412	A	OP2-P-O3'	5.41	117.11	105.20
1	a	667	G	N1-C6-O6	-5.41	116.65	119.90
25	A	283	G	C6-N1-C2	-5.41	121.85	125.10
1	a	2	A	C5-N7-C8	5.41	106.61	103.90
25	A	2056	G	C4-C5-N7	5.41	112.96	110.80
1	a	563	A	N3-C4-N9	5.41	131.73	127.40
25	A	775	G	O4'-C1'-N9	5.41	112.53	108.20
25	A	1994	C	N1-C2-O2	5.41	122.14	118.90
1	a	385	C	N1-C2-O2	5.40	122.14	118.90
25	A	1104	C	C2-N1-C1'	5.40	124.75	118.80
1	a	1043	G	C5-C6-N1	5.40	114.20	111.50
25	A	931	U	C5-C6-N1	5.40	125.40	122.70
25	A	1564	C	N1-C2-O2	5.40	122.14	118.90
25	A	2889	C	C6-N1-C2	-5.40	118.14	120.30
25	A	1461	C	N1-C2-O2	5.40	122.14	118.90
1	a	379	C	N3-C4-C5	5.40	124.06	121.90
1	a	578	C	C6-N1-C2	-5.40	118.14	120.30
25	A	407	G	C5-C6-O6	5.40	131.84	128.60
25	A	584	C	N1-C2-O2	5.40	122.14	118.90
25	A	1682	G	N3-C4-N9	5.40	129.24	126.00
21	u	24	LYS	CA-CB-CG	5.39	125.27	113.40
25	A	2720	U	N1-C2-O2	5.39	126.58	122.80
1	a	1498	UR3	OP1-P-O3'	5.39	117.06	105.20
25	A	2321	U	C4-C5-C6	5.39	122.94	119.70
1	a	528	C	N1-C2-O2	5.39	122.13	118.90
25	A	1761	C	N1-C2-O2	5.39	122.13	118.90
26	B	17	C	C5-C6-N1	5.38	123.69	121.00
26	B	120	U	C6-N1-C2	-5.38	117.77	121.00
1	a	1271	A	N1-C2-N3	-5.38	126.61	129.30
25	A	1507	C	C2-N3-C4	5.38	122.59	119.90
25	A	2117	A	N1-C2-N3	-5.38	126.61	129.30
1	a	1325	C	C5-C6-N1	5.38	123.69	121.00
25	A	2192	U	N3-C4-O4	5.38	123.17	119.40
23	x	132	A	P-O5'-C5'	5.38	129.50	120.90
26	B	4	C	OP1-P-OP2	-5.38	111.53	119.60

Continued on next page...

Continued from previous page...

Mol	Chain	Res	Type	Atoms	Z	Observed(°)	Ideal(°)
25	A	2903	U	N3-C2-O2	-5.38	118.44	122.20
1	a	455	G	C6-C5-N7	-5.37	127.18	130.40
25	A	1680	U	N1-C2-O2	5.37	126.56	122.80
25	A	680	C	C5-C6-N1	5.37	123.69	121.00
25	A	1625	C	N3-C4-C5	5.37	124.05	121.90
1	a	186	C	C5-C4-N4	-5.37	116.44	120.20
1	a	1404	C	N3-C4-C5	-5.37	119.75	121.90
1	a	1113	C	C6-N1-C2	-5.37	118.15	120.30
25	A	1945	G	C4-C5-N7	5.37	112.95	110.80
1	a	341	C	N3-C4-N4	-5.37	114.24	118.00
1	a	1172	C	C5-C6-N1	5.37	123.68	121.00
29	E	82	GLY	N-CA-C	5.37	126.52	113.10
1	a	524	G	C5-C6-O6	-5.36	125.38	128.60
1	a	822	U	C6-N1-C2	-5.36	117.78	121.00
1	a	893	C	C6-N1-C2	-5.36	118.16	120.30
25	A	137	U	N1-C2-N3	5.36	118.12	114.90
23	x	131	C	C3'-C2'-C1'	5.36	105.79	101.50
45	U	38	ILE	CG1-CB-CG2	-5.36	99.61	111.40
1	a	890	G	OP2-P-O3'	5.36	116.99	105.20
25	A	188	G	N3-C2-N2	-5.36	116.15	119.90
25	A	278	A	N1-C2-N3	-5.36	126.62	129.30
25	A	1455	G	N1-C6-O6	5.36	123.11	119.90
1	a	1112	C	N3-C2-O2	-5.36	118.15	121.90
1	a	1459	G	C5-C6-O6	-5.35	125.39	128.60
25	A	2450	A	N1-C2-N3	-5.35	126.62	129.30
25	A	1843	C	N1-C2-O2	5.35	122.11	118.90
25	A	82	U	N1-C2-O2	5.35	126.54	122.80
1	a	820	U	P-O3'-C3'	5.35	126.12	119.70
25	A	82	U	N3-C2-O2	-5.35	118.46	122.20
25	A	1588	G	N1-C6-O6	5.35	123.11	119.90
15	o	88	ARG	N-CA-CB	5.35	120.22	110.60
1	a	208	U	N1-C2-O2	5.34	126.54	122.80
25	A	546	U	N1-C2-O2	5.34	126.54	122.80
1	a	154	U	N1-C2-O2	5.34	126.54	122.80
25	A	832	U	N1-C2-N3	5.34	118.11	114.90
25	A	2585	U	C5-C6-N1	5.34	125.37	122.70
25	A	2394	C	N1-C2-O2	5.34	122.11	118.90
25	A	1487	U	N3-C2-O2	-5.34	118.46	122.20
25	A	1908	C	C6-N1-C2	-5.34	118.16	120.30
25	A	2347	C	C6-N1-C2	-5.34	118.16	120.30
40	P	113	LEU	CA-CB-CG	5.34	127.58	115.30
1	a	75	G	N1-C6-O6	-5.34	116.70	119.90

Continued on next page...

Continued from previous page...

Mol	Chain	Res	Type	Atoms	Z	Observed(°)	Ideal(°)
1	a	500	G	C5-C6-O6	-5.34	125.40	128.60
25	A	12	U	C2-N1-C1'	5.34	124.10	117.70
25	A	528	A	C5-C6-N1	-5.34	115.03	117.70
25	A	2742	G	C6-N1-C2	-5.33	121.90	125.10
25	A	965	C	N1-C2-O2	5.33	122.10	118.90
25	A	1352	U	N1-C2-O2	5.33	126.53	122.80
25	A	307	G	N3-C2-N2	-5.33	116.17	119.90
1	a	605	U	N3-C2-O2	-5.33	118.47	122.20
1	a	355	C	C2-N1-C1'	5.33	124.66	118.80
25	A	2306	C	C5-C6-N1	5.33	123.66	121.00
25	A	2364	C	N1-C2-O2	-5.33	115.70	118.90
1	a	1148	U	N3-C2-O2	-5.32	118.47	122.20
25	A	943	A	O5'-P-OP1	-5.32	100.91	105.70
25	A	1315	C	N1-C2-O2	5.32	122.09	118.90
25	A	2069	G7M	OP2-P-O3'	5.32	116.90	105.20
25	A	2283	C	N3-C4-C5	5.32	124.03	121.90
25	A	215	G	OP1-P-O3'	5.32	116.90	105.20
19	s	54	ARG	NE-CZ-NH1	5.32	122.96	120.30
1	a	1345	U	N1-C2-O2	-5.31	119.08	122.80
25	A	1104	C	N3-C4-C5	-5.31	119.77	121.90
25	A	740	C	N1-C2-O2	5.31	122.09	118.90
25	A	2745	C	C6-N1-C2	-5.31	118.17	120.30
25	A	2759	G	N3-C2-N2	-5.31	116.18	119.90
25	A	1963	U	C5-C6-N1	5.31	125.36	122.70
1	a	267	C	N1-C2-O2	5.31	122.09	118.90
23	x	121	U	N1-C2-O2	5.31	126.52	122.80
25	A	343	C	C5-C6-N1	5.31	123.66	121.00
1	a	1107	C	O5'-P-OP1	-5.31	100.92	105.70
1	a	1086	U	N3-C2-O2	-5.31	118.49	122.20
25	A	2043	C	C2-N1-C1'	5.31	124.64	118.80
1	a	601	G	C5-C6-O6	-5.30	125.42	128.60
25	A	1730	C	OP2-P-O3'	5.30	116.87	105.20
1	a	1406	U	N3-C2-O2	-5.30	118.49	122.20
25	A	2566	A	OP2-P-O3'	5.30	116.86	105.20
25	A	1317	G	C6-C5-N7	-5.30	127.22	130.40
25	A	278	A	N3-C4-N9	5.30	131.64	127.40
1	a	810	C	N1-C2-O2	5.30	122.08	118.90
25	A	363	G	C6-C5-N7	-5.29	127.22	130.40
1	a	661	G	C6-C5-N7	-5.29	127.22	130.40
1	a	1490	U	N3-C2-O2	-5.29	118.50	122.20
1	a	450	G	C5-C6-O6	5.29	131.78	128.60
25	A	1069	A	OP1-P-O3'	5.29	116.84	105.20

Continued on next page...

Continued from previous page...

Mol	Chain	Res	Type	Atoms	Z	Observed(°)	Ideal(°)
1	a	671	G	C4-C5-N7	5.29	112.92	110.80
25	A	1090	A	N1-C2-N3	-5.29	126.66	129.30
1	a	1497	G	N3-C2-N2	-5.29	116.20	119.90
25	A	1833	C	N1-C2-O2	5.29	122.07	118.90
25	A	2248	C	C5-C6-N1	5.29	123.64	121.00
1	a	735	C	N1-C2-O2	5.28	122.07	118.90
1	a	1253	G	N1-C6-O6	-5.28	116.73	119.90
1	a	514	C	C5-C6-N1	5.28	123.64	121.00
25	A	2043	C	C5-C6-N1	5.28	123.64	121.00
25	A	2059	A	OP2-P-O3'	5.28	116.82	105.20
25	A	2282	G	N1-C6-O6	-5.28	116.73	119.90
25	A	2474	U	N3-C2-O2	-5.28	118.50	122.20
25	A	415	A	N1-C2-N3	-5.28	126.66	129.30
25	A	1644	C	C5-C6-N1	5.28	123.64	121.00
1	a	671	G	N9-C4-C5	-5.28	103.29	105.40
25	A	2297	A	C6-N1-C2	5.28	121.77	118.60
1	a	240	G	C4-C5-N7	5.28	112.91	110.80
1	a	563	A	C2-N3-C4	5.28	113.24	110.60
1	a	737	C	N3-C4-N4	5.27	121.69	118.00
1	a	989	U	N1-C2-O2	5.27	126.49	122.80
23	x	114	C	N1-C2-O2	5.27	122.06	118.90
1	a	457	G	C6-C5-N7	5.27	133.56	130.40
25	A	12	U	C6-N1-C2	-5.27	117.84	121.00
25	A	62	U	C6-N1-C2	-5.26	117.84	121.00
25	A	776	G	N3-C4-C5	-5.26	125.97	128.60
25	A	2200	C	N1-C2-O2	5.26	122.06	118.90
26	B	71	C	N1-C2-O2	5.26	122.06	118.90
1	a	375	U	N1-C2-O2	5.26	126.48	122.80
25	A	2023	C	C6-N1-C2	-5.26	118.19	120.30
25	A	2417	C	C6-N1-C2	-5.26	118.20	120.30
25	A	2394	C	N3-C2-O2	-5.26	118.22	121.90
25	A	1054	A	N9-C4-C5	-5.26	103.70	105.80
1	a	910	C	C6-N1-C2	-5.26	118.20	120.30
1	a	1060	U	N3-C2-O2	-5.26	118.52	122.20
1	a	1172	C	N1-C2-O2	5.26	122.05	118.90
1	a	754	C	OP1-P-O3'	5.25	116.75	105.20
25	A	2678	C	C5-C6-N1	5.25	123.63	121.00
1	a	87	C	C5-C6-N1	5.25	123.62	121.00
25	A	1164	C	N1-C2-O2	5.24	122.05	118.90
25	A	2215	C	C6-N1-C2	-5.24	118.20	120.30
1	a	18	C	C4-C5-C6	-5.24	114.78	117.40
1	a	396	C	C6-N1-C2	-5.24	118.20	120.30

Continued on next page...

Continued from previous page...

Mol	Chain	Res	Type	Atoms	Z	Observed(°)	Ideal(°)
1	a	271	C	N1-C2-O2	5.24	122.04	118.90
1	a	661	G	C4-C5-N7	5.24	112.90	110.80
25	A	69	C	N1-C2-O2	5.24	122.04	118.90
1	a	225	C	C5-C6-N1	5.24	123.62	121.00
25	A	2329	U	C5-C6-N1	5.24	125.32	122.70
1	a	168	G	N3-C4-N9	5.24	129.14	126.00
1	a	1158	C	N1-C2-O2	5.24	122.04	118.90
25	A	1892	C	C5-C6-N1	5.24	123.62	121.00
25	A	1101	U	N1-C2-N3	5.23	118.04	114.90
1	a	754	C	C2-N1-C1'	5.23	124.56	118.80
25	A	933	A	C2-N3-C4	5.23	113.22	110.60
1	a	1537	U	C5-C6-N1	5.23	125.31	122.70
25	A	1105	U	N3-C4-O4	-5.23	115.74	119.40
1	a	995	C	N1-C2-O2	5.23	122.04	118.90
25	A	163	C	C6-N1-C2	-5.23	118.21	120.30
25	A	2164	C	N3-C2-O2	-5.22	118.24	121.90
25	A	2752	C	N3-C2-O2	-5.22	118.24	121.90
1	a	213	G	C4-N9-C1'	5.22	133.29	126.50
1	a	1100	C	C6-N1-C2	-5.22	118.21	120.30
1	a	496	A	C2-N3-C4	5.22	113.21	110.60
25	A	143	C	C6-N1-C2	-5.22	118.21	120.30
25	A	987	C	N3-C4-C5	5.22	123.99	121.90
25	A	484	C	C2-N1-C1'	5.22	124.54	118.80
25	A	1269	A	N1-C2-N3	-5.22	126.69	129.30
25	A	105	C	N3-C2-O2	-5.21	118.25	121.90
25	A	557	C	C5-C6-N1	5.21	123.61	121.00
25	A	396	G	C6-C5-N7	-5.21	127.27	130.40
1	a	623	C	N3-C2-O2	-5.21	118.25	121.90
1	a	1227	A	C2-N3-C4	5.21	113.21	110.60
25	A	777	G	N1-C6-O6	5.21	123.03	119.90
1	a	33	A	C5-N7-C8	-5.21	101.30	103.90
1	a	34	C	C5-C6-N1	5.21	123.60	121.00
22	v	49	G	N3-C2-N2	5.21	123.55	119.90
25	A	2306	C	C6-N1-C2	-5.21	118.22	120.30
15	o	86	LEU	CA-CB-CG	5.21	127.28	115.30
25	A	1559	U	P-O3'-C3'	5.21	125.94	119.70
24	y	72	C	C6-N1-C2	-5.20	118.22	120.30
25	A	777	G	C6-C5-N7	-5.20	127.28	130.40
25	A	1055	G	N3-C2-N2	-5.20	116.26	119.90
1	a	413	G	C2-N3-C4	5.20	114.50	111.90
25	A	894	U	C2-N1-C1'	5.20	123.94	117.70
25	A	2162	G	N3-C4-N9	5.20	129.12	126.00

Continued on next page...

Continued from previous page...

Mol	Chain	Res	Type	Atoms	Z	Observed(°)	Ideal(°)
25	A	776	G	C2-N3-C4	5.20	114.50	111.90
25	A	2651	C	C6-N1-C2	-5.20	118.22	120.30
1	a	840	C	N1-C2-O2	-5.20	115.78	118.90
25	A	274	C	N3-C4-C5	5.19	123.98	121.90
25	A	1101	U	C2-N3-C4	-5.19	123.89	127.00
1	a	240	G	C8-N9-C4	5.19	108.47	106.40
25	A	2162	G	N3-C4-C5	-5.18	126.01	128.60
46	V	92	VAL	CG1-CB-CG2	-5.18	102.60	110.90
25	A	2325	G	C5-C6-O6	-5.18	125.49	128.60
25	A	363	G	C5-C6-N1	-5.17	108.91	111.50
22	v	74	C	C5-C6-N1	5.17	123.59	121.00
24	y	35	C	C2-N1-C1'	5.17	124.49	118.80
1	a	1225	A	C4-N9-C1'	5.17	135.60	126.30
25	A	1035	U	N3-C2-O2	-5.17	118.58	122.20
25	A	2409	G	C6-C5-N7	-5.17	127.30	130.40
1	a	661	G	N9-C4-C5	-5.17	103.33	105.40
1	a	1136	C	C5-C6-N1	5.17	123.58	121.00
1	a	1225	A	N1-C2-N3	-5.17	126.72	129.30
25	A	560	C	C5-C6-N1	5.17	123.58	121.00
45	U	51	LEU	N-CA-CB	-5.17	100.07	110.40
1	a	1033	G	C6-C5-N7	-5.16	127.30	130.40
25	A	349	U	N1-C2-O2	5.16	126.41	122.80
25	A	848	C	N1-C2-O2	5.16	122.00	118.90
1	a	386	C	C5-C4-N4	-5.16	116.59	120.20
1	a	1536	C	C6-N1-C2	-5.16	118.24	120.30
22	v	49	G	N9-C4-C5	-5.16	103.34	105.40
24	y	39	U	N3-C4-O4	5.16	123.01	119.40
25	A	817	C	N1-C2-O2	5.16	122.00	118.90
25	A	2262	U	N3-C4-O4	5.16	123.01	119.40
26	B	63	C	C6-N1-C2	-5.16	118.24	120.30
25	A	1538	G	C2-N3-C4	-5.16	109.32	111.90
25	A	2799	A	C4-C5-N7	5.15	113.28	110.70
1	a	452	A	N1-C2-N3	-5.15	126.72	129.30
25	A	550	C	C4-C5-C6	-5.15	114.83	117.40
25	A	680	C	C6-N1-C2	-5.15	118.24	120.30
25	A	2105	U	C2-N3-C4	5.15	130.09	127.00
25	A	2797	U	N1-C2-O2	5.15	126.41	122.80
25	A	740	C	C6-N1-C2	-5.15	118.24	120.30
25	A	1945	G	N3-C4-N9	5.15	129.09	126.00
25	A	2222	C	N3-C2-O2	-5.15	118.30	121.90
1	a	457	G	C2-N3-C4	5.15	114.47	111.90
22	v	1	C	C6-N1-C2	-5.15	118.24	120.30

Continued on next page...

Continued from previous page...

Mol	Chain	Res	Type	Atoms	Z	Observed(°)	Ideal(°)
25	A	2222	C	N1-C2-O2	5.15	121.99	118.90
1	a	88	U	C5-C6-N1	5.15	125.27	122.70
24	y	35	C	C2-N3-C4	5.14	122.47	119.90
25	A	1394	U	C5-C6-N1	5.14	125.27	122.70
25	A	1583	A	C2-N3-C4	5.14	113.17	110.60
25	A	1630	A	C6-N1-C2	-5.14	115.51	118.60
1	a	1031	C	C5-C6-N1	5.14	123.57	121.00
12	l	23	LEU	CA-CB-CG	5.14	127.12	115.30
25	A	516	C	N1-C2-O2	5.14	121.98	118.90
25	A	2056	G	N9-C4-C5	-5.14	103.34	105.40
25	A	2443	C	N1-C2-O2	5.14	121.98	118.90
42	R	78	ARG	NE-CZ-NH1	-5.14	117.73	120.30
1	a	1088	G	N9-C4-C5	-5.14	103.34	105.40
24	y	18	G	C2-N3-C4	-5.14	109.33	111.90
25	A	805	G	N9-C4-C5	-5.14	103.35	105.40
1	a	1412	C	N1-C2-O2	5.13	121.98	118.90
1	a	544	G	C4-C5-N7	5.13	112.85	110.80
1	a	781	A	C2-N3-C4	5.13	113.17	110.60
24	y	56	C	N1-C2-O2	-5.13	115.82	118.90
25	A	1611	C	N1-C2-O2	5.13	121.98	118.90
25	A	2624	G	N1-C6-O6	5.12	122.97	119.90
23	x	100	A	C2-N3-C4	5.12	113.16	110.60
25	A	143	C	N1-C2-O2	5.12	121.97	118.90
25	A	257	C	N3-C2-O2	-5.12	118.31	121.90
25	A	1398	C	C2-N1-C1'	5.12	124.43	118.80
25	A	594	U	C5-C6-N1	5.12	125.26	122.70
25	A	2215	C	N1-C2-O2	5.12	121.97	118.90
1	a	1341	U	N3-C2-O2	-5.12	118.62	122.20
25	A	1584	U	C6-N1-C2	-5.12	117.93	121.00
25	A	2011	U	N1-C2-O2	5.12	126.38	122.80
25	A	2515	C	C5-C6-N1	5.12	123.56	121.00
1	a	83	C	C5-C6-N1	5.12	123.56	121.00
26	B	66	A	OP1-P-O3'	5.12	116.46	105.20
25	A	1880	U	C2-N1-C1'	5.12	123.84	117.70
25	A	69	C	N3-C2-O2	-5.11	118.32	121.90
25	A	2861	U	C5-C6-N1	5.11	125.26	122.70
25	A	709	U	N3-C2-O2	-5.11	118.62	122.20
31	G	136	ASP	CB-CG-OD1	5.11	122.90	118.30
25	A	1967	C	N1-C2-O2	5.11	121.97	118.90
1	a	524	G	C6-C5-N7	-5.11	127.34	130.40
22	v	56	C	C2-N3-C4	5.11	122.45	119.90
25	A	1874	C	N1-C2-O2	5.11	121.96	118.90

Continued on next page...

Continued from previous page...

Mol	Chain	Res	Type	Atoms	Z	Observed(°)	Ideal(°)
25	A	2601	C	C5-C6-N1	5.11	123.55	121.00
25	A	1723	G	C5-C6-N1	5.10	114.05	111.50
25	A	2739	U	N1-C2-O2	5.10	126.37	122.80
25	A	1212	G	OP2-P-O3'	5.10	116.42	105.20
25	A	1108	U	N3-C2-O2	-5.10	118.63	122.20
25	A	2561	U	C2-N3-C4	-5.10	123.94	127.00
1	a	154	U	N3-C2-O2	-5.10	118.63	122.20
27	C	83	ASP	CB-CG-OD1	5.09	122.89	118.30
1	a	217	C	N1-C2-O2	5.09	121.95	118.90
1	a	661	G	C5-C6-O6	-5.09	125.55	128.60
25	A	946	C	C6-N1-C2	-5.09	118.26	120.30
1	a	348	G	C6-C5-N7	-5.09	127.35	130.40
1	a	147	G	C5-C6-O6	-5.08	125.55	128.60
1	a	796	C	C6-N1-C2	-5.08	118.27	120.30
25	A	158	U	N3-C2-O2	-5.08	118.64	122.20
25	A	531	C	C6-N1-C2	5.08	122.33	120.30
1	a	213	G	N1-C2-N3	5.08	126.95	123.90
25	A	2592	G	C6-C5-N7	-5.08	127.35	130.40
1	a	454	G	N7-C8-N9	5.08	115.64	113.10
25	A	55	G	N1-C6-O6	-5.08	116.85	119.90
25	A	307	G	N3-C4-N9	-5.08	122.95	126.00
26	B	97	C	C5-C4-N4	-5.08	116.64	120.20
25	A	105	C	N3-C4-C5	-5.08	119.87	121.90
25	A	305	C	C5-C6-N1	5.08	123.54	121.00
1	a	744	C	N3-C4-C5	5.07	123.93	121.90
25	A	2109	U	C6-N1-C2	-5.07	117.96	121.00
25	A	2192	U	C5-C4-O4	-5.07	122.86	125.90
1	a	1225	A	N3-C4-N9	5.07	131.46	127.40
1	a	1509	C	C6-N1-C2	-5.07	118.27	120.30
23	x	121	U	N3-C2-O2	-5.07	118.65	122.20
25	A	1669	A	C4-N9-C1'	5.07	135.43	126.30
25	A	1761	C	N3-C2-O2	-5.07	118.35	121.90
25	A	2515	C	C6-N1-C2	-5.07	118.27	120.30
26	B	79	G	C5-C6-N1	5.07	114.03	111.50
25	A	2091	C	N1-C2-O2	-5.07	115.86	118.90
1	a	370	C	N1-C2-O2	5.07	121.94	118.90
1	a	457	G	N9-C4-C5	5.07	107.43	105.40
1	a	1202	U	N3-C2-O2	-5.07	118.65	122.20
25	A	832	U	N3-C2-O2	-5.07	118.66	122.20
25	A	1198	U	N3-C2-O2	-5.07	118.65	122.20
1	a	1141	C	N3-C4-N4	5.06	121.54	118.00
25	A	115	C	C6-N1-C2	-5.06	118.28	120.30

Continued on next page...

Continued from previous page...

Mol	Chain	Res	Type	Atoms	Z	Observed(°)	Ideal(°)
25	A	195	A	OP1-P-O3'	5.06	116.33	105.20
1	a	90	C	C6-N1-C2	-5.06	118.28	120.30
1	a	215	C	C5-C4-N4	-5.06	116.66	120.20
25	A	2798	U	N1-C2-O2	5.06	126.34	122.80
1	a	248	C	C2-N1-C1'	5.06	124.36	118.80
22	v	61	C	N3-C2-O2	-5.06	118.36	121.90
25	A	1891	G	C4-N9-C1'	5.06	133.07	126.50
25	A	2300	C	N1-C2-O2	5.06	121.94	118.90
1	a	955	U	C5-C6-N1	5.06	125.23	122.70
25	A	145	C	N1-C2-O2	5.06	121.93	118.90
25	A	795	C	C5-C6-N1	5.06	123.53	121.00
25	A	1581	G	N1-C6-O6	5.05	122.93	119.90
25	A	2152	G	N7-C8-N9	5.05	115.63	113.10
1	a	740	U	N3-C2-O2	-5.05	118.66	122.20
25	A	282	A	C6-N1-C2	5.05	121.63	118.60
25	A	719	C	C6-N1-C2	-5.05	118.28	120.30
25	A	964	C	C6-N1-C2	-5.05	118.28	120.30
25	A	1734	G	N1-C6-O6	5.05	122.93	119.90
25	A	2791	G	C5-C6-O6	-5.05	125.57	128.60
25	A	62	U	C6-N1-C1'	-5.05	114.13	121.20
25	A	495	G	C5-C6-O6	-5.05	125.57	128.60
1	a	1037	C	N1-C2-O2	5.04	121.93	118.90
1	a	452	A	C2-N3-C4	5.04	113.12	110.60
1	a	654	G	C6-C5-N7	-5.04	127.37	130.40
1	a	1279	G	C8-N9-C4	-5.04	104.38	106.40
25	A	732	C	N1-C2-O2	5.04	121.92	118.90
25	A	2302	U	C6-N1-C2	-5.04	117.98	121.00
25	A	363	G	C2-N3-C4	-5.04	109.38	111.90
24	y	59	C	C2-N1-C1'	5.03	124.34	118.80
26	B	3	C	P-O3'-C3'	5.03	125.74	119.70
1	a	102	G	C5-C6-N1	5.03	114.02	111.50
1	a	1113	C	N1-C2-O2	5.03	121.92	118.90
25	A	999	U	N3-C2-O2	-5.03	118.68	122.20
25	A	2840	C	C6-N1-C2	-5.03	118.29	120.30
25	A	2863	C	N3-C4-N4	5.03	121.52	118.00
1	a	943	U	N1-C2-O2	5.03	126.32	122.80
25	A	89	A	N1-C2-N3	-5.03	126.78	129.30
25	A	153	U	N3-C2-O2	-5.03	118.68	122.20
25	A	740	C	N3-C4-N4	5.03	121.52	118.00
25	A	1343	G	N3-C4-N9	5.03	129.02	126.00
1	a	175	C	O5'-P-OP2	-5.03	101.18	105.70
25	A	653	U	O5'-P-OP2	-5.02	101.18	105.70

Continued on next page...

Continued from previous page...

Mol	Chain	Res	Type	Atoms	Z	Observed(°)	Ideal(°)
23	x	129	U	O4'-C1'-N1	5.02	112.22	108.20
25	A	2419	U	C6-N1-C2	-5.02	117.99	121.00
1	a	135	C	C6-N1-C2	-5.02	118.29	120.30
25	A	731	C	N1-C2-O2	5.02	121.91	118.90
25	A	2065	C	C5-C6-N1	5.02	123.51	121.00
1	a	56	U	C5-C6-N1	5.02	125.21	122.70
1	a	470	C	C6-N1-C2	-5.02	118.29	120.30
25	A	208	C	C6-N1-C2	-5.02	118.29	120.30
25	A	867	C	C6-N1-C2	-5.02	118.29	120.30
25	A	1200	C	C5-C6-N1	5.02	123.51	121.00
1	a	1149	C	C5-C6-N1	5.02	123.51	121.00
1	a	1372	U	N3-C2-O2	-5.02	118.69	122.20
25	A	766	U	C6-N1-C2	-5.01	117.99	121.00
1	a	58	C	N3-C4-C5	5.01	123.90	121.90
1	a	450	G	C6-C5-N7	5.01	133.41	130.40
24	y	39	U	C5-C4-O4	-5.01	122.90	125.90
25	A	848	C	C6-N1-C2	-5.01	118.30	120.30
25	A	729	G	C6-C5-N7	-5.00	127.40	130.40
1	a	1510	C	C5-C4-N4	-5.00	116.70	120.20
24	y	56	C	N3-C4-C5	5.00	123.90	121.90
25	A	349	U	N3-C2-O2	-5.00	118.70	122.20
25	A	1539	U	N3-C4-O4	5.00	122.90	119.40
25	A	2128	G	C4-C5-C6	5.00	121.80	118.80
1	a	295	C	N1-C2-O2	5.00	121.90	118.90
25	A	1892	C	C6-N1-C2	-5.00	118.30	120.30
25	A	2025	C	N1-C2-O2	5.00	121.90	118.90

All (4) chirality outliers are listed below:

Mol	Chain	Res	Type	Atom
1	a	527	G7M	C4',C3'
25	A	2069	G7M	C4',C3'

All (35) planarity outliers are listed below:

Mol	Chain	Res	Type	Group
51	0	1	ALA	Mainchain
52	1	3	GLY	Mainchain
54	3	30	HIS	Peptide
27	C	120	ASP	Peptide
28	D	166	GLY	Peptide
29	E	82	GLY	Mainchain

Continued on next page...

Continued from previous page...

Mol	Chain	Res	Type	Group
30	F	173	ASP	Mainchain
33	H	2	GLN	Peptide
33	H	41	LYS	Mainchain
33	H	8	LYS	Peptide
35	K	89	ASN	Mainchain
36	L	29	LYS	Mainchain
45	U	50	ALA	Peptide
45	U	87	GLU	Mainchain
2	b	72	LYS	Peptide
5	e	76	ASN	Peptide,Mainchain
5	e	88	HIS	Peptide
6	f	52	ASN	Mainchain
6	f	97	THR	Mainchain
9	i	56	MET	Peptide,Mainchain
10	j	33	GLY	Peptide,Mainchain
10	j	34	ALA	Mainchain
12	l	101	LEU	Mainchain
12	l	23	LEU	Mainchain
13	m	3	ILE	Peptide
13	m	64	VAL	Peptide
15	o	87	ARG	Mainchain
16	p	43	ALA	Peptide
17	q	68	LYS	Mainchain
19	s	4	LEU	Mainchain
21	u	23	GLU	Mainchain
21	u	24	LYS	Mainchain

5.2 Too-close contacts [\(i\)](#)

Due to software issues we are unable to calculate clashes - this section is therefore empty.

5.3 Torsion angles [\(i\)](#)

5.3.1 Protein backbone [\(i\)](#)

In the following table, the Percentiles column shows the percent Ramachandran outliers of the chain as a percentile score with respect to all PDB entries followed by that with respect to all EM entries.

The Analysed column shows the number of residues for which the backbone conformation was analysed, and the total number of residues.

Mol	Chain	Analysed	Favoured	Allowed	Outliers	Percentiles	
2	b	216/218 (99%)	190 (88%)	23 (11%)	3 (1%)	9	40
3	c	204/206 (99%)	191 (94%)	10 (5%)	3 (2%)	8	39
4	d	203/205 (99%)	181 (89%)	19 (9%)	3 (2%)	8	39
5	e	155/157 (99%)	139 (90%)	9 (6%)	7 (4%)	2	18
6	f	98/100 (98%)	83 (85%)	10 (10%)	5 (5%)	1	16
7	g	149/151 (99%)	136 (91%)	10 (7%)	3 (2%)	6	33
8	h	127/129 (98%)	115 (91%)	10 (8%)	2 (2%)	8	38
9	i	125/127 (98%)	105 (84%)	14 (11%)	6 (5%)	2	17
10	j	96/98 (98%)	83 (86%)	8 (8%)	5 (5%)	1	15
11	k	114/116 (98%)	102 (90%)	10 (9%)	2 (2%)	7	35
12	l	121/123 (98%)	101 (84%)	14 (12%)	6 (5%)	1	16
13	m	112/114 (98%)	100 (89%)	8 (7%)	4 (4%)	3	22
14	n	98/100 (98%)	86 (88%)	8 (8%)	4 (4%)	2	20
15	o	86/88 (98%)	73 (85%)	9 (10%)	4 (5%)	2	17
16	p	80/82 (98%)	69 (86%)	7 (9%)	4 (5%)	1	16
17	q	78/80 (98%)	65 (83%)	11 (14%)	2 (3%)	4	28
18	r	63/65 (97%)	53 (84%)	7 (11%)	3 (5%)	2	17
19	s	77/79 (98%)	71 (92%)	5 (6%)	1 (1%)	10	41
20	t	83/85 (98%)	76 (92%)	7 (8%)	0	100	100
21	u	63/65 (97%)	48 (76%)	10 (16%)	5 (8%)	1	8
27	C	269/271 (99%)	245 (91%)	19 (7%)	5 (2%)	6	34
28	D	207/209 (99%)	191 (92%)	13 (6%)	3 (1%)	9	40
29	E	199/201 (99%)	187 (94%)	9 (4%)	3 (2%)	8	39
30	F	175/177 (99%)	160 (91%)	13 (7%)	2 (1%)	12	45
31	G	174/176 (99%)	159 (91%)	12 (7%)	3 (2%)	7	36
32	I	139/141 (99%)	120 (86%)	15 (11%)	4 (3%)	3	27
33	H	147/149 (99%)	125 (85%)	17 (12%)	5 (3%)	3	24
34	J	140/142 (99%)	134 (96%)	4 (3%)	2 (1%)	9	40
35	K	120/122 (98%)	106 (88%)	10 (8%)	4 (3%)	3	25
36	L	141/143 (99%)	127 (90%)	10 (7%)	4 (3%)	4	27
37	M	134/136 (98%)	127 (95%)	5 (4%)	2 (2%)	8	39
38	N	118/120 (98%)	106 (90%)	12 (10%)	0	100	100

Continued on next page...

Continued from previous page...

Mol	Chain	Analysed	Favoured	Allowed	Outliers	Percentiles	
39	O	114/116 (98%)	104 (91%)	9 (8%)	1 (1%)	14	49
40	P	112/114 (98%)	102 (91%)	10 (9%)	0	100	100
41	Q	115/117 (98%)	112 (97%)	3 (3%)	0	100	100
42	R	101/103 (98%)	89 (88%)	9 (9%)	3 (3%)	3	26
43	S	108/110 (98%)	102 (94%)	6 (6%)	0	100	100
44	T	91/93 (98%)	78 (86%)	11 (12%)	2 (2%)	5	31
45	U	100/102 (98%)	87 (87%)	7 (7%)	6 (6%)	1	13
46	V	92/94 (98%)	89 (97%)	3 (3%)	0	100	100
47	W	73/75 (97%)	68 (93%)	4 (6%)	1 (1%)	9	40
48	X	75/77 (97%)	72 (96%)	3 (4%)	0	100	100
49	Y	61/63 (97%)	58 (95%)	2 (3%)	1 (2%)	8	38
50	Z	56/58 (97%)	53 (95%)	3 (5%)	0	100	100
51	0	54/56 (96%)	51 (94%)	2 (4%)	1 (2%)	6	34
52	1	48/50 (96%)	47 (98%)	0	1 (2%)	5	32
53	2	44/46 (96%)	40 (91%)	4 (9%)	0	100	100
54	3	62/64 (97%)	56 (90%)	5 (8%)	1 (2%)	8	38
55	4	36/38 (95%)	31 (86%)	5 (14%)	0	100	100
56	6	64/66 (97%)	58 (91%)	5 (8%)	1 (2%)	8	38
All	All	5717/5817 (98%)	5151 (90%)	439 (8%)	127 (2%)	8	31

All (127) Ramachandran outliers are listed below:

Mol	Chain	Res	Type
2	b	73	ARG
5	e	77	ASN
5	e	89	THR
5	e	93	VAL
6	f	53	LYS
6	f	54	LEU
6	f	98	GLU
9	i	57	VAL
9	i	90	ASP
10	j	34	ALA
11	k	88	PRO
12	l	23	LEU
12	l	75	GLU

Continued on next page...

Continued from previous page...

Mol	Chain	Res	Type
13	m	4	ALA
13	m	65	GLU
16	p	44	SER
16	p	79	ASN
16	p	80	LYS
17	q	69	THR
18	r	11	ARG
19	s	4	LEU
21	u	24	LYS
27	C	121	ALA
28	D	167	ASN
29	E	83	VAL
30	F	174	PHE
31	G	108	PHE
33	H	3	VAL
33	H	9	VAL
33	H	41	LYS
35	K	35	VAL
35	K	110	GLU
36	L	36	LYS
45	U	6	ARG
45	U	38	ILE
45	U	51	LEU
45	U	88	ASP
51	0	2	VAL
52	1	4	ILE
54	3	31	ILE
2	b	18	GLN
3	c	156	LEU
6	f	92	THR
7	g	145	GLU
10	j	57	VAL
13	m	6	ILE
14	n	34	ASN
15	o	46	LYS
18	r	17	VAL
18	r	46	THR
21	u	62	GLU
27	C	204	LEU
28	D	153	GLY
30	F	20	ASN
31	G	174	LYS

Continued on next page...

Continued from previous page...

Mol	Chain	Res	Type
36	L	29	LYS
36	L	111	ILE
39	O	63	LYS
42	R	100	GLY
49	Y	22	LEU
56	6	4	ASP
4	d	191	SER
5	e	23	THR
5	e	50	GLY
5	e	102	THR
5	e	122	VAL
6	f	86	ARG
7	g	29	LEU
7	g	83	THR
8	h	47	ASP
9	i	12	LYS
9	i	107	ALA
9	i	125	GLN
10	j	42	LEU
10	j	93	ALA
11	k	92	ARG
13	m	104	ASN
14	n	2	LYS
14	n	53	ASP
15	o	2	LEU
16	p	43	ALA
21	u	8	ASN
29	E	80	SER
29	E	122	GLU
32	I	53	PRO
32	I	59	THR
42	R	55	ASP
45	U	54	PRO
45	U	97	SER
3	c	96	VAL
3	c	205	GLU
4	d	29	THR
9	i	31	GLN
10	j	89	ARG
17	q	17	GLU
27	C	52	HIS
28	D	139	SER

Continued on next page...

Continued from previous page...

Mol	Chain	Res	Type
31	G	47	ASN
32	I	64	ARG
33	H	15	LEU
35	K	89	ASN
44	T	38	ALA
8	h	2	MET
12	l	2	THR
12	l	21	PRO
12	l	88	ASP
12	l	101	LEU
15	o	27	GLN
15	o	45	HIS
27	C	154	ALA
33	H	89	LYS
36	L	94	THR
37	M	58	LYS
44	T	52	GLU
47	W	17	LEU
4	d	166	LYS
14	n	54	SER
21	u	34	ARG
21	u	65	ARG
27	C	260	LYS
35	K	93	GLN
37	M	69	PRO
2	b	27	LYS
42	R	54	VAL
32	I	12	VAL
34	J	81	ILE
34	J	100	VAL

5.3.2 Protein sidechains [i](#)

In the following table, the Percentiles column shows the percent sidechain outliers of the chain as a percentile score with respect to all PDB entries followed by that with respect to all EM entries.

The Analysed column shows the number of residues for which the sidechain conformation was analysed, and the total number of residues.

Mol	Chain	Analysed	Rotameric	Outliers	Percentiles
2	b	180/180 (100%)	178 (99%)	2 (1%)	70 83

Continued on next page...

Continued from previous page...

Mol	Chain	Analysed	Rotameric	Outliers	Percentiles	
3	c	170/170 (100%)	170 (100%)	0	100	100
4	d	172/172 (100%)	172 (100%)	0	100	100
5	e	119/119 (100%)	119 (100%)	0	100	100
6	f	87/87 (100%)	87 (100%)	0	100	100
7	g	124/124 (100%)	124 (100%)	0	100	100
8	h	104/104 (100%)	104 (100%)	0	100	100
9	i	105/105 (100%)	105 (100%)	0	100	100
10	j	86/86 (100%)	86 (100%)	0	100	100
11	k	89/89 (100%)	89 (100%)	0	100	100
12	l	103/103 (100%)	103 (100%)	0	100	100
13	m	92/92 (100%)	92 (100%)	0	100	100
14	n	79/83 (95%)	79 (100%)	0	100	100
15	o	76/76 (100%)	75 (99%)	1 (1%)	65	81
16	p	65/65 (100%)	64 (98%)	1 (2%)	60	77
17	q	74/74 (100%)	74 (100%)	0	100	100
18	r	48/56 (86%)	48 (100%)	0	100	100
19	s	70/70 (100%)	70 (100%)	0	100	100
20	t	65/65 (100%)	65 (100%)	0	100	100
21	u	44/55 (80%)	41 (93%)	3 (7%)	13	39
27	C	216/216 (100%)	215 (100%)	1 (0%)	86	93
28	D	164/164 (100%)	164 (100%)	0	100	100
29	E	165/165 (100%)	165 (100%)	0	100	100
30	F	148/148 (100%)	148 (100%)	0	100	100
31	G	137/137 (100%)	137 (100%)	0	100	100
32	I	109/109 (100%)	105 (96%)	4 (4%)	29	58
33	H	114/114 (100%)	114 (100%)	0	100	100
34	J	116/116 (100%)	116 (100%)	0	100	100
35	K	103/103 (100%)	103 (100%)	0	100	100
36	L	102/102 (100%)	101 (99%)	1 (1%)	73	84
37	M	109/109 (100%)	108 (99%)	1 (1%)	75	86
38	N	100/100 (100%)	100 (100%)	0	100	100

Continued on next page...

Continued from previous page...

Mol	Chain	Analysed	Rotameric	Outliers	Percentiles	
39	O	86/86 (100%)	86 (100%)	0	100	100
40	P	99/99 (100%)	99 (100%)	0	100	100
41	Q	89/89 (100%)	89 (100%)	0	100	100
42	R	84/84 (100%)	84 (100%)	0	100	100
43	S	93/93 (100%)	93 (100%)	0	100	100
44	T	80/80 (100%)	80 (100%)	0	100	100
45	U	83/83 (100%)	82 (99%)	1 (1%)	67	82
46	V	78/78 (100%)	77 (99%)	1 (1%)	65	81
47	W	57/57 (100%)	57 (100%)	0	100	100
48	X	67/67 (100%)	67 (100%)	0	100	100
49	Y	55/55 (100%)	55 (100%)	0	100	100
50	Z	48/48 (100%)	48 (100%)	0	100	100
51	0	47/47 (100%)	46 (98%)	1 (2%)	48	71
52	1	45/45 (100%)	44 (98%)	1 (2%)	47	70
53	2	38/38 (100%)	38 (100%)	0	100	100
54	3	51/51 (100%)	51 (100%)	0	100	100
55	4	34/34 (100%)	34 (100%)	0	100	100
56	6	59/59 (100%)	51 (86%)	8 (14%)	3	17
All	All	4728/4751 (100%)	4702 (100%)	26 (0%)	85	93

All (26) residues with a non-rotameric sidechain are listed below:

Mol	Chain	Res	Type
2	b	86	CYS
2	b	122	ASP
15	o	87	ARG
16	p	19	VAL
21	u	12	ASP
21	u	21	SER
21	u	37	TYR
27	C	85	ASN
32	I	27	LEU
32	I	33	ASN
32	I	35	MET
32	I	37	PHE
36	L	38	GLN

Continued on next page...

Continued from previous page...

Mol	Chain	Res	Type
37	M	17	ASN
45	U	39	ASN
46	V	42	LEU
51	0	2	VAL
52	1	36	LYS
56	6	13	THR
56	6	16	CYS
56	6	30	HIS
56	6	32	LEU
56	6	34	LEU
56	6	40	CYS
56	6	45	THR
56	6	66	ILE

Sometimes sidechains can be flipped to improve hydrogen bonding and reduce clashes. All (18) such sidechains are listed below:

Mol	Chain	Res	Type
3	c	40	GLN
7	g	147	ASN
11	k	80	ASN
15	o	34	GLN
16	p	79	ASN
27	C	44	ASN
27	C	52	HIS
27	C	116	GLN
29	E	41	GLN
31	G	127	GLN
32	I	42	ASN
33	H	20	ASN
34	J	58	ASN
45	U	39	ASN
46	V	78	GLN
48	X	15	ASN
52	1	44	GLN
56	6	41	HIS

5.3.3 RNA [i](#)

Mol	Chain	Analysed	Backbone Outliers	Pucker Outliers
1	a	1535/1539 (99%)	247 (16%)	0

Continued on next page...

Continued from previous page...

Mol	Chain	Analysed	Backbone Outliers	Pucker Outliers
22	v	76/77 (98%)	15 (19%)	0
23	x	47/48 (97%)	22 (46%)	0
24	y	87/95 (91%)	12 (13%)	0
25	A	2894/2903 (99%)	513 (17%)	34 (1%)
26	B	119/120 (99%)	19 (15%)	3 (2%)
57	w	2/3 (66%)	0	0
All	All	4760/4785 (99%)	828 (17%)	37 (0%)

All (828) RNA backbone outliers are listed below:

Mol	Chain	Res	Type
1	a	6	G
1	a	7	A
1	a	8	A
1	a	9	G
1	a	22	G
1	a	32	A
1	a	39	G
1	a	41	G
1	a	42	G
1	a	47	C
1	a	48	C
1	a	49	U
1	a	50	A
1	a	51	A
1	a	61	G
1	a	65	A
1	a	71	A
1	a	79	G
1	a	81	A
1	a	82	G
1	a	83	C
1	a	86	G
1	a	88	U
1	a	94	G
1	a	95	C
1	a	96	U
1	a	116	A
1	a	118	U
1	a	121	U
1	a	126	G
1	a	127	G

Continued on next page...

Continued from previous page...

Mol	Chain	Res	Type
1	a	131	A
1	a	168	G
1	a	174	A
1	a	178	C
1	a	181	A
1	a	183	C
1	a	197	A
1	a	208	U
1	a	210	C
1	a	211	G
1	a	226	G
1	a	240	G
1	a	245	U
1	a	247	G
1	a	251	G
1	a	264	C
1	a	266	G
1	a	267	C
1	a	281	G
1	a	289	G
1	a	319	G
1	a	328	C
1	a	330	C
1	a	340	U
1	a	345	C
1	a	346	G
1	a	351	G
1	a	352	C
1	a	354	G
1	a	367	U
1	a	369	G
1	a	372	C
1	a	373	A
1	a	384	G
1	a	397	A
1	a	398	U
1	a	406	G
1	a	410	G
1	a	411	A
1	a	412	A
1	a	413	G
1	a	414	A

Continued on next page...

Continued from previous page...

Mol	Chain	Res	Type
1	a	421	U
1	a	423	G
1	a	429	U
1	a	441	A
1	a	446	G
1	a	466	A
1	a	467	U
1	a	481	G
1	a	482	A
1	a	486	U
1	a	496	A
1	a	497	G
1	a	499	A
1	a	506	G
1	a	509	A
1	a	511	C
1	a	512	U
1	a	518	C
1	a	527	G7M
1	a	528	C
1	a	532	A
1	a	546	A
1	a	547	A
1	a	550	G
1	a	562	U
1	a	564	C
1	a	572	A
1	a	573	A
1	a	576	C
1	a	577	G
1	a	596	A
1	a	615	G
1	a	617	G
1	a	633	G
1	a	642	A
1	a	654	G
1	a	661	G
1	a	665	A
1	a	671	G
1	a	687	A
1	a	701	U
1	a	702	A

Continued on next page...

Continued from previous page...

Mol	Chain	Res	Type
1	a	713	G
1	a	718	A
1	a	723	U
1	a	724	G
1	a	731	G
1	a	733	G
1	a	734	G
1	a	759	A
1	a	777	A
1	a	793	U
1	a	794	A
1	a	815	A
1	a	817	C
1	a	818	G
1	a	819	A
1	a	820	U
1	a	829	G
1	a	832	G
1	a	836	G
1	a	843	U
1	a	844	G
1	a	845	A
1	a	846	G
1	a	849	G
1	a	872	A
1	a	873	A
1	a	885	G
1	a	890	G
1	a	891	U
1	a	902	G
1	a	914	A
1	a	926	G
1	a	934	C
1	a	935	A
1	a	960	U
1	a	961	U
1	a	966	2MG
1	a	967	5MC
1	a	968	A
1	a	969	A
1	a	975	A
1	a	976	G

Continued on next page...

Continued from previous page...

Mol	Chain	Res	Type
1	a	977	A
1	a	991	U
1	a	992	U
1	a	993	G
1	a	996	A
1	a	1004	A
1	a	1020	G
1	a	1026	G
1	a	1028	C
1	a	1031	C
1	a	1032	G
1	a	1033	G
1	a	1034	G
1	a	1053	G
1	a	1066	C
1	a	1070	U
1	a	1085	U
1	a	1094	G
1	a	1095	U
1	a	1101	A
1	a	1126	U
1	a	1130	A
1	a	1132	C
1	a	1135	U
1	a	1136	C
1	a	1137	C
1	a	1139	G
1	a	1140	C
1	a	1151	A
1	a	1159	U
1	a	1160	G
1	a	1161	C
1	a	1182	G
1	a	1183	U
1	a	1191	A
1	a	1196	A
1	a	1197	A
1	a	1207	2MG
1	a	1212	U
1	a	1213	A
1	a	1214	C
1	a	1223	C

Continued on next page...

Continued from previous page...

Mol	Chain	Res	Type
1	a	1225	A
1	a	1226	C
1	a	1227	A
1	a	1236	A
1	a	1238	A
1	a	1241	G
1	a	1257	A
1	a	1260	G
1	a	1280	A
1	a	1286	U
1	a	1287	A
1	a	1298	U
1	a	1300	G
1	a	1302	C
1	a	1305	G
1	a	1317	C
1	a	1320	C
1	a	1323	G
1	a	1332	A
1	a	1346	A
1	a	1353	G
1	a	1363	A
1	a	1364	U
1	a	1381	U
1	a	1398	A
1	a	1401	G
1	a	1419	G
1	a	1422	G
1	a	1429	A
1	a	1433	A
1	a	1446	A
1	a	1452	C
1	a	1453	G
1	a	1492	A
1	a	1494	G
1	a	1498	UR3
1	a	1499	A
1	a	1503	A
1	a	1504	G
1	a	1505	G
1	a	1506	U
1	a	1507	A

Continued on next page...

Continued from previous page...

Mol	Chain	Res	Type
1	a	1517	G
1	a	1529	G
1	a	1530	G
1	a	1534	A
1	a	1535	C
1	a	1540	U
22	v	8	4SU
22	v	9	G
22	v	14	A
22	v	17	C
22	v	17(A)	U
22	v	18	G
22	v	19	G
22	v	20	H2U
22	v	22	G
22	v	47	U
22	v	49	G
22	v	59	A
22	v	60	U
22	v	75	C
22	v	76	A
23	x	89	G
23	x	94	U
23	x	95	U
23	x	96	C
23	x	98	U
23	x	104	U
23	x	109	C
23	x	110	G
23	x	113	C
23	x	117	C
23	x	120	U
23	x	121	U
23	x	122	G
23	x	123	C
23	x	125	G
23	x	126	G
23	x	127	U
23	x	128	C
23	x	129	U
23	x	130	G
23	x	131	C

Continued on next page...

Continued from previous page...

Mol	Chain	Res	Type
23	x	134	C
24	y	10	C
24	y	17	G
24	y	19	H2U
24	y	20	G
24	y	35	C
24	y	47(F)	C
24	y	47(G)	C
24	y	47(K)	G
24	y	51	A
24	y	55	PSU
24	y	74	C
24	y	76	A
25	A	10	A
25	A	35	G
25	A	36	G
25	A	39	G
25	A	43	G
25	A	46	G
25	A	50	U
25	A	51	G
25	A	52	A
25	A	60	G
25	A	63	A
25	A	71	A
25	A	74	A
25	A	75	G
25	A	100	U
25	A	102	U
25	A	103	A
25	A	118	A
25	A	120	U
25	A	138	U
25	A	142	A
25	A	162	U
25	A	163	C
25	A	178	G
25	A	196	A
25	A	205	G
25	A	206	U
25	A	216	A
25	A	219	A

Continued on next page...

Continued from previous page...

Mol	Chain	Res	Type
25	A	221	A
25	A	222	A
25	A	225	C
25	A	228	C
25	A	229	C
25	A	247	G
25	A	248	G
25	A	250	G
25	A	255	A
25	A	266	G
25	A	276	U
25	A	277	G
25	A	278	A
25	A	285	G
25	A	294	A
25	A	310	A
25	A	323	C
25	A	324	A
25	A	329	G
25	A	330	A
25	A	332	A
25	A	346	A
25	A	349	U
25	A	361	G
25	A	371	A
25	A	372	G
25	A	373	U
25	A	386	G
25	A	387	U
25	A	396	G
25	A	404	A
25	A	406	G
25	A	411	G
25	A	412	A
25	A	424	G
25	A	451	U
25	A	455	C
25	A	456	C
25	A	457	A
25	A	473	G
25	A	481	G
25	A	491	G

Continued on next page...

Continued from previous page...

Mol	Chain	Res	Type
25	A	496	G
25	A	504	A
25	A	505	A
25	A	509	C
25	A	513	A
25	A	518	G
25	A	527	C
25	A	529	A
25	A	531	C
25	A	532	A
25	A	543	G
25	A	544	C
25	A	545	U
25	A	547	A
25	A	548	G
25	A	549	G
25	A	551	G
25	A	556	A
25	A	563	A
25	A	572	A
25	A	573	U
25	A	575	A
25	A	588	U
25	A	603	A
25	A	614	A
25	A	622	G
25	A	627	A
25	A	637	A
25	A	645	C
25	A	646	U
25	A	647	G
25	A	654	A
25	A	655	A
25	A	656	G
25	A	668	A
25	A	669	G
25	A	685	A
25	A	686	U
25	A	694	U
25	A	695	G
25	A	702	U
25	A	714	U

Continued on next page...

Continued from previous page...

Mol	Chain	Res	Type
25	A	717	C
25	A	723	C
25	A	729	G
25	A	730	A
25	A	740	C
25	A	747	5MU
25	A	752	A
25	A	757	G
25	A	765	C
25	A	775	G
25	A	776	G
25	A	777	G
25	A	782	A
25	A	783	A
25	A	784	G
25	A	785	G
25	A	789	A
25	A	805	G
25	A	807	U
25	A	812	C
25	A	819	A
25	A	822	G
25	A	827	U
25	A	828	U
25	A	831	G
25	A	844	A
25	A	845	A
25	A	846	U
25	A	847	U
25	A	858	G
25	A	859	G
25	A	869	G
25	A	883	G
25	A	885	C
25	A	886	A
25	A	898	C
25	A	910	A
25	A	914	G
25	A	915	C
25	A	932	U
25	A	941	A
25	A	945	A

Continued on next page...

Continued from previous page...

Mol	Chain	Res	Type
25	A	946	C
25	A	958	U
25	A	959	A
25	A	961	C
25	A	973	A
25	A	974	G
25	A	983	A
25	A	985	C
25	A	990	A
25	A	995	C
25	A	996	A
25	A	1012	U
25	A	1013	C
25	A	1021	A
25	A	1022	G
25	A	1023	U
25	A	1026	G
25	A	1033	U
25	A	1034	G
25	A	1040	A
25	A	1043	C
25	A	1045	C
25	A	1046	A
25	A	1047	G
25	A	1053	C
25	A	1054	A
25	A	1057	A
25	A	1060	U
25	A	1061	U
25	A	1062	G
25	A	1065	U
25	A	1066	U
25	A	1068	G
25	A	1069	A
25	A	1070	A
25	A	1071	G
25	A	1072	C
25	A	1076	C
25	A	1079	C
25	A	1084	A
25	A	1088	A
25	A	1097	U

Continued on next page...

Continued from previous page...

Mol	Chain	Res	Type
25	A	1104	C
25	A	1106	G
25	A	1112	G
25	A	1116	G
25	A	1132	U
25	A	1135	C
25	A	1136	G
25	A	1137	G
25	A	1142	A
25	A	1148	U
25	A	1155	A
25	A	1165	A
25	A	1172	C
25	A	1174	U
25	A	1175	A
25	A	1178	C
25	A	1179	G
25	A	1180	U
25	A	1183	U
25	A	1186	G
25	A	1204	A
25	A	1205	A
25	A	1210	G
25	A	1211	C
25	A	1212	G
25	A	1213	A
25	A	1227	G
25	A	1237	A
25	A	1238	G
25	A	1247	A
25	A	1248	G
25	A	1250	G
25	A	1251	C
25	A	1253	A
25	A	1256	G
25	A	1271	G
25	A	1272	A
25	A	1273	U
25	A	1287	A
25	A	1300	G
25	A	1301	A
25	A	1306	C

Continued on next page...

Continued from previous page...

Mol	Chain	Res	Type
25	A	1314	C
25	A	1325	U
25	A	1326	U
25	A	1332	G
25	A	1345	C
25	A	1352	U
25	A	1365	A
25	A	1368	G
25	A	1379	U
25	A	1383	A
25	A	1386	C
25	A	1395	A
25	A	1416	G
25	A	1417	C
25	A	1421	G
25	A	1428	C
25	A	1429	G
25	A	1453	A
25	A	1454	C
25	A	1458	U
25	A	1459	G
25	A	1475	G
25	A	1482	G
25	A	1498	C
25	A	1504	A
25	A	1515	A
25	A	1524	G
25	A	1533	C
25	A	1536	C
25	A	1558	C
25	A	1559	U
25	A	1560	G
25	A	1567	G
25	A	1568	G
25	A	1569	A
25	A	1578	U
25	A	1581	G
25	A	1583	A
25	A	1584	U
25	A	1608	A
25	A	1617	C
25	A	1627	G

Continued on next page...

Continued from previous page...

Mol	Chain	Res	Type
25	A	1646	C
25	A	1647	U
25	A	1648	U
25	A	1649	G
25	A	1665	A
25	A	1669	A
25	A	1674	G
25	A	1682	G
25	A	1695	G
25	A	1698	A
25	A	1715	G
25	A	1716	U
25	A	1729	U
25	A	1730	C
25	A	1732	C
25	A	1733	G
25	A	1738	G
25	A	1758	U
25	A	1764	C
25	A	1773	A
25	A	1781	U
25	A	1782	U
25	A	1784	A
25	A	1791	A
25	A	1800	C
25	A	1801	A
25	A	1808	A
25	A	1809	A
25	A	1812	U
25	A	1816	C
25	A	1829	A
25	A	1833	C
25	A	1847	A
25	A	1857	G
25	A	1870	C
25	A	1873	G
25	A	1884	G
25	A	1899	A
25	A	1901	A
25	A	1906	G
25	A	1913	A
25	A	1919	A

Continued on next page...

Continued from previous page...

Mol	Chain	Res	Type
25	A	1929	G
25	A	1930	G
25	A	1931	U
25	A	1936	A
25	A	1937	A
25	A	1938	A
25	A	1941	C
25	A	1942	C
25	A	1955	U
25	A	1966	A
25	A	1967	C
25	A	1970	A
25	A	1971	U
25	A	1972	G
25	A	1991	U
25	A	1993	U
25	A	1997	C
25	A	2022	U
25	A	2023	C
25	A	2031	A
25	A	2032	G
25	A	2034	U
25	A	2036	C
25	A	2043	C
25	A	2044	C
25	A	2049	G
25	A	2050	C
25	A	2055	C
25	A	2056	G
25	A	2060	A
25	A	2061	G
25	A	2062	A
25	A	2069	G7M
25	A	2070	A
25	A	2072	C
25	A	2093	G
25	A	2096	C
25	A	2100	G
25	A	2108	A
25	A	2111	U
25	A	2112	G
25	A	2113	U

Continued on next page...

Continued from previous page...

Mol	Chain	Res	Type
25	A	2116	G
25	A	2118	U
25	A	2119	A
25	A	2120	G
25	A	2121	G
25	A	2122	U
25	A	2125	G
25	A	2127	G
25	A	2129	C
25	A	2131	U
25	A	2132	U
25	A	2133	G
25	A	2137	U
25	A	2145	C
25	A	2147	A
25	A	2152	G
25	A	2153	C
25	A	2159	G
25	A	2160	C
25	A	2166	U
25	A	2169	A
25	A	2170	A
25	A	2172	U
25	A	2173	A
25	A	2178	C
25	A	2182	U
25	A	2183	A
25	A	2189	U
25	A	2192	U
25	A	2198	A
25	A	2199	A
25	A	2204	G
25	A	2211	A
25	A	2213	U
25	A	2223	G
25	A	2225	A
25	A	2238	G
25	A	2239	G
25	A	2250	G
25	A	2268	A
25	A	2279	G
25	A	2283	C

Continued on next page...

Continued from previous page...

Mol	Chain	Res	Type
25	A	2287	A
25	A	2294	G
25	A	2305	U
25	A	2309	A
25	A	2312	U
25	A	2321	U
25	A	2322	A
25	A	2325	G
25	A	2327	A
25	A	2331	G
25	A	2333	A
25	A	2347	C
25	A	2350	C
25	A	2354	C
25	A	2383	G
25	A	2385	C
25	A	2392	A
25	A	2402	U
25	A	2403	C
25	A	2406	A
25	A	2429	G
25	A	2430	A
25	A	2435	A
25	A	2441	U
25	A	2445	2MG
25	A	2448	A
25	A	2464	G
25	A	2470	G
25	A	2476	A
25	A	2484	G
25	A	2494	G
25	A	2502	G
25	A	2505	G
25	A	2506	U
25	A	2513	A
25	A	2518	A
25	A	2519	U
25	A	2520	C
25	A	2535	G
25	A	2542	A
25	A	2547	A
25	A	2554	U

Continued on next page...

Continued from previous page...

Mol	Chain	Res	Type
25	A	2567	G
25	A	2569	G
25	A	2572	A
25	A	2573	C
25	A	2585	U
25	A	2586	U
25	A	2602	A
25	A	2603	G
25	A	2609	U
25	A	2610	C
25	A	2611	C
25	A	2613	U
25	A	2615	U
25	A	2621	G
25	A	2629	U
25	A	2630	G
25	A	2634	A
25	A	2646	C
25	A	2663	G
25	A	2682	A
25	A	2689	U
25	A	2690	U
25	A	2707	U
25	A	2713	U
25	A	2714	G
25	A	2716	C
25	A	2718	G
25	A	2720	U
25	A	2722	G
25	A	2729	G
25	A	2732	G
25	A	2733	A
25	A	2744	G
25	A	2748	A
25	A	2755	C
25	A	2764	A
25	A	2765	A
25	A	2766	A
25	A	2769	U
25	A	2778	A
25	A	2791	G
25	A	2793	C

Continued on next page...

Continued from previous page...

Mol	Chain	Res	Type
25	A	2794	C
25	A	2798	U
25	A	2800	A
25	A	2801	G
25	A	2809	A
25	A	2818	U
25	A	2820	A
25	A	2821	A
25	A	2832	U
25	A	2833	U
25	A	2834	G
25	A	2849	U
25	A	2867	G
25	A	2868	A
25	A	2872	A
25	A	2873	A
25	A	2880	C
25	A	2883	A
25	A	2887	A
25	A	2891	U
25	A	2894	G
25	A	2902	C
26	B	4	C
26	B	9	G
26	B	12	C
26	B	13	G
26	B	24	G
26	B	25	U
26	B	26	C
26	B	35	C
26	B	40	U
26	B	41	G
26	B	44	G
26	B	67	G
26	B	68	C
26	B	87	U
26	B	88	C
26	B	89	U
26	B	90	C
26	B	97	C
26	B	109	A

All (37) RNA pucker outliers are listed below:

Mol	Chain	Res	Type
25	A	51	G
25	A	205	G
25	A	228	C
25	A	372	G
25	A	512	G
25	A	555	G
25	A	758	C
25	A	774	G
25	A	989	G
25	A	1070	A
25	A	1111	A
25	A	1182	G
25	A	1190	G
25	A	1212	G
25	A	1236	G
25	A	1240	U
25	A	1432	G
25	A	1458	U
25	A	1567	G
25	A	1715	G
25	A	1900	A
25	A	1930	G
25	A	1940	U
25	A	2061	G
25	A	2128	G
25	A	2326	C
25	A	2391	G
25	A	2447	G
25	A	2566	A
25	A	2610	C
25	A	2800	A
25	A	2820	A
25	A	2832	U
25	A	2867	G
26	B	24	G
26	B	66	A
26	B	88	C

5.4 Non-standard residues in protein, DNA, RNA chains [i](#)

43 non-standard protein/DNA/RNA residues are modelled in this entry.

In the following table, the Counts columns list the number of bonds (or angles) for which Mogul statistics could be retrieved, the number of bonds (or angles) that are observed in the model and

the number of bonds (or angles) that are defined in the Chemical Component Dictionary. The Link column lists molecule types, if any, to which the group is linked. The Z score for a bond length (or angle) is the number of standard deviations the observed value is removed from the expected value. A bond length (or angle) with $|Z| > 2$ is considered an outlier worth inspection. RMSZ is the root-mean-square of all Z scores of the bond lengths (or angles).

Mol	Type	Chain	Res	Link	Bond lengths			Bond angles		
					Counts	RMSZ	# Z > 2	Counts	RMSZ	# Z > 2
1	4OC	a	1402	1	20,23,24	0.82	0	26,32,35	0.94	1 (3%)
24	H2U	y	19	24	18,21,22	1.02	2 (11%)	21,30,33	1.20	2 (9%)
25	H2U	A	2449	25	18,21,22	1.29	3 (16%)	21,30,33	1.55	4 (19%)
1	UR3	a	1498	1	19,22,23	1.01	1 (5%)	26,32,35	1.80	6 (23%)
1	MA6	a	1519	1	18,26,27	0.85	0	19,38,41	1.89	6 (31%)
1	MA6	a	1518	1	18,26,27	1.02	1 (5%)	19,38,41	1.86	6 (31%)
25	2MG	A	1835	25	18,26,27	1.10	2 (11%)	16,38,41	1.21	1 (6%)
24	5MU	y	54	24	19,22,23	1.41	5 (26%)	28,32,35	1.85	6 (21%)
25	6MZ	A	1618	25	18,25,26	0.94	1 (5%)	16,36,39	2.29	4 (25%)
25	PSU	A	1911	25	18,21,22	1.41	5 (27%)	22,30,33	1.95	3 (13%)
22	5MU	v	54	22	19,22,23	1.33	5 (26%)	28,32,35	1.93	8 (28%)
25	2MA	A	2503	25	17,25,26	0.98	1 (5%)	17,37,40	1.08	2 (11%)
25	G7M	A	2069	25	20,26,27	1.53	3 (15%)	17,39,42	1.50	3 (17%)
1	G7M	a	527	1	20,26,27	1.43	3 (15%)	17,39,42	1.69	3 (17%)
25	PSU	A	746	25	18,21,22	1.45	4 (22%)	22,30,33	1.90	4 (18%)
25	OMU	A	2552	25	19,22,23	1.22	2 (10%)	26,31,34	1.93	7 (26%)
25	PSU	A	2580	25	18,21,22	1.56	5 (27%)	22,30,33	1.90	4 (18%)
25	OMC	A	2498	25	19,22,23	1.00	2 (10%)	26,31,34	1.38	3 (11%)
24	6IA	y	37	24	22,29,30	0.96	2 (9%)	22,41,44	1.72	5 (22%)
24	PSU	y	55	24	18,21,22	1.42	3 (16%)	22,30,33	1.90	4 (18%)
25	OMG	A	2251	22,25	18,26,27	1.03	1 (5%)	19,38,41	1.17	2 (10%)
25	PSU	A	2504	25	18,21,22	1.47	3 (16%)	22,30,33	1.97	4 (18%)
25	PSU	A	2604	25	18,21,22	1.46	4 (22%)	22,30,33	1.77	4 (18%)
22	PSU	v	55	22	18,21,22	1.45	3 (16%)	22,30,33	1.90	5 (22%)
22	4SU	v	8	22	18,21,22	1.85	4 (22%)	26,30,33	2.50	6 (23%)
25	PSU	A	1917	25	18,21,22	1.44	5 (27%)	22,30,33	2.00	3 (13%)
22	H2U	v	20	22	18,21,22	0.99	2 (11%)	21,30,33	1.25	3 (14%)
1	2MG	a	1516	1	18,26,27	1.05	1 (5%)	16,38,41	1.12	2 (12%)
25	5MU	A	747	25	19,22,23	1.41	4 (21%)	28,32,35	1.95	5 (17%)
1	5MC	a	967	1	18,22,23	0.99	2 (11%)	26,32,35	1.18	2 (7%)

Mol	Type	Chain	Res	Link	Bond lengths			Bond angles		
					Counts	RMSZ	# Z > 2	Counts	RMSZ	# Z > 2
25	3TD	A	1915	25	18,22,23	3.90	7 (38%)	22,32,35	1.83	3 (13%)
25	6MZ	A	2030	25	18,25,26	0.96	1 (5%)	16,36,39	2.75	4 (25%)
25	5MC	A	1962	25	18,22,23	0.98	2 (11%)	26,32,35	1.28	2 (7%)
25	PSU	A	2605	25	18,21,22	1.45	5 (27%)	22,30,33	2.03	4 (18%)
1	PSU	a	516	1	18,21,22	1.42	4 (22%)	22,30,33	1.80	4 (18%)
25	5MU	A	1939	25	19,22,23	1.48	4 (21%)	28,32,35	2.48	6 (21%)
1	2MG	a	966	1	18,26,27	0.92	1 (5%)	16,38,41	1.24	3 (18%)
1	2MG	a	1207	1	18,26,27	1.06	1 (5%)	16,38,41	1.04	1 (6%)
25	PSU	A	955	25	18,21,22	1.54	4 (22%)	22,30,33	1.87	4 (18%)
1	5MC	a	1407	1	18,22,23	0.88	1 (5%)	26,32,35	1.30	3 (11%)
25	1MG	A	745	25	18,26,27	0.84	1 (5%)	19,39,42	0.92	1 (5%)
25	PSU	A	2457	25	18,21,22	1.65	5 (27%)	22,30,33	2.26	5 (22%)
25	2MG	A	2445	25	18,26,27	1.05	1 (5%)	16,38,41	1.21	3 (18%)

In the following table, the Chirals column lists the number of chiral outliers, the number of chiral centers analysed, the number of these observed in the model and the number defined in the Chemical Component Dictionary. Similar counts are reported in the Torsion and Rings columns. '-' means no outliers of that kind were identified.

Mol	Type	Chain	Res	Link	Chirals	Torsions	Rings
1	4OC	a	1402	1	-	2/9/29/30	0/2/2/2
24	H2U	y	19	24	-	6/7/38/39	0/2/2/2
25	H2U	A	2449	25	-	0/7/38/39	0/2/2/2
1	UR3	a	1498	1	-	4/7/25/26	0/2/2/2
1	MA6	a	1519	1	-	1/7/29/30	0/3/3/3
1	MA6	a	1518	1	-	1/7/29/30	0/3/3/3
25	2MG	A	1835	25	-	1/5/27/28	0/3/3/3
24	5MU	y	54	24	-	0/7/25/26	0/2/2/2
25	6MZ	A	1618	25	-	2/5/27/28	0/3/3/3
25	PSU	A	1911	25	-	0/7/25/26	0/2/2/2
22	5MU	v	54	22	-	0/7/25/26	0/2/2/2
25	2MA	A	2503	25	-	2/3/25/26	0/3/3/3
25	G7M	A	2069	25	2/2/5/5	2/3/25/26	0/3/3/3
1	G7M	a	527	1	2/2/5/5	1/3/25/26	0/3/3/3
25	PSU	A	746	25	-	2/7/25/26	0/2/2/2
25	OMU	A	2552	25	-	2/9/27/28	0/2/2/2
25	PSU	A	2580	25	-	0/7/25/26	0/2/2/2

Continued on next page...

Continued from previous page...

Mol	Type	Chain	Res	Link	Chirals	Torsions	Rings
25	OMC	A	2498	25	-	1/9/27/28	0/2/2/2
24	6IA	y	37	24	-	1/9/31/32	0/3/3/3
24	PSU	y	55	24	-	2/7/25/26	0/2/2/2
25	OMG	A	2251	22,25	-	0/5/27/28	0/3/3/3
25	PSU	A	2504	25	-	0/7/25/26	0/2/2/2
25	PSU	A	2604	25	-	2/7/25/26	0/2/2/2
22	PSU	v	55	22	-	2/7/25/26	0/2/2/2
22	4SU	v	8	22	-	0/7/25/26	0/2/2/2
25	PSU	A	1917	25	-	0/7/25/26	0/2/2/2
22	H2U	v	20	22	-	1/7/38/39	0/2/2/2
1	2MG	a	1516	1	-	0/5/27/28	0/3/3/3
25	5MU	A	747	25	-	0/7/25/26	0/2/2/2
1	5MC	a	967	1	-	2/7/25/26	0/2/2/2
25	3TD	A	1915	25	-	2/7/25/26	0/2/2/2
25	6MZ	A	2030	25	-	2/5/27/28	0/3/3/3
25	5MC	A	1962	25	-	4/7/25/26	0/2/2/2
25	PSU	A	2605	25	-	0/7/25/26	0/2/2/2
1	PSU	a	516	1	-	0/7/25/26	0/2/2/2
25	5MU	A	1939	25	-	0/7/25/26	0/2/2/2
1	2MG	a	966	1	-	0/5/27/28	0/3/3/3
1	2MG	a	1207	1	-	1/5/27/28	0/3/3/3
25	PSU	A	955	25	-	0/7/25/26	0/2/2/2
1	5MC	a	1407	1	-	0/7/25/26	0/2/2/2
25	1MG	A	745	25	-	0/3/25/26	0/3/3/3
25	PSU	A	2457	25	-	0/7/25/26	0/2/2/2
25	2MG	A	2445	25	-	2/5/27/28	0/3/3/3

All (116) bond length outliers are listed below:

Mol	Chain	Res	Type	Atoms	Z	Observed(Å)	Ideal(Å)
25	A	1915	3TD	C6-C5	11.51	1.48	1.35
25	A	1915	3TD	C2-N1	8.66	1.48	1.37
25	A	1915	3TD	C6-N1	5.42	1.45	1.36
22	v	8	4SU	C4-S4	-4.80	1.59	1.68
25	A	2457	PSU	C4-N3	-3.73	1.31	1.38
1	a	527	G7M	C5-C4	3.68	1.46	1.39
25	A	2069	G7M	C5-C4	3.66	1.46	1.39
25	A	1939	5MU	C4-N3	-3.55	1.32	1.38
25	A	1835	2MG	C6-N1	-3.54	1.32	1.37
22	v	8	4SU	C5-C4	-3.33	1.38	1.42

Continued on next page...

Continued from previous page...

Mol	Chain	Res	Type	Atoms	Z	Observed(Å)	Ideal(Å)
25	A	747	5MU	C4-N3	-3.33	1.32	1.38
25	A	2251	OMG	C6-N1	-3.31	1.32	1.37
25	A	2580	PSU	C4-N3	-3.24	1.32	1.38
25	A	2069	G7M	C6-N1	-3.22	1.33	1.37
25	A	1915	3TD	C2-N3	3.22	1.45	1.38
25	A	955	PSU	C4-N3	-3.20	1.32	1.38
25	A	2504	PSU	C4-N3	-3.20	1.32	1.38
22	v	55	PSU	C4-N3	-3.18	1.32	1.38
22	v	8	4SU	C4-N3	-3.17	1.34	1.37
25	A	2445	2MG	C6-N1	-3.16	1.33	1.37
24	y	55	PSU	C6-C5	3.14	1.39	1.35
1	a	1516	2MG	C6-N1	-3.13	1.33	1.37
25	A	1939	5MU	C2-N3	-3.11	1.32	1.38
25	A	2605	PSU	C4-N3	-3.09	1.33	1.38
25	A	2449	H2U	C4-N3	-3.07	1.32	1.37
24	y	54	5MU	C6-C5	3.05	1.39	1.34
22	v	55	PSU	C6-C5	3.05	1.38	1.35
1	a	1207	2MG	C6-N1	-3.05	1.33	1.37
25	A	1939	5MU	C6-N1	-3.03	1.32	1.38
25	A	746	PSU	C4-N3	-2.99	1.33	1.38
25	A	2604	PSU	C4-N3	-2.97	1.33	1.38
1	a	516	PSU	C4-N3	-2.97	1.33	1.38
1	a	527	G7M	C6-N1	-2.96	1.33	1.37
25	A	1618	6MZ	C5-C4	2.94	1.48	1.40
25	A	2449	H2U	C2-N3	-2.93	1.32	1.38
25	A	1915	3TD	O4-C4	-2.92	1.16	1.23
25	A	2457	PSU	C2-N3	-2.91	1.32	1.37
25	A	1917	PSU	C4-N3	-2.89	1.33	1.38
25	A	2030	6MZ	C5-C4	2.88	1.48	1.40
24	y	55	PSU	C4-N3	-2.88	1.33	1.38
22	v	54	5MU	C4-N3	-2.87	1.33	1.38
25	A	1911	PSU	C4-N3	-2.86	1.33	1.38
25	A	955	PSU	C2-N1	-2.83	1.32	1.36
1	a	967	5MC	C6-N1	-2.82	1.33	1.38
25	A	2605	PSU	C6-C5	2.76	1.38	1.35
24	y	54	5MU	C4-N3	-2.76	1.33	1.38
25	A	1917	PSU	C6-C5	2.75	1.38	1.35
25	A	2580	PSU	C2-N1	-2.71	1.33	1.36
25	A	1962	5MC	C6-N1	-2.71	1.33	1.38
25	A	1911	PSU	C6-C5	2.71	1.38	1.35
22	v	55	PSU	C2-N3	-2.69	1.32	1.37
25	A	1962	5MC	C6-C5	2.63	1.38	1.34

Continued on next page...

Continued from previous page...

Mol	Chain	Res	Type	Atoms	Z	Observed(Å)	Ideal(Å)
22	v	20	H2U	C2-N3	-2.63	1.33	1.38
25	A	1915	3TD	O2-C2	-2.62	1.18	1.23
1	a	516	PSU	C6-C5	2.61	1.38	1.35
25	A	2069	G7M	O2'-C2'	-2.60	1.36	1.43
24	y	19	H2U	C2-N3	-2.60	1.33	1.38
25	A	955	PSU	C2-N3	-2.59	1.33	1.37
25	A	2552	OMU	C4-N3	-2.58	1.33	1.38
25	A	2605	PSU	C2-N3	-2.57	1.33	1.37
25	A	2604	PSU	C6-C5	2.57	1.38	1.35
25	A	2449	H2U	C2-N1	-2.56	1.32	1.35
1	a	966	2MG	C6-N1	-2.56	1.34	1.37
24	y	19	H2U	C4-N3	-2.53	1.33	1.37
25	A	747	5MU	C2-N3	-2.53	1.33	1.38
25	A	747	5MU	C6-N1	-2.49	1.33	1.38
25	A	746	PSU	C6-C5	2.49	1.38	1.35
1	a	1407	5MC	C6-N1	-2.48	1.33	1.38
1	a	527	G7M	O2'-C2'	-2.42	1.37	1.43
25	A	2580	PSU	O4'-C1'	-2.41	1.40	1.43
25	A	2504	PSU	C6-C5	2.41	1.38	1.35
25	A	1917	PSU	C2-N1	-2.40	1.33	1.36
1	a	967	5MC	C6-C5	2.39	1.38	1.34
25	A	2604	PSU	C2-N3	-2.38	1.33	1.37
25	A	2580	PSU	C2-N3	-2.38	1.33	1.37
25	A	2504	PSU	C2-N3	-2.37	1.33	1.37
25	A	747	5MU	C6-C5	2.37	1.38	1.34
25	A	2580	PSU	C6-C5	2.33	1.38	1.35
25	A	2457	PSU	C6-C5	2.33	1.38	1.35
25	A	2457	PSU	C2-N1	-2.33	1.33	1.36
1	a	1518	MA6	C5-C4	2.31	1.47	1.40
24	y	37	6IA	C2'-C1'	-2.28	1.50	1.53
25	A	1915	3TD	C4-N3	2.28	1.45	1.40
22	v	54	5MU	C6-N1	-2.28	1.34	1.38
1	a	516	PSU	C2-N3	-2.26	1.33	1.37
25	A	746	PSU	O4'-C1'	-2.23	1.40	1.43
24	y	37	6IA	C5-C4	2.23	1.46	1.40
22	v	54	5MU	C2-N3	-2.23	1.34	1.38
25	A	2552	OMU	C2-N3	-2.22	1.34	1.38
22	v	54	5MU	C6-C5	2.22	1.38	1.34
25	A	2604	PSU	C2-N1	-2.22	1.33	1.36
24	y	54	5MU	C6-N1	-2.21	1.34	1.38
25	A	1917	PSU	C2-N3	-2.21	1.33	1.37
25	A	2498	OMC	C5-C4	-2.21	1.37	1.42

Continued on next page...

Continued from previous page...

Mol	Chain	Res	Type	Atoms	Z	Observed(Å)	Ideal(Å)
25	A	745	1MG	C5-C4	2.20	1.48	1.43
25	A	1911	PSU	C2-N3	-2.17	1.33	1.37
25	A	746	PSU	C2-N1	-2.17	1.33	1.36
25	A	1911	PSU	C2-N1	-2.17	1.33	1.36
25	A	1835	2MG	C2-N1	-2.16	1.33	1.36
22	v	54	5MU	C4-C5	2.16	1.48	1.44
24	y	54	5MU	C4-C5	2.12	1.48	1.44
1	a	1498	UR3	C5-C4	-2.12	1.38	1.43
24	y	55	PSU	C2-N3	-2.11	1.33	1.37
25	A	1917	PSU	O4'-C1'	-2.11	1.40	1.43
25	A	2498	OMC	C6-N1	-2.10	1.32	1.38
25	A	2457	PSU	O4'-C1'	-2.09	1.40	1.43
22	v	8	4SU	C2-N1	2.09	1.41	1.38
25	A	2605	PSU	C2-N1	-2.08	1.33	1.36
25	A	955	PSU	C6-C5	2.07	1.37	1.35
1	a	516	PSU	C2-N1	-2.07	1.33	1.36
25	A	1939	5MU	C6-C5	2.05	1.38	1.34
25	A	2605	PSU	O4'-C1'	-2.05	1.41	1.43
22	v	20	H2U	C4-N3	-2.05	1.34	1.37
25	A	1911	PSU	O4'-C1'	-2.04	1.41	1.43
24	y	54	5MU	C2-N3	-2.02	1.34	1.38
25	A	2503	2MA	C6-N1	-2.01	1.33	1.38

All (161) bond angle outliers are listed below:

Mol	Chain	Res	Type	Atoms	Z	Observed(°)	Ideal(°)
25	A	2457	PSU	N1-C2-N3	7.58	123.72	115.13
25	A	2030	6MZ	C9-N6-C6	-7.27	116.61	122.87
22	v	8	4SU	C4-N3-C2	-7.26	120.29	127.34
25	A	2504	PSU	N1-C2-N3	6.40	122.38	115.13
25	A	1939	5MU	C4-N3-C2	-6.31	119.19	127.35
25	A	1618	6MZ	C2-N1-C6	6.27	121.97	116.59
25	A	1917	PSU	N1-C2-N3	6.14	122.09	115.13
25	A	2030	6MZ	C2-N1-C6	6.07	121.80	116.59
24	y	55	PSU	N1-C2-N3	6.02	121.95	115.13
22	v	8	4SU	C5-C4-N3	5.97	120.23	114.69
25	A	1911	PSU	N1-C2-N3	5.94	121.86	115.13
25	A	2580	PSU	N1-C2-N3	5.94	121.86	115.13
22	v	55	PSU	N1-C2-N3	5.82	121.72	115.13
25	A	1915	3TD	N1-C2-N3	5.81	120.72	116.14
25	A	2605	PSU	N1-C2-N3	5.80	121.70	115.13
22	v	8	4SU	C5-C4-S4	-5.77	117.03	124.47

Continued on next page...

Continued from previous page...

Mol	Chain	Res	Type	Atoms	Z	Observed(°)	Ideal(°)
1	a	516	PSU	N1-C2-N3	5.77	121.67	115.13
25	A	746	PSU	N1-C2-N3	5.75	121.64	115.13
25	A	1939	5MU	C5-C4-N3	5.75	120.22	115.31
25	A	2604	PSU	N1-C2-N3	5.62	121.50	115.13
24	y	37	6IA	C2-N1-C6	5.55	121.35	116.59
25	A	1939	5MU	C5-C6-N1	-5.44	117.75	123.34
25	A	1939	5MU	N3-C2-N1	5.39	122.04	114.89
25	A	955	PSU	N1-C2-N3	5.32	121.16	115.13
24	y	54	5MU	N3-C2-N1	5.19	121.78	114.89
25	A	747	5MU	N3-C2-N1	4.91	121.41	114.89
22	v	54	5MU	N3-C2-N1	4.88	121.37	114.89
1	a	1498	UR3	C4-N3-C2	-4.82	120.03	124.56
25	A	747	5MU	C4-N3-C2	-4.75	121.20	127.35
25	A	2449	H2U	C4-N3-C2	-4.67	121.92	125.79
25	A	2498	OMC	O2-C2-N3	-4.62	114.82	122.33
25	A	2457	PSU	C4-N3-C2	-4.61	119.70	126.34
22	v	54	5MU	C4-N3-C2	-4.57	121.44	127.35
25	A	2605	PSU	C4-N3-C2	-4.53	119.81	126.34
24	y	54	5MU	C4-N3-C2	-4.51	121.52	127.35
25	A	2552	OMU	N3-C2-N1	4.47	120.82	114.89
25	A	2552	OMU	C4-N3-C2	-4.44	120.72	126.58
1	a	1498	UR3	C1'-N1-C2	4.35	124.34	116.99
25	A	1939	5MU	O4-C4-C5	-4.33	119.89	124.90
25	A	1618	6MZ	C9-N6-C6	-4.30	119.17	122.87
25	A	747	5MU	C5-C4-N3	4.28	118.97	115.31
25	A	2504	PSU	C4-N3-C2	-4.13	120.38	126.34
25	A	1917	PSU	C4-N3-C2	-4.08	120.45	126.34
25	A	1915	3TD	C4-N3-C2	-4.08	120.19	124.61
1	a	1498	UR3	O2-C2-N3	-4.05	115.64	121.34
22	v	8	4SU	N3-C2-N1	4.04	120.25	114.89
25	A	746	PSU	C4-N3-C2	-4.04	120.52	126.34
25	A	1911	PSU	C4-N3-C2	-4.03	120.53	126.34
25	A	2552	OMU	C1'-N1-C2	4.02	124.85	117.57
1	a	1519	MA6	N1-C6-N6	4.00	121.27	117.06
1	a	1518	MA6	C10-N6-C6	-3.93	107.61	119.51
1	a	967	5MC	C5-C6-N1	-3.90	119.33	123.34
25	A	2030	6MZ	C4-C5-N7	-3.81	105.43	109.40
25	A	747	5MU	O4-C4-C5	-3.80	120.50	124.90
25	A	746	PSU	O2-C2-N1	-3.79	118.61	122.79
22	v	55	PSU	C4-N3-C2	-3.79	120.88	126.34
24	y	55	PSU	C4-N3-C2	-3.79	120.88	126.34
25	A	1911	PSU	O2-C2-N1	-3.76	118.65	122.79

Continued on next page...

Continued from previous page...

Mol	Chain	Res	Type	Atoms	Z	Observed(°)	Ideal(°)
25	A	1917	PSU	O2-C2-N1	-3.74	118.68	122.79
22	v	20	H2U	C4-N3-C2	-3.69	122.73	125.79
25	A	2580	PSU	C4-N3-C2	-3.69	121.03	126.34
25	A	1962	5MC	C5-C6-N1	-3.64	119.59	123.34
25	A	955	PSU	C4-N3-C2	-3.63	121.10	126.34
25	A	2552	OMU	C5-C4-N3	3.62	120.25	114.84
25	A	1939	5MU	O2-C2-N1	-3.61	117.99	122.79
25	A	1618	6MZ	N3-C2-N1	-3.58	123.08	128.68
25	A	2580	PSU	O2-C2-N1	-3.57	118.86	122.79
1	a	527	G7M	O3'-C3'-C4'	3.55	121.30	111.05
1	a	1519	MA6	C4-C5-N7	-3.54	105.71	109.40
1	a	1518	MA6	C10-N6-C9	-3.53	104.74	116.12
22	v	54	5MU	C5-C4-N3	3.52	118.32	115.31
25	A	2069	G7M	O3'-C3'-C4'	3.48	121.11	111.05
1	a	1519	MA6	N3-C2-N1	-3.46	123.27	128.68
1	a	516	PSU	C4-N3-C2	-3.45	121.37	126.34
25	A	955	PSU	C6-C5-C4	-3.44	115.79	118.20
24	y	54	5MU	O4-C4-C5	-3.44	120.92	124.90
1	a	1407	5MC	O2-C2-N3	-3.37	116.85	122.33
1	a	1518	MA6	N3-C2-N1	-3.33	123.47	128.68
22	v	54	5MU	O4-C4-C5	-3.31	121.06	124.90
25	A	747	5MU	C5-C6-N1	-3.29	119.95	123.34
1	a	527	G7M	O3'-C3'-C2'	3.26	122.36	111.82
24	y	54	5MU	C5-C4-N3	3.25	118.08	115.31
25	A	2504	PSU	O2-C2-N1	-3.24	119.22	122.79
24	y	55	PSU	O2-C2-N1	-3.21	119.26	122.79
25	A	955	PSU	O2-C2-N1	-3.20	119.26	122.79
25	A	2604	PSU	C4-N3-C2	-3.19	121.74	126.34
24	y	54	5MU	C5-C6-N1	-3.18	120.07	123.34
25	A	1835	2MG	C5-C6-N1	3.15	119.51	113.95
25	A	2605	PSU	O2-C2-N1	-3.15	119.33	122.79
25	A	2498	OMC	O2-C2-N1	3.10	125.29	118.89
25	A	2457	PSU	O2-C2-N1	-3.07	119.41	122.79
22	v	54	5MU	C5-C6-N1	-3.06	120.19	123.34
25	A	2605	PSU	C6-C5-C4	-3.03	116.08	118.20
25	A	1618	6MZ	C4-C5-N7	-3.03	106.24	109.40
24	y	37	6IA	N3-C2-N1	-3.03	123.95	128.68
25	A	2030	6MZ	N3-C2-N1	-3.03	123.95	128.68
1	a	1519	MA6	C10-N6-C9	-3.01	106.43	116.12
1	a	516	PSU	O2-C2-N1	-2.99	119.50	122.79
24	y	19	H2U	C4-N3-C2	-2.90	123.38	125.79
25	A	1962	5MC	C5-C4-N3	-2.90	118.54	121.67

Continued on next page...

Continued from previous page...

Mol	Chain	Res	Type	Atoms	Z	Observed(°)	Ideal(°)
1	a	1518	MA6	C4-C5-N7	-2.88	106.39	109.40
22	v	54	5MU	O2-C2-N1	-2.87	118.97	122.79
25	A	2552	OMU	O4-C4-C5	-2.85	120.14	125.16
22	v	55	PSU	C6-C5-C4	-2.85	116.21	118.20
25	A	2503	2MA	C5-C6-N1	2.78	118.82	114.02
24	y	37	6IA	C3'-C2'-C1'	2.78	105.16	100.98
1	a	1519	MA6	C9-N6-C6	-2.77	111.13	119.51
1	a	966	2MG	C5-C6-N1	2.76	118.82	113.95
22	v	54	5MU	C5M-C5-C4	2.74	121.79	118.77
25	A	2604	PSU	O2-C2-N1	-2.67	119.85	122.79
25	A	2449	H2U	C5-C6-N1	-2.67	102.83	111.61
1	a	1498	UR3	C6-N1-C2	-2.66	119.40	121.79
25	A	2457	PSU	O2-C2-N3	-2.66	116.80	121.82
25	A	2069	G7M	O3'-C3'-C2'	2.66	120.41	111.82
24	y	37	6IA	C4-C5-N7	-2.66	106.63	109.40
25	A	2069	G7M	C3'-C2'-C1'	2.64	104.95	100.98
25	A	2552	OMU	O2-C2-N3	-2.63	116.60	121.50
22	v	8	4SU	S4-C4-N3	2.57	122.74	120.21
1	a	1407	5MC	C5-C6-N1	-2.56	120.70	123.34
24	y	19	H2U	N3-C2-N1	2.55	119.35	116.65
1	a	1498	UR3	C3U-N3-C4	2.51	121.48	117.89
25	A	2457	PSU	C5-C6-N1	-2.51	118.35	122.11
25	A	2445	2MG	C5-C6-N1	2.51	118.38	113.95
1	a	1407	5MC	C5-C4-N3	-2.48	119.00	121.67
1	a	1402	4OC	O2-C2-N3	-2.46	118.34	122.33
25	A	2251	OMG	C8-N7-C5	2.43	107.62	102.99
25	A	2498	OMC	C1'-N1-C2	2.43	123.84	118.42
1	a	967	5MC	C5-C4-N3	-2.43	119.05	121.67
1	a	1516	2MG	C8-N7-C5	2.43	107.61	102.99
1	a	1516	2MG	C5-C6-N1	2.42	118.22	113.95
1	a	1207	2MG	C5-C6-N1	2.39	118.17	113.95
1	a	1519	MA6	C10-N6-C6	-2.35	112.39	119.51
22	v	54	5MU	C5M-C5-C6	-2.35	119.71	122.85
25	A	745	1MG	C8-N7-C5	2.35	107.46	102.99
25	A	1915	3TD	O4-C4-N3	-2.33	116.03	120.30
1	a	1518	MA6	C9-N6-C6	-2.33	112.46	119.51
22	v	20	H2U	C5-C4-N3	2.32	119.26	116.65
25	A	2445	2MG	C8-N7-C5	2.31	107.38	102.99
22	v	8	4SU	C1'-N1-C2	2.30	121.73	117.57
22	v	55	PSU	O2-C2-N3	-2.29	117.49	121.82
25	A	2503	2MA	C8-N7-C5	2.23	107.24	102.99
1	a	966	2MG	O6-C6-C5	-2.22	120.04	124.37

Continued on next page...

Continued from previous page...

Mol	Chain	Res	Type	Atoms	Z	Observed(°)	Ideal(°)
1	a	1518	MA6	N1-C6-N6	2.21	119.38	117.06
1	a	527	G7M	C3'-C2'-C1'	2.21	104.31	100.98
25	A	2445	2MG	CM2-N2-C2	-2.17	119.06	123.86
25	A	2251	OMG	C5-C6-N1	2.17	117.79	113.95
1	a	966	2MG	C8-N7-C5	2.17	107.12	102.99
22	v	20	H2U	C5-C6-N1	-2.16	104.50	111.61
25	A	746	PSU	C5-C6-N1	-2.16	118.87	122.11
24	y	55	PSU	C5-C6-N1	-2.14	118.90	122.11
1	a	1498	UR3	C1'-N1-C6	-2.11	116.25	120.84
24	y	54	5MU	O2-C2-N3	-2.10	117.59	121.50
24	y	37	6IA	C12-N6-C6	-2.08	119.39	122.89
25	A	2504	PSU	C5-C6-N1	-2.04	119.04	122.11
25	A	2449	H2U	O2-C2-N1	-2.04	120.54	123.11
1	a	516	PSU	O4'-C1'-C2'	2.04	108.01	105.14
22	v	55	PSU	O4'-C1'-C2'	2.03	108.01	105.14
25	A	2604	PSU	C6-C5-C4	-2.03	116.78	118.20
25	A	2580	PSU	C6-C5-C4	-2.02	116.78	118.20
25	A	2552	OMU	C1'-N1-C6	-2.01	116.46	120.84
25	A	2449	H2U	O4-C4-N3	2.00	123.46	120.28

All (4) chirality outliers are listed below:

Mol	Chain	Res	Type	Atom
1	a	527	G7M	C4'
1	a	527	G7M	C3'
25	A	2069	G7M	C4'
25	A	2069	G7M	C3'

All (48) torsion outliers are listed below:

Mol	Chain	Res	Type	Atoms
1	a	967	5MC	O4'-C4'-C5'-O5'
1	a	967	5MC	C3'-C4'-C5'-O5'
1	a	1498	UR3	O4'-C4'-C5'-O5'
1	a	1498	UR3	C3'-C4'-C5'-O5'
1	a	1498	UR3	O4'-C1'-N1-C6
1	a	1498	UR3	O4'-C1'-N1-C2
22	v	55	PSU	O4'-C1'-C5-C4
22	v	55	PSU	O4'-C1'-C5-C6
24	y	19	H2U	O4'-C1'-N1-C6
24	y	19	H2U	C2'-C1'-N1-C2
24	y	19	H2U	C2'-C1'-N1-C6

Continued on next page...

Continued from previous page...

Mol	Chain	Res	Type	Atoms
24	y	37	6IA	N6-C12-C13-C14
25	A	746	PSU	C2'-C1'-C5-C4
25	A	1618	6MZ	O4'-C4'-C5'-O5'
25	A	1618	6MZ	C3'-C4'-C5'-O5'
25	A	1835	2MG	N3-C2-N2-CM2
25	A	1915	3TD	O4'-C1'-C5-C4
25	A	1915	3TD	O4'-C1'-C5-C6
25	A	1962	5MC	C2'-C1'-N1-C2
25	A	1962	5MC	C2'-C1'-N1-C6
25	A	2030	6MZ	O4'-C4'-C5'-O5'
25	A	2030	6MZ	C3'-C4'-C5'-O5'
25	A	2445	2MG	O4'-C4'-C5'-O5'
25	A	2445	2MG	C3'-C4'-C5'-O5'
25	A	2552	OMU	O4'-C1'-N1-C2
1	a	1402	4OC	C3'-C4'-C5'-O5'
25	A	2069	G7M	O4'-C4'-C5'-O5'
25	A	2552	OMU	O4'-C1'-N1-C6
1	a	1402	4OC	O4'-C4'-C5'-O5'
24	y	19	H2U	O4'-C4'-C5'-O5'
25	A	2069	G7M	C3'-C4'-C5'-O5'
24	y	19	H2U	C3'-C4'-C5'-O5'
24	y	55	PSU	C3'-C4'-C5'-O5'
25	A	2604	PSU	O4'-C4'-C5'-O5'
24	y	55	PSU	O4'-C4'-C5'-O5'
25	A	2503	2MA	C4'-C5'-O5'-P
1	a	1518	MA6	C5-C6-N6-C10
1	a	1519	MA6	C5-C6-N6-C9
1	a	527	G7M	C4'-C5'-O5'-P
22	v	20	H2U	C4'-C5'-O5'-P
25	A	1962	5MC	O4'-C1'-N1-C6
25	A	746	PSU	O4'-C1'-C5-C4
25	A	2604	PSU	C3'-C4'-C5'-O5'
25	A	1962	5MC	O4'-C1'-N1-C2
25	A	2503	2MA	O4'-C4'-C5'-O5'
1	a	1207	2MG	C4'-C5'-O5'-P
24	y	19	H2U	O4'-C1'-N1-C2
25	A	2498	OMC	C2'-C1'-N1-C2

There are no ring outliers.

No monomer is involved in short contacts.

5.5 Carbohydrates [i](#)

There are no oligosaccharides in this entry.

5.6 Ligand geometry [i](#)

Of 2 ligands modelled in this entry, 2 are monoatomic - leaving 0 for Mogul analysis.

There are no bond length outliers.

There are no bond angle outliers.

There are no chirality outliers.

There are no torsion outliers.

There are no ring outliers.

No monomer is involved in short contacts.

5.7 Other polymers [i](#)

There are no such residues in this entry.

5.8 Polymer linkage issues [i](#)

The following chains have linkage breaks:

Mol	Chain	Number of breaks
24	y	6

All chain breaks are listed below:

Model	Chain	Residue-1	Atom-1	Residue-2	Atom-2	Distance (Å)
1	y	5(A):A	O3'	6:U	P	3.00
1	y	47(Q):G	O3'	48:G	P	3.00
1	y	67(A):U	O3'	68:C	P	3.00
1	y	5:G	O3'	5(A):A	P	2.99
1	y	67:A	O3'	67(A):U	P	2.99
1	y	47:G	O3'	47(A):G	P	2.97

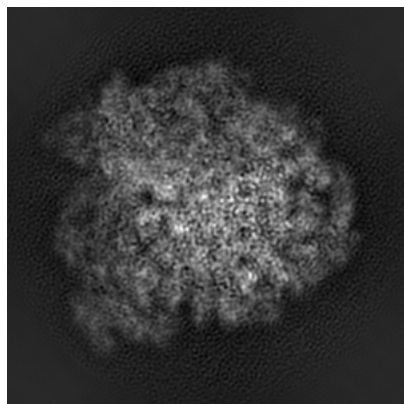
6 Map visualisation [i](#)

This section contains visualisations of the EMDB entry EMD-4125. These allow visual inspection of the internal detail of the map and identification of artifacts.

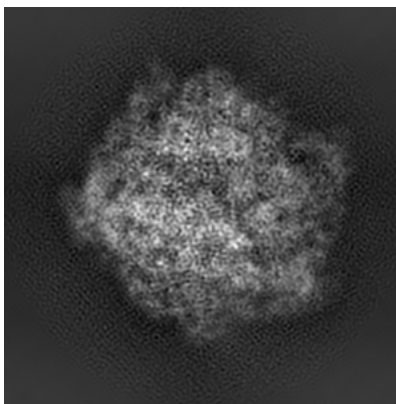
Images derived from a raw map, generated by summing the deposited half-maps, are presented below the corresponding image components of the primary map to allow further visual inspection and comparison with those of the primary map.

6.1 Orthogonal projections [i](#)

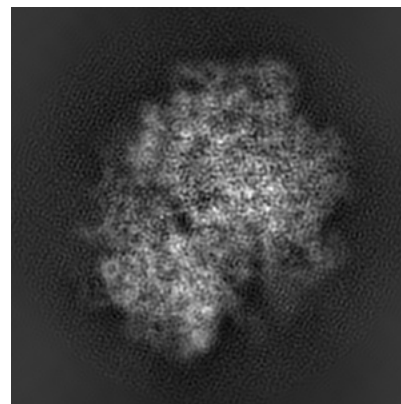
6.1.1 Primary map



X

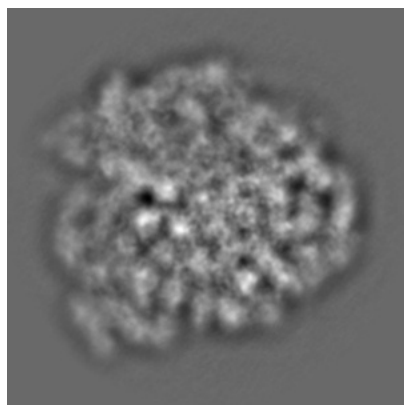


Y

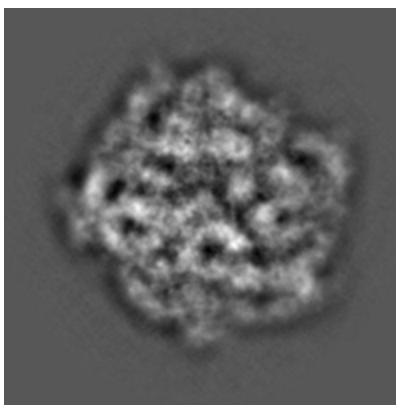


Z

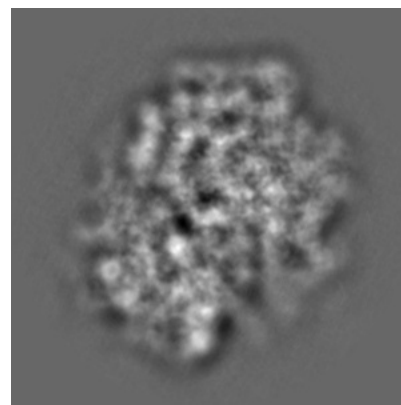
6.1.2 Raw map



X



Y

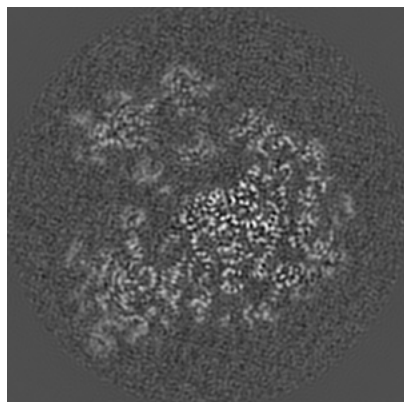


Z

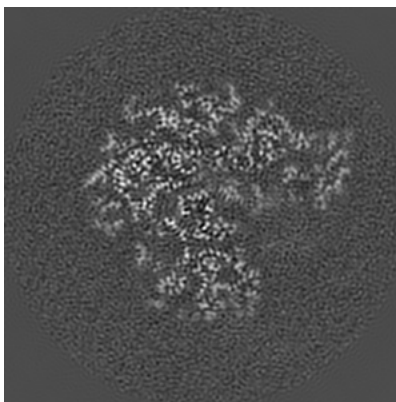
The images above show the map projected in three orthogonal directions.

6.2 Central slices [i](#)

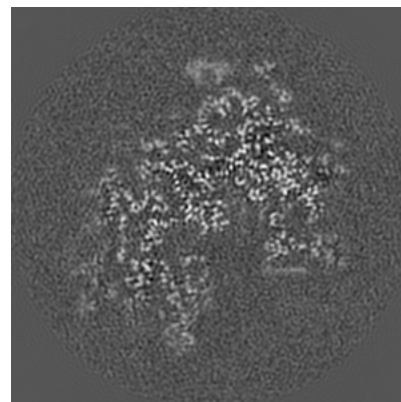
6.2.1 Primary map



X Index: 136

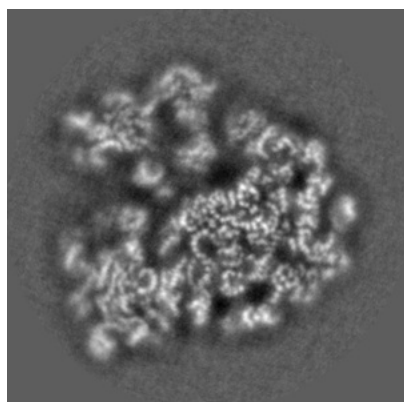


Y Index: 136

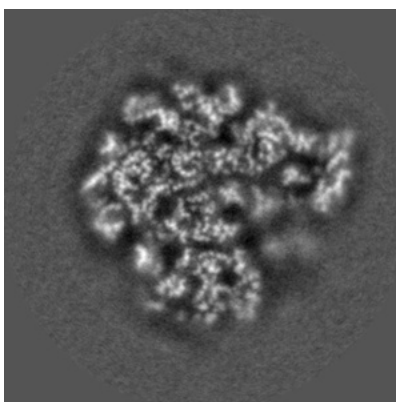


Z Index: 136

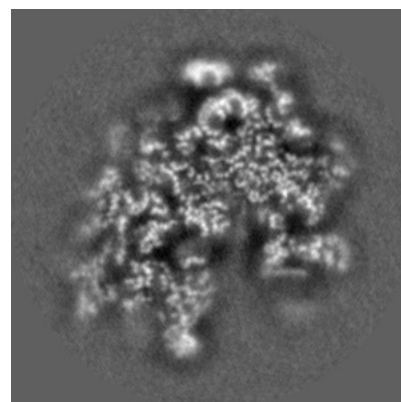
6.2.2 Raw map



X Index: 136



Y Index: 136

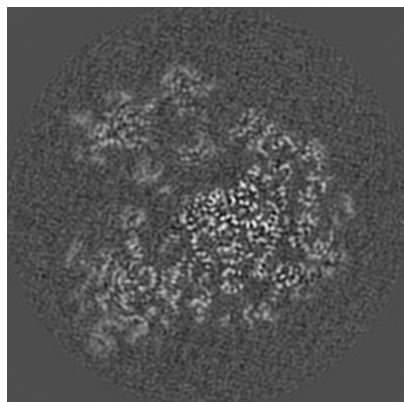


Z Index: 136

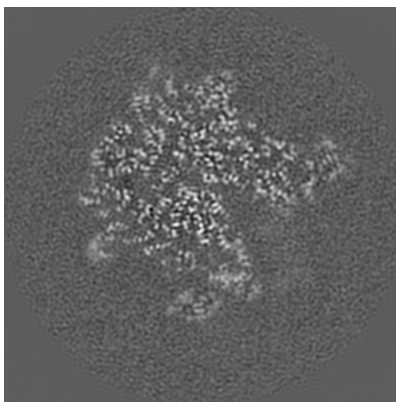
The images above show central slices of the map in three orthogonal directions.

6.3 Largest variance slices [i](#)

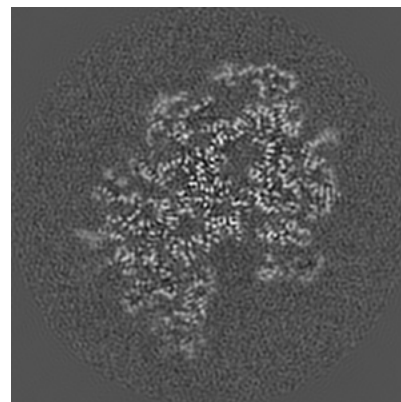
6.3.1 Primary map



X Index: 136

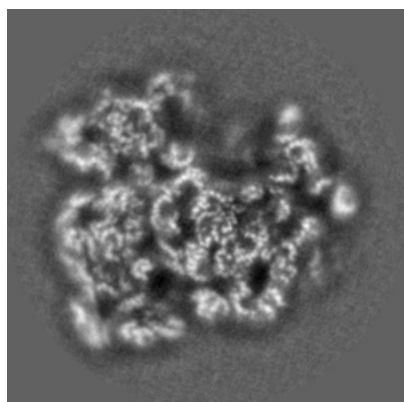


Y Index: 152

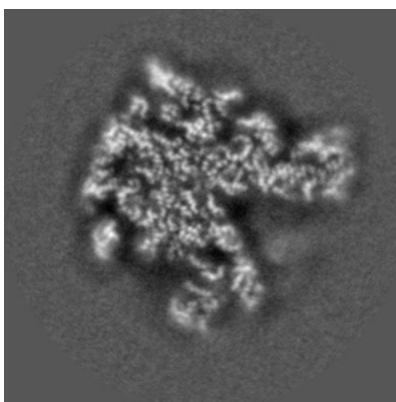


Z Index: 123

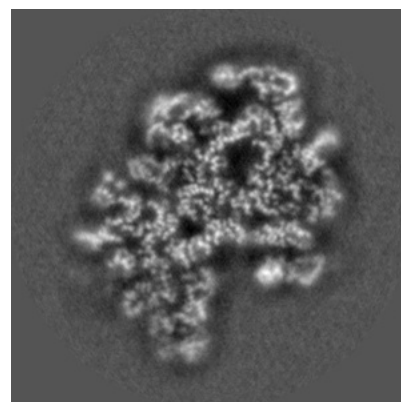
6.3.2 Raw map



X Index: 125



Y Index: 146

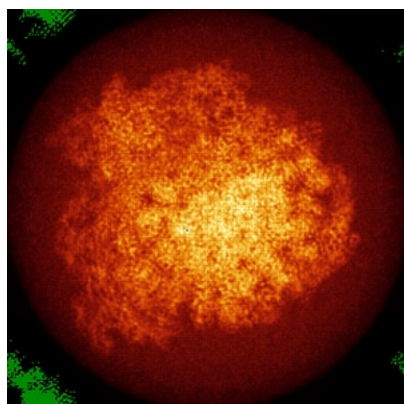


Z Index: 122

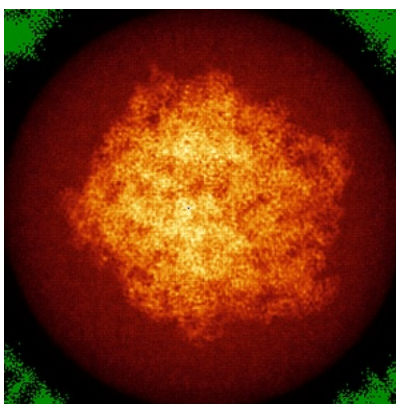
The images above show the largest variance slices of the map in three orthogonal directions.

6.4 Orthogonal standard-deviation projections (False-color) [i](#)

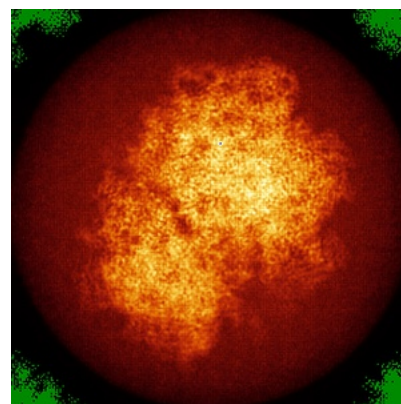
6.4.1 Primary map



X




Y




Z


6.4.2 Raw map



X



Y



Z

The images above show the map standard deviation projections with false color in three orthogonal directions. Minimum values are shown in green, max in blue, and dark to light orange shades represent small to large values respectively.

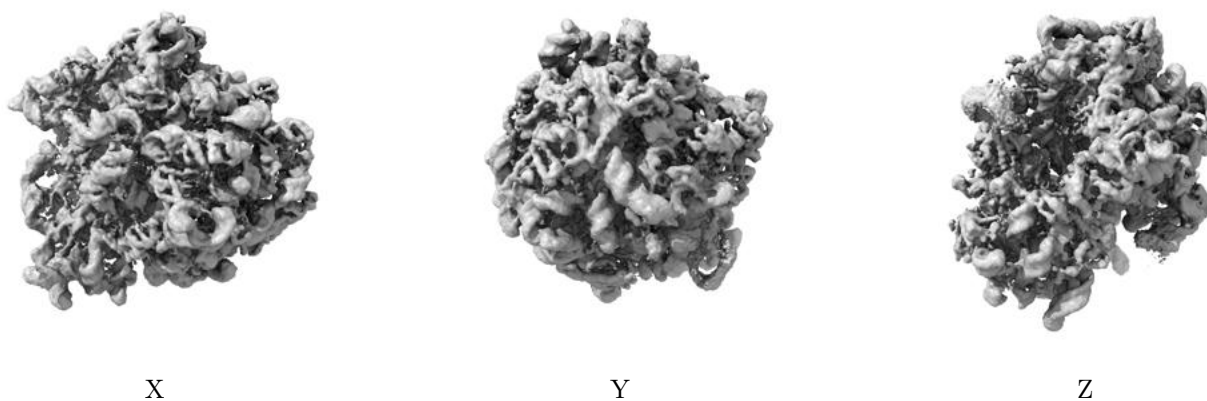
6.5 Orthogonal surface views [i](#)

6.5.1 Primary map



The images above show the 3D surface view of the map at the recommended contour level 0.54. These images, in conjunction with the slice images, may facilitate assessment of whether an appropriate contour level has been provided.

6.5.2 Raw map



These images show the 3D surface of the raw map. The raw map's contour level was selected so that its surface encloses the same volume as the primary map does at its recommended contour level.

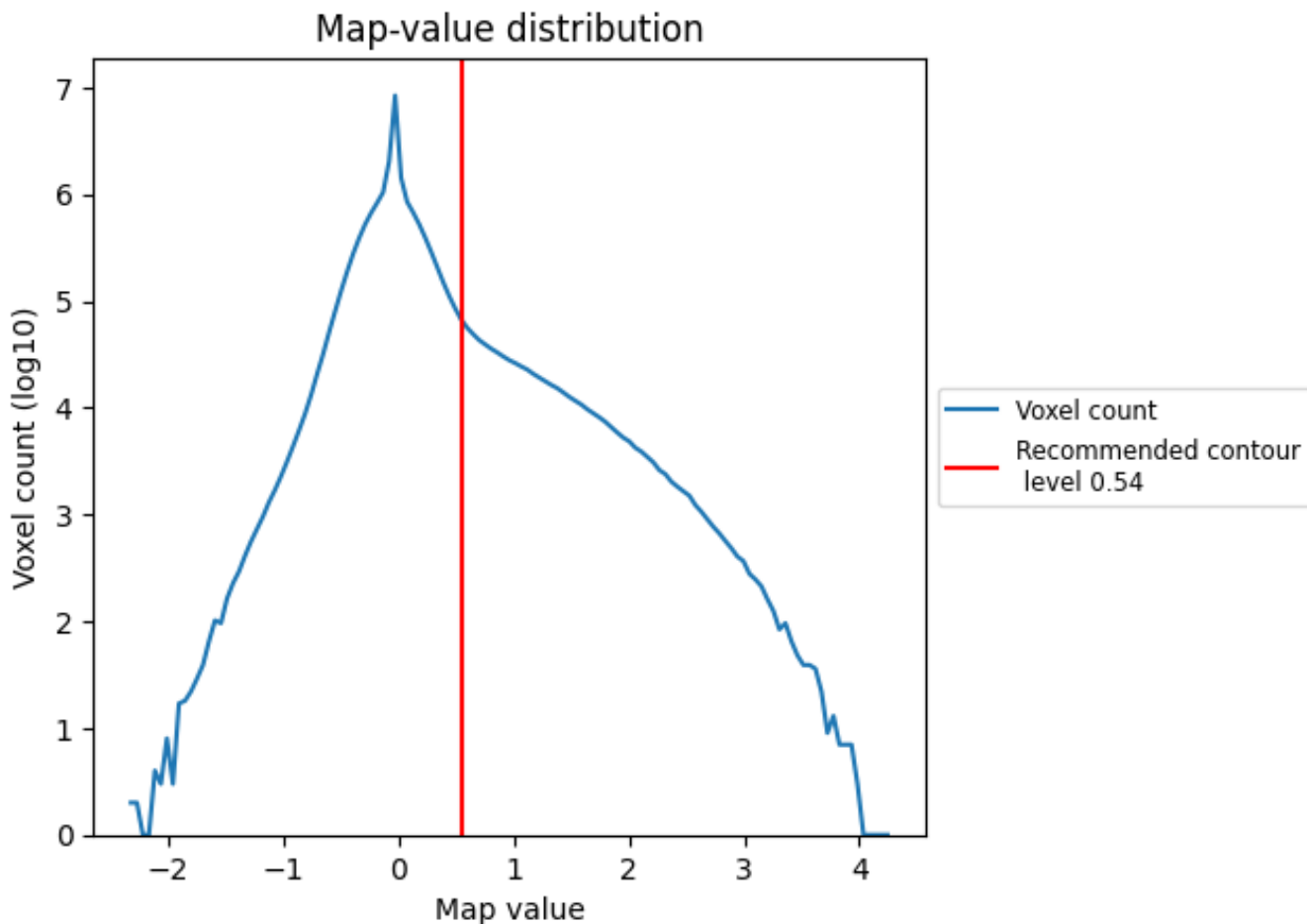
6.6 Mask visualisation [i](#)

This section was not generated. No masks/segmentation were deposited.

7 Map analysis [i](#)

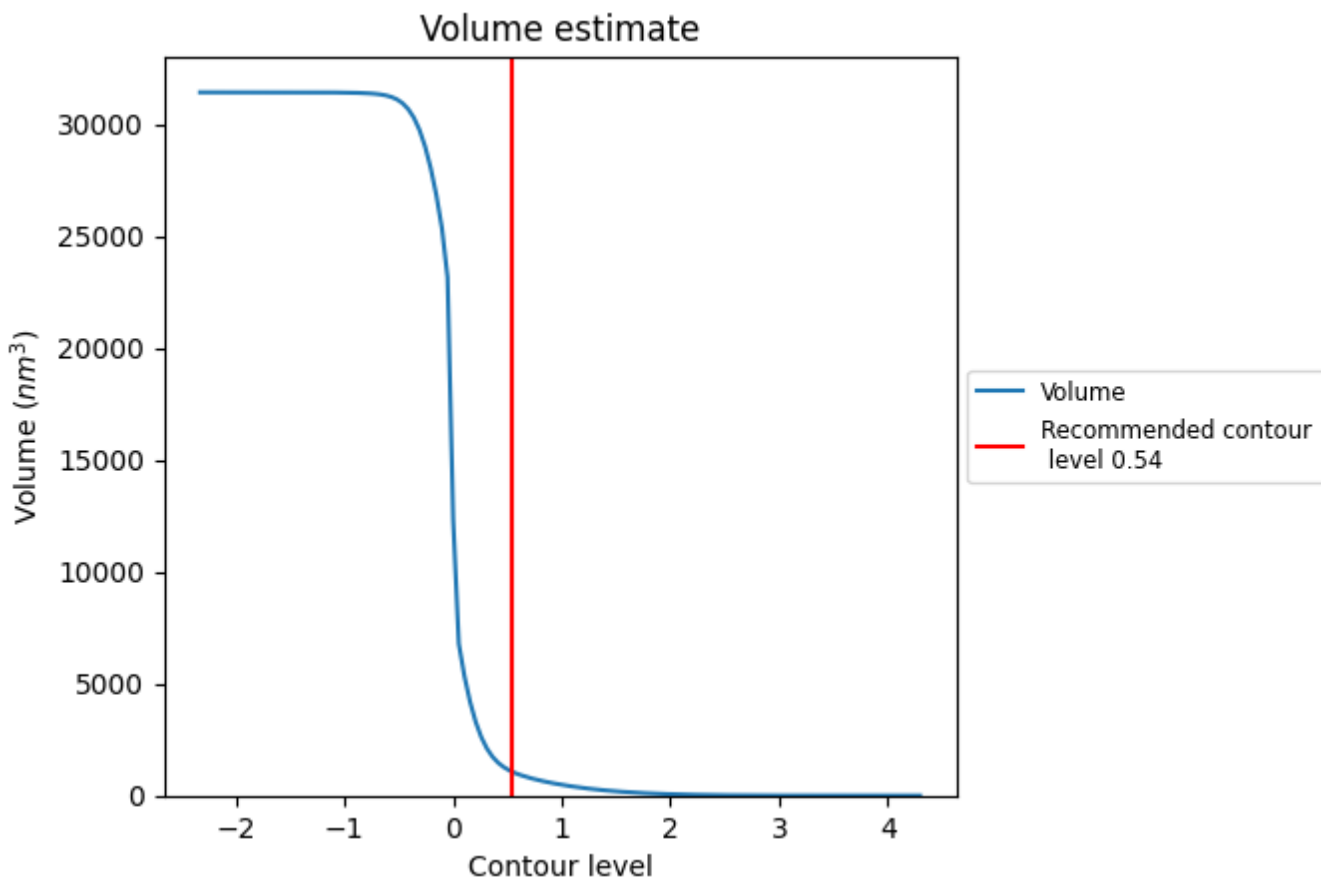
This section contains the results of statistical analysis of the map.

7.1 Map-value distribution [i](#)



The map-value distribution is plotted in 128 intervals along the x-axis. The y-axis is logarithmic. A spike in this graph at zero usually indicates that the volume has been masked.

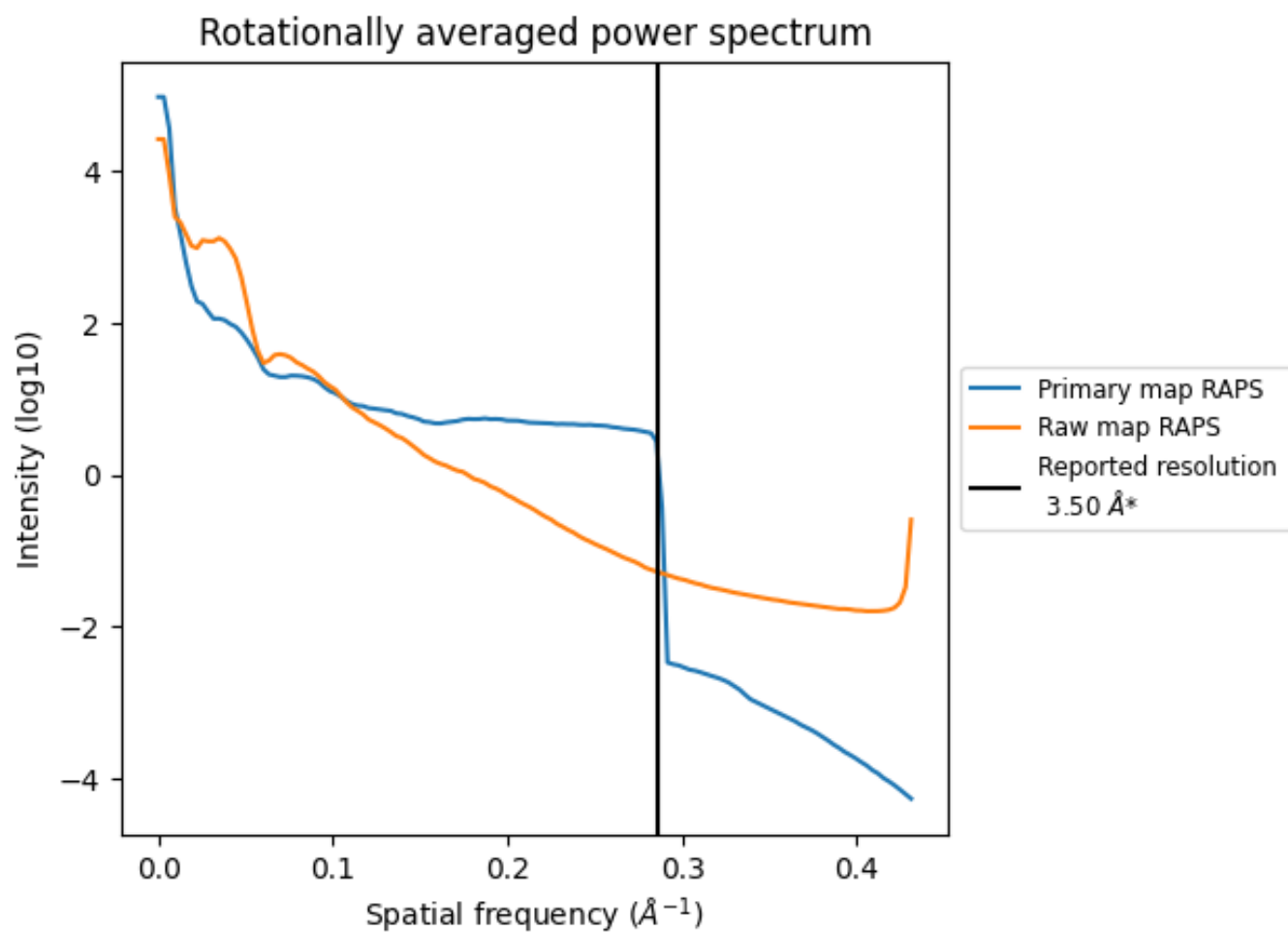
7.2 Volume estimate [i](#)



The volume at the recommended contour level is 1075 nm^3 ; this corresponds to an approximate mass of 971 kDa.

The volume estimate graph shows how the enclosed volume varies with the contour level. The recommended contour level is shown as a vertical line and the intersection between the line and the curve gives the volume of the enclosed surface at the given level.

7.3 Rotationally averaged power spectrum [i](#)

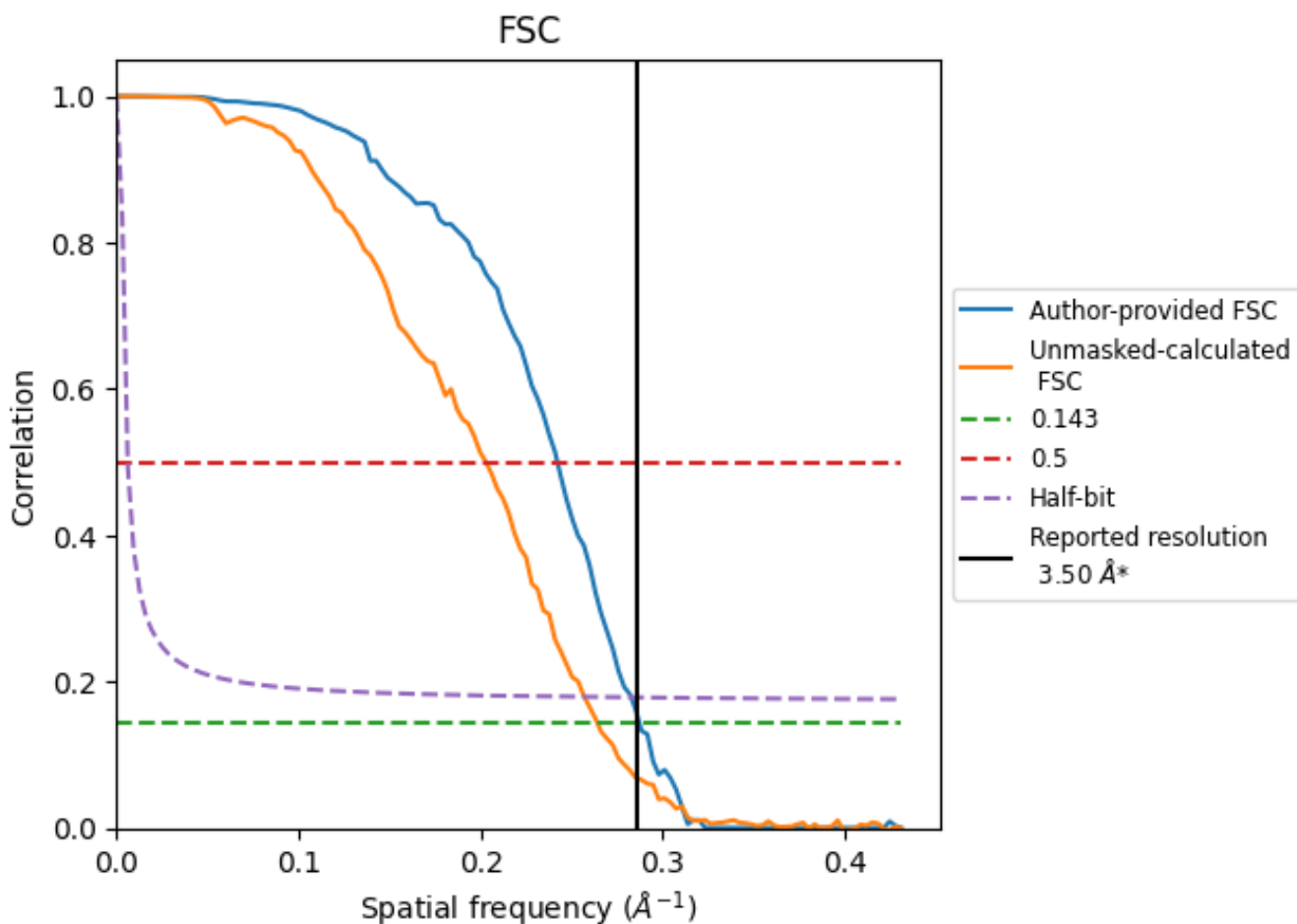


*Reported resolution corresponds to spatial frequency of 0.286 Å⁻¹

8 Fourier-Shell correlation [i](#)

Fourier-Shell Correlation (FSC) is the most commonly used method to estimate the resolution of single-particle and subtomogram-averaged maps. The shape of the curve depends on the imposed symmetry, mask and whether or not the two 3D reconstructions used were processed from a common reference. The reported resolution is shown as a black line. A curve is displayed for the half-bit criterion in addition to lines showing the 0.143 gold standard cut-off and 0.5 cut-off.

8.1 FSC [i](#)



*Reported resolution corresponds to spatial frequency of 0.286 Å⁻¹

8.2 Resolution estimates [i](#)


Resolution estimate (Å)	Estimation criterion (FSC cut-off)		
	0.143	0.5	Half-bit
Reported by author	3.50	-	-
Author-provided FSC curve	3.48	4.13	3.54
Unmasked-calculated*	3.79	4.93	3.89

*Resolution estimate based on FSC curve calculated by comparison of deposited half-maps.

9 Map-model fit [i](#)

This section contains information regarding the fit between EMDB map EMD-4125 and PDB model 5LZE. Per-residue inclusion information can be found in section 3 on page 15.

9.1 Map-model overlay [i](#)



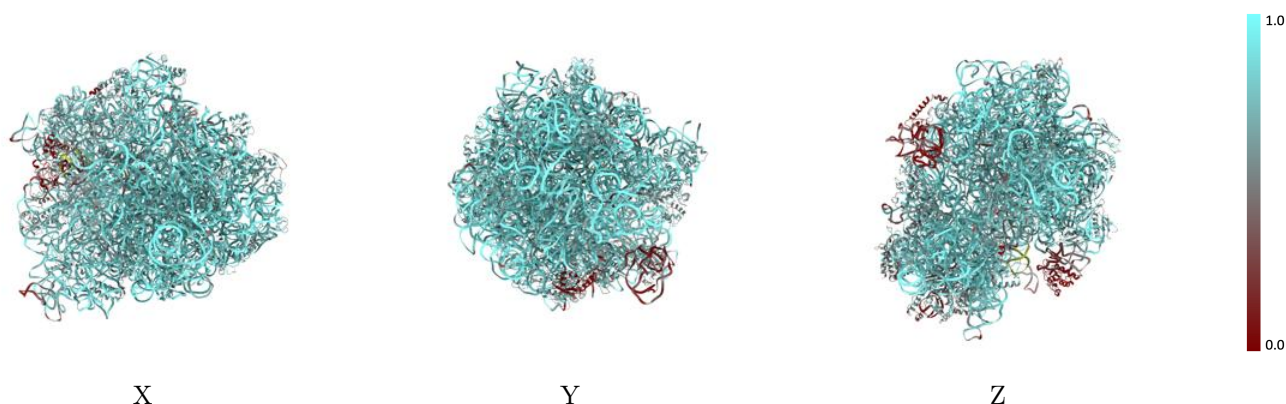
The images above show the 3D surface view of the map at the recommended contour level 0.54 at 50% transparency in yellow overlaid with a ribbon representation of the model coloured in blue. These images allow for the visual assessment of the quality of fit between the atomic model and the map.

9.2 Q-score mapped to coordinate model [i](#)



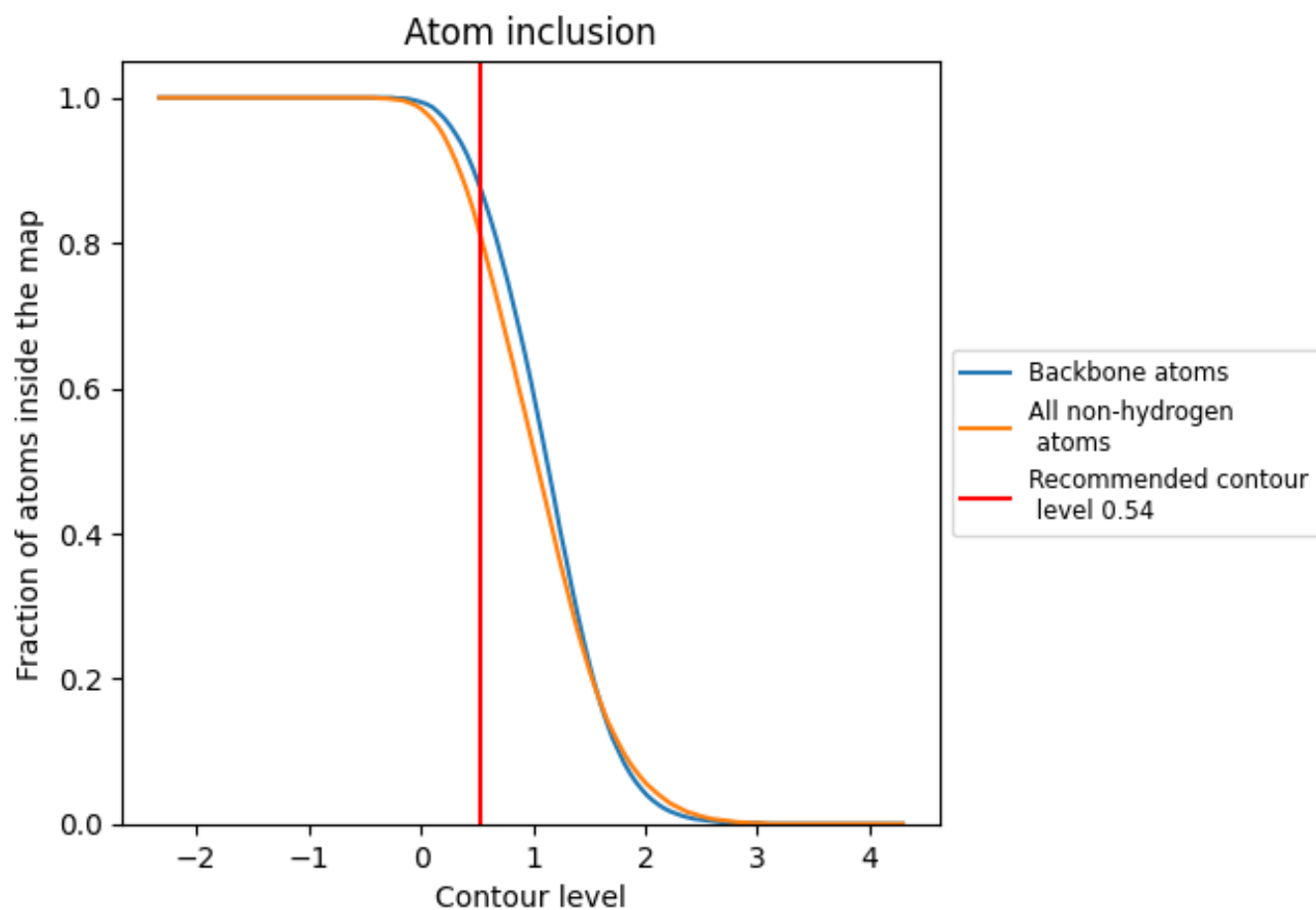
The images above show the model with each residue coloured according to its Q-score. This shows their resolvability in the map with higher Q-score values reflecting better resolvability. Please note: Q-score is calculating the resolvability of atoms, and thus high values are only expected at resolutions at which atoms can be resolved. Low Q-score values may therefore be expected for many entries.

9.3 Atom inclusion mapped to coordinate model [i](#)



The images above show the model with each residue coloured according to its atom inclusion. This shows to what extent they are inside the map at the recommended contour level (0.54).







































































9.4 Atom inclusion [i](#)



At the recommended contour level, 87% of all backbone atoms, 81% of all non-hydrogen atoms, are inside the map.

9.5 Map-model fit summary















































The table lists the average atom inclusion at the recommended contour level (0.54) and Q-score for the entire model and for each chain.

Chain	Atom inclusion	Q-score
All	 0.8060	 0.4310
0	 0.7590	 0.4790
1	 0.6740	 0.4220
2	 0.7890	 0.4900
3	 0.7740	 0.5000
4	 0.7470	 0.4460
6	 0.5670	 0.2940
A	 0.8820	 0.4550
B	 0.8910	 0.4310
C	 0.7780	 0.4880
D	 0.7480	 0.4730
E	 0.6990	 0.4310
F	 0.6480	 0.3800
G	 0.6580	 0.3740
H	 0.1840	 0.2040
I	 0.0350	 0.0820
J	 0.7500	 0.4570
K	 0.7390	 0.4600
L	 0.7400	 0.4530
M	 0.7520	 0.4700
N	 0.7560	 0.4760
O	 0.7020	 0.4210
P	 0.7160	 0.4340
Q	 0.7740	 0.4800
R	 0.7390	 0.4440
S	 0.7360	 0.4760
T	 0.6820	 0.4270
U	 0.6800	 0.4120
V	 0.7110	 0.4190
W	 0.7550	 0.4780
X	 0.7550	 0.4720
Y	 0.6500	 0.3680
Z	 0.7510	 0.4610
a	 0.8740	 0.4340
b	 0.5090	 0.3320



Continued on next page...

Continued from previous page...

Chain	Atom inclusion	Q-score
c	 0.6780	 0.4250
d	 0.5410	 0.3280
e	 0.7130	 0.4380
f	 0.6880	 0.3830
g	 0.6420	 0.3680
h	 0.7230	 0.4440
i	 0.6820	 0.3960
j	 0.5890	 0.3720
k	 0.7340	 0.4260
l	 0.6710	 0.4280
m	 0.6680	 0.3770
n	 0.7460	 0.4330
o	 0.7350	 0.4180
p	 0.6160	 0.3500
q	 0.6560	 0.3810
r	 0.7310	 0.4280
s	 0.6850	 0.3910
t	 0.6800	 0.3680
u	 0.5560	 0.2790
v	 0.8330	 0.4270
w	 0.2740	 0.3240
x	 0.3140	 0.2170
y	 0.5940	 0.3130