



wwPDB EM Validation Summary Report ⓘ

Mar 5, 2024 – 11:27 AM EST

PDB ID : 6MKS
EMDB ID : EMD-9137
Title : Cryo-EM structure of NLRC4-CARD filament
Authors : Zheng, W.; Matyszewski, M.; Sohn, J.; Egelman, E.H.
Deposited on : 2018-09-26
Resolution : 3.40 Å (reported)
Based on initial model : 4IKM

This is a wwPDB EM Validation Summary Report for a publicly released PDB entry.

We welcome your comments at validation@mail.wwpdb.org

A user guide is available at

<https://www.wwpdb.org/validation/2017/EMValidationReportHelp>

with specific help available everywhere you see the ⓘ symbol.

The types of validation reports are described at

<http://www.wwpdb.org/validation/2017/FAQs#types>.

The following versions of software and data (see [references ⓘ](#)) were used in the production of this report:

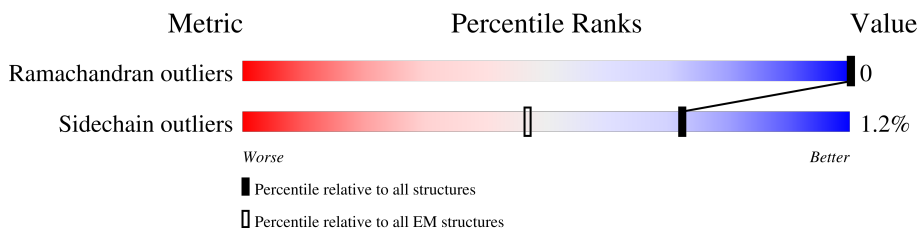
EMDB validation analysis : 0.0.1.dev70
MolProbity : 4.02b-467
Percentile statistics : 20191225.v01 (using entries in the PDB archive December 25th 2019)
MapQ : 1.9.13
Ideal geometry (proteins) : Engh & Huber (2001)
Ideal geometry (DNA, RNA) : Parkinson et al. (1996)
Validation Pipeline (wwPDB-VP) : 2.36

1 Overall quality at a glance i

The following experimental techniques were used to determine the structure:
ELECTRON MICROSCOPY

The reported resolution of this entry is 3.40 Å.

Percentile scores (ranging between 0-100) for global validation metrics of the entry are shown in the following graphic. The table shows the number of entries on which the scores are based.

























Metric	Whole archive (#Entries)	EM structures (#Entries)
Ramachandran outliers	154571	4023
Sidechain outliers	154315	3826

The table below summarises the geometric issues observed across the polymeric chains and their fit to the map. The red, orange, yellow and green segments of the bar indicate the fraction of residues that contain outliers for ≥ 3 , 2, 1 and 0 types of geometric quality criteria respectively. A grey segment represents the fraction of residues that are not modelled. The numeric value for each fraction is indicated below the corresponding segment, with a dot representing fractions $\leq 5\%$. The upper red bar (where present) indicates the fraction of residues that have poor fit to the EM map (all-atom inclusion $< 40\%$). The numeric value is given above the bar.

Mol	Chain	Length	Quality of chain
1	A	340	26% 74%
1	B	340	26% 74%
1	C	340	26% 74%
1	D	340	26% 74%
1	E	340	26% 74%
1	F	340	26% 74%
1	G	340	26% 74%
1	H	340	26% 74%
1	I	340	26% 74%

Continued on next page...

Continued from previous page...

Mol	Chain	Length	Quality of chain
1	J	340	 26% 74%
1	K	340	 26% 74%
1	L	340	 26% 74%
1	M	340	 26% 74%
1	N	340	 26% 74%
1	O	340	 26% 74%
1	P	340	 26% 74%
1	Q	340	 26% 74%
1	R	340	 26% 74%
1	S	340	 26% 74%
1	T	340	 26% 74%
1	U	340	 26% 74%
1	V	340	 26% 74%
1	W	340	 26% 74%
1	X	340	 26% 74%
1	Y	340	 26% 74%
1	Z	340	 26% 74%
1	a	340	 26% 74%
1	b	340	 26% 74%
1	c	340	 26% 74%
1	d	340	 26% 74%
1	e	340	 7% 26% 74%

2 Entry composition [i](#)

There is only 1 type of molecule in this entry. The entry contains 22754 atoms, of which 0 are hydrogens and 0 are deuteriums.

In the tables below, the AltConf column contains the number of residues with at least one atom in alternate conformation and the Trace column contains the number of residues modelled with at most 2 atoms.

- Molecule 1 is a protein called Chimera protein of NLR family CARD domain-containing protein 4 and EGFP.

Mol	Chain	Residues	Atoms					AltConf	Trace
			Total	C	N	O	S		
1	A	90	734	468	126	133	7	0	0
1	B	90	734	468	126	133	7	0	0
1	C	90	734	468	126	133	7	0	0
1	D	90	734	468	126	133	7	0	0
1	E	90	734	468	126	133	7	0	0
1	F	90	734	468	126	133	7	0	0
1	G	90	734	468	126	133	7	0	0
1	H	90	734	468	126	133	7	0	0
1	I	90	734	468	126	133	7	0	0
1	J	90	734	468	126	133	7	0	0
1	K	90	734	468	126	133	7	0	0
1	L	90	734	468	126	133	7	0	0
1	M	90	734	468	126	133	7	0	0
1	N	90	734	468	126	133	7	0	0
1	O	90	734	468	126	133	7	0	0
1	P	90	734	468	126	133	7	0	0

Continued on next page...

Continued from previous page...

Mol	Chain	Residues	Atoms					AltConf	Trace
1	Q	90	Total	C	N	O	S	0	0
			734	468	126	133	7		
1	R	90	Total	C	N	O	S	0	0
			734	468	126	133	7		
1	S	90	Total	C	N	O	S	0	0
			734	468	126	133	7		
1	T	90	Total	C	N	O	S	0	0
			734	468	126	133	7		
1	U	90	Total	C	N	O	S	0	0
			734	468	126	133	7		
1	V	90	Total	C	N	O	S	0	0
			734	468	126	133	7		
1	W	90	Total	C	N	O	S	0	0
			734	468	126	133	7		
1	X	90	Total	C	N	O	S	0	0
			734	468	126	133	7		
1	Y	90	Total	C	N	O	S	0	0
			734	468	126	133	7		
1	Z	90	Total	C	N	O	S	0	0
			734	468	126	133	7		
1	a	90	Total	C	N	O	S	0	0
			734	468	126	133	7		
1	b	90	Total	C	N	O	S	0	0
			734	468	126	133	7		
1	c	90	Total	C	N	O	S	0	0
			734	468	126	133	7		
1	d	90	Total	C	N	O	S	0	0
			734	468	126	133	7		
1	e	90	Total	C	N	O	S	0	0
			734	468	126	133	7		

There are 372 discrepancies between the modelled and reference sequences:

Chain	Residue	Modelled	Actual	Comment	Reference
A	-2	GLY	-	expression tag	UNP Q9NPP4
A	-1	THR	-	expression tag	UNP Q9NPP4
A	0	GLY	-	expression tag	UNP Q9NPP4
A	97	LYS	-	linker	UNP Q9NPP4
A	98	LEU	-	linker	UNP Q9NPP4
A	331	GLU	-	expression tag	UNP A0A1V0D974
A	332	HIS	-	expression tag	UNP A0A1V0D974
A	333	HIS	-	expression tag	UNP A0A1V0D974
A	334	HIS	-	expression tag	UNP A0A1V0D974

Continued on next page...

Continued from previous page...

Chain	Residue	Modelled	Actual	Comment	Reference
A	335	HIS	-	expression tag	UNP A0A1V0D974
A	336	HIS	-	expression tag	UNP A0A1V0D974
A	337	HIS	-	expression tag	UNP A0A1V0D974
B	-2	GLY	-	expression tag	UNP Q9NPP4
B	-1	THR	-	expression tag	UNP Q9NPP4
B	0	GLY	-	expression tag	UNP Q9NPP4
B	97	LYS	-	linker	UNP Q9NPP4
B	98	LEU	-	linker	UNP Q9NPP4
B	331	GLU	-	expression tag	UNP A0A1V0D974
B	332	HIS	-	expression tag	UNP A0A1V0D974
B	333	HIS	-	expression tag	UNP A0A1V0D974
B	334	HIS	-	expression tag	UNP A0A1V0D974
B	335	HIS	-	expression tag	UNP A0A1V0D974
B	336	HIS	-	expression tag	UNP A0A1V0D974
B	337	HIS	-	expression tag	UNP A0A1V0D974
C	-2	GLY	-	expression tag	UNP Q9NPP4
C	-1	THR	-	expression tag	UNP Q9NPP4
C	0	GLY	-	expression tag	UNP Q9NPP4
C	97	LYS	-	linker	UNP Q9NPP4
C	98	LEU	-	linker	UNP Q9NPP4
C	331	GLU	-	expression tag	UNP A0A1V0D974
C	332	HIS	-	expression tag	UNP A0A1V0D974
C	333	HIS	-	expression tag	UNP A0A1V0D974
C	334	HIS	-	expression tag	UNP A0A1V0D974
C	335	HIS	-	expression tag	UNP A0A1V0D974
C	336	HIS	-	expression tag	UNP A0A1V0D974
C	337	HIS	-	expression tag	UNP A0A1V0D974
D	-2	GLY	-	expression tag	UNP Q9NPP4
D	-1	THR	-	expression tag	UNP Q9NPP4
D	0	GLY	-	expression tag	UNP Q9NPP4
D	97	LYS	-	linker	UNP Q9NPP4
D	98	LEU	-	linker	UNP Q9NPP4
D	331	GLU	-	expression tag	UNP A0A1V0D974
D	332	HIS	-	expression tag	UNP A0A1V0D974
D	333	HIS	-	expression tag	UNP A0A1V0D974
D	334	HIS	-	expression tag	UNP A0A1V0D974
D	335	HIS	-	expression tag	UNP A0A1V0D974
D	336	HIS	-	expression tag	UNP A0A1V0D974
D	337	HIS	-	expression tag	UNP A0A1V0D974
E	-2	GLY	-	expression tag	UNP Q9NPP4
E	-1	THR	-	expression tag	UNP Q9NPP4
E	0	GLY	-	expression tag	UNP Q9NPP4

Continued on next page...

Continued from previous page...

Chain	Residue	Modelled	Actual	Comment	Reference
E	97	LYS	-	linker	UNP Q9NPP4
E	98	LEU	-	linker	UNP Q9NPP4
E	331	GLU	-	expression tag	UNP A0A1V0D974
E	332	HIS	-	expression tag	UNP A0A1V0D974
E	333	HIS	-	expression tag	UNP A0A1V0D974
E	334	HIS	-	expression tag	UNP A0A1V0D974
E	335	HIS	-	expression tag	UNP A0A1V0D974
E	336	HIS	-	expression tag	UNP A0A1V0D974
E	337	HIS	-	expression tag	UNP A0A1V0D974
F	-2	GLY	-	expression tag	UNP Q9NPP4
F	-1	THR	-	expression tag	UNP Q9NPP4
F	0	GLY	-	expression tag	UNP Q9NPP4
F	97	LYS	-	linker	UNP Q9NPP4
F	98	LEU	-	linker	UNP Q9NPP4
F	331	GLU	-	expression tag	UNP A0A1V0D974
F	332	HIS	-	expression tag	UNP A0A1V0D974
F	333	HIS	-	expression tag	UNP A0A1V0D974
F	334	HIS	-	expression tag	UNP A0A1V0D974
F	335	HIS	-	expression tag	UNP A0A1V0D974
F	336	HIS	-	expression tag	UNP A0A1V0D974
F	337	HIS	-	expression tag	UNP A0A1V0D974
G	-2	GLY	-	expression tag	UNP Q9NPP4
G	-1	THR	-	expression tag	UNP Q9NPP4
G	0	GLY	-	expression tag	UNP Q9NPP4
G	97	LYS	-	linker	UNP Q9NPP4
G	98	LEU	-	linker	UNP Q9NPP4
G	331	GLU	-	expression tag	UNP A0A1V0D974
G	332	HIS	-	expression tag	UNP A0A1V0D974
G	333	HIS	-	expression tag	UNP A0A1V0D974
G	334	HIS	-	expression tag	UNP A0A1V0D974
G	335	HIS	-	expression tag	UNP A0A1V0D974
G	336	HIS	-	expression tag	UNP A0A1V0D974
G	337	HIS	-	expression tag	UNP A0A1V0D974
H	-2	GLY	-	expression tag	UNP Q9NPP4
H	-1	THR	-	expression tag	UNP Q9NPP4
H	0	GLY	-	expression tag	UNP Q9NPP4
H	97	LYS	-	linker	UNP Q9NPP4
H	98	LEU	-	linker	UNP Q9NPP4
H	331	GLU	-	expression tag	UNP A0A1V0D974
H	332	HIS	-	expression tag	UNP A0A1V0D974
H	333	HIS	-	expression tag	UNP A0A1V0D974
H	334	HIS	-	expression tag	UNP A0A1V0D974

Continued on next page...

Continued from previous page...

Chain	Residue	Modelled	Actual	Comment	Reference
H	335	HIS	-	expression tag	UNP A0A1V0D974
H	336	HIS	-	expression tag	UNP A0A1V0D974
H	337	HIS	-	expression tag	UNP A0A1V0D974
I	-2	GLY	-	expression tag	UNP Q9NPP4
I	-1	THR	-	expression tag	UNP Q9NPP4
I	0	GLY	-	expression tag	UNP Q9NPP4
I	97	LYS	-	linker	UNP Q9NPP4
I	98	LEU	-	linker	UNP Q9NPP4
I	331	GLU	-	expression tag	UNP A0A1V0D974
I	332	HIS	-	expression tag	UNP A0A1V0D974
I	333	HIS	-	expression tag	UNP A0A1V0D974
I	334	HIS	-	expression tag	UNP A0A1V0D974
I	335	HIS	-	expression tag	UNP A0A1V0D974
I	336	HIS	-	expression tag	UNP A0A1V0D974
I	337	HIS	-	expression tag	UNP A0A1V0D974
J	-2	GLY	-	expression tag	UNP Q9NPP4
J	-1	THR	-	expression tag	UNP Q9NPP4
J	0	GLY	-	expression tag	UNP Q9NPP4
J	97	LYS	-	linker	UNP Q9NPP4
J	98	LEU	-	linker	UNP Q9NPP4
J	331	GLU	-	expression tag	UNP A0A1V0D974
J	332	HIS	-	expression tag	UNP A0A1V0D974
J	333	HIS	-	expression tag	UNP A0A1V0D974
J	334	HIS	-	expression tag	UNP A0A1V0D974
J	335	HIS	-	expression tag	UNP A0A1V0D974
J	336	HIS	-	expression tag	UNP A0A1V0D974
J	337	HIS	-	expression tag	UNP A0A1V0D974
K	-2	GLY	-	expression tag	UNP Q9NPP4
K	-1	THR	-	expression tag	UNP Q9NPP4
K	0	GLY	-	expression tag	UNP Q9NPP4
K	97	LYS	-	linker	UNP Q9NPP4
K	98	LEU	-	linker	UNP Q9NPP4
K	331	GLU	-	expression tag	UNP A0A1V0D974
K	332	HIS	-	expression tag	UNP A0A1V0D974
K	333	HIS	-	expression tag	UNP A0A1V0D974
K	334	HIS	-	expression tag	UNP A0A1V0D974
K	335	HIS	-	expression tag	UNP A0A1V0D974
K	336	HIS	-	expression tag	UNP A0A1V0D974
K	337	HIS	-	expression tag	UNP A0A1V0D974
L	-2	GLY	-	expression tag	UNP Q9NPP4
L	-1	THR	-	expression tag	UNP Q9NPP4
L	0	GLY	-	expression tag	UNP Q9NPP4

Continued on next page...

Continued from previous page...

Chain	Residue	Modelled	Actual	Comment	Reference
L	97	LYS	-	linker	UNP Q9NPP4
L	98	LEU	-	linker	UNP Q9NPP4
L	331	GLU	-	expression tag	UNP A0A1V0D974
L	332	HIS	-	expression tag	UNP A0A1V0D974
L	333	HIS	-	expression tag	UNP A0A1V0D974
L	334	HIS	-	expression tag	UNP A0A1V0D974
L	335	HIS	-	expression tag	UNP A0A1V0D974
L	336	HIS	-	expression tag	UNP A0A1V0D974
L	337	HIS	-	expression tag	UNP A0A1V0D974
M	-2	GLY	-	expression tag	UNP Q9NPP4
M	-1	THR	-	expression tag	UNP Q9NPP4
M	0	GLY	-	expression tag	UNP Q9NPP4
M	97	LYS	-	linker	UNP Q9NPP4
M	98	LEU	-	linker	UNP Q9NPP4
M	331	GLU	-	expression tag	UNP A0A1V0D974
M	332	HIS	-	expression tag	UNP A0A1V0D974
M	333	HIS	-	expression tag	UNP A0A1V0D974
M	334	HIS	-	expression tag	UNP A0A1V0D974
M	335	HIS	-	expression tag	UNP A0A1V0D974
M	336	HIS	-	expression tag	UNP A0A1V0D974
M	337	HIS	-	expression tag	UNP A0A1V0D974
N	-2	GLY	-	expression tag	UNP Q9NPP4
N	-1	THR	-	expression tag	UNP Q9NPP4
N	0	GLY	-	expression tag	UNP Q9NPP4
N	97	LYS	-	linker	UNP Q9NPP4
N	98	LEU	-	linker	UNP Q9NPP4
N	331	GLU	-	expression tag	UNP A0A1V0D974
N	332	HIS	-	expression tag	UNP A0A1V0D974
N	333	HIS	-	expression tag	UNP A0A1V0D974
N	334	HIS	-	expression tag	UNP A0A1V0D974
N	335	HIS	-	expression tag	UNP A0A1V0D974
N	336	HIS	-	expression tag	UNP A0A1V0D974
N	337	HIS	-	expression tag	UNP A0A1V0D974
O	-2	GLY	-	expression tag	UNP Q9NPP4
O	-1	THR	-	expression tag	UNP Q9NPP4
O	0	GLY	-	expression tag	UNP Q9NPP4
O	97	LYS	-	linker	UNP Q9NPP4
O	98	LEU	-	linker	UNP Q9NPP4
O	331	GLU	-	expression tag	UNP A0A1V0D974
O	332	HIS	-	expression tag	UNP A0A1V0D974
O	333	HIS	-	expression tag	UNP A0A1V0D974
O	334	HIS	-	expression tag	UNP A0A1V0D974

Continued on next page...

Continued from previous page...

Chain	Residue	Modelled	Actual	Comment	Reference
O	335	HIS	-	expression tag	UNP A0A1V0D974
O	336	HIS	-	expression tag	UNP A0A1V0D974
O	337	HIS	-	expression tag	UNP A0A1V0D974
P	-2	GLY	-	expression tag	UNP Q9NPP4
P	-1	THR	-	expression tag	UNP Q9NPP4
P	0	GLY	-	expression tag	UNP Q9NPP4
P	97	LYS	-	linker	UNP Q9NPP4
P	98	LEU	-	linker	UNP Q9NPP4
P	331	GLU	-	expression tag	UNP A0A1V0D974
P	332	HIS	-	expression tag	UNP A0A1V0D974
P	333	HIS	-	expression tag	UNP A0A1V0D974
P	334	HIS	-	expression tag	UNP A0A1V0D974
P	335	HIS	-	expression tag	UNP A0A1V0D974
P	336	HIS	-	expression tag	UNP A0A1V0D974
P	337	HIS	-	expression tag	UNP A0A1V0D974
Q	-2	GLY	-	expression tag	UNP Q9NPP4
Q	-1	THR	-	expression tag	UNP Q9NPP4
Q	0	GLY	-	expression tag	UNP Q9NPP4
Q	97	LYS	-	linker	UNP Q9NPP4
Q	98	LEU	-	linker	UNP Q9NPP4
Q	331	GLU	-	expression tag	UNP A0A1V0D974
Q	332	HIS	-	expression tag	UNP A0A1V0D974
Q	333	HIS	-	expression tag	UNP A0A1V0D974
Q	334	HIS	-	expression tag	UNP A0A1V0D974
Q	335	HIS	-	expression tag	UNP A0A1V0D974
Q	336	HIS	-	expression tag	UNP A0A1V0D974
Q	337	HIS	-	expression tag	UNP A0A1V0D974
R	-2	GLY	-	expression tag	UNP Q9NPP4
R	-1	THR	-	expression tag	UNP Q9NPP4
R	0	GLY	-	expression tag	UNP Q9NPP4
R	97	LYS	-	linker	UNP Q9NPP4
R	98	LEU	-	linker	UNP Q9NPP4
R	331	GLU	-	expression tag	UNP A0A1V0D974
R	332	HIS	-	expression tag	UNP A0A1V0D974
R	333	HIS	-	expression tag	UNP A0A1V0D974
R	334	HIS	-	expression tag	UNP A0A1V0D974
R	335	HIS	-	expression tag	UNP A0A1V0D974
R	336	HIS	-	expression tag	UNP A0A1V0D974
R	337	HIS	-	expression tag	UNP A0A1V0D974
S	-2	GLY	-	expression tag	UNP Q9NPP4
S	-1	THR	-	expression tag	UNP Q9NPP4
S	0	GLY	-	expression tag	UNP Q9NPP4

Continued on next page...

Continued from previous page...

Chain	Residue	Modelled	Actual	Comment	Reference
S	97	LYS	-	linker	UNP Q9NPP4
S	98	LEU	-	linker	UNP Q9NPP4
S	331	GLU	-	expression tag	UNP A0A1V0D974
S	332	HIS	-	expression tag	UNP A0A1V0D974
S	333	HIS	-	expression tag	UNP A0A1V0D974
S	334	HIS	-	expression tag	UNP A0A1V0D974
S	335	HIS	-	expression tag	UNP A0A1V0D974
S	336	HIS	-	expression tag	UNP A0A1V0D974
S	337	HIS	-	expression tag	UNP A0A1V0D974
T	-2	GLY	-	expression tag	UNP Q9NPP4
T	-1	THR	-	expression tag	UNP Q9NPP4
T	0	GLY	-	expression tag	UNP Q9NPP4
T	97	LYS	-	linker	UNP Q9NPP4
T	98	LEU	-	linker	UNP Q9NPP4
T	331	GLU	-	expression tag	UNP A0A1V0D974
T	332	HIS	-	expression tag	UNP A0A1V0D974
T	333	HIS	-	expression tag	UNP A0A1V0D974
T	334	HIS	-	expression tag	UNP A0A1V0D974
T	335	HIS	-	expression tag	UNP A0A1V0D974
T	336	HIS	-	expression tag	UNP A0A1V0D974
T	337	HIS	-	expression tag	UNP A0A1V0D974
U	-2	GLY	-	expression tag	UNP Q9NPP4
U	-1	THR	-	expression tag	UNP Q9NPP4
U	0	GLY	-	expression tag	UNP Q9NPP4
U	97	LYS	-	linker	UNP Q9NPP4
U	98	LEU	-	linker	UNP Q9NPP4
U	331	GLU	-	expression tag	UNP A0A1V0D974
U	332	HIS	-	expression tag	UNP A0A1V0D974
U	333	HIS	-	expression tag	UNP A0A1V0D974
U	334	HIS	-	expression tag	UNP A0A1V0D974
U	335	HIS	-	expression tag	UNP A0A1V0D974
U	336	HIS	-	expression tag	UNP A0A1V0D974
U	337	HIS	-	expression tag	UNP A0A1V0D974
V	-2	GLY	-	expression tag	UNP Q9NPP4
V	-1	THR	-	expression tag	UNP Q9NPP4
V	0	GLY	-	expression tag	UNP Q9NPP4
V	97	LYS	-	linker	UNP Q9NPP4
V	98	LEU	-	linker	UNP Q9NPP4
V	331	GLU	-	expression tag	UNP A0A1V0D974
V	332	HIS	-	expression tag	UNP A0A1V0D974
V	333	HIS	-	expression tag	UNP A0A1V0D974
V	334	HIS	-	expression tag	UNP A0A1V0D974

Continued on next page...

Continued from previous page...

Chain	Residue	Modelled	Actual	Comment	Reference
V	335	HIS	-	expression tag	UNP A0A1V0D974
V	336	HIS	-	expression tag	UNP A0A1V0D974
V	337	HIS	-	expression tag	UNP A0A1V0D974
W	-2	GLY	-	expression tag	UNP Q9NPP4
W	-1	THR	-	expression tag	UNP Q9NPP4
W	0	GLY	-	expression tag	UNP Q9NPP4
W	97	LYS	-	linker	UNP Q9NPP4
W	98	LEU	-	linker	UNP Q9NPP4
W	331	GLU	-	expression tag	UNP A0A1V0D974
W	332	HIS	-	expression tag	UNP A0A1V0D974
W	333	HIS	-	expression tag	UNP A0A1V0D974
W	334	HIS	-	expression tag	UNP A0A1V0D974
W	335	HIS	-	expression tag	UNP A0A1V0D974
W	336	HIS	-	expression tag	UNP A0A1V0D974
W	337	HIS	-	expression tag	UNP A0A1V0D974
X	-2	GLY	-	expression tag	UNP Q9NPP4
X	-1	THR	-	expression tag	UNP Q9NPP4
X	0	GLY	-	expression tag	UNP Q9NPP4
X	97	LYS	-	linker	UNP Q9NPP4
X	98	LEU	-	linker	UNP Q9NPP4
X	331	GLU	-	expression tag	UNP A0A1V0D974
X	332	HIS	-	expression tag	UNP A0A1V0D974
X	333	HIS	-	expression tag	UNP A0A1V0D974
X	334	HIS	-	expression tag	UNP A0A1V0D974
X	335	HIS	-	expression tag	UNP A0A1V0D974
X	336	HIS	-	expression tag	UNP A0A1V0D974
X	337	HIS	-	expression tag	UNP A0A1V0D974
Y	-2	GLY	-	expression tag	UNP Q9NPP4
Y	-1	THR	-	expression tag	UNP Q9NPP4
Y	0	GLY	-	expression tag	UNP Q9NPP4
Y	97	LYS	-	linker	UNP Q9NPP4
Y	98	LEU	-	linker	UNP Q9NPP4
Y	331	GLU	-	expression tag	UNP A0A1V0D974
Y	332	HIS	-	expression tag	UNP A0A1V0D974
Y	333	HIS	-	expression tag	UNP A0A1V0D974
Y	334	HIS	-	expression tag	UNP A0A1V0D974
Y	335	HIS	-	expression tag	UNP A0A1V0D974
Y	336	HIS	-	expression tag	UNP A0A1V0D974
Y	337	HIS	-	expression tag	UNP A0A1V0D974
Z	-2	GLY	-	expression tag	UNP Q9NPP4
Z	-1	THR	-	expression tag	UNP Q9NPP4
Z	0	GLY	-	expression tag	UNP Q9NPP4

Continued on next page...

Continued from previous page...

Chain	Residue	Modelled	Actual	Comment	Reference
Z	97	LYS	-	linker	UNP Q9NPP4
Z	98	LEU	-	linker	UNP Q9NPP4
Z	331	GLU	-	expression tag	UNP A0A1V0D974
Z	332	HIS	-	expression tag	UNP A0A1V0D974
Z	333	HIS	-	expression tag	UNP A0A1V0D974
Z	334	HIS	-	expression tag	UNP A0A1V0D974
Z	335	HIS	-	expression tag	UNP A0A1V0D974
Z	336	HIS	-	expression tag	UNP A0A1V0D974
Z	337	HIS	-	expression tag	UNP A0A1V0D974
a	-2	GLY	-	expression tag	UNP Q9NPP4
a	-1	THR	-	expression tag	UNP Q9NPP4
a	0	GLY	-	expression tag	UNP Q9NPP4
a	97	LYS	-	linker	UNP Q9NPP4
a	98	LEU	-	linker	UNP Q9NPP4
a	331	GLU	-	expression tag	UNP A0A1V0D974
a	332	HIS	-	expression tag	UNP A0A1V0D974
a	333	HIS	-	expression tag	UNP A0A1V0D974
a	334	HIS	-	expression tag	UNP A0A1V0D974
a	335	HIS	-	expression tag	UNP A0A1V0D974
a	336	HIS	-	expression tag	UNP A0A1V0D974
a	337	HIS	-	expression tag	UNP A0A1V0D974
b	-2	GLY	-	expression tag	UNP Q9NPP4
b	-1	THR	-	expression tag	UNP Q9NPP4
b	0	GLY	-	expression tag	UNP Q9NPP4
b	97	LYS	-	linker	UNP Q9NPP4
b	98	LEU	-	linker	UNP Q9NPP4
b	331	GLU	-	expression tag	UNP A0A1V0D974
b	332	HIS	-	expression tag	UNP A0A1V0D974
b	333	HIS	-	expression tag	UNP A0A1V0D974
b	334	HIS	-	expression tag	UNP A0A1V0D974
b	335	HIS	-	expression tag	UNP A0A1V0D974
b	336	HIS	-	expression tag	UNP A0A1V0D974
b	337	HIS	-	expression tag	UNP A0A1V0D974
c	-2	GLY	-	expression tag	UNP Q9NPP4
c	-1	THR	-	expression tag	UNP Q9NPP4
c	0	GLY	-	expression tag	UNP Q9NPP4
c	97	LYS	-	linker	UNP Q9NPP4
c	98	LEU	-	linker	UNP Q9NPP4
c	331	GLU	-	expression tag	UNP A0A1V0D974
c	332	HIS	-	expression tag	UNP A0A1V0D974
c	333	HIS	-	expression tag	UNP A0A1V0D974
c	334	HIS	-	expression tag	UNP A0A1V0D974


Continued on next page...

Continued from previous page...

Chain	Residue	Modelled	Actual	Comment	Reference
c	335	HIS	-	expression tag	UNP A0A1V0D974
c	336	HIS	-	expression tag	UNP A0A1V0D974
c	337	HIS	-	expression tag	UNP A0A1V0D974
d	-2	GLY	-	expression tag	UNP Q9NPP4
d	-1	THR	-	expression tag	UNP Q9NPP4
d	0	GLY	-	expression tag	UNP Q9NPP4
d	97	LYS	-	linker	UNP Q9NPP4
d	98	LEU	-	linker	UNP Q9NPP4
d	331	GLU	-	expression tag	UNP A0A1V0D974
d	332	HIS	-	expression tag	UNP A0A1V0D974
d	333	HIS	-	expression tag	UNP A0A1V0D974
d	334	HIS	-	expression tag	UNP A0A1V0D974
d	335	HIS	-	expression tag	UNP A0A1V0D974
d	336	HIS	-	expression tag	UNP A0A1V0D974
d	337	HIS	-	expression tag	UNP A0A1V0D974
e	-2	GLY	-	expression tag	UNP Q9NPP4
e	-1	THR	-	expression tag	UNP Q9NPP4
e	0	GLY	-	expression tag	UNP Q9NPP4
e	97	LYS	-	linker	UNP Q9NPP4
e	98	LEU	-	linker	UNP Q9NPP4
e	331	GLU	-	expression tag	UNP A0A1V0D974
e	332	HIS	-	expression tag	UNP A0A1V0D974
e	333	HIS	-	expression tag	UNP A0A1V0D974
e	334	HIS	-	expression tag	UNP A0A1V0D974
e	335	HIS	-	expression tag	UNP A0A1V0D974
e	336	HIS	-	expression tag	UNP A0A1V0D974
e	337	HIS	-	expression tag	UNP A0A1V0D974


- Molecule 1: Chimera protein of NLR family CARD domain-containing protein 4 and EGFP

Chain F: 26% 74%




- Molecule 1: Chimera protein of NLR family CARD domain-containing protein 4 and EGFP


Chain G: 26% 74%




- Molecule 1: Chimera protein of NLR family CARD domain-containing protein 4 and EGFP

Chain H: 26% 74%






● Molecule 1: Chimera protein of NLR family CARD domain-containing protein 4 and EGFP



● Molecule 1: Chimera protein of NLR family CARD domain-containing protein 4 and EGFP



● Molecule 1: Chimera protein of NLR family CARD domain-containing protein 4 and EGFP



ILE	ILE
LEU	ASP
GLY	ASN
HIS	HIS
LYS	TYR
LEU	LEU
GLU	SER
TYR	THR
ASN	GLN
TYR	SER
ASN	ALA
SER	LEU
HIS	SER
ASN	LYS
VAL	ASP
TYR	PRO
ILE	ASN
MET	GLU
ALA	LYS
ALA	ARG
ASP	ASP
LYS	HIS
GLN	MET
LYS	VAL
ASN	LEU
GLY	LEU
ILE	GLU
LYS	PHE
ALA	VAL
ASN	THR
PHE	ALA
LYS	ALA
ILE	ALA
ARG	GLY
ARG	ILE
HIS	THR
ASN	THR
ILE	LEU
GLU	LEU
ASP	GLU
GLY	HIS
SER	HIS
VAL	HIS
GLN	HIS
LEU	HIS
ALA	HIS
ASP	ASP
HIS	HIS
TYR	TYR
GLN	GLN
GLN	GLN
ASN	ASN
THR	THR
PRO	PRO
ILE	ILE
GLY	GLY
ASP	ASP
GLY	GLY
PRO	PRO
VAL	VAL
LEU	LEU
LEU	LEU

4 Experimental information

Property	Value	Source
EM reconstruction method	HELICAL	Depositor
Imposed symmetry	HELICAL, twist=100.6°, rise=5.0 Å, axial sym=C1	Depositor
Number of segments used	299537	Depositor
Resolution determination method	FSC 0.143 CUT-OFF	Depositor
CTF correction method	PHASE FLIPPING AND AMPLITUDE CORRECTION	Depositor
Microscope	FEI TITAN	Depositor
Voltage (kV)	300	Depositor
Electron dose ($e^-/\text{Å}^2$)	42	Depositor
Minimum defocus (nm)	Not provided	
Maximum defocus (nm)	Not provided	
Magnification	Not provided	
Image detector	GATAN K2 SUMMIT (4k x 4k)	Depositor
Maximum map value	0.001	Depositor
Minimum map value	-0.000	Depositor
Average map value	0.000	Depositor
Map value standard deviation	0.000	Depositor
Recommended contour level	0.00032	Depositor
Map size (Å)	168.96, 168.96, 168.96	wwPDB
Map dimensions	128, 128, 128	wwPDB
Map angles (°)	90.0, 90.0, 90.0	wwPDB
Pixel spacing (Å)	1.32, 1.32, 1.32	Depositor

5 Model quality [i](#)

5.1 Standard geometry [i](#)

The Z score for a bond length (or angle) is the number of standard deviations the observed value is removed from the expected value. A bond length (or angle) with $|Z| > 5$ is considered an outlier worth inspection. RMSZ is the root-mean-square of all Z scores of the bond lengths (or angles).

Mol	Chain	Bond lengths		Bond angles	
		RMSZ	# Z >5	RMSZ	# Z >5
1	A	0.52	0/745	0.63	0/1000
1	B	0.52	0/745	0.64	0/1000
1	C	0.52	0/745	0.64	0/1000
1	D	0.52	0/745	0.64	0/1000
1	E	0.52	0/745	0.64	0/1000
1	F	0.52	0/745	0.64	0/1000
1	G	0.52	0/745	0.63	0/1000
1	H	0.52	0/745	0.64	0/1000
1	I	0.52	0/745	0.63	0/1000
1	J	0.52	0/745	0.63	0/1000
1	K	0.52	0/745	0.63	0/1000
1	L	0.52	0/745	0.63	0/1000
1	M	0.52	0/745	0.63	0/1000
1	N	0.52	0/745	0.64	0/1000
1	O	0.52	0/745	0.64	0/1000
1	P	0.52	0/745	0.63	0/1000
1	Q	0.52	0/745	0.64	0/1000
1	R	0.52	0/745	0.63	0/1000
1	S	0.52	0/745	0.64	0/1000
1	T	0.52	0/745	0.64	0/1000
1	U	0.52	0/745	0.63	0/1000
1	V	0.52	0/745	0.64	0/1000
1	W	0.52	0/745	0.64	0/1000
1	X	0.52	0/745	0.64	0/1000
1	Y	0.52	0/745	0.64	0/1000
1	Z	0.52	0/745	0.63	0/1000
1	a	0.52	0/745	0.64	0/1000
1	b	0.52	0/745	0.64	0/1000
1	c	0.52	0/745	0.63	0/1000
1	d	0.52	0/745	0.64	0/1000
1	e	0.52	0/745	0.64	0/1000
All	All	0.52	0/23095	0.64	0/31000

There are no bond length outliers.

There are no bond angle outliers.

There are no chirality outliers.

There are no planarity outliers.

5.2 Too-close contacts [i](#)

Due to software issues we are unable to calculate clashes - this section is therefore empty.

5.3 Torsion angles [i](#)

5.3.1 Protein backbone [i](#)

In the following table, the Percentiles column shows the percent Ramachandran outliers of the chain as a percentile score with respect to all PDB entries followed by that with respect to all EM entries.

The Analysed column shows the number of residues for which the backbone conformation was analysed, and the total number of residues.

Mol	Chain	Analysed	Favoured	Allowed	Outliers	Percentiles	
1	A	88/340 (26%)	87 (99%)	1 (1%)	0	100	100
1	B	88/340 (26%)	87 (99%)	1 (1%)	0	100	100
1	C	88/340 (26%)	87 (99%)	1 (1%)	0	100	100
1	D	88/340 (26%)	87 (99%)	1 (1%)	0	100	100
1	E	88/340 (26%)	87 (99%)	1 (1%)	0	100	100
1	F	88/340 (26%)	87 (99%)	1 (1%)	0	100	100
1	G	88/340 (26%)	87 (99%)	1 (1%)	0	100	100
1	H	88/340 (26%)	87 (99%)	1 (1%)	0	100	100
1	I	88/340 (26%)	87 (99%)	1 (1%)	0	100	100
1	J	88/340 (26%)	87 (99%)	1 (1%)	0	100	100
1	K	88/340 (26%)	87 (99%)	1 (1%)	0	100	100
1	L	88/340 (26%)	87 (99%)	1 (1%)	0	100	100
1	M	88/340 (26%)	87 (99%)	1 (1%)	0	100	100
1	N	88/340 (26%)	87 (99%)	1 (1%)	0	100	100
1	O	88/340 (26%)	87 (99%)	1 (1%)	0	100	100
1	P	88/340 (26%)	87 (99%)	1 (1%)	0	100	100
1	Q	88/340 (26%)	87 (99%)	1 (1%)	0	100	100

Continued on next page...

Continued from previous page...

Mol	Chain	Analysed	Favoured	Allowed	Outliers	Percentiles	
1	R	88/340 (26%)	87 (99%)	1 (1%)	0	100	100
1	S	88/340 (26%)	87 (99%)	1 (1%)	0	100	100
1	T	88/340 (26%)	87 (99%)	1 (1%)	0	100	100
1	U	88/340 (26%)	87 (99%)	1 (1%)	0	100	100
1	V	88/340 (26%)	87 (99%)	1 (1%)	0	100	100
1	W	88/340 (26%)	87 (99%)	1 (1%)	0	100	100
1	X	88/340 (26%)	87 (99%)	1 (1%)	0	100	100
1	Y	88/340 (26%)	87 (99%)	1 (1%)	0	100	100
1	Z	88/340 (26%)	87 (99%)	1 (1%)	0	100	100
1	a	88/340 (26%)	87 (99%)	1 (1%)	0	100	100
1	b	88/340 (26%)	87 (99%)	1 (1%)	0	100	100
1	c	88/340 (26%)	87 (99%)	1 (1%)	0	100	100
1	d	88/340 (26%)	87 (99%)	1 (1%)	0	100	100
1	e	88/340 (26%)	87 (99%)	1 (1%)	0	100	100
All	All	2728/10540 (26%)	2697 (99%)	31 (1%)	0	100	100

There are no Ramachandran outliers to report.

5.3.2 Protein sidechains [i](#)

In the following table, the Percentiles column shows the percent sidechain outliers of the chain as a percentile score with respect to all PDB entries followed by that with respect to all EM entries.

The Analysed column shows the number of residues for which the sidechain conformation was analysed, and the total number of residues.

Mol	Chain	Analysed	Rotameric	Outliers	Percentiles	
1	A	83/300 (28%)	82 (99%)	1 (1%)	71	85
1	B	83/300 (28%)	82 (99%)	1 (1%)	71	85
1	C	83/300 (28%)	82 (99%)	1 (1%)	71	85
1	D	83/300 (28%)	82 (99%)	1 (1%)	71	85
1	E	83/300 (28%)	82 (99%)	1 (1%)	71	85
1	F	83/300 (28%)	82 (99%)	1 (1%)	71	85
1	G	83/300 (28%)	82 (99%)	1 (1%)	71	85

Continued on next page...

Continued from previous page...

Mol	Chain	Analysed	Rotameric	Outliers	Percentiles	
1	H	83/300 (28%)	82 (99%)	1 (1%)	71	85
1	I	83/300 (28%)	82 (99%)	1 (1%)	71	85
1	J	83/300 (28%)	82 (99%)	1 (1%)	71	85
1	K	83/300 (28%)	82 (99%)	1 (1%)	71	85
1	L	83/300 (28%)	82 (99%)	1 (1%)	71	85
1	M	83/300 (28%)	82 (99%)	1 (1%)	71	85
1	N	83/300 (28%)	82 (99%)	1 (1%)	71	85
1	O	83/300 (28%)	82 (99%)	1 (1%)	71	85
1	P	83/300 (28%)	82 (99%)	1 (1%)	71	85
1	Q	83/300 (28%)	82 (99%)	1 (1%)	71	85
1	R	83/300 (28%)	82 (99%)	1 (1%)	71	85
1	S	83/300 (28%)	82 (99%)	1 (1%)	71	85
1	T	83/300 (28%)	82 (99%)	1 (1%)	71	85
1	U	83/300 (28%)	82 (99%)	1 (1%)	71	85
1	V	83/300 (28%)	82 (99%)	1 (1%)	71	85
1	W	83/300 (28%)	82 (99%)	1 (1%)	71	85
1	X	83/300 (28%)	82 (99%)	1 (1%)	71	85
1	Y	83/300 (28%)	82 (99%)	1 (1%)	71	85
1	Z	83/300 (28%)	82 (99%)	1 (1%)	71	85
1	a	83/300 (28%)	82 (99%)	1 (1%)	71	85
1	b	83/300 (28%)	82 (99%)	1 (1%)	71	85
1	c	83/300 (28%)	82 (99%)	1 (1%)	71	85
1	d	83/300 (28%)	82 (99%)	1 (1%)	71	85
1	e	83/300 (28%)	82 (99%)	1 (1%)	71	85
All	All	2573/9300 (28%)	2542 (99%)	31 (1%)	72	85

5 of 31 residues with a non-rotameric sidechain are listed below:

Mol	Chain	Res	Type
1	O	34	ASN
1	b	34	ASN
1	R	34	ASN
1	d	34	ASN
1	Y	34	ASN

Sometimes sidechains can be flipped to improve hydrogen bonding and reduce clashes. 5 of 18 such sidechains are listed below:

Mol	Chain	Res	Type
1	c	34	ASN
1	e	34	ASN
1	d	39	ASN
1	V	39	ASN
1	b	39	ASN

5.3.3 RNA [i](#)

There are no RNA molecules in this entry.

5.4 Non-standard residues in protein, DNA, RNA chains [i](#)

There are no non-standard protein/DNA/RNA residues in this entry.

5.5 Carbohydrates [i](#)

There are no monosaccharides in this entry.

5.6 Ligand geometry [i](#)

There are no ligands in this entry.

5.7 Other polymers [i](#)

There are no such residues in this entry.

5.8 Polymer linkage issues [i](#)

There are no chain breaks in this entry.

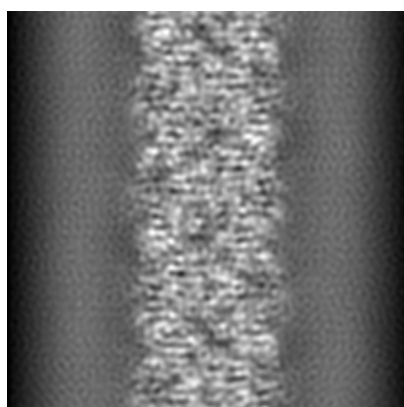
6 Map visualisation [i](#)

This section contains visualisations of the EMDB entry EMD-9137. These allow visual inspection of the internal detail of the map and identification of artifacts.


No raw map or half-maps were deposited for this entry and therefore no images, graphs, etc. pertaining to the raw map can be shown.

6.1 Orthogonal projections [i](#)

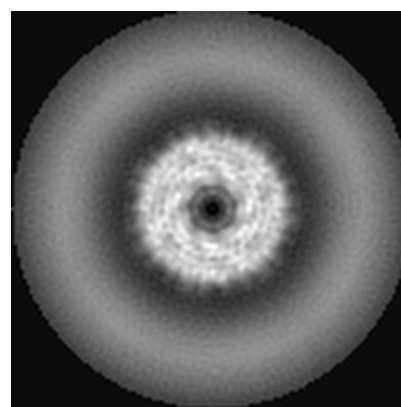
6.1.1 Primary map



X



Y

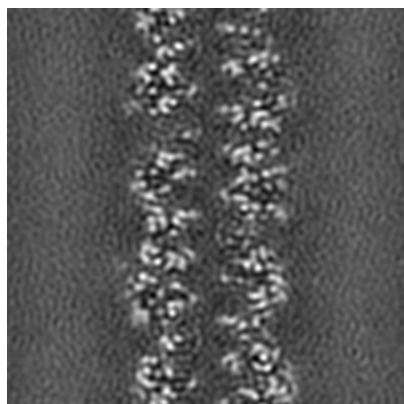


Z

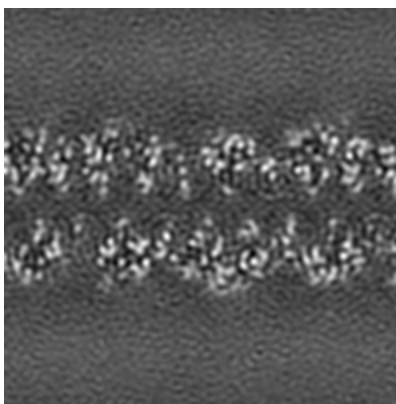
The images above show the map projected in three orthogonal directions.

6.2 Central slices [i](#)

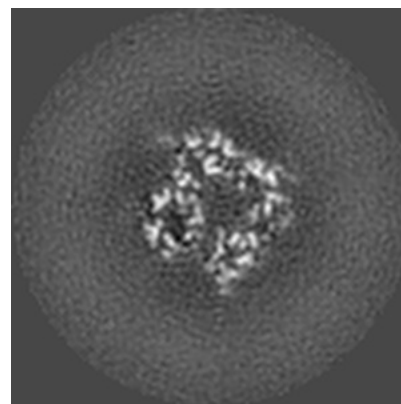
6.2.1 Primary map



X Index: 64



Y Index: 64

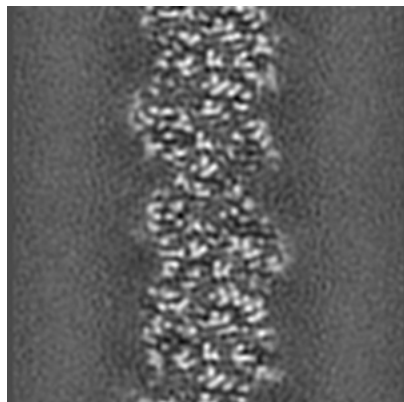


Z Index: 64

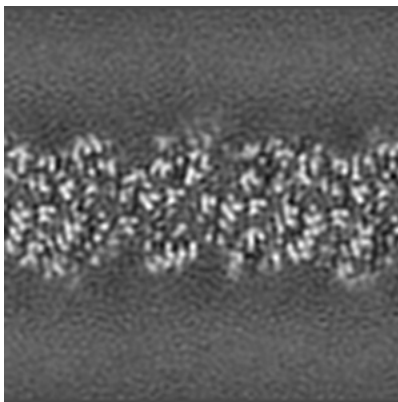
The images above show central slices of the map in three orthogonal directions.

6.3 Largest variance slices [\(i\)](#)

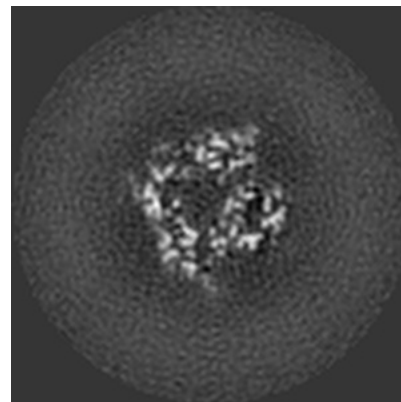
6.3.1 Primary map



X Index: 76



Y Index: 76




Z Index: 45


The images above show the largest variance slices of the map in three orthogonal directions.

6.4 Orthogonal standard-deviation projections (False-color) [\(i\)](#)


6.4.1 Primary map



X



Y




Z

The images above show the map standard deviation projections with false color in three orthogonal directions. Minimum values are shown in green, max in blue, and dark to light orange shades represent small to large values respectively.

6.5 Orthogonal surface views [i](#)

6.5.1 Primary map



The images above show the 3D surface view of the map at the recommended contour level 0.00032. These images, in conjunction with the slice images, may facilitate assessment of whether an appropriate contour level has been provided.

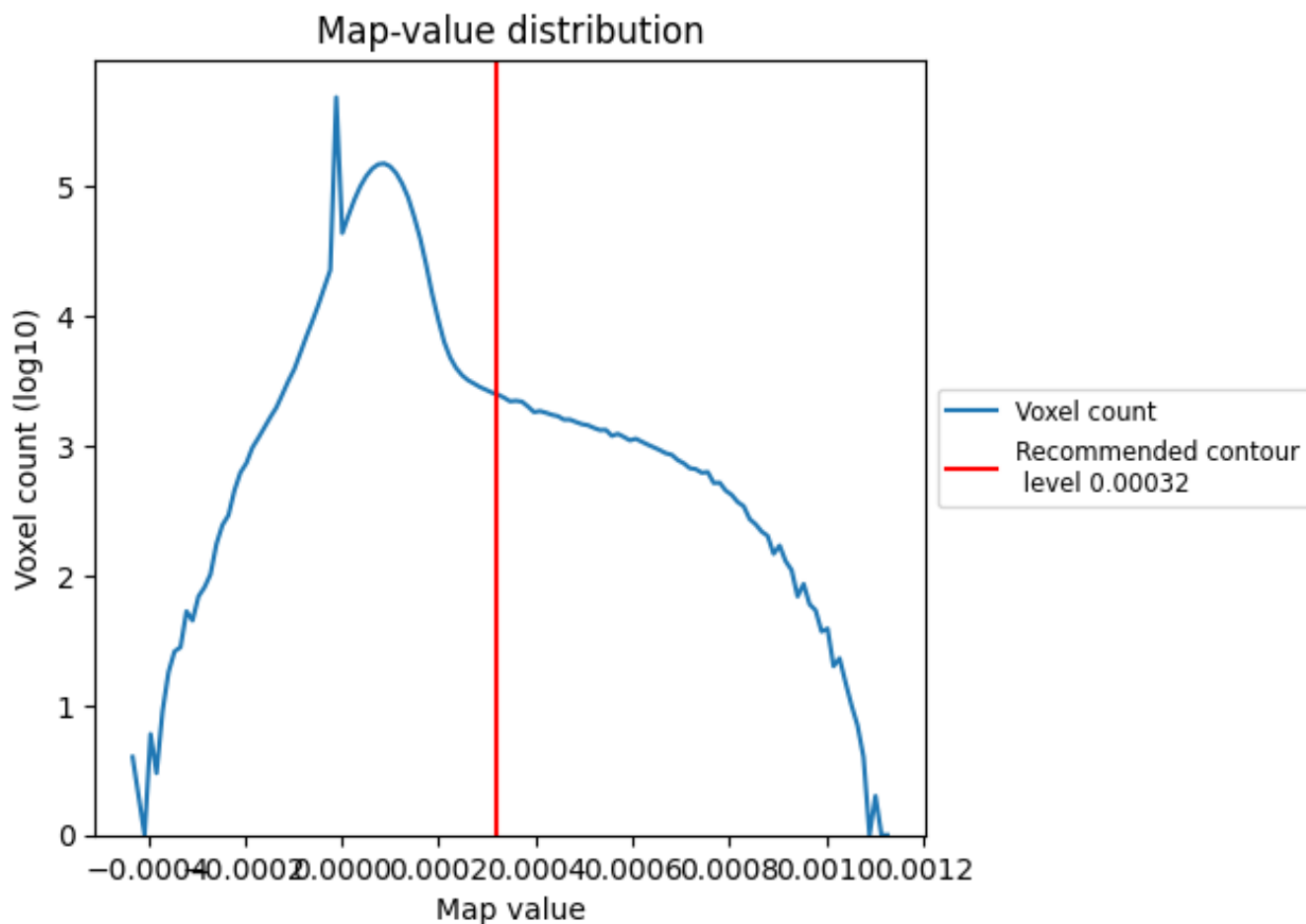
6.6 Mask visualisation [i](#)

This section was not generated. No masks/segmentation were deposited.

7 Map analysis [i](#)

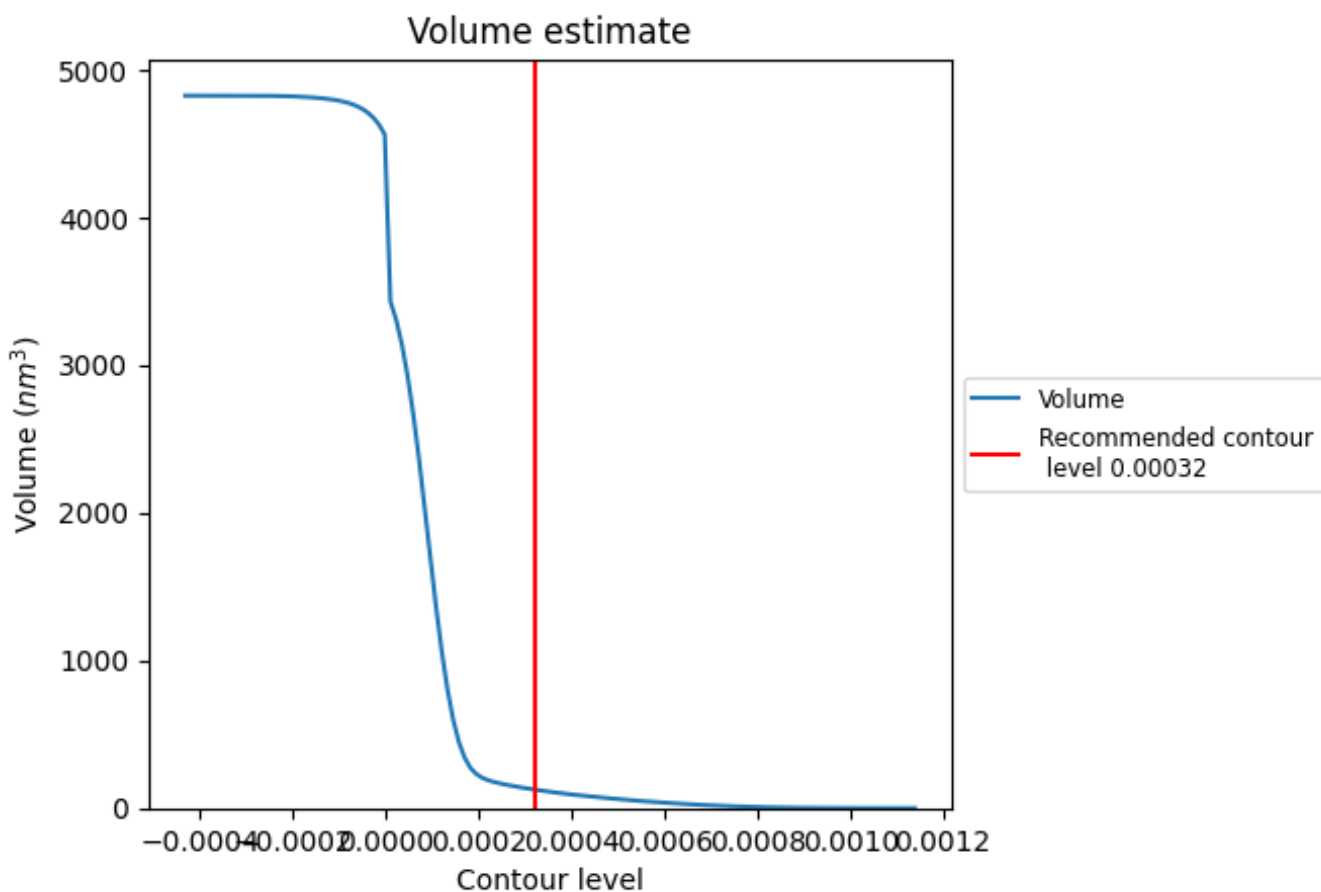
This section contains the results of statistical analysis of the map.

7.1 Map-value distribution [i](#)



The map-value distribution is plotted in 128 intervals along the x-axis. The y-axis is logarithmic. A spike in this graph at zero usually indicates that the volume has been masked.

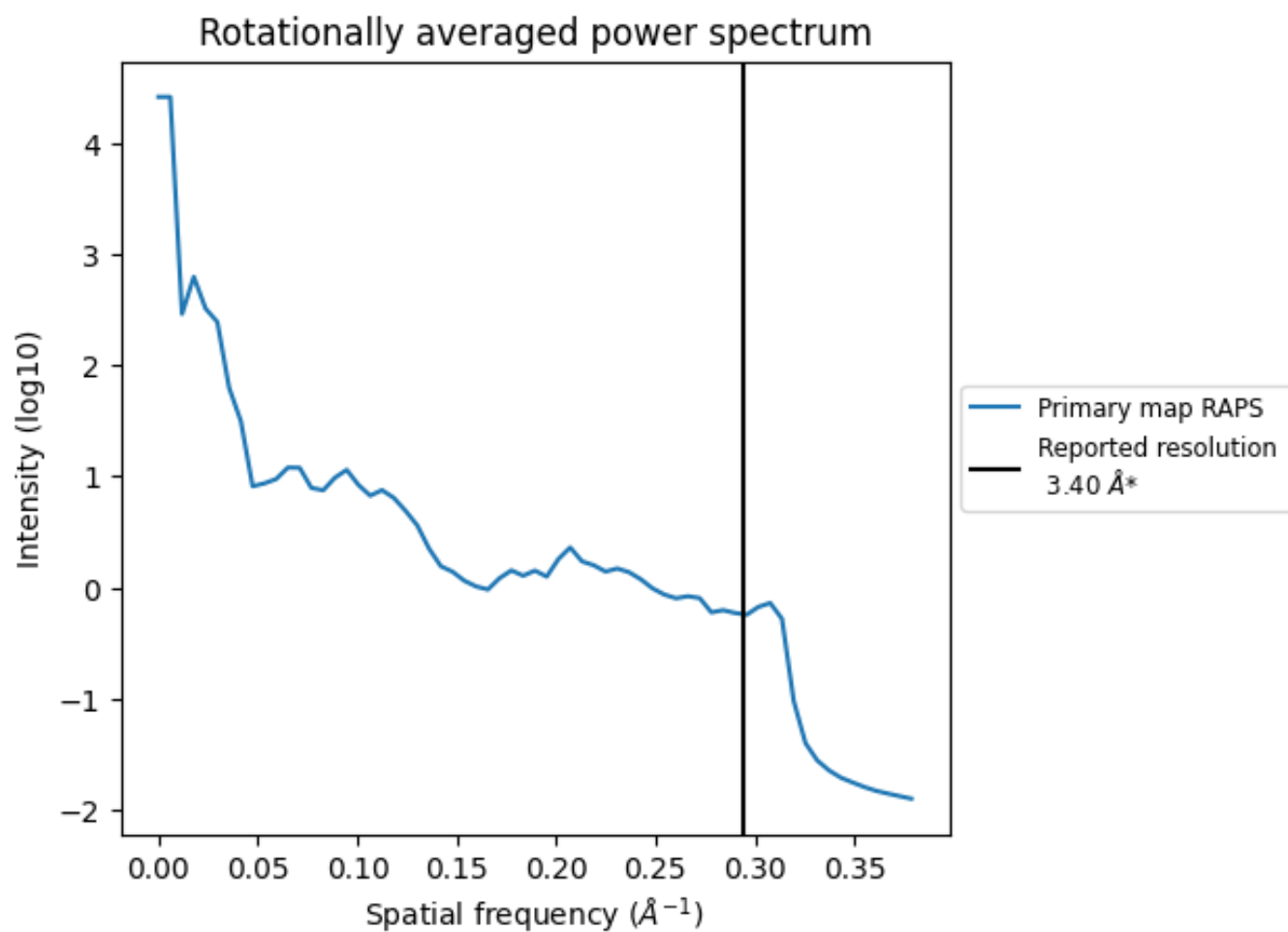
7.2 Volume estimate [\(i\)](#)



The volume at the recommended contour level is 126 nm^3 ; this corresponds to an approximate mass of 114 kDa.

The volume estimate graph shows how the enclosed volume varies with the contour level. The recommended contour level is shown as a vertical line and the intersection between the line and the curve gives the volume of the enclosed surface at the given level.

7.3 Rotationally averaged power spectrum [\(i\)](#)



*Reported resolution corresponds to spatial frequency of 0.294\AA^{-1}


8 Fourier-Shell correlation

This section was not generated. No FSC curve or half-maps provided.

9 Map-model fit [i](#)

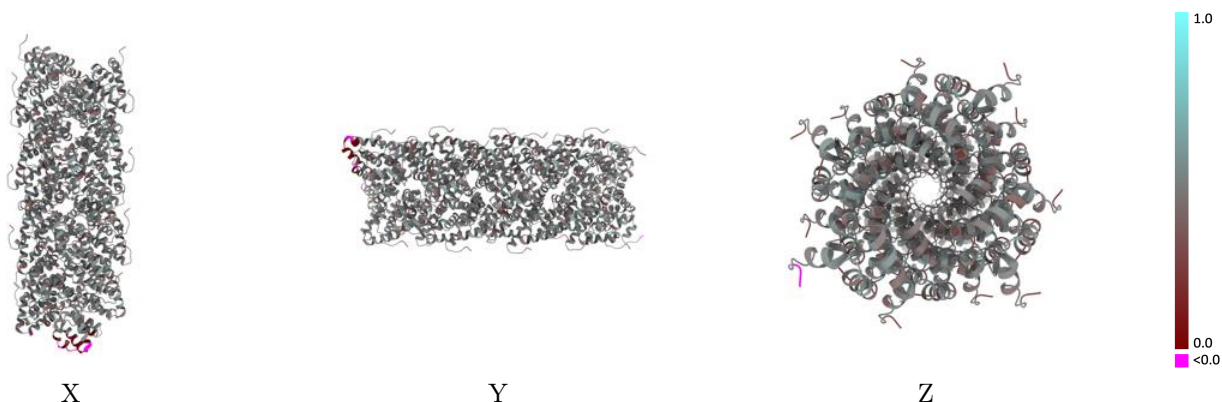
This section contains information regarding the fit between EMDB map EMD-9137 and PDB model 6MKS. Per-residue inclusion information can be found in section [3](#) on page [15](#).

9.1 Map-model overlay [i](#)




The images above show the 3D surface view of the map at the recommended contour level 0.00032 at 50% transparency in yellow overlaid with a ribbon representation of the model coloured in blue. These images allow for the visual assessment of the quality of fit between the atomic model and the map.

9.2 Q-score mapped to coordinate model [i](#)



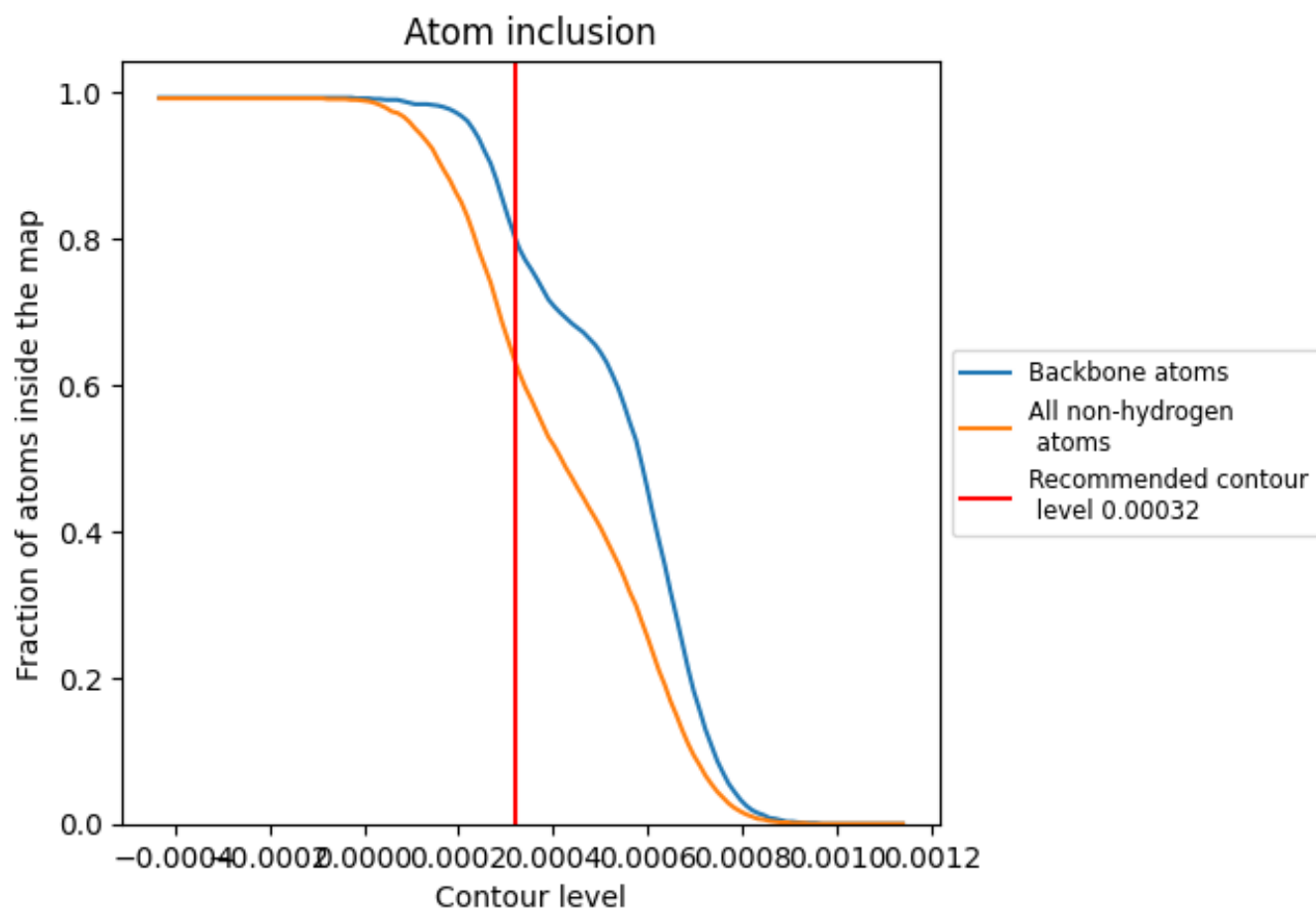
The images above show the model with each residue coloured according to its Q-score. This shows their resolvability in the map with higher Q-score values reflecting better resolvability. Please note: Q-score is calculating the resolvability of atoms, and thus high values are only expected at resolutions at which atoms can be resolved. Low Q-score values may therefore be expected for many entries.

9.3 Atom inclusion mapped to coordinate model [i](#)



The images above show the model with each residue coloured according to its atom inclusion. This shows to what extent they are inside the map at the recommended contour level (0.00032).

































































9.4 Atom inclusion [i](#)



At the recommended contour level, 80% of all backbone atoms, 63% of all non-hydrogen atoms, are inside the map.

9.5 Map-model fit summary

The table lists the average atom inclusion at the recommended contour level (0.00032) and Q-score for the entire model and for each chain.

Chain	Atom inclusion	Q-score
All	 0.6310	 0.4620
A	 0.6310	 0.4700
B	 0.6400	 0.4680
C	 0.6320	 0.4650
D	 0.6500	 0.4650
E	 0.6380	 0.4640
F	 0.6330	 0.4640
G	 0.6390	 0.4690
H	 0.6270	 0.4690
I	 0.6290	 0.4710
J	 0.6380	 0.4690
K	 0.6320	 0.4670
L	 0.6420	 0.4670
M	 0.6380	 0.4650
N	 0.6350	 0.4650
O	 0.6400	 0.4690
P	 0.6360	 0.4640
Q	 0.6250	 0.4710
R	 0.6290	 0.4680
S	 0.6280	 0.4600
T	 0.6380	 0.4650
U	 0.6430	 0.4620
V	 0.6280	 0.4670
W	 0.6290	 0.4700
X	 0.6310	 0.4690
Y	 0.6280	 0.4680
Z	 0.6400	 0.4690
a	 0.6310	 0.4630
b	 0.6360	 0.4650
c	 0.6200	 0.4520
d	 0.6330	 0.4550
e	 0.5310	 0.3520

