



Full wwPDB X-ray Structure Validation Report ⓘ

May 15, 2020 – 03:24 pm BST

PDB ID : 3MOP
Title : The ternary Death Domain complex of MyD88, IRAK4, and IRAK2
Authors : Lin, S.-C.; Lo, Y.-C.; Wu, H.
Deposited on : 2010-04-23
Resolution : 3.40 Å(reported)

This is a Full wwPDB X-ray Structure Validation Report for a publicly released PDB entry.

We welcome your comments at validation@mail.wwpdb.org

A user guide is available at

<https://www.wwpdb.org/validation/2017/XrayValidationReportHelp>

with specific help available everywhere you see the ⓘ symbol.

The following versions of software and data (see [references ⓘ](#)) were used in the production of this report:

MolProbity : 4.02b-467
Xtriage (Phenix) : 1.13
EDS : 2.11
Percentile statistics : 20191225.v01 (using entries in the PDB archive December 25th 2019)
Refmac : 5.8.0158
CCP4 : 7.0.044 (Gargrove)
Ideal geometry (proteins) : Engh & Huber (2001)
Ideal geometry (DNA, RNA) : Parkinson et al. (1996)
Validation Pipeline (wwPDB-VP) : 2.11

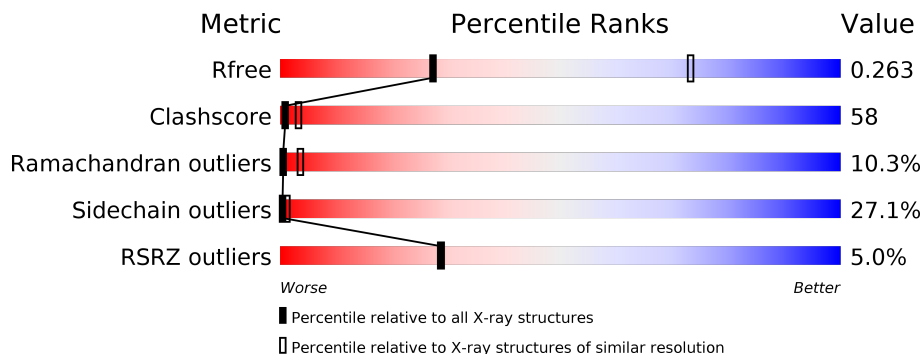
1 Overall quality at a glance i

The following experimental techniques were used to determine the structure:

X-RAY DIFFRACTION

The reported resolution of this entry is 3.40 Å.

Percentile scores (ranging between 0-100) for global validation metrics of the entry are shown in the following graphic. The table shows the number of entries on which the scores are based.



Metric	Whole archive (#Entries)	Similar resolution (#Entries, resolution range(Å))
R_{free}	130704	1026 (3.48-3.32)
Clashscore	141614	1055 (3.48-3.32)
Ramachandran outliers	138981	1038 (3.48-3.32)
Sidechain outliers	138945	1038 (3.48-3.32)
RSRZ outliers	127900	2173 (3.50-3.30)

The table below summarises the geometric issues observed across the polymeric chains and their fit to the electron density. The red, orange, yellow and green segments on the lower bar indicate the fraction of residues that contain outliers for ≥ 3 , 2, 1 and 0 types of geometric quality criteria respectively. A grey segment represents the fraction of residues that are not modelled. The numeric value for each fraction is indicated below the corresponding segment, with a dot representing fractions $\leq 5\%$. The upper red bar (where present) indicates the fraction of residues that have poor fit to the electron density. The numeric value is given above the bar.

Mol	Chain	Length	Quality of chain
1	A	110	
1	B	110	
1	C	110	
1	D	110	
1	E	110	
1	F	110	

Continued on next page...

Continued from previous page...

Mol	Chain	Length	Quality of chain
2	G	113	
2	H	113	
2	I	113	
2	J	113	
3	K	111	
3	L	111	
3	M	111	
3	N	111	

2 Entry composition

There are 3 unique types of molecules in this entry. The entry contains 11534 atoms, of which 0 are hydrogens and 0 are deuteriums.

In the tables below, the ZeroOcc column contains the number of atoms modelled with zero occupancy, the AltConf column contains the number of residues with at least one atom in alternate conformation and the Trace column contains the number of residues modelled with at most 2 atoms.

- Molecule 1 is a protein called Myeloid differentiation primary response protein MyD88.

Mol	Chain	Residues	Atoms					ZeroOcc	AltConf	Trace
			Total	C	N	O	S			
1	A	105	833	525	148	156	4	0	0	0
1	B	105	833	525	148	156	4	0	0	0
1	C	105	833	525	148	156	4	0	0	0
1	D	105	833	525	148	156	4	0	0	0
1	E	105	833	525	148	156	4	0	0	0
1	F	105	833	525	148	156	4	0	0	0

There are 72 discrepancies between the modelled and reference sequences:

Chain	Residue	Modelled	Actual	Comment	Reference
A	19	MET	-	EXPRESSION TAG	UNP Q99836
A	118	ALA	-	EXPRESSION TAG	UNP Q99836
A	119	ALA	-	EXPRESSION TAG	UNP Q99836
A	120	ALA	-	EXPRESSION TAG	UNP Q99836
A	121	LEU	-	EXPRESSION TAG	UNP Q99836
A	122	GLU	-	EXPRESSION TAG	UNP Q99836
A	123	HIS	-	EXPRESSION TAG	UNP Q99836
A	124	HIS	-	EXPRESSION TAG	UNP Q99836
A	125	HIS	-	EXPRESSION TAG	UNP Q99836
A	126	HIS	-	EXPRESSION TAG	UNP Q99836
A	127	HIS	-	EXPRESSION TAG	UNP Q99836
A	128	HIS	-	EXPRESSION TAG	UNP Q99836
B	19	MET	-	EXPRESSION TAG	UNP Q99836
B	118	ALA	-	EXPRESSION TAG	UNP Q99836
B	119	ALA	-	EXPRESSION TAG	UNP Q99836
B	120	ALA	-	EXPRESSION TAG	UNP Q99836
B	121	LEU	-	EXPRESSION TAG	UNP Q99836

Continued on next page...

Continued from previous page...

Chain	Residue	Modelled	Actual	Comment	Reference
B	122	GLU	-	EXPRESSION TAG	UNP Q99836
B	123	HIS	-	EXPRESSION TAG	UNP Q99836
B	124	HIS	-	EXPRESSION TAG	UNP Q99836
B	125	HIS	-	EXPRESSION TAG	UNP Q99836
B	126	HIS	-	EXPRESSION TAG	UNP Q99836
B	127	HIS	-	EXPRESSION TAG	UNP Q99836
B	128	HIS	-	EXPRESSION TAG	UNP Q99836
C	19	MET	-	EXPRESSION TAG	UNP Q99836
C	118	ALA	-	EXPRESSION TAG	UNP Q99836
C	119	ALA	-	EXPRESSION TAG	UNP Q99836
C	120	ALA	-	EXPRESSION TAG	UNP Q99836
C	121	LEU	-	EXPRESSION TAG	UNP Q99836
C	122	GLU	-	EXPRESSION TAG	UNP Q99836
C	123	HIS	-	EXPRESSION TAG	UNP Q99836
C	124	HIS	-	EXPRESSION TAG	UNP Q99836
C	125	HIS	-	EXPRESSION TAG	UNP Q99836
C	126	HIS	-	EXPRESSION TAG	UNP Q99836
C	127	HIS	-	EXPRESSION TAG	UNP Q99836
C	128	HIS	-	EXPRESSION TAG	UNP Q99836
D	19	MET	-	EXPRESSION TAG	UNP Q99836
D	118	ALA	-	EXPRESSION TAG	UNP Q99836
D	119	ALA	-	EXPRESSION TAG	UNP Q99836
D	120	ALA	-	EXPRESSION TAG	UNP Q99836
D	121	LEU	-	EXPRESSION TAG	UNP Q99836
D	122	GLU	-	EXPRESSION TAG	UNP Q99836
D	123	HIS	-	EXPRESSION TAG	UNP Q99836
D	124	HIS	-	EXPRESSION TAG	UNP Q99836
D	125	HIS	-	EXPRESSION TAG	UNP Q99836
D	126	HIS	-	EXPRESSION TAG	UNP Q99836
D	127	HIS	-	EXPRESSION TAG	UNP Q99836
D	128	HIS	-	EXPRESSION TAG	UNP Q99836
E	19	MET	-	EXPRESSION TAG	UNP Q99836
E	118	ALA	-	EXPRESSION TAG	UNP Q99836
E	119	ALA	-	EXPRESSION TAG	UNP Q99836
E	120	ALA	-	EXPRESSION TAG	UNP Q99836
E	121	LEU	-	EXPRESSION TAG	UNP Q99836
E	122	GLU	-	EXPRESSION TAG	UNP Q99836
E	123	HIS	-	EXPRESSION TAG	UNP Q99836
E	124	HIS	-	EXPRESSION TAG	UNP Q99836
E	125	HIS	-	EXPRESSION TAG	UNP Q99836
E	126	HIS	-	EXPRESSION TAG	UNP Q99836
E	127	HIS	-	EXPRESSION TAG	UNP Q99836

Continued on next page...

Continued from previous page...

Chain	Residue	Modelled	Actual	Comment	Reference
E	128	HIS	-	EXPRESSION TAG	UNP Q99836
F	19	MET	-	EXPRESSION TAG	UNP Q99836
F	118	ALA	-	EXPRESSION TAG	UNP Q99836
F	119	ALA	-	EXPRESSION TAG	UNP Q99836
F	120	ALA	-	EXPRESSION TAG	UNP Q99836
F	121	LEU	-	EXPRESSION TAG	UNP Q99836
F	122	GLU	-	EXPRESSION TAG	UNP Q99836
F	123	HIS	-	EXPRESSION TAG	UNP Q99836
F	124	HIS	-	EXPRESSION TAG	UNP Q99836
F	125	HIS	-	EXPRESSION TAG	UNP Q99836
F	126	HIS	-	EXPRESSION TAG	UNP Q99836
F	127	HIS	-	EXPRESSION TAG	UNP Q99836
F	128	HIS	-	EXPRESSION TAG	UNP Q99836

- Molecule 2 is a protein called Interleukin-1 receptor-associated kinase 4.

Mol	Chain	Residues	Atoms					ZeroOcc	AltConf	Trace
			Total	C	N	O	S			
2	G	107	843	544	140	156	3	0	0	0
2	H	107	843	544	140	156	3	0	0	0
2	I	107	843	544	140	156	3	0	0	0
2	J	107	843	544	140	156	3	0	0	0

There are 40 discrepancies between the modelled and reference sequences:

Chain	Residue	Modelled	Actual	Comment	Reference
G	2	MET	-	EXPRESSION TAG	UNP Q9NWZ3
G	3	GLY	-	EXPRESSION TAG	UNP Q9NWZ3
G	107	LEU	-	EXPRESSION TAG	UNP Q9NWZ3
G	108	GLU	-	EXPRESSION TAG	UNP Q9NWZ3
G	109	HIS	-	EXPRESSION TAG	UNP Q9NWZ3
G	110	HIS	-	EXPRESSION TAG	UNP Q9NWZ3
G	111	HIS	-	EXPRESSION TAG	UNP Q9NWZ3
G	112	HIS	-	EXPRESSION TAG	UNP Q9NWZ3
G	113	HIS	-	EXPRESSION TAG	UNP Q9NWZ3
G	114	HIS	-	EXPRESSION TAG	UNP Q9NWZ3
H	2	MET	-	EXPRESSION TAG	UNP Q9NWZ3
H	3	GLY	-	EXPRESSION TAG	UNP Q9NWZ3
H	107	LEU	-	EXPRESSION TAG	UNP Q9NWZ3

Continued on next page...

Continued from previous page...

Chain	Residue	Modelled	Actual	Comment	Reference
H	108	GLU	-	EXPRESSION TAG	UNP Q9NWZ3
H	109	HIS	-	EXPRESSION TAG	UNP Q9NWZ3
H	110	HIS	-	EXPRESSION TAG	UNP Q9NWZ3
H	111	HIS	-	EXPRESSION TAG	UNP Q9NWZ3
H	112	HIS	-	EXPRESSION TAG	UNP Q9NWZ3
H	113	HIS	-	EXPRESSION TAG	UNP Q9NWZ3
H	114	HIS	-	EXPRESSION TAG	UNP Q9NWZ3
I	2	MET	-	EXPRESSION TAG	UNP Q9NWZ3
I	3	GLY	-	EXPRESSION TAG	UNP Q9NWZ3
I	107	LEU	-	EXPRESSION TAG	UNP Q9NWZ3
I	108	GLU	-	EXPRESSION TAG	UNP Q9NWZ3
I	109	HIS	-	EXPRESSION TAG	UNP Q9NWZ3
I	110	HIS	-	EXPRESSION TAG	UNP Q9NWZ3
I	111	HIS	-	EXPRESSION TAG	UNP Q9NWZ3
I	112	HIS	-	EXPRESSION TAG	UNP Q9NWZ3
I	113	HIS	-	EXPRESSION TAG	UNP Q9NWZ3
I	114	HIS	-	EXPRESSION TAG	UNP Q9NWZ3
J	2	MET	-	EXPRESSION TAG	UNP Q9NWZ3
J	3	GLY	-	EXPRESSION TAG	UNP Q9NWZ3
J	107	LEU	-	EXPRESSION TAG	UNP Q9NWZ3
J	108	GLU	-	EXPRESSION TAG	UNP Q9NWZ3
J	109	HIS	-	EXPRESSION TAG	UNP Q9NWZ3
J	110	HIS	-	EXPRESSION TAG	UNP Q9NWZ3
J	111	HIS	-	EXPRESSION TAG	UNP Q9NWZ3
J	112	HIS	-	EXPRESSION TAG	UNP Q9NWZ3
J	113	HIS	-	EXPRESSION TAG	UNP Q9NWZ3
J	114	HIS	-	EXPRESSION TAG	UNP Q9NWZ3

- Molecule 3 is a protein called Interleukin-1 receptor-associated kinase-like 2.

Mol	Chain	Residues	Atoms					ZeroOcc	AltConf	Trace
3	K	93	Total	C	N	O	S	0	0	0
			791	516	131	137	7			
3	L	93	Total	C	N	O	S	0	0	0
			791	516	131	137	7			
3	M	93	Total	C	N	O	S	0	0	0
			791	516	131	137	7			
3	N	93	Total	C	N	O	S	0	0	0
			791	516	131	137	7			

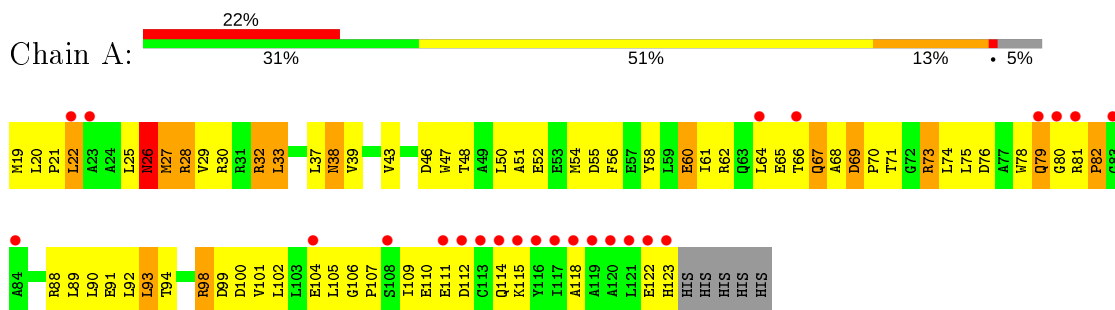
There are 4 discrepancies between the modelled and reference sequences:

Chain	Residue	Modelled	Actual	Comment	Reference
K	50	TRP	ARG	ENGINEERED MUTATION	UNP O43187
L	50	TRP	ARG	ENGINEERED MUTATION	UNP O43187
M	50	TRP	ARG	ENGINEERED MUTATION	UNP O43187
N	50	TRP	ARG	ENGINEERED MUTATION	UNP O43187

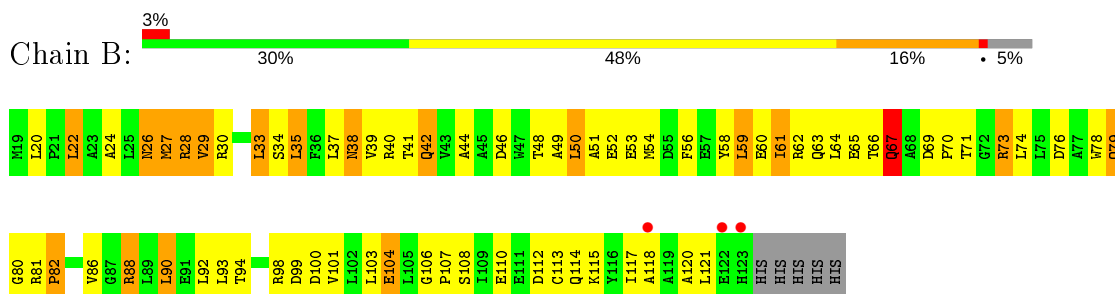
3 Residue-property plots [i](#)

These plots are drawn for all protein, RNA and DNA chains in the entry. The first graphic for a chain summarises the proportions of the various outlier classes displayed in the second graphic. The second graphic shows the sequence view annotated by issues in geometry and electron density. Residues are color-coded according to the number of geometric quality criteria for which they contain at least one outlier: green = 0, yellow = 1, orange = 2 and red = 3 or more. A red dot above a residue indicates a poor fit to the electron density ($RSRZ > 2$). Stretches of 2 or more consecutive residues without any outlier are shown as a green connector. Residues present in the sample, but not in the model, are shown in grey.

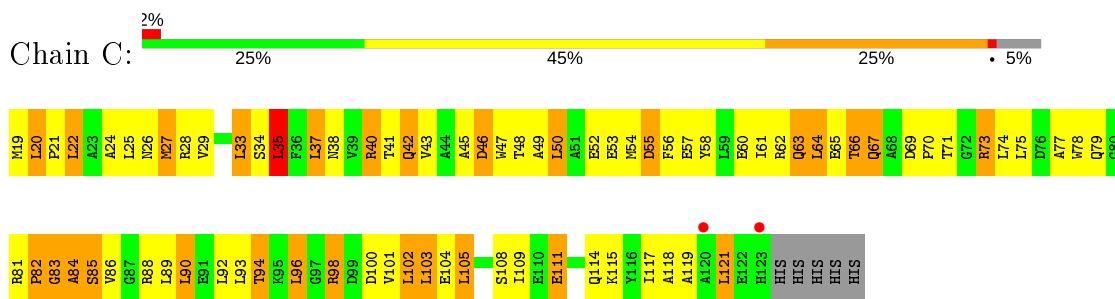
- Molecule 1: Myeloid differentiation primary response protein MyD88



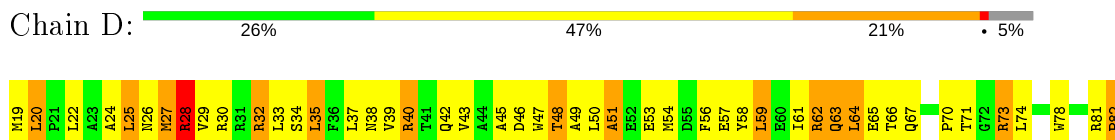
- Molecule 1: Myeloid differentiation primary response protein MyD88



- Molecule 1: Myeloid differentiation primary response protein MyD88


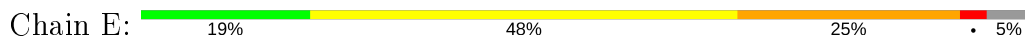


- Molecule 1: Myeloid differentiation primary response protein MyD88





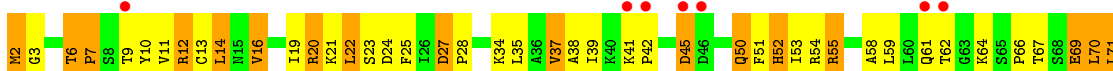
• Molecule 1: Myeloid differentiation primary response protein MyD88



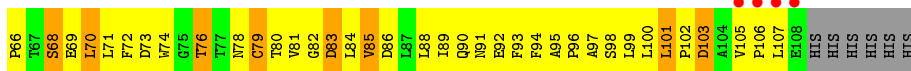
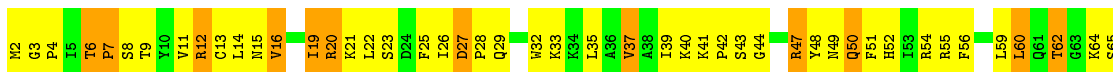
• Molecule 1: Myeloid differentiation primary response protein MyD88



• Molecule 2: Interleukin-1 receptor-associated kinase 4

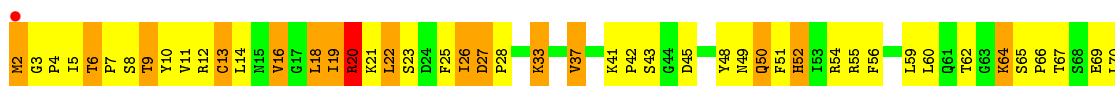


• Molecule 2: Interleukin-1 receptor-associated kinase 4

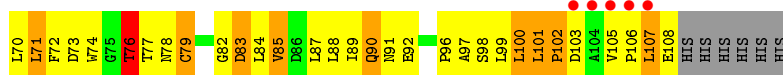


• Molecule 2: Interleukin-1 receptor-associated kinase 4

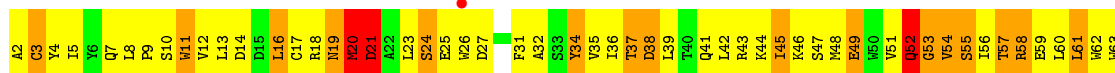




● Molecule 2: Interleukin-1 receptor-associated kinase 4



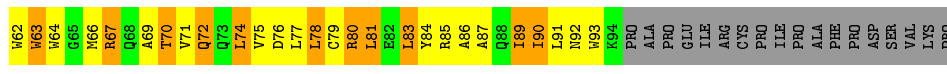

● Molecule 3: Interleukin-1 receptor-associated kinase-like 2



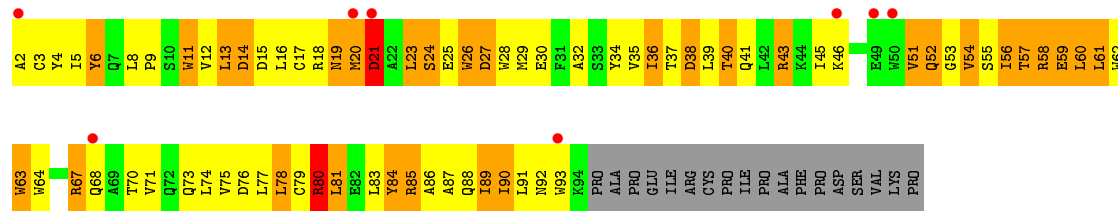
● Molecule 3: Interleukin-1 receptor-associated kinase-like 2



● Molecule 3: Interleukin-1 receptor-associated kinase-like 2



● Molecule 3: Interleukin-1 receptor-associated kinase-like 2



4 Data and refinement statistics

Property	Value	Source
Space group	C 2 2 21	Depositor
Cell constants a, b, c, α , β , γ	101.71Å 307.12Å 187.62Å 90.00° 90.00° 90.00°	Depositor
Resolution (Å)	19.96 – 3.40 30.26 – 3.34	Depositor EDS
% Data completeness (in resolution range)	82.3 (19.96-3.40) 79.6 (30.26-3.34)	Depositor EDS
R_{merge}	0.08	Depositor
R_{sym}	(Not available)	Depositor
$\langle I/\sigma(I) \rangle$ ¹	5.49 (at 3.31Å)	Xtrriage
Refinement program	PHENIX 1.6_289	Depositor
R, R_{free}	0.216 , 0.261 0.214 , 0.263	Depositor DCC
R_{free} test set	2000 reflections (5.05%)	wwPDB-VP
Wilson B-factor (Å ²)	110.9	Xtrriage
Anisotropy	0.396	Xtrriage
Bulk solvent k_{sol} (e/Å ³), B_{sol} (Å ²)	0.25 , 134.3	EDS
L-test for twinning ²	$\langle L \rangle = 0.47$, $\langle L^2 \rangle = 0.30$	Xtrriage
Estimated twinning fraction	No twinning to report.	Xtrriage
F_o, F_c correlation	0.94	EDS
Total number of atoms	11534	wwPDB-VP
Average B, all atoms (Å ²)	179.0	wwPDB-VP

Xtrriage's analysis on translational NCS is as follows: *The largest off-origin peak in the Patterson function is 3.47% of the height of the origin peak. No significant pseudotranslation is detected.*

¹Intensities estimated from amplitudes.

²Theoretical values of $\langle |L| \rangle$, $\langle L^2 \rangle$ for acentric reflections are 0.5, 0.333 respectively for untwinned datasets, and 0.375, 0.2 for perfectly twinned datasets.

5 Model quality i

5.1 Standard geometry i

The Z score for a bond length (or angle) is the number of standard deviations the observed value is removed from the expected value. A bond length (or angle) with $|Z| > 5$ is considered an outlier worth inspection. RMSZ is the root-mean-square of all Z scores of the bond lengths (or angles).

Mol	Chain	Bond lengths		Bond angles	
		RMSZ	# Z >5	RMSZ	# Z >5
1	A	0.42	0/845	0.63	0/1144
1	B	0.59	0/845	0.81	1/1144 (0.1%)
1	C	0.52	0/845	0.78	1/1144 (0.1%)
1	D	0.60	0/845	0.89	0/1144
1	E	0.70	0/845	1.00	5/1144 (0.4%)
1	F	0.55	0/845	0.81	0/1144
2	G	0.59	0/863	0.81	2/1174 (0.2%)
2	H	0.64	0/863	0.81	0/1174
2	I	0.59	0/863	0.78	1/1174 (0.1%)
2	J	0.47	0/863	0.69	0/1174
3	K	0.50	0/812	0.67	0/1106
3	L	0.56	0/812	0.77	2/1106 (0.2%)
3	M	0.50	0/812	0.66	0/1106
3	N	0.49	0/812	0.66	0/1106
All	All	0.56	0/11770	0.78	12/15984 (0.1%)

There are no bond length outliers.

All (12) bond angle outliers are listed below:

Mol	Chain	Res	Type	Atoms	Z	Observed(°)	Ideal(°)
3	L	23	LEU	CA-CB-CG	7.67	132.94	115.30
1	B	59	LEU	CA-CB-CG	-6.16	101.12	115.30
3	L	39	LEU	CA-CB-CG	5.89	128.84	115.30
1	E	121	LEU	CA-CB-CG	5.67	128.34	115.30
1	C	96	LEU	CA-CB-CG	5.57	128.12	115.30
2	I	13	CYS	CA-CB-SG	5.48	123.87	114.00
2	G	84	LEU	CA-CB-CG	5.45	127.83	115.30
1	E	69	ASP	C-N-CD	5.39	139.73	128.40
1	E	25	LEU	CA-CB-CG	5.16	127.17	115.30
1	E	75	LEU	CA-CB-CG	-5.15	103.45	115.30
1	E	89	LEU	CA-CB-CG	-5.12	103.53	115.30
2	G	100	LEU	CA-CB-CG	5.00	126.80	115.30

There are no chirality outliers.

There are no planarity outliers.

5.2 Too-close contacts

In the following table, the Non-H and H(model) columns list the number of non-hydrogen atoms and hydrogen atoms in the chain respectively. The H(added) column lists the number of hydrogen atoms added and optimized by MolProbity. The Clashes column lists the number of clashes within the asymmetric unit, whereas Symm-Clashes lists symmetry related clashes.

Mol	Chain	Non-H	H(model)	H(added)	Clashes	Symm-Clashes
1	A	833	0	844	86	0
1	B	833	0	844	88	0
1	C	833	0	844	106	0
1	D	833	0	844	110	0
1	E	833	0	844	119	0
1	F	833	0	844	113	0
2	G	843	0	849	100	0
2	H	843	0	849	116	0
2	I	843	0	849	102	0
2	J	843	0	849	107	0
3	K	791	0	784	101	0
3	L	791	0	784	117	0
3	M	791	0	784	103	0
3	N	791	0	784	107	0
All	All	11534	0	11596	1335	0

The all-atom clashscore is defined as the number of clashes found per 1000 atoms (including hydrogen atoms). The all-atom clashscore for this structure is 58.

All (1335) close contacts within the same asymmetric unit are listed below, sorted by their clash magnitude.

Atom-1	Atom-2	Interatomic distance (Å)	Clash overlap (Å)
3:N:13:LEU:HD21	3:N:61:LEU:HD23	1.24	1.16
1:B:114:GLN:HA	1:B:117:ILE:HG22	1.23	1.12
3:L:20:MET:HB3	3:L:57:THR:HG21	1.29	1.11
2:G:100:LEU:HD22	2:G:101:LEU:HD22	1.22	1.10
2:H:2:MET:HG3	2:H:3:GLY:H	1.09	1.10
2:G:34:LYS:HD2	2:G:93:PHE:HZ	1.18	1.07
3:M:55:SER:HB2	3:M:58:ARG:HB2	1.07	1.07
1:F:30:ARG:HH11	1:F:30:ARG:HG3	1.16	1.06
1:C:22:LEU:HD22	1:C:22:LEU:H	1.20	1.06

Continued on next page...

Continued from previous page...

Atom-1	Atom-2	Interatomic distance (Å)	Clash overlap (Å)
3:K:55:SER:HB3	3:K:58:ARG:HB2	1.35	1.05
3:N:45:ILE:O	3:N:56:ILE:HD13	1.57	1.04
1:D:40:ARG:HB2	1:D:40:ARG:NH1	1.74	1.03
2:J:11:VAL:HG23	2:J:79:CYS:O	1.56	1.02
1:D:46:ASP:OD1	1:D:48:THR:HG23	1.56	1.02
1:E:37:LEU:HB2	1:E:71:THR:HG21	1.41	1.02
2:H:7:PRO:HG3	2:H:101:LEU:HD13	1.41	1.02
2:H:2:MET:CG	2:H:3:GLY:H	1.73	1.01
1:E:20:LEU:H	1:E:20:LEU:HD12	1.24	1.01
1:B:81:ARG:HB3	1:B:82:PRO:HD2	1.40	1.00
3:K:16:LEU:HB2	3:K:89:ILE:HD11	1.45	0.99
2:I:50:GLN:HE21	3:L:58:ARG:HH22	1.01	0.97
1:F:85:SER:HB3	1:F:88:ARG:HB2	1.45	0.95
3:M:13:LEU:HD21	3:M:61:LEU:HD13	1.48	0.95
3:M:64:TRP:HZ3	3:M:74:LEU:HD23	1.29	0.95
2:G:34:LYS:HD2	2:G:93:PHE:CZ	2.02	0.94
2:J:84:LEU:HD23	2:J:100:LEU:HD11	1.49	0.94
1:D:33:LEU:HD13	1:D:105:LEU:HD12	1.50	0.94
3:M:20:MET:CB	3:M:57:THR:HG21	1.97	0.94
3:M:9:PRO:HG2	3:M:93:TRP:CH2	2.03	0.93
1:F:43:VAL:HG11	2:J:48:TYR:CE1	2.03	0.93
1:C:85:SER:HB3	1:C:88:ARG:HB2	1.51	0.93
1:E:38:ASN:HD21	1:E:71:THR:H	1.15	0.92
1:F:67:GLN:H	1:F:67:GLN:NE2	1.67	0.92
1:D:32:ARG:HG2	1:D:32:ARG:HH11	1.30	0.92
3:N:37:THR:HG22	3:N:38:ASP:H	1.32	0.91
2:G:96:PRO:HD3	3:K:66:MET:HE1	1.51	0.91
2:H:95:ALA:HA	3:L:68:GLN:HE22	1.35	0.91
3:L:55:SER:HB2	3:L:58:ARG:HB2	1.52	0.90
2:J:41:LYS:HE3	2:J:41:LYS:HA	1.53	0.90
2:J:100:LEU:HB3	2:J:101:LEU:HD23	1.52	0.90
3:N:55:SER:CB	3:N:58:ARG:HB2	2.01	0.90
3:N:20:MET:O	3:N:28:TRP:HD1	1.54	0.89
2:G:41:LYS:HB3	2:G:42:PRO:HD2	1.54	0.89
1:B:58:TYR:CE1	1:E:30:ARG:CZ	2.56	0.89
3:L:5:ILE:HD11	3:L:69:ALA:CB	2.03	0.89
3:L:20:MET:CE	3:L:20:MET:H	1.86	0.88
2:G:96:PRO:HD3	3:K:66:MET:CE	2.02	0.88
1:E:43:VAL:HG21	2:I:48:TYR:CE1	2.09	0.88
1:F:25:LEU:HD21	1:F:86:VAL:HG22	1.56	0.88
3:K:38:ASP:OD2	3:K:41:GLN:HG2	1.74	0.88

Continued on next page...

Continued from previous page...

Atom-1	Atom-2	Interatomic distance (Å)	Clash overlap (Å)
1:D:40:ARG:HH11	1:D:40:ARG:HB2	1.35	0.87
2:G:55:ARG:HH11	2:G:55:ARG:HG3	1.39	0.87
2:I:50:GLN:HE21	3:L:58:ARG:NH2	1.71	0.87
3:L:8:LEU:HD12	3:L:12:VAL:HG11	1.56	0.87
1:C:38:ASN:HD21	1:C:71:THR:H	1.20	0.87
1:E:81:ARG:HB3	1:E:82:PRO:HD2	1.55	0.87
2:J:25:PHE:HB3	2:J:96:PRO:HG3	1.54	0.87
2:J:50:GLN:HE21	3:M:58:ARG:NH2	1.72	0.87
3:N:55:SER:HB2	3:N:58:ARG:HB2	1.56	0.87
2:G:81:VAL:HG12	2:G:100:LEU:HD21	1.57	0.87
3:N:28:TRP:CZ2	3:N:56:ILE:HG13	2.11	0.86
2:J:7:PRO:HG3	2:J:101:LEU:HD13	1.57	0.86
1:F:36:PHE:O	1:F:39:VAL:HG22	1.75	0.86
3:M:55:SER:CB	3:M:58:ARG:HB2	2.00	0.86
2:H:2:MET:HG3	2:H:4:PRO:HD2	1.56	0.86
1:D:38:ASN:HD21	1:D:71:THR:H	1.23	0.86
3:K:70:THR:H	3:K:73:GLN:NE2	1.74	0.86
3:M:55:SER:HB2	3:M:58:ARG:CB	2.02	0.86
3:L:20:MET:CB	3:L:57:THR:HG21	2.06	0.85
2:G:95:ALA:HA	3:K:68:GLN:HE22	1.40	0.85
1:C:58:TYR:HB2	1:F:26:ASN:HB3	1.56	0.85
3:N:86:ALA:O	3:N:89:ILE:HG13	1.77	0.84
1:D:43:VAL:HG21	2:H:48:TYR:CE1	2.11	0.84
3:L:5:ILE:HD11	3:L:69:ALA:HB1	1.57	0.84
1:F:39:VAL:O	1:F:39:VAL:HG23	1.76	0.84
3:K:84:TYR:O	3:K:88:GLN:HG2	1.76	0.83
1:C:47:TRP:HB3	1:C:71:THR:HG22	1.59	0.83
2:H:2:MET:HG3	2:H:3:GLY:N	1.92	0.83
3:L:35:VAL:HG12	3:L:37:THR:OG1	1.79	0.83
1:A:122:GLU:HG3	1:A:123:HIS:H	1.43	0.83
1:D:93:LEU:HD13	1:D:101:VAL:HG11	1.59	0.83
3:L:16:LEU:HD12	3:L:90:ILE:CG2	2.08	0.83
2:J:18:LEU:HD12	2:J:18:LEU:C	1.98	0.82
3:L:84:TYR:O	3:L:88:GLN:HG3	1.79	0.82
3:L:64:TRP:HZ3	3:L:74:LEU:HD23	1.45	0.82
3:M:64:TRP:CZ3	3:M:74:LEU:HD23	2.15	0.82
2:J:50:GLN:HE21	3:M:58:ARG:HH22	1.24	0.82
2:I:11:VAL:HG11	2:I:79:CYS:SG	2.18	0.82
2:G:81:VAL:CG1	2:G:100:LEU:HD21	2.10	0.82
1:E:120:ALA:O	1:E:121:LEU:HD23	1.80	0.81
1:D:38:ASN:ND2	1:D:71:THR:HG23	1.95	0.81

Continued on next page...

Continued from previous page...

Atom-1	Atom-2	Interatomic distance (Å)	Clash overlap (Å)
1:F:30:ARG:HH11	1:F:30:ARG:CG	1.92	0.81
2:H:85:VAL:HG12	2:H:97:ALA:HB1	1.62	0.81
2:J:10:TYR:HE1	2:J:78:ASN:HB3	1.45	0.81
1:E:64:LEU:O	1:E:66:THR:N	2.13	0.81
3:M:32:ALA:HB1	3:M:42:LEU:HD11	1.62	0.81
3:M:20:MET:HB2	3:M:57:THR:HG21	1.61	0.81
1:C:41:THR:HG22	2:G:72:PHE:CE2	2.16	0.81
3:K:64:TRP:HA	3:K:67:ARG:HE	1.44	0.80
2:J:4:PRO:O	2:J:6:THR:HG22	1.81	0.80
3:M:49:GLU:HB2	3:M:56:ILE:HD12	1.63	0.80
1:E:98:ARG:NH1	1:E:100:ASP:OD2	2.15	0.80
2:H:95:ALA:CA	3:L:68:GLN:HE22	1.93	0.80
2:I:18:LEU:C	2:I:18:LEU:HD23	2.02	0.80
1:D:20:LEU:H	1:D:20:LEU:HD12	1.46	0.80
2:J:37:VAL:HG11	3:M:11:TRP:N	1.97	0.80
2:I:92:GLU:HA	2:I:94:PHE:CE2	2.17	0.80
1:C:29:VAL:HG13	1:C:105:LEU:HD11	1.64	0.80
1:F:102:LEU:HD12	1:F:102:LEU:H	1.46	0.80
2:H:41:LYS:HB3	2:H:42:PRO:HD2	1.64	0.80
1:A:29:VAL:HG13	1:A:105:LEU:HD22	1.62	0.79
1:E:31:ARG:CG	1:E:31:ARG:HH11	1.95	0.79
2:G:85:VAL:HG23	2:G:97:ALA:HB1	1.64	0.79
1:C:22:LEU:O	1:C:25:LEU:HD23	1.82	0.79
1:F:20:LEU:H	1:F:20:LEU:HD12	1.47	0.79
1:F:56:PHE:CE1	1:F:74:LEU:HD11	2.18	0.79
3:N:35:VAL:CG1	3:N:37:THR:OG1	2.31	0.79
1:E:25:LEU:HD13	1:E:86:VAL:CG2	2.12	0.79
2:H:85:VAL:HG21	2:H:101:LEU:HD11	1.63	0.79
3:M:16:LEU:HB2	3:M:89:ILE:HD11	1.64	0.79
3:M:20:MET:HB3	3:M:57:THR:HG21	1.63	0.79
1:E:20:LEU:N	1:E:20:LEU:HD12	1.98	0.79
3:N:56:ILE:HD12	3:N:56:ILE:O	1.83	0.79
2:G:100:LEU:HD22	2:G:101:LEU:CD2	2.09	0.79
2:I:10:TYR:HB2	2:I:13:CYS:SG	2.24	0.78
3:L:16:LEU:HD12	3:L:90:ILE:HG21	1.65	0.78
3:L:86:ALA:O	3:L:89:ILE:HG12	1.83	0.78
2:H:23:SER:O	2:H:27:ASP:HB2	1.83	0.78
1:B:40:ARG:HH21	1:E:31:ARG:HH22	1.30	0.78
1:A:81:ARG:HB3	1:A:82:PRO:HD2	1.65	0.78
3:N:63:TRP:CE2	3:N:67:ARG:NH2	2.52	0.77
2:H:11:VAL:HG23	2:H:79:CYS:O	1.84	0.77

Continued on next page...

Continued from previous page...

Atom-1	Atom-2	Interatomic distance (Å)	Clash overlap (Å)
1:D:28:ARG:HG3	1:D:29:VAL:N	1.99	0.77
3:M:49:GLU:HB2	3:M:56:ILE:CD1	2.14	0.77
2:H:89:ILE:HD12	2:H:90:GLN:N	1.99	0.77
1:A:20:LEU:HB2	1:A:21:PRO:HD2	1.65	0.77
1:C:40:ARG:HB2	1:C:40:ARG:HH11	1.50	0.77
1:E:62:ARG:HH11	1:E:62:ARG:HB2	1.48	0.77
2:H:84:LEU:HD23	2:H:100:LEU:HD11	1.67	0.76
2:G:77:THR:O	2:G:77:THR:HG22	1.85	0.76
3:M:70:THR:HG21	3:M:72:GLN:HE21	1.50	0.76
1:E:67:GLN:H	1:E:67:GLN:NE2	1.83	0.76
1:C:41:THR:HG22	2:G:72:PHE:HE2	1.51	0.76
2:G:50:GLN:HA	2:J:16:VAL:HG22	1.68	0.76
2:I:101:LEU:HD23	2:I:101:LEU:N	2.01	0.76
3:K:80:ARG:O	3:K:81:LEU:HD22	1.85	0.76
3:N:13:LEU:CD2	3:N:61:LEU:HD23	2.11	0.76
2:H:95:ALA:HA	3:L:68:GLN:NE2	2.01	0.76
1:D:64:LEU:O	1:D:66:THR:N	2.16	0.76
1:D:32:ARG:HH11	1:D:32:ARG:CG	1.99	0.75
3:K:70:THR:H	3:K:73:GLN:HE21	1.33	0.75
1:E:59:LEU:HD23	1:E:59:LEU:O	1.85	0.75
1:F:40:ARG:HD3	1:F:46:ASP:OD2	1.85	0.75
1:B:42:GLN:O	1:B:42:GLN:HG3	1.86	0.75
1:A:93:LEU:HB2	1:A:102:LEU:HD11	1.67	0.75
2:H:80:THR:HG23	2:H:83:ASP:H	1.52	0.75
2:J:10:TYR:CE1	2:J:78:ASN:HB3	2.21	0.75
3:K:55:SER:CB	3:K:58:ARG:HB2	2.15	0.75
3:N:80:ARG:CZ	3:N:80:ARG:HB2	2.15	0.75
1:C:37:LEU:HB2	1:C:71:THR:HG21	1.68	0.74
3:L:23:LEU:HD11	3:L:83:LEU:HD21	1.67	0.74
2:J:85:VAL:HG12	2:J:97:ALA:HB1	1.67	0.74
1:A:69:ASP:N	1:A:70:PRO:HD3	2.02	0.74
1:D:35:LEU:O	1:E:59:LEU:HD21	1.87	0.74
1:C:40:ARG:HB2	1:C:40:ARG:NH1	2.02	0.74
1:F:25:LEU:HD21	1:F:86:VAL:CG2	2.17	0.74
1:B:81:ARG:HB3	1:B:82:PRO:CD	2.18	0.74
1:D:43:VAL:HG21	2:H:48:TYR:HE1	1.49	0.74
3:N:28:TRP:HZ2	3:N:56:ILE:HG13	1.50	0.74
3:N:87:ALA:O	3:N:91:LEU:HD23	1.88	0.74
1:C:102:LEU:HD12	1:C:102:LEU:H	1.52	0.74
1:B:58:TYR:HE1	1:E:30:ARG:CZ	2.00	0.73
2:J:7:PRO:HG3	2:J:101:LEU:CD1	2.18	0.73

Continued on next page...

Continued from previous page...

Atom-1	Atom-2	Interatomic distance (Å)	Clash overlap (Å)
1:B:79:GLN:HE21	1:B:80:GLY:N	1.87	0.73
2:J:25:PHE:CB	2:J:96:PRO:HG3	2.18	0.73
3:M:23:LEU:O	3:M:23:LEU:HD23	1.89	0.73
2:G:22:LEU:HG	2:G:22:LEU:O	1.88	0.73
3:L:20:MET:H	3:L:20:MET:HE3	1.52	0.73
3:L:45:ILE:HD11	3:L:59:GLU:HB3	1.70	0.73
3:M:3:CYS:O	3:M:71:VAL:HG12	1.89	0.73
1:E:107:PRO:HG2	1:E:108:SER:H	1.54	0.73
3:M:11:TRP:HA	3:M:14:ASP:HB2	1.71	0.72
1:C:54:MET:HB3	1:C:78:TRP:CD1	2.23	0.72
1:E:37:LEU:HB2	1:E:71:THR:CG2	2.18	0.72
1:E:81:ARG:CB	1:E:82:PRO:HD2	2.19	0.72
2:G:85:VAL:HA	2:G:88:LEU:HB2	1.71	0.72
1:C:94:THR:HG23	1:C:102:LEU:HD22	1.70	0.72
1:E:73:ARG:NE	1:E:73:ARG:HA	2.04	0.72
2:J:107:LEU:H	2:J:107:LEU:HD12	1.54	0.72
3:L:20:MET:H	3:L:20:MET:HE2	1.54	0.72
3:L:24:SER:HB3	3:L:27:ASP:HB2	1.71	0.72
1:F:30:ARG:NH1	1:F:30:ARG:HG3	1.98	0.72
1:D:39:VAL:O	1:D:39:VAL:HG23	1.88	0.72
2:J:48:TYR:OH	2:J:74:TRP:HB2	1.90	0.72
3:M:67:ARG:CZ	3:M:67:ARG:HB2	2.18	0.72
3:K:20:MET:H	3:K:20:MET:HE3	1.53	0.71
1:B:59:LEU:H	1:B:59:LEU:HD12	1.55	0.71
1:D:32:ARG:HG2	1:D:32:ARG:NH1	1.97	0.71
1:F:101:VAL:HG12	1:F:102:LEU:HD12	1.72	0.71
1:F:73:ARG:NE	1:F:73:ARG:HA	2.05	0.71
2:H:2:MET:CG	2:H:3:GLY:N	2.48	0.71
3:L:3:CYS:O	3:L:71:VAL:HG12	1.91	0.71
1:B:69:ASP:N	1:B:70:PRO:HD3	2.04	0.71
1:E:40:ARG:NH1	1:E:40:ARG:HB2	2.04	0.71
1:F:25:LEU:O	1:F:30:ARG:NH1	2.23	0.71
2:H:6:THR:HG23	2:H:9:THR:HG23	1.71	0.71
2:H:20:ARG:HG2	2:H:20:ARG:O	1.88	0.71
1:D:28:ARG:HG3	1:D:29:VAL:H	1.54	0.71
2:H:50:GLN:HE21	3:K:58:ARG:NH2	1.89	0.70
1:C:93:LEU:HD13	1:C:101:VAL:CG1	2.21	0.70
3:K:55:SER:HB3	3:K:58:ARG:CB	2.19	0.70
1:A:32:ARG:HG2	1:A:105:LEU:HD21	1.72	0.70
1:E:31:ARG:HG3	1:E:31:ARG:HH11	1.55	0.70
2:H:92:GLU:HA	2:H:94:PHE:CE2	2.27	0.70

Continued on next page...

Continued from previous page...

Atom-1	Atom-2	Interatomic distance (Å)	Clash overlap (Å)
2:I:4:PRO:O	2:I:6:THR:HG22	1.92	0.70
2:G:87:LEU:HA	2:G:90:GLN:HG2	1.73	0.70
2:J:67:THR:CG2	2:J:71:LEU:HD12	2.21	0.70
3:L:64:TRP:CZ3	3:L:74:LEU:HD23	2.26	0.70
2:I:27:ASP:OD2	2:I:66:PRO:HD2	1.92	0.70
3:L:20:MET:HB3	3:L:57:THR:CG2	2.17	0.70
3:L:55:SER:CB	3:L:58:ARG:HB2	2.22	0.70
3:K:48:MET:O	3:K:51:VAL:HG12	1.92	0.69
3:N:13:LEU:HD21	3:N:61:LEU:CD2	2.14	0.69
3:M:86:ALA:O	3:M:89:ILE:HG23	1.91	0.69
1:F:43:VAL:HG11	2:J:48:TYR:CD1	2.27	0.69
1:D:43:VAL:CG2	2:H:48:TYR:HE1	2.04	0.69
1:B:66:THR:HG22	1:B:67:GLN:N	2.07	0.69
2:I:25:PHE:CE1	2:J:51:PHE:HZ	2.11	0.69
2:J:67:THR:HG22	2:J:71:LEU:HD12	1.74	0.69
2:J:89:ILE:HG13	2:J:90:GLN:N	2.08	0.69
2:H:56:PHE:CE2	2:H:70:LEU:HB2	2.28	0.69
1:F:85:SER:HB3	1:F:88:ARG:CB	2.20	0.69
3:N:17:CYS:O	3:N:21:ASP:HB2	1.93	0.69
1:B:29:VAL:O	1:B:33:LEU:HB2	1.93	0.69
3:N:45:ILE:O	3:N:56:ILE:CD1	2.39	0.69
2:H:11:VAL:O	2:H:14:LEU:HD12	1.92	0.68
2:I:21:LYS:HD3	2:I:99:LEU:HD21	1.75	0.68
2:J:23:SER:HA	2:J:67:THR:HG21	1.75	0.68
3:K:43:ARG:NH2	3:N:58:ARG:HD3	2.09	0.68
1:D:73:ARG:HE	1:D:73:ARG:HA	1.58	0.68
2:J:18:LEU:CD1	2:J:18:LEU:C	2.59	0.68
2:G:9:THR:HG22	2:G:10:TYR:H	1.58	0.68
2:G:53:ILE:HG13	2:J:16:VAL:HG21	1.75	0.68
2:J:26:ILE:HG21	2:J:35:LEU:HD23	1.74	0.68
3:L:52:GLN:O	3:L:54:VAL:HG13	1.93	0.68
3:M:9:PRO:HG2	3:M:93:TRP:CZ2	2.28	0.68
2:I:85:VAL:HA	2:I:88:LEU:HB2	1.76	0.68
3:N:28:TRP:CE3	3:N:29:MET:HA	2.28	0.68
1:C:42:GLN:HA	1:F:31:ARG:HH21	1.58	0.68
1:D:38:ASN:ND2	1:D:70:PRO:HD2	2.09	0.68
1:D:25:LEU:O	1:D:30:ARG:NH1	2.27	0.68
3:L:16:LEU:O	3:L:16:LEU:HD23	1.94	0.67
3:N:71:VAL:O	3:N:75:VAL:HG23	1.94	0.67
1:D:122:GLU:OE1	1:D:123:HIS:CE1	2.47	0.67
3:M:17:CYS:O	3:M:21:ASP:HB2	1.94	0.67

Continued on next page...

Continued from previous page...

Atom-1	Atom-2	Interatomic distance (Å)	Clash overlap (Å)
3:N:58:ARG:NH2	3:N:62:TRP:HB2	2.10	0.67
1:D:100:ASP:HB2	2:H:12:ARG:NH1	2.09	0.67
1:B:22:LEU:HD23	1:B:79:GLN:HA	1.77	0.67
3:K:9:PRO:HG2	3:K:93:TRP:CH2	2.30	0.67
1:A:111:GLU:OE2	1:A:115:LYS:HE3	1.94	0.67
1:D:43:VAL:HG11	2:H:48:TYR:HD1	1.60	0.67
2:J:89:ILE:HG13	2:J:90:GLN:H	1.60	0.67
1:C:22:LEU:HD23	1:C:79:GLN:HG3	1.77	0.67
3:N:28:TRP:CZ2	3:N:56:ILE:CG1	2.78	0.67
1:A:20:LEU:HD23	1:A:20:LEU:H	1.60	0.66
1:D:54:MET:HG2	1:D:78:TRP:CE2	2.29	0.66
1:B:81:ARG:CB	1:B:82:PRO:HD2	2.22	0.66
1:E:50:LEU:O	1:E:53:GLU:N	2.28	0.66
2:J:18:LEU:HD12	2:J:19:ILE:N	2.09	0.66
2:J:38:ALA:CB	2:J:87:LEU:HD21	2.26	0.66
3:M:76:ASP:HB3	3:M:80:ARG:NH1	2.09	0.66
1:D:85:SER:HB3	1:D:88:ARG:H	1.61	0.66
1:F:67:GLN:H	1:F:67:GLN:HE21	1.44	0.66
1:C:22:LEU:H	1:C:22:LEU:CD2	2.00	0.66
1:E:82:PRO:O	1:E:84:ALA:N	2.29	0.66
2:J:33:LYS:O	2:J:37:VAL:HG23	1.95	0.66
3:M:72:GLN:HA	3:M:75:VAL:HG22	1.75	0.66
1:D:43:VAL:HG11	2:H:48:TYR:CD1	2.30	0.66
2:G:41:LYS:HB3	2:G:42:PRO:CD	2.24	0.66
2:H:25:PHE:HB3	2:H:96:PRO:HG3	1.78	0.66
3:L:82:GLU:HA	3:L:84:TYR:CE1	2.31	0.66
2:J:15:ASN:ND2	2:J:18:LEU:HB3	2.10	0.66
2:J:37:VAL:HG13	3:M:10:SER:HB2	1.77	0.66
3:M:70:THR:HG21	3:M:72:GLN:NE2	2.10	0.66
3:N:84:TYR:O	3:N:88:GLN:HG2	1.95	0.66
3:L:19:ASN:HB3	3:L:20:MET:HE2	1.76	0.66
3:K:63:TRP:O	3:K:67:ARG:HD3	1.96	0.66
1:C:20:LEU:HB2	1:C:21:PRO:HD2	1.77	0.66
1:D:67:GLN:HE21	1:D:73:ARG:HG2	1.60	0.66
1:D:20:LEU:N	1:D:20:LEU:HD12	2.10	0.65
2:H:93:PHE:HD2	3:L:66:MET:SD	2.19	0.65
1:A:26:ASN:C	1:A:26:ASN:HD22	1.99	0.65
2:G:55:ARG:HG3	2:G:55:ARG:NH1	2.11	0.65
3:L:63:TRP:CD1	3:L:67:ARG:CZ	2.78	0.65
1:E:85:SER:HB3	1:E:88:ARG:H	1.61	0.65
2:I:89:ILE:HG13	2:I:90:GLN:N	2.11	0.65

Continued on next page...

Continued from previous page...

Atom-1	Atom-2	Interatomic distance (Å)	Clash overlap (Å)
3:L:63:TRP:NE1	3:L:67:ARG:NH1	2.44	0.65
1:A:37:LEU:HD13	1:A:50:LEU:HD22	1.79	0.65
3:L:35:VAL:O	3:L:35:VAL:HG13	1.95	0.65
1:F:43:VAL:HG11	2:J:48:TYR:HE1	1.57	0.65
3:K:80:ARG:HG2	3:K:80:ARG:O	1.97	0.65
3:N:30:GLU:HG3	3:N:34:TYR:CE1	2.32	0.65
1:A:67:GLN:NE2	1:A:73:ARG:HG2	2.11	0.65
2:J:18:LEU:HD12	2:J:19:ILE:HD13	1.77	0.65
3:L:78:LEU:HD13	3:L:86:ALA:HB3	1.78	0.65
3:M:45:ILE:HA	3:M:48:MET:HE2	1.78	0.65
2:G:23:SER:O	2:G:27:ASP:HB2	1.97	0.65
1:D:100:ASP:HB2	2:H:12:ARG:HH12	1.61	0.65
3:L:16:LEU:CD1	3:L:90:ILE:HG21	2.27	0.65
3:M:87:ALA:O	3:M:91:LEU:HD23	1.97	0.65
1:A:33:LEU:HD13	1:A:75:LEU:HD11	1.78	0.65
3:M:24:SER:HB3	3:M:27:ASP:HB2	1.79	0.64
1:A:54:MET:HE1	1:A:74:LEU:HG	1.77	0.64
1:D:78:TRP:O	1:D:84:ALA:HB2	1.97	0.64
3:K:63:TRP:CD1	3:K:67:ARG:NH1	2.65	0.64
2:H:93:PHE:O	2:H:96:PRO:HD2	1.98	0.64
2:I:85:VAL:HG11	2:I:101:LEU:HD21	1.80	0.64
1:D:27:MET:O	1:D:28:ARG:C	2.36	0.64
2:H:80:THR:CG2	2:H:83:ASP:H	2.10	0.64
3:K:20:MET:H	3:K:20:MET:CE	2.10	0.64
2:H:48:TYR:OH	2:H:74:TRP:HB2	1.98	0.64
1:E:38:ASN:ND2	1:E:71:THR:H	1.92	0.64
3:K:77:LEU:O	3:K:77:LEU:HD23	1.98	0.64
3:N:54:VAL:HG12	3:N:59:GLU:OE2	1.97	0.64
2:G:37:VAL:HG11	2:J:17:GLY:H	1.62	0.64
3:N:20:MET:O	3:N:28:TRP:CD1	2.45	0.64
3:N:28:TRP:HE3	3:N:29:MET:HA	1.60	0.64
3:N:35:VAL:HG12	3:N:37:THR:OG1	1.97	0.64
1:D:37:LEU:HB2	1:D:71:THR:CG2	2.29	0.63
1:E:53:GLU:HA	1:E:53:GLU:OE1	1.96	0.63
1:D:89:LEU:HD23	1:D:90:LEU:HD23	1.80	0.63
1:A:43:VAL:HG13	1:E:60:GLU:HG2	1.79	0.63
1:C:75:LEU:N	1:C:75:LEU:HD23	2.12	0.63
2:G:95:ALA:HA	3:K:68:GLN:NE2	2.13	0.63
1:B:58:TYR:HB2	1:E:26:ASN:HB3	1.80	0.63
2:I:33:LYS:O	2:I:37:VAL:HG23	1.98	0.63
1:A:81:ARG:HB3	1:A:82:PRO:CD	2.29	0.63

Continued on next page...

Continued from previous page...

Atom-1	Atom-2	Interatomic distance (Å)	Clash overlap (Å)
1:B:56:PHE:CE1	1:B:74:LEU:HD11	2.34	0.63
1:E:40:ARG:HH11	1:E:40:ARG:HB2	1.62	0.63
3:K:14:ASP:O	3:K:18:ARG:HG2	1.98	0.63
3:K:13:LEU:HD11	3:K:58:ARG:HG2	1.79	0.63
1:E:78:TRP:O	1:E:84:ALA:HB2	1.99	0.62
3:L:5:ILE:HD13	3:L:70:THR:O	1.99	0.62
2:I:100:LEU:HB3	2:I:101:LEU:HD23	1.81	0.62
3:L:32:ALA:HB1	3:L:42:LEU:HD11	1.81	0.62
3:N:76:ASP:HB3	3:N:77:LEU:HD12	1.81	0.62
1:C:77:ALA:O	1:C:81:ARG:HD2	2.00	0.62
1:E:27:MET:O	1:E:28:ARG:C	2.36	0.62
1:F:39:VAL:HG21	2:J:72:PHE:HZ	1.64	0.62
1:C:103:LEU:C	1:C:103:LEU:HD23	2.18	0.62
1:C:45:ALA:HB1	1:C:49:ALA:HB3	1.82	0.62
2:I:20:ARG:O	2:I:20:ARG:HG2	1.98	0.62
3:M:4:TYR:HB2	3:M:7:GLN:HG3	1.82	0.62
1:A:89:LEU:O	1:A:93:LEU:HG	1.99	0.62
1:D:82:PRO:O	1:D:84:ALA:N	2.33	0.62
1:F:58:TYR:CD2	2:I:16:VAL:HG22	2.35	0.62
2:I:11:VAL:HG12	2:I:79:CYS:O	1.99	0.62
1:A:43:VAL:HG21	1:E:64:LEU:CD2	2.30	0.62
2:H:85:VAL:HG12	2:H:97:ALA:CB	2.30	0.62
2:H:50:GLN:HG2	3:K:58:ARG:HH22	1.64	0.62
1:A:22:LEU:HB2	1:A:79:GLN:HG3	1.81	0.62
1:A:30:ARG:HG2	1:A:30:ARG:HH11	1.64	0.62
3:L:5:ILE:HD11	3:L:69:ALA:HB3	1.80	0.62
1:E:93:LEU:HD13	1:E:101:VAL:CG1	2.29	0.62
1:E:78:TRP:HA	1:E:81:ARG:HG3	1.82	0.62
1:B:93:LEU:HD13	1:B:101:VAL:CG2	2.30	0.61
2:H:93:PHE:HB3	2:H:96:PRO:HG2	1.81	0.61
2:J:78:ASN:O	2:J:79:CYS:O	2.17	0.61
1:A:26:ASN:HD21	1:A:28:ARG:HB3	1.64	0.61
1:C:78:TRP:HA	1:C:81:ARG:HD2	1.81	0.61
2:G:101:LEU:HD23	2:G:101:LEU:O	2.00	0.61
2:H:90:GLN:HG3	2:H:91:ASN:HD22	1.65	0.61
2:I:100:LEU:CB	2:I:101:LEU:HD23	2.30	0.61
3:L:17:CYS:O	3:L:21:ASP:HB2	2.01	0.61
3:M:23:LEU:HD21	3:M:83:LEU:HD21	1.82	0.61
1:B:58:TYR:CD1	1:E:30:ARG:NH1	2.69	0.61
2:G:85:VAL:HB	2:G:100:LEU:HD13	1.81	0.61
3:N:55:SER:HB3	3:N:58:ARG:HB2	1.80	0.61

Continued on next page...

Continued from previous page...

Atom-1	Atom-2	Interatomic distance (Å)	Clash overlap (Å)
1:C:38:ASN:ND2	1:C:70:PRO:HD2	2.15	0.61
2:G:100:LEU:CD2	2:G:101:LEU:HD22	2.14	0.61
2:J:85:VAL:HG12	2:J:97:ALA:CB	2.30	0.61
3:L:87:ALA:O	3:L:91:LEU:HD23	2.00	0.61
2:G:85:VAL:HG11	2:G:101:LEU:HD21	1.83	0.61
3:K:17:CYS:O	3:K:21:ASP:HB2	2.00	0.61
1:A:29:VAL:O	1:A:33:LEU:HB2	2.01	0.60
1:A:43:VAL:HG21	1:E:64:LEU:HD23	1.83	0.60
1:C:38:ASN:ND2	1:C:71:THR:HG23	2.16	0.60
2:G:96:PRO:HD3	3:K:66:MET:HE2	1.83	0.60
3:L:57:THR:O	3:L:61:LEU:HB2	2.01	0.60
1:C:38:ASN:ND2	1:C:71:THR:H	1.95	0.60
1:C:34:SER:HA	1:C:71:THR:OG1	2.01	0.60
3:L:38:ASP:OD1	3:L:40:THR:HG22	2.00	0.60
3:N:40:THR:O	3:N:43:ARG:HB2	2.00	0.60
1:A:54:MET:HG2	1:A:92:LEU:CD1	2.31	0.60
1:D:37:LEU:HB2	1:D:71:THR:HG21	1.83	0.60
3:K:78:LEU:HD13	3:K:86:ALA:HB3	1.83	0.60
3:N:16:LEU:CD2	3:N:61:LEU:HD21	2.31	0.60
3:N:70:THR:HG22	3:N:73:GLN:NE2	2.16	0.60
1:C:85:SER:CB	1:C:88:ARG:HB2	2.28	0.60
1:F:67:GLN:O	1:F:70:PRO:HD3	2.02	0.60
3:N:35:VAL:HG13	3:N:37:THR:OG1	2.00	0.60
2:I:18:LEU:HD23	2:I:19:ILE:N	2.16	0.60
1:D:93:LEU:CD1	1:D:101:VAL:HG11	2.30	0.60
1:E:46:ASP:OD2	1:E:48:THR:OG1	2.15	0.60
1:F:37:LEU:N	1:F:37:LEU:HD23	2.16	0.60
1:A:25:LEU:HD21	1:A:109:ILE:HG23	1.83	0.60
1:D:81:ARG:HB3	1:D:82:PRO:HD2	1.84	0.60
2:G:78:ASN:O	2:G:79:CYS:O	2.20	0.60
1:B:106:GLY:N	1:B:107:PRO:HD2	2.15	0.60
2:G:77:THR:O	2:G:77:THR:CG2	2.49	0.60
3:N:18:ARG:HH11	3:N:18:ARG:HG2	1.67	0.60
3:N:70:THR:HG23	3:N:73:GLN:H	1.66	0.59
1:A:32:ARG:HG2	1:A:105:LEU:CD2	2.32	0.59
3:M:63:TRP:O	3:M:67:ARG:NH2	2.30	0.59
1:C:101:VAL:O	1:C:105:LEU:HB2	2.03	0.59
3:L:5:ILE:CG1	3:L:69:ALA:HB3	2.32	0.59
1:A:98:ARG:O	1:A:101:VAL:HG22	2.02	0.59
1:B:62:ARG:HH11	1:B:62:ARG:HG3	1.67	0.59
1:C:93:LEU:HD13	1:C:101:VAL:HG13	1.85	0.59

Continued on next page...

Continued from previous page...

Atom-1	Atom-2	Interatomic distance (Å)	Clash overlap (Å)
1:D:62:ARG:C	1:D:64:LEU:H	2.05	0.59
3:L:28:TRP:HZ3	3:L:46:LYS:HD3	1.67	0.59
1:D:62:ARG:O	1:D:64:LEU:N	2.34	0.59
2:H:33:LYS:O	2:H:37:VAL:HG22	2.02	0.59
3:N:4:TYR:HE2	3:N:68:GLN:HG3	1.67	0.59
1:C:50:LEU:HA	1:C:96:LEU:HD11	1.85	0.59
1:F:89:LEU:HD12	1:F:89:LEU:O	2.03	0.59
2:I:37:VAL:HG11	3:L:11:TRP:N	2.16	0.59
1:F:79:GLN:C	1:F:81:ARG:H	2.06	0.59
3:M:70:THR:HG22	3:M:71:VAL:H	1.67	0.59
3:N:37:THR:HG22	3:N:38:ASP:N	2.13	0.59
1:C:22:LEU:HD11	1:C:78:TRP:CZ3	2.38	0.59
3:K:70:THR:HG23	3:K:73:GLN:NE2	2.18	0.59
2:G:12:ARG:NH1	2:G:13:CYS:SG	2.73	0.58
3:M:48:MET:SD	3:M:59:GLU:HG2	2.43	0.58
1:F:20:LEU:N	1:F:20:LEU:HD12	2.18	0.58
3:M:20:MET:HB3	3:M:57:THR:CG2	2.33	0.58
1:A:52:GLU:OE2	1:D:28:ARG:HB3	2.03	0.58
3:L:70:THR:OG1	3:L:73:GLN:HG3	2.02	0.58
3:N:8:LEU:HD13	3:N:12:VAL:HG12	1.86	0.58
2:J:85:VAL:HA	2:J:88:LEU:HB2	1.86	0.58
1:B:120:ALA:O	1:B:121:LEU:HD23	2.03	0.58
1:D:40:ARG:CD	1:D:46:ASP:OD2	2.52	0.58
2:J:2:MET:HE3	2:J:4:PRO:HD2	1.84	0.58
2:J:6:THR:HG23	2:J:9:THR:HG23	1.85	0.58
3:N:58:ARG:HB3	3:N:59:GLU:OE1	2.03	0.58
2:G:20:ARG:HG2	2:H:55:ARG:HH21	1.69	0.58
3:K:32:ALA:O	3:K:35:VAL:HG12	2.04	0.58
3:K:90:ILE:O	3:K:90:ILE:HG13	2.04	0.58
1:A:69:ASP:H	1:A:70:PRO:HD3	1.68	0.58
3:M:14:ASP:O	3:M:18:ARG:HG2	2.02	0.58
3:N:9:PRO:HG3	3:N:93:TRP:CH2	2.38	0.58
1:D:20:LEU:H	1:D:20:LEU:CD1	2.06	0.57
2:H:92:GLU:HA	2:H:94:PHE:HE2	1.67	0.57
2:H:98:SER:HA	2:H:105:VAL:HG21	1.85	0.57
2:I:90:GLN:NE2	2:I:91:ASN:HD22	2.02	0.57
1:E:107:PRO:HG2	1:E:108:SER:N	2.19	0.57
1:E:73:ARG:HH11	1:E:73:ARG:HG2	1.68	0.57
2:I:11:VAL:CG1	2:I:79:CYS:SG	2.91	0.57
3:L:63:TRP:NE1	3:L:67:ARG:CZ	2.67	0.57
3:M:72:GLN:HA	3:M:75:VAL:CG2	2.34	0.57

Continued on next page...

Continued from previous page...

Atom-1	Atom-2	Interatomic distance (Å)	Clash overlap (Å)
2:H:81:VAL:HG12	2:H:101:LEU:HD21	1.86	0.57
3:N:45:ILE:HG21	3:N:60:LEU:HD12	1.86	0.57
1:D:50:LEU:O	1:D:53:GLU:N	2.37	0.57
1:C:35:LEU:O	1:D:59:LEU:CD2	2.52	0.57
1:D:38:ASN:ND2	1:D:71:THR:H	1.99	0.57
1:E:43:VAL:HG11	2:I:52:HIS:CD2	2.39	0.57
2:G:95:ALA:N	2:G:96:PRO:HD2	2.20	0.57
2:H:47:ARG:HG2	2:H:48:TYR:CE2	2.40	0.57
2:H:59:LEU:HA	2:H:62:THR:HG23	1.87	0.57
3:M:4:TYR:HD1	3:M:7:GLN:OE1	1.87	0.57
1:D:50:LEU:HD21	1:D:54:MET:CE	2.35	0.57
3:K:9:PRO:HG2	3:K:93:TRP:CZ3	2.40	0.57
3:N:78:LEU:HD13	3:N:86:ALA:HB3	1.86	0.57
1:B:58:TYR:CE1	1:E:30:ARG:NH1	2.72	0.57
1:F:46:ASP:OD1	1:F:48:THR:OG1	2.20	0.57
2:G:50:GLN:HA	2:J:16:VAL:CG2	2.32	0.57
2:H:78:ASN:O	2:H:79:CYS:O	2.22	0.57
2:H:85:VAL:O	2:H:89:ILE:HG13	2.04	0.57
3:L:54:VAL:HG23	3:L:54:VAL:O	2.05	0.57
2:J:50:GLN:NE2	3:M:58:ARG:HH22	1.99	0.57
2:J:15:ASN:N	2:J:15:ASN:OD1	2.38	0.57
2:J:18:LEU:CD1	2:J:19:ILE:HD13	2.35	0.57
1:E:113:CYS:C	1:E:115:LYS:H	2.08	0.57
3:N:23:LEU:HD13	3:N:23:LEU:O	2.05	0.57
1:E:83:GLY:O	1:E:85:SER:N	2.38	0.56
3:K:43:ARG:HH21	3:N:58:ARG:HD3	1.69	0.56
1:C:69:ASP:N	1:C:70:PRO:HD3	2.20	0.56
2:G:6:THR:HG22	2:G:7:PRO:HD2	1.86	0.56
2:I:54:ARG:HH12	3:L:58:ARG:HD3	1.70	0.56
3:L:63:TRP:HE1	3:L:67:ARG:NH1	2.02	0.56
1:B:39:VAL:HG23	1:B:39:VAL:O	2.05	0.56
2:I:22:LEU:C	2:I:22:LEU:HD12	2.26	0.56
3:N:81:LEU:O	3:N:81:LEU:HD22	2.06	0.56
1:A:56:PHE:CD2	1:A:60:GLU:HG2	2.40	0.56
1:C:93:LEU:HD13	1:C:101:VAL:HG11	1.86	0.56
2:I:74:TRP:HZ3	2:I:84:LEU:HD13	1.70	0.56
3:K:79:CYS:C	3:K:81:LEU:H	2.08	0.56
3:N:87:ALA:HA	3:N:90:ILE:HG13	1.87	0.56
1:D:93:LEU:HD13	1:D:101:VAL:CG1	2.32	0.56
2:I:89:ILE:HG13	2:I:90:GLN:H	1.71	0.56
1:B:41:THR:O	1:B:41:THR:HG23	2.06	0.56

Continued on next page...

Continued from previous page...

Atom-1	Atom-2	Interatomic distance (Å)	Clash overlap (Å)
3:L:4:TYR:HB2	3:L:7:GLN:OE1	2.05	0.56
3:N:55:SER:HB3	3:N:58:ARG:H	1.71	0.56
1:B:40:ARG:NH2	1:E:31:ARG:HH22	2.00	0.56
1:B:98:ARG:HD3	1:F:80:GLY:CA	2.36	0.56
2:H:47:ARG:HG2	2:H:48:TYR:CD2	2.41	0.56
2:H:50:GLN:HG2	3:K:58:ARG:NH2	2.21	0.56
1:A:105:LEU:O	1:A:109:ILE:HG13	2.06	0.56
1:C:90:LEU:HD12	1:C:102:LEU:HD23	1.88	0.56
1:A:52:GLU:OE1	1:D:27:MET:HB2	2.05	0.56
1:F:36:PHE:CD2	1:F:101:VAL:HG23	2.41	0.56
2:I:6:THR:HG23	2:I:9:THR:CG2	2.35	0.56
2:I:78:ASN:O	2:I:79:CYS:O	2.23	0.56
3:L:36:ILE:HG22	3:L:36:ILE:O	2.06	0.56
3:N:19:ASN:HB2	3:N:20:MET:CE	2.35	0.56
1:E:57:GLU:HG3	1:E:60:GLU:H	1.70	0.56
1:C:58:TYR:CB	1:F:26:ASN:HB3	2.33	0.56
1:F:71:THR:O	1:F:75:LEU:HG	2.05	0.56
2:G:92:GLU:CD	3:K:67:ARG:HG3	2.26	0.56
2:G:24:ASP:HB3	2:H:51:PHE:HD1	1.71	0.56
2:J:38:ALA:HB1	2:J:87:LEU:HD21	1.88	0.56
3:K:84:TYR:O	3:K:88:GLN:CG	2.52	0.56
1:F:39:VAL:CG2	1:F:39:VAL:O	2.49	0.56
2:G:39:ILE:HD13	2:G:74:TRP:CD2	2.41	0.56
1:A:54:MET:HE2	1:A:74:LEU:HD11	1.87	0.55
2:H:27:ASP:OD2	2:H:66:PRO:HD2	2.06	0.55
3:M:64:TRP:HA	3:M:67:ARG:NH2	2.20	0.55
1:A:68:ALA:O	1:A:69:ASP:HB3	2.06	0.55
1:C:61:ILE:HD12	1:F:26:ASN:HD22	1.71	0.55
1:D:33:LEU:HD13	1:D:105:LEU:CD1	2.32	0.55
1:D:54:MET:HB3	1:D:78:TRP:CD1	2.41	0.55
1:E:122:GLU:HB2	1:E:123:HIS:CE1	2.41	0.55
3:L:63:TRP:CD1	3:L:67:ARG:NH2	2.75	0.55
3:M:35:VAL:HG12	3:M:37:THR:OG1	2.06	0.55
2:I:25:PHE:O	2:I:28:PRO:HD2	2.07	0.55
2:J:11:VAL:HG21	2:J:79:CYS:SG	2.46	0.55
1:B:93:LEU:HD13	1:B:101:VAL:HG23	1.89	0.55
1:D:40:ARG:CZ	1:D:40:ARG:HB2	2.36	0.55
2:G:54:ARG:HH21	2:J:72:PHE:HB2	1.72	0.55
2:G:74:TRP:O	2:G:74:TRP:CG	2.59	0.55
3:K:66:MET:HA	3:K:66:MET:HE3	1.89	0.55
3:L:2:ALA:O	3:L:3:CYS:HB2	2.07	0.55

Continued on next page...

Continued from previous page...

Atom-1	Atom-2	Interatomic distance (Å)	Clash overlap (Å)
1:B:79:GLN:NE2	1:B:80:GLY:N	2.55	0.55
2:G:14:LEU:HD11	2:G:81:VAL:HG22	1.88	0.55
3:K:49:GLU:HB2	3:K:56:ILE:HD13	1.88	0.55
3:M:5:ILE:HG12	3:M:70:THR:O	2.06	0.55
3:N:64:TRP:HA	3:N:67:ARG:HH21	1.70	0.55
3:K:11:TRP:CE2	3:K:12:VAL:HG23	2.42	0.55
1:F:51:ALA:HB1	1:F:61:ILE:HD13	1.87	0.55
2:G:28:PRO:HG2	3:K:62:TRP:CZ2	2.41	0.55
1:D:35:LEU:HB3	1:E:59:LEU:HD22	1.89	0.55
3:M:5:ILE:HG13	3:M:69:ALA:HB3	1.89	0.55
1:A:101:VAL:HG23	1:A:102:LEU:HD12	1.88	0.54
1:F:40:ARG:CD	1:F:46:ASP:OD2	2.56	0.54
3:M:25:GLU:O	3:M:29:MET:HB2	2.07	0.54
1:A:46:ASP:OD2	1:A:48:THR:OG1	2.24	0.54
1:D:28:ARG:CG	1:D:29:VAL:N	2.70	0.54
1:D:90:LEU:HD21	1:D:109:ILE:HD13	1.89	0.54
2:H:73:ASP:OD2	2:H:73:ASP:O	2.25	0.54
1:C:43:VAL:HG12	2:G:73:ASP:OD2	2.07	0.54
3:L:81:LEU:HD13	3:L:81:LEU:O	2.07	0.54
3:L:85:ARG:HA	3:L:88:GLN:NE2	2.21	0.54
1:A:88:ARG:HA	1:A:91:GLU:HG2	1.90	0.54
1:C:20:LEU:HB2	1:C:21:PRO:CD	2.35	0.54
1:F:83:GLY:O	1:F:85:SER:N	2.41	0.54
2:I:59:LEU:HD13	2:I:69:GLU:HG3	1.90	0.54
2:H:95:ALA:CA	3:L:68:GLN:NE2	2.64	0.54
1:A:98:ARG:CZ	1:E:80:GLY:HA3	2.38	0.54
2:J:2:MET:CE	2:J:4:PRO:HD2	2.38	0.54
3:K:64:TRP:HA	3:K:67:ARG:NE	2.20	0.54
3:L:20:MET:N	3:L:20:MET:HE3	2.21	0.54
1:B:50:LEU:O	1:B:53:GLU:N	2.39	0.54
1:C:103:LEU:HD23	1:C:104:GLU:N	2.23	0.54
2:G:85:VAL:CG2	2:G:97:ALA:HB1	2.37	0.54
1:D:39:VAL:CG2	1:D:39:VAL:O	2.56	0.54
1:E:93:LEU:HD13	1:E:101:VAL:HG13	1.90	0.54
3:K:63:TRP:NE1	3:K:67:ARG:NH1	2.56	0.54
1:C:50:LEU:HD11	1:C:54:MET:CE	2.38	0.53
1:E:77:ALA:O	1:E:81:ARG:HD3	2.07	0.53
3:L:5:ILE:CD1	3:L:69:ALA:HB3	2.36	0.53
3:L:76:ASP:HB3	3:L:80:ARG:HH21	1.73	0.53
3:N:15:ASP:HA	3:N:18:ARG:HG3	1.90	0.53
1:C:47:TRP:CB	1:C:71:THR:HG22	2.37	0.53

Continued on next page...

Continued from previous page...

Atom-1	Atom-2	Interatomic distance (Å)	Clash overlap (Å)
1:C:73:ARG:CA	1:C:73:ARG:NE	2.70	0.53
1:F:39:VAL:HG21	2:J:72:PHE:CZ	2.42	0.53
2:H:93:PHE:C	2:H:96:PRO:HD2	2.28	0.53
3:L:24:SER:O	3:L:26:TRP:N	2.42	0.53
1:B:73:ARG:HA	1:B:73:ARG:NE	2.24	0.53
1:D:58:TYR:OH	2:G:72:PHE:HB2	2.07	0.53
2:H:94:PHE:N	2:H:94:PHE:CD2	2.76	0.53
3:K:64:TRP:CZ3	3:K:74:LEU:HD23	2.44	0.53
3:M:28:TRP:CZ3	3:M:46:LYS:HD2	2.43	0.53
1:B:59:LEU:HD11	1:E:23:ALA:HB1	1.90	0.53
2:G:78:ASN:O	2:G:79:CYS:C	2.46	0.53
2:H:94:PHE:N	2:H:94:PHE:HD2	2.07	0.53
2:J:38:ALA:HB3	2:J:87:LEU:HD21	1.90	0.53
1:B:24:ALA:O	1:B:115:LYS:HE2	2.08	0.53
1:D:50:LEU:HD21	1:D:54:MET:HE3	1.90	0.53
2:G:25:PHE:CE1	2:H:51:PHE:HZ	2.26	0.53
2:H:73:ASP:OD2	2:H:73:ASP:C	2.46	0.53
1:F:58:TYR:CE2	2:I:16:VAL:HG13	2.44	0.53
1:C:73:ARG:NE	1:C:73:ARG:HA	2.24	0.53
3:K:16:LEU:CB	3:K:89:ILE:HD11	2.28	0.53
3:N:80:ARG:HB2	3:N:80:ARG:NH1	2.23	0.53
1:C:22:LEU:HD21	1:C:79:GLN:HA	1.90	0.53
1:D:78:TRP:HZ2	1:D:88:ARG:HG2	1.74	0.53
3:N:18:ARG:HG2	3:N:18:ARG:NH1	2.22	0.53
1:F:98:ARG:NH1	1:F:100:ASP:OD2	2.42	0.53
1:F:73:ARG:CA	1:F:73:ARG:NE	2.72	0.53
2:I:78:ASN:O	2:I:79:CYS:C	2.46	0.53
2:J:10:TYR:HB2	2:J:13:CYS:SG	2.49	0.53
1:B:35:LEU:HD23	1:B:35:LEU:N	2.23	0.53
1:E:53:GLU:OE2	1:E:95:LYS:HE2	2.09	0.53
1:F:54:MET:HB3	1:F:78:TRP:CD1	2.43	0.53
1:F:98:ARG:HB3	1:F:98:ARG:HH11	1.73	0.53
2:H:50:GLN:HE21	3:K:58:ARG:HH21	1.55	0.53
3:N:9:PRO:HG3	3:N:93:TRP:CZ3	2.43	0.53
1:F:100:ASP:OD2	1:F:101:VAL:N	2.42	0.53
2:G:19:ILE:C	2:G:21:LYS:H	2.12	0.53
3:K:16:LEU:HD21	3:K:61:LEU:HD21	1.91	0.53
3:M:15:ASP:HA	3:M:18:ARG:CG	2.38	0.53
1:E:25:LEU:HD13	1:E:86:VAL:HG21	1.87	0.52
2:H:85:VAL:HA	2:H:88:LEU:HB2	1.91	0.52
3:L:90:ILE:C	3:L:91:LEU:HD22	2.30	0.52

Continued on next page...

Continued from previous page...

Atom-1	Atom-2	Interatomic distance (Å)	Clash overlap (Å)
1:F:53:GLU:C	1:F:55:ASP:H	2.12	0.52
2:H:74:TRP:HZ3	2:H:84:LEU:HD12	1.74	0.52
3:M:92:ASN:N	3:M:92:ASN:HD22	2.05	0.52
1:C:38:ASN:HD21	1:C:71:THR:N	2.00	0.52
1:C:40:ARG:HD2	1:C:46:ASP:OD2	2.10	0.52
3:K:43:ARG:NH2	3:N:58:ARG:CD	2.72	0.52
3:K:66:MET:HA	3:K:66:MET:CE	2.38	0.52
3:N:28:TRP:HE3	3:N:29:MET:CA	2.22	0.52
1:B:98:ARG:HD3	1:F:80:GLY:HA2	1.91	0.52
1:C:42:GLN:NE2	2:G:59:LEU:HD11	2.23	0.52
2:J:107:LEU:N	2:J:107:LEU:HD12	2.23	0.52
3:N:24:SER:HB3	3:N:27:ASP:HB2	1.92	0.52
1:E:122:GLU:HB2	1:E:123:HIS:ND1	2.25	0.52
2:G:10:TYR:HB2	2:G:13:CYS:SG	2.50	0.52
2:H:95:ALA:HB3	2:H:96:PRO:HD3	1.92	0.52
2:G:95:ALA:HB3	3:K:66:MET:CE	2.39	0.52
3:M:48:MET:O	3:M:51:VAL:HG12	2.10	0.52
1:A:22:LEU:CB	1:A:79:GLN:HG3	2.39	0.52
1:D:120:ALA:O	1:D:121:LEU:HD23	2.10	0.52
1:D:61:ILE:O	1:D:64:LEU:HB2	2.09	0.52
1:E:93:LEU:HB3	1:E:102:LEU:HD21	1.90	0.52
2:H:26:ILE:HG22	2:H:32:TRP:HB3	1.90	0.52
2:H:74:TRP:O	2:H:74:TRP:CG	2.63	0.52
1:E:62:ARG:C	1:E:64:LEU:H	2.11	0.52
2:I:96:PRO:O	2:I:99:LEU:HB3	2.10	0.52
3:L:5:ILE:HG13	3:L:69:ALA:HB3	1.91	0.52
1:C:73:ARG:HA	1:C:73:ARG:HE	1.75	0.52
3:K:34:TYR:CD2	3:K:81:LEU:HD21	2.45	0.52
3:K:20:MET:CB	3:K:57:THR:HG21	2.40	0.52
3:L:5:ILE:O	3:L:8:LEU:HD23	2.10	0.52
1:A:106:GLY:N	1:A:107:PRO:HD2	2.25	0.52
1:C:33:LEU:O	1:C:37:LEU:HD12	2.10	0.52
1:A:58:TYR:HB2	1:D:26:ASN:HB3	1.91	0.52
1:E:25:LEU:O	1:E:30:ARG:NH1	2.43	0.52
1:B:73:ARG:HB2	1:B:73:ARG:NH1	2.25	0.52
2:G:19:ILE:HD11	2:G:71:LEU:HB3	1.92	0.52
2:G:27:ASP:OD2	2:G:66:PRO:HD2	2.09	0.52
3:N:9:PRO:HG2	3:N:12:VAL:HB	1.92	0.52
1:D:117:ILE:O	1:D:119:ALA:O	2.27	0.51
1:E:22:LEU:C	1:E:24:ALA:H	2.14	0.51
1:C:58:TYR:CE1	1:F:30:ARG:NH2	2.78	0.51

Continued on next page...

Continued from previous page...

Atom-1	Atom-2	Interatomic distance (Å)	Clash overlap (Å)
2:G:45:ASP:OD2	2:G:45:ASP:N	2.42	0.51
3:K:89:ILE:HG13	3:K:90:ILE:N	2.25	0.51
1:E:106:GLY:N	1:E:107:PRO:HD2	2.25	0.51
1:F:43:VAL:HG13	2:J:73:ASP:OD1	2.11	0.51
3:M:76:ASP:HB3	3:M:80:ARG:CZ	2.39	0.51
3:N:75:VAL:CG1	3:N:91:LEU:HD21	2.40	0.51
1:A:114:GLN:HG2	1:A:118:ALA:HB2	1.93	0.51
1:C:67:GLN:HG3	1:C:73:ARG:HG2	1.90	0.51
1:D:122:GLU:HB2	1:D:123:HIS:ND1	2.25	0.51
1:D:61:ILE:HD12	2:G:16:VAL:HG11	1.92	0.51
2:G:53:ILE:HG13	2:J:16:VAL:CG2	2.40	0.51
2:J:78:ASN:O	2:J:79:CYS:C	2.47	0.51
3:L:79:CYS:C	3:L:81:LEU:H	2.14	0.51
1:D:73:ARG:NE	1:D:73:ARG:HA	2.26	0.51
1:D:51:ALA:HB2	1:D:74:LEU:HD22	1.93	0.51
1:F:37:LEU:O	1:F:47:TRP:HD1	1.94	0.51
1:F:78:TRP:O	1:F:78:TRP:CG	2.63	0.51
3:K:71:VAL:O	3:K:75:VAL:HG23	2.10	0.51
3:L:37:THR:HG21	3:L:42:LEU:HD23	1.91	0.51
3:L:84:TYR:CD1	3:L:84:TYR:N	2.76	0.51
3:M:79:CYS:C	3:M:81:LEU:H	2.14	0.51
1:B:49:ALA:O	1:B:53:GLU:HG2	2.10	0.51
1:A:39:VAL:HG21	1:B:59:LEU:HD23	1.92	0.51
1:A:101:VAL:HG23	1:A:102:LEU:CD1	2.40	0.51
2:H:78:ASN:O	2:H:79:CYS:C	2.49	0.51
1:B:58:TYR:CE1	1:E:30:ARG:NE	2.79	0.51
1:C:79:GLN:C	1:C:81:ARG:H	2.14	0.51
1:D:113:CYS:C	1:D:115:LYS:H	2.14	0.51
1:F:56:PHE:CE1	1:F:74:LEU:CD1	2.93	0.51
3:N:5:ILE:HG22	3:N:6:TYR:N	2.25	0.51
1:A:122:GLU:HG3	1:A:123:HIS:N	2.20	0.51
1:A:30:ARG:HH22	1:A:73:ARG:HH21	1.57	0.51
1:A:30:ARG:HG2	1:A:30:ARG:NH1	2.24	0.51
1:D:101:VAL:HG12	1:D:102:LEU:N	2.25	0.51
2:I:19:ILE:C	2:I:21:LYS:H	2.12	0.51
2:I:2:MET:CG	2:I:3:GLY:H	2.23	0.51
1:B:27:MET:O	1:B:28:ARG:C	2.49	0.51
1:B:54:MET:SD	1:B:74:LEU:HD21	2.51	0.51
1:C:41:THR:HG22	2:G:72:PHE:CZ	2.45	0.51
3:N:2:ALA:HB2	3:N:93:TRP:HE1	1.75	0.51
1:D:47:TRP:HB3	1:D:71:THR:HG22	1.92	0.51

Continued on next page...

Continued from previous page...

Atom-1	Atom-2	Interatomic distance (Å)	Clash overlap (Å)
1:A:56:PHE:HD2	1:A:60:GLU:HG2	1.76	0.50
1:C:85:SER:OG	1:C:88:ARG:N	2.39	0.50
1:E:54:MET:HE1	1:E:74:LEU:HG	1.93	0.50
2:I:85:VAL:CG1	2:I:101:LEU:HD21	2.41	0.50
3:M:74:LEU:O	3:M:78:LEU:HG	2.12	0.50
1:C:109:ILE:C	1:C:111:GLU:N	2.65	0.50
1:D:83:GLY:O	1:D:85:SER:N	2.43	0.50
1:E:107:PRO:CG	1:E:108:SER:H	2.23	0.50
1:E:53:GLU:CA	1:E:53:GLU:OE1	2.60	0.50
1:E:81:ARG:CB	1:E:82:PRO:CD	2.89	0.50
3:N:70:THR:HG22	3:N:73:GLN:CD	2.32	0.50
1:F:122:GLU:C	1:F:123:HIS:ND1	2.65	0.50
1:F:22:LEU:HD23	1:F:86:VAL:HG23	1.92	0.50
2:G:11:VAL:HG22	2:G:84:LEU:HD23	1.93	0.50
2:H:19:ILE:C	2:H:21:LYS:H	2.15	0.50
2:H:35:LEU:HD22	2:H:70:LEU:HD21	1.92	0.50
2:H:95:ALA:N	2:H:96:PRO:CD	2.74	0.50
3:M:15:ASP:HA	3:M:18:ARG:HG3	1.94	0.50
2:J:50:GLN:NE2	3:M:58:ARG:NH2	2.51	0.50
1:B:103:LEU:O	1:B:104:GLU:HG2	2.11	0.50
1:B:51:ALA:CB	1:B:61:ILE:HD13	2.42	0.50
1:D:40:ARG:HH11	1:D:40:ARG:CB	2.15	0.50
1:F:25:LEU:HD22	1:F:109:ILE:HG23	1.94	0.50
1:F:82:PRO:O	1:F:84:ALA:N	2.44	0.50
2:G:92:GLU:HG2	2:G:94:PHE:HE2	1.77	0.50
3:K:5:ILE:HG12	3:K:70:THR:O	2.12	0.50
3:N:20:MET:CE	3:N:20:MET:H	2.24	0.50
1:B:38:ASN:HD21	1:C:63:GLN:HG3	1.77	0.50
1:E:62:ARG:O	1:E:64:LEU:N	2.44	0.50
1:F:67:GLN:CG	1:F:73:ARG:HG3	2.42	0.50
1:B:62:ARG:NH1	1:B:62:ARG:HG3	2.26	0.50
1:C:78:TRP:CG	1:C:78:TRP:O	2.64	0.50
1:C:82:PRO:O	1:C:84:ALA:N	2.45	0.50
1:F:98:ARG:HB3	1:F:98:ARG:NH1	2.26	0.50
3:M:89:ILE:HG12	3:M:90:ILE:HG22	1.93	0.50
1:C:37:LEU:HB2	1:C:71:THR:CG2	2.41	0.50
1:E:73:ARG:HG2	1:E:73:ARG:NH1	2.27	0.50
2:I:101:LEU:CD2	2:I:101:LEU:N	2.74	0.50
3:K:24:SER:HB2	3:K:27:ASP:CG	2.32	0.50
3:L:28:TRP:CZ3	3:L:46:LYS:HD3	2.46	0.50
3:M:5:ILE:O	3:M:8:LEU:HD23	2.12	0.50

Continued on next page...

Continued from previous page...

Atom-1	Atom-2	Interatomic distance (Å)	Clash overlap (Å)
3:N:19:ASN:HB2	3:N:20:MET:HE2	1.94	0.50
1:A:20:LEU:N	1:A:20:LEU:HD23	2.26	0.50
2:G:37:VAL:HG11	2:J:17:GLY:N	2.26	0.50
1:F:34:SER:HB3	2:G:55:ARG:HH21	1.76	0.50
2:I:85:VAL:HG11	2:I:101:LEU:CD2	2.42	0.50
2:J:67:THR:HG23	2:J:71:LEU:HD12	1.94	0.50
2:J:10:TYR:HD1	2:J:78:ASN:O	1.95	0.50
3:K:5:ILE:CD1	3:K:69:ALA:HB3	2.42	0.50
1:B:58:TYR:OH	1:E:76:ASP:OD2	2.23	0.49
2:G:37:VAL:HG21	2:J:17:GLY:CA	2.42	0.49
2:J:19:ILE:C	2:J:21:LYS:H	2.14	0.49
1:B:73:ARG:HB2	1:B:73:ARG:CZ	2.41	0.49
1:C:114:GLN:HA	1:C:114:GLN:OE1	2.11	0.49
2:G:85:VAL:HG21	2:G:101:LEU:HD21	1.94	0.49
1:F:53:GLU:HG3	1:F:96:LEU:HD21	1.92	0.49
1:F:56:PHE:CZ	1:F:78:TRP:HB2	2.47	0.49
2:G:92:GLU:HG2	2:G:94:PHE:CE2	2.48	0.49
2:H:91:ASN:O	2:H:92:GLU:HB2	2.12	0.49
3:K:70:THR:N	3:K:73:GLN:HE21	2.06	0.49
3:L:55:SER:HB2	3:L:58:ARG:CB	2.35	0.49
3:N:79:CYS:C	3:N:81:LEU:H	2.15	0.49
2:G:16:VAL:CG2	2:G:16:VAL:O	2.61	0.49
1:A:76:ASP:C	1:A:78:TRP:H	2.16	0.49
1:E:20:LEU:H	1:E:20:LEU:CD1	1.98	0.49
1:F:34:SER:HB3	2:G:55:ARG:NH2	2.27	0.49
3:M:46:LYS:HZ2	3:M:50:TRP:HZ2	1.61	0.49
3:M:70:THR:CG2	3:M:72:GLN:NE2	2.74	0.49
3:N:63:TRP:CZ2	3:N:67:ARG:NH1	2.80	0.49
1:A:69:ASP:N	1:A:70:PRO:CD	2.75	0.49
1:E:35:LEU:O	1:F:59:LEU:CD2	2.61	0.49
2:G:98:SER:HA	2:G:105:VAL:HG21	1.94	0.49
3:N:11:TRP:CD1	3:N:11:TRP:C	2.86	0.49
2:H:80:THR:HG23	2:H:83:ASP:N	2.23	0.49
2:I:93:PHE:HB3	2:I:96:PRO:CG	2.43	0.49
2:J:101:LEU:N	2:J:101:LEU:HD23	2.27	0.49
2:J:41:LYS:HA	2:J:41:LYS:CE	2.34	0.49
1:B:73:ARG:CA	1:B:73:ARG:NE	2.75	0.49
1:E:93:LEU:HD13	1:E:101:VAL:HG11	1.93	0.49
2:I:90:GLN:NE2	2:I:91:ASN:ND2	2.60	0.49
1:A:19:MET:HB2	1:A:20:LEU:HD23	1.95	0.49
2:H:68:SER:OG	2:H:69:GLU:N	2.46	0.49

Continued on next page...

Continued from previous page...

Atom-1	Atom-2	Interatomic distance (Å)	Clash overlap (Å)
2:H:82:GLY:O	2:H:84:LEU:N	2.46	0.49
1:C:49:ALA:O	1:C:52:GLU:HB3	2.12	0.49
3:K:5:ILE:HD11	3:K:69:ALA:CB	2.42	0.49
3:L:49:GLU:CA	3:L:56:ILE:HD13	2.43	0.49
3:M:2:ALA:O	3:M:3:CYS:HB2	2.12	0.49
1:A:22:LEU:HD22	1:A:79:GLN:HA	1.95	0.48
1:C:62:ARG:C	1:C:64:LEU:H	2.16	0.48
1:E:98:ARG:O	1:E:101:VAL:HG12	2.13	0.48
3:L:19:ASN:O	3:L:21:ASP:N	2.46	0.48
1:A:27:MET:O	1:A:28:ARG:C	2.51	0.48
1:B:107:PRO:HG2	1:B:108:SER:H	1.78	0.48
1:C:109:ILE:C	1:C:111:GLU:H	2.17	0.48
2:I:10:TYR:O	2:I:13:CYS:HB2	2.13	0.48
2:I:52:HIS:HA	2:I:55:ARG:HG3	1.95	0.48
3:N:59:GLU:O	3:N:63:TRP:HB3	2.13	0.48
1:F:36:PHE:C	1:F:37:LEU:HD23	2.34	0.48
2:I:85:VAL:HG23	2:I:86:ASP:N	2.27	0.48
2:J:25:PHE:HD2	2:J:96:PRO:HA	1.78	0.48
3:L:5:ILE:CD1	3:L:70:THR:O	2.60	0.48
1:A:80:GLY:O	1:A:81:ARG:HG2	2.13	0.48
1:C:40:ARG:CD	1:C:46:ASP:OD2	2.62	0.48
1:E:109:ILE:O	1:E:110:GLU:C	2.51	0.48
1:E:122:GLU:C	1:E:123:HIS:ND1	2.67	0.48
1:E:47:TRP:HB3	1:E:71:THR:CG2	2.43	0.48
2:G:55:ARG:CG	2:G:55:ARG:NH1	2.76	0.48
1:E:43:VAL:CG2	2:I:48:TYR:CE1	2.90	0.48
2:I:93:PHE:HB3	2:I:96:PRO:HG3	1.95	0.48
1:B:64:LEU:C	1:B:66:THR:H	2.17	0.48
1:B:93:LEU:HD13	1:B:101:VAL:HG21	1.95	0.48
1:C:78:TRP:O	1:C:78:TRP:CD2	2.66	0.48
2:G:25:PHE:O	2:G:28:PRO:HD2	2.12	0.48
3:K:49:GLU:CA	3:K:56:ILE:HD13	2.43	0.48
1:D:62:ARG:C	1:D:64:LEU:N	2.66	0.48
1:E:39:VAL:HG11	1:F:62:ARG:HG2	1.95	0.48
2:J:6:THR:HG23	2:J:9:THR:CG2	2.43	0.48
3:K:20:MET:HB3	3:K:57:THR:CG2	2.44	0.48
1:F:101:VAL:O	1:F:105:LEU:HB2	2.12	0.48
3:M:32:ALA:HB1	3:M:42:LEU:CD1	2.41	0.48
3:N:20:MET:HE3	3:N:20:MET:H	1.79	0.48
1:B:76:ASP:C	1:B:78:TRP:H	2.17	0.48
1:C:53:GLU:C	1:C:55:ASP:H	2.17	0.48

Continued on next page...

Continued from previous page...

Atom-1	Atom-2	Interatomic distance (Å)	Clash overlap (Å)
2:I:83:ASP:O	2:I:87:LEU:HB2	2.13	0.48
1:A:75:LEU:O	1:A:79:GLN:HB2	2.13	0.48
1:C:53:GLU:HB3	1:C:92:LEU:HD13	1.95	0.48
1:D:67:GLN:NE2	1:D:73:ARG:HG2	2.29	0.48
2:I:41:LYS:HB3	2:I:42:PRO:CD	2.44	0.48
2:J:11:VAL:CG2	2:J:79:CYS:O	2.45	0.48
3:L:3:CYS:HB3	3:L:7:GLN:HE22	1.78	0.48
3:N:17:CYS:HB3	3:N:55:SER:OG	2.14	0.48
3:N:23:LEU:HD21	3:N:85:ARG:NH2	2.29	0.48
1:F:22:LEU:O	1:F:24:ALA:N	2.47	0.48
1:F:67:GLN:HG3	1:F:73:ARG:HG3	1.96	0.48
1:F:85:SER:OG	1:F:86:VAL:N	2.47	0.48
2:I:6:THR:HG23	2:I:9:THR:HG23	1.96	0.48
3:K:31:PHE:C	3:K:31:PHE:CD2	2.87	0.48
1:E:67:GLN:CD	1:E:67:GLN:H	2.17	0.47
2:G:85:VAL:O	2:G:89:ILE:HG13	2.14	0.47
1:D:45:ALA:HB1	1:D:49:ALA:HB3	1.96	0.47
2:G:69:GLU:O	2:G:73:ASP:HB2	2.14	0.47
2:I:100:LEU:HB3	2:I:101:LEU:CD2	2.44	0.47
3:K:2:ALA:O	3:K:3:CYS:HB2	2.13	0.47
3:N:5:ILE:HD11	3:N:64:TRP:CE3	2.49	0.47
1:B:114:GLN:HA	1:B:117:ILE:CG2	2.18	0.47
1:B:64:LEU:O	1:B:66:THR:N	2.47	0.47
1:A:38:ASN:HD22	1:A:38:ASN:C	2.16	0.47
1:A:90:LEU:HD13	1:A:90:LEU:C	2.35	0.47
1:E:117:ILE:O	1:E:119:ALA:O	2.31	0.47
1:B:59:LEU:HD11	1:E:23:ALA:CB	2.44	0.47
1:F:27:MET:O	1:F:28:ARG:C	2.52	0.47
2:J:21:LYS:HD3	2:J:99:LEU:HD21	1.95	0.47
3:K:45:ILE:CD1	3:K:60:LEU:HA	2.44	0.47
3:L:76:ASP:HB3	3:L:80:ARG:NH2	2.30	0.47
3:M:24:SER:O	3:M:26:TRP:N	2.47	0.47
1:D:117:ILE:O	1:D:118:ALA:C	2.53	0.47
1:D:37:LEU:HB2	1:D:71:THR:HG22	1.97	0.47
1:E:34:SER:HA	1:E:71:THR:OG1	2.14	0.47
3:K:51:VAL:HG13	3:K:54:VAL:CG2	2.44	0.47
3:K:20:MET:HB2	3:K:57:THR:HG21	1.96	0.47
2:J:22:LEU:C	2:J:22:LEU:HD23	2.34	0.47
3:L:16:LEU:HD12	3:L:90:ILE:HG23	1.95	0.47
3:N:57:THR:O	3:N:61:LEU:HD22	2.13	0.47
1:C:47:TRP:HB3	1:C:71:THR:CG2	2.39	0.47

Continued on next page...

Continued from previous page...

Atom-1	Atom-2	Interatomic distance (Å)	Clash overlap (Å)
2:I:25:PHE:CE1	2:J:51:PHE:CZ	2.99	0.47
2:I:49:ASN:O	2:I:51:PHE:N	2.48	0.47
2:J:19:ILE:HA	2:J:22:LEU:HD22	1.96	0.47
3:L:11:TRP:HA	3:L:14:ASP:HB2	1.96	0.47
3:L:48:MET:O	3:L:51:VAL:HG12	2.15	0.47
3:L:64:TRP:HZ3	3:L:74:LEU:CD2	2.21	0.47
1:E:25:LEU:HD13	1:E:86:VAL:HG22	1.94	0.47
3:M:28:TRP:HZ3	3:M:46:LYS:HD2	1.78	0.47
1:C:83:GLY:O	1:C:85:SER:N	2.48	0.47
1:C:35:LEU:O	1:D:59:LEU:HD22	2.13	0.47
2:H:29:GLN:HE21	3:L:59:GLU:HG3	1.80	0.47
1:C:105:LEU:HD12	1:C:109:ILE:HD11	1.97	0.47
2:G:9:THR:HG22	2:G:10:TYR:N	2.30	0.47
2:J:65:SER:OG	2:J:67:THR:HB	2.15	0.47
3:M:63:TRP:C	3:M:67:ARG:HH21	2.17	0.47
1:C:40:ARG:NH2	1:C:65:GLU:OE2	2.44	0.47
1:D:22:LEU:C	1:D:24:ALA:H	2.18	0.47
1:F:101:VAL:CG1	1:F:102:LEU:N	2.78	0.47
2:G:34:LYS:HZ3	3:K:63:TRP:HZ3	1.61	0.47
3:L:75:VAL:HG12	3:L:76:ASP:N	2.30	0.47
1:A:47:TRP:CZ3	1:A:61:ILE:HG23	2.50	0.46
1:B:99:ASP:O	1:B:100:ASP:C	2.53	0.46
1:C:29:VAL:CG1	1:C:105:LEU:HD11	2.39	0.46
1:D:78:TRP:HA	1:D:81:ARG:HD2	1.97	0.46
1:F:62:ARG:O	1:F:62:ARG:HG3	2.13	0.46
2:H:88:LEU:HD13	2:H:96:PRO:HB2	1.97	0.46
1:E:22:LEU:O	1:E:24:ALA:N	2.48	0.46
1:E:42:GLN:HG3	2:I:56:PHE:CE2	2.50	0.46
3:L:13:LEU:HA	3:L:13:LEU:HD22	1.70	0.46
1:D:34:SER:HA	1:D:71:THR:OG1	2.15	0.46
1:E:22:LEU:HD12	1:E:22:LEU:HA	1.51	0.46
1:F:22:LEU:C	1:F:24:ALA:N	2.68	0.46
1:F:42:GLN:O	2:J:55:ARG:NH1	2.40	0.46
1:D:39:VAL:HG21	2:H:72:PHE:CZ	2.50	0.46
2:I:51:PHE:O	2:I:54:ARG:HB2	2.15	0.46
2:J:85:VAL:O	2:J:89:ILE:HG12	2.15	0.46
3:M:70:THR:CG2	3:M:72:GLN:HE21	2.25	0.46
1:A:106:GLY:O	1:A:110:GLU:HG2	2.16	0.46
1:E:117:ILE:O	1:E:118:ALA:C	2.52	0.46
1:E:64:LEU:C	1:E:66:THR:N	2.69	0.46
2:G:93:PHE:HB3	2:G:96:PRO:HG3	1.97	0.46

Continued on next page...

Continued from previous page...

Atom-1	Atom-2	Interatomic distance (Å)	Clash overlap (Å)
3:L:49:GLU:HA	3:L:56:ILE:HD13	1.96	0.46
3:L:5:ILE:HG12	3:L:5:ILE:H	1.50	0.46
3:N:14:ASP:O	3:N:18:ARG:HG3	2.16	0.46
1:C:85:SER:OG	1:C:86:VAL:N	2.49	0.46
1:C:88:ARG:NH2	1:C:92:LEU:HD21	2.31	0.46
1:E:83:GLY:O	1:E:84:ALA:C	2.54	0.46
1:F:30:ARG:NH1	1:F:30:ARG:CG	2.62	0.46
2:I:18:LEU:O	2:I:21:LYS:HB3	2.16	0.46
1:C:64:LEU:C	1:C:66:THR:H	2.19	0.46
1:E:105:LEU:N	1:E:105:LEU:HD23	2.30	0.46
3:K:63:TRP:CD1	3:K:67:ARG:CZ	2.99	0.46
3:M:46:LYS:HA	3:M:56:ILE:HD11	1.97	0.46
3:M:70:THR:HG21	3:M:72:GLN:HG2	1.98	0.46
3:N:4:TYR:CE2	3:N:68:GLN:HG3	2.49	0.46
1:C:56:PHE:CE1	1:C:74:LEU:CD1	2.98	0.46
1:D:122:GLU:N	1:D:122:GLU:OE1	2.49	0.46
2:G:38:ALA:HB1	2:G:87:LEU:HD11	1.97	0.46
2:G:19:ILE:HD11	2:G:71:LEU:CB	2.45	0.46
2:I:23:SER:O	2:I:27:ASP:HB2	2.16	0.46
3:N:70:THR:H	3:N:73:GLN:NE2	2.14	0.46
1:B:64:LEU:C	1:B:66:THR:N	2.69	0.46
1:F:38:ASN:ND2	1:F:71:THR:OG1	2.49	0.46
2:H:105:VAL:O	2:H:105:VAL:HG12	2.15	0.46
2:J:28:PRO:O	2:J:29:GLN:HB2	2.15	0.46
3:K:16:LEU:HD21	3:K:61:LEU:CD2	2.46	0.46
3:K:70:THR:OG1	3:K:73:GLN:HG3	2.15	0.46
3:M:89:ILE:HG12	3:M:90:ILE:CG2	2.46	0.46
1:A:114:GLN:HG2	1:A:118:ALA:CB	2.46	0.46
2:J:91:ASN:O	2:J:92:GLU:HB2	2.15	0.46
3:K:86:ALA:O	3:K:89:ILE:HG12	2.15	0.46
1:A:64:LEU:C	1:A:66:THR:H	2.18	0.46
3:M:31:PHE:HA	3:M:81:LEU:CD1	2.45	0.46
1:A:88:ARG:HG3	1:A:92:LEU:HG	1.99	0.45
1:E:22:LEU:C	1:E:24:ALA:N	2.67	0.45
1:F:81:ARG:HE	1:F:81:ARG:HB3	1.54	0.45
2:G:95:ALA:N	2:G:96:PRO:CD	2.79	0.45
2:H:40:LYS:HD3	2:H:44:GLY:O	2.16	0.45
2:I:90:GLN:HE22	2:I:91:ASN:ND2	2.14	0.45
1:A:58:TYR:CE1	1:D:30:ARG:CZ	2.99	0.45
1:C:88:ARG:HH21	1:C:92:LEU:HD21	1.80	0.45
1:D:19:MET:HG3	1:D:20:LEU:HD12	1.98	0.45

Continued on next page...

Continued from previous page...

Atom-1	Atom-2	Interatomic distance (Å)	Clash overlap (Å)
1:D:64:LEU:C	1:D:66:THR:N	2.70	0.45
1:E:33:LEU:HD22	1:E:105:LEU:HD12	1.98	0.45
1:F:19:MET:HB2	1:F:20:LEU:HD12	1.98	0.45
2:G:93:PHE:C	2:G:96:PRO:HD2	2.36	0.45
2:J:18:LEU:O	2:J:21:LYS:HB3	2.15	0.45
2:J:49:ASN:OD1	2:J:51:PHE:HB2	2.16	0.45
2:H:93:PHE:CD2	3:L:66:MET:SD	3.06	0.45
3:M:36:ILE:HG22	3:M:36:ILE:O	2.16	0.45
1:A:78:TRP:O	1:A:80:GLY:N	2.50	0.45
1:E:51:ALA:O	1:E:56:PHE:HB2	2.16	0.45
3:L:91:LEU:HA	3:L:91:LEU:HD13	1.47	0.45
3:N:21:ASP:OD1	3:N:57:THR:HG22	2.16	0.45
1:A:26:ASN:HD22	1:A:27:MET:N	2.14	0.45
1:A:64:LEU:O	1:A:66:THR:N	2.49	0.45
1:F:109:ILE:C	1:F:111:GLU:N	2.70	0.45
2:H:21:LYS:CD	2:H:99:LEU:HD21	2.46	0.45
2:I:73:ASP:O	2:I:73:ASP:OD2	2.34	0.45
3:L:56:ILE:HA	3:L:56:ILE:HD12	1.76	0.45
3:M:35:VAL:HG22	3:M:35:VAL:O	2.16	0.45
1:D:81:ARG:HB3	1:D:82:PRO:CD	2.46	0.45
1:E:43:VAL:CG1	2:I:52:HIS:CD2	2.99	0.45
2:H:41:LYS:HB3	2:H:42:PRO:CD	2.41	0.45
2:H:4:PRO:O	2:H:6:THR:HG22	2.17	0.45
2:H:76:THR:O	2:H:76:THR:OG1	2.33	0.45
3:M:16:LEU:CD2	3:M:61:LEU:HD11	2.47	0.45
1:A:39:VAL:CG2	1:B:59:LEU:HD23	2.46	0.45
1:C:26:ASN:O	1:C:28:ARG:N	2.50	0.45
1:C:62:ARG:HD2	1:C:65:GLU:OE1	2.17	0.45
2:I:50:GLN:HA	3:L:10:SER:OG	2.16	0.45
3:L:11:TRP:CG	3:L:12:VAL:N	2.85	0.45
1:B:63:GLN:O	1:B:66:THR:HB	2.17	0.45
1:C:82:PRO:HB2	1:C:83:GLY:H	1.52	0.45
1:E:104:GLU:C	1:E:105:LEU:HD23	2.37	0.45
1:F:64:LEU:C	1:F:66:THR:H	2.19	0.45
2:I:67:THR:O	2:I:71:LEU:HB2	2.16	0.45
2:J:23:SER:O	2:J:27:ASP:HB2	2.16	0.45
3:K:19:ASN:HA	3:K:19:ASN:HD22	1.51	0.45
3:K:8:LEU:HD13	3:K:8:LEU:HA	1.74	0.45
1:E:103:LEU:HD23	1:E:104:GLU:HG2	1.98	0.45
2:H:25:PHE:CE1	2:H:95:ALA:HB1	2.51	0.45
3:K:14:ASP:O	3:K:18:ARG:HD3	2.16	0.45

Continued on next page...

Continued from previous page...

Atom-1	Atom-2	Interatomic distance (Å)	Clash overlap (Å)
3:K:63:TRP:O	3:K:67:ARG:CD	2.65	0.45
3:K:91:LEU:CD2	3:K:94:LYS:HG2	2.47	0.45
2:H:29:GLN:NE2	3:L:59:GLU:HG3	2.31	0.45
3:M:31:PHE:HA	3:M:81:LEU:HD11	1.99	0.45
3:N:29:MET:HE1	3:N:46:LYS:HE2	1.99	0.45
3:N:63:TRP:NE1	3:N:67:ARG:NH2	2.65	0.45
1:C:56:PHE:HD2	1:C:60:GLU:OE2	2.00	0.45
1:D:73:ARG:NE	1:D:73:ARG:CA	2.79	0.45
1:F:50:LEU:O	1:F:51:ALA:C	2.55	0.45
1:F:96:LEU:HD23	1:F:96:LEU:N	2.32	0.45
2:I:14:LEU:HD22	2:I:18:LEU:HD22	1.98	0.45
3:K:38:ASP:OD2	3:K:38:ASP:C	2.55	0.45
1:A:122:GLU:CG	1:A:123:HIS:H	2.22	0.45
1:E:107:PRO:CG	1:E:108:SER:N	2.78	0.45
1:F:26:ASN:O	1:F:28:ARG:N	2.50	0.45
2:G:62:THR:OG1	2:G:64:LYS:HG3	2.17	0.45
3:M:54:VAL:CG2	3:M:54:VAL:O	2.64	0.45
2:I:60:LEU:N	2:I:60:LEU:HD22	2.31	0.44
2:I:88:LEU:HA	2:I:88:LEU:HD23	1.71	0.44
2:J:52:HIS:N	2:J:52:HIS:ND1	2.65	0.44
2:J:82:GLY:O	2:J:84:LEU:N	2.50	0.44
1:A:37:LEU:HD12	1:A:71:THR:CG2	2.47	0.44
1:E:96:LEU:HA	1:E:96:LEU:HD23	1.58	0.44
2:H:81:VAL:O	2:H:85:VAL:HG22	2.17	0.44
2:I:50:GLN:NE2	3:L:6:TYR:HA	2.33	0.44
2:J:100:LEU:HB3	2:J:101:LEU:CD2	2.37	0.44
2:J:107:LEU:O	2:J:108:GLU:O	2.35	0.44
3:K:35:VAL:HG12	3:K:37:THR:OG1	2.18	0.44
3:N:5:ILE:HG21	3:N:61:LEU:O	2.17	0.44
1:D:22:LEU:C	1:D:24:ALA:N	2.69	0.44
1:E:22:LEU:O	1:E:25:LEU:CD2	2.65	0.44
1:F:70:PRO:HA	1:F:73:ARG:HB2	1.99	0.44
2:I:49:ASN:C	2:I:49:ASN:OD1	2.56	0.44
2:I:91:ASN:O	2:I:92:GLU:HB2	2.16	0.44
2:J:11:VAL:C	2:J:13:CYS:H	2.21	0.44
1:B:88:ARG:HA	1:B:88:ARG:HD3	1.58	0.44
1:C:27:MET:O	1:C:28:ARG:C	2.55	0.44
1:D:88:ARG:HA	1:D:91:GLU:OE1	2.17	0.44
1:E:39:VAL:O	1:E:39:VAL:HG23	2.17	0.44
1:F:109:ILE:C	1:F:111:GLU:H	2.19	0.44
1:F:33:LEU:HD12	1:F:33:LEU:HA	1.80	0.44

Continued on next page...

Continued from previous page...

Atom-1	Atom-2	Interatomic distance (Å)	Clash overlap (Å)
2:H:39:ILE:O	2:H:47:ARG:HB3	2.18	0.44
2:H:54:ARG:HH21	3:K:58:ARG:NE	2.16	0.44
2:J:37:VAL:HG11	3:M:10:SER:C	2.37	0.44
3:M:32:ALA:O	3:M:35:VAL:HG12	2.16	0.44
3:M:51:VAL:O	3:M:52:GLN:C	2.54	0.44
3:N:28:TRP:HZ2	3:N:56:ILE:CG1	2.20	0.44
1:D:71:THR:O	1:D:74:LEU:HB3	2.17	0.44
1:F:67:GLN:H	1:F:67:GLN:CD	2.19	0.44
2:G:11:VAL:O	2:G:14:LEU:HD12	2.18	0.44
2:J:2:MET:HG2	2:J:3:GLY:N	2.32	0.44
3:K:4:TYR:CE2	3:K:68:GLN:HG3	2.52	0.44
3:L:52:GLN:H	3:L:52:GLN:HG2	1.54	0.44
3:L:63:TRP:O	3:L:67:ARG:NE	2.51	0.44
3:N:92:ASN:N	3:N:92:ASN:HD22	2.14	0.44
2:H:101:LEU:C	2:H:103:ASP:H	2.20	0.44
3:L:91:LEU:C	3:L:93:TRP:H	2.21	0.44
1:B:90:LEU:HD12	1:B:90:LEU:HA	1.36	0.44
2:H:84:LEU:HD23	2:H:100:LEU:CD1	2.44	0.44
2:J:98:SER:HA	2:J:105:VAL:HG11	1.99	0.44
3:L:8:LEU:HA	3:L:9:PRO:HD2	1.73	0.44
1:B:66:THR:CG2	1:B:67:GLN:N	2.78	0.44
1:E:58:TYR:HA	2:H:16:VAL:HG12	2.00	0.44
1:F:102:LEU:H	1:F:102:LEU:CD1	2.22	0.44
1:C:43:VAL:HG23	2:G:52:HIS:NE2	2.32	0.44
2:J:30:GLU:OE2	2:J:30:GLU:N	2.51	0.44
3:M:19:ASN:O	3:M:21:ASP:N	2.51	0.44
1:A:51:ALA:HA	1:A:74:LEU:HD11	1.99	0.44
1:B:33:LEU:HD22	1:B:33:LEU:O	2.17	0.44
1:C:119:ALA:C	1:C:121:LEU:N	2.72	0.44
1:E:20:LEU:HD23	1:E:117:ILE:HD13	2.00	0.44
1:F:69:ASP:N	1:F:70:PRO:CD	2.80	0.44
2:I:82:GLY:O	2:I:84:LEU:N	2.51	0.44
2:J:25:PHE:HD2	2:J:96:PRO:CA	2.31	0.44
3:K:43:ARG:HD3	3:K:43:ARG:HA	1.89	0.44
3:L:37:THR:HG22	3:L:38:ASP:H	1.83	0.44
3:M:63:TRP:CE2	3:M:67:ARG:NH2	2.85	0.44
3:M:75:VAL:CG1	3:M:90:ILE:HD11	2.48	0.44
3:N:24:SER:O	3:N:26:TRP:N	2.50	0.44
3:N:90:ILE:O	3:N:91:LEU:HD22	2.17	0.44
1:B:37:LEU:HA	1:B:37:LEU:HD23	1.66	0.43
1:E:119:ALA:C	1:E:121:LEU:N	2.70	0.43

Continued on next page...

Continued from previous page...

Atom-1	Atom-2	Interatomic distance (Å)	Clash overlap (Å)
3:K:44:LYS:HE3	3:K:48:MET:CE	2.47	0.43
3:N:64:TRP:HA	3:N:67:ARG:NH2	2.32	0.43
1:B:117:ILE:HG23	1:B:118:ALA:N	2.33	0.43
1:D:121:LEU:O	1:D:122:GLU:HG3	2.17	0.43
1:E:62:ARG:C	1:E:64:LEU:N	2.71	0.43
2:G:2:MET:HB3	2:G:3:GLY:H	1.71	0.43
2:G:93:PHE:O	2:G:96:PRO:HG2	2.17	0.43
2:H:71:LEU:HA	2:H:71:LEU:HD23	1.31	0.43
2:J:49:ASN:O	2:J:51:PHE:N	2.52	0.43
3:K:19:ASN:O	3:K:21:ASP:N	2.52	0.43
2:H:95:ALA:CB	3:L:68:GLN:HE22	2.31	0.43
3:M:13:LEU:HA	3:M:13:LEU:HD23	1.84	0.43
1:B:98:ARG:NH1	1:B:100:ASP:OD1	2.51	0.43
1:C:115:LYS:O	1:C:119:ALA:HB3	2.18	0.43
1:F:122:GLU:C	1:F:123:HIS:CG	2.91	0.43
2:H:6:THR:C	2:H:8:SER:H	2.20	0.43
2:I:18:LEU:C	2:I:18:LEU:CD2	2.73	0.43
2:J:39:ILE:HD12	2:J:74:TRP:CD2	2.53	0.43
3:K:44:LYS:O	3:K:46:LYS:N	2.52	0.43
3:K:79:CYS:C	3:K:81:LEU:N	2.71	0.43
2:I:50:GLN:HG2	3:L:58:ARG:HH12	1.83	0.43
3:M:57:THR:O	3:M:61:LEU:HB2	2.17	0.43
3:M:5:ILE:HD12	3:M:64:TRP:HB3	1.99	0.43
3:N:51:VAL:O	3:N:52:GLN:C	2.56	0.43
1:B:92:LEU:HA	1:B:92:LEU:HD23	1.74	0.43
2:I:73:ASP:O	2:I:76:THR:HG23	2.18	0.43
2:I:84:LEU:HD23	2:I:100:LEU:HD11	2.00	0.43
1:B:117:ILE:CG2	1:B:118:ALA:N	2.81	0.43
1:C:69:ASP:N	1:C:70:PRO:CD	2.80	0.43
1:C:71:THR:O	1:C:74:LEU:HB3	2.19	0.43
1:F:122:GLU:HB2	1:F:123:HIS:CE1	2.52	0.43
2:H:48:TYR:HA	2:H:52:HIS:ND1	2.33	0.43
2:I:26:ILE:H	2:I:26:ILE:HG12	1.46	0.43
3:L:19:ASN:O	3:L:20:MET:C	2.56	0.43
1:B:93:LEU:HA	1:B:93:LEU:HD23	1.73	0.43
1:C:85:SER:HB3	1:C:88:ARG:CB	2.33	0.43
1:F:29:VAL:HG23	1:F:30:ARG:N	2.32	0.43
2:H:26:ILE:CG2	2:H:32:TRP:HB3	2.47	0.43
2:I:71:LEU:HD23	2:I:71:LEU:HA	1.36	0.43
2:I:93:PHE:C	2:I:96:PRO:HD2	2.38	0.43
1:A:89:LEU:HD11	1:A:93:LEU:HD21	2.01	0.43

Continued on next page...

Continued from previous page...

Atom-1	Atom-2	Interatomic distance (Å)	Clash overlap (Å)
2:G:85:VAL:HG11	2:G:101:LEU:CD2	2.48	0.43
2:H:11:VAL:HA	2:H:14:LEU:HD12	2.01	0.43
2:H:60:LEU:HA	2:H:60:LEU:HD13	1.40	0.43
2:I:22:LEU:O	2:I:22:LEU:HD12	2.17	0.43
2:I:5:ILE:H	2:I:5:ILE:HD12	1.84	0.43
3:K:66:MET:O	3:K:66:MET:HG3	2.19	0.43
1:B:51:ALA:HB1	1:B:61:ILE:HD13	2.01	0.43
1:B:58:TYR:CE2	1:B:62:ARG:HG2	2.53	0.43
1:C:70:PRO:O	1:C:74:LEU:N	2.51	0.43
1:C:98:ARG:HD3	1:C:98:ARG:HA	1.53	0.43
1:F:110:GLU:O	1:F:114:GLN:NE2	2.52	0.43
1:F:62:ARG:C	1:F:64:LEU:H	2.22	0.43
2:G:101:LEU:C	2:G:103:ASP:H	2.21	0.43
3:K:52:GLN:O	3:K:53:GLY:C	2.57	0.43
3:K:55:SER:O	3:K:58:ARG:HB2	2.19	0.43
3:M:15:ASP:HA	3:M:18:ARG:HG2	2.00	0.43
3:N:25:GLU:O	3:N:29:MET:HB2	2.18	0.43
3:N:16:LEU:HD22	3:N:61:LEU:HD21	2.01	0.43
1:A:64:LEU:C	1:A:66:THR:N	2.71	0.43
1:C:119:ALA:C	1:C:121:LEU:H	2.22	0.43
2:I:2:MET:CG	2:I:3:GLY:N	2.82	0.43
3:L:51:VAL:O	3:L:52:GLN:C	2.57	0.43
1:C:58:TYR:CE1	1:F:30:ARG:CZ	3.02	0.43
1:E:71:THR:O	1:E:75:LEU:HG	2.19	0.43
2:J:101:LEU:HA	2:J:102:PRO:HD2	1.75	0.43
3:K:20:MET:HE1	3:K:86:ALA:CB	2.49	0.43
1:B:113:CYS:O	1:B:117:ILE:HB	2.19	0.42
1:B:26:ASN:HB2	1:B:27:MET:SD	2.59	0.42
1:B:69:ASP:H	1:B:70:PRO:HD3	1.79	0.42
2:H:68:SER:HA	2:H:71:LEU:HB2	2.01	0.42
3:M:70:THR:CG2	3:M:72:GLN:HG2	2.49	0.42
1:A:43:VAL:HG21	1:E:64:LEU:HD21	1.98	0.42
1:A:50:LEU:HD23	1:A:74:LEU:HD21	2.00	0.42
1:B:52:GLU:HG3	1:E:26:ASN:HD21	1.84	0.42
1:F:119:ALA:C	1:F:121:LEU:H	2.23	0.42
2:H:35:LEU:HD21	2:H:39:ILE:HD11	2.01	0.42
2:I:6:THR:C	2:I:8:SER:H	2.22	0.42
2:I:73:ASP:OD2	2:I:73:ASP:C	2.57	0.42
2:J:73:ASP:O	2:J:76:THR:HG23	2.18	0.42
3:M:16:LEU:HD12	3:M:90:ILE:HG21	2.01	0.42
1:F:119:ALA:C	1:F:121:LEU:N	2.72	0.42

Continued on next page...

Continued from previous page...

Atom-1	Atom-2	Interatomic distance (Å)	Clash overlap (Å)
1:F:29:VAL:CG2	1:F:30:ARG:N	2.81	0.42
1:F:25:LEU:CD2	1:F:86:VAL:CG2	2.93	0.42
3:K:89:ILE:HA	3:K:92:ASN:OD1	2.18	0.42
3:N:77:LEU:HD12	3:N:77:LEU:N	2.34	0.42
1:A:58:TYR:CE2	1:D:30:ARG:HD2	2.55	0.42
1:D:78:TRP:CZ2	1:D:88:ARG:HG2	2.53	0.42
2:J:11:VAL:O	2:J:13:CYS:N	2.53	0.42
2:J:54:ARG:NH2	3:M:62:TRP:CG	2.87	0.42
3:M:70:THR:HG21	3:M:72:GLN:CG	2.50	0.42
1:A:26:ASN:C	1:A:26:ASN:ND2	2.70	0.42
1:C:22:LEU:HD22	1:C:22:LEU:N	2.05	0.42
2:H:3:GLY:H	2:H:4:PRO:HD2	1.85	0.42
2:J:41:LYS:HB3	2:J:42:PRO:CD	2.49	0.42
3:K:5:ILE:HD11	3:K:69:ALA:HB1	2.02	0.42
3:M:92:ASN:N	3:M:92:ASN:ND2	2.67	0.42
3:N:70:THR:HG23	3:N:73:GLN:N	2.33	0.42
3:N:75:VAL:HG13	3:N:91:LEU:HD21	2.01	0.42
1:D:78:TRP:CG	1:D:78:TRP:O	2.73	0.42
2:H:23:SER:HG	2:H:65:SER:HG	1.59	0.42
2:J:12:ARG:H	2:J:12:ARG:HG3	1.59	0.42
3:K:35:VAL:HG11	3:K:60:LEU:HD11	2.02	0.42
3:M:32:ALA:HA	3:M:60:LEU:HD21	2.02	0.42
1:B:46:ASP:N	1:B:46:ASP:OD2	2.52	0.42
1:D:98:ARG:HD2	1:D:100:ASP:OD2	2.19	0.42
1:E:122:GLU:OE2	1:E:123:HIS:CE1	2.73	0.42
1:E:62:ARG:HD2	1:E:65:GLU:OE1	2.19	0.42
2:H:25:PHE:O	2:H:28:PRO:HD2	2.19	0.42
2:H:89:ILE:CD1	2:H:90:GLN:N	2.77	0.42
3:M:30:GLU:O	3:M:34:TYR:HB2	2.20	0.42
3:N:45:ILE:HD11	3:N:59:GLU:C	2.40	0.42
2:G:10:TYR:N	2:G:10:TYR:CD2	2.88	0.42
1:A:89:LEU:CD1	1:A:93:LEU:HD21	2.50	0.42
2:I:50:GLN:NE2	3:L:58:ARG:NH2	2.54	0.42
3:N:2:ALA:HB2	3:N:93:TRP:NE1	2.35	0.42
3:N:35:VAL:C	3:N:36:ILE:HG12	2.40	0.42
3:N:45:ILE:CD1	3:N:60:LEU:HA	2.49	0.42
3:N:83:LEU:HD23	3:N:83:LEU:HA	1.85	0.42
1:B:69:ASP:N	1:B:70:PRO:CD	2.78	0.42
1:D:89:LEU:O	1:D:93:LEU:HG	2.20	0.42
1:E:31:ARG:HH11	1:E:31:ARG:HG2	1.82	0.42
1:E:33:LEU:O	1:E:33:LEU:HD12	2.20	0.42

Continued on next page...

Continued from previous page...

Atom-1	Atom-2	Interatomic distance (Å)	Clash overlap (Å)
1:E:78:TRP:CG	1:E:78:TRP:O	2.72	0.42
1:F:79:GLN:C	1:F:81:ARG:N	2.72	0.42
2:G:71:LEU:HD13	2:G:71:LEU:HA	1.70	0.42
2:I:75:GLY:C	2:I:77:THR:H	2.23	0.42
3:K:51:VAL:O	3:K:52:GLN:C	2.58	0.42
3:L:87:ALA:HA	3:L:90:ILE:HG12	2.02	0.42
3:M:16:LEU:CD1	3:M:90:ILE:HG21	2.50	0.42
2:G:19:ILE:C	2:G:21:LYS:N	2.72	0.41
2:G:87:LEU:HD12	2:G:90:GLN:NE2	2.35	0.41
3:K:75:VAL:HG22	3:K:90:ILE:HD11	2.02	0.41
2:I:50:GLN:HE22	3:L:6:TYR:HA	1.84	0.41
3:M:78:LEU:HD13	3:M:86:ALA:HB3	2.01	0.41
3:M:90:ILE:HG13	3:M:90:ILE:O	2.19	0.41
1:A:48:THR:HG22	1:A:61:ILE:HG21	2.01	0.41
1:D:98:ARG:O	1:D:100:ASP:N	2.53	0.41
2:H:35:LEU:CD2	2:H:70:LEU:HD21	2.50	0.41
3:L:3:CYS:HB3	3:L:7:GLN:NE2	2.35	0.41
3:N:32:ALA:O	3:N:35:VAL:HG12	2.20	0.41
1:C:100:ASP:OD2	1:C:101:VAL:N	2.54	0.41
1:D:59:LEU:HD23	1:D:59:LEU:HA	1.82	0.41
2:G:82:GLY:O	2:G:84:LEU:N	2.53	0.41
2:H:107:LEU:HD23	2:H:107:LEU:HA	1.93	0.41
3:K:24:SER:O	3:K:26:TRP:N	2.52	0.41
3:M:45:ILE:CD1	3:M:60:LEU:HB2	2.50	0.41
1:B:34:SER:HA	1:B:71:THR:HG21	2.02	0.41
1:B:98:ARG:O	1:B:101:VAL:HG22	2.21	0.41
1:D:119:ALA:C	1:D:121:LEU:N	2.73	0.41
1:E:92:LEU:HA	1:E:92:LEU:HD23	1.48	0.41
1:F:92:LEU:HD23	1:F:92:LEU:HA	1.66	0.41
2:H:59:LEU:HD13	2:H:69:GLU:HG3	2.01	0.41
2:H:76:THR:H	2:H:76:THR:HG23	1.40	0.41
3:L:85:ARG:HA	3:L:88:GLN:CD	2.41	0.41
3:L:91:LEU:HD22	3:L:91:LEU:N	2.36	0.41
3:N:23:LEU:HD11	3:N:83:LEU:HD11	2.02	0.41
1:B:100:ASP:HB2	1:F:80:GLY:HA2	2.02	0.41
1:B:106:GLY:N	1:B:107:PRO:CD	2.82	0.41
1:B:33:LEU:HD23	1:B:33:LEU:HA	1.45	0.41
1:B:44:ALA:HB2	1:F:77:ALA:O	2.21	0.41
1:C:117:ILE:CG2	1:C:118:ALA:N	2.83	0.41
2:G:95:ALA:HB3	3:K:66:MET:HE2	2.01	0.41
2:H:86:ASP:O	2:H:90:GLN:HB3	2.20	0.41

Continued on next page...

Continued from previous page...

Atom-1	Atom-2	Interatomic distance (Å)	Clash overlap (Å)
2:I:18:LEU:O	2:I:18:LEU:HD23	2.20	0.41
2:I:56:PHE:O	2:I:59:LEU:HG	2.20	0.41
2:I:85:VAL:CG2	2:I:86:ASP:N	2.83	0.41
2:I:93:PHE:HD2	3:M:66:MET:SD	2.42	0.41
3:N:5:ILE:HD11	3:N:64:TRP:HE3	1.85	0.41
1:A:26:ASN:ND2	1:A:28:ARG:HB3	2.35	0.41
1:D:122:GLU:HB2	1:D:123:HIS:CE1	2.55	0.41
2:I:93:PHE:O	2:I:96:PRO:HD2	2.21	0.41
3:L:24:SER:C	3:L:26:TRP:N	2.74	0.41
1:A:50:LEU:HD23	1:A:74:LEU:CD2	2.51	0.41
1:B:110:GLU:HA	1:B:110:GLU:OE1	2.20	0.41
1:D:56:PHE:CE1	1:D:74:LEU:HD11	2.54	0.41
2:H:49:ASN:O	2:H:51:PHE:N	2.54	0.41
3:L:12:VAL:HG12	3:L:13:LEU:N	2.34	0.41
3:N:15:ASP:CA	3:N:18:ARG:HG3	2.50	0.41
1:A:114:GLN:CG	1:A:118:ALA:HB2	2.50	0.41
1:A:123:HIS:O	1:A:123:HIS:CG	2.73	0.41
1:B:48:THR:OG1	1:B:49:ALA:N	2.53	0.41
1:B:78:TRP:O	1:B:80:GLY:N	2.54	0.41
1:D:28:ARG:HE	1:D:28:ARG:HB2	1.49	0.41
1:F:29:VAL:O	1:F:30:ARG:C	2.58	0.41
2:G:35:LEU:HD23	2:G:70:LEU:HD21	2.03	0.41
2:G:87:LEU:O	2:G:91:ASN:HB2	2.20	0.41
2:H:79:CYS:O	2:H:79:CYS:SG	2.79	0.41
1:F:58:TYR:HD2	2:I:16:VAL:HG22	1.84	0.41
1:A:99:ASP:O	1:A:100:ASP:C	2.58	0.41
1:F:103:LEU:HD23	1:F:103:LEU:C	2.41	0.41
1:F:36:PHE:O	1:F:39:VAL:CG2	2.57	0.41
2:H:19:ILE:HG22	2:H:20:ARG:N	2.35	0.41
2:I:77:THR:O	2:I:79:CYS:N	2.47	0.41
2:J:18:LEU:O	2:J:18:LEU:CD1	2.68	0.41
2:J:76:THR:OG1	2:J:76:THR:O	2.33	0.41
3:L:35:VAL:HG12	3:L:37:THR:HG1	1.83	0.41
3:M:62:TRP:CZ2	3:M:66:MET:HE3	2.56	0.41
3:M:3:CYS:C	3:M:71:VAL:HG12	2.41	0.41
3:M:8:LEU:HA	3:M:8:LEU:HD13	1.87	0.41
3:N:54:VAL:CG1	3:N:59:GLU:OE2	2.66	0.41
1:C:22:LEU:C	1:C:24:ALA:N	2.73	0.41
1:C:98:ARG:HD2	1:C:100:ASP:OD2	2.20	0.41
1:D:33:LEU:HD12	1:D:33:LEU:HA	1.68	0.41
1:D:46:ASP:CG	1:D:48:THR:HG23	2.32	0.41

Continued on next page...

Continued from previous page...

Atom-1	Atom-2	Interatomic distance (Å)	Clash overlap (Å)
1:D:70:PRO:O	1:D:71:THR:C	2.59	0.41
3:L:61:LEU:HD12	3:L:61:LEU:HA	1.64	0.41
3:N:8:LEU:HD22	3:N:12:VAL:HG11	2.02	0.41
3:N:91:LEU:C	3:N:93:TRP:H	2.23	0.41
3:N:90:ILE:C	3:N:91:LEU:HD22	2.40	0.41
1:E:43:VAL:CG2	2:I:48:TYR:HE1	2.33	0.41
1:E:47:TRP:HB3	1:E:71:THR:HG22	2.03	0.41
1:F:89:LEU:CD1	1:F:93:LEU:HG	2.51	0.41
2:G:55:ARG:O	2:G:58:ALA:HB3	2.21	0.41
2:G:67:THR:O	2:G:71:LEU:HB2	2.20	0.41
2:J:70:LEU:C	2:J:70:LEU:HD23	2.41	0.41
2:J:47:ARG:HH21	2:J:74:TRP:HA	1.86	0.41
3:L:35:VAL:O	3:L:35:VAL:CG1	2.64	0.41
1:A:37:LEU:HD23	1:A:98:ARG:HD2	2.04	0.40
1:F:58:TYR:HA	2:I:16:VAL:CG2	2.51	0.40
2:J:19:ILE:C	2:J:21:LYS:N	2.74	0.40
3:K:4:TYR:HB2	3:K:7:GLN:HG3	2.03	0.40
3:L:32:ALA:CB	3:L:42:LEU:HD11	2.50	0.40
1:B:88:ARG:O	1:B:92:LEU:HB2	2.21	0.40
1:C:19:MET:HB2	1:C:20:LEU:H	1.69	0.40
1:D:51:ALA:O	1:D:56:PHE:HD1	2.04	0.40
1:E:102:LEU:HA	1:E:102:LEU:HD13	1.88	0.40
1:D:42:GLN:NE2	2:H:59:LEU:HD11	2.37	0.40
2:H:60:LEU:O	2:I:62:THR:HG22	2.21	0.40
2:I:62:THR:OG1	2:I:64:LYS:HG3	2.21	0.40
2:I:96:PRO:HD3	3:M:66:MET:SD	2.60	0.40
2:I:99:LEU:O	2:I:99:LEU:HD12	2.22	0.40
2:J:90:GLN:O	2:J:90:GLN:HG2	2.21	0.40
3:K:64:TRP:HZ3	3:K:74:LEU:HD23	1.85	0.40
1:C:56:PHE:HE1	1:C:74:LEU:CD1	2.35	0.40
1:D:83:GLY:O	1:D:84:ALA:C	2.59	0.40
1:F:89:LEU:C	1:F:89:LEU:HD12	2.41	0.40
2:H:12:ARG:C	2:H:12:ARG:HD2	2.41	0.40
2:I:101:LEU:C	2:I:103:ASP:H	2.25	0.40
2:I:89:ILE:CG1	2:I:90:GLN:N	2.80	0.40
2:J:76:THR:HG23	2:J:76:THR:H	1.45	0.40
3:L:52:GLN:O	3:L:53:GLY:C	2.60	0.40
3:M:72:GLN:O	3:M:76:ASP:CG	2.60	0.40
1:B:48:THR:HB	1:E:27:MET:HG2	2.03	0.40
1:B:73:ARG:CZ	1:B:73:ARG:CB	2.99	0.40
1:C:90:LEU:HA	1:C:90:LEU:HD13	1.55	0.40

Continued on next page...

Continued from previous page...

Atom-1	Atom-2	Interatomic distance (Å)	Clash overlap (Å)
1:F:22:LEU:C	1:F:24:ALA:H	2.23	0.40
2:G:85:VAL:HG23	2:G:97:ALA:CB	2.44	0.40
2:G:85:VAL:CG2	2:G:89:ILE:HG13	2.51	0.40
2:H:19:ILE:C	2:H:21:LYS:N	2.75	0.40
2:I:66:PRO:HA	2:I:69:GLU:HB2	2.04	0.40
3:K:78:LEU:HD13	3:K:87:ALA:N	2.37	0.40
3:L:58:ARG:NH2	3:L:62:TRP:HB2	2.37	0.40
3:L:5:ILE:HG12	3:L:69:ALA:O	2.22	0.40
3:M:34:TYR:CD2	3:M:77:LEU:HD23	2.56	0.40
3:N:11:TRP:CG	3:N:12:VAL:N	2.89	0.40
3:N:23:LEU:HD23	3:N:85:ARG:NH1	2.37	0.40
1:A:100:ASP:HB2	1:E:80:GLY:HA2	2.02	0.40
1:C:105:LEU:O	1:C:109:ILE:HG13	2.22	0.40
3:L:66:MET:HE2	3:L:66:MET:CA	2.51	0.40

There are no symmetry-related clashes.

5.3 Torsion angles [i](#)

5.3.1 Protein backbone [i](#)

In the following table, the Percentiles column shows the percent Ramachandran outliers of the chain as a percentile score with respect to all X-ray entries followed by that with respect to entries of similar resolution.

The Analysed column shows the number of residues for which the backbone conformation was analysed, and the total number of residues.

Mol	Chain	Analysed	Favoured	Allowed	Outliers	Percentiles	
1	A	103/110 (94%)	74 (72%)	21 (20%)	8 (8%)	1	6
1	B	103/110 (94%)	75 (73%)	22 (21%)	6 (6%)	1	11
1	C	103/110 (94%)	65 (63%)	30 (29%)	8 (8%)	1	6
1	D	103/110 (94%)	70 (68%)	18 (18%)	15 (15%)	0	1
1	E	103/110 (94%)	68 (66%)	22 (21%)	13 (13%)	0	2
1	F	103/110 (94%)	65 (63%)	30 (29%)	8 (8%)	1	6
2	G	105/113 (93%)	77 (73%)	19 (18%)	9 (9%)	1	5
2	H	105/113 (93%)	80 (76%)	17 (16%)	8 (8%)	1	6
2	I	105/113 (93%)	76 (72%)	20 (19%)	9 (9%)	1	5

Continued on next page...

Continued from previous page...

Mol	Chain	Analysed	Favoured	Allowed	Outliers	Percentiles	
2	J	105/113 (93%)	77 (73%)	17 (16%)	11 (10%)	0	3
3	K	91/111 (82%)	64 (70%)	13 (14%)	14 (15%)	0	0
3	L	91/111 (82%)	61 (67%)	16 (18%)	14 (15%)	0	0
3	M	91/111 (82%)	64 (70%)	16 (18%)	11 (12%)	0	2
3	N	91/111 (82%)	63 (69%)	18 (20%)	10 (11%)	0	3
All	All	1402/1556 (90%)	979 (70%)	279 (20%)	144 (10%)	0	3

All (144) Ramachandran outliers are listed below:

Mol	Chain	Res	Type
1	C	27	MET
1	C	82	PRO
1	C	84	ALA
1	D	28	ARG
1	D	65	GLU
1	D	82	PRO
1	D	83	GLY
1	D	84	ALA
1	E	27	MET
1	E	28	ARG
1	E	65	GLU
1	E	82	PRO
1	E	83	GLY
1	E	84	ALA
1	F	27	MET
1	F	82	PRO
1	F	84	ALA
2	G	79	CYS
2	H	79	CYS
2	I	79	CYS
2	J	79	CYS
3	K	19	ASN
3	K	21	ASP
3	K	24	SER
3	L	19	ASN
3	L	20	MET
3	L	21	ASP
3	M	19	ASN
3	M	21	ASP
3	N	19	ASN

Continued on next page...

Continued from previous page...

Mol	Chain	Res	Type
3	N	21	ASP
3	N	24	SER
3	N	52	GLN
1	A	26	ASN
1	A	28	ARG
1	A	67	GLN
1	B	26	ASN
1	B	28	ARG
1	C	33	LEU
1	C	83	GLY
1	D	27	MET
1	D	35	LEU
1	D	63	GLN
1	D	118	ALA
1	D	120	ALA
1	E	35	LEU
1	E	63	GLN
1	E	120	ALA
1	F	35	LEU
1	F	83	GLY
2	G	83	ASP
2	H	83	ASP
2	I	50	GLN
2	I	83	ASP
2	J	83	ASP
3	K	3	CYS
3	K	20	MET
3	K	52	GLN
3	K	53	GLY
3	K	66	MET
3	L	3	CYS
3	L	24	SER
3	L	25	GLU
3	L	36	ILE
3	L	52	GLN
3	L	53	GLY
3	L	66	MET
3	M	3	CYS
3	M	20	MET
3	M	24	SER
3	M	25	GLU
3	M	52	GLN

Continued on next page...

Continued from previous page...

Mol	Chain	Res	Type
3	M	53	GLY
3	N	3	CYS
3	N	36	ILE
3	N	53	GLY
1	A	65	GLU
1	A	79	GLN
1	A	82	PRO
1	B	65	GLU
1	D	51	ALA
1	D	112	ASP
1	D	119	ALA
1	E	114	GLN
1	E	118	ALA
1	E	119	ALA
2	G	20	ARG
2	G	100	LEU
2	I	106	PRO
2	J	50	GLN
3	K	36	ILE
3	K	80	ARG
3	L	80	ARG
3	M	36	ILE
3	M	80	ARG
3	N	85	ARG
1	B	67	GLN
1	B	82	PRO
1	C	35	LEU
1	E	102	LEU
1	F	33	LEU
2	G	103	ASP
2	H	20	ARG
2	H	50	GLN
2	H	103	ASP
2	I	20	ARG
2	I	76	THR
2	J	76	THR
2	J	100	LEU
3	K	25	GLU
3	K	85	ARG
3	L	55	SER
3	N	20	MET
3	N	80	ARG

Continued on next page...

Continued from previous page...

Mol	Chain	Res	Type
1	A	104	GLU
1	C	103	LEU
1	D	114	GLN
1	F	32	ARG
1	F	103	LEU
2	G	50	GLN
2	J	12	ARG
2	J	102	PRO
2	J	103	ASP
3	K	70	THR
3	L	70	THR
3	L	85	ARG
3	M	85	ARG
1	B	104	GLU
1	C	57	GLU
1	D	99	ASP
2	G	106	PRO
2	J	20	ARG
3	K	55	SER
2	G	7	PRO
2	H	106	PRO
2	I	7	PRO
2	J	7	PRO
2	J	106	PRO
1	A	69	ASP
2	H	102	PRO
2	H	7	PRO
2	I	102	PRO
2	I	65	SER
2	G	102	PRO

5.3.2 Protein sidechains [i](#)

In the following table, the Percentiles column shows the percent sidechain outliers of the chain as a percentile score with respect to all X-ray entries followed by that with respect to entries of similar resolution.

The Analysed column shows the number of residues for which the sidechain conformation was analysed, and the total number of residues.

Mol	Chain	Analysed	Rotameric	Outliers	Percentiles
1	A	87/92 (95%)	73 (84%)	14 (16%)	2 10

Continued on next page...

Continued from previous page...

Mol	Chain	Analysed	Rotameric	Outliers	Percentiles	
1	B	87/92 (95%)	67 (77%)	20 (23%)	1	2
1	C	87/92 (95%)	62 (71%)	25 (29%)	0	1
1	D	87/92 (95%)	68 (78%)	19 (22%)	1	3
1	E	87/92 (95%)	63 (72%)	24 (28%)	0	1
1	F	87/92 (95%)	61 (70%)	26 (30%)	0	1
2	G	94/100 (94%)	72 (77%)	22 (23%)	1	2
2	H	94/100 (94%)	75 (80%)	19 (20%)	1	3
2	I	94/100 (94%)	68 (72%)	26 (28%)	0	1
2	J	94/100 (94%)	66 (70%)	28 (30%)	0	1
3	K	85/101 (84%)	57 (67%)	28 (33%)	0	1
3	L	85/101 (84%)	58 (68%)	27 (32%)	0	1
3	M	85/101 (84%)	58 (68%)	27 (32%)	0	1
3	N	85/101 (84%)	55 (65%)	30 (35%)	0	1
All	All	1238/1356 (91%)	903 (73%)	335 (27%)	0	1

All (335) residues with a non-rotameric sidechain are listed below:

Mol	Chain	Res	Type
1	A	22	LEU
1	A	26	ASN
1	A	27	MET
1	A	32	ARG
1	A	33	LEU
1	A	38	ASN
1	A	55	ASP
1	A	60	GLU
1	A	62	ARG
1	A	73	ARG
1	A	93	LEU
1	A	94	THR
1	A	98	ARG
1	A	112	ASP
1	B	20	LEU
1	B	22	LEU
1	B	27	MET
1	B	29	VAL
1	B	30	ARG

Continued on next page...

Continued from previous page...

Mol	Chain	Res	Type
1	B	33	LEU
1	B	35	LEU
1	B	38	ASN
1	B	42	GLN
1	B	50	LEU
1	B	60	GLU
1	B	61	ILE
1	B	67	GLN
1	B	73	ARG
1	B	79	GLN
1	B	86	VAL
1	B	88	ARG
1	B	90	LEU
1	B	94	THR
1	B	112	ASP
1	C	20	LEU
1	C	22	LEU
1	C	35	LEU
1	C	37	LEU
1	C	40	ARG
1	C	42	GLN
1	C	46	ASP
1	C	48	THR
1	C	50	LEU
1	C	55	ASP
1	C	63	GLN
1	C	64	LEU
1	C	66	THR
1	C	67	GLN
1	C	73	ARG
1	C	85	SER
1	C	89	LEU
1	C	90	LEU
1	C	94	THR
1	C	98	ARG
1	C	102	LEU
1	C	105	LEU
1	C	108	SER
1	C	111	GLU
1	C	121	LEU
1	D	20	LEU
1	D	25	LEU

Continued on next page...

Continued from previous page...

Mol	Chain	Res	Type
1	D	28	ARG
1	D	32	ARG
1	D	40	ARG
1	D	48	THR
1	D	57	GLU
1	D	59	LEU
1	D	62	ARG
1	D	63	GLN
1	D	64	LEU
1	D	73	ARG
1	D	86	VAL
1	D	91	GLU
1	D	103	LEU
1	D	111	GLU
1	D	112	ASP
1	D	114	GLN
1	D	117	ILE
1	E	20	LEU
1	E	22	LEU
1	E	25	LEU
1	E	27	MET
1	E	28	ARG
1	E	31	ARG
1	E	33	LEU
1	E	40	ARG
1	E	52	GLU
1	E	53	GLU
1	E	61	ILE
1	E	62	ARG
1	E	63	GLN
1	E	64	LEU
1	E	73	ARG
1	E	79	GLN
1	E	81	ARG
1	E	86	VAL
1	E	90	LEU
1	E	103	LEU
1	E	108	SER
1	E	114	GLN
1	E	117	ILE
1	E	123	HIS
1	F	19	MET

Continued on next page...

Continued from previous page...

Mol	Chain	Res	Type
1	F	20	LEU
1	F	25	LEU
1	F	27	MET
1	F	30	ARG
1	F	32	ARG
1	F	40	ARG
1	F	41	THR
1	F	42	GLN
1	F	43	VAL
1	F	57	GLU
1	F	59	LEU
1	F	62	ARG
1	F	63	GLN
1	F	66	THR
1	F	67	GLN
1	F	71	THR
1	F	82	PRO
1	F	88	ARG
1	F	89	LEU
1	F	90	LEU
1	F	91	GLU
1	F	96	LEU
1	F	100	ASP
1	F	102	LEU
1	F	123	HIS
2	G	2	MET
2	G	6	THR
2	G	12	ARG
2	G	14	LEU
2	G	16	VAL
2	G	22	LEU
2	G	27	ASP
2	G	37	VAL
2	G	45	ASP
2	G	51	PHE
2	G	52	HIS
2	G	55	ARG
2	G	61	GLN
2	G	69	GLU
2	G	70	LEU
2	G	71	LEU
2	G	84	LEU

Continued on next page...

Continued from previous page...

Mol	Chain	Res	Type
2	G	91	ASN
2	G	92	GLU
2	G	99	LEU
2	G	101	LEU
2	G	107	LEU
2	H	6	THR
2	H	12	ARG
2	H	13	CYS
2	H	15	ASN
2	H	16	VAL
2	H	19	ILE
2	H	22	LEU
2	H	27	ASP
2	H	37	VAL
2	H	43	SER
2	H	47	ARG
2	H	60	LEU
2	H	62	THR
2	H	64	LYS
2	H	68	SER
2	H	70	LEU
2	H	76	THR
2	H	85	VAL
2	H	101	LEU
2	I	2	MET
2	I	6	THR
2	I	9	THR
2	I	12	ARG
2	I	16	VAL
2	I	18	LEU
2	I	19	ILE
2	I	20	ARG
2	I	22	LEU
2	I	26	ILE
2	I	27	ASP
2	I	33	LYS
2	I	37	VAL
2	I	43	SER
2	I	45	ASP
2	I	52	HIS
2	I	64	LYS
2	I	70	LEU

Continued on next page...

Continued from previous page...

Mol	Chain	Res	Type
2	I	71	LEU
2	I	76	THR
2	I	77	THR
2	I	81	VAL
2	I	87	LEU
2	I	91	ASN
2	I	101	LEU
2	I	105	VAL
2	J	5	ILE
2	J	6	THR
2	J	15	ASN
2	J	16	VAL
2	J	18	LEU
2	J	20	ARG
2	J	22	LEU
2	J	23	SER
2	J	24	ASP
2	J	35	LEU
2	J	37	VAL
2	J	41	LYS
2	J	43	SER
2	J	45	ASP
2	J	46	ASP
2	J	47	ARG
2	J	52	HIS
2	J	53	ILE
2	J	54	ARG
2	J	61	GLN
2	J	71	LEU
2	J	76	THR
2	J	77	THR
2	J	83	ASP
2	J	85	VAL
2	J	90	GLN
2	J	101	LEU
2	J	107	LEU
3	K	10	SER
3	K	11	TRP
3	K	16	LEU
3	K	20	MET
3	K	21	ASP
3	K	23	LEU

Continued on next page...

Continued from previous page...

Mol	Chain	Res	Type
3	K	34	TYR
3	K	37	THR
3	K	38	ASP
3	K	39	LEU
3	K	42	LEU
3	K	45	ILE
3	K	47	SER
3	K	49	GLU
3	K	52	GLN
3	K	54	VAL
3	K	57	THR
3	K	58	ARG
3	K	59	GLU
3	K	61	LEU
3	K	66	MET
3	K	72	GLN
3	K	74	LEU
3	K	75	VAL
3	K	81	LEU
3	K	88	GLN
3	K	90	ILE
3	K	91	LEU
3	L	5	ILE
3	L	6	TYR
3	L	12	VAL
3	L	13	LEU
3	L	14	ASP
3	L	18	ARG
3	L	20	MET
3	L	21	ASP
3	L	23	LEU
3	L	30	GLU
3	L	34	TYR
3	L	35	VAL
3	L	37	THR
3	L	39	LEU
3	L	42	LEU
3	L	44	LYS
3	L	52	GLN
3	L	56	ILE
3	L	58	ARG
3	L	59	GLU

Continued on next page...

Continued from previous page...

Mol	Chain	Res	Type
3	L	61	LEU
3	L	68	GLN
3	L	72	GLN
3	L	74	LEU
3	L	77	LEU
3	L	78	LEU
3	L	83	LEU
3	M	5	ILE
3	M	13	LEU
3	M	14	ASP
3	M	21	ASP
3	M	37	THR
3	M	38	ASP
3	M	41	GLN
3	M	43	ARG
3	M	45	ILE
3	M	47	SER
3	M	50	TRP
3	M	54	VAL
3	M	56	ILE
3	M	57	THR
3	M	58	ARG
3	M	59	GLU
3	M	63	TRP
3	M	67	ARG
3	M	70	THR
3	M	72	GLN
3	M	74	LEU
3	M	78	LEU
3	M	81	LEU
3	M	83	LEU
3	M	84	TYR
3	M	89	ILE
3	M	90	ILE
3	N	6	TYR
3	N	11	TRP
3	N	13	LEU
3	N	14	ASP
3	N	21	ASP
3	N	23	LEU
3	N	26	TRP
3	N	27	ASP

Continued on next page...

Continued from previous page...

Mol	Chain	Res	Type
3	N	38	ASP
3	N	39	LEU
3	N	40	THR
3	N	41	GLN
3	N	43	ARG
3	N	51	VAL
3	N	54	VAL
3	N	56	ILE
3	N	57	THR
3	N	58	ARG
3	N	59	GLU
3	N	60	LEU
3	N	61	LEU
3	N	63	TRP
3	N	67	ARG
3	N	74	LEU
3	N	78	LEU
3	N	80	ARG
3	N	81	LEU
3	N	84	TYR
3	N	89	ILE
3	N	90	ILE

Some sidechains can be flipped to improve hydrogen bonding and reduce clashes. All (52) such sidechains are listed below:

Mol	Chain	Res	Type
1	A	26	ASN
1	A	38	ASN
1	A	67	GLN
1	A	79	GLN
1	A	123	HIS
1	B	42	GLN
1	B	67	GLN
1	B	79	GLN
1	C	26	ASN
1	C	38	ASN
1	C	42	GLN
1	D	38	ASN
1	D	79	GLN
1	E	26	ASN
1	E	38	ASN
1	E	67	GLN

Continued on next page...

Continued from previous page...

Mol	Chain	Res	Type
1	E	79	GLN
1	F	26	ASN
1	F	38	ASN
1	F	42	GLN
1	F	63	GLN
1	F	67	GLN
2	G	29	GLN
2	G	61	GLN
2	G	90	GLN
2	H	50	GLN
2	H	91	ASN
2	I	29	GLN
2	I	50	GLN
2	I	61	GLN
2	I	90	GLN
2	I	91	ASN
2	J	29	GLN
2	J	50	GLN
2	J	61	GLN
3	K	19	ASN
3	K	68	GLN
3	K	73	GLN
3	K	88	GLN
3	L	7	GLN
3	L	68	GLN
3	L	72	GLN
3	L	73	GLN
3	M	19	ASN
3	M	41	GLN
3	M	72	GLN
3	M	73	GLN
3	M	92	ASN
3	N	7	GLN
3	N	41	GLN
3	N	73	GLN
3	N	92	ASN

5.3.3 RNA [i](#)

There are no RNA molecules in this entry.

5.4 Non-standard residues in protein, DNA, RNA chains [i](#)

There are no non-standard protein/DNA/RNA residues in this entry.

5.5 Carbohydrates [i](#)

There are no carbohydrates in this entry.

5.6 Ligand geometry [i](#)

There are no ligands in this entry.

5.7 Other polymers [i](#)

There are no such residues in this entry.

5.8 Polymer linkage issues [i](#)

There are no chain breaks in this entry.

6 Fit of model and data

6.1 Protein, DNA and RNA chains

In the following table, the column labelled ‘#RSRZ> 2’ contains the number (and percentage) of RSRZ outliers, followed by percent RSRZ outliers for the chain as percentile scores relative to all X-ray entries and entries of similar resolution. The OWAB column contains the minimum, median, 95th percentile and maximum values of the occupancy-weighted average B-factor per residue. The column labelled ‘Q< 0.9’ lists the number of (and percentage) of residues with an average occupancy less than 0.9.

Mol	Chain	Analysed	<RSRZ>	#RSRZ>2	OWAB(Å ²)	Q<0.9
1	A	105/110 (95%)	1.07	24 (22%) 0 1	120, 221, 385, 434	105 (100%)
1	B	105/110 (95%)	-0.45	3 (2%) 51 50	80, 138, 223, 329	0
1	C	105/110 (95%)	-0.41	2 (1%) 66 65	100, 163, 234, 335	0
1	D	105/110 (95%)	-0.63	0 100 100	87, 134, 192, 309	0
1	E	105/110 (95%)	-0.70	0 100 100	69, 119, 182, 292	0
1	F	105/110 (95%)	-0.49	0 100 100	85, 162, 254, 320	0
2	G	107/113 (94%)	0.24	13 (12%) 4 5	106, 183, 297, 329	0
2	H	107/113 (94%)	-0.36	4 (3%) 41 40	83, 141, 227, 297	0
2	I	107/113 (94%)	-0.29	4 (3%) 41 40	91, 145, 253, 307	0
2	J	107/113 (94%)	0.04	7 (6%) 18 20	115, 184, 274, 332	0
3	K	93/111 (83%)	-0.15	2 (2%) 62 60	121, 199, 285, 322	0
3	L	93/111 (83%)	-0.45	1 (1%) 80 79	116, 191, 261, 320	0
3	M	93/111 (83%)	-0.01	3 (3%) 47 46	126, 218, 286, 317	0
3	N	93/111 (83%)	0.21	8 (8%) 10 12	152, 227, 283, 304	0
All	All	1430/1556 (91%)	-0.17	71 (4%) 28 29	69, 171, 287, 434	105 (7%)

All (71) RSRZ outliers are listed below:

Mol	Chain	Res	Type	RSRZ
2	I	108	GLU	10.8
1	A	120	ALA	8.8
1	A	119	ALA	8.8
1	A	118	ALA	7.2
1	B	123	HIS	6.9
2	G	105	VAL	6.4
2	H	106	PRO	5.9
2	J	3	GLY	5.4

Continued on next page...

Continued from previous page...

Mol	Chain	Res	Type	RSRZ
1	A	117	ILE	5.3
1	A	114	GLN	5.2
1	A	121	LEU	5.2
2	J	2	MET	5.2
1	A	116	TYR	5.1
1	A	122	GLU	5.0
2	G	107	LEU	4.9
2	H	108	GLU	4.8
3	N	2	ALA	4.7
1	A	108	SER	4.6
3	N	49	GLU	4.6
3	N	93	TRP	4.2
2	J	105	VAL	4.2
3	N	68	GLN	4.1
2	H	107	LEU	4.1
2	G	104	ALA	4.0
1	B	122	GLU	3.9
3	K	26	TRP	3.9
1	A	83	GLY	3.8
2	G	108	GLU	3.6
1	C	120	ALA	3.6
2	G	106	PRO	3.5
2	J	107	LEU	3.4
1	A	79	GLN	3.4
3	L	2	ALA	3.3
3	M	36	ILE	3.3
1	A	22	LEU	3.2
1	C	123	HIS	3.2
3	M	39	LEU	3.2
1	A	112	ASP	3.2
3	N	50	TRP	3.2
2	G	101	LEU	3.1
3	M	2	ALA	3.0
2	J	103	ASP	3.0
1	A	80	GLY	3.0
2	G	46	ASP	3.0
1	A	123	HIS	2.9
2	H	105	VAL	2.8
2	G	9	THR	2.8
2	I	2	MET	2.8
1	B	118	ALA	2.8
2	G	42	PRO	2.8

Continued on next page...

Continued from previous page...

Mol	Chain	Res	Type	RSRZ
3	N	46	LYS	2.6
2	G	61	GLN	2.6
1	A	115	LYS	2.6
2	G	62	THR	2.5
1	A	111	GLU	2.5
3	K	93	TRP	2.5
2	J	106	PRO	2.4
2	G	45	ASP	2.4
1	A	81	ARG	2.3
2	I	106	PRO	2.3
3	N	20	MET	2.3
1	A	66	THR	2.3
1	A	104	GLU	2.2
2	J	104	ALA	2.2
1	A	113	CYS	2.2
2	I	105	VAL	2.2
3	N	21	ASP	2.2
1	A	64	LEU	2.1
1	A	23	ALA	2.1
2	G	41	LYS	2.1
1	A	84	ALA	2.1

6.2 Non-standard residues in protein, DNA, RNA chains [i](#)

There are no non-standard protein/DNA/RNA residues in this entry.

6.3 Carbohydrates [i](#)

There are no carbohydrates in this entry.

6.4 Ligands [i](#)

There are no ligands in this entry.

6.5 Other polymers [i](#)

There are no such residues in this entry.