



Full wwPDB X-ray Structure Validation Report ⓘ

Oct 23, 2021 – 03:13 PM EDT

PDB ID : 2MSP
Title : MAJOR SPERM PROTEIN, BETA ISOFORM, ENGINEERED C59S/T90C
MUTANT, PUTATIVE SUBFILAMENT STRUCTURE, PH 8.5
Authors : Bullock, T.L.; Mccoy, A.J.; Stewart, M.
Deposited on : 1997-12-19
Resolution : 3.30 Å(reported)

This is a Full wwPDB X-ray Structure Validation Report for a publicly released PDB entry.

We welcome your comments at validation@mail.wwpdb.org

A user guide is available at

<https://www.wwpdb.org/validation/2017/XrayValidationReportHelp>

with specific help available everywhere you see the ⓘ symbol.

The following versions of software and data (see [references ⓘ](#)) were used in the production of this report:

MolProbity : 4.02b-467
Xtrriage (Phenix) : **NOT EXECUTED**
EDS : **NOT EXECUTED**
Percentile statistics : 20191225.v01 (using entries in the PDB archive December 25th 2019)
Ideal geometry (proteins) : Engh & Huber (2001)
Ideal geometry (DNA, RNA) : Parkinson et al. (1996)
Validation Pipeline (wwPDB-VP) : 2.23.2

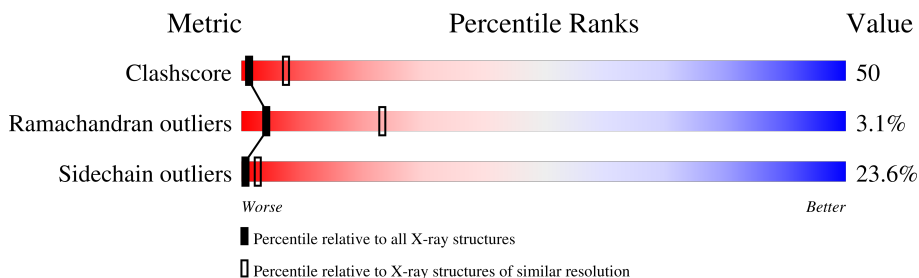
1 Overall quality at a glance

The following experimental techniques were used to determine the structure:

X-RAY DIFFRACTION

The reported resolution of this entry is 3.30 Å.

Percentile scores (ranging between 0-100) for global validation metrics of the entry are shown in the following graphic. The table shows the number of entries on which the scores are based.



Metric	Whole archive (#Entries)	Similar resolution (#Entries, resolution range(Å))
Clashscore	141614	1205 (3.34-3.26)
Ramachandran outliers	138981	1183 (3.34-3.26)
Sidechain outliers	138945	1182 (3.34-3.26)

The table below summarises the geometric issues observed across the polymeric chains and their fit to the electron density. The red, orange, yellow and green segments of the lower bar indicate the fraction of residues that contain outliers for ≥ 3 , 2, 1 and 0 types of geometric quality criteria respectively. A grey segment represents the fraction of residues that are not modelled. The numeric value for each fraction is indicated below the corresponding segment, with a dot representing fractions $\leq 5\%$

Note EDS was not executed.

Mol	Chain	Length	Quality of chain
1	A	126	26% 52% 18% ..
1	B	126	32% 47% 18% ..
1	C	126	29% 48% 21% ..
1	D	126	25% 55% 17% ..
1	E	126	32% 47% 18% ..
1	F	126	29% 48% 18% ..
1	G	126	29% 50% 17% ..
1	H	126	30% 49% 17% ..

2 Entry composition

There is only 1 type of molecule in this entry. The entry contains 7824 atoms, of which 0 are hydrogens and 0 are deuteriums.

In the tables below, the ZeroOcc column contains the number of atoms modelled with zero occupancy, the AltConf column contains the number of residues with at least one atom in alternate conformation and the Trace column contains the number of residues modelled with at most 2 atoms.

- Molecule 1 is a protein called MAJOR SPERM PROTEIN.

Mol	Chain	Residues	Atoms					ZeroOcc	AltConf	Trace
			Total	C	N	O	S			
1	A	124	978	610	178	185	5	57	0	0
1	B	124	978	610	178	185	5	57	0	0
1	C	124	978	610	178	185	5	57	0	0
1	D	124	978	610	178	185	5	57	0	0
1	E	124	978	610	178	185	5	57	0	0
1	F	124	978	610	178	185	5	57	0	0
1	G	124	978	610	178	185	5	57	0	0
1	H	124	978	610	178	185	5	51	0	0

There are 32 discrepancies between the modelled and reference sequences:

Chain	Residue	Modelled	Actual	Comment	Reference
A	59	SER	CYS	engineered mutation	UNP P27440
A	65	SER	LYS	conflict	UNP P27440
A	67	LYS	SER	conflict	UNP P27440
A	90	CYS	THR	engineered mutation	UNP P27440
B	59	SER	CYS	engineered mutation	UNP P27440
B	65	SER	LYS	conflict	UNP P27440
B	67	LYS	SER	conflict	UNP P27440
B	90	CYS	THR	engineered mutation	UNP P27440
C	59	SER	CYS	engineered mutation	UNP P27440
C	65	SER	LYS	conflict	UNP P27440
C	67	LYS	SER	conflict	UNP P27440
C	90	CYS	THR	engineered mutation	UNP P27440
D	59	SER	CYS	engineered mutation	UNP P27440

Continued on next page...

Continued from previous page...

Chain	Residue	Modelled	Actual	Comment	Reference
D	65	SER	LYS	conflict	UNP P27440
D	67	LYS	SER	conflict	UNP P27440
D	90	CYS	THR	engineered mutation	UNP P27440
E	59	SER	CYS	engineered mutation	UNP P27440
E	65	SER	LYS	conflict	UNP P27440
E	67	LYS	SER	conflict	UNP P27440
E	90	CYS	THR	engineered mutation	UNP P27440
F	59	SER	CYS	engineered mutation	UNP P27440
F	65	SER	LYS	conflict	UNP P27440
F	67	LYS	SER	conflict	UNP P27440
F	90	CYS	THR	engineered mutation	UNP P27440
G	59	SER	CYS	engineered mutation	UNP P27440
G	65	SER	LYS	conflict	UNP P27440
G	67	LYS	SER	conflict	UNP P27440
G	90	CYS	THR	engineered mutation	UNP P27440
H	59	SER	CYS	engineered mutation	UNP P27440
H	65	SER	LYS	conflict	UNP P27440
H	67	LYS	SER	conflict	UNP P27440
H	90	CYS	THR	engineered mutation	UNP P27440


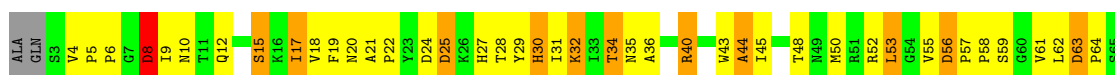
3 Residue-property plots

These plots are drawn for all protein, RNA, DNA and oligosaccharide chains in the entry. The first graphic for a chain summarises the proportions of the various outlier classes displayed in the second graphic. The second graphic shows the sequence view annotated by issues in geometry. Residues are color-coded according to the number of geometric quality criteria for which they contain at least one outlier: green = 0, yellow = 1, orange = 2 and red = 3 or more. Stretches of 2 or more consecutive residues without any outlier are shown as a green connector. Residues present in the sample, but not in the model, are shown in grey.

Note EDS was not executed.


- Molecule 1: MAJOR SPERM PROTEIN

Chain A: 



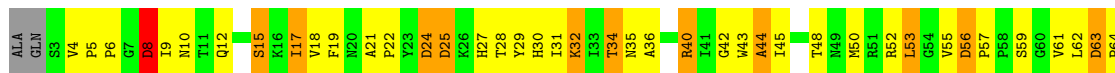
- Molecule 1: MAJOR SPERM PROTEIN

Chain B: 



- Molecule 1: MAJOR SPERM PROTEIN

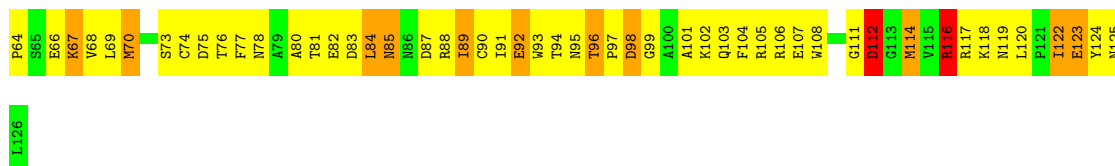
Chain C: 



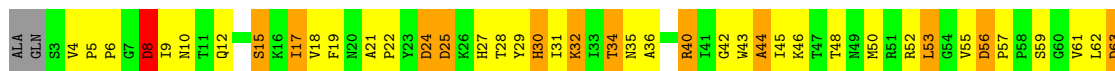
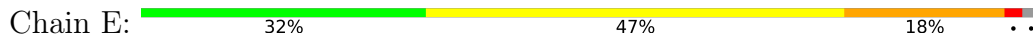
- Molecule 1: MAJOR SPERM PROTEIN

Chain D: 

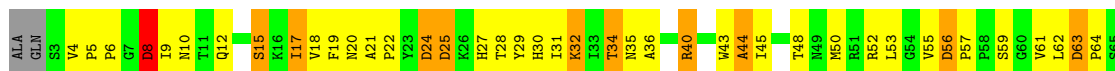




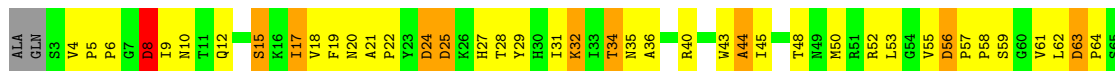
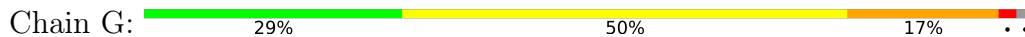
● Molecule 1: MAJOR SPERM PROTEIN



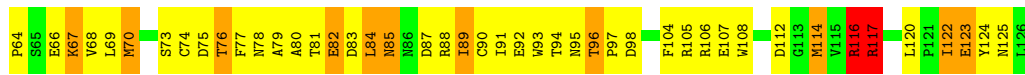
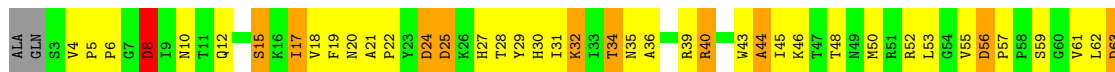
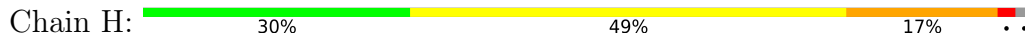
● Molecule 1: MAJOR SPERM PROTEIN



● Molecule 1: MAJOR SPERM PROTEIN



● Molecule 1: MAJOR SPERM PROTEIN



4 Data and refinement statistics

Xtrriage (Phenix) and EDS were not executed - this section is therefore incomplete.

Property	Value	Source
Space group	P 41 21 2	Depositor
Cell constants a, b, c, α , β , γ	79.66Å 79.66Å 463.79Å 90.00° 90.00° 90.00°	Depositor
Resolution (Å)	10.00 – 3.30	Depositor
% Data completeness (in resolution range)	100.0 (10.00-3.30)	Depositor
R_{merge}	0.12	Depositor
R_{sym}	(Not available)	Depositor
Refinement program	TNT 5D	Depositor
R, R_{free}	0.218 , 0.260	Depositor
Estimated twinning fraction	No twinning to report.	Xtrriage
Total number of atoms	7824	wwPDB-VP
Average B, all atoms (Å ²)	50.0	wwPDB-VP

5 Model quality i

5.1 Standard geometry i

The Z score for a bond length (or angle) is the number of standard deviations the observed value is removed from the expected value. A bond length (or angle) with $|Z| > 5$ is considered an outlier worth inspection. RMSZ is the root-mean-square of all Z scores of the bond lengths (or angles).

Mol	Chain	Bond lengths		Bond angles	
		RMSZ	# $ Z > 5$	RMSZ	# $ Z > 5$
1	A	1.30	5/1001 (0.5%)	1.34	22/1358 (1.6%)
1	B	1.31	5/1001 (0.5%)	1.36	21/1358 (1.5%)
1	C	1.30	6/1001 (0.6%)	1.32	19/1358 (1.4%)
1	D	1.31	5/1001 (0.5%)	1.33	19/1358 (1.4%)
1	E	1.30	5/1001 (0.5%)	1.36	20/1358 (1.5%)
1	F	1.29	5/1001 (0.5%)	1.34	22/1358 (1.6%)
1	G	1.29	6/1001 (0.6%)	1.32	20/1358 (1.5%)
1	H	1.28	5/1001 (0.5%)	1.35	22/1358 (1.6%)
All	All	1.30	42/8008 (0.5%)	1.34	165/10864 (1.5%)

All (42) bond length outliers are listed below:

Mol	Chain	Res	Type	Atoms	Z	Observed(Å)	Ideal(Å)
1	F	82	GLU	CD-OE2	7.36	1.33	1.25
1	D	66	GLU	CD-OE2	7.22	1.33	1.25
1	D	82	GLU	CD-OE2	7.03	1.33	1.25
1	A	82	GLU	CD-OE2	6.91	1.33	1.25
1	B	82	GLU	CD-OE2	6.87	1.33	1.25
1	E	107	GLU	CD-OE1	6.76	1.33	1.25
1	F	92	GLU	CD-OE2	6.76	1.33	1.25
1	H	82	GLU	CD-OE2	6.76	1.33	1.25
1	H	107	GLU	CD-OE1	6.74	1.33	1.25
1	F	66	GLU	CD-OE2	6.71	1.33	1.25
1	D	123	GLU	CD-OE2	6.65	1.32	1.25
1	A	123	GLU	CD-OE2	6.64	1.32	1.25
1	G	107	GLU	CD-OE1	6.63	1.32	1.25
1	B	92	GLU	CD-OE2	6.53	1.32	1.25
1	C	66	GLU	CD-OE2	6.52	1.32	1.25
1	C	82	GLU	CD-OE2	6.50	1.32	1.25
1	E	82	GLU	CD-OE2	6.40	1.32	1.25
1	G	82	GLU	CD-OE1	6.38	1.32	1.25
1	E	123	GLU	CD-OE2	6.38	1.32	1.25
1	D	107	GLU	CD-OE1	6.34	1.32	1.25

Continued on next page...

Continued from previous page...

Mol	Chain	Res	Type	Atoms	Z	Observed(Å)	Ideal(Å)
1	A	107	GLU	CD-OE1	6.32	1.32	1.25
1	C	123	GLU	CD-OE2	6.31	1.32	1.25
1	H	92	GLU	CD-OE2	6.20	1.32	1.25
1	F	107	GLU	CD-OE1	6.19	1.32	1.25
1	G	66	GLU	CD-OE2	6.16	1.32	1.25
1	B	123	GLU	CD-OE2	6.13	1.32	1.25
1	E	66	GLU	CD-OE2	6.00	1.32	1.25
1	C	107	GLU	CD-OE1	5.97	1.32	1.25
1	G	82	GLU	CD-OE2	-5.85	1.19	1.25
1	H	66	GLU	CD-OE2	5.83	1.32	1.25
1	F	123	GLU	CD-OE2	5.81	1.32	1.25
1	B	66	GLU	CD-OE2	5.80	1.32	1.25
1	G	92	GLU	CD-OE2	5.71	1.31	1.25
1	A	66	GLU	CD-OE2	5.66	1.31	1.25
1	B	107	GLU	CD-OE1	5.56	1.31	1.25
1	E	92	GLU	CD-OE2	5.56	1.31	1.25
1	H	123	GLU	CD-OE2	5.54	1.31	1.25
1	C	92	GLU	CD-OE2	5.44	1.31	1.25
1	G	123	GLU	CD-OE2	5.33	1.31	1.25
1	D	92	GLU	CD-OE2	5.28	1.31	1.25
1	A	92	GLU	CD-OE2	5.18	1.31	1.25
1	C	101	ALA	C-N	-5.04	1.22	1.34

All (165) bond angle outliers are listed below:

Mol	Chain	Res	Type	Atoms	Z	Observed(°)	Ideal(°)
1	E	112	ASP	CB-CG-OD2	-9.63	109.63	118.30
1	H	112	ASP	CB-CG-OD1	8.09	125.58	118.30
1	B	112	ASP	CB-CG-OD1	8.02	125.52	118.30
1	H	112	ASP	CB-CG-OD2	-7.97	111.13	118.30
1	H	117	ARG	NE-CZ-NH2	-7.66	116.47	120.30
1	A	112	ASP	CB-CG-OD2	-7.63	111.44	118.30
1	A	24	ASP	CB-CG-OD2	-7.45	111.60	118.30
1	G	112	ASP	CB-CG-OD2	-7.41	111.63	118.30
1	B	117	ARG	NE-CZ-NH2	-7.28	116.66	120.30
1	G	112	ASP	CB-CG-OD1	7.21	124.79	118.30
1	C	112	ASP	CB-CG-OD1	7.17	124.75	118.30
1	C	112	ASP	CB-CG-OD2	-7.07	111.94	118.30
1	B	112	ASP	CB-CG-OD2	-7.01	111.99	118.30
1	H	44	ALA	N-CA-CB	6.99	119.89	110.10
1	F	112	ASP	CB-CG-OD1	6.99	124.59	118.30
1	G	8	ASP	CB-CG-OD2	-6.93	112.06	118.30

Continued on next page...

Continued from previous page...

Mol	Chain	Res	Type	Atoms	Z	Observed(°)	Ideal(°)
1	A	112	ASP	CB-CG-OD1	6.86	124.48	118.30
1	E	44	ALA	N-CA-CB	6.85	119.69	110.10
1	F	56	ASP	CB-CG-OD2	-6.78	112.20	118.30
1	B	44	ALA	N-CA-CB	6.71	119.49	110.10
1	C	8	ASP	CB-CG-OD2	-6.68	112.29	118.30
1	F	56	ASP	CB-CG-OD1	6.67	124.30	118.30
1	F	44	ALA	N-CA-CB	6.64	119.40	110.10
1	A	8	ASP	CB-CG-OD2	-6.63	112.33	118.30
1	F	8	ASP	CB-CG-OD2	-6.62	112.34	118.30
1	D	44	ALA	N-CA-CB	6.61	119.36	110.10
1	F	25	ASP	CB-CG-OD2	-6.60	112.36	118.30
1	E	8	ASP	CB-CG-OD2	-6.58	112.38	118.30
1	D	8	ASP	CB-CG-OD2	-6.58	112.38	118.30
1	B	8	ASP	CB-CG-OD2	-6.54	112.42	118.30
1	E	117	ARG	NE-CZ-NH2	-6.53	117.04	120.30
1	C	44	ALA	CB-CA-C	6.52	119.88	110.10
1	A	44	ALA	N-CA-CB	6.51	119.21	110.10
1	H	25	ASP	CB-CG-OD2	-6.49	112.46	118.30
1	F	44	ALA	CB-CA-C	6.48	119.82	110.10
1	H	8	ASP	CB-CG-OD2	-6.45	112.50	118.30
1	G	44	ALA	N-CA-CB	6.44	119.11	110.10
1	A	98	ASP	CB-CG-OD2	-6.39	112.55	118.30
1	F	83	ASP	CB-CG-OD2	-6.36	112.57	118.30
1	D	56	ASP	CB-CG-OD2	-6.36	112.58	118.30
1	B	25	ASP	CB-CG-OD2	-6.35	112.59	118.30
1	C	56	ASP	CB-CG-OD2	-6.28	112.65	118.30
1	H	56	ASP	CB-CG-OD1	6.27	123.94	118.30
1	C	44	ALA	N-CA-CB	6.26	118.87	110.10
1	E	44	ALA	CB-CA-C	6.26	119.50	110.10
1	H	24	ASP	CB-CG-OD2	-6.26	112.67	118.30
1	F	24	ASP	CB-CG-OD2	-6.26	112.67	118.30
1	B	44	ALA	CB-CA-C	6.22	119.44	110.10
1	A	44	ALA	CB-CA-C	6.22	119.43	110.10
1	B	87	ASP	CB-CG-OD1	-6.17	112.75	118.30
1	D	44	ALA	CB-CA-C	6.17	119.36	110.10
1	H	87	ASP	CB-CG-OD2	6.15	123.84	118.30
1	E	98	ASP	CB-CG-OD2	-6.11	112.80	118.30
1	C	56	ASP	CB-CG-OD1	6.11	123.80	118.30
1	H	87	ASP	CB-CG-OD1	-6.06	112.85	118.30
1	E	24	ASP	CB-CG-OD2	-6.05	112.85	118.30
1	G	25	ASP	CB-CG-OD2	-6.05	112.85	118.30
1	E	116	ARG	NE-CZ-NH2	-6.05	117.27	120.30

Continued on next page...

Continued from previous page...

Mol	Chain	Res	Type	Atoms	Z	Observed(°)	Ideal(°)
1	D	83	ASP	CB-CG-OD2	-6.05	112.86	118.30
1	G	44	ALA	CB-CA-C	6.03	119.14	110.10
1	E	56	ASP	CB-CG-OD2	-6.03	112.88	118.30
1	B	116	ARG	NE-CZ-NH1	6.02	123.31	120.30
1	D	56	ASP	CB-CG-OD1	6.02	123.72	118.30
1	B	24	ASP	CB-CG-OD2	-6.02	112.88	118.30
1	B	98	ASP	CB-CG-OD2	-5.99	112.91	118.30
1	E	25	ASP	CB-CG-OD2	-5.98	112.92	118.30
1	C	24	ASP	CB-CG-OD2	-5.94	112.95	118.30
1	H	98	ASP	CB-CG-OD2	-5.94	112.95	118.30
1	D	24	ASP	CB-CG-OD2	-5.93	112.96	118.30
1	C	25	ASP	CB-CG-OD2	-5.93	112.96	118.30
1	H	56	ASP	CB-CG-OD2	-5.93	112.97	118.30
1	E	87	ASP	CB-CG-OD2	5.92	123.63	118.30
1	D	87	ASP	CB-CG-OD2	5.92	123.63	118.30
1	G	56	ASP	CB-CG-OD2	-5.92	112.97	118.30
1	F	98	ASP	CB-CG-OD2	-5.91	112.98	118.30
1	B	56	ASP	CB-CG-OD1	5.91	123.62	118.30
1	D	25	ASP	CB-CG-OD2	-5.91	112.98	118.30
1	A	83	ASP	CB-CG-OD2	-5.91	112.98	118.30
1	A	87	ASP	CB-CG-OD2	5.90	123.61	118.30
1	G	75	ASP	CB-CG-OD2	-5.90	112.99	118.30
1	F	75	ASP	CB-CG-OD2	-5.89	113.00	118.30
1	A	87	ASP	CB-CG-OD1	-5.89	113.00	118.30
1	D	87	ASP	CB-CG-OD1	-5.86	113.02	118.30
1	D	75	ASP	CB-CG-OD2	-5.85	113.03	118.30
1	G	56	ASP	CB-CG-OD1	5.84	123.56	118.30
1	B	87	ASP	CB-CG-OD2	5.83	123.55	118.30
1	E	56	ASP	CB-CG-OD1	5.83	123.55	118.30
1	D	112	ASP	CB-CG-OD1	5.83	123.55	118.30
1	F	83	ASP	CB-CG-OD1	5.83	123.55	118.30
1	H	75	ASP	CB-CG-OD2	-5.83	113.06	118.30
1	C	75	ASP	CB-CG-OD2	-5.81	113.07	118.30
1	A	56	ASP	CB-CG-OD2	-5.79	113.09	118.30
1	G	117	ARG	NE-CZ-NH1	5.79	123.19	120.30
1	E	87	ASP	CB-CG-OD1	-5.77	113.11	118.30
1	A	112	ASP	N-CA-CB	5.77	120.99	110.60
1	D	98	ASP	CB-CG-OD2	-5.75	113.13	118.30
1	A	56	ASP	CB-CG-OD1	5.73	123.46	118.30
1	A	25	ASP	CB-CG-OD2	-5.72	113.15	118.30
1	G	98	ASP	CB-CG-OD2	-5.72	113.15	118.30
1	B	75	ASP	CB-CG-OD2	-5.71	113.16	118.30

Continued on next page...

Continued from previous page...

Mol	Chain	Res	Type	Atoms	Z	Observed(°)	Ideal(°)
1	F	117	ARG	NE-CZ-NH1	5.71	123.15	120.30
1	H	44	ALA	CB-CA-C	5.70	118.65	110.10
1	H	83	ASP	CB-CG-OD2	-5.70	113.17	118.30
1	C	98	ASP	CB-CG-OD2	-5.68	113.19	118.30
1	B	116	ARG	NE-CZ-NH2	-5.63	117.48	120.30
1	B	56	ASP	CB-CG-OD2	-5.63	113.23	118.30
1	B	83	ASP	CB-CG-OD2	-5.61	113.26	118.30
1	G	87	ASP	CB-CG-OD1	-5.60	113.26	118.30
1	G	83	ASP	CB-CG-OD2	-5.58	113.27	118.30
1	B	98	ASP	CB-CG-OD1	5.58	123.32	118.30
1	G	24	ASP	CB-CG-OD2	-5.56	113.30	118.30
1	E	75	ASP	CB-CG-OD2	-5.52	113.33	118.30
1	C	24	ASP	CB-CG-OD1	5.51	123.26	118.30
1	E	117	ARG	NE-CZ-NH1	5.50	123.05	120.30
1	F	63	ASP	CB-CG-OD1	5.50	123.25	118.30
1	H	116	ARG	NE-CZ-NH2	-5.47	117.56	120.30
1	C	63	ASP	CB-CG-OD2	-5.45	113.39	118.30
1	G	87	ASP	CB-CG-OD2	5.43	123.19	118.30
1	E	83	ASP	CB-CG-OD2	-5.43	113.41	118.30
1	G	8	ASP	CB-CG-OD1	5.41	123.17	118.30
1	A	24	ASP	CB-CG-OD1	5.40	123.16	118.30
1	A	75	ASP	CB-CG-OD2	-5.40	113.44	118.30
1	B	63	ASP	CB-CG-OD2	-5.38	113.46	118.30
1	H	63	ASP	CB-CG-OD1	5.38	123.14	118.30
1	F	87	ASP	CB-CG-OD2	5.37	123.13	118.30
1	C	87	ASP	CB-CG-OD1	-5.35	113.48	118.30
1	H	24	ASP	CB-CG-OD1	5.34	123.11	118.30
1	D	75	ASP	CB-CG-OD1	5.34	123.11	118.30
1	A	98	ASP	CB-CG-OD1	5.33	123.09	118.30
1	F	116	ARG	NE-CZ-NH2	-5.32	117.64	120.30
1	E	98	ASP	CB-CG-OD1	5.30	123.07	118.30
1	G	98	ASP	CB-CG-OD1	5.29	123.06	118.30
1	C	87	ASP	CB-CG-OD2	5.28	123.05	118.30
1	G	63	ASP	CB-CG-OD2	-5.27	113.56	118.30
1	C	8	ASP	CB-CG-OD1	5.26	123.03	118.30
1	E	63	ASP	CB-CG-OD2	-5.26	113.56	118.30
1	F	98	ASP	CB-CG-OD1	5.26	123.03	118.30
1	H	63	ASP	CB-CG-OD2	-5.26	113.57	118.30
1	D	116	ARG	NE-CZ-NH2	-5.25	117.68	120.30
1	A	116	ARG	NE-CZ-NH2	-5.24	117.68	120.30
1	E	8	ASP	CB-CG-OD1	5.23	123.01	118.30
1	F	112	ASP	CB-CG-OD2	-5.22	113.60	118.30

Continued on next page...

Continued from previous page...

Mol	Chain	Res	Type	Atoms	Z	Observed(°)	Ideal(°)
1	H	116	ARG	NE-CZ-NH1	5.21	122.91	120.30
1	F	63	ASP	CB-CG-OD2	-5.21	113.61	118.30
1	H	25	ASP	CB-CG-OD1	5.21	122.99	118.30
1	B	24	ASP	CB-CG-OD1	5.18	122.97	118.30
1	C	98	ASP	CB-CG-OD1	5.18	122.96	118.30
1	A	63	ASP	CB-CG-OD1	5.17	122.96	118.30
1	A	63	ASP	CB-CG-OD2	-5.15	113.66	118.30
1	D	83	ASP	CB-CG-OD1	5.14	122.93	118.30
1	A	83	ASP	CB-CG-OD1	5.12	122.91	118.30
1	F	25	ASP	CB-CG-OD1	5.12	122.91	118.30
1	G	63	ASP	CB-CG-OD1	5.12	122.90	118.30
1	F	75	ASP	CB-CG-OD1	5.09	122.88	118.30
1	A	8	ASP	CB-CG-OD1	5.08	122.87	118.30
1	C	63	ASP	CB-CG-OD1	5.07	122.86	118.30
1	D	98	ASP	CB-CG-OD1	5.07	122.86	118.30
1	H	8	ASP	CB-CG-OD1	5.06	122.86	118.30
1	D	25	ASP	CB-CG-OD1	5.05	122.85	118.30
1	D	8	ASP	CB-CG-OD1	5.03	122.83	118.30
1	C	25	ASP	CB-CG-OD1	5.02	122.82	118.30
1	G	83	ASP	CB-CG-OD1	5.02	122.82	118.30
1	F	8	ASP	CB-CG-OD1	5.01	122.81	118.30
1	E	75	ASP	CB-CG-OD1	5.01	122.81	118.30
1	B	63	ASP	CB-CG-OD1	5.01	122.81	118.30

There are no chirality outliers.

There are no planarity outliers.

5.2 Too-close contacts [\(i\)](#)

In the following table, the Non-H and H(model) columns list the number of non-hydrogen atoms and hydrogen atoms in the chain respectively. The H(added) column lists the number of hydrogen atoms added and optimized by MolProbity. The Clashes column lists the number of clashes within the asymmetric unit, whereas Symm-Clashes lists symmetry-related clashes.

Mol	Chain	Non-H	H(model)	H(added)	Clashes	Symm-Clashes
1	A	978	0	954	96	0
1	B	978	0	954	87	0
1	C	978	0	954	93	0
1	D	978	0	954	91	0
1	E	978	0	954	88	0
1	F	978	0	954	95	0

Continued on next page...

Continued from previous page...

Mol	Chain	Non-H	H(model)	H(added)	Clashes	Symm-Clashes
1	G	978	0	954	93	0
1	H	978	0	954	96	0
All	All	7824	0	7632	716	0

The all-atom clashscore is defined as the number of clashes found per 1000 atoms (including hydrogen atoms). The all-atom clashscore for this structure is 50.

All (716) close contacts within the same asymmetric unit are listed below, sorted by their clash magnitude.

Atom-1	Atom-2	Interatomic distance (Å)	Clash overlap (Å)
1:C:21:ALA:HB1	1:C:22:PRO:HA	1.47	0.96
1:F:21:ALA:HB1	1:F:22:PRO:HA	1.47	0.95
1:G:21:ALA:HB1	1:G:22:PRO:HA	1.48	0.95
1:E:85:ASN:HD22	1:E:85:ASN:H	1.16	0.94
1:A:85:ASN:HD22	1:A:85:ASN:H	1.13	0.94
1:H:21:ALA:HB1	1:H:22:PRO:HA	1.48	0.94
1:D:85:ASN:H	1:D:85:ASN:HD22	1.15	0.93
1:B:21:ALA:HB1	1:B:22:PRO:HA	1.50	0.93
1:A:93:TRP:CZ2	1:A:116:ARG:HD3	2.03	0.93
1:D:21:ALA:HB1	1:D:22:PRO:HA	1.51	0.93
1:D:45:ILE:HG13	1:D:70:MET:CE	1.99	0.93
1:C:85:ASN:HD22	1:C:85:ASN:H	1.14	0.92
1:H:85:ASN:HD22	1:H:85:ASN:H	1.16	0.92
1:A:21:ALA:HB1	1:A:22:PRO:HA	1.50	0.92
1:E:93:TRP:CZ2	1:E:116:ARG:HD3	2.05	0.91
1:C:45:ILE:HG13	1:C:70:MET:HE3	1.53	0.91
1:E:21:ALA:HB1	1:E:22:PRO:HA	1.50	0.91
1:F:45:ILE:HG13	1:F:70:MET:CE	2.01	0.91
1:H:45:ILE:HG13	1:H:70:MET:CE	2.01	0.90
1:C:45:ILE:HG13	1:C:70:MET:CE	2.01	0.90
1:B:85:ASN:H	1:B:85:ASN:HD22	1.14	0.90
1:D:93:TRP:CZ2	1:D:116:ARG:HD3	2.07	0.90
1:E:45:ILE:HG13	1:E:70:MET:CE	2.01	0.90
1:H:93:TRP:CZ2	1:H:116:ARG:HD3	2.07	0.89
1:F:93:TRP:CZ2	1:F:116:ARG:HD3	2.07	0.89
1:G:85:ASN:H	1:G:85:ASN:HD22	1.14	0.89
1:B:93:TRP:CZ2	1:B:116:ARG:HD3	2.07	0.88
1:C:93:TRP:CZ2	1:C:116:ARG:HD3	2.07	0.88
1:F:85:ASN:H	1:F:85:ASN:HD22	1.15	0.88
1:G:45:ILE:HG13	1:G:70:MET:CE	2.03	0.88
1:G:93:TRP:CZ2	1:G:116:ARG:HD3	2.07	0.88

Continued on next page...

Continued from previous page...

Atom-1	Atom-2	Interatomic distance (Å)	Clash overlap (Å)
1:B:45:ILE:HG13	1:B:70:MET:CE	2.05	0.86
1:A:45:ILE:HG13	1:A:70:MET:CE	2.05	0.86
1:C:116:ARG:HG2	1:C:116:ARG:HH11	1.41	0.86
1:F:43:TRP:HE1	1:F:62:LEU:HD13	1.41	0.86
1:E:116:ARG:HG2	1:E:116:ARG:HH11	1.41	0.85
1:G:116:ARG:HG2	1:G:116:ARG:HH11	1.41	0.85
1:E:43:TRP:HE1	1:E:62:LEU:HD13	1.40	0.85
1:G:43:TRP:HE1	1:G:62:LEU:HD13	1.42	0.84
1:H:116:ARG:HG2	1:H:116:ARG:HH11	1.41	0.84
1:D:43:TRP:HE1	1:D:62:LEU:HD13	1.43	0.84
1:F:45:ILE:HG13	1:F:70:MET:HE1	1.59	0.84
1:D:45:ILE:CD1	1:D:91:ILE:HG12	2.08	0.84
1:D:116:ARG:HG2	1:D:116:ARG:HH11	1.42	0.84
1:C:43:TRP:HE1	1:C:62:LEU:HD13	1.43	0.83
1:E:45:ILE:CD1	1:E:91:ILE:HG12	2.07	0.83
1:A:116:ARG:HH11	1:A:116:ARG:HG2	1.42	0.83
1:B:116:ARG:HG2	1:B:116:ARG:HH11	1.42	0.83
1:A:43:TRP:HE1	1:A:62:LEU:HD13	1.41	0.83
1:F:116:ARG:HH11	1:F:116:ARG:HG2	1.43	0.83
1:H:43:TRP:HE1	1:H:62:LEU:HD13	1.42	0.83
1:C:45:ILE:CD1	1:C:91:ILE:HG12	2.09	0.83
1:B:43:TRP:HE1	1:B:62:LEU:HD13	1.43	0.82
1:B:34:THR:OG1	1:B:67:LYS:HB3	1.79	0.82
1:D:45:ILE:HG13	1:D:70:MET:HE3	1.61	0.82
1:H:45:ILE:CD1	1:H:91:ILE:HG12	2.09	0.82
1:A:84:LEU:HB3	1:A:124:TYR:CD2	2.15	0.81
1:G:34:THR:OG1	1:G:67:LYS:HB3	1.80	0.81
1:A:85:ASN:N	1:A:85:ASN:ND2	2.27	0.81
1:G:85:ASN:N	1:G:85:ASN:ND2	2.27	0.81
1:C:85:ASN:N	1:C:85:ASN:ND2	2.28	0.81
1:H:97:PRO:HG3	1:H:108:TRP:NE1	1.96	0.81
1:F:45:ILE:CD1	1:F:91:ILE:HG12	2.11	0.81
1:C:34:THR:OG1	1:C:67:LYS:HB3	1.80	0.81
1:E:34:THR:OG1	1:E:67:LYS:HB3	1.81	0.81
1:A:45:ILE:CD1	1:A:91:ILE:HG12	2.11	0.80
1:D:85:ASN:N	1:D:85:ASN:ND2	2.29	0.80
1:F:34:THR:OG1	1:F:67:LYS:HB3	1.81	0.80
1:F:85:ASN:ND2	1:F:85:ASN:N	2.28	0.80
1:B:85:ASN:N	1:B:85:ASN:ND2	2.28	0.80
1:E:85:ASN:N	1:E:85:ASN:ND2	2.29	0.80
1:E:45:ILE:HG13	1:E:70:MET:HE3	1.64	0.80

Continued on next page...

Continued from previous page...

Atom-1	Atom-2	Interatomic distance (Å)	Clash overlap (Å)
1:H:85:ASN:N	1:H:85:ASN:ND2	2.29	0.79
1:D:34:THR:OG1	1:D:67:LYS:HB3	1.82	0.79
1:H:45:ILE:HG13	1:H:70:MET:HE3	1.65	0.79
1:G:45:ILE:CD1	1:G:91:ILE:HG12	2.11	0.79
1:G:85:ASN:HD22	1:G:85:ASN:N	1.79	0.79
1:A:45:ILE:HG13	1:A:70:MET:HE3	1.63	0.79
1:C:85:ASN:HD22	1:C:85:ASN:N	1.81	0.79
1:A:34:THR:OG1	1:A:67:LYS:HB3	1.82	0.79
1:A:85:ASN:HD22	1:A:85:ASN:N	1.79	0.79
1:B:84:LEU:HB3	1:B:124:TYR:CD2	2.18	0.79
1:B:85:ASN:HD22	1:B:85:ASN:N	1.80	0.79
1:H:34:THR:OG1	1:H:67:LYS:HB3	1.83	0.79
1:E:85:ASN:HD22	1:E:85:ASN:N	1.82	0.78
1:D:84:LEU:HB3	1:D:124:TYR:CD2	2.18	0.78
1:H:84:LEU:HB3	1:H:124:TYR:CD2	2.18	0.78
1:G:45:ILE:HG13	1:G:70:MET:HE1	1.64	0.78
1:H:45:ILE:HG13	1:H:70:MET:HE1	1.66	0.78
1:H:85:ASN:HD22	1:H:85:ASN:N	1.81	0.78
1:B:45:ILE:CD1	1:B:91:ILE:HG12	2.15	0.77
1:F:84:LEU:HB3	1:F:124:TYR:CD2	2.20	0.77
1:B:45:ILE:HG13	1:B:70:MET:HE3	1.65	0.77
1:D:17:ILE:CG2	1:D:122:ILE:HD12	2.15	0.76
1:E:84:LEU:HB3	1:E:124:TYR:CD2	2.19	0.76
1:D:85:ASN:HD22	1:D:85:ASN:N	1.81	0.76
1:F:85:ASN:HD22	1:F:85:ASN:N	1.80	0.76
1:G:84:LEU:HB3	1:G:124:TYR:CD2	2.20	0.76
1:E:45:ILE:HG13	1:E:70:MET:HE1	1.66	0.75
1:C:84:LEU:HB3	1:C:124:TYR:CD2	2.21	0.75
1:F:55:VAL:HG11	1:F:70:MET:HE3	1.68	0.75
1:H:96:THR:HG22	1:H:97:PRO:HD2	1.68	0.75
1:E:17:ILE:CG2	1:E:122:ILE:HD12	2.17	0.75
1:D:45:ILE:HG13	1:D:70:MET:HE1	1.67	0.74
1:D:55:VAL:HG11	1:D:70:MET:CE	2.18	0.74
1:H:96:THR:CB	1:H:97:PRO:HD2	2.17	0.74
1:E:43:TRP:NE1	1:E:62:LEU:HD13	2.02	0.74
1:A:85:ASN:H	1:A:85:ASN:ND2	1.85	0.74
1:E:43:TRP:HE1	1:E:62:LEU:CD1	2.01	0.74
1:B:17:ILE:CG2	1:B:122:ILE:HD12	2.19	0.73
1:F:43:TRP:HE1	1:F:62:LEU:CD1	2.01	0.73
1:F:55:VAL:HG11	1:F:70:MET:CE	2.18	0.73
1:A:43:TRP:NE1	1:A:62:LEU:HD13	2.03	0.73

Continued on next page...

Continued from previous page...

Atom-1	Atom-2	Interatomic distance (Å)	Clash overlap (Å)
1:G:55:VAL:HG11	1:G:70:MET:HE3	1.69	0.73
1:C:53:LEU:HD23	1:C:53:LEU:N	2.04	0.73
1:H:55:VAL:HG11	1:H:70:MET:CE	2.19	0.73
1:G:43:TRP:NE1	1:G:62:LEU:HD13	2.04	0.72
1:E:78:ASN:OD1	1:E:80:ALA:HB3	1.89	0.72
1:F:45:ILE:HG13	1:F:70:MET:HE3	1.71	0.72
1:C:43:TRP:NE1	1:C:62:LEU:HD13	2.04	0.72
1:F:85:ASN:H	1:F:85:ASN:ND2	1.86	0.72
1:H:43:TRP:NE1	1:H:62:LEU:HD13	2.03	0.72
1:D:43:TRP:HE1	1:D:62:LEU:CD1	2.02	0.72
1:F:43:TRP:NE1	1:F:62:LEU:HD13	2.03	0.72
1:G:55:VAL:HG11	1:G:70:MET:CE	2.19	0.72
1:C:55:VAL:HG11	1:C:70:MET:CE	2.20	0.72
1:G:77:PHE:HB2	1:G:82:GLU:OE2	1.88	0.72
1:C:17:ILE:CG2	1:C:122:ILE:HD12	2.20	0.72
1:C:43:TRP:HE1	1:C:62:LEU:CD1	2.02	0.72
1:A:55:VAL:HG11	1:A:70:MET:CE	2.19	0.71
1:D:43:TRP:NE1	1:D:62:LEU:HD13	2.04	0.71
1:G:85:ASN:H	1:G:85:ASN:ND2	1.85	0.71
1:G:43:TRP:HE1	1:G:62:LEU:CD1	2.02	0.71
1:G:55:VAL:HG12	1:G:56:ASP:H	1.56	0.71
1:A:43:TRP:HE1	1:A:62:LEU:CD1	2.02	0.71
1:A:55:VAL:HG12	1:A:56:ASP:H	1.56	0.71
1:A:17:ILE:CG2	1:A:122:ILE:HD12	2.21	0.71
1:B:45:ILE:HG13	1:B:70:MET:HE1	1.73	0.70
1:E:53:LEU:HD23	1:E:53:LEU:N	2.04	0.70
1:B:43:TRP:NE1	1:B:62:LEU:HD13	2.06	0.70
1:G:45:ILE:HG13	1:G:70:MET:HE3	1.70	0.70
1:E:55:VAL:HG11	1:E:70:MET:CE	2.21	0.70
1:B:44:ALA:HB2	1:B:59:SER:CB	2.22	0.70
1:B:44:ALA:HB2	1:B:59:SER:HB3	1.74	0.70
1:E:44:ALA:HB2	1:E:59:SER:CB	2.22	0.70
1:H:43:TRP:HE1	1:H:62:LEU:CD1	2.03	0.70
1:E:44:ALA:HB2	1:E:59:SER:HB3	1.74	0.70
1:A:53:LEU:N	1:A:53:LEU:HD23	2.06	0.70
1:C:85:ASN:H	1:C:85:ASN:ND2	1.84	0.69
1:H:17:ILE:CG2	1:H:122:ILE:HD12	2.22	0.69
1:C:63:ASP:HB3	1:C:64:PRO:HD2	1.74	0.69
1:H:55:VAL:HG12	1:H:56:ASP:H	1.57	0.69
1:A:63:ASP:HB3	1:A:64:PRO:HD2	1.73	0.69
1:D:63:ASP:HB3	1:D:64:PRO:HD2	1.74	0.69

Continued on next page...

Continued from previous page...

Atom-1	Atom-2	Interatomic distance (Å)	Clash overlap (Å)
1:D:53:LEU:N	1:D:53:LEU:HD23	2.07	0.69
1:B:55:VAL:HG12	1:B:56:ASP:H	1.56	0.69
1:E:63:ASP:HB3	1:E:64:PRO:HD2	1.73	0.69
1:A:44:ALA:HB2	1:A:59:SER:CB	2.23	0.69
1:B:8:ASP:O	1:B:36:ALA:HB3	1.93	0.69
1:B:55:VAL:HG11	1:B:70:MET:CE	2.22	0.69
1:F:8:ASP:O	1:F:36:ALA:HB3	1.93	0.69
1:G:53:LEU:N	1:G:53:LEU:HD23	2.08	0.69
1:C:119:ASN:N	1:D:112:ASP:OD1	2.26	0.69
1:G:44:ALA:HB2	1:G:59:SER:CB	2.23	0.68
1:A:45:ILE:HG13	1:A:70:MET:HE1	1.74	0.68
1:A:44:ALA:HB2	1:A:59:SER:HB3	1.76	0.68
1:D:8:ASP:O	1:D:36:ALA:HB3	1.93	0.68
1:D:55:VAL:HG11	1:D:70:MET:HE3	1.74	0.68
1:C:55:VAL:HG12	1:C:56:ASP:H	1.59	0.68
1:H:55:VAL:HG11	1:H:70:MET:HE3	1.75	0.68
1:E:55:VAL:HG12	1:E:56:ASP:H	1.59	0.68
1:G:63:ASP:HB3	1:G:64:PRO:HD2	1.74	0.68
1:B:63:ASP:HB3	1:B:64:PRO:HD2	1.75	0.68
1:F:44:ALA:HB2	1:F:59:SER:CB	2.24	0.68
1:H:63:ASP:HB3	1:H:64:PRO:HD2	1.75	0.68
1:C:44:ALA:HB2	1:C:59:SER:HB3	1.75	0.67
1:E:57:PRO:HD2	1:E:70:MET:HB2	1.76	0.67
1:F:63:ASP:HB3	1:F:64:PRO:HD2	1.74	0.67
1:F:44:ALA:HB2	1:F:59:SER:HB3	1.76	0.67
1:B:85:ASN:H	1:B:85:ASN:ND2	1.86	0.67
1:C:44:ALA:HB2	1:C:59:SER:CB	2.23	0.67
1:A:78:ASN:O	1:A:80:ALA:N	2.28	0.67
1:E:55:VAL:HG11	1:E:70:MET:HE3	1.75	0.67
1:G:44:ALA:HB2	1:G:59:SER:HB3	1.76	0.67
1:H:8:ASP:O	1:H:36:ALA:HB3	1.94	0.67
1:D:55:VAL:HG12	1:D:56:ASP:H	1.59	0.66
1:H:53:LEU:HD23	1:H:53:LEU:N	2.08	0.66
1:A:93:TRP:CE2	1:A:116:ARG:HD3	2.30	0.66
1:B:43:TRP:HE1	1:B:62:LEU:CD1	2.07	0.66
1:G:8:ASP:O	1:G:36:ALA:HB3	1.95	0.66
1:D:44:ALA:HB2	1:D:59:SER:CB	2.26	0.66
1:D:44:ALA:HB2	1:D:59:SER:HB3	1.76	0.66
1:C:55:VAL:HG11	1:C:70:MET:HE2	1.78	0.66
1:D:63:ASP:HB3	1:D:64:PRO:CD	2.26	0.66
1:B:53:LEU:N	1:B:53:LEU:HD23	2.09	0.66

Continued on next page...

Continued from previous page...

Atom-1	Atom-2	Interatomic distance (Å)	Clash overlap (Å)
1:H:96:THR:CG2	1:H:97:PRO:HD2	2.25	0.66
1:H:44:ALA:HB2	1:H:59:SER:CB	2.26	0.65
1:A:63:ASP:HB3	1:A:64:PRO:CD	2.26	0.65
1:F:53:LEU:N	1:F:53:LEU:HD23	2.09	0.65
1:F:55:VAL:HG12	1:F:56:ASP:H	1.59	0.65
1:H:55:VAL:HG12	1:H:56:ASP:N	2.11	0.65
1:B:17:ILE:HG22	1:B:122:ILE:HD12	1.77	0.65
1:C:8:ASP:O	1:C:36:ALA:HB3	1.97	0.65
1:E:93:TRP:CE2	1:E:116:ARG:HD3	2.31	0.65
1:F:17:ILE:CG2	1:F:122:ILE:HD12	2.26	0.65
1:B:55:VAL:HG12	1:B:56:ASP:N	2.12	0.65
1:H:44:ALA:HB2	1:H:59:SER:HB3	1.78	0.65
1:G:55:VAL:HG12	1:G:56:ASP:N	2.11	0.65
1:C:55:VAL:HG12	1:C:56:ASP:N	2.12	0.65
1:A:55:VAL:HG11	1:A:70:MET:HE3	1.77	0.65
1:A:96:THR:HG22	1:A:97:PRO:HD2	1.79	0.65
1:E:63:ASP:HB3	1:E:64:PRO:CD	2.26	0.65
1:H:63:ASP:HB3	1:H:64:PRO:CD	2.27	0.65
1:H:97:PRO:HG3	1:H:108:TRP:CD1	2.31	0.65
1:E:31:ILE:HG22	1:E:32:LYS:N	2.12	0.65
1:A:55:VAL:HG12	1:A:56:ASP:N	2.12	0.64
1:C:78:ASN:O	1:C:80:ALA:N	2.31	0.64
1:B:57:PRO:HD2	1:B:70:MET:HB2	1.79	0.64
1:H:57:PRO:HD2	1:H:70:MET:HB2	1.80	0.64
1:D:57:PRO:HD2	1:D:70:MET:HB2	1.78	0.64
1:E:8:ASP:O	1:E:36:ALA:HB3	1.97	0.64
1:F:55:VAL:HG12	1:F:56:ASP:N	2.13	0.64
1:B:63:ASP:HB3	1:B:64:PRO:CD	2.28	0.64
1:C:63:ASP:HB3	1:C:64:PRO:CD	2.28	0.64
1:G:63:ASP:HB3	1:G:64:PRO:CD	2.27	0.64
1:D:31:ILE:HG22	1:D:32:LYS:N	2.13	0.64
1:C:17:ILE:HG22	1:C:122:ILE:HD12	1.78	0.64
1:F:5:PRO:HA	1:F:114:MET:HE3	1.79	0.64
1:A:68:VAL:HG22	1:A:69:LEU:N	2.14	0.63
1:C:31:ILE:HG22	1:C:32:LYS:N	2.13	0.63
1:F:57:PRO:HD2	1:F:70:MET:HB2	1.79	0.63
1:D:17:ILE:HG22	1:D:122:ILE:HD12	1.78	0.63
1:E:17:ILE:HG22	1:E:122:ILE:HD12	1.80	0.63
1:C:45:ILE:HG13	1:C:70:MET:HE1	1.79	0.63
1:H:5:PRO:HA	1:H:114:MET:HE3	1.81	0.63
1:D:68:VAL:HG22	1:D:69:LEU:N	2.14	0.63

Continued on next page...

Continued from previous page...

Atom-1	Atom-2	Interatomic distance (Å)	Clash overlap (Å)
1:F:63:ASP:HB3	1:F:64:PRO:CD	2.28	0.63
1:D:78:ASN:OD1	1:D:80:ALA:HB3	1.99	0.62
1:A:57:PRO:HD2	1:A:70:MET:HB2	1.80	0.62
1:H:31:ILE:HG22	1:H:32:LYS:N	2.14	0.62
1:A:25:ASP:CG	1:E:40:ARG:HH22	2.01	0.62
1:A:17:ILE:HG22	1:A:122:ILE:HD12	1.81	0.62
1:D:93:TRP:CE2	1:D:116:ARG:HD3	2.34	0.62
1:E:55:VAL:HG12	1:E:56:ASP:N	2.14	0.62
1:C:93:TRP:CE2	1:C:116:ARG:HD3	2.33	0.62
1:B:78:ASN:OD1	1:B:80:ALA:HB3	2.00	0.62
1:B:31:ILE:HG22	1:B:32:LYS:N	2.14	0.62
1:C:5:PRO:HG2	1:G:80:ALA:O	2.00	0.62
1:G:93:TRP:CE2	1:G:116:ARG:HD3	2.34	0.62
1:H:78:ASN:O	1:H:80:ALA:N	2.33	0.61
1:B:68:VAL:HG22	1:B:69:LEU:N	2.15	0.61
1:B:96:THR:HG22	1:B:97:PRO:HD2	1.82	0.61
1:C:57:PRO:HD2	1:C:70:MET:HB2	1.80	0.61
1:G:57:PRO:HD2	1:G:70:MET:HB2	1.80	0.61
1:B:55:VAL:HG11	1:B:70:MET:HE3	1.81	0.61
1:B:93:TRP:CE2	1:B:116:ARG:HD3	2.35	0.61
1:H:93:TRP:CE2	1:H:116:ARG:HD3	2.35	0.61
1:D:55:VAL:HG12	1:D:56:ASP:N	2.15	0.61
1:G:5:PRO:HA	1:G:114:MET:HE3	1.81	0.61
1:D:5:PRO:HG3	1:G:81:THR:CG2	2.30	0.61
1:H:81:THR:O	1:H:82:GLU:HG2	1.99	0.61
1:H:97:PRO:HG3	1:H:108:TRP:HE1	1.65	0.61
1:D:45:ILE:HD11	1:D:91:ILE:HG12	1.82	0.61
1:F:93:TRP:CE2	1:F:116:ARG:HD3	2.35	0.60
1:F:31:ILE:HG22	1:F:32:LYS:N	2.16	0.60
1:A:8:ASP:O	1:A:36:ALA:HB3	2.01	0.60
1:G:116:ARG:HH11	1:G:116:ARG:CG	2.14	0.60
1:C:45:ILE:HD11	1:C:91:ILE:HG12	1.84	0.60
1:C:116:ARG:HH11	1:C:116:ARG:CG	2.14	0.60
1:F:109:PHE:O	1:G:117:ARG:NH1	2.33	0.60
1:G:17:ILE:CG2	1:G:122:ILE:HD12	2.32	0.60
1:E:68:VAL:HG22	1:E:69:LEU:N	2.17	0.59
1:A:25:ASP:OD1	1:E:40:ARG:NH2	2.31	0.59
1:B:18:VAL:HG13	1:B:123:GLU:O	2.03	0.59
1:F:68:VAL:HG22	1:F:69:LEU:N	2.16	0.59
1:A:78:ASN:OD1	1:A:80:ALA:HB3	2.02	0.59
1:D:116:ARG:HH11	1:D:116:ARG:CG	2.14	0.59

Continued on next page...

Continued from previous page...

Atom-1	Atom-2	Interatomic distance (Å)	Clash overlap (Å)
1:A:84:LEU:HB3	1:A:124:TYR:HD2	1.66	0.59
1:B:22:PRO:HB3	1:C:12:GLN:OE1	2.03	0.59
1:H:78:ASN:OD1	1:H:80:ALA:HB3	2.02	0.59
1:C:68:VAL:HG22	1:C:69:LEU:N	2.17	0.59
1:F:116:ARG:HH11	1:F:116:ARG:CG	2.15	0.58
1:G:31:ILE:HG22	1:G:32:LYS:N	2.18	0.58
1:F:81:THR:O	1:F:82:GLU:HG2	2.02	0.58
1:E:45:ILE:HD11	1:E:91:ILE:HG12	1.83	0.58
1:H:68:VAL:HG22	1:H:69:LEU:N	2.18	0.58
1:G:68:VAL:HG22	1:G:69:LEU:N	2.18	0.58
1:A:31:ILE:HG22	1:A:32:LYS:N	2.18	0.58
1:C:112:ASP:OD1	1:D:118:LYS:HA	2.04	0.58
1:H:45:ILE:HD11	1:H:91:ILE:HG12	1.86	0.58
1:G:35:ASN:ND2	1:G:63:ASP:O	2.37	0.57
1:B:116:ARG:HH11	1:B:116:ARG:CG	2.16	0.57
1:E:22:PRO:HB3	1:F:12:GLN:OE1	2.04	0.57
1:H:116:ARG:HH11	1:H:116:ARG:CG	2.16	0.57
1:A:92:GLU:HG3	1:A:117:ARG:HG2	1.86	0.57
1:C:55:VAL:HG11	1:C:70:MET:HE3	1.86	0.57
1:D:55:VAL:HG11	1:D:70:MET:HE2	1.86	0.57
1:E:116:ARG:HH11	1:E:116:ARG:CG	2.14	0.57
1:H:17:ILE:HG22	1:H:122:ILE:HD12	1.85	0.57
1:A:116:ARG:HH11	1:A:116:ARG:CG	2.15	0.56
1:C:109:PHE:O	1:D:117:ARG:NH1	2.38	0.56
1:A:35:ASN:ND2	1:A:63:ASP:O	2.38	0.56
1:E:85:ASN:H	1:E:85:ASN:ND2	1.87	0.56
1:A:55:VAL:HG11	1:A:70:MET:HE2	1.86	0.56
1:B:55:VAL:HG11	1:B:70:MET:HE2	1.88	0.56
1:E:43:TRP:HA	1:E:92:GLU:O	2.06	0.56
1:C:104:PHE:HA	1:C:108:TRP:CZ3	2.41	0.56
1:E:96:THR:HG22	1:E:97:PRO:HD2	1.87	0.56
1:G:22:PRO:HB3	1:H:12:GLN:OE1	2.06	0.56
1:H:20:ASN:HA	1:H:125:ASN:HB3	1.87	0.56
1:C:89:ILE:N	1:C:120:LEU:O	2.38	0.55
1:F:84:LEU:HB3	1:F:124:TYR:HD2	1.70	0.55
1:A:104:PHE:HA	1:A:108:TRP:CZ3	2.41	0.55
1:F:112:ASP:OD1	1:G:119:ASN:ND2	2.39	0.55
1:B:19:PHE:HE2	1:B:74:CYS:HB2	1.72	0.55
1:E:35:ASN:ND2	1:E:63:ASP:O	2.39	0.55
1:B:84:LEU:HB3	1:B:124:TYR:HD2	1.70	0.55
1:C:35:ASN:ND2	1:C:63:ASP:O	2.40	0.55

Continued on next page...

Continued from previous page...

Atom-1	Atom-2	Interatomic distance (Å)	Clash overlap (Å)
1:F:104:PHE:HA	1:F:108:TRP:CZ3	2.42	0.55
1:H:55:VAL:HG11	1:H:70:MET:HE2	1.88	0.55
1:D:85:ASN:H	1:D:85:ASN:ND2	1.85	0.55
1:F:112:ASP:OD1	1:G:119:ASN:N	2.40	0.55
1:B:35:ASN:ND2	1:B:63:ASP:O	2.39	0.54
1:H:61:VAL:O	1:H:62:LEU:HD12	2.07	0.54
1:D:104:PHE:HA	1:D:108:TRP:CZ3	2.43	0.54
1:F:89:ILE:N	1:F:120:LEU:O	2.39	0.54
1:D:5:PRO:HG3	1:G:81:THR:HG21	1.90	0.54
1:G:89:ILE:N	1:G:120:LEU:O	2.40	0.54
1:D:84:LEU:HB3	1:D:124:TYR:HD2	1.73	0.54
1:F:10:ASN:HB2	1:F:34:THR:HG22	1.90	0.54
1:E:84:LEU:HB3	1:E:124:TYR:HD2	1.72	0.53
1:H:104:PHE:HA	1:H:108:TRP:CZ3	2.43	0.53
1:D:10:ASN:HB2	1:D:34:THR:HG22	1.90	0.53
1:G:84:LEU:HB3	1:G:124:TYR:HD2	1.71	0.53
1:A:17:ILE:CD1	1:A:19:PHE:CE1	2.92	0.53
1:B:78:ASN:O	1:B:80:ALA:N	2.42	0.53
1:F:17:ILE:HG22	1:F:122:ILE:HD12	1.90	0.53
1:A:45:ILE:HD11	1:A:91:ILE:HG12	1.89	0.53
1:C:18:VAL:HG12	1:C:19:PHE:N	2.24	0.53
1:G:17:ILE:CD1	1:G:19:PHE:CE1	2.92	0.53
1:G:19:PHE:HE2	1:G:74:CYS:HB2	1.74	0.53
1:G:104:PHE:HA	1:G:108:TRP:CZ3	2.44	0.53
1:F:78:ASN:O	1:F:80:ALA:N	2.42	0.53
1:B:17:ILE:CD1	1:B:19:PHE:CE1	2.92	0.53
1:C:92:GLU:HG3	1:C:117:ARG:HG2	1.90	0.53
1:D:96:THR:HG22	1:D:97:PRO:HD2	1.90	0.53
1:F:5:PRO:N	1:F:114:MET:HE1	2.24	0.53
1:C:17:ILE:CD1	1:C:19:PHE:CE1	2.92	0.52
1:D:35:ASN:ND2	1:D:63:ASP:O	2.42	0.52
1:E:61:VAL:O	1:E:62:LEU:HD12	2.09	0.52
1:A:17:ILE:HD12	1:A:19:PHE:CE1	2.44	0.52
1:A:104:PHE:HA	1:A:108:TRP:HZ3	1.74	0.52
1:C:96:THR:HG22	1:C:97:PRO:HD2	1.92	0.52
1:E:89:ILE:N	1:E:120:LEU:O	2.40	0.52
1:A:44:ALA:CB	1:A:59:SER:HB3	2.39	0.52
1:F:18:VAL:HG12	1:F:19:PHE:N	2.23	0.52
1:B:104:PHE:HA	1:B:108:TRP:CZ3	2.44	0.52
1:H:84:LEU:HB3	1:H:124:TYR:HD2	1.69	0.52
1:B:10:ASN:HB2	1:B:34:THR:HG22	1.91	0.52

Continued on next page...

Continued from previous page...

Atom-1	Atom-2	Interatomic distance (Å)	Clash overlap (Å)
1:C:44:ALA:CB	1:C:59:SER:HB3	2.40	0.52
1:F:20:ASN:HA	1:F:125:ASN:HB3	1.91	0.52
1:A:61:VAL:O	1:A:62:LEU:HD12	2.09	0.52
1:C:19:PHE:HE2	1:C:74:CYS:HB2	1.74	0.52
1:C:28:THR:HG22	1:C:28:THR:O	2.10	0.52
1:E:10:ASN:HB2	1:E:34:THR:HG22	1.92	0.52
1:C:55:VAL:CG1	1:C:70:MET:HE2	2.40	0.52
1:F:17:ILE:CD1	1:F:19:PHE:CE1	2.93	0.52
1:F:61:VAL:O	1:F:62:LEU:HD12	2.10	0.52
1:G:44:ALA:CB	1:G:59:SER:HB3	2.40	0.52
1:A:28:THR:HG22	1:A:28:THR:O	2.09	0.52
1:A:112:ASP:HB3	1:B:118:LYS:HA	1.91	0.52
1:C:112:ASP:OD1	1:D:119:ASN:N	2.43	0.52
1:E:17:ILE:CD1	1:E:19:PHE:CE1	2.93	0.51
1:E:18:VAL:HG13	1:E:123:GLU:O	2.09	0.51
1:F:35:ASN:ND2	1:F:63:ASP:O	2.43	0.51
1:H:17:ILE:CD1	1:H:19:PHE:CE1	2.94	0.51
1:C:104:PHE:HA	1:C:108:TRP:HZ3	1.73	0.51
1:A:55:VAL:CG1	1:A:70:MET:HG3	2.40	0.51
1:E:104:PHE:HA	1:E:108:TRP:CZ3	2.45	0.51
1:H:10:ASN:HB2	1:H:34:THR:HG22	1.93	0.51
1:D:17:ILE:CD1	1:D:19:PHE:CE1	2.93	0.51
1:F:21:ALA:HB1	1:F:22:PRO:CA	2.32	0.51
1:F:44:ALA:CB	1:F:59:SER:HB3	2.40	0.51
1:G:45:ILE:HD11	1:G:91:ILE:HG12	1.90	0.51
1:B:44:ALA:CB	1:B:59:SER:HB3	2.38	0.51
1:H:19:PHE:HE2	1:H:74:CYS:HB2	1.75	0.51
1:E:55:VAL:HG11	1:E:70:MET:HE2	1.90	0.51
1:F:45:ILE:HD11	1:F:91:ILE:HG12	1.89	0.51
1:H:35:ASN:ND2	1:H:63:ASP:O	2.43	0.51
1:B:45:ILE:HD11	1:B:91:ILE:HG12	1.92	0.51
1:H:89:ILE:N	1:H:120:LEU:O	2.43	0.51
1:D:61:VAL:O	1:D:62:LEU:HD12	2.10	0.51
1:F:104:PHE:HA	1:F:108:TRP:HZ3	1.75	0.51
1:B:89:ILE:N	1:B:120:LEU:O	2.44	0.50
1:C:55:VAL:CG1	1:C:70:MET:HG3	2.40	0.50
1:A:10:ASN:HB2	1:A:34:THR:HG22	1.92	0.50
1:C:27:HIS:HD2	1:C:29:TYR:CE1	2.30	0.50
1:D:43:TRP:HA	1:D:92:GLU:O	2.12	0.50
1:D:44:ALA:CB	1:D:59:SER:HB3	2.41	0.50
1:G:5:PRO:N	1:G:114:MET:HE1	2.26	0.50

Continued on next page...

Continued from previous page...

Atom-1	Atom-2	Interatomic distance (Å)	Clash overlap (Å)
1:G:17:ILE:HG22	1:G:122:ILE:HD12	1.92	0.50
1:A:19:PHE:HE2	1:A:74:CYS:HB2	1.76	0.50
1:A:48:THR:O	1:A:48:THR:HG22	2.12	0.50
1:E:18:VAL:HG12	1:E:19:PHE:N	2.25	0.50
1:F:17:ILE:HD12	1:F:19:PHE:CE1	2.46	0.50
1:F:55:VAL:CG1	1:F:70:MET:HG3	2.40	0.50
1:G:18:VAL:HG12	1:G:19:PHE:N	2.27	0.50
1:B:27:HIS:HD2	1:B:29:TYR:CE1	2.29	0.50
1:E:44:ALA:CB	1:E:59:SER:HB3	2.39	0.50
1:B:19:PHE:CE2	1:B:74:CYS:HB2	2.46	0.50
1:B:104:PHE:HA	1:B:108:TRP:HZ3	1.77	0.50
1:E:19:PHE:HE2	1:E:74:CYS:HB2	1.76	0.50
1:F:119:ASN:N	1:G:112:ASP:OD1	2.44	0.50
1:G:55:VAL:CG1	1:G:70:MET:HG3	2.40	0.50
1:G:104:PHE:HA	1:G:108:TRP:HZ3	1.77	0.50
1:A:119:ASN:N	1:B:112:ASP:OD1	2.43	0.50
1:B:17:ILE:HD12	1:B:19:PHE:CE1	2.47	0.49
1:D:19:PHE:HE2	1:D:74:CYS:HB2	1.76	0.49
1:D:89:ILE:N	1:D:120:LEU:O	2.43	0.49
1:E:52:ARG:C	1:E:53:LEU:HD23	2.32	0.49
1:E:48:THR:HG22	1:E:48:THR:O	2.12	0.49
1:F:28:THR:HG22	1:F:28:THR:O	2.11	0.49
1:G:55:VAL:HG11	1:G:70:MET:HE2	1.93	0.49
1:D:55:VAL:CG1	1:D:70:MET:HG3	2.43	0.49
1:E:92:GLU:OE2	1:E:117:ARG:NH2	2.41	0.49
1:F:96:THR:HG22	1:F:97:PRO:HD2	1.93	0.49
1:C:5:PRO:HA	1:C:114:MET:HE3	1.95	0.49
1:C:52:ARG:C	1:C:53:LEU:HD23	2.33	0.49
1:C:84:LEU:HB3	1:C:124:TYR:HD2	1.74	0.49
1:D:104:PHE:HA	1:D:108:TRP:HZ3	1.76	0.49
1:H:104:PHE:HA	1:H:108:TRP:HZ3	1.77	0.49
1:F:19:PHE:HE2	1:F:74:CYS:HB2	1.77	0.49
1:C:43:TRP:HA	1:C:92:GLU:O	2.13	0.49
1:D:18:VAL:HG12	1:D:19:PHE:N	2.27	0.49
1:D:101:ALA:O	1:D:103:GLN:N	2.46	0.49
1:G:27:HIS:HD2	1:G:29:TYR:CE1	2.30	0.49
1:G:48:THR:HG22	1:G:48:THR:O	2.12	0.49
1:H:55:VAL:CG1	1:H:70:MET:HG3	2.43	0.49
1:E:28:THR:O	1:E:28:THR:HG22	2.12	0.49
1:G:19:PHE:CE2	1:G:74:CYS:HB2	2.48	0.49
1:B:28:THR:O	1:B:28:THR:HG22	2.12	0.48

Continued on next page...

Continued from previous page...

Atom-1	Atom-2	Interatomic distance (Å)	Clash overlap (Å)
1:B:55:VAL:CG1	1:B:70:MET:HG3	2.43	0.48
1:H:18:VAL:HG12	1:H:19:PHE:N	2.28	0.48
1:B:18:VAL:HG12	1:B:19:PHE:N	2.27	0.48
1:D:28:THR:HG22	1:D:28:THR:O	2.14	0.48
1:F:27:HIS:HD2	1:F:29:TYR:CE1	2.31	0.48
1:D:17:ILE:HD12	1:D:19:PHE:CE1	2.48	0.48
1:E:104:PHE:HA	1:E:108:TRP:HZ3	1.79	0.48
1:F:18:VAL:HG13	1:F:123:GLU:O	2.14	0.48
1:D:45:ILE:HA	1:D:90:CYS:O	2.13	0.48
1:G:61:VAL:O	1:G:62:LEU:HD12	2.13	0.48
1:H:19:PHE:CD2	1:H:29:TYR:CE1	3.02	0.48
1:D:19:PHE:CE2	1:D:74:CYS:HB2	2.49	0.48
1:A:52:ARG:C	1:A:53:LEU:HD23	2.34	0.48
1:C:19:PHE:CE2	1:C:74:CYS:HB2	2.48	0.48
1:C:21:ALA:HB1	1:C:22:PRO:CA	2.33	0.48
1:E:55:VAL:CG1	1:E:70:MET:HG3	2.43	0.48
1:B:55:VAL:CG1	1:B:56:ASP:H	2.27	0.48
1:C:10:ASN:HB2	1:C:34:THR:HG22	1.95	0.48
1:F:52:ARG:C	1:F:53:LEU:HD23	2.35	0.48
1:C:17:ILE:HD12	1:C:19:PHE:CE1	2.49	0.48
1:D:46:LYS:O	1:D:90:CYS:N	2.39	0.48
1:F:19:PHE:CE2	1:F:74:CYS:HB2	2.49	0.48
1:G:28:THR:O	1:G:28:THR:HG22	2.14	0.48
1:G:78:ASN:O	1:G:80:ALA:N	2.46	0.48
1:H:48:THR:O	1:H:48:THR:HG22	2.13	0.48
1:B:94:THR:OG1	1:B:95:ASN:N	2.46	0.47
1:D:20:ASN:HA	1:D:125:ASN:HB3	1.95	0.47
1:E:45:ILE:HA	1:E:90:CYS:O	2.14	0.47
1:E:92:GLU:OE2	1:E:117:ARG:NE	2.47	0.47
1:G:10:ASN:HB2	1:G:34:THR:HG22	1.95	0.47
1:H:44:ALA:CB	1:H:59:SER:HB3	2.44	0.47
1:H:97:PRO:CG	1:H:108:TRP:NE1	2.73	0.47
1:E:19:PHE:CE2	1:E:74:CYS:HB2	2.49	0.47
1:F:40:ARG:HB3	1:F:96:THR:OG1	2.15	0.47
1:F:48:THR:O	1:F:48:THR:HG22	2.14	0.47
1:F:118:LYS:HA	1:G:112:ASP:OD1	2.14	0.47
1:C:61:VAL:O	1:C:62:LEU:HD12	2.13	0.47
1:D:43:TRP:CD1	1:D:62:LEU:HD13	2.49	0.47
1:H:17:ILE:HD12	1:H:19:PHE:CE1	2.49	0.47
1:D:27:HIS:HD2	1:D:29:TYR:CE1	2.33	0.47
1:D:68:VAL:HG22	1:D:69:LEU:H	1.78	0.47

Continued on next page...

Continued from previous page...

Atom-1	Atom-2	Interatomic distance (Å)	Clash overlap (Å)
1:E:17:ILE:HD12	1:E:19:PHE:CE1	2.49	0.47
1:H:19:PHE:CE2	1:H:74:CYS:HB2	2.49	0.47
1:A:27:HIS:HD2	1:A:29:TYR:CE1	2.32	0.47
1:A:68:VAL:CG2	1:A:69:LEU:N	2.78	0.47
1:G:105:ARG:N	1:G:108:TRP:CZ3	2.79	0.47
1:H:43:TRP:CD1	1:H:62:LEU:HD13	2.50	0.47
1:A:109:PHE:O	1:B:117:ARG:NH1	2.48	0.47
1:F:5:PRO:N	1:F:114:MET:CE	2.78	0.47
1:G:12:GLN:OE1	1:H:22:PRO:HB3	2.15	0.47
1:F:43:TRP:CD1	1:F:62:LEU:HD13	2.50	0.47
1:B:61:VAL:O	1:B:62:LEU:HD12	2.15	0.47
1:D:68:VAL:CG2	1:D:69:LEU:N	2.77	0.47
1:E:43:TRP:CD1	1:E:62:LEU:HD13	2.50	0.47
1:H:27:HIS:HD2	1:H:29:TYR:CE1	2.33	0.47
1:H:55:VAL:CG1	1:H:56:ASP:H	2.27	0.47
1:A:19:PHE:CE2	1:A:74:CYS:HB2	2.50	0.46
1:A:68:VAL:HG22	1:A:69:LEU:H	1.80	0.46
1:A:101:ALA:O	1:A:103:GLN:N	2.48	0.46
1:A:18:VAL:HG12	1:A:19:PHE:N	2.29	0.46
1:G:17:ILE:HD12	1:G:19:PHE:CE1	2.50	0.46
1:G:55:VAL:CG1	1:G:56:ASP:N	2.78	0.46
1:A:89:ILE:N	1:A:120:LEU:O	2.48	0.46
1:C:48:THR:O	1:C:48:THR:HG22	2.14	0.46
1:H:28:THR:HG22	1:H:28:THR:O	2.15	0.46
1:A:43:TRP:CD1	1:A:62:LEU:HD13	2.50	0.46
1:D:19:PHE:CD2	1:D:29:TYR:CE1	3.03	0.46
1:D:31:ILE:CG2	1:D:32:LYS:N	2.78	0.46
1:D:120:LEU:HA	1:D:120:LEU:HD23	1.54	0.46
1:F:55:VAL:HG11	1:F:70:MET:HE2	1.94	0.46
1:A:97:PRO:HG2	1:A:108:TRP:HE1	1.81	0.46
1:B:97:PRO:CG	1:B:108:TRP:NE1	2.79	0.46
1:D:52:ARG:C	1:D:53:LEU:HD23	2.36	0.46
1:E:46:LYS:O	1:E:90:CYS:N	2.41	0.46
1:E:27:HIS:HD2	1:E:29:TYR:CE1	2.33	0.46
1:G:55:VAL:CG1	1:G:56:ASP:H	2.26	0.46
1:F:19:PHE:CD2	1:F:29:TYR:CE1	3.04	0.46
1:G:52:ARG:C	1:G:53:LEU:HD23	2.36	0.46
1:D:40:ARG:HB3	1:D:96:THR:OG1	2.16	0.46
1:A:55:VAL:CG1	1:A:56:ASP:H	2.26	0.46
1:C:122:ILE:N	1:C:122:ILE:CD1	2.79	0.46
1:F:5:PRO:CA	1:F:114:MET:HE3	2.45	0.46

Continued on next page...

Continued from previous page...

Atom-1	Atom-2	Interatomic distance (Å)	Clash overlap (Å)
1:G:43:TRP:CD1	1:G:62:LEU:HD13	2.51	0.46
1:A:105:ARG:N	1:A:108:TRP:CZ3	2.77	0.46
1:A:120:LEU:HA	1:A:120:LEU:HD23	1.51	0.46
1:G:19:PHE:CD2	1:G:29:TYR:CE1	3.04	0.46
1:B:52:ARG:C	1:B:53:LEU:HD23	2.36	0.45
1:B:55:VAL:CG1	1:B:56:ASP:N	2.79	0.45
1:B:97:PRO:HG2	1:B:108:TRP:HE1	1.81	0.45
1:C:5:PRO:N	1:C:114:MET:HE1	2.30	0.45
1:C:43:TRP:CD1	1:C:62:LEU:HD13	2.50	0.45
1:D:122:ILE:N	1:D:122:ILE:CD1	2.79	0.45
1:F:21:ALA:CB	1:F:22:PRO:HA	2.28	0.45
1:A:78:ASN:C	1:A:80:ALA:H	2.19	0.45
1:A:18:VAL:HG13	1:A:123:GLU:O	2.16	0.45
1:D:94:THR:OG1	1:D:95:ASN:N	2.50	0.45
1:E:42:GLY:O	1:E:93:TRP:HA	2.16	0.45
1:G:20:ASN:HA	1:G:125:ASN:HB3	1.97	0.45
1:G:82:GLU:H	1:G:82:GLU:HG2	1.50	0.45
1:G:96:THR:HG22	1:G:97:PRO:HD2	1.98	0.45
1:H:40:ARG:HB3	1:H:96:THR:OG1	2.17	0.45
1:H:55:VAL:CG1	1:H:56:ASP:N	2.79	0.45
1:E:19:PHE:CD2	1:E:29:TYR:CE1	3.05	0.45
1:F:55:VAL:CG1	1:F:56:ASP:H	2.28	0.45
1:C:120:LEU:HD23	1:C:120:LEU:HA	1.55	0.45
1:D:18:VAL:HG13	1:D:123:GLU:O	2.16	0.45
1:H:31:ILE:CG2	1:H:32:LYS:N	2.80	0.45
1:C:105:ARG:N	1:C:108:TRP:CZ3	2.78	0.45
1:A:96:THR:CG2	1:A:97:PRO:HD2	2.47	0.45
1:C:78:ASN:OD1	1:C:80:ALA:HB3	2.17	0.45
1:C:109:PHE:CD2	1:C:115:VAL:HG21	2.52	0.45
1:H:6:PRO:HA	1:H:95:ASN:OD1	2.16	0.45
1:B:48:THR:HG22	1:B:48:THR:O	2.17	0.44
1:E:12:GLN:OE1	1:F:22:PRO:HB3	2.17	0.44
1:E:94:THR:OG1	1:E:95:ASN:N	2.50	0.44
1:G:4:VAL:HB	1:G:5:PRO:HD2	2.00	0.44
1:A:19:PHE:CD2	1:A:29:TYR:CE1	3.05	0.44
1:A:55:VAL:CG1	1:A:56:ASP:N	2.79	0.44
1:G:5:PRO:HA	1:G:6:PRO:HD3	1.81	0.44
1:H:21:ALA:CB	1:H:22:PRO:HA	2.28	0.44
1:H:105:ARG:N	1:H:108:TRP:CZ3	2.79	0.44
1:B:122:ILE:N	1:B:122:ILE:CD1	2.80	0.44
1:D:48:THR:HG22	1:D:48:THR:O	2.16	0.44

Continued on next page...

Continued from previous page...

Atom-1	Atom-2	Interatomic distance (Å)	Clash overlap (Å)
1:B:97:PRO:HG2	1:B:108:TRP:NE1	2.33	0.44
1:H:19:PHE:HA	1:H:29:TYR:OH	2.18	0.44
1:F:55:VAL:CG1	1:F:56:ASP:N	2.79	0.44
1:G:78:ASN:OD1	1:G:80:ALA:HB3	2.17	0.44
1:B:120:LEU:HD23	1:B:120:LEU:HA	1.52	0.44
1:E:55:VAL:CG1	1:E:56:ASP:H	2.29	0.44
1:E:68:VAL:CG2	1:E:69:LEU:N	2.80	0.44
1:F:5:PRO:HA	1:F:6:PRO:HD3	1.83	0.44
1:F:109:PHE:CD2	1:F:115:VAL:HG21	2.52	0.44
1:B:68:VAL:HG22	1:B:69:LEU:H	1.81	0.44
1:D:55:VAL:CG1	1:D:70:MET:HE2	2.48	0.44
1:G:5:PRO:N	1:G:114:MET:CE	2.81	0.44
1:F:120:LEU:HA	1:F:120:LEU:HD23	1.50	0.44
1:A:20:ASN:HA	1:A:125:ASN:HB3	2.00	0.43
1:A:97:PRO:CG	1:A:108:TRP:NE1	2.81	0.43
1:B:12:GLN:O	1:B:31:ILE:HG23	2.18	0.43
1:B:76:THR:O	1:B:77:PHE:HB3	2.18	0.43
1:C:19:PHE:CD2	1:C:29:TYR:CE1	3.06	0.43
1:C:68:VAL:CG2	1:C:69:LEU:N	2.81	0.43
1:D:4:VAL:HB	1:D:5:PRO:HD2	2.00	0.43
1:D:114:MET:HE2	1:D:114:MET:HB2	1.75	0.43
1:E:31:ILE:CG2	1:E:32:LYS:N	2.79	0.43
1:F:114:MET:HE2	1:F:114:MET:HB2	1.77	0.43
1:A:32:LYS:HG3	1:A:69:LEU:HD12	2.00	0.43
1:B:68:VAL:CG2	1:B:69:LEU:N	2.79	0.43
1:C:78:ASN:C	1:C:80:ALA:H	2.20	0.43
1:F:5:PRO:HA	1:F:114:MET:CE	2.47	0.43
1:F:105:ARG:N	1:F:108:TRP:CZ3	2.77	0.43
1:H:52:ARG:C	1:H:53:LEU:HD23	2.38	0.43
1:H:120:LEU:HD23	1:H:120:LEU:HA	1.55	0.43
1:A:116:ARG:CG	1:A:116:ARG:NH1	2.79	0.43
1:A:122:ILE:N	1:A:122:ILE:CD1	2.80	0.43
1:E:55:VAL:CG1	1:E:56:ASP:N	2.81	0.43
1:G:76:THR:O	1:G:77:PHE:HB3	2.17	0.43
1:H:116:ARG:CG	1:H:116:ARG:NH1	2.80	0.43
1:D:21:ALA:HB1	1:D:22:PRO:CA	2.36	0.43
1:G:114:MET:HE2	1:G:114:MET:HB2	1.84	0.43
1:A:109:PHE:CD2	1:A:115:VAL:HG21	2.53	0.43
1:C:114:MET:HE2	1:C:114:MET:HB2	1.82	0.43
1:D:5:PRO:HA	1:D:6:PRO:HD3	1.81	0.43
1:G:68:VAL:CG2	1:G:69:LEU:N	2.81	0.43

Continued on next page...

Continued from previous page...

Atom-1	Atom-2	Interatomic distance (Å)	Clash overlap (Å)
1:A:29:TYR:C	1:A:30:HIS:ND1	2.72	0.43
1:B:31:ILE:CG2	1:B:32:LYS:N	2.80	0.43
1:C:31:ILE:CG2	1:C:32:LYS:N	2.79	0.43
1:C:76:THR:O	1:C:77:PHE:HB3	2.17	0.43
1:E:4:VAL:HB	1:E:5:PRO:HD2	2.01	0.43
1:F:68:VAL:CG2	1:F:69:LEU:N	2.79	0.43
1:H:78:ASN:C	1:H:80:ALA:H	2.21	0.43
1:H:94:THR:OG1	1:H:95:ASN:N	2.51	0.43
1:H:116:ARG:HG2	1:H:116:ARG:NH1	2.21	0.43
1:A:57:PRO:HA	1:A:58:PRO:HD3	1.86	0.43
1:A:97:PRO:O	1:A:99:GLY:N	2.52	0.43
1:C:18:VAL:HG13	1:C:123:GLU:O	2.18	0.43
1:C:42:GLY:O	1:C:93:TRP:HA	2.19	0.43
1:F:4:VAL:HB	1:F:5:PRO:HD2	2.01	0.43
1:F:122:ILE:N	1:F:122:ILE:CD1	2.82	0.43
1:H:61:VAL:C	1:H:62:LEU:HD12	2.39	0.43
1:C:4:VAL:HB	1:C:5:PRO:HD2	2.01	0.43
1:H:122:ILE:N	1:H:122:ILE:CD1	2.82	0.43
1:E:122:ILE:N	1:E:122:ILE:CD1	2.82	0.43
1:C:5:PRO:HA	1:C:6:PRO:HD3	1.82	0.43
1:H:32:LYS:HG3	1:H:69:LEU:HD12	2.01	0.43
1:B:4:VAL:HB	1:B:5:PRO:HD2	2.00	0.42
1:H:68:VAL:HG22	1:H:69:LEU:H	1.84	0.42
1:H:76:THR:O	1:H:77:PHE:HB3	2.19	0.42
1:A:19:PHE:HA	1:A:29:TYR:OH	2.18	0.42
1:A:96:THR:CB	1:A:97:PRO:HD2	2.49	0.42
1:D:55:VAL:CG1	1:D:56:ASP:H	2.30	0.42
1:A:17:ILE:HD12	1:A:19:PHE:HE1	1.83	0.42
1:B:19:PHE:CD2	1:B:29:TYR:CE1	3.07	0.42
1:D:12:GLN:O	1:D:31:ILE:HG23	2.18	0.42
1:D:42:GLY:O	1:D:93:TRP:HA	2.20	0.42
1:E:32:LYS:HG3	1:E:69:LEU:HD12	2.01	0.42
1:E:45:ILE:HD12	1:E:91:ILE:HG12	1.98	0.42
1:G:68:VAL:HG22	1:G:69:LEU:H	1.84	0.42
1:H:4:VAL:HB	1:H:5:PRO:HD2	2.00	0.42
1:H:5:PRO:N	1:H:114:MET:HE1	2.34	0.42
1:C:55:VAL:CG1	1:C:56:ASP:H	2.28	0.42
1:D:105:ARG:N	1:D:108:TRP:CZ3	2.79	0.42
1:E:116:ARG:CG	1:E:116:ARG:NH1	2.79	0.42
1:G:12:GLN:O	1:G:31:ILE:HG23	2.19	0.42
1:A:4:VAL:HB	1:A:5:PRO:HD2	2.00	0.42

Continued on next page...

Continued from previous page...

Atom-1	Atom-2	Interatomic distance (Å)	Clash overlap (Å)
1:B:116:ARG:CG	1:B:116:ARG:NH1	2.80	0.42
1:C:68:VAL:HG22	1:C:69:LEU:H	1.84	0.42
1:F:32:LYS:HG3	1:F:69:LEU:HD12	2.01	0.42
1:F:116:ARG:CG	1:F:116:ARG:NH1	2.80	0.42
1:G:5:PRO:CA	1:G:114:MET:HE3	2.48	0.42
1:B:96:THR:CG2	1:B:97:PRO:HD2	2.49	0.42
1:D:116:ARG:CG	1:D:116:ARG:NH1	2.80	0.42
1:H:68:VAL:CG2	1:H:69:LEU:N	2.82	0.42
1:G:109:PHE:CD2	1:G:115:VAL:HG21	2.54	0.42
1:B:43:TRP:CD1	1:B:62:LEU:HD13	2.55	0.42
1:C:94:THR:OG1	1:C:95:ASN:N	2.52	0.42
1:E:29:TYR:C	1:E:30:HIS:ND1	2.73	0.42
1:F:31:ILE:CG2	1:F:32:LYS:N	2.82	0.42
1:F:45:ILE:CG1	1:F:70:MET:HE1	2.41	0.42
1:F:12:GLN:O	1:F:31:ILE:HG23	2.20	0.41
1:C:40:ARG:HB3	1:C:96:THR:OG1	2.20	0.41
1:G:6:PRO:HA	1:G:95:ASN:OD1	2.20	0.41
1:A:40:ARG:NH1	1:A:102:LYS:HG3	2.34	0.41
1:F:68:VAL:HG22	1:F:69:LEU:H	1.82	0.41
1:G:45:ILE:HD12	1:G:91:ILE:HG12	1.99	0.41
1:A:94:THR:OG1	1:A:95:ASN:N	2.52	0.41
1:H:5:PRO:CA	1:H:114:MET:HE3	2.49	0.41
1:H:91:ILE:O	1:H:117:ARG:HA	2.20	0.41
1:D:29:TYR:C	1:D:30:HIS:ND1	2.74	0.41
1:D:77:PHE:CD2	1:D:78:ASN:N	2.89	0.41
1:E:19:PHE:HA	1:E:29:TYR:OH	2.20	0.41
1:A:78:ASN:C	1:A:80:ALA:N	2.72	0.41
1:B:5:PRO:HA	1:B:114:MET:HE3	2.01	0.41
1:D:32:LYS:HG3	1:D:69:LEU:HD12	2.02	0.41
1:D:97:PRO:O	1:D:99:GLY:N	2.54	0.41
1:G:104:PHE:CE1	1:G:109:PHE:HE1	2.39	0.41
1:H:29:TYR:C	1:H:30:HIS:ND1	2.74	0.41
1:A:21:ALA:CB	1:A:22:PRO:HA	2.30	0.41
1:A:31:ILE:CG2	1:A:32:LYS:N	2.83	0.41
1:F:6:PRO:HA	1:F:95:ASN:OD1	2.20	0.41
1:F:82:GLU:O	1:F:84:LEU:HG	2.20	0.41
1:H:18:VAL:HG13	1:H:123:GLU:O	2.21	0.41
1:H:55:VAL:CG1	1:H:70:MET:CE	2.97	0.41
1:B:32:LYS:HG3	1:B:69:LEU:HD12	2.03	0.41
1:E:40:ARG:HB3	1:E:96:THR:OG1	2.20	0.41
1:E:56:ASP:HA	1:E:57:PRO:HA	1.87	0.41

Continued on next page...

Continued from previous page...

Atom-1	Atom-2	Interatomic distance (Å)	Clash overlap (Å)
1:E:97:PRO:HG2	1:E:108:TRP:HE1	1.85	0.41
1:F:29:TYR:C	1:F:30:HIS:ND1	2.74	0.41
1:G:19:PHE:HA	1:G:29:TYR:OH	2.21	0.41
1:G:57:PRO:HA	1:G:58:PRO:HD3	1.85	0.41
1:B:109:PHE:CD2	1:B:115:VAL:HG21	2.56	0.41
1:C:97:PRO:O	1:C:99:GLY:N	2.54	0.41
1:A:55:VAL:CG1	1:A:70:MET:HE2	2.49	0.40
1:C:5:PRO:N	1:C:114:MET:CE	2.85	0.40
1:E:101:ALA:O	1:E:103:GLN:N	2.54	0.40
1:F:43:TRP:HA	1:F:92:GLU:O	2.21	0.40
1:H:46:LYS:O	1:H:90:CYS:N	2.46	0.40
1:B:5:PRO:HA	1:B:6:PRO:HD3	1.82	0.40
1:C:104:PHE:CE1	1:C:109:PHE:HE1	2.40	0.40
1:A:5:PRO:HA	1:A:6:PRO:HD3	1.82	0.40
1:B:19:PHE:HA	1:B:29:TYR:OH	2.20	0.40
1:C:12:GLN:O	1:C:31:ILE:HG23	2.21	0.40
1:A:12:GLN:O	1:A:31:ILE:HG23	2.22	0.40
1:B:96:THR:CB	1:B:97:PRO:HD2	2.51	0.40
1:C:32:LYS:HG3	1:C:69:LEU:HD12	2.02	0.40
1:C:119:ASN:HB2	1:D:112:ASP:OD1	2.21	0.40
1:E:61:VAL:C	1:E:62:LEU:HD12	2.42	0.40
1:G:122:ILE:N	1:G:122:ILE:CD1	2.82	0.40
1:B:17:ILE:HD12	1:B:19:PHE:HE1	1.86	0.40
1:B:29:TYR:C	1:B:30:HIS:ND1	2.74	0.40
1:E:5:PRO:HA	1:E:6:PRO:HD3	1.79	0.40
1:E:45:ILE:HA	1:E:45:ILE:HD13	1.91	0.40
1:E:45:ILE:CG2	1:E:46:LYS:N	2.83	0.40
1:G:53:LEU:N	1:G:53:LEU:CD2	2.75	0.40
1:H:45:ILE:HD12	1:H:91:ILE:HG12	2.00	0.40

There are no symmetry-related clashes.

5.3 Torsion angles [i](#)

5.3.1 Protein backbone [i](#)

In the following table, the Percentiles column shows the percent Ramachandran outliers of the chain as a percentile score with respect to all X-ray entries followed by that with respect to entries of similar resolution.

The Analysed column shows the number of residues for which the backbone conformation was analysed, and the total number of residues.

Mol	Chain	Analysed	Favoured	Allowed	Outliers	Percentiles	
1	A	122/126 (97%)	103 (84%)	14 (12%)	5 (4%)	3	17
1	B	122/126 (97%)	103 (84%)	15 (12%)	4 (3%)	4	22
1	C	122/126 (97%)	102 (84%)	16 (13%)	4 (3%)	4	22
1	D	122/126 (97%)	103 (84%)	15 (12%)	4 (3%)	4	22
1	E	122/126 (97%)	104 (85%)	15 (12%)	3 (2%)	5	27
1	F	122/126 (97%)	102 (84%)	16 (13%)	4 (3%)	4	22
1	G	122/126 (97%)	103 (84%)	15 (12%)	4 (3%)	4	22
1	H	122/126 (97%)	103 (84%)	17 (14%)	2 (2%)	9	36
All	All	976/1008 (97%)	823 (84%)	123 (13%)	30 (3%)	4	23

All (30) Ramachandran outliers are listed below:

Mol	Chain	Res	Type
1	A	79	ALA
1	A	98	ASP
1	B	98	ASP
1	C	79	ALA
1	C	98	ASP
1	C	111	GLY
1	D	98	ASP
1	E	98	ASP
1	F	98	ASP
1	A	111	GLY
1	B	79	ALA
1	D	102	LYS
1	D	111	GLY
1	F	79	ALA
1	G	79	ALA
1	G	98	ASP
1	G	111	GLY
1	H	79	ALA
1	A	102	LYS
1	F	15	SER
1	H	15	SER
1	A	15	SER
1	B	15	SER
1	B	40	ARG
1	C	15	SER
1	D	15	SER
1	E	15	SER

Continued on next page...

Continued from previous page...

Mol	Chain	Res	Type
1	E	102	LYS
1	G	15	SER
1	F	111	GLY

5.3.2 Protein sidechains [i](#)

In the following table, the Percentiles column shows the percent sidechain outliers of the chain as a percentile score with respect to all X-ray entries followed by that with respect to entries of similar resolution.

The Analysed column shows the number of residues for which the sidechain conformation was analysed, and the total number of residues.

Mol	Chain	Analysed	Rotameric	Outliers	Percentiles	
1	A	106/107 (99%)	81 (76%)	25 (24%)	1	3
1	B	106/107 (99%)	82 (77%)	24 (23%)	1	3
1	C	106/107 (99%)	80 (76%)	26 (24%)	0	2
1	D	106/107 (99%)	80 (76%)	26 (24%)	0	2
1	E	106/107 (99%)	81 (76%)	25 (24%)	1	3
1	F	106/107 (99%)	81 (76%)	25 (24%)	1	3
1	G	106/107 (99%)	81 (76%)	25 (24%)	1	3
1	H	106/107 (99%)	82 (77%)	24 (23%)	1	3
All	All	848/856 (99%)	648 (76%)	200 (24%)	1	3

All (200) residues with a non-rotameric sidechain are listed below:

Mol	Chain	Res	Type
1	A	8	ASP
1	A	9	ILE
1	A	15	SER
1	A	17	ILE
1	A	30	HIS
1	A	32	LYS
1	A	34	THR
1	A	40	ARG
1	A	50	MET
1	A	53	LEU
1	A	67	LYS
1	A	70	MET

Continued on next page...

Continued from previous page...

Mol	Chain	Res	Type
1	A	73	SER
1	A	76	THR
1	A	84	LEU
1	A	85	ASN
1	A	88	ARG
1	A	89	ILE
1	A	96	THR
1	A	106	ARG
1	A	112	ASP
1	A	114	MET
1	A	115	VAL
1	A	116	ARG
1	A	122	ILE
1	B	8	ASP
1	B	9	ILE
1	B	15	SER
1	B	17	ILE
1	B	24	ASP
1	B	25	ASP
1	B	32	LYS
1	B	34	THR
1	B	40	ARG
1	B	50	MET
1	B	67	LYS
1	B	70	MET
1	B	73	SER
1	B	76	THR
1	B	81	THR
1	B	84	LEU
1	B	85	ASN
1	B	88	ARG
1	B	89	ILE
1	B	96	THR
1	B	106	ARG
1	B	114	MET
1	B	116	ARG
1	B	122	ILE
1	C	8	ASP
1	C	9	ILE
1	C	15	SER
1	C	17	ILE
1	C	24	ASP

Continued on next page...

Continued from previous page...

Mol	Chain	Res	Type
1	C	25	ASP
1	C	30	HIS
1	C	32	LYS
1	C	34	THR
1	C	40	ARG
1	C	50	MET
1	C	53	LEU
1	C	67	LYS
1	C	70	MET
1	C	73	SER
1	C	76	THR
1	C	82	GLU
1	C	84	LEU
1	C	85	ASN
1	C	88	ARG
1	C	89	ILE
1	C	96	THR
1	C	106	ARG
1	C	114	MET
1	C	116	ARG
1	C	122	ILE
1	D	6	PRO
1	D	8	ASP
1	D	9	ILE
1	D	15	SER
1	D	17	ILE
1	D	24	ASP
1	D	25	ASP
1	D	32	LYS
1	D	34	THR
1	D	40	ARG
1	D	50	MET
1	D	67	LYS
1	D	70	MET
1	D	73	SER
1	D	76	THR
1	D	81	THR
1	D	84	LEU
1	D	85	ASN
1	D	88	ARG
1	D	89	ILE
1	D	96	THR

Continued on next page...

Continued from previous page...

Mol	Chain	Res	Type
1	D	106	ARG
1	D	112	ASP
1	D	114	MET
1	D	116	ARG
1	D	122	ILE
1	E	8	ASP
1	E	9	ILE
1	E	15	SER
1	E	17	ILE
1	E	24	ASP
1	E	25	ASP
1	E	30	HIS
1	E	32	LYS
1	E	34	THR
1	E	40	ARG
1	E	50	MET
1	E	53	LEU
1	E	67	LYS
1	E	70	MET
1	E	73	SER
1	E	76	THR
1	E	84	LEU
1	E	85	ASN
1	E	88	ARG
1	E	89	ILE
1	E	96	THR
1	E	106	ARG
1	E	114	MET
1	E	116	ARG
1	E	122	ILE
1	F	8	ASP
1	F	9	ILE
1	F	15	SER
1	F	17	ILE
1	F	24	ASP
1	F	25	ASP
1	F	32	LYS
1	F	34	THR
1	F	40	ARG
1	F	50	MET
1	F	67	LYS
1	F	70	MET

Continued on next page...

Continued from previous page...

Mol	Chain	Res	Type
1	F	73	SER
1	F	76	THR
1	F	84	LEU
1	F	85	ASN
1	F	88	ARG
1	F	89	ILE
1	F	96	THR
1	F	106	ARG
1	F	112	ASP
1	F	114	MET
1	F	115	VAL
1	F	116	ARG
1	F	122	ILE
1	G	8	ASP
1	G	9	ILE
1	G	15	SER
1	G	17	ILE
1	G	24	ASP
1	G	25	ASP
1	G	32	LYS
1	G	34	THR
1	G	40	ARG
1	G	50	MET
1	G	67	LYS
1	G	70	MET
1	G	73	SER
1	G	76	THR
1	G	82	GLU
1	G	84	LEU
1	G	85	ASN
1	G	88	ARG
1	G	89	ILE
1	G	96	THR
1	G	106	ARG
1	G	112	ASP
1	G	114	MET
1	G	116	ARG
1	G	122	ILE
1	H	8	ASP
1	H	15	SER
1	H	17	ILE
1	H	24	ASP

Continued on next page...

Continued from previous page...

Mol	Chain	Res	Type
1	H	25	ASP
1	H	32	LYS
1	H	34	THR
1	H	39	ARG
1	H	40	ARG
1	H	50	MET
1	H	67	LYS
1	H	70	MET
1	H	73	SER
1	H	76	THR
1	H	84	LEU
1	H	85	ASN
1	H	88	ARG
1	H	89	ILE
1	H	96	THR
1	H	106	ARG
1	H	114	MET
1	H	116	ARG
1	H	117	ARG
1	H	122	ILE

Sometimes sidechains can be flipped to improve hydrogen bonding and reduce clashes. All (17) such sidechains are listed below:

Mol	Chain	Res	Type
1	A	27	HIS
1	A	85	ASN
1	B	27	HIS
1	B	85	ASN
1	C	27	HIS
1	C	85	ASN
1	D	27	HIS
1	D	85	ASN
1	D	119	ASN
1	E	27	HIS
1	E	85	ASN
1	F	27	HIS
1	F	85	ASN
1	G	27	HIS
1	G	85	ASN
1	H	27	HIS
1	H	85	ASN

5.3.3 RNA [i](#)

There are no RNA molecules in this entry.

5.4 Non-standard residues in protein, DNA, RNA chains [i](#)

There are no non-standard protein/DNA/RNA residues in this entry.

5.5 Carbohydrates [i](#)

There are no monosaccharides in this entry.

5.6 Ligand geometry [i](#)

There are no ligands in this entry.

5.7 Other polymers [i](#)

There are no such residues in this entry.

5.8 Polymer linkage issues [i](#)

There are no chain breaks in this entry.

6 Fit of model and data [i](#)

6.1 Protein, DNA and RNA chains [i](#)

EDS was not executed - this section is therefore empty.

6.2 Non-standard residues in protein, DNA, RNA chains [i](#)

EDS was not executed - this section is therefore empty.

6.3 Carbohydrates [i](#)

EDS was not executed - this section is therefore empty.

6.4 Ligands [i](#)

EDS was not executed - this section is therefore empty.

6.5 Other polymers [i](#)

EDS was not executed - this section is therefore empty.