



Full wwPDB X-ray Structure Validation Report ⓘ

May 28, 2020 – 08:00 pm BST

PDB ID : 1MTY
Title : METHANE MONOOXYGENASE HYDROXYLASE FROM METHYLOCOCCUS CAPSULATUS (BATH)
Authors : Rosenzweig, A.C.; Nordlund, P.; Lippard, S.J.; Frederick, C.A.
Deposited on : 1996-07-10
Resolution : 1.70 Å(reported)

This is a Full wwPDB X-ray Structure Validation Report for a publicly released PDB entry.

We welcome your comments at validation@mail.wwpdb.org

A user guide is available at

<https://www.wwpdb.org/validation/2017/XrayValidationReportHelp>

with specific help available everywhere you see the ⓘ symbol.

The following versions of software and data (see [references ⓘ](#)) were used in the production of this report:

MolProbity : 4.02b-467
Xtrriage (Phenix) : **NOT EXECUTED**
EDS : **NOT EXECUTED**
Percentile statistics : 20191225.v01 (using entries in the PDB archive December 25th 2019)
Ideal geometry (proteins) : Engh & Huber (2001)
Ideal geometry (DNA, RNA) : Parkinson et al. (1996)
Validation Pipeline (wwPDB-VP) : 2.11

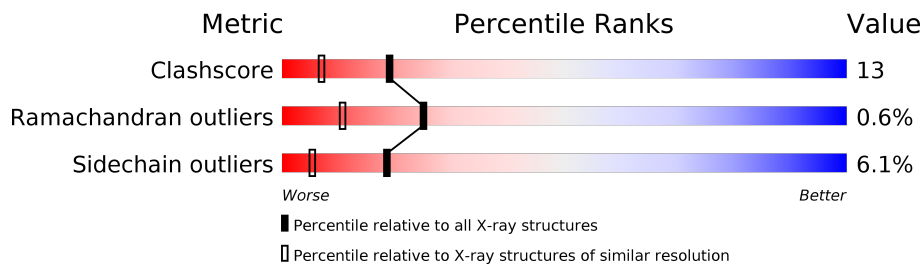
1 Overall quality at a glance

The following experimental techniques were used to determine the structure:

X-RAY DIFFRACTION

The reported resolution of this entry is 1.70 Å.

Percentile scores (ranging between 0-100) for global validation metrics of the entry are shown in the following graphic. The table shows the number of entries on which the scores are based.



Metric	Whole archive (#Entries)	Similar resolution (#Entries, resolution range(Å))
Clashscore	141614	4695 (1.70-1.70)
Ramachandran outliers	138981	4610 (1.70-1.70)
Sidechain outliers	138945	4610 (1.70-1.70)

The table below summarises the geometric issues observed across the polymeric chains and their fit to the electron density. The red, orange, yellow and green segments on the lower bar indicate the fraction of residues that contain outliers for ≥ 3 , 2, 1 and 0 types of geometric quality criteria respectively. A grey segment represents the fraction of residues that are not modelled. The numeric value for each fraction is indicated below the corresponding segment, with a dot representing fractions $\leq 5\%$

Note EDS was not executed.

Mol	Chain	Length	Quality of chain
1	D	512	
1	E	512	
2	B	384	
2	C	384	
3	G	162	
3	H	162	

2 Entry composition [i](#)

There are 5 unique types of molecules in this entry. The entry contains 25065 atoms, of which 6193 are hydrogens and 0 are deuteriums.

In the tables below, the ZeroOcc column contains the number of atoms modelled with zero occupancy, the AltConf column contains the number of residues with at least one atom in alternate conformation and the Trace column contains the number of residues modelled with at most 2 atoms.

- Molecule 1 is a protein called METHANE MONOOXYGENASE HYDROXYLASE.

Mol	Chain	Residues	Atoms						ZeroOcc	AltConf	Trace
			Total	C	H	N	O	S			
1	D	512	5120	2680	934	721	767	18	0	0	0
1	E	512	5120	2680	934	721	767	18	0	0	0

There are 4 discrepancies between the modelled and reference sequences:

Chain	Residue	Modelled	Actual	Comment	Reference
D	306	ASP	ASN	CONFLICT	UNP P22869
D	444	GLU	GLN	CONFLICT	UNP P22869
E	306	ASP	ASN	CONFLICT	UNP P22869
E	444	GLU	GLN	CONFLICT	UNP P22869

- Molecule 2 is a protein called METHANE MONOOXYGENASE HYDROXYLASE.

Mol	Chain	Residues	Atoms					ZeroOcc	AltConf	Trace	
			Total	C	N	O	S				
2	B	384	3167	2038	547	575	7	0	0	0	
2	C	384	3874	2038	707	547	575	7	0	0	0

There are 8 discrepancies between the modelled and reference sequences:

Chain	Residue	Modelled	Actual	Comment	Reference
B	142	ASP	THR	CONFLICT	UNP P18798
B	143	GLU	SER	CONFLICT	UNP P18798
B	144	PHE	SER	CONFLICT	UNP P18798
B	145	ILE	CYS	CONFLICT	UNP P18798
C	142	ASP	THR	CONFLICT	UNP P18798
C	143	GLU	SER	CONFLICT	UNP P18798
C	144	PHE	SER	CONFLICT	UNP P18798
C	145	ILE	CYS	CONFLICT	UNP P18798

- Molecule 3 is a protein called METHANE MONOOXYGENASE HYDROXYLASE.

Mol	Chain	Residues	Atoms					ZeroOcc	AltConf	Trace	
			Total	C	H	N	O				S
3	G	162	Total	C	H	N	O	S	0	0	0
			1658	847	321	241	244	5			
3	H	162	Total	C	H	N	O	S	0	0	0
			1658	847	321	241	244	5			

There are 4 discrepancies between the modelled and reference sequences:

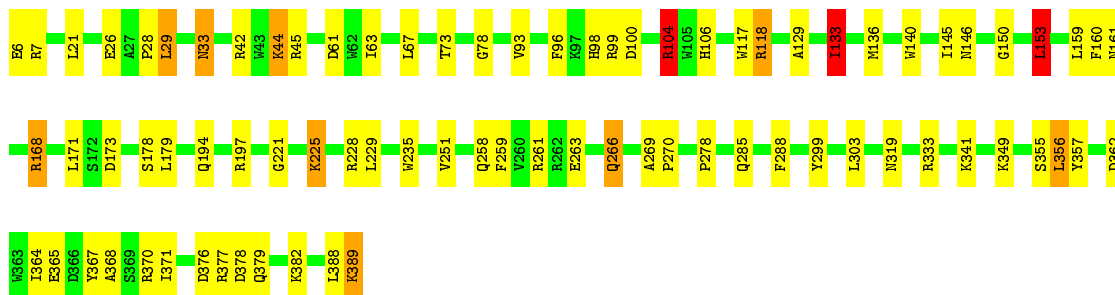
Chain	Residue	Modelled	Actual	Comment	Reference
G	38	ASP	HIS	CONFLICT	UNP P11987
G	80	LYS	ASN	CONFLICT	UNP P11987
H	38	ASP	HIS	CONFLICT	UNP P11987
H	80	LYS	ASN	CONFLICT	UNP P11987

- Molecule 4 is FE (III) ION (three-letter code: FE) (formula: Fe).

Mol	Chain	Residues	Atoms		ZeroOcc	AltConf
4	D	2	Total	Fe	0	0
			2	2		
4	E	2	Total	Fe	0	0
			2	2		

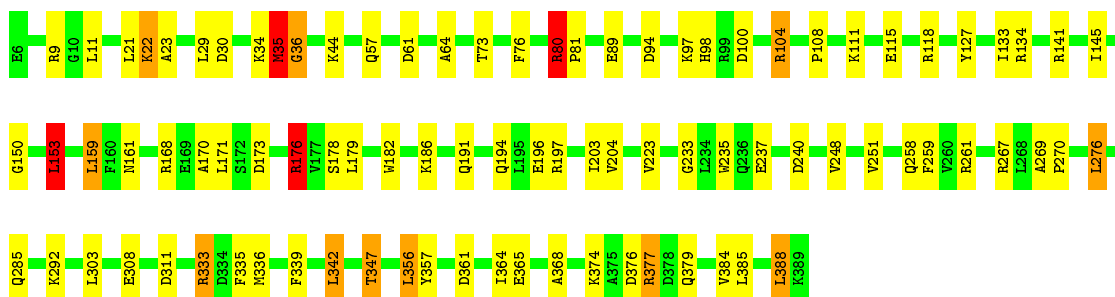
- Molecule 5 is water.

Mol	Chain	Residues	Atoms			ZeroOcc	AltConf
5	D	292	Total	H	O	0	0
			876	584	292		
5	E	308	Total	H	O	0	0
			924	616	308		
5	B	263	Total	H	O	0	0
			789	526	263		
5	C	269	Total	H	O	0	0
			807	538	269		
5	G	157	Total	H	O	0	0
			471	314	157		
5	H	199	Total	H	O	0	0
			597	398	199		



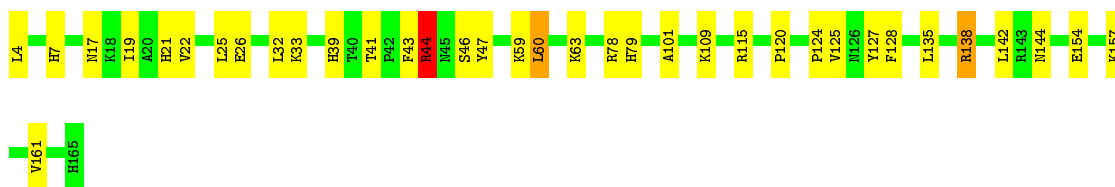
- Molecule 2: METHANE MONOOXYGENASE HYDROXYLASE

Chain C: 77% 20%



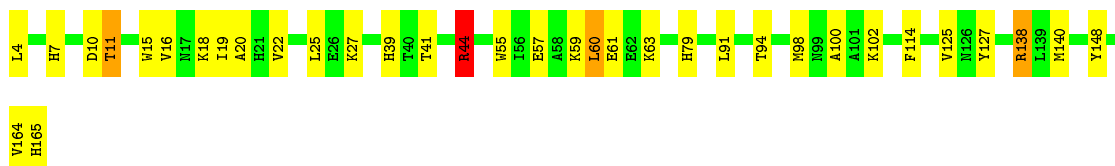
- Molecule 3: METHANE MONOOXYGENASE HYDROXYLASE

Chain G: 78% 20%



- Molecule 3: METHANE MONOOXYGENASE HYDROXYLASE

Chain H: 78% 19%



4 Data and refinement statistics

Xtrriage (Phenix) and EDS were not executed - this section is therefore incomplete.

Property	Value	Source
Space group	P 21 21 21	Depositor
Cell constants a, b, c, α , β , γ	61.70Å 109.60Å 330.20Å 90.00° 90.00° 90.00°	Depositor
Resolution (Å)	5.00 – 1.70	Depositor
% Data completeness (in resolution range)	77.0 (5.00-1.70)	Depositor
R_{merge}	0.04	Depositor
R_{sym}	0.04	Depositor
Refinement program	X-PLOR 3.1	Depositor
R, R_{free}	0.183 , (Not available)	Depositor
Estimated twinning fraction	No twinning to report.	Xtrriage
Total number of atoms	25065	wwPDB-VP
Average B, all atoms (Å ²)	9.0	wwPDB-VP

5 Model quality i

5.1 Standard geometry i

Bond lengths and bond angles in the following residue types are not validated in this section: FE

The Z score for a bond length (or angle) is the number of standard deviations the observed value is removed from the expected value. A bond length (or angle) with $|Z| > 5$ is considered an outlier worth inspection. RMSZ is the root-mean-square of all Z scores of the bond lengths (or angles).

Mol	Chain	Bond lengths		Bond angles	
		RMSZ	# Z >5	RMSZ	# Z >5
1	D	0.48	0/4311	0.70	0/5855
1	E	0.49	0/4311	0.76	8/5855 (0.1%)
2	B	0.51	0/3263	0.78	10/4430 (0.2%)
2	C	0.50	0/3263	0.77	8/4430 (0.2%)
3	G	0.49	0/1366	0.72	2/1840 (0.1%)
3	H	0.50	0/1366	0.78	3/1840 (0.2%)
All	All	0.49	0/17880	0.75	31/24250 (0.1%)

Chiral center outliers are detected by calculating the chiral volume of a chiral center and verifying if the center is modelled as a planar moiety or with the opposite hand. A planarity outlier is detected by checking planarity of atoms in a peptide group, atoms in a mainchain group or atoms of a sidechain that are expected to be planar.

Mol	Chain	#Chirality outliers	#Planarity outliers
1	D	0	1
1	E	0	1
2	B	0	1
All	All	0	3

There are no bond length outliers.

All (31) bond angle outliers are listed below:

Mol	Chain	Res	Type	Atoms	Z	Observed(°)	Ideal(°)
1	E	360	ARG	NE-CZ-NH2	-10.30	115.15	120.30
2	B	168	ARG	NE-CZ-NH2	-10.24	115.18	120.30
2	B	118	ARG	NE-CZ-NH2	-10.10	115.25	120.30
2	B	168	ARG	NE-CZ-NH1	9.01	124.80	120.30
2	C	118	ARG	NE-CZ-NH2	-8.81	115.89	120.30
2	C	153	LEU	CA-CB-CG	8.60	135.08	115.30
1	E	489	ARG	NE-CZ-NH2	-8.55	116.03	120.30

Continued on next page...

Continued from previous page...

Mol	Chain	Res	Type	Atoms	Z	Observed(°)	Ideal(°)
2	B	153	LEU	CA-CB-CG	8.32	134.44	115.30
2	B	118	ARG	NE-CZ-NH1	8.28	124.44	120.30
2	C	80	ARG	NE-CZ-NH2	-8.10	116.25	120.30
2	C	176	ARG	NE-CZ-NH2	-7.86	116.37	120.30
1	E	489	ARG	NE-CZ-NH1	7.74	124.17	120.30
1	E	360	ARG	NE-CZ-NH1	7.40	124.00	120.30
3	H	44	ARG	NE-CZ-NH2	-7.32	116.64	120.30
2	C	118	ARG	NE-CZ-NH1	7.30	123.95	120.30
2	C	104	ARG	NE-CZ-NH2	-7.12	116.74	120.30
3	G	44	ARG	NE-CZ-NH2	-6.97	116.82	120.30
1	E	175	ARG	NE-CZ-NH1	6.75	123.68	120.30
3	H	138	ARG	NE-CZ-NH1	6.63	123.61	120.30
3	H	44	ARG	NE-CZ-NH1	6.55	123.58	120.30
2	B	133	ILE	CB-CA-C	-6.17	99.27	111.60
1	E	175	ARG	NE-CZ-NH2	-6.16	117.22	120.30
3	G	44	ARG	NE-CZ-NH1	6.00	123.30	120.30
2	C	176	ARG	NE-CZ-NH1	5.98	123.29	120.30
2	B	104	ARG	NE-CZ-NH2	-5.78	117.41	120.30
2	B	179	LEU	CA-CB-CG	5.51	127.97	115.30
2	B	133	ILE	CG1-CB-CG2	5.47	123.44	111.40
2	C	333	ARG	NE-CZ-NH1	5.31	122.96	120.30
2	B	63	ILE	N-CA-C	-5.25	96.84	111.00
1	E	436	LEU	CA-CB-CG	5.20	127.27	115.30
1	E	433	ALA	N-CA-C	5.17	124.97	111.00

There are no chirality outliers.

All (3) planarity outliers are listed below:

Mol	Chain	Res	Type	Group
2	B	299	TYR	Sidechain
1	D	67	TYR	Sidechain
1	E	67	TYR	Sidechain

5.2 Too-close contacts

In the following table, the Non-H and H(model) columns list the number of non-hydrogen atoms and hydrogen atoms in the chain respectively. The H(added) column lists the number of hydrogen atoms added and optimized by MolProbity. The Clashes column lists the number of clashes within the asymmetric unit, whereas Symm-Clashes lists symmetry related clashes.

Mol	Chain	Non-H	H(model)	H(added)	Clashes	Symm-Clashes
1	D	4186	934	3990	127	1
1	E	4186	934	3990	137	0
2	B	3167	0	3014	89	0
2	C	3167	707	3014	90	0
3	G	1337	321	1323	31	0
3	H	1337	321	1323	35	0
4	D	2	0	0	0	0
4	E	2	0	0	0	0
5	B	263	526	0	14	0
5	C	269	538	0	11	0
5	D	292	584	0	23	7
5	E	308	616	0	22	2
5	G	157	314	0	8	2
5	H	199	398	0	11	5
All	All	18872	6193	16654	442	11

The all-atom clashscore is defined as the number of clashes found per 1000 atoms (including hydrogen atoms). The all-atom clashscore for this structure is 13.

All (442) close contacts within the same asymmetric unit are listed below, sorted by their clash magnitude.

Atom-1	Atom-2	Interatomic distance (Å)	Clash overlap (Å)
2:C:133:ILE:HG21	2:C:203:ILE:HD12	1.45	0.97
3:G:41:THR:O	3:G:44:ARG:HD2	1.70	0.91
1:E:78:GLN:HE22	1:E:150:GLN:HE21	1.19	0.88
2:C:336:MET:SD	5:C:627:HOH:O	2.32	0.87
2:C:311:ASP:HB2	5:C:636:HOH:O	1.75	0.87
1:D:84:VAL:HG21	1:E:77:ARG:HB3	1.55	0.87
1:D:78:GLN:HE22	1:D:150:GLN:HE21	1.19	0.86
1:E:512:ILE:HA	1:E:515:LEU:HD12	1.56	0.86
1:D:505:LYS:HB2	5:D:707:HOH:O	1.73	0.86
1:D:383:TYR:HB2	5:D:800:HOH:O	1.76	0.84
1:D:510:ASP:HB3	5:D:631:HOH:O	1.78	0.84
2:B:136:MET:SD	5:B:534:HOH:O	2.36	0.83
1:D:155:ASN:HD22	1:D:168:HIS:HD2	1.28	0.82
2:C:267:ARG:HH22	2:C:347:THR:HG21	1.46	0.81
1:D:381:ASP:HB2	5:D:720:HOH:O	1.81	0.81
2:B:225:LYS:CE	2:B:225:LYS:HA	2.10	0.80
2:C:357:TYR:HD1	2:C:377:ARG:HH12	1.29	0.79
1:E:123:MET:HB2	2:C:168:ARG:HD3	1.65	0.78
2:C:261:ARG:HE	2:C:285:GLN:HE22	1.31	0.77
1:E:16:ALA:H	2:B:362:ASP:HB3	1.49	0.77

Continued on next page...

Continued from previous page...

Atom-1	Atom-2	Interatomic distance (Å)	Clash overlap (Å)
1:D:84:VAL:CG2	1:E:77:ARG:HB3	2.14	0.77
3:H:41:THR:O	3:H:44:ARG:HD2	1.84	0.77
1:D:83:GLN:HB3	1:E:77:ARG:NH2	1.99	0.77
1:E:16:ALA:HA	2:B:362:ASP:CG	2.06	0.75
2:B:261:ARG:HE	2:B:285:GLN:HE22	1.32	0.75
2:C:357:TYR:HD1	2:C:377:ARG:NH1	1.85	0.75
1:D:519:PHE:O	1:D:520:LYS:HE2	1.87	0.74
2:C:76:PHE:HZ	2:C:168:ARG:HH12	1.35	0.74
3:H:11:THR:HG21	5:H:415:HOH:O	1.87	0.74
2:B:194:GLN:HE22	2:B:197:ARG:HH11	1.34	0.73
2:B:44:LYS:H	2:B:44:LYS:HD3	1.53	0.73
1:E:269:THR:HG21	5:H:357:HOH:O	1.88	0.73
2:C:100:ASP:OD2	2:C:104:ARG:HD3	1.89	0.73
1:D:360:ARG:HH22	1:D:506:LEU:HD21	1.54	0.72
2:B:221:GLY:O	2:B:225:LYS:HG2	1.89	0.72
2:B:44:LYS:N	2:B:44:LYS:HD3	2.04	0.72
3:G:43:PHE:CZ	3:G:109:LYS:HE2	2.25	0.72
1:E:175:ARG:HD3	1:E:181:TRP:CE2	2.25	0.72
3:H:79:HIS:HD2	3:H:127:TYR:OH	1.72	0.72
2:C:36:GLY:N	5:C:446:HOH:O	2.22	0.71
1:D:384:GLY:N	5:D:800:HOH:O	2.23	0.70
1:D:44:THR:HG22	1:D:46:TYR:H	1.55	0.70
3:G:79:HIS:HD2	3:G:127:TYR:OH	1.75	0.70
2:C:357:TYR:CD1	2:C:377:ARG:NH1	2.60	0.70
1:E:292:TYR:OH	1:E:344:HIS:HD2	1.75	0.70
1:D:24:ASN:OD1	1:D:26:GLN:HG2	1.92	0.69
1:D:352:ALA:HA	1:D:404:PRO:HB2	1.73	0.69
3:G:19:ILE:O	3:G:22:VAL:HG22	1.92	0.68
3:G:138:ARG:HG3	3:G:138:ARG:HH11	1.58	0.68
2:C:258:GLN:HE21	2:C:261:ARG:HH21	1.41	0.68
5:E:786:HOH:O	3:H:165:HIS:HA	1.93	0.68
2:B:228:ARG:NH2	5:B:626:HOH:O	2.25	0.68
1:D:493:LYS:HE2	5:D:633:HOH:O	1.93	0.68
3:G:138:ARG:NH1	3:G:142:LEU:HD11	2.08	0.68
1:E:369:MET:HE1	1:E:384:GLY:HA2	1.76	0.68
1:D:17:ASN:O	1:D:18:ARG:HB2	1.94	0.68
1:E:15:ALA:N	2:B:288:PHE:CE2	2.62	0.68
1:E:352:ALA:HA	1:E:404:PRO:HB2	1.77	0.67
2:B:146:ASN:HD21	2:B:197:ARG:HH21	1.41	0.67
1:D:413:HIS:HD2	1:D:428:SER:OG	1.78	0.67
1:E:175:ARG:HG3	1:E:176:THR:N	2.10	0.67

Continued on next page...

Continued from previous page...

Atom-1	Atom-2	Interatomic distance (Å)	Clash overlap (Å)
1:D:493:LYS:NZ	1:D:508:THR:HG23	2.10	0.67
3:H:100:ALA:HB2	5:H:2060:HOH:O	1.94	0.67
1:E:108:ASN:HD21	1:E:175:ARG:HH21	1.42	0.66
1:E:17:ASN:O	1:E:18:ARG:HB2	1.93	0.66
1:D:521:ASN:HB3	1:D:524:LYS:HD3	1.77	0.66
1:D:230:GLU:HB3	5:E:609:HOH:O	1.94	0.66
2:B:349:LYS:HD2	2:B:389:LYS:HE3	1.77	0.66
3:G:4:LEU:N	5:G:251:HOH:O	2.27	0.66
2:C:194:GLN:HE22	2:C:197:ARG:HH11	1.44	0.66
1:D:83:GLN:HB3	1:E:77:ARG:HH21	1.57	0.66
1:E:15:ALA:N	2:B:288:PHE:HE2	1.94	0.66
1:E:44:THR:HG22	1:E:46:TYR:H	1.61	0.66
1:E:15:ALA:HB2	2:B:367:TYR:HE2	1.61	0.65
1:E:227:ASN:HD21	1:E:295:LYS:H	1.45	0.65
1:E:302:VAL:HG13	1:E:376:TYR:HE2	1.61	0.65
2:B:136:MET:HE3	2:B:145:ILE:HD11	1.79	0.65
2:B:194:GLN:HE22	2:B:197:ARG:NH1	1.95	0.65
1:E:477:GLU:O	1:E:480:GLU:HG2	1.95	0.65
2:B:266:GLN:HE22	2:B:278:PRO:HA	1.61	0.65
2:B:258:GLN:HE21	2:B:261:ARG:HH21	1.45	0.64
1:D:354:TRP:CZ2	1:D:403:ILE:HD11	2.32	0.64
1:E:16:ALA:N	2:B:362:ASP:HB3	2.13	0.64
2:B:145:ILE:HG12	5:B:535:HOH:O	1.97	0.64
1:D:84:VAL:HB	1:E:81:SER:OG	1.98	0.64
2:C:127:TYR:HE1	2:C:133:ILE:HG22	1.63	0.63
1:D:268:ASN:HD21	1:D:327:GLU:H	1.46	0.63
1:E:489:ARG:HD2	1:E:495:LEU:O	1.97	0.63
1:D:16:ALA:CB	2:C:292:LYS:NZ	2.62	0.63
1:D:18:ARG:NH1	2:B:133:ILE:HD11	2.12	0.63
3:H:39:HIS:HD2	5:H:426:HOH:O	1.80	0.63
1:E:16:ALA:HA	2:B:362:ASP:OD2	1.98	0.63
1:D:16:ALA:HB3	2:C:292:LYS:NZ	2.14	0.62
2:C:133:ILE:CG2	2:C:203:ILE:HD12	2.26	0.62
3:H:22:VAL:CG2	3:H:63:LYS:HG2	2.29	0.62
1:D:175:ARG:HG3	1:D:181:TRP:CD2	2.35	0.62
2:B:371:ILE:HG12	5:B:428:HOH:O	1.99	0.62
1:D:302:VAL:HG13	1:D:376:TYR:HE2	1.65	0.62
1:E:269:THR:HG23	5:E:542:HOH:O	1.99	0.62
1:E:78:GLN:NE2	1:E:150:GLN:HE21	1.94	0.61
1:E:413:HIS:HD2	1:E:428:SER:OG	1.82	0.61
2:B:225:LYS:HD3	2:B:228:ARG:HH21	1.65	0.61

Continued on next page...

Continued from previous page...

Atom-1	Atom-2	Interatomic distance (Å)	Clash overlap (Å)
2:B:370:ARG:HD2	5:B:426:HOH:O	2.00	0.61
1:D:292:TYR:OH	1:D:344:HIS:HD2	1.83	0.61
2:C:336:MET:HE2	2:C:356:LEU:HD21	1.83	0.61
2:B:259:PHE:CE1	2:B:356:LEU:HD13	2.36	0.60
1:E:403:ILE:HG12	1:E:515:LEU:HD22	1.82	0.60
2:C:179:LEU:HG	5:C:432:HOH:O	2.02	0.60
1:E:268:ASN:HD21	1:E:327:GLU:H	1.50	0.60
1:E:269:THR:HB	3:H:148:TYR:CE2	2.37	0.60
3:G:26:GLU:HG2	5:G:322:HOH:O	2.01	0.60
2:B:371:ILE:HG23	5:B:428:HOH:O	2.01	0.60
1:E:63:ILE:HG22	5:C:500:HOH:O	2.00	0.60
3:G:101:ALA:HB3	3:G:138:ARG:HH12	1.66	0.60
1:D:175:ARG:HG2	1:D:176:THR:N	2.17	0.59
1:E:213:THR:O	1:E:217:ILE:HG12	2.01	0.59
1:E:439:HIS:HE1	1:E:454:GLU:OE2	1.85	0.59
1:D:354:TRP:CE2	1:D:403:ILE:HD11	2.38	0.59
1:D:493:LYS:NZ	1:D:510:ASP:H	2.01	0.59
3:G:59:LYS:HG2	5:G:197:HOH:O	2.02	0.59
2:B:341:LYS:HB3	5:B:647:HOH:O	2.03	0.59
1:E:175:ARG:HD3	1:E:181:TRP:CZ2	2.37	0.59
1:D:502:ARG:HD2	5:D:706:HOH:O	2.03	0.58
3:G:44:ARG:HD3	3:G:47:TYR:CZ	2.38	0.58
1:D:379:TRP:CD2	5:D:800:HOH:O	2.52	0.58
2:B:161:ASN:HB3	2:B:235:TRP:CE2	2.38	0.58
2:B:349:LYS:CE	2:B:389:LYS:HE3	2.34	0.58
2:C:168:ARG:NE	5:C:433:HOH:O	2.36	0.58
1:E:18:ARG:NE	5:E:527:HOH:O	2.37	0.58
2:C:108:PRO:HA	2:C:111:LYS:HE3	1.85	0.57
2:B:96:PHE:O	2:B:99:ARG:NH2	2.38	0.57
1:D:439:HIS:HE1	1:D:454:GLU:OE2	1.87	0.57
2:B:133:ILE:HG12	5:B:532:HOH:O	2.03	0.57
3:G:33:LYS:HE2	5:G:283:HOH:O	2.04	0.57
3:G:39:HIS:HD2	5:G:237:HOH:O	1.88	0.57
1:D:344:HIS:HE1	1:D:376:TYR:CD2	2.23	0.57
1:D:360:ARG:HH22	1:D:506:LEU:CD2	2.17	0.57
2:C:336:MET:HB3	2:C:388:LEU:HA	1.87	0.57
1:D:108:ASN:HD21	1:D:175:ARG:HH21	1.53	0.57
1:E:269:THR:HB	3:H:148:TYR:HE2	1.69	0.57
3:H:98:MET:O	3:H:138:ARG:NH1	2.38	0.56
1:D:202:LEU:HD23	1:D:206:LEU:HD23	1.86	0.56
1:E:140:GLN:O	1:E:144:GLU:HG2	2.06	0.56

Continued on next page...

Continued from previous page...

Atom-1	Atom-2	Interatomic distance (Å)	Clash overlap (Å)
2:B:388:LEU:CG	2:B:389:LYS:HD3	2.36	0.56
2:B:225:LYS:HA	2:B:225:LYS:HE3	1.84	0.56
1:E:435:THR:HG23	1:E:449:SER:O	2.05	0.56
3:H:19:ILE:HG12	3:H:60:LEU:HD13	1.86	0.56
3:H:15:TRP:HA	3:H:18:LYS:HG2	1.86	0.56
1:E:15:ALA:HB3	5:B:550:HOH:O	2.05	0.56
1:E:169:ASN:O	2:C:35:MET:O	2.24	0.56
3:H:22:VAL:HG21	3:H:63:LYS:HG2	1.86	0.56
1:D:436:LEU:HD21	1:D:447:THR:HG23	1.87	0.55
2:C:179:LEU:HD12	2:C:182:TRP:CE3	2.42	0.55
1:E:88:ARG:NH1	5:E:609:HOH:O	2.38	0.55
2:B:225:LYS:CD	2:B:228:ARG:HH21	2.19	0.55
1:E:40:LYS:HE2	1:E:41:ASN:ND2	2.22	0.55
2:B:61:ASP:OD2	3:G:7:HIS:HD2	1.90	0.55
2:C:141:ARG:HA	2:C:145:ILE:HD12	1.88	0.55
1:D:77:ARG:HD3	1:E:84:VAL:HG22	1.89	0.55
1:E:33:GLN:HE21	1:E:33:GLN:HA	1.72	0.55
5:B:580:HOH:O	3:G:124:PRO:HA	2.06	0.55
2:C:133:ILE:HB	5:C:402:HOH:O	2.07	0.54
1:E:302:VAL:HG13	1:E:376:TYR:CE2	2.42	0.54
3:G:43:PHE:CE1	3:G:109:LYS:HE2	2.42	0.54
1:D:204:LEU:HB2	5:D:770:HOH:O	2.07	0.54
1:E:401:GLY:HA2	1:E:514:ARG:NE	2.22	0.54
1:E:44:THR:CG2	1:E:127:SER:HA	2.37	0.54
1:D:302:VAL:HG13	1:D:376:TYR:CE2	2.42	0.54
1:D:508:THR:HG22	1:D:511:ASP:H	1.71	0.54
1:E:54:ASN:O	1:E:55:GLU:HB2	2.07	0.54
3:G:138:ARG:CG	3:G:138:ARG:HH11	2.20	0.54
1:E:448:PHE:HD1	5:E:567:HOH:O	1.91	0.54
3:H:102:LYS:HD3	5:H:2062:HOH:O	2.07	0.54
1:D:360:ARG:HE	1:D:489:ARG:NH2	2.06	0.54
3:H:4:LEU:HG	3:H:10:ASP:H	1.73	0.54
2:C:267:ARG:HH22	2:C:347:THR:CG2	2.20	0.53
1:E:110:LEU:O	1:E:114:GLU:HG2	2.08	0.53
2:B:376:ASP:HB3	2:B:379:GLN:HB3	1.90	0.53
3:G:79:HIS:HE1	5:G:269:HOH:O	1.90	0.53
1:E:134:LYS:HD3	2:C:161:ASN:HD21	1.73	0.53
1:D:493:LYS:CE	1:D:508:THR:HG23	2.39	0.53
2:C:333:ARG:HG2	2:C:333:ARG:HH11	1.73	0.53
1:E:33:GLN:HE22	1:E:132:GLU:H	1.56	0.53
2:C:194:GLN:HE22	2:C:197:ARG:NH1	2.06	0.53

Continued on next page...

Continued from previous page...

Atom-1	Atom-2	Interatomic distance (Å)	Clash overlap (Å)
2:B:378:ASP:O	2:B:382:LYS:HG2	2.09	0.53
1:E:169:ASN:HA	2:C:35:MET:HA	1.91	0.53
1:D:78:GLN:NE2	1:D:150:GLN:HE21	1.98	0.53
1:D:84:VAL:HG12	1:D:88:ARG:NH2	2.24	0.53
3:G:154:GLU:HA	3:G:157:LYS:HD3	1.91	0.53
2:B:118:ARG:NH2	2:C:111:LYS:HD2	2.24	0.53
2:C:170:ALA:O	2:C:176:ARG:NH2	2.42	0.52
1:D:81:SER:OG	1:E:84:VAL:HB	2.08	0.52
2:B:136:MET:HE2	2:B:140:TRP:HD1	1.73	0.52
2:C:336:MET:CE	2:C:356:LEU:HD21	2.40	0.52
2:B:349:LYS:CD	2:B:389:LYS:HE3	2.38	0.52
2:C:168:ARG:CZ	5:C:433:HOH:O	2.56	0.52
1:D:77:ARG:HB3	1:E:84:VAL:HG21	1.91	0.52
3:H:41:THR:O	3:H:44:ARG:CD	2.55	0.52
3:H:138:ARG:NH2	5:H:368:HOH:O	2.42	0.52
2:B:388:LEU:HG	2:B:389:LYS:HD3	1.91	0.52
2:C:98:HIS:HE1	2:C:178:SER:OG	1.93	0.52
1:E:523:VAL:HG12	5:E:788:HOH:O	2.10	0.52
3:H:15:TRP:HA	3:H:18:LYS:CG	2.39	0.52
2:C:376:ASP:HB3	2:C:379:GLN:HB3	1.92	0.52
1:D:16:ALA:HA	2:B:129:ALA:O	2.10	0.52
1:E:438:VAL:HB	3:H:164:VAL:HG22	1.91	0.52
1:E:17:ASN:HD21	2:C:134:ARG:NH1	2.08	0.51
2:B:333:ARG:HD3	5:B:399:HOH:O	2.09	0.51
1:E:15:ALA:HB2	2:B:367:TYR:CE2	2.44	0.51
1:D:214:ASN:HB3	1:D:215:PRO:HD3	1.92	0.51
2:C:168:ARG:NH2	5:C:433:HOH:O	2.43	0.51
1:D:416:TYR:HB3	1:D:447:THR:HG21	1.92	0.51
1:E:244:LEU:HB3	5:E:701:HOH:O	2.11	0.51
1:E:33:GLN:NE2	1:E:132:GLU:H	2.08	0.51
2:B:26:GLU:H	2:B:26:GLU:CD	2.14	0.51
1:D:84:VAL:HG22	1:E:77:ARG:NH1	2.25	0.51
2:C:233:GLY:HA2	2:C:237:GLU:HG2	1.91	0.51
2:C:374:LYS:HG3	2:C:374:LYS:O	2.11	0.51
1:D:108:ASN:ND2	1:D:175:ARG:HH21	2.09	0.51
2:C:150:GLY:O	2:C:153:LEU:HB3	2.11	0.51
2:C:94:ASP:HB3	2:C:97:LYS:HG3	1.92	0.51
1:E:18:ARG:HH22	2:C:134:ARG:HG3	1.76	0.51
1:E:512:ILE:HA	1:E:515:LEU:CD1	2.34	0.51
1:E:108:ASN:ND2	1:E:175:ARG:HH21	2.09	0.50
1:D:268:ASN:ND2	1:D:327:GLU:H	2.09	0.50

Continued on next page...

Continued from previous page...

Atom-1	Atom-2	Interatomic distance (Å)	Clash overlap (Å)
1:D:381:ASP:HA	1:D:385:LYS:HD3	1.94	0.50
1:D:77:ARG:HD2	5:D:783:HOH:O	2.12	0.50
1:E:380:TYR:CE2	1:E:385:LYS:HD3	2.46	0.50
1:E:524:LYS:N	5:E:788:HOH:O	2.44	0.50
2:B:319:ASN:OD1	3:G:78:ARG:HD3	2.12	0.50
1:E:260:ASP:HB3	5:E:745:HOH:O	2.10	0.50
1:E:511:ASP:O	1:E:514:ARG:HG3	2.11	0.50
1:D:493:LYS:HZ1	1:D:510:ASP:H	1.58	0.50
2:C:259:PHE:CE1	2:C:356:LEU:HD13	2.46	0.50
2:C:22:LYS:HE2	2:C:23:ALA:N	2.27	0.50
5:D:785:HOH:O	2:B:106:HIS:CE1	2.65	0.49
2:B:98:HIS:HE1	2:B:178:SER:OG	1.95	0.49
5:E:785:HOH:O	3:H:165:HIS:HA	2.12	0.49
3:H:79:HIS:CD2	3:H:127:TYR:OH	2.61	0.49
2:B:100:ASP:OD2	2:B:104:ARG:HG2	2.11	0.49
1:E:227:ASN:ND2	1:E:295:LYS:H	2.08	0.49
2:C:361:ASP:O	2:C:365:GLU:HG2	2.11	0.49
1:D:212:PHE:O	1:D:215:PRO:HD2	2.13	0.49
1:E:18:ARG:NH1	2:C:133:ILE:HD11	2.28	0.49
1:E:18:ARG:HH22	2:C:134:ARG:CG	2.26	0.49
1:D:16:ALA:HB2	2:C:292:LYS:NZ	2.28	0.49
1:D:313:TRP:HA	1:D:317:TRP:HB3	1.94	0.49
1:D:281:TYR:CZ	1:D:285:VAL:HG21	2.48	0.49
1:E:164:ASP:OD1	1:E:489:ARG:NH2	2.46	0.49
2:C:161:ASN:HB3	2:C:235:TRP:CE2	2.47	0.49
1:E:219:ALA:HA	1:E:222:GLU:CD	2.32	0.49
1:D:413:HIS:CD2	1:D:428:SER:OG	2.64	0.48
1:E:171:ALA:O	1:E:175:ARG:HG2	2.12	0.48
2:B:225:LYS:CA	2:B:225:LYS:HE3	2.43	0.48
3:G:109:LYS:HE3	5:G:300:HOH:O	2.13	0.48
3:G:44:ARG:HG3	3:G:46:SER:O	2.13	0.48
1:E:84:VAL:HG12	1:E:88:ARG:NH2	2.28	0.48
2:C:34:LYS:O	2:C:35:MET:O	2.32	0.48
1:D:230:GLU:C	1:D:233:PRO:HD2	2.34	0.48
1:D:379:TRP:CE3	5:D:800:HOH:O	2.67	0.48
1:D:140:GLN:O	1:D:144:GLU:HG2	2.13	0.48
2:B:370:ARG:HB2	5:B:428:HOH:O	2.13	0.48
2:C:364:ILE:HA	2:C:368:ALA:HB3	1.95	0.47
1:E:123:MET:SD	2:C:168:ARG:NH1	2.87	0.47
2:C:361:ASP:OD1	2:C:377:ARG:NH1	2.48	0.47
2:C:336:MET:HE2	2:C:384:VAL:HG12	1.96	0.47

Continued on next page...

Continued from previous page...

Atom-1	Atom-2	Interatomic distance (Å)	Clash overlap (Å)
1:D:134:LYS:HD3	2:B:161:ASN:HD21	1.79	0.47
1:E:292:TYR:OH	1:E:344:HIS:CD2	2.63	0.47
5:E:786:HOH:O	3:H:165:HIS:CD2	2.67	0.47
3:H:20:ALA:HB3	5:H:409:HOH:O	2.14	0.47
2:C:240:ASP:HB2	3:H:125:VAL:CG2	2.45	0.47
2:C:336:MET:HE3	2:C:385:LEU:HA	1.96	0.47
2:B:364:ILE:HA	2:B:368:ALA:HB3	1.97	0.47
1:D:30:ARG:HD2	1:D:31:TRP:NE1	2.29	0.47
2:C:269:ALA:N	2:C:270:PRO:CD	2.78	0.47
1:D:108:ASN:HD21	1:D:175:ARG:HE	1.62	0.47
2:B:6:GLU:HG2	2:B:7:ARG:N	2.29	0.47
1:D:493:LYS:HZ1	1:D:508:THR:HG23	1.78	0.47
1:D:217:ILE:HG13	5:D:642:HOH:O	2.14	0.47
2:C:133:ILE:HG13	2:C:134:ARG:N	2.30	0.47
1:D:500:HIS:NE2	5:D:707:HOH:O	2.35	0.47
1:D:268:ASN:CG	1:D:327:GLU:HG2	2.36	0.47
1:D:360:ARG:NH1	2:B:29:LEU:HG	2.29	0.47
1:E:15:ALA:O	1:E:16:ALA:HB3	2.15	0.47
1:E:15:ALA:HB1	2:B:362:ASP:O	2.15	0.46
1:D:436:LEU:CD2	1:D:447:THR:HG23	2.45	0.46
1:D:227:ASN:HD21	1:D:296:PHE:H	1.62	0.46
1:D:160:LYS:NZ	1:D:161:ASN:HD21	2.14	0.46
1:D:227:ASN:HD21	1:D:295:LYS:H	1.63	0.46
1:E:209:GLU:HA	1:E:213:THR:HB	1.97	0.46
2:B:225:LYS:CA	2:B:225:LYS:CE	2.88	0.46
2:B:225:LYS:HG3	5:B:628:HOH:O	2.15	0.46
2:B:42:ARG:HB2	2:B:99:ARG:HG3	1.97	0.46
1:D:175:ARG:HG3	1:D:181:TRP:CE2	2.51	0.46
2:C:44:LYS:HA	2:C:44:LYS:HD3	1.68	0.46
1:D:76:GLU:HG3	5:D:670:HOH:O	2.16	0.46
1:E:401:GLY:HA2	1:E:514:ARG:HE	1.80	0.46
1:E:223:TRP:CZ3	1:E:297:LYS:HA	2.50	0.46
1:E:427:PRO:HD2	5:E:646:HOH:O	2.15	0.46
1:E:63:ILE:HG23	2:C:191:GLN:CD	2.37	0.46
2:B:270:PRO:HB3	2:C:270:PRO:HB3	1.98	0.46
1:D:84:VAL:HG12	1:D:88:ARG:HH21	1.80	0.46
1:E:437:ARG:HA	5:E:786:HOH:O	2.16	0.46
1:E:493:LYS:NZ	1:E:493:LYS:HB2	2.30	0.46
1:E:110:LEU:HD23	1:E:151:CYS:SG	2.56	0.46
2:C:159:LEU:HG	2:C:248:VAL:HG13	1.98	0.45
1:D:147:HIS:CE1	5:D:639:HOH:O	2.69	0.45

Continued on next page...

Continued from previous page...

Atom-1	Atom-2	Interatomic distance (Å)	Clash overlap (Å)
1:D:16:ALA:CB	2:B:129:ALA:O	2.64	0.45
2:B:33:ASN:H	2:B:33:ASN:HD22	1.64	0.45
2:C:111:LYS:O	2:C:115:GLU:HG3	2.16	0.45
2:C:61:ASP:OD2	3:H:7:HIS:HD2	1.98	0.45
1:D:292:TYR:OH	1:D:344:HIS:CD2	2.67	0.45
1:D:366:GLN:O	1:D:370:GLU:HG3	2.17	0.45
1:D:500:HIS:CE1	5:D:707:HOH:O	2.69	0.45
1:D:169:ASN:HD22	1:D:170:ASP:N	2.14	0.45
1:E:252:GLN:HG2	5:E:740:HOH:O	2.16	0.45
2:B:136:MET:CE	2:B:145:ILE:HD11	2.46	0.45
2:B:349:LYS:HE2	5:B:438:HOH:O	2.16	0.45
2:B:388:LEU:HB3	2:B:389:LYS:HZ2	1.82	0.45
2:B:44:LYS:HE2	2:B:45:ARG:NH2	2.31	0.45
2:C:22:LYS:HE2	2:C:22:LYS:C	2.37	0.45
2:C:233:GLY:HA2	2:C:237:GLU:CG	2.46	0.45
1:D:398:PRO:HG3	1:D:507:TRP:CD1	2.52	0.45
1:E:30:ARG:HG3	5:E:825:HOH:O	2.16	0.45
2:C:159:LEU:HD23	2:C:186:LYS:HE3	1.98	0.45
1:E:286:LEU:HG	5:E:536:HOH:O	2.17	0.45
1:E:313:TRP:HA	1:E:317:TRP:HB3	1.98	0.45
1:E:268:ASN:OD1	1:E:327:GLU:HG2	2.17	0.45
2:B:266:GLN:HA	2:B:266:GLN:HE21	1.82	0.45
2:B:78:GLY:O	3:G:115:ARG:HD3	2.17	0.45
1:E:169:ASN:HD22	1:E:170:ASP:N	2.14	0.45
1:E:495:LEU:HD11	1:E:512:ILE:CG1	2.47	0.45
5:E:786:HOH:O	3:H:165:HIS:HD2	1.99	0.45
2:C:203:ILE:HG13	2:C:204:VAL:HG23	2.00	0.44
1:D:360:ARG:NH1	5:D:615:HOH:O	2.49	0.44
2:C:196:GLU:HG3	2:C:276:LEU:HD13	2.00	0.44
2:C:57:GLN:OE1	2:C:176:ARG:NH2	2.48	0.44
1:E:397:ASP:HA	1:E:398:PRO:HD3	1.91	0.44
3:H:27:LYS:NZ	5:H:2043:HOH:O	2.50	0.44
1:D:49:LYS:HD3	3:G:144:ASN:HD22	1.82	0.44
1:E:240:GLU:HG3	5:E:772:HOH:O	2.17	0.44
1:E:512:ILE:CA	1:E:515:LEU:HD12	2.39	0.44
1:D:125:TRP:HE1	2:B:161:ASN:ND2	2.16	0.44
2:B:33:ASN:N	2:B:33:ASN:HD22	2.14	0.44
2:C:223:VAL:HG13	2:C:335:PHE:HA	2.00	0.44
1:D:282:PHE:HB3	1:D:286:LEU:HD22	2.00	0.44
1:D:360:ARG:HH21	1:D:489:ARG:CZ	2.31	0.44
2:B:194:GLN:NE2	2:B:197:ARG:HH11	2.10	0.44

Continued on next page...

Continued from previous page...

Atom-1	Atom-2	Interatomic distance (Å)	Clash overlap (Å)
2:C:336:MET:HE3	2:C:388:LEU:HD22	1.99	0.44
1:D:372:PHE:HB3	1:D:379:TRP:CD2	2.53	0.44
1:D:77:ARG:HH11	1:E:84:VAL:HG22	1.82	0.44
3:G:21:HIS:CD2	5:G:289:HOH:O	2.71	0.44
3:H:11:THR:HG23	5:H:2711:HOH:O	2.17	0.44
1:E:269:THR:HG22	5:E:712:HOH:O	2.17	0.44
2:B:150:GLY:O	2:B:153:LEU:HB3	2.18	0.43
1:E:302:VAL:CG1	1:E:376:TYR:HE2	2.30	0.43
1:D:65:LYS:HB3	2:B:117:TRP:CG	2.53	0.43
1:E:211:CYS:HB2	1:E:313:TRP:CD1	2.53	0.43
1:D:403:ILE:HD12	5:D:636:HOH:O	2.18	0.43
2:B:258:GLN:NE2	2:B:261:ARG:HH21	2.13	0.43
1:E:15:ALA:O	1:E:16:ALA:CB	2.66	0.43
2:C:377:ARG:HB2	2:C:377:ARG:HH11	1.83	0.43
1:E:40:LYS:HG3	5:E:778:HOH:O	2.18	0.43
1:E:484:GLU:HG2	5:H:2718:HOH:O	2.19	0.43
1:E:488:LEU:HD11	1:E:509:LEU:HD22	2.01	0.43
1:D:244:LEU:HD13	5:D:693:HOH:O	2.19	0.43
2:C:127:TYR:CE1	2:C:133:ILE:HG22	2.49	0.43
1:D:227:ASN:ND2	1:D:295:LYS:H	2.16	0.43
1:D:354:TRP:CG	1:D:355:PRO:HD3	2.53	0.43
1:D:521:ASN:HD22	1:D:524:LYS:HZ3	1.66	0.43
3:G:32:LEU:HD13	3:G:60:LEU:HB3	2.00	0.43
2:C:339:PHE:HA	2:C:342:LEU:HD22	1.99	0.43
1:D:188:PHE:CD1	1:D:192:PHE:CZ	3.07	0.43
1:D:360:ARG:NH2	1:D:506:LEU:HG	2.34	0.43
1:D:466:CYS:HB2	2:B:73:THR:HA	2.00	0.43
2:B:44:LYS:NZ	2:B:45:ARG:H	2.17	0.43
3:H:165:HIS:HB3	5:H:1482:HOH:O	2.18	0.43
1:E:230:GLU:OE2	2:C:9:ARG:HD3	2.19	0.42
1:E:29:HIS:ND1	1:E:61:LYS:HG3	2.34	0.42
2:B:146:ASN:ND2	2:B:197:ARG:HH21	2.12	0.42
1:E:519:PHE:C	1:E:520:LYS:HD2	2.40	0.42
1:D:165:PRO:HG3	5:D:803:HOH:O	2.18	0.42
1:D:268:ASN:ND2	1:D:327:GLU:HG2	2.33	0.42
1:D:76:GLU:HB3	1:E:76:GLU:OE2	2.20	0.42
1:E:63:ILE:HG23	2:C:191:GLN:OE1	2.20	0.42
1:E:165:PRO:HG2	2:C:30:ASP:HB3	2.00	0.42
2:C:111:LYS:HD3	5:C:459:HOH:O	2.19	0.42
1:E:281:TYR:CZ	1:E:285:VAL:HG21	2.55	0.42
1:E:401:GLY:C	1:E:515:LEU:HD23	2.40	0.42

Continued on next page...

Continued from previous page...

Atom-1	Atom-2	Interatomic distance (Å)	Clash overlap (Å)
1:E:439:HIS:CE1	1:E:454:GLU:OE2	2.70	0.42
1:D:397:ASP:HA	1:D:398:PRO:HD3	1.92	0.42
1:E:175:ARG:HD2	5:C:449:HOH:O	2.19	0.42
1:E:17:ASN:HB3	2:B:365:GLU:OE1	2.20	0.42
1:E:493:LYS:NZ	1:E:493:LYS:CB	2.83	0.42
2:B:357:TYR:CD1	2:B:377:ARG:NH1	2.87	0.42
1:E:18:ARG:NH2	2:C:134:ARG:HG3	2.35	0.42
1:D:171:ALA:O	1:D:175:ARG:HB3	2.20	0.42
1:D:360:ARG:NE	1:D:489:ARG:NH2	2.67	0.41
1:E:196:ASP:HB2	3:H:140:MET:SD	2.59	0.41
2:B:136:MET:CE	2:B:140:TRP:HD1	2.32	0.41
3:H:94:THR:HG21	3:H:114:PHE:CD1	2.55	0.41
2:B:389:LYS:HE2	2:B:389:LYS:HB2	1.70	0.41
1:E:489:ARG:NH2	2:C:29:LEU:HB3	2.36	0.41
1:D:495:LEU:HD11	1:D:512:ILE:HG13	2.02	0.41
2:C:80:ARG:HD2	2:C:81:PRO:O	2.20	0.41
1:D:343:HIS:H	1:D:343:HIS:CD2	2.38	0.41
1:E:186:ARG:HA	2:C:73:THR:OG1	2.20	0.41
1:E:101:GLU:CD	1:E:360:ARG:HD3	2.41	0.41
3:H:22:VAL:HG22	3:H:63:LYS:NZ	2.36	0.41
3:H:57:GLU:O	3:H:61:GLU:HG3	2.21	0.41
1:D:16:ALA:HB3	2:C:292:LYS:HZ1	1.84	0.41
1:E:78:GLN:HE21	1:E:235:VAL:HA	1.85	0.41
1:E:215:PRO:HB2	1:E:308:TRP:CE2	2.56	0.41
3:G:22:VAL:CG2	3:G:63:LYS:HG2	2.51	0.41
1:D:493:LYS:HD2	5:D:732:HOH:O	2.20	0.41
1:E:286:LEU:HA	1:E:286:LEU:HD13	1.69	0.41
1:D:360:ARG:HH12	2:B:29:LEU:HG	1.84	0.41
1:D:425:PHE:HZ	1:D:447:THR:HG22	1.86	0.41
1:E:169:ASN:CA	2:C:35:MET:HA	2.51	0.41
1:D:16:ALA:CB	2:C:292:LYS:HZ1	2.33	0.41
1:E:147:HIS:CE1	5:E:584:HOH:O	2.74	0.41
1:E:207:VAL:HG11	1:E:275:PHE:HA	2.02	0.41
1:D:354:TRP:NE1	1:D:403:ILE:HD11	2.36	0.41
1:D:108:ASN:HD21	1:D:175:ARG:NH2	2.16	0.41
1:D:78:GLN:O	1:D:82:LEU:HD22	2.21	0.41
1:E:15:ALA:N	2:B:288:PHE:CZ	2.88	0.41
1:E:445:MET:HE3	1:E:523:VAL:O	2.21	0.41
3:G:79:HIS:CD2	3:G:127:TYR:OH	2.64	0.41
3:H:55:TRP:CZ2	3:H:59:LYS:HE2	2.56	0.41
2:B:263:GLU:HB3	2:B:355:SER:HB2	2.02	0.40

Continued on next page...

Continued from previous page...

Atom-1	Atom-2	Interatomic distance (Å)	Clash overlap (Å)
1:D:163:GLN:O	2:B:28:PRO:HA	2.21	0.40
2:B:357:TYR:OH	2:B:382:LYS:NZ	2.51	0.40
1:D:204:LEU:HG	1:D:205:GLN:HG3	2.03	0.40
1:D:90:ASN:HD22	1:D:90:ASN:HA	1.75	0.40
3:G:17:ASN:OD1	3:G:21:HIS:HE1	2.04	0.40
1:D:472:GLN:NE2	5:D:663:HOH:O	2.55	0.40
1:E:60:PHE:HZ	1:E:244:LEU:HD11	1.87	0.40
1:E:514:ARG:HE	1:E:515:LEU:HG	1.86	0.40
3:G:120:PRO:HD3	3:G:128:PHE:CG	2.56	0.40
3:G:32:LEU:HA	3:G:60:LEU:HD13	2.03	0.40
2:B:269:ALA:N	2:B:270:PRO:CD	2.84	0.40
2:C:89:GLU:CD	3:H:125:VAL:HG13	2.42	0.40

All (11) symmetry-related close contacts are listed below. The label for Atom-2 includes the symmetry operator and encoded unit-cell translations to be applied.

Atom-1	Atom-2	Interatomic distance (Å)	Clash overlap (Å)
1:D:502:ARG:HE	5:D:760:HOH:H2[3_755]	1.26	0.34
5:H:2509:HOH:O	5:H:2644:HOH:H2[4_565]	1.48	0.12
5:D:720:HOH:O	5:E:813:HOH:H2[3_645]	1.48	0.12
5:H:2506:HOH:O	5:H:2640:HOH:H1[4_565]	1.51	0.09
5:H:2509:HOH:H2	5:H:2638:HOH:O[4_565]	1.53	0.07
5:D:700:HOH:H2	5:G:256:HOH:O[1_455]	1.56	0.04
5:D:696:HOH:O	5:G:254:HOH:H1[1_455]	1.57	0.03
5:D:817:HOH:O	5:H:2729:HOH:H1[1_545]	1.57	0.03
5:D:528:HOH:O	5:D:707:HOH:H2[3_745]	1.58	0.02
5:D:528:HOH:H1	5:D:637:HOH:O[3_745]	1.59	0.01
5:E:538:HOH:H1	5:H:408:HOH:O[1_655]	1.59	0.01

5.3 Torsion angles

5.3.1 Protein backbone

In the following table, the Percentiles column shows the percent Ramachandran outliers of the chain as a percentile score with respect to all X-ray entries followed by that with respect to entries of similar resolution.

The Analysed column shows the number of residues for which the backbone conformation was analysed, and the total number of residues.

Mol	Chain	Analysed	Favoured	Allowed	Outliers	Percentiles	
1	D	510/512 (100%)	491 (96%)	17 (3%)	2 (0%)	34	18
1	E	510/512 (100%)	489 (96%)	16 (3%)	5 (1%)	15	4
2	B	382/384 (100%)	369 (97%)	12 (3%)	1 (0%)	41	24
2	C	382/384 (100%)	369 (97%)	9 (2%)	4 (1%)	15	4
3	G	160/162 (99%)	158 (99%)	2 (1%)	0	100	100
3	H	160/162 (99%)	158 (99%)	2 (1%)	0	100	100
All	All	2104/2116 (99%)	2034 (97%)	58 (3%)	12 (1%)	25	11

All (12) Ramachandran outliers are listed below:

Mol	Chain	Res	Type
1	D	18	ARG
1	E	16	ALA
1	E	18	ARG
2	C	35	MET
1	E	433	ALA
1	E	434	SER
2	C	36	GLY
2	C	64	ALA
1	D	84	VAL
2	B	251	VAL
1	E	84	VAL
2	C	251	VAL

5.3.2 Protein sidechains [i](#)

In the following table, the Percentiles column shows the percent sidechain outliers of the chain as a percentile score with respect to all X-ray entries followed by that with respect to entries of similar resolution.

The Analysed column shows the number of residues for which the sidechain conformation was analysed, and the total number of residues.

Mol	Chain	Analysed	Rotameric	Outliers	Percentiles	
1	D	432/432 (100%)	405 (94%)	27 (6%)	18	5
1	E	432/432 (100%)	402 (93%)	30 (7%)	15	4
2	B	319/319 (100%)	299 (94%)	20 (6%)	18	5
2	C	319/319 (100%)	301 (94%)	18 (6%)	21	7
3	G	140/140 (100%)	133 (95%)	7 (5%)	24	8

Continued on next page...

Continued from previous page...

Mol	Chain	Analysed	Rotameric	Outliers	Percentiles	
3	H	140/140 (100%)	134 (96%)	6 (4%)	29	11
All	All	1782/1782 (100%)	1674 (94%)	108 (6%)	18	5

All (108) residues with a non-rotameric sidechain are listed below:

Mol	Chain	Res	Type
1	D	18	ARG
1	D	43	ARG
1	D	59	GLN
1	D	82	LEU
1	D	89	LEU
1	D	125	TRP
1	D	169	ASN
1	D	175	ARG
1	D	186	ARG
1	D	260	ASP
1	D	271	LEU
1	D	279	GLN
1	D	286	LEU
1	D	289	LEU
1	D	310	TYR
1	D	332	LEU
1	D	346	LEU
1	D	361	LEU
1	D	436	LEU
1	D	437	ARG
1	D	478	LEU
1	D	488	LEU
1	D	506	LEU
1	D	508	THR
1	D	509	LEU
1	D	520	LYS
1	D	523	VAL
1	E	17	ASN
1	E	18	ARG
1	E	26	GLN
1	E	33	GLN
1	E	43	ARG
1	E	51	LYS
1	E	61	LYS
1	E	112	VAL
1	E	125	TRP

Continued on next page...

Continued from previous page...

Mol	Chain	Res	Type
1	E	138	LEU
1	E	169	ASN
1	E	186	ARG
1	E	204	LEU
1	E	240	GLU
1	E	244	LEU
1	E	247	MET
1	E	263	SER
1	E	269	THR
1	E	271	LEU
1	E	279	GLN
1	E	286	LEU
1	E	289	LEU
1	E	332	LEU
1	E	346	LEU
1	E	429	LEU
1	E	436	LEU
1	E	458	LEU
1	E	469	ILE
1	E	474	GLU
1	E	514	ARG
2	B	21	LEU
2	B	29	LEU
2	B	33	ASN
2	B	44	LYS
2	B	67	LEU
2	B	93	VAL
2	B	104	ARG
2	B	133	ILE
2	B	153	LEU
2	B	159	LEU
2	B	160	PHE
2	B	168	ARG
2	B	171	LEU
2	B	173	ASP
2	B	225	LYS
2	B	229	LEU
2	B	266	GLN
2	B	303	LEU
2	B	356	LEU
2	B	389	LYS
2	C	11	LEU

Continued on next page...

Continued from previous page...

Mol	Chain	Res	Type
2	C	21	LEU
2	C	22	LYS
2	C	35	MET
2	C	80	ARG
2	C	153	LEU
2	C	159	LEU
2	C	171	LEU
2	C	173	ASP
2	C	176	ARG
2	C	276	LEU
2	C	303	LEU
2	C	308	GLU
2	C	342	LEU
2	C	347	THR
2	C	356	LEU
2	C	377	ARG
2	C	388	LEU
3	G	25	LEU
3	G	44	ARG
3	G	60	LEU
3	G	125	VAL
3	G	135	LEU
3	G	138	ARG
3	G	161	VAL
3	H	11	THR
3	H	16	VAL
3	H	25	LEU
3	H	44	ARG
3	H	60	LEU
3	H	91	LEU

Some sidechains can be flipped to improve hydrogen bonding and reduce clashes. All (76) such sidechains are listed below:

Mol	Chain	Res	Type
1	D	41	ASN
1	D	78	GLN
1	D	83	GLN
1	D	90	ASN
1	D	100	ASN
1	D	108	ASN
1	D	116	ASN
1	D	161	ASN

Continued on next page...

Continued from previous page...

Mol	Chain	Res	Type
1	D	168	HIS
1	D	169	ASN
1	D	227	ASN
1	D	249	ASN
1	D	268	ASN
1	D	273	ASN
1	D	278	GLN
1	D	279	GLN
1	D	343	HIS
1	D	344	HIS
1	D	413	HIS
1	D	439	HIS
1	D	472	GLN
1	D	516	ASN
1	D	521	ASN
1	E	17	ASN
1	E	59	GLN
1	E	78	GLN
1	E	100	ASN
1	E	108	ASN
1	E	116	ASN
1	E	155	ASN
1	E	168	HIS
1	E	169	ASN
1	E	227	ASN
1	E	249	ASN
1	E	259	ASN
1	E	268	ASN
1	E	273	ASN
1	E	278	GLN
1	E	279	GLN
1	E	343	HIS
1	E	344	HIS
1	E	412	ASN
1	E	413	HIS
1	E	439	HIS
1	E	442	ASN
1	E	472	GLN
2	B	33	ASN
2	B	98	HIS
2	B	146	ASN
2	B	155	ASN

Continued on next page...

Continued from previous page...

Mol	Chain	Res	Type
2	B	161	ASN
2	B	194	GLN
2	B	258	GLN
2	B	266	GLN
2	B	283	GLN
2	B	285	GLN
2	B	301	ASN
2	B	379	GLN
2	C	98	HIS
2	C	155	ASN
2	C	161	ASN
2	C	194	GLN
2	C	258	GLN
2	C	283	GLN
2	C	285	GLN
2	C	301	ASN
3	G	7	HIS
3	G	21	HIS
3	G	39	HIS
3	G	45	ASN
3	G	79	HIS
3	G	144	ASN
3	H	39	HIS
3	H	45	ASN
3	H	79	HIS
3	H	144	ASN

5.3.3 RNA [i](#)

There are no RNA molecules in this entry.

5.4 Non-standard residues in protein, DNA, RNA chains [i](#)

There are no non-standard protein/DNA/RNA residues in this entry.

5.5 Carbohydrates [i](#)

There are no carbohydrates in this entry.

5.6 Ligand geometry [i](#)

Of 4 ligands modelled in this entry, 4 are monoatomic - leaving 0 for Mogul analysis.

There are no bond length outliers.

There are no bond angle outliers.

There are no chirality outliers.

There are no torsion outliers.

There are no ring outliers.

No monomer is involved in short contacts.

5.7 Other polymers [i](#)

There are no such residues in this entry.

5.8 Polymer linkage issues [i](#)

There are no chain breaks in this entry.

6 Fit of model and data

6.1 Protein, DNA and RNA chains

EDS was not executed - this section is therefore empty.

6.2 Non-standard residues in protein, DNA, RNA chains

EDS was not executed - this section is therefore empty.

6.3 Carbohydrates

EDS was not executed - this section is therefore empty.

6.4 Ligands

EDS was not executed - this section is therefore empty.

6.5 Other polymers

EDS was not executed - this section is therefore empty.