



# Full wwPDB X-ray Structure Validation Report ⓘ

Jun 12, 2024 – 08:48 AM EDT

PDB ID : 1MUK  
Title : reovirus lambda3 native structure  
Authors : Tao, Y.; Farsetta, D.L.; Nibert, M.L.; Harrison, S.C.  
Deposited on : 2002-09-24  
Resolution : 2.50 Å(reported)

This is a Full wwPDB X-ray Structure Validation Report for a publicly released PDB entry.

We welcome your comments at [validation@mail.wwpdb.org](mailto:validation@mail.wwpdb.org)

A user guide is available at

<https://www.wwpdb.org/validation/2017/XrayValidationReportHelp>

with specific help available everywhere you see the ⓘ symbol.

The types of validation reports are described at

<http://www.wwpdb.org/validation/2017/FAQs#types>.

---

The following versions of software and data (see [references ⓘ](#)) were used in the production of this report:

MolProbity : 4.02b-467  
Xtriage (Phenix) : 1.20.1  
EDS : 2.36.2  
Percentile statistics : 20191225.v01 (using entries in the PDB archive December 25th 2019)  
Refmac : 5.8.0158  
CCP4 : 7.0.044 (Gargrove)  
Ideal geometry (proteins) : Engh & Huber (2001)  
Ideal geometry (DNA, RNA) : Parkinson et al. (1996)  
Validation Pipeline (wwPDB-VP) : 2.36.2

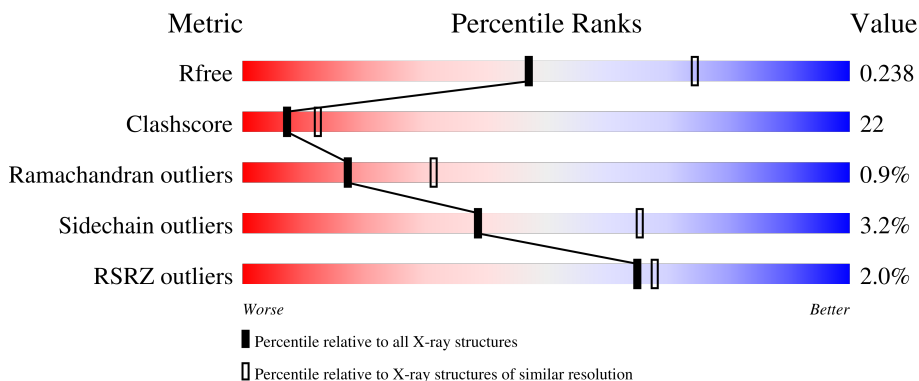
# 1 Overall quality at a glance

The following experimental techniques were used to determine the structure:

*X-RAY DIFFRACTION*

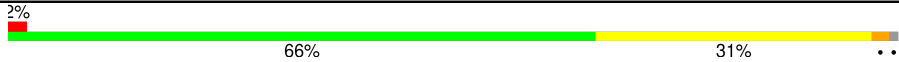
The reported resolution of this entry is 2.50 Å.

Percentile scores (ranging between 0-100) for global validation metrics of the entry are shown in the following graphic. The table shows the number of entries on which the scores are based.



Metric	Whole archive (#Entries)	Similar resolution (#Entries, resolution range(Å))
$R_{free}$	130704	4661 (2.50-2.50)
Clashscore	141614	5346 (2.50-2.50)
Ramachandran outliers	138981	5231 (2.50-2.50)
Sidechain outliers	138945	5233 (2.50-2.50)
RSRZ outliers	127900	4559 (2.50-2.50)

The table below summarises the geometric issues observed across the polymeric chains and their fit to the electron density. The red, orange, yellow and green segments of the lower bar indicate the fraction of residues that contain outliers for  $\geq 3$ , 2, 1 and 0 types of geometric quality criteria respectively. A grey segment represents the fraction of residues that are not modelled. The numeric value for each fraction is indicated below the corresponding segment, with a dot representing fractions  $\leq 5\%$ . The upper red bar (where present) indicates the fraction of residues that have poor fit to the electron density. The numeric value is given above the bar.

Mol	Chain	Length	Quality of chain
1	A	1267	

## 2 Entry composition

There are 2 unique types of molecules in this entry. The entry contains 10478 atoms, of which 0 are hydrogens and 0 are deuteriums.

In the tables below, the ZeroOcc column contains the number of atoms modelled with zero occupancy, the AltConf column contains the number of residues with at least one atom in alternate conformation and the Trace column contains the number of residues modelled with at most 2 atoms.

- Molecule 1 is a protein called MINOR CORE PROTEIN LAMBDA 3.

Mol	Chain	Residues	Atoms					ZeroOcc	AltConf	Trace
			Total	C	N	O	S			
1	A	1256	9929	6337	1697	1831	64	27	0	0

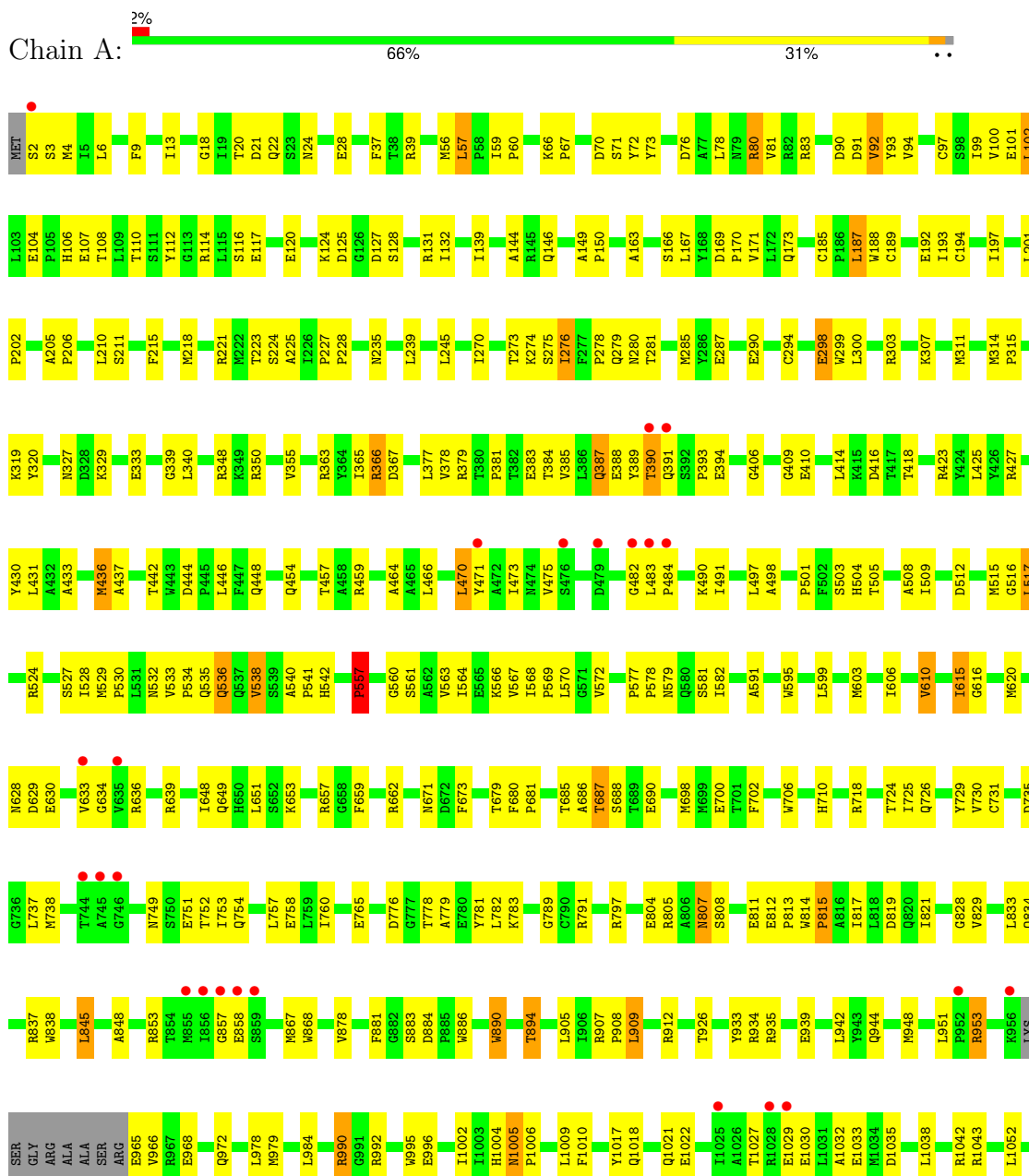
- Molecule 2 is water.

Mol	Chain	Residues	Atoms		ZeroOcc	AltConf
2	A	549	Total	O	0	0
			549	549		

### 3 Residue-property plots

These plots are drawn for all protein, RNA, DNA and oligosaccharide chains in the entry. The first graphic for a chain summarises the proportions of the various outlier classes displayed in the second graphic. The second graphic shows the sequence view annotated by issues in geometry and electron density. Residues are color-coded according to the number of geometric quality criteria for which they contain at least one outlier: green = 0, yellow = 1, orange = 2 and red = 3 or more. A red dot above a residue indicates a poor fit to the electron density ( $RSRZ > 2$ ). Stretches of 2 or more consecutive residues without any outlier are shown as a green connector. Residues present in the sample, but not in the model, are shown in grey.

#### ● Molecule 1: MINOR CORE PROTEIN LAMBDA 3



K1060	W1061	R1062	M1063	C1064	E1065
D1072	L1073	R1074	L1075	P1076	L1077
C1078	I1081	D1082	P1083	L1084	N1085
S1086	D1087	P1088	F1089	L1090	V1093
S1094	V1095	L1110	F1111	M1112	A1113
K1114	V1121	R1130	L1134	G1135	A1136
L1146	G1149	L1150	Q1151	E1152	S1153
E1154	D1166	R1174	V1175	V1176	N1177
L1178	A1179	V1180	P1181	D1182	L1200
F1201	K1202	D1203	G1204	R1205	H1206
T1209	R1214	R1219	R1223	F1224	A1237
V1238	H1246	R1255	F1256	M1257	T1258
W1259	Q1262	E1263	G1264	R1265	SER
ALA					

## 4 Data and refinement statistics

Property	Value	Source
Space group	P 21 21 21	Depositor
Cell constants a, b, c, $\alpha$ , $\beta$ , $\gamma$	70.87Å 85.16Å 248.64Å 90.00° 90.00° 90.00°	Depositor
Resolution (Å)	42.94 – 2.50 42.94 – 2.49	Depositor EDS
% Data completeness (in resolution range)	98.2 (42.94-2.50) 97.8 (42.94-2.49)	Depositor EDS
$R_{merge}$	0.07	Depositor
$R_{sym}$	(Not available)	Depositor
$\langle I/\sigma(I) \rangle$ <sup>1</sup>	1.80 (at 2.48Å)	Xtrriage
Refinement program	CNS 1.0	Depositor
R, $R_{free}$	0.208 , 0.239 0.207 , 0.238	Depositor DCC
$R_{free}$ test set	2767 reflections (5.28%)	wwPDB-VP
Wilson B-factor (Å <sup>2</sup> )	22.3	Xtrriage
Anisotropy	0.095	Xtrriage
Bulk solvent $k_{sol}$ (e/Å <sup>3</sup> ), $B_{sol}$ (Å <sup>2</sup> )	0.33 , 40.0	EDS
L-test for twinning <sup>2</sup>	$\langle  L  \rangle = 0.49$ , $\langle L^2 \rangle = 0.33$	Xtrriage
Estimated twinning fraction	No twinning to report.	Xtrriage
$F_o, F_c$ correlation	0.92	EDS
Total number of atoms	10478	wwPDB-VP
Average B, all atoms (Å <sup>2</sup> )	23.0	wwPDB-VP

Xtrriage's analysis on translational NCS is as follows: *The largest off-origin peak in the Patterson function is 2.95% of the height of the origin peak. No significant pseudotranslation is detected.*

<sup>1</sup>Intensities estimated from amplitudes.

<sup>2</sup>Theoretical values of  $\langle |L| \rangle$ ,  $\langle L^2 \rangle$  for acentric reflections are 0.5, 0.333 respectively for untwinned datasets, and 0.375, 0.2 for perfectly twinned datasets.

## 5 Model quality [i](#)

### 5.1 Standard geometry [i](#)

The Z score for a bond length (or angle) is the number of standard deviations the observed value is removed from the expected value. A bond length (or angle) with  $|Z| > 5$  is considered an outlier worth inspection. RMSZ is the root-mean-square of all Z scores of the bond lengths (or angles).

Mol	Chain	Bond lengths		Bond angles	
		RMSZ	# Z  >5	RMSZ	# Z  >5
1	A	0.43	0/10181	0.64	0/13828

There are no bond length outliers.

There are no bond angle outliers.

There are no chirality outliers.

There are no planarity outliers.

### 5.2 Too-close contacts [i](#)

In the following table, the Non-H and H(model) columns list the number of non-hydrogen atoms and hydrogen atoms in the chain respectively. The H(added) column lists the number of hydrogen atoms added and optimized by MolProbity. The Clashes column lists the number of clashes within the asymmetric unit, whereas Symm-Clashes lists symmetry-related clashes.

Mol	Chain	Non-H	H(model)	H(added)	Clashes	Symm-Clashes
1	A	9929	0	9840	442	0
2	A	549	0	0	169	0
All	All	10478	0	9840	442	0

The all-atom clashscore is defined as the number of clashes found per 1000 atoms (including hydrogen atoms). The all-atom clashscore for this structure is 22.

All (442) close contacts within the same asymmetric unit are listed below, sorted by their clash magnitude.

Atom-1	Atom-2	Interatomic distance (Å)	Clash overlap (Å)
1:A:1060:LYS:HD3	2:A:1401:HOH:O	1.47	1.12
1:A:726:GLN:HG2	2:A:1374:HOH:O	1.48	1.11
1:A:529:MET:HG2	2:A:1576:HOH:O	1.53	1.07
1:A:274:LYS:HE2	2:A:1795:HOH:O	1.54	1.05

*Continued on next page...*

*Continued from previous page...*

Atom-1	Atom-2	Interatomic distance (Å)	Clash overlap (Å)
1:A:223:THR:HG22	1:A:225:ALA:H	1.21	1.04
1:A:350:ARG:HD2	2:A:1803:HOH:O	1.57	1.02
1:A:1202:LYS:HB3	2:A:1809:HOH:O	1.61	0.99
1:A:634:GLY:HA2	2:A:1791:HOH:O	1.61	0.97
1:A:393:PRO:HA	2:A:1527:HOH:O	1.66	0.96
1:A:724:THR:HG22	1:A:726:GLN:H	1.31	0.95
1:A:1112:MET:HE2	2:A:1355:HOH:O	1.66	0.93
1:A:749:ASN:HD21	1:A:751:GLU:HB3	1.35	0.92
1:A:22:GLN:NE2	1:A:878:VAL:H	1.68	0.90
1:A:125:ASP:HB3	2:A:1743:HOH:O	1.71	0.89
1:A:615:ILE:HG23	1:A:616:GLY:H	1.39	0.88
1:A:270:ILE:HA	2:A:1433:HOH:O	1.74	0.87
1:A:688:SER:HB3	2:A:1793:HOH:O	1.74	0.85
1:A:2:SER:N	1:A:6:LEU:HB2	1.91	0.85
1:A:749:ASN:HD22	1:A:752:THR:H	1.19	0.85
1:A:319:LYS:NZ	2:A:1774:HOH:O	2.10	0.84
1:A:633:VAL:HA	2:A:1656:HOH:O	1.77	0.83
1:A:1112:MET:CE	2:A:1355:HOH:O	2.25	0.82
1:A:39:ARG:NH2	2:A:1731:HOH:O	2.10	0.82
1:A:114:ARG:HB2	1:A:215:PHE:CE1	2.16	0.81
1:A:1114:LYS:NZ	2:A:1752:HOH:O	2.12	0.81
1:A:104:GLU:HG3	1:A:116:SER:HA	1.63	0.81
1:A:557:PRO:HD2	1:A:731:CYS:O	1.81	0.80
1:A:388:GLU:HB2	2:A:1620:HOH:O	1.81	0.80
1:A:965:GLU:N	2:A:1382:HOH:O	2.14	0.79
1:A:18:GLY:HA2	2:A:1550:HOH:O	1.84	0.78
1:A:807:ASN:ND2	2:A:1491:HOH:O	2.16	0.78
1:A:114:ARG:HB2	1:A:215:PHE:HE1	1.47	0.77
1:A:1004:HIS:C	1:A:1006:PRO:HD3	2.05	0.77
1:A:280:ASN:HA	2:A:1638:HOH:O	1.84	0.76
1:A:1072:ASP:OD1	1:A:1074:ARG:HD3	1.85	0.76
1:A:808:SER:HB2	2:A:1767:HOH:O	1.85	0.76
1:A:146:GLN:HE22	1:A:805:ARG:H	1.32	0.76
1:A:81:VAL:H	1:A:671:ASN:HD21	1.31	0.76
1:A:348:ARG:NE	2:A:1638:HOH:O	2.19	0.75
1:A:76:ASP:OD2	1:A:80:ARG:NH1	2.20	0.75
1:A:951:LEU:O	2:A:1564:HOH:O	2.05	0.75
1:A:114:ARG:HG3	2:A:1554:HOH:O	1.86	0.75
1:A:120:GLU:O	1:A:124:LYS:HG3	1.87	0.74
1:A:797:ARG:NH1	2:A:1716:HOH:O	2.20	0.74
1:A:363:ARG:HH22	1:A:834:GLN:HE22	1.35	0.74

*Continued on next page...*



*Continued from previous page...*

Atom-1	Atom-2	Interatomic distance (Å)	Clash overlap (Å)
1:A:926:THR:HG21	1:A:1246:HIS:CG	2.22	0.74
1:A:615:ILE:HG23	1:A:616:GLY:N	2.01	0.73
1:A:388:GLU:CB	2:A:1620:HOH:O	2.36	0.73
1:A:821:ILE:HG23	1:A:845:LEU:HD13	1.71	0.73
1:A:101:GLU:HG2	1:A:102:LEU:HD13	1.71	0.72
1:A:1004:HIS:CD2	2:A:1585:HOH:O	2.41	0.72
1:A:536:GLN:HE22	1:A:685:THR:H	1.35	0.72
1:A:529:MET:N	2:A:1576:HOH:O	2.23	0.72
1:A:1179:ALA:O	2:A:1679:HOH:O	2.07	0.71
1:A:907:ARG:NH2	2:A:1401:HOH:O	2.22	0.71
1:A:22:GLN:HE21	1:A:878:VAL:H	1.35	0.71
1:A:423:ARG:CD	2:A:1497:HOH:O	2.39	0.71
1:A:423:ARG:HD2	2:A:1497:HOH:O	1.89	0.70
1:A:1113:ALA:O	2:A:1412:HOH:O	2.08	0.70
1:A:749:ASN:ND2	1:A:751:GLU:HB3	2.06	0.70
1:A:483:LEU:HG	1:A:966:VAL:HG13	1.71	0.70
1:A:1005:ASN:OD1	2:A:1711:HOH:O	2.09	0.70
1:A:290:GLU:HB3	1:A:355:VAL:HG12	1.73	0.70
1:A:541:PRO:HB2	1:A:648:ILE:HD11	1.72	0.70
1:A:996:GLU:OE1	2:A:1784:HOH:O	2.09	0.69
1:A:1005:ASN:N	1:A:1006:PRO:HD3	2.08	0.69
1:A:628:ASN:HD21	1:A:636:ARG:HE	1.40	0.69
1:A:173:GLN:OE1	2:A:1344:HOH:O	2.10	0.69
1:A:905:LEU:HD23	1:A:1063:MET:HE1	1.73	0.68
1:A:348:ARG:CZ	2:A:1638:HOH:O	2.40	0.68
1:A:423:ARG:HE	1:A:427:ARG:NH2	1.90	0.68
1:A:414:LEU:HD11	1:A:418:THR:HG21	1.74	0.68
1:A:564:ILE:HG23	2:A:1551:HOH:O	1.93	0.67
1:A:410:GLU:N	1:A:649:GLN:OE1	2.22	0.67
1:A:503:SER:HB3	2:A:1766:HOH:O	1.93	0.67
1:A:886:TRP:HA	2:A:1285:HOH:O	1.94	0.67
1:A:953:ARG:NE	2:A:1564:HOH:O	2.20	0.67
1:A:536:GLN:HA	1:A:536:GLN:HE21	1.59	0.66
1:A:636:ARG:NH2	2:A:1744:HOH:O	2.28	0.66
1:A:729:TYR:O	2:A:1464:HOH:O	2.12	0.66
1:A:1181:PRO:HD3	2:A:1679:HOH:O	1.95	0.66
1:A:221:ARG:NE	2:A:1483:HOH:O	2.26	0.66
1:A:1114:LYS:HA	2:A:1412:HOH:O	1.95	0.66
1:A:578:PRO:CD	2:A:1583:HOH:O	2.43	0.66
1:A:1043:ARG:CZ	2:A:1427:HOH:O	2.43	0.66
1:A:781:TYR:O	2:A:1724:HOH:O	2.14	0.65

*Continued on next page...*

*Continued from previous page...*

Atom-1	Atom-2	Interatomic distance (Å)	Clash overlap (Å)
1:A:348:ARG:NH2	2:A:1638:HOH:O	2.28	0.65
1:A:718:ARG:HD2	2:A:1728:HOH:O	1.96	0.65
1:A:56:MET:HG2	1:A:188:TRP:CE2	2.31	0.65
1:A:560:GLY:C	2:A:1442:HOH:O	2.35	0.65
1:A:70:ASP:OD2	2:A:1792:HOH:O	2.15	0.65
1:A:791:ARG:NH1	2:A:1403:HOH:O	2.30	0.65
1:A:1004:HIS:HD2	2:A:1585:HOH:O	1.77	0.65
1:A:1151:GLN:HG2	2:A:1339:HOH:O	1.97	0.65
1:A:18:GLY:CA	2:A:1550:HOH:O	2.42	0.65
1:A:144:ALA:O	2:A:1353:HOH:O	2.14	0.65
1:A:566:LYS:HE3	2:A:1442:HOH:O	1.97	0.65
1:A:570:LEU:HD21	1:A:730:VAL:HG21	1.79	0.65
1:A:894:THR:OG1	2:A:1781:HOH:O	2.15	0.64
1:A:1082:ASP:HB2	1:A:1083:PRO:CD	2.27	0.64
1:A:1154:GLU:OE2	2:A:1597:HOH:O	2.15	0.64
1:A:783:LYS:CD	2:A:1522:HOH:O	2.44	0.64
1:A:688:SER:N	2:A:1793:HOH:O	2.30	0.64
1:A:287:GLU:OE2	2:A:1683:HOH:O	2.14	0.64
1:A:718:ARG:CZ	2:A:1414:HOH:O	2.44	0.64
1:A:501:PRO:HD2	1:A:504:HIS:CD2	2.33	0.63
1:A:776:ASP:OD1	1:A:778:THR:HB	1.98	0.63
1:A:718:ARG:NH2	2:A:1414:HOH:O	2.31	0.63
1:A:749:ASN:HD22	1:A:752:THR:N	1.95	0.63
1:A:320:TYR:O	2:A:1428:HOH:O	2.15	0.63
1:A:1027:THR:HG23	1:A:1030:GLU:H	1.62	0.63
1:A:378:VAL:N	2:A:1359:HOH:O	2.26	0.63
1:A:529:MET:HE3	1:A:529:MET:HA	1.81	0.63
1:A:20:THR:HG22	1:A:21:ASP:O	1.99	0.63
1:A:464:ALA:HB3	2:A:1696:HOH:O	1.99	0.62
1:A:444:ASP:CG	2:A:1507:HOH:O	2.37	0.62
1:A:83:ARG:HG2	1:A:92:VAL:HA	1.81	0.62
1:A:221:ARG:NH2	2:A:1483:HOH:O	2.31	0.62
1:A:385:VAL:HG22	1:A:515:MET:HE3	1.79	0.62
1:A:188:TRP:CZ2	1:A:192:GLU:HG3	2.35	0.62
1:A:848:ALA:O	2:A:1469:HOH:O	2.16	0.62
1:A:926:THR:CG2	1:A:1246:HIS:CG	2.83	0.62
1:A:528:ILE:O	1:A:530:PRO:HD3	2.00	0.62
1:A:735:ASP:OD1	2:A:1603:HOH:O	2.16	0.61
1:A:636:ARG:CZ	2:A:1744:HOH:O	2.47	0.61
1:A:1087:ASP:HB3	1:A:1088:PRO:HD3	1.82	0.61
1:A:1151:GLN:CG	2:A:1339:HOH:O	2.48	0.61

*Continued on next page...*

*Continued from previous page...*

Atom-1	Atom-2	Interatomic distance (Å)	Clash overlap (Å)
1:A:724:THR:HG22	1:A:726:GLN:N	2.10	0.61
1:A:303:ARG:HG3	1:A:303:ARG:HH11	1.64	0.61
1:A:1002:ILE:HD13	1:A:1136:ALA:HB2	1.82	0.61
1:A:1201:PRO:HB2	1:A:1204:GLY:O	2.01	0.61
1:A:1005:ASN:ND2	1:A:1263:GLU:HB3	2.16	0.60
1:A:1082:ASP:HB2	1:A:1083:PRO:HD2	1.82	0.60
1:A:837:ARG:HG2	2:A:1625:HOH:O	1.99	0.60
1:A:965:GLU:OE2	2:A:1682:HOH:O	2.16	0.60
1:A:1005:ASN:HD21	1:A:1263:GLU:HB3	1.65	0.60
1:A:366:ARG:NH2	2:A:1270:HOH:O	2.31	0.60
1:A:579:ASN:N	2:A:1583:HOH:O	2.34	0.60
1:A:532:ASN:OD1	1:A:535:GLN:HG3	2.01	0.60
1:A:894:THR:CB	2:A:1781:HOH:O	2.49	0.60
1:A:657:ARG:HG2	1:A:657:ARG:HH11	1.66	0.60
1:A:990:ARG:NE	2:A:1459:HOH:O	2.34	0.60
1:A:319:LYS:NZ	2:A:1722:HOH:O	2.34	0.59
1:A:566:LYS:HD3	1:A:782:LEU:O	2.02	0.59
1:A:634:GLY:CA	2:A:1791:HOH:O	2.35	0.59
1:A:470:LEU:HD13	1:A:508:ALA:HB2	1.84	0.59
1:A:482:GLY:N	2:A:1672:HOH:O	2.18	0.59
1:A:1032:ALA:O	2:A:1690:HOH:O	2.16	0.59
1:A:409:GLY:HA3	1:A:649:GLN:OE1	2.01	0.59
1:A:146:GLN:NE2	1:A:805:ARG:H	1.99	0.59
1:A:894:THR:HB	2:A:1781:HOH:O	2.03	0.59
1:A:1043:ARG:NH2	2:A:1427:HOH:O	2.35	0.59
1:A:385:VAL:HG22	1:A:515:MET:CE	2.32	0.59
1:A:39:ARG:HG3	1:A:39:ARG:HH11	1.67	0.58
1:A:210:LEU:HD11	1:A:215:PHE:CD2	2.38	0.58
1:A:992:ARG:HH11	1:A:1010:PHE:HD2	1.51	0.58
1:A:189:CYS:O	1:A:193:ILE:HG12	2.03	0.58
1:A:1018:GLN:O	1:A:1022:GLU:HG3	2.04	0.58
1:A:557:PRO:CD	1:A:731:CYS:O	2.51	0.58
1:A:394:GLU:N	2:A:1527:HOH:O	2.23	0.57
1:A:512:ASP:HB3	1:A:662:ARG:HG3	1.86	0.57
1:A:758:GLU:OE1	2:A:1783:HOH:O	2.18	0.57
1:A:128:SER:HB2	2:A:1477:HOH:O	2.03	0.57
1:A:542:HIS:NE2	1:A:690:GLU:CG	2.67	0.57
1:A:884:ASP:OD2	2:A:1399:HOH:O	2.17	0.57
1:A:227:PRO:HB2	1:A:228:PRO:HD3	1.87	0.57
1:A:907:ARG:HB3	1:A:908:PRO:HD3	1.86	0.57
1:A:926:THR:HG23	1:A:1246:HIS:CD2	2.39	0.57

*Continued on next page...*

*Continued from previous page...*

Atom-1	Atom-2	Interatomic distance (Å)	Clash overlap (Å)
1:A:92:VAL:CG1	1:A:383:GLU:HB3	2.35	0.57
1:A:578:PRO:N	2:A:1583:HOH:O	2.37	0.57
1:A:718:ARG:NH1	2:A:1728:HOH:O	2.16	0.57
1:A:128:SER:CB	2:A:1477:HOH:O	2.53	0.56
1:A:595:TRP:HA	1:A:599:LEU:HB2	1.86	0.56
1:A:1152:GLU:CD	2:A:1459:HOH:O	2.43	0.56
1:A:171:VAL:HG11	1:A:1090:LEU:HD11	1.87	0.56
1:A:804:GLU:OE1	2:A:1648:HOH:O	2.18	0.56
1:A:454:GLN:OE1	2:A:1337:HOH:O	2.18	0.56
1:A:817:ILE:O	1:A:821:ILE:HG12	2.05	0.56
1:A:1206:HIS:HB2	1:A:1209:THR:HG23	1.87	0.56
1:A:24:ASN:O	1:A:28:GLU:HG3	2.05	0.56
1:A:557:PRO:HG3	1:A:781:TYR:OH	2.05	0.56
1:A:384:THR:HG23	2:A:1293:HOH:O	2.04	0.56
1:A:436:MET:HE2	1:A:442:THR:OG1	2.05	0.55
1:A:649:GLN:HG3	2:A:1698:HOH:O	2.05	0.55
1:A:457:THR:O	1:A:491:ILE:HG13	2.06	0.55
1:A:542:HIS:NE2	1:A:690:GLU:HG2	2.21	0.55
1:A:797:ARG:CZ	2:A:1716:HOH:O	2.54	0.55
1:A:953:ARG:NH2	2:A:1564:HOH:O	2.37	0.55
1:A:279:GLN:HG3	1:A:327:ASN:HD22	1.71	0.55
1:A:425:LEU:HB2	1:A:698:MET:HE1	1.87	0.55
1:A:965:GLU:CA	2:A:1382:HOH:O	2.54	0.55
1:A:1062:ARG:NH1	2:A:1809:HOH:O	2.40	0.55
1:A:279:GLN:HG3	1:A:327:ASN:ND2	2.22	0.55
1:A:446:LEU:HD13	1:A:1149:GLY:HA3	1.87	0.55
1:A:563:VAL:HG12	1:A:568:ILE:HD11	1.88	0.55
1:A:688:SER:CB	2:A:1793:HOH:O	2.44	0.55
1:A:905:LEU:CD2	1:A:1063:MET:HE1	2.37	0.55
1:A:393:PRO:HD3	1:A:591:ALA:O	2.07	0.54
1:A:578:PRO:CG	2:A:1583:HOH:O	2.55	0.54
1:A:783:LYS:HD2	2:A:1522:HOH:O	2.07	0.54
1:A:94:VAL:HG22	1:A:139:ILE:HG23	1.90	0.54
1:A:686:ALA:O	1:A:690:GLU:HB2	2.07	0.54
1:A:414:LEU:CD1	1:A:418:THR:HG21	2.38	0.54
1:A:385:VAL:HG22	1:A:515:MET:SD	2.48	0.54
1:A:57:LEU:HD22	1:A:185:CYS:SG	2.47	0.54
1:A:71:SER:OG	2:A:1370:HOH:O	2.18	0.53
1:A:223:THR:HG22	1:A:224:SER:N	2.22	0.53
1:A:106:HIS:CE1	1:A:108:THR:H	2.27	0.53
1:A:149:ALA:HB1	1:A:150:PRO:CD	2.38	0.53

*Continued on next page...*

*Continued from previous page...*

Atom-1	Atom-2	Interatomic distance (Å)	Clash overlap (Å)
1:A:294:CYS:SG	1:A:577:PRO:HD2	2.49	0.53
1:A:536:GLN:NE2	1:A:685:THR:HG23	2.24	0.53
1:A:894:THR:HB	2:A:1549:HOH:O	2.07	0.53
1:A:783:LYS:HE3	2:A:1716:HOH:O	2.09	0.53
1:A:194:CYS:SG	1:A:206:PRO:HG2	2.49	0.53
1:A:459:ARG:NE	2:A:1802:HOH:O	2.42	0.53
1:A:1224:PHE:HE2	2:A:1679:HOH:O	1.89	0.53
1:A:299:TRP:CD2	1:A:303:ARG:HG2	2.44	0.52
1:A:235:ASN:O	1:A:239:LEU:HG	2.09	0.52
1:A:470:LEU:HD11	1:A:505:THR:HA	1.91	0.52
1:A:281:THR:O	1:A:285:MET:HG2	2.09	0.52
1:A:533:VAL:HB	1:A:534:PRO:HD3	1.90	0.52
1:A:603:MET:HE1	1:A:651:LEU:HD23	1.91	0.52
1:A:1095:VAL:HG23	1:A:1237:ALA:HB2	1.91	0.52
1:A:290:GLU:CB	1:A:355:VAL:HG12	2.38	0.52
1:A:104:GLU:CD	1:A:117:GLU:H	2.13	0.52
1:A:298:GLU:HB2	1:A:311:MET:CE	2.40	0.52
1:A:968:GLU:OE2	2:A:1755:HOH:O	2.19	0.52
1:A:881:PHE:O	1:A:909:LEU:HD12	2.10	0.52
1:A:884:ASP:HB3	2:A:1535:HOH:O	2.10	0.52
1:A:807:ASN:HD22	1:A:807:ASN:H	1.58	0.51
1:A:965:GLU:HA	2:A:1382:HOH:O	2.10	0.51
1:A:807:ASN:HD22	1:A:807:ASN:N	2.08	0.51
1:A:1209:THR:OG1	2:A:1308:HOH:O	2.17	0.51
1:A:497:LEU:HD22	1:A:505:THR:HG21	1.93	0.51
1:A:1065:GLU:H	1:A:1065:GLU:CD	2.13	0.51
1:A:81:VAL:HG13	1:A:132:ILE:HD13	1.92	0.51
1:A:319:LYS:HB2	2:A:1521:HOH:O	2.10	0.51
1:A:406:GLY:HA3	1:A:630:GLU:O	2.10	0.51
1:A:92:VAL:HG11	1:A:383:GLU:HB3	1.92	0.51
1:A:942:LEU:HD23	1:A:942:LEU:O	2.10	0.51
1:A:299:TRP:CE2	1:A:303:ARG:HG2	2.46	0.51
1:A:765:GLU:OE2	2:A:1452:HOH:O	2.19	0.51
1:A:78:LEU:HD12	1:A:80:ARG:NH2	2.25	0.51
1:A:223:THR:CG2	1:A:224:SER:N	2.74	0.51
1:A:541:PRO:HB2	1:A:648:ILE:CD1	2.40	0.51
1:A:778:THR:CG2	1:A:779:ALA:N	2.72	0.51
1:A:430:TYR:OH	2:A:1589:HOH:O	2.14	0.51
1:A:754:GLN:O	1:A:758:GLU:HG3	2.11	0.51
1:A:783:LYS:NZ	2:A:1770:HOH:O	2.44	0.50
1:A:221:ARG:HB2	1:A:221:ARG:NH1	2.26	0.50

*Continued on next page...*

*Continued from previous page...*

Atom-1	Atom-2	Interatomic distance (Å)	Clash overlap (Å)
1:A:285:MET:HG3	1:A:365:ILE:HD11	1.93	0.50
1:A:490:LYS:NZ	2:A:1416:HOH:O	2.44	0.50
1:A:1005:ASN:N	1:A:1006:PRO:CD	2.75	0.50
1:A:379:ARG:HH12	1:A:387:GLN:NE2	2.07	0.50
1:A:628:ASN:HD21	1:A:636:ARG:NE	2.08	0.50
1:A:107:GLU:HB2	2:A:1451:HOH:O	2.11	0.50
1:A:110:THR:OG1	2:A:1764:HOH:O	2.19	0.50
1:A:505:THR:OG1	2:A:1794:HOH:O	2.19	0.50
1:A:538:VAL:HG13	1:A:651:LEU:HB2	1.94	0.50
1:A:724:THR:CG2	1:A:726:GLN:H	2.15	0.50
1:A:819:ASP:OD1	1:A:953:ARG:NH1	2.43	0.50
1:A:389:TYR:OH	1:A:527:SER:HB2	2.10	0.50
1:A:9:PHE:O	1:A:13:ILE:HG13	2.12	0.50
1:A:942:LEU:HD23	1:A:942:LEU:C	2.32	0.50
1:A:629:ASP:OD2	1:A:639:ARG:CZ	2.60	0.49
1:A:529:MET:HA	1:A:529:MET:CE	2.42	0.49
1:A:275:SER:O	1:A:278:PRO:HD2	2.12	0.49
1:A:73:TYR:HB2	1:A:132:ILE:HG23	1.93	0.49
1:A:127:ASP:O	1:A:131:ARG:HG3	2.12	0.49
1:A:149:ALA:HB1	1:A:150:PRO:HD2	1.95	0.49
1:A:166:SER:OG	2:A:1592:HOH:O	2.17	0.49
1:A:221:ARG:CZ	2:A:1483:HOH:O	2.59	0.49
1:A:653:LYS:NZ	2:A:1773:HOH:O	2.45	0.49
1:A:934:ARG:HB2	2:A:1381:HOH:O	2.12	0.49
1:A:1134:LEU:HA	1:A:1257:MET:CE	2.43	0.49
1:A:995:TRP:CZ2	1:A:1006:PRO:HG3	2.48	0.49
1:A:1200:LEU:C	1:A:1200:LEU:HD23	2.33	0.49
1:A:883:SER:HB2	2:A:1357:HOH:O	2.13	0.49
1:A:39:ARG:HG3	1:A:39:ARG:NH1	2.28	0.48
1:A:1086:SER:O	1:A:1090:LEU:HG	2.13	0.48
1:A:197:ILE:O	1:A:221:ARG:NH1	2.31	0.48
1:A:482:GLY:CA	2:A:1672:HOH:O	2.59	0.48
1:A:853:ARG:NH1	2:A:1806:HOH:O	2.46	0.48
1:A:1065:GLU:OE1	2:A:1429:HOH:O	2.20	0.48
1:A:606:ILE:O	1:A:610:VAL:HB	2.13	0.48
1:A:829:VAL:HG13	1:A:890:TRP:CD1	2.48	0.48
1:A:1203:ASP:N	2:A:1809:HOH:O	2.45	0.48
1:A:114:ARG:HG2	2:A:1602:HOH:O	2.12	0.48
1:A:649:GLN:CG	2:A:1698:HOH:O	2.61	0.48
1:A:857:GLY:O	1:A:858:GLU:HB3	2.13	0.48
1:A:582:ILE:HG21	1:A:757:LEU:CD2	2.44	0.48

*Continued on next page...*

*Continued from previous page...*

Atom-1	Atom-2	Interatomic distance (Å)	Clash overlap (Å)
1:A:1219:ARG:NH1	2:A:1298:HOH:O	2.41	0.48
1:A:944:GLN:HB3	1:A:948:MET:CE	2.44	0.48
1:A:363:ARG:HH22	1:A:834:GLN:NE2	2.09	0.48
1:A:582:ILE:HG21	1:A:757:LEU:HD21	1.95	0.48
1:A:944:GLN:HB3	1:A:948:MET:HE2	1.95	0.48
1:A:700:GLU:HB2	1:A:725:ILE:HD13	1.96	0.48
1:A:437:ALA:HB2	1:A:610:VAL:HG22	1.96	0.47
1:A:516:GLY:O	1:A:517:LEU:HD12	2.14	0.47
1:A:211:SER:HA	1:A:811:GLU:OE2	2.14	0.47
1:A:688:SER:CA	2:A:1793:HOH:O	2.62	0.47
1:A:1085:ASN:O	1:A:1088:PRO:HD2	2.14	0.47
1:A:1258:THR:HG23	1:A:1262:GLN:NE2	2.29	0.47
1:A:1075:LEU:HA	1:A:1076:PRO:HD3	1.82	0.47
1:A:377:LEU:N	1:A:377:LEU:HD12	2.30	0.47
1:A:935:ARG:O	1:A:939:GLU:HG3	2.15	0.47
1:A:448:GLN:NE2	1:A:620:MET:H	2.12	0.47
1:A:1110:LEU:HD22	1:A:1121:VAL:HG12	1.96	0.47
1:A:100:VAL:HG13	1:A:101:GLU:N	2.29	0.47
1:A:829:VAL:HG13	1:A:890:TRP:CE2	2.50	0.47
1:A:578:PRO:HG2	2:A:1583:HOH:O	2.15	0.46
1:A:83:ARG:HG3	1:A:83:ARG:HH11	1.79	0.46
1:A:582:ILE:HB	1:A:738:MET:HB3	1.98	0.46
1:A:628:ASN:ND2	1:A:636:ARG:HE	2.11	0.46
1:A:515:MET:HA	1:A:529:MET:CE	2.45	0.46
1:A:314:MET:CE	1:A:315:PRO:HD2	2.45	0.46
1:A:388:GLU:CG	2:A:1620:HOH:O	2.64	0.46
1:A:1002:ILE:HD13	1:A:1136:ALA:CB	2.44	0.46
1:A:355:VAL:HG12	1:A:355:VAL:O	2.15	0.46
1:A:503:SER:CB	2:A:1718:HOH:O	2.63	0.46
1:A:814:TRP:CD2	1:A:815:PRO:HB3	2.50	0.46
1:A:542:HIS:HE2	1:A:690:GLU:CG	2.28	0.46
1:A:724:THR:HB	2:A:1733:HOH:O	2.16	0.46
1:A:67:PRO:O	1:A:97:CYS:HB3	2.15	0.46
1:A:390:THR:HG22	1:A:391:GLN:HG3	1.97	0.46
1:A:540:ALA:HB3	1:A:541:PRO:HD3	1.98	0.46
1:A:568:ILE:HB	1:A:569:PRO:HD3	1.98	0.45
1:A:1078:CYS:HB3	1:A:1081:ILE:HD12	1.98	0.45
1:A:595:TRP:HZ2	2:A:1761:HOH:O	1.99	0.45
1:A:783:LYS:HD2	2:A:1716:HOH:O	2.16	0.45
1:A:414:LEU:HD12	2:A:1450:HOH:O	2.16	0.45
1:A:572:VAL:HG13	1:A:789:GLY:O	2.17	0.45

*Continued on next page...*

*Continued from previous page...*

Atom-1	Atom-2	Interatomic distance (Å)	Clash overlap (Å)
1:A:1064:CYS:HB3	1:A:1065:GLU:OE2	2.17	0.45
1:A:381:PRO:O	1:A:385:VAL:HG23	2.17	0.45
1:A:972:GLN:HG2	2:A:1755:HOH:O	2.16	0.45
1:A:197:ILE:C	1:A:221:ARG:HH12	2.17	0.45
1:A:416:ASP:O	2:A:1497:HOH:O	2.20	0.45
1:A:433:ALA:HB1	1:A:610:VAL:HG23	1.98	0.45
1:A:22:GLN:HE22	1:A:878:VAL:H	1.58	0.45
1:A:532:ASN:OD1	1:A:534:PRO:HD2	2.17	0.45
1:A:542:HIS:HE2	1:A:690:GLU:HG2	1.80	0.44
1:A:581:SER:HB2	1:A:737:LEU:HD11	1.99	0.44
1:A:80:ARG:HD3	1:A:673:PHE:CD2	2.52	0.44
1:A:828:GLY:HA3	1:A:838:TRP:NE1	2.32	0.44
1:A:1255:ARG:HG2	2:A:1496:HOH:O	2.16	0.44
1:A:706:TRP:O	1:A:710:HIS:HD2	2.00	0.44
1:A:791:ARG:NH1	1:A:1078:CYS:SG	2.90	0.44
1:A:905:LEU:HD23	1:A:1063:MET:CE	2.43	0.44
1:A:13:ILE:HD13	1:A:163:ALA:HB3	1.98	0.44
1:A:57:LEU:HD21	1:A:189:CYS:SG	2.58	0.44
1:A:1224:PHE:CE2	2:A:1679:HOH:O	2.57	0.44
1:A:509:ILE:HD13	1:A:538:VAL:HG21	1.99	0.44
1:A:81:VAL:HG13	1:A:132:ILE:CD1	2.48	0.44
1:A:388:GLU:HG3	2:A:1620:HOH:O	2.17	0.44
1:A:389:TYR:HD1	1:A:679:THR:HB	1.83	0.44
1:A:1029:GLU:CD	1:A:1029:GLU:H	2.20	0.44
1:A:1177:ASN:ND2	1:A:1259:TRP:HH2	2.16	0.44
1:A:1214:ARG:NH1	1:A:1214:ARG:HG3	2.32	0.44
1:A:131:ARG:HD3	2:A:1338:HOH:O	2.18	0.44
1:A:657:ARG:HG2	1:A:657:ARG:NH1	2.30	0.44
1:A:978:LEU:HG	1:A:979:MET:HE2	1.98	0.44
1:A:1112:MET:CE	1:A:1150:LEU:HD11	2.47	0.44
1:A:782:LEU:HB2	2:A:1724:HOH:O	2.17	0.44
1:A:1089:PHE:O	1:A:1093:VAL:HG23	2.18	0.44
1:A:20:THR:HG21	2:A:1568:HOH:O	2.17	0.43
1:A:1200:LEU:HD23	1:A:1201:PRO:O	2.17	0.43
1:A:90:ASP:O	1:A:92:VAL:N	2.45	0.43
1:A:223:THR:HG22	1:A:225:ALA:N	2.06	0.43
1:A:390:THR:CG2	1:A:391:GLN:HG3	2.48	0.43
1:A:926:THR:CG2	1:A:1246:HIS:CD2	3.01	0.43
1:A:1027:THR:HG22	1:A:1030:GLU:CD	2.39	0.43
1:A:72:TYR:O	1:A:83:ARG:HD2	2.19	0.43
1:A:603:MET:CE	1:A:651:LEU:HD23	2.49	0.43

*Continued on next page...*



*Continued from previous page...*

Atom-1	Atom-2	Interatomic distance (Å)	Clash overlap (Å)
1:A:1174:ARG:HG3	2:A:1281:HOH:O	2.18	0.43
1:A:933:TYR:CE1	1:A:934:ARG:HG3	2.53	0.43
1:A:990:ARG:CD	2:A:1459:HOH:O	2.66	0.43
1:A:201:LEU:HA	1:A:202:PRO:HD3	1.84	0.43
1:A:423:ARG:NE	2:A:1497:HOH:O	2.49	0.43
1:A:169:ASP:HA	1:A:170:PRO:HD3	1.91	0.43
1:A:329:LYS:O	1:A:333:GLU:HG3	2.19	0.43
1:A:484:PRO:HB2	1:A:1021:GLN:HE21	1.84	0.43
1:A:473:ILE:HG13	1:A:475:VAL:HG23	2.01	0.43
1:A:524:ARG:HG2	1:A:524:ARG:HH11	1.84	0.43
1:A:245:LEU:HD22	1:A:367:ASP:HA	2.01	0.43
1:A:671:ASN:N	1:A:671:ASN:HD22	2.16	0.43
1:A:783:LYS:HD3	2:A:1522:HOH:O	2.12	0.43
1:A:680:PHE:CD2	1:A:681:PRO:HD2	2.54	0.43
1:A:814:TRP:CE2	1:A:815:PRO:HB3	2.54	0.43
1:A:197:ILE:HA	1:A:221:ARG:HH11	1.83	0.42
1:A:457:THR:C	1:A:491:ILE:HG13	2.40	0.42
1:A:636:ARG:NE	2:A:1744:HOH:O	2.52	0.42
1:A:990:ARG:HG3	2:A:1459:HOH:O	2.18	0.42
1:A:1176:VAL:O	1:A:1176:VAL:HG13	2.19	0.42
1:A:187:LEU:HD23	1:A:187:LEU:HA	1.88	0.42
1:A:221:ARG:HB2	1:A:221:ARG:HH11	1.83	0.42
1:A:393:PRO:CA	2:A:1527:HOH:O	2.42	0.42
1:A:581:SER:HA	1:A:738:MET:O	2.19	0.42
1:A:812:GLU:HA	1:A:813:PRO:HD3	1.80	0.42
1:A:225:ALA:O	1:A:228:PRO:HD2	2.19	0.42
1:A:471:TYR:CD1	1:A:471:TYR:C	2.93	0.42
1:A:1146:LEU:HD21	1:A:1152:GLU:HG3	2.02	0.42
1:A:515:MET:HA	1:A:529:MET:HE3	2.01	0.42
1:A:702:PHE:CZ	1:A:760:ILE:HG13	2.55	0.42
1:A:1035:ASP:HB2	2:A:1690:HOH:O	2.19	0.42
1:A:948:MET:HE2	1:A:1042:ARG:HA	2.02	0.42
1:A:339:GLY:O	1:A:340:LEU:HD23	2.19	0.42
1:A:483:LEU:HD23	1:A:483:LEU:HA	1.89	0.41
1:A:563:VAL:HB	2:A:1551:HOH:O	2.20	0.41
1:A:603:MET:CE	1:A:648:ILE:HG23	2.50	0.41
1:A:567:VAL:HG12	1:A:567:VAL:O	2.20	0.41
1:A:1005:ASN:ND2	1:A:1263:GLU:CB	2.81	0.41
1:A:811:GLU:OE1	2:A:1347:HOH:O	2.22	0.41
1:A:112:TYR:HB3	1:A:215:PHE:HB3	2.01	0.41
1:A:205:ALA:HA	1:A:206:PRO:HD3	1.89	0.41

*Continued on next page...*

Continued from previous page...

Atom-1	Atom-2	Interatomic distance (Å)	Clash overlap (Å)
1:A:300:LEU:HB2	1:A:307:LYS:O	2.20	0.41
1:A:483:LEU:HA	1:A:484:PRO:HD3	1.85	0.41
1:A:100:VAL:CG1	1:A:101:GLU:N	2.83	0.41
1:A:659:PHE:CE2	1:A:681:PRO:HD3	2.56	0.41
1:A:984:LEU:HD11	1:A:1009:LEU:CD1	2.50	0.41
1:A:389:TYR:OH	1:A:527:SER:CB	2.69	0.41
1:A:603:MET:HE3	1:A:648:ILE:HG23	2.02	0.41
1:A:1223:ARG:HD3	2:A:1804:HOH:O	2.20	0.41
1:A:59:ILE:HA	1:A:60:PRO:HD3	1.92	0.41
1:A:273:THR:O	1:A:276:ILE:HG12	2.20	0.41
1:A:561:SER:N	2:A:1442:HOH:O	2.52	0.41
1:A:867:MET:HG3	1:A:868:TRP:N	2.35	0.41
1:A:80:ARG:HH11	1:A:80:ARG:CG	2.34	0.41
1:A:2:SER:O	1:A:4:MET:N	2.54	0.41
1:A:18:GLY:N	2:A:1550:HOH:O	2.47	0.41
1:A:833:LEU:HD12	1:A:838:TRP:CD2	2.56	0.41
1:A:912:ARG:NH2	2:A:1468:HOH:O	2.37	0.41
1:A:1110:LEU:HD13	1:A:1121:VAL:HG11	2.01	0.41
1:A:1017:TYR:CD1	1:A:1017:TYR:C	2.94	0.41
1:A:90:ASP:HB2	2:A:1340:HOH:O	2.20	0.40
1:A:197:ILE:HA	1:A:221:ARG:NH1	2.35	0.40
1:A:542:HIS:NE2	1:A:690:GLU:HG3	2.35	0.40
1:A:93:TYR:HB3	2:A:1273:HOH:O	2.22	0.40
1:A:659:PHE:CZ	1:A:681:PRO:HD3	2.56	0.40
1:A:66:LYS:HB3	1:A:97:CYS:HA	2.04	0.40
1:A:686:ALA:O	1:A:687:THR:C	2.60	0.40
1:A:582:ILE:HD11	1:A:753:ILE:HG21	2.03	0.40
1:A:1005:ASN:HB2	1:A:1130:ARG:HH22	1.86	0.40

There are no symmetry-related clashes.

## 5.3 Torsion angles [\(i\)](#)

### 5.3.1 Protein backbone [\(i\)](#)

In the following table, the Percentiles column shows the percent Ramachandran outliers of the chain as a percentile score with respect to all X-ray entries followed by that with respect to entries of similar resolution.

The Analysed column shows the number of residues for which the backbone conformation was analysed, and the total number of residues.

Mol	Chain	Analysed	Favoured	Allowed	Outliers	Percentiles
1	A	1252/1267 (99%)	1187 (95%)	54 (4%)	11 (1%)	17 31

All (11) Ramachandran outliers are listed below:

Mol	Chain	Res	Type
1	A	615	ILE
1	A	3	SER
1	A	91	ASP
1	A	498	ALA
1	A	557	PRO
1	A	687	THR
1	A	1201	PRO
1	A	218	MET
1	A	1005	ASN
1	A	99	ILE
1	A	276	ILE

### 5.3.2 Protein sidechains [i](#)

In the following table, the Percentiles column shows the percent sidechain outliers of the chain as a percentile score with respect to all X-ray entries followed by that with respect to entries of similar resolution.

The Analysed column shows the number of residues for which the sidechain conformation was analysed, and the total number of residues.

Mol	Chain	Analysed	Rotameric	Outliers	Percentiles
1	A	1076/1083 (99%)	1042 (97%)	34 (3%)	39 65

All (34) residues with a non-rotameric sidechain are listed below:

Mol	Chain	Res	Type
1	A	37	PHE
1	A	57	LEU
1	A	80	ARG
1	A	92	VAL
1	A	102	LEU
1	A	167	LEU
1	A	187	LEU
1	A	298	GLU
1	A	366	ARG
1	A	387	GLN

*Continued on next page...*

*Continued from previous page...*

Mol	Chain	Res	Type
1	A	390	THR
1	A	431	LEU
1	A	436	MET
1	A	466	LEU
1	A	470	LEU
1	A	517	LEU
1	A	536	GLN
1	A	538	VAL
1	A	557	PRO
1	A	610	VAL
1	A	807	ASN
1	A	815	PRO
1	A	845	LEU
1	A	890	TRP
1	A	894	THR
1	A	909	LEU
1	A	953	ARG
1	A	990	ARG
1	A	1033	GLU
1	A	1038	LEU
1	A	1052	LEU
1	A	1166	ASP
1	A	1182	ASP
1	A	1238	VAL

Sometimes sidechains can be flipped to improve hydrogen bonding and reduce clashes. All (24) such sidechains are listed below:

Mol	Chain	Res	Type
1	A	22	GLN
1	A	121	ASN
1	A	146	GLN
1	A	173	GLN
1	A	255	GLN
1	A	387	GLN
1	A	448	GLN
1	A	499	ASN
1	A	504	HIS
1	A	536	GLN
1	A	628	ASN
1	A	664	ASN
1	A	671	ASN
1	A	710	HIS

*Continued on next page...*

*Continued from previous page...*

Mol	Chain	Res	Type
1	A	728	ASN
1	A	749	ASN
1	A	807	ASN
1	A	834	GLN
1	A	852	GLN
1	A	930	ASN
1	A	980	GLN
1	A	1005	ASN
1	A	1165	GLN
1	A	1246	HIS

### 5.3.3 RNA [i](#)

There are no RNA molecules in this entry.

### 5.4 Non-standard residues in protein, DNA, RNA chains [i](#)

There are no non-standard protein/DNA/RNA residues in this entry.

### 5.5 Carbohydrates [i](#)

There are no monosaccharides in this entry.

### 5.6 Ligand geometry [i](#)

There are no ligands in this entry.

### 5.7 Other polymers [i](#)

There are no such residues in this entry.

### 5.8 Polymer linkage issues [i](#)

There are no chain breaks in this entry.

## 6 Fit of model and data

### 6.1 Protein, DNA and RNA chains

In the following table, the column labelled ‘#RSRZ > 2’ contains the number (and percentage) of RSRZ outliers, followed by percent RSRZ outliers for the chain as percentile scores relative to all X-ray entries and entries of similar resolution. The OWAB column contains the minimum, median, 95<sup>th</sup> percentile and maximum values of the occupancy-weighted average B-factor per residue. The column labelled ‘Q < 0.9’ lists the number of (and percentage) of residues with an average occupancy less than 0.9.

Mol	Chain	Analysed	<RSRZ>	#RSRZ>2	OWAB(Å <sup>2</sup> )	Q<0.9
1	A	1253/1267 (98%)	-0.15	25 (1%) 65 68	7, 21, 44, 63	1 (0%)

All (25) RSRZ outliers are listed below:

Mol	Chain	Res	Type	RSRZ
1	A	2	SER	6.3
1	A	857	GLY	5.1
1	A	471	TYR	4.4
1	A	744	THR	4.3
1	A	855	MET	4.2
1	A	856	ILE	4.1
1	A	956	LYS	3.8
1	A	482	GLY	3.8
1	A	484	PRO	3.8
1	A	1025	ILE	3.4
1	A	483	LEU	3.1
1	A	391	GLN	2.8
1	A	859	SER	2.7
1	A	1028	ARG	2.7
1	A	952	PRO	2.6
1	A	858	GLU	2.5
1	A	746	GLY	2.4
1	A	1029	GLU	2.4
1	A	745	ALA	2.2
1	A	633	VAL	2.2
1	A	476	SER	2.2
1	A	479	ASP	2.1
1	A	635	VAL	2.1
1	A	1203	ASP	2.1
1	A	390	THR	2.0

## 6.2 Non-standard residues in protein, DNA, RNA chains [i](#)

There are no non-standard protein/DNA/RNA residues in this entry.

## 6.3 Carbohydrates [i](#)

There are no monosaccharides in this entry.

## 6.4 Ligands [i](#)

There are no ligands in this entry.

## 6.5 Other polymers [i](#)

There are no such residues in this entry.