



## Full wwPDB EM Validation Report ⓘ

Oct 19, 2024 – 08:18 PM EDT

PDB ID : 6MU2  
EMDB ID : EMD-9244  
Title : Structure of full-length IP3R1 channel in the Apo-state  
Authors : Serysheva, I.I.; Fan, G.; Baker, M.R.; Wang, Z.; Seryshev, A.; Ludtke, S.J.;  
Baker, M.L.  
Deposited on : 2018-10-22  
Resolution : 3.90 Å(reported)

This is a Full wwPDB EM Validation Report for a publicly released PDB entry.

We welcome your comments at [validation@mail.wwpdb.org](mailto:validation@mail.wwpdb.org)

A user guide is available at

<https://www.wwpdb.org/validation/2017/EMValidationReportHelp>

with specific help available everywhere you see the ⓘ symbol.

The types of validation reports are described at

<http://www.wwpdb.org/validation/2017/FAQs#types>.

---

The following versions of software and data (see [references ⓘ](#)) were used in the production of this report:

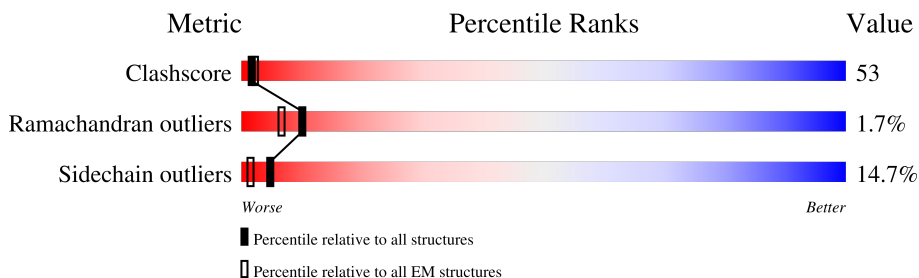
EMDB validation analysis : 0.0.1.dev113  
MolProbity : 4.02b-467  
Percentile statistics : 20231227.v01 (using entries in the PDB archive December 27th 2023)  
MapQ : 1.9.13  
Ideal geometry (proteins) : Engh & Huber (2001)  
Ideal geometry (DNA, RNA) : Parkinson et al. (1996)  
Validation Pipeline (wwPDB-VP) : 2.39

# 1 Overall quality at a glance

The following experimental techniques were used to determine the structure:  
*ELECTRON MICROSCOPY*

The reported resolution of this entry is 3.90 Å.

Percentile scores (ranging between 0-100) for global validation metrics of the entry are shown in the following graphic. The table shows the number of entries on which the scores are based.



Metric	Whole archive (#Entries)	EM structures (#Entries)
Clashscore	210492	15764
Ramachandran outliers	207382	16835
Sidechain outliers	206894	16415

The table below summarises the geometric issues observed across the polymeric chains and their fit to the map. The red, orange, yellow and green segments of the bar indicate the fraction of residues that contain outliers for  $\geq 3$ , 2, 1 and 0 types of geometric quality criteria respectively. A grey segment represents the fraction of residues that are not modelled. The numeric value for each fraction is indicated below the corresponding segment, with a dot representing fractions  $\leq 5\%$ . The upper red bar (where present) indicates the fraction of residues that have poor fit to the EM map (all-atom inclusion  $< 40\%$ ). The numeric value is given above the bar.

Mol	Chain	Length	Quality of chain
1	A	2750	
1	B	2750	
1	C	2750	
1	D	2750	

## 2 Entry composition

There is only 1 type of molecule in this entry. The entry contains 51404 atoms, of which 0 are hydrogens and 0 are deuteriums.

In the tables below, the AltConf column contains the number of residues with at least one atom in alternate conformation and the Trace column contains the number of residues modelled with at most 2 atoms.


- Molecule 1 is a protein called Inositol 1,4,5-trisphosphate receptor type 1.

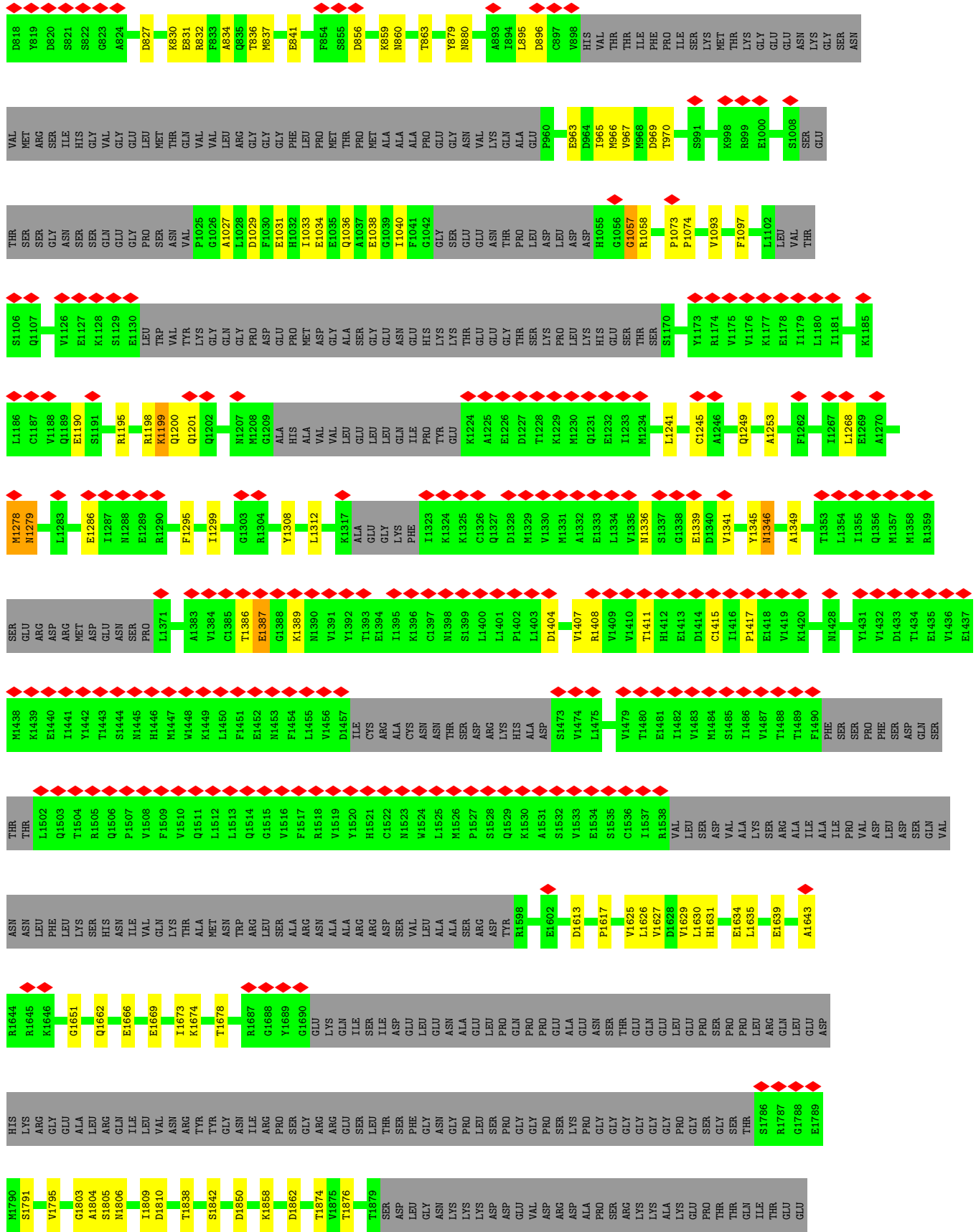
Mol	Chain	Residues	Atoms					AltConf	Trace
			Total	C	N	O	S		
1	B	2170	Total 12851	C 7584	N 2562	O 2660	S 45	0	0
1	A	2170	Total 12851	C 7584	N 2562	O 2660	S 45	0	0
1	D	2170	Total 12851	C 7584	N 2562	O 2660	S 45	0	0
1	C	2170	Total 12851	C 7584	N 2562	O 2660	S 45	0	0

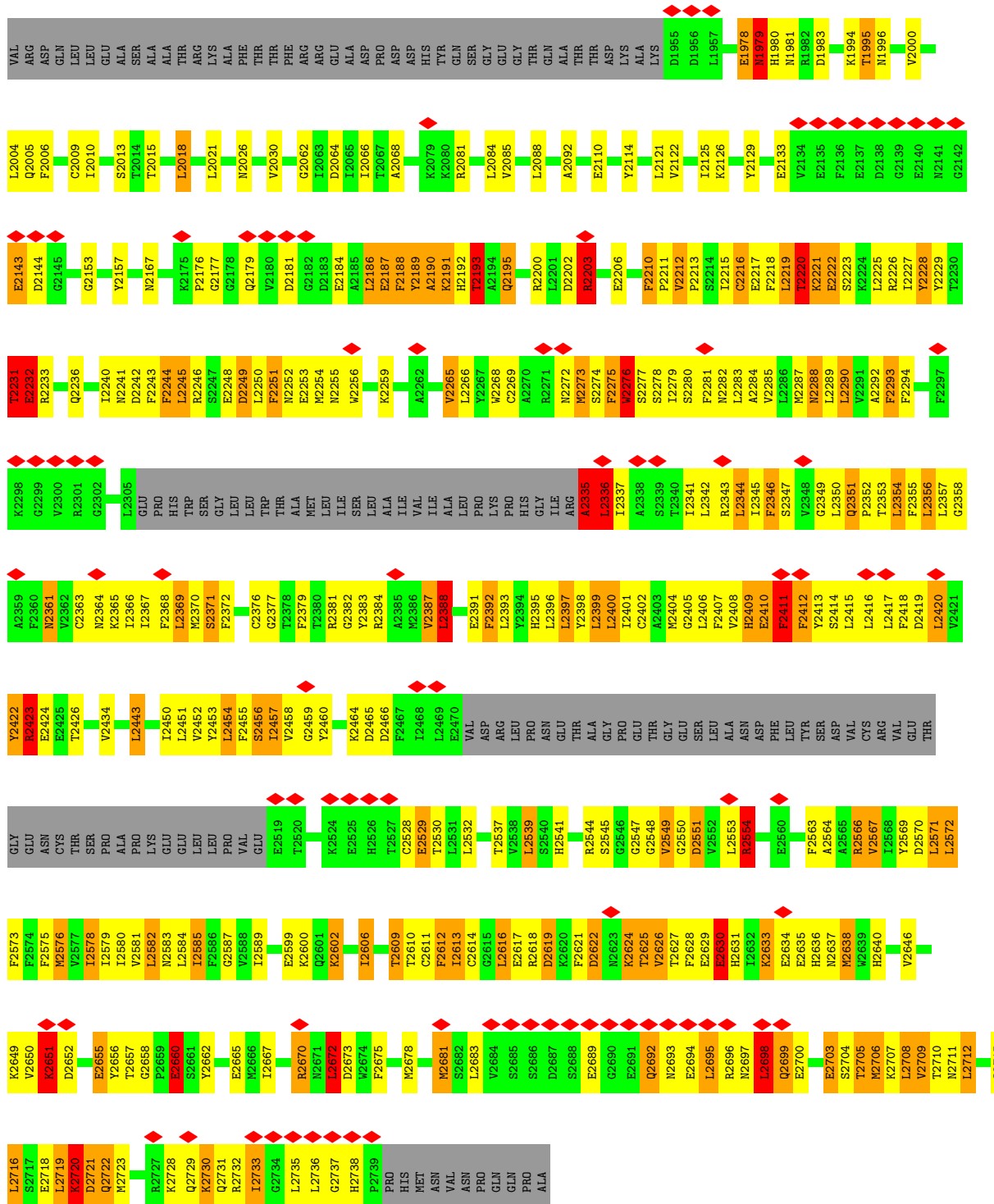
### 3 Residue-property plots

These plots are drawn for all protein, RNA, DNA and oligosaccharide chains in the entry. The first graphic for a chain summarises the proportions of the various outlier classes displayed in the second graphic. The second graphic shows the sequence view annotated by issues in geometry and atom inclusion in map density. Residues are color-coded according to the number of geometric quality criteria for which they contain at least one outlier: green = 0, yellow = 1, orange = 2 and red = 3 or more. A red diamond above a residue indicates a poor fit to the EM map for this residue (all-atom inclusion < 40%). Stretches of 2 or more consecutive residues without any outlier are shown as a green connector. Residues present in the sample, but not in the model, are shown in grey.

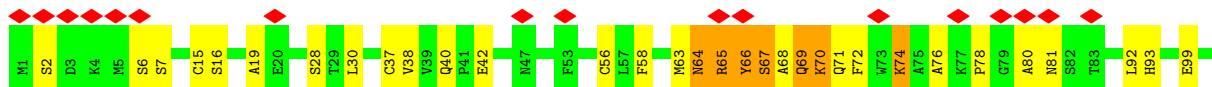
#### • Molecule 1: Inositol 1,4,5-trisphosphate receptor type 1




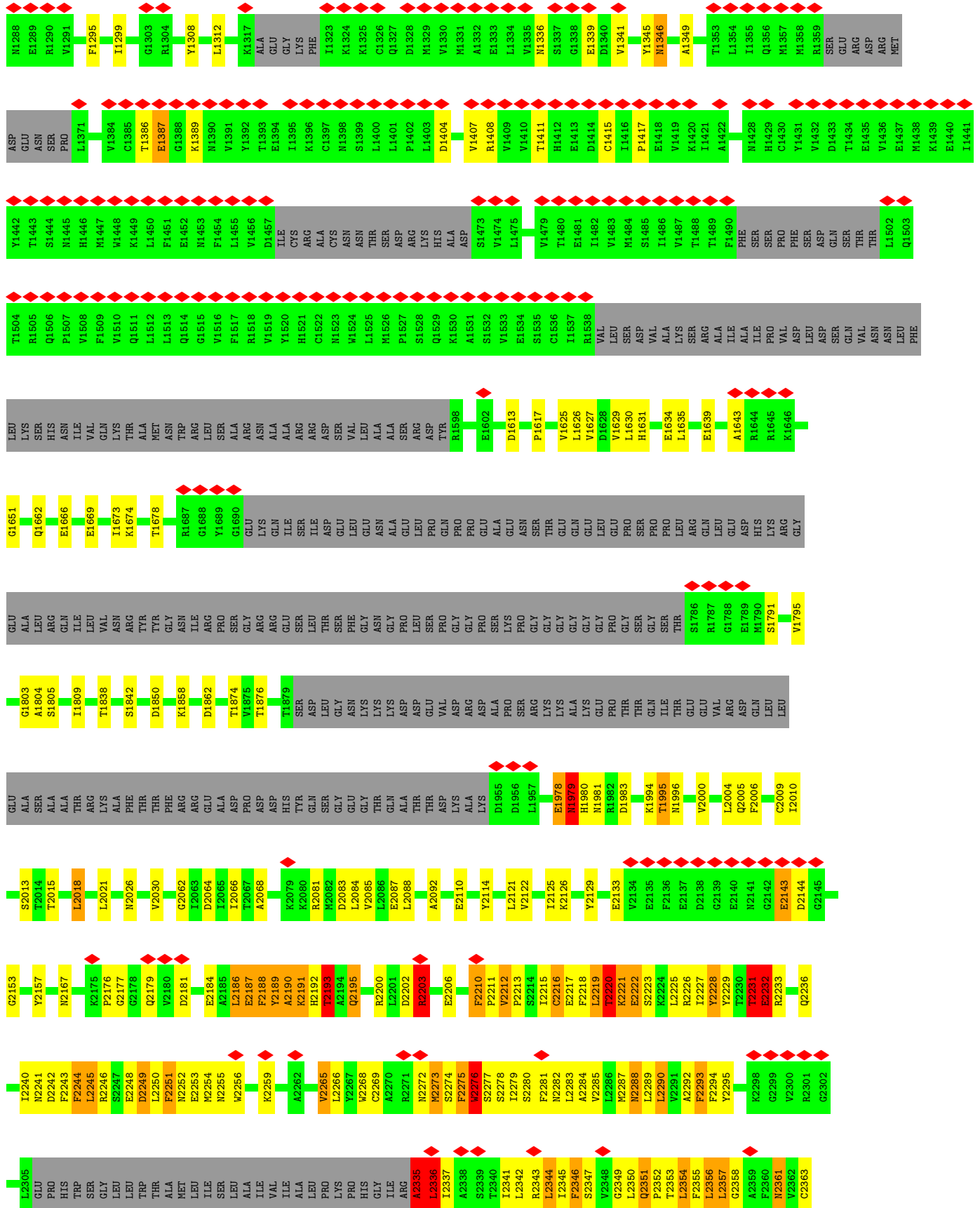




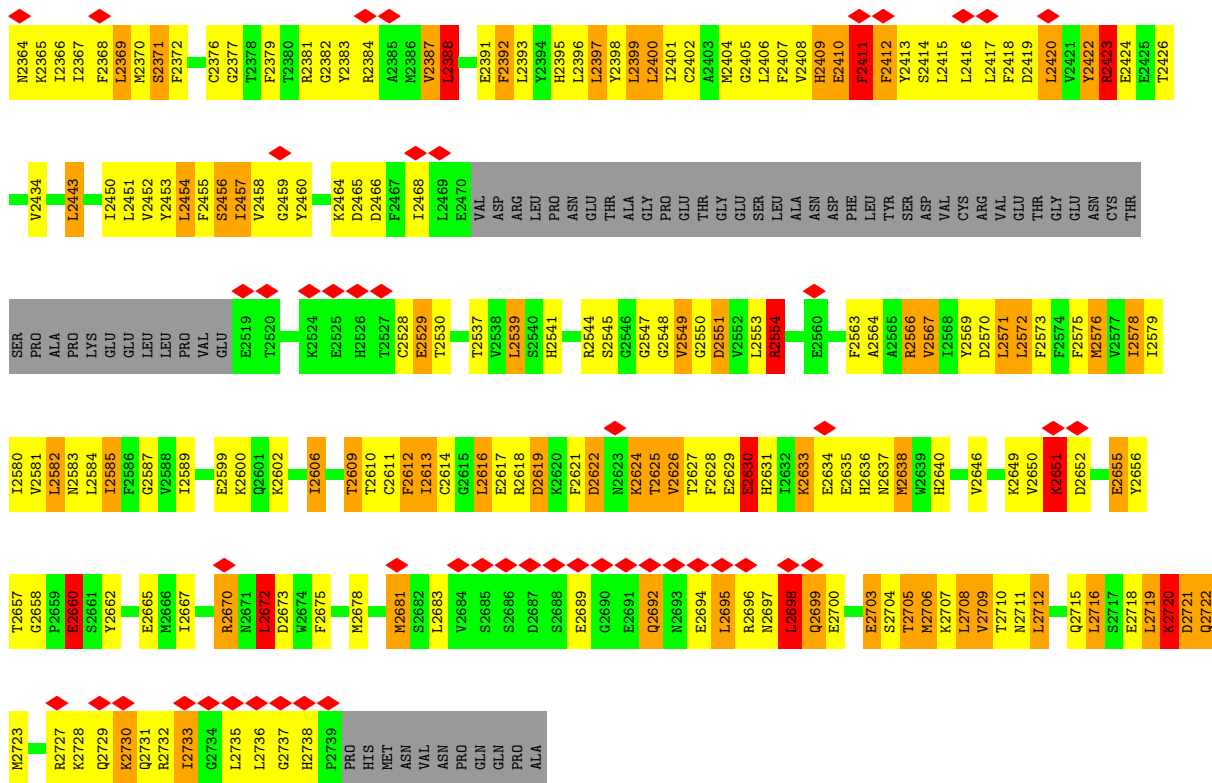
• Molecule 1: Inositol 1,4,5-trisphosphate receptor type 1



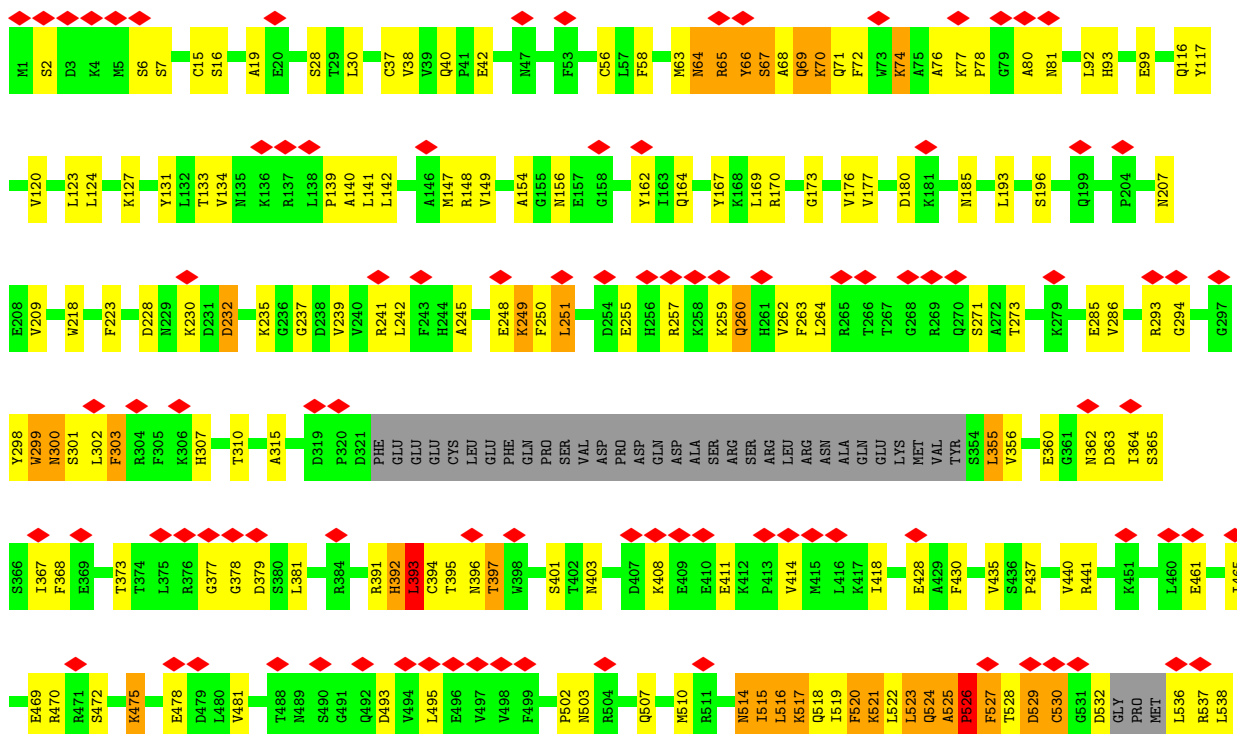


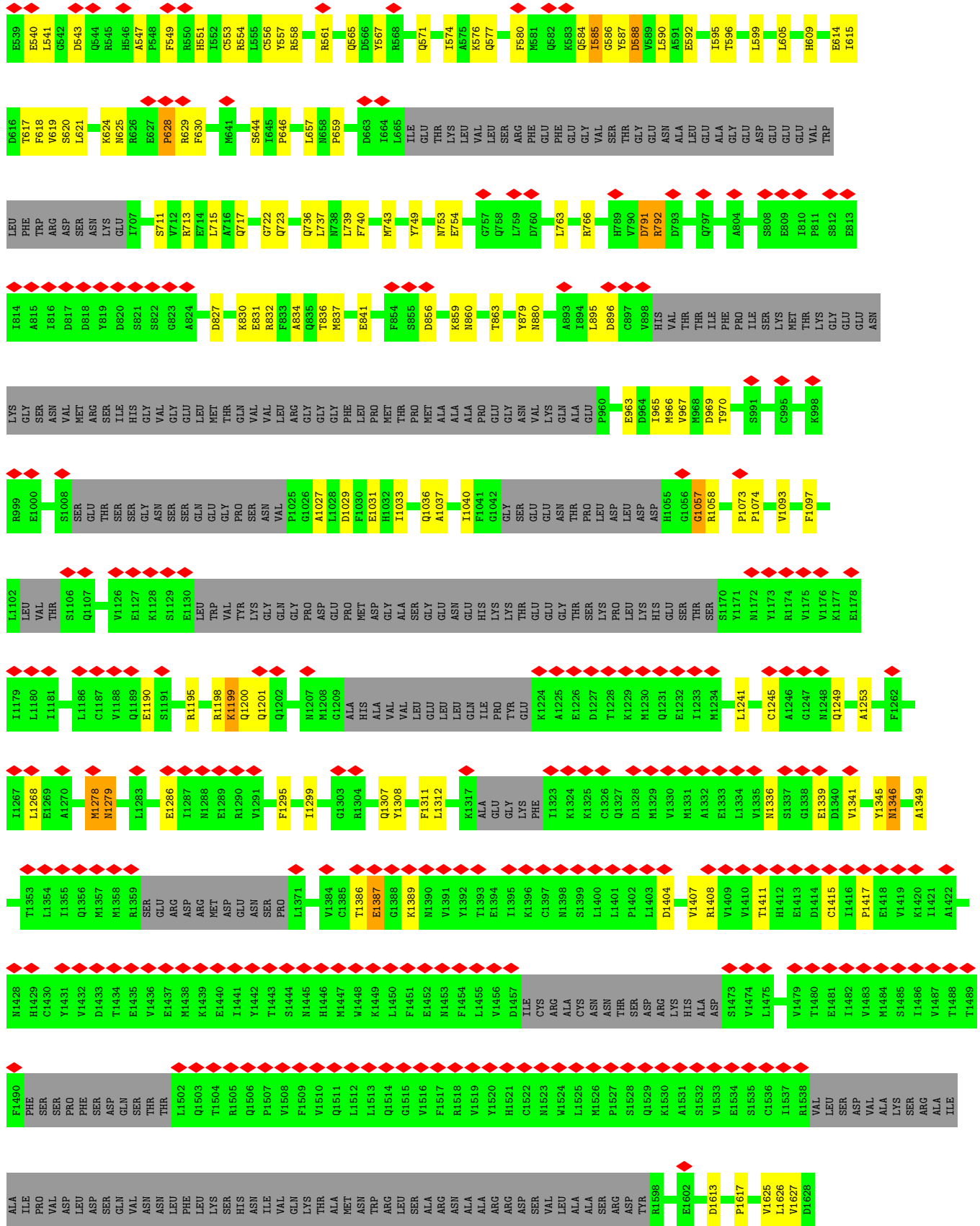






● Molecule 1: Inositol 1,4,5-trisphosphate receptor type 1




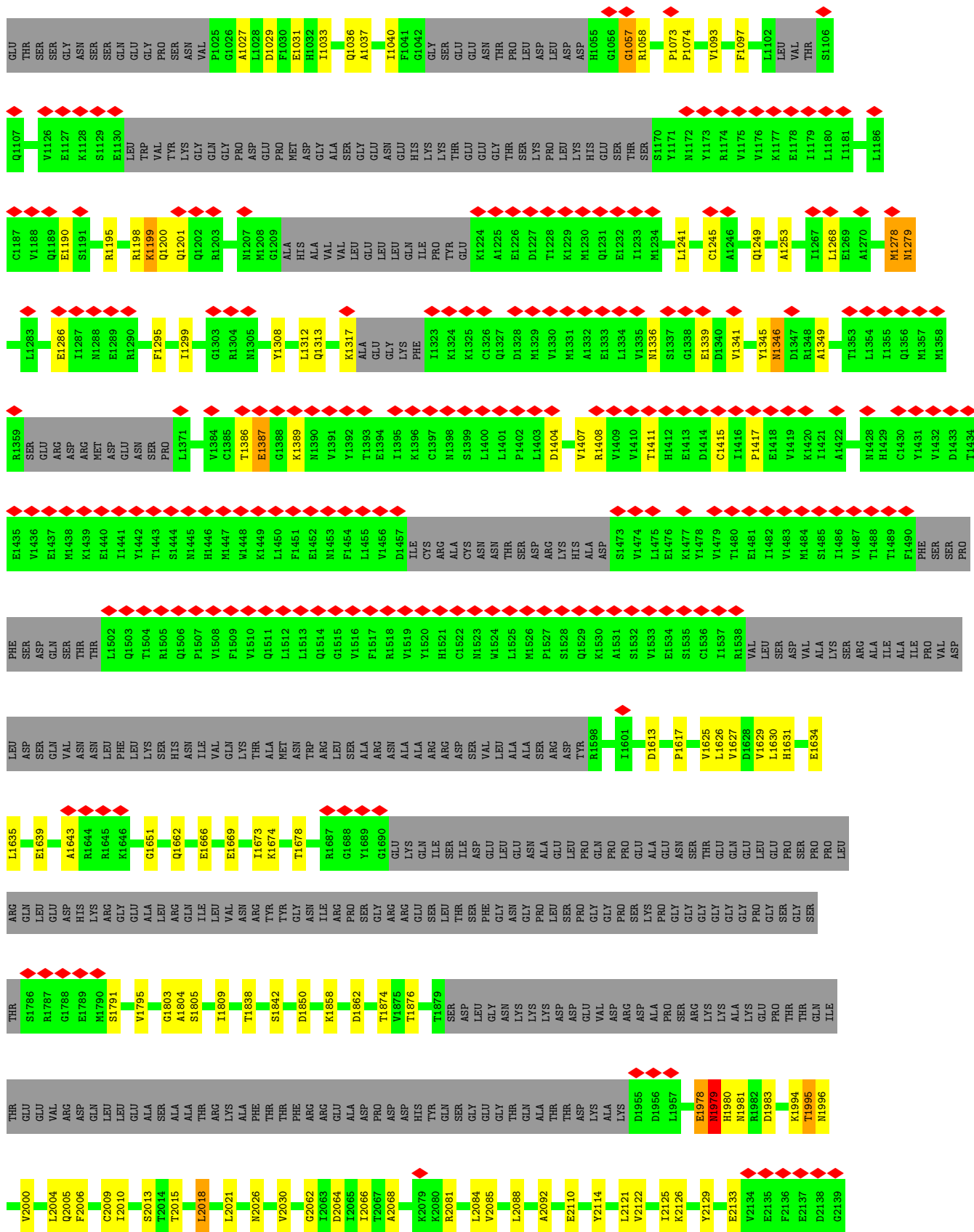


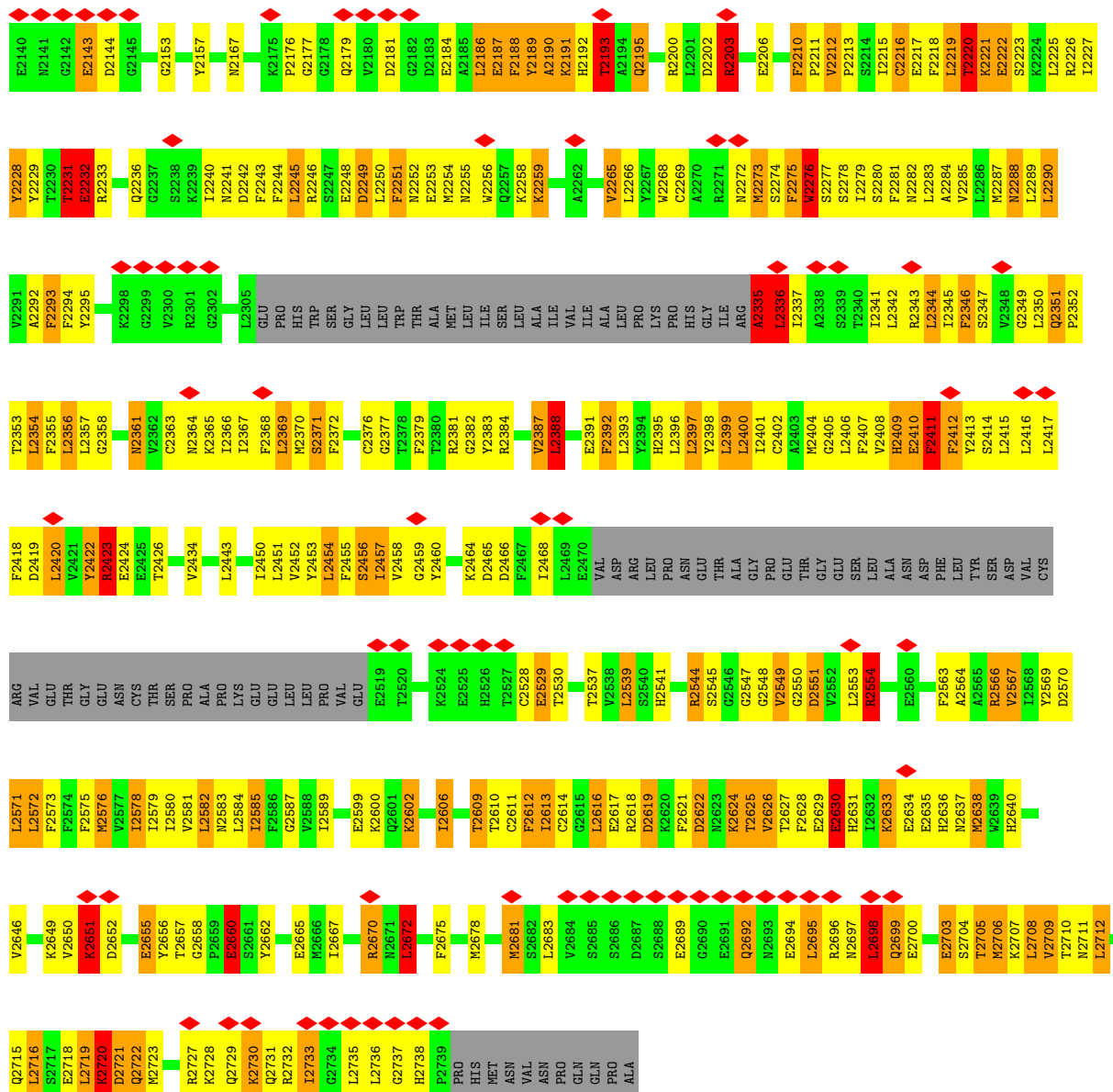




• Molecule 1: Inositol 1,4,5-trisphosphate receptor type 1







## 4 Experimental information

Property	Value	Source
EM reconstruction method	SINGLE PARTICLE	Depositor
Imposed symmetry	POINT, C4	Depositor
Number of particles used	65438	Depositor
Resolution determination method	FSC 0.143 CUT-OFF	Depositor
CTF correction method	PHASE FLIPPING ONLY	Depositor
Microscope	FEI TECNAI F30	Depositor
Voltage (kV)	300	Depositor
Electron dose ( $e^-/\text{\AA}^2$ )	1.3	Depositor
Minimum defocus (nm)	Not provided	
Maximum defocus (nm)	Not provided	
Magnification	Not provided	
Image detector	GATAN K2 SUMMIT (4k x 4k)	Depositor
Maximum map value	11.961	Depositor
Minimum map value	-8.843	Depositor
Average map value	0.082	Depositor
Map value standard deviation	0.673	Depositor
Recommended contour level	2	Depositor
Map size ( $\text{\AA}$ )	252.0, 252.0, 252.0	wwPDB
Map dimensions	200, 200, 200	wwPDB
Map angles ( $^\circ$ )	90.0, 90.0, 90.0	wwPDB
Pixel spacing ( $\text{\AA}$ )	1.26, 1.26, 1.26	Depositor

## 5 Model quality i

### 5.1 Standard geometry i

The Z score for a bond length (or angle) is the number of standard deviations the observed value is removed from the expected value. A bond length (or angle) with  $|Z| > 5$  is considered an outlier worth inspection. RMSZ is the root-mean-square of all Z scores of the bond lengths (or angles).

Mol	Chain	Bond lengths		Bond angles	
		RMSZ	# Z  >5	RMSZ	# Z  >5
1	A	0.57	8/13005 (0.1%)	0.95	73/17078 (0.4%)
1	B	0.57	8/13005 (0.1%)	0.95	73/17078 (0.4%)
1	C	0.57	8/13005 (0.1%)	0.95	73/17078 (0.4%)
1	D	0.57	8/13005 (0.1%)	0.95	73/17078 (0.4%)
All	All	0.57	32/52020 (0.1%)	0.95	292/68312 (0.4%)

Chiral center outliers are detected by calculating the chiral volume of a chiral center and verifying if the center is modelled as a planar moiety or with the opposite hand. A planarity outlier is detected by checking planarity of atoms in a peptide group, atoms in a mainchain group or atoms of a sidechain that are expected to be planar.

Mol	Chain	#Chirality outliers	#Planarity outliers
1	A	0	25
1	B	0	25
1	C	0	25
1	D	0	25
All	All	0	100

All (32) bond length outliers are listed below:

Mol	Chain	Res	Type	Atoms	Z	Observed(Å)	Ideal(Å)
1	B	629	ARG	C-O	6.61	1.35	1.23
1	C	629	ARG	C-O	6.58	1.35	1.23
1	A	629	ARG	C-O	6.57	1.35	1.23
1	D	629	ARG	C-O	6.54	1.35	1.23
1	B	2336	LEU	C-O	6.22	1.35	1.23
1	A	2336	LEU	C-O	6.19	1.35	1.23
1	C	2336	LEU	C-O	6.19	1.35	1.23
1	D	2336	LEU	C-O	6.18	1.35	1.23
1	A	2276	TRP	CB-CG	5.94	1.60	1.50
1	D	2276	TRP	CB-CG	5.94	1.60	1.50
1	C	2276	TRP	CB-CG	5.90	1.60	1.50
1	B	2276	TRP	CB-CG	5.90	1.60	1.50

*Continued on next page...*



Continued from previous page...

Mol	Chain	Res	Type	Atoms	Z	Observed(Å)	Ideal(Å)
1	D	629	ARG	CA-C	5.58	1.67	1.52
1	A	629	ARG	CA-C	5.56	1.67	1.52
1	C	629	ARG	CA-C	5.56	1.67	1.52
1	B	629	ARG	CA-C	5.55	1.67	1.52
1	A	629	ARG	N-CA	5.52	1.57	1.46
1	D	629	ARG	N-CA	5.51	1.57	1.46
1	C	629	ARG	N-CA	5.51	1.57	1.46
1	B	629	ARG	N-CA	5.50	1.57	1.46
1	B	2343	ARG	C-O	5.36	1.33	1.23
1	A	2343	ARG	C-O	5.34	1.33	1.23
1	C	2343	ARG	C-O	5.34	1.33	1.23
1	D	2343	ARG	C-O	5.29	1.33	1.23
1	A	2336	LEU	CA-C	5.21	1.66	1.52
1	D	2336	LEU	CA-C	5.20	1.66	1.52
1	B	2336	LEU	CA-C	5.18	1.66	1.52
1	C	2336	LEU	CA-C	5.18	1.66	1.52
1	C	1058	ARG	CA-C	5.06	1.66	1.52
1	B	1058	ARG	CA-C	5.05	1.66	1.52
1	A	1058	ARG	CA-C	5.04	1.66	1.52
1	D	1058	ARG	CA-C	5.04	1.66	1.52

All (292) bond angle outliers are listed below:

Mol	Chain	Res	Type	Atoms	Z	Observed(°)	Ideal(°)
1	C	2554	ARG	N-CA-C	12.32	144.26	111.00
1	B	2554	ARG	N-CA-C	12.31	144.24	111.00
1	A	2554	ARG	N-CA-C	12.31	144.24	111.00
1	D	2554	ARG	N-CA-C	12.30	144.20	111.00
1	B	1278	MET	N-CA-C	11.50	142.05	111.00
1	D	1278	MET	N-CA-C	11.50	142.04	111.00
1	C	1278	MET	N-CA-C	11.49	142.03	111.00
1	A	1278	MET	N-CA-C	11.49	142.02	111.00
1	C	1057	GLY	O-C-N	-10.61	105.73	122.70
1	B	1057	GLY	O-C-N	-10.60	105.73	122.70
1	A	1057	GLY	O-C-N	-10.60	105.74	122.70
1	D	1057	GLY	O-C-N	-10.59	105.75	122.70
1	C	628	PRO	O-C-N	-10.57	105.78	122.70
1	B	628	PRO	O-C-N	-10.56	105.80	122.70
1	D	628	PRO	O-C-N	-10.55	105.82	122.70
1	A	628	PRO	O-C-N	-10.54	105.84	122.70
1	D	895	LEU	N-CA-C	10.12	138.33	111.00
1	A	895	LEU	N-CA-C	10.11	138.29	111.00

Continued on next page...

*Continued from previous page...*

Mol	Chain	Res	Type	Atoms	Z	Observed(°)	Ideal(°)
1	B	895	LEU	N-CA-C	10.10	138.28	111.00
1	C	895	LEU	N-CA-C	10.10	138.27	111.00
1	D	644	SER	C-N-CA	10.06	146.85	121.70
1	C	644	SER	C-N-CA	10.05	146.82	121.70
1	A	644	SER	C-N-CA	10.05	146.82	121.70
1	B	644	SER	C-N-CA	10.03	146.78	121.70
1	A	2203	ARG	CA-CB-CG	9.62	134.57	113.40
1	C	2203	ARG	CA-CB-CG	9.62	134.56	113.40
1	D	2203	ARG	CA-CB-CG	9.61	134.55	113.40
1	B	2203	ARG	CA-CB-CG	9.60	134.51	113.40
1	D	2195	GLN	CA-CB-CG	9.49	134.29	113.40
1	C	2195	GLN	CA-CB-CG	9.49	134.27	113.40
1	A	1415	CYS	N-CA-C	9.48	136.60	111.00
1	A	2195	GLN	CA-CB-CG	9.48	134.25	113.40
1	C	1415	CYS	N-CA-C	9.48	136.59	111.00
1	B	2195	GLN	CA-CB-CG	9.47	134.24	113.40
1	D	1415	CYS	N-CA-C	9.47	136.57	111.00
1	B	1415	CYS	N-CA-C	9.47	136.56	111.00
1	C	2554	ARG	N-CA-CB	-9.30	93.86	110.60
1	A	2554	ARG	N-CA-CB	-9.27	93.91	110.60
1	D	2554	ARG	N-CA-CB	-9.26	93.92	110.60
1	B	2554	ARG	N-CA-CB	-9.26	93.93	110.60
1	C	2347	SER	C-N-CA	9.00	144.21	121.70
1	A	2347	SER	C-N-CA	8.99	144.16	121.70
1	B	2347	SER	C-N-CA	8.98	144.16	121.70
1	D	2347	SER	C-N-CA	8.98	144.16	121.70
1	D	2203	ARG	CB-CG-CD	8.88	134.70	111.60
1	B	2203	ARG	CB-CG-CD	8.88	134.69	111.60
1	A	2203	ARG	CB-CG-CD	8.87	134.67	111.60
1	C	2203	ARG	CB-CG-CD	8.86	134.65	111.60
1	B	1389	LYS	C-N-CA	8.58	143.16	121.70
1	C	1389	LYS	C-N-CA	8.58	143.15	121.70
1	A	1389	LYS	C-N-CA	8.57	143.13	121.70
1	D	1389	LYS	C-N-CA	8.56	143.09	121.70
1	C	1415	CYS	C-N-CA	7.88	141.41	121.70
1	A	1415	CYS	C-N-CA	7.88	141.40	121.70
1	D	1415	CYS	C-N-CA	7.87	141.38	121.70
1	B	1415	CYS	C-N-CA	7.87	141.37	121.70
1	B	526	PRO	CA-N-CD	-7.71	100.70	111.50
1	C	526	PRO	CA-N-CD	-7.71	100.71	111.50
1	D	526	PRO	CA-N-CD	-7.71	100.71	111.50
1	B	629	ARG	O-C-N	-7.70	110.38	122.70

*Continued on next page...*

*Continued from previous page...*

Mol	Chain	Res	Type	Atoms	Z	Observed(°)	Ideal(°)
1	A	526	PRO	CA-N-CD	-7.69	100.74	111.50
1	C	629	ARG	O-C-N	-7.68	110.41	122.70
1	A	629	ARG	O-C-N	-7.68	110.41	122.70
1	D	629	ARG	O-C-N	-7.66	110.45	122.70
1	C	2630	GLU	CA-CB-CG	7.60	130.13	113.40
1	D	2630	GLU	CA-CB-CG	7.60	130.12	113.40
1	A	2630	GLU	CA-CB-CG	7.58	130.08	113.40
1	B	2630	GLU	CA-CB-CG	7.58	130.07	113.40
1	C	2335	ALA	O-C-N	-7.43	110.81	122.70
1	A	2335	ALA	O-C-N	-7.41	110.85	122.70
1	B	2335	ALA	O-C-N	-7.40	110.86	122.70
1	D	2335	ALA	O-C-N	-7.39	110.87	122.70
1	D	1389	LYS	O-C-N	7.23	134.26	122.70
1	B	1389	LYS	O-C-N	7.20	134.22	122.70
1	A	1389	LYS	O-C-N	7.19	134.21	122.70
1	A	251	LEU	CA-CB-CG	7.19	131.83	115.30
1	C	251	LEU	CA-CB-CG	7.18	131.82	115.30
1	D	251	LEU	CA-CB-CG	7.18	131.81	115.30
1	C	1389	LYS	O-C-N	7.18	134.19	122.70
1	B	251	LEU	CA-CB-CG	7.17	131.80	115.30
1	D	1286	GLU	N-CA-C	7.09	130.14	111.00
1	C	1286	GLU	N-CA-C	7.08	130.12	111.00
1	B	1286	GLU	N-CA-C	7.08	130.10	111.00
1	A	1286	GLU	N-CA-C	7.08	130.10	111.00
1	A	525	ALA	C-N-CD	-7.07	105.04	120.60
1	B	525	ALA	C-N-CD	-7.07	105.05	120.60
1	C	525	ALA	C-N-CD	-7.07	105.05	120.60
1	C	2397	LEU	CA-CB-CG	-7.07	99.05	115.30
1	B	2397	LEU	CA-CB-CG	-7.06	99.06	115.30
1	A	2397	LEU	CA-CB-CG	-7.06	99.06	115.30
1	D	2397	LEU	CA-CB-CG	-7.06	99.07	115.30
1	D	525	ALA	C-N-CD	-7.05	105.09	120.60
1	B	2720	LYS	C-N-CA	6.99	139.17	121.70
1	D	2720	LYS	C-N-CA	6.98	139.15	121.70
1	C	2720	LYS	C-N-CA	6.98	139.14	121.70
1	A	2720	LYS	C-N-CA	6.97	139.13	121.70
1	B	2347	SER	N-CA-C	6.85	129.51	111.00
1	D	2347	SER	N-CA-C	6.85	129.50	111.00
1	A	2347	SER	N-CA-C	6.84	129.46	111.00
1	C	2347	SER	N-CA-C	6.83	129.44	111.00
1	C	2388	LEU	CB-CG-CD2	6.83	122.61	111.00
1	B	2388	LEU	CB-CG-CD2	6.81	122.58	111.00

*Continued on next page...*

*Continued from previous page...*

Mol	Chain	Res	Type	Atoms	Z	Observed(°)	Ideal(°)
1	A	2388	LEU	CB-CG-CD2	6.81	122.57	111.00
1	D	2388	LEU	CB-CG-CD2	6.80	122.55	111.00
1	B	2212	VAL	C-N-CD	-6.71	105.85	120.60
1	A	2212	VAL	C-N-CD	-6.70	105.85	120.60
1	D	2212	VAL	C-N-CD	-6.70	105.85	120.60
1	C	2212	VAL	C-N-CD	-6.70	105.85	120.60
1	A	791	ASP	N-CA-C	6.63	128.90	111.00
1	D	791	ASP	N-CA-C	6.63	128.90	111.00
1	B	791	ASP	N-CA-C	6.62	128.88	111.00
1	C	791	ASP	N-CA-C	6.62	128.88	111.00
1	B	1389	LYS	CA-C-N	-6.55	102.79	117.20
1	D	1389	LYS	CA-C-N	-6.55	102.79	117.20
1	A	1389	LYS	CA-C-N	-6.53	102.83	117.20
1	C	1389	LYS	CA-C-N	-6.53	102.83	117.20
1	B	754	GLU	N-CA-C	6.46	128.44	111.00
1	A	754	GLU	N-CA-C	6.45	128.42	111.00
1	C	754	GLU	N-CA-C	6.45	128.42	111.00
1	D	754	GLU	N-CA-C	6.43	128.38	111.00
1	B	2219	LEU	N-CA-C	6.33	128.09	111.00
1	A	2219	LEU	N-CA-C	6.32	128.06	111.00
1	D	2219	LEU	N-CA-C	6.31	128.04	111.00
1	C	2219	LEU	N-CA-C	6.31	128.04	111.00
1	B	644	SER	CA-C-N	-6.24	103.48	117.20
1	B	67	SER	N-CA-C	6.23	127.81	111.00
1	C	644	SER	CA-C-N	-6.22	103.51	117.20
1	D	67	SER	N-CA-C	6.22	127.79	111.00
1	C	67	SER	N-CA-C	6.22	127.79	111.00
1	D	644	SER	CA-C-N	-6.21	103.53	117.20
1	C	2376	CYS	C-N-CA	-6.21	109.25	122.30
1	A	644	SER	CA-C-N	-6.21	103.53	117.20
1	A	2376	CYS	C-N-CA	-6.21	109.27	122.30
1	B	378	GLY	N-CA-C	-6.21	97.59	113.10
1	A	67	SER	N-CA-C	6.21	127.75	111.00
1	A	378	GLY	N-CA-C	-6.20	97.59	113.10
1	C	378	GLY	N-CA-C	-6.20	97.61	113.10
1	D	2376	CYS	C-N-CA	-6.20	109.29	122.30
1	B	2376	CYS	C-N-CA	-6.19	109.30	122.30
1	D	378	GLY	N-CA-C	-6.18	97.65	113.10
1	C	646	PRO	N-CA-C	6.15	128.08	112.10
1	A	646	PRO	N-CA-C	6.14	128.06	112.10
1	D	646	PRO	N-CA-C	6.13	128.04	112.10
1	B	646	PRO	N-CA-C	6.13	128.03	112.10

*Continued on next page...*

*Continued from previous page...*

Mol	Chain	Res	Type	Atoms	Z	Observed(°)	Ideal(°)
1	B	393	LEU	O-C-N	-6.10	112.94	122.70
1	A	393	LEU	O-C-N	-6.08	112.97	122.70
1	D	393	LEU	O-C-N	-6.06	113.00	122.70
1	C	393	LEU	O-C-N	-6.04	113.03	122.70
1	B	66	TYR	CA-CB-CG	6.04	124.88	113.40
1	A	66	TYR	CA-CB-CG	6.04	124.88	113.40
1	D	66	TYR	CA-CB-CG	6.02	124.85	113.40
1	C	66	TYR	CA-CB-CG	6.02	124.84	113.40
1	C	880	ASN	N-CA-C	5.94	127.03	111.00
1	B	880	ASN	N-CA-C	5.93	127.01	111.00
1	A	880	ASN	N-CA-C	5.93	127.01	111.00
1	D	880	ASN	N-CA-C	5.91	126.97	111.00
1	C	2617	GLU	N-CA-C	-5.86	95.18	111.00
1	B	2617	GLU	N-CA-C	-5.86	95.18	111.00
1	C	1651	GLY	N-CA-C	5.85	127.72	113.10
1	B	1651	GLY	N-CA-C	5.84	127.71	113.10
1	A	1651	GLY	N-CA-C	5.84	127.71	113.10
1	A	2617	GLU	N-CA-C	-5.84	95.23	111.00
1	D	2617	GLU	N-CA-C	-5.84	95.23	111.00
1	D	1651	GLY	N-CA-C	5.83	127.67	113.10
1	C	2660	GLU	CA-CB-CG	5.82	126.20	113.40
1	B	2660	GLU	CA-CB-CG	5.81	126.18	113.40
1	A	2660	GLU	CA-CB-CG	5.81	126.18	113.40
1	D	2660	GLU	CA-CB-CG	5.79	126.14	113.40
1	B	2388	LEU	CB-CG-CD1	5.79	120.84	111.00
1	D	2388	LEU	CB-CG-CD1	5.79	120.84	111.00
1	A	2388	LEU	CB-CG-CD1	5.78	120.83	111.00
1	C	2388	LEU	CB-CG-CD1	5.78	120.82	111.00
1	C	2210	PHE	N-CA-C	-5.74	95.51	111.00
1	A	2210	PHE	N-CA-C	-5.74	95.51	111.00
1	B	1336	ASN	N-CA-C	5.73	126.48	111.00
1	A	1336	ASN	N-CA-C	5.73	126.48	111.00
1	A	2167	ASN	N-CA-C	5.73	126.47	111.00
1	D	2210	PHE	N-CA-C	-5.73	95.53	111.00
1	C	1336	ASN	N-CA-C	5.73	126.47	111.00
1	B	2167	ASN	N-CA-C	5.72	126.45	111.00
1	D	2167	ASN	N-CA-C	5.72	126.45	111.00
1	B	2210	PHE	N-CA-C	-5.72	95.55	111.00
1	C	2231	THR	C-N-CA	5.72	136.00	121.70
1	D	1336	ASN	N-CA-C	5.72	126.44	111.00
1	A	2231	THR	C-N-CA	5.72	135.99	121.70
1	D	2231	THR	C-N-CA	5.72	135.99	121.70

*Continued on next page...*

*Continued from previous page...*

Mol	Chain	Res	Type	Atoms	Z	Observed(°)	Ideal(°)
1	B	2231	THR	C-N-CA	5.71	135.99	121.70
1	C	2167	ASN	N-CA-C	5.71	126.42	111.00
1	D	2625	THR	N-CA-CB	5.61	120.96	110.30
1	B	232	ASP	CB-CG-OD1	5.60	123.34	118.30
1	C	373	THR	C-N-CA	5.60	135.69	121.70
1	C	2625	THR	N-CA-CB	5.59	120.92	110.30
1	B	2672	LEU	CA-CB-CG	5.59	128.15	115.30
1	A	2625	THR	N-CA-CB	5.59	120.91	110.30
1	C	2342	LEU	CA-CB-CG	5.59	128.15	115.30
1	D	373	THR	C-N-CA	5.58	135.66	121.70
1	B	373	THR	C-N-CA	5.58	135.66	121.70
1	A	373	THR	C-N-CA	5.58	135.66	121.70
1	B	2342	LEU	CA-CB-CG	5.58	128.14	115.30
1	A	2342	LEU	CA-CB-CG	5.58	128.14	115.30
1	C	2672	LEU	CA-CB-CG	5.58	128.12	115.30
1	D	2342	LEU	CA-CB-CG	5.57	128.12	115.30
1	A	232	ASP	CB-CG-OD1	5.57	123.31	118.30
1	D	2672	LEU	CA-CB-CG	5.57	128.10	115.30
1	A	2672	LEU	CA-CB-CG	5.56	128.10	115.30
1	B	65	ARG	CA-C-N	-5.56	104.97	117.20
1	C	232	ASP	CB-CG-OD1	5.56	123.30	118.30
1	B	2625	THR	N-CA-CB	5.55	120.85	110.30
1	D	232	ASP	CB-CG-OD1	5.55	123.30	118.30
1	A	65	ARG	CA-C-N	-5.55	104.99	117.20
1	C	2231	THR	N-CA-C	5.55	125.99	111.00
1	B	2265	VAL	O-C-N	-5.55	113.82	122.70
1	B	2619	ASP	N-CA-C	5.54	125.97	111.00
1	C	65	ARG	CA-C-N	-5.54	105.01	117.20
1	A	2265	VAL	O-C-N	-5.53	113.84	122.70
1	B	2231	THR	N-CA-C	5.53	125.94	111.00
1	D	65	ARG	CA-C-N	-5.53	105.03	117.20
1	C	2265	VAL	O-C-N	-5.53	113.85	122.70
1	A	2231	THR	N-CA-C	5.53	125.93	111.00
1	A	2619	ASP	N-CA-C	5.53	125.93	111.00
1	D	2619	ASP	N-CA-C	5.53	125.92	111.00
1	D	2231	THR	N-CA-C	5.52	125.91	111.00
1	C	2619	ASP	N-CA-C	5.52	125.92	111.00
1	A	2412	PHE	CB-CA-C	5.52	121.44	110.40
1	D	2412	PHE	CB-CA-C	5.52	121.45	110.40
1	C	2412	PHE	CB-CA-C	5.52	121.44	110.40
1	D	2265	VAL	O-C-N	-5.51	113.88	122.70
1	B	2412	PHE	CB-CA-C	5.50	121.40	110.40

*Continued on next page...*

*Continued from previous page...*

Mol	Chain	Res	Type	Atoms	Z	Observed(°)	Ideal(°)
1	D	2228	TYR	CA-CB-CG	5.45	123.75	113.40
1	C	2228	TYR	CA-CB-CG	5.44	123.74	113.40
1	A	2228	TYR	CA-CB-CG	5.44	123.73	113.40
1	B	2228	TYR	CA-CB-CG	5.42	123.70	113.40
1	A	355	LEU	CA-CB-CG	5.41	127.75	115.30
1	D	355	LEU	CA-CB-CG	5.40	127.72	115.30
1	B	355	LEU	CA-CB-CG	5.40	127.72	115.30
1	C	355	LEU	CA-CB-CG	5.39	127.71	115.30
1	C	2616	LEU	O-C-N	5.39	131.33	122.70
1	A	1978	GLU	N-CA-C	5.38	125.53	111.00
1	B	1978	GLU	N-CA-C	5.38	125.51	111.00
1	C	1978	GLU	N-CA-C	5.37	125.49	111.00
1	D	1978	GLU	N-CA-C	5.36	125.47	111.00
1	A	2616	LEU	O-C-N	5.35	131.26	122.70
1	B	2616	LEU	O-C-N	5.35	131.26	122.70
1	B	2617	GLU	CA-C-N	-5.35	105.44	117.20
1	C	2617	GLU	CA-C-N	-5.34	105.46	117.20
1	D	2616	LEU	O-C-N	5.33	131.24	122.70
1	A	2617	GLU	CA-C-N	-5.33	105.47	117.20
1	D	2617	GLU	CA-C-N	-5.33	105.47	117.20
1	A	2681	MET	CA-CB-CG	5.26	122.25	113.30
1	C	2681	MET	CA-CB-CG	5.26	122.25	113.30
1	D	2681	MET	CA-CB-CG	5.26	122.24	113.30
1	B	2681	MET	CA-CB-CG	5.25	122.23	113.30
1	D	2423	ARG	N-CA-C	5.24	125.15	111.00
1	D	630	PHE	N-CA-C	5.24	125.14	111.00
1	B	630	PHE	N-CA-C	5.24	125.14	111.00
1	A	630	PHE	N-CA-C	5.24	125.14	111.00
1	A	2423	ARG	N-CA-C	5.24	125.14	111.00
1	B	2423	ARG	N-CA-C	5.23	125.13	111.00
1	C	2423	ARG	N-CA-C	5.23	125.12	111.00
1	C	630	PHE	N-CA-C	5.23	125.12	111.00
1	D	2683	LEU	CA-CB-CG	5.19	127.23	115.30
1	A	2683	LEU	CA-CB-CG	5.18	127.22	115.30
1	B	2683	LEU	CA-CB-CG	5.17	127.20	115.30
1	C	2683	LEU	CA-CB-CG	5.17	127.20	115.30
1	B	2195	GLN	N-CA-CB	5.13	119.83	110.60
1	A	2195	GLN	N-CA-CB	5.12	119.81	110.60
1	D	377	GLY	N-CA-C	5.11	125.88	113.10
1	C	2195	GLN	N-CA-CB	5.11	119.81	110.60
1	D	2195	GLN	N-CA-CB	5.10	119.78	110.60
1	A	377	GLY	N-CA-C	5.10	125.85	113.10

*Continued on next page...*



*Continued from previous page...*

Mol	Chain	Res	Type	Atoms	Z	Observed(°)	Ideal(°)
1	B	377	GLY	N-CA-C	5.09	125.84	113.10
1	C	377	GLY	N-CA-C	5.09	125.83	113.10
1	D	2181	ASP	N-CA-C	-5.06	97.33	111.00
1	C	723	GLN	N-CA-C	5.06	124.66	111.00
1	D	1415	CYS	CA-C-N	-5.06	106.07	117.20
1	B	1415	CYS	CA-C-N	-5.05	106.08	117.20
1	B	2181	ASP	N-CA-C	-5.05	97.37	111.00
1	A	723	GLN	N-CA-C	5.05	124.62	111.00
1	C	2181	ASP	N-CA-C	-5.05	97.38	111.00
1	B	723	GLN	N-CA-C	5.04	124.62	111.00
1	A	2181	ASP	N-CA-C	-5.04	97.38	111.00
1	C	1268	LEU	N-CA-C	5.04	124.60	111.00
1	D	723	GLN	N-CA-C	5.03	124.59	111.00
1	C	2616	LEU	CA-C-N	-5.03	106.13	117.20
1	A	1415	CYS	CA-C-N	-5.03	106.14	117.20
1	D	1268	LEU	N-CA-C	5.03	124.58	111.00
1	C	1415	CYS	CA-C-N	-5.03	106.14	117.20
1	B	1268	LEU	N-CA-C	5.02	124.56	111.00
1	A	1268	LEU	N-CA-C	5.02	124.56	111.00
1	A	2616	LEU	CA-C-N	-5.02	106.16	117.20
1	B	2616	LEU	CA-C-N	-5.01	106.17	117.20
1	D	2616	LEU	CA-C-N	-5.01	106.17	117.20

There are no chirality outliers.

All (100) planarity outliers are listed below:

Mol	Chain	Res	Type	Group
1	A	1057	GLY	Mainchain
1	A	1339	GLU	Peptide
1	A	1850	ASP	Peptide
1	A	1979	ASN	Peptide
1	A	2193	THR	Peptide
1	A	2220	THR	Mainchain
1	A	2232	GLU	Peptide
1	A	2265	VAL	Mainchain
1	A	230	LYS	Peptide
1	A	2335	ALA	Mainchain
1	A	249	LYS	Peptide
1	A	260	GLN	Peptide
1	A	2609	THR	Peptide
1	A	2612	PHE	Peptide
1	A	2651	LYS	Peptide

*Continued on next page...*



*Continued from previous page...*

Mol	Chain	Res	Type	Group
1	A	2655	GLU	Peptide
1	A	2657	THR	Peptide
1	A	2670	ARG	Peptide
1	A	2678	MET	Peptide
1	A	393	LEU	Peptide
1	A	411	GLU	Peptide
1	A	628	PRO	Mainchain
1	A	65	ARG	Mainchain
1	A	722	GLY	Peptide
1	A	879	TYR	Mainchain
1	B	1057	GLY	Mainchain
1	B	1339	GLU	Peptide
1	B	1850	ASP	Peptide
1	B	1979	ASN	Peptide
1	B	2193	THR	Peptide
1	B	2220	THR	Mainchain
1	B	2232	GLU	Peptide
1	B	2265	VAL	Mainchain
1	B	230	LYS	Peptide
1	B	2335	ALA	Mainchain
1	B	249	LYS	Peptide
1	B	260	GLN	Peptide
1	B	2609	THR	Peptide
1	B	2612	PHE	Peptide
1	B	2651	LYS	Peptide
1	B	2655	GLU	Peptide
1	B	2657	THR	Peptide
1	B	2670	ARG	Peptide
1	B	2678	MET	Peptide
1	B	393	LEU	Peptide
1	B	411	GLU	Peptide
1	B	628	PRO	Mainchain
1	B	65	ARG	Mainchain
1	B	722	GLY	Peptide
1	B	879	TYR	Mainchain
1	C	1057	GLY	Mainchain
1	C	1339	GLU	Peptide
1	C	1850	ASP	Peptide
1	C	1979	ASN	Peptide
1	C	2193	THR	Peptide
1	C	2220	THR	Mainchain
1	C	2232	GLU	Peptide

*Continued on next page...*

*Continued from previous page...*

<b>Mol</b>	<b>Chain</b>	<b>Res</b>	<b>Type</b>	<b>Group</b>
1	C	2265	VAL	Mainchain
1	C	230	LYS	Peptide
1	C	2335	ALA	Mainchain
1	C	249	LYS	Peptide
1	C	260	GLN	Peptide
1	C	2609	THR	Peptide
1	C	2612	PHE	Peptide
1	C	2651	LYS	Peptide
1	C	2655	GLU	Peptide
1	C	2657	THR	Peptide
1	C	2670	ARG	Peptide
1	C	2678	MET	Peptide
1	C	393	LEU	Peptide
1	C	411	GLU	Peptide
1	C	628	PRO	Mainchain
1	C	65	ARG	Mainchain
1	C	722	GLY	Peptide
1	C	879	TYR	Mainchain
1	D	1057	GLY	Mainchain
1	D	1339	GLU	Peptide
1	D	1850	ASP	Peptide
1	D	1979	ASN	Peptide
1	D	2193	THR	Peptide
1	D	2220	THR	Mainchain
1	D	2232	GLU	Peptide
1	D	2265	VAL	Mainchain
1	D	230	LYS	Peptide
1	D	2335	ALA	Mainchain
1	D	249	LYS	Peptide
1	D	260	GLN	Peptide
1	D	2609	THR	Peptide
1	D	2612	PHE	Peptide
1	D	2651	LYS	Peptide
1	D	2655	GLU	Peptide
1	D	2657	THR	Peptide
1	D	2670	ARG	Peptide
1	D	2678	MET	Peptide
1	D	393	LEU	Peptide
1	D	411	GLU	Peptide
1	D	628	PRO	Mainchain
1	D	65	ARG	Mainchain
1	D	722	GLY	Peptide

*Continued on next page...*

*Continued from previous page...*

Mol	Chain	Res	Type	Group
1	D	879	TYR	Mainchain

## 5.2 Too-close contacts [i](#)

In the following table, the Non-H and H(model) columns list the number of non-hydrogen atoms and hydrogen atoms in the chain respectively. The H(added) column lists the number of hydrogen atoms added and optimized by MolProbity. The Clashes column lists the number of clashes within the asymmetric unit, whereas Symm-Clashes lists symmetry-related clashes.

Mol	Chain	Non-H	H(model)	H(added)	Clashes	Symm-Clashes
1	A	12851	0	9511	1261	0
1	B	12851	0	9511	1263	0
1	C	12851	0	9511	1263	0
1	D	12851	0	9511	1266	0
All	All	51404	0	38044	4698	0

The all-atom clashscore is defined as the number of clashes found per 1000 atoms (including hydrogen atoms). The all-atom clashscore for this structure is 53.

All (4698) close contacts within the same asymmetric unit are listed below, sorted by their clash magnitude.

Atom-1	Atom-2	Interatomic distance (Å)	Clash overlap (Å)
1:C:2618:ARG:HD2	1:C:2628:PHE:CZ	1.25	1.71
1:A:538:LEU:CG	1:A:586:GLY:HA2	1.25	1.67
1:A:2618:ARG:HG3	1:A:2628:PHE:CE1	1.17	1.67
1:D:2618:ARG:HG3	1:D:2628:PHE:CE1	1.17	1.67
1:B:2618:ARG:HD2	1:B:2628:PHE:CZ	1.25	1.66
1:B:2695:LEU:HD22	1:B:2698:LEU:CD1	1.22	1.66
1:B:538:LEU:CG	1:B:586:GLY:HA2	1.25	1.65
1:B:2706:MET:HG2	1:A:2707:LYS:CD	1.24	1.63
1:D:538:LEU:CG	1:D:586:GLY:HA2	1.25	1.63
1:C:2618:ARG:HG3	1:C:2628:PHE:CE1	1.17	1.62
1:C:538:LEU:CD2	1:C:586:GLY:CA	1.74	1.62
1:A:364:ILE:HD11	1:D:2736:LEU:CB	1.23	1.61
1:B:2618:ARG:HG3	1:B:2628:PHE:CE1	1.17	1.60
1:C:2618:ARG:CD	1:C:2628:PHE:CZ	1.78	1.60
1:B:510:MET:CG	1:B:515:ILE:CD1	1.80	1.60
1:A:2618:ARG:HD2	1:A:2628:PHE:CZ	1.25	1.60
1:B:538:LEU:CD2	1:B:586:GLY:CA	1.74	1.59
1:A:2618:ARG:CD	1:A:2628:PHE:CZ	1.78	1.59

*Continued on next page...*

*Continued from previous page...*

Atom-1	Atom-2	Interatomic distance (Å)	Clash overlap (Å)
1:D:2618:ARG:HD2	1:D:2628:PHE:CZ	1.25	1.59
1:C:538:LEU:HD21	1:C:586:GLY:CA	1.11	1.59
1:C:538:LEU:CG	1:C:586:GLY:HA2	1.25	1.59
1:B:2618:ARG:CD	1:B:2628:PHE:CZ	1.78	1.59
1:B:2736:LEU:CB	1:C:364:ILE:HD11	1.30	1.58
1:A:2695:LEU:HD22	1:A:2698:LEU:CD1	1.22	1.58
1:D:364:ILE:CD1	1:C:2736:LEU:CB	1.81	1.58
1:D:2695:LEU:HD22	1:D:2698:LEU:CD1	1.22	1.58
1:D:538:LEU:CD2	1:D:586:GLY:HA2	1.28	1.58
1:A:510:MET:CG	1:A:515:ILE:CD1	1.80	1.58
1:D:2618:ARG:CD	1:D:2628:PHE:CZ	1.78	1.57
1:C:510:MET:CG	1:C:515:ILE:CD1	1.80	1.57
1:C:538:LEU:CD2	1:C:586:GLY:HA2	1.28	1.56
1:A:538:LEU:HD21	1:A:586:GLY:CA	1.11	1.56
1:D:510:MET:CG	1:D:515:ILE:CD1	1.80	1.55
1:D:538:LEU:HD21	1:D:586:GLY:CA	1.11	1.55
1:B:364:ILE:HD11	1:A:2736:LEU:CB	1.28	1.55
1:D:364:ILE:CD1	1:C:2736:LEU:HB3	1.09	1.54
1:C:2695:LEU:HD22	1:C:2698:LEU:CD1	1.22	1.54
1:B:538:LEU:HD21	1:B:586:GLY:CA	1.11	1.54
1:B:2707:LYS:CD	1:C:2706:MET:HG2	1.31	1.54
1:D:538:LEU:CD2	1:D:586:GLY:CA	1.74	1.54
1:B:2618:ARG:CD	1:B:2628:PHE:HZ	1.13	1.54
1:A:538:LEU:CD2	1:A:586:GLY:CA	1.74	1.54
1:D:2706:MET:HG2	1:C:2707:LYS:CD	1.28	1.54
1:A:2695:LEU:CD2	1:A:2698:LEU:HD11	1.05	1.52
1:A:2618:ARG:CD	1:A:2628:PHE:HZ	1.13	1.51
1:A:2706:MET:HG2	1:D:2707:LYS:CD	1.32	1.51
1:B:2276:TRP:CD2	1:B:2368:PHE:CD1	1.98	1.51
1:D:2618:ARG:CD	1:D:2628:PHE:HZ	1.13	1.51
1:D:2695:LEU:CD2	1:D:2698:LEU:HD11	1.05	1.51
1:D:2695:LEU:CD2	1:D:2698:LEU:CD1	1.77	1.51
1:D:2276:TRP:CD2	1:D:2368:PHE:CD1	1.98	1.50
1:B:2695:LEU:CD2	1:B:2698:LEU:HD11	1.05	1.50
1:A:364:ILE:CD1	1:D:2736:LEU:CB	1.78	1.50
1:A:2279:ILE:CD1	1:A:2364:ASN:CB	1.87	1.50
1:C:2279:ILE:CD1	1:C:2364:ASN:CB	1.87	1.50
1:B:364:ILE:CD1	1:A:2736:LEU:HB3	1.03	1.50
1:B:538:LEU:CD2	1:B:586:GLY:HA2	1.28	1.50
1:B:2276:TRP:CE3	1:B:2368:PHE:HD1	1.30	1.50
1:C:2276:TRP:CE3	1:C:2368:PHE:HD1	1.30	1.50

*Continued on next page...*

Continued from previous page...

Atom-1	Atom-2	Interatomic distance (Å)	Clash overlap (Å)
1:B:2279:ILE:HD12	1:B:2364:ASN:CB	1.42	1.50
1:A:2618:ARG:CG	1:A:2628:PHE:CZ	1.94	1.50
1:B:2736:LEU:HB3	1:C:364:ILE:CD1	1.06	1.50
1:C:2276:TRP:CD2	1:C:2368:PHE:CD1	1.98	1.50
1:A:2276:TRP:CD2	1:A:2368:PHE:CD1	1.98	1.49
1:B:364:ILE:CD1	1:A:2736:LEU:CB	1.79	1.49
1:D:2276:TRP:CE3	1:D:2368:PHE:HD1	1.30	1.49
1:C:2695:LEU:CD2	1:C:2698:LEU:HD11	1.05	1.49
1:D:2143:GLU:N	1:D:2651:LYS:HB3	1.26	1.49
1:D:2618:ARG:CG	1:D:2628:PHE:CZ	1.94	1.49
1:D:2279:ILE:CD1	1:D:2364:ASN:CB	1.87	1.49
1:A:2276:TRP:CE3	1:A:2368:PHE:HD1	1.30	1.48
1:A:2695:LEU:CD2	1:A:2698:LEU:CD1	1.77	1.47
1:C:2618:ARG:CG	1:C:2628:PHE:CZ	1.94	1.47
1:B:2279:ILE:CD1	1:B:2364:ASN:CB	1.87	1.46
1:B:2695:LEU:CD2	1:B:2698:LEU:CD1	1.77	1.46
1:C:2618:ARG:CD	1:C:2628:PHE:HZ	1.13	1.46
1:C:2695:LEU:CD2	1:C:2698:LEU:CD1	1.77	1.46
1:B:2143:GLU:N	1:B:2651:LYS:HB3	1.26	1.46
1:B:2618:ARG:CG	1:B:2628:PHE:CZ	1.94	1.45
1:D:364:ILE:HD11	1:C:2736:LEU:CB	1.35	1.45
1:D:2288:ASN:ND2	1:D:2414:SER:HA	1.24	1.45
1:A:364:ILE:CD1	1:D:2736:LEU:HB3	0.98	1.45
1:B:2736:LEU:CB	1:C:364:ILE:CD1	1.84	1.44
1:A:538:LEU:CD2	1:A:586:GLY:HA2	1.28	1.44
1:A:2143:GLU:N	1:A:2651:LYS:HB3	1.26	1.44
1:C:2143:GLU:N	1:C:2651:LYS:HB3	1.26	1.44
1:B:2288:ASN:ND2	1:B:2414:SER:HA	1.24	1.44
1:B:2618:ARG:CG	1:B:2628:PHE:CE1	2.01	1.44
1:C:2219:LEU:CD1	1:C:2220:THR:N	1.69	1.44
1:B:2609:THR:CB	1:B:2618:ARG:HH11	1.30	1.43
1:A:2243:PHE:CZ	1:A:2612:PHE:CE2	2.06	1.43
1:B:538:LEU:HD21	1:B:586:GLY:C	1.36	1.43
1:D:2279:ILE:HD12	1:D:2364:ASN:CB	1.42	1.43
1:C:538:LEU:HD21	1:C:586:GLY:C	1.36	1.43
1:B:2706:MET:CG	1:A:2707:LYS:HD3	1.48	1.42
1:C:2288:ASN:ND2	1:C:2414:SER:HA	1.24	1.42
1:D:2609:THR:CB	1:D:2618:ARG:HH11	1.30	1.42
1:A:2288:ASN:ND2	1:A:2414:SER:HA	1.24	1.42
1:C:2243:PHE:CZ	1:C:2612:PHE:CE2	2.06	1.42
1:B:2243:PHE:CZ	1:B:2612:PHE:CE2	2.06	1.41

Continued on next page...

Continued from previous page...

Atom-1	Atom-2	Interatomic distance (Å)	Clash overlap (Å)
1:B:2276:TRP:HB2	1:B:2368:PHE:CB	1.47	1.41
1:C:2276:TRP:HB2	1:C:2368:PHE:CB	1.47	1.41
1:C:2279:ILE:CD1	1:C:2364:ASN:HB3	0.94	1.41
1:A:510:MET:CG	1:A:515:ILE:HD11	1.42	1.41
1:A:2279:ILE:CD1	1:A:2364:ASN:HB3	0.94	1.41
1:D:2276:TRP:HB2	1:D:2368:PHE:CB	1.47	1.41
1:D:2279:ILE:CD1	1:D:2364:ASN:HB3	0.94	1.41
1:C:2618:ARG:CG	1:C:2628:PHE:CE1	2.01	1.41
1:B:2219:LEU:CD1	1:B:2220:THR:N	1.69	1.41
1:D:510:MET:CG	1:D:515:ILE:HD11	1.42	1.41
1:B:2279:ILE:CD1	1:B:2364:ASN:HB3	0.94	1.40
1:A:2219:LEU:CD1	1:A:2220:THR:N	1.69	1.40
1:A:2622:ASP:OD2	1:A:2631:HIS:CE1	1.73	1.40
1:D:2243:PHE:CZ	1:D:2612:PHE:CE2	2.06	1.40
1:D:2622:ASP:OD2	1:D:2631:HIS:CE1	1.73	1.40
1:C:2240:ILE:CD1	1:C:2672:LEU:HD12	1.52	1.40
1:B:510:MET:CG	1:B:515:ILE:HD11	1.42	1.40
1:A:2276:TRP:HB2	1:A:2368:PHE:CB	1.47	1.40
1:A:2609:THR:CB	1:A:2618:ARG:HH11	1.30	1.40
1:C:2288:ASN:HD21	1:C:2414:SER:CA	1.33	1.40
1:A:2288:ASN:HD21	1:A:2414:SER:CA	1.33	1.40
1:A:538:LEU:HD21	1:A:586:GLY:C	1.36	1.39
1:D:538:LEU:HD21	1:D:586:GLY:C	1.36	1.39
1:C:2279:ILE:HD12	1:C:2364:ASN:CB	1.42	1.39
1:C:2609:THR:CB	1:C:2618:ARG:HH11	1.30	1.39
1:C:2345:ILE:HB	1:C:2353:THR:CG2	1.53	1.39
1:B:2288:ASN:HD21	1:B:2414:SER:CA	1.33	1.39
1:D:2240:ILE:CD1	1:D:2672:LEU:HD12	1.52	1.39
1:B:2240:ILE:CD1	1:B:2672:LEU:HD12	1.52	1.38
1:A:2279:ILE:HD12	1:A:2364:ASN:CB	1.42	1.38
1:C:2622:ASP:OD2	1:C:2631:HIS:CE1	1.73	1.38
1:B:2622:ASP:OD2	1:B:2631:HIS:CE1	1.73	1.38
1:A:2143:GLU:CA	1:A:2651:LYS:CB	2.02	1.38
1:C:510:MET:CG	1:C:515:ILE:HD11	1.42	1.38
1:A:2706:MET:CG	1:D:2707:LYS:HD3	1.54	1.38
1:D:2345:ILE:HB	1:D:2353:THR:CG2	1.53	1.37
1:D:2618:ARG:CG	1:D:2628:PHE:CE1	2.01	1.37
1:A:2345:ILE:HB	1:A:2353:THR:CG2	1.53	1.37
1:D:2143:GLU:CA	1:D:2651:LYS:CB	2.02	1.37
1:A:2379:PHE:CD1	1:A:2392:PHE:HZ	1.43	1.37
1:D:2379:PHE:CD1	1:D:2392:PHE:HZ	1.43	1.37

Continued on next page...

*Continued from previous page...*

Atom-1	Atom-2	Interatomic distance (Å)	Clash overlap (Å)
1:A:2618:ARG:CG	1:A:2628:PHE:CE1	2.01	1.37
1:A:2243:PHE:CE1	1:A:2612:PHE:CE2	2.13	1.37
1:B:2384:ARG:O	1:B:2388:LEU:HD21	1.25	1.36
1:B:2707:LYS:HD3	1:C:2706:MET:CG	1.54	1.36
1:B:2243:PHE:CE1	1:B:2612:PHE:CE2	2.13	1.36
1:A:364:ILE:HD11	1:D:2736:LEU:CG	1.55	1.36
1:C:2609:THR:CA	1:C:2618:ARG:HH11	1.38	1.36
1:B:510:MET:HG3	1:B:515:ILE:CD1	0.88	1.36
1:D:2243:PHE:CE1	1:D:2612:PHE:CE2	2.13	1.36
1:D:2288:ASN:HD21	1:D:2414:SER:CA	1.33	1.36
1:D:2706:MET:CG	1:C:2707:LYS:HD3	1.52	1.36
1:C:510:MET:HG3	1:C:515:ILE:CD1	0.88	1.36
1:C:2227:ILE:CD1	1:C:2246:ARG:HG2	1.55	1.36
1:C:2243:PHE:CE1	1:C:2612:PHE:CE2	2.13	1.36
1:A:2240:ILE:CD1	1:A:2672:LEU:HD12	1.52	1.36
1:B:2143:GLU:CA	1:B:2651:LYS:CB	2.02	1.36
1:D:510:MET:HG3	1:D:515:ILE:CD1	0.88	1.36
1:D:2609:THR:CA	1:D:2618:ARG:HH11	1.38	1.36
1:C:2143:GLU:CA	1:C:2651:LYS:CB	2.02	1.36
1:A:2227:ILE:HD11	1:A:2246:ARG:CG	1.56	1.35
1:A:2266:LEU:O	1:A:2269:CYS:HB2	1.24	1.35
1:C:2379:PHE:CD1	1:C:2392:PHE:HZ	1.43	1.35
1:B:2345:ILE:HB	1:B:2353:THR:CG2	1.53	1.35
1:A:510:MET:HG3	1:A:515:ILE:CD1	0.88	1.35
1:D:2219:LEU:CD1	1:D:2220:THR:N	1.69	1.35
1:D:2227:ILE:CD1	1:D:2246:ARG:HG2	1.55	1.35
1:B:2379:PHE:CD1	1:B:2392:PHE:HZ	1.43	1.35
1:D:2227:ILE:HD11	1:D:2246:ARG:CG	1.56	1.35
1:C:2465:ASP:O	1:C:2553:LEU:CD2	1.75	1.34
1:A:2231:THR:CG2	1:A:2232:GLU:H	1.00	1.34
1:D:2266:LEU:O	1:D:2269:CYS:HB2	1.24	1.34
1:B:2227:ILE:CD1	1:B:2246:ARG:HG2	1.55	1.34
1:B:2231:THR:CG2	1:B:2232:GLU:H	1.00	1.34
1:B:2227:ILE:HD11	1:B:2246:ARG:CG	1.56	1.34
1:B:2609:THR:CA	1:B:2618:ARG:HH11	1.38	1.33
1:D:584:GLN:O	1:D:585:ILE:HD13	1.20	1.33
1:C:2384:ARG:O	1:C:2388:LEU:HD21	1.25	1.33
1:B:2465:ASP:O	1:B:2553:LEU:CD2	1.75	1.33
1:A:2227:ILE:CD1	1:A:2246:ARG:HG2	1.55	1.33
1:A:2609:THR:CA	1:A:2618:ARG:HH11	1.38	1.33
1:A:584:GLN:O	1:A:585:ILE:HD13	1.20	1.32

*Continued on next page...*



*Continued from previous page...*

Atom-1	Atom-2	Interatomic distance (Å)	Clash overlap (Å)
1:A:2465:ASP:O	1:A:2553:LEU:CD2	1.75	1.32
1:D:2625:THR:CG2	1:D:2626:VAL:H	1.42	1.32
1:C:2227:ILE:HD11	1:C:2246:ARG:CG	1.56	1.32
1:D:2232:GLU:CB	1:D:2242:ASP:OD2	1.77	1.32
1:A:2232:GLU:CB	1:A:2242:ASP:OD2	1.77	1.32
1:B:2609:THR:CB	1:B:2618:ARG:NH1	1.93	1.32
1:D:2231:THR:CG2	1:D:2232:GLU:H	1.00	1.32
1:A:2625:THR:CG2	1:A:2626:VAL:H	1.42	1.32
1:C:2232:GLU:CB	1:C:2242:ASP:OD2	1.77	1.32
1:B:2243:PHE:CZ	1:B:2612:PHE:CZ	2.18	1.31
1:A:2243:PHE:CZ	1:A:2612:PHE:CZ	2.18	1.31
1:A:2379:PHE:CE1	1:A:2392:PHE:CZ	2.18	1.31
1:D:2379:PHE:CE1	1:D:2392:PHE:CZ	2.18	1.31
1:D:2609:THR:CB	1:D:2618:ARG:NH1	1.93	1.31
1:B:2410:GLU:O	1:B:2412:PHE:N	1.62	1.31
1:C:2243:PHE:CZ	1:C:2612:PHE:CZ	2.18	1.31
1:C:2379:PHE:CE1	1:C:2392:PHE:CZ	2.18	1.31
1:B:2232:GLU:CB	1:B:2242:ASP:OD2	1.77	1.31
1:C:2609:THR:CB	1:C:2618:ARG:NH1	1.93	1.31
1:B:2379:PHE:CE1	1:B:2392:PHE:CZ	2.18	1.31
1:D:2215:ILE:O	1:D:2254:MET:HE2	1.15	1.31
1:D:2465:ASP:O	1:D:2553:LEU:CD2	1.75	1.31
1:C:2231:THR:CG2	1:C:2232:GLU:H	1.00	1.31
1:A:2410:GLU:O	1:A:2412:PHE:N	1.62	1.30
1:D:2410:GLU:O	1:D:2412:PHE:N	1.62	1.30
1:C:2410:GLU:O	1:C:2412:PHE:N	1.62	1.30
1:C:2625:THR:CG2	1:C:2626:VAL:H	1.42	1.30
1:D:2243:PHE:CZ	1:D:2612:PHE:CZ	2.18	1.30
1:A:2384:ARG:O	1:A:2388:LEU:HD21	1.25	1.30
1:C:2609:THR:HG22	1:C:2618:ARG:NH1	1.47	1.30
1:B:2625:THR:CG2	1:B:2626:VAL:H	1.42	1.29
1:D:2406:LEU:HD23	1:D:2407:PHE:CE2	1.67	1.29
1:B:584:GLN:O	1:B:585:ILE:HD13	1.20	1.29
1:B:2706:MET:CG	1:A:2707:LYS:CD	2.06	1.29
1:A:2215:ILE:O	1:A:2254:MET:HE2	1.17	1.29
1:A:2406:LEU:HD23	1:A:2407:PHE:CE2	1.67	1.29
1:D:367:ILE:O	1:D:393:LEU:HB2	1.11	1.29
1:B:379:ASP:OD1	1:A:2722:GLN:HB3	1.12	1.28
1:B:2243:PHE:CE1	1:B:2612:PHE:HE2	1.49	1.28
1:B:2266:LEU:O	1:B:2269:CYS:HB2	1.24	1.28
1:B:2406:LEU:HD23	1:B:2407:PHE:CE2	1.67	1.28

*Continued on next page...*



Continued from previous page...

Atom-1	Atom-2	Interatomic distance (Å)	Clash overlap (Å)
1:A:2609:THR:CB	1:A:2618:ARG:NH1	1.93	1.28
1:D:379:ASP:OD1	1:C:2722:GLN:HB3	1.13	1.28
1:C:2406:LEU:HD23	1:C:2407:PHE:CE2	1.67	1.28
1:A:2699:GLN:HB2	1:D:2700:GLU:OE2	1.28	1.28
1:A:2243:PHE:CE1	1:A:2612:PHE:HE2	1.49	1.28
1:C:584:GLN:O	1:C:585:ILE:HD13	1.20	1.28
1:C:2266:LEU:O	1:C:2269:CYS:HB2	1.24	1.27
1:D:364:ILE:HD11	1:C:2736:LEU:CG	1.62	1.27
1:B:2609:THR:HG22	1:B:2618:ARG:NH1	1.47	1.27
1:D:2609:THR:HG22	1:D:2618:ARG:NH1	1.47	1.27
1:A:2609:THR:HG22	1:A:2618:ARG:NH1	1.47	1.27
1:C:2243:PHE:CE1	1:C:2612:PHE:HE2	1.49	1.26
1:B:2736:LEU:CG	1:C:364:ILE:HD11	1.63	1.26
1:D:2609:THR:HA	1:D:2618:ARG:NH1	1.51	1.26
1:B:364:ILE:HD11	1:A:2736:LEU:CG	1.64	1.26
1:B:2398:TYR:CE1	1:B:2416:LEU:HD21	1.69	1.26
1:D:2227:ILE:HG22	1:D:2638:MET:CE	1.66	1.26
1:C:2398:TYR:CE1	1:C:2416:LEU:HD21	1.70	1.26
1:C:2609:THR:HA	1:C:2618:ARG:NH1	1.51	1.26
1:B:2622:ASP:OD2	1:B:2628:PHE:HA	1.36	1.26
1:A:367:ILE:O	1:A:393:LEU:HB2	1.11	1.26
1:A:2609:THR:CG2	1:A:2618:ARG:NH1	1.99	1.26
1:D:2349:GLY:O	1:D:2352:PRO:HG2	1.14	1.26
1:C:2276:TRP:CE3	1:C:2368:PHE:CD1	2.20	1.26
1:B:2345:ILE:CB	1:B:2353:THR:HG22	1.66	1.25
1:A:379:ASP:OD1	1:D:2722:GLN:HB3	1.11	1.25
1:A:2622:ASP:OD2	1:A:2628:PHE:HA	1.36	1.25
1:D:2243:PHE:CE1	1:D:2612:PHE:HE2	1.49	1.25
1:B:2269:CYS:O	1:B:2371:SER:OG	1.53	1.25
1:A:2609:THR:HA	1:A:2618:ARG:NH1	1.51	1.25
1:A:2706:MET:HG2	1:D:2707:LYS:CE	1.67	1.25
1:B:367:ILE:O	1:B:393:LEU:HB2	1.11	1.25
1:B:2609:THR:CA	1:B:2618:ARG:NH1	2.00	1.25
1:B:2722:GLN:HB3	1:C:379:ASP:OD1	1.13	1.25
1:A:2398:TYR:CE1	1:A:2416:LEU:HD21	1.69	1.25
1:A:2609:THR:CA	1:A:2618:ARG:NH1	2.00	1.25
1:D:2269:CYS:O	1:D:2371:SER:OG	1.53	1.25
1:D:2384:ARG:O	1:D:2388:LEU:HD21	1.25	1.25
1:D:2398:TYR:CE1	1:D:2416:LEU:HD21	1.70	1.25
1:B:2349:GLY:O	1:B:2352:PRO:HG2	1.14	1.25
1:A:2227:ILE:HG22	1:A:2638:MET:CE	1.66	1.25

Continued on next page...

*Continued from previous page...*

Atom-1	Atom-2	Interatomic distance (Å)	Clash overlap (Å)
1:D:2276:TRP:CE3	1:D:2368:PHE:CD1	2.20	1.25
1:B:63:MET:C	1:B:64:ASN:OD1	1.75	1.25
1:B:2379:PHE:CE1	1:B:2392:PHE:HZ	1.53	1.25
1:B:2609:THR:HA	1:B:2618:ARG:NH1	1.51	1.25
1:C:367:ILE:O	1:C:393:LEU:HB2	1.11	1.25
1:B:2215:ILE:O	1:B:2254:MET:HE2	1.07	1.24
1:D:2345:ILE:CB	1:D:2353:THR:HG22	1.66	1.24
1:D:2622:ASP:OD2	1:D:2628:PHE:HA	1.36	1.24
1:B:2227:ILE:HG22	1:B:2638:MET:CE	1.66	1.24
1:B:2609:THR:CG2	1:B:2618:ARG:NH1	1.99	1.24
1:A:63:MET:C	1:A:64:ASN:OD1	1.75	1.24
1:A:2349:GLY:O	1:A:2352:PRO:HG2	1.14	1.24
1:D:2384:ARG:O	1:D:2388:LEU:CD2	1.85	1.24
1:D:2609:THR:CG2	1:D:2618:ARG:NH1	1.99	1.24
1:C:2227:ILE:HG22	1:C:2638:MET:CE	1.66	1.24
1:C:2345:ILE:CB	1:C:2353:THR:HG22	1.66	1.24
1:C:2384:ARG:O	1:C:2388:LEU:CD2	1.85	1.24
1:A:2345:ILE:CB	1:A:2353:THR:HG22	1.66	1.24
1:A:2384:ARG:O	1:A:2388:LEU:CD2	1.85	1.24
1:C:63:MET:C	1:C:64:ASN:OD1	1.75	1.24
1:C:2379:PHE:CE1	1:C:2392:PHE:HZ	1.53	1.24
1:C:2410:GLU:OE1	1:C:2411:PHE:N	1.71	1.24
1:B:2143:GLU:CA	1:B:2651:LYS:HB3	1.66	1.23
1:A:2410:GLU:OE1	1:A:2411:PHE:N	1.71	1.23
1:D:379:ASP:CG	1:C:2722:GLN:HB3	1.54	1.23
1:C:2215:ILE:O	1:C:2254:MET:HE2	1.09	1.23
1:B:553:CYS:HB3	1:B:557:TYR:CE2	1.74	1.23
1:C:553:CYS:HB3	1:C:557:TYR:CE2	1.74	1.23
1:C:2269:CYS:O	1:C:2371:SER:OG	1.53	1.23
1:B:584:GLN:O	1:B:585:ILE:CD1	1.87	1.23
1:B:2384:ARG:O	1:B:2388:LEU:CD2	1.85	1.23
1:D:2410:GLU:OE1	1:D:2411:PHE:N	1.71	1.23
1:C:2609:THR:CG2	1:C:2618:ARG:NH1	1.99	1.23
1:A:2706:MET:CG	1:D:2707:LYS:CD	2.13	1.23
1:D:553:CYS:HB3	1:D:557:TYR:CE2	1.74	1.23
1:D:2706:MET:CG	1:C:2707:LYS:CD	2.11	1.23
1:C:2349:GLY:O	1:C:2352:PRO:HG2	1.14	1.23
1:C:2622:ASP:OD2	1:C:2628:PHE:HA	1.36	1.23
1:B:2410:GLU:OE1	1:B:2411:PHE:N	1.71	1.22
1:A:553:CYS:HB3	1:A:557:TYR:CE2	1.74	1.22
1:A:584:GLN:O	1:A:585:ILE:CD1	1.87	1.22

*Continued on next page...*

*Continued from previous page...*

Atom-1	Atom-2	Interatomic distance (Å)	Clash overlap (Å)
1:A:2699:GLN:CB	1:D:2700:GLU:OE2	1.86	1.22
1:C:2143:GLU:CA	1:C:2651:LYS:HB3	1.66	1.22
1:A:2379:PHE:CE1	1:A:2392:PHE:HZ	1.53	1.22
1:B:2144:ASP:N	1:B:2651:LYS:HB2	1.55	1.22
1:D:584:GLN:O	1:D:585:ILE:CD1	1.87	1.21
1:B:379:ASP:CG	1:A:2722:GLN:HB3	1.61	1.21
1:B:2700:GLU:OE2	1:C:2699:GLN:HB2	1.39	1.21
1:A:2269:CYS:O	1:A:2371:SER:OG	1.53	1.21
1:A:2704:SER:O	1:A:2708:LEU:HG	1.41	1.21
1:D:63:MET:C	1:D:64:ASN:OD1	1.75	1.21
1:C:2609:THR:CA	1:C:2618:ARG:NH1	2.00	1.21
1:C:2609:THR:HA	1:C:2618:ARG:CZ	1.71	1.21
1:D:2243:PHE:HZ	1:D:2612:PHE:CZ	1.56	1.21
1:D:2609:THR:CA	1:D:2618:ARG:NH1	1.99	1.21
1:C:584:GLN:O	1:C:585:ILE:CD1	1.87	1.21
1:A:66:TYR:CB	1:A:156:ASN:O	1.89	1.20
1:A:2243:PHE:HZ	1:A:2612:PHE:CZ	1.56	1.20
1:D:2609:THR:HA	1:D:2618:ARG:CZ	1.71	1.20
1:C:2144:ASP:N	1:C:2651:LYS:HB2	1.55	1.20
1:D:364:ILE:HG13	1:C:2736:LEU:O	1.38	1.20
1:B:301:SER:OG	1:B:303:PHE:CD1	1.95	1.20
1:A:301:SER:OG	1:A:303:PHE:CD1	1.95	1.20
1:B:2243:PHE:HZ	1:B:2612:PHE:CZ	1.56	1.20
1:D:2379:PHE:CE1	1:D:2392:PHE:HZ	1.53	1.20
1:C:2243:PHE:HZ	1:C:2612:PHE:CZ	1.56	1.20
1:A:2144:ASP:N	1:A:2651:LYS:HB2	1.55	1.19
1:D:66:TYR:CB	1:D:156:ASN:O	1.89	1.19
1:D:2144:ASP:N	1:D:2651:LYS:HB2	1.55	1.19
1:C:2276:TRP:CG	1:C:2368:PHE:CD1	2.30	1.19
1:B:2276:TRP:CG	1:B:2368:PHE:CD1	2.30	1.19
1:B:2622:ASP:CG	1:B:2631:HIS:CE1	2.15	1.19
1:C:66:TYR:CB	1:C:156:ASN:O	1.89	1.19
1:B:2609:THR:HA	1:B:2618:ARG:CZ	1.71	1.19
1:C:2550:GLY:HA3	1:C:2570:ASP:OD1	1.42	1.19
1:A:2276:TRP:CG	1:A:2368:PHE:CD1	2.30	1.19
1:D:379:ASP:OD2	1:C:2722:GLN:HB2	1.38	1.19
1:B:66:TYR:CB	1:B:156:ASN:O	1.89	1.19
1:B:2699:GLN:HB2	1:A:2700:GLU:OE2	1.42	1.19
1:B:2704:SER:O	1:B:2708:LEU:HG	1.41	1.18
1:A:2609:THR:HA	1:A:2618:ARG:CZ	1.71	1.18
1:D:2622:ASP:CG	1:D:2631:HIS:CE1	2.15	1.18

*Continued on next page...*

*Continued from previous page...*

Atom-1	Atom-2	Interatomic distance (Å)	Clash overlap (Å)
1:C:2622:ASP:CG	1:C:2631:HIS:CE1	2.15	1.18
1:C:2704:SER:O	1:C:2708:LEU:HG	1.41	1.18
1:B:2706:MET:HG2	1:A:2707:LYS:CE	1.73	1.18
1:C:301:SER:OG	1:C:303:PHE:CD1	1.95	1.18
1:B:2550:GLY:HA3	1:B:2570:ASP:OD1	1.42	1.18
1:B:2707:LYS:CD	1:C:2706:MET:CG	2.14	1.18
1:B:2722:GLN:HB3	1:C:379:ASP:CG	1.62	1.18
1:A:2240:ILE:HD11	1:A:2672:LEU:CD1	1.74	1.18
1:A:2706:MET:CB	1:D:2707:LYS:HD3	1.71	1.18
1:D:2215:ILE:O	1:D:2254:MET:CE	1.91	1.18
1:D:2240:ILE:HD11	1:D:2672:LEU:CD1	1.74	1.18
1:D:2276:TRP:CG	1:D:2368:PHE:CD1	2.30	1.18
1:A:2622:ASP:CG	1:A:2631:HIS:CE1	2.15	1.18
1:D:301:SER:OG	1:D:303:PHE:CD1	1.95	1.18
1:D:510:MET:O	1:D:516:LEU:HD21	1.44	1.18
1:D:514:ASN:HB3	1:D:517:LYS:HD3	1.18	1.18
1:A:392:HIS:CE1	1:A:397:THR:H	1.60	1.18
1:D:379:ASP:CG	1:C:2722:GLN:CB	2.13	1.18
1:D:2695:LEU:HD23	1:D:2698:LEU:CD1	1.69	1.18
1:C:510:MET:O	1:C:516:LEU:HD21	1.44	1.18
1:B:379:ASP:OD2	1:A:2722:GLN:HB2	1.43	1.17
1:D:392:HIS:CE1	1:D:397:THR:H	1.60	1.17
1:D:2706:MET:HG2	1:C:2707:LYS:CG	1.73	1.17
1:C:392:HIS:CE1	1:C:397:THR:H	1.60	1.17
1:C:538:LEU:HG	1:C:586:GLY:HA2	1.20	1.17
1:B:364:ILE:HG13	1:A:2736:LEU:O	1.40	1.17
1:A:2550:GLY:HA3	1:A:2570:ASP:OD1	1.42	1.17
1:D:2704:SER:O	1:D:2708:LEU:HG	1.41	1.17
1:C:2215:ILE:O	1:C:2254:MET:CE	1.91	1.17
1:C:2705:THR:HA	1:C:2708:LEU:HD21	1.25	1.17
1:B:392:HIS:CE1	1:B:397:THR:H	1.60	1.17
1:B:2215:ILE:O	1:B:2254:MET:CE	1.91	1.17
1:B:2276:TRP:CE3	1:B:2368:PHE:CD1	2.20	1.17
1:A:2215:ILE:O	1:A:2254:MET:CE	1.91	1.17
1:A:2349:GLY:O	1:A:2352:PRO:CG	1.93	1.17
1:D:394:CYS:HB3	1:C:2737:GLY:CA	1.75	1.17
1:A:2699:GLN:OE1	1:D:2700:GLU:CG	1.92	1.17
1:D:538:LEU:HG	1:D:586:GLY:HA2	1.20	1.17
1:D:2143:GLU:CA	1:D:2651:LYS:HB3	1.66	1.17
1:D:2550:GLY:HA3	1:D:2570:ASP:OD1	1.42	1.17
1:C:2240:ILE:HD11	1:C:2672:LEU:CD1	1.74	1.17

*Continued on next page...*

Continued from previous page...

Atom-1	Atom-2	Interatomic distance (Å)	Clash overlap (Å)
1:A:2143:GLU:CA	1:A:2651:LYS:HB3	1.66	1.16
1:A:2699:GLN:CD	1:D:2700:GLU:CG	2.13	1.16
1:C:510:MET:CG	1:C:515:ILE:HD12	1.59	1.16
1:B:2219:LEU:HD13	1:B:2220:THR:N	0.86	1.16
1:B:2240:ILE:HD11	1:B:2672:LEU:CD1	1.74	1.16
1:B:2707:LYS:HG2	1:B:2711:ASN:HD21	1.04	1.16
1:C:2349:GLY:O	1:C:2352:PRO:CG	1.93	1.16
1:A:510:MET:O	1:A:516:LEU:HD21	1.44	1.16
1:B:2349:GLY:O	1:B:2352:PRO:CG	1.93	1.16
1:C:2622:ASP:CG	1:C:2631:HIS:HE1	1.49	1.16
1:B:1626:LEU:O	1:B:1630:LEU:N	1.79	1.15
1:A:379:ASP:CG	1:D:2722:GLN:HB3	1.66	1.15
1:A:2276:TRP:CE3	1:A:2368:PHE:CD1	2.20	1.15
1:B:2707:LYS:CE	1:C:2706:MET:HG2	1.75	1.15
1:C:66:TYR:HB2	1:C:156:ASN:O	1.44	1.15
1:B:2722:GLN:HB2	1:C:379:ASP:OD2	1.44	1.15
1:D:2349:GLY:O	1:D:2352:PRO:CG	1.93	1.15
1:C:1626:LEU:O	1:C:1630:LEU:N	1.79	1.15
1:C:2465:ASP:O	1:C:2553:LEU:HD22	1.45	1.15
1:B:510:MET:O	1:B:516:LEU:HD21	1.44	1.15
1:B:2618:ARG:HG3	1:B:2628:PHE:CZ	1.71	1.15
1:A:2219:LEU:HD13	1:A:2220:THR:N	0.86	1.15
1:A:2695:LEU:HD23	1:A:2698:LEU:CD1	1.69	1.15
1:D:2622:ASP:CG	1:D:2631:HIS:HE1	1.49	1.15
1:C:514:ASN:HB3	1:C:517:LYS:HD3	1.18	1.15
1:C:2368:PHE:CE1	1:C:2395:HIS:HE1	1.65	1.15
1:B:2706:MET:CB	1:A:2707:LYS:HD3	1.77	1.14
1:A:2368:PHE:CE1	1:A:2395:HIS:CE1	2.35	1.14
1:D:520:PHE:HZ	1:D:576:LYS:NZ	1.46	1.14
1:D:1626:LEU:O	1:D:1630:LEU:N	1.79	1.14
1:B:2350:LEU:C	1:B:2352:PRO:HD2	1.68	1.14
1:B:2699:GLN:CB	1:A:2700:GLU:OE2	1.94	1.14
1:C:2423:ARG:C	1:C:2424:GLU:OE1	1.85	1.14
1:C:2707:LYS:HG2	1:C:2711:ASN:HD21	1.04	1.14
1:B:2423:ARG:C	1:B:2424:GLU:OE1	1.85	1.14
1:D:2423:ARG:O	1:D:2424:GLU:OE1	1.66	1.14
1:C:2368:PHE:CE1	1:C:2395:HIS:CE1	2.35	1.14
1:B:2379:PHE:CD1	1:B:2392:PHE:CZ	2.35	1.14
1:A:379:ASP:OD2	1:D:2722:GLN:HB2	1.47	1.14
1:A:2622:ASP:CG	1:A:2631:HIS:HE1	1.49	1.14
1:D:2368:PHE:CE1	1:D:2395:HIS:HE1	1.65	1.14

Continued on next page...

*Continued from previous page...*

Atom-1	Atom-2	Interatomic distance (Å)	Clash overlap (Å)
1:C:2219:LEU:HD13	1:C:2220:THR:N	0.86	1.14
1:C:2618:ARG:HG3	1:C:2628:PHE:CZ	1.71	1.14
1:B:66:TYR:HB2	1:B:156:ASN:O	1.44	1.14
1:B:2368:PHE:CE1	1:B:2395:HIS:HE1	1.65	1.14
1:A:1626:LEU:O	1:A:1630:LEU:N	1.79	1.14
1:D:66:TYR:HB2	1:D:156:ASN:O	1.44	1.14
1:C:2350:LEU:C	1:C:2352:PRO:HD2	1.68	1.14
1:B:2232:GLU:HB3	1:B:2242:ASP:OD2	0.95	1.13
1:B:2368:PHE:CE1	1:B:2395:HIS:CE1	2.35	1.13
1:A:520:PHE:HZ	1:A:576:LYS:NZ	1.46	1.13
1:A:2423:ARG:O	1:A:2424:GLU:OE1	1.66	1.13
1:A:2699:GLN:CD	1:D:2700:GLU:HG3	1.67	1.13
1:D:2705:THR:HA	1:D:2708:LEU:HD21	1.25	1.13
1:B:379:ASP:CG	1:A:2722:GLN:CB	2.16	1.13
1:A:514:ASN:HB3	1:A:517:LYS:HD3	1.18	1.13
1:B:520:PHE:HZ	1:B:576:LYS:NZ	1.46	1.13
1:B:2706:MET:HG2	1:A:2707:LYS:CG	1.75	1.13
1:A:2423:ARG:C	1:A:2424:GLU:OE1	1.85	1.13
1:D:2368:PHE:CE1	1:D:2395:HIS:CE1	2.35	1.13
1:D:2423:ARG:C	1:D:2424:GLU:OE1	1.85	1.13
1:D:2465:ASP:O	1:D:2553:LEU:HD22	1.44	1.13
1:C:2379:PHE:CD1	1:C:2392:PHE:CZ	2.35	1.13
1:B:2700:GLU:OE2	1:C:2699:GLN:CB	1.95	1.12
1:D:2232:GLU:HB3	1:D:2242:ASP:OD2	0.95	1.12
1:C:66:TYR:HA	1:C:156:ASN:ND2	1.64	1.13
1:A:66:TYR:HA	1:A:156:ASN:ND2	1.64	1.12
1:A:2350:LEU:C	1:A:2352:PRO:HD2	1.68	1.12
1:C:520:PHE:HZ	1:C:576:LYS:NZ	1.46	1.12
1:C:2398:TYR:CD1	1:C:2416:LEU:HD21	1.83	1.12
1:B:2398:TYR:CD1	1:B:2416:LEU:HD21	1.83	1.12
1:B:2410:GLU:O	1:B:2411:PHE:C	1.84	1.12
1:B:2423:ARG:O	1:B:2424:GLU:OE1	1.66	1.12
1:B:2705:THR:HA	1:B:2708:LEU:HD21	1.25	1.12
1:B:2736:LEU:O	1:C:364:ILE:HG13	1.48	1.12
1:A:66:TYR:HB2	1:A:156:ASN:O	1.44	1.12
1:A:2266:LEU:O	1:A:2269:CYS:CB	1.96	1.12
1:A:2368:PHE:CE1	1:A:2395:HIS:HE1	1.65	1.12
1:D:2266:LEU:O	1:D:2269:CYS:CB	1.96	1.12
1:D:2398:TYR:CD1	1:D:2416:LEU:HD21	1.83	1.12
1:D:2455:PHE:HE2	1:D:2572:LEU:HD11	1.12	1.12
1:C:2410:GLU:O	1:C:2411:PHE:C	1.84	1.12

*Continued on next page...*

*Continued from previous page...*

Atom-1	Atom-2	Interatomic distance (Å)	Clash overlap (Å)
1:B:2609:THR:CG2	1:B:2618:ARG:HH12	1.61	1.12
1:A:2398:TYR:CD1	1:A:2416:LEU:HD21	1.83	1.12
1:D:2276:TRP:CB	1:D:2368:PHE:HB2	1.79	1.12
1:C:2219:LEU:HD21	1:C:2223:SER:OG	1.49	1.12
1:C:2266:LEU:O	1:C:2269:CYS:CB	1.96	1.12
1:B:2266:LEU:O	1:B:2269:CYS:CB	1.96	1.12
1:B:2622:ASP:CG	1:B:2631:HIS:HE1	1.49	1.12
1:D:2219:LEU:HD13	1:D:2220:THR:N	0.86	1.12
1:D:2219:LEU:HD21	1:D:2223:SER:OG	1.48	1.12
1:B:2276:TRP:CB	1:B:2368:PHE:HB2	1.79	1.12
1:B:2549:VAL:HG11	1:B:2573:PHE:HD2	1.14	1.12
1:B:2707:LYS:HD3	1:C:2706:MET:CB	1.79	1.12
1:D:2625:THR:HG22	1:D:2626:VAL:N	1.60	1.12
1:C:1345:TYR:O	1:C:1349:ALA:CA	1.98	1.12
1:C:2232:GLU:HB3	1:C:2242:ASP:OD2	0.95	1.12
1:C:2423:ARG:O	1:C:2424:GLU:OE1	1.66	1.12
1:C:2455:PHE:HE2	1:C:2572:LEU:HD11	1.12	1.12
1:A:2231:THR:HG23	1:A:2232:GLU:CA	1.80	1.11
1:A:2232:GLU:HB3	1:A:2242:ASP:OD2	0.95	1.11
1:A:2549:VAL:HG11	1:A:2573:PHE:HD2	1.14	1.11
1:D:2707:LYS:HG2	1:D:2711:ASN:ND2	1.65	1.11
1:C:2279:ILE:HD13	1:C:2364:ASN:HB3	1.31	1.11
1:C:2351:GLN:N	1:C:2352:PRO:CD	2.14	1.11
1:B:66:TYR:HA	1:B:156:ASN:ND2	1.64	1.11
1:B:2351:GLN:N	1:B:2352:PRO:CD	2.14	1.11
1:A:2219:LEU:HD21	1:A:2223:SER:OG	1.49	1.11
1:D:2231:THR:HG23	1:D:2232:GLU:N	1.09	1.11
1:C:2227:ILE:HG22	1:C:2638:MET:HE1	1.13	1.11
1:B:2231:THR:HG23	1:B:2232:GLU:CA	1.80	1.11
1:B:2722:GLN:CB	1:C:379:ASP:CG	2.18	1.11
1:A:2351:GLN:N	1:A:2352:PRO:CD	2.13	1.11
1:A:2699:GLN:CG	1:D:2700:GLU:HG3	1.81	1.11
1:B:510:MET:CG	1:B:515:ILE:HD12	1.59	1.11
1:A:2609:THR:CG2	1:A:2618:ARG:HH12	1.61	1.11
1:D:1345:TYR:O	1:D:1349:ALA:CA	1.98	1.11
1:D:2144:ASP:H	1:D:2651:LYS:HB2	1.00	1.11
1:D:2350:LEU:C	1:D:2352:PRO:HD2	1.68	1.11
1:B:2219:LEU:HD21	1:B:2223:SER:OG	1.49	1.11
1:D:2351:GLN:N	1:D:2352:PRO:CD	2.13	1.11
1:C:2372:PHE:CE1	1:C:2391:GLU:HG2	1.86	1.11
1:A:2618:ARG:HG3	1:A:2628:PHE:CZ	1.71	1.10

*Continued on next page...*



*Continued from previous page...*

Atom-1	Atom-2	Interatomic distance (Å)	Clash overlap (Å)
1:D:2707:LYS:HG2	1:D:2711:ASN:HD21	1.04	1.10
1:C:2276:TRP:CB	1:C:2368:PHE:HB2	1.79	1.10
1:B:1345:TYR:O	1:B:1349:ALA:CA	1.98	1.10
1:B:2707:LYS:HG2	1:B:2711:ASN:ND2	1.65	1.10
1:A:80:ALA:O	1:A:81:ASN:CG	1.90	1.10
1:A:1345:TYR:O	1:A:1349:ALA:CA	1.98	1.10
1:A:2276:TRP:CB	1:A:2368:PHE:HB2	1.79	1.10
1:C:520:PHE:CZ	1:C:576:LYS:CE	2.34	1.10
1:C:2695:LEU:HD23	1:C:2698:LEU:CD1	1.69	1.10
1:A:2281:PHE:HA	1:A:2420:LEU:CD2	1.79	1.10
1:D:2618:ARG:HG3	1:D:2628:PHE:CZ	1.71	1.10
1:A:538:LEU:CD2	1:A:586:GLY:HA3	1.76	1.10
1:D:80:ALA:O	1:D:81:ASN:CG	1.90	1.10
1:D:2227:ILE:HG22	1:D:2638:MET:HE1	1.15	1.10
1:D:2372:PHE:CE1	1:D:2391:GLU:HG2	1.86	1.10
1:C:80:ALA:O	1:C:81:ASN:CG	1.90	1.10
1:C:2625:THR:HG22	1:C:2626:VAL:N	1.60	1.10
1:C:2707:LYS:HG2	1:C:2711:ASN:ND2	1.65	1.10
1:B:520:PHE:CZ	1:B:576:LYS:CE	2.34	1.10
1:B:2281:PHE:HA	1:B:2420:LEU:CD2	1.80	1.10
1:B:2372:PHE:CE1	1:B:2391:GLU:HG2	1.86	1.10
1:A:2707:LYS:HG2	1:A:2711:ASN:HD21	1.04	1.10
1:A:2707:LYS:HG2	1:A:2711:ASN:ND2	1.65	1.10
1:D:66:TYR:HA	1:D:156:ASN:ND2	1.64	1.10
1:D:2231:THR:HG23	1:D:2232:GLU:CA	1.80	1.10
1:D:2609:THR:CG2	1:D:2618:ARG:HH12	1.61	1.10
1:D:2699:GLN:HB2	1:C:2700:GLU:OE2	1.49	1.10
1:C:2423:ARG:O	1:C:2424:GLU:CD	1.91	1.10
1:B:538:LEU:HG	1:B:586:GLY:HA2	1.20	1.09
1:B:2423:ARG:O	1:B:2424:GLU:CD	1.91	1.09
1:B:2699:GLN:CG	1:A:2700:GLU:HG3	1.80	1.09
1:D:379:ASP:OD2	1:C:2722:GLN:CB	1.99	1.09
1:D:520:PHE:CZ	1:D:576:LYS:CE	2.34	1.09
1:D:2351:GLN:N	1:D:2352:PRO:HD2	1.66	1.09
1:B:80:ALA:O	1:B:81:ASN:CG	1.90	1.09
1:A:379:ASP:CG	1:D:2722:GLN:CB	2.19	1.09
1:A:2372:PHE:CE1	1:A:2391:GLU:HG2	1.86	1.09
1:D:2618:ARG:HD2	1:D:2628:PHE:CE2	1.88	1.09
1:B:514:ASN:HB3	1:B:517:LYS:HD3	1.18	1.09
1:C:2351:GLN:N	1:C:2352:PRO:HD2	1.66	1.09
1:A:520:PHE:CZ	1:A:576:LYS:CE	2.34	1.09

*Continued on next page...*



Continued from previous page...

Atom-1	Atom-2	Interatomic distance (Å)	Clash overlap (Å)
1:A:2351:GLN:N	1:A:2352:PRO:HD2	1.66	1.09
1:A:2465:ASP:O	1:A:2553:LEU:HD22	1.45	1.09
1:D:2379:PHE:CD1	1:D:2392:PHE:CZ	2.35	1.09
1:D:2423:ARG:O	1:D:2424:GLU:CD	1.91	1.09
1:C:2143:GLU:CA	1:C:2651:LYS:CA	2.31	1.09
1:B:2351:GLN:N	1:B:2352:PRO:HD2	1.66	1.09
1:A:526:PRO:HB2	1:A:549:PHE:HE1	1.17	1.09
1:A:2455:PHE:CE2	1:A:2572:LEU:HD11	1.87	1.09
1:D:2276:TRP:CB	1:D:2368:PHE:CB	2.31	1.09
1:C:2144:ASP:H	1:C:2651:LYS:HB2	1.00	1.09
1:B:2249:ASP:OD1	1:B:2382:GLY:HA3	1.53	1.08
1:A:2618:ARG:HD2	1:A:2628:PHE:CE2	1.88	1.08
1:D:2706:MET:HG2	1:C:2707:LYS:CE	1.82	1.08
1:B:2143:GLU:CA	1:B:2651:LYS:CA	2.31	1.08
1:B:2455:PHE:CE2	1:B:2572:LEU:HD11	1.87	1.08
1:B:2618:ARG:HD2	1:B:2628:PHE:CE2	1.88	1.08
1:A:510:MET:CG	1:A:515:ILE:HD12	1.59	1.08
1:A:2705:THR:HA	1:A:2708:LEU:HD21	1.25	1.08
1:D:526:PRO:HB2	1:D:549:PHE:HE1	1.17	1.08
1:D:2410:GLU:O	1:D:2411:PHE:C	1.84	1.08
1:C:2231:THR:HG23	1:C:2232:GLU:CA	1.80	1.08
1:B:394:CYS:HB3	1:A:2737:GLY:CA	1.83	1.08
1:A:2249:ASP:OD1	1:A:2382:GLY:HA3	1.53	1.08
1:B:2276:TRP:CB	1:B:2368:PHE:CB	2.31	1.08
1:B:2695:LEU:HD23	1:B:2698:LEU:CD1	1.69	1.08
1:A:538:LEU:HG	1:A:586:GLY:HA2	1.20	1.08
1:A:2143:GLU:CA	1:A:2651:LYS:CA	2.31	1.08
1:A:2243:PHE:CE1	1:A:2612:PHE:CZ	2.40	1.08
1:D:394:CYS:CB	1:C:2737:GLY:HA3	1.82	1.08
1:D:2410:GLU:O	1:D:2413:TYR:N	1.87	1.08
1:C:2618:ARG:HD2	1:C:2628:PHE:CE2	1.88	1.08
1:A:2227:ILE:HG22	1:A:2638:MET:HE1	1.13	1.08
1:D:526:PRO:CB	1:D:549:PHE:HE1	1.67	1.08
1:C:364:ILE:HG22	1:C:393:LEU:HG	1.35	1.08
1:C:520:PHE:CZ	1:C:576:LYS:NZ	2.21	1.08
1:B:2465:ASP:O	1:B:2553:LEU:HD22	1.44	1.07
1:D:2143:GLU:CA	1:D:2651:LYS:CA	2.31	1.07
1:B:2275:PHE:HD1	1:B:2276:TRP:N	1.52	1.07
1:B:2410:GLU:O	1:B:2413:TYR:N	1.87	1.07
1:B:2699:GLN:CD	1:A:2700:GLU:CG	2.23	1.07
1:B:2700:GLU:CG	1:C:2699:GLN:OE1	2.02	1.07

Continued on next page...

*Continued from previous page...*

Atom-1	Atom-2	Interatomic distance (Å)	Clash overlap (Å)
1:D:510:MET:HG3	1:D:515:ILE:HD12	1.09	1.07
1:D:2187:GLU:O	1:D:2190:ALA:HB3	1.54	1.07
1:D:2549:VAL:HG11	1:D:2573:PHE:HD2	1.14	1.07
1:C:2275:PHE:HD1	1:C:2276:TRP:N	1.53	1.07
1:C:2281:PHE:HA	1:C:2420:LEU:CD2	1.79	1.07
1:B:2625:THR:HG22	1:B:2626:VAL:N	1.60	1.07
1:A:2281:PHE:CA	1:A:2420:LEU:HD23	1.83	1.07
1:D:510:MET:CG	1:D:515:ILE:HD12	1.59	1.07
1:D:2455:PHE:CE2	1:D:2572:LEU:HD11	1.87	1.07
1:D:2699:GLN:CB	1:C:2700:GLU:OE2	2.02	1.07
1:C:538:LEU:CD2	1:C:586:GLY:HA3	1.76	1.07
1:C:2455:PHE:CE2	1:C:2572:LEU:HD11	1.87	1.07
1:C:2549:VAL:HG11	1:C:2573:PHE:HD2	1.14	1.07
1:B:2700:GLU:CG	1:C:2699:GLN:CD	2.23	1.07
1:B:2700:GLU:HG3	1:C:2699:GLN:CG	1.85	1.07
1:A:2379:PHE:CD1	1:A:2392:PHE:CZ	2.35	1.07
1:A:2699:GLN:OE1	1:D:2700:GLU:HG3	1.53	1.07
1:D:2249:ASP:OD1	1:D:2382:GLY:HA3	1.53	1.07
1:C:2276:TRP:CD2	1:C:2368:PHE:HD1	1.51	1.07
1:C:2276:TRP:CB	1:C:2368:PHE:CB	2.31	1.07
1:B:2227:ILE:HG22	1:B:2638:MET:HE1	1.11	1.07
1:A:2423:ARG:O	1:A:2424:GLU:CD	1.91	1.07
1:A:2455:PHE:HE2	1:A:2572:LEU:HD11	1.12	1.07
1:D:538:LEU:CD2	1:D:586:GLY:HA3	1.76	1.07
1:D:2706:MET:CB	1:C:2707:LYS:HD3	1.85	1.07
1:C:2249:ASP:OD1	1:C:2382:GLY:HA3	1.53	1.07
1:C:2410:GLU:O	1:C:2413:TYR:N	1.87	1.07
1:B:2455:PHE:HE2	1:B:2572:LEU:HD11	1.12	1.06
1:D:516:LEU:HD22	1:D:516:LEU:H	1.20	1.06
1:D:2243:PHE:CE1	1:D:2612:PHE:CZ	2.40	1.06
1:D:2276:TRP:CH2	1:D:2395:HIS:ND1	2.23	1.06
1:B:2187:GLU:O	1:B:2190:ALA:HB3	1.54	1.06
1:B:2707:LYS:CG	1:C:2706:MET:HG2	1.85	1.06
1:A:526:PRO:CB	1:A:549:PHE:HE1	1.67	1.06
1:C:2243:PHE:CE1	1:C:2612:PHE:CZ	2.40	1.06
1:B:367:ILE:O	1:B:393:LEU:CB	2.04	1.06
1:A:364:ILE:HG13	1:D:2736:LEU:O	1.53	1.06
1:A:2144:ASP:H	1:A:2651:LYS:HB2	1.00	1.06
1:A:2275:PHE:HD1	1:A:2276:TRP:N	1.53	1.06
1:C:510:MET:HG3	1:C:515:ILE:HD12	1.09	1.06
1:C:2231:THR:HG23	1:C:2232:GLU:N	1.09	1.06

*Continued on next page...*

*Continued from previous page...*

Atom-1	Atom-2	Interatomic distance (Å)	Clash overlap (Å)
1:B:538:LEU:CD2	1:B:586:GLY:HA3	1.76	1.06
1:B:2276:TRP:CH2	1:B:2395:HIS:ND1	2.23	1.06
1:A:2276:TRP:CH2	1:A:2395:HIS:ND1	2.23	1.06
1:D:2279:ILE:HD13	1:D:2364:ASN:HB3	1.31	1.06
1:D:2281:PHE:CA	1:D:2420:LEU:HD23	1.83	1.06
1:A:367:ILE:O	1:A:393:LEU:CB	2.04	1.06
1:A:2410:GLU:O	1:A:2413:TYR:N	1.87	1.06
1:D:2227:ILE:HD11	1:D:2246:ARG:HG3	1.36	1.06
1:D:2275:PHE:HD1	1:D:2276:TRP:N	1.52	1.06
1:C:526:PRO:CB	1:C:549:PHE:HE1	1.67	1.06
1:C:2276:TRP:CH2	1:C:2395:HIS:ND1	2.23	1.06
1:B:526:PRO:CB	1:B:549:PHE:HE1	1.67	1.05
1:B:526:PRO:HB2	1:B:549:PHE:HE1	1.17	1.05
1:A:2187:GLU:O	1:A:2190:ALA:HB3	1.54	1.05
1:A:2276:TRP:CD2	1:A:2368:PHE:HD1	1.51	1.05
1:A:2276:TRP:CB	1:A:2368:PHE:CB	2.31	1.05
1:A:2279:ILE:HD13	1:A:2364:ASN:HB3	1.31	1.05
1:D:520:PHE:CZ	1:D:576:LYS:NZ	2.21	1.05
1:D:2292:ALA:HB2	1:C:2453:TYR:OH	1.56	1.05
1:C:2143:GLU:N	1:C:2651:LYS:CB	2.18	1.05
1:A:2379:PHE:CZ	1:A:2392:PHE:CZ	2.44	1.05
1:D:2379:PHE:CZ	1:D:2392:PHE:CZ	2.44	1.05
1:C:516:LEU:HD22	1:C:516:LEU:H	1.20	1.05
1:C:2187:GLU:O	1:C:2190:ALA:HB3	1.54	1.05
1:B:364:ILE:HG22	1:B:393:LEU:HG	1.35	1.05
1:B:2722:GLN:CB	1:C:379:ASP:OD2	2.04	1.05
1:C:2609:THR:CG2	1:C:2618:ARG:HH12	1.61	1.05
1:B:2279:ILE:HD13	1:B:2364:ASN:HB3	1.31	1.05
1:B:2379:PHE:CZ	1:B:2392:PHE:CZ	2.44	1.05
1:A:520:PHE:CZ	1:A:576:LYS:NZ	2.21	1.05
1:A:2231:THR:HG23	1:A:2232:GLU:N	1.09	1.05
1:D:553:CYS:HB3	1:D:557:TYR:HE2	0.90	1.05
1:D:2176:PRO:C	1:D:2186:LEU:HD11	1.77	1.05
1:C:526:PRO:HB2	1:C:549:PHE:HE1	1.17	1.05
1:C:2176:PRO:C	1:C:2186:LEU:HD11	1.77	1.05
1:C:2227:ILE:HD11	1:C:2246:ARG:HG3	1.36	1.05
1:B:520:PHE:CZ	1:B:576:LYS:NZ	2.21	1.05
1:B:2176:PRO:C	1:B:2186:LEU:HD11	1.77	1.05
1:B:2281:PHE:CA	1:B:2420:LEU:HD23	1.83	1.05
1:A:1627:VAL:O	1:A:1631:HIS:N	1.90	1.04
1:B:553:CYS:O	1:B:557:TYR:CD2	2.11	1.04

*Continued on next page...*

*Continued from previous page...*

Atom-1	Atom-2	Interatomic distance (Å)	Clash overlap (Å)
1:B:2276:TRP:CD2	1:B:2368:PHE:HD1	1.51	1.04
1:D:367:ILE:O	1:D:393:LEU:CB	2.04	1.04
1:D:1627:VAL:O	1:D:1631:HIS:N	1.90	1.04
1:D:2281:PHE:HA	1:D:2420:LEU:CD2	1.79	1.04
1:D:2699:GLN:CG	1:C:2700:GLU:HG3	1.86	1.04
1:C:2143:GLU:CA	1:C:2651:LYS:HA	1.87	1.04
1:B:516:LEU:H	1:B:516:LEU:HD22	1.20	1.04
1:A:379:ASP:OD1	1:D:2722:GLN:CB	2.04	1.04
1:A:2410:GLU:O	1:A:2411:PHE:C	1.84	1.04
1:A:2465:ASP:O	1:A:2553:LEU:HD23	1.55	1.04
1:C:2379:PHE:CZ	1:C:2392:PHE:CZ	2.44	1.04
1:A:2176:PRO:O	1:A:2186:LEU:CD1	2.06	1.04
1:C:2288:ASN:OD1	1:C:2413:TYR:HB3	1.58	1.04
1:B:2143:GLU:CA	1:B:2651:LYS:HA	1.87	1.04
1:B:2144:ASP:H	1:B:2651:LYS:HB2	1.00	1.04
1:B:2609:THR:HG22	1:B:2618:ARG:HH12	0.87	1.04
1:B:2699:GLN:OE1	1:A:2700:GLU:CG	2.04	1.04
1:A:364:ILE:HG22	1:A:393:LEU:HG	1.35	1.04
1:A:2143:GLU:CA	1:A:2651:LYS:HA	1.87	1.04
1:A:2176:PRO:C	1:A:2186:LEU:HD11	1.77	1.04
1:A:2227:ILE:HD11	1:A:2246:ARG:HG3	1.36	1.04
1:D:2143:GLU:CA	1:D:2651:LYS:HA	1.87	1.04
1:D:2276:TRP:CD2	1:D:2368:PHE:HD1	1.51	1.04
1:C:2705:THR:HA	1:C:2708:LEU:CD2	1.83	1.04
1:B:379:ASP:OD1	1:A:2722:GLN:CB	2.06	1.03
1:B:553:CYS:HB3	1:B:557:TYR:HE2	0.90	1.03
1:B:2176:PRO:O	1:B:2186:LEU:CD1	2.06	1.03
1:D:2288:ASN:OD1	1:D:2413:TYR:HB3	1.58	1.03
1:B:1627:VAL:O	1:B:1631:HIS:N	1.90	1.03
1:A:516:LEU:HD22	1:A:516:LEU:H	1.20	1.03
1:D:364:ILE:HG22	1:D:393:LEU:HG	1.35	1.03
1:D:510:MET:HG3	1:D:515:ILE:HD13	1.36	1.03
1:D:2176:PRO:O	1:D:2186:LEU:CD1	2.06	1.03
1:C:367:ILE:O	1:C:393:LEU:CB	2.04	1.03
1:C:1627:VAL:O	1:C:1631:HIS:N	1.90	1.03
1:C:2465:ASP:O	1:C:2553:LEU:HD23	1.55	1.03
1:B:379:ASP:OD2	1:A:2722:GLN:CB	2.06	1.03
1:B:2700:GLU:HG3	1:C:2699:GLN:CD	1.76	1.03
1:A:553:CYS:HB3	1:A:557:TYR:HE2	0.90	1.03
1:A:2288:ASN:OD1	1:A:2413:TYR:HB3	1.58	1.03
1:D:1278:MET:O	1:D:1279:ASN:O	1.76	1.03

*Continued on next page...*

*Continued from previous page...*

Atom-1	Atom-2	Interatomic distance (Å)	Clash overlap (Å)
1:D:2388:LEU:HD23	1:D:2388:LEU:H	1.24	1.03
1:B:394:CYS:CB	1:A:2737:GLY:HA3	1.88	1.03
1:B:1278:MET:O	1:B:1279:ASN:O	1.76	1.03
1:B:2227:ILE:HD11	1:B:2246:ARG:HG3	1.36	1.03
1:D:553:CYS:O	1:D:557:TYR:CD2	2.11	1.03
1:C:553:CYS:HB3	1:C:557:TYR:HE2	0.90	1.03
1:C:553:CYS:O	1:C:557:TYR:CD2	2.11	1.03
1:B:2710:THR:HG21	1:A:2711:ASN:OD1	1.59	1.03
1:A:510:MET:HG3	1:A:515:ILE:HD13	1.36	1.03
1:A:553:CYS:O	1:A:557:TYR:CD2	2.11	1.03
1:B:2549:VAL:HG11	1:B:2573:PHE:CD2	1.91	1.02
1:D:2279:ILE:HD11	1:D:2364:ASN:HB3	1.06	1.02
1:C:2281:PHE:CA	1:C:2420:LEU:HD23	1.83	1.02
1:C:2609:THR:HG22	1:C:2618:ARG:HH12	0.87	1.02
1:B:2737:GLY:CA	1:C:394:CYS:HB3	1.88	1.02
1:D:2143:GLU:N	1:D:2651:LYS:CB	2.18	1.02
1:D:2368:PHE:HE1	1:D:2395:HIS:CE1	1.78	1.02
1:C:2176:PRO:O	1:C:2186:LEU:CD1	2.06	1.02
1:A:392:HIS:CE1	1:A:397:THR:N	2.19	1.02
1:A:2609:THR:HG22	1:A:2618:ARG:HH12	0.87	1.02
1:D:526:PRO:CB	1:D:549:PHE:CE1	2.42	1.02
1:C:1278:MET:O	1:C:1279:ASN:O	1.76	1.02
1:B:392:HIS:CE1	1:B:397:THR:N	2.19	1.02
1:B:526:PRO:CB	1:B:549:PHE:CE1	2.42	1.02
1:B:2231:THR:HG23	1:B:2232:GLU:N	1.09	1.02
1:B:2337:ILE:H	1:B:2337:ILE:HD12	1.23	1.02
1:B:2625:THR:HG22	1:B:2626:VAL:H	0.87	1.02
1:A:526:PRO:CB	1:A:549:PHE:CE1	2.42	1.02
1:D:392:HIS:CE1	1:D:397:THR:N	2.19	1.02
1:C:526:PRO:CB	1:C:549:PHE:CE1	2.42	1.02
1:C:2388:LEU:HD23	1:C:2388:LEU:H	1.24	1.02
1:C:2625:THR:HG22	1:C:2626:VAL:H	0.87	1.02
1:B:538:LEU:HD21	1:B:586:GLY:O	1.60	1.02
1:B:2240:ILE:HD11	1:B:2672:LEU:HD12	1.02	1.02
1:D:526:PRO:HB3	1:D:549:PHE:CE1	1.95	1.02
1:C:392:HIS:CE1	1:C:397:THR:N	2.19	1.02
1:B:2454:LEU:HD23	1:B:2454:LEU:H	1.23	1.01
1:A:379:ASP:OD2	1:D:2722:GLN:CB	2.07	1.01
1:C:510:MET:HG3	1:C:515:ILE:HD13	1.36	1.01
1:C:538:LEU:HD21	1:C:586:GLY:O	1.60	1.01
1:B:538:LEU:CG	1:B:586:GLY:CA	2.22	1.01

*Continued on next page...*

*Continued from previous page...*

Atom-1	Atom-2	Interatomic distance (Å)	Clash overlap (Å)
1:A:526:PRO:HB3	1:A:549:PHE:CE1	1.95	1.01
1:A:2143:GLU:N	1:A:2651:LYS:CB	2.18	1.01
1:A:2388:LEU:HD23	1:A:2388:LEU:H	1.24	1.01
1:A:2454:LEU:HD23	1:A:2454:LEU:H	1.23	1.01
1:B:510:MET:HG3	1:B:515:ILE:HD13	1.36	1.01
1:B:2243:PHE:CE1	1:B:2612:PHE:CZ	2.40	1.01
1:B:2288:ASN:OD1	1:B:2413:TYR:HB3	1.58	1.01
1:B:2465:ASP:O	1:B:2553:LEU:HD23	1.55	1.01
1:D:2609:THR:HG22	1:D:2618:ARG:HH12	0.87	1.01
1:D:2609:THR:HB	1:D:2618:ARG:HH11	1.24	1.01
1:C:2279:ILE:HD11	1:C:2364:ASN:HB3	1.06	1.01
1:B:2401:ILE:HD11	1:B:2416:LEU:HB2	1.43	1.01
1:A:1278:MET:O	1:A:1279:ASN:O	1.76	1.01
1:A:2240:ILE:HD11	1:A:2672:LEU:HD12	1.02	1.01
1:A:2609:THR:HB	1:A:2618:ARG:HH11	1.24	1.01
1:D:80:ALA:O	1:D:81:ASN:OD1	1.79	1.01
1:B:2279:ILE:HD11	1:B:2364:ASN:HB3	1.06	1.01
1:A:2401:ILE:HD11	1:A:2416:LEU:HB2	1.43	1.01
1:A:2699:GLN:CD	1:D:2700:GLU:HG2	1.81	1.01
1:B:2388:LEU:HD23	1:B:2388:LEU:H	1.24	1.00
1:A:2227:ILE:HD11	1:A:2246:ARG:HG2	1.18	1.00
1:A:2279:ILE:HD11	1:A:2364:ASN:HB3	1.06	1.00
1:D:553:CYS:O	1:D:557:TYR:HD2	1.43	1.00
1:B:526:PRO:HB3	1:B:549:PHE:CE1	1.95	1.00
1:B:2143:GLU:N	1:B:2651:LYS:CB	2.18	1.00
1:B:2707:LYS:HD3	1:C:2706:MET:HG2	1.14	1.00
1:A:80:ALA:O	1:A:81:ASN:OD1	1.79	1.00
1:D:2454:LEU:HD23	1:D:2454:LEU:H	1.23	1.00
1:D:2465:ASP:O	1:D:2553:LEU:HD23	1.55	1.00
1:B:2699:GLN:HG2	1:A:2700:GLU:HG3	1.40	1.00
1:D:379:ASP:OD1	1:C:2722:GLN:CB	2.08	1.00
1:D:538:LEU:HD21	1:D:586:GLY:O	1.60	1.00
1:C:526:PRO:HB3	1:C:549:PHE:CE1	1.95	1.00
1:B:520:PHE:CZ	1:B:576:LYS:HE2	1.96	1.00
1:A:538:LEU:HD21	1:A:586:GLY:O	1.60	1.00
1:A:2625:THR:HG22	1:A:2626:VAL:H	0.87	1.00
1:D:364:ILE:HD12	1:C:2736:LEU:CB	1.68	1.00
1:D:510:MET:HG2	1:D:516:LEU:HD11	1.43	1.00
1:C:2454:LEU:HD23	1:C:2454:LEU:H	1.23	1.00
1:B:2699:GLN:CD	1:A:2700:GLU:HG3	1.80	1.00
1:B:2722:GLN:CB	1:C:379:ASP:OD1	2.08	1.00

*Continued on next page...*

Continued from previous page...

Atom-1	Atom-2	Interatomic distance (Å)	Clash overlap (Å)
1:A:2706:MET:HB3	1:D:2707:LYS:HD3	1.40	1.00
1:D:2625:THR:HG22	1:D:2626:VAL:H	0.87	1.00
1:C:553:CYS:O	1:C:557:TYR:HD2	1.43	1.00
1:B:2188:PHE:O	1:B:2191:LYS:HB3	1.62	1.00
1:D:2549:VAL:HG11	1:D:2573:PHE:CD2	1.91	1.00
1:A:2188:PHE:O	1:A:2191:LYS:HB3	1.62	1.00
1:D:2188:PHE:O	1:D:2191:LYS:HB3	1.62	1.00
1:C:510:MET:HG2	1:C:516:LEU:HD11	1.43	1.00
1:C:2337:ILE:HD12	1:C:2337:ILE:H	1.23	1.00
1:D:2240:ILE:HD11	1:D:2672:LEU:HD12	1.02	0.99
1:B:364:ILE:HD11	1:A:2736:LEU:CA	1.92	0.99
1:A:553:CYS:O	1:A:557:TYR:HD2	1.43	0.99
1:A:2337:ILE:H	1:A:2337:ILE:HD12	1.23	0.99
1:D:2705:THR:HA	1:D:2708:LEU:CD2	1.83	0.99
1:C:2276:TRP:CD2	1:C:2368:PHE:CE1	2.51	0.99
1:D:2276:TRP:CD2	1:D:2368:PHE:CE1	2.50	0.99
1:D:2337:ILE:H	1:D:2337:ILE:HD12	1.23	0.99
1:C:80:ALA:O	1:C:81:ASN:OD1	1.79	0.99
1:C:2625:THR:CG2	1:C:2626:VAL:N	2.09	0.99
1:B:2737:GLY:HA3	1:C:394:CYS:CB	1.93	0.99
1:C:2240:ILE:HD11	1:C:2672:LEU:HD12	1.02	0.99
1:A:2625:THR:HG22	1:A:2626:VAL:N	1.60	0.99
1:D:2276:TRP:CH2	1:D:2395:HIS:CG	2.51	0.99
1:C:2401:ILE:HD11	1:C:2416:LEU:HB2	1.43	0.99
1:D:394:CYS:HB3	1:C:2737:GLY:HA3	1.43	0.99
1:D:2227:ILE:CG2	1:D:2638:MET:CE	2.41	0.99
1:C:2276:TRP:CH2	1:C:2395:HIS:CG	2.51	0.99
1:D:520:PHE:CZ	1:D:576:LYS:HE2	1.96	0.99
1:B:2609:THR:HB	1:B:2618:ARG:HH11	1.24	0.99
1:B:510:MET:HG2	1:B:516:LEU:HD11	1.43	0.99
1:A:2706:MET:HG2	1:D:2707:LYS:CG	1.91	0.99
1:B:80:ALA:O	1:B:81:ASN:OD1	1.79	0.98
1:D:2699:GLN:HG2	1:C:2700:GLU:HG3	1.44	0.98
1:A:2549:VAL:HG11	1:A:2573:PHE:CD2	1.91	0.98
1:D:2143:GLU:H	1:D:2651:LYS:CB	1.76	0.98
1:D:2401:ILE:HD11	1:D:2416:LEU:HB2	1.43	0.98
1:C:2345:ILE:CB	1:C:2353:THR:CG2	2.34	0.98
1:B:553:CYS:O	1:B:557:TYR:HD2	1.43	0.98
1:D:1198:ARG:O	1:D:1200:GLN:N	1.97	0.98
1:C:2609:THR:HB	1:C:2618:ARG:HH11	1.24	0.98
1:A:2227:ILE:CG2	1:A:2638:MET:CE	2.41	0.98

Continued on next page...



*Continued from previous page...*

Atom-1	Atom-2	Interatomic distance (Å)	Clash overlap (Å)
1:C:2188:PHE:O	1:C:2191:LYS:HB3	1.62	0.98
1:B:2276:TRP:CD2	1:B:2368:PHE:CE1	2.51	0.98
1:B:2368:PHE:HE1	1:B:2395:HIS:CE1	1.78	0.98
1:A:2609:THR:HA	1:A:2618:ARG:NE	1.79	0.98
1:A:510:MET:HG2	1:A:516:LEU:HD11	1.43	0.98
1:A:2276:TRP:CD2	1:A:2368:PHE:CE1	2.50	0.98
1:A:2710:THR:HG21	1:D:2711:ASN:OD1	1.63	0.98
1:B:2281:PHE:HA	1:B:2420:LEU:HD23	0.98	0.98
1:A:2276:TRP:CH2	1:A:2395:HIS:CG	2.51	0.98
1:D:364:ILE:HD11	1:C:2736:LEU:HG	1.39	0.98
1:D:2345:ILE:CB	1:D:2353:THR:CG2	2.34	0.98
1:C:391:ARG:HD3	1:C:396:ASN:HB3	1.43	0.98
1:C:2227:ILE:CG2	1:C:2638:MET:CE	2.41	0.98
1:B:391:ARG:HD3	1:B:396:ASN:HB3	1.43	0.98
1:B:2276:TRP:CH2	1:B:2395:HIS:CG	2.51	0.98
1:A:1198:ARG:O	1:A:1200:GLN:N	1.97	0.98
1:D:2466:ASP:O	1:D:2553:LEU:O	1.82	0.98
1:B:2227:ILE:CG2	1:B:2638:MET:CE	2.41	0.98
1:A:394:CYS:CB	1:D:2737:GLY:HA3	1.94	0.98
1:C:2281:PHE:HA	1:C:2420:LEU:HD23	0.98	0.98
1:B:364:ILE:HG13	1:A:2736:LEU:C	1.83	0.97
1:B:2227:ILE:CG2	1:B:2638:MET:HE1	1.93	0.97
1:C:2609:THR:HA	1:C:2618:ARG:NE	1.79	0.97
1:B:2219:LEU:CG	1:B:2220:THR:N	2.25	0.97
1:D:391:ARG:HD3	1:D:396:ASN:HB3	1.43	0.97
1:C:2466:ASP:O	1:C:2553:LEU:O	1.82	0.97
1:B:2365:LYS:HA	1:B:2368:PHE:CE2	2.00	0.97
1:D:2699:GLN:CD	1:C:2700:GLU:CG	2.31	0.97
1:B:1198:ARG:O	1:B:1200:GLN:N	1.97	0.97
1:C:538:LEU:HD21	1:C:586:GLY:HA3	1.36	0.97
1:A:520:PHE:CZ	1:A:576:LYS:HE2	1.96	0.97
1:A:520:PHE:CE2	1:A:576:LYS:HE2	1.99	0.97
1:D:2699:GLN:OE1	1:C:2700:GLU:CG	2.13	0.97
1:C:1278:MET:O	1:C:1279:ASN:C	2.03	0.97
1:C:2143:GLU:H	1:C:2651:LYS:CB	1.76	0.97
1:A:394:CYS:HB3	1:D:2737:GLY:CA	1.93	0.97
1:C:538:LEU:CG	1:C:586:GLY:CA	2.22	0.97
1:C:520:PHE:CZ	1:C:576:LYS:HE2	1.96	0.97
1:B:2227:ILE:HD11	1:B:2246:ARG:HG2	1.18	0.97
1:A:2695:LEU:HD23	1:A:2698:LEU:HD13	1.47	0.97
1:D:2622:ASP:OD2	1:D:2631:HIS:ND1	1.98	0.97

*Continued on next page...*



Continued from previous page...

Atom-1	Atom-2	Interatomic distance (Å)	Clash overlap (Å)
1:C:2285:VAL:HG12	1:C:2417:LEU:HD23	1.47	0.97
1:B:520:PHE:CE2	1:B:576:LYS:HE2	1.99	0.97
1:B:2143:GLU:H	1:B:2651:LYS:CB	1.76	0.97
1:B:2379:PHE:CE1	1:B:2392:PHE:CE1	2.52	0.97
1:B:2609:THR:HA	1:B:2618:ARG:NE	1.79	0.97
1:B:2622:ASP:OD2	1:B:2631:HIS:ND1	1.98	0.97
1:A:1791:SER:O	1:A:1795:VAL:N	1.98	0.97
1:A:2451:LEU:HA	1:A:2454:LEU:HD21	1.47	0.97
1:D:2710:THR:HG21	1:C:2711:ASN:OD1	1.64	0.97
1:D:2281:PHE:HA	1:D:2420:LEU:HD23	0.98	0.97
1:A:2625:THR:O	1:A:2626:VAL:C	2.00	0.96
1:D:520:PHE:CE2	1:D:576:LYS:HE2	1.99	0.96
1:D:2379:PHE:CE1	1:D:2392:PHE:CE1	2.52	0.96
1:D:2625:THR:O	1:D:2626:VAL:C	2.00	0.96
1:C:392:HIS:ND1	1:C:397:THR:N	2.13	0.96
1:C:520:PHE:CE2	1:C:576:LYS:HE2	1.99	0.96
1:B:2451:LEU:HA	1:B:2454:LEU:HD21	1.46	0.96
1:B:2625:THR:CG2	1:B:2626:VAL:N	2.09	0.96
1:A:2466:ASP:O	1:A:2553:LEU:O	1.82	0.96
1:D:2549:VAL:HG13	1:D:2550:GLY:N	1.79	0.96
1:C:2219:LEU:CG	1:C:2220:THR:N	2.26	0.96
1:B:2711:ASN:OD1	1:C:2710:THR:HG21	1.65	0.96
1:A:530:CYS:HB2	1:A:541:LEU:CD1	1.95	0.96
1:A:2281:PHE:HA	1:A:2420:LEU:HD23	0.98	0.96
1:A:2365:LYS:HA	1:A:2368:PHE:CE2	2.00	0.96
1:A:2368:PHE:HE1	1:A:2395:HIS:CE1	1.78	0.96
1:D:394:CYS:CB	1:C:2737:GLY:CA	2.41	0.96
1:C:2372:PHE:CZ	1:C:2391:GLU:HG2	2.01	0.96
1:C:2379:PHE:CE1	1:C:2392:PHE:CE1	2.52	0.96
1:B:2625:THR:O	1:B:2626:VAL:C	2.00	0.96
1:B:2466:ASP:O	1:B:2553:LEU:O	1.82	0.96
1:B:2695:LEU:HD23	1:B:2698:LEU:HD13	1.47	0.96
1:D:2609:THR:HA	1:D:2618:ARG:NE	1.79	0.96
1:D:2705:THR:O	1:D:2709:VAL:HG22	1.65	0.96
1:C:530:CYS:HB2	1:C:541:LEU:CD1	1.95	0.96
1:B:2372:PHE:CZ	1:B:2391:GLU:HG2	2.01	0.96
1:B:2699:GLN:CD	1:A:2700:GLU:HG2	1.85	0.96
1:C:1198:ARG:O	1:C:1200:GLN:N	1.97	0.96
1:B:1278:MET:O	1:B:1279:ASN:C	2.03	0.96
1:C:461:GLU:HG3	1:C:525:ALA:O	1.65	0.96
1:B:461:GLU:HG3	1:B:525:ALA:O	1.65	0.96

Continued on next page...

*Continued from previous page...*

Atom-1	Atom-2	Interatomic distance (Å)	Clash overlap (Å)
1:A:2379:PHE:CE1	1:A:2392:PHE:CE1	2.52	0.96
1:A:2622:ASP:OD2	1:A:2631:HIS:ND1	1.98	0.96
1:D:364:ILE:HD11	1:C:2736:LEU:CA	1.95	0.96
1:D:1791:SER:O	1:D:1795:VAL:N	1.98	0.96
1:C:2705:THR:O	1:C:2709:VAL:HG22	1.65	0.96
1:C:1791:SER:O	1:C:1795:VAL:N	1.98	0.96
1:C:2365:LYS:HA	1:C:2368:PHE:CE2	2.00	0.96
1:B:510:MET:HG3	1:B:515:ILE:HD12	1.09	0.95
1:B:530:CYS:HB2	1:B:541:LEU:CD1	1.95	0.95
1:D:530:CYS:HB2	1:D:541:LEU:CD1	1.95	0.95
1:D:2285:VAL:HG12	1:D:2417:LEU:HD23	1.47	0.95
1:B:2549:VAL:HG13	1:B:2550:GLY:N	1.79	0.95
1:A:391:ARG:HD3	1:A:396:ASN:HB3	1.43	0.95
1:D:538:LEU:CG	1:D:586:GLY:CA	2.22	0.95
1:C:2622:ASP:OD2	1:C:2631:HIS:ND1	1.98	0.95
1:D:2365:LYS:HA	1:D:2368:PHE:CE2	2.00	0.95
1:C:2549:VAL:HG13	1:C:2550:GLY:N	1.79	0.95
1:C:2227:ILE:CG2	1:C:2638:MET:HE1	1.96	0.95
1:B:364:ILE:HD11	1:A:2736:LEU:HG	1.47	0.95
1:D:2372:PHE:CZ	1:D:2391:GLU:HG2	2.01	0.95
1:A:538:LEU:CG	1:A:586:GLY:CA	2.22	0.95
1:A:461:GLU:HG3	1:A:525:ALA:O	1.65	0.95
1:A:2372:PHE:CZ	1:A:2391:GLU:HG2	2.01	0.95
1:D:2695:LEU:HD23	1:D:2698:LEU:HD13	1.47	0.95
1:C:2549:VAL:HG11	1:C:2573:PHE:CD2	1.91	0.95
1:B:2285:VAL:HG12	1:B:2417:LEU:HD23	1.47	0.95
1:B:2550:GLY:CA	1:B:2570:ASP:OD1	2.15	0.94
1:A:364:ILE:HD11	1:D:2736:LEU:HG	1.47	0.94
1:B:394:CYS:HB3	1:A:2737:GLY:HA3	1.46	0.94
1:A:2549:VAL:HG13	1:A:2550:GLY:N	1.79	0.94
1:A:2227:ILE:CG2	1:A:2638:MET:HE1	1.96	0.94
1:B:2292:ALA:HB2	1:A:2453:TYR:OH	1.66	0.94
1:B:2700:GLU:HG3	1:C:2699:GLN:OE1	1.63	0.94
1:D:461:GLU:HG3	1:D:525:ALA:O	1.65	0.94
1:B:2704:SER:O	1:B:2708:LEU:CG	2.15	0.94
1:A:510:MET:HG3	1:A:515:ILE:HD12	1.09	0.94
1:A:2285:VAL:HG12	1:A:2417:LEU:HD23	1.47	0.94
1:A:2705:THR:O	1:A:2709:VAL:HG22	1.65	0.94
1:A:1278:MET:O	1:A:1279:ASN:C	2.03	0.94
1:A:2704:SER:O	1:A:2708:LEU:CG	2.15	0.94
1:D:394:CYS:HB3	1:C:2737:GLY:HA2	1.48	0.94

*Continued on next page...*

*Continued from previous page...*

Atom-1	Atom-2	Interatomic distance (Å)	Clash overlap (Å)
1:C:2451:LEU:HA	1:C:2454:LEU:HD21	1.47	0.94
1:B:2706:MET:HB3	1:A:2707:LYS:HD3	1.48	0.94
1:B:2707:LYS:HD3	1:C:2706:MET:HB3	1.49	0.94
1:A:2550:GLY:CA	1:A:2570:ASP:OD1	2.15	0.94
1:B:1791:SER:O	1:B:1795:VAL:N	1.98	0.94
1:A:2219:LEU:CG	1:A:2220:THR:N	2.26	0.94
1:A:2699:GLN:HG2	1:D:2700:GLU:HG3	1.48	0.94
1:C:2550:GLY:CA	1:C:2570:ASP:OD1	2.15	0.94
1:A:461:GLU:HG3	1:A:525:ALA:C	1.89	0.94
1:A:2345:ILE:CD1	1:A:2353:THR:HG21	1.98	0.94
1:C:2704:SER:O	1:C:2708:LEU:CG	2.15	0.94
1:D:2345:ILE:CD1	1:D:2353:THR:HG21	1.98	0.94
1:C:2368:PHE:HE1	1:C:2395:HIS:CE1	1.78	0.94
1:B:364:ILE:CG2	1:B:393:LEU:HG	1.98	0.93
1:B:2706:MET:CG	1:A:2707:LYS:CG	2.43	0.93
1:A:2266:LEU:H	1:A:2266:LEU:HD12	1.33	0.93
1:D:2451:LEU:HA	1:D:2454:LEU:HD21	1.47	0.93
1:C:461:GLU:HG3	1:C:525:ALA:C	1.89	0.93
1:B:2288:ASN:HD21	1:B:2414:SER:N	1.65	0.93
1:D:364:ILE:CG2	1:D:393:LEU:HG	1.98	0.93
1:D:2550:GLY:CA	1:D:2570:ASP:OD1	2.15	0.93
1:D:2704:SER:O	1:D:2708:LEU:CG	2.15	0.93
1:B:2345:ILE:CB	1:B:2353:THR:CG2	2.34	0.93
1:D:2219:LEU:CD2	1:D:2220:THR:HG22	1.99	0.93
1:B:2705:THR:O	1:B:2709:VAL:HG22	1.65	0.93
1:A:364:ILE:HG13	1:D:2736:LEU:C	1.87	0.93
1:A:2219:LEU:CD2	1:A:2220:THR:HG22	1.99	0.93
1:A:2288:ASN:HD21	1:A:2414:SER:N	1.65	0.93
1:A:2705:THR:HA	1:A:2708:LEU:CD2	1.83	0.93
1:D:461:GLU:HG3	1:D:525:ALA:C	1.89	0.93
1:D:2288:ASN:HD21	1:D:2414:SER:N	1.65	0.93
1:B:461:GLU:HG3	1:B:525:ALA:C	1.89	0.93
1:B:2453:TYR:OH	1:C:2292:ALA:HB2	1.66	0.93
1:D:364:ILE:HG13	1:C:2736:LEU:C	1.88	0.93
1:C:364:ILE:CG2	1:C:393:LEU:HG	1.98	0.93
1:C:2406:LEU:CD2	1:C:2407:PHE:CE2	2.52	0.93
1:A:538:LEU:HD21	1:A:586:GLY:HA3	1.35	0.93
1:A:2143:GLU:H	1:A:2651:LYS:CB	1.76	0.93
1:C:66:TYR:HB3	1:C:156:ASN:O	1.68	0.93
1:C:2345:ILE:CD1	1:C:2353:THR:HG21	1.98	0.93
1:C:2625:THR:O	1:C:2626:VAL:C	2.00	0.93

*Continued on next page...*

*Continued from previous page...*

Atom-1	Atom-2	Interatomic distance (Å)	Clash overlap (Å)
1:C:2695:LEU:HD23	1:C:2698:LEU:HD13	1.47	0.93
1:B:66:TYR:HB3	1:B:156:ASN:O	1.68	0.93
1:D:2625:THR:CG2	1:D:2626:VAL:N	2.09	0.93
1:C:2288:ASN:HD21	1:C:2414:SER:N	1.65	0.93
1:A:2279:ILE:HD12	1:A:2364:ASN:HB2	1.51	0.93
1:D:2406:LEU:CD2	1:D:2407:PHE:CE2	2.52	0.93
1:D:2618:ARG:HG3	1:D:2628:PHE:HE1	1.12	0.93
1:B:2279:ILE:HD12	1:B:2364:ASN:HB2	1.51	0.93
1:A:2143:GLU:CA	1:A:2651:LYS:HB2	1.97	0.93
1:B:2345:ILE:CD1	1:B:2353:THR:HG21	1.98	0.93
1:B:302:LEU:O	1:B:367:ILE:HG23	1.69	0.92
1:B:2700:GLU:HG3	1:C:2699:GLN:HG2	1.49	0.92
1:D:301:SER:OG	1:D:303:PHE:CE1	2.09	0.92
1:D:1278:MET:O	1:D:1279:ASN:C	2.03	0.92
1:A:66:TYR:HB3	1:A:156:ASN:O	1.68	0.92
1:A:364:ILE:CG2	1:A:393:LEU:HG	1.98	0.92
1:D:2266:LEU:H	1:D:2266:LEU:HD12	1.33	0.92
1:D:2379:PHE:CZ	1:D:2392:PHE:CE1	2.57	0.92
1:C:2176:PRO:O	1:C:2186:LEU:HD13	1.69	0.92
1:D:2219:LEU:CG	1:D:2220:THR:N	2.26	0.92
1:C:302:LEU:O	1:C:367:ILE:HG23	1.69	0.92
1:B:2176:PRO:O	1:B:2186:LEU:HD13	1.70	0.92
1:B:2398:TYR:CD1	1:B:2416:LEU:CD2	2.53	0.92
1:A:2345:ILE:CB	1:A:2353:THR:CG2	2.34	0.92
1:D:2227:ILE:CG2	1:D:2638:MET:HE1	1.98	0.92
1:B:2219:LEU:CD2	1:B:2220:THR:HG22	1.99	0.92
1:C:514:ASN:HB3	1:C:517:LYS:CD	2.00	0.92
1:B:2279:ILE:HD12	1:B:2364:ASN:HB3	0.95	0.92
1:B:2379:PHE:CZ	1:B:2392:PHE:CE1	2.57	0.92
1:A:364:ILE:HD13	1:D:2736:LEU:HD23	1.52	0.92
1:C:2336:LEU:HD22	1:C:2336:LEU:H	1.34	0.92
1:B:2700:GLU:HG2	1:C:2699:GLN:CD	1.89	0.92
1:A:2398:TYR:CD1	1:A:2416:LEU:CD2	2.53	0.92
1:C:530:CYS:SG	1:C:541:LEU:HG	2.10	0.92
1:C:2219:LEU:CD2	1:C:2220:THR:HG22	1.99	0.92
1:B:538:LEU:HD21	1:B:586:GLY:HA3	1.35	0.92
1:A:2272:ASN:ND2	1:A:2367:ILE:CG2	2.33	0.92
1:B:2699:GLN:OE1	1:A:2700:GLU:HG3	1.70	0.92
1:A:2406:LEU:HD23	1:A:2407:PHE:HE2	1.11	0.92
1:D:2176:PRO:C	1:D:2186:LEU:CD1	2.39	0.92
1:B:2272:ASN:ND2	1:B:2367:ILE:CG2	2.33	0.91

*Continued on next page...*

*Continued from previous page...*

Atom-1	Atom-2	Interatomic distance (Å)	Clash overlap (Å)
1:A:2379:PHE:CZ	1:A:2392:PHE:CE1	2.57	0.91
1:C:301:SER:OG	1:C:303:PHE:CE1	2.09	0.91
1:C:1979:ASN:O	1:C:1981:ASN:N	2.03	0.91
1:B:364:ILE:HD13	1:A:2736:LEU:HB3	1.52	0.91
1:B:530:CYS:SG	1:B:541:LEU:HG	2.10	0.91
1:B:2736:LEU:CA	1:C:364:ILE:HD11	2.00	0.91
1:A:2406:LEU:CD2	1:A:2407:PHE:CE2	2.52	0.91
1:D:2398:TYR:CD1	1:D:2416:LEU:CD2	2.53	0.91
1:C:2272:ASN:ND2	1:C:2367:ILE:CG2	2.33	0.91
1:B:514:ASN:HB3	1:B:517:LYS:CD	2.00	0.91
1:B:2176:PRO:C	1:B:2186:LEU:CD1	2.39	0.91
1:A:301:SER:OG	1:A:303:PHE:CG	2.07	0.91
1:A:514:ASN:HB3	1:A:517:LYS:CD	2.00	0.91
1:D:364:ILE:HG21	1:C:2737:GLY:HA2	1.51	0.91
1:D:392:HIS:ND1	1:D:397:THR:N	2.13	0.91
1:D:2272:ASN:ND2	1:D:2367:ILE:CG2	2.33	0.91
1:A:392:HIS:ND1	1:A:397:THR:N	2.13	0.91
1:A:521:LYS:HB2	1:A:521:LYS:NZ	1.86	0.91
1:D:514:ASN:HB3	1:D:517:LYS:CD	2.00	0.91
1:B:1979:ASN:O	1:B:1981:ASN:N	2.03	0.91
1:B:2736:LEU:C	1:C:364:ILE:HG13	1.90	0.91
1:B:2736:LEU:HG	1:C:364:ILE:HD11	1.48	0.91
1:C:2187:GLU:O	1:C:2190:ALA:CB	2.19	0.91
1:C:2266:LEU:H	1:C:2266:LEU:HD12	1.33	0.91
1:B:364:ILE:HG21	1:A:2737:GLY:HA2	1.50	0.91
1:B:2266:LEU:H	1:B:2266:LEU:HD12	1.33	0.91
1:A:526:PRO:HB2	1:A:549:PHE:CE1	2.05	0.91
1:A:2618:ARG:HG3	1:A:2628:PHE:HE1	1.12	0.91
1:D:530:CYS:SG	1:D:541:LEU:HG	2.10	0.91
1:B:2187:GLU:O	1:B:2190:ALA:CB	2.19	0.91
1:A:1979:ASN:O	1:A:1981:ASN:N	2.03	0.91
1:D:2187:GLU:O	1:D:2190:ALA:CB	2.19	0.91
1:B:1631:HIS:O	1:B:1634:GLU:C	2.10	0.91
1:B:2336:LEU:HD22	1:B:2336:LEU:H	1.34	0.91
1:A:302:LEU:O	1:A:367:ILE:HG23	1.69	0.91
1:A:2176:PRO:O	1:A:2186:LEU:HD13	1.70	0.91
1:D:2336:LEU:H	1:D:2336:LEU:HD22	1.34	0.91
1:D:2699:GLN:CD	1:C:2700:GLU:HG3	1.87	0.91
1:B:392:HIS:ND1	1:B:397:THR:N	2.13	0.91
1:B:526:PRO:HB2	1:B:549:PHE:CE1	2.05	0.91
1:B:2406:LEU:CD2	1:B:2407:PHE:CE2	2.52	0.91

*Continued on next page...*

Continued from previous page...

Atom-1	Atom-2	Interatomic distance (Å)	Clash overlap (Å)
1:D:1631:HIS:O	1:D:1634:GLU:C	2.10	0.91
1:D:1979:ASN:O	1:D:1981:ASN:N	2.03	0.91
1:A:2698:LEU:HD23	1:A:2698:LEU:H	1.36	0.90
1:D:302:LEU:O	1:D:367:ILE:HG23	1.69	0.90
1:C:2379:PHE:CZ	1:C:2392:PHE:CE1	2.57	0.90
1:A:530:CYS:SG	1:A:541:LEU:HG	2.10	0.90
1:A:2187:GLU:O	1:A:2190:ALA:CB	2.19	0.90
1:A:2706:MET:HG2	1:D:2707:LYS:HE3	1.53	0.90
1:D:66:TYR:HB3	1:D:156:ASN:O	1.68	0.90
1:D:2279:ILE:HD12	1:D:2364:ASN:HB2	1.51	0.90
1:B:514:ASN:CB	1:B:517:LYS:HD3	2.02	0.90
1:B:2144:ASP:CA	1:B:2652:ASP:HB2	2.02	0.90
1:D:2549:VAL:CG1	1:D:2550:GLY:H	1.85	0.90
1:A:2404:MET:HB3	1:A:2412:PHE:CE2	2.07	0.90
1:A:2144:ASP:CA	1:A:2652:ASP:HB2	2.02	0.90
1:A:2176:PRO:C	1:A:2186:LEU:CD1	2.39	0.90
1:A:2365:LYS:HD2	1:A:2399:LEU:HB2	1.53	0.90
1:D:461:GLU:CG	1:D:525:ALA:O	2.20	0.90
1:D:2404:MET:HB3	1:D:2412:PHE:CE2	2.07	0.90
1:C:2549:VAL:CG1	1:C:2550:GLY:H	1.85	0.90
1:C:1631:HIS:O	1:C:1634:GLU:C	2.10	0.90
1:C:2398:TYR:CD1	1:C:2416:LEU:CD2	2.53	0.90
1:A:461:GLU:CG	1:A:525:ALA:O	2.20	0.90
1:C:514:ASN:CB	1:C:517:LYS:HD3	2.02	0.90
1:B:2406:LEU:HD23	1:B:2407:PHE:HE2	1.11	0.90
1:A:2625:THR:O	1:A:2627:THR:N	2.05	0.90
1:D:2625:THR:O	1:D:2627:THR:N	2.05	0.90
1:B:2365:LYS:HD2	1:B:2399:LEU:HB2	1.52	0.90
1:A:2345:ILE:HD12	1:A:2353:THR:HG21	1.54	0.90
1:D:2276:TRP:CE2	1:D:2368:PHE:CE1	2.60	0.90
1:C:2365:LYS:HD2	1:C:2399:LEU:HB2	1.52	0.90
1:A:514:ASN:CB	1:A:517:LYS:HD3	2.02	0.89
1:D:2365:LYS:HD2	1:D:2399:LEU:HB2	1.52	0.89
1:C:521:LYS:HB2	1:C:521:LYS:NZ	1.86	0.89
1:C:2176:PRO:C	1:C:2186:LEU:CD1	2.39	0.89
1:B:2372:PHE:CZ	1:B:2391:GLU:CG	2.56	0.89
1:B:2705:THR:HA	1:B:2708:LEU:CD2	1.83	0.89
1:A:2276:TRP:CE2	1:A:2368:PHE:CE1	2.60	0.89
1:D:521:LYS:HB2	1:D:521:LYS:NZ	1.85	0.89
1:A:2336:LEU:H	1:A:2336:LEU:HD22	1.34	0.89
1:D:2176:PRO:O	1:D:2186:LEU:HD13	1.70	0.89

Continued on next page...

*Continued from previous page...*

Atom-1	Atom-2	Interatomic distance (Å)	Clash overlap (Å)
1:D:2698:LEU:HD23	1:D:2698:LEU:H	1.36	0.89
1:C:2144:ASP:CA	1:C:2652:ASP:HB2	2.02	0.89
1:C:2345:ILE:HD12	1:C:2353:THR:HG21	1.55	0.89
1:A:364:ILE:HD12	1:D:2736:LEU:CB	1.71	0.89
1:C:461:GLU:CG	1:C:525:ALA:O	2.20	0.89
1:C:526:PRO:HB2	1:C:549:PHE:CE1	2.05	0.89
1:B:2404:MET:HB3	1:B:2412:PHE:CE2	2.07	0.89
1:D:2144:ASP:CA	1:D:2652:ASP:HB2	2.02	0.89
1:C:2143:GLU:CA	1:C:2651:LYS:HB2	1.97	0.89
1:C:2361:ASN:OD1	1:C:2402:CYS:SG	2.31	0.89
1:C:2698:LEU:HD23	1:C:2698:LEU:H	1.36	0.89
1:B:2549:VAL:CG1	1:B:2550:GLY:H	1.85	0.89
1:B:2625:THR:O	1:B:2627:THR:N	2.05	0.89
1:A:1631:HIS:O	1:A:1634:GLU:C	2.10	0.89
1:C:2276:TRP:CE2	1:C:2368:PHE:CE1	2.60	0.89
1:C:2625:THR:O	1:C:2627:THR:N	2.05	0.89
1:B:2243:PHE:HE1	1:B:2612:PHE:CE2	1.89	0.89
1:A:2549:VAL:CG1	1:A:2550:GLY:H	1.85	0.89
1:C:2404:MET:HB3	1:C:2412:PHE:CE2	2.07	0.89
1:B:2143:GLU:CA	1:B:2651:LYS:HB2	1.97	0.89
1:B:2345:ILE:HD12	1:B:2353:THR:HG21	1.55	0.89
1:D:2372:PHE:CZ	1:D:2391:GLU:CG	2.56	0.89
1:D:72:PHE:HD1	1:D:92:LEU:HD13	1.39	0.88
1:D:2345:ILE:HD12	1:D:2353:THR:HG21	1.55	0.88
1:C:2618:ARG:HG3	1:C:2628:PHE:HE1	1.12	0.88
1:B:2699:GLN:CG	1:A:2700:GLU:CG	2.51	0.88
1:B:2706:MET:O	1:B:2710:THR:OG1	1.92	0.88
1:A:1994:LYS:O	1:A:1996:ASN:N	2.07	0.88
1:D:2706:MET:CG	1:C:2707:LYS:HG3	2.01	0.88
1:C:2372:PHE:CZ	1:C:2391:GLU:CG	2.56	0.88
1:A:2625:THR:CG2	1:A:2626:VAL:N	2.09	0.88
1:B:2276:TRP:CE2	1:B:2368:PHE:CE1	2.60	0.88
1:D:514:ASN:CB	1:D:517:LYS:HD3	2.02	0.88
1:D:1994:LYS:O	1:D:1996:ASN:N	2.07	0.88
1:B:2361:ASN:OD1	1:B:2402:CYS:SG	2.31	0.88
1:A:2361:ASN:OD1	1:A:2402:CYS:SG	2.31	0.88
1:D:2361:ASN:OD1	1:D:2402:CYS:SG	2.31	0.88
1:B:461:GLU:CG	1:B:525:ALA:O	2.20	0.88
1:C:2276:TRP:CB	1:C:2368:PHE:CG	2.57	0.88
1:A:72:PHE:HD1	1:A:92:LEU:HD13	1.39	0.88
1:A:364:ILE:HD11	1:D:2736:LEU:CA	2.03	0.88

*Continued on next page...*



*Continued from previous page...*

Atom-1	Atom-2	Interatomic distance (Å)	Clash overlap (Å)
1:D:2243:PHE:HE1	1:D:2612:PHE:CE2	1.88	0.88
1:A:2372:PHE:CZ	1:A:2391:GLU:CG	2.56	0.88
1:D:2227:ILE:CG2	1:D:2638:MET:HE2	2.04	0.88
1:B:72:PHE:HD1	1:B:92:LEU:HD13	1.38	0.88
1:D:2276:TRP:CB	1:D:2368:PHE:CG	2.57	0.88
1:B:521:LYS:HB2	1:B:521:LYS:NZ	1.86	0.87
1:A:2706:MET:O	1:A:2710:THR:OG1	1.92	0.87
1:C:2358:GLY:HA2	1:C:2413:TYR:OH	1.74	0.87
1:B:2411:PHE:CE2	1:B:2412:PHE:CE2	2.63	0.87
1:A:2276:TRP:CB	1:A:2368:PHE:CG	2.57	0.87
1:D:364:ILE:HD13	1:C:2736:LEU:HD23	1.55	0.87
1:D:538:LEU:HD21	1:D:586:GLY:HA3	1.36	0.87
1:B:394:CYS:CB	1:A:2737:GLY:CA	2.49	0.87
1:B:2276:TRP:CB	1:B:2368:PHE:CG	2.57	0.87
1:B:2706:MET:CG	1:A:2707:LYS:HG3	2.03	0.87
1:D:2411:PHE:CE2	1:D:2412:PHE:CE2	2.62	0.87
1:B:1876:THR:O	1:A:71:GLN:NE2	2.07	0.87
1:D:526:PRO:HB2	1:D:549:PHE:CE1	2.05	0.87
1:D:2706:MET:HG2	1:C:2707:LYS:HD3	1.12	0.87
1:D:2728:LYS:O	1:D:2728:LYS:NZ	2.08	0.87
1:B:461:GLU:CB	1:B:525:ALA:HB1	2.04	0.87
1:B:2358:GLY:HA2	1:B:2413:TYR:OH	1.74	0.87
1:D:2358:GLY:HA2	1:D:2413:TYR:OH	1.74	0.87
1:D:2699:GLN:CD	1:C:2700:GLU:HG2	1.94	0.87
1:C:72:PHE:HD1	1:C:92:LEU:HD13	1.39	0.87
1:B:2618:ARG:HG3	1:B:2628:PHE:HE1	1.12	0.87
1:D:2143:GLU:CA	1:D:2651:LYS:HB2	1.97	0.87
1:C:1994:LYS:O	1:C:1996:ASN:N	2.07	0.87
1:C:2189:TYR:O	1:C:2190:ALA:C	2.11	0.87
1:A:510:MET:CB	1:A:515:ILE:HD11	2.04	0.87
1:D:510:MET:CB	1:D:515:ILE:HD11	2.04	0.87
1:B:510:MET:CB	1:B:515:ILE:HD11	2.04	0.87
1:D:2189:TYR:O	1:D:2190:ALA:C	2.11	0.87
1:B:1994:LYS:O	1:B:1996:ASN:N	2.07	0.86
1:B:2707:LYS:CG	1:B:2711:ASN:HD21	1.88	0.86
1:B:2728:LYS:O	1:B:2728:LYS:NZ	2.08	0.86
1:C:2243:PHE:HE1	1:C:2612:PHE:CE2	1.89	0.86
1:C:2406:LEU:HD23	1:C:2407:PHE:HE2	1.11	0.86
1:A:2219:LEU:HD21	1:A:2220:THR:HG22	1.57	0.86
1:A:2358:GLY:HA2	1:A:2413:TYR:OH	1.74	0.86
1:A:2699:GLN:CG	1:D:2700:GLU:CG	2.52	0.86

*Continued on next page...*



Continued from previous page...

Atom-1	Atom-2	Interatomic distance (Å)	Clash overlap (Å)
1:C:461:GLU:CB	1:C:525:ALA:HB1	2.04	0.86
1:C:520:PHE:HA	1:C:523:LEU:HD22	1.57	0.86
1:C:2411:PHE:CE2	1:C:2412:PHE:CE2	2.63	0.86
1:B:2698:LEU:HD23	1:B:2698:LEU:H	1.36	0.86
1:A:2411:PHE:CE2	1:A:2412:PHE:CE2	2.63	0.86
1:D:364:ILE:CD1	1:C:2736:LEU:CG	2.37	0.86
1:D:461:GLU:CB	1:D:525:ALA:HB1	2.04	0.86
1:B:71:GLN:NE2	1:C:1876:THR:O	2.07	0.86
1:B:2408:VAL:HG11	1:B:2412:PHE:HD2	1.41	0.86
1:A:461:GLU:CB	1:A:525:ALA:HB1	2.04	0.86
1:D:364:ILE:CD1	1:C:2736:LEU:CA	2.52	0.86
1:D:2345:ILE:HD13	1:D:2353:THR:HB	1.58	0.86
1:C:2189:TYR:CD1	1:C:2190:ALA:N	2.43	0.86
1:C:2706:MET:O	1:C:2710:THR:OG1	1.92	0.86
1:A:2706:MET:HG2	1:D:2707:LYS:HD3	1.17	0.86
1:A:2728:LYS:NZ	1:A:2728:LYS:O	2.08	0.86
1:B:2189:TYR:CD1	1:B:2190:ALA:N	2.44	0.86
1:A:2549:VAL:HG13	1:A:2550:GLY:H	1.39	0.86
1:C:2728:LYS:O	1:C:2728:LYS:NZ	2.08	0.86
1:B:2275:PHE:HZ	1:B:2367:ILE:HB	1.41	0.86
1:A:2189:TYR:CD1	1:A:2190:ALA:N	2.43	0.86
1:D:2189:TYR:CD1	1:D:2190:ALA:N	2.43	0.86
1:C:510:MET:CB	1:C:515:ILE:HD11	2.04	0.86
1:C:2451:LEU:CA	1:C:2454:LEU:HD21	2.03	0.86
1:C:2622:ASP:OD2	1:C:2631:HIS:HE1	1.31	0.86
1:D:2706:MET:O	1:D:2710:THR:OG1	1.92	0.86
1:C:2345:ILE:HD13	1:C:2353:THR:HB	1.58	0.86
1:B:2219:LEU:HD21	1:B:2220:THR:HG22	1.57	0.85
1:A:529:ASP:OD2	1:A:541:LEU:HD22	1.76	0.85
1:A:2243:PHE:HE1	1:A:2612:PHE:CE2	1.89	0.85
1:C:70:LYS:HZ2	1:C:70:LYS:HB3	1.41	0.85
1:C:2275:PHE:HZ	1:C:2367:ILE:HB	1.40	0.85
1:C:2279:ILE:HD12	1:C:2364:ASN:HB2	1.51	0.85
1:B:2345:ILE:HD13	1:B:2353:THR:HB	1.58	0.85
1:A:2292:ALA:HB2	1:D:2453:TYR:OH	1.75	0.85
1:B:553:CYS:CB	1:B:557:TYR:HE2	1.85	0.85
1:B:2710:THR:CG2	1:A:2711:ASN:OD1	2.24	0.85
1:A:520:PHE:HA	1:A:523:LEU:HD22	1.57	0.85
1:A:2275:PHE:HZ	1:A:2367:ILE:HB	1.40	0.85
1:D:2408:VAL:HG11	1:D:2412:PHE:HD2	1.41	0.85
1:D:2706:MET:CG	1:C:2707:LYS:CG	2.44	0.85

Continued on next page...

*Continued from previous page...*

Atom-1	Atom-2	Interatomic distance (Å)	Clash overlap (Å)
1:C:2272:ASN:HD22	1:C:2367:ILE:CG2	1.89	0.85
1:B:461:GLU:HG3	1:B:525:ALA:CA	2.07	0.85
1:B:2275:PHE:CZ	1:B:2367:ILE:CG2	2.60	0.85
1:A:2275:PHE:CZ	1:A:2367:ILE:CG2	2.60	0.85
1:A:2345:ILE:HD13	1:A:2353:THR:HB	1.58	0.85
1:C:520:PHE:HZ	1:C:576:LYS:HZ3	0.86	0.85
1:D:538:LEU:CD1	1:D:586:GLY:HA2	2.07	0.85
1:D:2272:ASN:HD22	1:D:2367:ILE:CG2	1.89	0.85
1:D:2406:LEU:HD23	1:D:2407:PHE:HE2	1.11	0.85
1:C:538:LEU:CD1	1:C:586:GLY:HA2	2.07	0.85
1:A:2455:PHE:HE2	1:A:2572:LEU:CD1	1.89	0.85
1:C:2219:LEU:HD21	1:C:2220:THR:HG22	1.57	0.85
1:B:2549:VAL:HG13	1:B:2550:GLY:H	1.39	0.85
1:C:2275:PHE:CZ	1:C:2367:ILE:CG2	2.60	0.85
1:B:2276:TRP:HB2	1:B:2368:PHE:CG	2.12	0.85
1:A:2189:TYR:O	1:A:2190:ALA:C	2.11	0.85
1:A:2276:TRP:HB2	1:A:2368:PHE:CG	2.12	0.85
1:D:520:PHE:HA	1:D:523:LEU:HD22	1.57	0.85
1:D:2455:PHE:HE2	1:D:2572:LEU:CD1	1.89	0.85
1:B:529:ASP:OD2	1:B:541:LEU:HD22	1.76	0.85
1:A:2363:CYS:HA	1:A:2366:ILE:HD12	1.59	0.85
1:A:2549:VAL:CG1	1:A:2550:GLY:N	2.40	0.85
1:A:2551:ASP:OD1	1:A:2551:ASP:N	2.09	0.85
1:A:2272:ASN:HD22	1:A:2367:ILE:CG2	1.89	0.84
1:A:2288:ASN:ND2	1:A:2414:SER:CA	2.10	0.84
1:D:2227:ILE:HG22	1:D:2638:MET:HE2	1.59	0.84
1:D:2706:MET:HB3	1:C:2707:LYS:HD3	1.56	0.84
1:C:2227:ILE:CG2	1:C:2638:MET:HE2	2.07	0.84
1:C:2455:PHE:HE2	1:C:2572:LEU:CD1	1.89	0.84
1:B:2363:CYS:HA	1:B:2366:ILE:HD12	1.59	0.84
1:B:2455:PHE:HE2	1:B:2572:LEU:CD1	1.89	0.84
1:D:2143:GLU:C	1:D:2651:LYS:HB2	1.98	0.84
1:C:461:GLU:HG3	1:C:525:ALA:CA	2.07	0.84
1:C:553:CYS:CB	1:C:557:TYR:HE2	1.85	0.84
1:B:301:SER:OG	1:B:303:PHE:CE1	2.09	0.84
1:A:538:LEU:CD1	1:A:586:GLY:HA2	2.06	0.84
1:A:2710:THR:CG2	1:D:2711:ASN:OD1	2.25	0.84
1:D:2219:LEU:HD21	1:D:2220:THR:HG22	1.57	0.84
1:D:2275:PHE:CZ	1:D:2367:ILE:CG2	2.60	0.84
1:B:538:LEU:CD1	1:B:586:GLY:HA2	2.06	0.84
1:B:2272:ASN:HD22	1:B:2367:ILE:CG2	1.89	0.84

*Continued on next page...*

*Continued from previous page...*

Atom-1	Atom-2	Interatomic distance (Å)	Clash overlap (Å)
1:A:2408:VAL:HG11	1:A:2412:PHE:HD2	1.41	0.84
1:C:529:ASP:OD2	1:C:541:LEU:HD22	1.76	0.84
1:B:520:PHE:HA	1:B:523:LEU:HD22	1.57	0.84
1:D:529:ASP:OD2	1:D:541:LEU:HD22	1.76	0.84
1:C:2276:TRP:HB2	1:C:2368:PHE:CG	2.12	0.84
1:B:364:ILE:CD1	1:A:2736:LEU:CA	2.52	0.84
1:D:2345:ILE:HD13	1:D:2353:THR:CB	2.08	0.84
1:B:2695:LEU:HD22	1:B:2695:LEU:O	1.78	0.84
1:B:2699:GLN:HB3	1:A:2700:GLU:OE2	1.77	0.84
1:D:2279:ILE:HD12	1:D:2364:ASN:HB3	0.95	0.84
1:C:2288:ASN:HD22	1:C:2414:SER:HA	1.42	0.84
1:A:2227:ILE:CG2	1:A:2638:MET:HE2	2.07	0.83
1:D:2622:ASP:OD2	1:D:2631:HIS:HE1	1.31	0.83
1:C:538:LEU:HD23	1:C:586:GLY:CA	2.06	0.83
1:B:2736:LEU:HB3	1:C:364:ILE:HD12	0.84	0.83
1:A:538:LEU:HD23	1:A:586:GLY:CA	2.06	0.83
1:B:530:CYS:HB2	1:B:541:LEU:HD12	1.60	0.83
1:B:2411:PHE:CE2	1:B:2412:PHE:CD2	2.66	0.83
1:A:530:CYS:HB2	1:A:541:LEU:HD12	1.59	0.83
1:D:2275:PHE:HZ	1:D:2367:ILE:HB	1.41	0.83
1:C:2345:ILE:HD13	1:C:2353:THR:CB	2.08	0.83
1:C:2408:VAL:HG11	1:C:2412:PHE:HD2	1.41	0.83
1:B:2720:LYS:HG2	1:B:2721:ASP:N	1.93	0.83
1:A:2345:ILE:HD13	1:A:2353:THR:CB	2.08	0.83
1:A:2454:LEU:H	1:A:2454:LEU:CD2	1.90	0.83
1:A:2699:GLN:HB3	1:D:2700:GLU:OE2	1.79	0.83
1:D:461:GLU:HG3	1:D:525:ALA:CA	2.07	0.83
1:C:530:CYS:HB2	1:C:541:LEU:HD12	1.60	0.83
1:C:2411:PHE:CE2	1:C:2412:PHE:CD2	2.66	0.83
1:B:2736:LEU:HD23	1:C:364:ILE:HD13	1.58	0.83
1:A:461:GLU:HG3	1:A:525:ALA:CA	2.07	0.83
1:D:2250:LEU:O	1:D:2250:LEU:HD13	1.78	0.83
1:C:2143:GLU:C	1:C:2651:LYS:HB2	1.98	0.83
1:B:538:LEU:HG	1:B:586:GLY:CA	2.01	0.83
1:B:2401:ILE:CD1	1:B:2416:LEU:HB2	2.09	0.83
1:B:2737:GLY:HA2	1:C:364:ILE:HG21	1.59	0.83
1:D:538:LEU:HD23	1:D:586:GLY:CA	2.06	0.83
1:C:2720:LYS:HG2	1:C:2721:ASP:N	1.93	0.83
1:A:553:CYS:CB	1:A:557:TYR:HE2	1.85	0.83
1:D:1803:GLY:O	1:D:1805:SER:N	2.12	0.83
1:D:2707:LYS:CG	1:D:2711:ASN:HD21	1.88	0.83

*Continued on next page...*

*Continued from previous page...*

Atom-1	Atom-2	Interatomic distance (Å)	Clash overlap (Å)
1:C:2275:PHE:CD1	1:C:2276:TRP:N	2.44	0.83
1:A:76:ALA:O	1:A:78:PRO:HD3	1.79	0.83
1:A:2143:GLU:C	1:A:2651:LYS:HB2	1.98	0.83
1:D:2363:CYS:HA	1:D:2366:ILE:HD12	1.59	0.83
1:C:2250:LEU:HD13	1:C:2250:LEU:O	1.78	0.83
1:C:2454:LEU:H	1:C:2454:LEU:CD2	1.90	0.83
1:B:2345:ILE:HD13	1:B:2353:THR:CB	2.08	0.83
1:A:1803:GLY:O	1:A:1805:SER:N	2.12	0.83
1:A:2401:ILE:CD1	1:A:2416:LEU:HB2	2.09	0.83
1:A:2695:LEU:HD22	1:A:2695:LEU:O	1.78	0.83
1:D:2276:TRP:HB2	1:D:2368:PHE:CG	2.12	0.83
1:D:2618:ARG:HD3	1:D:2628:PHE:HZ	1.41	0.83
1:C:2695:LEU:HD22	1:C:2695:LEU:O	1.78	0.83
1:B:1613:ASP:O	1:B:1617:PRO:N	2.12	0.83
1:D:2706:MET:HG2	1:C:2707:LYS:HG3	1.57	0.83
1:C:76:ALA:O	1:C:78:PRO:HD3	1.79	0.83
1:C:2363:CYS:HA	1:C:2366:ILE:HD12	1.59	0.83
1:B:538:LEU:CD2	1:B:586:GLY:O	2.27	0.82
1:A:2400:LEU:HD23	1:A:2401:ILE:N	1.94	0.82
1:A:2706:MET:CB	1:D:2707:LYS:CD	2.52	0.82
1:D:2411:PHE:CE2	1:D:2412:PHE:CD2	2.66	0.82
1:C:2401:ILE:CD1	1:C:2416:LEU:HB2	2.09	0.82
1:B:2275:PHE:CD1	1:B:2276:TRP:N	2.44	0.82
1:A:394:CYS:CB	1:D:2737:GLY:CA	2.53	0.82
1:D:76:ALA:O	1:D:78:PRO:HD3	1.79	0.82
1:D:1613:ASP:O	1:D:1617:PRO:N	2.12	0.82
1:B:2400:LEU:HD23	1:B:2401:ILE:N	1.94	0.82
1:B:2451:LEU:CA	1:B:2454:LEU:HD21	2.03	0.82
1:B:2707:LYS:CG	1:C:2706:MET:CG	2.53	0.82
1:B:2736:LEU:CB	1:C:364:ILE:HD12	1.75	0.82
1:A:2411:PHE:CE2	1:A:2412:PHE:CD2	2.66	0.82
1:D:538:LEU:HD23	1:D:586:GLY:HA3	1.60	0.82
1:D:2695:LEU:HD22	1:D:2695:LEU:O	1.78	0.82
1:C:2410:GLU:C	1:C:2412:PHE:N	2.32	0.82
1:A:2250:LEU:O	1:A:2250:LEU:HD13	1.78	0.82
1:C:538:LEU:CD2	1:C:586:GLY:O	2.27	0.82
1:C:1613:ASP:O	1:C:1617:PRO:N	2.12	0.82
1:A:2699:GLN:OE1	1:D:2700:GLU:CA	2.27	0.82
1:D:530:CYS:HB2	1:D:541:LEU:HD12	1.60	0.82
1:D:2699:GLN:CG	1:C:2700:GLU:CG	2.57	0.82
1:C:2707:LYS:CG	1:C:2711:ASN:HD21	1.88	0.82

*Continued on next page...*

*Continued from previous page...*

Atom-1	Atom-2	Interatomic distance (Å)	Clash overlap (Å)
1:B:2143:GLU:C	1:B:2651:LYS:HB2	1.98	0.82
1:B:2275:PHE:HZ	1:B:2367:ILE:CG2	1.92	0.82
1:A:1613:ASP:O	1:A:1617:PRO:N	2.12	0.82
1:D:553:CYS:CB	1:D:557:TYR:HE2	1.85	0.82
1:B:2250:LEU:O	1:B:2250:LEU:HD13	1.78	0.82
1:B:2737:GLY:HA3	1:C:394:CYS:HB3	1.54	0.82
1:A:2275:PHE:HZ	1:A:2367:ILE:CG2	1.92	0.82
1:A:2720:LYS:HG2	1:A:2721:ASP:N	1.93	0.82
1:C:367:ILE:HB	1:C:393:LEU:HD22	1.60	0.82
1:C:2458:VAL:HG13	1:C:2459:GLY:N	1.95	0.82
1:D:367:ILE:HB	1:D:393:LEU:HD22	1.60	0.82
1:D:2454:LEU:H	1:D:2454:LEU:CD2	1.90	0.82
1:C:2400:LEU:HD23	1:C:2401:ILE:N	1.94	0.82
1:B:394:CYS:HB3	1:A:2737:GLY:HA2	1.58	0.82
1:B:2737:GLY:CA	1:C:394:CYS:CB	2.52	0.82
1:B:76:ALA:O	1:B:78:PRO:HD3	1.79	0.82
1:A:2699:GLN:OE1	1:D:2700:GLU:HA	1.77	0.82
1:D:2400:LEU:HD23	1:D:2401:ILE:N	1.94	0.82
1:D:2410:GLU:C	1:D:2412:PHE:N	2.32	0.82
1:B:529:ASP:OD2	1:B:541:LEU:CD2	2.28	0.81
1:D:538:LEU:CD2	1:D:586:GLY:O	2.27	0.81
1:D:2401:ILE:CD1	1:D:2416:LEU:HB2	2.09	0.81
1:B:1994:LYS:O	1:B:1995:THR:C	2.18	0.81
1:A:367:ILE:HB	1:A:393:LEU:HD22	1.60	0.81
1:C:1803:GLY:O	1:C:1805:SER:N	2.12	0.81
1:C:2275:PHE:HZ	1:C:2367:ILE:CG2	1.92	0.81
1:B:538:LEU:HD23	1:B:586:GLY:HA3	1.60	0.81
1:B:2345:ILE:HB	1:B:2353:THR:HG22	0.83	0.81
1:A:2227:ILE:CD1	1:A:2246:ARG:CG	2.31	0.81
1:D:64:ASN:OD1	1:D:64:ASN:N	2.14	0.81
1:D:2275:PHE:HZ	1:D:2367:ILE:CG2	1.92	0.81
1:D:2458:VAL:HG13	1:D:2459:GLY:N	1.95	0.81
1:B:2189:TYR:O	1:B:2190:ALA:C	2.11	0.81
1:D:2275:PHE:CD1	1:D:2276:TRP:N	2.44	0.81
1:D:2288:ASN:HD22	1:D:2414:SER:HA	1.42	0.81
1:D:2345:ILE:O	1:D:2353:THR:CG2	2.28	0.81
1:A:2345:ILE:O	1:A:2353:THR:CG2	2.28	0.81
1:D:2699:GLN:OE1	1:C:2700:GLU:HG3	1.77	0.81
1:D:2720:LYS:HG2	1:D:2721:ASP:N	1.93	0.81
1:C:538:LEU:HD23	1:C:586:GLY:HA3	1.60	0.81
1:C:1994:LYS:O	1:C:1995:THR:C	2.18	0.81

*Continued on next page...*

*Continued from previous page...*

Atom-1	Atom-2	Interatomic distance (Å)	Clash overlap (Å)
1:C:2694:GLU:O	1:C:2698:LEU:CD2	2.29	0.81
1:B:64:ASN:OD1	1:B:64:ASN:N	2.14	0.81
1:B:2707:LYS:HG3	1:C:2706:MET:CG	2.11	0.81
1:A:1876:THR:O	1:D:71:GLN:NE2	2.12	0.81
1:C:2345:ILE:O	1:C:2353:THR:CG2	2.28	0.81
1:B:364:ILE:HD13	1:A:2736:LEU:HD23	1.61	0.81
1:A:2279:ILE:HD12	1:A:2364:ASN:HB3	0.95	0.81
1:A:2458:VAL:HG13	1:A:2459:GLY:N	1.95	0.81
1:D:2694:GLU:O	1:D:2698:LEU:CD2	2.29	0.81
1:C:529:ASP:OD2	1:C:541:LEU:CD2	2.28	0.81
1:C:2609:THR:C	1:C:2618:ARG:HE	1.84	0.81
1:B:2288:ASN:ND2	1:B:2414:SER:CA	2.10	0.81
1:B:2737:GLY:HA2	1:C:394:CYS:HB3	1.60	0.81
1:A:529:ASP:OD2	1:A:541:LEU:CD2	2.28	0.81
1:A:2707:LYS:CG	1:A:2711:ASN:HD21	1.88	0.81
1:D:72:PHE:HD1	1:D:92:LEU:CD1	1.94	0.81
1:B:364:ILE:HD12	1:A:2736:LEU:HB3	0.83	0.81
1:B:2707:LYS:HE3	1:C:2706:MET:HG2	1.63	0.81
1:A:72:PHE:HD1	1:A:92:LEU:CD1	1.94	0.81
1:A:2243:PHE:CZ	1:A:2612:PHE:HZ	1.98	0.81
1:C:1404:ASP:O	1:C:1408:ARG:N	2.14	0.81
1:B:1803:GLY:O	1:B:1805:SER:N	2.12	0.81
1:B:2551:ASP:OD1	1:B:2551:ASP:N	2.09	0.81
1:B:2700:GLU:HA	1:C:2699:GLN:OE1	1.81	0.81
1:B:2711:ASN:OD1	1:C:2710:THR:CG2	2.29	0.81
1:A:2410:GLU:C	1:A:2412:PHE:N	2.32	0.81
1:D:529:ASP:OD2	1:D:541:LEU:CD2	2.28	0.81
1:C:64:ASN:OD1	1:C:64:ASN:N	2.14	0.81
1:C:72:PHE:HD1	1:C:92:LEU:CD1	1.94	0.81
1:C:2345:ILE:HB	1:C:2353:THR:HG22	0.83	0.81
1:B:2345:ILE:O	1:B:2353:THR:CG2	2.28	0.80
1:A:2345:ILE:HB	1:A:2353:THR:HG22	0.83	0.80
1:A:2694:GLU:O	1:A:2698:LEU:CD2	2.29	0.80
1:C:2275:PHE:O	1:C:2276:TRP:C	2.18	0.80
1:B:2410:GLU:C	1:B:2412:PHE:N	2.32	0.80
1:D:2609:THR:C	1:D:2618:ARG:HE	1.84	0.80
1:C:557:TYR:CD1	1:C:590:LEU:CA	2.65	0.80
1:B:72:PHE:HD1	1:B:92:LEU:CD1	1.94	0.80
1:B:2276:TRP:HB2	1:B:2368:PHE:HB2	0.82	0.80
1:B:2699:GLN:OE1	1:A:2700:GLU:CA	2.30	0.80
1:A:538:LEU:HD23	1:A:586:GLY:HA3	1.61	0.80

*Continued on next page...*

*Continued from previous page...*

Atom-1	Atom-2	Interatomic distance (Å)	Clash overlap (Å)
1:B:1404:ASP:O	1:B:1408:ARG:N	2.14	0.80
1:B:2227:ILE:CG2	1:B:2638:MET:HE2	2.09	0.80
1:D:2350:LEU:CA	1:D:2352:PRO:HD2	2.12	0.80
1:D:2609:THR:HB	1:D:2618:ARG:NH1	1.87	0.80
1:D:2622:ASP:OD1	1:D:2631:HIS:CE1	2.35	0.80
1:C:1625:VAL:O	1:C:1629:VAL:N	2.14	0.80
1:C:2279:ILE:HD12	1:C:2364:ASN:HB3	0.95	0.80
1:B:1625:VAL:O	1:B:1629:VAL:N	2.14	0.80
1:A:538:LEU:CD2	1:A:586:GLY:O	2.27	0.80
1:A:2275:PHE:O	1:A:2276:TRP:C	2.18	0.80
1:B:2694:GLU:O	1:B:2698:LEU:CD2	2.29	0.80
1:D:1625:VAL:O	1:D:1629:VAL:N	2.14	0.80
1:C:2411:PHE:CZ	1:C:2412:PHE:CE2	2.70	0.80
1:B:69:GLN:CD	1:B:69:GLN:H	1.85	0.80
1:B:367:ILE:HB	1:B:393:LEU:HD22	1.60	0.80
1:A:364:ILE:CG2	1:A:393:LEU:CG	2.60	0.80
1:A:2276:TRP:HB2	1:A:2368:PHE:HB2	0.82	0.80
1:D:364:ILE:CG2	1:D:393:LEU:CG	2.60	0.80
1:C:2276:TRP:HB2	1:C:2368:PHE:HB2	0.82	0.80
1:C:2372:PHE:CE1	1:C:2391:GLU:CG	2.64	0.80
1:C:2415:LEU:O	1:C:2415:LEU:HD23	1.82	0.80
1:A:1404:ASP:O	1:A:1408:ARG:N	2.14	0.80
1:A:2275:PHE:CD1	1:A:2276:TRP:N	2.44	0.80
1:A:2416:LEU:O	1:A:2416:LEU:HD13	1.82	0.80
1:A:2622:ASP:OD1	1:A:2631:HIS:CE1	2.35	0.80
1:A:2706:MET:CG	1:D:2707:LYS:CE	2.55	0.80
1:C:2716:LEU:HD12	1:C:2716:LEU:O	1.82	0.80
1:B:2411:PHE:CZ	1:B:2412:PHE:CE2	2.70	0.80
1:B:2458:VAL:HG13	1:B:2459:GLY:N	1.95	0.80
1:B:2706:MET:HG2	1:A:2707:LYS:HG3	1.62	0.80
1:A:557:TYR:CD1	1:A:590:LEU:CA	2.65	0.80
1:D:557:TYR:CD1	1:D:590:LEU:CA	2.65	0.80
1:D:2549:VAL:HG13	1:D:2550:GLY:H	1.38	0.80
1:C:2350:LEU:CA	1:C:2352:PRO:HD2	2.12	0.80
1:B:557:TYR:CD1	1:B:590:LEU:CA	2.65	0.80
1:D:2416:LEU:O	1:D:2416:LEU:HD13	1.82	0.80
1:B:70:LYS:NZ	1:B:70:LYS:HB3	1.98	0.79
1:A:2716:LEU:HD12	1:A:2716:LEU:O	1.82	0.79
1:D:394:CYS:HB2	1:C:2737:GLY:HA3	1.63	0.79
1:D:1404:ASP:O	1:D:1408:ARG:N	2.14	0.79
1:D:2372:PHE:CE1	1:D:2391:GLU:CG	2.64	0.79

*Continued on next page...*



*Continued from previous page...*

Atom-1	Atom-2	Interatomic distance (Å)	Clash overlap (Å)
1:D:2716:LEU:O	1:D:2716:LEU:HD12	1.82	0.79
1:B:364:ILE:CG2	1:B:393:LEU:CD2	2.61	0.79
1:A:364:ILE:CG2	1:A:393:LEU:CD2	2.61	0.79
1:A:2411:PHE:CZ	1:A:2412:PHE:CE2	2.70	0.79
1:A:2372:PHE:CE1	1:A:2391:GLU:CG	2.64	0.79
1:D:2284:ALA:CB	1:D:2416:LEU:HD12	2.13	0.79
1:D:2415:LEU:HD23	1:D:2415:LEU:O	1.82	0.79
1:B:2227:ILE:HG22	1:B:2638:MET:HE2	1.63	0.79
1:B:2609:THR:C	1:B:2618:ARG:HE	1.84	0.79
1:B:2699:GLN:OE1	1:A:2700:GLU:HA	1.81	0.79
1:A:391:ARG:HG2	1:A:396:ASN:HA	1.64	0.79
1:D:2411:PHE:CZ	1:D:2412:PHE:CE2	2.70	0.79
1:C:391:ARG:HG2	1:C:396:ASN:HA	1.64	0.79
1:C:2416:LEU:O	1:C:2416:LEU:HD13	1.82	0.79
1:B:2700:GLU:CG	1:C:2699:GLN:CG	2.57	0.79
1:A:1625:VAL:O	1:A:1629:VAL:N	2.14	0.79
1:C:2549:VAL:HG13	1:C:2550:GLY:H	1.39	0.79
1:C:2622:ASP:OD1	1:C:2631:HIS:CE1	2.35	0.79
1:B:538:LEU:HD23	1:B:586:GLY:CA	2.06	0.79
1:A:72:PHE:CD1	1:A:92:LEU:CD1	2.66	0.79
1:D:2345:ILE:HB	1:D:2353:THR:HG22	0.83	0.79
1:D:2549:VAL:CG1	1:D:2550:GLY:N	2.40	0.79
1:D:2625:THR:HG23	1:D:2626:VAL:H	1.48	0.79
1:C:70:LYS:HB3	1:C:70:LYS:NZ	1.98	0.79
1:C:2410:GLU:CD	1:C:2411:PHE:N	2.36	0.79
1:B:2458:VAL:CG1	1:B:2459:GLY:N	2.46	0.79
1:B:2706:MET:HG2	1:A:2707:LYS:HE3	1.64	0.79
1:A:2276:TRP:CG	1:A:2368:PHE:CG	2.71	0.79
1:D:2276:TRP:HB2	1:D:2368:PHE:HB2	0.82	0.79
1:C:72:PHE:CD1	1:C:92:LEU:CD1	2.66	0.79
1:B:2275:PHE:HD1	1:B:2276:TRP:H	1.30	0.79
1:B:2410:GLU:CD	1:B:2411:PHE:N	2.36	0.79
1:B:2416:LEU:O	1:B:2416:LEU:HD13	1.82	0.79
1:B:2450:ILE:HG21	1:C:2417:LEU:HD11	1.64	0.79
1:A:70:LYS:NZ	1:A:70:LYS:HB3	1.98	0.79
1:A:2609:THR:C	1:A:2618:ARG:HE	1.84	0.79
1:D:72:PHE:CD1	1:D:92:LEU:CD1	2.66	0.79
1:C:364:ILE:CG2	1:C:393:LEU:CG	2.60	0.79
1:B:364:ILE:CG2	1:B:393:LEU:CG	2.60	0.79
1:A:64:ASN:OD1	1:A:64:ASN:N	2.14	0.79
1:A:2350:LEU:CA	1:A:2352:PRO:HD2	2.12	0.79

*Continued on next page...*



*Continued from previous page...*

Atom-1	Atom-2	Interatomic distance (Å)	Clash overlap (Å)
1:A:2410:GLU:CD	1:A:2411:PHE:N	2.36	0.79
1:D:2276:TRP:HH2	1:D:2395:HIS:CG	2.01	0.79
1:D:70:LYS:NZ	1:D:70:LYS:HB3	1.98	0.78
1:D:2405:GLY:CA	1:D:2412:PHE:HB2	2.14	0.78
1:C:2284:ALA:CB	1:C:2416:LEU:HD12	2.13	0.78
1:B:72:PHE:CD1	1:B:92:LEU:CD1	2.66	0.78
1:A:69:GLN:H	1:A:69:GLN:CD	1.85	0.78
1:A:2284:ALA:CB	1:A:2416:LEU:HD12	2.13	0.78
1:A:2405:GLY:CA	1:A:2412:PHE:HB2	2.14	0.78
1:B:2284:ALA:CB	1:B:2416:LEU:HD12	2.13	0.78
1:B:2622:ASP:OD1	1:B:2631:HIS:CE1	2.35	0.78
1:B:2716:LEU:HD12	1:B:2716:LEU:O	1.82	0.78
1:C:2276:TRP:CG	1:C:2368:PHE:CG	2.71	0.78
1:A:2458:VAL:CG1	1:A:2459:GLY:N	2.46	0.78
1:D:2551:ASP:OD1	1:D:2551:ASP:N	2.09	0.78
1:C:299:TRP:CE3	1:C:381:LEU:HD23	2.19	0.78
1:D:364:ILE:CG2	1:D:393:LEU:CD2	2.61	0.78
1:C:2458:VAL:CG1	1:C:2459:GLY:N	2.46	0.78
1:B:364:ILE:CD1	1:A:2736:LEU:CG	2.42	0.78
1:B:2276:TRP:CG	1:B:2368:PHE:CG	2.71	0.78
1:A:364:ILE:HD12	1:D:2736:LEU:HB3	0.79	0.78
1:A:2189:TYR:O	1:A:2191:LYS:N	2.17	0.78
1:A:2288:ASN:HD22	1:A:2414:SER:HA	1.42	0.78
1:A:2625:THR:HG23	1:A:2626:VAL:N	1.99	0.78
1:A:2695:LEU:CD2	1:A:2698:LEU:HD12	2.12	0.78
1:C:364:ILE:CG2	1:C:393:LEU:CD2	2.61	0.78
1:B:299:TRP:CE3	1:B:381:LEU:HD23	2.19	0.78
1:B:2405:GLY:CA	1:B:2412:PHE:HB2	2.13	0.78
1:B:2415:LEU:HD23	1:B:2415:LEU:O	1.82	0.78
1:A:2417:LEU:HD11	1:D:2450:ILE:HG21	1.64	0.78
1:A:2451:LEU:CA	1:A:2454:LEU:HD21	2.03	0.78
1:D:364:ILE:CG1	1:C:2736:LEU:O	2.28	0.78
1:D:2189:TYR:O	1:D:2191:LYS:N	2.17	0.78
1:C:2276:TRP:HH2	1:C:2395:HIS:CG	2.01	0.78
1:C:2625:THR:HG23	1:C:2626:VAL:N	1.99	0.78
1:B:2622:ASP:OD2	1:B:2631:HIS:HE1	1.31	0.78
1:A:2275:PHE:HD1	1:A:2276:TRP:H	1.30	0.78
1:D:69:GLN:CD	1:D:69:GLN:H	1.85	0.78
1:D:2227:ILE:HD12	1:D:2246:ARG:HG2	1.63	0.78
1:D:2276:TRP:CG	1:D:2368:PHE:CG	2.71	0.78
1:D:2410:GLU:CD	1:D:2411:PHE:N	2.36	0.78

*Continued on next page...*

*Continued from previous page...*

Atom-1	Atom-2	Interatomic distance (Å)	Clash overlap (Å)
1:B:391:ARG:HG2	1:B:396:ASN:HA	1.64	0.78
1:B:2350:LEU:CA	1:B:2352:PRO:HD2	2.12	0.78
1:B:2453:TYR:HH	1:C:2292:ALA:HB2	1.46	0.78
1:B:364:ILE:HG22	1:B:393:LEU:CG	2.14	0.78
1:A:394:CYS:HB3	1:D:2737:GLY:HA3	1.59	0.78
1:A:2415:LEU:HD23	1:A:2415:LEU:O	1.82	0.78
1:A:2699:GLN:OE1	1:D:2700:GLU:HG2	1.80	0.78
1:D:391:ARG:HG2	1:D:396:ASN:HA	1.64	0.78
1:D:595:ILE:O	1:D:599:LEU:N	2.17	0.78
1:D:2227:ILE:CD1	1:D:2246:ARG:CG	2.31	0.78
1:D:2275:PHE:HZ	1:D:2367:ILE:CB	1.97	0.78
1:C:2275:PHE:HD1	1:C:2276:TRP:H	1.31	0.78
1:A:2227:ILE:HG22	1:A:2638:MET:HE2	1.61	0.77
1:C:521:LYS:HB2	1:C:521:LYS:HZ2	1.46	0.77
1:C:2243:PHE:CZ	1:C:2612:PHE:HZ	1.98	0.77
1:C:2405:GLY:CA	1:C:2412:PHE:HB2	2.13	0.77
1:A:538:LEU:HG	1:A:586:GLY:CA	2.00	0.77
1:D:2458:VAL:CG1	1:D:2459:GLY:N	2.46	0.77
1:C:2275:PHE:HZ	1:C:2367:ILE:CB	1.97	0.77
1:A:522:LEU:O	1:A:522:LEU:HD12	1.85	0.77
1:D:2699:GLN:OE1	1:C:2700:GLU:HA	1.85	0.77
1:A:364:ILE:CD1	1:D:2736:LEU:CG	2.37	0.77
1:A:1994:LYS:O	1:A:1995:THR:C	2.18	0.77
1:A:2609:THR:HB	1:A:2618:ARG:NH1	1.87	0.77
1:D:364:ILE:HD12	1:C:2736:LEU:HB3	0.78	0.77
1:D:522:LEU:O	1:D:522:LEU:HD12	1.85	0.77
1:B:364:ILE:CG1	1:A:2736:LEU:O	2.28	0.77
1:B:595:ILE:O	1:B:599:LEU:N	2.17	0.77
1:A:364:ILE:HG22	1:A:393:LEU:CG	2.14	0.77
1:A:595:ILE:O	1:A:599:LEU:N	2.17	0.77
1:D:299:TRP:CE3	1:D:381:LEU:HD23	2.19	0.77
1:C:522:LEU:HD12	1:C:522:LEU:O	1.85	0.77
1:B:2549:VAL:CG1	1:B:2573:PHE:CD2	2.65	0.77
1:B:2736:LEU:CA	1:C:364:ILE:CD1	2.60	0.77
1:A:299:TRP:CE3	1:A:381:LEU:HD23	2.19	0.77
1:D:2710:THR:CG2	1:C:2711:ASN:OD1	2.31	0.77
1:A:364:ILE:CD1	1:D:2736:LEU:CA	2.62	0.77
1:C:2189:TYR:O	1:C:2191:LYS:N	2.17	0.77
1:C:2551:ASP:OD1	1:C:2551:ASP:N	2.09	0.77
1:A:2275:PHE:HZ	1:A:2367:ILE:CB	1.97	0.77
1:D:1994:LYS:O	1:D:1995:THR:C	2.18	0.77

*Continued on next page...*

*Continued from previous page...*

Atom-1	Atom-2	Interatomic distance (Å)	Clash overlap (Å)
1:D:2699:GLN:HB3	1:C:2700:GLU:OE2	1.84	0.77
1:B:364:ILE:HD12	1:A:2736:LEU:CB	1.72	0.77
1:B:522:LEU:HD12	1:B:522:LEU:O	1.85	0.77
1:B:2625:THR:HG23	1:B:2626:VAL:N	1.99	0.77
1:B:2700:GLU:CA	1:C:2699:GLN:OE1	2.32	0.77
1:C:66:TYR:HA	1:C:156:ASN:CG	2.05	0.77
1:B:584:GLN:O	1:B:585:ILE:CG1	2.34	0.76
1:A:510:MET:HG2	1:A:515:ILE:CD1	2.11	0.76
1:B:2189:TYR:O	1:B:2191:LYS:N	2.17	0.76
1:A:584:GLN:O	1:A:585:ILE:CG1	2.34	0.76
1:D:364:ILE:HG22	1:D:393:LEU:CG	2.14	0.76
1:B:364:ILE:CG1	1:A:2736:LEU:C	2.54	0.76
1:A:2227:ILE:HD12	1:A:2246:ARG:HG2	1.63	0.76
1:D:584:GLN:O	1:D:585:ILE:CG1	2.34	0.76
1:D:1662:GLN:O	1:D:1666:GLU:N	2.19	0.76
1:D:2715:GLN:HA	1:D:2715:GLN:NE2	2.00	0.76
1:C:2189:TYR:O	1:C:2192:HIS:N	2.18	0.76
1:C:2618:ARG:HD3	1:C:2628:PHE:HZ	1.42	0.76
1:D:2275:PHE:O	1:D:2276:TRP:C	2.18	0.76
1:C:2715:GLN:NE2	1:C:2715:GLN:HA	2.00	0.76
1:B:1631:HIS:O	1:B:1635:LEU:N	2.19	0.76
1:B:2243:PHE:CZ	1:B:2612:PHE:HZ	1.98	0.76
1:A:301:SER:OG	1:A:303:PHE:CE1	2.09	0.76
1:A:510:MET:HG3	1:A:515:ILE:HD11	0.76	0.76
1:C:538:LEU:HG	1:C:586:GLY:CA	2.00	0.76
1:C:2609:THR:HB	1:C:2618:ARG:NH1	1.87	0.76
1:B:2227:ILE:HD12	1:B:2246:ARG:HG2	1.63	0.76
1:B:2275:PHE:HZ	1:B:2367:ILE:CB	1.97	0.76
1:D:510:MET:HG2	1:D:515:ILE:CD1	2.12	0.76
1:C:2240:ILE:HD13	1:C:2672:LEU:HD12	1.67	0.76
1:C:2625:THR:HG23	1:C:2626:VAL:H	1.48	0.76
1:B:66:TYR:HA	1:B:156:ASN:CG	2.05	0.76
1:A:394:CYS:HB3	1:D:2737:GLY:HA2	1.67	0.76
1:A:2285:VAL:HG12	1:A:2417:LEU:CD2	2.16	0.76
1:D:2:SER:OG	1:D:2719:LEU:HD22	1.86	0.76
1:C:461:GLU:OE2	1:C:528:THR:OG1	2.03	0.76
1:C:510:MET:CA	1:C:515:ILE:HD11	2.16	0.76
1:B:461:GLU:OE2	1:B:528:THR:OG1	2.03	0.76
1:B:2288:ASN:OD1	1:B:2413:TYR:C	2.25	0.76
1:A:1662:GLN:O	1:A:1666:GLU:N	2.19	0.76
1:D:521:LYS:HB2	1:D:521:LYS:HZ2	1.49	0.76

*Continued on next page...*

*Continued from previous page...*

Atom-1	Atom-2	Interatomic distance (Å)	Clash overlap (Å)
1:D:2288:ASN:OD1	1:D:2413:TYR:C	2.24	0.76
1:B:510:MET:HG3	1:B:515:ILE:HD11	0.76	0.75
1:B:523:LEU:HD21	1:B:556:CYS:SG	2.26	0.75
1:B:2275:PHE:O	1:B:2276:TRP:C	2.18	0.75
1:B:2411:PHE:CZ	1:B:2412:PHE:CZ	2.74	0.75
1:A:70:LYS:HB3	1:A:70:LYS:HZ2	1.50	0.75
1:D:2345:ILE:C	1:D:2353:THR:HG21	2.07	0.75
1:A:2:SER:OG	1:A:2719:LEU:HD22	1.86	0.75
1:A:2288:ASN:OD1	1:A:2413:TYR:C	2.24	0.75
1:D:66:TYR:HA	1:D:156:ASN:CG	2.06	0.75
1:D:523:LEU:HD21	1:D:556:CYS:SG	2.26	0.75
1:D:2189:TYR:O	1:D:2192:HIS:N	2.18	0.75
1:D:2266:LEU:HD12	1:D:2266:LEU:N	2.01	0.75
1:D:2285:VAL:HG12	1:D:2417:LEU:CD2	2.16	0.75
1:B:2281:PHE:CA	1:B:2420:LEU:CD2	2.41	0.75
1:A:523:LEU:HD21	1:A:556:CYS:SG	2.26	0.75
1:A:2189:TYR:O	1:A:2192:HIS:N	2.19	0.75
1:A:2349:GLY:C	1:A:2352:PRO:CG	2.55	0.75
1:D:510:MET:HG3	1:D:515:ILE:HD11	0.76	0.75
1:D:1631:HIS:O	1:D:1635:LEU:N	2.19	0.75
1:D:2411:PHE:CZ	1:D:2412:PHE:CZ	2.74	0.75
1:C:510:MET:HG3	1:C:515:ILE:HD11	0.76	0.75
1:C:523:LEU:HD21	1:C:556:CYS:SG	2.26	0.75
1:C:1631:HIS:O	1:C:1635:LEU:N	2.19	0.75
1:C:2281:PHE:CA	1:C:2420:LEU:CD2	2.40	0.75
1:B:2345:ILE:C	1:B:2353:THR:HG21	2.07	0.75
1:B:2349:GLY:C	1:B:2352:PRO:CG	2.55	0.75
1:B:2715:GLN:HA	1:B:2715:GLN:NE2	2.00	0.75
1:A:1631:HIS:O	1:A:1635:LEU:N	2.19	0.75
1:D:2704:SER:O	1:D:2708:LEU:CD1	2.35	0.75
1:B:510:MET:CA	1:B:515:ILE:HD11	2.16	0.75
1:B:1662:GLN:O	1:B:1666:GLU:N	2.19	0.75
1:B:2372:PHE:CE1	1:B:2391:GLU:CG	2.64	0.75
1:A:510:MET:O	1:A:516:LEU:CD2	2.31	0.75
1:A:2266:LEU:HA	1:A:2269:CYS:SG	2.27	0.75
1:A:2345:ILE:C	1:A:2353:THR:HG21	2.07	0.75
1:A:2396:LEU:HG	1:A:2397:LEU:HD22	1.69	0.75
1:D:2176:PRO:O	1:D:2186:LEU:CD2	2.35	0.75
1:D:2625:THR:HG23	1:D:2626:VAL:N	1.99	0.75
1:C:2266:LEU:HD12	1:C:2266:LEU:N	2.01	0.75
1:B:2189:TYR:O	1:B:2192:HIS:N	2.19	0.75

*Continued on next page...*

*Continued from previous page...*

Atom-1	Atom-2	Interatomic distance (Å)	Clash overlap (Å)
1:B:2454:LEU:H	1:B:2454:LEU:CD2	1.90	0.75
1:A:2706:MET:CG	1:D:2707:LYS:HG3	2.15	0.75
1:D:538:LEU:HG	1:D:586:GLY:CA	2.00	0.75
1:C:69:GLN:H	1:C:69:GLN:CD	1.85	0.75
1:A:2276:TRP:HH2	1:A:2395:HIS:CG	2.01	0.75
1:A:2715:GLN:HA	1:A:2715:GLN:NE2	2.00	0.75
1:D:70:LYS:HB3	1:D:70:LYS:HZ2	1.50	0.75
1:D:2266:LEU:HA	1:D:2269:CYS:SG	2.27	0.75
1:B:2411:PHE:HZ	1:B:2412:PHE:CZ	2.05	0.75
1:B:2695:LEU:CD2	1:B:2698:LEU:HD12	2.12	0.75
1:A:510:MET:CA	1:A:515:ILE:HD11	2.16	0.75
1:A:516:LEU:H	1:A:516:LEU:CD2	1.94	0.75
1:C:595:ILE:O	1:C:599:LEU:N	2.17	0.75
1:C:1662:GLN:O	1:C:1666:GLU:N	2.19	0.75
1:C:2266:LEU:HA	1:C:2269:CYS:SG	2.27	0.75
1:C:2288:ASN:OD1	1:C:2413:TYR:C	2.24	0.75
1:C:584:GLN:O	1:C:585:ILE:CG1	2.34	0.75
1:B:2:SER:OG	1:B:2719:LEU:HD22	1.86	0.74
1:B:530:CYS:SG	1:B:536:LEU:O	2.45	0.74
1:B:2700:GLU:OE2	1:C:2699:GLN:HB3	1.84	0.74
1:A:66:TYR:HA	1:A:156:ASN:CG	2.05	0.74
1:D:2396:LEU:HG	1:D:2397:LEU:HD22	1.69	0.74
1:C:510:MET:O	1:C:516:LEU:CD2	2.31	0.74
1:C:2345:ILE:C	1:C:2353:THR:HG21	2.07	0.74
1:C:2396:LEU:HG	1:C:2397:LEU:HD22	1.69	0.74
1:B:364:ILE:CD1	1:A:2736:LEU:C	2.56	0.74
1:B:521:LYS:HB2	1:B:521:LYS:HZ2	1.48	0.74
1:B:2396:LEU:HG	1:B:2397:LEU:HD22	1.69	0.74
1:D:530:CYS:N	1:D:541:LEU:HD11	2.02	0.74
1:D:1876:THR:O	1:C:71:GLN:NE2	2.21	0.74
1:B:530:CYS:N	1:B:541:LEU:HD11	2.02	0.74
1:A:2411:PHE:CZ	1:A:2412:PHE:CZ	2.74	0.74
1:D:2243:PHE:CZ	1:D:2612:PHE:HZ	1.98	0.74
1:C:2285:VAL:HG12	1:C:2417:LEU:CD2	2.16	0.74
1:C:2411:PHE:CZ	1:C:2412:PHE:CZ	2.74	0.74
1:B:2176:PRO:O	1:B:2186:LEU:CD2	2.35	0.74
1:B:2704:SER:O	1:B:2708:LEU:CD1	2.35	0.74
1:D:2411:PHE:HZ	1:D:2412:PHE:CZ	2.05	0.74
1:C:2227:ILE:HD12	1:C:2246:ARG:HG2	1.63	0.74
1:C:2411:PHE:HZ	1:C:2412:PHE:CZ	2.05	0.74
1:B:2285:VAL:HG12	1:B:2417:LEU:CD2	2.16	0.74

*Continued on next page...*

*Continued from previous page...*

Atom-1	Atom-2	Interatomic distance (Å)	Clash overlap (Å)
1:A:364:ILE:CD1	1:D:2736:LEU:CD2	2.65	0.74
1:A:2266:LEU:HD12	1:A:2266:LEU:N	2.01	0.74
1:D:63:MET:O	1:D:64:ASN:OD1	2.05	0.74
1:D:510:MET:CA	1:D:515:ILE:HD11	2.16	0.74
1:D:2349:GLY:C	1:D:2352:PRO:CG	2.55	0.74
1:C:2:SER:OG	1:C:2719:LEU:HD22	1.86	0.74
1:C:530:CYS:SG	1:C:536:LEU:O	2.45	0.74
1:C:2176:PRO:O	1:C:2186:LEU:CD2	2.35	0.74
1:B:72:PHE:CD1	1:B:92:LEU:HD12	2.23	0.74
1:B:510:MET:O	1:B:516:LEU:CD2	2.31	0.74
1:D:2699:GLN:OE1	1:C:2700:GLU:CA	2.35	0.74
1:B:520:PHE:HZ	1:B:576:LYS:HZ3	0.98	0.74
1:A:530:CYS:SG	1:A:536:LEU:O	2.45	0.74
1:A:2411:PHE:HZ	1:A:2412:PHE:CZ	2.05	0.74
1:C:2349:GLY:C	1:C:2352:PRO:CG	2.55	0.74
1:B:2225:LEU:HD12	1:B:2225:LEU:O	1.88	0.74
1:B:2276:TRP:CZ2	1:B:2395:HIS:ND1	2.56	0.74
1:A:2176:PRO:O	1:A:2186:LEU:CD2	2.35	0.74
1:A:2219:LEU:CD2	1:A:2223:SER:OG	2.34	0.74
1:D:302:LEU:O	1:D:367:ILE:CG2	2.36	0.74
1:D:2275:PHE:HD1	1:D:2276:TRP:H	1.30	0.74
1:C:63:MET:O	1:C:64:ASN:OD1	2.05	0.74
1:C:72:PHE:CD1	1:C:92:LEU:HD12	2.23	0.74
1:C:364:ILE:HG22	1:C:393:LEU:CG	2.14	0.74
1:C:2275:PHE:O	1:C:2277:SER:N	2.21	0.74
1:C:2549:VAL:CG1	1:C:2573:PHE:CD2	2.65	0.74
1:B:2232:GLU:HB3	1:B:2242:ASP:CG	2.05	0.74
1:A:2704:SER:O	1:A:2708:LEU:CD1	2.35	0.74
1:D:510:MET:O	1:D:516:LEU:CD2	2.31	0.74
1:C:2704:SER:O	1:C:2708:LEU:CD1	2.35	0.74
1:B:2275:PHE:O	1:B:2277:SER:N	2.21	0.74
1:B:2396:LEU:O	1:B:2396:LEU:HD12	1.88	0.74
1:A:530:CYS:N	1:A:541:LEU:HD11	2.02	0.74
1:A:2275:PHE:O	1:A:2277:SER:N	2.21	0.74
1:D:2225:LEU:O	1:D:2225:LEU:HD12	1.88	0.74
1:C:302:LEU:O	1:C:367:ILE:CG2	2.36	0.74
1:C:2231:THR:HG23	1:C:2232:GLU:C	2.08	0.74
1:B:302:LEU:O	1:B:367:ILE:CG2	2.36	0.73
1:B:2231:THR:HG23	1:B:2232:GLU:C	2.08	0.73
1:B:2266:LEU:HD12	1:B:2266:LEU:N	2.01	0.73
1:B:2266:LEU:HA	1:B:2269:CYS:SG	2.27	0.73

*Continued on next page...*

*Continued from previous page...*

Atom-1	Atom-2	Interatomic distance (Å)	Clash overlap (Å)
1:B:2625:THR:HG23	1:B:2626:VAL:H	1.48	0.73
1:A:364:ILE:HG21	1:D:2737:GLY:HA2	1.68	0.73
1:D:2276:TRP:CZ2	1:D:2395:HIS:ND1	2.56	0.73
1:C:530:CYS:N	1:C:541:LEU:HD11	2.02	0.73
1:B:2243:PHE:HE1	1:B:2612:PHE:CZ	2.04	0.73
1:A:461:GLU:OE2	1:A:528:THR:OG1	2.03	0.73
1:A:2276:TRP:CZ2	1:A:2395:HIS:ND1	2.56	0.73
1:A:2396:LEU:HD12	1:A:2396:LEU:O	1.88	0.73
1:D:2337:ILE:HD12	1:D:2337:ILE:N	2.02	0.73
1:B:2699:GLN:OE1	1:A:2700:GLU:HG2	1.86	0.73
1:D:301:SER:OG	1:D:303:PHE:CG	2.07	0.73
1:C:2219:LEU:CD2	1:C:2223:SER:OG	2.34	0.73
1:B:2276:TRP:HH2	1:B:2395:HIS:CG	2.01	0.73
1:A:302:LEU:O	1:A:367:ILE:CG2	2.36	0.73
1:A:2225:LEU:HD12	1:A:2225:LEU:O	1.88	0.73
1:C:2274:SER:O	1:C:2277:SER:OG	2.07	0.73
1:B:2736:LEU:CG	1:C:364:ILE:CD1	2.43	0.73
1:D:2622:ASP:CB	1:D:2628:PHE:HD1	2.01	0.73
1:C:2225:LEU:HD12	1:C:2225:LEU:O	1.88	0.73
1:B:2337:ILE:H	1:B:2337:ILE:CD1	2.00	0.73
1:A:2274:SER:O	1:A:2277:SER:OG	2.07	0.73
1:D:72:PHE:CD1	1:D:92:LEU:HD12	2.23	0.73
1:D:2369:LEU:HB2	1:D:2395:HIS:NE2	2.04	0.73
1:C:2369:LEU:HB2	1:C:2395:HIS:NE2	2.04	0.73
1:B:2240:ILE:HD13	1:B:2672:LEU:HD12	1.67	0.73
1:B:2274:SER:O	1:B:2277:SER:OG	2.07	0.73
1:B:2622:ASP:CB	1:B:2628:PHE:HD1	2.01	0.73
1:A:2622:ASP:OD2	1:A:2631:HIS:HE1	1.31	0.73
1:D:364:ILE:CG1	1:C:2736:LEU:C	2.57	0.73
1:D:2345:ILE:CD1	1:D:2353:THR:CG2	2.66	0.73
1:C:2276:TRP:CZ2	1:C:2395:HIS:ND1	2.56	0.73
1:B:63:MET:O	1:B:64:ASN:OD1	2.05	0.73
1:B:2698:LEU:HD23	1:B:2698:LEU:N	2.04	0.73
1:A:72:PHE:CD1	1:A:92:LEU:HD12	2.23	0.73
1:D:530:CYS:SG	1:D:536:LEU:O	2.45	0.73
1:D:2730:LYS:O	1:D:2730:LYS:NZ	2.22	0.73
1:C:514:ASN:OD1	1:C:514:ASN:N	2.19	0.73
1:B:2345:ILE:CD1	1:B:2353:THR:CG2	2.66	0.73
1:B:2618:ARG:HD3	1:B:2628:PHE:HZ	1.42	0.73
1:A:2625:THR:HG23	1:A:2626:VAL:H	1.48	0.73
1:A:2698:LEU:HD23	1:A:2698:LEU:N	2.04	0.73

*Continued on next page...*



Continued from previous page...

Atom-1	Atom-2	Interatomic distance (Å)	Clash overlap (Å)
1:D:514:ASN:N	1:D:514:ASN:OD1	2.19	0.73
1:B:2288:ASN:HD22	1:B:2414:SER:HA	1.42	0.73
1:A:2345:ILE:CD1	1:A:2353:THR:CG2	2.66	0.73
1:C:2396:LEU:HD12	1:C:2396:LEU:O	1.88	0.73
1:C:2622:ASP:CB	1:C:2628:PHE:HD1	2.01	0.73
1:B:2369:LEU:HB2	1:B:2395:HIS:NE2	2.04	0.72
1:A:364:ILE:CD1	1:D:2736:LEU:HD23	2.19	0.72
1:A:2231:THR:HG23	1:A:2232:GLU:C	2.08	0.72
1:D:2219:LEU:CD2	1:D:2223:SER:OG	2.34	0.72
1:D:2231:THR:HG23	1:D:2232:GLU:C	2.08	0.72
1:B:2388:LEU:CD2	1:B:2388:LEU:H	1.93	0.72
1:D:2275:PHE:O	1:D:2277:SER:N	2.21	0.72
1:D:2451:LEU:CA	1:D:2454:LEU:HD21	2.03	0.72
1:D:2695:LEU:CD2	1:D:2698:LEU:HD12	2.12	0.72
1:C:2336:LEU:HD13	1:C:2336:LEU:N	2.04	0.72
1:D:364:ILE:HD13	1:C:2736:LEU:HB3	1.57	0.72
1:D:2698:LEU:HD23	1:D:2698:LEU:N	2.04	0.72
1:C:525:ALA:HB3	1:C:526:PRO:HD2	1.72	0.72
1:C:2278:SER:O	1:C:2282:ASN:ND2	2.23	0.72
1:A:2369:LEU:HB2	1:A:2395:HIS:NE2	2.04	0.72
1:A:2622:ASP:CB	1:A:2628:PHE:HD1	2.01	0.72
1:D:461:GLU:OE2	1:D:528:THR:OG1	2.03	0.72
1:D:2396:LEU:HD12	1:D:2396:LEU:O	1.88	0.72
1:C:538:LEU:CD1	1:C:585:ILE:O	2.38	0.72
1:C:2345:ILE:CD1	1:C:2353:THR:CG2	2.66	0.72
1:B:2336:LEU:HD13	1:B:2336:LEU:N	2.05	0.72
1:B:2706:MET:SD	1:A:2707:LYS:HG3	2.30	0.72
1:A:2240:ILE:HG21	1:A:2675:PHE:CD2	2.25	0.72
1:D:538:LEU:CD1	1:D:585:ILE:O	2.38	0.72
1:C:2698:LEU:HD23	1:C:2698:LEU:N	2.04	0.72
1:C:2730:LYS:O	1:C:2730:LYS:NZ	2.22	0.72
1:B:538:LEU:CD1	1:B:585:ILE:O	2.38	0.72
1:B:2284:ALA:HB1	1:B:2416:LEU:HD12	1.71	0.72
1:A:2278:SER:O	1:A:2282:ASN:ND2	2.23	0.72
1:A:2618:ARG:HD3	1:A:2628:PHE:HZ	1.42	0.72
1:A:2706:MET:CG	1:D:2707:LYS:CG	2.56	0.72
1:D:364:ILE:CD1	1:C:2736:LEU:C	2.57	0.72
1:A:63:MET:O	1:A:64:ASN:OD1	2.05	0.72
1:D:525:ALA:HB3	1:D:526:PRO:HD2	1.72	0.72
1:D:2274:SER:O	1:D:2277:SER:OG	2.07	0.72
1:B:2278:SER:O	1:B:2282:ASN:ND2	2.23	0.72

Continued on next page...



*Continued from previous page...*

Atom-1	Atom-2	Interatomic distance (Å)	Clash overlap (Å)
1:A:2336:LEU:HD22	1:A:2336:LEU:N	2.04	0.72
1:A:2730:LYS:O	1:A:2730:LYS:NZ	2.22	0.72
1:D:516:LEU:HD13	1:D:516:LEU:N	2.05	0.72
1:C:2410:GLU:CD	1:C:2411:PHE:H	1.93	0.72
1:B:514:ASN:OD1	1:B:514:ASN:N	2.19	0.72
1:B:2240:ILE:HG21	1:B:2675:PHE:CD2	2.25	0.72
1:A:2336:LEU:N	1:A:2336:LEU:HD13	2.04	0.72
1:D:2410:GLU:CD	1:D:2411:PHE:H	1.93	0.72
1:D:2417:LEU:HD22	1:D:2417:LEU:O	1.90	0.72
1:C:2240:ILE:HG21	1:C:2675:PHE:CD2	2.25	0.72
1:B:2707:LYS:CD	1:C:2706:MET:CB	2.58	0.71
1:D:2240:ILE:HG21	1:D:2675:PHE:CD2	2.25	0.71
1:D:2243:PHE:CZ	1:D:2612:PHE:HE2	1.75	0.71
1:C:2345:ILE:CA	1:C:2353:THR:HG22	2.20	0.71
1:A:520:PHE:CE2	1:A:576:LYS:CE	2.68	0.71
1:B:394:CYS:HB2	1:A:2737:GLY:HA3	1.72	0.71
1:D:2345:ILE:CA	1:D:2353:THR:HG22	2.20	0.71
1:C:2417:LEU:O	1:C:2417:LEU:HD22	1.90	0.71
1:A:2284:ALA:HB1	1:A:2416:LEU:HD12	1.71	0.71
1:D:2284:ALA:HB1	1:D:2416:LEU:HD12	1.71	0.71
1:C:527:PHE:HD2	1:C:537:ARG:HE	1.39	0.71
1:C:2705:THR:CA	1:C:2708:LEU:HD21	2.15	0.71
1:D:2336:LEU:HD13	1:D:2336:LEU:N	2.05	0.71
1:B:525:ALA:HB3	1:B:526:PRO:HD2	1.72	0.71
1:A:2345:ILE:O	1:A:2353:THR:HG21	1.91	0.71
1:D:530:CYS:HB2	1:D:541:LEU:HD11	1.73	0.71
1:D:2336:LEU:HD22	1:D:2336:LEU:N	2.04	0.71
1:D:2345:ILE:O	1:D:2353:THR:HG21	1.91	0.71
1:B:2379:PHE:CG	1:B:2392:PHE:HZ	2.07	0.71
1:B:2417:LEU:O	1:B:2417:LEU:HD22	1.90	0.71
1:B:516:LEU:HD13	1:B:516:LEU:N	2.05	0.71
1:B:2345:ILE:CA	1:B:2353:THR:HG22	2.20	0.71
1:A:364:ILE:HD13	1:D:2736:LEU:CD2	2.20	0.71
1:A:514:ASN:N	1:A:514:ASN:OD1	2.19	0.71
1:A:538:LEU:CD1	1:A:585:ILE:O	2.38	0.71
1:A:2337:ILE:HD12	1:A:2337:ILE:N	2.02	0.71
1:D:2278:SER:O	1:D:2282:ASN:ND2	2.23	0.71
1:C:2284:ALA:HB1	1:C:2416:LEU:HD12	1.71	0.71
1:C:2336:LEU:HD22	1:C:2336:LEU:N	2.04	0.71
1:B:70:LYS:HB3	1:B:70:LYS:HZ2	1.56	0.70
1:A:516:LEU:HD13	1:A:516:LEU:N	2.05	0.70

*Continued on next page...*

*Continued from previous page...*

Atom-1	Atom-2	Interatomic distance (Å)	Clash overlap (Å)
1:A:520:PHE:HZ	1:A:576:LYS:HZ3	1.05	0.70
1:A:2423:ARG:NH1	1:A:2423:ARG:HB3	2.06	0.70
1:C:2227:ILE:CD1	1:C:2246:ARG:CG	2.31	0.70
1:B:2730:LYS:O	1:B:2730:LYS:NZ	2.22	0.70
1:A:2618:ARG:HG2	1:A:2628:PHE:CZ	2.21	0.70
1:D:2188:PHE:O	1:D:2191:LYS:CB	2.39	0.70
1:D:2417:LEU:HD11	1:C:2450:ILE:HG21	1.73	0.70
1:D:2423:ARG:HB3	1:D:2423:ARG:NH1	2.06	0.70
1:C:2272:ASN:ND2	1:C:2367:ILE:HG21	2.06	0.70
1:B:2243:PHE:CE1	1:B:2612:PHE:HZ	2.07	0.70
1:B:2272:ASN:ND2	1:B:2367:ILE:HG21	2.06	0.70
1:A:1345:TYR:C	1:A:1349:ALA:CA	2.60	0.70
1:A:2144:ASP:N	1:A:2652:ASP:HB2	2.05	0.70
1:D:2144:ASP:N	1:D:2652:ASP:HB2	2.05	0.70
1:C:2695:LEU:CD2	1:C:2698:LEU:HD12	2.12	0.70
1:B:510:MET:HG2	1:B:515:ILE:CD1	2.11	0.70
1:B:2737:GLY:HA3	1:C:394:CYS:HB2	1.73	0.70
1:A:525:ALA:HB3	1:A:526:PRO:HD2	1.72	0.70
1:A:2417:LEU:O	1:A:2417:LEU:HD22	1.90	0.70
1:D:2697:ASN:O	1:D:2700:GLU:N	2.24	0.70
1:C:2337:ILE:HD12	1:C:2337:ILE:N	2.02	0.70
1:C:2697:ASN:O	1:C:2700:GLU:N	2.24	0.70
1:B:2188:PHE:O	1:B:2191:LYS:CB	2.40	0.70
1:B:2227:ILE:CD1	1:B:2246:ARG:CG	2.31	0.70
1:B:2423:ARG:HB3	1:B:2423:ARG:NH1	2.06	0.70
1:A:2216:CYS:O	1:A:2254:MET:HE1	1.92	0.70
1:A:2245:LEU:HD13	1:A:2383:TYR:CG	2.27	0.70
1:A:2345:ILE:CA	1:A:2353:THR:HG22	2.20	0.70
1:C:1345:TYR:C	1:C:1349:ALA:CA	2.60	0.70
1:C:2345:ILE:HG22	1:C:2356:LEU:HD21	1.74	0.70
1:B:2706:MET:HE2	1:A:2707:LYS:HE3	1.73	0.70
1:A:530:CYS:HB2	1:A:541:LEU:HD11	1.73	0.70
1:D:527:PHE:HD2	1:D:537:ARG:HE	1.39	0.70
1:D:2354:LEU:N	1:D:2354:LEU:HD23	2.07	0.70
1:C:2144:ASP:N	1:C:2652:ASP:HB2	2.05	0.70
1:B:2345:ILE:O	1:B:2353:THR:HG21	1.91	0.70
1:D:2708:LEU:HD12	1:D:2708:LEU:H	1.57	0.70
1:B:527:PHE:HD2	1:B:537:ARG:HE	1.39	0.70
1:B:2336:LEU:HD22	1:B:2336:LEU:N	2.04	0.70
1:B:2369:LEU:HB2	1:B:2395:HIS:CD2	2.27	0.70
1:B:2571:LEU:C	1:B:2571:LEU:HD12	2.13	0.70

*Continued on next page...*

*Continued from previous page...*

Atom-1	Atom-2	Interatomic distance (Å)	Clash overlap (Å)
1:D:2245:LEU:HD13	1:D:2383:TYR:CG	2.27	0.70
1:D:2345:ILE:HG22	1:D:2356:LEU:HD21	1.74	0.70
1:D:2706:MET:SD	1:C:2707:LYS:HG3	2.31	0.70
1:C:2369:LEU:HB2	1:C:2395:HIS:CD2	2.27	0.70
1:C:2618:ARG:HG2	1:C:2628:PHE:CZ	2.21	0.70
1:B:1345:TYR:C	1:B:1349:ALA:CA	2.60	0.70
1:B:2144:ASP:N	1:B:2652:ASP:HB2	2.06	0.70
1:B:2706:MET:CB	1:A:2707:LYS:CD	2.54	0.70
1:A:2354:LEU:N	1:A:2354:LEU:HD23	2.07	0.70
1:D:2232:GLU:HB3	1:D:2242:ASP:CG	2.05	0.70
1:C:2232:GLU:HB3	1:C:2242:ASP:CG	2.05	0.70
1:C:2708:LEU:H	1:C:2708:LEU:HD12	1.57	0.70
1:B:2697:ASN:O	1:B:2700:GLU:N	2.24	0.69
1:A:530:CYS:CB	1:A:541:LEU:CD1	2.70	0.69
1:A:2345:ILE:HG22	1:A:2356:LEU:HD21	1.74	0.69
1:A:2708:LEU:H	1:A:2708:LEU:HD12	1.57	0.69
1:D:2290:LEU:C	1:D:2290:LEU:HD12	2.12	0.69
1:C:2177:GLY:HA2	1:C:2186:LEU:HD21	1.74	0.69
1:C:2354:LEU:HD23	1:C:2354:LEU:N	2.07	0.69
1:C:2423:ARG:NH1	1:C:2423:ARG:HB3	2.06	0.69
1:B:1198:ARG:C	1:B:1200:GLN:H	1.96	0.69
1:D:2571:LEU:C	1:D:2571:LEU:HD12	2.13	0.69
1:D:394:CYS:CB	1:C:2737:GLY:HA2	2.16	0.69
1:D:2706:MET:CB	1:C:2707:LYS:CD	2.62	0.69
1:C:516:LEU:HD13	1:C:516:LEU:N	2.05	0.69
1:C:1198:ARG:C	1:C:1200:GLN:H	1.96	0.69
1:C:2245:LEU:HD13	1:C:2383:TYR:CG	2.27	0.69
1:B:2177:GLY:HA2	1:B:2186:LEU:HD21	1.73	0.69
1:B:2232:GLU:CB	1:B:2242:ASP:CG	2.60	0.69
1:A:2272:ASN:ND2	1:A:2367:ILE:HG21	2.06	0.69
1:D:2272:ASN:ND2	1:D:2367:ILE:HG21	2.07	0.69
1:D:2549:VAL:CG1	1:D:2573:PHE:CD2	2.65	0.69
1:B:2609:THR:HB	1:B:2618:ARG:NH1	1.87	0.69
1:A:2243:PHE:CE1	1:A:2612:PHE:HZ	2.07	0.69
1:A:2571:LEU:C	1:A:2571:LEU:HD12	2.13	0.69
1:D:364:ILE:HG23	1:D:393:LEU:HD21	1.75	0.69
1:D:2216:CYS:O	1:D:2254:MET:HE1	1.92	0.69
1:C:364:ILE:HG23	1:C:393:LEU:HD21	1.75	0.69
1:C:2335:ALA:C	1:C:2336:LEU:HD13	2.13	0.69
1:B:2345:ILE:HG22	1:B:2356:LEU:HD21	1.74	0.69
1:D:2337:ILE:H	1:D:2337:ILE:CD1	1.99	0.69

*Continued on next page...*

*Continued from previous page...*

Atom-1	Atom-2	Interatomic distance (Å)	Clash overlap (Å)
1:C:530:CYS:HB2	1:C:541:LEU:HD11	1.73	0.69
1:B:2290:LEU:C	1:B:2290:LEU:HD12	2.12	0.69
1:A:1198:ARG:C	1:A:1200:GLN:H	1.96	0.69
1:D:2288:ASN:ND2	1:D:2414:SER:CA	2.10	0.69
1:B:2219:LEU:HD22	1:B:2220:THR:HG22	1.74	0.69
1:B:2708:LEU:H	1:B:2708:LEU:HD12	1.57	0.69
1:A:2290:LEU:HD12	1:A:2290:LEU:C	2.12	0.69
1:A:2369:LEU:HB2	1:A:2395:HIS:CD2	2.27	0.69
1:A:2697:ASN:O	1:A:2700:GLU:N	2.24	0.69
1:A:2721:ASP:N	1:A:2721:ASP:OD2	2.14	0.69
1:D:1345:TYR:C	1:D:1349:ALA:CA	2.60	0.69
1:D:2335:ALA:C	1:D:2336:LEU:HD13	2.13	0.69
1:D:2708:LEU:HD12	1:D:2708:LEU:N	2.08	0.69
1:C:2290:LEU:C	1:C:2290:LEU:HD12	2.12	0.69
1:C:2578:ILE:C	1:C:2578:ILE:HD12	2.13	0.69
1:A:527:PHE:HD2	1:A:537:ARG:HE	1.39	0.69
1:A:2335:ALA:C	1:A:2336:LEU:HD13	2.13	0.69
1:A:2379:PHE:CG	1:A:2392:PHE:CZ	2.80	0.69
1:D:2232:GLU:CB	1:D:2242:ASP:CG	2.60	0.69
1:D:2379:PHE:CG	1:D:2392:PHE:CZ	2.81	0.69
1:D:2578:ILE:C	1:D:2578:ILE:HD12	2.13	0.69
1:B:461:GLU:HB2	1:B:525:ALA:HB1	1.75	0.69
1:B:510:MET:SD	1:B:515:ILE:HD12	2.33	0.69
1:A:2240:ILE:HD13	1:A:2672:LEU:HD12	1.67	0.69
1:A:2708:LEU:HD12	1:A:2708:LEU:N	2.08	0.69
1:D:1198:ARG:C	1:D:1200:GLN:H	1.96	0.69
1:C:2379:PHE:CG	1:C:2392:PHE:CZ	2.80	0.69
1:C:2571:LEU:C	1:C:2571:LEU:HD12	2.12	0.69
1:C:2695:LEU:CD2	1:C:2698:LEU:HD13	2.00	0.69
1:B:364:ILE:HG23	1:B:393:LEU:HD21	1.75	0.68
1:B:2576:MET:N	1:B:2576:MET:SD	2.66	0.68
1:B:2707:LYS:CE	1:C:2706:MET:CG	2.61	0.68
1:A:521:LYS:HB2	1:A:521:LYS:HZ2	1.53	0.68
1:A:2188:PHE:O	1:A:2191:LYS:CB	2.40	0.68
1:A:2275:PHE:CZ	1:A:2367:ILE:HG22	2.28	0.68
1:C:510:MET:HG2	1:C:515:ILE:CD1	2.11	0.68
1:B:2337:ILE:HD12	1:B:2337:ILE:N	2.02	0.68
1:B:2354:LEU:N	1:B:2354:LEU:HD23	2.07	0.68
1:B:2618:ARG:HD2	1:B:2628:PHE:HZ	0.68	0.68
1:A:364:ILE:HG23	1:A:393:LEU:HD21	1.75	0.68
1:C:461:GLU:HB2	1:C:525:ALA:HB1	1.75	0.68

*Continued on next page...*

Continued from previous page...

Atom-1	Atom-2	Interatomic distance (Å)	Clash overlap (Å)
1:C:520:PHE:CE2	1:C:576:LYS:CE	2.68	0.68
1:C:2708:LEU:HD12	1:C:2708:LEU:N	2.08	0.68
1:B:2609:THR:CA	1:B:2618:ARG:NE	2.56	0.68
1:D:2177:GLY:HA2	1:D:2186:LEU:HD21	1.73	0.68
1:C:2231:THR:CG2	1:C:2232:GLU:N	1.84	0.68
1:C:2345:ILE:O	1:C:2353:THR:HG21	1.91	0.68
1:B:2379:PHE:CG	1:B:2392:PHE:CZ	2.81	0.68
1:A:2219:LEU:HD22	1:A:2220:THR:HG22	1.74	0.68
1:A:2549:VAL:CG1	1:A:2573:PHE:CD2	2.65	0.68
1:C:2576:MET:N	1:C:2576:MET:SD	2.66	0.68
1:B:2245:LEU:HD13	1:B:2383:TYR:CG	2.27	0.68
1:B:2708:LEU:HD12	1:B:2708:LEU:N	2.08	0.68
1:A:510:MET:SD	1:A:515:ILE:HD12	2.33	0.68
1:C:2219:LEU:HD22	1:C:2220:THR:HG22	1.74	0.68
1:A:394:CYS:HB2	1:D:2737:GLY:HA3	1.74	0.68
1:A:2579:ILE:HD12	1:A:2580:ILE:HG12	1.76	0.68
1:D:364:ILE:HD13	1:C:2736:LEU:CD2	2.24	0.68
1:D:2398:TYR:HE1	1:D:2416:LEU:HD21	1.52	0.68
1:D:2609:THR:HA	1:D:2618:ARG:HE	1.58	0.68
1:D:2706:MET:HG2	1:C:2707:LYS:HE3	1.71	0.68
1:C:2695:LEU:HD22	1:C:2695:LEU:C	2.14	0.68
1:B:2288:ASN:OD1	1:B:2413:TYR:CB	2.40	0.68
1:B:2579:ILE:HD12	1:B:2580:ILE:HG12	1.76	0.68
1:A:461:GLU:HB2	1:A:525:ALA:HB1	1.75	0.68
1:A:2232:GLU:CB	1:A:2242:ASP:CG	2.60	0.68
1:A:2269:CYS:C	1:A:2371:SER:OG	2.32	0.68
1:A:2345:ILE:C	1:A:2353:THR:CG2	2.62	0.68
1:A:2410:GLU:CD	1:A:2411:PHE:H	1.93	0.68
1:A:2576:MET:SD	1:A:2576:MET:N	2.66	0.68
1:D:461:GLU:HB2	1:D:525:ALA:HB1	1.75	0.68
1:C:510:MET:SD	1:C:515:ILE:HD12	2.33	0.68
1:C:2216:CYS:O	1:C:2254:MET:HE1	1.94	0.68
1:C:2337:ILE:H	1:C:2337:ILE:CD1	1.99	0.68
1:C:2609:THR:HA	1:C:2618:ARG:HE	1.58	0.68
1:C:2694:GLU:O	1:C:2698:LEU:HD22	1.93	0.68
1:B:2410:GLU:CD	1:B:2411:PHE:H	1.93	0.68
1:B:2706:MET:CG	1:A:2707:LYS:CE	2.58	0.68
1:A:2337:ILE:H	1:A:2337:ILE:CD1	2.00	0.68
1:A:2388:LEU:CD2	1:A:2388:LEU:H	1.93	0.68
1:A:2578:ILE:C	1:A:2578:ILE:HD12	2.13	0.68
1:C:2232:GLU:CB	1:C:2242:ASP:CG	2.60	0.68

Continued on next page...

*Continued from previous page...*

Atom-1	Atom-2	Interatomic distance (Å)	Clash overlap (Å)
1:C:2288:ASN:ND2	1:C:2414:SER:CA	2.10	0.68
1:B:2399:LEU:C	1:B:2399:LEU:HD12	2.15	0.68
1:A:2177:GLY:HA2	1:A:2186:LEU:HD21	1.74	0.68
1:A:2232:GLU:HB3	1:A:2242:ASP:CG	2.05	0.68
1:A:2408:VAL:HG11	1:A:2412:PHE:CD2	2.27	0.68
1:A:2564:ALA:HA	1:A:2567:VAL:CG2	2.24	0.68
1:D:510:MET:SD	1:D:515:ILE:HD12	2.33	0.68
1:D:2579:ILE:HD12	1:D:2580:ILE:HG12	1.76	0.68
1:D:2694:GLU:O	1:D:2698:LEU:HD22	1.93	0.68
1:D:2695:LEU:CD2	1:D:2698:LEU:HD13	2.00	0.68
1:B:2216:CYS:O	1:B:2254:MET:HE1	1.94	0.68
1:A:2399:LEU:C	1:A:2399:LEU:HD12	2.14	0.68
1:A:2609:THR:CA	1:A:2618:ARG:HE	2.07	0.68
1:D:392:HIS:ND1	1:D:397:THR:CA	2.51	0.68
1:D:2219:LEU:HD22	1:D:2220:THR:HG22	1.74	0.68
1:D:2399:LEU:C	1:D:2399:LEU:HD12	2.14	0.67
1:D:2576:MET:N	1:D:2576:MET:SD	2.66	0.67
1:C:2215:ILE:O	1:C:2254:MET:HG2	1.95	0.67
1:C:2399:LEU:C	1:C:2399:LEU:HD12	2.15	0.67
1:B:364:ILE:HG23	1:B:393:LEU:CG	2.24	0.67
1:B:2335:ALA:C	1:B:2336:LEU:HD13	2.13	0.67
1:B:2736:LEU:C	1:C:364:ILE:CG1	2.61	0.67
1:D:2345:ILE:C	1:D:2353:THR:CG2	2.62	0.67
1:C:530:CYS:CB	1:C:541:LEU:CD1	2.70	0.67
1:B:2345:ILE:C	1:B:2353:THR:CG2	2.62	0.67
1:B:2609:THR:CA	1:B:2618:ARG:HE	2.07	0.67
1:B:2695:LEU:HD22	1:B:2695:LEU:C	2.14	0.67
1:B:2706:MET:CB	1:A:2707:LYS:CG	2.72	0.67
1:B:2707:LYS:HG3	1:C:2706:MET:HG2	1.69	0.67
1:D:2215:ILE:O	1:D:2254:MET:HG2	1.95	0.67
1:D:2243:PHE:HE1	1:D:2612:PHE:CZ	2.04	0.67
1:D:2369:LEU:HB2	1:D:2395:HIS:CD2	2.27	0.67
1:D:2706:MET:HE2	1:C:2707:LYS:HE3	1.76	0.67
1:B:139:PRO:HB2	1:B:148:ARG:HH21	1.60	0.67
1:A:2694:GLU:O	1:A:2698:LEU:HD22	1.93	0.67
1:A:2699:GLN:HB2	1:D:2700:GLU:CD	2.13	0.67
1:D:520:PHE:CE2	1:D:576:LYS:CE	2.68	0.67
1:D:2572:LEU:C	1:D:2572:LEU:HD12	2.15	0.67
1:C:364:ILE:HG23	1:C:393:LEU:CG	2.24	0.67
1:C:2345:ILE:C	1:C:2353:THR:CG2	2.62	0.67
1:C:2579:ILE:HD12	1:C:2580:ILE:HG12	1.76	0.67

*Continued on next page...*

*Continued from previous page...*

Atom-1	Atom-2	Interatomic distance (Å)	Clash overlap (Å)
1:B:520:PHE:CE2	1:B:576:LYS:CE	2.68	0.67
1:B:530:CYS:HB2	1:B:541:LEU:HD11	1.73	0.67
1:B:2564:ALA:HA	1:B:2567:VAL:CG2	2.24	0.67
1:B:2694:GLU:O	1:B:2698:LEU:HD22	1.93	0.67
1:D:2276:TRP:CH2	1:D:2395:HIS:CE1	2.83	0.67
1:C:2572:LEU:C	1:C:2572:LEU:HD12	2.15	0.67
1:B:2578:ILE:C	1:B:2578:ILE:HD12	2.14	0.67
1:A:2351:GLN:N	1:A:2352:PRO:HD3	2.09	0.67
1:A:2398:TYR:HE1	1:A:2416:LEU:HD21	1.52	0.67
1:D:2275:PHE:CZ	1:D:2367:ILE:HG22	2.28	0.67
1:C:2243:PHE:CE1	1:C:2612:PHE:HZ	2.07	0.67
1:B:2275:PHE:CZ	1:B:2367:ILE:HG22	2.28	0.67
1:B:2417:LEU:HD11	1:A:2450:ILE:HG21	1.77	0.67
1:B:2572:LEU:C	1:B:2572:LEU:HD12	2.15	0.67
1:A:2609:THR:HA	1:A:2618:ARG:HE	1.58	0.67
1:A:2695:LEU:HD22	1:A:2695:LEU:C	2.14	0.67
1:D:2564:ALA:HA	1:D:2567:VAL:CG2	2.24	0.67
1:C:2564:ALA:HA	1:C:2567:VAL:CG2	2.24	0.67
1:A:364:ILE:HG23	1:A:393:LEU:CG	2.24	0.67
1:D:2410:GLU:O	1:D:2412:PHE:CA	2.43	0.67
1:C:2269:CYS:C	1:C:2371:SER:OG	2.31	0.67
1:B:2276:TRP:CH2	1:B:2395:HIS:CE1	2.83	0.67
1:B:2545:SER:O	1:B:2547:GLY:N	2.27	0.67
1:A:139:PRO:HB2	1:A:148:ARG:HH21	1.60	0.67
1:B:530:CYS:CB	1:B:541:LEU:CD1	2.70	0.67
1:B:2219:LEU:CD2	1:B:2223:SER:OG	2.34	0.67
1:A:2215:ILE:O	1:A:2254:MET:HG2	1.95	0.67
1:A:2288:ASN:OD1	1:A:2413:TYR:CB	2.40	0.67
1:A:2572:LEU:C	1:A:2572:LEU:HD12	2.15	0.67
1:D:530:CYS:CB	1:D:541:LEU:CD1	2.70	0.67
1:D:2351:GLN:N	1:D:2352:PRO:HD3	2.09	0.67
1:D:2624:LYS:O	1:D:2624:LYS:NZ	2.28	0.67
1:C:2609:THR:CA	1:C:2618:ARG:NE	2.56	0.67
1:D:364:ILE:CG2	1:D:393:LEU:HD21	2.25	0.66
1:C:2275:PHE:CZ	1:C:2367:ILE:HB	2.28	0.66
1:C:2609:THR:CA	1:C:2618:ARG:HE	2.07	0.66
1:B:2215:ILE:O	1:B:2254:MET:HG2	1.95	0.66
1:A:2276:TRP:CH2	1:A:2395:HIS:CE1	2.83	0.66
1:C:2275:PHE:CZ	1:C:2367:ILE:HG22	2.28	0.66
1:B:2275:PHE:O	1:B:2278:SER:N	2.29	0.66
1:B:2345:ILE:HD12	1:B:2350:LEU:CD1	2.26	0.66

*Continued on next page...*



Continued from previous page...

Atom-1	Atom-2	Interatomic distance (Å)	Clash overlap (Å)
1:D:2695:LEU:HD22	1:D:2695:LEU:C	2.14	0.66
1:D:2721:ASP:N	1:D:2721:ASP:OD2	2.14	0.66
1:C:2408:VAL:HG11	1:C:2412:PHE:CD2	2.27	0.66
1:C:2545:SER:O	1:C:2547:GLY:N	2.27	0.66
1:B:2712:LEU:HD12	1:B:2712:LEU:O	1.95	0.66
1:A:364:ILE:CG2	1:A:393:LEU:HD21	2.25	0.66
1:A:2143:GLU:CA	1:A:2650:VAL:O	2.44	0.66
1:C:2245:LEU:CD1	1:C:2383:TYR:CD2	2.79	0.66
1:C:2410:GLU:O	1:C:2412:PHE:CA	2.43	0.66
1:A:63:MET:C	1:A:64:ASN:CG	2.54	0.66
1:A:518:GLN:NE2	1:A:518:GLN:HA	2.11	0.66
1:A:2410:GLU:HB2	1:A:2413:TYR:HB2	1.78	0.66
1:D:2143:GLU:CA	1:D:2650:VAL:O	2.44	0.66
1:D:2609:THR:CA	1:D:2618:ARG:HE	2.07	0.66
1:D:2609:THR:CA	1:D:2618:ARG:NE	2.56	0.66
1:C:139:PRO:HB2	1:C:148:ARG:HH21	1.60	0.66
1:B:2269:CYS:C	1:B:2371:SER:OG	2.32	0.66
1:B:2712:LEU:HD12	1:B:2712:LEU:C	2.16	0.66
1:A:2275:PHE:O	1:A:2278:SER:N	2.29	0.66
1:D:2245:LEU:CD1	1:D:2383:TYR:CD2	2.79	0.66
1:D:2275:PHE:CZ	1:D:2367:ILE:HB	2.28	0.66
1:D:2408:VAL:HG11	1:D:2412:PHE:CD2	2.27	0.66
1:D:2410:GLU:HB2	1:D:2413:TYR:HB2	1.78	0.66
1:D:2712:LEU:HD12	1:D:2712:LEU:O	1.95	0.66
1:C:2276:TRP:CH2	1:C:2395:HIS:CE1	2.83	0.66
1:D:139:PRO:HB2	1:D:148:ARG:HH21	1.60	0.66
1:D:364:ILE:HG23	1:D:393:LEU:CG	2.24	0.66
1:D:2345:ILE:HD12	1:D:2350:LEU:CD1	2.26	0.66
1:D:2705:THR:CA	1:D:2708:LEU:HD21	2.15	0.66
1:C:2350:LEU:O	1:C:2354:LEU:HG	1.96	0.66
1:B:2245:LEU:CD1	1:B:2383:TYR:CD2	2.79	0.66
1:B:2700:GLU:HG2	1:C:2699:GLN:OE1	1.87	0.66
1:A:2350:LEU:HA	1:A:2353:THR:OG1	1.96	0.66
1:A:2387:VAL:HG13	1:A:2388:LEU:HD23	1.77	0.66
1:A:2712:LEU:C	1:A:2712:LEU:HD12	2.16	0.66
1:D:2712:LEU:HD12	1:D:2712:LEU:C	2.16	0.66
1:C:63:MET:C	1:C:64:ASN:CG	2.54	0.66
1:C:2345:ILE:HD12	1:C:2350:LEU:CD1	2.26	0.66
1:B:364:ILE:HG21	1:A:2737:GLY:CA	2.26	0.66
1:A:2528:CYS:SG	1:A:2529:GLU:N	2.69	0.66
1:D:2276:TRP:CA	1:D:2368:PHE:HB3	2.26	0.66

Continued on next page...



*Continued from previous page...*

Atom-1	Atom-2	Interatomic distance (Å)	Clash overlap (Å)
1:C:2350:LEU:HA	1:C:2353:THR:OG1	1.96	0.66
1:B:364:ILE:CG2	1:B:393:LEU:HD21	2.25	0.66
1:B:2350:LEU:HA	1:B:2353:THR:OG1	1.96	0.66
1:B:2387:VAL:HG13	1:B:2388:LEU:HD23	1.77	0.66
1:D:2266:LEU:O	1:D:2269:CYS:SG	2.54	0.66
1:D:2379:PHE:CE2	1:D:2392:PHE:CZ	2.84	0.66
1:D:2387:VAL:HG13	1:D:2388:LEU:HD23	1.77	0.66
1:C:2351:GLN:N	1:C:2352:PRO:HD3	2.09	0.66
1:C:2379:PHE:CE2	1:C:2392:PHE:CZ	2.84	0.66
1:B:1198:ARG:C	1:B:1200:GLN:N	2.47	0.65
1:B:2276:TRP:CA	1:B:2368:PHE:HB3	2.26	0.65
1:B:2351:GLN:N	1:B:2352:PRO:HD3	2.09	0.65
1:A:364:ILE:CG1	1:D:2736:LEU:C	2.62	0.65
1:A:2624:LYS:O	1:A:2624:LYS:NZ	2.28	0.65
1:D:2350:LEU:HA	1:D:2353:THR:OG1	1.96	0.65
1:C:2712:LEU:HD12	1:C:2712:LEU:O	1.95	0.65
1:B:2143:GLU:CA	1:B:2650:VAL:O	2.44	0.65
1:B:2368:PHE:HZ	1:B:2398:TYR:CE2	2.15	0.65
1:A:2345:ILE:HD12	1:A:2350:LEU:CD1	2.26	0.65
1:A:2368:PHE:HZ	1:A:2398:TYR:CE2	2.15	0.65
1:D:364:ILE:CD1	1:C:2736:LEU:CD2	2.74	0.65
1:C:2143:GLU:CA	1:C:2650:VAL:O	2.44	0.65
1:C:2712:LEU:HD12	1:C:2712:LEU:C	2.16	0.65
1:B:518:GLN:HA	1:B:518:GLN:NE2	2.11	0.65
1:B:2706:MET:HB2	1:A:2711:ASN:HD21	1.62	0.65
1:A:223:PHE:HB2	1:A:294:GLY:HA2	1.78	0.65
1:A:538:LEU:CD2	1:A:586:GLY:C	2.31	0.65
1:A:2245:LEU:CD1	1:A:2383:TYR:CD2	2.79	0.65
1:A:2279:ILE:CD1	1:A:2364:ASN:CG	2.65	0.65
1:D:2368:PHE:HZ	1:D:2398:TYR:CE2	2.15	0.65
1:D:2528:CYS:SG	1:D:2529:GLU:N	2.69	0.65
1:C:2288:ASN:OD1	1:C:2413:TYR:CB	2.40	0.65
1:B:2245:LEU:HD12	1:B:2383:TYR:CD2	2.32	0.65
1:B:2736:LEU:C	1:C:364:ILE:CD1	2.65	0.65
1:A:2276:TRP:CA	1:A:2368:PHE:CB	2.75	0.65
1:A:2609:THR:CA	1:A:2618:ARG:NE	2.56	0.65
1:D:1630:LEU:O	1:D:1634:GLU:N	2.29	0.65
1:D:2285:VAL:CG1	1:D:2417:LEU:HD23	2.24	0.65
1:C:510:MET:HG2	1:C:515:ILE:HD12	1.73	0.65
1:B:2276:TRP:CA	1:B:2368:PHE:CB	2.75	0.65
1:A:2245:LEU:HD12	1:A:2383:TYR:CD2	2.32	0.65

*Continued on next page...*

*Continued from previous page...*

Atom-1	Atom-2	Interatomic distance (Å)	Clash overlap (Å)
1:A:2276:TRP:CA	1:A:2368:PHE:HB3	2.26	0.65
1:A:2379:PHE:CE2	1:A:2392:PHE:CZ	2.84	0.65
1:A:2420:LEU:HD13	1:A:2420:LEU:O	1.97	0.65
1:C:1198:ARG:C	1:C:1200:GLN:N	2.47	0.65
1:C:2276:TRP:CA	1:C:2368:PHE:HB3	2.26	0.65
1:B:392:HIS:ND1	1:B:397:THR:CA	2.51	0.65
1:A:364:ILE:HG23	1:A:393:LEU:CD2	2.27	0.65
1:A:1630:LEU:O	1:A:1634:GLU:N	2.30	0.65
1:A:2350:LEU:O	1:A:2354:LEU:HG	1.96	0.65
1:A:2410:GLU:O	1:A:2412:PHE:CA	2.43	0.65
1:D:2350:LEU:O	1:D:2354:LEU:HG	1.96	0.65
1:C:2266:LEU:O	1:C:2269:CYS:SG	2.54	0.65
1:C:2275:PHE:O	1:C:2278:SER:N	2.29	0.65
1:C:2387:VAL:HG13	1:C:2388:LEU:HD23	1.77	0.65
1:B:2410:GLU:O	1:B:2412:PHE:CA	2.43	0.65
1:B:2416:LEU:HD13	1:B:2416:LEU:C	2.17	0.65
1:D:2245:LEU:HD12	1:D:2383:TYR:CD2	2.32	0.65
1:D:2458:VAL:CG1	1:D:2459:GLY:H	2.10	0.65
1:C:2420:LEU:O	1:C:2420:LEU:HD13	1.97	0.65
1:B:2350:LEU:O	1:B:2354:LEU:HG	1.96	0.65
1:B:2379:PHE:CE2	1:B:2392:PHE:CZ	2.84	0.65
1:B:2528:CYS:SG	1:B:2529:GLU:N	2.69	0.65
1:B:2580:ILE:O	1:B:2584:LEU:HD23	1.97	0.65
1:B:2736:LEU:CD2	1:C:364:ILE:CD1	2.74	0.65
1:B:223:PHE:HB2	1:B:294:GLY:HA2	1.78	0.65
1:B:2729:GLN:HA	1:B:2729:GLN:NE2	2.12	0.65
1:A:2416:LEU:HD13	1:A:2416:LEU:C	2.17	0.65
1:D:461:GLU:HG2	1:D:525:ALA:O	1.96	0.65
1:C:518:GLN:HA	1:C:518:GLN:NE2	2.11	0.65
1:C:2276:TRP:CA	1:C:2368:PHE:CB	2.75	0.65
1:B:2266:LEU:O	1:B:2269:CYS:SG	2.54	0.65
1:B:2408:VAL:HG11	1:B:2412:PHE:CD2	2.27	0.65
1:B:2609:THR:HA	1:B:2618:ARG:HE	1.58	0.65
1:D:2188:PHE:O	1:D:2188:PHE:HD1	1.80	0.65
1:D:2369:LEU:C	1:D:2369:LEU:HD22	2.17	0.65
1:C:461:GLU:HG2	1:C:525:ALA:O	1.96	0.65
1:C:2188:PHE:O	1:C:2191:LYS:CB	2.40	0.65
1:B:2188:PHE:O	1:B:2188:PHE:HD1	1.80	0.64
1:D:364:ILE:HG23	1:D:393:LEU:CD2	2.27	0.64
1:D:518:GLN:NE2	1:D:518:GLN:HA	2.11	0.64
1:D:2275:PHE:O	1:D:2278:SER:N	2.29	0.64

*Continued on next page...*

*Continued from previous page...*

Atom-1	Atom-2	Interatomic distance (Å)	Clash overlap (Å)
1:D:2292:ALA:HB2	1:C:2453:TYR:HH	1.62	0.64
1:C:364:ILE:CG2	1:C:393:LEU:HD21	2.25	0.64
1:B:364:ILE:HG23	1:B:393:LEU:CD2	2.27	0.64
1:B:2410:GLU:HB2	1:B:2413:TYR:HB2	1.78	0.64
1:A:2188:PHE:O	1:A:2188:PHE:HD1	1.81	0.64
1:D:391:ARG:HD3	1:D:396:ASN:CB	2.24	0.64
1:D:2240:ILE:HD13	1:D:2672:LEU:HD12	1.67	0.64
1:D:2269:CYS:C	1:D:2371:SER:OG	2.32	0.64
1:D:2416:LEU:HD13	1:D:2416:LEU:C	2.17	0.64
1:D:2545:SER:O	1:D:2547:GLY:N	2.27	0.64
1:C:2188:PHE:O	1:C:2188:PHE:HD1	1.81	0.64
1:C:2245:LEU:HD12	1:C:2383:TYR:CD2	2.32	0.64
1:B:1630:LEU:O	1:B:1634:GLU:N	2.30	0.64
1:A:2285:VAL:CG1	1:A:2417:LEU:HD23	2.24	0.64
1:A:2712:LEU:HD12	1:A:2712:LEU:O	1.95	0.64
1:D:2276:TRP:CA	1:D:2368:PHE:CB	2.75	0.64
1:D:2405:GLY:HA2	1:D:2408:VAL:HG12	1.80	0.64
1:C:2528:CYS:SG	1:C:2529:GLU:N	2.69	0.64
1:C:2580:ILE:O	1:C:2584:LEU:HD23	1.97	0.64
1:B:391:ARG:HD3	1:B:396:ASN:CB	2.25	0.64
1:C:2143:GLU:H	1:C:2651:LYS:HB3	0.81	0.64
1:C:2285:VAL:CG1	1:C:2417:LEU:HD23	2.24	0.64
1:C:2405:GLY:HA2	1:C:2408:VAL:HG12	1.80	0.64
1:B:2369:LEU:C	1:B:2369:LEU:HD22	2.17	0.64
1:B:2420:LEU:O	1:B:2420:LEU:HD13	1.97	0.64
1:D:223:PHE:HB2	1:D:294:GLY:HA2	1.78	0.64
1:D:2243:PHE:CE1	1:D:2612:PHE:HZ	2.07	0.64
1:C:364:ILE:HG23	1:C:393:LEU:CD2	2.27	0.64
1:C:2269:CYS:O	1:C:2371:SER:CB	2.46	0.64
1:C:2410:GLU:HB2	1:C:2413:TYR:HB2	1.78	0.64
1:C:2624:LYS:HA	1:C:2624:LYS:CE	2.25	0.64
1:B:2732:ARG:HH22	1:B:2736:LEU:HB2	1.62	0.64
1:B:2736:LEU:CD2	1:C:364:ILE:HD13	2.28	0.64
1:A:2369:LEU:C	1:A:2369:LEU:HD22	2.17	0.64
1:D:2580:ILE:O	1:D:2584:LEU:HD23	1.97	0.64
1:D:2618:ARG:HD2	1:D:2628:PHE:HZ	0.69	0.64
1:C:392:HIS:ND1	1:C:397:THR:CA	2.51	0.64
1:C:2416:LEU:HD13	1:C:2416:LEU:C	2.17	0.64
1:B:461:GLU:HG2	1:B:525:ALA:O	1.96	0.64
1:B:2285:VAL:CG1	1:B:2417:LEU:HD23	2.24	0.64
1:A:2266:LEU:O	1:A:2269:CYS:SG	2.54	0.64

*Continued on next page...*

Continued from previous page...

Atom-1	Atom-2	Interatomic distance (Å)	Clash overlap (Å)
1:D:2269:CYS:O	1:D:2371:SER:CB	2.46	0.64
1:D:2420:LEU:O	1:D:2420:LEU:HD13	1.97	0.64
1:C:223:PHE:HB2	1:C:294:GLY:HA2	1.78	0.64
1:C:391:ARG:HD3	1:C:396:ASN:CB	2.24	0.64
1:C:2369:LEU:HD22	1:C:2369:LEU:C	2.17	0.64
1:C:2458:VAL:CG1	1:C:2459:GLY:H	2.10	0.64
1:B:2580:ILE:O	1:B:2584:LEU:HG	1.98	0.64
1:B:2736:LEU:O	1:C:364:ILE:CG1	2.38	0.64
1:A:2705:THR:CA	1:A:2708:LEU:HD21	2.15	0.64
1:D:63:MET:C	1:D:64:ASN:CG	2.54	0.64
1:D:538:LEU:HD11	1:D:585:ILE:O	1.98	0.64
1:D:2279:ILE:HD12	1:D:2364:ASN:CG	2.17	0.64
1:D:2729:GLN:HA	1:D:2729:GLN:NE2	2.12	0.64
1:C:2580:ILE:O	1:C:2584:LEU:HG	1.98	0.64
1:B:2232:GLU:HB2	1:B:2242:ASP:OD2	1.92	0.64
1:A:2458:VAL:CG1	1:A:2459:GLY:H	2.10	0.64
1:D:2143:GLU:H	1:D:2651:LYS:HB3	0.81	0.64
1:B:2219:LEU:HD22	1:B:2219:LEU:C	2.18	0.64
1:C:2279:ILE:HD12	1:C:2364:ASN:CG	2.17	0.64
1:B:2398:TYR:HE1	1:B:2416:LEU:HD21	1.52	0.63
1:B:2405:GLY:HA2	1:B:2408:VAL:HG12	1.79	0.63
1:B:2624:LYS:O	1:B:2624:LYS:NZ	2.28	0.63
1:D:2345:ILE:CA	1:D:2353:THR:CG2	2.76	0.63
1:D:2732:ARG:HH22	1:D:2736:LEU:HB2	1.62	0.63
1:C:1630:LEU:O	1:C:1634:GLU:N	2.30	0.63
1:A:2735:LEU:HD23	1:A:2735:LEU:C	2.19	0.63
1:D:364:ILE:HG21	1:C:2737:GLY:CA	2.27	0.63
1:D:2369:LEU:HD22	1:D:2369:LEU:O	1.98	0.63
1:C:2227:ILE:HG22	1:C:2638:MET:HE2	1.61	0.63
1:B:2269:CYS:O	1:B:2371:SER:CB	2.46	0.63
1:B:2275:PHE:CZ	1:B:2367:ILE:HB	2.28	0.63
1:A:461:GLU:HG2	1:A:525:ALA:O	1.96	0.63
1:A:2699:GLN:OE1	1:D:2700:GLU:CB	2.46	0.63
1:B:538:LEU:HD11	1:B:585:ILE:O	1.98	0.63
1:B:2350:LEU:O	1:B:2353:THR:OG1	2.17	0.63
1:B:2369:LEU:HD22	1:B:2369:LEU:O	1.98	0.63
1:B:2735:LEU:C	1:B:2735:LEU:HD23	2.19	0.63
1:B:2736:LEU:HD23	1:C:364:ILE:CD1	2.27	0.63
1:A:2369:LEU:HD22	1:A:2369:LEU:O	1.98	0.63
1:A:2410:GLU:OE1	1:A:2411:PHE:CA	2.47	0.63
1:A:2580:ILE:O	1:A:2584:LEU:HG	1.98	0.63

Continued on next page...

*Continued from previous page...*

Atom-1	Atom-2	Interatomic distance (Å)	Clash overlap (Å)
1:D:66:TYR:HB3	1:D:156:ASN:HB2	1.81	0.63
1:C:66:TYR:HB3	1:C:156:ASN:HB2	1.81	0.63
1:C:2219:LEU:HD22	1:C:2219:LEU:C	2.18	0.63
1:C:2369:LEU:HD22	1:C:2369:LEU:O	1.98	0.63
1:B:63:MET:C	1:B:64:ASN:CG	2.54	0.63
1:A:538:LEU:HD11	1:A:585:ILE:O	1.98	0.63
1:A:1198:ARG:C	1:A:1200:GLN:N	2.47	0.63
1:A:2732:ARG:HH22	1:A:2736:LEU:HB2	1.62	0.63
1:D:2288:ASN:OD1	1:D:2413:TYR:CB	2.40	0.63
1:C:2624:LYS:NZ	1:C:2624:LYS:O	2.28	0.63
1:B:66:TYR:HB3	1:B:156:ASN:HB2	1.81	0.63
1:B:364:ILE:HD13	1:A:2736:LEU:CD2	2.28	0.63
1:B:2143:GLU:H	1:B:2651:LYS:HB3	0.81	0.63
1:D:2231:THR:CG2	1:D:2232:GLU:N	1.84	0.63
1:C:2729:GLN:NE2	1:C:2729:GLN:HA	2.12	0.63
1:A:2225:LEU:HD12	1:A:2225:LEU:C	2.19	0.63
1:A:2580:ILE:O	1:A:2584:LEU:HD23	1.97	0.63
1:D:2566:ARG:O	1:D:2566:ARG:HD3	1.99	0.63
1:D:2706:MET:CB	1:C:2707:LYS:CG	2.76	0.63
1:C:2225:LEU:HD12	1:C:2225:LEU:C	2.19	0.63
1:C:2618:ARG:HD2	1:C:2628:PHE:HZ	0.68	0.63
1:B:510:MET:HG2	1:B:515:ILE:HD12	1.73	0.63
1:B:2279:ILE:HD12	1:B:2364:ASN:CG	2.17	0.63
1:B:2458:VAL:CG1	1:B:2459:GLY:H	2.10	0.63
1:B:2566:ARG:O	1:B:2566:ARG:HD3	1.99	0.63
1:A:2219:LEU:HD22	1:A:2219:LEU:C	2.18	0.63
1:A:2281:PHE:CA	1:A:2420:LEU:CD2	2.40	0.63
1:A:2405:GLY:HA2	1:A:2408:VAL:HG12	1.80	0.63
1:D:2417:LEU:C	1:D:2417:LEU:HD13	2.19	0.63
1:C:530:CYS:SG	1:C:537:ARG:HA	2.39	0.63
1:C:2368:PHE:HZ	1:C:2398:TYR:CE2	2.15	0.63
1:B:2293:PHE:HD1	1:B:2293:PHE:O	1.82	0.63
1:A:69:GLN:NE2	1:A:99:GLU:OE2	2.32	0.63
1:A:530:CYS:SG	1:A:537:ARG:HA	2.39	0.63
1:C:2279:ILE:CD1	1:C:2364:ASN:CG	2.65	0.63
1:B:530:CYS:SG	1:B:537:ARG:HA	2.39	0.62
1:B:2345:ILE:CA	1:B:2353:THR:CG2	2.76	0.62
1:B:2410:GLU:OE1	1:B:2411:PHE:CA	2.47	0.62
1:B:2707:LYS:HE3	1:C:2706:MET:HE2	1.80	0.62
1:B:2721:ASP:N	1:B:2721:ASP:OD2	2.14	0.62
1:A:2269:CYS:O	1:A:2371:SER:CB	2.46	0.62

*Continued on next page...*

*Continued from previous page...*

Atom-1	Atom-2	Interatomic distance (Å)	Clash overlap (Å)
1:A:2350:LEU:O	1:A:2353:THR:OG1	2.17	0.62
1:A:2417:LEU:C	1:A:2417:LEU:HD13	2.19	0.62
1:D:69:GLN:NE2	1:D:99:GLU:OE2	2.32	0.62
1:D:515:ILE:HG13	1:D:516:LEU:HD22	1.81	0.62
1:D:2218:PHE:N	1:D:2254:MET:CE	2.62	0.62
1:D:2293:PHE:O	1:D:2293:PHE:HD1	1.82	0.62
1:D:2350:LEU:O	1:D:2353:THR:OG1	2.17	0.62
1:D:2397:LEU:HD22	1:D:2397:LEU:N	2.14	0.62
1:D:2706:MET:HB2	1:C:2711:ASN:HD21	1.63	0.62
1:C:516:LEU:H	1:C:516:LEU:CD2	1.94	0.62
1:C:538:LEU:HD11	1:C:585:ILE:O	1.98	0.62
1:C:2272:ASN:ND2	1:C:2367:ILE:HG22	2.14	0.62
1:B:515:ILE:HG13	1:B:516:LEU:HD22	1.81	0.62
1:B:2218:PHE:N	1:B:2254:MET:CE	2.62	0.62
1:A:66:TYR:HB3	1:A:156:ASN:HB2	1.81	0.62
1:A:2293:PHE:O	1:A:2293:PHE:HD1	1.82	0.62
1:A:2706:MET:HE2	1:D:2707:LYS:HE3	1.80	0.62
1:D:530:CYS:SG	1:D:537:ARG:HA	2.39	0.62
1:D:2580:ILE:O	1:D:2584:LEU:HG	1.98	0.62
1:C:514:ASN:O	1:C:518:GLN:HG2	1.99	0.62
1:C:2293:PHE:O	1:C:2293:PHE:HD1	1.82	0.62
1:C:2345:ILE:CA	1:C:2353:THR:CG2	2.76	0.62
1:C:2566:ARG:O	1:C:2566:ARG:HD3	1.99	0.62
1:B:2410:GLU:O	1:B:2412:PHE:C	2.38	0.62
1:B:2417:LEU:HD13	1:B:2417:LEU:C	2.19	0.62
1:A:2143:GLU:H	1:A:2651:LYS:HB3	0.81	0.62
1:A:2368:PHE:O	1:A:2371:SER:N	2.32	0.62
1:A:2629:GLU:OE2	1:D:2236:GLN:NE2	2.30	0.62
1:A:2706:MET:CB	1:D:2707:LYS:CG	2.77	0.62
1:D:461:GLU:CD	1:D:528:THR:HG1	1.99	0.62
1:D:2630:GLU:N	1:D:2630:GLU:OE1	2.33	0.62
1:C:2250:LEU:HD13	1:C:2250:LEU:C	2.20	0.62
1:C:2410:GLU:OE1	1:C:2411:PHE:CA	2.47	0.62
1:B:2225:LEU:HD12	1:B:2225:LEU:C	2.19	0.62
1:A:2411:PHE:HE2	1:A:2412:PHE:CE2	2.17	0.62
1:D:2735:LEU:HD23	1:D:2735:LEU:C	2.19	0.62
1:C:2288:ASN:HD21	1:C:2413:TYR:C	2.03	0.62
1:C:2411:PHE:HE2	1:C:2412:PHE:CE2	2.17	0.62
1:C:2417:LEU:HD13	1:C:2417:LEU:C	2.19	0.62
1:C:2732:ARG:HH22	1:C:2736:LEU:HB2	1.62	0.62
1:B:514:ASN:O	1:B:518:GLN:HG2	2.00	0.62

*Continued on next page...*

*Continued from previous page...*

Atom-1	Atom-2	Interatomic distance (Å)	Clash overlap (Å)
1:D:2219:LEU:HD22	1:D:2219:LEU:C	2.18	0.62
1:B:69:GLN:NE2	1:B:99:GLU:OE2	2.32	0.62
1:D:2699:GLN:OE1	1:C:2700:GLU:HG2	1.93	0.62
1:B:2272:ASN:ND2	1:B:2367:ILE:HG22	2.14	0.62
1:B:2698:LEU:H	1:B:2698:LEU:CD2	2.11	0.62
1:A:298:TYR:O	1:A:299:TRP:HB3	2.00	0.62
1:A:2275:PHE:CZ	1:A:2367:ILE:HB	2.28	0.62
1:A:2566:ARG:O	1:A:2566:ARG:HD3	1.99	0.62
1:D:364:ILE:CD1	1:C:2736:LEU:HD23	2.28	0.62
1:D:514:ASN:O	1:D:518:GLN:HG2	2.00	0.62
1:D:557:TYR:CE1	1:D:590:LEU:CA	2.83	0.62
1:C:2218:PHE:N	1:C:2254:MET:CE	2.62	0.62
1:C:2350:LEU:O	1:C:2353:THR:OG1	2.17	0.62
1:C:2368:PHE:O	1:C:2371:SER:N	2.32	0.62
1:B:298:TYR:O	1:B:299:TRP:HB3	2.00	0.62
1:B:2243:PHE:HZ	1:B:2612:PHE:CE2	1.76	0.62
1:B:2279:ILE:CD1	1:B:2364:ASN:CG	2.65	0.62
1:B:2368:PHE:O	1:B:2371:SER:N	2.32	0.62
1:B:2397:LEU:HD22	1:B:2397:LEU:N	2.14	0.62
1:B:2423:ARG:O	1:B:2424:GLU:CG	2.48	0.62
1:B:2707:LYS:HG3	1:C:2706:MET:SD	2.39	0.62
1:A:2397:LEU:HD22	1:A:2397:LEU:N	2.14	0.62
1:A:2716:LEU:HD12	1:A:2716:LEU:C	2.19	0.62
1:A:2719:LEU:C	1:A:2719:LEU:HD12	2.20	0.62
1:A:2729:GLN:NE2	1:A:2729:GLN:HA	2.12	0.62
1:D:2279:ILE:CD1	1:D:2364:ASN:CG	2.65	0.62
1:C:2398:TYR:HE1	1:C:2416:LEU:HD21	1.52	0.62
1:C:2410:GLU:O	1:C:2412:PHE:C	2.38	0.62
1:B:2618:ARG:HG2	1:B:2628:PHE:CZ	2.22	0.62
1:B:2716:LEU:HD12	1:B:2716:LEU:C	2.19	0.62
1:A:391:ARG:HD3	1:A:396:ASN:CB	2.24	0.62
1:A:2218:PHE:N	1:A:2254:MET:CE	2.62	0.62
1:D:302:LEU:HD13	1:C:2733:ILE:HB	1.80	0.62
1:D:461:GLU:CG	1:D:525:ALA:HB1	2.29	0.62
1:D:2716:LEU:HD12	1:D:2716:LEU:C	2.19	0.62
1:C:2388:LEU:CD2	1:C:2388:LEU:H	1.93	0.62
1:C:2719:LEU:C	1:C:2719:LEU:HD12	2.20	0.62
1:B:302:LEU:HD13	1:A:2733:ILE:HB	1.81	0.62
1:B:2245:LEU:HD12	1:B:2383:TYR:CE2	2.35	0.62
1:A:557:TYR:CE1	1:A:590:LEU:CA	2.83	0.62
1:D:2618:ARG:HG2	1:D:2628:PHE:CZ	2.22	0.62

*Continued on next page...*



*Continued from previous page...*

Atom-1	Atom-2	Interatomic distance (Å)	Clash overlap (Å)
1:C:515:ILE:HG13	1:C:516:LEU:HD22	1.81	0.62
1:C:2397:LEU:HD22	1:C:2397:LEU:N	2.14	0.62
1:A:514:ASN:O	1:A:518:GLN:HG2	1.99	0.61
1:D:2250:LEU:HD13	1:D:2250:LEU:C	2.20	0.61
1:D:2279:ILE:HD11	1:D:2364:ASN:CB	1.92	0.61
1:D:2288:ASN:HD21	1:D:2413:TYR:C	2.03	0.61
1:C:520:PHE:CE2	1:C:576:LYS:NZ	2.66	0.61
1:C:2698:LEU:H	1:C:2698:LEU:CD2	2.11	0.61
1:C:2716:LEU:HD12	1:C:2716:LEU:C	2.19	0.61
1:B:2288:ASN:HD21	1:B:2413:TYR:C	2.03	0.61
1:B:2699:GLN:HB2	1:A:2700:GLU:CD	2.19	0.61
1:A:461:GLU:CG	1:A:525:ALA:HB1	2.29	0.61
1:A:2345:ILE:CA	1:A:2353:THR:CG2	2.76	0.61
1:A:2423:ARG:O	1:A:2424:GLU:CG	2.48	0.61
1:D:298:TYR:O	1:D:299:TRP:HB3	2.00	0.61
1:D:2368:PHE:O	1:D:2371:SER:N	2.33	0.61
1:C:69:GLN:NE2	1:C:99:GLU:OE2	2.32	0.61
1:C:2245:LEU:HD12	1:C:2383:TYR:CE2	2.35	0.61
1:B:461:GLU:CG	1:B:525:ALA:HB1	2.29	0.61
1:A:2245:LEU:HD12	1:A:2383:TYR:CE2	2.35	0.61
1:A:2545:SER:O	1:A:2547:GLY:N	2.27	0.61
1:A:2630:GLU:N	1:A:2630:GLU:OE1	2.33	0.61
1:C:461:GLU:CG	1:C:525:ALA:HB1	2.29	0.61
1:C:557:TYR:CE1	1:C:590:LEU:CA	2.83	0.61
1:B:2452:VAL:O	1:B:2456:SER:HB3	2.01	0.61
1:B:2707:LYS:CG	1:C:2706:MET:CB	2.79	0.61
1:A:515:ILE:HG13	1:A:516:LEU:HD22	1.81	0.61
1:A:2240:ILE:HA	1:A:2243:PHE:HD2	1.66	0.61
1:D:2706:MET:CG	1:C:2707:LYS:CE	2.66	0.61
1:C:2423:ARG:O	1:C:2424:GLU:CG	2.48	0.61
1:C:2735:LEU:HD23	1:C:2735:LEU:C	2.19	0.61
1:B:2451:LEU:HA	1:B:2454:LEU:CD2	2.28	0.61
1:A:2232:GLU:HB2	1:A:2242:ASP:OD2	1.92	0.61
1:A:2624:LYS:HA	1:A:2624:LYS:CE	2.25	0.61
1:B:520:PHE:CE2	1:B:576:LYS:NZ	2.66	0.61
1:A:554:ARG:HH22	1:A:588:ASP:CA	2.14	0.61
1:A:2272:ASN:HD22	1:A:2367:ILE:HG22	1.64	0.61
1:A:2288:ASN:HD21	1:A:2413:TYR:C	2.03	0.61
1:A:2452:VAL:O	1:A:2456:SER:HB3	2.01	0.61
1:A:2622:ASP:HB3	1:A:2628:PHE:CD1	2.36	0.61
1:D:554:ARG:HH22	1:D:588:ASP:CA	2.14	0.61

*Continued on next page...*



*Continued from previous page...*

Atom-1	Atom-2	Interatomic distance (Å)	Clash overlap (Å)
1:D:2411:PHE:HE2	1:D:2412:PHE:CE2	2.17	0.61
1:D:2708:LEU:CD1	1:D:2708:LEU:H	2.12	0.61
1:B:2622:ASP:HB3	1:B:2628:PHE:CD1	2.36	0.61
1:A:2249:ASP:OD1	1:A:2382:GLY:CA	2.41	0.61
1:D:2245:LEU:HD12	1:D:2383:TYR:CE2	2.35	0.61
1:C:72:PHE:CD1	1:C:92:LEU:HD13	2.28	0.61
1:B:364:ILE:CD1	1:A:2736:LEU:CD2	2.78	0.61
1:B:554:ARG:HH22	1:B:588:ASP:CA	2.14	0.61
1:B:2630:GLU:OE1	1:B:2630:GLU:N	2.33	0.61
1:B:2705:THR:CA	1:B:2708:LEU:HD21	2.15	0.61
1:A:2345:ILE:CB	1:A:2353:THR:HG21	2.31	0.61
1:A:2451:LEU:HA	1:A:2454:LEU:CD2	2.28	0.61
1:D:2272:ASN:ND2	1:D:2367:ILE:HG22	2.14	0.61
1:D:2423:ARG:O	1:D:2424:GLU:CG	2.48	0.61
1:C:15:CYS:SG	1:C:16:SER:N	2.74	0.61
1:C:585:ILE:O	1:C:585:ILE:HG22	2.01	0.61
1:C:2622:ASP:HB3	1:C:2628:PHE:CD1	2.36	0.61
1:B:557:TYR:CE1	1:B:590:LEU:CA	2.83	0.61
1:A:302:LEU:HA	1:A:368:PHE:O	2.01	0.61
1:A:2220:THR:CG2	1:A:2223:SER:H	2.14	0.61
1:D:2225:LEU:HD12	1:D:2225:LEU:C	2.19	0.61
1:D:2707:LYS:HB2	1:D:2707:LYS:HZ2	1.64	0.61
1:C:2220:THR:CG2	1:C:2223:SER:H	2.14	0.61
1:B:2216:CYS:SG	1:B:2646:VAL:HG21	2.41	0.61
1:B:2405:GLY:HA2	1:B:2412:PHE:HB2	1.83	0.61
1:A:2216:CYS:SG	1:A:2646:VAL:HG21	2.41	0.61
1:A:2410:GLU:O	1:A:2412:PHE:C	2.38	0.61
1:A:2706:MET:SD	1:D:2707:LYS:HG3	2.41	0.61
1:D:2220:THR:CG2	1:D:2223:SER:H	2.14	0.61
1:D:2698:LEU:H	1:D:2698:LEU:CD2	2.11	0.61
1:C:510:MET:HA	1:C:515:ILE:HD11	1.83	0.61
1:C:554:ARG:HH22	1:C:588:ASP:CA	2.14	0.61
1:C:2566:ARG:HD3	1:C:2566:ARG:C	2.21	0.61
1:C:2610:THR:OG1	1:C:2616:LEU:O	2.19	0.61
1:B:2250:LEU:HD13	1:B:2250:LEU:C	2.20	0.60
1:B:2272:ASN:HD22	1:B:2367:ILE:HG22	1.64	0.60
1:B:2580:ILE:O	1:B:2584:LEU:CD2	2.49	0.60
1:A:2279:ILE:HD12	1:A:2364:ASN:CG	2.17	0.60
1:A:2698:LEU:H	1:A:2698:LEU:CD2	2.11	0.60
1:D:15:CYS:SG	1:D:16:SER:N	2.74	0.60
1:D:302:LEU:HA	1:D:368:PHE:O	2.01	0.60

*Continued on next page...*

Continued from previous page...

Atom-1	Atom-2	Interatomic distance (Å)	Clash overlap (Å)
1:D:2240:ILE:HA	1:D:2243:PHE:HD2	1.66	0.60
1:D:2272:ASN:HD22	1:D:2367:ILE:HG22	1.64	0.60
1:D:2410:GLU:O	1:D:2412:PHE:C	2.38	0.60
1:D:2410:GLU:OE1	1:D:2411:PHE:CA	2.47	0.60
1:D:2566:ARG:HD3	1:D:2566:ARG:C	2.22	0.60
1:D:2580:ILE:O	1:D:2584:LEU:CD2	2.49	0.60
1:C:2721:ASP:N	1:C:2721:ASP:OD2	2.14	0.60
1:B:736:GLN:O	1:B:739:LEU:N	2.34	0.60
1:D:2622:ASP:HB3	1:D:2628:PHE:CD1	2.36	0.60
1:D:2719:LEU:C	1:D:2719:LEU:HD12	2.20	0.60
1:B:585:ILE:O	1:B:585:ILE:HG22	2.01	0.60
1:B:2279:ILE:HD11	1:B:2364:ASN:CB	1.92	0.60
1:B:2624:LYS:CE	1:B:2624:LYS:HA	2.25	0.60
1:A:2250:LEU:HD13	1:A:2250:LEU:C	2.20	0.60
1:A:2345:ILE:HB	1:A:2353:THR:CB	2.29	0.60
1:D:2624:LYS:HA	1:D:2624:LYS:CE	2.25	0.60
1:C:2216:CYS:SG	1:C:2646:VAL:HG21	2.41	0.60
1:C:2240:ILE:HA	1:C:2243:PHE:HD2	1.66	0.60
1:C:2707:LYS:HB2	1:C:2707:LYS:HZ2	1.66	0.60
1:B:2719:LEU:HD12	1:B:2719:LEU:C	2.21	0.60
1:A:736:GLN:O	1:A:739:LEU:N	2.34	0.60
1:D:736:GLN:O	1:D:739:LEU:N	2.34	0.60
1:D:2350:LEU:O	1:D:2354:LEU:CD2	2.49	0.60
1:C:298:TYR:O	1:C:299:TRP:HB3	2.00	0.60
1:C:2188:PHE:O	1:C:2191:LYS:N	2.34	0.60
1:C:2350:LEU:O	1:C:2354:LEU:CD2	2.49	0.60
1:B:510:MET:HA	1:B:515:ILE:HD11	1.83	0.60
1:B:2563:PHE:O	1:B:2567:VAL:HG22	2.01	0.60
1:B:2566:ARG:HD3	1:B:2566:ARG:C	2.22	0.60
1:A:585:ILE:O	1:A:585:ILE:HG22	2.01	0.60
1:A:1198:ARG:O	1:A:1199:LYS:C	2.38	0.60
1:A:2350:LEU:O	1:A:2354:LEU:CD2	2.49	0.60
1:A:2579:ILE:HG22	1:A:2583:ASN:ND2	2.17	0.60
1:A:2580:ILE:O	1:A:2584:LEU:CD2	2.49	0.60
1:C:2579:ILE:HG22	1:C:2583:ASN:ND2	2.17	0.60
1:B:528:THR:O	1:B:532:ASP:N	2.34	0.60
1:B:2240:ILE:HA	1:B:2243:PHE:HD2	1.66	0.60
1:A:15:CYS:SG	1:A:16:SER:N	2.74	0.60
1:A:298:TYR:O	1:A:299:TRP:CB	2.50	0.60
1:A:2243:PHE:HZ	1:A:2612:PHE:CE2	1.76	0.60
1:A:2345:ILE:HD13	1:A:2353:THR:CG2	2.31	0.60

Continued on next page...

Continued from previous page...

Atom-1	Atom-2	Interatomic distance (Å)	Clash overlap (Å)
1:A:2350:LEU:N	1:A:2352:PRO:HD2	2.17	0.60
1:D:2345:ILE:HD13	1:D:2353:THR:CG2	2.31	0.60
1:C:1198:ARG:O	1:C:1199:LYS:C	2.38	0.60
1:C:2272:ASN:HD22	1:C:2367:ILE:HG22	1.64	0.60
1:C:2630:GLU:OE1	1:C:2630:GLU:N	2.33	0.60
1:B:298:TYR:O	1:B:299:TRP:CB	2.50	0.60
1:B:2188:PHE:O	1:B:2191:LYS:N	2.34	0.60
1:B:2694:GLU:O	1:B:2698:LEU:HD23	2.02	0.60
1:D:2276:TRP:HH2	1:D:2395:HIS:HB2	1.67	0.60
1:C:302:LEU:HA	1:C:368:PHE:O	2.01	0.60
1:C:2580:ILE:O	1:C:2584:LEU:CG	2.50	0.60
1:C:2630:GLU:O	1:C:2634:GLU:N	2.35	0.60
1:B:2220:THR:CG2	1:B:2223:SER:H	2.14	0.60
1:B:2350:LEU:O	1:B:2354:LEU:CD2	2.49	0.60
1:B:2579:ILE:HG22	1:B:2583:ASN:ND2	2.17	0.60
1:A:2279:ILE:HD11	1:A:2364:ASN:CB	1.92	0.60
1:D:585:ILE:O	1:D:585:ILE:HG22	2.01	0.60
1:D:2281:PHE:CA	1:D:2420:LEU:CD2	2.40	0.60
1:D:2580:ILE:O	1:D:2584:LEU:CG	2.50	0.60
1:C:736:GLN:O	1:C:739:LEU:N	2.34	0.60
1:C:2405:GLY:HA2	1:C:2412:PHE:HB2	1.83	0.60
1:B:481:VAL:HB	1:B:495:LEU:HD21	1.84	0.60
1:B:2249:ASP:OD1	1:B:2382:GLY:CA	2.41	0.60
1:B:2345:ILE:CD1	1:B:2350:LEU:CD1	2.80	0.60
1:A:28:SER:OG	1:A:56:CYS:SG	2.60	0.60
1:A:553:CYS:CB	1:A:557:TYR:CE2	2.69	0.60
1:D:461:GLU:HG3	1:D:525:ALA:HB1	1.84	0.60
1:D:2189:TYR:C	1:D:2191:LYS:N	2.55	0.60
1:D:2345:ILE:CD1	1:D:2350:LEU:CD1	2.80	0.60
1:D:2579:ILE:HG22	1:D:2583:ASN:ND2	2.17	0.60
1:C:2345:ILE:CD1	1:C:2350:LEU:CD1	2.80	0.60
1:C:2452:VAL:O	1:C:2456:SER:HB3	2.01	0.60
1:B:302:LEU:HA	1:B:368:PHE:O	2.01	0.60
1:B:2276:TRP:HH2	1:B:2395:HIS:HB2	1.67	0.60
1:B:2707:LYS:HZ2	1:B:2707:LYS:HB2	1.66	0.60
1:A:2630:GLU:O	1:A:2634:GLU:N	2.35	0.60
1:D:2350:LEU:N	1:D:2352:PRO:HD2	2.17	0.60
1:B:526:PRO:HB3	1:B:549:PHE:CD1	2.37	0.59
1:A:2189:TYR:C	1:A:2191:LYS:N	2.55	0.59
1:A:2694:GLU:O	1:A:2698:LEU:HD23	2.02	0.59
1:D:2216:CYS:SG	1:D:2646:VAL:HG21	2.41	0.59

Continued on next page...

*Continued from previous page...*

Atom-1	Atom-2	Interatomic distance (Å)	Clash overlap (Å)
1:B:2345:ILE:HB	1:B:2353:THR:CB	2.30	0.59
1:B:2610:THR:OG1	1:B:2616:LEU:O	2.19	0.59
1:A:2345:ILE:CD1	1:A:2350:LEU:CD1	2.80	0.59
1:D:526:PRO:HB3	1:D:549:PHE:CD1	2.37	0.59
1:D:2452:VAL:O	1:D:2456:SER:HB3	2.01	0.59
1:D:2563:PHE:O	1:D:2567:VAL:HG22	2.01	0.59
1:C:298:TYR:O	1:C:299:TRP:CB	2.50	0.59
1:C:461:GLU:HG3	1:C:525:ALA:HB1	1.83	0.59
1:C:2243:PHE:HE1	1:C:2612:PHE:CZ	2.04	0.59
1:C:2276:TRP:HH2	1:C:2395:HIS:HB2	1.67	0.59
1:D:298:TYR:O	1:D:299:TRP:CB	2.50	0.59
1:D:481:VAL:HB	1:D:495:LEU:HD21	1.84	0.59
1:D:1198:ARG:O	1:D:1199:LYS:C	2.38	0.59
1:D:2345:ILE:HB	1:D:2353:THR:CB	2.30	0.59
1:C:2345:ILE:HD13	1:C:2353:THR:CG2	2.31	0.59
1:B:15:CYS:SG	1:B:16:SER:N	2.74	0.59
1:B:28:SER:OG	1:B:56:CYS:SG	2.60	0.59
1:B:2276:TRP:HA	1:B:2368:PHE:CD2	2.37	0.59
1:B:2345:ILE:CB	1:B:2353:THR:HG21	2.31	0.59
1:B:2350:LEU:N	1:B:2352:PRO:HD2	2.17	0.59
1:A:251:LEU:HB3	1:A:262:VAL:HA	1.85	0.59
1:A:2276:TRP:HA	1:A:2368:PHE:CD2	2.37	0.59
1:A:2566:ARG:HD3	1:A:2566:ARG:C	2.22	0.59
1:D:2249:ASP:OD1	1:D:2382:GLY:CA	2.41	0.59
1:C:28:SER:OG	1:C:56:CYS:SG	2.60	0.59
1:C:2276:TRP:HA	1:C:2368:PHE:CD2	2.37	0.59
1:C:2404:MET:HB3	1:C:2412:PHE:CD2	2.38	0.59
1:C:2580:ILE:O	1:C:2584:LEU:CD2	2.49	0.59
1:A:2580:ILE:O	1:A:2584:LEU:CG	2.50	0.59
1:D:63:MET:CA	1:D:64:ASN:OD1	2.51	0.59
1:D:2220:THR:HG21	1:D:2222:GLU:HG3	1.85	0.59
1:D:2276:TRP:HA	1:D:2368:PHE:CD2	2.37	0.59
1:D:2404:MET:HB3	1:D:2412:PHE:CD2	2.38	0.59
1:B:2345:ILE:HD13	1:B:2353:THR:CG2	2.31	0.59
1:A:2220:THR:HG21	1:A:2222:GLU:HG3	1.85	0.59
1:A:2404:MET:HB3	1:A:2412:PHE:CD2	2.38	0.59
1:D:461:GLU:HG3	1:D:525:ALA:CB	2.32	0.59
1:D:510:MET:HA	1:D:515:ILE:HD11	1.83	0.59
1:B:516:LEU:H	1:B:516:LEU:CD2	1.94	0.59
1:B:2404:MET:HB3	1:B:2412:PHE:CD2	2.38	0.59
1:B:2695:LEU:CD2	1:B:2698:LEU:HD13	2.00	0.59

*Continued on next page...*

*Continued from previous page...*

Atom-1	Atom-2	Interatomic distance (Å)	Clash overlap (Å)
1:A:510:MET:HA	1:A:515:ILE:HD11	1.83	0.59
1:A:2610:THR:OG1	1:A:2616:LEU:O	2.19	0.59
1:C:2189:TYR:C	1:C:2191:LYS:N	2.55	0.59
1:B:2231:THR:CG2	1:B:2232:GLU:N	1.84	0.59
1:A:2188:PHE:O	1:A:2191:LYS:N	2.34	0.59
1:A:2243:PHE:HE1	1:A:2612:PHE:CZ	2.04	0.59
1:C:481:VAL:HB	1:C:495:LEU:HD21	1.84	0.59
1:C:2732:ARG:HH12	1:C:2736:LEU:HD22	1.68	0.59
1:B:2580:ILE:O	1:B:2584:LEU:CG	2.50	0.59
1:A:481:VAL:HB	1:A:495:LEU:HD21	1.84	0.59
1:A:2276:TRP:HH2	1:A:2395:HIS:HB2	1.67	0.59
1:A:2563:PHE:O	1:A:2567:VAL:HG22	2.01	0.59
1:D:28:SER:OG	1:D:56:CYS:SG	2.60	0.59
1:D:72:PHE:CD1	1:D:92:LEU:HD13	2.28	0.59
1:D:1613:ASP:O	1:D:1617:PRO:CA	2.51	0.59
1:D:2144:ASP:H	1:D:2651:LYS:CB	1.94	0.59
1:C:391:ARG:HG3	1:C:396:ASN:C	2.24	0.59
1:C:461:GLU:HG3	1:C:525:ALA:CB	2.32	0.59
1:C:553:CYS:CB	1:C:557:TYR:CE2	2.69	0.59
1:B:2732:ARG:HH12	1:B:2736:LEU:HD22	1.68	0.59
1:A:461:GLU:HG3	1:A:525:ALA:CB	2.32	0.59
1:A:2622:ASP:CB	1:A:2628:PHE:CD1	2.86	0.59
1:D:66:TYR:CA	1:D:156:ASN:ND2	2.55	0.59
1:C:2232:GLU:HB2	1:C:2242:ASP:OD2	1.92	0.59
1:B:461:GLU:HG3	1:B:525:ALA:CB	2.32	0.58
1:B:2697:ASN:N	1:B:2698:LEU:HD23	2.18	0.58
1:A:392:HIS:ND1	1:A:397:THR:CA	2.51	0.58
1:A:2272:ASN:ND2	1:A:2367:ILE:HG22	2.14	0.58
1:D:251:LEU:HB3	1:D:262:VAL:HA	1.85	0.58
1:C:2345:ILE:HB	1:C:2353:THR:CB	2.30	0.58
1:C:2697:ASN:N	1:C:2698:LEU:HD23	2.18	0.58
1:B:2276:TRP:CE2	1:B:2368:PHE:HE1	2.20	0.58
1:D:528:THR:O	1:D:532:ASP:N	2.34	0.58
1:C:526:PRO:HB3	1:C:549:PHE:CD1	2.37	0.58
1:C:2563:PHE:O	1:C:2567:VAL:HG22	2.01	0.58
1:A:63:MET:CA	1:A:64:ASN:OD1	2.51	0.58
1:A:461:GLU:CD	1:A:528:THR:HG1	2.02	0.58
1:A:1613:ASP:O	1:A:1617:PRO:CA	2.51	0.58
1:D:76:ALA:O	1:D:78:PRO:CD	2.52	0.58
1:D:391:ARG:HG3	1:D:396:ASN:C	2.24	0.58
1:D:2707:LYS:O	1:D:2711:ASN:CG	2.42	0.58

*Continued on next page...*

*Continued from previous page...*

Atom-1	Atom-2	Interatomic distance (Å)	Clash overlap (Å)
1:B:461:GLU:HG3	1:B:525:ALA:HB1	1.83	0.58
1:B:2220:THR:HG21	1:B:2222:GLU:HG3	1.85	0.58
1:A:2697:ASN:N	1:A:2698:LEU:HD23	2.18	0.58
1:C:1613:ASP:O	1:C:1617:PRO:CA	2.51	0.58
1:B:523:LEU:HD13	1:B:523:LEU:N	2.18	0.58
1:B:1613:ASP:O	1:B:1617:PRO:CA	2.51	0.58
1:B:2215:ILE:O	1:B:2254:MET:CG	2.52	0.58
1:B:2454:LEU:HD23	1:B:2454:LEU:N	2.07	0.58
1:A:2404:MET:CB	1:A:2412:PHE:CE2	2.85	0.58
1:A:2405:GLY:HA2	1:A:2412:PHE:HB2	1.83	0.58
1:A:2707:LYS:O	1:A:2711:ASN:CG	2.42	0.58
1:D:2215:ILE:O	1:D:2254:MET:CG	2.52	0.58
1:D:2630:GLU:O	1:D:2634:GLU:N	2.35	0.58
1:C:2276:TRP:CE2	1:C:2368:PHE:HE1	2.20	0.58
1:C:2404:MET:CB	1:C:2412:PHE:CE2	2.85	0.58
1:B:530:CYS:O	1:B:540:GLU:OE1	2.22	0.58
1:A:530:CYS:O	1:A:540:GLU:OE1	2.22	0.58
1:D:2622:ASP:CB	1:D:2628:PHE:CD1	2.86	0.58
1:C:523:LEU:HD13	1:C:523:LEU:N	2.18	0.58
1:B:2189:TYR:C	1:B:2191:LYS:N	2.55	0.58
1:A:526:PRO:HB3	1:A:549:PHE:CD1	2.37	0.58
1:D:530:CYS:O	1:D:540:GLU:OE1	2.22	0.58
1:D:2405:GLY:HA2	1:D:2412:PHE:HB2	1.83	0.58
1:D:2694:GLU:O	1:D:2698:LEU:HD23	2.02	0.58
1:D:2697:ASN:N	1:D:2698:LEU:HD23	2.18	0.58
1:C:251:LEU:HB3	1:C:262:VAL:HA	1.85	0.58
1:B:2406:LEU:HB3	1:B:2407:PHE:CD2	2.39	0.58
1:B:2667:ILE:O	1:B:2670:ARG:NH1	2.37	0.58
1:A:461:GLU:HG3	1:A:525:ALA:HB1	1.83	0.58
1:A:2667:ILE:O	1:A:2670:ARG:NH1	2.37	0.58
1:D:2610:THR:OG1	1:D:2616:LEU:O	2.19	0.58
1:D:2732:ARG:HH12	1:D:2736:LEU:HD22	1.68	0.58
1:C:63:MET:CA	1:C:64:ASN:OD1	2.51	0.58
1:C:2220:THR:HG21	1:C:2222:GLU:HG3	1.85	0.58
1:C:2350:LEU:N	1:C:2352:PRO:HD2	2.17	0.58
1:C:2621:PHE:N	1:C:2621:PHE:CD1	2.71	0.58
1:C:2622:ASP:CB	1:C:2628:PHE:CD1	2.86	0.58
1:C:2694:GLU:O	1:C:2698:LEU:HD23	2.02	0.58
1:B:76:ALA:O	1:B:78:PRO:CD	2.52	0.58
1:A:391:ARG:HG3	1:A:396:ASN:C	2.24	0.58
1:A:523:LEU:HD13	1:A:523:LEU:N	2.18	0.58

*Continued on next page...*

*Continued from previous page...*

Atom-1	Atom-2	Interatomic distance (Å)	Clash overlap (Å)
1:A:2144:ASP:CA	1:A:2652:ASP:CB	2.81	0.58
1:A:2215:ILE:O	1:A:2254:MET:CG	2.52	0.58
1:A:2276:TRP:CE2	1:A:2368:PHE:HE1	2.20	0.58
1:A:2400:LEU:HD23	1:A:2400:LEU:C	2.24	0.58
1:A:2454:LEU:HD23	1:A:2454:LEU:N	2.07	0.58
1:D:2548:GLY:HA3	1:D:2551:ASP:OD2	2.04	0.58
1:C:2215:ILE:O	1:C:2254:MET:CG	2.52	0.58
1:B:2423:ARG:HB3	1:B:2423:ARG:CZ	2.34	0.58
1:B:2622:ASP:CB	1:B:2628:PHE:CD1	2.86	0.58
1:B:2707:LYS:O	1:B:2711:ASN:CG	2.42	0.58
1:A:2548:GLY:HA3	1:A:2551:ASP:OD2	2.04	0.58
1:D:523:LEU:HD13	1:D:523:LEU:N	2.18	0.58
1:D:547:ALA:O	1:D:551:HIS:ND1	2.37	0.58
1:D:2279:ILE:HD13	1:D:2364:ASN:CB	2.07	0.58
1:D:2423:ARG:HB3	1:D:2423:ARG:CZ	2.34	0.58
1:C:2406:LEU:HB3	1:C:2407:PHE:CD2	2.39	0.58
1:B:63:MET:CA	1:B:64:ASN:OD1	2.51	0.57
1:B:251:LEU:HB3	1:B:262:VAL:HA	1.85	0.57
1:B:2624:LYS:NZ	1:B:2624:LYS:HA	2.19	0.57
1:A:547:ALA:O	1:A:551:HIS:ND1	2.37	0.57
1:A:2406:LEU:HB3	1:A:2407:PHE:CD2	2.39	0.57
1:D:2404:MET:CB	1:D:2412:PHE:CE2	2.85	0.57
1:C:2062:GLY:O	1:C:2066:ILE:N	2.37	0.57
1:B:2737:GLY:HA2	1:C:394:CYS:CB	2.27	0.57
1:A:364:ILE:CD1	1:D:2736:LEU:C	2.72	0.57
1:A:2732:ARG:HH12	1:A:2736:LEU:HD22	1.68	0.57
1:C:260:GLN:NE2	1:C:355:LEU:O	2.34	0.57
1:C:2400:LEU:HD23	1:C:2400:LEU:C	2.24	0.57
1:B:391:ARG:HG3	1:B:396:ASN:C	2.24	0.57
1:A:76:ALA:O	1:A:78:PRO:CD	2.51	0.57
1:D:2406:LEU:HB3	1:D:2407:PHE:CD2	2.39	0.57
1:B:2229:TYR:N	1:B:2229:TYR:HD1	2.02	0.57
1:D:519:ILE:HD12	1:D:556:CYS:SG	2.45	0.57
1:D:620:SER:O	1:D:624:LYS:N	2.37	0.57
1:D:2356:LEU:C	1:D:2356:LEU:HD12	2.25	0.57
1:C:519:ILE:HD12	1:C:556:CYS:SG	2.45	0.57
1:C:2423:ARG:HB3	1:C:2423:ARG:CZ	2.34	0.57
1:C:2667:ILE:O	1:C:2670:ARG:NH1	2.37	0.57
1:A:2624:LYS:NZ	1:A:2624:LYS:HA	2.19	0.57
1:D:2249:ASP:CG	1:D:2382:GLY:HA3	2.25	0.57
1:D:2667:ILE:O	1:D:2670:ARG:NH1	2.37	0.57

*Continued on next page...*



*Continued from previous page...*

Atom-1	Atom-2	Interatomic distance (Å)	Clash overlap (Å)
1:C:520:PHE:HZ	1:C:576:LYS:CE	1.95	0.57
1:C:2266:LEU:CA	1:C:2269:CYS:SG	2.93	0.57
1:C:2707:LYS:O	1:C:2711:ASN:CG	2.42	0.57
1:B:519:ILE:HD12	1:B:556:CYS:SG	2.45	0.57
1:B:620:SER:O	1:B:624:LYS:N	2.37	0.57
1:B:2356:LEU:C	1:B:2356:LEU:HD12	2.25	0.57
1:B:2400:LEU:HD23	1:B:2400:LEU:C	2.24	0.57
1:B:2630:GLU:O	1:B:2634:GLU:N	2.35	0.57
1:D:2400:LEU:HD23	1:D:2400:LEU:C	2.24	0.57
1:C:528:THR:O	1:C:532:ASP:N	2.34	0.57
1:A:2266:LEU:CA	1:A:2269:CYS:SG	2.93	0.57
1:D:63:MET:O	1:D:64:ASN:CG	2.43	0.57
1:D:2275:PHE:CZ	1:D:2367:ILE:HG21	2.39	0.57
1:D:2624:LYS:NZ	1:D:2624:LYS:HA	2.19	0.57
1:C:530:CYS:O	1:C:540:GLU:OE1	2.22	0.57
1:C:2279:ILE:HD11	1:C:2364:ASN:CB	1.92	0.57
1:C:2356:LEU:C	1:C:2356:LEU:HD12	2.25	0.57
1:A:2356:LEU:C	1:A:2356:LEU:HD12	2.25	0.57
1:B:547:ALA:O	1:B:551:HIS:ND1	2.37	0.57
1:D:1978:GLU:O	1:D:1979:ASN:C	2.43	0.57
1:D:2345:ILE:O	1:D:2353:THR:HG23	2.05	0.57
1:D:2365:LYS:CD	1:D:2399:LEU:HB2	2.32	0.57
1:C:2018:LEU:O	1:C:2021:LEU:N	2.23	0.57
1:B:2621:PHE:N	1:B:2621:PHE:CD1	2.71	0.57
1:A:510:MET:CG	1:A:516:LEU:HD11	2.29	0.57
1:A:530:CYS:SG	1:A:540:GLU:HB2	2.45	0.57
1:D:2192:HIS:CG	1:D:2211:PRO:HA	2.40	0.57
1:D:2372:PHE:CZ	1:D:2391:GLU:HG3	2.40	0.57
1:C:2000:VAL:O	1:C:2004:LEU:N	2.38	0.57
1:B:2000:VAL:O	1:B:2004:LEU:N	2.38	0.56
1:A:1345:TYR:CA	1:A:1349:ALA:CA	2.83	0.56
1:A:2192:HIS:CG	1:A:2211:PRO:HA	2.40	0.56
1:C:2548:GLY:HA3	1:C:2551:ASP:OD2	2.04	0.56
1:B:2548:GLY:HA3	1:B:2551:ASP:OD2	2.04	0.56
1:A:66:TYR:CA	1:A:156:ASN:ND2	2.55	0.56
1:D:2266:LEU:CA	1:D:2269:CYS:SG	2.93	0.56
1:D:2699:GLN:HB2	1:C:2700:GLU:CD	2.25	0.56
1:C:547:ALA:O	1:C:551:HIS:ND1	2.37	0.56
1:B:66:TYR:CA	1:B:156:ASN:ND2	2.55	0.56
1:B:1978:GLU:O	1:B:1979:ASN:C	2.43	0.56
1:B:2192:HIS:CG	1:B:2211:PRO:HA	2.40	0.56

*Continued on next page...*



*Continued from previous page...*

Atom-1	Atom-2	Interatomic distance (Å)	Clash overlap (Å)
1:B:2275:PHE:CZ	1:B:2367:ILE:HG21	2.39	0.56
1:A:510:MET:HG2	1:A:515:ILE:HD12	1.73	0.56
1:A:519:ILE:HD12	1:A:556:CYS:SG	2.45	0.56
1:A:2062:GLY:O	1:A:2066:ILE:N	2.37	0.56
1:A:2229:TYR:N	1:A:2229:TYR:HD1	2.02	0.56
1:A:2252:ASN:HA	1:A:2255:ASN:HD21	1.71	0.56
1:D:553:CYS:C	1:D:557:TYR:CD2	2.79	0.56
1:D:1345:TYR:CA	1:D:1349:ALA:CA	2.83	0.56
1:D:2062:GLY:O	1:D:2066:ILE:N	2.37	0.56
1:D:2144:ASP:CA	1:D:2652:ASP:CB	2.81	0.56
1:D:2232:GLU:HB2	1:D:2242:ASP:OD2	1.92	0.56
1:C:300:ASN:O	1:C:300:ASN:ND2	2.39	0.56
1:C:2144:ASP:H	1:C:2651:LYS:CB	1.94	0.56
1:C:2144:ASP:CA	1:C:2652:ASP:CB	2.81	0.56
1:C:2192:HIS:CG	1:C:2211:PRO:HA	2.41	0.56
1:C:2229:TYR:HD1	1:C:2229:TYR:N	2.02	0.56
1:C:2624:LYS:HA	1:C:2624:LYS:NZ	2.19	0.56
1:B:300:ASN:O	1:B:300:ASN:ND2	2.39	0.56
1:B:529:ASP:OD2	1:B:541:LEU:HD21	2.05	0.56
1:A:300:ASN:ND2	1:A:300:ASN:O	2.38	0.56
1:A:620:SER:O	1:A:624:LYS:N	2.37	0.56
1:A:2372:PHE:CZ	1:A:2391:GLU:HG3	2.40	0.56
1:D:2229:TYR:N	1:D:2229:TYR:HD1	2.02	0.56
1:D:2252:ASN:HA	1:D:2255:ASN:HD21	1.71	0.56
1:D:2266:LEU:H	1:D:2266:LEU:CD1	2.14	0.56
1:C:2252:ASN:HA	1:C:2255:ASN:HD21	1.71	0.56
1:C:2276:TRP:HH2	1:C:2395:HIS:CB	2.19	0.56
1:B:530:CYS:SG	1:B:540:GLU:HB2	2.45	0.56
1:B:2252:ASN:HA	1:B:2255:ASN:HD21	1.71	0.56
1:B:2266:LEU:CA	1:B:2269:CYS:SG	2.93	0.56
1:B:2637:ASN:HB2	1:B:2640:HIS:HB2	1.87	0.56
1:B:2711:ASN:HD21	1:C:2706:MET:HB2	1.71	0.56
1:D:530:CYS:SG	1:D:540:GLU:HB2	2.45	0.56
1:D:2240:ILE:HG21	1:D:2675:PHE:CG	2.41	0.56
1:B:63:MET:O	1:B:64:ASN:CG	2.43	0.56
1:B:1345:TYR:CA	1:B:1349:ALA:CA	2.83	0.56
1:B:2345:ILE:O	1:B:2353:THR:HG23	2.05	0.56
1:B:2722:GLN:OE1	1:B:2722:GLN:HA	2.05	0.56
1:A:528:THR:O	1:A:532:ASP:N	2.34	0.56
1:A:553:CYS:C	1:A:557:TYR:CD2	2.79	0.56
1:A:2423:ARG:HB3	1:A:2423:ARG:CZ	2.34	0.56

*Continued on next page...*

*Continued from previous page...*

Atom-1	Atom-2	Interatomic distance (Å)	Clash overlap (Å)
1:D:300:ASN:ND2	1:D:300:ASN:O	2.39	0.56
1:D:2284:ALA:HB2	1:D:2416:LEU:HD12	1.88	0.56
1:A:139:PRO:HG2	1:A:148:ARG:HB2	1.88	0.56
1:D:2276:TRP:HH2	1:D:2395:HIS:CB	2.19	0.56
1:D:2637:ASN:HB2	1:D:2640:HIS:HB2	1.87	0.56
1:C:530:CYS:SG	1:C:540:GLU:HB2	2.45	0.56
1:C:620:SER:O	1:C:624:LYS:N	2.37	0.56
1:C:1345:TYR:CA	1:C:1349:ALA:CA	2.83	0.56
1:C:2229:TYR:N	1:C:2229:TYR:CD1	2.74	0.56
1:B:553:CYS:C	1:B:557:TYR:CD2	2.79	0.56
1:B:1198:ARG:O	1:B:1199:LYS:C	2.38	0.56
1:B:2276:TRP:HH2	1:B:2395:HIS:CB	2.19	0.56
1:A:63:MET:O	1:A:64:ASN:CG	2.43	0.56
1:A:2722:GLN:OE1	1:A:2722:GLN:HA	2.05	0.56
1:D:72:PHE:CE1	1:D:93:HIS:HA	2.41	0.56
1:D:2229:TYR:N	1:D:2229:TYR:CD1	2.74	0.56
1:C:139:PRO:HG2	1:C:148:ARG:HB2	1.88	0.56
1:B:72:PHE:CE1	1:B:93:HIS:HA	2.41	0.56
1:B:139:PRO:HG2	1:B:148:ARG:HB2	1.88	0.56
1:B:2455:PHE:CZ	1:B:2572:LEU:HD11	2.41	0.56
1:A:529:ASP:OD2	1:A:541:LEU:HD21	2.05	0.56
1:A:2637:ASN:HB2	1:A:2640:HIS:HB2	1.87	0.56
1:C:63:MET:O	1:C:64:ASN:CG	2.43	0.56
1:C:2549:VAL:CG1	1:C:2550:GLY:N	2.40	0.56
1:B:2249:ASP:CG	1:B:2382:GLY:HA3	2.25	0.56
1:B:2622:ASP:HB3	1:B:2628:PHE:HD1	1.70	0.56
1:A:2249:ASP:CG	1:A:2382:GLY:HA3	2.25	0.56
1:C:1978:GLU:O	1:C:1979:ASN:C	2.43	0.56
1:B:127:LYS:O	1:B:441:ARG:NH1	2.39	0.55
1:B:302:LEU:HD11	1:A:2733:ILE:CG2	2.36	0.55
1:B:2144:ASP:CA	1:B:2652:ASP:CB	2.81	0.55
1:A:72:PHE:CE1	1:A:93:HIS:HA	2.41	0.55
1:D:139:PRO:HG2	1:D:148:ARG:HB2	1.88	0.55
1:D:2231:THR:HG23	1:D:2232:GLU:H	0.39	0.55
1:C:461:GLU:CD	1:C:528:THR:HG1	2.06	0.55
1:C:2733:ILE:O	1:C:2733:ILE:HG13	2.06	0.55
1:B:2231:THR:HG23	1:B:2232:GLU:H	0.39	0.55
1:B:2279:ILE:HD13	1:B:2364:ASN:CB	2.07	0.55
1:A:379:ASP:CG	1:D:2722:GLN:CG	2.74	0.55
1:A:2275:PHE:CZ	1:A:2367:ILE:HG21	2.39	0.55
1:D:856:ASP:O	1:D:860:ASN:N	2.40	0.55

*Continued on next page...*

Continued from previous page...

Atom-1	Atom-2	Interatomic distance (Å)	Clash overlap (Å)
1:D:2176:PRO:CA	1:D:2186:LEU:CD1	2.84	0.55
1:D:2345:ILE:CB	1:D:2353:THR:HG21	2.31	0.55
1:D:2722:GLN:HA	1:D:2722:GLN:OE1	2.05	0.55
1:D:2730:LYS:HZ3	1:D:2730:LYS:C	2.09	0.55
1:C:517:LYS:HA	1:C:520:PHE:CE1	2.42	0.55
1:B:2176:PRO:CA	1:B:2186:LEU:CD1	2.84	0.55
1:B:2699:GLN:OE1	1:A:2700:GLU:CB	2.55	0.55
1:A:2231:THR:HG23	1:A:2232:GLU:H	0.39	0.55
1:A:2276:TRP:HH2	1:A:2395:HIS:CB	2.19	0.55
1:A:2621:PHE:N	1:A:2621:PHE:CD1	2.71	0.55
1:D:302:LEU:HD11	1:C:2733:ILE:CG2	2.36	0.55
1:D:2188:PHE:O	1:D:2191:LYS:N	2.34	0.55
1:D:2733:ILE:O	1:D:2733:ILE:HG13	2.06	0.55
1:C:72:PHE:CE1	1:C:93:HIS:HA	2.41	0.55
1:C:2231:THR:HG23	1:C:2232:GLU:H	0.39	0.55
1:C:2240:ILE:HG21	1:C:2675:PHE:CG	2.41	0.55
1:B:2231:THR:CG2	1:B:2232:GLU:O	2.54	0.55
1:B:2365:LYS:CD	1:B:2399:LEU:HB2	2.32	0.55
1:A:2365:LYS:CD	1:A:2399:LEU:HB2	2.32	0.55
1:D:307:HIS:HD2	1:D:310:THR:H	1.55	0.55
1:D:391:ARG:HG3	1:D:396:ASN:O	2.07	0.55
1:D:2000:VAL:O	1:D:2004:LEU:N	2.38	0.55
1:C:2231:THR:CG2	1:C:2232:GLU:O	2.54	0.55
1:C:2288:ASN:ND2	1:C:2414:SER:N	2.47	0.55
1:C:2722:GLN:OE1	1:C:2722:GLN:HA	2.05	0.55
1:B:307:HIS:HD2	1:B:310:THR:H	1.55	0.55
1:B:2240:ILE:HG21	1:B:2675:PHE:CG	2.41	0.55
1:B:2372:PHE:CZ	1:B:2391:GLU:HG3	2.40	0.55
1:B:2706:MET:CG	1:A:2707:LYS:HE3	2.33	0.55
1:B:2737:GLY:CA	1:C:364:ILE:HG21	2.35	0.55
1:A:502:PRO:HB3	1:A:565:GLN:HE22	1.72	0.55
1:A:2000:VAL:O	1:A:2004:LEU:N	2.38	0.55
1:A:2231:THR:HG23	1:A:2232:GLU:O	2.06	0.55
1:A:2240:ILE:HG21	1:A:2675:PHE:CG	2.41	0.55
1:D:1639:GLU:O	1:D:1643:ALA:N	2.39	0.55
1:D:2220:THR:HG23	1:D:2223:SER:H	1.72	0.55
1:C:307:HIS:HD2	1:C:310:THR:H	1.55	0.55
1:C:2240:ILE:CD1	1:C:2672:LEU:CD1	2.45	0.55
1:C:2275:PHE:CZ	1:C:2367:ILE:HG21	2.39	0.55
1:C:2401:ILE:O	1:C:2412:PHE:HB3	2.07	0.55
1:B:517:LYS:HA	1:B:520:PHE:CE1	2.42	0.55

Continued on next page...

*Continued from previous page...*

Atom-1	Atom-2	Interatomic distance (Å)	Clash overlap (Å)
1:B:2229:TYR:N	1:B:2229:TYR:CD1	2.74	0.55
1:A:127:LYS:O	1:A:441:ARG:NH1	2.40	0.55
1:A:392:HIS:HE1	1:A:397:THR:N	1.83	0.55
1:A:2144:ASP:H	1:A:2651:LYS:CB	1.94	0.55
1:A:2218:PHE:HB3	1:A:2254:MET:HE2	1.88	0.55
1:D:2621:PHE:CD1	1:D:2621:PHE:N	2.71	0.55
1:C:2176:PRO:CA	1:C:2186:LEU:CD1	2.84	0.55
1:C:2249:ASP:OD1	1:C:2382:GLY:CA	2.41	0.55
1:C:2581:VAL:HA	1:C:2584:LEU:HG	1.89	0.55
1:B:364:ILE:CD1	1:A:2736:LEU:HD23	2.32	0.55
1:B:2062:GLY:O	1:B:2066:ILE:N	2.37	0.55
1:A:530:CYS:H	1:A:541:LEU:HD11	1.71	0.55
1:A:2229:TYR:N	1:A:2229:TYR:CD1	2.74	0.55
1:A:2231:THR:CG2	1:A:2232:GLU:O	2.54	0.55
1:A:2706:MET:CG	1:D:2707:LYS:HE3	2.27	0.55
1:C:2189:TYR:HD1	1:C:2190:ALA:N	2.04	0.55
1:C:2231:THR:HG23	1:C:2232:GLU:O	2.06	0.55
1:C:2345:ILE:O	1:C:2353:THR:HG23	2.05	0.55
1:C:2637:ASN:HB2	1:C:2640:HIS:HB2	1.87	0.55
1:A:2249:ASP:OD2	1:A:2382:GLY:HA2	2.07	0.55
1:A:2455:PHE:CZ	1:A:2572:LEU:HD11	2.41	0.55
1:C:2708:LEU:CD1	1:C:2708:LEU:H	2.12	0.55
1:B:502:PRO:HB3	1:B:565:GLN:HE22	1.72	0.55
1:B:2621:PHE:N	1:B:2621:PHE:HD1	2.05	0.55
1:B:2733:ILE:HB	1:C:302:LEU:HD13	1.89	0.55
1:A:307:HIS:HD2	1:A:310:THR:H	1.55	0.55
1:A:2401:ILE:O	1:A:2412:PHE:HB3	2.07	0.55
1:A:2699:GLN:CB	1:D:2700:GLU:CD	2.74	0.55
1:D:553:CYS:C	1:D:557:TYR:HD2	2.07	0.55
1:D:2341:ILE:HD12	1:D:2344:LEU:HD11	1.89	0.55
1:C:391:ARG:HG3	1:C:396:ASN:O	2.07	0.55
1:C:2081:ARG:O	1:C:2085:VAL:N	2.36	0.55
1:C:2249:ASP:OD2	1:C:2382:GLY:HA2	2.07	0.55
1:B:241:ARG:HH12	1:B:273:THR:HA	1.72	0.55
1:B:391:ARG:HG3	1:B:396:ASN:O	2.07	0.55
1:B:553:CYS:C	1:B:557:TYR:HD2	2.07	0.55
1:A:391:ARG:HG3	1:A:396:ASN:O	2.07	0.55
1:A:2084:LEU:O	1:A:2088:LEU:N	2.36	0.55
1:D:517:LYS:HA	1:D:520:PHE:CE1	2.42	0.55
1:D:615:ILE:O	1:D:619:VAL:N	2.39	0.55
1:D:736:GLN:O	1:D:740:PHE:N	2.38	0.55

*Continued on next page...*

*Continued from previous page...*

Atom-1	Atom-2	Interatomic distance (Å)	Clash overlap (Å)
1:D:2276:TRP:HA	1:D:2368:PHE:HB3	1.89	0.55
1:B:394:CYS:CB	1:A:2737:GLY:HA2	2.27	0.54
1:B:830:LYS:O	1:B:834:ALA:N	2.39	0.54
1:A:553:CYS:C	1:A:557:TYR:HD2	2.07	0.54
1:A:2220:THR:HG23	1:A:2223:SER:H	1.72	0.54
1:D:2084:LEU:O	1:D:2088:LEU:N	2.36	0.54
1:D:2349:GLY:O	1:D:2352:PRO:CD	2.55	0.54
1:D:2581:VAL:HA	1:D:2584:LEU:HG	1.89	0.54
1:C:127:LYS:O	1:C:441:ARG:NH1	2.39	0.54
1:C:2084:LEU:O	1:C:2088:LEU:N	2.36	0.54
1:B:529:ASP:CG	1:B:541:LEU:HD21	2.28	0.54
1:B:2231:THR:HG23	1:B:2232:GLU:O	2.06	0.54
1:A:529:ASP:CG	1:A:541:LEU:HD21	2.28	0.54
1:D:502:PRO:HB3	1:D:565:GLN:HE22	1.72	0.54
1:D:520:PHE:CE2	1:D:576:LYS:NZ	2.66	0.54
1:D:2189:TYR:HD1	1:D:2190:ALA:N	2.03	0.54
1:D:2231:THR:CG2	1:D:2232:GLU:O	2.54	0.54
1:D:2388:LEU:CD2	1:D:2388:LEU:H	1.93	0.54
1:C:1838:THR:O	1:C:1842:SER:N	2.41	0.54
1:C:2220:THR:HG23	1:C:2223:SER:H	1.72	0.54
1:B:1639:GLU:O	1:B:1643:ALA:N	2.39	0.54
1:B:1838:THR:O	1:B:1842:SER:N	2.41	0.54
1:A:391:ARG:HG2	1:A:396:ASN:CA	2.36	0.54
1:A:614:GLU:O	1:A:618:PHE:N	2.39	0.54
1:A:1978:GLU:O	1:A:1979:ASN:C	2.43	0.54
1:A:2349:GLY:C	1:A:2352:PRO:CD	2.76	0.54
1:D:241:ARG:HH12	1:D:273:THR:HA	1.72	0.54
1:D:554:ARG:HH22	1:D:588:ASP:C	2.11	0.54
1:D:2633:LYS:HA	1:D:2637:ASN:HD21	1.73	0.54
1:C:66:TYR:CA	1:C:156:ASN:ND2	2.55	0.54
1:C:241:ARG:HH12	1:C:273:THR:HA	1.72	0.54
1:C:621:LEU:O	1:C:625:ASN:N	2.39	0.54
1:C:830:LYS:O	1:C:834:ALA:N	2.39	0.54
1:B:264:LEU:HD21	1:B:414:VAL:HG22	1.88	0.54
1:B:2249:ASP:OD2	1:B:2382:GLY:HA2	2.07	0.54
1:B:2341:ILE:HD12	1:B:2344:LEU:HD11	1.89	0.54
1:B:2700:GLU:CD	1:C:2699:GLN:HB2	2.20	0.54
1:A:241:ARG:HH12	1:A:273:THR:HA	1.72	0.54
1:A:517:LYS:HA	1:A:520:PHE:CE1	2.42	0.54
1:A:2176:PRO:CA	1:A:2186:LEU:CD1	2.84	0.54
1:D:2349:GLY:C	1:D:2352:PRO:CD	2.76	0.54

*Continued on next page...*

Continued from previous page...

Atom-1	Atom-2	Interatomic distance (Å)	Clash overlap (Å)
1:D:2451:LEU:HA	1:D:2454:LEU:CD2	2.28	0.54
1:C:2276:TRP:HA	1:C:2368:PHE:HB3	1.89	0.54
1:C:2284:ALA:HB2	1:C:2416:LEU:HD12	1.88	0.54
1:C:2350:LEU:C	1:C:2352:PRO:CD	2.54	0.54
1:C:2451:LEU:HA	1:C:2454:LEU:CD2	2.28	0.54
1:C:2454:LEU:HD23	1:C:2454:LEU:N	2.07	0.54
1:C:2564:ALA:HA	1:C:2567:VAL:HG21	1.90	0.54
1:C:2621:PHE:N	1:C:2621:PHE:HD1	2.05	0.54
1:B:554:ARG:HH22	1:B:588:ASP:C	2.11	0.54
1:B:2349:GLY:C	1:B:2352:PRO:CD	2.76	0.54
1:B:2401:ILE:O	1:B:2412:PHE:HB3	2.07	0.54
1:B:2404:MET:CB	1:B:2412:PHE:CE2	2.85	0.54
1:B:2564:ALA:HA	1:B:2567:VAL:HG21	1.90	0.54
1:A:2622:ASP:OD2	1:A:2628:PHE:CA	2.31	0.54
1:A:2733:ILE:O	1:A:2733:ILE:HG13	2.06	0.54
1:D:302:LEU:HD11	1:C:2733:ILE:HG22	1.89	0.54
1:D:2622:ASP:HB3	1:D:2628:PHE:HD1	1.70	0.54
1:C:529:ASP:OD2	1:C:541:LEU:HD21	2.05	0.54
1:D:127:LYS:O	1:D:441:ARG:NH1	2.39	0.54
1:D:391:ARG:HG2	1:D:396:ASN:CA	2.36	0.54
1:D:529:ASP:OD2	1:D:541:LEU:HD21	2.05	0.54
1:D:529:ASP:CG	1:D:541:LEU:HD21	2.28	0.54
1:D:2018:LEU:O	1:D:2021:LEU:N	2.23	0.54
1:D:2404:MET:CB	1:D:2412:PHE:CD2	2.91	0.54
1:D:2696:ARG:NH1	1:D:2696:ARG:HB3	2.23	0.54
1:C:264:LEU:HD21	1:C:414:VAL:HG22	1.88	0.54
1:C:1803:GLY:C	1:C:1805:SER:H	2.10	0.54
1:C:2452:VAL:O	1:C:2456:SER:CB	2.56	0.54
1:B:2288:ASN:ND2	1:B:2413:TYR:C	2.61	0.54
1:C:72:PHE:HB2	1:C:92:LEU:CD1	2.38	0.54
1:C:2349:GLY:C	1:C:2352:PRO:CD	2.76	0.54
1:C:2415:LEU:HD23	1:C:2415:LEU:C	2.27	0.54
1:B:2236:GLN:NE2	1:C:2629:GLU:OE2	2.38	0.54
1:A:260:GLN:NE2	1:A:355:LEU:O	2.34	0.54
1:A:521:LYS:HB2	1:A:521:LYS:HZ1	1.70	0.54
1:A:621:LEU:O	1:A:625:ASN:N	2.39	0.54
1:A:2018:LEU:O	1:A:2021:LEU:N	2.23	0.54
1:A:2458:VAL:HG12	1:A:2459:GLY:H	1.73	0.54
1:D:242:LEU:HB2	1:D:250:PHE:HE1	1.73	0.54
1:D:264:LEU:HD21	1:D:414:VAL:HG22	1.88	0.54
1:D:2454:LEU:HD23	1:D:2454:LEU:N	2.07	0.54

Continued on next page...

*Continued from previous page...*

Atom-1	Atom-2	Interatomic distance (Å)	Clash overlap (Å)
1:C:529:ASP:CG	1:C:541:LEU:HD21	2.28	0.54
1:C:2349:GLY:O	1:C:2352:PRO:CD	2.55	0.54
1:C:2622:ASP:HB3	1:C:2628:PHE:HD1	1.70	0.54
1:B:302:LEU:HD11	1:A:2733:ILE:HG22	1.90	0.54
1:A:1093:VAL:O	1:A:1097:PHE:N	2.40	0.54
1:A:2288:ASN:ND2	1:A:2413:TYR:C	2.61	0.54
1:D:553:CYS:CB	1:D:557:TYR:CE2	2.69	0.54
1:D:2288:ASN:ND2	1:D:2413:TYR:C	2.61	0.54
1:C:856:ASP:O	1:C:860:ASN:N	2.40	0.54
1:C:2249:ASP:CG	1:C:2382:GLY:HA3	2.25	0.54
1:C:2341:ILE:HD12	1:C:2344:LEU:HD11	1.89	0.54
1:C:2372:PHE:CZ	1:C:2391:GLU:HG3	2.40	0.54
1:B:242:LEU:HB2	1:B:250:PHE:HE1	1.73	0.54
1:A:2189:TYR:HD1	1:A:2190:ALA:N	2.04	0.54
1:A:2345:ILE:O	1:A:2353:THR:HG23	2.05	0.54
1:A:2379:PHE:CE1	1:A:2392:PHE:HE1	2.24	0.54
1:A:2581:VAL:HA	1:A:2584:LEU:HG	1.89	0.54
1:D:2458:VAL:HG12	1:D:2459:GLY:H	1.73	0.54
1:C:131:TYR:OH	1:C:154:ALA:O	2.22	0.54
1:C:554:ARG:HH22	1:C:588:ASP:C	2.11	0.54
1:C:2243:PHE:CZ	1:C:2612:PHE:HE2	1.75	0.54
1:B:553:CYS:CB	1:B:557:TYR:CE2	2.69	0.53
1:B:2404:MET:CB	1:B:2412:PHE:CD2	2.91	0.53
1:B:2581:VAL:HA	1:B:2584:LEU:HG	1.89	0.53
1:B:2706:MET:HB3	1:A:2707:LYS:CD	2.27	0.53
1:A:264:LEU:HD21	1:A:414:VAL:HG22	1.88	0.53
1:A:554:ARG:HH22	1:A:588:ASP:C	2.11	0.53
1:A:1407:VAL:O	1:A:1411:THR:N	2.38	0.53
1:A:2276:TRP:HA	1:A:2368:PHE:HB3	1.89	0.53
1:D:2231:THR:HG23	1:D:2232:GLU:O	2.06	0.53
1:D:2249:ASP:OD2	1:D:2382:GLY:HA2	2.07	0.53
1:C:76:ALA:O	1:C:78:PRO:CD	2.51	0.53
1:C:502:PRO:HB3	1:C:565:GLN:HE22	1.72	0.53
1:B:260:GLN:NE2	1:B:355:LEU:O	2.34	0.53
1:B:1805:SER:O	1:B:1809:ILE:N	2.39	0.53
1:B:2411:PHE:HE2	1:B:2412:PHE:CE2	2.17	0.53
1:A:242:LEU:HB2	1:A:250:PHE:HE1	1.73	0.53
1:A:391:ARG:HA	1:A:397:THR:O	2.08	0.53
1:A:1838:THR:O	1:A:1842:SER:N	2.41	0.53
1:A:2276:TRP:C	1:A:2276:TRP:CD1	2.82	0.53
1:A:2404:MET:CB	1:A:2412:PHE:CD2	2.91	0.53

*Continued on next page...*



Continued from previous page...

Atom-1	Atom-2	Interatomic distance (Å)	Clash overlap (Å)
1:A:2452:VAL:O	1:A:2456:SER:CB	2.56	0.53
1:D:1838:THR:O	1:D:1842:SER:N	2.41	0.53
1:D:2176:PRO:O	1:D:2186:LEU:HD22	2.07	0.53
1:C:2723:MET:N	1:C:2723:MET:SD	2.81	0.53
1:B:2284:ALA:HB2	1:B:2416:LEU:HD12	1.88	0.53
1:A:503:ASN:O	1:A:507:GLN:NE2	2.41	0.53
1:A:2341:ILE:HD12	1:A:2344:LEU:HD11	1.89	0.53
1:A:2706:MET:HB3	1:D:2707:LYS:CD	2.24	0.53
1:D:72:PHE:HB2	1:D:92:LEU:CD1	2.38	0.53
1:D:530:CYS:H	1:D:541:LEU:HD11	1.71	0.53
1:D:2401:ILE:O	1:D:2412:PHE:HB3	2.07	0.53
1:C:391:ARG:HA	1:C:397:THR:O	2.09	0.53
1:C:530:CYS:H	1:C:541:LEU:HD11	1.71	0.53
1:C:2404:MET:CB	1:C:2412:PHE:CD2	2.91	0.53
1:C:2458:VAL:HG12	1:C:2459:GLY:H	1.73	0.53
1:B:614:GLU:O	1:B:618:PHE:N	2.39	0.53
1:B:2696:ARG:NH1	1:B:2696:ARG:HB3	2.23	0.53
1:A:1639:GLU:O	1:A:1643:ALA:N	2.39	0.53
1:A:2176:PRO:O	1:A:2186:LEU:HD22	2.07	0.53
1:A:2633:LYS:HA	1:A:2637:ASN:HD21	1.73	0.53
1:A:2696:ARG:NH1	1:A:2696:ARG:HB3	2.23	0.53
1:A:2707:LYS:HB2	1:A:2707:LYS:HZ2	1.72	0.53
1:D:131:TYR:OH	1:D:154:ALA:O	2.22	0.53
1:D:1308:TYR:O	1:D:1312:LEU:N	2.42	0.53
1:C:592:GLU:O	1:C:596:THR:N	2.40	0.53
1:C:2696:ARG:HB3	1:C:2696:ARG:NH1	2.23	0.53
1:B:530:CYS:H	1:B:541:LEU:HD11	1.71	0.53
1:B:827:ASP:O	1:B:831:GLU:N	2.40	0.53
1:B:2458:VAL:HG12	1:B:2459:GLY:H	1.73	0.53
1:A:72:PHE:HB2	1:A:92:LEU:CD1	2.38	0.53
1:D:391:ARG:HA	1:D:397:THR:O	2.09	0.53
1:D:2420:LEU:HD13	1:D:2420:LEU:C	2.29	0.53
1:D:2452:VAL:O	1:D:2456:SER:CB	2.56	0.53
1:C:242:LEU:HB2	1:C:250:PHE:HE1	1.74	0.53
1:C:2266:LEU:H	1:C:2266:LEU:CD1	2.14	0.53
1:C:2633:LYS:HA	1:C:2637:ASN:HD21	1.73	0.53
1:B:72:PHE:HB2	1:B:92:LEU:CD1	2.38	0.53
1:B:2220:THR:HG23	1:B:2223:SER:H	1.72	0.53
1:A:2189:TYR:CD1	1:A:2189:TYR:C	2.82	0.53
1:D:63:MET:HB3	1:D:120:VAL:HG21	1.91	0.53
1:D:2621:PHE:N	1:D:2621:PHE:HD1	2.05	0.53

Continued on next page...

*Continued from previous page...*

Atom-1	Atom-2	Interatomic distance (Å)	Clash overlap (Å)
1:D:2723:MET:SD	1:D:2723:MET:N	2.81	0.53
1:C:553:CYS:C	1:C:557:TYR:CD2	2.79	0.53
1:B:67:SER:HA	1:B:70:LYS:HZ2	1.73	0.53
1:B:2276:TRP:HA	1:B:2368:PHE:HB3	1.89	0.53
1:A:2276:TRP:HA	1:A:2368:PHE:CG	2.44	0.53
1:A:2420:LEU:HD13	1:A:2420:LEU:C	2.29	0.53
1:D:522:LEU:HD12	1:D:522:LEU:C	2.29	0.53
1:D:2351:GLN:H	1:D:2352:PRO:CD	2.19	0.53
1:B:503:ASN:O	1:B:507:GLN:NE2	2.41	0.53
1:B:2420:LEU:HD13	1:B:2420:LEU:C	2.29	0.53
1:D:1669:GLU:O	1:D:1673:ILE:N	2.42	0.53
1:D:2275:PHE:CD1	1:D:2275:PHE:C	2.83	0.53
1:C:2735:LEU:HD22	1:C:2736:LEU:HD12	1.91	0.53
1:B:391:ARG:HA	1:B:397:THR:O	2.09	0.53
1:B:856:ASP:O	1:B:860:ASN:N	2.40	0.53
1:B:1093:VAL:O	1:B:1097:PHE:N	2.40	0.53
1:B:2110:GLU:O	1:B:2114:TYR:N	2.42	0.53
1:B:2276:TRP:HA	1:B:2368:PHE:CG	2.44	0.53
1:B:2723:MET:N	1:B:2723:MET:SD	2.81	0.53
1:A:1308:TYR:O	1:A:1312:LEU:N	2.42	0.53
1:A:2231:THR:CG2	1:A:2232:GLU:N	1.84	0.53
1:A:2398:TYR:HD1	1:A:2416:LEU:CD2	2.20	0.53
1:D:617:THR:O	1:D:621:LEU:N	2.41	0.53
1:D:2350:LEU:O	1:D:2354:LEU:CG	2.57	0.53
1:C:503:ASN:O	1:C:507:GLN:NE2	2.41	0.53
1:C:2276:TRP:HA	1:C:2368:PHE:CG	2.44	0.53
1:B:1669:GLU:O	1:B:1673:ILE:N	2.42	0.53
1:B:2415:LEU:HD23	1:B:2415:LEU:C	2.27	0.53
1:B:2452:VAL:O	1:B:2456:SER:CB	2.56	0.53
1:B:2700:GLU:CB	1:C:2699:GLN:OE1	2.56	0.53
1:B:2733:ILE:HG13	1:B:2733:ILE:O	2.06	0.53
1:A:711:SER:O	1:A:715:LEU:N	2.41	0.53
1:A:2651:LYS:HE3	1:A:2655:GLU:HA	1.90	0.53
1:D:503:ASN:O	1:D:507:GLN:NE2	2.41	0.53
1:D:2218:PHE:HB3	1:D:2254:MET:HE2	1.90	0.53
1:C:63:MET:HB3	1:C:120:VAL:HG21	1.91	0.53
1:C:553:CYS:C	1:C:557:TYR:HD2	2.07	0.53
1:C:617:THR:O	1:C:621:LEU:N	2.41	0.53
1:C:2276:TRP:C	1:C:2276:TRP:CD1	2.82	0.53
1:B:2018:LEU:O	1:B:2021:LEU:N	2.23	0.52
1:A:2350:LEU:O	1:A:2354:LEU:CG	2.57	0.52

*Continued on next page...*

Continued from previous page...

Atom-1	Atom-2	Interatomic distance (Å)	Clash overlap (Å)
1:A:2735:LEU:HD22	1:A:2736:LEU:HD12	1.91	0.52
1:D:2455:PHE:CZ	1:D:2572:LEU:HD11	2.41	0.52
1:D:2564:ALA:HA	1:D:2567:VAL:HG21	1.89	0.52
1:C:518:GLN:NE2	1:C:518:GLN:CA	2.72	0.52
1:C:1093:VAL:O	1:C:1097:PHE:N	2.40	0.52
1:C:2189:TYR:CD1	1:C:2189:TYR:C	2.82	0.52
1:C:2624:LYS:HA	1:C:2624:LYS:HZ2	1.73	0.52
1:B:1249:GLN:O	1:B:1253:ALA:N	2.41	0.52
1:B:2176:PRO:O	1:B:2186:LEU:HD22	2.08	0.52
1:B:2288:ASN:ND2	1:B:2414:SER:N	2.47	0.52
1:B:2384:ARG:HB3	1:B:2387:VAL:HG12	1.91	0.52
1:A:856:ASP:O	1:A:860:ASN:N	2.40	0.52
1:A:2189:TYR:CZ	1:A:2193:THR:OG1	2.63	0.52
1:A:2368:PHE:CZ	1:A:2395:HIS:HE1	2.23	0.52
1:D:2550:GLY:N	1:D:2570:ASP:OD1	2.42	0.52
1:C:1639:GLU:O	1:C:1643:ALA:N	2.39	0.52
1:C:2288:ASN:ND2	1:C:2413:TYR:C	2.61	0.52
1:C:2420:LEU:HD13	1:C:2420:LEU:C	2.29	0.52
1:B:621:LEU:O	1:B:625:ASN:N	2.39	0.52
1:B:2081:ARG:O	1:B:2085:VAL:N	2.36	0.52
1:B:2349:GLY:O	1:B:2352:PRO:CD	2.55	0.52
1:B:2350:LEU:O	1:B:2354:LEU:CG	2.57	0.52
1:B:2550:GLY:N	1:B:2570:ASP:OD1	2.42	0.52
1:A:2295:TYR:CD2	1:D:2532:LEU:HD21	2.44	0.52
1:A:2706:MET:HB2	1:D:2711:ASN:HD21	1.75	0.52
1:D:965:ILE:O	1:D:969:ASP:N	2.39	0.52
1:C:827:ASP:O	1:C:831:GLU:N	2.40	0.52
1:C:1308:TYR:O	1:C:1312:LEU:N	2.42	0.52
1:B:2189:TYR:CD1	1:B:2189:TYR:C	2.82	0.52
1:B:2276:TRP:C	1:B:2276:TRP:CD1	2.82	0.52
1:A:286:VAL:HG13	1:A:301:SER:HG	1.74	0.52
1:A:523:LEU:N	1:A:523:LEU:CD1	2.73	0.52
1:A:749:TYR:O	1:A:753:ASN:N	2.42	0.52
1:A:2384:ARG:HB3	1:A:2387:VAL:HG12	1.91	0.52
1:A:2550:GLY:N	1:A:2570:ASP:OD1	2.42	0.52
1:D:523:LEU:N	1:D:523:LEU:CD1	2.73	0.52
1:D:2415:LEU:HD23	1:D:2415:LEU:C	2.27	0.52
1:D:2628:PHE:O	1:D:2631:HIS:ND1	2.43	0.52
1:C:2550:GLY:N	1:C:2570:ASP:OD1	2.42	0.52
1:B:615:ILE:O	1:B:619:VAL:N	2.39	0.52
1:B:2633:LYS:HA	1:B:2637:ASN:HD21	1.73	0.52

Continued on next page...

*Continued from previous page...*

Atom-1	Atom-2	Interatomic distance (Å)	Clash overlap (Å)
1:A:40:GLN:HE21	1:A:42:GLU:HG3	1.75	0.52
1:A:2153:GLY:O	1:A:2157:TYR:N	2.41	0.52
1:A:2723:MET:N	1:A:2723:MET:SD	2.81	0.52
1:D:2153:GLY:O	1:D:2157:TYR:N	2.41	0.52
1:D:2276:TRP:C	1:D:2276:TRP:CD1	2.82	0.52
1:D:2404:MET:SD	1:D:2412:PHE:CZ	3.03	0.52
1:C:510:MET:SD	1:C:515:ILE:CD1	2.95	0.52
1:C:1669:GLU:O	1:C:1673:ILE:N	2.42	0.52
1:C:2219:LEU:CD2	1:C:2220:THR:N	2.73	0.52
1:B:2275:PHE:CD1	1:B:2275:PHE:C	2.83	0.52
1:B:2397:LEU:N	1:B:2397:LEU:CD2	2.72	0.52
1:B:2735:LEU:HD22	1:B:2736:LEU:HD12	1.91	0.52
1:A:617:THR:O	1:A:621:LEU:N	2.41	0.52
1:A:830:LYS:O	1:A:834:ALA:N	2.39	0.52
1:A:2397:LEU:N	1:A:2397:LEU:CD2	2.73	0.52
1:A:2707:LYS:NZ	1:A:2707:LYS:CB	2.73	0.52
1:D:116:GLN:HB3	1:D:173:GLY:HA2	1.92	0.52
1:D:2707:LYS:HZ2	1:D:2707:LYS:CB	2.23	0.52
1:B:40:GLN:HE21	1:B:42:GLU:HG3	1.75	0.52
1:B:391:ARG:HG2	1:B:396:ASN:CA	2.36	0.52
1:B:530:CYS:CB	1:B:541:LEU:HD11	2.38	0.52
1:B:2404:MET:SD	1:B:2412:PHE:CZ	3.03	0.52
1:A:2219:LEU:CD2	1:A:2220:THR:N	2.73	0.52
1:A:2404:MET:SD	1:A:2412:PHE:CZ	3.03	0.52
1:D:2651:LYS:HE3	1:D:2655:GLU:HA	1.90	0.52
1:B:461:GLU:CD	1:B:528:THR:HG1	2.08	0.52
1:B:2368:PHE:CZ	1:B:2395:HIS:HE1	2.23	0.52
1:B:2651:LYS:HE3	1:B:2655:GLU:HA	1.90	0.52
1:A:520:PHE:CZ	1:A:576:LYS:CD	2.92	0.52
1:A:2656:TYR:HB3	1:A:2660:GLU:HG3	1.92	0.52
1:D:67:SER:HA	1:D:70:LYS:HZ2	1.75	0.52
1:D:2110:GLU:O	1:D:2114:TYR:N	2.42	0.52
1:D:2276:TRP:HA	1:D:2368:PHE:CG	2.44	0.52
1:D:2656:TYR:HB3	1:D:2660:GLU:HG3	1.92	0.52
1:D:2707:LYS:CB	1:D:2707:LYS:NZ	2.73	0.52
1:C:40:GLN:HE21	1:C:42:GLU:HG3	1.75	0.52
1:B:510:MET:CG	1:B:516:LEU:HD11	2.29	0.52
1:B:1803:GLY:C	1:B:1805:SER:H	2.10	0.52
1:B:2628:PHE:O	1:B:2631:HIS:ND1	2.43	0.52
1:A:2284:ALA:HB2	1:A:2416:LEU:HD12	1.88	0.52
1:D:493:ASP:OD1	1:D:558:ARG:NH1	2.43	0.52

*Continued on next page...*

*Continued from previous page...*

Atom-1	Atom-2	Interatomic distance (Å)	Clash overlap (Å)
1:D:614:GLU:O	1:D:618:PHE:N	2.39	0.52
1:C:615:ILE:O	1:C:619:VAL:N	2.39	0.52
1:C:2279:ILE:HD13	1:C:2364:ASN:CB	2.07	0.52
1:C:2707:LYS:NZ	1:C:2707:LYS:CB	2.73	0.52
1:B:493:ASP:OD1	1:B:558:ARG:NH1	2.43	0.52
1:A:63:MET:HB3	1:A:120:VAL:HG21	1.91	0.52
1:A:394:CYS:CB	1:D:2737:GLY:HA2	2.29	0.52
1:A:475:LYS:HA	1:A:478:GLU:HB3	1.92	0.52
1:A:518:GLN:NE2	1:A:518:GLN:CA	2.72	0.52
1:D:40:GLN:HE21	1:D:42:GLU:HG3	1.75	0.52
1:D:2735:LEU:HD22	1:D:2736:LEU:HD12	1.91	0.52
1:C:391:ARG:HG2	1:C:396:ASN:CA	2.36	0.52
1:C:736:GLN:O	1:C:740:PHE:N	2.38	0.52
1:B:63:MET:HB3	1:B:120:VAL:HG21	1.91	0.51
1:A:116:GLN:HB3	1:A:173:GLY:HA2	1.92	0.51
1:A:2628:PHE:O	1:A:2631:HIS:ND1	2.43	0.51
1:D:475:LYS:HA	1:D:478:GLU:HB3	1.92	0.51
1:D:520:PHE:CZ	1:D:576:LYS:CD	2.92	0.51
1:D:1407:VAL:O	1:D:1411:THR:N	2.38	0.51
1:D:2384:ARG:HB3	1:D:2387:VAL:HG12	1.91	0.51
1:D:2706:MET:HB3	1:C:2707:LYS:CD	2.34	0.51
1:C:522:LEU:HD12	1:C:522:LEU:C	2.29	0.51
1:C:1805:SER:O	1:C:1809:ILE:N	2.39	0.51
1:C:2350:LEU:O	1:C:2354:LEU:CG	2.57	0.51
1:C:2628:PHE:O	1:C:2631:HIS:ND1	2.43	0.51
1:B:965:ILE:O	1:B:969:ASP:N	2.39	0.51
1:B:1195:ARG:O	1:B:1199:LYS:N	2.44	0.51
1:B:1308:TYR:O	1:B:1312:LEU:N	2.42	0.51
1:B:2176:PRO:CA	1:B:2186:LEU:HD11	2.40	0.51
1:B:2219:LEU:CD2	1:B:2220:THR:N	2.73	0.51
1:A:2621:PHE:N	1:A:2621:PHE:HD1	2.05	0.51
1:D:518:GLN:NE2	1:D:518:GLN:CA	2.72	0.51
1:D:2276:TRP:CE2	1:D:2368:PHE:HE1	2.20	0.51
1:D:2398:TYR:HD1	1:D:2416:LEU:CD2	2.20	0.51
1:C:1407:VAL:O	1:C:1411:THR:N	2.38	0.51
1:C:2365:LYS:CD	1:C:2399:LEU:HB2	2.32	0.51
1:B:475:LYS:HA	1:B:478:GLU:HB3	1.92	0.51
1:A:736:GLN:O	1:A:740:PHE:N	2.38	0.51
1:C:523:LEU:N	1:C:523:LEU:CD1	2.73	0.51
1:A:493:ASP:OD1	1:A:558:ARG:NH1	2.43	0.51
1:A:1249:GLN:O	1:A:1253:ALA:N	2.41	0.51

*Continued on next page...*

Continued from previous page...

Atom-1	Atom-2	Interatomic distance (Å)	Clash overlap (Å)
1:A:2549:VAL:HG12	1:A:2550:GLY:H	1.74	0.51
1:A:2706:MET:SD	1:A:2707:LYS:N	2.84	0.51
1:D:15:CYS:N	1:D:58:PHE:O	2.42	0.51
1:D:2005:GLN:O	1:D:2009:CYS:N	2.43	0.51
1:D:2219:LEU:CD2	1:D:2220:THR:N	2.73	0.51
1:C:2176:PRO:O	1:C:2186:LEU:HD22	2.07	0.51
1:C:2368:PHE:HZ	1:C:2398:TYR:HE2	1.58	0.51
1:C:2379:PHE:CE1	1:C:2392:PHE:HE1	2.24	0.51
1:C:2404:MET:SD	1:C:2412:PHE:CZ	3.03	0.51
1:C:2410:GLU:C	1:C:2412:PHE:H	2.14	0.51
1:B:2622:ASP:OD2	1:B:2628:PHE:CA	2.31	0.51
1:A:2176:PRO:CA	1:A:2186:LEU:HD11	2.40	0.51
1:D:510:MET:HG2	1:D:515:ILE:HD12	1.73	0.51
1:D:2379:PHE:CD2	1:D:2392:PHE:CZ	2.99	0.51
1:D:2624:LYS:HA	1:D:2624:LYS:HZ2	1.73	0.51
1:C:2379:PHE:CD2	1:C:2392:PHE:CZ	2.99	0.51
1:C:2397:LEU:N	1:C:2397:LEU:CD2	2.72	0.51
1:C:2455:PHE:CZ	1:C:2572:LEU:HD11	2.41	0.51
1:C:2651:LYS:HE3	1:C:2655:GLU:HA	1.90	0.51
1:B:523:LEU:N	1:B:523:LEU:CD1	2.73	0.51
1:B:711:SER:O	1:B:715:LEU:N	2.41	0.51
1:B:859:LYS:O	1:B:863:THR:N	2.44	0.51
1:A:615:ILE:O	1:A:619:VAL:N	2.39	0.51
1:A:827:ASP:O	1:A:831:GLU:N	2.40	0.51
1:A:2266:LEU:O	1:A:2269:CYS:N	2.44	0.51
1:A:2349:GLY:O	1:A:2352:PRO:CD	2.55	0.51
1:A:2564:ALA:HA	1:A:2567:VAL:HG21	1.90	0.51
1:D:830:LYS:O	1:D:834:ALA:N	2.39	0.51
1:D:1093:VAL:O	1:D:1097:PHE:N	2.40	0.51
1:C:493:ASP:OD1	1:C:558:ARG:NH1	2.43	0.51
1:C:2656:TYR:HB3	1:C:2660:GLU:HG3	1.92	0.51
1:B:2249:ASP:OD2	1:B:2382:GLY:CA	2.59	0.51
1:B:2266:LEU:O	1:B:2269:CYS:N	2.44	0.51
1:B:2656:TYR:HB3	1:B:2660:GLU:HG3	1.92	0.51
1:A:67:SER:HA	1:A:70:LYS:HZ2	1.75	0.51
1:A:530:CYS:CB	1:A:541:LEU:HD11	2.38	0.51
1:D:260:GLN:NE2	1:D:355:LEU:O	2.34	0.51
1:D:621:LEU:O	1:D:625:ASN:N	2.39	0.51
1:D:2249:ASP:OD2	1:D:2382:GLY:CA	2.59	0.51
1:C:475:LYS:HA	1:C:478:GLU:HB3	1.92	0.51
1:C:2275:PHE:HD1	1:C:2275:PHE:C	2.13	0.51

Continued on next page...

*Continued from previous page...*

Atom-1	Atom-2	Interatomic distance (Å)	Clash overlap (Å)
1:B:510:MET:SD	1:B:515:ILE:CD1	2.95	0.51
1:B:2624:LYS:HZ1	1:B:2624:LYS:C	2.14	0.51
1:B:2706:MET:SD	1:B:2707:LYS:N	2.84	0.51
1:D:749:TYR:O	1:D:753:ASN:N	2.42	0.51
1:D:2227:ILE:HG21	1:D:2638:MET:HE2	1.89	0.51
1:D:2266:LEU:O	1:D:2269:CYS:N	2.44	0.51
1:D:2397:LEU:N	1:D:2397:LEU:CD2	2.72	0.51
1:C:859:LYS:O	1:C:863:THR:N	2.44	0.51
1:C:2243:PHE:CE2	1:C:2613:ILE:HG21	2.46	0.51
1:C:2275:PHE:CD1	1:C:2275:PHE:C	2.83	0.51
1:C:2384:ARG:HB3	1:C:2387:VAL:HG12	1.91	0.51
1:C:2706:MET:SD	1:C:2707:LYS:N	2.84	0.51
1:B:2200:ARG:NE	1:B:2206:GLU:OE2	2.37	0.51
1:B:2276:TRP:CA	1:B:2368:PHE:CG	2.94	0.51
1:A:2266:LEU:H	1:A:2266:LEU:CD1	2.14	0.51
1:A:2276:TRP:CA	1:A:2368:PHE:CG	2.94	0.51
1:D:1803:GLY:C	1:D:1805:SER:H	2.10	0.51
1:D:1805:SER:O	1:D:1809:ILE:N	2.39	0.51
1:C:2243:PHE:HZ	1:C:2612:PHE:CE2	1.76	0.51
1:C:2249:ASP:OD2	1:C:2382:GLY:CA	2.59	0.51
1:B:2707:LYS:CB	1:B:2707:LYS:NZ	2.73	0.51
1:A:394:CYS:SG	1:D:2737:GLY:HA2	2.51	0.51
1:D:859:LYS:O	1:D:863:THR:N	2.44	0.51
1:D:2401:ILE:HD11	1:D:2416:LEU:CB	2.30	0.51
1:B:2266:LEU:H	1:B:2266:LEU:CD1	2.14	0.50
1:A:72:PHE:C	1:A:72:PHE:CD2	2.85	0.50
1:A:299:TRP:CE3	1:A:381:LEU:CD2	2.94	0.50
1:A:520:PHE:CE2	1:A:576:LYS:NZ	2.66	0.50
1:A:859:LYS:O	1:A:863:THR:N	2.44	0.50
1:C:15:CYS:N	1:C:58:PHE:O	2.42	0.50
1:B:116:GLN:HB3	1:B:173:GLY:HA2	1.92	0.50
1:B:524:GLN:HB3	1:B:580:PHE:CZ	2.46	0.50
1:B:617:THR:O	1:B:621:LEU:N	2.41	0.50
1:B:2084:LEU:O	1:B:2088:LEU:N	2.36	0.50
1:B:2730:LYS:HZ3	1:B:2730:LYS:C	2.10	0.50
1:A:364:ILE:HG23	1:A:393:LEU:HD11	1.92	0.50
1:A:2005:GLN:O	1:A:2009:CYS:N	2.43	0.50
1:D:516:LEU:H	1:D:516:LEU:CD2	1.94	0.50
1:D:2581:VAL:HG23	1:D:2582:LEU:HD22	1.93	0.50
1:D:2618:ARG:HG2	1:D:2628:PHE:CE1	2.33	0.50
1:C:2110:GLU:O	1:C:2114:TYR:N	2.42	0.50

*Continued on next page...*



*Continued from previous page...*

Atom-1	Atom-2	Interatomic distance (Å)	Clash overlap (Å)
1:B:2153:GLY:O	1:B:2157:TYR:N	2.41	0.50
1:B:2243:PHE:CE2	1:B:2613:ILE:HG21	2.46	0.50
1:B:2731:GLN:OE1	1:B:2731:GLN:HA	2.11	0.50
1:A:2243:PHE:CE2	1:A:2613:ILE:HG21	2.46	0.50
1:A:2249:ASP:OD2	1:A:2382:GLY:CA	2.59	0.50
1:D:72:PHE:C	1:D:72:PHE:CD2	2.85	0.50
1:D:711:SER:O	1:D:715:LEU:N	2.41	0.50
1:D:2706:MET:SD	1:D:2707:LYS:N	2.84	0.50
1:C:116:GLN:HB3	1:C:173:GLY:HA2	1.92	0.50
1:C:2581:VAL:HG23	1:C:2582:LEU:HD22	1.93	0.50
1:B:520:PHE:CZ	1:B:576:LYS:CD	2.92	0.50
1:B:2379:PHE:CD2	1:B:2392:PHE:CZ	2.99	0.50
1:B:2581:VAL:HG23	1:B:2582:LEU:HD22	1.93	0.50
1:B:2699:GLN:CB	1:A:2700:GLU:CD	2.77	0.50
1:D:2243:PHE:CE2	1:D:2613:ILE:HG21	2.46	0.50
1:D:2293:PHE:HD1	1:D:2293:PHE:C	2.15	0.50
1:C:520:PHE:CZ	1:C:576:LYS:CD	2.92	0.50
1:A:522:LEU:HD12	1:A:522:LEU:C	2.29	0.50
1:A:2618:ARG:HD2	1:A:2628:PHE:HZ	0.68	0.50
1:D:713:ARG:O	1:D:717:GLN:N	2.39	0.50
1:D:2240:ILE:CD1	1:D:2672:LEU:CD1	2.45	0.50
1:C:392:HIS:HE1	1:C:397:THR:N	1.83	0.50
1:C:530:CYS:CB	1:C:541:LEU:HD11	2.38	0.50
1:C:1195:ARG:O	1:C:1199:LYS:N	2.44	0.50
1:C:1249:GLN:O	1:C:1253:ALA:N	2.42	0.50
1:C:1345:TYR:O	1:C:1349:ALA:N	2.44	0.50
1:C:2276:TRP:CA	1:C:2368:PHE:CG	2.94	0.50
1:C:2731:GLN:OE1	1:C:2731:GLN:HA	2.11	0.50
1:B:72:PHE:C	1:B:72:PHE:CD2	2.85	0.50
1:B:522:LEU:HD12	1:B:522:LEU:C	2.29	0.50
1:B:1407:VAL:O	1:B:1411:THR:N	2.38	0.50
1:A:1195:ARG:O	1:A:1199:LYS:N	2.44	0.50
1:A:2350:LEU:C	1:A:2352:PRO:CD	2.54	0.50
1:C:711:SER:O	1:C:715:LEU:N	2.41	0.50
1:C:2176:PRO:CA	1:C:2186:LEU:HD11	2.40	0.50
1:C:2293:PHE:HD1	1:C:2293:PHE:C	2.15	0.50
1:B:299:TRP:CB	1:B:381:LEU:HA	2.42	0.50
1:A:2081:ARG:O	1:A:2085:VAL:N	2.36	0.50
1:A:2293:PHE:CD1	1:A:2293:PHE:C	2.85	0.50
1:A:2379:PHE:CD2	1:A:2392:PHE:CZ	2.99	0.50
1:D:1249:GLN:O	1:D:1253:ALA:N	2.41	0.50

*Continued on next page...*

*Continued from previous page...*

Atom-1	Atom-2	Interatomic distance (Å)	Clash overlap (Å)
1:D:2276:TRP:CA	1:D:2368:PHE:CG	2.94	0.50
1:C:614:GLU:O	1:C:618:PHE:N	2.39	0.50
1:C:2219:LEU:HD21	1:C:2223:SER:CB	2.40	0.50
1:C:2401:ILE:HD11	1:C:2416:LEU:CB	2.30	0.50
1:B:592:GLU:O	1:B:596:THR:N	2.40	0.50
1:A:524:GLN:HB3	1:A:580:PHE:CZ	2.46	0.50
1:A:592:GLU:O	1:A:596:THR:N	2.40	0.50
1:A:2110:GLU:O	1:A:2114:TYR:N	2.42	0.50
1:A:2121:LEU:O	1:A:2125:ILE:N	2.44	0.50
1:A:2187:GLU:OE1	1:A:2187:GLU:N	2.45	0.50
1:A:2251:PHE:CD1	1:A:2251:PHE:C	2.85	0.50
1:A:2288:ASN:ND2	1:A:2414:SER:N	2.47	0.50
1:A:2368:PHE:HZ	1:A:2398:TYR:HE2	1.58	0.50
1:C:364:ILE:HG23	1:C:393:LEU:CD1	2.42	0.50
1:C:749:TYR:O	1:C:753:ASN:N	2.42	0.50
1:C:1241:LEU:O	1:C:1245:CYS:N	2.37	0.50
1:C:2005:GLN:O	1:C:2009:CYS:N	2.43	0.50
1:C:2288:ASN:OD1	1:C:2413:TYR:O	2.30	0.50
1:B:364:ILE:HG23	1:B:393:LEU:CD1	2.42	0.50
1:B:584:GLN:O	1:B:585:ILE:HG12	2.12	0.50
1:B:2549:VAL:HG12	1:B:2550:GLY:H	1.74	0.50
1:B:2707:LYS:HZ2	1:B:2707:LYS:CB	2.25	0.50
1:A:364:ILE:HG21	1:D:2737:GLY:CA	2.40	0.50
1:D:2189:TYR:CD1	1:D:2189:TYR:C	2.82	0.50
1:D:2731:GLN:OE1	1:D:2731:GLN:HA	2.11	0.50
1:C:299:TRP:CB	1:C:381:LEU:HA	2.42	0.50
1:C:2227:ILE:HG21	1:C:2638:MET:HE2	1.92	0.50
1:B:364:ILE:HG23	1:B:393:LEU:HD11	1.93	0.49
1:B:2005:GLN:O	1:B:2009:CYS:N	2.44	0.49
1:B:2293:PHE:HD1	1:B:2293:PHE:C	2.15	0.49
1:B:2293:PHE:CD1	1:B:2293:PHE:C	2.85	0.49
1:A:1805:SER:O	1:A:1809:ILE:N	2.39	0.49
1:A:2227:ILE:HG21	1:A:2638:MET:HE2	1.92	0.49
1:A:2406:LEU:HD23	1:A:2407:PHE:CZ	2.39	0.49
1:A:2581:VAL:HG23	1:A:2582:LEU:HD22	1.93	0.49
1:D:530:CYS:CB	1:D:541:LEU:HD11	2.38	0.49
1:D:592:GLU:O	1:D:596:THR:N	2.40	0.49
1:D:2176:PRO:CA	1:D:2186:LEU:HD11	2.40	0.49
1:D:2368:PHE:HZ	1:D:2398:TYR:HE2	1.58	0.49
1:C:299:TRP:CE3	1:C:381:LEU:CD2	2.93	0.49
1:C:364:ILE:HG23	1:C:393:LEU:HD11	1.93	0.49

*Continued on next page...*

*Continued from previous page...*

Atom-1	Atom-2	Interatomic distance (Å)	Clash overlap (Å)
1:D:2379:PHE:CE1	1:D:2392:PHE:HE1	2.24	0.49
1:C:524:GLN:HB3	1:C:580:PHE:CZ	2.46	0.49
1:C:791:ASP:O	1:C:792:ARG:O	2.30	0.49
1:B:2129:TYR:O	1:B:2133:GLU:N	2.45	0.49
1:B:2240:ILE:CD1	1:B:2672:LEU:CD1	2.45	0.49
1:B:2288:ASN:OD1	1:B:2413:TYR:O	2.30	0.49
1:B:2532:LEU:HD21	1:C:2295:TYR:CD2	2.47	0.49
1:D:827:ASP:O	1:D:831:GLU:N	2.40	0.49
1:C:2345:ILE:CB	1:C:2353:THR:HG21	2.31	0.49
1:B:2187:GLU:N	1:B:2187:GLU:OE1	2.45	0.49
1:B:2622:ASP:HB3	1:B:2628:PHE:HB2	1.94	0.49
1:B:2689:GLU:HG3	1:B:2692:GLN:HE22	1.78	0.49
1:A:1669:GLU:O	1:A:1673:ILE:N	2.42	0.49
1:A:2731:GLN:HA	1:A:2731:GLN:OE1	2.11	0.49
1:D:394:CYS:SG	1:C:2737:GLY:HA2	2.52	0.49
1:D:2368:PHE:CZ	1:D:2395:HIS:HE1	2.23	0.49
1:C:2189:TYR:CZ	1:C:2193:THR:OG1	2.63	0.49
1:B:15:CYS:N	1:B:58:PHE:O	2.42	0.49
1:B:1036:GLN:O	1:B:1040:ILE:N	2.46	0.49
1:A:299:TRP:CB	1:A:381:LEU:HA	2.42	0.49
1:A:2275:PHE:CD1	1:A:2275:PHE:C	2.83	0.49
1:D:364:ILE:HG23	1:D:393:LEU:HD11	1.93	0.49
1:D:2187:GLU:O	1:D:2190:ALA:N	2.46	0.49
1:D:2549:VAL:HG12	1:D:2550:GLY:H	1.74	0.49
1:C:966:MET:O	1:C:970:THR:N	2.42	0.49
1:C:2187:GLU:O	1:C:2190:ALA:N	2.46	0.49
1:C:2406:LEU:HD23	1:C:2407:PHE:CZ	2.39	0.49
1:B:72:PHE:CD1	1:B:92:LEU:HD13	2.28	0.49
1:B:2618:ARG:HH22	1:A:2236:GLN:CG	2.26	0.49
1:B:2722:GLN:CG	1:C:379:ASP:CG	2.79	0.49
1:A:1345:TYR:O	1:A:1349:ALA:N	2.44	0.49
1:A:2689:GLU:HG3	1:A:2692:GLN:HE22	1.78	0.49
1:D:364:ILE:HG23	1:D:393:LEU:CD1	2.42	0.49
1:D:1036:GLN:O	1:D:1040:ILE:N	2.46	0.49
1:D:2288:ASN:OD1	1:D:2413:TYR:O	2.30	0.49
1:C:2153:GLY:O	1:C:2157:TYR:N	2.41	0.49
1:C:2618:ARG:HG2	1:C:2628:PHE:CE1	2.33	0.49
1:B:299:TRP:CE3	1:B:381:LEU:CD2	2.94	0.49
1:A:364:ILE:HG23	1:A:393:LEU:CD1	2.42	0.49
1:A:2192:HIS:NE2	1:A:2210:PHE:O	2.46	0.49
1:D:524:GLN:HB3	1:D:580:PHE:CZ	2.46	0.49

*Continued on next page...*

Continued from previous page...

Atom-1	Atom-2	Interatomic distance (Å)	Clash overlap (Å)
1:C:2346:PHE:CD1	1:C:2346:PHE:C	2.86	0.49
1:B:2187:GLU:O	1:B:2190:ALA:N	2.46	0.49
1:B:2192:HIS:NE2	1:B:2210:PHE:O	2.46	0.49
1:B:2379:PHE:CE1	1:B:2392:PHE:HE1	2.24	0.49
1:A:2293:PHE:HD1	1:A:2293:PHE:C	2.15	0.49
1:C:2622:ASP:OD2	1:C:2628:PHE:CA	2.31	0.49
1:B:530:CYS:CA	1:B:541:LEU:HD11	2.43	0.49
1:B:587:TYR:O	1:B:588:ASP:O	2.30	0.49
1:A:965:ILE:O	1:A:969:ASP:N	2.39	0.49
1:A:2384:ARG:O	1:A:2388:LEU:HD23	2.03	0.49
1:A:2622:ASP:HB3	1:A:2628:PHE:HB2	1.94	0.49
1:D:196:SER:OG	1:D:207:ASN:OD1	2.30	0.49
1:D:299:TRP:CB	1:D:381:LEU:HA	2.42	0.49
1:D:2187:GLU:OE1	1:D:2187:GLU:N	2.45	0.49
1:D:2273:MET:SD	1:D:2273:MET:C	2.91	0.49
1:D:2346:PHE:CD1	1:D:2346:PHE:C	2.85	0.49
1:C:587:TYR:O	1:C:588:ASP:O	2.30	0.49
1:C:2026:ASN:O	1:C:2030:VAL:N	2.46	0.49
1:C:2240:ILE:HA	1:C:2243:PHE:CD2	2.47	0.49
1:B:749:TYR:O	1:B:753:ASN:N	2.42	0.49
1:B:2273:MET:C	1:B:2273:MET:SD	2.91	0.49
1:A:587:TYR:O	1:A:588:ASP:O	2.30	0.49
1:A:2129:TYR:O	1:A:2133:GLU:N	2.45	0.49
1:A:2273:MET:SD	1:A:2273:MET:C	2.91	0.49
1:A:2707:LYS:O	1:A:2711:ASN:ND2	2.46	0.49
1:D:1345:TYR:O	1:D:1349:ALA:N	2.44	0.49
1:D:2251:PHE:CD1	1:D:2251:PHE:C	2.85	0.49
1:D:2293:PHE:C	1:D:2293:PHE:CD1	2.85	0.49
1:D:2624:LYS:CE	1:D:2624:LYS:CA	2.85	0.49
1:D:2706:MET:HB2	1:C:2711:ASN:ND2	2.27	0.49
1:C:2218:PHE:CB	1:C:2254:MET:HE3	2.31	0.49
1:C:2368:PHE:CZ	1:C:2395:HIS:HE1	2.23	0.49
1:B:248:GLU:OE1	1:B:271:SER:N	2.46	0.48
1:B:285:GLU:OE1	1:B:293:ARG:NH2	2.46	0.48
1:B:2026:ASN:O	1:B:2030:VAL:N	2.46	0.48
1:B:2245:LEU:CD1	1:B:2383:TYR:CG	2.96	0.48
1:A:791:ASP:O	1:A:792:ARG:O	2.30	0.48
1:A:1858:LYS:O	1:A:1862:ASP:N	2.44	0.48
1:A:2187:GLU:O	1:A:2190:ALA:N	2.46	0.48
1:D:567:TYR:O	1:D:571:GLN:NE2	2.46	0.48
1:D:791:ASP:O	1:D:792:ARG:O	2.30	0.48

Continued on next page...

*Continued from previous page...*

Atom-1	Atom-2	Interatomic distance (Å)	Clash overlap (Å)
1:C:713:ARG:O	1:C:717:GLN:N	2.39	0.48
1:B:2624:LYS:CE	1:B:2624:LYS:CA	2.85	0.48
1:B:2707:LYS:HE3	1:C:2706:MET:CG	2.35	0.48
1:B:2707:LYS:O	1:B:2711:ASN:ND2	2.46	0.48
1:D:2689:GLU:HG3	1:D:2692:GLN:HE22	1.78	0.48
1:D:2707:LYS:O	1:D:2711:ASN:ND2	2.46	0.48
1:C:72:PHE:C	1:C:72:PHE:CD2	2.85	0.48
1:C:2245:LEU:CD1	1:C:2383:TYR:CE2	2.96	0.48
1:C:2266:LEU:O	1:C:2269:CYS:N	2.44	0.48
1:C:2689:GLU:HG3	1:C:2692:GLN:HE22	1.78	0.48
1:B:162:TYR:OH	1:B:185:ASN:ND2	2.46	0.48
1:B:2368:PHE:HZ	1:B:2398:TYR:HE2	1.58	0.48
1:B:2406:LEU:CG	1:B:2407:PHE:CE2	2.97	0.48
1:B:2706:MET:HB2	1:A:2707:LYS:CG	2.44	0.48
1:A:162:TYR:HD2	1:A:164:GLN:HE22	1.62	0.48
1:A:1036:GLN:O	1:A:1040:ILE:N	2.46	0.48
1:D:162:TYR:OH	1:D:185:ASN:ND2	2.46	0.48
1:D:302:LEU:CD1	1:C:2733:ILE:HB	2.43	0.48
1:D:2622:ASP:HB3	1:D:2628:PHE:HB2	1.94	0.48
1:C:1979:ASN:O	1:C:1980:HIS:C	2.52	0.48
1:B:521:LYS:HG3	1:B:524:GLN:NE2	2.29	0.48
1:A:162:TYR:OH	1:A:185:ASN:ND2	2.46	0.48
1:A:2184:GLU:OE2	1:A:2188:PHE:HD2	1.96	0.48
1:A:2245:LEU:CD1	1:A:2383:TYR:CE2	2.96	0.48
1:D:587:TYR:O	1:D:588:ASP:O	2.30	0.48
1:D:2245:LEU:HD13	1:D:2383:TYR:CD2	2.48	0.48
1:C:391:ARG:CG	1:C:396:ASN:C	2.82	0.48
1:C:2187:GLU:OE1	1:C:2187:GLU:N	2.45	0.48
1:C:2192:HIS:NE2	1:C:2210:PHE:O	2.46	0.48
1:C:2365:LYS:HA	1:C:2368:PHE:CZ	2.47	0.48
1:C:2622:ASP:HB3	1:C:2628:PHE:HB2	1.94	0.48
1:C:2707:LYS:O	1:C:2711:ASN:ND2	2.46	0.48
1:B:162:TYR:HD2	1:B:164:GLN:HE22	1.62	0.48
1:B:736:GLN:O	1:B:740:PHE:N	2.38	0.48
1:B:2410:GLU:C	1:B:2412:PHE:H	2.14	0.48
1:B:2706:MET:HB2	1:A:2711:ASN:ND2	2.28	0.48
1:A:530:CYS:CA	1:A:541:LEU:HD11	2.43	0.48
1:A:713:ARG:O	1:A:717:GLN:N	2.39	0.48
1:A:2245:LEU:HD13	1:A:2383:TYR:CD2	2.48	0.48
1:A:2288:ASN:OD1	1:A:2413:TYR:O	2.30	0.48
1:A:2365:LYS:HA	1:A:2368:PHE:CZ	2.47	0.48

*Continued on next page...*

Continued from previous page...

Atom-1	Atom-2	Interatomic distance (Å)	Clash overlap (Å)
1:D:248:GLU:OE1	1:D:271:SER:N	2.47	0.48
1:D:2026:ASN:O	1:D:2030:VAL:N	2.46	0.48
1:D:2192:HIS:NE2	1:D:2210:PHE:O	2.46	0.48
1:D:2219:LEU:HD21	1:D:2223:SER:CB	2.40	0.48
1:C:248:GLU:OE1	1:C:271:SER:N	2.47	0.48
1:C:364:ILE:HG22	1:C:393:LEU:CD2	2.40	0.48
1:C:1036:GLN:O	1:C:1040:ILE:N	2.46	0.48
1:C:2273:MET:SD	1:C:2273:MET:C	2.91	0.48
1:C:2549:VAL:HG12	1:C:2550:GLY:H	1.74	0.48
1:B:391:ARG:CG	1:B:396:ASN:C	2.82	0.48
1:B:966:MET:O	1:B:970:THR:N	2.42	0.48
1:B:2232:GLU:HB2	1:B:2242:ASP:CG	2.33	0.48
1:A:584:GLN:C	1:A:585:ILE:HG12	2.34	0.48
1:A:2706:MET:HB2	1:D:2707:LYS:CG	2.43	0.48
1:D:1195:ARG:O	1:D:1199:LYS:N	2.44	0.48
1:D:2227:ILE:HG21	1:D:2638:MET:CE	2.41	0.48
1:D:2583:ASN:O	1:D:2587:GLY:N	2.47	0.48
1:C:567:TYR:O	1:C:571:GLN:NE2	2.46	0.48
1:C:2251:PHE:CD1	1:C:2251:PHE:C	2.85	0.48
1:B:2227:ILE:HG21	1:B:2638:MET:HE2	1.95	0.48
1:B:2365:LYS:HA	1:B:2368:PHE:CZ	2.47	0.48
1:A:248:GLU:OE1	1:A:271:SER:N	2.47	0.48
1:A:2240:ILE:HA	1:A:2243:PHE:CD2	2.47	0.48
1:A:2346:PHE:CD1	1:A:2346:PHE:C	2.86	0.48
1:D:1979:ASN:O	1:D:1980:HIS:C	2.52	0.48
1:D:2189:TYR:CZ	1:D:2193:THR:OG1	2.63	0.48
1:D:2245:LEU:CD1	1:D:2383:TYR:CE2	2.96	0.48
1:C:162:TYR:HD2	1:C:164:GLN:HE22	1.62	0.48
1:C:285:GLU:OE1	1:C:293:ARG:NH2	2.46	0.48
1:C:2184:GLU:OE2	1:C:2188:PHE:HD2	1.96	0.48
1:C:2293:PHE:C	1:C:2293:PHE:CD1	2.85	0.48
1:B:713:ARG:O	1:B:717:GLN:N	2.39	0.48
1:B:2275:PHE:C	1:B:2277:SER:N	2.67	0.48
1:A:360:GLU:OE2	1:A:362:ASN:ND2	2.47	0.48
1:A:521:LYS:HG3	1:A:524:GLN:NE2	2.29	0.48
1:A:2400:LEU:HD23	1:A:2401:ILE:CA	2.44	0.48
1:D:521:LYS:HG3	1:D:524:GLN:NE2	2.29	0.48
1:C:837:MET:O	1:C:841:GLU:N	2.46	0.48
1:C:2129:TYR:O	1:C:2133:GLU:N	2.45	0.48
1:C:2707:LYS:HZ2	1:C:2707:LYS:CB	2.25	0.48
1:B:530:CYS:CB	1:B:541:LEU:HG	2.44	0.48

Continued on next page...

*Continued from previous page...*

Atom-1	Atom-2	Interatomic distance (Å)	Clash overlap (Å)
1:B:2144:ASP:H	1:B:2651:LYS:CB	1.94	0.48
1:B:2245:LEU:CD1	1:B:2383:TYR:CE2	2.96	0.48
1:A:605:LEU:O	1:A:609:HIS:N	2.43	0.48
1:A:2410:GLU:C	1:A:2412:PHE:H	2.14	0.48
1:D:963:GLU:O	1:D:967:VAL:N	2.46	0.48
1:D:2240:ILE:HA	1:D:2243:PHE:CD2	2.47	0.48
1:C:2624:LYS:CE	1:C:2624:LYS:CA	2.85	0.48
1:B:70:LYS:HB3	1:B:70:LYS:HZ3	1.78	0.48
1:B:554:ARG:NH2	1:B:588:ASP:C	2.64	0.48
1:B:1241:LEU:O	1:B:1245:CYS:N	2.37	0.48
1:B:1858:LYS:O	1:B:1862:ASP:N	2.44	0.48
1:A:131:TYR:OH	1:A:154:ALA:O	2.22	0.48
1:D:162:TYR:HD2	1:D:164:GLN:HE22	1.62	0.48
1:D:249:LYS:NZ	1:D:263:PHE:O	2.42	0.48
1:D:285:GLU:OE1	1:D:293:ARG:NH2	2.46	0.48
1:D:360:GLU:OE2	1:D:362:ASN:ND2	2.47	0.48
1:D:530:CYS:CA	1:D:541:LEU:HD11	2.43	0.48
1:D:538:LEU:O	1:D:543:ASP:N	2.46	0.48
1:D:584:GLN:C	1:D:585:ILE:HG12	2.34	0.48
1:D:2129:TYR:O	1:D:2133:GLU:N	2.45	0.48
1:C:249:LYS:NZ	1:C:263:PHE:O	2.42	0.48
1:C:2200:ARG:NE	1:C:2206:GLU:OE2	2.37	0.48
1:C:2245:LEU:HD13	1:C:2383:TYR:CD2	2.48	0.48
1:B:567:TYR:O	1:B:571:GLN:NE2	2.46	0.47
1:B:791:ASP:O	1:B:792:ARG:O	2.30	0.47
1:B:2245:LEU:HD13	1:B:2383:TYR:CD2	2.48	0.47
1:B:2400:LEU:HD23	1:B:2401:ILE:CA	2.44	0.47
1:B:2564:ALA:HA	1:B:2567:VAL:HG22	1.96	0.47
1:A:285:GLU:OE1	1:A:293:ARG:NH2	2.46	0.47
1:A:2275:PHE:C	1:A:2277:SER:N	2.67	0.47
1:A:2730:LYS:HZ2	1:A:2730:LYS:HG3	1.48	0.47
1:D:1858:LYS:O	1:D:1862:ASP:N	2.44	0.47
1:D:2184:GLU:OE2	1:D:2188:PHE:HD2	1.96	0.47
1:D:2200:ARG:NE	1:D:2206:GLU:OE2	2.37	0.47
1:D:2396:LEU:HD12	1:D:2396:LEU:C	2.35	0.47
1:C:521:LYS:HG3	1:C:524:GLN:NE2	2.29	0.47
1:C:2564:ALA:HA	1:C:2567:VAL:HG22	1.96	0.47
1:B:360:GLU:OE2	1:B:362:ASN:ND2	2.47	0.47
1:B:379:ASP:CG	1:A:2722:GLN:CG	2.81	0.47
1:C:360:GLU:OE2	1:C:362:ASN:ND2	2.47	0.47
1:C:584:GLN:O	1:C:585:ILE:HG12	2.12	0.47

*Continued on next page...*



*Continued from previous page...*

Atom-1	Atom-2	Interatomic distance (Å)	Clash overlap (Å)
1:B:2184:GLU:OE2	1:B:2188:PHE:HD2	1.96	0.47
1:B:2240:ILE:HA	1:B:2243:PHE:CD2	2.47	0.47
1:A:80:ALA:C	1:A:81:ASN:CG	2.71	0.47
1:A:1803:GLY:C	1:A:1805:SER:H	2.10	0.47
1:A:2346:PHE:HA	1:A:2350:LEU:HD11	1.97	0.47
1:A:2406:LEU:CG	1:A:2407:PHE:CE2	2.97	0.47
1:D:510:MET:CG	1:D:516:LEU:HD11	2.29	0.47
1:D:2406:LEU:CG	1:D:2407:PHE:CE2	2.97	0.47
1:D:2410:GLU:C	1:D:2412:PHE:H	2.14	0.47
1:D:2622:ASP:OD2	1:D:2628:PHE:CA	2.31	0.47
1:C:68:ALA:HB3	1:C:69:GLN:HE22	1.79	0.47
1:C:584:GLN:C	1:C:585:ILE:HG12	2.34	0.47
1:C:2400:LEU:HD23	1:C:2401:ILE:CA	2.44	0.47
1:B:584:GLN:C	1:B:585:ILE:HG12	2.34	0.47
1:B:2346:PHE:CD1	1:B:2346:PHE:C	2.86	0.47
1:A:2026:ASN:O	1:A:2030:VAL:N	2.46	0.47
1:D:2350:LEU:C	1:D:2352:PRO:CD	2.54	0.47
1:C:2708:LEU:HD13	1:C:2709:VAL:HG22	1.93	0.47
1:B:300:ASN:HD22	1:B:300:ASN:C	2.17	0.47
1:A:530:CYS:CB	1:A:541:LEU:HG	2.44	0.47
1:A:554:ARG:NH2	1:A:588:ASP:C	2.64	0.47
1:A:567:TYR:O	1:A:571:GLN:NE2	2.46	0.47
1:A:2415:LEU:HD23	1:A:2415:LEU:C	2.27	0.47
1:A:2708:LEU:HD13	1:A:2709:VAL:HG22	1.93	0.47
1:D:80:ALA:C	1:D:81:ASN:CG	2.71	0.47
1:D:530:CYS:CB	1:D:541:LEU:HG	2.44	0.47
1:D:554:ARG:NH2	1:D:588:ASP:C	2.64	0.47
1:D:2276:TRP:CG	1:D:2368:PHE:CE1	2.95	0.47
1:C:162:TYR:OH	1:C:185:ASN:ND2	2.46	0.47
1:C:530:CYS:CA	1:C:541:LEU:HD11	2.43	0.47
1:C:2212:VAL:HA	1:C:2213:PRO:HD3	1.31	0.47
1:A:117:TYR:CZ	1:A:176:VAL:HG12	2.50	0.47
1:A:391:ARG:CG	1:A:396:ASN:C	2.82	0.47
1:A:2564:ALA:HA	1:A:2567:VAL:HG22	1.96	0.47
1:A:2624:LYS:HZ1	1:A:2624:LYS:C	2.17	0.47
1:D:517:LYS:H	1:D:517:LYS:HG3	1.42	0.47
1:D:763:LEU:O	1:D:766:ARG:N	2.48	0.47
1:C:763:LEU:O	1:C:766:ARG:N	2.48	0.47
1:C:2358:GLY:CA	1:C:2413:TYR:OH	2.57	0.47
1:B:461:GLU:HB3	1:B:525:ALA:HB1	1.95	0.47
1:B:605:LEU:O	1:B:609:HIS:N	2.44	0.47

*Continued on next page...*

*Continued from previous page...*

Atom-1	Atom-2	Interatomic distance (Å)	Clash overlap (Å)
1:B:763:LEU:O	1:B:766:ARG:N	2.48	0.47
1:B:1979:ASN:O	1:B:1980:HIS:C	2.52	0.47
1:B:2013:SER:O	1:B:2015:THR:N	2.43	0.47
1:B:2341:ILE:HA	1:B:2344:LEU:HD11	1.97	0.47
1:B:2351:GLN:H	1:B:2352:PRO:CD	2.19	0.47
1:B:2718:GLU:O	1:B:2721:ASP:CG	2.53	0.47
1:A:15:CYS:N	1:A:58:PHE:O	2.42	0.47
1:A:515:ILE:HG13	1:A:516:LEU:CD2	2.45	0.47
1:A:2279:ILE:HD13	1:A:2364:ASN:CB	2.07	0.47
1:A:2624:LYS:HA	1:A:2624:LYS:HZ2	1.78	0.47
1:D:300:ASN:C	1:D:300:ASN:HD22	2.17	0.47
1:D:391:ARG:CG	1:D:396:ASN:C	2.82	0.47
1:D:521:LYS:HB2	1:D:521:LYS:HZ1	1.74	0.47
1:D:584:GLN:C	1:D:585:ILE:CG1	2.83	0.47
1:D:2232:GLU:HB2	1:D:2242:ASP:CG	2.33	0.47
1:D:2346:PHE:HA	1:D:2350:LEU:HD11	1.96	0.47
1:D:2699:GLN:HE21	1:D:2699:GLN:HA	1.80	0.47
1:D:2718:GLU:O	1:D:2721:ASP:CG	2.53	0.47
1:C:127:LYS:HE3	1:C:440:VAL:HG13	1.97	0.47
1:C:517:LYS:H	1:C:517:LYS:HG3	1.42	0.47
1:C:2602:LYS:HB3	1:C:2602:LYS:HE3	1.73	0.47
1:C:2699:GLN:HA	1:C:2699:GLN:HE21	1.80	0.47
1:B:68:ALA:HB3	1:B:69:GLN:HE22	1.79	0.47
1:B:392:HIS:HE1	1:B:397:THR:N	1.83	0.47
1:B:521:LYS:HB2	1:B:521:LYS:HZ1	1.76	0.47
1:B:2189:TYR:HD1	1:B:2190:ALA:N	2.04	0.47
1:A:300:ASN:C	1:A:300:ASN:HD22	2.17	0.47
1:A:2537:THR:O	1:A:2541:HIS:N	2.46	0.47
1:D:2275:PHE:C	1:D:2277:SER:N	2.67	0.47
1:D:2365:LYS:HA	1:D:2368:PHE:CZ	2.47	0.47
1:C:2287:MET:SD	1:C:2287:MET:C	2.93	0.47
1:C:2718:GLU:O	1:C:2721:ASP:CG	2.53	0.47
1:B:74:LYS:HE2	1:B:74:LYS:HB2	1.36	0.47
1:B:117:TYR:CZ	1:B:176:VAL:HG12	2.50	0.47
1:B:2121:LEU:O	1:B:2125:ILE:N	2.44	0.47
1:B:2218:PHE:CB	1:B:2254:MET:HE3	2.29	0.47
1:A:364:ILE:CG1	1:D:2736:LEU:O	2.44	0.47
1:A:2658:GLY:O	1:A:2662:TYR:N	2.42	0.47
1:D:966:MET:O	1:D:970:THR:N	2.42	0.47
1:D:2013:SER:O	1:D:2015:THR:N	2.43	0.47
1:D:2400:LEU:HD23	1:D:2401:ILE:CA	2.44	0.47

*Continued on next page...*

*Continued from previous page...*

Atom-1	Atom-2	Interatomic distance (Å)	Clash overlap (Å)
1:C:530:CYS:CB	1:C:541:LEU:HG	2.44	0.47
1:C:2583:ASN:O	1:C:2587:GLY:N	2.47	0.47
1:A:249:LYS:NZ	1:A:263:PHE:O	2.42	0.47
1:A:538:LEU:O	1:A:543:ASP:N	2.46	0.47
1:A:763:LEU:O	1:A:766:ARG:N	2.48	0.47
1:A:1979:ASN:C	1:A:1981:ASN:N	2.61	0.47
1:A:2718:GLU:O	1:A:2721:ASP:CG	2.53	0.47
1:D:364:ILE:HA	1:D:393:LEU:HD21	1.29	0.47
1:D:2218:PHE:CB	1:D:2254:MET:CE	2.92	0.47
1:D:2287:MET:SD	1:D:2287:MET:C	2.93	0.47
1:C:465:ILE:H	1:C:470:ARG:HH12	1.63	0.47
1:C:2219:LEU:HD21	1:C:2220:THR:CG2	2.39	0.47
1:C:2275:PHE:C	1:C:2277:SER:N	2.67	0.47
1:B:461:GLU:CG	1:B:525:ALA:C	2.71	0.46
1:B:515:ILE:HG13	1:B:516:LEU:CD2	2.45	0.46
1:B:584:GLN:C	1:B:585:ILE:CG1	2.83	0.46
1:B:1345:TYR:O	1:B:1349:ALA:N	2.44	0.46
1:B:2346:PHE:HA	1:B:2350:LEU:HD11	1.96	0.46
1:A:1241:LEU:O	1:A:1245:CYS:N	2.37	0.46
1:A:2341:ILE:HA	1:A:2344:LEU:HD11	1.97	0.46
1:A:2624:LYS:HA	1:A:2624:LYS:HD2	1.55	0.46
1:D:37:CYS:HB3	1:D:149:VAL:HG11	1.97	0.46
1:D:379:ASP:CG	1:C:2722:GLN:CG	2.80	0.46
1:D:2251:PHE:CD2	1:D:2649:LYS:NZ	2.69	0.46
1:D:2283:LEU:HD21	1:D:2361:ASN:HB2	1.98	0.46
1:D:2537:THR:O	1:D:2541:HIS:N	2.46	0.46
1:D:2618:ARG:HH22	1:C:2236:GLN:CG	2.27	0.46
1:C:300:ASN:C	1:C:300:ASN:HD22	2.17	0.46
1:B:514:ASN:CA	1:B:517:LYS:HD3	2.46	0.46
1:B:2287:MET:SD	1:B:2287:MET:C	2.93	0.46
1:A:68:ALA:HB3	1:A:69:GLN:HE22	1.79	0.46
1:A:68:ALA:HB3	1:A:69:GLN:NE2	2.31	0.46
1:A:2350:LEU:O	1:A:2354:LEU:HD21	2.16	0.46
1:D:117:TYR:CZ	1:D:176:VAL:HG12	2.49	0.46
1:D:605:LEU:O	1:D:609:HIS:N	2.43	0.46
1:C:124:LEU:HG	1:C:131:TYR:HB3	1.97	0.46
1:C:965:ILE:O	1:C:969:ASP:N	2.39	0.46
1:C:2276:TRP:CG	1:C:2368:PHE:CE1	2.95	0.46
1:C:2384:ARG:O	1:C:2388:LEU:HD23	2.03	0.46
1:B:68:ALA:HB3	1:B:69:GLN:NE2	2.31	0.46
1:B:2189:TYR:CZ	1:B:2193:THR:OG1	2.63	0.46

*Continued on next page...*

*Continued from previous page...*

Atom-1	Atom-2	Interatomic distance (Å)	Clash overlap (Å)
1:B:2629:GLU:OE2	1:A:2236:GLN:NE2	2.47	0.46
1:A:37:CYS:HB3	1:A:149:VAL:HG11	1.98	0.46
1:A:394:CYS:SG	1:D:2737:GLY:CA	3.04	0.46
1:A:1979:ASN:O	1:A:1980:HIS:C	2.52	0.46
1:A:2218:PHE:HB3	1:A:2254:MET:CE	2.45	0.46
1:A:2250:LEU:HD22	1:A:2250:LEU:HA	1.49	0.46
1:A:2365:LYS:CE	1:A:2399:LEU:HD22	2.46	0.46
1:A:2583:ASN:O	1:A:2587:GLY:N	2.47	0.46
1:D:469:GLU:HA	1:D:472:SER:HB3	1.98	0.46
1:D:584:GLN:O	1:D:585:ILE:HG12	2.12	0.46
1:D:2189:TYR:HD1	1:D:2190:ALA:H	1.62	0.46
1:C:117:TYR:CZ	1:C:176:VAL:HG12	2.49	0.46
1:C:2189:TYR:HD1	1:C:2190:ALA:H	1.62	0.46
1:C:2730:LYS:HZ3	1:C:2730:LYS:C	2.14	0.46
1:B:1345:TYR:C	1:B:1349:ALA:H	2.19	0.46
1:B:2365:LYS:CE	1:B:2399:LEU:HD22	2.46	0.46
1:B:2397:LEU:HA	1:B:2397:LEU:HD13	1.39	0.46
1:B:2730:LYS:HZ2	1:B:2730:LYS:HG3	1.55	0.46
1:B:2733:ILE:CG2	1:C:302:LEU:HD11	2.45	0.46
1:A:2218:PHE:CB	1:A:2254:MET:CE	2.92	0.46
1:A:2618:ARG:HH22	1:D:2236:GLN:CG	2.28	0.46
1:D:74:LYS:HE2	1:D:74:LYS:HB2	1.36	0.46
1:D:520:PHE:HZ	1:D:576:LYS:HZ2	1.52	0.46
1:D:2350:LEU:O	1:D:2354:LEU:HD21	2.16	0.46
1:D:2708:LEU:HD13	1:D:2709:VAL:HG22	1.93	0.46
1:C:469:GLU:HA	1:C:472:SER:HB3	1.98	0.46
1:C:2341:ILE:HA	1:C:2344:LEU:HD11	1.97	0.46
1:B:37:CYS:HB3	1:B:149:VAL:HG11	1.98	0.46
1:B:131:TYR:OH	1:B:154:ALA:O	2.22	0.46
1:B:2250:LEU:HD22	1:B:2250:LEU:HA	1.49	0.46
1:B:2699:GLN:HA	1:B:2699:GLN:HE21	1.80	0.46
1:B:2708:LEU:HD13	1:B:2709:VAL:HG22	1.93	0.46
1:A:2283:LEU:HD21	1:A:2361:ASN:HB2	1.98	0.46
1:A:2287:MET:SD	1:A:2287:MET:C	2.93	0.46
1:A:2618:ARG:HG2	1:A:2628:PHE:CE1	2.33	0.46
1:D:2202:ASP:HB2	1:D:2203:ARG:HH11	1.81	0.46
1:D:2218:PHE:HB3	1:D:2254:MET:CE	2.45	0.46
1:D:2365:LYS:HZ3	1:D:2366:ILE:HA	1.80	0.46
1:C:2202:ASP:HB2	1:C:2203:ARG:HH11	1.81	0.46
1:C:2350:LEU:O	1:C:2354:LEU:HD21	2.16	0.46
1:B:127:LYS:HE3	1:B:440:VAL:HG13	1.97	0.46

*Continued on next page...*

*Continued from previous page...*

Atom-1	Atom-2	Interatomic distance (Å)	Clash overlap (Å)
1:B:2212:VAL:HA	1:B:2213:PRO:HD3	1.30	0.46
1:B:2243:PHE:CE2	1:B:2613:ILE:CG2	2.99	0.46
1:B:2583:ASN:O	1:B:2587:GLY:N	2.47	0.46
1:A:2401:ILE:HD11	1:A:2416:LEU:CB	2.30	0.46
1:A:2624:LYS:CE	1:A:2624:LYS:CA	2.85	0.46
1:D:364:ILE:HG22	1:D:393:LEU:CD2	2.40	0.46
1:D:514:ASN:CA	1:D:517:LYS:HD3	2.46	0.46
1:D:2176:PRO:C	1:D:2186:LEU:HD13	2.23	0.46
1:D:2658:GLY:O	1:D:2662:TYR:N	2.42	0.46
1:C:2013:SER:O	1:C:2015:THR:N	2.43	0.46
1:C:2406:LEU:CG	1:C:2407:PHE:CE2	2.97	0.46
1:B:364:ILE:HG22	1:B:393:LEU:CD2	2.40	0.46
1:B:469:GLU:HA	1:B:472:SER:HB3	1.98	0.46
1:B:963:GLU:O	1:B:967:VAL:N	2.46	0.46
1:B:2202:ASP:HB2	1:B:2203:ARG:HH11	1.81	0.46
1:A:2013:SER:O	1:A:2015:THR:N	2.43	0.46
1:A:2219:LEU:HD21	1:A:2220:THR:CG2	2.39	0.46
1:A:2232:GLU:HB2	1:A:2242:ASP:CG	2.33	0.46
1:C:510:MET:CG	1:C:516:LEU:HD11	2.29	0.46
1:C:2245:LEU:CD1	1:C:2383:TYR:CG	2.96	0.46
1:C:2283:LEU:HD21	1:C:2361:ASN:HB2	1.98	0.46
1:C:2346:PHE:HA	1:C:2350:LEU:HD11	1.97	0.46
1:B:124:LEU:HG	1:B:131:TYR:HB3	1.97	0.46
1:B:196:SER:OG	1:B:207:ASN:OD1	2.30	0.46
1:B:2218:PHE:CB	1:B:2254:MET:CE	2.92	0.46
1:B:2236:GLN:CG	1:C:2618:ARG:HH22	2.28	0.46
1:B:2398:TYR:HD1	1:B:2416:LEU:CD2	2.20	0.46
1:A:469:GLU:HA	1:A:472:SER:HB3	1.98	0.46
1:A:514:ASN:CA	1:A:517:LYS:HD3	2.46	0.46
1:A:525:ALA:CB	1:A:526:PRO:HD2	2.45	0.46
1:A:2202:ASP:HB2	1:A:2203:ARG:HH11	1.81	0.46
1:A:2219:LEU:HD21	1:A:2223:SER:CB	2.40	0.46
1:D:68:ALA:HB3	1:D:69:GLN:HE22	1.80	0.46
1:D:510:MET:SD	1:D:515:ILE:CD1	2.95	0.46
1:D:2365:LYS:CE	1:D:2399:LEU:HD22	2.46	0.46
1:D:2706:MET:CG	1:C:2707:LYS:HE3	2.41	0.46
1:C:554:ARG:NH2	1:C:588:ASP:C	2.64	0.46
1:C:2176:PRO:O	1:C:2186:LEU:CG	2.64	0.46
1:C:2544:ARG:HE	1:C:2544:ARG:HB2	1.62	0.46
1:B:2227:ILE:HG21	1:B:2638:MET:CE	2.41	0.46
1:B:2406:LEU:HD23	1:B:2407:PHE:CZ	2.39	0.46

*Continued on next page...*

*Continued from previous page...*

Atom-1	Atom-2	Interatomic distance (Å)	Clash overlap (Å)
1:B:2624:LYS:HA	1:B:2624:LYS:HD2	1.55	0.46
1:A:401:SER:H	1:A:428:GLU:HG2	1.81	0.46
1:A:584:GLN:O	1:A:585:ILE:HG12	2.12	0.46
1:A:2357:LEU:HA	1:A:2357:LEU:HD13	1.40	0.46
1:D:2121:LEU:O	1:D:2125:ILE:N	2.44	0.46
1:D:2585:ILE:HD12	1:D:2585:ILE:HA	1.74	0.46
1:C:67:SER:HA	1:C:70:LYS:HZ2	1.80	0.46
1:C:2732:ARG:CZ	1:C:2736:LEU:HD13	2.46	0.46
1:A:72:PHE:CD1	1:A:92:LEU:HD13	2.28	0.46
1:A:2227:ILE:HA	1:A:2227:ILE:HD13	1.64	0.46
1:A:2368:PHE:O	1:A:2369:LEU:C	2.55	0.46
1:D:124:LEU:HG	1:D:131:TYR:HB3	1.96	0.46
1:D:127:LYS:HE3	1:D:440:VAL:HG13	1.97	0.46
1:D:2420:LEU:C	1:D:2420:LEU:CD1	2.85	0.46
1:C:66:TYR:CA	1:C:156:ASN:CG	2.83	0.46
1:C:515:ILE:HG13	1:C:516:LEU:CD2	2.45	0.46
1:C:1027:ALA:O	1:C:1031:GLU:N	2.44	0.46
1:C:1345:TYR:C	1:C:1349:ALA:H	2.19	0.46
1:C:2539:LEU:HD11	1:C:2573:PHE:CZ	2.52	0.46
1:B:19:ALA:HA	1:B:218:TRP:CD1	2.52	0.45
1:B:66:TYR:CA	1:B:156:ASN:CG	2.83	0.45
1:B:465:ILE:H	1:B:470:ARG:HH12	1.63	0.45
1:B:2283:LEU:HD21	1:B:2361:ASN:HB2	1.98	0.45
1:A:2221:LYS:HE2	1:A:2222:GLU:HA	1.98	0.45
1:A:2240:ILE:H	1:A:2240:ILE:HG13	1.45	0.45
1:D:68:ALA:HB3	1:D:69:GLN:NE2	2.31	0.45
1:D:2212:VAL:HA	1:D:2213:PRO:HD3	1.30	0.45
1:D:2243:PHE:CE2	1:D:2613:ILE:CG2	2.99	0.45
1:C:37:CYS:HB3	1:C:149:VAL:HG11	1.98	0.45
1:C:68:ALA:HB3	1:C:69:GLN:NE2	2.31	0.45
1:C:584:GLN:C	1:C:585:ILE:CG1	2.83	0.45
1:C:2420:LEU:C	1:C:2420:LEU:CD1	2.85	0.45
1:C:2658:GLY:O	1:C:2662:TYR:N	2.42	0.45
1:B:401:SER:H	1:B:428:GLU:HG2	1.81	0.45
1:A:124:LEU:HG	1:A:131:TYR:HB3	1.97	0.45
1:A:245:ALA:HA	1:A:248:GLU:HG2	1.98	0.45
1:A:584:GLN:C	1:A:585:ILE:CG1	2.83	0.45
1:A:2699:GLN:HE21	1:A:2699:GLN:HA	1.80	0.45
1:A:2730:LYS:HA	1:A:2733:ILE:HG23	1.99	0.45
1:A:2732:ARG:CZ	1:A:2736:LEU:HD13	2.46	0.45
1:D:465:ILE:H	1:D:470:ARG:HH12	1.63	0.45

*Continued on next page...*

*Continued from previous page...*

Atom-1	Atom-2	Interatomic distance (Å)	Clash overlap (Å)
1:C:538:LEU:CD2	1:C:586:GLY:C	2.31	0.45
1:C:2232:GLU:HB2	1:C:2242:ASP:CG	2.33	0.45
1:C:2365:LYS:CE	1:C:2399:LEU:HD22	2.46	0.45
1:B:525:ALA:HB3	1:B:526:PRO:CD	2.45	0.45
1:B:525:ALA:CB	1:B:526:PRO:HD2	2.45	0.45
1:B:2218:PHE:HB3	1:B:2254:MET:CE	2.45	0.45
1:B:2227:ILE:HA	1:B:2227:ILE:HD13	1.64	0.45
1:B:2251:PHE:C	1:B:2251:PHE:CD1	2.85	0.45
1:B:2352:PRO:HA	1:B:2355:PHE:CD2	2.52	0.45
1:B:2422:TYR:CD1	1:B:2422:TYR:O	2.70	0.45
1:B:2658:GLY:O	1:B:2662:TYR:N	2.42	0.45
1:A:19:ALA:HA	1:A:218:TRP:CD1	2.52	0.45
1:A:2358:GLY:CA	1:A:2413:TYR:OH	2.57	0.45
1:D:392:HIS:HE1	1:D:397:THR:N	1.83	0.45
1:D:2288:ASN:ND2	1:D:2413:TYR:O	2.50	0.45
1:D:2341:ILE:HA	1:D:2344:LEU:HD11	1.97	0.45
1:D:2422:TYR:O	1:D:2422:TYR:CD1	2.70	0.45
1:D:2704:SER:HA	1:D:2707:LYS:NZ	2.31	0.45
1:D:2732:ARG:CZ	1:D:2736:LEU:HD13	2.46	0.45
1:C:19:ALA:HA	1:C:218:TRP:CD1	2.52	0.45
1:C:514:ASN:CA	1:C:517:LYS:HD3	2.46	0.45
1:C:2288:ASN:ND2	1:C:2413:TYR:O	2.50	0.45
1:B:714:GLU:O	1:B:718:ASP:N	2.44	0.45
1:B:2219:LEU:HD21	1:B:2223:SER:CB	2.40	0.45
1:B:2221:LYS:HE2	1:B:2222:GLU:HA	1.98	0.45
1:B:2732:ARG:CZ	1:B:2736:LEU:HD13	2.46	0.45
1:A:465:ILE:H	1:A:470:ARG:HH12	1.63	0.45
1:A:739:LEU:O	1:A:743:MET:N	2.49	0.45
1:A:1345:TYR:C	1:A:1349:ALA:H	2.19	0.45
1:A:2243:PHE:CE2	1:A:2613:ILE:CG2	2.99	0.45
1:A:2393:LEU:HD23	1:A:2393:LEU:HA	1.77	0.45
1:A:2622:ASP:HB3	1:A:2628:PHE:HD1	1.70	0.45
1:D:525:ALA:HB3	1:D:526:PRO:CD	2.45	0.45
1:D:2081:ARG:O	1:D:2085:VAL:N	2.36	0.45
1:D:2400:LEU:O	1:D:2401:ILE:C	2.54	0.45
1:D:2699:GLN:OE1	1:C:2700:GLU:CB	2.63	0.45
1:C:196:SER:OG	1:C:207:ASN:OD1	2.30	0.45
1:C:2221:LYS:HE2	1:C:2222:GLU:HA	1.98	0.45
1:B:59:LYS:N	1:B:124:LEU:O	2.43	0.45
1:B:245:ALA:HA	1:B:248:GLU:HG2	1.98	0.45
1:B:393:LEU:HG	1:B:394:CYS:N	2.32	0.45

*Continued on next page...*



*Continued from previous page...*

Atom-1	Atom-2	Interatomic distance (Å)	Clash overlap (Å)
1:B:1979:ASN:C	1:B:1981:ASN:N	2.61	0.45
1:B:2358:GLY:CA	1:B:2413:TYR:OH	2.57	0.45
1:B:2401:ILE:HD11	1:B:2416:LEU:CB	2.30	0.45
1:A:2176:PRO:C	1:A:2186:LEU:HD13	2.23	0.45
1:A:2200:ARG:NE	1:A:2206:GLU:OE2	2.37	0.45
1:A:2288:ASN:ND2	1:A:2413:TYR:O	2.50	0.45
1:A:2420:LEU:C	1:A:2420:LEU:CD1	2.85	0.45
1:A:2539:LEU:HD11	1:A:2573:PHE:CZ	2.52	0.45
1:D:2191:LYS:HB2	1:D:2191:LYS:HE3	1.32	0.45
1:C:245:ALA:HA	1:C:248:GLU:HG2	1.98	0.45
1:B:739:LEU:O	1:B:743:MET:N	2.48	0.45
1:B:2288:ASN:ND2	1:B:2413:TYR:O	2.50	0.45
1:B:2350:LEU:O	1:B:2354:LEU:HD21	2.16	0.45
1:B:2405:GLY:N	1:B:2412:PHE:HB2	2.32	0.45
1:A:127:LYS:HE3	1:A:440:VAL:HG13	1.97	0.45
1:A:461:GLU:HB2	1:A:526:PRO:HD3	1.99	0.45
1:A:2349:GLY:C	1:A:2352:PRO:HD2	2.37	0.45
1:A:2396:LEU:HD12	1:A:2396:LEU:C	2.35	0.45
1:A:2613:ILE:H	1:A:2613:ILE:HG13	1.52	0.45
1:D:19:ALA:HA	1:D:218:TRP:CD1	2.52	0.45
1:D:393:LEU:HG	1:D:394:CYS:N	2.32	0.45
1:D:401:SER:H	1:D:428:GLU:HG2	1.81	0.45
1:D:2544:ARG:HE	1:D:2544:ARG:HB2	1.62	0.45
1:C:714:GLU:O	1:C:718:ASP:N	2.44	0.45
1:C:2218:PHE:HB3	1:C:2254:MET:CE	2.45	0.45
1:C:2284:ALA:CB	1:C:2416:LEU:CD1	2.92	0.45
1:C:2400:LEU:O	1:C:2401:ILE:C	2.54	0.45
1:C:2704:SER:HA	1:C:2707:LYS:NZ	2.32	0.45
1:C:2730:LYS:HA	1:C:2733:ILE:HG23	1.99	0.45
1:B:461:GLU:HB2	1:B:526:PRO:HD3	1.99	0.45
1:B:2704:SER:HA	1:B:2707:LYS:NZ	2.32	0.45
1:A:299:TRP:HE3	1:A:381:LEU:HD23	1.77	0.45
1:A:364:ILE:HA	1:A:393:LEU:HD21	1.29	0.45
1:A:393:LEU:HG	1:A:394:CYS:N	2.32	0.45
1:A:2405:GLY:N	1:A:2412:PHE:HB2	2.32	0.45
1:A:2611:CYS:SG	1:A:2612:PHE:N	2.90	0.45
1:D:1241:LEU:O	1:D:1245:CYS:N	2.37	0.45
1:D:2233:ARG:NH2	1:D:2606:ILE:HD12	2.32	0.45
1:D:2352:PRO:HA	1:D:2355:PHE:CD2	2.52	0.45
1:C:2279:ILE:HD13	1:C:2364:ASN:CG	2.36	0.45
1:C:2352:PRO:HA	1:C:2355:PHE:CD2	2.52	0.45

*Continued on next page...*

*Continued from previous page...*

Atom-1	Atom-2	Interatomic distance (Å)	Clash overlap (Å)
1:C:2369:LEU:C	1:C:2369:LEU:CD2	2.84	0.45
1:C:2416:LEU:C	1:C:2416:LEU:CD1	2.85	0.45
1:C:2611:CYS:SG	1:C:2612:PHE:N	2.90	0.45
1:B:363:ASP:OD2	1:B:365:SER:OG	2.34	0.45
1:B:2176:PRO:O	1:B:2186:LEU:CG	2.64	0.45
1:B:2250:LEU:C	1:B:2250:LEU:CD1	2.85	0.45
1:B:2288:ASN:CG	1:B:2413:TYR:C	2.76	0.45
1:B:2351:GLN:H	1:B:2352:PRO:HD3	1.79	0.45
1:B:2450:ILE:CG2	1:C:2417:LEU:HD11	2.42	0.45
1:B:2699:GLN:CB	1:A:2700:GLU:CG	2.95	0.45
1:B:2737:GLY:HA2	1:C:394:CYS:SG	2.57	0.45
1:D:363:ASP:OD2	1:D:365:SER:OG	2.35	0.45
1:D:394:CYS:SG	1:C:2737:GLY:CA	3.04	0.45
1:D:2276:TRP:HA	1:D:2368:PHE:CB	2.45	0.45
1:C:393:LEU:HG	1:C:394:CYS:N	2.32	0.45
1:C:401:SER:H	1:C:428:GLU:HG2	1.81	0.45
1:A:2176:PRO:O	1:A:2186:LEU:CG	2.64	0.45
1:A:2288:ASN:CG	1:A:2413:TYR:C	2.76	0.45
1:A:2352:PRO:HA	1:A:2355:PHE:CD2	2.52	0.45
1:A:2422:TYR:O	1:A:2422:TYR:CD1	2.70	0.45
1:D:2572:LEU:CD1	1:D:2572:LEU:C	2.85	0.45
1:C:2345:ILE:HD12	1:C:2350:LEU:HD11	1.98	0.45
1:C:2625:THR:C	1:C:2627:THR:N	2.70	0.45
1:B:2420:LEU:C	1:B:2420:LEU:CD1	2.85	0.45
1:B:2539:LEU:HD11	1:B:2573:PHE:CZ	2.52	0.45
1:A:364:ILE:HG22	1:A:393:LEU:CD2	2.40	0.45
1:A:510:MET:SD	1:A:515:ILE:CD1	2.95	0.45
1:A:2233:ARG:NH2	1:A:2606:ILE:HD12	2.32	0.45
1:A:2244:PHE:HD1	1:A:2244:PHE:HA	1.51	0.45
1:A:2417:LEU:HD11	1:D:2450:ILE:CG2	2.40	0.45
1:A:2706:MET:HG2	1:D:2707:LYS:HG3	1.76	0.45
1:D:2221:LYS:HE2	1:D:2222:GLU:HA	1.98	0.45
1:D:2350:LEU:CA	1:D:2353:THR:OG1	2.65	0.45
1:D:2611:CYS:SG	1:D:2612:PHE:N	2.90	0.45
1:D:2735:LEU:C	1:D:2735:LEU:CD2	2.85	0.45
1:C:461:GLU:HB2	1:C:526:PRO:HD3	1.99	0.45
1:C:538:LEU:O	1:C:543:ASP:N	2.46	0.45
1:C:2188:PHE:C	1:C:2191:LYS:H	2.21	0.45
1:C:2249:ASP:CG	1:C:2382:GLY:CA	2.86	0.45
1:C:2735:LEU:C	1:C:2735:LEU:CD2	2.85	0.45
1:A:966:MET:O	1:A:970:THR:N	2.42	0.44

*Continued on next page...*

*Continued from previous page...*

Atom-1	Atom-2	Interatomic distance (Å)	Clash overlap (Å)
1:A:2177:GLY:CA	1:A:2186:LEU:HD21	2.46	0.44
1:A:2585:ILE:HD12	1:A:2585:ILE:HA	1.73	0.44
1:D:837:MET:O	1:D:841:GLU:N	2.46	0.44
1:D:1345:TYR:C	1:D:1349:ALA:H	2.19	0.44
1:D:2219:LEU:HD21	1:D:2220:THR:CG2	2.39	0.44
1:D:2358:GLY:HA2	1:D:2413:TYR:HH	1.79	0.44
1:C:2243:PHE:CE2	1:C:2613:ILE:CG2	2.99	0.44
1:C:2422:TYR:O	1:C:2422:TYR:CD1	2.70	0.44
1:B:30:LEU:HD22	1:B:38:VAL:HB	2.00	0.44
1:B:2368:PHE:O	1:B:2369:LEU:C	2.55	0.44
1:B:2611:CYS:SG	1:B:2612:PHE:N	2.90	0.44
1:B:2624:LYS:NZ	1:B:2624:LYS:C	2.71	0.44
1:A:2083:ASP:O	1:A:2087:GLU:N	2.45	0.44
1:A:2245:LEU:CD1	1:A:2383:TYR:CG	2.96	0.44
1:D:245:ALA:HA	1:D:248:GLU:HG2	1.98	0.44
1:D:299:TRP:CE3	1:D:381:LEU:CD2	2.94	0.44
1:D:2539:LEU:HD11	1:D:2573:PHE:CZ	2.51	0.44
1:D:2699:GLN:OE1	1:C:2700:GLU:O	2.36	0.44
1:C:739:LEU:O	1:C:743:MET:N	2.48	0.44
1:C:2218:PHE:CB	1:C:2254:MET:CE	2.92	0.44
1:C:2218:PHE:HB3	1:C:2254:MET:HE2	1.99	0.44
1:C:2252:ASN:HA	1:C:2252:ASN:HD22	1.45	0.44
1:C:2349:GLY:C	1:C:2352:PRO:HD2	2.37	0.44
1:B:80:ALA:C	1:B:81:ASN:CG	2.71	0.44
1:B:364:ILE:HA	1:B:393:LEU:HD21	1.29	0.44
1:B:2730:LYS:HA	1:B:2733:ILE:HG23	1.98	0.44
1:A:2064:ASP:O	1:A:2068:ALA:N	2.51	0.44
1:A:2250:LEU:C	1:A:2250:LEU:CD1	2.85	0.44
1:A:2397:LEU:HA	1:A:2397:LEU:HD13	1.39	0.44
1:A:2735:LEU:C	1:A:2735:LEU:CD2	2.85	0.44
1:D:1027:ALA:O	1:D:1031:GLU:N	2.44	0.44
1:D:2451:LEU:CA	1:D:2454:LEU:CD2	2.86	0.44
1:D:2564:ALA:HA	1:D:2567:VAL:HG22	1.96	0.44
1:D:2730:LYS:HA	1:D:2733:ILE:HG23	1.98	0.44
1:C:525:ALA:CB	1:C:526:PRO:CD	2.96	0.44
1:C:2397:LEU:HD13	1:C:2397:LEU:HA	1.39	0.44
1:B:72:PHE:HE1	1:B:93:HIS:CA	2.31	0.44
1:B:2177:GLY:CA	1:B:2186:LEU:HD21	2.46	0.44
1:B:2735:LEU:C	1:B:2735:LEU:CD2	2.85	0.44
1:D:77:LYS:HA	1:D:78:PRO:HD3	1.29	0.44
1:D:2064:ASP:O	1:D:2068:ALA:N	2.51	0.44

*Continued on next page...*

*Continued from previous page...*

Atom-1	Atom-2	Interatomic distance (Å)	Clash overlap (Å)
1:D:2349:GLY:C	1:D:2352:PRO:HD2	2.37	0.44
1:C:1979:ASN:C	1:C:1981:ASN:N	2.61	0.44
1:C:2368:PHE:O	1:C:2369:LEU:C	2.55	0.44
1:C:2398:TYR:HD1	1:C:2416:LEU:CD2	2.20	0.44
1:B:1806:ASN:O	1:B:1810:ASP:N	2.47	0.44
1:B:2256:TRP:CE2	1:B:2377:GLY:HA3	2.53	0.44
1:B:2410:GLU:CD	1:B:2410:GLU:N	2.71	0.44
1:B:2733:ILE:HG22	1:C:302:LEU:HD11	1.99	0.44
1:A:74:LYS:HE2	1:A:74:LYS:HB2	1.36	0.44
1:A:196:SER:OG	1:A:207:ASN:OD1	2.30	0.44
1:A:1386:THR:O	1:A:1387:GLU:O	2.36	0.44
1:A:2216:CYS:C	1:A:2254:MET:HE1	2.38	0.44
1:A:2704:SER:HA	1:A:2707:LYS:NZ	2.31	0.44
1:D:1033:ILE:O	1:D:1037:ALA:N	2.48	0.44
1:D:2176:PRO:O	1:D:2186:LEU:CG	2.64	0.44
1:C:72:PHE:HE1	1:C:93:HIS:CA	2.31	0.44
1:C:77:LYS:HA	1:C:78:PRO:HD3	1.29	0.44
1:C:2233:ARG:NH2	1:C:2606:ILE:HD12	2.32	0.44
1:C:2288:ASN:CG	1:C:2413:TYR:C	2.76	0.44
1:B:392:HIS:ND1	1:B:392:HIS:N	2.64	0.44
1:B:437:PRO:HA	1:B:440:VAL:HG12	2.00	0.44
1:B:2064:ASP:O	1:B:2068:ALA:N	2.51	0.44
1:B:2176:PRO:C	1:B:2186:LEU:HD13	2.23	0.44
1:B:2233:ARG:NH2	1:B:2606:ILE:HD12	2.32	0.44
1:B:2618:ARG:HG2	1:B:2628:PHE:CE1	2.33	0.44
1:A:30:LEU:HD22	1:A:38:VAL:HB	2.00	0.44
1:A:170:ARG:NH1	1:A:180:ASP:OD1	2.51	0.44
1:A:437:PRO:HA	1:A:440:VAL:HG12	2.00	0.44
1:A:2400:LEU:O	1:A:2401:ILE:C	2.54	0.44
1:A:2624:LYS:NZ	1:A:2624:LYS:C	2.71	0.44
1:A:2689:GLU:HG3	1:A:2692:GLN:NE2	2.33	0.44
1:D:66:TYR:CG	1:D:156:ASN:O	2.67	0.44
1:D:515:ILE:HG13	1:D:516:LEU:CD2	2.45	0.44
1:D:524:GLN:OE1	1:D:580:PHE:HZ	2.01	0.44
1:D:2696:ARG:HB3	1:D:2696:ARG:CZ	2.48	0.44
1:C:170:ARG:NH1	1:C:180:ASP:OD1	2.51	0.44
1:C:1662:GLN:O	1:C:1666:GLU:CA	2.66	0.44
1:B:2689:GLU:HG3	1:B:2692:GLN:NE2	2.33	0.44
1:A:524:GLN:OE1	1:A:580:PHE:HZ	2.01	0.44
1:A:1994:LYS:C	1:A:1996:ASN:N	2.71	0.44
1:A:2212:VAL:HA	1:A:2213:PRO:HD3	1.30	0.44

*Continued on next page...*

*Continued from previous page...*

Atom-1	Atom-2	Interatomic distance (Å)	Clash overlap (Å)
1:D:72:PHE:HE1	1:D:93:HIS:CA	2.31	0.44
1:D:2250:LEU:C	1:D:2250:LEU:CD1	2.85	0.44
1:D:2288:ASN:ND2	1:D:2414:SER:N	2.47	0.44
1:D:2288:ASN:CG	1:D:2413:TYR:C	2.76	0.44
1:D:2405:GLY:N	1:D:2412:PHE:HB2	2.32	0.44
1:D:2624:LYS:HA	1:D:2624:LYS:HD2	1.55	0.44
1:C:30:LEU:HD22	1:C:38:VAL:HB	1.99	0.44
1:C:66:TYR:CG	1:C:156:ASN:O	2.67	0.44
1:C:74:LYS:HE2	1:C:74:LYS:HB2	1.36	0.44
1:C:1386:THR:O	1:C:1387:GLU:O	2.36	0.44
1:C:2351:GLN:H	1:C:2352:PRO:HD3	1.80	0.44
1:C:2405:GLY:N	1:C:2412:PHE:HB2	2.32	0.44
1:B:520:PHE:CZ	1:B:576:LYS:HD3	2.53	0.44
1:B:2696:ARG:HB3	1:B:2696:ARG:CZ	2.48	0.44
1:A:2698:LEU:CD2	1:A:2698:LEU:N	2.73	0.44
1:D:461:GLU:HB2	1:D:526:PRO:HD3	1.99	0.44
1:D:525:ALA:CB	1:D:526:PRO:CD	2.96	0.44
1:D:2393:LEU:HD23	1:D:2393:LEU:HA	1.77	0.44
1:C:963:GLU:O	1:C:967:VAL:N	2.47	0.44
1:C:1858:LYS:O	1:C:1862:ASP:N	2.44	0.44
1:C:2121:LEU:O	1:C:2125:ILE:N	2.44	0.44
1:C:2410:GLU:CD	1:C:2410:GLU:N	2.71	0.44
1:C:2537:THR:O	1:C:2541:HIS:N	2.46	0.44
1:B:66:TYR:CG	1:B:156:ASN:O	2.67	0.44
1:B:72:PHE:HB2	1:B:92:LEU:HD11	1.99	0.44
1:B:228:ASP:OD1	1:B:228:ASP:N	2.51	0.44
1:B:518:GLN:NE2	1:B:518:GLN:CA	2.72	0.44
1:A:2276:TRP:CZ3	1:A:2395:HIS:CE1	3.06	0.44
1:A:2735:LEU:CD2	1:A:2736:LEU:HD12	2.48	0.44
1:D:2368:PHE:O	1:D:2369:LEU:C	2.55	0.44
1:D:2602:LYS:HB3	1:D:2602:LYS:HE3	1.73	0.44
1:D:2735:LEU:CD2	1:D:2736:LEU:HD12	2.48	0.44
1:C:2064:ASP:O	1:C:2068:ALA:N	2.51	0.44
1:C:2585:ILE:HD12	1:C:2585:ILE:HA	1.73	0.44
1:C:2624:LYS:NZ	1:C:2624:LYS:C	2.71	0.44
1:B:170:ARG:NH1	1:B:180:ASP:OD1	2.51	0.43
1:B:255:GLU:HG3	1:B:257:ARG:H	1.83	0.43
1:B:394:CYS:SG	1:A:2737:GLY:HA2	2.58	0.43
1:B:525:ALA:CB	1:B:526:PRO:CD	2.96	0.43
1:B:1034:GLU:O	1:B:1038:GLU:N	2.48	0.43
1:B:1345:TYR:C	1:B:1349:ALA:N	2.72	0.43

*Continued on next page...*

Continued from previous page...

Atom-1	Atom-2	Interatomic distance (Å)	Clash overlap (Å)
1:A:72:PHE:HE1	1:A:93:HIS:CA	2.31	0.43
1:D:170:ARG:NH1	1:D:180:ASP:OD1	2.51	0.43
1:D:2188:PHE:C	1:D:2191:LYS:H	2.21	0.43
1:D:2252:ASN:HA	1:D:2252:ASN:HD22	1.45	0.43
1:D:2276:TRP:CZ3	1:D:2395:HIS:CE1	3.06	0.43
1:C:299:TRP:HE3	1:C:381:LEU:HD23	1.77	0.43
1:C:392:HIS:ND1	1:C:392:HIS:N	2.64	0.43
1:C:525:ALA:CB	1:C:526:PRO:HD2	2.45	0.43
1:C:736:GLN:O	1:C:737:LEU:C	2.55	0.43
1:C:2624:LYS:HA	1:C:2624:LYS:HD2	1.54	0.43
1:B:2215:ILE:HG22	1:B:2254:MET:CG	2.48	0.43
1:B:2585:ILE:HD12	1:B:2585:ILE:HA	1.73	0.43
1:B:2707:LYS:CD	1:C:2706:MET:HB3	2.30	0.43
1:A:66:TYR:CG	1:A:156:ASN:O	2.67	0.43
1:A:1662:GLN:O	1:A:1666:GLU:CA	2.66	0.43
1:A:2696:ARG:HB3	1:A:2696:ARG:CZ	2.48	0.43
1:D:2735:LEU:HD23	1:D:2735:LEU:O	2.18	0.43
1:C:66:TYR:HB3	1:C:156:ASN:CB	2.47	0.43
1:C:520:PHE:CZ	1:C:576:LYS:HD3	2.53	0.43
1:C:2122:VAL:O	1:C:2126:LYS:N	2.51	0.43
1:C:2256:TRP:CE2	1:C:2377:GLY:HA3	2.53	0.43
1:C:2276:TRP:HA	1:C:2368:PHE:CB	2.45	0.43
1:C:2396:LEU:HD12	1:C:2396:LEU:C	2.35	0.43
1:C:2735:LEU:HD23	1:C:2735:LEU:O	2.18	0.43
1:B:249:LYS:NZ	1:B:263:PHE:O	2.42	0.43
1:B:1662:GLN:O	1:B:1666:GLU:CA	2.66	0.43
1:B:2122:VAL:O	1:B:2126:LYS:N	2.51	0.43
1:A:1803:GLY:C	1:A:1805:SER:N	2.70	0.43
1:A:2443:LEU:H	1:A:2443:LEU:HG	1.65	0.43
1:B:2176:PRO:O	1:B:2186:LEU:HD21	2.16	0.43
1:B:2249:ASP:CG	1:B:2382:GLY:CA	2.86	0.43
1:B:2345:ILE:HD12	1:B:2350:LEU:HD11	1.98	0.43
1:B:2349:GLY:C	1:B:2352:PRO:HD2	2.37	0.43
1:A:393:LEU:HD12	1:D:2733:ILE:HD12	1.99	0.43
1:A:2295:TYR:HB3	1:D:2532:LEU:HD11	2.01	0.43
1:A:2416:LEU:C	1:A:2416:LEU:CD1	2.85	0.43
1:D:140:ALA:HB2	1:D:147:MET:H	1.83	0.43
1:D:437:PRO:HA	1:D:440:VAL:HG12	2.00	0.43
1:D:2250:LEU:HA	1:D:2250:LEU:HD22	1.49	0.43
1:D:2417:LEU:C	1:D:2417:LEU:CD1	2.85	0.43
1:D:2689:GLU:HG3	1:D:2692:GLN:NE2	2.33	0.43

Continued on next page...

Continued from previous page...

Atom-1	Atom-2	Interatomic distance (Å)	Clash overlap (Å)
1:D:2703:GLU:HA	1:D:2706:MET:HG3	2.00	0.43
1:C:72:PHE:HB2	1:C:92:LEU:HD11	1.99	0.43
1:C:558:ARG:HG2	1:C:561:ARG:HH12	1.84	0.43
1:C:1033:ILE:O	1:C:1037:ALA:N	2.48	0.43
1:C:2176:PRO:C	1:C:2186:LEU:HD13	2.23	0.43
1:C:2252:ASN:HD22	1:C:2255:ASN:HD21	1.66	0.43
1:C:2735:LEU:CD2	1:C:2736:LEU:HD12	2.48	0.43
1:B:2189:TYR:HD1	1:B:2190:ALA:H	1.62	0.43
1:B:2354:LEU:N	1:B:2354:LEU:CD2	2.72	0.43
1:B:2624:LYS:HA	1:B:2624:LYS:HZ2	1.81	0.43
1:A:72:PHE:HB2	1:A:92:LEU:HD11	1.99	0.43
1:A:525:ALA:CB	1:A:526:PRO:CD	2.96	0.43
1:A:1295:PHE:O	1:A:1299:ILE:N	2.52	0.43
1:A:2276:TRP:HA	1:A:2368:PHE:CB	2.45	0.43
1:C:1029:ASP:O	1:C:1033:ILE:N	2.49	0.43
1:B:524:GLN:OE1	1:B:580:PHE:HZ	2.01	0.43
1:B:558:ARG:HG2	1:B:561:ARG:HH12	1.84	0.43
1:B:2276:TRP:CZ3	1:B:2395:HIS:CE1	3.06	0.43
1:B:2400:LEU:O	1:B:2401:ILE:C	2.54	0.43
1:A:140:ALA:HB2	1:A:147:MET:H	1.83	0.43
1:A:302:LEU:HD13	1:D:2733:ILE:HB	2.00	0.43
1:A:2189:TYR:HD1	1:A:2190:ALA:H	1.62	0.43
1:D:72:PHE:HB2	1:D:92:LEU:HD11	1.99	0.43
1:D:739:LEU:O	1:D:743:MET:N	2.48	0.43
1:D:1345:TYR:C	1:D:1349:ALA:N	2.72	0.43
1:D:1994:LYS:C	1:D:1996:ASN:N	2.71	0.43
1:D:2215:ILE:HG22	1:D:2254:MET:CG	2.48	0.43
1:D:2410:GLU:CD	1:D:2410:GLU:N	2.71	0.43
1:D:2651:LYS:NZ	1:D:2654:THR:O	2.40	0.43
1:C:228:ASP:N	1:C:228:ASP:OD1	2.51	0.43
1:C:255:GLU:HG3	1:C:257:ARG:H	1.83	0.43
1:C:2215:ILE:HG22	1:C:2254:MET:CG	2.48	0.43
1:B:736:GLN:O	1:B:737:LEU:C	2.55	0.43
1:B:2350:LEU:CA	1:B:2353:THR:OG1	2.65	0.43
1:A:177:VAL:N	1:A:180:ASP:OD2	2.39	0.43
1:A:2240:ILE:HD11	1:A:2672:LEU:HD11	1.88	0.43
1:A:2365:LYS:HZ3	1:A:2366:ILE:HA	1.83	0.43
1:A:2735:LEU:HD23	1:A:2735:LEU:O	2.18	0.43
1:C:461:GLU:CG	1:C:525:ALA:C	2.71	0.43
1:C:2689:GLU:HG3	1:C:2692:GLN:NE2	2.33	0.43
1:B:239:VAL:HG23	1:B:435:VAL:HB	2.01	0.43

Continued on next page...



Continued from previous page...

Atom-1	Atom-2	Interatomic distance (Å)	Clash overlap (Å)
1:B:2735:LEU:CD2	1:B:2736:LEU:HD12	2.48	0.43
1:A:963:GLU:O	1:A:967:VAL:N	2.47	0.43
1:A:2176:PRO:O	1:A:2186:LEU:HD21	2.16	0.43
1:A:2188:PHE:C	1:A:2191:LYS:H	2.21	0.43
1:D:30:LEU:HD22	1:D:38:VAL:HB	2.00	0.43
1:D:255:GLU:HG3	1:D:257:ARG:H	1.83	0.43
1:D:262:VAL:HG11	1:D:418:ILE:HD12	2.01	0.43
1:D:1295:PHE:O	1:D:1299:ILE:N	2.52	0.43
1:D:1662:GLN:O	1:D:1666:GLU:CA	2.66	0.43
1:D:2083:ASP:O	1:D:2087:GLU:N	2.45	0.43
1:D:2256:TRP:CE2	1:D:2377:GLY:HA3	2.53	0.43
1:D:2406:LEU:HD23	1:D:2407:PHE:CZ	2.39	0.43
1:D:2581:VAL:CG2	1:D:2582:LEU:HD22	2.49	0.43
1:C:437:PRO:HA	1:C:440:VAL:HG12	2.00	0.43
1:C:1994:LYS:C	1:C:1996:ASN:N	2.71	0.43
1:C:2250:LEU:C	1:C:2250:LEU:CD1	2.85	0.43
1:C:2276:TRP:CZ3	1:C:2395:HIS:CE1	3.06	0.43
1:C:2696:ARG:HB3	1:C:2696:ARG:CZ	2.48	0.43
1:B:141:LEU:HD12	1:B:142:LEU:HG	2.01	0.43
1:B:1979:ASN:O	1:B:1981:ASN:C	2.57	0.43
1:B:1979:ASN:O	1:B:1981:ASN:CA	2.67	0.43
1:B:2288:ASN:CG	1:B:2413:TYR:O	2.57	0.43
1:A:2122:VAL:O	1:A:2126:LYS:N	2.51	0.43
1:A:2256:TRP:CE2	1:A:2377:GLY:HA3	2.53	0.43
1:D:558:ARG:HG2	1:D:561:ARG:HH12	1.84	0.43
1:D:832:ARG:O	1:D:836:THR:N	2.52	0.43
1:D:1386:THR:O	1:D:1387:GLU:O	2.36	0.43
1:D:2369:LEU:C	1:D:2369:LEU:CD2	2.85	0.43
1:D:2397:LEU:HA	1:D:2397:LEU:HD13	1.39	0.43
1:D:2434:VAL:HG12	1:D:2589:ILE:HD12	2.01	0.43
1:D:2581:VAL:C	1:D:2583:ASN:N	2.70	0.43
1:C:364:ILE:HA	1:C:393:LEU:HD21	1.29	0.43
1:C:1345:TYR:C	1:C:1349:ALA:N	2.72	0.43
1:B:77:LYS:HA	1:B:78:PRO:HD3	1.29	0.43
1:B:2365:LYS:HZ3	1:B:2366:ILE:HA	1.82	0.43
1:B:2396:LEU:HD12	1:B:2396:LEU:C	2.35	0.43
1:B:2548:GLY:HA3	1:B:2551:ASP:CG	2.39	0.43
1:B:2699:GLN:OE1	1:A:2700:GLU:O	2.37	0.43
1:B:2735:LEU:O	1:B:2738:HIS:HB3	2.19	0.43
1:A:558:ARG:HG2	1:A:561:ARG:HH12	1.84	0.43
1:A:2350:LEU:CA	1:A:2353:THR:OG1	2.65	0.43

Continued on next page...

*Continued from previous page...*

Atom-1	Atom-2	Interatomic distance (Å)	Clash overlap (Å)
1:A:2417:LEU:C	1:A:2417:LEU:CD1	2.85	0.43
1:D:2624:LYS:NZ	1:D:2624:LYS:C	2.71	0.43
1:C:140:ALA:HB2	1:C:147:MET:H	1.83	0.43
1:C:1674:LYS:O	1:C:1678:THR:N	2.52	0.43
1:C:2548:GLY:HA3	1:C:2551:ASP:CG	2.39	0.43
1:C:2572:LEU:CD1	1:C:2572:LEU:C	2.86	0.43
1:C:2581:VAL:C	1:C:2583:ASN:N	2.70	0.43
1:B:2399:LEU:HD12	1:B:2399:LEU:O	2.19	0.42
1:B:2695:LEU:CA	1:B:2698:LEU:CD1	2.97	0.42
1:B:2735:LEU:HD23	1:B:2735:LEU:O	2.18	0.42
1:A:2215:ILE:HG22	1:A:2254:MET:CG	2.48	0.42
1:A:2249:ASP:CG	1:A:2382:GLY:CA	2.86	0.42
1:A:2288:ASN:CG	1:A:2413:TYR:O	2.57	0.42
1:A:2410:GLU:CD	1:A:2410:GLU:N	2.71	0.42
1:A:2434:VAL:HG12	1:A:2589:ILE:HD12	2.01	0.42
1:D:69:GLN:HE22	1:D:99:GLU:CD	2.23	0.42
1:D:530:CYS:SG	1:D:541:LEU:CG	2.97	0.42
1:D:2416:LEU:C	1:D:2416:LEU:CD1	2.85	0.42
1:C:262:VAL:HG11	1:C:418:ILE:HD12	2.01	0.42
1:C:524:GLN:OE1	1:C:580:PHE:HZ	2.01	0.42
1:C:2227:ILE:HD13	1:C:2227:ILE:HA	1.64	0.42
1:B:832:ARG:O	1:B:836:THR:N	2.52	0.42
1:B:1386:THR:O	1:B:1387:GLU:O	2.36	0.42
1:B:2202:ASP:HB2	1:B:2203:ARG:NH1	2.34	0.42
1:B:2246:ARG:HD3	1:B:2246:ARG:HA	1.89	0.42
1:A:255:GLU:HG3	1:A:257:ARG:H	1.83	0.42
1:A:391:ARG:CG	1:A:396:ASN:CA	2.97	0.42
1:A:461:GLU:HG3	1:A:525:ALA:HA	1.97	0.42
1:A:1033:ILE:O	1:A:1037:ALA:N	2.48	0.42
1:A:2266:LEU:N	1:A:2266:LEU:CD1	2.72	0.42
1:D:2177:GLY:CA	1:D:2186:LEU:HD21	2.45	0.42
1:D:2273:MET:SD	1:D:2273:MET:O	2.77	0.42
1:C:1198:ARG:O	1:C:1201:GLN:N	2.52	0.42
1:C:1295:PHE:O	1:C:1299:ILE:N	2.52	0.42
1:C:1345:TYR:O	1:C:1346:ASN:O	2.37	0.42
1:C:2176:PRO:O	1:C:2186:LEU:HD21	2.16	0.42
1:C:2202:ASP:HB2	1:C:2203:ARG:NH1	2.34	0.42
1:C:2400:LEU:C	1:C:2400:LEU:CD2	2.85	0.42
1:C:2566:ARG:C	1:C:2566:ARG:CD	2.85	0.42
1:B:6:SER:OG	1:B:7:SER:N	2.52	0.42
1:B:538:LEU:O	1:B:543:ASP:N	2.46	0.42

*Continued on next page...*

*Continued from previous page...*

Atom-1	Atom-2	Interatomic distance (Å)	Clash overlap (Å)
1:B:1198:ARG:O	1:B:1201:GLN:N	2.53	0.42
1:B:2213:PRO:HB2	1:B:2216:CYS:SG	2.59	0.42
1:B:2393:LEU:HD23	1:B:2393:LEU:HA	1.77	0.42
1:B:2581:VAL:CG2	1:B:2582:LEU:HD22	2.49	0.42
1:B:2602:LYS:HB3	1:B:2602:LYS:HE3	1.73	0.42
1:A:193:LEU:HD12	1:A:209:VAL:HG11	2.01	0.42
1:A:1198:ARG:O	1:A:1201:GLN:N	2.52	0.42
1:A:1345:TYR:O	1:A:1346:ASN:O	2.37	0.42
1:A:2202:ASP:HB2	1:A:2203:ARG:NH1	2.35	0.42
1:A:2252:ASN:HD22	1:A:2255:ASN:HD21	1.66	0.42
1:A:2273:MET:SD	1:A:2273:MET:O	2.77	0.42
1:A:2336:LEU:N	1:A:2336:LEU:CD2	2.73	0.42
1:A:2351:GLN:H	1:A:2352:PRO:HD3	1.79	0.42
1:D:461:GLU:HB3	1:D:525:ALA:HB1	1.95	0.42
1:D:520:PHE:CZ	1:D:576:LYS:HD3	2.53	0.42
1:D:1198:ARG:O	1:D:1201:GLN:N	2.52	0.42
1:D:1979:ASN:O	1:D:1981:ASN:C	2.57	0.42
1:D:2722:GLN:N	1:D:2722:GLN:CD	2.73	0.42
1:C:525:ALA:HB3	1:C:526:PRO:CD	2.45	0.42
1:C:2273:MET:SD	1:C:2273:MET:O	2.77	0.42
1:C:2434:VAL:HG12	1:C:2589:ILE:HD12	2.01	0.42
1:C:2581:VAL:CG2	1:C:2582:LEU:HD22	2.49	0.42
1:C:2703:GLU:HA	1:C:2706:MET:HG3	2.01	0.42
1:B:193:LEU:HD12	1:B:209:VAL:HG11	2.01	0.42
1:B:391:ARG:CG	1:B:396:ASN:CA	2.97	0.42
1:B:2252:ASN:HD22	1:B:2255:ASN:HD21	1.66	0.42
1:B:2399:LEU:C	1:B:2399:LEU:CD1	2.85	0.42
1:B:2434:VAL:HG12	1:B:2589:ILE:HD12	2.01	0.42
1:D:2612:PHE:O	1:D:2614:CYS:N	2.53	0.42
1:C:59:LYS:N	1:C:124:LEU:O	2.43	0.42
1:C:2361:ASN:ND2	1:C:2361:ASN:C	2.72	0.42
1:B:140:ALA:HB2	1:B:147:MET:H	1.83	0.42
1:B:2006:PHE:O	1:B:2010:ILE:N	2.53	0.42
1:A:262:VAL:HG11	1:A:418:ILE:HD12	2.01	0.42
1:A:832:ARG:O	1:A:836:THR:N	2.52	0.42
1:A:2006:PHE:O	1:A:2010:ILE:N	2.53	0.42
1:A:2191:LYS:HE3	1:A:2191:LYS:HB2	1.32	0.42
1:A:2581:VAL:CG2	1:A:2582:LEU:HD22	2.49	0.42
1:A:2703:GLU:HA	1:A:2706:MET:HG3	2.00	0.42
1:D:2216:CYS:C	1:D:2254:MET:HE1	2.40	0.42
1:D:2345:ILE:HD12	1:D:2350:LEU:HD11	1.98	0.42

*Continued on next page...*

*Continued from previous page...*

Atom-1	Atom-2	Interatomic distance (Å)	Clash overlap (Å)
1:D:2358:GLY:CA	1:D:2413:TYR:OH	2.57	0.42
1:C:605:LEU:O	1:C:609:HIS:N	2.43	0.42
1:B:262:VAL:HG11	1:B:418:ILE:HD12	2.01	0.42
1:B:300:ASN:ND2	1:B:300:ASN:C	2.73	0.42
1:B:1295:PHE:O	1:B:1299:ILE:N	2.52	0.42
1:A:69:GLN:HE22	1:A:99:GLU:CD	2.23	0.42
1:A:239:VAL:HG23	1:A:435:VAL:HB	2.01	0.42
1:A:1345:TYR:C	1:A:1349:ALA:N	2.72	0.42
1:A:1979:ASN:O	1:A:1981:ASN:C	2.57	0.42
1:A:2227:ILE:HG21	1:A:2638:MET:CE	2.41	0.42
1:A:2246:ARG:HA	1:A:2246:ARG:HD3	1.89	0.42
1:A:2345:ILE:HD12	1:A:2350:LEU:HD11	1.98	0.42
1:C:2735:LEU:O	1:C:2738:HIS:HB3	2.19	0.42
1:B:1029:ASP:O	1:B:1033:ILE:N	2.49	0.42
1:B:2188:PHE:C	1:B:2191:LYS:H	2.21	0.42
1:A:520:PHE:CZ	1:A:576:LYS:HD3	2.53	0.42
1:A:2284:ALA:CB	1:A:2416:LEU:CD1	2.92	0.42
1:A:2361:ASN:ND2	1:A:2361:ASN:C	2.72	0.42
1:A:2422:TYR:CD1	1:A:2422:TYR:C	2.92	0.42
1:D:2213:PRO:HB2	1:D:2216:CYS:SG	2.59	0.42
1:C:1979:ASN:O	1:C:1981:ASN:C	2.57	0.42
1:C:2213:PRO:HB2	1:C:2216:CYS:SG	2.59	0.42
1:C:2218:PHE:HB2	1:C:2258:LYS:HZ3	1.84	0.42
1:C:2579:ILE:HG22	1:C:2583:ASN:HD21	1.85	0.42
1:B:69:GLN:HE22	1:B:99:GLU:CD	2.23	0.42
1:B:167:TYR:HD2	1:B:169:LEU:HB2	1.85	0.42
1:B:299:TRP:HE3	1:B:381:LEU:HD23	1.77	0.42
1:B:2279:ILE:HD13	1:B:2364:ASN:CG	2.36	0.42
1:B:2566:ARG:C	1:B:2566:ARG:CD	2.86	0.42
1:A:300:ASN:ND2	1:A:300:ASN:C	2.73	0.42
1:A:2399:LEU:HD12	1:A:2399:LEU:O	2.19	0.42
1:D:141:LEU:HD12	1:D:142:LEU:HG	2.01	0.42
1:D:526:PRO:O	1:D:541:LEU:CD1	2.68	0.42
1:D:736:GLN:O	1:D:737:LEU:C	2.55	0.42
1:D:2249:ASP:CG	1:D:2382:GLY:CA	2.86	0.42
1:D:2548:GLY:HA3	1:D:2551:ASP:CG	2.39	0.42
1:C:526:PRO:O	1:C:541:LEU:CD1	2.68	0.42
1:C:2272:ASN:HD22	1:C:2367:ILE:HG23	1.81	0.42
1:C:2612:PHE:O	1:C:2614:CYS:N	2.53	0.42
1:A:837:MET:O	1:A:841:GLU:N	2.46	0.42
1:A:2220:THR:OG1	1:A:2221:LYS:N	2.53	0.42

*Continued on next page...*

Continued from previous page...

Atom-1	Atom-2	Interatomic distance (Å)	Clash overlap (Å)
1:D:1345:TYR:O	1:D:1346:ASN:O	2.37	0.42
1:D:2361:ASN:ND2	1:D:2361:ASN:C	2.72	0.42
1:C:167:TYR:HD2	1:C:169:LEU:HB2	1.85	0.42
1:C:2191:LYS:HB2	1:C:2191:LYS:HE3	1.32	0.42
1:C:2288:ASN:CG	1:C:2413:TYR:O	2.58	0.42
1:C:2457:ILE:O	1:C:2460:TYR:HB3	2.20	0.42
1:C:2728:LYS:NZ	1:C:2728:LYS:C	2.73	0.42
1:B:566:ASP:OD1	1:B:566:ASP:N	2.53	0.42
1:B:2252:ASN:HA	1:B:2252:ASN:HD22	1.45	0.42
1:B:2612:PHE:O	1:B:2614:CYS:N	2.53	0.42
1:A:133:THR:OG1	1:A:134:VAL:N	2.53	0.42
1:A:141:LEU:HD12	1:A:142:LEU:HG	2.01	0.42
1:A:2213:PRO:HB2	1:A:2216:CYS:SG	2.59	0.42
1:A:2276:TRP:CG	1:A:2368:PHE:CE1	2.95	0.42
1:A:2728:LYS:NZ	1:A:2728:LYS:C	2.72	0.42
1:A:2735:LEU:O	1:A:2738:HIS:HB3	2.19	0.42
1:D:167:TYR:HD2	1:D:169:LEU:HB2	1.85	0.42
1:D:2218:PHE:HB2	1:D:2258:LYS:HZ3	1.84	0.42
1:D:2699:GLN:CB	1:C:2700:GLU:CG	2.98	0.42
1:D:2728:LYS:NZ	1:D:2728:LYS:C	2.73	0.42
1:C:69:GLN:HE22	1:C:99:GLU:CD	2.23	0.42
1:C:141:LEU:HD12	1:C:142:LEU:HG	2.01	0.42
1:C:391:ARG:CG	1:C:396:ASN:CA	2.97	0.42
1:C:832:ARG:O	1:C:836:THR:N	2.52	0.42
1:B:1345:TYR:O	1:B:1346:ASN:O	2.37	0.41
1:B:2273:MET:SD	1:B:2273:MET:O	2.77	0.41
1:A:6:SER:OG	1:A:7:SER:N	2.52	0.41
1:D:239:VAL:HG23	1:D:435:VAL:HB	2.01	0.41
1:D:242:LEU:HD13	1:D:430:PHE:HE2	1.85	0.41
1:D:2176:PRO:O	1:D:2186:LEU:HD21	2.16	0.41
1:D:2202:ASP:HB2	1:D:2203:ARG:NH1	2.34	0.41
1:D:2735:LEU:O	1:D:2738:HIS:HB3	2.19	0.41
1:C:363:ASP:OD2	1:C:365:SER:OG	2.35	0.41
1:B:66:TYR:HB3	1:B:156:ASN:CB	2.48	0.41
1:B:1994:LYS:C	1:B:1996:ASN:N	2.71	0.41
1:B:2088:LEU:O	1:B:2092:ALA:N	2.53	0.41
1:B:2345:ILE:HD12	1:B:2345:ILE:C	2.40	0.41
1:B:2579:ILE:O	1:B:2583:ASN:HB2	2.20	0.41
1:B:2706:MET:SD	1:B:2706:MET:C	2.99	0.41
1:B:2707:LYS:CG	1:C:2706:MET:HB2	2.49	0.41
1:A:235:LYS:HG3	1:A:237:GLY:H	1.86	0.41

Continued on next page...

*Continued from previous page...*

Atom-1	Atom-2	Interatomic distance (Å)	Clash overlap (Å)
1:A:1979:ASN:O	1:A:1981:ASN:CA	2.67	0.41
1:A:2088:LEU:O	1:A:2092:ALA:N	2.53	0.41
1:A:2457:ILE:O	1:A:2460:TYR:HB3	2.20	0.41
1:A:2624:LYS:HB3	1:A:2624:LYS:HE3	1.96	0.41
1:D:228:ASP:OD1	1:D:228:ASP:N	2.51	0.41
1:D:391:ARG:CG	1:D:396:ASN:CA	2.97	0.41
1:D:517:LYS:HA	1:D:520:PHE:CZ	2.56	0.41
1:D:2252:ASN:HD22	1:D:2255:ASN:HD21	1.66	0.41
1:D:2384:ARG:O	1:D:2388:LEU:HD23	2.03	0.41
1:D:2706:MET:SD	1:D:2706:MET:C	2.99	0.41
1:C:239:VAL:HG23	1:C:435:VAL:HB	2.01	0.41
1:C:2006:PHE:O	1:C:2010:ILE:N	2.53	0.41
1:C:2088:LEU:O	1:C:2092:ALA:N	2.53	0.41
1:C:2579:ILE:O	1:C:2583:ASN:HB2	2.20	0.41
1:C:2695:LEU:CA	1:C:2698:LEU:CD1	2.97	0.41
1:B:242:LEU:HD13	1:B:430:PHE:HE2	1.86	0.41
1:B:394:CYS:SG	1:A:2737:GLY:CA	3.08	0.41
1:B:2361:ASN:ND2	1:B:2361:ASN:C	2.72	0.41
1:B:2457:ILE:O	1:B:2460:TYR:HB3	2.20	0.41
1:D:193:LEU:HD12	1:D:209:VAL:HG11	2.01	0.41
1:D:286:VAL:HG13	1:D:301:SER:OG	2.21	0.41
1:D:518:GLN:HA	1:D:518:GLN:HE21	1.84	0.41
1:D:518:GLN:N	1:D:518:GLN:CD	2.71	0.41
1:D:538:LEU:CD1	1:D:586:GLY:CA	2.86	0.41
1:D:2088:LEU:O	1:D:2092:ALA:N	2.53	0.41
1:D:2279:ILE:HD13	1:D:2364:ASN:CG	2.36	0.41
1:D:2288:ASN:CG	1:D:2413:TYR:O	2.57	0.41
1:D:2351:GLN:H	1:D:2352:PRO:HD3	1.79	0.41
1:D:2465:ASP:OD2	1:D:2530:THR:N	2.54	0.41
1:B:2369:LEU:C	1:B:2369:LEU:CD2	2.84	0.41
1:A:2228:TYR:HB3	1:A:2229:TYR:HD1	1.85	0.41
1:A:2345:ILE:HD12	1:A:2345:ILE:C	2.41	0.41
1:D:235:LYS:HG3	1:D:237:GLY:H	1.86	0.41
1:D:300:ASN:ND2	1:D:300:ASN:C	2.73	0.41
1:D:2345:ILE:HD12	1:D:2345:ILE:C	2.41	0.41
1:C:300:ASN:ND2	1:C:300:ASN:C	2.73	0.41
1:C:2345:ILE:HD12	1:C:2345:ILE:C	2.41	0.41
1:C:2698:LEU:CD2	1:C:2698:LEU:N	2.73	0.41
1:B:133:THR:OG1	1:B:134:VAL:N	2.53	0.41
1:B:177:VAL:N	1:B:180:ASP:OD2	2.39	0.41
1:B:2252:ASN:HA	1:B:2255:ASN:ND2	2.34	0.41

*Continued on next page...*

*Continued from previous page...*

Atom-1	Atom-2	Interatomic distance (Å)	Clash overlap (Å)
1:B:2416:LEU:C	1:B:2416:LEU:CD1	2.85	0.41
1:B:2625:THR:C	1:B:2627:THR:N	2.70	0.41
1:A:242:LEU:HD13	1:A:430:PHE:HE2	1.86	0.41
1:A:363:ASP:OD2	1:A:365:SER:OG	2.35	0.41
1:A:427:LYS:NZ	1:D:167:TYR:HB2	2.35	0.41
1:A:461:GLU:CG	1:A:525:ALA:C	2.71	0.41
1:A:736:GLN:O	1:A:737:LEU:C	2.55	0.41
1:A:2465:ASP:OD2	1:A:2530:THR:N	2.54	0.41
1:A:2579:ILE:O	1:A:2583:ASN:HB2	2.20	0.41
1:A:2612:PHE:O	1:A:2614:CYS:N	2.53	0.41
1:A:2635:GLU:OE2	1:A:2636:HIS:ND1	2.54	0.41
1:D:286:VAL:HG22	1:D:303:PHE:HE1	1.86	0.41
1:D:1029:ASP:O	1:D:1033:ILE:N	2.49	0.41
1:D:2457:ILE:O	1:D:2460:TYR:HB3	2.20	0.41
1:C:526:PRO:HA	1:C:529:ASP:HB3	2.02	0.41
1:C:2259:LYS:HE3	1:C:2259:LYS:HB3	1.84	0.41
1:C:2465:ASP:OD2	1:C:2530:THR:N	2.54	0.41
1:C:2635:GLU:OE2	1:C:2636:HIS:ND1	2.54	0.41
1:B:522:LEU:C	1:B:522:LEU:CD1	2.89	0.41
1:B:526:PRO:O	1:B:541:LEU:CD1	2.68	0.41
1:B:837:MET:O	1:B:841:GLU:N	2.46	0.41
1:B:2703:GLU:HA	1:B:2706:MET:HG3	2.00	0.41
1:A:526:PRO:HA	1:A:529:ASP:HB3	2.02	0.41
1:A:2417:LEU:O	1:A:2417:LEU:HD13	2.21	0.41
1:A:2548:GLY:HA3	1:A:2551:ASP:CG	2.39	0.41
1:A:2707:LYS:HB2	1:A:2707:LYS:NZ	2.34	0.41
1:D:364:ILE:HD12	1:C:2736:LEU:C	2.37	0.41
1:D:2409:HIS:O	1:D:2411:PHE:N	2.54	0.41
1:D:2579:ILE:O	1:D:2583:ASN:HB2	2.20	0.41
1:D:2706:MET:HB2	1:C:2707:LYS:CG	2.50	0.41
1:C:193:LEU:HD12	1:C:209:VAL:HG11	2.01	0.41
1:B:286:VAL:HG13	1:B:301:SER:OG	2.21	0.41
1:B:517:LYS:HA	1:B:520:PHE:CZ	2.56	0.41
1:B:1978:GLU:O	1:B:1979:ASN:O	2.39	0.41
1:B:2219:LEU:HD22	1:B:2220:THR:N	2.36	0.41
1:B:2443:LEU:H	1:B:2443:LEU:HG	1.65	0.41
1:B:2465:ASP:OD2	1:B:2530:THR:N	2.54	0.41
1:B:2730:LYS:NZ	1:B:2730:LYS:C	2.73	0.41
1:A:286:VAL:HG22	1:A:303:PHE:HE1	1.86	0.41
1:A:2252:ASN:HA	1:A:2255:ASN:ND2	2.34	0.41
1:C:196:SER:O	1:C:207:ASN:ND2	2.40	0.41

*Continued on next page...*



*Continued from previous page...*

Atom-1	Atom-2	Interatomic distance (Å)	Clash overlap (Å)
1:C:593:ASP:O	1:C:597:ALA:N	2.46	0.41
1:C:619:VAL:O	1:C:623:ARG:N	2.44	0.41
1:C:2219:LEU:HD22	1:C:2220:THR:N	2.35	0.41
1:B:302:LEU:CD1	1:A:2733:ILE:HB	2.47	0.41
1:B:2220:THR:OG1	1:B:2221:LYS:N	2.53	0.41
1:B:2276:TRP:CG	1:B:2368:PHE:CE1	2.95	0.41
1:B:2409:HIS:O	1:B:2411:PHE:N	2.54	0.41
1:A:526:PRO:O	1:A:541:LEU:CD1	2.68	0.41
1:A:2730:LYS:HZ3	1:A:2730:LYS:C	2.18	0.41
1:D:526:PRO:HA	1:D:529:ASP:HB3	2.02	0.41
1:D:2417:LEU:O	1:D:2417:LEU:HD13	2.21	0.41
1:D:2571:LEU:HD12	1:D:2571:LEU:O	2.21	0.41
1:C:235:LYS:HG3	1:C:237:GLY:H	1.86	0.41
1:C:315:ALA:HB3	1:C:356:VAL:HB	2.03	0.41
1:C:364:ILE:HG21	1:C:394:CYS:HB3	2.03	0.41
1:B:235:LYS:HG3	1:B:237:GLY:H	1.86	0.41
1:B:1674:LYS:O	1:B:1678:THR:N	2.52	0.41
1:B:2244:PHE:HD1	1:B:2244:PHE:HA	1.51	0.41
1:B:2350:LEU:HA	1:B:2350:LEU:HD13	1.93	0.41
1:B:2581:VAL:C	1:B:2583:ASN:N	2.70	0.41
1:A:167:TYR:HD2	1:A:169:LEU:HB2	1.85	0.41
1:A:315:ALA:HB3	1:A:356:VAL:HB	2.03	0.41
1:A:2399:LEU:C	1:A:2399:LEU:CD1	2.85	0.41
1:A:2616:LEU:HD12	1:A:2616:LEU:HA	1.94	0.41
1:A:2706:MET:SD	1:A:2706:MET:C	2.99	0.41
1:D:177:VAL:N	1:D:180:ASP:OD2	2.39	0.41
1:D:1978:GLU:O	1:D:1979:ASN:O	2.39	0.41
1:D:2228:TYR:HB3	1:D:2229:TYR:HD1	1.85	0.41
1:D:2616:LEU:HD12	1:D:2616:LEU:HA	1.94	0.41
1:C:286:VAL:HG13	1:C:301:SER:OG	2.21	0.41
1:C:461:GLU:HB3	1:C:525:ALA:HB1	1.95	0.41
1:C:517:LYS:HA	1:C:520:PHE:CZ	2.56	0.41
1:C:530:CYS:SG	1:C:541:LEU:CG	2.97	0.41
1:C:1978:GLU:O	1:C:1979:ASN:O	2.39	0.41
1:C:2220:THR:OG1	1:C:2221:LYS:N	2.53	0.41
1:C:2409:HIS:O	1:C:2411:PHE:N	2.54	0.41
1:C:2417:LEU:O	1:C:2417:LEU:HD13	2.21	0.41
1:B:2218:PHE:HB3	1:B:2254:MET:HE2	2.02	0.41
1:B:2635:GLU:OE2	1:B:2636:HIS:ND1	2.54	0.41
1:B:2731:GLN:OE1	1:B:2731:GLN:CA	2.69	0.41
1:A:517:LYS:HA	1:A:520:PHE:CZ	2.56	0.41

*Continued on next page...*

*Continued from previous page...*

Atom-1	Atom-2	Interatomic distance (Å)	Clash overlap (Å)
1:A:2279:ILE:HD13	1:A:2364:ASN:CG	2.36	0.41
1:A:2409:HIS:O	1:A:2411:PHE:N	2.54	0.41
1:A:2722:GLN:N	1:A:2722:GLN:CD	2.73	0.41
1:D:196:SER:O	1:D:207:ASN:ND2	2.40	0.41
1:D:364:ILE:HG21	1:D:394:CYS:HB3	2.03	0.41
1:D:525:ALA:CB	1:D:526:PRO:HD2	2.45	0.41
1:D:2220:THR:OG1	1:D:2221:LYS:N	2.53	0.41
1:D:2243:PHE:HZ	1:D:2612:PHE:CE2	1.76	0.41
1:D:2695:LEU:CA	1:D:2698:LEU:CD1	2.97	0.41
1:C:6:SER:OG	1:C:7:SER:N	2.52	0.41
1:C:2228:TYR:HB3	1:C:2229:TYR:HD1	1.85	0.41
1:C:2399:LEU:HD12	1:C:2399:LEU:O	2.19	0.41
1:B:2251:PHE:CD1	1:B:2251:PHE:O	2.74	0.40
1:B:2673:ASP:OD1	1:B:2673:ASP:N	2.53	0.40
1:B:2712:LEU:C	1:B:2712:LEU:CD1	2.85	0.40
1:B:2722:GLN:N	1:B:2722:GLN:CD	2.73	0.40
1:A:2730:LYS:NZ	1:A:2730:LYS:C	2.73	0.40
1:D:66:TYR:CA	1:D:156:ASN:CG	2.83	0.40
1:D:2227:ILE:HD13	1:D:2227:ILE:HA	1.64	0.40
1:D:2730:LYS:O	1:D:2730:LYS:CE	2.69	0.40
1:D:2731:GLN:OE1	1:D:2731:GLN:CA	2.69	0.40
1:C:242:LEU:HD13	1:C:430:PHE:HE2	1.85	0.40
1:C:286:VAL:HG22	1:C:303:PHE:HE1	1.86	0.40
1:C:2251:PHE:CD1	1:C:2251:PHE:O	2.74	0.40
1:C:2706:MET:SD	1:C:2706:MET:C	2.99	0.40
1:B:315:ALA:HB3	1:B:356:VAL:HB	2.03	0.40
1:B:2548:GLY:O	1:B:2549:VAL:HB	2.22	0.40
1:B:2567:VAL:HG22	1:B:2567:VAL:H	1.62	0.40
1:A:286:VAL:HG13	1:A:301:SER:OG	2.21	0.40
1:A:2219:LEU:HD22	1:A:2220:THR:N	2.35	0.40
1:A:2571:LEU:HD12	1:A:2571:LEU:O	2.21	0.40
1:A:2579:ILE:HG22	1:A:2583:ASN:HD21	1.85	0.40
1:D:69:GLN:CD	1:D:69:GLN:N	2.66	0.40
1:D:315:ALA:HB3	1:D:356:VAL:HB	2.03	0.40
1:D:461:GLU:CG	1:D:525:ALA:C	2.71	0.40
1:D:2122:VAL:O	1:D:2126:LYS:N	2.51	0.40
1:D:2406:LEU:CD2	1:D:2407:PHE:CZ	3.04	0.40
1:C:177:VAL:N	1:C:180:ASP:OD2	2.39	0.40
1:C:2393:LEU:HD23	1:C:2393:LEU:HA	1.77	0.40
1:C:2405:GLY:HA2	1:C:2408:VAL:CG1	2.50	0.40
1:C:2612:PHE:CE2	1:C:2638:MET:HG3	2.56	0.40

*Continued on next page...*

*Continued from previous page...*

Atom-1	Atom-2	Interatomic distance (Å)	Clash overlap (Å)
1:C:2731:GLN:OE1	1:C:2731:GLN:CA	2.69	0.40
1:B:286:VAL:HG22	1:B:303:PHE:HE1	1.86	0.40
1:B:2228:TYR:HB3	1:B:2229:TYR:HD1	1.85	0.40
1:A:538:LEU:HD11	1:A:586:GLY:CA	2.51	0.40
1:A:1027:ALA:O	1:A:1031:GLU:N	2.44	0.40
1:A:2624:LYS:O	1:A:2624:LYS:CE	2.70	0.40
1:A:2699:GLN:CB	1:D:2700:GLU:CG	2.99	0.40
1:A:2708:LEU:CD1	1:A:2708:LEU:N	2.72	0.40
1:D:574:ILE:HA	1:D:577:GLN:HG2	2.03	0.40
1:D:1307:GLN:O	1:D:1311:PHE:N	2.48	0.40
1:D:2006:PHE:O	1:D:2010:ILE:N	2.53	0.40
1:D:2219:LEU:HD22	1:D:2220:THR:N	2.36	0.40
1:D:2250:LEU:HD22	1:D:2253:GLU:CG	2.52	0.40
1:D:2624:LYS:O	1:D:2624:LYS:CE	2.70	0.40
1:C:133:THR:OG1	1:C:134:VAL:N	2.53	0.40
1:C:1313:GLN:O	1:C:1317:LYS:N	2.49	0.40
1:C:2624:LYS:CE	1:C:2624:LYS:O	2.70	0.40
1:B:526:PRO:HA	1:B:529:ASP:HB3	2.02	0.40
1:B:2358:GLY:HA2	1:B:2413:TYR:HH	1.83	0.40
1:B:2423:ARG:HB3	1:B:2423:ARG:HH11	1.84	0.40
1:B:2693:ASN:N	1:B:2693:ASN:HD22	2.20	0.40
1:A:58:PHE:CG	1:A:123:LEU:HD21	2.57	0.40
1:A:574:ILE:HA	1:A:577:GLN:HG2	2.03	0.40
1:A:1674:LYS:O	1:A:1678:THR:N	2.52	0.40
1:A:1978:GLU:O	1:A:1979:ASN:O	2.39	0.40
1:A:2284:ALA:O	1:A:2285:VAL:C	2.59	0.40
1:A:2673:ASP:OD1	1:A:2673:ASP:N	2.53	0.40
1:A:2727:ARG:HA	1:A:2727:ARG:HD2	1.89	0.40
1:D:6:SER:OG	1:D:7:SER:N	2.52	0.40
1:D:133:THR:OG1	1:D:134:VAL:N	2.53	0.40
1:D:2252:ASN:HA	1:D:2255:ASN:ND2	2.34	0.40
1:C:2571:LEU:HD12	1:C:2571:LEU:O	2.21	0.40
1:B:364:ILE:HG21	1:B:394:CYS:HB3	2.03	0.40
1:B:518:GLN:CD	1:B:518:GLN:N	2.71	0.40
1:B:1027:ALA:O	1:B:1031:GLU:N	2.44	0.40
1:B:2284:ALA:O	1:B:2285:VAL:C	2.59	0.40
1:B:2537:THR:O	1:B:2541:HIS:N	2.46	0.40
1:B:2730:LYS:O	1:B:2730:LYS:CE	2.69	0.40
1:B:2737:GLY:CA	1:C:394:CYS:SG	3.09	0.40
1:D:58:PHE:CD2	1:D:123:LEU:HD21	2.57	0.40
1:D:2030:VAL:O	1:D:2034:ASN:N	2.52	0.40

*Continued on next page...*

Continued from previous page...

Atom-1	Atom-2	Interatomic distance (Å)	Clash overlap (Å)
1:D:2411:PHE:HE2	1:D:2412:PHE:CD2	2.34	0.40
1:D:2579:ILE:HG22	1:D:2583:ASN:HD21	1.85	0.40
1:D:2635:GLU:OE2	1:D:2636:HIS:ND1	2.54	0.40
1:C:4:LYS:HD2	1:C:5:MET:HG2	2.04	0.40
1:C:2727:ARG:CD	1:C:2727:ARG:O	2.70	0.40
1:C:2730:LYS:O	1:C:2730:LYS:CE	2.69	0.40

There are no symmetry-related clashes.

## 5.3 Torsion angles [i](#)

### 5.3.1 Protein backbone [i](#)

In the following table, the Percentiles column shows the percent Ramachandran outliers of the chain as a percentile score with respect to all PDB entries followed by that with respect to all EM entries.

The Analysed column shows the number of residues for which the backbone conformation was analysed, and the total number of residues.

Mol	Chain	Analysed	Favoured	Allowed	Outliers	Percentiles	
1	A	2132/2750 (78%)	1860 (87%)	235 (11%)	37 (2%)	7	36
1	B	2132/2750 (78%)	1862 (87%)	233 (11%)	37 (2%)	7	36
1	C	2132/2750 (78%)	1860 (87%)	235 (11%)	37 (2%)	7	36
1	D	2132/2750 (78%)	1861 (87%)	234 (11%)	37 (2%)	7	36
All	All	8528/11000 (78%)	7443 (87%)	937 (11%)	148 (2%)	10	36

All (148) Ramachandran outliers are listed below:

Mol	Chain	Res	Type
1	B	588	ASP
1	B	1073	PRO
1	B	1074	PRO
1	B	1190	GLU
1	B	1199	LYS
1	B	1279	ASN
1	B	1341	VAL
1	B	1346	ASN
1	B	1874	THR

Continued on next page...

*Continued from previous page...*

<b>Mol</b>	<b>Chain</b>	<b>Res</b>	<b>Type</b>
1	B	1983	ASP
1	B	1995	THR
1	B	2232	GLU
1	B	2411	PHE
1	B	2549	VAL
1	B	2626	VAL
1	A	588	ASP
1	A	1073	PRO
1	A	1074	PRO
1	A	1190	GLU
1	A	1199	LYS
1	A	1279	ASN
1	A	1341	VAL
1	A	1346	ASN
1	A	1874	THR
1	A	1983	ASP
1	A	1995	THR
1	A	2232	GLU
1	A	2411	PHE
1	A	2549	VAL
1	A	2626	VAL
1	D	588	ASP
1	D	1073	PRO
1	D	1074	PRO
1	D	1190	GLU
1	D	1199	LYS
1	D	1279	ASN
1	D	1341	VAL
1	D	1346	ASN
1	D	1874	THR
1	D	1983	ASP
1	D	1995	THR
1	D	2232	GLU
1	D	2411	PHE
1	D	2549	VAL
1	D	2626	VAL
1	C	588	ASP
1	C	1073	PRO
1	C	1074	PRO
1	C	1190	GLU
1	C	1199	LYS
1	C	1279	ASN

*Continued on next page...*

*Continued from previous page...*

<b>Mol</b>	<b>Chain</b>	<b>Res</b>	<b>Type</b>
1	C	1341	VAL
1	C	1346	ASN
1	C	1874	THR
1	C	1983	ASP
1	C	1995	THR
1	C	2232	GLU
1	C	2411	PHE
1	C	2549	VAL
1	C	2626	VAL
1	B	657	LEU
1	B	792	ARG
1	B	1979	ASN
1	B	2143	GLU
1	B	2190	ALA
1	B	2220	THR
1	A	657	LEU
1	A	792	ARG
1	A	1979	ASN
1	A	2143	GLU
1	A	2190	ALA
1	A	2220	THR
1	D	657	LEU
1	D	792	ARG
1	D	1979	ASN
1	D	2143	GLU
1	D	2190	ALA
1	D	2220	THR
1	C	657	LEU
1	C	792	ARG
1	C	1979	ASN
1	C	2143	GLU
1	C	2190	ALA
1	C	2220	THR
1	B	299	TRP
1	B	585	ILE
1	B	896	ASP
1	B	1387	GLU
1	B	1417	PRO
1	B	2179	GLN
1	B	2276	TRP
1	B	2698	LEU
1	A	585	ILE

*Continued on next page...*

*Continued from previous page...*

<b>Mol</b>	<b>Chain</b>	<b>Res</b>	<b>Type</b>
1	A	896	ASP
1	A	1387	GLU
1	A	1417	PRO
1	A	2179	GLN
1	A	2276	TRP
1	A	2698	LEU
1	D	585	ILE
1	D	896	ASP
1	D	1387	GLU
1	D	1417	PRO
1	D	2179	GLN
1	D	2276	TRP
1	D	2698	LEU
1	C	585	ILE
1	C	896	ASP
1	C	1387	GLU
1	C	1417	PRO
1	C	2179	GLN
1	C	2276	TRP
1	C	2698	LEU
1	B	1804	ALA
1	B	2554	ARG
1	A	299	TRP
1	A	1804	ALA
1	A	2554	ARG
1	D	299	TRP
1	D	1804	ALA
1	D	2554	ARG
1	C	299	TRP
1	C	1804	ALA
1	C	2554	ARG
1	B	303	PHE
1	B	2203	ARG
1	A	303	PHE
1	D	303	PHE
1	C	303	PHE
1	B	232	ASP
1	B	659	PRO
1	B	2018	LEU
1	B	2426	THR
1	A	232	ASP
1	A	659	PRO

*Continued on next page...*



*Continued from previous page...*

Mol	Chain	Res	Type
1	A	2018	LEU
1	A	2203	ARG
1	A	2426	THR
1	D	232	ASP
1	D	659	PRO
1	D	2018	LEU
1	D	2203	ARG
1	D	2426	THR
1	C	232	ASP
1	C	659	PRO
1	C	2018	LEU
1	C	2203	ARG
1	C	2426	THR

### 5.3.2 Protein sidechains [i](#)

In the following table, the Percentiles column shows the percent sidechain outliers of the chain as a percentile score with respect to all PDB entries followed by that with respect to all EM entries.

The Analysed column shows the number of residues for which the sidechain conformation was analysed, and the total number of residues.

Mol	Chain	Analysed	Rotameric	Outliers	Percentiles	
1	A	921/2459 (38%)	785 (85%)	136 (15%)	2	15
1	B	921/2459 (38%)	786 (85%)	135 (15%)	2	15
1	C	921/2459 (38%)	785 (85%)	136 (15%)	2	15
1	D	921/2459 (38%)	785 (85%)	136 (15%)	2	15
All	All	3684/9836 (38%)	3141 (85%)	543 (15%)	5	15

All (543) residues with a non-rotameric sidechain are listed below:

Mol	Chain	Res	Type
1	B	64	ASN
1	B	69	GLN
1	B	70	LYS
1	B	74	LYS
1	B	259	LYS
1	B	300	ASN
1	B	392	HIS
1	B	395	THR

*Continued on next page...*

*Continued from previous page...*

<b>Mol</b>	<b>Chain</b>	<b>Res</b>	<b>Type</b>
1	B	397	THR
1	B	403	ASN
1	B	408	LYS
1	B	475	LYS
1	B	514	ASN
1	B	515	ILE
1	B	516	LEU
1	B	517	LYS
1	B	520	PHE
1	B	521	LYS
1	B	523	LEU
1	B	524	GLN
1	B	526	PRO
1	B	527	PHE
1	B	529	ASP
1	B	530	CYS
1	B	2186	LEU
1	B	2187	GLU
1	B	2188	PHE
1	B	2189	TYR
1	B	2191	LYS
1	B	2193	THR
1	B	2195	GLN
1	B	2203	ARG
1	B	2216	CYS
1	B	2217	GLU
1	B	2221	LYS
1	B	2222	GLU
1	B	2226	ARG
1	B	2231	THR
1	B	2241	ASN
1	B	2244	PHE
1	B	2245	LEU
1	B	2248	GLU
1	B	2249	ASP
1	B	2251	PHE
1	B	2253	GLU
1	B	2259	LYS
1	B	2268	TRP
1	B	2273	MET
1	B	2275	PHE
1	B	2276	TRP

*Continued on next page...*

*Continued from previous page...*

<b>Mol</b>	<b>Chain</b>	<b>Res</b>	<b>Type</b>
1	B	2280	SER
1	B	2288	ASN
1	B	2289	LEU
1	B	2290	LEU
1	B	2293	PHE
1	B	2294	PHE
1	B	2336	LEU
1	B	2344	LEU
1	B	2346	PHE
1	B	2351	GLN
1	B	2354	LEU
1	B	2356	LEU
1	B	2357	LEU
1	B	2361	ASN
1	B	2369	LEU
1	B	2370	MET
1	B	2371	SER
1	B	2381	ARG
1	B	2387	VAL
1	B	2388	LEU
1	B	2392	PHE
1	B	2399	LEU
1	B	2400	LEU
1	B	2409	HIS
1	B	2410	GLU
1	B	2411	PHE
1	B	2418	PHE
1	B	2419	ASP
1	B	2420	LEU
1	B	2422	TYR
1	B	2423	ARG
1	B	2443	LEU
1	B	2454	LEU
1	B	2456	SER
1	B	2457	ILE
1	B	2464	LYS
1	B	2529	GLU
1	B	2539	LEU
1	B	2544	ARG
1	B	2551	ASP
1	B	2554	ARG
1	B	2566	ARG

*Continued on next page...*

*Continued from previous page...*

<b>Mol</b>	<b>Chain</b>	<b>Res</b>	<b>Type</b>
1	B	2567	VAL
1	B	2569	TYR
1	B	2571	LEU
1	B	2572	LEU
1	B	2575	PHE
1	B	2576	MET
1	B	2578	ILE
1	B	2582	LEU
1	B	2585	ILE
1	B	2599	GLU
1	B	2600	LYS
1	B	2602	LYS
1	B	2606	ILE
1	B	2613	ILE
1	B	2619	ASP
1	B	2622	ASP
1	B	2624	LYS
1	B	2630	GLU
1	B	2633	LYS
1	B	2638	MET
1	B	2649	LYS
1	B	2651	LYS
1	B	2660	GLU
1	B	2665	GLU
1	B	2672	LEU
1	B	2681	MET
1	B	2692	GLN
1	B	2695	LEU
1	B	2698	LEU
1	B	2699	GLN
1	B	2703	GLU
1	B	2705	THR
1	B	2706	MET
1	B	2708	LEU
1	B	2709	VAL
1	B	2712	LEU
1	B	2716	LEU
1	B	2719	LEU
1	B	2720	LYS
1	B	2721	ASP
1	B	2722	GLN
1	B	2730	LYS

*Continued on next page...*

*Continued from previous page...*

<b>Mol</b>	<b>Chain</b>	<b>Res</b>	<b>Type</b>
1	B	2733	ILE
1	A	64	ASN
1	A	69	GLN
1	A	70	LYS
1	A	74	LYS
1	A	259	LYS
1	A	300	ASN
1	A	392	HIS
1	A	395	THR
1	A	397	THR
1	A	403	ASN
1	A	408	LYS
1	A	475	LYS
1	A	514	ASN
1	A	515	ILE
1	A	516	LEU
1	A	517	LYS
1	A	520	PHE
1	A	521	LYS
1	A	523	LEU
1	A	524	GLN
1	A	526	PRO
1	A	527	PHE
1	A	529	ASP
1	A	530	CYS
1	A	2186	LEU
1	A	2187	GLU
1	A	2188	PHE
1	A	2189	TYR
1	A	2191	LYS
1	A	2193	THR
1	A	2195	GLN
1	A	2203	ARG
1	A	2216	CYS
1	A	2217	GLU
1	A	2221	LYS
1	A	2222	GLU
1	A	2226	ARG
1	A	2231	THR
1	A	2241	ASN
1	A	2244	PHE
1	A	2245	LEU

*Continued on next page...*

*Continued from previous page...*

<b>Mol</b>	<b>Chain</b>	<b>Res</b>	<b>Type</b>
1	A	2248	GLU
1	A	2249	ASP
1	A	2251	PHE
1	A	2253	GLU
1	A	2259	LYS
1	A	2268	TRP
1	A	2273	MET
1	A	2275	PHE
1	A	2276	TRP
1	A	2280	SER
1	A	2288	ASN
1	A	2289	LEU
1	A	2290	LEU
1	A	2293	PHE
1	A	2294	PHE
1	A	2336	LEU
1	A	2344	LEU
1	A	2346	PHE
1	A	2351	GLN
1	A	2354	LEU
1	A	2356	LEU
1	A	2357	LEU
1	A	2361	ASN
1	A	2369	LEU
1	A	2370	MET
1	A	2371	SER
1	A	2381	ARG
1	A	2387	VAL
1	A	2388	LEU
1	A	2392	PHE
1	A	2399	LEU
1	A	2400	LEU
1	A	2409	HIS
1	A	2410	GLU
1	A	2411	PHE
1	A	2418	PHE
1	A	2419	ASP
1	A	2420	LEU
1	A	2422	TYR
1	A	2423	ARG
1	A	2443	LEU
1	A	2454	LEU

*Continued on next page...*

*Continued from previous page...*

<b>Mol</b>	<b>Chain</b>	<b>Res</b>	<b>Type</b>
1	A	2456	SER
1	A	2457	ILE
1	A	2464	LYS
1	A	2468	ILE
1	A	2529	GLU
1	A	2539	LEU
1	A	2544	ARG
1	A	2551	ASP
1	A	2554	ARG
1	A	2566	ARG
1	A	2567	VAL
1	A	2569	TYR
1	A	2571	LEU
1	A	2572	LEU
1	A	2575	PHE
1	A	2576	MET
1	A	2578	ILE
1	A	2582	LEU
1	A	2585	ILE
1	A	2599	GLU
1	A	2600	LYS
1	A	2602	LYS
1	A	2606	ILE
1	A	2613	ILE
1	A	2619	ASP
1	A	2622	ASP
1	A	2624	LYS
1	A	2630	GLU
1	A	2633	LYS
1	A	2638	MET
1	A	2649	LYS
1	A	2651	LYS
1	A	2660	GLU
1	A	2665	GLU
1	A	2672	LEU
1	A	2681	MET
1	A	2692	GLN
1	A	2695	LEU
1	A	2698	LEU
1	A	2699	GLN
1	A	2703	GLU
1	A	2705	THR

*Continued on next page...*



*Continued from previous page...*

<b>Mol</b>	<b>Chain</b>	<b>Res</b>	<b>Type</b>
1	A	2706	MET
1	A	2708	LEU
1	A	2709	VAL
1	A	2712	LEU
1	A	2716	LEU
1	A	2719	LEU
1	A	2720	LYS
1	A	2721	ASP
1	A	2722	GLN
1	A	2730	LYS
1	A	2733	ILE
1	D	64	ASN
1	D	69	GLN
1	D	70	LYS
1	D	74	LYS
1	D	259	LYS
1	D	300	ASN
1	D	392	HIS
1	D	395	THR
1	D	397	THR
1	D	403	ASN
1	D	408	LYS
1	D	475	LYS
1	D	514	ASN
1	D	515	ILE
1	D	516	LEU
1	D	517	LYS
1	D	520	PHE
1	D	521	LYS
1	D	523	LEU
1	D	524	GLN
1	D	526	PRO
1	D	527	PHE
1	D	529	ASP
1	D	530	CYS
1	D	2186	LEU
1	D	2187	GLU
1	D	2188	PHE
1	D	2189	TYR
1	D	2191	LYS
1	D	2193	THR
1	D	2195	GLN

*Continued on next page...*

*Continued from previous page...*

<b>Mol</b>	<b>Chain</b>	<b>Res</b>	<b>Type</b>
1	D	2203	ARG
1	D	2216	CYS
1	D	2217	GLU
1	D	2221	LYS
1	D	2222	GLU
1	D	2226	ARG
1	D	2231	THR
1	D	2241	ASN
1	D	2244	PHE
1	D	2245	LEU
1	D	2248	GLU
1	D	2249	ASP
1	D	2251	PHE
1	D	2253	GLU
1	D	2259	LYS
1	D	2268	TRP
1	D	2273	MET
1	D	2275	PHE
1	D	2276	TRP
1	D	2280	SER
1	D	2288	ASN
1	D	2289	LEU
1	D	2290	LEU
1	D	2293	PHE
1	D	2294	PHE
1	D	2336	LEU
1	D	2344	LEU
1	D	2346	PHE
1	D	2351	GLN
1	D	2354	LEU
1	D	2356	LEU
1	D	2357	LEU
1	D	2361	ASN
1	D	2369	LEU
1	D	2370	MET
1	D	2371	SER
1	D	2381	ARG
1	D	2387	VAL
1	D	2388	LEU
1	D	2392	PHE
1	D	2399	LEU
1	D	2400	LEU

*Continued on next page...*

*Continued from previous page...*

<b>Mol</b>	<b>Chain</b>	<b>Res</b>	<b>Type</b>
1	D	2409	HIS
1	D	2410	GLU
1	D	2411	PHE
1	D	2418	PHE
1	D	2419	ASP
1	D	2420	LEU
1	D	2422	TYR
1	D	2423	ARG
1	D	2443	LEU
1	D	2454	LEU
1	D	2456	SER
1	D	2457	ILE
1	D	2464	LYS
1	D	2468	ILE
1	D	2529	GLU
1	D	2539	LEU
1	D	2544	ARG
1	D	2551	ASP
1	D	2554	ARG
1	D	2566	ARG
1	D	2567	VAL
1	D	2569	TYR
1	D	2571	LEU
1	D	2572	LEU
1	D	2575	PHE
1	D	2576	MET
1	D	2578	ILE
1	D	2582	LEU
1	D	2585	ILE
1	D	2599	GLU
1	D	2600	LYS
1	D	2602	LYS
1	D	2606	ILE
1	D	2613	ILE
1	D	2619	ASP
1	D	2622	ASP
1	D	2624	LYS
1	D	2630	GLU
1	D	2633	LYS
1	D	2638	MET
1	D	2649	LYS
1	D	2651	LYS

*Continued on next page...*

*Continued from previous page...*

<b>Mol</b>	<b>Chain</b>	<b>Res</b>	<b>Type</b>
1	D	2660	GLU
1	D	2665	GLU
1	D	2672	LEU
1	D	2681	MET
1	D	2692	GLN
1	D	2695	LEU
1	D	2698	LEU
1	D	2699	GLN
1	D	2703	GLU
1	D	2705	THR
1	D	2706	MET
1	D	2708	LEU
1	D	2709	VAL
1	D	2712	LEU
1	D	2716	LEU
1	D	2719	LEU
1	D	2720	LYS
1	D	2721	ASP
1	D	2722	GLN
1	D	2730	LYS
1	D	2733	ILE
1	C	64	ASN
1	C	69	GLN
1	C	70	LYS
1	C	74	LYS
1	C	259	LYS
1	C	300	ASN
1	C	392	HIS
1	C	395	THR
1	C	397	THR
1	C	403	ASN
1	C	408	LYS
1	C	475	LYS
1	C	514	ASN
1	C	515	ILE
1	C	516	LEU
1	C	517	LYS
1	C	520	PHE
1	C	521	LYS
1	C	523	LEU
1	C	524	GLN
1	C	526	PRO

*Continued on next page...*

*Continued from previous page...*

<b>Mol</b>	<b>Chain</b>	<b>Res</b>	<b>Type</b>
1	C	527	PHE
1	C	529	ASP
1	C	530	CYS
1	C	2186	LEU
1	C	2187	GLU
1	C	2188	PHE
1	C	2189	TYR
1	C	2191	LYS
1	C	2193	THR
1	C	2195	GLN
1	C	2203	ARG
1	C	2216	CYS
1	C	2217	GLU
1	C	2221	LYS
1	C	2222	GLU
1	C	2226	ARG
1	C	2231	THR
1	C	2241	ASN
1	C	2244	PHE
1	C	2245	LEU
1	C	2248	GLU
1	C	2249	ASP
1	C	2251	PHE
1	C	2253	GLU
1	C	2259	LYS
1	C	2268	TRP
1	C	2273	MET
1	C	2275	PHE
1	C	2276	TRP
1	C	2280	SER
1	C	2288	ASN
1	C	2289	LEU
1	C	2290	LEU
1	C	2293	PHE
1	C	2294	PHE
1	C	2336	LEU
1	C	2344	LEU
1	C	2346	PHE
1	C	2351	GLN
1	C	2354	LEU
1	C	2356	LEU
1	C	2357	LEU

*Continued on next page...*

*Continued from previous page...*

<b>Mol</b>	<b>Chain</b>	<b>Res</b>	<b>Type</b>
1	C	2361	ASN
1	C	2369	LEU
1	C	2370	MET
1	C	2371	SER
1	C	2381	ARG
1	C	2387	VAL
1	C	2388	LEU
1	C	2392	PHE
1	C	2399	LEU
1	C	2400	LEU
1	C	2409	HIS
1	C	2410	GLU
1	C	2411	PHE
1	C	2418	PHE
1	C	2419	ASP
1	C	2420	LEU
1	C	2422	TYR
1	C	2423	ARG
1	C	2443	LEU
1	C	2454	LEU
1	C	2456	SER
1	C	2457	ILE
1	C	2464	LYS
1	C	2468	ILE
1	C	2529	GLU
1	C	2539	LEU
1	C	2544	ARG
1	C	2551	ASP
1	C	2554	ARG
1	C	2566	ARG
1	C	2567	VAL
1	C	2569	TYR
1	C	2571	LEU
1	C	2572	LEU
1	C	2575	PHE
1	C	2576	MET
1	C	2578	ILE
1	C	2582	LEU
1	C	2585	ILE
1	C	2599	GLU
1	C	2600	LYS
1	C	2602	LYS

*Continued on next page...*

*Continued from previous page...*

<b>Mol</b>	<b>Chain</b>	<b>Res</b>	<b>Type</b>
1	C	2606	ILE
1	C	2613	ILE
1	C	2619	ASP
1	C	2622	ASP
1	C	2624	LYS
1	C	2630	GLU
1	C	2633	LYS
1	C	2638	MET
1	C	2649	LYS
1	C	2651	LYS
1	C	2660	GLU
1	C	2665	GLU
1	C	2672	LEU
1	C	2681	MET
1	C	2692	GLN
1	C	2695	LEU
1	C	2698	LEU
1	C	2699	GLN
1	C	2703	GLU
1	C	2705	THR
1	C	2706	MET
1	C	2708	LEU
1	C	2709	VAL
1	C	2712	LEU
1	C	2716	LEU
1	C	2719	LEU
1	C	2720	LYS
1	C	2721	ASP
1	C	2722	GLN
1	C	2730	LYS
1	C	2733	ILE

Sometimes sidechains can be flipped to improve hydrogen bonding and reduce clashes. All (83) such sidechains are listed below:

<b>Mol</b>	<b>Chain</b>	<b>Res</b>	<b>Type</b>
1	B	40	GLN
1	B	94	HIS
1	B	185	ASN
1	B	289	HIS
1	B	300	ASN
1	B	307	HIS
1	B	362	ASN

*Continued on next page...*



*Continued from previous page...*

<b>Mol</b>	<b>Chain</b>	<b>Res</b>	<b>Type</b>
1	B	403	ASN
1	B	565	GLN
1	B	2252	ASN
1	B	2255	ASN
1	B	2272	ASN
1	B	2364	ASN
1	B	2395	HIS
1	B	2583	ASN
1	B	2631	HIS
1	B	2637	ASN
1	B	2692	GLN
1	B	2693	ASN
1	B	2711	ASN
1	B	2715	GLN
1	A	40	GLN
1	A	94	HIS
1	A	185	ASN
1	A	289	HIS
1	A	300	ASN
1	A	307	HIS
1	A	362	ASN
1	A	403	ASN
1	A	565	GLN
1	A	2252	ASN
1	A	2255	ASN
1	A	2272	ASN
1	A	2364	ASN
1	A	2395	HIS
1	A	2583	ASN
1	A	2631	HIS
1	A	2637	ASN
1	A	2692	GLN
1	A	2693	ASN
1	A	2711	ASN
1	D	40	GLN
1	D	94	HIS
1	D	185	ASN
1	D	289	HIS
1	D	300	ASN
1	D	307	HIS
1	D	362	ASN
1	D	403	ASN

*Continued on next page...*

*Continued from previous page...*

Mol	Chain	Res	Type
1	D	565	GLN
1	D	2252	ASN
1	D	2255	ASN
1	D	2272	ASN
1	D	2364	ASN
1	D	2395	HIS
1	D	2583	ASN
1	D	2631	HIS
1	D	2637	ASN
1	D	2692	GLN
1	D	2693	ASN
1	D	2711	ASN
1	D	2715	GLN
1	C	40	GLN
1	C	94	HIS
1	C	185	ASN
1	C	289	HIS
1	C	300	ASN
1	C	307	HIS
1	C	362	ASN
1	C	403	ASN
1	C	565	GLN
1	C	2252	ASN
1	C	2255	ASN
1	C	2272	ASN
1	C	2364	ASN
1	C	2395	HIS
1	C	2583	ASN
1	C	2631	HIS
1	C	2637	ASN
1	C	2692	GLN
1	C	2693	ASN
1	C	2711	ASN
1	C	2715	GLN

### 5.3.3 RNA [i](#)

There are no RNA molecules in this entry.

### 5.4 Non-standard residues in protein, DNA, RNA chains [i](#)

There are no non-standard protein/DNA/RNA residues in this entry.

## 5.5 Carbohydrates [i](#)

There are no oligosaccharides in this entry.

## 5.6 Ligand geometry [i](#)

There are no ligands in this entry.

## 5.7 Other polymers [i](#)

There are no such residues in this entry.

## 5.8 Polymer linkage issues [i](#)

There are no chain breaks in this entry.

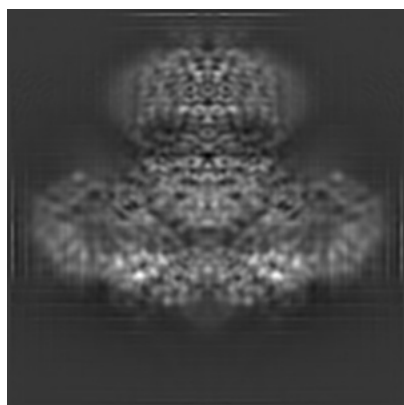
## 6 Map visualisation [i](#)

This section contains visualisations of the EMDB entry EMD-9244. These allow visual inspection of the internal detail of the map and identification of artifacts.

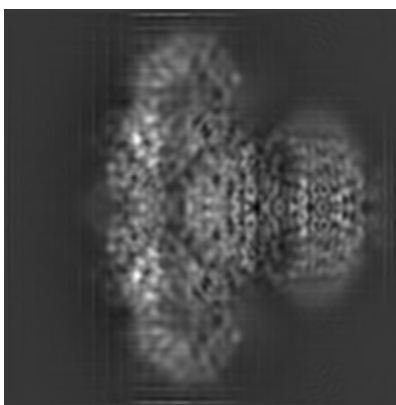
No raw map or half-maps were deposited for this entry and therefore no images, graphs, etc. pertaining to the raw map can be shown.

### 6.1 Orthogonal projections [i](#)

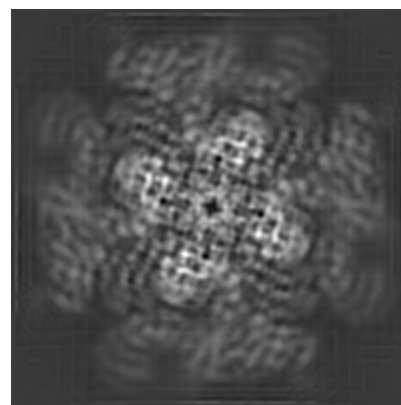
#### 6.1.1 Primary map



X



Y



Z


The images above show the map projected in three orthogonal directions.

### 6.2 Central slices [i](#)

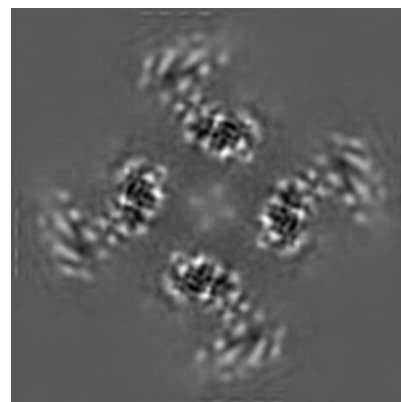
#### 6.2.1 Primary map



X Index: 100



Y Index: 100

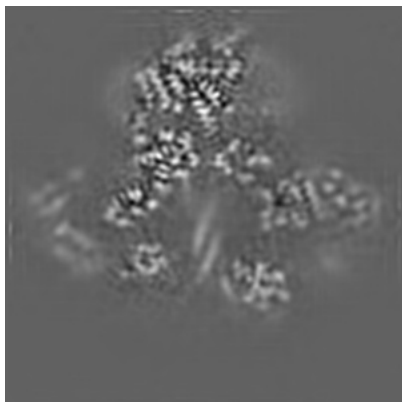


Z Index: 100

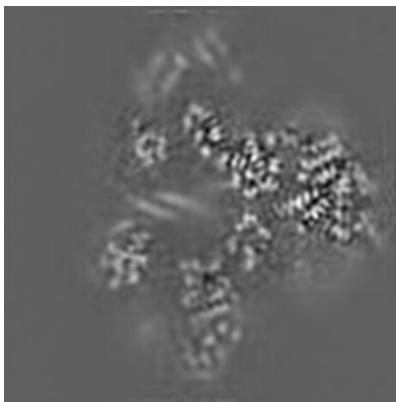
The images above show central slices of the map in three orthogonal directions.

## 6.3 Largest variance slices [\(i\)](#)


### 6.3.1 Primary map



X Index: 94



Y Index: 94




Z Index: 70


The images above show the largest variance slices of the map in three orthogonal directions.

## 6.4 Orthogonal standard-deviation projections (False-color) [\(i\)](#)


### 6.4.1 Primary map



X



Y




Z

The images above show the map standard deviation projections with false color in three orthogonal directions. Minimum values are shown in green, max in blue, and dark to light orange shades represent small to large values respectively.

## 6.5 Orthogonal surface views [i](#)

### 6.5.1 Primary map



The images above show the 3D surface view of the map at the recommended contour level 2.0. These images, in conjunction with the slice images, may facilitate assessment of whether an appropriate contour level has been provided.

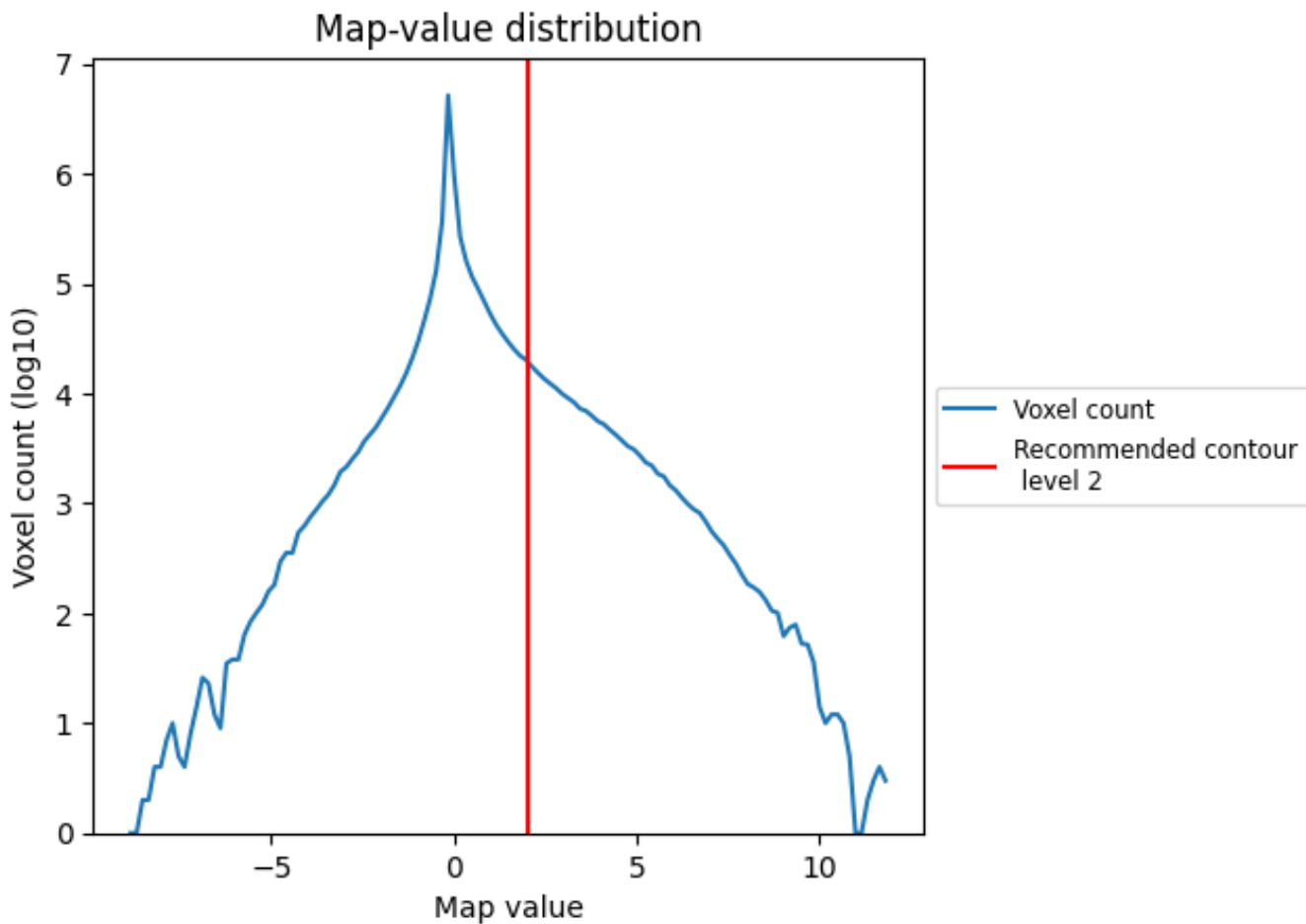
## 6.6 Mask visualisation [i](#)

This section was not generated. No masks/segmentation were deposited.

## 7 Map analysis [i](#)

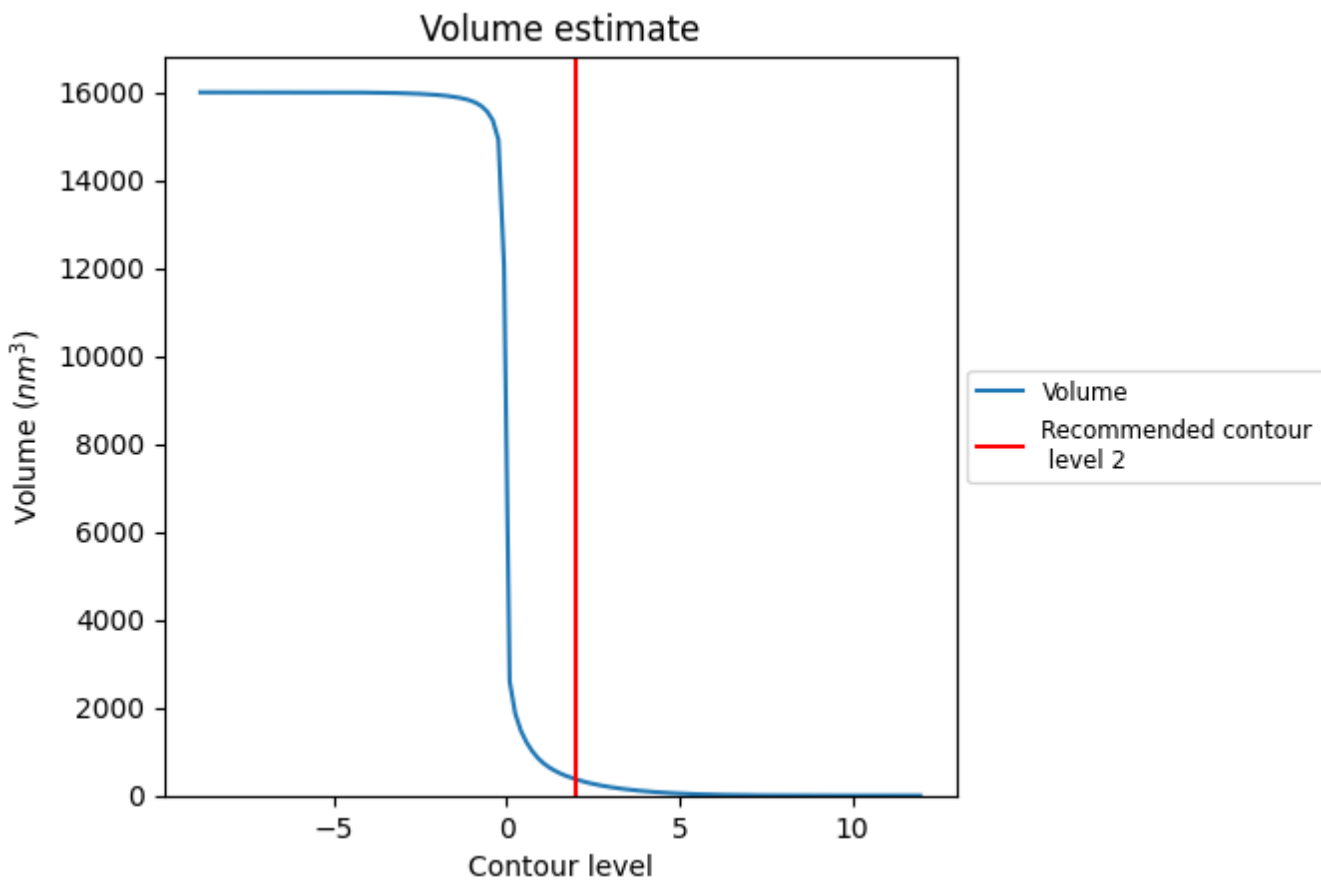
This section contains the results of statistical analysis of the map.

### 7.1 Map-value distribution [i](#)



The map-value distribution is plotted in 128 intervals along the x-axis. The y-axis is logarithmic. A spike in this graph at zero usually indicates that the volume has been masked.

## 7.2 Volume estimate [i](#)

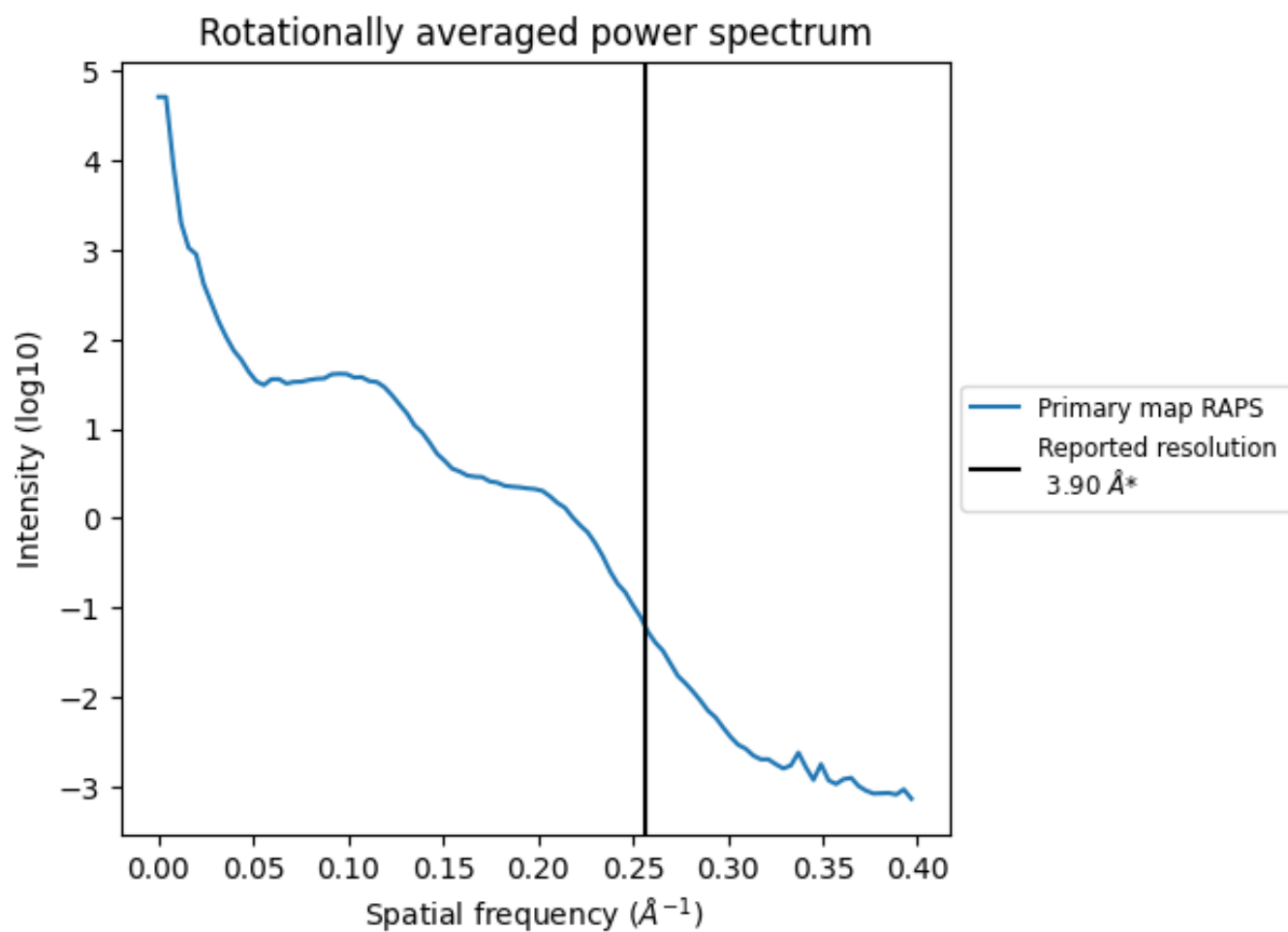


The volume at the recommended contour level is 372 nm<sup>3</sup>; this corresponds to an approximate mass of 336 kDa.

The volume estimate graph shows how the enclosed volume varies with the contour level. The recommended contour level is shown as a vertical line and the intersection between the line and the curve gives the volume of the enclosed surface at the given level.



### 7.3 Rotationally averaged power spectrum i



\*Reported resolution corresponds to spatial frequency of 0.256 Å<sup>-1</sup>

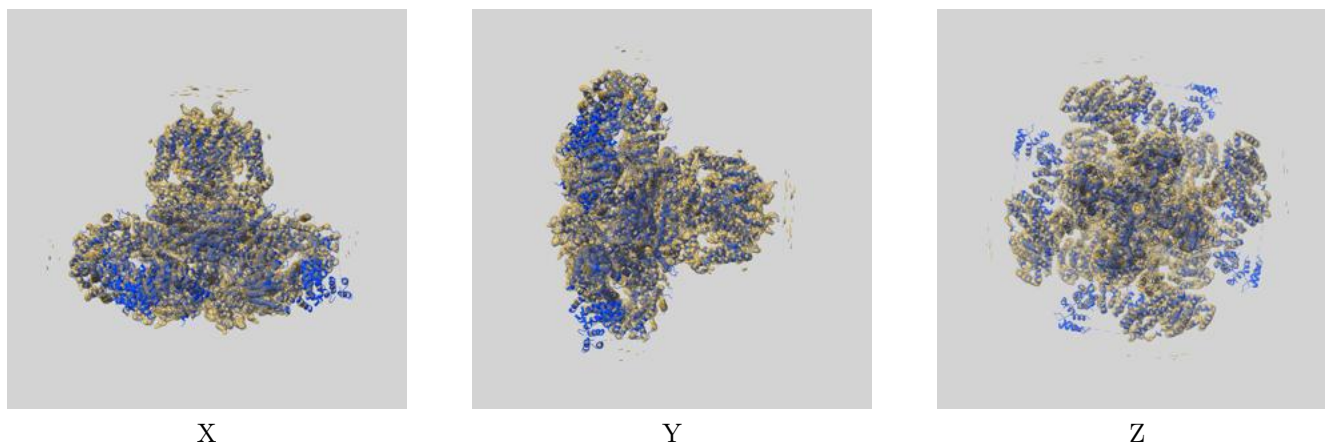
## 8 Fourier-Shell correlation

This section was not generated. No FSC curve or half-maps provided.

## 9 Map-model fit [i](#)

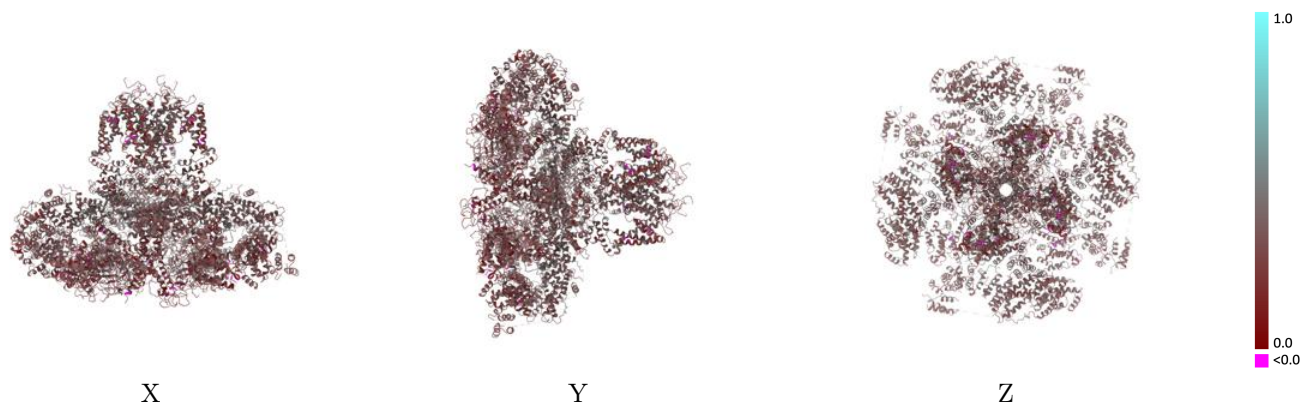
This section contains information regarding the fit between EMDB map EMD-9244 and PDB model 6MU2. Per-residue inclusion information can be found in section 3 on page 4.

### 9.1 Map-model overlay [i](#)



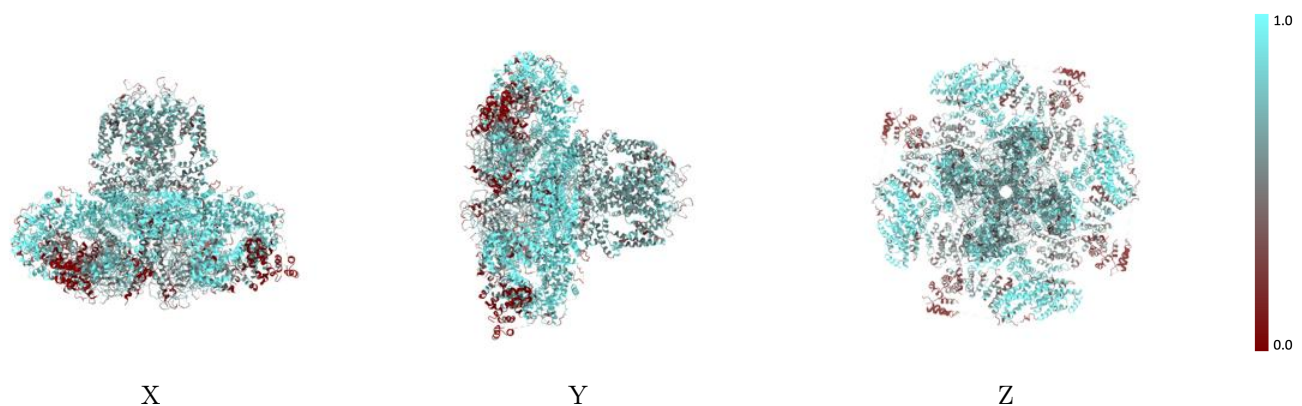
The images above show the 3D surface view of the map at the recommended contour level 2.0 at 50% transparency in yellow overlaid with a ribbon representation of the model coloured in blue. These images allow for the visual assessment of the quality of fit between the atomic model and the map.

## 9.2 Q-score mapped to coordinate model [i](#)



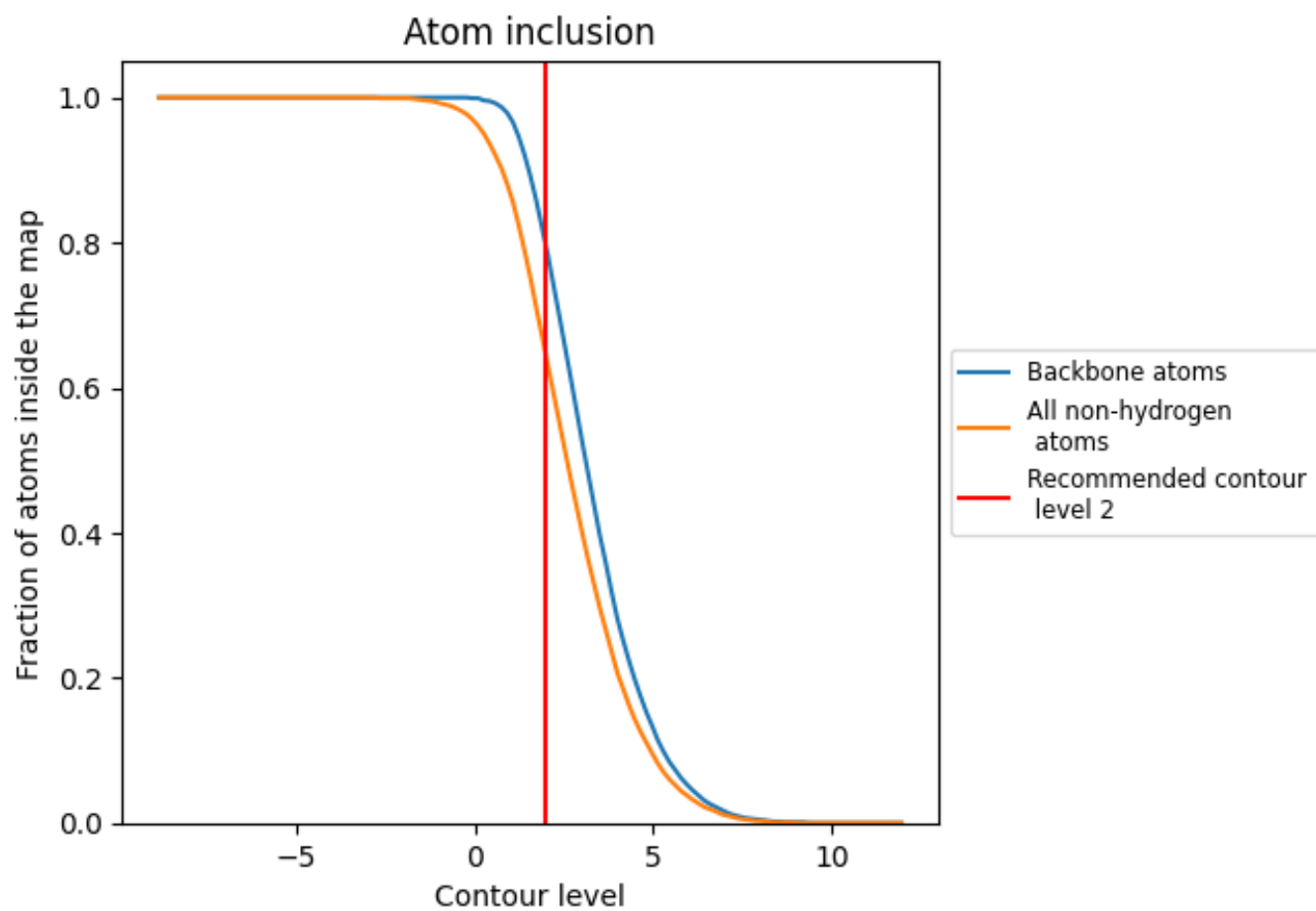
The images above show the model with each residue coloured according to its Q-score. This shows their resolvability in the map with higher Q-score values reflecting better resolvability. Please note: Q-score is calculating the resolvability of atoms, and thus high values are only expected at resolutions at which atoms can be resolved. Low Q-score values may therefore be expected for many entries.

## 9.3 Atom inclusion mapped to coordinate model [i](#)



The images above show the model with each residue coloured according to its atom inclusion. This shows to what extent they are inside the map at the recommended contour level (2).











## 9.4 Atom inclusion [i](#)



At the recommended contour level, 80% of all backbone atoms, 64% of all non-hydrogen atoms, are inside the map.

## 9.5 Map-model fit summary [i](#)

The table lists the average atom inclusion at the recommended contour level (2) and Q-score for the entire model and for each chain.

Chain	Atom inclusion	Q-score
All	 0.6440	 0.3100
A	 0.6440	 0.3100
B	 0.6450	 0.3100
C	 0.6430	 0.3100
D	 0.6420	 0.3080

