



# Full wwPDB NMR Structure Validation Report ⓘ

Dec 24, 2024 – 11:53 PM EST

PDB ID : 2MWN  
BMRB ID : 25343  
Title : Talin-F3 / RIAM N-terminal Peptide complex  
Authors : Yang, J.; Zhu, L.; Zhang, H.; Hirbawi, J.; Fukuda, K.; Dwivedi, P.; Liu, J.;  
Byzova, T.; Plow, E.F.; Wu, J.; Qin, J.  
Deposited on : 2014-11-13

This is a Full wwPDB NMR Structure Validation Report for a publicly released PDB entry.

We welcome your comments at [validation@mail.wwpdb.org](mailto:validation@mail.wwpdb.org)

A user guide is available at

<https://www.wwpdb.org/validation/2017/NMRValidationReportHelp>

with specific help available everywhere you see the ⓘ symbol.

The types of validation reports are described at

<http://www.wwpdb.org/validation/2017/FAQs#types>.

---

The following versions of software and data (see [references ⓘ](#)) were used in the production of this report:

MolProbity : 4.02b-467  
Percentile statistics : 20231227.v01 (using entries in the PDB archive December 27th 2023)  
wwPDB-RCI : v\_1n\_11\_5\_13\_A (Berjanski et al., 2005)  
PANAV : Wang et al. (2010)  
wwPDB-ShiftChecker : v1.2  
BMRB Restraints Analysis : v1.2  
Ideal geometry (proteins) : Engh & Huber (2001)  
Ideal geometry (DNA, RNA) : Parkinson et al. (1996)  
Validation Pipeline (wwPDB-VP) : 2.40

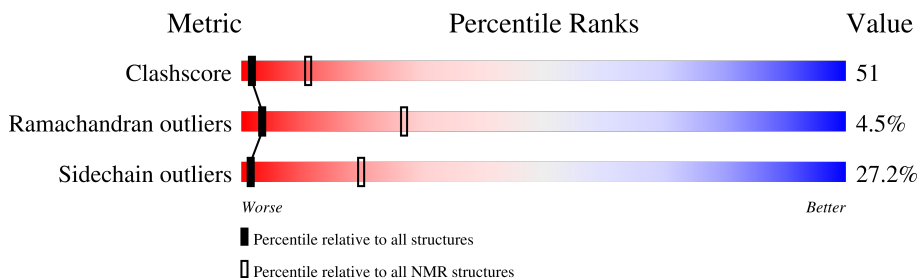
# 1 Overall quality at a glance

The following experimental techniques were used to determine the structure:

*SOLUTION NMR*

The overall completeness of chemical shifts assignment is 53%.

Percentile scores (ranging between 0-100) for global validation metrics of the entry are shown in the following graphic. The table shows the number of entries on which the scores are based.



Metric	Whole archive (#Entries)	NMR archive (#Entries)
Clashscore	210492	14027
Ramachandran outliers	207382	12486
Sidechain outliers	206894	12463

The table below summarises the geometric issues observed across the polymeric chains and their fit to the experimental data. The red, orange, yellow and green segments indicate the fraction of residues that contain outliers for  $\geq 3$ , 2, 1 and 0 types of geometric quality criteria. A cyan segment indicates the fraction of residues that are not part of the well-defined cores, and a grey segment represents the fraction of residues that are not modelled. The numeric value for each fraction is indicated below the corresponding segment, with a dot representing fractions  $\leq 5\%$

Mol	Chain	Length	Quality of chain
1	A	24	
2	B	93	

## 2 Ensemble composition and analysis

This entry contains 20 models. Model 15 is the overall representative, medoid model (most similar to other models). The authors have identified model 1 as representative, based on the following criterion: *lowest energy*.

The following residues are included in the computation of the global validation metrics.

Well-defined (core) protein residues			
Well-defined core	Residue range (total)	Backbone RMSD (Å)	Medoid model
1	A:15-A:18, B:310-B:317, B:326-B:400 (87)	0.17	15

Ill-defined regions of proteins are excluded from the global statistics.

Ligands and non-protein polymers are included in the analysis.

The models can be grouped into 3 clusters. No single-model clusters were found.

Cluster number	Models
1	1, 2, 3, 5, 6, 13, 14, 15, 16, 17, 19
2	4, 7, 8, 9, 10, 11, 20
3	12, 18

### 3 Entry composition

There are 2 unique types of molecules in this entry. The entry contains 1885 atoms, of which 949 are hydrogens and 0 are deuteriums.

- Molecule 1 is a protein called Amyloid beta A4 precursor protein-binding family B member 1-interacting protein.

Mol	Chain	Residues	Atoms					Trace	
			Total	C	H	N	O		S
1	A	24	362	113	179	26	42	2	0

- Molecule 2 is a protein called Talin-1.

Mol	Chain	Residues	Atoms					Trace	
			Total	C	H	N	O		S
2	B	93	1523	488	770	121	141	3	0

There is a discrepancy between the modelled and reference sequences:

Chain	Residue	Modelled	Actual	Comment	Reference
B	352	SER	ASN	conflict	UNP Q9Y490

## 4 Residue-property plots

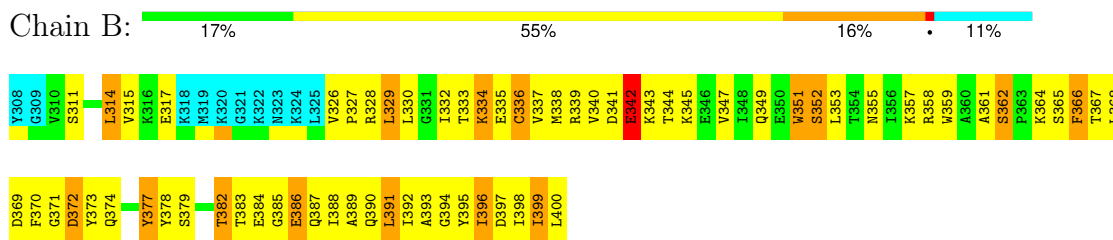
### 4.1 Average score per residue in the NMR ensemble

These plots are provided for all protein, RNA, DNA and oligosaccharide chains in the entry. The first graphic is the same as shown in the summary in section 1 of this report. The second graphic shows the sequence where residues are colour-coded according to the number of geometric quality criteria for which they contain at least one outlier: green = 0, yellow = 1, orange = 2 and red = 3 or more. Stretches of 2 or more consecutive residues without any outliers are shown as green connectors. Residues which are classified as ill-defined in the NMR ensemble, are shown in cyan with an underline colour-coded according to the previous scheme. Residues which were present in the experimental sample, but not modelled in the final structure are shown in grey.

- Molecule 1: Amyloid beta A4 precursor protein-binding family B member 1-interacting protein



- Molecule 2: Talin-1



### 4.2 Scores per residue for each member of the ensemble

Colouring as in section 4.1 above.

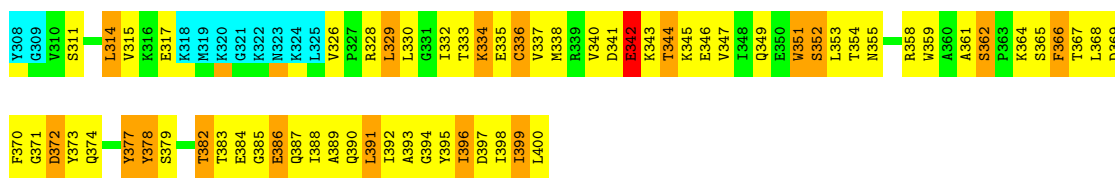
#### 4.2.1 Score per residue for model 1

- Molecule 1: Amyloid beta A4 precursor protein-binding family B member 1-interacting protein



- Molecule 2: Talin-1

Chain B: 18% 52% 18% 11%



#### 4.2.2 Score per residue for model 2

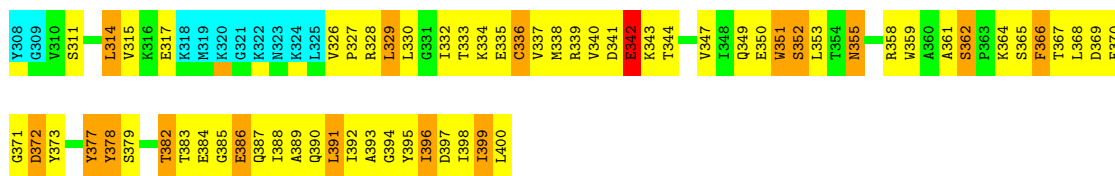
- Molecule 1: Amyloid beta A4 precursor protein-binding family B member 1-interacting protein

Chain A: 8% 8% 83%



- Molecule 2: Talin-1

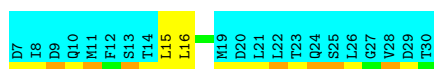
Chain B: 19% 52% 17% 11%



#### 4.2.3 Score per residue for model 3

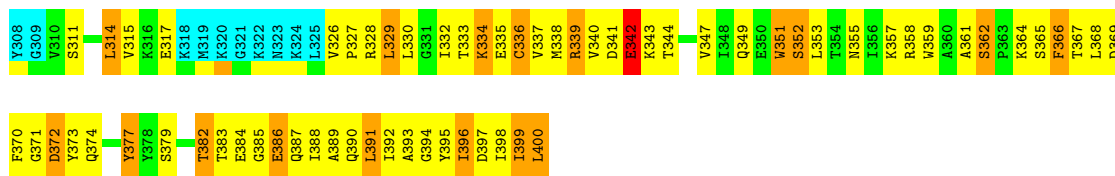
- Molecule 1: Amyloid beta A4 precursor protein-binding family B member 1-interacting protein

Chain A: 8% 8% 83%



- Molecule 2: Talin-1

Chain B: 19% 51% 18% 11%



#### 4.2.4 Score per residue for model 4

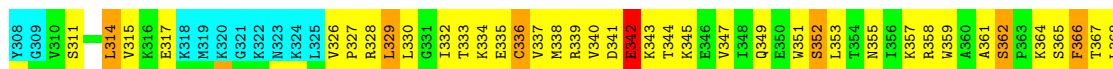
- Molecule 1: Amyloid beta A4 precursor protein-binding family B member 1-interacting protein

Chain A:  8% 8% 83%



- Molecule 2: Talin-1

Chain B:  17% 58% 13% 11%



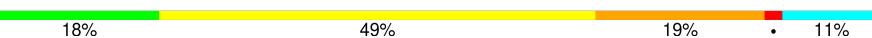
#### 4.2.5 Score per residue for model 5


- Molecule 1: Amyloid beta A4 precursor protein-binding family B member 1-interacting protein

Chain A:  12% 83%



- Molecule 2: Talin-1

Chain B:  18% 49% 19% 11%



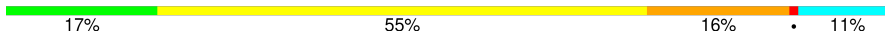
#### 4.2.6 Score per residue for model 6

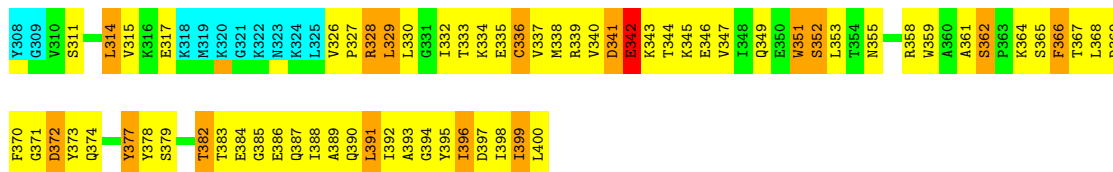
- Molecule 1: Amyloid beta A4 precursor protein-binding family B member 1-interacting protein

Chain A:  12% 83%



- Molecule 2: Talin-1

Chain B: 



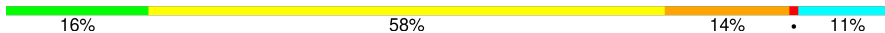
#### 4.2.7 Score per residue for model 7

- Molecule 1: Amyloid beta A4 precursor protein-binding family B member 1-interacting protein

Chain A: 



- Molecule 2: Talin-1


Chain B: 



#### 4.2.8 Score per residue for model 8

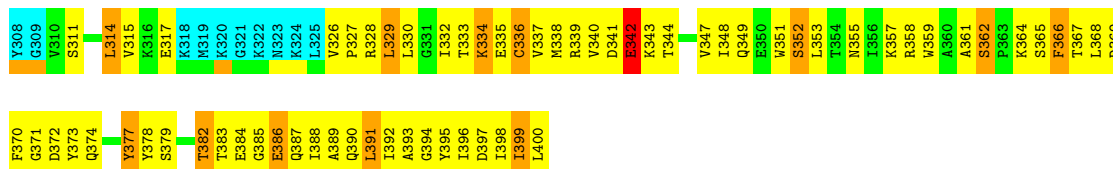
- Molecule 1: Amyloid beta A4 precursor protein-binding family B member 1-interacting protein

Chain A: 



- Molecule 2: Talin-1


Chain B: 



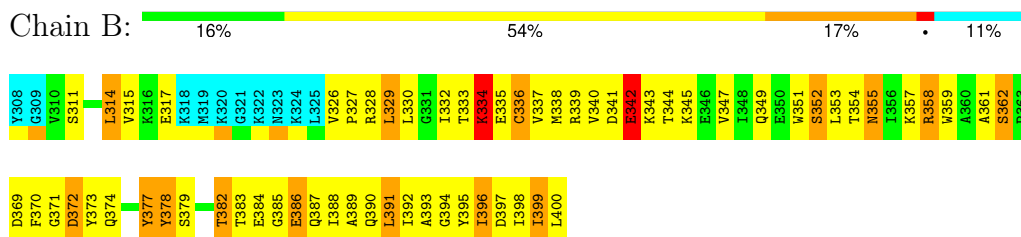


### 4.2.9 Score per residue for model 9

- Molecule 1: Amyloid beta A4 precursor protein-binding family B member 1-interacting protein



- Molecule 2: Talin-1

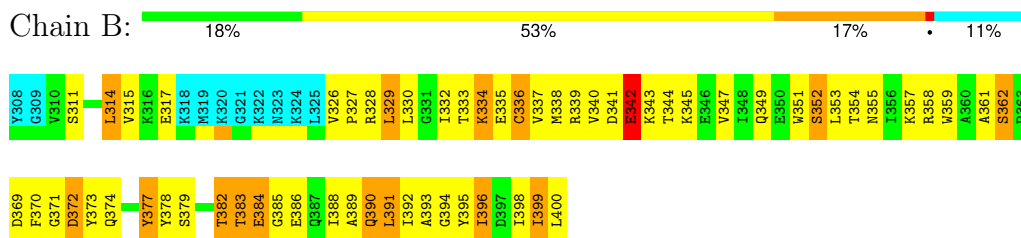


### 4.2.10 Score per residue for model 10

- Molecule 1: Amyloid beta A4 precursor protein-binding family B member 1-interacting protein



- Molecule 2: Talin-1

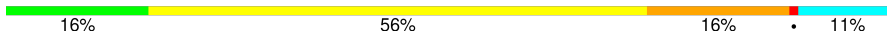


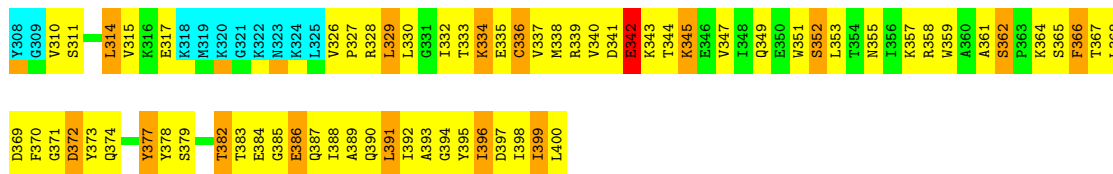
### 4.2.11 Score per residue for model 11

- Molecule 1: Amyloid beta A4 precursor protein-binding family B member 1-interacting protein



- Molecule 2: Talin-1

Chain B: 



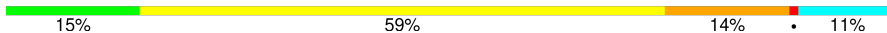
#### 4.2.12 Score per residue for model 12

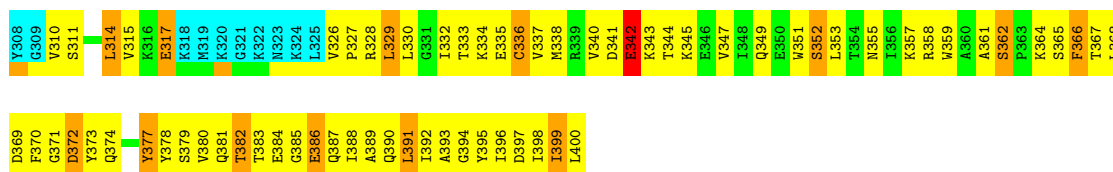
- Molecule 1: Amyloid beta A4 precursor protein-binding family B member 1-interacting protein

Chain A: 



- Molecule 2: Talin-1

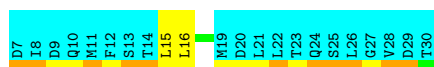
Chain B: 



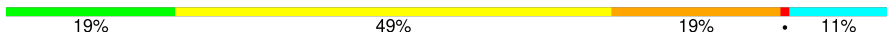
#### 4.2.13 Score per residue for model 13

- Molecule 1: Amyloid beta A4 precursor protein-binding family B member 1-interacting protein

Chain A: 




- Molecule 2: Talin-1

Chain B: 

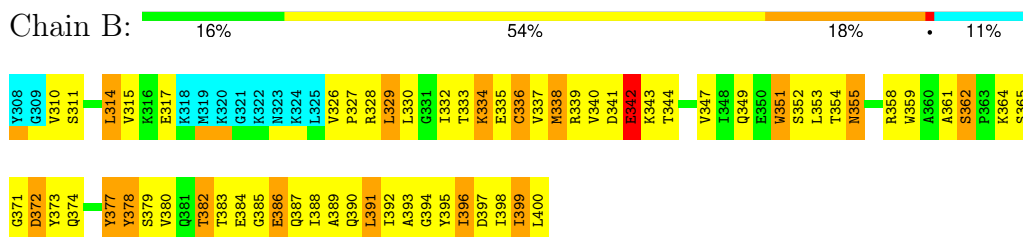


#### 4.2.14 Score per residue for model 14

- Molecule 1: Amyloid beta A4 precursor protein-binding family B member 1-interacting protein



- Molecule 2: Talin-1

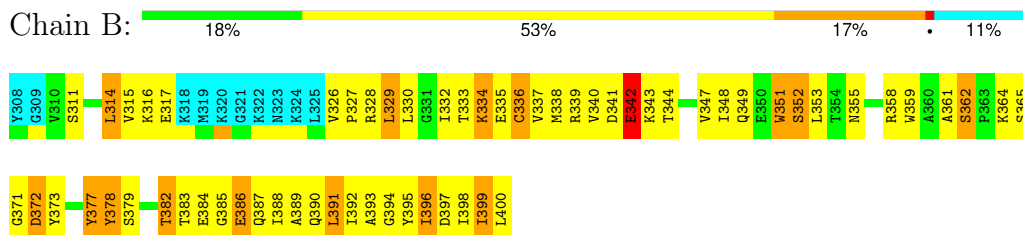


#### 4.2.15 Score per residue for model 15 (medoid)

- Molecule 1: Amyloid beta A4 precursor protein-binding family B member 1-interacting protein




- Molecule 2: Talin-1

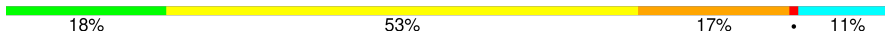


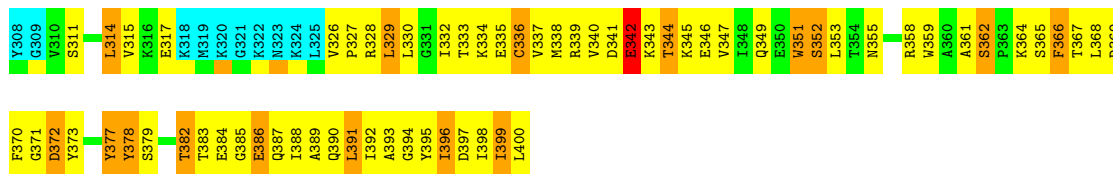
#### 4.2.16 Score per residue for model 16

- Molecule 1: Amyloid beta A4 precursor protein-binding family B member 1-interacting protein



- Molecule 2: Talin-1


Chain B: 



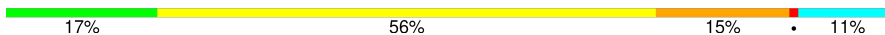
#### 4.2.17 Score per residue for model 17

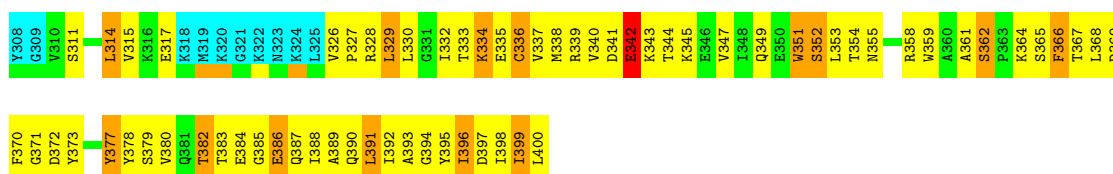
- Molecule 1: Amyloid beta A4 precursor protein-binding family B member 1-interacting protein

Chain A: 



- Molecule 2: Talin-1

Chain B: 



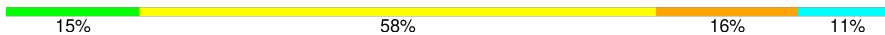
#### 4.2.18 Score per residue for model 18

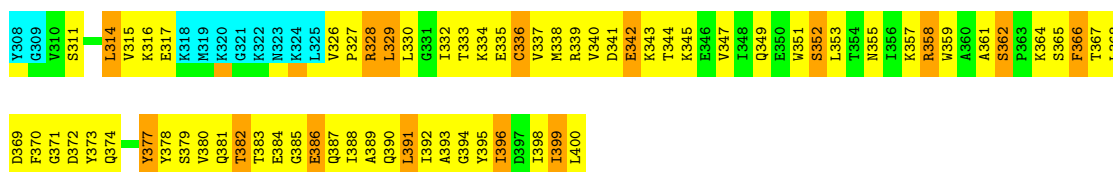
- Molecule 1: Amyloid beta A4 precursor protein-binding family B member 1-interacting protein

Chain A: 



- Molecule 2: Talin-1

Chain B: 




#### 4.2.19 Score per residue for model 19

- Molecule 1: Amyloid beta A4 precursor protein-binding family B member 1-interacting protein

Chain A:  12% 83%



- Molecule 2: Talin-1

Chain B:  17% 55% 16% 11%



#### 4.2.20 Score per residue for model 20

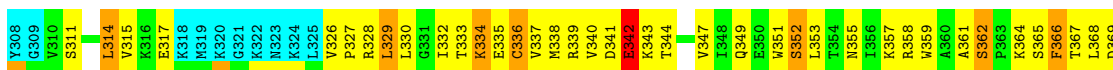
- Molecule 1: Amyloid beta A4 precursor protein-binding family B member 1-interacting protein

Chain A:  12% 83%



- Molecule 2: Talin-1

Chain B:  18% 55% 15% 11%



## 5 Refinement protocol and experimental data overview

The models were refined using the following method: *simulated annealing*.

Of the 99 calculated structures, 20 were deposited, based on the following criterion: *structures with the lowest energy*.

The following table shows the software used for structure solution, optimisation and refinement.

Software name	Classification	Version
X-PLOR NIH	structure solution	
X-PLOR NIH	refinement	

The following table shows chemical shift validation statistics as aggregates over all chemical shift files. Detailed validation can be found in section 7 of this report.

Chemical shift file(s)	working_cs.cif
Number of chemical shift lists	1
Total number of shifts	841
Number of shifts mapped to atoms	841
Number of unparsed shifts	0
Number of shifts with mapping errors	0
Number of shifts with mapping warnings	0
Assignment completeness (well-defined parts)	53%

## 6 Model quality i

### 6.1 Standard geometry i

There are no covalent bond-length or bond-angle outliers.

There are no bond-length outliers.

There are no bond-angle outliers.

There are no chirality outliers.

There are no planarity outliers.

### 6.2 Too-close contacts i

In the following table, the Non-H and H(model) columns list the number of non-hydrogen atoms and hydrogen atoms in each chain respectively. The H(added) column lists the number of hydrogen atoms added and optimized by MolProbity. The Clashes column lists the number of clashes averaged over the ensemble.

Mol	Chain	Non-H	H(model)	H(added)	Clashes
1	A	29	31	31	3±1
2	B	673	675	675	72±4
All	All	14040	14120	14120	1450

The all-atom clashscore is defined as the number of clashes found per 1000 atoms (including hydrogen atoms). The all-atom clashscore for this structure is 51.

All unique clashes are listed below, sorted by their clash magnitude.

Atom-1	Atom-2	Clash(Å)	Distance(Å)	Models	
				Worst	Total
2:B:314:LEU:HD13	2:B:314:LEU:O	0.84	1.73	13	20
2:B:330:LEU:HD12	2:B:338:MET:O	0.74	1.81	5	20
2:B:377:TYR:CD1	2:B:377:TYR:N	0.70	2.58	9	20
2:B:314:LEU:O	2:B:314:LEU:HD22	0.68	1.88	4	20
2:B:315:VAL:O	2:B:328:ARG:N	0.67	2.28	11	20
2:B:329:LEU:O	2:B:340:VAL:N	0.66	2.29	3	20
2:B:339:ARG:NH2	2:B:378:TYR:CG	0.65	2.64	9	1
2:B:354:THR:HG22	2:B:354:THR:O	0.65	1.92	19	6
2:B:361:ALA:HB2	2:B:389:ALA:HB2	0.64	1.69	17	20
2:B:336:CYS:SG	2:B:337:VAL:N	0.62	2.72	19	20
2:B:334:LYS:NZ	2:B:395:TYR:CE1	0.62	2.68	1	2
2:B:333:THR:C	2:B:335:GLU:H	0.61	1.98	17	20
2:B:314:LEU:C	2:B:314:LEU:HD22	0.61	2.16	14	5

*Continued on next page...*

*Continued from previous page...*

Atom-1	Atom-2	Clash(Å)	Distance(Å)	Models	
				Worst	Total
2:B:314:LEU:HD22	2:B:314:LEU:C	0.60	2.17	13	15
2:B:333:THR:OG1	2:B:336:CYS:N	0.60	2.34	11	20
2:B:330:LEU:HD13	2:B:339:ARG:HH12	0.59	1.58	6	2
2:B:355:ASN:O	2:B:370:PHE:CD1	0.59	2.56	14	11
2:B:333:THR:O	2:B:335:GLU:N	0.58	2.36	10	20
2:B:337:VAL:N	2:B:351:TRP:O	0.58	2.37	9	20
2:B:391:LEU:HG	2:B:392:ILE:N	0.57	2.13	4	20
2:B:328:ARG:NH2	2:B:348:ILE:HD12	0.57	2.15	8	1
2:B:330:LEU:HD21	2:B:332:ILE:HD11	0.56	1.75	12	20
2:B:371:GLY:O	2:B:373:TYR:N	0.56	2.38	20	20
2:B:382:THR:HG1	2:B:384:GLU:CD	0.56	2.03	10	2
2:B:341:ASP:O	2:B:344:THR:N	0.56	2.38	14	20
2:B:314:LEU:O	2:B:314:LEU:CD1	0.56	2.52	8	20
2:B:333:THR:O	2:B:353:LEU:HD12	0.56	2.01	10	20
2:B:361:ALA:HB2	2:B:389:ALA:CB	0.55	2.31	7	20
2:B:339:ARG:NH1	2:B:349:GLN:NE2	0.55	2.54	17	1
2:B:338:MET:SD	2:B:347:VAL:HG21	0.55	2.41	19	19
2:B:341:ASP:O	2:B:343:LYS:N	0.55	2.39	5	20
2:B:385:GLY:O	2:B:388:ILE:N	0.55	2.39	2	20
2:B:362:SER:N	2:B:365:SER:O	0.55	2.39	18	20
1:A:18:GLU:N	1:A:18:GLU:OE1	0.55	2.40	14	1
2:B:339:ARG:HH21	2:B:349:GLN:NE2	0.54	1.99	9	1
2:B:327:PRO:O	2:B:328:ARG:NE	0.54	2.41	18	1
2:B:327:PRO:O	2:B:328:ARG:NH2	0.54	2.41	18	1
2:B:317:GLU:O	2:B:326:VAL:N	0.54	2.40	12	20
2:B:370:PHE:O	2:B:370:PHE:CD2	0.53	2.62	9	9
2:B:391:LEU:O	2:B:395:TYR:N	0.53	2.41	9	20
2:B:386:GLU:O	2:B:390:GLN:NE2	0.53	2.41	11	1
2:B:328:ARG:CG	2:B:329:LEU:H	0.53	2.17	17	15
2:B:317:GLU:OE1	2:B:339:ARG:NE	0.53	2.42	18	3
2:B:317:GLU:OE2	2:B:339:ARG:NH2	0.53	2.42	10	1
1:A:18:GLU:OE2	2:B:377:TYR:CE2	0.53	2.62	9	8
2:B:352:SER:OG	2:B:355:ASN:ND2	0.52	2.43	3	14
2:B:333:THR:C	2:B:335:GLU:N	0.52	2.63	20	20
1:A:18:GLU:OE2	2:B:377:TYR:CD2	0.52	2.62	18	3
2:B:357:LYS:NZ	2:B:373:TYR:OH	0.51	2.42	3	2
1:A:18:GLU:OE1	2:B:377:TYR:CG	0.51	2.63	6	7
2:B:339:ARG:NH2	2:B:349:GLN:NE2	0.51	2.58	2	2
2:B:317:GLU:OE2	2:B:339:ARG:NH1	0.51	2.44	7	3
2:B:386:GLU:O	2:B:390:GLN:CG	0.51	2.59	20	20
2:B:358:ARG:O	2:B:369:ASP:CB	0.51	2.59	6	20

*Continued on next page...*



*Continued from previous page...*

Atom-1	Atom-2	Clash(Å)	Distance(Å)	Models	
				Worst	Total
2:B:317:GLU:OE1	2:B:339:ARG:NH1	0.51	2.44	15	1
2:B:315:VAL:HG12	2:B:382:THR:HB	0.50	1.83	17	20
2:B:330:LEU:HD13	2:B:339:ARG:NH1	0.50	2.20	6	2
2:B:400:LEU:HD12	2:B:400:LEU:C	0.50	2.26	14	18
2:B:399:ILE:O	2:B:400:LEU:C	0.49	2.49	13	1
2:B:384:GLU:CD	2:B:384:GLU:N	0.49	2.65	10	2
2:B:338:MET:CB	2:B:349:GLN:O	0.49	2.61	16	20
2:B:367:THR:HG22	2:B:368:LEU:N	0.49	2.23	18	10
2:B:359:TRP:N	2:B:359:TRP:CE3	0.48	2.81	7	20
2:B:371:GLY:C	2:B:373:TYR:N	0.48	2.66	17	20
2:B:370:PHE:N	2:B:370:PHE:CD1	0.48	2.81	12	9
2:B:326:VAL:O	2:B:327:PRO:C	0.48	2.52	12	19
2:B:359:TRP:CH2	2:B:396:ILE:HD12	0.48	2.44	14	17
1:A:15:LEU:HD22	1:A:15:LEU:N	0.48	2.24	12	1
2:B:370:PHE:O	2:B:370:PHE:CG	0.48	2.65	9	8
2:B:328:ARG:HH21	2:B:348:ILE:CD1	0.48	2.22	15	1
1:A:18:GLU:CD	2:B:377:TYR:CD2	0.48	2.87	20	6
2:B:396:ILE:O	2:B:400:LEU:HD12	0.48	2.09	19	1
1:A:15:LEU:HD12	2:B:367:THR:CG2	0.48	2.39	8	20
2:B:344:THR:O	2:B:345:LYS:CB	0.48	2.62	7	5
2:B:358:ARG:NH2	2:B:369:ASP:OD2	0.47	2.47	15	6
2:B:354:THR:O	2:B:354:THR:CG2	0.47	2.61	19	1
2:B:366:PHE:O	2:B:379:SER:OG	0.47	2.33	20	20
2:B:384:GLU:N	2:B:384:GLU:OE2	0.47	2.47	5	2
2:B:358:ARG:CZ	2:B:369:ASP:OD2	0.47	2.63	17	7
2:B:395:TYR:HA	2:B:398:ILE:HD12	0.47	1.87	13	20
2:B:341:ASP:C	2:B:343:LYS:N	0.46	2.66	1	20
2:B:358:ARG:NH1	2:B:369:ASP:CG	0.46	2.69	5	6
2:B:328:ARG:CG	2:B:329:LEU:N	0.46	2.79	14	15
2:B:370:PHE:CG	2:B:370:PHE:O	0.46	2.67	12	1
2:B:314:LEU:O	2:B:314:LEU:CD2	0.46	2.61	4	16
2:B:367:THR:CG2	2:B:368:LEU:N	0.46	2.78	18	20
2:B:384:GLU:CD	2:B:384:GLU:H	0.46	2.14	10	2
2:B:390:GLN:OE1	2:B:391:LEU:CA	0.46	2.64	20	3
2:B:391:LEU:C	2:B:391:LEU:HD12	0.45	2.31	6	20
2:B:341:ASP:O	2:B:345:LYS:N	0.45	2.40	10	7
2:B:315:VAL:HG21	2:B:339:ARG:NH2	0.45	2.26	8	2
2:B:339:ARG:NH1	2:B:339:ARG:CG	0.45	2.79	13	2
2:B:332:ILE:CD1	2:B:337:VAL:HG13	0.45	2.42	17	15
2:B:339:ARG:HH21	2:B:349:GLN:HE22	0.45	1.54	9	1
2:B:399:ILE:O	2:B:400:LEU:OXT	0.45	2.34	8	10

*Continued on next page...*

*Continued from previous page...*

Atom-1	Atom-2	Clash(Å)	Distance(Å)	Models	
				Worst	Total
2:B:399:ILE:O	2:B:400:LEU:O	0.45	2.34	7	9
2:B:391:LEU:O	2:B:394:GLY:N	0.44	2.50	1	20
2:B:400:LEU:HD12	2:B:400:LEU:O	0.44	2.12	6	8
2:B:339:ARG:HE	2:B:349:GLN:CB	0.44	2.25	19	3
2:B:385:GLY:C	2:B:387:GLN:N	0.44	2.70	19	19
2:B:400:LEU:HD12	2:B:400:LEU:OXT	0.44	2.12	2	10
2:B:339:ARG:CG	2:B:339:ARG:HH11	0.44	2.25	13	2
2:B:357:LYS:CB	2:B:369:ASP:O	0.44	2.65	11	9
2:B:383:THR:N	2:B:384:GLU:OE2	0.44	2.51	5	2
2:B:327:PRO:O	2:B:328:ARG:CZ	0.44	2.65	18	1
2:B:334:LYS:HZ3	2:B:398:ILE:CD1	0.44	2.25	5	1
2:B:391:LEU:CG	2:B:392:ILE:N	0.43	2.81	2	20
2:B:390:GLN:NE2	2:B:391:LEU:CB	0.43	2.81	4	3
2:B:329:LEU:C	2:B:329:LEU:CD2	0.43	2.86	3	20
2:B:317:GLU:CD	2:B:380:VAL:CG1	0.43	2.87	12	1
1:A:15:LEU:HD12	2:B:367:THR:HG21	0.43	1.90	18	6
2:B:365:SER:HA	2:B:382:THR:H	0.43	1.74	5	20
2:B:385:GLY:O	2:B:387:GLN:N	0.43	2.51	19	16
2:B:392:ILE:HG22	2:B:393:ALA:N	0.43	2.27	19	20
2:B:337:VAL:O	2:B:351:TRP:N	0.43	2.52	19	7
2:B:364:LYS:C	2:B:382:THR:O	0.43	2.57	5	20
2:B:390:GLN:OE1	2:B:391:LEU:CB	0.43	2.67	20	3
2:B:339:ARG:NH1	2:B:349:GLN:HE22	0.43	2.12	17	1
2:B:351:TRP:CZ3	2:B:378:TYR:CE2	0.43	3.07	19	7
2:B:340:VAL:CG1	2:B:345:LYS:O	0.42	2.66	7	3
2:B:339:ARG:CZ	2:B:349:GLN:NE2	0.42	2.82	2	1
2:B:366:PHE:CE2	2:B:388:ILE:HG21	0.42	2.49	18	9
2:B:367:THR:OG1	2:B:379:SER:OG	0.42	2.36	7	1
2:B:341:ASP:O	2:B:342:GLU:C	0.42	2.58	8	20
2:B:339:ARG:CZ	2:B:349:GLN:CD	0.42	2.88	19	3
2:B:361:ALA:HB1	2:B:385:GLY:C	0.42	2.35	3	6
2:B:372:ASP:O	2:B:372:ASP:OD1	0.42	2.37	3	13
2:B:357:LYS:NZ	2:B:373:TYR:CE1	0.42	2.84	9	1
2:B:357:LYS:HZ2	2:B:372:ASP:HB3	0.42	1.75	9	1
2:B:329:LEU:HD23	2:B:330:LEU:N	0.42	2.29	12	13
2:B:398:ILE:O	2:B:400:LEU:CD1	0.42	2.67	13	1
2:B:344:THR:OG1	2:B:346:GLU:CG	0.42	2.67	16	3
2:B:386:GLU:O	2:B:390:GLN:OE1	0.42	2.37	3	6
2:B:315:VAL:O	2:B:328:ARG:CB	0.42	2.68	4	2
2:B:390:GLN:CG	2:B:391:LEU:N	0.41	2.83	12	13
2:B:317:GLU:CD	2:B:339:ARG:HE	0.41	2.18	3	2

*Continued on next page...*

Continued from previous page...

Atom-1	Atom-2	Clash(Å)	Distance(Å)	Models	
				Worst	Total
2:B:340:VAL:HG13	2:B:346:GLU:O	0.41	2.15	6	3
2:B:352:SER:OG	2:B:355:ASN:CG	0.41	2.59	3	6
2:B:334:LYS:NZ	2:B:395:TYR:CZ	0.41	2.85	9	1
2:B:400:LEU:C	2:B:400:LEU:CD1	0.41	2.89	7	18
2:B:314:LEU:C	2:B:314:LEU:CD2	0.41	2.89	6	4
2:B:349:GLN:CG	2:B:350:GLU:N	0.41	2.83	7	4
2:B:390:GLN:OE1	2:B:391:LEU:N	0.41	2.54	20	2
2:B:332:ILE:HG21	2:B:391:LEU:HD11	0.41	1.93	10	5
2:B:391:LEU:CD1	2:B:395:TYR:CE2	0.41	3.04	6	1
2:B:336:CYS:HA	2:B:353:LEU:N	0.40	2.31	14	1
2:B:354:THR:OG1	2:B:400:LEU:O	0.40	2.38	13	1
2:B:372:ASP:CG	2:B:377:TYR:OH	0.40	2.60	4	1
2:B:332:ILE:CG2	2:B:391:LEU:HD11	0.40	2.47	10	1
2:B:316:LYS:O	2:B:380:VAL:CB	0.40	2.70	18	1
2:B:339:ARG:HE	2:B:349:GLN:CD	0.40	2.19	9	1

## 6.3 Torsion angles [i](#)

### 6.3.1 Protein backbone [i](#)

In the following table, the Percentiles column shows the percent Ramachandran outliers of the chain as a percentile score with respect to all PDB entries followed by that with respect to all NMR entries. The Analysed column shows the number of residues for which the backbone conformation was analysed and the total number of residues.

Mol	Chain	Analysed	Favoured	Allowed	Outliers	Percentiles	
1	A	4/24 (17%)	4±0 (100±0%)	0±0 (0±0%)	0±0 (0±0%)	100	100
2	B	82/93 (88%)	66±1 (81±1%)	12±1 (14±1%)	4±0 (5±0%)	3	26
All	All	1720/2340 (74%)	1406 (82%)	237 (14%)	77 (4%)	3	27

All 4 unique Ramachandran outliers are listed below. They are sorted by the frequency of occurrence in the ensemble.

Mol	Chain	Res	Type	Models (Total)
2	B	334	LYS	20
2	B	342	GLU	20
2	B	372	ASP	20
2	B	386	GLU	17

### 6.3.2 Protein sidechains [i](#)

In the following table, the Percentiles column shows the percent sidechain outliers of the chain as a percentile score with respect to all PDB entries followed by that with respect to all NMR entries. The Analysed column shows the number of residues for which the sidechain conformation was analysed and the total number of residues.

Mol	Chain	Analysed	Rotameric	Outliers	Percentiles	
1	A	3/22 (14%)	2±0 (68±13%)	1±0 (32±13%)	1	13
2	B	74/82 (90%)	54±1 (73±2%)	20±1 (27±2%)	1	20
All	All	1540/2080 (74%)	1121 (73%)	419 (27%)	1	20

All 35 unique residues with a non-rotameric sidechain are listed below. They are sorted by the frequency of occurrence in the ensemble.

Mol	Chain	Res	Type	Models (Total)
2	B	311	SER	20
2	B	314	LEU	20
2	B	329	LEU	20
2	B	336	CYS	20
2	B	352	SER	20
2	B	362	SER	20
2	B	366	PHE	20
2	B	377	TYR	20
2	B	382	THR	20
2	B	383	THR	20
2	B	384	GLU	20
2	B	391	LEU	20
2	B	396	ILE	20
2	B	399	ILE	20
2	B	342	GLU	19
1	A	16	LEU	18
2	B	378	TYR	18
2	B	397	ASP	18
2	B	351	TRP	11
2	B	374	GLN	11
2	B	334	LYS	11
2	B	355	ASN	6
2	B	380	VAL	4
2	B	390	GLN	4
2	B	344	THR	3
2	B	339	ARG	3
2	B	400	LEU	2
2	B	328	ARG	2

*Continued on next page...*

*Continued from previous page...*

Mol	Chain	Res	Type	Models (Total)
2	B	358	ARG	2
2	B	338	MET	2
2	B	381	GLN	1
2	B	341	ASP	1
2	B	345	LYS	1
2	B	317	GLU	1
1	A	18	GLU	1

### 6.3.3 RNA [i](#)

There are no RNA molecules in this entry.

### 6.4 Non-standard residues in protein, DNA, RNA chains [i](#)

There are no non-standard protein/DNA/RNA residues in this entry.

### 6.5 Carbohydrates [i](#)

There are no oligosaccharides in this entry.

### 6.6 Ligand geometry [i](#)

There are no ligands in this entry.

### 6.7 Other polymers [i](#)

There are no such molecules in this entry.

### 6.8 Polymer linkage issues [i](#)

There are no chain breaks in this entry.

## 7 Chemical shift validation [i](#)

The completeness of assignment taking into account all chemical shift lists is 53% for the well-defined parts and 52% for the entire structure.

### 7.1 Chemical shift list 1

File name: working\_cs.cif

Chemical shift list name: *assigned\_chem\_shift\_list\_1*

#### 7.1.1 Bookkeeping [i](#)

The following table shows the results of parsing the chemical shift list and reports the number of nuclei with statistically unusual chemical shifts.

Total number of shifts	841
Number of shifts mapped to atoms	841
Number of unparsed shifts	0
Number of shifts with mapping errors	0
Number of shifts with mapping warnings	0
Number of shift outliers (ShiftChecker)	1

#### 7.1.2 Chemical shift referencing [i](#)

The following table shows the suggested chemical shift referencing corrections.

Nucleus	# values	Correction $\pm$ precision, ppm	Suggested action
$^{13}\text{C}_\alpha$	0	—	None (insufficient data)
$^{13}\text{C}_\beta$	0	—	None (insufficient data)
$^{13}\text{C}'$	0	—	None (insufficient data)
$^{15}\text{N}$	88	$-0.05 \pm 0.51$	None needed ( $< 0.5$ ppm)

#### 7.1.3 Completeness of resonance assignments [i](#)

The following table shows the completeness of the chemical shift assignments for the well-defined regions of the structure. The overall completeness is 53%, i.e. 643 atoms were assigned a chemical shift out of a possible 1221. 0 out of 16 assigned methyl groups (LEU and VAL) were assigned stereospecifically.

	Total	$^1\text{H}$	$^{13}\text{C}$	$^{15}\text{N}$
Backbone	246/437 (56%)	165/178 (93%)	0/174 (0%)	81/85 (95%)
Sidechain	357/684 (52%)	357/446 (80%)	0/217 (0%)	0/21 (0%)

*Continued on next page...*

Continued from previous page...

	Total	<sup>1</sup> H	<sup>13</sup> C	<sup>15</sup> N
Aromatic	40/100 (40%)	38/48 (79%)	0/50 (0%)	2/2 (100%)
Overall	643/1221 (53%)	560/672 (83%)	0/441 (0%)	83/108 (77%)

The following table shows the completeness of the chemical shift assignments for the full structure. The overall completeness is 52%, i.e. 841 atoms were assigned a chemical shift out of a possible 1623. 0 out of 21 assigned methyl groups (LEU and VAL) were assigned stereospecifically.

	Total	<sup>1</sup> H	<sup>13</sup> C	<sup>15</sup> N
Backbone	306/590 (52%)	218/241 (90%)	0/234 (0%)	88/115 (77%)
Sidechain	491/914 (54%)	491/595 (83%)	0/291 (0%)	0/28 (0%)
Aromatic	44/119 (37%)	42/57 (74%)	0/60 (0%)	2/2 (100%)
Overall	841/1623 (52%)	751/893 (84%)	0/585 (0%)	90/145 (62%)

#### 7.1.4 Statistically unusual chemical shifts [i](#)

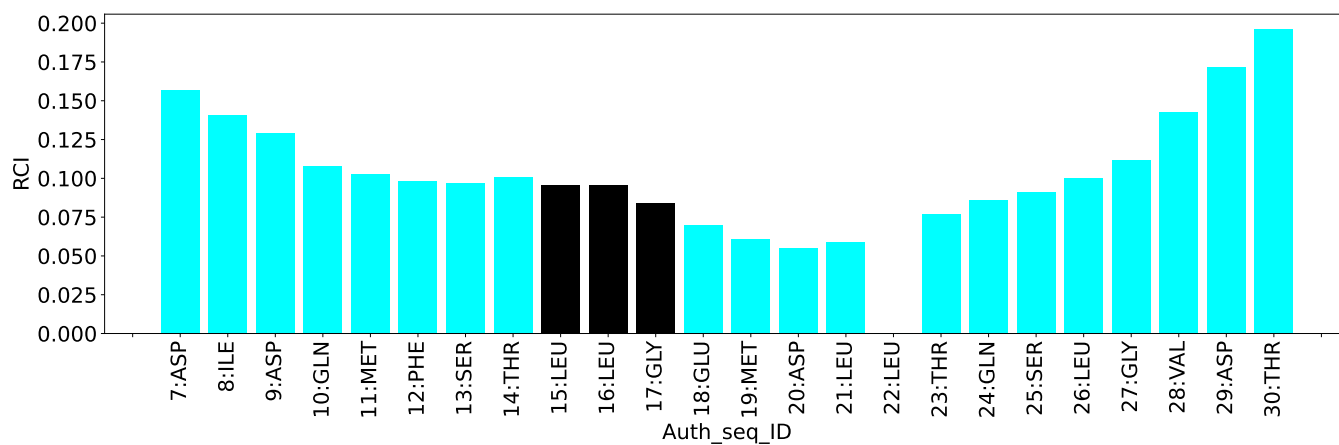
The following table lists the statistically unusual chemical shifts. These are statistical measures, and large deviations from the mean do not necessarily imply incorrect assignments. Molecules containing paramagnetic centres or hemes are expected to give rise to anomalous chemical shifts.

List Id	Chain	Res	Type	Atom	Shift, ppm	Expected range, ppm	Z-score
1	B	349	GLN	HB2	0.68	0.80 – 3.29	-5.5

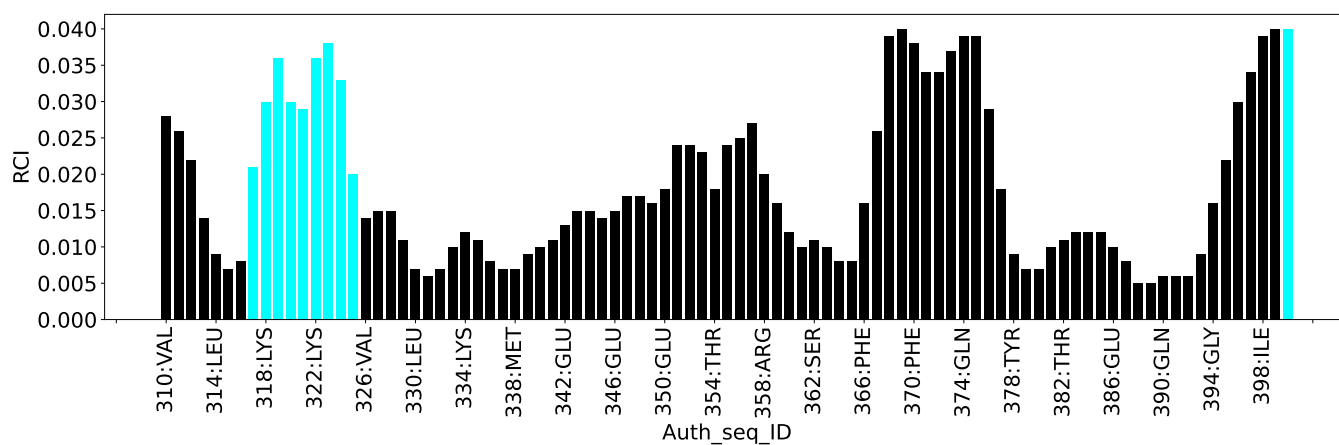
#### 7.1.5 Random Coil Index (RCI) plots [i](#)

The image below reports *random coil index* values for the protein chains in the structure. The height of each bar gives a probability of a given residue to be disordered, as predicted from the available chemical shifts and the amino acid sequence. A value above 0.2 is an indication of significant predicted disorder. The colour of the bar shows whether the residue is in the well-defined core (black) or in the ill-defined residue ranges (cyan), as described in section 2 on ensemble composition. If well-defined core and ill-defined regions are not identified then it is shown as gray bars.

Random coil index (RCI) for chain A:



Random coil index (RCI) for chain B:





## 8 NMR restraints analysis

### 8.1 Conformationally restricting restraints

The following table provides the summary of experimentally observed NMR restraints in different categories. Restraints are classified into different categories based on the sequence separation of the atoms involved.

Description	Value
Total distance restraints	1593
Intra-residue ( $ i-j =0$ )	374
Sequential ( $ i-j =1$ )	545
Medium range ( $ i-j >1$ and $ i-j <5$ )	266
Long range ( $ i-j \geq 5$ )	380
Inter-chain	28
Hydrogen bond restraints	0
Disulfide bond restraints	0
Total dihedral-angle restraints	160
Number of unmapped restraints	0
Number of restraints per residue	15.0
Number of long range restraints per residue <sup>1</sup>	3.2

<sup>1</sup>Long range hydrogen bonds and disulfide bonds are counted as long range restraints while calculating the number of long range restraints per residue

### 8.2 Residual restraint violations

This section provides the overview of the restraint violations analysis. The violations are binned as small, medium and large violations based on its absolute value. Average number of violations per model is calculated by dividing the total number of violations in each bin by the size of the ensemble.

#### 8.2.1 Average number of distance violations per model

Distance violations less than 0.1 Å are not included in the calculation.

Bins (Å)	Average number of violations per model	Max (Å)
0.1-0.2 (Small)	238.8	0.2
0.2-0.5 (Medium)	139.2	0.5
>0.5 (Large)	8.3	4.27

### 8.2.2 Average number of dihedral-angle violations per model [i](#)

Dihedral-angle violations less than 1° are not included in the calculation.

Bins (°)	Average number of violations per model	Max (°)
1.0-10.0 (Small)	18.4	10.0
10.0-20.0 (Medium)	2.5	11.72
>20.0 (Large)	None	None

## 9 Distance violation analysis

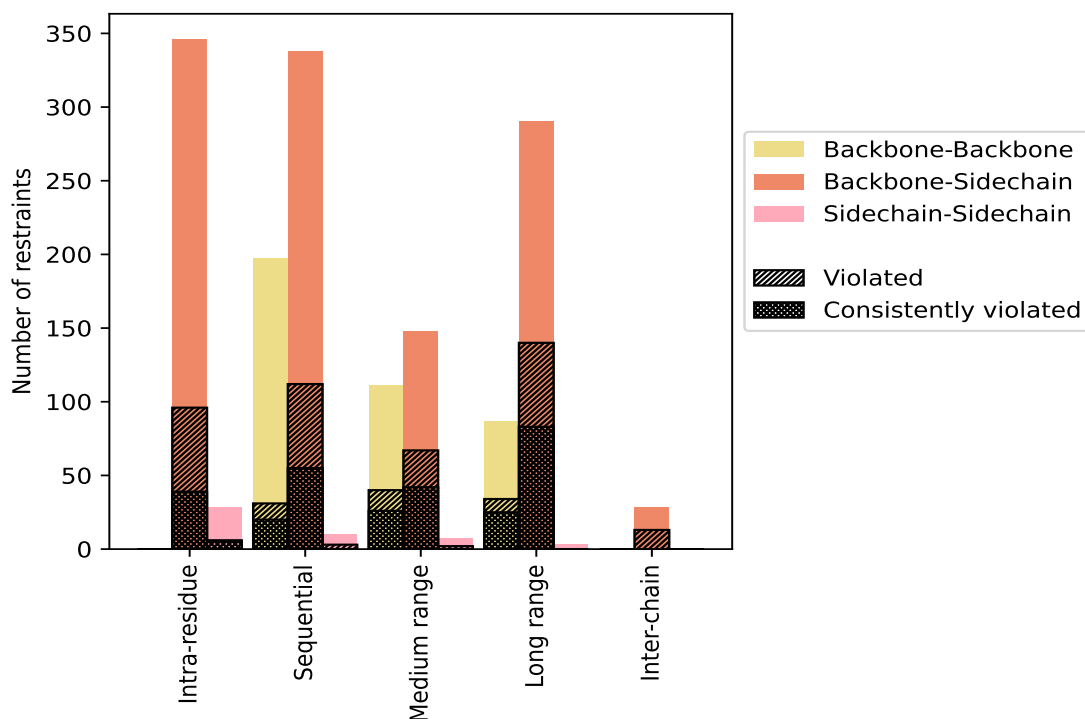
### 9.1 Summary of distance violations

The following table shows the summary of distance violations in different restraint categories based on the sequence separation of the atoms involved. Each category is further sub-divided into three sub-categories based on the atoms involved. Violations less than 0.1 Å are not included in the statistics.

Restrains type	Count	% <sup>1</sup>	Violated <sup>3</sup>			Consistently Violated <sup>4</sup>		
			Count	% <sup>2</sup>	% <sup>1</sup>	Count	% <sup>2</sup>	% <sup>1</sup>
<b>Intra-residue (<math> i-j =0</math>)</b>	<b>374</b>	<b>23.5</b>	<b>102</b>	<b>27.3</b>	<b>6.4</b>	<b>44</b>	<b>11.8</b>	<b>2.8</b>
Backbone-Backbone	0	0.0	0	0.0	0.0	0	0.0	0.0
Backbone-Sidechain	346	21.7	96	27.7	6.0	39	11.3	2.4
Sidechain-Sidechain	28	1.8	6	21.4	0.4	5	17.9	0.3
<b>Sequential (<math> i-j =1</math>)</b>	<b>545</b>	<b>34.2</b>	<b>146</b>	<b>26.8</b>	<b>9.2</b>	<b>75</b>	<b>13.8</b>	<b>4.7</b>
Backbone-Backbone	197	12.4	31	15.7	1.9	20	10.2	1.3
Backbone-Sidechain	338	21.2	112	33.1	7.0	55	16.3	3.5
Sidechain-Sidechain	10	0.6	3	30.0	0.2	0	0.0	0.0
<b>Medium range (<math> i-j &gt;1</math> &amp; <math> i-j &lt;5</math>)</b>	<b>266</b>	<b>16.7</b>	<b>109</b>	<b>41.0</b>	<b>6.8</b>	<b>68</b>	<b>25.6</b>	<b>4.3</b>
Backbone-Backbone	111	7.0	40	36.0	2.5	26	23.4	1.6
Backbone-Sidechain	148	9.3	67	45.3	4.2	42	28.4	2.6
Sidechain-Sidechain	7	0.4	2	28.6	0.1	0	0.0	0.0
<b>Long range (<math> i-j \geq 5</math>)</b>	<b>380</b>	<b>23.9</b>	<b>174</b>	<b>45.8</b>	<b>10.9</b>	<b>108</b>	<b>28.4</b>	<b>6.8</b>
Backbone-Backbone	87	5.5	34	39.1	2.1	25	28.7	1.6
Backbone-Sidechain	290	18.2	140	48.3	8.8	83	28.6	5.2
Sidechain-Sidechain	3	0.2	0	0.0	0.0	0	0.0	0.0
<b>Inter-chain</b>	<b>28</b>	<b>1.8</b>	<b>13</b>	<b>46.4</b>	<b>0.8</b>	<b>0</b>	<b>0.0</b>	<b>0.0</b>
Backbone-Backbone	0	0.0	0	0.0	0.0	0	0.0	0.0
Backbone-Sidechain	28	1.8	13	46.4	0.8	0	0.0	0.0
Sidechain-Sidechain	0	0.0	0	0.0	0.0	0	0.0	0.0
Hydrogen bond	0	0.0	0	0.0	0.0	0	0.0	0.0
Disulfide bond	0	0.0	0	0.0	0.0	0	0.0	0.0
<b>Total</b>	<b>1593</b>	<b>100.0</b>	<b>544</b>	<b>34.1</b>	<b>34.1</b>	<b>295</b>	<b>18.5</b>	<b>18.5</b>
Backbone-Backbone	395	24.8	105	26.6	6.6	71	18.0	4.5
Backbone-Sidechain	1150	72.2	428	37.2	26.9	219	19.0	13.7
Sidechain-Sidechain	48	3.0	11	22.9	0.7	5	10.4	0.3

<sup>1</sup> percentage calculated with respect to the total number of distance restraints, <sup>2</sup> percentage calculated with respect to the number of restraints in a particular restraint category, <sup>3</sup> violated in at least one model, <sup>4</sup> violated in all the models

### 9.1.1 Bar chart : Distribution of distance restraints and violations [i](#)



Violated and consistently violated restraints are shown using different hatch patterns in their respective categories. The hydrogen bonds and disulfid bonds are counted in their appropriate category on the x-axis

## 9.2 Distance violation statistics for each model [i](#)

The following table provides the distance violation statistics for each model in the ensemble. Violations less than 0.1 Å are not included in the statistics.

Model ID	Number of violations						Mean (Å)	Max (Å)	SD <sup>6</sup> (Å)	Median (Å)
	IR <sup>1</sup>	SQ <sup>2</sup>	MR <sup>3</sup>	LR <sup>4</sup>	IC <sup>5</sup>	Total				
1	63	98	88	137	6	392	0.24	4.13	0.36	0.17
2	61	106	85	144	5	401	0.23	4.15	0.36	0.18
3	62	100	85	139	7	393	0.24	4.13	0.36	0.18
4	64	106	82	148	6	406	0.24	4.21	0.36	0.18
5	65	105	87	141	7	405	0.23	4.17	0.36	0.18
6	60	99	85	142	7	393	0.24	4.18	0.36	0.18
7	67	102	82	146	5	402	0.24	4.19	0.36	0.18
8	62	108	86	147	7	410	0.24	4.27	0.36	0.18
9	62	103	81	147	6	399	0.24	4.21	0.36	0.18
10	63	105	83	148	7	406	0.24	4.19	0.36	0.18

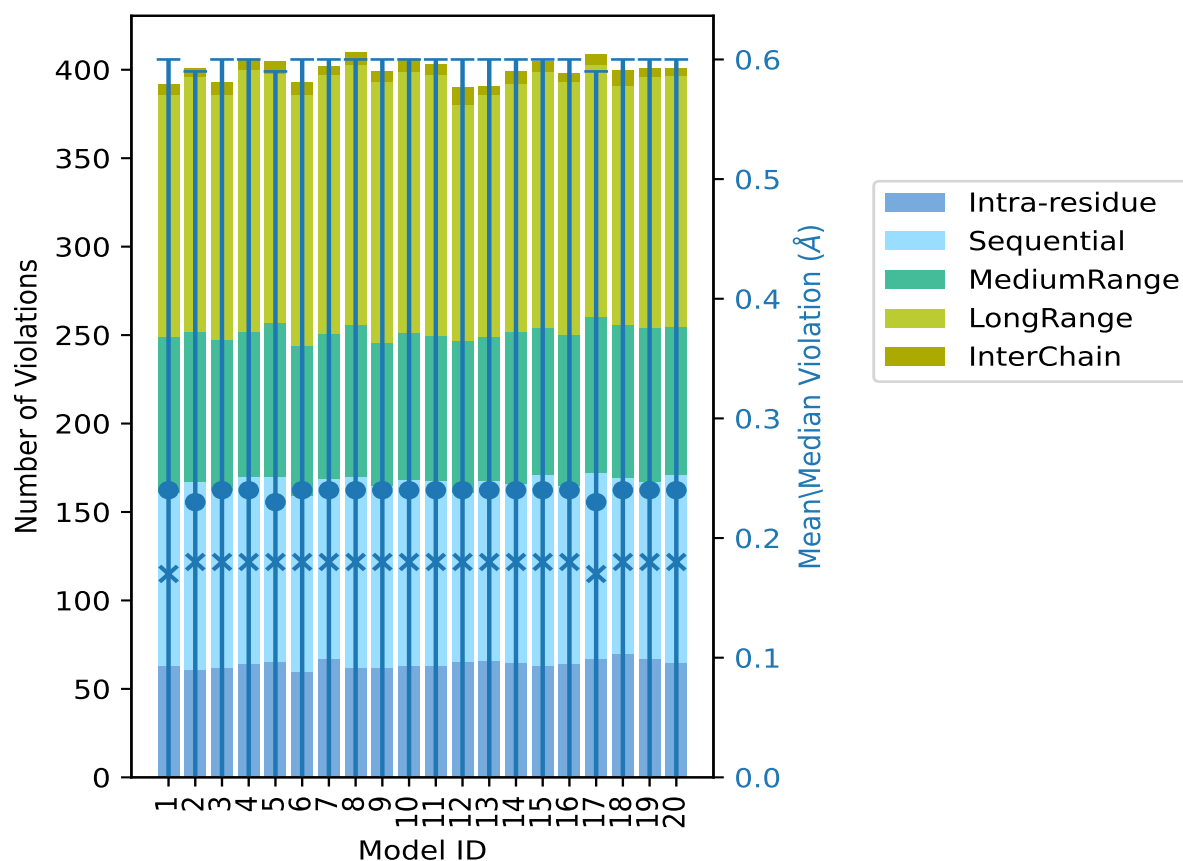
*Continued on next page...*

Continued from previous page...

Model ID	Number of violations						Mean (Å)	Max (Å)	SD <sup>6</sup> (Å)	Median (Å)
	IR <sup>1</sup>	SQ <sup>2</sup>	MR <sup>3</sup>	LR <sup>4</sup>	IC <sup>5</sup>	Total				
11	63	105	82	147	6	403	0.24	4.22	0.36	0.18
12	65	96	86	133	10	390	0.24	4.22	0.36	0.18
13	66	102	81	137	5	391	0.24	4.13	0.36	0.18
14	65	101	86	140	7	399	0.24	4.14	0.36	0.18
15	63	108	83	145	6	405	0.24	4.18	0.36	0.18
16	64	101	85	143	5	398	0.24	4.13	0.36	0.18
17	67	105	88	143	6	409	0.23	4.16	0.36	0.17
18	70	99	87	135	9	400	0.24	4.19	0.36	0.18
19	67	100	87	142	5	401	0.24	4.16	0.36	0.18
20	65	106	84	142	4	401	0.24	4.2	0.36	0.18

<sup>1</sup>Intra-residue restraints, <sup>2</sup>Sequential restraints, <sup>3</sup>Medium range restraints, <sup>4</sup>Long range restraints, <sup>5</sup>Inter-chain restraints, <sup>6</sup>Standard deviation

### 9.2.1 Bar graph : Distance Violation statistics for each model [i](#)



The mean(dot),median(x) and the standard deviation are shown in blue with respect to the y axis on the right

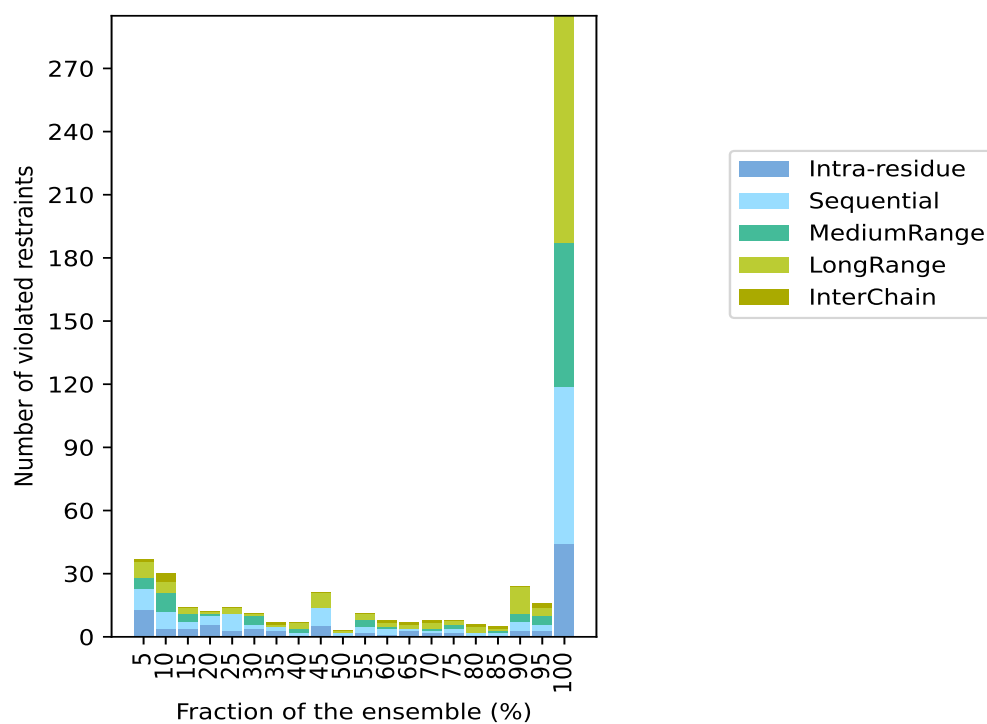
### 9.3 Distance violation statistics for the ensemble

Violation analysis may find that some restraints are violated in few models and some are violated in most of models. The following table provides this information as number of violated restraints for a given fraction of the ensemble. In total, 1049(IR:272, SQ:399, MR:157, LR:206, IC:15) restraints are not violated in the ensemble.

Number of violated restraints						Fraction of the ensemble	
IR <sup>1</sup>	SQ <sup>2</sup>	MR <sup>3</sup>	LR <sup>4</sup>	IC <sup>5</sup>	Total	Count <sup>6</sup>	%
13	10	5	8	1	37	1	5.0
4	8	9	5	4	30	2	10.0
4	3	4	3	0	14	3	15.0
6	4	1	1	0	12	4	20.0
3	8	0	3	0	14	5	25.0
4	2	4	1	0	11	6	30.0
3	2	0	1	1	7	7	35.0
0	2	2	3	0	7	8	40.0
5	9	0	7	0	21	9	45.0
0	2	0	1	0	3	10	50.0
2	3	3	3	0	11	11	55.0
1	3	1	2	1	8	12	60.0
3	1	0	2	1	7	13	65.0
2	1	1	3	1	8	14	70.0
2	2	2	2	0	8	15	75.0
0	2	0	3	1	6	16	80.0
0	2	1	1	1	5	17	85.0
3	4	4	13	0	24	18	90.0
3	3	4	4	2	16	19	95.0
44	75	68	108	0	295	20	100.0

<sup>1</sup>Intra-residue restraints, <sup>2</sup>Sequential restraints, <sup>3</sup>Medium range restraints, <sup>4</sup>Long range restraints, <sup>5</sup>Inter-chain restraints, <sup>6</sup> Number of models with violations

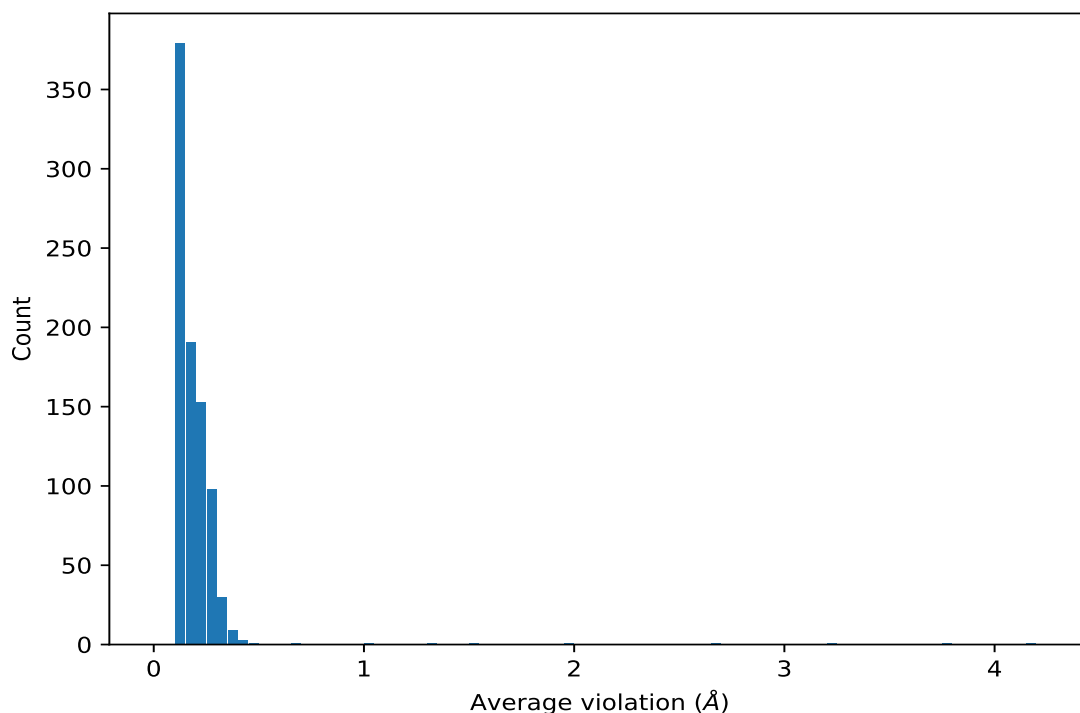
### 9.3.1 Bar graph : Distance violation statistics for the ensemble [\(i\)](#)



## 9.4 Most violated distance restraints in the ensemble [\(i\)](#)

### 9.4.1 Histogram : Distribution of mean distance violations [\(i\)](#)

The following histogram shows the distribution of the average value of the violation. The average is calculated for each restraint that is violated in more than one model over all the violated models in the ensemble



#### 9.4.2 Table: Most violated distance restraints [i](#)

The following table provides the mean and the standard deviation of the violation for each restraint sorted by number of violated models and the mean value. The Key (restraint list ID, restraint ID) is the unique identifier for a given restraint. Rows with same key represent combinatorial or ambiguous restraints and are counted as a single restraint.

Key	Atom-1	Atom-2	Models <sup>1</sup>	Mean (Å)	SD <sup>1</sup> (Å)	Median (Å)
(1,294)	2:312:B:PHE:HD2	2:340:B:VAL:H	20	4.18	0.04	4.18
(1,679)	2:333:B:THR:H	2:395:B:TYR:HE1	20	3.75	0.03	3.75
(1,290)	2:312:B:PHE:HD2	2:330:B:LEU:H	20	3.24	0.03	3.24
(1,287)	2:312:B:PHE:HD2	2:313:B:PHE:H	20	2.66	0.01	2.66
(1,1475)	2:395:B:TYR:H	2:395:B:TYR:HD2	20	1.99	0.01	1.99
(1,1221)	2:373:B:TYR:HD1	2:374:B:GLN:H	20	1.51	0.01	1.51
(1,282)	2:312:B:PHE:H	2:312:B:PHE:HD1	20	1.33	0.02	1.32
(1,293)	2:312:B:PHE:HD2	2:332:B:ILE:H	20	1.02	0.04	1.04
(1,1223)	2:373:B:TYR:HA	2:376:B:GLY:H	20	0.43	0.0	0.43
(1,1047)	2:359:B:TRP:H	2:369:B:ASP:H	20	0.4	0.02	0.39
(1,704)	2:335:B:GLU:H	2:399:B:ILE:HG21	20	0.37	0.01	0.37
(1,704)	2:335:B:GLU:H	2:399:B:ILE:HG22	20	0.37	0.01	0.37
(1,704)	2:335:B:GLU:H	2:399:B:ILE:HG23	20	0.37	0.01	0.37
(1,1170)	2:368:B:LEU:HB3	2:370:B:PHE:H	20	0.37	0.01	0.37
(1,1123)	2:364:B:LYS:H	2:383:B:THR:HG21	20	0.36	0.01	0.36
(1,1123)	2:364:B:LYS:H	2:383:B:THR:HG22	20	0.36	0.01	0.36

*Continued on next page...*



Continued from previous page...

Key	Atom-1	Atom-2	Models <sup>1</sup>	Mean (Å)	SD <sup>1</sup> (Å)	Median (Å)
(1,1123)	2:364:B:LYS:H	2:383:B:THR:HG23	20	0.36	0.01	0.36
(1,619)	2:331:B:GLY:H	2:332:B:ILE:H	20	0.36	0.01	0.36
(1,1188)	2:369:B:ASP:H	2:370:B:PHE:H	20	0.36	0.01	0.35
(1,344)	2:314:B:LEU:HD11	2:330:B:LEU:H	20	0.35	0.02	0.34
(1,344)	2:314:B:LEU:HD12	2:330:B:LEU:H	20	0.35	0.02	0.34
(1,344)	2:314:B:LEU:HD13	2:330:B:LEU:H	20	0.35	0.02	0.34
(1,609)	2:330:B:LEU:HG	2:338:B:MET:H	20	0.34	0.01	0.34
(1,641)	2:332:B:ILE:HG21	2:335:B:GLU:H	20	0.34	0.01	0.34
(1,641)	2:332:B:ILE:HG22	2:335:B:GLU:H	20	0.34	0.01	0.34
(1,641)	2:332:B:ILE:HG23	2:335:B:GLU:H	20	0.34	0.01	0.34
(1,1195)	2:370:B:PHE:H	2:372:B:ASP:H	20	0.33	0.02	0.33
(1,898)	2:349:B:GLN:HB2	2:350:B:GLU:H	20	0.33	0.01	0.33
(1,622)	2:331:B:GLY:H	2:337:B:VAL:HG21	20	0.33	0.01	0.33
(1,622)	2:331:B:GLY:H	2:337:B:VAL:HG22	20	0.33	0.01	0.33
(1,622)	2:331:B:GLY:H	2:337:B:VAL:HG23	20	0.33	0.01	0.33
(1,442)	2:317:B:GLU:H	2:381:B:GLN:H	20	0.32	0.04	0.32
(1,642)	2:332:B:ILE:HD11	2:336:B:CYS:H	20	0.32	0.01	0.32
(1,642)	2:332:B:ILE:HD12	2:336:B:CYS:H	20	0.32	0.01	0.32
(1,642)	2:332:B:ILE:HD13	2:336:B:CYS:H	20	0.32	0.01	0.32
(1,914)	2:351:B:TRP:H	2:351:B:TRP:HE3	20	0.32	0.12	0.22
(1,1098)	2:362:B:SER:H	2:364:B:LYS:H	20	0.31	0.01	0.32
(1,743)	2:337:B:VAL:H	2:352:B:SER:HA	20	0.31	0.04	0.29
(1,1202)	2:371:B:GLY:H	2:377:B:TYR:HE1	20	0.31	0.03	0.33
(1,327)	2:314:B:LEU:HB3	2:315:B:VAL:H	20	0.31	0.01	0.31
(1,1497)	2:396:B:ILE:HA	2:397:B:ASP:H	20	0.31	0.0	0.31
(1,1172)	2:368:B:LEU:HD21	2:370:B:PHE:H	20	0.3	0.05	0.34
(1,1172)	2:368:B:LEU:HD22	2:370:B:PHE:H	20	0.3	0.05	0.34
(1,1172)	2:368:B:LEU:HD23	2:370:B:PHE:H	20	0.3	0.05	0.34
(1,505)	2:321:B:GLY:H	2:322:B:LYS:HG2	20	0.3	0.02	0.3
(1,703)	2:335:B:GLU:HA	2:354:B:THR:H	20	0.3	0.02	0.3
(1,434)	2:317:B:GLU:HB2	2:326:B:VAL:H	20	0.29	0.05	0.32
(1,1244)	2:376:B:GLY:HA3	2:377:B:TYR:H	20	0.29	0.0	0.29
(1,1303)	2:383:B:THR:HG21	2:384:B:GLU:H	20	0.29	0.01	0.29
(1,1303)	2:383:B:THR:HG22	2:384:B:GLU:H	20	0.29	0.01	0.29
(1,1303)	2:383:B:THR:HG23	2:384:B:GLU:H	20	0.29	0.01	0.29
(1,1020)	2:358:B:ARG:H	2:359:B:TRP:HB3	20	0.29	0.02	0.29
(1,1417)	2:391:B:LEU:H	2:393:B:ALA:H	20	0.29	0.01	0.29
(1,1235)	2:374:B:GLN:HG3	2:376:B:GLY:H	20	0.28	0.01	0.28
(1,856)	2:345:B:LYS:H	2:345:B:LYS:HB3	20	0.28	0.03	0.27
(1,953)	2:353:B:LEU:HD21	2:392:B:ILE:H	20	0.28	0.02	0.28
(1,953)	2:353:B:LEU:HD22	2:392:B:ILE:H	20	0.28	0.02	0.28
(1,953)	2:353:B:LEU:HD23	2:392:B:ILE:H	20	0.28	0.02	0.28

Continued on next page...

Continued from previous page...

Key	Atom-1	Atom-2	Models <sup>1</sup>	Mean (Å)	SD <sup>1</sup> (Å)	Median (Å)
(1,1062)	2:360:B:ALA:H	2:361:B:ALA:HA	20	0.28	0.01	0.28
(1,987)	2:356:B:ILE:H	2:356:B:ILE:HG21	20	0.28	0.0	0.28
(1,987)	2:356:B:ILE:H	2:356:B:ILE:HG22	20	0.28	0.0	0.28
(1,987)	2:356:B:ILE:H	2:356:B:ILE:HG23	20	0.28	0.0	0.28
(1,606)	2:330:B:LEU:HA	2:338:B:MET:H	20	0.28	0.01	0.28
(1,1035)	2:359:B:TRP:H	2:359:B:TRP:HZ3	20	0.28	0.01	0.28
(1,1197)	2:370:B:PHE:H	2:378:B:TYR:H	20	0.28	0.02	0.27
(1,573)	2:329:B:LEU:H	2:330:B:LEU:HD11	20	0.28	0.01	0.28
(1,573)	2:329:B:LEU:H	2:330:B:LEU:HD12	20	0.28	0.01	0.28
(1,573)	2:329:B:LEU:H	2:330:B:LEU:HD13	20	0.28	0.01	0.28
(1,305)	2:313:B:PHE:H	2:315:B:VAL:HG21	20	0.28	0.06	0.29
(1,305)	2:313:B:PHE:H	2:315:B:VAL:HG22	20	0.28	0.06	0.29
(1,305)	2:313:B:PHE:H	2:315:B:VAL:HG23	20	0.28	0.06	0.29
(1,959)	2:353:B:LEU:HD11	2:397:B:ASP:H	20	0.28	0.01	0.28
(1,959)	2:353:B:LEU:HD12	2:397:B:ASP:H	20	0.28	0.01	0.28
(1,959)	2:353:B:LEU:HD13	2:397:B:ASP:H	20	0.28	0.01	0.28
(1,1392)	2:390:B:GLN:HB3	2:391:B:LEU:H	20	0.28	0.01	0.28
(1,909)	2:350:B:GLU:HB2	2:351:B:TRP:H	20	0.27	0.01	0.28
(1,1393)	2:390:B:GLN:HB2	2:391:B:LEU:H	20	0.27	0.01	0.27
(1,660)	2:332:B:ILE:HG21	2:396:B:ILE:H	20	0.27	0.01	0.27
(1,660)	2:332:B:ILE:HG22	2:396:B:ILE:H	20	0.27	0.01	0.27
(1,660)	2:332:B:ILE:HG23	2:396:B:ILE:H	20	0.27	0.01	0.27
(1,1137)	2:365:B:SER:H	2:383:B:THR:HG21	20	0.27	0.02	0.26
(1,1137)	2:365:B:SER:H	2:383:B:THR:HG22	20	0.27	0.02	0.26
(1,1137)	2:365:B:SER:H	2:383:B:THR:HG23	20	0.27	0.02	0.26
(1,1351)	2:387:B:GLN:H	2:390:B:GLN:H	20	0.27	0.01	0.27
(1,289)	2:312:B:PHE:HA	2:330:B:LEU:H	20	0.27	0.02	0.26
(1,304)	2:313:B:PHE:H	2:315:B:VAL:HG11	20	0.27	0.01	0.26
(1,304)	2:313:B:PHE:H	2:315:B:VAL:HG12	20	0.27	0.01	0.26
(1,304)	2:313:B:PHE:H	2:315:B:VAL:HG13	20	0.27	0.01	0.26
(1,371)	2:315:B:VAL:HG21	2:331:B:GLY:H	20	0.27	0.05	0.25
(1,371)	2:315:B:VAL:HG22	2:331:B:GLY:H	20	0.27	0.05	0.25
(1,371)	2:315:B:VAL:HG23	2:331:B:GLY:H	20	0.27	0.05	0.25
(1,1548)	2:398:B:ILE:HG21	2:400:B:LEU:H	20	0.27	0.01	0.26
(1,1548)	2:398:B:ILE:HG22	2:400:B:LEU:H	20	0.27	0.01	0.26
(1,1548)	2:398:B:ILE:HG23	2:400:B:LEU:H	20	0.27	0.01	0.26
(1,1325)	2:386:B:GLU:HB3	2:387:B:GLN:H	20	0.27	0.0	0.27
(1,1210)	2:372:B:ASP:HA	2:375:B:ASP:H	20	0.26	0.01	0.26
(1,1222)	2:373:B:TYR:H	2:375:B:ASP:H	20	0.26	0.01	0.26
(1,632)	2:332:B:ILE:H	2:332:B:ILE:HG13	20	0.26	0.0	0.26
(1,1122)	2:364:B:LYS:HB3	2:382:B:THR:H	20	0.26	0.02	0.26
(1,770)	2:338:B:MET:HB3	2:351:B:TRP:H	20	0.26	0.02	0.25

Continued on next page...

Continued from previous page...

Key	Atom-1	Atom-2	Models <sup>1</sup>	Mean (Å)	SD <sup>1</sup> (Å)	Median (Å)
(1,373)	2:315:B:VAL:HG11	2:366:B:PHE:H	20	0.26	0.03	0.25
(1,373)	2:315:B:VAL:HG12	2:366:B:PHE:H	20	0.26	0.03	0.25
(1,373)	2:315:B:VAL:HG13	2:366:B:PHE:H	20	0.26	0.03	0.25
(1,1013)	2:357:B:LYS:HB3	2:371:B:GLY:H	20	0.26	0.01	0.26
(1,998)	2:356:B:ILE:HD11	2:393:B:ALA:H	20	0.26	0.01	0.26
(1,998)	2:356:B:ILE:HD12	2:393:B:ALA:H	20	0.26	0.01	0.26
(1,998)	2:356:B:ILE:HD13	2:393:B:ALA:H	20	0.26	0.01	0.26
(1,1156)	2:367:B:THR:H	2:382:B:THR:HG21	20	0.25	0.01	0.25
(1,1156)	2:367:B:THR:H	2:382:B:THR:HG22	20	0.25	0.01	0.25
(1,1156)	2:367:B:THR:H	2:382:B:THR:HG23	20	0.25	0.01	0.25
(1,1252)	2:377:B:TYR:HB3	2:378:B:TYR:H	20	0.25	0.02	0.24
(1,1070)	2:360:B:ALA:H	2:367:B:THR:HG21	20	0.25	0.02	0.25
(1,1070)	2:360:B:ALA:H	2:367:B:THR:HG22	20	0.25	0.02	0.25
(1,1070)	2:360:B:ALA:H	2:367:B:THR:HG23	20	0.25	0.02	0.25
(1,625)	2:331:B:GLY:H	2:338:B:MET:HG2	20	0.25	0.01	0.25
(1,1535)	2:398:B:ILE:H	2:398:B:ILE:HG21	20	0.25	0.0	0.25
(1,1535)	2:398:B:ILE:H	2:398:B:ILE:HG22	20	0.25	0.0	0.25
(1,1535)	2:398:B:ILE:H	2:398:B:ILE:HG23	20	0.25	0.0	0.25
(1,742)	2:337:B:VAL:HG21	2:351:B:TRP:H	20	0.25	0.03	0.23
(1,742)	2:337:B:VAL:HG22	2:351:B:TRP:H	20	0.25	0.03	0.23
(1,742)	2:337:B:VAL:HG23	2:351:B:TRP:H	20	0.25	0.03	0.23
(1,1152)	2:367:B:THR:H	2:368:B:LEU:HD21	20	0.25	0.03	0.23
(1,1152)	2:367:B:THR:H	2:368:B:LEU:HD22	20	0.25	0.03	0.23
(1,1152)	2:367:B:THR:H	2:368:B:LEU:HD23	20	0.25	0.03	0.23
(1,829)	2:342:B:GLU:HG2	2:343:B:LYS:H	20	0.25	0.01	0.25
(1,301)	2:313:B:PHE:HB2	2:314:B:LEU:H	20	0.25	0.01	0.24
(1,567)	2:328:B:ARG:H	2:342:B:GLU:HG3	20	0.25	0.01	0.25
(1,665)	2:333:B:THR:H	2:334:B:LYS:H	20	0.25	0.01	0.25
(1,307)	2:313:B:PHE:H	2:330:B:LEU:HA	20	0.25	0.01	0.24
(1,1360)	2:388:B:ILE:HD11	2:389:B:ALA:H	20	0.24	0.02	0.25
(1,1360)	2:388:B:ILE:HD12	2:389:B:ALA:H	20	0.24	0.02	0.25
(1,1360)	2:388:B:ILE:HD13	2:389:B:ALA:H	20	0.24	0.02	0.25
(1,657)	2:332:B:ILE:HG21	2:393:B:ALA:H	20	0.24	0.01	0.24
(1,657)	2:332:B:ILE:HG22	2:393:B:ALA:H	20	0.24	0.01	0.24
(1,657)	2:332:B:ILE:HG23	2:393:B:ALA:H	20	0.24	0.01	0.24
(1,948)	2:353:B:LEU:HD21	2:355:B:ASN:H	20	0.24	0.01	0.24
(1,948)	2:353:B:LEU:HD22	2:355:B:ASN:H	20	0.24	0.01	0.24
(1,948)	2:353:B:LEU:HD23	2:355:B:ASN:H	20	0.24	0.01	0.24
(1,587)	2:329:B:LEU:HD11	2:341:B:ASP:H	20	0.24	0.01	0.24
(1,587)	2:329:B:LEU:HD12	2:341:B:ASP:H	20	0.24	0.01	0.24
(1,587)	2:329:B:LEU:HD13	2:341:B:ASP:H	20	0.24	0.01	0.24
(1,478)	2:319:B:MET:HB2	2:322:B:LYS:H	20	0.24	0.02	0.24

Continued on next page...

Continued from previous page...

Key	Atom-1	Atom-2	Models <sup>1</sup>	Mean (Å)	SD <sup>1</sup> (Å)	Median (Å)
(1,712)	2:336:B:CYS:HA	2:351:B:TRP:H	20	0.24	0.02	0.24
(1,1104)	2:362:B:SER:H	2:366:B:PHE:HD1	20	0.24	0.02	0.24
(1,1347)	2:387:B:GLN:H	2:389:B:ALA:HB1	20	0.24	0.01	0.24
(1,1347)	2:387:B:GLN:H	2:389:B:ALA:HB2	20	0.24	0.01	0.24
(1,1347)	2:387:B:GLN:H	2:389:B:ALA:HB3	20	0.24	0.01	0.24
(1,1389)	2:390:B:GLN:H	2:391:B:LEU:HD21	20	0.24	0.01	0.24
(1,1389)	2:390:B:GLN:H	2:391:B:LEU:HD22	20	0.24	0.01	0.24
(1,1389)	2:390:B:GLN:H	2:391:B:LEU:HD23	20	0.24	0.01	0.24
(1,1547)	2:398:B:ILE:HB	2:400:B:LEU:H	20	0.24	0.02	0.24
(1,922)	2:352:B:SER:H	2:352:B:SER:HB3	20	0.24	0.03	0.23
(1,1068)	2:360:B:ALA:H	2:366:B:PHE:HA	20	0.24	0.01	0.24
(1,1086)	2:361:B:ALA:H	2:367:B:THR:H	20	0.24	0.01	0.24
(1,108)	1:15:A:LEU:H	1:16:A:LEU:HB3	20	0.24	0.09	0.24
(1,1280)	2:380:B:VAL:H	2:382:B:THR:HG21	20	0.24	0.03	0.23
(1,1280)	2:380:B:VAL:H	2:382:B:THR:HG22	20	0.24	0.03	0.23
(1,1280)	2:380:B:VAL:H	2:382:B:THR:HG23	20	0.24	0.03	0.23
(1,1526)	2:397:B:ASP:H	2:399:B:ILE:HD11	20	0.24	0.01	0.24
(1,1526)	2:397:B:ASP:H	2:399:B:ILE:HD12	20	0.24	0.01	0.24
(1,1526)	2:397:B:ASP:H	2:399:B:ILE:HD13	20	0.24	0.01	0.24
(1,1051)	2:359:B:TRP:HE1	2:389:B:ALA:HA	20	0.24	0.01	0.24
(1,771)	2:338:B:MET:H	2:368:B:LEU:HD11	20	0.23	0.07	0.28
(1,771)	2:338:B:MET:H	2:368:B:LEU:HD12	20	0.23	0.07	0.28
(1,771)	2:338:B:MET:H	2:368:B:LEU:HD13	20	0.23	0.07	0.28
(1,583)	2:329:B:LEU:HA	2:340:B:VAL:H	20	0.23	0.01	0.23
(1,603)	2:330:B:LEU:HD11	2:332:B:ILE:H	20	0.23	0.01	0.23
(1,603)	2:330:B:LEU:HD12	2:332:B:ILE:H	20	0.23	0.01	0.23
(1,603)	2:330:B:LEU:HD13	2:332:B:ILE:H	20	0.23	0.01	0.23
(1,801)	2:340:B:VAL:HG21	2:345:B:LYS:H	20	0.23	0.02	0.24
(1,801)	2:340:B:VAL:HG22	2:345:B:LYS:H	20	0.23	0.02	0.24
(1,801)	2:340:B:VAL:HG23	2:345:B:LYS:H	20	0.23	0.02	0.24
(1,541)	2:325:B:LEU:H	2:326:B:VAL:H	20	0.23	0.01	0.23
(1,999)	2:356:B:ILE:H	2:396:B:ILE:HD11	20	0.23	0.03	0.25
(1,999)	2:356:B:ILE:H	2:396:B:ILE:HD12	20	0.23	0.03	0.25
(1,999)	2:356:B:ILE:H	2:396:B:ILE:HD13	20	0.23	0.03	0.25
(1,1110)	2:363:B:PRO:HB2	2:364:B:LYS:H	20	0.23	0.01	0.23
(1,735)	2:337:B:VAL:H	2:350:B:GLU:HB3	20	0.23	0.03	0.24
(1,433)	2:317:B:GLU:HB3	2:326:B:VAL:H	20	0.23	0.03	0.22
(1,800)	2:340:B:VAL:HG11	2:342:B:GLU:H	20	0.23	0.02	0.22
(1,800)	2:340:B:VAL:HG12	2:342:B:GLU:H	20	0.23	0.02	0.22
(1,800)	2:340:B:VAL:HG13	2:342:B:GLU:H	20	0.23	0.02	0.22
(1,785)	2:339:B:ARG:H	2:349:B:GLN:HB2	20	0.23	0.04	0.23
(1,1142)	2:366:B:PHE:H	2:380:B:VAL:HA	20	0.22	0.01	0.22

Continued on next page...

Continued from previous page...

Key	Atom-1	Atom-2	Models <sup>1</sup>	Mean (Å)	SD <sup>1</sup> (Å)	Median (Å)
(1,550)	2:326:B:VAL:H	2:326:B:VAL:HG11	20	0.22	0.02	0.23
(1,550)	2:326:B:VAL:H	2:326:B:VAL:HG12	20	0.22	0.02	0.23
(1,550)	2:326:B:VAL:H	2:326:B:VAL:HG13	20	0.22	0.02	0.23
(1,1011)	2:357:B:LYS:H	2:369:B:ASP:H	20	0.22	0.03	0.22
(1,1519)	2:397:B:ASP:H	2:398:B:ILE:HD11	20	0.22	0.0	0.22
(1,1519)	2:397:B:ASP:H	2:398:B:ILE:HD12	20	0.22	0.0	0.22
(1,1519)	2:397:B:ASP:H	2:398:B:ILE:HD13	20	0.22	0.0	0.22
(1,884)	2:347:B:VAL:HG11	2:351:B:TRP:H	20	0.22	0.01	0.21
(1,884)	2:347:B:VAL:HG12	2:351:B:TRP:H	20	0.22	0.01	0.21
(1,884)	2:347:B:VAL:HG13	2:351:B:TRP:H	20	0.22	0.01	0.21
(1,594)	2:330:B:LEU:H	2:330:B:LEU:HD11	20	0.22	0.01	0.22
(1,594)	2:330:B:LEU:H	2:330:B:LEU:HD12	20	0.22	0.01	0.22
(1,594)	2:330:B:LEU:H	2:330:B:LEU:HD13	20	0.22	0.01	0.22
(1,886)	2:348:B:ILE:H	2:349:B:GLN:HB3	20	0.22	0.01	0.22
(1,891)	2:349:B:GLN:H	2:349:B:GLN:HB2	20	0.22	0.02	0.22
(1,916)	2:351:B:TRP:HE1	2:351:B:TRP:HB2	20	0.22	0.03	0.25
(1,648)	2:332:B:ILE:HA	2:338:B:MET:H	20	0.22	0.01	0.22
(1,1049)	2:359:B:TRP:HE3	2:369:B:ASP:H	20	0.22	0.03	0.22
(1,1213)	2:372:B:ASP:HB2	2:376:B:GLY:H	20	0.22	0.01	0.22
(1,1176)	2:368:B:LEU:HB3	2:378:B:TYR:H	20	0.22	0.05	0.18
(1,365)	2:315:B:VAL:H	2:330:B:LEU:HB3	20	0.22	0.02	0.22
(1,670)	2:333:B:THR:HB	2:336:B:CYS:H	20	0.22	0.02	0.22
(1,997)	2:356:B:ILE:HG21	2:370:B:PHE:H	20	0.21	0.05	0.22
(1,997)	2:356:B:ILE:HG22	2:370:B:PHE:H	20	0.21	0.05	0.22
(1,997)	2:356:B:ILE:HG23	2:370:B:PHE:H	20	0.21	0.05	0.22
(1,1527)	2:397:B:ASP:H	2:399:B:ILE:HG12	20	0.21	0.01	0.22
(1,611)	2:330:B:LEU:H	2:340:B:VAL:HG21	20	0.21	0.02	0.21
(1,611)	2:330:B:LEU:H	2:340:B:VAL:HG22	20	0.21	0.02	0.21
(1,611)	2:330:B:LEU:H	2:340:B:VAL:HG23	20	0.21	0.02	0.21
(1,939)	2:353:B:LEU:H	2:353:B:LEU:HD21	20	0.21	0.01	0.21
(1,939)	2:353:B:LEU:H	2:353:B:LEU:HD22	20	0.21	0.01	0.21
(1,939)	2:353:B:LEU:H	2:353:B:LEU:HD23	20	0.21	0.01	0.21
(1,113)	1:15:A:LEU:HA	1:18:A:GLU:HB3	20	0.21	0.03	0.22
(1,1452)	2:393:B:ALA:HB1	2:395:B:TYR:H	20	0.21	0.0	0.21
(1,1452)	2:393:B:ALA:HB2	2:395:B:TYR:H	20	0.21	0.0	0.21
(1,1452)	2:393:B:ALA:HB3	2:395:B:TYR:H	20	0.21	0.0	0.21
(1,341)	2:314:B:LEU:HD11	2:329:B:LEU:H	20	0.21	0.01	0.21
(1,341)	2:314:B:LEU:HD12	2:329:B:LEU:H	20	0.21	0.01	0.21
(1,341)	2:314:B:LEU:HD13	2:329:B:LEU:H	20	0.21	0.01	0.21
(1,1134)	2:365:B:SER:HA	2:382:B:THR:H	20	0.21	0.01	0.2
(1,1312)	2:384:B:GLU:HB2	2:388:B:ILE:H	20	0.2	0.03	0.21
(1,744)	2:337:B:VAL:HG21	2:352:B:SER:H	20	0.2	0.03	0.19

Continued on next page...



*Continued from previous page...*

Key	Atom-1	Atom-2	Models <sup>1</sup>	Mean (Å)	SD <sup>1</sup> (Å)	Median (Å)
(1,744)	2:337:B:VAL:HG22	2:352:B:SER:H	20	0.2	0.03	0.19
(1,744)	2:337:B:VAL:HG23	2:352:B:SER:H	20	0.2	0.03	0.19
(1,1505)	2:396:B:ILE:HA	2:398:B:ILE:H	20	0.2	0.01	0.2
(1,1271)	2:380:B:VAL:H	2:380:B:VAL:HB	20	0.2	0.01	0.2
(1,203)	1:24:A:GLN:HE22	1:24:A:GLN:HG3	20	0.2	0.04	0.2
(1,769)	2:338:B:MET:HA	2:351:B:TRP:H	20	0.2	0.06	0.17
(1,1185)	2:368:B:LEU:HD21	2:392:B:ILE:H	20	0.2	0.02	0.2
(1,1185)	2:368:B:LEU:HD22	2:392:B:ILE:H	20	0.2	0.02	0.2
(1,1185)	2:368:B:LEU:HD23	2:392:B:ILE:H	20	0.2	0.02	0.2
(1,335)	2:314:B:LEU:HD11	2:328:B:ARG:H	20	0.2	0.01	0.2
(1,335)	2:314:B:LEU:HD12	2:328:B:ARG:H	20	0.2	0.01	0.2
(1,335)	2:314:B:LEU:HD13	2:328:B:ARG:H	20	0.2	0.01	0.2
(1,338)	2:314:B:LEU:H	2:329:B:LEU:HA	20	0.2	0.01	0.2
(1,1270)	2:379:B:SER:HB2	2:380:B:VAL:H	20	0.2	0.04	0.2
(1,1201)	2:371:B:GLY:HA2	2:372:B:ASP:H	20	0.2	0.0	0.2
(1,1521)	2:397:B:ASP:H	2:398:B:ILE:HG21	20	0.2	0.0	0.2
(1,1521)	2:397:B:ASP:H	2:398:B:ILE:HG22	20	0.2	0.0	0.2
(1,1521)	2:397:B:ASP:H	2:398:B:ILE:HG23	20	0.2	0.0	0.2
(1,661)	2:333:B:THR:H	2:333:B:THR:HB	20	0.2	0.0	0.2
(1,502)	2:320:B:LYS:HG2	2:321:B:GLY:H	20	0.2	0.05	0.2
(1,385)	2:316:B:LYS:H	2:316:B:LYS:HB3	20	0.2	0.01	0.2
(1,804)	2:340:B:VAL:H	2:347:B:VAL:HG11	20	0.2	0.01	0.2
(1,804)	2:340:B:VAL:H	2:347:B:VAL:HG12	20	0.2	0.01	0.2
(1,804)	2:340:B:VAL:H	2:347:B:VAL:HG13	20	0.2	0.01	0.2
(1,1017)	2:358:B:ARG:H	2:358:B:ARG:HD3	20	0.19	0.03	0.18
(1,736)	2:337:B:VAL:H	2:351:B:TRP:HA	20	0.19	0.04	0.16
(1,1083)	2:361:B:ALA:H	2:366:B:PHE:HA	20	0.19	0.01	0.19
(1,847)	2:344:B:THR:H	2:344:B:THR:HB	20	0.19	0.01	0.19
(1,1041)	2:359:B:TRP:HB3	2:360:B:ALA:H	20	0.19	0.02	0.19
(1,729)	2:337:B:VAL:H	2:338:B:MET:HA	20	0.19	0.01	0.19
(1,1469)	2:394:B:GLY:HA3	2:397:B:ASP:H	20	0.19	0.0	0.19
(1,791)	2:339:B:ARG:HG3	2:349:B:GLN:H	20	0.19	0.05	0.17
(1,1538)	2:398:B:ILE:H	2:399:B:ILE:HG21	20	0.19	0.01	0.19
(1,1538)	2:398:B:ILE:H	2:399:B:ILE:HG22	20	0.19	0.01	0.19
(1,1538)	2:398:B:ILE:H	2:399:B:ILE:HG23	20	0.19	0.01	0.19
(1,1405)	2:391:B:LEU:H	2:391:B:LEU:HD21	20	0.19	0.01	0.19
(1,1405)	2:391:B:LEU:H	2:391:B:LEU:HD22	20	0.19	0.01	0.19
(1,1405)	2:391:B:LEU:H	2:391:B:LEU:HD23	20	0.19	0.01	0.19
(1,678)	2:333:B:THR:H	2:391:B:LEU:HD21	20	0.19	0.01	0.19
(1,678)	2:333:B:THR:H	2:391:B:LEU:HD22	20	0.19	0.01	0.19
(1,678)	2:333:B:THR:H	2:391:B:LEU:HD23	20	0.19	0.01	0.19
(1,417)	2:317:B:GLU:H	2:318:B:LYS:H	20	0.19	0.02	0.18

*Continued on next page...*

Continued from previous page...

Key	Atom-1	Atom-2	Models <sup>1</sup>	Mean (Å)	SD <sup>1</sup> (Å)	Median (Å)
(1,716)	2:336:B:CYS:H	2:353:B:LEU:HB3	20	0.19	0.02	0.18
(1,934)	2:352:B:SER:HB3	2:355:B:ASN:H	20	0.19	0.02	0.18
(1,815)	2:341:B:ASP:H	2:345:B:LYS:H	20	0.19	0.02	0.19
(1,1436)	2:392:B:ILE:H	2:394:B:GLY:H	20	0.19	0.01	0.18
(1,1183)	2:368:B:LEU:H	2:380:B:VAL:HG11	20	0.19	0.02	0.2
(1,1183)	2:368:B:LEU:H	2:380:B:VAL:HG12	20	0.19	0.02	0.2
(1,1183)	2:368:B:LEU:H	2:380:B:VAL:HG13	20	0.19	0.02	0.2
(1,1528)	2:397:B:ASP:H	2:399:B:ILE:HG21	20	0.19	0.01	0.19
(1,1528)	2:397:B:ASP:H	2:399:B:ILE:HG22	20	0.19	0.01	0.19
(1,1528)	2:397:B:ASP:H	2:399:B:ILE:HG23	20	0.19	0.01	0.19
(1,947)	2:353:B:LEU:HB3	2:355:B:ASN:H	20	0.18	0.01	0.19
(1,910)	2:350:B:GLU:HG3	2:351:B:TRP:H	20	0.18	0.01	0.18
(1,929)	2:352:B:SER:HB3	2:354:B:THR:H	20	0.18	0.04	0.2
(1,1216)	2:373:B:TYR:H	2:373:B:TYR:HD1	20	0.18	0.01	0.18
(1,494)	2:320:B:LYS:H	2:320:B:LYS:HG3	20	0.18	0.01	0.18
(1,655)	2:332:B:ILE:HG13	2:392:B:ILE:H	20	0.18	0.01	0.18
(1,1388)	2:390:B:GLN:H	2:391:B:LEU:HB3	20	0.18	0.01	0.18
(1,768)	2:338:B:MET:H	2:350:B:GLU:HA	20	0.18	0.02	0.17
(1,1209)	2:372:B:ASP:HA	2:374:B:GLN:H	20	0.18	0.01	0.18
(1,380)	2:315:B:VAL:H	2:382:B:THR:HG21	20	0.18	0.02	0.18
(1,380)	2:315:B:VAL:H	2:382:B:THR:HG22	20	0.18	0.02	0.18
(1,380)	2:315:B:VAL:H	2:382:B:THR:HG23	20	0.18	0.02	0.18
(1,1399)	2:390:B:GLN:HA	2:393:B:ALA:H	20	0.18	0.0	0.18
(1,1015)	2:358:B:ARG:H	2:358:B:ARG:HB3	20	0.18	0.01	0.18
(1,334)	2:314:B:LEU:HA	2:328:B:ARG:H	20	0.18	0.02	0.18
(1,392)	2:316:B:LYS:HB2	2:317:B:GLU:H	20	0.18	0.03	0.18
(1,1032)	2:359:B:TRP:H	2:359:B:TRP:HB2	20	0.18	0.01	0.18
(1,968)	2:354:B:THR:H	2:356:B:ILE:H	20	0.18	0.01	0.17
(1,271)	2:311:B:SER:H	2:332:B:ILE:HD11	20	0.18	0.01	0.18
(1,271)	2:311:B:SER:H	2:332:B:ILE:HD12	20	0.18	0.01	0.18
(1,271)	2:311:B:SER:H	2:332:B:ILE:HD13	20	0.18	0.01	0.18
(1,604)	2:330:B:LEU:HD21	2:332:B:ILE:H	20	0.17	0.01	0.18
(1,604)	2:330:B:LEU:HD22	2:332:B:ILE:H	20	0.17	0.01	0.18
(1,604)	2:330:B:LEU:HD23	2:332:B:ILE:H	20	0.17	0.01	0.18
(1,496)	2:320:B:LYS:H	2:321:B:GLY:H	20	0.17	0.01	0.17
(1,558)	2:328:B:ARG:H	2:328:B:ARG:HG3	20	0.17	0.01	0.17
(1,830)	2:342:B:GLU:H	2:344:B:THR:H	20	0.17	0.01	0.17
(1,772)	2:339:B:ARG:H	2:339:B:ARG:HB3	20	0.17	0.0	0.17
(1,1487)	2:395:B:TYR:H	2:399:B:ILE:HD11	20	0.17	0.01	0.17
(1,1487)	2:395:B:TYR:H	2:399:B:ILE:HD12	20	0.17	0.01	0.17
(1,1487)	2:395:B:TYR:H	2:399:B:ILE:HD13	20	0.17	0.01	0.17
(1,1298)	2:382:B:THR:HG21	2:386:B:GLU:H	20	0.17	0.02	0.18

Continued on next page...

*Continued from previous page...*

Key	Atom-1	Atom-2	Models <sup>1</sup>	Mean (Å)	SD <sup>1</sup> (Å)	Median (Å)
(1,1298)	2:382:B:THR:HG22	2:386:B:GLU:H	20	0.17	0.02	0.18
(1,1298)	2:382:B:THR:HG23	2:386:B:GLU:H	20	0.17	0.02	0.18
(1,957)	2:353:B:LEU:HD11	2:396:B:ILE:H	20	0.17	0.01	0.17
(1,957)	2:353:B:LEU:HD12	2:396:B:ILE:H	20	0.17	0.01	0.17
(1,957)	2:353:B:LEU:HD13	2:396:B:ILE:H	20	0.17	0.01	0.17
(1,1010)	2:357:B:LYS:H	2:368:B:LEU:HD21	20	0.17	0.01	0.17
(1,1010)	2:357:B:LYS:H	2:368:B:LEU:HD22	20	0.17	0.01	0.17
(1,1010)	2:357:B:LYS:H	2:368:B:LEU:HD23	20	0.17	0.01	0.17
(1,663)	2:333:B:THR:H	2:334:B:LYS:HA	20	0.17	0.01	0.17
(1,1036)	2:359:B:TRP:HE1	2:359:B:TRP:HB3	20	0.17	0.0	0.17
(1,1133)	2:365:B:SER:H	2:382:B:THR:HG21	20	0.17	0.02	0.17
(1,1133)	2:365:B:SER:H	2:382:B:THR:HG22	20	0.17	0.02	0.17
(1,1133)	2:365:B:SER:H	2:382:B:THR:HG23	20	0.17	0.02	0.17
(1,51)	1:11:A:MET:HA	1:12:A:PHE:HB2	20	0.17	0.02	0.17
(1,1546)	2:398:B:ILE:HA	2:400:B:LEU:H	20	0.17	0.02	0.16
(1,581)	2:329:B:LEU:H	2:340:B:VAL:HG21	20	0.17	0.02	0.17
(1,581)	2:329:B:LEU:H	2:340:B:VAL:HG22	20	0.17	0.02	0.17
(1,581)	2:329:B:LEU:H	2:340:B:VAL:HG23	20	0.17	0.02	0.17
(1,452)	2:318:B:LYS:HB2	2:319:B:MET:H	20	0.17	0.01	0.17
(1,710)	2:336:B:CYS:HB3	2:337:B:VAL:H	20	0.17	0.01	0.17
(1,1339)	2:387:B:GLN:H	2:388:B:ILE:HB	20	0.17	0.01	0.17
(1,337)	2:314:B:LEU:HG	2:328:B:ARG:H	20	0.16	0.01	0.16
(1,144)	1:18:A:GLU:HA	1:21:A:LEU:HB2	20	0.16	0.03	0.16
(1,1411)	2:391:B:LEU:HB3	2:392:B:ILE:H	20	0.16	0.01	0.16
(1,978)	2:355:B:ASN:H	2:356:B:ILE:HG21	20	0.16	0.02	0.16
(1,978)	2:355:B:ASN:H	2:356:B:ILE:HG22	20	0.16	0.02	0.16
(1,978)	2:355:B:ASN:H	2:356:B:ILE:HG23	20	0.16	0.02	0.16
(1,1423)	2:391:B:LEU:HD11	2:394:B:GLY:H	20	0.16	0.01	0.16
(1,1423)	2:391:B:LEU:HD12	2:394:B:GLY:H	20	0.16	0.01	0.16
(1,1423)	2:391:B:LEU:HD13	2:394:B:GLY:H	20	0.16	0.01	0.16
(1,1053)	2:359:B:TRP:HE1	2:390:B:GLN:HA	20	0.16	0.01	0.17
(1,1242)	2:375:B:ASP:HB2	2:376:B:GLY:H	20	0.16	0.01	0.17
(1,610)	2:330:B:LEU:HD11	2:339:B:ARG:H	20	0.16	0.02	0.17
(1,610)	2:330:B:LEU:HD12	2:339:B:ARG:H	20	0.16	0.02	0.17
(1,610)	2:330:B:LEU:HD13	2:339:B:ARG:H	20	0.16	0.02	0.17
(1,362)	2:315:B:VAL:H	2:329:B:LEU:HD21	20	0.16	0.02	0.16
(1,362)	2:315:B:VAL:H	2:329:B:LEU:HD22	20	0.16	0.02	0.16
(1,362)	2:315:B:VAL:H	2:329:B:LEU:HD23	20	0.16	0.02	0.16
(1,1190)	2:369:B:ASP:H	2:377:B:TYR:HD1	20	0.16	0.02	0.18
(1,1543)	2:398:B:ILE:HG13	2:399:B:ILE:H	20	0.16	0.01	0.16
(1,928)	2:352:B:SER:HA	2:354:B:THR:H	20	0.16	0.01	0.16
(1,485)	2:319:B:MET:H	2:326:B:VAL:H	20	0.16	0.03	0.17

*Continued on next page...*



Continued from previous page...

Key	Atom-1	Atom-2	Models <sup>1</sup>	Mean (Å)	SD <sup>1</sup> (Å)	Median (Å)
(1,1266)	2:379:B:SER:H	2:380:B:VAL:HG21	20	0.16	0.04	0.15
(1,1266)	2:379:B:SER:H	2:380:B:VAL:HG22	20	0.16	0.04	0.15
(1,1266)	2:379:B:SER:H	2:380:B:VAL:HG23	20	0.16	0.04	0.15
(1,1294)	2:382:B:THR:HG21	2:383:B:THR:H	20	0.16	0.01	0.16
(1,1294)	2:382:B:THR:HG22	2:383:B:THR:H	20	0.16	0.01	0.16
(1,1294)	2:382:B:THR:HG23	2:383:B:THR:H	20	0.16	0.01	0.16
(1,972)	2:354:B:THR:H	2:399:B:ILE:HG21	20	0.16	0.04	0.14
(1,972)	2:354:B:THR:H	2:399:B:ILE:HG22	20	0.16	0.04	0.14
(1,972)	2:354:B:THR:H	2:399:B:ILE:HG23	20	0.16	0.04	0.14
(1,1005)	2:357:B:LYS:H	2:358:B:ARG:HG2	20	0.16	0.01	0.16
(1,280)	2:312:B:PHE:H	2:312:B:PHE:HB3	20	0.16	0.0	0.16
(1,75)	1:12:A:PHE:HD2	1:13:A:SER:HA	20	0.16	0.03	0.16
(1,893)	2:349:B:GLN:H	2:349:B:GLN:HG2	20	0.16	0.02	0.15
(1,1367)	2:388:B:ILE:H	2:392:B:ILE:HD11	20	0.16	0.01	0.16
(1,1367)	2:388:B:ILE:H	2:392:B:ILE:HD12	20	0.16	0.01	0.16
(1,1367)	2:388:B:ILE:H	2:392:B:ILE:HD13	20	0.16	0.01	0.16
(1,719)	2:336:B:CYS:H	2:353:B:LEU:HD21	20	0.16	0.01	0.16
(1,719)	2:336:B:CYS:H	2:353:B:LEU:HD22	20	0.16	0.01	0.16
(1,719)	2:336:B:CYS:H	2:353:B:LEU:HD23	20	0.16	0.01	0.16
(1,740)	2:337:B:VAL:HB	2:351:B:TRP:H	20	0.16	0.03	0.14
(1,1350)	2:387:B:GLN:HA	2:390:B:GLN:H	20	0.16	0.01	0.16
(1,1457)	2:393:B:ALA:HB1	2:396:B:ILE:H	20	0.16	0.0	0.16
(1,1457)	2:393:B:ALA:HB2	2:396:B:ILE:H	20	0.16	0.0	0.16
(1,1457)	2:393:B:ALA:HB3	2:396:B:ILE:H	20	0.16	0.0	0.16
(1,595)	2:330:B:LEU:H	2:330:B:LEU:HD21	20	0.16	0.01	0.16
(1,595)	2:330:B:LEU:H	2:330:B:LEU:HD22	20	0.16	0.01	0.16
(1,595)	2:330:B:LEU:H	2:330:B:LEU:HD23	20	0.16	0.01	0.16
(1,1334)	2:386:B:GLU:HA	2:390:B:GLN:H	20	0.16	0.02	0.16
(1,750)	2:337:B:VAL:H	2:356:B:ILE:HD11	20	0.16	0.01	0.15
(1,750)	2:337:B:VAL:H	2:356:B:ILE:HD12	20	0.16	0.01	0.15
(1,750)	2:337:B:VAL:H	2:356:B:ILE:HD13	20	0.16	0.01	0.15
(1,645)	2:332:B:ILE:H	2:337:B:VAL:HG21	20	0.16	0.01	0.16
(1,645)	2:332:B:ILE:H	2:337:B:VAL:HG22	20	0.16	0.01	0.16
(1,645)	2:332:B:ILE:H	2:337:B:VAL:HG23	20	0.16	0.01	0.16
(1,1289)	2:381:B:GLN:HG3	2:382:B:THR:H	20	0.16	0.04	0.15
(1,1467)	2:394:B:GLY:HA2	2:396:B:ILE:H	20	0.16	0.01	0.16
(1,1179)	2:368:B:LEU:HD21	2:378:B:TYR:H	20	0.16	0.04	0.12
(1,1179)	2:368:B:LEU:HD22	2:378:B:TYR:H	20	0.16	0.04	0.12
(1,1179)	2:368:B:LEU:HD23	2:378:B:TYR:H	20	0.16	0.04	0.12
(1,1311)	2:384:B:GLU:HB3	2:387:B:GLN:H	20	0.15	0.03	0.15
(1,741)	2:337:B:VAL:HG11	2:351:B:TRP:H	20	0.15	0.03	0.14
(1,741)	2:337:B:VAL:HG12	2:351:B:TRP:H	20	0.15	0.03	0.14

Continued on next page...

*Continued from previous page...*

Key	Atom-1	Atom-2	Models <sup>1</sup>	Mean (Å)	SD <sup>1</sup> (Å)	Median (Å)
(1,741)	2:337:B:VAL:HG13	2:351:B:TRP:H	20	0.15	0.03	0.14
(1,1485)	2:395:B:TYR:H	2:398:B:ILE:HD11	20	0.15	0.01	0.16
(1,1485)	2:395:B:TYR:H	2:398:B:ILE:HD12	20	0.15	0.01	0.16
(1,1485)	2:395:B:TYR:H	2:398:B:ILE:HD13	20	0.15	0.01	0.16
(1,765)	2:338:B:MET:H	2:347:B:VAL:HG11	20	0.15	0.01	0.15
(1,765)	2:338:B:MET:H	2:347:B:VAL:HG12	20	0.15	0.01	0.15
(1,765)	2:338:B:MET:H	2:347:B:VAL:HG13	20	0.15	0.01	0.15
(1,1087)	2:361:B:ALA:HB1	2:367:B:THR:H	20	0.15	0.01	0.16
(1,1087)	2:361:B:ALA:HB2	2:367:B:THR:H	20	0.15	0.01	0.16
(1,1087)	2:361:B:ALA:HB3	2:367:B:THR:H	20	0.15	0.01	0.16
(1,1520)	2:397:B:ASP:H	2:398:B:ILE:HG13	20	0.15	0.01	0.15
(1,845)	2:343:B:LYS:HB3	2:345:B:LYS:H	20	0.15	0.01	0.15
(1,1094)	2:361:B:ALA:HB1	2:390:B:GLN:H	20	0.15	0.01	0.15
(1,1094)	2:361:B:ALA:HB2	2:390:B:GLN:H	20	0.15	0.01	0.15
(1,1094)	2:361:B:ALA:HB3	2:390:B:GLN:H	20	0.15	0.01	0.15
(1,540)	2:325:B:LEU:H	2:326:B:VAL:HG21	20	0.15	0.03	0.15
(1,540)	2:325:B:LEU:H	2:326:B:VAL:HG22	20	0.15	0.03	0.15
(1,540)	2:325:B:LEU:H	2:326:B:VAL:HG23	20	0.15	0.03	0.15
(1,1297)	2:382:B:THR:HG21	2:385:B:GLY:H	20	0.15	0.01	0.15
(1,1297)	2:382:B:THR:HG22	2:385:B:GLY:H	20	0.15	0.01	0.15
(1,1297)	2:382:B:THR:HG23	2:385:B:GLY:H	20	0.15	0.01	0.15
(1,584)	2:329:B:LEU:HD11	2:340:B:VAL:H	20	0.15	0.01	0.15
(1,584)	2:329:B:LEU:HD12	2:340:B:VAL:H	20	0.15	0.01	0.15
(1,584)	2:329:B:LEU:HD13	2:340:B:VAL:H	20	0.15	0.01	0.15
(1,346)	2:315:B:VAL:H	2:315:B:VAL:HB	20	0.15	0.01	0.15
(1,868)	2:346:B:GLU:H	2:347:B:VAL:H	20	0.15	0.0	0.15
(1,1430)	2:392:B:ILE:H	2:393:B:ALA:HB1	20	0.15	0.0	0.15
(1,1430)	2:392:B:ILE:H	2:393:B:ALA:HB2	20	0.15	0.0	0.15
(1,1430)	2:392:B:ILE:H	2:393:B:ALA:HB3	20	0.15	0.0	0.15
(1,952)	2:353:B:LEU:HD11	2:392:B:ILE:H	20	0.15	0.01	0.15
(1,952)	2:353:B:LEU:HD12	2:392:B:ILE:H	20	0.15	0.01	0.15
(1,952)	2:353:B:LEU:HD13	2:392:B:ILE:H	20	0.15	0.01	0.15
(1,969)	2:354:B:THR:HA	2:356:B:ILE:H	20	0.15	0.02	0.15
(1,724)	2:336:B:CYS:H	2:356:B:ILE:HD11	20	0.15	0.02	0.15
(1,724)	2:336:B:CYS:H	2:356:B:ILE:HD12	20	0.15	0.02	0.15
(1,724)	2:336:B:CYS:H	2:356:B:ILE:HD13	20	0.15	0.02	0.15
(1,1331)	2:386:B:GLU:HA	2:388:B:ILE:H	20	0.15	0.01	0.15
(1,66)	1:12:A:PHE:HB3	1:12:A:PHE:HE1	20	0.15	0.01	0.14
(1,1321)	2:386:B:GLU:H	2:386:B:GLU:HG3	20	0.15	0.01	0.15
(1,1164)	2:368:B:LEU:H	2:369:B:ASP:H	20	0.14	0.01	0.15
(1,329)	2:314:B:LEU:HD11	2:315:B:VAL:H	20	0.14	0.01	0.15
(1,329)	2:314:B:LEU:HD12	2:315:B:VAL:H	20	0.14	0.01	0.15

*Continued on next page...*

Continued from previous page...

Key	Atom-1	Atom-2	Models <sup>1</sup>	Mean (Å)	SD <sup>1</sup> (Å)	Median (Å)
(1,329)	2:314:B:LEU:HD13	2:315:B:VAL:H	20	0.14	0.01	0.15
(1,1126)	2:365:B:SER:H	2:366:B:PHE:HA	20	0.14	0.01	0.14
(1,620)	2:331:B:GLY:H	2:333:B:THR:HG21	20	0.14	0.02	0.13
(1,620)	2:331:B:GLY:H	2:333:B:THR:HG22	20	0.14	0.02	0.13
(1,620)	2:331:B:GLY:H	2:333:B:THR:HG23	20	0.14	0.02	0.13
(1,767)	2:338:B:MET:HB2	2:349:B:GLN:H	20	0.14	0.01	0.15
(1,808)	2:340:B:VAL:HG11	2:348:B:ILE:H	20	0.14	0.02	0.14
(1,808)	2:340:B:VAL:HG12	2:348:B:ILE:H	20	0.14	0.02	0.14
(1,808)	2:340:B:VAL:HG13	2:348:B:ILE:H	20	0.14	0.02	0.14
(1,1426)	2:391:B:LEU:HD11	2:396:B:ILE:H	20	0.14	0.01	0.14
(1,1426)	2:391:B:LEU:HD12	2:396:B:ILE:H	20	0.14	0.01	0.14
(1,1426)	2:391:B:LEU:HD13	2:396:B:ILE:H	20	0.14	0.01	0.14
(1,974)	2:355:B:ASN:H	2:355:B:ASN:HB3	20	0.14	0.01	0.14
(1,831)	2:342:B:GLU:HA	2:345:B:LYS:H	20	0.14	0.02	0.14
(1,1459)	2:393:B:ALA:HB1	2:397:B:ASP:H	20	0.14	0.01	0.14
(1,1459)	2:393:B:ALA:HB2	2:397:B:ASP:H	20	0.14	0.01	0.14
(1,1459)	2:393:B:ALA:HB3	2:397:B:ASP:H	20	0.14	0.01	0.14
(1,1199)	2:371:B:GLY:H	2:372:B:ASP:H	20	0.14	0.01	0.14
(1,1284)	2:381:B:GLN:H	2:381:B:GLN:HG2	20	0.14	0.01	0.14
(1,46)	1:11:A:MET:HB3	1:11:A:MET:H	20	0.14	0.02	0.14
(1,706)	2:336:B:CYS:H	2:336:B:CYS:HB2	20	0.14	0.01	0.14
(1,1462)	2:394:B:GLY:HA3	2:395:B:TYR:H	20	0.13	0.01	0.14
(1,732)	2:337:B:VAL:HG21	2:338:B:MET:H	20	0.13	0.0	0.13
(1,732)	2:337:B:VAL:HG22	2:338:B:MET:H	20	0.13	0.0	0.13
(1,732)	2:337:B:VAL:HG23	2:338:B:MET:H	20	0.13	0.0	0.13
(1,1056)	2:359:B:TRP:HE1	2:393:B:ALA:HA	20	0.13	0.01	0.13
(1,1064)	2:360:B:ALA:H	2:361:B:ALA:H	20	0.13	0.01	0.14
(1,627)	2:331:B:GLY:H	2:340:B:VAL:HG11	20	0.13	0.01	0.13
(1,627)	2:331:B:GLY:H	2:340:B:VAL:HG12	20	0.13	0.01	0.13
(1,627)	2:331:B:GLY:H	2:340:B:VAL:HG13	20	0.13	0.01	0.13
(1,1288)	2:381:B:GLN:HB2	2:382:B:THR:H	20	0.13	0.01	0.13
(1,911)	2:350:B:GLU:HG2	2:351:B:TRP:H	20	0.13	0.01	0.13
(1,563)	2:328:B:ARG:HB2	2:329:B:LEU:H	20	0.13	0.03	0.12
(1,693)	2:335:B:GLU:H	2:336:B:CYS:H	20	0.13	0.02	0.13
(1,463)	2:318:B:LYS:HA	2:326:B:VAL:H	20	0.13	0.02	0.12
(1,1037)	2:359:B:TRP:HE1	2:359:B:TRP:HH2	20	0.13	0.0	0.13
(1,1151)	2:367:B:THR:H	2:368:B:LEU:HD11	20	0.13	0.01	0.13
(1,1151)	2:367:B:THR:H	2:368:B:LEU:HD12	20	0.13	0.01	0.13
(1,1151)	2:367:B:THR:H	2:368:B:LEU:HD13	20	0.13	0.01	0.13
(1,52)	1:11:A:MET:HA	1:12:A:PHE:H	20	0.13	0.01	0.13
(1,1434)	2:392:B:ILE:HD11	2:393:B:ALA:H	20	0.12	0.01	0.13
(1,1434)	2:392:B:ILE:HD12	2:393:B:ALA:H	20	0.12	0.01	0.13

Continued on next page...

Continued from previous page...

Key	Atom-1	Atom-2	Models <sup>1</sup>	Mean (Å)	SD <sup>1</sup> (Å)	Median (Å)
(1,1434)	2:392:B:ILE:HD13	2:393:B:ALA:H	20	0.12	0.01	0.13
(1,1534)	2:398:B:ILE:H	2:398:B:ILE:HG12	20	0.12	0.01	0.12
(1,317)	2:313:B:PHE:HE2	2:388:B:ILE:H	20	0.12	0.01	0.12
(1,955)	2:353:B:LEU:HD11	2:395:B:TYR:H	20	0.12	0.01	0.12
(1,955)	2:353:B:LEU:HD12	2:395:B:TYR:H	20	0.12	0.01	0.12
(1,955)	2:353:B:LEU:HD13	2:395:B:TYR:H	20	0.12	0.01	0.12
(1,1510)	2:396:B:ILE:H	2:399:B:ILE:HG21	20	0.12	0.01	0.13
(1,1510)	2:396:B:ILE:H	2:399:B:ILE:HG22	20	0.12	0.01	0.13
(1,1510)	2:396:B:ILE:H	2:399:B:ILE:HG23	20	0.12	0.01	0.13
(1,1225)	2:374:B:GLN:H	2:374:B:GLN:HB2	20	0.12	0.0	0.12
(1,1328)	2:386:B:GLU:HG2	2:387:B:GLN:H	20	0.12	0.01	0.12
(1,650)	2:332:B:ILE:HG21	2:338:B:MET:H	20	0.12	0.01	0.12
(1,650)	2:332:B:ILE:HG22	2:338:B:MET:H	20	0.12	0.01	0.12
(1,650)	2:332:B:ILE:HG23	2:338:B:MET:H	20	0.12	0.01	0.12
(1,954)	2:353:B:LEU:HD21	2:393:B:ALA:H	20	0.12	0.02	0.12
(1,954)	2:353:B:LEU:HD22	2:393:B:ALA:H	20	0.12	0.02	0.12
(1,954)	2:353:B:LEU:HD23	2:393:B:ALA:H	20	0.12	0.02	0.12
(1,291)	2:312:B:PHE:HA	2:331:B:GLY:H	20	0.12	0.01	0.12
(1,1400)	2:390:B:GLN:H	2:393:B:ALA:H	20	0.12	0.01	0.12
(1,1564)	2:400:B:LEU:H	2:400:B:LEU:HD21	20	0.12	0.06	0.1
(1,1564)	2:400:B:LEU:H	2:400:B:LEU:HD22	20	0.12	0.06	0.1
(1,1564)	2:400:B:LEU:H	2:400:B:LEU:HD23	20	0.12	0.06	0.1
(1,1121)	2:364:B:LYS:HG3	2:365:B:SER:H	20	0.12	0.01	0.12
(1,1352)	2:387:B:GLN:HA	2:391:B:LEU:H	20	0.12	0.01	0.12
(1,264)	2:311:B:SER:H	2:311:B:SER:HB3	20	0.12	0.01	0.12
(1,1551)	2:399:B:ILE:H	2:399:B:ILE:HG13	20	0.11	0.01	0.12
(1,1349)	2:387:B:GLN:HA	2:389:B:ALA:H	20	0.11	0.01	0.11
(1,527)	2:324:B:LYS:H	2:324:B:LYS:HG2	19	0.28	0.07	0.28
(1,355)	2:315:B:VAL:HG21	2:318:B:LYS:H	19	0.25	0.05	0.26
(1,355)	2:315:B:VAL:HG22	2:318:B:LYS:H	19	0.25	0.05	0.26
(1,355)	2:315:B:VAL:HG23	2:318:B:LYS:H	19	0.25	0.05	0.26
(1,570)	2:328:B:ARG:H	2:380:B:VAL:HG11	19	0.23	0.04	0.25
(1,570)	2:328:B:ARG:H	2:380:B:VAL:HG12	19	0.23	0.04	0.25
(1,570)	2:328:B:ARG:H	2:380:B:VAL:HG13	19	0.23	0.04	0.25
(1,409)	2:316:B:LYS:HB3	2:381:B:GLN:H	19	0.21	0.02	0.21
(1,1287)	2:381:B:GLN:HB3	2:382:B:THR:H	19	0.19	0.02	0.2
(1,1570)	1:15:A:LEU:HD11	2:359:B:TRP:H	19	0.17	0.02	0.17
(1,1570)	1:15:A:LEU:HD12	2:359:B:TRP:H	19	0.17	0.02	0.17
(1,1570)	1:15:A:LEU:HD13	2:359:B:TRP:H	19	0.17	0.02	0.17
(1,1584)	1:19:A:MET:HE1	2:318:B:LYS:H	19	0.16	0.03	0.17
(1,1584)	1:19:A:MET:HE2	2:318:B:LYS:H	19	0.16	0.03	0.17
(1,1584)	1:19:A:MET:HE3	2:318:B:LYS:H	19	0.16	0.03	0.17

Continued on next page...

Continued from previous page...

Key	Atom-1	Atom-2	Models <sup>1</sup>	Mean (Å)	SD <sup>1</sup> (Å)	Median (Å)
(1,64)	1:12:A:PHE:HA	1:12:A:PHE:HE1	19	0.15	0.02	0.15
(1,477)	2:319:B:MET:H	2:322:B:LYS:HG3	19	0.15	0.04	0.13
(1,1171)	2:368:B:LEU:HD11	2:370:B:PHE:H	19	0.14	0.02	0.15
(1,1171)	2:368:B:LEU:HD12	2:370:B:PHE:H	19	0.14	0.02	0.15
(1,1171)	2:368:B:LEU:HD13	2:370:B:PHE:H	19	0.14	0.02	0.15
(1,897)	2:349:B:GLN:HB3	2:350:B:GLU:H	19	0.14	0.02	0.14
(1,408)	2:316:B:LYS:H	2:381:B:GLN:HB2	19	0.13	0.02	0.13
(1,311)	2:313:B:PHE:H	2:330:B:LEU:HD21	19	0.12	0.01	0.12
(1,311)	2:313:B:PHE:H	2:330:B:LEU:HD22	19	0.12	0.01	0.12
(1,311)	2:313:B:PHE:H	2:330:B:LEU:HD23	19	0.12	0.01	0.12
(1,1513)	2:396:B:ILE:HG21	2:399:B:ILE:H	19	0.12	0.01	0.11
(1,1513)	2:396:B:ILE:HG22	2:399:B:ILE:H	19	0.12	0.01	0.11
(1,1513)	2:396:B:ILE:HG23	2:399:B:ILE:H	19	0.12	0.01	0.11
(1,1494)	2:396:B:ILE:H	2:396:B:ILE:HG21	19	0.11	0.0	0.11
(1,1494)	2:396:B:ILE:H	2:396:B:ILE:HG22	19	0.11	0.0	0.11
(1,1494)	2:396:B:ILE:H	2:396:B:ILE:HG23	19	0.11	0.0	0.11
(1,1557)	2:399:B:ILE:HD11	2:400:B:LEU:H	19	0.11	0.01	0.11
(1,1557)	2:399:B:ILE:HD12	2:400:B:LEU:H	19	0.11	0.01	0.11
(1,1557)	2:399:B:ILE:HD13	2:400:B:LEU:H	19	0.11	0.01	0.11
(1,395)	2:316:B:LYS:H	2:325:B:LEU:HD11	18	0.32	0.03	0.32
(1,395)	2:316:B:LYS:H	2:325:B:LEU:HD12	18	0.32	0.03	0.32
(1,395)	2:316:B:LYS:H	2:325:B:LEU:HD13	18	0.32	0.03	0.32
(1,210)	1:24:A:GLN:HG3	1:25:A:SER:HB3	18	0.22	0.09	0.2
(1,459)	2:318:B:LYS:H	2:325:B:LEU:HD11	18	0.2	0.03	0.2
(1,459)	2:318:B:LYS:H	2:325:B:LEU:HD12	18	0.2	0.03	0.2
(1,459)	2:318:B:LYS:H	2:325:B:LEU:HD13	18	0.2	0.03	0.2
(1,517)	2:322:B:LYS:HD2	2:324:B:LYS:H	18	0.19	0.11	0.16
(1,437)	2:317:B:GLU:H	2:328:B:ARG:HB3	18	0.18	0.06	0.16
(1,179)	1:21:A:LEU:HA	1:23:A:THR:H	18	0.17	0.06	0.16
(1,1136)	2:365:B:SER:HB2	2:382:B:THR:H	18	0.17	0.02	0.17
(1,461)	2:318:B:LYS:H	2:326:B:VAL:HG21	18	0.16	0.04	0.17
(1,461)	2:318:B:LYS:H	2:326:B:VAL:HG22	18	0.16	0.04	0.17
(1,461)	2:318:B:LYS:H	2:326:B:VAL:HG23	18	0.16	0.04	0.17
(1,504)	2:320:B:LYS:H	2:326:B:VAL:HG21	18	0.16	0.04	0.16
(1,504)	2:320:B:LYS:H	2:326:B:VAL:HG22	18	0.16	0.04	0.16
(1,504)	2:320:B:LYS:H	2:326:B:VAL:HG23	18	0.16	0.04	0.16
(1,491)	2:320:B:LYS:H	2:320:B:LYS:HD2	18	0.15	0.07	0.11
(1,398)	2:316:B:LYS:H	2:327:B:PRO:HA	18	0.15	0.02	0.15
(1,354)	2:315:B:VAL:HG21	2:317:B:GLU:H	18	0.15	0.03	0.14
(1,354)	2:315:B:VAL:HG22	2:317:B:GLU:H	18	0.15	0.03	0.14
(1,354)	2:315:B:VAL:HG23	2:317:B:GLU:H	18	0.15	0.03	0.14
(1,384)	2:315:B:VAL:HG11	2:385:B:GLY:H	18	0.15	0.01	0.15

Continued on next page...



*Continued from previous page...*

Key	Atom-1	Atom-2	Models <sup>1</sup>	Mean (Å)	SD <sup>1</sup> (Å)	Median (Å)
(1,384)	2:315:B:VAL:HG12	2:385:B:GLY:H	18	0.15	0.01	0.15
(1,384)	2:315:B:VAL:HG13	2:385:B:GLY:H	18	0.15	0.01	0.15
(1,548)	2:325:B:LEU:HD21	2:381:B:GLN:H	18	0.15	0.01	0.15
(1,548)	2:325:B:LEU:HD22	2:381:B:GLN:H	18	0.15	0.01	0.15
(1,548)	2:325:B:LEU:HD23	2:381:B:GLN:H	18	0.15	0.01	0.15
(1,449)	2:318:B:LYS:H	2:319:B:MET:HE1	18	0.15	0.04	0.14
(1,449)	2:318:B:LYS:H	2:319:B:MET:HE2	18	0.15	0.04	0.14
(1,449)	2:318:B:LYS:H	2:319:B:MET:HE3	18	0.15	0.04	0.14
(1,904)	2:350:B:GLU:H	2:350:B:GLU:HG2	18	0.14	0.03	0.14
(1,375)	2:315:B:VAL:HG11	2:380:B:VAL:H	18	0.14	0.03	0.13
(1,375)	2:315:B:VAL:HG12	2:380:B:VAL:H	18	0.14	0.03	0.13
(1,375)	2:315:B:VAL:HG13	2:380:B:VAL:H	18	0.14	0.03	0.13
(1,1075)	2:360:B:ALA:H	2:368:B:LEU:H	18	0.13	0.02	0.13
(1,675)	2:333:B:THR:HG21	2:337:B:VAL:H	18	0.13	0.02	0.13
(1,675)	2:333:B:THR:HG22	2:337:B:VAL:H	18	0.13	0.02	0.13
(1,675)	2:333:B:THR:HG23	2:337:B:VAL:H	18	0.13	0.02	0.13
(1,1285)	2:381:B:GLN:H	2:382:B:THR:HG21	18	0.13	0.01	0.12
(1,1285)	2:381:B:GLN:H	2:382:B:THR:HG22	18	0.13	0.01	0.12
(1,1285)	2:381:B:GLN:H	2:382:B:THR:HG23	18	0.13	0.01	0.12
(1,431)	2:317:B:GLU:H	2:326:B:VAL:HG21	18	0.12	0.01	0.12
(1,431)	2:317:B:GLU:H	2:326:B:VAL:HG22	18	0.12	0.01	0.12
(1,431)	2:317:B:GLU:H	2:326:B:VAL:HG23	18	0.12	0.01	0.12
(1,1264)	2:379:B:SER:H	2:380:B:VAL:HA	18	0.12	0.01	0.12
(1,1196)	2:370:B:PHE:H	2:377:B:TYR:HD1	18	0.12	0.01	0.12
(1,319)	2:314:B:LEU:H	2:314:B:LEU:HB2	18	0.11	0.01	0.11
(1,1593)	1:22:A:LEU:HD11	2:382:B:THR:H	17	0.16	0.06	0.13
(1,1593)	1:22:A:LEU:HD12	2:382:B:THR:H	17	0.16	0.06	0.13
(1,1593)	1:22:A:LEU:HD13	2:382:B:THR:H	17	0.16	0.06	0.13
(1,116)	1:15:A:LEU:HA	1:19:A:MET:HG3	17	0.15	0.03	0.15
(1,1254)	2:377:B:TYR:HD1	2:378:B:TYR:H	17	0.13	0.02	0.14
(1,358)	2:315:B:VAL:HA	2:328:B:ARG:H	17	0.12	0.01	0.12
(1,303)	2:313:B:PHE:H	2:314:B:LEU:H	17	0.11	0.01	0.11
(1,474)	2:319:B:MET:HE1	2:320:B:LYS:H	16	0.15	0.03	0.15
(1,474)	2:319:B:MET:HE2	2:320:B:LYS:H	16	0.15	0.03	0.15
(1,474)	2:319:B:MET:HE3	2:320:B:LYS:H	16	0.15	0.03	0.15
(1,807)	2:340:B:VAL:HG21	2:347:B:VAL:H	16	0.15	0.04	0.13
(1,807)	2:340:B:VAL:HG22	2:347:B:VAL:H	16	0.15	0.04	0.13
(1,807)	2:340:B:VAL:HG23	2:347:B:VAL:H	16	0.15	0.04	0.13
(1,1577)	1:15:A:LEU:HD21	2:369:B:ASP:H	16	0.14	0.03	0.13
(1,1577)	1:15:A:LEU:HD22	2:369:B:ASP:H	16	0.14	0.03	0.13
(1,1577)	1:15:A:LEU:HD23	2:369:B:ASP:H	16	0.14	0.03	0.13
(1,701)	2:335:B:GLU:H	2:353:B:LEU:HD21	16	0.14	0.02	0.15

*Continued on next page...*

Continued from previous page...

Key	Atom-1	Atom-2	Models <sup>1</sup>	Mean (Å)	SD <sup>1</sup> (Å)	Median (Å)
(1,701)	2:335:B:GLU:H	2:353:B:LEU:HD22	16	0.14	0.02	0.15
(1,701)	2:335:B:GLU:H	2:353:B:LEU:HD23	16	0.14	0.02	0.15
(1,325)	2:314:B:LEU:H	2:315:B:VAL:H	16	0.14	0.02	0.14
(1,483)	2:319:B:MET:H	2:326:B:VAL:HG11	16	0.14	0.03	0.13
(1,483)	2:319:B:MET:H	2:326:B:VAL:HG12	16	0.14	0.03	0.13
(1,483)	2:319:B:MET:H	2:326:B:VAL:HG13	16	0.14	0.03	0.13
(1,737)	2:337:B:VAL:H	2:351:B:TRP:HB3	15	0.23	0.07	0.26
(1,193)	1:23:A:THR:H	1:24:A:GLN:HG3	15	0.2	0.06	0.22
(1,871)	2:346:B:GLU:HB2	2:347:B:VAL:H	15	0.19	0.01	0.19
(1,863)	2:346:B:GLU:H	2:346:B:GLU:HB3	15	0.13	0.0	0.13
(1,514)	2:322:B:LYS:HA	2:324:B:LYS:H	15	0.13	0.01	0.12
(1,405)	2:316:B:LYS:H	2:380:B:VAL:HG21	15	0.12	0.02	0.12
(1,405)	2:316:B:LYS:H	2:380:B:VAL:HG22	15	0.12	0.02	0.12
(1,405)	2:316:B:LYS:H	2:380:B:VAL:HG23	15	0.12	0.02	0.12
(1,853)	2:344:B:THR:H	2:346:B:GLU:H	15	0.12	0.0	0.12
(1,1217)	2:373:B:TYR:H	2:373:B:TYR:HD2	15	0.11	0.01	0.1
(1,198)	1:24:A:GLN:HB3	1:24:A:GLN:H	14	0.44	0.07	0.46
(1,1580)	1:16:A:LEU:HD21	2:361:B:ALA:H	14	0.17	0.05	0.15
(1,1580)	1:16:A:LEU:HD22	2:361:B:ALA:H	14	0.17	0.05	0.15
(1,1580)	1:16:A:LEU:HD23	2:361:B:ALA:H	14	0.17	0.05	0.15
(1,492)	2:320:B:LYS:H	2:320:B:LYS:HE3	14	0.17	0.12	0.12
(1,8)	1:8:A:ILE:HB	1:9:A:ASP:H	14	0.15	0.03	0.14
(1,751)	2:337:B:VAL:HG21	2:356:B:ILE:H	14	0.14	0.02	0.13
(1,751)	2:337:B:VAL:HG22	2:356:B:ILE:H	14	0.14	0.02	0.13
(1,751)	2:337:B:VAL:HG23	2:356:B:ILE:H	14	0.14	0.02	0.13
(1,1155)	2:367:B:THR:HG21	2:370:B:PHE:H	14	0.14	0.03	0.15
(1,1155)	2:367:B:THR:HG22	2:370:B:PHE:H	14	0.14	0.03	0.15
(1,1155)	2:367:B:THR:HG23	2:370:B:PHE:H	14	0.14	0.03	0.15
(1,378)	2:315:B:VAL:HG11	2:381:B:GLN:H	14	0.12	0.02	0.12
(1,378)	2:315:B:VAL:HG12	2:381:B:GLN:H	14	0.12	0.02	0.12
(1,378)	2:315:B:VAL:HG13	2:381:B:GLN:H	14	0.12	0.02	0.12
(1,372)	2:315:B:VAL:HG21	2:340:B:VAL:H	14	0.12	0.02	0.12
(1,372)	2:315:B:VAL:HG22	2:340:B:VAL:H	14	0.12	0.02	0.12
(1,372)	2:315:B:VAL:HG23	2:340:B:VAL:H	14	0.12	0.02	0.12
(1,404)	2:316:B:LYS:H	2:380:B:VAL:HG11	13	0.14	0.03	0.13
(1,404)	2:316:B:LYS:H	2:380:B:VAL:HG12	13	0.14	0.03	0.13
(1,404)	2:316:B:LYS:H	2:380:B:VAL:HG13	13	0.14	0.03	0.13
(1,1386)	2:390:B:GLN:H	2:390:B:GLN:HG3	13	0.14	0.01	0.14
(1,525)	2:324:B:LYS:H	2:324:B:LYS:HE2	13	0.14	0.05	0.11
(1,263)	2:310:B:VAL:HG11	2:334:B:LYS:H	13	0.12	0.01	0.12
(1,263)	2:310:B:VAL:HG12	2:334:B:LYS:H	13	0.12	0.01	0.12
(1,263)	2:310:B:VAL:HG13	2:334:B:LYS:H	13	0.12	0.01	0.12

Continued on next page...

*Continued from previous page...*

Key	Atom-1	Atom-2	Models <sup>1</sup>	Mean (Å)	SD <sup>1</sup> (Å)	Median (Å)
(1,1582)	1:16:A:LEU:HD21	2:366:B:PHE:H	13	0.12	0.01	0.12
(1,1582)	1:16:A:LEU:HD22	2:366:B:PHE:H	13	0.12	0.01	0.12
(1,1582)	1:16:A:LEU:HD23	2:366:B:PHE:H	13	0.12	0.01	0.12
(1,1518)	2:397:B:ASP:H	2:398:B:ILE:HB	13	0.11	0.0	0.11
(1,901)	2:350:B:GLU:H	2:350:B:GLU:HB3	13	0.1	0.0	0.1
(1,493)	2:320:B:LYS:H	2:320:B:LYS:HE2	12	0.31	0.0	0.31
(1,553)	2:326:B:VAL:HG11	2:329:B:LEU:H	12	0.16	0.04	0.16
(1,553)	2:326:B:VAL:HG12	2:329:B:LEU:H	12	0.16	0.04	0.16
(1,553)	2:326:B:VAL:HG13	2:329:B:LEU:H	12	0.16	0.04	0.16
(1,1588)	1:22:A:LEU:HD21	2:325:B:LEU:H	12	0.16	0.07	0.12
(1,1588)	1:22:A:LEU:HD22	2:325:B:LEU:H	12	0.16	0.07	0.12
(1,1588)	1:22:A:LEU:HD23	2:325:B:LEU:H	12	0.16	0.07	0.12
(1,578)	2:329:B:LEU:H	2:339:B:ARG:HA	12	0.15	0.03	0.16
(1,1343)	2:387:B:GLN:HB3	2:388:B:ILE:H	12	0.13	0.01	0.13
(1,749)	2:337:B:VAL:HG21	2:355:B:ASN:H	12	0.12	0.01	0.12
(1,749)	2:337:B:VAL:HG22	2:355:B:ASN:H	12	0.12	0.01	0.12
(1,749)	2:337:B:VAL:HG23	2:355:B:ASN:H	12	0.12	0.01	0.12
(1,1119)	2:364:B:LYS:HB3	2:365:B:SER:H	12	0.11	0.01	0.11
(1,1502)	2:396:B:ILE:HG21	2:397:B:ASP:H	12	0.1	0.0	0.1
(1,1502)	2:396:B:ILE:HG22	2:397:B:ASP:H	12	0.1	0.0	0.1
(1,1502)	2:396:B:ILE:HG23	2:397:B:ASP:H	12	0.1	0.0	0.1
(1,684)	2:334:B:LYS:HB3	2:335:B:GLU:H	11	0.23	0.04	0.23
(1,933)	2:352:B:SER:H	2:355:B:ASN:H	11	0.18	0.02	0.18
(1,1194)	2:370:B:PHE:HB2	2:372:B:ASP:H	11	0.14	0.01	0.14
(1,932)	2:352:B:SER:H	2:355:B:ASN:HB2	11	0.13	0.01	0.13
(1,1012)	2:357:B:LYS:HB3	2:370:B:PHE:H	11	0.13	0.01	0.13
(1,367)	2:315:B:VAL:H	2:330:B:LEU:HD21	11	0.13	0.02	0.13
(1,367)	2:315:B:VAL:H	2:330:B:LEU:HD22	11	0.13	0.02	0.13
(1,367)	2:315:B:VAL:H	2:330:B:LEU:HD23	11	0.13	0.02	0.13
(1,1129)	2:365:B:SER:HB3	2:366:B:PHE:H	11	0.12	0.02	0.12
(1,938)	2:353:B:LEU:H	2:353:B:LEU:HD11	11	0.11	0.01	0.12
(1,938)	2:353:B:LEU:H	2:353:B:LEU:HD12	11	0.11	0.01	0.12
(1,938)	2:353:B:LEU:H	2:353:B:LEU:HD13	11	0.11	0.01	0.12
(1,810)	2:340:B:VAL:HG11	2:349:B:GLN:H	11	0.11	0.01	0.11
(1,810)	2:340:B:VAL:HG12	2:349:B:GLN:H	11	0.11	0.01	0.11
(1,810)	2:340:B:VAL:HG13	2:349:B:GLN:H	11	0.11	0.01	0.11
(1,1283)	2:381:B:GLN:H	2:381:B:GLN:HG3	11	0.11	0.01	0.11
(1,560)	2:328:B:ARG:H	2:329:B:LEU:HD21	11	0.11	0.01	0.11
(1,560)	2:328:B:ARG:H	2:329:B:LEU:HD22	11	0.11	0.01	0.11
(1,560)	2:328:B:ARG:H	2:329:B:LEU:HD23	11	0.11	0.01	0.11
(1,685)	2:334:B:LYS:HB2	2:335:B:GLU:H	10	0.15	0.04	0.14
(1,590)	2:329:B:LEU:HD21	2:342:B:GLU:H	10	0.11	0.01	0.11

*Continued on next page...*



Continued from previous page...

Key	Atom-1	Atom-2	Models <sup>1</sup>	Mean (Å)	SD <sup>1</sup> (Å)	Median (Å)
(1,590)	2:329:B:LEU:HD22	2:342:B:GLU:H	10	0.11	0.01	0.11
(1,590)	2:329:B:LEU:HD23	2:342:B:GLU:H	10	0.11	0.01	0.11
(1,1537)	2:398:B:ILE:H	2:399:B:ILE:HG12	10	0.11	0.01	0.1
(1,195)	1:24:A:GLN:HA	1:24:A:GLN:HE22	9	0.25	0.05	0.29
(1,921)	2:351:B:TRP:HD1	2:352:B:SER:H	9	0.25	0.03	0.25
(1,915)	2:351:B:TRP:HE1	2:351:B:TRP:HA	9	0.24	0.02	0.24
(1,1178)	2:368:B:LEU:HD11	2:378:B:TYR:H	9	0.24	0.03	0.23
(1,1178)	2:368:B:LEU:HD12	2:378:B:TYR:H	9	0.24	0.03	0.23
(1,1178)	2:368:B:LEU:HD13	2:378:B:TYR:H	9	0.24	0.03	0.23
(1,129)	1:18:A:GLU:HA	1:18:A:GLU:HG3	9	0.23	0.01	0.23
(1,1257)	2:378:B:TYR:H	2:378:B:TYR:HD2	9	0.16	0.02	0.17
(1,738)	2:337:B:VAL:H	2:351:B:TRP:HB2	9	0.16	0.01	0.16
(1,918)	2:351:B:TRP:H	2:352:B:SER:H	9	0.15	0.01	0.15
(1,752)	2:337:B:VAL:H	2:368:B:LEU:HD11	9	0.15	0.01	0.15
(1,752)	2:337:B:VAL:H	2:368:B:LEU:HD12	9	0.15	0.01	0.15
(1,752)	2:337:B:VAL:H	2:368:B:LEU:HD13	9	0.15	0.01	0.15
(1,453)	2:318:B:LYS:HD3	2:319:B:MET:H	9	0.13	0.01	0.12
(1,1074)	2:360:B:ALA:H	2:368:B:LEU:HD21	9	0.12	0.01	0.12
(1,1074)	2:360:B:ALA:H	2:368:B:LEU:HD22	9	0.12	0.01	0.12
(1,1074)	2:360:B:ALA:H	2:368:B:LEU:HD23	9	0.12	0.01	0.12
(1,152)	1:19:A:MET:HB3	1:20:A:ASP:H	9	0.12	0.01	0.12
(1,580)	2:329:B:LEU:H	2:340:B:VAL:HG11	9	0.12	0.01	0.11
(1,580)	2:329:B:LEU:H	2:340:B:VAL:HG12	9	0.12	0.01	0.11
(1,580)	2:329:B:LEU:H	2:340:B:VAL:HG13	9	0.12	0.01	0.11
(1,1407)	2:391:B:LEU:H	2:392:B:ILE:HB	9	0.12	0.0	0.12
(1,339)	2:314:B:LEU:H	2:329:B:LEU:HD21	9	0.12	0.01	0.12
(1,339)	2:314:B:LEU:H	2:329:B:LEU:HD22	9	0.12	0.01	0.12
(1,339)	2:314:B:LEU:H	2:329:B:LEU:HD23	9	0.12	0.01	0.12
(1,1184)	2:368:B:LEU:HD11	2:380:B:VAL:H	9	0.11	0.01	0.11
(1,1184)	2:368:B:LEU:HD12	2:380:B:VAL:H	9	0.11	0.01	0.11
(1,1184)	2:368:B:LEU:HD13	2:380:B:VAL:H	9	0.11	0.01	0.11
(1,507)	2:321:B:GLY:HA3	2:322:B:LYS:H	9	0.11	0.01	0.11
(1,302)	2:313:B:PHE:HD2	2:314:B:LEU:H	9	0.11	0.01	0.11
(1,1460)	2:394:B:GLY:H	2:395:B:TYR:HB2	9	0.11	0.01	0.11
(1,324)	2:314:B:LEU:H	2:315:B:VAL:HG21	9	0.1	0.0	0.1
(1,324)	2:314:B:LEU:H	2:315:B:VAL:HG22	9	0.1	0.0	0.1
(1,324)	2:314:B:LEU:H	2:315:B:VAL:HG23	9	0.1	0.0	0.1
(1,917)	2:351:B:TRP:HE1	2:351:B:TRP:HH2	9	0.1	0.0	0.1
(1,143)	1:18:A:GLU:HA	1:21:A:LEU:H	8	0.14	0.05	0.11
(1,215)	1:25:A:SER:HB3	1:26:A:LEU:H	8	0.12	0.01	0.12
(1,440)	2:317:B:GLU:H	2:380:B:VAL:HG21	8	0.11	0.01	0.11
(1,440)	2:317:B:GLU:H	2:380:B:VAL:HG22	8	0.11	0.01	0.11

Continued on next page...

Continued from previous page...

Key	Atom-1	Atom-2	Models <sup>1</sup>	Mean (Å)	SD <sup>1</sup> (Å)	Median (Å)
(1,440)	2:317:B:GLU:H	2:380:B:VAL:HG23	8	0.11	0.01	0.11
(1,262)	2:310:B:VAL:H	2:333:B:THR:HG21	8	0.11	0.01	0.11
(1,262)	2:310:B:VAL:H	2:333:B:THR:HG22	8	0.11	0.01	0.11
(1,262)	2:310:B:VAL:H	2:333:B:THR:HG23	8	0.11	0.01	0.11
(1,310)	2:313:B:PHE:H	2:330:B:LEU:HD11	8	0.11	0.01	0.11
(1,310)	2:313:B:PHE:H	2:330:B:LEU:HD12	8	0.11	0.01	0.11
(1,310)	2:313:B:PHE:H	2:330:B:LEU:HD13	8	0.11	0.01	0.11
(1,1258)	2:378:B:TYR:HB3	2:379:B:SER:H	8	0.11	0.0	0.11
(1,1113)	2:363:B:PRO:HD2	2:365:B:SER:H	8	0.1	0.0	0.1
(1,191)	1:23:A:THR:H	1:24:A:GLN:HA	7	0.32	0.13	0.29
(1,49)	1:11:A:MET:HG2	1:11:A:MET:H	7	0.19	0.05	0.22
(1,133)	1:18:A:GLU:HG3	1:18:A:GLU:H	7	0.14	0.04	0.13
(1,29)	1:10:A:GLN:HB3	1:10:A:GLN:H	7	0.13	0.03	0.11
(1,513)	2:322:B:LYS:H	2:323:B:ASN:HA	7	0.13	0.02	0.12
(1,789)	2:339:B:ARG:HB3	2:349:B:GLN:H	7	0.12	0.02	0.11
(1,1571)	1:15:A:LEU:HD21	2:359:B:TRP:H	7	0.11	0.01	0.11
(1,1571)	1:15:A:LEU:HD22	2:359:B:TRP:H	7	0.11	0.01	0.11
(1,1571)	1:15:A:LEU:HD23	2:359:B:TRP:H	7	0.11	0.01	0.11
(1,962)	2:354:B:THR:H	2:354:B:THR:HG21	6	0.34	0.01	0.34
(1,962)	2:354:B:THR:H	2:354:B:THR:HG22	6	0.34	0.01	0.34
(1,962)	2:354:B:THR:H	2:354:B:THR:HG23	6	0.34	0.01	0.34
(1,1095)	2:362:B:SER:H	2:362:B:SER:HB3	6	0.26	0.01	0.26
(1,524)	2:324:B:LYS:H	2:324:B:LYS:HD3	6	0.2	0.0	0.2
(1,500)	2:320:B:LYS:HD3	2:321:B:GLY:H	6	0.2	0.01	0.2
(1,238)	1:28:A:VAL:HA	1:29:A:ASP:H	6	0.2	0.03	0.21
(1,970)	2:354:B:THR:HG21	2:356:B:ILE:H	6	0.18	0.02	0.19
(1,970)	2:354:B:THR:HG22	2:356:B:ILE:H	6	0.18	0.02	0.19
(1,970)	2:354:B:THR:HG23	2:356:B:ILE:H	6	0.18	0.02	0.19
(1,846)	2:343:B:LYS:H	2:345:B:LYS:H	6	0.12	0.02	0.13
(1,803)	2:340:B:VAL:HG21	2:346:B:GLU:H	6	0.11	0.01	0.11
(1,803)	2:340:B:VAL:HG22	2:346:B:GLU:H	6	0.11	0.01	0.11
(1,803)	2:340:B:VAL:HG23	2:346:B:GLU:H	6	0.11	0.01	0.11
(1,1033)	2:359:B:TRP:H	2:359:B:TRP:HD1	6	0.11	0.01	0.11
(1,880)	2:347:B:VAL:HA	2:349:B:GLN:H	6	0.11	0.0	0.11
(1,1456)	2:393:B:ALA:HA	2:396:B:ILE:H	6	0.1	0.0	0.1
(1,870)	2:346:B:GLU:HB3	2:347:B:VAL:H	5	0.45	0.02	0.45
(1,865)	2:346:B:GLU:H	2:346:B:GLU:HG3	5	0.23	0.01	0.23
(1,7)	1:8:A:ILE:HA	1:9:A:ASP:H	5	0.2	0.02	0.2
(1,239)	1:28:A:VAL:HB	1:29:A:ASP:H	5	0.2	0.11	0.16
(1,487)	2:319:B:MET:HE1	2:326:B:VAL:H	5	0.17	0.03	0.19
(1,487)	2:319:B:MET:HE2	2:326:B:VAL:H	5	0.17	0.03	0.19
(1,487)	2:319:B:MET:HE3	2:326:B:VAL:H	5	0.17	0.03	0.19

Continued on next page...

Continued from previous page...

Key	Atom-1	Atom-2	Models <sup>1</sup>	Mean (Å)	SD <sup>1</sup> (Å)	Median (Å)
(1,14)	1:8:A:ILE:HA	1:9:A:ASP:HB2	5	0.17	0.04	0.2
(1,967)	2:354:B:THR:HG21	2:355:B:ASN:H	5	0.16	0.01	0.16
(1,967)	2:354:B:THR:HG22	2:355:B:ASN:H	5	0.16	0.01	0.16
(1,967)	2:354:B:THR:HG23	2:355:B:ASN:H	5	0.16	0.01	0.16
(1,134)	1:18:A:GLU:HG2	1:18:A:GLU:H	5	0.15	0.06	0.12
(1,10)	1:8:A:ILE:HG12	1:9:A:ASP:H	5	0.13	0.01	0.13
(1,35)	1:10:A:GLN:HB3	1:11:A:MET:H	5	0.13	0.01	0.12
(1,482)	2:319:B:MET:H	2:326:B:VAL:HB	5	0.12	0.02	0.11
(1,864)	2:346:B:GLU:H	2:346:B:GLU:HB2	5	0.11	0.01	0.11
(1,794)	2:339:B:ARG:H	2:350:B:GLU:HG2	5	0.1	0.0	0.1
(1,872)	2:346:B:GLU:HG2	2:347:B:VAL:H	5	0.1	0.0	0.1
(1,208)	1:24:A:GLN:HB2	1:25:A:SER:HB3	4	0.26	0.08	0.23
(1,469)	2:319:B:MET:H	2:319:B:MET:HG2	4	0.22	0.01	0.22
(1,20)	1:9:A:ASP:HB3	1:9:A:ASP:H	4	0.2	0.08	0.2
(1,44)	1:11:A:MET:HA	1:11:A:MET:HG3	4	0.19	0.05	0.22
(1,467)	2:319:B:MET:H	2:319:B:MET:HE1	4	0.14	0.02	0.14
(1,467)	2:319:B:MET:H	2:319:B:MET:HE2	4	0.14	0.02	0.14
(1,467)	2:319:B:MET:H	2:319:B:MET:HE3	4	0.14	0.02	0.14
(1,40)	1:10:A:GLN:HA	1:13:A:SER:H	4	0.13	0.03	0.12
(1,468)	2:319:B:MET:H	2:319:B:MET:HG3	4	0.12	0.01	0.12
(1,782)	2:339:B:ARG:H	2:347:B:VAL:HG21	4	0.12	0.03	0.11
(1,782)	2:339:B:ARG:H	2:347:B:VAL:HG22	4	0.12	0.03	0.11
(1,782)	2:339:B:ARG:H	2:347:B:VAL:HG23	4	0.12	0.03	0.11
(1,88)	1:14:A:THR:HB	1:14:A:THR:H	4	0.12	0.01	0.12
(1,12)	1:8:A:ILE:HG21	1:9:A:ASP:H	4	0.11	0.0	0.11
(1,12)	1:8:A:ILE:HG22	1:9:A:ASP:H	4	0.11	0.0	0.11
(1,12)	1:8:A:ILE:HG23	1:9:A:ASP:H	4	0.11	0.0	0.11
(1,976)	2:355:B:ASN:H	2:356:B:ILE:HB	4	0.11	0.0	0.11
(1,1476)	2:395:B:TYR:H	2:396:B:ILE:HB	4	0.11	0.0	0.11
(1,209)	1:24:A:GLN:HB2	1:25:A:SER:H	3	0.28	0.06	0.25
(1,204)	1:24:A:GLN:HG3	1:24:A:GLN:H	3	0.19	0.06	0.18
(1,62)	1:11:A:MET:HA	1:15:A:LEU:H	3	0.16	0.04	0.15
(1,855)	2:344:B:THR:HB	2:346:B:GLU:H	3	0.15	0.01	0.15
(1,476)	2:319:B:MET:H	2:322:B:LYS:HE3	3	0.11	0.0	0.11
(1,489)	2:320:B:LYS:H	2:320:B:LYS:HB2	3	0.11	0.0	0.11
(1,892)	2:349:B:GLN:H	2:349:B:GLN:HG3	3	0.11	0.0	0.11
(1,1001)	2:356:B:ILE:HD11	2:396:B:ILE:H	3	0.11	0.0	0.11
(1,1001)	2:356:B:ILE:HD12	2:396:B:ILE:H	3	0.11	0.0	0.11
(1,1001)	2:356:B:ILE:HD13	2:396:B:ILE:H	3	0.11	0.0	0.11
(1,1157)	2:367:B:THR:H	2:388:B:ILE:HD11	3	0.11	0.01	0.1
(1,1157)	2:367:B:THR:H	2:388:B:ILE:HD12	3	0.11	0.01	0.1
(1,1157)	2:367:B:THR:H	2:388:B:ILE:HD13	3	0.11	0.01	0.1

Continued on next page...

*Continued from previous page...*

Key	Atom-1	Atom-2	Models <sup>1</sup>	Mean (Å)	SD <sup>1</sup> (Å)	Median (Å)
(1,882)	2:347:B:VAL:HG21	2:349:B:GLN:H	3	0.1	0.0	0.1
(1,882)	2:347:B:VAL:HG22	2:349:B:GLN:H	3	0.1	0.0	0.1
(1,882)	2:347:B:VAL:HG23	2:349:B:GLN:H	3	0.1	0.0	0.1
(1,1043)	2:359:B:TRP:HD1	2:360:B:ALA:H	3	0.1	0.0	0.1
(1,1191)	2:369:B:ASP:HA	2:378:B:TYR:H	3	0.1	0.0	0.1
(1,920)	2:351:B:TRP:HB2	2:352:B:SER:H	3	0.1	0.0	0.1
(1,1249)	2:377:B:TYR:H	2:377:B:TYR:HD2	3	0.1	0.0	0.1
(1,1561)	2:400:B:LEU:H	2:400:B:LEU:HB3	2	0.7	0.09	0.7
(1,521)	2:323:B:ASN:HB2	2:324:B:LYS:H	2	0.27	0.0	0.27
(1,393)	2:316:B:LYS:HG3	2:317:B:GLU:H	2	0.24	0.02	0.24
(1,1587)	1:22:A:LEU:HD11	2:318:B:LYS:H	2	0.24	0.0	0.24
(1,1587)	1:22:A:LEU:HD12	2:318:B:LYS:H	2	0.24	0.0	0.24
(1,1587)	1:22:A:LEU:HD13	2:318:B:LYS:H	2	0.24	0.0	0.24
(1,183)	1:21:A:LEU:HA	1:24:A:GLN:H	2	0.22	0.0	0.22
(1,1307)	2:384:B:GLU:H	2:384:B:GLU:HG2	2	0.22	0.01	0.22
(1,79)	1:12:A:PHE:HA	1:15:A:LEU:HG	2	0.2	0.05	0.2
(1,534)	2:324:B:LYS:HG2	2:325:B:LEU:H	2	0.2	0.05	0.2
(1,426)	2:317:B:GLU:H	2:325:B:LEU:HB2	2	0.19	0.02	0.19
(1,117)	1:15:A:LEU:HA	1:19:A:MET:H	2	0.16	0.01	0.16
(1,532)	2:324:B:LYS:HB2	2:325:B:LEU:H	2	0.15	0.0	0.15
(1,1589)	1:22:A:LEU:HD11	2:379:B:SER:H	2	0.14	0.03	0.14
(1,1589)	1:22:A:LEU:HD12	2:379:B:SER:H	2	0.14	0.03	0.14
(1,1589)	1:22:A:LEU:HD13	2:379:B:SER:H	2	0.14	0.03	0.14
(1,458)	2:318:B:LYS:HE3	2:322:B:LYS:H	2	0.14	0.01	0.14
(1,1573)	1:15:A:LEU:HD21	2:360:B:ALA:H	2	0.13	0.03	0.13
(1,1573)	1:15:A:LEU:HD22	2:360:B:ALA:H	2	0.13	0.03	0.13
(1,1573)	1:15:A:LEU:HD23	2:360:B:ALA:H	2	0.13	0.03	0.13
(1,182)	1:21:A:LEU:HA	1:24:A:GLN:HG3	2	0.12	0.01	0.12
(1,18)	1:8:A:ILE:HG21	1:12:A:PHE:HD2	2	0.12	0.0	0.12
(1,18)	1:8:A:ILE:HG22	1:12:A:PHE:HD2	2	0.12	0.0	0.12
(1,18)	1:8:A:ILE:HG23	1:12:A:PHE:HD2	2	0.12	0.0	0.12
(1,490)	2:320:B:LYS:H	2:320:B:LYS:HD3	2	0.12	0.01	0.12
(1,43)	1:10:A:GLN:HB2	1:14:A:THR:HG21	2	0.12	0.0	0.12
(1,43)	1:10:A:GLN:HB2	1:14:A:THR:HG22	2	0.12	0.0	0.12
(1,43)	1:10:A:GLN:HB2	1:14:A:THR:HG23	2	0.12	0.0	0.12
(1,1574)	1:15:A:LEU:HD11	2:367:B:THR:H	2	0.12	0.0	0.12
(1,1574)	1:15:A:LEU:HD12	2:367:B:THR:H	2	0.12	0.0	0.12
(1,1574)	1:15:A:LEU:HD13	2:367:B:THR:H	2	0.12	0.0	0.12
(1,412)	2:316:B:LYS:H	2:382:B:THR:HG21	2	0.11	0.01	0.11
(1,412)	2:316:B:LYS:H	2:382:B:THR:HG22	2	0.11	0.01	0.11
(1,412)	2:316:B:LYS:H	2:382:B:THR:HG23	2	0.11	0.01	0.11
(1,861)	2:345:B:LYS:HB3	2:346:B:GLU:H	2	0.11	0.0	0.11

*Continued on next page...*

Continued from previous page...

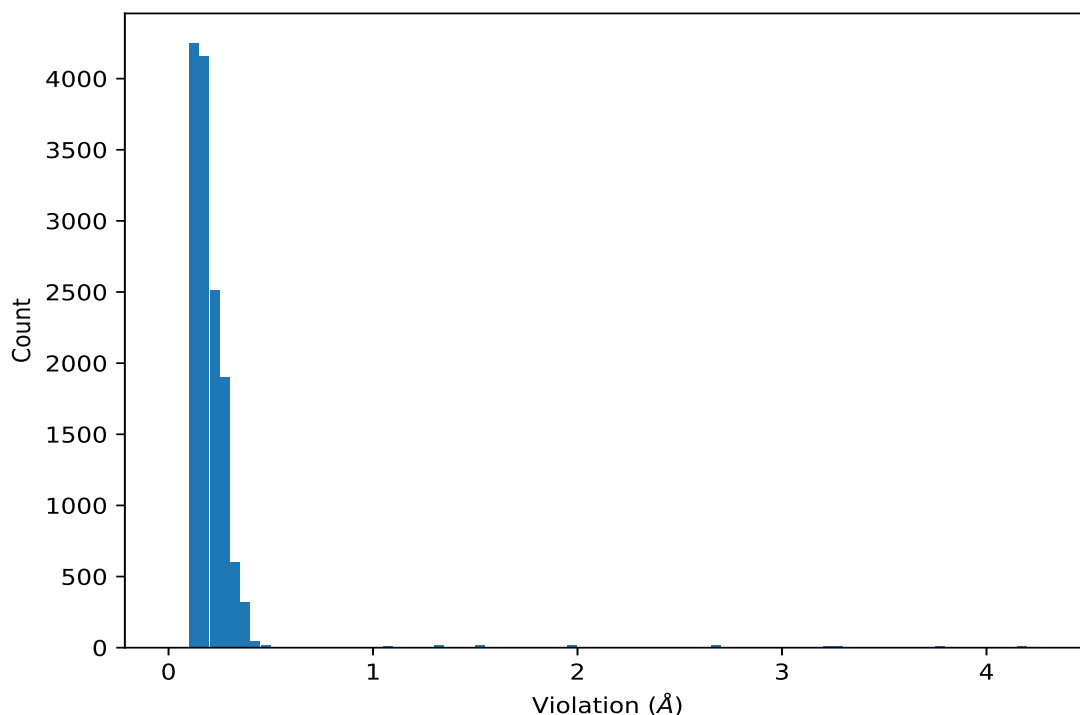
Key	Atom-1	Atom-2	Models <sup>1</sup>	Mean (Å)	SD <sup>1</sup> (Å)	Median (Å)
(1,1084)	2:361:B:ALA:H	2:366:B:PHE:HD1	2	0.11	0.0	0.11
(1,451)	2:318:B:LYS:HB3	2:319:B:MET:H	2	0.11	0.0	0.11
(1,616)	2:330:B:LEU:HD21	2:388:B:ILE:H	2	0.11	0.0	0.11
(1,616)	2:330:B:LEU:HD22	2:388:B:ILE:H	2	0.11	0.0	0.11
(1,616)	2:330:B:LEU:HD23	2:388:B:ILE:H	2	0.11	0.0	0.11
(1,775)	2:339:B:ARG:H	2:339:B:ARG:HG2	2	0.11	0.0	0.11
(1,828)	2:342:B:GLU:HB2	2:343:B:LYS:H	2	0.11	0.0	0.11
(1,820)	2:341:B:ASP:H	2:347:B:VAL:HG21	2	0.1	0.0	0.1
(1,820)	2:341:B:ASP:H	2:347:B:VAL:HG22	2	0.1	0.0	0.1
(1,820)	2:341:B:ASP:H	2:347:B:VAL:HG23	2	0.1	0.0	0.1
(1,883)	2:347:B:VAL:HG11	2:350:B:GLU:H	2	0.1	0.0	0.1
(1,883)	2:347:B:VAL:HG12	2:350:B:GLU:H	2	0.1	0.0	0.1
(1,883)	2:347:B:VAL:HG13	2:350:B:GLU:H	2	0.1	0.0	0.1
(1,1239)	2:375:B:ASP:H	2:376:B:GLY:H	2	0.1	0.0	0.1
(1,1420)	2:391:B:LEU:HD11	2:393:B:ALA:H	2	0.1	0.0	0.1
(1,1420)	2:391:B:LEU:HD12	2:393:B:ALA:H	2	0.1	0.0	0.1
(1,1420)	2:391:B:LEU:HD13	2:393:B:ALA:H	2	0.1	0.0	0.1

<sup>1</sup>Number of violated models, <sup>2</sup>Standard deviation

## 9.5 All violated distance restraints [i](#)

### 9.5.1 Histogram : Distribution of distance violations [i](#)

The following histogram shows the distribution of the absolute value of the violation for all violated restraints in the ensemble.



### 9.5.2 Table : All distance violations [i](#)

The following table lists the absolute value of the violation for each restraint in the ensemble sorted by its value. The Key (restraint list ID, restraint ID) is the unique identifier for a given restraint. Rows with same key represent combinatorial or ambiguous restraints and are counted as a single restraint.

Key	Atom-1	Atom-2	Model ID	Violation (Å)
(1,294)	2:312:B:PHE:HD2	2:340:B:VAL:H	8	4.27
(1,294)	2:312:B:PHE:HD2	2:340:B:VAL:H	11	4.22
(1,294)	2:312:B:PHE:HD2	2:340:B:VAL:H	12	4.22
(1,294)	2:312:B:PHE:HD2	2:340:B:VAL:H	4	4.21
(1,294)	2:312:B:PHE:HD2	2:340:B:VAL:H	9	4.21
(1,294)	2:312:B:PHE:HD2	2:340:B:VAL:H	20	4.2
(1,294)	2:312:B:PHE:HD2	2:340:B:VAL:H	7	4.19
(1,294)	2:312:B:PHE:HD2	2:340:B:VAL:H	10	4.19
(1,294)	2:312:B:PHE:HD2	2:340:B:VAL:H	18	4.19
(1,294)	2:312:B:PHE:HD2	2:340:B:VAL:H	6	4.18
(1,294)	2:312:B:PHE:HD2	2:340:B:VAL:H	15	4.18
(1,294)	2:312:B:PHE:HD2	2:340:B:VAL:H	5	4.17
(1,294)	2:312:B:PHE:HD2	2:340:B:VAL:H	17	4.16
(1,294)	2:312:B:PHE:HD2	2:340:B:VAL:H	19	4.16
(1,294)	2:312:B:PHE:HD2	2:340:B:VAL:H	2	4.15
(1,294)	2:312:B:PHE:HD2	2:340:B:VAL:H	14	4.14

*Continued on next page...*

*Continued from previous page...*

Key	Atom-1	Atom-2	Model ID	Violation (Å)
(1,294)	2:312:B:PHE:HD2	2:340:B:VAL:H	1	4.13
(1,294)	2:312:B:PHE:HD2	2:340:B:VAL:H	3	4.13
(1,294)	2:312:B:PHE:HD2	2:340:B:VAL:H	13	4.13
(1,294)	2:312:B:PHE:HD2	2:340:B:VAL:H	16	4.13
(1,679)	2:333:B:THR:H	2:395:B:TYR:HE1	6	3.8
(1,679)	2:333:B:THR:H	2:395:B:TYR:HE1	4	3.79
(1,679)	2:333:B:THR:H	2:395:B:TYR:HE1	12	3.77
(1,679)	2:333:B:THR:H	2:395:B:TYR:HE1	16	3.77
(1,679)	2:333:B:THR:H	2:395:B:TYR:HE1	20	3.77
(1,679)	2:333:B:THR:H	2:395:B:TYR:HE1	7	3.76
(1,679)	2:333:B:THR:H	2:395:B:TYR:HE1	11	3.76
(1,679)	2:333:B:THR:H	2:395:B:TYR:HE1	2	3.75
(1,679)	2:333:B:THR:H	2:395:B:TYR:HE1	3	3.75
(1,679)	2:333:B:THR:H	2:395:B:TYR:HE1	5	3.75
(1,679)	2:333:B:THR:H	2:395:B:TYR:HE1	8	3.75
(1,679)	2:333:B:THR:H	2:395:B:TYR:HE1	10	3.75
(1,679)	2:333:B:THR:H	2:395:B:TYR:HE1	18	3.75
(1,679)	2:333:B:THR:H	2:395:B:TYR:HE1	15	3.74
(1,679)	2:333:B:THR:H	2:395:B:TYR:HE1	13	3.73
(1,679)	2:333:B:THR:H	2:395:B:TYR:HE1	9	3.72
(1,679)	2:333:B:THR:H	2:395:B:TYR:HE1	14	3.71
(1,679)	2:333:B:THR:H	2:395:B:TYR:HE1	17	3.71
(1,679)	2:333:B:THR:H	2:395:B:TYR:HE1	1	3.7
(1,679)	2:333:B:THR:H	2:395:B:TYR:HE1	19	3.68
(1,290)	2:312:B:PHE:HD2	2:330:B:LEU:H	1	3.28
(1,290)	2:312:B:PHE:HD2	2:330:B:LEU:H	2	3.27
(1,290)	2:312:B:PHE:HD2	2:330:B:LEU:H	3	3.27
(1,290)	2:312:B:PHE:HD2	2:330:B:LEU:H	13	3.27
(1,290)	2:312:B:PHE:HD2	2:330:B:LEU:H	14	3.26
(1,290)	2:312:B:PHE:HD2	2:330:B:LEU:H	19	3.26
(1,290)	2:312:B:PHE:HD2	2:330:B:LEU:H	6	3.25
(1,290)	2:312:B:PHE:HD2	2:330:B:LEU:H	16	3.25
(1,290)	2:312:B:PHE:HD2	2:330:B:LEU:H	17	3.25
(1,290)	2:312:B:PHE:HD2	2:330:B:LEU:H	5	3.24
(1,290)	2:312:B:PHE:HD2	2:330:B:LEU:H	9	3.24
(1,290)	2:312:B:PHE:HD2	2:330:B:LEU:H	15	3.24
(1,290)	2:312:B:PHE:HD2	2:330:B:LEU:H	8	3.22
(1,290)	2:312:B:PHE:HD2	2:330:B:LEU:H	7	3.21
(1,290)	2:312:B:PHE:HD2	2:330:B:LEU:H	10	3.21
(1,290)	2:312:B:PHE:HD2	2:330:B:LEU:H	11	3.21
(1,290)	2:312:B:PHE:HD2	2:330:B:LEU:H	12	3.2
(1,290)	2:312:B:PHE:HD2	2:330:B:LEU:H	20	3.2

*Continued on next page...*



*Continued from previous page...*

Key	Atom-1	Atom-2	Model ID	Violation (Å)
(1,290)	2:312:B:PHE:HD2	2:330:B:LEU:H	4	3.19
(1,290)	2:312:B:PHE:HD2	2:330:B:LEU:H	18	3.19
(1,287)	2:312:B:PHE:HD2	2:313:B:PHE:H	1	2.67
(1,287)	2:312:B:PHE:HD2	2:313:B:PHE:H	2	2.67
(1,287)	2:312:B:PHE:HD2	2:313:B:PHE:H	3	2.67
(1,287)	2:312:B:PHE:HD2	2:313:B:PHE:H	5	2.67
(1,287)	2:312:B:PHE:HD2	2:313:B:PHE:H	8	2.67
(1,287)	2:312:B:PHE:HD2	2:313:B:PHE:H	9	2.67
(1,287)	2:312:B:PHE:HD2	2:313:B:PHE:H	13	2.67
(1,287)	2:312:B:PHE:HD2	2:313:B:PHE:H	17	2.67
(1,287)	2:312:B:PHE:HD2	2:313:B:PHE:H	19	2.67
(1,287)	2:312:B:PHE:HD2	2:313:B:PHE:H	6	2.66
(1,287)	2:312:B:PHE:HD2	2:313:B:PHE:H	10	2.66
(1,287)	2:312:B:PHE:HD2	2:313:B:PHE:H	11	2.66
(1,287)	2:312:B:PHE:HD2	2:313:B:PHE:H	14	2.66
(1,287)	2:312:B:PHE:HD2	2:313:B:PHE:H	15	2.66
(1,287)	2:312:B:PHE:HD2	2:313:B:PHE:H	16	2.66
(1,287)	2:312:B:PHE:HD2	2:313:B:PHE:H	4	2.65
(1,287)	2:312:B:PHE:HD2	2:313:B:PHE:H	7	2.65
(1,287)	2:312:B:PHE:HD2	2:313:B:PHE:H	20	2.65
(1,287)	2:312:B:PHE:HD2	2:313:B:PHE:H	18	2.64
(1,287)	2:312:B:PHE:HD2	2:313:B:PHE:H	12	2.63
(1,1475)	2:395:B:TYR:H	2:395:B:TYR:HD2	4	2.0
(1,1475)	2:395:B:TYR:H	2:395:B:TYR:HD2	8	2.0
(1,1475)	2:395:B:TYR:H	2:395:B:TYR:HD2	9	2.0
(1,1475)	2:395:B:TYR:H	2:395:B:TYR:HD2	10	2.0
(1,1475)	2:395:B:TYR:H	2:395:B:TYR:HD2	19	2.0
(1,1475)	2:395:B:TYR:H	2:395:B:TYR:HD2	1	1.99
(1,1475)	2:395:B:TYR:H	2:395:B:TYR:HD2	3	1.99
(1,1475)	2:395:B:TYR:H	2:395:B:TYR:HD2	5	1.99
(1,1475)	2:395:B:TYR:H	2:395:B:TYR:HD2	7	1.99
(1,1475)	2:395:B:TYR:H	2:395:B:TYR:HD2	11	1.99
(1,1475)	2:395:B:TYR:H	2:395:B:TYR:HD2	12	1.99
(1,1475)	2:395:B:TYR:H	2:395:B:TYR:HD2	13	1.99
(1,1475)	2:395:B:TYR:H	2:395:B:TYR:HD2	14	1.99
(1,1475)	2:395:B:TYR:H	2:395:B:TYR:HD2	15	1.99
(1,1475)	2:395:B:TYR:H	2:395:B:TYR:HD2	16	1.99
(1,1475)	2:395:B:TYR:H	2:395:B:TYR:HD2	17	1.99
(1,1475)	2:395:B:TYR:H	2:395:B:TYR:HD2	18	1.99
(1,1475)	2:395:B:TYR:H	2:395:B:TYR:HD2	20	1.99
(1,1475)	2:395:B:TYR:H	2:395:B:TYR:HD2	2	1.98
(1,1475)	2:395:B:TYR:H	2:395:B:TYR:HD2	6	1.98

*Continued on next page...*



*Continued from previous page...*

Key	Atom-1	Atom-2	Model ID	Violation (Å)
(1,1221)	2:373:B:TYR:HD1	2:374:B:GLN:H	7	1.53
(1,1221)	2:373:B:TYR:HD1	2:374:B:GLN:H	1	1.52
(1,1221)	2:373:B:TYR:HD1	2:374:B:GLN:H	2	1.52
(1,1221)	2:373:B:TYR:HD1	2:374:B:GLN:H	5	1.52
(1,1221)	2:373:B:TYR:HD1	2:374:B:GLN:H	12	1.52
(1,1221)	2:373:B:TYR:HD1	2:374:B:GLN:H	19	1.52
(1,1221)	2:373:B:TYR:HD1	2:374:B:GLN:H	20	1.52
(1,1221)	2:373:B:TYR:HD1	2:374:B:GLN:H	4	1.51
(1,1221)	2:373:B:TYR:HD1	2:374:B:GLN:H	6	1.51
(1,1221)	2:373:B:TYR:HD1	2:374:B:GLN:H	8	1.51
(1,1221)	2:373:B:TYR:HD1	2:374:B:GLN:H	9	1.51
(1,1221)	2:373:B:TYR:HD1	2:374:B:GLN:H	10	1.51
(1,1221)	2:373:B:TYR:HD1	2:374:B:GLN:H	15	1.51
(1,1221)	2:373:B:TYR:HD1	2:374:B:GLN:H	16	1.51
(1,1221)	2:373:B:TYR:HD1	2:374:B:GLN:H	18	1.51
(1,1221)	2:373:B:TYR:HD1	2:374:B:GLN:H	3	1.5
(1,1221)	2:373:B:TYR:HD1	2:374:B:GLN:H	11	1.5
(1,1221)	2:373:B:TYR:HD1	2:374:B:GLN:H	14	1.5
(1,1221)	2:373:B:TYR:HD1	2:374:B:GLN:H	17	1.5
(1,1221)	2:373:B:TYR:HD1	2:374:B:GLN:H	13	1.49
(1,282)	2:312:B:PHE:H	2:312:B:PHE:HD1	18	1.37
(1,282)	2:312:B:PHE:H	2:312:B:PHE:HD1	12	1.36
(1,282)	2:312:B:PHE:H	2:312:B:PHE:HD1	4	1.34
(1,282)	2:312:B:PHE:H	2:312:B:PHE:HD1	7	1.34
(1,282)	2:312:B:PHE:H	2:312:B:PHE:HD1	11	1.34
(1,282)	2:312:B:PHE:H	2:312:B:PHE:HD1	20	1.34
(1,282)	2:312:B:PHE:H	2:312:B:PHE:HD1	8	1.33
(1,282)	2:312:B:PHE:H	2:312:B:PHE:HD1	10	1.33
(1,282)	2:312:B:PHE:H	2:312:B:PHE:HD1	1	1.32
(1,282)	2:312:B:PHE:H	2:312:B:PHE:HD1	2	1.32
(1,282)	2:312:B:PHE:H	2:312:B:PHE:HD1	3	1.32
(1,282)	2:312:B:PHE:H	2:312:B:PHE:HD1	5	1.32
(1,282)	2:312:B:PHE:H	2:312:B:PHE:HD1	9	1.32
(1,282)	2:312:B:PHE:H	2:312:B:PHE:HD1	13	1.32
(1,282)	2:312:B:PHE:H	2:312:B:PHE:HD1	15	1.32
(1,282)	2:312:B:PHE:H	2:312:B:PHE:HD1	17	1.32
(1,282)	2:312:B:PHE:H	2:312:B:PHE:HD1	19	1.32
(1,282)	2:312:B:PHE:H	2:312:B:PHE:HD1	6	1.31
(1,282)	2:312:B:PHE:H	2:312:B:PHE:HD1	14	1.31
(1,282)	2:312:B:PHE:H	2:312:B:PHE:HD1	16	1.31
(1,293)	2:312:B:PHE:HD2	2:332:B:ILE:H	14	1.08
(1,293)	2:312:B:PHE:HD2	2:332:B:ILE:H	16	1.08

*Continued on next page...*

*Continued from previous page...*

Key	Atom-1	Atom-2	Model ID	Violation (Å)
(1,293)	2:312:B:PHE:HD2	2:332:B:ILE:H	1	1.06
(1,293)	2:312:B:PHE:HD2	2:332:B:ILE:H	6	1.06
(1,293)	2:312:B:PHE:HD2	2:332:B:ILE:H	2	1.05
(1,293)	2:312:B:PHE:HD2	2:332:B:ILE:H	13	1.05
(1,293)	2:312:B:PHE:HD2	2:332:B:ILE:H	17	1.05
(1,293)	2:312:B:PHE:HD2	2:332:B:ILE:H	19	1.05
(1,293)	2:312:B:PHE:HD2	2:332:B:ILE:H	3	1.04
(1,293)	2:312:B:PHE:HD2	2:332:B:ILE:H	5	1.04
(1,293)	2:312:B:PHE:HD2	2:332:B:ILE:H	9	1.04
(1,293)	2:312:B:PHE:HD2	2:332:B:ILE:H	15	1.04
(1,293)	2:312:B:PHE:HD2	2:332:B:ILE:H	8	1.01
(1,293)	2:312:B:PHE:HD2	2:332:B:ILE:H	10	1.0
(1,293)	2:312:B:PHE:HD2	2:332:B:ILE:H	7	0.98
(1,293)	2:312:B:PHE:HD2	2:332:B:ILE:H	4	0.97
(1,293)	2:312:B:PHE:HD2	2:332:B:ILE:H	11	0.96
(1,293)	2:312:B:PHE:HD2	2:332:B:ILE:H	12	0.96
(1,293)	2:312:B:PHE:HD2	2:332:B:ILE:H	20	0.96
(1,293)	2:312:B:PHE:HD2	2:332:B:ILE:H	18	0.95
(1,1561)	2:400:B:LEU:H	2:400:B:LEU:HB3	13	0.79
(1,1561)	2:400:B:LEU:H	2:400:B:LEU:HB3	19	0.62
(1,191)	1:23:A:THR:H	1:24:A:GLN:HA	20	0.61
(1,228)	1:26:A:LEU:HB2	1:27:A:GLY:H	20	0.54
(1,198)	1:24:A:GLN:HB3	1:24:A:GLN:H	13	0.54
(1,198)	1:24:A:GLN:HB3	1:24:A:GLN:H	14	0.53
(1,517)	2:322:B:LYS:HD2	2:324:B:LYS:H	15	0.5
(1,517)	2:322:B:LYS:HD2	2:324:B:LYS:H	16	0.5
(1,227)	1:26:A:LEU:HB3	1:27:A:GLY:H	20	0.5
(1,198)	1:24:A:GLN:HB3	1:24:A:GLN:H	3	0.5
(1,914)	2:351:B:TRP:H	2:351:B:TRP:HE3	11	0.48
(1,870)	2:346:B:GLU:HB3	2:347:B:VAL:H	17	0.47
(1,198)	1:24:A:GLN:HB3	1:24:A:GLN:H	9	0.47
(1,198)	1:24:A:GLN:HB3	1:24:A:GLN:H	15	0.47
(1,914)	2:351:B:TRP:H	2:351:B:TRP:HE3	8	0.46
(1,914)	2:351:B:TRP:H	2:351:B:TRP:HE3	9	0.46
(1,870)	2:346:B:GLU:HB3	2:347:B:VAL:H	16	0.46
(1,527)	2:324:B:LYS:H	2:324:B:LYS:HG2	15	0.46
(1,492)	2:320:B:LYS:H	2:320:B:LYS:HE3	11	0.46
(1,198)	1:24:A:GLN:HB3	1:24:A:GLN:H	2	0.46
(1,198)	1:24:A:GLN:HB3	1:24:A:GLN:H	4	0.46
(1,198)	1:24:A:GLN:HB3	1:24:A:GLN:H	11	0.46
(1,1047)	2:359:B:TRP:H	2:369:B:ASP:H	8	0.45
(1,914)	2:351:B:TRP:H	2:351:B:TRP:HE3	10	0.45

*Continued on next page...*

*Continued from previous page...*

Key	Atom-1	Atom-2	Model ID	Violation (Å)
(1,914)	2:351:B:TRP:H	2:351:B:TRP:HE3	18	0.45
(1,914)	2:351:B:TRP:H	2:351:B:TRP:HE3	20	0.45
(1,870)	2:346:B:GLU:HB3	2:347:B:VAL:H	1	0.45
(1,526)	2:324:B:LYS:H	2:324:B:LYS:HG3	6	0.45
(1,492)	2:320:B:LYS:H	2:320:B:LYS:HE3	14	0.45
(1,198)	1:24:A:GLN:HB3	1:24:A:GLN:H	8	0.45
(1,1223)	2:373:B:TYR:HA	2:376:B:GLY:H	13	0.44
(1,1223)	2:373:B:TYR:HA	2:376:B:GLY:H	15	0.44
(1,914)	2:351:B:TRP:H	2:351:B:TRP:HE3	4	0.44
(1,914)	2:351:B:TRP:H	2:351:B:TRP:HE3	12	0.44
(1,870)	2:346:B:GLU:HB3	2:347:B:VAL:H	6	0.44
(1,527)	2:324:B:LYS:H	2:324:B:LYS:HG2	16	0.44
(1,1223)	2:373:B:TYR:HA	2:376:B:GLY:H	1	0.43
(1,1223)	2:373:B:TYR:HA	2:376:B:GLY:H	2	0.43
(1,1223)	2:373:B:TYR:HA	2:376:B:GLY:H	3	0.43
(1,1223)	2:373:B:TYR:HA	2:376:B:GLY:H	4	0.43
(1,1223)	2:373:B:TYR:HA	2:376:B:GLY:H	6	0.43
(1,1223)	2:373:B:TYR:HA	2:376:B:GLY:H	8	0.43
(1,1223)	2:373:B:TYR:HA	2:376:B:GLY:H	9	0.43
(1,1223)	2:373:B:TYR:HA	2:376:B:GLY:H	10	0.43
(1,1223)	2:373:B:TYR:HA	2:376:B:GLY:H	11	0.43
(1,1223)	2:373:B:TYR:HA	2:376:B:GLY:H	12	0.43
(1,1223)	2:373:B:TYR:HA	2:376:B:GLY:H	14	0.43
(1,1223)	2:373:B:TYR:HA	2:376:B:GLY:H	16	0.43
(1,1223)	2:373:B:TYR:HA	2:376:B:GLY:H	17	0.43
(1,1223)	2:373:B:TYR:HA	2:376:B:GLY:H	18	0.43
(1,1223)	2:373:B:TYR:HA	2:376:B:GLY:H	19	0.43
(1,1047)	2:359:B:TRP:H	2:369:B:ASP:H	20	0.43
(1,198)	1:24:A:GLN:HB3	1:24:A:GLN:H	12	0.43
(1,198)	1:24:A:GLN:HB3	1:24:A:GLN:H	18	0.43
(1,1223)	2:373:B:TYR:HA	2:376:B:GLY:H	5	0.42
(1,1223)	2:373:B:TYR:HA	2:376:B:GLY:H	7	0.42
(1,1223)	2:373:B:TYR:HA	2:376:B:GLY:H	20	0.42
(1,1047)	2:359:B:TRP:H	2:369:B:ASP:H	7	0.42
(1,870)	2:346:B:GLU:HB3	2:347:B:VAL:H	7	0.42
(1,239)	1:28:A:VAL:HB	1:29:A:ASP:H	15	0.42
(1,210)	1:24:A:GLN:HG3	1:25:A:SER:HB3	19	0.42
(1,108)	1:15:A:LEU:H	1:16:A:LEU:HB3	17	0.42
(1,914)	2:351:B:TRP:H	2:351:B:TRP:HE3	7	0.41
(1,1047)	2:359:B:TRP:H	2:369:B:ASP:H	4	0.4
(1,1047)	2:359:B:TRP:H	2:369:B:ASP:H	10	0.4
(1,1047)	2:359:B:TRP:H	2:369:B:ASP:H	11	0.4

*Continued on next page...*

*Continued from previous page...*

Key	Atom-1	Atom-2	Model ID	Violation (Å)
(1,1047)	2:359:B:TRP:H	2:369:B:ASP:H	12	0.4
(1,1047)	2:359:B:TRP:H	2:369:B:ASP:H	17	0.4
(1,1047)	2:359:B:TRP:H	2:369:B:ASP:H	18	0.4
(1,344)	2:314:B:LEU:HD11	2:330:B:LEU:H	8	0.4
(1,344)	2:314:B:LEU:HD12	2:330:B:LEU:H	8	0.4
(1,344)	2:314:B:LEU:HD13	2:330:B:LEU:H	8	0.4
(1,210)	1:24:A:GLN:HG3	1:25:A:SER:HB3	2	0.4
(1,1123)	2:364:B:LYS:H	2:383:B:THR:HG21	10	0.39
(1,1123)	2:364:B:LYS:H	2:383:B:THR:HG22	10	0.39
(1,1123)	2:364:B:LYS:H	2:383:B:THR:HG23	10	0.39
(1,1047)	2:359:B:TRP:H	2:369:B:ASP:H	1	0.39
(1,1047)	2:359:B:TRP:H	2:369:B:ASP:H	2	0.39
(1,1047)	2:359:B:TRP:H	2:369:B:ASP:H	5	0.39
(1,1047)	2:359:B:TRP:H	2:369:B:ASP:H	9	0.39
(1,1047)	2:359:B:TRP:H	2:369:B:ASP:H	14	0.39
(1,1047)	2:359:B:TRP:H	2:369:B:ASP:H	15	0.39
(1,1047)	2:359:B:TRP:H	2:369:B:ASP:H	19	0.39
(1,704)	2:335:B:GLU:H	2:399:B:ILE:HG21	1	0.39
(1,704)	2:335:B:GLU:H	2:399:B:ILE:HG22	1	0.39
(1,704)	2:335:B:GLU:H	2:399:B:ILE:HG23	1	0.39
(1,704)	2:335:B:GLU:H	2:399:B:ILE:HG21	9	0.39
(1,704)	2:335:B:GLU:H	2:399:B:ILE:HG22	9	0.39
(1,704)	2:335:B:GLU:H	2:399:B:ILE:HG23	9	0.39
(1,704)	2:335:B:GLU:H	2:399:B:ILE:HG21	10	0.39
(1,704)	2:335:B:GLU:H	2:399:B:ILE:HG22	10	0.39
(1,704)	2:335:B:GLU:H	2:399:B:ILE:HG23	10	0.39
(1,704)	2:335:B:GLU:H	2:399:B:ILE:HG21	17	0.39
(1,704)	2:335:B:GLU:H	2:399:B:ILE:HG22	17	0.39
(1,704)	2:335:B:GLU:H	2:399:B:ILE:HG23	17	0.39
(1,442)	2:317:B:GLU:H	2:381:B:GLN:H	15	0.39
(1,108)	1:15:A:LEU:H	1:16:A:LEU:HB3	8	0.39
(1,1170)	2:368:B:LEU:HB3	2:370:B:PHE:H	4	0.38
(1,1170)	2:368:B:LEU:HB3	2:370:B:PHE:H	12	0.38
(1,1170)	2:368:B:LEU:HB3	2:370:B:PHE:H	18	0.38
(1,1170)	2:368:B:LEU:HB3	2:370:B:PHE:H	20	0.38
(1,1123)	2:364:B:LYS:H	2:383:B:THR:HG21	5	0.38
(1,1123)	2:364:B:LYS:H	2:383:B:THR:HG22	5	0.38
(1,1123)	2:364:B:LYS:H	2:383:B:THR:HG23	5	0.38
(1,1123)	2:364:B:LYS:H	2:383:B:THR:HG21	11	0.38
(1,1123)	2:364:B:LYS:H	2:383:B:THR:HG22	11	0.38
(1,1123)	2:364:B:LYS:H	2:383:B:THR:HG23	11	0.38
(1,1047)	2:359:B:TRP:H	2:369:B:ASP:H	3	0.38

*Continued on next page...*

*Continued from previous page...*

Key	Atom-1	Atom-2	Model ID	Violation (Å)
(1,1047)	2:359:B:TRP:H	2:369:B:ASP:H	6	0.38
(1,1047)	2:359:B:TRP:H	2:369:B:ASP:H	13	0.38
(1,1047)	2:359:B:TRP:H	2:369:B:ASP:H	16	0.38
(1,704)	2:335:B:GLU:H	2:399:B:ILE:HG21	11	0.38
(1,704)	2:335:B:GLU:H	2:399:B:ILE:HG22	11	0.38
(1,704)	2:335:B:GLU:H	2:399:B:ILE:HG23	11	0.38
(1,704)	2:335:B:GLU:H	2:399:B:ILE:HG21	13	0.38
(1,704)	2:335:B:GLU:H	2:399:B:ILE:HG22	13	0.38
(1,704)	2:335:B:GLU:H	2:399:B:ILE:HG23	13	0.38
(1,704)	2:335:B:GLU:H	2:399:B:ILE:HG21	20	0.38
(1,704)	2:335:B:GLU:H	2:399:B:ILE:HG22	20	0.38
(1,704)	2:335:B:GLU:H	2:399:B:ILE:HG23	20	0.38
(1,395)	2:316:B:LYS:H	2:325:B:LEU:HD11	15	0.38
(1,395)	2:316:B:LYS:H	2:325:B:LEU:HD12	15	0.38
(1,395)	2:316:B:LYS:H	2:325:B:LEU:HD13	15	0.38
(1,344)	2:314:B:LEU:HD11	2:330:B:LEU:H	11	0.38
(1,344)	2:314:B:LEU:HD12	2:330:B:LEU:H	11	0.38
(1,344)	2:314:B:LEU:HD13	2:330:B:LEU:H	11	0.38
(1,344)	2:314:B:LEU:HD11	2:330:B:LEU:H	20	0.38
(1,344)	2:314:B:LEU:HD12	2:330:B:LEU:H	20	0.38
(1,344)	2:314:B:LEU:HD13	2:330:B:LEU:H	20	0.38
(1,241)	1:28:A:VAL:H	1:29:A:ASP:H	15	0.38
(1,208)	1:24:A:GLN:HB2	1:25:A:SER:HB3	2	0.38
(1,1188)	2:369:B:ASP:H	2:370:B:PHE:H	4	0.37
(1,1188)	2:369:B:ASP:H	2:370:B:PHE:H	9	0.37
(1,1188)	2:369:B:ASP:H	2:370:B:PHE:H	12	0.37
(1,1188)	2:369:B:ASP:H	2:370:B:PHE:H	18	0.37
(1,1170)	2:368:B:LEU:HB3	2:370:B:PHE:H	2	0.37
(1,1170)	2:368:B:LEU:HB3	2:370:B:PHE:H	5	0.37
(1,1170)	2:368:B:LEU:HB3	2:370:B:PHE:H	6	0.37
(1,1170)	2:368:B:LEU:HB3	2:370:B:PHE:H	7	0.37
(1,1170)	2:368:B:LEU:HB3	2:370:B:PHE:H	8	0.37
(1,1170)	2:368:B:LEU:HB3	2:370:B:PHE:H	9	0.37
(1,1170)	2:368:B:LEU:HB3	2:370:B:PHE:H	15	0.37
(1,1170)	2:368:B:LEU:HB3	2:370:B:PHE:H	16	0.37
(1,1123)	2:364:B:LYS:H	2:383:B:THR:HG21	12	0.37
(1,1123)	2:364:B:LYS:H	2:383:B:THR:HG22	12	0.37
(1,1123)	2:364:B:LYS:H	2:383:B:THR:HG23	12	0.37
(1,1123)	2:364:B:LYS:H	2:383:B:THR:HG21	17	0.37
(1,1123)	2:364:B:LYS:H	2:383:B:THR:HG22	17	0.37
(1,1123)	2:364:B:LYS:H	2:383:B:THR:HG23	17	0.37
(1,1123)	2:364:B:LYS:H	2:383:B:THR:HG21	18	0.37

*Continued on next page...*

*Continued from previous page...*

Key	Atom-1	Atom-2	Model ID	Violation (Å)
(1,1123)	2:364:B:LYS:H	2:383:B:THR:HG22	18	0.37
(1,1123)	2:364:B:LYS:H	2:383:B:THR:HG23	18	0.37
(1,1123)	2:364:B:LYS:H	2:383:B:THR:HG21	20	0.37
(1,1123)	2:364:B:LYS:H	2:383:B:THR:HG22	20	0.37
(1,1123)	2:364:B:LYS:H	2:383:B:THR:HG23	20	0.37
(1,743)	2:337:B:VAL:H	2:352:B:SER:HA	11	0.37
(1,704)	2:335:B:GLU:H	2:399:B:ILE:HG21	4	0.37
(1,704)	2:335:B:GLU:H	2:399:B:ILE:HG22	4	0.37
(1,704)	2:335:B:GLU:H	2:399:B:ILE:HG23	4	0.37
(1,704)	2:335:B:GLU:H	2:399:B:ILE:HG21	5	0.37
(1,704)	2:335:B:GLU:H	2:399:B:ILE:HG22	5	0.37
(1,704)	2:335:B:GLU:H	2:399:B:ILE:HG23	5	0.37
(1,704)	2:335:B:GLU:H	2:399:B:ILE:HG21	8	0.37
(1,704)	2:335:B:GLU:H	2:399:B:ILE:HG22	8	0.37
(1,704)	2:335:B:GLU:H	2:399:B:ILE:HG23	8	0.37
(1,704)	2:335:B:GLU:H	2:399:B:ILE:HG21	12	0.37
(1,704)	2:335:B:GLU:H	2:399:B:ILE:HG22	12	0.37
(1,704)	2:335:B:GLU:H	2:399:B:ILE:HG23	12	0.37
(1,704)	2:335:B:GLU:H	2:399:B:ILE:HG21	14	0.37
(1,704)	2:335:B:GLU:H	2:399:B:ILE:HG22	14	0.37
(1,704)	2:335:B:GLU:H	2:399:B:ILE:HG23	14	0.37
(1,641)	2:332:B:ILE:HG21	2:335:B:GLU:H	4	0.37
(1,641)	2:332:B:ILE:HG22	2:335:B:GLU:H	4	0.37
(1,641)	2:332:B:ILE:HG23	2:335:B:GLU:H	4	0.37
(1,619)	2:331:B:GLY:H	2:332:B:ILE:H	11	0.37
(1,609)	2:330:B:LEU:HG	2:338:B:MET:H	7	0.37
(1,344)	2:314:B:LEU:HD11	2:330:B:LEU:H	4	0.37
(1,344)	2:314:B:LEU:HD12	2:330:B:LEU:H	4	0.37
(1,344)	2:314:B:LEU:HD13	2:330:B:LEU:H	4	0.37
(1,344)	2:314:B:LEU:HD11	2:330:B:LEU:H	7	0.37
(1,344)	2:314:B:LEU:HD12	2:330:B:LEU:H	7	0.37
(1,344)	2:314:B:LEU:HD13	2:330:B:LEU:H	7	0.37
(1,210)	1:24:A:GLN:HG3	1:25:A:SER:HB3	7	0.37
(1,209)	1:24:A:GLN:HB2	1:25:A:SER:H	2	0.37
(1,1195)	2:370:B:PHE:H	2:372:B:ASP:H	9	0.36
(1,1195)	2:370:B:PHE:H	2:372:B:ASP:H	11	0.36
(1,1188)	2:369:B:ASP:H	2:370:B:PHE:H	3	0.36
(1,1188)	2:369:B:ASP:H	2:370:B:PHE:H	5	0.36
(1,1188)	2:369:B:ASP:H	2:370:B:PHE:H	6	0.36
(1,1188)	2:369:B:ASP:H	2:370:B:PHE:H	7	0.36
(1,1188)	2:369:B:ASP:H	2:370:B:PHE:H	11	0.36
(1,1172)	2:368:B:LEU:HD21	2:370:B:PHE:H	5	0.36

*Continued on next page...*



*Continued from previous page...*

Key	Atom-1	Atom-2	Model ID	Violation (Å)
(1,1172)	2:368:B:LEU:HD22	2:370:B:PHE:H	5	0.36
(1,1172)	2:368:B:LEU:HD23	2:370:B:PHE:H	5	0.36
(1,1170)	2:368:B:LEU:HB3	2:370:B:PHE:H	1	0.36
(1,1170)	2:368:B:LEU:HB3	2:370:B:PHE:H	3	0.36
(1,1170)	2:368:B:LEU:HB3	2:370:B:PHE:H	10	0.36
(1,1170)	2:368:B:LEU:HB3	2:370:B:PHE:H	11	0.36
(1,1170)	2:368:B:LEU:HB3	2:370:B:PHE:H	13	0.36
(1,1170)	2:368:B:LEU:HB3	2:370:B:PHE:H	14	0.36
(1,1170)	2:368:B:LEU:HB3	2:370:B:PHE:H	19	0.36
(1,1123)	2:364:B:LYS:H	2:383:B:THR:HG21	1	0.36
(1,1123)	2:364:B:LYS:H	2:383:B:THR:HG22	1	0.36
(1,1123)	2:364:B:LYS:H	2:383:B:THR:HG23	1	0.36
(1,1123)	2:364:B:LYS:H	2:383:B:THR:HG21	2	0.36
(1,1123)	2:364:B:LYS:H	2:383:B:THR:HG22	2	0.36
(1,1123)	2:364:B:LYS:H	2:383:B:THR:HG23	2	0.36
(1,1123)	2:364:B:LYS:H	2:383:B:THR:HG21	4	0.36
(1,1123)	2:364:B:LYS:H	2:383:B:THR:HG22	4	0.36
(1,1123)	2:364:B:LYS:H	2:383:B:THR:HG23	4	0.36
(1,1123)	2:364:B:LYS:H	2:383:B:THR:HG21	6	0.36
(1,1123)	2:364:B:LYS:H	2:383:B:THR:HG22	6	0.36
(1,1123)	2:364:B:LYS:H	2:383:B:THR:HG23	6	0.36
(1,1123)	2:364:B:LYS:H	2:383:B:THR:HG21	7	0.36
(1,1123)	2:364:B:LYS:H	2:383:B:THR:HG22	7	0.36
(1,1123)	2:364:B:LYS:H	2:383:B:THR:HG23	7	0.36
(1,1123)	2:364:B:LYS:H	2:383:B:THR:HG21	8	0.36
(1,1123)	2:364:B:LYS:H	2:383:B:THR:HG22	8	0.36
(1,1123)	2:364:B:LYS:H	2:383:B:THR:HG23	8	0.36
(1,1123)	2:364:B:LYS:H	2:383:B:THR:HG21	9	0.36
(1,1123)	2:364:B:LYS:H	2:383:B:THR:HG22	9	0.36
(1,1123)	2:364:B:LYS:H	2:383:B:THR:HG23	9	0.36
(1,1123)	2:364:B:LYS:H	2:383:B:THR:HG21	13	0.36
(1,1123)	2:364:B:LYS:H	2:383:B:THR:HG22	13	0.36
(1,1123)	2:364:B:LYS:H	2:383:B:THR:HG23	13	0.36
(1,1123)	2:364:B:LYS:H	2:383:B:THR:HG21	16	0.36
(1,1123)	2:364:B:LYS:H	2:383:B:THR:HG22	16	0.36
(1,1123)	2:364:B:LYS:H	2:383:B:THR:HG23	16	0.36
(1,1123)	2:364:B:LYS:H	2:383:B:THR:HG21	19	0.36
(1,1123)	2:364:B:LYS:H	2:383:B:THR:HG22	19	0.36
(1,1123)	2:364:B:LYS:H	2:383:B:THR:HG23	19	0.36
(1,743)	2:337:B:VAL:H	2:352:B:SER:HA	12	0.36
(1,743)	2:337:B:VAL:H	2:352:B:SER:HA	18	0.36
(1,743)	2:337:B:VAL:H	2:352:B:SER:HA	20	0.36

*Continued on next page...*

*Continued from previous page...*

Key	Atom-1	Atom-2	Model ID	Violation (Å)
(1,704)	2:335:B:GLU:H	2:399:B:ILE:HG21	2	0.36
(1,704)	2:335:B:GLU:H	2:399:B:ILE:HG22	2	0.36
(1,704)	2:335:B:GLU:H	2:399:B:ILE:HG23	2	0.36
(1,704)	2:335:B:GLU:H	2:399:B:ILE:HG21	6	0.36
(1,704)	2:335:B:GLU:H	2:399:B:ILE:HG22	6	0.36
(1,704)	2:335:B:GLU:H	2:399:B:ILE:HG23	6	0.36
(1,704)	2:335:B:GLU:H	2:399:B:ILE:HG21	7	0.36
(1,704)	2:335:B:GLU:H	2:399:B:ILE:HG22	7	0.36
(1,704)	2:335:B:GLU:H	2:399:B:ILE:HG23	7	0.36
(1,704)	2:335:B:GLU:H	2:399:B:ILE:HG21	16	0.36
(1,704)	2:335:B:GLU:H	2:399:B:ILE:HG22	16	0.36
(1,704)	2:335:B:GLU:H	2:399:B:ILE:HG23	16	0.36
(1,704)	2:335:B:GLU:H	2:399:B:ILE:HG21	18	0.36
(1,704)	2:335:B:GLU:H	2:399:B:ILE:HG22	18	0.36
(1,704)	2:335:B:GLU:H	2:399:B:ILE:HG23	18	0.36
(1,641)	2:332:B:ILE:HG21	2:335:B:GLU:H	7	0.36
(1,641)	2:332:B:ILE:HG22	2:335:B:GLU:H	7	0.36
(1,641)	2:332:B:ILE:HG23	2:335:B:GLU:H	7	0.36
(1,641)	2:332:B:ILE:HG21	2:335:B:GLU:H	20	0.36
(1,641)	2:332:B:ILE:HG22	2:335:B:GLU:H	20	0.36
(1,641)	2:332:B:ILE:HG23	2:335:B:GLU:H	20	0.36
(1,619)	2:331:B:GLY:H	2:332:B:ILE:H	1	0.36
(1,619)	2:331:B:GLY:H	2:332:B:ILE:H	2	0.36
(1,619)	2:331:B:GLY:H	2:332:B:ILE:H	3	0.36
(1,619)	2:331:B:GLY:H	2:332:B:ILE:H	6	0.36
(1,619)	2:331:B:GLY:H	2:332:B:ILE:H	8	0.36
(1,619)	2:331:B:GLY:H	2:332:B:ILE:H	9	0.36
(1,619)	2:331:B:GLY:H	2:332:B:ILE:H	10	0.36
(1,619)	2:331:B:GLY:H	2:332:B:ILE:H	13	0.36
(1,619)	2:331:B:GLY:H	2:332:B:ILE:H	19	0.36
(1,619)	2:331:B:GLY:H	2:332:B:ILE:H	20	0.36
(1,609)	2:330:B:LEU:HG	2:338:B:MET:H	8	0.36
(1,609)	2:330:B:LEU:HG	2:338:B:MET:H	11	0.36
(1,442)	2:317:B:GLU:H	2:381:B:GLN:H	6	0.36
(1,442)	2:317:B:GLU:H	2:381:B:GLN:H	12	0.36
(1,442)	2:317:B:GLU:H	2:381:B:GLN:H	13	0.36
(1,434)	2:317:B:GLU:HB2	2:326:B:VAL:H	14	0.36
(1,395)	2:316:B:LYS:H	2:325:B:LEU:HD11	11	0.36
(1,395)	2:316:B:LYS:H	2:325:B:LEU:HD12	11	0.36
(1,395)	2:316:B:LYS:H	2:325:B:LEU:HD13	11	0.36
(1,395)	2:316:B:LYS:H	2:325:B:LEU:HD11	16	0.36
(1,395)	2:316:B:LYS:H	2:325:B:LEU:HD12	16	0.36

*Continued on next page...*



*Continued from previous page...*

Key	Atom-1	Atom-2	Model ID	Violation (Å)
(1,395)	2:316:B:LYS:H	2:325:B:LEU:HD13	16	0.36
(1,371)	2:315:B:VAL:HG21	2:331:B:GLY:H	8	0.36
(1,371)	2:315:B:VAL:HG22	2:331:B:GLY:H	8	0.36
(1,371)	2:315:B:VAL:HG23	2:331:B:GLY:H	8	0.36
(1,371)	2:315:B:VAL:HG21	2:331:B:GLY:H	11	0.36
(1,371)	2:315:B:VAL:HG22	2:331:B:GLY:H	11	0.36
(1,371)	2:315:B:VAL:HG23	2:331:B:GLY:H	11	0.36
(1,344)	2:314:B:LEU:HD11	2:330:B:LEU:H	10	0.36
(1,344)	2:314:B:LEU:HD12	2:330:B:LEU:H	10	0.36
(1,344)	2:314:B:LEU:HD13	2:330:B:LEU:H	10	0.36
(1,344)	2:314:B:LEU:HD11	2:330:B:LEU:H	12	0.36
(1,344)	2:314:B:LEU:HD12	2:330:B:LEU:H	12	0.36
(1,344)	2:314:B:LEU:HD13	2:330:B:LEU:H	12	0.36
(1,344)	2:314:B:LEU:HD11	2:330:B:LEU:H	18	0.36
(1,344)	2:314:B:LEU:HD12	2:330:B:LEU:H	18	0.36
(1,344)	2:314:B:LEU:HD13	2:330:B:LEU:H	18	0.36
(1,1195)	2:370:B:PHE:H	2:372:B:ASP:H	10	0.35
(1,1195)	2:370:B:PHE:H	2:372:B:ASP:H	12	0.35
(1,1188)	2:369:B:ASP:H	2:370:B:PHE:H	1	0.35
(1,1188)	2:369:B:ASP:H	2:370:B:PHE:H	2	0.35
(1,1188)	2:369:B:ASP:H	2:370:B:PHE:H	10	0.35
(1,1188)	2:369:B:ASP:H	2:370:B:PHE:H	13	0.35
(1,1188)	2:369:B:ASP:H	2:370:B:PHE:H	14	0.35
(1,1188)	2:369:B:ASP:H	2:370:B:PHE:H	15	0.35
(1,1188)	2:369:B:ASP:H	2:370:B:PHE:H	16	0.35
(1,1188)	2:369:B:ASP:H	2:370:B:PHE:H	19	0.35
(1,1188)	2:369:B:ASP:H	2:370:B:PHE:H	20	0.35
(1,1172)	2:368:B:LEU:HD21	2:370:B:PHE:H	1	0.35
(1,1172)	2:368:B:LEU:HD22	2:370:B:PHE:H	1	0.35
(1,1172)	2:368:B:LEU:HD23	2:370:B:PHE:H	1	0.35
(1,1172)	2:368:B:LEU:HD21	2:370:B:PHE:H	2	0.35
(1,1172)	2:368:B:LEU:HD22	2:370:B:PHE:H	2	0.35
(1,1172)	2:368:B:LEU:HD23	2:370:B:PHE:H	2	0.35
(1,1172)	2:368:B:LEU:HD21	2:370:B:PHE:H	6	0.35
(1,1172)	2:368:B:LEU:HD22	2:370:B:PHE:H	6	0.35
(1,1172)	2:368:B:LEU:HD23	2:370:B:PHE:H	6	0.35
(1,1172)	2:368:B:LEU:HD21	2:370:B:PHE:H	15	0.35
(1,1172)	2:368:B:LEU:HD22	2:370:B:PHE:H	15	0.35
(1,1172)	2:368:B:LEU:HD23	2:370:B:PHE:H	15	0.35
(1,1172)	2:368:B:LEU:HD21	2:370:B:PHE:H	16	0.35
(1,1172)	2:368:B:LEU:HD22	2:370:B:PHE:H	16	0.35
(1,1172)	2:368:B:LEU:HD23	2:370:B:PHE:H	16	0.35

*Continued on next page...*

*Continued from previous page...*

Key	Atom-1	Atom-2	Model ID	Violation (Å)
(1,1172)	2:368:B:LEU:HD21	2:370:B:PHE:H	19	0.35
(1,1172)	2:368:B:LEU:HD22	2:370:B:PHE:H	19	0.35
(1,1172)	2:368:B:LEU:HD23	2:370:B:PHE:H	19	0.35
(1,1170)	2:368:B:LEU:HB3	2:370:B:PHE:H	17	0.35
(1,1123)	2:364:B:LYS:H	2:383:B:THR:HG21	3	0.35
(1,1123)	2:364:B:LYS:H	2:383:B:THR:HG22	3	0.35
(1,1123)	2:364:B:LYS:H	2:383:B:THR:HG23	3	0.35
(1,1123)	2:364:B:LYS:H	2:383:B:THR:HG21	14	0.35
(1,1123)	2:364:B:LYS:H	2:383:B:THR:HG22	14	0.35
(1,1123)	2:364:B:LYS:H	2:383:B:THR:HG23	14	0.35
(1,1123)	2:364:B:LYS:H	2:383:B:THR:HG21	15	0.35
(1,1123)	2:364:B:LYS:H	2:383:B:THR:HG22	15	0.35
(1,1123)	2:364:B:LYS:H	2:383:B:THR:HG23	15	0.35
(1,1020)	2:358:B:ARG:H	2:359:B:TRP:HB3	7	0.35
(1,898)	2:349:B:GLN:HB2	2:350:B:GLU:H	6	0.35
(1,898)	2:349:B:GLN:HB2	2:350:B:GLU:H	12	0.35
(1,898)	2:349:B:GLN:HB2	2:350:B:GLU:H	13	0.35
(1,898)	2:349:B:GLN:HB2	2:350:B:GLU:H	17	0.35
(1,856)	2:345:B:LYS:H	2:345:B:LYS:HB3	17	0.35
(1,743)	2:337:B:VAL:H	2:352:B:SER:HA	4	0.35
(1,743)	2:337:B:VAL:H	2:352:B:SER:HA	7	0.35
(1,743)	2:337:B:VAL:H	2:352:B:SER:HA	8	0.35
(1,743)	2:337:B:VAL:H	2:352:B:SER:HA	9	0.35
(1,743)	2:337:B:VAL:H	2:352:B:SER:HA	10	0.35
(1,704)	2:335:B:GLU:H	2:399:B:ILE:HG21	3	0.35
(1,704)	2:335:B:GLU:H	2:399:B:ILE:HG22	3	0.35
(1,704)	2:335:B:GLU:H	2:399:B:ILE:HG23	3	0.35
(1,704)	2:335:B:GLU:H	2:399:B:ILE:HG21	15	0.35
(1,704)	2:335:B:GLU:H	2:399:B:ILE:HG22	15	0.35
(1,704)	2:335:B:GLU:H	2:399:B:ILE:HG23	15	0.35
(1,704)	2:335:B:GLU:H	2:399:B:ILE:HG21	19	0.35
(1,704)	2:335:B:GLU:H	2:399:B:ILE:HG22	19	0.35
(1,704)	2:335:B:GLU:H	2:399:B:ILE:HG23	19	0.35
(1,641)	2:332:B:ILE:HG21	2:335:B:GLU:H	6	0.35
(1,641)	2:332:B:ILE:HG22	2:335:B:GLU:H	6	0.35
(1,641)	2:332:B:ILE:HG23	2:335:B:GLU:H	6	0.35
(1,641)	2:332:B:ILE:HG21	2:335:B:GLU:H	8	0.35
(1,641)	2:332:B:ILE:HG22	2:335:B:GLU:H	8	0.35
(1,641)	2:332:B:ILE:HG23	2:335:B:GLU:H	8	0.35
(1,641)	2:332:B:ILE:HG21	2:335:B:GLU:H	11	0.35
(1,641)	2:332:B:ILE:HG22	2:335:B:GLU:H	11	0.35
(1,641)	2:332:B:ILE:HG23	2:335:B:GLU:H	11	0.35

*Continued on next page...*

*Continued from previous page...*

Key	Atom-1	Atom-2	Model ID	Violation (Å)
(1,641)	2:332:B:ILE:HG21	2:335:B:GLU:H	12	0.35
(1,641)	2:332:B:ILE:HG22	2:335:B:GLU:H	12	0.35
(1,641)	2:332:B:ILE:HG23	2:335:B:GLU:H	12	0.35
(1,641)	2:332:B:ILE:HG21	2:335:B:GLU:H	16	0.35
(1,641)	2:332:B:ILE:HG22	2:335:B:GLU:H	16	0.35
(1,641)	2:332:B:ILE:HG23	2:335:B:GLU:H	16	0.35
(1,641)	2:332:B:ILE:HG21	2:335:B:GLU:H	18	0.35
(1,641)	2:332:B:ILE:HG22	2:335:B:GLU:H	18	0.35
(1,641)	2:332:B:ILE:HG23	2:335:B:GLU:H	18	0.35
(1,619)	2:331:B:GLY:H	2:332:B:ILE:H	4	0.35
(1,619)	2:331:B:GLY:H	2:332:B:ILE:H	5	0.35
(1,619)	2:331:B:GLY:H	2:332:B:ILE:H	7	0.35
(1,619)	2:331:B:GLY:H	2:332:B:ILE:H	12	0.35
(1,619)	2:331:B:GLY:H	2:332:B:ILE:H	14	0.35
(1,619)	2:331:B:GLY:H	2:332:B:ILE:H	15	0.35
(1,619)	2:331:B:GLY:H	2:332:B:ILE:H	16	0.35
(1,619)	2:331:B:GLY:H	2:332:B:ILE:H	17	0.35
(1,619)	2:331:B:GLY:H	2:332:B:ILE:H	18	0.35
(1,609)	2:330:B:LEU:HG	2:338:B:MET:H	4	0.35
(1,609)	2:330:B:LEU:HG	2:338:B:MET:H	6	0.35
(1,609)	2:330:B:LEU:HG	2:338:B:MET:H	9	0.35
(1,609)	2:330:B:LEU:HG	2:338:B:MET:H	10	0.35
(1,609)	2:330:B:LEU:HG	2:338:B:MET:H	20	0.35
(1,442)	2:317:B:GLU:H	2:381:B:GLN:H	3	0.35
(1,442)	2:317:B:GLU:H	2:381:B:GLN:H	16	0.35
(1,442)	2:317:B:GLU:H	2:381:B:GLN:H	18	0.35
(1,434)	2:317:B:GLU:HB2	2:326:B:VAL:H	5	0.35
(1,434)	2:317:B:GLU:HB2	2:326:B:VAL:H	19	0.35
(1,395)	2:316:B:LYS:H	2:325:B:LEU:HD11	8	0.35
(1,395)	2:316:B:LYS:H	2:325:B:LEU:HD12	8	0.35
(1,395)	2:316:B:LYS:H	2:325:B:LEU:HD13	8	0.35
(1,344)	2:314:B:LEU:HD11	2:330:B:LEU:H	9	0.35
(1,344)	2:314:B:LEU:HD12	2:330:B:LEU:H	9	0.35
(1,344)	2:314:B:LEU:HD13	2:330:B:LEU:H	9	0.35
(1,108)	1:15:A:LEU:H	1:16:A:LEU:HB3	16	0.35
(1,1593)	1:22:A:LEU:HD11	2:382:B:THR:H	18	0.34
(1,1593)	1:22:A:LEU:HD12	2:382:B:THR:H	18	0.34
(1,1593)	1:22:A:LEU:HD13	2:382:B:THR:H	18	0.34
(1,1202)	2:371:B:GLY:H	2:377:B:TYR:HE1	5	0.34
(1,1202)	2:371:B:GLY:H	2:377:B:TYR:HE1	14	0.34
(1,1202)	2:371:B:GLY:H	2:377:B:TYR:HE1	16	0.34
(1,1202)	2:371:B:GLY:H	2:377:B:TYR:HE1	19	0.34

*Continued on next page...*

*Continued from previous page...*

Key	Atom-1	Atom-2	Model ID	Violation (Å)
(1,1195)	2:370:B:PHE:H	2:372:B:ASP:H	7	0.34
(1,1195)	2:370:B:PHE:H	2:372:B:ASP:H	8	0.34
(1,1195)	2:370:B:PHE:H	2:372:B:ASP:H	18	0.34
(1,1188)	2:369:B:ASP:H	2:370:B:PHE:H	8	0.34
(1,1188)	2:369:B:ASP:H	2:370:B:PHE:H	17	0.34
(1,1172)	2:368:B:LEU:HD21	2:370:B:PHE:H	3	0.34
(1,1172)	2:368:B:LEU:HD22	2:370:B:PHE:H	3	0.34
(1,1172)	2:368:B:LEU:HD23	2:370:B:PHE:H	3	0.34
(1,1172)	2:368:B:LEU:HD21	2:370:B:PHE:H	13	0.34
(1,1172)	2:368:B:LEU:HD22	2:370:B:PHE:H	13	0.34
(1,1172)	2:368:B:LEU:HD23	2:370:B:PHE:H	13	0.34
(1,1172)	2:368:B:LEU:HD21	2:370:B:PHE:H	14	0.34
(1,1172)	2:368:B:LEU:HD22	2:370:B:PHE:H	14	0.34
(1,1172)	2:368:B:LEU:HD23	2:370:B:PHE:H	14	0.34
(1,1172)	2:368:B:LEU:HD21	2:370:B:PHE:H	17	0.34
(1,1172)	2:368:B:LEU:HD22	2:370:B:PHE:H	17	0.34
(1,1172)	2:368:B:LEU:HD23	2:370:B:PHE:H	17	0.34
(1,962)	2:354:B:THR:H	2:354:B:THR:HG21	9	0.34
(1,962)	2:354:B:THR:H	2:354:B:THR:HG22	9	0.34
(1,962)	2:354:B:THR:H	2:354:B:THR:HG23	9	0.34
(1,962)	2:354:B:THR:H	2:354:B:THR:HG21	10	0.34
(1,962)	2:354:B:THR:H	2:354:B:THR:HG22	10	0.34
(1,962)	2:354:B:THR:H	2:354:B:THR:HG23	10	0.34
(1,962)	2:354:B:THR:H	2:354:B:THR:HG21	14	0.34
(1,962)	2:354:B:THR:H	2:354:B:THR:HG22	14	0.34
(1,962)	2:354:B:THR:H	2:354:B:THR:HG23	14	0.34
(1,962)	2:354:B:THR:H	2:354:B:THR:HG21	17	0.34
(1,962)	2:354:B:THR:H	2:354:B:THR:HG22	17	0.34
(1,962)	2:354:B:THR:H	2:354:B:THR:HG23	17	0.34
(1,898)	2:349:B:GLN:HB2	2:350:B:GLU:H	1	0.34
(1,898)	2:349:B:GLN:HB2	2:350:B:GLU:H	3	0.34
(1,898)	2:349:B:GLN:HB2	2:350:B:GLU:H	8	0.34
(1,898)	2:349:B:GLN:HB2	2:350:B:GLU:H	15	0.34
(1,856)	2:345:B:LYS:H	2:345:B:LYS:HB3	1	0.34
(1,856)	2:345:B:LYS:H	2:345:B:LYS:HB3	7	0.34
(1,856)	2:345:B:LYS:H	2:345:B:LYS:HB3	16	0.34
(1,703)	2:335:B:GLU:HA	2:354:B:THR:H	8	0.34
(1,703)	2:335:B:GLU:HA	2:354:B:THR:H	9	0.34
(1,641)	2:332:B:ILE:HG21	2:335:B:GLU:H	10	0.34
(1,641)	2:332:B:ILE:HG22	2:335:B:GLU:H	10	0.34
(1,641)	2:332:B:ILE:HG23	2:335:B:GLU:H	10	0.34
(1,622)	2:331:B:GLY:H	2:337:B:VAL:HG21	10	0.34

*Continued on next page...*

*Continued from previous page...*

Key	Atom-1	Atom-2	Model ID	Violation (Å)
(1,622)	2:331:B:GLY:H	2:337:B:VAL:HG22	10	0.34
(1,622)	2:331:B:GLY:H	2:337:B:VAL:HG23	10	0.34
(1,622)	2:331:B:GLY:H	2:337:B:VAL:HG21	11	0.34
(1,622)	2:331:B:GLY:H	2:337:B:VAL:HG22	11	0.34
(1,622)	2:331:B:GLY:H	2:337:B:VAL:HG23	11	0.34
(1,622)	2:331:B:GLY:H	2:337:B:VAL:HG21	20	0.34
(1,622)	2:331:B:GLY:H	2:337:B:VAL:HG22	20	0.34
(1,622)	2:331:B:GLY:H	2:337:B:VAL:HG23	20	0.34
(1,609)	2:330:B:LEU:HG	2:338:B:MET:H	3	0.34
(1,609)	2:330:B:LEU:HG	2:338:B:MET:H	12	0.34
(1,609)	2:330:B:LEU:HG	2:338:B:MET:H	13	0.34
(1,609)	2:330:B:LEU:HG	2:338:B:MET:H	14	0.34
(1,609)	2:330:B:LEU:HG	2:338:B:MET:H	16	0.34
(1,609)	2:330:B:LEU:HG	2:338:B:MET:H	18	0.34
(1,442)	2:317:B:GLU:H	2:381:B:GLN:H	2	0.34
(1,434)	2:317:B:GLU:HB2	2:326:B:VAL:H	1	0.34
(1,434)	2:317:B:GLU:HB2	2:326:B:VAL:H	17	0.34
(1,344)	2:314:B:LEU:HD11	2:330:B:LEU:H	5	0.34
(1,344)	2:314:B:LEU:HD12	2:330:B:LEU:H	5	0.34
(1,344)	2:314:B:LEU:HD13	2:330:B:LEU:H	5	0.34
(1,191)	1:23:A:THR:H	1:24:A:GLN:HA	5	0.34
(1,1588)	1:22:A:LEU:HD21	2:325:B:LEU:H	18	0.33
(1,1588)	1:22:A:LEU:HD22	2:325:B:LEU:H	18	0.33
(1,1588)	1:22:A:LEU:HD23	2:325:B:LEU:H	18	0.33
(1,1202)	2:371:B:GLY:H	2:377:B:TYR:HE1	1	0.33
(1,1202)	2:371:B:GLY:H	2:377:B:TYR:HE1	2	0.33
(1,1202)	2:371:B:GLY:H	2:377:B:TYR:HE1	3	0.33
(1,1202)	2:371:B:GLY:H	2:377:B:TYR:HE1	6	0.33
(1,1202)	2:371:B:GLY:H	2:377:B:TYR:HE1	13	0.33
(1,1202)	2:371:B:GLY:H	2:377:B:TYR:HE1	15	0.33
(1,1202)	2:371:B:GLY:H	2:377:B:TYR:HE1	17	0.33
(1,1195)	2:370:B:PHE:H	2:372:B:ASP:H	3	0.33
(1,1195)	2:370:B:PHE:H	2:372:B:ASP:H	4	0.33
(1,1195)	2:370:B:PHE:H	2:372:B:ASP:H	13	0.33
(1,1195)	2:370:B:PHE:H	2:372:B:ASP:H	14	0.33
(1,1195)	2:370:B:PHE:H	2:372:B:ASP:H	17	0.33
(1,1195)	2:370:B:PHE:H	2:372:B:ASP:H	20	0.33
(1,962)	2:354:B:THR:H	2:354:B:THR:HG21	1	0.33
(1,962)	2:354:B:THR:H	2:354:B:THR:HG22	1	0.33
(1,962)	2:354:B:THR:H	2:354:B:THR:HG23	1	0.33
(1,953)	2:353:B:LEU:HD21	2:392:B:ILE:H	14	0.33
(1,953)	2:353:B:LEU:HD22	2:392:B:ILE:H	14	0.33

*Continued on next page...*

*Continued from previous page...*

Key	Atom-1	Atom-2	Model ID	Violation (Å)
(1,953)	2:353:B:LEU:HD23	2:392:B:ILE:H	14	0.33
(1,953)	2:353:B:LEU:HD21	2:392:B:ILE:H	17	0.33
(1,953)	2:353:B:LEU:HD22	2:392:B:ILE:H	17	0.33
(1,953)	2:353:B:LEU:HD23	2:392:B:ILE:H	17	0.33
(1,953)	2:353:B:LEU:HD21	2:392:B:ILE:H	19	0.33
(1,953)	2:353:B:LEU:HD22	2:392:B:ILE:H	19	0.33
(1,953)	2:353:B:LEU:HD23	2:392:B:ILE:H	19	0.33
(1,898)	2:349:B:GLN:HB2	2:350:B:GLU:H	4	0.33
(1,898)	2:349:B:GLN:HB2	2:350:B:GLU:H	11	0.33
(1,898)	2:349:B:GLN:HB2	2:350:B:GLU:H	16	0.33
(1,898)	2:349:B:GLN:HB2	2:350:B:GLU:H	20	0.33
(1,703)	2:335:B:GLU:HA	2:354:B:THR:H	7	0.33
(1,703)	2:335:B:GLU:HA	2:354:B:THR:H	12	0.33
(1,703)	2:335:B:GLU:HA	2:354:B:THR:H	18	0.33
(1,642)	2:332:B:ILE:HD11	2:336:B:CYS:H	7	0.33
(1,642)	2:332:B:ILE:HD12	2:336:B:CYS:H	7	0.33
(1,642)	2:332:B:ILE:HD13	2:336:B:CYS:H	7	0.33
(1,642)	2:332:B:ILE:HD11	2:336:B:CYS:H	8	0.33
(1,642)	2:332:B:ILE:HD12	2:336:B:CYS:H	8	0.33
(1,642)	2:332:B:ILE:HD13	2:336:B:CYS:H	8	0.33
(1,642)	2:332:B:ILE:HD11	2:336:B:CYS:H	11	0.33
(1,642)	2:332:B:ILE:HD12	2:336:B:CYS:H	11	0.33
(1,642)	2:332:B:ILE:HD13	2:336:B:CYS:H	11	0.33
(1,642)	2:332:B:ILE:HD11	2:336:B:CYS:H	13	0.33
(1,642)	2:332:B:ILE:HD12	2:336:B:CYS:H	13	0.33
(1,642)	2:332:B:ILE:HD13	2:336:B:CYS:H	13	0.33
(1,642)	2:332:B:ILE:HD11	2:336:B:CYS:H	20	0.33
(1,642)	2:332:B:ILE:HD12	2:336:B:CYS:H	20	0.33
(1,642)	2:332:B:ILE:HD13	2:336:B:CYS:H	20	0.33
(1,641)	2:332:B:ILE:HG21	2:335:B:GLU:H	1	0.33
(1,641)	2:332:B:ILE:HG22	2:335:B:GLU:H	1	0.33
(1,641)	2:332:B:ILE:HG23	2:335:B:GLU:H	1	0.33
(1,641)	2:332:B:ILE:HG21	2:335:B:GLU:H	2	0.33
(1,641)	2:332:B:ILE:HG22	2:335:B:GLU:H	2	0.33
(1,641)	2:332:B:ILE:HG23	2:335:B:GLU:H	2	0.33
(1,641)	2:332:B:ILE:HG21	2:335:B:GLU:H	5	0.33
(1,641)	2:332:B:ILE:HG22	2:335:B:GLU:H	5	0.33
(1,641)	2:332:B:ILE:HG23	2:335:B:GLU:H	5	0.33
(1,641)	2:332:B:ILE:HG21	2:335:B:GLU:H	9	0.33
(1,641)	2:332:B:ILE:HG22	2:335:B:GLU:H	9	0.33
(1,641)	2:332:B:ILE:HG23	2:335:B:GLU:H	9	0.33
(1,641)	2:332:B:ILE:HG21	2:335:B:GLU:H	13	0.33

*Continued on next page...*



*Continued from previous page...*

Key	Atom-1	Atom-2	Model ID	Violation (Å)
(1,641)	2:332:B:ILE:HG22	2:335:B:GLU:H	13	0.33
(1,641)	2:332:B:ILE:HG23	2:335:B:GLU:H	13	0.33
(1,641)	2:332:B:ILE:HG21	2:335:B:GLU:H	15	0.33
(1,641)	2:332:B:ILE:HG22	2:335:B:GLU:H	15	0.33
(1,641)	2:332:B:ILE:HG23	2:335:B:GLU:H	15	0.33
(1,641)	2:332:B:ILE:HG21	2:335:B:GLU:H	17	0.33
(1,641)	2:332:B:ILE:HG22	2:335:B:GLU:H	17	0.33
(1,641)	2:332:B:ILE:HG23	2:335:B:GLU:H	17	0.33
(1,641)	2:332:B:ILE:HG21	2:335:B:GLU:H	19	0.33
(1,641)	2:332:B:ILE:HG22	2:335:B:GLU:H	19	0.33
(1,641)	2:332:B:ILE:HG23	2:335:B:GLU:H	19	0.33
(1,622)	2:331:B:GLY:H	2:337:B:VAL:HG21	3	0.33
(1,622)	2:331:B:GLY:H	2:337:B:VAL:HG22	3	0.33
(1,622)	2:331:B:GLY:H	2:337:B:VAL:HG23	3	0.33
(1,622)	2:331:B:GLY:H	2:337:B:VAL:HG21	5	0.33
(1,622)	2:331:B:GLY:H	2:337:B:VAL:HG22	5	0.33
(1,622)	2:331:B:GLY:H	2:337:B:VAL:HG23	5	0.33
(1,622)	2:331:B:GLY:H	2:337:B:VAL:HG21	7	0.33
(1,622)	2:331:B:GLY:H	2:337:B:VAL:HG22	7	0.33
(1,622)	2:331:B:GLY:H	2:337:B:VAL:HG23	7	0.33
(1,622)	2:331:B:GLY:H	2:337:B:VAL:HG21	8	0.33
(1,622)	2:331:B:GLY:H	2:337:B:VAL:HG22	8	0.33
(1,622)	2:331:B:GLY:H	2:337:B:VAL:HG23	8	0.33
(1,622)	2:331:B:GLY:H	2:337:B:VAL:HG21	9	0.33
(1,622)	2:331:B:GLY:H	2:337:B:VAL:HG22	9	0.33
(1,622)	2:331:B:GLY:H	2:337:B:VAL:HG23	9	0.33
(1,622)	2:331:B:GLY:H	2:337:B:VAL:HG21	12	0.33
(1,622)	2:331:B:GLY:H	2:337:B:VAL:HG22	12	0.33
(1,622)	2:331:B:GLY:H	2:337:B:VAL:HG23	12	0.33
(1,622)	2:331:B:GLY:H	2:337:B:VAL:HG21	13	0.33
(1,622)	2:331:B:GLY:H	2:337:B:VAL:HG22	13	0.33
(1,622)	2:331:B:GLY:H	2:337:B:VAL:HG23	13	0.33
(1,622)	2:331:B:GLY:H	2:337:B:VAL:HG21	14	0.33
(1,622)	2:331:B:GLY:H	2:337:B:VAL:HG22	14	0.33
(1,622)	2:331:B:GLY:H	2:337:B:VAL:HG23	14	0.33
(1,622)	2:331:B:GLY:H	2:337:B:VAL:HG21	18	0.33
(1,622)	2:331:B:GLY:H	2:337:B:VAL:HG22	18	0.33
(1,622)	2:331:B:GLY:H	2:337:B:VAL:HG23	18	0.33
(1,609)	2:330:B:LEU:HG	2:338:B:MET:H	1	0.33
(1,609)	2:330:B:LEU:HG	2:338:B:MET:H	2	0.33
(1,609)	2:330:B:LEU:HG	2:338:B:MET:H	5	0.33
(1,609)	2:330:B:LEU:HG	2:338:B:MET:H	15	0.33

*Continued on next page...*

*Continued from previous page...*

Key	Atom-1	Atom-2	Model ID	Violation (Å)
(1,609)	2:330:B:LEU:HG	2:338:B:MET:H	17	0.33
(1,609)	2:330:B:LEU:HG	2:338:B:MET:H	19	0.33
(1,505)	2:321:B:GLY:H	2:322:B:LYS:HG2	10	0.33
(1,505)	2:321:B:GLY:H	2:322:B:LYS:HG2	17	0.33
(1,505)	2:321:B:GLY:H	2:322:B:LYS:HG2	20	0.33
(1,442)	2:317:B:GLU:H	2:381:B:GLN:H	5	0.33
(1,442)	2:317:B:GLU:H	2:381:B:GLN:H	17	0.33
(1,437)	2:317:B:GLU:H	2:328:B:ARG:HB3	4	0.33
(1,437)	2:317:B:GLU:H	2:328:B:ARG:HB3	15	0.33
(1,434)	2:317:B:GLU:HB2	2:326:B:VAL:H	11	0.33
(1,395)	2:316:B:LYS:H	2:325:B:LEU:HD11	9	0.33
(1,395)	2:316:B:LYS:H	2:325:B:LEU:HD12	9	0.33
(1,395)	2:316:B:LYS:H	2:325:B:LEU:HD13	9	0.33
(1,395)	2:316:B:LYS:H	2:325:B:LEU:HD11	10	0.33
(1,395)	2:316:B:LYS:H	2:325:B:LEU:HD12	10	0.33
(1,395)	2:316:B:LYS:H	2:325:B:LEU:HD13	10	0.33
(1,344)	2:314:B:LEU:HD11	2:330:B:LEU:H	2	0.33
(1,344)	2:314:B:LEU:HD12	2:330:B:LEU:H	2	0.33
(1,344)	2:314:B:LEU:HD13	2:330:B:LEU:H	2	0.33
(1,344)	2:314:B:LEU:HD11	2:330:B:LEU:H	3	0.33
(1,344)	2:314:B:LEU:HD12	2:330:B:LEU:H	3	0.33
(1,344)	2:314:B:LEU:HD13	2:330:B:LEU:H	3	0.33
(1,344)	2:314:B:LEU:HD11	2:330:B:LEU:H	6	0.33
(1,344)	2:314:B:LEU:HD12	2:330:B:LEU:H	6	0.33
(1,344)	2:314:B:LEU:HD13	2:330:B:LEU:H	6	0.33
(1,344)	2:314:B:LEU:HD11	2:330:B:LEU:H	15	0.33
(1,344)	2:314:B:LEU:HD12	2:330:B:LEU:H	15	0.33
(1,344)	2:314:B:LEU:HD13	2:330:B:LEU:H	15	0.33
(1,344)	2:314:B:LEU:HD11	2:330:B:LEU:H	19	0.33
(1,344)	2:314:B:LEU:HD12	2:330:B:LEU:H	19	0.33
(1,344)	2:314:B:LEU:HD13	2:330:B:LEU:H	19	0.33
(1,327)	2:314:B:LEU:HB3	2:315:B:VAL:H	15	0.33
(1,305)	2:313:B:PHE:H	2:315:B:VAL:HG21	8	0.33
(1,305)	2:313:B:PHE:H	2:315:B:VAL:HG22	8	0.33
(1,305)	2:313:B:PHE:H	2:315:B:VAL:HG23	8	0.33
(1,305)	2:313:B:PHE:H	2:315:B:VAL:HG21	11	0.33
(1,305)	2:313:B:PHE:H	2:315:B:VAL:HG22	11	0.33
(1,305)	2:313:B:PHE:H	2:315:B:VAL:HG23	11	0.33
(1,198)	1:24:A:GLN:HB3	1:24:A:GLN:H	19	0.33
(1,179)	1:21:A:LEU:HA	1:23:A:THR:H	18	0.33
(1,1547)	2:398:B:ILE:HB	2:400:B:LEU:H	19	0.32
(1,1195)	2:370:B:PHE:H	2:372:B:ASP:H	6	0.32

*Continued on next page...*



*Continued from previous page...*

Key	Atom-1	Atom-2	Model ID	Violation (Å)
(1,1195)	2:370:B:PHE:H	2:372:B:ASP:H	15	0.32
(1,1195)	2:370:B:PHE:H	2:372:B:ASP:H	16	0.32
(1,1098)	2:362:B:SER:H	2:364:B:LYS:H	4	0.32
(1,1098)	2:362:B:SER:H	2:364:B:LYS:H	6	0.32
(1,1098)	2:362:B:SER:H	2:364:B:LYS:H	8	0.32
(1,1098)	2:362:B:SER:H	2:364:B:LYS:H	9	0.32
(1,1098)	2:362:B:SER:H	2:364:B:LYS:H	11	0.32
(1,1098)	2:362:B:SER:H	2:364:B:LYS:H	12	0.32
(1,1098)	2:362:B:SER:H	2:364:B:LYS:H	13	0.32
(1,1098)	2:362:B:SER:H	2:364:B:LYS:H	15	0.32
(1,1098)	2:362:B:SER:H	2:364:B:LYS:H	16	0.32
(1,1098)	2:362:B:SER:H	2:364:B:LYS:H	20	0.32
(1,1020)	2:358:B:ARG:H	2:359:B:TRP:HB3	1	0.32
(1,1020)	2:358:B:ARG:H	2:359:B:TRP:HB3	19	0.32
(1,962)	2:354:B:THR:H	2:354:B:THR:HG21	19	0.32
(1,962)	2:354:B:THR:H	2:354:B:THR:HG22	19	0.32
(1,962)	2:354:B:THR:H	2:354:B:THR:HG23	19	0.32
(1,921)	2:351:B:TRP:HD1	2:352:B:SER:H	9	0.32
(1,898)	2:349:B:GLN:HB2	2:350:B:GLU:H	9	0.32
(1,898)	2:349:B:GLN:HB2	2:350:B:GLU:H	10	0.32
(1,898)	2:349:B:GLN:HB2	2:350:B:GLU:H	14	0.32
(1,898)	2:349:B:GLN:HB2	2:350:B:GLU:H	18	0.32
(1,856)	2:345:B:LYS:H	2:345:B:LYS:HB3	6	0.32
(1,703)	2:335:B:GLU:HA	2:354:B:THR:H	4	0.32
(1,703)	2:335:B:GLU:HA	2:354:B:THR:H	10	0.32
(1,703)	2:335:B:GLU:HA	2:354:B:THR:H	11	0.32
(1,703)	2:335:B:GLU:HA	2:354:B:THR:H	20	0.32
(1,642)	2:332:B:ILE:HD11	2:336:B:CYS:H	1	0.32
(1,642)	2:332:B:ILE:HD12	2:336:B:CYS:H	1	0.32
(1,642)	2:332:B:ILE:HD13	2:336:B:CYS:H	1	0.32
(1,642)	2:332:B:ILE:HD11	2:336:B:CYS:H	2	0.32
(1,642)	2:332:B:ILE:HD12	2:336:B:CYS:H	2	0.32
(1,642)	2:332:B:ILE:HD13	2:336:B:CYS:H	2	0.32
(1,642)	2:332:B:ILE:HD11	2:336:B:CYS:H	3	0.32
(1,642)	2:332:B:ILE:HD12	2:336:B:CYS:H	3	0.32
(1,642)	2:332:B:ILE:HD13	2:336:B:CYS:H	3	0.32
(1,642)	2:332:B:ILE:HD11	2:336:B:CYS:H	4	0.32
(1,642)	2:332:B:ILE:HD12	2:336:B:CYS:H	4	0.32
(1,642)	2:332:B:ILE:HD13	2:336:B:CYS:H	4	0.32
(1,642)	2:332:B:ILE:HD11	2:336:B:CYS:H	6	0.32
(1,642)	2:332:B:ILE:HD12	2:336:B:CYS:H	6	0.32
(1,642)	2:332:B:ILE:HD13	2:336:B:CYS:H	6	0.32

*Continued on next page...*

*Continued from previous page...*

Key	Atom-1	Atom-2	Model ID	Violation (Å)
(1,642)	2:332:B:ILE:HD11	2:336:B:CYS:H	10	0.32
(1,642)	2:332:B:ILE:HD12	2:336:B:CYS:H	10	0.32
(1,642)	2:332:B:ILE:HD13	2:336:B:CYS:H	10	0.32
(1,642)	2:332:B:ILE:HD11	2:336:B:CYS:H	12	0.32
(1,642)	2:332:B:ILE:HD12	2:336:B:CYS:H	12	0.32
(1,642)	2:332:B:ILE:HD13	2:336:B:CYS:H	12	0.32
(1,642)	2:332:B:ILE:HD11	2:336:B:CYS:H	15	0.32
(1,642)	2:332:B:ILE:HD12	2:336:B:CYS:H	15	0.32
(1,642)	2:332:B:ILE:HD13	2:336:B:CYS:H	15	0.32
(1,642)	2:332:B:ILE:HD11	2:336:B:CYS:H	16	0.32
(1,642)	2:332:B:ILE:HD12	2:336:B:CYS:H	16	0.32
(1,642)	2:332:B:ILE:HD13	2:336:B:CYS:H	16	0.32
(1,642)	2:332:B:ILE:HD11	2:336:B:CYS:H	17	0.32
(1,642)	2:332:B:ILE:HD12	2:336:B:CYS:H	17	0.32
(1,642)	2:332:B:ILE:HD13	2:336:B:CYS:H	17	0.32
(1,642)	2:332:B:ILE:HD11	2:336:B:CYS:H	18	0.32
(1,642)	2:332:B:ILE:HD12	2:336:B:CYS:H	18	0.32
(1,642)	2:332:B:ILE:HD13	2:336:B:CYS:H	18	0.32
(1,642)	2:332:B:ILE:HD11	2:336:B:CYS:H	19	0.32
(1,642)	2:332:B:ILE:HD12	2:336:B:CYS:H	19	0.32
(1,642)	2:332:B:ILE:HD13	2:336:B:CYS:H	19	0.32
(1,641)	2:332:B:ILE:HG21	2:335:B:GLU:H	3	0.32
(1,641)	2:332:B:ILE:HG22	2:335:B:GLU:H	3	0.32
(1,641)	2:332:B:ILE:HG23	2:335:B:GLU:H	3	0.32
(1,641)	2:332:B:ILE:HG21	2:335:B:GLU:H	14	0.32
(1,641)	2:332:B:ILE:HG22	2:335:B:GLU:H	14	0.32
(1,641)	2:332:B:ILE:HG23	2:335:B:GLU:H	14	0.32
(1,622)	2:331:B:GLY:H	2:337:B:VAL:HG21	1	0.32
(1,622)	2:331:B:GLY:H	2:337:B:VAL:HG22	1	0.32
(1,622)	2:331:B:GLY:H	2:337:B:VAL:HG23	1	0.32
(1,622)	2:331:B:GLY:H	2:337:B:VAL:HG21	2	0.32
(1,622)	2:331:B:GLY:H	2:337:B:VAL:HG22	2	0.32
(1,622)	2:331:B:GLY:H	2:337:B:VAL:HG23	2	0.32
(1,622)	2:331:B:GLY:H	2:337:B:VAL:HG21	4	0.32
(1,622)	2:331:B:GLY:H	2:337:B:VAL:HG22	4	0.32
(1,622)	2:331:B:GLY:H	2:337:B:VAL:HG23	4	0.32
(1,622)	2:331:B:GLY:H	2:337:B:VAL:HG21	6	0.32
(1,622)	2:331:B:GLY:H	2:337:B:VAL:HG22	6	0.32
(1,622)	2:331:B:GLY:H	2:337:B:VAL:HG23	6	0.32
(1,622)	2:331:B:GLY:H	2:337:B:VAL:HG21	15	0.32
(1,622)	2:331:B:GLY:H	2:337:B:VAL:HG22	15	0.32
(1,622)	2:331:B:GLY:H	2:337:B:VAL:HG23	15	0.32

*Continued on next page...*

*Continued from previous page...*

Key	Atom-1	Atom-2	Model ID	Violation (Å)
(1,622)	2:331:B:GLY:H	2:337:B:VAL:HG21	16	0.32
(1,622)	2:331:B:GLY:H	2:337:B:VAL:HG22	16	0.32
(1,622)	2:331:B:GLY:H	2:337:B:VAL:HG23	16	0.32
(1,622)	2:331:B:GLY:H	2:337:B:VAL:HG21	19	0.32
(1,622)	2:331:B:GLY:H	2:337:B:VAL:HG22	19	0.32
(1,622)	2:331:B:GLY:H	2:337:B:VAL:HG23	19	0.32
(1,527)	2:324:B:LYS:H	2:324:B:LYS:HG2	20	0.32
(1,505)	2:321:B:GLY:H	2:322:B:LYS:HG2	3	0.32
(1,505)	2:321:B:GLY:H	2:322:B:LYS:HG2	6	0.32
(1,505)	2:321:B:GLY:H	2:322:B:LYS:HG2	8	0.32
(1,505)	2:321:B:GLY:H	2:322:B:LYS:HG2	9	0.32
(1,505)	2:321:B:GLY:H	2:322:B:LYS:HG2	12	0.32
(1,505)	2:321:B:GLY:H	2:322:B:LYS:HG2	18	0.32
(1,493)	2:320:B:LYS:H	2:320:B:LYS:HE2	15	0.32
(1,493)	2:320:B:LYS:H	2:320:B:LYS:HE2	16	0.32
(1,442)	2:317:B:GLU:H	2:381:B:GLN:H	4	0.32
(1,442)	2:317:B:GLU:H	2:381:B:GLN:H	19	0.32
(1,434)	2:317:B:GLU:HB2	2:326:B:VAL:H	4	0.32
(1,434)	2:317:B:GLU:HB2	2:326:B:VAL:H	7	0.32
(1,434)	2:317:B:GLU:HB2	2:326:B:VAL:H	8	0.32
(1,434)	2:317:B:GLU:HB2	2:326:B:VAL:H	20	0.32
(1,395)	2:316:B:LYS:H	2:325:B:LEU:HD11	3	0.32
(1,395)	2:316:B:LYS:H	2:325:B:LEU:HD12	3	0.32
(1,395)	2:316:B:LYS:H	2:325:B:LEU:HD13	3	0.32
(1,395)	2:316:B:LYS:H	2:325:B:LEU:HD11	4	0.32
(1,395)	2:316:B:LYS:H	2:325:B:LEU:HD12	4	0.32
(1,395)	2:316:B:LYS:H	2:325:B:LEU:HD13	4	0.32
(1,395)	2:316:B:LYS:H	2:325:B:LEU:HD11	7	0.32
(1,395)	2:316:B:LYS:H	2:325:B:LEU:HD12	7	0.32
(1,395)	2:316:B:LYS:H	2:325:B:LEU:HD13	7	0.32
(1,395)	2:316:B:LYS:H	2:325:B:LEU:HD11	14	0.32
(1,395)	2:316:B:LYS:H	2:325:B:LEU:HD12	14	0.32
(1,395)	2:316:B:LYS:H	2:325:B:LEU:HD13	14	0.32
(1,344)	2:314:B:LEU:HD11	2:330:B:LEU:H	1	0.32
(1,344)	2:314:B:LEU:HD12	2:330:B:LEU:H	1	0.32
(1,344)	2:314:B:LEU:HD13	2:330:B:LEU:H	1	0.32
(1,344)	2:314:B:LEU:HD11	2:330:B:LEU:H	13	0.32
(1,344)	2:314:B:LEU:HD12	2:330:B:LEU:H	13	0.32
(1,344)	2:314:B:LEU:HD13	2:330:B:LEU:H	13	0.32
(1,344)	2:314:B:LEU:HD11	2:330:B:LEU:H	14	0.32
(1,344)	2:314:B:LEU:HD12	2:330:B:LEU:H	14	0.32
(1,344)	2:314:B:LEU:HD13	2:330:B:LEU:H	14	0.32

*Continued on next page...*

*Continued from previous page...*

Key	Atom-1	Atom-2	Model ID	Violation (Å)
(1,344)	2:314:B:LEU:HD11	2:330:B:LEU:H	17	0.32
(1,344)	2:314:B:LEU:HD12	2:330:B:LEU:H	17	0.32
(1,344)	2:314:B:LEU:HD13	2:330:B:LEU:H	17	0.32
(1,327)	2:314:B:LEU:HB3	2:315:B:VAL:H	4	0.32
(1,327)	2:314:B:LEU:HB3	2:315:B:VAL:H	8	0.32
(1,327)	2:314:B:LEU:HB3	2:315:B:VAL:H	12	0.32
(1,327)	2:314:B:LEU:HB3	2:315:B:VAL:H	18	0.32
(1,305)	2:313:B:PHE:H	2:315:B:VAL:HG21	9	0.32
(1,305)	2:313:B:PHE:H	2:315:B:VAL:HG22	9	0.32
(1,305)	2:313:B:PHE:H	2:315:B:VAL:HG23	9	0.32
(1,198)	1:24:A:GLN:HB3	1:24:A:GLN:H	10	0.32
(1,195)	1:24:A:GLN:HA	1:24:A:GLN:HE22	17	0.32
(1,193)	1:23:A:THR:H	1:24:A:GLN:HG3	7	0.32
(1,191)	1:23:A:THR:H	1:24:A:GLN:HA	1	0.32
(1,179)	1:21:A:LEU:HA	1:23:A:THR:H	12	0.32
(1,108)	1:15:A:LEU:H	1:16:A:LEU:HB3	5	0.32
(1,108)	1:15:A:LEU:H	1:16:A:LEU:HB3	6	0.32
(1,1588)	1:22:A:LEU:HD21	2:325:B:LEU:H	12	0.31
(1,1588)	1:22:A:LEU:HD22	2:325:B:LEU:H	12	0.31
(1,1588)	1:22:A:LEU:HD23	2:325:B:LEU:H	12	0.31
(1,1564)	2:400:B:LEU:H	2:400:B:LEU:HD21	19	0.31
(1,1564)	2:400:B:LEU:H	2:400:B:LEU:HD22	19	0.31
(1,1564)	2:400:B:LEU:H	2:400:B:LEU:HD23	19	0.31
(1,1548)	2:398:B:ILE:HG21	2:400:B:LEU:H	19	0.31
(1,1548)	2:398:B:ILE:HG22	2:400:B:LEU:H	19	0.31
(1,1548)	2:398:B:ILE:HG23	2:400:B:LEU:H	19	0.31
(1,1497)	2:396:B:ILE:HA	2:397:B:ASP:H	1	0.31
(1,1497)	2:396:B:ILE:HA	2:397:B:ASP:H	2	0.31
(1,1497)	2:396:B:ILE:HA	2:397:B:ASP:H	3	0.31
(1,1497)	2:396:B:ILE:HA	2:397:B:ASP:H	4	0.31
(1,1497)	2:396:B:ILE:HA	2:397:B:ASP:H	5	0.31
(1,1497)	2:396:B:ILE:HA	2:397:B:ASP:H	6	0.31
(1,1497)	2:396:B:ILE:HA	2:397:B:ASP:H	7	0.31
(1,1497)	2:396:B:ILE:HA	2:397:B:ASP:H	8	0.31
(1,1497)	2:396:B:ILE:HA	2:397:B:ASP:H	9	0.31
(1,1497)	2:396:B:ILE:HA	2:397:B:ASP:H	10	0.31
(1,1497)	2:396:B:ILE:HA	2:397:B:ASP:H	11	0.31
(1,1497)	2:396:B:ILE:HA	2:397:B:ASP:H	12	0.31
(1,1497)	2:396:B:ILE:HA	2:397:B:ASP:H	13	0.31
(1,1497)	2:396:B:ILE:HA	2:397:B:ASP:H	14	0.31
(1,1497)	2:396:B:ILE:HA	2:397:B:ASP:H	15	0.31
(1,1497)	2:396:B:ILE:HA	2:397:B:ASP:H	16	0.31

*Continued on next page...*

*Continued from previous page...*

Key	Atom-1	Atom-2	Model ID	Violation (Å)
(1,1497)	2:396:B:ILE:HA	2:397:B:ASP:H	17	0.31
(1,1497)	2:396:B:ILE:HA	2:397:B:ASP:H	18	0.31
(1,1497)	2:396:B:ILE:HA	2:397:B:ASP:H	19	0.31
(1,1497)	2:396:B:ILE:HA	2:397:B:ASP:H	20	0.31
(1,1280)	2:380:B:VAL:H	2:382:B:THR:HG21	18	0.31
(1,1280)	2:380:B:VAL:H	2:382:B:THR:HG22	18	0.31
(1,1280)	2:380:B:VAL:H	2:382:B:THR:HG23	18	0.31
(1,1270)	2:379:B:SER:HB2	2:380:B:VAL:H	12	0.31
(1,1197)	2:370:B:PHE:H	2:378:B:TYR:H	4	0.31
(1,1197)	2:370:B:PHE:H	2:378:B:TYR:H	8	0.31
(1,1197)	2:370:B:PHE:H	2:378:B:TYR:H	9	0.31
(1,1195)	2:370:B:PHE:H	2:372:B:ASP:H	1	0.31
(1,1195)	2:370:B:PHE:H	2:372:B:ASP:H	2	0.31
(1,1195)	2:370:B:PHE:H	2:372:B:ASP:H	5	0.31
(1,1195)	2:370:B:PHE:H	2:372:B:ASP:H	19	0.31
(1,1122)	2:364:B:LYS:HB3	2:382:B:THR:H	18	0.31
(1,1098)	2:362:B:SER:H	2:364:B:LYS:H	1	0.31
(1,1098)	2:362:B:SER:H	2:364:B:LYS:H	2	0.31
(1,1098)	2:362:B:SER:H	2:364:B:LYS:H	3	0.31
(1,1098)	2:362:B:SER:H	2:364:B:LYS:H	7	0.31
(1,1098)	2:362:B:SER:H	2:364:B:LYS:H	10	0.31
(1,1098)	2:362:B:SER:H	2:364:B:LYS:H	14	0.31
(1,1098)	2:362:B:SER:H	2:364:B:LYS:H	18	0.31
(1,1098)	2:362:B:SER:H	2:364:B:LYS:H	19	0.31
(1,1035)	2:359:B:TRP:H	2:359:B:TRP:HZ3	3	0.31
(1,1020)	2:358:B:ARG:H	2:359:B:TRP:HB3	5	0.31
(1,1020)	2:358:B:ARG:H	2:359:B:TRP:HB3	20	0.31
(1,953)	2:353:B:LEU:HD21	2:392:B:ILE:H	1	0.31
(1,953)	2:353:B:LEU:HD22	2:392:B:ILE:H	1	0.31
(1,953)	2:353:B:LEU:HD23	2:392:B:ILE:H	1	0.31
(1,898)	2:349:B:GLN:HB2	2:350:B:GLU:H	2	0.31
(1,898)	2:349:B:GLN:HB2	2:350:B:GLU:H	5	0.31
(1,898)	2:349:B:GLN:HB2	2:350:B:GLU:H	19	0.31
(1,791)	2:339:B:ARG:HG3	2:349:B:GLN:H	5	0.31
(1,771)	2:338:B:MET:H	2:368:B:LEU:HD11	14	0.31
(1,771)	2:338:B:MET:H	2:368:B:LEU:HD12	14	0.31
(1,771)	2:338:B:MET:H	2:368:B:LEU:HD13	14	0.31
(1,771)	2:338:B:MET:H	2:368:B:LEU:HD11	17	0.31
(1,771)	2:338:B:MET:H	2:368:B:LEU:HD12	17	0.31
(1,771)	2:338:B:MET:H	2:368:B:LEU:HD13	17	0.31
(1,703)	2:335:B:GLU:HA	2:354:B:THR:H	19	0.31
(1,642)	2:332:B:ILE:HD11	2:336:B:CYS:H	5	0.31

*Continued on next page...*

*Continued from previous page...*

Key	Atom-1	Atom-2	Model ID	Violation (Å)
(1,642)	2:332:B:ILE:HD12	2:336:B:CYS:H	5	0.31
(1,642)	2:332:B:ILE:HD13	2:336:B:CYS:H	5	0.31
(1,642)	2:332:B:ILE:HD11	2:336:B:CYS:H	9	0.31
(1,642)	2:332:B:ILE:HD12	2:336:B:CYS:H	9	0.31
(1,642)	2:332:B:ILE:HD13	2:336:B:CYS:H	9	0.31
(1,642)	2:332:B:ILE:HD11	2:336:B:CYS:H	14	0.31
(1,642)	2:332:B:ILE:HD12	2:336:B:CYS:H	14	0.31
(1,642)	2:332:B:ILE:HD13	2:336:B:CYS:H	14	0.31
(1,622)	2:331:B:GLY:H	2:337:B:VAL:HG21	17	0.31
(1,622)	2:331:B:GLY:H	2:337:B:VAL:HG22	17	0.31
(1,622)	2:331:B:GLY:H	2:337:B:VAL:HG23	17	0.31
(1,606)	2:330:B:LEU:HA	2:338:B:MET:H	8	0.31
(1,606)	2:330:B:LEU:HA	2:338:B:MET:H	11	0.31
(1,502)	2:320:B:LYS:HG2	2:321:B:GLY:H	17	0.31
(1,493)	2:320:B:LYS:H	2:320:B:LYS:HE2	1	0.31
(1,493)	2:320:B:LYS:H	2:320:B:LYS:HE2	2	0.31
(1,493)	2:320:B:LYS:H	2:320:B:LYS:HE2	4	0.31
(1,493)	2:320:B:LYS:H	2:320:B:LYS:HE2	5	0.31
(1,493)	2:320:B:LYS:H	2:320:B:LYS:HE2	7	0.31
(1,493)	2:320:B:LYS:H	2:320:B:LYS:HE2	12	0.31
(1,493)	2:320:B:LYS:H	2:320:B:LYS:HE2	17	0.31
(1,493)	2:320:B:LYS:H	2:320:B:LYS:HE2	18	0.31
(1,493)	2:320:B:LYS:H	2:320:B:LYS:HE2	19	0.31
(1,442)	2:317:B:GLU:H	2:381:B:GLN:H	9	0.31
(1,442)	2:317:B:GLU:H	2:381:B:GLN:H	14	0.31
(1,434)	2:317:B:GLU:HB2	2:326:B:VAL:H	10	0.31
(1,395)	2:316:B:LYS:H	2:325:B:LEU:HD11	20	0.31
(1,395)	2:316:B:LYS:H	2:325:B:LEU:HD12	20	0.31
(1,395)	2:316:B:LYS:H	2:325:B:LEU:HD13	20	0.31
(1,373)	2:315:B:VAL:HG11	2:366:B:PHE:H	18	0.31
(1,373)	2:315:B:VAL:HG12	2:366:B:PHE:H	18	0.31
(1,373)	2:315:B:VAL:HG13	2:366:B:PHE:H	18	0.31
(1,371)	2:315:B:VAL:HG21	2:331:B:GLY:H	7	0.31
(1,371)	2:315:B:VAL:HG22	2:331:B:GLY:H	7	0.31
(1,371)	2:315:B:VAL:HG23	2:331:B:GLY:H	7	0.31
(1,371)	2:315:B:VAL:HG21	2:331:B:GLY:H	9	0.31
(1,371)	2:315:B:VAL:HG22	2:331:B:GLY:H	9	0.31
(1,371)	2:315:B:VAL:HG23	2:331:B:GLY:H	9	0.31
(1,371)	2:315:B:VAL:HG21	2:331:B:GLY:H	10	0.31
(1,371)	2:315:B:VAL:HG22	2:331:B:GLY:H	10	0.31
(1,371)	2:315:B:VAL:HG23	2:331:B:GLY:H	10	0.31
(1,371)	2:315:B:VAL:HG21	2:331:B:GLY:H	20	0.31

*Continued on next page...*



*Continued from previous page...*

Key	Atom-1	Atom-2	Model ID	Violation (Å)
(1,371)	2:315:B:VAL:HG22	2:331:B:GLY:H	20	0.31
(1,371)	2:315:B:VAL:HG23	2:331:B:GLY:H	20	0.31
(1,355)	2:315:B:VAL:HG21	2:318:B:LYS:H	1	0.31
(1,355)	2:315:B:VAL:HG22	2:318:B:LYS:H	1	0.31
(1,355)	2:315:B:VAL:HG23	2:318:B:LYS:H	1	0.31
(1,355)	2:315:B:VAL:HG21	2:318:B:LYS:H	11	0.31
(1,355)	2:315:B:VAL:HG22	2:318:B:LYS:H	11	0.31
(1,355)	2:315:B:VAL:HG23	2:318:B:LYS:H	11	0.31
(1,344)	2:314:B:LEU:HD11	2:330:B:LEU:H	16	0.31
(1,344)	2:314:B:LEU:HD12	2:330:B:LEU:H	16	0.31
(1,344)	2:314:B:LEU:HD13	2:330:B:LEU:H	16	0.31
(1,327)	2:314:B:LEU:HB3	2:315:B:VAL:H	3	0.31
(1,327)	2:314:B:LEU:HB3	2:315:B:VAL:H	5	0.31
(1,327)	2:314:B:LEU:HB3	2:315:B:VAL:H	6	0.31
(1,327)	2:314:B:LEU:HB3	2:315:B:VAL:H	7	0.31
(1,327)	2:314:B:LEU:HB3	2:315:B:VAL:H	9	0.31
(1,327)	2:314:B:LEU:HB3	2:315:B:VAL:H	10	0.31
(1,327)	2:314:B:LEU:HB3	2:315:B:VAL:H	11	0.31
(1,327)	2:314:B:LEU:HB3	2:315:B:VAL:H	17	0.31
(1,327)	2:314:B:LEU:HB3	2:315:B:VAL:H	19	0.31
(1,327)	2:314:B:LEU:HB3	2:315:B:VAL:H	20	0.31
(1,305)	2:313:B:PHE:H	2:315:B:VAL:HG21	10	0.31
(1,305)	2:313:B:PHE:H	2:315:B:VAL:HG22	10	0.31
(1,305)	2:313:B:PHE:H	2:315:B:VAL:HG23	10	0.31
(1,305)	2:313:B:PHE:H	2:315:B:VAL:HG21	20	0.31
(1,305)	2:313:B:PHE:H	2:315:B:VAL:HG22	20	0.31
(1,305)	2:313:B:PHE:H	2:315:B:VAL:HG23	20	0.31
(1,289)	2:312:B:PHE:HA	2:330:B:LEU:H	14	0.31
(1,1548)	2:398:B:ILE:HG21	2:400:B:LEU:H	13	0.3
(1,1548)	2:398:B:ILE:HG22	2:400:B:LEU:H	13	0.3
(1,1548)	2:398:B:ILE:HG23	2:400:B:LEU:H	13	0.3
(1,1417)	2:391:B:LEU:H	2:393:B:ALA:H	4	0.3
(1,1417)	2:391:B:LEU:H	2:393:B:ALA:H	7	0.3
(1,1417)	2:391:B:LEU:H	2:393:B:ALA:H	8	0.3
(1,1417)	2:391:B:LEU:H	2:393:B:ALA:H	10	0.3
(1,1417)	2:391:B:LEU:H	2:393:B:ALA:H	11	0.3
(1,1417)	2:391:B:LEU:H	2:393:B:ALA:H	12	0.3
(1,1417)	2:391:B:LEU:H	2:393:B:ALA:H	18	0.3
(1,1417)	2:391:B:LEU:H	2:393:B:ALA:H	20	0.3
(1,1303)	2:383:B:THR:HG21	2:384:B:GLU:H	4	0.3
(1,1303)	2:383:B:THR:HG22	2:384:B:GLU:H	4	0.3
(1,1303)	2:383:B:THR:HG23	2:384:B:GLU:H	4	0.3

*Continued on next page...*

*Continued from previous page...*

Key	Atom-1	Atom-2	Model ID	Violation (Å)
(1,1303)	2:383:B:THR:HG21	2:384:B:GLU:H	5	0.3
(1,1303)	2:383:B:THR:HG22	2:384:B:GLU:H	5	0.3
(1,1303)	2:383:B:THR:HG23	2:384:B:GLU:H	5	0.3
(1,1303)	2:383:B:THR:HG21	2:384:B:GLU:H	6	0.3
(1,1303)	2:383:B:THR:HG22	2:384:B:GLU:H	6	0.3
(1,1303)	2:383:B:THR:HG23	2:384:B:GLU:H	6	0.3
(1,1303)	2:383:B:THR:HG21	2:384:B:GLU:H	11	0.3
(1,1303)	2:383:B:THR:HG22	2:384:B:GLU:H	11	0.3
(1,1303)	2:383:B:THR:HG23	2:384:B:GLU:H	11	0.3
(1,1303)	2:383:B:THR:HG21	2:384:B:GLU:H	12	0.3
(1,1303)	2:383:B:THR:HG22	2:384:B:GLU:H	12	0.3
(1,1303)	2:383:B:THR:HG23	2:384:B:GLU:H	12	0.3
(1,1303)	2:383:B:THR:HG21	2:384:B:GLU:H	20	0.3
(1,1303)	2:383:B:THR:HG22	2:384:B:GLU:H	20	0.3
(1,1303)	2:383:B:THR:HG23	2:384:B:GLU:H	20	0.3
(1,1270)	2:379:B:SER:HB2	2:380:B:VAL:H	18	0.3
(1,1244)	2:376:B:GLY:HA3	2:377:B:TYR:H	7	0.3
(1,1244)	2:376:B:GLY:HA3	2:377:B:TYR:H	8	0.3
(1,1244)	2:376:B:GLY:HA3	2:377:B:TYR:H	10	0.3
(1,1244)	2:376:B:GLY:HA3	2:377:B:TYR:H	11	0.3
(1,1244)	2:376:B:GLY:HA3	2:377:B:TYR:H	18	0.3
(1,1244)	2:376:B:GLY:HA3	2:377:B:TYR:H	20	0.3
(1,1202)	2:371:B:GLY:H	2:377:B:TYR:HE1	7	0.3
(1,1197)	2:370:B:PHE:H	2:378:B:TYR:H	7	0.3
(1,1197)	2:370:B:PHE:H	2:378:B:TYR:H	11	0.3
(1,1197)	2:370:B:PHE:H	2:378:B:TYR:H	20	0.3
(1,1137)	2:365:B:SER:H	2:383:B:THR:HG21	10	0.3
(1,1137)	2:365:B:SER:H	2:383:B:THR:HG22	10	0.3
(1,1137)	2:365:B:SER:H	2:383:B:THR:HG23	10	0.3
(1,1137)	2:365:B:SER:H	2:383:B:THR:HG21	11	0.3
(1,1137)	2:365:B:SER:H	2:383:B:THR:HG22	11	0.3
(1,1137)	2:365:B:SER:H	2:383:B:THR:HG23	11	0.3
(1,1098)	2:362:B:SER:H	2:364:B:LYS:H	5	0.3
(1,1035)	2:359:B:TRP:H	2:359:B:TRP:HZ3	14	0.3
(1,1035)	2:359:B:TRP:H	2:359:B:TRP:HZ3	17	0.3
(1,1020)	2:358:B:ARG:H	2:359:B:TRP:HB3	2	0.3
(1,909)	2:350:B:GLU:HB2	2:351:B:TRP:H	4	0.3
(1,909)	2:350:B:GLU:HB2	2:351:B:TRP:H	11	0.3
(1,898)	2:349:B:GLN:HB2	2:350:B:GLU:H	7	0.3
(1,791)	2:339:B:ARG:HG3	2:349:B:GLN:H	1	0.3
(1,771)	2:338:B:MET:H	2:368:B:LEU:HD11	1	0.3
(1,771)	2:338:B:MET:H	2:368:B:LEU:HD12	1	0.3

*Continued on next page...*



*Continued from previous page...*

Key	Atom-1	Atom-2	Model ID	Violation (Å)
(1,771)	2:338:B:MET:H	2:368:B:LEU:HD13	1	0.3
(1,771)	2:338:B:MET:H	2:368:B:LEU:HD11	5	0.3
(1,771)	2:338:B:MET:H	2:368:B:LEU:HD12	5	0.3
(1,771)	2:338:B:MET:H	2:368:B:LEU:HD13	5	0.3
(1,771)	2:338:B:MET:H	2:368:B:LEU:HD11	19	0.3
(1,771)	2:338:B:MET:H	2:368:B:LEU:HD12	19	0.3
(1,771)	2:338:B:MET:H	2:368:B:LEU:HD13	19	0.3
(1,737)	2:337:B:VAL:H	2:351:B:TRP:HB3	3	0.3
(1,737)	2:337:B:VAL:H	2:351:B:TRP:HB3	5	0.3
(1,712)	2:336:B:CYS:HA	2:351:B:TRP:H	7	0.3
(1,606)	2:330:B:LEU:HA	2:338:B:MET:H	4	0.3
(1,606)	2:330:B:LEU:HA	2:338:B:MET:H	20	0.3
(1,505)	2:321:B:GLY:H	2:322:B:LYS:HG2	4	0.3
(1,505)	2:321:B:GLY:H	2:322:B:LYS:HG2	7	0.3
(1,505)	2:321:B:GLY:H	2:322:B:LYS:HG2	16	0.3
(1,502)	2:320:B:LYS:HG2	2:321:B:GLY:H	16	0.3
(1,493)	2:320:B:LYS:H	2:320:B:LYS:HE2	13	0.3
(1,442)	2:317:B:GLU:H	2:381:B:GLN:H	1	0.3
(1,434)	2:317:B:GLU:HB2	2:326:B:VAL:H	9	0.3
(1,433)	2:317:B:GLU:HB3	2:326:B:VAL:H	18	0.3
(1,395)	2:316:B:LYS:H	2:325:B:LEU:HD11	5	0.3
(1,395)	2:316:B:LYS:H	2:325:B:LEU:HD12	5	0.3
(1,395)	2:316:B:LYS:H	2:325:B:LEU:HD13	5	0.3
(1,395)	2:316:B:LYS:H	2:325:B:LEU:HD11	19	0.3
(1,395)	2:316:B:LYS:H	2:325:B:LEU:HD12	19	0.3
(1,395)	2:316:B:LYS:H	2:325:B:LEU:HD13	19	0.3
(1,355)	2:315:B:VAL:HG21	2:318:B:LYS:H	8	0.3
(1,355)	2:315:B:VAL:HG22	2:318:B:LYS:H	8	0.3
(1,355)	2:315:B:VAL:HG23	2:318:B:LYS:H	8	0.3
(1,327)	2:314:B:LEU:HB3	2:315:B:VAL:H	1	0.3
(1,327)	2:314:B:LEU:HB3	2:315:B:VAL:H	2	0.3
(1,327)	2:314:B:LEU:HB3	2:315:B:VAL:H	13	0.3
(1,327)	2:314:B:LEU:HB3	2:315:B:VAL:H	14	0.3
(1,327)	2:314:B:LEU:HB3	2:315:B:VAL:H	16	0.3
(1,305)	2:313:B:PHE:H	2:315:B:VAL:HG21	2	0.3
(1,305)	2:313:B:PHE:H	2:315:B:VAL:HG22	2	0.3
(1,305)	2:313:B:PHE:H	2:315:B:VAL:HG23	2	0.3
(1,305)	2:313:B:PHE:H	2:315:B:VAL:HG21	3	0.3
(1,305)	2:313:B:PHE:H	2:315:B:VAL:HG22	3	0.3
(1,305)	2:313:B:PHE:H	2:315:B:VAL:HG23	3	0.3
(1,305)	2:313:B:PHE:H	2:315:B:VAL:HG21	7	0.3
(1,305)	2:313:B:PHE:H	2:315:B:VAL:HG22	7	0.3

*Continued on next page...*

*Continued from previous page...*

Key	Atom-1	Atom-2	Model ID	Violation (Å)
(1,305)	2:313:B:PHE:H	2:315:B:VAL:HG23	7	0.3
(1,289)	2:312:B:PHE:HA	2:330:B:LEU:H	16	0.3
(1,195)	1:24:A:GLN:HA	1:24:A:GLN:HE22	6	0.3
(1,20)	1:9:A:ASP:HB3	1:9:A:ASP:H	13	0.3
(1,1417)	2:391:B:LEU:H	2:393:B:ALA:H	9	0.29
(1,1417)	2:391:B:LEU:H	2:393:B:ALA:H	19	0.29
(1,1392)	2:390:B:GLN:HB3	2:391:B:LEU:H	2	0.29
(1,1392)	2:390:B:GLN:HB3	2:391:B:LEU:H	16	0.29
(1,1303)	2:383:B:THR:HG21	2:384:B:GLU:H	1	0.29
(1,1303)	2:383:B:THR:HG22	2:384:B:GLU:H	1	0.29
(1,1303)	2:383:B:THR:HG23	2:384:B:GLU:H	1	0.29
(1,1303)	2:383:B:THR:HG21	2:384:B:GLU:H	2	0.29
(1,1303)	2:383:B:THR:HG22	2:384:B:GLU:H	2	0.29
(1,1303)	2:383:B:THR:HG23	2:384:B:GLU:H	2	0.29
(1,1303)	2:383:B:THR:HG21	2:384:B:GLU:H	3	0.29
(1,1303)	2:383:B:THR:HG22	2:384:B:GLU:H	3	0.29
(1,1303)	2:383:B:THR:HG23	2:384:B:GLU:H	3	0.29
(1,1303)	2:383:B:THR:HG21	2:384:B:GLU:H	7	0.29
(1,1303)	2:383:B:THR:HG22	2:384:B:GLU:H	7	0.29
(1,1303)	2:383:B:THR:HG23	2:384:B:GLU:H	7	0.29
(1,1303)	2:383:B:THR:HG21	2:384:B:GLU:H	8	0.29
(1,1303)	2:383:B:THR:HG22	2:384:B:GLU:H	8	0.29
(1,1303)	2:383:B:THR:HG23	2:384:B:GLU:H	8	0.29
(1,1303)	2:383:B:THR:HG21	2:384:B:GLU:H	9	0.29
(1,1303)	2:383:B:THR:HG22	2:384:B:GLU:H	9	0.29
(1,1303)	2:383:B:THR:HG23	2:384:B:GLU:H	9	0.29
(1,1303)	2:383:B:THR:HG21	2:384:B:GLU:H	10	0.29
(1,1303)	2:383:B:THR:HG22	2:384:B:GLU:H	10	0.29
(1,1303)	2:383:B:THR:HG23	2:384:B:GLU:H	10	0.29
(1,1303)	2:383:B:THR:HG21	2:384:B:GLU:H	14	0.29
(1,1303)	2:383:B:THR:HG22	2:384:B:GLU:H	14	0.29
(1,1303)	2:383:B:THR:HG23	2:384:B:GLU:H	14	0.29
(1,1303)	2:383:B:THR:HG21	2:384:B:GLU:H	15	0.29
(1,1303)	2:383:B:THR:HG22	2:384:B:GLU:H	15	0.29
(1,1303)	2:383:B:THR:HG23	2:384:B:GLU:H	15	0.29
(1,1303)	2:383:B:THR:HG21	2:384:B:GLU:H	16	0.29
(1,1303)	2:383:B:THR:HG22	2:384:B:GLU:H	16	0.29
(1,1303)	2:383:B:THR:HG23	2:384:B:GLU:H	16	0.29
(1,1303)	2:383:B:THR:HG21	2:384:B:GLU:H	18	0.29
(1,1303)	2:383:B:THR:HG22	2:384:B:GLU:H	18	0.29
(1,1303)	2:383:B:THR:HG23	2:384:B:GLU:H	18	0.29
(1,1303)	2:383:B:THR:HG21	2:384:B:GLU:H	19	0.29

*Continued on next page...*

*Continued from previous page...*

Key	Atom-1	Atom-2	Model ID	Violation (Å)
(1,1303)	2:383:B:THR:HG22	2:384:B:GLU:H	19	0.29
(1,1303)	2:383:B:THR:HG23	2:384:B:GLU:H	19	0.29
(1,1289)	2:381:B:GLN:HG3	2:382:B:THR:H	18	0.29
(1,1244)	2:376:B:GLY:HA3	2:377:B:TYR:H	1	0.29
(1,1244)	2:376:B:GLY:HA3	2:377:B:TYR:H	2	0.29
(1,1244)	2:376:B:GLY:HA3	2:377:B:TYR:H	3	0.29
(1,1244)	2:376:B:GLY:HA3	2:377:B:TYR:H	4	0.29
(1,1244)	2:376:B:GLY:HA3	2:377:B:TYR:H	5	0.29
(1,1244)	2:376:B:GLY:HA3	2:377:B:TYR:H	6	0.29
(1,1244)	2:376:B:GLY:HA3	2:377:B:TYR:H	9	0.29
(1,1244)	2:376:B:GLY:HA3	2:377:B:TYR:H	12	0.29
(1,1244)	2:376:B:GLY:HA3	2:377:B:TYR:H	13	0.29
(1,1244)	2:376:B:GLY:HA3	2:377:B:TYR:H	14	0.29
(1,1244)	2:376:B:GLY:HA3	2:377:B:TYR:H	15	0.29
(1,1244)	2:376:B:GLY:HA3	2:377:B:TYR:H	16	0.29
(1,1244)	2:376:B:GLY:HA3	2:377:B:TYR:H	17	0.29
(1,1244)	2:376:B:GLY:HA3	2:377:B:TYR:H	19	0.29
(1,1235)	2:374:B:GLN:HG3	2:376:B:GLY:H	2	0.29
(1,1235)	2:374:B:GLN:HG3	2:376:B:GLY:H	4	0.29
(1,1235)	2:374:B:GLN:HG3	2:376:B:GLY:H	5	0.29
(1,1235)	2:374:B:GLN:HG3	2:376:B:GLY:H	6	0.29
(1,1235)	2:374:B:GLN:HG3	2:376:B:GLY:H	9	0.29
(1,1235)	2:374:B:GLN:HG3	2:376:B:GLY:H	10	0.29
(1,1235)	2:374:B:GLN:HG3	2:376:B:GLY:H	11	0.29
(1,1235)	2:374:B:GLN:HG3	2:376:B:GLY:H	15	0.29
(1,1235)	2:374:B:GLN:HG3	2:376:B:GLY:H	17	0.29
(1,1202)	2:371:B:GLY:H	2:377:B:TYR:HE1	4	0.29
(1,1202)	2:371:B:GLY:H	2:377:B:TYR:HE1	10	0.29
(1,1202)	2:371:B:GLY:H	2:377:B:TYR:HE1	20	0.29
(1,1197)	2:370:B:PHE:H	2:378:B:TYR:H	10	0.29
(1,1197)	2:370:B:PHE:H	2:378:B:TYR:H	12	0.29
(1,1197)	2:370:B:PHE:H	2:378:B:TYR:H	18	0.29
(1,1152)	2:367:B:THR:H	2:368:B:LEU:HD21	7	0.29
(1,1152)	2:367:B:THR:H	2:368:B:LEU:HD22	7	0.29
(1,1152)	2:367:B:THR:H	2:368:B:LEU:HD23	7	0.29
(1,1137)	2:365:B:SER:H	2:383:B:THR:HG21	20	0.29
(1,1137)	2:365:B:SER:H	2:383:B:THR:HG22	20	0.29
(1,1137)	2:365:B:SER:H	2:383:B:THR:HG23	20	0.29
(1,1104)	2:362:B:SER:H	2:366:B:PHE:HD1	17	0.29
(1,1098)	2:362:B:SER:H	2:364:B:LYS:H	17	0.29
(1,1070)	2:360:B:ALA:H	2:367:B:THR:HG21	18	0.29
(1,1070)	2:360:B:ALA:H	2:367:B:THR:HG22	18	0.29

*Continued on next page...*

*Continued from previous page...*

Key	Atom-1	Atom-2	Model ID	Violation (Å)
(1,1070)	2:360:B:ALA:H	2:367:B:THR:HG23	18	0.29
(1,1062)	2:360:B:ALA:H	2:361:B:ALA:HA	3	0.29
(1,1062)	2:360:B:ALA:H	2:361:B:ALA:HA	4	0.29
(1,1062)	2:360:B:ALA:H	2:361:B:ALA:HA	5	0.29
(1,1062)	2:360:B:ALA:H	2:361:B:ALA:HA	8	0.29
(1,1062)	2:360:B:ALA:H	2:361:B:ALA:HA	10	0.29
(1,1062)	2:360:B:ALA:H	2:361:B:ALA:HA	12	0.29
(1,1062)	2:360:B:ALA:H	2:361:B:ALA:HA	18	0.29
(1,1035)	2:359:B:TRP:H	2:359:B:TRP:HZ3	10	0.29
(1,1035)	2:359:B:TRP:H	2:359:B:TRP:HZ3	13	0.29
(1,1020)	2:358:B:ARG:H	2:359:B:TRP:HB3	4	0.29
(1,1020)	2:358:B:ARG:H	2:359:B:TRP:HB3	8	0.29
(1,1020)	2:358:B:ARG:H	2:359:B:TRP:HB3	10	0.29
(1,1020)	2:358:B:ARG:H	2:359:B:TRP:HB3	12	0.29
(1,1020)	2:358:B:ARG:H	2:359:B:TRP:HB3	16	0.29
(1,1020)	2:358:B:ARG:H	2:359:B:TRP:HB3	17	0.29
(1,997)	2:356:B:ILE:HG21	2:370:B:PHE:H	14	0.29
(1,997)	2:356:B:ILE:HG22	2:370:B:PHE:H	14	0.29
(1,997)	2:356:B:ILE:HG23	2:370:B:PHE:H	14	0.29
(1,997)	2:356:B:ILE:HG21	2:370:B:PHE:H	17	0.29
(1,997)	2:356:B:ILE:HG22	2:370:B:PHE:H	17	0.29
(1,997)	2:356:B:ILE:HG23	2:370:B:PHE:H	17	0.29
(1,997)	2:356:B:ILE:HG21	2:370:B:PHE:H	19	0.29
(1,997)	2:356:B:ILE:HG22	2:370:B:PHE:H	19	0.29
(1,997)	2:356:B:ILE:HG23	2:370:B:PHE:H	19	0.29
(1,987)	2:356:B:ILE:H	2:356:B:ILE:HG21	5	0.29
(1,987)	2:356:B:ILE:H	2:356:B:ILE:HG22	5	0.29
(1,987)	2:356:B:ILE:H	2:356:B:ILE:HG23	5	0.29
(1,987)	2:356:B:ILE:H	2:356:B:ILE:HG21	7	0.29
(1,987)	2:356:B:ILE:H	2:356:B:ILE:HG22	7	0.29
(1,987)	2:356:B:ILE:H	2:356:B:ILE:HG23	7	0.29
(1,959)	2:353:B:LEU:HD11	2:397:B:ASP:H	5	0.29
(1,959)	2:353:B:LEU:HD12	2:397:B:ASP:H	5	0.29
(1,959)	2:353:B:LEU:HD13	2:397:B:ASP:H	5	0.29
(1,959)	2:353:B:LEU:HD11	2:397:B:ASP:H	6	0.29
(1,959)	2:353:B:LEU:HD12	2:397:B:ASP:H	6	0.29
(1,959)	2:353:B:LEU:HD13	2:397:B:ASP:H	6	0.29
(1,959)	2:353:B:LEU:HD11	2:397:B:ASP:H	16	0.29
(1,959)	2:353:B:LEU:HD12	2:397:B:ASP:H	16	0.29
(1,959)	2:353:B:LEU:HD13	2:397:B:ASP:H	16	0.29
(1,953)	2:353:B:LEU:HD21	2:392:B:ILE:H	10	0.29
(1,953)	2:353:B:LEU:HD22	2:392:B:ILE:H	10	0.29

*Continued on next page...*

*Continued from previous page...*

Key	Atom-1	Atom-2	Model ID	Violation (Å)
(1,953)	2:353:B:LEU:HD23	2:392:B:ILE:H	10	0.29
(1,909)	2:350:B:GLU:HB2	2:351:B:TRP:H	9	0.29
(1,771)	2:338:B:MET:H	2:368:B:LEU:HD11	2	0.29
(1,771)	2:338:B:MET:H	2:368:B:LEU:HD12	2	0.29
(1,771)	2:338:B:MET:H	2:368:B:LEU:HD13	2	0.29
(1,771)	2:338:B:MET:H	2:368:B:LEU:HD11	16	0.29
(1,771)	2:338:B:MET:H	2:368:B:LEU:HD12	16	0.29
(1,771)	2:338:B:MET:H	2:368:B:LEU:HD13	16	0.29
(1,769)	2:338:B:MET:HA	2:351:B:TRP:H	4	0.29
(1,743)	2:337:B:VAL:H	2:352:B:SER:HA	16	0.29
(1,742)	2:337:B:VAL:HG21	2:351:B:TRP:H	4	0.29
(1,742)	2:337:B:VAL:HG22	2:351:B:TRP:H	4	0.29
(1,742)	2:337:B:VAL:HG23	2:351:B:TRP:H	4	0.29
(1,742)	2:337:B:VAL:HG21	2:351:B:TRP:H	11	0.29
(1,742)	2:337:B:VAL:HG22	2:351:B:TRP:H	11	0.29
(1,742)	2:337:B:VAL:HG23	2:351:B:TRP:H	11	0.29
(1,737)	2:337:B:VAL:H	2:351:B:TRP:HB3	6	0.29
(1,737)	2:337:B:VAL:H	2:351:B:TRP:HB3	15	0.29
(1,735)	2:337:B:VAL:H	2:350:B:GLU:HB3	4	0.29
(1,703)	2:335:B:GLU:HA	2:354:B:THR:H	1	0.29
(1,703)	2:335:B:GLU:HA	2:354:B:THR:H	3	0.29
(1,703)	2:335:B:GLU:HA	2:354:B:THR:H	15	0.29
(1,606)	2:330:B:LEU:HA	2:338:B:MET:H	7	0.29
(1,573)	2:329:B:LEU:H	2:330:B:LEU:HD11	8	0.29
(1,573)	2:329:B:LEU:H	2:330:B:LEU:HD12	8	0.29
(1,573)	2:329:B:LEU:H	2:330:B:LEU:HD13	8	0.29
(1,573)	2:329:B:LEU:H	2:330:B:LEU:HD11	18	0.29
(1,573)	2:329:B:LEU:H	2:330:B:LEU:HD12	18	0.29
(1,573)	2:329:B:LEU:H	2:330:B:LEU:HD13	18	0.29
(1,573)	2:329:B:LEU:H	2:330:B:LEU:HD11	20	0.29
(1,573)	2:329:B:LEU:H	2:330:B:LEU:HD12	20	0.29
(1,573)	2:329:B:LEU:H	2:330:B:LEU:HD13	20	0.29
(1,570)	2:328:B:ARG:H	2:380:B:VAL:HG11	15	0.29
(1,570)	2:328:B:ARG:H	2:380:B:VAL:HG12	15	0.29
(1,570)	2:328:B:ARG:H	2:380:B:VAL:HG13	15	0.29
(1,570)	2:328:B:ARG:H	2:380:B:VAL:HG11	16	0.29
(1,570)	2:328:B:ARG:H	2:380:B:VAL:HG12	16	0.29
(1,570)	2:328:B:ARG:H	2:380:B:VAL:HG13	16	0.29
(1,527)	2:324:B:LYS:H	2:324:B:LYS:HG2	1	0.29
(1,527)	2:324:B:LYS:H	2:324:B:LYS:HG2	3	0.29
(1,527)	2:324:B:LYS:H	2:324:B:LYS:HG2	4	0.29
(1,527)	2:324:B:LYS:H	2:324:B:LYS:HG2	14	0.29

*Continued on next page...*

*Continued from previous page...*

Key	Atom-1	Atom-2	Model ID	Violation (Å)
(1,505)	2:321:B:GLY:H	2:322:B:LYS:HG2	1	0.29
(1,505)	2:321:B:GLY:H	2:322:B:LYS:HG2	13	0.29
(1,505)	2:321:B:GLY:H	2:322:B:LYS:HG2	15	0.29
(1,505)	2:321:B:GLY:H	2:322:B:LYS:HG2	19	0.29
(1,442)	2:317:B:GLU:H	2:381:B:GLN:H	10	0.29
(1,442)	2:317:B:GLU:H	2:381:B:GLN:H	20	0.29
(1,434)	2:317:B:GLU:HB2	2:326:B:VAL:H	2	0.29
(1,434)	2:317:B:GLU:HB2	2:326:B:VAL:H	6	0.29
(1,395)	2:316:B:LYS:H	2:325:B:LEU:HD11	1	0.29
(1,395)	2:316:B:LYS:H	2:325:B:LEU:HD12	1	0.29
(1,395)	2:316:B:LYS:H	2:325:B:LEU:HD13	1	0.29
(1,373)	2:315:B:VAL:HG11	2:366:B:PHE:H	12	0.29
(1,373)	2:315:B:VAL:HG12	2:366:B:PHE:H	12	0.29
(1,373)	2:315:B:VAL:HG13	2:366:B:PHE:H	12	0.29
(1,371)	2:315:B:VAL:HG21	2:331:B:GLY:H	4	0.29
(1,371)	2:315:B:VAL:HG22	2:331:B:GLY:H	4	0.29
(1,371)	2:315:B:VAL:HG23	2:331:B:GLY:H	4	0.29
(1,355)	2:315:B:VAL:HG21	2:318:B:LYS:H	7	0.29
(1,355)	2:315:B:VAL:HG22	2:318:B:LYS:H	7	0.29
(1,355)	2:315:B:VAL:HG23	2:318:B:LYS:H	7	0.29
(1,305)	2:313:B:PHE:H	2:315:B:VAL:HG21	1	0.29
(1,305)	2:313:B:PHE:H	2:315:B:VAL:HG22	1	0.29
(1,305)	2:313:B:PHE:H	2:315:B:VAL:HG23	1	0.29
(1,305)	2:313:B:PHE:H	2:315:B:VAL:HG21	6	0.29
(1,305)	2:313:B:PHE:H	2:315:B:VAL:HG22	6	0.29
(1,305)	2:313:B:PHE:H	2:315:B:VAL:HG23	6	0.29
(1,305)	2:313:B:PHE:H	2:315:B:VAL:HG21	13	0.29
(1,305)	2:313:B:PHE:H	2:315:B:VAL:HG22	13	0.29
(1,305)	2:313:B:PHE:H	2:315:B:VAL:HG23	13	0.29
(1,305)	2:313:B:PHE:H	2:315:B:VAL:HG21	16	0.29
(1,305)	2:313:B:PHE:H	2:315:B:VAL:HG22	16	0.29
(1,305)	2:313:B:PHE:H	2:315:B:VAL:HG23	16	0.29
(1,304)	2:313:B:PHE:H	2:315:B:VAL:HG11	14	0.29
(1,304)	2:313:B:PHE:H	2:315:B:VAL:HG12	14	0.29
(1,304)	2:313:B:PHE:H	2:315:B:VAL:HG13	14	0.29
(1,304)	2:313:B:PHE:H	2:315:B:VAL:HG11	18	0.29
(1,304)	2:313:B:PHE:H	2:315:B:VAL:HG12	18	0.29
(1,304)	2:313:B:PHE:H	2:315:B:VAL:HG13	18	0.29
(1,289)	2:312:B:PHE:HA	2:330:B:LEU:H	1	0.29
(1,289)	2:312:B:PHE:HA	2:330:B:LEU:H	2	0.29
(1,289)	2:312:B:PHE:HA	2:330:B:LEU:H	3	0.29
(1,289)	2:312:B:PHE:HA	2:330:B:LEU:H	13	0.29

*Continued on next page...*



*Continued from previous page...*

Key	Atom-1	Atom-2	Model ID	Violation (Å)
(1,198)	1:24:A:GLN:HB3	1:24:A:GLN:H	7	0.29
(1,195)	1:24:A:GLN:HA	1:24:A:GLN:HE22	1	0.29
(1,195)	1:24:A:GLN:HA	1:24:A:GLN:HE22	5	0.29
(1,195)	1:24:A:GLN:HA	1:24:A:GLN:HE22	16	0.29
(1,193)	1:23:A:THR:H	1:24:A:GLN:HG3	19	0.29
(1,191)	1:23:A:THR:H	1:24:A:GLN:HA	6	0.29
(1,108)	1:15:A:LEU:H	1:16:A:LEU:HB3	14	0.29
(1,1593)	1:22:A:LEU:HD11	2:382:B:THR:H	12	0.28
(1,1593)	1:22:A:LEU:HD12	2:382:B:THR:H	12	0.28
(1,1593)	1:22:A:LEU:HD13	2:382:B:THR:H	12	0.28
(1,1417)	2:391:B:LEU:H	2:393:B:ALA:H	1	0.28
(1,1417)	2:391:B:LEU:H	2:393:B:ALA:H	5	0.28
(1,1417)	2:391:B:LEU:H	2:393:B:ALA:H	6	0.28
(1,1417)	2:391:B:LEU:H	2:393:B:ALA:H	16	0.28
(1,1393)	2:390:B:GLN:HB2	2:391:B:LEU:H	3	0.28
(1,1393)	2:390:B:GLN:HB2	2:391:B:LEU:H	6	0.28
(1,1393)	2:390:B:GLN:HB2	2:391:B:LEU:H	8	0.28
(1,1393)	2:390:B:GLN:HB2	2:391:B:LEU:H	11	0.28
(1,1393)	2:390:B:GLN:HB2	2:391:B:LEU:H	12	0.28
(1,1393)	2:390:B:GLN:HB2	2:391:B:LEU:H	13	0.28
(1,1393)	2:390:B:GLN:HB2	2:391:B:LEU:H	15	0.28
(1,1393)	2:390:B:GLN:HB2	2:391:B:LEU:H	17	0.28
(1,1392)	2:390:B:GLN:HB3	2:391:B:LEU:H	3	0.28
(1,1392)	2:390:B:GLN:HB3	2:391:B:LEU:H	4	0.28
(1,1392)	2:390:B:GLN:HB3	2:391:B:LEU:H	5	0.28
(1,1392)	2:390:B:GLN:HB3	2:391:B:LEU:H	6	0.28
(1,1392)	2:390:B:GLN:HB3	2:391:B:LEU:H	7	0.28
(1,1392)	2:390:B:GLN:HB3	2:391:B:LEU:H	10	0.28
(1,1392)	2:390:B:GLN:HB3	2:391:B:LEU:H	14	0.28
(1,1392)	2:390:B:GLN:HB3	2:391:B:LEU:H	15	0.28
(1,1392)	2:390:B:GLN:HB3	2:391:B:LEU:H	17	0.28
(1,1392)	2:390:B:GLN:HB3	2:391:B:LEU:H	20	0.28
(1,1351)	2:387:B:GLN:H	2:390:B:GLN:H	5	0.28
(1,1351)	2:387:B:GLN:H	2:390:B:GLN:H	10	0.28
(1,1351)	2:387:B:GLN:H	2:390:B:GLN:H	11	0.28
(1,1303)	2:383:B:THR:HG21	2:384:B:GLU:H	13	0.28
(1,1303)	2:383:B:THR:HG22	2:384:B:GLU:H	13	0.28
(1,1303)	2:383:B:THR:HG23	2:384:B:GLU:H	13	0.28
(1,1303)	2:383:B:THR:HG21	2:384:B:GLU:H	17	0.28
(1,1303)	2:383:B:THR:HG22	2:384:B:GLU:H	17	0.28
(1,1303)	2:383:B:THR:HG23	2:384:B:GLU:H	17	0.28
(1,1280)	2:380:B:VAL:H	2:382:B:THR:HG21	12	0.28

*Continued on next page...*

*Continued from previous page...*

Key	Atom-1	Atom-2	Model ID	Violation (Å)
(1,1280)	2:380:B:VAL:H	2:382:B:THR:HG22	12	0.28
(1,1280)	2:380:B:VAL:H	2:382:B:THR:HG23	12	0.28
(1,1252)	2:377:B:TYR:HB3	2:378:B:TYR:H	18	0.28
(1,1235)	2:374:B:GLN:HG3	2:376:B:GLY:H	1	0.28
(1,1235)	2:374:B:GLN:HG3	2:376:B:GLY:H	8	0.28
(1,1235)	2:374:B:GLN:HG3	2:376:B:GLY:H	12	0.28
(1,1235)	2:374:B:GLN:HG3	2:376:B:GLY:H	13	0.28
(1,1235)	2:374:B:GLN:HG3	2:376:B:GLY:H	14	0.28
(1,1235)	2:374:B:GLN:HG3	2:376:B:GLY:H	16	0.28
(1,1235)	2:374:B:GLN:HG3	2:376:B:GLY:H	18	0.28
(1,1235)	2:374:B:GLN:HG3	2:376:B:GLY:H	19	0.28
(1,1235)	2:374:B:GLN:HG3	2:376:B:GLY:H	20	0.28
(1,1210)	2:372:B:ASP:HA	2:375:B:ASP:H	1	0.28
(1,1202)	2:371:B:GLY:H	2:377:B:TYR:HE1	8	0.28
(1,1202)	2:371:B:GLY:H	2:377:B:TYR:HE1	9	0.28
(1,1202)	2:371:B:GLY:H	2:377:B:TYR:HE1	11	0.28
(1,1178)	2:368:B:LEU:HD11	2:378:B:TYR:H	12	0.28
(1,1178)	2:368:B:LEU:HD12	2:378:B:TYR:H	12	0.28
(1,1178)	2:368:B:LEU:HD13	2:378:B:TYR:H	12	0.28
(1,1176)	2:368:B:LEU:HB3	2:378:B:TYR:H	9	0.28
(1,1176)	2:368:B:LEU:HB3	2:378:B:TYR:H	12	0.28
(1,1172)	2:368:B:LEU:HD21	2:370:B:PHE:H	20	0.28
(1,1172)	2:368:B:LEU:HD22	2:370:B:PHE:H	20	0.28
(1,1172)	2:368:B:LEU:HD23	2:370:B:PHE:H	20	0.28
(1,1152)	2:367:B:THR:H	2:368:B:LEU:HD21	9	0.28
(1,1152)	2:367:B:THR:H	2:368:B:LEU:HD22	9	0.28
(1,1152)	2:367:B:THR:H	2:368:B:LEU:HD23	9	0.28
(1,1152)	2:367:B:THR:H	2:368:B:LEU:HD21	10	0.28
(1,1152)	2:367:B:THR:H	2:368:B:LEU:HD22	10	0.28
(1,1152)	2:367:B:THR:H	2:368:B:LEU:HD23	10	0.28
(1,1152)	2:367:B:THR:H	2:368:B:LEU:HD21	12	0.28
(1,1152)	2:367:B:THR:H	2:368:B:LEU:HD22	12	0.28
(1,1152)	2:367:B:THR:H	2:368:B:LEU:HD23	12	0.28
(1,1137)	2:365:B:SER:H	2:383:B:THR:HG21	4	0.28
(1,1137)	2:365:B:SER:H	2:383:B:THR:HG22	4	0.28
(1,1137)	2:365:B:SER:H	2:383:B:THR:HG23	4	0.28
(1,1137)	2:365:B:SER:H	2:383:B:THR:HG21	8	0.28
(1,1137)	2:365:B:SER:H	2:383:B:THR:HG22	8	0.28
(1,1137)	2:365:B:SER:H	2:383:B:THR:HG23	8	0.28
(1,1137)	2:365:B:SER:H	2:383:B:THR:HG21	17	0.28
(1,1137)	2:365:B:SER:H	2:383:B:THR:HG22	17	0.28
(1,1137)	2:365:B:SER:H	2:383:B:THR:HG23	17	0.28

*Continued on next page...*



*Continued from previous page...*

Key	Atom-1	Atom-2	Model ID	Violation (Å)
(1,1122)	2:364:B:LYS:HB3	2:382:B:THR:H	12	0.28
(1,1070)	2:360:B:ALA:H	2:367:B:THR:HG21	12	0.28
(1,1070)	2:360:B:ALA:H	2:367:B:THR:HG22	12	0.28
(1,1070)	2:360:B:ALA:H	2:367:B:THR:HG23	12	0.28
(1,1062)	2:360:B:ALA:H	2:361:B:ALA:HA	1	0.28
(1,1062)	2:360:B:ALA:H	2:361:B:ALA:HA	2	0.28
(1,1062)	2:360:B:ALA:H	2:361:B:ALA:HA	9	0.28
(1,1062)	2:360:B:ALA:H	2:361:B:ALA:HA	11	0.28
(1,1062)	2:360:B:ALA:H	2:361:B:ALA:HA	13	0.28
(1,1062)	2:360:B:ALA:H	2:361:B:ALA:HA	14	0.28
(1,1062)	2:360:B:ALA:H	2:361:B:ALA:HA	16	0.28
(1,1062)	2:360:B:ALA:H	2:361:B:ALA:HA	19	0.28
(1,1062)	2:360:B:ALA:H	2:361:B:ALA:HA	20	0.28
(1,1035)	2:359:B:TRP:H	2:359:B:TRP:HZ3	1	0.28
(1,1035)	2:359:B:TRP:H	2:359:B:TRP:HZ3	2	0.28
(1,1035)	2:359:B:TRP:H	2:359:B:TRP:HZ3	5	0.28
(1,1035)	2:359:B:TRP:H	2:359:B:TRP:HZ3	8	0.28
(1,1035)	2:359:B:TRP:H	2:359:B:TRP:HZ3	9	0.28
(1,1035)	2:359:B:TRP:H	2:359:B:TRP:HZ3	11	0.28
(1,1035)	2:359:B:TRP:H	2:359:B:TRP:HZ3	12	0.28
(1,1035)	2:359:B:TRP:H	2:359:B:TRP:HZ3	15	0.28
(1,1035)	2:359:B:TRP:H	2:359:B:TRP:HZ3	18	0.28
(1,1035)	2:359:B:TRP:H	2:359:B:TRP:HZ3	19	0.28
(1,1020)	2:358:B:ARG:H	2:359:B:TRP:HB3	6	0.28
(1,1020)	2:358:B:ARG:H	2:359:B:TRP:HB3	14	0.28
(1,1020)	2:358:B:ARG:H	2:359:B:TRP:HB3	18	0.28
(1,998)	2:356:B:ILE:HD11	2:393:B:ALA:H	11	0.28
(1,998)	2:356:B:ILE:HD12	2:393:B:ALA:H	11	0.28
(1,998)	2:356:B:ILE:HD13	2:393:B:ALA:H	11	0.28
(1,997)	2:356:B:ILE:HG21	2:370:B:PHE:H	1	0.28
(1,997)	2:356:B:ILE:HG22	2:370:B:PHE:H	1	0.28
(1,997)	2:356:B:ILE:HG23	2:370:B:PHE:H	1	0.28
(1,987)	2:356:B:ILE:H	2:356:B:ILE:HG21	1	0.28
(1,987)	2:356:B:ILE:H	2:356:B:ILE:HG22	1	0.28
(1,987)	2:356:B:ILE:H	2:356:B:ILE:HG23	1	0.28
(1,987)	2:356:B:ILE:H	2:356:B:ILE:HG21	2	0.28
(1,987)	2:356:B:ILE:H	2:356:B:ILE:HG22	2	0.28
(1,987)	2:356:B:ILE:H	2:356:B:ILE:HG23	2	0.28
(1,987)	2:356:B:ILE:H	2:356:B:ILE:HG21	3	0.28
(1,987)	2:356:B:ILE:H	2:356:B:ILE:HG22	3	0.28
(1,987)	2:356:B:ILE:H	2:356:B:ILE:HG23	3	0.28
(1,987)	2:356:B:ILE:H	2:356:B:ILE:HG21	4	0.28

*Continued on next page...*

*Continued from previous page...*

Key	Atom-1	Atom-2	Model ID	Violation (Å)
(1,987)	2:356:B:ILE:H	2:356:B:ILE:HG22	4	0.28
(1,987)	2:356:B:ILE:H	2:356:B:ILE:HG23	4	0.28
(1,987)	2:356:B:ILE:H	2:356:B:ILE:HG21	6	0.28
(1,987)	2:356:B:ILE:H	2:356:B:ILE:HG22	6	0.28
(1,987)	2:356:B:ILE:H	2:356:B:ILE:HG23	6	0.28
(1,987)	2:356:B:ILE:H	2:356:B:ILE:HG21	8	0.28
(1,987)	2:356:B:ILE:H	2:356:B:ILE:HG22	8	0.28
(1,987)	2:356:B:ILE:H	2:356:B:ILE:HG23	8	0.28
(1,987)	2:356:B:ILE:H	2:356:B:ILE:HG21	9	0.28
(1,987)	2:356:B:ILE:H	2:356:B:ILE:HG22	9	0.28
(1,987)	2:356:B:ILE:H	2:356:B:ILE:HG23	9	0.28
(1,987)	2:356:B:ILE:H	2:356:B:ILE:HG21	10	0.28
(1,987)	2:356:B:ILE:H	2:356:B:ILE:HG22	10	0.28
(1,987)	2:356:B:ILE:H	2:356:B:ILE:HG23	10	0.28
(1,987)	2:356:B:ILE:H	2:356:B:ILE:HG21	11	0.28
(1,987)	2:356:B:ILE:H	2:356:B:ILE:HG22	11	0.28
(1,987)	2:356:B:ILE:H	2:356:B:ILE:HG23	11	0.28
(1,987)	2:356:B:ILE:H	2:356:B:ILE:HG21	12	0.28
(1,987)	2:356:B:ILE:H	2:356:B:ILE:HG22	12	0.28
(1,987)	2:356:B:ILE:H	2:356:B:ILE:HG23	12	0.28
(1,987)	2:356:B:ILE:H	2:356:B:ILE:HG21	13	0.28
(1,987)	2:356:B:ILE:H	2:356:B:ILE:HG22	13	0.28
(1,987)	2:356:B:ILE:H	2:356:B:ILE:HG23	13	0.28
(1,987)	2:356:B:ILE:H	2:356:B:ILE:HG21	14	0.28
(1,987)	2:356:B:ILE:H	2:356:B:ILE:HG22	14	0.28
(1,987)	2:356:B:ILE:H	2:356:B:ILE:HG23	14	0.28
(1,987)	2:356:B:ILE:H	2:356:B:ILE:HG21	15	0.28
(1,987)	2:356:B:ILE:H	2:356:B:ILE:HG22	15	0.28
(1,987)	2:356:B:ILE:H	2:356:B:ILE:HG23	15	0.28
(1,987)	2:356:B:ILE:H	2:356:B:ILE:HG21	16	0.28
(1,987)	2:356:B:ILE:H	2:356:B:ILE:HG22	16	0.28
(1,987)	2:356:B:ILE:H	2:356:B:ILE:HG23	16	0.28
(1,987)	2:356:B:ILE:H	2:356:B:ILE:HG21	17	0.28
(1,987)	2:356:B:ILE:H	2:356:B:ILE:HG22	17	0.28
(1,987)	2:356:B:ILE:H	2:356:B:ILE:HG23	17	0.28
(1,987)	2:356:B:ILE:H	2:356:B:ILE:HG21	18	0.28
(1,987)	2:356:B:ILE:H	2:356:B:ILE:HG22	18	0.28
(1,987)	2:356:B:ILE:H	2:356:B:ILE:HG23	18	0.28
(1,987)	2:356:B:ILE:H	2:356:B:ILE:HG21	19	0.28
(1,987)	2:356:B:ILE:H	2:356:B:ILE:HG22	19	0.28
(1,987)	2:356:B:ILE:H	2:356:B:ILE:HG23	19	0.28
(1,987)	2:356:B:ILE:H	2:356:B:ILE:HG21	20	0.28

*Continued on next page...*

*Continued from previous page...*

Key	Atom-1	Atom-2	Model ID	Violation (Å)
(1,987)	2:356:B:ILE:H	2:356:B:ILE:HG22	20	0.28
(1,987)	2:356:B:ILE:H	2:356:B:ILE:HG23	20	0.28
(1,959)	2:353:B:LEU:HD11	2:397:B:ASP:H	1	0.28
(1,959)	2:353:B:LEU:HD12	2:397:B:ASP:H	1	0.28
(1,959)	2:353:B:LEU:HD13	2:397:B:ASP:H	1	0.28
(1,959)	2:353:B:LEU:HD11	2:397:B:ASP:H	2	0.28
(1,959)	2:353:B:LEU:HD12	2:397:B:ASP:H	2	0.28
(1,959)	2:353:B:LEU:HD13	2:397:B:ASP:H	2	0.28
(1,959)	2:353:B:LEU:HD11	2:397:B:ASP:H	3	0.28
(1,959)	2:353:B:LEU:HD12	2:397:B:ASP:H	3	0.28
(1,959)	2:353:B:LEU:HD13	2:397:B:ASP:H	3	0.28
(1,959)	2:353:B:LEU:HD11	2:397:B:ASP:H	4	0.28
(1,959)	2:353:B:LEU:HD12	2:397:B:ASP:H	4	0.28
(1,959)	2:353:B:LEU:HD13	2:397:B:ASP:H	4	0.28
(1,959)	2:353:B:LEU:HD11	2:397:B:ASP:H	13	0.28
(1,959)	2:353:B:LEU:HD12	2:397:B:ASP:H	13	0.28
(1,959)	2:353:B:LEU:HD13	2:397:B:ASP:H	13	0.28
(1,959)	2:353:B:LEU:HD11	2:397:B:ASP:H	14	0.28
(1,959)	2:353:B:LEU:HD12	2:397:B:ASP:H	14	0.28
(1,959)	2:353:B:LEU:HD13	2:397:B:ASP:H	14	0.28
(1,959)	2:353:B:LEU:HD11	2:397:B:ASP:H	15	0.28
(1,959)	2:353:B:LEU:HD12	2:397:B:ASP:H	15	0.28
(1,959)	2:353:B:LEU:HD13	2:397:B:ASP:H	15	0.28
(1,959)	2:353:B:LEU:HD11	2:397:B:ASP:H	17	0.28
(1,959)	2:353:B:LEU:HD12	2:397:B:ASP:H	17	0.28
(1,959)	2:353:B:LEU:HD13	2:397:B:ASP:H	17	0.28
(1,953)	2:353:B:LEU:HD21	2:392:B:ILE:H	2	0.28
(1,953)	2:353:B:LEU:HD22	2:392:B:ILE:H	2	0.28
(1,953)	2:353:B:LEU:HD23	2:392:B:ILE:H	2	0.28
(1,953)	2:353:B:LEU:HD21	2:392:B:ILE:H	3	0.28
(1,953)	2:353:B:LEU:HD22	2:392:B:ILE:H	3	0.28
(1,953)	2:353:B:LEU:HD23	2:392:B:ILE:H	3	0.28
(1,953)	2:353:B:LEU:HD21	2:392:B:ILE:H	5	0.28
(1,953)	2:353:B:LEU:HD22	2:392:B:ILE:H	5	0.28
(1,953)	2:353:B:LEU:HD23	2:392:B:ILE:H	5	0.28
(1,953)	2:353:B:LEU:HD21	2:392:B:ILE:H	9	0.28
(1,953)	2:353:B:LEU:HD22	2:392:B:ILE:H	9	0.28
(1,953)	2:353:B:LEU:HD23	2:392:B:ILE:H	9	0.28
(1,953)	2:353:B:LEU:HD21	2:392:B:ILE:H	13	0.28
(1,953)	2:353:B:LEU:HD22	2:392:B:ILE:H	13	0.28
(1,953)	2:353:B:LEU:HD23	2:392:B:ILE:H	13	0.28
(1,953)	2:353:B:LEU:HD21	2:392:B:ILE:H	15	0.28

*Continued on next page...*

*Continued from previous page...*

Key	Atom-1	Atom-2	Model ID	Violation (Å)
(1,953)	2:353:B:LEU:HD22	2:392:B:ILE:H	15	0.28
(1,953)	2:353:B:LEU:HD23	2:392:B:ILE:H	15	0.28
(1,953)	2:353:B:LEU:HD21	2:392:B:ILE:H	16	0.28
(1,953)	2:353:B:LEU:HD22	2:392:B:ILE:H	16	0.28
(1,953)	2:353:B:LEU:HD23	2:392:B:ILE:H	16	0.28
(1,922)	2:352:B:SER:H	2:352:B:SER:HB3	4	0.28
(1,922)	2:352:B:SER:H	2:352:B:SER:HB3	9	0.28
(1,922)	2:352:B:SER:H	2:352:B:SER:HB3	10	0.28
(1,922)	2:352:B:SER:H	2:352:B:SER:HB3	12	0.28
(1,915)	2:351:B:TRP:HE1	2:351:B:TRP:HA	9	0.28
(1,909)	2:350:B:GLU:HB2	2:351:B:TRP:H	3	0.28
(1,909)	2:350:B:GLU:HB2	2:351:B:TRP:H	5	0.28
(1,909)	2:350:B:GLU:HB2	2:351:B:TRP:H	6	0.28
(1,909)	2:350:B:GLU:HB2	2:351:B:TRP:H	7	0.28
(1,909)	2:350:B:GLU:HB2	2:351:B:TRP:H	8	0.28
(1,909)	2:350:B:GLU:HB2	2:351:B:TRP:H	10	0.28
(1,909)	2:350:B:GLU:HB2	2:351:B:TRP:H	12	0.28
(1,909)	2:350:B:GLU:HB2	2:351:B:TRP:H	18	0.28
(1,909)	2:350:B:GLU:HB2	2:351:B:TRP:H	20	0.28
(1,856)	2:345:B:LYS:H	2:345:B:LYS:HB3	14	0.28
(1,785)	2:339:B:ARG:H	2:349:B:GLN:HB2	2	0.28
(1,785)	2:339:B:ARG:H	2:349:B:GLN:HB2	14	0.28
(1,785)	2:339:B:ARG:H	2:349:B:GLN:HB2	19	0.28
(1,771)	2:338:B:MET:H	2:368:B:LEU:HD11	3	0.28
(1,771)	2:338:B:MET:H	2:368:B:LEU:HD12	3	0.28
(1,771)	2:338:B:MET:H	2:368:B:LEU:HD13	3	0.28
(1,771)	2:338:B:MET:H	2:368:B:LEU:HD11	6	0.28
(1,771)	2:338:B:MET:H	2:368:B:LEU:HD12	6	0.28
(1,771)	2:338:B:MET:H	2:368:B:LEU:HD13	6	0.28
(1,771)	2:338:B:MET:H	2:368:B:LEU:HD11	13	0.28
(1,771)	2:338:B:MET:H	2:368:B:LEU:HD12	13	0.28
(1,771)	2:338:B:MET:H	2:368:B:LEU:HD13	13	0.28
(1,771)	2:338:B:MET:H	2:368:B:LEU:HD11	15	0.28
(1,771)	2:338:B:MET:H	2:368:B:LEU:HD12	15	0.28
(1,771)	2:338:B:MET:H	2:368:B:LEU:HD13	15	0.28
(1,770)	2:338:B:MET:HB3	2:351:B:TRP:H	4	0.28
(1,770)	2:338:B:MET:HB3	2:351:B:TRP:H	8	0.28
(1,770)	2:338:B:MET:HB3	2:351:B:TRP:H	10	0.28
(1,770)	2:338:B:MET:HB3	2:351:B:TRP:H	11	0.28
(1,770)	2:338:B:MET:HB3	2:351:B:TRP:H	12	0.28
(1,770)	2:338:B:MET:HB3	2:351:B:TRP:H	18	0.28
(1,769)	2:338:B:MET:HA	2:351:B:TRP:H	20	0.28

*Continued on next page...*

*Continued from previous page...*

Key	Atom-1	Atom-2	Model ID	Violation (Å)
(1,743)	2:337:B:VAL:H	2:352:B:SER:HA	1	0.28
(1,743)	2:337:B:VAL:H	2:352:B:SER:HA	2	0.28
(1,743)	2:337:B:VAL:H	2:352:B:SER:HA	5	0.28
(1,743)	2:337:B:VAL:H	2:352:B:SER:HA	6	0.28
(1,743)	2:337:B:VAL:H	2:352:B:SER:HA	19	0.28
(1,742)	2:337:B:VAL:HG21	2:351:B:TRP:H	8	0.28
(1,742)	2:337:B:VAL:HG22	2:351:B:TRP:H	8	0.28
(1,742)	2:337:B:VAL:HG23	2:351:B:TRP:H	8	0.28
(1,742)	2:337:B:VAL:HG21	2:351:B:TRP:H	10	0.28
(1,742)	2:337:B:VAL:HG22	2:351:B:TRP:H	10	0.28
(1,742)	2:337:B:VAL:HG23	2:351:B:TRP:H	10	0.28
(1,742)	2:337:B:VAL:HG21	2:351:B:TRP:H	12	0.28
(1,742)	2:337:B:VAL:HG22	2:351:B:TRP:H	12	0.28
(1,742)	2:337:B:VAL:HG23	2:351:B:TRP:H	12	0.28
(1,742)	2:337:B:VAL:HG21	2:351:B:TRP:H	20	0.28
(1,742)	2:337:B:VAL:HG22	2:351:B:TRP:H	20	0.28
(1,742)	2:337:B:VAL:HG23	2:351:B:TRP:H	20	0.28
(1,737)	2:337:B:VAL:H	2:351:B:TRP:HB3	2	0.28
(1,737)	2:337:B:VAL:H	2:351:B:TRP:HB3	13	0.28
(1,703)	2:335:B:GLU:HA	2:354:B:THR:H	2	0.28
(1,703)	2:335:B:GLU:HA	2:354:B:THR:H	6	0.28
(1,703)	2:335:B:GLU:HA	2:354:B:THR:H	13	0.28
(1,703)	2:335:B:GLU:HA	2:354:B:THR:H	14	0.28
(1,703)	2:335:B:GLU:HA	2:354:B:THR:H	16	0.28
(1,684)	2:334:B:LYS:HB3	2:335:B:GLU:H	13	0.28
(1,660)	2:332:B:ILE:HG21	2:396:B:ILE:H	1	0.28
(1,660)	2:332:B:ILE:HG22	2:396:B:ILE:H	1	0.28
(1,660)	2:332:B:ILE:HG23	2:396:B:ILE:H	1	0.28
(1,660)	2:332:B:ILE:HG21	2:396:B:ILE:H	5	0.28
(1,660)	2:332:B:ILE:HG22	2:396:B:ILE:H	5	0.28
(1,660)	2:332:B:ILE:HG23	2:396:B:ILE:H	5	0.28
(1,660)	2:332:B:ILE:HG21	2:396:B:ILE:H	17	0.28
(1,660)	2:332:B:ILE:HG22	2:396:B:ILE:H	17	0.28
(1,660)	2:332:B:ILE:HG23	2:396:B:ILE:H	17	0.28
(1,660)	2:332:B:ILE:HG21	2:396:B:ILE:H	19	0.28
(1,660)	2:332:B:ILE:HG22	2:396:B:ILE:H	19	0.28
(1,660)	2:332:B:ILE:HG23	2:396:B:ILE:H	19	0.28
(1,625)	2:331:B:GLY:H	2:338:B:MET:HG2	7	0.28
(1,606)	2:330:B:LEU:HA	2:338:B:MET:H	3	0.28
(1,606)	2:330:B:LEU:HA	2:338:B:MET:H	9	0.28
(1,606)	2:330:B:LEU:HA	2:338:B:MET:H	10	0.28
(1,606)	2:330:B:LEU:HA	2:338:B:MET:H	12	0.28

*Continued on next page...*

*Continued from previous page...*

Key	Atom-1	Atom-2	Model ID	Violation (Å)
(1,606)	2:330:B:LEU:HA	2:338:B:MET:H	13	0.28
(1,606)	2:330:B:LEU:HA	2:338:B:MET:H	18	0.28
(1,573)	2:329:B:LEU:H	2:330:B:LEU:HD11	1	0.28
(1,573)	2:329:B:LEU:H	2:330:B:LEU:HD12	1	0.28
(1,573)	2:329:B:LEU:H	2:330:B:LEU:HD13	1	0.28
(1,573)	2:329:B:LEU:H	2:330:B:LEU:HD11	2	0.28
(1,573)	2:329:B:LEU:H	2:330:B:LEU:HD12	2	0.28
(1,573)	2:329:B:LEU:H	2:330:B:LEU:HD13	2	0.28
(1,573)	2:329:B:LEU:H	2:330:B:LEU:HD11	3	0.28
(1,573)	2:329:B:LEU:H	2:330:B:LEU:HD12	3	0.28
(1,573)	2:329:B:LEU:H	2:330:B:LEU:HD13	3	0.28
(1,573)	2:329:B:LEU:H	2:330:B:LEU:HD11	5	0.28
(1,573)	2:329:B:LEU:H	2:330:B:LEU:HD12	5	0.28
(1,573)	2:329:B:LEU:H	2:330:B:LEU:HD13	5	0.28
(1,573)	2:329:B:LEU:H	2:330:B:LEU:HD11	6	0.28
(1,573)	2:329:B:LEU:H	2:330:B:LEU:HD12	6	0.28
(1,573)	2:329:B:LEU:H	2:330:B:LEU:HD13	6	0.28
(1,573)	2:329:B:LEU:H	2:330:B:LEU:HD11	7	0.28
(1,573)	2:329:B:LEU:H	2:330:B:LEU:HD12	7	0.28
(1,573)	2:329:B:LEU:H	2:330:B:LEU:HD13	7	0.28
(1,573)	2:329:B:LEU:H	2:330:B:LEU:HD11	9	0.28
(1,573)	2:329:B:LEU:H	2:330:B:LEU:HD12	9	0.28
(1,573)	2:329:B:LEU:H	2:330:B:LEU:HD13	9	0.28
(1,573)	2:329:B:LEU:H	2:330:B:LEU:HD11	10	0.28
(1,573)	2:329:B:LEU:H	2:330:B:LEU:HD12	10	0.28
(1,573)	2:329:B:LEU:H	2:330:B:LEU:HD13	10	0.28
(1,573)	2:329:B:LEU:H	2:330:B:LEU:HD11	11	0.28
(1,573)	2:329:B:LEU:H	2:330:B:LEU:HD12	11	0.28
(1,573)	2:329:B:LEU:H	2:330:B:LEU:HD13	11	0.28
(1,573)	2:329:B:LEU:H	2:330:B:LEU:HD11	12	0.28
(1,573)	2:329:B:LEU:H	2:330:B:LEU:HD12	12	0.28
(1,573)	2:329:B:LEU:H	2:330:B:LEU:HD13	12	0.28
(1,573)	2:329:B:LEU:H	2:330:B:LEU:HD11	13	0.28
(1,573)	2:329:B:LEU:H	2:330:B:LEU:HD12	13	0.28
(1,573)	2:329:B:LEU:H	2:330:B:LEU:HD13	13	0.28
(1,573)	2:329:B:LEU:H	2:330:B:LEU:HD11	14	0.28
(1,573)	2:329:B:LEU:H	2:330:B:LEU:HD12	14	0.28
(1,573)	2:329:B:LEU:H	2:330:B:LEU:HD13	14	0.28
(1,573)	2:329:B:LEU:H	2:330:B:LEU:HD11	16	0.28
(1,573)	2:329:B:LEU:H	2:330:B:LEU:HD12	16	0.28
(1,573)	2:329:B:LEU:H	2:330:B:LEU:HD13	16	0.28
(1,573)	2:329:B:LEU:H	2:330:B:LEU:HD11	17	0.28

*Continued on next page...*



*Continued from previous page...*

Key	Atom-1	Atom-2	Model ID	Violation (Å)
(1,573)	2:329:B:LEU:H	2:330:B:LEU:HD12	17	0.28
(1,573)	2:329:B:LEU:H	2:330:B:LEU:HD13	17	0.28
(1,573)	2:329:B:LEU:H	2:330:B:LEU:HD11	19	0.28
(1,573)	2:329:B:LEU:H	2:330:B:LEU:HD12	19	0.28
(1,573)	2:329:B:LEU:H	2:330:B:LEU:HD13	19	0.28
(1,527)	2:324:B:LYS:H	2:324:B:LYS:HG2	8	0.28
(1,527)	2:324:B:LYS:H	2:324:B:LYS:HG2	9	0.28
(1,527)	2:324:B:LYS:H	2:324:B:LYS:HG2	12	0.28
(1,505)	2:321:B:GLY:H	2:322:B:LYS:HG2	5	0.28
(1,505)	2:321:B:GLY:H	2:322:B:LYS:HG2	11	0.28
(1,505)	2:321:B:GLY:H	2:322:B:LYS:HG2	14	0.28
(1,502)	2:320:B:LYS:HG2	2:321:B:GLY:H	15	0.28
(1,478)	2:319:B:MET:HB2	2:322:B:LYS:H	9	0.28
(1,478)	2:319:B:MET:HB2	2:322:B:LYS:H	17	0.28
(1,459)	2:318:B:LYS:H	2:325:B:LEU:HD11	15	0.28
(1,459)	2:318:B:LYS:H	2:325:B:LEU:HD12	15	0.28
(1,459)	2:318:B:LYS:H	2:325:B:LEU:HD13	15	0.28
(1,434)	2:317:B:GLU:HB2	2:326:B:VAL:H	13	0.28
(1,395)	2:316:B:LYS:H	2:325:B:LEU:HD11	2	0.28
(1,395)	2:316:B:LYS:H	2:325:B:LEU:HD12	2	0.28
(1,395)	2:316:B:LYS:H	2:325:B:LEU:HD13	2	0.28
(1,395)	2:316:B:LYS:H	2:325:B:LEU:HD11	6	0.28
(1,395)	2:316:B:LYS:H	2:325:B:LEU:HD12	6	0.28
(1,395)	2:316:B:LYS:H	2:325:B:LEU:HD13	6	0.28
(1,373)	2:315:B:VAL:HG11	2:366:B:PHE:H	7	0.28
(1,373)	2:315:B:VAL:HG12	2:366:B:PHE:H	7	0.28
(1,373)	2:315:B:VAL:HG13	2:366:B:PHE:H	7	0.28
(1,373)	2:315:B:VAL:HG11	2:366:B:PHE:H	9	0.28
(1,373)	2:315:B:VAL:HG12	2:366:B:PHE:H	9	0.28
(1,373)	2:315:B:VAL:HG13	2:366:B:PHE:H	9	0.28
(1,373)	2:315:B:VAL:HG11	2:366:B:PHE:H	10	0.28
(1,373)	2:315:B:VAL:HG12	2:366:B:PHE:H	10	0.28
(1,373)	2:315:B:VAL:HG13	2:366:B:PHE:H	10	0.28
(1,373)	2:315:B:VAL:HG11	2:366:B:PHE:H	11	0.28
(1,373)	2:315:B:VAL:HG12	2:366:B:PHE:H	11	0.28
(1,373)	2:315:B:VAL:HG13	2:366:B:PHE:H	11	0.28
(1,373)	2:315:B:VAL:HG11	2:366:B:PHE:H	20	0.28
(1,373)	2:315:B:VAL:HG12	2:366:B:PHE:H	20	0.28
(1,373)	2:315:B:VAL:HG13	2:366:B:PHE:H	20	0.28
(1,305)	2:313:B:PHE:H	2:315:B:VAL:HG21	4	0.28
(1,305)	2:313:B:PHE:H	2:315:B:VAL:HG22	4	0.28
(1,305)	2:313:B:PHE:H	2:315:B:VAL:HG23	4	0.28

*Continued on next page...*

*Continued from previous page...*

Key	Atom-1	Atom-2	Model ID	Violation (Å)
(1,305)	2:313:B:PHE:H	2:315:B:VAL:HG21	14	0.28
(1,305)	2:313:B:PHE:H	2:315:B:VAL:HG22	14	0.28
(1,305)	2:313:B:PHE:H	2:315:B:VAL:HG23	14	0.28
(1,305)	2:313:B:PHE:H	2:315:B:VAL:HG21	17	0.28
(1,305)	2:313:B:PHE:H	2:315:B:VAL:HG22	17	0.28
(1,305)	2:313:B:PHE:H	2:315:B:VAL:HG23	17	0.28
(1,305)	2:313:B:PHE:H	2:315:B:VAL:HG21	19	0.28
(1,305)	2:313:B:PHE:H	2:315:B:VAL:HG22	19	0.28
(1,305)	2:313:B:PHE:H	2:315:B:VAL:HG23	19	0.28
(1,304)	2:313:B:PHE:H	2:315:B:VAL:HG11	9	0.28
(1,304)	2:313:B:PHE:H	2:315:B:VAL:HG12	9	0.28
(1,304)	2:313:B:PHE:H	2:315:B:VAL:HG13	9	0.28
(1,304)	2:313:B:PHE:H	2:315:B:VAL:HG11	10	0.28
(1,304)	2:313:B:PHE:H	2:315:B:VAL:HG12	10	0.28
(1,304)	2:313:B:PHE:H	2:315:B:VAL:HG13	10	0.28
(1,304)	2:313:B:PHE:H	2:315:B:VAL:HG11	11	0.28
(1,304)	2:313:B:PHE:H	2:315:B:VAL:HG12	11	0.28
(1,304)	2:313:B:PHE:H	2:315:B:VAL:HG13	11	0.28
(1,304)	2:313:B:PHE:H	2:315:B:VAL:HG11	12	0.28
(1,304)	2:313:B:PHE:H	2:315:B:VAL:HG12	12	0.28
(1,304)	2:313:B:PHE:H	2:315:B:VAL:HG13	12	0.28
(1,304)	2:313:B:PHE:H	2:315:B:VAL:HG11	16	0.28
(1,304)	2:313:B:PHE:H	2:315:B:VAL:HG12	16	0.28
(1,304)	2:313:B:PHE:H	2:315:B:VAL:HG13	16	0.28
(1,289)	2:312:B:PHE:HA	2:330:B:LEU:H	6	0.28
(1,289)	2:312:B:PHE:HA	2:330:B:LEU:H	17	0.28
(1,289)	2:312:B:PHE:HA	2:330:B:LEU:H	19	0.28
(1,113)	1:15:A:LEU:HA	1:18:A:GLU:HB3	18	0.28
(1,108)	1:15:A:LEU:H	1:16:A:LEU:HB3	3	0.28
(1,108)	1:15:A:LEU:H	1:16:A:LEU:HB3	19	0.28
(1,1580)	1:16:A:LEU:HD21	2:361:B:ALA:H	17	0.27
(1,1580)	1:16:A:LEU:HD22	2:361:B:ALA:H	17	0.27
(1,1580)	1:16:A:LEU:HD23	2:361:B:ALA:H	17	0.27
(1,1548)	2:398:B:ILE:HG21	2:400:B:LEU:H	2	0.27
(1,1548)	2:398:B:ILE:HG22	2:400:B:LEU:H	2	0.27
(1,1548)	2:398:B:ILE:HG23	2:400:B:LEU:H	2	0.27
(1,1548)	2:398:B:ILE:HG21	2:400:B:LEU:H	5	0.27
(1,1548)	2:398:B:ILE:HG22	2:400:B:LEU:H	5	0.27
(1,1548)	2:398:B:ILE:HG23	2:400:B:LEU:H	5	0.27
(1,1548)	2:398:B:ILE:HG21	2:400:B:LEU:H	6	0.27
(1,1548)	2:398:B:ILE:HG22	2:400:B:LEU:H	6	0.27
(1,1548)	2:398:B:ILE:HG23	2:400:B:LEU:H	6	0.27

*Continued on next page...*



*Continued from previous page...*

Key	Atom-1	Atom-2	Model ID	Violation (Å)
(1,1548)	2:398:B:ILE:HG21	2:400:B:LEU:H	15	0.27
(1,1548)	2:398:B:ILE:HG22	2:400:B:LEU:H	15	0.27
(1,1548)	2:398:B:ILE:HG23	2:400:B:LEU:H	15	0.27
(1,1417)	2:391:B:LEU:H	2:393:B:ALA:H	2	0.27
(1,1417)	2:391:B:LEU:H	2:393:B:ALA:H	3	0.27
(1,1417)	2:391:B:LEU:H	2:393:B:ALA:H	13	0.27
(1,1417)	2:391:B:LEU:H	2:393:B:ALA:H	14	0.27
(1,1417)	2:391:B:LEU:H	2:393:B:ALA:H	15	0.27
(1,1417)	2:391:B:LEU:H	2:393:B:ALA:H	17	0.27
(1,1393)	2:390:B:GLN:HB2	2:391:B:LEU:H	1	0.27
(1,1393)	2:390:B:GLN:HB2	2:391:B:LEU:H	2	0.27
(1,1393)	2:390:B:GLN:HB2	2:391:B:LEU:H	4	0.27
(1,1393)	2:390:B:GLN:HB2	2:391:B:LEU:H	9	0.27
(1,1393)	2:390:B:GLN:HB2	2:391:B:LEU:H	14	0.27
(1,1393)	2:390:B:GLN:HB2	2:391:B:LEU:H	16	0.27
(1,1393)	2:390:B:GLN:HB2	2:391:B:LEU:H	18	0.27
(1,1392)	2:390:B:GLN:HB3	2:391:B:LEU:H	1	0.27
(1,1392)	2:390:B:GLN:HB3	2:391:B:LEU:H	9	0.27
(1,1392)	2:390:B:GLN:HB3	2:391:B:LEU:H	11	0.27
(1,1392)	2:390:B:GLN:HB3	2:391:B:LEU:H	13	0.27
(1,1392)	2:390:B:GLN:HB3	2:391:B:LEU:H	19	0.27
(1,1351)	2:387:B:GLN:H	2:390:B:GLN:H	1	0.27
(1,1351)	2:387:B:GLN:H	2:390:B:GLN:H	3	0.27
(1,1351)	2:387:B:GLN:H	2:390:B:GLN:H	6	0.27
(1,1351)	2:387:B:GLN:H	2:390:B:GLN:H	8	0.27
(1,1351)	2:387:B:GLN:H	2:390:B:GLN:H	9	0.27
(1,1351)	2:387:B:GLN:H	2:390:B:GLN:H	12	0.27
(1,1351)	2:387:B:GLN:H	2:390:B:GLN:H	13	0.27
(1,1351)	2:387:B:GLN:H	2:390:B:GLN:H	15	0.27
(1,1351)	2:387:B:GLN:H	2:390:B:GLN:H	18	0.27
(1,1347)	2:387:B:GLN:H	2:389:B:ALA:HB1	10	0.27
(1,1347)	2:387:B:GLN:H	2:389:B:ALA:HB2	10	0.27
(1,1347)	2:387:B:GLN:H	2:389:B:ALA:HB3	10	0.27
(1,1325)	2:386:B:GLU:HB3	2:387:B:GLN:H	3	0.27
(1,1325)	2:386:B:GLU:HB3	2:387:B:GLN:H	6	0.27
(1,1325)	2:386:B:GLU:HB3	2:387:B:GLN:H	8	0.27
(1,1325)	2:386:B:GLU:HB3	2:387:B:GLN:H	9	0.27
(1,1325)	2:386:B:GLU:HB3	2:387:B:GLN:H	12	0.27
(1,1325)	2:386:B:GLU:HB3	2:387:B:GLN:H	13	0.27
(1,1325)	2:386:B:GLU:HB3	2:387:B:GLN:H	14	0.27
(1,1325)	2:386:B:GLU:HB3	2:387:B:GLN:H	15	0.27
(1,1325)	2:386:B:GLU:HB3	2:387:B:GLN:H	17	0.27

*Continued on next page...*

*Continued from previous page...*

Key	Atom-1	Atom-2	Model ID	Violation (Å)
(1,1325)	2:386:B:GLU:HB3	2:387:B:GLN:H	18	0.27
(1,1325)	2:386:B:GLU:HB3	2:387:B:GLN:H	19	0.27
(1,1252)	2:377:B:TYR:HB3	2:378:B:TYR:H	4	0.27
(1,1252)	2:377:B:TYR:HB3	2:378:B:TYR:H	10	0.27
(1,1252)	2:377:B:TYR:HB3	2:378:B:TYR:H	11	0.27
(1,1252)	2:377:B:TYR:HB3	2:378:B:TYR:H	12	0.27
(1,1235)	2:374:B:GLN:HG3	2:376:B:GLY:H	3	0.27
(1,1235)	2:374:B:GLN:HG3	2:376:B:GLY:H	7	0.27
(1,1222)	2:373:B:TYR:H	2:375:B:ASP:H	1	0.27
(1,1222)	2:373:B:TYR:H	2:375:B:ASP:H	2	0.27
(1,1222)	2:373:B:TYR:H	2:375:B:ASP:H	5	0.27
(1,1222)	2:373:B:TYR:H	2:375:B:ASP:H	12	0.27
(1,1222)	2:373:B:TYR:H	2:375:B:ASP:H	16	0.27
(1,1222)	2:373:B:TYR:H	2:375:B:ASP:H	18	0.27
(1,1222)	2:373:B:TYR:H	2:375:B:ASP:H	19	0.27
(1,1210)	2:372:B:ASP:HA	2:375:B:ASP:H	2	0.27
(1,1210)	2:372:B:ASP:HA	2:375:B:ASP:H	4	0.27
(1,1210)	2:372:B:ASP:HA	2:375:B:ASP:H	5	0.27
(1,1210)	2:372:B:ASP:HA	2:375:B:ASP:H	15	0.27
(1,1210)	2:372:B:ASP:HA	2:375:B:ASP:H	16	0.27
(1,1210)	2:372:B:ASP:HA	2:375:B:ASP:H	17	0.27
(1,1210)	2:372:B:ASP:HA	2:375:B:ASP:H	19	0.27
(1,1202)	2:371:B:GLY:H	2:377:B:TYR:HE1	18	0.27
(1,1197)	2:370:B:PHE:H	2:378:B:TYR:H	1	0.27
(1,1197)	2:370:B:PHE:H	2:378:B:TYR:H	3	0.27
(1,1197)	2:370:B:PHE:H	2:378:B:TYR:H	13	0.27
(1,1197)	2:370:B:PHE:H	2:378:B:TYR:H	14	0.27
(1,1197)	2:370:B:PHE:H	2:378:B:TYR:H	17	0.27
(1,1178)	2:368:B:LEU:HD11	2:378:B:TYR:H	9	0.27
(1,1178)	2:368:B:LEU:HD12	2:378:B:TYR:H	9	0.27
(1,1178)	2:368:B:LEU:HD13	2:378:B:TYR:H	9	0.27
(1,1178)	2:368:B:LEU:HD11	2:378:B:TYR:H	18	0.27
(1,1178)	2:368:B:LEU:HD12	2:378:B:TYR:H	18	0.27
(1,1178)	2:368:B:LEU:HD13	2:378:B:TYR:H	18	0.27
(1,1176)	2:368:B:LEU:HB3	2:378:B:TYR:H	11	0.27
(1,1176)	2:368:B:LEU:HB3	2:378:B:TYR:H	18	0.27
(1,1172)	2:368:B:LEU:HD21	2:370:B:PHE:H	4	0.27
(1,1172)	2:368:B:LEU:HD22	2:370:B:PHE:H	4	0.27
(1,1172)	2:368:B:LEU:HD23	2:370:B:PHE:H	4	0.27
(1,1172)	2:368:B:LEU:HD21	2:370:B:PHE:H	8	0.27
(1,1172)	2:368:B:LEU:HD22	2:370:B:PHE:H	8	0.27
(1,1172)	2:368:B:LEU:HD23	2:370:B:PHE:H	8	0.27

*Continued on next page...*

*Continued from previous page...*

Key	Atom-1	Atom-2	Model ID	Violation (Å)
(1,1152)	2:367:B:THR:H	2:368:B:LEU:HD21	4	0.27
(1,1152)	2:367:B:THR:H	2:368:B:LEU:HD22	4	0.27
(1,1152)	2:367:B:THR:H	2:368:B:LEU:HD23	4	0.27
(1,1152)	2:367:B:THR:H	2:368:B:LEU:HD21	8	0.27
(1,1152)	2:367:B:THR:H	2:368:B:LEU:HD22	8	0.27
(1,1152)	2:367:B:THR:H	2:368:B:LEU:HD23	8	0.27
(1,1152)	2:367:B:THR:H	2:368:B:LEU:HD21	11	0.27
(1,1152)	2:367:B:THR:H	2:368:B:LEU:HD22	11	0.27
(1,1152)	2:367:B:THR:H	2:368:B:LEU:HD23	11	0.27
(1,1152)	2:367:B:THR:H	2:368:B:LEU:HD21	18	0.27
(1,1152)	2:367:B:THR:H	2:368:B:LEU:HD22	18	0.27
(1,1152)	2:367:B:THR:H	2:368:B:LEU:HD23	18	0.27
(1,1152)	2:367:B:THR:H	2:368:B:LEU:HD21	20	0.27
(1,1152)	2:367:B:THR:H	2:368:B:LEU:HD22	20	0.27
(1,1152)	2:367:B:THR:H	2:368:B:LEU:HD23	20	0.27
(1,1137)	2:365:B:SER:H	2:383:B:THR:HG21	5	0.27
(1,1137)	2:365:B:SER:H	2:383:B:THR:HG22	5	0.27
(1,1137)	2:365:B:SER:H	2:383:B:THR:HG23	5	0.27
(1,1137)	2:365:B:SER:H	2:383:B:THR:HG21	6	0.27
(1,1137)	2:365:B:SER:H	2:383:B:THR:HG22	6	0.27
(1,1137)	2:365:B:SER:H	2:383:B:THR:HG23	6	0.27
(1,1137)	2:365:B:SER:H	2:383:B:THR:HG21	9	0.27
(1,1137)	2:365:B:SER:H	2:383:B:THR:HG22	9	0.27
(1,1137)	2:365:B:SER:H	2:383:B:THR:HG23	9	0.27
(1,1137)	2:365:B:SER:H	2:383:B:THR:HG21	12	0.27
(1,1137)	2:365:B:SER:H	2:383:B:THR:HG22	12	0.27
(1,1137)	2:365:B:SER:H	2:383:B:THR:HG23	12	0.27
(1,1122)	2:364:B:LYS:HB3	2:382:B:THR:H	3	0.27
(1,1122)	2:364:B:LYS:HB3	2:382:B:THR:H	14	0.27
(1,1122)	2:364:B:LYS:HB3	2:382:B:THR:H	15	0.27
(1,1104)	2:362:B:SER:H	2:366:B:PHE:HD1	14	0.27
(1,1104)	2:362:B:SER:H	2:366:B:PHE:HD1	19	0.27
(1,1095)	2:362:B:SER:H	2:362:B:SER:HB3	4	0.27
(1,1095)	2:362:B:SER:H	2:362:B:SER:HB3	18	0.27
(1,1070)	2:360:B:ALA:H	2:367:B:THR:HG21	7	0.27
(1,1070)	2:360:B:ALA:H	2:367:B:THR:HG22	7	0.27
(1,1070)	2:360:B:ALA:H	2:367:B:THR:HG23	7	0.27
(1,1062)	2:360:B:ALA:H	2:361:B:ALA:HA	6	0.27
(1,1062)	2:360:B:ALA:H	2:361:B:ALA:HA	7	0.27
(1,1062)	2:360:B:ALA:H	2:361:B:ALA:HA	15	0.27
(1,1062)	2:360:B:ALA:H	2:361:B:ALA:HA	17	0.27
(1,1049)	2:359:B:TRP:HE3	2:369:B:ASP:H	3	0.27

*Continued on next page...*

*Continued from previous page...*

Key	Atom-1	Atom-2	Model ID	Violation (Å)
(1,1035)	2:359:B:TRP:H	2:359:B:TRP:HZ3	6	0.27
(1,1035)	2:359:B:TRP:H	2:359:B:TRP:HZ3	16	0.27
(1,1035)	2:359:B:TRP:H	2:359:B:TRP:HZ3	20	0.27
(1,1020)	2:358:B:ARG:H	2:359:B:TRP:HB3	9	0.27
(1,1020)	2:358:B:ARG:H	2:359:B:TRP:HB3	11	0.27
(1,1020)	2:358:B:ARG:H	2:359:B:TRP:HB3	13	0.27
(1,1020)	2:358:B:ARG:H	2:359:B:TRP:HB3	15	0.27
(1,1013)	2:357:B:LYS:HB3	2:371:B:GLY:H	3	0.27
(1,1013)	2:357:B:LYS:HB3	2:371:B:GLY:H	13	0.27
(1,1013)	2:357:B:LYS:HB3	2:371:B:GLY:H	15	0.27
(1,999)	2:356:B:ILE:H	2:396:B:ILE:HD11	19	0.27
(1,999)	2:356:B:ILE:H	2:396:B:ILE:HD12	19	0.27
(1,999)	2:356:B:ILE:H	2:396:B:ILE:HD13	19	0.27
(1,998)	2:356:B:ILE:HD11	2:393:B:ALA:H	8	0.27
(1,998)	2:356:B:ILE:HD12	2:393:B:ALA:H	8	0.27
(1,998)	2:356:B:ILE:HD13	2:393:B:ALA:H	8	0.27
(1,998)	2:356:B:ILE:HD11	2:393:B:ALA:H	9	0.27
(1,998)	2:356:B:ILE:HD12	2:393:B:ALA:H	9	0.27
(1,998)	2:356:B:ILE:HD13	2:393:B:ALA:H	9	0.27
(1,998)	2:356:B:ILE:HD11	2:393:B:ALA:H	10	0.27
(1,998)	2:356:B:ILE:HD12	2:393:B:ALA:H	10	0.27
(1,998)	2:356:B:ILE:HD13	2:393:B:ALA:H	10	0.27
(1,998)	2:356:B:ILE:HD11	2:393:B:ALA:H	20	0.27
(1,998)	2:356:B:ILE:HD12	2:393:B:ALA:H	20	0.27
(1,998)	2:356:B:ILE:HD13	2:393:B:ALA:H	20	0.27
(1,959)	2:353:B:LEU:HD11	2:397:B:ASP:H	8	0.27
(1,959)	2:353:B:LEU:HD12	2:397:B:ASP:H	8	0.27
(1,959)	2:353:B:LEU:HD13	2:397:B:ASP:H	8	0.27
(1,959)	2:353:B:LEU:HD11	2:397:B:ASP:H	9	0.27
(1,959)	2:353:B:LEU:HD12	2:397:B:ASP:H	9	0.27
(1,959)	2:353:B:LEU:HD13	2:397:B:ASP:H	9	0.27
(1,959)	2:353:B:LEU:HD11	2:397:B:ASP:H	10	0.27
(1,959)	2:353:B:LEU:HD12	2:397:B:ASP:H	10	0.27
(1,959)	2:353:B:LEU:HD13	2:397:B:ASP:H	10	0.27
(1,959)	2:353:B:LEU:HD11	2:397:B:ASP:H	11	0.27
(1,959)	2:353:B:LEU:HD12	2:397:B:ASP:H	11	0.27
(1,959)	2:353:B:LEU:HD13	2:397:B:ASP:H	11	0.27
(1,959)	2:353:B:LEU:HD11	2:397:B:ASP:H	12	0.27
(1,959)	2:353:B:LEU:HD12	2:397:B:ASP:H	12	0.27
(1,959)	2:353:B:LEU:HD13	2:397:B:ASP:H	12	0.27
(1,959)	2:353:B:LEU:HD11	2:397:B:ASP:H	18	0.27
(1,959)	2:353:B:LEU:HD12	2:397:B:ASP:H	18	0.27

*Continued on next page...*

*Continued from previous page...*

Key	Atom-1	Atom-2	Model ID	Violation (Å)
(1,959)	2:353:B:LEU:HD13	2:397:B:ASP:H	18	0.27
(1,959)	2:353:B:LEU:HD11	2:397:B:ASP:H	19	0.27
(1,959)	2:353:B:LEU:HD12	2:397:B:ASP:H	19	0.27
(1,959)	2:353:B:LEU:HD13	2:397:B:ASP:H	19	0.27
(1,959)	2:353:B:LEU:HD11	2:397:B:ASP:H	20	0.27
(1,959)	2:353:B:LEU:HD12	2:397:B:ASP:H	20	0.27
(1,959)	2:353:B:LEU:HD13	2:397:B:ASP:H	20	0.27
(1,953)	2:353:B:LEU:HD21	2:392:B:ILE:H	6	0.27
(1,953)	2:353:B:LEU:HD22	2:392:B:ILE:H	6	0.27
(1,953)	2:353:B:LEU:HD23	2:392:B:ILE:H	6	0.27
(1,953)	2:353:B:LEU:HD21	2:392:B:ILE:H	8	0.27
(1,953)	2:353:B:LEU:HD22	2:392:B:ILE:H	8	0.27
(1,953)	2:353:B:LEU:HD23	2:392:B:ILE:H	8	0.27
(1,953)	2:353:B:LEU:HD21	2:392:B:ILE:H	11	0.27
(1,953)	2:353:B:LEU:HD22	2:392:B:ILE:H	11	0.27
(1,953)	2:353:B:LEU:HD23	2:392:B:ILE:H	11	0.27
(1,922)	2:352:B:SER:H	2:352:B:SER:HB3	8	0.27
(1,922)	2:352:B:SER:H	2:352:B:SER:HB3	11	0.27
(1,922)	2:352:B:SER:H	2:352:B:SER:HB3	18	0.27
(1,922)	2:352:B:SER:H	2:352:B:SER:HB3	20	0.27
(1,921)	2:351:B:TRP:HD1	2:352:B:SER:H	10	0.27
(1,909)	2:350:B:GLU:HB2	2:351:B:TRP:H	1	0.27
(1,909)	2:350:B:GLU:HB2	2:351:B:TRP:H	15	0.27
(1,891)	2:349:B:GLN:H	2:349:B:GLN:HB2	7	0.27
(1,856)	2:345:B:LYS:H	2:345:B:LYS:HB3	2	0.27
(1,856)	2:345:B:LYS:H	2:345:B:LYS:HB3	3	0.27
(1,856)	2:345:B:LYS:H	2:345:B:LYS:HB3	8	0.27
(1,856)	2:345:B:LYS:H	2:345:B:LYS:HB3	13	0.27
(1,856)	2:345:B:LYS:H	2:345:B:LYS:HB3	15	0.27
(1,856)	2:345:B:LYS:H	2:345:B:LYS:HB3	19	0.27
(1,829)	2:342:B:GLU:HG2	2:343:B:LYS:H	6	0.27
(1,791)	2:339:B:ARG:HG3	2:349:B:GLN:H	6	0.27
(1,785)	2:339:B:ARG:H	2:349:B:GLN:HB2	17	0.27
(1,770)	2:338:B:MET:HB3	2:351:B:TRP:H	9	0.27
(1,770)	2:338:B:MET:HB3	2:351:B:TRP:H	20	0.27
(1,769)	2:338:B:MET:HA	2:351:B:TRP:H	10	0.27
(1,769)	2:338:B:MET:HA	2:351:B:TRP:H	11	0.27
(1,769)	2:338:B:MET:HA	2:351:B:TRP:H	18	0.27
(1,743)	2:337:B:VAL:H	2:352:B:SER:HA	13	0.27
(1,743)	2:337:B:VAL:H	2:352:B:SER:HA	15	0.27
(1,742)	2:337:B:VAL:HG21	2:351:B:TRP:H	9	0.27
(1,742)	2:337:B:VAL:HG22	2:351:B:TRP:H	9	0.27

*Continued on next page...*

*Continued from previous page...*

Key	Atom-1	Atom-2	Model ID	Violation (Å)
(1,742)	2:337:B:VAL:HG23	2:351:B:TRP:H	9	0.27
(1,742)	2:337:B:VAL:HG21	2:351:B:TRP:H	18	0.27
(1,742)	2:337:B:VAL:HG22	2:351:B:TRP:H	18	0.27
(1,742)	2:337:B:VAL:HG23	2:351:B:TRP:H	18	0.27
(1,737)	2:337:B:VAL:H	2:351:B:TRP:HB3	14	0.27
(1,703)	2:335:B:GLU:HA	2:354:B:THR:H	5	0.27
(1,684)	2:334:B:LYS:HB3	2:335:B:GLU:H	12	0.27
(1,660)	2:332:B:ILE:HG21	2:396:B:ILE:H	2	0.27
(1,660)	2:332:B:ILE:HG22	2:396:B:ILE:H	2	0.27
(1,660)	2:332:B:ILE:HG23	2:396:B:ILE:H	2	0.27
(1,660)	2:332:B:ILE:HG21	2:396:B:ILE:H	3	0.27
(1,660)	2:332:B:ILE:HG22	2:396:B:ILE:H	3	0.27
(1,660)	2:332:B:ILE:HG23	2:396:B:ILE:H	3	0.27
(1,660)	2:332:B:ILE:HG21	2:396:B:ILE:H	6	0.27
(1,660)	2:332:B:ILE:HG22	2:396:B:ILE:H	6	0.27
(1,660)	2:332:B:ILE:HG23	2:396:B:ILE:H	6	0.27
(1,660)	2:332:B:ILE:HG21	2:396:B:ILE:H	8	0.27
(1,660)	2:332:B:ILE:HG22	2:396:B:ILE:H	8	0.27
(1,660)	2:332:B:ILE:HG23	2:396:B:ILE:H	8	0.27
(1,660)	2:332:B:ILE:HG21	2:396:B:ILE:H	9	0.27
(1,660)	2:332:B:ILE:HG22	2:396:B:ILE:H	9	0.27
(1,660)	2:332:B:ILE:HG23	2:396:B:ILE:H	9	0.27
(1,660)	2:332:B:ILE:HG21	2:396:B:ILE:H	10	0.27
(1,660)	2:332:B:ILE:HG22	2:396:B:ILE:H	10	0.27
(1,660)	2:332:B:ILE:HG23	2:396:B:ILE:H	10	0.27
(1,660)	2:332:B:ILE:HG21	2:396:B:ILE:H	13	0.27
(1,660)	2:332:B:ILE:HG22	2:396:B:ILE:H	13	0.27
(1,660)	2:332:B:ILE:HG23	2:396:B:ILE:H	13	0.27
(1,660)	2:332:B:ILE:HG21	2:396:B:ILE:H	14	0.27
(1,660)	2:332:B:ILE:HG22	2:396:B:ILE:H	14	0.27
(1,660)	2:332:B:ILE:HG23	2:396:B:ILE:H	14	0.27
(1,660)	2:332:B:ILE:HG21	2:396:B:ILE:H	15	0.27
(1,660)	2:332:B:ILE:HG22	2:396:B:ILE:H	15	0.27
(1,660)	2:332:B:ILE:HG23	2:396:B:ILE:H	15	0.27
(1,660)	2:332:B:ILE:HG21	2:396:B:ILE:H	20	0.27
(1,660)	2:332:B:ILE:HG22	2:396:B:ILE:H	20	0.27
(1,660)	2:332:B:ILE:HG23	2:396:B:ILE:H	20	0.27
(1,632)	2:332:B:ILE:H	2:332:B:ILE:HG13	8	0.27
(1,632)	2:332:B:ILE:H	2:332:B:ILE:HG13	9	0.27
(1,625)	2:331:B:GLY:H	2:338:B:MET:HG2	19	0.27
(1,606)	2:330:B:LEU:HA	2:338:B:MET:H	1	0.27
(1,606)	2:330:B:LEU:HA	2:338:B:MET:H	2	0.27

*Continued on next page...*



*Continued from previous page...*

Key	Atom-1	Atom-2	Model ID	Violation (Å)
(1,606)	2:330:B:LEU:HA	2:338:B:MET:H	5	0.27
(1,606)	2:330:B:LEU:HA	2:338:B:MET:H	6	0.27
(1,606)	2:330:B:LEU:HA	2:338:B:MET:H	14	0.27
(1,606)	2:330:B:LEU:HA	2:338:B:MET:H	15	0.27
(1,606)	2:330:B:LEU:HA	2:338:B:MET:H	16	0.27
(1,606)	2:330:B:LEU:HA	2:338:B:MET:H	19	0.27
(1,587)	2:329:B:LEU:HD11	2:341:B:ASP:H	16	0.27
(1,587)	2:329:B:LEU:HD12	2:341:B:ASP:H	16	0.27
(1,587)	2:329:B:LEU:HD13	2:341:B:ASP:H	16	0.27
(1,570)	2:328:B:ARG:H	2:380:B:VAL:HG11	17	0.27
(1,570)	2:328:B:ARG:H	2:380:B:VAL:HG12	17	0.27
(1,570)	2:328:B:ARG:H	2:380:B:VAL:HG13	17	0.27
(1,527)	2:324:B:LYS:H	2:324:B:LYS:HG2	2	0.27
(1,521)	2:323:B:ASN:HB2	2:324:B:LYS:H	15	0.27
(1,521)	2:323:B:ASN:HB2	2:324:B:LYS:H	16	0.27
(1,505)	2:321:B:GLY:H	2:322:B:LYS:HG2	2	0.27
(1,478)	2:319:B:MET:HB2	2:322:B:LYS:H	8	0.27
(1,478)	2:319:B:MET:HB2	2:322:B:LYS:H	10	0.27
(1,442)	2:317:B:GLU:H	2:381:B:GLN:H	7	0.27
(1,434)	2:317:B:GLU:HB2	2:326:B:VAL:H	3	0.27
(1,433)	2:317:B:GLU:HB3	2:326:B:VAL:H	5	0.27
(1,433)	2:317:B:GLU:HB3	2:326:B:VAL:H	14	0.27
(1,433)	2:317:B:GLU:HB3	2:326:B:VAL:H	17	0.27
(1,433)	2:317:B:GLU:HB3	2:326:B:VAL:H	19	0.27
(1,395)	2:316:B:LYS:H	2:325:B:LEU:HD11	13	0.27
(1,395)	2:316:B:LYS:H	2:325:B:LEU:HD12	13	0.27
(1,395)	2:316:B:LYS:H	2:325:B:LEU:HD13	13	0.27
(1,392)	2:316:B:LYS:HB2	2:317:B:GLU:H	12	0.27
(1,373)	2:315:B:VAL:HG11	2:366:B:PHE:H	4	0.27
(1,373)	2:315:B:VAL:HG12	2:366:B:PHE:H	4	0.27
(1,373)	2:315:B:VAL:HG13	2:366:B:PHE:H	4	0.27
(1,355)	2:315:B:VAL:HG21	2:318:B:LYS:H	2	0.27
(1,355)	2:315:B:VAL:HG22	2:318:B:LYS:H	2	0.27
(1,355)	2:315:B:VAL:HG23	2:318:B:LYS:H	2	0.27
(1,355)	2:315:B:VAL:HG21	2:318:B:LYS:H	9	0.27
(1,355)	2:315:B:VAL:HG22	2:318:B:LYS:H	9	0.27
(1,355)	2:315:B:VAL:HG23	2:318:B:LYS:H	9	0.27
(1,355)	2:315:B:VAL:HG21	2:318:B:LYS:H	10	0.27
(1,355)	2:315:B:VAL:HG22	2:318:B:LYS:H	10	0.27
(1,355)	2:315:B:VAL:HG23	2:318:B:LYS:H	10	0.27
(1,355)	2:315:B:VAL:HG21	2:318:B:LYS:H	14	0.27
(1,355)	2:315:B:VAL:HG22	2:318:B:LYS:H	14	0.27

*Continued on next page...*

*Continued from previous page...*

Key	Atom-1	Atom-2	Model ID	Violation (Å)
(1,355)	2:315:B:VAL:HG23	2:318:B:LYS:H	14	0.27
(1,355)	2:315:B:VAL:HG21	2:318:B:LYS:H	20	0.27
(1,355)	2:315:B:VAL:HG22	2:318:B:LYS:H	20	0.27
(1,355)	2:315:B:VAL:HG23	2:318:B:LYS:H	20	0.27
(1,307)	2:313:B:PHE:H	2:330:B:LEU:HA	11	0.27
(1,307)	2:313:B:PHE:H	2:330:B:LEU:HA	18	0.27
(1,305)	2:313:B:PHE:H	2:315:B:VAL:HG21	5	0.27
(1,305)	2:313:B:PHE:H	2:315:B:VAL:HG22	5	0.27
(1,305)	2:313:B:PHE:H	2:315:B:VAL:HG23	5	0.27
(1,304)	2:313:B:PHE:H	2:315:B:VAL:HG11	8	0.27
(1,304)	2:313:B:PHE:H	2:315:B:VAL:HG12	8	0.27
(1,304)	2:313:B:PHE:H	2:315:B:VAL:HG13	8	0.27
(1,304)	2:313:B:PHE:H	2:315:B:VAL:HG11	13	0.27
(1,304)	2:313:B:PHE:H	2:315:B:VAL:HG12	13	0.27
(1,304)	2:313:B:PHE:H	2:315:B:VAL:HG13	13	0.27
(1,304)	2:313:B:PHE:H	2:315:B:VAL:HG11	20	0.27
(1,304)	2:313:B:PHE:H	2:315:B:VAL:HG12	20	0.27
(1,304)	2:313:B:PHE:H	2:315:B:VAL:HG13	20	0.27
(1,301)	2:313:B:PHE:HB2	2:314:B:LEU:H	14	0.27
(1,204)	1:24:A:GLN:HG3	1:24:A:GLN:H	7	0.27
(1,203)	1:24:A:GLN:HE22	1:24:A:GLN:HG3	20	0.27
(1,134)	1:18:A:GLU:HG2	1:18:A:GLU:H	14	0.27
(1,113)	1:15:A:LEU:HA	1:18:A:GLU:HB3	12	0.27
(1,1564)	2:400:B:LEU:H	2:400:B:LEU:HD21	13	0.26
(1,1564)	2:400:B:LEU:H	2:400:B:LEU:HD22	13	0.26
(1,1564)	2:400:B:LEU:H	2:400:B:LEU:HD23	13	0.26
(1,1548)	2:398:B:ILE:HG21	2:400:B:LEU:H	1	0.26
(1,1548)	2:398:B:ILE:HG22	2:400:B:LEU:H	1	0.26
(1,1548)	2:398:B:ILE:HG23	2:400:B:LEU:H	1	0.26
(1,1548)	2:398:B:ILE:HG21	2:400:B:LEU:H	3	0.26
(1,1548)	2:398:B:ILE:HG22	2:400:B:LEU:H	3	0.26
(1,1548)	2:398:B:ILE:HG23	2:400:B:LEU:H	3	0.26
(1,1548)	2:398:B:ILE:HG21	2:400:B:LEU:H	4	0.26
(1,1548)	2:398:B:ILE:HG22	2:400:B:LEU:H	4	0.26
(1,1548)	2:398:B:ILE:HG23	2:400:B:LEU:H	4	0.26
(1,1548)	2:398:B:ILE:HG21	2:400:B:LEU:H	7	0.26
(1,1548)	2:398:B:ILE:HG22	2:400:B:LEU:H	7	0.26
(1,1548)	2:398:B:ILE:HG23	2:400:B:LEU:H	7	0.26
(1,1548)	2:398:B:ILE:HG21	2:400:B:LEU:H	8	0.26
(1,1548)	2:398:B:ILE:HG22	2:400:B:LEU:H	8	0.26
(1,1548)	2:398:B:ILE:HG23	2:400:B:LEU:H	8	0.26
(1,1548)	2:398:B:ILE:HG21	2:400:B:LEU:H	10	0.26

*Continued on next page...*



*Continued from previous page...*

Key	Atom-1	Atom-2	Model ID	Violation (Å)
(1,1548)	2:398:B:ILE:HG22	2:400:B:LEU:H	10	0.26
(1,1548)	2:398:B:ILE:HG23	2:400:B:LEU:H	10	0.26
(1,1548)	2:398:B:ILE:HG21	2:400:B:LEU:H	11	0.26
(1,1548)	2:398:B:ILE:HG22	2:400:B:LEU:H	11	0.26
(1,1548)	2:398:B:ILE:HG23	2:400:B:LEU:H	11	0.26
(1,1548)	2:398:B:ILE:HG21	2:400:B:LEU:H	12	0.26
(1,1548)	2:398:B:ILE:HG22	2:400:B:LEU:H	12	0.26
(1,1548)	2:398:B:ILE:HG23	2:400:B:LEU:H	12	0.26
(1,1548)	2:398:B:ILE:HG21	2:400:B:LEU:H	14	0.26
(1,1548)	2:398:B:ILE:HG22	2:400:B:LEU:H	14	0.26
(1,1548)	2:398:B:ILE:HG23	2:400:B:LEU:H	14	0.26
(1,1548)	2:398:B:ILE:HG21	2:400:B:LEU:H	16	0.26
(1,1548)	2:398:B:ILE:HG22	2:400:B:LEU:H	16	0.26
(1,1548)	2:398:B:ILE:HG23	2:400:B:LEU:H	16	0.26
(1,1548)	2:398:B:ILE:HG21	2:400:B:LEU:H	17	0.26
(1,1548)	2:398:B:ILE:HG22	2:400:B:LEU:H	17	0.26
(1,1548)	2:398:B:ILE:HG23	2:400:B:LEU:H	17	0.26
(1,1548)	2:398:B:ILE:HG21	2:400:B:LEU:H	18	0.26
(1,1548)	2:398:B:ILE:HG22	2:400:B:LEU:H	18	0.26
(1,1548)	2:398:B:ILE:HG23	2:400:B:LEU:H	18	0.26
(1,1548)	2:398:B:ILE:HG21	2:400:B:LEU:H	20	0.26
(1,1548)	2:398:B:ILE:HG22	2:400:B:LEU:H	20	0.26
(1,1548)	2:398:B:ILE:HG23	2:400:B:LEU:H	20	0.26
(1,1546)	2:398:B:ILE:HA	2:400:B:LEU:H	19	0.26
(1,1526)	2:397:B:ASP:H	2:399:B:ILE:HD11	19	0.26
(1,1526)	2:397:B:ASP:H	2:399:B:ILE:HD12	19	0.26
(1,1526)	2:397:B:ASP:H	2:399:B:ILE:HD13	19	0.26
(1,1393)	2:390:B:GLN:HB2	2:391:B:LEU:H	5	0.26
(1,1393)	2:390:B:GLN:HB2	2:391:B:LEU:H	7	0.26
(1,1393)	2:390:B:GLN:HB2	2:391:B:LEU:H	10	0.26
(1,1393)	2:390:B:GLN:HB2	2:391:B:LEU:H	19	0.26
(1,1393)	2:390:B:GLN:HB2	2:391:B:LEU:H	20	0.26
(1,1392)	2:390:B:GLN:HB3	2:391:B:LEU:H	8	0.26
(1,1392)	2:390:B:GLN:HB3	2:391:B:LEU:H	12	0.26
(1,1392)	2:390:B:GLN:HB3	2:391:B:LEU:H	18	0.26
(1,1360)	2:388:B:ILE:HD11	2:389:B:ALA:H	2	0.26
(1,1360)	2:388:B:ILE:HD12	2:389:B:ALA:H	2	0.26
(1,1360)	2:388:B:ILE:HD13	2:389:B:ALA:H	2	0.26
(1,1360)	2:388:B:ILE:HD11	2:389:B:ALA:H	3	0.26
(1,1360)	2:388:B:ILE:HD12	2:389:B:ALA:H	3	0.26
(1,1360)	2:388:B:ILE:HD13	2:389:B:ALA:H	3	0.26
(1,1360)	2:388:B:ILE:HD11	2:389:B:ALA:H	5	0.26

*Continued on next page...*

*Continued from previous page...*

Key	Atom-1	Atom-2	Model ID	Violation (Å)
(1,1360)	2:388:B:ILE:HD12	2:389:B:ALA:H	5	0.26
(1,1360)	2:388:B:ILE:HD13	2:389:B:ALA:H	5	0.26
(1,1360)	2:388:B:ILE:HD11	2:389:B:ALA:H	6	0.26
(1,1360)	2:388:B:ILE:HD12	2:389:B:ALA:H	6	0.26
(1,1360)	2:388:B:ILE:HD13	2:389:B:ALA:H	6	0.26
(1,1360)	2:388:B:ILE:HD11	2:389:B:ALA:H	15	0.26
(1,1360)	2:388:B:ILE:HD12	2:389:B:ALA:H	15	0.26
(1,1360)	2:388:B:ILE:HD13	2:389:B:ALA:H	15	0.26
(1,1360)	2:388:B:ILE:HD11	2:389:B:ALA:H	16	0.26
(1,1360)	2:388:B:ILE:HD12	2:389:B:ALA:H	16	0.26
(1,1360)	2:388:B:ILE:HD13	2:389:B:ALA:H	16	0.26
(1,1351)	2:387:B:GLN:H	2:390:B:GLN:H	2	0.26
(1,1351)	2:387:B:GLN:H	2:390:B:GLN:H	4	0.26
(1,1351)	2:387:B:GLN:H	2:390:B:GLN:H	7	0.26
(1,1351)	2:387:B:GLN:H	2:390:B:GLN:H	14	0.26
(1,1351)	2:387:B:GLN:H	2:390:B:GLN:H	16	0.26
(1,1351)	2:387:B:GLN:H	2:390:B:GLN:H	17	0.26
(1,1351)	2:387:B:GLN:H	2:390:B:GLN:H	19	0.26
(1,1351)	2:387:B:GLN:H	2:390:B:GLN:H	20	0.26
(1,1325)	2:386:B:GLU:HB3	2:387:B:GLN:H	1	0.26
(1,1325)	2:386:B:GLU:HB3	2:387:B:GLN:H	2	0.26
(1,1325)	2:386:B:GLU:HB3	2:387:B:GLN:H	4	0.26
(1,1325)	2:386:B:GLU:HB3	2:387:B:GLN:H	5	0.26
(1,1325)	2:386:B:GLU:HB3	2:387:B:GLN:H	7	0.26
(1,1325)	2:386:B:GLU:HB3	2:387:B:GLN:H	10	0.26
(1,1325)	2:386:B:GLU:HB3	2:387:B:GLN:H	11	0.26
(1,1325)	2:386:B:GLU:HB3	2:387:B:GLN:H	16	0.26
(1,1325)	2:386:B:GLU:HB3	2:387:B:GLN:H	20	0.26
(1,1280)	2:380:B:VAL:H	2:382:B:THR:HG21	7	0.26
(1,1280)	2:380:B:VAL:H	2:382:B:THR:HG22	7	0.26
(1,1280)	2:380:B:VAL:H	2:382:B:THR:HG23	7	0.26
(1,1266)	2:379:B:SER:H	2:380:B:VAL:HG21	18	0.26
(1,1266)	2:379:B:SER:H	2:380:B:VAL:HG22	18	0.26
(1,1266)	2:379:B:SER:H	2:380:B:VAL:HG23	18	0.26
(1,1252)	2:377:B:TYR:HB3	2:378:B:TYR:H	7	0.26
(1,1252)	2:377:B:TYR:HB3	2:378:B:TYR:H	8	0.26
(1,1252)	2:377:B:TYR:HB3	2:378:B:TYR:H	9	0.26
(1,1252)	2:377:B:TYR:HB3	2:378:B:TYR:H	20	0.26
(1,1222)	2:373:B:TYR:H	2:375:B:ASP:H	4	0.26
(1,1222)	2:373:B:TYR:H	2:375:B:ASP:H	6	0.26
(1,1222)	2:373:B:TYR:H	2:375:B:ASP:H	8	0.26
(1,1222)	2:373:B:TYR:H	2:375:B:ASP:H	9	0.26

*Continued on next page...*

*Continued from previous page...*

Key	Atom-1	Atom-2	Model ID	Violation (Å)
(1,1222)	2:373:B:TYR:H	2:375:B:ASP:H	10	0.26
(1,1222)	2:373:B:TYR:H	2:375:B:ASP:H	14	0.26
(1,1222)	2:373:B:TYR:H	2:375:B:ASP:H	15	0.26
(1,1222)	2:373:B:TYR:H	2:375:B:ASP:H	17	0.26
(1,1222)	2:373:B:TYR:H	2:375:B:ASP:H	20	0.26
(1,1210)	2:372:B:ASP:HA	2:375:B:ASP:H	6	0.26
(1,1210)	2:372:B:ASP:HA	2:375:B:ASP:H	8	0.26
(1,1210)	2:372:B:ASP:HA	2:375:B:ASP:H	10	0.26
(1,1210)	2:372:B:ASP:HA	2:375:B:ASP:H	12	0.26
(1,1210)	2:372:B:ASP:HA	2:375:B:ASP:H	14	0.26
(1,1210)	2:372:B:ASP:HA	2:375:B:ASP:H	18	0.26
(1,1210)	2:372:B:ASP:HA	2:375:B:ASP:H	20	0.26
(1,1202)	2:371:B:GLY:H	2:377:B:TYR:HE1	12	0.26
(1,1197)	2:370:B:PHE:H	2:378:B:TYR:H	2	0.26
(1,1197)	2:370:B:PHE:H	2:378:B:TYR:H	6	0.26
(1,1197)	2:370:B:PHE:H	2:378:B:TYR:H	15	0.26
(1,1197)	2:370:B:PHE:H	2:378:B:TYR:H	16	0.26
(1,1176)	2:368:B:LEU:HB3	2:378:B:TYR:H	4	0.26
(1,1176)	2:368:B:LEU:HB3	2:378:B:TYR:H	8	0.26
(1,1176)	2:368:B:LEU:HB3	2:378:B:TYR:H	10	0.26
(1,1176)	2:368:B:LEU:HB3	2:378:B:TYR:H	20	0.26
(1,1172)	2:368:B:LEU:HD21	2:370:B:PHE:H	7	0.26
(1,1172)	2:368:B:LEU:HD22	2:370:B:PHE:H	7	0.26
(1,1172)	2:368:B:LEU:HD23	2:370:B:PHE:H	7	0.26
(1,1156)	2:367:B:THR:H	2:382:B:THR:HG21	7	0.26
(1,1156)	2:367:B:THR:H	2:382:B:THR:HG22	7	0.26
(1,1156)	2:367:B:THR:H	2:382:B:THR:HG23	7	0.26
(1,1156)	2:367:B:THR:H	2:382:B:THR:HG21	13	0.26
(1,1156)	2:367:B:THR:H	2:382:B:THR:HG22	13	0.26
(1,1156)	2:367:B:THR:H	2:382:B:THR:HG23	13	0.26
(1,1156)	2:367:B:THR:H	2:382:B:THR:HG21	14	0.26
(1,1156)	2:367:B:THR:H	2:382:B:THR:HG22	14	0.26
(1,1156)	2:367:B:THR:H	2:382:B:THR:HG23	14	0.26
(1,1156)	2:367:B:THR:H	2:382:B:THR:HG21	15	0.26
(1,1156)	2:367:B:THR:H	2:382:B:THR:HG22	15	0.26
(1,1156)	2:367:B:THR:H	2:382:B:THR:HG23	15	0.26
(1,1156)	2:367:B:THR:H	2:382:B:THR:HG21	18	0.26
(1,1156)	2:367:B:THR:H	2:382:B:THR:HG22	18	0.26
(1,1156)	2:367:B:THR:H	2:382:B:THR:HG23	18	0.26
(1,1137)	2:365:B:SER:H	2:383:B:THR:HG21	1	0.26
(1,1137)	2:365:B:SER:H	2:383:B:THR:HG22	1	0.26
(1,1137)	2:365:B:SER:H	2:383:B:THR:HG23	1	0.26

*Continued on next page...*

*Continued from previous page...*

Key	Atom-1	Atom-2	Model ID	Violation (Å)
(1,1137)	2:365:B:SER:H	2:383:B:THR:HG21	2	0.26
(1,1137)	2:365:B:SER:H	2:383:B:THR:HG22	2	0.26
(1,1137)	2:365:B:SER:H	2:383:B:THR:HG23	2	0.26
(1,1137)	2:365:B:SER:H	2:383:B:THR:HG21	7	0.26
(1,1137)	2:365:B:SER:H	2:383:B:THR:HG22	7	0.26
(1,1137)	2:365:B:SER:H	2:383:B:THR:HG23	7	0.26
(1,1137)	2:365:B:SER:H	2:383:B:THR:HG21	13	0.26
(1,1137)	2:365:B:SER:H	2:383:B:THR:HG22	13	0.26
(1,1137)	2:365:B:SER:H	2:383:B:THR:HG23	13	0.26
(1,1137)	2:365:B:SER:H	2:383:B:THR:HG21	16	0.26
(1,1137)	2:365:B:SER:H	2:383:B:THR:HG22	16	0.26
(1,1137)	2:365:B:SER:H	2:383:B:THR:HG23	16	0.26
(1,1137)	2:365:B:SER:H	2:383:B:THR:HG21	19	0.26
(1,1137)	2:365:B:SER:H	2:383:B:THR:HG22	19	0.26
(1,1137)	2:365:B:SER:H	2:383:B:THR:HG23	19	0.26
(1,1122)	2:364:B:LYS:HB3	2:382:B:THR:H	2	0.26
(1,1122)	2:364:B:LYS:HB3	2:382:B:THR:H	5	0.26
(1,1122)	2:364:B:LYS:HB3	2:382:B:THR:H	10	0.26
(1,1122)	2:364:B:LYS:HB3	2:382:B:THR:H	13	0.26
(1,1122)	2:364:B:LYS:HB3	2:382:B:THR:H	17	0.26
(1,1104)	2:362:B:SER:H	2:366:B:PHE:HD1	1	0.26
(1,1104)	2:362:B:SER:H	2:366:B:PHE:HD1	5	0.26
(1,1104)	2:362:B:SER:H	2:366:B:PHE:HD1	6	0.26
(1,1104)	2:362:B:SER:H	2:366:B:PHE:HD1	16	0.26
(1,1095)	2:362:B:SER:H	2:362:B:SER:HB3	3	0.26
(1,1095)	2:362:B:SER:H	2:362:B:SER:HB3	9	0.26
(1,1086)	2:361:B:ALA:H	2:367:B:THR:H	3	0.26
(1,1070)	2:360:B:ALA:H	2:367:B:THR:HG21	9	0.26
(1,1070)	2:360:B:ALA:H	2:367:B:THR:HG22	9	0.26
(1,1070)	2:360:B:ALA:H	2:367:B:THR:HG23	9	0.26
(1,1070)	2:360:B:ALA:H	2:367:B:THR:HG21	15	0.26
(1,1070)	2:360:B:ALA:H	2:367:B:THR:HG22	15	0.26
(1,1070)	2:360:B:ALA:H	2:367:B:THR:HG23	15	0.26
(1,1068)	2:360:B:ALA:H	2:366:B:PHE:HA	17	0.26
(1,1051)	2:359:B:TRP:HE1	2:389:B:ALA:HA	17	0.26
(1,1035)	2:359:B:TRP:H	2:359:B:TRP:HZ3	4	0.26
(1,1020)	2:358:B:ARG:H	2:359:B:TRP:HB3	3	0.26
(1,1013)	2:357:B:LYS:HB3	2:371:B:GLY:H	1	0.26
(1,1013)	2:357:B:LYS:HB3	2:371:B:GLY:H	2	0.26
(1,1013)	2:357:B:LYS:HB3	2:371:B:GLY:H	5	0.26
(1,1013)	2:357:B:LYS:HB3	2:371:B:GLY:H	7	0.26
(1,1013)	2:357:B:LYS:HB3	2:371:B:GLY:H	8	0.26

*Continued on next page...*

*Continued from previous page...*

Key	Atom-1	Atom-2	Model ID	Violation (Å)
(1,1013)	2:357:B:LYS:HB3	2:371:B:GLY:H	10	0.26
(1,1013)	2:357:B:LYS:HB3	2:371:B:GLY:H	12	0.26
(1,1013)	2:357:B:LYS:HB3	2:371:B:GLY:H	16	0.26
(1,1013)	2:357:B:LYS:HB3	2:371:B:GLY:H	17	0.26
(1,1013)	2:357:B:LYS:HB3	2:371:B:GLY:H	20	0.26
(1,1011)	2:357:B:LYS:H	2:369:B:ASP:H	3	0.26
(1,1011)	2:357:B:LYS:H	2:369:B:ASP:H	5	0.26
(1,1011)	2:357:B:LYS:H	2:369:B:ASP:H	6	0.26
(1,1011)	2:357:B:LYS:H	2:369:B:ASP:H	15	0.26
(1,1011)	2:357:B:LYS:H	2:369:B:ASP:H	16	0.26
(1,999)	2:356:B:ILE:H	2:396:B:ILE:HD11	2	0.26
(1,999)	2:356:B:ILE:H	2:396:B:ILE:HD12	2	0.26
(1,999)	2:356:B:ILE:H	2:396:B:ILE:HD13	2	0.26
(1,999)	2:356:B:ILE:H	2:396:B:ILE:HD11	3	0.26
(1,999)	2:356:B:ILE:H	2:396:B:ILE:HD12	3	0.26
(1,999)	2:356:B:ILE:H	2:396:B:ILE:HD13	3	0.26
(1,999)	2:356:B:ILE:H	2:396:B:ILE:HD11	5	0.26
(1,999)	2:356:B:ILE:H	2:396:B:ILE:HD12	5	0.26
(1,999)	2:356:B:ILE:H	2:396:B:ILE:HD13	5	0.26
(1,999)	2:356:B:ILE:H	2:396:B:ILE:HD11	13	0.26
(1,999)	2:356:B:ILE:H	2:396:B:ILE:HD12	13	0.26
(1,999)	2:356:B:ILE:H	2:396:B:ILE:HD13	13	0.26
(1,999)	2:356:B:ILE:H	2:396:B:ILE:HD11	17	0.26
(1,999)	2:356:B:ILE:H	2:396:B:ILE:HD12	17	0.26
(1,999)	2:356:B:ILE:H	2:396:B:ILE:HD13	17	0.26
(1,998)	2:356:B:ILE:HD11	2:393:B:ALA:H	4	0.26
(1,998)	2:356:B:ILE:HD12	2:393:B:ALA:H	4	0.26
(1,998)	2:356:B:ILE:HD13	2:393:B:ALA:H	4	0.26
(1,998)	2:356:B:ILE:HD11	2:393:B:ALA:H	7	0.26
(1,998)	2:356:B:ILE:HD12	2:393:B:ALA:H	7	0.26
(1,998)	2:356:B:ILE:HD13	2:393:B:ALA:H	7	0.26
(1,998)	2:356:B:ILE:HD11	2:393:B:ALA:H	12	0.26
(1,998)	2:356:B:ILE:HD12	2:393:B:ALA:H	12	0.26
(1,998)	2:356:B:ILE:HD13	2:393:B:ALA:H	12	0.26
(1,998)	2:356:B:ILE:HD11	2:393:B:ALA:H	16	0.26
(1,998)	2:356:B:ILE:HD12	2:393:B:ALA:H	16	0.26
(1,998)	2:356:B:ILE:HD13	2:393:B:ALA:H	16	0.26
(1,998)	2:356:B:ILE:HD11	2:393:B:ALA:H	18	0.26
(1,998)	2:356:B:ILE:HD12	2:393:B:ALA:H	18	0.26
(1,998)	2:356:B:ILE:HD13	2:393:B:ALA:H	18	0.26
(1,959)	2:353:B:LEU:HD11	2:397:B:ASP:H	7	0.26
(1,959)	2:353:B:LEU:HD12	2:397:B:ASP:H	7	0.26

*Continued on next page...*

*Continued from previous page...*

Key	Atom-1	Atom-2	Model ID	Violation (Å)
(1,959)	2:353:B:LEU:HD13	2:397:B:ASP:H	7	0.26
(1,953)	2:353:B:LEU:HD21	2:392:B:ILE:H	7	0.26
(1,953)	2:353:B:LEU:HD22	2:392:B:ILE:H	7	0.26
(1,953)	2:353:B:LEU:HD23	2:392:B:ILE:H	7	0.26
(1,953)	2:353:B:LEU:HD21	2:392:B:ILE:H	12	0.26
(1,953)	2:353:B:LEU:HD22	2:392:B:ILE:H	12	0.26
(1,953)	2:353:B:LEU:HD23	2:392:B:ILE:H	12	0.26
(1,953)	2:353:B:LEU:HD21	2:392:B:ILE:H	18	0.26
(1,953)	2:353:B:LEU:HD22	2:392:B:ILE:H	18	0.26
(1,953)	2:353:B:LEU:HD23	2:392:B:ILE:H	18	0.26
(1,953)	2:353:B:LEU:HD21	2:392:B:ILE:H	20	0.26
(1,953)	2:353:B:LEU:HD22	2:392:B:ILE:H	20	0.26
(1,953)	2:353:B:LEU:HD23	2:392:B:ILE:H	20	0.26
(1,948)	2:353:B:LEU:HD21	2:355:B:ASN:H	9	0.26
(1,948)	2:353:B:LEU:HD22	2:355:B:ASN:H	9	0.26
(1,948)	2:353:B:LEU:HD23	2:355:B:ASN:H	9	0.26
(1,922)	2:352:B:SER:H	2:352:B:SER:HB3	7	0.26
(1,909)	2:350:B:GLU:HB2	2:351:B:TRP:H	2	0.26
(1,909)	2:350:B:GLU:HB2	2:351:B:TRP:H	13	0.26
(1,909)	2:350:B:GLU:HB2	2:351:B:TRP:H	14	0.26
(1,909)	2:350:B:GLU:HB2	2:351:B:TRP:H	17	0.26
(1,884)	2:347:B:VAL:HG11	2:351:B:TRP:H	7	0.26
(1,884)	2:347:B:VAL:HG12	2:351:B:TRP:H	7	0.26
(1,884)	2:347:B:VAL:HG13	2:351:B:TRP:H	7	0.26
(1,856)	2:345:B:LYS:H	2:345:B:LYS:HB3	4	0.26
(1,856)	2:345:B:LYS:H	2:345:B:LYS:HB3	5	0.26
(1,856)	2:345:B:LYS:H	2:345:B:LYS:HB3	9	0.26
(1,856)	2:345:B:LYS:H	2:345:B:LYS:HB3	10	0.26
(1,856)	2:345:B:LYS:H	2:345:B:LYS:HB3	11	0.26
(1,856)	2:345:B:LYS:H	2:345:B:LYS:HB3	12	0.26
(1,856)	2:345:B:LYS:H	2:345:B:LYS:HB3	18	0.26
(1,856)	2:345:B:LYS:H	2:345:B:LYS:HB3	20	0.26
(1,829)	2:342:B:GLU:HG2	2:343:B:LYS:H	5	0.26
(1,829)	2:342:B:GLU:HG2	2:343:B:LYS:H	7	0.26
(1,829)	2:342:B:GLU:HG2	2:343:B:LYS:H	17	0.26
(1,801)	2:340:B:VAL:HG21	2:345:B:LYS:H	11	0.26
(1,801)	2:340:B:VAL:HG22	2:345:B:LYS:H	11	0.26
(1,801)	2:340:B:VAL:HG23	2:345:B:LYS:H	11	0.26
(1,800)	2:340:B:VAL:HG11	2:342:B:GLU:H	6	0.26
(1,800)	2:340:B:VAL:HG12	2:342:B:GLU:H	6	0.26
(1,800)	2:340:B:VAL:HG13	2:342:B:GLU:H	6	0.26
(1,800)	2:340:B:VAL:HG11	2:342:B:GLU:H	14	0.26

*Continued on next page...*



*Continued from previous page...*

Key	Atom-1	Atom-2	Model ID	Violation (Å)
(1,800)	2:340:B:VAL:HG12	2:342:B:GLU:H	14	0.26
(1,800)	2:340:B:VAL:HG13	2:342:B:GLU:H	14	0.26
(1,785)	2:339:B:ARG:H	2:349:B:GLN:HB2	7	0.26
(1,769)	2:338:B:MET:HA	2:351:B:TRP:H	8	0.26
(1,769)	2:338:B:MET:HA	2:351:B:TRP:H	12	0.26
(1,744)	2:337:B:VAL:HG21	2:352:B:SER:H	11	0.26
(1,744)	2:337:B:VAL:HG22	2:352:B:SER:H	11	0.26
(1,744)	2:337:B:VAL:HG23	2:352:B:SER:H	11	0.26
(1,743)	2:337:B:VAL:H	2:352:B:SER:HA	3	0.26
(1,743)	2:337:B:VAL:H	2:352:B:SER:HA	14	0.26
(1,743)	2:337:B:VAL:H	2:352:B:SER:HA	17	0.26
(1,737)	2:337:B:VAL:H	2:351:B:TRP:HB3	1	0.26
(1,737)	2:337:B:VAL:H	2:351:B:TRP:HB3	16	0.26
(1,735)	2:337:B:VAL:H	2:350:B:GLU:HB3	10	0.26
(1,735)	2:337:B:VAL:H	2:350:B:GLU:HB3	11	0.26
(1,735)	2:337:B:VAL:H	2:350:B:GLU:HB3	18	0.26
(1,712)	2:336:B:CYS:HA	2:351:B:TRP:H	9	0.26
(1,712)	2:336:B:CYS:HA	2:351:B:TRP:H	10	0.26
(1,712)	2:336:B:CYS:HA	2:351:B:TRP:H	20	0.26
(1,703)	2:335:B:GLU:HA	2:354:B:THR:H	17	0.26
(1,665)	2:333:B:THR:H	2:334:B:LYS:H	6	0.26
(1,660)	2:332:B:ILE:HG21	2:396:B:ILE:H	4	0.26
(1,660)	2:332:B:ILE:HG22	2:396:B:ILE:H	4	0.26
(1,660)	2:332:B:ILE:HG23	2:396:B:ILE:H	4	0.26
(1,660)	2:332:B:ILE:HG21	2:396:B:ILE:H	7	0.26
(1,660)	2:332:B:ILE:HG22	2:396:B:ILE:H	7	0.26
(1,660)	2:332:B:ILE:HG23	2:396:B:ILE:H	7	0.26
(1,660)	2:332:B:ILE:HG21	2:396:B:ILE:H	11	0.26
(1,660)	2:332:B:ILE:HG22	2:396:B:ILE:H	11	0.26
(1,660)	2:332:B:ILE:HG23	2:396:B:ILE:H	11	0.26
(1,660)	2:332:B:ILE:HG21	2:396:B:ILE:H	12	0.26
(1,660)	2:332:B:ILE:HG22	2:396:B:ILE:H	12	0.26
(1,660)	2:332:B:ILE:HG23	2:396:B:ILE:H	12	0.26
(1,660)	2:332:B:ILE:HG21	2:396:B:ILE:H	16	0.26
(1,660)	2:332:B:ILE:HG22	2:396:B:ILE:H	16	0.26
(1,660)	2:332:B:ILE:HG23	2:396:B:ILE:H	16	0.26
(1,660)	2:332:B:ILE:HG21	2:396:B:ILE:H	18	0.26
(1,660)	2:332:B:ILE:HG22	2:396:B:ILE:H	18	0.26
(1,660)	2:332:B:ILE:HG23	2:396:B:ILE:H	18	0.26
(1,657)	2:332:B:ILE:HG21	2:393:B:ALA:H	1	0.26
(1,657)	2:332:B:ILE:HG22	2:393:B:ALA:H	1	0.26
(1,657)	2:332:B:ILE:HG23	2:393:B:ALA:H	1	0.26

*Continued on next page...*



*Continued from previous page...*

Key	Atom-1	Atom-2	Model ID	Violation (Å)
(1,657)	2:332:B:ILE:HG21	2:393:B:ALA:H	19	0.26
(1,657)	2:332:B:ILE:HG22	2:393:B:ALA:H	19	0.26
(1,657)	2:332:B:ILE:HG23	2:393:B:ALA:H	19	0.26
(1,632)	2:332:B:ILE:H	2:332:B:ILE:HG13	1	0.26
(1,632)	2:332:B:ILE:H	2:332:B:ILE:HG13	2	0.26
(1,632)	2:332:B:ILE:H	2:332:B:ILE:HG13	3	0.26
(1,632)	2:332:B:ILE:H	2:332:B:ILE:HG13	4	0.26
(1,632)	2:332:B:ILE:H	2:332:B:ILE:HG13	5	0.26
(1,632)	2:332:B:ILE:H	2:332:B:ILE:HG13	6	0.26
(1,632)	2:332:B:ILE:H	2:332:B:ILE:HG13	7	0.26
(1,632)	2:332:B:ILE:H	2:332:B:ILE:HG13	10	0.26
(1,632)	2:332:B:ILE:H	2:332:B:ILE:HG13	11	0.26
(1,632)	2:332:B:ILE:H	2:332:B:ILE:HG13	12	0.26
(1,632)	2:332:B:ILE:H	2:332:B:ILE:HG13	13	0.26
(1,632)	2:332:B:ILE:H	2:332:B:ILE:HG13	15	0.26
(1,632)	2:332:B:ILE:H	2:332:B:ILE:HG13	16	0.26
(1,632)	2:332:B:ILE:H	2:332:B:ILE:HG13	17	0.26
(1,632)	2:332:B:ILE:H	2:332:B:ILE:HG13	18	0.26
(1,632)	2:332:B:ILE:H	2:332:B:ILE:HG13	19	0.26
(1,632)	2:332:B:ILE:H	2:332:B:ILE:HG13	20	0.26
(1,625)	2:331:B:GLY:H	2:338:B:MET:HG2	1	0.26
(1,625)	2:331:B:GLY:H	2:338:B:MET:HG2	2	0.26
(1,625)	2:331:B:GLY:H	2:338:B:MET:HG2	3	0.26
(1,625)	2:331:B:GLY:H	2:338:B:MET:HG2	9	0.26
(1,625)	2:331:B:GLY:H	2:338:B:MET:HG2	13	0.26
(1,611)	2:330:B:LEU:H	2:340:B:VAL:HG21	7	0.26
(1,611)	2:330:B:LEU:H	2:340:B:VAL:HG22	7	0.26
(1,611)	2:330:B:LEU:H	2:340:B:VAL:HG23	7	0.26
(1,606)	2:330:B:LEU:HA	2:338:B:MET:H	17	0.26
(1,587)	2:329:B:LEU:HD11	2:341:B:ASP:H	3	0.26
(1,587)	2:329:B:LEU:HD12	2:341:B:ASP:H	3	0.26
(1,587)	2:329:B:LEU:HD13	2:341:B:ASP:H	3	0.26
(1,587)	2:329:B:LEU:HD11	2:341:B:ASP:H	7	0.26
(1,587)	2:329:B:LEU:HD12	2:341:B:ASP:H	7	0.26
(1,587)	2:329:B:LEU:HD13	2:341:B:ASP:H	7	0.26
(1,587)	2:329:B:LEU:HD11	2:341:B:ASP:H	13	0.26
(1,587)	2:329:B:LEU:HD12	2:341:B:ASP:H	13	0.26
(1,587)	2:329:B:LEU:HD13	2:341:B:ASP:H	13	0.26
(1,583)	2:329:B:LEU:HA	2:340:B:VAL:H	11	0.26
(1,573)	2:329:B:LEU:H	2:330:B:LEU:HD11	4	0.26
(1,573)	2:329:B:LEU:H	2:330:B:LEU:HD12	4	0.26
(1,573)	2:329:B:LEU:H	2:330:B:LEU:HD13	4	0.26

*Continued on next page...*

*Continued from previous page...*

Key	Atom-1	Atom-2	Model ID	Violation (Å)
(1,570)	2:328:B:ARG:H	2:380:B:VAL:HG11	1	0.26
(1,570)	2:328:B:ARG:H	2:380:B:VAL:HG12	1	0.26
(1,570)	2:328:B:ARG:H	2:380:B:VAL:HG13	1	0.26
(1,570)	2:328:B:ARG:H	2:380:B:VAL:HG11	6	0.26
(1,570)	2:328:B:ARG:H	2:380:B:VAL:HG12	6	0.26
(1,570)	2:328:B:ARG:H	2:380:B:VAL:HG13	6	0.26
(1,570)	2:328:B:ARG:H	2:380:B:VAL:HG11	13	0.26
(1,570)	2:328:B:ARG:H	2:380:B:VAL:HG12	13	0.26
(1,570)	2:328:B:ARG:H	2:380:B:VAL:HG13	13	0.26
(1,567)	2:328:B:ARG:H	2:342:B:GLU:HG3	1	0.26
(1,567)	2:328:B:ARG:H	2:342:B:GLU:HG3	5	0.26
(1,567)	2:328:B:ARG:H	2:342:B:GLU:HG3	7	0.26
(1,567)	2:328:B:ARG:H	2:342:B:GLU:HG3	16	0.26
(1,567)	2:328:B:ARG:H	2:342:B:GLU:HG3	17	0.26
(1,553)	2:326:B:VAL:HG11	2:329:B:LEU:H	18	0.26
(1,553)	2:326:B:VAL:HG12	2:329:B:LEU:H	18	0.26
(1,553)	2:326:B:VAL:HG13	2:329:B:LEU:H	18	0.26
(1,550)	2:326:B:VAL:H	2:326:B:VAL:HG11	17	0.26
(1,550)	2:326:B:VAL:H	2:326:B:VAL:HG12	17	0.26
(1,550)	2:326:B:VAL:H	2:326:B:VAL:HG13	17	0.26
(1,527)	2:324:B:LYS:H	2:324:B:LYS:HG2	11	0.26
(1,527)	2:324:B:LYS:H	2:324:B:LYS:HG2	19	0.26
(1,525)	2:324:B:LYS:H	2:324:B:LYS:HE2	5	0.26
(1,478)	2:319:B:MET:HB2	2:322:B:LYS:H	20	0.26
(1,442)	2:317:B:GLU:H	2:381:B:GLN:H	8	0.26
(1,442)	2:317:B:GLU:H	2:381:B:GLN:H	11	0.26
(1,395)	2:316:B:LYS:H	2:325:B:LEU:HD11	17	0.26
(1,395)	2:316:B:LYS:H	2:325:B:LEU:HD12	17	0.26
(1,395)	2:316:B:LYS:H	2:325:B:LEU:HD13	17	0.26
(1,393)	2:316:B:LYS:HG3	2:317:B:GLU:H	18	0.26
(1,373)	2:315:B:VAL:HG11	2:366:B:PHE:H	8	0.26
(1,373)	2:315:B:VAL:HG12	2:366:B:PHE:H	8	0.26
(1,373)	2:315:B:VAL:HG13	2:366:B:PHE:H	8	0.26
(1,371)	2:315:B:VAL:HG21	2:331:B:GLY:H	14	0.26
(1,371)	2:315:B:VAL:HG22	2:331:B:GLY:H	14	0.26
(1,371)	2:315:B:VAL:HG23	2:331:B:GLY:H	14	0.26
(1,355)	2:315:B:VAL:HG21	2:318:B:LYS:H	5	0.26
(1,355)	2:315:B:VAL:HG22	2:318:B:LYS:H	5	0.26
(1,355)	2:315:B:VAL:HG23	2:318:B:LYS:H	5	0.26
(1,307)	2:313:B:PHE:H	2:330:B:LEU:HA	4	0.26
(1,307)	2:313:B:PHE:H	2:330:B:LEU:HA	8	0.26
(1,307)	2:313:B:PHE:H	2:330:B:LEU:HA	12	0.26

*Continued on next page...*

*Continued from previous page...*

Key	Atom-1	Atom-2	Model ID	Violation (Å)
(1,307)	2:313:B:PHE:H	2:330:B:LEU:HA	20	0.26
(1,305)	2:313:B:PHE:H	2:315:B:VAL:HG21	15	0.26
(1,305)	2:313:B:PHE:H	2:315:B:VAL:HG22	15	0.26
(1,305)	2:313:B:PHE:H	2:315:B:VAL:HG23	15	0.26
(1,304)	2:313:B:PHE:H	2:315:B:VAL:HG11	2	0.26
(1,304)	2:313:B:PHE:H	2:315:B:VAL:HG12	2	0.26
(1,304)	2:313:B:PHE:H	2:315:B:VAL:HG13	2	0.26
(1,304)	2:313:B:PHE:H	2:315:B:VAL:HG11	3	0.26
(1,304)	2:313:B:PHE:H	2:315:B:VAL:HG12	3	0.26
(1,304)	2:313:B:PHE:H	2:315:B:VAL:HG13	3	0.26
(1,304)	2:313:B:PHE:H	2:315:B:VAL:HG11	6	0.26
(1,304)	2:313:B:PHE:H	2:315:B:VAL:HG12	6	0.26
(1,304)	2:313:B:PHE:H	2:315:B:VAL:HG13	6	0.26
(1,304)	2:313:B:PHE:H	2:315:B:VAL:HG11	7	0.26
(1,304)	2:313:B:PHE:H	2:315:B:VAL:HG12	7	0.26
(1,304)	2:313:B:PHE:H	2:315:B:VAL:HG13	7	0.26
(1,304)	2:313:B:PHE:H	2:315:B:VAL:HG11	17	0.26
(1,304)	2:313:B:PHE:H	2:315:B:VAL:HG12	17	0.26
(1,304)	2:313:B:PHE:H	2:315:B:VAL:HG13	17	0.26
(1,304)	2:313:B:PHE:H	2:315:B:VAL:HG11	19	0.26
(1,304)	2:313:B:PHE:H	2:315:B:VAL:HG12	19	0.26
(1,304)	2:313:B:PHE:H	2:315:B:VAL:HG13	19	0.26
(1,301)	2:313:B:PHE:HB2	2:314:B:LEU:H	16	0.26
(1,301)	2:313:B:PHE:HB2	2:314:B:LEU:H	17	0.26
(1,301)	2:313:B:PHE:HB2	2:314:B:LEU:H	19	0.26
(1,289)	2:312:B:PHE:HA	2:330:B:LEU:H	5	0.26
(1,289)	2:312:B:PHE:HA	2:330:B:LEU:H	9	0.26
(1,289)	2:312:B:PHE:HA	2:330:B:LEU:H	10	0.26
(1,214)	1:25:A:SER:HB3	1:26:A:LEU:HD11	7	0.26
(1,214)	1:25:A:SER:HB3	1:26:A:LEU:HD12	7	0.26
(1,214)	1:25:A:SER:HB3	1:26:A:LEU:HD13	7	0.26
(1,210)	1:24:A:GLN:HG3	1:25:A:SER:HB3	13	0.26
(1,208)	1:24:A:GLN:HB2	1:25:A:SER:HB3	10	0.26
(1,203)	1:24:A:GLN:HE22	1:24:A:GLN:HG3	2	0.26
(1,191)	1:23:A:THR:H	1:24:A:GLN:HA	16	0.26
(1,191)	1:23:A:THR:H	1:24:A:GLN:HA	17	0.26
(1,1548)	2:398:B:ILE:HG21	2:400:B:LEU:H	9	0.25
(1,1548)	2:398:B:ILE:HG22	2:400:B:LEU:H	9	0.25
(1,1548)	2:398:B:ILE:HG23	2:400:B:LEU:H	9	0.25
(1,1535)	2:398:B:ILE:H	2:398:B:ILE:HG21	1	0.25
(1,1535)	2:398:B:ILE:H	2:398:B:ILE:HG22	1	0.25
(1,1535)	2:398:B:ILE:H	2:398:B:ILE:HG23	1	0.25

*Continued on next page...*

*Continued from previous page...*

Key	Atom-1	Atom-2	Model ID	Violation (Å)
(1,1535)	2:398:B:ILE:H	2:398:B:ILE:HG21	2	0.25
(1,1535)	2:398:B:ILE:H	2:398:B:ILE:HG22	2	0.25
(1,1535)	2:398:B:ILE:H	2:398:B:ILE:HG23	2	0.25
(1,1535)	2:398:B:ILE:H	2:398:B:ILE:HG21	3	0.25
(1,1535)	2:398:B:ILE:H	2:398:B:ILE:HG22	3	0.25
(1,1535)	2:398:B:ILE:H	2:398:B:ILE:HG23	3	0.25
(1,1535)	2:398:B:ILE:H	2:398:B:ILE:HG21	4	0.25
(1,1535)	2:398:B:ILE:H	2:398:B:ILE:HG22	4	0.25
(1,1535)	2:398:B:ILE:H	2:398:B:ILE:HG23	4	0.25
(1,1535)	2:398:B:ILE:H	2:398:B:ILE:HG21	5	0.25
(1,1535)	2:398:B:ILE:H	2:398:B:ILE:HG22	5	0.25
(1,1535)	2:398:B:ILE:H	2:398:B:ILE:HG23	5	0.25
(1,1535)	2:398:B:ILE:H	2:398:B:ILE:HG21	6	0.25
(1,1535)	2:398:B:ILE:H	2:398:B:ILE:HG22	6	0.25
(1,1535)	2:398:B:ILE:H	2:398:B:ILE:HG23	6	0.25
(1,1535)	2:398:B:ILE:H	2:398:B:ILE:HG21	7	0.25
(1,1535)	2:398:B:ILE:H	2:398:B:ILE:HG22	7	0.25
(1,1535)	2:398:B:ILE:H	2:398:B:ILE:HG23	7	0.25
(1,1535)	2:398:B:ILE:H	2:398:B:ILE:HG21	8	0.25
(1,1535)	2:398:B:ILE:H	2:398:B:ILE:HG22	8	0.25
(1,1535)	2:398:B:ILE:H	2:398:B:ILE:HG23	8	0.25
(1,1535)	2:398:B:ILE:H	2:398:B:ILE:HG21	9	0.25
(1,1535)	2:398:B:ILE:H	2:398:B:ILE:HG22	9	0.25
(1,1535)	2:398:B:ILE:H	2:398:B:ILE:HG23	9	0.25
(1,1535)	2:398:B:ILE:H	2:398:B:ILE:HG21	10	0.25
(1,1535)	2:398:B:ILE:H	2:398:B:ILE:HG22	10	0.25
(1,1535)	2:398:B:ILE:H	2:398:B:ILE:HG23	10	0.25
(1,1535)	2:398:B:ILE:H	2:398:B:ILE:HG21	11	0.25
(1,1535)	2:398:B:ILE:H	2:398:B:ILE:HG22	11	0.25
(1,1535)	2:398:B:ILE:H	2:398:B:ILE:HG23	11	0.25
(1,1535)	2:398:B:ILE:H	2:398:B:ILE:HG21	12	0.25
(1,1535)	2:398:B:ILE:H	2:398:B:ILE:HG22	12	0.25
(1,1535)	2:398:B:ILE:H	2:398:B:ILE:HG23	12	0.25
(1,1535)	2:398:B:ILE:H	2:398:B:ILE:HG21	13	0.25
(1,1535)	2:398:B:ILE:H	2:398:B:ILE:HG22	13	0.25
(1,1535)	2:398:B:ILE:H	2:398:B:ILE:HG23	13	0.25
(1,1535)	2:398:B:ILE:H	2:398:B:ILE:HG21	14	0.25
(1,1535)	2:398:B:ILE:H	2:398:B:ILE:HG22	14	0.25
(1,1535)	2:398:B:ILE:H	2:398:B:ILE:HG23	14	0.25
(1,1535)	2:398:B:ILE:H	2:398:B:ILE:HG21	15	0.25
(1,1535)	2:398:B:ILE:H	2:398:B:ILE:HG22	15	0.25
(1,1535)	2:398:B:ILE:H	2:398:B:ILE:HG23	15	0.25

*Continued on next page...*

*Continued from previous page...*

Key	Atom-1	Atom-2	Model ID	Violation (Å)
(1,1535)	2:398:B:ILE:H	2:398:B:ILE:HG21	16	0.25
(1,1535)	2:398:B:ILE:H	2:398:B:ILE:HG22	16	0.25
(1,1535)	2:398:B:ILE:H	2:398:B:ILE:HG23	16	0.25
(1,1535)	2:398:B:ILE:H	2:398:B:ILE:HG21	17	0.25
(1,1535)	2:398:B:ILE:H	2:398:B:ILE:HG22	17	0.25
(1,1535)	2:398:B:ILE:H	2:398:B:ILE:HG23	17	0.25
(1,1535)	2:398:B:ILE:H	2:398:B:ILE:HG21	18	0.25
(1,1535)	2:398:B:ILE:H	2:398:B:ILE:HG22	18	0.25
(1,1535)	2:398:B:ILE:H	2:398:B:ILE:HG23	18	0.25
(1,1535)	2:398:B:ILE:H	2:398:B:ILE:HG21	20	0.25
(1,1535)	2:398:B:ILE:H	2:398:B:ILE:HG22	20	0.25
(1,1535)	2:398:B:ILE:H	2:398:B:ILE:HG23	20	0.25
(1,1389)	2:390:B:GLN:H	2:391:B:LEU:HD21	4	0.25
(1,1389)	2:390:B:GLN:H	2:391:B:LEU:HD22	4	0.25
(1,1389)	2:390:B:GLN:H	2:391:B:LEU:HD23	4	0.25
(1,1389)	2:390:B:GLN:H	2:391:B:LEU:HD21	11	0.25
(1,1389)	2:390:B:GLN:H	2:391:B:LEU:HD22	11	0.25
(1,1389)	2:390:B:GLN:H	2:391:B:LEU:HD23	11	0.25
(1,1389)	2:390:B:GLN:H	2:391:B:LEU:HD21	12	0.25
(1,1389)	2:390:B:GLN:H	2:391:B:LEU:HD22	12	0.25
(1,1389)	2:390:B:GLN:H	2:391:B:LEU:HD23	12	0.25
(1,1360)	2:388:B:ILE:HD11	2:389:B:ALA:H	1	0.25
(1,1360)	2:388:B:ILE:HD12	2:389:B:ALA:H	1	0.25
(1,1360)	2:388:B:ILE:HD13	2:389:B:ALA:H	1	0.25
(1,1360)	2:388:B:ILE:HD11	2:389:B:ALA:H	10	0.25
(1,1360)	2:388:B:ILE:HD12	2:389:B:ALA:H	10	0.25
(1,1360)	2:388:B:ILE:HD13	2:389:B:ALA:H	10	0.25
(1,1360)	2:388:B:ILE:HD11	2:389:B:ALA:H	13	0.25
(1,1360)	2:388:B:ILE:HD12	2:389:B:ALA:H	13	0.25
(1,1360)	2:388:B:ILE:HD13	2:389:B:ALA:H	13	0.25
(1,1360)	2:388:B:ILE:HD11	2:389:B:ALA:H	14	0.25
(1,1360)	2:388:B:ILE:HD12	2:389:B:ALA:H	14	0.25
(1,1360)	2:388:B:ILE:HD13	2:389:B:ALA:H	14	0.25
(1,1360)	2:388:B:ILE:HD11	2:389:B:ALA:H	17	0.25
(1,1360)	2:388:B:ILE:HD12	2:389:B:ALA:H	17	0.25
(1,1360)	2:388:B:ILE:HD13	2:389:B:ALA:H	17	0.25
(1,1360)	2:388:B:ILE:HD11	2:389:B:ALA:H	19	0.25
(1,1360)	2:388:B:ILE:HD12	2:389:B:ALA:H	19	0.25
(1,1360)	2:388:B:ILE:HD13	2:389:B:ALA:H	19	0.25
(1,1347)	2:387:B:GLN:H	2:389:B:ALA:HB1	5	0.25
(1,1347)	2:387:B:GLN:H	2:389:B:ALA:HB2	5	0.25
(1,1347)	2:387:B:GLN:H	2:389:B:ALA:HB3	5	0.25

*Continued on next page...*

*Continued from previous page...*

Key	Atom-1	Atom-2	Model ID	Violation (Å)
(1,1347)	2:387:B:GLN:H	2:389:B:ALA:HB1	6	0.25
(1,1347)	2:387:B:GLN:H	2:389:B:ALA:HB2	6	0.25
(1,1347)	2:387:B:GLN:H	2:389:B:ALA:HB3	6	0.25
(1,1347)	2:387:B:GLN:H	2:389:B:ALA:HB1	9	0.25
(1,1347)	2:387:B:GLN:H	2:389:B:ALA:HB2	9	0.25
(1,1347)	2:387:B:GLN:H	2:389:B:ALA:HB3	9	0.25
(1,1347)	2:387:B:GLN:H	2:389:B:ALA:HB1	11	0.25
(1,1347)	2:387:B:GLN:H	2:389:B:ALA:HB2	11	0.25
(1,1347)	2:387:B:GLN:H	2:389:B:ALA:HB3	11	0.25
(1,1347)	2:387:B:GLN:H	2:389:B:ALA:HB1	12	0.25
(1,1347)	2:387:B:GLN:H	2:389:B:ALA:HB2	12	0.25
(1,1347)	2:387:B:GLN:H	2:389:B:ALA:HB3	12	0.25
(1,1347)	2:387:B:GLN:H	2:389:B:ALA:HB1	13	0.25
(1,1347)	2:387:B:GLN:H	2:389:B:ALA:HB2	13	0.25
(1,1347)	2:387:B:GLN:H	2:389:B:ALA:HB3	13	0.25
(1,1347)	2:387:B:GLN:H	2:389:B:ALA:HB1	15	0.25
(1,1347)	2:387:B:GLN:H	2:389:B:ALA:HB2	15	0.25
(1,1347)	2:387:B:GLN:H	2:389:B:ALA:HB3	15	0.25
(1,1280)	2:380:B:VAL:H	2:382:B:THR:HG21	4	0.25
(1,1280)	2:380:B:VAL:H	2:382:B:THR:HG22	4	0.25
(1,1280)	2:380:B:VAL:H	2:382:B:THR:HG23	4	0.25
(1,1280)	2:380:B:VAL:H	2:382:B:THR:HG21	20	0.25
(1,1280)	2:380:B:VAL:H	2:382:B:THR:HG22	20	0.25
(1,1280)	2:380:B:VAL:H	2:382:B:THR:HG23	20	0.25
(1,1266)	2:379:B:SER:H	2:380:B:VAL:HG21	12	0.25
(1,1266)	2:379:B:SER:H	2:380:B:VAL:HG22	12	0.25
(1,1266)	2:379:B:SER:H	2:380:B:VAL:HG23	12	0.25
(1,1252)	2:377:B:TYR:HB3	2:378:B:TYR:H	6	0.25
(1,1222)	2:373:B:TYR:H	2:375:B:ASP:H	3	0.25
(1,1222)	2:373:B:TYR:H	2:375:B:ASP:H	7	0.25
(1,1222)	2:373:B:TYR:H	2:375:B:ASP:H	11	0.25
(1,1222)	2:373:B:TYR:H	2:375:B:ASP:H	13	0.25
(1,1210)	2:372:B:ASP:HA	2:375:B:ASP:H	3	0.25
(1,1210)	2:372:B:ASP:HA	2:375:B:ASP:H	7	0.25
(1,1210)	2:372:B:ASP:HA	2:375:B:ASP:H	9	0.25
(1,1210)	2:372:B:ASP:HA	2:375:B:ASP:H	11	0.25
(1,1210)	2:372:B:ASP:HA	2:375:B:ASP:H	13	0.25
(1,1197)	2:370:B:PHE:H	2:378:B:TYR:H	5	0.25
(1,1197)	2:370:B:PHE:H	2:378:B:TYR:H	19	0.25
(1,1176)	2:368:B:LEU:HB3	2:378:B:TYR:H	7	0.25
(1,1172)	2:368:B:LEU:HD21	2:370:B:PHE:H	10	0.25
(1,1172)	2:368:B:LEU:HD22	2:370:B:PHE:H	10	0.25

*Continued on next page...*



*Continued from previous page...*

Key	Atom-1	Atom-2	Model ID	Violation (Å)
(1,1172)	2:368:B:LEU:HD23	2:370:B:PHE:H	10	0.25
(1,1172)	2:368:B:LEU:HD21	2:370:B:PHE:H	11	0.25
(1,1172)	2:368:B:LEU:HD22	2:370:B:PHE:H	11	0.25
(1,1172)	2:368:B:LEU:HD23	2:370:B:PHE:H	11	0.25
(1,1156)	2:367:B:THR:H	2:382:B:THR:HG21	1	0.25
(1,1156)	2:367:B:THR:H	2:382:B:THR:HG22	1	0.25
(1,1156)	2:367:B:THR:H	2:382:B:THR:HG23	1	0.25
(1,1156)	2:367:B:THR:H	2:382:B:THR:HG21	2	0.25
(1,1156)	2:367:B:THR:H	2:382:B:THR:HG22	2	0.25
(1,1156)	2:367:B:THR:H	2:382:B:THR:HG23	2	0.25
(1,1156)	2:367:B:THR:H	2:382:B:THR:HG21	3	0.25
(1,1156)	2:367:B:THR:H	2:382:B:THR:HG22	3	0.25
(1,1156)	2:367:B:THR:H	2:382:B:THR:HG23	3	0.25
(1,1156)	2:367:B:THR:H	2:382:B:THR:HG21	4	0.25
(1,1156)	2:367:B:THR:H	2:382:B:THR:HG22	4	0.25
(1,1156)	2:367:B:THR:H	2:382:B:THR:HG23	4	0.25
(1,1156)	2:367:B:THR:H	2:382:B:THR:HG21	6	0.25
(1,1156)	2:367:B:THR:H	2:382:B:THR:HG22	6	0.25
(1,1156)	2:367:B:THR:H	2:382:B:THR:HG23	6	0.25
(1,1156)	2:367:B:THR:H	2:382:B:THR:HG21	8	0.25
(1,1156)	2:367:B:THR:H	2:382:B:THR:HG22	8	0.25
(1,1156)	2:367:B:THR:H	2:382:B:THR:HG23	8	0.25
(1,1156)	2:367:B:THR:H	2:382:B:THR:HG21	9	0.25
(1,1156)	2:367:B:THR:H	2:382:B:THR:HG22	9	0.25
(1,1156)	2:367:B:THR:H	2:382:B:THR:HG23	9	0.25
(1,1156)	2:367:B:THR:H	2:382:B:THR:HG21	11	0.25
(1,1156)	2:367:B:THR:H	2:382:B:THR:HG22	11	0.25
(1,1156)	2:367:B:THR:H	2:382:B:THR:HG23	11	0.25
(1,1156)	2:367:B:THR:H	2:382:B:THR:HG21	12	0.25
(1,1156)	2:367:B:THR:H	2:382:B:THR:HG22	12	0.25
(1,1156)	2:367:B:THR:H	2:382:B:THR:HG23	12	0.25
(1,1156)	2:367:B:THR:H	2:382:B:THR:HG21	16	0.25
(1,1156)	2:367:B:THR:H	2:382:B:THR:HG22	16	0.25
(1,1156)	2:367:B:THR:H	2:382:B:THR:HG23	16	0.25
(1,1156)	2:367:B:THR:H	2:382:B:THR:HG21	19	0.25
(1,1156)	2:367:B:THR:H	2:382:B:THR:HG22	19	0.25
(1,1156)	2:367:B:THR:H	2:382:B:THR:HG23	19	0.25
(1,1156)	2:367:B:THR:H	2:382:B:THR:HG21	20	0.25
(1,1156)	2:367:B:THR:H	2:382:B:THR:HG22	20	0.25
(1,1156)	2:367:B:THR:H	2:382:B:THR:HG23	20	0.25
(1,1137)	2:365:B:SER:H	2:383:B:THR:HG21	3	0.25
(1,1137)	2:365:B:SER:H	2:383:B:THR:HG22	3	0.25

*Continued on next page...*



*Continued from previous page...*

Key	Atom-1	Atom-2	Model ID	Violation (Å)
(1,1137)	2:365:B:SER:H	2:383:B:THR:HG23	3	0.25
(1,1137)	2:365:B:SER:H	2:383:B:THR:HG21	14	0.25
(1,1137)	2:365:B:SER:H	2:383:B:THR:HG22	14	0.25
(1,1137)	2:365:B:SER:H	2:383:B:THR:HG23	14	0.25
(1,1137)	2:365:B:SER:H	2:383:B:THR:HG21	15	0.25
(1,1137)	2:365:B:SER:H	2:383:B:THR:HG22	15	0.25
(1,1137)	2:365:B:SER:H	2:383:B:THR:HG23	15	0.25
(1,1137)	2:365:B:SER:H	2:383:B:THR:HG21	18	0.25
(1,1137)	2:365:B:SER:H	2:383:B:THR:HG22	18	0.25
(1,1137)	2:365:B:SER:H	2:383:B:THR:HG23	18	0.25
(1,1122)	2:364:B:LYS:HB3	2:382:B:THR:H	4	0.25
(1,1122)	2:364:B:LYS:HB3	2:382:B:THR:H	6	0.25
(1,1122)	2:364:B:LYS:HB3	2:382:B:THR:H	7	0.25
(1,1122)	2:364:B:LYS:HB3	2:382:B:THR:H	16	0.25
(1,1122)	2:364:B:LYS:HB3	2:382:B:THR:H	19	0.25
(1,1110)	2:363:B:PRO:HB2	2:364:B:LYS:H	17	0.25
(1,1104)	2:362:B:SER:H	2:366:B:PHE:HD1	2	0.25
(1,1104)	2:362:B:SER:H	2:366:B:PHE:HD1	13	0.25
(1,1095)	2:362:B:SER:H	2:362:B:SER:HB3	5	0.25
(1,1095)	2:362:B:SER:H	2:362:B:SER:HB3	7	0.25
(1,1086)	2:361:B:ALA:H	2:367:B:THR:H	15	0.25
(1,1070)	2:360:B:ALA:H	2:367:B:THR:HG21	1	0.25
(1,1070)	2:360:B:ALA:H	2:367:B:THR:HG22	1	0.25
(1,1070)	2:360:B:ALA:H	2:367:B:THR:HG23	1	0.25
(1,1070)	2:360:B:ALA:H	2:367:B:THR:HG21	2	0.25
(1,1070)	2:360:B:ALA:H	2:367:B:THR:HG22	2	0.25
(1,1070)	2:360:B:ALA:H	2:367:B:THR:HG23	2	0.25
(1,1070)	2:360:B:ALA:H	2:367:B:THR:HG21	3	0.25
(1,1070)	2:360:B:ALA:H	2:367:B:THR:HG22	3	0.25
(1,1070)	2:360:B:ALA:H	2:367:B:THR:HG23	3	0.25
(1,1070)	2:360:B:ALA:H	2:367:B:THR:HG21	4	0.25
(1,1070)	2:360:B:ALA:H	2:367:B:THR:HG22	4	0.25
(1,1070)	2:360:B:ALA:H	2:367:B:THR:HG23	4	0.25
(1,1070)	2:360:B:ALA:H	2:367:B:THR:HG21	10	0.25
(1,1070)	2:360:B:ALA:H	2:367:B:THR:HG22	10	0.25
(1,1070)	2:360:B:ALA:H	2:367:B:THR:HG23	10	0.25
(1,1070)	2:360:B:ALA:H	2:367:B:THR:HG21	11	0.25
(1,1070)	2:360:B:ALA:H	2:367:B:THR:HG22	11	0.25
(1,1070)	2:360:B:ALA:H	2:367:B:THR:HG23	11	0.25
(1,1070)	2:360:B:ALA:H	2:367:B:THR:HG21	20	0.25
(1,1070)	2:360:B:ALA:H	2:367:B:THR:HG22	20	0.25
(1,1070)	2:360:B:ALA:H	2:367:B:THR:HG23	20	0.25

*Continued on next page...*

*Continued from previous page...*

Key	Atom-1	Atom-2	Model ID	Violation (Å)
(1,1068)	2:360:B:ALA:H	2:366:B:PHE:HA	2	0.25
(1,1068)	2:360:B:ALA:H	2:366:B:PHE:HA	3	0.25
(1,1068)	2:360:B:ALA:H	2:366:B:PHE:HA	6	0.25
(1,1068)	2:360:B:ALA:H	2:366:B:PHE:HA	8	0.25
(1,1068)	2:360:B:ALA:H	2:366:B:PHE:HA	15	0.25
(1,1051)	2:359:B:TRP:HE1	2:389:B:ALA:HA	10	0.25
(1,1051)	2:359:B:TRP:HE1	2:389:B:ALA:HA	18	0.25
(1,1049)	2:359:B:TRP:HE3	2:369:B:ASP:H	6	0.25
(1,1013)	2:357:B:LYS:HB3	2:371:B:GLY:H	6	0.25
(1,1013)	2:357:B:LYS:HB3	2:371:B:GLY:H	11	0.25
(1,1013)	2:357:B:LYS:HB3	2:371:B:GLY:H	14	0.25
(1,1013)	2:357:B:LYS:HB3	2:371:B:GLY:H	18	0.25
(1,1013)	2:357:B:LYS:HB3	2:371:B:GLY:H	19	0.25
(1,1011)	2:357:B:LYS:H	2:369:B:ASP:H	13	0.25
(1,999)	2:356:B:ILE:H	2:396:B:ILE:HD11	1	0.25
(1,999)	2:356:B:ILE:H	2:396:B:ILE:HD12	1	0.25
(1,999)	2:356:B:ILE:H	2:396:B:ILE:HD13	1	0.25
(1,999)	2:356:B:ILE:H	2:396:B:ILE:HD11	6	0.25
(1,999)	2:356:B:ILE:H	2:396:B:ILE:HD12	6	0.25
(1,999)	2:356:B:ILE:H	2:396:B:ILE:HD13	6	0.25
(1,999)	2:356:B:ILE:H	2:396:B:ILE:HD11	14	0.25
(1,999)	2:356:B:ILE:H	2:396:B:ILE:HD12	14	0.25
(1,999)	2:356:B:ILE:H	2:396:B:ILE:HD13	14	0.25
(1,999)	2:356:B:ILE:H	2:396:B:ILE:HD11	15	0.25
(1,999)	2:356:B:ILE:H	2:396:B:ILE:HD12	15	0.25
(1,999)	2:356:B:ILE:H	2:396:B:ILE:HD13	15	0.25
(1,999)	2:356:B:ILE:H	2:396:B:ILE:HD11	16	0.25
(1,999)	2:356:B:ILE:H	2:396:B:ILE:HD12	16	0.25
(1,999)	2:356:B:ILE:H	2:396:B:ILE:HD13	16	0.25
(1,998)	2:356:B:ILE:HD11	2:393:B:ALA:H	2	0.25
(1,998)	2:356:B:ILE:HD12	2:393:B:ALA:H	2	0.25
(1,998)	2:356:B:ILE:HD13	2:393:B:ALA:H	2	0.25
(1,998)	2:356:B:ILE:HD11	2:393:B:ALA:H	5	0.25
(1,998)	2:356:B:ILE:HD12	2:393:B:ALA:H	5	0.25
(1,998)	2:356:B:ILE:HD13	2:393:B:ALA:H	5	0.25
(1,998)	2:356:B:ILE:HD11	2:393:B:ALA:H	6	0.25
(1,998)	2:356:B:ILE:HD12	2:393:B:ALA:H	6	0.25
(1,998)	2:356:B:ILE:HD13	2:393:B:ALA:H	6	0.25
(1,998)	2:356:B:ILE:HD11	2:393:B:ALA:H	13	0.25
(1,998)	2:356:B:ILE:HD12	2:393:B:ALA:H	13	0.25
(1,998)	2:356:B:ILE:HD13	2:393:B:ALA:H	13	0.25
(1,998)	2:356:B:ILE:HD11	2:393:B:ALA:H	15	0.25

*Continued on next page...*

*Continued from previous page...*

Key	Atom-1	Atom-2	Model ID	Violation (Å)
(1,998)	2:356:B:ILE:HD12	2:393:B:ALA:H	15	0.25
(1,998)	2:356:B:ILE:HD13	2:393:B:ALA:H	15	0.25
(1,953)	2:353:B:LEU:HD21	2:392:B:ILE:H	4	0.25
(1,953)	2:353:B:LEU:HD22	2:392:B:ILE:H	4	0.25
(1,953)	2:353:B:LEU:HD23	2:392:B:ILE:H	4	0.25
(1,948)	2:353:B:LEU:HD21	2:355:B:ASN:H	1	0.25
(1,948)	2:353:B:LEU:HD22	2:355:B:ASN:H	1	0.25
(1,948)	2:353:B:LEU:HD23	2:355:B:ASN:H	1	0.25
(1,948)	2:353:B:LEU:HD21	2:355:B:ASN:H	5	0.25
(1,948)	2:353:B:LEU:HD22	2:355:B:ASN:H	5	0.25
(1,948)	2:353:B:LEU:HD23	2:355:B:ASN:H	5	0.25
(1,948)	2:353:B:LEU:HD21	2:355:B:ASN:H	6	0.25
(1,948)	2:353:B:LEU:HD22	2:355:B:ASN:H	6	0.25
(1,948)	2:353:B:LEU:HD23	2:355:B:ASN:H	6	0.25
(1,948)	2:353:B:LEU:HD21	2:355:B:ASN:H	10	0.25
(1,948)	2:353:B:LEU:HD22	2:355:B:ASN:H	10	0.25
(1,948)	2:353:B:LEU:HD23	2:355:B:ASN:H	10	0.25
(1,948)	2:353:B:LEU:HD21	2:355:B:ASN:H	14	0.25
(1,948)	2:353:B:LEU:HD22	2:355:B:ASN:H	14	0.25
(1,948)	2:353:B:LEU:HD23	2:355:B:ASN:H	14	0.25
(1,948)	2:353:B:LEU:HD21	2:355:B:ASN:H	16	0.25
(1,948)	2:353:B:LEU:HD22	2:355:B:ASN:H	16	0.25
(1,948)	2:353:B:LEU:HD23	2:355:B:ASN:H	16	0.25
(1,948)	2:353:B:LEU:HD21	2:355:B:ASN:H	17	0.25
(1,948)	2:353:B:LEU:HD22	2:355:B:ASN:H	17	0.25
(1,948)	2:353:B:LEU:HD23	2:355:B:ASN:H	17	0.25
(1,948)	2:353:B:LEU:HD21	2:355:B:ASN:H	19	0.25
(1,948)	2:353:B:LEU:HD22	2:355:B:ASN:H	19	0.25
(1,948)	2:353:B:LEU:HD23	2:355:B:ASN:H	19	0.25
(1,921)	2:351:B:TRP:HD1	2:352:B:SER:H	4	0.25
(1,921)	2:351:B:TRP:HD1	2:352:B:SER:H	11	0.25
(1,921)	2:351:B:TRP:HD1	2:352:B:SER:H	20	0.25
(1,916)	2:351:B:TRP:HE1	2:351:B:TRP:HB2	1	0.25
(1,916)	2:351:B:TRP:HE1	2:351:B:TRP:HB2	2	0.25
(1,916)	2:351:B:TRP:HE1	2:351:B:TRP:HB2	3	0.25
(1,916)	2:351:B:TRP:HE1	2:351:B:TRP:HB2	5	0.25
(1,916)	2:351:B:TRP:HE1	2:351:B:TRP:HB2	6	0.25
(1,916)	2:351:B:TRP:HE1	2:351:B:TRP:HB2	13	0.25
(1,916)	2:351:B:TRP:HE1	2:351:B:TRP:HB2	14	0.25
(1,916)	2:351:B:TRP:HE1	2:351:B:TRP:HB2	15	0.25
(1,916)	2:351:B:TRP:HE1	2:351:B:TRP:HB2	16	0.25
(1,916)	2:351:B:TRP:HE1	2:351:B:TRP:HB2	17	0.25

*Continued on next page...*

*Continued from previous page...*

Key	Atom-1	Atom-2	Model ID	Violation (Å)
(1,916)	2:351:B:TRP:HE1	2:351:B:TRP:HB2	19	0.25
(1,915)	2:351:B:TRP:HE1	2:351:B:TRP:HA	10	0.25
(1,915)	2:351:B:TRP:HE1	2:351:B:TRP:HA	11	0.25
(1,915)	2:351:B:TRP:HE1	2:351:B:TRP:HA	20	0.25
(1,909)	2:350:B:GLU:HB2	2:351:B:TRP:H	16	0.25
(1,909)	2:350:B:GLU:HB2	2:351:B:TRP:H	19	0.25
(1,893)	2:349:B:GLN:H	2:349:B:GLN:HG2	17	0.25
(1,891)	2:349:B:GLN:H	2:349:B:GLN:HB2	10	0.25
(1,891)	2:349:B:GLN:H	2:349:B:GLN:HB2	18	0.25
(1,891)	2:349:B:GLN:H	2:349:B:GLN:HB2	20	0.25
(1,886)	2:348:B:ILE:H	2:349:B:GLN:HB3	17	0.25
(1,829)	2:342:B:GLU:HG2	2:343:B:LYS:H	2	0.25
(1,829)	2:342:B:GLU:HG2	2:343:B:LYS:H	3	0.25
(1,829)	2:342:B:GLU:HG2	2:343:B:LYS:H	9	0.25
(1,829)	2:342:B:GLU:HG2	2:343:B:LYS:H	10	0.25
(1,829)	2:342:B:GLU:HG2	2:343:B:LYS:H	12	0.25
(1,829)	2:342:B:GLU:HG2	2:343:B:LYS:H	13	0.25
(1,829)	2:342:B:GLU:HG2	2:343:B:LYS:H	14	0.25
(1,829)	2:342:B:GLU:HG2	2:343:B:LYS:H	16	0.25
(1,829)	2:342:B:GLU:HG2	2:343:B:LYS:H	20	0.25
(1,801)	2:340:B:VAL:HG21	2:345:B:LYS:H	4	0.25
(1,801)	2:340:B:VAL:HG22	2:345:B:LYS:H	4	0.25
(1,801)	2:340:B:VAL:HG23	2:345:B:LYS:H	4	0.25
(1,801)	2:340:B:VAL:HG21	2:345:B:LYS:H	9	0.25
(1,801)	2:340:B:VAL:HG22	2:345:B:LYS:H	9	0.25
(1,801)	2:340:B:VAL:HG23	2:345:B:LYS:H	9	0.25
(1,801)	2:340:B:VAL:HG21	2:345:B:LYS:H	10	0.25
(1,801)	2:340:B:VAL:HG22	2:345:B:LYS:H	10	0.25
(1,801)	2:340:B:VAL:HG23	2:345:B:LYS:H	10	0.25
(1,801)	2:340:B:VAL:HG21	2:345:B:LYS:H	18	0.25
(1,801)	2:340:B:VAL:HG22	2:345:B:LYS:H	18	0.25
(1,801)	2:340:B:VAL:HG23	2:345:B:LYS:H	18	0.25
(1,801)	2:340:B:VAL:HG21	2:345:B:LYS:H	20	0.25
(1,801)	2:340:B:VAL:HG22	2:345:B:LYS:H	20	0.25
(1,801)	2:340:B:VAL:HG23	2:345:B:LYS:H	20	0.25
(1,800)	2:340:B:VAL:HG11	2:342:B:GLU:H	3	0.25
(1,800)	2:340:B:VAL:HG12	2:342:B:GLU:H	3	0.25
(1,800)	2:340:B:VAL:HG13	2:342:B:GLU:H	3	0.25
(1,800)	2:340:B:VAL:HG11	2:342:B:GLU:H	13	0.25
(1,800)	2:340:B:VAL:HG12	2:342:B:GLU:H	13	0.25
(1,800)	2:340:B:VAL:HG13	2:342:B:GLU:H	13	0.25
(1,770)	2:338:B:MET:HB3	2:351:B:TRP:H	3	0.25

*Continued on next page...*

*Continued from previous page...*

Key	Atom-1	Atom-2	Model ID	Violation (Å)
(1,770)	2:338:B:MET:HB3	2:351:B:TRP:H	5	0.25
(1,770)	2:338:B:MET:HB3	2:351:B:TRP:H	6	0.25
(1,770)	2:338:B:MET:HB3	2:351:B:TRP:H	7	0.25
(1,770)	2:338:B:MET:HB3	2:351:B:TRP:H	13	0.25
(1,770)	2:338:B:MET:HB3	2:351:B:TRP:H	15	0.25
(1,769)	2:338:B:MET:HA	2:351:B:TRP:H	9	0.25
(1,744)	2:337:B:VAL:HG21	2:352:B:SER:H	8	0.25
(1,744)	2:337:B:VAL:HG22	2:352:B:SER:H	8	0.25
(1,744)	2:337:B:VAL:HG23	2:352:B:SER:H	8	0.25
(1,742)	2:337:B:VAL:HG21	2:351:B:TRP:H	7	0.25
(1,742)	2:337:B:VAL:HG22	2:351:B:TRP:H	7	0.25
(1,742)	2:337:B:VAL:HG23	2:351:B:TRP:H	7	0.25
(1,737)	2:337:B:VAL:H	2:351:B:TRP:HB3	17	0.25
(1,736)	2:337:B:VAL:H	2:351:B:TRP:HA	4	0.25
(1,736)	2:337:B:VAL:H	2:351:B:TRP:HA	10	0.25
(1,736)	2:337:B:VAL:H	2:351:B:TRP:HA	18	0.25
(1,736)	2:337:B:VAL:H	2:351:B:TRP:HA	20	0.25
(1,735)	2:337:B:VAL:H	2:350:B:GLU:HB3	8	0.25
(1,735)	2:337:B:VAL:H	2:350:B:GLU:HB3	9	0.25
(1,735)	2:337:B:VAL:H	2:350:B:GLU:HB3	20	0.25
(1,712)	2:336:B:CYS:HA	2:351:B:TRP:H	8	0.25
(1,712)	2:336:B:CYS:HA	2:351:B:TRP:H	12	0.25
(1,712)	2:336:B:CYS:HA	2:351:B:TRP:H	18	0.25
(1,684)	2:334:B:LYS:HB3	2:335:B:GLU:H	17	0.25
(1,684)	2:334:B:LYS:HB3	2:335:B:GLU:H	20	0.25
(1,665)	2:333:B:THR:H	2:334:B:LYS:H	2	0.25
(1,665)	2:333:B:THR:H	2:334:B:LYS:H	3	0.25
(1,665)	2:333:B:THR:H	2:334:B:LYS:H	4	0.25
(1,665)	2:333:B:THR:H	2:334:B:LYS:H	5	0.25
(1,665)	2:333:B:THR:H	2:334:B:LYS:H	8	0.25
(1,665)	2:333:B:THR:H	2:334:B:LYS:H	12	0.25
(1,665)	2:333:B:THR:H	2:334:B:LYS:H	14	0.25
(1,665)	2:333:B:THR:H	2:334:B:LYS:H	16	0.25
(1,665)	2:333:B:THR:H	2:334:B:LYS:H	18	0.25
(1,665)	2:333:B:THR:H	2:334:B:LYS:H	20	0.25
(1,657)	2:332:B:ILE:HG21	2:393:B:ALA:H	5	0.25
(1,657)	2:332:B:ILE:HG22	2:393:B:ALA:H	5	0.25
(1,657)	2:332:B:ILE:HG23	2:393:B:ALA:H	5	0.25
(1,657)	2:332:B:ILE:HG21	2:393:B:ALA:H	8	0.25
(1,657)	2:332:B:ILE:HG22	2:393:B:ALA:H	8	0.25
(1,657)	2:332:B:ILE:HG23	2:393:B:ALA:H	8	0.25
(1,657)	2:332:B:ILE:HG21	2:393:B:ALA:H	9	0.25

*Continued on next page...*

*Continued from previous page...*

Key	Atom-1	Atom-2	Model ID	Violation (Å)
(1,657)	2:332:B:ILE:HG22	2:393:B:ALA:H	9	0.25
(1,657)	2:332:B:ILE:HG23	2:393:B:ALA:H	9	0.25
(1,657)	2:332:B:ILE:HG21	2:393:B:ALA:H	15	0.25
(1,657)	2:332:B:ILE:HG22	2:393:B:ALA:H	15	0.25
(1,657)	2:332:B:ILE:HG23	2:393:B:ALA:H	15	0.25
(1,657)	2:332:B:ILE:HG21	2:393:B:ALA:H	17	0.25
(1,657)	2:332:B:ILE:HG22	2:393:B:ALA:H	17	0.25
(1,657)	2:332:B:ILE:HG23	2:393:B:ALA:H	17	0.25
(1,632)	2:332:B:ILE:H	2:332:B:ILE:HG13	14	0.25
(1,625)	2:331:B:GLY:H	2:338:B:MET:HG2	5	0.25
(1,625)	2:331:B:GLY:H	2:338:B:MET:HG2	8	0.25
(1,625)	2:331:B:GLY:H	2:338:B:MET:HG2	14	0.25
(1,625)	2:331:B:GLY:H	2:338:B:MET:HG2	15	0.25
(1,625)	2:331:B:GLY:H	2:338:B:MET:HG2	17	0.25
(1,603)	2:330:B:LEU:HD11	2:332:B:ILE:H	1	0.25
(1,603)	2:330:B:LEU:HD12	2:332:B:ILE:H	1	0.25
(1,603)	2:330:B:LEU:HD13	2:332:B:ILE:H	1	0.25
(1,603)	2:330:B:LEU:HD11	2:332:B:ILE:H	5	0.25
(1,603)	2:330:B:LEU:HD12	2:332:B:ILE:H	5	0.25
(1,603)	2:330:B:LEU:HD13	2:332:B:ILE:H	5	0.25
(1,603)	2:330:B:LEU:HD11	2:332:B:ILE:H	17	0.25
(1,603)	2:330:B:LEU:HD12	2:332:B:ILE:H	17	0.25
(1,603)	2:330:B:LEU:HD13	2:332:B:ILE:H	17	0.25
(1,587)	2:329:B:LEU:HD11	2:341:B:ASP:H	1	0.25
(1,587)	2:329:B:LEU:HD12	2:341:B:ASP:H	1	0.25
(1,587)	2:329:B:LEU:HD13	2:341:B:ASP:H	1	0.25
(1,587)	2:329:B:LEU:HD11	2:341:B:ASP:H	2	0.25
(1,587)	2:329:B:LEU:HD12	2:341:B:ASP:H	2	0.25
(1,587)	2:329:B:LEU:HD13	2:341:B:ASP:H	2	0.25
(1,587)	2:329:B:LEU:HD11	2:341:B:ASP:H	9	0.25
(1,587)	2:329:B:LEU:HD12	2:341:B:ASP:H	9	0.25
(1,587)	2:329:B:LEU:HD13	2:341:B:ASP:H	9	0.25
(1,587)	2:329:B:LEU:HD11	2:341:B:ASP:H	10	0.25
(1,587)	2:329:B:LEU:HD12	2:341:B:ASP:H	10	0.25
(1,587)	2:329:B:LEU:HD13	2:341:B:ASP:H	10	0.25
(1,587)	2:329:B:LEU:HD11	2:341:B:ASP:H	14	0.25
(1,587)	2:329:B:LEU:HD12	2:341:B:ASP:H	14	0.25
(1,587)	2:329:B:LEU:HD13	2:341:B:ASP:H	14	0.25
(1,587)	2:329:B:LEU:HD11	2:341:B:ASP:H	17	0.25
(1,587)	2:329:B:LEU:HD12	2:341:B:ASP:H	17	0.25
(1,587)	2:329:B:LEU:HD13	2:341:B:ASP:H	17	0.25
(1,583)	2:329:B:LEU:HA	2:340:B:VAL:H	4	0.25

*Continued on next page...*



*Continued from previous page...*

Key	Atom-1	Atom-2	Model ID	Violation (Å)
(1,583)	2:329:B:LEU:HA	2:340:B:VAL:H	8	0.25
(1,583)	2:329:B:LEU:HA	2:340:B:VAL:H	20	0.25
(1,570)	2:328:B:ARG:H	2:380:B:VAL:HG11	2	0.25
(1,570)	2:328:B:ARG:H	2:380:B:VAL:HG12	2	0.25
(1,570)	2:328:B:ARG:H	2:380:B:VAL:HG13	2	0.25
(1,570)	2:328:B:ARG:H	2:380:B:VAL:HG11	3	0.25
(1,570)	2:328:B:ARG:H	2:380:B:VAL:HG12	3	0.25
(1,570)	2:328:B:ARG:H	2:380:B:VAL:HG13	3	0.25
(1,570)	2:328:B:ARG:H	2:380:B:VAL:HG11	5	0.25
(1,570)	2:328:B:ARG:H	2:380:B:VAL:HG12	5	0.25
(1,570)	2:328:B:ARG:H	2:380:B:VAL:HG13	5	0.25
(1,570)	2:328:B:ARG:H	2:380:B:VAL:HG11	19	0.25
(1,570)	2:328:B:ARG:H	2:380:B:VAL:HG12	19	0.25
(1,570)	2:328:B:ARG:H	2:380:B:VAL:HG13	19	0.25
(1,567)	2:328:B:ARG:H	2:342:B:GLU:HG3	2	0.25
(1,567)	2:328:B:ARG:H	2:342:B:GLU:HG3	3	0.25
(1,567)	2:328:B:ARG:H	2:342:B:GLU:HG3	6	0.25
(1,567)	2:328:B:ARG:H	2:342:B:GLU:HG3	9	0.25
(1,567)	2:328:B:ARG:H	2:342:B:GLU:HG3	12	0.25
(1,567)	2:328:B:ARG:H	2:342:B:GLU:HG3	13	0.25
(1,567)	2:328:B:ARG:H	2:342:B:GLU:HG3	14	0.25
(1,567)	2:328:B:ARG:H	2:342:B:GLU:HG3	19	0.25
(1,567)	2:328:B:ARG:H	2:342:B:GLU:HG3	20	0.25
(1,550)	2:326:B:VAL:H	2:326:B:VAL:HG11	14	0.25
(1,550)	2:326:B:VAL:H	2:326:B:VAL:HG12	14	0.25
(1,550)	2:326:B:VAL:H	2:326:B:VAL:HG13	14	0.25
(1,534)	2:324:B:LYS:HG2	2:325:B:LEU:H	6	0.25
(1,527)	2:324:B:LYS:H	2:324:B:LYS:HG2	7	0.25
(1,527)	2:324:B:LYS:H	2:324:B:LYS:HG2	13	0.25
(1,527)	2:324:B:LYS:H	2:324:B:LYS:HG2	18	0.25
(1,491)	2:320:B:LYS:H	2:320:B:LYS:HD2	3	0.25
(1,491)	2:320:B:LYS:H	2:320:B:LYS:HD2	8	0.25
(1,491)	2:320:B:LYS:H	2:320:B:LYS:HD2	9	0.25
(1,491)	2:320:B:LYS:H	2:320:B:LYS:HD2	10	0.25
(1,478)	2:319:B:MET:HB2	2:322:B:LYS:H	3	0.25
(1,478)	2:319:B:MET:HB2	2:322:B:LYS:H	4	0.25
(1,478)	2:319:B:MET:HB2	2:322:B:LYS:H	6	0.25
(1,478)	2:319:B:MET:HB2	2:322:B:LYS:H	12	0.25
(1,478)	2:319:B:MET:HB2	2:322:B:LYS:H	18	0.25
(1,459)	2:318:B:LYS:H	2:325:B:LEU:HD11	16	0.25
(1,459)	2:318:B:LYS:H	2:325:B:LEU:HD12	16	0.25
(1,459)	2:318:B:LYS:H	2:325:B:LEU:HD13	16	0.25

*Continued on next page...*



*Continued from previous page...*

Key	Atom-1	Atom-2	Model ID	Violation (Å)
(1,433)	2:317:B:GLU:HB3	2:326:B:VAL:H	1	0.25
(1,373)	2:315:B:VAL:HG11	2:366:B:PHE:H	3	0.25
(1,373)	2:315:B:VAL:HG12	2:366:B:PHE:H	3	0.25
(1,373)	2:315:B:VAL:HG13	2:366:B:PHE:H	3	0.25
(1,373)	2:315:B:VAL:HG11	2:366:B:PHE:H	14	0.25
(1,373)	2:315:B:VAL:HG12	2:366:B:PHE:H	14	0.25
(1,373)	2:315:B:VAL:HG13	2:366:B:PHE:H	14	0.25
(1,371)	2:315:B:VAL:HG21	2:331:B:GLY:H	2	0.25
(1,371)	2:315:B:VAL:HG22	2:331:B:GLY:H	2	0.25
(1,371)	2:315:B:VAL:HG23	2:331:B:GLY:H	2	0.25
(1,371)	2:315:B:VAL:HG21	2:331:B:GLY:H	3	0.25
(1,371)	2:315:B:VAL:HG22	2:331:B:GLY:H	3	0.25
(1,371)	2:315:B:VAL:HG23	2:331:B:GLY:H	3	0.25
(1,371)	2:315:B:VAL:HG21	2:331:B:GLY:H	5	0.25
(1,371)	2:315:B:VAL:HG22	2:331:B:GLY:H	5	0.25
(1,371)	2:315:B:VAL:HG23	2:331:B:GLY:H	5	0.25
(1,371)	2:315:B:VAL:HG21	2:331:B:GLY:H	17	0.25
(1,371)	2:315:B:VAL:HG22	2:331:B:GLY:H	17	0.25
(1,371)	2:315:B:VAL:HG23	2:331:B:GLY:H	17	0.25
(1,371)	2:315:B:VAL:HG21	2:331:B:GLY:H	19	0.25
(1,371)	2:315:B:VAL:HG22	2:331:B:GLY:H	19	0.25
(1,371)	2:315:B:VAL:HG23	2:331:B:GLY:H	19	0.25
(1,365)	2:315:B:VAL:H	2:330:B:LEU:HB3	8	0.25
(1,355)	2:315:B:VAL:HG21	2:318:B:LYS:H	3	0.25
(1,355)	2:315:B:VAL:HG22	2:318:B:LYS:H	3	0.25
(1,355)	2:315:B:VAL:HG23	2:318:B:LYS:H	3	0.25
(1,355)	2:315:B:VAL:HG21	2:318:B:LYS:H	17	0.25
(1,355)	2:315:B:VAL:HG22	2:318:B:LYS:H	17	0.25
(1,355)	2:315:B:VAL:HG23	2:318:B:LYS:H	17	0.25
(1,307)	2:313:B:PHE:H	2:330:B:LEU:HA	7	0.25
(1,307)	2:313:B:PHE:H	2:330:B:LEU:HA	9	0.25
(1,307)	2:313:B:PHE:H	2:330:B:LEU:HA	10	0.25
(1,304)	2:313:B:PHE:H	2:315:B:VAL:HG11	1	0.25
(1,304)	2:313:B:PHE:H	2:315:B:VAL:HG12	1	0.25
(1,304)	2:313:B:PHE:H	2:315:B:VAL:HG13	1	0.25
(1,304)	2:313:B:PHE:H	2:315:B:VAL:HG11	4	0.25
(1,304)	2:313:B:PHE:H	2:315:B:VAL:HG12	4	0.25
(1,304)	2:313:B:PHE:H	2:315:B:VAL:HG13	4	0.25
(1,304)	2:313:B:PHE:H	2:315:B:VAL:HG11	5	0.25
(1,304)	2:313:B:PHE:H	2:315:B:VAL:HG12	5	0.25
(1,304)	2:313:B:PHE:H	2:315:B:VAL:HG13	5	0.25
(1,301)	2:313:B:PHE:HB2	2:314:B:LEU:H	1	0.25

*Continued on next page...*

*Continued from previous page...*

Key	Atom-1	Atom-2	Model ID	Violation (Å)
(1,301)	2:313:B:PHE:HB2	2:314:B:LEU:H	2	0.25
(1,301)	2:313:B:PHE:HB2	2:314:B:LEU:H	5	0.25
(1,301)	2:313:B:PHE:HB2	2:314:B:LEU:H	6	0.25
(1,301)	2:313:B:PHE:HB2	2:314:B:LEU:H	12	0.25
(1,301)	2:313:B:PHE:HB2	2:314:B:LEU:H	13	0.25
(1,289)	2:312:B:PHE:HA	2:330:B:LEU:H	7	0.25
(1,289)	2:312:B:PHE:HA	2:330:B:LEU:H	11	0.25
(1,289)	2:312:B:PHE:HA	2:330:B:LEU:H	12	0.25
(1,289)	2:312:B:PHE:HA	2:330:B:LEU:H	15	0.25
(1,289)	2:312:B:PHE:HA	2:330:B:LEU:H	18	0.25
(1,289)	2:312:B:PHE:HA	2:330:B:LEU:H	20	0.25
(1,209)	1:24:A:GLN:HB2	1:25:A:SER:H	19	0.25
(1,203)	1:24:A:GLN:HE22	1:24:A:GLN:HG3	4	0.25
(1,195)	1:24:A:GLN:HA	1:24:A:GLN:HE22	10	0.25
(1,108)	1:15:A:LEU:H	1:16:A:LEU:HB3	4	0.25
(1,108)	1:15:A:LEU:H	1:16:A:LEU:HB3	9	0.25
(1,79)	1:12:A:PHE:HA	1:15:A:LEU:HG	18	0.25
(1,20)	1:9:A:ASP:HB3	1:9:A:ASP:H	7	0.25
(1,1587)	1:22:A:LEU:HD11	2:318:B:LYS:H	18	0.24
(1,1587)	1:22:A:LEU:HD12	2:318:B:LYS:H	18	0.24
(1,1587)	1:22:A:LEU:HD13	2:318:B:LYS:H	18	0.24
(1,1563)	2:400:B:LEU:H	2:400:B:LEU:HD11	19	0.24
(1,1563)	2:400:B:LEU:H	2:400:B:LEU:HD12	19	0.24
(1,1563)	2:400:B:LEU:H	2:400:B:LEU:HD13	19	0.24
(1,1547)	2:398:B:ILE:HB	2:400:B:LEU:H	1	0.24
(1,1547)	2:398:B:ILE:HB	2:400:B:LEU:H	4	0.24
(1,1547)	2:398:B:ILE:HB	2:400:B:LEU:H	7	0.24
(1,1547)	2:398:B:ILE:HB	2:400:B:LEU:H	8	0.24
(1,1547)	2:398:B:ILE:HB	2:400:B:LEU:H	9	0.24
(1,1547)	2:398:B:ILE:HB	2:400:B:LEU:H	10	0.24
(1,1547)	2:398:B:ILE:HB	2:400:B:LEU:H	12	0.24
(1,1547)	2:398:B:ILE:HB	2:400:B:LEU:H	13	0.24
(1,1547)	2:398:B:ILE:HB	2:400:B:LEU:H	17	0.24
(1,1547)	2:398:B:ILE:HB	2:400:B:LEU:H	20	0.24
(1,1535)	2:398:B:ILE:H	2:398:B:ILE:HG21	19	0.24
(1,1535)	2:398:B:ILE:H	2:398:B:ILE:HG22	19	0.24
(1,1535)	2:398:B:ILE:H	2:398:B:ILE:HG23	19	0.24
(1,1526)	2:397:B:ASP:H	2:399:B:ILE:HD11	4	0.24
(1,1526)	2:397:B:ASP:H	2:399:B:ILE:HD12	4	0.24
(1,1526)	2:397:B:ASP:H	2:399:B:ILE:HD13	4	0.24
(1,1526)	2:397:B:ASP:H	2:399:B:ILE:HD11	7	0.24
(1,1526)	2:397:B:ASP:H	2:399:B:ILE:HD12	7	0.24

*Continued on next page...*

*Continued from previous page...*

Key	Atom-1	Atom-2	Model ID	Violation (Å)
(1,1526)	2:397:B:ASP:H	2:399:B:ILE:HD13	7	0.24
(1,1526)	2:397:B:ASP:H	2:399:B:ILE:HD11	8	0.24
(1,1526)	2:397:B:ASP:H	2:399:B:ILE:HD12	8	0.24
(1,1526)	2:397:B:ASP:H	2:399:B:ILE:HD13	8	0.24
(1,1526)	2:397:B:ASP:H	2:399:B:ILE:HD11	9	0.24
(1,1526)	2:397:B:ASP:H	2:399:B:ILE:HD12	9	0.24
(1,1526)	2:397:B:ASP:H	2:399:B:ILE:HD13	9	0.24
(1,1526)	2:397:B:ASP:H	2:399:B:ILE:HD11	10	0.24
(1,1526)	2:397:B:ASP:H	2:399:B:ILE:HD12	10	0.24
(1,1526)	2:397:B:ASP:H	2:399:B:ILE:HD13	10	0.24
(1,1526)	2:397:B:ASP:H	2:399:B:ILE:HD11	12	0.24
(1,1526)	2:397:B:ASP:H	2:399:B:ILE:HD12	12	0.24
(1,1526)	2:397:B:ASP:H	2:399:B:ILE:HD13	12	0.24
(1,1526)	2:397:B:ASP:H	2:399:B:ILE:HD11	13	0.24
(1,1526)	2:397:B:ASP:H	2:399:B:ILE:HD12	13	0.24
(1,1526)	2:397:B:ASP:H	2:399:B:ILE:HD13	13	0.24
(1,1526)	2:397:B:ASP:H	2:399:B:ILE:HD11	18	0.24
(1,1526)	2:397:B:ASP:H	2:399:B:ILE:HD12	18	0.24
(1,1526)	2:397:B:ASP:H	2:399:B:ILE:HD13	18	0.24
(1,1526)	2:397:B:ASP:H	2:399:B:ILE:HD11	20	0.24
(1,1526)	2:397:B:ASP:H	2:399:B:ILE:HD12	20	0.24
(1,1526)	2:397:B:ASP:H	2:399:B:ILE:HD13	20	0.24
(1,1389)	2:390:B:GLN:H	2:391:B:LEU:HD21	2	0.24
(1,1389)	2:390:B:GLN:H	2:391:B:LEU:HD22	2	0.24
(1,1389)	2:390:B:GLN:H	2:391:B:LEU:HD23	2	0.24
(1,1389)	2:390:B:GLN:H	2:391:B:LEU:HD21	3	0.24
(1,1389)	2:390:B:GLN:H	2:391:B:LEU:HD22	3	0.24
(1,1389)	2:390:B:GLN:H	2:391:B:LEU:HD23	3	0.24
(1,1389)	2:390:B:GLN:H	2:391:B:LEU:HD21	5	0.24
(1,1389)	2:390:B:GLN:H	2:391:B:LEU:HD22	5	0.24
(1,1389)	2:390:B:GLN:H	2:391:B:LEU:HD23	5	0.24
(1,1389)	2:390:B:GLN:H	2:391:B:LEU:HD21	6	0.24
(1,1389)	2:390:B:GLN:H	2:391:B:LEU:HD22	6	0.24
(1,1389)	2:390:B:GLN:H	2:391:B:LEU:HD23	6	0.24
(1,1389)	2:390:B:GLN:H	2:391:B:LEU:HD21	7	0.24
(1,1389)	2:390:B:GLN:H	2:391:B:LEU:HD22	7	0.24
(1,1389)	2:390:B:GLN:H	2:391:B:LEU:HD23	7	0.24
(1,1389)	2:390:B:GLN:H	2:391:B:LEU:HD21	8	0.24
(1,1389)	2:390:B:GLN:H	2:391:B:LEU:HD22	8	0.24
(1,1389)	2:390:B:GLN:H	2:391:B:LEU:HD23	8	0.24
(1,1389)	2:390:B:GLN:H	2:391:B:LEU:HD21	9	0.24
(1,1389)	2:390:B:GLN:H	2:391:B:LEU:HD22	9	0.24

*Continued on next page...*

*Continued from previous page...*

Key	Atom-1	Atom-2	Model ID	Violation (Å)
(1,1389)	2:390:B:GLN:H	2:391:B:LEU:HD23	9	0.24
(1,1389)	2:390:B:GLN:H	2:391:B:LEU:HD21	10	0.24
(1,1389)	2:390:B:GLN:H	2:391:B:LEU:HD22	10	0.24
(1,1389)	2:390:B:GLN:H	2:391:B:LEU:HD23	10	0.24
(1,1389)	2:390:B:GLN:H	2:391:B:LEU:HD21	13	0.24
(1,1389)	2:390:B:GLN:H	2:391:B:LEU:HD22	13	0.24
(1,1389)	2:390:B:GLN:H	2:391:B:LEU:HD23	13	0.24
(1,1389)	2:390:B:GLN:H	2:391:B:LEU:HD21	15	0.24
(1,1389)	2:390:B:GLN:H	2:391:B:LEU:HD22	15	0.24
(1,1389)	2:390:B:GLN:H	2:391:B:LEU:HD23	15	0.24
(1,1389)	2:390:B:GLN:H	2:391:B:LEU:HD21	16	0.24
(1,1389)	2:390:B:GLN:H	2:391:B:LEU:HD22	16	0.24
(1,1389)	2:390:B:GLN:H	2:391:B:LEU:HD23	16	0.24
(1,1389)	2:390:B:GLN:H	2:391:B:LEU:HD21	18	0.24
(1,1389)	2:390:B:GLN:H	2:391:B:LEU:HD22	18	0.24
(1,1389)	2:390:B:GLN:H	2:391:B:LEU:HD23	18	0.24
(1,1389)	2:390:B:GLN:H	2:391:B:LEU:HD21	20	0.24
(1,1389)	2:390:B:GLN:H	2:391:B:LEU:HD22	20	0.24
(1,1389)	2:390:B:GLN:H	2:391:B:LEU:HD23	20	0.24
(1,1360)	2:388:B:ILE:HD11	2:389:B:ALA:H	4	0.24
(1,1360)	2:388:B:ILE:HD12	2:389:B:ALA:H	4	0.24
(1,1360)	2:388:B:ILE:HD13	2:389:B:ALA:H	4	0.24
(1,1360)	2:388:B:ILE:HD11	2:389:B:ALA:H	7	0.24
(1,1360)	2:388:B:ILE:HD12	2:389:B:ALA:H	7	0.24
(1,1360)	2:388:B:ILE:HD13	2:389:B:ALA:H	7	0.24
(1,1360)	2:388:B:ILE:HD11	2:389:B:ALA:H	9	0.24
(1,1360)	2:388:B:ILE:HD12	2:389:B:ALA:H	9	0.24
(1,1360)	2:388:B:ILE:HD13	2:389:B:ALA:H	9	0.24
(1,1360)	2:388:B:ILE:HD11	2:389:B:ALA:H	11	0.24
(1,1360)	2:388:B:ILE:HD12	2:389:B:ALA:H	11	0.24
(1,1360)	2:388:B:ILE:HD13	2:389:B:ALA:H	11	0.24
(1,1360)	2:388:B:ILE:HD11	2:389:B:ALA:H	20	0.24
(1,1360)	2:388:B:ILE:HD12	2:389:B:ALA:H	20	0.24
(1,1360)	2:388:B:ILE:HD13	2:389:B:ALA:H	20	0.24
(1,1347)	2:387:B:GLN:H	2:389:B:ALA:HB1	2	0.24
(1,1347)	2:387:B:GLN:H	2:389:B:ALA:HB2	2	0.24
(1,1347)	2:387:B:GLN:H	2:389:B:ALA:HB3	2	0.24
(1,1347)	2:387:B:GLN:H	2:389:B:ALA:HB1	3	0.24
(1,1347)	2:387:B:GLN:H	2:389:B:ALA:HB2	3	0.24
(1,1347)	2:387:B:GLN:H	2:389:B:ALA:HB3	3	0.24
(1,1347)	2:387:B:GLN:H	2:389:B:ALA:HB1	4	0.24
(1,1347)	2:387:B:GLN:H	2:389:B:ALA:HB2	4	0.24

*Continued on next page...*

*Continued from previous page...*

Key	Atom-1	Atom-2	Model ID	Violation (Å)
(1,1347)	2:387:B:GLN:H	2:389:B:ALA:HB3	4	0.24
(1,1347)	2:387:B:GLN:H	2:389:B:ALA:HB1	8	0.24
(1,1347)	2:387:B:GLN:H	2:389:B:ALA:HB2	8	0.24
(1,1347)	2:387:B:GLN:H	2:389:B:ALA:HB3	8	0.24
(1,1347)	2:387:B:GLN:H	2:389:B:ALA:HB1	16	0.24
(1,1347)	2:387:B:GLN:H	2:389:B:ALA:HB2	16	0.24
(1,1347)	2:387:B:GLN:H	2:389:B:ALA:HB3	16	0.24
(1,1347)	2:387:B:GLN:H	2:389:B:ALA:HB1	18	0.24
(1,1347)	2:387:B:GLN:H	2:389:B:ALA:HB2	18	0.24
(1,1347)	2:387:B:GLN:H	2:389:B:ALA:HB3	18	0.24
(1,1347)	2:387:B:GLN:H	2:389:B:ALA:HB1	20	0.24
(1,1347)	2:387:B:GLN:H	2:389:B:ALA:HB2	20	0.24
(1,1347)	2:387:B:GLN:H	2:389:B:ALA:HB3	20	0.24
(1,1280)	2:380:B:VAL:H	2:382:B:THR:HG21	8	0.24
(1,1280)	2:380:B:VAL:H	2:382:B:THR:HG22	8	0.24
(1,1280)	2:380:B:VAL:H	2:382:B:THR:HG23	8	0.24
(1,1280)	2:380:B:VAL:H	2:382:B:THR:HG21	9	0.24
(1,1280)	2:380:B:VAL:H	2:382:B:THR:HG22	9	0.24
(1,1280)	2:380:B:VAL:H	2:382:B:THR:HG23	9	0.24
(1,1280)	2:380:B:VAL:H	2:382:B:THR:HG21	10	0.24
(1,1280)	2:380:B:VAL:H	2:382:B:THR:HG22	10	0.24
(1,1280)	2:380:B:VAL:H	2:382:B:THR:HG23	10	0.24
(1,1280)	2:380:B:VAL:H	2:382:B:THR:HG21	11	0.24
(1,1280)	2:380:B:VAL:H	2:382:B:THR:HG22	11	0.24
(1,1280)	2:380:B:VAL:H	2:382:B:THR:HG23	11	0.24
(1,1252)	2:377:B:TYR:HB3	2:378:B:TYR:H	2	0.24
(1,1252)	2:377:B:TYR:HB3	2:378:B:TYR:H	3	0.24
(1,1252)	2:377:B:TYR:HB3	2:378:B:TYR:H	5	0.24
(1,1252)	2:377:B:TYR:HB3	2:378:B:TYR:H	13	0.24
(1,1252)	2:377:B:TYR:HB3	2:378:B:TYR:H	15	0.24
(1,1252)	2:377:B:TYR:HB3	2:378:B:TYR:H	16	0.24
(1,1252)	2:377:B:TYR:HB3	2:378:B:TYR:H	17	0.24
(1,1213)	2:372:B:ASP:HB2	2:376:B:GLY:H	3	0.24
(1,1213)	2:372:B:ASP:HB2	2:376:B:GLY:H	13	0.24
(1,1178)	2:368:B:LEU:HD11	2:378:B:TYR:H	11	0.24
(1,1178)	2:368:B:LEU:HD12	2:378:B:TYR:H	11	0.24
(1,1178)	2:368:B:LEU:HD13	2:378:B:TYR:H	11	0.24
(1,1172)	2:368:B:LEU:HD21	2:370:B:PHE:H	9	0.24
(1,1172)	2:368:B:LEU:HD22	2:370:B:PHE:H	9	0.24
(1,1172)	2:368:B:LEU:HD23	2:370:B:PHE:H	9	0.24
(1,1156)	2:367:B:THR:H	2:382:B:THR:HG21	5	0.24
(1,1156)	2:367:B:THR:H	2:382:B:THR:HG22	5	0.24

*Continued on next page...*

*Continued from previous page...*

Key	Atom-1	Atom-2	Model ID	Violation (Å)
(1,1156)	2:367:B:THR:H	2:382:B:THR:HG23	5	0.24
(1,1156)	2:367:B:THR:H	2:382:B:THR:HG21	10	0.24
(1,1156)	2:367:B:THR:H	2:382:B:THR:HG22	10	0.24
(1,1156)	2:367:B:THR:H	2:382:B:THR:HG23	10	0.24
(1,1156)	2:367:B:THR:H	2:382:B:THR:HG21	17	0.24
(1,1156)	2:367:B:THR:H	2:382:B:THR:HG22	17	0.24
(1,1156)	2:367:B:THR:H	2:382:B:THR:HG23	17	0.24
(1,1142)	2:366:B:PHE:H	2:380:B:VAL:HA	6	0.24
(1,1142)	2:366:B:PHE:H	2:380:B:VAL:HA	16	0.24
(1,1122)	2:364:B:LYS:HB3	2:382:B:THR:H	1	0.24
(1,1122)	2:364:B:LYS:HB3	2:382:B:THR:H	8	0.24
(1,1122)	2:364:B:LYS:HB3	2:382:B:THR:H	9	0.24
(1,1122)	2:364:B:LYS:HB3	2:382:B:THR:H	11	0.24
(1,1122)	2:364:B:LYS:HB3	2:382:B:THR:H	20	0.24
(1,1110)	2:363:B:PRO:HB2	2:364:B:LYS:H	14	0.24
(1,1104)	2:362:B:SER:H	2:366:B:PHE:HD1	15	0.24
(1,1086)	2:361:B:ALA:H	2:367:B:THR:H	2	0.24
(1,1086)	2:361:B:ALA:H	2:367:B:THR:H	4	0.24
(1,1086)	2:361:B:ALA:H	2:367:B:THR:H	5	0.24
(1,1086)	2:361:B:ALA:H	2:367:B:THR:H	6	0.24
(1,1086)	2:361:B:ALA:H	2:367:B:THR:H	8	0.24
(1,1086)	2:361:B:ALA:H	2:367:B:THR:H	9	0.24
(1,1086)	2:361:B:ALA:H	2:367:B:THR:H	11	0.24
(1,1086)	2:361:B:ALA:H	2:367:B:THR:H	13	0.24
(1,1086)	2:361:B:ALA:H	2:367:B:THR:H	14	0.24
(1,1086)	2:361:B:ALA:H	2:367:B:THR:H	16	0.24
(1,1086)	2:361:B:ALA:H	2:367:B:THR:H	18	0.24
(1,1070)	2:360:B:ALA:H	2:367:B:THR:HG21	6	0.24
(1,1070)	2:360:B:ALA:H	2:367:B:THR:HG22	6	0.24
(1,1070)	2:360:B:ALA:H	2:367:B:THR:HG23	6	0.24
(1,1070)	2:360:B:ALA:H	2:367:B:THR:HG21	13	0.24
(1,1070)	2:360:B:ALA:H	2:367:B:THR:HG22	13	0.24
(1,1070)	2:360:B:ALA:H	2:367:B:THR:HG23	13	0.24
(1,1070)	2:360:B:ALA:H	2:367:B:THR:HG21	14	0.24
(1,1070)	2:360:B:ALA:H	2:367:B:THR:HG22	14	0.24
(1,1070)	2:360:B:ALA:H	2:367:B:THR:HG23	14	0.24
(1,1070)	2:360:B:ALA:H	2:367:B:THR:HG21	16	0.24
(1,1070)	2:360:B:ALA:H	2:367:B:THR:HG22	16	0.24
(1,1070)	2:360:B:ALA:H	2:367:B:THR:HG23	16	0.24
(1,1070)	2:360:B:ALA:H	2:367:B:THR:HG21	19	0.24
(1,1070)	2:360:B:ALA:H	2:367:B:THR:HG22	19	0.24
(1,1070)	2:360:B:ALA:H	2:367:B:THR:HG23	19	0.24

*Continued on next page...*



*Continued from previous page...*

Key	Atom-1	Atom-2	Model ID	Violation (Å)
(1,1068)	2:360:B:ALA:H	2:366:B:PHE:HA	1	0.24
(1,1068)	2:360:B:ALA:H	2:366:B:PHE:HA	4	0.24
(1,1068)	2:360:B:ALA:H	2:366:B:PHE:HA	5	0.24
(1,1068)	2:360:B:ALA:H	2:366:B:PHE:HA	14	0.24
(1,1068)	2:360:B:ALA:H	2:366:B:PHE:HA	16	0.24
(1,1068)	2:360:B:ALA:H	2:366:B:PHE:HA	18	0.24
(1,1068)	2:360:B:ALA:H	2:366:B:PHE:HA	19	0.24
(1,1051)	2:359:B:TRP:HE1	2:389:B:ALA:HA	3	0.24
(1,1051)	2:359:B:TRP:HE1	2:389:B:ALA:HA	5	0.24
(1,1051)	2:359:B:TRP:HE1	2:389:B:ALA:HA	6	0.24
(1,1051)	2:359:B:TRP:HE1	2:389:B:ALA:HA	9	0.24
(1,1051)	2:359:B:TRP:HE1	2:389:B:ALA:HA	11	0.24
(1,1051)	2:359:B:TRP:HE1	2:389:B:ALA:HA	12	0.24
(1,1051)	2:359:B:TRP:HE1	2:389:B:ALA:HA	14	0.24
(1,1051)	2:359:B:TRP:HE1	2:389:B:ALA:HA	19	0.24
(1,1051)	2:359:B:TRP:HE1	2:389:B:ALA:HA	20	0.24
(1,1049)	2:359:B:TRP:HE3	2:369:B:ASP:H	8	0.24
(1,1049)	2:359:B:TRP:HE3	2:369:B:ASP:H	11	0.24
(1,1049)	2:359:B:TRP:HE3	2:369:B:ASP:H	15	0.24
(1,1035)	2:359:B:TRP:H	2:359:B:TRP:HZ3	7	0.24
(1,1017)	2:358:B:ARG:H	2:358:B:ARG:HD3	12	0.24
(1,1013)	2:357:B:LYS:HB3	2:371:B:GLY:H	4	0.24
(1,1011)	2:357:B:LYS:H	2:369:B:ASP:H	1	0.24
(1,1011)	2:357:B:LYS:H	2:369:B:ASP:H	2	0.24
(1,1011)	2:357:B:LYS:H	2:369:B:ASP:H	14	0.24
(1,998)	2:356:B:ILE:HD11	2:393:B:ALA:H	1	0.24
(1,998)	2:356:B:ILE:HD12	2:393:B:ALA:H	1	0.24
(1,998)	2:356:B:ILE:HD13	2:393:B:ALA:H	1	0.24
(1,998)	2:356:B:ILE:HD11	2:393:B:ALA:H	3	0.24
(1,998)	2:356:B:ILE:HD12	2:393:B:ALA:H	3	0.24
(1,998)	2:356:B:ILE:HD13	2:393:B:ALA:H	3	0.24
(1,998)	2:356:B:ILE:HD11	2:393:B:ALA:H	14	0.24
(1,998)	2:356:B:ILE:HD12	2:393:B:ALA:H	14	0.24
(1,998)	2:356:B:ILE:HD13	2:393:B:ALA:H	14	0.24
(1,998)	2:356:B:ILE:HD11	2:393:B:ALA:H	17	0.24
(1,998)	2:356:B:ILE:HD12	2:393:B:ALA:H	17	0.24
(1,998)	2:356:B:ILE:HD13	2:393:B:ALA:H	17	0.24
(1,972)	2:354:B:THR:H	2:399:B:ILE:HG21	9	0.24
(1,972)	2:354:B:THR:H	2:399:B:ILE:HG22	9	0.24
(1,972)	2:354:B:THR:H	2:399:B:ILE:HG23	9	0.24
(1,948)	2:353:B:LEU:HD21	2:355:B:ASN:H	2	0.24
(1,948)	2:353:B:LEU:HD22	2:355:B:ASN:H	2	0.24

*Continued on next page...*



*Continued from previous page...*

Key	Atom-1	Atom-2	Model ID	Violation (Å)
(1,948)	2:353:B:LEU:HD23	2:355:B:ASN:H	2	0.24
(1,948)	2:353:B:LEU:HD21	2:355:B:ASN:H	4	0.24
(1,948)	2:353:B:LEU:HD22	2:355:B:ASN:H	4	0.24
(1,948)	2:353:B:LEU:HD23	2:355:B:ASN:H	4	0.24
(1,948)	2:353:B:LEU:HD21	2:355:B:ASN:H	7	0.24
(1,948)	2:353:B:LEU:HD22	2:355:B:ASN:H	7	0.24
(1,948)	2:353:B:LEU:HD23	2:355:B:ASN:H	7	0.24
(1,948)	2:353:B:LEU:HD21	2:355:B:ASN:H	8	0.24
(1,948)	2:353:B:LEU:HD22	2:355:B:ASN:H	8	0.24
(1,948)	2:353:B:LEU:HD23	2:355:B:ASN:H	8	0.24
(1,948)	2:353:B:LEU:HD21	2:355:B:ASN:H	12	0.24
(1,948)	2:353:B:LEU:HD22	2:355:B:ASN:H	12	0.24
(1,948)	2:353:B:LEU:HD23	2:355:B:ASN:H	12	0.24
(1,948)	2:353:B:LEU:HD21	2:355:B:ASN:H	13	0.24
(1,948)	2:353:B:LEU:HD22	2:355:B:ASN:H	13	0.24
(1,948)	2:353:B:LEU:HD23	2:355:B:ASN:H	13	0.24
(1,948)	2:353:B:LEU:HD21	2:355:B:ASN:H	15	0.24
(1,948)	2:353:B:LEU:HD22	2:355:B:ASN:H	15	0.24
(1,948)	2:353:B:LEU:HD23	2:355:B:ASN:H	15	0.24
(1,948)	2:353:B:LEU:HD21	2:355:B:ASN:H	18	0.24
(1,948)	2:353:B:LEU:HD22	2:355:B:ASN:H	18	0.24
(1,948)	2:353:B:LEU:HD23	2:355:B:ASN:H	18	0.24
(1,948)	2:353:B:LEU:HD21	2:355:B:ASN:H	20	0.24
(1,948)	2:353:B:LEU:HD22	2:355:B:ASN:H	20	0.24
(1,948)	2:353:B:LEU:HD23	2:355:B:ASN:H	20	0.24
(1,921)	2:351:B:TRP:HD1	2:352:B:SER:H	7	0.24
(1,921)	2:351:B:TRP:HD1	2:352:B:SER:H	12	0.24
(1,915)	2:351:B:TRP:HE1	2:351:B:TRP:HA	4	0.24
(1,915)	2:351:B:TRP:HE1	2:351:B:TRP:HA	7	0.24
(1,891)	2:349:B:GLN:H	2:349:B:GLN:HB2	2	0.24
(1,891)	2:349:B:GLN:H	2:349:B:GLN:HB2	9	0.24
(1,886)	2:348:B:ILE:H	2:349:B:GLN:HB3	1	0.24
(1,886)	2:348:B:ILE:H	2:349:B:GLN:HB3	4	0.24
(1,886)	2:348:B:ILE:H	2:349:B:GLN:HB3	16	0.24
(1,884)	2:347:B:VAL:HG11	2:351:B:TRP:H	12	0.24
(1,884)	2:347:B:VAL:HG12	2:351:B:TRP:H	12	0.24
(1,884)	2:347:B:VAL:HG13	2:351:B:TRP:H	12	0.24
(1,884)	2:347:B:VAL:HG11	2:351:B:TRP:H	18	0.24
(1,884)	2:347:B:VAL:HG12	2:351:B:TRP:H	18	0.24
(1,884)	2:347:B:VAL:HG13	2:351:B:TRP:H	18	0.24
(1,865)	2:346:B:GLU:H	2:346:B:GLU:HG3	16	0.24
(1,865)	2:346:B:GLU:H	2:346:B:GLU:HG3	17	0.24

*Continued on next page...*

*Continued from previous page...*

Key	Atom-1	Atom-2	Model ID	Violation (Å)
(1,829)	2:342:B:GLU:HG2	2:343:B:LYS:H	1	0.24
(1,829)	2:342:B:GLU:HG2	2:343:B:LYS:H	4	0.24
(1,829)	2:342:B:GLU:HG2	2:343:B:LYS:H	8	0.24
(1,829)	2:342:B:GLU:HG2	2:343:B:LYS:H	11	0.24
(1,829)	2:342:B:GLU:HG2	2:343:B:LYS:H	18	0.24
(1,829)	2:342:B:GLU:HG2	2:343:B:LYS:H	19	0.24
(1,801)	2:340:B:VAL:HG21	2:345:B:LYS:H	2	0.24
(1,801)	2:340:B:VAL:HG22	2:345:B:LYS:H	2	0.24
(1,801)	2:340:B:VAL:HG23	2:345:B:LYS:H	2	0.24
(1,801)	2:340:B:VAL:HG21	2:345:B:LYS:H	5	0.24
(1,801)	2:340:B:VAL:HG22	2:345:B:LYS:H	5	0.24
(1,801)	2:340:B:VAL:HG23	2:345:B:LYS:H	5	0.24
(1,801)	2:340:B:VAL:HG21	2:345:B:LYS:H	8	0.24
(1,801)	2:340:B:VAL:HG22	2:345:B:LYS:H	8	0.24
(1,801)	2:340:B:VAL:HG23	2:345:B:LYS:H	8	0.24
(1,801)	2:340:B:VAL:HG21	2:345:B:LYS:H	12	0.24
(1,801)	2:340:B:VAL:HG22	2:345:B:LYS:H	12	0.24
(1,801)	2:340:B:VAL:HG23	2:345:B:LYS:H	12	0.24
(1,800)	2:340:B:VAL:HG11	2:342:B:GLU:H	2	0.24
(1,800)	2:340:B:VAL:HG12	2:342:B:GLU:H	2	0.24
(1,800)	2:340:B:VAL:HG13	2:342:B:GLU:H	2	0.24
(1,800)	2:340:B:VAL:HG11	2:342:B:GLU:H	19	0.24
(1,800)	2:340:B:VAL:HG12	2:342:B:GLU:H	19	0.24
(1,800)	2:340:B:VAL:HG13	2:342:B:GLU:H	19	0.24
(1,791)	2:339:B:ARG:HG3	2:349:B:GLN:H	4	0.24
(1,785)	2:339:B:ARG:H	2:349:B:GLN:HB2	10	0.24
(1,785)	2:339:B:ARG:H	2:349:B:GLN:HB2	15	0.24
(1,785)	2:339:B:ARG:H	2:349:B:GLN:HB2	20	0.24
(1,770)	2:338:B:MET:HB3	2:351:B:TRP:H	2	0.24
(1,770)	2:338:B:MET:HB3	2:351:B:TRP:H	14	0.24
(1,770)	2:338:B:MET:HB3	2:351:B:TRP:H	16	0.24
(1,770)	2:338:B:MET:HB3	2:351:B:TRP:H	19	0.24
(1,769)	2:338:B:MET:HA	2:351:B:TRP:H	7	0.24
(1,744)	2:337:B:VAL:HG21	2:352:B:SER:H	10	0.24
(1,744)	2:337:B:VAL:HG22	2:352:B:SER:H	10	0.24
(1,744)	2:337:B:VAL:HG23	2:352:B:SER:H	10	0.24
(1,744)	2:337:B:VAL:HG21	2:352:B:SER:H	12	0.24
(1,744)	2:337:B:VAL:HG22	2:352:B:SER:H	12	0.24
(1,744)	2:337:B:VAL:HG23	2:352:B:SER:H	12	0.24
(1,737)	2:337:B:VAL:H	2:351:B:TRP:HB3	19	0.24
(1,736)	2:337:B:VAL:H	2:351:B:TRP:HA	8	0.24
(1,736)	2:337:B:VAL:H	2:351:B:TRP:HA	11	0.24

*Continued on next page...*

*Continued from previous page...*

Key	Atom-1	Atom-2	Model ID	Violation (Å)
(1,736)	2:337:B:VAL:H	2:351:B:TRP:HA	12	0.24
(1,735)	2:337:B:VAL:H	2:350:B:GLU:HB3	5	0.24
(1,735)	2:337:B:VAL:H	2:350:B:GLU:HB3	7	0.24
(1,735)	2:337:B:VAL:H	2:350:B:GLU:HB3	12	0.24
(1,716)	2:336:B:CYS:H	2:353:B:LEU:HB3	9	0.24
(1,712)	2:336:B:CYS:HA	2:351:B:TRP:H	3	0.24
(1,712)	2:336:B:CYS:HA	2:351:B:TRP:H	4	0.24
(1,712)	2:336:B:CYS:HA	2:351:B:TRP:H	5	0.24
(1,712)	2:336:B:CYS:HA	2:351:B:TRP:H	11	0.24
(1,712)	2:336:B:CYS:HA	2:351:B:TRP:H	14	0.24
(1,684)	2:334:B:LYS:HB3	2:335:B:GLU:H	8	0.24
(1,670)	2:333:B:THR:HB	2:336:B:CYS:H	3	0.24
(1,670)	2:333:B:THR:HB	2:336:B:CYS:H	15	0.24
(1,670)	2:333:B:THR:HB	2:336:B:CYS:H	17	0.24
(1,670)	2:333:B:THR:HB	2:336:B:CYS:H	19	0.24
(1,665)	2:333:B:THR:H	2:334:B:LYS:H	1	0.24
(1,665)	2:333:B:THR:H	2:334:B:LYS:H	7	0.24
(1,665)	2:333:B:THR:H	2:334:B:LYS:H	9	0.24
(1,665)	2:333:B:THR:H	2:334:B:LYS:H	10	0.24
(1,665)	2:333:B:THR:H	2:334:B:LYS:H	11	0.24
(1,665)	2:333:B:THR:H	2:334:B:LYS:H	13	0.24
(1,665)	2:333:B:THR:H	2:334:B:LYS:H	15	0.24
(1,665)	2:333:B:THR:H	2:334:B:LYS:H	17	0.24
(1,665)	2:333:B:THR:H	2:334:B:LYS:H	19	0.24
(1,657)	2:332:B:ILE:HG21	2:393:B:ALA:H	2	0.24
(1,657)	2:332:B:ILE:HG22	2:393:B:ALA:H	2	0.24
(1,657)	2:332:B:ILE:HG23	2:393:B:ALA:H	2	0.24
(1,657)	2:332:B:ILE:HG21	2:393:B:ALA:H	3	0.24
(1,657)	2:332:B:ILE:HG22	2:393:B:ALA:H	3	0.24
(1,657)	2:332:B:ILE:HG23	2:393:B:ALA:H	3	0.24
(1,657)	2:332:B:ILE:HG21	2:393:B:ALA:H	4	0.24
(1,657)	2:332:B:ILE:HG22	2:393:B:ALA:H	4	0.24
(1,657)	2:332:B:ILE:HG23	2:393:B:ALA:H	4	0.24
(1,657)	2:332:B:ILE:HG21	2:393:B:ALA:H	6	0.24
(1,657)	2:332:B:ILE:HG22	2:393:B:ALA:H	6	0.24
(1,657)	2:332:B:ILE:HG23	2:393:B:ALA:H	6	0.24
(1,657)	2:332:B:ILE:HG21	2:393:B:ALA:H	7	0.24
(1,657)	2:332:B:ILE:HG22	2:393:B:ALA:H	7	0.24
(1,657)	2:332:B:ILE:HG23	2:393:B:ALA:H	7	0.24
(1,657)	2:332:B:ILE:HG21	2:393:B:ALA:H	10	0.24
(1,657)	2:332:B:ILE:HG22	2:393:B:ALA:H	10	0.24
(1,657)	2:332:B:ILE:HG23	2:393:B:ALA:H	10	0.24

*Continued on next page...*

*Continued from previous page...*

Key	Atom-1	Atom-2	Model ID	Violation (Å)
(1,657)	2:332:B:ILE:HG21	2:393:B:ALA:H	11	0.24
(1,657)	2:332:B:ILE:HG22	2:393:B:ALA:H	11	0.24
(1,657)	2:332:B:ILE:HG23	2:393:B:ALA:H	11	0.24
(1,657)	2:332:B:ILE:HG21	2:393:B:ALA:H	12	0.24
(1,657)	2:332:B:ILE:HG22	2:393:B:ALA:H	12	0.24
(1,657)	2:332:B:ILE:HG23	2:393:B:ALA:H	12	0.24
(1,657)	2:332:B:ILE:HG21	2:393:B:ALA:H	13	0.24
(1,657)	2:332:B:ILE:HG22	2:393:B:ALA:H	13	0.24
(1,657)	2:332:B:ILE:HG23	2:393:B:ALA:H	13	0.24
(1,657)	2:332:B:ILE:HG21	2:393:B:ALA:H	14	0.24
(1,657)	2:332:B:ILE:HG22	2:393:B:ALA:H	14	0.24
(1,657)	2:332:B:ILE:HG23	2:393:B:ALA:H	14	0.24
(1,657)	2:332:B:ILE:HG21	2:393:B:ALA:H	18	0.24
(1,657)	2:332:B:ILE:HG22	2:393:B:ALA:H	18	0.24
(1,657)	2:332:B:ILE:HG23	2:393:B:ALA:H	18	0.24
(1,657)	2:332:B:ILE:HG21	2:393:B:ALA:H	20	0.24
(1,657)	2:332:B:ILE:HG22	2:393:B:ALA:H	20	0.24
(1,657)	2:332:B:ILE:HG23	2:393:B:ALA:H	20	0.24
(1,625)	2:331:B:GLY:H	2:338:B:MET:HG2	6	0.24
(1,625)	2:331:B:GLY:H	2:338:B:MET:HG2	10	0.24
(1,625)	2:331:B:GLY:H	2:338:B:MET:HG2	11	0.24
(1,625)	2:331:B:GLY:H	2:338:B:MET:HG2	16	0.24
(1,625)	2:331:B:GLY:H	2:338:B:MET:HG2	20	0.24
(1,603)	2:330:B:LEU:HD11	2:332:B:ILE:H	2	0.24
(1,603)	2:330:B:LEU:HD12	2:332:B:ILE:H	2	0.24
(1,603)	2:330:B:LEU:HD13	2:332:B:ILE:H	2	0.24
(1,603)	2:330:B:LEU:HD11	2:332:B:ILE:H	3	0.24
(1,603)	2:330:B:LEU:HD12	2:332:B:ILE:H	3	0.24
(1,603)	2:330:B:LEU:HD13	2:332:B:ILE:H	3	0.24
(1,603)	2:330:B:LEU:HD11	2:332:B:ILE:H	13	0.24
(1,603)	2:330:B:LEU:HD12	2:332:B:ILE:H	13	0.24
(1,603)	2:330:B:LEU:HD13	2:332:B:ILE:H	13	0.24
(1,603)	2:330:B:LEU:HD11	2:332:B:ILE:H	15	0.24
(1,603)	2:330:B:LEU:HD12	2:332:B:ILE:H	15	0.24
(1,603)	2:330:B:LEU:HD13	2:332:B:ILE:H	15	0.24
(1,603)	2:330:B:LEU:HD11	2:332:B:ILE:H	16	0.24
(1,603)	2:330:B:LEU:HD12	2:332:B:ILE:H	16	0.24
(1,603)	2:330:B:LEU:HD13	2:332:B:ILE:H	16	0.24
(1,603)	2:330:B:LEU:HD11	2:332:B:ILE:H	19	0.24
(1,603)	2:330:B:LEU:HD12	2:332:B:ILE:H	19	0.24
(1,603)	2:330:B:LEU:HD13	2:332:B:ILE:H	19	0.24
(1,594)	2:330:B:LEU:H	2:330:B:LEU:HD11	4	0.24

*Continued on next page...*

*Continued from previous page...*

Key	Atom-1	Atom-2	Model ID	Violation (Å)
(1,594)	2:330:B:LEU:H	2:330:B:LEU:HD12	4	0.24
(1,594)	2:330:B:LEU:H	2:330:B:LEU:HD13	4	0.24
(1,594)	2:330:B:LEU:H	2:330:B:LEU:HD11	18	0.24
(1,594)	2:330:B:LEU:H	2:330:B:LEU:HD12	18	0.24
(1,594)	2:330:B:LEU:H	2:330:B:LEU:HD13	18	0.24
(1,587)	2:329:B:LEU:HD11	2:341:B:ASP:H	4	0.24
(1,587)	2:329:B:LEU:HD12	2:341:B:ASP:H	4	0.24
(1,587)	2:329:B:LEU:HD13	2:341:B:ASP:H	4	0.24
(1,587)	2:329:B:LEU:HD11	2:341:B:ASP:H	6	0.24
(1,587)	2:329:B:LEU:HD12	2:341:B:ASP:H	6	0.24
(1,587)	2:329:B:LEU:HD13	2:341:B:ASP:H	6	0.24
(1,583)	2:329:B:LEU:HA	2:340:B:VAL:H	12	0.24
(1,583)	2:329:B:LEU:HA	2:340:B:VAL:H	15	0.24
(1,573)	2:329:B:LEU:H	2:330:B:LEU:HD11	15	0.24
(1,573)	2:329:B:LEU:H	2:330:B:LEU:HD12	15	0.24
(1,573)	2:329:B:LEU:H	2:330:B:LEU:HD13	15	0.24
(1,570)	2:328:B:ARG:H	2:380:B:VAL:HG11	14	0.24
(1,570)	2:328:B:ARG:H	2:380:B:VAL:HG12	14	0.24
(1,570)	2:328:B:ARG:H	2:380:B:VAL:HG13	14	0.24
(1,567)	2:328:B:ARG:H	2:342:B:GLU:HG3	10	0.24
(1,567)	2:328:B:ARG:H	2:342:B:GLU:HG3	18	0.24
(1,550)	2:326:B:VAL:H	2:326:B:VAL:HG11	5	0.24
(1,550)	2:326:B:VAL:H	2:326:B:VAL:HG12	5	0.24
(1,550)	2:326:B:VAL:H	2:326:B:VAL:HG13	5	0.24
(1,550)	2:326:B:VAL:H	2:326:B:VAL:HG11	19	0.24
(1,550)	2:326:B:VAL:H	2:326:B:VAL:HG12	19	0.24
(1,550)	2:326:B:VAL:H	2:326:B:VAL:HG13	19	0.24
(1,541)	2:325:B:LEU:H	2:326:B:VAL:H	5	0.24
(1,541)	2:325:B:LEU:H	2:326:B:VAL:H	6	0.24
(1,541)	2:325:B:LEU:H	2:326:B:VAL:H	14	0.24
(1,541)	2:325:B:LEU:H	2:326:B:VAL:H	19	0.24
(1,527)	2:324:B:LYS:H	2:324:B:LYS:HG2	10	0.24
(1,491)	2:320:B:LYS:H	2:320:B:LYS:HD2	6	0.24
(1,491)	2:320:B:LYS:H	2:320:B:LYS:HD2	20	0.24
(1,478)	2:319:B:MET:HB2	2:322:B:LYS:H	5	0.24
(1,478)	2:319:B:MET:HB2	2:322:B:LYS:H	7	0.24
(1,478)	2:319:B:MET:HB2	2:322:B:LYS:H	11	0.24
(1,474)	2:319:B:MET:HE1	2:320:B:LYS:H	16	0.24
(1,474)	2:319:B:MET:HE2	2:320:B:LYS:H	16	0.24
(1,474)	2:319:B:MET:HE3	2:320:B:LYS:H	16	0.24
(1,469)	2:319:B:MET:H	2:319:B:MET:HG2	17	0.24
(1,449)	2:318:B:LYS:H	2:319:B:MET:HE1	18	0.24

*Continued on next page...*

*Continued from previous page...*

Key	Atom-1	Atom-2	Model ID	Violation (Å)
(1,449)	2:318:B:LYS:H	2:319:B:MET:HE2	18	0.24
(1,449)	2:318:B:LYS:H	2:319:B:MET:HE3	18	0.24
(1,437)	2:317:B:GLU:H	2:328:B:ARG:HB3	6	0.24
(1,417)	2:317:B:GLU:H	2:318:B:LYS:H	12	0.24
(1,417)	2:317:B:GLU:H	2:318:B:LYS:H	18	0.24
(1,409)	2:316:B:LYS:HB3	2:381:B:GLN:H	8	0.24
(1,373)	2:315:B:VAL:HG11	2:366:B:PHE:H	2	0.24
(1,373)	2:315:B:VAL:HG12	2:366:B:PHE:H	2	0.24
(1,373)	2:315:B:VAL:HG13	2:366:B:PHE:H	2	0.24
(1,373)	2:315:B:VAL:HG11	2:366:B:PHE:H	13	0.24
(1,373)	2:315:B:VAL:HG12	2:366:B:PHE:H	13	0.24
(1,373)	2:315:B:VAL:HG13	2:366:B:PHE:H	13	0.24
(1,373)	2:315:B:VAL:HG11	2:366:B:PHE:H	15	0.24
(1,373)	2:315:B:VAL:HG12	2:366:B:PHE:H	15	0.24
(1,373)	2:315:B:VAL:HG13	2:366:B:PHE:H	15	0.24
(1,373)	2:315:B:VAL:HG11	2:366:B:PHE:H	16	0.24
(1,373)	2:315:B:VAL:HG12	2:366:B:PHE:H	16	0.24
(1,373)	2:315:B:VAL:HG13	2:366:B:PHE:H	16	0.24
(1,371)	2:315:B:VAL:HG21	2:331:B:GLY:H	13	0.24
(1,371)	2:315:B:VAL:HG22	2:331:B:GLY:H	13	0.24
(1,371)	2:315:B:VAL:HG23	2:331:B:GLY:H	13	0.24
(1,365)	2:315:B:VAL:H	2:330:B:LEU:HB3	10	0.24
(1,365)	2:315:B:VAL:H	2:330:B:LEU:HB3	11	0.24
(1,365)	2:315:B:VAL:H	2:330:B:LEU:HB3	20	0.24
(1,355)	2:315:B:VAL:HG21	2:318:B:LYS:H	13	0.24
(1,355)	2:315:B:VAL:HG22	2:318:B:LYS:H	13	0.24
(1,355)	2:315:B:VAL:HG23	2:318:B:LYS:H	13	0.24
(1,355)	2:315:B:VAL:HG21	2:318:B:LYS:H	19	0.24
(1,355)	2:315:B:VAL:HG22	2:318:B:LYS:H	19	0.24
(1,355)	2:315:B:VAL:HG23	2:318:B:LYS:H	19	0.24
(1,307)	2:313:B:PHE:H	2:330:B:LEU:HA	5	0.24
(1,307)	2:313:B:PHE:H	2:330:B:LEU:HA	6	0.24
(1,307)	2:313:B:PHE:H	2:330:B:LEU:HA	13	0.24
(1,307)	2:313:B:PHE:H	2:330:B:LEU:HA	19	0.24
(1,301)	2:313:B:PHE:HB2	2:314:B:LEU:H	3	0.24
(1,301)	2:313:B:PHE:HB2	2:314:B:LEU:H	4	0.24
(1,301)	2:313:B:PHE:HB2	2:314:B:LEU:H	7	0.24
(1,301)	2:313:B:PHE:HB2	2:314:B:LEU:H	9	0.24
(1,301)	2:313:B:PHE:HB2	2:314:B:LEU:H	10	0.24
(1,301)	2:313:B:PHE:HB2	2:314:B:LEU:H	11	0.24
(1,301)	2:313:B:PHE:HB2	2:314:B:LEU:H	15	0.24
(1,301)	2:313:B:PHE:HB2	2:314:B:LEU:H	18	0.24

*Continued on next page...*



*Continued from previous page...*

Key	Atom-1	Atom-2	Model ID	Violation (Å)
(1,301)	2:313:B:PHE:HB2	2:314:B:LEU:H	20	0.24
(1,235)	1:28:A:VAL:HB	1:28:A:VAL:H	15	0.24
(1,133)	1:18:A:GLU:HG3	1:18:A:GLU:H	14	0.24
(1,130)	1:18:A:GLU:HA	1:18:A:GLU:HG2	14	0.24
(1,129)	1:18:A:GLU:HA	1:18:A:GLU:HG3	1	0.24
(1,129)	1:18:A:GLU:HA	1:18:A:GLU:HG3	3	0.24
(1,129)	1:18:A:GLU:HA	1:18:A:GLU:HG3	13	0.24
(1,113)	1:15:A:LEU:HA	1:18:A:GLU:HB3	10	0.24
(1,113)	1:15:A:LEU:HA	1:18:A:GLU:HB3	14	0.24
(1,49)	1:11:A:MET:HG2	1:11:A:MET:H	10	0.24
(1,7)	1:8:A:ILE:HA	1:9:A:ASP:H	5	0.24
(1,1587)	1:22:A:LEU:HD11	2:318:B:LYS:H	12	0.23
(1,1587)	1:22:A:LEU:HD12	2:318:B:LYS:H	12	0.23
(1,1587)	1:22:A:LEU:HD13	2:318:B:LYS:H	12	0.23
(1,1584)	1:19:A:MET:HE1	2:318:B:LYS:H	12	0.23
(1,1584)	1:19:A:MET:HE2	2:318:B:LYS:H	12	0.23
(1,1584)	1:19:A:MET:HE3	2:318:B:LYS:H	12	0.23
(1,1580)	1:16:A:LEU:HD21	2:361:B:ALA:H	5	0.23
(1,1580)	1:16:A:LEU:HD22	2:361:B:ALA:H	5	0.23
(1,1580)	1:16:A:LEU:HD23	2:361:B:ALA:H	5	0.23
(1,1580)	1:16:A:LEU:HD21	2:361:B:ALA:H	6	0.23
(1,1580)	1:16:A:LEU:HD22	2:361:B:ALA:H	6	0.23
(1,1580)	1:16:A:LEU:HD23	2:361:B:ALA:H	6	0.23
(1,1580)	1:16:A:LEU:HD21	2:361:B:ALA:H	16	0.23
(1,1580)	1:16:A:LEU:HD22	2:361:B:ALA:H	16	0.23
(1,1580)	1:16:A:LEU:HD23	2:361:B:ALA:H	16	0.23
(1,1547)	2:398:B:ILE:HB	2:400:B:LEU:H	2	0.23
(1,1547)	2:398:B:ILE:HB	2:400:B:LEU:H	3	0.23
(1,1547)	2:398:B:ILE:HB	2:400:B:LEU:H	5	0.23
(1,1547)	2:398:B:ILE:HB	2:400:B:LEU:H	6	0.23
(1,1547)	2:398:B:ILE:HB	2:400:B:LEU:H	11	0.23
(1,1547)	2:398:B:ILE:HB	2:400:B:LEU:H	14	0.23
(1,1547)	2:398:B:ILE:HB	2:400:B:LEU:H	15	0.23
(1,1547)	2:398:B:ILE:HB	2:400:B:LEU:H	16	0.23
(1,1547)	2:398:B:ILE:HB	2:400:B:LEU:H	18	0.23
(1,1527)	2:397:B:ASP:H	2:399:B:ILE:HG12	1	0.23
(1,1526)	2:397:B:ASP:H	2:399:B:ILE:HD11	1	0.23
(1,1526)	2:397:B:ASP:H	2:399:B:ILE:HD12	1	0.23
(1,1526)	2:397:B:ASP:H	2:399:B:ILE:HD13	1	0.23
(1,1526)	2:397:B:ASP:H	2:399:B:ILE:HD11	2	0.23
(1,1526)	2:397:B:ASP:H	2:399:B:ILE:HD12	2	0.23
(1,1526)	2:397:B:ASP:H	2:399:B:ILE:HD13	2	0.23

*Continued on next page...*



*Continued from previous page...*

Key	Atom-1	Atom-2	Model ID	Violation (Å)
(1,1526)	2:397:B:ASP:H	2:399:B:ILE:HD11	5	0.23
(1,1526)	2:397:B:ASP:H	2:399:B:ILE:HD12	5	0.23
(1,1526)	2:397:B:ASP:H	2:399:B:ILE:HD13	5	0.23
(1,1526)	2:397:B:ASP:H	2:399:B:ILE:HD11	6	0.23
(1,1526)	2:397:B:ASP:H	2:399:B:ILE:HD12	6	0.23
(1,1526)	2:397:B:ASP:H	2:399:B:ILE:HD13	6	0.23
(1,1526)	2:397:B:ASP:H	2:399:B:ILE:HD11	11	0.23
(1,1526)	2:397:B:ASP:H	2:399:B:ILE:HD12	11	0.23
(1,1526)	2:397:B:ASP:H	2:399:B:ILE:HD13	11	0.23
(1,1526)	2:397:B:ASP:H	2:399:B:ILE:HD11	14	0.23
(1,1526)	2:397:B:ASP:H	2:399:B:ILE:HD12	14	0.23
(1,1526)	2:397:B:ASP:H	2:399:B:ILE:HD13	14	0.23
(1,1526)	2:397:B:ASP:H	2:399:B:ILE:HD11	15	0.23
(1,1526)	2:397:B:ASP:H	2:399:B:ILE:HD12	15	0.23
(1,1526)	2:397:B:ASP:H	2:399:B:ILE:HD13	15	0.23
(1,1526)	2:397:B:ASP:H	2:399:B:ILE:HD11	16	0.23
(1,1526)	2:397:B:ASP:H	2:399:B:ILE:HD12	16	0.23
(1,1526)	2:397:B:ASP:H	2:399:B:ILE:HD13	16	0.23
(1,1526)	2:397:B:ASP:H	2:399:B:ILE:HD11	17	0.23
(1,1526)	2:397:B:ASP:H	2:399:B:ILE:HD12	17	0.23
(1,1526)	2:397:B:ASP:H	2:399:B:ILE:HD13	17	0.23
(1,1519)	2:397:B:ASP:H	2:398:B:ILE:HD11	13	0.23
(1,1519)	2:397:B:ASP:H	2:398:B:ILE:HD12	13	0.23
(1,1519)	2:397:B:ASP:H	2:398:B:ILE:HD13	13	0.23
(1,1519)	2:397:B:ASP:H	2:398:B:ILE:HD11	19	0.23
(1,1519)	2:397:B:ASP:H	2:398:B:ILE:HD12	19	0.23
(1,1519)	2:397:B:ASP:H	2:398:B:ILE:HD13	19	0.23
(1,1389)	2:390:B:GLN:H	2:391:B:LEU:HD21	1	0.23
(1,1389)	2:390:B:GLN:H	2:391:B:LEU:HD22	1	0.23
(1,1389)	2:390:B:GLN:H	2:391:B:LEU:HD23	1	0.23
(1,1389)	2:390:B:GLN:H	2:391:B:LEU:HD21	14	0.23
(1,1389)	2:390:B:GLN:H	2:391:B:LEU:HD22	14	0.23
(1,1389)	2:390:B:GLN:H	2:391:B:LEU:HD23	14	0.23
(1,1389)	2:390:B:GLN:H	2:391:B:LEU:HD21	17	0.23
(1,1389)	2:390:B:GLN:H	2:391:B:LEU:HD22	17	0.23
(1,1389)	2:390:B:GLN:H	2:391:B:LEU:HD23	17	0.23
(1,1389)	2:390:B:GLN:H	2:391:B:LEU:HD21	19	0.23
(1,1389)	2:390:B:GLN:H	2:391:B:LEU:HD22	19	0.23
(1,1389)	2:390:B:GLN:H	2:391:B:LEU:HD23	19	0.23
(1,1360)	2:388:B:ILE:HD11	2:389:B:ALA:H	12	0.23
(1,1360)	2:388:B:ILE:HD12	2:389:B:ALA:H	12	0.23
(1,1360)	2:388:B:ILE:HD13	2:389:B:ALA:H	12	0.23

*Continued on next page...*

*Continued from previous page...*

Key	Atom-1	Atom-2	Model ID	Violation (Å)
(1,1360)	2:388:B:ILE:HD11	2:389:B:ALA:H	18	0.23
(1,1360)	2:388:B:ILE:HD12	2:389:B:ALA:H	18	0.23
(1,1360)	2:388:B:ILE:HD13	2:389:B:ALA:H	18	0.23
(1,1347)	2:387:B:GLN:H	2:389:B:ALA:HB1	14	0.23
(1,1347)	2:387:B:GLN:H	2:389:B:ALA:HB2	14	0.23
(1,1347)	2:387:B:GLN:H	2:389:B:ALA:HB3	14	0.23
(1,1347)	2:387:B:GLN:H	2:389:B:ALA:HB1	17	0.23
(1,1347)	2:387:B:GLN:H	2:389:B:ALA:HB2	17	0.23
(1,1347)	2:387:B:GLN:H	2:389:B:ALA:HB3	17	0.23
(1,1312)	2:384:B:GLU:HB2	2:388:B:ILE:H	12	0.23
(1,1312)	2:384:B:GLU:HB2	2:388:B:ILE:H	18	0.23
(1,1280)	2:380:B:VAL:H	2:382:B:THR:HG21	13	0.23
(1,1280)	2:380:B:VAL:H	2:382:B:THR:HG22	13	0.23
(1,1280)	2:380:B:VAL:H	2:382:B:THR:HG23	13	0.23
(1,1280)	2:380:B:VAL:H	2:382:B:THR:HG21	14	0.23
(1,1280)	2:380:B:VAL:H	2:382:B:THR:HG22	14	0.23
(1,1280)	2:380:B:VAL:H	2:382:B:THR:HG23	14	0.23
(1,1252)	2:377:B:TYR:HB3	2:378:B:TYR:H	1	0.23
(1,1252)	2:377:B:TYR:HB3	2:378:B:TYR:H	14	0.23
(1,1252)	2:377:B:TYR:HB3	2:378:B:TYR:H	19	0.23
(1,1213)	2:372:B:ASP:HB2	2:376:B:GLY:H	14	0.23
(1,1213)	2:372:B:ASP:HB2	2:376:B:GLY:H	17	0.23
(1,1185)	2:368:B:LEU:HD21	2:392:B:ILE:H	3	0.23
(1,1185)	2:368:B:LEU:HD22	2:392:B:ILE:H	3	0.23
(1,1185)	2:368:B:LEU:HD23	2:392:B:ILE:H	3	0.23
(1,1178)	2:368:B:LEU:HD11	2:378:B:TYR:H	10	0.23
(1,1178)	2:368:B:LEU:HD12	2:378:B:TYR:H	10	0.23
(1,1178)	2:368:B:LEU:HD13	2:378:B:TYR:H	10	0.23
(1,1172)	2:368:B:LEU:HD21	2:370:B:PHE:H	18	0.23
(1,1172)	2:368:B:LEU:HD22	2:370:B:PHE:H	18	0.23
(1,1172)	2:368:B:LEU:HD23	2:370:B:PHE:H	18	0.23
(1,1152)	2:367:B:THR:H	2:368:B:LEU:HD21	2	0.23
(1,1152)	2:367:B:THR:H	2:368:B:LEU:HD22	2	0.23
(1,1152)	2:367:B:THR:H	2:368:B:LEU:HD23	2	0.23
(1,1152)	2:367:B:THR:H	2:368:B:LEU:HD21	3	0.23
(1,1152)	2:367:B:THR:H	2:368:B:LEU:HD22	3	0.23
(1,1152)	2:367:B:THR:H	2:368:B:LEU:HD23	3	0.23
(1,1152)	2:367:B:THR:H	2:368:B:LEU:HD21	5	0.23
(1,1152)	2:367:B:THR:H	2:368:B:LEU:HD22	5	0.23
(1,1152)	2:367:B:THR:H	2:368:B:LEU:HD23	5	0.23
(1,1152)	2:367:B:THR:H	2:368:B:LEU:HD21	6	0.23
(1,1152)	2:367:B:THR:H	2:368:B:LEU:HD22	6	0.23

*Continued on next page...*

*Continued from previous page...*

Key	Atom-1	Atom-2	Model ID	Violation (Å)
(1,1152)	2:367:B:THR:H	2:368:B:LEU:HD23	6	0.23
(1,1152)	2:367:B:THR:H	2:368:B:LEU:HD21	13	0.23
(1,1152)	2:367:B:THR:H	2:368:B:LEU:HD22	13	0.23
(1,1152)	2:367:B:THR:H	2:368:B:LEU:HD23	13	0.23
(1,1152)	2:367:B:THR:H	2:368:B:LEU:HD21	15	0.23
(1,1152)	2:367:B:THR:H	2:368:B:LEU:HD22	15	0.23
(1,1152)	2:367:B:THR:H	2:368:B:LEU:HD23	15	0.23
(1,1152)	2:367:B:THR:H	2:368:B:LEU:HD21	16	0.23
(1,1152)	2:367:B:THR:H	2:368:B:LEU:HD22	16	0.23
(1,1152)	2:367:B:THR:H	2:368:B:LEU:HD23	16	0.23
(1,1142)	2:366:B:PHE:H	2:380:B:VAL:HA	1	0.23
(1,1142)	2:366:B:PHE:H	2:380:B:VAL:HA	2	0.23
(1,1142)	2:366:B:PHE:H	2:380:B:VAL:HA	3	0.23
(1,1142)	2:366:B:PHE:H	2:380:B:VAL:HA	13	0.23
(1,1142)	2:366:B:PHE:H	2:380:B:VAL:HA	15	0.23
(1,1142)	2:366:B:PHE:H	2:380:B:VAL:HA	17	0.23
(1,1134)	2:365:B:SER:HA	2:382:B:THR:H	18	0.23
(1,1110)	2:363:B:PRO:HB2	2:364:B:LYS:H	1	0.23
(1,1110)	2:363:B:PRO:HB2	2:364:B:LYS:H	2	0.23
(1,1110)	2:363:B:PRO:HB2	2:364:B:LYS:H	3	0.23
(1,1110)	2:363:B:PRO:HB2	2:364:B:LYS:H	5	0.23
(1,1110)	2:363:B:PRO:HB2	2:364:B:LYS:H	6	0.23
(1,1110)	2:363:B:PRO:HB2	2:364:B:LYS:H	10	0.23
(1,1110)	2:363:B:PRO:HB2	2:364:B:LYS:H	12	0.23
(1,1110)	2:363:B:PRO:HB2	2:364:B:LYS:H	13	0.23
(1,1110)	2:363:B:PRO:HB2	2:364:B:LYS:H	15	0.23
(1,1110)	2:363:B:PRO:HB2	2:364:B:LYS:H	16	0.23
(1,1110)	2:363:B:PRO:HB2	2:364:B:LYS:H	19	0.23
(1,1104)	2:362:B:SER:H	2:366:B:PHE:HD1	3	0.23
(1,1104)	2:362:B:SER:H	2:366:B:PHE:HD1	8	0.23
(1,1104)	2:362:B:SER:H	2:366:B:PHE:HD1	10	0.23
(1,1104)	2:362:B:SER:H	2:366:B:PHE:HD1	12	0.23
(1,1086)	2:361:B:ALA:H	2:367:B:THR:H	1	0.23
(1,1086)	2:361:B:ALA:H	2:367:B:THR:H	7	0.23
(1,1086)	2:361:B:ALA:H	2:367:B:THR:H	10	0.23
(1,1086)	2:361:B:ALA:H	2:367:B:THR:H	17	0.23
(1,1086)	2:361:B:ALA:H	2:367:B:THR:H	19	0.23
(1,1086)	2:361:B:ALA:H	2:367:B:THR:H	20	0.23
(1,1070)	2:360:B:ALA:H	2:367:B:THR:HG21	5	0.23
(1,1070)	2:360:B:ALA:H	2:367:B:THR:HG22	5	0.23
(1,1070)	2:360:B:ALA:H	2:367:B:THR:HG23	5	0.23
(1,1070)	2:360:B:ALA:H	2:367:B:THR:HG21	8	0.23

*Continued on next page...*

*Continued from previous page...*

Key	Atom-1	Atom-2	Model ID	Violation (Å)
(1,1070)	2:360:B:ALA:H	2:367:B:THR:HG22	8	0.23
(1,1070)	2:360:B:ALA:H	2:367:B:THR:HG23	8	0.23
(1,1070)	2:360:B:ALA:H	2:367:B:THR:HG21	17	0.23
(1,1070)	2:360:B:ALA:H	2:367:B:THR:HG22	17	0.23
(1,1070)	2:360:B:ALA:H	2:367:B:THR:HG23	17	0.23
(1,1068)	2:360:B:ALA:H	2:366:B:PHE:HA	7	0.23
(1,1068)	2:360:B:ALA:H	2:366:B:PHE:HA	9	0.23
(1,1068)	2:360:B:ALA:H	2:366:B:PHE:HA	10	0.23
(1,1068)	2:360:B:ALA:H	2:366:B:PHE:HA	11	0.23
(1,1068)	2:360:B:ALA:H	2:366:B:PHE:HA	13	0.23
(1,1051)	2:359:B:TRP:HE1	2:389:B:ALA:HA	2	0.23
(1,1051)	2:359:B:TRP:HE1	2:389:B:ALA:HA	4	0.23
(1,1051)	2:359:B:TRP:HE1	2:389:B:ALA:HA	8	0.23
(1,1049)	2:359:B:TRP:HE3	2:369:B:ASP:H	2	0.23
(1,1049)	2:359:B:TRP:HE3	2:369:B:ASP:H	4	0.23
(1,1049)	2:359:B:TRP:HE3	2:369:B:ASP:H	18	0.23
(1,1041)	2:359:B:TRP:HB3	2:360:B:ALA:H	11	0.23
(1,1017)	2:358:B:ARG:H	2:358:B:ARG:HD3	4	0.23
(1,1017)	2:358:B:ARG:H	2:358:B:ARG:HD3	8	0.23
(1,1017)	2:358:B:ARG:H	2:358:B:ARG:HD3	10	0.23
(1,1017)	2:358:B:ARG:H	2:358:B:ARG:HD3	11	0.23
(1,1017)	2:358:B:ARG:H	2:358:B:ARG:HD3	20	0.23
(1,1011)	2:357:B:LYS:H	2:369:B:ASP:H	19	0.23
(1,998)	2:356:B:ILE:HD11	2:393:B:ALA:H	19	0.23
(1,998)	2:356:B:ILE:HD12	2:393:B:ALA:H	19	0.23
(1,998)	2:356:B:ILE:HD13	2:393:B:ALA:H	19	0.23
(1,997)	2:356:B:ILE:HG21	2:370:B:PHE:H	2	0.23
(1,997)	2:356:B:ILE:HG22	2:370:B:PHE:H	2	0.23
(1,997)	2:356:B:ILE:HG23	2:370:B:PHE:H	2	0.23
(1,997)	2:356:B:ILE:HG21	2:370:B:PHE:H	5	0.23
(1,997)	2:356:B:ILE:HG22	2:370:B:PHE:H	5	0.23
(1,997)	2:356:B:ILE:HG23	2:370:B:PHE:H	5	0.23
(1,997)	2:356:B:ILE:HG21	2:370:B:PHE:H	9	0.23
(1,997)	2:356:B:ILE:HG22	2:370:B:PHE:H	9	0.23
(1,997)	2:356:B:ILE:HG23	2:370:B:PHE:H	9	0.23
(1,997)	2:356:B:ILE:HG21	2:370:B:PHE:H	10	0.23
(1,997)	2:356:B:ILE:HG22	2:370:B:PHE:H	10	0.23
(1,997)	2:356:B:ILE:HG23	2:370:B:PHE:H	10	0.23
(1,997)	2:356:B:ILE:HG21	2:370:B:PHE:H	13	0.23
(1,997)	2:356:B:ILE:HG22	2:370:B:PHE:H	13	0.23
(1,997)	2:356:B:ILE:HG23	2:370:B:PHE:H	13	0.23
(1,997)	2:356:B:ILE:HG21	2:370:B:PHE:H	16	0.23

*Continued on next page...*

*Continued from previous page...*

Key	Atom-1	Atom-2	Model ID	Violation (Å)
(1,997)	2:356:B:ILE:HG22	2:370:B:PHE:H	16	0.23
(1,997)	2:356:B:ILE:HG23	2:370:B:PHE:H	16	0.23
(1,972)	2:354:B:THR:H	2:399:B:ILE:HG21	10	0.23
(1,972)	2:354:B:THR:H	2:399:B:ILE:HG22	10	0.23
(1,972)	2:354:B:THR:H	2:399:B:ILE:HG23	10	0.23
(1,948)	2:353:B:LEU:HD21	2:355:B:ASN:H	11	0.23
(1,948)	2:353:B:LEU:HD22	2:355:B:ASN:H	11	0.23
(1,948)	2:353:B:LEU:HD23	2:355:B:ASN:H	11	0.23
(1,934)	2:352:B:SER:HB3	2:355:B:ASN:H	7	0.23
(1,929)	2:352:B:SER:HB3	2:354:B:THR:H	2	0.23
(1,929)	2:352:B:SER:HB3	2:354:B:THR:H	3	0.23
(1,929)	2:352:B:SER:HB3	2:354:B:THR:H	13	0.23
(1,922)	2:352:B:SER:H	2:352:B:SER:HB3	1	0.23
(1,922)	2:352:B:SER:H	2:352:B:SER:HB3	19	0.23
(1,921)	2:351:B:TRP:HD1	2:352:B:SER:H	8	0.23
(1,915)	2:351:B:TRP:HE1	2:351:B:TRP:HA	8	0.23
(1,915)	2:351:B:TRP:HE1	2:351:B:TRP:HA	12	0.23
(1,914)	2:351:B:TRP:H	2:351:B:TRP:HE3	17	0.23
(1,891)	2:349:B:GLN:H	2:349:B:GLN:HB2	14	0.23
(1,891)	2:349:B:GLN:H	2:349:B:GLN:HB2	19	0.23
(1,886)	2:348:B:ILE:H	2:349:B:GLN:HB3	7	0.23
(1,884)	2:347:B:VAL:HG11	2:351:B:TRP:H	4	0.23
(1,884)	2:347:B:VAL:HG12	2:351:B:TRP:H	4	0.23
(1,884)	2:347:B:VAL:HG13	2:351:B:TRP:H	4	0.23
(1,884)	2:347:B:VAL:HG11	2:351:B:TRP:H	8	0.23
(1,884)	2:347:B:VAL:HG12	2:351:B:TRP:H	8	0.23
(1,884)	2:347:B:VAL:HG13	2:351:B:TRP:H	8	0.23
(1,884)	2:347:B:VAL:HG11	2:351:B:TRP:H	10	0.23
(1,884)	2:347:B:VAL:HG12	2:351:B:TRP:H	10	0.23
(1,884)	2:347:B:VAL:HG13	2:351:B:TRP:H	10	0.23
(1,884)	2:347:B:VAL:HG11	2:351:B:TRP:H	11	0.23
(1,884)	2:347:B:VAL:HG12	2:351:B:TRP:H	11	0.23
(1,884)	2:347:B:VAL:HG13	2:351:B:TRP:H	11	0.23
(1,884)	2:347:B:VAL:HG11	2:351:B:TRP:H	20	0.23
(1,884)	2:347:B:VAL:HG12	2:351:B:TRP:H	20	0.23
(1,884)	2:347:B:VAL:HG13	2:351:B:TRP:H	20	0.23
(1,865)	2:346:B:GLU:H	2:346:B:GLU:HG3	1	0.23
(1,865)	2:346:B:GLU:H	2:346:B:GLU:HG3	6	0.23
(1,847)	2:344:B:THR:H	2:344:B:THR:HB	17	0.23
(1,829)	2:342:B:GLU:HG2	2:343:B:LYS:H	15	0.23
(1,807)	2:340:B:VAL:HG21	2:347:B:VAL:H	7	0.23
(1,807)	2:340:B:VAL:HG22	2:347:B:VAL:H	7	0.23

*Continued on next page...*

*Continued from previous page...*

Key	Atom-1	Atom-2	Model ID	Violation (Å)
(1,807)	2:340:B:VAL:HG23	2:347:B:VAL:H	7	0.23
(1,801)	2:340:B:VAL:HG21	2:345:B:LYS:H	3	0.23
(1,801)	2:340:B:VAL:HG22	2:345:B:LYS:H	3	0.23
(1,801)	2:340:B:VAL:HG23	2:345:B:LYS:H	3	0.23
(1,801)	2:340:B:VAL:HG21	2:345:B:LYS:H	13	0.23
(1,801)	2:340:B:VAL:HG22	2:345:B:LYS:H	13	0.23
(1,801)	2:340:B:VAL:HG23	2:345:B:LYS:H	13	0.23
(1,801)	2:340:B:VAL:HG21	2:345:B:LYS:H	14	0.23
(1,801)	2:340:B:VAL:HG22	2:345:B:LYS:H	14	0.23
(1,801)	2:340:B:VAL:HG23	2:345:B:LYS:H	14	0.23
(1,801)	2:340:B:VAL:HG21	2:345:B:LYS:H	15	0.23
(1,801)	2:340:B:VAL:HG22	2:345:B:LYS:H	15	0.23
(1,801)	2:340:B:VAL:HG23	2:345:B:LYS:H	15	0.23
(1,801)	2:340:B:VAL:HG21	2:345:B:LYS:H	19	0.23
(1,801)	2:340:B:VAL:HG22	2:345:B:LYS:H	19	0.23
(1,801)	2:340:B:VAL:HG23	2:345:B:LYS:H	19	0.23
(1,800)	2:340:B:VAL:HG11	2:342:B:GLU:H	9	0.23
(1,800)	2:340:B:VAL:HG12	2:342:B:GLU:H	9	0.23
(1,800)	2:340:B:VAL:HG13	2:342:B:GLU:H	9	0.23
(1,800)	2:340:B:VAL:HG11	2:342:B:GLU:H	12	0.23
(1,800)	2:340:B:VAL:HG12	2:342:B:GLU:H	12	0.23
(1,800)	2:340:B:VAL:HG13	2:342:B:GLU:H	12	0.23
(1,800)	2:340:B:VAL:HG11	2:342:B:GLU:H	17	0.23
(1,800)	2:340:B:VAL:HG12	2:342:B:GLU:H	17	0.23
(1,800)	2:340:B:VAL:HG13	2:342:B:GLU:H	17	0.23
(1,791)	2:339:B:ARG:HG3	2:349:B:GLN:H	8	0.23
(1,785)	2:339:B:ARG:H	2:349:B:GLN:HB2	3	0.23
(1,785)	2:339:B:ARG:H	2:349:B:GLN:HB2	8	0.23
(1,785)	2:339:B:ARG:H	2:349:B:GLN:HB2	9	0.23
(1,785)	2:339:B:ARG:H	2:349:B:GLN:HB2	11	0.23
(1,785)	2:339:B:ARG:H	2:349:B:GLN:HB2	12	0.23
(1,785)	2:339:B:ARG:H	2:349:B:GLN:HB2	18	0.23
(1,770)	2:338:B:MET:HB3	2:351:B:TRP:H	1	0.23
(1,770)	2:338:B:MET:HB3	2:351:B:TRP:H	17	0.23
(1,744)	2:337:B:VAL:HG21	2:352:B:SER:H	4	0.23
(1,744)	2:337:B:VAL:HG22	2:352:B:SER:H	4	0.23
(1,744)	2:337:B:VAL:HG23	2:352:B:SER:H	4	0.23
(1,744)	2:337:B:VAL:HG21	2:352:B:SER:H	18	0.23
(1,744)	2:337:B:VAL:HG22	2:352:B:SER:H	18	0.23
(1,744)	2:337:B:VAL:HG23	2:352:B:SER:H	18	0.23
(1,742)	2:337:B:VAL:HG21	2:351:B:TRP:H	2	0.23
(1,742)	2:337:B:VAL:HG22	2:351:B:TRP:H	2	0.23

*Continued on next page...*



*Continued from previous page...*

Key	Atom-1	Atom-2	Model ID	Violation (Å)
(1,742)	2:337:B:VAL:HG23	2:351:B:TRP:H	2	0.23
(1,742)	2:337:B:VAL:HG21	2:351:B:TRP:H	3	0.23
(1,742)	2:337:B:VAL:HG22	2:351:B:TRP:H	3	0.23
(1,742)	2:337:B:VAL:HG23	2:351:B:TRP:H	3	0.23
(1,742)	2:337:B:VAL:HG21	2:351:B:TRP:H	5	0.23
(1,742)	2:337:B:VAL:HG22	2:351:B:TRP:H	5	0.23
(1,742)	2:337:B:VAL:HG23	2:351:B:TRP:H	5	0.23
(1,742)	2:337:B:VAL:HG21	2:351:B:TRP:H	6	0.23
(1,742)	2:337:B:VAL:HG22	2:351:B:TRP:H	6	0.23
(1,742)	2:337:B:VAL:HG23	2:351:B:TRP:H	6	0.23
(1,742)	2:337:B:VAL:HG21	2:351:B:TRP:H	13	0.23
(1,742)	2:337:B:VAL:HG22	2:351:B:TRP:H	13	0.23
(1,742)	2:337:B:VAL:HG23	2:351:B:TRP:H	13	0.23
(1,742)	2:337:B:VAL:HG21	2:351:B:TRP:H	15	0.23
(1,742)	2:337:B:VAL:HG22	2:351:B:TRP:H	15	0.23
(1,742)	2:337:B:VAL:HG23	2:351:B:TRP:H	15	0.23
(1,742)	2:337:B:VAL:HG21	2:351:B:TRP:H	16	0.23
(1,742)	2:337:B:VAL:HG22	2:351:B:TRP:H	16	0.23
(1,742)	2:337:B:VAL:HG23	2:351:B:TRP:H	16	0.23
(1,736)	2:337:B:VAL:H	2:351:B:TRP:HA	7	0.23
(1,735)	2:337:B:VAL:H	2:350:B:GLU:HB3	3	0.23
(1,716)	2:336:B:CYS:H	2:353:B:LEU:HB3	19	0.23
(1,712)	2:336:B:CYS:HA	2:351:B:TRP:H	1	0.23
(1,712)	2:336:B:CYS:HA	2:351:B:TRP:H	2	0.23
(1,712)	2:336:B:CYS:HA	2:351:B:TRP:H	6	0.23
(1,712)	2:336:B:CYS:HA	2:351:B:TRP:H	13	0.23
(1,712)	2:336:B:CYS:HA	2:351:B:TRP:H	15	0.23
(1,685)	2:334:B:LYS:HB2	2:335:B:GLU:H	11	0.23
(1,684)	2:334:B:LYS:HB3	2:335:B:GLU:H	4	0.23
(1,684)	2:334:B:LYS:HB3	2:335:B:GLU:H	16	0.23
(1,684)	2:334:B:LYS:HB3	2:335:B:GLU:H	18	0.23
(1,684)	2:334:B:LYS:HB3	2:335:B:GLU:H	19	0.23
(1,670)	2:333:B:THR:HB	2:336:B:CYS:H	1	0.23
(1,670)	2:333:B:THR:HB	2:336:B:CYS:H	2	0.23
(1,670)	2:333:B:THR:HB	2:336:B:CYS:H	5	0.23
(1,670)	2:333:B:THR:HB	2:336:B:CYS:H	8	0.23
(1,670)	2:333:B:THR:HB	2:336:B:CYS:H	9	0.23
(1,670)	2:333:B:THR:HB	2:336:B:CYS:H	13	0.23
(1,657)	2:332:B:ILE:HG21	2:393:B:ALA:H	16	0.23
(1,657)	2:332:B:ILE:HG22	2:393:B:ALA:H	16	0.23
(1,657)	2:332:B:ILE:HG23	2:393:B:ALA:H	16	0.23
(1,648)	2:332:B:ILE:HA	2:338:B:MET:H	6	0.23

*Continued on next page...*



*Continued from previous page...*

Key	Atom-1	Atom-2	Model ID	Violation (Å)
(1,648)	2:332:B:ILE:HA	2:338:B:MET:H	8	0.23
(1,648)	2:332:B:ILE:HA	2:338:B:MET:H	11	0.23
(1,625)	2:331:B:GLY:H	2:338:B:MET:HG2	4	0.23
(1,625)	2:331:B:GLY:H	2:338:B:MET:HG2	12	0.23
(1,625)	2:331:B:GLY:H	2:338:B:MET:HG2	18	0.23
(1,611)	2:330:B:LEU:H	2:340:B:VAL:HG21	9	0.23
(1,611)	2:330:B:LEU:H	2:340:B:VAL:HG22	9	0.23
(1,611)	2:330:B:LEU:H	2:340:B:VAL:HG23	9	0.23
(1,611)	2:330:B:LEU:H	2:340:B:VAL:HG21	10	0.23
(1,611)	2:330:B:LEU:H	2:340:B:VAL:HG22	10	0.23
(1,611)	2:330:B:LEU:H	2:340:B:VAL:HG23	10	0.23
(1,603)	2:330:B:LEU:HD11	2:332:B:ILE:H	6	0.23
(1,603)	2:330:B:LEU:HD12	2:332:B:ILE:H	6	0.23
(1,603)	2:330:B:LEU:HD13	2:332:B:ILE:H	6	0.23
(1,603)	2:330:B:LEU:HD11	2:332:B:ILE:H	8	0.23
(1,603)	2:330:B:LEU:HD12	2:332:B:ILE:H	8	0.23
(1,603)	2:330:B:LEU:HD13	2:332:B:ILE:H	8	0.23
(1,603)	2:330:B:LEU:HD11	2:332:B:ILE:H	9	0.23
(1,603)	2:330:B:LEU:HD12	2:332:B:ILE:H	9	0.23
(1,603)	2:330:B:LEU:HD13	2:332:B:ILE:H	9	0.23
(1,603)	2:330:B:LEU:HD11	2:332:B:ILE:H	11	0.23
(1,603)	2:330:B:LEU:HD12	2:332:B:ILE:H	11	0.23
(1,603)	2:330:B:LEU:HD13	2:332:B:ILE:H	11	0.23
(1,603)	2:330:B:LEU:HD11	2:332:B:ILE:H	14	0.23
(1,603)	2:330:B:LEU:HD12	2:332:B:ILE:H	14	0.23
(1,603)	2:330:B:LEU:HD13	2:332:B:ILE:H	14	0.23
(1,594)	2:330:B:LEU:H	2:330:B:LEU:HD11	7	0.23
(1,594)	2:330:B:LEU:H	2:330:B:LEU:HD12	7	0.23
(1,594)	2:330:B:LEU:H	2:330:B:LEU:HD13	7	0.23
(1,594)	2:330:B:LEU:H	2:330:B:LEU:HD11	8	0.23
(1,594)	2:330:B:LEU:H	2:330:B:LEU:HD12	8	0.23
(1,594)	2:330:B:LEU:H	2:330:B:LEU:HD13	8	0.23
(1,594)	2:330:B:LEU:H	2:330:B:LEU:HD11	10	0.23
(1,594)	2:330:B:LEU:H	2:330:B:LEU:HD12	10	0.23
(1,594)	2:330:B:LEU:H	2:330:B:LEU:HD13	10	0.23
(1,594)	2:330:B:LEU:H	2:330:B:LEU:HD11	11	0.23
(1,594)	2:330:B:LEU:H	2:330:B:LEU:HD12	11	0.23
(1,594)	2:330:B:LEU:H	2:330:B:LEU:HD13	11	0.23
(1,594)	2:330:B:LEU:H	2:330:B:LEU:HD11	12	0.23
(1,594)	2:330:B:LEU:H	2:330:B:LEU:HD12	12	0.23
(1,594)	2:330:B:LEU:H	2:330:B:LEU:HD13	12	0.23
(1,594)	2:330:B:LEU:H	2:330:B:LEU:HD11	20	0.23

*Continued on next page...*

*Continued from previous page...*

Key	Atom-1	Atom-2	Model ID	Violation (Å)
(1,594)	2:330:B:LEU:H	2:330:B:LEU:HD12	20	0.23
(1,594)	2:330:B:LEU:H	2:330:B:LEU:HD13	20	0.23
(1,587)	2:329:B:LEU:HD11	2:341:B:ASP:H	5	0.23
(1,587)	2:329:B:LEU:HD12	2:341:B:ASP:H	5	0.23
(1,587)	2:329:B:LEU:HD13	2:341:B:ASP:H	5	0.23
(1,587)	2:329:B:LEU:HD11	2:341:B:ASP:H	11	0.23
(1,587)	2:329:B:LEU:HD12	2:341:B:ASP:H	11	0.23
(1,587)	2:329:B:LEU:HD13	2:341:B:ASP:H	11	0.23
(1,587)	2:329:B:LEU:HD11	2:341:B:ASP:H	15	0.23
(1,587)	2:329:B:LEU:HD12	2:341:B:ASP:H	15	0.23
(1,587)	2:329:B:LEU:HD13	2:341:B:ASP:H	15	0.23
(1,587)	2:329:B:LEU:HD11	2:341:B:ASP:H	18	0.23
(1,587)	2:329:B:LEU:HD12	2:341:B:ASP:H	18	0.23
(1,587)	2:329:B:LEU:HD13	2:341:B:ASP:H	18	0.23
(1,587)	2:329:B:LEU:HD11	2:341:B:ASP:H	19	0.23
(1,587)	2:329:B:LEU:HD12	2:341:B:ASP:H	19	0.23
(1,587)	2:329:B:LEU:HD13	2:341:B:ASP:H	19	0.23
(1,587)	2:329:B:LEU:HD11	2:341:B:ASP:H	20	0.23
(1,587)	2:329:B:LEU:HD12	2:341:B:ASP:H	20	0.23
(1,587)	2:329:B:LEU:HD13	2:341:B:ASP:H	20	0.23
(1,583)	2:329:B:LEU:HA	2:340:B:VAL:H	1	0.23
(1,583)	2:329:B:LEU:HA	2:340:B:VAL:H	2	0.23
(1,583)	2:329:B:LEU:HA	2:340:B:VAL:H	5	0.23
(1,583)	2:329:B:LEU:HA	2:340:B:VAL:H	7	0.23
(1,583)	2:329:B:LEU:HA	2:340:B:VAL:H	9	0.23
(1,583)	2:329:B:LEU:HA	2:340:B:VAL:H	10	0.23
(1,583)	2:329:B:LEU:HA	2:340:B:VAL:H	18	0.23
(1,583)	2:329:B:LEU:HA	2:340:B:VAL:H	19	0.23
(1,567)	2:328:B:ARG:H	2:342:B:GLU:HG3	4	0.23
(1,567)	2:328:B:ARG:H	2:342:B:GLU:HG3	15	0.23
(1,550)	2:326:B:VAL:H	2:326:B:VAL:HG11	1	0.23
(1,550)	2:326:B:VAL:H	2:326:B:VAL:HG12	1	0.23
(1,550)	2:326:B:VAL:H	2:326:B:VAL:HG13	1	0.23
(1,550)	2:326:B:VAL:H	2:326:B:VAL:HG11	3	0.23
(1,550)	2:326:B:VAL:H	2:326:B:VAL:HG12	3	0.23
(1,550)	2:326:B:VAL:H	2:326:B:VAL:HG13	3	0.23
(1,550)	2:326:B:VAL:H	2:326:B:VAL:HG11	4	0.23
(1,550)	2:326:B:VAL:H	2:326:B:VAL:HG12	4	0.23
(1,550)	2:326:B:VAL:H	2:326:B:VAL:HG13	4	0.23
(1,550)	2:326:B:VAL:H	2:326:B:VAL:HG11	6	0.23
(1,550)	2:326:B:VAL:H	2:326:B:VAL:HG12	6	0.23
(1,550)	2:326:B:VAL:H	2:326:B:VAL:HG13	6	0.23

*Continued on next page...*

*Continued from previous page...*

Key	Atom-1	Atom-2	Model ID	Violation (Å)
(1,550)	2:326:B:VAL:H	2:326:B:VAL:HG11	7	0.23
(1,550)	2:326:B:VAL:H	2:326:B:VAL:HG12	7	0.23
(1,550)	2:326:B:VAL:H	2:326:B:VAL:HG13	7	0.23
(1,550)	2:326:B:VAL:H	2:326:B:VAL:HG11	8	0.23
(1,550)	2:326:B:VAL:H	2:326:B:VAL:HG12	8	0.23
(1,550)	2:326:B:VAL:H	2:326:B:VAL:HG13	8	0.23
(1,550)	2:326:B:VAL:H	2:326:B:VAL:HG11	20	0.23
(1,550)	2:326:B:VAL:H	2:326:B:VAL:HG12	20	0.23
(1,550)	2:326:B:VAL:H	2:326:B:VAL:HG13	20	0.23
(1,541)	2:325:B:LEU:H	2:326:B:VAL:H	1	0.23
(1,541)	2:325:B:LEU:H	2:326:B:VAL:H	3	0.23
(1,541)	2:325:B:LEU:H	2:326:B:VAL:H	8	0.23
(1,541)	2:325:B:LEU:H	2:326:B:VAL:H	12	0.23
(1,541)	2:325:B:LEU:H	2:326:B:VAL:H	13	0.23
(1,541)	2:325:B:LEU:H	2:326:B:VAL:H	15	0.23
(1,541)	2:325:B:LEU:H	2:326:B:VAL:H	16	0.23
(1,541)	2:325:B:LEU:H	2:326:B:VAL:H	18	0.23
(1,541)	2:325:B:LEU:H	2:326:B:VAL:H	20	0.23
(1,502)	2:320:B:LYS:HG2	2:321:B:GLY:H	12	0.23
(1,502)	2:320:B:LYS:HG2	2:321:B:GLY:H	18	0.23
(1,478)	2:319:B:MET:HB2	2:322:B:LYS:H	1	0.23
(1,478)	2:319:B:MET:HB2	2:322:B:LYS:H	2	0.23
(1,478)	2:319:B:MET:HB2	2:322:B:LYS:H	19	0.23
(1,459)	2:318:B:LYS:H	2:325:B:LEU:HD11	3	0.23
(1,459)	2:318:B:LYS:H	2:325:B:LEU:HD12	3	0.23
(1,459)	2:318:B:LYS:H	2:325:B:LEU:HD13	3	0.23
(1,449)	2:318:B:LYS:H	2:319:B:MET:HE1	12	0.23
(1,449)	2:318:B:LYS:H	2:319:B:MET:HE2	12	0.23
(1,449)	2:318:B:LYS:H	2:319:B:MET:HE3	12	0.23
(1,433)	2:317:B:GLU:HB3	2:326:B:VAL:H	4	0.23
(1,433)	2:317:B:GLU:HB3	2:326:B:VAL:H	12	0.23
(1,409)	2:316:B:LYS:HB3	2:381:B:GLN:H	1	0.23
(1,409)	2:316:B:LYS:HB3	2:381:B:GLN:H	11	0.23
(1,409)	2:316:B:LYS:HB3	2:381:B:GLN:H	14	0.23
(1,393)	2:316:B:LYS:HG3	2:317:B:GLU:H	11	0.23
(1,373)	2:315:B:VAL:HG11	2:366:B:PHE:H	1	0.23
(1,373)	2:315:B:VAL:HG12	2:366:B:PHE:H	1	0.23
(1,373)	2:315:B:VAL:HG13	2:366:B:PHE:H	1	0.23
(1,373)	2:315:B:VAL:HG11	2:366:B:PHE:H	5	0.23
(1,373)	2:315:B:VAL:HG12	2:366:B:PHE:H	5	0.23
(1,373)	2:315:B:VAL:HG13	2:366:B:PHE:H	5	0.23
(1,373)	2:315:B:VAL:HG11	2:366:B:PHE:H	6	0.23

*Continued on next page...*

*Continued from previous page...*

Key	Atom-1	Atom-2	Model ID	Violation (Å)
(1,373)	2:315:B:VAL:HG12	2:366:B:PHE:H	6	0.23
(1,373)	2:315:B:VAL:HG13	2:366:B:PHE:H	6	0.23
(1,371)	2:315:B:VAL:HG21	2:331:B:GLY:H	1	0.23
(1,371)	2:315:B:VAL:HG22	2:331:B:GLY:H	1	0.23
(1,371)	2:315:B:VAL:HG23	2:331:B:GLY:H	1	0.23
(1,371)	2:315:B:VAL:HG21	2:331:B:GLY:H	6	0.23
(1,371)	2:315:B:VAL:HG22	2:331:B:GLY:H	6	0.23
(1,371)	2:315:B:VAL:HG23	2:331:B:GLY:H	6	0.23
(1,371)	2:315:B:VAL:HG21	2:331:B:GLY:H	15	0.23
(1,371)	2:315:B:VAL:HG22	2:331:B:GLY:H	15	0.23
(1,371)	2:315:B:VAL:HG23	2:331:B:GLY:H	15	0.23
(1,371)	2:315:B:VAL:HG21	2:331:B:GLY:H	16	0.23
(1,371)	2:315:B:VAL:HG22	2:331:B:GLY:H	16	0.23
(1,371)	2:315:B:VAL:HG23	2:331:B:GLY:H	16	0.23
(1,365)	2:315:B:VAL:H	2:330:B:LEU:HB3	7	0.23
(1,365)	2:315:B:VAL:H	2:330:B:LEU:HB3	9	0.23
(1,355)	2:315:B:VAL:HG21	2:318:B:LYS:H	4	0.23
(1,355)	2:315:B:VAL:HG22	2:318:B:LYS:H	4	0.23
(1,355)	2:315:B:VAL:HG23	2:318:B:LYS:H	4	0.23
(1,355)	2:315:B:VAL:HG21	2:318:B:LYS:H	16	0.23
(1,355)	2:315:B:VAL:HG22	2:318:B:LYS:H	16	0.23
(1,355)	2:315:B:VAL:HG23	2:318:B:LYS:H	16	0.23
(1,307)	2:313:B:PHE:H	2:330:B:LEU:HA	1	0.23
(1,307)	2:313:B:PHE:H	2:330:B:LEU:HA	2	0.23
(1,307)	2:313:B:PHE:H	2:330:B:LEU:HA	3	0.23
(1,307)	2:313:B:PHE:H	2:330:B:LEU:HA	14	0.23
(1,307)	2:313:B:PHE:H	2:330:B:LEU:HA	15	0.23
(1,307)	2:313:B:PHE:H	2:330:B:LEU:HA	16	0.23
(1,307)	2:313:B:PHE:H	2:330:B:LEU:HA	17	0.23
(1,304)	2:313:B:PHE:H	2:315:B:VAL:HG11	15	0.23
(1,304)	2:313:B:PHE:H	2:315:B:VAL:HG12	15	0.23
(1,304)	2:313:B:PHE:H	2:315:B:VAL:HG13	15	0.23
(1,301)	2:313:B:PHE:HB2	2:314:B:LEU:H	8	0.23
(1,210)	1:24:A:GLN:HG3	1:25:A:SER:HB3	3	0.23
(1,210)	1:24:A:GLN:HG3	1:25:A:SER:HB3	14	0.23
(1,209)	1:24:A:GLN:HB2	1:25:A:SER:H	7	0.23
(1,203)	1:24:A:GLN:HE22	1:24:A:GLN:HG3	8	0.23
(1,203)	1:24:A:GLN:HE22	1:24:A:GLN:HG3	15	0.23
(1,193)	1:23:A:THR:H	1:24:A:GLN:HG3	9	0.23
(1,193)	1:23:A:THR:H	1:24:A:GLN:HG3	13	0.23
(1,193)	1:23:A:THR:H	1:24:A:GLN:HG3	14	0.23
(1,144)	1:18:A:GLU:HA	1:21:A:LEU:HB2	1	0.23

*Continued on next page...*

*Continued from previous page...*

Key	Atom-1	Atom-2	Model ID	Violation (Å)
(1,129)	1:18:A:GLU:HA	1:18:A:GLU:HG3	2	0.23
(1,129)	1:18:A:GLU:HA	1:18:A:GLU:HG3	4	0.23
(1,129)	1:18:A:GLU:HA	1:18:A:GLU:HG3	8	0.23
(1,129)	1:18:A:GLU:HA	1:18:A:GLU:HG3	11	0.23
(1,113)	1:15:A:LEU:HA	1:18:A:GLU:HB3	9	0.23
(1,108)	1:15:A:LEU:H	1:16:A:LEU:HB3	10	0.23
(1,75)	1:12:A:PHE:HD2	1:13:A:SER:HA	7	0.23
(1,51)	1:11:A:MET:HA	1:12:A:PHE:HB2	18	0.23
(1,49)	1:11:A:MET:HG2	1:11:A:MET:H	4	0.23
(1,49)	1:11:A:MET:HG2	1:11:A:MET:H	12	0.23
(1,1580)	1:16:A:LEU:HD21	2:361:B:ALA:H	19	0.22
(1,1580)	1:16:A:LEU:HD22	2:361:B:ALA:H	19	0.22
(1,1580)	1:16:A:LEU:HD23	2:361:B:ALA:H	19	0.22
(1,1527)	2:397:B:ASP:H	2:399:B:ILE:HG12	2	0.22
(1,1527)	2:397:B:ASP:H	2:399:B:ILE:HG12	3	0.22
(1,1527)	2:397:B:ASP:H	2:399:B:ILE:HG12	5	0.22
(1,1527)	2:397:B:ASP:H	2:399:B:ILE:HG12	6	0.22
(1,1527)	2:397:B:ASP:H	2:399:B:ILE:HG12	9	0.22
(1,1527)	2:397:B:ASP:H	2:399:B:ILE:HG12	10	0.22
(1,1527)	2:397:B:ASP:H	2:399:B:ILE:HG12	14	0.22
(1,1527)	2:397:B:ASP:H	2:399:B:ILE:HG12	15	0.22
(1,1527)	2:397:B:ASP:H	2:399:B:ILE:HG12	16	0.22
(1,1527)	2:397:B:ASP:H	2:399:B:ILE:HG12	17	0.22
(1,1526)	2:397:B:ASP:H	2:399:B:ILE:HD11	3	0.22
(1,1526)	2:397:B:ASP:H	2:399:B:ILE:HD12	3	0.22
(1,1526)	2:397:B:ASP:H	2:399:B:ILE:HD13	3	0.22
(1,1519)	2:397:B:ASP:H	2:398:B:ILE:HD11	1	0.22
(1,1519)	2:397:B:ASP:H	2:398:B:ILE:HD12	1	0.22
(1,1519)	2:397:B:ASP:H	2:398:B:ILE:HD13	1	0.22
(1,1519)	2:397:B:ASP:H	2:398:B:ILE:HD11	2	0.22
(1,1519)	2:397:B:ASP:H	2:398:B:ILE:HD12	2	0.22
(1,1519)	2:397:B:ASP:H	2:398:B:ILE:HD13	2	0.22
(1,1519)	2:397:B:ASP:H	2:398:B:ILE:HD11	3	0.22
(1,1519)	2:397:B:ASP:H	2:398:B:ILE:HD12	3	0.22
(1,1519)	2:397:B:ASP:H	2:398:B:ILE:HD13	3	0.22
(1,1519)	2:397:B:ASP:H	2:398:B:ILE:HD11	4	0.22
(1,1519)	2:397:B:ASP:H	2:398:B:ILE:HD12	4	0.22
(1,1519)	2:397:B:ASP:H	2:398:B:ILE:HD13	4	0.22
(1,1519)	2:397:B:ASP:H	2:398:B:ILE:HD11	5	0.22
(1,1519)	2:397:B:ASP:H	2:398:B:ILE:HD12	5	0.22
(1,1519)	2:397:B:ASP:H	2:398:B:ILE:HD13	5	0.22
(1,1519)	2:397:B:ASP:H	2:398:B:ILE:HD11	6	0.22

*Continued on next page...*

*Continued from previous page...*

Key	Atom-1	Atom-2	Model ID	Violation (Å)
(1,1519)	2:397:B:ASP:H	2:398:B:ILE:HD12	6	0.22
(1,1519)	2:397:B:ASP:H	2:398:B:ILE:HD13	6	0.22
(1,1519)	2:397:B:ASP:H	2:398:B:ILE:HD11	7	0.22
(1,1519)	2:397:B:ASP:H	2:398:B:ILE:HD12	7	0.22
(1,1519)	2:397:B:ASP:H	2:398:B:ILE:HD13	7	0.22
(1,1519)	2:397:B:ASP:H	2:398:B:ILE:HD11	8	0.22
(1,1519)	2:397:B:ASP:H	2:398:B:ILE:HD12	8	0.22
(1,1519)	2:397:B:ASP:H	2:398:B:ILE:HD13	8	0.22
(1,1519)	2:397:B:ASP:H	2:398:B:ILE:HD11	9	0.22
(1,1519)	2:397:B:ASP:H	2:398:B:ILE:HD12	9	0.22
(1,1519)	2:397:B:ASP:H	2:398:B:ILE:HD13	9	0.22
(1,1519)	2:397:B:ASP:H	2:398:B:ILE:HD11	10	0.22
(1,1519)	2:397:B:ASP:H	2:398:B:ILE:HD12	10	0.22
(1,1519)	2:397:B:ASP:H	2:398:B:ILE:HD13	10	0.22
(1,1519)	2:397:B:ASP:H	2:398:B:ILE:HD11	11	0.22
(1,1519)	2:397:B:ASP:H	2:398:B:ILE:HD12	11	0.22
(1,1519)	2:397:B:ASP:H	2:398:B:ILE:HD13	11	0.22
(1,1519)	2:397:B:ASP:H	2:398:B:ILE:HD11	12	0.22
(1,1519)	2:397:B:ASP:H	2:398:B:ILE:HD12	12	0.22
(1,1519)	2:397:B:ASP:H	2:398:B:ILE:HD13	12	0.22
(1,1519)	2:397:B:ASP:H	2:398:B:ILE:HD11	14	0.22
(1,1519)	2:397:B:ASP:H	2:398:B:ILE:HD12	14	0.22
(1,1519)	2:397:B:ASP:H	2:398:B:ILE:HD13	14	0.22
(1,1519)	2:397:B:ASP:H	2:398:B:ILE:HD11	15	0.22
(1,1519)	2:397:B:ASP:H	2:398:B:ILE:HD12	15	0.22
(1,1519)	2:397:B:ASP:H	2:398:B:ILE:HD13	15	0.22
(1,1519)	2:397:B:ASP:H	2:398:B:ILE:HD11	16	0.22
(1,1519)	2:397:B:ASP:H	2:398:B:ILE:HD12	16	0.22
(1,1519)	2:397:B:ASP:H	2:398:B:ILE:HD13	16	0.22
(1,1519)	2:397:B:ASP:H	2:398:B:ILE:HD11	17	0.22
(1,1519)	2:397:B:ASP:H	2:398:B:ILE:HD12	17	0.22
(1,1519)	2:397:B:ASP:H	2:398:B:ILE:HD13	17	0.22
(1,1519)	2:397:B:ASP:H	2:398:B:ILE:HD11	18	0.22
(1,1519)	2:397:B:ASP:H	2:398:B:ILE:HD12	18	0.22
(1,1519)	2:397:B:ASP:H	2:398:B:ILE:HD13	18	0.22
(1,1519)	2:397:B:ASP:H	2:398:B:ILE:HD11	20	0.22
(1,1519)	2:397:B:ASP:H	2:398:B:ILE:HD12	20	0.22
(1,1519)	2:397:B:ASP:H	2:398:B:ILE:HD13	20	0.22
(1,1505)	2:396:B:ILE:HA	2:398:B:ILE:H	13	0.22
(1,1487)	2:395:B:TYR:H	2:399:B:ILE:HD11	19	0.22
(1,1487)	2:395:B:TYR:H	2:399:B:ILE:HD12	19	0.22
(1,1487)	2:395:B:TYR:H	2:399:B:ILE:HD13	19	0.22

*Continued on next page...*



*Continued from previous page...*

Key	Atom-1	Atom-2	Model ID	Violation (Å)
(1,1347)	2:387:B:GLN:H	2:389:B:ALA:HB1	1	0.22
(1,1347)	2:387:B:GLN:H	2:389:B:ALA:HB2	1	0.22
(1,1347)	2:387:B:GLN:H	2:389:B:ALA:HB3	1	0.22
(1,1347)	2:387:B:GLN:H	2:389:B:ALA:HB1	19	0.22
(1,1347)	2:387:B:GLN:H	2:389:B:ALA:HB2	19	0.22
(1,1347)	2:387:B:GLN:H	2:389:B:ALA:HB3	19	0.22
(1,1312)	2:384:B:GLU:HB2	2:388:B:ILE:H	2	0.22
(1,1312)	2:384:B:GLU:HB2	2:388:B:ILE:H	11	0.22
(1,1312)	2:384:B:GLU:HB2	2:388:B:ILE:H	13	0.22
(1,1312)	2:384:B:GLU:HB2	2:388:B:ILE:H	14	0.22
(1,1312)	2:384:B:GLU:HB2	2:388:B:ILE:H	19	0.22
(1,1311)	2:384:B:GLU:HB3	2:387:B:GLN:H	5	0.22
(1,1311)	2:384:B:GLU:HB3	2:387:B:GLN:H	10	0.22
(1,1307)	2:384:B:GLU:H	2:384:B:GLU:HG2	10	0.22
(1,1287)	2:381:B:GLN:HB3	2:382:B:THR:H	5	0.22
(1,1287)	2:381:B:GLN:HB3	2:382:B:THR:H	13	0.22
(1,1280)	2:380:B:VAL:H	2:382:B:THR:HG21	1	0.22
(1,1280)	2:380:B:VAL:H	2:382:B:THR:HG22	1	0.22
(1,1280)	2:380:B:VAL:H	2:382:B:THR:HG23	1	0.22
(1,1280)	2:380:B:VAL:H	2:382:B:THR:HG21	2	0.22
(1,1280)	2:380:B:VAL:H	2:382:B:THR:HG22	2	0.22
(1,1280)	2:380:B:VAL:H	2:382:B:THR:HG23	2	0.22
(1,1280)	2:380:B:VAL:H	2:382:B:THR:HG21	3	0.22
(1,1280)	2:380:B:VAL:H	2:382:B:THR:HG22	3	0.22
(1,1280)	2:380:B:VAL:H	2:382:B:THR:HG23	3	0.22
(1,1280)	2:380:B:VAL:H	2:382:B:THR:HG21	16	0.22
(1,1280)	2:380:B:VAL:H	2:382:B:THR:HG22	16	0.22
(1,1280)	2:380:B:VAL:H	2:382:B:THR:HG23	16	0.22
(1,1280)	2:380:B:VAL:H	2:382:B:THR:HG21	17	0.22
(1,1280)	2:380:B:VAL:H	2:382:B:THR:HG22	17	0.22
(1,1280)	2:380:B:VAL:H	2:382:B:THR:HG23	17	0.22
(1,1280)	2:380:B:VAL:H	2:382:B:THR:HG21	19	0.22
(1,1280)	2:380:B:VAL:H	2:382:B:THR:HG22	19	0.22
(1,1280)	2:380:B:VAL:H	2:382:B:THR:HG23	19	0.22
(1,1271)	2:380:B:VAL:H	2:380:B:VAL:HB	8	0.22
(1,1216)	2:373:B:TYR:H	2:373:B:TYR:HD1	7	0.22
(1,1213)	2:372:B:ASP:HB2	2:376:B:GLY:H	1	0.22
(1,1213)	2:372:B:ASP:HB2	2:376:B:GLY:H	2	0.22
(1,1213)	2:372:B:ASP:HB2	2:376:B:GLY:H	6	0.22
(1,1213)	2:372:B:ASP:HB2	2:376:B:GLY:H	15	0.22
(1,1213)	2:372:B:ASP:HB2	2:376:B:GLY:H	16	0.22
(1,1213)	2:372:B:ASP:HB2	2:376:B:GLY:H	19	0.22

*Continued on next page...*



*Continued from previous page...*

Key	Atom-1	Atom-2	Model ID	Violation (Å)
(1,1185)	2:368:B:LEU:HD21	2:392:B:ILE:H	5	0.22
(1,1185)	2:368:B:LEU:HD22	2:392:B:ILE:H	5	0.22
(1,1185)	2:368:B:LEU:HD23	2:392:B:ILE:H	5	0.22
(1,1185)	2:368:B:LEU:HD21	2:392:B:ILE:H	6	0.22
(1,1185)	2:368:B:LEU:HD22	2:392:B:ILE:H	6	0.22
(1,1185)	2:368:B:LEU:HD23	2:392:B:ILE:H	6	0.22
(1,1185)	2:368:B:LEU:HD21	2:392:B:ILE:H	12	0.22
(1,1185)	2:368:B:LEU:HD22	2:392:B:ILE:H	12	0.22
(1,1185)	2:368:B:LEU:HD23	2:392:B:ILE:H	12	0.22
(1,1185)	2:368:B:LEU:HD21	2:392:B:ILE:H	13	0.22
(1,1185)	2:368:B:LEU:HD22	2:392:B:ILE:H	13	0.22
(1,1185)	2:368:B:LEU:HD23	2:392:B:ILE:H	13	0.22
(1,1185)	2:368:B:LEU:HD21	2:392:B:ILE:H	15	0.22
(1,1185)	2:368:B:LEU:HD22	2:392:B:ILE:H	15	0.22
(1,1185)	2:368:B:LEU:HD23	2:392:B:ILE:H	15	0.22
(1,1178)	2:368:B:LEU:HD11	2:378:B:TYR:H	4	0.22
(1,1178)	2:368:B:LEU:HD12	2:378:B:TYR:H	4	0.22
(1,1178)	2:368:B:LEU:HD13	2:378:B:TYR:H	4	0.22
(1,1172)	2:368:B:LEU:HD21	2:370:B:PHE:H	12	0.22
(1,1172)	2:368:B:LEU:HD22	2:370:B:PHE:H	12	0.22
(1,1172)	2:368:B:LEU:HD23	2:370:B:PHE:H	12	0.22
(1,1152)	2:367:B:THR:H	2:368:B:LEU:HD21	1	0.22
(1,1152)	2:367:B:THR:H	2:368:B:LEU:HD22	1	0.22
(1,1152)	2:367:B:THR:H	2:368:B:LEU:HD23	1	0.22
(1,1152)	2:367:B:THR:H	2:368:B:LEU:HD21	14	0.22
(1,1152)	2:367:B:THR:H	2:368:B:LEU:HD22	14	0.22
(1,1152)	2:367:B:THR:H	2:368:B:LEU:HD23	14	0.22
(1,1152)	2:367:B:THR:H	2:368:B:LEU:HD21	17	0.22
(1,1152)	2:367:B:THR:H	2:368:B:LEU:HD22	17	0.22
(1,1152)	2:367:B:THR:H	2:368:B:LEU:HD23	17	0.22
(1,1152)	2:367:B:THR:H	2:368:B:LEU:HD21	19	0.22
(1,1152)	2:367:B:THR:H	2:368:B:LEU:HD22	19	0.22
(1,1152)	2:367:B:THR:H	2:368:B:LEU:HD23	19	0.22
(1,1142)	2:366:B:PHE:H	2:380:B:VAL:HA	4	0.22
(1,1142)	2:366:B:PHE:H	2:380:B:VAL:HA	5	0.22
(1,1142)	2:366:B:PHE:H	2:380:B:VAL:HA	7	0.22
(1,1142)	2:366:B:PHE:H	2:380:B:VAL:HA	8	0.22
(1,1142)	2:366:B:PHE:H	2:380:B:VAL:HA	10	0.22
(1,1142)	2:366:B:PHE:H	2:380:B:VAL:HA	12	0.22
(1,1142)	2:366:B:PHE:H	2:380:B:VAL:HA	14	0.22
(1,1142)	2:366:B:PHE:H	2:380:B:VAL:HA	19	0.22
(1,1142)	2:366:B:PHE:H	2:380:B:VAL:HA	20	0.22

*Continued on next page...*

*Continued from previous page...*

Key	Atom-1	Atom-2	Model ID	Violation (Å)
(1,1134)	2:365:B:SER:HA	2:382:B:THR:H	10	0.22
(1,1110)	2:363:B:PRO:HB2	2:364:B:LYS:H	4	0.22
(1,1110)	2:363:B:PRO:HB2	2:364:B:LYS:H	8	0.22
(1,1110)	2:363:B:PRO:HB2	2:364:B:LYS:H	9	0.22
(1,1110)	2:363:B:PRO:HB2	2:364:B:LYS:H	11	0.22
(1,1110)	2:363:B:PRO:HB2	2:364:B:LYS:H	18	0.22
(1,1110)	2:363:B:PRO:HB2	2:364:B:LYS:H	20	0.22
(1,1104)	2:362:B:SER:H	2:366:B:PHE:HD1	4	0.22
(1,1104)	2:362:B:SER:H	2:366:B:PHE:HD1	9	0.22
(1,1104)	2:362:B:SER:H	2:366:B:PHE:HD1	11	0.22
(1,1104)	2:362:B:SER:H	2:366:B:PHE:HD1	20	0.22
(1,1086)	2:361:B:ALA:H	2:367:B:THR:H	12	0.22
(1,1068)	2:360:B:ALA:H	2:366:B:PHE:HA	12	0.22
(1,1068)	2:360:B:ALA:H	2:366:B:PHE:HA	20	0.22
(1,1051)	2:359:B:TRP:HE1	2:389:B:ALA:HA	1	0.22
(1,1051)	2:359:B:TRP:HE1	2:389:B:ALA:HA	7	0.22
(1,1051)	2:359:B:TRP:HE1	2:389:B:ALA:HA	13	0.22
(1,1051)	2:359:B:TRP:HE1	2:389:B:ALA:HA	15	0.22
(1,1049)	2:359:B:TRP:HE3	2:369:B:ASP:H	13	0.22
(1,1049)	2:359:B:TRP:HE3	2:369:B:ASP:H	17	0.22
(1,1041)	2:359:B:TRP:HB3	2:360:B:ALA:H	8	0.22
(1,1041)	2:359:B:TRP:HB3	2:360:B:ALA:H	18	0.22
(1,1017)	2:358:B:ARG:H	2:358:B:ARG:HD3	7	0.22
(1,1017)	2:358:B:ARG:H	2:358:B:ARG:HD3	9	0.22
(1,1017)	2:358:B:ARG:H	2:358:B:ARG:HD3	18	0.22
(1,1013)	2:357:B:LYS:HB3	2:371:B:GLY:H	9	0.22
(1,1011)	2:357:B:LYS:H	2:369:B:ASP:H	17	0.22
(1,997)	2:356:B:ILE:HG21	2:370:B:PHE:H	3	0.22
(1,997)	2:356:B:ILE:HG22	2:370:B:PHE:H	3	0.22
(1,997)	2:356:B:ILE:HG23	2:370:B:PHE:H	3	0.22
(1,997)	2:356:B:ILE:HG21	2:370:B:PHE:H	6	0.22
(1,997)	2:356:B:ILE:HG22	2:370:B:PHE:H	6	0.22
(1,997)	2:356:B:ILE:HG23	2:370:B:PHE:H	6	0.22
(1,997)	2:356:B:ILE:HG21	2:370:B:PHE:H	15	0.22
(1,997)	2:356:B:ILE:HG22	2:370:B:PHE:H	15	0.22
(1,997)	2:356:B:ILE:HG23	2:370:B:PHE:H	15	0.22
(1,972)	2:354:B:THR:H	2:399:B:ILE:HG21	14	0.22
(1,972)	2:354:B:THR:H	2:399:B:ILE:HG22	14	0.22
(1,972)	2:354:B:THR:H	2:399:B:ILE:HG23	14	0.22
(1,972)	2:354:B:THR:H	2:399:B:ILE:HG21	19	0.22
(1,972)	2:354:B:THR:H	2:399:B:ILE:HG22	19	0.22
(1,972)	2:354:B:THR:H	2:399:B:ILE:HG23	19	0.22

*Continued on next page...*

*Continued from previous page...*

Key	Atom-1	Atom-2	Model ID	Violation (Å)
(1,948)	2:353:B:LEU:HD21	2:355:B:ASN:H	3	0.22
(1,948)	2:353:B:LEU:HD22	2:355:B:ASN:H	3	0.22
(1,948)	2:353:B:LEU:HD23	2:355:B:ASN:H	3	0.22
(1,939)	2:353:B:LEU:H	2:353:B:LEU:HD21	1	0.22
(1,939)	2:353:B:LEU:H	2:353:B:LEU:HD22	1	0.22
(1,939)	2:353:B:LEU:H	2:353:B:LEU:HD23	1	0.22
(1,939)	2:353:B:LEU:H	2:353:B:LEU:HD21	19	0.22
(1,939)	2:353:B:LEU:H	2:353:B:LEU:HD22	19	0.22
(1,939)	2:353:B:LEU:H	2:353:B:LEU:HD23	19	0.22
(1,934)	2:352:B:SER:HB3	2:355:B:ASN:H	4	0.22
(1,929)	2:352:B:SER:HB3	2:354:B:THR:H	5	0.22
(1,929)	2:352:B:SER:HB3	2:354:B:THR:H	6	0.22
(1,929)	2:352:B:SER:HB3	2:354:B:THR:H	15	0.22
(1,929)	2:352:B:SER:HB3	2:354:B:THR:H	16	0.22
(1,929)	2:352:B:SER:HB3	2:354:B:THR:H	17	0.22
(1,922)	2:352:B:SER:H	2:352:B:SER:HB3	14	0.22
(1,922)	2:352:B:SER:H	2:352:B:SER:HB3	17	0.22
(1,915)	2:351:B:TRP:HE1	2:351:B:TRP:HA	18	0.22
(1,914)	2:351:B:TRP:H	2:351:B:TRP:HE3	14	0.22
(1,914)	2:351:B:TRP:H	2:351:B:TRP:HE3	19	0.22
(1,891)	2:349:B:GLN:H	2:349:B:GLN:HB2	11	0.22
(1,891)	2:349:B:GLN:H	2:349:B:GLN:HB2	16	0.22
(1,886)	2:348:B:ILE:H	2:349:B:GLN:HB3	2	0.22
(1,886)	2:348:B:ILE:H	2:349:B:GLN:HB3	5	0.22
(1,886)	2:348:B:ILE:H	2:349:B:GLN:HB3	6	0.22
(1,886)	2:348:B:ILE:H	2:349:B:GLN:HB3	9	0.22
(1,886)	2:348:B:ILE:H	2:349:B:GLN:HB3	15	0.22
(1,886)	2:348:B:ILE:H	2:349:B:GLN:HB3	18	0.22
(1,886)	2:348:B:ILE:H	2:349:B:GLN:HB3	19	0.22
(1,884)	2:347:B:VAL:HG11	2:351:B:TRP:H	9	0.22
(1,884)	2:347:B:VAL:HG12	2:351:B:TRP:H	9	0.22
(1,884)	2:347:B:VAL:HG13	2:351:B:TRP:H	9	0.22
(1,871)	2:346:B:GLU:HB2	2:347:B:VAL:H	8	0.22
(1,804)	2:340:B:VAL:H	2:347:B:VAL:HG11	6	0.22
(1,804)	2:340:B:VAL:H	2:347:B:VAL:HG12	6	0.22
(1,804)	2:340:B:VAL:H	2:347:B:VAL:HG13	6	0.22
(1,801)	2:340:B:VAL:HG21	2:345:B:LYS:H	7	0.22
(1,801)	2:340:B:VAL:HG22	2:345:B:LYS:H	7	0.22
(1,801)	2:340:B:VAL:HG23	2:345:B:LYS:H	7	0.22
(1,800)	2:340:B:VAL:HG11	2:342:B:GLU:H	8	0.22
(1,800)	2:340:B:VAL:HG12	2:342:B:GLU:H	8	0.22
(1,800)	2:340:B:VAL:HG13	2:342:B:GLU:H	8	0.22

*Continued on next page...*

*Continued from previous page...*

Key	Atom-1	Atom-2	Model ID	Violation (Å)
(1,800)	2:340:B:VAL:HG11	2:342:B:GLU:H	10	0.22
(1,800)	2:340:B:VAL:HG12	2:342:B:GLU:H	10	0.22
(1,800)	2:340:B:VAL:HG13	2:342:B:GLU:H	10	0.22
(1,800)	2:340:B:VAL:HG11	2:342:B:GLU:H	11	0.22
(1,800)	2:340:B:VAL:HG12	2:342:B:GLU:H	11	0.22
(1,800)	2:340:B:VAL:HG13	2:342:B:GLU:H	11	0.22
(1,800)	2:340:B:VAL:HG11	2:342:B:GLU:H	15	0.22
(1,800)	2:340:B:VAL:HG12	2:342:B:GLU:H	15	0.22
(1,800)	2:340:B:VAL:HG13	2:342:B:GLU:H	15	0.22
(1,800)	2:340:B:VAL:HG11	2:342:B:GLU:H	20	0.22
(1,800)	2:340:B:VAL:HG12	2:342:B:GLU:H	20	0.22
(1,800)	2:340:B:VAL:HG13	2:342:B:GLU:H	20	0.22
(1,785)	2:339:B:ARG:H	2:349:B:GLN:HB2	13	0.22
(1,744)	2:337:B:VAL:HG21	2:352:B:SER:H	20	0.22
(1,744)	2:337:B:VAL:HG22	2:352:B:SER:H	20	0.22
(1,744)	2:337:B:VAL:HG23	2:352:B:SER:H	20	0.22
(1,742)	2:337:B:VAL:HG21	2:351:B:TRP:H	1	0.22
(1,742)	2:337:B:VAL:HG22	2:351:B:TRP:H	1	0.22
(1,742)	2:337:B:VAL:HG23	2:351:B:TRP:H	1	0.22
(1,742)	2:337:B:VAL:HG21	2:351:B:TRP:H	14	0.22
(1,742)	2:337:B:VAL:HG22	2:351:B:TRP:H	14	0.22
(1,742)	2:337:B:VAL:HG23	2:351:B:TRP:H	14	0.22
(1,742)	2:337:B:VAL:HG21	2:351:B:TRP:H	17	0.22
(1,742)	2:337:B:VAL:HG22	2:351:B:TRP:H	17	0.22
(1,742)	2:337:B:VAL:HG23	2:351:B:TRP:H	17	0.22
(1,742)	2:337:B:VAL:HG21	2:351:B:TRP:H	19	0.22
(1,742)	2:337:B:VAL:HG22	2:351:B:TRP:H	19	0.22
(1,742)	2:337:B:VAL:HG23	2:351:B:TRP:H	19	0.22
(1,736)	2:337:B:VAL:H	2:351:B:TRP:HA	9	0.22
(1,735)	2:337:B:VAL:H	2:350:B:GLU:HB3	6	0.22
(1,712)	2:336:B:CYS:HA	2:351:B:TRP:H	16	0.22
(1,712)	2:336:B:CYS:HA	2:351:B:TRP:H	17	0.22
(1,712)	2:336:B:CYS:HA	2:351:B:TRP:H	19	0.22
(1,648)	2:332:B:ILE:HA	2:338:B:MET:H	2	0.22
(1,648)	2:332:B:ILE:HA	2:338:B:MET:H	4	0.22
(1,648)	2:332:B:ILE:HA	2:338:B:MET:H	5	0.22
(1,648)	2:332:B:ILE:HA	2:338:B:MET:H	9	0.22
(1,648)	2:332:B:ILE:HA	2:338:B:MET:H	10	0.22
(1,648)	2:332:B:ILE:HA	2:338:B:MET:H	12	0.22
(1,648)	2:332:B:ILE:HA	2:338:B:MET:H	15	0.22
(1,648)	2:332:B:ILE:HA	2:338:B:MET:H	17	0.22
(1,648)	2:332:B:ILE:HA	2:338:B:MET:H	18	0.22

*Continued on next page...*

*Continued from previous page...*

Key	Atom-1	Atom-2	Model ID	Violation (Å)
(1,611)	2:330:B:LEU:H	2:340:B:VAL:HG21	4	0.22
(1,611)	2:330:B:LEU:H	2:340:B:VAL:HG22	4	0.22
(1,611)	2:330:B:LEU:H	2:340:B:VAL:HG23	4	0.22
(1,611)	2:330:B:LEU:H	2:340:B:VAL:HG21	11	0.22
(1,611)	2:330:B:LEU:H	2:340:B:VAL:HG22	11	0.22
(1,611)	2:330:B:LEU:H	2:340:B:VAL:HG23	11	0.22
(1,611)	2:330:B:LEU:H	2:340:B:VAL:HG21	16	0.22
(1,611)	2:330:B:LEU:H	2:340:B:VAL:HG22	16	0.22
(1,611)	2:330:B:LEU:H	2:340:B:VAL:HG23	16	0.22
(1,611)	2:330:B:LEU:H	2:340:B:VAL:HG21	20	0.22
(1,611)	2:330:B:LEU:H	2:340:B:VAL:HG22	20	0.22
(1,611)	2:330:B:LEU:H	2:340:B:VAL:HG23	20	0.22
(1,603)	2:330:B:LEU:HD11	2:332:B:ILE:H	4	0.22
(1,603)	2:330:B:LEU:HD12	2:332:B:ILE:H	4	0.22
(1,603)	2:330:B:LEU:HD13	2:332:B:ILE:H	4	0.22
(1,603)	2:330:B:LEU:HD11	2:332:B:ILE:H	10	0.22
(1,603)	2:330:B:LEU:HD12	2:332:B:ILE:H	10	0.22
(1,603)	2:330:B:LEU:HD13	2:332:B:ILE:H	10	0.22
(1,603)	2:330:B:LEU:HD11	2:332:B:ILE:H	18	0.22
(1,603)	2:330:B:LEU:HD12	2:332:B:ILE:H	18	0.22
(1,603)	2:330:B:LEU:HD13	2:332:B:ILE:H	18	0.22
(1,603)	2:330:B:LEU:HD11	2:332:B:ILE:H	20	0.22
(1,603)	2:330:B:LEU:HD12	2:332:B:ILE:H	20	0.22
(1,603)	2:330:B:LEU:HD13	2:332:B:ILE:H	20	0.22
(1,594)	2:330:B:LEU:H	2:330:B:LEU:HD11	5	0.22
(1,594)	2:330:B:LEU:H	2:330:B:LEU:HD12	5	0.22
(1,594)	2:330:B:LEU:H	2:330:B:LEU:HD13	5	0.22
(1,594)	2:330:B:LEU:H	2:330:B:LEU:HD11	9	0.22
(1,594)	2:330:B:LEU:H	2:330:B:LEU:HD12	9	0.22
(1,594)	2:330:B:LEU:H	2:330:B:LEU:HD13	9	0.22
(1,587)	2:329:B:LEU:HD11	2:341:B:ASP:H	8	0.22
(1,587)	2:329:B:LEU:HD12	2:341:B:ASP:H	8	0.22
(1,587)	2:329:B:LEU:HD13	2:341:B:ASP:H	8	0.22
(1,587)	2:329:B:LEU:HD11	2:341:B:ASP:H	12	0.22
(1,587)	2:329:B:LEU:HD12	2:341:B:ASP:H	12	0.22
(1,587)	2:329:B:LEU:HD13	2:341:B:ASP:H	12	0.22
(1,583)	2:329:B:LEU:HA	2:340:B:VAL:H	6	0.22
(1,583)	2:329:B:LEU:HA	2:340:B:VAL:H	14	0.22
(1,583)	2:329:B:LEU:HA	2:340:B:VAL:H	16	0.22
(1,583)	2:329:B:LEU:HA	2:340:B:VAL:H	17	0.22
(1,570)	2:328:B:ARG:H	2:380:B:VAL:HG11	9	0.22
(1,570)	2:328:B:ARG:H	2:380:B:VAL:HG12	9	0.22

*Continued on next page...*

*Continued from previous page...*

Key	Atom-1	Atom-2	Model ID	Violation (Å)
(1,570)	2:328:B:ARG:H	2:380:B:VAL:HG13	9	0.22
(1,567)	2:328:B:ARG:H	2:342:B:GLU:HG3	8	0.22
(1,567)	2:328:B:ARG:H	2:342:B:GLU:HG3	11	0.22
(1,553)	2:326:B:VAL:HG11	2:329:B:LEU:H	12	0.22
(1,553)	2:326:B:VAL:HG12	2:329:B:LEU:H	12	0.22
(1,553)	2:326:B:VAL:HG13	2:329:B:LEU:H	12	0.22
(1,550)	2:326:B:VAL:H	2:326:B:VAL:HG11	9	0.22
(1,550)	2:326:B:VAL:H	2:326:B:VAL:HG12	9	0.22
(1,550)	2:326:B:VAL:H	2:326:B:VAL:HG13	9	0.22
(1,550)	2:326:B:VAL:H	2:326:B:VAL:HG11	13	0.22
(1,550)	2:326:B:VAL:H	2:326:B:VAL:HG12	13	0.22
(1,550)	2:326:B:VAL:H	2:326:B:VAL:HG13	13	0.22
(1,541)	2:325:B:LEU:H	2:326:B:VAL:H	2	0.22
(1,541)	2:325:B:LEU:H	2:326:B:VAL:H	4	0.22
(1,541)	2:325:B:LEU:H	2:326:B:VAL:H	7	0.22
(1,541)	2:325:B:LEU:H	2:326:B:VAL:H	9	0.22
(1,541)	2:325:B:LEU:H	2:326:B:VAL:H	10	0.22
(1,541)	2:325:B:LEU:H	2:326:B:VAL:H	11	0.22
(1,485)	2:319:B:MET:H	2:326:B:VAL:H	11	0.22
(1,485)	2:319:B:MET:H	2:326:B:VAL:H	13	0.22
(1,483)	2:319:B:MET:H	2:326:B:VAL:HG11	15	0.22
(1,483)	2:319:B:MET:H	2:326:B:VAL:HG12	15	0.22
(1,483)	2:319:B:MET:H	2:326:B:VAL:HG13	15	0.22
(1,478)	2:319:B:MET:HB2	2:322:B:LYS:H	13	0.22
(1,478)	2:319:B:MET:HB2	2:322:B:LYS:H	14	0.22
(1,477)	2:319:B:MET:H	2:322:B:LYS:HG3	15	0.22
(1,474)	2:319:B:MET:HE1	2:320:B:LYS:H	15	0.22
(1,474)	2:319:B:MET:HE2	2:320:B:LYS:H	15	0.22
(1,474)	2:319:B:MET:HE3	2:320:B:LYS:H	15	0.22
(1,469)	2:319:B:MET:H	2:319:B:MET:HG2	5	0.22
(1,469)	2:319:B:MET:H	2:319:B:MET:HG2	14	0.22
(1,469)	2:319:B:MET:H	2:319:B:MET:HG2	19	0.22
(1,461)	2:318:B:LYS:H	2:326:B:VAL:HG21	16	0.22
(1,461)	2:318:B:LYS:H	2:326:B:VAL:HG22	16	0.22
(1,461)	2:318:B:LYS:H	2:326:B:VAL:HG23	16	0.22
(1,459)	2:318:B:LYS:H	2:325:B:LEU:HD11	13	0.22
(1,459)	2:318:B:LYS:H	2:325:B:LEU:HD12	13	0.22
(1,459)	2:318:B:LYS:H	2:325:B:LEU:HD13	13	0.22
(1,434)	2:317:B:GLU:HB2	2:326:B:VAL:H	12	0.22
(1,433)	2:317:B:GLU:HB3	2:326:B:VAL:H	6	0.22
(1,433)	2:317:B:GLU:HB3	2:326:B:VAL:H	10	0.22
(1,433)	2:317:B:GLU:HB3	2:326:B:VAL:H	20	0.22

*Continued on next page...*



*Continued from previous page...*

Key	Atom-1	Atom-2	Model ID	Violation (Å)
(1,409)	2:316:B:LYS:HB3	2:381:B:GLN:H	3	0.22
(1,373)	2:315:B:VAL:HG11	2:366:B:PHE:H	17	0.22
(1,373)	2:315:B:VAL:HG12	2:366:B:PHE:H	17	0.22
(1,373)	2:315:B:VAL:HG13	2:366:B:PHE:H	17	0.22
(1,373)	2:315:B:VAL:HG11	2:366:B:PHE:H	19	0.22
(1,373)	2:315:B:VAL:HG12	2:366:B:PHE:H	19	0.22
(1,373)	2:315:B:VAL:HG13	2:366:B:PHE:H	19	0.22
(1,365)	2:315:B:VAL:H	2:330:B:LEU:HB3	1	0.22
(1,365)	2:315:B:VAL:H	2:330:B:LEU:HB3	2	0.22
(1,365)	2:315:B:VAL:H	2:330:B:LEU:HB3	6	0.22
(1,365)	2:315:B:VAL:H	2:330:B:LEU:HB3	13	0.22
(1,365)	2:315:B:VAL:H	2:330:B:LEU:HB3	16	0.22
(1,355)	2:315:B:VAL:HG21	2:318:B:LYS:H	6	0.22
(1,355)	2:315:B:VAL:HG22	2:318:B:LYS:H	6	0.22
(1,355)	2:315:B:VAL:HG23	2:318:B:LYS:H	6	0.22
(1,354)	2:315:B:VAL:HG21	2:317:B:GLU:H	8	0.22
(1,354)	2:315:B:VAL:HG22	2:317:B:GLU:H	8	0.22
(1,354)	2:315:B:VAL:HG23	2:317:B:GLU:H	8	0.22
(1,354)	2:315:B:VAL:HG21	2:317:B:GLU:H	11	0.22
(1,354)	2:315:B:VAL:HG22	2:317:B:GLU:H	11	0.22
(1,354)	2:315:B:VAL:HG23	2:317:B:GLU:H	11	0.22
(1,338)	2:314:B:LEU:H	2:329:B:LEU:HA	18	0.22
(1,335)	2:314:B:LEU:HD11	2:328:B:ARG:H	14	0.22
(1,335)	2:314:B:LEU:HD12	2:328:B:ARG:H	14	0.22
(1,335)	2:314:B:LEU:HD13	2:328:B:ARG:H	14	0.22
(1,289)	2:312:B:PHE:HA	2:330:B:LEU:H	4	0.22
(1,289)	2:312:B:PHE:HA	2:330:B:LEU:H	8	0.22
(1,238)	1:28:A:VAL:HA	1:29:A:ASP:H	5	0.22
(1,210)	1:24:A:GLN:HG3	1:25:A:SER:HB3	9	0.22
(1,203)	1:24:A:GLN:HE22	1:24:A:GLN:HG3	9	0.22
(1,203)	1:24:A:GLN:HE22	1:24:A:GLN:HG3	11	0.22
(1,203)	1:24:A:GLN:HE22	1:24:A:GLN:HG3	14	0.22
(1,193)	1:23:A:THR:H	1:24:A:GLN:HG3	3	0.22
(1,193)	1:23:A:THR:H	1:24:A:GLN:HG3	4	0.22
(1,193)	1:23:A:THR:H	1:24:A:GLN:HG3	8	0.22
(1,193)	1:23:A:THR:H	1:24:A:GLN:HG3	11	0.22
(1,183)	1:21:A:LEU:HA	1:24:A:GLN:H	12	0.22
(1,183)	1:21:A:LEU:HA	1:24:A:GLN:H	18	0.22
(1,144)	1:18:A:GLU:HA	1:21:A:LEU:HB2	16	0.22
(1,143)	1:18:A:GLU:HA	1:21:A:LEU:H	18	0.22
(1,129)	1:18:A:GLU:HA	1:18:A:GLU:HG3	15	0.22
(1,129)	1:18:A:GLU:HA	1:18:A:GLU:HG3	17	0.22

*Continued on next page...*



*Continued from previous page...*

Key	Atom-1	Atom-2	Model ID	Violation (Å)
(1,113)	1:15:A:LEU:HA	1:18:A:GLU:HB3	5	0.22
(1,113)	1:15:A:LEU:HA	1:18:A:GLU:HB3	6	0.22
(1,113)	1:15:A:LEU:HA	1:18:A:GLU:HB3	7	0.22
(1,113)	1:15:A:LEU:HA	1:18:A:GLU:HB3	16	0.22
(1,113)	1:15:A:LEU:HA	1:18:A:GLU:HB3	19	0.22
(1,108)	1:15:A:LEU:H	1:16:A:LEU:HB3	11	0.22
(1,49)	1:11:A:MET:HG2	1:11:A:MET:H	19	0.22
(1,44)	1:11:A:MET:HA	1:11:A:MET:HG3	5	0.22
(1,44)	1:11:A:MET:HA	1:11:A:MET:HG3	18	0.22
(1,1584)	1:19:A:MET:HE1	2:318:B:LYS:H	18	0.21
(1,1584)	1:19:A:MET:HE2	2:318:B:LYS:H	18	0.21
(1,1584)	1:19:A:MET:HE3	2:318:B:LYS:H	18	0.21
(1,1538)	2:398:B:ILE:H	2:399:B:ILE:HG21	19	0.21
(1,1538)	2:398:B:ILE:H	2:399:B:ILE:HG22	19	0.21
(1,1538)	2:398:B:ILE:H	2:399:B:ILE:HG23	19	0.21
(1,1527)	2:397:B:ASP:H	2:399:B:ILE:HG12	19	0.21
(1,1521)	2:397:B:ASP:H	2:398:B:ILE:HG21	3	0.21
(1,1521)	2:397:B:ASP:H	2:398:B:ILE:HG22	3	0.21
(1,1521)	2:397:B:ASP:H	2:398:B:ILE:HG23	3	0.21
(1,1505)	2:396:B:ILE:HA	2:398:B:ILE:H	9	0.21
(1,1505)	2:396:B:ILE:HA	2:398:B:ILE:H	10	0.21
(1,1452)	2:393:B:ALA:HB1	2:395:B:TYR:H	1	0.21
(1,1452)	2:393:B:ALA:HB2	2:395:B:TYR:H	1	0.21
(1,1452)	2:393:B:ALA:HB3	2:395:B:TYR:H	1	0.21
(1,1452)	2:393:B:ALA:HB1	2:395:B:TYR:H	3	0.21
(1,1452)	2:393:B:ALA:HB2	2:395:B:TYR:H	3	0.21
(1,1452)	2:393:B:ALA:HB3	2:395:B:TYR:H	3	0.21
(1,1452)	2:393:B:ALA:HB1	2:395:B:TYR:H	4	0.21
(1,1452)	2:393:B:ALA:HB2	2:395:B:TYR:H	4	0.21
(1,1452)	2:393:B:ALA:HB3	2:395:B:TYR:H	4	0.21
(1,1452)	2:393:B:ALA:HB1	2:395:B:TYR:H	5	0.21
(1,1452)	2:393:B:ALA:HB2	2:395:B:TYR:H	5	0.21
(1,1452)	2:393:B:ALA:HB3	2:395:B:TYR:H	5	0.21
(1,1452)	2:393:B:ALA:HB1	2:395:B:TYR:H	6	0.21
(1,1452)	2:393:B:ALA:HB2	2:395:B:TYR:H	6	0.21
(1,1452)	2:393:B:ALA:HB3	2:395:B:TYR:H	6	0.21
(1,1452)	2:393:B:ALA:HB1	2:395:B:TYR:H	7	0.21
(1,1452)	2:393:B:ALA:HB2	2:395:B:TYR:H	7	0.21
(1,1452)	2:393:B:ALA:HB3	2:395:B:TYR:H	7	0.21
(1,1452)	2:393:B:ALA:HB1	2:395:B:TYR:H	8	0.21
(1,1452)	2:393:B:ALA:HB2	2:395:B:TYR:H	8	0.21
(1,1452)	2:393:B:ALA:HB3	2:395:B:TYR:H	8	0.21

*Continued on next page...*

*Continued from previous page...*

Key	Atom-1	Atom-2	Model ID	Violation (Å)
(1,1452)	2:393:B:ALA:HB1	2:395:B:TYR:H	11	0.21
(1,1452)	2:393:B:ALA:HB2	2:395:B:TYR:H	11	0.21
(1,1452)	2:393:B:ALA:HB3	2:395:B:TYR:H	11	0.21
(1,1452)	2:393:B:ALA:HB1	2:395:B:TYR:H	12	0.21
(1,1452)	2:393:B:ALA:HB2	2:395:B:TYR:H	12	0.21
(1,1452)	2:393:B:ALA:HB3	2:395:B:TYR:H	12	0.21
(1,1452)	2:393:B:ALA:HB1	2:395:B:TYR:H	13	0.21
(1,1452)	2:393:B:ALA:HB2	2:395:B:TYR:H	13	0.21
(1,1452)	2:393:B:ALA:HB3	2:395:B:TYR:H	13	0.21
(1,1452)	2:393:B:ALA:HB1	2:395:B:TYR:H	14	0.21
(1,1452)	2:393:B:ALA:HB2	2:395:B:TYR:H	14	0.21
(1,1452)	2:393:B:ALA:HB3	2:395:B:TYR:H	14	0.21
(1,1452)	2:393:B:ALA:HB1	2:395:B:TYR:H	15	0.21
(1,1452)	2:393:B:ALA:HB2	2:395:B:TYR:H	15	0.21
(1,1452)	2:393:B:ALA:HB3	2:395:B:TYR:H	15	0.21
(1,1452)	2:393:B:ALA:HB1	2:395:B:TYR:H	16	0.21
(1,1452)	2:393:B:ALA:HB2	2:395:B:TYR:H	16	0.21
(1,1452)	2:393:B:ALA:HB3	2:395:B:TYR:H	16	0.21
(1,1452)	2:393:B:ALA:HB1	2:395:B:TYR:H	17	0.21
(1,1452)	2:393:B:ALA:HB2	2:395:B:TYR:H	17	0.21
(1,1452)	2:393:B:ALA:HB3	2:395:B:TYR:H	17	0.21
(1,1452)	2:393:B:ALA:HB1	2:395:B:TYR:H	19	0.21
(1,1452)	2:393:B:ALA:HB2	2:395:B:TYR:H	19	0.21
(1,1452)	2:393:B:ALA:HB3	2:395:B:TYR:H	19	0.21
(1,1452)	2:393:B:ALA:HB1	2:395:B:TYR:H	20	0.21
(1,1452)	2:393:B:ALA:HB2	2:395:B:TYR:H	20	0.21
(1,1452)	2:393:B:ALA:HB3	2:395:B:TYR:H	20	0.21
(1,1347)	2:387:B:GLN:H	2:389:B:ALA:HB1	7	0.21
(1,1347)	2:387:B:GLN:H	2:389:B:ALA:HB2	7	0.21
(1,1347)	2:387:B:GLN:H	2:389:B:ALA:HB3	7	0.21
(1,1312)	2:384:B:GLU:HB2	2:388:B:ILE:H	1	0.21
(1,1312)	2:384:B:GLU:HB2	2:388:B:ILE:H	3	0.21
(1,1312)	2:384:B:GLU:HB2	2:388:B:ILE:H	4	0.21
(1,1312)	2:384:B:GLU:HB2	2:388:B:ILE:H	9	0.21
(1,1312)	2:384:B:GLU:HB2	2:388:B:ILE:H	15	0.21
(1,1312)	2:384:B:GLU:HB2	2:388:B:ILE:H	16	0.21
(1,1312)	2:384:B:GLU:HB2	2:388:B:ILE:H	17	0.21
(1,1312)	2:384:B:GLU:HB2	2:388:B:ILE:H	20	0.21
(1,1307)	2:384:B:GLU:H	2:384:B:GLU:HG2	5	0.21
(1,1287)	2:381:B:GLN:HB3	2:382:B:THR:H	1	0.21
(1,1287)	2:381:B:GLN:HB3	2:382:B:THR:H	3	0.21
(1,1287)	2:381:B:GLN:HB3	2:382:B:THR:H	6	0.21

*Continued on next page...*

*Continued from previous page...*

Key	Atom-1	Atom-2	Model ID	Violation (Å)
(1,1287)	2:381:B:GLN:HB3	2:382:B:THR:H	15	0.21
(1,1287)	2:381:B:GLN:HB3	2:382:B:THR:H	16	0.21
(1,1287)	2:381:B:GLN:HB3	2:382:B:THR:H	17	0.21
(1,1287)	2:381:B:GLN:HB3	2:382:B:THR:H	19	0.21
(1,1280)	2:380:B:VAL:H	2:382:B:THR:HG21	6	0.21
(1,1280)	2:380:B:VAL:H	2:382:B:THR:HG22	6	0.21
(1,1280)	2:380:B:VAL:H	2:382:B:THR:HG23	6	0.21
(1,1280)	2:380:B:VAL:H	2:382:B:THR:HG21	15	0.21
(1,1280)	2:380:B:VAL:H	2:382:B:THR:HG22	15	0.21
(1,1280)	2:380:B:VAL:H	2:382:B:THR:HG23	15	0.21
(1,1271)	2:380:B:VAL:H	2:380:B:VAL:HB	3	0.21
(1,1271)	2:380:B:VAL:H	2:380:B:VAL:HB	6	0.21
(1,1271)	2:380:B:VAL:H	2:380:B:VAL:HB	7	0.21
(1,1271)	2:380:B:VAL:H	2:380:B:VAL:HB	10	0.21
(1,1271)	2:380:B:VAL:H	2:380:B:VAL:HB	11	0.21
(1,1271)	2:380:B:VAL:H	2:380:B:VAL:HB	13	0.21
(1,1271)	2:380:B:VAL:H	2:380:B:VAL:HB	15	0.21
(1,1271)	2:380:B:VAL:H	2:380:B:VAL:HB	16	0.21
(1,1271)	2:380:B:VAL:H	2:380:B:VAL:HB	20	0.21
(1,1270)	2:379:B:SER:HB2	2:380:B:VAL:H	8	0.21
(1,1213)	2:372:B:ASP:HB2	2:376:B:GLY:H	4	0.21
(1,1213)	2:372:B:ASP:HB2	2:376:B:GLY:H	5	0.21
(1,1213)	2:372:B:ASP:HB2	2:376:B:GLY:H	9	0.21
(1,1213)	2:372:B:ASP:HB2	2:376:B:GLY:H	10	0.21
(1,1213)	2:372:B:ASP:HB2	2:376:B:GLY:H	11	0.21
(1,1213)	2:372:B:ASP:HB2	2:376:B:GLY:H	12	0.21
(1,1213)	2:372:B:ASP:HB2	2:376:B:GLY:H	18	0.21
(1,1201)	2:371:B:GLY:HA2	2:372:B:ASP:H	7	0.21
(1,1185)	2:368:B:LEU:HD21	2:392:B:ILE:H	2	0.21
(1,1185)	2:368:B:LEU:HD22	2:392:B:ILE:H	2	0.21
(1,1185)	2:368:B:LEU:HD23	2:392:B:ILE:H	2	0.21
(1,1185)	2:368:B:LEU:HD21	2:392:B:ILE:H	9	0.21
(1,1185)	2:368:B:LEU:HD22	2:392:B:ILE:H	9	0.21
(1,1185)	2:368:B:LEU:HD23	2:392:B:ILE:H	9	0.21
(1,1185)	2:368:B:LEU:HD21	2:392:B:ILE:H	16	0.21
(1,1185)	2:368:B:LEU:HD22	2:392:B:ILE:H	16	0.21
(1,1185)	2:368:B:LEU:HD23	2:392:B:ILE:H	16	0.21
(1,1185)	2:368:B:LEU:HD21	2:392:B:ILE:H	18	0.21
(1,1185)	2:368:B:LEU:HD22	2:392:B:ILE:H	18	0.21
(1,1185)	2:368:B:LEU:HD23	2:392:B:ILE:H	18	0.21
(1,1183)	2:368:B:LEU:H	2:380:B:VAL:HG11	1	0.21
(1,1183)	2:368:B:LEU:H	2:380:B:VAL:HG12	1	0.21

*Continued on next page...*

*Continued from previous page...*

Key	Atom-1	Atom-2	Model ID	Violation (Å)
(1,1183)	2:368:B:LEU:H	2:380:B:VAL:HG13	1	0.21
(1,1183)	2:368:B:LEU:H	2:380:B:VAL:HG11	9	0.21
(1,1183)	2:368:B:LEU:H	2:380:B:VAL:HG12	9	0.21
(1,1183)	2:368:B:LEU:H	2:380:B:VAL:HG13	9	0.21
(1,1183)	2:368:B:LEU:H	2:380:B:VAL:HG11	11	0.21
(1,1183)	2:368:B:LEU:H	2:380:B:VAL:HG12	11	0.21
(1,1183)	2:368:B:LEU:H	2:380:B:VAL:HG13	11	0.21
(1,1183)	2:368:B:LEU:H	2:380:B:VAL:HG11	14	0.21
(1,1183)	2:368:B:LEU:H	2:380:B:VAL:HG12	14	0.21
(1,1183)	2:368:B:LEU:H	2:380:B:VAL:HG13	14	0.21
(1,1183)	2:368:B:LEU:H	2:380:B:VAL:HG11	17	0.21
(1,1183)	2:368:B:LEU:H	2:380:B:VAL:HG12	17	0.21
(1,1183)	2:368:B:LEU:H	2:380:B:VAL:HG13	17	0.21
(1,1179)	2:368:B:LEU:HD21	2:378:B:TYR:H	9	0.21
(1,1179)	2:368:B:LEU:HD22	2:378:B:TYR:H	9	0.21
(1,1179)	2:368:B:LEU:HD23	2:378:B:TYR:H	9	0.21
(1,1179)	2:368:B:LEU:HD21	2:378:B:TYR:H	12	0.21
(1,1179)	2:368:B:LEU:HD22	2:378:B:TYR:H	12	0.21
(1,1179)	2:368:B:LEU:HD23	2:378:B:TYR:H	12	0.21
(1,1179)	2:368:B:LEU:HD21	2:378:B:TYR:H	18	0.21
(1,1179)	2:368:B:LEU:HD22	2:378:B:TYR:H	18	0.21
(1,1179)	2:368:B:LEU:HD23	2:378:B:TYR:H	18	0.21
(1,1178)	2:368:B:LEU:HD11	2:378:B:TYR:H	7	0.21
(1,1178)	2:368:B:LEU:HD12	2:378:B:TYR:H	7	0.21
(1,1178)	2:368:B:LEU:HD13	2:378:B:TYR:H	7	0.21
(1,1178)	2:368:B:LEU:HD11	2:378:B:TYR:H	8	0.21
(1,1178)	2:368:B:LEU:HD12	2:378:B:TYR:H	8	0.21
(1,1178)	2:368:B:LEU:HD13	2:378:B:TYR:H	8	0.21
(1,1178)	2:368:B:LEU:HD11	2:378:B:TYR:H	20	0.21
(1,1178)	2:368:B:LEU:HD12	2:378:B:TYR:H	20	0.21
(1,1178)	2:368:B:LEU:HD13	2:378:B:TYR:H	20	0.21
(1,1142)	2:366:B:PHE:H	2:380:B:VAL:HA	9	0.21
(1,1142)	2:366:B:PHE:H	2:380:B:VAL:HA	11	0.21
(1,1142)	2:366:B:PHE:H	2:380:B:VAL:HA	18	0.21
(1,1134)	2:365:B:SER:HA	2:382:B:THR:H	2	0.21
(1,1134)	2:365:B:SER:HA	2:382:B:THR:H	3	0.21
(1,1134)	2:365:B:SER:HA	2:382:B:THR:H	5	0.21
(1,1134)	2:365:B:SER:HA	2:382:B:THR:H	8	0.21
(1,1134)	2:365:B:SER:HA	2:382:B:THR:H	9	0.21
(1,1134)	2:365:B:SER:HA	2:382:B:THR:H	13	0.21
(1,1134)	2:365:B:SER:HA	2:382:B:THR:H	14	0.21
(1,1133)	2:365:B:SER:H	2:382:B:THR:HG21	10	0.21

*Continued on next page...*

*Continued from previous page...*

Key	Atom-1	Atom-2	Model ID	Violation (Å)
(1,1133)	2:365:B:SER:H	2:382:B:THR:HG22	10	0.21
(1,1133)	2:365:B:SER:H	2:382:B:THR:HG23	10	0.21
(1,1110)	2:363:B:PRO:HB2	2:364:B:LYS:H	7	0.21
(1,1104)	2:362:B:SER:H	2:366:B:PHE:HD1	7	0.21
(1,1104)	2:362:B:SER:H	2:366:B:PHE:HD1	18	0.21
(1,1051)	2:359:B:TRP:HE1	2:389:B:ALA:HA	16	0.21
(1,1049)	2:359:B:TRP:HE3	2:369:B:ASP:H	10	0.21
(1,1049)	2:359:B:TRP:HE3	2:369:B:ASP:H	12	0.21
(1,1049)	2:359:B:TRP:HE3	2:369:B:ASP:H	20	0.21
(1,1041)	2:359:B:TRP:HB3	2:360:B:ALA:H	3	0.21
(1,1041)	2:359:B:TRP:HB3	2:360:B:ALA:H	12	0.21
(1,1011)	2:357:B:LYS:H	2:369:B:ASP:H	4	0.21
(1,1011)	2:357:B:LYS:H	2:369:B:ASP:H	9	0.21
(1,972)	2:354:B:THR:H	2:399:B:ILE:HG21	1	0.21
(1,972)	2:354:B:THR:H	2:399:B:ILE:HG22	1	0.21
(1,972)	2:354:B:THR:H	2:399:B:ILE:HG23	1	0.21
(1,972)	2:354:B:THR:H	2:399:B:ILE:HG21	17	0.21
(1,972)	2:354:B:THR:H	2:399:B:ILE:HG22	17	0.21
(1,972)	2:354:B:THR:H	2:399:B:ILE:HG23	17	0.21
(1,947)	2:353:B:LEU:HB3	2:355:B:ASN:H	4	0.21
(1,939)	2:353:B:LEU:H	2:353:B:LEU:HD21	2	0.21
(1,939)	2:353:B:LEU:H	2:353:B:LEU:HD22	2	0.21
(1,939)	2:353:B:LEU:H	2:353:B:LEU:HD23	2	0.21
(1,939)	2:353:B:LEU:H	2:353:B:LEU:HD21	4	0.21
(1,939)	2:353:B:LEU:H	2:353:B:LEU:HD22	4	0.21
(1,939)	2:353:B:LEU:H	2:353:B:LEU:HD23	4	0.21
(1,939)	2:353:B:LEU:H	2:353:B:LEU:HD21	5	0.21
(1,939)	2:353:B:LEU:H	2:353:B:LEU:HD22	5	0.21
(1,939)	2:353:B:LEU:H	2:353:B:LEU:HD23	5	0.21
(1,939)	2:353:B:LEU:H	2:353:B:LEU:HD21	8	0.21
(1,939)	2:353:B:LEU:H	2:353:B:LEU:HD22	8	0.21
(1,939)	2:353:B:LEU:H	2:353:B:LEU:HD23	8	0.21
(1,939)	2:353:B:LEU:H	2:353:B:LEU:HD21	9	0.21
(1,939)	2:353:B:LEU:H	2:353:B:LEU:HD22	9	0.21
(1,939)	2:353:B:LEU:H	2:353:B:LEU:HD23	9	0.21
(1,939)	2:353:B:LEU:H	2:353:B:LEU:HD21	10	0.21
(1,939)	2:353:B:LEU:H	2:353:B:LEU:HD22	10	0.21
(1,939)	2:353:B:LEU:H	2:353:B:LEU:HD23	10	0.21
(1,939)	2:353:B:LEU:H	2:353:B:LEU:HD21	11	0.21
(1,939)	2:353:B:LEU:H	2:353:B:LEU:HD22	11	0.21
(1,939)	2:353:B:LEU:H	2:353:B:LEU:HD23	11	0.21
(1,939)	2:353:B:LEU:H	2:353:B:LEU:HD21	12	0.21

*Continued on next page...*

*Continued from previous page...*

Key	Atom-1	Atom-2	Model ID	Violation (Å)
(1,939)	2:353:B:LEU:H	2:353:B:LEU:HD22	12	0.21
(1,939)	2:353:B:LEU:H	2:353:B:LEU:HD23	12	0.21
(1,939)	2:353:B:LEU:H	2:353:B:LEU:HD21	13	0.21
(1,939)	2:353:B:LEU:H	2:353:B:LEU:HD22	13	0.21
(1,939)	2:353:B:LEU:H	2:353:B:LEU:HD23	13	0.21
(1,939)	2:353:B:LEU:H	2:353:B:LEU:HD21	14	0.21
(1,939)	2:353:B:LEU:H	2:353:B:LEU:HD22	14	0.21
(1,939)	2:353:B:LEU:H	2:353:B:LEU:HD23	14	0.21
(1,939)	2:353:B:LEU:H	2:353:B:LEU:HD21	15	0.21
(1,939)	2:353:B:LEU:H	2:353:B:LEU:HD22	15	0.21
(1,939)	2:353:B:LEU:H	2:353:B:LEU:HD23	15	0.21
(1,939)	2:353:B:LEU:H	2:353:B:LEU:HD21	16	0.21
(1,939)	2:353:B:LEU:H	2:353:B:LEU:HD22	16	0.21
(1,939)	2:353:B:LEU:H	2:353:B:LEU:HD23	16	0.21
(1,939)	2:353:B:LEU:H	2:353:B:LEU:HD21	17	0.21
(1,939)	2:353:B:LEU:H	2:353:B:LEU:HD22	17	0.21
(1,939)	2:353:B:LEU:H	2:353:B:LEU:HD23	17	0.21
(1,939)	2:353:B:LEU:H	2:353:B:LEU:HD21	18	0.21
(1,939)	2:353:B:LEU:H	2:353:B:LEU:HD22	18	0.21
(1,939)	2:353:B:LEU:H	2:353:B:LEU:HD23	18	0.21
(1,939)	2:353:B:LEU:H	2:353:B:LEU:HD21	20	0.21
(1,939)	2:353:B:LEU:H	2:353:B:LEU:HD22	20	0.21
(1,939)	2:353:B:LEU:H	2:353:B:LEU:HD23	20	0.21
(1,934)	2:352:B:SER:HB3	2:355:B:ASN:H	8	0.21
(1,934)	2:352:B:SER:HB3	2:355:B:ASN:H	12	0.21
(1,934)	2:352:B:SER:HB3	2:355:B:ASN:H	20	0.21
(1,933)	2:352:B:SER:H	2:355:B:ASN:H	3	0.21
(1,929)	2:352:B:SER:HB3	2:354:B:THR:H	1	0.21
(1,929)	2:352:B:SER:HB3	2:354:B:THR:H	14	0.21
(1,922)	2:352:B:SER:H	2:352:B:SER:HB3	5	0.21
(1,922)	2:352:B:SER:H	2:352:B:SER:HB3	6	0.21
(1,922)	2:352:B:SER:H	2:352:B:SER:HB3	16	0.21
(1,921)	2:351:B:TRP:HD1	2:352:B:SER:H	18	0.21
(1,914)	2:351:B:TRP:H	2:351:B:TRP:HE3	1	0.21
(1,914)	2:351:B:TRP:H	2:351:B:TRP:HE3	2	0.21
(1,914)	2:351:B:TRP:H	2:351:B:TRP:HE3	15	0.21
(1,914)	2:351:B:TRP:H	2:351:B:TRP:HE3	16	0.21
(1,891)	2:349:B:GLN:H	2:349:B:GLN:HB2	3	0.21
(1,891)	2:349:B:GLN:H	2:349:B:GLN:HB2	4	0.21
(1,891)	2:349:B:GLN:H	2:349:B:GLN:HB2	8	0.21
(1,891)	2:349:B:GLN:H	2:349:B:GLN:HB2	15	0.21
(1,886)	2:348:B:ILE:H	2:349:B:GLN:HB3	3	0.21

*Continued on next page...*



*Continued from previous page...*

Key	Atom-1	Atom-2	Model ID	Violation (Å)
(1,886)	2:348:B:ILE:H	2:349:B:GLN:HB3	10	0.21
(1,886)	2:348:B:ILE:H	2:349:B:GLN:HB3	11	0.21
(1,886)	2:348:B:ILE:H	2:349:B:GLN:HB3	13	0.21
(1,886)	2:348:B:ILE:H	2:349:B:GLN:HB3	14	0.21
(1,886)	2:348:B:ILE:H	2:349:B:GLN:HB3	20	0.21
(1,884)	2:347:B:VAL:HG11	2:351:B:TRP:H	1	0.21
(1,884)	2:347:B:VAL:HG12	2:351:B:TRP:H	1	0.21
(1,884)	2:347:B:VAL:HG13	2:351:B:TRP:H	1	0.21
(1,884)	2:347:B:VAL:HG11	2:351:B:TRP:H	2	0.21
(1,884)	2:347:B:VAL:HG12	2:351:B:TRP:H	2	0.21
(1,884)	2:347:B:VAL:HG13	2:351:B:TRP:H	2	0.21
(1,884)	2:347:B:VAL:HG11	2:351:B:TRP:H	3	0.21
(1,884)	2:347:B:VAL:HG12	2:351:B:TRP:H	3	0.21
(1,884)	2:347:B:VAL:HG13	2:351:B:TRP:H	3	0.21
(1,884)	2:347:B:VAL:HG11	2:351:B:TRP:H	5	0.21
(1,884)	2:347:B:VAL:HG12	2:351:B:TRP:H	5	0.21
(1,884)	2:347:B:VAL:HG13	2:351:B:TRP:H	5	0.21
(1,884)	2:347:B:VAL:HG11	2:351:B:TRP:H	6	0.21
(1,884)	2:347:B:VAL:HG12	2:351:B:TRP:H	6	0.21
(1,884)	2:347:B:VAL:HG13	2:351:B:TRP:H	6	0.21
(1,884)	2:347:B:VAL:HG11	2:351:B:TRP:H	13	0.21
(1,884)	2:347:B:VAL:HG12	2:351:B:TRP:H	13	0.21
(1,884)	2:347:B:VAL:HG13	2:351:B:TRP:H	13	0.21
(1,884)	2:347:B:VAL:HG11	2:351:B:TRP:H	14	0.21
(1,884)	2:347:B:VAL:HG12	2:351:B:TRP:H	14	0.21
(1,884)	2:347:B:VAL:HG13	2:351:B:TRP:H	14	0.21
(1,884)	2:347:B:VAL:HG11	2:351:B:TRP:H	15	0.21
(1,884)	2:347:B:VAL:HG12	2:351:B:TRP:H	15	0.21
(1,884)	2:347:B:VAL:HG13	2:351:B:TRP:H	15	0.21
(1,884)	2:347:B:VAL:HG11	2:351:B:TRP:H	16	0.21
(1,884)	2:347:B:VAL:HG12	2:351:B:TRP:H	16	0.21
(1,884)	2:347:B:VAL:HG13	2:351:B:TRP:H	16	0.21
(1,884)	2:347:B:VAL:HG11	2:351:B:TRP:H	17	0.21
(1,884)	2:347:B:VAL:HG12	2:351:B:TRP:H	17	0.21
(1,884)	2:347:B:VAL:HG13	2:351:B:TRP:H	17	0.21
(1,815)	2:341:B:ASP:H	2:345:B:LYS:H	2	0.21
(1,804)	2:340:B:VAL:H	2:347:B:VAL:HG11	8	0.21
(1,804)	2:340:B:VAL:H	2:347:B:VAL:HG12	8	0.21
(1,804)	2:340:B:VAL:H	2:347:B:VAL:HG13	8	0.21
(1,804)	2:340:B:VAL:H	2:347:B:VAL:HG11	12	0.21
(1,804)	2:340:B:VAL:H	2:347:B:VAL:HG12	12	0.21
(1,804)	2:340:B:VAL:H	2:347:B:VAL:HG13	12	0.21

*Continued on next page...*



*Continued from previous page...*

Key	Atom-1	Atom-2	Model ID	Violation (Å)
(1,801)	2:340:B:VAL:HG21	2:345:B:LYS:H	6	0.21
(1,801)	2:340:B:VAL:HG22	2:345:B:LYS:H	6	0.21
(1,801)	2:340:B:VAL:HG23	2:345:B:LYS:H	6	0.21
(1,800)	2:340:B:VAL:HG11	2:342:B:GLU:H	1	0.21
(1,800)	2:340:B:VAL:HG12	2:342:B:GLU:H	1	0.21
(1,800)	2:340:B:VAL:HG13	2:342:B:GLU:H	1	0.21
(1,800)	2:340:B:VAL:HG11	2:342:B:GLU:H	5	0.21
(1,800)	2:340:B:VAL:HG12	2:342:B:GLU:H	5	0.21
(1,800)	2:340:B:VAL:HG13	2:342:B:GLU:H	5	0.21
(1,800)	2:340:B:VAL:HG11	2:342:B:GLU:H	16	0.21
(1,800)	2:340:B:VAL:HG12	2:342:B:GLU:H	16	0.21
(1,800)	2:340:B:VAL:HG13	2:342:B:GLU:H	16	0.21
(1,800)	2:340:B:VAL:HG11	2:342:B:GLU:H	18	0.21
(1,800)	2:340:B:VAL:HG12	2:342:B:GLU:H	18	0.21
(1,800)	2:340:B:VAL:HG13	2:342:B:GLU:H	18	0.21
(1,791)	2:339:B:ARG:HG3	2:349:B:GLN:H	11	0.21
(1,785)	2:339:B:ARG:H	2:349:B:GLN:HB2	16	0.21
(1,768)	2:338:B:MET:H	2:350:B:GLU:HA	4	0.21
(1,768)	2:338:B:MET:H	2:350:B:GLU:HA	8	0.21
(1,768)	2:338:B:MET:H	2:350:B:GLU:HA	10	0.21
(1,768)	2:338:B:MET:H	2:350:B:GLU:HA	11	0.21
(1,768)	2:338:B:MET:H	2:350:B:GLU:HA	20	0.21
(1,744)	2:337:B:VAL:HG21	2:352:B:SER:H	9	0.21
(1,744)	2:337:B:VAL:HG22	2:352:B:SER:H	9	0.21
(1,744)	2:337:B:VAL:HG23	2:352:B:SER:H	9	0.21
(1,735)	2:337:B:VAL:H	2:350:B:GLU:HB3	1	0.21
(1,735)	2:337:B:VAL:H	2:350:B:GLU:HB3	13	0.21
(1,735)	2:337:B:VAL:H	2:350:B:GLU:HB3	15	0.21
(1,729)	2:337:B:VAL:H	2:338:B:MET:HA	3	0.21
(1,716)	2:336:B:CYS:H	2:353:B:LEU:HB3	1	0.21
(1,716)	2:336:B:CYS:H	2:353:B:LEU:HB3	10	0.21
(1,685)	2:334:B:LYS:HB2	2:335:B:GLU:H	7	0.21
(1,678)	2:333:B:THR:H	2:391:B:LEU:HD21	6	0.21
(1,678)	2:333:B:THR:H	2:391:B:LEU:HD22	6	0.21
(1,678)	2:333:B:THR:H	2:391:B:LEU:HD23	6	0.21
(1,670)	2:333:B:THR:HB	2:336:B:CYS:H	12	0.21
(1,670)	2:333:B:THR:HB	2:336:B:CYS:H	14	0.21
(1,648)	2:332:B:ILE:HA	2:338:B:MET:H	1	0.21
(1,648)	2:332:B:ILE:HA	2:338:B:MET:H	3	0.21
(1,648)	2:332:B:ILE:HA	2:338:B:MET:H	7	0.21
(1,648)	2:332:B:ILE:HA	2:338:B:MET:H	14	0.21
(1,648)	2:332:B:ILE:HA	2:338:B:MET:H	16	0.21

*Continued on next page...*

*Continued from previous page...*

Key	Atom-1	Atom-2	Model ID	Violation (Å)
(1,648)	2:332:B:ILE:HA	2:338:B:MET:H	19	0.21
(1,648)	2:332:B:ILE:HA	2:338:B:MET:H	20	0.21
(1,611)	2:330:B:LEU:H	2:340:B:VAL:HG21	1	0.21
(1,611)	2:330:B:LEU:H	2:340:B:VAL:HG22	1	0.21
(1,611)	2:330:B:LEU:H	2:340:B:VAL:HG23	1	0.21
(1,611)	2:330:B:LEU:H	2:340:B:VAL:HG21	2	0.21
(1,611)	2:330:B:LEU:H	2:340:B:VAL:HG22	2	0.21
(1,611)	2:330:B:LEU:H	2:340:B:VAL:HG23	2	0.21
(1,611)	2:330:B:LEU:H	2:340:B:VAL:HG21	3	0.21
(1,611)	2:330:B:LEU:H	2:340:B:VAL:HG22	3	0.21
(1,611)	2:330:B:LEU:H	2:340:B:VAL:HG23	3	0.21
(1,611)	2:330:B:LEU:H	2:340:B:VAL:HG21	13	0.21
(1,611)	2:330:B:LEU:H	2:340:B:VAL:HG22	13	0.21
(1,611)	2:330:B:LEU:H	2:340:B:VAL:HG23	13	0.21
(1,603)	2:330:B:LEU:HD11	2:332:B:ILE:H	12	0.21
(1,603)	2:330:B:LEU:HD12	2:332:B:ILE:H	12	0.21
(1,603)	2:330:B:LEU:HD13	2:332:B:ILE:H	12	0.21
(1,594)	2:330:B:LEU:H	2:330:B:LEU:HD11	1	0.21
(1,594)	2:330:B:LEU:H	2:330:B:LEU:HD12	1	0.21
(1,594)	2:330:B:LEU:H	2:330:B:LEU:HD13	1	0.21
(1,594)	2:330:B:LEU:H	2:330:B:LEU:HD11	2	0.21
(1,594)	2:330:B:LEU:H	2:330:B:LEU:HD12	2	0.21
(1,594)	2:330:B:LEU:H	2:330:B:LEU:HD13	2	0.21
(1,594)	2:330:B:LEU:H	2:330:B:LEU:HD11	3	0.21
(1,594)	2:330:B:LEU:H	2:330:B:LEU:HD12	3	0.21
(1,594)	2:330:B:LEU:H	2:330:B:LEU:HD13	3	0.21
(1,594)	2:330:B:LEU:H	2:330:B:LEU:HD11	6	0.21
(1,594)	2:330:B:LEU:H	2:330:B:LEU:HD12	6	0.21
(1,594)	2:330:B:LEU:H	2:330:B:LEU:HD13	6	0.21
(1,594)	2:330:B:LEU:H	2:330:B:LEU:HD11	13	0.21
(1,594)	2:330:B:LEU:H	2:330:B:LEU:HD12	13	0.21
(1,594)	2:330:B:LEU:H	2:330:B:LEU:HD13	13	0.21
(1,594)	2:330:B:LEU:H	2:330:B:LEU:HD11	14	0.21
(1,594)	2:330:B:LEU:H	2:330:B:LEU:HD12	14	0.21
(1,594)	2:330:B:LEU:H	2:330:B:LEU:HD13	14	0.21
(1,594)	2:330:B:LEU:H	2:330:B:LEU:HD11	15	0.21
(1,594)	2:330:B:LEU:H	2:330:B:LEU:HD12	15	0.21
(1,594)	2:330:B:LEU:H	2:330:B:LEU:HD13	15	0.21
(1,594)	2:330:B:LEU:H	2:330:B:LEU:HD11	16	0.21
(1,594)	2:330:B:LEU:H	2:330:B:LEU:HD12	16	0.21
(1,594)	2:330:B:LEU:H	2:330:B:LEU:HD13	16	0.21
(1,594)	2:330:B:LEU:H	2:330:B:LEU:HD11	17	0.21

*Continued on next page...*

*Continued from previous page...*

Key	Atom-1	Atom-2	Model ID	Violation (Å)
(1,594)	2:330:B:LEU:H	2:330:B:LEU:HD12	17	0.21
(1,594)	2:330:B:LEU:H	2:330:B:LEU:HD13	17	0.21
(1,594)	2:330:B:LEU:H	2:330:B:LEU:HD11	19	0.21
(1,594)	2:330:B:LEU:H	2:330:B:LEU:HD12	19	0.21
(1,594)	2:330:B:LEU:H	2:330:B:LEU:HD13	19	0.21
(1,583)	2:329:B:LEU:HA	2:340:B:VAL:H	3	0.21
(1,583)	2:329:B:LEU:HA	2:340:B:VAL:H	13	0.21
(1,581)	2:329:B:LEU:H	2:340:B:VAL:HG21	18	0.21
(1,581)	2:329:B:LEU:H	2:340:B:VAL:HG22	18	0.21
(1,581)	2:329:B:LEU:H	2:340:B:VAL:HG23	18	0.21
(1,550)	2:326:B:VAL:H	2:326:B:VAL:HG11	2	0.21
(1,550)	2:326:B:VAL:H	2:326:B:VAL:HG12	2	0.21
(1,550)	2:326:B:VAL:H	2:326:B:VAL:HG13	2	0.21
(1,550)	2:326:B:VAL:H	2:326:B:VAL:HG11	10	0.21
(1,550)	2:326:B:VAL:H	2:326:B:VAL:HG12	10	0.21
(1,550)	2:326:B:VAL:H	2:326:B:VAL:HG13	10	0.21
(1,550)	2:326:B:VAL:H	2:326:B:VAL:HG11	11	0.21
(1,550)	2:326:B:VAL:H	2:326:B:VAL:HG12	11	0.21
(1,550)	2:326:B:VAL:H	2:326:B:VAL:HG13	11	0.21
(1,550)	2:326:B:VAL:H	2:326:B:VAL:HG11	15	0.21
(1,550)	2:326:B:VAL:H	2:326:B:VAL:HG12	15	0.21
(1,550)	2:326:B:VAL:H	2:326:B:VAL:HG13	15	0.21
(1,541)	2:325:B:LEU:H	2:326:B:VAL:H	17	0.21
(1,540)	2:325:B:LEU:H	2:326:B:VAL:HG21	12	0.21
(1,540)	2:325:B:LEU:H	2:326:B:VAL:HG22	12	0.21
(1,540)	2:325:B:LEU:H	2:326:B:VAL:HG23	12	0.21
(1,540)	2:325:B:LEU:H	2:326:B:VAL:HG21	18	0.21
(1,540)	2:325:B:LEU:H	2:326:B:VAL:HG22	18	0.21
(1,540)	2:325:B:LEU:H	2:326:B:VAL:HG23	18	0.21
(1,524)	2:324:B:LYS:H	2:324:B:LYS:HD3	7	0.21
(1,524)	2:324:B:LYS:H	2:324:B:LYS:HD3	10	0.21
(1,524)	2:324:B:LYS:H	2:324:B:LYS:HD3	18	0.21
(1,504)	2:320:B:LYS:H	2:326:B:VAL:HG21	11	0.21
(1,504)	2:320:B:LYS:H	2:326:B:VAL:HG22	11	0.21
(1,504)	2:320:B:LYS:H	2:326:B:VAL:HG23	11	0.21
(1,504)	2:320:B:LYS:H	2:326:B:VAL:HG21	13	0.21
(1,504)	2:320:B:LYS:H	2:326:B:VAL:HG22	13	0.21
(1,504)	2:320:B:LYS:H	2:326:B:VAL:HG23	13	0.21
(1,502)	2:320:B:LYS:HG2	2:321:B:GLY:H	14	0.21
(1,502)	2:320:B:LYS:HG2	2:321:B:GLY:H	19	0.21
(1,500)	2:320:B:LYS:HD3	2:321:B:GLY:H	20	0.21
(1,494)	2:320:B:LYS:H	2:320:B:LYS:HG3	3	0.21

*Continued on next page...*

*Continued from previous page...*

Key	Atom-1	Atom-2	Model ID	Violation (Å)
(1,483)	2:319:B:MET:H	2:326:B:VAL:HG11	16	0.21
(1,483)	2:319:B:MET:H	2:326:B:VAL:HG12	16	0.21
(1,483)	2:319:B:MET:H	2:326:B:VAL:HG13	16	0.21
(1,477)	2:319:B:MET:H	2:322:B:LYS:HG3	16	0.21
(1,461)	2:318:B:LYS:H	2:326:B:VAL:HG21	12	0.21
(1,461)	2:318:B:LYS:H	2:326:B:VAL:HG22	12	0.21
(1,461)	2:318:B:LYS:H	2:326:B:VAL:HG23	12	0.21
(1,461)	2:318:B:LYS:H	2:326:B:VAL:HG21	15	0.21
(1,461)	2:318:B:LYS:H	2:326:B:VAL:HG22	15	0.21
(1,461)	2:318:B:LYS:H	2:326:B:VAL:HG23	15	0.21
(1,459)	2:318:B:LYS:H	2:325:B:LEU:HD11	2	0.21
(1,459)	2:318:B:LYS:H	2:325:B:LEU:HD12	2	0.21
(1,459)	2:318:B:LYS:H	2:325:B:LEU:HD13	2	0.21
(1,459)	2:318:B:LYS:H	2:325:B:LEU:HD11	6	0.21
(1,459)	2:318:B:LYS:H	2:325:B:LEU:HD12	6	0.21
(1,459)	2:318:B:LYS:H	2:325:B:LEU:HD13	6	0.21
(1,459)	2:318:B:LYS:H	2:325:B:LEU:HD11	9	0.21
(1,459)	2:318:B:LYS:H	2:325:B:LEU:HD12	9	0.21
(1,459)	2:318:B:LYS:H	2:325:B:LEU:HD13	9	0.21
(1,434)	2:317:B:GLU:HB2	2:326:B:VAL:H	16	0.21
(1,433)	2:317:B:GLU:HB3	2:326:B:VAL:H	2	0.21
(1,433)	2:317:B:GLU:HB3	2:326:B:VAL:H	7	0.21
(1,433)	2:317:B:GLU:HB3	2:326:B:VAL:H	9	0.21
(1,433)	2:317:B:GLU:HB3	2:326:B:VAL:H	11	0.21
(1,426)	2:317:B:GLU:H	2:325:B:LEU:HB2	15	0.21
(1,409)	2:316:B:LYS:HB3	2:381:B:GLN:H	2	0.21
(1,409)	2:316:B:LYS:HB3	2:381:B:GLN:H	5	0.21
(1,409)	2:316:B:LYS:HB3	2:381:B:GLN:H	9	0.21
(1,409)	2:316:B:LYS:HB3	2:381:B:GLN:H	15	0.21
(1,409)	2:316:B:LYS:HB3	2:381:B:GLN:H	17	0.21
(1,409)	2:316:B:LYS:HB3	2:381:B:GLN:H	19	0.21
(1,408)	2:316:B:LYS:H	2:381:B:GLN:HB2	12	0.21
(1,392)	2:316:B:LYS:HB2	2:317:B:GLU:H	4	0.21
(1,385)	2:316:B:LYS:H	2:316:B:LYS:HB3	1	0.21
(1,380)	2:315:B:VAL:H	2:382:B:THR:HG21	12	0.21
(1,380)	2:315:B:VAL:H	2:382:B:THR:HG22	12	0.21
(1,380)	2:315:B:VAL:H	2:382:B:THR:HG23	12	0.21
(1,380)	2:315:B:VAL:H	2:382:B:THR:HG21	14	0.21
(1,380)	2:315:B:VAL:H	2:382:B:THR:HG22	14	0.21
(1,380)	2:315:B:VAL:H	2:382:B:THR:HG23	14	0.21
(1,380)	2:315:B:VAL:H	2:382:B:THR:HG21	18	0.21
(1,380)	2:315:B:VAL:H	2:382:B:THR:HG22	18	0.21

*Continued on next page...*

Continued from previous page...

Key	Atom-1	Atom-2	Model ID	Violation (Å)
(1,380)	2:315:B:VAL:H	2:382:B:THR:HG23	18	0.21
(1,365)	2:315:B:VAL:H	2:330:B:LEU:HB3	3	0.21
(1,365)	2:315:B:VAL:H	2:330:B:LEU:HB3	5	0.21
(1,365)	2:315:B:VAL:H	2:330:B:LEU:HB3	14	0.21
(1,365)	2:315:B:VAL:H	2:330:B:LEU:HB3	19	0.21
(1,341)	2:314:B:LEU:HD11	2:329:B:LEU:H	1	0.21
(1,341)	2:314:B:LEU:HD12	2:329:B:LEU:H	1	0.21
(1,341)	2:314:B:LEU:HD13	2:329:B:LEU:H	1	0.21
(1,341)	2:314:B:LEU:HD11	2:329:B:LEU:H	2	0.21
(1,341)	2:314:B:LEU:HD12	2:329:B:LEU:H	2	0.21
(1,341)	2:314:B:LEU:HD13	2:329:B:LEU:H	2	0.21
(1,341)	2:314:B:LEU:HD11	2:329:B:LEU:H	3	0.21
(1,341)	2:314:B:LEU:HD12	2:329:B:LEU:H	3	0.21
(1,341)	2:314:B:LEU:HD13	2:329:B:LEU:H	3	0.21
(1,341)	2:314:B:LEU:HD11	2:329:B:LEU:H	5	0.21
(1,341)	2:314:B:LEU:HD12	2:329:B:LEU:H	5	0.21
(1,341)	2:314:B:LEU:HD13	2:329:B:LEU:H	5	0.21
(1,341)	2:314:B:LEU:HD11	2:329:B:LEU:H	6	0.21
(1,341)	2:314:B:LEU:HD12	2:329:B:LEU:H	6	0.21
(1,341)	2:314:B:LEU:HD13	2:329:B:LEU:H	6	0.21
(1,341)	2:314:B:LEU:HD11	2:329:B:LEU:H	7	0.21
(1,341)	2:314:B:LEU:HD12	2:329:B:LEU:H	7	0.21
(1,341)	2:314:B:LEU:HD13	2:329:B:LEU:H	7	0.21
(1,341)	2:314:B:LEU:HD11	2:329:B:LEU:H	8	0.21
(1,341)	2:314:B:LEU:HD12	2:329:B:LEU:H	8	0.21
(1,341)	2:314:B:LEU:HD13	2:329:B:LEU:H	8	0.21
(1,341)	2:314:B:LEU:HD11	2:329:B:LEU:H	12	0.21
(1,341)	2:314:B:LEU:HD12	2:329:B:LEU:H	12	0.21
(1,341)	2:314:B:LEU:HD13	2:329:B:LEU:H	12	0.21
(1,341)	2:314:B:LEU:HD11	2:329:B:LEU:H	13	0.21
(1,341)	2:314:B:LEU:HD12	2:329:B:LEU:H	13	0.21
(1,341)	2:314:B:LEU:HD13	2:329:B:LEU:H	13	0.21
(1,341)	2:314:B:LEU:HD11	2:329:B:LEU:H	14	0.21
(1,341)	2:314:B:LEU:HD12	2:329:B:LEU:H	14	0.21
(1,341)	2:314:B:LEU:HD13	2:329:B:LEU:H	14	0.21
(1,341)	2:314:B:LEU:HD11	2:329:B:LEU:H	16	0.21
(1,341)	2:314:B:LEU:HD12	2:329:B:LEU:H	16	0.21
(1,341)	2:314:B:LEU:HD13	2:329:B:LEU:H	16	0.21
(1,341)	2:314:B:LEU:HD11	2:329:B:LEU:H	17	0.21
(1,341)	2:314:B:LEU:HD12	2:329:B:LEU:H	17	0.21
(1,341)	2:314:B:LEU:HD13	2:329:B:LEU:H	17	0.21
(1,341)	2:314:B:LEU:HD11	2:329:B:LEU:H	18	0.21

Continued on next page...

*Continued from previous page...*

Key	Atom-1	Atom-2	Model ID	Violation (Å)
(1,341)	2:314:B:LEU:HD12	2:329:B:LEU:H	18	0.21
(1,341)	2:314:B:LEU:HD13	2:329:B:LEU:H	18	0.21
(1,341)	2:314:B:LEU:HD11	2:329:B:LEU:H	20	0.21
(1,341)	2:314:B:LEU:HD12	2:329:B:LEU:H	20	0.21
(1,341)	2:314:B:LEU:HD13	2:329:B:LEU:H	20	0.21
(1,338)	2:314:B:LEU:H	2:329:B:LEU:HA	7	0.21
(1,338)	2:314:B:LEU:H	2:329:B:LEU:HA	8	0.21
(1,338)	2:314:B:LEU:H	2:329:B:LEU:HA	11	0.21
(1,338)	2:314:B:LEU:H	2:329:B:LEU:HA	12	0.21
(1,338)	2:314:B:LEU:H	2:329:B:LEU:HA	20	0.21
(1,335)	2:314:B:LEU:HD11	2:328:B:ARG:H	1	0.21
(1,335)	2:314:B:LEU:HD12	2:328:B:ARG:H	1	0.21
(1,335)	2:314:B:LEU:HD13	2:328:B:ARG:H	1	0.21
(1,335)	2:314:B:LEU:HD11	2:328:B:ARG:H	2	0.21
(1,335)	2:314:B:LEU:HD12	2:328:B:ARG:H	2	0.21
(1,335)	2:314:B:LEU:HD13	2:328:B:ARG:H	2	0.21
(1,335)	2:314:B:LEU:HD11	2:328:B:ARG:H	3	0.21
(1,335)	2:314:B:LEU:HD12	2:328:B:ARG:H	3	0.21
(1,335)	2:314:B:LEU:HD13	2:328:B:ARG:H	3	0.21
(1,335)	2:314:B:LEU:HD11	2:328:B:ARG:H	13	0.21
(1,335)	2:314:B:LEU:HD12	2:328:B:ARG:H	13	0.21
(1,335)	2:314:B:LEU:HD13	2:328:B:ARG:H	13	0.21
(1,335)	2:314:B:LEU:HD11	2:328:B:ARG:H	16	0.21
(1,335)	2:314:B:LEU:HD12	2:328:B:ARG:H	16	0.21
(1,335)	2:314:B:LEU:HD13	2:328:B:ARG:H	16	0.21
(1,335)	2:314:B:LEU:HD11	2:328:B:ARG:H	17	0.21
(1,335)	2:314:B:LEU:HD12	2:328:B:ARG:H	17	0.21
(1,335)	2:314:B:LEU:HD13	2:328:B:ARG:H	17	0.21
(1,335)	2:314:B:LEU:HD11	2:328:B:ARG:H	19	0.21
(1,335)	2:314:B:LEU:HD12	2:328:B:ARG:H	19	0.21
(1,335)	2:314:B:LEU:HD13	2:328:B:ARG:H	19	0.21
(1,238)	1:28:A:VAL:HA	1:29:A:ASP:H	2	0.21
(1,238)	1:28:A:VAL:HA	1:29:A:ASP:H	17	0.21
(1,238)	1:28:A:VAL:HA	1:29:A:ASP:H	20	0.21
(1,216)	1:26:A:LEU:HA	1:26:A:LEU:HD11	20	0.21
(1,216)	1:26:A:LEU:HA	1:26:A:LEU:HD12	20	0.21
(1,216)	1:26:A:LEU:HA	1:26:A:LEU:HD13	20	0.21
(1,210)	1:24:A:GLN:HG3	1:25:A:SER:HB3	15	0.21
(1,203)	1:24:A:GLN:HE22	1:24:A:GLN:HG3	12	0.21
(1,203)	1:24:A:GLN:HE22	1:24:A:GLN:HG3	18	0.21
(1,195)	1:24:A:GLN:HA	1:24:A:GLN:HE22	20	0.21
(1,193)	1:23:A:THR:H	1:24:A:GLN:HG3	15	0.21

*Continued on next page...*



*Continued from previous page...*

Key	Atom-1	Atom-2	Model ID	Violation (Å)
(1,144)	1:18:A:GLU:HA	1:21:A:LEU:HB2	2	0.21
(1,143)	1:18:A:GLU:HA	1:21:A:LEU:H	12	0.21
(1,113)	1:15:A:LEU:HA	1:18:A:GLU:HB3	20	0.21
(1,108)	1:15:A:LEU:H	1:16:A:LEU:HB3	18	0.21
(1,75)	1:12:A:PHE:HD2	1:13:A:SER:HA	15	0.21
(1,62)	1:11:A:MET:HA	1:15:A:LEU:H	17	0.21
(1,44)	1:11:A:MET:HA	1:11:A:MET:HG3	9	0.21
(1,14)	1:8:A:ILE:HA	1:9:A:ASP:HB2	9	0.21
(1,14)	1:8:A:ILE:HA	1:9:A:ASP:HB2	10	0.21
(1,1584)	1:19:A:MET:HE1	2:318:B:LYS:H	17	0.2
(1,1584)	1:19:A:MET:HE2	2:318:B:LYS:H	17	0.2
(1,1584)	1:19:A:MET:HE3	2:318:B:LYS:H	17	0.2
(1,1570)	1:15:A:LEU:HD11	2:359:B:TRP:H	12	0.2
(1,1570)	1:15:A:LEU:HD12	2:359:B:TRP:H	12	0.2
(1,1570)	1:15:A:LEU:HD13	2:359:B:TRP:H	12	0.2
(1,1538)	2:398:B:ILE:H	2:399:B:ILE:HG21	4	0.2
(1,1538)	2:398:B:ILE:H	2:399:B:ILE:HG22	4	0.2
(1,1538)	2:398:B:ILE:H	2:399:B:ILE:HG23	4	0.2
(1,1527)	2:397:B:ASP:H	2:399:B:ILE:HG12	4	0.2
(1,1527)	2:397:B:ASP:H	2:399:B:ILE:HG12	7	0.2
(1,1527)	2:397:B:ASP:H	2:399:B:ILE:HG12	8	0.2
(1,1527)	2:397:B:ASP:H	2:399:B:ILE:HG12	11	0.2
(1,1527)	2:397:B:ASP:H	2:399:B:ILE:HG12	12	0.2
(1,1527)	2:397:B:ASP:H	2:399:B:ILE:HG12	13	0.2
(1,1527)	2:397:B:ASP:H	2:399:B:ILE:HG12	18	0.2
(1,1527)	2:397:B:ASP:H	2:399:B:ILE:HG12	20	0.2
(1,1521)	2:397:B:ASP:H	2:398:B:ILE:HG21	1	0.2
(1,1521)	2:397:B:ASP:H	2:398:B:ILE:HG22	1	0.2
(1,1521)	2:397:B:ASP:H	2:398:B:ILE:HG23	1	0.2
(1,1521)	2:397:B:ASP:H	2:398:B:ILE:HG21	2	0.2
(1,1521)	2:397:B:ASP:H	2:398:B:ILE:HG22	2	0.2
(1,1521)	2:397:B:ASP:H	2:398:B:ILE:HG23	2	0.2
(1,1521)	2:397:B:ASP:H	2:398:B:ILE:HG21	4	0.2
(1,1521)	2:397:B:ASP:H	2:398:B:ILE:HG22	4	0.2
(1,1521)	2:397:B:ASP:H	2:398:B:ILE:HG23	4	0.2
(1,1521)	2:397:B:ASP:H	2:398:B:ILE:HG21	5	0.2
(1,1521)	2:397:B:ASP:H	2:398:B:ILE:HG22	5	0.2
(1,1521)	2:397:B:ASP:H	2:398:B:ILE:HG23	5	0.2
(1,1521)	2:397:B:ASP:H	2:398:B:ILE:HG21	6	0.2
(1,1521)	2:397:B:ASP:H	2:398:B:ILE:HG22	6	0.2
(1,1521)	2:397:B:ASP:H	2:398:B:ILE:HG23	6	0.2
(1,1521)	2:397:B:ASP:H	2:398:B:ILE:HG21	7	0.2

*Continued on next page...*



*Continued from previous page...*

Key	Atom-1	Atom-2	Model ID	Violation (Å)
(1,1521)	2:397:B:ASP:H	2:398:B:ILE:HG22	7	0.2
(1,1521)	2:397:B:ASP:H	2:398:B:ILE:HG23	7	0.2
(1,1521)	2:397:B:ASP:H	2:398:B:ILE:HG21	8	0.2
(1,1521)	2:397:B:ASP:H	2:398:B:ILE:HG22	8	0.2
(1,1521)	2:397:B:ASP:H	2:398:B:ILE:HG23	8	0.2
(1,1521)	2:397:B:ASP:H	2:398:B:ILE:HG21	9	0.2
(1,1521)	2:397:B:ASP:H	2:398:B:ILE:HG22	9	0.2
(1,1521)	2:397:B:ASP:H	2:398:B:ILE:HG23	9	0.2
(1,1521)	2:397:B:ASP:H	2:398:B:ILE:HG21	11	0.2
(1,1521)	2:397:B:ASP:H	2:398:B:ILE:HG22	11	0.2
(1,1521)	2:397:B:ASP:H	2:398:B:ILE:HG23	11	0.2
(1,1521)	2:397:B:ASP:H	2:398:B:ILE:HG21	12	0.2
(1,1521)	2:397:B:ASP:H	2:398:B:ILE:HG22	12	0.2
(1,1521)	2:397:B:ASP:H	2:398:B:ILE:HG23	12	0.2
(1,1521)	2:397:B:ASP:H	2:398:B:ILE:HG21	14	0.2
(1,1521)	2:397:B:ASP:H	2:398:B:ILE:HG22	14	0.2
(1,1521)	2:397:B:ASP:H	2:398:B:ILE:HG23	14	0.2
(1,1521)	2:397:B:ASP:H	2:398:B:ILE:HG21	15	0.2
(1,1521)	2:397:B:ASP:H	2:398:B:ILE:HG22	15	0.2
(1,1521)	2:397:B:ASP:H	2:398:B:ILE:HG23	15	0.2
(1,1521)	2:397:B:ASP:H	2:398:B:ILE:HG21	16	0.2
(1,1521)	2:397:B:ASP:H	2:398:B:ILE:HG22	16	0.2
(1,1521)	2:397:B:ASP:H	2:398:B:ILE:HG23	16	0.2
(1,1521)	2:397:B:ASP:H	2:398:B:ILE:HG21	17	0.2
(1,1521)	2:397:B:ASP:H	2:398:B:ILE:HG22	17	0.2
(1,1521)	2:397:B:ASP:H	2:398:B:ILE:HG23	17	0.2
(1,1521)	2:397:B:ASP:H	2:398:B:ILE:HG21	18	0.2
(1,1521)	2:397:B:ASP:H	2:398:B:ILE:HG22	18	0.2
(1,1521)	2:397:B:ASP:H	2:398:B:ILE:HG23	18	0.2
(1,1521)	2:397:B:ASP:H	2:398:B:ILE:HG21	20	0.2
(1,1521)	2:397:B:ASP:H	2:398:B:ILE:HG22	20	0.2
(1,1521)	2:397:B:ASP:H	2:398:B:ILE:HG23	20	0.2
(1,1505)	2:396:B:ILE:HA	2:398:B:ILE:H	1	0.2
(1,1505)	2:396:B:ILE:HA	2:398:B:ILE:H	2	0.2
(1,1505)	2:396:B:ILE:HA	2:398:B:ILE:H	3	0.2
(1,1505)	2:396:B:ILE:HA	2:398:B:ILE:H	4	0.2
(1,1505)	2:396:B:ILE:HA	2:398:B:ILE:H	5	0.2
(1,1505)	2:396:B:ILE:HA	2:398:B:ILE:H	6	0.2
(1,1505)	2:396:B:ILE:HA	2:398:B:ILE:H	7	0.2
(1,1505)	2:396:B:ILE:HA	2:398:B:ILE:H	8	0.2
(1,1505)	2:396:B:ILE:HA	2:398:B:ILE:H	11	0.2
(1,1505)	2:396:B:ILE:HA	2:398:B:ILE:H	12	0.2

*Continued on next page...*

*Continued from previous page...*

Key	Atom-1	Atom-2	Model ID	Violation (Å)
(1,1505)	2:396:B:ILE:HA	2:398:B:ILE:H	14	0.2
(1,1505)	2:396:B:ILE:HA	2:398:B:ILE:H	15	0.2
(1,1505)	2:396:B:ILE:HA	2:398:B:ILE:H	16	0.2
(1,1505)	2:396:B:ILE:HA	2:398:B:ILE:H	17	0.2
(1,1505)	2:396:B:ILE:HA	2:398:B:ILE:H	18	0.2
(1,1505)	2:396:B:ILE:HA	2:398:B:ILE:H	19	0.2
(1,1505)	2:396:B:ILE:HA	2:398:B:ILE:H	20	0.2
(1,1452)	2:393:B:ALA:HB1	2:395:B:TYR:H	2	0.2
(1,1452)	2:393:B:ALA:HB2	2:395:B:TYR:H	2	0.2
(1,1452)	2:393:B:ALA:HB3	2:395:B:TYR:H	2	0.2
(1,1452)	2:393:B:ALA:HB1	2:395:B:TYR:H	9	0.2
(1,1452)	2:393:B:ALA:HB2	2:395:B:TYR:H	9	0.2
(1,1452)	2:393:B:ALA:HB3	2:395:B:TYR:H	9	0.2
(1,1452)	2:393:B:ALA:HB1	2:395:B:TYR:H	10	0.2
(1,1452)	2:393:B:ALA:HB2	2:395:B:TYR:H	10	0.2
(1,1452)	2:393:B:ALA:HB3	2:395:B:TYR:H	10	0.2
(1,1452)	2:393:B:ALA:HB1	2:395:B:TYR:H	18	0.2
(1,1452)	2:393:B:ALA:HB2	2:395:B:TYR:H	18	0.2
(1,1452)	2:393:B:ALA:HB3	2:395:B:TYR:H	18	0.2
(1,1436)	2:392:B:ILE:H	2:394:B:GLY:H	2	0.2
(1,1436)	2:392:B:ILE:H	2:394:B:GLY:H	6	0.2
(1,1436)	2:392:B:ILE:H	2:394:B:GLY:H	13	0.2
(1,1405)	2:391:B:LEU:H	2:391:B:LEU:HD21	4	0.2
(1,1405)	2:391:B:LEU:H	2:391:B:LEU:HD22	4	0.2
(1,1405)	2:391:B:LEU:H	2:391:B:LEU:HD23	4	0.2
(1,1405)	2:391:B:LEU:H	2:391:B:LEU:HD21	7	0.2
(1,1405)	2:391:B:LEU:H	2:391:B:LEU:HD22	7	0.2
(1,1405)	2:391:B:LEU:H	2:391:B:LEU:HD23	7	0.2
(1,1405)	2:391:B:LEU:H	2:391:B:LEU:HD21	8	0.2
(1,1405)	2:391:B:LEU:H	2:391:B:LEU:HD22	8	0.2
(1,1405)	2:391:B:LEU:H	2:391:B:LEU:HD23	8	0.2
(1,1405)	2:391:B:LEU:H	2:391:B:LEU:HD21	12	0.2
(1,1405)	2:391:B:LEU:H	2:391:B:LEU:HD22	12	0.2
(1,1405)	2:391:B:LEU:H	2:391:B:LEU:HD23	12	0.2
(1,1405)	2:391:B:LEU:H	2:391:B:LEU:HD21	18	0.2
(1,1405)	2:391:B:LEU:H	2:391:B:LEU:HD22	18	0.2
(1,1405)	2:391:B:LEU:H	2:391:B:LEU:HD23	18	0.2
(1,1312)	2:384:B:GLU:HB2	2:388:B:ILE:H	6	0.2
(1,1312)	2:384:B:GLU:HB2	2:388:B:ILE:H	7	0.2
(1,1312)	2:384:B:GLU:HB2	2:388:B:ILE:H	8	0.2
(1,1298)	2:382:B:THR:HG21	2:386:B:GLU:H	8	0.2
(1,1298)	2:382:B:THR:HG22	2:386:B:GLU:H	8	0.2

*Continued on next page...*

*Continued from previous page...*

Key	Atom-1	Atom-2	Model ID	Violation (Å)
(1,1298)	2:382:B:THR:HG23	2:386:B:GLU:H	8	0.2
(1,1287)	2:381:B:GLN:HB3	2:382:B:THR:H	2	0.2
(1,1287)	2:381:B:GLN:HB3	2:382:B:THR:H	14	0.2
(1,1280)	2:380:B:VAL:H	2:382:B:THR:HG21	5	0.2
(1,1280)	2:380:B:VAL:H	2:382:B:THR:HG22	5	0.2
(1,1280)	2:380:B:VAL:H	2:382:B:THR:HG23	5	0.2
(1,1271)	2:380:B:VAL:H	2:380:B:VAL:HB	1	0.2
(1,1271)	2:380:B:VAL:H	2:380:B:VAL:HB	2	0.2
(1,1271)	2:380:B:VAL:H	2:380:B:VAL:HB	4	0.2
(1,1271)	2:380:B:VAL:H	2:380:B:VAL:HB	5	0.2
(1,1271)	2:380:B:VAL:H	2:380:B:VAL:HB	9	0.2
(1,1271)	2:380:B:VAL:H	2:380:B:VAL:HB	17	0.2
(1,1271)	2:380:B:VAL:H	2:380:B:VAL:HB	19	0.2
(1,1270)	2:379:B:SER:HB2	2:380:B:VAL:H	1	0.2
(1,1270)	2:379:B:SER:HB2	2:380:B:VAL:H	2	0.2
(1,1270)	2:379:B:SER:HB2	2:380:B:VAL:H	6	0.2
(1,1270)	2:379:B:SER:HB2	2:380:B:VAL:H	7	0.2
(1,1270)	2:379:B:SER:HB2	2:380:B:VAL:H	14	0.2
(1,1270)	2:379:B:SER:HB2	2:380:B:VAL:H	15	0.2
(1,1270)	2:379:B:SER:HB2	2:380:B:VAL:H	16	0.2
(1,1270)	2:379:B:SER:HB2	2:380:B:VAL:H	17	0.2
(1,1266)	2:379:B:SER:H	2:380:B:VAL:HG21	9	0.2
(1,1266)	2:379:B:SER:H	2:380:B:VAL:HG22	9	0.2
(1,1266)	2:379:B:SER:H	2:380:B:VAL:HG23	9	0.2
(1,1213)	2:372:B:ASP:HB2	2:376:B:GLY:H	8	0.2
(1,1213)	2:372:B:ASP:HB2	2:376:B:GLY:H	20	0.2
(1,1201)	2:371:B:GLY:HA2	2:372:B:ASP:H	1	0.2
(1,1201)	2:371:B:GLY:HA2	2:372:B:ASP:H	2	0.2
(1,1201)	2:371:B:GLY:HA2	2:372:B:ASP:H	4	0.2
(1,1201)	2:371:B:GLY:HA2	2:372:B:ASP:H	5	0.2
(1,1201)	2:371:B:GLY:HA2	2:372:B:ASP:H	6	0.2
(1,1201)	2:371:B:GLY:HA2	2:372:B:ASP:H	8	0.2
(1,1201)	2:371:B:GLY:HA2	2:372:B:ASP:H	9	0.2
(1,1201)	2:371:B:GLY:HA2	2:372:B:ASP:H	10	0.2
(1,1201)	2:371:B:GLY:HA2	2:372:B:ASP:H	12	0.2
(1,1201)	2:371:B:GLY:HA2	2:372:B:ASP:H	13	0.2
(1,1201)	2:371:B:GLY:HA2	2:372:B:ASP:H	15	0.2
(1,1201)	2:371:B:GLY:HA2	2:372:B:ASP:H	16	0.2
(1,1201)	2:371:B:GLY:HA2	2:372:B:ASP:H	17	0.2
(1,1201)	2:371:B:GLY:HA2	2:372:B:ASP:H	18	0.2
(1,1201)	2:371:B:GLY:HA2	2:372:B:ASP:H	19	0.2
(1,1201)	2:371:B:GLY:HA2	2:372:B:ASP:H	20	0.2

*Continued on next page...*

*Continued from previous page...*

Key	Atom-1	Atom-2	Model ID	Violation (Å)
(1,1183)	2:368:B:LEU:H	2:380:B:VAL:HG11	2	0.2
(1,1183)	2:368:B:LEU:H	2:380:B:VAL:HG12	2	0.2
(1,1183)	2:368:B:LEU:H	2:380:B:VAL:HG13	2	0.2
(1,1183)	2:368:B:LEU:H	2:380:B:VAL:HG11	4	0.2
(1,1183)	2:368:B:LEU:H	2:380:B:VAL:HG12	4	0.2
(1,1183)	2:368:B:LEU:H	2:380:B:VAL:HG13	4	0.2
(1,1183)	2:368:B:LEU:H	2:380:B:VAL:HG11	5	0.2
(1,1183)	2:368:B:LEU:H	2:380:B:VAL:HG12	5	0.2
(1,1183)	2:368:B:LEU:H	2:380:B:VAL:HG13	5	0.2
(1,1183)	2:368:B:LEU:H	2:380:B:VAL:HG11	8	0.2
(1,1183)	2:368:B:LEU:H	2:380:B:VAL:HG12	8	0.2
(1,1183)	2:368:B:LEU:H	2:380:B:VAL:HG13	8	0.2
(1,1183)	2:368:B:LEU:H	2:380:B:VAL:HG11	19	0.2
(1,1183)	2:368:B:LEU:H	2:380:B:VAL:HG12	19	0.2
(1,1183)	2:368:B:LEU:H	2:380:B:VAL:HG13	19	0.2
(1,1179)	2:368:B:LEU:HD21	2:378:B:TYR:H	4	0.2
(1,1179)	2:368:B:LEU:HD22	2:378:B:TYR:H	4	0.2
(1,1179)	2:368:B:LEU:HD23	2:378:B:TYR:H	4	0.2
(1,1179)	2:368:B:LEU:HD21	2:378:B:TYR:H	7	0.2
(1,1179)	2:368:B:LEU:HD22	2:378:B:TYR:H	7	0.2
(1,1179)	2:368:B:LEU:HD23	2:378:B:TYR:H	7	0.2
(1,1179)	2:368:B:LEU:HD21	2:378:B:TYR:H	11	0.2
(1,1179)	2:368:B:LEU:HD22	2:378:B:TYR:H	11	0.2
(1,1179)	2:368:B:LEU:HD23	2:378:B:TYR:H	11	0.2
(1,1179)	2:368:B:LEU:HD21	2:378:B:TYR:H	20	0.2
(1,1179)	2:368:B:LEU:HD22	2:378:B:TYR:H	20	0.2
(1,1179)	2:368:B:LEU:HD23	2:378:B:TYR:H	20	0.2
(1,1134)	2:365:B:SER:HA	2:382:B:THR:H	1	0.2
(1,1134)	2:365:B:SER:HA	2:382:B:THR:H	4	0.2
(1,1134)	2:365:B:SER:HA	2:382:B:THR:H	6	0.2
(1,1134)	2:365:B:SER:HA	2:382:B:THR:H	7	0.2
(1,1134)	2:365:B:SER:HA	2:382:B:THR:H	11	0.2
(1,1134)	2:365:B:SER:HA	2:382:B:THR:H	12	0.2
(1,1134)	2:365:B:SER:HA	2:382:B:THR:H	15	0.2
(1,1134)	2:365:B:SER:HA	2:382:B:THR:H	16	0.2
(1,1134)	2:365:B:SER:HA	2:382:B:THR:H	19	0.2
(1,1134)	2:365:B:SER:HA	2:382:B:THR:H	20	0.2
(1,1083)	2:361:B:ALA:H	2:366:B:PHE:HA	1	0.2
(1,1083)	2:361:B:ALA:H	2:366:B:PHE:HA	2	0.2
(1,1083)	2:361:B:ALA:H	2:366:B:PHE:HA	3	0.2
(1,1083)	2:361:B:ALA:H	2:366:B:PHE:HA	5	0.2
(1,1083)	2:361:B:ALA:H	2:366:B:PHE:HA	7	0.2

*Continued on next page...*

*Continued from previous page...*

Key	Atom-1	Atom-2	Model ID	Violation (Å)
(1,1083)	2:361:B:ALA:H	2:366:B:PHE:HA	15	0.2
(1,1049)	2:359:B:TRP:HE3	2:369:B:ASP:H	5	0.2
(1,1049)	2:359:B:TRP:HE3	2:369:B:ASP:H	14	0.2
(1,1049)	2:359:B:TRP:HE3	2:369:B:ASP:H	16	0.2
(1,1041)	2:359:B:TRP:HB3	2:360:B:ALA:H	4	0.2
(1,1041)	2:359:B:TRP:HB3	2:360:B:ALA:H	9	0.2
(1,1041)	2:359:B:TRP:HB3	2:360:B:ALA:H	10	0.2
(1,1011)	2:357:B:LYS:H	2:369:B:ASP:H	10	0.2
(1,1011)	2:357:B:LYS:H	2:369:B:ASP:H	12	0.2
(1,1011)	2:357:B:LYS:H	2:369:B:ASP:H	18	0.2
(1,999)	2:356:B:ILE:H	2:396:B:ILE:HD11	4	0.2
(1,999)	2:356:B:ILE:H	2:396:B:ILE:HD12	4	0.2
(1,999)	2:356:B:ILE:H	2:396:B:ILE:HD13	4	0.2
(1,999)	2:356:B:ILE:H	2:396:B:ILE:HD11	12	0.2
(1,999)	2:356:B:ILE:H	2:396:B:ILE:HD12	12	0.2
(1,999)	2:356:B:ILE:H	2:396:B:ILE:HD13	12	0.2
(1,999)	2:356:B:ILE:H	2:396:B:ILE:HD11	18	0.2
(1,999)	2:356:B:ILE:H	2:396:B:ILE:HD12	18	0.2
(1,999)	2:356:B:ILE:H	2:396:B:ILE:HD13	18	0.2
(1,978)	2:355:B:ASN:H	2:356:B:ILE:HG21	14	0.2
(1,978)	2:355:B:ASN:H	2:356:B:ILE:HG22	14	0.2
(1,978)	2:355:B:ASN:H	2:356:B:ILE:HG23	14	0.2
(1,978)	2:355:B:ASN:H	2:356:B:ILE:HG21	17	0.2
(1,978)	2:355:B:ASN:H	2:356:B:ILE:HG22	17	0.2
(1,978)	2:355:B:ASN:H	2:356:B:ILE:HG23	17	0.2
(1,970)	2:354:B:THR:HG21	2:356:B:ILE:H	10	0.2
(1,970)	2:354:B:THR:HG22	2:356:B:ILE:H	10	0.2
(1,970)	2:354:B:THR:HG23	2:356:B:ILE:H	10	0.2
(1,947)	2:353:B:LEU:HB3	2:355:B:ASN:H	7	0.2
(1,947)	2:353:B:LEU:HB3	2:355:B:ASN:H	8	0.2
(1,947)	2:353:B:LEU:HB3	2:355:B:ASN:H	18	0.2
(1,947)	2:353:B:LEU:HB3	2:355:B:ASN:H	20	0.2
(1,939)	2:353:B:LEU:H	2:353:B:LEU:HD21	6	0.2
(1,939)	2:353:B:LEU:H	2:353:B:LEU:HD22	6	0.2
(1,939)	2:353:B:LEU:H	2:353:B:LEU:HD23	6	0.2
(1,939)	2:353:B:LEU:H	2:353:B:LEU:HD21	7	0.2
(1,939)	2:353:B:LEU:H	2:353:B:LEU:HD22	7	0.2
(1,939)	2:353:B:LEU:H	2:353:B:LEU:HD23	7	0.2
(1,934)	2:352:B:SER:HB3	2:355:B:ASN:H	6	0.2
(1,934)	2:352:B:SER:HB3	2:355:B:ASN:H	11	0.2
(1,934)	2:352:B:SER:HB3	2:355:B:ASN:H	18	0.2
(1,922)	2:352:B:SER:H	2:352:B:SER:HB3	2	0.2

*Continued on next page...*

*Continued from previous page...*

Key	Atom-1	Atom-2	Model ID	Violation (Å)
(1,922)	2:352:B:SER:H	2:352:B:SER:HB3	3	0.2
(1,922)	2:352:B:SER:H	2:352:B:SER:HB3	13	0.2
(1,922)	2:352:B:SER:H	2:352:B:SER:HB3	15	0.2
(1,916)	2:351:B:TRP:HE1	2:351:B:TRP:HB2	11	0.2
(1,914)	2:351:B:TRP:H	2:351:B:TRP:HE3	3	0.2
(1,914)	2:351:B:TRP:H	2:351:B:TRP:HE3	5	0.2
(1,914)	2:351:B:TRP:H	2:351:B:TRP:HE3	6	0.2
(1,914)	2:351:B:TRP:H	2:351:B:TRP:HE3	13	0.2
(1,910)	2:350:B:GLU:HG3	2:351:B:TRP:H	5	0.2
(1,910)	2:350:B:GLU:HG3	2:351:B:TRP:H	6	0.2
(1,891)	2:349:B:GLN:H	2:349:B:GLN:HB2	5	0.2
(1,891)	2:349:B:GLN:H	2:349:B:GLN:HB2	12	0.2
(1,891)	2:349:B:GLN:H	2:349:B:GLN:HB2	13	0.2
(1,891)	2:349:B:GLN:H	2:349:B:GLN:HB2	17	0.2
(1,886)	2:348:B:ILE:H	2:349:B:GLN:HB3	8	0.2
(1,886)	2:348:B:ILE:H	2:349:B:GLN:HB3	12	0.2
(1,884)	2:347:B:VAL:HG11	2:351:B:TRP:H	19	0.2
(1,884)	2:347:B:VAL:HG12	2:351:B:TRP:H	19	0.2
(1,884)	2:347:B:VAL:HG13	2:351:B:TRP:H	19	0.2
(1,871)	2:346:B:GLU:HB2	2:347:B:VAL:H	11	0.2
(1,871)	2:346:B:GLU:HB2	2:347:B:VAL:H	12	0.2
(1,871)	2:346:B:GLU:HB2	2:347:B:VAL:H	15	0.2
(1,865)	2:346:B:GLU:H	2:346:B:GLU:HG3	7	0.2
(1,847)	2:344:B:THR:H	2:344:B:THR:HB	1	0.2
(1,847)	2:344:B:THR:H	2:344:B:THR:HB	7	0.2
(1,847)	2:344:B:THR:H	2:344:B:THR:HB	8	0.2
(1,847)	2:344:B:THR:H	2:344:B:THR:HB	16	0.2
(1,830)	2:342:B:GLU:H	2:344:B:THR:H	7	0.2
(1,830)	2:342:B:GLU:H	2:344:B:THR:H	16	0.2
(1,830)	2:342:B:GLU:H	2:344:B:THR:H	17	0.2
(1,815)	2:341:B:ASP:H	2:345:B:LYS:H	3	0.2
(1,815)	2:341:B:ASP:H	2:345:B:LYS:H	10	0.2
(1,815)	2:341:B:ASP:H	2:345:B:LYS:H	13	0.2
(1,815)	2:341:B:ASP:H	2:345:B:LYS:H	14	0.2
(1,815)	2:341:B:ASP:H	2:345:B:LYS:H	15	0.2
(1,815)	2:341:B:ASP:H	2:345:B:LYS:H	18	0.2
(1,815)	2:341:B:ASP:H	2:345:B:LYS:H	19	0.2
(1,807)	2:340:B:VAL:HG21	2:347:B:VAL:H	1	0.2
(1,807)	2:340:B:VAL:HG22	2:347:B:VAL:H	1	0.2
(1,807)	2:340:B:VAL:HG23	2:347:B:VAL:H	1	0.2
(1,807)	2:340:B:VAL:HG21	2:347:B:VAL:H	16	0.2
(1,807)	2:340:B:VAL:HG22	2:347:B:VAL:H	16	0.2

*Continued on next page...*



*Continued from previous page...*

Key	Atom-1	Atom-2	Model ID	Violation (Å)
(1,807)	2:340:B:VAL:HG23	2:347:B:VAL:H	16	0.2
(1,804)	2:340:B:VAL:H	2:347:B:VAL:HG11	1	0.2
(1,804)	2:340:B:VAL:H	2:347:B:VAL:HG12	1	0.2
(1,804)	2:340:B:VAL:H	2:347:B:VAL:HG13	1	0.2
(1,804)	2:340:B:VAL:H	2:347:B:VAL:HG11	4	0.2
(1,804)	2:340:B:VAL:H	2:347:B:VAL:HG12	4	0.2
(1,804)	2:340:B:VAL:H	2:347:B:VAL:HG13	4	0.2
(1,804)	2:340:B:VAL:H	2:347:B:VAL:HG11	5	0.2
(1,804)	2:340:B:VAL:H	2:347:B:VAL:HG12	5	0.2
(1,804)	2:340:B:VAL:H	2:347:B:VAL:HG13	5	0.2
(1,804)	2:340:B:VAL:H	2:347:B:VAL:HG11	11	0.2
(1,804)	2:340:B:VAL:H	2:347:B:VAL:HG12	11	0.2
(1,804)	2:340:B:VAL:H	2:347:B:VAL:HG13	11	0.2
(1,804)	2:340:B:VAL:H	2:347:B:VAL:HG11	15	0.2
(1,804)	2:340:B:VAL:H	2:347:B:VAL:HG12	15	0.2
(1,804)	2:340:B:VAL:H	2:347:B:VAL:HG13	15	0.2
(1,804)	2:340:B:VAL:H	2:347:B:VAL:HG11	16	0.2
(1,804)	2:340:B:VAL:H	2:347:B:VAL:HG12	16	0.2
(1,804)	2:340:B:VAL:H	2:347:B:VAL:HG13	16	0.2
(1,804)	2:340:B:VAL:H	2:347:B:VAL:HG11	17	0.2
(1,804)	2:340:B:VAL:H	2:347:B:VAL:HG12	17	0.2
(1,804)	2:340:B:VAL:H	2:347:B:VAL:HG13	17	0.2
(1,800)	2:340:B:VAL:HG11	2:342:B:GLU:H	4	0.2
(1,800)	2:340:B:VAL:HG12	2:342:B:GLU:H	4	0.2
(1,800)	2:340:B:VAL:HG13	2:342:B:GLU:H	4	0.2
(1,800)	2:340:B:VAL:HG11	2:342:B:GLU:H	7	0.2
(1,800)	2:340:B:VAL:HG12	2:342:B:GLU:H	7	0.2
(1,800)	2:340:B:VAL:HG13	2:342:B:GLU:H	7	0.2
(1,768)	2:338:B:MET:H	2:350:B:GLU:HA	9	0.2
(1,768)	2:338:B:MET:H	2:350:B:GLU:HA	12	0.2
(1,768)	2:338:B:MET:H	2:350:B:GLU:HA	18	0.2
(1,744)	2:337:B:VAL:HG21	2:352:B:SER:H	15	0.2
(1,744)	2:337:B:VAL:HG22	2:352:B:SER:H	15	0.2
(1,744)	2:337:B:VAL:HG23	2:352:B:SER:H	15	0.2
(1,741)	2:337:B:VAL:HG11	2:351:B:TRP:H	10	0.2
(1,741)	2:337:B:VAL:HG12	2:351:B:TRP:H	10	0.2
(1,741)	2:337:B:VAL:HG13	2:351:B:TRP:H	10	0.2
(1,741)	2:337:B:VAL:HG11	2:351:B:TRP:H	12	0.2
(1,741)	2:337:B:VAL:HG12	2:351:B:TRP:H	12	0.2
(1,741)	2:337:B:VAL:HG13	2:351:B:TRP:H	12	0.2
(1,741)	2:337:B:VAL:HG11	2:351:B:TRP:H	18	0.2
(1,741)	2:337:B:VAL:HG12	2:351:B:TRP:H	18	0.2

*Continued on next page...*



*Continued from previous page...*

Key	Atom-1	Atom-2	Model ID	Violation (Å)
(1,741)	2:337:B:VAL:HG13	2:351:B:TRP:H	18	0.2
(1,740)	2:337:B:VAL:HB	2:351:B:TRP:H	11	0.2
(1,740)	2:337:B:VAL:HB	2:351:B:TRP:H	12	0.2
(1,729)	2:337:B:VAL:H	2:338:B:MET:HA	1	0.2
(1,729)	2:337:B:VAL:H	2:338:B:MET:HA	2	0.2
(1,729)	2:337:B:VAL:H	2:338:B:MET:HA	13	0.2
(1,729)	2:337:B:VAL:H	2:338:B:MET:HA	14	0.2
(1,729)	2:337:B:VAL:H	2:338:B:MET:HA	15	0.2
(1,729)	2:337:B:VAL:H	2:338:B:MET:HA	17	0.2
(1,729)	2:337:B:VAL:H	2:338:B:MET:HA	19	0.2
(1,716)	2:336:B:CYS:H	2:353:B:LEU:HB3	14	0.2
(1,678)	2:333:B:THR:H	2:391:B:LEU:HD21	4	0.2
(1,678)	2:333:B:THR:H	2:391:B:LEU:HD22	4	0.2
(1,678)	2:333:B:THR:H	2:391:B:LEU:HD23	4	0.2
(1,678)	2:333:B:THR:H	2:391:B:LEU:HD21	14	0.2
(1,678)	2:333:B:THR:H	2:391:B:LEU:HD22	14	0.2
(1,678)	2:333:B:THR:H	2:391:B:LEU:HD23	14	0.2
(1,678)	2:333:B:THR:H	2:391:B:LEU:HD21	16	0.2
(1,678)	2:333:B:THR:H	2:391:B:LEU:HD22	16	0.2
(1,678)	2:333:B:THR:H	2:391:B:LEU:HD23	16	0.2
(1,670)	2:333:B:THR:HB	2:336:B:CYS:H	6	0.2
(1,670)	2:333:B:THR:HB	2:336:B:CYS:H	10	0.2
(1,670)	2:333:B:THR:HB	2:336:B:CYS:H	16	0.2
(1,670)	2:333:B:THR:HB	2:336:B:CYS:H	18	0.2
(1,661)	2:333:B:THR:H	2:333:B:THR:HB	1	0.2
(1,661)	2:333:B:THR:H	2:333:B:THR:HB	2	0.2
(1,661)	2:333:B:THR:H	2:333:B:THR:HB	4	0.2
(1,661)	2:333:B:THR:H	2:333:B:THR:HB	5	0.2
(1,661)	2:333:B:THR:H	2:333:B:THR:HB	7	0.2
(1,661)	2:333:B:THR:H	2:333:B:THR:HB	8	0.2
(1,661)	2:333:B:THR:H	2:333:B:THR:HB	9	0.2
(1,661)	2:333:B:THR:H	2:333:B:THR:HB	10	0.2
(1,661)	2:333:B:THR:H	2:333:B:THR:HB	11	0.2
(1,661)	2:333:B:THR:H	2:333:B:THR:HB	12	0.2
(1,661)	2:333:B:THR:H	2:333:B:THR:HB	13	0.2
(1,661)	2:333:B:THR:H	2:333:B:THR:HB	15	0.2
(1,661)	2:333:B:THR:H	2:333:B:THR:HB	17	0.2
(1,661)	2:333:B:THR:H	2:333:B:THR:HB	18	0.2
(1,661)	2:333:B:THR:H	2:333:B:THR:HB	19	0.2
(1,661)	2:333:B:THR:H	2:333:B:THR:HB	20	0.2
(1,648)	2:332:B:ILE:HA	2:338:B:MET:H	13	0.2
(1,611)	2:330:B:LEU:H	2:340:B:VAL:HG21	5	0.2

*Continued on next page...*

*Continued from previous page...*

Key	Atom-1	Atom-2	Model ID	Violation (Å)
(1,611)	2:330:B:LEU:H	2:340:B:VAL:HG22	5	0.2
(1,611)	2:330:B:LEU:H	2:340:B:VAL:HG23	5	0.2
(1,611)	2:330:B:LEU:H	2:340:B:VAL:HG21	6	0.2
(1,611)	2:330:B:LEU:H	2:340:B:VAL:HG22	6	0.2
(1,611)	2:330:B:LEU:H	2:340:B:VAL:HG23	6	0.2
(1,611)	2:330:B:LEU:H	2:340:B:VAL:HG21	8	0.2
(1,611)	2:330:B:LEU:H	2:340:B:VAL:HG22	8	0.2
(1,611)	2:330:B:LEU:H	2:340:B:VAL:HG23	8	0.2
(1,611)	2:330:B:LEU:H	2:340:B:VAL:HG21	12	0.2
(1,611)	2:330:B:LEU:H	2:340:B:VAL:HG22	12	0.2
(1,611)	2:330:B:LEU:H	2:340:B:VAL:HG23	12	0.2
(1,611)	2:330:B:LEU:H	2:340:B:VAL:HG21	15	0.2
(1,611)	2:330:B:LEU:H	2:340:B:VAL:HG22	15	0.2
(1,611)	2:330:B:LEU:H	2:340:B:VAL:HG23	15	0.2
(1,603)	2:330:B:LEU:HD11	2:332:B:ILE:H	7	0.2
(1,603)	2:330:B:LEU:HD12	2:332:B:ILE:H	7	0.2
(1,603)	2:330:B:LEU:HD13	2:332:B:ILE:H	7	0.2
(1,578)	2:329:B:LEU:H	2:339:B:ARG:HA	8	0.2
(1,578)	2:329:B:LEU:H	2:339:B:ARG:HA	11	0.2
(1,570)	2:328:B:ARG:H	2:380:B:VAL:HG11	4	0.2
(1,570)	2:328:B:ARG:H	2:380:B:VAL:HG12	4	0.2
(1,570)	2:328:B:ARG:H	2:380:B:VAL:HG13	4	0.2
(1,570)	2:328:B:ARG:H	2:380:B:VAL:HG11	7	0.2
(1,570)	2:328:B:ARG:H	2:380:B:VAL:HG12	7	0.2
(1,570)	2:328:B:ARG:H	2:380:B:VAL:HG13	7	0.2
(1,570)	2:328:B:ARG:H	2:380:B:VAL:HG11	8	0.2
(1,570)	2:328:B:ARG:H	2:380:B:VAL:HG12	8	0.2
(1,570)	2:328:B:ARG:H	2:380:B:VAL:HG13	8	0.2
(1,570)	2:328:B:ARG:H	2:380:B:VAL:HG11	11	0.2
(1,570)	2:328:B:ARG:H	2:380:B:VAL:HG12	11	0.2
(1,570)	2:328:B:ARG:H	2:380:B:VAL:HG13	11	0.2
(1,570)	2:328:B:ARG:H	2:380:B:VAL:HG11	20	0.2
(1,570)	2:328:B:ARG:H	2:380:B:VAL:HG12	20	0.2
(1,570)	2:328:B:ARG:H	2:380:B:VAL:HG13	20	0.2
(1,563)	2:328:B:ARG:HB2	2:329:B:LEU:H	4	0.2
(1,558)	2:328:B:ARG:H	2:328:B:ARG:HG3	12	0.2
(1,550)	2:326:B:VAL:H	2:326:B:VAL:HG11	16	0.2
(1,550)	2:326:B:VAL:H	2:326:B:VAL:HG12	16	0.2
(1,550)	2:326:B:VAL:H	2:326:B:VAL:HG13	16	0.2
(1,525)	2:324:B:LYS:H	2:324:B:LYS:HE2	15	0.2
(1,524)	2:324:B:LYS:H	2:324:B:LYS:HD3	8	0.2
(1,524)	2:324:B:LYS:H	2:324:B:LYS:HD3	17	0.2

*Continued on next page...*

*Continued from previous page...*

Key	Atom-1	Atom-2	Model ID	Violation (Å)
(1,524)	2:324:B:LYS:H	2:324:B:LYS:HD3	19	0.2
(1,517)	2:322:B:LYS:HD2	2:324:B:LYS:H	8	0.2
(1,517)	2:322:B:LYS:HD2	2:324:B:LYS:H	20	0.2
(1,504)	2:320:B:LYS:H	2:326:B:VAL:HG21	2	0.2
(1,504)	2:320:B:LYS:H	2:326:B:VAL:HG22	2	0.2
(1,504)	2:320:B:LYS:H	2:326:B:VAL:HG23	2	0.2
(1,502)	2:320:B:LYS:HG2	2:321:B:GLY:H	6	0.2
(1,502)	2:320:B:LYS:HG2	2:321:B:GLY:H	8	0.2
(1,502)	2:320:B:LYS:HG2	2:321:B:GLY:H	10	0.2
(1,502)	2:320:B:LYS:HG2	2:321:B:GLY:H	20	0.2
(1,500)	2:320:B:LYS:HD3	2:321:B:GLY:H	6	0.2
(1,500)	2:320:B:LYS:HD3	2:321:B:GLY:H	8	0.2
(1,500)	2:320:B:LYS:HD3	2:321:B:GLY:H	9	0.2
(1,500)	2:320:B:LYS:HD3	2:321:B:GLY:H	10	0.2
(1,494)	2:320:B:LYS:H	2:320:B:LYS:HG3	8	0.2
(1,494)	2:320:B:LYS:H	2:320:B:LYS:HG3	9	0.2
(1,494)	2:320:B:LYS:H	2:320:B:LYS:HG3	10	0.2
(1,487)	2:319:B:MET:HE1	2:326:B:VAL:H	14	0.2
(1,487)	2:319:B:MET:HE2	2:326:B:VAL:H	14	0.2
(1,487)	2:319:B:MET:HE3	2:326:B:VAL:H	14	0.2
(1,485)	2:319:B:MET:H	2:326:B:VAL:H	2	0.2
(1,485)	2:319:B:MET:H	2:326:B:VAL:H	3	0.2
(1,478)	2:319:B:MET:HB2	2:322:B:LYS:H	15	0.2
(1,477)	2:319:B:MET:H	2:322:B:LYS:HG3	17	0.2
(1,461)	2:318:B:LYS:H	2:326:B:VAL:HG21	10	0.2
(1,461)	2:318:B:LYS:H	2:326:B:VAL:HG22	10	0.2
(1,461)	2:318:B:LYS:H	2:326:B:VAL:HG23	10	0.2
(1,461)	2:318:B:LYS:H	2:326:B:VAL:HG21	18	0.2
(1,461)	2:318:B:LYS:H	2:326:B:VAL:HG22	18	0.2
(1,461)	2:318:B:LYS:H	2:326:B:VAL:HG23	18	0.2
(1,459)	2:318:B:LYS:H	2:325:B:LEU:HD11	1	0.2
(1,459)	2:318:B:LYS:H	2:325:B:LEU:HD12	1	0.2
(1,459)	2:318:B:LYS:H	2:325:B:LEU:HD13	1	0.2
(1,459)	2:318:B:LYS:H	2:325:B:LEU:HD11	4	0.2
(1,459)	2:318:B:LYS:H	2:325:B:LEU:HD12	4	0.2
(1,459)	2:318:B:LYS:H	2:325:B:LEU:HD13	4	0.2
(1,459)	2:318:B:LYS:H	2:325:B:LEU:HD11	5	0.2
(1,459)	2:318:B:LYS:H	2:325:B:LEU:HD12	5	0.2
(1,459)	2:318:B:LYS:H	2:325:B:LEU:HD13	5	0.2
(1,459)	2:318:B:LYS:H	2:325:B:LEU:HD11	10	0.2
(1,459)	2:318:B:LYS:H	2:325:B:LEU:HD12	10	0.2
(1,459)	2:318:B:LYS:H	2:325:B:LEU:HD13	10	0.2

*Continued on next page...*

*Continued from previous page...*

Key	Atom-1	Atom-2	Model ID	Violation (Å)
(1,459)	2:318:B:LYS:H	2:325:B:LEU:HD11	14	0.2
(1,459)	2:318:B:LYS:H	2:325:B:LEU:HD12	14	0.2
(1,459)	2:318:B:LYS:H	2:325:B:LEU:HD13	14	0.2
(1,459)	2:318:B:LYS:H	2:325:B:LEU:HD11	20	0.2
(1,459)	2:318:B:LYS:H	2:325:B:LEU:HD12	20	0.2
(1,459)	2:318:B:LYS:H	2:325:B:LEU:HD13	20	0.2
(1,433)	2:317:B:GLU:HB3	2:326:B:VAL:H	8	0.2
(1,433)	2:317:B:GLU:HB3	2:326:B:VAL:H	13	0.2
(1,409)	2:316:B:LYS:HB3	2:381:B:GLN:H	4	0.2
(1,409)	2:316:B:LYS:HB3	2:381:B:GLN:H	6	0.2
(1,409)	2:316:B:LYS:HB3	2:381:B:GLN:H	7	0.2
(1,409)	2:316:B:LYS:HB3	2:381:B:GLN:H	10	0.2
(1,409)	2:316:B:LYS:HB3	2:381:B:GLN:H	16	0.2
(1,398)	2:316:B:LYS:H	2:327:B:PRO:HA	4	0.2
(1,392)	2:316:B:LYS:HB2	2:317:B:GLU:H	18	0.2
(1,385)	2:316:B:LYS:H	2:316:B:LYS:HB3	2	0.2
(1,385)	2:316:B:LYS:H	2:316:B:LYS:HB3	3	0.2
(1,385)	2:316:B:LYS:H	2:316:B:LYS:HB3	5	0.2
(1,385)	2:316:B:LYS:H	2:316:B:LYS:HB3	7	0.2
(1,385)	2:316:B:LYS:H	2:316:B:LYS:HB3	8	0.2
(1,385)	2:316:B:LYS:H	2:316:B:LYS:HB3	10	0.2
(1,385)	2:316:B:LYS:H	2:316:B:LYS:HB3	11	0.2
(1,385)	2:316:B:LYS:H	2:316:B:LYS:HB3	13	0.2
(1,385)	2:316:B:LYS:H	2:316:B:LYS:HB3	14	0.2
(1,385)	2:316:B:LYS:H	2:316:B:LYS:HB3	17	0.2
(1,385)	2:316:B:LYS:H	2:316:B:LYS:HB3	19	0.2
(1,385)	2:316:B:LYS:H	2:316:B:LYS:HB3	20	0.2
(1,380)	2:315:B:VAL:H	2:382:B:THR:HG21	5	0.2
(1,380)	2:315:B:VAL:H	2:382:B:THR:HG22	5	0.2
(1,380)	2:315:B:VAL:H	2:382:B:THR:HG23	5	0.2
(1,380)	2:315:B:VAL:H	2:382:B:THR:HG21	16	0.2
(1,380)	2:315:B:VAL:H	2:382:B:THR:HG22	16	0.2
(1,380)	2:315:B:VAL:H	2:382:B:THR:HG23	16	0.2
(1,380)	2:315:B:VAL:H	2:382:B:THR:HG21	17	0.2
(1,380)	2:315:B:VAL:H	2:382:B:THR:HG22	17	0.2
(1,380)	2:315:B:VAL:H	2:382:B:THR:HG23	17	0.2
(1,380)	2:315:B:VAL:H	2:382:B:THR:HG21	19	0.2
(1,380)	2:315:B:VAL:H	2:382:B:THR:HG22	19	0.2
(1,380)	2:315:B:VAL:H	2:382:B:THR:HG23	19	0.2
(1,371)	2:315:B:VAL:HG21	2:331:B:GLY:H	12	0.2
(1,371)	2:315:B:VAL:HG22	2:331:B:GLY:H	12	0.2
(1,371)	2:315:B:VAL:HG23	2:331:B:GLY:H	12	0.2

*Continued on next page...*

*Continued from previous page...*

Key	Atom-1	Atom-2	Model ID	Violation (Å)
(1,371)	2:315:B:VAL:HG21	2:331:B:GLY:H	18	0.2
(1,371)	2:315:B:VAL:HG22	2:331:B:GLY:H	18	0.2
(1,371)	2:315:B:VAL:HG23	2:331:B:GLY:H	18	0.2
(1,365)	2:315:B:VAL:H	2:330:B:LEU:HB3	12	0.2
(1,365)	2:315:B:VAL:H	2:330:B:LEU:HB3	17	0.2
(1,362)	2:315:B:VAL:H	2:329:B:LEU:HD21	2	0.2
(1,362)	2:315:B:VAL:H	2:329:B:LEU:HD22	2	0.2
(1,362)	2:315:B:VAL:H	2:329:B:LEU:HD23	2	0.2
(1,341)	2:314:B:LEU:HD11	2:329:B:LEU:H	9	0.2
(1,341)	2:314:B:LEU:HD12	2:329:B:LEU:H	9	0.2
(1,341)	2:314:B:LEU:HD13	2:329:B:LEU:H	9	0.2
(1,341)	2:314:B:LEU:HD11	2:329:B:LEU:H	10	0.2
(1,341)	2:314:B:LEU:HD12	2:329:B:LEU:H	10	0.2
(1,341)	2:314:B:LEU:HD13	2:329:B:LEU:H	10	0.2
(1,341)	2:314:B:LEU:HD11	2:329:B:LEU:H	11	0.2
(1,341)	2:314:B:LEU:HD12	2:329:B:LEU:H	11	0.2
(1,341)	2:314:B:LEU:HD13	2:329:B:LEU:H	11	0.2
(1,341)	2:314:B:LEU:HD11	2:329:B:LEU:H	19	0.2
(1,341)	2:314:B:LEU:HD12	2:329:B:LEU:H	19	0.2
(1,341)	2:314:B:LEU:HD13	2:329:B:LEU:H	19	0.2
(1,338)	2:314:B:LEU:H	2:329:B:LEU:HA	3	0.2
(1,338)	2:314:B:LEU:H	2:329:B:LEU:HA	4	0.2
(1,338)	2:314:B:LEU:H	2:329:B:LEU:HA	6	0.2
(1,338)	2:314:B:LEU:H	2:329:B:LEU:HA	10	0.2
(1,338)	2:314:B:LEU:H	2:329:B:LEU:HA	13	0.2
(1,338)	2:314:B:LEU:H	2:329:B:LEU:HA	14	0.2
(1,338)	2:314:B:LEU:H	2:329:B:LEU:HA	16	0.2
(1,338)	2:314:B:LEU:H	2:329:B:LEU:HA	17	0.2
(1,335)	2:314:B:LEU:HD11	2:328:B:ARG:H	5	0.2
(1,335)	2:314:B:LEU:HD12	2:328:B:ARG:H	5	0.2
(1,335)	2:314:B:LEU:HD13	2:328:B:ARG:H	5	0.2
(1,335)	2:314:B:LEU:HD11	2:328:B:ARG:H	6	0.2
(1,335)	2:314:B:LEU:HD12	2:328:B:ARG:H	6	0.2
(1,335)	2:314:B:LEU:HD13	2:328:B:ARG:H	6	0.2
(1,335)	2:314:B:LEU:HD11	2:328:B:ARG:H	9	0.2
(1,335)	2:314:B:LEU:HD12	2:328:B:ARG:H	9	0.2
(1,335)	2:314:B:LEU:HD13	2:328:B:ARG:H	9	0.2
(1,335)	2:314:B:LEU:HD11	2:328:B:ARG:H	15	0.2
(1,335)	2:314:B:LEU:HD12	2:328:B:ARG:H	15	0.2
(1,335)	2:314:B:LEU:HD13	2:328:B:ARG:H	15	0.2
(1,334)	2:314:B:LEU:HA	2:328:B:ARG:H	6	0.2
(1,334)	2:314:B:LEU:HA	2:328:B:ARG:H	14	0.2

*Continued on next page...*

*Continued from previous page...*

Key	Atom-1	Atom-2	Model ID	Violation (Å)
(1,334)	2:314:B:LEU:HA	2:328:B:ARG:H	19	0.2
(1,238)	1:28:A:VAL:HA	1:29:A:ASP:H	14	0.2
(1,210)	1:24:A:GLN:HG3	1:25:A:SER:HB3	11	0.2
(1,208)	1:24:A:GLN:HB2	1:25:A:SER:HB3	16	0.2
(1,203)	1:24:A:GLN:HE22	1:24:A:GLN:HG3	3	0.2
(1,203)	1:24:A:GLN:HE22	1:24:A:GLN:HG3	19	0.2
(1,116)	1:15:A:LEU:HA	1:19:A:MET:HG3	2	0.2
(1,14)	1:8:A:ILE:HA	1:9:A:ASP:HB2	4	0.2
(1,8)	1:8:A:ILE:HB	1:9:A:ASP:H	2	0.2
(1,7)	1:8:A:ILE:HA	1:9:A:ASP:H	8	0.2
(1,7)	1:8:A:ILE:HA	1:9:A:ASP:H	9	0.2
(1,1593)	1:22:A:LEU:HD11	2:382:B:THR:H	13	0.19
(1,1593)	1:22:A:LEU:HD12	2:382:B:THR:H	13	0.19
(1,1593)	1:22:A:LEU:HD13	2:382:B:THR:H	13	0.19
(1,1584)	1:19:A:MET:HE1	2:318:B:LYS:H	19	0.19
(1,1584)	1:19:A:MET:HE2	2:318:B:LYS:H	19	0.19
(1,1584)	1:19:A:MET:HE3	2:318:B:LYS:H	19	0.19
(1,1577)	1:15:A:LEU:HD21	2:369:B:ASP:H	9	0.19
(1,1577)	1:15:A:LEU:HD22	2:369:B:ASP:H	9	0.19
(1,1577)	1:15:A:LEU:HD23	2:369:B:ASP:H	9	0.19
(1,1570)	1:15:A:LEU:HD11	2:359:B:TRP:H	3	0.19
(1,1570)	1:15:A:LEU:HD12	2:359:B:TRP:H	3	0.19
(1,1570)	1:15:A:LEU:HD13	2:359:B:TRP:H	3	0.19
(1,1570)	1:15:A:LEU:HD11	2:359:B:TRP:H	8	0.19
(1,1570)	1:15:A:LEU:HD12	2:359:B:TRP:H	8	0.19
(1,1570)	1:15:A:LEU:HD13	2:359:B:TRP:H	8	0.19
(1,1570)	1:15:A:LEU:HD11	2:359:B:TRP:H	13	0.19
(1,1570)	1:15:A:LEU:HD12	2:359:B:TRP:H	13	0.19
(1,1570)	1:15:A:LEU:HD13	2:359:B:TRP:H	13	0.19
(1,1570)	1:15:A:LEU:HD11	2:359:B:TRP:H	15	0.19
(1,1570)	1:15:A:LEU:HD12	2:359:B:TRP:H	15	0.19
(1,1570)	1:15:A:LEU:HD13	2:359:B:TRP:H	15	0.19
(1,1538)	2:398:B:ILE:H	2:399:B:ILE:HG21	1	0.19
(1,1538)	2:398:B:ILE:H	2:399:B:ILE:HG22	1	0.19
(1,1538)	2:398:B:ILE:H	2:399:B:ILE:HG23	1	0.19
(1,1538)	2:398:B:ILE:H	2:399:B:ILE:HG21	2	0.19
(1,1538)	2:398:B:ILE:H	2:399:B:ILE:HG22	2	0.19
(1,1538)	2:398:B:ILE:H	2:399:B:ILE:HG23	2	0.19
(1,1538)	2:398:B:ILE:H	2:399:B:ILE:HG21	3	0.19
(1,1538)	2:398:B:ILE:H	2:399:B:ILE:HG22	3	0.19
(1,1538)	2:398:B:ILE:H	2:399:B:ILE:HG23	3	0.19
(1,1538)	2:398:B:ILE:H	2:399:B:ILE:HG21	5	0.19

*Continued on next page...*



*Continued from previous page...*

Key	Atom-1	Atom-2	Model ID	Violation (Å)
(1,1538)	2:398:B:ILE:H	2:399:B:ILE:HG22	5	0.19
(1,1538)	2:398:B:ILE:H	2:399:B:ILE:HG23	5	0.19
(1,1538)	2:398:B:ILE:H	2:399:B:ILE:HG21	7	0.19
(1,1538)	2:398:B:ILE:H	2:399:B:ILE:HG22	7	0.19
(1,1538)	2:398:B:ILE:H	2:399:B:ILE:HG23	7	0.19
(1,1538)	2:398:B:ILE:H	2:399:B:ILE:HG21	8	0.19
(1,1538)	2:398:B:ILE:H	2:399:B:ILE:HG22	8	0.19
(1,1538)	2:398:B:ILE:H	2:399:B:ILE:HG23	8	0.19
(1,1538)	2:398:B:ILE:H	2:399:B:ILE:HG21	9	0.19
(1,1538)	2:398:B:ILE:H	2:399:B:ILE:HG22	9	0.19
(1,1538)	2:398:B:ILE:H	2:399:B:ILE:HG23	9	0.19
(1,1538)	2:398:B:ILE:H	2:399:B:ILE:HG21	11	0.19
(1,1538)	2:398:B:ILE:H	2:399:B:ILE:HG22	11	0.19
(1,1538)	2:398:B:ILE:H	2:399:B:ILE:HG23	11	0.19
(1,1538)	2:398:B:ILE:H	2:399:B:ILE:HG21	12	0.19
(1,1538)	2:398:B:ILE:H	2:399:B:ILE:HG22	12	0.19
(1,1538)	2:398:B:ILE:H	2:399:B:ILE:HG23	12	0.19
(1,1538)	2:398:B:ILE:H	2:399:B:ILE:HG21	13	0.19
(1,1538)	2:398:B:ILE:H	2:399:B:ILE:HG22	13	0.19
(1,1538)	2:398:B:ILE:H	2:399:B:ILE:HG23	13	0.19
(1,1538)	2:398:B:ILE:H	2:399:B:ILE:HG21	16	0.19
(1,1538)	2:398:B:ILE:H	2:399:B:ILE:HG22	16	0.19
(1,1538)	2:398:B:ILE:H	2:399:B:ILE:HG23	16	0.19
(1,1538)	2:398:B:ILE:H	2:399:B:ILE:HG21	18	0.19
(1,1538)	2:398:B:ILE:H	2:399:B:ILE:HG22	18	0.19
(1,1538)	2:398:B:ILE:H	2:399:B:ILE:HG23	18	0.19
(1,1538)	2:398:B:ILE:H	2:399:B:ILE:HG21	20	0.19
(1,1538)	2:398:B:ILE:H	2:399:B:ILE:HG22	20	0.19
(1,1538)	2:398:B:ILE:H	2:399:B:ILE:HG23	20	0.19
(1,1528)	2:397:B:ASP:H	2:399:B:ILE:HG21	2	0.19
(1,1528)	2:397:B:ASP:H	2:399:B:ILE:HG22	2	0.19
(1,1528)	2:397:B:ASP:H	2:399:B:ILE:HG23	2	0.19
(1,1528)	2:397:B:ASP:H	2:399:B:ILE:HG21	3	0.19
(1,1528)	2:397:B:ASP:H	2:399:B:ILE:HG22	3	0.19
(1,1528)	2:397:B:ASP:H	2:399:B:ILE:HG23	3	0.19
(1,1528)	2:397:B:ASP:H	2:399:B:ILE:HG21	4	0.19
(1,1528)	2:397:B:ASP:H	2:399:B:ILE:HG22	4	0.19
(1,1528)	2:397:B:ASP:H	2:399:B:ILE:HG23	4	0.19
(1,1528)	2:397:B:ASP:H	2:399:B:ILE:HG21	5	0.19
(1,1528)	2:397:B:ASP:H	2:399:B:ILE:HG22	5	0.19
(1,1528)	2:397:B:ASP:H	2:399:B:ILE:HG23	5	0.19
(1,1528)	2:397:B:ASP:H	2:399:B:ILE:HG21	7	0.19

*Continued on next page...*



*Continued from previous page...*

Key	Atom-1	Atom-2	Model ID	Violation (Å)
(1,1528)	2:397:B:ASP:H	2:399:B:ILE:HG22	7	0.19
(1,1528)	2:397:B:ASP:H	2:399:B:ILE:HG23	7	0.19
(1,1528)	2:397:B:ASP:H	2:399:B:ILE:HG21	8	0.19
(1,1528)	2:397:B:ASP:H	2:399:B:ILE:HG22	8	0.19
(1,1528)	2:397:B:ASP:H	2:399:B:ILE:HG23	8	0.19
(1,1528)	2:397:B:ASP:H	2:399:B:ILE:HG21	11	0.19
(1,1528)	2:397:B:ASP:H	2:399:B:ILE:HG22	11	0.19
(1,1528)	2:397:B:ASP:H	2:399:B:ILE:HG23	11	0.19
(1,1528)	2:397:B:ASP:H	2:399:B:ILE:HG21	12	0.19
(1,1528)	2:397:B:ASP:H	2:399:B:ILE:HG22	12	0.19
(1,1528)	2:397:B:ASP:H	2:399:B:ILE:HG23	12	0.19
(1,1528)	2:397:B:ASP:H	2:399:B:ILE:HG21	15	0.19
(1,1528)	2:397:B:ASP:H	2:399:B:ILE:HG22	15	0.19
(1,1528)	2:397:B:ASP:H	2:399:B:ILE:HG23	15	0.19
(1,1528)	2:397:B:ASP:H	2:399:B:ILE:HG21	16	0.19
(1,1528)	2:397:B:ASP:H	2:399:B:ILE:HG22	16	0.19
(1,1528)	2:397:B:ASP:H	2:399:B:ILE:HG23	16	0.19
(1,1528)	2:397:B:ASP:H	2:399:B:ILE:HG21	18	0.19
(1,1528)	2:397:B:ASP:H	2:399:B:ILE:HG22	18	0.19
(1,1528)	2:397:B:ASP:H	2:399:B:ILE:HG23	18	0.19
(1,1528)	2:397:B:ASP:H	2:399:B:ILE:HG21	19	0.19
(1,1528)	2:397:B:ASP:H	2:399:B:ILE:HG22	19	0.19
(1,1528)	2:397:B:ASP:H	2:399:B:ILE:HG23	19	0.19
(1,1528)	2:397:B:ASP:H	2:399:B:ILE:HG21	20	0.19
(1,1528)	2:397:B:ASP:H	2:399:B:ILE:HG22	20	0.19
(1,1528)	2:397:B:ASP:H	2:399:B:ILE:HG23	20	0.19
(1,1521)	2:397:B:ASP:H	2:398:B:ILE:HG21	10	0.19
(1,1521)	2:397:B:ASP:H	2:398:B:ILE:HG22	10	0.19
(1,1521)	2:397:B:ASP:H	2:398:B:ILE:HG23	10	0.19
(1,1521)	2:397:B:ASP:H	2:398:B:ILE:HG21	13	0.19
(1,1521)	2:397:B:ASP:H	2:398:B:ILE:HG22	13	0.19
(1,1521)	2:397:B:ASP:H	2:398:B:ILE:HG23	13	0.19
(1,1521)	2:397:B:ASP:H	2:398:B:ILE:HG21	19	0.19
(1,1521)	2:397:B:ASP:H	2:398:B:ILE:HG22	19	0.19
(1,1521)	2:397:B:ASP:H	2:398:B:ILE:HG23	19	0.19
(1,1469)	2:394:B:GLY:HA3	2:397:B:ASP:H	1	0.19
(1,1469)	2:394:B:GLY:HA3	2:397:B:ASP:H	2	0.19
(1,1469)	2:394:B:GLY:HA3	2:397:B:ASP:H	3	0.19
(1,1469)	2:394:B:GLY:HA3	2:397:B:ASP:H	4	0.19
(1,1469)	2:394:B:GLY:HA3	2:397:B:ASP:H	5	0.19
(1,1469)	2:394:B:GLY:HA3	2:397:B:ASP:H	6	0.19
(1,1469)	2:394:B:GLY:HA3	2:397:B:ASP:H	7	0.19

*Continued on next page...*

*Continued from previous page...*

Key	Atom-1	Atom-2	Model ID	Violation (Å)
(1,1469)	2:394:B:GLY:HA3	2:397:B:ASP:H	8	0.19
(1,1469)	2:394:B:GLY:HA3	2:397:B:ASP:H	9	0.19
(1,1469)	2:394:B:GLY:HA3	2:397:B:ASP:H	10	0.19
(1,1469)	2:394:B:GLY:HA3	2:397:B:ASP:H	11	0.19
(1,1469)	2:394:B:GLY:HA3	2:397:B:ASP:H	12	0.19
(1,1469)	2:394:B:GLY:HA3	2:397:B:ASP:H	13	0.19
(1,1469)	2:394:B:GLY:HA3	2:397:B:ASP:H	14	0.19
(1,1469)	2:394:B:GLY:HA3	2:397:B:ASP:H	15	0.19
(1,1469)	2:394:B:GLY:HA3	2:397:B:ASP:H	16	0.19
(1,1469)	2:394:B:GLY:HA3	2:397:B:ASP:H	17	0.19
(1,1469)	2:394:B:GLY:HA3	2:397:B:ASP:H	18	0.19
(1,1469)	2:394:B:GLY:HA3	2:397:B:ASP:H	20	0.19
(1,1436)	2:392:B:ILE:H	2:394:B:GLY:H	3	0.19
(1,1436)	2:392:B:ILE:H	2:394:B:GLY:H	5	0.19
(1,1436)	2:392:B:ILE:H	2:394:B:GLY:H	7	0.19
(1,1436)	2:392:B:ILE:H	2:394:B:GLY:H	15	0.19
(1,1436)	2:392:B:ILE:H	2:394:B:GLY:H	16	0.19
(1,1405)	2:391:B:LEU:H	2:391:B:LEU:HD21	3	0.19
(1,1405)	2:391:B:LEU:H	2:391:B:LEU:HD22	3	0.19
(1,1405)	2:391:B:LEU:H	2:391:B:LEU:HD23	3	0.19
(1,1405)	2:391:B:LEU:H	2:391:B:LEU:HD21	6	0.19
(1,1405)	2:391:B:LEU:H	2:391:B:LEU:HD22	6	0.19
(1,1405)	2:391:B:LEU:H	2:391:B:LEU:HD23	6	0.19
(1,1405)	2:391:B:LEU:H	2:391:B:LEU:HD21	9	0.19
(1,1405)	2:391:B:LEU:H	2:391:B:LEU:HD22	9	0.19
(1,1405)	2:391:B:LEU:H	2:391:B:LEU:HD23	9	0.19
(1,1405)	2:391:B:LEU:H	2:391:B:LEU:HD21	10	0.19
(1,1405)	2:391:B:LEU:H	2:391:B:LEU:HD22	10	0.19
(1,1405)	2:391:B:LEU:H	2:391:B:LEU:HD23	10	0.19
(1,1405)	2:391:B:LEU:H	2:391:B:LEU:HD21	11	0.19
(1,1405)	2:391:B:LEU:H	2:391:B:LEU:HD22	11	0.19
(1,1405)	2:391:B:LEU:H	2:391:B:LEU:HD23	11	0.19
(1,1405)	2:391:B:LEU:H	2:391:B:LEU:HD21	15	0.19
(1,1405)	2:391:B:LEU:H	2:391:B:LEU:HD22	15	0.19
(1,1405)	2:391:B:LEU:H	2:391:B:LEU:HD23	15	0.19
(1,1405)	2:391:B:LEU:H	2:391:B:LEU:HD21	20	0.19
(1,1405)	2:391:B:LEU:H	2:391:B:LEU:HD22	20	0.19
(1,1405)	2:391:B:LEU:H	2:391:B:LEU:HD23	20	0.19
(1,1399)	2:390:B:GLN:HA	2:393:B:ALA:H	9	0.19
(1,1388)	2:390:B:GLN:H	2:391:B:LEU:HB3	1	0.19
(1,1388)	2:390:B:GLN:H	2:391:B:LEU:HB3	2	0.19
(1,1388)	2:390:B:GLN:H	2:391:B:LEU:HB3	3	0.19

*Continued on next page...*

*Continued from previous page...*

Key	Atom-1	Atom-2	Model ID	Violation (Å)
(1,1388)	2:390:B:GLN:H	2:391:B:LEU:HB3	5	0.19
(1,1388)	2:390:B:GLN:H	2:391:B:LEU:HB3	10	0.19
(1,1388)	2:390:B:GLN:H	2:391:B:LEU:HB3	13	0.19
(1,1388)	2:390:B:GLN:H	2:391:B:LEU:HB3	14	0.19
(1,1388)	2:390:B:GLN:H	2:391:B:LEU:HB3	15	0.19
(1,1388)	2:390:B:GLN:H	2:391:B:LEU:HB3	16	0.19
(1,1339)	2:387:B:GLN:H	2:388:B:ILE:HB	5	0.19
(1,1339)	2:387:B:GLN:H	2:388:B:ILE:HB	10	0.19
(1,1311)	2:384:B:GLU:HB3	2:387:B:GLN:H	9	0.19
(1,1298)	2:382:B:THR:HG21	2:386:B:GLU:H	13	0.19
(1,1298)	2:382:B:THR:HG22	2:386:B:GLU:H	13	0.19
(1,1298)	2:382:B:THR:HG23	2:386:B:GLU:H	13	0.19
(1,1298)	2:382:B:THR:HG21	2:386:B:GLU:H	14	0.19
(1,1298)	2:382:B:THR:HG22	2:386:B:GLU:H	14	0.19
(1,1298)	2:382:B:THR:HG23	2:386:B:GLU:H	14	0.19
(1,1298)	2:382:B:THR:HG21	2:386:B:GLU:H	16	0.19
(1,1298)	2:382:B:THR:HG22	2:386:B:GLU:H	16	0.19
(1,1298)	2:382:B:THR:HG23	2:386:B:GLU:H	16	0.19
(1,1289)	2:381:B:GLN:HG3	2:382:B:THR:H	11	0.19
(1,1287)	2:381:B:GLN:HB3	2:382:B:THR:H	10	0.19
(1,1287)	2:381:B:GLN:HB3	2:382:B:THR:H	12	0.19
(1,1284)	2:381:B:GLN:H	2:381:B:GLN:HG2	18	0.19
(1,1271)	2:380:B:VAL:H	2:380:B:VAL:HB	14	0.19
(1,1270)	2:379:B:SER:HB2	2:380:B:VAL:H	3	0.19
(1,1270)	2:379:B:SER:HB2	2:380:B:VAL:H	5	0.19
(1,1270)	2:379:B:SER:HB2	2:380:B:VAL:H	13	0.19
(1,1270)	2:379:B:SER:HB2	2:380:B:VAL:H	19	0.19
(1,1270)	2:379:B:SER:HB2	2:380:B:VAL:H	20	0.19
(1,1216)	2:373:B:TYR:H	2:373:B:TYR:HD1	1	0.19
(1,1216)	2:373:B:TYR:H	2:373:B:TYR:HD1	5	0.19
(1,1216)	2:373:B:TYR:H	2:373:B:TYR:HD1	8	0.19
(1,1216)	2:373:B:TYR:H	2:373:B:TYR:HD1	12	0.19
(1,1216)	2:373:B:TYR:H	2:373:B:TYR:HD1	18	0.19
(1,1216)	2:373:B:TYR:H	2:373:B:TYR:HD1	19	0.19
(1,1216)	2:373:B:TYR:H	2:373:B:TYR:HD1	20	0.19
(1,1209)	2:372:B:ASP:HA	2:374:B:GLN:H	1	0.19
(1,1209)	2:372:B:ASP:HA	2:374:B:GLN:H	2	0.19
(1,1209)	2:372:B:ASP:HA	2:374:B:GLN:H	5	0.19
(1,1209)	2:372:B:ASP:HA	2:374:B:GLN:H	14	0.19
(1,1209)	2:372:B:ASP:HA	2:374:B:GLN:H	19	0.19
(1,1201)	2:371:B:GLY:HA2	2:372:B:ASP:H	3	0.19
(1,1201)	2:371:B:GLY:HA2	2:372:B:ASP:H	11	0.19

*Continued on next page...*

*Continued from previous page...*

Key	Atom-1	Atom-2	Model ID	Violation (Å)
(1,1201)	2:371:B:GLY:HA2	2:372:B:ASP:H	14	0.19
(1,1190)	2:369:B:ASP:H	2:377:B:TYR:HD1	3	0.19
(1,1185)	2:368:B:LEU:HD21	2:392:B:ILE:H	1	0.19
(1,1185)	2:368:B:LEU:HD22	2:392:B:ILE:H	1	0.19
(1,1185)	2:368:B:LEU:HD23	2:392:B:ILE:H	1	0.19
(1,1185)	2:368:B:LEU:HD21	2:392:B:ILE:H	4	0.19
(1,1185)	2:368:B:LEU:HD22	2:392:B:ILE:H	4	0.19
(1,1185)	2:368:B:LEU:HD23	2:392:B:ILE:H	4	0.19
(1,1185)	2:368:B:LEU:HD21	2:392:B:ILE:H	7	0.19
(1,1185)	2:368:B:LEU:HD22	2:392:B:ILE:H	7	0.19
(1,1185)	2:368:B:LEU:HD23	2:392:B:ILE:H	7	0.19
(1,1185)	2:368:B:LEU:HD21	2:392:B:ILE:H	10	0.19
(1,1185)	2:368:B:LEU:HD22	2:392:B:ILE:H	10	0.19
(1,1185)	2:368:B:LEU:HD23	2:392:B:ILE:H	10	0.19
(1,1185)	2:368:B:LEU:HD21	2:392:B:ILE:H	20	0.19
(1,1185)	2:368:B:LEU:HD22	2:392:B:ILE:H	20	0.19
(1,1185)	2:368:B:LEU:HD23	2:392:B:ILE:H	20	0.19
(1,1183)	2:368:B:LEU:H	2:380:B:VAL:HG11	7	0.19
(1,1183)	2:368:B:LEU:H	2:380:B:VAL:HG12	7	0.19
(1,1183)	2:368:B:LEU:H	2:380:B:VAL:HG13	7	0.19
(1,1179)	2:368:B:LEU:HD21	2:378:B:TYR:H	8	0.19
(1,1179)	2:368:B:LEU:HD22	2:378:B:TYR:H	8	0.19
(1,1179)	2:368:B:LEU:HD23	2:378:B:TYR:H	8	0.19
(1,1179)	2:368:B:LEU:HD21	2:378:B:TYR:H	10	0.19
(1,1179)	2:368:B:LEU:HD22	2:378:B:TYR:H	10	0.19
(1,1179)	2:368:B:LEU:HD23	2:378:B:TYR:H	10	0.19
(1,1176)	2:368:B:LEU:HB3	2:378:B:TYR:H	17	0.19
(1,1136)	2:365:B:SER:HB2	2:382:B:THR:H	1	0.19
(1,1134)	2:365:B:SER:HA	2:382:B:THR:H	17	0.19
(1,1133)	2:365:B:SER:H	2:382:B:THR:HG21	4	0.19
(1,1133)	2:365:B:SER:H	2:382:B:THR:HG22	4	0.19
(1,1133)	2:365:B:SER:H	2:382:B:THR:HG23	4	0.19
(1,1133)	2:365:B:SER:H	2:382:B:THR:HG21	7	0.19
(1,1133)	2:365:B:SER:H	2:382:B:THR:HG22	7	0.19
(1,1133)	2:365:B:SER:H	2:382:B:THR:HG23	7	0.19
(1,1133)	2:365:B:SER:H	2:382:B:THR:HG21	9	0.19
(1,1133)	2:365:B:SER:H	2:382:B:THR:HG22	9	0.19
(1,1133)	2:365:B:SER:H	2:382:B:THR:HG23	9	0.19
(1,1133)	2:365:B:SER:H	2:382:B:THR:HG21	20	0.19
(1,1133)	2:365:B:SER:H	2:382:B:THR:HG22	20	0.19
(1,1133)	2:365:B:SER:H	2:382:B:THR:HG23	20	0.19
(1,1083)	2:361:B:ALA:H	2:366:B:PHE:HA	4	0.19

*Continued on next page...*

*Continued from previous page...*

Key	Atom-1	Atom-2	Model ID	Violation (Å)
(1,1083)	2:361:B:ALA:H	2:366:B:PHE:HA	6	0.19
(1,1083)	2:361:B:ALA:H	2:366:B:PHE:HA	8	0.19
(1,1083)	2:361:B:ALA:H	2:366:B:PHE:HA	9	0.19
(1,1083)	2:361:B:ALA:H	2:366:B:PHE:HA	10	0.19
(1,1083)	2:361:B:ALA:H	2:366:B:PHE:HA	11	0.19
(1,1083)	2:361:B:ALA:H	2:366:B:PHE:HA	13	0.19
(1,1083)	2:361:B:ALA:H	2:366:B:PHE:HA	14	0.19
(1,1083)	2:361:B:ALA:H	2:366:B:PHE:HA	16	0.19
(1,1083)	2:361:B:ALA:H	2:366:B:PHE:HA	18	0.19
(1,1083)	2:361:B:ALA:H	2:366:B:PHE:HA	19	0.19
(1,1083)	2:361:B:ALA:H	2:366:B:PHE:HA	20	0.19
(1,1049)	2:359:B:TRP:HE3	2:369:B:ASP:H	19	0.19
(1,1041)	2:359:B:TRP:HB3	2:360:B:ALA:H	6	0.19
(1,1041)	2:359:B:TRP:HB3	2:360:B:ALA:H	13	0.19
(1,1041)	2:359:B:TRP:HB3	2:360:B:ALA:H	15	0.19
(1,1041)	2:359:B:TRP:HB3	2:360:B:ALA:H	17	0.19
(1,1041)	2:359:B:TRP:HB3	2:360:B:ALA:H	20	0.19
(1,1032)	2:359:B:TRP:H	2:359:B:TRP:HB2	7	0.19
(1,1032)	2:359:B:TRP:H	2:359:B:TRP:HB2	8	0.19
(1,1032)	2:359:B:TRP:H	2:359:B:TRP:HB2	12	0.19
(1,1032)	2:359:B:TRP:H	2:359:B:TRP:HB2	18	0.19
(1,1015)	2:358:B:ARG:H	2:358:B:ARG:HB3	4	0.19
(1,1015)	2:358:B:ARG:H	2:358:B:ARG:HB3	8	0.19
(1,1015)	2:358:B:ARG:H	2:358:B:ARG:HB3	10	0.19
(1,1015)	2:358:B:ARG:H	2:358:B:ARG:HB3	11	0.19
(1,1015)	2:358:B:ARG:H	2:358:B:ARG:HB3	12	0.19
(1,1015)	2:358:B:ARG:H	2:358:B:ARG:HB3	18	0.19
(1,1015)	2:358:B:ARG:H	2:358:B:ARG:HB3	20	0.19
(1,1010)	2:357:B:LYS:H	2:368:B:LEU:HD21	8	0.19
(1,1010)	2:357:B:LYS:H	2:368:B:LEU:HD22	8	0.19
(1,1010)	2:357:B:LYS:H	2:368:B:LEU:HD23	8	0.19
(1,1010)	2:357:B:LYS:H	2:368:B:LEU:HD21	19	0.19
(1,1010)	2:357:B:LYS:H	2:368:B:LEU:HD22	19	0.19
(1,1010)	2:357:B:LYS:H	2:368:B:LEU:HD23	19	0.19
(1,999)	2:356:B:ILE:H	2:396:B:ILE:HD11	7	0.19
(1,999)	2:356:B:ILE:H	2:396:B:ILE:HD12	7	0.19
(1,999)	2:356:B:ILE:H	2:396:B:ILE:HD13	7	0.19
(1,999)	2:356:B:ILE:H	2:396:B:ILE:HD11	8	0.19
(1,999)	2:356:B:ILE:H	2:396:B:ILE:HD12	8	0.19
(1,999)	2:356:B:ILE:H	2:396:B:ILE:HD13	8	0.19
(1,999)	2:356:B:ILE:H	2:396:B:ILE:HD11	9	0.19
(1,999)	2:356:B:ILE:H	2:396:B:ILE:HD12	9	0.19

*Continued on next page...*

*Continued from previous page...*

Key	Atom-1	Atom-2	Model ID	Violation (Å)
(1,999)	2:356:B:ILE:H	2:396:B:ILE:HD13	9	0.19
(1,999)	2:356:B:ILE:H	2:396:B:ILE:HD11	11	0.19
(1,999)	2:356:B:ILE:H	2:396:B:ILE:HD12	11	0.19
(1,999)	2:356:B:ILE:H	2:396:B:ILE:HD13	11	0.19
(1,999)	2:356:B:ILE:H	2:396:B:ILE:HD11	20	0.19
(1,999)	2:356:B:ILE:H	2:396:B:ILE:HD12	20	0.19
(1,999)	2:356:B:ILE:H	2:396:B:ILE:HD13	20	0.19
(1,978)	2:355:B:ASN:H	2:356:B:ILE:HG21	1	0.19
(1,978)	2:355:B:ASN:H	2:356:B:ILE:HG22	1	0.19
(1,978)	2:355:B:ASN:H	2:356:B:ILE:HG23	1	0.19
(1,978)	2:355:B:ASN:H	2:356:B:ILE:HG21	19	0.19
(1,978)	2:355:B:ASN:H	2:356:B:ILE:HG22	19	0.19
(1,978)	2:355:B:ASN:H	2:356:B:ILE:HG23	19	0.19
(1,970)	2:354:B:THR:HG21	2:356:B:ILE:H	9	0.19
(1,970)	2:354:B:THR:HG22	2:356:B:ILE:H	9	0.19
(1,970)	2:354:B:THR:HG23	2:356:B:ILE:H	9	0.19
(1,970)	2:354:B:THR:HG21	2:356:B:ILE:H	14	0.19
(1,970)	2:354:B:THR:HG22	2:356:B:ILE:H	14	0.19
(1,970)	2:354:B:THR:HG23	2:356:B:ILE:H	14	0.19
(1,970)	2:354:B:THR:HG21	2:356:B:ILE:H	17	0.19
(1,970)	2:354:B:THR:HG22	2:356:B:ILE:H	17	0.19
(1,970)	2:354:B:THR:HG23	2:356:B:ILE:H	17	0.19
(1,968)	2:354:B:THR:H	2:356:B:ILE:H	4	0.19
(1,968)	2:354:B:THR:H	2:356:B:ILE:H	7	0.19
(1,968)	2:354:B:THR:H	2:356:B:ILE:H	8	0.19
(1,968)	2:354:B:THR:H	2:356:B:ILE:H	10	0.19
(1,968)	2:354:B:THR:H	2:356:B:ILE:H	12	0.19
(1,968)	2:354:B:THR:H	2:356:B:ILE:H	18	0.19
(1,957)	2:353:B:LEU:HD11	2:396:B:ILE:H	16	0.19
(1,957)	2:353:B:LEU:HD12	2:396:B:ILE:H	16	0.19
(1,957)	2:353:B:LEU:HD13	2:396:B:ILE:H	16	0.19
(1,947)	2:353:B:LEU:HB3	2:355:B:ASN:H	5	0.19
(1,947)	2:353:B:LEU:HB3	2:355:B:ASN:H	6	0.19
(1,947)	2:353:B:LEU:HB3	2:355:B:ASN:H	9	0.19
(1,947)	2:353:B:LEU:HB3	2:355:B:ASN:H	11	0.19
(1,947)	2:353:B:LEU:HB3	2:355:B:ASN:H	12	0.19
(1,947)	2:353:B:LEU:HB3	2:355:B:ASN:H	16	0.19
(1,939)	2:353:B:LEU:H	2:353:B:LEU:HD21	3	0.19
(1,939)	2:353:B:LEU:H	2:353:B:LEU:HD22	3	0.19
(1,939)	2:353:B:LEU:H	2:353:B:LEU:HD23	3	0.19
(1,934)	2:352:B:SER:HB3	2:355:B:ASN:H	5	0.19
(1,934)	2:352:B:SER:HB3	2:355:B:ASN:H	16	0.19

*Continued on next page...*



*Continued from previous page...*

Key	Atom-1	Atom-2	Model ID	Violation (Å)
(1,933)	2:352:B:SER:H	2:355:B:ASN:H	2	0.19
(1,933)	2:352:B:SER:H	2:355:B:ASN:H	6	0.19
(1,933)	2:352:B:SER:H	2:355:B:ASN:H	13	0.19
(1,933)	2:352:B:SER:H	2:355:B:ASN:H	15	0.19
(1,929)	2:352:B:SER:HB3	2:354:B:THR:H	19	0.19
(1,910)	2:350:B:GLU:HG3	2:351:B:TRP:H	1	0.19
(1,910)	2:350:B:GLU:HG3	2:351:B:TRP:H	3	0.19
(1,910)	2:350:B:GLU:HG3	2:351:B:TRP:H	13	0.19
(1,910)	2:350:B:GLU:HG3	2:351:B:TRP:H	14	0.19
(1,910)	2:350:B:GLU:HG3	2:351:B:TRP:H	17	0.19
(1,910)	2:350:B:GLU:HG3	2:351:B:TRP:H	19	0.19
(1,871)	2:346:B:GLU:HB2	2:347:B:VAL:H	2	0.19
(1,871)	2:346:B:GLU:HB2	2:347:B:VAL:H	3	0.19
(1,871)	2:346:B:GLU:HB2	2:347:B:VAL:H	4	0.19
(1,871)	2:346:B:GLU:HB2	2:347:B:VAL:H	5	0.19
(1,871)	2:346:B:GLU:HB2	2:347:B:VAL:H	10	0.19
(1,871)	2:346:B:GLU:HB2	2:347:B:VAL:H	19	0.19
(1,871)	2:346:B:GLU:HB2	2:347:B:VAL:H	20	0.19
(1,847)	2:344:B:THR:H	2:344:B:THR:HB	4	0.19
(1,847)	2:344:B:THR:H	2:344:B:THR:HB	6	0.19
(1,847)	2:344:B:THR:H	2:344:B:THR:HB	10	0.19
(1,847)	2:344:B:THR:H	2:344:B:THR:HB	11	0.19
(1,847)	2:344:B:THR:H	2:344:B:THR:HB	12	0.19
(1,847)	2:344:B:THR:H	2:344:B:THR:HB	14	0.19
(1,847)	2:344:B:THR:H	2:344:B:THR:HB	15	0.19
(1,847)	2:344:B:THR:H	2:344:B:THR:HB	18	0.19
(1,847)	2:344:B:THR:H	2:344:B:THR:HB	19	0.19
(1,847)	2:344:B:THR:H	2:344:B:THR:HB	20	0.19
(1,830)	2:342:B:GLU:H	2:344:B:THR:H	1	0.19
(1,815)	2:341:B:ASP:H	2:345:B:LYS:H	5	0.19
(1,815)	2:341:B:ASP:H	2:345:B:LYS:H	8	0.19
(1,815)	2:341:B:ASP:H	2:345:B:LYS:H	9	0.19
(1,815)	2:341:B:ASP:H	2:345:B:LYS:H	11	0.19
(1,815)	2:341:B:ASP:H	2:345:B:LYS:H	12	0.19
(1,815)	2:341:B:ASP:H	2:345:B:LYS:H	20	0.19
(1,808)	2:340:B:VAL:HG11	2:348:B:ILE:H	6	0.19
(1,808)	2:340:B:VAL:HG12	2:348:B:ILE:H	6	0.19
(1,808)	2:340:B:VAL:HG13	2:348:B:ILE:H	6	0.19
(1,804)	2:340:B:VAL:H	2:347:B:VAL:HG11	2	0.19
(1,804)	2:340:B:VAL:H	2:347:B:VAL:HG12	2	0.19
(1,804)	2:340:B:VAL:H	2:347:B:VAL:HG13	2	0.19
(1,804)	2:340:B:VAL:H	2:347:B:VAL:HG11	3	0.19

*Continued on next page...*



*Continued from previous page...*

Key	Atom-1	Atom-2	Model ID	Violation (Å)
(1,804)	2:340:B:VAL:H	2:347:B:VAL:HG12	3	0.19
(1,804)	2:340:B:VAL:H	2:347:B:VAL:HG13	3	0.19
(1,804)	2:340:B:VAL:H	2:347:B:VAL:HG11	9	0.19
(1,804)	2:340:B:VAL:H	2:347:B:VAL:HG12	9	0.19
(1,804)	2:340:B:VAL:H	2:347:B:VAL:HG13	9	0.19
(1,804)	2:340:B:VAL:H	2:347:B:VAL:HG11	10	0.19
(1,804)	2:340:B:VAL:H	2:347:B:VAL:HG12	10	0.19
(1,804)	2:340:B:VAL:H	2:347:B:VAL:HG13	10	0.19
(1,804)	2:340:B:VAL:H	2:347:B:VAL:HG11	13	0.19
(1,804)	2:340:B:VAL:H	2:347:B:VAL:HG12	13	0.19
(1,804)	2:340:B:VAL:H	2:347:B:VAL:HG13	13	0.19
(1,804)	2:340:B:VAL:H	2:347:B:VAL:HG11	14	0.19
(1,804)	2:340:B:VAL:H	2:347:B:VAL:HG12	14	0.19
(1,804)	2:340:B:VAL:H	2:347:B:VAL:HG13	14	0.19
(1,804)	2:340:B:VAL:H	2:347:B:VAL:HG11	18	0.19
(1,804)	2:340:B:VAL:H	2:347:B:VAL:HG12	18	0.19
(1,804)	2:340:B:VAL:H	2:347:B:VAL:HG13	18	0.19
(1,804)	2:340:B:VAL:H	2:347:B:VAL:HG11	19	0.19
(1,804)	2:340:B:VAL:H	2:347:B:VAL:HG12	19	0.19
(1,804)	2:340:B:VAL:H	2:347:B:VAL:HG13	19	0.19
(1,804)	2:340:B:VAL:H	2:347:B:VAL:HG11	20	0.19
(1,804)	2:340:B:VAL:H	2:347:B:VAL:HG12	20	0.19
(1,804)	2:340:B:VAL:H	2:347:B:VAL:HG13	20	0.19
(1,801)	2:340:B:VAL:HG21	2:345:B:LYS:H	1	0.19
(1,801)	2:340:B:VAL:HG22	2:345:B:LYS:H	1	0.19
(1,801)	2:340:B:VAL:HG23	2:345:B:LYS:H	1	0.19
(1,801)	2:340:B:VAL:HG21	2:345:B:LYS:H	16	0.19
(1,801)	2:340:B:VAL:HG22	2:345:B:LYS:H	16	0.19
(1,801)	2:340:B:VAL:HG23	2:345:B:LYS:H	16	0.19
(1,801)	2:340:B:VAL:HG21	2:345:B:LYS:H	17	0.19
(1,801)	2:340:B:VAL:HG22	2:345:B:LYS:H	17	0.19
(1,801)	2:340:B:VAL:HG23	2:345:B:LYS:H	17	0.19
(1,791)	2:339:B:ARG:HG3	2:349:B:GLN:H	15	0.19
(1,791)	2:339:B:ARG:HG3	2:349:B:GLN:H	17	0.19
(1,771)	2:338:B:MET:H	2:368:B:LEU:HD11	9	0.19
(1,771)	2:338:B:MET:H	2:368:B:LEU:HD12	9	0.19
(1,771)	2:338:B:MET:H	2:368:B:LEU:HD13	9	0.19
(1,744)	2:337:B:VAL:HG21	2:352:B:SER:H	2	0.19
(1,744)	2:337:B:VAL:HG22	2:352:B:SER:H	2	0.19
(1,744)	2:337:B:VAL:HG23	2:352:B:SER:H	2	0.19
(1,744)	2:337:B:VAL:HG21	2:352:B:SER:H	3	0.19
(1,744)	2:337:B:VAL:HG22	2:352:B:SER:H	3	0.19

*Continued on next page...*

*Continued from previous page...*

Key	Atom-1	Atom-2	Model ID	Violation (Å)
(1,744)	2:337:B:VAL:HG23	2:352:B:SER:H	3	0.19
(1,744)	2:337:B:VAL:HG21	2:352:B:SER:H	13	0.19
(1,744)	2:337:B:VAL:HG22	2:352:B:SER:H	13	0.19
(1,744)	2:337:B:VAL:HG23	2:352:B:SER:H	13	0.19
(1,741)	2:337:B:VAL:HG11	2:351:B:TRP:H	11	0.19
(1,741)	2:337:B:VAL:HG12	2:351:B:TRP:H	11	0.19
(1,741)	2:337:B:VAL:HG13	2:351:B:TRP:H	11	0.19
(1,740)	2:337:B:VAL:HB	2:351:B:TRP:H	8	0.19
(1,740)	2:337:B:VAL:HB	2:351:B:TRP:H	10	0.19
(1,740)	2:337:B:VAL:HB	2:351:B:TRP:H	18	0.19
(1,735)	2:337:B:VAL:H	2:350:B:GLU:HB3	2	0.19
(1,735)	2:337:B:VAL:H	2:350:B:GLU:HB3	14	0.19
(1,735)	2:337:B:VAL:H	2:350:B:GLU:HB3	16	0.19
(1,729)	2:337:B:VAL:H	2:338:B:MET:HA	5	0.19
(1,729)	2:337:B:VAL:H	2:338:B:MET:HA	6	0.19
(1,729)	2:337:B:VAL:H	2:338:B:MET:HA	7	0.19
(1,729)	2:337:B:VAL:H	2:338:B:MET:HA	16	0.19
(1,716)	2:336:B:CYS:H	2:353:B:LEU:HB3	7	0.19
(1,716)	2:336:B:CYS:H	2:353:B:LEU:HB3	8	0.19
(1,716)	2:336:B:CYS:H	2:353:B:LEU:HB3	12	0.19
(1,716)	2:336:B:CYS:H	2:353:B:LEU:HB3	17	0.19
(1,710)	2:336:B:CYS:HB3	2:337:B:VAL:H	3	0.19
(1,710)	2:336:B:CYS:HB3	2:337:B:VAL:H	17	0.19
(1,678)	2:333:B:THR:H	2:391:B:LEU:HD21	2	0.19
(1,678)	2:333:B:THR:H	2:391:B:LEU:HD22	2	0.19
(1,678)	2:333:B:THR:H	2:391:B:LEU:HD23	2	0.19
(1,678)	2:333:B:THR:H	2:391:B:LEU:HD21	3	0.19
(1,678)	2:333:B:THR:H	2:391:B:LEU:HD22	3	0.19
(1,678)	2:333:B:THR:H	2:391:B:LEU:HD23	3	0.19
(1,678)	2:333:B:THR:H	2:391:B:LEU:HD21	5	0.19
(1,678)	2:333:B:THR:H	2:391:B:LEU:HD22	5	0.19
(1,678)	2:333:B:THR:H	2:391:B:LEU:HD23	5	0.19
(1,678)	2:333:B:THR:H	2:391:B:LEU:HD21	7	0.19
(1,678)	2:333:B:THR:H	2:391:B:LEU:HD22	7	0.19
(1,678)	2:333:B:THR:H	2:391:B:LEU:HD23	7	0.19
(1,678)	2:333:B:THR:H	2:391:B:LEU:HD21	12	0.19
(1,678)	2:333:B:THR:H	2:391:B:LEU:HD22	12	0.19
(1,678)	2:333:B:THR:H	2:391:B:LEU:HD23	12	0.19
(1,678)	2:333:B:THR:H	2:391:B:LEU:HD21	15	0.19
(1,678)	2:333:B:THR:H	2:391:B:LEU:HD22	15	0.19
(1,678)	2:333:B:THR:H	2:391:B:LEU:HD23	15	0.19
(1,678)	2:333:B:THR:H	2:391:B:LEU:HD21	18	0.19

*Continued on next page...*

*Continued from previous page...*

Key	Atom-1	Atom-2	Model ID	Violation (Å)
(1,678)	2:333:B:THR:H	2:391:B:LEU:HD22	18	0.19
(1,678)	2:333:B:THR:H	2:391:B:LEU:HD23	18	0.19
(1,670)	2:333:B:THR:HB	2:336:B:CYS:H	4	0.19
(1,670)	2:333:B:THR:HB	2:336:B:CYS:H	7	0.19
(1,663)	2:333:B:THR:H	2:334:B:LYS:HA	6	0.19
(1,661)	2:333:B:THR:H	2:333:B:THR:HB	3	0.19
(1,661)	2:333:B:THR:H	2:333:B:THR:HB	6	0.19
(1,661)	2:333:B:THR:H	2:333:B:THR:HB	14	0.19
(1,661)	2:333:B:THR:H	2:333:B:THR:HB	16	0.19
(1,655)	2:332:B:ILE:HG13	2:392:B:ILE:H	4	0.19
(1,655)	2:332:B:ILE:HG13	2:392:B:ILE:H	6	0.19
(1,655)	2:332:B:ILE:HG13	2:392:B:ILE:H	8	0.19
(1,655)	2:332:B:ILE:HG13	2:392:B:ILE:H	11	0.19
(1,655)	2:332:B:ILE:HG13	2:392:B:ILE:H	12	0.19
(1,655)	2:332:B:ILE:HG13	2:392:B:ILE:H	15	0.19
(1,655)	2:332:B:ILE:HG13	2:392:B:ILE:H	16	0.19
(1,611)	2:330:B:LEU:H	2:340:B:VAL:HG21	14	0.19
(1,611)	2:330:B:LEU:H	2:340:B:VAL:HG22	14	0.19
(1,611)	2:330:B:LEU:H	2:340:B:VAL:HG23	14	0.19
(1,611)	2:330:B:LEU:H	2:340:B:VAL:HG21	17	0.19
(1,611)	2:330:B:LEU:H	2:340:B:VAL:HG22	17	0.19
(1,611)	2:330:B:LEU:H	2:340:B:VAL:HG23	17	0.19
(1,611)	2:330:B:LEU:H	2:340:B:VAL:HG21	18	0.19
(1,611)	2:330:B:LEU:H	2:340:B:VAL:HG22	18	0.19
(1,611)	2:330:B:LEU:H	2:340:B:VAL:HG23	18	0.19
(1,611)	2:330:B:LEU:H	2:340:B:VAL:HG21	19	0.19
(1,611)	2:330:B:LEU:H	2:340:B:VAL:HG22	19	0.19
(1,611)	2:330:B:LEU:H	2:340:B:VAL:HG23	19	0.19
(1,610)	2:330:B:LEU:HD11	2:339:B:ARG:H	6	0.19
(1,610)	2:330:B:LEU:HD12	2:339:B:ARG:H	6	0.19
(1,610)	2:330:B:LEU:HD13	2:339:B:ARG:H	6	0.19
(1,610)	2:330:B:LEU:HD11	2:339:B:ARG:H	17	0.19
(1,610)	2:330:B:LEU:HD12	2:339:B:ARG:H	17	0.19
(1,610)	2:330:B:LEU:HD13	2:339:B:ARG:H	17	0.19
(1,604)	2:330:B:LEU:HD21	2:332:B:ILE:H	1	0.19
(1,604)	2:330:B:LEU:HD22	2:332:B:ILE:H	1	0.19
(1,604)	2:330:B:LEU:HD23	2:332:B:ILE:H	1	0.19
(1,604)	2:330:B:LEU:HD21	2:332:B:ILE:H	3	0.19
(1,604)	2:330:B:LEU:HD22	2:332:B:ILE:H	3	0.19
(1,604)	2:330:B:LEU:HD23	2:332:B:ILE:H	3	0.19
(1,604)	2:330:B:LEU:HD21	2:332:B:ILE:H	13	0.19
(1,604)	2:330:B:LEU:HD22	2:332:B:ILE:H	13	0.19

*Continued on next page...*

*Continued from previous page...*

Key	Atom-1	Atom-2	Model ID	Violation (Å)
(1,604)	2:330:B:LEU:HD23	2:332:B:ILE:H	13	0.19
(1,604)	2:330:B:LEU:HD21	2:332:B:ILE:H	17	0.19
(1,604)	2:330:B:LEU:HD22	2:332:B:ILE:H	17	0.19
(1,604)	2:330:B:LEU:HD23	2:332:B:ILE:H	17	0.19
(1,581)	2:329:B:LEU:H	2:340:B:VAL:HG21	4	0.19
(1,581)	2:329:B:LEU:H	2:340:B:VAL:HG22	4	0.19
(1,581)	2:329:B:LEU:H	2:340:B:VAL:HG23	4	0.19
(1,581)	2:329:B:LEU:H	2:340:B:VAL:HG21	7	0.19
(1,581)	2:329:B:LEU:H	2:340:B:VAL:HG22	7	0.19
(1,581)	2:329:B:LEU:H	2:340:B:VAL:HG23	7	0.19
(1,581)	2:329:B:LEU:H	2:340:B:VAL:HG21	12	0.19
(1,581)	2:329:B:LEU:H	2:340:B:VAL:HG22	12	0.19
(1,581)	2:329:B:LEU:H	2:340:B:VAL:HG23	12	0.19
(1,570)	2:328:B:ARG:H	2:380:B:VAL:HG11	10	0.19
(1,570)	2:328:B:ARG:H	2:380:B:VAL:HG12	10	0.19
(1,570)	2:328:B:ARG:H	2:380:B:VAL:HG13	10	0.19
(1,553)	2:326:B:VAL:HG11	2:329:B:LEU:H	17	0.19
(1,553)	2:326:B:VAL:HG12	2:329:B:LEU:H	17	0.19
(1,553)	2:326:B:VAL:HG13	2:329:B:LEU:H	17	0.19
(1,550)	2:326:B:VAL:H	2:326:B:VAL:HG11	18	0.19
(1,550)	2:326:B:VAL:H	2:326:B:VAL:HG12	18	0.19
(1,550)	2:326:B:VAL:H	2:326:B:VAL:HG13	18	0.19
(1,527)	2:324:B:LYS:H	2:324:B:LYS:HG2	5	0.19
(1,527)	2:324:B:LYS:H	2:324:B:LYS:HG2	17	0.19
(1,525)	2:324:B:LYS:H	2:324:B:LYS:HE2	16	0.19
(1,504)	2:320:B:LYS:H	2:326:B:VAL:HG21	3	0.19
(1,504)	2:320:B:LYS:H	2:326:B:VAL:HG22	3	0.19
(1,504)	2:320:B:LYS:H	2:326:B:VAL:HG23	3	0.19
(1,504)	2:320:B:LYS:H	2:326:B:VAL:HG21	9	0.19
(1,504)	2:320:B:LYS:H	2:326:B:VAL:HG22	9	0.19
(1,504)	2:320:B:LYS:H	2:326:B:VAL:HG23	9	0.19
(1,504)	2:320:B:LYS:H	2:326:B:VAL:HG21	10	0.19
(1,504)	2:320:B:LYS:H	2:326:B:VAL:HG22	10	0.19
(1,504)	2:320:B:LYS:H	2:326:B:VAL:HG23	10	0.19
(1,502)	2:320:B:LYS:HG2	2:321:B:GLY:H	3	0.19
(1,502)	2:320:B:LYS:HG2	2:321:B:GLY:H	9	0.19
(1,500)	2:320:B:LYS:HD3	2:321:B:GLY:H	3	0.19
(1,496)	2:320:B:LYS:H	2:321:B:GLY:H	1	0.19
(1,496)	2:320:B:LYS:H	2:321:B:GLY:H	2	0.19
(1,496)	2:320:B:LYS:H	2:321:B:GLY:H	4	0.19
(1,496)	2:320:B:LYS:H	2:321:B:GLY:H	7	0.19
(1,496)	2:320:B:LYS:H	2:321:B:GLY:H	12	0.19

*Continued on next page...*

*Continued from previous page...*

Key	Atom-1	Atom-2	Model ID	Violation (Å)
(1,496)	2:320:B:LYS:H	2:321:B:GLY:H	13	0.19
(1,494)	2:320:B:LYS:H	2:320:B:LYS:HG3	6	0.19
(1,494)	2:320:B:LYS:H	2:320:B:LYS:HG3	15	0.19
(1,494)	2:320:B:LYS:H	2:320:B:LYS:HG3	16	0.19
(1,494)	2:320:B:LYS:H	2:320:B:LYS:HG3	20	0.19
(1,487)	2:319:B:MET:HE1	2:326:B:VAL:H	17	0.19
(1,487)	2:319:B:MET:HE2	2:326:B:VAL:H	17	0.19
(1,487)	2:319:B:MET:HE3	2:326:B:VAL:H	17	0.19
(1,487)	2:319:B:MET:HE1	2:326:B:VAL:H	19	0.19
(1,487)	2:319:B:MET:HE2	2:326:B:VAL:H	19	0.19
(1,487)	2:319:B:MET:HE3	2:326:B:VAL:H	19	0.19
(1,485)	2:319:B:MET:H	2:326:B:VAL:H	7	0.19
(1,485)	2:319:B:MET:H	2:326:B:VAL:H	9	0.19
(1,485)	2:319:B:MET:H	2:326:B:VAL:H	10	0.19
(1,478)	2:319:B:MET:HB2	2:322:B:LYS:H	16	0.19
(1,477)	2:319:B:MET:H	2:322:B:LYS:HG3	8	0.19
(1,463)	2:318:B:LYS:HA	2:326:B:VAL:H	15	0.19
(1,463)	2:318:B:LYS:HA	2:326:B:VAL:H	16	0.19
(1,461)	2:318:B:LYS:H	2:326:B:VAL:HG21	9	0.19
(1,461)	2:318:B:LYS:H	2:326:B:VAL:HG22	9	0.19
(1,461)	2:318:B:LYS:H	2:326:B:VAL:HG23	9	0.19
(1,459)	2:318:B:LYS:H	2:325:B:LEU:HD11	19	0.19
(1,459)	2:318:B:LYS:H	2:325:B:LEU:HD12	19	0.19
(1,459)	2:318:B:LYS:H	2:325:B:LEU:HD13	19	0.19
(1,437)	2:317:B:GLU:H	2:328:B:ARG:HB3	11	0.19
(1,434)	2:317:B:GLU:HB2	2:326:B:VAL:H	15	0.19
(1,433)	2:317:B:GLU:HB3	2:326:B:VAL:H	3	0.19
(1,417)	2:317:B:GLU:H	2:318:B:LYS:H	1	0.19
(1,417)	2:317:B:GLU:H	2:318:B:LYS:H	4	0.19
(1,417)	2:317:B:GLU:H	2:318:B:LYS:H	6	0.19
(1,417)	2:317:B:GLU:H	2:318:B:LYS:H	7	0.19
(1,417)	2:317:B:GLU:H	2:318:B:LYS:H	11	0.19
(1,417)	2:317:B:GLU:H	2:318:B:LYS:H	20	0.19
(1,409)	2:316:B:LYS:HB3	2:381:B:GLN:H	13	0.19
(1,409)	2:316:B:LYS:HB3	2:381:B:GLN:H	20	0.19
(1,398)	2:316:B:LYS:H	2:327:B:PRO:HA	8	0.19
(1,392)	2:316:B:LYS:HB2	2:317:B:GLU:H	7	0.19
(1,392)	2:316:B:LYS:HB2	2:317:B:GLU:H	13	0.19
(1,392)	2:316:B:LYS:HB2	2:317:B:GLU:H	20	0.19
(1,385)	2:316:B:LYS:H	2:316:B:LYS:HB3	6	0.19
(1,385)	2:316:B:LYS:H	2:316:B:LYS:HB3	9	0.19
(1,385)	2:316:B:LYS:H	2:316:B:LYS:HB3	16	0.19

*Continued on next page...*

*Continued from previous page...*

Key	Atom-1	Atom-2	Model ID	Violation (Å)
(1,385)	2:316:B:LYS:H	2:316:B:LYS:HB3	18	0.19
(1,380)	2:315:B:VAL:H	2:382:B:THR:HG21	2	0.19
(1,380)	2:315:B:VAL:H	2:382:B:THR:HG22	2	0.19
(1,380)	2:315:B:VAL:H	2:382:B:THR:HG23	2	0.19
(1,380)	2:315:B:VAL:H	2:382:B:THR:HG21	3	0.19
(1,380)	2:315:B:VAL:H	2:382:B:THR:HG22	3	0.19
(1,380)	2:315:B:VAL:H	2:382:B:THR:HG23	3	0.19
(1,380)	2:315:B:VAL:H	2:382:B:THR:HG21	13	0.19
(1,380)	2:315:B:VAL:H	2:382:B:THR:HG22	13	0.19
(1,380)	2:315:B:VAL:H	2:382:B:THR:HG23	13	0.19
(1,375)	2:315:B:VAL:HG11	2:380:B:VAL:H	18	0.19
(1,375)	2:315:B:VAL:HG12	2:380:B:VAL:H	18	0.19
(1,375)	2:315:B:VAL:HG13	2:380:B:VAL:H	18	0.19
(1,365)	2:315:B:VAL:H	2:330:B:LEU:HB3	4	0.19
(1,362)	2:315:B:VAL:H	2:329:B:LEU:HD21	1	0.19
(1,362)	2:315:B:VAL:H	2:329:B:LEU:HD22	1	0.19
(1,362)	2:315:B:VAL:H	2:329:B:LEU:HD23	1	0.19
(1,362)	2:315:B:VAL:H	2:329:B:LEU:HD21	9	0.19
(1,362)	2:315:B:VAL:H	2:329:B:LEU:HD22	9	0.19
(1,362)	2:315:B:VAL:H	2:329:B:LEU:HD23	9	0.19
(1,362)	2:315:B:VAL:H	2:329:B:LEU:HD21	19	0.19
(1,362)	2:315:B:VAL:H	2:329:B:LEU:HD22	19	0.19
(1,362)	2:315:B:VAL:H	2:329:B:LEU:HD23	19	0.19
(1,341)	2:314:B:LEU:HD11	2:329:B:LEU:H	4	0.19
(1,341)	2:314:B:LEU:HD12	2:329:B:LEU:H	4	0.19
(1,341)	2:314:B:LEU:HD13	2:329:B:LEU:H	4	0.19
(1,338)	2:314:B:LEU:H	2:329:B:LEU:HA	2	0.19
(1,338)	2:314:B:LEU:H	2:329:B:LEU:HA	5	0.19
(1,338)	2:314:B:LEU:H	2:329:B:LEU:HA	9	0.19
(1,338)	2:314:B:LEU:H	2:329:B:LEU:HA	15	0.19
(1,338)	2:314:B:LEU:H	2:329:B:LEU:HA	19	0.19
(1,337)	2:314:B:LEU:HG	2:328:B:ARG:H	4	0.19
(1,337)	2:314:B:LEU:HG	2:328:B:ARG:H	8	0.19
(1,337)	2:314:B:LEU:HG	2:328:B:ARG:H	15	0.19
(1,335)	2:314:B:LEU:HD11	2:328:B:ARG:H	4	0.19
(1,335)	2:314:B:LEU:HD12	2:328:B:ARG:H	4	0.19
(1,335)	2:314:B:LEU:HD13	2:328:B:ARG:H	4	0.19
(1,335)	2:314:B:LEU:HD11	2:328:B:ARG:H	7	0.19
(1,335)	2:314:B:LEU:HD12	2:328:B:ARG:H	7	0.19
(1,335)	2:314:B:LEU:HD13	2:328:B:ARG:H	7	0.19
(1,335)	2:314:B:LEU:HD11	2:328:B:ARG:H	8	0.19
(1,335)	2:314:B:LEU:HD12	2:328:B:ARG:H	8	0.19

*Continued on next page...*



*Continued from previous page...*

Key	Atom-1	Atom-2	Model ID	Violation (Å)
(1,335)	2:314:B:LEU:HD13	2:328:B:ARG:H	8	0.19
(1,335)	2:314:B:LEU:HD11	2:328:B:ARG:H	10	0.19
(1,335)	2:314:B:LEU:HD12	2:328:B:ARG:H	10	0.19
(1,335)	2:314:B:LEU:HD13	2:328:B:ARG:H	10	0.19
(1,335)	2:314:B:LEU:HD11	2:328:B:ARG:H	11	0.19
(1,335)	2:314:B:LEU:HD12	2:328:B:ARG:H	11	0.19
(1,335)	2:314:B:LEU:HD13	2:328:B:ARG:H	11	0.19
(1,335)	2:314:B:LEU:HD11	2:328:B:ARG:H	12	0.19
(1,335)	2:314:B:LEU:HD12	2:328:B:ARG:H	12	0.19
(1,335)	2:314:B:LEU:HD13	2:328:B:ARG:H	12	0.19
(1,335)	2:314:B:LEU:HD11	2:328:B:ARG:H	18	0.19
(1,335)	2:314:B:LEU:HD12	2:328:B:ARG:H	18	0.19
(1,335)	2:314:B:LEU:HD13	2:328:B:ARG:H	18	0.19
(1,335)	2:314:B:LEU:HD11	2:328:B:ARG:H	20	0.19
(1,335)	2:314:B:LEU:HD12	2:328:B:ARG:H	20	0.19
(1,335)	2:314:B:LEU:HD13	2:328:B:ARG:H	20	0.19
(1,334)	2:314:B:LEU:HA	2:328:B:ARG:H	1	0.19
(1,334)	2:314:B:LEU:HA	2:328:B:ARG:H	2	0.19
(1,334)	2:314:B:LEU:HA	2:328:B:ARG:H	13	0.19
(1,334)	2:314:B:LEU:HA	2:328:B:ARG:H	17	0.19
(1,271)	2:311:B:SER:H	2:332:B:ILE:HD11	18	0.19
(1,271)	2:311:B:SER:H	2:332:B:ILE:HD12	18	0.19
(1,271)	2:311:B:SER:H	2:332:B:ILE:HD13	18	0.19
(1,210)	1:24:A:GLN:HG3	1:25:A:SER:HB3	5	0.19
(1,208)	1:24:A:GLN:HB2	1:25:A:SER:HB3	20	0.19
(1,203)	1:24:A:GLN:HE22	1:24:A:GLN:HG3	7	0.19
(1,203)	1:24:A:GLN:HE22	1:24:A:GLN:HG3	13	0.19
(1,195)	1:24:A:GLN:HA	1:24:A:GLN:HE22	19	0.19
(1,179)	1:21:A:LEU:HA	1:23:A:THR:H	4	0.19
(1,144)	1:18:A:GLU:HA	1:21:A:LEU:HB2	15	0.19
(1,144)	1:18:A:GLU:HA	1:21:A:LEU:HB2	18	0.19
(1,116)	1:15:A:LEU:HA	1:19:A:MET:HG3	8	0.19
(1,113)	1:15:A:LEU:HA	1:18:A:GLU:HB3	11	0.19
(1,75)	1:12:A:PHE:HD2	1:13:A:SER:HA	1	0.19
(1,75)	1:12:A:PHE:HD2	1:13:A:SER:HA	13	0.19
(1,75)	1:12:A:PHE:HD2	1:13:A:SER:HA	19	0.19
(1,64)	1:12:A:PHE:HA	1:12:A:PHE:HE1	20	0.19
(1,51)	1:11:A:MET:HA	1:12:A:PHE:HB2	3	0.19
(1,51)	1:11:A:MET:HA	1:12:A:PHE:HB2	6	0.19
(1,51)	1:11:A:MET:HA	1:12:A:PHE:HB2	9	0.19
(1,51)	1:11:A:MET:HA	1:12:A:PHE:HB2	11	0.19
(1,49)	1:11:A:MET:HG2	1:11:A:MET:H	11	0.19

*Continued on next page...*



*Continued from previous page...*

Key	Atom-1	Atom-2	Model ID	Violation (Å)
(1,8)	1:8:A:ILE:HB	1:9:A:ASP:H	4	0.19
(1,8)	1:8:A:ILE:HB	1:9:A:ASP:H	8	0.19
(1,8)	1:8:A:ILE:HB	1:9:A:ASP:H	10	0.19
(1,7)	1:8:A:ILE:HA	1:9:A:ASP:H	4	0.19
(1,7)	1:8:A:ILE:HA	1:9:A:ASP:H	10	0.19
(1,2)	1:8:A:ILE:HA	1:8:A:ILE:HG13	17	0.19
(1,1593)	1:22:A:LEU:HD11	2:382:B:THR:H	14	0.18
(1,1593)	1:22:A:LEU:HD12	2:382:B:THR:H	14	0.18
(1,1593)	1:22:A:LEU:HD13	2:382:B:THR:H	14	0.18
(1,1589)	1:22:A:LEU:HD11	2:379:B:SER:H	12	0.18
(1,1589)	1:22:A:LEU:HD12	2:379:B:SER:H	12	0.18
(1,1589)	1:22:A:LEU:HD13	2:379:B:SER:H	12	0.18
(1,1584)	1:19:A:MET:HE1	2:318:B:LYS:H	5	0.18
(1,1584)	1:19:A:MET:HE2	2:318:B:LYS:H	5	0.18
(1,1584)	1:19:A:MET:HE3	2:318:B:LYS:H	5	0.18
(1,1584)	1:19:A:MET:HE1	2:318:B:LYS:H	6	0.18
(1,1584)	1:19:A:MET:HE2	2:318:B:LYS:H	6	0.18
(1,1584)	1:19:A:MET:HE3	2:318:B:LYS:H	6	0.18
(1,1584)	1:19:A:MET:HE1	2:318:B:LYS:H	14	0.18
(1,1584)	1:19:A:MET:HE2	2:318:B:LYS:H	14	0.18
(1,1584)	1:19:A:MET:HE3	2:318:B:LYS:H	14	0.18
(1,1577)	1:15:A:LEU:HD21	2:369:B:ASP:H	12	0.18
(1,1577)	1:15:A:LEU:HD22	2:369:B:ASP:H	12	0.18
(1,1577)	1:15:A:LEU:HD23	2:369:B:ASP:H	12	0.18
(1,1577)	1:15:A:LEU:HD21	2:369:B:ASP:H	18	0.18
(1,1577)	1:15:A:LEU:HD22	2:369:B:ASP:H	18	0.18
(1,1577)	1:15:A:LEU:HD23	2:369:B:ASP:H	18	0.18
(1,1570)	1:15:A:LEU:HD11	2:359:B:TRP:H	1	0.18
(1,1570)	1:15:A:LEU:HD12	2:359:B:TRP:H	1	0.18
(1,1570)	1:15:A:LEU:HD13	2:359:B:TRP:H	1	0.18
(1,1570)	1:15:A:LEU:HD11	2:359:B:TRP:H	2	0.18
(1,1570)	1:15:A:LEU:HD12	2:359:B:TRP:H	2	0.18
(1,1570)	1:15:A:LEU:HD13	2:359:B:TRP:H	2	0.18
(1,1570)	1:15:A:LEU:HD11	2:359:B:TRP:H	14	0.18
(1,1570)	1:15:A:LEU:HD12	2:359:B:TRP:H	14	0.18
(1,1570)	1:15:A:LEU:HD13	2:359:B:TRP:H	14	0.18
(1,1546)	2:398:B:ILE:HA	2:400:B:LEU:H	13	0.18
(1,1543)	2:398:B:ILE:HG13	2:399:B:ILE:H	19	0.18
(1,1538)	2:398:B:ILE:H	2:399:B:ILE:HG21	6	0.18
(1,1538)	2:398:B:ILE:H	2:399:B:ILE:HG22	6	0.18
(1,1538)	2:398:B:ILE:H	2:399:B:ILE:HG23	6	0.18
(1,1538)	2:398:B:ILE:H	2:399:B:ILE:HG21	10	0.18

*Continued on next page...*

*Continued from previous page...*

Key	Atom-1	Atom-2	Model ID	Violation (Å)
(1,1538)	2:398:B:ILE:H	2:399:B:ILE:HG22	10	0.18
(1,1538)	2:398:B:ILE:H	2:399:B:ILE:HG23	10	0.18
(1,1538)	2:398:B:ILE:H	2:399:B:ILE:HG21	14	0.18
(1,1538)	2:398:B:ILE:H	2:399:B:ILE:HG22	14	0.18
(1,1538)	2:398:B:ILE:H	2:399:B:ILE:HG23	14	0.18
(1,1538)	2:398:B:ILE:H	2:399:B:ILE:HG21	15	0.18
(1,1538)	2:398:B:ILE:H	2:399:B:ILE:HG22	15	0.18
(1,1538)	2:398:B:ILE:H	2:399:B:ILE:HG23	15	0.18
(1,1538)	2:398:B:ILE:H	2:399:B:ILE:HG21	17	0.18
(1,1538)	2:398:B:ILE:H	2:399:B:ILE:HG22	17	0.18
(1,1538)	2:398:B:ILE:H	2:399:B:ILE:HG23	17	0.18
(1,1528)	2:397:B:ASP:H	2:399:B:ILE:HG21	1	0.18
(1,1528)	2:397:B:ASP:H	2:399:B:ILE:HG22	1	0.18
(1,1528)	2:397:B:ASP:H	2:399:B:ILE:HG23	1	0.18
(1,1528)	2:397:B:ASP:H	2:399:B:ILE:HG21	6	0.18
(1,1528)	2:397:B:ASP:H	2:399:B:ILE:HG22	6	0.18
(1,1528)	2:397:B:ASP:H	2:399:B:ILE:HG23	6	0.18
(1,1528)	2:397:B:ASP:H	2:399:B:ILE:HG21	9	0.18
(1,1528)	2:397:B:ASP:H	2:399:B:ILE:HG22	9	0.18
(1,1528)	2:397:B:ASP:H	2:399:B:ILE:HG23	9	0.18
(1,1528)	2:397:B:ASP:H	2:399:B:ILE:HG21	10	0.18
(1,1528)	2:397:B:ASP:H	2:399:B:ILE:HG22	10	0.18
(1,1528)	2:397:B:ASP:H	2:399:B:ILE:HG23	10	0.18
(1,1528)	2:397:B:ASP:H	2:399:B:ILE:HG21	13	0.18
(1,1528)	2:397:B:ASP:H	2:399:B:ILE:HG22	13	0.18
(1,1528)	2:397:B:ASP:H	2:399:B:ILE:HG23	13	0.18
(1,1520)	2:397:B:ASP:H	2:398:B:ILE:HG13	19	0.18
(1,1487)	2:395:B:TYR:H	2:399:B:ILE:HD11	7	0.18
(1,1487)	2:395:B:TYR:H	2:399:B:ILE:HD12	7	0.18
(1,1487)	2:395:B:TYR:H	2:399:B:ILE:HD13	7	0.18
(1,1487)	2:395:B:TYR:H	2:399:B:ILE:HD11	8	0.18
(1,1487)	2:395:B:TYR:H	2:399:B:ILE:HD12	8	0.18
(1,1487)	2:395:B:TYR:H	2:399:B:ILE:HD13	8	0.18
(1,1487)	2:395:B:TYR:H	2:399:B:ILE:HD11	9	0.18
(1,1487)	2:395:B:TYR:H	2:399:B:ILE:HD12	9	0.18
(1,1487)	2:395:B:TYR:H	2:399:B:ILE:HD13	9	0.18
(1,1487)	2:395:B:TYR:H	2:399:B:ILE:HD11	10	0.18
(1,1487)	2:395:B:TYR:H	2:399:B:ILE:HD12	10	0.18
(1,1487)	2:395:B:TYR:H	2:399:B:ILE:HD13	10	0.18
(1,1487)	2:395:B:TYR:H	2:399:B:ILE:HD11	12	0.18
(1,1487)	2:395:B:TYR:H	2:399:B:ILE:HD12	12	0.18
(1,1487)	2:395:B:TYR:H	2:399:B:ILE:HD13	12	0.18

*Continued on next page...*

*Continued from previous page...*

Key	Atom-1	Atom-2	Model ID	Violation (Å)
(1,1487)	2:395:B:TYR:H	2:399:B:ILE:HD11	13	0.18
(1,1487)	2:395:B:TYR:H	2:399:B:ILE:HD12	13	0.18
(1,1487)	2:395:B:TYR:H	2:399:B:ILE:HD13	13	0.18
(1,1487)	2:395:B:TYR:H	2:399:B:ILE:HD11	18	0.18
(1,1487)	2:395:B:TYR:H	2:399:B:ILE:HD12	18	0.18
(1,1487)	2:395:B:TYR:H	2:399:B:ILE:HD13	18	0.18
(1,1469)	2:394:B:GLY:HA3	2:397:B:ASP:H	19	0.18
(1,1436)	2:392:B:ILE:H	2:394:B:GLY:H	1	0.18
(1,1436)	2:392:B:ILE:H	2:394:B:GLY:H	4	0.18
(1,1436)	2:392:B:ILE:H	2:394:B:GLY:H	8	0.18
(1,1436)	2:392:B:ILE:H	2:394:B:GLY:H	9	0.18
(1,1436)	2:392:B:ILE:H	2:394:B:GLY:H	10	0.18
(1,1436)	2:392:B:ILE:H	2:394:B:GLY:H	11	0.18
(1,1436)	2:392:B:ILE:H	2:394:B:GLY:H	12	0.18
(1,1436)	2:392:B:ILE:H	2:394:B:GLY:H	14	0.18
(1,1436)	2:392:B:ILE:H	2:394:B:GLY:H	17	0.18
(1,1436)	2:392:B:ILE:H	2:394:B:GLY:H	18	0.18
(1,1436)	2:392:B:ILE:H	2:394:B:GLY:H	19	0.18
(1,1436)	2:392:B:ILE:H	2:394:B:GLY:H	20	0.18
(1,1423)	2:391:B:LEU:HD11	2:394:B:GLY:H	10	0.18
(1,1423)	2:391:B:LEU:HD12	2:394:B:GLY:H	10	0.18
(1,1423)	2:391:B:LEU:HD13	2:394:B:GLY:H	10	0.18
(1,1423)	2:391:B:LEU:HD11	2:394:B:GLY:H	18	0.18
(1,1423)	2:391:B:LEU:HD12	2:394:B:GLY:H	18	0.18
(1,1423)	2:391:B:LEU:HD13	2:394:B:GLY:H	18	0.18
(1,1411)	2:391:B:LEU:HB3	2:392:B:ILE:H	14	0.18
(1,1405)	2:391:B:LEU:H	2:391:B:LEU:HD21	1	0.18
(1,1405)	2:391:B:LEU:H	2:391:B:LEU:HD22	1	0.18
(1,1405)	2:391:B:LEU:H	2:391:B:LEU:HD23	1	0.18
(1,1405)	2:391:B:LEU:H	2:391:B:LEU:HD21	2	0.18
(1,1405)	2:391:B:LEU:H	2:391:B:LEU:HD22	2	0.18
(1,1405)	2:391:B:LEU:H	2:391:B:LEU:HD23	2	0.18
(1,1405)	2:391:B:LEU:H	2:391:B:LEU:HD21	5	0.18
(1,1405)	2:391:B:LEU:H	2:391:B:LEU:HD22	5	0.18
(1,1405)	2:391:B:LEU:H	2:391:B:LEU:HD23	5	0.18
(1,1405)	2:391:B:LEU:H	2:391:B:LEU:HD21	13	0.18
(1,1405)	2:391:B:LEU:H	2:391:B:LEU:HD22	13	0.18
(1,1405)	2:391:B:LEU:H	2:391:B:LEU:HD23	13	0.18
(1,1405)	2:391:B:LEU:H	2:391:B:LEU:HD21	14	0.18
(1,1405)	2:391:B:LEU:H	2:391:B:LEU:HD22	14	0.18
(1,1405)	2:391:B:LEU:H	2:391:B:LEU:HD23	14	0.18
(1,1405)	2:391:B:LEU:H	2:391:B:LEU:HD21	16	0.18

*Continued on next page...*

*Continued from previous page...*

Key	Atom-1	Atom-2	Model ID	Violation (Å)
(1,1405)	2:391:B:LEU:H	2:391:B:LEU:HD22	16	0.18
(1,1405)	2:391:B:LEU:H	2:391:B:LEU:HD23	16	0.18
(1,1405)	2:391:B:LEU:H	2:391:B:LEU:HD21	17	0.18
(1,1405)	2:391:B:LEU:H	2:391:B:LEU:HD22	17	0.18
(1,1405)	2:391:B:LEU:H	2:391:B:LEU:HD23	17	0.18
(1,1405)	2:391:B:LEU:H	2:391:B:LEU:HD21	19	0.18
(1,1405)	2:391:B:LEU:H	2:391:B:LEU:HD22	19	0.18
(1,1405)	2:391:B:LEU:H	2:391:B:LEU:HD23	19	0.18
(1,1399)	2:390:B:GLN:HA	2:393:B:ALA:H	1	0.18
(1,1399)	2:390:B:GLN:HA	2:393:B:ALA:H	2	0.18
(1,1399)	2:390:B:GLN:HA	2:393:B:ALA:H	3	0.18
(1,1399)	2:390:B:GLN:HA	2:393:B:ALA:H	4	0.18
(1,1399)	2:390:B:GLN:HA	2:393:B:ALA:H	5	0.18
(1,1399)	2:390:B:GLN:HA	2:393:B:ALA:H	6	0.18
(1,1399)	2:390:B:GLN:HA	2:393:B:ALA:H	7	0.18
(1,1399)	2:390:B:GLN:HA	2:393:B:ALA:H	8	0.18
(1,1399)	2:390:B:GLN:HA	2:393:B:ALA:H	10	0.18
(1,1399)	2:390:B:GLN:HA	2:393:B:ALA:H	11	0.18
(1,1399)	2:390:B:GLN:HA	2:393:B:ALA:H	13	0.18
(1,1399)	2:390:B:GLN:HA	2:393:B:ALA:H	15	0.18
(1,1399)	2:390:B:GLN:HA	2:393:B:ALA:H	16	0.18
(1,1399)	2:390:B:GLN:HA	2:393:B:ALA:H	17	0.18
(1,1399)	2:390:B:GLN:HA	2:393:B:ALA:H	18	0.18
(1,1399)	2:390:B:GLN:HA	2:393:B:ALA:H	19	0.18
(1,1399)	2:390:B:GLN:HA	2:393:B:ALA:H	20	0.18
(1,1388)	2:390:B:GLN:H	2:391:B:LEU:HB3	6	0.18
(1,1388)	2:390:B:GLN:H	2:391:B:LEU:HB3	9	0.18
(1,1388)	2:390:B:GLN:H	2:391:B:LEU:HB3	11	0.18
(1,1388)	2:390:B:GLN:H	2:391:B:LEU:HB3	17	0.18
(1,1388)	2:390:B:GLN:H	2:391:B:LEU:HB3	19	0.18
(1,1388)	2:390:B:GLN:H	2:391:B:LEU:HB3	20	0.18
(1,1339)	2:387:B:GLN:H	2:388:B:ILE:HB	8	0.18
(1,1334)	2:386:B:GLU:HA	2:390:B:GLN:H	15	0.18
(1,1311)	2:384:B:GLU:HB3	2:387:B:GLN:H	18	0.18
(1,1298)	2:382:B:THR:HG21	2:386:B:GLU:H	1	0.18
(1,1298)	2:382:B:THR:HG22	2:386:B:GLU:H	1	0.18
(1,1298)	2:382:B:THR:HG23	2:386:B:GLU:H	1	0.18
(1,1298)	2:382:B:THR:HG21	2:386:B:GLU:H	2	0.18
(1,1298)	2:382:B:THR:HG22	2:386:B:GLU:H	2	0.18
(1,1298)	2:382:B:THR:HG23	2:386:B:GLU:H	2	0.18
(1,1298)	2:382:B:THR:HG21	2:386:B:GLU:H	3	0.18
(1,1298)	2:382:B:THR:HG22	2:386:B:GLU:H	3	0.18

*Continued on next page...*

*Continued from previous page...*

Key	Atom-1	Atom-2	Model ID	Violation (Å)
(1,1298)	2:382:B:THR:HG23	2:386:B:GLU:H	3	0.18
(1,1298)	2:382:B:THR:HG21	2:386:B:GLU:H	6	0.18
(1,1298)	2:382:B:THR:HG22	2:386:B:GLU:H	6	0.18
(1,1298)	2:382:B:THR:HG23	2:386:B:GLU:H	6	0.18
(1,1298)	2:382:B:THR:HG21	2:386:B:GLU:H	15	0.18
(1,1298)	2:382:B:THR:HG22	2:386:B:GLU:H	15	0.18
(1,1298)	2:382:B:THR:HG23	2:386:B:GLU:H	15	0.18
(1,1298)	2:382:B:THR:HG21	2:386:B:GLU:H	17	0.18
(1,1298)	2:382:B:THR:HG22	2:386:B:GLU:H	17	0.18
(1,1298)	2:382:B:THR:HG23	2:386:B:GLU:H	17	0.18
(1,1298)	2:382:B:THR:HG21	2:386:B:GLU:H	19	0.18
(1,1298)	2:382:B:THR:HG22	2:386:B:GLU:H	19	0.18
(1,1298)	2:382:B:THR:HG23	2:386:B:GLU:H	19	0.18
(1,1297)	2:382:B:THR:HG21	2:385:B:GLY:H	5	0.18
(1,1297)	2:382:B:THR:HG22	2:385:B:GLY:H	5	0.18
(1,1297)	2:382:B:THR:HG23	2:385:B:GLY:H	5	0.18
(1,1294)	2:382:B:THR:HG21	2:383:B:THR:H	20	0.18
(1,1294)	2:382:B:THR:HG22	2:383:B:THR:H	20	0.18
(1,1294)	2:382:B:THR:HG23	2:383:B:THR:H	20	0.18
(1,1287)	2:381:B:GLN:HB3	2:382:B:THR:H	9	0.18
(1,1270)	2:379:B:SER:HB2	2:380:B:VAL:H	4	0.18
(1,1266)	2:379:B:SER:H	2:380:B:VAL:HG21	10	0.18
(1,1266)	2:379:B:SER:H	2:380:B:VAL:HG22	10	0.18
(1,1266)	2:379:B:SER:H	2:380:B:VAL:HG23	10	0.18
(1,1257)	2:378:B:TYR:H	2:378:B:TYR:HD2	11	0.18
(1,1257)	2:378:B:TYR:H	2:378:B:TYR:HD2	12	0.18
(1,1242)	2:375:B:ASP:HB2	2:376:B:GLY:H	5	0.18
(1,1216)	2:373:B:TYR:H	2:373:B:TYR:HD1	2	0.18
(1,1216)	2:373:B:TYR:H	2:373:B:TYR:HD1	3	0.18
(1,1216)	2:373:B:TYR:H	2:373:B:TYR:HD1	4	0.18
(1,1216)	2:373:B:TYR:H	2:373:B:TYR:HD1	9	0.18
(1,1216)	2:373:B:TYR:H	2:373:B:TYR:HD1	10	0.18
(1,1216)	2:373:B:TYR:H	2:373:B:TYR:HD1	11	0.18
(1,1216)	2:373:B:TYR:H	2:373:B:TYR:HD1	14	0.18
(1,1216)	2:373:B:TYR:H	2:373:B:TYR:HD1	16	0.18
(1,1213)	2:372:B:ASP:HB2	2:376:B:GLY:H	7	0.18
(1,1209)	2:372:B:ASP:HA	2:374:B:GLN:H	3	0.18
(1,1209)	2:372:B:ASP:HA	2:374:B:GLN:H	4	0.18
(1,1209)	2:372:B:ASP:HA	2:374:B:GLN:H	6	0.18
(1,1209)	2:372:B:ASP:HA	2:374:B:GLN:H	7	0.18
(1,1209)	2:372:B:ASP:HA	2:374:B:GLN:H	8	0.18
(1,1209)	2:372:B:ASP:HA	2:374:B:GLN:H	10	0.18

*Continued on next page...*

*Continued from previous page...*

Key	Atom-1	Atom-2	Model ID	Violation (Å)
(1,1209)	2:372:B:ASP:HA	2:374:B:GLN:H	11	0.18
(1,1209)	2:372:B:ASP:HA	2:374:B:GLN:H	13	0.18
(1,1209)	2:372:B:ASP:HA	2:374:B:GLN:H	15	0.18
(1,1209)	2:372:B:ASP:HA	2:374:B:GLN:H	16	0.18
(1,1209)	2:372:B:ASP:HA	2:374:B:GLN:H	17	0.18
(1,1209)	2:372:B:ASP:HA	2:374:B:GLN:H	18	0.18
(1,1209)	2:372:B:ASP:HA	2:374:B:GLN:H	20	0.18
(1,1190)	2:369:B:ASP:H	2:377:B:TYR:HD1	2	0.18
(1,1190)	2:369:B:ASP:H	2:377:B:TYR:HD1	5	0.18
(1,1190)	2:369:B:ASP:H	2:377:B:TYR:HD1	6	0.18
(1,1190)	2:369:B:ASP:H	2:377:B:TYR:HD1	13	0.18
(1,1190)	2:369:B:ASP:H	2:377:B:TYR:HD1	14	0.18
(1,1190)	2:369:B:ASP:H	2:377:B:TYR:HD1	15	0.18
(1,1190)	2:369:B:ASP:H	2:377:B:TYR:HD1	16	0.18
(1,1190)	2:369:B:ASP:H	2:377:B:TYR:HD1	17	0.18
(1,1190)	2:369:B:ASP:H	2:377:B:TYR:HD1	19	0.18
(1,1185)	2:368:B:LEU:HD21	2:392:B:ILE:H	8	0.18
(1,1185)	2:368:B:LEU:HD22	2:392:B:ILE:H	8	0.18
(1,1185)	2:368:B:LEU:HD23	2:392:B:ILE:H	8	0.18
(1,1185)	2:368:B:LEU:HD21	2:392:B:ILE:H	11	0.18
(1,1185)	2:368:B:LEU:HD22	2:392:B:ILE:H	11	0.18
(1,1185)	2:368:B:LEU:HD23	2:392:B:ILE:H	11	0.18
(1,1185)	2:368:B:LEU:HD21	2:392:B:ILE:H	14	0.18
(1,1185)	2:368:B:LEU:HD22	2:392:B:ILE:H	14	0.18
(1,1185)	2:368:B:LEU:HD23	2:392:B:ILE:H	14	0.18
(1,1185)	2:368:B:LEU:HD21	2:392:B:ILE:H	17	0.18
(1,1185)	2:368:B:LEU:HD22	2:392:B:ILE:H	17	0.18
(1,1185)	2:368:B:LEU:HD23	2:392:B:ILE:H	17	0.18
(1,1185)	2:368:B:LEU:HD21	2:392:B:ILE:H	19	0.18
(1,1185)	2:368:B:LEU:HD22	2:392:B:ILE:H	19	0.18
(1,1185)	2:368:B:LEU:HD23	2:392:B:ILE:H	19	0.18
(1,1183)	2:368:B:LEU:H	2:380:B:VAL:HG11	3	0.18
(1,1183)	2:368:B:LEU:H	2:380:B:VAL:HG12	3	0.18
(1,1183)	2:368:B:LEU:H	2:380:B:VAL:HG13	3	0.18
(1,1183)	2:368:B:LEU:H	2:380:B:VAL:HG11	6	0.18
(1,1183)	2:368:B:LEU:H	2:380:B:VAL:HG12	6	0.18
(1,1183)	2:368:B:LEU:H	2:380:B:VAL:HG13	6	0.18
(1,1183)	2:368:B:LEU:H	2:380:B:VAL:HG11	16	0.18
(1,1183)	2:368:B:LEU:H	2:380:B:VAL:HG12	16	0.18
(1,1183)	2:368:B:LEU:H	2:380:B:VAL:HG13	16	0.18
(1,1176)	2:368:B:LEU:HB3	2:378:B:TYR:H	1	0.18
(1,1176)	2:368:B:LEU:HB3	2:378:B:TYR:H	6	0.18

*Continued on next page...*



*Continued from previous page...*

Key	Atom-1	Atom-2	Model ID	Violation (Å)
(1,1176)	2:368:B:LEU:HB3	2:378:B:TYR:H	13	0.18
(1,1176)	2:368:B:LEU:HB3	2:378:B:TYR:H	15	0.18
(1,1136)	2:365:B:SER:HB2	2:382:B:THR:H	2	0.18
(1,1136)	2:365:B:SER:HB2	2:382:B:THR:H	3	0.18
(1,1136)	2:365:B:SER:HB2	2:382:B:THR:H	4	0.18
(1,1136)	2:365:B:SER:HB2	2:382:B:THR:H	9	0.18
(1,1136)	2:365:B:SER:HB2	2:382:B:THR:H	16	0.18
(1,1133)	2:365:B:SER:H	2:382:B:THR:HG21	5	0.18
(1,1133)	2:365:B:SER:H	2:382:B:THR:HG22	5	0.18
(1,1133)	2:365:B:SER:H	2:382:B:THR:HG23	5	0.18
(1,1083)	2:361:B:ALA:H	2:366:B:PHE:HA	12	0.18
(1,1083)	2:361:B:ALA:H	2:366:B:PHE:HA	17	0.18
(1,1053)	2:359:B:TRP:HE1	2:390:B:GLN:HA	8	0.18
(1,1053)	2:359:B:TRP:HE1	2:390:B:GLN:HA	12	0.18
(1,1049)	2:359:B:TRP:HE3	2:369:B:ASP:H	1	0.18
(1,1049)	2:359:B:TRP:HE3	2:369:B:ASP:H	9	0.18
(1,1041)	2:359:B:TRP:HB3	2:360:B:ALA:H	2	0.18
(1,1041)	2:359:B:TRP:HB3	2:360:B:ALA:H	14	0.18
(1,1036)	2:359:B:TRP:HE1	2:359:B:TRP:HB3	3	0.18
(1,1036)	2:359:B:TRP:HE1	2:359:B:TRP:HB3	13	0.18
(1,1032)	2:359:B:TRP:H	2:359:B:TRP:HB2	1	0.18
(1,1032)	2:359:B:TRP:H	2:359:B:TRP:HB2	2	0.18
(1,1032)	2:359:B:TRP:H	2:359:B:TRP:HB2	4	0.18
(1,1032)	2:359:B:TRP:H	2:359:B:TRP:HB2	5	0.18
(1,1032)	2:359:B:TRP:H	2:359:B:TRP:HB2	9	0.18
(1,1032)	2:359:B:TRP:H	2:359:B:TRP:HB2	10	0.18
(1,1032)	2:359:B:TRP:H	2:359:B:TRP:HB2	11	0.18
(1,1032)	2:359:B:TRP:H	2:359:B:TRP:HB2	19	0.18
(1,1032)	2:359:B:TRP:H	2:359:B:TRP:HB2	20	0.18
(1,1017)	2:358:B:ARG:H	2:358:B:ARG:HD3	6	0.18
(1,1017)	2:358:B:ARG:H	2:358:B:ARG:HD3	16	0.18
(1,1015)	2:358:B:ARG:H	2:358:B:ARG:HB3	5	0.18
(1,1015)	2:358:B:ARG:H	2:358:B:ARG:HB3	7	0.18
(1,1015)	2:358:B:ARG:H	2:358:B:ARG:HB3	9	0.18
(1,1011)	2:357:B:LYS:H	2:369:B:ASP:H	7	0.18
(1,1011)	2:357:B:LYS:H	2:369:B:ASP:H	11	0.18
(1,1011)	2:357:B:LYS:H	2:369:B:ASP:H	20	0.18
(1,1010)	2:357:B:LYS:H	2:368:B:LEU:HD21	1	0.18
(1,1010)	2:357:B:LYS:H	2:368:B:LEU:HD22	1	0.18
(1,1010)	2:357:B:LYS:H	2:368:B:LEU:HD23	1	0.18
(1,1010)	2:357:B:LYS:H	2:368:B:LEU:HD21	4	0.18
(1,1010)	2:357:B:LYS:H	2:368:B:LEU:HD22	4	0.18

*Continued on next page...*



*Continued from previous page...*

Key	Atom-1	Atom-2	Model ID	Violation (Å)
(1,1010)	2:357:B:LYS:H	2:368:B:LEU:HD23	4	0.18
(1,1010)	2:357:B:LYS:H	2:368:B:LEU:HD21	10	0.18
(1,1010)	2:357:B:LYS:H	2:368:B:LEU:HD22	10	0.18
(1,1010)	2:357:B:LYS:H	2:368:B:LEU:HD23	10	0.18
(1,1010)	2:357:B:LYS:H	2:368:B:LEU:HD21	11	0.18
(1,1010)	2:357:B:LYS:H	2:368:B:LEU:HD22	11	0.18
(1,1010)	2:357:B:LYS:H	2:368:B:LEU:HD23	11	0.18
(1,1010)	2:357:B:LYS:H	2:368:B:LEU:HD21	16	0.18
(1,1010)	2:357:B:LYS:H	2:368:B:LEU:HD22	16	0.18
(1,1010)	2:357:B:LYS:H	2:368:B:LEU:HD23	16	0.18
(1,1010)	2:357:B:LYS:H	2:368:B:LEU:HD21	17	0.18
(1,1010)	2:357:B:LYS:H	2:368:B:LEU:HD22	17	0.18
(1,1010)	2:357:B:LYS:H	2:368:B:LEU:HD23	17	0.18
(1,1010)	2:357:B:LYS:H	2:368:B:LEU:HD21	20	0.18
(1,1010)	2:357:B:LYS:H	2:368:B:LEU:HD22	20	0.18
(1,1010)	2:357:B:LYS:H	2:368:B:LEU:HD23	20	0.18
(1,1005)	2:357:B:LYS:H	2:358:B:ARG:HG2	10	0.18
(1,1005)	2:357:B:LYS:H	2:358:B:ARG:HG2	11	0.18
(1,999)	2:356:B:ILE:H	2:396:B:ILE:HD11	10	0.18
(1,999)	2:356:B:ILE:H	2:396:B:ILE:HD12	10	0.18
(1,999)	2:356:B:ILE:H	2:396:B:ILE:HD13	10	0.18
(1,970)	2:354:B:THR:HG21	2:356:B:ILE:H	1	0.18
(1,970)	2:354:B:THR:HG22	2:356:B:ILE:H	1	0.18
(1,970)	2:354:B:THR:HG23	2:356:B:ILE:H	1	0.18
(1,969)	2:354:B:THR:HA	2:356:B:ILE:H	5	0.18
(1,969)	2:354:B:THR:HA	2:356:B:ILE:H	6	0.18
(1,968)	2:354:B:THR:H	2:356:B:ILE:H	9	0.18
(1,968)	2:354:B:THR:H	2:356:B:ILE:H	11	0.18
(1,968)	2:354:B:THR:H	2:356:B:ILE:H	20	0.18
(1,957)	2:353:B:LEU:HD11	2:396:B:ILE:H	2	0.18
(1,957)	2:353:B:LEU:HD12	2:396:B:ILE:H	2	0.18
(1,957)	2:353:B:LEU:HD13	2:396:B:ILE:H	2	0.18
(1,957)	2:353:B:LEU:HD11	2:396:B:ILE:H	4	0.18
(1,957)	2:353:B:LEU:HD12	2:396:B:ILE:H	4	0.18
(1,957)	2:353:B:LEU:HD13	2:396:B:ILE:H	4	0.18
(1,957)	2:353:B:LEU:HD11	2:396:B:ILE:H	5	0.18
(1,957)	2:353:B:LEU:HD12	2:396:B:ILE:H	5	0.18
(1,957)	2:353:B:LEU:HD13	2:396:B:ILE:H	5	0.18
(1,957)	2:353:B:LEU:HD11	2:396:B:ILE:H	6	0.18
(1,957)	2:353:B:LEU:HD12	2:396:B:ILE:H	6	0.18
(1,957)	2:353:B:LEU:HD13	2:396:B:ILE:H	6	0.18
(1,957)	2:353:B:LEU:HD11	2:396:B:ILE:H	13	0.18

*Continued on next page...*

*Continued from previous page...*

Key	Atom-1	Atom-2	Model ID	Violation (Å)
(1,957)	2:353:B:LEU:HD12	2:396:B:ILE:H	13	0.18
(1,957)	2:353:B:LEU:HD13	2:396:B:ILE:H	13	0.18
(1,947)	2:353:B:LEU:HB3	2:355:B:ASN:H	2	0.18
(1,947)	2:353:B:LEU:HB3	2:355:B:ASN:H	3	0.18
(1,947)	2:353:B:LEU:HB3	2:355:B:ASN:H	10	0.18
(1,947)	2:353:B:LEU:HB3	2:355:B:ASN:H	13	0.18
(1,947)	2:353:B:LEU:HB3	2:355:B:ASN:H	15	0.18
(1,934)	2:352:B:SER:HB3	2:355:B:ASN:H	2	0.18
(1,934)	2:352:B:SER:HB3	2:355:B:ASN:H	3	0.18
(1,934)	2:352:B:SER:HB3	2:355:B:ASN:H	10	0.18
(1,934)	2:352:B:SER:HB3	2:355:B:ASN:H	13	0.18
(1,934)	2:352:B:SER:HB3	2:355:B:ASN:H	15	0.18
(1,933)	2:352:B:SER:H	2:355:B:ASN:H	5	0.18
(1,933)	2:352:B:SER:H	2:355:B:ASN:H	16	0.18
(1,928)	2:352:B:SER:HA	2:354:B:THR:H	3	0.18
(1,928)	2:352:B:SER:HA	2:354:B:THR:H	14	0.18
(1,916)	2:351:B:TRP:HE1	2:351:B:TRP:HB2	4	0.18
(1,916)	2:351:B:TRP:HE1	2:351:B:TRP:HB2	7	0.18
(1,916)	2:351:B:TRP:HE1	2:351:B:TRP:HB2	8	0.18
(1,916)	2:351:B:TRP:HE1	2:351:B:TRP:HB2	9	0.18
(1,916)	2:351:B:TRP:HE1	2:351:B:TRP:HB2	10	0.18
(1,916)	2:351:B:TRP:HE1	2:351:B:TRP:HB2	12	0.18
(1,916)	2:351:B:TRP:HE1	2:351:B:TRP:HB2	18	0.18
(1,916)	2:351:B:TRP:HE1	2:351:B:TRP:HB2	20	0.18
(1,910)	2:350:B:GLU:HG3	2:351:B:TRP:H	2	0.18
(1,910)	2:350:B:GLU:HG3	2:351:B:TRP:H	4	0.18
(1,910)	2:350:B:GLU:HG3	2:351:B:TRP:H	7	0.18
(1,910)	2:350:B:GLU:HG3	2:351:B:TRP:H	8	0.18
(1,910)	2:350:B:GLU:HG3	2:351:B:TRP:H	9	0.18
(1,910)	2:350:B:GLU:HG3	2:351:B:TRP:H	11	0.18
(1,910)	2:350:B:GLU:HG3	2:351:B:TRP:H	15	0.18
(1,910)	2:350:B:GLU:HG3	2:351:B:TRP:H	16	0.18
(1,910)	2:350:B:GLU:HG3	2:351:B:TRP:H	18	0.18
(1,910)	2:350:B:GLU:HG3	2:351:B:TRP:H	20	0.18
(1,893)	2:349:B:GLN:H	2:349:B:GLN:HG2	18	0.18
(1,891)	2:349:B:GLN:H	2:349:B:GLN:HB2	1	0.18
(1,871)	2:346:B:GLU:HB2	2:347:B:VAL:H	9	0.18
(1,871)	2:346:B:GLU:HB2	2:347:B:VAL:H	13	0.18
(1,871)	2:346:B:GLU:HB2	2:347:B:VAL:H	14	0.18
(1,871)	2:346:B:GLU:HB2	2:347:B:VAL:H	18	0.18
(1,847)	2:344:B:THR:H	2:344:B:THR:HB	2	0.18
(1,847)	2:344:B:THR:H	2:344:B:THR:HB	3	0.18

*Continued on next page...*

*Continued from previous page...*

Key	Atom-1	Atom-2	Model ID	Violation (Å)
(1,847)	2:344:B:THR:H	2:344:B:THR:HB	5	0.18
(1,847)	2:344:B:THR:H	2:344:B:THR:HB	9	0.18
(1,847)	2:344:B:THR:H	2:344:B:THR:HB	13	0.18
(1,845)	2:343:B:LYS:HB3	2:345:B:LYS:H	6	0.18
(1,837)	2:343:B:LYS:H	2:344:B:THR:HG21	6	0.18
(1,837)	2:343:B:LYS:H	2:344:B:THR:HG22	6	0.18
(1,837)	2:343:B:LYS:H	2:344:B:THR:HG23	6	0.18
(1,831)	2:342:B:GLU:HA	2:345:B:LYS:H	6	0.18
(1,815)	2:341:B:ASP:H	2:345:B:LYS:H	4	0.18
(1,815)	2:341:B:ASP:H	2:345:B:LYS:H	7	0.18
(1,807)	2:340:B:VAL:HG21	2:347:B:VAL:H	6	0.18
(1,807)	2:340:B:VAL:HG22	2:347:B:VAL:H	6	0.18
(1,807)	2:340:B:VAL:HG23	2:347:B:VAL:H	6	0.18
(1,791)	2:339:B:ARG:HG3	2:349:B:GLN:H	13	0.18
(1,782)	2:339:B:ARG:H	2:347:B:VAL:HG21	7	0.18
(1,782)	2:339:B:ARG:H	2:347:B:VAL:HG22	7	0.18
(1,782)	2:339:B:ARG:H	2:347:B:VAL:HG23	7	0.18
(1,772)	2:339:B:ARG:H	2:339:B:ARG:HB3	1	0.18
(1,772)	2:339:B:ARG:H	2:339:B:ARG:HB3	3	0.18
(1,772)	2:339:B:ARG:H	2:339:B:ARG:HB3	4	0.18
(1,772)	2:339:B:ARG:H	2:339:B:ARG:HB3	6	0.18
(1,772)	2:339:B:ARG:H	2:339:B:ARG:HB3	8	0.18
(1,772)	2:339:B:ARG:H	2:339:B:ARG:HB3	11	0.18
(1,772)	2:339:B:ARG:H	2:339:B:ARG:HB3	13	0.18
(1,771)	2:338:B:MET:H	2:368:B:LEU:HD11	18	0.18
(1,771)	2:338:B:MET:H	2:368:B:LEU:HD12	18	0.18
(1,771)	2:338:B:MET:H	2:368:B:LEU:HD13	18	0.18
(1,769)	2:338:B:MET:HA	2:351:B:TRP:H	16	0.18
(1,768)	2:338:B:MET:H	2:350:B:GLU:HA	7	0.18
(1,765)	2:338:B:MET:H	2:347:B:VAL:HG11	7	0.18
(1,765)	2:338:B:MET:H	2:347:B:VAL:HG12	7	0.18
(1,765)	2:338:B:MET:H	2:347:B:VAL:HG13	7	0.18
(1,750)	2:337:B:VAL:H	2:356:B:ILE:HD11	4	0.18
(1,750)	2:337:B:VAL:H	2:356:B:ILE:HD12	4	0.18
(1,750)	2:337:B:VAL:H	2:356:B:ILE:HD13	4	0.18
(1,750)	2:337:B:VAL:H	2:356:B:ILE:HD11	6	0.18
(1,750)	2:337:B:VAL:H	2:356:B:ILE:HD12	6	0.18
(1,750)	2:337:B:VAL:H	2:356:B:ILE:HD13	6	0.18
(1,750)	2:337:B:VAL:H	2:356:B:ILE:HD11	7	0.18
(1,750)	2:337:B:VAL:H	2:356:B:ILE:HD12	7	0.18
(1,750)	2:337:B:VAL:H	2:356:B:ILE:HD13	7	0.18
(1,744)	2:337:B:VAL:HG21	2:352:B:SER:H	1	0.18

*Continued on next page...*

*Continued from previous page...*

Key	Atom-1	Atom-2	Model ID	Violation (Å)
(1,744)	2:337:B:VAL:HG22	2:352:B:SER:H	1	0.18
(1,744)	2:337:B:VAL:HG23	2:352:B:SER:H	1	0.18
(1,744)	2:337:B:VAL:HG21	2:352:B:SER:H	5	0.18
(1,744)	2:337:B:VAL:HG22	2:352:B:SER:H	5	0.18
(1,744)	2:337:B:VAL:HG23	2:352:B:SER:H	5	0.18
(1,744)	2:337:B:VAL:HG21	2:352:B:SER:H	6	0.18
(1,744)	2:337:B:VAL:HG22	2:352:B:SER:H	6	0.18
(1,744)	2:337:B:VAL:HG23	2:352:B:SER:H	6	0.18
(1,744)	2:337:B:VAL:HG21	2:352:B:SER:H	7	0.18
(1,744)	2:337:B:VAL:HG22	2:352:B:SER:H	7	0.18
(1,744)	2:337:B:VAL:HG23	2:352:B:SER:H	7	0.18
(1,744)	2:337:B:VAL:HG21	2:352:B:SER:H	14	0.18
(1,744)	2:337:B:VAL:HG22	2:352:B:SER:H	14	0.18
(1,744)	2:337:B:VAL:HG23	2:352:B:SER:H	14	0.18
(1,744)	2:337:B:VAL:HG21	2:352:B:SER:H	17	0.18
(1,744)	2:337:B:VAL:HG22	2:352:B:SER:H	17	0.18
(1,744)	2:337:B:VAL:HG23	2:352:B:SER:H	17	0.18
(1,744)	2:337:B:VAL:HG21	2:352:B:SER:H	19	0.18
(1,744)	2:337:B:VAL:HG22	2:352:B:SER:H	19	0.18
(1,744)	2:337:B:VAL:HG23	2:352:B:SER:H	19	0.18
(1,741)	2:337:B:VAL:HG11	2:351:B:TRP:H	4	0.18
(1,741)	2:337:B:VAL:HG12	2:351:B:TRP:H	4	0.18
(1,741)	2:337:B:VAL:HG13	2:351:B:TRP:H	4	0.18
(1,741)	2:337:B:VAL:HG11	2:351:B:TRP:H	8	0.18
(1,741)	2:337:B:VAL:HG12	2:351:B:TRP:H	8	0.18
(1,741)	2:337:B:VAL:HG13	2:351:B:TRP:H	8	0.18
(1,741)	2:337:B:VAL:HG11	2:351:B:TRP:H	9	0.18
(1,741)	2:337:B:VAL:HG12	2:351:B:TRP:H	9	0.18
(1,741)	2:337:B:VAL:HG13	2:351:B:TRP:H	9	0.18
(1,741)	2:337:B:VAL:HG11	2:351:B:TRP:H	20	0.18
(1,741)	2:337:B:VAL:HG12	2:351:B:TRP:H	20	0.18
(1,741)	2:337:B:VAL:HG13	2:351:B:TRP:H	20	0.18
(1,740)	2:337:B:VAL:HB	2:351:B:TRP:H	4	0.18
(1,740)	2:337:B:VAL:HB	2:351:B:TRP:H	9	0.18
(1,740)	2:337:B:VAL:HB	2:351:B:TRP:H	20	0.18
(1,738)	2:337:B:VAL:H	2:351:B:TRP:HB2	10	0.18
(1,735)	2:337:B:VAL:H	2:350:B:GLU:HB3	17	0.18
(1,729)	2:337:B:VAL:H	2:338:B:MET:HA	4	0.18
(1,729)	2:337:B:VAL:H	2:338:B:MET:HA	8	0.18
(1,729)	2:337:B:VAL:H	2:338:B:MET:HA	9	0.18
(1,729)	2:337:B:VAL:H	2:338:B:MET:HA	10	0.18
(1,729)	2:337:B:VAL:H	2:338:B:MET:HA	11	0.18

*Continued on next page...*

*Continued from previous page...*

Key	Atom-1	Atom-2	Model ID	Violation (Å)
(1,729)	2:337:B:VAL:H	2:338:B:MET:HA	12	0.18
(1,729)	2:337:B:VAL:H	2:338:B:MET:HA	18	0.18
(1,729)	2:337:B:VAL:H	2:338:B:MET:HA	20	0.18
(1,716)	2:336:B:CYS:H	2:353:B:LEU:HB3	4	0.18
(1,716)	2:336:B:CYS:H	2:353:B:LEU:HB3	11	0.18
(1,716)	2:336:B:CYS:H	2:353:B:LEU:HB3	18	0.18
(1,716)	2:336:B:CYS:H	2:353:B:LEU:HB3	20	0.18
(1,710)	2:336:B:CYS:HB3	2:337:B:VAL:H	2	0.18
(1,710)	2:336:B:CYS:HB3	2:337:B:VAL:H	13	0.18
(1,710)	2:336:B:CYS:HB3	2:337:B:VAL:H	14	0.18
(1,710)	2:336:B:CYS:HB3	2:337:B:VAL:H	15	0.18
(1,710)	2:336:B:CYS:HB3	2:337:B:VAL:H	19	0.18
(1,678)	2:333:B:THR:H	2:391:B:LEU:HD21	1	0.18
(1,678)	2:333:B:THR:H	2:391:B:LEU:HD22	1	0.18
(1,678)	2:333:B:THR:H	2:391:B:LEU:HD23	1	0.18
(1,678)	2:333:B:THR:H	2:391:B:LEU:HD21	8	0.18
(1,678)	2:333:B:THR:H	2:391:B:LEU:HD22	8	0.18
(1,678)	2:333:B:THR:H	2:391:B:LEU:HD23	8	0.18
(1,678)	2:333:B:THR:H	2:391:B:LEU:HD21	9	0.18
(1,678)	2:333:B:THR:H	2:391:B:LEU:HD22	9	0.18
(1,678)	2:333:B:THR:H	2:391:B:LEU:HD23	9	0.18
(1,678)	2:333:B:THR:H	2:391:B:LEU:HD21	10	0.18
(1,678)	2:333:B:THR:H	2:391:B:LEU:HD22	10	0.18
(1,678)	2:333:B:THR:H	2:391:B:LEU:HD23	10	0.18
(1,678)	2:333:B:THR:H	2:391:B:LEU:HD21	11	0.18
(1,678)	2:333:B:THR:H	2:391:B:LEU:HD22	11	0.18
(1,678)	2:333:B:THR:H	2:391:B:LEU:HD23	11	0.18
(1,678)	2:333:B:THR:H	2:391:B:LEU:HD21	13	0.18
(1,678)	2:333:B:THR:H	2:391:B:LEU:HD22	13	0.18
(1,678)	2:333:B:THR:H	2:391:B:LEU:HD23	13	0.18
(1,678)	2:333:B:THR:H	2:391:B:LEU:HD21	17	0.18
(1,678)	2:333:B:THR:H	2:391:B:LEU:HD22	17	0.18
(1,678)	2:333:B:THR:H	2:391:B:LEU:HD23	17	0.18
(1,678)	2:333:B:THR:H	2:391:B:LEU:HD21	19	0.18
(1,678)	2:333:B:THR:H	2:391:B:LEU:HD22	19	0.18
(1,678)	2:333:B:THR:H	2:391:B:LEU:HD23	19	0.18
(1,678)	2:333:B:THR:H	2:391:B:LEU:HD21	20	0.18
(1,678)	2:333:B:THR:H	2:391:B:LEU:HD22	20	0.18
(1,678)	2:333:B:THR:H	2:391:B:LEU:HD23	20	0.18
(1,670)	2:333:B:THR:HB	2:336:B:CYS:H	11	0.18
(1,670)	2:333:B:THR:HB	2:336:B:CYS:H	20	0.18
(1,663)	2:333:B:THR:H	2:334:B:LYS:HA	2	0.18

*Continued on next page...*

*Continued from previous page...*

Key	Atom-1	Atom-2	Model ID	Violation (Å)
(1,663)	2:333:B:THR:H	2:334:B:LYS:HA	5	0.18
(1,663)	2:333:B:THR:H	2:334:B:LYS:HA	12	0.18
(1,663)	2:333:B:THR:H	2:334:B:LYS:HA	14	0.18
(1,663)	2:333:B:THR:H	2:334:B:LYS:HA	16	0.18
(1,655)	2:332:B:ILE:HG13	2:392:B:ILE:H	1	0.18
(1,655)	2:332:B:ILE:HG13	2:392:B:ILE:H	2	0.18
(1,655)	2:332:B:ILE:HG13	2:392:B:ILE:H	3	0.18
(1,655)	2:332:B:ILE:HG13	2:392:B:ILE:H	5	0.18
(1,655)	2:332:B:ILE:HG13	2:392:B:ILE:H	7	0.18
(1,655)	2:332:B:ILE:HG13	2:392:B:ILE:H	9	0.18
(1,655)	2:332:B:ILE:HG13	2:392:B:ILE:H	13	0.18
(1,655)	2:332:B:ILE:HG13	2:392:B:ILE:H	14	0.18
(1,655)	2:332:B:ILE:HG13	2:392:B:ILE:H	17	0.18
(1,655)	2:332:B:ILE:HG13	2:392:B:ILE:H	18	0.18
(1,655)	2:332:B:ILE:HG13	2:392:B:ILE:H	20	0.18
(1,620)	2:331:B:GLY:H	2:333:B:THR:HG21	11	0.18
(1,620)	2:331:B:GLY:H	2:333:B:THR:HG22	11	0.18
(1,620)	2:331:B:GLY:H	2:333:B:THR:HG23	11	0.18
(1,610)	2:330:B:LEU:HD11	2:339:B:ARG:H	1	0.18
(1,610)	2:330:B:LEU:HD12	2:339:B:ARG:H	1	0.18
(1,610)	2:330:B:LEU:HD13	2:339:B:ARG:H	1	0.18
(1,610)	2:330:B:LEU:HD11	2:339:B:ARG:H	2	0.18
(1,610)	2:330:B:LEU:HD12	2:339:B:ARG:H	2	0.18
(1,610)	2:330:B:LEU:HD13	2:339:B:ARG:H	2	0.18
(1,610)	2:330:B:LEU:HD11	2:339:B:ARG:H	3	0.18
(1,610)	2:330:B:LEU:HD12	2:339:B:ARG:H	3	0.18
(1,610)	2:330:B:LEU:HD13	2:339:B:ARG:H	3	0.18
(1,610)	2:330:B:LEU:HD11	2:339:B:ARG:H	14	0.18
(1,610)	2:330:B:LEU:HD12	2:339:B:ARG:H	14	0.18
(1,610)	2:330:B:LEU:HD13	2:339:B:ARG:H	14	0.18
(1,610)	2:330:B:LEU:HD11	2:339:B:ARG:H	19	0.18
(1,610)	2:330:B:LEU:HD12	2:339:B:ARG:H	19	0.18
(1,610)	2:330:B:LEU:HD13	2:339:B:ARG:H	19	0.18
(1,604)	2:330:B:LEU:HD21	2:332:B:ILE:H	2	0.18
(1,604)	2:330:B:LEU:HD22	2:332:B:ILE:H	2	0.18
(1,604)	2:330:B:LEU:HD23	2:332:B:ILE:H	2	0.18
(1,604)	2:330:B:LEU:HD21	2:332:B:ILE:H	5	0.18
(1,604)	2:330:B:LEU:HD22	2:332:B:ILE:H	5	0.18
(1,604)	2:330:B:LEU:HD23	2:332:B:ILE:H	5	0.18
(1,604)	2:330:B:LEU:HD21	2:332:B:ILE:H	9	0.18
(1,604)	2:330:B:LEU:HD22	2:332:B:ILE:H	9	0.18
(1,604)	2:330:B:LEU:HD23	2:332:B:ILE:H	9	0.18

*Continued on next page...*



*Continued from previous page...*

Key	Atom-1	Atom-2	Model ID	Violation (Å)
(1,604)	2:330:B:LEU:HD21	2:332:B:ILE:H	10	0.18
(1,604)	2:330:B:LEU:HD22	2:332:B:ILE:H	10	0.18
(1,604)	2:330:B:LEU:HD23	2:332:B:ILE:H	10	0.18
(1,604)	2:330:B:LEU:HD21	2:332:B:ILE:H	14	0.18
(1,604)	2:330:B:LEU:HD22	2:332:B:ILE:H	14	0.18
(1,604)	2:330:B:LEU:HD23	2:332:B:ILE:H	14	0.18
(1,604)	2:330:B:LEU:HD21	2:332:B:ILE:H	19	0.18
(1,604)	2:330:B:LEU:HD22	2:332:B:ILE:H	19	0.18
(1,604)	2:330:B:LEU:HD23	2:332:B:ILE:H	19	0.18
(1,581)	2:329:B:LEU:H	2:340:B:VAL:HG21	5	0.18
(1,581)	2:329:B:LEU:H	2:340:B:VAL:HG22	5	0.18
(1,581)	2:329:B:LEU:H	2:340:B:VAL:HG23	5	0.18
(1,581)	2:329:B:LEU:H	2:340:B:VAL:HG21	8	0.18
(1,581)	2:329:B:LEU:H	2:340:B:VAL:HG22	8	0.18
(1,581)	2:329:B:LEU:H	2:340:B:VAL:HG23	8	0.18
(1,581)	2:329:B:LEU:H	2:340:B:VAL:HG21	10	0.18
(1,581)	2:329:B:LEU:H	2:340:B:VAL:HG22	10	0.18
(1,581)	2:329:B:LEU:H	2:340:B:VAL:HG23	10	0.18
(1,581)	2:329:B:LEU:H	2:340:B:VAL:HG21	11	0.18
(1,581)	2:329:B:LEU:H	2:340:B:VAL:HG22	11	0.18
(1,581)	2:329:B:LEU:H	2:340:B:VAL:HG23	11	0.18
(1,581)	2:329:B:LEU:H	2:340:B:VAL:HG21	20	0.18
(1,581)	2:329:B:LEU:H	2:340:B:VAL:HG22	20	0.18
(1,581)	2:329:B:LEU:H	2:340:B:VAL:HG23	20	0.18
(1,578)	2:329:B:LEU:H	2:339:B:ARG:HA	20	0.18
(1,563)	2:328:B:ARG:HB2	2:329:B:LEU:H	15	0.18
(1,558)	2:328:B:ARG:H	2:328:B:ARG:HG3	4	0.18
(1,558)	2:328:B:ARG:H	2:328:B:ARG:HG3	7	0.18
(1,558)	2:328:B:ARG:H	2:328:B:ARG:HG3	8	0.18
(1,558)	2:328:B:ARG:H	2:328:B:ARG:HG3	11	0.18
(1,558)	2:328:B:ARG:H	2:328:B:ARG:HG3	14	0.18
(1,558)	2:328:B:ARG:H	2:328:B:ARG:HG3	15	0.18
(1,558)	2:328:B:ARG:H	2:328:B:ARG:HG3	18	0.18
(1,550)	2:326:B:VAL:H	2:326:B:VAL:HG11	12	0.18
(1,550)	2:326:B:VAL:H	2:326:B:VAL:HG12	12	0.18
(1,550)	2:326:B:VAL:H	2:326:B:VAL:HG13	12	0.18
(1,540)	2:325:B:LEU:H	2:326:B:VAL:HG21	16	0.18
(1,540)	2:325:B:LEU:H	2:326:B:VAL:HG22	16	0.18
(1,540)	2:325:B:LEU:H	2:326:B:VAL:HG23	16	0.18
(1,540)	2:325:B:LEU:H	2:326:B:VAL:HG21	20	0.18
(1,540)	2:325:B:LEU:H	2:326:B:VAL:HG22	20	0.18
(1,540)	2:325:B:LEU:H	2:326:B:VAL:HG23	20	0.18

*Continued on next page...*



*Continued from previous page...*

Key	Atom-1	Atom-2	Model ID	Violation (Å)
(1,517)	2:322:B:LYS:HD2	2:324:B:LYS:H	7	0.18
(1,513)	2:322:B:LYS:H	2:323:B:ASN:HA	17	0.18
(1,496)	2:320:B:LYS:H	2:321:B:GLY:H	3	0.18
(1,496)	2:320:B:LYS:H	2:321:B:GLY:H	11	0.18
(1,496)	2:320:B:LYS:H	2:321:B:GLY:H	18	0.18
(1,494)	2:320:B:LYS:H	2:320:B:LYS:HG3	2	0.18
(1,494)	2:320:B:LYS:H	2:320:B:LYS:HG3	5	0.18
(1,494)	2:320:B:LYS:H	2:320:B:LYS:HG3	11	0.18
(1,494)	2:320:B:LYS:H	2:320:B:LYS:HG3	14	0.18
(1,494)	2:320:B:LYS:H	2:320:B:LYS:HG3	19	0.18
(1,487)	2:319:B:MET:HE1	2:326:B:VAL:H	5	0.18
(1,487)	2:319:B:MET:HE2	2:326:B:VAL:H	5	0.18
(1,487)	2:319:B:MET:HE3	2:326:B:VAL:H	5	0.18
(1,477)	2:319:B:MET:H	2:322:B:LYS:HG3	4	0.18
(1,477)	2:319:B:MET:H	2:322:B:LYS:HG3	20	0.18
(1,461)	2:318:B:LYS:H	2:326:B:VAL:HG21	11	0.18
(1,461)	2:318:B:LYS:H	2:326:B:VAL:HG22	11	0.18
(1,461)	2:318:B:LYS:H	2:326:B:VAL:HG23	11	0.18
(1,459)	2:318:B:LYS:H	2:325:B:LEU:HD11	7	0.18
(1,459)	2:318:B:LYS:H	2:325:B:LEU:HD12	7	0.18
(1,459)	2:318:B:LYS:H	2:325:B:LEU:HD13	7	0.18
(1,459)	2:318:B:LYS:H	2:325:B:LEU:HD11	11	0.18
(1,459)	2:318:B:LYS:H	2:325:B:LEU:HD12	11	0.18
(1,459)	2:318:B:LYS:H	2:325:B:LEU:HD13	11	0.18
(1,452)	2:318:B:LYS:HB2	2:319:B:MET:H	2	0.18
(1,452)	2:318:B:LYS:HB2	2:319:B:MET:H	3	0.18
(1,452)	2:318:B:LYS:HB2	2:319:B:MET:H	5	0.18
(1,452)	2:318:B:LYS:HB2	2:319:B:MET:H	9	0.18
(1,452)	2:318:B:LYS:HB2	2:319:B:MET:H	14	0.18
(1,452)	2:318:B:LYS:HB2	2:319:B:MET:H	19	0.18
(1,437)	2:317:B:GLU:H	2:328:B:ARG:HB3	9	0.18
(1,434)	2:317:B:GLU:HB2	2:326:B:VAL:H	18	0.18
(1,433)	2:317:B:GLU:HB3	2:326:B:VAL:H	16	0.18
(1,417)	2:317:B:GLU:H	2:318:B:LYS:H	2	0.18
(1,417)	2:317:B:GLU:H	2:318:B:LYS:H	3	0.18
(1,417)	2:317:B:GLU:H	2:318:B:LYS:H	5	0.18
(1,417)	2:317:B:GLU:H	2:318:B:LYS:H	8	0.18
(1,417)	2:317:B:GLU:H	2:318:B:LYS:H	9	0.18
(1,417)	2:317:B:GLU:H	2:318:B:LYS:H	10	0.18
(1,417)	2:317:B:GLU:H	2:318:B:LYS:H	13	0.18
(1,417)	2:317:B:GLU:H	2:318:B:LYS:H	14	0.18
(1,417)	2:317:B:GLU:H	2:318:B:LYS:H	17	0.18

*Continued on next page...*

*Continued from previous page...*

Key	Atom-1	Atom-2	Model ID	Violation (Å)
(1,417)	2:317:B:GLU:H	2:318:B:LYS:H	19	0.18
(1,404)	2:316:B:LYS:H	2:380:B:VAL:HG11	4	0.18
(1,404)	2:316:B:LYS:H	2:380:B:VAL:HG12	4	0.18
(1,404)	2:316:B:LYS:H	2:380:B:VAL:HG13	4	0.18
(1,404)	2:316:B:LYS:H	2:380:B:VAL:HG11	8	0.18
(1,404)	2:316:B:LYS:H	2:380:B:VAL:HG12	8	0.18
(1,404)	2:316:B:LYS:H	2:380:B:VAL:HG13	8	0.18
(1,404)	2:316:B:LYS:H	2:380:B:VAL:HG11	15	0.18
(1,404)	2:316:B:LYS:H	2:380:B:VAL:HG12	15	0.18
(1,404)	2:316:B:LYS:H	2:380:B:VAL:HG13	15	0.18
(1,398)	2:316:B:LYS:H	2:327:B:PRO:HA	11	0.18
(1,392)	2:316:B:LYS:HB2	2:317:B:GLU:H	3	0.18
(1,392)	2:316:B:LYS:HB2	2:317:B:GLU:H	9	0.18
(1,392)	2:316:B:LYS:HB2	2:317:B:GLU:H	10	0.18
(1,392)	2:316:B:LYS:HB2	2:317:B:GLU:H	15	0.18
(1,385)	2:316:B:LYS:H	2:316:B:LYS:HB3	4	0.18
(1,385)	2:316:B:LYS:H	2:316:B:LYS:HB3	12	0.18
(1,385)	2:316:B:LYS:H	2:316:B:LYS:HB3	15	0.18
(1,384)	2:315:B:VAL:HG11	2:385:B:GLY:H	8	0.18
(1,384)	2:315:B:VAL:HG12	2:385:B:GLY:H	8	0.18
(1,384)	2:315:B:VAL:HG13	2:385:B:GLY:H	8	0.18
(1,380)	2:315:B:VAL:H	2:382:B:THR:HG21	1	0.18
(1,380)	2:315:B:VAL:H	2:382:B:THR:HG22	1	0.18
(1,380)	2:315:B:VAL:H	2:382:B:THR:HG23	1	0.18
(1,380)	2:315:B:VAL:H	2:382:B:THR:HG21	6	0.18
(1,380)	2:315:B:VAL:H	2:382:B:THR:HG22	6	0.18
(1,380)	2:315:B:VAL:H	2:382:B:THR:HG23	6	0.18
(1,380)	2:315:B:VAL:H	2:382:B:THR:HG21	10	0.18
(1,380)	2:315:B:VAL:H	2:382:B:THR:HG22	10	0.18
(1,380)	2:315:B:VAL:H	2:382:B:THR:HG23	10	0.18
(1,365)	2:315:B:VAL:H	2:330:B:LEU:HB3	18	0.18
(1,362)	2:315:B:VAL:H	2:329:B:LEU:HD21	10	0.18
(1,362)	2:315:B:VAL:H	2:329:B:LEU:HD22	10	0.18
(1,362)	2:315:B:VAL:H	2:329:B:LEU:HD23	10	0.18
(1,362)	2:315:B:VAL:H	2:329:B:LEU:HD21	14	0.18
(1,362)	2:315:B:VAL:H	2:329:B:LEU:HD22	14	0.18
(1,362)	2:315:B:VAL:H	2:329:B:LEU:HD23	14	0.18
(1,362)	2:315:B:VAL:H	2:329:B:LEU:HD21	16	0.18
(1,362)	2:315:B:VAL:H	2:329:B:LEU:HD22	16	0.18
(1,362)	2:315:B:VAL:H	2:329:B:LEU:HD23	16	0.18
(1,354)	2:315:B:VAL:HG21	2:317:B:GLU:H	7	0.18
(1,354)	2:315:B:VAL:HG22	2:317:B:GLU:H	7	0.18

*Continued on next page...*

*Continued from previous page...*

Key	Atom-1	Atom-2	Model ID	Violation (Å)
(1,354)	2:315:B:VAL:HG23	2:317:B:GLU:H	7	0.18
(1,341)	2:314:B:LEU:HD11	2:329:B:LEU:H	15	0.18
(1,341)	2:314:B:LEU:HD12	2:329:B:LEU:H	15	0.18
(1,341)	2:314:B:LEU:HD13	2:329:B:LEU:H	15	0.18
(1,338)	2:314:B:LEU:H	2:329:B:LEU:HA	1	0.18
(1,337)	2:314:B:LEU:HG	2:328:B:ARG:H	11	0.18
(1,334)	2:314:B:LEU:HA	2:328:B:ARG:H	3	0.18
(1,334)	2:314:B:LEU:HA	2:328:B:ARG:H	5	0.18
(1,334)	2:314:B:LEU:HA	2:328:B:ARG:H	12	0.18
(1,334)	2:314:B:LEU:HA	2:328:B:ARG:H	15	0.18
(1,334)	2:314:B:LEU:HA	2:328:B:ARG:H	16	0.18
(1,271)	2:311:B:SER:H	2:332:B:ILE:HD11	2	0.18
(1,271)	2:311:B:SER:H	2:332:B:ILE:HD12	2	0.18
(1,271)	2:311:B:SER:H	2:332:B:ILE:HD13	2	0.18
(1,271)	2:311:B:SER:H	2:332:B:ILE:HD11	4	0.18
(1,271)	2:311:B:SER:H	2:332:B:ILE:HD12	4	0.18
(1,271)	2:311:B:SER:H	2:332:B:ILE:HD13	4	0.18
(1,271)	2:311:B:SER:H	2:332:B:ILE:HD11	5	0.18
(1,271)	2:311:B:SER:H	2:332:B:ILE:HD12	5	0.18
(1,271)	2:311:B:SER:H	2:332:B:ILE:HD13	5	0.18
(1,271)	2:311:B:SER:H	2:332:B:ILE:HD11	7	0.18
(1,271)	2:311:B:SER:H	2:332:B:ILE:HD12	7	0.18
(1,271)	2:311:B:SER:H	2:332:B:ILE:HD13	7	0.18
(1,271)	2:311:B:SER:H	2:332:B:ILE:HD11	9	0.18
(1,271)	2:311:B:SER:H	2:332:B:ILE:HD12	9	0.18
(1,271)	2:311:B:SER:H	2:332:B:ILE:HD13	9	0.18
(1,271)	2:311:B:SER:H	2:332:B:ILE:HD11	10	0.18
(1,271)	2:311:B:SER:H	2:332:B:ILE:HD12	10	0.18
(1,271)	2:311:B:SER:H	2:332:B:ILE:HD13	10	0.18
(1,271)	2:311:B:SER:H	2:332:B:ILE:HD11	11	0.18
(1,271)	2:311:B:SER:H	2:332:B:ILE:HD12	11	0.18
(1,271)	2:311:B:SER:H	2:332:B:ILE:HD13	11	0.18
(1,271)	2:311:B:SER:H	2:332:B:ILE:HD11	12	0.18
(1,271)	2:311:B:SER:H	2:332:B:ILE:HD12	12	0.18
(1,271)	2:311:B:SER:H	2:332:B:ILE:HD13	12	0.18
(1,271)	2:311:B:SER:H	2:332:B:ILE:HD11	13	0.18
(1,271)	2:311:B:SER:H	2:332:B:ILE:HD12	13	0.18
(1,271)	2:311:B:SER:H	2:332:B:ILE:HD13	13	0.18
(1,271)	2:311:B:SER:H	2:332:B:ILE:HD11	20	0.18
(1,271)	2:311:B:SER:H	2:332:B:ILE:HD12	20	0.18
(1,271)	2:311:B:SER:H	2:332:B:ILE:HD13	20	0.18
(1,239)	1:28:A:VAL:HB	1:29:A:ASP:H	17	0.18

*Continued on next page...*

*Continued from previous page...*

Key	Atom-1	Atom-2	Model ID	Violation (Å)
(1,210)	1:24:A:GLN:HG3	1:25:A:SER:HB3	8	0.18
(1,204)	1:24:A:GLN:HG3	1:24:A:GLN:H	19	0.18
(1,203)	1:24:A:GLN:HE22	1:24:A:GLN:HG3	10	0.18
(1,201)	1:24:A:GLN:HB2	1:24:A:GLN:H	20	0.18
(1,144)	1:18:A:GLU:HA	1:21:A:LEU:HB2	20	0.18
(1,116)	1:15:A:LEU:HA	1:19:A:MET:HG3	15	0.18
(1,113)	1:15:A:LEU:HA	1:18:A:GLU:HB3	1	0.18
(1,113)	1:15:A:LEU:HA	1:18:A:GLU:HB3	4	0.18
(1,113)	1:15:A:LEU:HA	1:18:A:GLU:HB3	8	0.18
(1,113)	1:15:A:LEU:HA	1:18:A:GLU:HB3	13	0.18
(1,113)	1:15:A:LEU:HA	1:18:A:GLU:HB3	15	0.18
(1,108)	1:15:A:LEU:H	1:16:A:LEU:HB3	12	0.18
(1,75)	1:12:A:PHE:HD2	1:13:A:SER:HA	2	0.18
(1,75)	1:12:A:PHE:HD2	1:13:A:SER:HA	16	0.18
(1,66)	1:12:A:PHE:HB3	1:12:A:PHE:HE1	19	0.18
(1,64)	1:12:A:PHE:HA	1:12:A:PHE:HE1	4	0.18
(1,64)	1:12:A:PHE:HA	1:12:A:PHE:HE1	10	0.18
(1,64)	1:12:A:PHE:HA	1:12:A:PHE:HE1	12	0.18
(1,51)	1:11:A:MET:HA	1:12:A:PHE:HB2	4	0.18
(1,51)	1:11:A:MET:HA	1:12:A:PHE:HB2	5	0.18
(1,51)	1:11:A:MET:HA	1:12:A:PHE:HB2	10	0.18
(1,51)	1:11:A:MET:HA	1:12:A:PHE:HB2	14	0.18
(1,51)	1:11:A:MET:HA	1:12:A:PHE:HB2	19	0.18
(1,40)	1:10:A:GLN:HA	1:13:A:SER:H	12	0.18
(1,29)	1:10:A:GLN:HB3	1:10:A:GLN:H	5	0.18
(1,29)	1:10:A:GLN:HB3	1:10:A:GLN:H	8	0.18
(1,8)	1:8:A:ILE:HB	1:9:A:ASP:H	9	0.18
(1,8)	1:8:A:ILE:HB	1:9:A:ASP:H	20	0.18
(1,1593)	1:22:A:LEU:HD11	2:382:B:THR:H	3	0.17
(1,1593)	1:22:A:LEU:HD12	2:382:B:THR:H	3	0.17
(1,1593)	1:22:A:LEU:HD13	2:382:B:THR:H	3	0.17
(1,1584)	1:19:A:MET:HE1	2:318:B:LYS:H	2	0.17
(1,1584)	1:19:A:MET:HE2	2:318:B:LYS:H	2	0.17
(1,1584)	1:19:A:MET:HE3	2:318:B:LYS:H	2	0.17
(1,1584)	1:19:A:MET:HE1	2:318:B:LYS:H	13	0.17
(1,1584)	1:19:A:MET:HE2	2:318:B:LYS:H	13	0.17
(1,1584)	1:19:A:MET:HE3	2:318:B:LYS:H	13	0.17
(1,1584)	1:19:A:MET:HE1	2:318:B:LYS:H	15	0.17
(1,1584)	1:19:A:MET:HE2	2:318:B:LYS:H	15	0.17
(1,1584)	1:19:A:MET:HE3	2:318:B:LYS:H	15	0.17
(1,1570)	1:15:A:LEU:HD11	2:359:B:TRP:H	6	0.17
(1,1570)	1:15:A:LEU:HD12	2:359:B:TRP:H	6	0.17

*Continued on next page...*

*Continued from previous page...*

Key	Atom-1	Atom-2	Model ID	Violation (Å)
(1,1570)	1:15:A:LEU:HD13	2:359:B:TRP:H	6	0.17
(1,1570)	1:15:A:LEU:HD11	2:359:B:TRP:H	19	0.17
(1,1570)	1:15:A:LEU:HD12	2:359:B:TRP:H	19	0.17
(1,1570)	1:15:A:LEU:HD13	2:359:B:TRP:H	19	0.17
(1,1562)	2:400:B:LEU:H	2:400:B:LEU:HB2	13	0.17
(1,1546)	2:398:B:ILE:HA	2:400:B:LEU:H	1	0.17
(1,1546)	2:398:B:ILE:HA	2:400:B:LEU:H	6	0.17
(1,1546)	2:398:B:ILE:HA	2:400:B:LEU:H	7	0.17
(1,1546)	2:398:B:ILE:HA	2:400:B:LEU:H	9	0.17
(1,1546)	2:398:B:ILE:HA	2:400:B:LEU:H	10	0.17
(1,1546)	2:398:B:ILE:HA	2:400:B:LEU:H	17	0.17
(1,1546)	2:398:B:ILE:HA	2:400:B:LEU:H	18	0.17
(1,1543)	2:398:B:ILE:HG13	2:399:B:ILE:H	1	0.17
(1,1543)	2:398:B:ILE:HG13	2:399:B:ILE:H	9	0.17
(1,1543)	2:398:B:ILE:HG13	2:399:B:ILE:H	10	0.17
(1,1543)	2:398:B:ILE:HG13	2:399:B:ILE:H	13	0.17
(1,1543)	2:398:B:ILE:HG13	2:399:B:ILE:H	14	0.17
(1,1528)	2:397:B:ASP:H	2:399:B:ILE:HG21	14	0.17
(1,1528)	2:397:B:ASP:H	2:399:B:ILE:HG22	14	0.17
(1,1528)	2:397:B:ASP:H	2:399:B:ILE:HG23	14	0.17
(1,1528)	2:397:B:ASP:H	2:399:B:ILE:HG21	17	0.17
(1,1528)	2:397:B:ASP:H	2:399:B:ILE:HG22	17	0.17
(1,1528)	2:397:B:ASP:H	2:399:B:ILE:HG23	17	0.17
(1,1520)	2:397:B:ASP:H	2:398:B:ILE:HG13	9	0.17
(1,1520)	2:397:B:ASP:H	2:398:B:ILE:HG13	10	0.17
(1,1513)	2:396:B:ILE:HG21	2:399:B:ILE:H	19	0.17
(1,1513)	2:396:B:ILE:HG22	2:399:B:ILE:H	19	0.17
(1,1513)	2:396:B:ILE:HG23	2:399:B:ILE:H	19	0.17
(1,1487)	2:395:B:TYR:H	2:399:B:ILE:HD11	1	0.17
(1,1487)	2:395:B:TYR:H	2:399:B:ILE:HD12	1	0.17
(1,1487)	2:395:B:TYR:H	2:399:B:ILE:HD13	1	0.17
(1,1487)	2:395:B:TYR:H	2:399:B:ILE:HD11	4	0.17
(1,1487)	2:395:B:TYR:H	2:399:B:ILE:HD12	4	0.17
(1,1487)	2:395:B:TYR:H	2:399:B:ILE:HD13	4	0.17
(1,1487)	2:395:B:TYR:H	2:399:B:ILE:HD11	11	0.17
(1,1487)	2:395:B:TYR:H	2:399:B:ILE:HD12	11	0.17
(1,1487)	2:395:B:TYR:H	2:399:B:ILE:HD13	11	0.17
(1,1487)	2:395:B:TYR:H	2:399:B:ILE:HD11	14	0.17
(1,1487)	2:395:B:TYR:H	2:399:B:ILE:HD12	14	0.17
(1,1487)	2:395:B:TYR:H	2:399:B:ILE:HD13	14	0.17
(1,1487)	2:395:B:TYR:H	2:399:B:ILE:HD11	16	0.17
(1,1487)	2:395:B:TYR:H	2:399:B:ILE:HD12	16	0.17

*Continued on next page...*

*Continued from previous page...*

Key	Atom-1	Atom-2	Model ID	Violation (Å)
(1,1487)	2:395:B:TYR:H	2:399:B:ILE:HD13	16	0.17
(1,1487)	2:395:B:TYR:H	2:399:B:ILE:HD11	17	0.17
(1,1487)	2:395:B:TYR:H	2:399:B:ILE:HD12	17	0.17
(1,1487)	2:395:B:TYR:H	2:399:B:ILE:HD13	17	0.17
(1,1487)	2:395:B:TYR:H	2:399:B:ILE:HD11	20	0.17
(1,1487)	2:395:B:TYR:H	2:399:B:ILE:HD12	20	0.17
(1,1487)	2:395:B:TYR:H	2:399:B:ILE:HD13	20	0.17
(1,1485)	2:395:B:TYR:H	2:398:B:ILE:HD11	3	0.17
(1,1485)	2:395:B:TYR:H	2:398:B:ILE:HD12	3	0.17
(1,1485)	2:395:B:TYR:H	2:398:B:ILE:HD13	3	0.17
(1,1423)	2:391:B:LEU:HD11	2:394:B:GLY:H	4	0.17
(1,1423)	2:391:B:LEU:HD12	2:394:B:GLY:H	4	0.17
(1,1423)	2:391:B:LEU:HD13	2:394:B:GLY:H	4	0.17
(1,1423)	2:391:B:LEU:HD11	2:394:B:GLY:H	8	0.17
(1,1423)	2:391:B:LEU:HD12	2:394:B:GLY:H	8	0.17
(1,1423)	2:391:B:LEU:HD13	2:394:B:GLY:H	8	0.17
(1,1423)	2:391:B:LEU:HD11	2:394:B:GLY:H	11	0.17
(1,1423)	2:391:B:LEU:HD12	2:394:B:GLY:H	11	0.17
(1,1423)	2:391:B:LEU:HD13	2:394:B:GLY:H	11	0.17
(1,1423)	2:391:B:LEU:HD11	2:394:B:GLY:H	12	0.17
(1,1423)	2:391:B:LEU:HD12	2:394:B:GLY:H	12	0.17
(1,1423)	2:391:B:LEU:HD13	2:394:B:GLY:H	12	0.17
(1,1423)	2:391:B:LEU:HD11	2:394:B:GLY:H	20	0.17
(1,1423)	2:391:B:LEU:HD12	2:394:B:GLY:H	20	0.17
(1,1423)	2:391:B:LEU:HD13	2:394:B:GLY:H	20	0.17
(1,1411)	2:391:B:LEU:HB3	2:392:B:ILE:H	1	0.17
(1,1411)	2:391:B:LEU:HB3	2:392:B:ILE:H	2	0.17
(1,1411)	2:391:B:LEU:HB3	2:392:B:ILE:H	3	0.17
(1,1411)	2:391:B:LEU:HB3	2:392:B:ILE:H	5	0.17
(1,1411)	2:391:B:LEU:HB3	2:392:B:ILE:H	10	0.17
(1,1411)	2:391:B:LEU:HB3	2:392:B:ILE:H	13	0.17
(1,1411)	2:391:B:LEU:HB3	2:392:B:ILE:H	15	0.17
(1,1411)	2:391:B:LEU:HB3	2:392:B:ILE:H	17	0.17
(1,1411)	2:391:B:LEU:HB3	2:392:B:ILE:H	19	0.17
(1,1399)	2:390:B:GLN:HA	2:393:B:ALA:H	12	0.17
(1,1399)	2:390:B:GLN:HA	2:393:B:ALA:H	14	0.17
(1,1388)	2:390:B:GLN:H	2:391:B:LEU:HB3	4	0.17
(1,1388)	2:390:B:GLN:H	2:391:B:LEU:HB3	7	0.17
(1,1388)	2:390:B:GLN:H	2:391:B:LEU:HB3	8	0.17
(1,1388)	2:390:B:GLN:H	2:391:B:LEU:HB3	12	0.17
(1,1388)	2:390:B:GLN:H	2:391:B:LEU:HB3	18	0.17
(1,1367)	2:388:B:ILE:H	2:392:B:ILE:HD11	1	0.17

*Continued on next page...*



*Continued from previous page...*

Key	Atom-1	Atom-2	Model ID	Violation (Å)
(1,1367)	2:388:B:ILE:H	2:392:B:ILE:HD12	1	0.17
(1,1367)	2:388:B:ILE:H	2:392:B:ILE:HD13	1	0.17
(1,1367)	2:388:B:ILE:H	2:392:B:ILE:HD11	14	0.17
(1,1367)	2:388:B:ILE:H	2:392:B:ILE:HD12	14	0.17
(1,1367)	2:388:B:ILE:H	2:392:B:ILE:HD13	14	0.17
(1,1367)	2:388:B:ILE:H	2:392:B:ILE:HD11	17	0.17
(1,1367)	2:388:B:ILE:H	2:392:B:ILE:HD12	17	0.17
(1,1367)	2:388:B:ILE:H	2:392:B:ILE:HD13	17	0.17
(1,1367)	2:388:B:ILE:H	2:392:B:ILE:HD11	19	0.17
(1,1367)	2:388:B:ILE:H	2:392:B:ILE:HD12	19	0.17
(1,1367)	2:388:B:ILE:H	2:392:B:ILE:HD13	19	0.17
(1,1360)	2:388:B:ILE:HD11	2:389:B:ALA:H	8	0.17
(1,1360)	2:388:B:ILE:HD12	2:389:B:ALA:H	8	0.17
(1,1360)	2:388:B:ILE:HD13	2:389:B:ALA:H	8	0.17
(1,1350)	2:387:B:GLN:HA	2:390:B:GLN:H	4	0.17
(1,1350)	2:387:B:GLN:HA	2:390:B:GLN:H	10	0.17
(1,1350)	2:387:B:GLN:HA	2:390:B:GLN:H	20	0.17
(1,1339)	2:387:B:GLN:H	2:388:B:ILE:HB	1	0.17
(1,1339)	2:387:B:GLN:H	2:388:B:ILE:HB	2	0.17
(1,1339)	2:387:B:GLN:H	2:388:B:ILE:HB	4	0.17
(1,1339)	2:387:B:GLN:H	2:388:B:ILE:HB	7	0.17
(1,1339)	2:387:B:GLN:H	2:388:B:ILE:HB	11	0.17
(1,1339)	2:387:B:GLN:H	2:388:B:ILE:HB	12	0.17
(1,1339)	2:387:B:GLN:H	2:388:B:ILE:HB	16	0.17
(1,1339)	2:387:B:GLN:H	2:388:B:ILE:HB	17	0.17
(1,1339)	2:387:B:GLN:H	2:388:B:ILE:HB	18	0.17
(1,1339)	2:387:B:GLN:H	2:388:B:ILE:HB	19	0.17
(1,1339)	2:387:B:GLN:H	2:388:B:ILE:HB	20	0.17
(1,1334)	2:386:B:GLU:HA	2:390:B:GLN:H	1	0.17
(1,1334)	2:386:B:GLU:HA	2:390:B:GLN:H	3	0.17
(1,1334)	2:386:B:GLU:HA	2:390:B:GLN:H	6	0.17
(1,1334)	2:386:B:GLU:HA	2:390:B:GLN:H	9	0.17
(1,1334)	2:386:B:GLU:HA	2:390:B:GLN:H	11	0.17
(1,1334)	2:386:B:GLU:HA	2:390:B:GLN:H	13	0.17
(1,1331)	2:386:B:GLU:HA	2:388:B:ILE:H	19	0.17
(1,1311)	2:384:B:GLU:HB3	2:387:B:GLN:H	12	0.17
(1,1298)	2:382:B:THR:HG21	2:386:B:GLU:H	4	0.17
(1,1298)	2:382:B:THR:HG22	2:386:B:GLU:H	4	0.17
(1,1298)	2:382:B:THR:HG23	2:386:B:GLU:H	4	0.17
(1,1298)	2:382:B:THR:HG21	2:386:B:GLU:H	7	0.17
(1,1298)	2:382:B:THR:HG22	2:386:B:GLU:H	7	0.17
(1,1298)	2:382:B:THR:HG23	2:386:B:GLU:H	7	0.17

*Continued on next page...*

*Continued from previous page...*

Key	Atom-1	Atom-2	Model ID	Violation (Å)
(1,1298)	2:382:B:THR:HG21	2:386:B:GLU:H	20	0.17
(1,1298)	2:382:B:THR:HG22	2:386:B:GLU:H	20	0.17
(1,1298)	2:382:B:THR:HG23	2:386:B:GLU:H	20	0.17
(1,1297)	2:382:B:THR:HG21	2:385:B:GLY:H	10	0.17
(1,1297)	2:382:B:THR:HG22	2:385:B:GLY:H	10	0.17
(1,1297)	2:382:B:THR:HG23	2:385:B:GLY:H	10	0.17
(1,1294)	2:382:B:THR:HG21	2:383:B:THR:H	1	0.17
(1,1294)	2:382:B:THR:HG22	2:383:B:THR:H	1	0.17
(1,1294)	2:382:B:THR:HG23	2:383:B:THR:H	1	0.17
(1,1294)	2:382:B:THR:HG21	2:383:B:THR:H	4	0.17
(1,1294)	2:382:B:THR:HG22	2:383:B:THR:H	4	0.17
(1,1294)	2:382:B:THR:HG23	2:383:B:THR:H	4	0.17
(1,1294)	2:382:B:THR:HG21	2:383:B:THR:H	6	0.17
(1,1294)	2:382:B:THR:HG22	2:383:B:THR:H	6	0.17
(1,1294)	2:382:B:THR:HG23	2:383:B:THR:H	6	0.17
(1,1294)	2:382:B:THR:HG21	2:383:B:THR:H	7	0.17
(1,1294)	2:382:B:THR:HG22	2:383:B:THR:H	7	0.17
(1,1294)	2:382:B:THR:HG23	2:383:B:THR:H	7	0.17
(1,1294)	2:382:B:THR:HG21	2:383:B:THR:H	8	0.17
(1,1294)	2:382:B:THR:HG22	2:383:B:THR:H	8	0.17
(1,1294)	2:382:B:THR:HG23	2:383:B:THR:H	8	0.17
(1,1294)	2:382:B:THR:HG21	2:383:B:THR:H	11	0.17
(1,1294)	2:382:B:THR:HG22	2:383:B:THR:H	11	0.17
(1,1294)	2:382:B:THR:HG23	2:383:B:THR:H	11	0.17
(1,1294)	2:382:B:THR:HG21	2:383:B:THR:H	17	0.17
(1,1294)	2:382:B:THR:HG22	2:383:B:THR:H	17	0.17
(1,1294)	2:382:B:THR:HG23	2:383:B:THR:H	17	0.17
(1,1289)	2:381:B:GLN:HG3	2:382:B:THR:H	4	0.17
(1,1289)	2:381:B:GLN:HG3	2:382:B:THR:H	8	0.17
(1,1287)	2:381:B:GLN:HB3	2:382:B:THR:H	4	0.17
(1,1287)	2:381:B:GLN:HB3	2:382:B:THR:H	7	0.17
(1,1287)	2:381:B:GLN:HB3	2:382:B:THR:H	20	0.17
(1,1271)	2:380:B:VAL:H	2:380:B:VAL:HB	12	0.17
(1,1270)	2:379:B:SER:HB2	2:380:B:VAL:H	10	0.17
(1,1270)	2:379:B:SER:HB2	2:380:B:VAL:H	11	0.17
(1,1266)	2:379:B:SER:H	2:380:B:VAL:HG21	4	0.17
(1,1266)	2:379:B:SER:H	2:380:B:VAL:HG22	4	0.17
(1,1266)	2:379:B:SER:H	2:380:B:VAL:HG23	4	0.17
(1,1257)	2:378:B:TYR:H	2:378:B:TYR:HD2	4	0.17
(1,1257)	2:378:B:TYR:H	2:378:B:TYR:HD2	7	0.17
(1,1257)	2:378:B:TYR:H	2:378:B:TYR:HD2	10	0.17
(1,1257)	2:378:B:TYR:H	2:378:B:TYR:HD2	20	0.17

*Continued on next page...*

*Continued from previous page...*

Key	Atom-1	Atom-2	Model ID	Violation (Å)
(1,1242)	2:375:B:ASP:HB2	2:376:B:GLY:H	1	0.17
(1,1242)	2:375:B:ASP:HB2	2:376:B:GLY:H	2	0.17
(1,1242)	2:375:B:ASP:HB2	2:376:B:GLY:H	4	0.17
(1,1242)	2:375:B:ASP:HB2	2:376:B:GLY:H	7	0.17
(1,1242)	2:375:B:ASP:HB2	2:376:B:GLY:H	8	0.17
(1,1242)	2:375:B:ASP:HB2	2:376:B:GLY:H	10	0.17
(1,1242)	2:375:B:ASP:HB2	2:376:B:GLY:H	12	0.17
(1,1242)	2:375:B:ASP:HB2	2:376:B:GLY:H	18	0.17
(1,1242)	2:375:B:ASP:HB2	2:376:B:GLY:H	19	0.17
(1,1242)	2:375:B:ASP:HB2	2:376:B:GLY:H	20	0.17
(1,1216)	2:373:B:TYR:H	2:373:B:TYR:HD1	6	0.17
(1,1216)	2:373:B:TYR:H	2:373:B:TYR:HD1	13	0.17
(1,1216)	2:373:B:TYR:H	2:373:B:TYR:HD1	15	0.17
(1,1216)	2:373:B:TYR:H	2:373:B:TYR:HD1	17	0.17
(1,1209)	2:372:B:ASP:HA	2:374:B:GLN:H	9	0.17
(1,1209)	2:372:B:ASP:HA	2:374:B:GLN:H	12	0.17
(1,1190)	2:369:B:ASP:H	2:377:B:TYR:HD1	1	0.17
(1,1183)	2:368:B:LEU:H	2:380:B:VAL:HG11	10	0.17
(1,1183)	2:368:B:LEU:H	2:380:B:VAL:HG12	10	0.17
(1,1183)	2:368:B:LEU:H	2:380:B:VAL:HG13	10	0.17
(1,1183)	2:368:B:LEU:H	2:380:B:VAL:HG11	15	0.17
(1,1183)	2:368:B:LEU:H	2:380:B:VAL:HG12	15	0.17
(1,1183)	2:368:B:LEU:H	2:380:B:VAL:HG13	15	0.17
(1,1183)	2:368:B:LEU:H	2:380:B:VAL:HG11	20	0.17
(1,1183)	2:368:B:LEU:H	2:380:B:VAL:HG12	20	0.17
(1,1183)	2:368:B:LEU:H	2:380:B:VAL:HG13	20	0.17
(1,1176)	2:368:B:LEU:HB3	2:378:B:TYR:H	2	0.17
(1,1176)	2:368:B:LEU:HB3	2:378:B:TYR:H	3	0.17
(1,1176)	2:368:B:LEU:HB3	2:378:B:TYR:H	14	0.17
(1,1176)	2:368:B:LEU:HB3	2:378:B:TYR:H	16	0.17
(1,1176)	2:368:B:LEU:HB3	2:378:B:TYR:H	19	0.17
(1,1171)	2:368:B:LEU:HD11	2:370:B:PHE:H	6	0.17
(1,1171)	2:368:B:LEU:HD12	2:370:B:PHE:H	6	0.17
(1,1171)	2:368:B:LEU:HD13	2:370:B:PHE:H	6	0.17
(1,1171)	2:368:B:LEU:HD11	2:370:B:PHE:H	16	0.17
(1,1171)	2:368:B:LEU:HD12	2:370:B:PHE:H	16	0.17
(1,1171)	2:368:B:LEU:HD13	2:370:B:PHE:H	16	0.17
(1,1155)	2:367:B:THR:HG21	2:370:B:PHE:H	8	0.17
(1,1155)	2:367:B:THR:HG22	2:370:B:PHE:H	8	0.17
(1,1155)	2:367:B:THR:HG23	2:370:B:PHE:H	8	0.17
(1,1155)	2:367:B:THR:HG21	2:370:B:PHE:H	18	0.17
(1,1155)	2:367:B:THR:HG22	2:370:B:PHE:H	18	0.17

*Continued on next page...*

*Continued from previous page...*

Key	Atom-1	Atom-2	Model ID	Violation (Å)
(1,1155)	2:367:B:THR:HG23	2:370:B:PHE:H	18	0.17
(1,1136)	2:365:B:SER:HB2	2:382:B:THR:H	5	0.17
(1,1136)	2:365:B:SER:HB2	2:382:B:THR:H	6	0.17
(1,1136)	2:365:B:SER:HB2	2:382:B:THR:H	13	0.17
(1,1136)	2:365:B:SER:HB2	2:382:B:THR:H	14	0.17
(1,1136)	2:365:B:SER:HB2	2:382:B:THR:H	15	0.17
(1,1136)	2:365:B:SER:HB2	2:382:B:THR:H	17	0.17
(1,1136)	2:365:B:SER:HB2	2:382:B:THR:H	19	0.17
(1,1133)	2:365:B:SER:H	2:382:B:THR:HG21	3	0.17
(1,1133)	2:365:B:SER:H	2:382:B:THR:HG22	3	0.17
(1,1133)	2:365:B:SER:H	2:382:B:THR:HG23	3	0.17
(1,1133)	2:365:B:SER:H	2:382:B:THR:HG21	8	0.17
(1,1133)	2:365:B:SER:H	2:382:B:THR:HG22	8	0.17
(1,1133)	2:365:B:SER:H	2:382:B:THR:HG23	8	0.17
(1,1133)	2:365:B:SER:H	2:382:B:THR:HG21	11	0.17
(1,1133)	2:365:B:SER:H	2:382:B:THR:HG22	11	0.17
(1,1133)	2:365:B:SER:H	2:382:B:THR:HG23	11	0.17
(1,1133)	2:365:B:SER:H	2:382:B:THR:HG21	12	0.17
(1,1133)	2:365:B:SER:H	2:382:B:THR:HG22	12	0.17
(1,1133)	2:365:B:SER:H	2:382:B:THR:HG23	12	0.17
(1,1133)	2:365:B:SER:H	2:382:B:THR:HG21	18	0.17
(1,1133)	2:365:B:SER:H	2:382:B:THR:HG22	18	0.17
(1,1133)	2:365:B:SER:H	2:382:B:THR:HG23	18	0.17
(1,1129)	2:365:B:SER:HB3	2:366:B:PHE:H	12	0.17
(1,1094)	2:361:B:ALA:HB1	2:390:B:GLN:H	8	0.17
(1,1094)	2:361:B:ALA:HB2	2:390:B:GLN:H	8	0.17
(1,1094)	2:361:B:ALA:HB3	2:390:B:GLN:H	8	0.17
(1,1094)	2:361:B:ALA:HB1	2:390:B:GLN:H	17	0.17
(1,1094)	2:361:B:ALA:HB2	2:390:B:GLN:H	17	0.17
(1,1094)	2:361:B:ALA:HB3	2:390:B:GLN:H	17	0.17
(1,1087)	2:361:B:ALA:HB1	2:367:B:THR:H	20	0.17
(1,1087)	2:361:B:ALA:HB2	2:367:B:THR:H	20	0.17
(1,1087)	2:361:B:ALA:HB3	2:367:B:THR:H	20	0.17
(1,1053)	2:359:B:TRP:HE1	2:390:B:GLN:HA	4	0.17
(1,1053)	2:359:B:TRP:HE1	2:390:B:GLN:HA	7	0.17
(1,1053)	2:359:B:TRP:HE1	2:390:B:GLN:HA	9	0.17
(1,1053)	2:359:B:TRP:HE1	2:390:B:GLN:HA	10	0.17
(1,1053)	2:359:B:TRP:HE1	2:390:B:GLN:HA	11	0.17
(1,1053)	2:359:B:TRP:HE1	2:390:B:GLN:HA	15	0.17
(1,1053)	2:359:B:TRP:HE1	2:390:B:GLN:HA	16	0.17
(1,1053)	2:359:B:TRP:HE1	2:390:B:GLN:HA	18	0.17
(1,1053)	2:359:B:TRP:HE1	2:390:B:GLN:HA	20	0.17

*Continued on next page...*

*Continued from previous page...*

Key	Atom-1	Atom-2	Model ID	Violation (Å)
(1,1049)	2:359:B:TRP:HE3	2:369:B:ASP:H	7	0.17
(1,1041)	2:359:B:TRP:HB3	2:360:B:ALA:H	5	0.17
(1,1041)	2:359:B:TRP:HB3	2:360:B:ALA:H	16	0.17
(1,1041)	2:359:B:TRP:HB3	2:360:B:ALA:H	19	0.17
(1,1036)	2:359:B:TRP:HE1	2:359:B:TRP:HB3	1	0.17
(1,1036)	2:359:B:TRP:HE1	2:359:B:TRP:HB3	2	0.17
(1,1036)	2:359:B:TRP:HE1	2:359:B:TRP:HB3	4	0.17
(1,1036)	2:359:B:TRP:HE1	2:359:B:TRP:HB3	5	0.17
(1,1036)	2:359:B:TRP:HE1	2:359:B:TRP:HB3	6	0.17
(1,1036)	2:359:B:TRP:HE1	2:359:B:TRP:HB3	7	0.17
(1,1036)	2:359:B:TRP:HE1	2:359:B:TRP:HB3	8	0.17
(1,1036)	2:359:B:TRP:HE1	2:359:B:TRP:HB3	9	0.17
(1,1036)	2:359:B:TRP:HE1	2:359:B:TRP:HB3	10	0.17
(1,1036)	2:359:B:TRP:HE1	2:359:B:TRP:HB3	11	0.17
(1,1036)	2:359:B:TRP:HE1	2:359:B:TRP:HB3	12	0.17
(1,1036)	2:359:B:TRP:HE1	2:359:B:TRP:HB3	14	0.17
(1,1036)	2:359:B:TRP:HE1	2:359:B:TRP:HB3	15	0.17
(1,1036)	2:359:B:TRP:HE1	2:359:B:TRP:HB3	16	0.17
(1,1036)	2:359:B:TRP:HE1	2:359:B:TRP:HB3	17	0.17
(1,1036)	2:359:B:TRP:HE1	2:359:B:TRP:HB3	18	0.17
(1,1036)	2:359:B:TRP:HE1	2:359:B:TRP:HB3	19	0.17
(1,1036)	2:359:B:TRP:HE1	2:359:B:TRP:HB3	20	0.17
(1,1032)	2:359:B:TRP:H	2:359:B:TRP:HB2	6	0.17
(1,1032)	2:359:B:TRP:H	2:359:B:TRP:HB2	15	0.17
(1,1032)	2:359:B:TRP:H	2:359:B:TRP:HB2	16	0.17
(1,1032)	2:359:B:TRP:H	2:359:B:TRP:HB2	17	0.17
(1,1017)	2:358:B:ARG:H	2:358:B:ARG:HD3	15	0.17
(1,1017)	2:358:B:ARG:H	2:358:B:ARG:HD3	17	0.17
(1,1017)	2:358:B:ARG:H	2:358:B:ARG:HD3	19	0.17
(1,1015)	2:358:B:ARG:H	2:358:B:ARG:HB3	1	0.17
(1,1015)	2:358:B:ARG:H	2:358:B:ARG:HB3	2	0.17
(1,1015)	2:358:B:ARG:H	2:358:B:ARG:HB3	3	0.17
(1,1015)	2:358:B:ARG:H	2:358:B:ARG:HB3	6	0.17
(1,1015)	2:358:B:ARG:H	2:358:B:ARG:HB3	13	0.17
(1,1015)	2:358:B:ARG:H	2:358:B:ARG:HB3	14	0.17
(1,1015)	2:358:B:ARG:H	2:358:B:ARG:HB3	15	0.17
(1,1015)	2:358:B:ARG:H	2:358:B:ARG:HB3	16	0.17
(1,1015)	2:358:B:ARG:H	2:358:B:ARG:HB3	17	0.17
(1,1015)	2:358:B:ARG:H	2:358:B:ARG:HB3	19	0.17
(1,1010)	2:357:B:LYS:H	2:368:B:LEU:HD21	2	0.17
(1,1010)	2:357:B:LYS:H	2:368:B:LEU:HD22	2	0.17
(1,1010)	2:357:B:LYS:H	2:368:B:LEU:HD23	2	0.17

*Continued on next page...*

*Continued from previous page...*

Key	Atom-1	Atom-2	Model ID	Violation (Å)
(1,1010)	2:357:B:LYS:H	2:368:B:LEU:HD21	7	0.17
(1,1010)	2:357:B:LYS:H	2:368:B:LEU:HD22	7	0.17
(1,1010)	2:357:B:LYS:H	2:368:B:LEU:HD23	7	0.17
(1,1010)	2:357:B:LYS:H	2:368:B:LEU:HD21	14	0.17
(1,1010)	2:357:B:LYS:H	2:368:B:LEU:HD22	14	0.17
(1,1010)	2:357:B:LYS:H	2:368:B:LEU:HD23	14	0.17
(1,1010)	2:357:B:LYS:H	2:368:B:LEU:HD21	18	0.17
(1,1010)	2:357:B:LYS:H	2:368:B:LEU:HD22	18	0.17
(1,1010)	2:357:B:LYS:H	2:368:B:LEU:HD23	18	0.17
(1,1005)	2:357:B:LYS:H	2:358:B:ARG:HG2	8	0.17
(1,1005)	2:357:B:LYS:H	2:358:B:ARG:HG2	12	0.17
(1,1005)	2:357:B:LYS:H	2:358:B:ARG:HG2	18	0.17
(1,1005)	2:357:B:LYS:H	2:358:B:ARG:HG2	20	0.17
(1,978)	2:355:B:ASN:H	2:356:B:ILE:HG21	2	0.17
(1,978)	2:355:B:ASN:H	2:356:B:ILE:HG22	2	0.17
(1,978)	2:355:B:ASN:H	2:356:B:ILE:HG23	2	0.17
(1,978)	2:355:B:ASN:H	2:356:B:ILE:HG21	9	0.17
(1,978)	2:355:B:ASN:H	2:356:B:ILE:HG22	9	0.17
(1,978)	2:355:B:ASN:H	2:356:B:ILE:HG23	9	0.17
(1,978)	2:355:B:ASN:H	2:356:B:ILE:HG21	10	0.17
(1,978)	2:355:B:ASN:H	2:356:B:ILE:HG22	10	0.17
(1,978)	2:355:B:ASN:H	2:356:B:ILE:HG23	10	0.17
(1,969)	2:354:B:THR:HA	2:356:B:ILE:H	15	0.17
(1,969)	2:354:B:THR:HA	2:356:B:ILE:H	16	0.17
(1,968)	2:354:B:THR:H	2:356:B:ILE:H	2	0.17
(1,968)	2:354:B:THR:H	2:356:B:ILE:H	3	0.17
(1,968)	2:354:B:THR:H	2:356:B:ILE:H	5	0.17
(1,968)	2:354:B:THR:H	2:356:B:ILE:H	6	0.17
(1,968)	2:354:B:THR:H	2:356:B:ILE:H	13	0.17
(1,968)	2:354:B:THR:H	2:356:B:ILE:H	14	0.17
(1,968)	2:354:B:THR:H	2:356:B:ILE:H	15	0.17
(1,968)	2:354:B:THR:H	2:356:B:ILE:H	17	0.17
(1,967)	2:354:B:THR:HG21	2:355:B:ASN:H	14	0.17
(1,967)	2:354:B:THR:HG22	2:355:B:ASN:H	14	0.17
(1,967)	2:354:B:THR:HG23	2:355:B:ASN:H	14	0.17
(1,967)	2:354:B:THR:HG21	2:355:B:ASN:H	17	0.17
(1,967)	2:354:B:THR:HG22	2:355:B:ASN:H	17	0.17
(1,967)	2:354:B:THR:HG23	2:355:B:ASN:H	17	0.17
(1,957)	2:353:B:LEU:HD11	2:396:B:ILE:H	1	0.17
(1,957)	2:353:B:LEU:HD12	2:396:B:ILE:H	1	0.17
(1,957)	2:353:B:LEU:HD13	2:396:B:ILE:H	1	0.17
(1,957)	2:353:B:LEU:HD11	2:396:B:ILE:H	3	0.17

*Continued on next page...*



*Continued from previous page...*

Key	Atom-1	Atom-2	Model ID	Violation (Å)
(1,957)	2:353:B:LEU:HD12	2:396:B:ILE:H	3	0.17
(1,957)	2:353:B:LEU:HD13	2:396:B:ILE:H	3	0.17
(1,957)	2:353:B:LEU:HD11	2:396:B:ILE:H	8	0.17
(1,957)	2:353:B:LEU:HD12	2:396:B:ILE:H	8	0.17
(1,957)	2:353:B:LEU:HD13	2:396:B:ILE:H	8	0.17
(1,957)	2:353:B:LEU:HD11	2:396:B:ILE:H	11	0.17
(1,957)	2:353:B:LEU:HD12	2:396:B:ILE:H	11	0.17
(1,957)	2:353:B:LEU:HD13	2:396:B:ILE:H	11	0.17
(1,957)	2:353:B:LEU:HD11	2:396:B:ILE:H	12	0.17
(1,957)	2:353:B:LEU:HD12	2:396:B:ILE:H	12	0.17
(1,957)	2:353:B:LEU:HD13	2:396:B:ILE:H	12	0.17
(1,957)	2:353:B:LEU:HD11	2:396:B:ILE:H	14	0.17
(1,957)	2:353:B:LEU:HD12	2:396:B:ILE:H	14	0.17
(1,957)	2:353:B:LEU:HD13	2:396:B:ILE:H	14	0.17
(1,957)	2:353:B:LEU:HD11	2:396:B:ILE:H	15	0.17
(1,957)	2:353:B:LEU:HD12	2:396:B:ILE:H	15	0.17
(1,957)	2:353:B:LEU:HD13	2:396:B:ILE:H	15	0.17
(1,957)	2:353:B:LEU:HD11	2:396:B:ILE:H	17	0.17
(1,957)	2:353:B:LEU:HD12	2:396:B:ILE:H	17	0.17
(1,957)	2:353:B:LEU:HD13	2:396:B:ILE:H	17	0.17
(1,957)	2:353:B:LEU:HD11	2:396:B:ILE:H	18	0.17
(1,957)	2:353:B:LEU:HD12	2:396:B:ILE:H	18	0.17
(1,957)	2:353:B:LEU:HD13	2:396:B:ILE:H	18	0.17
(1,957)	2:353:B:LEU:HD11	2:396:B:ILE:H	19	0.17
(1,957)	2:353:B:LEU:HD12	2:396:B:ILE:H	19	0.17
(1,957)	2:353:B:LEU:HD13	2:396:B:ILE:H	19	0.17
(1,957)	2:353:B:LEU:HD11	2:396:B:ILE:H	20	0.17
(1,957)	2:353:B:LEU:HD12	2:396:B:ILE:H	20	0.17
(1,957)	2:353:B:LEU:HD13	2:396:B:ILE:H	20	0.17
(1,952)	2:353:B:LEU:HD11	2:392:B:ILE:H	9	0.17
(1,952)	2:353:B:LEU:HD12	2:392:B:ILE:H	9	0.17
(1,952)	2:353:B:LEU:HD13	2:392:B:ILE:H	9	0.17
(1,952)	2:353:B:LEU:HD11	2:392:B:ILE:H	10	0.17
(1,952)	2:353:B:LEU:HD12	2:392:B:ILE:H	10	0.17
(1,952)	2:353:B:LEU:HD13	2:392:B:ILE:H	10	0.17
(1,952)	2:353:B:LEU:HD11	2:392:B:ILE:H	19	0.17
(1,952)	2:353:B:LEU:HD12	2:392:B:ILE:H	19	0.17
(1,952)	2:353:B:LEU:HD13	2:392:B:ILE:H	19	0.17
(1,947)	2:353:B:LEU:HB3	2:355:B:ASN:H	19	0.17
(1,934)	2:352:B:SER:HB3	2:355:B:ASN:H	9	0.17
(1,929)	2:352:B:SER:HB3	2:354:B:THR:H	7	0.17
(1,928)	2:352:B:SER:HA	2:354:B:THR:H	1	0.17

*Continued on next page...*

*Continued from previous page...*

Key	Atom-1	Atom-2	Model ID	Violation (Å)
(1,928)	2:352:B:SER:HA	2:354:B:THR:H	10	0.17
(1,928)	2:352:B:SER:HA	2:354:B:THR:H	13	0.17
(1,928)	2:352:B:SER:HA	2:354:B:THR:H	17	0.17
(1,928)	2:352:B:SER:HA	2:354:B:THR:H	19	0.17
(1,918)	2:351:B:TRP:H	2:352:B:SER:H	7	0.17
(1,910)	2:350:B:GLU:HG3	2:351:B:TRP:H	10	0.17
(1,910)	2:350:B:GLU:HG3	2:351:B:TRP:H	12	0.17
(1,904)	2:350:B:GLU:H	2:350:B:GLU:HG2	4	0.17
(1,904)	2:350:B:GLU:H	2:350:B:GLU:HG2	7	0.17
(1,904)	2:350:B:GLU:H	2:350:B:GLU:HG2	10	0.17
(1,904)	2:350:B:GLU:H	2:350:B:GLU:HG2	12	0.17
(1,904)	2:350:B:GLU:H	2:350:B:GLU:HG2	18	0.17
(1,897)	2:349:B:GLN:HB3	2:350:B:GLU:H	12	0.17
(1,897)	2:349:B:GLN:HB3	2:350:B:GLU:H	20	0.17
(1,893)	2:349:B:GLN:H	2:349:B:GLN:HG2	1	0.17
(1,891)	2:349:B:GLN:H	2:349:B:GLN:HB2	6	0.17
(1,831)	2:342:B:GLU:HA	2:345:B:LYS:H	1	0.17
(1,830)	2:342:B:GLU:H	2:344:B:THR:H	2	0.17
(1,830)	2:342:B:GLU:H	2:344:B:THR:H	3	0.17
(1,830)	2:342:B:GLU:H	2:344:B:THR:H	5	0.17
(1,830)	2:342:B:GLU:H	2:344:B:THR:H	6	0.17
(1,830)	2:342:B:GLU:H	2:344:B:THR:H	8	0.17
(1,830)	2:342:B:GLU:H	2:344:B:THR:H	9	0.17
(1,830)	2:342:B:GLU:H	2:344:B:THR:H	12	0.17
(1,830)	2:342:B:GLU:H	2:344:B:THR:H	13	0.17
(1,830)	2:342:B:GLU:H	2:344:B:THR:H	14	0.17
(1,830)	2:342:B:GLU:H	2:344:B:THR:H	15	0.17
(1,830)	2:342:B:GLU:H	2:344:B:THR:H	18	0.17
(1,830)	2:342:B:GLU:H	2:344:B:THR:H	19	0.17
(1,808)	2:340:B:VAL:HG11	2:348:B:ILE:H	12	0.17
(1,808)	2:340:B:VAL:HG12	2:348:B:ILE:H	12	0.17
(1,808)	2:340:B:VAL:HG13	2:348:B:ILE:H	12	0.17
(1,807)	2:340:B:VAL:HG21	2:347:B:VAL:H	17	0.17
(1,807)	2:340:B:VAL:HG22	2:347:B:VAL:H	17	0.17
(1,807)	2:340:B:VAL:HG23	2:347:B:VAL:H	17	0.17
(1,791)	2:339:B:ARG:HG3	2:349:B:GLN:H	3	0.17
(1,791)	2:339:B:ARG:HG3	2:349:B:GLN:H	12	0.17
(1,791)	2:339:B:ARG:HG3	2:349:B:GLN:H	16	0.17
(1,785)	2:339:B:ARG:H	2:349:B:GLN:HB2	5	0.17
(1,772)	2:339:B:ARG:H	2:339:B:ARG:HB3	2	0.17
(1,772)	2:339:B:ARG:H	2:339:B:ARG:HB3	5	0.17
(1,772)	2:339:B:ARG:H	2:339:B:ARG:HB3	7	0.17

*Continued on next page...*

*Continued from previous page...*

Key	Atom-1	Atom-2	Model ID	Violation (Å)
(1,772)	2:339:B:ARG:H	2:339:B:ARG:HB3	9	0.17
(1,772)	2:339:B:ARG:H	2:339:B:ARG:HB3	10	0.17
(1,772)	2:339:B:ARG:H	2:339:B:ARG:HB3	12	0.17
(1,772)	2:339:B:ARG:H	2:339:B:ARG:HB3	14	0.17
(1,772)	2:339:B:ARG:H	2:339:B:ARG:HB3	15	0.17
(1,772)	2:339:B:ARG:H	2:339:B:ARG:HB3	16	0.17
(1,772)	2:339:B:ARG:H	2:339:B:ARG:HB3	17	0.17
(1,772)	2:339:B:ARG:H	2:339:B:ARG:HB3	18	0.17
(1,772)	2:339:B:ARG:H	2:339:B:ARG:HB3	19	0.17
(1,772)	2:339:B:ARG:H	2:339:B:ARG:HB3	20	0.17
(1,771)	2:338:B:MET:H	2:368:B:LEU:HD11	7	0.17
(1,771)	2:338:B:MET:H	2:368:B:LEU:HD12	7	0.17
(1,771)	2:338:B:MET:H	2:368:B:LEU:HD13	7	0.17
(1,771)	2:338:B:MET:H	2:368:B:LEU:HD11	12	0.17
(1,771)	2:338:B:MET:H	2:368:B:LEU:HD12	12	0.17
(1,771)	2:338:B:MET:H	2:368:B:LEU:HD13	12	0.17
(1,768)	2:338:B:MET:H	2:350:B:GLU:HA	2	0.17
(1,768)	2:338:B:MET:H	2:350:B:GLU:HA	3	0.17
(1,768)	2:338:B:MET:H	2:350:B:GLU:HA	5	0.17
(1,768)	2:338:B:MET:H	2:350:B:GLU:HA	6	0.17
(1,768)	2:338:B:MET:H	2:350:B:GLU:HA	15	0.17
(1,765)	2:338:B:MET:H	2:347:B:VAL:HG11	10	0.17
(1,765)	2:338:B:MET:H	2:347:B:VAL:HG12	10	0.17
(1,765)	2:338:B:MET:H	2:347:B:VAL:HG13	10	0.17
(1,752)	2:337:B:VAL:H	2:368:B:LEU:HD11	12	0.17
(1,752)	2:337:B:VAL:H	2:368:B:LEU:HD12	12	0.17
(1,752)	2:337:B:VAL:H	2:368:B:LEU:HD13	12	0.17
(1,752)	2:337:B:VAL:H	2:368:B:LEU:HD11	18	0.17
(1,752)	2:337:B:VAL:H	2:368:B:LEU:HD12	18	0.17
(1,752)	2:337:B:VAL:H	2:368:B:LEU:HD13	18	0.17
(1,751)	2:337:B:VAL:HG21	2:356:B:ILE:H	1	0.17
(1,751)	2:337:B:VAL:HG22	2:356:B:ILE:H	1	0.17
(1,751)	2:337:B:VAL:HG23	2:356:B:ILE:H	1	0.17
(1,751)	2:337:B:VAL:HG21	2:356:B:ILE:H	17	0.17
(1,751)	2:337:B:VAL:HG22	2:356:B:ILE:H	17	0.17
(1,751)	2:337:B:VAL:HG23	2:356:B:ILE:H	17	0.17
(1,751)	2:337:B:VAL:HG21	2:356:B:ILE:H	19	0.17
(1,751)	2:337:B:VAL:HG22	2:356:B:ILE:H	19	0.17
(1,751)	2:337:B:VAL:HG23	2:356:B:ILE:H	19	0.17
(1,750)	2:337:B:VAL:H	2:356:B:ILE:HD11	12	0.17
(1,750)	2:337:B:VAL:H	2:356:B:ILE:HD12	12	0.17
(1,750)	2:337:B:VAL:H	2:356:B:ILE:HD13	12	0.17

*Continued on next page...*

*Continued from previous page...*

Key	Atom-1	Atom-2	Model ID	Violation (Å)
(1,750)	2:337:B:VAL:H	2:356:B:ILE:HD11	16	0.17
(1,750)	2:337:B:VAL:H	2:356:B:ILE:HD12	16	0.17
(1,750)	2:337:B:VAL:H	2:356:B:ILE:HD13	16	0.17
(1,750)	2:337:B:VAL:H	2:356:B:ILE:HD11	18	0.17
(1,750)	2:337:B:VAL:H	2:356:B:ILE:HD12	18	0.17
(1,750)	2:337:B:VAL:H	2:356:B:ILE:HD13	18	0.17
(1,744)	2:337:B:VAL:HG21	2:352:B:SER:H	16	0.17
(1,744)	2:337:B:VAL:HG22	2:352:B:SER:H	16	0.17
(1,744)	2:337:B:VAL:HG23	2:352:B:SER:H	16	0.17
(1,738)	2:337:B:VAL:H	2:351:B:TRP:HB2	4	0.17
(1,738)	2:337:B:VAL:H	2:351:B:TRP:HB2	11	0.17
(1,738)	2:337:B:VAL:H	2:351:B:TRP:HB2	20	0.17
(1,736)	2:337:B:VAL:H	2:351:B:TRP:HA	3	0.17
(1,735)	2:337:B:VAL:H	2:350:B:GLU:HB3	19	0.17
(1,724)	2:336:B:CYS:H	2:356:B:ILE:HD11	2	0.17
(1,724)	2:336:B:CYS:H	2:356:B:ILE:HD12	2	0.17
(1,724)	2:336:B:CYS:H	2:356:B:ILE:HD13	2	0.17
(1,724)	2:336:B:CYS:H	2:356:B:ILE:HD11	3	0.17
(1,724)	2:336:B:CYS:H	2:356:B:ILE:HD12	3	0.17
(1,724)	2:336:B:CYS:H	2:356:B:ILE:HD13	3	0.17
(1,724)	2:336:B:CYS:H	2:356:B:ILE:HD11	15	0.17
(1,724)	2:336:B:CYS:H	2:356:B:ILE:HD12	15	0.17
(1,724)	2:336:B:CYS:H	2:356:B:ILE:HD13	15	0.17
(1,719)	2:336:B:CYS:H	2:353:B:LEU:HD21	1	0.17
(1,719)	2:336:B:CYS:H	2:353:B:LEU:HD22	1	0.17
(1,719)	2:336:B:CYS:H	2:353:B:LEU:HD23	1	0.17
(1,719)	2:336:B:CYS:H	2:353:B:LEU:HD21	5	0.17
(1,719)	2:336:B:CYS:H	2:353:B:LEU:HD22	5	0.17
(1,719)	2:336:B:CYS:H	2:353:B:LEU:HD23	5	0.17
(1,719)	2:336:B:CYS:H	2:353:B:LEU:HD21	9	0.17
(1,719)	2:336:B:CYS:H	2:353:B:LEU:HD22	9	0.17
(1,719)	2:336:B:CYS:H	2:353:B:LEU:HD23	9	0.17
(1,716)	2:336:B:CYS:H	2:353:B:LEU:HB3	3	0.17
(1,716)	2:336:B:CYS:H	2:353:B:LEU:HB3	5	0.17
(1,716)	2:336:B:CYS:H	2:353:B:LEU:HB3	13	0.17
(1,716)	2:336:B:CYS:H	2:353:B:LEU:HB3	15	0.17
(1,710)	2:336:B:CYS:HB3	2:337:B:VAL:H	1	0.17
(1,710)	2:336:B:CYS:HB3	2:337:B:VAL:H	5	0.17
(1,710)	2:336:B:CYS:HB3	2:337:B:VAL:H	8	0.17
(1,710)	2:336:B:CYS:HB3	2:337:B:VAL:H	16	0.17
(1,710)	2:336:B:CYS:HB3	2:337:B:VAL:H	18	0.17
(1,701)	2:335:B:GLU:H	2:353:B:LEU:HD21	7	0.17

*Continued on next page...*

*Continued from previous page...*

Key	Atom-1	Atom-2	Model ID	Violation (Å)
(1,701)	2:335:B:GLU:H	2:353:B:LEU:HD22	7	0.17
(1,701)	2:335:B:GLU:H	2:353:B:LEU:HD23	7	0.17
(1,684)	2:334:B:LYS:HB3	2:335:B:GLU:H	11	0.17
(1,663)	2:333:B:THR:H	2:334:B:LYS:HA	1	0.17
(1,663)	2:333:B:THR:H	2:334:B:LYS:HA	3	0.17
(1,663)	2:333:B:THR:H	2:334:B:LYS:HA	4	0.17
(1,663)	2:333:B:THR:H	2:334:B:LYS:HA	7	0.17
(1,663)	2:333:B:THR:H	2:334:B:LYS:HA	10	0.17
(1,663)	2:333:B:THR:H	2:334:B:LYS:HA	13	0.17
(1,663)	2:333:B:THR:H	2:334:B:LYS:HA	15	0.17
(1,663)	2:333:B:THR:H	2:334:B:LYS:HA	18	0.17
(1,663)	2:333:B:THR:H	2:334:B:LYS:HA	20	0.17
(1,655)	2:332:B:ILE:HG13	2:392:B:ILE:H	10	0.17
(1,655)	2:332:B:ILE:HG13	2:392:B:ILE:H	19	0.17
(1,645)	2:332:B:ILE:H	2:337:B:VAL:HG21	1	0.17
(1,645)	2:332:B:ILE:H	2:337:B:VAL:HG22	1	0.17
(1,645)	2:332:B:ILE:H	2:337:B:VAL:HG23	1	0.17
(1,645)	2:332:B:ILE:H	2:337:B:VAL:HG21	2	0.17
(1,645)	2:332:B:ILE:H	2:337:B:VAL:HG22	2	0.17
(1,645)	2:332:B:ILE:H	2:337:B:VAL:HG23	2	0.17
(1,645)	2:332:B:ILE:H	2:337:B:VAL:HG21	3	0.17
(1,645)	2:332:B:ILE:H	2:337:B:VAL:HG22	3	0.17
(1,645)	2:332:B:ILE:H	2:337:B:VAL:HG23	3	0.17
(1,645)	2:332:B:ILE:H	2:337:B:VAL:HG21	5	0.17
(1,645)	2:332:B:ILE:H	2:337:B:VAL:HG22	5	0.17
(1,645)	2:332:B:ILE:H	2:337:B:VAL:HG23	5	0.17
(1,645)	2:332:B:ILE:H	2:337:B:VAL:HG21	13	0.17
(1,645)	2:332:B:ILE:H	2:337:B:VAL:HG22	13	0.17
(1,645)	2:332:B:ILE:H	2:337:B:VAL:HG23	13	0.17
(1,645)	2:332:B:ILE:H	2:337:B:VAL:HG21	15	0.17
(1,645)	2:332:B:ILE:H	2:337:B:VAL:HG22	15	0.17
(1,645)	2:332:B:ILE:H	2:337:B:VAL:HG23	15	0.17
(1,645)	2:332:B:ILE:H	2:337:B:VAL:HG21	19	0.17
(1,645)	2:332:B:ILE:H	2:337:B:VAL:HG22	19	0.17
(1,645)	2:332:B:ILE:H	2:337:B:VAL:HG23	19	0.17
(1,627)	2:331:B:GLY:H	2:340:B:VAL:HG11	7	0.17
(1,627)	2:331:B:GLY:H	2:340:B:VAL:HG12	7	0.17
(1,627)	2:331:B:GLY:H	2:340:B:VAL:HG13	7	0.17
(1,620)	2:331:B:GLY:H	2:333:B:THR:HG21	10	0.17
(1,620)	2:331:B:GLY:H	2:333:B:THR:HG22	10	0.17
(1,620)	2:331:B:GLY:H	2:333:B:THR:HG23	10	0.17
(1,620)	2:331:B:GLY:H	2:333:B:THR:HG21	20	0.17

*Continued on next page...*

*Continued from previous page...*

Key	Atom-1	Atom-2	Model ID	Violation (Å)
(1,620)	2:331:B:GLY:H	2:333:B:THR:HG22	20	0.17
(1,620)	2:331:B:GLY:H	2:333:B:THR:HG23	20	0.17
(1,610)	2:330:B:LEU:HD11	2:339:B:ARG:H	5	0.17
(1,610)	2:330:B:LEU:HD12	2:339:B:ARG:H	5	0.17
(1,610)	2:330:B:LEU:HD13	2:339:B:ARG:H	5	0.17
(1,610)	2:330:B:LEU:HD11	2:339:B:ARG:H	8	0.17
(1,610)	2:330:B:LEU:HD12	2:339:B:ARG:H	8	0.17
(1,610)	2:330:B:LEU:HD13	2:339:B:ARG:H	8	0.17
(1,610)	2:330:B:LEU:HD11	2:339:B:ARG:H	13	0.17
(1,610)	2:330:B:LEU:HD12	2:339:B:ARG:H	13	0.17
(1,610)	2:330:B:LEU:HD13	2:339:B:ARG:H	13	0.17
(1,610)	2:330:B:LEU:HD11	2:339:B:ARG:H	15	0.17
(1,610)	2:330:B:LEU:HD12	2:339:B:ARG:H	15	0.17
(1,610)	2:330:B:LEU:HD13	2:339:B:ARG:H	15	0.17
(1,610)	2:330:B:LEU:HD11	2:339:B:ARG:H	16	0.17
(1,610)	2:330:B:LEU:HD12	2:339:B:ARG:H	16	0.17
(1,610)	2:330:B:LEU:HD13	2:339:B:ARG:H	16	0.17
(1,604)	2:330:B:LEU:HD21	2:332:B:ILE:H	6	0.17
(1,604)	2:330:B:LEU:HD22	2:332:B:ILE:H	6	0.17
(1,604)	2:330:B:LEU:HD23	2:332:B:ILE:H	6	0.17
(1,604)	2:330:B:LEU:HD21	2:332:B:ILE:H	7	0.17
(1,604)	2:330:B:LEU:HD22	2:332:B:ILE:H	7	0.17
(1,604)	2:330:B:LEU:HD23	2:332:B:ILE:H	7	0.17
(1,604)	2:330:B:LEU:HD21	2:332:B:ILE:H	11	0.17
(1,604)	2:330:B:LEU:HD22	2:332:B:ILE:H	11	0.17
(1,604)	2:330:B:LEU:HD23	2:332:B:ILE:H	11	0.17
(1,604)	2:330:B:LEU:HD21	2:332:B:ILE:H	15	0.17
(1,604)	2:330:B:LEU:HD22	2:332:B:ILE:H	15	0.17
(1,604)	2:330:B:LEU:HD23	2:332:B:ILE:H	15	0.17
(1,604)	2:330:B:LEU:HD21	2:332:B:ILE:H	16	0.17
(1,604)	2:330:B:LEU:HD22	2:332:B:ILE:H	16	0.17
(1,604)	2:330:B:LEU:HD23	2:332:B:ILE:H	16	0.17
(1,604)	2:330:B:LEU:HD21	2:332:B:ILE:H	20	0.17
(1,604)	2:330:B:LEU:HD22	2:332:B:ILE:H	20	0.17
(1,604)	2:330:B:LEU:HD23	2:332:B:ILE:H	20	0.17
(1,595)	2:330:B:LEU:H	2:330:B:LEU:HD21	11	0.17
(1,595)	2:330:B:LEU:H	2:330:B:LEU:HD22	11	0.17
(1,595)	2:330:B:LEU:H	2:330:B:LEU:HD23	11	0.17
(1,595)	2:330:B:LEU:H	2:330:B:LEU:HD21	18	0.17
(1,595)	2:330:B:LEU:H	2:330:B:LEU:HD22	18	0.17
(1,595)	2:330:B:LEU:H	2:330:B:LEU:HD23	18	0.17
(1,584)	2:329:B:LEU:HD11	2:340:B:VAL:H	6	0.17

*Continued on next page...*



*Continued from previous page...*

Key	Atom-1	Atom-2	Model ID	Violation (Å)
(1,584)	2:329:B:LEU:HD12	2:340:B:VAL:H	6	0.17
(1,584)	2:329:B:LEU:HD13	2:340:B:VAL:H	6	0.17
(1,584)	2:329:B:LEU:HD11	2:340:B:VAL:H	8	0.17
(1,584)	2:329:B:LEU:HD12	2:340:B:VAL:H	8	0.17
(1,584)	2:329:B:LEU:HD13	2:340:B:VAL:H	8	0.17
(1,584)	2:329:B:LEU:HD11	2:340:B:VAL:H	11	0.17
(1,584)	2:329:B:LEU:HD12	2:340:B:VAL:H	11	0.17
(1,584)	2:329:B:LEU:HD13	2:340:B:VAL:H	11	0.17
(1,581)	2:329:B:LEU:H	2:340:B:VAL:HG21	6	0.17
(1,581)	2:329:B:LEU:H	2:340:B:VAL:HG22	6	0.17
(1,581)	2:329:B:LEU:H	2:340:B:VAL:HG23	6	0.17
(1,581)	2:329:B:LEU:H	2:340:B:VAL:HG21	9	0.17
(1,581)	2:329:B:LEU:H	2:340:B:VAL:HG22	9	0.17
(1,581)	2:329:B:LEU:H	2:340:B:VAL:HG23	9	0.17
(1,578)	2:329:B:LEU:H	2:339:B:ARG:HA	12	0.17
(1,578)	2:329:B:LEU:H	2:339:B:ARG:HA	18	0.17
(1,563)	2:328:B:ARG:HB2	2:329:B:LEU:H	12	0.17
(1,558)	2:328:B:ARG:H	2:328:B:ARG:HG3	1	0.17
(1,558)	2:328:B:ARG:H	2:328:B:ARG:HG3	2	0.17
(1,558)	2:328:B:ARG:H	2:328:B:ARG:HG3	3	0.17
(1,558)	2:328:B:ARG:H	2:328:B:ARG:HG3	5	0.17
(1,558)	2:328:B:ARG:H	2:328:B:ARG:HG3	9	0.17
(1,558)	2:328:B:ARG:H	2:328:B:ARG:HG3	10	0.17
(1,558)	2:328:B:ARG:H	2:328:B:ARG:HG3	13	0.17
(1,558)	2:328:B:ARG:H	2:328:B:ARG:HG3	16	0.17
(1,558)	2:328:B:ARG:H	2:328:B:ARG:HG3	17	0.17
(1,558)	2:328:B:ARG:H	2:328:B:ARG:HG3	19	0.17
(1,548)	2:325:B:LEU:HD21	2:381:B:GLN:H	10	0.17
(1,548)	2:325:B:LEU:HD22	2:381:B:GLN:H	10	0.17
(1,548)	2:325:B:LEU:HD23	2:381:B:GLN:H	10	0.17
(1,548)	2:325:B:LEU:HD21	2:381:B:GLN:H	17	0.17
(1,548)	2:325:B:LEU:HD22	2:381:B:GLN:H	17	0.17
(1,548)	2:325:B:LEU:HD23	2:381:B:GLN:H	17	0.17
(1,540)	2:325:B:LEU:H	2:326:B:VAL:HG21	1	0.17
(1,540)	2:325:B:LEU:H	2:326:B:VAL:HG22	1	0.17
(1,540)	2:325:B:LEU:H	2:326:B:VAL:HG23	1	0.17
(1,540)	2:325:B:LEU:H	2:326:B:VAL:HG21	7	0.17
(1,540)	2:325:B:LEU:H	2:326:B:VAL:HG22	7	0.17
(1,540)	2:325:B:LEU:H	2:326:B:VAL:HG23	7	0.17
(1,540)	2:325:B:LEU:H	2:326:B:VAL:HG21	8	0.17
(1,540)	2:325:B:LEU:H	2:326:B:VAL:HG22	8	0.17
(1,540)	2:325:B:LEU:H	2:326:B:VAL:HG23	8	0.17

*Continued on next page...*

*Continued from previous page...*

Key	Atom-1	Atom-2	Model ID	Violation (Å)
(1,517)	2:322:B:LYS:HD2	2:324:B:LYS:H	5	0.17
(1,517)	2:322:B:LYS:HD2	2:324:B:LYS:H	18	0.17
(1,517)	2:322:B:LYS:HD2	2:324:B:LYS:H	19	0.17
(1,502)	2:320:B:LYS:HG2	2:321:B:GLY:H	5	0.17
(1,496)	2:320:B:LYS:H	2:321:B:GLY:H	5	0.17
(1,496)	2:320:B:LYS:H	2:321:B:GLY:H	6	0.17
(1,496)	2:320:B:LYS:H	2:321:B:GLY:H	19	0.17
(1,494)	2:320:B:LYS:H	2:320:B:LYS:HG3	1	0.17
(1,494)	2:320:B:LYS:H	2:320:B:LYS:HG3	4	0.17
(1,494)	2:320:B:LYS:H	2:320:B:LYS:HG3	7	0.17
(1,494)	2:320:B:LYS:H	2:320:B:LYS:HG3	12	0.17
(1,494)	2:320:B:LYS:H	2:320:B:LYS:HG3	13	0.17
(1,494)	2:320:B:LYS:H	2:320:B:LYS:HG3	17	0.17
(1,494)	2:320:B:LYS:H	2:320:B:LYS:HG3	18	0.17
(1,485)	2:319:B:MET:H	2:326:B:VAL:H	1	0.17
(1,485)	2:319:B:MET:H	2:326:B:VAL:H	4	0.17
(1,485)	2:319:B:MET:H	2:326:B:VAL:H	8	0.17
(1,485)	2:319:B:MET:H	2:326:B:VAL:H	20	0.17
(1,461)	2:318:B:LYS:H	2:326:B:VAL:HG21	2	0.17
(1,461)	2:318:B:LYS:H	2:326:B:VAL:HG22	2	0.17
(1,461)	2:318:B:LYS:H	2:326:B:VAL:HG23	2	0.17
(1,461)	2:318:B:LYS:H	2:326:B:VAL:HG21	3	0.17
(1,461)	2:318:B:LYS:H	2:326:B:VAL:HG22	3	0.17
(1,461)	2:318:B:LYS:H	2:326:B:VAL:HG23	3	0.17
(1,461)	2:318:B:LYS:H	2:326:B:VAL:HG21	13	0.17
(1,461)	2:318:B:LYS:H	2:326:B:VAL:HG22	13	0.17
(1,461)	2:318:B:LYS:H	2:326:B:VAL:HG23	13	0.17
(1,459)	2:318:B:LYS:H	2:325:B:LEU:HD11	8	0.17
(1,459)	2:318:B:LYS:H	2:325:B:LEU:HD12	8	0.17
(1,459)	2:318:B:LYS:H	2:325:B:LEU:HD13	8	0.17
(1,452)	2:318:B:LYS:HB2	2:319:B:MET:H	1	0.17
(1,452)	2:318:B:LYS:HB2	2:319:B:MET:H	4	0.17
(1,452)	2:318:B:LYS:HB2	2:319:B:MET:H	6	0.17
(1,452)	2:318:B:LYS:HB2	2:319:B:MET:H	7	0.17
(1,452)	2:318:B:LYS:HB2	2:319:B:MET:H	8	0.17
(1,452)	2:318:B:LYS:HB2	2:319:B:MET:H	10	0.17
(1,452)	2:318:B:LYS:HB2	2:319:B:MET:H	11	0.17
(1,452)	2:318:B:LYS:HB2	2:319:B:MET:H	17	0.17
(1,452)	2:318:B:LYS:HB2	2:319:B:MET:H	20	0.17
(1,449)	2:318:B:LYS:H	2:319:B:MET:HE1	6	0.17
(1,449)	2:318:B:LYS:H	2:319:B:MET:HE2	6	0.17
(1,449)	2:318:B:LYS:H	2:319:B:MET:HE3	6	0.17

*Continued on next page...*

*Continued from previous page...*

Key	Atom-1	Atom-2	Model ID	Violation (Å)
(1,437)	2:317:B:GLU:H	2:328:B:ARG:HB3	3	0.17
(1,437)	2:317:B:GLU:H	2:328:B:ARG:HB3	8	0.17
(1,437)	2:317:B:GLU:H	2:328:B:ARG:HB3	20	0.17
(1,433)	2:317:B:GLU:HB3	2:326:B:VAL:H	15	0.17
(1,426)	2:317:B:GLU:H	2:325:B:LEU:HB2	16	0.17
(1,417)	2:317:B:GLU:H	2:318:B:LYS:H	15	0.17
(1,417)	2:317:B:GLU:H	2:318:B:LYS:H	16	0.17
(1,398)	2:316:B:LYS:H	2:327:B:PRO:HA	15	0.17
(1,392)	2:316:B:LYS:HB2	2:317:B:GLU:H	2	0.17
(1,392)	2:316:B:LYS:HB2	2:317:B:GLU:H	6	0.17
(1,375)	2:315:B:VAL:HG11	2:380:B:VAL:H	12	0.17
(1,375)	2:315:B:VAL:HG12	2:380:B:VAL:H	12	0.17
(1,375)	2:315:B:VAL:HG13	2:380:B:VAL:H	12	0.17
(1,375)	2:315:B:VAL:HG11	2:380:B:VAL:H	17	0.17
(1,375)	2:315:B:VAL:HG12	2:380:B:VAL:H	17	0.17
(1,375)	2:315:B:VAL:HG13	2:380:B:VAL:H	17	0.17
(1,375)	2:315:B:VAL:HG11	2:380:B:VAL:H	19	0.17
(1,375)	2:315:B:VAL:HG12	2:380:B:VAL:H	19	0.17
(1,375)	2:315:B:VAL:HG13	2:380:B:VAL:H	19	0.17
(1,367)	2:315:B:VAL:H	2:330:B:LEU:HD21	11	0.17
(1,367)	2:315:B:VAL:H	2:330:B:LEU:HD22	11	0.17
(1,367)	2:315:B:VAL:H	2:330:B:LEU:HD23	11	0.17
(1,362)	2:315:B:VAL:H	2:329:B:LEU:HD21	5	0.17
(1,362)	2:315:B:VAL:H	2:329:B:LEU:HD22	5	0.17
(1,362)	2:315:B:VAL:H	2:329:B:LEU:HD23	5	0.17
(1,362)	2:315:B:VAL:H	2:329:B:LEU:HD21	13	0.17
(1,362)	2:315:B:VAL:H	2:329:B:LEU:HD22	13	0.17
(1,362)	2:315:B:VAL:H	2:329:B:LEU:HD23	13	0.17
(1,362)	2:315:B:VAL:H	2:329:B:LEU:HD21	20	0.17
(1,362)	2:315:B:VAL:H	2:329:B:LEU:HD22	20	0.17
(1,362)	2:315:B:VAL:H	2:329:B:LEU:HD23	20	0.17
(1,354)	2:315:B:VAL:HG21	2:317:B:GLU:H	9	0.17
(1,354)	2:315:B:VAL:HG22	2:317:B:GLU:H	9	0.17
(1,354)	2:315:B:VAL:HG23	2:317:B:GLU:H	9	0.17
(1,354)	2:315:B:VAL:HG21	2:317:B:GLU:H	10	0.17
(1,354)	2:315:B:VAL:HG22	2:317:B:GLU:H	10	0.17
(1,354)	2:315:B:VAL:HG23	2:317:B:GLU:H	10	0.17
(1,354)	2:315:B:VAL:HG21	2:317:B:GLU:H	20	0.17
(1,354)	2:315:B:VAL:HG22	2:317:B:GLU:H	20	0.17
(1,354)	2:315:B:VAL:HG23	2:317:B:GLU:H	20	0.17
(1,337)	2:314:B:LEU:HG	2:328:B:ARG:H	3	0.17
(1,337)	2:314:B:LEU:HG	2:328:B:ARG:H	12	0.17

*Continued on next page...*

*Continued from previous page...*

Key	Atom-1	Atom-2	Model ID	Violation (Å)
(1,337)	2:314:B:LEU:HG	2:328:B:ARG:H	17	0.17
(1,337)	2:314:B:LEU:HG	2:328:B:ARG:H	18	0.17
(1,334)	2:314:B:LEU:HA	2:328:B:ARG:H	4	0.17
(1,334)	2:314:B:LEU:HA	2:328:B:ARG:H	10	0.17
(1,334)	2:314:B:LEU:HA	2:328:B:ARG:H	11	0.17
(1,334)	2:314:B:LEU:HA	2:328:B:ARG:H	18	0.17
(1,280)	2:312:B:PHE:H	2:312:B:PHE:HB3	8	0.17
(1,271)	2:311:B:SER:H	2:332:B:ILE:HD11	1	0.17
(1,271)	2:311:B:SER:H	2:332:B:ILE:HD12	1	0.17
(1,271)	2:311:B:SER:H	2:332:B:ILE:HD13	1	0.17
(1,271)	2:311:B:SER:H	2:332:B:ILE:HD11	3	0.17
(1,271)	2:311:B:SER:H	2:332:B:ILE:HD12	3	0.17
(1,271)	2:311:B:SER:H	2:332:B:ILE:HD13	3	0.17
(1,271)	2:311:B:SER:H	2:332:B:ILE:HD11	6	0.17
(1,271)	2:311:B:SER:H	2:332:B:ILE:HD12	6	0.17
(1,271)	2:311:B:SER:H	2:332:B:ILE:HD13	6	0.17
(1,271)	2:311:B:SER:H	2:332:B:ILE:HD11	14	0.17
(1,271)	2:311:B:SER:H	2:332:B:ILE:HD12	14	0.17
(1,271)	2:311:B:SER:H	2:332:B:ILE:HD13	14	0.17
(1,271)	2:311:B:SER:H	2:332:B:ILE:HD11	15	0.17
(1,271)	2:311:B:SER:H	2:332:B:ILE:HD12	15	0.17
(1,271)	2:311:B:SER:H	2:332:B:ILE:HD13	15	0.17
(1,271)	2:311:B:SER:H	2:332:B:ILE:HD11	16	0.17
(1,271)	2:311:B:SER:H	2:332:B:ILE:HD12	16	0.17
(1,271)	2:311:B:SER:H	2:332:B:ILE:HD13	16	0.17
(1,271)	2:311:B:SER:H	2:332:B:ILE:HD11	17	0.17
(1,271)	2:311:B:SER:H	2:332:B:ILE:HD12	17	0.17
(1,271)	2:311:B:SER:H	2:332:B:ILE:HD13	17	0.17
(1,271)	2:311:B:SER:H	2:332:B:ILE:HD11	19	0.17
(1,271)	2:311:B:SER:H	2:332:B:ILE:HD12	19	0.17
(1,271)	2:311:B:SER:H	2:332:B:ILE:HD13	19	0.17
(1,220)	1:26:A:LEU:HB3	1:26:A:LEU:H	18	0.17
(1,210)	1:24:A:GLN:HG3	1:25:A:SER:HB3	4	0.17
(1,179)	1:21:A:LEU:HA	1:23:A:THR:H	1	0.17
(1,179)	1:21:A:LEU:HA	1:23:A:THR:H	6	0.17
(1,179)	1:21:A:LEU:HA	1:23:A:THR:H	10	0.17
(1,179)	1:21:A:LEU:HA	1:23:A:THR:H	17	0.17
(1,144)	1:18:A:GLU:HA	1:21:A:LEU:HB2	3	0.17
(1,144)	1:18:A:GLU:HA	1:21:A:LEU:HB2	8	0.17
(1,144)	1:18:A:GLU:HA	1:21:A:LEU:HB2	11	0.17
(1,117)	1:15:A:LEU:HA	1:19:A:MET:H	18	0.17
(1,116)	1:15:A:LEU:HA	1:19:A:MET:HG3	1	0.17

*Continued on next page...*

*Continued from previous page...*

Key	Atom-1	Atom-2	Model ID	Violation (Å)
(1,116)	1:15:A:LEU:HA	1:19:A:MET:HG3	17	0.17
(1,116)	1:15:A:LEU:HA	1:19:A:MET:HG3	20	0.17
(1,113)	1:15:A:LEU:HA	1:18:A:GLU:HB3	2	0.17
(1,113)	1:15:A:LEU:HA	1:18:A:GLU:HB3	3	0.17
(1,75)	1:12:A:PHE:HD2	1:13:A:SER:HA	8	0.17
(1,75)	1:12:A:PHE:HD2	1:13:A:SER:HA	14	0.17
(1,64)	1:12:A:PHE:HA	1:12:A:PHE:HE1	9	0.17
(1,1593)	1:22:A:LEU:HD11	2:382:B:THR:H	2	0.16
(1,1593)	1:22:A:LEU:HD12	2:382:B:THR:H	2	0.16
(1,1593)	1:22:A:LEU:HD13	2:382:B:THR:H	2	0.16
(1,1593)	1:22:A:LEU:HD11	2:382:B:THR:H	17	0.16
(1,1593)	1:22:A:LEU:HD12	2:382:B:THR:H	17	0.16
(1,1593)	1:22:A:LEU:HD13	2:382:B:THR:H	17	0.16
(1,1588)	1:22:A:LEU:HD21	2:325:B:LEU:H	20	0.16
(1,1588)	1:22:A:LEU:HD22	2:325:B:LEU:H	20	0.16
(1,1588)	1:22:A:LEU:HD23	2:325:B:LEU:H	20	0.16
(1,1580)	1:16:A:LEU:HD21	2:361:B:ALA:H	14	0.16
(1,1580)	1:16:A:LEU:HD22	2:361:B:ALA:H	14	0.16
(1,1580)	1:16:A:LEU:HD23	2:361:B:ALA:H	14	0.16
(1,1577)	1:15:A:LEU:HD21	2:369:B:ASP:H	4	0.16
(1,1577)	1:15:A:LEU:HD22	2:369:B:ASP:H	4	0.16
(1,1577)	1:15:A:LEU:HD23	2:369:B:ASP:H	4	0.16
(1,1577)	1:15:A:LEU:HD21	2:369:B:ASP:H	10	0.16
(1,1577)	1:15:A:LEU:HD22	2:369:B:ASP:H	10	0.16
(1,1577)	1:15:A:LEU:HD23	2:369:B:ASP:H	10	0.16
(1,1577)	1:15:A:LEU:HD21	2:369:B:ASP:H	11	0.16
(1,1577)	1:15:A:LEU:HD22	2:369:B:ASP:H	11	0.16
(1,1577)	1:15:A:LEU:HD23	2:369:B:ASP:H	11	0.16
(1,1573)	1:15:A:LEU:HD21	2:360:B:ALA:H	8	0.16
(1,1573)	1:15:A:LEU:HD22	2:360:B:ALA:H	8	0.16
(1,1573)	1:15:A:LEU:HD23	2:360:B:ALA:H	8	0.16
(1,1570)	1:15:A:LEU:HD11	2:359:B:TRP:H	5	0.16
(1,1570)	1:15:A:LEU:HD12	2:359:B:TRP:H	5	0.16
(1,1570)	1:15:A:LEU:HD13	2:359:B:TRP:H	5	0.16
(1,1570)	1:15:A:LEU:HD11	2:359:B:TRP:H	16	0.16
(1,1570)	1:15:A:LEU:HD12	2:359:B:TRP:H	16	0.16
(1,1570)	1:15:A:LEU:HD13	2:359:B:TRP:H	16	0.16
(1,1570)	1:15:A:LEU:HD11	2:359:B:TRP:H	20	0.16
(1,1570)	1:15:A:LEU:HD12	2:359:B:TRP:H	20	0.16
(1,1570)	1:15:A:LEU:HD13	2:359:B:TRP:H	20	0.16
(1,1546)	2:398:B:ILE:HA	2:400:B:LEU:H	2	0.16
(1,1546)	2:398:B:ILE:HA	2:400:B:LEU:H	3	0.16

*Continued on next page...*

*Continued from previous page...*

Key	Atom-1	Atom-2	Model ID	Violation (Å)
(1,1546)	2:398:B:ILE:HA	2:400:B:LEU:H	4	0.16
(1,1546)	2:398:B:ILE:HA	2:400:B:LEU:H	5	0.16
(1,1546)	2:398:B:ILE:HA	2:400:B:LEU:H	8	0.16
(1,1546)	2:398:B:ILE:HA	2:400:B:LEU:H	11	0.16
(1,1546)	2:398:B:ILE:HA	2:400:B:LEU:H	12	0.16
(1,1546)	2:398:B:ILE:HA	2:400:B:LEU:H	14	0.16
(1,1546)	2:398:B:ILE:HA	2:400:B:LEU:H	15	0.16
(1,1546)	2:398:B:ILE:HA	2:400:B:LEU:H	16	0.16
(1,1546)	2:398:B:ILE:HA	2:400:B:LEU:H	20	0.16
(1,1543)	2:398:B:ILE:HG13	2:399:B:ILE:H	4	0.16
(1,1543)	2:398:B:ILE:HG13	2:399:B:ILE:H	6	0.16
(1,1543)	2:398:B:ILE:HG13	2:399:B:ILE:H	7	0.16
(1,1543)	2:398:B:ILE:HG13	2:399:B:ILE:H	8	0.16
(1,1543)	2:398:B:ILE:HG13	2:399:B:ILE:H	11	0.16
(1,1543)	2:398:B:ILE:HG13	2:399:B:ILE:H	12	0.16
(1,1543)	2:398:B:ILE:HG13	2:399:B:ILE:H	15	0.16
(1,1543)	2:398:B:ILE:HG13	2:399:B:ILE:H	16	0.16
(1,1543)	2:398:B:ILE:HG13	2:399:B:ILE:H	17	0.16
(1,1543)	2:398:B:ILE:HG13	2:399:B:ILE:H	18	0.16
(1,1543)	2:398:B:ILE:HG13	2:399:B:ILE:H	20	0.16
(1,1520)	2:397:B:ASP:H	2:398:B:ILE:HG13	1	0.16
(1,1520)	2:397:B:ASP:H	2:398:B:ILE:HG13	14	0.16
(1,1487)	2:395:B:TYR:H	2:399:B:ILE:HD11	2	0.16
(1,1487)	2:395:B:TYR:H	2:399:B:ILE:HD12	2	0.16
(1,1487)	2:395:B:TYR:H	2:399:B:ILE:HD13	2	0.16
(1,1487)	2:395:B:TYR:H	2:399:B:ILE:HD11	3	0.16
(1,1487)	2:395:B:TYR:H	2:399:B:ILE:HD12	3	0.16
(1,1487)	2:395:B:TYR:H	2:399:B:ILE:HD13	3	0.16
(1,1487)	2:395:B:TYR:H	2:399:B:ILE:HD11	5	0.16
(1,1487)	2:395:B:TYR:H	2:399:B:ILE:HD12	5	0.16
(1,1487)	2:395:B:TYR:H	2:399:B:ILE:HD13	5	0.16
(1,1487)	2:395:B:TYR:H	2:399:B:ILE:HD11	6	0.16
(1,1487)	2:395:B:TYR:H	2:399:B:ILE:HD12	6	0.16
(1,1487)	2:395:B:TYR:H	2:399:B:ILE:HD13	6	0.16
(1,1487)	2:395:B:TYR:H	2:399:B:ILE:HD11	15	0.16
(1,1487)	2:395:B:TYR:H	2:399:B:ILE:HD12	15	0.16
(1,1487)	2:395:B:TYR:H	2:399:B:ILE:HD13	15	0.16
(1,1485)	2:395:B:TYR:H	2:398:B:ILE:HD11	2	0.16
(1,1485)	2:395:B:TYR:H	2:398:B:ILE:HD12	2	0.16
(1,1485)	2:395:B:TYR:H	2:398:B:ILE:HD13	2	0.16
(1,1485)	2:395:B:TYR:H	2:398:B:ILE:HD11	5	0.16
(1,1485)	2:395:B:TYR:H	2:398:B:ILE:HD12	5	0.16

*Continued on next page...*



*Continued from previous page...*

Key	Atom-1	Atom-2	Model ID	Violation (Å)
(1,1485)	2:395:B:TYR:H	2:398:B:ILE:HD13	5	0.16
(1,1485)	2:395:B:TYR:H	2:398:B:ILE:HD11	6	0.16
(1,1485)	2:395:B:TYR:H	2:398:B:ILE:HD12	6	0.16
(1,1485)	2:395:B:TYR:H	2:398:B:ILE:HD13	6	0.16
(1,1485)	2:395:B:TYR:H	2:398:B:ILE:HD11	7	0.16
(1,1485)	2:395:B:TYR:H	2:398:B:ILE:HD12	7	0.16
(1,1485)	2:395:B:TYR:H	2:398:B:ILE:HD13	7	0.16
(1,1485)	2:395:B:TYR:H	2:398:B:ILE:HD11	11	0.16
(1,1485)	2:395:B:TYR:H	2:398:B:ILE:HD12	11	0.16
(1,1485)	2:395:B:TYR:H	2:398:B:ILE:HD13	11	0.16
(1,1485)	2:395:B:TYR:H	2:398:B:ILE:HD11	12	0.16
(1,1485)	2:395:B:TYR:H	2:398:B:ILE:HD12	12	0.16
(1,1485)	2:395:B:TYR:H	2:398:B:ILE:HD13	12	0.16
(1,1485)	2:395:B:TYR:H	2:398:B:ILE:HD11	13	0.16
(1,1485)	2:395:B:TYR:H	2:398:B:ILE:HD12	13	0.16
(1,1485)	2:395:B:TYR:H	2:398:B:ILE:HD13	13	0.16
(1,1485)	2:395:B:TYR:H	2:398:B:ILE:HD11	15	0.16
(1,1485)	2:395:B:TYR:H	2:398:B:ILE:HD12	15	0.16
(1,1485)	2:395:B:TYR:H	2:398:B:ILE:HD13	15	0.16
(1,1485)	2:395:B:TYR:H	2:398:B:ILE:HD11	16	0.16
(1,1485)	2:395:B:TYR:H	2:398:B:ILE:HD12	16	0.16
(1,1485)	2:395:B:TYR:H	2:398:B:ILE:HD13	16	0.16
(1,1485)	2:395:B:TYR:H	2:398:B:ILE:HD11	18	0.16
(1,1485)	2:395:B:TYR:H	2:398:B:ILE:HD12	18	0.16
(1,1485)	2:395:B:TYR:H	2:398:B:ILE:HD13	18	0.16
(1,1485)	2:395:B:TYR:H	2:398:B:ILE:HD11	20	0.16
(1,1485)	2:395:B:TYR:H	2:398:B:ILE:HD12	20	0.16
(1,1485)	2:395:B:TYR:H	2:398:B:ILE:HD13	20	0.16
(1,1467)	2:394:B:GLY:HA2	2:396:B:ILE:H	1	0.16
(1,1467)	2:394:B:GLY:HA2	2:396:B:ILE:H	2	0.16
(1,1467)	2:394:B:GLY:HA2	2:396:B:ILE:H	3	0.16
(1,1467)	2:394:B:GLY:HA2	2:396:B:ILE:H	4	0.16
(1,1467)	2:394:B:GLY:HA2	2:396:B:ILE:H	8	0.16
(1,1467)	2:394:B:GLY:HA2	2:396:B:ILE:H	9	0.16
(1,1467)	2:394:B:GLY:HA2	2:396:B:ILE:H	10	0.16
(1,1467)	2:394:B:GLY:HA2	2:396:B:ILE:H	11	0.16
(1,1467)	2:394:B:GLY:HA2	2:396:B:ILE:H	14	0.16
(1,1467)	2:394:B:GLY:HA2	2:396:B:ILE:H	15	0.16
(1,1467)	2:394:B:GLY:HA2	2:396:B:ILE:H	17	0.16
(1,1467)	2:394:B:GLY:HA2	2:396:B:ILE:H	18	0.16
(1,1467)	2:394:B:GLY:HA2	2:396:B:ILE:H	20	0.16
(1,1459)	2:393:B:ALA:HB1	2:397:B:ASP:H	13	0.16

*Continued on next page...*

*Continued from previous page...*

Key	Atom-1	Atom-2	Model ID	Violation (Å)
(1,1459)	2:393:B:ALA:HB2	2:397:B:ASP:H	13	0.16
(1,1459)	2:393:B:ALA:HB3	2:397:B:ASP:H	13	0.16
(1,1457)	2:393:B:ALA:HB1	2:396:B:ILE:H	1	0.16
(1,1457)	2:393:B:ALA:HB2	2:396:B:ILE:H	1	0.16
(1,1457)	2:393:B:ALA:HB3	2:396:B:ILE:H	1	0.16
(1,1457)	2:393:B:ALA:HB1	2:396:B:ILE:H	3	0.16
(1,1457)	2:393:B:ALA:HB2	2:396:B:ILE:H	3	0.16
(1,1457)	2:393:B:ALA:HB3	2:396:B:ILE:H	3	0.16
(1,1457)	2:393:B:ALA:HB1	2:396:B:ILE:H	4	0.16
(1,1457)	2:393:B:ALA:HB2	2:396:B:ILE:H	4	0.16
(1,1457)	2:393:B:ALA:HB3	2:396:B:ILE:H	4	0.16
(1,1457)	2:393:B:ALA:HB1	2:396:B:ILE:H	5	0.16
(1,1457)	2:393:B:ALA:HB2	2:396:B:ILE:H	5	0.16
(1,1457)	2:393:B:ALA:HB3	2:396:B:ILE:H	5	0.16
(1,1457)	2:393:B:ALA:HB1	2:396:B:ILE:H	7	0.16
(1,1457)	2:393:B:ALA:HB2	2:396:B:ILE:H	7	0.16
(1,1457)	2:393:B:ALA:HB3	2:396:B:ILE:H	7	0.16
(1,1457)	2:393:B:ALA:HB1	2:396:B:ILE:H	8	0.16
(1,1457)	2:393:B:ALA:HB2	2:396:B:ILE:H	8	0.16
(1,1457)	2:393:B:ALA:HB3	2:396:B:ILE:H	8	0.16
(1,1457)	2:393:B:ALA:HB1	2:396:B:ILE:H	9	0.16
(1,1457)	2:393:B:ALA:HB2	2:396:B:ILE:H	9	0.16
(1,1457)	2:393:B:ALA:HB3	2:396:B:ILE:H	9	0.16
(1,1457)	2:393:B:ALA:HB1	2:396:B:ILE:H	10	0.16
(1,1457)	2:393:B:ALA:HB2	2:396:B:ILE:H	10	0.16
(1,1457)	2:393:B:ALA:HB3	2:396:B:ILE:H	10	0.16
(1,1457)	2:393:B:ALA:HB1	2:396:B:ILE:H	11	0.16
(1,1457)	2:393:B:ALA:HB2	2:396:B:ILE:H	11	0.16
(1,1457)	2:393:B:ALA:HB3	2:396:B:ILE:H	11	0.16
(1,1457)	2:393:B:ALA:HB1	2:396:B:ILE:H	14	0.16
(1,1457)	2:393:B:ALA:HB2	2:396:B:ILE:H	14	0.16
(1,1457)	2:393:B:ALA:HB3	2:396:B:ILE:H	14	0.16
(1,1457)	2:393:B:ALA:HB1	2:396:B:ILE:H	15	0.16
(1,1457)	2:393:B:ALA:HB2	2:396:B:ILE:H	15	0.16
(1,1457)	2:393:B:ALA:HB3	2:396:B:ILE:H	15	0.16
(1,1457)	2:393:B:ALA:HB1	2:396:B:ILE:H	16	0.16
(1,1457)	2:393:B:ALA:HB2	2:396:B:ILE:H	16	0.16
(1,1457)	2:393:B:ALA:HB3	2:396:B:ILE:H	16	0.16
(1,1457)	2:393:B:ALA:HB1	2:396:B:ILE:H	19	0.16
(1,1457)	2:393:B:ALA:HB2	2:396:B:ILE:H	19	0.16
(1,1457)	2:393:B:ALA:HB3	2:396:B:ILE:H	19	0.16
(1,1457)	2:393:B:ALA:HB1	2:396:B:ILE:H	20	0.16

*Continued on next page...*

*Continued from previous page...*

Key	Atom-1	Atom-2	Model ID	Violation (Å)
(1,1457)	2:393:B:ALA:HB2	2:396:B:ILE:H	20	0.16
(1,1457)	2:393:B:ALA:HB3	2:396:B:ILE:H	20	0.16
(1,1423)	2:391:B:LEU:HD11	2:394:B:GLY:H	2	0.16
(1,1423)	2:391:B:LEU:HD12	2:394:B:GLY:H	2	0.16
(1,1423)	2:391:B:LEU:HD13	2:394:B:GLY:H	2	0.16
(1,1423)	2:391:B:LEU:HD11	2:394:B:GLY:H	3	0.16
(1,1423)	2:391:B:LEU:HD12	2:394:B:GLY:H	3	0.16
(1,1423)	2:391:B:LEU:HD13	2:394:B:GLY:H	3	0.16
(1,1423)	2:391:B:LEU:HD11	2:394:B:GLY:H	5	0.16
(1,1423)	2:391:B:LEU:HD12	2:394:B:GLY:H	5	0.16
(1,1423)	2:391:B:LEU:HD13	2:394:B:GLY:H	5	0.16
(1,1423)	2:391:B:LEU:HD11	2:394:B:GLY:H	6	0.16
(1,1423)	2:391:B:LEU:HD12	2:394:B:GLY:H	6	0.16
(1,1423)	2:391:B:LEU:HD13	2:394:B:GLY:H	6	0.16
(1,1423)	2:391:B:LEU:HD11	2:394:B:GLY:H	7	0.16
(1,1423)	2:391:B:LEU:HD12	2:394:B:GLY:H	7	0.16
(1,1423)	2:391:B:LEU:HD13	2:394:B:GLY:H	7	0.16
(1,1423)	2:391:B:LEU:HD11	2:394:B:GLY:H	9	0.16
(1,1423)	2:391:B:LEU:HD12	2:394:B:GLY:H	9	0.16
(1,1423)	2:391:B:LEU:HD13	2:394:B:GLY:H	9	0.16
(1,1423)	2:391:B:LEU:HD11	2:394:B:GLY:H	13	0.16
(1,1423)	2:391:B:LEU:HD12	2:394:B:GLY:H	13	0.16
(1,1423)	2:391:B:LEU:HD13	2:394:B:GLY:H	13	0.16
(1,1423)	2:391:B:LEU:HD11	2:394:B:GLY:H	14	0.16
(1,1423)	2:391:B:LEU:HD12	2:394:B:GLY:H	14	0.16
(1,1423)	2:391:B:LEU:HD13	2:394:B:GLY:H	14	0.16
(1,1423)	2:391:B:LEU:HD11	2:394:B:GLY:H	15	0.16
(1,1423)	2:391:B:LEU:HD12	2:394:B:GLY:H	15	0.16
(1,1423)	2:391:B:LEU:HD13	2:394:B:GLY:H	15	0.16
(1,1423)	2:391:B:LEU:HD11	2:394:B:GLY:H	16	0.16
(1,1423)	2:391:B:LEU:HD12	2:394:B:GLY:H	16	0.16
(1,1423)	2:391:B:LEU:HD13	2:394:B:GLY:H	16	0.16
(1,1423)	2:391:B:LEU:HD11	2:394:B:GLY:H	19	0.16
(1,1423)	2:391:B:LEU:HD12	2:394:B:GLY:H	19	0.16
(1,1423)	2:391:B:LEU:HD13	2:394:B:GLY:H	19	0.16
(1,1411)	2:391:B:LEU:HB3	2:392:B:ILE:H	6	0.16
(1,1411)	2:391:B:LEU:HB3	2:392:B:ILE:H	7	0.16
(1,1411)	2:391:B:LEU:HB3	2:392:B:ILE:H	9	0.16
(1,1411)	2:391:B:LEU:HB3	2:392:B:ILE:H	11	0.16
(1,1411)	2:391:B:LEU:HB3	2:392:B:ILE:H	16	0.16
(1,1411)	2:391:B:LEU:HB3	2:392:B:ILE:H	18	0.16
(1,1411)	2:391:B:LEU:HB3	2:392:B:ILE:H	20	0.16

*Continued on next page...*

*Continued from previous page...*

Key	Atom-1	Atom-2	Model ID	Violation (Å)
(1,1367)	2:388:B:ILE:H	2:392:B:ILE:HD11	2	0.16
(1,1367)	2:388:B:ILE:H	2:392:B:ILE:HD12	2	0.16
(1,1367)	2:388:B:ILE:H	2:392:B:ILE:HD13	2	0.16
(1,1367)	2:388:B:ILE:H	2:392:B:ILE:HD11	3	0.16
(1,1367)	2:388:B:ILE:H	2:392:B:ILE:HD12	3	0.16
(1,1367)	2:388:B:ILE:H	2:392:B:ILE:HD13	3	0.16
(1,1367)	2:388:B:ILE:H	2:392:B:ILE:HD11	6	0.16
(1,1367)	2:388:B:ILE:H	2:392:B:ILE:HD12	6	0.16
(1,1367)	2:388:B:ILE:H	2:392:B:ILE:HD13	6	0.16
(1,1367)	2:388:B:ILE:H	2:392:B:ILE:HD11	9	0.16
(1,1367)	2:388:B:ILE:H	2:392:B:ILE:HD12	9	0.16
(1,1367)	2:388:B:ILE:H	2:392:B:ILE:HD13	9	0.16
(1,1367)	2:388:B:ILE:H	2:392:B:ILE:HD11	13	0.16
(1,1367)	2:388:B:ILE:H	2:392:B:ILE:HD12	13	0.16
(1,1367)	2:388:B:ILE:H	2:392:B:ILE:HD13	13	0.16
(1,1367)	2:388:B:ILE:H	2:392:B:ILE:HD11	15	0.16
(1,1367)	2:388:B:ILE:H	2:392:B:ILE:HD12	15	0.16
(1,1367)	2:388:B:ILE:H	2:392:B:ILE:HD13	15	0.16
(1,1367)	2:388:B:ILE:H	2:392:B:ILE:HD11	16	0.16
(1,1367)	2:388:B:ILE:H	2:392:B:ILE:HD12	16	0.16
(1,1367)	2:388:B:ILE:H	2:392:B:ILE:HD13	16	0.16
(1,1350)	2:387:B:GLN:HA	2:390:B:GLN:H	1	0.16
(1,1350)	2:387:B:GLN:HA	2:390:B:GLN:H	2	0.16
(1,1350)	2:387:B:GLN:HA	2:390:B:GLN:H	5	0.16
(1,1350)	2:387:B:GLN:HA	2:390:B:GLN:H	7	0.16
(1,1350)	2:387:B:GLN:HA	2:390:B:GLN:H	8	0.16
(1,1350)	2:387:B:GLN:HA	2:390:B:GLN:H	9	0.16
(1,1350)	2:387:B:GLN:HA	2:390:B:GLN:H	12	0.16
(1,1350)	2:387:B:GLN:HA	2:390:B:GLN:H	14	0.16
(1,1350)	2:387:B:GLN:HA	2:390:B:GLN:H	18	0.16
(1,1350)	2:387:B:GLN:HA	2:390:B:GLN:H	19	0.16
(1,1339)	2:387:B:GLN:H	2:388:B:ILE:HB	9	0.16
(1,1339)	2:387:B:GLN:H	2:388:B:ILE:HB	14	0.16
(1,1334)	2:386:B:GLU:HA	2:390:B:GLN:H	8	0.16
(1,1334)	2:386:B:GLU:HA	2:390:B:GLN:H	12	0.16
(1,1334)	2:386:B:GLU:HA	2:390:B:GLN:H	14	0.16
(1,1334)	2:386:B:GLU:HA	2:390:B:GLN:H	17	0.16
(1,1334)	2:386:B:GLU:HA	2:390:B:GLN:H	18	0.16
(1,1334)	2:386:B:GLU:HA	2:390:B:GLN:H	19	0.16
(1,1331)	2:386:B:GLU:HA	2:388:B:ILE:H	1	0.16
(1,1331)	2:386:B:GLU:HA	2:388:B:ILE:H	14	0.16
(1,1331)	2:386:B:GLU:HA	2:388:B:ILE:H	17	0.16

*Continued on next page...*

*Continued from previous page...*

Key	Atom-1	Atom-2	Model ID	Violation (Å)
(1,1331)	2:386:B:GLU:HA	2:388:B:ILE:H	18	0.16
(1,1311)	2:384:B:GLU:HB3	2:387:B:GLN:H	3	0.16
(1,1311)	2:384:B:GLU:HB3	2:387:B:GLN:H	6	0.16
(1,1311)	2:384:B:GLU:HB3	2:387:B:GLN:H	11	0.16
(1,1311)	2:384:B:GLU:HB3	2:387:B:GLN:H	15	0.16
(1,1298)	2:382:B:THR:HG21	2:386:B:GLU:H	9	0.16
(1,1298)	2:382:B:THR:HG22	2:386:B:GLU:H	9	0.16
(1,1298)	2:382:B:THR:HG23	2:386:B:GLU:H	9	0.16
(1,1298)	2:382:B:THR:HG21	2:386:B:GLU:H	11	0.16
(1,1298)	2:382:B:THR:HG22	2:386:B:GLU:H	11	0.16
(1,1298)	2:382:B:THR:HG23	2:386:B:GLU:H	11	0.16
(1,1298)	2:382:B:THR:HG21	2:386:B:GLU:H	12	0.16
(1,1298)	2:382:B:THR:HG22	2:386:B:GLU:H	12	0.16
(1,1298)	2:382:B:THR:HG23	2:386:B:GLU:H	12	0.16
(1,1297)	2:382:B:THR:HG21	2:385:B:GLY:H	8	0.16
(1,1297)	2:382:B:THR:HG22	2:385:B:GLY:H	8	0.16
(1,1297)	2:382:B:THR:HG23	2:385:B:GLY:H	8	0.16
(1,1294)	2:382:B:THR:HG21	2:383:B:THR:H	2	0.16
(1,1294)	2:382:B:THR:HG22	2:383:B:THR:H	2	0.16
(1,1294)	2:382:B:THR:HG23	2:383:B:THR:H	2	0.16
(1,1294)	2:382:B:THR:HG21	2:383:B:THR:H	9	0.16
(1,1294)	2:382:B:THR:HG22	2:383:B:THR:H	9	0.16
(1,1294)	2:382:B:THR:HG23	2:383:B:THR:H	9	0.16
(1,1294)	2:382:B:THR:HG21	2:383:B:THR:H	12	0.16
(1,1294)	2:382:B:THR:HG22	2:383:B:THR:H	12	0.16
(1,1294)	2:382:B:THR:HG23	2:383:B:THR:H	12	0.16
(1,1294)	2:382:B:THR:HG21	2:383:B:THR:H	16	0.16
(1,1294)	2:382:B:THR:HG22	2:383:B:THR:H	16	0.16
(1,1294)	2:382:B:THR:HG23	2:383:B:THR:H	16	0.16
(1,1294)	2:382:B:THR:HG21	2:383:B:THR:H	19	0.16
(1,1294)	2:382:B:THR:HG22	2:383:B:THR:H	19	0.16
(1,1294)	2:382:B:THR:HG23	2:383:B:THR:H	19	0.16
(1,1289)	2:381:B:GLN:HG3	2:382:B:THR:H	3	0.16
(1,1289)	2:381:B:GLN:HG3	2:382:B:THR:H	7	0.16
(1,1289)	2:381:B:GLN:HG3	2:382:B:THR:H	9	0.16
(1,1289)	2:381:B:GLN:HG3	2:382:B:THR:H	14	0.16
(1,1289)	2:381:B:GLN:HG3	2:382:B:THR:H	15	0.16
(1,1285)	2:381:B:GLN:H	2:382:B:THR:HG21	8	0.16
(1,1285)	2:381:B:GLN:H	2:382:B:THR:HG22	8	0.16
(1,1285)	2:381:B:GLN:H	2:382:B:THR:HG23	8	0.16
(1,1271)	2:380:B:VAL:H	2:380:B:VAL:HB	18	0.16
(1,1266)	2:379:B:SER:H	2:380:B:VAL:HG21	8	0.16

*Continued on next page...*

*Continued from previous page...*

Key	Atom-1	Atom-2	Model ID	Violation (Å)
(1,1266)	2:379:B:SER:H	2:380:B:VAL:HG22	8	0.16
(1,1266)	2:379:B:SER:H	2:380:B:VAL:HG23	8	0.16
(1,1266)	2:379:B:SER:H	2:380:B:VAL:HG21	11	0.16
(1,1266)	2:379:B:SER:H	2:380:B:VAL:HG22	11	0.16
(1,1266)	2:379:B:SER:H	2:380:B:VAL:HG23	11	0.16
(1,1266)	2:379:B:SER:H	2:380:B:VAL:HG21	20	0.16
(1,1266)	2:379:B:SER:H	2:380:B:VAL:HG22	20	0.16
(1,1266)	2:379:B:SER:H	2:380:B:VAL:HG23	20	0.16
(1,1257)	2:378:B:TYR:H	2:378:B:TYR:HD2	8	0.16
(1,1257)	2:378:B:TYR:H	2:378:B:TYR:HD2	18	0.16
(1,1242)	2:375:B:ASP:HB2	2:376:B:GLY:H	6	0.16
(1,1242)	2:375:B:ASP:HB2	2:376:B:GLY:H	9	0.16
(1,1242)	2:375:B:ASP:HB2	2:376:B:GLY:H	11	0.16
(1,1242)	2:375:B:ASP:HB2	2:376:B:GLY:H	15	0.16
(1,1242)	2:375:B:ASP:HB2	2:376:B:GLY:H	16	0.16
(1,1242)	2:375:B:ASP:HB2	2:376:B:GLY:H	17	0.16
(1,1183)	2:368:B:LEU:H	2:380:B:VAL:HG11	13	0.16
(1,1183)	2:368:B:LEU:H	2:380:B:VAL:HG12	13	0.16
(1,1183)	2:368:B:LEU:H	2:380:B:VAL:HG13	13	0.16
(1,1176)	2:368:B:LEU:HB3	2:378:B:TYR:H	5	0.16
(1,1171)	2:368:B:LEU:HD11	2:370:B:PHE:H	1	0.16
(1,1171)	2:368:B:LEU:HD12	2:370:B:PHE:H	1	0.16
(1,1171)	2:368:B:LEU:HD13	2:370:B:PHE:H	1	0.16
(1,1171)	2:368:B:LEU:HD11	2:370:B:PHE:H	2	0.16
(1,1171)	2:368:B:LEU:HD12	2:370:B:PHE:H	2	0.16
(1,1171)	2:368:B:LEU:HD13	2:370:B:PHE:H	2	0.16
(1,1171)	2:368:B:LEU:HD11	2:370:B:PHE:H	3	0.16
(1,1171)	2:368:B:LEU:HD12	2:370:B:PHE:H	3	0.16
(1,1171)	2:368:B:LEU:HD13	2:370:B:PHE:H	3	0.16
(1,1171)	2:368:B:LEU:HD11	2:370:B:PHE:H	5	0.16
(1,1171)	2:368:B:LEU:HD12	2:370:B:PHE:H	5	0.16
(1,1171)	2:368:B:LEU:HD13	2:370:B:PHE:H	5	0.16
(1,1171)	2:368:B:LEU:HD11	2:370:B:PHE:H	13	0.16
(1,1171)	2:368:B:LEU:HD12	2:370:B:PHE:H	13	0.16
(1,1171)	2:368:B:LEU:HD13	2:370:B:PHE:H	13	0.16
(1,1171)	2:368:B:LEU:HD11	2:370:B:PHE:H	15	0.16
(1,1171)	2:368:B:LEU:HD12	2:370:B:PHE:H	15	0.16
(1,1171)	2:368:B:LEU:HD13	2:370:B:PHE:H	15	0.16
(1,1171)	2:368:B:LEU:HD11	2:370:B:PHE:H	19	0.16
(1,1171)	2:368:B:LEU:HD12	2:370:B:PHE:H	19	0.16
(1,1171)	2:368:B:LEU:HD13	2:370:B:PHE:H	19	0.16
(1,1164)	2:368:B:LEU:H	2:369:B:ASP:H	8	0.16

*Continued on next page...*



*Continued from previous page...*

Key	Atom-1	Atom-2	Model ID	Violation (Å)
(1,1164)	2:368:B:LEU:H	2:369:B:ASP:H	14	0.16
(1,1155)	2:367:B:THR:HG21	2:370:B:PHE:H	7	0.16
(1,1155)	2:367:B:THR:HG22	2:370:B:PHE:H	7	0.16
(1,1155)	2:367:B:THR:HG23	2:370:B:PHE:H	7	0.16
(1,1155)	2:367:B:THR:HG21	2:370:B:PHE:H	12	0.16
(1,1155)	2:367:B:THR:HG22	2:370:B:PHE:H	12	0.16
(1,1155)	2:367:B:THR:HG23	2:370:B:PHE:H	12	0.16
(1,1155)	2:367:B:THR:HG21	2:370:B:PHE:H	20	0.16
(1,1155)	2:367:B:THR:HG22	2:370:B:PHE:H	20	0.16
(1,1155)	2:367:B:THR:HG23	2:370:B:PHE:H	20	0.16
(1,1136)	2:365:B:SER:HB2	2:382:B:THR:H	7	0.16
(1,1136)	2:365:B:SER:HB2	2:382:B:THR:H	10	0.16
(1,1133)	2:365:B:SER:H	2:382:B:THR:HG21	1	0.16
(1,1133)	2:365:B:SER:H	2:382:B:THR:HG22	1	0.16
(1,1133)	2:365:B:SER:H	2:382:B:THR:HG23	1	0.16
(1,1133)	2:365:B:SER:H	2:382:B:THR:HG21	2	0.16
(1,1133)	2:365:B:SER:H	2:382:B:THR:HG22	2	0.16
(1,1133)	2:365:B:SER:H	2:382:B:THR:HG23	2	0.16
(1,1133)	2:365:B:SER:H	2:382:B:THR:HG21	6	0.16
(1,1133)	2:365:B:SER:H	2:382:B:THR:HG22	6	0.16
(1,1133)	2:365:B:SER:H	2:382:B:THR:HG23	6	0.16
(1,1133)	2:365:B:SER:H	2:382:B:THR:HG21	13	0.16
(1,1133)	2:365:B:SER:H	2:382:B:THR:HG22	13	0.16
(1,1133)	2:365:B:SER:H	2:382:B:THR:HG23	13	0.16
(1,1133)	2:365:B:SER:H	2:382:B:THR:HG21	14	0.16
(1,1133)	2:365:B:SER:H	2:382:B:THR:HG22	14	0.16
(1,1133)	2:365:B:SER:H	2:382:B:THR:HG23	14	0.16
(1,1133)	2:365:B:SER:H	2:382:B:THR:HG21	16	0.16
(1,1133)	2:365:B:SER:H	2:382:B:THR:HG22	16	0.16
(1,1133)	2:365:B:SER:H	2:382:B:THR:HG23	16	0.16
(1,1133)	2:365:B:SER:H	2:382:B:THR:HG21	17	0.16
(1,1133)	2:365:B:SER:H	2:382:B:THR:HG22	17	0.16
(1,1133)	2:365:B:SER:H	2:382:B:THR:HG23	17	0.16
(1,1133)	2:365:B:SER:H	2:382:B:THR:HG21	19	0.16
(1,1133)	2:365:B:SER:H	2:382:B:THR:HG22	19	0.16
(1,1133)	2:365:B:SER:H	2:382:B:THR:HG23	19	0.16
(1,1094)	2:361:B:ALA:HB1	2:390:B:GLN:H	6	0.16
(1,1094)	2:361:B:ALA:HB2	2:390:B:GLN:H	6	0.16
(1,1094)	2:361:B:ALA:HB3	2:390:B:GLN:H	6	0.16
(1,1094)	2:361:B:ALA:HB1	2:390:B:GLN:H	12	0.16
(1,1094)	2:361:B:ALA:HB2	2:390:B:GLN:H	12	0.16
(1,1094)	2:361:B:ALA:HB3	2:390:B:GLN:H	12	0.16

*Continued on next page...*

*Continued from previous page...*

Key	Atom-1	Atom-2	Model ID	Violation (Å)
(1,1094)	2:361:B:ALA:HB1	2:390:B:GLN:H	14	0.16
(1,1094)	2:361:B:ALA:HB2	2:390:B:GLN:H	14	0.16
(1,1094)	2:361:B:ALA:HB3	2:390:B:GLN:H	14	0.16
(1,1094)	2:361:B:ALA:HB1	2:390:B:GLN:H	19	0.16
(1,1094)	2:361:B:ALA:HB2	2:390:B:GLN:H	19	0.16
(1,1094)	2:361:B:ALA:HB3	2:390:B:GLN:H	19	0.16
(1,1087)	2:361:B:ALA:HB1	2:367:B:THR:H	4	0.16
(1,1087)	2:361:B:ALA:HB2	2:367:B:THR:H	4	0.16
(1,1087)	2:361:B:ALA:HB3	2:367:B:THR:H	4	0.16
(1,1087)	2:361:B:ALA:HB1	2:367:B:THR:H	5	0.16
(1,1087)	2:361:B:ALA:HB2	2:367:B:THR:H	5	0.16
(1,1087)	2:361:B:ALA:HB3	2:367:B:THR:H	5	0.16
(1,1087)	2:361:B:ALA:HB1	2:367:B:THR:H	7	0.16
(1,1087)	2:361:B:ALA:HB2	2:367:B:THR:H	7	0.16
(1,1087)	2:361:B:ALA:HB3	2:367:B:THR:H	7	0.16
(1,1087)	2:361:B:ALA:HB1	2:367:B:THR:H	8	0.16
(1,1087)	2:361:B:ALA:HB2	2:367:B:THR:H	8	0.16
(1,1087)	2:361:B:ALA:HB3	2:367:B:THR:H	8	0.16
(1,1087)	2:361:B:ALA:HB1	2:367:B:THR:H	9	0.16
(1,1087)	2:361:B:ALA:HB2	2:367:B:THR:H	9	0.16
(1,1087)	2:361:B:ALA:HB3	2:367:B:THR:H	9	0.16
(1,1087)	2:361:B:ALA:HB1	2:367:B:THR:H	10	0.16
(1,1087)	2:361:B:ALA:HB2	2:367:B:THR:H	10	0.16
(1,1087)	2:361:B:ALA:HB3	2:367:B:THR:H	10	0.16
(1,1087)	2:361:B:ALA:HB1	2:367:B:THR:H	11	0.16
(1,1087)	2:361:B:ALA:HB2	2:367:B:THR:H	11	0.16
(1,1087)	2:361:B:ALA:HB3	2:367:B:THR:H	11	0.16
(1,1087)	2:361:B:ALA:HB1	2:367:B:THR:H	12	0.16
(1,1087)	2:361:B:ALA:HB2	2:367:B:THR:H	12	0.16
(1,1087)	2:361:B:ALA:HB3	2:367:B:THR:H	12	0.16
(1,1087)	2:361:B:ALA:HB1	2:367:B:THR:H	13	0.16
(1,1087)	2:361:B:ALA:HB2	2:367:B:THR:H	13	0.16
(1,1087)	2:361:B:ALA:HB3	2:367:B:THR:H	13	0.16
(1,1075)	2:360:B:ALA:H	2:368:B:LEU:H	3	0.16
(1,1075)	2:360:B:ALA:H	2:368:B:LEU:H	13	0.16
(1,1075)	2:360:B:ALA:H	2:368:B:LEU:H	15	0.16
(1,1056)	2:359:B:TRP:HE1	2:393:B:ALA:HA	4	0.16
(1,1053)	2:359:B:TRP:HE1	2:390:B:GLN:HA	1	0.16
(1,1053)	2:359:B:TRP:HE1	2:390:B:GLN:HA	13	0.16
(1,1053)	2:359:B:TRP:HE1	2:390:B:GLN:HA	19	0.16
(1,1041)	2:359:B:TRP:HB3	2:360:B:ALA:H	1	0.16
(1,1041)	2:359:B:TRP:HB3	2:360:B:ALA:H	7	0.16

*Continued on next page...*

*Continued from previous page...*

Key	Atom-1	Atom-2	Model ID	Violation (Å)
(1,1032)	2:359:B:TRP:H	2:359:B:TRP:HB2	3	0.16
(1,1032)	2:359:B:TRP:H	2:359:B:TRP:HB2	13	0.16
(1,1032)	2:359:B:TRP:H	2:359:B:TRP:HB2	14	0.16
(1,1017)	2:358:B:ARG:H	2:358:B:ARG:HD3	1	0.16
(1,1017)	2:358:B:ARG:H	2:358:B:ARG:HD3	2	0.16
(1,1017)	2:358:B:ARG:H	2:358:B:ARG:HD3	5	0.16
(1,1017)	2:358:B:ARG:H	2:358:B:ARG:HD3	13	0.16
(1,1017)	2:358:B:ARG:H	2:358:B:ARG:HD3	14	0.16
(1,1010)	2:357:B:LYS:H	2:368:B:LEU:HD21	3	0.16
(1,1010)	2:357:B:LYS:H	2:368:B:LEU:HD22	3	0.16
(1,1010)	2:357:B:LYS:H	2:368:B:LEU:HD23	3	0.16
(1,1010)	2:357:B:LYS:H	2:368:B:LEU:HD21	5	0.16
(1,1010)	2:357:B:LYS:H	2:368:B:LEU:HD22	5	0.16
(1,1010)	2:357:B:LYS:H	2:368:B:LEU:HD23	5	0.16
(1,1010)	2:357:B:LYS:H	2:368:B:LEU:HD21	6	0.16
(1,1010)	2:357:B:LYS:H	2:368:B:LEU:HD22	6	0.16
(1,1010)	2:357:B:LYS:H	2:368:B:LEU:HD23	6	0.16
(1,1010)	2:357:B:LYS:H	2:368:B:LEU:HD21	9	0.16
(1,1010)	2:357:B:LYS:H	2:368:B:LEU:HD22	9	0.16
(1,1010)	2:357:B:LYS:H	2:368:B:LEU:HD23	9	0.16
(1,1010)	2:357:B:LYS:H	2:368:B:LEU:HD21	12	0.16
(1,1010)	2:357:B:LYS:H	2:368:B:LEU:HD22	12	0.16
(1,1010)	2:357:B:LYS:H	2:368:B:LEU:HD23	12	0.16
(1,1010)	2:357:B:LYS:H	2:368:B:LEU:HD21	13	0.16
(1,1010)	2:357:B:LYS:H	2:368:B:LEU:HD22	13	0.16
(1,1010)	2:357:B:LYS:H	2:368:B:LEU:HD23	13	0.16
(1,1010)	2:357:B:LYS:H	2:368:B:LEU:HD21	15	0.16
(1,1010)	2:357:B:LYS:H	2:368:B:LEU:HD22	15	0.16
(1,1010)	2:357:B:LYS:H	2:368:B:LEU:HD23	15	0.16
(1,1005)	2:357:B:LYS:H	2:358:B:ARG:HG2	1	0.16
(1,1005)	2:357:B:LYS:H	2:358:B:ARG:HG2	2	0.16
(1,1005)	2:357:B:LYS:H	2:358:B:ARG:HG2	4	0.16
(1,1005)	2:357:B:LYS:H	2:358:B:ARG:HG2	7	0.16
(1,1005)	2:357:B:LYS:H	2:358:B:ARG:HG2	9	0.16
(1,1005)	2:357:B:LYS:H	2:358:B:ARG:HG2	15	0.16
(1,997)	2:356:B:ILE:HG21	2:370:B:PHE:H	8	0.16
(1,997)	2:356:B:ILE:HG22	2:370:B:PHE:H	8	0.16
(1,997)	2:356:B:ILE:HG23	2:370:B:PHE:H	8	0.16
(1,997)	2:356:B:ILE:HG21	2:370:B:PHE:H	11	0.16
(1,997)	2:356:B:ILE:HG22	2:370:B:PHE:H	11	0.16
(1,997)	2:356:B:ILE:HG23	2:370:B:PHE:H	11	0.16
(1,997)	2:356:B:ILE:HG21	2:370:B:PHE:H	18	0.16

*Continued on next page...*

*Continued from previous page...*

Key	Atom-1	Atom-2	Model ID	Violation (Å)
(1,997)	2:356:B:ILE:HG22	2:370:B:PHE:H	18	0.16
(1,997)	2:356:B:ILE:HG23	2:370:B:PHE:H	18	0.16
(1,997)	2:356:B:ILE:HG21	2:370:B:PHE:H	20	0.16
(1,997)	2:356:B:ILE:HG22	2:370:B:PHE:H	20	0.16
(1,997)	2:356:B:ILE:HG23	2:370:B:PHE:H	20	0.16
(1,978)	2:355:B:ASN:H	2:356:B:ILE:HG21	3	0.16
(1,978)	2:355:B:ASN:H	2:356:B:ILE:HG22	3	0.16
(1,978)	2:355:B:ASN:H	2:356:B:ILE:HG23	3	0.16
(1,978)	2:355:B:ASN:H	2:356:B:ILE:HG21	5	0.16
(1,978)	2:355:B:ASN:H	2:356:B:ILE:HG22	5	0.16
(1,978)	2:355:B:ASN:H	2:356:B:ILE:HG23	5	0.16
(1,978)	2:355:B:ASN:H	2:356:B:ILE:HG21	6	0.16
(1,978)	2:355:B:ASN:H	2:356:B:ILE:HG22	6	0.16
(1,978)	2:355:B:ASN:H	2:356:B:ILE:HG23	6	0.16
(1,978)	2:355:B:ASN:H	2:356:B:ILE:HG21	7	0.16
(1,978)	2:355:B:ASN:H	2:356:B:ILE:HG22	7	0.16
(1,978)	2:355:B:ASN:H	2:356:B:ILE:HG23	7	0.16
(1,978)	2:355:B:ASN:H	2:356:B:ILE:HG21	13	0.16
(1,978)	2:355:B:ASN:H	2:356:B:ILE:HG22	13	0.16
(1,978)	2:355:B:ASN:H	2:356:B:ILE:HG23	13	0.16
(1,978)	2:355:B:ASN:H	2:356:B:ILE:HG21	15	0.16
(1,978)	2:355:B:ASN:H	2:356:B:ILE:HG22	15	0.16
(1,978)	2:355:B:ASN:H	2:356:B:ILE:HG23	15	0.16
(1,978)	2:355:B:ASN:H	2:356:B:ILE:HG21	16	0.16
(1,978)	2:355:B:ASN:H	2:356:B:ILE:HG22	16	0.16
(1,978)	2:355:B:ASN:H	2:356:B:ILE:HG23	16	0.16
(1,974)	2:355:B:ASN:H	2:355:B:ASN:HB3	4	0.16
(1,974)	2:355:B:ASN:H	2:355:B:ASN:HB3	7	0.16
(1,974)	2:355:B:ASN:H	2:355:B:ASN:HB3	20	0.16
(1,969)	2:354:B:THR:HA	2:356:B:ILE:H	2	0.16
(1,969)	2:354:B:THR:HA	2:356:B:ILE:H	3	0.16
(1,969)	2:354:B:THR:HA	2:356:B:ILE:H	4	0.16
(1,969)	2:354:B:THR:HA	2:356:B:ILE:H	13	0.16
(1,968)	2:354:B:THR:H	2:356:B:ILE:H	1	0.16
(1,968)	2:354:B:THR:H	2:356:B:ILE:H	16	0.16
(1,968)	2:354:B:THR:H	2:356:B:ILE:H	19	0.16
(1,967)	2:354:B:THR:HG21	2:355:B:ASN:H	1	0.16
(1,967)	2:354:B:THR:HG22	2:355:B:ASN:H	1	0.16
(1,967)	2:354:B:THR:HG23	2:355:B:ASN:H	1	0.16
(1,967)	2:354:B:THR:HG21	2:355:B:ASN:H	9	0.16
(1,967)	2:354:B:THR:HG22	2:355:B:ASN:H	9	0.16
(1,967)	2:354:B:THR:HG23	2:355:B:ASN:H	9	0.16

*Continued on next page...*

*Continued from previous page...*

Key	Atom-1	Atom-2	Model ID	Violation (Å)
(1,957)	2:353:B:LEU:HD11	2:396:B:ILE:H	7	0.16
(1,957)	2:353:B:LEU:HD12	2:396:B:ILE:H	7	0.16
(1,957)	2:353:B:LEU:HD13	2:396:B:ILE:H	7	0.16
(1,957)	2:353:B:LEU:HD11	2:396:B:ILE:H	9	0.16
(1,957)	2:353:B:LEU:HD12	2:396:B:ILE:H	9	0.16
(1,957)	2:353:B:LEU:HD13	2:396:B:ILE:H	9	0.16
(1,957)	2:353:B:LEU:HD11	2:396:B:ILE:H	10	0.16
(1,957)	2:353:B:LEU:HD12	2:396:B:ILE:H	10	0.16
(1,957)	2:353:B:LEU:HD13	2:396:B:ILE:H	10	0.16
(1,954)	2:353:B:LEU:HD21	2:393:B:ALA:H	17	0.16
(1,954)	2:353:B:LEU:HD22	2:393:B:ALA:H	17	0.16
(1,954)	2:353:B:LEU:HD23	2:393:B:ALA:H	17	0.16
(1,952)	2:353:B:LEU:HD11	2:392:B:ILE:H	14	0.16
(1,952)	2:353:B:LEU:HD12	2:392:B:ILE:H	14	0.16
(1,952)	2:353:B:LEU:HD13	2:392:B:ILE:H	14	0.16
(1,952)	2:353:B:LEU:HD11	2:392:B:ILE:H	17	0.16
(1,952)	2:353:B:LEU:HD12	2:392:B:ILE:H	17	0.16
(1,952)	2:353:B:LEU:HD13	2:392:B:ILE:H	17	0.16
(1,947)	2:353:B:LEU:HB3	2:355:B:ASN:H	1	0.16
(1,947)	2:353:B:LEU:HB3	2:355:B:ASN:H	17	0.16
(1,934)	2:352:B:SER:HB3	2:355:B:ASN:H	1	0.16
(1,933)	2:352:B:SER:H	2:355:B:ASN:H	1	0.16
(1,933)	2:352:B:SER:H	2:355:B:ASN:H	14	0.16
(1,933)	2:352:B:SER:H	2:355:B:ASN:H	17	0.16
(1,933)	2:352:B:SER:H	2:355:B:ASN:H	19	0.16
(1,928)	2:352:B:SER:HA	2:354:B:THR:H	5	0.16
(1,928)	2:352:B:SER:HA	2:354:B:THR:H	6	0.16
(1,928)	2:352:B:SER:HA	2:354:B:THR:H	7	0.16
(1,928)	2:352:B:SER:HA	2:354:B:THR:H	9	0.16
(1,928)	2:352:B:SER:HA	2:354:B:THR:H	11	0.16
(1,928)	2:352:B:SER:HA	2:354:B:THR:H	15	0.16
(1,928)	2:352:B:SER:HA	2:354:B:THR:H	18	0.16
(1,928)	2:352:B:SER:HA	2:354:B:THR:H	20	0.16
(1,918)	2:351:B:TRP:H	2:352:B:SER:H	9	0.16
(1,918)	2:351:B:TRP:H	2:352:B:SER:H	11	0.16
(1,918)	2:351:B:TRP:H	2:352:B:SER:H	20	0.16
(1,904)	2:350:B:GLU:H	2:350:B:GLU:HG2	8	0.16
(1,904)	2:350:B:GLU:H	2:350:B:GLU:HG2	9	0.16
(1,904)	2:350:B:GLU:H	2:350:B:GLU:HG2	11	0.16
(1,904)	2:350:B:GLU:H	2:350:B:GLU:HG2	20	0.16
(1,897)	2:349:B:GLN:HB3	2:350:B:GLU:H	10	0.16
(1,897)	2:349:B:GLN:HB3	2:350:B:GLU:H	18	0.16

*Continued on next page...*

*Continued from previous page...*

Key	Atom-1	Atom-2	Model ID	Violation (Å)
(1,893)	2:349:B:GLN:H	2:349:B:GLN:HG2	7	0.16
(1,893)	2:349:B:GLN:H	2:349:B:GLN:HG2	10	0.16
(1,893)	2:349:B:GLN:H	2:349:B:GLN:HG2	15	0.16
(1,893)	2:349:B:GLN:H	2:349:B:GLN:HG2	19	0.16
(1,855)	2:344:B:THR:HB	2:346:B:GLU:H	16	0.16
(1,845)	2:343:B:LYS:HB3	2:345:B:LYS:H	14	0.16
(1,845)	2:343:B:LYS:HB3	2:345:B:LYS:H	17	0.16
(1,831)	2:342:B:GLU:HA	2:345:B:LYS:H	16	0.16
(1,831)	2:342:B:GLU:HA	2:345:B:LYS:H	17	0.16
(1,830)	2:342:B:GLU:H	2:344:B:THR:H	4	0.16
(1,830)	2:342:B:GLU:H	2:344:B:THR:H	10	0.16
(1,830)	2:342:B:GLU:H	2:344:B:THR:H	11	0.16
(1,830)	2:342:B:GLU:H	2:344:B:THR:H	20	0.16
(1,815)	2:341:B:ASP:H	2:345:B:LYS:H	1	0.16
(1,815)	2:341:B:ASP:H	2:345:B:LYS:H	17	0.16
(1,808)	2:340:B:VAL:HG11	2:348:B:ILE:H	4	0.16
(1,808)	2:340:B:VAL:HG12	2:348:B:ILE:H	4	0.16
(1,808)	2:340:B:VAL:HG13	2:348:B:ILE:H	4	0.16
(1,808)	2:340:B:VAL:HG11	2:348:B:ILE:H	7	0.16
(1,808)	2:340:B:VAL:HG12	2:348:B:ILE:H	7	0.16
(1,808)	2:340:B:VAL:HG13	2:348:B:ILE:H	7	0.16
(1,808)	2:340:B:VAL:HG11	2:348:B:ILE:H	9	0.16
(1,808)	2:340:B:VAL:HG12	2:348:B:ILE:H	9	0.16
(1,808)	2:340:B:VAL:HG13	2:348:B:ILE:H	9	0.16
(1,808)	2:340:B:VAL:HG11	2:348:B:ILE:H	18	0.16
(1,808)	2:340:B:VAL:HG12	2:348:B:ILE:H	18	0.16
(1,808)	2:340:B:VAL:HG13	2:348:B:ILE:H	18	0.16
(1,804)	2:340:B:VAL:H	2:347:B:VAL:HG11	7	0.16
(1,804)	2:340:B:VAL:H	2:347:B:VAL:HG12	7	0.16
(1,804)	2:340:B:VAL:H	2:347:B:VAL:HG13	7	0.16
(1,771)	2:338:B:MET:H	2:368:B:LEU:HD11	10	0.16
(1,771)	2:338:B:MET:H	2:368:B:LEU:HD12	10	0.16
(1,771)	2:338:B:MET:H	2:368:B:LEU:HD13	10	0.16
(1,769)	2:338:B:MET:HA	2:351:B:TRP:H	3	0.16
(1,769)	2:338:B:MET:HA	2:351:B:TRP:H	5	0.16
(1,769)	2:338:B:MET:HA	2:351:B:TRP:H	6	0.16
(1,769)	2:338:B:MET:HA	2:351:B:TRP:H	13	0.16
(1,768)	2:338:B:MET:H	2:350:B:GLU:HA	1	0.16
(1,768)	2:338:B:MET:H	2:350:B:GLU:HA	13	0.16
(1,768)	2:338:B:MET:H	2:350:B:GLU:HA	14	0.16
(1,768)	2:338:B:MET:H	2:350:B:GLU:HA	17	0.16
(1,768)	2:338:B:MET:H	2:350:B:GLU:HA	19	0.16

*Continued on next page...*



*Continued from previous page...*

Key	Atom-1	Atom-2	Model ID	Violation (Å)
(1,767)	2:338:B:MET:HB2	2:349:B:GLN:H	12	0.16
(1,767)	2:338:B:MET:HB2	2:349:B:GLN:H	19	0.16
(1,765)	2:338:B:MET:H	2:347:B:VAL:HG11	4	0.16
(1,765)	2:338:B:MET:H	2:347:B:VAL:HG12	4	0.16
(1,765)	2:338:B:MET:H	2:347:B:VAL:HG13	4	0.16
(1,765)	2:338:B:MET:H	2:347:B:VAL:HG11	8	0.16
(1,765)	2:338:B:MET:H	2:347:B:VAL:HG12	8	0.16
(1,765)	2:338:B:MET:H	2:347:B:VAL:HG13	8	0.16
(1,765)	2:338:B:MET:H	2:347:B:VAL:HG11	9	0.16
(1,765)	2:338:B:MET:H	2:347:B:VAL:HG12	9	0.16
(1,765)	2:338:B:MET:H	2:347:B:VAL:HG13	9	0.16
(1,765)	2:338:B:MET:H	2:347:B:VAL:HG11	11	0.16
(1,765)	2:338:B:MET:H	2:347:B:VAL:HG12	11	0.16
(1,765)	2:338:B:MET:H	2:347:B:VAL:HG13	11	0.16
(1,765)	2:338:B:MET:H	2:347:B:VAL:HG11	12	0.16
(1,765)	2:338:B:MET:H	2:347:B:VAL:HG12	12	0.16
(1,765)	2:338:B:MET:H	2:347:B:VAL:HG13	12	0.16
(1,765)	2:338:B:MET:H	2:347:B:VAL:HG11	18	0.16
(1,765)	2:338:B:MET:H	2:347:B:VAL:HG12	18	0.16
(1,765)	2:338:B:MET:H	2:347:B:VAL:HG13	18	0.16
(1,765)	2:338:B:MET:H	2:347:B:VAL:HG11	20	0.16
(1,765)	2:338:B:MET:H	2:347:B:VAL:HG12	20	0.16
(1,765)	2:338:B:MET:H	2:347:B:VAL:HG13	20	0.16
(1,752)	2:337:B:VAL:H	2:368:B:LEU:HD11	10	0.16
(1,752)	2:337:B:VAL:H	2:368:B:LEU:HD12	10	0.16
(1,752)	2:337:B:VAL:H	2:368:B:LEU:HD13	10	0.16
(1,752)	2:337:B:VAL:H	2:368:B:LEU:HD11	11	0.16
(1,752)	2:337:B:VAL:H	2:368:B:LEU:HD12	11	0.16
(1,752)	2:337:B:VAL:H	2:368:B:LEU:HD13	11	0.16
(1,750)	2:337:B:VAL:H	2:356:B:ILE:HD11	11	0.16
(1,750)	2:337:B:VAL:H	2:356:B:ILE:HD12	11	0.16
(1,750)	2:337:B:VAL:H	2:356:B:ILE:HD13	11	0.16
(1,750)	2:337:B:VAL:H	2:356:B:ILE:HD11	19	0.16
(1,750)	2:337:B:VAL:H	2:356:B:ILE:HD12	19	0.16
(1,750)	2:337:B:VAL:H	2:356:B:ILE:HD13	19	0.16
(1,738)	2:337:B:VAL:H	2:351:B:TRP:HB2	18	0.16
(1,736)	2:337:B:VAL:H	2:351:B:TRP:HA	5	0.16
(1,736)	2:337:B:VAL:H	2:351:B:TRP:HA	6	0.16
(1,736)	2:337:B:VAL:H	2:351:B:TRP:HA	13	0.16
(1,736)	2:337:B:VAL:H	2:351:B:TRP:HA	14	0.16
(1,736)	2:337:B:VAL:H	2:351:B:TRP:HA	15	0.16
(1,724)	2:336:B:CYS:H	2:356:B:ILE:HD11	5	0.16

*Continued on next page...*

*Continued from previous page...*

Key	Atom-1	Atom-2	Model ID	Violation (Å)
(1,724)	2:336:B:CYS:H	2:356:B:ILE:HD12	5	0.16
(1,724)	2:336:B:CYS:H	2:356:B:ILE:HD13	5	0.16
(1,724)	2:336:B:CYS:H	2:356:B:ILE:HD11	6	0.16
(1,724)	2:336:B:CYS:H	2:356:B:ILE:HD12	6	0.16
(1,724)	2:336:B:CYS:H	2:356:B:ILE:HD13	6	0.16
(1,724)	2:336:B:CYS:H	2:356:B:ILE:HD11	13	0.16
(1,724)	2:336:B:CYS:H	2:356:B:ILE:HD12	13	0.16
(1,724)	2:336:B:CYS:H	2:356:B:ILE:HD13	13	0.16
(1,724)	2:336:B:CYS:H	2:356:B:ILE:HD11	16	0.16
(1,724)	2:336:B:CYS:H	2:356:B:ILE:HD12	16	0.16
(1,724)	2:336:B:CYS:H	2:356:B:ILE:HD13	16	0.16
(1,719)	2:336:B:CYS:H	2:353:B:LEU:HD21	2	0.16
(1,719)	2:336:B:CYS:H	2:353:B:LEU:HD22	2	0.16
(1,719)	2:336:B:CYS:H	2:353:B:LEU:HD23	2	0.16
(1,719)	2:336:B:CYS:H	2:353:B:LEU:HD21	3	0.16
(1,719)	2:336:B:CYS:H	2:353:B:LEU:HD22	3	0.16
(1,719)	2:336:B:CYS:H	2:353:B:LEU:HD23	3	0.16
(1,719)	2:336:B:CYS:H	2:353:B:LEU:HD21	4	0.16
(1,719)	2:336:B:CYS:H	2:353:B:LEU:HD22	4	0.16
(1,719)	2:336:B:CYS:H	2:353:B:LEU:HD23	4	0.16
(1,719)	2:336:B:CYS:H	2:353:B:LEU:HD21	8	0.16
(1,719)	2:336:B:CYS:H	2:353:B:LEU:HD22	8	0.16
(1,719)	2:336:B:CYS:H	2:353:B:LEU:HD23	8	0.16
(1,719)	2:336:B:CYS:H	2:353:B:LEU:HD21	10	0.16
(1,719)	2:336:B:CYS:H	2:353:B:LEU:HD22	10	0.16
(1,719)	2:336:B:CYS:H	2:353:B:LEU:HD23	10	0.16
(1,719)	2:336:B:CYS:H	2:353:B:LEU:HD21	14	0.16
(1,719)	2:336:B:CYS:H	2:353:B:LEU:HD22	14	0.16
(1,719)	2:336:B:CYS:H	2:353:B:LEU:HD23	14	0.16
(1,719)	2:336:B:CYS:H	2:353:B:LEU:HD21	15	0.16
(1,719)	2:336:B:CYS:H	2:353:B:LEU:HD22	15	0.16
(1,719)	2:336:B:CYS:H	2:353:B:LEU:HD23	15	0.16
(1,719)	2:336:B:CYS:H	2:353:B:LEU:HD21	17	0.16
(1,719)	2:336:B:CYS:H	2:353:B:LEU:HD22	17	0.16
(1,719)	2:336:B:CYS:H	2:353:B:LEU:HD23	17	0.16
(1,719)	2:336:B:CYS:H	2:353:B:LEU:HD21	19	0.16
(1,719)	2:336:B:CYS:H	2:353:B:LEU:HD22	19	0.16
(1,719)	2:336:B:CYS:H	2:353:B:LEU:HD23	19	0.16
(1,716)	2:336:B:CYS:H	2:353:B:LEU:HB3	2	0.16
(1,716)	2:336:B:CYS:H	2:353:B:LEU:HB3	6	0.16
(1,716)	2:336:B:CYS:H	2:353:B:LEU:HB3	16	0.16
(1,710)	2:336:B:CYS:HB3	2:337:B:VAL:H	4	0.16

*Continued on next page...*

*Continued from previous page...*

Key	Atom-1	Atom-2	Model ID	Violation (Å)
(1,710)	2:336:B:CYS:HB3	2:337:B:VAL:H	6	0.16
(1,710)	2:336:B:CYS:HB3	2:337:B:VAL:H	11	0.16
(1,710)	2:336:B:CYS:HB3	2:337:B:VAL:H	12	0.16
(1,701)	2:335:B:GLU:H	2:353:B:LEU:HD21	4	0.16
(1,701)	2:335:B:GLU:H	2:353:B:LEU:HD22	4	0.16
(1,701)	2:335:B:GLU:H	2:353:B:LEU:HD23	4	0.16
(1,701)	2:335:B:GLU:H	2:353:B:LEU:HD21	12	0.16
(1,701)	2:335:B:GLU:H	2:353:B:LEU:HD22	12	0.16
(1,701)	2:335:B:GLU:H	2:353:B:LEU:HD23	12	0.16
(1,701)	2:335:B:GLU:H	2:353:B:LEU:HD21	18	0.16
(1,701)	2:335:B:GLU:H	2:353:B:LEU:HD22	18	0.16
(1,701)	2:335:B:GLU:H	2:353:B:LEU:HD23	18	0.16
(1,701)	2:335:B:GLU:H	2:353:B:LEU:HD21	20	0.16
(1,701)	2:335:B:GLU:H	2:353:B:LEU:HD22	20	0.16
(1,701)	2:335:B:GLU:H	2:353:B:LEU:HD23	20	0.16
(1,693)	2:335:B:GLU:H	2:336:B:CYS:H	3	0.16
(1,693)	2:335:B:GLU:H	2:336:B:CYS:H	14	0.16
(1,685)	2:334:B:LYS:HB2	2:335:B:GLU:H	13	0.16
(1,675)	2:333:B:THR:HG21	2:337:B:VAL:H	4	0.16
(1,675)	2:333:B:THR:HG22	2:337:B:VAL:H	4	0.16
(1,675)	2:333:B:THR:HG23	2:337:B:VAL:H	4	0.16
(1,675)	2:333:B:THR:HG21	2:337:B:VAL:H	6	0.16
(1,675)	2:333:B:THR:HG22	2:337:B:VAL:H	6	0.16
(1,675)	2:333:B:THR:HG23	2:337:B:VAL:H	6	0.16
(1,675)	2:333:B:THR:HG21	2:337:B:VAL:H	14	0.16
(1,675)	2:333:B:THR:HG22	2:337:B:VAL:H	14	0.16
(1,675)	2:333:B:THR:HG23	2:337:B:VAL:H	14	0.16
(1,663)	2:333:B:THR:H	2:334:B:LYS:HA	8	0.16
(1,663)	2:333:B:THR:H	2:334:B:LYS:HA	9	0.16
(1,663)	2:333:B:THR:H	2:334:B:LYS:HA	11	0.16
(1,663)	2:333:B:THR:H	2:334:B:LYS:HA	17	0.16
(1,663)	2:333:B:THR:H	2:334:B:LYS:HA	19	0.16
(1,645)	2:332:B:ILE:H	2:337:B:VAL:HG21	7	0.16
(1,645)	2:332:B:ILE:H	2:337:B:VAL:HG22	7	0.16
(1,645)	2:332:B:ILE:H	2:337:B:VAL:HG23	7	0.16
(1,645)	2:332:B:ILE:H	2:337:B:VAL:HG21	8	0.16
(1,645)	2:332:B:ILE:H	2:337:B:VAL:HG22	8	0.16
(1,645)	2:332:B:ILE:H	2:337:B:VAL:HG23	8	0.16
(1,645)	2:332:B:ILE:H	2:337:B:VAL:HG21	14	0.16
(1,645)	2:332:B:ILE:H	2:337:B:VAL:HG22	14	0.16
(1,645)	2:332:B:ILE:H	2:337:B:VAL:HG23	14	0.16
(1,620)	2:331:B:GLY:H	2:333:B:THR:HG21	4	0.16

*Continued on next page...*

*Continued from previous page...*

Key	Atom-1	Atom-2	Model ID	Violation (Å)
(1,620)	2:331:B:GLY:H	2:333:B:THR:HG22	4	0.16
(1,620)	2:331:B:GLY:H	2:333:B:THR:HG23	4	0.16
(1,620)	2:331:B:GLY:H	2:333:B:THR:HG21	8	0.16
(1,620)	2:331:B:GLY:H	2:333:B:THR:HG22	8	0.16
(1,620)	2:331:B:GLY:H	2:333:B:THR:HG23	8	0.16
(1,620)	2:331:B:GLY:H	2:333:B:THR:HG21	9	0.16
(1,620)	2:331:B:GLY:H	2:333:B:THR:HG22	9	0.16
(1,620)	2:331:B:GLY:H	2:333:B:THR:HG23	9	0.16
(1,610)	2:330:B:LEU:HD11	2:339:B:ARG:H	11	0.16
(1,610)	2:330:B:LEU:HD12	2:339:B:ARG:H	11	0.16
(1,610)	2:330:B:LEU:HD13	2:339:B:ARG:H	11	0.16
(1,604)	2:330:B:LEU:HD21	2:332:B:ILE:H	8	0.16
(1,604)	2:330:B:LEU:HD22	2:332:B:ILE:H	8	0.16
(1,604)	2:330:B:LEU:HD23	2:332:B:ILE:H	8	0.16
(1,604)	2:330:B:LEU:HD21	2:332:B:ILE:H	18	0.16
(1,604)	2:330:B:LEU:HD22	2:332:B:ILE:H	18	0.16
(1,604)	2:330:B:LEU:HD23	2:332:B:ILE:H	18	0.16
(1,595)	2:330:B:LEU:H	2:330:B:LEU:HD21	4	0.16
(1,595)	2:330:B:LEU:H	2:330:B:LEU:HD22	4	0.16
(1,595)	2:330:B:LEU:H	2:330:B:LEU:HD23	4	0.16
(1,595)	2:330:B:LEU:H	2:330:B:LEU:HD21	5	0.16
(1,595)	2:330:B:LEU:H	2:330:B:LEU:HD22	5	0.16
(1,595)	2:330:B:LEU:H	2:330:B:LEU:HD23	5	0.16
(1,595)	2:330:B:LEU:H	2:330:B:LEU:HD21	6	0.16
(1,595)	2:330:B:LEU:H	2:330:B:LEU:HD22	6	0.16
(1,595)	2:330:B:LEU:H	2:330:B:LEU:HD23	6	0.16
(1,595)	2:330:B:LEU:H	2:330:B:LEU:HD21	8	0.16
(1,595)	2:330:B:LEU:H	2:330:B:LEU:HD22	8	0.16
(1,595)	2:330:B:LEU:H	2:330:B:LEU:HD23	8	0.16
(1,595)	2:330:B:LEU:H	2:330:B:LEU:HD21	10	0.16
(1,595)	2:330:B:LEU:H	2:330:B:LEU:HD22	10	0.16
(1,595)	2:330:B:LEU:H	2:330:B:LEU:HD23	10	0.16
(1,595)	2:330:B:LEU:H	2:330:B:LEU:HD21	12	0.16
(1,595)	2:330:B:LEU:H	2:330:B:LEU:HD22	12	0.16
(1,595)	2:330:B:LEU:H	2:330:B:LEU:HD23	12	0.16
(1,595)	2:330:B:LEU:H	2:330:B:LEU:HD21	15	0.16
(1,595)	2:330:B:LEU:H	2:330:B:LEU:HD22	15	0.16
(1,595)	2:330:B:LEU:H	2:330:B:LEU:HD23	15	0.16
(1,595)	2:330:B:LEU:H	2:330:B:LEU:HD21	17	0.16
(1,595)	2:330:B:LEU:H	2:330:B:LEU:HD22	17	0.16
(1,595)	2:330:B:LEU:H	2:330:B:LEU:HD23	17	0.16
(1,595)	2:330:B:LEU:H	2:330:B:LEU:HD21	20	0.16

*Continued on next page...*

*Continued from previous page...*

Key	Atom-1	Atom-2	Model ID	Violation (Å)
(1,595)	2:330:B:LEU:H	2:330:B:LEU:HD22	20	0.16
(1,595)	2:330:B:LEU:H	2:330:B:LEU:HD23	20	0.16
(1,584)	2:329:B:LEU:HD11	2:340:B:VAL:H	10	0.16
(1,584)	2:329:B:LEU:HD12	2:340:B:VAL:H	10	0.16
(1,584)	2:329:B:LEU:HD13	2:340:B:VAL:H	10	0.16
(1,584)	2:329:B:LEU:HD11	2:340:B:VAL:H	12	0.16
(1,584)	2:329:B:LEU:HD12	2:340:B:VAL:H	12	0.16
(1,584)	2:329:B:LEU:HD13	2:340:B:VAL:H	12	0.16
(1,581)	2:329:B:LEU:H	2:340:B:VAL:HG21	15	0.16
(1,581)	2:329:B:LEU:H	2:340:B:VAL:HG22	15	0.16
(1,581)	2:329:B:LEU:H	2:340:B:VAL:HG23	15	0.16
(1,581)	2:329:B:LEU:H	2:340:B:VAL:HG21	16	0.16
(1,581)	2:329:B:LEU:H	2:340:B:VAL:HG22	16	0.16
(1,581)	2:329:B:LEU:H	2:340:B:VAL:HG23	16	0.16
(1,581)	2:329:B:LEU:H	2:340:B:VAL:HG21	17	0.16
(1,581)	2:329:B:LEU:H	2:340:B:VAL:HG22	17	0.16
(1,581)	2:329:B:LEU:H	2:340:B:VAL:HG23	17	0.16
(1,578)	2:329:B:LEU:H	2:339:B:ARG:HA	4	0.16
(1,563)	2:328:B:ARG:HB2	2:329:B:LEU:H	6	0.16
(1,558)	2:328:B:ARG:H	2:328:B:ARG:HG3	20	0.16
(1,553)	2:326:B:VAL:HG11	2:329:B:LEU:H	4	0.16
(1,553)	2:326:B:VAL:HG12	2:329:B:LEU:H	4	0.16
(1,553)	2:326:B:VAL:HG13	2:329:B:LEU:H	4	0.16
(1,553)	2:326:B:VAL:HG11	2:329:B:LEU:H	5	0.16
(1,553)	2:326:B:VAL:HG12	2:329:B:LEU:H	5	0.16
(1,553)	2:326:B:VAL:HG13	2:329:B:LEU:H	5	0.16
(1,553)	2:326:B:VAL:HG11	2:329:B:LEU:H	14	0.16
(1,553)	2:326:B:VAL:HG12	2:329:B:LEU:H	14	0.16
(1,553)	2:326:B:VAL:HG13	2:329:B:LEU:H	14	0.16
(1,553)	2:326:B:VAL:HG11	2:329:B:LEU:H	19	0.16
(1,553)	2:326:B:VAL:HG12	2:329:B:LEU:H	19	0.16
(1,553)	2:326:B:VAL:HG13	2:329:B:LEU:H	19	0.16
(1,548)	2:325:B:LEU:HD21	2:381:B:GLN:H	6	0.16
(1,548)	2:325:B:LEU:HD22	2:381:B:GLN:H	6	0.16
(1,548)	2:325:B:LEU:HD23	2:381:B:GLN:H	6	0.16
(1,548)	2:325:B:LEU:HD21	2:381:B:GLN:H	7	0.16
(1,548)	2:325:B:LEU:HD22	2:381:B:GLN:H	7	0.16
(1,548)	2:325:B:LEU:HD23	2:381:B:GLN:H	7	0.16
(1,548)	2:325:B:LEU:HD21	2:381:B:GLN:H	11	0.16
(1,548)	2:325:B:LEU:HD22	2:381:B:GLN:H	11	0.16
(1,548)	2:325:B:LEU:HD23	2:381:B:GLN:H	11	0.16
(1,540)	2:325:B:LEU:H	2:326:B:VAL:HG21	2	0.16

*Continued on next page...*

*Continued from previous page...*

Key	Atom-1	Atom-2	Model ID	Violation (Å)
(1,540)	2:325:B:LEU:H	2:326:B:VAL:HG22	2	0.16
(1,540)	2:325:B:LEU:H	2:326:B:VAL:HG23	2	0.16
(1,517)	2:322:B:LYS:HD2	2:324:B:LYS:H	4	0.16
(1,517)	2:322:B:LYS:HD2	2:324:B:LYS:H	6	0.16
(1,517)	2:322:B:LYS:HD2	2:324:B:LYS:H	14	0.16
(1,504)	2:320:B:LYS:H	2:326:B:VAL:HG21	5	0.16
(1,504)	2:320:B:LYS:H	2:326:B:VAL:HG22	5	0.16
(1,504)	2:320:B:LYS:H	2:326:B:VAL:HG23	5	0.16
(1,504)	2:320:B:LYS:H	2:326:B:VAL:HG21	14	0.16
(1,504)	2:320:B:LYS:H	2:326:B:VAL:HG22	14	0.16
(1,504)	2:320:B:LYS:H	2:326:B:VAL:HG23	14	0.16
(1,504)	2:320:B:LYS:H	2:326:B:VAL:HG21	15	0.16
(1,504)	2:320:B:LYS:H	2:326:B:VAL:HG22	15	0.16
(1,504)	2:320:B:LYS:H	2:326:B:VAL:HG23	15	0.16
(1,504)	2:320:B:LYS:H	2:326:B:VAL:HG21	19	0.16
(1,504)	2:320:B:LYS:H	2:326:B:VAL:HG22	19	0.16
(1,504)	2:320:B:LYS:H	2:326:B:VAL:HG23	19	0.16
(1,496)	2:320:B:LYS:H	2:321:B:GLY:H	8	0.16
(1,496)	2:320:B:LYS:H	2:321:B:GLY:H	9	0.16
(1,496)	2:320:B:LYS:H	2:321:B:GLY:H	10	0.16
(1,496)	2:320:B:LYS:H	2:321:B:GLY:H	14	0.16
(1,496)	2:320:B:LYS:H	2:321:B:GLY:H	15	0.16
(1,496)	2:320:B:LYS:H	2:321:B:GLY:H	16	0.16
(1,496)	2:320:B:LYS:H	2:321:B:GLY:H	17	0.16
(1,496)	2:320:B:LYS:H	2:321:B:GLY:H	20	0.16
(1,477)	2:319:B:MET:H	2:322:B:LYS:HG3	7	0.16
(1,474)	2:319:B:MET:HE1	2:320:B:LYS:H	8	0.16
(1,474)	2:319:B:MET:HE2	2:320:B:LYS:H	8	0.16
(1,474)	2:319:B:MET:HE3	2:320:B:LYS:H	8	0.16
(1,474)	2:319:B:MET:HE1	2:320:B:LYS:H	12	0.16
(1,474)	2:319:B:MET:HE2	2:320:B:LYS:H	12	0.16
(1,474)	2:319:B:MET:HE3	2:320:B:LYS:H	12	0.16
(1,467)	2:319:B:MET:H	2:319:B:MET:HE1	17	0.16
(1,467)	2:319:B:MET:H	2:319:B:MET:HE2	17	0.16
(1,467)	2:319:B:MET:H	2:319:B:MET:HE3	17	0.16
(1,459)	2:318:B:LYS:H	2:325:B:LEU:HD11	17	0.16
(1,459)	2:318:B:LYS:H	2:325:B:LEU:HD12	17	0.16
(1,459)	2:318:B:LYS:H	2:325:B:LEU:HD13	17	0.16
(1,452)	2:318:B:LYS:HB2	2:319:B:MET:H	13	0.16
(1,452)	2:318:B:LYS:HB2	2:319:B:MET:H	15	0.16
(1,449)	2:318:B:LYS:H	2:319:B:MET:HE1	1	0.16
(1,449)	2:318:B:LYS:H	2:319:B:MET:HE2	1	0.16

*Continued on next page...*



*Continued from previous page...*

Key	Atom-1	Atom-2	Model ID	Violation (Å)
(1,449)	2:318:B:LYS:H	2:319:B:MET:HE3	1	0.16
(1,437)	2:317:B:GLU:H	2:328:B:ARG:HB3	1	0.16
(1,437)	2:317:B:GLU:H	2:328:B:ARG:HB3	2	0.16
(1,437)	2:317:B:GLU:H	2:328:B:ARG:HB3	7	0.16
(1,437)	2:317:B:GLU:H	2:328:B:ARG:HB3	10	0.16
(1,405)	2:316:B:LYS:H	2:380:B:VAL:HG21	14	0.16
(1,405)	2:316:B:LYS:H	2:380:B:VAL:HG22	14	0.16
(1,405)	2:316:B:LYS:H	2:380:B:VAL:HG23	14	0.16
(1,404)	2:316:B:LYS:H	2:380:B:VAL:HG11	11	0.16
(1,404)	2:316:B:LYS:H	2:380:B:VAL:HG12	11	0.16
(1,404)	2:316:B:LYS:H	2:380:B:VAL:HG13	11	0.16
(1,398)	2:316:B:LYS:H	2:327:B:PRO:HA	3	0.16
(1,398)	2:316:B:LYS:H	2:327:B:PRO:HA	7	0.16
(1,398)	2:316:B:LYS:H	2:327:B:PRO:HA	9	0.16
(1,398)	2:316:B:LYS:H	2:327:B:PRO:HA	20	0.16
(1,392)	2:316:B:LYS:HB2	2:317:B:GLU:H	5	0.16
(1,392)	2:316:B:LYS:HB2	2:317:B:GLU:H	8	0.16
(1,392)	2:316:B:LYS:HB2	2:317:B:GLU:H	11	0.16
(1,392)	2:316:B:LYS:HB2	2:317:B:GLU:H	14	0.16
(1,392)	2:316:B:LYS:HB2	2:317:B:GLU:H	16	0.16
(1,384)	2:315:B:VAL:HG11	2:385:B:GLY:H	1	0.16
(1,384)	2:315:B:VAL:HG12	2:385:B:GLY:H	1	0.16
(1,384)	2:315:B:VAL:HG13	2:385:B:GLY:H	1	0.16
(1,384)	2:315:B:VAL:HG11	2:385:B:GLY:H	2	0.16
(1,384)	2:315:B:VAL:HG12	2:385:B:GLY:H	2	0.16
(1,384)	2:315:B:VAL:HG13	2:385:B:GLY:H	2	0.16
(1,384)	2:315:B:VAL:HG11	2:385:B:GLY:H	3	0.16
(1,384)	2:315:B:VAL:HG12	2:385:B:GLY:H	3	0.16
(1,384)	2:315:B:VAL:HG13	2:385:B:GLY:H	3	0.16
(1,384)	2:315:B:VAL:HG11	2:385:B:GLY:H	6	0.16
(1,384)	2:315:B:VAL:HG12	2:385:B:GLY:H	6	0.16
(1,384)	2:315:B:VAL:HG13	2:385:B:GLY:H	6	0.16
(1,384)	2:315:B:VAL:HG11	2:385:B:GLY:H	16	0.16
(1,384)	2:315:B:VAL:HG12	2:385:B:GLY:H	16	0.16
(1,384)	2:315:B:VAL:HG13	2:385:B:GLY:H	16	0.16
(1,380)	2:315:B:VAL:H	2:382:B:THR:HG21	7	0.16
(1,380)	2:315:B:VAL:H	2:382:B:THR:HG22	7	0.16
(1,380)	2:315:B:VAL:H	2:382:B:THR:HG23	7	0.16
(1,380)	2:315:B:VAL:H	2:382:B:THR:HG21	8	0.16
(1,380)	2:315:B:VAL:H	2:382:B:THR:HG22	8	0.16
(1,380)	2:315:B:VAL:H	2:382:B:THR:HG23	8	0.16
(1,380)	2:315:B:VAL:H	2:382:B:THR:HG21	9	0.16

*Continued on next page...*

*Continued from previous page...*

Key	Atom-1	Atom-2	Model ID	Violation (Å)
(1,380)	2:315:B:VAL:H	2:382:B:THR:HG22	9	0.16
(1,380)	2:315:B:VAL:H	2:382:B:THR:HG23	9	0.16
(1,380)	2:315:B:VAL:H	2:382:B:THR:HG21	11	0.16
(1,380)	2:315:B:VAL:H	2:382:B:THR:HG22	11	0.16
(1,380)	2:315:B:VAL:H	2:382:B:THR:HG23	11	0.16
(1,380)	2:315:B:VAL:H	2:382:B:THR:HG21	20	0.16
(1,380)	2:315:B:VAL:H	2:382:B:THR:HG22	20	0.16
(1,380)	2:315:B:VAL:H	2:382:B:THR:HG23	20	0.16
(1,375)	2:315:B:VAL:HG11	2:380:B:VAL:H	5	0.16
(1,375)	2:315:B:VAL:HG12	2:380:B:VAL:H	5	0.16
(1,375)	2:315:B:VAL:HG13	2:380:B:VAL:H	5	0.16
(1,375)	2:315:B:VAL:HG11	2:380:B:VAL:H	14	0.16
(1,375)	2:315:B:VAL:HG12	2:380:B:VAL:H	14	0.16
(1,375)	2:315:B:VAL:HG13	2:380:B:VAL:H	14	0.16
(1,367)	2:315:B:VAL:H	2:330:B:LEU:HD21	8	0.16
(1,367)	2:315:B:VAL:H	2:330:B:LEU:HD22	8	0.16
(1,367)	2:315:B:VAL:H	2:330:B:LEU:HD23	8	0.16
(1,365)	2:315:B:VAL:H	2:330:B:LEU:HB3	15	0.16
(1,362)	2:315:B:VAL:H	2:329:B:LEU:HD21	3	0.16
(1,362)	2:315:B:VAL:H	2:329:B:LEU:HD22	3	0.16
(1,362)	2:315:B:VAL:H	2:329:B:LEU:HD23	3	0.16
(1,362)	2:315:B:VAL:H	2:329:B:LEU:HD21	7	0.16
(1,362)	2:315:B:VAL:H	2:329:B:LEU:HD22	7	0.16
(1,362)	2:315:B:VAL:H	2:329:B:LEU:HD23	7	0.16
(1,362)	2:315:B:VAL:H	2:329:B:LEU:HD21	11	0.16
(1,362)	2:315:B:VAL:H	2:329:B:LEU:HD22	11	0.16
(1,362)	2:315:B:VAL:H	2:329:B:LEU:HD23	11	0.16
(1,362)	2:315:B:VAL:H	2:329:B:LEU:HD21	17	0.16
(1,362)	2:315:B:VAL:H	2:329:B:LEU:HD22	17	0.16
(1,362)	2:315:B:VAL:H	2:329:B:LEU:HD23	17	0.16
(1,354)	2:315:B:VAL:HG21	2:317:B:GLU:H	4	0.16
(1,354)	2:315:B:VAL:HG22	2:317:B:GLU:H	4	0.16
(1,354)	2:315:B:VAL:HG23	2:317:B:GLU:H	4	0.16
(1,346)	2:315:B:VAL:H	2:315:B:VAL:HB	1	0.16
(1,346)	2:315:B:VAL:H	2:315:B:VAL:HB	2	0.16
(1,346)	2:315:B:VAL:H	2:315:B:VAL:HB	6	0.16
(1,346)	2:315:B:VAL:H	2:315:B:VAL:HB	14	0.16
(1,346)	2:315:B:VAL:H	2:315:B:VAL:HB	16	0.16
(1,337)	2:314:B:LEU:HG	2:328:B:ARG:H	5	0.16
(1,337)	2:314:B:LEU:HG	2:328:B:ARG:H	7	0.16
(1,337)	2:314:B:LEU:HG	2:328:B:ARG:H	9	0.16
(1,337)	2:314:B:LEU:HG	2:328:B:ARG:H	13	0.16

*Continued on next page...*

*Continued from previous page...*

Key	Atom-1	Atom-2	Model ID	Violation (Å)
(1,337)	2:314:B:LEU:HG	2:328:B:ARG:H	14	0.16
(1,337)	2:314:B:LEU:HG	2:328:B:ARG:H	19	0.16
(1,337)	2:314:B:LEU:HG	2:328:B:ARG:H	20	0.16
(1,334)	2:314:B:LEU:HA	2:328:B:ARG:H	9	0.16
(1,334)	2:314:B:LEU:HA	2:328:B:ARG:H	20	0.16
(1,325)	2:314:B:LEU:H	2:315:B:VAL:H	1	0.16
(1,325)	2:314:B:LEU:H	2:315:B:VAL:H	6	0.16
(1,325)	2:314:B:LEU:H	2:315:B:VAL:H	14	0.16
(1,325)	2:314:B:LEU:H	2:315:B:VAL:H	16	0.16
(1,280)	2:312:B:PHE:H	2:312:B:PHE:HB3	1	0.16
(1,280)	2:312:B:PHE:H	2:312:B:PHE:HB3	2	0.16
(1,280)	2:312:B:PHE:H	2:312:B:PHE:HB3	3	0.16
(1,280)	2:312:B:PHE:H	2:312:B:PHE:HB3	4	0.16
(1,280)	2:312:B:PHE:H	2:312:B:PHE:HB3	5	0.16
(1,280)	2:312:B:PHE:H	2:312:B:PHE:HB3	9	0.16
(1,280)	2:312:B:PHE:H	2:312:B:PHE:HB3	10	0.16
(1,280)	2:312:B:PHE:H	2:312:B:PHE:HB3	11	0.16
(1,280)	2:312:B:PHE:H	2:312:B:PHE:HB3	12	0.16
(1,280)	2:312:B:PHE:H	2:312:B:PHE:HB3	13	0.16
(1,280)	2:312:B:PHE:H	2:312:B:PHE:HB3	15	0.16
(1,280)	2:312:B:PHE:H	2:312:B:PHE:HB3	17	0.16
(1,280)	2:312:B:PHE:H	2:312:B:PHE:HB3	18	0.16
(1,280)	2:312:B:PHE:H	2:312:B:PHE:HB3	19	0.16
(1,280)	2:312:B:PHE:H	2:312:B:PHE:HB3	20	0.16
(1,271)	2:311:B:SER:H	2:332:B:ILE:HD11	8	0.16
(1,271)	2:311:B:SER:H	2:332:B:ILE:HD12	8	0.16
(1,271)	2:311:B:SER:H	2:332:B:ILE:HD13	8	0.16
(1,239)	1:28:A:VAL:HB	1:29:A:ASP:H	2	0.16
(1,239)	1:28:A:VAL:HB	1:29:A:ASP:H	20	0.16
(1,210)	1:24:A:GLN:HG3	1:25:A:SER:HB3	1	0.16
(1,203)	1:24:A:GLN:HE22	1:24:A:GLN:HG3	5	0.16
(1,196)	1:24:A:GLN:HA	1:24:A:GLN:HG3	20	0.16
(1,191)	1:23:A:THR:H	1:24:A:GLN:HA	19	0.16
(1,179)	1:21:A:LEU:HA	1:23:A:THR:H	2	0.16
(1,179)	1:21:A:LEU:HA	1:23:A:THR:H	3	0.16
(1,179)	1:21:A:LEU:HA	1:23:A:THR:H	5	0.16
(1,179)	1:21:A:LEU:HA	1:23:A:THR:H	13	0.16
(1,144)	1:18:A:GLU:HA	1:21:A:LEU:HB2	5	0.16
(1,144)	1:18:A:GLU:HA	1:21:A:LEU:HB2	7	0.16
(1,144)	1:18:A:GLU:HA	1:21:A:LEU:HB2	9	0.16
(1,144)	1:18:A:GLU:HA	1:21:A:LEU:HB2	12	0.16
(1,117)	1:15:A:LEU:HA	1:19:A:MET:H	12	0.16

*Continued on next page...*

*Continued from previous page...*

Key	Atom-1	Atom-2	Model ID	Violation (Å)
(1,113)	1:15:A:LEU:HA	1:18:A:GLU:HB3	17	0.16
(1,108)	1:15:A:LEU:H	1:16:A:LEU:HB3	1	0.16
(1,75)	1:12:A:PHE:HD2	1:13:A:SER:HA	5	0.16
(1,75)	1:12:A:PHE:HD2	1:13:A:SER:HA	17	0.16
(1,66)	1:12:A:PHE:HB3	1:12:A:PHE:HE1	2	0.16
(1,66)	1:12:A:PHE:HB3	1:12:A:PHE:HE1	3	0.16
(1,66)	1:12:A:PHE:HB3	1:12:A:PHE:HE1	6	0.16
(1,66)	1:12:A:PHE:HB3	1:12:A:PHE:HE1	13	0.16
(1,64)	1:12:A:PHE:HA	1:12:A:PHE:HE1	8	0.16
(1,64)	1:12:A:PHE:HA	1:12:A:PHE:HE1	17	0.16
(1,64)	1:12:A:PHE:HA	1:12:A:PHE:HE1	18	0.16
(1,51)	1:11:A:MET:HA	1:12:A:PHE:HB2	2	0.16
(1,51)	1:11:A:MET:HA	1:12:A:PHE:HB2	12	0.16
(1,51)	1:11:A:MET:HA	1:12:A:PHE:HB2	16	0.16
(1,51)	1:11:A:MET:HA	1:12:A:PHE:HB2	17	0.16
(1,46)	1:11:A:MET:HB3	1:11:A:MET:H	1	0.16
(1,46)	1:11:A:MET:HB3	1:11:A:MET:H	2	0.16
(1,46)	1:11:A:MET:HB3	1:11:A:MET:H	7	0.16
(1,46)	1:11:A:MET:HB3	1:11:A:MET:H	15	0.16
(1,46)	1:11:A:MET:HB3	1:11:A:MET:H	16	0.16
(1,46)	1:11:A:MET:HB3	1:11:A:MET:H	20	0.16
(1,10)	1:8:A:ILE:HG12	1:9:A:ASP:H	5	0.16
(1,1588)	1:22:A:LEU:HD21	2:325:B:LEU:H	11	0.15
(1,1588)	1:22:A:LEU:HD22	2:325:B:LEU:H	11	0.15
(1,1588)	1:22:A:LEU:HD23	2:325:B:LEU:H	11	0.15
(1,1584)	1:19:A:MET:HE1	2:318:B:LYS:H	4	0.15
(1,1584)	1:19:A:MET:HE2	2:318:B:LYS:H	4	0.15
(1,1584)	1:19:A:MET:HE3	2:318:B:LYS:H	4	0.15
(1,1580)	1:16:A:LEU:HD21	2:361:B:ALA:H	4	0.15
(1,1580)	1:16:A:LEU:HD22	2:361:B:ALA:H	4	0.15
(1,1580)	1:16:A:LEU:HD23	2:361:B:ALA:H	4	0.15
(1,1570)	1:15:A:LEU:HD11	2:359:B:TRP:H	18	0.15
(1,1570)	1:15:A:LEU:HD12	2:359:B:TRP:H	18	0.15
(1,1570)	1:15:A:LEU:HD13	2:359:B:TRP:H	18	0.15
(1,1543)	2:398:B:ILE:HG13	2:399:B:ILE:H	2	0.15
(1,1543)	2:398:B:ILE:HG13	2:399:B:ILE:H	3	0.15
(1,1543)	2:398:B:ILE:HG13	2:399:B:ILE:H	5	0.15
(1,1534)	2:398:B:ILE:H	2:398:B:ILE:HG12	19	0.15
(1,1520)	2:397:B:ASP:H	2:398:B:ILE:HG13	4	0.15
(1,1520)	2:397:B:ASP:H	2:398:B:ILE:HG13	7	0.15
(1,1520)	2:397:B:ASP:H	2:398:B:ILE:HG13	8	0.15
(1,1520)	2:397:B:ASP:H	2:398:B:ILE:HG13	11	0.15

*Continued on next page...*

*Continued from previous page...*

Key	Atom-1	Atom-2	Model ID	Violation (Å)
(1,1520)	2:397:B:ASP:H	2:398:B:ILE:HG13	12	0.15
(1,1520)	2:397:B:ASP:H	2:398:B:ILE:HG13	13	0.15
(1,1520)	2:397:B:ASP:H	2:398:B:ILE:HG13	17	0.15
(1,1520)	2:397:B:ASP:H	2:398:B:ILE:HG13	18	0.15
(1,1520)	2:397:B:ASP:H	2:398:B:ILE:HG13	20	0.15
(1,1510)	2:396:B:ILE:H	2:399:B:ILE:HG21	13	0.15
(1,1510)	2:396:B:ILE:H	2:399:B:ILE:HG22	13	0.15
(1,1510)	2:396:B:ILE:H	2:399:B:ILE:HG23	13	0.15
(1,1485)	2:395:B:TYR:H	2:398:B:ILE:HD11	4	0.15
(1,1485)	2:395:B:TYR:H	2:398:B:ILE:HD12	4	0.15
(1,1485)	2:395:B:TYR:H	2:398:B:ILE:HD13	4	0.15
(1,1485)	2:395:B:TYR:H	2:398:B:ILE:HD11	8	0.15
(1,1485)	2:395:B:TYR:H	2:398:B:ILE:HD12	8	0.15
(1,1485)	2:395:B:TYR:H	2:398:B:ILE:HD13	8	0.15
(1,1485)	2:395:B:TYR:H	2:398:B:ILE:HD11	14	0.15
(1,1485)	2:395:B:TYR:H	2:398:B:ILE:HD12	14	0.15
(1,1485)	2:395:B:TYR:H	2:398:B:ILE:HD13	14	0.15
(1,1467)	2:394:B:GLY:HA2	2:396:B:ILE:H	5	0.15
(1,1467)	2:394:B:GLY:HA2	2:396:B:ILE:H	6	0.15
(1,1467)	2:394:B:GLY:HA2	2:396:B:ILE:H	7	0.15
(1,1467)	2:394:B:GLY:HA2	2:396:B:ILE:H	12	0.15
(1,1467)	2:394:B:GLY:HA2	2:396:B:ILE:H	16	0.15
(1,1459)	2:393:B:ALA:HB1	2:397:B:ASP:H	5	0.15
(1,1459)	2:393:B:ALA:HB2	2:397:B:ASP:H	5	0.15
(1,1459)	2:393:B:ALA:HB3	2:397:B:ASP:H	5	0.15
(1,1457)	2:393:B:ALA:HB1	2:396:B:ILE:H	2	0.15
(1,1457)	2:393:B:ALA:HB2	2:396:B:ILE:H	2	0.15
(1,1457)	2:393:B:ALA:HB3	2:396:B:ILE:H	2	0.15
(1,1457)	2:393:B:ALA:HB1	2:396:B:ILE:H	6	0.15
(1,1457)	2:393:B:ALA:HB2	2:396:B:ILE:H	6	0.15
(1,1457)	2:393:B:ALA:HB3	2:396:B:ILE:H	6	0.15
(1,1457)	2:393:B:ALA:HB1	2:396:B:ILE:H	12	0.15
(1,1457)	2:393:B:ALA:HB2	2:396:B:ILE:H	12	0.15
(1,1457)	2:393:B:ALA:HB3	2:396:B:ILE:H	12	0.15
(1,1457)	2:393:B:ALA:HB1	2:396:B:ILE:H	13	0.15
(1,1457)	2:393:B:ALA:HB2	2:396:B:ILE:H	13	0.15
(1,1457)	2:393:B:ALA:HB3	2:396:B:ILE:H	13	0.15
(1,1457)	2:393:B:ALA:HB1	2:396:B:ILE:H	17	0.15
(1,1457)	2:393:B:ALA:HB2	2:396:B:ILE:H	17	0.15
(1,1457)	2:393:B:ALA:HB3	2:396:B:ILE:H	17	0.15
(1,1457)	2:393:B:ALA:HB1	2:396:B:ILE:H	18	0.15
(1,1457)	2:393:B:ALA:HB2	2:396:B:ILE:H	18	0.15

*Continued on next page...*

*Continued from previous page...*

Key	Atom-1	Atom-2	Model ID	Violation (Å)
(1,1457)	2:393:B:ALA:HB3	2:396:B:ILE:H	18	0.15
(1,1430)	2:392:B:ILE:H	2:393:B:ALA:HB1	3	0.15
(1,1430)	2:392:B:ILE:H	2:393:B:ALA:HB2	3	0.15
(1,1430)	2:392:B:ILE:H	2:393:B:ALA:HB3	3	0.15
(1,1430)	2:392:B:ILE:H	2:393:B:ALA:HB1	4	0.15
(1,1430)	2:392:B:ILE:H	2:393:B:ALA:HB2	4	0.15
(1,1430)	2:392:B:ILE:H	2:393:B:ALA:HB3	4	0.15
(1,1430)	2:392:B:ILE:H	2:393:B:ALA:HB1	6	0.15
(1,1430)	2:392:B:ILE:H	2:393:B:ALA:HB2	6	0.15
(1,1430)	2:392:B:ILE:H	2:393:B:ALA:HB3	6	0.15
(1,1430)	2:392:B:ILE:H	2:393:B:ALA:HB1	7	0.15
(1,1430)	2:392:B:ILE:H	2:393:B:ALA:HB2	7	0.15
(1,1430)	2:392:B:ILE:H	2:393:B:ALA:HB3	7	0.15
(1,1430)	2:392:B:ILE:H	2:393:B:ALA:HB1	8	0.15
(1,1430)	2:392:B:ILE:H	2:393:B:ALA:HB2	8	0.15
(1,1430)	2:392:B:ILE:H	2:393:B:ALA:HB3	8	0.15
(1,1430)	2:392:B:ILE:H	2:393:B:ALA:HB1	9	0.15
(1,1430)	2:392:B:ILE:H	2:393:B:ALA:HB2	9	0.15
(1,1430)	2:392:B:ILE:H	2:393:B:ALA:HB3	9	0.15
(1,1430)	2:392:B:ILE:H	2:393:B:ALA:HB1	10	0.15
(1,1430)	2:392:B:ILE:H	2:393:B:ALA:HB2	10	0.15
(1,1430)	2:392:B:ILE:H	2:393:B:ALA:HB3	10	0.15
(1,1430)	2:392:B:ILE:H	2:393:B:ALA:HB1	11	0.15
(1,1430)	2:392:B:ILE:H	2:393:B:ALA:HB2	11	0.15
(1,1430)	2:392:B:ILE:H	2:393:B:ALA:HB3	11	0.15
(1,1430)	2:392:B:ILE:H	2:393:B:ALA:HB1	12	0.15
(1,1430)	2:392:B:ILE:H	2:393:B:ALA:HB2	12	0.15
(1,1430)	2:392:B:ILE:H	2:393:B:ALA:HB3	12	0.15
(1,1430)	2:392:B:ILE:H	2:393:B:ALA:HB1	13	0.15
(1,1430)	2:392:B:ILE:H	2:393:B:ALA:HB2	13	0.15
(1,1430)	2:392:B:ILE:H	2:393:B:ALA:HB3	13	0.15
(1,1430)	2:392:B:ILE:H	2:393:B:ALA:HB1	14	0.15
(1,1430)	2:392:B:ILE:H	2:393:B:ALA:HB2	14	0.15
(1,1430)	2:392:B:ILE:H	2:393:B:ALA:HB3	14	0.15
(1,1430)	2:392:B:ILE:H	2:393:B:ALA:HB1	15	0.15
(1,1430)	2:392:B:ILE:H	2:393:B:ALA:HB2	15	0.15
(1,1430)	2:392:B:ILE:H	2:393:B:ALA:HB3	15	0.15
(1,1430)	2:392:B:ILE:H	2:393:B:ALA:HB1	16	0.15
(1,1430)	2:392:B:ILE:H	2:393:B:ALA:HB2	16	0.15
(1,1430)	2:392:B:ILE:H	2:393:B:ALA:HB3	16	0.15
(1,1430)	2:392:B:ILE:H	2:393:B:ALA:HB1	18	0.15
(1,1430)	2:392:B:ILE:H	2:393:B:ALA:HB2	18	0.15

*Continued on next page...*



*Continued from previous page...*

Key	Atom-1	Atom-2	Model ID	Violation (Å)
(1,1430)	2:392:B:ILE:H	2:393:B:ALA:HB3	18	0.15
(1,1430)	2:392:B:ILE:H	2:393:B:ALA:HB1	20	0.15
(1,1430)	2:392:B:ILE:H	2:393:B:ALA:HB2	20	0.15
(1,1430)	2:392:B:ILE:H	2:393:B:ALA:HB3	20	0.15
(1,1426)	2:391:B:LEU:HD11	2:396:B:ILE:H	3	0.15
(1,1426)	2:391:B:LEU:HD12	2:396:B:ILE:H	3	0.15
(1,1426)	2:391:B:LEU:HD13	2:396:B:ILE:H	3	0.15
(1,1426)	2:391:B:LEU:HD11	2:396:B:ILE:H	13	0.15
(1,1426)	2:391:B:LEU:HD12	2:396:B:ILE:H	13	0.15
(1,1426)	2:391:B:LEU:HD13	2:396:B:ILE:H	13	0.15
(1,1426)	2:391:B:LEU:HD11	2:396:B:ILE:H	14	0.15
(1,1426)	2:391:B:LEU:HD12	2:396:B:ILE:H	14	0.15
(1,1426)	2:391:B:LEU:HD13	2:396:B:ILE:H	14	0.15
(1,1426)	2:391:B:LEU:HD11	2:396:B:ILE:H	15	0.15
(1,1426)	2:391:B:LEU:HD12	2:396:B:ILE:H	15	0.15
(1,1426)	2:391:B:LEU:HD13	2:396:B:ILE:H	15	0.15
(1,1426)	2:391:B:LEU:HD11	2:396:B:ILE:H	17	0.15
(1,1426)	2:391:B:LEU:HD12	2:396:B:ILE:H	17	0.15
(1,1426)	2:391:B:LEU:HD13	2:396:B:ILE:H	17	0.15
(1,1426)	2:391:B:LEU:HD11	2:396:B:ILE:H	18	0.15
(1,1426)	2:391:B:LEU:HD12	2:396:B:ILE:H	18	0.15
(1,1426)	2:391:B:LEU:HD13	2:396:B:ILE:H	18	0.15
(1,1426)	2:391:B:LEU:HD11	2:396:B:ILE:H	19	0.15
(1,1426)	2:391:B:LEU:HD12	2:396:B:ILE:H	19	0.15
(1,1426)	2:391:B:LEU:HD13	2:396:B:ILE:H	19	0.15
(1,1423)	2:391:B:LEU:HD11	2:394:B:GLY:H	1	0.15
(1,1423)	2:391:B:LEU:HD12	2:394:B:GLY:H	1	0.15
(1,1423)	2:391:B:LEU:HD13	2:394:B:GLY:H	1	0.15
(1,1423)	2:391:B:LEU:HD11	2:394:B:GLY:H	17	0.15
(1,1423)	2:391:B:LEU:HD12	2:394:B:GLY:H	17	0.15
(1,1423)	2:391:B:LEU:HD13	2:394:B:GLY:H	17	0.15
(1,1411)	2:391:B:LEU:HB3	2:392:B:ILE:H	4	0.15
(1,1411)	2:391:B:LEU:HB3	2:392:B:ILE:H	8	0.15
(1,1411)	2:391:B:LEU:HB3	2:392:B:ILE:H	12	0.15
(1,1386)	2:390:B:GLN:H	2:390:B:GLN:HG3	3	0.15
(1,1367)	2:388:B:ILE:H	2:392:B:ILE:HD11	4	0.15
(1,1367)	2:388:B:ILE:H	2:392:B:ILE:HD12	4	0.15
(1,1367)	2:388:B:ILE:H	2:392:B:ILE:HD13	4	0.15
(1,1367)	2:388:B:ILE:H	2:392:B:ILE:HD11	5	0.15
(1,1367)	2:388:B:ILE:H	2:392:B:ILE:HD12	5	0.15
(1,1367)	2:388:B:ILE:H	2:392:B:ILE:HD13	5	0.15
(1,1367)	2:388:B:ILE:H	2:392:B:ILE:HD11	7	0.15

*Continued on next page...*

*Continued from previous page...*

Key	Atom-1	Atom-2	Model ID	Violation (Å)
(1,1367)	2:388:B:ILE:H	2:392:B:ILE:HD12	7	0.15
(1,1367)	2:388:B:ILE:H	2:392:B:ILE:HD13	7	0.15
(1,1367)	2:388:B:ILE:H	2:392:B:ILE:HD11	8	0.15
(1,1367)	2:388:B:ILE:H	2:392:B:ILE:HD12	8	0.15
(1,1367)	2:388:B:ILE:H	2:392:B:ILE:HD13	8	0.15
(1,1367)	2:388:B:ILE:H	2:392:B:ILE:HD11	10	0.15
(1,1367)	2:388:B:ILE:H	2:392:B:ILE:HD12	10	0.15
(1,1367)	2:388:B:ILE:H	2:392:B:ILE:HD13	10	0.15
(1,1367)	2:388:B:ILE:H	2:392:B:ILE:HD11	11	0.15
(1,1367)	2:388:B:ILE:H	2:392:B:ILE:HD12	11	0.15
(1,1367)	2:388:B:ILE:H	2:392:B:ILE:HD13	11	0.15
(1,1367)	2:388:B:ILE:H	2:392:B:ILE:HD11	12	0.15
(1,1367)	2:388:B:ILE:H	2:392:B:ILE:HD12	12	0.15
(1,1367)	2:388:B:ILE:H	2:392:B:ILE:HD13	12	0.15
(1,1367)	2:388:B:ILE:H	2:392:B:ILE:HD11	18	0.15
(1,1367)	2:388:B:ILE:H	2:392:B:ILE:HD12	18	0.15
(1,1367)	2:388:B:ILE:H	2:392:B:ILE:HD13	18	0.15
(1,1367)	2:388:B:ILE:H	2:392:B:ILE:HD11	20	0.15
(1,1367)	2:388:B:ILE:H	2:392:B:ILE:HD12	20	0.15
(1,1367)	2:388:B:ILE:H	2:392:B:ILE:HD13	20	0.15
(1,1350)	2:387:B:GLN:HA	2:390:B:GLN:H	3	0.15
(1,1350)	2:387:B:GLN:HA	2:390:B:GLN:H	11	0.15
(1,1350)	2:387:B:GLN:HA	2:390:B:GLN:H	13	0.15
(1,1350)	2:387:B:GLN:HA	2:390:B:GLN:H	16	0.15
(1,1350)	2:387:B:GLN:HA	2:390:B:GLN:H	17	0.15
(1,1343)	2:387:B:GLN:HB3	2:388:B:ILE:H	5	0.15
(1,1339)	2:387:B:GLN:H	2:388:B:ILE:HB	3	0.15
(1,1339)	2:387:B:GLN:H	2:388:B:ILE:HB	6	0.15
(1,1339)	2:387:B:GLN:H	2:388:B:ILE:HB	13	0.15
(1,1339)	2:387:B:GLN:H	2:388:B:ILE:HB	15	0.15
(1,1334)	2:386:B:GLU:HA	2:390:B:GLN:H	2	0.15
(1,1334)	2:386:B:GLU:HA	2:390:B:GLN:H	7	0.15
(1,1334)	2:386:B:GLU:HA	2:390:B:GLN:H	16	0.15
(1,1331)	2:386:B:GLU:HA	2:388:B:ILE:H	2	0.15
(1,1331)	2:386:B:GLU:HA	2:388:B:ILE:H	7	0.15
(1,1331)	2:386:B:GLU:HA	2:388:B:ILE:H	8	0.15
(1,1331)	2:386:B:GLU:HA	2:388:B:ILE:H	12	0.15
(1,1331)	2:386:B:GLU:HA	2:388:B:ILE:H	13	0.15
(1,1331)	2:386:B:GLU:HA	2:388:B:ILE:H	16	0.15
(1,1331)	2:386:B:GLU:HA	2:388:B:ILE:H	20	0.15
(1,1321)	2:386:B:GLU:H	2:386:B:GLU:HG3	1	0.15
(1,1321)	2:386:B:GLU:H	2:386:B:GLU:HG3	2	0.15

*Continued on next page...*

*Continued from previous page...*

Key	Atom-1	Atom-2	Model ID	Violation (Å)
(1,1321)	2:386:B:GLU:H	2:386:B:GLU:HG3	7	0.15
(1,1321)	2:386:B:GLU:H	2:386:B:GLU:HG3	8	0.15
(1,1321)	2:386:B:GLU:H	2:386:B:GLU:HG3	9	0.15
(1,1321)	2:386:B:GLU:H	2:386:B:GLU:HG3	12	0.15
(1,1321)	2:386:B:GLU:H	2:386:B:GLU:HG3	13	0.15
(1,1321)	2:386:B:GLU:H	2:386:B:GLU:HG3	14	0.15
(1,1321)	2:386:B:GLU:H	2:386:B:GLU:HG3	17	0.15
(1,1321)	2:386:B:GLU:H	2:386:B:GLU:HG3	18	0.15
(1,1321)	2:386:B:GLU:H	2:386:B:GLU:HG3	19	0.15
(1,1321)	2:386:B:GLU:H	2:386:B:GLU:HG3	20	0.15
(1,1311)	2:384:B:GLU:HB3	2:387:B:GLN:H	7	0.15
(1,1298)	2:382:B:THR:HG21	2:386:B:GLU:H	5	0.15
(1,1298)	2:382:B:THR:HG22	2:386:B:GLU:H	5	0.15
(1,1298)	2:382:B:THR:HG23	2:386:B:GLU:H	5	0.15
(1,1298)	2:382:B:THR:HG21	2:386:B:GLU:H	18	0.15
(1,1298)	2:382:B:THR:HG22	2:386:B:GLU:H	18	0.15
(1,1298)	2:382:B:THR:HG23	2:386:B:GLU:H	18	0.15
(1,1297)	2:382:B:THR:HG21	2:385:B:GLY:H	1	0.15
(1,1297)	2:382:B:THR:HG22	2:385:B:GLY:H	1	0.15
(1,1297)	2:382:B:THR:HG23	2:385:B:GLY:H	1	0.15
(1,1297)	2:382:B:THR:HG21	2:385:B:GLY:H	2	0.15
(1,1297)	2:382:B:THR:HG22	2:385:B:GLY:H	2	0.15
(1,1297)	2:382:B:THR:HG23	2:385:B:GLY:H	2	0.15
(1,1297)	2:382:B:THR:HG21	2:385:B:GLY:H	6	0.15
(1,1297)	2:382:B:THR:HG22	2:385:B:GLY:H	6	0.15
(1,1297)	2:382:B:THR:HG23	2:385:B:GLY:H	6	0.15
(1,1297)	2:382:B:THR:HG21	2:385:B:GLY:H	12	0.15
(1,1297)	2:382:B:THR:HG22	2:385:B:GLY:H	12	0.15
(1,1297)	2:382:B:THR:HG23	2:385:B:GLY:H	12	0.15
(1,1297)	2:382:B:THR:HG21	2:385:B:GLY:H	13	0.15
(1,1297)	2:382:B:THR:HG22	2:385:B:GLY:H	13	0.15
(1,1297)	2:382:B:THR:HG23	2:385:B:GLY:H	13	0.15
(1,1297)	2:382:B:THR:HG21	2:385:B:GLY:H	14	0.15
(1,1297)	2:382:B:THR:HG22	2:385:B:GLY:H	14	0.15
(1,1297)	2:382:B:THR:HG23	2:385:B:GLY:H	14	0.15
(1,1297)	2:382:B:THR:HG21	2:385:B:GLY:H	15	0.15
(1,1297)	2:382:B:THR:HG22	2:385:B:GLY:H	15	0.15
(1,1297)	2:382:B:THR:HG23	2:385:B:GLY:H	15	0.15
(1,1297)	2:382:B:THR:HG21	2:385:B:GLY:H	16	0.15
(1,1297)	2:382:B:THR:HG22	2:385:B:GLY:H	16	0.15
(1,1297)	2:382:B:THR:HG23	2:385:B:GLY:H	16	0.15
(1,1297)	2:382:B:THR:HG21	2:385:B:GLY:H	17	0.15

*Continued on next page...*

*Continued from previous page...*

Key	Atom-1	Atom-2	Model ID	Violation (Å)
(1,1297)	2:382:B:THR:HG22	2:385:B:GLY:H	17	0.15
(1,1297)	2:382:B:THR:HG23	2:385:B:GLY:H	17	0.15
(1,1297)	2:382:B:THR:HG21	2:385:B:GLY:H	19	0.15
(1,1297)	2:382:B:THR:HG22	2:385:B:GLY:H	19	0.15
(1,1297)	2:382:B:THR:HG23	2:385:B:GLY:H	19	0.15
(1,1297)	2:382:B:THR:HG21	2:385:B:GLY:H	20	0.15
(1,1297)	2:382:B:THR:HG22	2:385:B:GLY:H	20	0.15
(1,1297)	2:382:B:THR:HG23	2:385:B:GLY:H	20	0.15
(1,1294)	2:382:B:THR:HG21	2:383:B:THR:H	3	0.15
(1,1294)	2:382:B:THR:HG22	2:383:B:THR:H	3	0.15
(1,1294)	2:382:B:THR:HG23	2:383:B:THR:H	3	0.15
(1,1294)	2:382:B:THR:HG21	2:383:B:THR:H	5	0.15
(1,1294)	2:382:B:THR:HG22	2:383:B:THR:H	5	0.15
(1,1294)	2:382:B:THR:HG23	2:383:B:THR:H	5	0.15
(1,1294)	2:382:B:THR:HG21	2:383:B:THR:H	10	0.15
(1,1294)	2:382:B:THR:HG22	2:383:B:THR:H	10	0.15
(1,1294)	2:382:B:THR:HG23	2:383:B:THR:H	10	0.15
(1,1294)	2:382:B:THR:HG21	2:383:B:THR:H	13	0.15
(1,1294)	2:382:B:THR:HG22	2:383:B:THR:H	13	0.15
(1,1294)	2:382:B:THR:HG23	2:383:B:THR:H	13	0.15
(1,1294)	2:382:B:THR:HG21	2:383:B:THR:H	14	0.15
(1,1294)	2:382:B:THR:HG22	2:383:B:THR:H	14	0.15
(1,1294)	2:382:B:THR:HG23	2:383:B:THR:H	14	0.15
(1,1294)	2:382:B:THR:HG21	2:383:B:THR:H	15	0.15
(1,1294)	2:382:B:THR:HG22	2:383:B:THR:H	15	0.15
(1,1294)	2:382:B:THR:HG23	2:383:B:THR:H	15	0.15
(1,1289)	2:381:B:GLN:HG3	2:382:B:THR:H	2	0.15
(1,1289)	2:381:B:GLN:HG3	2:382:B:THR:H	10	0.15
(1,1289)	2:381:B:GLN:HG3	2:382:B:THR:H	13	0.15
(1,1289)	2:381:B:GLN:HG3	2:382:B:THR:H	20	0.15
(1,1288)	2:381:B:GLN:HB2	2:382:B:THR:H	18	0.15
(1,1287)	2:381:B:GLN:HB3	2:382:B:THR:H	8	0.15
(1,1285)	2:381:B:GLN:H	2:382:B:THR:HG21	7	0.15
(1,1285)	2:381:B:GLN:H	2:382:B:THR:HG22	7	0.15
(1,1285)	2:381:B:GLN:H	2:382:B:THR:HG23	7	0.15
(1,1285)	2:381:B:GLN:H	2:382:B:THR:HG21	11	0.15
(1,1285)	2:381:B:GLN:H	2:382:B:THR:HG22	11	0.15
(1,1285)	2:381:B:GLN:H	2:382:B:THR:HG23	11	0.15
(1,1284)	2:381:B:GLN:H	2:381:B:GLN:HG2	12	0.15
(1,1266)	2:379:B:SER:H	2:380:B:VAL:HG21	3	0.15
(1,1266)	2:379:B:SER:H	2:380:B:VAL:HG22	3	0.15
(1,1266)	2:379:B:SER:H	2:380:B:VAL:HG23	3	0.15

*Continued on next page...*

*Continued from previous page...*

Key	Atom-1	Atom-2	Model ID	Violation (Å)
(1,1266)	2:379:B:SER:H	2:380:B:VAL:HG21	7	0.15
(1,1266)	2:379:B:SER:H	2:380:B:VAL:HG22	7	0.15
(1,1266)	2:379:B:SER:H	2:380:B:VAL:HG23	7	0.15
(1,1266)	2:379:B:SER:H	2:380:B:VAL:HG21	13	0.15
(1,1266)	2:379:B:SER:H	2:380:B:VAL:HG22	13	0.15
(1,1266)	2:379:B:SER:H	2:380:B:VAL:HG23	13	0.15
(1,1266)	2:379:B:SER:H	2:380:B:VAL:HG21	15	0.15
(1,1266)	2:379:B:SER:H	2:380:B:VAL:HG22	15	0.15
(1,1266)	2:379:B:SER:H	2:380:B:VAL:HG23	15	0.15
(1,1266)	2:379:B:SER:H	2:380:B:VAL:HG21	17	0.15
(1,1266)	2:379:B:SER:H	2:380:B:VAL:HG22	17	0.15
(1,1266)	2:379:B:SER:H	2:380:B:VAL:HG23	17	0.15
(1,1254)	2:377:B:TYR:HD1	2:378:B:TYR:H	4	0.15
(1,1254)	2:377:B:TYR:HD1	2:378:B:TYR:H	9	0.15
(1,1254)	2:377:B:TYR:HD1	2:378:B:TYR:H	12	0.15
(1,1254)	2:377:B:TYR:HD1	2:378:B:TYR:H	18	0.15
(1,1242)	2:375:B:ASP:HB2	2:376:B:GLY:H	14	0.15
(1,1199)	2:371:B:GLY:H	2:372:B:ASP:H	11	0.15
(1,1194)	2:370:B:PHE:HB2	2:372:B:ASP:H	5	0.15
(1,1190)	2:369:B:ASP:H	2:377:B:TYR:HD1	8	0.15
(1,1171)	2:368:B:LEU:HD11	2:370:B:PHE:H	14	0.15
(1,1171)	2:368:B:LEU:HD12	2:370:B:PHE:H	14	0.15
(1,1171)	2:368:B:LEU:HD13	2:370:B:PHE:H	14	0.15
(1,1164)	2:368:B:LEU:H	2:369:B:ASP:H	2	0.15
(1,1164)	2:368:B:LEU:H	2:369:B:ASP:H	3	0.15
(1,1164)	2:368:B:LEU:H	2:369:B:ASP:H	5	0.15
(1,1164)	2:368:B:LEU:H	2:369:B:ASP:H	6	0.15
(1,1164)	2:368:B:LEU:H	2:369:B:ASP:H	13	0.15
(1,1164)	2:368:B:LEU:H	2:369:B:ASP:H	15	0.15
(1,1164)	2:368:B:LEU:H	2:369:B:ASP:H	16	0.15
(1,1164)	2:368:B:LEU:H	2:369:B:ASP:H	17	0.15
(1,1164)	2:368:B:LEU:H	2:369:B:ASP:H	19	0.15
(1,1164)	2:368:B:LEU:H	2:369:B:ASP:H	20	0.15
(1,1155)	2:367:B:THR:HG21	2:370:B:PHE:H	9	0.15
(1,1155)	2:367:B:THR:HG22	2:370:B:PHE:H	9	0.15
(1,1155)	2:367:B:THR:HG23	2:370:B:PHE:H	9	0.15
(1,1155)	2:367:B:THR:HG21	2:370:B:PHE:H	10	0.15
(1,1155)	2:367:B:THR:HG22	2:370:B:PHE:H	10	0.15
(1,1155)	2:367:B:THR:HG23	2:370:B:PHE:H	10	0.15
(1,1155)	2:367:B:THR:HG21	2:370:B:PHE:H	11	0.15
(1,1155)	2:367:B:THR:HG22	2:370:B:PHE:H	11	0.15
(1,1155)	2:367:B:THR:HG23	2:370:B:PHE:H	11	0.15

*Continued on next page...*

*Continued from previous page...*

Key	Atom-1	Atom-2	Model ID	Violation (Å)
(1,1126)	2:365:B:SER:H	2:366:B:PHE:HA	4	0.15
(1,1126)	2:365:B:SER:H	2:366:B:PHE:HA	7	0.15
(1,1126)	2:365:B:SER:H	2:366:B:PHE:HA	8	0.15
(1,1126)	2:365:B:SER:H	2:366:B:PHE:HA	9	0.15
(1,1126)	2:365:B:SER:H	2:366:B:PHE:HA	10	0.15
(1,1126)	2:365:B:SER:H	2:366:B:PHE:HA	11	0.15
(1,1126)	2:365:B:SER:H	2:366:B:PHE:HA	18	0.15
(1,1126)	2:365:B:SER:H	2:366:B:PHE:HA	20	0.15
(1,1094)	2:361:B:ALA:HB1	2:390:B:GLN:H	1	0.15
(1,1094)	2:361:B:ALA:HB2	2:390:B:GLN:H	1	0.15
(1,1094)	2:361:B:ALA:HB3	2:390:B:GLN:H	1	0.15
(1,1094)	2:361:B:ALA:HB1	2:390:B:GLN:H	4	0.15
(1,1094)	2:361:B:ALA:HB2	2:390:B:GLN:H	4	0.15
(1,1094)	2:361:B:ALA:HB3	2:390:B:GLN:H	4	0.15
(1,1094)	2:361:B:ALA:HB1	2:390:B:GLN:H	9	0.15
(1,1094)	2:361:B:ALA:HB2	2:390:B:GLN:H	9	0.15
(1,1094)	2:361:B:ALA:HB3	2:390:B:GLN:H	9	0.15
(1,1094)	2:361:B:ALA:HB1	2:390:B:GLN:H	10	0.15
(1,1094)	2:361:B:ALA:HB2	2:390:B:GLN:H	10	0.15
(1,1094)	2:361:B:ALA:HB3	2:390:B:GLN:H	10	0.15
(1,1094)	2:361:B:ALA:HB1	2:390:B:GLN:H	11	0.15
(1,1094)	2:361:B:ALA:HB2	2:390:B:GLN:H	11	0.15
(1,1094)	2:361:B:ALA:HB3	2:390:B:GLN:H	11	0.15
(1,1094)	2:361:B:ALA:HB1	2:390:B:GLN:H	15	0.15
(1,1094)	2:361:B:ALA:HB2	2:390:B:GLN:H	15	0.15
(1,1094)	2:361:B:ALA:HB3	2:390:B:GLN:H	15	0.15
(1,1094)	2:361:B:ALA:HB1	2:390:B:GLN:H	16	0.15
(1,1094)	2:361:B:ALA:HB2	2:390:B:GLN:H	16	0.15
(1,1094)	2:361:B:ALA:HB3	2:390:B:GLN:H	16	0.15
(1,1094)	2:361:B:ALA:HB1	2:390:B:GLN:H	18	0.15
(1,1094)	2:361:B:ALA:HB2	2:390:B:GLN:H	18	0.15
(1,1094)	2:361:B:ALA:HB3	2:390:B:GLN:H	18	0.15
(1,1094)	2:361:B:ALA:HB1	2:390:B:GLN:H	20	0.15
(1,1094)	2:361:B:ALA:HB2	2:390:B:GLN:H	20	0.15
(1,1094)	2:361:B:ALA:HB3	2:390:B:GLN:H	20	0.15
(1,1087)	2:361:B:ALA:HB1	2:367:B:THR:H	1	0.15
(1,1087)	2:361:B:ALA:HB2	2:367:B:THR:H	1	0.15
(1,1087)	2:361:B:ALA:HB3	2:367:B:THR:H	1	0.15
(1,1087)	2:361:B:ALA:HB1	2:367:B:THR:H	2	0.15
(1,1087)	2:361:B:ALA:HB2	2:367:B:THR:H	2	0.15
(1,1087)	2:361:B:ALA:HB3	2:367:B:THR:H	2	0.15
(1,1087)	2:361:B:ALA:HB1	2:367:B:THR:H	3	0.15

*Continued on next page...*



*Continued from previous page...*

Key	Atom-1	Atom-2	Model ID	Violation (Å)
(1,1087)	2:361:B:ALA:HB2	2:367:B:THR:H	3	0.15
(1,1087)	2:361:B:ALA:HB3	2:367:B:THR:H	3	0.15
(1,1087)	2:361:B:ALA:HB1	2:367:B:THR:H	14	0.15
(1,1087)	2:361:B:ALA:HB2	2:367:B:THR:H	14	0.15
(1,1087)	2:361:B:ALA:HB3	2:367:B:THR:H	14	0.15
(1,1087)	2:361:B:ALA:HB1	2:367:B:THR:H	15	0.15
(1,1087)	2:361:B:ALA:HB2	2:367:B:THR:H	15	0.15
(1,1087)	2:361:B:ALA:HB3	2:367:B:THR:H	15	0.15
(1,1087)	2:361:B:ALA:HB1	2:367:B:THR:H	16	0.15
(1,1087)	2:361:B:ALA:HB2	2:367:B:THR:H	16	0.15
(1,1087)	2:361:B:ALA:HB3	2:367:B:THR:H	16	0.15
(1,1075)	2:360:B:ALA:H	2:368:B:LEU:H	14	0.15
(1,1064)	2:360:B:ALA:H	2:361:B:ALA:H	3	0.15
(1,1064)	2:360:B:ALA:H	2:361:B:ALA:H	9	0.15
(1,1064)	2:360:B:ALA:H	2:361:B:ALA:H	11	0.15
(1,1064)	2:360:B:ALA:H	2:361:B:ALA:H	18	0.15
(1,1056)	2:359:B:TRP:HE1	2:393:B:ALA:HA	6	0.15
(1,1056)	2:359:B:TRP:HE1	2:393:B:ALA:HA	8	0.15
(1,1056)	2:359:B:TRP:HE1	2:393:B:ALA:HA	12	0.15
(1,1056)	2:359:B:TRP:HE1	2:393:B:ALA:HA	15	0.15
(1,1053)	2:359:B:TRP:HE1	2:390:B:GLN:HA	2	0.15
(1,1053)	2:359:B:TRP:HE1	2:390:B:GLN:HA	3	0.15
(1,1053)	2:359:B:TRP:HE1	2:390:B:GLN:HA	5	0.15
(1,1053)	2:359:B:TRP:HE1	2:390:B:GLN:HA	6	0.15
(1,1053)	2:359:B:TRP:HE1	2:390:B:GLN:HA	14	0.15
(1,1053)	2:359:B:TRP:HE1	2:390:B:GLN:HA	17	0.15
(1,1017)	2:358:B:ARG:H	2:358:B:ARG:HD3	3	0.15
(1,1011)	2:357:B:LYS:H	2:369:B:ASP:H	8	0.15
(1,1005)	2:357:B:LYS:H	2:358:B:ARG:HG2	3	0.15
(1,1005)	2:357:B:LYS:H	2:358:B:ARG:HG2	5	0.15
(1,1005)	2:357:B:LYS:H	2:358:B:ARG:HG2	6	0.15
(1,1005)	2:357:B:LYS:H	2:358:B:ARG:HG2	13	0.15
(1,1005)	2:357:B:LYS:H	2:358:B:ARG:HG2	14	0.15
(1,1005)	2:357:B:LYS:H	2:358:B:ARG:HG2	16	0.15
(1,997)	2:356:B:ILE:HG21	2:370:B:PHE:H	4	0.15
(1,997)	2:356:B:ILE:HG22	2:370:B:PHE:H	4	0.15
(1,997)	2:356:B:ILE:HG23	2:370:B:PHE:H	4	0.15
(1,997)	2:356:B:ILE:HG21	2:370:B:PHE:H	12	0.15
(1,997)	2:356:B:ILE:HG22	2:370:B:PHE:H	12	0.15
(1,997)	2:356:B:ILE:HG23	2:370:B:PHE:H	12	0.15
(1,978)	2:355:B:ASN:H	2:356:B:ILE:HG21	8	0.15
(1,978)	2:355:B:ASN:H	2:356:B:ILE:HG22	8	0.15

*Continued on next page...*

*Continued from previous page...*

Key	Atom-1	Atom-2	Model ID	Violation (Å)
(1,978)	2:355:B:ASN:H	2:356:B:ILE:HG23	8	0.15
(1,978)	2:355:B:ASN:H	2:356:B:ILE:HG21	18	0.15
(1,978)	2:355:B:ASN:H	2:356:B:ILE:HG22	18	0.15
(1,978)	2:355:B:ASN:H	2:356:B:ILE:HG23	18	0.15
(1,978)	2:355:B:ASN:H	2:356:B:ILE:HG21	20	0.15
(1,978)	2:355:B:ASN:H	2:356:B:ILE:HG22	20	0.15
(1,978)	2:355:B:ASN:H	2:356:B:ILE:HG23	20	0.15
(1,974)	2:355:B:ASN:H	2:355:B:ASN:HB3	8	0.15
(1,974)	2:355:B:ASN:H	2:355:B:ASN:HB3	9	0.15
(1,974)	2:355:B:ASN:H	2:355:B:ASN:HB3	10	0.15
(1,974)	2:355:B:ASN:H	2:355:B:ASN:HB3	11	0.15
(1,974)	2:355:B:ASN:H	2:355:B:ASN:HB3	12	0.15
(1,974)	2:355:B:ASN:H	2:355:B:ASN:HB3	18	0.15
(1,972)	2:354:B:THR:H	2:399:B:ILE:HG21	3	0.15
(1,972)	2:354:B:THR:H	2:399:B:ILE:HG22	3	0.15
(1,972)	2:354:B:THR:H	2:399:B:ILE:HG23	3	0.15
(1,969)	2:354:B:THR:HA	2:356:B:ILE:H	7	0.15
(1,969)	2:354:B:THR:HA	2:356:B:ILE:H	8	0.15
(1,969)	2:354:B:THR:HA	2:356:B:ILE:H	11	0.15
(1,969)	2:354:B:THR:HA	2:356:B:ILE:H	12	0.15
(1,969)	2:354:B:THR:HA	2:356:B:ILE:H	18	0.15
(1,969)	2:354:B:THR:HA	2:356:B:ILE:H	20	0.15
(1,967)	2:354:B:THR:HG21	2:355:B:ASN:H	10	0.15
(1,967)	2:354:B:THR:HG22	2:355:B:ASN:H	10	0.15
(1,967)	2:354:B:THR:HG23	2:355:B:ASN:H	10	0.15
(1,954)	2:353:B:LEU:HD21	2:393:B:ALA:H	14	0.15
(1,954)	2:353:B:LEU:HD22	2:393:B:ALA:H	14	0.15
(1,954)	2:353:B:LEU:HD23	2:393:B:ALA:H	14	0.15
(1,954)	2:353:B:LEU:HD21	2:393:B:ALA:H	19	0.15
(1,954)	2:353:B:LEU:HD22	2:393:B:ALA:H	19	0.15
(1,954)	2:353:B:LEU:HD23	2:393:B:ALA:H	19	0.15
(1,952)	2:353:B:LEU:HD11	2:392:B:ILE:H	1	0.15
(1,952)	2:353:B:LEU:HD12	2:392:B:ILE:H	1	0.15
(1,952)	2:353:B:LEU:HD13	2:392:B:ILE:H	1	0.15
(1,952)	2:353:B:LEU:HD11	2:392:B:ILE:H	4	0.15
(1,952)	2:353:B:LEU:HD12	2:392:B:ILE:H	4	0.15
(1,952)	2:353:B:LEU:HD13	2:392:B:ILE:H	4	0.15
(1,952)	2:353:B:LEU:HD11	2:392:B:ILE:H	8	0.15
(1,952)	2:353:B:LEU:HD12	2:392:B:ILE:H	8	0.15
(1,952)	2:353:B:LEU:HD13	2:392:B:ILE:H	8	0.15
(1,952)	2:353:B:LEU:HD11	2:392:B:ILE:H	11	0.15
(1,952)	2:353:B:LEU:HD12	2:392:B:ILE:H	11	0.15

*Continued on next page...*

*Continued from previous page...*

Key	Atom-1	Atom-2	Model ID	Violation (Å)
(1,952)	2:353:B:LEU:HD13	2:392:B:ILE:H	11	0.15
(1,952)	2:353:B:LEU:HD11	2:392:B:ILE:H	12	0.15
(1,952)	2:353:B:LEU:HD12	2:392:B:ILE:H	12	0.15
(1,952)	2:353:B:LEU:HD13	2:392:B:ILE:H	12	0.15
(1,952)	2:353:B:LEU:HD11	2:392:B:ILE:H	18	0.15
(1,952)	2:353:B:LEU:HD12	2:392:B:ILE:H	18	0.15
(1,952)	2:353:B:LEU:HD13	2:392:B:ILE:H	18	0.15
(1,947)	2:353:B:LEU:HB3	2:355:B:ASN:H	14	0.15
(1,934)	2:352:B:SER:HB3	2:355:B:ASN:H	17	0.15
(1,934)	2:352:B:SER:HB3	2:355:B:ASN:H	19	0.15
(1,932)	2:352:B:SER:H	2:355:B:ASN:HB2	3	0.15
(1,932)	2:352:B:SER:H	2:355:B:ASN:HB2	13	0.15
(1,929)	2:352:B:SER:HB3	2:354:B:THR:H	20	0.15
(1,928)	2:352:B:SER:HA	2:354:B:THR:H	2	0.15
(1,928)	2:352:B:SER:HA	2:354:B:THR:H	4	0.15
(1,928)	2:352:B:SER:HA	2:354:B:THR:H	8	0.15
(1,928)	2:352:B:SER:HA	2:354:B:THR:H	12	0.15
(1,928)	2:352:B:SER:HA	2:354:B:THR:H	16	0.15
(1,918)	2:351:B:TRP:H	2:352:B:SER:H	4	0.15
(1,918)	2:351:B:TRP:H	2:352:B:SER:H	8	0.15
(1,918)	2:351:B:TRP:H	2:352:B:SER:H	12	0.15
(1,918)	2:351:B:TRP:H	2:352:B:SER:H	18	0.15
(1,897)	2:349:B:GLN:HB3	2:350:B:GLU:H	8	0.15
(1,897)	2:349:B:GLN:HB3	2:350:B:GLU:H	9	0.15
(1,893)	2:349:B:GLN:H	2:349:B:GLN:HG2	2	0.15
(1,893)	2:349:B:GLN:H	2:349:B:GLN:HG2	4	0.15
(1,893)	2:349:B:GLN:H	2:349:B:GLN:HG2	6	0.15
(1,893)	2:349:B:GLN:H	2:349:B:GLN:HG2	9	0.15
(1,893)	2:349:B:GLN:H	2:349:B:GLN:HG2	11	0.15
(1,893)	2:349:B:GLN:H	2:349:B:GLN:HG2	12	0.15
(1,893)	2:349:B:GLN:H	2:349:B:GLN:HG2	13	0.15
(1,893)	2:349:B:GLN:H	2:349:B:GLN:HG2	14	0.15
(1,893)	2:349:B:GLN:H	2:349:B:GLN:HG2	20	0.15
(1,868)	2:346:B:GLU:H	2:347:B:VAL:H	2	0.15
(1,868)	2:346:B:GLU:H	2:347:B:VAL:H	3	0.15
(1,868)	2:346:B:GLU:H	2:347:B:VAL:H	4	0.15
(1,868)	2:346:B:GLU:H	2:347:B:VAL:H	5	0.15
(1,868)	2:346:B:GLU:H	2:347:B:VAL:H	7	0.15
(1,868)	2:346:B:GLU:H	2:347:B:VAL:H	8	0.15
(1,868)	2:346:B:GLU:H	2:347:B:VAL:H	9	0.15
(1,868)	2:346:B:GLU:H	2:347:B:VAL:H	10	0.15
(1,868)	2:346:B:GLU:H	2:347:B:VAL:H	11	0.15

*Continued on next page...*

*Continued from previous page...*

Key	Atom-1	Atom-2	Model ID	Violation (Å)
(1,868)	2:346:B:GLU:H	2:347:B:VAL:H	12	0.15
(1,868)	2:346:B:GLU:H	2:347:B:VAL:H	13	0.15
(1,868)	2:346:B:GLU:H	2:347:B:VAL:H	14	0.15
(1,868)	2:346:B:GLU:H	2:347:B:VAL:H	15	0.15
(1,868)	2:346:B:GLU:H	2:347:B:VAL:H	18	0.15
(1,868)	2:346:B:GLU:H	2:347:B:VAL:H	19	0.15
(1,868)	2:346:B:GLU:H	2:347:B:VAL:H	20	0.15
(1,855)	2:344:B:THR:HB	2:346:B:GLU:H	7	0.15
(1,845)	2:343:B:LYS:HB3	2:345:B:LYS:H	1	0.15
(1,845)	2:343:B:LYS:HB3	2:345:B:LYS:H	2	0.15
(1,845)	2:343:B:LYS:HB3	2:345:B:LYS:H	3	0.15
(1,845)	2:343:B:LYS:HB3	2:345:B:LYS:H	4	0.15
(1,845)	2:343:B:LYS:HB3	2:345:B:LYS:H	5	0.15
(1,845)	2:343:B:LYS:HB3	2:345:B:LYS:H	9	0.15
(1,845)	2:343:B:LYS:HB3	2:345:B:LYS:H	10	0.15
(1,845)	2:343:B:LYS:HB3	2:345:B:LYS:H	11	0.15
(1,845)	2:343:B:LYS:HB3	2:345:B:LYS:H	12	0.15
(1,845)	2:343:B:LYS:HB3	2:345:B:LYS:H	13	0.15
(1,845)	2:343:B:LYS:HB3	2:345:B:LYS:H	15	0.15
(1,845)	2:343:B:LYS:HB3	2:345:B:LYS:H	16	0.15
(1,845)	2:343:B:LYS:HB3	2:345:B:LYS:H	18	0.15
(1,845)	2:343:B:LYS:HB3	2:345:B:LYS:H	19	0.15
(1,845)	2:343:B:LYS:HB3	2:345:B:LYS:H	20	0.15
(1,831)	2:342:B:GLU:HA	2:345:B:LYS:H	5	0.15
(1,815)	2:341:B:ASP:H	2:345:B:LYS:H	16	0.15
(1,808)	2:340:B:VAL:HG11	2:348:B:ILE:H	10	0.15
(1,808)	2:340:B:VAL:HG12	2:348:B:ILE:H	10	0.15
(1,808)	2:340:B:VAL:HG13	2:348:B:ILE:H	10	0.15
(1,808)	2:340:B:VAL:HG11	2:348:B:ILE:H	16	0.15
(1,808)	2:340:B:VAL:HG12	2:348:B:ILE:H	16	0.15
(1,808)	2:340:B:VAL:HG13	2:348:B:ILE:H	16	0.15
(1,808)	2:340:B:VAL:HG11	2:348:B:ILE:H	20	0.15
(1,808)	2:340:B:VAL:HG12	2:348:B:ILE:H	20	0.15
(1,808)	2:340:B:VAL:HG13	2:348:B:ILE:H	20	0.15
(1,807)	2:340:B:VAL:HG21	2:347:B:VAL:H	4	0.15
(1,807)	2:340:B:VAL:HG22	2:347:B:VAL:H	4	0.15
(1,807)	2:340:B:VAL:HG23	2:347:B:VAL:H	4	0.15
(1,791)	2:339:B:ARG:HG3	2:349:B:GLN:H	2	0.15
(1,791)	2:339:B:ARG:HG3	2:349:B:GLN:H	7	0.15
(1,791)	2:339:B:ARG:HG3	2:349:B:GLN:H	9	0.15
(1,791)	2:339:B:ARG:HG3	2:349:B:GLN:H	19	0.15
(1,791)	2:339:B:ARG:HG3	2:349:B:GLN:H	20	0.15

*Continued on next page...*

*Continued from previous page...*

Key	Atom-1	Atom-2	Model ID	Violation (Å)
(1,785)	2:339:B:ARG:H	2:349:B:GLN:HB2	6	0.15
(1,771)	2:338:B:MET:H	2:368:B:LEU:HD11	4	0.15
(1,771)	2:338:B:MET:H	2:368:B:LEU:HD12	4	0.15
(1,771)	2:338:B:MET:H	2:368:B:LEU:HD13	4	0.15
(1,771)	2:338:B:MET:H	2:368:B:LEU:HD11	20	0.15
(1,771)	2:338:B:MET:H	2:368:B:LEU:HD12	20	0.15
(1,771)	2:338:B:MET:H	2:368:B:LEU:HD13	20	0.15
(1,769)	2:338:B:MET:HA	2:351:B:TRP:H	1	0.15
(1,769)	2:338:B:MET:HA	2:351:B:TRP:H	15	0.15
(1,768)	2:338:B:MET:H	2:350:B:GLU:HA	16	0.15
(1,767)	2:338:B:MET:HB2	2:349:B:GLN:H	3	0.15
(1,767)	2:338:B:MET:HB2	2:349:B:GLN:H	5	0.15
(1,767)	2:338:B:MET:HB2	2:349:B:GLN:H	6	0.15
(1,767)	2:338:B:MET:HB2	2:349:B:GLN:H	8	0.15
(1,767)	2:338:B:MET:HB2	2:349:B:GLN:H	13	0.15
(1,767)	2:338:B:MET:HB2	2:349:B:GLN:H	14	0.15
(1,767)	2:338:B:MET:HB2	2:349:B:GLN:H	15	0.15
(1,767)	2:338:B:MET:HB2	2:349:B:GLN:H	17	0.15
(1,765)	2:338:B:MET:H	2:347:B:VAL:HG11	1	0.15
(1,765)	2:338:B:MET:H	2:347:B:VAL:HG12	1	0.15
(1,765)	2:338:B:MET:H	2:347:B:VAL:HG13	1	0.15
(1,765)	2:338:B:MET:H	2:347:B:VAL:HG11	3	0.15
(1,765)	2:338:B:MET:H	2:347:B:VAL:HG12	3	0.15
(1,765)	2:338:B:MET:H	2:347:B:VAL:HG13	3	0.15
(1,765)	2:338:B:MET:H	2:347:B:VAL:HG11	13	0.15
(1,765)	2:338:B:MET:H	2:347:B:VAL:HG12	13	0.15
(1,765)	2:338:B:MET:H	2:347:B:VAL:HG13	13	0.15
(1,765)	2:338:B:MET:H	2:347:B:VAL:HG11	16	0.15
(1,765)	2:338:B:MET:H	2:347:B:VAL:HG12	16	0.15
(1,765)	2:338:B:MET:H	2:347:B:VAL:HG13	16	0.15
(1,765)	2:338:B:MET:H	2:347:B:VAL:HG11	17	0.15
(1,765)	2:338:B:MET:H	2:347:B:VAL:HG12	17	0.15
(1,765)	2:338:B:MET:H	2:347:B:VAL:HG13	17	0.15
(1,752)	2:337:B:VAL:H	2:368:B:LEU:HD11	7	0.15
(1,752)	2:337:B:VAL:H	2:368:B:LEU:HD12	7	0.15
(1,752)	2:337:B:VAL:H	2:368:B:LEU:HD13	7	0.15
(1,751)	2:337:B:VAL:HG21	2:356:B:ILE:H	9	0.15
(1,751)	2:337:B:VAL:HG22	2:356:B:ILE:H	9	0.15
(1,751)	2:337:B:VAL:HG23	2:356:B:ILE:H	9	0.15
(1,751)	2:337:B:VAL:HG21	2:356:B:ILE:H	14	0.15
(1,751)	2:337:B:VAL:HG22	2:356:B:ILE:H	14	0.15
(1,751)	2:337:B:VAL:HG23	2:356:B:ILE:H	14	0.15

*Continued on next page...*

*Continued from previous page...*

Key	Atom-1	Atom-2	Model ID	Violation (Å)
(1,750)	2:337:B:VAL:H	2:356:B:ILE:HD11	1	0.15
(1,750)	2:337:B:VAL:H	2:356:B:ILE:HD12	1	0.15
(1,750)	2:337:B:VAL:H	2:356:B:ILE:HD13	1	0.15
(1,750)	2:337:B:VAL:H	2:356:B:ILE:HD11	3	0.15
(1,750)	2:337:B:VAL:H	2:356:B:ILE:HD12	3	0.15
(1,750)	2:337:B:VAL:H	2:356:B:ILE:HD13	3	0.15
(1,750)	2:337:B:VAL:H	2:356:B:ILE:HD11	8	0.15
(1,750)	2:337:B:VAL:H	2:356:B:ILE:HD12	8	0.15
(1,750)	2:337:B:VAL:H	2:356:B:ILE:HD13	8	0.15
(1,750)	2:337:B:VAL:H	2:356:B:ILE:HD11	9	0.15
(1,750)	2:337:B:VAL:H	2:356:B:ILE:HD12	9	0.15
(1,750)	2:337:B:VAL:H	2:356:B:ILE:HD13	9	0.15
(1,750)	2:337:B:VAL:H	2:356:B:ILE:HD11	10	0.15
(1,750)	2:337:B:VAL:H	2:356:B:ILE:HD12	10	0.15
(1,750)	2:337:B:VAL:H	2:356:B:ILE:HD13	10	0.15
(1,750)	2:337:B:VAL:H	2:356:B:ILE:HD11	15	0.15
(1,750)	2:337:B:VAL:H	2:356:B:ILE:HD12	15	0.15
(1,750)	2:337:B:VAL:H	2:356:B:ILE:HD13	15	0.15
(1,750)	2:337:B:VAL:H	2:356:B:ILE:HD11	17	0.15
(1,750)	2:337:B:VAL:H	2:356:B:ILE:HD12	17	0.15
(1,750)	2:337:B:VAL:H	2:356:B:ILE:HD13	17	0.15
(1,750)	2:337:B:VAL:H	2:356:B:ILE:HD11	20	0.15
(1,750)	2:337:B:VAL:H	2:356:B:ILE:HD12	20	0.15
(1,750)	2:337:B:VAL:H	2:356:B:ILE:HD13	20	0.15
(1,741)	2:337:B:VAL:HG11	2:351:B:TRP:H	7	0.15
(1,741)	2:337:B:VAL:HG12	2:351:B:TRP:H	7	0.15
(1,741)	2:337:B:VAL:HG13	2:351:B:TRP:H	7	0.15
(1,740)	2:337:B:VAL:HB	2:351:B:TRP:H	16	0.15
(1,738)	2:337:B:VAL:H	2:351:B:TRP:HB2	8	0.15
(1,738)	2:337:B:VAL:H	2:351:B:TRP:HB2	9	0.15
(1,738)	2:337:B:VAL:H	2:351:B:TRP:HB2	12	0.15
(1,736)	2:337:B:VAL:H	2:351:B:TRP:HA	2	0.15
(1,736)	2:337:B:VAL:H	2:351:B:TRP:HA	16	0.15
(1,724)	2:336:B:CYS:H	2:356:B:ILE:HD11	1	0.15
(1,724)	2:336:B:CYS:H	2:356:B:ILE:HD12	1	0.15
(1,724)	2:336:B:CYS:H	2:356:B:ILE:HD13	1	0.15
(1,724)	2:336:B:CYS:H	2:356:B:ILE:HD11	8	0.15
(1,724)	2:336:B:CYS:H	2:356:B:ILE:HD12	8	0.15
(1,724)	2:336:B:CYS:H	2:356:B:ILE:HD13	8	0.15
(1,724)	2:336:B:CYS:H	2:356:B:ILE:HD11	14	0.15
(1,724)	2:336:B:CYS:H	2:356:B:ILE:HD12	14	0.15
(1,724)	2:336:B:CYS:H	2:356:B:ILE:HD13	14	0.15

*Continued on next page...*



*Continued from previous page...*

Key	Atom-1	Atom-2	Model ID	Violation (Å)
(1,724)	2:336:B:CYS:H	2:356:B:ILE:HD11	17	0.15
(1,724)	2:336:B:CYS:H	2:356:B:ILE:HD12	17	0.15
(1,724)	2:336:B:CYS:H	2:356:B:ILE:HD13	17	0.15
(1,719)	2:336:B:CYS:H	2:353:B:LEU:HD21	6	0.15
(1,719)	2:336:B:CYS:H	2:353:B:LEU:HD22	6	0.15
(1,719)	2:336:B:CYS:H	2:353:B:LEU:HD23	6	0.15
(1,719)	2:336:B:CYS:H	2:353:B:LEU:HD21	7	0.15
(1,719)	2:336:B:CYS:H	2:353:B:LEU:HD22	7	0.15
(1,719)	2:336:B:CYS:H	2:353:B:LEU:HD23	7	0.15
(1,719)	2:336:B:CYS:H	2:353:B:LEU:HD21	12	0.15
(1,719)	2:336:B:CYS:H	2:353:B:LEU:HD22	12	0.15
(1,719)	2:336:B:CYS:H	2:353:B:LEU:HD23	12	0.15
(1,719)	2:336:B:CYS:H	2:353:B:LEU:HD21	13	0.15
(1,719)	2:336:B:CYS:H	2:353:B:LEU:HD22	13	0.15
(1,719)	2:336:B:CYS:H	2:353:B:LEU:HD23	13	0.15
(1,719)	2:336:B:CYS:H	2:353:B:LEU:HD21	16	0.15
(1,719)	2:336:B:CYS:H	2:353:B:LEU:HD22	16	0.15
(1,719)	2:336:B:CYS:H	2:353:B:LEU:HD23	16	0.15
(1,719)	2:336:B:CYS:H	2:353:B:LEU:HD21	18	0.15
(1,719)	2:336:B:CYS:H	2:353:B:LEU:HD22	18	0.15
(1,719)	2:336:B:CYS:H	2:353:B:LEU:HD23	18	0.15
(1,719)	2:336:B:CYS:H	2:353:B:LEU:HD21	20	0.15
(1,719)	2:336:B:CYS:H	2:353:B:LEU:HD22	20	0.15
(1,719)	2:336:B:CYS:H	2:353:B:LEU:HD23	20	0.15
(1,710)	2:336:B:CYS:HB3	2:337:B:VAL:H	9	0.15
(1,710)	2:336:B:CYS:HB3	2:337:B:VAL:H	10	0.15
(1,710)	2:336:B:CYS:HB3	2:337:B:VAL:H	20	0.15
(1,706)	2:336:B:CYS:H	2:336:B:CYS:HB2	7	0.15
(1,701)	2:335:B:GLU:H	2:353:B:LEU:HD21	8	0.15
(1,701)	2:335:B:GLU:H	2:353:B:LEU:HD22	8	0.15
(1,701)	2:335:B:GLU:H	2:353:B:LEU:HD23	8	0.15
(1,701)	2:335:B:GLU:H	2:353:B:LEU:HD21	10	0.15
(1,701)	2:335:B:GLU:H	2:353:B:LEU:HD22	10	0.15
(1,701)	2:335:B:GLU:H	2:353:B:LEU:HD23	10	0.15
(1,701)	2:335:B:GLU:H	2:353:B:LEU:HD21	19	0.15
(1,701)	2:335:B:GLU:H	2:353:B:LEU:HD22	19	0.15
(1,701)	2:335:B:GLU:H	2:353:B:LEU:HD23	19	0.15
(1,693)	2:335:B:GLU:H	2:336:B:CYS:H	9	0.15
(1,693)	2:335:B:GLU:H	2:336:B:CYS:H	15	0.15
(1,685)	2:334:B:LYS:HB2	2:335:B:GLU:H	16	0.15
(1,684)	2:334:B:LYS:HB3	2:335:B:GLU:H	7	0.15
(1,675)	2:333:B:THR:HG21	2:337:B:VAL:H	10	0.15

*Continued on next page...*

*Continued from previous page...*

Key	Atom-1	Atom-2	Model ID	Violation (Å)
(1,675)	2:333:B:THR:HG22	2:337:B:VAL:H	10	0.15
(1,675)	2:333:B:THR:HG23	2:337:B:VAL:H	10	0.15
(1,675)	2:333:B:THR:HG21	2:337:B:VAL:H	11	0.15
(1,675)	2:333:B:THR:HG22	2:337:B:VAL:H	11	0.15
(1,675)	2:333:B:THR:HG23	2:337:B:VAL:H	11	0.15
(1,675)	2:333:B:THR:HG21	2:337:B:VAL:H	16	0.15
(1,675)	2:333:B:THR:HG22	2:337:B:VAL:H	16	0.15
(1,675)	2:333:B:THR:HG23	2:337:B:VAL:H	16	0.15
(1,675)	2:333:B:THR:HG21	2:337:B:VAL:H	18	0.15
(1,675)	2:333:B:THR:HG22	2:337:B:VAL:H	18	0.15
(1,675)	2:333:B:THR:HG23	2:337:B:VAL:H	18	0.15
(1,645)	2:332:B:ILE:H	2:337:B:VAL:HG21	6	0.15
(1,645)	2:332:B:ILE:H	2:337:B:VAL:HG22	6	0.15
(1,645)	2:332:B:ILE:H	2:337:B:VAL:HG23	6	0.15
(1,645)	2:332:B:ILE:H	2:337:B:VAL:HG21	16	0.15
(1,645)	2:332:B:ILE:H	2:337:B:VAL:HG22	16	0.15
(1,645)	2:332:B:ILE:H	2:337:B:VAL:HG23	16	0.15
(1,645)	2:332:B:ILE:H	2:337:B:VAL:HG21	17	0.15
(1,645)	2:332:B:ILE:H	2:337:B:VAL:HG22	17	0.15
(1,645)	2:332:B:ILE:H	2:337:B:VAL:HG23	17	0.15
(1,645)	2:332:B:ILE:H	2:337:B:VAL:HG21	18	0.15
(1,645)	2:332:B:ILE:H	2:337:B:VAL:HG22	18	0.15
(1,645)	2:332:B:ILE:H	2:337:B:VAL:HG23	18	0.15
(1,645)	2:332:B:ILE:H	2:337:B:VAL:HG21	20	0.15
(1,645)	2:332:B:ILE:H	2:337:B:VAL:HG22	20	0.15
(1,645)	2:332:B:ILE:H	2:337:B:VAL:HG23	20	0.15
(1,627)	2:331:B:GLY:H	2:340:B:VAL:HG11	3	0.15
(1,627)	2:331:B:GLY:H	2:340:B:VAL:HG12	3	0.15
(1,627)	2:331:B:GLY:H	2:340:B:VAL:HG13	3	0.15
(1,627)	2:331:B:GLY:H	2:340:B:VAL:HG11	13	0.15
(1,627)	2:331:B:GLY:H	2:340:B:VAL:HG12	13	0.15
(1,627)	2:331:B:GLY:H	2:340:B:VAL:HG13	13	0.15
(1,620)	2:331:B:GLY:H	2:333:B:THR:HG21	7	0.15
(1,620)	2:331:B:GLY:H	2:333:B:THR:HG22	7	0.15
(1,620)	2:331:B:GLY:H	2:333:B:THR:HG23	7	0.15
(1,620)	2:331:B:GLY:H	2:333:B:THR:HG21	12	0.15
(1,620)	2:331:B:GLY:H	2:333:B:THR:HG22	12	0.15
(1,620)	2:331:B:GLY:H	2:333:B:THR:HG23	12	0.15
(1,620)	2:331:B:GLY:H	2:333:B:THR:HG21	18	0.15
(1,620)	2:331:B:GLY:H	2:333:B:THR:HG22	18	0.15
(1,620)	2:331:B:GLY:H	2:333:B:THR:HG23	18	0.15
(1,610)	2:330:B:LEU:HD11	2:339:B:ARG:H	7	0.15

*Continued on next page...*

*Continued from previous page...*

Key	Atom-1	Atom-2	Model ID	Violation (Å)
(1,610)	2:330:B:LEU:HD12	2:339:B:ARG:H	7	0.15
(1,610)	2:330:B:LEU:HD13	2:339:B:ARG:H	7	0.15
(1,610)	2:330:B:LEU:HD11	2:339:B:ARG:H	9	0.15
(1,610)	2:330:B:LEU:HD12	2:339:B:ARG:H	9	0.15
(1,610)	2:330:B:LEU:HD13	2:339:B:ARG:H	9	0.15
(1,610)	2:330:B:LEU:HD11	2:339:B:ARG:H	12	0.15
(1,610)	2:330:B:LEU:HD12	2:339:B:ARG:H	12	0.15
(1,610)	2:330:B:LEU:HD13	2:339:B:ARG:H	12	0.15
(1,604)	2:330:B:LEU:HD21	2:332:B:ILE:H	4	0.15
(1,604)	2:330:B:LEU:HD22	2:332:B:ILE:H	4	0.15
(1,604)	2:330:B:LEU:HD23	2:332:B:ILE:H	4	0.15
(1,604)	2:330:B:LEU:HD21	2:332:B:ILE:H	12	0.15
(1,604)	2:330:B:LEU:HD22	2:332:B:ILE:H	12	0.15
(1,604)	2:330:B:LEU:HD23	2:332:B:ILE:H	12	0.15
(1,595)	2:330:B:LEU:H	2:330:B:LEU:HD21	1	0.15
(1,595)	2:330:B:LEU:H	2:330:B:LEU:HD22	1	0.15
(1,595)	2:330:B:LEU:H	2:330:B:LEU:HD23	1	0.15
(1,595)	2:330:B:LEU:H	2:330:B:LEU:HD21	2	0.15
(1,595)	2:330:B:LEU:H	2:330:B:LEU:HD22	2	0.15
(1,595)	2:330:B:LEU:H	2:330:B:LEU:HD23	2	0.15
(1,595)	2:330:B:LEU:H	2:330:B:LEU:HD21	3	0.15
(1,595)	2:330:B:LEU:H	2:330:B:LEU:HD22	3	0.15
(1,595)	2:330:B:LEU:H	2:330:B:LEU:HD23	3	0.15
(1,595)	2:330:B:LEU:H	2:330:B:LEU:HD21	7	0.15
(1,595)	2:330:B:LEU:H	2:330:B:LEU:HD22	7	0.15
(1,595)	2:330:B:LEU:H	2:330:B:LEU:HD23	7	0.15
(1,595)	2:330:B:LEU:H	2:330:B:LEU:HD21	9	0.15
(1,595)	2:330:B:LEU:H	2:330:B:LEU:HD22	9	0.15
(1,595)	2:330:B:LEU:H	2:330:B:LEU:HD23	9	0.15
(1,595)	2:330:B:LEU:H	2:330:B:LEU:HD21	13	0.15
(1,595)	2:330:B:LEU:H	2:330:B:LEU:HD22	13	0.15
(1,595)	2:330:B:LEU:H	2:330:B:LEU:HD23	13	0.15
(1,595)	2:330:B:LEU:H	2:330:B:LEU:HD21	14	0.15
(1,595)	2:330:B:LEU:H	2:330:B:LEU:HD22	14	0.15
(1,595)	2:330:B:LEU:H	2:330:B:LEU:HD23	14	0.15
(1,595)	2:330:B:LEU:H	2:330:B:LEU:HD21	16	0.15
(1,595)	2:330:B:LEU:H	2:330:B:LEU:HD22	16	0.15
(1,595)	2:330:B:LEU:H	2:330:B:LEU:HD23	16	0.15
(1,595)	2:330:B:LEU:H	2:330:B:LEU:HD21	19	0.15
(1,595)	2:330:B:LEU:H	2:330:B:LEU:HD22	19	0.15
(1,595)	2:330:B:LEU:H	2:330:B:LEU:HD23	19	0.15
(1,584)	2:329:B:LEU:HD11	2:340:B:VAL:H	1	0.15

*Continued on next page...*

*Continued from previous page...*

Key	Atom-1	Atom-2	Model ID	Violation (Å)
(1,584)	2:329:B:LEU:HD12	2:340:B:VAL:H	1	0.15
(1,584)	2:329:B:LEU:HD13	2:340:B:VAL:H	1	0.15
(1,584)	2:329:B:LEU:HD11	2:340:B:VAL:H	2	0.15
(1,584)	2:329:B:LEU:HD12	2:340:B:VAL:H	2	0.15
(1,584)	2:329:B:LEU:HD13	2:340:B:VAL:H	2	0.15
(1,584)	2:329:B:LEU:HD11	2:340:B:VAL:H	4	0.15
(1,584)	2:329:B:LEU:HD12	2:340:B:VAL:H	4	0.15
(1,584)	2:329:B:LEU:HD13	2:340:B:VAL:H	4	0.15
(1,584)	2:329:B:LEU:HD11	2:340:B:VAL:H	9	0.15
(1,584)	2:329:B:LEU:HD12	2:340:B:VAL:H	9	0.15
(1,584)	2:329:B:LEU:HD13	2:340:B:VAL:H	9	0.15
(1,584)	2:329:B:LEU:HD11	2:340:B:VAL:H	14	0.15
(1,584)	2:329:B:LEU:HD12	2:340:B:VAL:H	14	0.15
(1,584)	2:329:B:LEU:HD13	2:340:B:VAL:H	14	0.15
(1,584)	2:329:B:LEU:HD11	2:340:B:VAL:H	15	0.15
(1,584)	2:329:B:LEU:HD12	2:340:B:VAL:H	15	0.15
(1,584)	2:329:B:LEU:HD13	2:340:B:VAL:H	15	0.15
(1,584)	2:329:B:LEU:HD11	2:340:B:VAL:H	16	0.15
(1,584)	2:329:B:LEU:HD12	2:340:B:VAL:H	16	0.15
(1,584)	2:329:B:LEU:HD13	2:340:B:VAL:H	16	0.15
(1,584)	2:329:B:LEU:HD11	2:340:B:VAL:H	17	0.15
(1,584)	2:329:B:LEU:HD12	2:340:B:VAL:H	17	0.15
(1,584)	2:329:B:LEU:HD13	2:340:B:VAL:H	17	0.15
(1,584)	2:329:B:LEU:HD11	2:340:B:VAL:H	18	0.15
(1,584)	2:329:B:LEU:HD12	2:340:B:VAL:H	18	0.15
(1,584)	2:329:B:LEU:HD13	2:340:B:VAL:H	18	0.15
(1,584)	2:329:B:LEU:HD11	2:340:B:VAL:H	19	0.15
(1,584)	2:329:B:LEU:HD12	2:340:B:VAL:H	19	0.15
(1,584)	2:329:B:LEU:HD13	2:340:B:VAL:H	19	0.15
(1,584)	2:329:B:LEU:HD11	2:340:B:VAL:H	20	0.15
(1,584)	2:329:B:LEU:HD12	2:340:B:VAL:H	20	0.15
(1,584)	2:329:B:LEU:HD13	2:340:B:VAL:H	20	0.15
(1,581)	2:329:B:LEU:H	2:340:B:VAL:HG21	1	0.15
(1,581)	2:329:B:LEU:H	2:340:B:VAL:HG22	1	0.15
(1,581)	2:329:B:LEU:H	2:340:B:VAL:HG23	1	0.15
(1,581)	2:329:B:LEU:H	2:340:B:VAL:HG21	3	0.15
(1,581)	2:329:B:LEU:H	2:340:B:VAL:HG22	3	0.15
(1,581)	2:329:B:LEU:H	2:340:B:VAL:HG23	3	0.15
(1,581)	2:329:B:LEU:H	2:340:B:VAL:HG21	13	0.15
(1,581)	2:329:B:LEU:H	2:340:B:VAL:HG22	13	0.15
(1,581)	2:329:B:LEU:H	2:340:B:VAL:HG23	13	0.15
(1,581)	2:329:B:LEU:H	2:340:B:VAL:HG21	19	0.15

*Continued on next page...*

*Continued from previous page...*

Key	Atom-1	Atom-2	Model ID	Violation (Å)
(1,581)	2:329:B:LEU:H	2:340:B:VAL:HG22	19	0.15
(1,581)	2:329:B:LEU:H	2:340:B:VAL:HG23	19	0.15
(1,578)	2:329:B:LEU:H	2:339:B:ARG:HA	7	0.15
(1,578)	2:329:B:LEU:H	2:339:B:ARG:HA	10	0.15
(1,563)	2:328:B:ARG:HB2	2:329:B:LEU:H	18	0.15
(1,558)	2:328:B:ARG:H	2:328:B:ARG:HG3	6	0.15
(1,548)	2:325:B:LEU:HD21	2:381:B:GLN:H	1	0.15
(1,548)	2:325:B:LEU:HD22	2:381:B:GLN:H	1	0.15
(1,548)	2:325:B:LEU:HD23	2:381:B:GLN:H	1	0.15
(1,548)	2:325:B:LEU:HD21	2:381:B:GLN:H	2	0.15
(1,548)	2:325:B:LEU:HD22	2:381:B:GLN:H	2	0.15
(1,548)	2:325:B:LEU:HD23	2:381:B:GLN:H	2	0.15
(1,548)	2:325:B:LEU:HD21	2:381:B:GLN:H	4	0.15
(1,548)	2:325:B:LEU:HD22	2:381:B:GLN:H	4	0.15
(1,548)	2:325:B:LEU:HD23	2:381:B:GLN:H	4	0.15
(1,548)	2:325:B:LEU:HD21	2:381:B:GLN:H	9	0.15
(1,548)	2:325:B:LEU:HD22	2:381:B:GLN:H	9	0.15
(1,548)	2:325:B:LEU:HD23	2:381:B:GLN:H	9	0.15
(1,548)	2:325:B:LEU:HD21	2:381:B:GLN:H	13	0.15
(1,548)	2:325:B:LEU:HD22	2:381:B:GLN:H	13	0.15
(1,548)	2:325:B:LEU:HD23	2:381:B:GLN:H	13	0.15
(1,540)	2:325:B:LEU:H	2:326:B:VAL:HG21	4	0.15
(1,540)	2:325:B:LEU:H	2:326:B:VAL:HG22	4	0.15
(1,540)	2:325:B:LEU:H	2:326:B:VAL:HG23	4	0.15
(1,540)	2:325:B:LEU:H	2:326:B:VAL:HG21	15	0.15
(1,540)	2:325:B:LEU:H	2:326:B:VAL:HG22	15	0.15
(1,540)	2:325:B:LEU:H	2:326:B:VAL:HG23	15	0.15
(1,532)	2:324:B:LYS:HB2	2:325:B:LEU:H	15	0.15
(1,532)	2:324:B:LYS:HB2	2:325:B:LEU:H	16	0.15
(1,517)	2:322:B:LYS:HD2	2:324:B:LYS:H	1	0.15
(1,517)	2:322:B:LYS:HD2	2:324:B:LYS:H	12	0.15
(1,514)	2:322:B:LYS:HA	2:324:B:LYS:H	18	0.15
(1,502)	2:320:B:LYS:HG2	2:321:B:GLY:H	1	0.15
(1,502)	2:320:B:LYS:HG2	2:321:B:GLY:H	7	0.15
(1,483)	2:319:B:MET:H	2:326:B:VAL:HG11	6	0.15
(1,483)	2:319:B:MET:H	2:326:B:VAL:HG12	6	0.15
(1,483)	2:319:B:MET:H	2:326:B:VAL:HG13	6	0.15
(1,482)	2:319:B:MET:H	2:326:B:VAL:HB	15	0.15
(1,477)	2:319:B:MET:H	2:322:B:LYS:HG3	6	0.15
(1,474)	2:319:B:MET:HE1	2:320:B:LYS:H	7	0.15
(1,474)	2:319:B:MET:HE2	2:320:B:LYS:H	7	0.15
(1,474)	2:319:B:MET:HE3	2:320:B:LYS:H	7	0.15

*Continued on next page...*

*Continued from previous page...*

Key	Atom-1	Atom-2	Model ID	Violation (Å)
(1,474)	2:319:B:MET:HE1	2:320:B:LYS:H	9	0.15
(1,474)	2:319:B:MET:HE2	2:320:B:LYS:H	9	0.15
(1,474)	2:319:B:MET:HE3	2:320:B:LYS:H	9	0.15
(1,474)	2:319:B:MET:HE1	2:320:B:LYS:H	10	0.15
(1,474)	2:319:B:MET:HE2	2:320:B:LYS:H	10	0.15
(1,474)	2:319:B:MET:HE3	2:320:B:LYS:H	10	0.15
(1,474)	2:319:B:MET:HE1	2:320:B:LYS:H	11	0.15
(1,474)	2:319:B:MET:HE2	2:320:B:LYS:H	11	0.15
(1,474)	2:319:B:MET:HE3	2:320:B:LYS:H	11	0.15
(1,474)	2:319:B:MET:HE1	2:320:B:LYS:H	20	0.15
(1,474)	2:319:B:MET:HE2	2:320:B:LYS:H	20	0.15
(1,474)	2:319:B:MET:HE3	2:320:B:LYS:H	20	0.15
(1,458)	2:318:B:LYS:HE3	2:322:B:LYS:H	15	0.15
(1,453)	2:318:B:LYS:HD3	2:319:B:MET:H	17	0.15
(1,452)	2:318:B:LYS:HB2	2:319:B:MET:H	12	0.15
(1,452)	2:318:B:LYS:HB2	2:319:B:MET:H	16	0.15
(1,452)	2:318:B:LYS:HB2	2:319:B:MET:H	18	0.15
(1,449)	2:318:B:LYS:H	2:319:B:MET:HE1	4	0.15
(1,449)	2:318:B:LYS:H	2:319:B:MET:HE2	4	0.15
(1,449)	2:318:B:LYS:H	2:319:B:MET:HE3	4	0.15
(1,449)	2:318:B:LYS:H	2:319:B:MET:HE1	7	0.15
(1,449)	2:318:B:LYS:H	2:319:B:MET:HE2	7	0.15
(1,449)	2:318:B:LYS:H	2:319:B:MET:HE3	7	0.15
(1,449)	2:318:B:LYS:H	2:319:B:MET:HE1	13	0.15
(1,449)	2:318:B:LYS:H	2:319:B:MET:HE2	13	0.15
(1,449)	2:318:B:LYS:H	2:319:B:MET:HE3	13	0.15
(1,449)	2:318:B:LYS:H	2:319:B:MET:HE1	20	0.15
(1,449)	2:318:B:LYS:H	2:319:B:MET:HE2	20	0.15
(1,449)	2:318:B:LYS:H	2:319:B:MET:HE3	20	0.15
(1,437)	2:317:B:GLU:H	2:328:B:ARG:HB3	13	0.15
(1,437)	2:317:B:GLU:H	2:328:B:ARG:HB3	16	0.15
(1,431)	2:317:B:GLU:H	2:326:B:VAL:HG21	4	0.15
(1,431)	2:317:B:GLU:H	2:326:B:VAL:HG22	4	0.15
(1,431)	2:317:B:GLU:H	2:326:B:VAL:HG23	4	0.15
(1,405)	2:316:B:LYS:H	2:380:B:VAL:HG21	17	0.15
(1,405)	2:316:B:LYS:H	2:380:B:VAL:HG22	17	0.15
(1,405)	2:316:B:LYS:H	2:380:B:VAL:HG23	17	0.15
(1,405)	2:316:B:LYS:H	2:380:B:VAL:HG21	19	0.15
(1,405)	2:316:B:LYS:H	2:380:B:VAL:HG22	19	0.15
(1,405)	2:316:B:LYS:H	2:380:B:VAL:HG23	19	0.15
(1,398)	2:316:B:LYS:H	2:327:B:PRO:HA	2	0.15
(1,398)	2:316:B:LYS:H	2:327:B:PRO:HA	10	0.15

*Continued on next page...*



*Continued from previous page...*

Key	Atom-1	Atom-2	Model ID	Violation (Å)
(1,398)	2:316:B:LYS:H	2:327:B:PRO:HA	14	0.15
(1,392)	2:316:B:LYS:HB2	2:317:B:GLU:H	1	0.15
(1,392)	2:316:B:LYS:HB2	2:317:B:GLU:H	17	0.15
(1,392)	2:316:B:LYS:HB2	2:317:B:GLU:H	19	0.15
(1,384)	2:315:B:VAL:HG11	2:385:B:GLY:H	4	0.15
(1,384)	2:315:B:VAL:HG12	2:385:B:GLY:H	4	0.15
(1,384)	2:315:B:VAL:HG13	2:385:B:GLY:H	4	0.15
(1,384)	2:315:B:VAL:HG11	2:385:B:GLY:H	7	0.15
(1,384)	2:315:B:VAL:HG12	2:385:B:GLY:H	7	0.15
(1,384)	2:315:B:VAL:HG13	2:385:B:GLY:H	7	0.15
(1,384)	2:315:B:VAL:HG11	2:385:B:GLY:H	9	0.15
(1,384)	2:315:B:VAL:HG12	2:385:B:GLY:H	9	0.15
(1,384)	2:315:B:VAL:HG13	2:385:B:GLY:H	9	0.15
(1,384)	2:315:B:VAL:HG11	2:385:B:GLY:H	13	0.15
(1,384)	2:315:B:VAL:HG12	2:385:B:GLY:H	13	0.15
(1,384)	2:315:B:VAL:HG13	2:385:B:GLY:H	13	0.15
(1,384)	2:315:B:VAL:HG11	2:385:B:GLY:H	15	0.15
(1,384)	2:315:B:VAL:HG12	2:385:B:GLY:H	15	0.15
(1,384)	2:315:B:VAL:HG13	2:385:B:GLY:H	15	0.15
(1,384)	2:315:B:VAL:HG11	2:385:B:GLY:H	17	0.15
(1,384)	2:315:B:VAL:HG12	2:385:B:GLY:H	17	0.15
(1,384)	2:315:B:VAL:HG13	2:385:B:GLY:H	17	0.15
(1,384)	2:315:B:VAL:HG11	2:385:B:GLY:H	20	0.15
(1,384)	2:315:B:VAL:HG12	2:385:B:GLY:H	20	0.15
(1,384)	2:315:B:VAL:HG13	2:385:B:GLY:H	20	0.15
(1,380)	2:315:B:VAL:H	2:382:B:THR:HG21	15	0.15
(1,380)	2:315:B:VAL:H	2:382:B:THR:HG22	15	0.15
(1,380)	2:315:B:VAL:H	2:382:B:THR:HG23	15	0.15
(1,378)	2:315:B:VAL:HG11	2:381:B:GLN:H	8	0.15
(1,378)	2:315:B:VAL:HG12	2:381:B:GLN:H	8	0.15
(1,378)	2:315:B:VAL:HG13	2:381:B:GLN:H	8	0.15
(1,378)	2:315:B:VAL:HG11	2:381:B:GLN:H	11	0.15
(1,378)	2:315:B:VAL:HG12	2:381:B:GLN:H	11	0.15
(1,378)	2:315:B:VAL:HG13	2:381:B:GLN:H	11	0.15
(1,372)	2:315:B:VAL:HG21	2:340:B:VAL:H	14	0.15
(1,372)	2:315:B:VAL:HG22	2:340:B:VAL:H	14	0.15
(1,372)	2:315:B:VAL:HG23	2:340:B:VAL:H	14	0.15
(1,367)	2:315:B:VAL:H	2:330:B:LEU:HD21	10	0.15
(1,367)	2:315:B:VAL:H	2:330:B:LEU:HD22	10	0.15
(1,367)	2:315:B:VAL:H	2:330:B:LEU:HD23	10	0.15
(1,362)	2:315:B:VAL:H	2:329:B:LEU:HD21	6	0.15
(1,362)	2:315:B:VAL:H	2:329:B:LEU:HD22	6	0.15

*Continued on next page...*

*Continued from previous page...*

Key	Atom-1	Atom-2	Model ID	Violation (Å)
(1,362)	2:315:B:VAL:H	2:329:B:LEU:HD23	6	0.15
(1,362)	2:315:B:VAL:H	2:329:B:LEU:HD21	8	0.15
(1,362)	2:315:B:VAL:H	2:329:B:LEU:HD22	8	0.15
(1,362)	2:315:B:VAL:H	2:329:B:LEU:HD23	8	0.15
(1,355)	2:315:B:VAL:HG21	2:318:B:LYS:H	15	0.15
(1,355)	2:315:B:VAL:HG22	2:318:B:LYS:H	15	0.15
(1,355)	2:315:B:VAL:HG23	2:318:B:LYS:H	15	0.15
(1,354)	2:315:B:VAL:HG21	2:317:B:GLU:H	3	0.15
(1,354)	2:315:B:VAL:HG22	2:317:B:GLU:H	3	0.15
(1,354)	2:315:B:VAL:HG23	2:317:B:GLU:H	3	0.15
(1,346)	2:315:B:VAL:H	2:315:B:VAL:HB	3	0.15
(1,346)	2:315:B:VAL:H	2:315:B:VAL:HB	5	0.15
(1,346)	2:315:B:VAL:H	2:315:B:VAL:HB	10	0.15
(1,346)	2:315:B:VAL:H	2:315:B:VAL:HB	12	0.15
(1,346)	2:315:B:VAL:H	2:315:B:VAL:HB	13	0.15
(1,346)	2:315:B:VAL:H	2:315:B:VAL:HB	17	0.15
(1,346)	2:315:B:VAL:H	2:315:B:VAL:HB	18	0.15
(1,346)	2:315:B:VAL:H	2:315:B:VAL:HB	19	0.15
(1,337)	2:314:B:LEU:HG	2:328:B:ARG:H	1	0.15
(1,337)	2:314:B:LEU:HG	2:328:B:ARG:H	2	0.15
(1,337)	2:314:B:LEU:HG	2:328:B:ARG:H	6	0.15
(1,337)	2:314:B:LEU:HG	2:328:B:ARG:H	10	0.15
(1,334)	2:314:B:LEU:HA	2:328:B:ARG:H	7	0.15
(1,334)	2:314:B:LEU:HA	2:328:B:ARG:H	8	0.15
(1,329)	2:314:B:LEU:HD11	2:315:B:VAL:H	1	0.15
(1,329)	2:314:B:LEU:HD12	2:315:B:VAL:H	1	0.15
(1,329)	2:314:B:LEU:HD13	2:315:B:VAL:H	1	0.15
(1,329)	2:314:B:LEU:HD11	2:315:B:VAL:H	2	0.15
(1,329)	2:314:B:LEU:HD12	2:315:B:VAL:H	2	0.15
(1,329)	2:314:B:LEU:HD13	2:315:B:VAL:H	2	0.15
(1,329)	2:314:B:LEU:HD11	2:315:B:VAL:H	5	0.15
(1,329)	2:314:B:LEU:HD12	2:315:B:VAL:H	5	0.15
(1,329)	2:314:B:LEU:HD13	2:315:B:VAL:H	5	0.15
(1,329)	2:314:B:LEU:HD11	2:315:B:VAL:H	6	0.15
(1,329)	2:314:B:LEU:HD12	2:315:B:VAL:H	6	0.15
(1,329)	2:314:B:LEU:HD13	2:315:B:VAL:H	6	0.15
(1,329)	2:314:B:LEU:HD11	2:315:B:VAL:H	12	0.15
(1,329)	2:314:B:LEU:HD12	2:315:B:VAL:H	12	0.15
(1,329)	2:314:B:LEU:HD13	2:315:B:VAL:H	12	0.15
(1,329)	2:314:B:LEU:HD11	2:315:B:VAL:H	14	0.15
(1,329)	2:314:B:LEU:HD12	2:315:B:VAL:H	14	0.15
(1,329)	2:314:B:LEU:HD13	2:315:B:VAL:H	14	0.15

*Continued on next page...*

*Continued from previous page...*

Key	Atom-1	Atom-2	Model ID	Violation (Å)
(1,329)	2:314:B:LEU:HD11	2:315:B:VAL:H	16	0.15
(1,329)	2:314:B:LEU:HD12	2:315:B:VAL:H	16	0.15
(1,329)	2:314:B:LEU:HD13	2:315:B:VAL:H	16	0.15
(1,329)	2:314:B:LEU:HD11	2:315:B:VAL:H	17	0.15
(1,329)	2:314:B:LEU:HD12	2:315:B:VAL:H	17	0.15
(1,329)	2:314:B:LEU:HD13	2:315:B:VAL:H	17	0.15
(1,329)	2:314:B:LEU:HD11	2:315:B:VAL:H	18	0.15
(1,329)	2:314:B:LEU:HD12	2:315:B:VAL:H	18	0.15
(1,329)	2:314:B:LEU:HD13	2:315:B:VAL:H	18	0.15
(1,329)	2:314:B:LEU:HD11	2:315:B:VAL:H	19	0.15
(1,329)	2:314:B:LEU:HD12	2:315:B:VAL:H	19	0.15
(1,329)	2:314:B:LEU:HD13	2:315:B:VAL:H	19	0.15
(1,325)	2:314:B:LEU:H	2:315:B:VAL:H	2	0.15
(1,325)	2:314:B:LEU:H	2:315:B:VAL:H	13	0.15
(1,325)	2:314:B:LEU:H	2:315:B:VAL:H	19	0.15
(1,280)	2:312:B:PHE:H	2:312:B:PHE:HB3	6	0.15
(1,280)	2:312:B:PHE:H	2:312:B:PHE:HB3	7	0.15
(1,280)	2:312:B:PHE:H	2:312:B:PHE:HB3	14	0.15
(1,280)	2:312:B:PHE:H	2:312:B:PHE:HB3	16	0.15
(1,210)	1:24:A:GLN:HG3	1:25:A:SER:HB3	6	0.15
(1,210)	1:24:A:GLN:HG3	1:25:A:SER:HB3	16	0.15
(1,210)	1:24:A:GLN:HG3	1:25:A:SER:HB3	18	0.15
(1,203)	1:24:A:GLN:HE22	1:24:A:GLN:HG3	1	0.15
(1,203)	1:24:A:GLN:HE22	1:24:A:GLN:HG3	6	0.15
(1,203)	1:24:A:GLN:HE22	1:24:A:GLN:HG3	16	0.15
(1,195)	1:24:A:GLN:HA	1:24:A:GLN:HE22	7	0.15
(1,193)	1:23:A:THR:H	1:24:A:GLN:HG3	2	0.15
(1,193)	1:23:A:THR:H	1:24:A:GLN:HG3	18	0.15
(1,179)	1:21:A:LEU:HA	1:23:A:THR:H	9	0.15
(1,179)	1:21:A:LEU:HA	1:23:A:THR:H	11	0.15
(1,179)	1:21:A:LEU:HA	1:23:A:THR:H	16	0.15
(1,144)	1:18:A:GLU:HA	1:21:A:LEU:HB2	13	0.15
(1,144)	1:18:A:GLU:HA	1:21:A:LEU:HB2	14	0.15
(1,116)	1:15:A:LEU:HA	1:19:A:MET:HG3	5	0.15
(1,116)	1:15:A:LEU:HA	1:19:A:MET:HG3	9	0.15
(1,116)	1:15:A:LEU:HA	1:19:A:MET:HG3	13	0.15
(1,79)	1:12:A:PHE:HA	1:15:A:LEU:HG	17	0.15
(1,66)	1:12:A:PHE:HB3	1:12:A:PHE:HE1	5	0.15
(1,66)	1:12:A:PHE:HB3	1:12:A:PHE:HE1	7	0.15
(1,66)	1:12:A:PHE:HB3	1:12:A:PHE:HE1	8	0.15
(1,66)	1:12:A:PHE:HB3	1:12:A:PHE:HE1	14	0.15
(1,64)	1:12:A:PHE:HA	1:12:A:PHE:HE1	1	0.15

*Continued on next page...*

*Continued from previous page...*

Key	Atom-1	Atom-2	Model ID	Violation (Å)
(1,64)	1:12:A:PHE:HA	1:12:A:PHE:HE1	11	0.15
(1,64)	1:12:A:PHE:HA	1:12:A:PHE:HE1	16	0.15
(1,62)	1:11:A:MET:HA	1:15:A:LEU:H	8	0.15
(1,51)	1:11:A:MET:HA	1:12:A:PHE:HB2	13	0.15
(1,51)	1:11:A:MET:HA	1:12:A:PHE:HB2	15	0.15
(1,51)	1:11:A:MET:HA	1:12:A:PHE:HB2	20	0.15
(1,46)	1:11:A:MET:HB3	1:11:A:MET:H	11	0.15
(1,46)	1:11:A:MET:HB3	1:11:A:MET:H	17	0.15
(1,20)	1:9:A:ASP:HB3	1:9:A:ASP:H	19	0.15
(1,3)	1:8:A:ILE:HA	1:8:A:ILE:HG12	7	0.15
(1,1593)	1:22:A:LEU:HD11	2:382:B:THR:H	16	0.14
(1,1593)	1:22:A:LEU:HD12	2:382:B:THR:H	16	0.14
(1,1593)	1:22:A:LEU:HD13	2:382:B:THR:H	16	0.14
(1,1584)	1:19:A:MET:HE1	2:318:B:LYS:H	1	0.14
(1,1584)	1:19:A:MET:HE2	2:318:B:LYS:H	1	0.14
(1,1584)	1:19:A:MET:HE3	2:318:B:LYS:H	1	0.14
(1,1584)	1:19:A:MET:HE1	2:318:B:LYS:H	3	0.14
(1,1584)	1:19:A:MET:HE2	2:318:B:LYS:H	3	0.14
(1,1584)	1:19:A:MET:HE3	2:318:B:LYS:H	3	0.14
(1,1584)	1:19:A:MET:HE1	2:318:B:LYS:H	9	0.14
(1,1584)	1:19:A:MET:HE2	2:318:B:LYS:H	9	0.14
(1,1584)	1:19:A:MET:HE3	2:318:B:LYS:H	9	0.14
(1,1582)	1:16:A:LEU:HD21	2:366:B:PHE:H	16	0.14
(1,1582)	1:16:A:LEU:HD22	2:366:B:PHE:H	16	0.14
(1,1582)	1:16:A:LEU:HD23	2:366:B:PHE:H	16	0.14
(1,1580)	1:16:A:LEU:HD21	2:361:B:ALA:H	3	0.14
(1,1580)	1:16:A:LEU:HD22	2:361:B:ALA:H	3	0.14
(1,1580)	1:16:A:LEU:HD23	2:361:B:ALA:H	3	0.14
(1,1580)	1:16:A:LEU:HD21	2:361:B:ALA:H	9	0.14
(1,1580)	1:16:A:LEU:HD22	2:361:B:ALA:H	9	0.14
(1,1580)	1:16:A:LEU:HD23	2:361:B:ALA:H	9	0.14
(1,1577)	1:15:A:LEU:HD21	2:369:B:ASP:H	3	0.14
(1,1577)	1:15:A:LEU:HD22	2:369:B:ASP:H	3	0.14
(1,1577)	1:15:A:LEU:HD23	2:369:B:ASP:H	3	0.14
(1,1570)	1:15:A:LEU:HD11	2:359:B:TRP:H	7	0.14
(1,1570)	1:15:A:LEU:HD12	2:359:B:TRP:H	7	0.14
(1,1570)	1:15:A:LEU:HD13	2:359:B:TRP:H	7	0.14
(1,1570)	1:15:A:LEU:HD11	2:359:B:TRP:H	17	0.14
(1,1570)	1:15:A:LEU:HD12	2:359:B:TRP:H	17	0.14
(1,1570)	1:15:A:LEU:HD13	2:359:B:TRP:H	17	0.14
(1,1537)	2:398:B:ILE:H	2:399:B:ILE:HG12	13	0.14
(1,1534)	2:398:B:ILE:H	2:398:B:ILE:HG12	9	0.14

*Continued on next page...*

*Continued from previous page...*

Key	Atom-1	Atom-2	Model ID	Violation (Å)
(1,1534)	2:398:B:ILE:H	2:398:B:ILE:HG12	10	0.14
(1,1520)	2:397:B:ASP:H	2:398:B:ILE:HG13	2	0.14
(1,1520)	2:397:B:ASP:H	2:398:B:ILE:HG13	3	0.14
(1,1520)	2:397:B:ASP:H	2:398:B:ILE:HG13	5	0.14
(1,1520)	2:397:B:ASP:H	2:398:B:ILE:HG13	6	0.14
(1,1520)	2:397:B:ASP:H	2:398:B:ILE:HG13	15	0.14
(1,1520)	2:397:B:ASP:H	2:398:B:ILE:HG13	16	0.14
(1,1485)	2:395:B:TYR:H	2:398:B:ILE:HD11	1	0.14
(1,1485)	2:395:B:TYR:H	2:398:B:ILE:HD12	1	0.14
(1,1485)	2:395:B:TYR:H	2:398:B:ILE:HD13	1	0.14
(1,1485)	2:395:B:TYR:H	2:398:B:ILE:HD11	9	0.14
(1,1485)	2:395:B:TYR:H	2:398:B:ILE:HD12	9	0.14
(1,1485)	2:395:B:TYR:H	2:398:B:ILE:HD13	9	0.14
(1,1485)	2:395:B:TYR:H	2:398:B:ILE:HD11	10	0.14
(1,1485)	2:395:B:TYR:H	2:398:B:ILE:HD12	10	0.14
(1,1485)	2:395:B:TYR:H	2:398:B:ILE:HD13	10	0.14
(1,1485)	2:395:B:TYR:H	2:398:B:ILE:HD11	17	0.14
(1,1485)	2:395:B:TYR:H	2:398:B:ILE:HD12	17	0.14
(1,1485)	2:395:B:TYR:H	2:398:B:ILE:HD13	17	0.14
(1,1467)	2:394:B:GLY:HA2	2:396:B:ILE:H	13	0.14
(1,1467)	2:394:B:GLY:HA2	2:396:B:ILE:H	19	0.14
(1,1462)	2:394:B:GLY:HA3	2:395:B:TYR:H	1	0.14
(1,1462)	2:394:B:GLY:HA3	2:395:B:TYR:H	4	0.14
(1,1462)	2:394:B:GLY:HA3	2:395:B:TYR:H	7	0.14
(1,1462)	2:394:B:GLY:HA3	2:395:B:TYR:H	8	0.14
(1,1462)	2:394:B:GLY:HA3	2:395:B:TYR:H	9	0.14
(1,1462)	2:394:B:GLY:HA3	2:395:B:TYR:H	10	0.14
(1,1462)	2:394:B:GLY:HA3	2:395:B:TYR:H	11	0.14
(1,1462)	2:394:B:GLY:HA3	2:395:B:TYR:H	12	0.14
(1,1462)	2:394:B:GLY:HA3	2:395:B:TYR:H	14	0.14
(1,1462)	2:394:B:GLY:HA3	2:395:B:TYR:H	19	0.14
(1,1459)	2:393:B:ALA:HB1	2:397:B:ASP:H	1	0.14
(1,1459)	2:393:B:ALA:HB2	2:397:B:ASP:H	1	0.14
(1,1459)	2:393:B:ALA:HB3	2:397:B:ASP:H	1	0.14
(1,1459)	2:393:B:ALA:HB1	2:397:B:ASP:H	2	0.14
(1,1459)	2:393:B:ALA:HB2	2:397:B:ASP:H	2	0.14
(1,1459)	2:393:B:ALA:HB3	2:397:B:ASP:H	2	0.14
(1,1459)	2:393:B:ALA:HB1	2:397:B:ASP:H	3	0.14
(1,1459)	2:393:B:ALA:HB2	2:397:B:ASP:H	3	0.14
(1,1459)	2:393:B:ALA:HB3	2:397:B:ASP:H	3	0.14
(1,1459)	2:393:B:ALA:HB1	2:397:B:ASP:H	4	0.14
(1,1459)	2:393:B:ALA:HB2	2:397:B:ASP:H	4	0.14

*Continued on next page...*

*Continued from previous page...*

Key	Atom-1	Atom-2	Model ID	Violation (Å)
(1,1459)	2:393:B:ALA:HB3	2:397:B:ASP:H	4	0.14
(1,1459)	2:393:B:ALA:HB1	2:397:B:ASP:H	6	0.14
(1,1459)	2:393:B:ALA:HB2	2:397:B:ASP:H	6	0.14
(1,1459)	2:393:B:ALA:HB3	2:397:B:ASP:H	6	0.14
(1,1459)	2:393:B:ALA:HB1	2:397:B:ASP:H	7	0.14
(1,1459)	2:393:B:ALA:HB2	2:397:B:ASP:H	7	0.14
(1,1459)	2:393:B:ALA:HB3	2:397:B:ASP:H	7	0.14
(1,1459)	2:393:B:ALA:HB1	2:397:B:ASP:H	10	0.14
(1,1459)	2:393:B:ALA:HB2	2:397:B:ASP:H	10	0.14
(1,1459)	2:393:B:ALA:HB3	2:397:B:ASP:H	10	0.14
(1,1459)	2:393:B:ALA:HB1	2:397:B:ASP:H	14	0.14
(1,1459)	2:393:B:ALA:HB2	2:397:B:ASP:H	14	0.14
(1,1459)	2:393:B:ALA:HB3	2:397:B:ASP:H	14	0.14
(1,1459)	2:393:B:ALA:HB1	2:397:B:ASP:H	15	0.14
(1,1459)	2:393:B:ALA:HB2	2:397:B:ASP:H	15	0.14
(1,1459)	2:393:B:ALA:HB3	2:397:B:ASP:H	15	0.14
(1,1459)	2:393:B:ALA:HB1	2:397:B:ASP:H	16	0.14
(1,1459)	2:393:B:ALA:HB2	2:397:B:ASP:H	16	0.14
(1,1459)	2:393:B:ALA:HB3	2:397:B:ASP:H	16	0.14
(1,1459)	2:393:B:ALA:HB1	2:397:B:ASP:H	19	0.14
(1,1459)	2:393:B:ALA:HB2	2:397:B:ASP:H	19	0.14
(1,1459)	2:393:B:ALA:HB3	2:397:B:ASP:H	19	0.14
(1,1459)	2:393:B:ALA:HB1	2:397:B:ASP:H	20	0.14
(1,1459)	2:393:B:ALA:HB2	2:397:B:ASP:H	20	0.14
(1,1459)	2:393:B:ALA:HB3	2:397:B:ASP:H	20	0.14
(1,1434)	2:392:B:ILE:HD11	2:393:B:ALA:H	1	0.14
(1,1434)	2:392:B:ILE:HD12	2:393:B:ALA:H	1	0.14
(1,1434)	2:392:B:ILE:HD13	2:393:B:ALA:H	1	0.14
(1,1434)	2:392:B:ILE:HD11	2:393:B:ALA:H	2	0.14
(1,1434)	2:392:B:ILE:HD12	2:393:B:ALA:H	2	0.14
(1,1434)	2:392:B:ILE:HD13	2:393:B:ALA:H	2	0.14
(1,1434)	2:392:B:ILE:HD11	2:393:B:ALA:H	14	0.14
(1,1434)	2:392:B:ILE:HD12	2:393:B:ALA:H	14	0.14
(1,1434)	2:392:B:ILE:HD13	2:393:B:ALA:H	14	0.14
(1,1434)	2:392:B:ILE:HD11	2:393:B:ALA:H	15	0.14
(1,1434)	2:392:B:ILE:HD12	2:393:B:ALA:H	15	0.14
(1,1434)	2:392:B:ILE:HD13	2:393:B:ALA:H	15	0.14
(1,1434)	2:392:B:ILE:HD11	2:393:B:ALA:H	17	0.14
(1,1434)	2:392:B:ILE:HD12	2:393:B:ALA:H	17	0.14
(1,1434)	2:392:B:ILE:HD13	2:393:B:ALA:H	17	0.14
(1,1434)	2:392:B:ILE:HD11	2:393:B:ALA:H	19	0.14
(1,1434)	2:392:B:ILE:HD12	2:393:B:ALA:H	19	0.14

*Continued on next page...*



*Continued from previous page...*

Key	Atom-1	Atom-2	Model ID	Violation (Å)
(1,1434)	2:392:B:ILE:HD13	2:393:B:ALA:H	19	0.14
(1,1430)	2:392:B:ILE:H	2:393:B:ALA:HB1	1	0.14
(1,1430)	2:392:B:ILE:H	2:393:B:ALA:HB2	1	0.14
(1,1430)	2:392:B:ILE:H	2:393:B:ALA:HB3	1	0.14
(1,1430)	2:392:B:ILE:H	2:393:B:ALA:HB1	2	0.14
(1,1430)	2:392:B:ILE:H	2:393:B:ALA:HB2	2	0.14
(1,1430)	2:392:B:ILE:H	2:393:B:ALA:HB3	2	0.14
(1,1430)	2:392:B:ILE:H	2:393:B:ALA:HB1	5	0.14
(1,1430)	2:392:B:ILE:H	2:393:B:ALA:HB2	5	0.14
(1,1430)	2:392:B:ILE:H	2:393:B:ALA:HB3	5	0.14
(1,1430)	2:392:B:ILE:H	2:393:B:ALA:HB1	17	0.14
(1,1430)	2:392:B:ILE:H	2:393:B:ALA:HB2	17	0.14
(1,1430)	2:392:B:ILE:H	2:393:B:ALA:HB3	17	0.14
(1,1430)	2:392:B:ILE:H	2:393:B:ALA:HB1	19	0.14
(1,1430)	2:392:B:ILE:H	2:393:B:ALA:HB2	19	0.14
(1,1430)	2:392:B:ILE:H	2:393:B:ALA:HB3	19	0.14
(1,1426)	2:391:B:LEU:HD11	2:396:B:ILE:H	1	0.14
(1,1426)	2:391:B:LEU:HD12	2:396:B:ILE:H	1	0.14
(1,1426)	2:391:B:LEU:HD13	2:396:B:ILE:H	1	0.14
(1,1426)	2:391:B:LEU:HD11	2:396:B:ILE:H	2	0.14
(1,1426)	2:391:B:LEU:HD12	2:396:B:ILE:H	2	0.14
(1,1426)	2:391:B:LEU:HD13	2:396:B:ILE:H	2	0.14
(1,1426)	2:391:B:LEU:HD11	2:396:B:ILE:H	5	0.14
(1,1426)	2:391:B:LEU:HD12	2:396:B:ILE:H	5	0.14
(1,1426)	2:391:B:LEU:HD13	2:396:B:ILE:H	5	0.14
(1,1426)	2:391:B:LEU:HD11	2:396:B:ILE:H	6	0.14
(1,1426)	2:391:B:LEU:HD12	2:396:B:ILE:H	6	0.14
(1,1426)	2:391:B:LEU:HD13	2:396:B:ILE:H	6	0.14
(1,1426)	2:391:B:LEU:HD11	2:396:B:ILE:H	8	0.14
(1,1426)	2:391:B:LEU:HD12	2:396:B:ILE:H	8	0.14
(1,1426)	2:391:B:LEU:HD13	2:396:B:ILE:H	8	0.14
(1,1426)	2:391:B:LEU:HD11	2:396:B:ILE:H	9	0.14
(1,1426)	2:391:B:LEU:HD12	2:396:B:ILE:H	9	0.14
(1,1426)	2:391:B:LEU:HD13	2:396:B:ILE:H	9	0.14
(1,1426)	2:391:B:LEU:HD11	2:396:B:ILE:H	12	0.14
(1,1426)	2:391:B:LEU:HD12	2:396:B:ILE:H	12	0.14
(1,1426)	2:391:B:LEU:HD13	2:396:B:ILE:H	12	0.14
(1,1426)	2:391:B:LEU:HD11	2:396:B:ILE:H	16	0.14
(1,1426)	2:391:B:LEU:HD12	2:396:B:ILE:H	16	0.14
(1,1426)	2:391:B:LEU:HD13	2:396:B:ILE:H	16	0.14
(1,1386)	2:390:B:GLN:H	2:390:B:GLN:HG3	6	0.14
(1,1386)	2:390:B:GLN:H	2:390:B:GLN:HG3	8	0.14

*Continued on next page...*

*Continued from previous page...*

Key	Atom-1	Atom-2	Model ID	Violation (Å)
(1,1386)	2:390:B:GLN:H	2:390:B:GLN:HG3	9	0.14
(1,1386)	2:390:B:GLN:H	2:390:B:GLN:HG3	12	0.14
(1,1386)	2:390:B:GLN:H	2:390:B:GLN:HG3	13	0.14
(1,1386)	2:390:B:GLN:H	2:390:B:GLN:HG3	14	0.14
(1,1386)	2:390:B:GLN:H	2:390:B:GLN:HG3	17	0.14
(1,1350)	2:387:B:GLN:HA	2:390:B:GLN:H	6	0.14
(1,1350)	2:387:B:GLN:HA	2:390:B:GLN:H	15	0.14
(1,1343)	2:387:B:GLN:HB3	2:388:B:ILE:H	10	0.14
(1,1343)	2:387:B:GLN:HB3	2:388:B:ILE:H	14	0.14
(1,1343)	2:387:B:GLN:HB3	2:388:B:ILE:H	16	0.14
(1,1343)	2:387:B:GLN:HB3	2:388:B:ILE:H	17	0.14
(1,1331)	2:386:B:GLU:HA	2:388:B:ILE:H	3	0.14
(1,1331)	2:386:B:GLU:HA	2:388:B:ILE:H	4	0.14
(1,1331)	2:386:B:GLU:HA	2:388:B:ILE:H	6	0.14
(1,1331)	2:386:B:GLU:HA	2:388:B:ILE:H	9	0.14
(1,1331)	2:386:B:GLU:HA	2:388:B:ILE:H	11	0.14
(1,1331)	2:386:B:GLU:HA	2:388:B:ILE:H	15	0.14
(1,1321)	2:386:B:GLU:H	2:386:B:GLU:HG3	3	0.14
(1,1321)	2:386:B:GLU:H	2:386:B:GLU:HG3	4	0.14
(1,1321)	2:386:B:GLU:H	2:386:B:GLU:HG3	5	0.14
(1,1321)	2:386:B:GLU:H	2:386:B:GLU:HG3	6	0.14
(1,1321)	2:386:B:GLU:H	2:386:B:GLU:HG3	11	0.14
(1,1321)	2:386:B:GLU:H	2:386:B:GLU:HG3	15	0.14
(1,1321)	2:386:B:GLU:H	2:386:B:GLU:HG3	16	0.14
(1,1311)	2:384:B:GLU:HB3	2:387:B:GLN:H	4	0.14
(1,1311)	2:384:B:GLU:HB3	2:387:B:GLN:H	13	0.14
(1,1298)	2:382:B:THR:HG21	2:386:B:GLU:H	10	0.14
(1,1298)	2:382:B:THR:HG22	2:386:B:GLU:H	10	0.14
(1,1298)	2:382:B:THR:HG23	2:386:B:GLU:H	10	0.14
(1,1297)	2:382:B:THR:HG21	2:385:B:GLY:H	3	0.14
(1,1297)	2:382:B:THR:HG22	2:385:B:GLY:H	3	0.14
(1,1297)	2:382:B:THR:HG23	2:385:B:GLY:H	3	0.14
(1,1297)	2:382:B:THR:HG21	2:385:B:GLY:H	4	0.14
(1,1297)	2:382:B:THR:HG22	2:385:B:GLY:H	4	0.14
(1,1297)	2:382:B:THR:HG23	2:385:B:GLY:H	4	0.14
(1,1297)	2:382:B:THR:HG21	2:385:B:GLY:H	7	0.14
(1,1297)	2:382:B:THR:HG22	2:385:B:GLY:H	7	0.14
(1,1297)	2:382:B:THR:HG23	2:385:B:GLY:H	7	0.14
(1,1297)	2:382:B:THR:HG21	2:385:B:GLY:H	9	0.14
(1,1297)	2:382:B:THR:HG22	2:385:B:GLY:H	9	0.14
(1,1297)	2:382:B:THR:HG23	2:385:B:GLY:H	9	0.14
(1,1297)	2:382:B:THR:HG21	2:385:B:GLY:H	11	0.14

*Continued on next page...*

*Continued from previous page...*

Key	Atom-1	Atom-2	Model ID	Violation (Å)
(1,1297)	2:382:B:THR:HG22	2:385:B:GLY:H	11	0.14
(1,1297)	2:382:B:THR:HG23	2:385:B:GLY:H	11	0.14
(1,1297)	2:382:B:THR:HG21	2:385:B:GLY:H	18	0.14
(1,1297)	2:382:B:THR:HG22	2:385:B:GLY:H	18	0.14
(1,1297)	2:382:B:THR:HG23	2:385:B:GLY:H	18	0.14
(1,1294)	2:382:B:THR:HG21	2:383:B:THR:H	18	0.14
(1,1294)	2:382:B:THR:HG22	2:383:B:THR:H	18	0.14
(1,1294)	2:382:B:THR:HG23	2:383:B:THR:H	18	0.14
(1,1289)	2:381:B:GLN:HG3	2:382:B:THR:H	16	0.14
(1,1289)	2:381:B:GLN:HG3	2:382:B:THR:H	19	0.14
(1,1288)	2:381:B:GLN:HB2	2:382:B:THR:H	2	0.14
(1,1288)	2:381:B:GLN:HB2	2:382:B:THR:H	3	0.14
(1,1288)	2:381:B:GLN:HB2	2:382:B:THR:H	13	0.14
(1,1288)	2:381:B:GLN:HB2	2:382:B:THR:H	14	0.14
(1,1288)	2:381:B:GLN:HB2	2:382:B:THR:H	15	0.14
(1,1287)	2:381:B:GLN:HB3	2:382:B:THR:H	11	0.14
(1,1285)	2:381:B:GLN:H	2:382:B:THR:HG21	20	0.14
(1,1285)	2:381:B:GLN:H	2:382:B:THR:HG22	20	0.14
(1,1285)	2:381:B:GLN:H	2:382:B:THR:HG23	20	0.14
(1,1284)	2:381:B:GLN:H	2:381:B:GLN:HG2	2	0.14
(1,1284)	2:381:B:GLN:H	2:381:B:GLN:HG2	3	0.14
(1,1284)	2:381:B:GLN:H	2:381:B:GLN:HG2	4	0.14
(1,1284)	2:381:B:GLN:H	2:381:B:GLN:HG2	7	0.14
(1,1284)	2:381:B:GLN:H	2:381:B:GLN:HG2	9	0.14
(1,1284)	2:381:B:GLN:H	2:381:B:GLN:HG2	10	0.14
(1,1284)	2:381:B:GLN:H	2:381:B:GLN:HG2	14	0.14
(1,1284)	2:381:B:GLN:H	2:381:B:GLN:HG2	15	0.14
(1,1266)	2:379:B:SER:H	2:380:B:VAL:HG21	6	0.14
(1,1266)	2:379:B:SER:H	2:380:B:VAL:HG22	6	0.14
(1,1266)	2:379:B:SER:H	2:380:B:VAL:HG23	6	0.14
(1,1266)	2:379:B:SER:H	2:380:B:VAL:HG21	14	0.14
(1,1266)	2:379:B:SER:H	2:380:B:VAL:HG22	14	0.14
(1,1266)	2:379:B:SER:H	2:380:B:VAL:HG23	14	0.14
(1,1266)	2:379:B:SER:H	2:380:B:VAL:HG21	16	0.14
(1,1266)	2:379:B:SER:H	2:380:B:VAL:HG22	16	0.14
(1,1266)	2:379:B:SER:H	2:380:B:VAL:HG23	16	0.14
(1,1266)	2:379:B:SER:H	2:380:B:VAL:HG21	19	0.14
(1,1266)	2:379:B:SER:H	2:380:B:VAL:HG22	19	0.14
(1,1266)	2:379:B:SER:H	2:380:B:VAL:HG23	19	0.14
(1,1264)	2:379:B:SER:H	2:380:B:VAL:HA	3	0.14
(1,1264)	2:379:B:SER:H	2:380:B:VAL:HA	13	0.14
(1,1254)	2:377:B:TYR:HD1	2:378:B:TYR:H	7	0.14

*Continued on next page...*

*Continued from previous page...*

Key	Atom-1	Atom-2	Model ID	Violation (Å)
(1,1254)	2:377:B:TYR:HD1	2:378:B:TYR:H	8	0.14
(1,1254)	2:377:B:TYR:HD1	2:378:B:TYR:H	10	0.14
(1,1254)	2:377:B:TYR:HD1	2:378:B:TYR:H	11	0.14
(1,1254)	2:377:B:TYR:HD1	2:378:B:TYR:H	20	0.14
(1,1242)	2:375:B:ASP:HB2	2:376:B:GLY:H	13	0.14
(1,1199)	2:371:B:GLY:H	2:372:B:ASP:H	3	0.14
(1,1199)	2:371:B:GLY:H	2:372:B:ASP:H	4	0.14
(1,1199)	2:371:B:GLY:H	2:372:B:ASP:H	6	0.14
(1,1199)	2:371:B:GLY:H	2:372:B:ASP:H	8	0.14
(1,1199)	2:371:B:GLY:H	2:372:B:ASP:H	9	0.14
(1,1199)	2:371:B:GLY:H	2:372:B:ASP:H	10	0.14
(1,1199)	2:371:B:GLY:H	2:372:B:ASP:H	12	0.14
(1,1199)	2:371:B:GLY:H	2:372:B:ASP:H	13	0.14
(1,1199)	2:371:B:GLY:H	2:372:B:ASP:H	14	0.14
(1,1199)	2:371:B:GLY:H	2:372:B:ASP:H	15	0.14
(1,1199)	2:371:B:GLY:H	2:372:B:ASP:H	16	0.14
(1,1199)	2:371:B:GLY:H	2:372:B:ASP:H	17	0.14
(1,1199)	2:371:B:GLY:H	2:372:B:ASP:H	18	0.14
(1,1199)	2:371:B:GLY:H	2:372:B:ASP:H	20	0.14
(1,1194)	2:370:B:PHE:HB2	2:372:B:ASP:H	2	0.14
(1,1194)	2:370:B:PHE:HB2	2:372:B:ASP:H	3	0.14
(1,1194)	2:370:B:PHE:HB2	2:372:B:ASP:H	6	0.14
(1,1194)	2:370:B:PHE:HB2	2:372:B:ASP:H	13	0.14
(1,1194)	2:370:B:PHE:HB2	2:372:B:ASP:H	15	0.14
(1,1194)	2:370:B:PHE:HB2	2:372:B:ASP:H	16	0.14
(1,1190)	2:369:B:ASP:H	2:377:B:TYR:HD1	4	0.14
(1,1190)	2:369:B:ASP:H	2:377:B:TYR:HD1	7	0.14
(1,1190)	2:369:B:ASP:H	2:377:B:TYR:HD1	10	0.14
(1,1190)	2:369:B:ASP:H	2:377:B:TYR:HD1	11	0.14
(1,1190)	2:369:B:ASP:H	2:377:B:TYR:HD1	12	0.14
(1,1190)	2:369:B:ASP:H	2:377:B:TYR:HD1	18	0.14
(1,1190)	2:369:B:ASP:H	2:377:B:TYR:HD1	20	0.14
(1,1184)	2:368:B:LEU:HD11	2:380:B:VAL:H	7	0.14
(1,1184)	2:368:B:LEU:HD12	2:380:B:VAL:H	7	0.14
(1,1184)	2:368:B:LEU:HD13	2:380:B:VAL:H	7	0.14
(1,1171)	2:368:B:LEU:HD11	2:370:B:PHE:H	17	0.14
(1,1171)	2:368:B:LEU:HD12	2:370:B:PHE:H	17	0.14
(1,1171)	2:368:B:LEU:HD13	2:370:B:PHE:H	17	0.14
(1,1164)	2:368:B:LEU:H	2:369:B:ASP:H	1	0.14
(1,1164)	2:368:B:LEU:H	2:369:B:ASP:H	4	0.14
(1,1164)	2:368:B:LEU:H	2:369:B:ASP:H	7	0.14
(1,1164)	2:368:B:LEU:H	2:369:B:ASP:H	10	0.14

*Continued on next page...*

*Continued from previous page...*

Key	Atom-1	Atom-2	Model ID	Violation (Å)
(1,1164)	2:368:B:LEU:H	2:369:B:ASP:H	11	0.14
(1,1155)	2:367:B:THR:HG21	2:370:B:PHE:H	4	0.14
(1,1155)	2:367:B:THR:HG22	2:370:B:PHE:H	4	0.14
(1,1155)	2:367:B:THR:HG23	2:370:B:PHE:H	4	0.14
(1,1151)	2:367:B:THR:H	2:368:B:LEU:HD11	1	0.14
(1,1151)	2:367:B:THR:H	2:368:B:LEU:HD12	1	0.14
(1,1151)	2:367:B:THR:H	2:368:B:LEU:HD13	1	0.14
(1,1151)	2:367:B:THR:H	2:368:B:LEU:HD11	5	0.14
(1,1151)	2:367:B:THR:H	2:368:B:LEU:HD12	5	0.14
(1,1151)	2:367:B:THR:H	2:368:B:LEU:HD13	5	0.14
(1,1151)	2:367:B:THR:H	2:368:B:LEU:HD11	19	0.14
(1,1151)	2:367:B:THR:H	2:368:B:LEU:HD12	19	0.14
(1,1151)	2:367:B:THR:H	2:368:B:LEU:HD13	19	0.14
(1,1136)	2:365:B:SER:HB2	2:382:B:THR:H	11	0.14
(1,1136)	2:365:B:SER:HB2	2:382:B:THR:H	20	0.14
(1,1133)	2:365:B:SER:H	2:382:B:THR:HG21	15	0.14
(1,1133)	2:365:B:SER:H	2:382:B:THR:HG22	15	0.14
(1,1133)	2:365:B:SER:H	2:382:B:THR:HG23	15	0.14
(1,1129)	2:365:B:SER:HB3	2:366:B:PHE:H	18	0.14
(1,1126)	2:365:B:SER:H	2:366:B:PHE:HA	1	0.14
(1,1126)	2:365:B:SER:H	2:366:B:PHE:HA	2	0.14
(1,1126)	2:365:B:SER:H	2:366:B:PHE:HA	3	0.14
(1,1126)	2:365:B:SER:H	2:366:B:PHE:HA	5	0.14
(1,1126)	2:365:B:SER:H	2:366:B:PHE:HA	6	0.14
(1,1126)	2:365:B:SER:H	2:366:B:PHE:HA	12	0.14
(1,1126)	2:365:B:SER:H	2:366:B:PHE:HA	13	0.14
(1,1126)	2:365:B:SER:H	2:366:B:PHE:HA	14	0.14
(1,1126)	2:365:B:SER:H	2:366:B:PHE:HA	15	0.14
(1,1126)	2:365:B:SER:H	2:366:B:PHE:HA	16	0.14
(1,1094)	2:361:B:ALA:HB1	2:390:B:GLN:H	3	0.14
(1,1094)	2:361:B:ALA:HB2	2:390:B:GLN:H	3	0.14
(1,1094)	2:361:B:ALA:HB3	2:390:B:GLN:H	3	0.14
(1,1094)	2:361:B:ALA:HB1	2:390:B:GLN:H	7	0.14
(1,1094)	2:361:B:ALA:HB2	2:390:B:GLN:H	7	0.14
(1,1094)	2:361:B:ALA:HB3	2:390:B:GLN:H	7	0.14
(1,1094)	2:361:B:ALA:HB1	2:390:B:GLN:H	13	0.14
(1,1094)	2:361:B:ALA:HB2	2:390:B:GLN:H	13	0.14
(1,1094)	2:361:B:ALA:HB3	2:390:B:GLN:H	13	0.14
(1,1087)	2:361:B:ALA:HB1	2:367:B:THR:H	6	0.14
(1,1087)	2:361:B:ALA:HB2	2:367:B:THR:H	6	0.14
(1,1087)	2:361:B:ALA:HB3	2:367:B:THR:H	6	0.14
(1,1087)	2:361:B:ALA:HB1	2:367:B:THR:H	18	0.14

*Continued on next page...*

*Continued from previous page...*

Key	Atom-1	Atom-2	Model ID	Violation (Å)
(1,1087)	2:361:B:ALA:HB2	2:367:B:THR:H	18	0.14
(1,1087)	2:361:B:ALA:HB3	2:367:B:THR:H	18	0.14
(1,1087)	2:361:B:ALA:HB1	2:367:B:THR:H	19	0.14
(1,1087)	2:361:B:ALA:HB2	2:367:B:THR:H	19	0.14
(1,1087)	2:361:B:ALA:HB3	2:367:B:THR:H	19	0.14
(1,1075)	2:360:B:ALA:H	2:368:B:LEU:H	2	0.14
(1,1075)	2:360:B:ALA:H	2:368:B:LEU:H	6	0.14
(1,1075)	2:360:B:ALA:H	2:368:B:LEU:H	16	0.14
(1,1075)	2:360:B:ALA:H	2:368:B:LEU:H	17	0.14
(1,1064)	2:360:B:ALA:H	2:361:B:ALA:H	2	0.14
(1,1064)	2:360:B:ALA:H	2:361:B:ALA:H	4	0.14
(1,1064)	2:360:B:ALA:H	2:361:B:ALA:H	5	0.14
(1,1064)	2:360:B:ALA:H	2:361:B:ALA:H	8	0.14
(1,1064)	2:360:B:ALA:H	2:361:B:ALA:H	10	0.14
(1,1064)	2:360:B:ALA:H	2:361:B:ALA:H	12	0.14
(1,1056)	2:359:B:TRP:HE1	2:393:B:ALA:HA	3	0.14
(1,1056)	2:359:B:TRP:HE1	2:393:B:ALA:HA	11	0.14
(1,1056)	2:359:B:TRP:HE1	2:393:B:ALA:HA	16	0.14
(1,1056)	2:359:B:TRP:HE1	2:393:B:ALA:HA	20	0.14
(1,1012)	2:357:B:LYS:HB3	2:370:B:PHE:H	1	0.14
(1,1012)	2:357:B:LYS:HB3	2:370:B:PHE:H	19	0.14
(1,1005)	2:357:B:LYS:H	2:358:B:ARG:HG2	17	0.14
(1,1005)	2:357:B:LYS:H	2:358:B:ARG:HG2	19	0.14
(1,997)	2:356:B:ILE:HG21	2:370:B:PHE:H	7	0.14
(1,997)	2:356:B:ILE:HG22	2:370:B:PHE:H	7	0.14
(1,997)	2:356:B:ILE:HG23	2:370:B:PHE:H	7	0.14
(1,978)	2:355:B:ASN:H	2:356:B:ILE:HG21	4	0.14
(1,978)	2:355:B:ASN:H	2:356:B:ILE:HG22	4	0.14
(1,978)	2:355:B:ASN:H	2:356:B:ILE:HG23	4	0.14
(1,978)	2:355:B:ASN:H	2:356:B:ILE:HG21	11	0.14
(1,978)	2:355:B:ASN:H	2:356:B:ILE:HG22	11	0.14
(1,978)	2:355:B:ASN:H	2:356:B:ILE:HG23	11	0.14
(1,978)	2:355:B:ASN:H	2:356:B:ILE:HG21	12	0.14
(1,978)	2:355:B:ASN:H	2:356:B:ILE:HG22	12	0.14
(1,978)	2:355:B:ASN:H	2:356:B:ILE:HG23	12	0.14
(1,974)	2:355:B:ASN:H	2:355:B:ASN:HB3	3	0.14
(1,974)	2:355:B:ASN:H	2:355:B:ASN:HB3	5	0.14
(1,974)	2:355:B:ASN:H	2:355:B:ASN:HB3	6	0.14
(1,972)	2:354:B:THR:H	2:399:B:ILE:HG21	2	0.14
(1,972)	2:354:B:THR:H	2:399:B:ILE:HG22	2	0.14
(1,972)	2:354:B:THR:H	2:399:B:ILE:HG23	2	0.14
(1,972)	2:354:B:THR:H	2:399:B:ILE:HG21	5	0.14

*Continued on next page...*



*Continued from previous page...*

Key	Atom-1	Atom-2	Model ID	Violation (Å)
(1,972)	2:354:B:THR:H	2:399:B:ILE:HG22	5	0.14
(1,972)	2:354:B:THR:H	2:399:B:ILE:HG23	5	0.14
(1,972)	2:354:B:THR:H	2:399:B:ILE:HG21	6	0.14
(1,972)	2:354:B:THR:H	2:399:B:ILE:HG22	6	0.14
(1,972)	2:354:B:THR:H	2:399:B:ILE:HG23	6	0.14
(1,972)	2:354:B:THR:H	2:399:B:ILE:HG21	15	0.14
(1,972)	2:354:B:THR:H	2:399:B:ILE:HG22	15	0.14
(1,972)	2:354:B:THR:H	2:399:B:ILE:HG23	15	0.14
(1,970)	2:354:B:THR:HG21	2:356:B:ILE:H	19	0.14
(1,970)	2:354:B:THR:HG22	2:356:B:ILE:H	19	0.14
(1,970)	2:354:B:THR:HG23	2:356:B:ILE:H	19	0.14
(1,952)	2:353:B:LEU:HD11	2:392:B:ILE:H	3	0.14
(1,952)	2:353:B:LEU:HD12	2:392:B:ILE:H	3	0.14
(1,952)	2:353:B:LEU:HD13	2:392:B:ILE:H	3	0.14
(1,952)	2:353:B:LEU:HD11	2:392:B:ILE:H	7	0.14
(1,952)	2:353:B:LEU:HD12	2:392:B:ILE:H	7	0.14
(1,952)	2:353:B:LEU:HD13	2:392:B:ILE:H	7	0.14
(1,952)	2:353:B:LEU:HD11	2:392:B:ILE:H	15	0.14
(1,952)	2:353:B:LEU:HD12	2:392:B:ILE:H	15	0.14
(1,952)	2:353:B:LEU:HD13	2:392:B:ILE:H	15	0.14
(1,952)	2:353:B:LEU:HD11	2:392:B:ILE:H	20	0.14
(1,952)	2:353:B:LEU:HD12	2:392:B:ILE:H	20	0.14
(1,952)	2:353:B:LEU:HD13	2:392:B:ILE:H	20	0.14
(1,934)	2:352:B:SER:HB3	2:355:B:ASN:H	14	0.14
(1,932)	2:352:B:SER:H	2:355:B:ASN:HB2	2	0.14
(1,932)	2:352:B:SER:H	2:355:B:ASN:HB2	15	0.14
(1,932)	2:352:B:SER:H	2:355:B:ASN:HB2	17	0.14
(1,929)	2:352:B:SER:HB3	2:354:B:THR:H	8	0.14
(1,929)	2:352:B:SER:HB3	2:354:B:THR:H	9	0.14
(1,929)	2:352:B:SER:HB3	2:354:B:THR:H	12	0.14
(1,929)	2:352:B:SER:HB3	2:354:B:THR:H	18	0.14
(1,918)	2:351:B:TRP:H	2:352:B:SER:H	10	0.14
(1,911)	2:350:B:GLU:HG2	2:351:B:TRP:H	8	0.14
(1,911)	2:350:B:GLU:HG2	2:351:B:TRP:H	14	0.14
(1,911)	2:350:B:GLU:HG2	2:351:B:TRP:H	17	0.14
(1,911)	2:350:B:GLU:HG2	2:351:B:TRP:H	18	0.14
(1,911)	2:350:B:GLU:HG2	2:351:B:TRP:H	19	0.14
(1,911)	2:350:B:GLU:HG2	2:351:B:TRP:H	20	0.14
(1,897)	2:349:B:GLN:HB3	2:350:B:GLU:H	2	0.14
(1,897)	2:349:B:GLN:HB3	2:350:B:GLU:H	3	0.14
(1,897)	2:349:B:GLN:HB3	2:350:B:GLU:H	4	0.14
(1,897)	2:349:B:GLN:HB3	2:350:B:GLU:H	7	0.14

*Continued on next page...*

*Continued from previous page...*

Key	Atom-1	Atom-2	Model ID	Violation (Å)
(1,897)	2:349:B:GLN:HB3	2:350:B:GLU:H	11	0.14
(1,897)	2:349:B:GLN:HB3	2:350:B:GLU:H	14	0.14
(1,893)	2:349:B:GLN:H	2:349:B:GLN:HG2	3	0.14
(1,893)	2:349:B:GLN:H	2:349:B:GLN:HG2	5	0.14
(1,893)	2:349:B:GLN:H	2:349:B:GLN:HG2	8	0.14
(1,893)	2:349:B:GLN:H	2:349:B:GLN:HG2	16	0.14
(1,868)	2:346:B:GLU:H	2:347:B:VAL:H	1	0.14
(1,868)	2:346:B:GLU:H	2:347:B:VAL:H	6	0.14
(1,868)	2:346:B:GLU:H	2:347:B:VAL:H	16	0.14
(1,868)	2:346:B:GLU:H	2:347:B:VAL:H	17	0.14
(1,863)	2:346:B:GLU:H	2:346:B:GLU:HB3	13	0.14
(1,863)	2:346:B:GLU:H	2:346:B:GLU:HB3	14	0.14
(1,855)	2:344:B:THR:HB	2:346:B:GLU:H	1	0.14
(1,846)	2:343:B:LYS:H	2:345:B:LYS:H	16	0.14
(1,846)	2:343:B:LYS:H	2:345:B:LYS:H	17	0.14
(1,845)	2:343:B:LYS:HB3	2:345:B:LYS:H	8	0.14
(1,831)	2:342:B:GLU:HA	2:345:B:LYS:H	2	0.14
(1,831)	2:342:B:GLU:HA	2:345:B:LYS:H	3	0.14
(1,831)	2:342:B:GLU:HA	2:345:B:LYS:H	9	0.14
(1,831)	2:342:B:GLU:HA	2:345:B:LYS:H	13	0.14
(1,831)	2:342:B:GLU:HA	2:345:B:LYS:H	14	0.14
(1,831)	2:342:B:GLU:HA	2:345:B:LYS:H	15	0.14
(1,831)	2:342:B:GLU:HA	2:345:B:LYS:H	19	0.14
(1,815)	2:341:B:ASP:H	2:345:B:LYS:H	6	0.14
(1,808)	2:340:B:VAL:HG11	2:348:B:ILE:H	1	0.14
(1,808)	2:340:B:VAL:HG12	2:348:B:ILE:H	1	0.14
(1,808)	2:340:B:VAL:HG13	2:348:B:ILE:H	1	0.14
(1,808)	2:340:B:VAL:HG11	2:348:B:ILE:H	5	0.14
(1,808)	2:340:B:VAL:HG12	2:348:B:ILE:H	5	0.14
(1,808)	2:340:B:VAL:HG13	2:348:B:ILE:H	5	0.14
(1,808)	2:340:B:VAL:HG11	2:348:B:ILE:H	8	0.14
(1,808)	2:340:B:VAL:HG12	2:348:B:ILE:H	8	0.14
(1,808)	2:340:B:VAL:HG13	2:348:B:ILE:H	8	0.14
(1,808)	2:340:B:VAL:HG11	2:348:B:ILE:H	17	0.14
(1,808)	2:340:B:VAL:HG12	2:348:B:ILE:H	17	0.14
(1,808)	2:340:B:VAL:HG13	2:348:B:ILE:H	17	0.14
(1,805)	2:340:B:VAL:H	2:347:B:VAL:HG21	7	0.14
(1,805)	2:340:B:VAL:H	2:347:B:VAL:HG22	7	0.14
(1,805)	2:340:B:VAL:H	2:347:B:VAL:HG23	7	0.14
(1,791)	2:339:B:ARG:HG3	2:349:B:GLN:H	14	0.14
(1,789)	2:339:B:ARG:HB3	2:349:B:GLN:H	14	0.14
(1,789)	2:339:B:ARG:HB3	2:349:B:GLN:H	19	0.14

*Continued on next page...*

*Continued from previous page...*

Key	Atom-1	Atom-2	Model ID	Violation (Å)
(1,785)	2:339:B:ARG:H	2:349:B:GLN:HB2	1	0.14
(1,785)	2:339:B:ARG:H	2:349:B:GLN:HB2	4	0.14
(1,769)	2:338:B:MET:HA	2:351:B:TRP:H	2	0.14
(1,767)	2:338:B:MET:HB2	2:349:B:GLN:H	2	0.14
(1,767)	2:338:B:MET:HB2	2:349:B:GLN:H	9	0.14
(1,767)	2:338:B:MET:HB2	2:349:B:GLN:H	10	0.14
(1,765)	2:338:B:MET:H	2:347:B:VAL:HG11	2	0.14
(1,765)	2:338:B:MET:H	2:347:B:VAL:HG12	2	0.14
(1,765)	2:338:B:MET:H	2:347:B:VAL:HG13	2	0.14
(1,765)	2:338:B:MET:H	2:347:B:VAL:HG11	5	0.14
(1,765)	2:338:B:MET:H	2:347:B:VAL:HG12	5	0.14
(1,765)	2:338:B:MET:H	2:347:B:VAL:HG13	5	0.14
(1,765)	2:338:B:MET:H	2:347:B:VAL:HG11	6	0.14
(1,765)	2:338:B:MET:H	2:347:B:VAL:HG12	6	0.14
(1,765)	2:338:B:MET:H	2:347:B:VAL:HG13	6	0.14
(1,765)	2:338:B:MET:H	2:347:B:VAL:HG11	14	0.14
(1,765)	2:338:B:MET:H	2:347:B:VAL:HG12	14	0.14
(1,765)	2:338:B:MET:H	2:347:B:VAL:HG13	14	0.14
(1,765)	2:338:B:MET:H	2:347:B:VAL:HG11	15	0.14
(1,765)	2:338:B:MET:H	2:347:B:VAL:HG12	15	0.14
(1,765)	2:338:B:MET:H	2:347:B:VAL:HG13	15	0.14
(1,765)	2:338:B:MET:H	2:347:B:VAL:HG11	19	0.14
(1,765)	2:338:B:MET:H	2:347:B:VAL:HG12	19	0.14
(1,765)	2:338:B:MET:H	2:347:B:VAL:HG13	19	0.14
(1,752)	2:337:B:VAL:H	2:368:B:LEU:HD11	9	0.14
(1,752)	2:337:B:VAL:H	2:368:B:LEU:HD12	9	0.14
(1,752)	2:337:B:VAL:H	2:368:B:LEU:HD13	9	0.14
(1,752)	2:337:B:VAL:H	2:368:B:LEU:HD11	20	0.14
(1,752)	2:337:B:VAL:H	2:368:B:LEU:HD12	20	0.14
(1,752)	2:337:B:VAL:H	2:368:B:LEU:HD13	20	0.14
(1,750)	2:337:B:VAL:H	2:356:B:ILE:HD11	2	0.14
(1,750)	2:337:B:VAL:H	2:356:B:ILE:HD12	2	0.14
(1,750)	2:337:B:VAL:H	2:356:B:ILE:HD13	2	0.14
(1,750)	2:337:B:VAL:H	2:356:B:ILE:HD11	5	0.14
(1,750)	2:337:B:VAL:H	2:356:B:ILE:HD12	5	0.14
(1,750)	2:337:B:VAL:H	2:356:B:ILE:HD13	5	0.14
(1,750)	2:337:B:VAL:H	2:356:B:ILE:HD11	13	0.14
(1,750)	2:337:B:VAL:H	2:356:B:ILE:HD12	13	0.14
(1,750)	2:337:B:VAL:H	2:356:B:ILE:HD13	13	0.14
(1,750)	2:337:B:VAL:H	2:356:B:ILE:HD11	14	0.14
(1,750)	2:337:B:VAL:H	2:356:B:ILE:HD12	14	0.14
(1,750)	2:337:B:VAL:H	2:356:B:ILE:HD13	14	0.14

*Continued on next page...*

*Continued from previous page...*

Key	Atom-1	Atom-2	Model ID	Violation (Å)
(1,749)	2:337:B:VAL:HG21	2:355:B:ASN:H	5	0.14
(1,749)	2:337:B:VAL:HG22	2:355:B:ASN:H	5	0.14
(1,749)	2:337:B:VAL:HG23	2:355:B:ASN:H	5	0.14
(1,741)	2:337:B:VAL:HG11	2:351:B:TRP:H	6	0.14
(1,741)	2:337:B:VAL:HG12	2:351:B:TRP:H	6	0.14
(1,741)	2:337:B:VAL:HG13	2:351:B:TRP:H	6	0.14
(1,741)	2:337:B:VAL:HG11	2:351:B:TRP:H	16	0.14
(1,741)	2:337:B:VAL:HG12	2:351:B:TRP:H	16	0.14
(1,741)	2:337:B:VAL:HG13	2:351:B:TRP:H	16	0.14
(1,740)	2:337:B:VAL:HB	2:351:B:TRP:H	1	0.14
(1,740)	2:337:B:VAL:HB	2:351:B:TRP:H	6	0.14
(1,740)	2:337:B:VAL:HB	2:351:B:TRP:H	7	0.14
(1,740)	2:337:B:VAL:HB	2:351:B:TRP:H	13	0.14
(1,740)	2:337:B:VAL:HB	2:351:B:TRP:H	15	0.14
(1,738)	2:337:B:VAL:H	2:351:B:TRP:HB2	7	0.14
(1,736)	2:337:B:VAL:H	2:351:B:TRP:HA	1	0.14
(1,736)	2:337:B:VAL:H	2:351:B:TRP:HA	17	0.14
(1,736)	2:337:B:VAL:H	2:351:B:TRP:HA	19	0.14
(1,732)	2:337:B:VAL:HG21	2:338:B:MET:H	1	0.14
(1,732)	2:337:B:VAL:HG22	2:338:B:MET:H	1	0.14
(1,732)	2:337:B:VAL:HG23	2:338:B:MET:H	1	0.14
(1,732)	2:337:B:VAL:HG21	2:338:B:MET:H	2	0.14
(1,732)	2:337:B:VAL:HG22	2:338:B:MET:H	2	0.14
(1,732)	2:337:B:VAL:HG23	2:338:B:MET:H	2	0.14
(1,732)	2:337:B:VAL:HG21	2:338:B:MET:H	5	0.14
(1,732)	2:337:B:VAL:HG22	2:338:B:MET:H	5	0.14
(1,732)	2:337:B:VAL:HG23	2:338:B:MET:H	5	0.14
(1,732)	2:337:B:VAL:HG21	2:338:B:MET:H	6	0.14
(1,732)	2:337:B:VAL:HG22	2:338:B:MET:H	6	0.14
(1,732)	2:337:B:VAL:HG23	2:338:B:MET:H	6	0.14
(1,732)	2:337:B:VAL:HG21	2:338:B:MET:H	7	0.14
(1,732)	2:337:B:VAL:HG22	2:338:B:MET:H	7	0.14
(1,732)	2:337:B:VAL:HG23	2:338:B:MET:H	7	0.14
(1,732)	2:337:B:VAL:HG21	2:338:B:MET:H	14	0.14
(1,732)	2:337:B:VAL:HG22	2:338:B:MET:H	14	0.14
(1,732)	2:337:B:VAL:HG23	2:338:B:MET:H	14	0.14
(1,732)	2:337:B:VAL:HG21	2:338:B:MET:H	16	0.14
(1,732)	2:337:B:VAL:HG22	2:338:B:MET:H	16	0.14
(1,732)	2:337:B:VAL:HG23	2:338:B:MET:H	16	0.14
(1,732)	2:337:B:VAL:HG21	2:338:B:MET:H	17	0.14
(1,732)	2:337:B:VAL:HG22	2:338:B:MET:H	17	0.14
(1,732)	2:337:B:VAL:HG23	2:338:B:MET:H	17	0.14

*Continued on next page...*

*Continued from previous page...*

Key	Atom-1	Atom-2	Model ID	Violation (Å)
(1,732)	2:337:B:VAL:HG21	2:338:B:MET:H	19	0.14
(1,732)	2:337:B:VAL:HG22	2:338:B:MET:H	19	0.14
(1,732)	2:337:B:VAL:HG23	2:338:B:MET:H	19	0.14
(1,724)	2:336:B:CYS:H	2:356:B:ILE:HD11	7	0.14
(1,724)	2:336:B:CYS:H	2:356:B:ILE:HD12	7	0.14
(1,724)	2:336:B:CYS:H	2:356:B:ILE:HD13	7	0.14
(1,724)	2:336:B:CYS:H	2:356:B:ILE:HD11	12	0.14
(1,724)	2:336:B:CYS:H	2:356:B:ILE:HD12	12	0.14
(1,724)	2:336:B:CYS:H	2:356:B:ILE:HD13	12	0.14
(1,724)	2:336:B:CYS:H	2:356:B:ILE:HD11	18	0.14
(1,724)	2:336:B:CYS:H	2:356:B:ILE:HD12	18	0.14
(1,724)	2:336:B:CYS:H	2:356:B:ILE:HD13	18	0.14
(1,724)	2:336:B:CYS:H	2:356:B:ILE:HD11	19	0.14
(1,724)	2:336:B:CYS:H	2:356:B:ILE:HD12	19	0.14
(1,724)	2:336:B:CYS:H	2:356:B:ILE:HD13	19	0.14
(1,719)	2:336:B:CYS:H	2:353:B:LEU:HD21	11	0.14
(1,719)	2:336:B:CYS:H	2:353:B:LEU:HD22	11	0.14
(1,719)	2:336:B:CYS:H	2:353:B:LEU:HD23	11	0.14
(1,706)	2:336:B:CYS:H	2:336:B:CYS:HB2	1	0.14
(1,706)	2:336:B:CYS:H	2:336:B:CYS:HB2	4	0.14
(1,706)	2:336:B:CYS:H	2:336:B:CYS:HB2	5	0.14
(1,706)	2:336:B:CYS:H	2:336:B:CYS:HB2	8	0.14
(1,706)	2:336:B:CYS:H	2:336:B:CYS:HB2	9	0.14
(1,706)	2:336:B:CYS:H	2:336:B:CYS:HB2	10	0.14
(1,706)	2:336:B:CYS:H	2:336:B:CYS:HB2	12	0.14
(1,706)	2:336:B:CYS:H	2:336:B:CYS:HB2	16	0.14
(1,706)	2:336:B:CYS:H	2:336:B:CYS:HB2	18	0.14
(1,706)	2:336:B:CYS:H	2:336:B:CYS:HB2	19	0.14
(1,706)	2:336:B:CYS:H	2:336:B:CYS:HB2	20	0.14
(1,701)	2:335:B:GLU:H	2:353:B:LEU:HD21	1	0.14
(1,701)	2:335:B:GLU:H	2:353:B:LEU:HD22	1	0.14
(1,701)	2:335:B:GLU:H	2:353:B:LEU:HD23	1	0.14
(1,701)	2:335:B:GLU:H	2:353:B:LEU:HD21	9	0.14
(1,701)	2:335:B:GLU:H	2:353:B:LEU:HD22	9	0.14
(1,701)	2:335:B:GLU:H	2:353:B:LEU:HD23	9	0.14
(1,701)	2:335:B:GLU:H	2:353:B:LEU:HD21	11	0.14
(1,701)	2:335:B:GLU:H	2:353:B:LEU:HD22	11	0.14
(1,701)	2:335:B:GLU:H	2:353:B:LEU:HD23	11	0.14
(1,693)	2:335:B:GLU:H	2:336:B:CYS:H	1	0.14
(1,693)	2:335:B:GLU:H	2:336:B:CYS:H	2	0.14
(1,693)	2:335:B:GLU:H	2:336:B:CYS:H	5	0.14
(1,693)	2:335:B:GLU:H	2:336:B:CYS:H	6	0.14

*Continued on next page...*

*Continued from previous page...*

Key	Atom-1	Atom-2	Model ID	Violation (Å)
(1,693)	2:335:B:GLU:H	2:336:B:CYS:H	10	0.14
(1,693)	2:335:B:GLU:H	2:336:B:CYS:H	13	0.14
(1,685)	2:334:B:LYS:HB2	2:335:B:GLU:H	17	0.14
(1,685)	2:334:B:LYS:HB2	2:335:B:GLU:H	19	0.14
(1,675)	2:333:B:THR:HG21	2:337:B:VAL:H	12	0.14
(1,675)	2:333:B:THR:HG22	2:337:B:VAL:H	12	0.14
(1,675)	2:333:B:THR:HG23	2:337:B:VAL:H	12	0.14
(1,675)	2:333:B:THR:HG21	2:337:B:VAL:H	20	0.14
(1,675)	2:333:B:THR:HG22	2:337:B:VAL:H	20	0.14
(1,675)	2:333:B:THR:HG23	2:337:B:VAL:H	20	0.14
(1,650)	2:332:B:ILE:HG21	2:338:B:MET:H	6	0.14
(1,650)	2:332:B:ILE:HG22	2:338:B:MET:H	6	0.14
(1,650)	2:332:B:ILE:HG23	2:338:B:MET:H	6	0.14
(1,645)	2:332:B:ILE:H	2:337:B:VAL:HG21	4	0.14
(1,645)	2:332:B:ILE:H	2:337:B:VAL:HG22	4	0.14
(1,645)	2:332:B:ILE:H	2:337:B:VAL:HG23	4	0.14
(1,645)	2:332:B:ILE:H	2:337:B:VAL:HG21	9	0.14
(1,645)	2:332:B:ILE:H	2:337:B:VAL:HG22	9	0.14
(1,645)	2:332:B:ILE:H	2:337:B:VAL:HG23	9	0.14
(1,645)	2:332:B:ILE:H	2:337:B:VAL:HG21	10	0.14
(1,645)	2:332:B:ILE:H	2:337:B:VAL:HG22	10	0.14
(1,645)	2:332:B:ILE:H	2:337:B:VAL:HG23	10	0.14
(1,645)	2:332:B:ILE:H	2:337:B:VAL:HG21	11	0.14
(1,645)	2:332:B:ILE:H	2:337:B:VAL:HG22	11	0.14
(1,645)	2:332:B:ILE:H	2:337:B:VAL:HG23	11	0.14
(1,645)	2:332:B:ILE:H	2:337:B:VAL:HG21	12	0.14
(1,645)	2:332:B:ILE:H	2:337:B:VAL:HG22	12	0.14
(1,645)	2:332:B:ILE:H	2:337:B:VAL:HG23	12	0.14
(1,627)	2:331:B:GLY:H	2:340:B:VAL:HG11	2	0.14
(1,627)	2:331:B:GLY:H	2:340:B:VAL:HG12	2	0.14
(1,627)	2:331:B:GLY:H	2:340:B:VAL:HG13	2	0.14
(1,627)	2:331:B:GLY:H	2:340:B:VAL:HG11	9	0.14
(1,627)	2:331:B:GLY:H	2:340:B:VAL:HG12	9	0.14
(1,627)	2:331:B:GLY:H	2:340:B:VAL:HG13	9	0.14
(1,627)	2:331:B:GLY:H	2:340:B:VAL:HG11	10	0.14
(1,627)	2:331:B:GLY:H	2:340:B:VAL:HG12	10	0.14
(1,627)	2:331:B:GLY:H	2:340:B:VAL:HG13	10	0.14
(1,627)	2:331:B:GLY:H	2:340:B:VAL:HG11	14	0.14
(1,627)	2:331:B:GLY:H	2:340:B:VAL:HG12	14	0.14
(1,627)	2:331:B:GLY:H	2:340:B:VAL:HG13	14	0.14
(1,627)	2:331:B:GLY:H	2:340:B:VAL:HG11	16	0.14
(1,627)	2:331:B:GLY:H	2:340:B:VAL:HG12	16	0.14

*Continued on next page...*



*Continued from previous page...*

Key	Atom-1	Atom-2	Model ID	Violation (Å)
(1,627)	2:331:B:GLY:H	2:340:B:VAL:HG13	16	0.14
(1,584)	2:329:B:LEU:HD11	2:340:B:VAL:H	5	0.14
(1,584)	2:329:B:LEU:HD12	2:340:B:VAL:H	5	0.14
(1,584)	2:329:B:LEU:HD13	2:340:B:VAL:H	5	0.14
(1,581)	2:329:B:LEU:H	2:340:B:VAL:HG21	2	0.14
(1,581)	2:329:B:LEU:H	2:340:B:VAL:HG22	2	0.14
(1,581)	2:329:B:LEU:H	2:340:B:VAL:HG23	2	0.14
(1,581)	2:329:B:LEU:H	2:340:B:VAL:HG21	14	0.14
(1,581)	2:329:B:LEU:H	2:340:B:VAL:HG22	14	0.14
(1,581)	2:329:B:LEU:H	2:340:B:VAL:HG23	14	0.14
(1,580)	2:329:B:LEU:H	2:340:B:VAL:HG11	15	0.14
(1,580)	2:329:B:LEU:H	2:340:B:VAL:HG12	15	0.14
(1,580)	2:329:B:LEU:H	2:340:B:VAL:HG13	15	0.14
(1,553)	2:326:B:VAL:HG11	2:329:B:LEU:H	6	0.14
(1,553)	2:326:B:VAL:HG12	2:329:B:LEU:H	6	0.14
(1,553)	2:326:B:VAL:HG13	2:329:B:LEU:H	6	0.14
(1,553)	2:326:B:VAL:HG11	2:329:B:LEU:H	7	0.14
(1,553)	2:326:B:VAL:HG12	2:329:B:LEU:H	7	0.14
(1,553)	2:326:B:VAL:HG13	2:329:B:LEU:H	7	0.14
(1,553)	2:326:B:VAL:HG11	2:329:B:LEU:H	20	0.14
(1,553)	2:326:B:VAL:HG12	2:329:B:LEU:H	20	0.14
(1,553)	2:326:B:VAL:HG13	2:329:B:LEU:H	20	0.14
(1,548)	2:325:B:LEU:HD21	2:381:B:GLN:H	5	0.14
(1,548)	2:325:B:LEU:HD22	2:381:B:GLN:H	5	0.14
(1,548)	2:325:B:LEU:HD23	2:381:B:GLN:H	5	0.14
(1,548)	2:325:B:LEU:HD21	2:381:B:GLN:H	14	0.14
(1,548)	2:325:B:LEU:HD22	2:381:B:GLN:H	14	0.14
(1,548)	2:325:B:LEU:HD23	2:381:B:GLN:H	14	0.14
(1,548)	2:325:B:LEU:HD21	2:381:B:GLN:H	15	0.14
(1,548)	2:325:B:LEU:HD22	2:381:B:GLN:H	15	0.14
(1,548)	2:325:B:LEU:HD23	2:381:B:GLN:H	15	0.14
(1,548)	2:325:B:LEU:HD21	2:381:B:GLN:H	16	0.14
(1,548)	2:325:B:LEU:HD22	2:381:B:GLN:H	16	0.14
(1,548)	2:325:B:LEU:HD23	2:381:B:GLN:H	16	0.14
(1,548)	2:325:B:LEU:HD21	2:381:B:GLN:H	19	0.14
(1,548)	2:325:B:LEU:HD22	2:381:B:GLN:H	19	0.14
(1,548)	2:325:B:LEU:HD23	2:381:B:GLN:H	19	0.14
(1,548)	2:325:B:LEU:HD21	2:381:B:GLN:H	20	0.14
(1,548)	2:325:B:LEU:HD22	2:381:B:GLN:H	20	0.14
(1,548)	2:325:B:LEU:HD23	2:381:B:GLN:H	20	0.14
(1,540)	2:325:B:LEU:H	2:326:B:VAL:HG21	6	0.14
(1,540)	2:325:B:LEU:H	2:326:B:VAL:HG22	6	0.14

*Continued on next page...*

*Continued from previous page...*

Key	Atom-1	Atom-2	Model ID	Violation (Å)
(1,540)	2:325:B:LEU:H	2:326:B:VAL:HG23	6	0.14
(1,540)	2:325:B:LEU:H	2:326:B:VAL:HG21	9	0.14
(1,540)	2:325:B:LEU:H	2:326:B:VAL:HG22	9	0.14
(1,540)	2:325:B:LEU:H	2:326:B:VAL:HG23	9	0.14
(1,540)	2:325:B:LEU:H	2:326:B:VAL:HG21	11	0.14
(1,540)	2:325:B:LEU:H	2:326:B:VAL:HG22	11	0.14
(1,540)	2:325:B:LEU:H	2:326:B:VAL:HG23	11	0.14
(1,534)	2:324:B:LYS:HG2	2:325:B:LEU:H	5	0.14
(1,514)	2:322:B:LYS:HA	2:324:B:LYS:H	8	0.14
(1,514)	2:322:B:LYS:HA	2:324:B:LYS:H	10	0.14
(1,514)	2:322:B:LYS:HA	2:324:B:LYS:H	12	0.14
(1,504)	2:320:B:LYS:H	2:326:B:VAL:HG21	12	0.14
(1,504)	2:320:B:LYS:H	2:326:B:VAL:HG22	12	0.14
(1,504)	2:320:B:LYS:H	2:326:B:VAL:HG23	12	0.14
(1,504)	2:320:B:LYS:H	2:326:B:VAL:HG21	16	0.14
(1,504)	2:320:B:LYS:H	2:326:B:VAL:HG22	16	0.14
(1,504)	2:320:B:LYS:H	2:326:B:VAL:HG23	16	0.14
(1,504)	2:320:B:LYS:H	2:326:B:VAL:HG21	18	0.14
(1,504)	2:320:B:LYS:H	2:326:B:VAL:HG22	18	0.14
(1,504)	2:320:B:LYS:H	2:326:B:VAL:HG23	18	0.14
(1,502)	2:320:B:LYS:HG2	2:321:B:GLY:H	2	0.14
(1,502)	2:320:B:LYS:HG2	2:321:B:GLY:H	11	0.14
(1,485)	2:319:B:MET:H	2:326:B:VAL:H	12	0.14
(1,485)	2:319:B:MET:H	2:326:B:VAL:H	16	0.14
(1,483)	2:319:B:MET:H	2:326:B:VAL:HG11	9	0.14
(1,483)	2:319:B:MET:H	2:326:B:VAL:HG12	9	0.14
(1,483)	2:319:B:MET:H	2:326:B:VAL:HG13	9	0.14
(1,474)	2:319:B:MET:HE1	2:320:B:LYS:H	3	0.14
(1,474)	2:319:B:MET:HE2	2:320:B:LYS:H	3	0.14
(1,474)	2:319:B:MET:HE3	2:320:B:LYS:H	3	0.14
(1,474)	2:319:B:MET:HE1	2:320:B:LYS:H	6	0.14
(1,474)	2:319:B:MET:HE2	2:320:B:LYS:H	6	0.14
(1,474)	2:319:B:MET:HE3	2:320:B:LYS:H	6	0.14
(1,474)	2:319:B:MET:HE1	2:320:B:LYS:H	18	0.14
(1,474)	2:319:B:MET:HE2	2:320:B:LYS:H	18	0.14
(1,474)	2:319:B:MET:HE3	2:320:B:LYS:H	18	0.14
(1,467)	2:319:B:MET:H	2:319:B:MET:HE1	5	0.14
(1,467)	2:319:B:MET:H	2:319:B:MET:HE2	5	0.14
(1,467)	2:319:B:MET:H	2:319:B:MET:HE3	5	0.14
(1,463)	2:318:B:LYS:HA	2:326:B:VAL:H	14	0.14
(1,463)	2:318:B:LYS:HA	2:326:B:VAL:H	17	0.14
(1,461)	2:318:B:LYS:H	2:326:B:VAL:HG21	5	0.14

*Continued on next page...*

*Continued from previous page...*

Key	Atom-1	Atom-2	Model ID	Violation (Å)
(1,461)	2:318:B:LYS:H	2:326:B:VAL:HG22	5	0.14
(1,461)	2:318:B:LYS:H	2:326:B:VAL:HG23	5	0.14
(1,461)	2:318:B:LYS:H	2:326:B:VAL:HG21	6	0.14
(1,461)	2:318:B:LYS:H	2:326:B:VAL:HG22	6	0.14
(1,461)	2:318:B:LYS:H	2:326:B:VAL:HG23	6	0.14
(1,461)	2:318:B:LYS:H	2:326:B:VAL:HG21	19	0.14
(1,461)	2:318:B:LYS:H	2:326:B:VAL:HG22	19	0.14
(1,461)	2:318:B:LYS:H	2:326:B:VAL:HG23	19	0.14
(1,453)	2:318:B:LYS:HD3	2:319:B:MET:H	14	0.14
(1,453)	2:318:B:LYS:HD3	2:319:B:MET:H	19	0.14
(1,449)	2:318:B:LYS:H	2:319:B:MET:HE1	2	0.14
(1,449)	2:318:B:LYS:H	2:319:B:MET:HE2	2	0.14
(1,449)	2:318:B:LYS:H	2:319:B:MET:HE3	2	0.14
(1,449)	2:318:B:LYS:H	2:319:B:MET:HE1	3	0.14
(1,449)	2:318:B:LYS:H	2:319:B:MET:HE2	3	0.14
(1,449)	2:318:B:LYS:H	2:319:B:MET:HE3	3	0.14
(1,449)	2:318:B:LYS:H	2:319:B:MET:HE1	10	0.14
(1,449)	2:318:B:LYS:H	2:319:B:MET:HE2	10	0.14
(1,449)	2:318:B:LYS:H	2:319:B:MET:HE3	10	0.14
(1,449)	2:318:B:LYS:H	2:319:B:MET:HE1	16	0.14
(1,449)	2:318:B:LYS:H	2:319:B:MET:HE2	16	0.14
(1,449)	2:318:B:LYS:H	2:319:B:MET:HE3	16	0.14
(1,431)	2:317:B:GLU:H	2:326:B:VAL:HG21	9	0.14
(1,431)	2:317:B:GLU:H	2:326:B:VAL:HG22	9	0.14
(1,431)	2:317:B:GLU:H	2:326:B:VAL:HG23	9	0.14
(1,431)	2:317:B:GLU:H	2:326:B:VAL:HG21	11	0.14
(1,431)	2:317:B:GLU:H	2:326:B:VAL:HG22	11	0.14
(1,431)	2:317:B:GLU:H	2:326:B:VAL:HG23	11	0.14
(1,424)	2:317:B:GLU:H	2:325:B:LEU:HA	4	0.14
(1,408)	2:316:B:LYS:H	2:381:B:GLN:HB2	4	0.14
(1,408)	2:316:B:LYS:H	2:381:B:GLN:HB2	15	0.14
(1,408)	2:316:B:LYS:H	2:381:B:GLN:HB2	18	0.14
(1,405)	2:316:B:LYS:H	2:380:B:VAL:HG21	4	0.14
(1,405)	2:316:B:LYS:H	2:380:B:VAL:HG22	4	0.14
(1,405)	2:316:B:LYS:H	2:380:B:VAL:HG23	4	0.14
(1,405)	2:316:B:LYS:H	2:380:B:VAL:HG21	12	0.14
(1,405)	2:316:B:LYS:H	2:380:B:VAL:HG22	12	0.14
(1,405)	2:316:B:LYS:H	2:380:B:VAL:HG23	12	0.14
(1,405)	2:316:B:LYS:H	2:380:B:VAL:HG21	15	0.14
(1,405)	2:316:B:LYS:H	2:380:B:VAL:HG22	15	0.14
(1,405)	2:316:B:LYS:H	2:380:B:VAL:HG23	15	0.14
(1,404)	2:316:B:LYS:H	2:380:B:VAL:HG11	7	0.14

*Continued on next page...*

*Continued from previous page...*

Key	Atom-1	Atom-2	Model ID	Violation (Å)
(1,404)	2:316:B:LYS:H	2:380:B:VAL:HG12	7	0.14
(1,404)	2:316:B:LYS:H	2:380:B:VAL:HG13	7	0.14
(1,404)	2:316:B:LYS:H	2:380:B:VAL:HG11	20	0.14
(1,404)	2:316:B:LYS:H	2:380:B:VAL:HG12	20	0.14
(1,404)	2:316:B:LYS:H	2:380:B:VAL:HG13	20	0.14
(1,398)	2:316:B:LYS:H	2:327:B:PRO:HA	1	0.14
(1,398)	2:316:B:LYS:H	2:327:B:PRO:HA	13	0.14
(1,384)	2:315:B:VAL:HG11	2:385:B:GLY:H	5	0.14
(1,384)	2:315:B:VAL:HG12	2:385:B:GLY:H	5	0.14
(1,384)	2:315:B:VAL:HG13	2:385:B:GLY:H	5	0.14
(1,384)	2:315:B:VAL:HG11	2:385:B:GLY:H	11	0.14
(1,384)	2:315:B:VAL:HG12	2:385:B:GLY:H	11	0.14
(1,384)	2:315:B:VAL:HG13	2:385:B:GLY:H	11	0.14
(1,384)	2:315:B:VAL:HG11	2:385:B:GLY:H	14	0.14
(1,384)	2:315:B:VAL:HG12	2:385:B:GLY:H	14	0.14
(1,384)	2:315:B:VAL:HG13	2:385:B:GLY:H	14	0.14
(1,384)	2:315:B:VAL:HG11	2:385:B:GLY:H	19	0.14
(1,384)	2:315:B:VAL:HG12	2:385:B:GLY:H	19	0.14
(1,384)	2:315:B:VAL:HG13	2:385:B:GLY:H	19	0.14
(1,378)	2:315:B:VAL:HG11	2:381:B:GLN:H	7	0.14
(1,378)	2:315:B:VAL:HG12	2:381:B:GLN:H	7	0.14
(1,378)	2:315:B:VAL:HG13	2:381:B:GLN:H	7	0.14
(1,378)	2:315:B:VAL:HG11	2:381:B:GLN:H	18	0.14
(1,378)	2:315:B:VAL:HG12	2:381:B:GLN:H	18	0.14
(1,378)	2:315:B:VAL:HG13	2:381:B:GLN:H	18	0.14
(1,378)	2:315:B:VAL:HG11	2:381:B:GLN:H	20	0.14
(1,378)	2:315:B:VAL:HG12	2:381:B:GLN:H	20	0.14
(1,378)	2:315:B:VAL:HG13	2:381:B:GLN:H	20	0.14
(1,372)	2:315:B:VAL:HG21	2:340:B:VAL:H	8	0.14
(1,372)	2:315:B:VAL:HG22	2:340:B:VAL:H	8	0.14
(1,372)	2:315:B:VAL:HG23	2:340:B:VAL:H	8	0.14
(1,372)	2:315:B:VAL:HG21	2:340:B:VAL:H	19	0.14
(1,372)	2:315:B:VAL:HG22	2:340:B:VAL:H	19	0.14
(1,372)	2:315:B:VAL:HG23	2:340:B:VAL:H	19	0.14
(1,367)	2:315:B:VAL:H	2:330:B:LEU:HD21	20	0.14
(1,367)	2:315:B:VAL:H	2:330:B:LEU:HD22	20	0.14
(1,367)	2:315:B:VAL:H	2:330:B:LEU:HD23	20	0.14
(1,362)	2:315:B:VAL:H	2:329:B:LEU:HD21	15	0.14
(1,362)	2:315:B:VAL:H	2:329:B:LEU:HD22	15	0.14
(1,362)	2:315:B:VAL:H	2:329:B:LEU:HD23	15	0.14
(1,358)	2:315:B:VAL:HA	2:328:B:ARG:H	1	0.14
(1,358)	2:315:B:VAL:HA	2:328:B:ARG:H	8	0.14

*Continued on next page...*

*Continued from previous page...*

Key	Atom-1	Atom-2	Model ID	Violation (Å)
(1,354)	2:315:B:VAL:HG21	2:317:B:GLU:H	2	0.14
(1,354)	2:315:B:VAL:HG22	2:317:B:GLU:H	2	0.14
(1,354)	2:315:B:VAL:HG23	2:317:B:GLU:H	2	0.14
(1,354)	2:315:B:VAL:HG21	2:317:B:GLU:H	13	0.14
(1,354)	2:315:B:VAL:HG22	2:317:B:GLU:H	13	0.14
(1,354)	2:315:B:VAL:HG23	2:317:B:GLU:H	13	0.14
(1,354)	2:315:B:VAL:HG21	2:317:B:GLU:H	15	0.14
(1,354)	2:315:B:VAL:HG22	2:317:B:GLU:H	15	0.14
(1,354)	2:315:B:VAL:HG23	2:317:B:GLU:H	15	0.14
(1,354)	2:315:B:VAL:HG21	2:317:B:GLU:H	16	0.14
(1,354)	2:315:B:VAL:HG22	2:317:B:GLU:H	16	0.14
(1,354)	2:315:B:VAL:HG23	2:317:B:GLU:H	16	0.14
(1,346)	2:315:B:VAL:H	2:315:B:VAL:HB	7	0.14
(1,346)	2:315:B:VAL:H	2:315:B:VAL:HB	9	0.14
(1,346)	2:315:B:VAL:H	2:315:B:VAL:HB	11	0.14
(1,346)	2:315:B:VAL:H	2:315:B:VAL:HB	15	0.14
(1,346)	2:315:B:VAL:H	2:315:B:VAL:HB	20	0.14
(1,337)	2:314:B:LEU:HG	2:328:B:ARG:H	16	0.14
(1,329)	2:314:B:LEU:HD11	2:315:B:VAL:H	3	0.14
(1,329)	2:314:B:LEU:HD12	2:315:B:VAL:H	3	0.14
(1,329)	2:314:B:LEU:HD13	2:315:B:VAL:H	3	0.14
(1,329)	2:314:B:LEU:HD11	2:315:B:VAL:H	7	0.14
(1,329)	2:314:B:LEU:HD12	2:315:B:VAL:H	7	0.14
(1,329)	2:314:B:LEU:HD13	2:315:B:VAL:H	7	0.14
(1,329)	2:314:B:LEU:HD11	2:315:B:VAL:H	9	0.14
(1,329)	2:314:B:LEU:HD12	2:315:B:VAL:H	9	0.14
(1,329)	2:314:B:LEU:HD13	2:315:B:VAL:H	9	0.14
(1,329)	2:314:B:LEU:HD11	2:315:B:VAL:H	10	0.14
(1,329)	2:314:B:LEU:HD12	2:315:B:VAL:H	10	0.14
(1,329)	2:314:B:LEU:HD13	2:315:B:VAL:H	10	0.14
(1,329)	2:314:B:LEU:HD11	2:315:B:VAL:H	13	0.14
(1,329)	2:314:B:LEU:HD12	2:315:B:VAL:H	13	0.14
(1,329)	2:314:B:LEU:HD13	2:315:B:VAL:H	13	0.14
(1,329)	2:314:B:LEU:HD11	2:315:B:VAL:H	15	0.14
(1,329)	2:314:B:LEU:HD12	2:315:B:VAL:H	15	0.14
(1,329)	2:314:B:LEU:HD13	2:315:B:VAL:H	15	0.14
(1,329)	2:314:B:LEU:HD11	2:315:B:VAL:H	20	0.14
(1,329)	2:314:B:LEU:HD12	2:315:B:VAL:H	20	0.14
(1,329)	2:314:B:LEU:HD13	2:315:B:VAL:H	20	0.14
(1,325)	2:314:B:LEU:H	2:315:B:VAL:H	5	0.14
(1,325)	2:314:B:LEU:H	2:315:B:VAL:H	17	0.14
(1,317)	2:313:B:PHE:HE2	2:388:B:ILE:H	5	0.14

*Continued on next page...*

*Continued from previous page...*

Key	Atom-1	Atom-2	Model ID	Violation (Å)
(1,317)	2:313:B:PHE:HE2	2:388:B:ILE:H	6	0.14
(1,317)	2:313:B:PHE:HE2	2:388:B:ILE:H	10	0.14
(1,317)	2:313:B:PHE:HE2	2:388:B:ILE:H	12	0.14
(1,317)	2:313:B:PHE:HE2	2:388:B:ILE:H	18	0.14
(1,291)	2:312:B:PHE:HA	2:331:B:GLY:H	8	0.14
(1,263)	2:310:B:VAL:HG11	2:334:B:LYS:H	10	0.14
(1,263)	2:310:B:VAL:HG12	2:334:B:LYS:H	10	0.14
(1,263)	2:310:B:VAL:HG13	2:334:B:LYS:H	10	0.14
(1,262)	2:310:B:VAL:H	2:333:B:THR:HG21	14	0.14
(1,262)	2:310:B:VAL:H	2:333:B:THR:HG22	14	0.14
(1,262)	2:310:B:VAL:H	2:333:B:THR:HG23	14	0.14
(1,238)	1:28:A:VAL:HA	1:29:A:ASP:H	10	0.14
(1,215)	1:25:A:SER:HB3	1:26:A:LEU:H	15	0.14
(1,210)	1:24:A:GLN:HG3	1:25:A:SER:HB3	12	0.14
(1,203)	1:24:A:GLN:HE22	1:24:A:GLN:HG3	17	0.14
(1,193)	1:23:A:THR:H	1:24:A:GLN:HG3	10	0.14
(1,179)	1:21:A:LEU:HA	1:23:A:THR:H	8	0.14
(1,179)	1:21:A:LEU:HA	1:23:A:THR:H	15	0.14
(1,144)	1:18:A:GLU:HA	1:21:A:LEU:HB2	6	0.14
(1,144)	1:18:A:GLU:HA	1:21:A:LEU:HB2	17	0.14
(1,134)	1:18:A:GLU:HG2	1:18:A:GLU:H	18	0.14
(1,133)	1:18:A:GLU:HG3	1:18:A:GLU:H	1	0.14
(1,133)	1:18:A:GLU:HG3	1:18:A:GLU:H	15	0.14
(1,116)	1:15:A:LEU:HA	1:19:A:MET:HG3	7	0.14
(1,116)	1:15:A:LEU:HA	1:19:A:MET:HG3	14	0.14
(1,116)	1:15:A:LEU:HA	1:19:A:MET:HG3	16	0.14
(1,75)	1:12:A:PHE:HD2	1:13:A:SER:HA	3	0.14
(1,75)	1:12:A:PHE:HD2	1:13:A:SER:HA	6	0.14
(1,75)	1:12:A:PHE:HD2	1:13:A:SER:HA	11	0.14
(1,75)	1:12:A:PHE:HD2	1:13:A:SER:HA	20	0.14
(1,66)	1:12:A:PHE:HB3	1:12:A:PHE:HE1	1	0.14
(1,66)	1:12:A:PHE:HB3	1:12:A:PHE:HE1	9	0.14
(1,66)	1:12:A:PHE:HB3	1:12:A:PHE:HE1	11	0.14
(1,66)	1:12:A:PHE:HB3	1:12:A:PHE:HE1	15	0.14
(1,66)	1:12:A:PHE:HB3	1:12:A:PHE:HE1	16	0.14
(1,66)	1:12:A:PHE:HB3	1:12:A:PHE:HE1	17	0.14
(1,66)	1:12:A:PHE:HB3	1:12:A:PHE:HE1	18	0.14
(1,52)	1:11:A:MET:HA	1:12:A:PHE:H	15	0.14
(1,52)	1:11:A:MET:HA	1:12:A:PHE:H	16	0.14
(1,51)	1:11:A:MET:HA	1:12:A:PHE:HB2	1	0.14
(1,51)	1:11:A:MET:HA	1:12:A:PHE:HB2	7	0.14
(1,51)	1:11:A:MET:HA	1:12:A:PHE:HB2	8	0.14

*Continued on next page...*



*Continued from previous page...*

Key	Atom-1	Atom-2	Model ID	Violation (Å)
(1,46)	1:11:A:MET:HB3	1:11:A:MET:H	3	0.14
(1,46)	1:11:A:MET:HB3	1:11:A:MET:H	13	0.14
(1,46)	1:11:A:MET:HB3	1:11:A:MET:H	14	0.14
(1,35)	1:10:A:GLN:HB3	1:11:A:MET:H	16	0.14
(1,35)	1:10:A:GLN:HB3	1:11:A:MET:H	18	0.14
(1,29)	1:10:A:GLN:HB3	1:10:A:GLN:H	11	0.14
(1,8)	1:8:A:ILE:HB	1:9:A:ASP:H	5	0.14
(1,8)	1:8:A:ILE:HB	1:9:A:ASP:H	11	0.14
(1,1593)	1:22:A:LEU:HD11	2:382:B:THR:H	1	0.13
(1,1593)	1:22:A:LEU:HD12	2:382:B:THR:H	1	0.13
(1,1593)	1:22:A:LEU:HD13	2:382:B:THR:H	1	0.13
(1,1593)	1:22:A:LEU:HD11	2:382:B:THR:H	4	0.13
(1,1593)	1:22:A:LEU:HD12	2:382:B:THR:H	4	0.13
(1,1593)	1:22:A:LEU:HD13	2:382:B:THR:H	4	0.13
(1,1593)	1:22:A:LEU:HD11	2:382:B:THR:H	9	0.13
(1,1593)	1:22:A:LEU:HD12	2:382:B:THR:H	9	0.13
(1,1593)	1:22:A:LEU:HD13	2:382:B:THR:H	9	0.13
(1,1593)	1:22:A:LEU:HD11	2:382:B:THR:H	15	0.13
(1,1593)	1:22:A:LEU:HD12	2:382:B:THR:H	15	0.13
(1,1593)	1:22:A:LEU:HD13	2:382:B:THR:H	15	0.13
(1,1588)	1:22:A:LEU:HD21	2:325:B:LEU:H	1	0.13
(1,1588)	1:22:A:LEU:HD22	2:325:B:LEU:H	1	0.13
(1,1588)	1:22:A:LEU:HD23	2:325:B:LEU:H	1	0.13
(1,1588)	1:22:A:LEU:HD21	2:325:B:LEU:H	7	0.13
(1,1588)	1:22:A:LEU:HD22	2:325:B:LEU:H	7	0.13
(1,1588)	1:22:A:LEU:HD23	2:325:B:LEU:H	7	0.13
(1,1584)	1:19:A:MET:HE1	2:318:B:LYS:H	7	0.13
(1,1584)	1:19:A:MET:HE2	2:318:B:LYS:H	7	0.13
(1,1584)	1:19:A:MET:HE3	2:318:B:LYS:H	7	0.13
(1,1584)	1:19:A:MET:HE1	2:318:B:LYS:H	16	0.13
(1,1584)	1:19:A:MET:HE2	2:318:B:LYS:H	16	0.13
(1,1584)	1:19:A:MET:HE3	2:318:B:LYS:H	16	0.13
(1,1582)	1:16:A:LEU:HD21	2:366:B:PHE:H	14	0.13
(1,1582)	1:16:A:LEU:HD22	2:366:B:PHE:H	14	0.13
(1,1582)	1:16:A:LEU:HD23	2:366:B:PHE:H	14	0.13
(1,1582)	1:16:A:LEU:HD21	2:366:B:PHE:H	15	0.13
(1,1582)	1:16:A:LEU:HD22	2:366:B:PHE:H	15	0.13
(1,1582)	1:16:A:LEU:HD23	2:366:B:PHE:H	15	0.13
(1,1582)	1:16:A:LEU:HD21	2:366:B:PHE:H	18	0.13
(1,1582)	1:16:A:LEU:HD22	2:366:B:PHE:H	18	0.13
(1,1582)	1:16:A:LEU:HD23	2:366:B:PHE:H	18	0.13
(1,1582)	1:16:A:LEU:HD21	2:366:B:PHE:H	20	0.13

*Continued on next page...*

*Continued from previous page...*

Key	Atom-1	Atom-2	Model ID	Violation (Å)
(1,1582)	1:16:A:LEU:HD22	2:366:B:PHE:H	20	0.13
(1,1582)	1:16:A:LEU:HD23	2:366:B:PHE:H	20	0.13
(1,1580)	1:16:A:LEU:HD21	2:361:B:ALA:H	8	0.13
(1,1580)	1:16:A:LEU:HD22	2:361:B:ALA:H	8	0.13
(1,1580)	1:16:A:LEU:HD23	2:361:B:ALA:H	8	0.13
(1,1577)	1:15:A:LEU:HD21	2:369:B:ASP:H	1	0.13
(1,1577)	1:15:A:LEU:HD22	2:369:B:ASP:H	1	0.13
(1,1577)	1:15:A:LEU:HD23	2:369:B:ASP:H	1	0.13
(1,1577)	1:15:A:LEU:HD21	2:369:B:ASP:H	5	0.13
(1,1577)	1:15:A:LEU:HD22	2:369:B:ASP:H	5	0.13
(1,1577)	1:15:A:LEU:HD23	2:369:B:ASP:H	5	0.13
(1,1577)	1:15:A:LEU:HD21	2:369:B:ASP:H	13	0.13
(1,1577)	1:15:A:LEU:HD22	2:369:B:ASP:H	13	0.13
(1,1577)	1:15:A:LEU:HD23	2:369:B:ASP:H	13	0.13
(1,1577)	1:15:A:LEU:HD21	2:369:B:ASP:H	14	0.13
(1,1577)	1:15:A:LEU:HD22	2:369:B:ASP:H	14	0.13
(1,1577)	1:15:A:LEU:HD23	2:369:B:ASP:H	14	0.13
(1,1570)	1:15:A:LEU:HD11	2:359:B:TRP:H	4	0.13
(1,1570)	1:15:A:LEU:HD12	2:359:B:TRP:H	4	0.13
(1,1570)	1:15:A:LEU:HD13	2:359:B:TRP:H	4	0.13
(1,1570)	1:15:A:LEU:HD11	2:359:B:TRP:H	10	0.13
(1,1570)	1:15:A:LEU:HD12	2:359:B:TRP:H	10	0.13
(1,1570)	1:15:A:LEU:HD13	2:359:B:TRP:H	10	0.13
(1,1570)	1:15:A:LEU:HD11	2:359:B:TRP:H	11	0.13
(1,1570)	1:15:A:LEU:HD12	2:359:B:TRP:H	11	0.13
(1,1570)	1:15:A:LEU:HD13	2:359:B:TRP:H	11	0.13
(1,1534)	2:398:B:ILE:H	2:398:B:ILE:HG12	1	0.13
(1,1534)	2:398:B:ILE:H	2:398:B:ILE:HG12	7	0.13
(1,1534)	2:398:B:ILE:H	2:398:B:ILE:HG12	8	0.13
(1,1534)	2:398:B:ILE:H	2:398:B:ILE:HG12	14	0.13
(1,1534)	2:398:B:ILE:H	2:398:B:ILE:HG12	17	0.13
(1,1513)	2:396:B:ILE:HG21	2:399:B:ILE:H	9	0.13
(1,1513)	2:396:B:ILE:HG22	2:399:B:ILE:H	9	0.13
(1,1513)	2:396:B:ILE:HG23	2:399:B:ILE:H	9	0.13
(1,1513)	2:396:B:ILE:HG21	2:399:B:ILE:H	10	0.13
(1,1513)	2:396:B:ILE:HG22	2:399:B:ILE:H	10	0.13
(1,1513)	2:396:B:ILE:HG23	2:399:B:ILE:H	10	0.13
(1,1510)	2:396:B:ILE:H	2:399:B:ILE:HG21	2	0.13
(1,1510)	2:396:B:ILE:H	2:399:B:ILE:HG22	2	0.13
(1,1510)	2:396:B:ILE:H	2:399:B:ILE:HG23	2	0.13
(1,1510)	2:396:B:ILE:H	2:399:B:ILE:HG21	3	0.13
(1,1510)	2:396:B:ILE:H	2:399:B:ILE:HG22	3	0.13

*Continued on next page...*

*Continued from previous page...*

Key	Atom-1	Atom-2	Model ID	Violation (Å)
(1,1510)	2:396:B:ILE:H	2:399:B:ILE:HG23	3	0.13
(1,1510)	2:396:B:ILE:H	2:399:B:ILE:HG21	4	0.13
(1,1510)	2:396:B:ILE:H	2:399:B:ILE:HG22	4	0.13
(1,1510)	2:396:B:ILE:H	2:399:B:ILE:HG23	4	0.13
(1,1510)	2:396:B:ILE:H	2:399:B:ILE:HG21	7	0.13
(1,1510)	2:396:B:ILE:H	2:399:B:ILE:HG22	7	0.13
(1,1510)	2:396:B:ILE:H	2:399:B:ILE:HG23	7	0.13
(1,1510)	2:396:B:ILE:H	2:399:B:ILE:HG21	8	0.13
(1,1510)	2:396:B:ILE:H	2:399:B:ILE:HG22	8	0.13
(1,1510)	2:396:B:ILE:H	2:399:B:ILE:HG23	8	0.13
(1,1510)	2:396:B:ILE:H	2:399:B:ILE:HG21	11	0.13
(1,1510)	2:396:B:ILE:H	2:399:B:ILE:HG22	11	0.13
(1,1510)	2:396:B:ILE:H	2:399:B:ILE:HG23	11	0.13
(1,1510)	2:396:B:ILE:H	2:399:B:ILE:HG21	12	0.13
(1,1510)	2:396:B:ILE:H	2:399:B:ILE:HG22	12	0.13
(1,1510)	2:396:B:ILE:H	2:399:B:ILE:HG23	12	0.13
(1,1510)	2:396:B:ILE:H	2:399:B:ILE:HG21	15	0.13
(1,1510)	2:396:B:ILE:H	2:399:B:ILE:HG22	15	0.13
(1,1510)	2:396:B:ILE:H	2:399:B:ILE:HG23	15	0.13
(1,1510)	2:396:B:ILE:H	2:399:B:ILE:HG21	16	0.13
(1,1510)	2:396:B:ILE:H	2:399:B:ILE:HG22	16	0.13
(1,1510)	2:396:B:ILE:H	2:399:B:ILE:HG23	16	0.13
(1,1510)	2:396:B:ILE:H	2:399:B:ILE:HG21	18	0.13
(1,1510)	2:396:B:ILE:H	2:399:B:ILE:HG22	18	0.13
(1,1510)	2:396:B:ILE:H	2:399:B:ILE:HG23	18	0.13
(1,1510)	2:396:B:ILE:H	2:399:B:ILE:HG21	20	0.13
(1,1510)	2:396:B:ILE:H	2:399:B:ILE:HG22	20	0.13
(1,1510)	2:396:B:ILE:H	2:399:B:ILE:HG23	20	0.13
(1,1462)	2:394:B:GLY:HA3	2:395:B:TYR:H	2	0.13
(1,1462)	2:394:B:GLY:HA3	2:395:B:TYR:H	3	0.13
(1,1462)	2:394:B:GLY:HA3	2:395:B:TYR:H	5	0.13
(1,1462)	2:394:B:GLY:HA3	2:395:B:TYR:H	6	0.13
(1,1462)	2:394:B:GLY:HA3	2:395:B:TYR:H	13	0.13
(1,1462)	2:394:B:GLY:HA3	2:395:B:TYR:H	15	0.13
(1,1462)	2:394:B:GLY:HA3	2:395:B:TYR:H	16	0.13
(1,1462)	2:394:B:GLY:HA3	2:395:B:TYR:H	17	0.13
(1,1462)	2:394:B:GLY:HA3	2:395:B:TYR:H	18	0.13
(1,1462)	2:394:B:GLY:HA3	2:395:B:TYR:H	20	0.13
(1,1459)	2:393:B:ALA:HB1	2:397:B:ASP:H	8	0.13
(1,1459)	2:393:B:ALA:HB2	2:397:B:ASP:H	8	0.13
(1,1459)	2:393:B:ALA:HB3	2:397:B:ASP:H	8	0.13
(1,1459)	2:393:B:ALA:HB1	2:397:B:ASP:H	9	0.13

*Continued on next page...*

*Continued from previous page...*

Key	Atom-1	Atom-2	Model ID	Violation (Å)
(1,1459)	2:393:B:ALA:HB2	2:397:B:ASP:H	9	0.13
(1,1459)	2:393:B:ALA:HB3	2:397:B:ASP:H	9	0.13
(1,1459)	2:393:B:ALA:HB1	2:397:B:ASP:H	11	0.13
(1,1459)	2:393:B:ALA:HB2	2:397:B:ASP:H	11	0.13
(1,1459)	2:393:B:ALA:HB3	2:397:B:ASP:H	11	0.13
(1,1459)	2:393:B:ALA:HB1	2:397:B:ASP:H	12	0.13
(1,1459)	2:393:B:ALA:HB2	2:397:B:ASP:H	12	0.13
(1,1459)	2:393:B:ALA:HB3	2:397:B:ASP:H	12	0.13
(1,1459)	2:393:B:ALA:HB1	2:397:B:ASP:H	17	0.13
(1,1459)	2:393:B:ALA:HB2	2:397:B:ASP:H	17	0.13
(1,1459)	2:393:B:ALA:HB3	2:397:B:ASP:H	17	0.13
(1,1459)	2:393:B:ALA:HB1	2:397:B:ASP:H	18	0.13
(1,1459)	2:393:B:ALA:HB2	2:397:B:ASP:H	18	0.13
(1,1459)	2:393:B:ALA:HB3	2:397:B:ASP:H	18	0.13
(1,1434)	2:392:B:ILE:HD11	2:393:B:ALA:H	3	0.13
(1,1434)	2:392:B:ILE:HD12	2:393:B:ALA:H	3	0.13
(1,1434)	2:392:B:ILE:HD13	2:393:B:ALA:H	3	0.13
(1,1434)	2:392:B:ILE:HD11	2:393:B:ALA:H	5	0.13
(1,1434)	2:392:B:ILE:HD12	2:393:B:ALA:H	5	0.13
(1,1434)	2:392:B:ILE:HD13	2:393:B:ALA:H	5	0.13
(1,1434)	2:392:B:ILE:HD11	2:393:B:ALA:H	6	0.13
(1,1434)	2:392:B:ILE:HD12	2:393:B:ALA:H	6	0.13
(1,1434)	2:392:B:ILE:HD13	2:393:B:ALA:H	6	0.13
(1,1434)	2:392:B:ILE:HD11	2:393:B:ALA:H	13	0.13
(1,1434)	2:392:B:ILE:HD12	2:393:B:ALA:H	13	0.13
(1,1434)	2:392:B:ILE:HD13	2:393:B:ALA:H	13	0.13
(1,1434)	2:392:B:ILE:HD11	2:393:B:ALA:H	16	0.13
(1,1434)	2:392:B:ILE:HD12	2:393:B:ALA:H	16	0.13
(1,1434)	2:392:B:ILE:HD13	2:393:B:ALA:H	16	0.13
(1,1426)	2:391:B:LEU:HD11	2:396:B:ILE:H	4	0.13
(1,1426)	2:391:B:LEU:HD12	2:396:B:ILE:H	4	0.13
(1,1426)	2:391:B:LEU:HD13	2:396:B:ILE:H	4	0.13
(1,1426)	2:391:B:LEU:HD11	2:396:B:ILE:H	7	0.13
(1,1426)	2:391:B:LEU:HD12	2:396:B:ILE:H	7	0.13
(1,1426)	2:391:B:LEU:HD13	2:396:B:ILE:H	7	0.13
(1,1426)	2:391:B:LEU:HD11	2:396:B:ILE:H	10	0.13
(1,1426)	2:391:B:LEU:HD12	2:396:B:ILE:H	10	0.13
(1,1426)	2:391:B:LEU:HD13	2:396:B:ILE:H	10	0.13
(1,1426)	2:391:B:LEU:HD11	2:396:B:ILE:H	11	0.13
(1,1426)	2:391:B:LEU:HD12	2:396:B:ILE:H	11	0.13
(1,1426)	2:391:B:LEU:HD13	2:396:B:ILE:H	11	0.13
(1,1426)	2:391:B:LEU:HD11	2:396:B:ILE:H	20	0.13

*Continued on next page...*

*Continued from previous page...*

Key	Atom-1	Atom-2	Model ID	Violation (Å)
(1,1426)	2:391:B:LEU:HD12	2:396:B:ILE:H	20	0.13
(1,1426)	2:391:B:LEU:HD13	2:396:B:ILE:H	20	0.13
(1,1400)	2:390:B:GLN:H	2:393:B:ALA:H	8	0.13
(1,1400)	2:390:B:GLN:H	2:393:B:ALA:H	9	0.13
(1,1400)	2:390:B:GLN:H	2:393:B:ALA:H	10	0.13
(1,1400)	2:390:B:GLN:H	2:393:B:ALA:H	11	0.13
(1,1386)	2:390:B:GLN:H	2:390:B:GLN:HG3	1	0.13
(1,1386)	2:390:B:GLN:H	2:390:B:GLN:HG3	11	0.13
(1,1386)	2:390:B:GLN:H	2:390:B:GLN:HG3	15	0.13
(1,1386)	2:390:B:GLN:H	2:390:B:GLN:HG3	18	0.13
(1,1386)	2:390:B:GLN:H	2:390:B:GLN:HG3	19	0.13
(1,1352)	2:387:B:GLN:HA	2:391:B:LEU:H	8	0.13
(1,1352)	2:387:B:GLN:HA	2:391:B:LEU:H	11	0.13
(1,1352)	2:387:B:GLN:HA	2:391:B:LEU:H	17	0.13
(1,1352)	2:387:B:GLN:HA	2:391:B:LEU:H	18	0.13
(1,1352)	2:387:B:GLN:HA	2:391:B:LEU:H	19	0.13
(1,1343)	2:387:B:GLN:HB3	2:388:B:ILE:H	1	0.13
(1,1343)	2:387:B:GLN:HB3	2:388:B:ILE:H	2	0.13
(1,1343)	2:387:B:GLN:HB3	2:388:B:ILE:H	13	0.13
(1,1343)	2:387:B:GLN:HB3	2:388:B:ILE:H	19	0.13
(1,1334)	2:386:B:GLU:HA	2:390:B:GLN:H	4	0.13
(1,1334)	2:386:B:GLU:HA	2:390:B:GLN:H	5	0.13
(1,1334)	2:386:B:GLU:HA	2:390:B:GLN:H	10	0.13
(1,1334)	2:386:B:GLU:HA	2:390:B:GLN:H	20	0.13
(1,1328)	2:386:B:GLU:HG2	2:387:B:GLN:H	3	0.13
(1,1328)	2:386:B:GLU:HG2	2:387:B:GLN:H	6	0.13
(1,1328)	2:386:B:GLU:HG2	2:387:B:GLN:H	8	0.13
(1,1328)	2:386:B:GLU:HG2	2:387:B:GLN:H	13	0.13
(1,1328)	2:386:B:GLU:HG2	2:387:B:GLN:H	14	0.13
(1,1328)	2:386:B:GLU:HG2	2:387:B:GLN:H	15	0.13
(1,1328)	2:386:B:GLU:HG2	2:387:B:GLN:H	17	0.13
(1,1321)	2:386:B:GLU:H	2:386:B:GLU:HG3	10	0.13
(1,1312)	2:384:B:GLU:HB2	2:388:B:ILE:H	5	0.13
(1,1311)	2:384:B:GLU:HB3	2:387:B:GLN:H	1	0.13
(1,1311)	2:384:B:GLU:HB3	2:387:B:GLN:H	2	0.13
(1,1311)	2:384:B:GLU:HB3	2:387:B:GLN:H	8	0.13
(1,1311)	2:384:B:GLU:HB3	2:387:B:GLN:H	14	0.13
(1,1311)	2:384:B:GLU:HB3	2:387:B:GLN:H	16	0.13
(1,1311)	2:384:B:GLU:HB3	2:387:B:GLN:H	17	0.13
(1,1311)	2:384:B:GLU:HB3	2:387:B:GLN:H	19	0.13
(1,1311)	2:384:B:GLU:HB3	2:387:B:GLN:H	20	0.13
(1,1289)	2:381:B:GLN:HG3	2:382:B:THR:H	1	0.13

*Continued on next page...*

*Continued from previous page...*

Key	Atom-1	Atom-2	Model ID	Violation (Å)
(1,1289)	2:381:B:GLN:HG3	2:382:B:THR:H	6	0.13
(1,1289)	2:381:B:GLN:HG3	2:382:B:THR:H	17	0.13
(1,1288)	2:381:B:GLN:HB2	2:382:B:THR:H	1	0.13
(1,1288)	2:381:B:GLN:HB2	2:382:B:THR:H	4	0.13
(1,1288)	2:381:B:GLN:HB2	2:382:B:THR:H	5	0.13
(1,1288)	2:381:B:GLN:HB2	2:382:B:THR:H	6	0.13
(1,1288)	2:381:B:GLN:HB2	2:382:B:THR:H	7	0.13
(1,1288)	2:381:B:GLN:HB2	2:382:B:THR:H	8	0.13
(1,1288)	2:381:B:GLN:HB2	2:382:B:THR:H	9	0.13
(1,1288)	2:381:B:GLN:HB2	2:382:B:THR:H	10	0.13
(1,1288)	2:381:B:GLN:HB2	2:382:B:THR:H	11	0.13
(1,1288)	2:381:B:GLN:HB2	2:382:B:THR:H	12	0.13
(1,1288)	2:381:B:GLN:HB2	2:382:B:THR:H	16	0.13
(1,1288)	2:381:B:GLN:HB2	2:382:B:THR:H	17	0.13
(1,1288)	2:381:B:GLN:HB2	2:382:B:THR:H	19	0.13
(1,1288)	2:381:B:GLN:HB2	2:382:B:THR:H	20	0.13
(1,1285)	2:381:B:GLN:H	2:382:B:THR:HG21	1	0.13
(1,1285)	2:381:B:GLN:H	2:382:B:THR:HG22	1	0.13
(1,1285)	2:381:B:GLN:H	2:382:B:THR:HG23	1	0.13
(1,1285)	2:381:B:GLN:H	2:382:B:THR:HG21	2	0.13
(1,1285)	2:381:B:GLN:H	2:382:B:THR:HG22	2	0.13
(1,1285)	2:381:B:GLN:H	2:382:B:THR:HG23	2	0.13
(1,1285)	2:381:B:GLN:H	2:382:B:THR:HG21	4	0.13
(1,1285)	2:381:B:GLN:H	2:382:B:THR:HG22	4	0.13
(1,1285)	2:381:B:GLN:H	2:382:B:THR:HG23	4	0.13
(1,1285)	2:381:B:GLN:H	2:382:B:THR:HG21	9	0.13
(1,1285)	2:381:B:GLN:H	2:382:B:THR:HG22	9	0.13
(1,1285)	2:381:B:GLN:H	2:382:B:THR:HG23	9	0.13
(1,1284)	2:381:B:GLN:H	2:381:B:GLN:HG2	1	0.13
(1,1284)	2:381:B:GLN:H	2:381:B:GLN:HG2	5	0.13
(1,1284)	2:381:B:GLN:H	2:381:B:GLN:HG2	6	0.13
(1,1284)	2:381:B:GLN:H	2:381:B:GLN:HG2	8	0.13
(1,1284)	2:381:B:GLN:H	2:381:B:GLN:HG2	11	0.13
(1,1284)	2:381:B:GLN:H	2:381:B:GLN:HG2	13	0.13
(1,1284)	2:381:B:GLN:H	2:381:B:GLN:HG2	16	0.13
(1,1284)	2:381:B:GLN:H	2:381:B:GLN:HG2	17	0.13
(1,1284)	2:381:B:GLN:H	2:381:B:GLN:HG2	19	0.13
(1,1284)	2:381:B:GLN:H	2:381:B:GLN:HG2	20	0.13
(1,1283)	2:381:B:GLN:H	2:381:B:GLN:HG3	12	0.13
(1,1266)	2:379:B:SER:H	2:380:B:VAL:HG21	5	0.13
(1,1266)	2:379:B:SER:H	2:380:B:VAL:HG22	5	0.13
(1,1266)	2:379:B:SER:H	2:380:B:VAL:HG23	5	0.13

*Continued on next page...*



*Continued from previous page...*

Key	Atom-1	Atom-2	Model ID	Violation (Å)
(1,1264)	2:379:B:SER:H	2:380:B:VAL:HA	1	0.13
(1,1264)	2:379:B:SER:H	2:380:B:VAL:HA	2	0.13
(1,1264)	2:379:B:SER:H	2:380:B:VAL:HA	6	0.13
(1,1264)	2:379:B:SER:H	2:380:B:VAL:HA	7	0.13
(1,1264)	2:379:B:SER:H	2:380:B:VAL:HA	14	0.13
(1,1264)	2:379:B:SER:H	2:380:B:VAL:HA	16	0.13
(1,1264)	2:379:B:SER:H	2:380:B:VAL:HA	19	0.13
(1,1242)	2:375:B:ASP:HB2	2:376:B:GLY:H	3	0.13
(1,1225)	2:374:B:GLN:H	2:374:B:GLN:HB2	3	0.13
(1,1225)	2:374:B:GLN:H	2:374:B:GLN:HB2	6	0.13
(1,1225)	2:374:B:GLN:H	2:374:B:GLN:HB2	11	0.13
(1,1225)	2:374:B:GLN:H	2:374:B:GLN:HB2	13	0.13
(1,1225)	2:374:B:GLN:H	2:374:B:GLN:HB2	15	0.13
(1,1199)	2:371:B:GLY:H	2:372:B:ASP:H	1	0.13
(1,1199)	2:371:B:GLY:H	2:372:B:ASP:H	2	0.13
(1,1199)	2:371:B:GLY:H	2:372:B:ASP:H	5	0.13
(1,1199)	2:371:B:GLY:H	2:372:B:ASP:H	7	0.13
(1,1199)	2:371:B:GLY:H	2:372:B:ASP:H	19	0.13
(1,1196)	2:370:B:PHE:H	2:377:B:TYR:HD1	1	0.13
(1,1196)	2:370:B:PHE:H	2:377:B:TYR:HD1	7	0.13
(1,1196)	2:370:B:PHE:H	2:377:B:TYR:HD1	13	0.13
(1,1194)	2:370:B:PHE:HB2	2:372:B:ASP:H	1	0.13
(1,1194)	2:370:B:PHE:HB2	2:372:B:ASP:H	14	0.13
(1,1194)	2:370:B:PHE:HB2	2:372:B:ASP:H	17	0.13
(1,1194)	2:370:B:PHE:HB2	2:372:B:ASP:H	19	0.13
(1,1190)	2:369:B:ASP:H	2:377:B:TYR:HD1	9	0.13
(1,1183)	2:368:B:LEU:H	2:380:B:VAL:HG11	12	0.13
(1,1183)	2:368:B:LEU:H	2:380:B:VAL:HG12	12	0.13
(1,1183)	2:368:B:LEU:H	2:380:B:VAL:HG13	12	0.13
(1,1183)	2:368:B:LEU:H	2:380:B:VAL:HG11	18	0.13
(1,1183)	2:368:B:LEU:H	2:380:B:VAL:HG12	18	0.13
(1,1183)	2:368:B:LEU:H	2:380:B:VAL:HG13	18	0.13
(1,1179)	2:368:B:LEU:HD21	2:378:B:TYR:H	17	0.13
(1,1179)	2:368:B:LEU:HD22	2:378:B:TYR:H	17	0.13
(1,1179)	2:368:B:LEU:HD23	2:378:B:TYR:H	17	0.13
(1,1171)	2:368:B:LEU:HD11	2:370:B:PHE:H	4	0.13
(1,1171)	2:368:B:LEU:HD12	2:370:B:PHE:H	4	0.13
(1,1171)	2:368:B:LEU:HD13	2:370:B:PHE:H	4	0.13
(1,1171)	2:368:B:LEU:HD11	2:370:B:PHE:H	9	0.13
(1,1171)	2:368:B:LEU:HD12	2:370:B:PHE:H	9	0.13
(1,1171)	2:368:B:LEU:HD13	2:370:B:PHE:H	9	0.13
(1,1164)	2:368:B:LEU:H	2:369:B:ASP:H	9	0.13

*Continued on next page...*

*Continued from previous page...*

Key	Atom-1	Atom-2	Model ID	Violation (Å)
(1,1151)	2:367:B:THR:H	2:368:B:LEU:HD11	2	0.13
(1,1151)	2:367:B:THR:H	2:368:B:LEU:HD12	2	0.13
(1,1151)	2:367:B:THR:H	2:368:B:LEU:HD13	2	0.13
(1,1151)	2:367:B:THR:H	2:368:B:LEU:HD11	6	0.13
(1,1151)	2:367:B:THR:H	2:368:B:LEU:HD12	6	0.13
(1,1151)	2:367:B:THR:H	2:368:B:LEU:HD13	6	0.13
(1,1151)	2:367:B:THR:H	2:368:B:LEU:HD11	7	0.13
(1,1151)	2:367:B:THR:H	2:368:B:LEU:HD12	7	0.13
(1,1151)	2:367:B:THR:H	2:368:B:LEU:HD13	7	0.13
(1,1151)	2:367:B:THR:H	2:368:B:LEU:HD11	12	0.13
(1,1151)	2:367:B:THR:H	2:368:B:LEU:HD12	12	0.13
(1,1151)	2:367:B:THR:H	2:368:B:LEU:HD13	12	0.13
(1,1151)	2:367:B:THR:H	2:368:B:LEU:HD11	13	0.13
(1,1151)	2:367:B:THR:H	2:368:B:LEU:HD12	13	0.13
(1,1151)	2:367:B:THR:H	2:368:B:LEU:HD13	13	0.13
(1,1151)	2:367:B:THR:H	2:368:B:LEU:HD11	14	0.13
(1,1151)	2:367:B:THR:H	2:368:B:LEU:HD12	14	0.13
(1,1151)	2:367:B:THR:H	2:368:B:LEU:HD13	14	0.13
(1,1151)	2:367:B:THR:H	2:368:B:LEU:HD11	16	0.13
(1,1151)	2:367:B:THR:H	2:368:B:LEU:HD12	16	0.13
(1,1151)	2:367:B:THR:H	2:368:B:LEU:HD13	16	0.13
(1,1151)	2:367:B:THR:H	2:368:B:LEU:HD11	17	0.13
(1,1151)	2:367:B:THR:H	2:368:B:LEU:HD12	17	0.13
(1,1151)	2:367:B:THR:H	2:368:B:LEU:HD13	17	0.13
(1,1151)	2:367:B:THR:H	2:368:B:LEU:HD11	18	0.13
(1,1151)	2:367:B:THR:H	2:368:B:LEU:HD12	18	0.13
(1,1151)	2:367:B:THR:H	2:368:B:LEU:HD13	18	0.13
(1,1136)	2:365:B:SER:HB2	2:382:B:THR:H	8	0.13
(1,1129)	2:365:B:SER:HB3	2:366:B:PHE:H	7	0.13
(1,1129)	2:365:B:SER:HB3	2:366:B:PHE:H	8	0.13
(1,1126)	2:365:B:SER:H	2:366:B:PHE:HA	17	0.13
(1,1126)	2:365:B:SER:H	2:366:B:PHE:HA	19	0.13
(1,1121)	2:364:B:LYS:HG3	2:365:B:SER:H	12	0.13
(1,1121)	2:364:B:LYS:HG3	2:365:B:SER:H	18	0.13
(1,1094)	2:361:B:ALA:HB1	2:390:B:GLN:H	2	0.13
(1,1094)	2:361:B:ALA:HB2	2:390:B:GLN:H	2	0.13
(1,1094)	2:361:B:ALA:HB3	2:390:B:GLN:H	2	0.13
(1,1094)	2:361:B:ALA:HB1	2:390:B:GLN:H	5	0.13
(1,1094)	2:361:B:ALA:HB2	2:390:B:GLN:H	5	0.13
(1,1094)	2:361:B:ALA:HB3	2:390:B:GLN:H	5	0.13
(1,1075)	2:360:B:ALA:H	2:368:B:LEU:H	1	0.13
(1,1075)	2:360:B:ALA:H	2:368:B:LEU:H	5	0.13

*Continued on next page...*

*Continued from previous page...*

Key	Atom-1	Atom-2	Model ID	Violation (Å)
(1,1075)	2:360:B:ALA:H	2:368:B:LEU:H	19	0.13
(1,1074)	2:360:B:ALA:H	2:368:B:LEU:HD21	7	0.13
(1,1074)	2:360:B:ALA:H	2:368:B:LEU:HD22	7	0.13
(1,1074)	2:360:B:ALA:H	2:368:B:LEU:HD23	7	0.13
(1,1074)	2:360:B:ALA:H	2:368:B:LEU:HD21	12	0.13
(1,1074)	2:360:B:ALA:H	2:368:B:LEU:HD22	12	0.13
(1,1074)	2:360:B:ALA:H	2:368:B:LEU:HD23	12	0.13
(1,1064)	2:360:B:ALA:H	2:361:B:ALA:H	6	0.13
(1,1064)	2:360:B:ALA:H	2:361:B:ALA:H	14	0.13
(1,1064)	2:360:B:ALA:H	2:361:B:ALA:H	15	0.13
(1,1064)	2:360:B:ALA:H	2:361:B:ALA:H	16	0.13
(1,1064)	2:360:B:ALA:H	2:361:B:ALA:H	19	0.13
(1,1056)	2:359:B:TRP:HE1	2:393:B:ALA:HA	2	0.13
(1,1056)	2:359:B:TRP:HE1	2:393:B:ALA:HA	5	0.13
(1,1056)	2:359:B:TRP:HE1	2:393:B:ALA:HA	7	0.13
(1,1056)	2:359:B:TRP:HE1	2:393:B:ALA:HA	10	0.13
(1,1056)	2:359:B:TRP:HE1	2:393:B:ALA:HA	13	0.13
(1,1056)	2:359:B:TRP:HE1	2:393:B:ALA:HA	18	0.13
(1,1056)	2:359:B:TRP:HE1	2:393:B:ALA:HA	19	0.13
(1,1037)	2:359:B:TRP:HE1	2:359:B:TRP:HH2	1	0.13
(1,1037)	2:359:B:TRP:HE1	2:359:B:TRP:HH2	2	0.13
(1,1037)	2:359:B:TRP:HE1	2:359:B:TRP:HH2	5	0.13
(1,1037)	2:359:B:TRP:HE1	2:359:B:TRP:HH2	6	0.13
(1,1037)	2:359:B:TRP:HE1	2:359:B:TRP:HH2	7	0.13
(1,1037)	2:359:B:TRP:HE1	2:359:B:TRP:HH2	8	0.13
(1,1037)	2:359:B:TRP:HE1	2:359:B:TRP:HH2	9	0.13
(1,1037)	2:359:B:TRP:HE1	2:359:B:TRP:HH2	10	0.13
(1,1037)	2:359:B:TRP:HE1	2:359:B:TRP:HH2	11	0.13
(1,1037)	2:359:B:TRP:HE1	2:359:B:TRP:HH2	12	0.13
(1,1037)	2:359:B:TRP:HE1	2:359:B:TRP:HH2	13	0.13
(1,1037)	2:359:B:TRP:HE1	2:359:B:TRP:HH2	14	0.13
(1,1037)	2:359:B:TRP:HE1	2:359:B:TRP:HH2	15	0.13
(1,1037)	2:359:B:TRP:HE1	2:359:B:TRP:HH2	17	0.13
(1,1037)	2:359:B:TRP:HE1	2:359:B:TRP:HH2	18	0.13
(1,1037)	2:359:B:TRP:HE1	2:359:B:TRP:HH2	19	0.13
(1,1012)	2:357:B:LYS:HB3	2:370:B:PHE:H	2	0.13
(1,1012)	2:357:B:LYS:HB3	2:370:B:PHE:H	5	0.13
(1,1012)	2:357:B:LYS:HB3	2:370:B:PHE:H	13	0.13
(1,1012)	2:357:B:LYS:HB3	2:370:B:PHE:H	14	0.13
(1,1012)	2:357:B:LYS:HB3	2:370:B:PHE:H	15	0.13
(1,1012)	2:357:B:LYS:HB3	2:370:B:PHE:H	16	0.13
(1,1012)	2:357:B:LYS:HB3	2:370:B:PHE:H	17	0.13

*Continued on next page...*

*Continued from previous page...*

Key	Atom-1	Atom-2	Model ID	Violation (Å)
(1,974)	2:355:B:ASN:H	2:355:B:ASN:HB3	2	0.13
(1,974)	2:355:B:ASN:H	2:355:B:ASN:HB3	13	0.13
(1,974)	2:355:B:ASN:H	2:355:B:ASN:HB3	15	0.13
(1,974)	2:355:B:ASN:H	2:355:B:ASN:HB3	16	0.13
(1,972)	2:354:B:THR:H	2:399:B:ILE:HG21	4	0.13
(1,972)	2:354:B:THR:H	2:399:B:ILE:HG22	4	0.13
(1,972)	2:354:B:THR:H	2:399:B:ILE:HG23	4	0.13
(1,972)	2:354:B:THR:H	2:399:B:ILE:HG21	7	0.13
(1,972)	2:354:B:THR:H	2:399:B:ILE:HG22	7	0.13
(1,972)	2:354:B:THR:H	2:399:B:ILE:HG23	7	0.13
(1,972)	2:354:B:THR:H	2:399:B:ILE:HG21	8	0.13
(1,972)	2:354:B:THR:H	2:399:B:ILE:HG22	8	0.13
(1,972)	2:354:B:THR:H	2:399:B:ILE:HG23	8	0.13
(1,972)	2:354:B:THR:H	2:399:B:ILE:HG21	11	0.13
(1,972)	2:354:B:THR:H	2:399:B:ILE:HG22	11	0.13
(1,972)	2:354:B:THR:H	2:399:B:ILE:HG23	11	0.13
(1,972)	2:354:B:THR:H	2:399:B:ILE:HG21	12	0.13
(1,972)	2:354:B:THR:H	2:399:B:ILE:HG22	12	0.13
(1,972)	2:354:B:THR:H	2:399:B:ILE:HG23	12	0.13
(1,972)	2:354:B:THR:H	2:399:B:ILE:HG21	13	0.13
(1,972)	2:354:B:THR:H	2:399:B:ILE:HG22	13	0.13
(1,972)	2:354:B:THR:H	2:399:B:ILE:HG23	13	0.13
(1,972)	2:354:B:THR:H	2:399:B:ILE:HG21	20	0.13
(1,972)	2:354:B:THR:H	2:399:B:ILE:HG22	20	0.13
(1,972)	2:354:B:THR:H	2:399:B:ILE:HG23	20	0.13
(1,969)	2:354:B:THR:HA	2:356:B:ILE:H	9	0.13
(1,969)	2:354:B:THR:HA	2:356:B:ILE:H	10	0.13
(1,955)	2:353:B:LEU:HD11	2:395:B:TYR:H	1	0.13
(1,955)	2:353:B:LEU:HD12	2:395:B:TYR:H	1	0.13
(1,955)	2:353:B:LEU:HD13	2:395:B:TYR:H	1	0.13
(1,955)	2:353:B:LEU:HD11	2:395:B:TYR:H	2	0.13
(1,955)	2:353:B:LEU:HD12	2:395:B:TYR:H	2	0.13
(1,955)	2:353:B:LEU:HD13	2:395:B:TYR:H	2	0.13
(1,955)	2:353:B:LEU:HD11	2:395:B:TYR:H	3	0.13
(1,955)	2:353:B:LEU:HD12	2:395:B:TYR:H	3	0.13
(1,955)	2:353:B:LEU:HD13	2:395:B:TYR:H	3	0.13
(1,955)	2:353:B:LEU:HD11	2:395:B:TYR:H	5	0.13
(1,955)	2:353:B:LEU:HD12	2:395:B:TYR:H	5	0.13
(1,955)	2:353:B:LEU:HD13	2:395:B:TYR:H	5	0.13
(1,955)	2:353:B:LEU:HD11	2:395:B:TYR:H	6	0.13
(1,955)	2:353:B:LEU:HD12	2:395:B:TYR:H	6	0.13
(1,955)	2:353:B:LEU:HD13	2:395:B:TYR:H	6	0.13

*Continued on next page...*

*Continued from previous page...*

Key	Atom-1	Atom-2	Model ID	Violation (Å)
(1,955)	2:353:B:LEU:HD11	2:395:B:TYR:H	11	0.13
(1,955)	2:353:B:LEU:HD12	2:395:B:TYR:H	11	0.13
(1,955)	2:353:B:LEU:HD13	2:395:B:TYR:H	11	0.13
(1,955)	2:353:B:LEU:HD11	2:395:B:TYR:H	13	0.13
(1,955)	2:353:B:LEU:HD12	2:395:B:TYR:H	13	0.13
(1,955)	2:353:B:LEU:HD13	2:395:B:TYR:H	13	0.13
(1,955)	2:353:B:LEU:HD11	2:395:B:TYR:H	14	0.13
(1,955)	2:353:B:LEU:HD12	2:395:B:TYR:H	14	0.13
(1,955)	2:353:B:LEU:HD13	2:395:B:TYR:H	14	0.13
(1,955)	2:353:B:LEU:HD11	2:395:B:TYR:H	16	0.13
(1,955)	2:353:B:LEU:HD12	2:395:B:TYR:H	16	0.13
(1,955)	2:353:B:LEU:HD13	2:395:B:TYR:H	16	0.13
(1,955)	2:353:B:LEU:HD11	2:395:B:TYR:H	17	0.13
(1,955)	2:353:B:LEU:HD12	2:395:B:TYR:H	17	0.13
(1,955)	2:353:B:LEU:HD13	2:395:B:TYR:H	17	0.13
(1,954)	2:353:B:LEU:HD21	2:393:B:ALA:H	1	0.13
(1,954)	2:353:B:LEU:HD22	2:393:B:ALA:H	1	0.13
(1,954)	2:353:B:LEU:HD23	2:393:B:ALA:H	1	0.13
(1,954)	2:353:B:LEU:HD21	2:393:B:ALA:H	10	0.13
(1,954)	2:353:B:LEU:HD22	2:393:B:ALA:H	10	0.13
(1,954)	2:353:B:LEU:HD23	2:393:B:ALA:H	10	0.13
(1,952)	2:353:B:LEU:HD11	2:392:B:ILE:H	2	0.13
(1,952)	2:353:B:LEU:HD12	2:392:B:ILE:H	2	0.13
(1,952)	2:353:B:LEU:HD13	2:392:B:ILE:H	2	0.13
(1,952)	2:353:B:LEU:HD11	2:392:B:ILE:H	5	0.13
(1,952)	2:353:B:LEU:HD12	2:392:B:ILE:H	5	0.13
(1,952)	2:353:B:LEU:HD13	2:392:B:ILE:H	5	0.13
(1,952)	2:353:B:LEU:HD11	2:392:B:ILE:H	6	0.13
(1,952)	2:353:B:LEU:HD12	2:392:B:ILE:H	6	0.13
(1,952)	2:353:B:LEU:HD13	2:392:B:ILE:H	6	0.13
(1,952)	2:353:B:LEU:HD11	2:392:B:ILE:H	13	0.13
(1,952)	2:353:B:LEU:HD12	2:392:B:ILE:H	13	0.13
(1,952)	2:353:B:LEU:HD13	2:392:B:ILE:H	13	0.13
(1,952)	2:353:B:LEU:HD11	2:392:B:ILE:H	16	0.13
(1,952)	2:353:B:LEU:HD12	2:392:B:ILE:H	16	0.13
(1,952)	2:353:B:LEU:HD13	2:392:B:ILE:H	16	0.13
(1,938)	2:353:B:LEU:H	2:353:B:LEU:HD11	3	0.13
(1,938)	2:353:B:LEU:H	2:353:B:LEU:HD12	3	0.13
(1,938)	2:353:B:LEU:H	2:353:B:LEU:HD13	3	0.13
(1,932)	2:352:B:SER:H	2:355:B:ASN:HB2	5	0.13
(1,932)	2:352:B:SER:H	2:355:B:ASN:HB2	6	0.13
(1,932)	2:352:B:SER:H	2:355:B:ASN:HB2	14	0.13

*Continued on next page...*

*Continued from previous page...*

Key	Atom-1	Atom-2	Model ID	Violation (Å)
(1,932)	2:352:B:SER:H	2:355:B:ASN:HB2	16	0.13
(1,929)	2:352:B:SER:HB3	2:354:B:THR:H	4	0.13
(1,929)	2:352:B:SER:HB3	2:354:B:THR:H	10	0.13
(1,929)	2:352:B:SER:HB3	2:354:B:THR:H	11	0.13
(1,911)	2:350:B:GLU:HG2	2:351:B:TRP:H	1	0.13
(1,911)	2:350:B:GLU:HG2	2:351:B:TRP:H	2	0.13
(1,911)	2:350:B:GLU:HG2	2:351:B:TRP:H	3	0.13
(1,911)	2:350:B:GLU:HG2	2:351:B:TRP:H	5	0.13
(1,911)	2:350:B:GLU:HG2	2:351:B:TRP:H	7	0.13
(1,911)	2:350:B:GLU:HG2	2:351:B:TRP:H	9	0.13
(1,911)	2:350:B:GLU:HG2	2:351:B:TRP:H	10	0.13
(1,911)	2:350:B:GLU:HG2	2:351:B:TRP:H	11	0.13
(1,911)	2:350:B:GLU:HG2	2:351:B:TRP:H	12	0.13
(1,911)	2:350:B:GLU:HG2	2:351:B:TRP:H	13	0.13
(1,911)	2:350:B:GLU:HG2	2:351:B:TRP:H	15	0.13
(1,897)	2:349:B:GLN:HB3	2:350:B:GLU:H	13	0.13
(1,897)	2:349:B:GLN:HB3	2:350:B:GLU:H	19	0.13
(1,864)	2:346:B:GLU:H	2:346:B:GLU:HB2	6	0.13
(1,863)	2:346:B:GLU:H	2:346:B:GLU:HB3	2	0.13
(1,863)	2:346:B:GLU:H	2:346:B:GLU:HB3	3	0.13
(1,863)	2:346:B:GLU:H	2:346:B:GLU:HB3	4	0.13
(1,863)	2:346:B:GLU:H	2:346:B:GLU:HB3	5	0.13
(1,863)	2:346:B:GLU:H	2:346:B:GLU:HB3	8	0.13
(1,863)	2:346:B:GLU:H	2:346:B:GLU:HB3	9	0.13
(1,863)	2:346:B:GLU:H	2:346:B:GLU:HB3	10	0.13
(1,863)	2:346:B:GLU:H	2:346:B:GLU:HB3	11	0.13
(1,863)	2:346:B:GLU:H	2:346:B:GLU:HB3	12	0.13
(1,863)	2:346:B:GLU:H	2:346:B:GLU:HB3	15	0.13
(1,863)	2:346:B:GLU:H	2:346:B:GLU:HB3	18	0.13
(1,863)	2:346:B:GLU:H	2:346:B:GLU:HB3	19	0.13
(1,863)	2:346:B:GLU:H	2:346:B:GLU:HB3	20	0.13
(1,853)	2:344:B:THR:H	2:346:B:GLU:H	14	0.13
(1,853)	2:344:B:THR:H	2:346:B:GLU:H	19	0.13
(1,846)	2:343:B:LYS:H	2:345:B:LYS:H	1	0.13
(1,846)	2:343:B:LYS:H	2:345:B:LYS:H	7	0.13
(1,845)	2:343:B:LYS:HB3	2:345:B:LYS:H	7	0.13
(1,831)	2:342:B:GLU:HA	2:345:B:LYS:H	4	0.13
(1,831)	2:342:B:GLU:HA	2:345:B:LYS:H	12	0.13
(1,831)	2:342:B:GLU:HA	2:345:B:LYS:H	18	0.13
(1,810)	2:340:B:VAL:HG11	2:349:B:GLN:H	4	0.13
(1,810)	2:340:B:VAL:HG12	2:349:B:GLN:H	4	0.13
(1,810)	2:340:B:VAL:HG13	2:349:B:GLN:H	4	0.13

*Continued on next page...*



*Continued from previous page...*

Key	Atom-1	Atom-2	Model ID	Violation (Å)
(1,810)	2:340:B:VAL:HG11	2:349:B:GLN:H	6	0.13
(1,810)	2:340:B:VAL:HG12	2:349:B:GLN:H	6	0.13
(1,810)	2:340:B:VAL:HG13	2:349:B:GLN:H	6	0.13
(1,808)	2:340:B:VAL:HG11	2:348:B:ILE:H	11	0.13
(1,808)	2:340:B:VAL:HG12	2:348:B:ILE:H	11	0.13
(1,808)	2:340:B:VAL:HG13	2:348:B:ILE:H	11	0.13
(1,808)	2:340:B:VAL:HG11	2:348:B:ILE:H	15	0.13
(1,808)	2:340:B:VAL:HG12	2:348:B:ILE:H	15	0.13
(1,808)	2:340:B:VAL:HG13	2:348:B:ILE:H	15	0.13
(1,807)	2:340:B:VAL:HG21	2:347:B:VAL:H	9	0.13
(1,807)	2:340:B:VAL:HG22	2:347:B:VAL:H	9	0.13
(1,807)	2:340:B:VAL:HG23	2:347:B:VAL:H	9	0.13
(1,807)	2:340:B:VAL:HG21	2:347:B:VAL:H	10	0.13
(1,807)	2:340:B:VAL:HG22	2:347:B:VAL:H	10	0.13
(1,807)	2:340:B:VAL:HG23	2:347:B:VAL:H	10	0.13
(1,807)	2:340:B:VAL:HG21	2:347:B:VAL:H	11	0.13
(1,807)	2:340:B:VAL:HG22	2:347:B:VAL:H	11	0.13
(1,807)	2:340:B:VAL:HG23	2:347:B:VAL:H	11	0.13
(1,807)	2:340:B:VAL:HG21	2:347:B:VAL:H	20	0.13
(1,807)	2:340:B:VAL:HG22	2:347:B:VAL:H	20	0.13
(1,807)	2:340:B:VAL:HG23	2:347:B:VAL:H	20	0.13
(1,803)	2:340:B:VAL:HG21	2:346:B:GLU:H	7	0.13
(1,803)	2:340:B:VAL:HG22	2:346:B:GLU:H	7	0.13
(1,803)	2:340:B:VAL:HG23	2:346:B:GLU:H	7	0.13
(1,791)	2:339:B:ARG:HG3	2:349:B:GLN:H	10	0.13
(1,791)	2:339:B:ARG:HG3	2:349:B:GLN:H	18	0.13
(1,789)	2:339:B:ARG:HB3	2:349:B:GLN:H	2	0.13
(1,771)	2:338:B:MET:H	2:368:B:LEU:HD11	8	0.13
(1,771)	2:338:B:MET:H	2:368:B:LEU:HD12	8	0.13
(1,771)	2:338:B:MET:H	2:368:B:LEU:HD13	8	0.13
(1,769)	2:338:B:MET:HA	2:351:B:TRP:H	14	0.13
(1,767)	2:338:B:MET:HB2	2:349:B:GLN:H	1	0.13
(1,767)	2:338:B:MET:HB2	2:349:B:GLN:H	4	0.13
(1,767)	2:338:B:MET:HB2	2:349:B:GLN:H	7	0.13
(1,767)	2:338:B:MET:HB2	2:349:B:GLN:H	11	0.13
(1,767)	2:338:B:MET:HB2	2:349:B:GLN:H	18	0.13
(1,767)	2:338:B:MET:HB2	2:349:B:GLN:H	20	0.13
(1,752)	2:337:B:VAL:H	2:368:B:LEU:HD11	4	0.13
(1,752)	2:337:B:VAL:H	2:368:B:LEU:HD12	4	0.13
(1,752)	2:337:B:VAL:H	2:368:B:LEU:HD13	4	0.13
(1,752)	2:337:B:VAL:H	2:368:B:LEU:HD11	8	0.13
(1,752)	2:337:B:VAL:H	2:368:B:LEU:HD12	8	0.13

*Continued on next page...*

*Continued from previous page...*

Key	Atom-1	Atom-2	Model ID	Violation (Å)
(1,752)	2:337:B:VAL:H	2:368:B:LEU:HD13	8	0.13
(1,751)	2:337:B:VAL:HG21	2:356:B:ILE:H	2	0.13
(1,751)	2:337:B:VAL:HG22	2:356:B:ILE:H	2	0.13
(1,751)	2:337:B:VAL:HG23	2:356:B:ILE:H	2	0.13
(1,751)	2:337:B:VAL:HG21	2:356:B:ILE:H	3	0.13
(1,751)	2:337:B:VAL:HG22	2:356:B:ILE:H	3	0.13
(1,751)	2:337:B:VAL:HG23	2:356:B:ILE:H	3	0.13
(1,751)	2:337:B:VAL:HG21	2:356:B:ILE:H	6	0.13
(1,751)	2:337:B:VAL:HG22	2:356:B:ILE:H	6	0.13
(1,751)	2:337:B:VAL:HG23	2:356:B:ILE:H	6	0.13
(1,751)	2:337:B:VAL:HG21	2:356:B:ILE:H	10	0.13
(1,751)	2:337:B:VAL:HG22	2:356:B:ILE:H	10	0.13
(1,751)	2:337:B:VAL:HG23	2:356:B:ILE:H	10	0.13
(1,751)	2:337:B:VAL:HG21	2:356:B:ILE:H	13	0.13
(1,751)	2:337:B:VAL:HG22	2:356:B:ILE:H	13	0.13
(1,751)	2:337:B:VAL:HG23	2:356:B:ILE:H	13	0.13
(1,751)	2:337:B:VAL:HG21	2:356:B:ILE:H	16	0.13
(1,751)	2:337:B:VAL:HG22	2:356:B:ILE:H	16	0.13
(1,751)	2:337:B:VAL:HG23	2:356:B:ILE:H	16	0.13
(1,749)	2:337:B:VAL:HG21	2:355:B:ASN:H	2	0.13
(1,749)	2:337:B:VAL:HG22	2:355:B:ASN:H	2	0.13
(1,749)	2:337:B:VAL:HG23	2:355:B:ASN:H	2	0.13
(1,749)	2:337:B:VAL:HG21	2:355:B:ASN:H	6	0.13
(1,749)	2:337:B:VAL:HG22	2:355:B:ASN:H	6	0.13
(1,749)	2:337:B:VAL:HG23	2:355:B:ASN:H	6	0.13
(1,749)	2:337:B:VAL:HG21	2:355:B:ASN:H	16	0.13
(1,749)	2:337:B:VAL:HG22	2:355:B:ASN:H	16	0.13
(1,749)	2:337:B:VAL:HG23	2:355:B:ASN:H	16	0.13
(1,741)	2:337:B:VAL:HG11	2:351:B:TRP:H	1	0.13
(1,741)	2:337:B:VAL:HG12	2:351:B:TRP:H	1	0.13
(1,741)	2:337:B:VAL:HG13	2:351:B:TRP:H	1	0.13
(1,741)	2:337:B:VAL:HG11	2:351:B:TRP:H	3	0.13
(1,741)	2:337:B:VAL:HG12	2:351:B:TRP:H	3	0.13
(1,741)	2:337:B:VAL:HG13	2:351:B:TRP:H	3	0.13
(1,741)	2:337:B:VAL:HG11	2:351:B:TRP:H	5	0.13
(1,741)	2:337:B:VAL:HG12	2:351:B:TRP:H	5	0.13
(1,741)	2:337:B:VAL:HG13	2:351:B:TRP:H	5	0.13
(1,741)	2:337:B:VAL:HG11	2:351:B:TRP:H	13	0.13
(1,741)	2:337:B:VAL:HG12	2:351:B:TRP:H	13	0.13
(1,741)	2:337:B:VAL:HG13	2:351:B:TRP:H	13	0.13
(1,741)	2:337:B:VAL:HG11	2:351:B:TRP:H	15	0.13
(1,741)	2:337:B:VAL:HG12	2:351:B:TRP:H	15	0.13

*Continued on next page...*

*Continued from previous page...*

Key	Atom-1	Atom-2	Model ID	Violation (Å)
(1,741)	2:337:B:VAL:HG13	2:351:B:TRP:H	15	0.13
(1,740)	2:337:B:VAL:HB	2:351:B:TRP:H	2	0.13
(1,740)	2:337:B:VAL:HB	2:351:B:TRP:H	3	0.13
(1,740)	2:337:B:VAL:HB	2:351:B:TRP:H	5	0.13
(1,740)	2:337:B:VAL:HB	2:351:B:TRP:H	14	0.13
(1,740)	2:337:B:VAL:HB	2:351:B:TRP:H	17	0.13
(1,740)	2:337:B:VAL:HB	2:351:B:TRP:H	19	0.13
(1,732)	2:337:B:VAL:HG21	2:338:B:MET:H	3	0.13
(1,732)	2:337:B:VAL:HG22	2:338:B:MET:H	3	0.13
(1,732)	2:337:B:VAL:HG23	2:338:B:MET:H	3	0.13
(1,732)	2:337:B:VAL:HG21	2:338:B:MET:H	4	0.13
(1,732)	2:337:B:VAL:HG22	2:338:B:MET:H	4	0.13
(1,732)	2:337:B:VAL:HG23	2:338:B:MET:H	4	0.13
(1,732)	2:337:B:VAL:HG21	2:338:B:MET:H	8	0.13
(1,732)	2:337:B:VAL:HG22	2:338:B:MET:H	8	0.13
(1,732)	2:337:B:VAL:HG23	2:338:B:MET:H	8	0.13
(1,732)	2:337:B:VAL:HG21	2:338:B:MET:H	9	0.13
(1,732)	2:337:B:VAL:HG22	2:338:B:MET:H	9	0.13
(1,732)	2:337:B:VAL:HG23	2:338:B:MET:H	9	0.13
(1,732)	2:337:B:VAL:HG21	2:338:B:MET:H	10	0.13
(1,732)	2:337:B:VAL:HG22	2:338:B:MET:H	10	0.13
(1,732)	2:337:B:VAL:HG23	2:338:B:MET:H	10	0.13
(1,732)	2:337:B:VAL:HG21	2:338:B:MET:H	11	0.13
(1,732)	2:337:B:VAL:HG22	2:338:B:MET:H	11	0.13
(1,732)	2:337:B:VAL:HG23	2:338:B:MET:H	11	0.13
(1,732)	2:337:B:VAL:HG21	2:338:B:MET:H	12	0.13
(1,732)	2:337:B:VAL:HG22	2:338:B:MET:H	12	0.13
(1,732)	2:337:B:VAL:HG23	2:338:B:MET:H	12	0.13
(1,732)	2:337:B:VAL:HG21	2:338:B:MET:H	13	0.13
(1,732)	2:337:B:VAL:HG22	2:338:B:MET:H	13	0.13
(1,732)	2:337:B:VAL:HG23	2:338:B:MET:H	13	0.13
(1,732)	2:337:B:VAL:HG21	2:338:B:MET:H	15	0.13
(1,732)	2:337:B:VAL:HG22	2:338:B:MET:H	15	0.13
(1,732)	2:337:B:VAL:HG23	2:338:B:MET:H	15	0.13
(1,732)	2:337:B:VAL:HG21	2:338:B:MET:H	18	0.13
(1,732)	2:337:B:VAL:HG22	2:338:B:MET:H	18	0.13
(1,732)	2:337:B:VAL:HG23	2:338:B:MET:H	18	0.13
(1,732)	2:337:B:VAL:HG21	2:338:B:MET:H	20	0.13
(1,732)	2:337:B:VAL:HG22	2:338:B:MET:H	20	0.13
(1,732)	2:337:B:VAL:HG23	2:338:B:MET:H	20	0.13
(1,724)	2:336:B:CYS:H	2:356:B:ILE:HD11	4	0.13
(1,724)	2:336:B:CYS:H	2:356:B:ILE:HD12	4	0.13

*Continued on next page...*

*Continued from previous page...*

Key	Atom-1	Atom-2	Model ID	Violation (Å)
(1,724)	2:336:B:CYS:H	2:356:B:ILE:HD13	4	0.13
(1,724)	2:336:B:CYS:H	2:356:B:ILE:HD11	11	0.13
(1,724)	2:336:B:CYS:H	2:356:B:ILE:HD12	11	0.13
(1,724)	2:336:B:CYS:H	2:356:B:ILE:HD13	11	0.13
(1,724)	2:336:B:CYS:H	2:356:B:ILE:HD11	20	0.13
(1,724)	2:336:B:CYS:H	2:356:B:ILE:HD12	20	0.13
(1,724)	2:336:B:CYS:H	2:356:B:ILE:HD13	20	0.13
(1,710)	2:336:B:CYS:HB3	2:337:B:VAL:H	7	0.13
(1,706)	2:336:B:CYS:H	2:336:B:CYS:HB2	2	0.13
(1,706)	2:336:B:CYS:H	2:336:B:CYS:HB2	3	0.13
(1,706)	2:336:B:CYS:H	2:336:B:CYS:HB2	6	0.13
(1,706)	2:336:B:CYS:H	2:336:B:CYS:HB2	11	0.13
(1,706)	2:336:B:CYS:H	2:336:B:CYS:HB2	14	0.13
(1,706)	2:336:B:CYS:H	2:336:B:CYS:HB2	15	0.13
(1,706)	2:336:B:CYS:H	2:336:B:CYS:HB2	17	0.13
(1,685)	2:334:B:LYS:HB2	2:335:B:GLU:H	4	0.13
(1,685)	2:334:B:LYS:HB2	2:335:B:GLU:H	18	0.13
(1,650)	2:332:B:ILE:HG21	2:338:B:MET:H	5	0.13
(1,650)	2:332:B:ILE:HG22	2:338:B:MET:H	5	0.13
(1,650)	2:332:B:ILE:HG23	2:338:B:MET:H	5	0.13
(1,650)	2:332:B:ILE:HG21	2:338:B:MET:H	11	0.13
(1,650)	2:332:B:ILE:HG22	2:338:B:MET:H	11	0.13
(1,650)	2:332:B:ILE:HG23	2:338:B:MET:H	11	0.13
(1,650)	2:332:B:ILE:HG21	2:338:B:MET:H	15	0.13
(1,650)	2:332:B:ILE:HG22	2:338:B:MET:H	15	0.13
(1,650)	2:332:B:ILE:HG23	2:338:B:MET:H	15	0.13
(1,650)	2:332:B:ILE:HG21	2:338:B:MET:H	16	0.13
(1,650)	2:332:B:ILE:HG22	2:338:B:MET:H	16	0.13
(1,650)	2:332:B:ILE:HG23	2:338:B:MET:H	16	0.13
(1,650)	2:332:B:ILE:HG21	2:338:B:MET:H	17	0.13
(1,650)	2:332:B:ILE:HG22	2:338:B:MET:H	17	0.13
(1,650)	2:332:B:ILE:HG23	2:338:B:MET:H	17	0.13
(1,627)	2:331:B:GLY:H	2:340:B:VAL:HG11	1	0.13
(1,627)	2:331:B:GLY:H	2:340:B:VAL:HG12	1	0.13
(1,627)	2:331:B:GLY:H	2:340:B:VAL:HG13	1	0.13
(1,627)	2:331:B:GLY:H	2:340:B:VAL:HG11	4	0.13
(1,627)	2:331:B:GLY:H	2:340:B:VAL:HG12	4	0.13
(1,627)	2:331:B:GLY:H	2:340:B:VAL:HG13	4	0.13
(1,627)	2:331:B:GLY:H	2:340:B:VAL:HG11	6	0.13
(1,627)	2:331:B:GLY:H	2:340:B:VAL:HG12	6	0.13
(1,627)	2:331:B:GLY:H	2:340:B:VAL:HG13	6	0.13
(1,627)	2:331:B:GLY:H	2:340:B:VAL:HG11	15	0.13

*Continued on next page...*

*Continued from previous page...*

Key	Atom-1	Atom-2	Model ID	Violation (Å)
(1,627)	2:331:B:GLY:H	2:340:B:VAL:HG12	15	0.13
(1,627)	2:331:B:GLY:H	2:340:B:VAL:HG13	15	0.13
(1,627)	2:331:B:GLY:H	2:340:B:VAL:HG11	17	0.13
(1,627)	2:331:B:GLY:H	2:340:B:VAL:HG12	17	0.13
(1,627)	2:331:B:GLY:H	2:340:B:VAL:HG13	17	0.13
(1,627)	2:331:B:GLY:H	2:340:B:VAL:HG11	19	0.13
(1,627)	2:331:B:GLY:H	2:340:B:VAL:HG12	19	0.13
(1,627)	2:331:B:GLY:H	2:340:B:VAL:HG13	19	0.13
(1,627)	2:331:B:GLY:H	2:340:B:VAL:HG11	20	0.13
(1,627)	2:331:B:GLY:H	2:340:B:VAL:HG12	20	0.13
(1,627)	2:331:B:GLY:H	2:340:B:VAL:HG13	20	0.13
(1,620)	2:331:B:GLY:H	2:333:B:THR:HG21	1	0.13
(1,620)	2:331:B:GLY:H	2:333:B:THR:HG22	1	0.13
(1,620)	2:331:B:GLY:H	2:333:B:THR:HG23	1	0.13
(1,620)	2:331:B:GLY:H	2:333:B:THR:HG21	5	0.13
(1,620)	2:331:B:GLY:H	2:333:B:THR:HG22	5	0.13
(1,620)	2:331:B:GLY:H	2:333:B:THR:HG23	5	0.13
(1,620)	2:331:B:GLY:H	2:333:B:THR:HG21	6	0.13
(1,620)	2:331:B:GLY:H	2:333:B:THR:HG22	6	0.13
(1,620)	2:331:B:GLY:H	2:333:B:THR:HG23	6	0.13
(1,620)	2:331:B:GLY:H	2:333:B:THR:HG21	13	0.13
(1,620)	2:331:B:GLY:H	2:333:B:THR:HG22	13	0.13
(1,620)	2:331:B:GLY:H	2:333:B:THR:HG23	13	0.13
(1,620)	2:331:B:GLY:H	2:333:B:THR:HG21	14	0.13
(1,620)	2:331:B:GLY:H	2:333:B:THR:HG22	14	0.13
(1,620)	2:331:B:GLY:H	2:333:B:THR:HG23	14	0.13
(1,620)	2:331:B:GLY:H	2:333:B:THR:HG21	16	0.13
(1,620)	2:331:B:GLY:H	2:333:B:THR:HG22	16	0.13
(1,620)	2:331:B:GLY:H	2:333:B:THR:HG23	16	0.13
(1,620)	2:331:B:GLY:H	2:333:B:THR:HG21	17	0.13
(1,620)	2:331:B:GLY:H	2:333:B:THR:HG22	17	0.13
(1,620)	2:331:B:GLY:H	2:333:B:THR:HG23	17	0.13
(1,620)	2:331:B:GLY:H	2:333:B:THR:HG21	19	0.13
(1,620)	2:331:B:GLY:H	2:333:B:THR:HG22	19	0.13
(1,620)	2:331:B:GLY:H	2:333:B:THR:HG23	19	0.13
(1,610)	2:330:B:LEU:HD11	2:339:B:ARG:H	4	0.13
(1,610)	2:330:B:LEU:HD12	2:339:B:ARG:H	4	0.13
(1,610)	2:330:B:LEU:HD13	2:339:B:ARG:H	4	0.13
(1,610)	2:330:B:LEU:HD11	2:339:B:ARG:H	10	0.13
(1,610)	2:330:B:LEU:HD12	2:339:B:ARG:H	10	0.13
(1,610)	2:330:B:LEU:HD13	2:339:B:ARG:H	10	0.13
(1,610)	2:330:B:LEU:HD11	2:339:B:ARG:H	18	0.13

*Continued on next page...*

*Continued from previous page...*

Key	Atom-1	Atom-2	Model ID	Violation (Å)
(1,610)	2:330:B:LEU:HD12	2:339:B:ARG:H	18	0.13
(1,610)	2:330:B:LEU:HD13	2:339:B:ARG:H	18	0.13
(1,610)	2:330:B:LEU:HD11	2:339:B:ARG:H	20	0.13
(1,610)	2:330:B:LEU:HD12	2:339:B:ARG:H	20	0.13
(1,610)	2:330:B:LEU:HD13	2:339:B:ARG:H	20	0.13
(1,584)	2:329:B:LEU:HD11	2:340:B:VAL:H	13	0.13
(1,584)	2:329:B:LEU:HD12	2:340:B:VAL:H	13	0.13
(1,584)	2:329:B:LEU:HD13	2:340:B:VAL:H	13	0.13
(1,580)	2:329:B:LEU:H	2:340:B:VAL:HG11	6	0.13
(1,580)	2:329:B:LEU:H	2:340:B:VAL:HG12	6	0.13
(1,580)	2:329:B:LEU:H	2:340:B:VAL:HG13	6	0.13
(1,578)	2:329:B:LEU:H	2:339:B:ARG:HA	9	0.13
(1,563)	2:328:B:ARG:HB2	2:329:B:LEU:H	8	0.13
(1,563)	2:328:B:ARG:HB2	2:329:B:LEU:H	20	0.13
(1,553)	2:326:B:VAL:HG11	2:329:B:LEU:H	8	0.13
(1,553)	2:326:B:VAL:HG12	2:329:B:LEU:H	8	0.13
(1,553)	2:326:B:VAL:HG13	2:329:B:LEU:H	8	0.13
(1,548)	2:325:B:LEU:HD21	2:381:B:GLN:H	3	0.13
(1,548)	2:325:B:LEU:HD22	2:381:B:GLN:H	3	0.13
(1,548)	2:325:B:LEU:HD23	2:381:B:GLN:H	3	0.13
(1,548)	2:325:B:LEU:HD21	2:381:B:GLN:H	8	0.13
(1,548)	2:325:B:LEU:HD22	2:381:B:GLN:H	8	0.13
(1,548)	2:325:B:LEU:HD23	2:381:B:GLN:H	8	0.13
(1,540)	2:325:B:LEU:H	2:326:B:VAL:HG21	5	0.13
(1,540)	2:325:B:LEU:H	2:326:B:VAL:HG22	5	0.13
(1,540)	2:325:B:LEU:H	2:326:B:VAL:HG23	5	0.13
(1,540)	2:325:B:LEU:H	2:326:B:VAL:HG21	10	0.13
(1,540)	2:325:B:LEU:H	2:326:B:VAL:HG22	10	0.13
(1,540)	2:325:B:LEU:H	2:326:B:VAL:HG23	10	0.13
(1,517)	2:322:B:LYS:HD2	2:324:B:LYS:H	2	0.13
(1,517)	2:322:B:LYS:HD2	2:324:B:LYS:H	3	0.13
(1,514)	2:322:B:LYS:HA	2:324:B:LYS:H	2	0.13
(1,514)	2:322:B:LYS:HA	2:324:B:LYS:H	7	0.13
(1,514)	2:322:B:LYS:HA	2:324:B:LYS:H	20	0.13
(1,513)	2:322:B:LYS:H	2:323:B:ASN:HA	5	0.13
(1,513)	2:322:B:LYS:H	2:323:B:ASN:HA	14	0.13
(1,507)	2:321:B:GLY:HA3	2:322:B:LYS:H	15	0.13
(1,504)	2:320:B:LYS:H	2:326:B:VAL:HG21	1	0.13
(1,504)	2:320:B:LYS:H	2:326:B:VAL:HG22	1	0.13
(1,504)	2:320:B:LYS:H	2:326:B:VAL:HG23	1	0.13
(1,502)	2:320:B:LYS:HG2	2:321:B:GLY:H	4	0.13
(1,502)	2:320:B:LYS:HG2	2:321:B:GLY:H	13	0.13

*Continued on next page...*



*Continued from previous page...*

Key	Atom-1	Atom-2	Model ID	Violation (Å)
(1,492)	2:320:B:LYS:H	2:320:B:LYS:HE3	12	0.13
(1,492)	2:320:B:LYS:H	2:320:B:LYS:HE3	18	0.13
(1,490)	2:320:B:LYS:H	2:320:B:LYS:HD3	14	0.13
(1,485)	2:319:B:MET:H	2:326:B:VAL:H	6	0.13
(1,485)	2:319:B:MET:H	2:326:B:VAL:H	14	0.13
(1,485)	2:319:B:MET:H	2:326:B:VAL:H	15	0.13
(1,485)	2:319:B:MET:H	2:326:B:VAL:H	18	0.13
(1,483)	2:319:B:MET:H	2:326:B:VAL:HG11	3	0.13
(1,483)	2:319:B:MET:H	2:326:B:VAL:HG12	3	0.13
(1,483)	2:319:B:MET:H	2:326:B:VAL:HG13	3	0.13
(1,483)	2:319:B:MET:H	2:326:B:VAL:HG11	8	0.13
(1,483)	2:319:B:MET:H	2:326:B:VAL:HG12	8	0.13
(1,483)	2:319:B:MET:H	2:326:B:VAL:HG13	8	0.13
(1,483)	2:319:B:MET:H	2:326:B:VAL:HG11	10	0.13
(1,483)	2:319:B:MET:H	2:326:B:VAL:HG12	10	0.13
(1,483)	2:319:B:MET:H	2:326:B:VAL:HG13	10	0.13
(1,483)	2:319:B:MET:H	2:326:B:VAL:HG11	13	0.13
(1,483)	2:319:B:MET:H	2:326:B:VAL:HG12	13	0.13
(1,483)	2:319:B:MET:H	2:326:B:VAL:HG13	13	0.13
(1,483)	2:319:B:MET:H	2:326:B:VAL:HG11	17	0.13
(1,483)	2:319:B:MET:H	2:326:B:VAL:HG12	17	0.13
(1,483)	2:319:B:MET:H	2:326:B:VAL:HG13	17	0.13
(1,483)	2:319:B:MET:H	2:326:B:VAL:HG11	20	0.13
(1,483)	2:319:B:MET:H	2:326:B:VAL:HG12	20	0.13
(1,483)	2:319:B:MET:H	2:326:B:VAL:HG13	20	0.13
(1,482)	2:319:B:MET:H	2:326:B:VAL:HB	16	0.13
(1,477)	2:319:B:MET:H	2:322:B:LYS:HG3	1	0.13
(1,477)	2:319:B:MET:H	2:322:B:LYS:HG3	9	0.13
(1,477)	2:319:B:MET:H	2:322:B:LYS:HG3	12	0.13
(1,474)	2:319:B:MET:HE1	2:320:B:LYS:H	4	0.13
(1,474)	2:319:B:MET:HE2	2:320:B:LYS:H	4	0.13
(1,474)	2:319:B:MET:HE3	2:320:B:LYS:H	4	0.13
(1,474)	2:319:B:MET:HE1	2:320:B:LYS:H	13	0.13
(1,474)	2:319:B:MET:HE2	2:320:B:LYS:H	13	0.13
(1,474)	2:319:B:MET:HE3	2:320:B:LYS:H	13	0.13
(1,468)	2:319:B:MET:H	2:319:B:MET:HG3	5	0.13
(1,468)	2:319:B:MET:H	2:319:B:MET:HG3	17	0.13
(1,467)	2:319:B:MET:H	2:319:B:MET:HE1	19	0.13
(1,467)	2:319:B:MET:H	2:319:B:MET:HE2	19	0.13
(1,467)	2:319:B:MET:H	2:319:B:MET:HE3	19	0.13
(1,463)	2:318:B:LYS:HA	2:326:B:VAL:H	3	0.13
(1,463)	2:318:B:LYS:HA	2:326:B:VAL:H	12	0.13

*Continued on next page...*

*Continued from previous page...*

Key	Atom-1	Atom-2	Model ID	Violation (Å)
(1,463)	2:318:B:LYS:HA	2:326:B:VAL:H	18	0.13
(1,463)	2:318:B:LYS:HA	2:326:B:VAL:H	19	0.13
(1,461)	2:318:B:LYS:H	2:326:B:VAL:HG21	14	0.13
(1,461)	2:318:B:LYS:H	2:326:B:VAL:HG22	14	0.13
(1,461)	2:318:B:LYS:H	2:326:B:VAL:HG23	14	0.13
(1,458)	2:318:B:LYS:HE3	2:322:B:LYS:H	16	0.13
(1,453)	2:318:B:LYS:HD3	2:319:B:MET:H	5	0.13
(1,449)	2:318:B:LYS:H	2:319:B:MET:HE1	8	0.13
(1,449)	2:318:B:LYS:H	2:319:B:MET:HE2	8	0.13
(1,449)	2:318:B:LYS:H	2:319:B:MET:HE3	8	0.13
(1,449)	2:318:B:LYS:H	2:319:B:MET:HE1	9	0.13
(1,449)	2:318:B:LYS:H	2:319:B:MET:HE2	9	0.13
(1,449)	2:318:B:LYS:H	2:319:B:MET:HE3	9	0.13
(1,449)	2:318:B:LYS:H	2:319:B:MET:HE1	15	0.13
(1,449)	2:318:B:LYS:H	2:319:B:MET:HE2	15	0.13
(1,449)	2:318:B:LYS:H	2:319:B:MET:HE3	15	0.13
(1,440)	2:317:B:GLU:H	2:380:B:VAL:HG21	15	0.13
(1,440)	2:317:B:GLU:H	2:380:B:VAL:HG22	15	0.13
(1,440)	2:317:B:GLU:H	2:380:B:VAL:HG23	15	0.13
(1,437)	2:317:B:GLU:H	2:328:B:ARG:HB3	14	0.13
(1,431)	2:317:B:GLU:H	2:326:B:VAL:HG21	5	0.13
(1,431)	2:317:B:GLU:H	2:326:B:VAL:HG22	5	0.13
(1,431)	2:317:B:GLU:H	2:326:B:VAL:HG23	5	0.13
(1,431)	2:317:B:GLU:H	2:326:B:VAL:HG21	10	0.13
(1,431)	2:317:B:GLU:H	2:326:B:VAL:HG22	10	0.13
(1,431)	2:317:B:GLU:H	2:326:B:VAL:HG23	10	0.13
(1,431)	2:317:B:GLU:H	2:326:B:VAL:HG21	12	0.13
(1,431)	2:317:B:GLU:H	2:326:B:VAL:HG22	12	0.13
(1,431)	2:317:B:GLU:H	2:326:B:VAL:HG23	12	0.13
(1,431)	2:317:B:GLU:H	2:326:B:VAL:HG21	15	0.13
(1,431)	2:317:B:GLU:H	2:326:B:VAL:HG22	15	0.13
(1,431)	2:317:B:GLU:H	2:326:B:VAL:HG23	15	0.13
(1,431)	2:317:B:GLU:H	2:326:B:VAL:HG21	18	0.13
(1,431)	2:317:B:GLU:H	2:326:B:VAL:HG22	18	0.13
(1,431)	2:317:B:GLU:H	2:326:B:VAL:HG23	18	0.13
(1,409)	2:316:B:LYS:HB3	2:381:B:GLN:H	18	0.13
(1,408)	2:316:B:LYS:H	2:381:B:GLN:HB2	3	0.13
(1,408)	2:316:B:LYS:H	2:381:B:GLN:HB2	9	0.13
(1,408)	2:316:B:LYS:H	2:381:B:GLN:HB2	10	0.13
(1,408)	2:316:B:LYS:H	2:381:B:GLN:HB2	11	0.13
(1,408)	2:316:B:LYS:H	2:381:B:GLN:HB2	13	0.13
(1,408)	2:316:B:LYS:H	2:381:B:GLN:HB2	14	0.13

*Continued on next page...*

*Continued from previous page...*

Key	Atom-1	Atom-2	Model ID	Violation (Å)
(1,404)	2:316:B:LYS:H	2:380:B:VAL:HG11	6	0.13
(1,404)	2:316:B:LYS:H	2:380:B:VAL:HG12	6	0.13
(1,404)	2:316:B:LYS:H	2:380:B:VAL:HG13	6	0.13
(1,404)	2:316:B:LYS:H	2:380:B:VAL:HG11	9	0.13
(1,404)	2:316:B:LYS:H	2:380:B:VAL:HG12	9	0.13
(1,404)	2:316:B:LYS:H	2:380:B:VAL:HG13	9	0.13
(1,398)	2:316:B:LYS:H	2:327:B:PRO:HA	5	0.13
(1,398)	2:316:B:LYS:H	2:327:B:PRO:HA	6	0.13
(1,398)	2:316:B:LYS:H	2:327:B:PRO:HA	17	0.13
(1,398)	2:316:B:LYS:H	2:327:B:PRO:HA	19	0.13
(1,384)	2:315:B:VAL:HG11	2:385:B:GLY:H	10	0.13
(1,384)	2:315:B:VAL:HG12	2:385:B:GLY:H	10	0.13
(1,384)	2:315:B:VAL:HG13	2:385:B:GLY:H	10	0.13
(1,380)	2:315:B:VAL:H	2:382:B:THR:HG21	4	0.13
(1,380)	2:315:B:VAL:H	2:382:B:THR:HG22	4	0.13
(1,380)	2:315:B:VAL:H	2:382:B:THR:HG23	4	0.13
(1,378)	2:315:B:VAL:HG11	2:381:B:GLN:H	12	0.13
(1,378)	2:315:B:VAL:HG12	2:381:B:GLN:H	12	0.13
(1,378)	2:315:B:VAL:HG13	2:381:B:GLN:H	12	0.13
(1,375)	2:315:B:VAL:HG11	2:380:B:VAL:H	1	0.13
(1,375)	2:315:B:VAL:HG12	2:380:B:VAL:H	1	0.13
(1,375)	2:315:B:VAL:HG13	2:380:B:VAL:H	1	0.13
(1,375)	2:315:B:VAL:HG11	2:380:B:VAL:H	3	0.13
(1,375)	2:315:B:VAL:HG12	2:380:B:VAL:H	3	0.13
(1,375)	2:315:B:VAL:HG13	2:380:B:VAL:H	3	0.13
(1,375)	2:315:B:VAL:HG11	2:380:B:VAL:H	6	0.13
(1,375)	2:315:B:VAL:HG12	2:380:B:VAL:H	6	0.13
(1,375)	2:315:B:VAL:HG13	2:380:B:VAL:H	6	0.13
(1,375)	2:315:B:VAL:HG11	2:380:B:VAL:H	13	0.13
(1,375)	2:315:B:VAL:HG12	2:380:B:VAL:H	13	0.13
(1,375)	2:315:B:VAL:HG13	2:380:B:VAL:H	13	0.13
(1,375)	2:315:B:VAL:HG11	2:380:B:VAL:H	15	0.13
(1,375)	2:315:B:VAL:HG12	2:380:B:VAL:H	15	0.13
(1,375)	2:315:B:VAL:HG13	2:380:B:VAL:H	15	0.13
(1,375)	2:315:B:VAL:HG11	2:380:B:VAL:H	16	0.13
(1,375)	2:315:B:VAL:HG12	2:380:B:VAL:H	16	0.13
(1,375)	2:315:B:VAL:HG13	2:380:B:VAL:H	16	0.13
(1,372)	2:315:B:VAL:HG21	2:340:B:VAL:H	11	0.13
(1,372)	2:315:B:VAL:HG22	2:340:B:VAL:H	11	0.13
(1,372)	2:315:B:VAL:HG23	2:340:B:VAL:H	11	0.13
(1,372)	2:315:B:VAL:HG21	2:340:B:VAL:H	17	0.13
(1,372)	2:315:B:VAL:HG22	2:340:B:VAL:H	17	0.13

*Continued on next page...*

*Continued from previous page...*

Key	Atom-1	Atom-2	Model ID	Violation (Å)
(1,372)	2:315:B:VAL:HG23	2:340:B:VAL:H	17	0.13
(1,367)	2:315:B:VAL:H	2:330:B:LEU:HD21	7	0.13
(1,367)	2:315:B:VAL:H	2:330:B:LEU:HD22	7	0.13
(1,367)	2:315:B:VAL:H	2:330:B:LEU:HD23	7	0.13
(1,367)	2:315:B:VAL:H	2:330:B:LEU:HD21	9	0.13
(1,367)	2:315:B:VAL:H	2:330:B:LEU:HD22	9	0.13
(1,367)	2:315:B:VAL:H	2:330:B:LEU:HD23	9	0.13
(1,362)	2:315:B:VAL:H	2:329:B:LEU:HD21	12	0.13
(1,362)	2:315:B:VAL:H	2:329:B:LEU:HD22	12	0.13
(1,362)	2:315:B:VAL:H	2:329:B:LEU:HD23	12	0.13
(1,358)	2:315:B:VAL:HA	2:328:B:ARG:H	2	0.13
(1,358)	2:315:B:VAL:HA	2:328:B:ARG:H	3	0.13
(1,358)	2:315:B:VAL:HA	2:328:B:ARG:H	7	0.13
(1,358)	2:315:B:VAL:HA	2:328:B:ARG:H	9	0.13
(1,358)	2:315:B:VAL:HA	2:328:B:ARG:H	11	0.13
(1,354)	2:315:B:VAL:HG21	2:317:B:GLU:H	6	0.13
(1,354)	2:315:B:VAL:HG22	2:317:B:GLU:H	6	0.13
(1,354)	2:315:B:VAL:HG23	2:317:B:GLU:H	6	0.13
(1,354)	2:315:B:VAL:HG21	2:317:B:GLU:H	14	0.13
(1,354)	2:315:B:VAL:HG22	2:317:B:GLU:H	14	0.13
(1,354)	2:315:B:VAL:HG23	2:317:B:GLU:H	14	0.13
(1,354)	2:315:B:VAL:HG21	2:317:B:GLU:H	17	0.13
(1,354)	2:315:B:VAL:HG22	2:317:B:GLU:H	17	0.13
(1,354)	2:315:B:VAL:HG23	2:317:B:GLU:H	17	0.13
(1,346)	2:315:B:VAL:H	2:315:B:VAL:HB	4	0.13
(1,346)	2:315:B:VAL:H	2:315:B:VAL:HB	8	0.13
(1,329)	2:314:B:LEU:HD11	2:315:B:VAL:H	4	0.13
(1,329)	2:314:B:LEU:HD12	2:315:B:VAL:H	4	0.13
(1,329)	2:314:B:LEU:HD13	2:315:B:VAL:H	4	0.13
(1,329)	2:314:B:LEU:HD11	2:315:B:VAL:H	8	0.13
(1,329)	2:314:B:LEU:HD12	2:315:B:VAL:H	8	0.13
(1,329)	2:314:B:LEU:HD13	2:315:B:VAL:H	8	0.13
(1,329)	2:314:B:LEU:HD11	2:315:B:VAL:H	11	0.13
(1,329)	2:314:B:LEU:HD12	2:315:B:VAL:H	11	0.13
(1,329)	2:314:B:LEU:HD13	2:315:B:VAL:H	11	0.13
(1,325)	2:314:B:LEU:H	2:315:B:VAL:H	3	0.13
(1,325)	2:314:B:LEU:H	2:315:B:VAL:H	10	0.13
(1,325)	2:314:B:LEU:H	2:315:B:VAL:H	12	0.13
(1,319)	2:314:B:LEU:H	2:314:B:LEU:HB2	8	0.13
(1,317)	2:313:B:PHE:HE2	2:388:B:ILE:H	7	0.13
(1,317)	2:313:B:PHE:HE2	2:388:B:ILE:H	9	0.13
(1,317)	2:313:B:PHE:HE2	2:388:B:ILE:H	19	0.13

*Continued on next page...*

*Continued from previous page...*

Key	Atom-1	Atom-2	Model ID	Violation (Å)
(1,311)	2:313:B:PHE:H	2:330:B:LEU:HD21	4	0.13
(1,311)	2:313:B:PHE:H	2:330:B:LEU:HD22	4	0.13
(1,311)	2:313:B:PHE:H	2:330:B:LEU:HD23	4	0.13
(1,311)	2:313:B:PHE:H	2:330:B:LEU:HD21	10	0.13
(1,311)	2:313:B:PHE:H	2:330:B:LEU:HD22	10	0.13
(1,311)	2:313:B:PHE:H	2:330:B:LEU:HD23	10	0.13
(1,311)	2:313:B:PHE:H	2:330:B:LEU:HD21	12	0.13
(1,311)	2:313:B:PHE:H	2:330:B:LEU:HD22	12	0.13
(1,311)	2:313:B:PHE:H	2:330:B:LEU:HD23	12	0.13
(1,310)	2:313:B:PHE:H	2:330:B:LEU:HD11	8	0.13
(1,310)	2:313:B:PHE:H	2:330:B:LEU:HD12	8	0.13
(1,310)	2:313:B:PHE:H	2:330:B:LEU:HD13	8	0.13
(1,303)	2:313:B:PHE:H	2:314:B:LEU:H	8	0.13
(1,303)	2:313:B:PHE:H	2:314:B:LEU:H	18	0.13
(1,291)	2:312:B:PHE:HA	2:331:B:GLY:H	4	0.13
(1,291)	2:312:B:PHE:HA	2:331:B:GLY:H	9	0.13
(1,264)	2:311:B:SER:H	2:311:B:SER:HB3	19	0.13
(1,263)	2:310:B:VAL:HG11	2:334:B:LYS:H	7	0.13
(1,263)	2:310:B:VAL:HG12	2:334:B:LYS:H	7	0.13
(1,263)	2:310:B:VAL:HG13	2:334:B:LYS:H	7	0.13
(1,263)	2:310:B:VAL:HG11	2:334:B:LYS:H	11	0.13
(1,263)	2:310:B:VAL:HG12	2:334:B:LYS:H	11	0.13
(1,263)	2:310:B:VAL:HG13	2:334:B:LYS:H	11	0.13
(1,263)	2:310:B:VAL:HG11	2:334:B:LYS:H	18	0.13
(1,263)	2:310:B:VAL:HG12	2:334:B:LYS:H	18	0.13
(1,263)	2:310:B:VAL:HG13	2:334:B:LYS:H	18	0.13
(1,263)	2:310:B:VAL:HG11	2:334:B:LYS:H	20	0.13
(1,263)	2:310:B:VAL:HG12	2:334:B:LYS:H	20	0.13
(1,263)	2:310:B:VAL:HG13	2:334:B:LYS:H	20	0.13
(1,262)	2:310:B:VAL:H	2:333:B:THR:HG21	16	0.13
(1,262)	2:310:B:VAL:H	2:333:B:THR:HG22	16	0.13
(1,262)	2:310:B:VAL:H	2:333:B:THR:HG23	16	0.13
(1,215)	1:25:A:SER:HB3	1:26:A:LEU:H	3	0.13
(1,210)	1:24:A:GLN:HG3	1:25:A:SER:HB3	17	0.13
(1,204)	1:24:A:GLN:HG3	1:24:A:GLN:H	16	0.13
(1,193)	1:23:A:THR:H	1:24:A:GLN:HG3	12	0.13
(1,182)	1:21:A:LEU:HA	1:24:A:GLN:HG3	18	0.13
(1,179)	1:21:A:LEU:HA	1:23:A:THR:H	14	0.13
(1,164)	1:20:A:ASP:HB2	1:21:A:LEU:H	14	0.13
(1,152)	1:19:A:MET:HB3	1:20:A:ASP:H	13	0.13
(1,152)	1:19:A:MET:HB3	1:20:A:ASP:H	15	0.13
(1,152)	1:19:A:MET:HB3	1:20:A:ASP:H	18	0.13

*Continued on next page...*

*Continued from previous page...*

Key	Atom-1	Atom-2	Model ID	Violation (Å)
(1,133)	1:18:A:GLU:HG3	1:18:A:GLU:H	13	0.13
(1,133)	1:18:A:GLU:HG3	1:18:A:GLU:H	17	0.13
(1,108)	1:15:A:LEU:H	1:16:A:LEU:HB3	7	0.13
(1,108)	1:15:A:LEU:H	1:16:A:LEU:HB3	20	0.13
(1,88)	1:14:A:THR:HB	1:14:A:THR:H	18	0.13
(1,66)	1:12:A:PHE:HB3	1:12:A:PHE:HE1	4	0.13
(1,66)	1:12:A:PHE:HB3	1:12:A:PHE:HE1	10	0.13
(1,66)	1:12:A:PHE:HB3	1:12:A:PHE:HE1	12	0.13
(1,66)	1:12:A:PHE:HB3	1:12:A:PHE:HE1	20	0.13
(1,64)	1:12:A:PHE:HA	1:12:A:PHE:HE1	2	0.13
(1,64)	1:12:A:PHE:HA	1:12:A:PHE:HE1	3	0.13
(1,64)	1:12:A:PHE:HA	1:12:A:PHE:HE1	6	0.13
(1,64)	1:12:A:PHE:HA	1:12:A:PHE:HE1	7	0.13
(1,64)	1:12:A:PHE:HA	1:12:A:PHE:HE1	13	0.13
(1,64)	1:12:A:PHE:HA	1:12:A:PHE:HE1	15	0.13
(1,52)	1:11:A:MET:HA	1:12:A:PHE:H	1	0.13
(1,52)	1:11:A:MET:HA	1:12:A:PHE:H	2	0.13
(1,52)	1:11:A:MET:HA	1:12:A:PHE:H	6	0.13
(1,52)	1:11:A:MET:HA	1:12:A:PHE:H	7	0.13
(1,52)	1:11:A:MET:HA	1:12:A:PHE:H	8	0.13
(1,52)	1:11:A:MET:HA	1:12:A:PHE:H	13	0.13
(1,52)	1:11:A:MET:HA	1:12:A:PHE:H	14	0.13
(1,52)	1:11:A:MET:HA	1:12:A:PHE:H	18	0.13
(1,52)	1:11:A:MET:HA	1:12:A:PHE:H	19	0.13
(1,52)	1:11:A:MET:HA	1:12:A:PHE:H	20	0.13
(1,49)	1:11:A:MET:HG2	1:11:A:MET:H	3	0.13
(1,46)	1:11:A:MET:HB3	1:11:A:MET:H	5	0.13
(1,46)	1:11:A:MET:HB3	1:11:A:MET:H	6	0.13
(1,46)	1:11:A:MET:HB3	1:11:A:MET:H	8	0.13
(1,40)	1:10:A:GLN:HA	1:13:A:SER:H	11	0.13
(1,38)	1:10:A:GLN:H	1:12:A:PHE:HD2	20	0.13
(1,14)	1:8:A:ILE:HA	1:9:A:ASP:HB2	8	0.13
(1,10)	1:8:A:ILE:HG12	1:9:A:ASP:H	9	0.13
(1,10)	1:8:A:ILE:HG12	1:9:A:ASP:H	10	0.13
(1,1593)	1:22:A:LEU:HD11	2:382:B:THR:H	5	0.12
(1,1593)	1:22:A:LEU:HD12	2:382:B:THR:H	5	0.12
(1,1593)	1:22:A:LEU:HD13	2:382:B:THR:H	5	0.12
(1,1593)	1:22:A:LEU:HD11	2:382:B:THR:H	6	0.12
(1,1593)	1:22:A:LEU:HD12	2:382:B:THR:H	6	0.12
(1,1593)	1:22:A:LEU:HD13	2:382:B:THR:H	6	0.12
(1,1593)	1:22:A:LEU:HD11	2:382:B:THR:H	10	0.12
(1,1593)	1:22:A:LEU:HD12	2:382:B:THR:H	10	0.12

*Continued on next page...*



*Continued from previous page...*

Key	Atom-1	Atom-2	Model ID	Violation (Å)
(1,1593)	1:22:A:LEU:HD13	2:382:B:THR:H	10	0.12
(1,1588)	1:22:A:LEU:HD21	2:325:B:LEU:H	5	0.12
(1,1588)	1:22:A:LEU:HD22	2:325:B:LEU:H	5	0.12
(1,1588)	1:22:A:LEU:HD23	2:325:B:LEU:H	5	0.12
(1,1584)	1:19:A:MET:HE1	2:318:B:LYS:H	8	0.12
(1,1584)	1:19:A:MET:HE2	2:318:B:LYS:H	8	0.12
(1,1584)	1:19:A:MET:HE3	2:318:B:LYS:H	8	0.12
(1,1584)	1:19:A:MET:HE1	2:318:B:LYS:H	10	0.12
(1,1584)	1:19:A:MET:HE2	2:318:B:LYS:H	10	0.12
(1,1584)	1:19:A:MET:HE3	2:318:B:LYS:H	10	0.12
(1,1582)	1:16:A:LEU:HD21	2:366:B:PHE:H	3	0.12
(1,1582)	1:16:A:LEU:HD22	2:366:B:PHE:H	3	0.12
(1,1582)	1:16:A:LEU:HD23	2:366:B:PHE:H	3	0.12
(1,1582)	1:16:A:LEU:HD21	2:366:B:PHE:H	9	0.12
(1,1582)	1:16:A:LEU:HD22	2:366:B:PHE:H	9	0.12
(1,1582)	1:16:A:LEU:HD23	2:366:B:PHE:H	9	0.12
(1,1582)	1:16:A:LEU:HD21	2:366:B:PHE:H	10	0.12
(1,1582)	1:16:A:LEU:HD22	2:366:B:PHE:H	10	0.12
(1,1582)	1:16:A:LEU:HD23	2:366:B:PHE:H	10	0.12
(1,1582)	1:16:A:LEU:HD21	2:366:B:PHE:H	12	0.12
(1,1582)	1:16:A:LEU:HD22	2:366:B:PHE:H	12	0.12
(1,1582)	1:16:A:LEU:HD23	2:366:B:PHE:H	12	0.12
(1,1580)	1:16:A:LEU:HD21	2:361:B:ALA:H	1	0.12
(1,1580)	1:16:A:LEU:HD22	2:361:B:ALA:H	1	0.12
(1,1580)	1:16:A:LEU:HD23	2:361:B:ALA:H	1	0.12
(1,1580)	1:16:A:LEU:HD21	2:361:B:ALA:H	10	0.12
(1,1580)	1:16:A:LEU:HD22	2:361:B:ALA:H	10	0.12
(1,1580)	1:16:A:LEU:HD23	2:361:B:ALA:H	10	0.12
(1,1577)	1:15:A:LEU:HD21	2:369:B:ASP:H	6	0.12
(1,1577)	1:15:A:LEU:HD22	2:369:B:ASP:H	6	0.12
(1,1577)	1:15:A:LEU:HD23	2:369:B:ASP:H	6	0.12
(1,1577)	1:15:A:LEU:HD21	2:369:B:ASP:H	19	0.12
(1,1577)	1:15:A:LEU:HD22	2:369:B:ASP:H	19	0.12
(1,1577)	1:15:A:LEU:HD23	2:369:B:ASP:H	19	0.12
(1,1574)	1:15:A:LEU:HD11	2:367:B:THR:H	12	0.12
(1,1574)	1:15:A:LEU:HD12	2:367:B:THR:H	12	0.12
(1,1574)	1:15:A:LEU:HD13	2:367:B:THR:H	12	0.12
(1,1571)	1:15:A:LEU:HD21	2:359:B:TRP:H	6	0.12
(1,1571)	1:15:A:LEU:HD22	2:359:B:TRP:H	6	0.12
(1,1571)	1:15:A:LEU:HD23	2:359:B:TRP:H	6	0.12
(1,1571)	1:15:A:LEU:HD21	2:359:B:TRP:H	19	0.12
(1,1571)	1:15:A:LEU:HD22	2:359:B:TRP:H	19	0.12

*Continued on next page...*

*Continued from previous page...*

Key	Atom-1	Atom-2	Model ID	Violation (Å)
(1,1571)	1:15:A:LEU:HD23	2:359:B:TRP:H	19	0.12
(1,1557)	2:399:B:ILE:HD11	2:400:B:LEU:H	13	0.12
(1,1557)	2:399:B:ILE:HD12	2:400:B:LEU:H	13	0.12
(1,1557)	2:399:B:ILE:HD13	2:400:B:LEU:H	13	0.12
(1,1557)	2:399:B:ILE:HD11	2:400:B:LEU:H	18	0.12
(1,1557)	2:399:B:ILE:HD12	2:400:B:LEU:H	18	0.12
(1,1557)	2:399:B:ILE:HD13	2:400:B:LEU:H	18	0.12
(1,1551)	2:399:B:ILE:H	2:399:B:ILE:HG13	1	0.12
(1,1551)	2:399:B:ILE:H	2:399:B:ILE:HG13	2	0.12
(1,1551)	2:399:B:ILE:H	2:399:B:ILE:HG13	3	0.12
(1,1551)	2:399:B:ILE:H	2:399:B:ILE:HG13	5	0.12
(1,1551)	2:399:B:ILE:H	2:399:B:ILE:HG13	6	0.12
(1,1551)	2:399:B:ILE:H	2:399:B:ILE:HG13	9	0.12
(1,1551)	2:399:B:ILE:H	2:399:B:ILE:HG13	10	0.12
(1,1551)	2:399:B:ILE:H	2:399:B:ILE:HG13	13	0.12
(1,1551)	2:399:B:ILE:H	2:399:B:ILE:HG13	14	0.12
(1,1551)	2:399:B:ILE:H	2:399:B:ILE:HG13	15	0.12
(1,1551)	2:399:B:ILE:H	2:399:B:ILE:HG13	16	0.12
(1,1551)	2:399:B:ILE:H	2:399:B:ILE:HG13	17	0.12
(1,1534)	2:398:B:ILE:H	2:398:B:ILE:HG12	2	0.12
(1,1534)	2:398:B:ILE:H	2:398:B:ILE:HG12	4	0.12
(1,1534)	2:398:B:ILE:H	2:398:B:ILE:HG12	6	0.12
(1,1534)	2:398:B:ILE:H	2:398:B:ILE:HG12	11	0.12
(1,1534)	2:398:B:ILE:H	2:398:B:ILE:HG12	12	0.12
(1,1534)	2:398:B:ILE:H	2:398:B:ILE:HG12	13	0.12
(1,1534)	2:398:B:ILE:H	2:398:B:ILE:HG12	15	0.12
(1,1534)	2:398:B:ILE:H	2:398:B:ILE:HG12	16	0.12
(1,1534)	2:398:B:ILE:H	2:398:B:ILE:HG12	18	0.12
(1,1534)	2:398:B:ILE:H	2:398:B:ILE:HG12	20	0.12
(1,1513)	2:396:B:ILE:HG21	2:399:B:ILE:H	1	0.12
(1,1513)	2:396:B:ILE:HG22	2:399:B:ILE:H	1	0.12
(1,1513)	2:396:B:ILE:HG23	2:399:B:ILE:H	1	0.12
(1,1513)	2:396:B:ILE:HG21	2:399:B:ILE:H	6	0.12
(1,1513)	2:396:B:ILE:HG22	2:399:B:ILE:H	6	0.12
(1,1513)	2:396:B:ILE:HG23	2:399:B:ILE:H	6	0.12
(1,1513)	2:396:B:ILE:HG21	2:399:B:ILE:H	14	0.12
(1,1513)	2:396:B:ILE:HG22	2:399:B:ILE:H	14	0.12
(1,1513)	2:396:B:ILE:HG23	2:399:B:ILE:H	14	0.12
(1,1513)	2:396:B:ILE:HG21	2:399:B:ILE:H	17	0.12
(1,1513)	2:396:B:ILE:HG22	2:399:B:ILE:H	17	0.12
(1,1513)	2:396:B:ILE:HG23	2:399:B:ILE:H	17	0.12
(1,1510)	2:396:B:ILE:H	2:399:B:ILE:HG21	5	0.12

*Continued on next page...*

*Continued from previous page...*

Key	Atom-1	Atom-2	Model ID	Violation (Å)
(1,1510)	2:396:B:ILE:H	2:399:B:ILE:HG22	5	0.12
(1,1510)	2:396:B:ILE:H	2:399:B:ILE:HG23	5	0.12
(1,1510)	2:396:B:ILE:H	2:399:B:ILE:HG21	6	0.12
(1,1510)	2:396:B:ILE:H	2:399:B:ILE:HG22	6	0.12
(1,1510)	2:396:B:ILE:H	2:399:B:ILE:HG23	6	0.12
(1,1485)	2:395:B:TYR:H	2:398:B:ILE:HD11	19	0.12
(1,1485)	2:395:B:TYR:H	2:398:B:ILE:HD12	19	0.12
(1,1485)	2:395:B:TYR:H	2:398:B:ILE:HD13	19	0.12
(1,1460)	2:394:B:GLY:H	2:395:B:TYR:HB2	6	0.12
(1,1434)	2:392:B:ILE:HD11	2:393:B:ALA:H	9	0.12
(1,1434)	2:392:B:ILE:HD12	2:393:B:ALA:H	9	0.12
(1,1434)	2:392:B:ILE:HD13	2:393:B:ALA:H	9	0.12
(1,1434)	2:392:B:ILE:HD11	2:393:B:ALA:H	18	0.12
(1,1434)	2:392:B:ILE:HD12	2:393:B:ALA:H	18	0.12
(1,1434)	2:392:B:ILE:HD13	2:393:B:ALA:H	18	0.12
(1,1407)	2:391:B:LEU:H	2:392:B:ILE:HB	4	0.12
(1,1407)	2:391:B:LEU:H	2:392:B:ILE:HB	7	0.12
(1,1407)	2:391:B:LEU:H	2:392:B:ILE:HB	8	0.12
(1,1407)	2:391:B:LEU:H	2:392:B:ILE:HB	11	0.12
(1,1407)	2:391:B:LEU:H	2:392:B:ILE:HB	12	0.12
(1,1407)	2:391:B:LEU:H	2:392:B:ILE:HB	18	0.12
(1,1407)	2:391:B:LEU:H	2:392:B:ILE:HB	20	0.12
(1,1400)	2:390:B:GLN:H	2:393:B:ALA:H	2	0.12
(1,1400)	2:390:B:GLN:H	2:393:B:ALA:H	3	0.12
(1,1400)	2:390:B:GLN:H	2:393:B:ALA:H	4	0.12
(1,1400)	2:390:B:GLN:H	2:393:B:ALA:H	6	0.12
(1,1400)	2:390:B:GLN:H	2:393:B:ALA:H	7	0.12
(1,1400)	2:390:B:GLN:H	2:393:B:ALA:H	12	0.12
(1,1400)	2:390:B:GLN:H	2:393:B:ALA:H	13	0.12
(1,1400)	2:390:B:GLN:H	2:393:B:ALA:H	15	0.12
(1,1400)	2:390:B:GLN:H	2:393:B:ALA:H	18	0.12
(1,1400)	2:390:B:GLN:H	2:393:B:ALA:H	20	0.12
(1,1352)	2:387:B:GLN:HA	2:391:B:LEU:H	1	0.12
(1,1352)	2:387:B:GLN:HA	2:391:B:LEU:H	3	0.12
(1,1352)	2:387:B:GLN:HA	2:391:B:LEU:H	9	0.12
(1,1352)	2:387:B:GLN:HA	2:391:B:LEU:H	12	0.12
(1,1352)	2:387:B:GLN:HA	2:391:B:LEU:H	13	0.12
(1,1352)	2:387:B:GLN:HA	2:391:B:LEU:H	14	0.12
(1,1352)	2:387:B:GLN:HA	2:391:B:LEU:H	15	0.12
(1,1349)	2:387:B:GLN:HA	2:389:B:ALA:H	4	0.12
(1,1349)	2:387:B:GLN:HA	2:389:B:ALA:H	9	0.12
(1,1349)	2:387:B:GLN:HA	2:389:B:ALA:H	10	0.12

*Continued on next page...*

*Continued from previous page...*

Key	Atom-1	Atom-2	Model ID	Violation (Å)
(1,1349)	2:387:B:GLN:HA	2:389:B:ALA:H	12	0.12
(1,1349)	2:387:B:GLN:HA	2:389:B:ALA:H	18	0.12
(1,1349)	2:387:B:GLN:HA	2:389:B:ALA:H	19	0.12
(1,1349)	2:387:B:GLN:HA	2:389:B:ALA:H	20	0.12
(1,1331)	2:386:B:GLU:HA	2:388:B:ILE:H	10	0.12
(1,1328)	2:386:B:GLU:HG2	2:387:B:GLN:H	1	0.12
(1,1328)	2:386:B:GLU:HG2	2:387:B:GLN:H	2	0.12
(1,1328)	2:386:B:GLU:HG2	2:387:B:GLN:H	4	0.12
(1,1328)	2:386:B:GLU:HG2	2:387:B:GLN:H	9	0.12
(1,1328)	2:386:B:GLU:HG2	2:387:B:GLN:H	11	0.12
(1,1328)	2:386:B:GLU:HG2	2:387:B:GLN:H	12	0.12
(1,1328)	2:386:B:GLU:HG2	2:387:B:GLN:H	16	0.12
(1,1328)	2:386:B:GLU:HG2	2:387:B:GLN:H	18	0.12
(1,1328)	2:386:B:GLU:HG2	2:387:B:GLN:H	19	0.12
(1,1328)	2:386:B:GLU:HG2	2:387:B:GLN:H	20	0.12
(1,1312)	2:384:B:GLU:HB2	2:388:B:ILE:H	10	0.12
(1,1289)	2:381:B:GLN:HG3	2:382:B:THR:H	5	0.12
(1,1285)	2:381:B:GLN:H	2:382:B:THR:HG21	3	0.12
(1,1285)	2:381:B:GLN:H	2:382:B:THR:HG22	3	0.12
(1,1285)	2:381:B:GLN:H	2:382:B:THR:HG23	3	0.12
(1,1285)	2:381:B:GLN:H	2:382:B:THR:HG21	10	0.12
(1,1285)	2:381:B:GLN:H	2:382:B:THR:HG22	10	0.12
(1,1285)	2:381:B:GLN:H	2:382:B:THR:HG23	10	0.12
(1,1285)	2:381:B:GLN:H	2:382:B:THR:HG21	13	0.12
(1,1285)	2:381:B:GLN:H	2:382:B:THR:HG22	13	0.12
(1,1285)	2:381:B:GLN:H	2:382:B:THR:HG23	13	0.12
(1,1285)	2:381:B:GLN:H	2:382:B:THR:HG21	14	0.12
(1,1285)	2:381:B:GLN:H	2:382:B:THR:HG22	14	0.12
(1,1285)	2:381:B:GLN:H	2:382:B:THR:HG23	14	0.12
(1,1285)	2:381:B:GLN:H	2:382:B:THR:HG21	16	0.12
(1,1285)	2:381:B:GLN:H	2:382:B:THR:HG22	16	0.12
(1,1285)	2:381:B:GLN:H	2:382:B:THR:HG23	16	0.12
(1,1285)	2:381:B:GLN:H	2:382:B:THR:HG21	17	0.12
(1,1285)	2:381:B:GLN:H	2:382:B:THR:HG22	17	0.12
(1,1285)	2:381:B:GLN:H	2:382:B:THR:HG23	17	0.12
(1,1285)	2:381:B:GLN:H	2:382:B:THR:HG21	19	0.12
(1,1285)	2:381:B:GLN:H	2:382:B:THR:HG22	19	0.12
(1,1285)	2:381:B:GLN:H	2:382:B:THR:HG23	19	0.12
(1,1283)	2:381:B:GLN:H	2:381:B:GLN:HG3	5	0.12
(1,1283)	2:381:B:GLN:H	2:381:B:GLN:HG3	6	0.12
(1,1266)	2:379:B:SER:H	2:380:B:VAL:HG21	2	0.12
(1,1266)	2:379:B:SER:H	2:380:B:VAL:HG22	2	0.12

*Continued on next page...*

*Continued from previous page...*

Key	Atom-1	Atom-2	Model ID	Violation (Å)
(1,1266)	2:379:B:SER:H	2:380:B:VAL:HG23	2	0.12
(1,1264)	2:379:B:SER:H	2:380:B:VAL:HA	5	0.12
(1,1264)	2:379:B:SER:H	2:380:B:VAL:HA	8	0.12
(1,1264)	2:379:B:SER:H	2:380:B:VAL:HA	11	0.12
(1,1264)	2:379:B:SER:H	2:380:B:VAL:HA	15	0.12
(1,1264)	2:379:B:SER:H	2:380:B:VAL:HA	17	0.12
(1,1264)	2:379:B:SER:H	2:380:B:VAL:HA	20	0.12
(1,1258)	2:378:B:TYR:HB3	2:379:B:SER:H	4	0.12
(1,1258)	2:378:B:TYR:HB3	2:379:B:SER:H	7	0.12
(1,1257)	2:378:B:TYR:H	2:378:B:TYR:HD2	9	0.12
(1,1225)	2:374:B:GLN:H	2:374:B:GLN:HB2	1	0.12
(1,1225)	2:374:B:GLN:H	2:374:B:GLN:HB2	2	0.12
(1,1225)	2:374:B:GLN:H	2:374:B:GLN:HB2	4	0.12
(1,1225)	2:374:B:GLN:H	2:374:B:GLN:HB2	5	0.12
(1,1225)	2:374:B:GLN:H	2:374:B:GLN:HB2	7	0.12
(1,1225)	2:374:B:GLN:H	2:374:B:GLN:HB2	8	0.12
(1,1225)	2:374:B:GLN:H	2:374:B:GLN:HB2	9	0.12
(1,1225)	2:374:B:GLN:H	2:374:B:GLN:HB2	10	0.12
(1,1225)	2:374:B:GLN:H	2:374:B:GLN:HB2	12	0.12
(1,1225)	2:374:B:GLN:H	2:374:B:GLN:HB2	14	0.12
(1,1225)	2:374:B:GLN:H	2:374:B:GLN:HB2	16	0.12
(1,1225)	2:374:B:GLN:H	2:374:B:GLN:HB2	17	0.12
(1,1225)	2:374:B:GLN:H	2:374:B:GLN:HB2	18	0.12
(1,1225)	2:374:B:GLN:H	2:374:B:GLN:HB2	19	0.12
(1,1225)	2:374:B:GLN:H	2:374:B:GLN:HB2	20	0.12
(1,1217)	2:373:B:TYR:H	2:373:B:TYR:HD2	3	0.12
(1,1217)	2:373:B:TYR:H	2:373:B:TYR:HD2	13	0.12
(1,1196)	2:370:B:PHE:H	2:377:B:TYR:HD1	2	0.12
(1,1196)	2:370:B:PHE:H	2:377:B:TYR:HD1	3	0.12
(1,1196)	2:370:B:PHE:H	2:377:B:TYR:HD1	14	0.12
(1,1196)	2:370:B:PHE:H	2:377:B:TYR:HD1	15	0.12
(1,1196)	2:370:B:PHE:H	2:377:B:TYR:HD1	16	0.12
(1,1196)	2:370:B:PHE:H	2:377:B:TYR:HD1	17	0.12
(1,1196)	2:370:B:PHE:H	2:377:B:TYR:HD1	19	0.12
(1,1184)	2:368:B:LEU:HD11	2:380:B:VAL:H	4	0.12
(1,1184)	2:368:B:LEU:HD12	2:380:B:VAL:H	4	0.12
(1,1184)	2:368:B:LEU:HD13	2:380:B:VAL:H	4	0.12
(1,1184)	2:368:B:LEU:HD11	2:380:B:VAL:H	8	0.12
(1,1184)	2:368:B:LEU:HD12	2:380:B:VAL:H	8	0.12
(1,1184)	2:368:B:LEU:HD13	2:380:B:VAL:H	8	0.12
(1,1184)	2:368:B:LEU:HD11	2:380:B:VAL:H	20	0.12
(1,1184)	2:368:B:LEU:HD12	2:380:B:VAL:H	20	0.12

*Continued on next page...*

*Continued from previous page...*

Key	Atom-1	Atom-2	Model ID	Violation (Å)
(1,1184)	2:368:B:LEU:HD13	2:380:B:VAL:H	20	0.12
(1,1179)	2:368:B:LEU:HD21	2:378:B:TYR:H	1	0.12
(1,1179)	2:368:B:LEU:HD22	2:378:B:TYR:H	1	0.12
(1,1179)	2:368:B:LEU:HD23	2:378:B:TYR:H	1	0.12
(1,1179)	2:368:B:LEU:HD21	2:378:B:TYR:H	2	0.12
(1,1179)	2:368:B:LEU:HD22	2:378:B:TYR:H	2	0.12
(1,1179)	2:368:B:LEU:HD23	2:378:B:TYR:H	2	0.12
(1,1179)	2:368:B:LEU:HD21	2:378:B:TYR:H	6	0.12
(1,1179)	2:368:B:LEU:HD22	2:378:B:TYR:H	6	0.12
(1,1179)	2:368:B:LEU:HD23	2:378:B:TYR:H	6	0.12
(1,1179)	2:368:B:LEU:HD21	2:378:B:TYR:H	13	0.12
(1,1179)	2:368:B:LEU:HD22	2:378:B:TYR:H	13	0.12
(1,1179)	2:368:B:LEU:HD23	2:378:B:TYR:H	13	0.12
(1,1179)	2:368:B:LEU:HD21	2:378:B:TYR:H	15	0.12
(1,1179)	2:368:B:LEU:HD22	2:378:B:TYR:H	15	0.12
(1,1179)	2:368:B:LEU:HD23	2:378:B:TYR:H	15	0.12
(1,1179)	2:368:B:LEU:HD21	2:378:B:TYR:H	16	0.12
(1,1179)	2:368:B:LEU:HD22	2:378:B:TYR:H	16	0.12
(1,1179)	2:368:B:LEU:HD23	2:378:B:TYR:H	16	0.12
(1,1179)	2:368:B:LEU:HD21	2:378:B:TYR:H	19	0.12
(1,1179)	2:368:B:LEU:HD22	2:378:B:TYR:H	19	0.12
(1,1179)	2:368:B:LEU:HD23	2:378:B:TYR:H	19	0.12
(1,1171)	2:368:B:LEU:HD11	2:370:B:PHE:H	10	0.12
(1,1171)	2:368:B:LEU:HD12	2:370:B:PHE:H	10	0.12
(1,1171)	2:368:B:LEU:HD13	2:370:B:PHE:H	10	0.12
(1,1171)	2:368:B:LEU:HD11	2:370:B:PHE:H	11	0.12
(1,1171)	2:368:B:LEU:HD12	2:370:B:PHE:H	11	0.12
(1,1171)	2:368:B:LEU:HD13	2:370:B:PHE:H	11	0.12
(1,1171)	2:368:B:LEU:HD11	2:370:B:PHE:H	20	0.12
(1,1171)	2:368:B:LEU:HD12	2:370:B:PHE:H	20	0.12
(1,1171)	2:368:B:LEU:HD13	2:370:B:PHE:H	20	0.12
(1,1164)	2:368:B:LEU:H	2:369:B:ASP:H	12	0.12
(1,1164)	2:368:B:LEU:H	2:369:B:ASP:H	18	0.12
(1,1157)	2:367:B:THR:H	2:388:B:ILE:HD11	8	0.12
(1,1157)	2:367:B:THR:H	2:388:B:ILE:HD12	8	0.12
(1,1157)	2:367:B:THR:H	2:388:B:ILE:HD13	8	0.12
(1,1151)	2:367:B:THR:H	2:368:B:LEU:HD11	3	0.12
(1,1151)	2:367:B:THR:H	2:368:B:LEU:HD12	3	0.12
(1,1151)	2:367:B:THR:H	2:368:B:LEU:HD13	3	0.12
(1,1151)	2:367:B:THR:H	2:368:B:LEU:HD11	8	0.12
(1,1151)	2:367:B:THR:H	2:368:B:LEU:HD12	8	0.12
(1,1151)	2:367:B:THR:H	2:368:B:LEU:HD13	8	0.12

*Continued on next page...*



*Continued from previous page...*

Key	Atom-1	Atom-2	Model ID	Violation (Å)
(1,1151)	2:367:B:THR:H	2:368:B:LEU:HD11	9	0.12
(1,1151)	2:367:B:THR:H	2:368:B:LEU:HD12	9	0.12
(1,1151)	2:367:B:THR:H	2:368:B:LEU:HD13	9	0.12
(1,1151)	2:367:B:THR:H	2:368:B:LEU:HD11	15	0.12
(1,1151)	2:367:B:THR:H	2:368:B:LEU:HD12	15	0.12
(1,1151)	2:367:B:THR:H	2:368:B:LEU:HD13	15	0.12
(1,1151)	2:367:B:THR:H	2:368:B:LEU:HD11	20	0.12
(1,1151)	2:367:B:THR:H	2:368:B:LEU:HD12	20	0.12
(1,1151)	2:367:B:THR:H	2:368:B:LEU:HD13	20	0.12
(1,1129)	2:365:B:SER:HB3	2:366:B:PHE:H	11	0.12
(1,1129)	2:365:B:SER:HB3	2:366:B:PHE:H	17	0.12
(1,1129)	2:365:B:SER:HB3	2:366:B:PHE:H	20	0.12
(1,1121)	2:364:B:LYS:HG3	2:365:B:SER:H	1	0.12
(1,1121)	2:364:B:LYS:HG3	2:365:B:SER:H	4	0.12
(1,1121)	2:364:B:LYS:HG3	2:365:B:SER:H	5	0.12
(1,1121)	2:364:B:LYS:HG3	2:365:B:SER:H	6	0.12
(1,1121)	2:364:B:LYS:HG3	2:365:B:SER:H	7	0.12
(1,1121)	2:364:B:LYS:HG3	2:365:B:SER:H	10	0.12
(1,1121)	2:364:B:LYS:HG3	2:365:B:SER:H	13	0.12
(1,1121)	2:364:B:LYS:HG3	2:365:B:SER:H	15	0.12
(1,1121)	2:364:B:LYS:HG3	2:365:B:SER:H	16	0.12
(1,1121)	2:364:B:LYS:HG3	2:365:B:SER:H	17	0.12
(1,1121)	2:364:B:LYS:HG3	2:365:B:SER:H	19	0.12
(1,1119)	2:364:B:LYS:HB3	2:365:B:SER:H	15	0.12
(1,1119)	2:364:B:LYS:HB3	2:365:B:SER:H	18	0.12
(1,1075)	2:360:B:ALA:H	2:368:B:LEU:H	9	0.12
(1,1075)	2:360:B:ALA:H	2:368:B:LEU:H	11	0.12
(1,1074)	2:360:B:ALA:H	2:368:B:LEU:HD21	8	0.12
(1,1074)	2:360:B:ALA:H	2:368:B:LEU:HD22	8	0.12
(1,1074)	2:360:B:ALA:H	2:368:B:LEU:HD23	8	0.12
(1,1074)	2:360:B:ALA:H	2:368:B:LEU:HD21	9	0.12
(1,1074)	2:360:B:ALA:H	2:368:B:LEU:HD22	9	0.12
(1,1074)	2:360:B:ALA:H	2:368:B:LEU:HD23	9	0.12
(1,1074)	2:360:B:ALA:H	2:368:B:LEU:HD21	10	0.12
(1,1074)	2:360:B:ALA:H	2:368:B:LEU:HD22	10	0.12
(1,1074)	2:360:B:ALA:H	2:368:B:LEU:HD23	10	0.12
(1,1074)	2:360:B:ALA:H	2:368:B:LEU:HD21	18	0.12
(1,1074)	2:360:B:ALA:H	2:368:B:LEU:HD22	18	0.12
(1,1074)	2:360:B:ALA:H	2:368:B:LEU:HD23	18	0.12
(1,1074)	2:360:B:ALA:H	2:368:B:LEU:HD21	20	0.12
(1,1074)	2:360:B:ALA:H	2:368:B:LEU:HD22	20	0.12
(1,1074)	2:360:B:ALA:H	2:368:B:LEU:HD23	20	0.12

*Continued on next page...*

*Continued from previous page...*

Key	Atom-1	Atom-2	Model ID	Violation (Å)
(1,1064)	2:360:B:ALA:H	2:361:B:ALA:H	1	0.12
(1,1064)	2:360:B:ALA:H	2:361:B:ALA:H	13	0.12
(1,1064)	2:360:B:ALA:H	2:361:B:ALA:H	17	0.12
(1,1064)	2:360:B:ALA:H	2:361:B:ALA:H	20	0.12
(1,1056)	2:359:B:TRP:HE1	2:393:B:ALA:HA	1	0.12
(1,1056)	2:359:B:TRP:HE1	2:393:B:ALA:HA	9	0.12
(1,1037)	2:359:B:TRP:HE1	2:359:B:TRP:HH2	3	0.12
(1,1037)	2:359:B:TRP:HE1	2:359:B:TRP:HH2	4	0.12
(1,1037)	2:359:B:TRP:HE1	2:359:B:TRP:HH2	16	0.12
(1,1037)	2:359:B:TRP:HE1	2:359:B:TRP:HH2	20	0.12
(1,1033)	2:359:B:TRP:H	2:359:B:TRP:HD1	7	0.12
(1,1033)	2:359:B:TRP:H	2:359:B:TRP:HD1	18	0.12
(1,1012)	2:357:B:LYS:HB3	2:370:B:PHE:H	3	0.12
(1,1012)	2:357:B:LYS:HB3	2:370:B:PHE:H	6	0.12
(1,974)	2:355:B:ASN:H	2:355:B:ASN:HB3	1	0.12
(1,974)	2:355:B:ASN:H	2:355:B:ASN:HB3	14	0.12
(1,974)	2:355:B:ASN:H	2:355:B:ASN:HB3	17	0.12
(1,972)	2:354:B:THR:H	2:399:B:ILE:HG21	16	0.12
(1,972)	2:354:B:THR:H	2:399:B:ILE:HG22	16	0.12
(1,972)	2:354:B:THR:H	2:399:B:ILE:HG23	16	0.12
(1,972)	2:354:B:THR:H	2:399:B:ILE:HG21	18	0.12
(1,972)	2:354:B:THR:H	2:399:B:ILE:HG22	18	0.12
(1,972)	2:354:B:THR:H	2:399:B:ILE:HG23	18	0.12
(1,955)	2:353:B:LEU:HD11	2:395:B:TYR:H	4	0.12
(1,955)	2:353:B:LEU:HD12	2:395:B:TYR:H	4	0.12
(1,955)	2:353:B:LEU:HD13	2:395:B:TYR:H	4	0.12
(1,955)	2:353:B:LEU:HD11	2:395:B:TYR:H	8	0.12
(1,955)	2:353:B:LEU:HD12	2:395:B:TYR:H	8	0.12
(1,955)	2:353:B:LEU:HD13	2:395:B:TYR:H	8	0.12
(1,955)	2:353:B:LEU:HD11	2:395:B:TYR:H	9	0.12
(1,955)	2:353:B:LEU:HD12	2:395:B:TYR:H	9	0.12
(1,955)	2:353:B:LEU:HD13	2:395:B:TYR:H	9	0.12
(1,955)	2:353:B:LEU:HD11	2:395:B:TYR:H	10	0.12
(1,955)	2:353:B:LEU:HD12	2:395:B:TYR:H	10	0.12
(1,955)	2:353:B:LEU:HD13	2:395:B:TYR:H	10	0.12
(1,955)	2:353:B:LEU:HD11	2:395:B:TYR:H	12	0.12
(1,955)	2:353:B:LEU:HD12	2:395:B:TYR:H	12	0.12
(1,955)	2:353:B:LEU:HD13	2:395:B:TYR:H	12	0.12
(1,955)	2:353:B:LEU:HD11	2:395:B:TYR:H	15	0.12
(1,955)	2:353:B:LEU:HD12	2:395:B:TYR:H	15	0.12
(1,955)	2:353:B:LEU:HD13	2:395:B:TYR:H	15	0.12
(1,955)	2:353:B:LEU:HD11	2:395:B:TYR:H	18	0.12

*Continued on next page...*

*Continued from previous page...*

Key	Atom-1	Atom-2	Model ID	Violation (Å)
(1,955)	2:353:B:LEU:HD12	2:395:B:TYR:H	18	0.12
(1,955)	2:353:B:LEU:HD13	2:395:B:TYR:H	18	0.12
(1,955)	2:353:B:LEU:HD11	2:395:B:TYR:H	19	0.12
(1,955)	2:353:B:LEU:HD12	2:395:B:TYR:H	19	0.12
(1,955)	2:353:B:LEU:HD13	2:395:B:TYR:H	19	0.12
(1,955)	2:353:B:LEU:HD11	2:395:B:TYR:H	20	0.12
(1,955)	2:353:B:LEU:HD12	2:395:B:TYR:H	20	0.12
(1,955)	2:353:B:LEU:HD13	2:395:B:TYR:H	20	0.12
(1,954)	2:353:B:LEU:HD21	2:393:B:ALA:H	2	0.12
(1,954)	2:353:B:LEU:HD22	2:393:B:ALA:H	2	0.12
(1,954)	2:353:B:LEU:HD23	2:393:B:ALA:H	2	0.12
(1,954)	2:353:B:LEU:HD21	2:393:B:ALA:H	3	0.12
(1,954)	2:353:B:LEU:HD22	2:393:B:ALA:H	3	0.12
(1,954)	2:353:B:LEU:HD23	2:393:B:ALA:H	3	0.12
(1,954)	2:353:B:LEU:HD21	2:393:B:ALA:H	5	0.12
(1,954)	2:353:B:LEU:HD22	2:393:B:ALA:H	5	0.12
(1,954)	2:353:B:LEU:HD23	2:393:B:ALA:H	5	0.12
(1,954)	2:353:B:LEU:HD21	2:393:B:ALA:H	8	0.12
(1,954)	2:353:B:LEU:HD22	2:393:B:ALA:H	8	0.12
(1,954)	2:353:B:LEU:HD23	2:393:B:ALA:H	8	0.12
(1,954)	2:353:B:LEU:HD21	2:393:B:ALA:H	9	0.12
(1,954)	2:353:B:LEU:HD22	2:393:B:ALA:H	9	0.12
(1,954)	2:353:B:LEU:HD23	2:393:B:ALA:H	9	0.12
(1,954)	2:353:B:LEU:HD21	2:393:B:ALA:H	11	0.12
(1,954)	2:353:B:LEU:HD22	2:393:B:ALA:H	11	0.12
(1,954)	2:353:B:LEU:HD23	2:393:B:ALA:H	11	0.12
(1,954)	2:353:B:LEU:HD21	2:393:B:ALA:H	13	0.12
(1,954)	2:353:B:LEU:HD22	2:393:B:ALA:H	13	0.12
(1,954)	2:353:B:LEU:HD23	2:393:B:ALA:H	13	0.12
(1,954)	2:353:B:LEU:HD21	2:393:B:ALA:H	16	0.12
(1,954)	2:353:B:LEU:HD22	2:393:B:ALA:H	16	0.12
(1,954)	2:353:B:LEU:HD23	2:393:B:ALA:H	16	0.12
(1,938)	2:353:B:LEU:H	2:353:B:LEU:HD11	2	0.12
(1,938)	2:353:B:LEU:H	2:353:B:LEU:HD12	2	0.12
(1,938)	2:353:B:LEU:H	2:353:B:LEU:HD13	2	0.12
(1,938)	2:353:B:LEU:H	2:353:B:LEU:HD11	5	0.12
(1,938)	2:353:B:LEU:H	2:353:B:LEU:HD12	5	0.12
(1,938)	2:353:B:LEU:H	2:353:B:LEU:HD13	5	0.12
(1,938)	2:353:B:LEU:H	2:353:B:LEU:HD11	6	0.12
(1,938)	2:353:B:LEU:H	2:353:B:LEU:HD12	6	0.12
(1,938)	2:353:B:LEU:H	2:353:B:LEU:HD13	6	0.12
(1,938)	2:353:B:LEU:H	2:353:B:LEU:HD11	13	0.12

*Continued on next page...*

*Continued from previous page...*

Key	Atom-1	Atom-2	Model ID	Violation (Å)
(1,938)	2:353:B:LEU:H	2:353:B:LEU:HD12	13	0.12
(1,938)	2:353:B:LEU:H	2:353:B:LEU:HD13	13	0.12
(1,938)	2:353:B:LEU:H	2:353:B:LEU:HD11	15	0.12
(1,938)	2:353:B:LEU:H	2:353:B:LEU:HD12	15	0.12
(1,938)	2:353:B:LEU:H	2:353:B:LEU:HD13	15	0.12
(1,932)	2:352:B:SER:H	2:355:B:ASN:HB2	1	0.12
(1,932)	2:352:B:SER:H	2:355:B:ASN:HB2	19	0.12
(1,911)	2:350:B:GLU:HG2	2:351:B:TRP:H	4	0.12
(1,911)	2:350:B:GLU:HG2	2:351:B:TRP:H	6	0.12
(1,911)	2:350:B:GLU:HG2	2:351:B:TRP:H	16	0.12
(1,904)	2:350:B:GLU:H	2:350:B:GLU:HG2	1	0.12
(1,904)	2:350:B:GLU:H	2:350:B:GLU:HG2	5	0.12
(1,904)	2:350:B:GLU:H	2:350:B:GLU:HG2	15	0.12
(1,904)	2:350:B:GLU:H	2:350:B:GLU:HG2	16	0.12
(1,897)	2:349:B:GLN:HB3	2:350:B:GLU:H	5	0.12
(1,897)	2:349:B:GLN:HB3	2:350:B:GLU:H	15	0.12
(1,897)	2:349:B:GLN:HB3	2:350:B:GLU:H	16	0.12
(1,897)	2:349:B:GLN:HB3	2:350:B:GLU:H	17	0.12
(1,864)	2:346:B:GLU:H	2:346:B:GLU:HB2	17	0.12
(1,854)	2:344:B:THR:HA	2:346:B:GLU:H	17	0.12
(1,853)	2:344:B:THR:H	2:346:B:GLU:H	2	0.12
(1,853)	2:344:B:THR:H	2:346:B:GLU:H	3	0.12
(1,853)	2:344:B:THR:H	2:346:B:GLU:H	4	0.12
(1,853)	2:344:B:THR:H	2:346:B:GLU:H	5	0.12
(1,853)	2:344:B:THR:H	2:346:B:GLU:H	9	0.12
(1,853)	2:344:B:THR:H	2:346:B:GLU:H	10	0.12
(1,853)	2:344:B:THR:H	2:346:B:GLU:H	11	0.12
(1,853)	2:344:B:THR:H	2:346:B:GLU:H	12	0.12
(1,853)	2:344:B:THR:H	2:346:B:GLU:H	13	0.12
(1,853)	2:344:B:THR:H	2:346:B:GLU:H	15	0.12
(1,853)	2:344:B:THR:H	2:346:B:GLU:H	18	0.12
(1,853)	2:344:B:THR:H	2:346:B:GLU:H	20	0.12
(1,831)	2:342:B:GLU:HA	2:345:B:LYS:H	7	0.12
(1,831)	2:342:B:GLU:HA	2:345:B:LYS:H	10	0.12
(1,831)	2:342:B:GLU:HA	2:345:B:LYS:H	20	0.12
(1,810)	2:340:B:VAL:HG11	2:349:B:GLN:H	5	0.12
(1,810)	2:340:B:VAL:HG12	2:349:B:GLN:H	5	0.12
(1,810)	2:340:B:VAL:HG13	2:349:B:GLN:H	5	0.12
(1,810)	2:340:B:VAL:HG11	2:349:B:GLN:H	9	0.12
(1,810)	2:340:B:VAL:HG12	2:349:B:GLN:H	9	0.12
(1,810)	2:340:B:VAL:HG13	2:349:B:GLN:H	9	0.12
(1,810)	2:340:B:VAL:HG11	2:349:B:GLN:H	18	0.12

*Continued on next page...*

*Continued from previous page...*

Key	Atom-1	Atom-2	Model ID	Violation (Å)
(1,810)	2:340:B:VAL:HG12	2:349:B:GLN:H	18	0.12
(1,810)	2:340:B:VAL:HG13	2:349:B:GLN:H	18	0.12
(1,808)	2:340:B:VAL:HG11	2:348:B:ILE:H	2	0.12
(1,808)	2:340:B:VAL:HG12	2:348:B:ILE:H	2	0.12
(1,808)	2:340:B:VAL:HG13	2:348:B:ILE:H	2	0.12
(1,808)	2:340:B:VAL:HG11	2:348:B:ILE:H	3	0.12
(1,808)	2:340:B:VAL:HG12	2:348:B:ILE:H	3	0.12
(1,808)	2:340:B:VAL:HG13	2:348:B:ILE:H	3	0.12
(1,808)	2:340:B:VAL:HG11	2:348:B:ILE:H	13	0.12
(1,808)	2:340:B:VAL:HG12	2:348:B:ILE:H	13	0.12
(1,808)	2:340:B:VAL:HG13	2:348:B:ILE:H	13	0.12
(1,807)	2:340:B:VAL:HG21	2:347:B:VAL:H	5	0.12
(1,807)	2:340:B:VAL:HG22	2:347:B:VAL:H	5	0.12
(1,807)	2:340:B:VAL:HG23	2:347:B:VAL:H	5	0.12
(1,807)	2:340:B:VAL:HG21	2:347:B:VAL:H	8	0.12
(1,807)	2:340:B:VAL:HG22	2:347:B:VAL:H	8	0.12
(1,807)	2:340:B:VAL:HG23	2:347:B:VAL:H	8	0.12
(1,807)	2:340:B:VAL:HG21	2:347:B:VAL:H	12	0.12
(1,807)	2:340:B:VAL:HG22	2:347:B:VAL:H	12	0.12
(1,807)	2:340:B:VAL:HG23	2:347:B:VAL:H	12	0.12
(1,807)	2:340:B:VAL:HG21	2:347:B:VAL:H	18	0.12
(1,807)	2:340:B:VAL:HG22	2:347:B:VAL:H	18	0.12
(1,807)	2:340:B:VAL:HG23	2:347:B:VAL:H	18	0.12
(1,803)	2:340:B:VAL:HG21	2:346:B:GLU:H	11	0.12
(1,803)	2:340:B:VAL:HG22	2:346:B:GLU:H	11	0.12
(1,803)	2:340:B:VAL:HG23	2:346:B:GLU:H	11	0.12
(1,771)	2:338:B:MET:H	2:368:B:LEU:HD11	11	0.12
(1,771)	2:338:B:MET:H	2:368:B:LEU:HD12	11	0.12
(1,771)	2:338:B:MET:H	2:368:B:LEU:HD13	11	0.12
(1,769)	2:338:B:MET:HA	2:351:B:TRP:H	17	0.12
(1,769)	2:338:B:MET:HA	2:351:B:TRP:H	19	0.12
(1,767)	2:338:B:MET:HB2	2:349:B:GLN:H	16	0.12
(1,751)	2:337:B:VAL:HG21	2:356:B:ILE:H	5	0.12
(1,751)	2:337:B:VAL:HG22	2:356:B:ILE:H	5	0.12
(1,751)	2:337:B:VAL:HG23	2:356:B:ILE:H	5	0.12
(1,751)	2:337:B:VAL:HG21	2:356:B:ILE:H	15	0.12
(1,751)	2:337:B:VAL:HG22	2:356:B:ILE:H	15	0.12
(1,751)	2:337:B:VAL:HG23	2:356:B:ILE:H	15	0.12
(1,749)	2:337:B:VAL:HG21	2:355:B:ASN:H	3	0.12
(1,749)	2:337:B:VAL:HG22	2:355:B:ASN:H	3	0.12
(1,749)	2:337:B:VAL:HG23	2:355:B:ASN:H	3	0.12
(1,749)	2:337:B:VAL:HG21	2:355:B:ASN:H	13	0.12

*Continued on next page...*

*Continued from previous page...*

Key	Atom-1	Atom-2	Model ID	Violation (Å)
(1,749)	2:337:B:VAL:HG22	2:355:B:ASN:H	13	0.12
(1,749)	2:337:B:VAL:HG23	2:355:B:ASN:H	13	0.12
(1,749)	2:337:B:VAL:HG21	2:355:B:ASN:H	15	0.12
(1,749)	2:337:B:VAL:HG22	2:355:B:ASN:H	15	0.12
(1,749)	2:337:B:VAL:HG23	2:355:B:ASN:H	15	0.12
(1,741)	2:337:B:VAL:HG11	2:351:B:TRP:H	2	0.12
(1,741)	2:337:B:VAL:HG12	2:351:B:TRP:H	2	0.12
(1,741)	2:337:B:VAL:HG13	2:351:B:TRP:H	2	0.12
(1,741)	2:337:B:VAL:HG11	2:351:B:TRP:H	14	0.12
(1,741)	2:337:B:VAL:HG12	2:351:B:TRP:H	14	0.12
(1,741)	2:337:B:VAL:HG13	2:351:B:TRP:H	14	0.12
(1,741)	2:337:B:VAL:HG11	2:351:B:TRP:H	17	0.12
(1,741)	2:337:B:VAL:HG12	2:351:B:TRP:H	17	0.12
(1,741)	2:337:B:VAL:HG13	2:351:B:TRP:H	17	0.12
(1,741)	2:337:B:VAL:HG11	2:351:B:TRP:H	19	0.12
(1,741)	2:337:B:VAL:HG12	2:351:B:TRP:H	19	0.12
(1,741)	2:337:B:VAL:HG13	2:351:B:TRP:H	19	0.12
(1,737)	2:337:B:VAL:H	2:351:B:TRP:HB3	10	0.12
(1,737)	2:337:B:VAL:H	2:351:B:TRP:HB3	11	0.12
(1,724)	2:336:B:CYS:H	2:356:B:ILE:HD11	9	0.12
(1,724)	2:336:B:CYS:H	2:356:B:ILE:HD12	9	0.12
(1,724)	2:336:B:CYS:H	2:356:B:ILE:HD13	9	0.12
(1,706)	2:336:B:CYS:H	2:336:B:CYS:HB2	13	0.12
(1,693)	2:335:B:GLU:H	2:336:B:CYS:H	17	0.12
(1,685)	2:334:B:LYS:HB2	2:335:B:GLU:H	8	0.12
(1,675)	2:333:B:THR:HG21	2:337:B:VAL:H	2	0.12
(1,675)	2:333:B:THR:HG22	2:337:B:VAL:H	2	0.12
(1,675)	2:333:B:THR:HG23	2:337:B:VAL:H	2	0.12
(1,675)	2:333:B:THR:HG21	2:337:B:VAL:H	3	0.12
(1,675)	2:333:B:THR:HG22	2:337:B:VAL:H	3	0.12
(1,675)	2:333:B:THR:HG23	2:337:B:VAL:H	3	0.12
(1,675)	2:333:B:THR:HG21	2:337:B:VAL:H	7	0.12
(1,675)	2:333:B:THR:HG22	2:337:B:VAL:H	7	0.12
(1,675)	2:333:B:THR:HG23	2:337:B:VAL:H	7	0.12
(1,675)	2:333:B:THR:HG21	2:337:B:VAL:H	15	0.12
(1,675)	2:333:B:THR:HG22	2:337:B:VAL:H	15	0.12
(1,675)	2:333:B:THR:HG23	2:337:B:VAL:H	15	0.12
(1,650)	2:332:B:ILE:HG21	2:338:B:MET:H	1	0.12
(1,650)	2:332:B:ILE:HG22	2:338:B:MET:H	1	0.12
(1,650)	2:332:B:ILE:HG23	2:338:B:MET:H	1	0.12
(1,650)	2:332:B:ILE:HG21	2:338:B:MET:H	2	0.12
(1,650)	2:332:B:ILE:HG22	2:338:B:MET:H	2	0.12

*Continued on next page...*



*Continued from previous page...*

Key	Atom-1	Atom-2	Model ID	Violation (Å)
(1,650)	2:332:B:ILE:HG23	2:338:B:MET:H	2	0.12
(1,650)	2:332:B:ILE:HG21	2:338:B:MET:H	3	0.12
(1,650)	2:332:B:ILE:HG22	2:338:B:MET:H	3	0.12
(1,650)	2:332:B:ILE:HG23	2:338:B:MET:H	3	0.12
(1,650)	2:332:B:ILE:HG21	2:338:B:MET:H	4	0.12
(1,650)	2:332:B:ILE:HG22	2:338:B:MET:H	4	0.12
(1,650)	2:332:B:ILE:HG23	2:338:B:MET:H	4	0.12
(1,650)	2:332:B:ILE:HG21	2:338:B:MET:H	7	0.12
(1,650)	2:332:B:ILE:HG22	2:338:B:MET:H	7	0.12
(1,650)	2:332:B:ILE:HG23	2:338:B:MET:H	7	0.12
(1,650)	2:332:B:ILE:HG21	2:338:B:MET:H	8	0.12
(1,650)	2:332:B:ILE:HG22	2:338:B:MET:H	8	0.12
(1,650)	2:332:B:ILE:HG23	2:338:B:MET:H	8	0.12
(1,650)	2:332:B:ILE:HG21	2:338:B:MET:H	10	0.12
(1,650)	2:332:B:ILE:HG22	2:338:B:MET:H	10	0.12
(1,650)	2:332:B:ILE:HG23	2:338:B:MET:H	10	0.12
(1,650)	2:332:B:ILE:HG21	2:338:B:MET:H	12	0.12
(1,650)	2:332:B:ILE:HG22	2:338:B:MET:H	12	0.12
(1,650)	2:332:B:ILE:HG23	2:338:B:MET:H	12	0.12
(1,650)	2:332:B:ILE:HG21	2:338:B:MET:H	14	0.12
(1,650)	2:332:B:ILE:HG22	2:338:B:MET:H	14	0.12
(1,650)	2:332:B:ILE:HG23	2:338:B:MET:H	14	0.12
(1,650)	2:332:B:ILE:HG21	2:338:B:MET:H	18	0.12
(1,650)	2:332:B:ILE:HG22	2:338:B:MET:H	18	0.12
(1,650)	2:332:B:ILE:HG23	2:338:B:MET:H	18	0.12
(1,650)	2:332:B:ILE:HG21	2:338:B:MET:H	19	0.12
(1,650)	2:332:B:ILE:HG22	2:338:B:MET:H	19	0.12
(1,650)	2:332:B:ILE:HG23	2:338:B:MET:H	19	0.12
(1,627)	2:331:B:GLY:H	2:340:B:VAL:HG11	5	0.12
(1,627)	2:331:B:GLY:H	2:340:B:VAL:HG12	5	0.12
(1,627)	2:331:B:GLY:H	2:340:B:VAL:HG13	5	0.12
(1,627)	2:331:B:GLY:H	2:340:B:VAL:HG11	8	0.12
(1,627)	2:331:B:GLY:H	2:340:B:VAL:HG12	8	0.12
(1,627)	2:331:B:GLY:H	2:340:B:VAL:HG13	8	0.12
(1,627)	2:331:B:GLY:H	2:340:B:VAL:HG11	11	0.12
(1,627)	2:331:B:GLY:H	2:340:B:VAL:HG12	11	0.12
(1,627)	2:331:B:GLY:H	2:340:B:VAL:HG13	11	0.12
(1,627)	2:331:B:GLY:H	2:340:B:VAL:HG11	18	0.12
(1,627)	2:331:B:GLY:H	2:340:B:VAL:HG12	18	0.12
(1,627)	2:331:B:GLY:H	2:340:B:VAL:HG13	18	0.12
(1,620)	2:331:B:GLY:H	2:333:B:THR:HG21	2	0.12
(1,620)	2:331:B:GLY:H	2:333:B:THR:HG22	2	0.12

*Continued on next page...*

*Continued from previous page...*

Key	Atom-1	Atom-2	Model ID	Violation (Å)
(1,620)	2:331:B:GLY:H	2:333:B:THR:HG23	2	0.12
(1,620)	2:331:B:GLY:H	2:333:B:THR:HG21	3	0.12
(1,620)	2:331:B:GLY:H	2:333:B:THR:HG22	3	0.12
(1,620)	2:331:B:GLY:H	2:333:B:THR:HG23	3	0.12
(1,620)	2:331:B:GLY:H	2:333:B:THR:HG21	15	0.12
(1,620)	2:331:B:GLY:H	2:333:B:THR:HG22	15	0.12
(1,620)	2:331:B:GLY:H	2:333:B:THR:HG23	15	0.12
(1,590)	2:329:B:LEU:HD21	2:342:B:GLU:H	2	0.12
(1,590)	2:329:B:LEU:HD22	2:342:B:GLU:H	2	0.12
(1,590)	2:329:B:LEU:HD23	2:342:B:GLU:H	2	0.12
(1,590)	2:329:B:LEU:HD21	2:342:B:GLU:H	3	0.12
(1,590)	2:329:B:LEU:HD22	2:342:B:GLU:H	3	0.12
(1,590)	2:329:B:LEU:HD23	2:342:B:GLU:H	3	0.12
(1,590)	2:329:B:LEU:HD21	2:342:B:GLU:H	13	0.12
(1,590)	2:329:B:LEU:HD22	2:342:B:GLU:H	13	0.12
(1,590)	2:329:B:LEU:HD23	2:342:B:GLU:H	13	0.12
(1,584)	2:329:B:LEU:HD11	2:340:B:VAL:H	3	0.12
(1,584)	2:329:B:LEU:HD12	2:340:B:VAL:H	3	0.12
(1,584)	2:329:B:LEU:HD13	2:340:B:VAL:H	3	0.12
(1,580)	2:329:B:LEU:H	2:340:B:VAL:HG11	1	0.12
(1,580)	2:329:B:LEU:H	2:340:B:VAL:HG12	1	0.12
(1,580)	2:329:B:LEU:H	2:340:B:VAL:HG13	1	0.12
(1,580)	2:329:B:LEU:H	2:340:B:VAL:HG11	14	0.12
(1,580)	2:329:B:LEU:H	2:340:B:VAL:HG12	14	0.12
(1,580)	2:329:B:LEU:H	2:340:B:VAL:HG13	14	0.12
(1,578)	2:329:B:LEU:H	2:339:B:ARG:HA	5	0.12
(1,570)	2:328:B:ARG:H	2:380:B:VAL:HG11	18	0.12
(1,570)	2:328:B:ARG:H	2:380:B:VAL:HG12	18	0.12
(1,570)	2:328:B:ARG:H	2:380:B:VAL:HG13	18	0.12
(1,563)	2:328:B:ARG:HB2	2:329:B:LEU:H	2	0.12
(1,563)	2:328:B:ARG:HB2	2:329:B:LEU:H	3	0.12
(1,563)	2:328:B:ARG:HB2	2:329:B:LEU:H	7	0.12
(1,563)	2:328:B:ARG:HB2	2:329:B:LEU:H	9	0.12
(1,563)	2:328:B:ARG:HB2	2:329:B:LEU:H	10	0.12
(1,563)	2:328:B:ARG:HB2	2:329:B:LEU:H	11	0.12
(1,563)	2:328:B:ARG:HB2	2:329:B:LEU:H	13	0.12
(1,563)	2:328:B:ARG:HB2	2:329:B:LEU:H	16	0.12
(1,560)	2:328:B:ARG:H	2:329:B:LEU:HD21	2	0.12
(1,560)	2:328:B:ARG:H	2:329:B:LEU:HD22	2	0.12
(1,560)	2:328:B:ARG:H	2:329:B:LEU:HD23	2	0.12
(1,560)	2:328:B:ARG:H	2:329:B:LEU:HD21	4	0.12
(1,560)	2:328:B:ARG:H	2:329:B:LEU:HD22	4	0.12

*Continued on next page...*

*Continued from previous page...*

Key	Atom-1	Atom-2	Model ID	Violation (Å)
(1,560)	2:328:B:ARG:H	2:329:B:LEU:HD23	4	0.12
(1,560)	2:328:B:ARG:H	2:329:B:LEU:HD21	15	0.12
(1,560)	2:328:B:ARG:H	2:329:B:LEU:HD22	15	0.12
(1,560)	2:328:B:ARG:H	2:329:B:LEU:HD23	15	0.12
(1,540)	2:325:B:LEU:H	2:326:B:VAL:HG21	3	0.12
(1,540)	2:325:B:LEU:H	2:326:B:VAL:HG22	3	0.12
(1,540)	2:325:B:LEU:H	2:326:B:VAL:HG23	3	0.12
(1,540)	2:325:B:LEU:H	2:326:B:VAL:HG21	13	0.12
(1,540)	2:325:B:LEU:H	2:326:B:VAL:HG22	13	0.12
(1,540)	2:325:B:LEU:H	2:326:B:VAL:HG23	13	0.12
(1,540)	2:325:B:LEU:H	2:326:B:VAL:HG21	19	0.12
(1,540)	2:325:B:LEU:H	2:326:B:VAL:HG22	19	0.12
(1,540)	2:325:B:LEU:H	2:326:B:VAL:HG23	19	0.12
(1,535)	2:324:B:LYS:H	2:326:B:VAL:HG21	17	0.12
(1,535)	2:324:B:LYS:H	2:326:B:VAL:HG22	17	0.12
(1,535)	2:324:B:LYS:H	2:326:B:VAL:HG23	17	0.12
(1,525)	2:324:B:LYS:H	2:324:B:LYS:HE2	2	0.12
(1,525)	2:324:B:LYS:H	2:324:B:LYS:HE2	12	0.12
(1,525)	2:324:B:LYS:H	2:324:B:LYS:HE2	20	0.12
(1,517)	2:322:B:LYS:HD2	2:324:B:LYS:H	10	0.12
(1,514)	2:322:B:LYS:HA	2:324:B:LYS:H	1	0.12
(1,514)	2:322:B:LYS:HA	2:324:B:LYS:H	3	0.12
(1,514)	2:322:B:LYS:HA	2:324:B:LYS:H	6	0.12
(1,514)	2:322:B:LYS:HA	2:324:B:LYS:H	9	0.12
(1,514)	2:322:B:LYS:HA	2:324:B:LYS:H	13	0.12
(1,514)	2:322:B:LYS:HA	2:324:B:LYS:H	19	0.12
(1,513)	2:322:B:LYS:H	2:323:B:ASN:HA	4	0.12
(1,513)	2:322:B:LYS:H	2:323:B:ASN:HA	19	0.12
(1,507)	2:321:B:GLY:HA3	2:322:B:LYS:H	3	0.12
(1,507)	2:321:B:GLY:HA3	2:322:B:LYS:H	16	0.12
(1,504)	2:320:B:LYS:H	2:326:B:VAL:HG21	6	0.12
(1,504)	2:320:B:LYS:H	2:326:B:VAL:HG22	6	0.12
(1,504)	2:320:B:LYS:H	2:326:B:VAL:HG23	6	0.12
(1,492)	2:320:B:LYS:H	2:320:B:LYS:HE3	1	0.12
(1,492)	2:320:B:LYS:H	2:320:B:LYS:HE3	2	0.12
(1,492)	2:320:B:LYS:H	2:320:B:LYS:HE3	4	0.12
(1,492)	2:320:B:LYS:H	2:320:B:LYS:HE3	7	0.12
(1,492)	2:320:B:LYS:H	2:320:B:LYS:HE3	15	0.12
(1,492)	2:320:B:LYS:H	2:320:B:LYS:HE3	16	0.12
(1,492)	2:320:B:LYS:H	2:320:B:LYS:HE3	17	0.12
(1,485)	2:319:B:MET:H	2:326:B:VAL:H	17	0.12
(1,483)	2:319:B:MET:H	2:326:B:VAL:HG11	1	0.12

*Continued on next page...*

*Continued from previous page...*

Key	Atom-1	Atom-2	Model ID	Violation (Å)
(1,483)	2:319:B:MET:H	2:326:B:VAL:HG12	1	0.12
(1,483)	2:319:B:MET:H	2:326:B:VAL:HG13	1	0.12
(1,483)	2:319:B:MET:H	2:326:B:VAL:HG11	2	0.12
(1,483)	2:319:B:MET:H	2:326:B:VAL:HG12	2	0.12
(1,483)	2:319:B:MET:H	2:326:B:VAL:HG13	2	0.12
(1,483)	2:319:B:MET:H	2:326:B:VAL:HG11	4	0.12
(1,483)	2:319:B:MET:H	2:326:B:VAL:HG12	4	0.12
(1,483)	2:319:B:MET:H	2:326:B:VAL:HG13	4	0.12
(1,483)	2:319:B:MET:H	2:326:B:VAL:HG11	7	0.12
(1,483)	2:319:B:MET:H	2:326:B:VAL:HG12	7	0.12
(1,483)	2:319:B:MET:H	2:326:B:VAL:HG13	7	0.12
(1,483)	2:319:B:MET:H	2:326:B:VAL:HG11	11	0.12
(1,483)	2:319:B:MET:H	2:326:B:VAL:HG12	11	0.12
(1,483)	2:319:B:MET:H	2:326:B:VAL:HG13	11	0.12
(1,477)	2:319:B:MET:H	2:322:B:LYS:HG3	10	0.12
(1,477)	2:319:B:MET:H	2:322:B:LYS:HG3	11	0.12
(1,477)	2:319:B:MET:H	2:322:B:LYS:HG3	14	0.12
(1,477)	2:319:B:MET:H	2:322:B:LYS:HG3	18	0.12
(1,476)	2:319:B:MET:H	2:322:B:LYS:HE3	10	0.12
(1,474)	2:319:B:MET:HE1	2:320:B:LYS:H	1	0.12
(1,474)	2:319:B:MET:HE2	2:320:B:LYS:H	1	0.12
(1,474)	2:319:B:MET:HE3	2:320:B:LYS:H	1	0.12
(1,468)	2:319:B:MET:H	2:319:B:MET:HG3	14	0.12
(1,468)	2:319:B:MET:H	2:319:B:MET:HG3	19	0.12
(1,463)	2:318:B:LYS:HA	2:326:B:VAL:H	5	0.12
(1,463)	2:318:B:LYS:HA	2:326:B:VAL:H	6	0.12
(1,463)	2:318:B:LYS:HA	2:326:B:VAL:H	8	0.12
(1,463)	2:318:B:LYS:HA	2:326:B:VAL:H	9	0.12
(1,463)	2:318:B:LYS:HA	2:326:B:VAL:H	10	0.12
(1,463)	2:318:B:LYS:HA	2:326:B:VAL:H	20	0.12
(1,461)	2:318:B:LYS:H	2:326:B:VAL:HG21	4	0.12
(1,461)	2:318:B:LYS:H	2:326:B:VAL:HG22	4	0.12
(1,461)	2:318:B:LYS:H	2:326:B:VAL:HG23	4	0.12
(1,461)	2:318:B:LYS:H	2:326:B:VAL:HG21	20	0.12
(1,461)	2:318:B:LYS:H	2:326:B:VAL:HG22	20	0.12
(1,461)	2:318:B:LYS:H	2:326:B:VAL:HG23	20	0.12
(1,453)	2:318:B:LYS:HD3	2:319:B:MET:H	3	0.12
(1,453)	2:318:B:LYS:HD3	2:319:B:MET:H	15	0.12
(1,453)	2:318:B:LYS:HD3	2:319:B:MET:H	16	0.12
(1,440)	2:317:B:GLU:H	2:380:B:VAL:HG21	16	0.12
(1,440)	2:317:B:GLU:H	2:380:B:VAL:HG22	16	0.12
(1,440)	2:317:B:GLU:H	2:380:B:VAL:HG23	16	0.12

*Continued on next page...*

*Continued from previous page...*

Key	Atom-1	Atom-2	Model ID	Violation (Å)
(1,440)	2:317:B:GLU:H	2:380:B:VAL:HG21	17	0.12
(1,440)	2:317:B:GLU:H	2:380:B:VAL:HG22	17	0.12
(1,440)	2:317:B:GLU:H	2:380:B:VAL:HG23	17	0.12
(1,437)	2:317:B:GLU:H	2:328:B:ARG:HB3	5	0.12
(1,437)	2:317:B:GLU:H	2:328:B:ARG:HB3	17	0.12
(1,431)	2:317:B:GLU:H	2:326:B:VAL:HG21	2	0.12
(1,431)	2:317:B:GLU:H	2:326:B:VAL:HG22	2	0.12
(1,431)	2:317:B:GLU:H	2:326:B:VAL:HG23	2	0.12
(1,431)	2:317:B:GLU:H	2:326:B:VAL:HG21	3	0.12
(1,431)	2:317:B:GLU:H	2:326:B:VAL:HG22	3	0.12
(1,431)	2:317:B:GLU:H	2:326:B:VAL:HG23	3	0.12
(1,431)	2:317:B:GLU:H	2:326:B:VAL:HG21	13	0.12
(1,431)	2:317:B:GLU:H	2:326:B:VAL:HG22	13	0.12
(1,431)	2:317:B:GLU:H	2:326:B:VAL:HG23	13	0.12
(1,431)	2:317:B:GLU:H	2:326:B:VAL:HG21	14	0.12
(1,431)	2:317:B:GLU:H	2:326:B:VAL:HG22	14	0.12
(1,431)	2:317:B:GLU:H	2:326:B:VAL:HG23	14	0.12
(1,431)	2:317:B:GLU:H	2:326:B:VAL:HG21	19	0.12
(1,431)	2:317:B:GLU:H	2:326:B:VAL:HG22	19	0.12
(1,431)	2:317:B:GLU:H	2:326:B:VAL:HG23	19	0.12
(1,412)	2:316:B:LYS:H	2:382:B:THR:HG21	15	0.12
(1,412)	2:316:B:LYS:H	2:382:B:THR:HG22	15	0.12
(1,412)	2:316:B:LYS:H	2:382:B:THR:HG23	15	0.12
(1,408)	2:316:B:LYS:H	2:381:B:GLN:HB2	2	0.12
(1,408)	2:316:B:LYS:H	2:381:B:GLN:HB2	8	0.12
(1,408)	2:316:B:LYS:H	2:381:B:GLN:HB2	16	0.12
(1,408)	2:316:B:LYS:H	2:381:B:GLN:HB2	17	0.12
(1,408)	2:316:B:LYS:H	2:381:B:GLN:HB2	20	0.12
(1,405)	2:316:B:LYS:H	2:380:B:VAL:HG21	5	0.12
(1,405)	2:316:B:LYS:H	2:380:B:VAL:HG22	5	0.12
(1,405)	2:316:B:LYS:H	2:380:B:VAL:HG23	5	0.12
(1,405)	2:316:B:LYS:H	2:380:B:VAL:HG21	6	0.12
(1,405)	2:316:B:LYS:H	2:380:B:VAL:HG22	6	0.12
(1,405)	2:316:B:LYS:H	2:380:B:VAL:HG23	6	0.12
(1,405)	2:316:B:LYS:H	2:380:B:VAL:HG21	18	0.12
(1,405)	2:316:B:LYS:H	2:380:B:VAL:HG22	18	0.12
(1,405)	2:316:B:LYS:H	2:380:B:VAL:HG23	18	0.12
(1,404)	2:316:B:LYS:H	2:380:B:VAL:HG11	3	0.12
(1,404)	2:316:B:LYS:H	2:380:B:VAL:HG12	3	0.12
(1,404)	2:316:B:LYS:H	2:380:B:VAL:HG13	3	0.12
(1,404)	2:316:B:LYS:H	2:380:B:VAL:HG11	10	0.12
(1,404)	2:316:B:LYS:H	2:380:B:VAL:HG12	10	0.12

*Continued on next page...*

*Continued from previous page...*

Key	Atom-1	Atom-2	Model ID	Violation (Å)
(1,404)	2:316:B:LYS:H	2:380:B:VAL:HG13	10	0.12
(1,398)	2:316:B:LYS:H	2:327:B:PRO:HA	16	0.12
(1,378)	2:315:B:VAL:HG11	2:381:B:GLN:H	4	0.12
(1,378)	2:315:B:VAL:HG12	2:381:B:GLN:H	4	0.12
(1,378)	2:315:B:VAL:HG13	2:381:B:GLN:H	4	0.12
(1,378)	2:315:B:VAL:HG11	2:381:B:GLN:H	9	0.12
(1,378)	2:315:B:VAL:HG12	2:381:B:GLN:H	9	0.12
(1,378)	2:315:B:VAL:HG13	2:381:B:GLN:H	9	0.12
(1,378)	2:315:B:VAL:HG11	2:381:B:GLN:H	10	0.12
(1,378)	2:315:B:VAL:HG12	2:381:B:GLN:H	10	0.12
(1,378)	2:315:B:VAL:HG13	2:381:B:GLN:H	10	0.12
(1,375)	2:315:B:VAL:HG11	2:380:B:VAL:H	2	0.12
(1,375)	2:315:B:VAL:HG12	2:380:B:VAL:H	2	0.12
(1,375)	2:315:B:VAL:HG13	2:380:B:VAL:H	2	0.12
(1,375)	2:315:B:VAL:HG11	2:380:B:VAL:H	7	0.12
(1,375)	2:315:B:VAL:HG12	2:380:B:VAL:H	7	0.12
(1,375)	2:315:B:VAL:HG13	2:380:B:VAL:H	7	0.12
(1,375)	2:315:B:VAL:HG11	2:380:B:VAL:H	10	0.12
(1,375)	2:315:B:VAL:HG12	2:380:B:VAL:H	10	0.12
(1,375)	2:315:B:VAL:HG13	2:380:B:VAL:H	10	0.12
(1,372)	2:315:B:VAL:HG21	2:340:B:VAL:H	1	0.12
(1,372)	2:315:B:VAL:HG22	2:340:B:VAL:H	1	0.12
(1,372)	2:315:B:VAL:HG23	2:340:B:VAL:H	1	0.12
(1,372)	2:315:B:VAL:HG21	2:340:B:VAL:H	18	0.12
(1,372)	2:315:B:VAL:HG22	2:340:B:VAL:H	18	0.12
(1,372)	2:315:B:VAL:HG23	2:340:B:VAL:H	18	0.12
(1,362)	2:315:B:VAL:H	2:329:B:LEU:HD21	4	0.12
(1,362)	2:315:B:VAL:H	2:329:B:LEU:HD22	4	0.12
(1,362)	2:315:B:VAL:H	2:329:B:LEU:HD23	4	0.12
(1,358)	2:315:B:VAL:HA	2:328:B:ARG:H	4	0.12
(1,358)	2:315:B:VAL:HA	2:328:B:ARG:H	10	0.12
(1,358)	2:315:B:VAL:HA	2:328:B:ARG:H	13	0.12
(1,358)	2:315:B:VAL:HA	2:328:B:ARG:H	14	0.12
(1,358)	2:315:B:VAL:HA	2:328:B:ARG:H	15	0.12
(1,358)	2:315:B:VAL:HA	2:328:B:ARG:H	16	0.12
(1,358)	2:315:B:VAL:HA	2:328:B:ARG:H	20	0.12
(1,355)	2:315:B:VAL:HG21	2:318:B:LYS:H	18	0.12
(1,355)	2:315:B:VAL:HG22	2:318:B:LYS:H	18	0.12
(1,355)	2:315:B:VAL:HG23	2:318:B:LYS:H	18	0.12
(1,354)	2:315:B:VAL:HG21	2:317:B:GLU:H	1	0.12
(1,354)	2:315:B:VAL:HG22	2:317:B:GLU:H	1	0.12
(1,354)	2:315:B:VAL:HG23	2:317:B:GLU:H	1	0.12

*Continued on next page...*



*Continued from previous page...*

Key	Atom-1	Atom-2	Model ID	Violation (Å)
(1,339)	2:314:B:LEU:H	2:329:B:LEU:HD21	4	0.12
(1,339)	2:314:B:LEU:H	2:329:B:LEU:HD22	4	0.12
(1,339)	2:314:B:LEU:H	2:329:B:LEU:HD23	4	0.12
(1,339)	2:314:B:LEU:H	2:329:B:LEU:HD21	8	0.12
(1,339)	2:314:B:LEU:H	2:329:B:LEU:HD22	8	0.12
(1,339)	2:314:B:LEU:H	2:329:B:LEU:HD23	8	0.12
(1,339)	2:314:B:LEU:H	2:329:B:LEU:HD21	9	0.12
(1,339)	2:314:B:LEU:H	2:329:B:LEU:HD22	9	0.12
(1,339)	2:314:B:LEU:H	2:329:B:LEU:HD23	9	0.12
(1,339)	2:314:B:LEU:H	2:329:B:LEU:HD21	10	0.12
(1,339)	2:314:B:LEU:H	2:329:B:LEU:HD22	10	0.12
(1,339)	2:314:B:LEU:H	2:329:B:LEU:HD23	10	0.12
(1,339)	2:314:B:LEU:H	2:329:B:LEU:HD21	11	0.12
(1,339)	2:314:B:LEU:H	2:329:B:LEU:HD22	11	0.12
(1,339)	2:314:B:LEU:H	2:329:B:LEU:HD23	11	0.12
(1,339)	2:314:B:LEU:H	2:329:B:LEU:HD21	15	0.12
(1,339)	2:314:B:LEU:H	2:329:B:LEU:HD22	15	0.12
(1,339)	2:314:B:LEU:H	2:329:B:LEU:HD23	15	0.12
(1,339)	2:314:B:LEU:H	2:329:B:LEU:HD21	20	0.12
(1,339)	2:314:B:LEU:H	2:329:B:LEU:HD22	20	0.12
(1,339)	2:314:B:LEU:H	2:329:B:LEU:HD23	20	0.12
(1,325)	2:314:B:LEU:H	2:315:B:VAL:H	9	0.12
(1,325)	2:314:B:LEU:H	2:315:B:VAL:H	18	0.12
(1,319)	2:314:B:LEU:H	2:314:B:LEU:HB2	4	0.12
(1,319)	2:314:B:LEU:H	2:314:B:LEU:HB2	7	0.12
(1,319)	2:314:B:LEU:H	2:314:B:LEU:HB2	9	0.12
(1,319)	2:314:B:LEU:H	2:314:B:LEU:HB2	11	0.12
(1,319)	2:314:B:LEU:H	2:314:B:LEU:HB2	18	0.12
(1,319)	2:314:B:LEU:H	2:314:B:LEU:HB2	20	0.12
(1,317)	2:313:B:PHE:HE2	2:388:B:ILE:H	1	0.12
(1,317)	2:313:B:PHE:HE2	2:388:B:ILE:H	2	0.12
(1,317)	2:313:B:PHE:HE2	2:388:B:ILE:H	3	0.12
(1,317)	2:313:B:PHE:HE2	2:388:B:ILE:H	4	0.12
(1,317)	2:313:B:PHE:HE2	2:388:B:ILE:H	11	0.12
(1,317)	2:313:B:PHE:HE2	2:388:B:ILE:H	14	0.12
(1,317)	2:313:B:PHE:HE2	2:388:B:ILE:H	16	0.12
(1,317)	2:313:B:PHE:HE2	2:388:B:ILE:H	17	0.12
(1,317)	2:313:B:PHE:HE2	2:388:B:ILE:H	20	0.12
(1,311)	2:313:B:PHE:H	2:330:B:LEU:HD21	5	0.12
(1,311)	2:313:B:PHE:H	2:330:B:LEU:HD22	5	0.12
(1,311)	2:313:B:PHE:H	2:330:B:LEU:HD23	5	0.12
(1,311)	2:313:B:PHE:H	2:330:B:LEU:HD21	6	0.12

*Continued on next page...*

*Continued from previous page...*

Key	Atom-1	Atom-2	Model ID	Violation (Å)
(1,311)	2:313:B:PHE:H	2:330:B:LEU:HD22	6	0.12
(1,311)	2:313:B:PHE:H	2:330:B:LEU:HD23	6	0.12
(1,311)	2:313:B:PHE:H	2:330:B:LEU:HD21	8	0.12
(1,311)	2:313:B:PHE:H	2:330:B:LEU:HD22	8	0.12
(1,311)	2:313:B:PHE:H	2:330:B:LEU:HD23	8	0.12
(1,311)	2:313:B:PHE:H	2:330:B:LEU:HD21	9	0.12
(1,311)	2:313:B:PHE:H	2:330:B:LEU:HD22	9	0.12
(1,311)	2:313:B:PHE:H	2:330:B:LEU:HD23	9	0.12
(1,311)	2:313:B:PHE:H	2:330:B:LEU:HD21	11	0.12
(1,311)	2:313:B:PHE:H	2:330:B:LEU:HD22	11	0.12
(1,311)	2:313:B:PHE:H	2:330:B:LEU:HD23	11	0.12
(1,311)	2:313:B:PHE:H	2:330:B:LEU:HD21	14	0.12
(1,311)	2:313:B:PHE:H	2:330:B:LEU:HD22	14	0.12
(1,311)	2:313:B:PHE:H	2:330:B:LEU:HD23	14	0.12
(1,311)	2:313:B:PHE:H	2:330:B:LEU:HD21	15	0.12
(1,311)	2:313:B:PHE:H	2:330:B:LEU:HD22	15	0.12
(1,311)	2:313:B:PHE:H	2:330:B:LEU:HD23	15	0.12
(1,311)	2:313:B:PHE:H	2:330:B:LEU:HD21	18	0.12
(1,311)	2:313:B:PHE:H	2:330:B:LEU:HD22	18	0.12
(1,311)	2:313:B:PHE:H	2:330:B:LEU:HD23	18	0.12
(1,311)	2:313:B:PHE:H	2:330:B:LEU:HD21	20	0.12
(1,311)	2:313:B:PHE:H	2:330:B:LEU:HD22	20	0.12
(1,311)	2:313:B:PHE:H	2:330:B:LEU:HD23	20	0.12
(1,310)	2:313:B:PHE:H	2:330:B:LEU:HD11	4	0.12
(1,310)	2:313:B:PHE:H	2:330:B:LEU:HD12	4	0.12
(1,310)	2:313:B:PHE:H	2:330:B:LEU:HD13	4	0.12
(1,310)	2:313:B:PHE:H	2:330:B:LEU:HD11	11	0.12
(1,310)	2:313:B:PHE:H	2:330:B:LEU:HD12	11	0.12
(1,310)	2:313:B:PHE:H	2:330:B:LEU:HD13	11	0.12
(1,305)	2:313:B:PHE:H	2:315:B:VAL:HG21	12	0.12
(1,305)	2:313:B:PHE:H	2:315:B:VAL:HG22	12	0.12
(1,305)	2:313:B:PHE:H	2:315:B:VAL:HG23	12	0.12
(1,303)	2:313:B:PHE:H	2:314:B:LEU:H	4	0.12
(1,303)	2:313:B:PHE:H	2:314:B:LEU:H	11	0.12
(1,303)	2:313:B:PHE:H	2:314:B:LEU:H	12	0.12
(1,303)	2:313:B:PHE:H	2:314:B:LEU:H	20	0.12
(1,302)	2:313:B:PHE:HD2	2:314:B:LEU:H	2	0.12
(1,302)	2:313:B:PHE:HD2	2:314:B:LEU:H	3	0.12
(1,302)	2:313:B:PHE:HD2	2:314:B:LEU:H	13	0.12
(1,291)	2:312:B:PHE:HA	2:331:B:GLY:H	1	0.12
(1,291)	2:312:B:PHE:HA	2:331:B:GLY:H	2	0.12
(1,291)	2:312:B:PHE:HA	2:331:B:GLY:H	3	0.12

*Continued on next page...*

*Continued from previous page...*

Key	Atom-1	Atom-2	Model ID	Violation (Å)
(1,291)	2:312:B:PHE:HA	2:331:B:GLY:H	5	0.12
(1,291)	2:312:B:PHE:HA	2:331:B:GLY:H	6	0.12
(1,291)	2:312:B:PHE:HA	2:331:B:GLY:H	7	0.12
(1,291)	2:312:B:PHE:HA	2:331:B:GLY:H	10	0.12
(1,291)	2:312:B:PHE:HA	2:331:B:GLY:H	11	0.12
(1,291)	2:312:B:PHE:HA	2:331:B:GLY:H	12	0.12
(1,291)	2:312:B:PHE:HA	2:331:B:GLY:H	13	0.12
(1,291)	2:312:B:PHE:HA	2:331:B:GLY:H	15	0.12
(1,291)	2:312:B:PHE:HA	2:331:B:GLY:H	18	0.12
(1,291)	2:312:B:PHE:HA	2:331:B:GLY:H	20	0.12
(1,264)	2:311:B:SER:H	2:311:B:SER:HB3	1	0.12
(1,264)	2:311:B:SER:H	2:311:B:SER:HB3	3	0.12
(1,264)	2:311:B:SER:H	2:311:B:SER:HB3	5	0.12
(1,264)	2:311:B:SER:H	2:311:B:SER:HB3	8	0.12
(1,264)	2:311:B:SER:H	2:311:B:SER:HB3	9	0.12
(1,264)	2:311:B:SER:H	2:311:B:SER:HB3	13	0.12
(1,264)	2:311:B:SER:H	2:311:B:SER:HB3	14	0.12
(1,264)	2:311:B:SER:H	2:311:B:SER:HB3	15	0.12
(1,264)	2:311:B:SER:H	2:311:B:SER:HB3	16	0.12
(1,264)	2:311:B:SER:H	2:311:B:SER:HB3	17	0.12
(1,263)	2:310:B:VAL:HG11	2:334:B:LYS:H	4	0.12
(1,263)	2:310:B:VAL:HG12	2:334:B:LYS:H	4	0.12
(1,263)	2:310:B:VAL:HG13	2:334:B:LYS:H	4	0.12
(1,263)	2:310:B:VAL:HG11	2:334:B:LYS:H	6	0.12
(1,263)	2:310:B:VAL:HG12	2:334:B:LYS:H	6	0.12
(1,263)	2:310:B:VAL:HG13	2:334:B:LYS:H	6	0.12
(1,263)	2:310:B:VAL:HG11	2:334:B:LYS:H	12	0.12
(1,263)	2:310:B:VAL:HG12	2:334:B:LYS:H	12	0.12
(1,263)	2:310:B:VAL:HG13	2:334:B:LYS:H	12	0.12
(1,263)	2:310:B:VAL:HG11	2:334:B:LYS:H	14	0.12
(1,263)	2:310:B:VAL:HG12	2:334:B:LYS:H	14	0.12
(1,263)	2:310:B:VAL:HG13	2:334:B:LYS:H	14	0.12
(1,262)	2:310:B:VAL:H	2:333:B:THR:HG21	6	0.12
(1,262)	2:310:B:VAL:H	2:333:B:THR:HG22	6	0.12
(1,262)	2:310:B:VAL:H	2:333:B:THR:HG23	6	0.12
(1,215)	1:25:A:SER:HB3	1:26:A:LEU:H	8	0.12
(1,215)	1:25:A:SER:HB3	1:26:A:LEU:H	11	0.12
(1,215)	1:25:A:SER:HB3	1:26:A:LEU:H	13	0.12
(1,182)	1:21:A:LEU:HA	1:24:A:GLN:HG3	12	0.12
(1,152)	1:19:A:MET:HB3	1:20:A:ASP:H	2	0.12
(1,152)	1:19:A:MET:HB3	1:20:A:ASP:H	11	0.12
(1,143)	1:18:A:GLU:HA	1:21:A:LEU:H	9	0.12

*Continued on next page...*

*Continued from previous page...*

Key	Atom-1	Atom-2	Model ID	Violation (Å)
(1,134)	1:18:A:GLU:HG2	1:18:A:GLU:H	7	0.12
(1,134)	1:18:A:GLU:HG2	1:18:A:GLU:H	12	0.12
(1,133)	1:18:A:GLU:HG3	1:18:A:GLU:H	2	0.12
(1,116)	1:15:A:LEU:HA	1:19:A:MET:HG3	4	0.12
(1,116)	1:15:A:LEU:HA	1:19:A:MET:HG3	6	0.12
(1,116)	1:15:A:LEU:HA	1:19:A:MET:HG3	19	0.12
(1,108)	1:15:A:LEU:H	1:16:A:LEU:HB3	15	0.12
(1,88)	1:14:A:THR:HB	1:14:A:THR:H	14	0.12
(1,88)	1:14:A:THR:HB	1:14:A:THR:H	19	0.12
(1,75)	1:12:A:PHE:HD2	1:13:A:SER:HA	12	0.12
(1,64)	1:12:A:PHE:HA	1:12:A:PHE:HE1	5	0.12
(1,64)	1:12:A:PHE:HA	1:12:A:PHE:HE1	14	0.12
(1,62)	1:11:A:MET:HA	1:15:A:LEU:H	18	0.12
(1,52)	1:11:A:MET:HA	1:12:A:PHE:H	3	0.12
(1,52)	1:11:A:MET:HA	1:12:A:PHE:H	4	0.12
(1,52)	1:11:A:MET:HA	1:12:A:PHE:H	5	0.12
(1,52)	1:11:A:MET:HA	1:12:A:PHE:H	9	0.12
(1,52)	1:11:A:MET:HA	1:12:A:PHE:H	10	0.12
(1,52)	1:11:A:MET:HA	1:12:A:PHE:H	17	0.12
(1,43)	1:10:A:GLN:HB2	1:14:A:THR:HG21	18	0.12
(1,43)	1:10:A:GLN:HB2	1:14:A:THR:HG22	18	0.12
(1,43)	1:10:A:GLN:HB2	1:14:A:THR:HG23	18	0.12
(1,35)	1:10:A:GLN:HB3	1:11:A:MET:H	1	0.12
(1,35)	1:10:A:GLN:HB3	1:11:A:MET:H	15	0.12
(1,18)	1:8:A:ILE:HG21	1:12:A:PHE:HD2	7	0.12
(1,18)	1:8:A:ILE:HG22	1:12:A:PHE:HD2	7	0.12
(1,18)	1:8:A:ILE:HG23	1:12:A:PHE:HD2	7	0.12
(1,18)	1:8:A:ILE:HG21	1:12:A:PHE:HD2	19	0.12
(1,18)	1:8:A:ILE:HG22	1:12:A:PHE:HD2	19	0.12
(1,18)	1:8:A:ILE:HG23	1:12:A:PHE:HD2	19	0.12
(1,10)	1:8:A:ILE:HG12	1:9:A:ASP:H	4	0.12
(1,10)	1:8:A:ILE:HG12	1:9:A:ASP:H	8	0.12
(1,8)	1:8:A:ILE:HB	1:9:A:ASP:H	12	0.12
(1,8)	1:8:A:ILE:HB	1:9:A:ASP:H	15	0.12
(1,8)	1:8:A:ILE:HB	1:9:A:ASP:H	16	0.12
(1,1593)	1:22:A:LEU:HD11	2:382:B:THR:H	8	0.11
(1,1593)	1:22:A:LEU:HD12	2:382:B:THR:H	8	0.11
(1,1593)	1:22:A:LEU:HD13	2:382:B:THR:H	8	0.11
(1,1593)	1:22:A:LEU:HD11	2:382:B:THR:H	11	0.11
(1,1593)	1:22:A:LEU:HD12	2:382:B:THR:H	11	0.11
(1,1593)	1:22:A:LEU:HD13	2:382:B:THR:H	11	0.11
(1,1592)	1:22:A:LEU:HD21	2:381:B:GLN:H	12	0.11

*Continued on next page...*

*Continued from previous page...*

Key	Atom-1	Atom-2	Model ID	Violation (Å)
(1,1592)	1:22:A:LEU:HD22	2:381:B:GLN:H	12	0.11
(1,1592)	1:22:A:LEU:HD23	2:381:B:GLN:H	12	0.11
(1,1589)	1:22:A:LEU:HD11	2:379:B:SER:H	18	0.11
(1,1589)	1:22:A:LEU:HD12	2:379:B:SER:H	18	0.11
(1,1589)	1:22:A:LEU:HD13	2:379:B:SER:H	18	0.11
(1,1588)	1:22:A:LEU:HD21	2:325:B:LEU:H	4	0.11
(1,1588)	1:22:A:LEU:HD22	2:325:B:LEU:H	4	0.11
(1,1588)	1:22:A:LEU:HD23	2:325:B:LEU:H	4	0.11
(1,1588)	1:22:A:LEU:HD21	2:325:B:LEU:H	6	0.11
(1,1588)	1:22:A:LEU:HD22	2:325:B:LEU:H	6	0.11
(1,1588)	1:22:A:LEU:HD23	2:325:B:LEU:H	6	0.11
(1,1588)	1:22:A:LEU:HD21	2:325:B:LEU:H	8	0.11
(1,1588)	1:22:A:LEU:HD22	2:325:B:LEU:H	8	0.11
(1,1588)	1:22:A:LEU:HD23	2:325:B:LEU:H	8	0.11
(1,1588)	1:22:A:LEU:HD21	2:325:B:LEU:H	9	0.11
(1,1588)	1:22:A:LEU:HD22	2:325:B:LEU:H	9	0.11
(1,1588)	1:22:A:LEU:HD23	2:325:B:LEU:H	9	0.11
(1,1588)	1:22:A:LEU:HD21	2:325:B:LEU:H	10	0.11
(1,1588)	1:22:A:LEU:HD22	2:325:B:LEU:H	10	0.11
(1,1588)	1:22:A:LEU:HD23	2:325:B:LEU:H	10	0.11
(1,1582)	1:16:A:LEU:HD21	2:366:B:PHE:H	7	0.11
(1,1582)	1:16:A:LEU:HD22	2:366:B:PHE:H	7	0.11
(1,1582)	1:16:A:LEU:HD23	2:366:B:PHE:H	7	0.11
(1,1582)	1:16:A:LEU:HD21	2:366:B:PHE:H	11	0.11
(1,1582)	1:16:A:LEU:HD22	2:366:B:PHE:H	11	0.11
(1,1582)	1:16:A:LEU:HD23	2:366:B:PHE:H	11	0.11
(1,1580)	1:16:A:LEU:HD21	2:361:B:ALA:H	11	0.11
(1,1580)	1:16:A:LEU:HD22	2:361:B:ALA:H	11	0.11
(1,1580)	1:16:A:LEU:HD23	2:361:B:ALA:H	11	0.11
(1,1577)	1:15:A:LEU:HD21	2:369:B:ASP:H	2	0.11
(1,1577)	1:15:A:LEU:HD22	2:369:B:ASP:H	2	0.11
(1,1577)	1:15:A:LEU:HD23	2:369:B:ASP:H	2	0.11
(1,1577)	1:15:A:LEU:HD21	2:369:B:ASP:H	15	0.11
(1,1577)	1:15:A:LEU:HD22	2:369:B:ASP:H	15	0.11
(1,1577)	1:15:A:LEU:HD23	2:369:B:ASP:H	15	0.11
(1,1574)	1:15:A:LEU:HD11	2:367:B:THR:H	8	0.11
(1,1574)	1:15:A:LEU:HD12	2:367:B:THR:H	8	0.11
(1,1574)	1:15:A:LEU:HD13	2:367:B:THR:H	8	0.11
(1,1571)	1:15:A:LEU:HD21	2:359:B:TRP:H	3	0.11
(1,1571)	1:15:A:LEU:HD22	2:359:B:TRP:H	3	0.11
(1,1571)	1:15:A:LEU:HD23	2:359:B:TRP:H	3	0.11
(1,1571)	1:15:A:LEU:HD21	2:359:B:TRP:H	5	0.11

*Continued on next page...*

*Continued from previous page...*

Key	Atom-1	Atom-2	Model ID	Violation (Å)
(1,1571)	1:15:A:LEU:HD22	2:359:B:TRP:H	5	0.11
(1,1571)	1:15:A:LEU:HD23	2:359:B:TRP:H	5	0.11
(1,1571)	1:15:A:LEU:HD21	2:359:B:TRP:H	14	0.11
(1,1571)	1:15:A:LEU:HD22	2:359:B:TRP:H	14	0.11
(1,1571)	1:15:A:LEU:HD23	2:359:B:TRP:H	14	0.11
(1,1571)	1:15:A:LEU:HD21	2:359:B:TRP:H	17	0.11
(1,1571)	1:15:A:LEU:HD22	2:359:B:TRP:H	17	0.11
(1,1571)	1:15:A:LEU:HD23	2:359:B:TRP:H	17	0.11
(1,1557)	2:399:B:ILE:HD11	2:400:B:LEU:H	2	0.11
(1,1557)	2:399:B:ILE:HD12	2:400:B:LEU:H	2	0.11
(1,1557)	2:399:B:ILE:HD13	2:400:B:LEU:H	2	0.11
(1,1557)	2:399:B:ILE:HD11	2:400:B:LEU:H	3	0.11
(1,1557)	2:399:B:ILE:HD12	2:400:B:LEU:H	3	0.11
(1,1557)	2:399:B:ILE:HD13	2:400:B:LEU:H	3	0.11
(1,1557)	2:399:B:ILE:HD11	2:400:B:LEU:H	4	0.11
(1,1557)	2:399:B:ILE:HD12	2:400:B:LEU:H	4	0.11
(1,1557)	2:399:B:ILE:HD13	2:400:B:LEU:H	4	0.11
(1,1557)	2:399:B:ILE:HD11	2:400:B:LEU:H	5	0.11
(1,1557)	2:399:B:ILE:HD12	2:400:B:LEU:H	5	0.11
(1,1557)	2:399:B:ILE:HD13	2:400:B:LEU:H	5	0.11
(1,1557)	2:399:B:ILE:HD11	2:400:B:LEU:H	6	0.11
(1,1557)	2:399:B:ILE:HD12	2:400:B:LEU:H	6	0.11
(1,1557)	2:399:B:ILE:HD13	2:400:B:LEU:H	6	0.11
(1,1557)	2:399:B:ILE:HD11	2:400:B:LEU:H	7	0.11
(1,1557)	2:399:B:ILE:HD12	2:400:B:LEU:H	7	0.11
(1,1557)	2:399:B:ILE:HD13	2:400:B:LEU:H	7	0.11
(1,1557)	2:399:B:ILE:HD11	2:400:B:LEU:H	8	0.11
(1,1557)	2:399:B:ILE:HD12	2:400:B:LEU:H	8	0.11
(1,1557)	2:399:B:ILE:HD13	2:400:B:LEU:H	8	0.11
(1,1557)	2:399:B:ILE:HD11	2:400:B:LEU:H	11	0.11
(1,1557)	2:399:B:ILE:HD12	2:400:B:LEU:H	11	0.11
(1,1557)	2:399:B:ILE:HD13	2:400:B:LEU:H	11	0.11
(1,1557)	2:399:B:ILE:HD11	2:400:B:LEU:H	12	0.11
(1,1557)	2:399:B:ILE:HD12	2:400:B:LEU:H	12	0.11
(1,1557)	2:399:B:ILE:HD13	2:400:B:LEU:H	12	0.11
(1,1557)	2:399:B:ILE:HD11	2:400:B:LEU:H	14	0.11
(1,1557)	2:399:B:ILE:HD12	2:400:B:LEU:H	14	0.11
(1,1557)	2:399:B:ILE:HD13	2:400:B:LEU:H	14	0.11
(1,1557)	2:399:B:ILE:HD11	2:400:B:LEU:H	15	0.11
(1,1557)	2:399:B:ILE:HD12	2:400:B:LEU:H	15	0.11
(1,1557)	2:399:B:ILE:HD13	2:400:B:LEU:H	15	0.11
(1,1557)	2:399:B:ILE:HD11	2:400:B:LEU:H	16	0.11

*Continued on next page...*



*Continued from previous page...*

Key	Atom-1	Atom-2	Model ID	Violation (Å)
(1,1557)	2:399:B:ILE:HD12	2:400:B:LEU:H	16	0.11
(1,1557)	2:399:B:ILE:HD13	2:400:B:LEU:H	16	0.11
(1,1557)	2:399:B:ILE:HD11	2:400:B:LEU:H	20	0.11
(1,1557)	2:399:B:ILE:HD12	2:400:B:LEU:H	20	0.11
(1,1557)	2:399:B:ILE:HD13	2:400:B:LEU:H	20	0.11
(1,1551)	2:399:B:ILE:H	2:399:B:ILE:HG13	7	0.11
(1,1551)	2:399:B:ILE:H	2:399:B:ILE:HG13	8	0.11
(1,1551)	2:399:B:ILE:H	2:399:B:ILE:HG13	11	0.11
(1,1551)	2:399:B:ILE:H	2:399:B:ILE:HG13	19	0.11
(1,1537)	2:398:B:ILE:H	2:399:B:ILE:HG12	1	0.11
(1,1537)	2:398:B:ILE:H	2:399:B:ILE:HG12	14	0.11
(1,1537)	2:398:B:ILE:H	2:399:B:ILE:HG12	17	0.11
(1,1534)	2:398:B:ILE:H	2:398:B:ILE:HG12	3	0.11
(1,1534)	2:398:B:ILE:H	2:398:B:ILE:HG12	5	0.11
(1,1518)	2:397:B:ASP:H	2:398:B:ILE:HB	2	0.11
(1,1518)	2:397:B:ASP:H	2:398:B:ILE:HB	3	0.11
(1,1518)	2:397:B:ASP:H	2:398:B:ILE:HB	4	0.11
(1,1518)	2:397:B:ASP:H	2:398:B:ILE:HB	5	0.11
(1,1518)	2:397:B:ASP:H	2:398:B:ILE:HB	6	0.11
(1,1518)	2:397:B:ASP:H	2:398:B:ILE:HB	7	0.11
(1,1518)	2:397:B:ASP:H	2:398:B:ILE:HB	11	0.11
(1,1518)	2:397:B:ASP:H	2:398:B:ILE:HB	12	0.11
(1,1518)	2:397:B:ASP:H	2:398:B:ILE:HB	15	0.11
(1,1518)	2:397:B:ASP:H	2:398:B:ILE:HB	16	0.11
(1,1518)	2:397:B:ASP:H	2:398:B:ILE:HB	18	0.11
(1,1518)	2:397:B:ASP:H	2:398:B:ILE:HB	20	0.11
(1,1513)	2:396:B:ILE:HG21	2:399:B:ILE:H	2	0.11
(1,1513)	2:396:B:ILE:HG22	2:399:B:ILE:H	2	0.11
(1,1513)	2:396:B:ILE:HG23	2:399:B:ILE:H	2	0.11
(1,1513)	2:396:B:ILE:HG21	2:399:B:ILE:H	3	0.11
(1,1513)	2:396:B:ILE:HG22	2:399:B:ILE:H	3	0.11
(1,1513)	2:396:B:ILE:HG23	2:399:B:ILE:H	3	0.11
(1,1513)	2:396:B:ILE:HG21	2:399:B:ILE:H	4	0.11
(1,1513)	2:396:B:ILE:HG22	2:399:B:ILE:H	4	0.11
(1,1513)	2:396:B:ILE:HG23	2:399:B:ILE:H	4	0.11
(1,1513)	2:396:B:ILE:HG21	2:399:B:ILE:H	5	0.11
(1,1513)	2:396:B:ILE:HG22	2:399:B:ILE:H	5	0.11
(1,1513)	2:396:B:ILE:HG23	2:399:B:ILE:H	5	0.11
(1,1513)	2:396:B:ILE:HG21	2:399:B:ILE:H	7	0.11
(1,1513)	2:396:B:ILE:HG22	2:399:B:ILE:H	7	0.11
(1,1513)	2:396:B:ILE:HG23	2:399:B:ILE:H	7	0.11
(1,1513)	2:396:B:ILE:HG21	2:399:B:ILE:H	8	0.11

*Continued on next page...*

*Continued from previous page...*

Key	Atom-1	Atom-2	Model ID	Violation (Å)
(1,1513)	2:396:B:ILE:HG22	2:399:B:ILE:H	8	0.11
(1,1513)	2:396:B:ILE:HG23	2:399:B:ILE:H	8	0.11
(1,1513)	2:396:B:ILE:HG21	2:399:B:ILE:H	11	0.11
(1,1513)	2:396:B:ILE:HG22	2:399:B:ILE:H	11	0.11
(1,1513)	2:396:B:ILE:HG23	2:399:B:ILE:H	11	0.11
(1,1513)	2:396:B:ILE:HG21	2:399:B:ILE:H	12	0.11
(1,1513)	2:396:B:ILE:HG22	2:399:B:ILE:H	12	0.11
(1,1513)	2:396:B:ILE:HG23	2:399:B:ILE:H	12	0.11
(1,1513)	2:396:B:ILE:HG21	2:399:B:ILE:H	15	0.11
(1,1513)	2:396:B:ILE:HG22	2:399:B:ILE:H	15	0.11
(1,1513)	2:396:B:ILE:HG23	2:399:B:ILE:H	15	0.11
(1,1513)	2:396:B:ILE:HG21	2:399:B:ILE:H	16	0.11
(1,1513)	2:396:B:ILE:HG22	2:399:B:ILE:H	16	0.11
(1,1513)	2:396:B:ILE:HG23	2:399:B:ILE:H	16	0.11
(1,1513)	2:396:B:ILE:HG21	2:399:B:ILE:H	18	0.11
(1,1513)	2:396:B:ILE:HG22	2:399:B:ILE:H	18	0.11
(1,1513)	2:396:B:ILE:HG23	2:399:B:ILE:H	18	0.11
(1,1513)	2:396:B:ILE:HG21	2:399:B:ILE:H	20	0.11
(1,1513)	2:396:B:ILE:HG22	2:399:B:ILE:H	20	0.11
(1,1513)	2:396:B:ILE:HG23	2:399:B:ILE:H	20	0.11
(1,1510)	2:396:B:ILE:H	2:399:B:ILE:HG21	1	0.11
(1,1510)	2:396:B:ILE:H	2:399:B:ILE:HG22	1	0.11
(1,1510)	2:396:B:ILE:H	2:399:B:ILE:HG23	1	0.11
(1,1510)	2:396:B:ILE:H	2:399:B:ILE:HG21	9	0.11
(1,1510)	2:396:B:ILE:H	2:399:B:ILE:HG22	9	0.11
(1,1510)	2:396:B:ILE:H	2:399:B:ILE:HG23	9	0.11
(1,1510)	2:396:B:ILE:H	2:399:B:ILE:HG21	10	0.11
(1,1510)	2:396:B:ILE:H	2:399:B:ILE:HG22	10	0.11
(1,1510)	2:396:B:ILE:H	2:399:B:ILE:HG23	10	0.11
(1,1510)	2:396:B:ILE:H	2:399:B:ILE:HG21	14	0.11
(1,1510)	2:396:B:ILE:H	2:399:B:ILE:HG22	14	0.11
(1,1510)	2:396:B:ILE:H	2:399:B:ILE:HG23	14	0.11
(1,1510)	2:396:B:ILE:H	2:399:B:ILE:HG21	17	0.11
(1,1510)	2:396:B:ILE:H	2:399:B:ILE:HG22	17	0.11
(1,1510)	2:396:B:ILE:H	2:399:B:ILE:HG23	17	0.11
(1,1510)	2:396:B:ILE:H	2:399:B:ILE:HG21	19	0.11
(1,1510)	2:396:B:ILE:H	2:399:B:ILE:HG22	19	0.11
(1,1510)	2:396:B:ILE:H	2:399:B:ILE:HG23	19	0.11
(1,1502)	2:396:B:ILE:HG21	2:397:B:ASP:H	19	0.11
(1,1502)	2:396:B:ILE:HG22	2:397:B:ASP:H	19	0.11
(1,1502)	2:396:B:ILE:HG23	2:397:B:ASP:H	19	0.11
(1,1494)	2:396:B:ILE:H	2:396:B:ILE:HG21	2	0.11

*Continued on next page...*

*Continued from previous page...*

Key	Atom-1	Atom-2	Model ID	Violation (Å)
(1,1494)	2:396:B:ILE:H	2:396:B:ILE:HG22	2	0.11
(1,1494)	2:396:B:ILE:H	2:396:B:ILE:HG23	2	0.11
(1,1494)	2:396:B:ILE:H	2:396:B:ILE:HG21	4	0.11
(1,1494)	2:396:B:ILE:H	2:396:B:ILE:HG22	4	0.11
(1,1494)	2:396:B:ILE:H	2:396:B:ILE:HG23	4	0.11
(1,1494)	2:396:B:ILE:H	2:396:B:ILE:HG21	5	0.11
(1,1494)	2:396:B:ILE:H	2:396:B:ILE:HG22	5	0.11
(1,1494)	2:396:B:ILE:H	2:396:B:ILE:HG23	5	0.11
(1,1494)	2:396:B:ILE:H	2:396:B:ILE:HG21	6	0.11
(1,1494)	2:396:B:ILE:H	2:396:B:ILE:HG22	6	0.11
(1,1494)	2:396:B:ILE:H	2:396:B:ILE:HG23	6	0.11
(1,1494)	2:396:B:ILE:H	2:396:B:ILE:HG21	7	0.11
(1,1494)	2:396:B:ILE:H	2:396:B:ILE:HG22	7	0.11
(1,1494)	2:396:B:ILE:H	2:396:B:ILE:HG23	7	0.11
(1,1494)	2:396:B:ILE:H	2:396:B:ILE:HG21	8	0.11
(1,1494)	2:396:B:ILE:H	2:396:B:ILE:HG22	8	0.11
(1,1494)	2:396:B:ILE:H	2:396:B:ILE:HG23	8	0.11
(1,1494)	2:396:B:ILE:H	2:396:B:ILE:HG21	9	0.11
(1,1494)	2:396:B:ILE:H	2:396:B:ILE:HG22	9	0.11
(1,1494)	2:396:B:ILE:H	2:396:B:ILE:HG23	9	0.11
(1,1494)	2:396:B:ILE:H	2:396:B:ILE:HG21	10	0.11
(1,1494)	2:396:B:ILE:H	2:396:B:ILE:HG22	10	0.11
(1,1494)	2:396:B:ILE:H	2:396:B:ILE:HG23	10	0.11
(1,1494)	2:396:B:ILE:H	2:396:B:ILE:HG21	11	0.11
(1,1494)	2:396:B:ILE:H	2:396:B:ILE:HG22	11	0.11
(1,1494)	2:396:B:ILE:H	2:396:B:ILE:HG23	11	0.11
(1,1494)	2:396:B:ILE:H	2:396:B:ILE:HG21	12	0.11
(1,1494)	2:396:B:ILE:H	2:396:B:ILE:HG22	12	0.11
(1,1494)	2:396:B:ILE:H	2:396:B:ILE:HG23	12	0.11
(1,1494)	2:396:B:ILE:H	2:396:B:ILE:HG21	13	0.11
(1,1494)	2:396:B:ILE:H	2:396:B:ILE:HG22	13	0.11
(1,1494)	2:396:B:ILE:H	2:396:B:ILE:HG23	13	0.11
(1,1494)	2:396:B:ILE:H	2:396:B:ILE:HG21	14	0.11
(1,1494)	2:396:B:ILE:H	2:396:B:ILE:HG22	14	0.11
(1,1494)	2:396:B:ILE:H	2:396:B:ILE:HG23	14	0.11
(1,1494)	2:396:B:ILE:H	2:396:B:ILE:HG21	15	0.11
(1,1494)	2:396:B:ILE:H	2:396:B:ILE:HG22	15	0.11
(1,1494)	2:396:B:ILE:H	2:396:B:ILE:HG23	15	0.11
(1,1494)	2:396:B:ILE:H	2:396:B:ILE:HG21	16	0.11
(1,1494)	2:396:B:ILE:H	2:396:B:ILE:HG22	16	0.11
(1,1494)	2:396:B:ILE:H	2:396:B:ILE:HG23	16	0.11
(1,1494)	2:396:B:ILE:H	2:396:B:ILE:HG21	17	0.11

*Continued on next page...*

*Continued from previous page...*

Key	Atom-1	Atom-2	Model ID	Violation (Å)
(1,1494)	2:396:B:ILE:H	2:396:B:ILE:HG22	17	0.11
(1,1494)	2:396:B:ILE:H	2:396:B:ILE:HG23	17	0.11
(1,1494)	2:396:B:ILE:H	2:396:B:ILE:HG21	18	0.11
(1,1494)	2:396:B:ILE:H	2:396:B:ILE:HG22	18	0.11
(1,1494)	2:396:B:ILE:H	2:396:B:ILE:HG23	18	0.11
(1,1494)	2:396:B:ILE:H	2:396:B:ILE:HG21	20	0.11
(1,1494)	2:396:B:ILE:H	2:396:B:ILE:HG22	20	0.11
(1,1494)	2:396:B:ILE:H	2:396:B:ILE:HG23	20	0.11
(1,1476)	2:395:B:TYR:H	2:396:B:ILE:HB	3	0.11
(1,1476)	2:395:B:TYR:H	2:396:B:ILE:HB	19	0.11
(1,1460)	2:394:B:GLY:H	2:395:B:TYR:HB2	2	0.11
(1,1460)	2:394:B:GLY:H	2:395:B:TYR:HB2	3	0.11
(1,1460)	2:394:B:GLY:H	2:395:B:TYR:HB2	13	0.11
(1,1460)	2:394:B:GLY:H	2:395:B:TYR:HB2	15	0.11
(1,1460)	2:394:B:GLY:H	2:395:B:TYR:HB2	16	0.11
(1,1434)	2:392:B:ILE:HD11	2:393:B:ALA:H	4	0.11
(1,1434)	2:392:B:ILE:HD12	2:393:B:ALA:H	4	0.11
(1,1434)	2:392:B:ILE:HD13	2:393:B:ALA:H	4	0.11
(1,1434)	2:392:B:ILE:HD11	2:393:B:ALA:H	7	0.11
(1,1434)	2:392:B:ILE:HD12	2:393:B:ALA:H	7	0.11
(1,1434)	2:392:B:ILE:HD13	2:393:B:ALA:H	7	0.11
(1,1434)	2:392:B:ILE:HD11	2:393:B:ALA:H	8	0.11
(1,1434)	2:392:B:ILE:HD12	2:393:B:ALA:H	8	0.11
(1,1434)	2:392:B:ILE:HD13	2:393:B:ALA:H	8	0.11
(1,1434)	2:392:B:ILE:HD11	2:393:B:ALA:H	10	0.11
(1,1434)	2:392:B:ILE:HD12	2:393:B:ALA:H	10	0.11
(1,1434)	2:392:B:ILE:HD13	2:393:B:ALA:H	10	0.11
(1,1434)	2:392:B:ILE:HD11	2:393:B:ALA:H	11	0.11
(1,1434)	2:392:B:ILE:HD12	2:393:B:ALA:H	11	0.11
(1,1434)	2:392:B:ILE:HD13	2:393:B:ALA:H	11	0.11
(1,1434)	2:392:B:ILE:HD11	2:393:B:ALA:H	12	0.11
(1,1434)	2:392:B:ILE:HD12	2:393:B:ALA:H	12	0.11
(1,1434)	2:392:B:ILE:HD13	2:393:B:ALA:H	12	0.11
(1,1434)	2:392:B:ILE:HD11	2:393:B:ALA:H	20	0.11
(1,1434)	2:392:B:ILE:HD12	2:393:B:ALA:H	20	0.11
(1,1434)	2:392:B:ILE:HD13	2:393:B:ALA:H	20	0.11
(1,1407)	2:391:B:LEU:H	2:392:B:ILE:HB	9	0.11
(1,1407)	2:391:B:LEU:H	2:392:B:ILE:HB	10	0.11
(1,1400)	2:390:B:GLN:H	2:393:B:ALA:H	1	0.11
(1,1400)	2:390:B:GLN:H	2:393:B:ALA:H	5	0.11
(1,1400)	2:390:B:GLN:H	2:393:B:ALA:H	14	0.11
(1,1400)	2:390:B:GLN:H	2:393:B:ALA:H	16	0.11

*Continued on next page...*

*Continued from previous page...*

Key	Atom-1	Atom-2	Model ID	Violation (Å)
(1,1400)	2:390:B:GLN:H	2:393:B:ALA:H	17	0.11
(1,1400)	2:390:B:GLN:H	2:393:B:ALA:H	19	0.11
(1,1352)	2:387:B:GLN:HA	2:391:B:LEU:H	2	0.11
(1,1352)	2:387:B:GLN:HA	2:391:B:LEU:H	4	0.11
(1,1352)	2:387:B:GLN:HA	2:391:B:LEU:H	6	0.11
(1,1352)	2:387:B:GLN:HA	2:391:B:LEU:H	7	0.11
(1,1352)	2:387:B:GLN:HA	2:391:B:LEU:H	20	0.11
(1,1349)	2:387:B:GLN:HA	2:389:B:ALA:H	1	0.11
(1,1349)	2:387:B:GLN:HA	2:389:B:ALA:H	2	0.11
(1,1349)	2:387:B:GLN:HA	2:389:B:ALA:H	3	0.11
(1,1349)	2:387:B:GLN:HA	2:389:B:ALA:H	5	0.11
(1,1349)	2:387:B:GLN:HA	2:389:B:ALA:H	7	0.11
(1,1349)	2:387:B:GLN:HA	2:389:B:ALA:H	8	0.11
(1,1349)	2:387:B:GLN:HA	2:389:B:ALA:H	11	0.11
(1,1349)	2:387:B:GLN:HA	2:389:B:ALA:H	13	0.11
(1,1349)	2:387:B:GLN:HA	2:389:B:ALA:H	14	0.11
(1,1349)	2:387:B:GLN:HA	2:389:B:ALA:H	16	0.11
(1,1349)	2:387:B:GLN:HA	2:389:B:ALA:H	17	0.11
(1,1343)	2:387:B:GLN:HB3	2:388:B:ILE:H	4	0.11
(1,1343)	2:387:B:GLN:HB3	2:388:B:ILE:H	20	0.11
(1,1331)	2:386:B:GLU:HA	2:388:B:ILE:H	5	0.11
(1,1328)	2:386:B:GLU:HG2	2:387:B:GLN:H	5	0.11
(1,1328)	2:386:B:GLU:HG2	2:387:B:GLN:H	7	0.11
(1,1328)	2:386:B:GLU:HG2	2:387:B:GLN:H	10	0.11
(1,1285)	2:381:B:GLN:H	2:382:B:THR:HG21	5	0.11
(1,1285)	2:381:B:GLN:H	2:382:B:THR:HG22	5	0.11
(1,1285)	2:381:B:GLN:H	2:382:B:THR:HG23	5	0.11
(1,1285)	2:381:B:GLN:H	2:382:B:THR:HG21	6	0.11
(1,1285)	2:381:B:GLN:H	2:382:B:THR:HG22	6	0.11
(1,1285)	2:381:B:GLN:H	2:382:B:THR:HG23	6	0.11
(1,1285)	2:381:B:GLN:H	2:382:B:THR:HG21	15	0.11
(1,1285)	2:381:B:GLN:H	2:382:B:THR:HG22	15	0.11
(1,1285)	2:381:B:GLN:H	2:382:B:THR:HG23	15	0.11
(1,1283)	2:381:B:GLN:H	2:381:B:GLN:HG3	1	0.11
(1,1283)	2:381:B:GLN:H	2:381:B:GLN:HG3	13	0.11
(1,1283)	2:381:B:GLN:H	2:381:B:GLN:HG3	15	0.11
(1,1283)	2:381:B:GLN:H	2:381:B:GLN:HG3	16	0.11
(1,1283)	2:381:B:GLN:H	2:381:B:GLN:HG3	17	0.11
(1,1283)	2:381:B:GLN:H	2:381:B:GLN:HG3	19	0.11
(1,1266)	2:379:B:SER:H	2:380:B:VAL:HG21	1	0.11
(1,1266)	2:379:B:SER:H	2:380:B:VAL:HG22	1	0.11
(1,1266)	2:379:B:SER:H	2:380:B:VAL:HG23	1	0.11

*Continued on next page...*

*Continued from previous page...*

Key	Atom-1	Atom-2	Model ID	Violation (Å)
(1,1264)	2:379:B:SER:H	2:380:B:VAL:HA	4	0.11
(1,1264)	2:379:B:SER:H	2:380:B:VAL:HA	10	0.11
(1,1258)	2:378:B:TYR:HB3	2:379:B:SER:H	1	0.11
(1,1258)	2:378:B:TYR:HB3	2:379:B:SER:H	2	0.11
(1,1258)	2:378:B:TYR:HB3	2:379:B:SER:H	5	0.11
(1,1258)	2:378:B:TYR:HB3	2:379:B:SER:H	8	0.11
(1,1258)	2:378:B:TYR:HB3	2:379:B:SER:H	19	0.11
(1,1258)	2:378:B:TYR:HB3	2:379:B:SER:H	20	0.11
(1,1254)	2:377:B:TYR:HD1	2:378:B:TYR:H	3	0.11
(1,1254)	2:377:B:TYR:HD1	2:378:B:TYR:H	6	0.11
(1,1254)	2:377:B:TYR:HD1	2:378:B:TYR:H	13	0.11
(1,1217)	2:373:B:TYR:H	2:373:B:TYR:HD2	6	0.11
(1,1217)	2:373:B:TYR:H	2:373:B:TYR:HD2	11	0.11
(1,1217)	2:373:B:TYR:H	2:373:B:TYR:HD2	14	0.11
(1,1217)	2:373:B:TYR:H	2:373:B:TYR:HD2	15	0.11
(1,1217)	2:373:B:TYR:H	2:373:B:TYR:HD2	17	0.11
(1,1196)	2:370:B:PHE:H	2:377:B:TYR:HD1	4	0.11
(1,1196)	2:370:B:PHE:H	2:377:B:TYR:HD1	5	0.11
(1,1196)	2:370:B:PHE:H	2:377:B:TYR:HD1	6	0.11
(1,1196)	2:370:B:PHE:H	2:377:B:TYR:HD1	8	0.11
(1,1196)	2:370:B:PHE:H	2:377:B:TYR:HD1	9	0.11
(1,1196)	2:370:B:PHE:H	2:377:B:TYR:HD1	10	0.11
(1,1196)	2:370:B:PHE:H	2:377:B:TYR:HD1	11	0.11
(1,1196)	2:370:B:PHE:H	2:377:B:TYR:HD1	20	0.11
(1,1191)	2:369:B:ASP:HA	2:378:B:TYR:H	4	0.11
(1,1184)	2:368:B:LEU:HD11	2:380:B:VAL:H	1	0.11
(1,1184)	2:368:B:LEU:HD12	2:380:B:VAL:H	1	0.11
(1,1184)	2:368:B:LEU:HD13	2:380:B:VAL:H	1	0.11
(1,1184)	2:368:B:LEU:HD11	2:380:B:VAL:H	10	0.11
(1,1184)	2:368:B:LEU:HD12	2:380:B:VAL:H	10	0.11
(1,1184)	2:368:B:LEU:HD13	2:380:B:VAL:H	10	0.11
(1,1184)	2:368:B:LEU:HD11	2:380:B:VAL:H	11	0.11
(1,1184)	2:368:B:LEU:HD12	2:380:B:VAL:H	11	0.11
(1,1184)	2:368:B:LEU:HD13	2:380:B:VAL:H	11	0.11
(1,1179)	2:368:B:LEU:HD21	2:378:B:TYR:H	3	0.11
(1,1179)	2:368:B:LEU:HD22	2:378:B:TYR:H	3	0.11
(1,1179)	2:368:B:LEU:HD23	2:378:B:TYR:H	3	0.11
(1,1179)	2:368:B:LEU:HD21	2:378:B:TYR:H	5	0.11
(1,1179)	2:368:B:LEU:HD22	2:378:B:TYR:H	5	0.11
(1,1179)	2:368:B:LEU:HD23	2:378:B:TYR:H	5	0.11
(1,1179)	2:368:B:LEU:HD21	2:378:B:TYR:H	14	0.11
(1,1179)	2:368:B:LEU:HD22	2:378:B:TYR:H	14	0.11

*Continued on next page...*



*Continued from previous page...*

Key	Atom-1	Atom-2	Model ID	Violation (Å)
(1,1179)	2:368:B:LEU:HD23	2:378:B:TYR:H	14	0.11
(1,1171)	2:368:B:LEU:HD11	2:370:B:PHE:H	8	0.11
(1,1171)	2:368:B:LEU:HD12	2:370:B:PHE:H	8	0.11
(1,1171)	2:368:B:LEU:HD13	2:370:B:PHE:H	8	0.11
(1,1171)	2:368:B:LEU:HD11	2:370:B:PHE:H	12	0.11
(1,1171)	2:368:B:LEU:HD12	2:370:B:PHE:H	12	0.11
(1,1171)	2:368:B:LEU:HD13	2:370:B:PHE:H	12	0.11
(1,1171)	2:368:B:LEU:HD11	2:370:B:PHE:H	18	0.11
(1,1171)	2:368:B:LEU:HD12	2:370:B:PHE:H	18	0.11
(1,1171)	2:368:B:LEU:HD13	2:370:B:PHE:H	18	0.11
(1,1155)	2:367:B:THR:HG21	2:370:B:PHE:H	3	0.11
(1,1155)	2:367:B:THR:HG22	2:370:B:PHE:H	3	0.11
(1,1155)	2:367:B:THR:HG23	2:370:B:PHE:H	3	0.11
(1,1155)	2:367:B:THR:HG21	2:370:B:PHE:H	13	0.11
(1,1155)	2:367:B:THR:HG22	2:370:B:PHE:H	13	0.11
(1,1155)	2:367:B:THR:HG23	2:370:B:PHE:H	13	0.11
(1,1155)	2:367:B:THR:HG21	2:370:B:PHE:H	14	0.11
(1,1155)	2:367:B:THR:HG22	2:370:B:PHE:H	14	0.11
(1,1155)	2:367:B:THR:HG23	2:370:B:PHE:H	14	0.11
(1,1151)	2:367:B:THR:H	2:368:B:LEU:HD11	4	0.11
(1,1151)	2:367:B:THR:H	2:368:B:LEU:HD12	4	0.11
(1,1151)	2:367:B:THR:H	2:368:B:LEU:HD13	4	0.11
(1,1151)	2:367:B:THR:H	2:368:B:LEU:HD11	10	0.11
(1,1151)	2:367:B:THR:H	2:368:B:LEU:HD12	10	0.11
(1,1151)	2:367:B:THR:H	2:368:B:LEU:HD13	10	0.11
(1,1151)	2:367:B:THR:H	2:368:B:LEU:HD11	11	0.11
(1,1151)	2:367:B:THR:H	2:368:B:LEU:HD12	11	0.11
(1,1151)	2:367:B:THR:H	2:368:B:LEU:HD13	11	0.11
(1,1129)	2:365:B:SER:HB3	2:366:B:PHE:H	4	0.11
(1,1121)	2:364:B:LYS:HG3	2:365:B:SER:H	2	0.11
(1,1121)	2:364:B:LYS:HG3	2:365:B:SER:H	3	0.11
(1,1121)	2:364:B:LYS:HG3	2:365:B:SER:H	8	0.11
(1,1121)	2:364:B:LYS:HG3	2:365:B:SER:H	9	0.11
(1,1121)	2:364:B:LYS:HG3	2:365:B:SER:H	11	0.11
(1,1121)	2:364:B:LYS:HG3	2:365:B:SER:H	20	0.11
(1,1119)	2:364:B:LYS:HB3	2:365:B:SER:H	2	0.11
(1,1119)	2:364:B:LYS:HB3	2:365:B:SER:H	3	0.11
(1,1119)	2:364:B:LYS:HB3	2:365:B:SER:H	5	0.11
(1,1119)	2:364:B:LYS:HB3	2:365:B:SER:H	6	0.11
(1,1119)	2:364:B:LYS:HB3	2:365:B:SER:H	9	0.11
(1,1119)	2:364:B:LYS:HB3	2:365:B:SER:H	13	0.11
(1,1119)	2:364:B:LYS:HB3	2:365:B:SER:H	14	0.11

*Continued on next page...*

*Continued from previous page...*

Key	Atom-1	Atom-2	Model ID	Violation (Å)
(1,1119)	2:364:B:LYS:HB3	2:365:B:SER:H	16	0.11
(1,1113)	2:363:B:PRO:HD2	2:365:B:SER:H	1	0.11
(1,1113)	2:363:B:PRO:HD2	2:365:B:SER:H	19	0.11
(1,1087)	2:361:B:ALA:HB1	2:367:B:THR:H	17	0.11
(1,1087)	2:361:B:ALA:HB2	2:367:B:THR:H	17	0.11
(1,1087)	2:361:B:ALA:HB3	2:367:B:THR:H	17	0.11
(1,1084)	2:361:B:ALA:H	2:366:B:PHE:HD1	5	0.11
(1,1084)	2:361:B:ALA:H	2:366:B:PHE:HD1	19	0.11
(1,1075)	2:360:B:ALA:H	2:368:B:LEU:H	4	0.11
(1,1075)	2:360:B:ALA:H	2:368:B:LEU:H	7	0.11
(1,1075)	2:360:B:ALA:H	2:368:B:LEU:H	8	0.11
(1,1075)	2:360:B:ALA:H	2:368:B:LEU:H	10	0.11
(1,1075)	2:360:B:ALA:H	2:368:B:LEU:H	20	0.11
(1,1074)	2:360:B:ALA:H	2:368:B:LEU:HD21	4	0.11
(1,1074)	2:360:B:ALA:H	2:368:B:LEU:HD22	4	0.11
(1,1074)	2:360:B:ALA:H	2:368:B:LEU:HD23	4	0.11
(1,1074)	2:360:B:ALA:H	2:368:B:LEU:HD21	11	0.11
(1,1074)	2:360:B:ALA:H	2:368:B:LEU:HD22	11	0.11
(1,1074)	2:360:B:ALA:H	2:368:B:LEU:HD23	11	0.11
(1,1064)	2:360:B:ALA:H	2:361:B:ALA:H	7	0.11
(1,1056)	2:359:B:TRP:HE1	2:393:B:ALA:HA	14	0.11
(1,1056)	2:359:B:TRP:HE1	2:393:B:ALA:HA	17	0.11
(1,1043)	2:359:B:TRP:HD1	2:360:B:ALA:H	8	0.11
(1,1033)	2:359:B:TRP:H	2:359:B:TRP:HD1	8	0.11
(1,1001)	2:356:B:ILE:HD11	2:396:B:ILE:H	10	0.11
(1,1001)	2:356:B:ILE:HD12	2:396:B:ILE:H	10	0.11
(1,1001)	2:356:B:ILE:HD13	2:396:B:ILE:H	10	0.11
(1,1001)	2:356:B:ILE:HD11	2:396:B:ILE:H	11	0.11
(1,1001)	2:356:B:ILE:HD12	2:396:B:ILE:H	11	0.11
(1,1001)	2:356:B:ILE:HD13	2:396:B:ILE:H	11	0.11
(1,976)	2:355:B:ASN:H	2:356:B:ILE:HB	14	0.11
(1,976)	2:355:B:ASN:H	2:356:B:ILE:HB	19	0.11
(1,974)	2:355:B:ASN:H	2:355:B:ASN:HB3	19	0.11
(1,969)	2:354:B:THR:HA	2:356:B:ILE:H	1	0.11
(1,969)	2:354:B:THR:HA	2:356:B:ILE:H	14	0.11
(1,969)	2:354:B:THR:HA	2:356:B:ILE:H	17	0.11
(1,969)	2:354:B:THR:HA	2:356:B:ILE:H	19	0.11
(1,955)	2:353:B:LEU:HD11	2:395:B:TYR:H	7	0.11
(1,955)	2:353:B:LEU:HD12	2:395:B:TYR:H	7	0.11
(1,955)	2:353:B:LEU:HD13	2:395:B:TYR:H	7	0.11
(1,954)	2:353:B:LEU:HD21	2:393:B:ALA:H	6	0.11
(1,954)	2:353:B:LEU:HD22	2:393:B:ALA:H	6	0.11

*Continued on next page...*

*Continued from previous page...*

Key	Atom-1	Atom-2	Model ID	Violation (Å)
(1,954)	2:353:B:LEU:HD23	2:393:B:ALA:H	6	0.11
(1,954)	2:353:B:LEU:HD21	2:393:B:ALA:H	15	0.11
(1,954)	2:353:B:LEU:HD22	2:393:B:ALA:H	15	0.11
(1,954)	2:353:B:LEU:HD23	2:393:B:ALA:H	15	0.11
(1,954)	2:353:B:LEU:HD21	2:393:B:ALA:H	18	0.11
(1,954)	2:353:B:LEU:HD22	2:393:B:ALA:H	18	0.11
(1,954)	2:353:B:LEU:HD23	2:393:B:ALA:H	18	0.11
(1,954)	2:353:B:LEU:HD21	2:393:B:ALA:H	20	0.11
(1,954)	2:353:B:LEU:HD22	2:393:B:ALA:H	20	0.11
(1,954)	2:353:B:LEU:HD23	2:393:B:ALA:H	20	0.11
(1,938)	2:353:B:LEU:H	2:353:B:LEU:HD11	1	0.11
(1,938)	2:353:B:LEU:H	2:353:B:LEU:HD12	1	0.11
(1,938)	2:353:B:LEU:H	2:353:B:LEU:HD13	1	0.11
(1,938)	2:353:B:LEU:H	2:353:B:LEU:HD11	16	0.11
(1,938)	2:353:B:LEU:H	2:353:B:LEU:HD12	16	0.11
(1,938)	2:353:B:LEU:H	2:353:B:LEU:HD13	16	0.11
(1,938)	2:353:B:LEU:H	2:353:B:LEU:HD11	19	0.11
(1,938)	2:353:B:LEU:H	2:353:B:LEU:HD12	19	0.11
(1,938)	2:353:B:LEU:H	2:353:B:LEU:HD13	19	0.11
(1,917)	2:351:B:TRP:HE1	2:351:B:TRP:HH2	8	0.11
(1,917)	2:351:B:TRP:HE1	2:351:B:TRP:HH2	10	0.11
(1,917)	2:351:B:TRP:HE1	2:351:B:TRP:HH2	12	0.11
(1,917)	2:351:B:TRP:HE1	2:351:B:TRP:HH2	20	0.11
(1,904)	2:350:B:GLU:H	2:350:B:GLU:HG2	2	0.11
(1,904)	2:350:B:GLU:H	2:350:B:GLU:HG2	3	0.11
(1,904)	2:350:B:GLU:H	2:350:B:GLU:HG2	6	0.11
(1,904)	2:350:B:GLU:H	2:350:B:GLU:HG2	13	0.11
(1,904)	2:350:B:GLU:H	2:350:B:GLU:HG2	19	0.11
(1,901)	2:350:B:GLU:H	2:350:B:GLU:HB3	1	0.11
(1,901)	2:350:B:GLU:H	2:350:B:GLU:HB3	4	0.11
(1,901)	2:350:B:GLU:H	2:350:B:GLU:HB3	5	0.11
(1,901)	2:350:B:GLU:H	2:350:B:GLU:HB3	7	0.11
(1,901)	2:350:B:GLU:H	2:350:B:GLU:HB3	20	0.11
(1,897)	2:349:B:GLN:HB3	2:350:B:GLU:H	6	0.11
(1,892)	2:349:B:GLN:H	2:349:B:GLN:HG3	3	0.11
(1,892)	2:349:B:GLN:H	2:349:B:GLN:HG3	16	0.11
(1,882)	2:347:B:VAL:HG21	2:349:B:GLN:H	5	0.11
(1,882)	2:347:B:VAL:HG22	2:349:B:GLN:H	5	0.11
(1,882)	2:347:B:VAL:HG23	2:349:B:GLN:H	5	0.11
(1,880)	2:347:B:VAL:HA	2:349:B:GLN:H	4	0.11
(1,880)	2:347:B:VAL:HA	2:349:B:GLN:H	5	0.11
(1,880)	2:347:B:VAL:HA	2:349:B:GLN:H	8	0.11

*Continued on next page...*

*Continued from previous page...*

Key	Atom-1	Atom-2	Model ID	Violation (Å)
(1,880)	2:347:B:VAL:HA	2:349:B:GLN:H	11	0.11
(1,864)	2:346:B:GLU:H	2:346:B:GLU:HB2	1	0.11
(1,864)	2:346:B:GLU:H	2:346:B:GLU:HB2	7	0.11
(1,861)	2:345:B:LYS:HB3	2:346:B:GLU:H	6	0.11
(1,861)	2:345:B:LYS:HB3	2:346:B:GLU:H	17	0.11
(1,853)	2:344:B:THR:H	2:346:B:GLU:H	8	0.11
(1,846)	2:343:B:LYS:H	2:345:B:LYS:H	6	0.11
(1,836)	2:343:B:LYS:H	2:343:B:LYS:HG2	6	0.11
(1,831)	2:342:B:GLU:HA	2:345:B:LYS:H	8	0.11
(1,831)	2:342:B:GLU:HA	2:345:B:LYS:H	11	0.11
(1,828)	2:342:B:GLU:HB2	2:343:B:LYS:H	1	0.11
(1,810)	2:340:B:VAL:HG11	2:349:B:GLN:H	8	0.11
(1,810)	2:340:B:VAL:HG12	2:349:B:GLN:H	8	0.11
(1,810)	2:340:B:VAL:HG13	2:349:B:GLN:H	8	0.11
(1,810)	2:340:B:VAL:HG11	2:349:B:GLN:H	10	0.11
(1,810)	2:340:B:VAL:HG12	2:349:B:GLN:H	10	0.11
(1,810)	2:340:B:VAL:HG13	2:349:B:GLN:H	10	0.11
(1,810)	2:340:B:VAL:HG11	2:349:B:GLN:H	12	0.11
(1,810)	2:340:B:VAL:HG12	2:349:B:GLN:H	12	0.11
(1,810)	2:340:B:VAL:HG13	2:349:B:GLN:H	12	0.11
(1,810)	2:340:B:VAL:HG11	2:349:B:GLN:H	20	0.11
(1,810)	2:340:B:VAL:HG12	2:349:B:GLN:H	20	0.11
(1,810)	2:340:B:VAL:HG13	2:349:B:GLN:H	20	0.11
(1,803)	2:340:B:VAL:HG21	2:346:B:GLU:H	10	0.11
(1,803)	2:340:B:VAL:HG22	2:346:B:GLU:H	10	0.11
(1,803)	2:340:B:VAL:HG23	2:346:B:GLU:H	10	0.11
(1,803)	2:340:B:VAL:HG21	2:346:B:GLU:H	20	0.11
(1,803)	2:340:B:VAL:HG22	2:346:B:GLU:H	20	0.11
(1,803)	2:340:B:VAL:HG23	2:346:B:GLU:H	20	0.11
(1,789)	2:339:B:ARG:HB3	2:349:B:GLN:H	3	0.11
(1,789)	2:339:B:ARG:HB3	2:349:B:GLN:H	13	0.11
(1,789)	2:339:B:ARG:HB3	2:349:B:GLN:H	17	0.11
(1,786)	2:339:B:ARG:H	2:349:B:GLN:HG2	17	0.11
(1,782)	2:339:B:ARG:H	2:347:B:VAL:HG21	16	0.11
(1,782)	2:339:B:ARG:H	2:347:B:VAL:HG22	16	0.11
(1,782)	2:339:B:ARG:H	2:347:B:VAL:HG23	16	0.11
(1,782)	2:339:B:ARG:H	2:347:B:VAL:HG21	17	0.11
(1,782)	2:339:B:ARG:H	2:347:B:VAL:HG22	17	0.11
(1,782)	2:339:B:ARG:H	2:347:B:VAL:HG23	17	0.11
(1,775)	2:339:B:ARG:H	2:339:B:ARG:HG2	18	0.11
(1,751)	2:337:B:VAL:HG21	2:356:B:ILE:H	7	0.11
(1,751)	2:337:B:VAL:HG22	2:356:B:ILE:H	7	0.11

*Continued on next page...*

*Continued from previous page...*

Key	Atom-1	Atom-2	Model ID	Violation (Å)
(1,751)	2:337:B:VAL:HG23	2:356:B:ILE:H	7	0.11
(1,749)	2:337:B:VAL:HG21	2:355:B:ASN:H	1	0.11
(1,749)	2:337:B:VAL:HG22	2:355:B:ASN:H	1	0.11
(1,749)	2:337:B:VAL:HG23	2:355:B:ASN:H	1	0.11
(1,749)	2:337:B:VAL:HG21	2:355:B:ASN:H	17	0.11
(1,749)	2:337:B:VAL:HG22	2:355:B:ASN:H	17	0.11
(1,749)	2:337:B:VAL:HG23	2:355:B:ASN:H	17	0.11
(1,737)	2:337:B:VAL:H	2:351:B:TRP:HB3	18	0.11
(1,724)	2:336:B:CYS:H	2:356:B:ILE:HD11	10	0.11
(1,724)	2:336:B:CYS:H	2:356:B:ILE:HD12	10	0.11
(1,724)	2:336:B:CYS:H	2:356:B:ILE:HD13	10	0.11
(1,701)	2:335:B:GLU:H	2:353:B:LEU:HD21	2	0.11
(1,701)	2:335:B:GLU:H	2:353:B:LEU:HD22	2	0.11
(1,701)	2:335:B:GLU:H	2:353:B:LEU:HD23	2	0.11
(1,701)	2:335:B:GLU:H	2:353:B:LEU:HD21	5	0.11
(1,701)	2:335:B:GLU:H	2:353:B:LEU:HD22	5	0.11
(1,701)	2:335:B:GLU:H	2:353:B:LEU:HD23	5	0.11
(1,701)	2:335:B:GLU:H	2:353:B:LEU:HD21	6	0.11
(1,701)	2:335:B:GLU:H	2:353:B:LEU:HD22	6	0.11
(1,701)	2:335:B:GLU:H	2:353:B:LEU:HD23	6	0.11
(1,701)	2:335:B:GLU:H	2:353:B:LEU:HD21	16	0.11
(1,701)	2:335:B:GLU:H	2:353:B:LEU:HD22	16	0.11
(1,701)	2:335:B:GLU:H	2:353:B:LEU:HD23	16	0.11
(1,701)	2:335:B:GLU:H	2:353:B:LEU:HD21	17	0.11
(1,701)	2:335:B:GLU:H	2:353:B:LEU:HD22	17	0.11
(1,701)	2:335:B:GLU:H	2:353:B:LEU:HD23	17	0.11
(1,693)	2:335:B:GLU:H	2:336:B:CYS:H	4	0.11
(1,693)	2:335:B:GLU:H	2:336:B:CYS:H	7	0.11
(1,693)	2:335:B:GLU:H	2:336:B:CYS:H	8	0.11
(1,693)	2:335:B:GLU:H	2:336:B:CYS:H	11	0.11
(1,693)	2:335:B:GLU:H	2:336:B:CYS:H	12	0.11
(1,693)	2:335:B:GLU:H	2:336:B:CYS:H	16	0.11
(1,693)	2:335:B:GLU:H	2:336:B:CYS:H	18	0.11
(1,693)	2:335:B:GLU:H	2:336:B:CYS:H	19	0.11
(1,693)	2:335:B:GLU:H	2:336:B:CYS:H	20	0.11
(1,685)	2:334:B:LYS:HB2	2:335:B:GLU:H	20	0.11
(1,675)	2:333:B:THR:HG21	2:337:B:VAL:H	5	0.11
(1,675)	2:333:B:THR:HG22	2:337:B:VAL:H	5	0.11
(1,675)	2:333:B:THR:HG23	2:337:B:VAL:H	5	0.11
(1,675)	2:333:B:THR:HG21	2:337:B:VAL:H	13	0.11
(1,675)	2:333:B:THR:HG22	2:337:B:VAL:H	13	0.11
(1,675)	2:333:B:THR:HG23	2:337:B:VAL:H	13	0.11

*Continued on next page...*

*Continued from previous page...*

Key	Atom-1	Atom-2	Model ID	Violation (Å)
(1,650)	2:332:B:ILE:HG21	2:338:B:MET:H	9	0.11
(1,650)	2:332:B:ILE:HG22	2:338:B:MET:H	9	0.11
(1,650)	2:332:B:ILE:HG23	2:338:B:MET:H	9	0.11
(1,650)	2:332:B:ILE:HG21	2:338:B:MET:H	13	0.11
(1,650)	2:332:B:ILE:HG22	2:338:B:MET:H	13	0.11
(1,650)	2:332:B:ILE:HG23	2:338:B:MET:H	13	0.11
(1,650)	2:332:B:ILE:HG21	2:338:B:MET:H	20	0.11
(1,650)	2:332:B:ILE:HG22	2:338:B:MET:H	20	0.11
(1,650)	2:332:B:ILE:HG23	2:338:B:MET:H	20	0.11
(1,627)	2:331:B:GLY:H	2:340:B:VAL:HG11	12	0.11
(1,627)	2:331:B:GLY:H	2:340:B:VAL:HG12	12	0.11
(1,627)	2:331:B:GLY:H	2:340:B:VAL:HG13	12	0.11
(1,616)	2:330:B:LEU:HD21	2:388:B:ILE:H	12	0.11
(1,616)	2:330:B:LEU:HD22	2:388:B:ILE:H	12	0.11
(1,616)	2:330:B:LEU:HD23	2:388:B:ILE:H	12	0.11
(1,590)	2:329:B:LEU:HD21	2:342:B:GLU:H	1	0.11
(1,590)	2:329:B:LEU:HD22	2:342:B:GLU:H	1	0.11
(1,590)	2:329:B:LEU:HD23	2:342:B:GLU:H	1	0.11
(1,590)	2:329:B:LEU:HD21	2:342:B:GLU:H	5	0.11
(1,590)	2:329:B:LEU:HD22	2:342:B:GLU:H	5	0.11
(1,590)	2:329:B:LEU:HD23	2:342:B:GLU:H	5	0.11
(1,590)	2:329:B:LEU:HD21	2:342:B:GLU:H	14	0.11
(1,590)	2:329:B:LEU:HD22	2:342:B:GLU:H	14	0.11
(1,590)	2:329:B:LEU:HD23	2:342:B:GLU:H	14	0.11
(1,590)	2:329:B:LEU:HD21	2:342:B:GLU:H	15	0.11
(1,590)	2:329:B:LEU:HD22	2:342:B:GLU:H	15	0.11
(1,590)	2:329:B:LEU:HD23	2:342:B:GLU:H	15	0.11
(1,590)	2:329:B:LEU:HD21	2:342:B:GLU:H	17	0.11
(1,590)	2:329:B:LEU:HD22	2:342:B:GLU:H	17	0.11
(1,590)	2:329:B:LEU:HD23	2:342:B:GLU:H	17	0.11
(1,590)	2:329:B:LEU:HD21	2:342:B:GLU:H	19	0.11
(1,590)	2:329:B:LEU:HD22	2:342:B:GLU:H	19	0.11
(1,590)	2:329:B:LEU:HD23	2:342:B:GLU:H	19	0.11
(1,584)	2:329:B:LEU:HD11	2:340:B:VAL:H	7	0.11
(1,584)	2:329:B:LEU:HD12	2:340:B:VAL:H	7	0.11
(1,584)	2:329:B:LEU:HD13	2:340:B:VAL:H	7	0.11
(1,580)	2:329:B:LEU:H	2:340:B:VAL:HG11	2	0.11
(1,580)	2:329:B:LEU:H	2:340:B:VAL:HG12	2	0.11
(1,580)	2:329:B:LEU:H	2:340:B:VAL:HG13	2	0.11
(1,580)	2:329:B:LEU:H	2:340:B:VAL:HG11	3	0.11
(1,580)	2:329:B:LEU:H	2:340:B:VAL:HG12	3	0.11
(1,580)	2:329:B:LEU:H	2:340:B:VAL:HG13	3	0.11

*Continued on next page...*



*Continued from previous page...*

Key	Atom-1	Atom-2	Model ID	Violation (Å)
(1,580)	2:329:B:LEU:H	2:340:B:VAL:HG11	13	0.11
(1,580)	2:329:B:LEU:H	2:340:B:VAL:HG12	13	0.11
(1,580)	2:329:B:LEU:H	2:340:B:VAL:HG13	13	0.11
(1,580)	2:329:B:LEU:H	2:340:B:VAL:HG11	17	0.11
(1,580)	2:329:B:LEU:H	2:340:B:VAL:HG12	17	0.11
(1,580)	2:329:B:LEU:H	2:340:B:VAL:HG13	17	0.11
(1,580)	2:329:B:LEU:H	2:340:B:VAL:HG11	19	0.11
(1,580)	2:329:B:LEU:H	2:340:B:VAL:HG12	19	0.11
(1,580)	2:329:B:LEU:H	2:340:B:VAL:HG13	19	0.11
(1,578)	2:329:B:LEU:H	2:339:B:ARG:HA	6	0.11
(1,578)	2:329:B:LEU:H	2:339:B:ARG:HA	19	0.11
(1,563)	2:328:B:ARG:HB2	2:329:B:LEU:H	1	0.11
(1,563)	2:328:B:ARG:HB2	2:329:B:LEU:H	5	0.11
(1,563)	2:328:B:ARG:HB2	2:329:B:LEU:H	14	0.11
(1,563)	2:328:B:ARG:HB2	2:329:B:LEU:H	17	0.11
(1,563)	2:328:B:ARG:HB2	2:329:B:LEU:H	19	0.11
(1,560)	2:328:B:ARG:H	2:329:B:LEU:HD21	1	0.11
(1,560)	2:328:B:ARG:H	2:329:B:LEU:HD22	1	0.11
(1,560)	2:328:B:ARG:H	2:329:B:LEU:HD23	1	0.11
(1,560)	2:328:B:ARG:H	2:329:B:LEU:HD21	5	0.11
(1,560)	2:328:B:ARG:H	2:329:B:LEU:HD22	5	0.11
(1,560)	2:328:B:ARG:H	2:329:B:LEU:HD23	5	0.11
(1,560)	2:328:B:ARG:H	2:329:B:LEU:HD21	9	0.11
(1,560)	2:328:B:ARG:H	2:329:B:LEU:HD22	9	0.11
(1,560)	2:328:B:ARG:H	2:329:B:LEU:HD23	9	0.11
(1,560)	2:328:B:ARG:H	2:329:B:LEU:HD21	10	0.11
(1,560)	2:328:B:ARG:H	2:329:B:LEU:HD22	10	0.11
(1,560)	2:328:B:ARG:H	2:329:B:LEU:HD23	10	0.11
(1,560)	2:328:B:ARG:H	2:329:B:LEU:HD21	19	0.11
(1,560)	2:328:B:ARG:H	2:329:B:LEU:HD22	19	0.11
(1,560)	2:328:B:ARG:H	2:329:B:LEU:HD23	19	0.11
(1,560)	2:328:B:ARG:H	2:329:B:LEU:HD21	20	0.11
(1,560)	2:328:B:ARG:H	2:329:B:LEU:HD22	20	0.11
(1,560)	2:328:B:ARG:H	2:329:B:LEU:HD23	20	0.11
(1,553)	2:326:B:VAL:HG11	2:329:B:LEU:H	1	0.11
(1,553)	2:326:B:VAL:HG12	2:329:B:LEU:H	1	0.11
(1,553)	2:326:B:VAL:HG13	2:329:B:LEU:H	1	0.11
(1,540)	2:325:B:LEU:H	2:326:B:VAL:HG21	17	0.11
(1,540)	2:325:B:LEU:H	2:326:B:VAL:HG22	17	0.11
(1,540)	2:325:B:LEU:H	2:326:B:VAL:HG23	17	0.11
(1,525)	2:324:B:LYS:H	2:324:B:LYS:HE2	1	0.11
(1,525)	2:324:B:LYS:H	2:324:B:LYS:HE2	3	0.11

*Continued on next page...*

*Continued from previous page...*

Key	Atom-1	Atom-2	Model ID	Violation (Å)
(1,525)	2:324:B:LYS:H	2:324:B:LYS:HE2	4	0.11
(1,525)	2:324:B:LYS:H	2:324:B:LYS:HE2	9	0.11
(1,525)	2:324:B:LYS:H	2:324:B:LYS:HE2	11	0.11
(1,525)	2:324:B:LYS:H	2:324:B:LYS:HE2	13	0.11
(1,517)	2:322:B:LYS:HD2	2:324:B:LYS:H	9	0.11
(1,514)	2:322:B:LYS:HA	2:324:B:LYS:H	14	0.11
(1,514)	2:322:B:LYS:HA	2:324:B:LYS:H	17	0.11
(1,513)	2:322:B:LYS:H	2:323:B:ASN:HA	11	0.11
(1,507)	2:321:B:GLY:HA3	2:322:B:LYS:H	2	0.11
(1,507)	2:321:B:GLY:HA3	2:322:B:LYS:H	9	0.11
(1,507)	2:321:B:GLY:HA3	2:322:B:LYS:H	10	0.11
(1,507)	2:321:B:GLY:HA3	2:322:B:LYS:H	11	0.11
(1,507)	2:321:B:GLY:HA3	2:322:B:LYS:H	13	0.11
(1,504)	2:320:B:LYS:H	2:326:B:VAL:HG21	4	0.11
(1,504)	2:320:B:LYS:H	2:326:B:VAL:HG22	4	0.11
(1,504)	2:320:B:LYS:H	2:326:B:VAL:HG23	4	0.11
(1,492)	2:320:B:LYS:H	2:320:B:LYS:HE3	5	0.11
(1,492)	2:320:B:LYS:H	2:320:B:LYS:HE3	13	0.11
(1,492)	2:320:B:LYS:H	2:320:B:LYS:HE3	19	0.11
(1,491)	2:320:B:LYS:H	2:320:B:LYS:HD2	1	0.11
(1,491)	2:320:B:LYS:H	2:320:B:LYS:HD2	2	0.11
(1,491)	2:320:B:LYS:H	2:320:B:LYS:HD2	4	0.11
(1,491)	2:320:B:LYS:H	2:320:B:LYS:HD2	5	0.11
(1,491)	2:320:B:LYS:H	2:320:B:LYS:HD2	13	0.11
(1,491)	2:320:B:LYS:H	2:320:B:LYS:HD2	15	0.11
(1,491)	2:320:B:LYS:H	2:320:B:LYS:HD2	16	0.11
(1,491)	2:320:B:LYS:H	2:320:B:LYS:HD2	17	0.11
(1,491)	2:320:B:LYS:H	2:320:B:LYS:HD2	19	0.11
(1,490)	2:320:B:LYS:H	2:320:B:LYS:HD3	11	0.11
(1,489)	2:320:B:LYS:H	2:320:B:LYS:HB2	15	0.11
(1,489)	2:320:B:LYS:H	2:320:B:LYS:HB2	16	0.11
(1,487)	2:319:B:MET:HE1	2:326:B:VAL:H	15	0.11
(1,487)	2:319:B:MET:HE2	2:326:B:VAL:H	15	0.11
(1,487)	2:319:B:MET:HE3	2:326:B:VAL:H	15	0.11
(1,485)	2:319:B:MET:H	2:326:B:VAL:H	5	0.11
(1,485)	2:319:B:MET:H	2:326:B:VAL:H	19	0.11
(1,482)	2:319:B:MET:H	2:326:B:VAL:HB	6	0.11
(1,482)	2:319:B:MET:H	2:326:B:VAL:HB	17	0.11
(1,477)	2:319:B:MET:H	2:322:B:LYS:HG3	2	0.11
(1,477)	2:319:B:MET:H	2:322:B:LYS:HG3	3	0.11
(1,477)	2:319:B:MET:H	2:322:B:LYS:HG3	19	0.11
(1,476)	2:319:B:MET:H	2:322:B:LYS:HE3	2	0.11

*Continued on next page...*

*Continued from previous page...*

Key	Atom-1	Atom-2	Model ID	Violation (Å)
(1,476)	2:319:B:MET:H	2:322:B:LYS:HE3	3	0.11
(1,474)	2:319:B:MET:HE1	2:320:B:LYS:H	2	0.11
(1,474)	2:319:B:MET:HE2	2:320:B:LYS:H	2	0.11
(1,474)	2:319:B:MET:HE3	2:320:B:LYS:H	2	0.11
(1,467)	2:319:B:MET:H	2:319:B:MET:HE1	14	0.11
(1,467)	2:319:B:MET:H	2:319:B:MET:HE2	14	0.11
(1,467)	2:319:B:MET:H	2:319:B:MET:HE3	14	0.11
(1,463)	2:318:B:LYS:HA	2:326:B:VAL:H	1	0.11
(1,463)	2:318:B:LYS:HA	2:326:B:VAL:H	2	0.11
(1,463)	2:318:B:LYS:HA	2:326:B:VAL:H	4	0.11
(1,463)	2:318:B:LYS:HA	2:326:B:VAL:H	7	0.11
(1,463)	2:318:B:LYS:HA	2:326:B:VAL:H	11	0.11
(1,463)	2:318:B:LYS:HA	2:326:B:VAL:H	13	0.11
(1,461)	2:318:B:LYS:H	2:326:B:VAL:HG21	7	0.11
(1,461)	2:318:B:LYS:H	2:326:B:VAL:HG22	7	0.11
(1,461)	2:318:B:LYS:H	2:326:B:VAL:HG23	7	0.11
(1,461)	2:318:B:LYS:H	2:326:B:VAL:HG21	8	0.11
(1,461)	2:318:B:LYS:H	2:326:B:VAL:HG22	8	0.11
(1,461)	2:318:B:LYS:H	2:326:B:VAL:HG23	8	0.11
(1,453)	2:318:B:LYS:HD3	2:319:B:MET:H	13	0.11
(1,451)	2:318:B:LYS:HB3	2:319:B:MET:H	15	0.11
(1,449)	2:318:B:LYS:H	2:319:B:MET:HE1	11	0.11
(1,449)	2:318:B:LYS:H	2:319:B:MET:HE2	11	0.11
(1,449)	2:318:B:LYS:H	2:319:B:MET:HE3	11	0.11
(1,441)	2:317:B:GLU:HA	2:381:B:GLN:H	12	0.11
(1,440)	2:317:B:GLU:H	2:380:B:VAL:HG21	3	0.11
(1,440)	2:317:B:GLU:H	2:380:B:VAL:HG22	3	0.11
(1,440)	2:317:B:GLU:H	2:380:B:VAL:HG23	3	0.11
(1,440)	2:317:B:GLU:H	2:380:B:VAL:HG21	13	0.11
(1,440)	2:317:B:GLU:H	2:380:B:VAL:HG22	13	0.11
(1,440)	2:317:B:GLU:H	2:380:B:VAL:HG23	13	0.11
(1,440)	2:317:B:GLU:H	2:380:B:VAL:HG21	14	0.11
(1,440)	2:317:B:GLU:H	2:380:B:VAL:HG22	14	0.11
(1,440)	2:317:B:GLU:H	2:380:B:VAL:HG23	14	0.11
(1,440)	2:317:B:GLU:H	2:380:B:VAL:HG21	19	0.11
(1,440)	2:317:B:GLU:H	2:380:B:VAL:HG22	19	0.11
(1,440)	2:317:B:GLU:H	2:380:B:VAL:HG23	19	0.11
(1,431)	2:317:B:GLU:H	2:326:B:VAL:HG21	6	0.11
(1,431)	2:317:B:GLU:H	2:326:B:VAL:HG22	6	0.11
(1,431)	2:317:B:GLU:H	2:326:B:VAL:HG23	6	0.11
(1,431)	2:317:B:GLU:H	2:326:B:VAL:HG21	7	0.11
(1,431)	2:317:B:GLU:H	2:326:B:VAL:HG22	7	0.11

*Continued on next page...*

*Continued from previous page...*

Key	Atom-1	Atom-2	Model ID	Violation (Å)
(1,431)	2:317:B:GLU:H	2:326:B:VAL:HG23	7	0.11
(1,431)	2:317:B:GLU:H	2:326:B:VAL:HG21	8	0.11
(1,431)	2:317:B:GLU:H	2:326:B:VAL:HG22	8	0.11
(1,431)	2:317:B:GLU:H	2:326:B:VAL:HG23	8	0.11
(1,431)	2:317:B:GLU:H	2:326:B:VAL:HG21	16	0.11
(1,431)	2:317:B:GLU:H	2:326:B:VAL:HG22	16	0.11
(1,431)	2:317:B:GLU:H	2:326:B:VAL:HG23	16	0.11
(1,431)	2:317:B:GLU:H	2:326:B:VAL:HG21	20	0.11
(1,431)	2:317:B:GLU:H	2:326:B:VAL:HG22	20	0.11
(1,431)	2:317:B:GLU:H	2:326:B:VAL:HG23	20	0.11
(1,419)	2:317:B:GLU:HB3	2:318:B:LYS:H	15	0.11
(1,408)	2:316:B:LYS:H	2:381:B:GLN:HB2	5	0.11
(1,408)	2:316:B:LYS:H	2:381:B:GLN:HB2	6	0.11
(1,408)	2:316:B:LYS:H	2:381:B:GLN:HB2	7	0.11
(1,405)	2:316:B:LYS:H	2:380:B:VAL:HG21	3	0.11
(1,405)	2:316:B:LYS:H	2:380:B:VAL:HG22	3	0.11
(1,405)	2:316:B:LYS:H	2:380:B:VAL:HG23	3	0.11
(1,405)	2:316:B:LYS:H	2:380:B:VAL:HG21	8	0.11
(1,405)	2:316:B:LYS:H	2:380:B:VAL:HG22	8	0.11
(1,405)	2:316:B:LYS:H	2:380:B:VAL:HG23	8	0.11
(1,405)	2:316:B:LYS:H	2:380:B:VAL:HG21	9	0.11
(1,405)	2:316:B:LYS:H	2:380:B:VAL:HG22	9	0.11
(1,405)	2:316:B:LYS:H	2:380:B:VAL:HG23	9	0.11
(1,404)	2:316:B:LYS:H	2:380:B:VAL:HG11	2	0.11
(1,404)	2:316:B:LYS:H	2:380:B:VAL:HG12	2	0.11
(1,404)	2:316:B:LYS:H	2:380:B:VAL:HG13	2	0.11
(1,404)	2:316:B:LYS:H	2:380:B:VAL:HG11	13	0.11
(1,404)	2:316:B:LYS:H	2:380:B:VAL:HG12	13	0.11
(1,404)	2:316:B:LYS:H	2:380:B:VAL:HG13	13	0.11
(1,404)	2:316:B:LYS:H	2:380:B:VAL:HG11	16	0.11
(1,404)	2:316:B:LYS:H	2:380:B:VAL:HG12	16	0.11
(1,404)	2:316:B:LYS:H	2:380:B:VAL:HG13	16	0.11
(1,378)	2:315:B:VAL:HG11	2:381:B:GLN:H	17	0.11
(1,378)	2:315:B:VAL:HG12	2:381:B:GLN:H	17	0.11
(1,378)	2:315:B:VAL:HG13	2:381:B:GLN:H	17	0.11
(1,375)	2:315:B:VAL:HG11	2:380:B:VAL:H	4	0.11
(1,375)	2:315:B:VAL:HG12	2:380:B:VAL:H	4	0.11
(1,375)	2:315:B:VAL:HG13	2:380:B:VAL:H	4	0.11
(1,372)	2:315:B:VAL:HG21	2:340:B:VAL:H	2	0.11
(1,372)	2:315:B:VAL:HG22	2:340:B:VAL:H	2	0.11
(1,372)	2:315:B:VAL:HG23	2:340:B:VAL:H	2	0.11
(1,372)	2:315:B:VAL:HG21	2:340:B:VAL:H	3	0.11

*Continued on next page...*

*Continued from previous page...*

Key	Atom-1	Atom-2	Model ID	Violation (Å)
(1,372)	2:315:B:VAL:HG22	2:340:B:VAL:H	3	0.11
(1,372)	2:315:B:VAL:HG23	2:340:B:VAL:H	3	0.11
(1,372)	2:315:B:VAL:HG21	2:340:B:VAL:H	5	0.11
(1,372)	2:315:B:VAL:HG22	2:340:B:VAL:H	5	0.11
(1,372)	2:315:B:VAL:HG23	2:340:B:VAL:H	5	0.11
(1,372)	2:315:B:VAL:HG21	2:340:B:VAL:H	9	0.11
(1,372)	2:315:B:VAL:HG22	2:340:B:VAL:H	9	0.11
(1,372)	2:315:B:VAL:HG23	2:340:B:VAL:H	9	0.11
(1,367)	2:315:B:VAL:H	2:330:B:LEU:HD21	2	0.11
(1,367)	2:315:B:VAL:H	2:330:B:LEU:HD22	2	0.11
(1,367)	2:315:B:VAL:H	2:330:B:LEU:HD23	2	0.11
(1,367)	2:315:B:VAL:H	2:330:B:LEU:HD21	6	0.11
(1,367)	2:315:B:VAL:H	2:330:B:LEU:HD22	6	0.11
(1,367)	2:315:B:VAL:H	2:330:B:LEU:HD23	6	0.11
(1,367)	2:315:B:VAL:H	2:330:B:LEU:HD21	12	0.11
(1,367)	2:315:B:VAL:H	2:330:B:LEU:HD22	12	0.11
(1,367)	2:315:B:VAL:H	2:330:B:LEU:HD23	12	0.11
(1,358)	2:315:B:VAL:HA	2:328:B:ARG:H	5	0.11
(1,358)	2:315:B:VAL:HA	2:328:B:ARG:H	17	0.11
(1,358)	2:315:B:VAL:HA	2:328:B:ARG:H	19	0.11
(1,354)	2:315:B:VAL:HG21	2:317:B:GLU:H	5	0.11
(1,354)	2:315:B:VAL:HG22	2:317:B:GLU:H	5	0.11
(1,354)	2:315:B:VAL:HG23	2:317:B:GLU:H	5	0.11
(1,354)	2:315:B:VAL:HG21	2:317:B:GLU:H	19	0.11
(1,354)	2:315:B:VAL:HG22	2:317:B:GLU:H	19	0.11
(1,354)	2:315:B:VAL:HG23	2:317:B:GLU:H	19	0.11
(1,325)	2:314:B:LEU:H	2:315:B:VAL:H	7	0.11
(1,325)	2:314:B:LEU:H	2:315:B:VAL:H	20	0.11
(1,324)	2:314:B:LEU:H	2:315:B:VAL:HG21	8	0.11
(1,324)	2:314:B:LEU:H	2:315:B:VAL:HG22	8	0.11
(1,324)	2:314:B:LEU:H	2:315:B:VAL:HG23	8	0.11
(1,324)	2:314:B:LEU:H	2:315:B:VAL:HG21	9	0.11
(1,324)	2:314:B:LEU:H	2:315:B:VAL:HG22	9	0.11
(1,324)	2:314:B:LEU:H	2:315:B:VAL:HG23	9	0.11
(1,324)	2:314:B:LEU:H	2:315:B:VAL:HG21	11	0.11
(1,324)	2:314:B:LEU:H	2:315:B:VAL:HG22	11	0.11
(1,324)	2:314:B:LEU:H	2:315:B:VAL:HG23	11	0.11
(1,324)	2:314:B:LEU:H	2:315:B:VAL:HG21	20	0.11
(1,324)	2:314:B:LEU:H	2:315:B:VAL:HG22	20	0.11
(1,324)	2:314:B:LEU:H	2:315:B:VAL:HG23	20	0.11
(1,319)	2:314:B:LEU:H	2:314:B:LEU:HB2	3	0.11
(1,319)	2:314:B:LEU:H	2:314:B:LEU:HB2	5	0.11

*Continued on next page...*

*Continued from previous page...*

Key	Atom-1	Atom-2	Model ID	Violation (Å)
(1,319)	2:314:B:LEU:H	2:314:B:LEU:HB2	10	0.11
(1,319)	2:314:B:LEU:H	2:314:B:LEU:HB2	12	0.11
(1,319)	2:314:B:LEU:H	2:314:B:LEU:HB2	15	0.11
(1,319)	2:314:B:LEU:H	2:314:B:LEU:HB2	17	0.11
(1,317)	2:313:B:PHE:HE2	2:388:B:ILE:H	13	0.11
(1,317)	2:313:B:PHE:HE2	2:388:B:ILE:H	15	0.11
(1,311)	2:313:B:PHE:H	2:330:B:LEU:HD21	1	0.11
(1,311)	2:313:B:PHE:H	2:330:B:LEU:HD22	1	0.11
(1,311)	2:313:B:PHE:H	2:330:B:LEU:HD23	1	0.11
(1,311)	2:313:B:PHE:H	2:330:B:LEU:HD21	2	0.11
(1,311)	2:313:B:PHE:H	2:330:B:LEU:HD22	2	0.11
(1,311)	2:313:B:PHE:H	2:330:B:LEU:HD23	2	0.11
(1,311)	2:313:B:PHE:H	2:330:B:LEU:HD21	3	0.11
(1,311)	2:313:B:PHE:H	2:330:B:LEU:HD22	3	0.11
(1,311)	2:313:B:PHE:H	2:330:B:LEU:HD23	3	0.11
(1,311)	2:313:B:PHE:H	2:330:B:LEU:HD21	7	0.11
(1,311)	2:313:B:PHE:H	2:330:B:LEU:HD22	7	0.11
(1,311)	2:313:B:PHE:H	2:330:B:LEU:HD23	7	0.11
(1,311)	2:313:B:PHE:H	2:330:B:LEU:HD21	16	0.11
(1,311)	2:313:B:PHE:H	2:330:B:LEU:HD22	16	0.11
(1,311)	2:313:B:PHE:H	2:330:B:LEU:HD23	16	0.11
(1,311)	2:313:B:PHE:H	2:330:B:LEU:HD21	17	0.11
(1,311)	2:313:B:PHE:H	2:330:B:LEU:HD22	17	0.11
(1,311)	2:313:B:PHE:H	2:330:B:LEU:HD23	17	0.11
(1,311)	2:313:B:PHE:H	2:330:B:LEU:HD21	19	0.11
(1,311)	2:313:B:PHE:H	2:330:B:LEU:HD22	19	0.11
(1,311)	2:313:B:PHE:H	2:330:B:LEU:HD23	19	0.11
(1,310)	2:313:B:PHE:H	2:330:B:LEU:HD11	12	0.11
(1,310)	2:313:B:PHE:H	2:330:B:LEU:HD12	12	0.11
(1,310)	2:313:B:PHE:H	2:330:B:LEU:HD13	12	0.11
(1,310)	2:313:B:PHE:H	2:330:B:LEU:HD11	18	0.11
(1,310)	2:313:B:PHE:H	2:330:B:LEU:HD12	18	0.11
(1,310)	2:313:B:PHE:H	2:330:B:LEU:HD13	18	0.11
(1,310)	2:313:B:PHE:H	2:330:B:LEU:HD11	20	0.11
(1,310)	2:313:B:PHE:H	2:330:B:LEU:HD12	20	0.11
(1,310)	2:313:B:PHE:H	2:330:B:LEU:HD13	20	0.11
(1,305)	2:313:B:PHE:H	2:315:B:VAL:HG21	18	0.11
(1,305)	2:313:B:PHE:H	2:315:B:VAL:HG22	18	0.11
(1,305)	2:313:B:PHE:H	2:315:B:VAL:HG23	18	0.11
(1,303)	2:313:B:PHE:H	2:314:B:LEU:H	3	0.11
(1,303)	2:313:B:PHE:H	2:314:B:LEU:H	5	0.11
(1,303)	2:313:B:PHE:H	2:314:B:LEU:H	7	0.11

*Continued on next page...*



*Continued from previous page...*

Key	Atom-1	Atom-2	Model ID	Violation (Å)
(1,303)	2:313:B:PHE:H	2:314:B:LEU:H	9	0.11
(1,303)	2:313:B:PHE:H	2:314:B:LEU:H	10	0.11
(1,303)	2:313:B:PHE:H	2:314:B:LEU:H	13	0.11
(1,303)	2:313:B:PHE:H	2:314:B:LEU:H	15	0.11
(1,302)	2:313:B:PHE:HD2	2:314:B:LEU:H	1	0.11
(1,302)	2:313:B:PHE:HD2	2:314:B:LEU:H	15	0.11
(1,291)	2:312:B:PHE:HA	2:331:B:GLY:H	14	0.11
(1,291)	2:312:B:PHE:HA	2:331:B:GLY:H	16	0.11
(1,291)	2:312:B:PHE:HA	2:331:B:GLY:H	17	0.11
(1,291)	2:312:B:PHE:HA	2:331:B:GLY:H	19	0.11
(1,264)	2:311:B:SER:H	2:311:B:SER:HB3	2	0.11
(1,264)	2:311:B:SER:H	2:311:B:SER:HB3	4	0.11
(1,264)	2:311:B:SER:H	2:311:B:SER:HB3	6	0.11
(1,264)	2:311:B:SER:H	2:311:B:SER:HB3	7	0.11
(1,264)	2:311:B:SER:H	2:311:B:SER:HB3	10	0.11
(1,264)	2:311:B:SER:H	2:311:B:SER:HB3	12	0.11
(1,264)	2:311:B:SER:H	2:311:B:SER:HB3	18	0.11
(1,264)	2:311:B:SER:H	2:311:B:SER:HB3	20	0.11
(1,263)	2:310:B:VAL:HG11	2:334:B:LYS:H	9	0.11
(1,263)	2:310:B:VAL:HG12	2:334:B:LYS:H	9	0.11
(1,263)	2:310:B:VAL:HG13	2:334:B:LYS:H	9	0.11
(1,263)	2:310:B:VAL:HG11	2:334:B:LYS:H	16	0.11
(1,263)	2:310:B:VAL:HG12	2:334:B:LYS:H	16	0.11
(1,263)	2:310:B:VAL:HG13	2:334:B:LYS:H	16	0.11
(1,262)	2:310:B:VAL:H	2:333:B:THR:HG21	12	0.11
(1,262)	2:310:B:VAL:H	2:333:B:THR:HG22	12	0.11
(1,262)	2:310:B:VAL:H	2:333:B:THR:HG23	12	0.11
(1,215)	1:25:A:SER:HB3	1:26:A:LEU:H	9	0.11
(1,215)	1:25:A:SER:HB3	1:26:A:LEU:H	12	0.11
(1,152)	1:19:A:MET:HB3	1:20:A:ASP:H	3	0.11
(1,152)	1:19:A:MET:HB3	1:20:A:ASP:H	4	0.11
(1,152)	1:19:A:MET:HB3	1:20:A:ASP:H	8	0.11
(1,152)	1:19:A:MET:HB3	1:20:A:ASP:H	12	0.11
(1,144)	1:18:A:GLU:HA	1:21:A:LEU:HB2	4	0.11
(1,144)	1:18:A:GLU:HA	1:21:A:LEU:HB2	10	0.11
(1,144)	1:18:A:GLU:HA	1:21:A:LEU:HB2	19	0.11
(1,143)	1:18:A:GLU:HA	1:21:A:LEU:H	7	0.11
(1,143)	1:18:A:GLU:HA	1:21:A:LEU:H	10	0.11
(1,143)	1:18:A:GLU:HA	1:21:A:LEU:H	11	0.11
(1,143)	1:18:A:GLU:HA	1:21:A:LEU:H	19	0.11
(1,134)	1:18:A:GLU:HG2	1:18:A:GLU:H	20	0.11
(1,133)	1:18:A:GLU:HG3	1:18:A:GLU:H	3	0.11

*Continued on next page...*

*Continued from previous page...*

Key	Atom-1	Atom-2	Model ID	Violation (Å)
(1,108)	1:15:A:LEU:H	1:16:A:LEU:HB3	2	0.11
(1,88)	1:14:A:THR:HB	1:14:A:THR:H	6	0.11
(1,75)	1:12:A:PHE:HD2	1:13:A:SER:HA	4	0.11
(1,75)	1:12:A:PHE:HD2	1:13:A:SER:HA	9	0.11
(1,75)	1:12:A:PHE:HD2	1:13:A:SER:HA	10	0.11
(1,75)	1:12:A:PHE:HD2	1:13:A:SER:HA	18	0.11
(1,52)	1:11:A:MET:HA	1:12:A:PHE:H	11	0.11
(1,49)	1:11:A:MET:HG2	1:11:A:MET:H	14	0.11
(1,46)	1:11:A:MET:HB3	1:11:A:MET:H	4	0.11
(1,46)	1:11:A:MET:HB3	1:11:A:MET:H	9	0.11
(1,46)	1:11:A:MET:HB3	1:11:A:MET:H	10	0.11
(1,46)	1:11:A:MET:HB3	1:11:A:MET:H	12	0.11
(1,46)	1:11:A:MET:HB3	1:11:A:MET:H	18	0.11
(1,43)	1:10:A:GLN:HB2	1:14:A:THR:HG21	8	0.11
(1,43)	1:10:A:GLN:HB2	1:14:A:THR:HG22	8	0.11
(1,43)	1:10:A:GLN:HB2	1:14:A:THR:HG23	8	0.11
(1,40)	1:10:A:GLN:HA	1:13:A:SER:H	3	0.11
(1,35)	1:10:A:GLN:HB3	1:11:A:MET:H	20	0.11
(1,29)	1:10:A:GLN:HB3	1:10:A:GLN:H	12	0.11
(1,29)	1:10:A:GLN:HB3	1:10:A:GLN:H	13	0.11
(1,29)	1:10:A:GLN:HB3	1:10:A:GLN:H	14	0.11
(1,29)	1:10:A:GLN:HB3	1:10:A:GLN:H	18	0.11
(1,20)	1:9:A:ASP:HB3	1:9:A:ASP:H	17	0.11
(1,14)	1:8:A:ILE:HA	1:9:A:ASP:HB2	17	0.11
(1,12)	1:8:A:ILE:HG21	1:9:A:ASP:H	4	0.11
(1,12)	1:8:A:ILE:HG22	1:9:A:ASP:H	4	0.11
(1,12)	1:8:A:ILE:HG23	1:9:A:ASP:H	4	0.11
(1,12)	1:8:A:ILE:HG21	1:9:A:ASP:H	8	0.11
(1,12)	1:8:A:ILE:HG22	1:9:A:ASP:H	8	0.11
(1,12)	1:8:A:ILE:HG23	1:9:A:ASP:H	8	0.11
(1,12)	1:8:A:ILE:HG21	1:9:A:ASP:H	9	0.11
(1,12)	1:8:A:ILE:HG22	1:9:A:ASP:H	9	0.11
(1,12)	1:8:A:ILE:HG23	1:9:A:ASP:H	9	0.11
(1,12)	1:8:A:ILE:HG21	1:9:A:ASP:H	10	0.11
(1,12)	1:8:A:ILE:HG22	1:9:A:ASP:H	10	0.11
(1,12)	1:8:A:ILE:HG23	1:9:A:ASP:H	10	0.11
(1,8)	1:8:A:ILE:HB	1:9:A:ASP:H	1	0.11
(1,8)	1:8:A:ILE:HB	1:9:A:ASP:H	14	0.11
(1,8)	1:8:A:ILE:HB	1:9:A:ASP:H	18	0.11
(1,1584)	1:19:A:MET:HE1	2:318:B:LYS:H	20	0.1
(1,1584)	1:19:A:MET:HE2	2:318:B:LYS:H	20	0.1
(1,1584)	1:19:A:MET:HE3	2:318:B:LYS:H	20	0.1

*Continued on next page...*

*Continued from previous page...*

Key	Atom-1	Atom-2	Model ID	Violation (Å)
(1,1582)	1:16:A:LEU:HD21	2:366:B:PHE:H	2	0.1
(1,1582)	1:16:A:LEU:HD22	2:366:B:PHE:H	2	0.1
(1,1582)	1:16:A:LEU:HD23	2:366:B:PHE:H	2	0.1
(1,1582)	1:16:A:LEU:HD21	2:366:B:PHE:H	13	0.1
(1,1582)	1:16:A:LEU:HD22	2:366:B:PHE:H	13	0.1
(1,1582)	1:16:A:LEU:HD23	2:366:B:PHE:H	13	0.1
(1,1580)	1:16:A:LEU:HD21	2:361:B:ALA:H	7	0.1
(1,1580)	1:16:A:LEU:HD22	2:361:B:ALA:H	7	0.1
(1,1580)	1:16:A:LEU:HD23	2:361:B:ALA:H	7	0.1
(1,1577)	1:15:A:LEU:HD21	2:369:B:ASP:H	17	0.1
(1,1577)	1:15:A:LEU:HD22	2:369:B:ASP:H	17	0.1
(1,1577)	1:15:A:LEU:HD23	2:369:B:ASP:H	17	0.1
(1,1573)	1:15:A:LEU:HD21	2:360:B:ALA:H	18	0.1
(1,1573)	1:15:A:LEU:HD22	2:360:B:ALA:H	18	0.1
(1,1573)	1:15:A:LEU:HD23	2:360:B:ALA:H	18	0.1
(1,1571)	1:15:A:LEU:HD21	2:359:B:TRP:H	15	0.1
(1,1571)	1:15:A:LEU:HD22	2:359:B:TRP:H	15	0.1
(1,1571)	1:15:A:LEU:HD23	2:359:B:TRP:H	15	0.1
(1,1564)	2:400:B:LEU:H	2:400:B:LEU:HD21	1	0.1
(1,1564)	2:400:B:LEU:H	2:400:B:LEU:HD22	1	0.1
(1,1564)	2:400:B:LEU:H	2:400:B:LEU:HD23	1	0.1
(1,1564)	2:400:B:LEU:H	2:400:B:LEU:HD21	2	0.1
(1,1564)	2:400:B:LEU:H	2:400:B:LEU:HD22	2	0.1
(1,1564)	2:400:B:LEU:H	2:400:B:LEU:HD23	2	0.1
(1,1564)	2:400:B:LEU:H	2:400:B:LEU:HD21	3	0.1
(1,1564)	2:400:B:LEU:H	2:400:B:LEU:HD22	3	0.1
(1,1564)	2:400:B:LEU:H	2:400:B:LEU:HD23	3	0.1
(1,1564)	2:400:B:LEU:H	2:400:B:LEU:HD21	4	0.1
(1,1564)	2:400:B:LEU:H	2:400:B:LEU:HD22	4	0.1
(1,1564)	2:400:B:LEU:H	2:400:B:LEU:HD23	4	0.1
(1,1564)	2:400:B:LEU:H	2:400:B:LEU:HD21	5	0.1
(1,1564)	2:400:B:LEU:H	2:400:B:LEU:HD22	5	0.1
(1,1564)	2:400:B:LEU:H	2:400:B:LEU:HD23	5	0.1
(1,1564)	2:400:B:LEU:H	2:400:B:LEU:HD21	6	0.1
(1,1564)	2:400:B:LEU:H	2:400:B:LEU:HD22	6	0.1
(1,1564)	2:400:B:LEU:H	2:400:B:LEU:HD23	6	0.1
(1,1564)	2:400:B:LEU:H	2:400:B:LEU:HD21	7	0.1
(1,1564)	2:400:B:LEU:H	2:400:B:LEU:HD22	7	0.1
(1,1564)	2:400:B:LEU:H	2:400:B:LEU:HD23	7	0.1
(1,1564)	2:400:B:LEU:H	2:400:B:LEU:HD21	8	0.1
(1,1564)	2:400:B:LEU:H	2:400:B:LEU:HD22	8	0.1
(1,1564)	2:400:B:LEU:H	2:400:B:LEU:HD23	8	0.1

*Continued on next page...*

*Continued from previous page...*

Key	Atom-1	Atom-2	Model ID	Violation (Å)
(1,1564)	2:400:B:LEU:H	2:400:B:LEU:HD21	9	0.1
(1,1564)	2:400:B:LEU:H	2:400:B:LEU:HD22	9	0.1
(1,1564)	2:400:B:LEU:H	2:400:B:LEU:HD23	9	0.1
(1,1564)	2:400:B:LEU:H	2:400:B:LEU:HD21	10	0.1
(1,1564)	2:400:B:LEU:H	2:400:B:LEU:HD22	10	0.1
(1,1564)	2:400:B:LEU:H	2:400:B:LEU:HD23	10	0.1
(1,1564)	2:400:B:LEU:H	2:400:B:LEU:HD21	11	0.1
(1,1564)	2:400:B:LEU:H	2:400:B:LEU:HD22	11	0.1
(1,1564)	2:400:B:LEU:H	2:400:B:LEU:HD23	11	0.1
(1,1564)	2:400:B:LEU:H	2:400:B:LEU:HD21	12	0.1
(1,1564)	2:400:B:LEU:H	2:400:B:LEU:HD22	12	0.1
(1,1564)	2:400:B:LEU:H	2:400:B:LEU:HD23	12	0.1
(1,1564)	2:400:B:LEU:H	2:400:B:LEU:HD21	14	0.1
(1,1564)	2:400:B:LEU:H	2:400:B:LEU:HD22	14	0.1
(1,1564)	2:400:B:LEU:H	2:400:B:LEU:HD23	14	0.1
(1,1564)	2:400:B:LEU:H	2:400:B:LEU:HD21	15	0.1
(1,1564)	2:400:B:LEU:H	2:400:B:LEU:HD22	15	0.1
(1,1564)	2:400:B:LEU:H	2:400:B:LEU:HD23	15	0.1
(1,1564)	2:400:B:LEU:H	2:400:B:LEU:HD21	16	0.1
(1,1564)	2:400:B:LEU:H	2:400:B:LEU:HD22	16	0.1
(1,1564)	2:400:B:LEU:H	2:400:B:LEU:HD23	16	0.1
(1,1564)	2:400:B:LEU:H	2:400:B:LEU:HD21	17	0.1
(1,1564)	2:400:B:LEU:H	2:400:B:LEU:HD22	17	0.1
(1,1564)	2:400:B:LEU:H	2:400:B:LEU:HD23	17	0.1
(1,1564)	2:400:B:LEU:H	2:400:B:LEU:HD21	18	0.1
(1,1564)	2:400:B:LEU:H	2:400:B:LEU:HD22	18	0.1
(1,1564)	2:400:B:LEU:H	2:400:B:LEU:HD23	18	0.1
(1,1564)	2:400:B:LEU:H	2:400:B:LEU:HD21	20	0.1
(1,1564)	2:400:B:LEU:H	2:400:B:LEU:HD22	20	0.1
(1,1564)	2:400:B:LEU:H	2:400:B:LEU:HD23	20	0.1
(1,1557)	2:399:B:ILE:HD11	2:400:B:LEU:H	1	0.1
(1,1557)	2:399:B:ILE:HD12	2:400:B:LEU:H	1	0.1
(1,1557)	2:399:B:ILE:HD13	2:400:B:LEU:H	1	0.1
(1,1557)	2:399:B:ILE:HD11	2:400:B:LEU:H	9	0.1
(1,1557)	2:399:B:ILE:HD12	2:400:B:LEU:H	9	0.1
(1,1557)	2:399:B:ILE:HD13	2:400:B:LEU:H	9	0.1
(1,1557)	2:399:B:ILE:HD11	2:400:B:LEU:H	10	0.1
(1,1557)	2:399:B:ILE:HD12	2:400:B:LEU:H	10	0.1
(1,1557)	2:399:B:ILE:HD13	2:400:B:LEU:H	10	0.1
(1,1557)	2:399:B:ILE:HD11	2:400:B:LEU:H	17	0.1
(1,1557)	2:399:B:ILE:HD12	2:400:B:LEU:H	17	0.1
(1,1557)	2:399:B:ILE:HD13	2:400:B:LEU:H	17	0.1

*Continued on next page...*

*Continued from previous page...*

Key	Atom-1	Atom-2	Model ID	Violation (Å)
(1,1551)	2:399:B:ILE:H	2:399:B:ILE:HG13	4	0.1
(1,1551)	2:399:B:ILE:H	2:399:B:ILE:HG13	12	0.1
(1,1551)	2:399:B:ILE:H	2:399:B:ILE:HG13	18	0.1
(1,1551)	2:399:B:ILE:H	2:399:B:ILE:HG13	20	0.1
(1,1537)	2:398:B:ILE:H	2:399:B:ILE:HG12	2	0.1
(1,1537)	2:398:B:ILE:H	2:399:B:ILE:HG12	3	0.1
(1,1537)	2:398:B:ILE:H	2:399:B:ILE:HG12	5	0.1
(1,1537)	2:398:B:ILE:H	2:399:B:ILE:HG12	6	0.1
(1,1537)	2:398:B:ILE:H	2:399:B:ILE:HG12	10	0.1
(1,1537)	2:398:B:ILE:H	2:399:B:ILE:HG12	15	0.1
(1,1518)	2:397:B:ASP:H	2:398:B:ILE:HB	8	0.1
(1,1502)	2:396:B:ILE:HG21	2:397:B:ASP:H	5	0.1
(1,1502)	2:396:B:ILE:HG22	2:397:B:ASP:H	5	0.1
(1,1502)	2:396:B:ILE:HG23	2:397:B:ASP:H	5	0.1
(1,1502)	2:396:B:ILE:HG21	2:397:B:ASP:H	6	0.1
(1,1502)	2:396:B:ILE:HG22	2:397:B:ASP:H	6	0.1
(1,1502)	2:396:B:ILE:HG23	2:397:B:ASP:H	6	0.1
(1,1502)	2:396:B:ILE:HG21	2:397:B:ASP:H	7	0.1
(1,1502)	2:396:B:ILE:HG22	2:397:B:ASP:H	7	0.1
(1,1502)	2:396:B:ILE:HG23	2:397:B:ASP:H	7	0.1
(1,1502)	2:396:B:ILE:HG21	2:397:B:ASP:H	8	0.1
(1,1502)	2:396:B:ILE:HG22	2:397:B:ASP:H	8	0.1
(1,1502)	2:396:B:ILE:HG23	2:397:B:ASP:H	8	0.1
(1,1502)	2:396:B:ILE:HG21	2:397:B:ASP:H	10	0.1
(1,1502)	2:396:B:ILE:HG22	2:397:B:ASP:H	10	0.1
(1,1502)	2:396:B:ILE:HG23	2:397:B:ASP:H	10	0.1
(1,1502)	2:396:B:ILE:HG21	2:397:B:ASP:H	11	0.1
(1,1502)	2:396:B:ILE:HG22	2:397:B:ASP:H	11	0.1
(1,1502)	2:396:B:ILE:HG23	2:397:B:ASP:H	11	0.1
(1,1502)	2:396:B:ILE:HG21	2:397:B:ASP:H	12	0.1
(1,1502)	2:396:B:ILE:HG22	2:397:B:ASP:H	12	0.1
(1,1502)	2:396:B:ILE:HG23	2:397:B:ASP:H	12	0.1
(1,1502)	2:396:B:ILE:HG21	2:397:B:ASP:H	13	0.1
(1,1502)	2:396:B:ILE:HG22	2:397:B:ASP:H	13	0.1
(1,1502)	2:396:B:ILE:HG23	2:397:B:ASP:H	13	0.1
(1,1502)	2:396:B:ILE:HG21	2:397:B:ASP:H	14	0.1
(1,1502)	2:396:B:ILE:HG22	2:397:B:ASP:H	14	0.1
(1,1502)	2:396:B:ILE:HG23	2:397:B:ASP:H	14	0.1
(1,1502)	2:396:B:ILE:HG21	2:397:B:ASP:H	15	0.1
(1,1502)	2:396:B:ILE:HG22	2:397:B:ASP:H	15	0.1
(1,1502)	2:396:B:ILE:HG23	2:397:B:ASP:H	15	0.1
(1,1502)	2:396:B:ILE:HG21	2:397:B:ASP:H	18	0.1

*Continued on next page...*

*Continued from previous page...*

Key	Atom-1	Atom-2	Model ID	Violation (Å)
(1,1502)	2:396:B:ILE:HG22	2:397:B:ASP:H	18	0.1
(1,1502)	2:396:B:ILE:HG23	2:397:B:ASP:H	18	0.1
(1,1494)	2:396:B:ILE:H	2:396:B:ILE:HG21	1	0.1
(1,1494)	2:396:B:ILE:H	2:396:B:ILE:HG22	1	0.1
(1,1494)	2:396:B:ILE:H	2:396:B:ILE:HG23	1	0.1
(1,1494)	2:396:B:ILE:H	2:396:B:ILE:HG21	3	0.1
(1,1494)	2:396:B:ILE:H	2:396:B:ILE:HG22	3	0.1
(1,1494)	2:396:B:ILE:H	2:396:B:ILE:HG23	3	0.1
(1,1476)	2:395:B:TYR:H	2:396:B:ILE:HB	2	0.1
(1,1476)	2:395:B:TYR:H	2:396:B:ILE:HB	5	0.1
(1,1460)	2:394:B:GLY:H	2:395:B:TYR:HB2	5	0.1
(1,1460)	2:394:B:GLY:H	2:395:B:TYR:HB2	14	0.1
(1,1460)	2:394:B:GLY:H	2:395:B:TYR:HB2	17	0.1
(1,1456)	2:393:B:ALA:HA	2:396:B:ILE:H	4	0.1
(1,1456)	2:393:B:ALA:HA	2:396:B:ILE:H	5	0.1
(1,1456)	2:393:B:ALA:HA	2:396:B:ILE:H	8	0.1
(1,1456)	2:393:B:ALA:HA	2:396:B:ILE:H	11	0.1
(1,1456)	2:393:B:ALA:HA	2:396:B:ILE:H	19	0.1
(1,1456)	2:393:B:ALA:HA	2:396:B:ILE:H	20	0.1
(1,1440)	2:392:B:ILE:H	2:395:B:TYR:HD1	6	0.1
(1,1420)	2:391:B:LEU:HD11	2:393:B:ALA:H	12	0.1
(1,1420)	2:391:B:LEU:HD12	2:393:B:ALA:H	12	0.1
(1,1420)	2:391:B:LEU:HD13	2:393:B:ALA:H	12	0.1
(1,1420)	2:391:B:LEU:HD11	2:393:B:ALA:H	18	0.1
(1,1420)	2:391:B:LEU:HD12	2:393:B:ALA:H	18	0.1
(1,1420)	2:391:B:LEU:HD13	2:393:B:ALA:H	18	0.1
(1,1352)	2:387:B:GLN:HA	2:391:B:LEU:H	5	0.1
(1,1352)	2:387:B:GLN:HA	2:391:B:LEU:H	10	0.1
(1,1352)	2:387:B:GLN:HA	2:391:B:LEU:H	16	0.1
(1,1349)	2:387:B:GLN:HA	2:389:B:ALA:H	6	0.1
(1,1349)	2:387:B:GLN:HA	2:389:B:ALA:H	15	0.1
(1,1343)	2:387:B:GLN:HB3	2:388:B:ILE:H	8	0.1
(1,1289)	2:381:B:GLN:HG3	2:382:B:THR:H	12	0.1
(1,1283)	2:381:B:GLN:H	2:381:B:GLN:HG3	2	0.1
(1,1283)	2:381:B:GLN:H	2:381:B:GLN:HG3	3	0.1
(1,1270)	2:379:B:SER:HB2	2:380:B:VAL:H	9	0.1
(1,1264)	2:379:B:SER:H	2:380:B:VAL:HA	9	0.1
(1,1254)	2:377:B:TYR:HD1	2:378:B:TYR:H	1	0.1
(1,1254)	2:377:B:TYR:HD1	2:378:B:TYR:H	2	0.1
(1,1254)	2:377:B:TYR:HD1	2:378:B:TYR:H	15	0.1
(1,1254)	2:377:B:TYR:HD1	2:378:B:TYR:H	16	0.1
(1,1254)	2:377:B:TYR:HD1	2:378:B:TYR:H	17	0.1

*Continued on next page...*



*Continued from previous page...*

Key	Atom-1	Atom-2	Model ID	Violation (Å)
(1,1249)	2:377:B:TYR:H	2:377:B:TYR:HD2	9	0.1
(1,1249)	2:377:B:TYR:H	2:377:B:TYR:HD2	18	0.1
(1,1249)	2:377:B:TYR:H	2:377:B:TYR:HD2	20	0.1
(1,1239)	2:375:B:ASP:H	2:376:B:GLY:H	5	0.1
(1,1239)	2:375:B:ASP:H	2:376:B:GLY:H	7	0.1
(1,1217)	2:373:B:TYR:H	2:373:B:TYR:HD2	2	0.1
(1,1217)	2:373:B:TYR:H	2:373:B:TYR:HD2	4	0.1
(1,1217)	2:373:B:TYR:H	2:373:B:TYR:HD2	8	0.1
(1,1217)	2:373:B:TYR:H	2:373:B:TYR:HD2	9	0.1
(1,1217)	2:373:B:TYR:H	2:373:B:TYR:HD2	10	0.1
(1,1217)	2:373:B:TYR:H	2:373:B:TYR:HD2	16	0.1
(1,1217)	2:373:B:TYR:H	2:373:B:TYR:HD2	18	0.1
(1,1217)	2:373:B:TYR:H	2:373:B:TYR:HD2	20	0.1
(1,1191)	2:369:B:ASP:HA	2:378:B:TYR:H	8	0.1
(1,1191)	2:369:B:ASP:HA	2:378:B:TYR:H	12	0.1
(1,1184)	2:368:B:LEU:HD11	2:380:B:VAL:H	2	0.1
(1,1184)	2:368:B:LEU:HD12	2:380:B:VAL:H	2	0.1
(1,1184)	2:368:B:LEU:HD13	2:380:B:VAL:H	2	0.1
(1,1184)	2:368:B:LEU:HD11	2:380:B:VAL:H	15	0.1
(1,1184)	2:368:B:LEU:HD12	2:380:B:VAL:H	15	0.1
(1,1184)	2:368:B:LEU:HD13	2:380:B:VAL:H	15	0.1
(1,1157)	2:367:B:THR:H	2:388:B:ILE:HD11	5	0.1
(1,1157)	2:367:B:THR:H	2:388:B:ILE:HD12	5	0.1
(1,1157)	2:367:B:THR:H	2:388:B:ILE:HD13	5	0.1
(1,1157)	2:367:B:THR:H	2:388:B:ILE:HD11	10	0.1
(1,1157)	2:367:B:THR:H	2:388:B:ILE:HD12	10	0.1
(1,1157)	2:367:B:THR:H	2:388:B:ILE:HD13	10	0.1
(1,1155)	2:367:B:THR:HG21	2:370:B:PHE:H	2	0.1
(1,1155)	2:367:B:THR:HG22	2:370:B:PHE:H	2	0.1
(1,1155)	2:367:B:THR:HG23	2:370:B:PHE:H	2	0.1
(1,1155)	2:367:B:THR:HG21	2:370:B:PHE:H	17	0.1
(1,1155)	2:367:B:THR:HG22	2:370:B:PHE:H	17	0.1
(1,1155)	2:367:B:THR:HG23	2:370:B:PHE:H	17	0.1
(1,1153)	2:367:B:THR:HG21	2:368:B:LEU:H	18	0.1
(1,1153)	2:367:B:THR:HG22	2:368:B:LEU:H	18	0.1
(1,1153)	2:367:B:THR:HG23	2:368:B:LEU:H	18	0.1
(1,1143)	2:366:B:PHE:H	2:380:B:VAL:HG11	8	0.1
(1,1143)	2:366:B:PHE:H	2:380:B:VAL:HG12	8	0.1
(1,1143)	2:366:B:PHE:H	2:380:B:VAL:HG13	8	0.1
(1,1129)	2:365:B:SER:HB3	2:366:B:PHE:H	5	0.1
(1,1129)	2:365:B:SER:HB3	2:366:B:PHE:H	10	0.1
(1,1129)	2:365:B:SER:HB3	2:366:B:PHE:H	19	0.1

*Continued on next page...*

*Continued from previous page...*

Key	Atom-1	Atom-2	Model ID	Violation (Å)
(1,1121)	2:364:B:LYS:HG3	2:365:B:SER:H	14	0.1
(1,1119)	2:364:B:LYS:HB3	2:365:B:SER:H	4	0.1
(1,1119)	2:364:B:LYS:HB3	2:365:B:SER:H	11	0.1
(1,1113)	2:363:B:PRO:HD2	2:365:B:SER:H	2	0.1
(1,1113)	2:363:B:PRO:HD2	2:365:B:SER:H	5	0.1
(1,1113)	2:363:B:PRO:HD2	2:365:B:SER:H	8	0.1
(1,1113)	2:363:B:PRO:HD2	2:365:B:SER:H	12	0.1
(1,1113)	2:363:B:PRO:HD2	2:365:B:SER:H	14	0.1
(1,1113)	2:363:B:PRO:HD2	2:365:B:SER:H	16	0.1
(1,1073)	2:360:B:ALA:H	2:368:B:LEU:HA	9	0.1
(1,1043)	2:359:B:TRP:HD1	2:360:B:ALA:H	7	0.1
(1,1043)	2:359:B:TRP:HD1	2:360:B:ALA:H	17	0.1
(1,1033)	2:359:B:TRP:H	2:359:B:TRP:HD1	4	0.1
(1,1033)	2:359:B:TRP:H	2:359:B:TRP:HD1	12	0.1
(1,1033)	2:359:B:TRP:H	2:359:B:TRP:HD1	20	0.1
(1,1027)	2:358:B:ARG:HG2	2:359:B:TRP:H	7	0.1
(1,1001)	2:356:B:ILE:HD11	2:396:B:ILE:H	18	0.1
(1,1001)	2:356:B:ILE:HD12	2:396:B:ILE:H	18	0.1
(1,1001)	2:356:B:ILE:HD13	2:396:B:ILE:H	18	0.1
(1,976)	2:355:B:ASN:H	2:356:B:ILE:HB	1	0.1
(1,976)	2:355:B:ASN:H	2:356:B:ILE:HB	17	0.1
(1,954)	2:353:B:LEU:HD21	2:393:B:ALA:H	4	0.1
(1,954)	2:353:B:LEU:HD22	2:393:B:ALA:H	4	0.1
(1,954)	2:353:B:LEU:HD23	2:393:B:ALA:H	4	0.1
(1,954)	2:353:B:LEU:HD21	2:393:B:ALA:H	7	0.1
(1,954)	2:353:B:LEU:HD22	2:393:B:ALA:H	7	0.1
(1,954)	2:353:B:LEU:HD23	2:393:B:ALA:H	7	0.1
(1,954)	2:353:B:LEU:HD21	2:393:B:ALA:H	12	0.1
(1,954)	2:353:B:LEU:HD22	2:393:B:ALA:H	12	0.1
(1,954)	2:353:B:LEU:HD23	2:393:B:ALA:H	12	0.1
(1,938)	2:353:B:LEU:H	2:353:B:LEU:HD11	14	0.1
(1,938)	2:353:B:LEU:H	2:353:B:LEU:HD12	14	0.1
(1,938)	2:353:B:LEU:H	2:353:B:LEU:HD13	14	0.1
(1,938)	2:353:B:LEU:H	2:353:B:LEU:HD11	17	0.1
(1,938)	2:353:B:LEU:H	2:353:B:LEU:HD12	17	0.1
(1,938)	2:353:B:LEU:H	2:353:B:LEU:HD13	17	0.1
(1,920)	2:351:B:TRP:HB2	2:352:B:SER:H	14	0.1
(1,920)	2:351:B:TRP:HB2	2:352:B:SER:H	17	0.1
(1,920)	2:351:B:TRP:HB2	2:352:B:SER:H	19	0.1
(1,917)	2:351:B:TRP:HE1	2:351:B:TRP:HH2	4	0.1
(1,917)	2:351:B:TRP:HE1	2:351:B:TRP:HH2	7	0.1
(1,917)	2:351:B:TRP:HE1	2:351:B:TRP:HH2	9	0.1

*Continued on next page...*

*Continued from previous page...*

Key	Atom-1	Atom-2	Model ID	Violation (Å)
(1,917)	2:351:B:TRP:HE1	2:351:B:TRP:HH2	11	0.1
(1,917)	2:351:B:TRP:HE1	2:351:B:TRP:HH2	18	0.1
(1,901)	2:350:B:GLU:H	2:350:B:GLU:HB3	6	0.1
(1,901)	2:350:B:GLU:H	2:350:B:GLU:HB3	8	0.1
(1,901)	2:350:B:GLU:H	2:350:B:GLU:HB3	10	0.1
(1,901)	2:350:B:GLU:H	2:350:B:GLU:HB3	11	0.1
(1,901)	2:350:B:GLU:H	2:350:B:GLU:HB3	12	0.1
(1,901)	2:350:B:GLU:H	2:350:B:GLU:HB3	16	0.1
(1,901)	2:350:B:GLU:H	2:350:B:GLU:HB3	18	0.1
(1,901)	2:350:B:GLU:H	2:350:B:GLU:HB3	19	0.1
(1,892)	2:349:B:GLN:H	2:349:B:GLN:HG3	13	0.1
(1,883)	2:347:B:VAL:HG11	2:350:B:GLU:H	1	0.1
(1,883)	2:347:B:VAL:HG12	2:350:B:GLU:H	1	0.1
(1,883)	2:347:B:VAL:HG13	2:350:B:GLU:H	1	0.1
(1,883)	2:347:B:VAL:HG11	2:350:B:GLU:H	5	0.1
(1,883)	2:347:B:VAL:HG12	2:350:B:GLU:H	5	0.1
(1,883)	2:347:B:VAL:HG13	2:350:B:GLU:H	5	0.1
(1,882)	2:347:B:VAL:HG21	2:349:B:GLN:H	1	0.1
(1,882)	2:347:B:VAL:HG22	2:349:B:GLN:H	1	0.1
(1,882)	2:347:B:VAL:HG23	2:349:B:GLN:H	1	0.1
(1,882)	2:347:B:VAL:HG21	2:349:B:GLN:H	6	0.1
(1,882)	2:347:B:VAL:HG22	2:349:B:GLN:H	6	0.1
(1,882)	2:347:B:VAL:HG23	2:349:B:GLN:H	6	0.1
(1,880)	2:347:B:VAL:HA	2:349:B:GLN:H	12	0.1
(1,880)	2:347:B:VAL:HA	2:349:B:GLN:H	20	0.1
(1,872)	2:346:B:GLU:HG2	2:347:B:VAL:H	11	0.1
(1,872)	2:346:B:GLU:HG2	2:347:B:VAL:H	13	0.1
(1,872)	2:346:B:GLU:HG2	2:347:B:VAL:H	14	0.1
(1,872)	2:346:B:GLU:HG2	2:347:B:VAL:H	15	0.1
(1,872)	2:346:B:GLU:HG2	2:347:B:VAL:H	19	0.1
(1,864)	2:346:B:GLU:H	2:346:B:GLU:HB2	16	0.1
(1,846)	2:343:B:LYS:H	2:345:B:LYS:H	8	0.1
(1,828)	2:342:B:GLU:HB2	2:343:B:LYS:H	17	0.1
(1,820)	2:341:B:ASP:H	2:347:B:VAL:HG21	14	0.1
(1,820)	2:341:B:ASP:H	2:347:B:VAL:HG22	14	0.1
(1,820)	2:341:B:ASP:H	2:347:B:VAL:HG23	14	0.1
(1,820)	2:341:B:ASP:H	2:347:B:VAL:HG21	18	0.1
(1,820)	2:341:B:ASP:H	2:347:B:VAL:HG22	18	0.1
(1,820)	2:341:B:ASP:H	2:347:B:VAL:HG23	18	0.1
(1,810)	2:340:B:VAL:HG11	2:349:B:GLN:H	11	0.1
(1,810)	2:340:B:VAL:HG12	2:349:B:GLN:H	11	0.1
(1,810)	2:340:B:VAL:HG13	2:349:B:GLN:H	11	0.1

*Continued on next page...*

*Continued from previous page...*

Key	Atom-1	Atom-2	Model ID	Violation (Å)
(1,810)	2:340:B:VAL:HG11	2:349:B:GLN:H	16	0.1
(1,810)	2:340:B:VAL:HG12	2:349:B:GLN:H	16	0.1
(1,810)	2:340:B:VAL:HG13	2:349:B:GLN:H	16	0.1
(1,808)	2:340:B:VAL:HG11	2:348:B:ILE:H	14	0.1
(1,808)	2:340:B:VAL:HG12	2:348:B:ILE:H	14	0.1
(1,808)	2:340:B:VAL:HG13	2:348:B:ILE:H	14	0.1
(1,808)	2:340:B:VAL:HG11	2:348:B:ILE:H	19	0.1
(1,808)	2:340:B:VAL:HG12	2:348:B:ILE:H	19	0.1
(1,808)	2:340:B:VAL:HG13	2:348:B:ILE:H	19	0.1
(1,807)	2:340:B:VAL:HG21	2:347:B:VAL:H	2	0.1
(1,807)	2:340:B:VAL:HG22	2:347:B:VAL:H	2	0.1
(1,807)	2:340:B:VAL:HG23	2:347:B:VAL:H	2	0.1
(1,807)	2:340:B:VAL:HG21	2:347:B:VAL:H	15	0.1
(1,807)	2:340:B:VAL:HG22	2:347:B:VAL:H	15	0.1
(1,807)	2:340:B:VAL:HG23	2:347:B:VAL:H	15	0.1
(1,803)	2:340:B:VAL:HG21	2:346:B:GLU:H	4	0.1
(1,803)	2:340:B:VAL:HG22	2:346:B:GLU:H	4	0.1
(1,803)	2:340:B:VAL:HG23	2:346:B:GLU:H	4	0.1
(1,803)	2:340:B:VAL:HG21	2:346:B:GLU:H	8	0.1
(1,803)	2:340:B:VAL:HG22	2:346:B:GLU:H	8	0.1
(1,803)	2:340:B:VAL:HG23	2:346:B:GLU:H	8	0.1
(1,794)	2:339:B:ARG:H	2:350:B:GLU:HG2	2	0.1
(1,794)	2:339:B:ARG:H	2:350:B:GLU:HG2	12	0.1
(1,794)	2:339:B:ARG:H	2:350:B:GLU:HG2	17	0.1
(1,794)	2:339:B:ARG:H	2:350:B:GLU:HG2	18	0.1
(1,794)	2:339:B:ARG:H	2:350:B:GLU:HG2	19	0.1
(1,789)	2:339:B:ARG:HB3	2:349:B:GLN:H	15	0.1
(1,782)	2:339:B:ARG:H	2:347:B:VAL:HG21	14	0.1
(1,782)	2:339:B:ARG:H	2:347:B:VAL:HG22	14	0.1
(1,782)	2:339:B:ARG:H	2:347:B:VAL:HG23	14	0.1
(1,775)	2:339:B:ARG:H	2:339:B:ARG:HG2	10	0.1
(1,749)	2:337:B:VAL:HG21	2:355:B:ASN:H	7	0.1
(1,749)	2:337:B:VAL:HG22	2:355:B:ASN:H	7	0.1
(1,749)	2:337:B:VAL:HG23	2:355:B:ASN:H	7	0.1
(1,749)	2:337:B:VAL:HG21	2:355:B:ASN:H	9	0.1
(1,749)	2:337:B:VAL:HG22	2:355:B:ASN:H	9	0.1
(1,749)	2:337:B:VAL:HG23	2:355:B:ASN:H	9	0.1
(1,749)	2:337:B:VAL:HG21	2:355:B:ASN:H	19	0.1
(1,749)	2:337:B:VAL:HG22	2:355:B:ASN:H	19	0.1
(1,749)	2:337:B:VAL:HG23	2:355:B:ASN:H	19	0.1
(1,737)	2:337:B:VAL:H	2:351:B:TRP:HB3	12	0.1
(1,687)	2:334:B:LYS:HA	2:336:B:CYS:H	5	0.1

*Continued on next page...*

*Continued from previous page...*

Key	Atom-1	Atom-2	Model ID	Violation (Å)
(1,675)	2:333:B:THR:HG21	2:337:B:VAL:H	1	0.1
(1,675)	2:333:B:THR:HG22	2:337:B:VAL:H	1	0.1
(1,675)	2:333:B:THR:HG23	2:337:B:VAL:H	1	0.1
(1,675)	2:333:B:THR:HG21	2:337:B:VAL:H	17	0.1
(1,675)	2:333:B:THR:HG22	2:337:B:VAL:H	17	0.1
(1,675)	2:333:B:THR:HG23	2:337:B:VAL:H	17	0.1
(1,675)	2:333:B:THR:HG21	2:337:B:VAL:H	19	0.1
(1,675)	2:333:B:THR:HG22	2:337:B:VAL:H	19	0.1
(1,675)	2:333:B:THR:HG23	2:337:B:VAL:H	19	0.1
(1,616)	2:330:B:LEU:HD21	2:388:B:ILE:H	18	0.1
(1,616)	2:330:B:LEU:HD22	2:388:B:ILE:H	18	0.1
(1,616)	2:330:B:LEU:HD23	2:388:B:ILE:H	18	0.1
(1,615)	2:330:B:LEU:HD21	2:380:B:VAL:H	9	0.1
(1,615)	2:330:B:LEU:HD22	2:380:B:VAL:H	9	0.1
(1,615)	2:330:B:LEU:HD23	2:380:B:VAL:H	9	0.1
(1,590)	2:329:B:LEU:HD21	2:342:B:GLU:H	16	0.1
(1,590)	2:329:B:LEU:HD22	2:342:B:GLU:H	16	0.1
(1,590)	2:329:B:LEU:HD23	2:342:B:GLU:H	16	0.1
(1,560)	2:328:B:ARG:H	2:329:B:LEU:HD21	8	0.1
(1,560)	2:328:B:ARG:H	2:329:B:LEU:HD22	8	0.1
(1,560)	2:328:B:ARG:H	2:329:B:LEU:HD23	8	0.1
(1,560)	2:328:B:ARG:H	2:329:B:LEU:HD21	11	0.1
(1,560)	2:328:B:ARG:H	2:329:B:LEU:HD22	11	0.1
(1,560)	2:328:B:ARG:H	2:329:B:LEU:HD23	11	0.1
(1,540)	2:325:B:LEU:H	2:326:B:VAL:HG21	14	0.1
(1,540)	2:325:B:LEU:H	2:326:B:VAL:HG22	14	0.1
(1,540)	2:325:B:LEU:H	2:326:B:VAL:HG23	14	0.1
(1,525)	2:324:B:LYS:H	2:324:B:LYS:HE2	14	0.1
(1,517)	2:322:B:LYS:HD2	2:324:B:LYS:H	11	0.1
(1,513)	2:322:B:LYS:H	2:323:B:ASN:HA	2	0.1
(1,507)	2:321:B:GLY:HA3	2:322:B:LYS:H	6	0.1
(1,504)	2:320:B:LYS:H	2:326:B:VAL:HG21	7	0.1
(1,504)	2:320:B:LYS:H	2:326:B:VAL:HG22	7	0.1
(1,504)	2:320:B:LYS:H	2:326:B:VAL:HG23	7	0.1
(1,504)	2:320:B:LYS:H	2:326:B:VAL:HG21	8	0.1
(1,504)	2:320:B:LYS:H	2:326:B:VAL:HG22	8	0.1
(1,504)	2:320:B:LYS:H	2:326:B:VAL:HG23	8	0.1
(1,498)	2:320:B:LYS:HB3	2:321:B:GLY:H	17	0.1
(1,491)	2:320:B:LYS:H	2:320:B:LYS:HD2	7	0.1
(1,491)	2:320:B:LYS:H	2:320:B:LYS:HD2	12	0.1
(1,491)	2:320:B:LYS:H	2:320:B:LYS:HD2	18	0.1
(1,489)	2:320:B:LYS:H	2:320:B:LYS:HB2	2	0.1

*Continued on next page...*

*Continued from previous page...*

Key	Atom-1	Atom-2	Model ID	Violation (Å)
(1,483)	2:319:B:MET:H	2:326:B:VAL:HG11	5	0.1
(1,483)	2:319:B:MET:H	2:326:B:VAL:HG12	5	0.1
(1,483)	2:319:B:MET:H	2:326:B:VAL:HG13	5	0.1
(1,482)	2:319:B:MET:H	2:326:B:VAL:HB	1	0.1
(1,477)	2:319:B:MET:H	2:322:B:LYS:HG3	13	0.1
(1,453)	2:318:B:LYS:HD3	2:319:B:MET:H	6	0.1
(1,451)	2:318:B:LYS:HB3	2:319:B:MET:H	16	0.1
(1,449)	2:318:B:LYS:H	2:319:B:MET:HE1	14	0.1
(1,449)	2:318:B:LYS:H	2:319:B:MET:HE2	14	0.1
(1,449)	2:318:B:LYS:H	2:319:B:MET:HE3	14	0.1
(1,449)	2:318:B:LYS:H	2:319:B:MET:HE1	19	0.1
(1,449)	2:318:B:LYS:H	2:319:B:MET:HE2	19	0.1
(1,449)	2:318:B:LYS:H	2:319:B:MET:HE3	19	0.1
(1,440)	2:317:B:GLU:H	2:380:B:VAL:HG21	6	0.1
(1,440)	2:317:B:GLU:H	2:380:B:VAL:HG22	6	0.1
(1,440)	2:317:B:GLU:H	2:380:B:VAL:HG23	6	0.1
(1,437)	2:317:B:GLU:H	2:328:B:ARG:HB3	19	0.1
(1,432)	2:317:B:GLU:HA	2:326:B:VAL:H	4	0.1
(1,412)	2:316:B:LYS:H	2:382:B:THR:HG21	3	0.1
(1,412)	2:316:B:LYS:H	2:382:B:THR:HG22	3	0.1
(1,412)	2:316:B:LYS:H	2:382:B:THR:HG23	3	0.1
(1,408)	2:316:B:LYS:H	2:381:B:GLN:HB2	19	0.1
(1,405)	2:316:B:LYS:H	2:380:B:VAL:HG21	2	0.1
(1,405)	2:316:B:LYS:H	2:380:B:VAL:HG22	2	0.1
(1,405)	2:316:B:LYS:H	2:380:B:VAL:HG23	2	0.1
(1,405)	2:316:B:LYS:H	2:380:B:VAL:HG21	11	0.1
(1,405)	2:316:B:LYS:H	2:380:B:VAL:HG22	11	0.1
(1,405)	2:316:B:LYS:H	2:380:B:VAL:HG23	11	0.1
(1,405)	2:316:B:LYS:H	2:380:B:VAL:HG21	13	0.1
(1,405)	2:316:B:LYS:H	2:380:B:VAL:HG22	13	0.1
(1,405)	2:316:B:LYS:H	2:380:B:VAL:HG23	13	0.1
(1,378)	2:315:B:VAL:HG11	2:381:B:GLN:H	1	0.1
(1,378)	2:315:B:VAL:HG12	2:381:B:GLN:H	1	0.1
(1,378)	2:315:B:VAL:HG13	2:381:B:GLN:H	1	0.1
(1,378)	2:315:B:VAL:HG11	2:381:B:GLN:H	2	0.1
(1,378)	2:315:B:VAL:HG12	2:381:B:GLN:H	2	0.1
(1,378)	2:315:B:VAL:HG13	2:381:B:GLN:H	2	0.1
(1,378)	2:315:B:VAL:HG11	2:381:B:GLN:H	15	0.1
(1,378)	2:315:B:VAL:HG12	2:381:B:GLN:H	15	0.1
(1,378)	2:315:B:VAL:HG13	2:381:B:GLN:H	15	0.1
(1,378)	2:315:B:VAL:HG11	2:381:B:GLN:H	19	0.1
(1,378)	2:315:B:VAL:HG12	2:381:B:GLN:H	19	0.1

*Continued on next page...*



*Continued from previous page...*

Key	Atom-1	Atom-2	Model ID	Violation (Å)
(1,378)	2:315:B:VAL:HG13	2:381:B:GLN:H	19	0.1
(1,375)	2:315:B:VAL:HG11	2:380:B:VAL:H	9	0.1
(1,375)	2:315:B:VAL:HG12	2:380:B:VAL:H	9	0.1
(1,375)	2:315:B:VAL:HG13	2:380:B:VAL:H	9	0.1
(1,375)	2:315:B:VAL:HG11	2:380:B:VAL:H	20	0.1
(1,375)	2:315:B:VAL:HG12	2:380:B:VAL:H	20	0.1
(1,375)	2:315:B:VAL:HG13	2:380:B:VAL:H	20	0.1
(1,372)	2:315:B:VAL:HG21	2:340:B:VAL:H	10	0.1
(1,372)	2:315:B:VAL:HG22	2:340:B:VAL:H	10	0.1
(1,372)	2:315:B:VAL:HG23	2:340:B:VAL:H	10	0.1
(1,372)	2:315:B:VAL:HG21	2:340:B:VAL:H	13	0.1
(1,372)	2:315:B:VAL:HG22	2:340:B:VAL:H	13	0.1
(1,372)	2:315:B:VAL:HG23	2:340:B:VAL:H	13	0.1
(1,372)	2:315:B:VAL:HG21	2:340:B:VAL:H	16	0.1
(1,372)	2:315:B:VAL:HG22	2:340:B:VAL:H	16	0.1
(1,372)	2:315:B:VAL:HG23	2:340:B:VAL:H	16	0.1
(1,367)	2:315:B:VAL:H	2:330:B:LEU:HD21	1	0.1
(1,367)	2:315:B:VAL:H	2:330:B:LEU:HD22	1	0.1
(1,367)	2:315:B:VAL:H	2:330:B:LEU:HD23	1	0.1
(1,367)	2:315:B:VAL:H	2:330:B:LEU:HD21	4	0.1
(1,367)	2:315:B:VAL:H	2:330:B:LEU:HD22	4	0.1
(1,367)	2:315:B:VAL:H	2:330:B:LEU:HD23	4	0.1
(1,362)	2:315:B:VAL:H	2:329:B:LEU:HD21	18	0.1
(1,362)	2:315:B:VAL:H	2:329:B:LEU:HD22	18	0.1
(1,362)	2:315:B:VAL:H	2:329:B:LEU:HD23	18	0.1
(1,339)	2:314:B:LEU:H	2:329:B:LEU:HD21	2	0.1
(1,339)	2:314:B:LEU:H	2:329:B:LEU:HD22	2	0.1
(1,339)	2:314:B:LEU:H	2:329:B:LEU:HD23	2	0.1
(1,339)	2:314:B:LEU:H	2:329:B:LEU:HD21	7	0.1
(1,339)	2:314:B:LEU:H	2:329:B:LEU:HD22	7	0.1
(1,339)	2:314:B:LEU:H	2:329:B:LEU:HD23	7	0.1
(1,324)	2:314:B:LEU:H	2:315:B:VAL:HG21	1	0.1
(1,324)	2:314:B:LEU:H	2:315:B:VAL:HG22	1	0.1
(1,324)	2:314:B:LEU:H	2:315:B:VAL:HG23	1	0.1
(1,324)	2:314:B:LEU:H	2:315:B:VAL:HG21	2	0.1
(1,324)	2:314:B:LEU:H	2:315:B:VAL:HG22	2	0.1
(1,324)	2:314:B:LEU:H	2:315:B:VAL:HG23	2	0.1
(1,324)	2:314:B:LEU:H	2:315:B:VAL:HG21	3	0.1
(1,324)	2:314:B:LEU:H	2:315:B:VAL:HG22	3	0.1
(1,324)	2:314:B:LEU:H	2:315:B:VAL:HG23	3	0.1
(1,324)	2:314:B:LEU:H	2:315:B:VAL:HG21	4	0.1
(1,324)	2:314:B:LEU:H	2:315:B:VAL:HG22	4	0.1

*Continued on next page...*

*Continued from previous page...*

Key	Atom-1	Atom-2	Model ID	Violation (Å)
(1,324)	2:314:B:LEU:H	2:315:B:VAL:HG23	4	0.1
(1,324)	2:314:B:LEU:H	2:315:B:VAL:HG21	15	0.1
(1,324)	2:314:B:LEU:H	2:315:B:VAL:HG22	15	0.1
(1,324)	2:314:B:LEU:H	2:315:B:VAL:HG23	15	0.1
(1,319)	2:314:B:LEU:H	2:314:B:LEU:HB2	1	0.1
(1,319)	2:314:B:LEU:H	2:314:B:LEU:HB2	2	0.1
(1,319)	2:314:B:LEU:H	2:314:B:LEU:HB2	6	0.1
(1,319)	2:314:B:LEU:H	2:314:B:LEU:HB2	13	0.1
(1,319)	2:314:B:LEU:H	2:314:B:LEU:HB2	16	0.1
(1,317)	2:313:B:PHE:HE2	2:388:B:ILE:H	8	0.1
(1,310)	2:313:B:PHE:H	2:330:B:LEU:HD11	9	0.1
(1,310)	2:313:B:PHE:H	2:330:B:LEU:HD12	9	0.1
(1,310)	2:313:B:PHE:H	2:330:B:LEU:HD13	9	0.1
(1,310)	2:313:B:PHE:H	2:330:B:LEU:HD11	10	0.1
(1,310)	2:313:B:PHE:H	2:330:B:LEU:HD12	10	0.1
(1,310)	2:313:B:PHE:H	2:330:B:LEU:HD13	10	0.1
(1,303)	2:313:B:PHE:H	2:314:B:LEU:H	1	0.1
(1,303)	2:313:B:PHE:H	2:314:B:LEU:H	2	0.1
(1,303)	2:313:B:PHE:H	2:314:B:LEU:H	6	0.1
(1,303)	2:313:B:PHE:H	2:314:B:LEU:H	17	0.1
(1,302)	2:313:B:PHE:HD2	2:314:B:LEU:H	5	0.1
(1,302)	2:313:B:PHE:HD2	2:314:B:LEU:H	14	0.1
(1,302)	2:313:B:PHE:HD2	2:314:B:LEU:H	17	0.1
(1,302)	2:313:B:PHE:HD2	2:314:B:LEU:H	19	0.1
(1,264)	2:311:B:SER:H	2:311:B:SER:HB3	11	0.1
(1,263)	2:310:B:VAL:HG11	2:334:B:LYS:H	8	0.1
(1,263)	2:310:B:VAL:HG12	2:334:B:LYS:H	8	0.1
(1,263)	2:310:B:VAL:HG13	2:334:B:LYS:H	8	0.1
(1,263)	2:310:B:VAL:HG11	2:334:B:LYS:H	17	0.1
(1,263)	2:310:B:VAL:HG12	2:334:B:LYS:H	17	0.1
(1,263)	2:310:B:VAL:HG13	2:334:B:LYS:H	17	0.1
(1,262)	2:310:B:VAL:H	2:333:B:THR:HG21	4	0.1
(1,262)	2:310:B:VAL:H	2:333:B:THR:HG22	4	0.1
(1,262)	2:310:B:VAL:H	2:333:B:THR:HG23	4	0.1
(1,262)	2:310:B:VAL:H	2:333:B:THR:HG21	7	0.1
(1,262)	2:310:B:VAL:H	2:333:B:THR:HG22	7	0.1
(1,262)	2:310:B:VAL:H	2:333:B:THR:HG23	7	0.1
(1,262)	2:310:B:VAL:H	2:333:B:THR:HG21	11	0.1
(1,262)	2:310:B:VAL:H	2:333:B:THR:HG22	11	0.1
(1,262)	2:310:B:VAL:H	2:333:B:THR:HG23	11	0.1
(1,262)	2:310:B:VAL:H	2:333:B:THR:HG21	18	0.1
(1,262)	2:310:B:VAL:H	2:333:B:THR:HG22	18	0.1

*Continued on next page...*

*Continued from previous page...*

Key	Atom-1	Atom-2	Model ID	Violation (Å)
(1,262)	2:310:B:VAL:H	2:333:B:THR:HG23	18	0.1
(1,239)	1:28:A:VAL:HB	1:29:A:ASP:H	13	0.1
(1,215)	1:25:A:SER:HB3	1:26:A:LEU:H	14	0.1
(1,193)	1:23:A:THR:H	1:24:A:GLN:HG3	5	0.1
(1,179)	1:21:A:LEU:HA	1:23:A:THR:H	20	0.1
(1,143)	1:18:A:GLU:HA	1:21:A:LEU:H	15	0.1
(1,116)	1:15:A:LEU:HA	1:19:A:MET:HG3	3	0.1
(1,116)	1:15:A:LEU:HA	1:19:A:MET:HG3	10	0.1
(1,108)	1:15:A:LEU:H	1:16:A:LEU:HB3	13	0.1
(1,52)	1:11:A:MET:HA	1:12:A:PHE:H	12	0.1
(1,46)	1:11:A:MET:HB3	1:11:A:MET:H	19	0.1
(1,44)	1:11:A:MET:HA	1:11:A:MET:HG3	16	0.1
(1,40)	1:10:A:GLN:HA	1:13:A:SER:H	16	0.1
(1,21)	1:9:A:ASP:HB2	1:9:A:ASP:H	20	0.1

## 10 Dihedral-angle violation analysis [i](#)

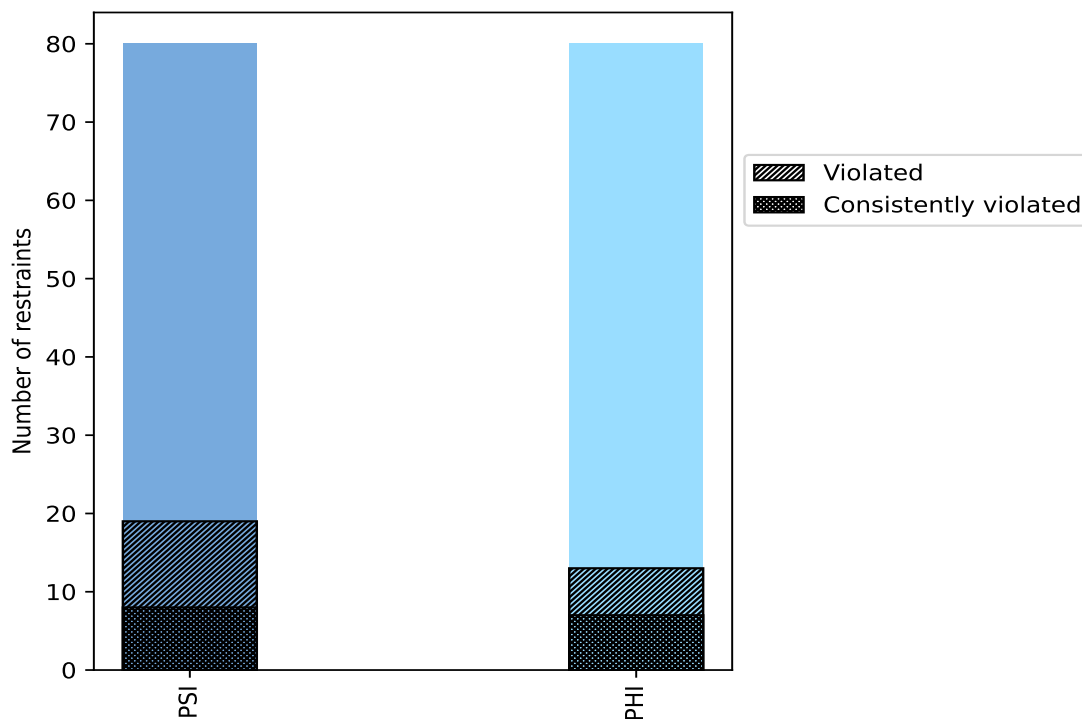
### 10.1 Summary of dihedral-angle violations [i](#)

The following table provides the summary of dihedral-angle violations in different dihedral-angle types. Violations less than 1° are not included in the calculation.

Angle type	Count	% <sup>1</sup>	Violated <sup>3</sup>			Consistently Violated <sup>4</sup>		
			Count	% <sup>2</sup>	% <sup>1</sup>	Count	% <sup>2</sup>	% <sup>1</sup>
PSI	80	50.0	19	23.8	11.9	8	10.0	5.0
PHI	80	50.0	13	16.2	8.1	7	8.8	4.4
Total	160	100.0	32	20.0	20.0	15	9.4	9.4

<sup>1</sup> percentage calculated with respect to total number of dihedral-angle restraints, <sup>2</sup> percentage calculated with respect to number of restraints in a particular dihedral-angle type, <sup>3</sup> violated in at least one model, <sup>4</sup> violated in all the models

#### 10.1.1 Bar chart : Distribution of dihedral-angles and violations [i](#)



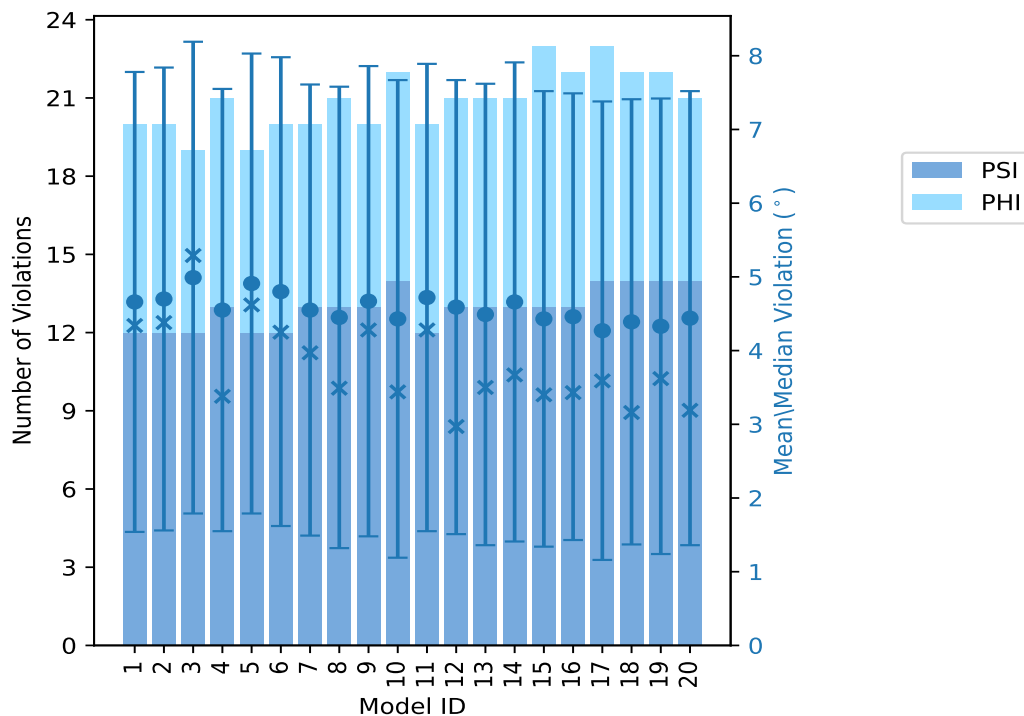
Violated and consistently violated restraints are shown using different hatch patterns in their respective categories

## 10.2 Dihedral-angle violation statistics for each model [i](#)

The following table provides the dihedral-angle violation statistics for each model in the ensemble. Violations less than 1° are not included in the statistics.

Model ID	Number of violations			Mean (°)	Max (°)	SD (°)	Median (°)
	PSI	PHI	Total				
1	12	8	20	4.66	10.96	3.12	4.34
2	12	8	20	4.7	10.99	3.14	4.38
3	12	7	19	4.99	11.48	3.2	5.29
4	13	8	21	4.55	10.73	3.0	3.38
5	12	7	19	4.91	10.88	3.12	4.62
6	12	8	20	4.8	11.14	3.18	4.25
7	13	7	20	4.55	10.57	3.06	3.97
8	13	8	21	4.45	10.66	3.13	3.49
9	13	7	20	4.67	11.15	3.19	4.28
10	14	8	22	4.43	11.37	3.24	3.44
11	12	8	20	4.72	10.84	3.17	4.28
12	13	8	21	4.59	10.79	3.08	2.97
13	13	8	21	4.49	10.71	3.13	3.5
14	13	8	21	4.66	11.72	3.25	3.67
15	13	10	23	4.43	11.12	3.09	3.4
16	13	9	22	4.46	10.82	3.03	3.43
17	14	9	23	4.27	10.63	3.11	3.59
18	14	8	22	4.39	10.73	3.02	3.16
19	14	8	22	4.33	10.66	3.09	3.62
20	14	7	21	4.44	10.6	3.08	3.19

### 10.2.1 Bar graph : Dihedral violation statistics for each model [i](#)



The mean(dot),median(x) and the standard deviation are shown in blue with respect to the y axis on the right

### 10.3 Dihedral-angle violation statistics for the ensemble [i](#)

Violation analysis may find that some restraints are violated in very few models and some are violated in most of models. The following table provides this information as number of violated restraints for a given fraction of ensemble.

Number of violated restraints			Fraction of the ensemble	
PSI	PHI	Total	Count <sup>1</sup>	%
2	3	5	1	5.0
1	0	1	2	10.0
1	0	1	3	15.0
0	2	2	4	20.0
0	0	0	5	25.0
1	0	1	6	30.0
1	0	1	7	35.0
0	1	1	8	40.0
1	0	1	9	45.0
0	0	0	10	50.0
0	0	0	11	55.0

*Continued on next page...*

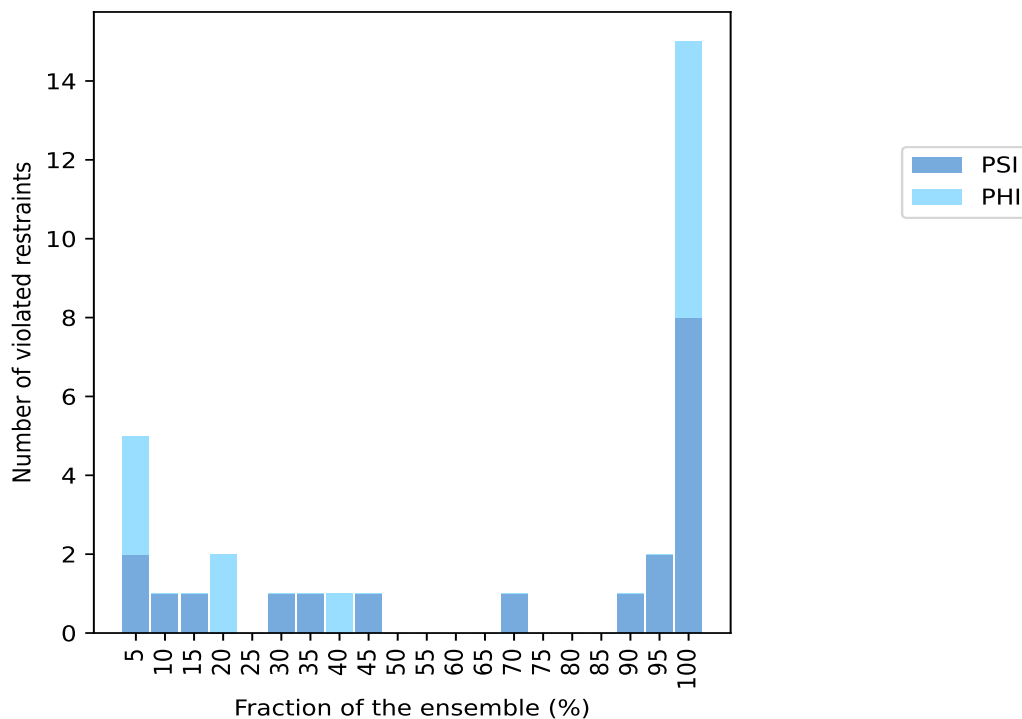


Continued from previous page...

Number of violated restraints			Fraction of the ensemble	
PSI	PHI	Total	Count <sup>1</sup>	%
0	0	0	12	60.0
0	0	0	13	65.0
1	0	1	14	70.0
0	0	0	15	75.0
0	0	0	16	80.0
0	0	0	17	85.0
1	0	1	18	90.0
2	0	2	19	95.0
8	7	15	20	100.0

<sup>1</sup> Number of models with violations

### 10.3.1 Bar graph : Dihedral-angle Violation statistics for the ensemble [i](#)

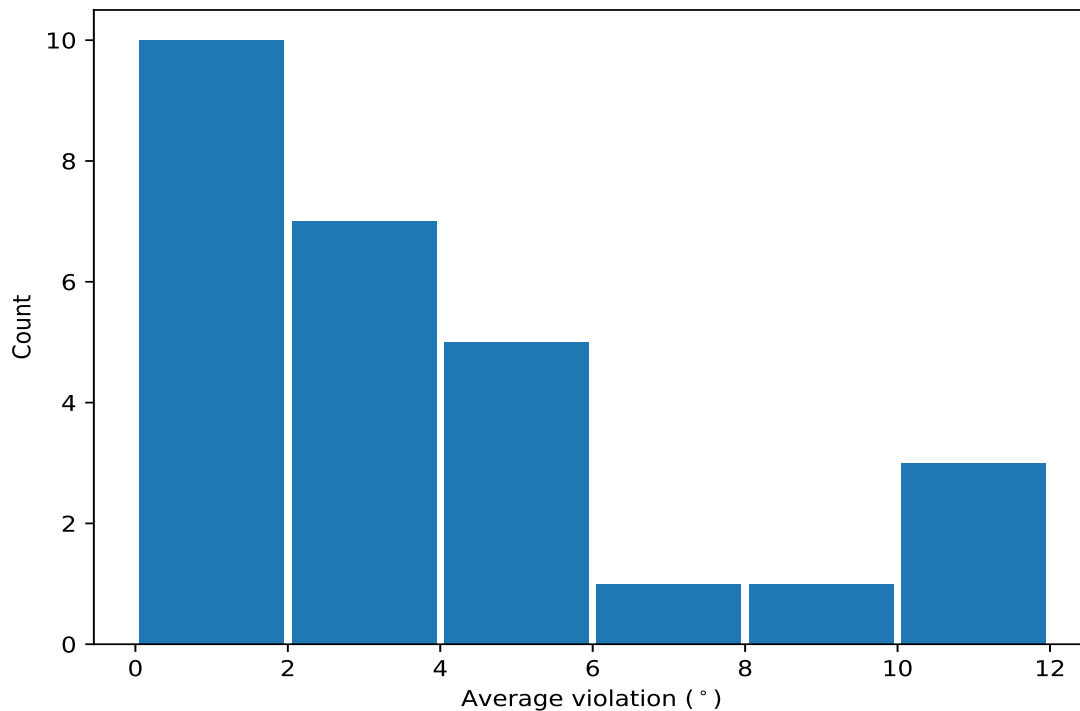


## 10.4 Most violated dihedral-angle restraints in the ensemble [i](#)

### 10.4.1 Histogram : Distribution of mean dihedral-angle violations [i](#)

The following histogram shows the distribution of the average value of the violation. The average is calculated for each restraint that is violated in more than one model over all the violated models

in the ensemble



#### 10.4.2 Table: Most violated dihedral-angle restraints [i](#)

The following table provides the mean and the standard deviation of the violation for each restraint sorted by number of violated models and the mean value. The Key (restraint list ID, restraint ID) is the unique identifier for a given restraint.

Key	Atom-1	Atom-2	Atom-3	Atom-4	Models <sup>1</sup>	Mean	SD <sup>2</sup>	Median
(1,43)	2:334:B:LYS:C	2:335:B:GLU:N	2:335:B:GLU:CA	2:335:B:GLU:C	20	10.75	0.46	10.64
(1,118)	2:375:B:ASP:N	2:375:B:ASP:CA	2:375:B:ASP:C	2:376:B:GLY:N	20	10.69	0.08	10.7
(1,130)	2:384:B:GLU:N	2:384:B:GLU:CA	2:384:B:GLU:C	2:385:B:GLY:N	20	10.03	0.26	10.03
(1,127)	2:381:B:GLN:C	2:382:B:THR:N	2:382:B:THR:CA	2:382:B:THR:C	20	8.05	0.41	7.98
(1,131)	2:384:B:GLU:C	2:385:B:GLY:N	2:385:B:GLY:CA	2:385:B:GLY:C	20	6.09	0.22	6.0
(1,38)	2:331:B:GLY:N	2:331:B:GLY:CA	2:331:B:GLY:C	2:332:B:ILE:N	20	5.85	0.35	5.9
(1,154)	2:396:B:ILE:N	2:396:B:ILE:CA	2:396:B:ILE:C	2:397:B:ASP:N	20	5.75	0.09	5.72
(1,157)	2:397:B:ASP:C	2:398:B:ILE:N	2:398:B:ILE:CA	2:398:B:ILE:C	20	5.74	0.36	5.82
(1,117)	2:374:B:GLN:C	2:375:B:ASP:N	2:375:B:ASP:CA	2:375:B:ASP:C	20	5.39	0.39	5.33
(1,88)	2:358:B:ARG:N	2:358:B:ARG:CA	2:358:B:ARG:C	2:359:B:TRP:N	20	4.92	0.26	4.91
(1,121)	2:378:B:TYR:C	2:379:B:SER:N	2:379:B:SER:CA	2:379:B:SER:C	20	3.48	0.37	3.52
(1,110)	2:369:B:ASP:N	2:369:B:ASP:CA	2:369:B:ASP:C	2:370:B:PHE:N	20	3.28	0.17	3.32
(1,54)	2:340:B:VAL:N	2:340:B:VAL:CA	2:340:B:VAL:C	2:341:B:ASP:N	20	2.77	0.28	2.82
(1,55)	2:341:B:ASP:C	2:342:B:GLU:N	2:342:B:GLU:CA	2:342:B:GLU:C	20	2.37	0.31	2.5
(1,104)	2:366:B:PHE:N	2:366:B:PHE:CA	2:366:B:PHE:C	2:367:B:THR:N	20	1.69	0.21	1.69
(1,4)	2:311:B:SER:N	2:311:B:SER:CA	2:311:B:SER:C	2:312:B:PHE:N	19	1.38	0.19	1.4
(1,156)	2:397:B:ASP:N	2:397:B:ASP:CA	2:397:B:ASP:C	2:398:B:ILE:N	19	1.35	0.05	1.35
(1,32)	2:328:B:ARG:N	2:328:B:ARG:CA	2:328:B:ARG:C	2:329:B:LEU:N	18	2.0	0.49	1.88
(1,150)	2:394:B:GLY:N	2:394:B:GLY:CA	2:394:B:GLY:C	2:395:B:TYR:N	14	1.17	0.11	1.16
(1,52)	2:339:B:ARG:N	2:339:B:ARG:CA	2:339:B:ARG:C	2:340:B:VAL:N	9	1.19	0.08	1.2

Continued on next page...

Continued from previous page...

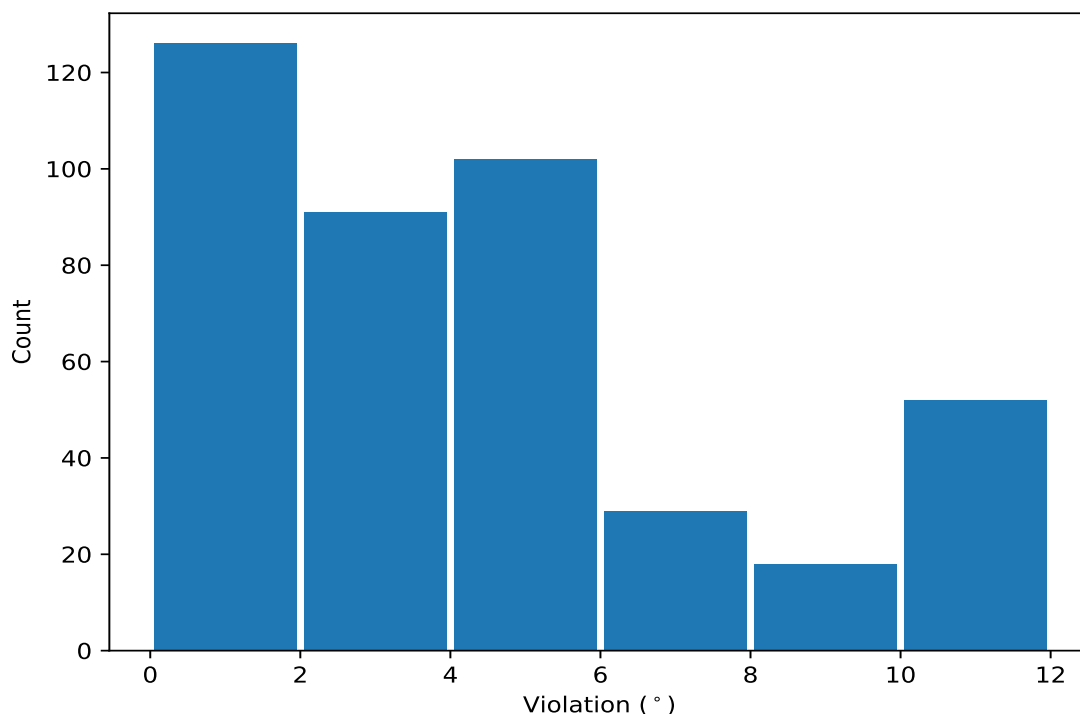
Key	Atom-1	Atom-2	Atom-3	Atom-4	Models <sup>1</sup>	Mean	SD <sup>2</sup>	Median
(1,39)	2:331:B:GLY:C	2:332:B:ILE:N	2:332:B:ILE:CA	2:332:B:ILE:C	8	1.06	0.05	1.04
(1,20)	2:319:B:MET:N	2:319:B:MET:CA	2:319:B:MET:C	2:320:B:LYS:N	7	1.23	0.14	1.26
(1,112)	2:370:B:PHE:N	2:370:B:PHE:CA	2:370:B:PHE:C	2:371:B:GLY:N	6	1.3	0.2	1.33
(1,17)	2:317:B:GLU:C	2:318:B:LYS:N	2:318:B:LYS:CA	2:318:B:LYS:C	4	2.3	0.18	2.32
(1,33)	2:328:B:ARG:C	2:329:B:LEU:N	2:329:B:LEU:CA	2:329:B:LEU:C	4	1.82	0.65	1.5
(1,24)	2:324:B:LYS:N	2:324:B:LYS:CA	2:324:B:LYS:C	2:325:B:LEU:N	3	2.13	0.31	2.04
(1,22)	2:320:B:LYS:N	2:320:B:LYS:CA	2:320:B:LYS:C	2:321:B:GLY:N	2	1.09	0.07	1.09

<sup>1</sup> Number of violated models, <sup>2</sup>Standard deviation, All angle values are in degree (°)

## 10.5 All violated dihedral-angle restraints [i](#)

### 10.5.1 Histogram : Distribution of violations [i](#)

The following histogram shows the distribution of the absolute value of the violation for all violated restraints in the ensemble.



### 10.5.2 Table: All violated dihedral-angle restraints [i](#)

The following table lists the absolute value of the violation for each restraint in the ensemble sorted by its value. The Key (restraint list ID, restraint ID) is the unique identifier for a given restraint.

Key	Atom-1	Atom-2	Atom-3	Atom-4	Model ID	Violation (°)
(1,43)	2:334:B:LYS:C	2:335:B:GLU:N	2:335:B:GLU:CA	2:335:B:GLU:C	14	11.72

Continued on next page...

Continued from previous page...

Key	Atom-1	Atom-2	Atom-3	Atom-4	Model ID	Violation (°)
(1,43)	2:334:B:LYS:C	2:335:B:GLU:N	2:335:B:GLU:CA	2:335:B:GLU:C	3	11.48
(1,43)	2:334:B:LYS:C	2:335:B:GLU:N	2:335:B:GLU:CA	2:335:B:GLU:C	10	11.37
(1,43)	2:334:B:LYS:C	2:335:B:GLU:N	2:335:B:GLU:CA	2:335:B:GLU:C	9	11.15
(1,43)	2:334:B:LYS:C	2:335:B:GLU:N	2:335:B:GLU:CA	2:335:B:GLU:C	6	11.14
(1,43)	2:334:B:LYS:C	2:335:B:GLU:N	2:335:B:GLU:CA	2:335:B:GLU:C	15	11.12
(1,43)	2:334:B:LYS:C	2:335:B:GLU:N	2:335:B:GLU:CA	2:335:B:GLU:C	2	10.99
(1,43)	2:334:B:LYS:C	2:335:B:GLU:N	2:335:B:GLU:CA	2:335:B:GLU:C	1	10.96
(1,43)	2:334:B:LYS:C	2:335:B:GLU:N	2:335:B:GLU:CA	2:335:B:GLU:C	5	10.88
(1,118)	2:375:B:ASP:N	2:375:B:ASP:CA	2:375:B:ASP:C	2:376:B:GLY:N	11	10.84
(1,118)	2:375:B:ASP:N	2:375:B:ASP:CA	2:375:B:ASP:C	2:376:B:GLY:N	14	10.84
(1,118)	2:375:B:ASP:N	2:375:B:ASP:CA	2:375:B:ASP:C	2:376:B:GLY:N	16	10.82
(1,118)	2:375:B:ASP:N	2:375:B:ASP:CA	2:375:B:ASP:C	2:376:B:GLY:N	12	10.79
(1,118)	2:375:B:ASP:N	2:375:B:ASP:CA	2:375:B:ASP:C	2:376:B:GLY:N	3	10.73
(1,118)	2:375:B:ASP:N	2:375:B:ASP:CA	2:375:B:ASP:C	2:376:B:GLY:N	4	10.73
(1,118)	2:375:B:ASP:N	2:375:B:ASP:CA	2:375:B:ASP:C	2:376:B:GLY:N	18	10.73
(1,118)	2:375:B:ASP:N	2:375:B:ASP:CA	2:375:B:ASP:C	2:376:B:GLY:N	6	10.72
(1,118)	2:375:B:ASP:N	2:375:B:ASP:CA	2:375:B:ASP:C	2:376:B:GLY:N	13	10.71
(1,118)	2:375:B:ASP:N	2:375:B:ASP:CA	2:375:B:ASP:C	2:376:B:GLY:N	2	10.7
(1,118)	2:375:B:ASP:N	2:375:B:ASP:CA	2:375:B:ASP:C	2:376:B:GLY:N	10	10.7
(1,118)	2:375:B:ASP:N	2:375:B:ASP:CA	2:375:B:ASP:C	2:376:B:GLY:N	5	10.66
(1,118)	2:375:B:ASP:N	2:375:B:ASP:CA	2:375:B:ASP:C	2:376:B:GLY:N	8	10.66
(1,43)	2:334:B:LYS:C	2:335:B:GLU:N	2:335:B:GLU:CA	2:335:B:GLU:C	19	10.66
(1,118)	2:375:B:ASP:N	2:375:B:ASP:CA	2:375:B:ASP:C	2:376:B:GLY:N	15	10.64
(1,118)	2:375:B:ASP:N	2:375:B:ASP:CA	2:375:B:ASP:C	2:376:B:GLY:N	17	10.63
(1,118)	2:375:B:ASP:N	2:375:B:ASP:CA	2:375:B:ASP:C	2:376:B:GLY:N	19	10.62
(1,43)	2:334:B:LYS:C	2:335:B:GLU:N	2:335:B:GLU:CA	2:335:B:GLU:C	11	10.61
(1,118)	2:375:B:ASP:N	2:375:B:ASP:CA	2:375:B:ASP:C	2:376:B:GLY:N	20	10.6
(1,118)	2:375:B:ASP:N	2:375:B:ASP:CA	2:375:B:ASP:C	2:376:B:GLY:N	1	10.59
(1,43)	2:334:B:LYS:C	2:335:B:GLU:N	2:335:B:GLU:CA	2:335:B:GLU:C	17	10.59
(1,118)	2:375:B:ASP:N	2:375:B:ASP:CA	2:375:B:ASP:C	2:376:B:GLY:N	9	10.58
(1,118)	2:375:B:ASP:N	2:375:B:ASP:CA	2:375:B:ASP:C	2:376:B:GLY:N	7	10.57
(1,43)	2:334:B:LYS:C	2:335:B:GLU:N	2:335:B:GLU:CA	2:335:B:GLU:C	13	10.53
(1,130)	2:384:B:GLU:N	2:384:B:GLU:CA	2:384:B:GLU:C	2:385:B:GLY:N	11	10.46
(1,43)	2:334:B:LYS:C	2:335:B:GLU:N	2:335:B:GLU:CA	2:335:B:GLU:C	12	10.45
(1,130)	2:384:B:GLU:N	2:384:B:GLU:CA	2:384:B:GLU:C	2:385:B:GLY:N	13	10.42
(1,43)	2:334:B:LYS:C	2:335:B:GLU:N	2:335:B:GLU:CA	2:335:B:GLU:C	8	10.4
(1,130)	2:384:B:GLU:N	2:384:B:GLU:CA	2:384:B:GLU:C	2:385:B:GLY:N	3	10.36
(1,43)	2:334:B:LYS:C	2:335:B:GLU:N	2:335:B:GLU:CA	2:335:B:GLU:C	18	10.32
(1,130)	2:384:B:GLU:N	2:384:B:GLU:CA	2:384:B:GLU:C	2:385:B:GLY:N	6	10.31
(1,130)	2:384:B:GLU:N	2:384:B:GLU:CA	2:384:B:GLU:C	2:385:B:GLY:N	15	10.26
(1,43)	2:334:B:LYS:C	2:335:B:GLU:N	2:335:B:GLU:CA	2:335:B:GLU:C	4	10.25
(1,43)	2:334:B:LYS:C	2:335:B:GLU:N	2:335:B:GLU:CA	2:335:B:GLU:C	16	10.2
(1,43)	2:334:B:LYS:C	2:335:B:GLU:N	2:335:B:GLU:CA	2:335:B:GLU:C	20	10.15
(1,130)	2:384:B:GLU:N	2:384:B:GLU:CA	2:384:B:GLU:C	2:385:B:GLY:N	9	10.12
(1,130)	2:384:B:GLU:N	2:384:B:GLU:CA	2:384:B:GLU:C	2:385:B:GLY:N	14	10.12
(1,130)	2:384:B:GLU:N	2:384:B:GLU:CA	2:384:B:GLU:C	2:385:B:GLY:N	8	10.11
(1,130)	2:384:B:GLU:N	2:384:B:GLU:CA	2:384:B:GLU:C	2:385:B:GLY:N	2	10.08
(1,130)	2:384:B:GLU:N	2:384:B:GLU:CA	2:384:B:GLU:C	2:385:B:GLY:N	16	10.06
(1,43)	2:334:B:LYS:C	2:335:B:GLU:N	2:335:B:GLU:CA	2:335:B:GLU:C	7	10.06
(1,130)	2:384:B:GLU:N	2:384:B:GLU:CA	2:384:B:GLU:C	2:385:B:GLY:N	4	10.0
(1,130)	2:384:B:GLU:N	2:384:B:GLU:CA	2:384:B:GLU:C	2:385:B:GLY:N	10	10.0

Continued on next page...

Continued from previous page...

Key	Atom-1	Atom-2	Atom-3	Atom-4	Model ID	Violation (°)
(1,130)	2:384:B:GLU:N	2:384:B:GLU:CA	2:384:B:GLU:C	2:385:B:GLY:N	1	9.96
(1,130)	2:384:B:GLU:N	2:384:B:GLU:CA	2:384:B:GLU:C	2:385:B:GLY:N	20	9.96
(1,130)	2:384:B:GLU:N	2:384:B:GLU:CA	2:384:B:GLU:C	2:385:B:GLY:N	5	9.95
(1,130)	2:384:B:GLU:N	2:384:B:GLU:CA	2:384:B:GLU:C	2:385:B:GLY:N	17	9.9
(1,130)	2:384:B:GLU:N	2:384:B:GLU:CA	2:384:B:GLU:C	2:385:B:GLY:N	19	9.81
(1,130)	2:384:B:GLU:N	2:384:B:GLU:CA	2:384:B:GLU:C	2:385:B:GLY:N	7	9.67
(1,130)	2:384:B:GLU:N	2:384:B:GLU:CA	2:384:B:GLU:C	2:385:B:GLY:N	18	9.52
(1,130)	2:384:B:GLU:N	2:384:B:GLU:CA	2:384:B:GLU:C	2:385:B:GLY:N	12	9.46
(1,127)	2:381:B:GLN:C	2:382:B:THR:N	2:382:B:THR:CA	2:382:B:THR:C	12	9.01
(1,127)	2:381:B:GLN:C	2:382:B:THR:N	2:382:B:THR:CA	2:382:B:THR:C	5	8.82
(1,127)	2:381:B:GLN:C	2:382:B:THR:N	2:382:B:THR:CA	2:382:B:THR:C	19	8.56
(1,127)	2:381:B:GLN:C	2:382:B:THR:N	2:382:B:THR:CA	2:382:B:THR:C	10	8.41
(1,127)	2:381:B:GLN:C	2:382:B:THR:N	2:382:B:THR:CA	2:382:B:THR:C	1	8.28
(1,127)	2:381:B:GLN:C	2:382:B:THR:N	2:382:B:THR:CA	2:382:B:THR:C	16	8.22
(1,127)	2:381:B:GLN:C	2:382:B:THR:N	2:382:B:THR:CA	2:382:B:THR:C	17	8.21
(1,127)	2:381:B:GLN:C	2:382:B:THR:N	2:382:B:THR:CA	2:382:B:THR:C	20	8.11
(1,127)	2:381:B:GLN:C	2:382:B:THR:N	2:382:B:THR:CA	2:382:B:THR:C	6	8.08
(1,127)	2:381:B:GLN:C	2:382:B:THR:N	2:382:B:THR:CA	2:382:B:THR:C	8	8.02
(1,127)	2:381:B:GLN:C	2:382:B:THR:N	2:382:B:THR:CA	2:382:B:THR:C	2	7.95
(1,127)	2:381:B:GLN:C	2:382:B:THR:N	2:382:B:THR:CA	2:382:B:THR:C	7	7.93
(1,127)	2:381:B:GLN:C	2:382:B:THR:N	2:382:B:THR:CA	2:382:B:THR:C	18	7.89
(1,127)	2:381:B:GLN:C	2:382:B:THR:N	2:382:B:THR:CA	2:382:B:THR:C	14	7.88
(1,127)	2:381:B:GLN:C	2:382:B:THR:N	2:382:B:THR:CA	2:382:B:THR:C	9	7.83
(1,127)	2:381:B:GLN:C	2:382:B:THR:N	2:382:B:THR:CA	2:382:B:THR:C	15	7.69
(1,127)	2:381:B:GLN:C	2:382:B:THR:N	2:382:B:THR:CA	2:382:B:THR:C	11	7.59
(1,127)	2:381:B:GLN:C	2:382:B:THR:N	2:382:B:THR:CA	2:382:B:THR:C	3	7.55
(1,127)	2:381:B:GLN:C	2:382:B:THR:N	2:382:B:THR:CA	2:382:B:THR:C	4	7.54
(1,127)	2:381:B:GLN:C	2:382:B:THR:N	2:382:B:THR:CA	2:382:B:THR:C	13	7.46
(1,131)	2:384:B:GLU:C	2:385:B:GLY:N	2:385:B:GLY:CA	2:385:B:GLY:C	15	6.53
(1,38)	2:331:B:GLY:N	2:331:B:GLY:CA	2:331:B:GLY:C	2:332:B:ILE:N	4	6.49
(1,38)	2:331:B:GLY:N	2:331:B:GLY:CA	2:331:B:GLY:C	2:332:B:ILE:N	7	6.49
(1,131)	2:384:B:GLU:C	2:385:B:GLY:N	2:385:B:GLY:CA	2:385:B:GLY:C	3	6.42
(1,131)	2:384:B:GLU:C	2:385:B:GLY:N	2:385:B:GLY:CA	2:385:B:GLY:C	9	6.38
(1,131)	2:384:B:GLU:C	2:385:B:GLY:N	2:385:B:GLY:CA	2:385:B:GLY:C	18	6.37
(1,38)	2:331:B:GLY:N	2:331:B:GLY:CA	2:331:B:GLY:C	2:332:B:ILE:N	12	6.29
(1,131)	2:384:B:GLU:C	2:385:B:GLY:N	2:385:B:GLY:CA	2:385:B:GLY:C	6	6.25
(1,131)	2:384:B:GLU:C	2:385:B:GLY:N	2:385:B:GLY:CA	2:385:B:GLY:C	10	6.24
(1,131)	2:384:B:GLU:C	2:385:B:GLY:N	2:385:B:GLY:CA	2:385:B:GLY:C	11	6.16
(1,131)	2:384:B:GLU:C	2:385:B:GLY:N	2:385:B:GLY:CA	2:385:B:GLY:C	12	6.16
(1,131)	2:384:B:GLU:C	2:385:B:GLY:N	2:385:B:GLY:CA	2:385:B:GLY:C	13	6.16
(1,38)	2:331:B:GLY:N	2:331:B:GLY:CA	2:331:B:GLY:C	2:332:B:ILE:N	18	6.16
(1,38)	2:331:B:GLY:N	2:331:B:GLY:CA	2:331:B:GLY:C	2:332:B:ILE:N	10	6.08
(1,117)	2:374:B:GLN:C	2:375:B:ASP:N	2:375:B:ASP:CA	2:375:B:ASP:C	3	6.06
(1,38)	2:331:B:GLY:N	2:331:B:GLY:CA	2:331:B:GLY:C	2:332:B:ILE:N	20	6.06
(1,157)	2:397:B:ASP:C	2:398:B:ILE:N	2:398:B:ILE:CA	2:398:B:ILE:C	3	6.05
(1,131)	2:384:B:GLU:C	2:385:B:GLY:N	2:385:B:GLY:CA	2:385:B:GLY:C	2	6.02
(1,117)	2:374:B:GLN:C	2:375:B:ASP:N	2:375:B:ASP:CA	2:375:B:ASP:C	13	6.02
(1,157)	2:397:B:ASP:C	2:398:B:ILE:N	2:398:B:ILE:CA	2:398:B:ILE:C	2	5.99
(1,157)	2:397:B:ASP:C	2:398:B:ILE:N	2:398:B:ILE:CA	2:398:B:ILE:C	5	5.99
(1,131)	2:384:B:GLU:C	2:385:B:GLY:N	2:385:B:GLY:CA	2:385:B:GLY:C	1	5.99
(1,131)	2:384:B:GLU:C	2:385:B:GLY:N	2:385:B:GLY:CA	2:385:B:GLY:C	5	5.99

Continued on next page...

Continued from previous page...

Key	Atom-1	Atom-2	Atom-3	Atom-4	Model ID	Violation (°)
(1,154)	2:396:B:ILE:N	2:396:B:ILE:CA	2:396:B:ILE:C	2:397:B:ASP:N	13	5.98
(1,131)	2:384:B:GLU:C	2:385:B:GLY:N	2:385:B:GLY:CA	2:385:B:GLY:C	16	5.98
(1,131)	2:384:B:GLU:C	2:385:B:GLY:N	2:385:B:GLY:CA	2:385:B:GLY:C	14	5.96
(1,38)	2:331:B:GLY:N	2:331:B:GLY:CA	2:331:B:GLY:C	2:332:B:ILE:N	14	5.96
(1,38)	2:331:B:GLY:N	2:331:B:GLY:CA	2:331:B:GLY:C	2:332:B:ILE:N	16	5.96
(1,157)	2:397:B:ASP:C	2:398:B:ILE:N	2:398:B:ILE:CA	2:398:B:ILE:C	14	5.95
(1,157)	2:397:B:ASP:C	2:398:B:ILE:N	2:398:B:ILE:CA	2:398:B:ILE:C	15	5.94
(1,117)	2:374:B:GLN:C	2:375:B:ASP:N	2:375:B:ASP:CA	2:375:B:ASP:C	14	5.93
(1,38)	2:331:B:GLY:N	2:331:B:GLY:CA	2:331:B:GLY:C	2:332:B:ILE:N	8	5.93
(1,131)	2:384:B:GLU:C	2:385:B:GLY:N	2:385:B:GLY:CA	2:385:B:GLY:C	8	5.91
(1,117)	2:374:B:GLN:C	2:375:B:ASP:N	2:375:B:ASP:CA	2:375:B:ASP:C	11	5.91
(1,157)	2:397:B:ASP:C	2:398:B:ILE:N	2:398:B:ILE:CA	2:398:B:ILE:C	6	5.9
(1,157)	2:397:B:ASP:C	2:398:B:ILE:N	2:398:B:ILE:CA	2:398:B:ILE:C	16	5.9
(1,131)	2:384:B:GLU:C	2:385:B:GLY:N	2:385:B:GLY:CA	2:385:B:GLY:C	20	5.9
(1,38)	2:331:B:GLY:N	2:331:B:GLY:CA	2:331:B:GLY:C	2:332:B:ILE:N	11	5.9
(1,157)	2:397:B:ASP:C	2:398:B:ILE:N	2:398:B:ILE:CA	2:398:B:ILE:C	1	5.89
(1,38)	2:331:B:GLY:N	2:331:B:GLY:CA	2:331:B:GLY:C	2:332:B:ILE:N	6	5.89
(1,131)	2:384:B:GLU:C	2:385:B:GLY:N	2:385:B:GLY:CA	2:385:B:GLY:C	7	5.88
(1,131)	2:384:B:GLU:C	2:385:B:GLY:N	2:385:B:GLY:CA	2:385:B:GLY:C	19	5.88
(1,154)	2:396:B:ILE:N	2:396:B:ILE:CA	2:396:B:ILE:C	2:397:B:ASP:N	17	5.86
(1,154)	2:396:B:ILE:N	2:396:B:ILE:CA	2:396:B:ILE:C	2:397:B:ASP:N	14	5.85
(1,154)	2:396:B:ILE:N	2:396:B:ILE:CA	2:396:B:ILE:C	2:397:B:ASP:N	10	5.84
(1,157)	2:397:B:ASP:C	2:398:B:ILE:N	2:398:B:ILE:CA	2:398:B:ILE:C	17	5.83
(1,157)	2:397:B:ASP:C	2:398:B:ILE:N	2:398:B:ILE:CA	2:398:B:ILE:C	4	5.82
(1,157)	2:397:B:ASP:C	2:398:B:ILE:N	2:398:B:ILE:CA	2:398:B:ILE:C	12	5.82
(1,154)	2:396:B:ILE:N	2:396:B:ILE:CA	2:396:B:ILE:C	2:397:B:ASP:N	18	5.82
(1,154)	2:396:B:ILE:N	2:396:B:ILE:CA	2:396:B:ILE:C	2:397:B:ASP:N	11	5.81
(1,157)	2:397:B:ASP:C	2:398:B:ILE:N	2:398:B:ILE:CA	2:398:B:ILE:C	11	5.8
(1,157)	2:397:B:ASP:C	2:398:B:ILE:N	2:398:B:ILE:CA	2:398:B:ILE:C	20	5.8
(1,154)	2:396:B:ILE:N	2:396:B:ILE:CA	2:396:B:ILE:C	2:397:B:ASP:N	7	5.8
(1,154)	2:396:B:ILE:N	2:396:B:ILE:CA	2:396:B:ILE:C	2:397:B:ASP:N	12	5.79
(1,131)	2:384:B:GLU:C	2:385:B:GLY:N	2:385:B:GLY:CA	2:385:B:GLY:C	4	5.79
(1,157)	2:397:B:ASP:C	2:398:B:ILE:N	2:398:B:ILE:CA	2:398:B:ILE:C	18	5.78
(1,117)	2:374:B:GLN:C	2:375:B:ASP:N	2:375:B:ASP:CA	2:375:B:ASP:C	6	5.78
(1,154)	2:396:B:ILE:N	2:396:B:ILE:CA	2:396:B:ILE:C	2:397:B:ASP:N	19	5.77
(1,157)	2:397:B:ASP:C	2:398:B:ILE:N	2:398:B:ILE:CA	2:398:B:ILE:C	8	5.76
(1,157)	2:397:B:ASP:C	2:398:B:ILE:N	2:398:B:ILE:CA	2:398:B:ILE:C	9	5.76
(1,131)	2:384:B:GLU:C	2:385:B:GLY:N	2:385:B:GLY:CA	2:385:B:GLY:C	17	5.76
(1,117)	2:374:B:GLN:C	2:375:B:ASP:N	2:375:B:ASP:CA	2:375:B:ASP:C	17	5.75
(1,154)	2:396:B:ILE:N	2:396:B:ILE:CA	2:396:B:ILE:C	2:397:B:ASP:N	8	5.73
(1,154)	2:396:B:ILE:N	2:396:B:ILE:CA	2:396:B:ILE:C	2:397:B:ASP:N	2	5.71
(1,154)	2:396:B:ILE:N	2:396:B:ILE:CA	2:396:B:ILE:C	2:397:B:ASP:N	6	5.71
(1,154)	2:396:B:ILE:N	2:396:B:ILE:CA	2:396:B:ILE:C	2:397:B:ASP:N	15	5.71
(1,154)	2:396:B:ILE:N	2:396:B:ILE:CA	2:396:B:ILE:C	2:397:B:ASP:N	16	5.7
(1,38)	2:331:B:GLY:N	2:331:B:GLY:CA	2:331:B:GLY:C	2:332:B:ILE:N	5	5.7
(1,154)	2:396:B:ILE:N	2:396:B:ILE:CA	2:396:B:ILE:C	2:397:B:ASP:N	4	5.69
(1,154)	2:396:B:ILE:N	2:396:B:ILE:CA	2:396:B:ILE:C	2:397:B:ASP:N	20	5.67
(1,154)	2:396:B:ILE:N	2:396:B:ILE:CA	2:396:B:ILE:C	2:397:B:ASP:N	3	5.66
(1,38)	2:331:B:GLY:N	2:331:B:GLY:CA	2:331:B:GLY:C	2:332:B:ILE:N	15	5.66
(1,154)	2:396:B:ILE:N	2:396:B:ILE:CA	2:396:B:ILE:C	2:397:B:ASP:N	5	5.64
(1,154)	2:396:B:ILE:N	2:396:B:ILE:CA	2:396:B:ILE:C	2:397:B:ASP:N	9	5.64

Continued on next page...



Continued from previous page...

Key	Atom-1	Atom-2	Atom-3	Atom-4	Model ID	Violation (°)
(1,157)	2:397:B:ASP:C	2:398:B:ILE:N	2:398:B:ILE:CA	2:398:B:ILE:C	7	5.63
(1,157)	2:397:B:ASP:C	2:398:B:ILE:N	2:398:B:ILE:CA	2:398:B:ILE:C	10	5.62
(1,38)	2:331:B:GLY:N	2:331:B:GLY:CA	2:331:B:GLY:C	2:332:B:ILE:N	9	5.62
(1,154)	2:396:B:ILE:N	2:396:B:ILE:CA	2:396:B:ILE:C	2:397:B:ASP:N	1	5.61
(1,38)	2:331:B:GLY:N	2:331:B:GLY:CA	2:331:B:GLY:C	2:332:B:ILE:N	2	5.6
(1,117)	2:374:B:GLN:C	2:375:B:ASP:N	2:375:B:ASP:CA	2:375:B:ASP:C	15	5.59
(1,38)	2:331:B:GLY:N	2:331:B:GLY:CA	2:331:B:GLY:C	2:332:B:ILE:N	17	5.56
(1,38)	2:331:B:GLY:N	2:331:B:GLY:CA	2:331:B:GLY:C	2:332:B:ILE:N	3	5.54
(1,38)	2:331:B:GLY:N	2:331:B:GLY:CA	2:331:B:GLY:C	2:332:B:ILE:N	13	5.5
(1,117)	2:374:B:GLN:C	2:375:B:ASP:N	2:375:B:ASP:CA	2:375:B:ASP:C	9	5.47
(1,117)	2:374:B:GLN:C	2:375:B:ASP:N	2:375:B:ASP:CA	2:375:B:ASP:C	10	5.41
(1,117)	2:374:B:GLN:C	2:375:B:ASP:N	2:375:B:ASP:CA	2:375:B:ASP:C	16	5.34
(1,117)	2:374:B:GLN:C	2:375:B:ASP:N	2:375:B:ASP:CA	2:375:B:ASP:C	12	5.32
(1,88)	2:358:B:ARG:N	2:358:B:ARG:CA	2:358:B:ARG:C	2:359:B:TRP:N	14	5.3
(1,38)	2:331:B:GLY:N	2:331:B:GLY:CA	2:331:B:GLY:C	2:332:B:ILE:N	19	5.3
(1,88)	2:358:B:ARG:N	2:358:B:ARG:CA	2:358:B:ARG:C	2:359:B:TRP:N	3	5.29
(1,88)	2:358:B:ARG:N	2:358:B:ARG:CA	2:358:B:ARG:C	2:359:B:TRP:N	15	5.28
(1,88)	2:358:B:ARG:N	2:358:B:ARG:CA	2:358:B:ARG:C	2:359:B:TRP:N	13	5.24
(1,38)	2:331:B:GLY:N	2:331:B:GLY:CA	2:331:B:GLY:C	2:332:B:ILE:N	1	5.24
(1,157)	2:397:B:ASP:C	2:398:B:ILE:N	2:398:B:ILE:CA	2:398:B:ILE:C	19	5.23
(1,88)	2:358:B:ARG:N	2:358:B:ARG:CA	2:358:B:ARG:C	2:359:B:TRP:N	17	5.23
(1,117)	2:374:B:GLN:C	2:375:B:ASP:N	2:375:B:ASP:CA	2:375:B:ASP:C	2	5.14
(1,117)	2:374:B:GLN:C	2:375:B:ASP:N	2:375:B:ASP:CA	2:375:B:ASP:C	8	5.12
(1,88)	2:358:B:ARG:N	2:358:B:ARG:CA	2:358:B:ARG:C	2:359:B:TRP:N	2	5.09
(1,88)	2:358:B:ARG:N	2:358:B:ARG:CA	2:358:B:ARG:C	2:359:B:TRP:N	6	5.07
(1,117)	2:374:B:GLN:C	2:375:B:ASP:N	2:375:B:ASP:CA	2:375:B:ASP:C	4	5.05
(1,117)	2:374:B:GLN:C	2:375:B:ASP:N	2:375:B:ASP:CA	2:375:B:ASP:C	18	5.05
(1,117)	2:374:B:GLN:C	2:375:B:ASP:N	2:375:B:ASP:CA	2:375:B:ASP:C	20	5.02
(1,88)	2:358:B:ARG:N	2:358:B:ARG:CA	2:358:B:ARG:C	2:359:B:TRP:N	11	5.02
(1,117)	2:374:B:GLN:C	2:375:B:ASP:N	2:375:B:ASP:CA	2:375:B:ASP:C	7	5.01
(1,88)	2:358:B:ARG:N	2:358:B:ARG:CA	2:358:B:ARG:C	2:359:B:TRP:N	1	4.97
(1,117)	2:374:B:GLN:C	2:375:B:ASP:N	2:375:B:ASP:CA	2:375:B:ASP:C	1	4.96
(1,88)	2:358:B:ARG:N	2:358:B:ARG:CA	2:358:B:ARG:C	2:359:B:TRP:N	9	4.92
(1,117)	2:374:B:GLN:C	2:375:B:ASP:N	2:375:B:ASP:CA	2:375:B:ASP:C	19	4.9
(1,88)	2:358:B:ARG:N	2:358:B:ARG:CA	2:358:B:ARG:C	2:359:B:TRP:N	16	4.9
(1,117)	2:374:B:GLN:C	2:375:B:ASP:N	2:375:B:ASP:CA	2:375:B:ASP:C	5	4.88
(1,88)	2:358:B:ARG:N	2:358:B:ARG:CA	2:358:B:ARG:C	2:359:B:TRP:N	10	4.81
(1,88)	2:358:B:ARG:N	2:358:B:ARG:CA	2:358:B:ARG:C	2:359:B:TRP:N	4	4.78
(1,88)	2:358:B:ARG:N	2:358:B:ARG:CA	2:358:B:ARG:C	2:359:B:TRP:N	19	4.73
(1,88)	2:358:B:ARG:N	2:358:B:ARG:CA	2:358:B:ARG:C	2:359:B:TRP:N	18	4.7
(1,88)	2:358:B:ARG:N	2:358:B:ARG:CA	2:358:B:ARG:C	2:359:B:TRP:N	20	4.7
(1,88)	2:358:B:ARG:N	2:358:B:ARG:CA	2:358:B:ARG:C	2:359:B:TRP:N	5	4.62
(1,88)	2:358:B:ARG:N	2:358:B:ARG:CA	2:358:B:ARG:C	2:359:B:TRP:N	8	4.6
(1,88)	2:358:B:ARG:N	2:358:B:ARG:CA	2:358:B:ARG:C	2:359:B:TRP:N	7	4.59
(1,88)	2:358:B:ARG:N	2:358:B:ARG:CA	2:358:B:ARG:C	2:359:B:TRP:N	12	4.48
(1,157)	2:397:B:ASP:C	2:398:B:ILE:N	2:398:B:ILE:CA	2:398:B:ILE:C	13	4.34
(1,121)	2:378:B:TYR:C	2:379:B:SER:N	2:379:B:SER:CA	2:379:B:SER:C	17	4.03
(1,121)	2:378:B:TYR:C	2:379:B:SER:N	2:379:B:SER:CA	2:379:B:SER:C	5	3.88
(1,121)	2:378:B:TYR:C	2:379:B:SER:N	2:379:B:SER:CA	2:379:B:SER:C	19	3.88
(1,121)	2:378:B:TYR:C	2:379:B:SER:N	2:379:B:SER:CA	2:379:B:SER:C	1	3.73
(1,121)	2:378:B:TYR:C	2:379:B:SER:N	2:379:B:SER:CA	2:379:B:SER:C	15	3.68

Continued on next page...

Continued from previous page...

Key	Atom-1	Atom-2	Atom-3	Atom-4	Model ID	Violation (°)
(1,121)	2:378:B:TYR:C	2:379:B:SER:N	2:379:B:SER:CA	2:379:B:SER:C	14	3.67
(1,121)	2:378:B:TYR:C	2:379:B:SER:N	2:379:B:SER:CA	2:379:B:SER:C	2	3.66
(1,121)	2:378:B:TYR:C	2:379:B:SER:N	2:379:B:SER:CA	2:379:B:SER:C	9	3.64
(1,110)	2:369:B:ASP:N	2:369:B:ASP:CA	2:369:B:ASP:C	2:370:B:PHE:N	17	3.59
(1,121)	2:378:B:TYR:C	2:379:B:SER:N	2:379:B:SER:CA	2:379:B:SER:C	11	3.55
(1,121)	2:378:B:TYR:C	2:379:B:SER:N	2:379:B:SER:CA	2:379:B:SER:C	3	3.54
(1,110)	2:369:B:ASP:N	2:369:B:ASP:CA	2:369:B:ASP:C	2:370:B:PHE:N	13	3.5
(1,121)	2:378:B:TYR:C	2:379:B:SER:N	2:379:B:SER:CA	2:379:B:SER:C	8	3.49
(1,121)	2:378:B:TYR:C	2:379:B:SER:N	2:379:B:SER:CA	2:379:B:SER:C	13	3.49
(1,121)	2:378:B:TYR:C	2:379:B:SER:N	2:379:B:SER:CA	2:379:B:SER:C	10	3.47
(1,121)	2:378:B:TYR:C	2:379:B:SER:N	2:379:B:SER:CA	2:379:B:SER:C	16	3.46
(1,32)	2:328:B:ARG:N	2:328:B:ARG:CA	2:328:B:ARG:C	2:329:B:LEU:N	18	3.46
(1,121)	2:378:B:TYR:C	2:379:B:SER:N	2:379:B:SER:CA	2:379:B:SER:C	6	3.43
(1,110)	2:369:B:ASP:N	2:369:B:ASP:CA	2:369:B:ASP:C	2:370:B:PHE:N	1	3.42
(1,110)	2:369:B:ASP:N	2:369:B:ASP:CA	2:369:B:ASP:C	2:370:B:PHE:N	10	3.41
(1,110)	2:369:B:ASP:N	2:369:B:ASP:CA	2:369:B:ASP:C	2:370:B:PHE:N	14	3.4
(1,110)	2:369:B:ASP:N	2:369:B:ASP:CA	2:369:B:ASP:C	2:370:B:PHE:N	15	3.4
(1,110)	2:369:B:ASP:N	2:369:B:ASP:CA	2:369:B:ASP:C	2:370:B:PHE:N	16	3.4
(1,110)	2:369:B:ASP:N	2:369:B:ASP:CA	2:369:B:ASP:C	2:370:B:PHE:N	3	3.39
(1,121)	2:378:B:TYR:C	2:379:B:SER:N	2:379:B:SER:CA	2:379:B:SER:C	4	3.38
(1,110)	2:369:B:ASP:N	2:369:B:ASP:CA	2:369:B:ASP:C	2:370:B:PHE:N	7	3.36
(1,110)	2:369:B:ASP:N	2:369:B:ASP:CA	2:369:B:ASP:C	2:370:B:PHE:N	19	3.35
(1,110)	2:369:B:ASP:N	2:369:B:ASP:CA	2:369:B:ASP:C	2:370:B:PHE:N	11	3.28
(1,110)	2:369:B:ASP:N	2:369:B:ASP:CA	2:369:B:ASP:C	2:370:B:PHE:N	6	3.25
(1,54)	2:340:B:VAL:N	2:340:B:VAL:CA	2:340:B:VAL:C	2:341:B:ASP:N	11	3.22
(1,121)	2:378:B:TYR:C	2:379:B:SER:N	2:379:B:SER:CA	2:379:B:SER:C	7	3.19
(1,121)	2:378:B:TYR:C	2:379:B:SER:N	2:379:B:SER:CA	2:379:B:SER:C	20	3.19
(1,110)	2:369:B:ASP:N	2:369:B:ASP:CA	2:369:B:ASP:C	2:370:B:PHE:N	8	3.18
(1,110)	2:369:B:ASP:N	2:369:B:ASP:CA	2:369:B:ASP:C	2:370:B:PHE:N	5	3.17
(1,110)	2:369:B:ASP:N	2:369:B:ASP:CA	2:369:B:ASP:C	2:370:B:PHE:N	2	3.16
(1,110)	2:369:B:ASP:N	2:369:B:ASP:CA	2:369:B:ASP:C	2:370:B:PHE:N	4	3.14
(1,110)	2:369:B:ASP:N	2:369:B:ASP:CA	2:369:B:ASP:C	2:370:B:PHE:N	9	3.14
(1,110)	2:369:B:ASP:N	2:369:B:ASP:CA	2:369:B:ASP:C	2:370:B:PHE:N	20	3.14
(1,54)	2:340:B:VAL:N	2:340:B:VAL:CA	2:340:B:VAL:C	2:341:B:ASP:N	13	3.1
(1,54)	2:340:B:VAL:N	2:340:B:VAL:CA	2:340:B:VAL:C	2:341:B:ASP:N	15	3.04
(1,54)	2:340:B:VAL:N	2:340:B:VAL:CA	2:340:B:VAL:C	2:341:B:ASP:N	14	3.0
(1,54)	2:340:B:VAL:N	2:340:B:VAL:CA	2:340:B:VAL:C	2:341:B:ASP:N	3	2.98
(1,110)	2:369:B:ASP:N	2:369:B:ASP:CA	2:369:B:ASP:C	2:370:B:PHE:N	12	2.97
(1,54)	2:340:B:VAL:N	2:340:B:VAL:CA	2:340:B:VAL:C	2:341:B:ASP:N	8	2.94
(1,54)	2:340:B:VAL:N	2:340:B:VAL:CA	2:340:B:VAL:C	2:341:B:ASP:N	19	2.93
(1,33)	2:328:B:ARG:C	2:329:B:LEU:N	2:329:B:LEU:CA	2:329:B:LEU:C	4	2.93
(1,54)	2:340:B:VAL:N	2:340:B:VAL:CA	2:340:B:VAL:C	2:341:B:ASP:N	10	2.88
(1,110)	2:369:B:ASP:N	2:369:B:ASP:CA	2:369:B:ASP:C	2:370:B:PHE:N	18	2.87
(1,54)	2:340:B:VAL:N	2:340:B:VAL:CA	2:340:B:VAL:C	2:341:B:ASP:N	12	2.84
(1,54)	2:340:B:VAL:N	2:340:B:VAL:CA	2:340:B:VAL:C	2:341:B:ASP:N	20	2.84
(1,54)	2:340:B:VAL:N	2:340:B:VAL:CA	2:340:B:VAL:C	2:341:B:ASP:N	2	2.81
(1,54)	2:340:B:VAL:N	2:340:B:VAL:CA	2:340:B:VAL:C	2:341:B:ASP:N	6	2.8
(1,32)	2:328:B:ARG:N	2:328:B:ARG:CA	2:328:B:ARG:C	2:329:B:LEU:N	12	2.78
(1,54)	2:340:B:VAL:N	2:340:B:VAL:CA	2:340:B:VAL:C	2:341:B:ASP:N	9	2.74
(1,54)	2:340:B:VAL:N	2:340:B:VAL:CA	2:340:B:VAL:C	2:341:B:ASP:N	18	2.71
(1,54)	2:340:B:VAL:N	2:340:B:VAL:CA	2:340:B:VAL:C	2:341:B:ASP:N	4	2.7

Continued on next page...

Continued from previous page...

Key	Atom-1	Atom-2	Atom-3	Atom-4	Model ID	Violation (°)
(1,54)	2:340:B:VAL:N	2:340:B:VAL:CA	2:340:B:VAL:C	2:341:B:ASP:N	5	2.7
(1,121)	2:378:B:TYR:C	2:379:B:SER:N	2:379:B:SER:CA	2:379:B:SER:C	18	2.67
(1,55)	2:341:B:ASP:C	2:342:B:GLU:N	2:342:B:GLU:CA	2:342:B:GLU:C	3	2.64
(1,55)	2:341:B:ASP:C	2:342:B:GLU:N	2:342:B:GLU:CA	2:342:B:GLU:C	2	2.63
(1,55)	2:341:B:ASP:C	2:342:B:GLU:N	2:342:B:GLU:CA	2:342:B:GLU:C	9	2.62
(1,55)	2:341:B:ASP:C	2:342:B:GLU:N	2:342:B:GLU:CA	2:342:B:GLU:C	15	2.6
(1,55)	2:341:B:ASP:C	2:342:B:GLU:N	2:342:B:GLU:CA	2:342:B:GLU:C	5	2.58
(1,55)	2:341:B:ASP:C	2:342:B:GLU:N	2:342:B:GLU:CA	2:342:B:GLU:C	19	2.58
(1,55)	2:341:B:ASP:C	2:342:B:GLU:N	2:342:B:GLU:CA	2:342:B:GLU:C	13	2.57
(1,55)	2:341:B:ASP:C	2:342:B:GLU:N	2:342:B:GLU:CA	2:342:B:GLU:C	18	2.54
(1,24)	2:324:B:LYS:N	2:324:B:LYS:CA	2:324:B:LYS:C	2:325:B:LEU:N	6	2.54
(1,55)	2:341:B:ASP:C	2:342:B:GLU:N	2:342:B:GLU:CA	2:342:B:GLU:C	14	2.52
(1,55)	2:341:B:ASP:C	2:342:B:GLU:N	2:342:B:GLU:CA	2:342:B:GLU:C	10	2.51
(1,17)	2:317:B:GLU:C	2:318:B:LYS:N	2:318:B:LYS:CA	2:318:B:LYS:C	16	2.51
(1,54)	2:340:B:VAL:N	2:340:B:VAL:CA	2:340:B:VAL:C	2:341:B:ASP:N	17	2.5
(1,55)	2:341:B:ASP:C	2:342:B:GLU:N	2:342:B:GLU:CA	2:342:B:GLU:C	20	2.49
(1,121)	2:378:B:TYR:C	2:379:B:SER:N	2:379:B:SER:CA	2:379:B:SER:C	12	2.48
(1,55)	2:341:B:ASP:C	2:342:B:GLU:N	2:342:B:GLU:CA	2:342:B:GLU:C	11	2.46
(1,55)	2:341:B:ASP:C	2:342:B:GLU:N	2:342:B:GLU:CA	2:342:B:GLU:C	12	2.44
(1,54)	2:340:B:VAL:N	2:340:B:VAL:CA	2:340:B:VAL:C	2:341:B:ASP:N	1	2.44
(1,17)	2:317:B:GLU:C	2:318:B:LYS:N	2:318:B:LYS:CA	2:318:B:LYS:C	15	2.44
(1,55)	2:341:B:ASP:C	2:342:B:GLU:N	2:342:B:GLU:CA	2:342:B:GLU:C	4	2.42
(1,32)	2:328:B:ARG:N	2:328:B:ARG:CA	2:328:B:ARG:C	2:329:B:LEU:N	15	2.41
(1,32)	2:328:B:ARG:N	2:328:B:ARG:CA	2:328:B:ARG:C	2:329:B:LEU:N	5	2.39
(1,54)	2:340:B:VAL:N	2:340:B:VAL:CA	2:340:B:VAL:C	2:341:B:ASP:N	16	2.26
(1,55)	2:341:B:ASP:C	2:342:B:GLU:N	2:342:B:GLU:CA	2:342:B:GLU:C	7	2.21
(1,17)	2:317:B:GLU:C	2:318:B:LYS:N	2:318:B:LYS:CA	2:318:B:LYS:C	12	2.19
(1,55)	2:341:B:ASP:C	2:342:B:GLU:N	2:342:B:GLU:CA	2:342:B:GLU:C	16	2.16
(1,55)	2:341:B:ASP:C	2:342:B:GLU:N	2:342:B:GLU:CA	2:342:B:GLU:C	8	2.13
(1,55)	2:341:B:ASP:C	2:342:B:GLU:N	2:342:B:GLU:CA	2:342:B:GLU:C	1	2.12
(1,32)	2:328:B:ARG:N	2:328:B:ARG:CA	2:328:B:ARG:C	2:329:B:LEU:N	16	2.11
(1,32)	2:328:B:ARG:N	2:328:B:ARG:CA	2:328:B:ARG:C	2:329:B:LEU:N	6	2.08
(1,17)	2:317:B:GLU:C	2:318:B:LYS:N	2:318:B:LYS:CA	2:318:B:LYS:C	18	2.08
(1,104)	2:366:B:PHE:N	2:366:B:PHE:CA	2:366:B:PHE:C	2:367:B:THR:N	12	2.07
(1,24)	2:324:B:LYS:N	2:324:B:LYS:CA	2:324:B:LYS:C	2:325:B:LEU:N	15	2.04
(1,54)	2:340:B:VAL:N	2:340:B:VAL:CA	2:340:B:VAL:C	2:341:B:ASP:N	7	2.03
(1,104)	2:366:B:PHE:N	2:366:B:PHE:CA	2:366:B:PHE:C	2:367:B:THR:N	17	1.98
(1,32)	2:328:B:ARG:N	2:328:B:ARG:CA	2:328:B:ARG:C	2:329:B:LEU:N	19	1.98
(1,104)	2:366:B:PHE:N	2:366:B:PHE:CA	2:366:B:PHE:C	2:367:B:THR:N	18	1.94
(1,32)	2:328:B:ARG:N	2:328:B:ARG:CA	2:328:B:ARG:C	2:329:B:LEU:N	1	1.94
(1,104)	2:366:B:PHE:N	2:366:B:PHE:CA	2:366:B:PHE:C	2:367:B:THR:N	6	1.92
(1,32)	2:328:B:ARG:N	2:328:B:ARG:CA	2:328:B:ARG:C	2:329:B:LEU:N	17	1.91
(1,104)	2:366:B:PHE:N	2:366:B:PHE:CA	2:366:B:PHE:C	2:367:B:THR:N	8	1.88
(1,104)	2:366:B:PHE:N	2:366:B:PHE:CA	2:366:B:PHE:C	2:367:B:THR:N	4	1.87
(1,104)	2:366:B:PHE:N	2:366:B:PHE:CA	2:366:B:PHE:C	2:367:B:THR:N	19	1.84
(1,32)	2:328:B:ARG:N	2:328:B:ARG:CA	2:328:B:ARG:C	2:329:B:LEU:N	4	1.84
(1,24)	2:324:B:LYS:N	2:324:B:LYS:CA	2:324:B:LYS:C	2:325:B:LEU:N	16	1.8
(1,104)	2:366:B:PHE:N	2:366:B:PHE:CA	2:366:B:PHE:C	2:367:B:THR:N	10	1.79
(1,104)	2:366:B:PHE:N	2:366:B:PHE:CA	2:366:B:PHE:C	2:367:B:THR:N	16	1.79
(1,32)	2:328:B:ARG:N	2:328:B:ARG:CA	2:328:B:ARG:C	2:329:B:LEU:N	7	1.79
(1,32)	2:328:B:ARG:N	2:328:B:ARG:CA	2:328:B:ARG:C	2:329:B:LEU:N	20	1.79

Continued on next page...

Continued from previous page...

Key	Atom-1	Atom-2	Atom-3	Atom-4	Model ID	Violation (°)
(1,32)	2:328:B:ARG:N	2:328:B:ARG:CA	2:328:B:ARG:C	2:329:B:LEU:N	13	1.77
(1,55)	2:341:B:ASP:C	2:342:B:GLU:N	2:342:B:GLU:CA	2:342:B:GLU:C	17	1.76
(1,104)	2:366:B:PHE:N	2:366:B:PHE:CA	2:366:B:PHE:C	2:367:B:THR:N	1	1.74
(1,32)	2:328:B:ARG:N	2:328:B:ARG:CA	2:328:B:ARG:C	2:329:B:LEU:N	2	1.7
(1,4)	2:311:B:SER:N	2:311:B:SER:CA	2:311:B:SER:C	2:312:B:PHE:N	16	1.7
(1,32)	2:328:B:ARG:N	2:328:B:ARG:CA	2:328:B:ARG:C	2:329:B:LEU:N	3	1.67
(1,33)	2:328:B:ARG:C	2:329:B:LEU:N	2:329:B:LEU:CA	2:329:B:LEU:C	15	1.66
(1,4)	2:311:B:SER:N	2:311:B:SER:CA	2:311:B:SER:C	2:312:B:PHE:N	14	1.65
(1,104)	2:366:B:PHE:N	2:366:B:PHE:CA	2:366:B:PHE:C	2:367:B:THR:N	2	1.64
(1,104)	2:366:B:PHE:N	2:366:B:PHE:CA	2:366:B:PHE:C	2:367:B:THR:N	14	1.63
(1,4)	2:311:B:SER:N	2:311:B:SER:CA	2:311:B:SER:C	2:312:B:PHE:N	1	1.62
(1,104)	2:366:B:PHE:N	2:366:B:PHE:CA	2:366:B:PHE:C	2:367:B:THR:N	11	1.61
(1,4)	2:311:B:SER:N	2:311:B:SER:CA	2:311:B:SER:C	2:312:B:PHE:N	17	1.59
(1,4)	2:311:B:SER:N	2:311:B:SER:CA	2:311:B:SER:C	2:312:B:PHE:N	19	1.59
(1,112)	2:370:B:PHE:N	2:370:B:PHE:CA	2:370:B:PHE:C	2:371:B:GLY:N	7	1.57
(1,104)	2:366:B:PHE:N	2:366:B:PHE:CA	2:366:B:PHE:C	2:367:B:THR:N	20	1.56
(1,4)	2:311:B:SER:N	2:311:B:SER:CA	2:311:B:SER:C	2:312:B:PHE:N	2	1.56
(1,32)	2:328:B:ARG:N	2:328:B:ARG:CA	2:328:B:ARG:C	2:329:B:LEU:N	10	1.55
(1,104)	2:366:B:PHE:N	2:366:B:PHE:CA	2:366:B:PHE:C	2:367:B:THR:N	5	1.52
(1,32)	2:328:B:ARG:N	2:328:B:ARG:CA	2:328:B:ARG:C	2:329:B:LEU:N	9	1.5
(1,104)	2:366:B:PHE:N	2:366:B:PHE:CA	2:366:B:PHE:C	2:367:B:THR:N	13	1.49
(1,112)	2:370:B:PHE:N	2:370:B:PHE:CA	2:370:B:PHE:C	2:371:B:GLY:N	20	1.48
(1,156)	2:397:B:ASP:N	2:397:B:ASP:CA	2:397:B:ASP:C	2:398:B:ILE:N	12	1.46
(1,104)	2:366:B:PHE:N	2:366:B:PHE:CA	2:366:B:PHE:C	2:367:B:THR:N	15	1.46
(1,55)	2:341:B:ASP:C	2:342:B:GLU:N	2:342:B:GLU:CA	2:342:B:GLU:C	6	1.45
(1,4)	2:311:B:SER:N	2:311:B:SER:CA	2:311:B:SER:C	2:312:B:PHE:N	13	1.45
(1,104)	2:366:B:PHE:N	2:366:B:PHE:CA	2:366:B:PHE:C	2:367:B:THR:N	7	1.43
(1,4)	2:311:B:SER:N	2:311:B:SER:CA	2:311:B:SER:C	2:312:B:PHE:N	3	1.43
(1,160)	2:399:B:ILE:N	2:399:B:ILE:CA	2:399:B:ILE:C	2:400:B:LEU:N	13	1.42
(1,150)	2:394:B:GLY:N	2:394:B:GLY:CA	2:394:B:GLY:C	2:395:B:TYR:N	10	1.42
(1,97)	2:362:B:SER:C	2:363:B:PRO:N	2:363:B:PRO:CA	2:363:B:PRO:C	17	1.42
(1,20)	2:319:B:MET:N	2:319:B:MET:CA	2:319:B:MET:C	2:320:B:LYS:N	12	1.42
(1,32)	2:328:B:ARG:N	2:328:B:ARG:CA	2:328:B:ARG:C	2:329:B:LEU:N	14	1.41
(1,156)	2:397:B:ASP:N	2:397:B:ASP:CA	2:397:B:ASP:C	2:398:B:ILE:N	16	1.4
(1,156)	2:397:B:ASP:N	2:397:B:ASP:CA	2:397:B:ASP:C	2:398:B:ILE:N	17	1.4
(1,4)	2:311:B:SER:N	2:311:B:SER:CA	2:311:B:SER:C	2:312:B:PHE:N	5	1.4
(1,4)	2:311:B:SER:N	2:311:B:SER:CA	2:311:B:SER:C	2:312:B:PHE:N	6	1.4
(1,156)	2:397:B:ASP:N	2:397:B:ASP:CA	2:397:B:ASP:C	2:398:B:ILE:N	7	1.39
(1,104)	2:366:B:PHE:N	2:366:B:PHE:CA	2:366:B:PHE:C	2:367:B:THR:N	3	1.39
(1,156)	2:397:B:ASP:N	2:397:B:ASP:CA	2:397:B:ASP:C	2:398:B:ILE:N	2	1.38
(1,156)	2:397:B:ASP:N	2:397:B:ASP:CA	2:397:B:ASP:C	2:398:B:ILE:N	9	1.38
(1,156)	2:397:B:ASP:N	2:397:B:ASP:CA	2:397:B:ASP:C	2:398:B:ILE:N	15	1.38
(1,156)	2:397:B:ASP:N	2:397:B:ASP:CA	2:397:B:ASP:C	2:398:B:ILE:N	18	1.38
(1,156)	2:397:B:ASP:N	2:397:B:ASP:CA	2:397:B:ASP:C	2:398:B:ILE:N	19	1.38
(1,20)	2:319:B:MET:N	2:319:B:MET:CA	2:319:B:MET:C	2:320:B:LYS:N	17	1.38
(1,112)	2:370:B:PHE:N	2:370:B:PHE:CA	2:370:B:PHE:C	2:371:B:GLY:N	4	1.36
(1,156)	2:397:B:ASP:N	2:397:B:ASP:CA	2:397:B:ASP:C	2:398:B:ILE:N	3	1.35
(1,156)	2:397:B:ASP:N	2:397:B:ASP:CA	2:397:B:ASP:C	2:398:B:ILE:N	11	1.35
(1,33)	2:328:B:ARG:C	2:329:B:LEU:N	2:329:B:LEU:CA	2:329:B:LEU:C	8	1.35
(1,33)	2:328:B:ARG:C	2:329:B:LEU:N	2:329:B:LEU:CA	2:329:B:LEU:C	11	1.34
(1,156)	2:397:B:ASP:N	2:397:B:ASP:CA	2:397:B:ASP:C	2:398:B:ILE:N	8	1.33

Continued on next page...



Continued from previous page...

Key	Atom-1	Atom-2	Atom-3	Atom-4	Model ID	Violation (°)
(1,156)	2:397:B:ASP:N	2:397:B:ASP:CA	2:397:B:ASP:C	2:398:B:ILE:N	14	1.33
(1,156)	2:397:B:ASP:N	2:397:B:ASP:CA	2:397:B:ASP:C	2:398:B:ILE:N	4	1.32
(1,156)	2:397:B:ASP:N	2:397:B:ASP:CA	2:397:B:ASP:C	2:398:B:ILE:N	5	1.32
(1,104)	2:366:B:PHE:N	2:366:B:PHE:CA	2:366:B:PHE:C	2:367:B:THR:N	9	1.32
(1,52)	2:339:B:ARG:N	2:339:B:ARG:CA	2:339:B:ARG:C	2:340:B:VAL:N	1	1.32
(1,156)	2:397:B:ASP:N	2:397:B:ASP:CA	2:397:B:ASP:C	2:398:B:ILE:N	1	1.31
(1,52)	2:339:B:ARG:N	2:339:B:ARG:CA	2:339:B:ARG:C	2:340:B:VAL:N	16	1.31
(1,20)	2:319:B:MET:N	2:319:B:MET:CA	2:319:B:MET:C	2:320:B:LYS:N	10	1.31
(1,156)	2:397:B:ASP:N	2:397:B:ASP:CA	2:397:B:ASP:C	2:398:B:ILE:N	20	1.3
(1,4)	2:311:B:SER:N	2:311:B:SER:CA	2:311:B:SER:C	2:312:B:PHE:N	11	1.3
(1,150)	2:394:B:GLY:N	2:394:B:GLY:CA	2:394:B:GLY:C	2:395:B:TYR:N	9	1.29
(1,150)	2:394:B:GLY:N	2:394:B:GLY:CA	2:394:B:GLY:C	2:395:B:TYR:N	14	1.29
(1,112)	2:370:B:PHE:N	2:370:B:PHE:CA	2:370:B:PHE:C	2:371:B:GLY:N	8	1.29
(1,4)	2:311:B:SER:N	2:311:B:SER:CA	2:311:B:SER:C	2:312:B:PHE:N	15	1.29
(1,156)	2:397:B:ASP:N	2:397:B:ASP:CA	2:397:B:ASP:C	2:398:B:ILE:N	10	1.27
(1,20)	2:319:B:MET:N	2:319:B:MET:CA	2:319:B:MET:C	2:320:B:LYS:N	18	1.26
(1,4)	2:311:B:SER:N	2:311:B:SER:CA	2:311:B:SER:C	2:312:B:PHE:N	10	1.26
(1,4)	2:311:B:SER:N	2:311:B:SER:CA	2:311:B:SER:C	2:312:B:PHE:N	20	1.26
(1,4)	2:311:B:SER:N	2:311:B:SER:CA	2:311:B:SER:C	2:312:B:PHE:N	7	1.25
(1,156)	2:397:B:ASP:N	2:397:B:ASP:CA	2:397:B:ASP:C	2:398:B:ILE:N	6	1.23
(1,52)	2:339:B:ARG:N	2:339:B:ARG:CA	2:339:B:ARG:C	2:340:B:VAL:N	14	1.23
(1,150)	2:394:B:GLY:N	2:394:B:GLY:CA	2:394:B:GLY:C	2:395:B:TYR:N	8	1.21
(1,52)	2:339:B:ARG:N	2:339:B:ARG:CA	2:339:B:ARG:C	2:340:B:VAL:N	3	1.21
(1,150)	2:394:B:GLY:N	2:394:B:GLY:CA	2:394:B:GLY:C	2:395:B:TYR:N	11	1.2
(1,52)	2:339:B:ARG:N	2:339:B:ARG:CA	2:339:B:ARG:C	2:340:B:VAL:N	17	1.2
(1,150)	2:394:B:GLY:N	2:394:B:GLY:CA	2:394:B:GLY:C	2:395:B:TYR:N	4	1.19
(1,4)	2:311:B:SER:N	2:311:B:SER:CA	2:311:B:SER:C	2:312:B:PHE:N	9	1.19
(1,39)	2:331:B:GLY:C	2:332:B:ILE:N	2:332:B:ILE:CA	2:332:B:ILE:C	14	1.18
(1,4)	2:311:B:SER:N	2:311:B:SER:CA	2:311:B:SER:C	2:312:B:PHE:N	4	1.18
(1,150)	2:394:B:GLY:N	2:394:B:GLY:CA	2:394:B:GLY:C	2:395:B:TYR:N	19	1.17
(1,150)	2:394:B:GLY:N	2:394:B:GLY:CA	2:394:B:GLY:C	2:395:B:TYR:N	18	1.16
(1,22)	2:320:B:LYS:N	2:320:B:LYS:CA	2:320:B:LYS:C	2:321:B:GLY:N	8	1.16
(1,134)	2:386:B:GLU:N	2:386:B:GLU:CA	2:386:B:GLU:C	2:387:B:GLN:N	8	1.15
(1,52)	2:339:B:ARG:N	2:339:B:ARG:CA	2:339:B:ARG:C	2:340:B:VAL:N	5	1.15
(1,150)	2:394:B:GLY:N	2:394:B:GLY:CA	2:394:B:GLY:C	2:395:B:TYR:N	20	1.14
(1,52)	2:339:B:ARG:N	2:339:B:ARG:CA	2:339:B:ARG:C	2:340:B:VAL:N	13	1.14
(1,150)	2:394:B:GLY:N	2:394:B:GLY:CA	2:394:B:GLY:C	2:395:B:TYR:N	12	1.13
(1,4)	2:311:B:SER:N	2:311:B:SER:CA	2:311:B:SER:C	2:312:B:PHE:N	18	1.1
(1,52)	2:339:B:ARG:N	2:339:B:ARG:CA	2:339:B:ARG:C	2:340:B:VAL:N	2	1.09
(1,39)	2:331:B:GLY:C	2:332:B:ILE:N	2:332:B:ILE:CA	2:332:B:ILE:C	17	1.09
(1,39)	2:331:B:GLY:C	2:332:B:ILE:N	2:332:B:ILE:CA	2:332:B:ILE:C	19	1.09
(1,20)	2:319:B:MET:N	2:319:B:MET:CA	2:319:B:MET:C	2:320:B:LYS:N	9	1.09
(1,20)	2:319:B:MET:N	2:319:B:MET:CA	2:319:B:MET:C	2:320:B:LYS:N	11	1.09
(1,112)	2:370:B:PHE:N	2:370:B:PHE:CA	2:370:B:PHE:C	2:371:B:GLY:N	18	1.08
(1,150)	2:394:B:GLY:N	2:394:B:GLY:CA	2:394:B:GLY:C	2:395:B:TYR:N	7	1.07
(1,52)	2:339:B:ARG:N	2:339:B:ARG:CA	2:339:B:ARG:C	2:340:B:VAL:N	19	1.06
(1,150)	2:394:B:GLY:N	2:394:B:GLY:CA	2:394:B:GLY:C	2:395:B:TYR:N	15	1.05
(1,39)	2:331:B:GLY:C	2:332:B:ILE:N	2:332:B:ILE:CA	2:332:B:ILE:C	16	1.04
(1,4)	2:311:B:SER:N	2:311:B:SER:CA	2:311:B:SER:C	2:312:B:PHE:N	12	1.04
(1,39)	2:331:B:GLY:C	2:332:B:ILE:N	2:332:B:ILE:CA	2:332:B:ILE:C	1	1.03
(1,21)	2:319:B:MET:C	2:320:B:LYS:N	2:320:B:LYS:CA	2:320:B:LYS:C	15	1.03

Continued on next page...

*Continued from previous page...*

<b>Key</b>	<b>Atom-1</b>	<b>Atom-2</b>	<b>Atom-3</b>	<b>Atom-4</b>	<b>Model ID</b>	<b>Violation (°)</b>
(1,20)	2:319:B:MET:N	2:319:B:MET:CA	2:319:B:MET:C	2:320:B:LYS:N	19	1.03
(1,150)	2:394:B:GLY:N	2:394:B:GLY:CA	2:394:B:GLY:C	2:395:B:TYR:N	17	1.02
(1,112)	2:370:B:PHE:N	2:370:B:PHE:CA	2:370:B:PHE:C	2:371:B:GLY:N	10	1.02
(1,99)	2:363:B:PRO:C	2:364:B:LYS:N	2:364:B:LYS:CA	2:364:B:LYS:C	10	1.02
(1,39)	2:331:B:GLY:C	2:332:B:ILE:N	2:332:B:ILE:CA	2:332:B:ILE:C	2	1.02
(1,39)	2:331:B:GLY:C	2:332:B:ILE:N	2:332:B:ILE:CA	2:332:B:ILE:C	13	1.02
(1,22)	2:320:B:LYS:N	2:320:B:LYS:CA	2:320:B:LYS:C	2:321:B:GLY:N	20	1.02
(1,150)	2:394:B:GLY:N	2:394:B:GLY:CA	2:394:B:GLY:C	2:395:B:TYR:N	13	1.01
(1,39)	2:331:B:GLY:C	2:332:B:ILE:N	2:332:B:ILE:CA	2:332:B:ILE:C	6	1.01