



Full wwPDB EM Validation Report ⓘ

Oct 13, 2024 – 06:17 am BST

PDB ID : 7NS6
EMDB ID : EMD-12561
Title : SARS-CoV-2 Spike (dimers) in complex with six Fu2 nanobodies
Authors : Das, H.; Hallberg, B.M.
Deposited on : 2021-03-05
Resolution : 3.18 Å (reported)
Based on initial model : 7KSG

This is a Full wwPDB EM Validation Report for a publicly released PDB entry.

We welcome your comments at validation@mail.wwpdb.org

A user guide is available at

<https://www.wwpdb.org/validation/2017/EMValidationReportHelp>

with specific help available everywhere you see the ⓘ symbol.

The types of validation reports are described at

<http://www.wwpdb.org/validation/2017/FAQs#types>.

The following versions of software and data (see [references ⓘ](#)) were used in the production of this report:

EMDB validation analysis : 0.0.1.dev113
Mogul : 1.8.4, CSD as541be (2020)
MolProbity : 4.02b-467
Percentile statistics : 20231227.v01 (using entries in the PDB archive December 27th 2023)
MapQ : 1.9.13
Ideal geometry (proteins) : Engh & Huber (2001)
Ideal geometry (DNA, RNA) : Parkinson et al. (1996)
Validation Pipeline (wwPDB-VP) : 2.39

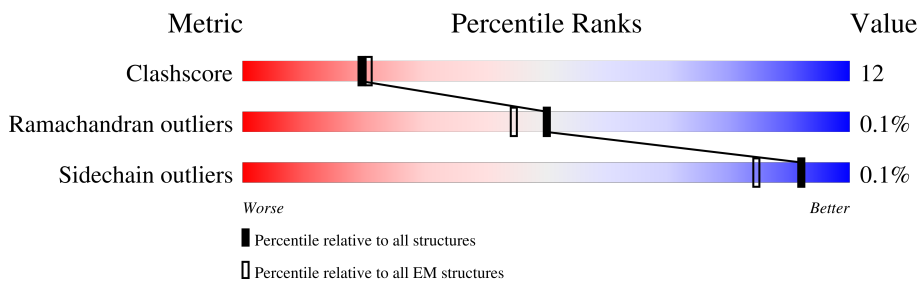
1 Overall quality at a glance

The following experimental techniques were used to determine the structure:

ELECTRON MICROSCOPY

The reported resolution of this entry is 3.18 Å.

Percentile scores (ranging between 0-100) for global validation metrics of the entry are shown in the following graphic. The table shows the number of entries on which the scores are based.



| Metric | Whole archive (#Entries) | EM structures (#Entries) |
|-----------------------|--------------------------|--------------------------|
| Clashscore | 210492 | 15764 |
| Ramachandran outliers | 207382 | 16835 |
| Sidechain outliers | 206894 | 16415 |

The table below summarises the geometric issues observed across the polymeric chains and their fit to the map. The red, orange, yellow and green segments of the bar indicate the fraction of residues that contain outliers for ≥ 3 , 2, 1 and 0 types of geometric quality criteria respectively. A grey segment represents the fraction of residues that are not modelled. The numeric value for each fraction is indicated below the corresponding segment, with a dot representing fractions $\leq 5\%$. The upper red bar (where present) indicates the fraction of residues that have poor fit to the EM map (all-atom inclusion $< 40\%$). The numeric value is given above the bar.

| Mol | Chain | Length | Quality of chain |
|-----|-------|--------|------------------|
| 1 | G | 145 | |
| 1 | H | 145 | |
| 1 | O | 145 | |
| 1 | S | 145 | |
| 1 | T | 145 | |
| 1 | U | 145 | |
| 2 | I | 1288 | |
| 2 | J | 1288 | |

Continued on next page...

Continued from previous page...

| Mol | Chain | Length | Quality of chain |
|-----|-------|--------|--------------------|
| 2 | K | 1288 | 6% 62% 20% 18% |
| 2 | L | 1288 | 6% 62% 20% 18% |
| 2 | M | 1288 | 6% 63% 18% 19% |
| 2 | N | 1288 | 6% 62% 20% 18% |
| 3 | A | 3 | 33% 67% |
| 3 | B | 3 | 67% 100% |

2 Entry composition [i](#)

There are 4 unique types of molecules in this entry. The entry contains 55899 atoms, of which 0 are hydrogens and 0 are deuteriums.

In the tables below, the AltConf column contains the number of residues with at least one atom in alternate conformation and the Trace column contains the number of residues modelled with at most 2 atoms.

- Molecule 1 is a protein called Fu2 nanobody.

| Mol | Chain | Residues | Atoms | | | | | AltConf | Trace |
|-----|-------|----------|-------|-----|-----|-----|---|---------|-------|
| | | | Total | C | N | O | S | | |
| 1 | G | 133 | 1021 | 643 | 167 | 208 | 3 | 0 | 0 |
| 1 | S | 133 | 1021 | 643 | 167 | 208 | 3 | 0 | 0 |
| 1 | H | 133 | 1021 | 643 | 167 | 208 | 3 | 0 | 0 |
| 1 | T | 133 | 1021 | 643 | 167 | 208 | 3 | 0 | 0 |
| 1 | O | 133 | 1021 | 643 | 167 | 208 | 3 | 0 | 0 |
| 1 | U | 133 | 1021 | 643 | 167 | 208 | 3 | 0 | 0 |

- Molecule 2 is a protein called Spike glycoprotein,Fibritin.

| Mol | Chain | Residues | Atoms | | | | | AltConf | Trace |
|-----|-------|----------|-------|------|------|------|----|---------|-------|
| | | | Total | C | N | O | S | | |
| 2 | I | 1044 | 8115 | 5184 | 1350 | 1545 | 36 | 0 | 0 |
| 2 | K | 1062 | 8248 | 5263 | 1374 | 1573 | 38 | 0 | 0 |
| 2 | M | 1042 | 8098 | 5174 | 1347 | 1539 | 38 | 0 | 0 |
| 2 | J | 1049 | 8160 | 5213 | 1356 | 1554 | 37 | 0 | 0 |
| 2 | L | 1058 | 8222 | 5249 | 1368 | 1567 | 38 | 0 | 0 |
| 2 | N | 1056 | 8208 | 5240 | 1369 | 1561 | 38 | 0 | 0 |

There are 372 discrepancies between the modelled and reference sequences:

| Chain | Residue | Modelled | Actual | Comment | Reference |
|-------|---------|----------|--------|----------|------------|
| I | 682 | GLY | ARG | conflict | UNP P0DTC2 |
| I | 683 | SER | ARG | conflict | UNP P0DTC2 |

Continued on next page...

Continued from previous page...

| Chain | Residue | Modelled | Actual | Comment | Reference |
|-------|---------|----------|--------|----------------|------------|
| I | 685 | SER | ARG | conflict | UNP P0DTC2 |
| I | 899 | PRO | ALA | conflict | UNP P0DTC2 |
| I | 942 | PRO | ALA | conflict | UNP P0DTC2 |
| I | 944 | PRO | ALA | conflict | UNP P0DTC2 |
| I | 986 | PRO | LYS | conflict | UNP P0DTC2 |
| I | 987 | PRO | VAL | conflict | UNP P0DTC2 |
| I | 1209 | GLY | - | linker | UNP P0DTC2 |
| I | 1210 | SER | - | linker | UNP P0DTC2 |
| I | 1232 | LEU | PHE | conflict | UNP P10104 |
| I | 1238 | GLY | - | expression tag | UNP P10104 |
| I | 1239 | ARG | - | expression tag | UNP P10104 |
| I | 1240 | SER | - | expression tag | UNP P10104 |
| I | 1241 | LEU | - | expression tag | UNP P10104 |
| I | 1242 | GLU | - | expression tag | UNP P10104 |
| I | 1243 | VAL | - | expression tag | UNP P10104 |
| I | 1244 | LEU | - | expression tag | UNP P10104 |
| I | 1245 | PHE | - | expression tag | UNP P10104 |
| I | 1246 | GLN | - | expression tag | UNP P10104 |
| I | 1247 | GLY | - | expression tag | UNP P10104 |
| I | 1248 | PRO | - | expression tag | UNP P10104 |
| I | 1249 | GLY | - | expression tag | UNP P10104 |
| I | 1250 | HIS | - | expression tag | UNP P10104 |
| I | 1251 | HIS | - | expression tag | UNP P10104 |
| I | 1252 | HIS | - | expression tag | UNP P10104 |
| I | 1253 | HIS | - | expression tag | UNP P10104 |
| I | 1254 | HIS | - | expression tag | UNP P10104 |
| I | 1255 | HIS | - | expression tag | UNP P10104 |
| I | 1256 | HIS | - | expression tag | UNP P10104 |
| I | 1257 | HIS | - | expression tag | UNP P10104 |
| I | 1258 | SER | - | expression tag | UNP P10104 |
| I | 1259 | ALA | - | expression tag | UNP P10104 |
| I | 1260 | TRP | - | expression tag | UNP P10104 |
| I | 1261 | SER | - | expression tag | UNP P10104 |
| I | 1262 | HIS | - | expression tag | UNP P10104 |
| I | 1263 | PRO | - | expression tag | UNP P10104 |
| I | 1264 | GLN | - | expression tag | UNP P10104 |
| I | 1265 | PHE | - | expression tag | UNP P10104 |
| I | 1266 | GLU | - | expression tag | UNP P10104 |
| I | 1267 | LYS | - | expression tag | UNP P10104 |
| I | 1268 | GLY | - | expression tag | UNP P10104 |
| I | 1269 | GLY | - | expression tag | UNP P10104 |
| I | 1270 | GLY | - | expression tag | UNP P10104 |

Continued on next page...

Continued from previous page...

| Chain | Residue | Modelled | Actual | Comment | Reference |
|-------|---------|----------|--------|----------------|------------|
| I | 1271 | SER | - | expression tag | UNP P10104 |
| I | 1272 | GLY | - | expression tag | UNP P10104 |
| I | 1273 | GLY | - | expression tag | UNP P10104 |
| I | 1274 | GLY | - | expression tag | UNP P10104 |
| I | 1275 | GLY | - | expression tag | UNP P10104 |
| I | 1276 | SER | - | expression tag | UNP P10104 |
| I | 1277 | GLY | - | expression tag | UNP P10104 |
| I | 1278 | GLY | - | expression tag | UNP P10104 |
| I | 1279 | SER | - | expression tag | UNP P10104 |
| I | 1280 | ALA | - | expression tag | UNP P10104 |
| I | 1281 | TRP | - | expression tag | UNP P10104 |
| I | 1282 | SER | - | expression tag | UNP P10104 |
| I | 1283 | HIS | - | expression tag | UNP P10104 |
| I | 1284 | PRO | - | expression tag | UNP P10104 |
| I | 1285 | GLN | - | expression tag | UNP P10104 |
| I | 1286 | PHE | - | expression tag | UNP P10104 |
| I | 1287 | GLU | - | expression tag | UNP P10104 |
| I | 1288 | LYS | - | expression tag | UNP P10104 |
| K | 682 | GLY | ARG | conflict | UNP P0DTC2 |
| K | 683 | SER | ARG | conflict | UNP P0DTC2 |
| K | 685 | SER | ARG | conflict | UNP P0DTC2 |
| K | 899 | PRO | ALA | conflict | UNP P0DTC2 |
| K | 942 | PRO | ALA | conflict | UNP P0DTC2 |
| K | 944 | PRO | ALA | conflict | UNP P0DTC2 |
| K | 986 | PRO | LYS | conflict | UNP P0DTC2 |
| K | 987 | PRO | VAL | conflict | UNP P0DTC2 |
| K | 1209 | GLY | - | linker | UNP P0DTC2 |
| K | 1210 | SER | - | linker | UNP P0DTC2 |
| K | 1232 | LEU | PHE | conflict | UNP P10104 |
| K | 1238 | GLY | - | expression tag | UNP P10104 |
| K | 1239 | ARG | - | expression tag | UNP P10104 |
| K | 1240 | SER | - | expression tag | UNP P10104 |
| K | 1241 | LEU | - | expression tag | UNP P10104 |
| K | 1242 | GLU | - | expression tag | UNP P10104 |
| K | 1243 | VAL | - | expression tag | UNP P10104 |
| K | 1244 | LEU | - | expression tag | UNP P10104 |
| K | 1245 | PHE | - | expression tag | UNP P10104 |
| K | 1246 | GLN | - | expression tag | UNP P10104 |
| K | 1247 | GLY | - | expression tag | UNP P10104 |
| K | 1248 | PRO | - | expression tag | UNP P10104 |
| K | 1249 | GLY | - | expression tag | UNP P10104 |
| K | 1250 | HIS | - | expression tag | UNP P10104 |

Continued on next page...

Continued from previous page...

| Chain | Residue | Modelled | Actual | Comment | Reference |
|-------|---------|----------|--------|----------------|------------|
| K | 1251 | HIS | - | expression tag | UNP P10104 |
| K | 1252 | HIS | - | expression tag | UNP P10104 |
| K | 1253 | HIS | - | expression tag | UNP P10104 |
| K | 1254 | HIS | - | expression tag | UNP P10104 |
| K | 1255 | HIS | - | expression tag | UNP P10104 |
| K | 1256 | HIS | - | expression tag | UNP P10104 |
| K | 1257 | HIS | - | expression tag | UNP P10104 |
| K | 1258 | SER | - | expression tag | UNP P10104 |
| K | 1259 | ALA | - | expression tag | UNP P10104 |
| K | 1260 | TRP | - | expression tag | UNP P10104 |
| K | 1261 | SER | - | expression tag | UNP P10104 |
| K | 1262 | HIS | - | expression tag | UNP P10104 |
| K | 1263 | PRO | - | expression tag | UNP P10104 |
| K | 1264 | GLN | - | expression tag | UNP P10104 |
| K | 1265 | PHE | - | expression tag | UNP P10104 |
| K | 1266 | GLU | - | expression tag | UNP P10104 |
| K | 1267 | LYS | - | expression tag | UNP P10104 |
| K | 1268 | GLY | - | expression tag | UNP P10104 |
| K | 1269 | GLY | - | expression tag | UNP P10104 |
| K | 1270 | GLY | - | expression tag | UNP P10104 |
| K | 1271 | SER | - | expression tag | UNP P10104 |
| K | 1272 | GLY | - | expression tag | UNP P10104 |
| K | 1273 | GLY | - | expression tag | UNP P10104 |
| K | 1274 | GLY | - | expression tag | UNP P10104 |
| K | 1275 | GLY | - | expression tag | UNP P10104 |
| K | 1276 | SER | - | expression tag | UNP P10104 |
| K | 1277 | GLY | - | expression tag | UNP P10104 |
| K | 1278 | GLY | - | expression tag | UNP P10104 |
| K | 1279 | SER | - | expression tag | UNP P10104 |
| K | 1280 | ALA | - | expression tag | UNP P10104 |
| K | 1281 | TRP | - | expression tag | UNP P10104 |
| K | 1282 | SER | - | expression tag | UNP P10104 |
| K | 1283 | HIS | - | expression tag | UNP P10104 |
| K | 1284 | PRO | - | expression tag | UNP P10104 |
| K | 1285 | GLN | - | expression tag | UNP P10104 |
| K | 1286 | PHE | - | expression tag | UNP P10104 |
| K | 1287 | GLU | - | expression tag | UNP P10104 |
| K | 1288 | LYS | - | expression tag | UNP P10104 |
| M | 682 | GLY | ARG | conflict | UNP P0DTC2 |
| M | 683 | SER | ARG | conflict | UNP P0DTC2 |
| M | 685 | SER | ARG | conflict | UNP P0DTC2 |
| M | 899 | PRO | ALA | conflict | UNP P0DTC2 |

Continued on next page...

Continued from previous page...

| Chain | Residue | Modelled | Actual | Comment | Reference |
|-------|---------|----------|--------|----------------|------------|
| M | 942 | PRO | ALA | conflict | UNP P0DTC2 |
| M | 944 | PRO | ALA | conflict | UNP P0DTC2 |
| M | 986 | PRO | LYS | conflict | UNP P0DTC2 |
| M | 987 | PRO | VAL | conflict | UNP P0DTC2 |
| M | 1209 | GLY | - | linker | UNP P0DTC2 |
| M | 1210 | SER | - | linker | UNP P0DTC2 |
| M | 1232 | LEU | PHE | conflict | UNP P10104 |
| M | 1238 | GLY | - | expression tag | UNP P10104 |
| M | 1239 | ARG | - | expression tag | UNP P10104 |
| M | 1240 | SER | - | expression tag | UNP P10104 |
| M | 1241 | LEU | - | expression tag | UNP P10104 |
| M | 1242 | GLU | - | expression tag | UNP P10104 |
| M | 1243 | VAL | - | expression tag | UNP P10104 |
| M | 1244 | LEU | - | expression tag | UNP P10104 |
| M | 1245 | PHE | - | expression tag | UNP P10104 |
| M | 1246 | GLN | - | expression tag | UNP P10104 |
| M | 1247 | GLY | - | expression tag | UNP P10104 |
| M | 1248 | PRO | - | expression tag | UNP P10104 |
| M | 1249 | GLY | - | expression tag | UNP P10104 |
| M | 1250 | HIS | - | expression tag | UNP P10104 |
| M | 1251 | HIS | - | expression tag | UNP P10104 |
| M | 1252 | HIS | - | expression tag | UNP P10104 |
| M | 1253 | HIS | - | expression tag | UNP P10104 |
| M | 1254 | HIS | - | expression tag | UNP P10104 |
| M | 1255 | HIS | - | expression tag | UNP P10104 |
| M | 1256 | HIS | - | expression tag | UNP P10104 |
| M | 1257 | HIS | - | expression tag | UNP P10104 |
| M | 1258 | SER | - | expression tag | UNP P10104 |
| M | 1259 | ALA | - | expression tag | UNP P10104 |
| M | 1260 | TRP | - | expression tag | UNP P10104 |
| M | 1261 | SER | - | expression tag | UNP P10104 |
| M | 1262 | HIS | - | expression tag | UNP P10104 |
| M | 1263 | PRO | - | expression tag | UNP P10104 |
| M | 1264 | GLN | - | expression tag | UNP P10104 |
| M | 1265 | PHE | - | expression tag | UNP P10104 |
| M | 1266 | GLU | - | expression tag | UNP P10104 |
| M | 1267 | LYS | - | expression tag | UNP P10104 |
| M | 1268 | GLY | - | expression tag | UNP P10104 |
| M | 1269 | GLY | - | expression tag | UNP P10104 |
| M | 1270 | GLY | - | expression tag | UNP P10104 |
| M | 1271 | SER | - | expression tag | UNP P10104 |
| M | 1272 | GLY | - | expression tag | UNP P10104 |

Continued on next page...

Continued from previous page...

| Chain | Residue | Modelled | Actual | Comment | Reference |
|-------|---------|----------|--------|----------------|------------|
| M | 1273 | GLY | - | expression tag | UNP P10104 |
| M | 1274 | GLY | - | expression tag | UNP P10104 |
| M | 1275 | GLY | - | expression tag | UNP P10104 |
| M | 1276 | SER | - | expression tag | UNP P10104 |
| M | 1277 | GLY | - | expression tag | UNP P10104 |
| M | 1278 | GLY | - | expression tag | UNP P10104 |
| M | 1279 | SER | - | expression tag | UNP P10104 |
| M | 1280 | ALA | - | expression tag | UNP P10104 |
| M | 1281 | TRP | - | expression tag | UNP P10104 |
| M | 1282 | SER | - | expression tag | UNP P10104 |
| M | 1283 | HIS | - | expression tag | UNP P10104 |
| M | 1284 | PRO | - | expression tag | UNP P10104 |
| M | 1285 | GLN | - | expression tag | UNP P10104 |
| M | 1286 | PHE | - | expression tag | UNP P10104 |
| M | 1287 | GLU | - | expression tag | UNP P10104 |
| M | 1288 | LYS | - | expression tag | UNP P10104 |
| J | 682 | GLY | ARG | conflict | UNP P0DTC2 |
| J | 683 | SER | ARG | conflict | UNP P0DTC2 |
| J | 685 | SER | ARG | conflict | UNP P0DTC2 |
| J | 899 | PRO | ALA | conflict | UNP P0DTC2 |
| J | 942 | PRO | ALA | conflict | UNP P0DTC2 |
| J | 944 | PRO | ALA | conflict | UNP P0DTC2 |
| J | 986 | PRO | LYS | conflict | UNP P0DTC2 |
| J | 987 | PRO | VAL | conflict | UNP P0DTC2 |
| J | 1209 | GLY | - | linker | UNP P0DTC2 |
| J | 1210 | SER | - | linker | UNP P0DTC2 |
| J | 1232 | LEU | PHE | conflict | UNP P10104 |
| J | 1238 | GLY | - | expression tag | UNP P10104 |
| J | 1239 | ARG | - | expression tag | UNP P10104 |
| J | 1240 | SER | - | expression tag | UNP P10104 |
| J | 1241 | LEU | - | expression tag | UNP P10104 |
| J | 1242 | GLU | - | expression tag | UNP P10104 |
| J | 1243 | VAL | - | expression tag | UNP P10104 |
| J | 1244 | LEU | - | expression tag | UNP P10104 |
| J | 1245 | PHE | - | expression tag | UNP P10104 |
| J | 1246 | GLN | - | expression tag | UNP P10104 |
| J | 1247 | GLY | - | expression tag | UNP P10104 |
| J | 1248 | PRO | - | expression tag | UNP P10104 |
| J | 1249 | GLY | - | expression tag | UNP P10104 |
| J | 1250 | HIS | - | expression tag | UNP P10104 |
| J | 1251 | HIS | - | expression tag | UNP P10104 |
| J | 1252 | HIS | - | expression tag | UNP P10104 |

Continued on next page...

Continued from previous page...

| Chain | Residue | Modelled | Actual | Comment | Reference |
|-------|---------|----------|--------|----------------|------------|
| J | 1253 | HIS | - | expression tag | UNP P10104 |
| J | 1254 | HIS | - | expression tag | UNP P10104 |
| J | 1255 | HIS | - | expression tag | UNP P10104 |
| J | 1256 | HIS | - | expression tag | UNP P10104 |
| J | 1257 | HIS | - | expression tag | UNP P10104 |
| J | 1258 | SER | - | expression tag | UNP P10104 |
| J | 1259 | ALA | - | expression tag | UNP P10104 |
| J | 1260 | TRP | - | expression tag | UNP P10104 |
| J | 1261 | SER | - | expression tag | UNP P10104 |
| J | 1262 | HIS | - | expression tag | UNP P10104 |
| J | 1263 | PRO | - | expression tag | UNP P10104 |
| J | 1264 | GLN | - | expression tag | UNP P10104 |
| J | 1265 | PHE | - | expression tag | UNP P10104 |
| J | 1266 | GLU | - | expression tag | UNP P10104 |
| J | 1267 | LYS | - | expression tag | UNP P10104 |
| J | 1268 | GLY | - | expression tag | UNP P10104 |
| J | 1269 | GLY | - | expression tag | UNP P10104 |
| J | 1270 | GLY | - | expression tag | UNP P10104 |
| J | 1271 | SER | - | expression tag | UNP P10104 |
| J | 1272 | GLY | - | expression tag | UNP P10104 |
| J | 1273 | GLY | - | expression tag | UNP P10104 |
| J | 1274 | GLY | - | expression tag | UNP P10104 |
| J | 1275 | GLY | - | expression tag | UNP P10104 |
| J | 1276 | SER | - | expression tag | UNP P10104 |
| J | 1277 | GLY | - | expression tag | UNP P10104 |
| J | 1278 | GLY | - | expression tag | UNP P10104 |
| J | 1279 | SER | - | expression tag | UNP P10104 |
| J | 1280 | ALA | - | expression tag | UNP P10104 |
| J | 1281 | TRP | - | expression tag | UNP P10104 |
| J | 1282 | SER | - | expression tag | UNP P10104 |
| J | 1283 | HIS | - | expression tag | UNP P10104 |
| J | 1284 | PRO | - | expression tag | UNP P10104 |
| J | 1285 | GLN | - | expression tag | UNP P10104 |
| J | 1286 | PHE | - | expression tag | UNP P10104 |
| J | 1287 | GLU | - | expression tag | UNP P10104 |
| J | 1288 | LYS | - | expression tag | UNP P10104 |
| L | 682 | GLY | ARG | conflict | UNP P0DTC2 |
| L | 683 | SER | ARG | conflict | UNP P0DTC2 |
| L | 685 | SER | ARG | conflict | UNP P0DTC2 |
| L | 899 | PRO | ALA | conflict | UNP P0DTC2 |
| L | 942 | PRO | ALA | conflict | UNP P0DTC2 |
| L | 944 | PRO | ALA | conflict | UNP P0DTC2 |

Continued on next page...

Continued from previous page...

| Chain | Residue | Modelled | Actual | Comment | Reference |
|-------|---------|----------|--------|----------------|------------|
| L | 986 | PRO | LYS | conflict | UNP P0DTC2 |
| L | 987 | PRO | VAL | conflict | UNP P0DTC2 |
| L | 1209 | GLY | - | linker | UNP P0DTC2 |
| L | 1210 | SER | - | linker | UNP P0DTC2 |
| L | 1232 | LEU | PHE | conflict | UNP P10104 |
| L | 1238 | GLY | - | expression tag | UNP P10104 |
| L | 1239 | ARG | - | expression tag | UNP P10104 |
| L | 1240 | SER | - | expression tag | UNP P10104 |
| L | 1241 | LEU | - | expression tag | UNP P10104 |
| L | 1242 | GLU | - | expression tag | UNP P10104 |
| L | 1243 | VAL | - | expression tag | UNP P10104 |
| L | 1244 | LEU | - | expression tag | UNP P10104 |
| L | 1245 | PHE | - | expression tag | UNP P10104 |
| L | 1246 | GLN | - | expression tag | UNP P10104 |
| L | 1247 | GLY | - | expression tag | UNP P10104 |
| L | 1248 | PRO | - | expression tag | UNP P10104 |
| L | 1249 | GLY | - | expression tag | UNP P10104 |
| L | 1250 | HIS | - | expression tag | UNP P10104 |
| L | 1251 | HIS | - | expression tag | UNP P10104 |
| L | 1252 | HIS | - | expression tag | UNP P10104 |
| L | 1253 | HIS | - | expression tag | UNP P10104 |
| L | 1254 | HIS | - | expression tag | UNP P10104 |
| L | 1255 | HIS | - | expression tag | UNP P10104 |
| L | 1256 | HIS | - | expression tag | UNP P10104 |
| L | 1257 | HIS | - | expression tag | UNP P10104 |
| L | 1258 | SER | - | expression tag | UNP P10104 |
| L | 1259 | ALA | - | expression tag | UNP P10104 |
| L | 1260 | TRP | - | expression tag | UNP P10104 |
| L | 1261 | SER | - | expression tag | UNP P10104 |
| L | 1262 | HIS | - | expression tag | UNP P10104 |
| L | 1263 | PRO | - | expression tag | UNP P10104 |
| L | 1264 | GLN | - | expression tag | UNP P10104 |
| L | 1265 | PHE | - | expression tag | UNP P10104 |
| L | 1266 | GLU | - | expression tag | UNP P10104 |
| L | 1267 | LYS | - | expression tag | UNP P10104 |
| L | 1268 | GLY | - | expression tag | UNP P10104 |
| L | 1269 | GLY | - | expression tag | UNP P10104 |
| L | 1270 | GLY | - | expression tag | UNP P10104 |
| L | 1271 | SER | - | expression tag | UNP P10104 |
| L | 1272 | GLY | - | expression tag | UNP P10104 |
| L | 1273 | GLY | - | expression tag | UNP P10104 |
| L | 1274 | GLY | - | expression tag | UNP P10104 |

Continued on next page...

Continued from previous page...

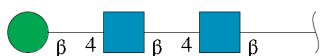
| Chain | Residue | Modelled | Actual | Comment | Reference |
|-------|---------|----------|--------|----------------|------------|
| L | 1275 | GLY | - | expression tag | UNP P10104 |
| L | 1276 | SER | - | expression tag | UNP P10104 |
| L | 1277 | GLY | - | expression tag | UNP P10104 |
| L | 1278 | GLY | - | expression tag | UNP P10104 |
| L | 1279 | SER | - | expression tag | UNP P10104 |
| L | 1280 | ALA | - | expression tag | UNP P10104 |
| L | 1281 | TRP | - | expression tag | UNP P10104 |
| L | 1282 | SER | - | expression tag | UNP P10104 |
| L | 1283 | HIS | - | expression tag | UNP P10104 |
| L | 1284 | PRO | - | expression tag | UNP P10104 |
| L | 1285 | GLN | - | expression tag | UNP P10104 |
| L | 1286 | PHE | - | expression tag | UNP P10104 |
| L | 1287 | GLU | - | expression tag | UNP P10104 |
| L | 1288 | LYS | - | expression tag | UNP P10104 |
| N | 682 | GLY | ARG | conflict | UNP P0DTC2 |
| N | 683 | SER | ARG | conflict | UNP P0DTC2 |
| N | 685 | SER | ARG | conflict | UNP P0DTC2 |
| N | 899 | PRO | ALA | conflict | UNP P0DTC2 |
| N | 942 | PRO | ALA | conflict | UNP P0DTC2 |
| N | 944 | PRO | ALA | conflict | UNP P0DTC2 |
| N | 986 | PRO | LYS | conflict | UNP P0DTC2 |
| N | 987 | PRO | VAL | conflict | UNP P0DTC2 |
| N | 1209 | GLY | - | linker | UNP P0DTC2 |
| N | 1210 | SER | - | linker | UNP P0DTC2 |
| N | 1232 | LEU | PHE | conflict | UNP P10104 |
| N | 1238 | GLY | - | expression tag | UNP P10104 |
| N | 1239 | ARG | - | expression tag | UNP P10104 |
| N | 1240 | SER | - | expression tag | UNP P10104 |
| N | 1241 | LEU | - | expression tag | UNP P10104 |
| N | 1242 | GLU | - | expression tag | UNP P10104 |
| N | 1243 | VAL | - | expression tag | UNP P10104 |
| N | 1244 | LEU | - | expression tag | UNP P10104 |
| N | 1245 | PHE | - | expression tag | UNP P10104 |
| N | 1246 | GLN | - | expression tag | UNP P10104 |
| N | 1247 | GLY | - | expression tag | UNP P10104 |
| N | 1248 | PRO | - | expression tag | UNP P10104 |
| N | 1249 | GLY | - | expression tag | UNP P10104 |
| N | 1250 | HIS | - | expression tag | UNP P10104 |
| N | 1251 | HIS | - | expression tag | UNP P10104 |
| N | 1252 | HIS | - | expression tag | UNP P10104 |
| N | 1253 | HIS | - | expression tag | UNP P10104 |
| N | 1254 | HIS | - | expression tag | UNP P10104 |

Continued on next page...

Continued from previous page...

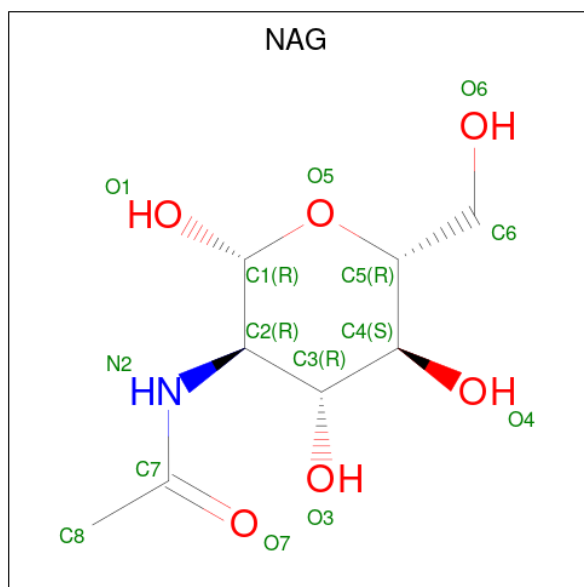
| Chain | Residue | Modelled | Actual | Comment | Reference |
|-------|---------|----------|--------|----------------|------------|
| N | 1255 | HIS | - | expression tag | UNP P10104 |
| N | 1256 | HIS | - | expression tag | UNP P10104 |
| N | 1257 | HIS | - | expression tag | UNP P10104 |
| N | 1258 | SER | - | expression tag | UNP P10104 |
| N | 1259 | ALA | - | expression tag | UNP P10104 |
| N | 1260 | TRP | - | expression tag | UNP P10104 |
| N | 1261 | SER | - | expression tag | UNP P10104 |
| N | 1262 | HIS | - | expression tag | UNP P10104 |
| N | 1263 | PRO | - | expression tag | UNP P10104 |
| N | 1264 | GLN | - | expression tag | UNP P10104 |
| N | 1265 | PHE | - | expression tag | UNP P10104 |
| N | 1266 | GLU | - | expression tag | UNP P10104 |
| N | 1267 | LYS | - | expression tag | UNP P10104 |
| N | 1268 | GLY | - | expression tag | UNP P10104 |
| N | 1269 | GLY | - | expression tag | UNP P10104 |
| N | 1270 | GLY | - | expression tag | UNP P10104 |
| N | 1271 | SER | - | expression tag | UNP P10104 |
| N | 1272 | GLY | - | expression tag | UNP P10104 |
| N | 1273 | GLY | - | expression tag | UNP P10104 |
| N | 1274 | GLY | - | expression tag | UNP P10104 |
| N | 1275 | GLY | - | expression tag | UNP P10104 |
| N | 1276 | SER | - | expression tag | UNP P10104 |
| N | 1277 | GLY | - | expression tag | UNP P10104 |
| N | 1278 | GLY | - | expression tag | UNP P10104 |
| N | 1279 | SER | - | expression tag | UNP P10104 |
| N | 1280 | ALA | - | expression tag | UNP P10104 |
| N | 1281 | TRP | - | expression tag | UNP P10104 |
| N | 1282 | SER | - | expression tag | UNP P10104 |
| N | 1283 | HIS | - | expression tag | UNP P10104 |
| N | 1284 | PRO | - | expression tag | UNP P10104 |
| N | 1285 | GLN | - | expression tag | UNP P10104 |
| N | 1286 | PHE | - | expression tag | UNP P10104 |
| N | 1287 | GLU | - | expression tag | UNP P10104 |
| N | 1288 | LYS | - | expression tag | UNP P10104 |

- Molecule 3 is an oligosaccharide called beta-D-mannopyranose-(1-4)-2-acetamido-2-deoxy-beta-D-glucopyranose-(1-4)-2-acetamido-2-deoxy-beta-D-glucopyranose.



| Mol | Chain | Residues | Atoms | | | | AltConf | Trace |
|-----|-------|----------|-------|----|---|----|---------|-------|
| | | | Total | C | N | O | | |
| 3 | A | 3 | 39 | 22 | 2 | 15 | 0 | 0 |
| 3 | B | 3 | 39 | 22 | 2 | 15 | 0 | 0 |

- Molecule 4 is 2-acetamido-2-deoxy-beta-D-glucopyranose (three-letter code: NAG) (formula: $C_8H_{15}NO_6$).



| Mol | Chain | Residues | Atoms | | | | AltConf |
|-----|-------|----------|-------|---|---|---|---------|
| | | | Total | C | N | O | |
| 4 | I | 1 | 14 | 8 | 1 | 5 | 0 |
| 4 | I | 1 | 14 | 8 | 1 | 5 | 0 |
| 4 | I | 1 | 14 | 8 | 1 | 5 | 0 |
| 4 | I | 1 | 14 | 8 | 1 | 5 | 0 |
| 4 | I | 1 | 14 | 8 | 1 | 5 | 0 |
| 4 | I | 1 | 14 | 8 | 1 | 5 | 0 |
| 4 | I | 1 | 14 | 8 | 1 | 5 | 0 |
| 4 | I | 1 | 14 | 8 | 1 | 5 | 0 |
| 4 | K | 1 | 14 | 8 | 1 | 5 | 0 |

Continued on next page...

Continued from previous page...

| Mol | Chain | Residues | Atoms | | | | AltConf |
|-----|-------|----------|-------------|---|---|---|---------|
| | | | Total | C | N | O | |
| 4 | K | 1 | Total 14 | 8 | 1 | 5 | 0 |
| 4 | K | 1 | Total 14 | 8 | 1 | 5 | 0 |
| 4 | K | 1 | Total 14 | 8 | 1 | 5 | 0 |
| 4 | K | 1 | Total 14 | 8 | 1 | 5 | 0 |
| 4 | K | 1 | Total 14 | 8 | 1 | 5 | 0 |
| 4 | K | 1 | Total 14 | 8 | 1 | 5 | 0 |
| 4 | M | 1 | Total 14 | 8 | 1 | 5 | 0 |
| 4 | M | 1 | Total 14 | 8 | 1 | 5 | 0 |
| 4 | M | 1 | Total 14 | 8 | 1 | 5 | 0 |
| 4 | M | 1 | Total 14 | 8 | 1 | 5 | 0 |
| 4 | M | 1 | Total 14 | 8 | 1 | 5 | 0 |
| 4 | M | 1 | Total 14 | 8 | 1 | 5 | 0 |
| 4 | M | 1 | Total 14 | 8 | 1 | 5 | 0 |
| 4 | M | 1 | Total 14 | 8 | 1 | 5 | 0 |
| 4 | M | 1 | Total 14 | 8 | 1 | 5 | 0 |
| 4 | M | 1 | Total 14 | 8 | 1 | 5 | 0 |
| 4 | M | 1 | Total 14 | 8 | 1 | 5 | 0 |
| 4 | M | 1 | Total 14 | 8 | 1 | 5 | 0 |
| 4 | J | 1 | Total 14 | 8 | 1 | 5 | 0 |
| 4 | J | 1 | Total 14 | 8 | 1 | 5 | 0 |
| 4 | J | 1 | Total 14 | 8 | 1 | 5 | 0 |
| 4 | J | 1 | Total 14 | 8 | 1 | 5 | 0 |
| 4 | J | 1 | Total 14 | 8 | 1 | 5 | 0 |

Continued on next page...

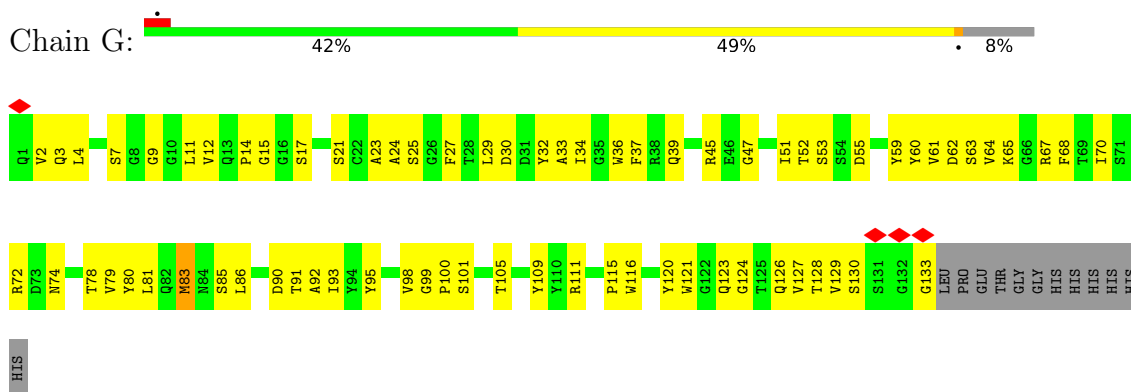
Continued from previous page...

| Mol | Chain | Residues | Atoms | | | | AltConf |
|-----|-------|----------|-------------|---|---|---|---------|
| | | | Total | C | N | O | |
| 4 | J | 1 | Total 14 | 8 | 1 | 5 | 0 |
| 4 | J | 1 | Total 14 | 8 | 1 | 5 | 0 |
| 4 | J | 1 | Total 14 | 8 | 1 | 5 | 0 |
| 4 | L | 1 | Total 14 | 8 | 1 | 5 | 0 |
| 4 | L | 1 | Total 14 | 8 | 1 | 5 | 0 |
| 4 | L | 1 | Total 14 | 8 | 1 | 5 | 0 |
| 4 | L | 1 | Total 14 | 8 | 1 | 5 | 0 |
| 4 | L | 1 | Total 14 | 8 | 1 | 5 | 0 |
| 4 | N | 1 | Total 14 | 8 | 1 | 5 | 0 |
| 4 | N | 1 | Total 14 | 8 | 1 | 5 | 0 |
| 4 | N | 1 | Total 14 | 8 | 1 | 5 | 0 |
| 4 | N | 1 | Total 14 | 8 | 1 | 5 | 0 |
| 4 | N | 1 | Total 14 | 8 | 1 | 5 | 0 |
| 4 | N | 1 | Total 14 | 8 | 1 | 5 | 0 |
| 4 | N | 1 | Total 14 | 8 | 1 | 5 | 0 |
| 4 | N | 1 | Total 14 | 8 | 1 | 5 | 0 |

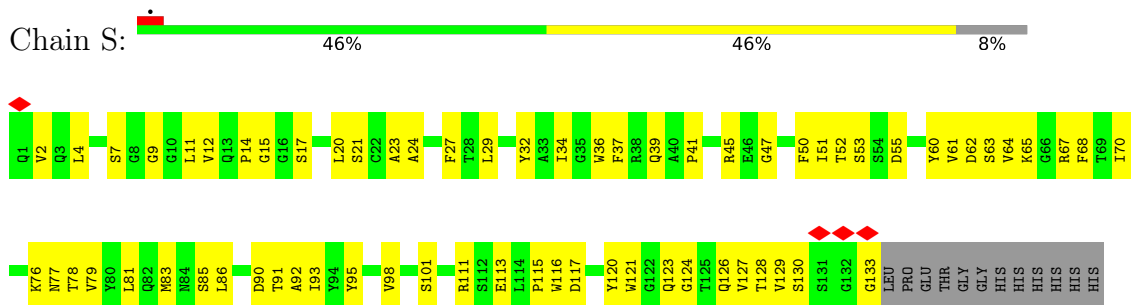
3 Residue-property plots

These plots are drawn for all protein, RNA, DNA and oligosaccharide chains in the entry. The first graphic for a chain summarises the proportions of the various outlier classes displayed in the second graphic. The second graphic shows the sequence view annotated by issues in geometry and atom inclusion in map density. Residues are color-coded according to the number of geometric quality criteria for which they contain at least one outlier: green = 0, yellow = 1, orange = 2 and red = 3 or more. A red diamond above a residue indicates a poor fit to the EM map for this residue (all-atom inclusion < 40%). Stretches of 2 or more consecutive residues without any outlier are shown as a green connector. Residues present in the sample, but not in the model, are shown in grey.

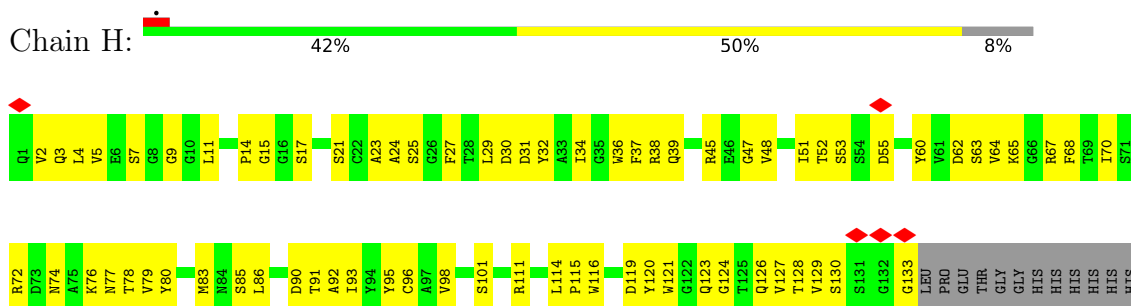
- Molecule 1: Fu2 nanobody



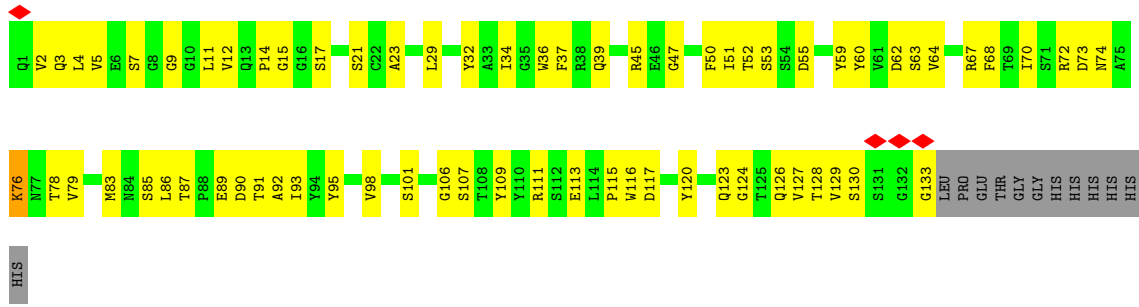
- Molecule 1: Fu2 nanobody



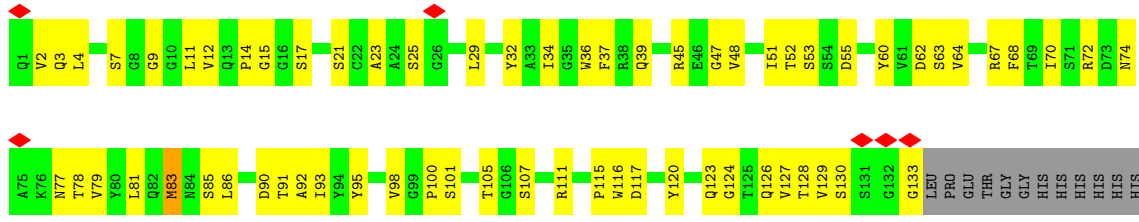
- Molecule 1: Fu2 nanobody



- Molecule 1: Fu2 nanobody



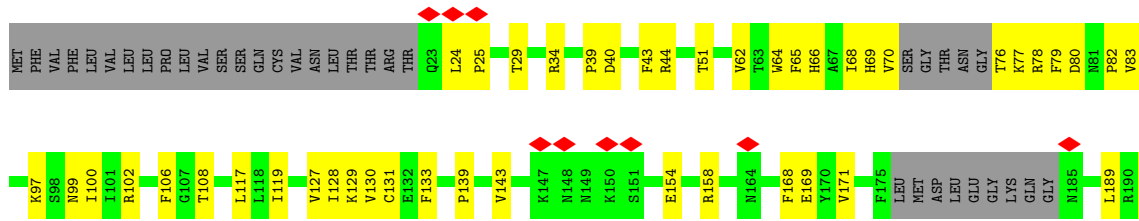
• Molecule 1: Fu2 nanobody

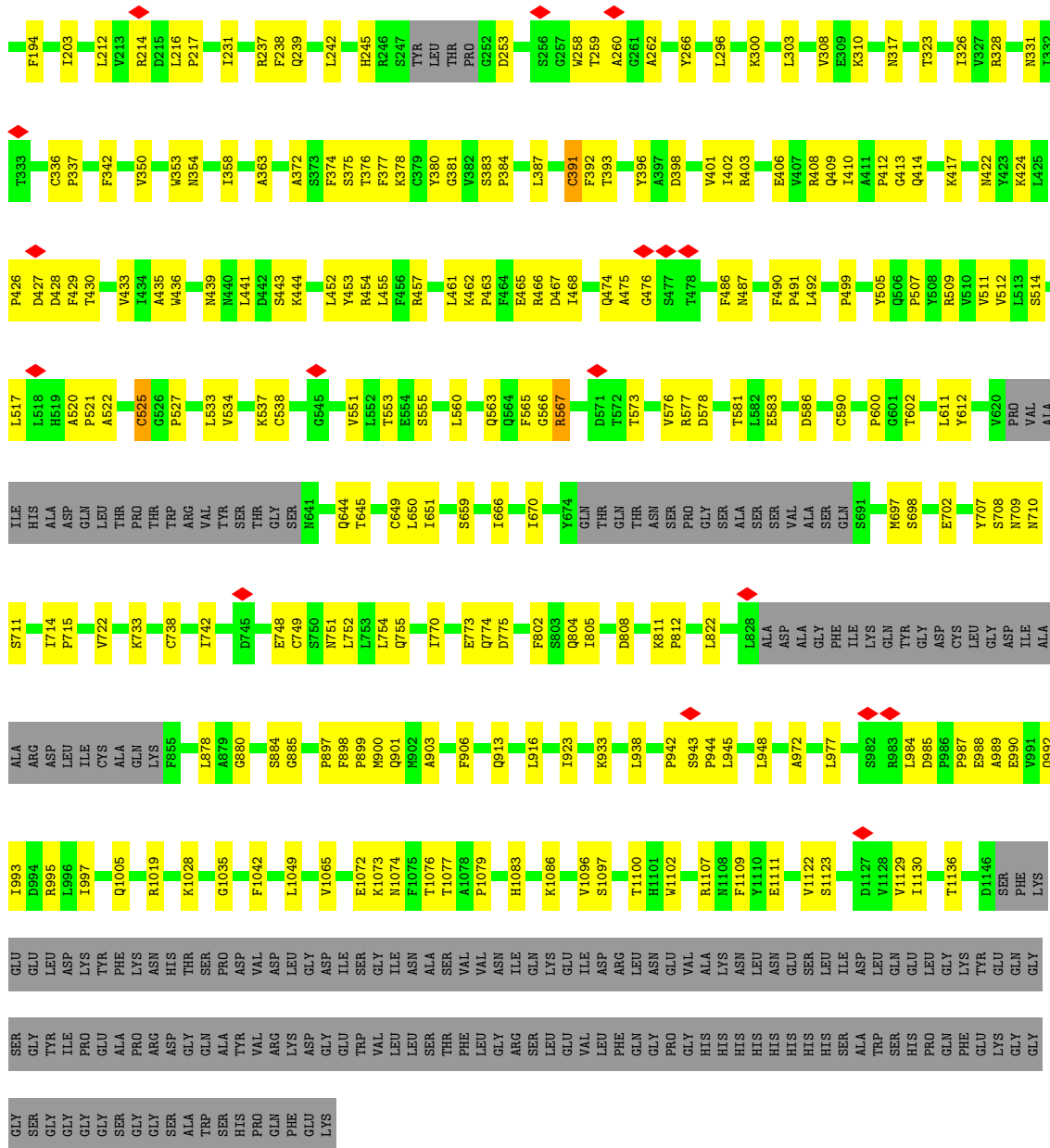


• Molecule 1: Fu2 nanobody

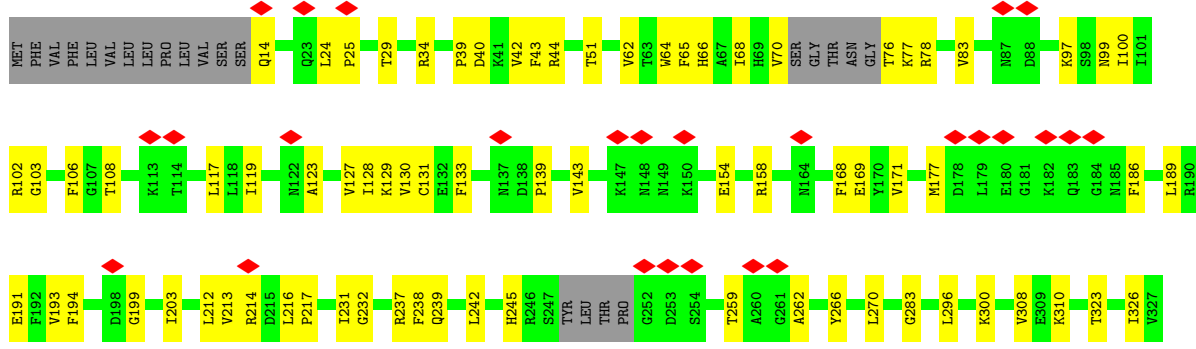


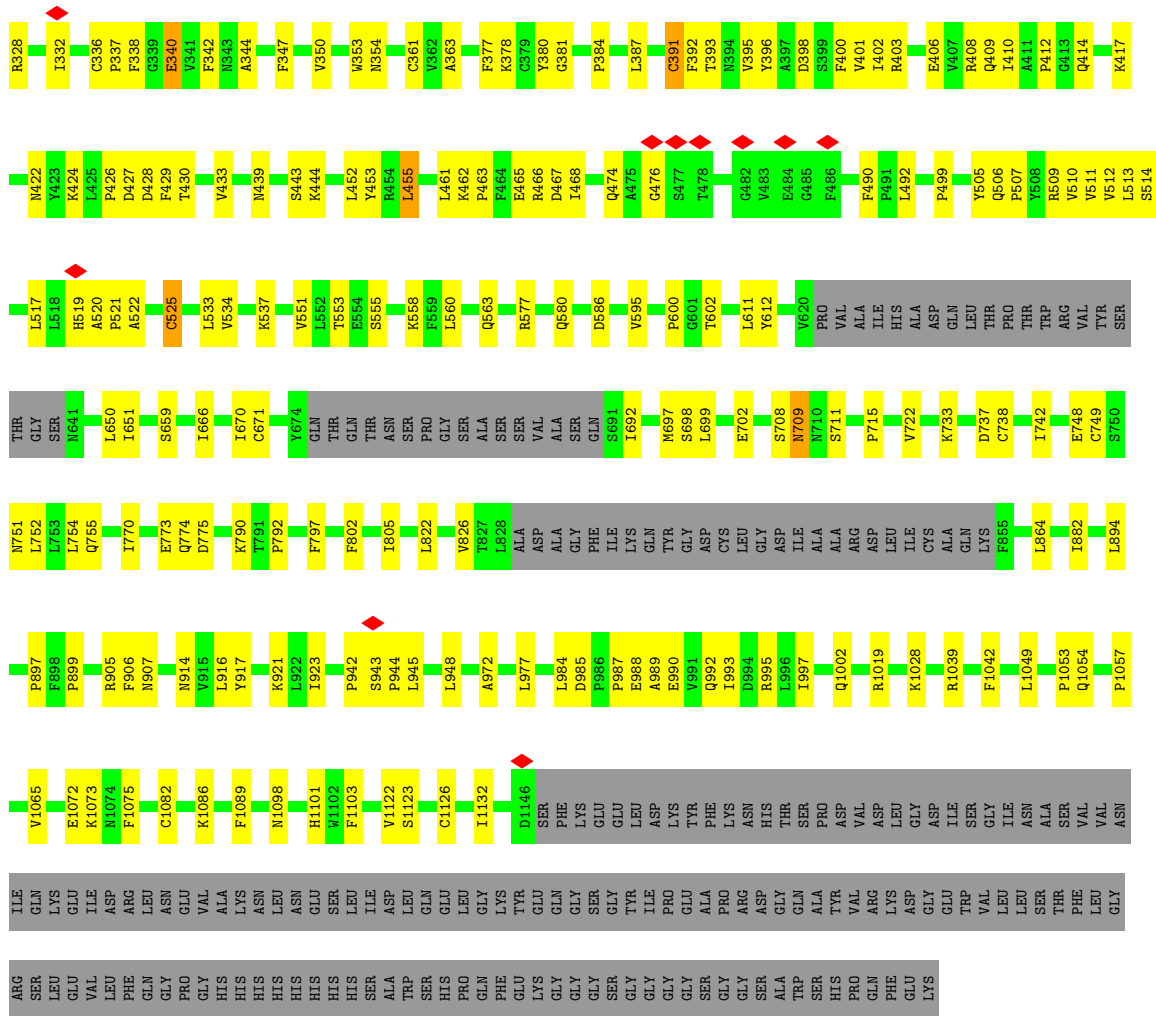
• Molecule 2: Spike glycoprotein, Fibrin



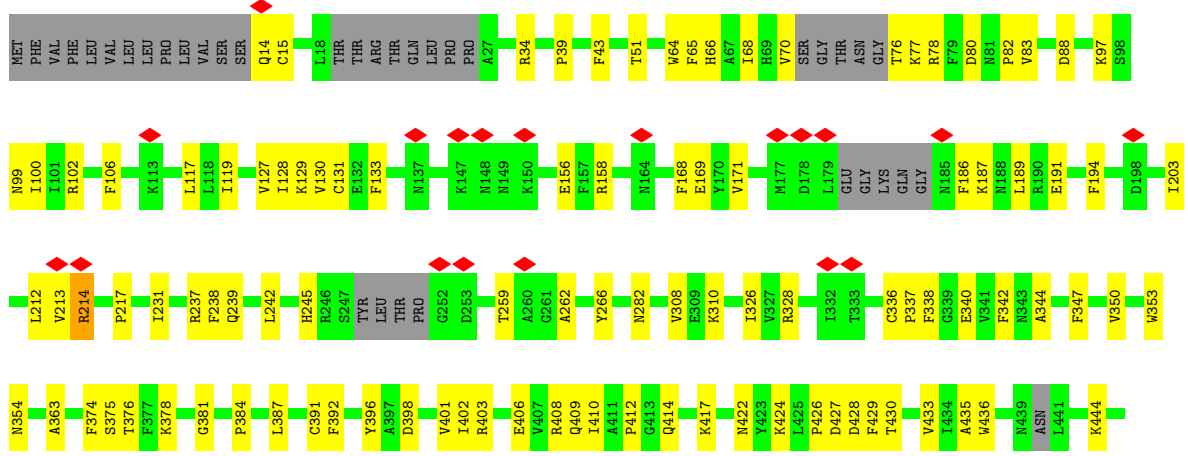


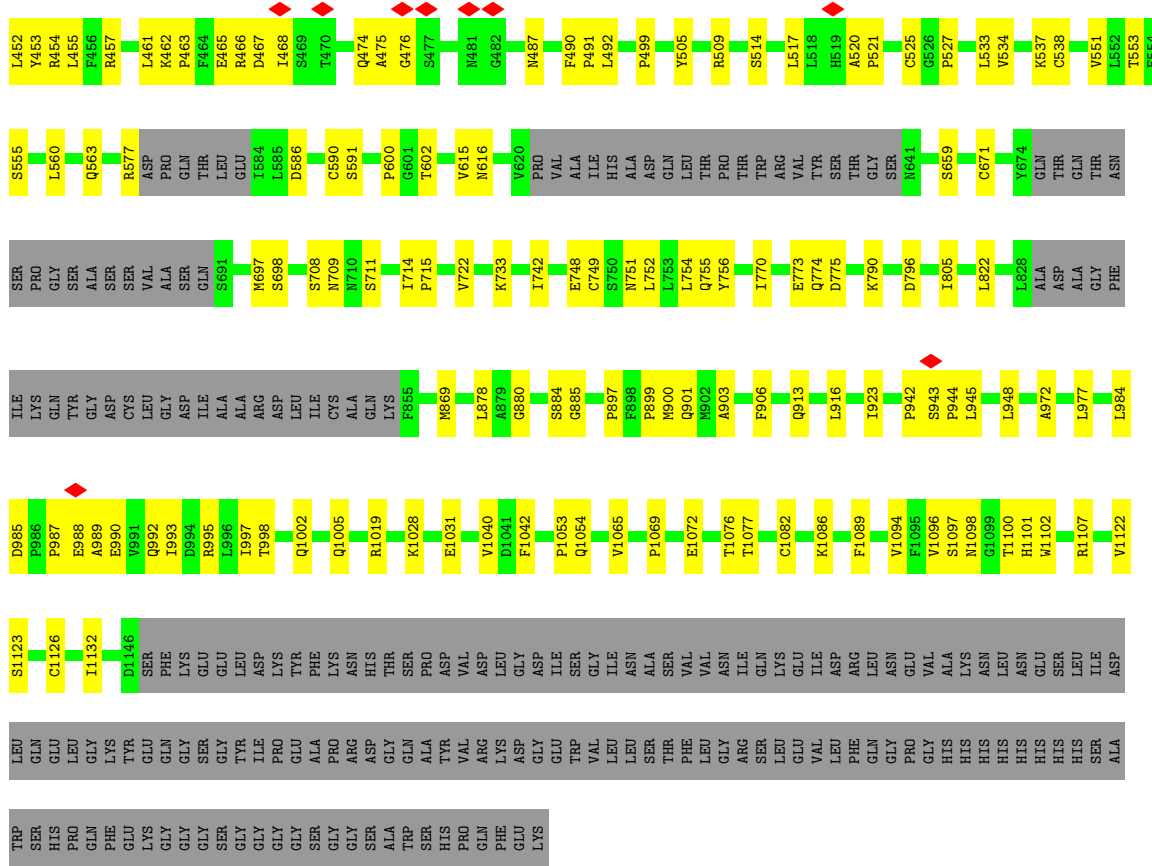
● Molecule 2: Spike glycoprotein, Fibrin



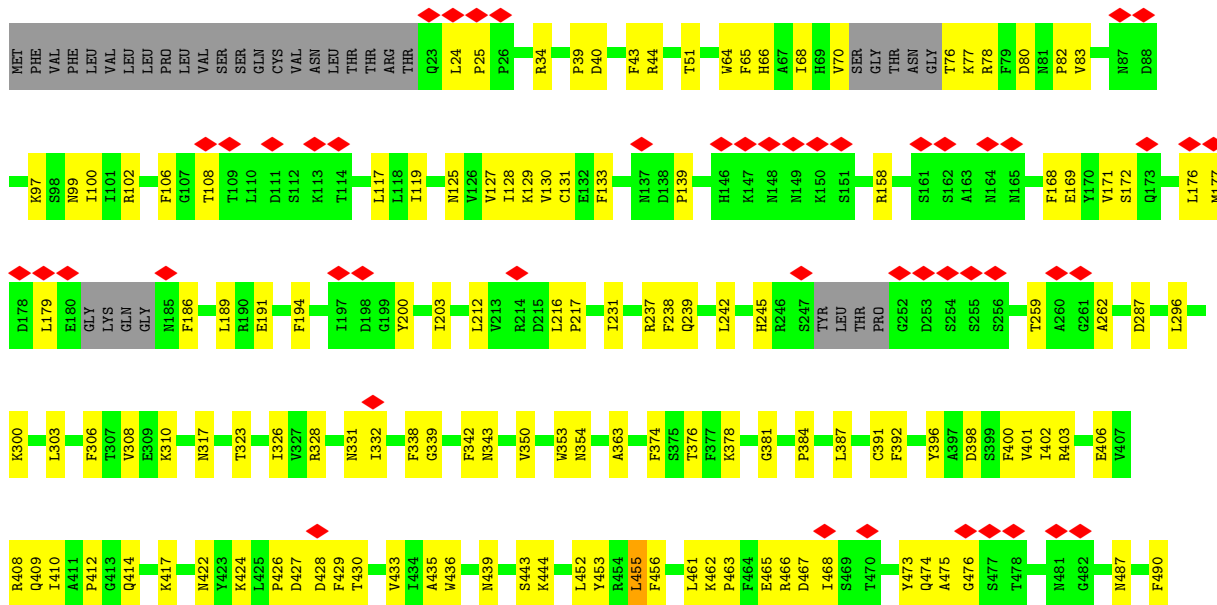


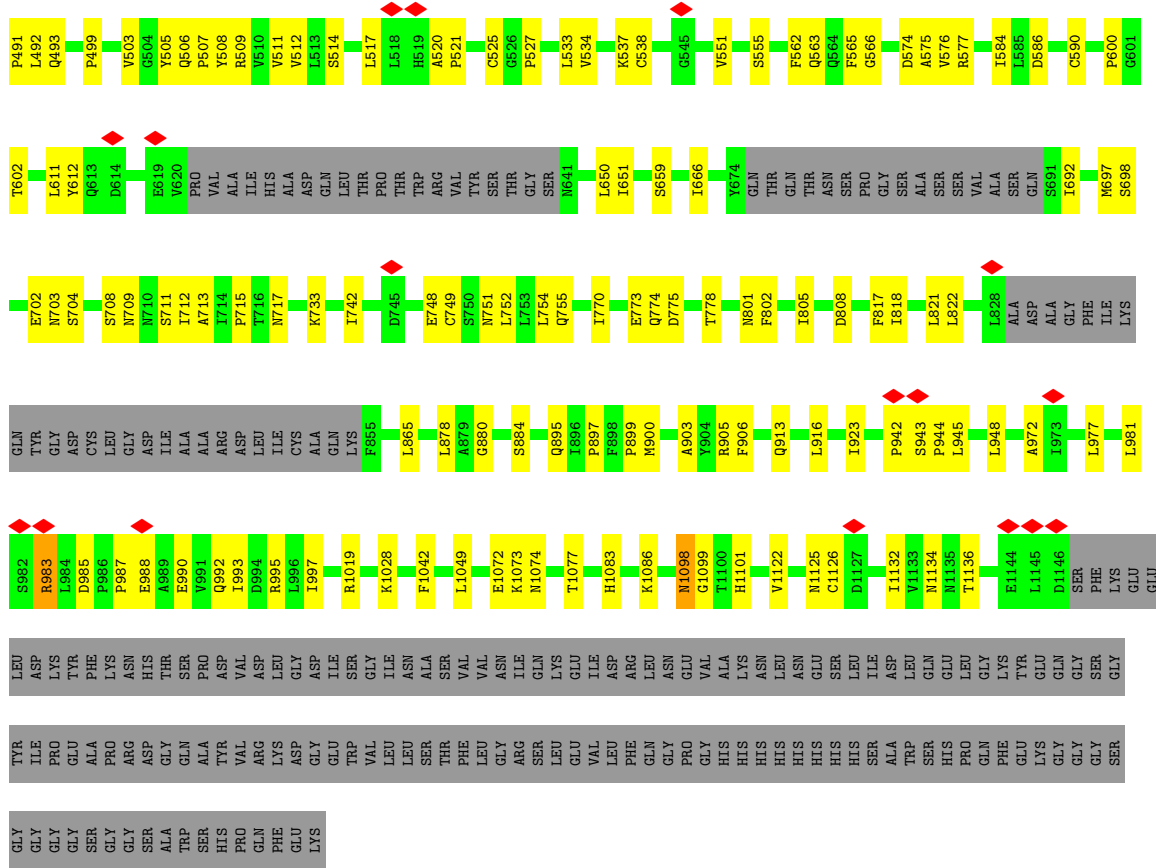
• Molecule 2: Spike glycoprotein, Fibrin



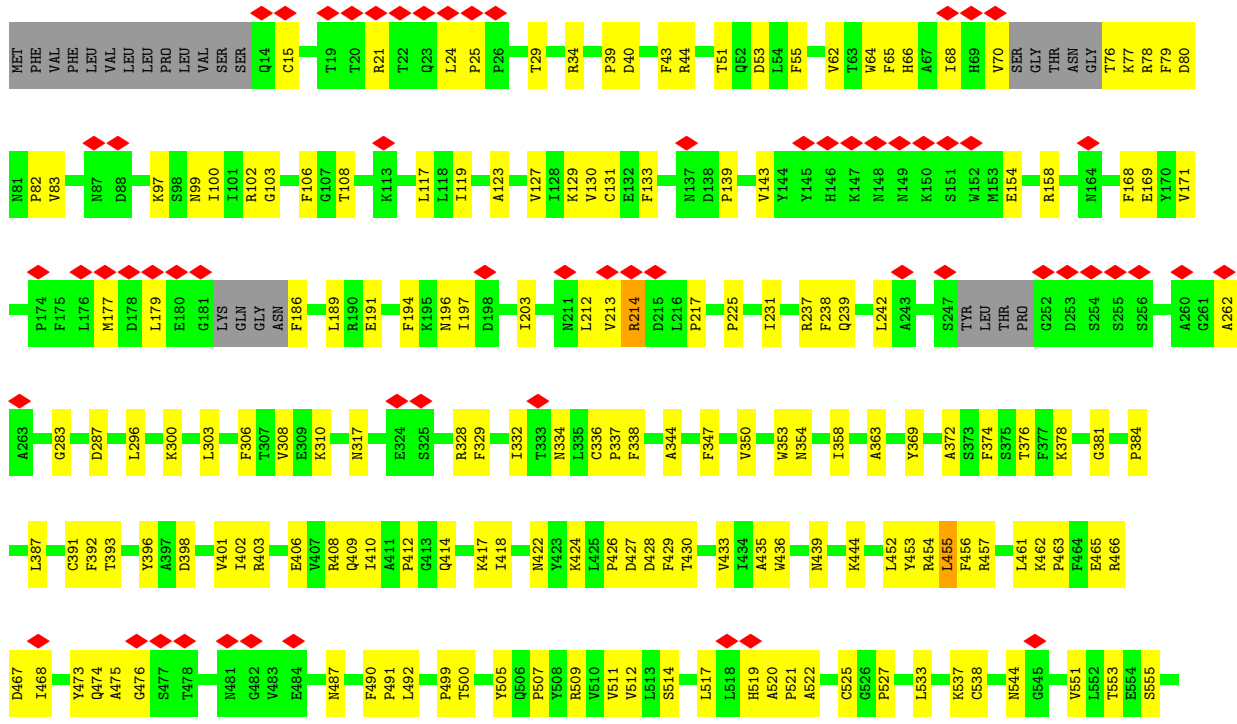


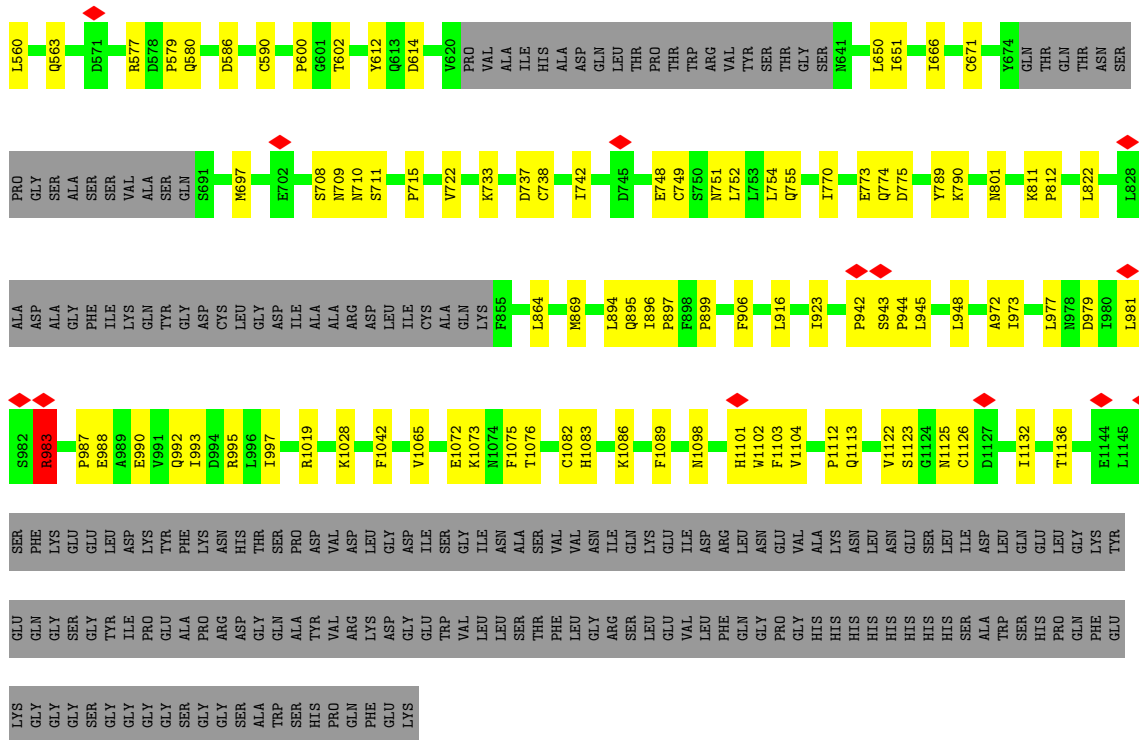
● Molecule 2: Spike glycoprotein, Fibrin



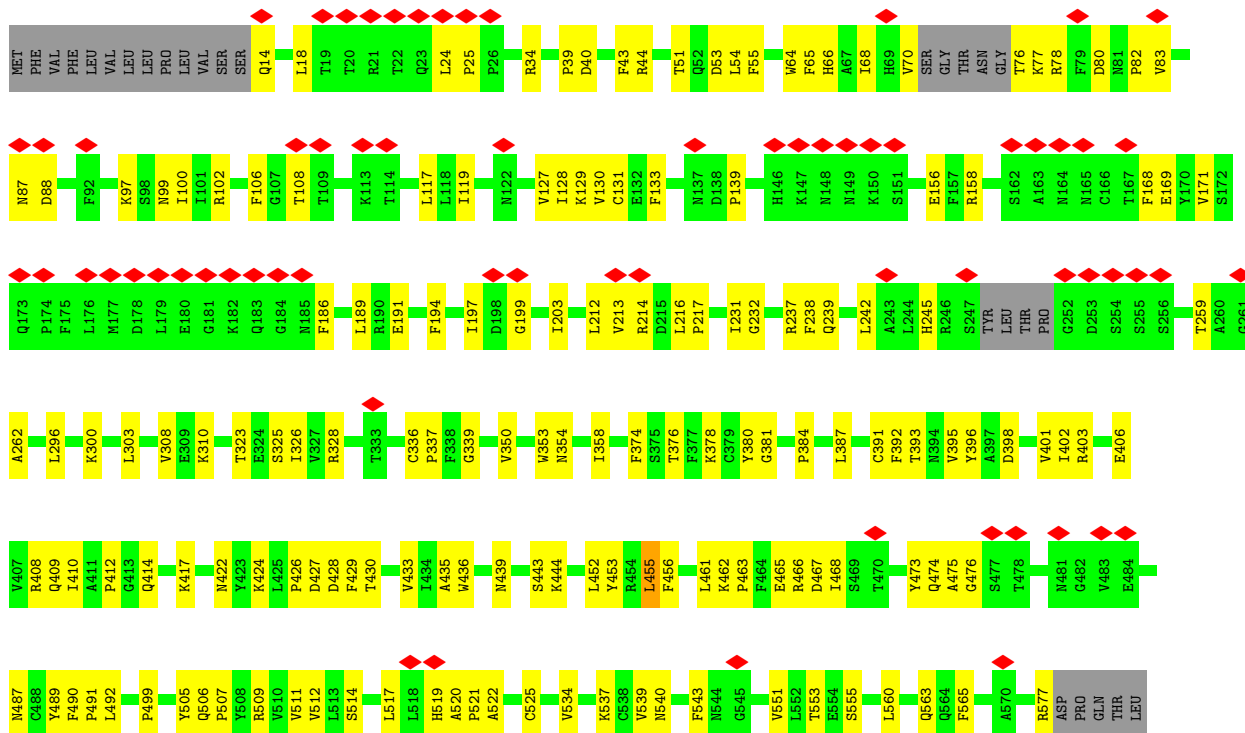


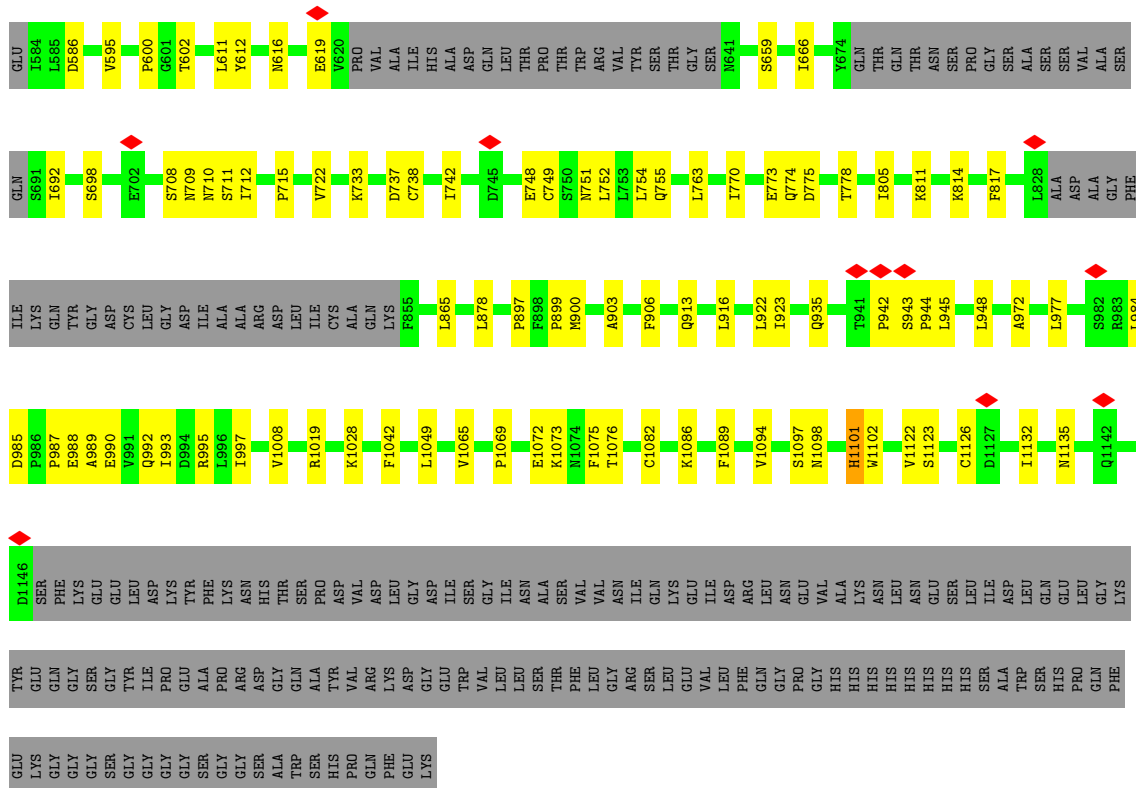
● Molecule 2: Spike glycoprotein, Fibritin





• Molecule 2: Spike glycoprotein, Fibritin





• Molecule 3: beta-D-mannopyranose-(1-4)-2-acetamido-2-deoxy-beta-D-glucopyranose-(1-4)-2-acetamido-2-deoxy-beta-D-glucopyranose



• Molecule 3: beta-D-mannopyranose-(1-4)-2-acetamido-2-deoxy-beta-D-glucopyranose-(1-4)-2-acetamido-2-deoxy-beta-D-glucopyranose



4 Experimental information

| Property | Value | Source |
|--------------------------------------|---|-----------|
| EM reconstruction method | SINGLE PARTICLE | Depositor |
| Imposed symmetry | POINT, Not provided | |
| Number of particles used | 277372 | Depositor |
| Resolution determination method | FSC 0.143 CUT-OFF | Depositor |
| CTF correction method | PHASE FLIPPING AND AMPLITUDE CORRECTION | Depositor |
| Microscope | TFS KRIOS | Depositor |
| Voltage (kV) | 300 | Depositor |
| Electron dose ($e^-/\text{\AA}^2$) | 48.6 | Depositor |
| Minimum defocus (nm) | 300 | Depositor |
| Maximum defocus (nm) | 2500 | Depositor |
| Magnification | 165000 | Depositor |
| Image detector | GATAN K3 BIOQUANTUM (6k x 4k) | Depositor |
| Maximum map value | 0.869 | Depositor |
| Minimum map value | -0.228 | Depositor |
| Average map value | -0.000 | Depositor |
| Map value standard deviation | 0.017 | Depositor |
| Recommended contour level | 0.16 | Depositor |
| Map size (\AA) | 606.0, 606.0, 606.0 | wwPDB |
| Map dimensions | 600, 600, 600 | wwPDB |
| Map angles ($^\circ$) | 90.0, 90.0, 90.0 | wwPDB |
| Pixel spacing (\AA) | 1.01, 1.01, 1.01 | Depositor |

5 Model quality i

5.1 Standard geometry i

Bond lengths and bond angles in the following residue types are not validated in this section: BMA, NAG

The Z score for a bond length (or angle) is the number of standard deviations the observed value is removed from the expected value. A bond length (or angle) with $|Z| > 5$ is considered an outlier worth inspection. RMSZ is the root-mean-square of all Z scores of the bond lengths (or angles).

| Mol | Chain | Bond lengths | | Bond angles | |
|-----|-------|--------------|----------------|-------------|-----------------|
| | | RMSZ | # Z >5 | RMSZ | # Z >5 |
| 1 | G | 0.30 | 0/1047 | 0.61 | 1/1424 (0.1%) |
| 1 | H | 0.28 | 0/1047 | 0.51 | 0/1424 |
| 1 | O | 0.29 | 0/1047 | 0.59 | 1/1424 (0.1%) |
| 1 | S | 0.29 | 0/1047 | 0.53 | 0/1424 |
| 1 | T | 0.31 | 0/1047 | 0.59 | 1/1424 (0.1%) |
| 1 | U | 0.29 | 0/1047 | 0.53 | 0/1424 |
| 2 | I | 0.31 | 2/8306 (0.0%) | 0.57 | 9/11310 (0.1%) |
| 2 | J | 0.29 | 1/8351 (0.0%) | 0.56 | 9/11369 (0.1%) |
| 2 | K | 0.30 | 2/8440 (0.0%) | 0.56 | 8/11493 (0.1%) |
| 2 | L | 0.28 | 0/8413 | 0.59 | 11/11455 (0.1%) |
| 2 | M | 0.29 | 0/8283 | 0.57 | 9/11270 (0.1%) |
| 2 | N | 0.29 | 0/8398 | 0.54 | 7/11430 (0.1%) |
| All | All | 0.29 | 5/56473 (0.0%) | 0.56 | 56/76871 (0.1%) |

Chiral center outliers are detected by calculating the chiral volume of a chiral center and verifying if the center is modelled as a planar moiety or with the opposite hand. A planarity outlier is detected by checking planarity of atoms in a peptide group, atoms in a mainchain group or atoms of a sidechain that are expected to be planar.

| Mol | Chain | #Chirality outliers | #Planarity outliers |
|-----|-------|---------------------|---------------------|
| 2 | J | 0 | 1 |

All (5) bond length outliers are listed below:

| Mol | Chain | Res | Type | Atoms | Z | Observed(Å) | Ideal(Å) |
|-----|-------|-----|------|-------|-------|-------------|----------|
| 2 | I | 525 | CYS | CB-SG | -7.75 | 1.69 | 1.82 |
| 2 | I | 391 | CYS | CB-SG | 7.42 | 1.94 | 1.82 |
| 2 | J | 343 | ASN | CA-CB | 6.94 | 1.71 | 1.53 |
| 2 | K | 525 | CYS | CB-SG | -6.70 | 1.70 | 1.82 |
| 2 | K | 391 | CYS | CB-SG | 5.94 | 1.92 | 1.82 |

All (56) bond angle outliers are listed below:

| Mol | Chain | Res | Type | Atoms | Z | Observed(°) | Ideal(°) |
|-----|-------|------|------|------------|-------|-------------|----------|
| 2 | K | 525 | CYS | CA-CB-SG | 13.38 | 138.09 | 114.00 |
| 2 | L | 214 | ARG | CB-CG-CD | 12.93 | 145.23 | 111.60 |
| 2 | I | 525 | CYS | CA-CB-SG | 12.59 | 136.66 | 114.00 |
| 2 | L | 214 | ARG | CA-CB-CG | 10.94 | 137.46 | 113.40 |
| 2 | I | 214 | ARG | CA-CB-CG | 10.62 | 136.77 | 113.40 |
| 2 | L | 214 | ARG | CG-CD-NE | 10.44 | 133.73 | 111.80 |
| 2 | M | 214 | ARG | CA-CB-CG | 9.68 | 134.69 | 113.40 |
| 1 | O | 83 | MET | CA-CB-CG | 9.60 | 129.62 | 113.30 |
| 2 | L | 983 | ARG | CA-CB-CG | 9.53 | 134.36 | 113.40 |
| 1 | G | 83 | MET | CA-CB-CG | 8.88 | 128.40 | 113.30 |
| 2 | J | 717 | ASN | N-CA-CB | 8.39 | 125.71 | 110.60 |
| 2 | M | 214 | ARG | CB-CG-CD | 7.99 | 132.37 | 111.60 |
| 2 | K | 709 | ASN | CB-CA-C | -7.41 | 95.58 | 110.40 |
| 2 | I | 214 | ARG | CB-CG-CD | 7.12 | 130.11 | 111.60 |
| 2 | J | 983 | ARG | CA-CB-CG | 7.09 | 129.00 | 113.40 |
| 2 | L | 214 | ARG | N-CA-CB | -6.96 | 98.08 | 110.60 |
| 2 | I | 933 | LYS | CA-CB-CG | 6.54 | 127.78 | 113.40 |
| 2 | J | 455 | LEU | CA-CB-CG | 6.48 | 130.21 | 115.30 |
| 2 | I | 214 | ARG | N-CA-CB | -6.48 | 98.94 | 110.60 |
| 2 | N | 455 | LEU | CA-CB-CG | 6.22 | 129.61 | 115.30 |
| 2 | N | 1101 | HIS | N-CA-CB | -6.17 | 99.50 | 110.60 |
| 2 | L | 614 | ASP | CB-CG-OD1 | 6.08 | 123.78 | 118.30 |
| 2 | M | 214 | ARG | N-CA-CB | -6.08 | 99.65 | 110.60 |
| 2 | J | 942 | PRO | N-CA-CB | 6.00 | 110.51 | 103.30 |
| 2 | I | 942 | PRO | N-CA-CB | 5.99 | 110.49 | 103.30 |
| 2 | M | 942 | PRO | N-CA-CB | 5.99 | 110.48 | 103.30 |
| 2 | N | 942 | PRO | N-CA-CB | 5.98 | 110.48 | 103.30 |
| 2 | N | 197 | ILE | CG1-CB-CG2 | -5.98 | 98.24 | 111.40 |
| 2 | K | 942 | PRO | N-CA-CB | 5.97 | 110.47 | 103.30 |
| 2 | L | 942 | PRO | N-CA-CB | 5.96 | 110.45 | 103.30 |
| 2 | I | 944 | PRO | N-CA-CB | 5.84 | 110.30 | 103.30 |
| 2 | M | 944 | PRO | N-CA-CB | 5.83 | 110.29 | 103.30 |
| 2 | K | 944 | PRO | N-CA-CB | 5.81 | 110.27 | 103.30 |
| 2 | J | 944 | PRO | N-CA-CB | 5.80 | 110.27 | 103.30 |
| 2 | J | 1098 | ASN | N-CA-CB | -5.80 | 100.15 | 110.60 |
| 2 | L | 944 | PRO | N-CA-CB | 5.80 | 110.26 | 103.30 |
| 2 | N | 944 | PRO | N-CA-CB | 5.80 | 110.26 | 103.30 |
| 2 | J | 176 | LEU | CA-CB-CG | 5.80 | 128.64 | 115.30 |
| 2 | I | 899 | PRO | N-CA-CB | 5.76 | 110.21 | 103.30 |
| 1 | T | 76 | LYS | CA-CB-CG | 5.75 | 126.06 | 113.40 |
| 2 | K | 340 | GLU | CA-CB-CG | 5.75 | 126.06 | 113.40 |
| 2 | N | 899 | PRO | N-CA-CB | 5.75 | 110.20 | 103.30 |

Continued on next page...

Continued from previous page...

| Mol | Chain | Res | Type | Atoms | Z | Observed(°) | Ideal(°) |
|-----|-------|------|------|-----------|-------|-------------|----------|
| 2 | J | 899 | PRO | N-CA-CB | 5.70 | 110.14 | 103.30 |
| 2 | I | 1074 | ASN | CB-CA-C | 5.70 | 121.80 | 110.40 |
| 2 | M | 899 | PRO | N-CA-CB | 5.69 | 110.12 | 103.30 |
| 2 | K | 899 | PRO | N-CA-CB | 5.61 | 110.03 | 103.30 |
| 2 | N | 709 | ASN | CB-CA-C | -5.50 | 99.39 | 110.40 |
| 2 | K | 709 | ASN | N-CA-CB | 5.47 | 120.45 | 110.60 |
| 2 | M | 616 | ASN | CB-CA-C | -5.40 | 99.60 | 110.40 |
| 2 | M | 340 | GLU | CA-CB-CG | 5.37 | 125.21 | 113.40 |
| 2 | L | 899 | PRO | N-CA-CB | 5.36 | 109.74 | 103.30 |
| 2 | L | 455 | LEU | CA-CB-CG | 5.34 | 127.57 | 115.30 |
| 2 | K | 455 | LEU | CA-CB-CG | 5.32 | 127.54 | 115.30 |
| 2 | L | 709 | ASN | CB-CA-C | -5.31 | 99.78 | 110.40 |
| 2 | J | 455 | LEU | CB-CG-CD2 | -5.22 | 102.12 | 111.00 |
| 2 | M | 616 | ASN | N-CA-CB | 5.04 | 119.67 | 110.60 |

There are no chirality outliers.

All (1) planarity outliers are listed below:

| Mol | Chain | Res | Type | Group |
|-----|-------|-----|------|-----------|
| 2 | J | 801 | ASN | Sidechain |

5.2 Too-close contacts [i](#)

In the following table, the Non-H and H(model) columns list the number of non-hydrogen atoms and hydrogen atoms in the chain respectively. The H(added) column lists the number of hydrogen atoms added and optimized by MolProbity. The Clashes column lists the number of clashes within the asymmetric unit, whereas Symm-Clashes lists symmetry-related clashes.

| Mol | Chain | Non-H | H(model) | H(added) | Clashes | Symm-Clashes |
|-----|-------|-------|----------|----------|---------|--------------|
| 1 | G | 1021 | 0 | 951 | 51 | 0 |
| 1 | H | 1021 | 0 | 951 | 57 | 0 |
| 1 | O | 1021 | 0 | 951 | 51 | 0 |
| 1 | S | 1021 | 0 | 951 | 50 | 0 |
| 1 | T | 1021 | 0 | 951 | 55 | 0 |
| 1 | U | 1021 | 0 | 951 | 50 | 0 |
| 2 | I | 8115 | 0 | 7820 | 210 | 0 |
| 2 | J | 8160 | 0 | 7870 | 191 | 0 |
| 2 | K | 8248 | 0 | 7950 | 187 | 0 |
| 2 | L | 8222 | 0 | 7933 | 182 | 0 |
| 2 | M | 8098 | 0 | 7806 | 162 | 0 |
| 2 | N | 8208 | 0 | 7927 | 176 | 0 |

Continued on next page...

Continued from previous page...

| Mol | Chain | Non-H | H(model) | H(added) | Clashes | Symm-Clashes |
|-----|-------|-------|----------|----------|---------|--------------|
| 3 | A | 39 | 0 | 34 | 3 | 0 |
| 3 | B | 39 | 0 | 34 | 0 | 0 |
| 4 | I | 112 | 0 | 104 | 12 | 0 |
| 4 | J | 112 | 0 | 104 | 10 | 0 |
| 4 | K | 98 | 0 | 91 | 5 | 0 |
| 4 | L | 70 | 0 | 65 | 6 | 0 |
| 4 | M | 140 | 0 | 130 | 4 | 0 |
| 4 | N | 112 | 0 | 103 | 7 | 0 |
| All | All | 55899 | 0 | 53677 | 1349 | 0 |

The all-atom clashscore is defined as the number of clashes found per 1000 atoms (including hydrogen atoms). The all-atom clashscore for this structure is 12.

All (1349) close contacts within the same asymmetric unit are listed below, sorted by their clash magnitude.

| Atom-1 | Atom-2 | Interatomic distance (Å) | Clash overlap (Å) |
|------------------|------------------|--------------------------|-------------------|
| 1:O:117:ASP:HA | 2:N:408:ARG:HD3 | 1.45 | 0.98 |
| 2:I:392:PHE:H | 2:I:525:CYS:HA | 1.28 | 0.96 |
| 3:A:1:NAG:H5 | 3:A:2:NAG:HN2 | 1.31 | 0.94 |
| 1:U:117:ASP:HA | 2:K:408:ARG:HD3 | 1.55 | 0.88 |
| 2:J:1099:GLY:HA3 | 4:J:1303:NAG:H82 | 1.55 | 0.87 |
| 2:K:332:ILE:O | 2:K:332:ILE:HG22 | 1.73 | 0.87 |
| 2:K:391:CYS:HA | 2:K:525:CYS:HB2 | 1.59 | 0.83 |
| 2:I:391:CYS:HA | 2:I:525:CYS:HB2 | 1.60 | 0.82 |
| 1:T:117:ASP:HA | 2:I:408:ARG:HD3 | 1.60 | 0.82 |
| 1:H:4:LEU:HD21 | 1:H:98:VAL:HG23 | 1.62 | 0.82 |
| 2:M:1076:THR:HB | 2:M:1097:SER:HB3 | 1.62 | 0.82 |
| 1:S:45:ARG:NH2 | 2:L:505:TYR:OH | 2.13 | 0.82 |
| 2:J:99:ASN:ND2 | 2:J:177:MET:SD | 2.53 | 0.81 |
| 2:J:709:ASN:HB2 | 4:J:1307:NAG:N2 | 1.95 | 0.80 |
| 2:J:331:ASN:OD1 | 2:J:332:ILE:N | 2.15 | 0.79 |
| 2:M:14:GLN:O | 2:M:158:ARG:NH1 | 2.16 | 0.79 |
| 2:M:1098:ASN:OD1 | 2:M:1100:THR:OG1 | 2.01 | 0.78 |
| 2:I:885:GLY:HA2 | 2:I:901:GLN:HE21 | 1.48 | 0.77 |
| 2:I:715:PRO:HA | 2:I:1072:GLU:HA | 1.67 | 0.76 |
| 2:N:326:ILE:HD13 | 2:N:534:VAL:H | 1.50 | 0.75 |
| 2:J:555:SER:HB3 | 2:J:586:ASP:HB2 | 1.68 | 0.74 |
| 3:A:1:NAG:H5 | 3:A:2:NAG:N2 | 2.01 | 0.74 |
| 2:J:1073:LYS:HA | 4:J:1308:NAG:H82 | 1.68 | 0.74 |
| 2:L:801:ASN:ND2 | 4:L:1305:NAG:O7 | 2.20 | 0.74 |
| 1:S:37:PHE:HA | 1:S:47:GLY:HA2 | 1.70 | 0.73 |

Continued on next page...

Continued from previous page...

| Atom-1 | Atom-2 | Interatomic distance (Å) | Clash overlap (Å) |
|------------------|------------------|--------------------------|-------------------|
| 2:J:715:PRO:HA | 2:J:1072:GLU:HA | 1.71 | 0.73 |
| 2:L:329:PHE:O | 2:L:580:GLN:NE2 | 2.21 | 0.73 |
| 2:N:616:ASN:HB3 | 2:N:619:GLU:OE1 | 1.88 | 0.73 |
| 2:N:323:THR:OG1 | 2:N:537:LYS:NZ | 2.19 | 0.73 |
| 2:N:392:PHE:HD1 | 2:N:517:LEU:HD21 | 1.53 | 0.72 |
| 1:O:67:ARG:NH2 | 1:O:85:SER:O | 2.22 | 0.72 |
| 1:G:67:ARG:NH2 | 1:G:85:SER:O | 2.22 | 0.72 |
| 2:L:555:SER:HB3 | 2:L:586:ASP:HB2 | 1.70 | 0.72 |
| 1:G:37:PHE:HA | 1:G:47:GLY:HA2 | 1.72 | 0.72 |
| 2:I:1097:SER:HB3 | 2:I:1102:TRP:CE3 | 2.25 | 0.72 |
| 2:M:555:SER:HB3 | 2:M:586:ASP:HB2 | 1.70 | 0.72 |
| 2:N:708:SER:HB3 | 2:N:711:SER:HB3 | 1.72 | 0.72 |
| 2:J:704:SER:HB3 | 2:L:790:LYS:HE2 | 1.71 | 0.72 |
| 2:I:1073:LYS:HA | 4:I:1306:NAG:H82 | 1.71 | 0.72 |
| 2:K:555:SER:HB3 | 2:K:586:ASP:HB2 | 1.71 | 0.72 |
| 1:T:3:GLN:HE22 | 1:T:5:VAL:HG22 | 1.54 | 0.71 |
| 1:T:4:LEU:HD11 | 1:T:98:VAL:HG23 | 1.72 | 0.71 |
| 2:K:392:PHE:HD1 | 2:K:517:LEU:HD21 | 1.55 | 0.71 |
| 1:O:37:PHE:HA | 1:O:47:GLY:HA2 | 1.72 | 0.71 |
| 1:T:107:SER:HA | 2:I:380:TYR:HA | 1.73 | 0.71 |
| 1:T:45:ARG:NH2 | 2:J:505:TYR:OH | 2.21 | 0.71 |
| 2:N:555:SER:HB3 | 2:N:586:ASP:HB2 | 1.72 | 0.71 |
| 2:I:391:CYS:CA | 2:I:525:CYS:HB2 | 2.08 | 0.70 |
| 1:U:37:PHE:HA | 1:U:47:GLY:HA2 | 1.71 | 0.70 |
| 2:N:76:THR:OG1 | 2:N:77:LYS:N | 2.24 | 0.70 |
| 1:H:67:ARG:NH2 | 1:H:85:SER:O | 2.24 | 0.70 |
| 1:G:45:ARG:NH2 | 2:M:505:TYR:OH | 2.24 | 0.70 |
| 1:U:67:ARG:NH2 | 1:U:85:SER:O | 2.25 | 0.70 |
| 2:K:76:THR:OG1 | 2:K:77:LYS:N | 2.24 | 0.70 |
| 2:N:817:PHE:HE2 | 2:N:935:GLN:HG3 | 1.56 | 0.70 |
| 1:H:37:PHE:HA | 1:H:47:GLY:HA2 | 1.72 | 0.70 |
| 1:S:67:ARG:NH2 | 1:S:85:SER:O | 2.25 | 0.70 |
| 2:M:392:PHE:HD1 | 2:M:517:LEU:HD21 | 1.57 | 0.70 |
| 1:T:37:PHE:HA | 1:T:47:GLY:HA2 | 1.73 | 0.69 |
| 1:T:67:ARG:NH2 | 1:T:85:SER:O | 2.25 | 0.69 |
| 2:L:392:PHE:HD1 | 2:L:517:LEU:HD21 | 1.56 | 0.69 |
| 2:I:709:ASN:HB2 | 4:I:1302:NAG:N2 | 2.07 | 0.69 |
| 2:K:452:LEU:HD12 | 2:K:492:LEU:HB3 | 1.74 | 0.69 |
| 2:I:708:SER:OG | 4:I:1302:NAG:O7 | 2.08 | 0.69 |
| 2:I:897:PRO:HB2 | 2:I:900:MET:HG3 | 1.72 | 0.69 |
| 2:J:76:THR:OG1 | 2:J:77:LYS:N | 2.25 | 0.69 |

Continued on next page...

Continued from previous page...

| Atom-1 | Atom-2 | Interatomic distance (Å) | Clash overlap (Å) |
|------------------|------------------|--------------------------|-------------------|
| 2:L:452:LEU:HD12 | 2:L:492:LEU:HB3 | 1.75 | 0.69 |
| 2:J:392:PHE:HD1 | 2:J:517:LEU:HD21 | 1.57 | 0.69 |
| 2:I:474:GLN:NE2 | 2:I:476:GLY:O | 2.27 | 0.68 |
| 2:I:76:THR:OG1 | 2:I:77:LYS:N | 2.24 | 0.68 |
| 2:I:452:LEU:HD12 | 2:I:492:LEU:HB3 | 1.73 | 0.68 |
| 2:I:555:SER:HB3 | 2:I:586:ASP:HB2 | 1.74 | 0.68 |
| 2:K:474:GLN:NE2 | 2:K:476:GLY:O | 2.27 | 0.68 |
| 2:M:452:LEU:HD12 | 2:M:492:LEU:HB3 | 1.75 | 0.68 |
| 2:J:708:SER:HB2 | 2:J:711:SER:HB3 | 1.75 | 0.68 |
| 2:M:709:ASN:HD21 | 4:M:1302:NAG:H83 | 1.57 | 0.68 |
| 2:N:984:LEU:HB3 | 2:N:989:ALA:HB2 | 1.76 | 0.68 |
| 2:J:452:LEU:HD12 | 2:J:492:LEU:HB3 | 1.76 | 0.68 |
| 2:L:76:THR:OG1 | 2:L:77:LYS:N | 2.24 | 0.68 |
| 1:S:15:GLY:HA2 | 1:S:85:SER:HA | 1.76 | 0.67 |
| 2:L:474:GLN:NE2 | 2:L:476:GLY:O | 2.27 | 0.67 |
| 1:T:15:GLY:HA2 | 1:T:85:SER:HA | 1.76 | 0.67 |
| 2:N:474:GLN:NE2 | 2:N:476:GLY:O | 2.27 | 0.67 |
| 2:J:474:GLN:NE2 | 2:J:476:GLY:O | 2.27 | 0.67 |
| 2:M:130:VAL:HG21 | 2:M:231:ILE:HD12 | 1.75 | 0.67 |
| 2:M:591:SER:HB3 | 2:M:615:VAL:HG22 | 1.75 | 0.67 |
| 2:M:984:LEU:HB3 | 2:M:989:ALA:HB2 | 1.77 | 0.67 |
| 2:M:474:GLN:NE2 | 2:M:476:GLY:O | 2.27 | 0.66 |
| 2:M:1098:ASN:HB3 | 2:M:1101:HIS:O | 1.96 | 0.66 |
| 1:H:32:TYR:HA | 1:H:101:SER:HA | 1.78 | 0.66 |
| 1:U:3:GLN:HE22 | 1:U:5:VAL:HG22 | 1.60 | 0.66 |
| 2:N:452:LEU:HD12 | 2:N:492:LEU:HB3 | 1.75 | 0.66 |
| 1:H:15:GLY:HA2 | 1:H:85:SER:HA | 1.78 | 0.66 |
| 2:N:130:VAL:HG21 | 2:N:231:ILE:HD12 | 1.77 | 0.66 |
| 2:N:987:PRO:O | 2:N:990:GLU:HG3 | 1.96 | 0.66 |
| 1:T:32:TYR:HA | 1:T:101:SER:HA | 1.78 | 0.65 |
| 2:M:76:THR:OG1 | 2:M:77:LYS:N | 2.24 | 0.65 |
| 2:J:466:ARG:HD2 | 2:J:468:ILE:HD11 | 1.78 | 0.65 |
| 1:O:32:TYR:HA | 1:O:101:SER:HA | 1.77 | 0.65 |
| 1:S:32:TYR:HA | 1:S:101:SER:HA | 1.78 | 0.65 |
| 1:S:53:SER:OG | 1:S:55:ASP:OD1 | 2.11 | 0.65 |
| 1:U:15:GLY:HA2 | 1:U:85:SER:HA | 1.77 | 0.65 |
| 1:U:32:TYR:HA | 1:U:101:SER:HA | 1.77 | 0.65 |
| 2:N:778:THR:HG22 | 2:N:865:LEU:HD12 | 1.77 | 0.65 |
| 2:M:987:PRO:O | 2:M:990:GLU:HG3 | 1.97 | 0.65 |
| 4:L:1303:NAG:H3 | 4:L:1303:NAG:H83 | 1.76 | 0.65 |
| 1:G:32:TYR:HA | 1:G:101:SER:HA | 1.79 | 0.65 |

Continued on next page...

Continued from previous page...

| Atom-1 | Atom-2 | Interatomic distance (Å) | Clash overlap (Å) |
|-------------------|-------------------|--------------------------|-------------------|
| 2:L:466:ARG:HD2 | 2:L:468:ILE:HD11 | 1.79 | 0.65 |
| 1:T:53:SER:OG | 1:T:55:ASP:OD1 | 2.12 | 0.64 |
| 2:K:987:PRO:O | 2:K:990:GLU:HG3 | 1.97 | 0.64 |
| 2:J:43:PHE:HA | 2:N:563:GLN:NE2 | 2.12 | 0.64 |
| 2:K:466:ARG:HD2 | 2:K:468:ILE:HD11 | 1.78 | 0.64 |
| 2:J:130:VAL:HG21 | 2:J:231:ILE:HD12 | 1.79 | 0.64 |
| 2:N:1097:SER:HB3 | 2:N:1102:TRP:CD2 | 2.32 | 0.64 |
| 2:K:984:LEU:HB3 | 2:K:989:ALA:HB2 | 1.79 | 0.64 |
| 2:I:393:THR:HA | 2:I:522:ALA:HA | 1.80 | 0.64 |
| 2:L:130:VAL:HG21 | 2:L:231:ILE:HD12 | 1.79 | 0.64 |
| 2:I:130:VAL:HG21 | 2:I:231:ILE:HD12 | 1.79 | 0.64 |
| 2:K:130:VAL:HG21 | 2:K:231:ILE:HD12 | 1.79 | 0.63 |
| 2:K:332:ILE:O | 2:K:332:ILE:CG2 | 2.46 | 0.63 |
| 2:L:189:LEU:HD22 | 2:L:217:PRO:HG2 | 1.79 | 0.63 |
| 2:J:773:GLU:OE2 | 2:J:1019:ARG:NE | 2.31 | 0.63 |
| 2:N:14:GLN:O | 2:N:158:ARG:NH1 | 2.31 | 0.63 |
| 2:K:1002:GLN:NE2 | 2:M:1005:GLN:OE1 | 2.32 | 0.63 |
| 2:N:466:ARG:HD2 | 2:N:468:ILE:HD11 | 1.80 | 0.63 |
| 1:H:91:THR:HG23 | 1:H:128:THR:HA | 1.81 | 0.63 |
| 2:K:659:SER:HB3 | 2:K:698:SER:HB2 | 1.81 | 0.63 |
| 2:I:1129:VAL:HG13 | 2:K:917:TYR:HB3 | 1.81 | 0.63 |
| 1:U:52:THR:HG22 | 1:U:111:ARG:HB3 | 1.81 | 0.62 |
| 2:I:43:PHE:HA | 2:M:563:GLN:NE2 | 2.13 | 0.62 |
| 2:I:466:ARG:HD2 | 2:I:468:ILE:HD11 | 1.80 | 0.62 |
| 2:M:466:ARG:HD2 | 2:M:468:ILE:HD11 | 1.79 | 0.62 |
| 1:H:53:SER:OG | 1:H:55:ASP:OD1 | 2.12 | 0.62 |
| 1:O:29:LEU:HD21 | 1:O:79:VAL:HG23 | 1.81 | 0.62 |
| 2:K:580:GLN:HB3 | 4:K:1304:NAG:H83 | 1.81 | 0.62 |
| 2:I:773:GLU:OE2 | 2:I:1019:ARG:NE | 2.32 | 0.62 |
| 1:H:29:LEU:HD21 | 1:H:79:VAL:HG23 | 1.80 | 0.62 |
| 1:O:12:VAL:HG21 | 1:O:86:LEU:HD13 | 1.81 | 0.62 |
| 2:I:1086:LYS:HD3 | 2:I:1122:VAL:HG11 | 1.81 | 0.62 |
| 2:J:577:ARG:HB2 | 2:J:584:ILE:HD13 | 1.81 | 0.62 |
| 2:M:708:SER:HB3 | 2:M:711:SER:HB3 | 1.82 | 0.62 |
| 1:U:91:THR:HG23 | 1:U:128:THR:HA | 1.82 | 0.61 |
| 1:G:12:VAL:HG21 | 1:G:86:LEU:HD13 | 1.82 | 0.61 |
| 1:S:29:LEU:HD21 | 1:S:79:VAL:HG23 | 1.82 | 0.61 |
| 1:U:53:SER:OG | 1:U:55:ASP:OD1 | 2.11 | 0.61 |
| 2:I:376:THR:HB | 2:I:435:ALA:HB3 | 1.82 | 0.61 |
| 2:K:709:ASN:O | 4:K:1303:NAG:H82 | 1.99 | 0.61 |
| 2:M:344:ALA:HB3 | 2:M:347:PHE:CE1 | 2.35 | 0.61 |

Continued on next page...

Continued from previous page...

| Atom-1 | Atom-2 | Interatomic distance (Å) | Clash overlap (Å) |
|------------------|------------------|--------------------------|-------------------|
| 2:J:987:PRO:O | 2:J:990:GLU:HG3 | 2.00 | 0.61 |
| 2:N:773:GLU:OE2 | 2:N:1019:ARG:NE | 2.34 | 0.61 |
| 1:U:29:LEU:HD21 | 1:U:79:VAL:HG23 | 1.82 | 0.61 |
| 2:K:100:ILE:HG22 | 2:K:242:LEU:HD22 | 1.83 | 0.61 |
| 1:O:53:SER:OG | 1:O:55:ASP:OD1 | 2.13 | 0.61 |
| 4:I:1302:NAG:H83 | 4:I:1302:NAG:H3 | 1.83 | 0.61 |
| 2:K:308:VAL:HG22 | 2:K:602:THR:HG23 | 1.82 | 0.61 |
| 2:L:563:GLN:NE2 | 2:N:43:PHE:HA | 2.16 | 0.61 |
| 2:L:801:ASN:HD21 | 4:L:1305:NAG:C1 | 2.14 | 0.61 |
| 2:L:972:ALA:HB2 | 2:L:995:ARG:HD2 | 1.83 | 0.61 |
| 2:M:344:ALA:HB3 | 2:M:347:PHE:HE1 | 1.65 | 0.61 |
| 3:A:2:NAG:O3 | 3:A:2:NAG:H82 | 2.01 | 0.61 |
| 2:I:130:VAL:HB | 2:I:168:PHE:HB3 | 1.82 | 0.61 |
| 2:K:401:VAL:HG22 | 2:K:509:ARG:HG2 | 1.83 | 0.61 |
| 2:M:308:VAL:HG22 | 2:M:602:THR:HG23 | 1.82 | 0.61 |
| 1:O:39:GLN:HB2 | 1:O:45:ARG:HB3 | 1.83 | 0.61 |
| 1:O:91:THR:HG23 | 1:O:128:THR:HA | 1.82 | 0.60 |
| 2:K:212:LEU:HD21 | 2:K:217:PRO:HG3 | 1.83 | 0.60 |
| 1:S:23:ALA:HA | 1:S:78:THR:HG22 | 1.82 | 0.60 |
| 2:J:709:ASN:H | 4:J:1307:NAG:H82 | 1.66 | 0.60 |
| 2:N:130:VAL:HB | 2:N:168:PHE:HB3 | 1.84 | 0.60 |
| 2:K:519:HIS:NE2 | 2:M:231:ILE:O | 2.33 | 0.60 |
| 1:H:39:GLN:HB2 | 1:H:45:ARG:HB3 | 1.81 | 0.60 |
| 1:T:52:THR:HG22 | 1:T:111:ARG:HB3 | 1.83 | 0.60 |
| 1:O:107:SER:HA | 2:N:380:TYR:HA | 1.82 | 0.60 |
| 1:G:91:THR:HG23 | 1:G:128:THR:HA | 1.83 | 0.60 |
| 1:H:23:ALA:HA | 1:H:78:THR:HG22 | 1.84 | 0.60 |
| 2:J:1098:ASN:HB3 | 2:J:1101:HIS:O | 2.02 | 0.60 |
| 1:T:39:GLN:HB2 | 1:T:45:ARG:HB3 | 1.83 | 0.60 |
| 2:K:328:ARG:NH1 | 2:K:533:LEU:HB2 | 2.17 | 0.60 |
| 2:J:100:ILE:HG22 | 2:J:242:LEU:HD22 | 1.84 | 0.60 |
| 1:T:29:LEU:HD21 | 1:T:79:VAL:HG23 | 1.84 | 0.60 |
| 2:K:40:ASP:OD2 | 2:K:44:ARG:NH2 | 2.35 | 0.60 |
| 2:I:100:ILE:HG22 | 2:I:242:LEU:HD22 | 1.84 | 0.60 |
| 1:G:39:GLN:HB2 | 1:G:45:ARG:HB3 | 1.84 | 0.59 |
| 2:I:989:ALA:O | 2:I:993:ILE:HG12 | 2.02 | 0.59 |
| 2:J:130:VAL:HB | 2:J:168:PHE:HB3 | 1.83 | 0.59 |
| 1:S:91:THR:HG23 | 1:S:128:THR:HA | 1.83 | 0.59 |
| 2:I:342:PHE:HB2 | 4:I:1305:NAG:H82 | 1.83 | 0.59 |
| 1:T:91:THR:HG23 | 1:T:128:THR:HA | 1.84 | 0.59 |
| 1:O:4:LEU:HD11 | 1:O:98:VAL:HG23 | 1.83 | 0.59 |

Continued on next page...

Continued from previous page...

| Atom-1 | Atom-2 | Interatomic distance (Å) | Clash overlap (Å) |
|------------------|------------------|--------------------------|-------------------|
| 1:U:86:LEU:HB3 | 1:U:129:VAL:HG21 | 1.84 | 0.59 |
| 2:K:773:GLU:OE2 | 2:K:1019:ARG:NE | 2.31 | 0.59 |
| 2:L:130:VAL:HB | 2:L:168:PHE:HB3 | 1.83 | 0.59 |
| 1:S:39:GLN:HB2 | 1:S:45:ARG:HB3 | 1.84 | 0.59 |
| 1:U:23:ALA:HA | 1:U:78:THR:HG22 | 1.83 | 0.59 |
| 1:U:39:GLN:HB2 | 1:U:45:ARG:HB3 | 1.83 | 0.59 |
| 2:K:709:ASN:HB2 | 4:K:1303:NAG:N2 | 2.18 | 0.59 |
| 2:J:453:TYR:HE2 | 2:J:455:LEU:HD23 | 1.66 | 0.59 |
| 2:J:712:ILE:HD11 | 2:L:896:ILE:HG13 | 1.84 | 0.59 |
| 2:N:100:ILE:HG22 | 2:N:242:LEU:HD22 | 1.83 | 0.59 |
| 2:M:100:ILE:HG22 | 2:M:242:LEU:HD22 | 1.84 | 0.59 |
| 1:G:53:SER:OG | 1:G:55:ASP:OD1 | 2.13 | 0.59 |
| 1:S:4:LEU:HD11 | 1:S:98:VAL:HG23 | 1.85 | 0.59 |
| 2:M:773:GLU:OE2 | 2:M:1019:ARG:NE | 2.32 | 0.59 |
| 1:S:52:THR:HG22 | 1:S:111:ARG:HB3 | 1.84 | 0.59 |
| 1:U:4:LEU:HD11 | 1:U:98:VAL:HG23 | 1.85 | 0.58 |
| 2:K:130:VAL:HB | 2:K:168:PHE:HB3 | 1.84 | 0.58 |
| 1:S:86:LEU:HB3 | 1:S:129:VAL:HG21 | 1.85 | 0.58 |
| 2:M:897:PRO:HB2 | 2:M:900:MET:HG3 | 1.86 | 0.58 |
| 2:J:231:ILE:O | 2:N:519:HIS:NE2 | 2.36 | 0.58 |
| 1:T:45:ARG:HG3 | 1:T:115:PRO:HG3 | 1.85 | 0.58 |
| 2:L:733:LYS:NZ | 2:L:775:ASP:OD2 | 2.32 | 0.58 |
| 2:I:378:LYS:HG3 | 2:I:433:VAL:HB | 1.85 | 0.58 |
| 2:M:15:CYS:HB3 | 2:M:158:ARG:HB3 | 1.86 | 0.58 |
| 1:S:45:ARG:HG3 | 1:S:115:PRO:HG3 | 1.86 | 0.58 |
| 1:U:115:PRO:HD2 | 1:U:116:TRP:CZ3 | 2.39 | 0.58 |
| 2:I:336:CYS:HB3 | 2:I:358:ILE:HG12 | 1.85 | 0.58 |
| 2:M:462:LYS:HG2 | 2:M:465:GLU:HB2 | 1.85 | 0.58 |
| 2:L:773:GLU:OE2 | 2:L:1019:ARG:NE | 2.33 | 0.58 |
| 2:I:83:VAL:HG21 | 2:I:237:ARG:HE | 1.69 | 0.58 |
| 2:I:709:ASN:HB2 | 4:I:1302:NAG:C2 | 2.33 | 0.58 |
| 2:N:462:LYS:HG2 | 2:N:465:GLU:HB2 | 1.86 | 0.58 |
| 2:I:398:ASP:HB2 | 2:I:512:VAL:HG12 | 1.85 | 0.58 |
| 2:M:130:VAL:HB | 2:M:168:PHE:HB3 | 1.85 | 0.58 |
| 2:K:733:LYS:NZ | 2:K:775:ASP:OD2 | 2.30 | 0.57 |
| 2:L:429:PHE:CZ | 2:L:514:SER:HB2 | 2.39 | 0.57 |
| 2:N:401:VAL:HG22 | 2:N:509:ARG:HG2 | 1.86 | 0.57 |
| 2:J:462:LYS:HG2 | 2:J:465:GLU:HB2 | 1.85 | 0.57 |
| 2:L:100:ILE:HG22 | 2:L:242:LEU:HD22 | 1.85 | 0.57 |
| 2:N:429:PHE:CZ | 2:N:514:SER:HB2 | 2.39 | 0.57 |
| 1:H:62:ASP:HA | 1:H:65:LYS:HD3 | 1.85 | 0.57 |

Continued on next page...

Continued from previous page...

| Atom-1 | Atom-2 | Interatomic distance (Å) | Clash overlap (Å) |
|------------------|-------------------|--------------------------|-------------------|
| 1:O:81:LEU:HG | 1:O:83:MET:CE | 2.34 | 0.57 |
| 2:I:733:LYS:NZ | 2:I:775:ASP:OD2 | 2.29 | 0.57 |
| 1:O:15:GLY:HA2 | 1:O:85:SER:HA | 1.86 | 0.57 |
| 1:O:23:ALA:HA | 1:O:78:THR:HG22 | 1.85 | 0.57 |
| 2:L:83:VAL:HG21 | 2:L:237:ARG:HE | 1.70 | 0.57 |
| 1:H:52:THR:HG22 | 1:H:111:ARG:HB3 | 1.87 | 0.57 |
| 1:H:86:LEU:HB3 | 1:H:129:VAL:HG21 | 1.85 | 0.57 |
| 2:I:462:LYS:HG2 | 2:I:465:GLU:HB2 | 1.86 | 0.57 |
| 1:U:62:ASP:HA | 1:U:65:LYS:HD3 | 1.86 | 0.57 |
| 2:K:106:PHE:HD1 | 2:K:238:PHE:HB2 | 1.70 | 0.57 |
| 2:K:462:LYS:HG2 | 2:K:465:GLU:HB2 | 1.85 | 0.57 |
| 2:K:83:VAL:HG21 | 2:K:237:ARG:HE | 1.69 | 0.57 |
| 2:N:453:TYR:HE2 | 2:N:455:LEU:HD23 | 1.69 | 0.57 |
| 1:S:11:LEU:HD11 | 1:S:130:SER:HB2 | 1.87 | 0.57 |
| 1:O:11:LEU:HD11 | 1:O:130:SER:HB2 | 1.87 | 0.57 |
| 2:M:1086:LYS:HD3 | 2:M:1122:VAL:HG11 | 1.87 | 0.57 |
| 2:K:429:PHE:CZ | 2:K:514:SER:HB2 | 2.39 | 0.57 |
| 1:S:98:VAL:HB | 1:S:120:TYR:HB2 | 1.85 | 0.57 |
| 2:J:189:LEU:HD22 | 2:J:217:PRO:HG2 | 1.87 | 0.57 |
| 2:K:328:ARG:NH2 | 2:K:580:GLN:HG3 | 2.20 | 0.56 |
| 2:M:752:LEU:O | 2:M:755:GLN:HG2 | 2.05 | 0.56 |
| 2:M:972:ALA:HB2 | 2:M:995:ARG:HD2 | 1.86 | 0.56 |
| 2:J:350:VAL:HG22 | 2:J:422:ASN:HB3 | 1.86 | 0.56 |
| 2:L:462:LYS:HG2 | 2:L:465:GLU:HB2 | 1.86 | 0.56 |
| 2:N:350:VAL:HG22 | 2:N:422:ASN:HB3 | 1.87 | 0.56 |
| 2:N:1086:LYS:HD3 | 2:N:1122:VAL:HG11 | 1.87 | 0.56 |
| 1:G:86:LEU:HB3 | 1:G:129:VAL:HG21 | 1.86 | 0.56 |
| 2:I:392:PHE:HD1 | 2:I:517:LEU:HD21 | 1.70 | 0.56 |
| 2:J:1086:LYS:HD3 | 2:J:1122:VAL:HG11 | 1.87 | 0.56 |
| 1:G:15:GLY:HA2 | 1:G:85:SER:HA | 1.87 | 0.56 |
| 1:U:45:ARG:HG3 | 1:U:115:PRO:HG3 | 1.87 | 0.56 |
| 2:K:34:ARG:NH2 | 2:K:191:GLU:OE2 | 2.39 | 0.56 |
| 1:T:86:LEU:HB3 | 1:T:129:VAL:HG21 | 1.87 | 0.56 |
| 2:M:99:ASN:O | 2:M:102:ARG:NH2 | 2.39 | 0.56 |
| 2:J:376:THR:HB | 2:J:435:ALA:HB3 | 1.88 | 0.56 |
| 2:N:336:CYS:SG | 2:N:337:PRO:HD2 | 2.46 | 0.56 |
| 1:O:86:LEU:HB3 | 1:O:129:VAL:HG21 | 1.87 | 0.56 |
| 2:K:323:THR:OG1 | 2:K:537:LYS:NZ | 2.35 | 0.56 |
| 2:L:350:VAL:HG22 | 2:L:422:ASN:HB3 | 1.86 | 0.56 |
| 2:L:453:TYR:HE2 | 2:L:455:LEU:HD23 | 1.71 | 0.56 |
| 2:I:752:LEU:HD21 | 2:I:993:ILE:HG21 | 1.88 | 0.56 |

Continued on next page...

Continued from previous page...

| Atom-1 | Atom-2 | Interatomic distance (Å) | Clash overlap (Å) |
|------------------|-------------------|--------------------------|-------------------|
| 2:M:391:CYS:HA | 2:M:525:CYS:HA | 1.88 | 0.56 |
| 4:N:1305:NAG:H83 | 4:N:1305:NAG:H3 | 1.87 | 0.56 |
| 2:K:350:VAL:HG22 | 2:K:422:ASN:HB3 | 1.86 | 0.56 |
| 2:J:905:ARG:NH1 | 2:J:1049:LEU:O | 2.37 | 0.56 |
| 2:L:560:LEU:O | 2:L:577:ARG:NH2 | 2.38 | 0.56 |
| 2:N:733:LYS:NZ | 2:N:775:ASP:OD2 | 2.31 | 0.56 |
| 2:I:433:VAL:HG22 | 2:I:512:VAL:HG23 | 1.86 | 0.56 |
| 2:M:350:VAL:HG22 | 2:M:422:ASN:HB3 | 1.86 | 0.56 |
| 2:M:406:GLU:HA | 2:M:409:GLN:HG3 | 1.87 | 0.56 |
| 2:J:83:VAL:HG21 | 2:J:237:ARG:HE | 1.71 | 0.56 |
| 1:G:4:LEU:HD11 | 1:G:98:VAL:HG23 | 1.87 | 0.55 |
| 1:O:17:SER:HA | 1:O:83:MET:O | 2.07 | 0.55 |
| 2:I:987:PRO:O | 2:I:990:GLU:HG3 | 2.06 | 0.55 |
| 2:L:106:PHE:HD1 | 2:L:238:PHE:HB2 | 1.71 | 0.55 |
| 2:L:406:GLU:HA | 2:L:409:GLN:HG3 | 1.87 | 0.55 |
| 2:L:1086:LYS:HD3 | 2:L:1122:VAL:HG11 | 1.87 | 0.55 |
| 2:K:99:ASN:O | 2:K:102:ARG:NH2 | 2.39 | 0.55 |
| 2:J:733:LYS:NZ | 2:J:775:ASP:OD2 | 2.30 | 0.55 |
| 2:J:1028:LYS:NZ | 2:J:1042:PHE:O | 2.31 | 0.55 |
| 2:N:376:THR:HB | 2:N:435:ALA:HB3 | 1.88 | 0.55 |
| 1:G:17:SER:HA | 1:G:83:MET:O | 2.06 | 0.55 |
| 1:T:113:GLU:OE2 | 2:I:375:SER:HA | 2.06 | 0.55 |
| 1:O:98:VAL:HB | 1:O:120:TYR:HB2 | 1.86 | 0.55 |
| 2:K:453:TYR:HE2 | 2:K:455:LEU:HD23 | 1.72 | 0.55 |
| 2:K:1086:LYS:HD3 | 2:K:1122:VAL:HG11 | 1.88 | 0.55 |
| 2:N:189:LEU:HD22 | 2:N:217:PRO:HG2 | 1.87 | 0.55 |
| 2:J:453:TYR:CE2 | 2:J:455:LEU:HD23 | 2.41 | 0.55 |
| 2:J:906:PHE:HE1 | 2:J:1049:LEU:HD11 | 1.71 | 0.55 |
| 1:G:11:LEU:HD11 | 1:G:130:SER:HB2 | 1.89 | 0.55 |
| 1:U:11:LEU:HD11 | 1:U:130:SER:HB2 | 1.88 | 0.55 |
| 2:M:376:THR:HB | 2:M:435:ALA:HB3 | 1.87 | 0.55 |
| 2:M:429:PHE:CZ | 2:M:514:SER:HB2 | 2.41 | 0.55 |
| 2:J:712:ILE:HD13 | 2:L:896:ILE:HA | 1.89 | 0.55 |
| 1:G:98:VAL:HB | 1:G:120:TYR:HB2 | 1.86 | 0.55 |
| 2:M:733:LYS:NZ | 2:M:775:ASP:OD2 | 2.32 | 0.55 |
| 2:N:406:GLU:HA | 2:N:409:GLN:HG3 | 1.88 | 0.55 |
| 1:H:11:LEU:HD11 | 1:H:130:SER:HB2 | 1.88 | 0.55 |
| 2:J:406:GLU:HA | 2:J:409:GLN:HG3 | 1.88 | 0.55 |
| 2:L:328:ARG:NH1 | 2:L:533:LEU:HB2 | 2.22 | 0.55 |
| 2:I:710:ASN:O | 2:I:1076:THR:HA | 2.07 | 0.55 |
| 2:M:659:SER:HB3 | 2:M:698:SER:HB2 | 1.89 | 0.55 |

Continued on next page...

Continued from previous page...

| Atom-1 | Atom-2 | Interatomic distance (Å) | Clash overlap (Å) |
|------------------|------------------|--------------------------|-------------------|
| 2:J:342:PHE:HB2 | 4:J:1302:NAG:H82 | 1.88 | 0.55 |
| 2:N:323:THR:HG1 | 2:N:537:LYS:HZ1 | 1.52 | 0.55 |
| 1:G:23:ALA:HA | 1:G:78:THR:HG22 | 1.88 | 0.55 |
| 1:H:95:TYR:CD1 | 1:H:124:GLY:HA3 | 2.41 | 0.55 |
| 2:I:99:ASN:O | 2:I:102:ARG:NH2 | 2.39 | 0.55 |
| 2:I:328:ARG:NH1 | 2:I:533:LEU:HB2 | 2.22 | 0.55 |
| 2:I:406:GLU:HA | 2:I:409:GLN:HG3 | 1.88 | 0.55 |
| 2:J:99:ASN:O | 2:J:102:ARG:NH2 | 2.40 | 0.55 |
| 2:L:97:LYS:HE2 | 2:L:262:ALA:HB3 | 1.89 | 0.55 |
| 2:N:310:LYS:HG3 | 2:N:600:PRO:HA | 1.89 | 0.55 |
| 1:H:34:ILE:HG21 | 1:H:79:VAL:HG21 | 1.89 | 0.55 |
| 2:N:339:GLY:HA2 | 4:N:1306:NAG:O7 | 2.07 | 0.55 |
| 1:O:81:LEU:HG | 1:O:83:MET:HE1 | 1.88 | 0.54 |
| 2:I:977:LEU:HD22 | 2:I:993:ILE:CD1 | 2.37 | 0.54 |
| 2:K:14:GLN:O | 2:K:158:ARG:NH1 | 2.40 | 0.54 |
| 2:M:401:VAL:HG22 | 2:M:509:ARG:HG2 | 1.90 | 0.54 |
| 2:N:83:VAL:HG21 | 2:N:237:ARG:HE | 1.72 | 0.54 |
| 2:N:97:LYS:HE2 | 2:N:262:ALA:HB3 | 1.90 | 0.54 |
| 1:H:115:PRO:HD2 | 1:H:116:TRP:CZ3 | 2.42 | 0.54 |
| 2:I:396:TYR:HB2 | 2:I:514:SER:OG | 2.07 | 0.54 |
| 2:I:429:PHE:CZ | 2:I:514:SER:HB2 | 2.42 | 0.54 |
| 2:I:993:ILE:O | 2:I:997:ILE:HG12 | 2.07 | 0.54 |
| 2:N:87:ASN:OD1 | 2:N:88:ASP:N | 2.38 | 0.54 |
| 1:T:87:THR:HB | 1:T:89:GLU:OE1 | 2.08 | 0.54 |
| 1:U:98:VAL:HB | 1:U:120:TYR:HB2 | 1.88 | 0.54 |
| 2:J:401:VAL:HG22 | 2:J:509:ARG:HG2 | 1.89 | 0.54 |
| 2:J:713:ALA:HA | 2:J:1074:ASN:HA | 1.89 | 0.54 |
| 2:L:401:VAL:HG22 | 2:L:509:ARG:HG2 | 1.89 | 0.54 |
| 1:H:45:ARG:NH2 | 2:I:505:TYR:OH | 2.41 | 0.54 |
| 1:O:52:THR:HG22 | 1:O:111:ARG:HB3 | 1.88 | 0.54 |
| 2:I:106:PHE:HD1 | 2:I:238:PHE:HB2 | 1.71 | 0.54 |
| 2:M:338:PHE:CE2 | 2:M:363:ALA:HB1 | 2.41 | 0.54 |
| 2:J:106:PHE:HD1 | 2:J:238:PHE:HB2 | 1.71 | 0.54 |
| 2:J:308:VAL:HG22 | 2:J:602:THR:HG23 | 1.90 | 0.54 |
| 2:N:99:ASN:O | 2:N:102:ARG:NH2 | 2.40 | 0.54 |
| 2:L:993:ILE:O | 2:L:997:ILE:HG12 | 2.07 | 0.54 |
| 1:H:45:ARG:HG3 | 1:H:115:PRO:HG3 | 1.90 | 0.54 |
| 1:T:11:LEU:HD11 | 1:T:130:SER:HB2 | 1.89 | 0.54 |
| 2:M:453:TYR:HE2 | 2:M:455:LEU:HD23 | 1.72 | 0.54 |
| 2:J:1072:GLU:HG2 | 2:L:894:LEU:HD21 | 1.90 | 0.54 |
| 2:N:106:PHE:HD1 | 2:N:238:PHE:HB2 | 1.71 | 0.54 |

Continued on next page...

Continued from previous page...

| Atom-1 | Atom-2 | Interatomic distance (Å) | Clash overlap (Å) |
|------------------|------------------|--------------------------|-------------------|
| 2:I:401:VAL:HG22 | 2:I:509:ARG:HG2 | 1.89 | 0.54 |
| 2:M:34:ARG:NH2 | 2:M:191:GLU:OE2 | 2.41 | 0.54 |
| 2:J:565:PHE:O | 2:L:43:PHE:N | 2.36 | 0.54 |
| 2:L:99:ASN:O | 2:L:102:ARG:NH2 | 2.41 | 0.54 |
| 2:L:977:LEU:HD22 | 2:L:993:ILE:HG12 | 1.90 | 0.54 |
| 1:H:93:ILE:HA | 1:H:126:GLN:HA | 1.88 | 0.54 |
| 1:T:76:LYS:HG3 | 1:T:78:THR:OG1 | 2.07 | 0.54 |
| 2:M:15:CYS:HA | 2:M:158:ARG:HD3 | 1.90 | 0.54 |
| 2:M:106:PHE:HD1 | 2:M:238:PHE:HB2 | 1.73 | 0.54 |
| 2:L:336:CYS:SG | 2:L:337:PRO:HD2 | 2.48 | 0.54 |
| 2:N:1101:HIS:CE1 | 4:N:1308:NAG:H3 | 2.43 | 0.54 |
| 2:J:317:ASN:ND2 | 2:L:737:ASP:OD2 | 2.41 | 0.54 |
| 2:L:329:PHE:H | 2:L:580:GLN:HE22 | 1.56 | 0.54 |
| 2:L:376:THR:HB | 2:L:435:ALA:HB3 | 1.89 | 0.54 |
| 2:N:993:ILE:O | 2:N:997:ILE:HG12 | 2.08 | 0.54 |
| 1:O:45:ARG:HG3 | 1:O:115:PRO:HG3 | 1.90 | 0.53 |
| 4:I:1307:NAG:H83 | 4:I:1307:NAG:H3 | 1.89 | 0.53 |
| 2:K:378:LYS:HG3 | 2:K:433:VAL:HB | 1.90 | 0.53 |
| 2:K:406:GLU:HA | 2:K:409:GLN:HG3 | 1.90 | 0.53 |
| 2:J:993:ILE:O | 2:J:997:ILE:HG12 | 2.08 | 0.53 |
| 1:T:34:ILE:HG21 | 1:T:79:VAL:HG21 | 1.90 | 0.53 |
| 1:T:98:VAL:HB | 1:T:120:TYR:HB2 | 1.90 | 0.53 |
| 2:M:560:LEU:O | 2:M:577:ARG:NH2 | 2.41 | 0.53 |
| 2:L:1028:LYS:NZ | 2:L:1042:PHE:O | 2.32 | 0.53 |
| 2:N:560:LEU:O | 2:N:577:ARG:NH2 | 2.41 | 0.53 |
| 2:L:21:ARG:NE | 2:L:79:PHE:O | 2.30 | 0.53 |
| 2:N:34:ARG:NH2 | 2:N:191:GLU:OE2 | 2.42 | 0.53 |
| 1:O:95:TYR:CD1 | 1:O:124:GLY:HA3 | 2.44 | 0.53 |
| 2:I:412:PRO:HB3 | 2:I:427:ASP:HA | 1.91 | 0.53 |
| 2:K:336:CYS:CA | 2:K:361:CYS:HB2 | 2.39 | 0.53 |
| 2:K:993:ILE:O | 2:K:997:ILE:HG12 | 2.08 | 0.53 |
| 2:L:34:ARG:NH1 | 2:L:217:PRO:O | 2.41 | 0.53 |
| 2:L:987:PRO:O | 2:L:990:GLU:HG3 | 2.08 | 0.53 |
| 2:N:40:ASP:OD2 | 2:N:44:ARG:NH2 | 2.42 | 0.53 |
| 1:U:107:SER:HB2 | 2:K:380:TYR:CE2 | 2.44 | 0.53 |
| 2:I:659:SER:HB3 | 2:I:698:SER:HB2 | 1.91 | 0.53 |
| 2:J:378:LYS:HG3 | 2:J:433:VAL:HB | 1.91 | 0.53 |
| 1:G:45:ARG:HG3 | 1:G:115:PRO:HG3 | 1.90 | 0.53 |
| 1:T:95:TYR:CD1 | 1:T:124:GLY:HA3 | 2.43 | 0.53 |
| 2:I:310:LYS:HG3 | 2:I:600:PRO:HA | 1.91 | 0.53 |
| 2:I:453:TYR:HE2 | 2:I:455:LEU:HD23 | 1.73 | 0.53 |

Continued on next page...

Continued from previous page...

| Atom-1 | Atom-2 | Interatomic distance (Å) | Clash overlap (Å) |
|-------------------|------------------|--------------------------|-------------------|
| 2:I:1100:THR:HG23 | 4:I:1308:NAG:H61 | 1.90 | 0.53 |
| 2:K:34:ARG:NH1 | 2:K:217:PRO:O | 2.42 | 0.53 |
| 2:K:748:GLU:H | 2:K:748:GLU:CD | 2.11 | 0.53 |
| 2:I:650:LEU:HD11 | 2:I:666:ILE:HD13 | 1.91 | 0.53 |
| 2:K:97:LYS:HE2 | 2:K:262:ALA:HB3 | 1.90 | 0.53 |
| 2:J:338:PHE:HE2 | 2:J:363:ALA:HB1 | 1.73 | 0.53 |
| 1:S:34:ILE:HG21 | 1:S:79:VAL:HG21 | 1.91 | 0.53 |
| 1:H:116:TRP:HH2 | 2:J:503:VAL:HG13 | 1.72 | 0.53 |
| 2:M:993:ILE:O | 2:M:997:ILE:HG12 | 2.09 | 0.53 |
| 2:J:328:ARG:NH1 | 2:J:533:LEU:HB2 | 2.24 | 0.53 |
| 1:T:73:ASP:OD2 | 1:T:76:LYS:HB3 | 2.09 | 0.53 |
| 1:U:9:GLY:HA2 | 1:U:127:VAL:HG22 | 1.91 | 0.53 |
| 1:S:81:LEU:HG | 1:S:83:MET:SD | 2.49 | 0.52 |
| 1:H:2:VAL:HG11 | 1:H:120:TYR:CG | 2.44 | 0.52 |
| 2:I:34:ARG:NH2 | 2:I:191:GLU:OE2 | 2.42 | 0.52 |
| 2:M:378:LYS:HG3 | 2:M:433:VAL:HB | 1.91 | 0.52 |
| 2:J:396:TYR:HB2 | 2:J:514:SER:OG | 2.09 | 0.52 |
| 2:J:574:ASP:OD1 | 2:J:575:ALA:N | 2.42 | 0.52 |
| 2:L:553:THR:HG23 | 2:L:586:ASP:HB3 | 1.91 | 0.52 |
| 2:K:612:TYR:HE2 | 2:K:651:ILE:HD12 | 1.75 | 0.52 |
| 2:K:1039:ARG:NE | 2:M:1031:GLU:OE2 | 2.34 | 0.52 |
| 2:J:40:ASP:OD2 | 2:J:44:ARG:NH2 | 2.42 | 0.52 |
| 1:G:52:THR:HG22 | 1:G:111:ARG:HB3 | 1.90 | 0.52 |
| 2:L:66:HIS:HB2 | 2:L:78:ARG:HG2 | 1.91 | 0.52 |
| 2:N:378:LYS:HG3 | 2:N:433:VAL:HB | 1.92 | 0.52 |
| 2:M:328:ARG:NH1 | 2:M:533:LEU:HB2 | 2.25 | 0.52 |
| 2:L:317:ASN:ND2 | 2:N:737:ASP:OD2 | 2.43 | 0.52 |
| 2:I:350:VAL:HG22 | 2:I:422:ASN:HB3 | 1.91 | 0.52 |
| 2:I:612:TYR:HE2 | 2:I:651:ILE:HD12 | 1.75 | 0.52 |
| 2:K:916:LEU:HD12 | 2:K:923:ILE:HD13 | 1.91 | 0.52 |
| 1:H:39:GLN:O | 1:H:92:ALA:HB1 | 2.10 | 0.52 |
| 2:N:453:TYR:CE2 | 2:N:455:LEU:HD23 | 2.44 | 0.52 |
| 1:U:2:VAL:HG11 | 1:U:120:TYR:CG | 2.44 | 0.52 |
| 1:U:95:TYR:CD1 | 1:U:124:GLY:HA3 | 2.45 | 0.52 |
| 2:I:40:ASP:OD2 | 2:I:44:ARG:NH2 | 2.43 | 0.52 |
| 2:I:972:ALA:HB2 | 2:I:995:ARG:HD2 | 1.92 | 0.52 |
| 2:J:697:MET:HE3 | 2:L:864:LEU:HD11 | 1.92 | 0.52 |
| 2:L:308:VAL:HG22 | 2:L:602:THR:HG23 | 1.90 | 0.52 |
| 1:G:29:LEU:HD21 | 1:G:79:VAL:HG23 | 1.91 | 0.52 |
| 1:S:95:TYR:CD1 | 1:S:124:GLY:HA3 | 2.45 | 0.52 |
| 2:I:337:PRO:HD2 | 2:I:358:ILE:HD13 | 1.92 | 0.52 |

Continued on next page...

Continued from previous page...

| Atom-1 | Atom-2 | Interatomic distance (Å) | Clash overlap (Å) |
|------------------|------------------|--------------------------|-------------------|
| 2:I:702:GLU:OE2 | 2:K:790:LYS:HD2 | 2.09 | 0.52 |
| 2:M:83:VAL:HA | 2:M:239:GLN:HG2 | 1.91 | 0.52 |
| 2:J:34:ARG:NH1 | 2:J:217:PRO:O | 2.43 | 0.52 |
| 2:L:708:SER:HB3 | 2:L:711:SER:HB3 | 1.90 | 0.52 |
| 1:O:9:GLY:HA2 | 1:O:127:VAL:HG22 | 1.92 | 0.52 |
| 2:M:553:THR:HG23 | 2:M:586:ASP:HB3 | 1.92 | 0.52 |
| 2:N:972:ALA:HB2 | 2:N:995:ARG:HD2 | 1.92 | 0.52 |
| 1:G:39:GLN:O | 1:G:92:ALA:HB1 | 2.10 | 0.51 |
| 1:S:113:GLU:OE2 | 2:M:375:SER:HA | 2.09 | 0.51 |
| 1:T:9:GLY:HA2 | 1:T:127:VAL:HG22 | 1.93 | 0.51 |
| 1:T:34:ILE:HG21 | 1:T:79:VAL:HG11 | 1.92 | 0.51 |
| 2:I:97:LYS:HE2 | 2:I:262:ALA:HB3 | 1.93 | 0.51 |
| 2:K:393:THR:HA | 2:K:522:ALA:HA | 1.91 | 0.51 |
| 2:M:97:LYS:HE2 | 2:M:262:ALA:HB3 | 1.92 | 0.51 |
| 2:N:456:PHE:HZ | 2:N:489:TYR:HB2 | 1.75 | 0.51 |
| 1:U:93:ILE:HA | 1:U:126:GLN:HA | 1.92 | 0.51 |
| 2:I:903:ALA:HB1 | 2:I:913:GLN:HG2 | 1.92 | 0.51 |
| 2:K:338:PHE:CZ | 2:K:363:ALA:HB1 | 2.45 | 0.51 |
| 2:J:659:SER:HB3 | 2:J:698:SER:HB2 | 1.91 | 0.51 |
| 1:T:2:VAL:HG11 | 1:T:120:TYR:CG | 2.46 | 0.51 |
| 1:O:39:GLN:O | 1:O:92:ALA:HB1 | 2.10 | 0.51 |
| 2:N:1098:ASN:OD1 | 2:N:1098:ASN:O | 2.28 | 0.51 |
| 1:G:95:TYR:CD1 | 1:G:124:GLY:HA3 | 2.45 | 0.51 |
| 1:S:68:PHE:CZ | 1:S:83:MET:HG3 | 2.44 | 0.51 |
| 2:I:410:ILE:HG13 | 2:I:410:ILE:O | 2.11 | 0.51 |
| 2:M:1097:SER:HB2 | 2:M:1102:TRP:CZ3 | 2.45 | 0.51 |
| 2:J:200:TYR:HE1 | 2:N:521:PRO:HB3 | 1.75 | 0.51 |
| 2:N:563:GLN:O | 2:N:577:ARG:NH2 | 2.35 | 0.51 |
| 2:K:398:ASP:O | 2:K:511:VAL:HA | 2.10 | 0.51 |
| 2:M:880:GLY:O | 2:M:884:SER:OG | 2.19 | 0.51 |
| 2:J:43:PHE:N | 2:N:565:PHE:O | 2.32 | 0.51 |
| 2:J:108:THR:O | 2:J:237:ARG:NH1 | 2.44 | 0.51 |
| 1:S:2:VAL:HG11 | 1:S:120:TYR:CG | 2.46 | 0.51 |
| 1:H:9:GLY:HA2 | 1:H:127:VAL:HG22 | 1.93 | 0.51 |
| 1:U:39:GLN:O | 1:U:92:ALA:HB1 | 2.11 | 0.51 |
| 2:J:563:GLN:NE2 | 2:L:43:PHE:HA | 2.26 | 0.51 |
| 1:G:2:VAL:HG11 | 1:G:120:TYR:CG | 2.46 | 0.51 |
| 1:G:30:ASP:OD1 | 1:G:74:ASN:ND2 | 2.44 | 0.51 |
| 1:O:107:SER:HB2 | 2:N:380:TYR:CD2 | 2.46 | 0.51 |
| 1:U:109:TYR:HD2 | 2:K:377:PHE:O | 1.94 | 0.51 |
| 2:J:34:ARG:NH2 | 2:J:191:GLU:OE2 | 2.44 | 0.51 |

Continued on next page...

Continued from previous page...

| Atom-1 | Atom-2 | Interatomic distance (Å) | Clash overlap (Å) |
|------------------|-------------------|--------------------------|-------------------|
| 2:L:650:LEU:HD11 | 2:L:666:ILE:HD13 | 1.92 | 0.51 |
| 2:L:752:LEU:O | 2:L:755:GLN:HG2 | 2.11 | 0.51 |
| 2:N:659:SER:HB3 | 2:N:698:SER:HB2 | 1.92 | 0.51 |
| 2:I:108:THR:O | 2:I:237:ARG:NH1 | 2.44 | 0.51 |
| 2:I:565:PHE:HB3 | 2:I:576:VAL:HG12 | 1.93 | 0.51 |
| 2:N:34:ARG:NH1 | 2:N:217:PRO:O | 2.44 | 0.51 |
| 2:N:398:ASP:O | 2:N:511:VAL:HA | 2.11 | 0.51 |
| 2:N:410:ILE:O | 2:N:410:ILE:HG13 | 2.11 | 0.51 |
| 2:I:1028:LYS:NZ | 2:I:1042:PHE:O | 2.33 | 0.51 |
| 2:J:398:ASP:O | 2:J:511:VAL:HA | 2.11 | 0.51 |
| 2:L:398:ASP:O | 2:L:511:VAL:HA | 2.11 | 0.51 |
| 1:S:39:GLN:O | 1:S:92:ALA:HB1 | 2.11 | 0.51 |
| 1:T:47:GLY:H | 1:T:113:GLU:HB2 | 1.76 | 0.51 |
| 1:T:93:ILE:HG12 | 1:T:95:TYR:CE1 | 2.46 | 0.51 |
| 2:I:323:THR:OG1 | 2:I:537:LYS:NZ | 2.33 | 0.51 |
| 2:I:752:LEU:O | 2:I:755:GLN:HG2 | 2.11 | 0.51 |
| 2:K:426:PRO:HG3 | 2:K:463:PRO:HB3 | 1.94 | 0.51 |
| 2:K:1126:CYS:HB2 | 2:K:1132:ILE:HD13 | 1.92 | 0.51 |
| 2:J:972:ALA:HB2 | 2:J:995:ARG:HD2 | 1.92 | 0.51 |
| 1:H:76:LYS:HB2 | 2:I:486:PHE:CZ | 2.46 | 0.50 |
| 2:M:39:PRO:HG3 | 2:M:51:THR:HG21 | 1.92 | 0.50 |
| 1:O:2:VAL:HG11 | 1:O:120:TYR:CG | 2.47 | 0.50 |
| 2:I:553:THR:HG23 | 2:I:586:ASP:HB3 | 1.93 | 0.50 |
| 2:K:194:PHE:HD1 | 2:K:203:ILE:HG12 | 1.77 | 0.50 |
| 2:M:363:ALA:O | 2:M:527:PRO:HD3 | 2.11 | 0.50 |
| 2:M:722:VAL:HG22 | 2:M:1065:VAL:HG22 | 1.92 | 0.50 |
| 2:J:900:MET:HE1 | 2:N:1094:VAL:HG23 | 1.92 | 0.50 |
| 1:T:107:SER:HB2 | 2:I:380:TYR:CD2 | 2.46 | 0.50 |
| 2:I:560:LEU:O | 2:I:577:ARG:NH2 | 2.45 | 0.50 |
| 2:J:342:PHE:CB | 4:J:1302:NAG:H82 | 2.41 | 0.50 |
| 2:J:612:TYR:HE2 | 2:J:651:ILE:HD12 | 1.76 | 0.50 |
| 2:J:711:SER:O | 2:L:897:PRO:HD3 | 2.09 | 0.50 |
| 2:L:332:ILE:HG13 | 2:L:334:ASN:H | 1.75 | 0.50 |
| 2:L:378:LYS:HG3 | 2:L:433:VAL:HB | 1.93 | 0.50 |
| 2:N:391:CYS:HA | 2:N:525:CYS:HA | 1.94 | 0.50 |
| 1:O:115:PRO:HD2 | 1:O:116:TRP:CZ3 | 2.46 | 0.50 |
| 2:I:398:ASP:O | 2:I:511:VAL:HA | 2.12 | 0.50 |
| 2:K:752:LEU:O | 2:K:755:GLN:HG2 | 2.11 | 0.50 |
| 2:M:189:LEU:HD22 | 2:M:217:PRO:HG2 | 1.92 | 0.50 |
| 2:J:212:LEU:HD21 | 2:J:217:PRO:HG3 | 1.94 | 0.50 |
| 2:L:988:GLU:O | 2:L:992:GLN:HG2 | 2.11 | 0.50 |

Continued on next page...

Continued from previous page...

| Atom-1 | Atom-2 | Interatomic distance (Å) | Clash overlap (Å) |
|------------------|-------------------|--------------------------|-------------------|
| 2:N:752:LEU:O | 2:N:755:GLN:HG2 | 2.10 | 0.50 |
| 1:T:39:GLN:O | 1:T:92:ALA:HB1 | 2.11 | 0.50 |
| 2:I:303:LEU:HD12 | 2:I:308:VAL:HG12 | 1.93 | 0.50 |
| 2:K:336:CYS:HA | 2:K:361:CYS:HB2 | 1.94 | 0.50 |
| 2:K:699:LEU:HD21 | 2:M:869:MET:HG2 | 1.93 | 0.50 |
| 2:M:410:ILE:HG13 | 2:M:410:ILE:O | 2.11 | 0.50 |
| 2:J:391:CYS:CB | 2:J:525:CYS:HA | 2.42 | 0.50 |
| 2:J:566:GLY:HA2 | 2:L:43:PHE:H | 1.77 | 0.50 |
| 2:N:429:PHE:CE2 | 2:N:514:SER:HB2 | 2.46 | 0.50 |
| 1:U:34:ILE:HG21 | 1:U:79:VAL:HG21 | 1.93 | 0.50 |
| 2:M:1126:CYS:HB2 | 2:M:1132:ILE:HD13 | 1.94 | 0.50 |
| 2:I:722:VAL:HG22 | 2:I:1065:VAL:HG22 | 1.93 | 0.50 |
| 2:K:412:PRO:HB3 | 2:K:427:ASP:HA | 1.92 | 0.50 |
| 2:N:108:THR:O | 2:N:237:ARG:NH1 | 2.45 | 0.50 |
| 1:O:7:SER:OG | 1:O:21:SER:HB3 | 2.11 | 0.50 |
| 2:I:363:ALA:O | 2:I:527:PRO:HD3 | 2.12 | 0.50 |
| 2:N:412:PRO:HB3 | 2:N:427:ASP:HA | 1.93 | 0.50 |
| 1:S:117:ASP:HA | 2:M:408:ARG:HD3 | 1.94 | 0.50 |
| 1:O:34:ILE:HG21 | 1:O:79:VAL:HG21 | 1.94 | 0.50 |
| 2:I:66:HIS:HB2 | 2:I:78:ARG:HG2 | 1.94 | 0.50 |
| 2:I:258:TRP:HZ3 | 2:I:260:ALA:HB2 | 1.75 | 0.50 |
| 2:I:317:ASN:ND2 | 2:K:737:ASP:OD2 | 2.45 | 0.50 |
| 2:K:353:TRP:CE2 | 2:K:466:ARG:HB2 | 2.46 | 0.50 |
| 2:K:972:ALA:HB2 | 2:K:995:ARG:HD2 | 1.94 | 0.50 |
| 2:M:347:PHE:HE2 | 2:M:509:ARG:HB3 | 1.76 | 0.50 |
| 2:J:650:LEU:HD11 | 2:J:666:ILE:HD13 | 1.93 | 0.50 |
| 2:L:396:TYR:HB2 | 2:L:514:SER:OG | 2.12 | 0.50 |
| 2:L:412:PRO:HB3 | 2:L:427:ASP:HA | 1.93 | 0.50 |
| 2:L:612:TYR:HE2 | 2:L:651:ILE:HD12 | 1.77 | 0.50 |
| 1:S:9:GLY:HA2 | 1:S:127:VAL:HG22 | 1.94 | 0.49 |
| 2:I:194:PHE:HD1 | 2:I:203:ILE:HG12 | 1.76 | 0.49 |
| 2:I:353:TRP:CE2 | 2:I:466:ARG:HB2 | 2.47 | 0.49 |
| 2:I:392:PHE:N | 2:I:525:CYS:HA | 2.12 | 0.49 |
| 2:J:778:THR:HG22 | 2:J:865:LEU:HD12 | 1.94 | 0.49 |
| 2:L:40:ASP:OD2 | 2:L:44:ARG:NH2 | 2.45 | 0.49 |
| 2:L:329:PHE:N | 2:L:580:GLN:HE22 | 2.10 | 0.49 |
| 1:T:93:ILE:HG12 | 1:T:95:TYR:HE1 | 1.77 | 0.49 |
| 1:H:93:ILE:HG12 | 1:H:95:TYR:CE1 | 2.47 | 0.49 |
| 1:O:93:ILE:HA | 1:O:126:GLN:HA | 1.94 | 0.49 |
| 2:K:108:THR:O | 2:K:237:ARG:NH1 | 2.45 | 0.49 |
| 2:M:353:TRP:CE2 | 2:M:466:ARG:HB2 | 2.47 | 0.49 |

Continued on next page...

Continued from previous page...

| Atom-1 | Atom-2 | Interatomic distance (Å) | Clash overlap (Å) |
|------------------|-------------------|--------------------------|-------------------|
| 2:M:412:PRO:HB3 | 2:M:427:ASP:HA | 1.93 | 0.49 |
| 2:J:403:ARG:HH11 | 2:J:505:TYR:HB3 | 1.78 | 0.49 |
| 2:L:34:ARG:NH2 | 2:L:191:GLU:OE2 | 2.45 | 0.49 |
| 2:I:804:GLN:HE21 | 4:I:1304:NAG:H61 | 1.77 | 0.49 |
| 2:M:916:LEU:HD12 | 2:M:923:ILE:HD13 | 1.94 | 0.49 |
| 2:L:363:ALA:O | 2:L:527:PRO:HD3 | 2.11 | 0.49 |
| 2:L:722:VAL:HG22 | 2:L:1065:VAL:HG22 | 1.95 | 0.49 |
| 2:N:396:TYR:HB2 | 2:N:514:SER:OG | 2.12 | 0.49 |
| 2:N:403:ARG:HH11 | 2:N:505:TYR:HB3 | 1.78 | 0.49 |
| 1:U:93:ILE:HG12 | 1:U:95:TYR:CE1 | 2.47 | 0.49 |
| 2:I:245:HIS:HB2 | 2:I:259:THR:HB | 1.94 | 0.49 |
| 2:K:64:TRP:HD1 | 2:K:65:PHE:N | 2.11 | 0.49 |
| 2:M:194:PHE:HD1 | 2:M:203:ILE:HG12 | 1.77 | 0.49 |
| 2:J:363:ALA:O | 2:J:527:PRO:HD3 | 2.11 | 0.49 |
| 2:J:391:CYS:HA | 2:J:525:CYS:HA | 1.95 | 0.49 |
| 2:L:106:PHE:CD2 | 2:L:117:LEU:HD22 | 2.48 | 0.49 |
| 2:L:338:PHE:CE2 | 2:L:363:ALA:HB1 | 2.47 | 0.49 |
| 2:N:212:LEU:HD21 | 2:N:217:PRO:HG3 | 1.94 | 0.49 |
| 2:N:906:PHE:HE1 | 2:N:1049:LEU:HD11 | 1.78 | 0.49 |
| 1:O:67:ARG:NH1 | 1:O:90:ASP:OD2 | 2.39 | 0.49 |
| 1:O:93:ILE:HG12 | 1:O:95:TYR:CE1 | 2.47 | 0.49 |
| 2:I:988:GLU:O | 2:I:992:GLN:HG2 | 2.13 | 0.49 |
| 2:K:453:TYR:CE2 | 2:K:455:LEU:HD23 | 2.47 | 0.49 |
| 2:L:194:PHE:HD1 | 2:L:203:ILE:HG12 | 1.78 | 0.49 |
| 2:L:391:CYS:CB | 2:L:525:CYS:HA | 2.43 | 0.49 |
| 2:N:1126:CYS:HB2 | 2:N:1132:ILE:HD13 | 1.95 | 0.49 |
| 1:G:81:LEU:HG | 1:G:83:MET:HE2 | 1.93 | 0.49 |
| 1:S:93:ILE:HG12 | 1:S:95:TYR:CE1 | 2.48 | 0.49 |
| 2:I:906:PHE:HE1 | 2:I:1049:LEU:HD11 | 1.78 | 0.49 |
| 2:M:34:ARG:NH1 | 2:M:217:PRO:O | 2.46 | 0.49 |
| 2:J:412:PRO:HB3 | 2:J:427:ASP:HA | 1.94 | 0.49 |
| 2:L:429:PHE:CE2 | 2:L:514:SER:HB2 | 2.47 | 0.49 |
| 2:K:245:HIS:HB2 | 2:K:259:THR:HB | 1.95 | 0.49 |
| 2:J:97:LYS:HE2 | 2:J:262:ALA:HB3 | 1.93 | 0.49 |
| 1:G:9:GLY:HA2 | 1:G:127:VAL:HG22 | 1.95 | 0.49 |
| 1:H:93:ILE:HG12 | 1:H:95:TYR:HE1 | 1.77 | 0.49 |
| 1:O:11:LEU:HG | 1:O:133:GLY:HA3 | 1.94 | 0.49 |
| 1:U:11:LEU:HG | 1:U:133:GLY:HA3 | 1.95 | 0.49 |
| 2:J:374:PHE:HD1 | 2:J:436:TRP:HB3 | 1.78 | 0.49 |
| 2:J:752:LEU:O | 2:J:755:GLN:HG2 | 2.12 | 0.49 |
| 2:L:108:THR:O | 2:L:237:ARG:NH1 | 2.46 | 0.49 |

Continued on next page...

Continued from previous page...

| Atom-1 | Atom-2 | Interatomic distance (Å) | Clash overlap (Å) |
|------------------|------------------|--------------------------|-------------------|
| 2:L:353:TRP:CE2 | 2:L:466:ARG:HB2 | 2.47 | 0.49 |
| 2:N:977:LEU:HD22 | 2:N:993:ILE:HG12 | 1.95 | 0.49 |
| 2:I:64:TRP:HD1 | 2:I:65:PHE:N | 2.11 | 0.49 |
| 2:K:650:LEU:HD11 | 2:K:666:ILE:HD13 | 1.94 | 0.49 |
| 2:M:426:PRO:HG3 | 2:M:463:PRO:HB3 | 1.95 | 0.49 |
| 2:J:177:MET:HG3 | 2:J:179:LEU:HD22 | 1.93 | 0.49 |
| 2:I:212:LEU:HD21 | 2:I:217:PRO:HG3 | 1.94 | 0.48 |
| 2:K:403:ARG:NH1 | 2:K:505:TYR:HB3 | 2.28 | 0.48 |
| 2:J:194:PHE:HD1 | 2:J:203:ILE:HG12 | 1.78 | 0.48 |
| 2:J:988:GLU:O | 2:J:992:GLN:HG2 | 2.13 | 0.48 |
| 1:G:64:VAL:HB | 1:G:68:PHE:HB2 | 1.94 | 0.48 |
| 2:I:189:LEU:HD22 | 2:I:217:PRO:HG2 | 1.93 | 0.48 |
| 2:J:353:TRP:CE2 | 2:J:466:ARG:HB2 | 2.48 | 0.48 |
| 2:J:433:VAL:HG13 | 2:J:512:VAL:HG22 | 1.94 | 0.48 |
| 2:N:426:PRO:HG3 | 2:N:463:PRO:HB3 | 1.96 | 0.48 |
| 1:G:72:ARG:HD3 | 1:G:74:ASN:OD1 | 2.13 | 0.48 |
| 2:M:212:LEU:HD21 | 2:M:217:PRO:HG3 | 1.95 | 0.48 |
| 2:M:444:LYS:O | 2:M:499:PRO:HD3 | 2.13 | 0.48 |
| 2:M:748:GLU:H | 2:M:748:GLU:CD | 2.17 | 0.48 |
| 2:L:403:ARG:HH11 | 2:L:505:TYR:HB3 | 1.78 | 0.48 |
| 2:N:303:LEU:HD12 | 2:N:308:VAL:HG12 | 1.94 | 0.48 |
| 2:N:353:TRP:CE2 | 2:N:466:ARG:HB2 | 2.48 | 0.48 |
| 1:O:29:LEU:HB2 | 1:O:77:ASN:OD1 | 2.13 | 0.48 |
| 2:K:66:HIS:HB2 | 2:K:78:ARG:HG2 | 1.95 | 0.48 |
| 2:K:129:LYS:HE2 | 2:K:169:GLU:HG2 | 1.95 | 0.48 |
| 2:M:336:CYS:SG | 2:M:337:PRO:HD2 | 2.52 | 0.48 |
| 2:L:344:ALA:HB3 | 2:L:347:PHE:CE1 | 2.49 | 0.48 |
| 2:L:444:LYS:O | 2:L:499:PRO:HD3 | 2.13 | 0.48 |
| 1:H:36:TRP:HE1 | 1:H:79:VAL:HG12 | 1.79 | 0.48 |
| 1:U:93:ILE:HG12 | 1:U:95:TYR:HE1 | 1.79 | 0.48 |
| 2:K:553:THR:HG23 | 2:K:586:ASP:HB3 | 1.96 | 0.48 |
| 2:L:563:GLN:O | 2:L:577:ARG:NH2 | 2.39 | 0.48 |
| 2:N:76:THR:HG1 | 2:N:77:LYS:H | 1.59 | 0.48 |
| 2:I:567:ARG:HG3 | 2:I:573:THR:HA | 1.95 | 0.48 |
| 2:N:194:PHE:HD1 | 2:N:203:ILE:HG12 | 1.78 | 0.48 |
| 2:N:245:HIS:HB2 | 2:N:259:THR:HB | 1.95 | 0.48 |
| 2:N:553:THR:HG23 | 2:N:586:ASP:HB3 | 1.96 | 0.48 |
| 1:S:29:LEU:HB2 | 1:S:77:ASN:OD1 | 2.14 | 0.48 |
| 2:M:64:TRP:HD1 | 2:M:65:PHE:N | 2.12 | 0.48 |
| 2:J:708:SER:HB2 | 2:J:711:SER:CB | 2.43 | 0.48 |
| 1:G:93:ILE:HG12 | 1:G:95:TYR:CE1 | 2.48 | 0.48 |

Continued on next page...

Continued from previous page...

| Atom-1 | Atom-2 | Interatomic distance (Å) | Clash overlap (Å) |
|------------------|-------------------|--------------------------|-------------------|
| 2:J:712:ILE:HG13 | 2:J:1077:THR:HG21 | 1.94 | 0.48 |
| 2:N:323:THR:O | 2:N:539:VAL:HG12 | 2.14 | 0.48 |
| 2:N:403:ARG:NH1 | 2:N:505:TYR:HB3 | 2.29 | 0.48 |
| 1:T:36:TRP:HE1 | 1:T:79:VAL:HG12 | 1.79 | 0.48 |
| 1:U:29:LEU:HB2 | 1:U:77:ASN:OD1 | 2.14 | 0.48 |
| 2:I:906:PHE:CD2 | 2:I:916:LEU:HB2 | 2.49 | 0.48 |
| 2:I:1079:PRO:HB3 | 2:K:917:TYR:CE1 | 2.48 | 0.48 |
| 2:N:64:TRP:HD1 | 2:N:65:PHE:N | 2.12 | 0.48 |
| 1:H:29:LEU:HB2 | 1:H:77:ASN:OD1 | 2.14 | 0.48 |
| 1:O:93:ILE:HG12 | 1:O:95:TYR:HE1 | 1.78 | 0.48 |
| 2:I:444:LYS:O | 2:I:499:PRO:HD3 | 2.14 | 0.48 |
| 2:K:439:ASN:O | 2:K:443:SER:HB2 | 2.14 | 0.48 |
| 2:L:916:LEU:HD12 | 2:L:923:ILE:HD13 | 1.95 | 0.48 |
| 2:N:903:ALA:HB1 | 2:N:913:GLN:HG2 | 1.96 | 0.48 |
| 2:N:916:LEU:HD12 | 2:N:923:ILE:HD13 | 1.96 | 0.48 |
| 1:S:93:ILE:HG12 | 1:S:95:TYR:HE1 | 1.78 | 0.47 |
| 1:H:11:LEU:HG | 1:H:133:GLY:HA3 | 1.95 | 0.47 |
| 2:I:384:PRO:HA | 2:I:387:LEU:HD12 | 1.97 | 0.47 |
| 2:I:403:ARG:HH11 | 2:I:505:TYR:HB3 | 1.79 | 0.47 |
| 2:M:342:PHE:HB2 | 4:M:1307:NAG:H83 | 1.95 | 0.47 |
| 1:G:11:LEU:HG | 1:G:133:GLY:HA3 | 1.96 | 0.47 |
| 1:S:11:LEU:HG | 1:S:133:GLY:HA3 | 1.95 | 0.47 |
| 2:I:426:PRO:HG3 | 2:I:463:PRO:HB3 | 1.96 | 0.47 |
| 2:M:715:PRO:HA | 2:M:1072:GLU:HA | 1.94 | 0.47 |
| 1:H:119:ASP:OD1 | 1:H:120:TYR:N | 2.47 | 0.47 |
| 2:I:697:MET:HE3 | 2:K:864:LEU:HD11 | 1.95 | 0.47 |
| 2:J:64:TRP:HD1 | 2:J:65:PHE:N | 2.12 | 0.47 |
| 2:L:519:HIS:NE2 | 2:N:231:ILE:O | 2.48 | 0.47 |
| 2:I:578:ASP:OD2 | 2:I:581:THR:HG22 | 2.14 | 0.47 |
| 2:M:985:ASP:OD1 | 2:M:985:ASP:N | 2.47 | 0.47 |
| 2:M:1028:LYS:NZ | 2:M:1042:PHE:O | 2.36 | 0.47 |
| 2:J:742:ILE:HG22 | 2:J:997:ILE:HD12 | 1.97 | 0.47 |
| 2:L:310:LYS:HB3 | 2:L:310:LYS:HE2 | 1.68 | 0.47 |
| 1:H:67:ARG:NH1 | 1:H:90:ASP:OD2 | 2.40 | 0.47 |
| 2:J:439:ASN:HA | 2:J:507:PRO:HG2 | 1.97 | 0.47 |
| 2:J:903:ALA:HB1 | 2:J:913:GLN:HG2 | 1.95 | 0.47 |
| 2:L:106:PHE:HB2 | 2:L:117:LEU:HB3 | 1.96 | 0.47 |
| 2:N:66:HIS:HB2 | 2:N:78:ARG:HG2 | 1.95 | 0.47 |
| 1:S:61:VAL:O | 1:S:65:LYS:HG2 | 2.15 | 0.47 |
| 1:T:11:LEU:HG | 1:T:133:GLY:HA3 | 1.95 | 0.47 |
| 1:T:17:SER:HA | 1:T:83:MET:O | 2.14 | 0.47 |

Continued on next page...

Continued from previous page...

| Atom-1 | Atom-2 | Interatomic distance (Å) | Clash overlap (Å) |
|------------------|------------------|--------------------------|-------------------|
| 2:I:748:GLU:H | 2:I:748:GLU:CD | 2.18 | 0.47 |
| 2:K:560:LEU:O | 2:K:577:ARG:NH2 | 2.47 | 0.47 |
| 2:J:945:LEU:HD23 | 2:J:948:LEU:HD12 | 1.96 | 0.47 |
| 2:L:403:ARG:NH1 | 2:L:505:TYR:HB3 | 2.30 | 0.47 |
| 2:N:456:PHE:HE2 | 2:N:473:TYR:HB3 | 1.79 | 0.47 |
| 2:N:985:ASP:N | 2:N:985:ASP:OD1 | 2.48 | 0.47 |
| 1:G:93:ILE:HG12 | 1:G:95:TYR:HE1 | 1.79 | 0.47 |
| 1:H:17:SER:HA | 1:H:83:MET:O | 2.15 | 0.47 |
| 2:I:439:ASN:HA | 2:I:507:PRO:HG2 | 1.97 | 0.47 |
| 2:K:403:ARG:HH11 | 2:K:505:TYR:HB3 | 1.79 | 0.47 |
| 2:K:408:ARG:O | 2:K:414:GLN:HG2 | 2.15 | 0.47 |
| 2:K:429:PHE:CE2 | 2:K:514:SER:HB2 | 2.50 | 0.47 |
| 2:K:439:ASN:HA | 2:K:507:PRO:HG2 | 1.96 | 0.47 |
| 2:J:403:ARG:NH1 | 2:J:505:TYR:HB3 | 2.30 | 0.47 |
| 2:J:444:LYS:O | 2:J:499:PRO:HD3 | 2.15 | 0.47 |
| 2:L:106:PHE:HD2 | 2:L:117:LEU:HD22 | 1.78 | 0.47 |
| 2:L:177:MET:HG2 | 2:L:179:LEU:HD22 | 1.97 | 0.47 |
| 2:I:1123:SER:OG | 2:K:914:ASN:ND2 | 2.43 | 0.47 |
| 2:M:391:CYS:CB | 2:M:525:CYS:HA | 2.44 | 0.47 |
| 2:J:906:PHE:CD2 | 2:J:916:LEU:HB2 | 2.50 | 0.47 |
| 2:L:384:PRO:HA | 2:L:387:LEU:HD12 | 1.96 | 0.47 |
| 2:N:897:PRO:HB2 | 2:N:900:MET:HG3 | 1.96 | 0.47 |
| 2:N:988:GLU:O | 2:N:992:GLN:HG2 | 2.15 | 0.47 |
| 1:G:109:TYR:CZ | 2:L:369:TYR:HE1 | 2.33 | 0.47 |
| 1:S:67:ARG:NH1 | 1:S:90:ASP:OD2 | 2.38 | 0.47 |
| 2:I:79:PHE:HB2 | 2:I:258:TRP:CH2 | 2.49 | 0.47 |
| 2:J:66:HIS:HB2 | 2:J:78:ARG:HG2 | 1.96 | 0.47 |
| 2:L:981:LEU:HD11 | 2:L:993:ILE:HD11 | 1.97 | 0.47 |
| 1:T:72:ARG:HD3 | 1:T:74:ASN:OD1 | 2.14 | 0.47 |
| 1:U:67:ARG:NH1 | 1:U:90:ASP:OD2 | 2.39 | 0.47 |
| 2:I:381:GLY:HA3 | 2:I:430:THR:HG22 | 1.97 | 0.47 |
| 2:I:709:ASN:HB2 | 4:I:1302:NAG:HN2 | 1.78 | 0.47 |
| 2:K:988:GLU:O | 2:K:992:GLN:HG2 | 2.14 | 0.47 |
| 2:M:384:PRO:HA | 2:M:387:LEU:HD12 | 1.97 | 0.47 |
| 2:M:537:LYS:N | 2:M:551:VAL:HG23 | 2.30 | 0.47 |
| 2:J:331:ASN:OD1 | 2:J:332:ILE:HG12 | 2.14 | 0.47 |
| 2:J:426:PRO:HG3 | 2:J:463:PRO:HB3 | 1.96 | 0.47 |
| 2:L:426:PRO:HG3 | 2:L:463:PRO:HB3 | 1.97 | 0.47 |
| 2:I:308:VAL:HG22 | 2:I:602:THR:HG23 | 1.97 | 0.46 |
| 2:I:916:LEU:HD12 | 2:I:923:ILE:HD13 | 1.96 | 0.46 |
| 2:M:429:PHE:CE2 | 2:M:514:SER:HB2 | 2.50 | 0.46 |

Continued on next page...

Continued from previous page...

| Atom-1 | Atom-2 | Interatomic distance (Å) | Clash overlap (Å) |
|------------------|-------------------|--------------------------|-------------------|
| 2:J:977:LEU:HD22 | 2:J:993:ILE:HG12 | 1.96 | 0.46 |
| 2:N:384:PRO:HA | 2:N:387:LEU:HD12 | 1.97 | 0.46 |
| 2:N:715:PRO:HA | 2:N:1072:GLU:HA | 1.96 | 0.46 |
| 1:T:67:ARG:NH1 | 1:T:90:ASP:OD2 | 2.38 | 0.46 |
| 1:U:17:SER:HA | 1:U:83:MET:O | 2.15 | 0.46 |
| 2:I:83:VAL:HA | 2:I:239:GLN:HG2 | 1.97 | 0.46 |
| 2:I:383:SER:O | 2:I:387:LEU:HG | 2.15 | 0.46 |
| 2:I:1035:GLY:HA3 | 2:M:1040:VAL:HG21 | 1.98 | 0.46 |
| 2:K:131:CYS:HB3 | 2:K:133:PHE:CE2 | 2.50 | 0.46 |
| 2:K:749:CYS:SG | 2:K:997:ILE:HD11 | 2.55 | 0.46 |
| 1:H:64:VAL:HB | 1:H:68:PHE:CG | 2.51 | 0.46 |
| 1:H:76:LYS:HD2 | 1:H:80:TYR:OH | 2.16 | 0.46 |
| 1:U:62:ASP:OD1 | 1:U:63:SER:N | 2.48 | 0.46 |
| 1:U:91:THR:OG1 | 1:U:129:VAL:N | 2.38 | 0.46 |
| 2:I:985:ASP:OD1 | 2:I:988:GLU:HB2 | 2.15 | 0.46 |
| 2:M:245:HIS:HB2 | 2:M:259:THR:HB | 1.98 | 0.46 |
| 2:M:714:ILE:HD11 | 2:M:1094:VAL:HG21 | 1.98 | 0.46 |
| 2:J:805:ILE:HG22 | 2:J:818:ILE:HD13 | 1.98 | 0.46 |
| 2:L:212:LEU:HD21 | 2:L:217:PRO:HG3 | 1.97 | 0.46 |
| 2:L:374:PHE:HD1 | 2:L:436:TRP:HB3 | 1.79 | 0.46 |
| 2:L:715:PRO:HA | 2:L:1072:GLU:HA | 1.98 | 0.46 |
| 2:I:43:PHE:HA | 2:M:563:GLN:HE21 | 1.79 | 0.46 |
| 2:K:106:PHE:CD1 | 2:K:238:PHE:HB2 | 2.49 | 0.46 |
| 2:K:131:CYS:HB3 | 2:K:133:PHE:CZ | 2.50 | 0.46 |
| 2:K:310:LYS:HG3 | 2:K:600:PRO:HA | 1.98 | 0.46 |
| 2:K:563:GLN:NE2 | 2:M:43:PHE:HA | 2.31 | 0.46 |
| 2:M:66:HIS:HB2 | 2:M:78:ARG:HG2 | 1.96 | 0.46 |
| 2:M:538:CYS:HB2 | 2:M:590:CYS:HB3 | 1.70 | 0.46 |
| 2:M:906:PHE:CD2 | 2:M:916:LEU:HB2 | 2.51 | 0.46 |
| 2:L:391:CYS:HA | 2:L:525:CYS:HA | 1.98 | 0.46 |
| 2:L:538:CYS:HB2 | 2:L:590:CYS:HB3 | 1.63 | 0.46 |
| 2:N:391:CYS:CB | 2:N:525:CYS:HA | 2.45 | 0.46 |
| 1:O:62:ASP:OD1 | 1:O:63:SER:N | 2.49 | 0.46 |
| 2:I:326:ILE:HG21 | 2:I:534:VAL:HG12 | 1.98 | 0.46 |
| 2:I:644:GLN:HG2 | 4:I:1307:NAG:H81 | 1.98 | 0.46 |
| 2:I:715:PRO:HD3 | 2:K:894:LEU:HD13 | 1.96 | 0.46 |
| 2:K:310:LYS:HB3 | 2:K:310:LYS:HE2 | 1.70 | 0.46 |
| 2:K:328:ARG:HH21 | 2:K:580:GLN:HG3 | 1.79 | 0.46 |
| 2:M:749:CYS:SG | 2:M:997:ILE:HD11 | 2.55 | 0.46 |
| 2:J:916:LEU:HD12 | 2:J:923:ILE:HD13 | 1.96 | 0.46 |
| 2:L:801:ASN:HD21 | 4:L:1305:NAG:H3 | 1.78 | 0.46 |

Continued on next page...

Continued from previous page...

| Atom-1 | Atom-2 | Interatomic distance (Å) | Clash overlap (Å) |
|------------------|-------------------|--------------------------|-------------------|
| 2:N:537:LYS:N | 2:N:551:VAL:HG23 | 2.31 | 0.46 |
| 2:N:1076:THR:HB | 2:N:1097:SER:OG | 2.15 | 0.46 |
| 1:G:3:GLN:HB3 | 1:G:25:SER:OG | 2.16 | 0.46 |
| 2:I:403:ARG:NH1 | 2:I:505:TYR:HB3 | 2.31 | 0.46 |
| 2:K:34:ARG:HG3 | 2:K:216:LEU:HD21 | 1.98 | 0.46 |
| 2:K:558:LYS:HB2 | 4:M:1308:NAG:H82 | 1.98 | 0.46 |
| 2:K:563:GLN:O | 2:K:577:ARG:NH2 | 2.38 | 0.46 |
| 2:M:988:GLU:O | 2:M:992:GLN:HG2 | 2.15 | 0.46 |
| 2:J:245:HIS:HB2 | 2:J:259:THR:HB | 1.98 | 0.46 |
| 2:J:822:LEU:HD22 | 2:J:945:LEU:HD21 | 1.97 | 0.46 |
| 2:L:310:LYS:HG3 | 2:L:600:PRO:HA | 1.98 | 0.46 |
| 2:L:410:ILE:O | 2:L:410:ILE:HG13 | 2.16 | 0.46 |
| 2:N:742:ILE:HG22 | 2:N:997:ILE:HD12 | 1.97 | 0.46 |
| 1:G:61:VAL:O | 1:G:65:LYS:HG2 | 2.14 | 0.46 |
| 1:S:64:VAL:HB | 1:S:68:PHE:HB2 | 1.96 | 0.46 |
| 1:U:36:TRP:HE1 | 1:U:79:VAL:HG12 | 1.81 | 0.46 |
| 2:I:131:CYS:HB3 | 2:I:133:PHE:CE2 | 2.51 | 0.46 |
| 2:I:897:PRO:HG2 | 2:M:1077:THR:HG21 | 1.96 | 0.46 |
| 2:K:702:GLU:OE2 | 2:M:790:LYS:HD2 | 2.16 | 0.46 |
| 2:K:906:PHE:CD2 | 2:K:916:LEU:HB2 | 2.50 | 0.46 |
| 2:L:537:LYS:N | 2:L:551:VAL:HG23 | 2.31 | 0.46 |
| 2:N:906:PHE:CD2 | 2:N:916:LEU:HB2 | 2.50 | 0.46 |
| 1:G:115:PRO:HD2 | 1:G:116:TRP:CZ3 | 2.51 | 0.46 |
| 1:H:62:ASP:OD1 | 1:H:63:SER:N | 2.48 | 0.46 |
| 1:U:7:SER:OG | 1:U:21:SER:HB3 | 2.16 | 0.46 |
| 1:U:48:VAL:HB | 1:U:64:VAL:HG21 | 1.98 | 0.46 |
| 2:K:392:PHE:H | 2:K:525:CYS:HA | 1.81 | 0.46 |
| 2:M:310:LYS:HB3 | 2:M:310:LYS:HE2 | 1.69 | 0.46 |
| 2:J:106:PHE:HD2 | 2:J:117:LEU:HD22 | 1.81 | 0.46 |
| 2:J:310:LYS:HG3 | 2:J:600:PRO:HA | 1.98 | 0.46 |
| 2:L:64:TRP:HD1 | 2:L:65:PHE:N | 2.13 | 0.46 |
| 2:N:325:SER:HB2 | 2:N:540:ASN:HB3 | 1.98 | 0.46 |
| 2:N:749:CYS:SG | 2:N:997:ILE:HD11 | 2.56 | 0.46 |
| 1:T:62:ASP:OD1 | 1:T:63:SER:N | 2.49 | 0.46 |
| 1:U:64:VAL:HB | 1:U:68:PHE:CG | 2.51 | 0.46 |
| 2:K:384:PRO:HA | 2:K:387:LEU:HD12 | 1.97 | 0.46 |
| 2:K:708:SER:HB3 | 2:K:711:SER:HB3 | 1.98 | 0.46 |
| 2:M:403:ARG:HH11 | 2:M:505:TYR:HB3 | 1.80 | 0.46 |
| 2:J:131:CYS:HB3 | 2:J:133:PHE:CE2 | 2.51 | 0.46 |
| 2:N:805:ILE:HD12 | 2:N:878:LEU:HD11 | 1.98 | 0.46 |
| 1:G:59:TYR:OH | 2:L:372:ALA:HB1 | 2.16 | 0.46 |

Continued on next page...

Continued from previous page...

| Atom-1 | Atom-2 | Interatomic distance (Å) | Clash overlap (Å) |
|-------------------|------------------|--------------------------|-------------------|
| 1:H:7:SER:OG | 1:H:21:SER:HB3 | 2.16 | 0.46 |
| 1:G:62:ASP:OD1 | 1:G:63:SER:N | 2.49 | 0.45 |
| 2:I:106:PHE:CD1 | 2:I:238:PHE:HB2 | 2.51 | 0.45 |
| 2:K:408:ARG:HA | 2:K:408:ARG:HD2 | 1.76 | 0.45 |
| 2:K:537:LYS:N | 2:K:551:VAL:HG23 | 2.31 | 0.45 |
| 2:J:439:ASN:OD1 | 2:J:506:GLN:HG2 | 2.15 | 0.45 |
| 2:J:537:LYS:N | 2:J:551:VAL:HG23 | 2.31 | 0.45 |
| 2:J:749:CYS:SG | 2:J:997:ILE:HD11 | 2.56 | 0.45 |
| 2:L:131:CYS:HB3 | 2:L:133:PHE:CE2 | 2.51 | 0.45 |
| 2:K:444:LYS:O | 2:K:499:PRO:HD3 | 2.15 | 0.45 |
| 2:J:310:LYS:HB3 | 2:J:310:LYS:HE2 | 1.67 | 0.45 |
| 2:J:384:PRO:HA | 2:J:387:LEU:HD12 | 1.97 | 0.45 |
| 2:N:106:PHE:HD2 | 2:N:117:LEU:HD22 | 1.81 | 0.45 |
| 2:N:439:ASN:O | 2:N:443:SER:HB2 | 2.16 | 0.45 |
| 2:N:444:LYS:O | 2:N:499:PRO:HD3 | 2.15 | 0.45 |
| 1:S:62:ASP:OD1 | 1:S:63:SER:N | 2.49 | 0.45 |
| 2:I:1083:HIS:ND1 | 2:I:1136:THR:HA | 2.31 | 0.45 |
| 2:K:1028:LYS:NZ | 2:K:1042:PHE:O | 2.34 | 0.45 |
| 2:M:977:LEU:HD22 | 2:M:993:ILE:HG12 | 1.97 | 0.45 |
| 2:J:461:LEU:HD21 | 2:J:467:ASP:HB2 | 1.99 | 0.45 |
| 2:L:424:LYS:HB3 | 2:L:463:PRO:HA | 1.99 | 0.45 |
| 2:L:433:VAL:HG13 | 2:L:512:VAL:HG22 | 1.99 | 0.45 |
| 2:L:749:CYS:SG | 2:L:997:ILE:HD11 | 2.56 | 0.45 |
| 2:N:715:PRO:HG3 | 2:N:1069:PRO:HB3 | 1.98 | 0.45 |
| 2:I:749:CYS:SG | 2:I:997:ILE:HD11 | 2.56 | 0.45 |
| 2:I:1130:ILE:HD13 | 2:K:921:LYS:HE3 | 1.98 | 0.45 |
| 2:K:945:LEU:HD23 | 2:K:948:LEU:HD12 | 1.97 | 0.45 |
| 2:M:822:LEU:HD22 | 2:M:945:LEU:HD21 | 1.99 | 0.45 |
| 2:M:885:GLY:HA2 | 2:M:901:GLN:OE1 | 2.16 | 0.45 |
| 2:L:39:PRO:HG3 | 2:L:51:THR:HG21 | 1.98 | 0.45 |
| 2:L:461:LEU:HD21 | 2:L:467:ASP:HB2 | 1.97 | 0.45 |
| 2:N:39:PRO:HG3 | 2:N:51:THR:HG21 | 1.99 | 0.45 |
| 2:N:131:CYS:HB3 | 2:N:133:PHE:CE2 | 2.52 | 0.45 |
| 2:N:310:LYS:HE2 | 2:N:310:LYS:HB3 | 1.61 | 0.45 |
| 2:N:439:ASN:HA | 2:N:507:PRO:HG2 | 1.99 | 0.45 |
| 1:S:36:TRP:HE1 | 1:S:79:VAL:HG12 | 1.81 | 0.45 |
| 1:H:123:GLN:HG2 | 1:H:124:GLY:N | 2.31 | 0.45 |
| 2:I:581:THR:HG23 | 2:I:583:GLU:HB2 | 1.98 | 0.45 |
| 2:J:429:PHE:CZ | 2:J:514:SER:HB2 | 2.51 | 0.45 |
| 2:L:303:LEU:HD12 | 2:L:308:VAL:HG12 | 1.99 | 0.45 |
| 2:N:308:VAL:HG22 | 2:N:602:THR:HG23 | 1.97 | 0.45 |

Continued on next page...

Continued from previous page...

| Atom-1 | Atom-2 | Interatomic distance (Å) | Clash overlap (Å) |
|------------------|-------------------|--------------------------|-------------------|
| 1:G:34:ILE:HG21 | 1:G:79:VAL:HG21 | 1.97 | 0.45 |
| 1:H:48:VAL:HB | 1:H:64:VAL:HG21 | 1.98 | 0.45 |
| 2:I:131:CYS:HB3 | 2:I:133:PHE:CZ | 2.51 | 0.45 |
| 2:I:885:GLY:HA2 | 2:I:901:GLN:NE2 | 2.24 | 0.45 |
| 2:K:106:PHE:HD2 | 2:K:117:LEU:HD22 | 1.81 | 0.45 |
| 2:K:722:VAL:HG22 | 2:K:1065:VAL:HG22 | 1.97 | 0.45 |
| 2:M:106:PHE:CD1 | 2:M:238:PHE:HB2 | 2.51 | 0.45 |
| 2:M:131:CYS:HB3 | 2:M:133:PHE:CZ | 2.51 | 0.45 |
| 2:M:310:LYS:HG3 | 2:M:600:PRO:HA | 1.99 | 0.45 |
| 2:M:391:CYS:CA | 2:M:525:CYS:HA | 2.47 | 0.45 |
| 2:M:742:ILE:HG22 | 2:M:997:ILE:HD12 | 1.98 | 0.45 |
| 2:M:945:LEU:HD23 | 2:M:948:LEU:HD12 | 1.97 | 0.45 |
| 2:J:424:LYS:HB3 | 2:J:463:PRO:HA | 1.99 | 0.45 |
| 2:L:97:LYS:HB3 | 2:L:186:PHE:HA | 1.99 | 0.45 |
| 2:N:354:ASN:O | 2:N:398:ASP:HA | 2.17 | 0.45 |
| 1:S:7:SER:OG | 1:S:21:SER:HB3 | 2.17 | 0.45 |
| 2:J:129:LYS:HE2 | 2:J:169:GLU:HG2 | 1.99 | 0.45 |
| 2:J:326:ILE:HG21 | 2:J:534:VAL:HG12 | 1.99 | 0.45 |
| 2:J:805:ILE:HD12 | 2:J:878:LEU:HD11 | 1.98 | 0.45 |
| 2:L:822:LEU:HD22 | 2:L:945:LEU:HD21 | 1.99 | 0.45 |
| 2:L:973:ILE:HD12 | 2:L:983:ARG:NH1 | 2.32 | 0.45 |
| 1:H:4:LEU:HD23 | 1:H:96:CYS:SG | 2.56 | 0.45 |
| 2:K:83:VAL:HA | 2:K:239:GLN:HG2 | 1.98 | 0.45 |
| 2:M:106:PHE:HD2 | 2:M:117:LEU:HD22 | 1.81 | 0.45 |
| 2:J:106:PHE:CD1 | 2:J:238:PHE:HB2 | 2.51 | 0.45 |
| 2:L:131:CYS:HB3 | 2:L:133:PHE:CZ | 2.52 | 0.45 |
| 2:N:83:VAL:HA | 2:N:239:GLN:HG2 | 1.99 | 0.45 |
| 1:G:7:SER:OG | 1:G:21:SER:HB3 | 2.17 | 0.45 |
| 2:I:424:LYS:HB3 | 2:I:463:PRO:HA | 1.99 | 0.45 |
| 2:I:714:ILE:HG13 | 2:I:1096:VAL:HG11 | 1.99 | 0.45 |
| 2:K:977:LEU:HD22 | 2:K:993:ILE:HG12 | 1.97 | 0.45 |
| 2:M:131:CYS:HB3 | 2:M:133:PHE:CE2 | 2.52 | 0.45 |
| 2:M:403:ARG:NH1 | 2:M:505:TYR:HB3 | 2.31 | 0.45 |
| 2:M:751:ASN:O | 2:M:754:LEU:HG | 2.17 | 0.45 |
| 2:J:97:LYS:HB3 | 2:J:186:PHE:HA | 1.98 | 0.45 |
| 2:J:702:GLU:OE2 | 2:L:790:LYS:HD3 | 2.17 | 0.45 |
| 2:J:880:GLY:O | 2:J:884:SER:OG | 2.29 | 0.45 |
| 2:L:106:PHE:CD1 | 2:L:238:PHE:HB2 | 2.50 | 0.45 |
| 1:S:115:PRO:HD2 | 1:S:116:TRP:CZ3 | 2.51 | 0.45 |
| 2:I:127:VAL:HG22 | 2:I:171:VAL:HG22 | 1.98 | 0.45 |
| 2:I:216:LEU:HD12 | 2:I:266:TYR:CD2 | 2.51 | 0.45 |

Continued on next page...

Continued from previous page...

| Atom-1 | Atom-2 | Interatomic distance (Å) | Clash overlap (Å) |
|------------------|-------------------|--------------------------|-------------------|
| 2:I:538:CYS:HB2 | 2:I:590:CYS:HB3 | 1.77 | 0.45 |
| 2:K:520:ALA:HB3 | 2:K:521:PRO:HD3 | 1.99 | 0.45 |
| 2:J:39:PRO:HG3 | 2:J:51:THR:HG21 | 1.98 | 0.45 |
| 2:L:742:ILE:HG22 | 2:L:997:ILE:HD12 | 1.98 | 0.45 |
| 2:K:381:GLY:HA3 | 2:K:430:THR:HG22 | 1.99 | 0.44 |
| 2:J:106:PHE:CD2 | 2:J:117:LEU:HD22 | 2.52 | 0.44 |
| 2:I:822:LEU:HD22 | 2:I:945:LEU:HD21 | 2.00 | 0.44 |
| 2:K:424:LYS:HB3 | 2:K:463:PRO:HA | 1.99 | 0.44 |
| 2:J:296:LEU:HG | 2:J:300:LYS:HE3 | 1.99 | 0.44 |
| 2:J:565:PHE:HB3 | 2:J:576:VAL:HG13 | 2.00 | 0.44 |
| 2:J:985:ASP:OD1 | 2:J:985:ASP:N | 2.50 | 0.44 |
| 2:L:748:GLU:HG2 | 2:L:749:CYS:N | 2.33 | 0.44 |
| 2:I:106:PHE:HD2 | 2:I:117:LEU:HD22 | 1.82 | 0.44 |
| 2:I:707:TYR:HB3 | 2:K:792:PRO:HG3 | 1.98 | 0.44 |
| 2:I:1076:THR:HB | 2:I:1097:SER:OG | 2.17 | 0.44 |
| 2:K:106:PHE:CD2 | 2:K:117:LEU:HD22 | 2.53 | 0.44 |
| 2:M:119:ILE:HG12 | 2:M:128:ILE:HG12 | 2.00 | 0.44 |
| 2:N:461:LEU:HD21 | 2:N:467:ASP:HB2 | 1.98 | 0.44 |
| 2:N:811:LYS:NZ | 2:N:814:LYS:HG2 | 2.32 | 0.44 |
| 2:I:34:ARG:NH1 | 2:I:217:PRO:O | 2.50 | 0.44 |
| 2:I:563:GLN:NE2 | 2:K:43:PHE:HA | 2.32 | 0.44 |
| 2:I:1097:SER:HB3 | 2:I:1102:TRP:CZ3 | 2.53 | 0.44 |
| 2:I:1109:PHE:HD2 | 2:I:1111:GLU:HG3 | 1.83 | 0.44 |
| 2:M:903:ALA:HB1 | 2:M:913:GLN:HG2 | 2.00 | 0.44 |
| 2:L:906:PHE:CD2 | 2:L:916:LEU:HB2 | 2.52 | 0.44 |
| 1:H:5:VAL:HA | 1:H:123:GLN:HE22 | 1.82 | 0.44 |
| 1:U:60:TYR:CE1 | 1:U:70:ILE:HG22 | 2.52 | 0.44 |
| 2:I:350:VAL:HB | 2:I:402:ILE:HG22 | 2.00 | 0.44 |
| 2:I:461:LEU:HD21 | 2:I:467:ASP:HB2 | 1.99 | 0.44 |
| 2:K:822:LEU:HD22 | 2:K:945:LEU:HD21 | 2.00 | 0.44 |
| 2:M:282:ASN:OD1 | 4:M:1308:NAG:H2 | 2.16 | 0.44 |
| 2:M:424:LYS:HB3 | 2:M:463:PRO:HA | 2.00 | 0.44 |
| 2:J:231:ILE:O | 2:N:519:HIS:CE1 | 2.70 | 0.44 |
| 2:N:18:LEU:HD12 | 2:N:18:LEU:HA | 1.83 | 0.44 |
| 2:N:722:VAL:HG22 | 2:N:1065:VAL:HG22 | 2.00 | 0.44 |
| 2:I:331:ASN:OD1 | 2:I:331:ASN:C | 2.55 | 0.44 |
| 2:M:563:GLN:O | 2:M:577:ARG:NH2 | 2.39 | 0.44 |
| 2:J:80:ASP:OD1 | 2:J:82:PRO:HD3 | 2.18 | 0.44 |
| 2:J:131:CYS:HB3 | 2:J:133:PHE:CZ | 2.52 | 0.44 |
| 2:J:439:ASN:O | 2:J:443:SER:HB2 | 2.17 | 0.44 |
| 2:J:895:GLN:O | 2:N:712:ILE:HD12 | 2.18 | 0.44 |

Continued on next page...

Continued from previous page...

| Atom-1 | Atom-2 | Interatomic distance (Å) | Clash overlap (Å) |
|------------------|------------------|--------------------------|-------------------|
| 2:L:439:ASN:HA | 2:L:507:PRO:HG2 | 1.99 | 0.44 |
| 2:L:945:LEU:HD23 | 2:L:948:LEU:HD12 | 1.98 | 0.44 |
| 2:N:129:LYS:HE2 | 2:N:169:GLU:HG2 | 1.98 | 0.44 |
| 2:N:611:LEU:HD22 | 2:N:666:ILE:HG23 | 2.00 | 0.44 |
| 2:N:748:GLU:HG2 | 2:N:749:CYS:N | 2.32 | 0.44 |
| 1:O:123:GLN:HG2 | 1:O:124:GLY:N | 2.33 | 0.44 |
| 1:U:76:LYS:HD2 | 1:U:80:TYR:OH | 2.18 | 0.44 |
| 2:I:354:ASN:O | 2:I:398:ASP:HA | 2.17 | 0.44 |
| 2:I:428:ASP:OD1 | 2:I:428:ASP:N | 2.51 | 0.44 |
| 2:M:396:TYR:HB2 | 2:M:514:SER:OG | 2.17 | 0.44 |
| 2:J:350:VAL:HB | 2:J:402:ILE:HG22 | 2.00 | 0.44 |
| 2:J:354:ASN:O | 2:J:398:ASP:HA | 2.18 | 0.44 |
| 2:L:544:ASN:HD21 | 2:L:579:PRO:HB3 | 1.82 | 0.44 |
| 2:N:14:GLN:O | 2:N:158:ARG:HD3 | 2.17 | 0.44 |
| 1:S:68:PHE:CE2 | 1:S:83:MET:HG3 | 2.53 | 0.44 |
| 1:O:48:VAL:HB | 1:O:64:VAL:HG21 | 1.99 | 0.44 |
| 2:I:742:ILE:HG22 | 2:I:997:ILE:HD12 | 1.99 | 0.44 |
| 2:M:106:PHE:CD2 | 2:M:117:LEU:HD22 | 2.53 | 0.44 |
| 2:L:354:ASN:O | 2:L:398:ASP:HA | 2.17 | 0.44 |
| 2:N:106:PHE:CD2 | 2:N:117:LEU:HD22 | 2.52 | 0.44 |
| 2:N:424:LYS:HB3 | 2:N:463:PRO:HA | 2.00 | 0.44 |
| 2:N:433:VAL:HG13 | 2:N:512:VAL:HG22 | 2.00 | 0.44 |
| 1:G:29:LEU:HD12 | 1:G:29:LEU:HA | 1.91 | 0.44 |
| 1:G:67:ARG:NH1 | 1:G:90:ASP:OD2 | 2.40 | 0.44 |
| 1:H:30:ASP:OD1 | 1:H:31:ASP:N | 2.51 | 0.44 |
| 1:H:116:TRP:CH2 | 2:J:503:VAL:HG13 | 2.52 | 0.44 |
| 1:T:7:SER:OG | 1:T:21:SER:HB3 | 2.17 | 0.44 |
| 1:T:34:ILE:HG13 | 1:T:79:VAL:HG21 | 1.99 | 0.44 |
| 2:I:707:TYR:HE1 | 2:K:897:PRO:HA | 1.82 | 0.44 |
| 2:K:671:CYS:SG | 2:K:697:MET:HB3 | 2.58 | 0.44 |
| 2:K:1098:ASN:OD1 | 2:K:1103:PHE:HE2 | 2.01 | 0.44 |
| 2:J:712:ILE:O | 2:J:1074:ASN:HA | 2.17 | 0.44 |
| 2:N:106:PHE:CD1 | 2:N:238:PHE:HB2 | 2.50 | 0.44 |
| 2:N:127:VAL:HG22 | 2:N:171:VAL:HG22 | 1.99 | 0.44 |
| 2:N:456:PHE:CZ | 2:N:489:TYR:HB2 | 2.53 | 0.44 |
| 1:T:60:TYR:CE1 | 1:T:70:ILE:HG22 | 2.52 | 0.43 |
| 2:I:645:THR:HG21 | 2:I:670:ILE:HG21 | 2.00 | 0.43 |
| 2:I:880:GLY:O | 2:I:884:SER:OG | 2.30 | 0.43 |
| 2:K:396:TYR:HB2 | 2:K:514:SER:OG | 2.18 | 0.43 |
| 2:K:461:LEU:HD21 | 2:K:467:ASP:HB2 | 2.00 | 0.43 |
| 2:J:303:LEU:HD12 | 2:J:308:VAL:HG12 | 1.99 | 0.43 |

Continued on next page...

Continued from previous page...

| Atom-1 | Atom-2 | Interatomic distance (Å) | Clash overlap (Å) |
|------------------|-------------------|--------------------------|-------------------|
| 2:J:428:ASP:N | 2:J:428:ASP:OD1 | 2.51 | 0.43 |
| 2:J:802:PHE:HD1 | 2:J:805:ILE:HD11 | 1.82 | 0.43 |
| 2:J:1074:ASN:HB3 | 2:L:895:GLN:HE22 | 1.83 | 0.43 |
| 2:N:119:ILE:HG12 | 2:N:128:ILE:HG12 | 2.00 | 0.43 |
| 1:S:17:SER:HA | 1:S:83:MET:O | 2.17 | 0.43 |
| 2:I:80:ASP:OD1 | 2:I:82:PRO:HD3 | 2.17 | 0.43 |
| 2:I:119:ILE:HG12 | 2:I:128:ILE:HG12 | 2.00 | 0.43 |
| 2:I:644:GLN:OE1 | 2:I:649:CYS:HB3 | 2.18 | 0.43 |
| 2:K:428:ASP:OD1 | 2:K:428:ASP:N | 2.51 | 0.43 |
| 2:M:461:LEU:HD21 | 2:M:467:ASP:HB2 | 1.98 | 0.43 |
| 2:J:127:VAL:HG22 | 2:J:171:VAL:HG22 | 1.99 | 0.43 |
| 2:J:538:CYS:HB2 | 2:J:590:CYS:HB3 | 1.74 | 0.43 |
| 2:J:709:ASN:HB2 | 4:J:1307:NAG:HN2 | 1.81 | 0.43 |
| 2:J:748:GLU:HG2 | 2:J:749:CYS:N | 2.33 | 0.43 |
| 2:N:131:CYS:HB3 | 2:N:133:PHE:CZ | 2.52 | 0.43 |
| 1:S:12:VAL:HG21 | 1:S:86:LEU:HD13 | 1.99 | 0.43 |
| 1:H:60:TYR:CE1 | 1:H:70:ILE:HG22 | 2.53 | 0.43 |
| 1:O:3:GLN:HB3 | 1:O:25:SER:OG | 2.19 | 0.43 |
| 1:U:14:PRO:HD3 | 1:U:130:SER:O | 2.18 | 0.43 |
| 2:I:24:LEU:HG | 2:I:25:PRO:HD2 | 2.00 | 0.43 |
| 2:I:374:PHE:HD1 | 2:I:436:TRP:HB3 | 1.83 | 0.43 |
| 2:M:756:TYR:OH | 2:M:998:THR:HG22 | 2.19 | 0.43 |
| 2:J:83:VAL:HA | 2:J:239:GLN:HG2 | 1.99 | 0.43 |
| 2:J:1083:HIS:ND1 | 2:J:1136:THR:HA | 2.33 | 0.43 |
| 2:L:1073:LYS:HD2 | 2:L:1075:PHE:CZ | 2.54 | 0.43 |
| 1:G:123:GLN:HG2 | 1:G:124:GLY:N | 2.33 | 0.43 |
| 1:H:5:VAL:HA | 1:H:123:GLN:NE2 | 2.33 | 0.43 |
| 2:I:129:LYS:HE2 | 2:I:169:GLU:HG2 | 2.00 | 0.43 |
| 2:M:64:TRP:CH2 | 2:M:214:ARG:NH2 | 2.87 | 0.43 |
| 1:T:123:GLN:HG2 | 1:T:124:GLY:N | 2.33 | 0.43 |
| 1:U:123:GLN:HG2 | 1:U:124:GLY:N | 2.33 | 0.43 |
| 2:I:106:PHE:CD2 | 2:I:117:LEU:HD22 | 2.54 | 0.43 |
| 2:I:565:PHE:O | 2:K:42:VAL:HA | 2.19 | 0.43 |
| 2:I:708:SER:HB3 | 2:I:711:SER:HB3 | 2.00 | 0.43 |
| 2:I:710:ASN:HA | 2:I:1077:THR:HG22 | 2.01 | 0.43 |
| 2:I:984:LEU:HD21 | 2:I:988:GLU:HB3 | 2.00 | 0.43 |
| 2:N:428:ASP:OD1 | 2:N:428:ASP:N | 2.51 | 0.43 |
| 2:N:1028:LYS:NZ | 2:N:1042:PHE:O | 2.34 | 0.43 |
| 2:I:139:PRO:HA | 2:I:158:ARG:O | 2.19 | 0.43 |
| 2:I:408:ARG:O | 2:I:414:GLN:HG2 | 2.18 | 0.43 |
| 2:I:805:ILE:HD12 | 2:I:878:LEU:HD11 | 2.01 | 0.43 |

Continued on next page...

Continued from previous page...

| Atom-1 | Atom-2 | Interatomic distance (Å) | Clash overlap (Å) |
|------------------|-------------------|--------------------------|-------------------|
| 2:K:39:PRO:HG3 | 2:K:51:THR:HG21 | 2.00 | 0.43 |
| 2:M:374:PHE:HD1 | 2:M:436:TRP:HB3 | 1.83 | 0.43 |
| 2:J:338:PHE:CE2 | 2:J:363:ALA:HB1 | 2.54 | 0.43 |
| 2:L:80:ASP:OD1 | 2:L:82:PRO:HD3 | 2.18 | 0.43 |
| 1:S:41:PRO:HB2 | 2:L:500:THR:OG1 | 2.18 | 0.43 |
| 1:O:60:TYR:CE1 | 1:O:70:ILE:HG22 | 2.53 | 0.43 |
| 1:U:24:ALA:HB1 | 1:U:27:PHE:CE1 | 2.54 | 0.43 |
| 2:I:938:LEU:HD23 | 2:I:938:LEU:HA | 1.87 | 0.43 |
| 2:K:1073:LYS:HD2 | 2:K:1075:PHE:CZ | 2.54 | 0.43 |
| 2:J:24:LEU:HD23 | 2:J:25:PRO:O | 2.19 | 0.43 |
| 2:N:945:LEU:HD23 | 2:N:948:LEU:HD12 | 2.00 | 0.43 |
| 1:G:14:PRO:HD3 | 1:G:130:SER:O | 2.19 | 0.43 |
| 1:S:14:PRO:HD3 | 1:S:130:SER:O | 2.19 | 0.43 |
| 2:I:490:PHE:CD1 | 2:I:491:PRO:HD2 | 2.54 | 0.43 |
| 2:I:566:GLY:HA2 | 2:K:43:PHE:H | 1.84 | 0.43 |
| 2:K:76:THR:HG1 | 2:K:77:LYS:H | 1.59 | 0.43 |
| 2:L:103:GLY:HA3 | 2:L:119:ILE:O | 2.19 | 0.43 |
| 2:L:296:LEU:HG | 2:L:300:LYS:HE3 | 2.00 | 0.43 |
| 2:L:770:ILE:O | 2:L:774:GLN:HG2 | 2.19 | 0.43 |
| 2:L:1126:CYS:HB2 | 2:L:1132:ILE:HD13 | 2.01 | 0.43 |
| 2:N:53:ASP:HB3 | 2:N:55:PHE:CE2 | 2.54 | 0.43 |
| 2:N:54:LEU:HD23 | 2:N:54:LEU:HA | 1.84 | 0.43 |
| 1:H:14:PRO:HD3 | 1:H:130:SER:O | 2.19 | 0.43 |
| 2:I:39:PRO:HG3 | 2:I:51:THR:HG21 | 2.00 | 0.43 |
| 2:I:738:CYS:O | 2:I:742:ILE:HG12 | 2.19 | 0.43 |
| 2:K:326:ILE:HG21 | 2:K:534:VAL:HG12 | 2.01 | 0.43 |
| 2:K:391:CYS:CA | 2:K:525:CYS:HB2 | 2.17 | 0.43 |
| 2:K:709:ASN:HB2 | 4:K:1303:NAG:HN2 | 1.83 | 0.43 |
| 2:K:985:ASP:OD1 | 2:K:985:ASP:N | 2.50 | 0.43 |
| 2:J:475:ALA:O | 2:J:487:ASN:HB3 | 2.19 | 0.43 |
| 2:L:83:VAL:HA | 2:L:239:GLN:HG2 | 2.01 | 0.43 |
| 2:L:408:ARG:HA | 2:L:408:ARG:HD2 | 1.80 | 0.43 |
| 1:H:76:LYS:HG3 | 1:H:78:THR:OG1 | 2.19 | 0.43 |
| 1:O:36:TRP:CG | 1:O:81:LEU:HD22 | 2.54 | 0.43 |
| 2:I:475:ALA:O | 2:I:487:ASN:HB3 | 2.18 | 0.43 |
| 2:I:563:GLN:O | 2:I:577:ARG:NH2 | 2.42 | 0.43 |
| 2:M:770:ILE:O | 2:M:774:GLN:HG2 | 2.19 | 0.43 |
| 2:J:119:ILE:HG12 | 2:J:128:ILE:HG12 | 2.01 | 0.43 |
| 2:L:979:ASP:OD1 | 2:L:983:ARG:HD2 | 2.19 | 0.43 |
| 2:N:328:ARG:HB2 | 2:N:543:PHE:CD1 | 2.54 | 0.43 |
| 1:S:123:GLN:HG2 | 1:S:124:GLY:N | 2.34 | 0.42 |

Continued on next page...

Continued from previous page...

| Atom-1 | Atom-2 | Interatomic distance (Å) | Clash overlap (Å) |
|-------------------|-------------------|--------------------------|-------------------|
| 1:T:14:PRO:HD3 | 1:T:130:SER:O | 2.18 | 0.42 |
| 2:I:520:ALA:HB3 | 2:I:521:PRO:HD3 | 2.00 | 0.42 |
| 2:I:1097:SER:HB3 | 2:I:1102:TRP:CD2 | 2.53 | 0.42 |
| 2:K:395:VAL:HA | 2:K:514:SER:O | 2.19 | 0.42 |
| 2:M:127:VAL:HG22 | 2:M:171:VAL:HG22 | 2.00 | 0.42 |
| 2:M:428:ASP:OD1 | 2:M:428:ASP:N | 2.51 | 0.42 |
| 2:M:805:ILE:HD12 | 2:M:878:LEU:HD11 | 2.00 | 0.42 |
| 2:M:1094:VAL:HG13 | 2:M:1107:ARG:HG3 | 2.00 | 0.42 |
| 2:L:196:ASN:C | 2:L:197:ILE:HD12 | 2.38 | 0.42 |
| 2:L:738:CYS:O | 2:L:742:ILE:HG12 | 2.19 | 0.42 |
| 2:N:296:LEU:HG | 2:N:300:LYS:HE3 | 2.00 | 0.42 |
| 2:N:408:ARG:O | 2:N:414:GLN:HG2 | 2.18 | 0.42 |
| 2:N:1102:TRP:HB2 | 2:N:1135:ASN:ND2 | 2.34 | 0.42 |
| 1:U:64:VAL:HB | 1:U:68:PHE:HB2 | 2.01 | 0.42 |
| 2:I:296:LEU:HG | 2:I:300:LYS:HE3 | 2.01 | 0.42 |
| 2:K:600:PRO:HD3 | 2:K:692:ILE:HD11 | 2.01 | 0.42 |
| 2:M:453:TYR:CE2 | 2:M:455:LEU:HD23 | 2.53 | 0.42 |
| 2:J:34:ARG:HA | 2:J:34:ARG:HD2 | 1.83 | 0.42 |
| 2:L:177:MET:SD | 2:L:177:MET:N | 2.92 | 0.42 |
| 2:N:34:ARG:HG3 | 2:N:216:LEU:HD21 | 2.00 | 0.42 |
| 2:N:424:LYS:HD2 | 2:N:424:LYS:HA | 1.89 | 0.42 |
| 1:S:60:TYR:CE1 | 1:S:70:ILE:HG22 | 2.53 | 0.42 |
| 1:H:3:GLN:HB3 | 1:H:25:SER:OG | 2.19 | 0.42 |
| 1:T:23:ALA:HA | 1:T:78:THR:HG22 | 2.01 | 0.42 |
| 1:T:106:GLY:O | 2:I:381:GLY:N | 2.49 | 0.42 |
| 1:U:51:ILE:HD11 | 1:U:70:ILE:HG12 | 2.00 | 0.42 |
| 2:I:310:LYS:HB3 | 2:I:310:LYS:HE2 | 1.60 | 0.42 |
| 2:K:337:PRO:HB2 | 2:K:340:GLU:HG3 | 2.01 | 0.42 |
| 2:K:350:VAL:HB | 2:K:402:ILE:HG22 | 2.00 | 0.42 |
| 2:K:563:GLN:HG2 | 2:M:43:PHE:HB2 | 2.01 | 0.42 |
| 2:J:408:ARG:HA | 2:J:408:ARG:HD2 | 1.80 | 0.42 |
| 2:J:408:ARG:O | 2:J:414:GLN:HG2 | 2.20 | 0.42 |
| 1:S:51:ILE:HD11 | 1:S:70:ILE:HG12 | 2.01 | 0.42 |
| 1:T:12:VAL:HG21 | 1:T:86:LEU:HD13 | 2.01 | 0.42 |
| 1:T:115:PRO:HD2 | 1:T:116:TRP:CZ3 | 2.53 | 0.42 |
| 2:I:490:PHE:CE2 | 2:I:492:LEU:HB2 | 2.55 | 0.42 |
| 2:I:751:ASN:O | 2:I:754:LEU:HG | 2.20 | 0.42 |
| 2:M:520:ALA:HB3 | 2:M:521:PRO:HD3 | 2.02 | 0.42 |
| 2:J:456:PHE:HE2 | 2:J:473:TYR:HB3 | 1.84 | 0.42 |
| 2:J:703:ASN:O | 2:L:789:TYR:HA | 2.20 | 0.42 |
| 2:J:1126:CYS:HB2 | 2:J:1132:ILE:HD13 | 2.01 | 0.42 |

Continued on next page...

Continued from previous page...

| Atom-1 | Atom-2 | Interatomic distance (Å) | Clash overlap (Å) |
|------------------|------------------|--------------------------|-------------------|
| 2:L:1082:CYS:HB2 | 2:L:1126:CYS:HB2 | 2.01 | 0.42 |
| 1:T:64:VAL:HB | 1:T:68:PHE:HB2 | 2.02 | 0.42 |
| 1:T:109:TYR:CE1 | 2:I:377:PHE:HD2 | 2.37 | 0.42 |
| 1:O:67:ARG:H | 1:O:67:ARG:HG3 | 1.68 | 0.42 |
| 2:I:1130:ILE:CD1 | 2:K:921:LYS:HE3 | 2.49 | 0.42 |
| 2:K:24:LEU:HG | 2:K:25:PRO:HD2 | 2.01 | 0.42 |
| 2:M:796:ASP:OD1 | 2:M:796:ASP:N | 2.53 | 0.42 |
| 2:L:139:PRO:HA | 2:L:158:ARG:O | 2.20 | 0.42 |
| 2:L:428:ASP:N | 2:L:428:ASP:OD1 | 2.51 | 0.42 |
| 2:L:456:PHE:HE2 | 2:L:473:TYR:HB3 | 1.85 | 0.42 |
| 2:L:490:PHE:CD1 | 2:L:491:PRO:HD2 | 2.55 | 0.42 |
| 2:L:520:ALA:HB3 | 2:L:521:PRO:HD3 | 2.01 | 0.42 |
| 2:L:1089:PHE:CE1 | 2:L:1123:SER:HB2 | 2.55 | 0.42 |
| 2:N:97:LYS:HB3 | 2:N:186:PHE:HA | 2.00 | 0.42 |
| 1:G:60:TYR:CE1 | 1:G:70:ILE:HG22 | 2.54 | 0.42 |
| 1:H:91:THR:OG1 | 1:H:129:VAL:N | 2.37 | 0.42 |
| 1:T:51:ILE:HD11 | 1:T:70:ILE:HG12 | 2.01 | 0.42 |
| 1:T:59:TYR:OH | 2:I:372:ALA:HB1 | 2.20 | 0.42 |
| 2:I:1109:PHE:CD2 | 2:I:1111:GLU:HG3 | 2.54 | 0.42 |
| 2:K:213:VAL:HG23 | 2:K:214:ARG:H | 1.84 | 0.42 |
| 2:J:68:ILE:HG23 | 2:J:70:VAL:HG23 | 2.02 | 0.42 |
| 2:L:29:THR:HG23 | 2:L:62:VAL:HG23 | 2.02 | 0.42 |
| 2:L:336:CYS:SG | 2:L:358:ILE:HD12 | 2.59 | 0.42 |
| 1:H:37:PHE:CG | 1:H:121:TRP:HH2 | 2.38 | 0.42 |
| 1:O:36:TRP:HE1 | 1:O:79:VAL:HG12 | 1.84 | 0.42 |
| 1:U:76:LYS:HG3 | 1:U:78:THR:OG1 | 2.20 | 0.42 |
| 2:I:802:PHE:HZ | 2:I:898:PHE:CZ | 2.37 | 0.42 |
| 2:M:381:GLY:HA3 | 2:M:430:THR:HG22 | 2.01 | 0.42 |
| 2:J:323:THR:OG1 | 2:J:537:LYS:NZ | 2.37 | 0.42 |
| 2:L:490:PHE:CE2 | 2:L:492:LEU:HB2 | 2.55 | 0.42 |
| 2:L:710:ASN:O | 2:L:1076:THR:HA | 2.19 | 0.42 |
| 2:N:350:VAL:HB | 2:N:402:ILE:HG22 | 2.01 | 0.42 |
| 2:N:475:ALA:O | 2:N:487:ASN:HB3 | 2.19 | 0.42 |
| 2:N:751:ASN:O | 2:N:754:LEU:HG | 2.20 | 0.42 |
| 2:N:770:ILE:O | 2:N:774:GLN:HG2 | 2.19 | 0.42 |
| 2:N:1097:SER:HB3 | 2:N:1102:TRP:CE3 | 2.54 | 0.42 |
| 1:S:93:ILE:HA | 1:S:126:GLN:HA | 2.01 | 0.42 |
| 1:O:14:PRO:HD3 | 1:O:130:SER:O | 2.20 | 0.42 |
| 2:K:751:ASN:O | 2:K:754:LEU:HG | 2.20 | 0.42 |
| 2:K:1089:PHE:CE1 | 2:K:1123:SER:HB2 | 2.55 | 0.42 |
| 2:M:408:ARG:O | 2:M:414:GLN:HG2 | 2.20 | 0.42 |

Continued on next page...

Continued from previous page...

| Atom-1 | Atom-2 | Interatomic distance (Å) | Clash overlap (Å) |
|------------------|-------------------|--------------------------|-------------------|
| 2:J:455:LEU:HG | 2:J:493:GLN:HB2 | 2.02 | 0.42 |
| 2:J:704:SER:HB3 | 2:L:790:LYS:CE | 2.45 | 0.42 |
| 2:J:808:ASP:OD1 | 2:J:808:ASP:N | 2.51 | 0.42 |
| 2:L:350:VAL:HB | 2:L:402:ILE:HG22 | 2.01 | 0.42 |
| 2:L:1083:HIS:ND1 | 2:L:1136:THR:HA | 2.35 | 0.42 |
| 2:L:1101:HIS:ND1 | 2:L:1102:TRP:O | 2.53 | 0.42 |
| 2:N:199:GLY:HA2 | 2:N:232:GLY:HA2 | 2.00 | 0.42 |
| 2:N:374:PHE:HD1 | 2:N:436:TRP:HB3 | 1.84 | 0.42 |
| 1:H:51:ILE:HD11 | 1:H:70:ILE:HG12 | 2.02 | 0.42 |
| 2:I:69:HIS:ND1 | 2:I:77:LYS:HE3 | 2.35 | 0.42 |
| 2:I:337:PRO:HD2 | 2:I:358:ILE:CD1 | 2.49 | 0.42 |
| 2:M:1082:CYS:HB2 | 2:M:1126:CYS:HB2 | 2.01 | 0.42 |
| 2:J:339:GLY:HA2 | 4:J:1302:NAG:O7 | 2.20 | 0.42 |
| 2:J:712:ILE:CG1 | 2:J:1077:THR:HG21 | 2.49 | 0.42 |
| 2:J:751:ASN:O | 2:J:754:LEU:HG | 2.20 | 0.42 |
| 2:N:381:GLY:HA3 | 2:N:430:THR:HG22 | 2.01 | 0.42 |
| 4:N:1308:NAG:H3 | 4:N:1308:NAG:O7 | 2.20 | 0.42 |
| 1:T:36:TRP:HD1 | 1:T:70:ILE:HD12 | 1.84 | 0.42 |
| 2:I:253:ASP:OD2 | 2:I:258:TRP:NE1 | 2.53 | 0.42 |
| 2:I:331:ASN:OD1 | 2:I:331:ASN:O | 2.37 | 0.42 |
| 2:K:103:GLY:HA3 | 2:K:119:ILE:O | 2.19 | 0.42 |
| 2:K:344:ALA:HB3 | 2:K:347:PHE:CE1 | 2.55 | 0.42 |
| 2:K:354:ASN:O | 2:K:398:ASP:HA | 2.19 | 0.42 |
| 2:K:715:PRO:HA | 2:K:1072:GLU:HA | 2.02 | 0.42 |
| 2:K:770:ILE:O | 2:K:774:GLN:HG2 | 2.20 | 0.42 |
| 2:J:611:LEU:HD22 | 2:J:666:ILE:HG23 | 2.02 | 0.42 |
| 2:J:906:PHE:CE2 | 2:J:916:LEU:HB2 | 2.55 | 0.42 |
| 2:L:408:ARG:O | 2:L:414:GLN:HG2 | 2.20 | 0.42 |
| 2:K:611:LEU:HD22 | 2:K:666:ILE:HG23 | 2.01 | 0.41 |
| 2:K:797:PHE:CE2 | 2:K:882:ILE:HD12 | 2.54 | 0.41 |
| 2:M:97:LYS:HB3 | 2:M:186:PHE:HA | 2.02 | 0.41 |
| 2:J:712:ILE:CD1 | 2:L:896:ILE:HG13 | 2.47 | 0.41 |
| 2:J:770:ILE:O | 2:J:774:GLN:HG2 | 2.20 | 0.41 |
| 2:L:454:ARG:HD2 | 2:L:457:ARG:HD2 | 2.02 | 0.41 |
| 2:L:751:ASN:O | 2:L:754:LEU:HG | 2.19 | 0.41 |
| 2:N:68:ILE:HG23 | 2:N:70:VAL:HG23 | 2.02 | 0.41 |
| 1:S:20:LEU:HG | 1:S:83:MET:CE | 2.49 | 0.41 |
| 2:I:408:ARG:HA | 2:I:408:ARG:HD2 | 1.79 | 0.41 |
| 2:I:439:ASN:O | 2:I:443:SER:HB2 | 2.20 | 0.41 |
| 2:I:1005:GLN:OE1 | 2:M:1002:GLN:NE2 | 2.53 | 0.41 |
| 2:I:1073:LYS:HA | 4:I:1306:NAG:C8 | 2.47 | 0.41 |

Continued on next page...

Continued from previous page...

| Atom-1 | Atom-2 | Interatomic distance (Å) | Clash overlap (Å) |
|-------------------|-------------------|--------------------------|-------------------|
| 2:K:34:ARG:HD2 | 2:K:34:ARG:HA | 1.82 | 0.41 |
| 2:K:738:CYS:O | 2:K:742:ILE:HG12 | 2.20 | 0.41 |
| 2:K:1053:PRO:O | 2:K:1054:GLN:NE2 | 2.33 | 0.41 |
| 2:K:1082:CYS:HB2 | 2:K:1126:CYS:HB2 | 2.00 | 0.41 |
| 2:K:1101:HIS:ND1 | 4:K:1306:NAG:H5 | 2.36 | 0.41 |
| 2:M:68:ILE:HG23 | 2:M:70:VAL:HG23 | 2.02 | 0.41 |
| 2:M:129:LYS:HE2 | 2:M:169:GLU:HG2 | 2.02 | 0.41 |
| 2:J:697:MET:CG | 2:L:869:MET:HE1 | 2.50 | 0.41 |
| 1:H:64:VAL:HB | 1:H:68:PHE:HB2 | 2.02 | 0.41 |
| 2:I:68:ILE:HG23 | 2:I:70:VAL:HG23 | 2.02 | 0.41 |
| 2:K:97:LYS:HB3 | 2:K:186:PHE:HA | 2.01 | 0.41 |
| 2:M:714:ILE:HD12 | 2:M:1096:VAL:HG11 | 2.03 | 0.41 |
| 2:L:381:GLY:HA3 | 2:L:430:THR:HG22 | 2.02 | 0.41 |
| 1:G:93:ILE:HA | 1:G:126:GLN:HA | 2.02 | 0.41 |
| 1:S:24:ALA:HB1 | 1:S:27:PHE:CE1 | 2.56 | 0.41 |
| 1:S:76:LYS:HG3 | 1:S:78:THR:OG1 | 2.20 | 0.41 |
| 1:H:111:ARG:NH1 | 2:J:374:PHE:O | 2.50 | 0.41 |
| 1:U:100:PRO:HB2 | 1:U:105:THR:HG21 | 2.03 | 0.41 |
| 2:I:537:LYS:N | 2:I:551:VAL:HG23 | 2.34 | 0.41 |
| 2:I:770:ILE:O | 2:I:774:GLN:HG2 | 2.20 | 0.41 |
| 2:K:68:ILE:HG23 | 2:K:70:VAL:HG23 | 2.03 | 0.41 |
| 2:K:139:PRO:HA | 2:K:158:ARG:O | 2.20 | 0.41 |
| 2:K:143:VAL:HA | 2:K:154:GLU:HA | 2.03 | 0.41 |
| 2:K:296:LEU:HG | 2:K:300:LYS:HE3 | 2.02 | 0.41 |
| 2:K:490:PHE:CE2 | 2:K:492:LEU:HB2 | 2.55 | 0.41 |
| 2:L:44:ARG:O | 2:L:283:GLY:HA2 | 2.20 | 0.41 |
| 2:N:80:ASP:OD1 | 2:N:82:PRO:HD3 | 2.19 | 0.41 |
| 1:G:78:THR:HG1 | 1:G:80:TYR:HH | 1.68 | 0.41 |
| 1:H:114:LEU:HD21 | 2:J:508:TYR:OH | 2.21 | 0.41 |
| 1:T:47:GLY:HA3 | 1:T:50:PHE:CZ | 2.56 | 0.41 |
| 1:O:64:VAL:HB | 1:O:68:PHE:HB2 | 2.02 | 0.41 |
| 2:I:29:THR:HG23 | 2:I:62:VAL:HG23 | 2.01 | 0.41 |
| 2:I:945:LEU:HD23 | 2:I:948:LEU:HD12 | 2.01 | 0.41 |
| 2:K:199:GLY:HA2 | 2:K:232:GLY:HA2 | 2.01 | 0.41 |
| 2:K:742:ILE:HG22 | 2:K:997:ILE:HD12 | 2.01 | 0.41 |
| 2:M:64:TRP:CE2 | 2:M:266:TYR:HE1 | 2.39 | 0.41 |
| 2:M:475:ALA:O | 2:M:487:ASN:HB3 | 2.20 | 0.41 |
| 2:M:490:PHE:CD1 | 2:M:491:PRO:HD2 | 2.55 | 0.41 |
| 2:J:981:LEU:HD11 | 2:J:993:ILE:HD11 | 2.02 | 0.41 |
| 2:L:213:VAL:HG13 | 2:L:214:ARG:N | 2.35 | 0.41 |
| 2:L:1104:VAL:HG13 | 2:L:1113:GLN:HB2 | 2.01 | 0.41 |

Continued on next page...

Continued from previous page...

| Atom-1 | Atom-2 | Interatomic distance (Å) | Clash overlap (Å) |
|------------------|------------------|--------------------------|-------------------|
| 2:N:213:VAL:HG23 | 2:N:214:ARG:H | 1.85 | 0.41 |
| 2:N:600:PRO:HD3 | 2:N:692:ILE:HD11 | 2.03 | 0.41 |
| 2:N:922:LEU:HD22 | 4:N:1302:NAG:H3 | 2.01 | 0.41 |
| 1:G:33:ALA:HB3 | 1:G:99:GLY:HA3 | 2.03 | 0.41 |
| 1:G:37:PHE:CG | 1:G:121:TRP:HH2 | 2.38 | 0.41 |
| 1:G:51:ILE:HD11 | 1:G:70:ILE:HG12 | 2.01 | 0.41 |
| 1:O:51:ILE:HD11 | 1:O:70:ILE:HG12 | 2.02 | 0.41 |
| 2:I:413:GLY:N | 2:I:427:ASP:OD1 | 2.52 | 0.41 |
| 2:K:439:ASN:OD1 | 2:K:506:GLN:HG2 | 2.20 | 0.41 |
| 2:N:24:LEU:HG | 2:N:25:PRO:HD2 | 2.02 | 0.41 |
| 2:N:393:THR:HA | 2:N:522:ALA:HA | 2.01 | 0.41 |
| 1:G:36:TRP:CG | 1:G:81:LEU:HD22 | 2.55 | 0.41 |
| 2:K:123:ALA:HA | 2:K:177:MET:SD | 2.60 | 0.41 |
| 2:K:127:VAL:HG22 | 2:K:171:VAL:HG22 | 2.01 | 0.41 |
| 2:M:80:ASP:OD1 | 2:M:82:PRO:HD3 | 2.21 | 0.41 |
| 2:M:88:ASP:N | 2:M:88:ASP:OD1 | 2.54 | 0.41 |
| 2:M:156:GLU:OE1 | 2:M:158:ARG:NH2 | 2.54 | 0.41 |
| 2:N:156:GLU:OE1 | 2:N:158:ARG:NH2 | 2.53 | 0.41 |
| 2:N:439:ASN:OD1 | 2:N:506:GLN:HG2 | 2.20 | 0.41 |
| 2:N:490:PHE:CE2 | 2:N:492:LEU:HB2 | 2.56 | 0.41 |
| 1:G:100:PRO:HB2 | 1:G:105:THR:HG21 | 2.02 | 0.41 |
| 1:H:72:ARG:HD3 | 1:H:74:ASN:OD1 | 2.21 | 0.41 |
| 2:I:64:TRP:CE2 | 2:I:266:TYR:HE1 | 2.39 | 0.41 |
| 2:K:410:ILE:CD1 | 2:K:510:VAL:HG11 | 2.51 | 0.41 |
| 2:K:802:PHE:HD1 | 2:K:805:ILE:HD11 | 1.85 | 0.41 |
| 2:K:1089:PHE:HE1 | 2:K:1123:SER:HB2 | 1.85 | 0.41 |
| 2:M:106:PHE:HB2 | 2:M:117:LEU:HB3 | 2.03 | 0.41 |
| 2:M:350:VAL:HB | 2:M:402:ILE:HG22 | 2.02 | 0.41 |
| 2:J:817:PHE:O | 2:J:821:LEU:N | 2.33 | 0.41 |
| 2:J:1086:LYS:HA | 2:J:1125:ASN:HA | 2.03 | 0.41 |
| 2:N:139:PRO:HA | 2:N:158:ARG:O | 2.20 | 0.41 |
| 1:S:37:PHE:CG | 1:S:121:TRP:HH2 | 2.39 | 0.41 |
| 1:U:12:VAL:HG21 | 1:U:86:LEU:HD13 | 2.02 | 0.41 |
| 2:I:34:ARG:HA | 2:I:34:ARG:HD2 | 1.82 | 0.41 |
| 2:I:808:ASP:OD1 | 2:I:808:ASP:N | 2.51 | 0.41 |
| 2:K:216:LEU:HD12 | 2:K:266:TYR:CD2 | 2.55 | 0.41 |
| 2:K:400:PHE:HE1 | 2:K:410:ILE:HD13 | 1.85 | 0.41 |
| 2:K:595:VAL:HG12 | 2:K:612:TYR:CD1 | 2.56 | 0.41 |
| 2:K:826:VAL:HB | 2:K:1057:PRO:HG2 | 2.03 | 0.41 |
| 2:M:187:LYS:HD2 | 2:M:187:LYS:HA | 1.90 | 0.41 |
| 2:M:237:ARG:HH11 | 2:M:237:ARG:HG3 | 1.86 | 0.41 |

Continued on next page...

Continued from previous page...

| Atom-1 | Atom-2 | Interatomic distance (Å) | Clash overlap (Å) |
|------------------|------------------|--------------------------|-------------------|
| 2:M:454:ARG:HD2 | 2:M:457:ARG:HD2 | 2.03 | 0.41 |
| 2:J:381:GLY:HA3 | 2:J:430:THR:HG22 | 2.02 | 0.41 |
| 2:J:424:LYS:HD2 | 2:J:424:LYS:HA | 1.89 | 0.41 |
| 2:J:897:PRO:HB2 | 2:J:900:MET:HG3 | 2.02 | 0.41 |
| 2:L:127:VAL:HG22 | 2:L:171:VAL:HG22 | 2.03 | 0.41 |
| 2:L:393:THR:HA | 2:L:522:ALA:HA | 2.03 | 0.41 |
| 2:L:671:CYS:SG | 2:L:697:MET:HB3 | 2.61 | 0.41 |
| 2:L:1086:LYS:HA | 2:L:1125:ASN:HA | 2.02 | 0.41 |
| 2:L:1098:ASN:HB3 | 2:L:1101:HIS:O | 2.21 | 0.41 |
| 4:L:1303:NAG:H3 | 4:L:1303:NAG:C8 | 2.48 | 0.41 |
| 2:N:490:PHE:CD1 | 2:N:491:PRO:HD2 | 2.55 | 0.41 |
| 2:N:1082:CYS:HB2 | 2:N:1126:CYS:HB2 | 2.01 | 0.41 |
| 1:G:34:ILE:HG21 | 1:G:79:VAL:HG11 | 2.03 | 0.41 |
| 1:H:38:ARG:HG3 | 1:H:92:ALA:HB3 | 2.03 | 0.41 |
| 1:T:93:ILE:HA | 1:T:126:GLN:HA | 2.02 | 0.41 |
| 1:O:72:ARG:HD3 | 1:O:74:ASN:OD1 | 2.20 | 0.41 |
| 1:U:73:ASP:OD2 | 1:U:76:LYS:HG2 | 2.21 | 0.41 |
| 2:I:611:LEU:HD22 | 2:I:666:ILE:HG23 | 2.03 | 0.41 |
| 2:K:119:ILE:HG12 | 2:K:128:ILE:HG12 | 2.03 | 0.41 |
| 2:M:354:ASN:O | 2:M:398:ASP:HA | 2.21 | 0.41 |
| 2:M:1089:PHE:HE1 | 2:M:1123:SER:HB2 | 1.86 | 0.41 |
| 2:J:562:PHE:CD2 | 2:L:225:PRO:HD2 | 2.56 | 0.41 |
| 2:J:708:SER:HB3 | 4:J:1307:NAG:H82 | 2.02 | 0.41 |
| 2:L:53:ASP:HB3 | 2:L:55:PHE:CE2 | 2.56 | 0.41 |
| 2:L:68:ILE:HG23 | 2:L:70:VAL:HG23 | 2.03 | 0.41 |
| 2:L:123:ALA:HA | 2:L:177:MET:SD | 2.61 | 0.41 |
| 2:L:143:VAL:HA | 2:L:154:GLU:HA | 2.02 | 0.41 |
| 2:L:475:ALA:O | 2:L:487:ASN:HB3 | 2.21 | 0.41 |
| 2:N:738:CYS:O | 2:N:742:ILE:HG12 | 2.20 | 0.41 |
| 1:H:24:ALA:HB1 | 1:H:27:PHE:CE1 | 2.56 | 0.40 |
| 2:I:707:TYR:CE1 | 2:K:897:PRO:HA | 2.57 | 0.40 |
| 2:I:906:PHE:CE2 | 2:I:916:LEU:HB2 | 2.56 | 0.40 |
| 2:I:977:LEU:HD22 | 2:I:993:ILE:HD13 | 2.03 | 0.40 |
| 2:K:466:ARG:HE | 2:K:466:ARG:HB3 | 1.77 | 0.40 |
| 2:M:347:PHE:CE2 | 2:M:509:ARG:HB3 | 2.56 | 0.40 |
| 2:J:400:PHE:HE1 | 2:J:410:ILE:HD13 | 1.86 | 0.40 |
| 2:J:490:PHE:CD1 | 2:J:491:PRO:HD2 | 2.55 | 0.40 |
| 2:J:490:PHE:CE2 | 2:J:492:LEU:HB2 | 2.55 | 0.40 |
| 2:L:15:CYS:HA | 2:L:158:ARG:HD3 | 2.03 | 0.40 |
| 2:L:1103:PHE:CD2 | 2:L:1112:PRO:HB2 | 2.56 | 0.40 |
| 2:N:595:VAL:HG12 | 2:N:612:TYR:CD1 | 2.56 | 0.40 |

Continued on next page...

Continued from previous page...

| Atom-1 | Atom-2 | Interatomic distance (Å) | Clash overlap (Å) |
|-------------------|-------------------|--------------------------|-------------------|
| 1:O:100:PRO:HB2 | 1:O:105:THR:HG21 | 2.03 | 0.40 |
| 2:I:143:VAL:HA | 2:I:154:GLU:HA | 2.03 | 0.40 |
| 2:I:441:LEU:H | 2:I:441:LEU:HD23 | 1.87 | 0.40 |
| 2:K:905:ARG:NH1 | 2:K:1049:LEU:O | 2.52 | 0.40 |
| 2:M:715:PRO:HG3 | 2:M:1069:PRO:HB3 | 2.02 | 0.40 |
| 2:J:34:ARG:HG3 | 2:J:216:LEU:HD21 | 2.03 | 0.40 |
| 2:L:129:LYS:HE2 | 2:L:169:GLU:HG2 | 2.02 | 0.40 |
| 1:O:45:ARG:HE | 1:O:95:TYR:HE2 | 1.69 | 0.40 |
| 1:O:64:VAL:HB | 1:O:68:PHE:CG | 2.56 | 0.40 |
| 2:I:1107:ARG:HH22 | 2:K:907:ASN:HD22 | 1.70 | 0.40 |
| 2:K:44:ARG:O | 2:K:283:GLY:HA2 | 2.21 | 0.40 |
| 2:K:189:LEU:HD22 | 2:K:217:PRO:HG2 | 2.01 | 0.40 |
| 2:K:666:ILE:HB | 2:K:670:ILE:O | 2.21 | 0.40 |
| 2:M:34:ARG:HA | 2:M:34:ARG:HD2 | 1.82 | 0.40 |
| 2:M:1053:PRO:O | 2:M:1054:GLN:NE2 | 2.35 | 0.40 |
| 2:J:600:PRO:HD3 | 2:J:692:ILE:HD11 | 2.02 | 0.40 |
| 2:L:287:ASP:HB3 | 2:L:306:PHE:CE2 | 2.57 | 0.40 |
| 2:L:418:ILE:HD13 | 2:L:418:ILE:HA | 1.95 | 0.40 |
| 2:L:801:ASN:ND2 | 4:L:1305:NAG:H3 | 2.37 | 0.40 |
| 2:N:710:ASN:O | 2:N:1076:THR:HA | 2.21 | 0.40 |
| 2:N:763:LEU:HD22 | 2:N:1008:VAL:HG21 | 2.03 | 0.40 |
| 2:N:1073:LYS:HD2 | 2:N:1075:PHE:CZ | 2.56 | 0.40 |
| 1:G:24:ALA:HB1 | 1:G:27:PHE:CE1 | 2.56 | 0.40 |
| 1:T:64:VAL:HB | 1:T:68:PHE:CG | 2.56 | 0.40 |
| 2:I:454:ARG:HD2 | 2:I:457:ARG:HD2 | 2.02 | 0.40 |
| 2:K:29:THR:HG23 | 2:K:62:VAL:HG23 | 2.02 | 0.40 |
| 2:K:342:PHE:HZ | 2:K:513:LEU:HD11 | 1.85 | 0.40 |
| 2:K:433:VAL:HG13 | 2:K:512:VAL:HG22 | 2.03 | 0.40 |
| 2:M:213:VAL:HG23 | 2:M:214:ARG:N | 2.35 | 0.40 |
| 2:M:408:ARG:HA | 2:M:408:ARG:HD2 | 1.79 | 0.40 |
| 2:M:671:CYS:SG | 2:M:697:MET:HB3 | 2.61 | 0.40 |
| 2:J:125:ASN:ND2 | 2:J:172:SER:O | 2.30 | 0.40 |
| 2:J:520:ALA:HB3 | 2:J:521:PRO:HD3 | 2.03 | 0.40 |
| 2:L:24:LEU:HD23 | 2:L:25:PRO:O | 2.22 | 0.40 |
| 2:L:34:ARG:HD2 | 2:L:34:ARG:HA | 1.83 | 0.40 |
| 2:L:811:LYS:N | 2:L:812:PRO:HD3 | 2.36 | 0.40 |
| 2:N:374:PHE:HZ | 4:N:1306:NAG:H82 | 1.86 | 0.40 |
| 2:N:520:ALA:HB3 | 2:N:521:PRO:HD3 | 2.04 | 0.40 |
| 2:N:748:GLU:H | 2:N:748:GLU:CD | 2.22 | 0.40 |
| 2:N:1089:PHE:CE1 | 2:N:1123:SER:HB2 | 2.56 | 0.40 |
| 2:N:1101:HIS:ND1 | 4:N:1308:NAG:H3 | 2.37 | 0.40 |

Continued on next page...

Continued from previous page...

| Atom-1 | Atom-2 | Interatomic distance (Å) | Clash overlap (Å) |
|------------------|------------------|--------------------------|-------------------|
| 1:S:47:GLY:HA3 | 1:S:50:PHE:CZ | 2.57 | 0.40 |
| 1:O:91:THR:OG1 | 1:O:129:VAL:N | 2.38 | 0.40 |
| 2:I:453:TYR:CE2 | 2:I:455:LEU:HD23 | 2.55 | 0.40 |
| 2:I:811:LYS:N | 2:I:812:PRO:HD3 | 2.36 | 0.40 |
| 2:K:193:VAL:HG13 | 2:K:270:LEU:HD11 | 2.03 | 0.40 |
| 2:M:326:ILE:HG21 | 2:M:534:VAL:HG12 | 2.03 | 0.40 |
| 2:M:490:PHE:CE2 | 2:M:492:LEU:HB2 | 2.57 | 0.40 |
| 2:J:139:PRO:HA | 2:J:158:ARG:O | 2.21 | 0.40 |
| 2:J:287:ASP:HB3 | 2:J:306:PHE:CE2 | 2.56 | 0.40 |
| 2:J:1134:ASN:HB2 | 4:J:1304:NAG:N2 | 2.36 | 0.40 |
| 2:L:748:GLU:H | 2:L:748:GLU:CD | 2.22 | 0.40 |
| 2:N:358:ILE:HG13 | 2:N:395:VAL:HB | 2.02 | 0.40 |

There are no symmetry-related clashes.

5.3 Torsion angles [i](#)

5.3.1 Protein backbone [i](#)

In the following table, the Percentiles column shows the percent Ramachandran outliers of the chain as a percentile score with respect to all PDB entries followed by that with respect to all EM entries.

The Analysed column shows the number of residues for which the backbone conformation was analysed, and the total number of residues.

| Mol | Chain | Analysed | Favoured | Allowed | Outliers | Percentiles | |
|-----|-------|-----------------|------------|---------|----------|-------------|-----|
| 1 | G | 131/145 (90%) | 130 (99%) | 1 (1%) | 0 | 100 | 100 |
| 1 | H | 131/145 (90%) | 130 (99%) | 1 (1%) | 0 | 100 | 100 |
| 1 | O | 131/145 (90%) | 130 (99%) | 1 (1%) | 0 | 100 | 100 |
| 1 | S | 131/145 (90%) | 130 (99%) | 1 (1%) | 0 | 100 | 100 |
| 1 | T | 131/145 (90%) | 130 (99%) | 1 (1%) | 0 | 100 | 100 |
| 1 | U | 131/145 (90%) | 130 (99%) | 1 (1%) | 0 | 100 | 100 |
| 2 | I | 1030/1288 (80%) | 1005 (98%) | 24 (2%) | 1 (0%) | 48 | 78 |
| 2 | J | 1035/1288 (80%) | 1008 (97%) | 26 (2%) | 1 (0%) | 48 | 78 |
| 2 | K | 1050/1288 (82%) | 1019 (97%) | 30 (3%) | 1 (0%) | 48 | 78 |
| 2 | L | 1044/1288 (81%) | 1015 (97%) | 28 (3%) | 1 (0%) | 48 | 78 |

Continued on next page...

Continued from previous page...

| Mol | Chain | Analysed | Favoured | Allowed | Outliers | Percentiles | |
|-----|-------|-----------------|------------|----------|----------|-------------|----|
| 2 | M | 1022/1288 (79%) | 994 (97%) | 27 (3%) | 1 (0%) | 48 | 78 |
| 2 | N | 1042/1288 (81%) | 1018 (98%) | 23 (2%) | 1 (0%) | 48 | 78 |
| All | All | 7009/8598 (82%) | 6839 (98%) | 164 (2%) | 6 (0%) | 50 | 78 |

All (6) Ramachandran outliers are listed below:

| Mol | Chain | Res | Type |
|-----|-------|-----|------|
| 2 | I | 943 | SER |
| 2 | K | 943 | SER |
| 2 | M | 943 | SER |
| 2 | J | 943 | SER |
| 2 | L | 943 | SER |
| 2 | N | 943 | SER |

5.3.2 Protein sidechains [i](#)

In the following table, the Percentiles column shows the percent sidechain outliers of the chain as a percentile score with respect to all PDB entries followed by that with respect to all EM entries.

The Analysed column shows the number of residues for which the sidechain conformation was analysed, and the total number of residues.

| Mol | Chain | Analysed | Rotameric | Outliers | Percentiles | |
|-----|-------|-----------------|-------------|----------|-------------|-----|
| 1 | G | 109/119 (92%) | 109 (100%) | 0 | 100 | 100 |
| 1 | H | 109/119 (92%) | 109 (100%) | 0 | 100 | 100 |
| 1 | O | 109/119 (92%) | 109 (100%) | 0 | 100 | 100 |
| 1 | S | 109/119 (92%) | 109 (100%) | 0 | 100 | 100 |
| 1 | T | 109/119 (92%) | 109 (100%) | 0 | 100 | 100 |
| 1 | U | 109/119 (92%) | 109 (100%) | 0 | 100 | 100 |
| 2 | I | 895/1116 (80%) | 893 (100%) | 2 (0%) | 92 | 97 |
| 2 | J | 901/1116 (81%) | 899 (100%) | 2 (0%) | 92 | 97 |
| 2 | K | 910/1116 (82%) | 909 (100%) | 1 (0%) | 92 | 97 |
| 2 | L | 908/1116 (81%) | 906 (100%) | 2 (0%) | 92 | 97 |
| 2 | M | 893/1116 (80%) | 892 (100%) | 1 (0%) | 92 | 97 |
| 2 | N | 906/1116 (81%) | 905 (100%) | 1 (0%) | 92 | 97 |
| All | All | 6067/7410 (82%) | 6058 (100%) | 9 (0%) | 92 | 97 |

All (9) residues with a non-rotameric sidechain are listed below:

| Mol | Chain | Res | Type |
|-----|-------|-----|------|
| 2 | I | 417 | LYS |
| 2 | I | 567 | ARG |
| 2 | K | 417 | LYS |
| 2 | M | 417 | LYS |
| 2 | J | 417 | LYS |
| 2 | J | 983 | ARG |
| 2 | L | 417 | LYS |
| 2 | L | 983 | ARG |
| 2 | N | 417 | LYS |

Sometimes sidechains can be flipped to improve hydrogen bonding and reduce clashes. All (11) such sidechains are listed below:

| Mol | Chain | Res | Type |
|-----|-------|------|------|
| 2 | I | 1002 | GLN |
| 2 | K | 1002 | GLN |
| 2 | M | 901 | GLN |
| 2 | M | 1002 | GLN |
| 2 | J | 317 | ASN |
| 2 | J | 1002 | GLN |
| 2 | L | 317 | ASN |
| 2 | L | 544 | ASN |
| 2 | L | 801 | ASN |
| 2 | L | 1002 | GLN |
| 2 | N | 1002 | GLN |

5.3.3 RNA [i](#)

There are no RNA molecules in this entry.

5.4 Non-standard residues in protein, DNA, RNA chains [i](#)

There are no non-standard protein/DNA/RNA residues in this entry.

5.5 Carbohydrates [i](#)

6 monosaccharides are modelled in this entry.

In the following table, the Counts columns list the number of bonds (or angles) for which Mogul statistics could be retrieved, the number of bonds (or angles) that are observed in the model and

the number of bonds (or angles) that are defined in the Chemical Component Dictionary. The Link column lists molecule types, if any, to which the group is linked. The Z score for a bond length (or angle) is the number of standard deviations the observed value is removed from the expected value. A bond length (or angle) with $|Z| > 2$ is considered an outlier worth inspection. RMSZ is the root-mean-square of all Z scores of the bond lengths (or angles).

| Mol | Type | Chain | Res | Link | Bond lengths | | | Bond angles | | |
|-----|------|-------|-----|------|--------------|------|----------|-------------|------|----------|
| | | | | | Counts | RMSZ | # Z > 2 | Counts | RMSZ | # Z > 2 |
| 3 | NAG | A | 1 | 3,2 | 14,14,15 | 0.39 | 0 | 17,19,21 | 1.61 | 4 (23%) |
| 3 | NAG | A | 2 | 3 | 14,14,15 | 0.96 | 1 (7%) | 17,19,21 | 1.24 | 2 (11%) |
| 3 | BMA | A | 3 | 3 | 11,11,12 | 0.92 | 1 (9%) | 15,15,17 | 0.85 | 0 |
| 3 | NAG | B | 1 | 3,2 | 14,14,15 | 1.10 | 1 (7%) | 17,19,21 | 4.30 | 5 (29%) |
| 3 | NAG | B | 2 | 3 | 14,14,15 | 0.59 | 0 | 17,19,21 | 2.01 | 4 (23%) |
| 3 | BMA | B | 3 | 3 | 11,11,12 | 2.75 | 2 (18%) | 15,15,17 | 4.61 | 10 (66%) |

In the following table, the Chirals column lists the number of chiral outliers, the number of chiral centers analysed, the number of these observed in the model and the number defined in the Chemical Component Dictionary. Similar counts are reported in the Torsion and Rings columns. '-' means no outliers of that kind were identified.

| Mol | Type | Chain | Res | Link | Chirals | Torsions | Rings |
|-----|------|-------|-----|------|---------|-----------|---------|
| 3 | NAG | A | 1 | 3,2 | - | 1/6/23/26 | 0/1/1/1 |
| 3 | NAG | A | 2 | 3 | - | 4/6/23/26 | 0/1/1/1 |
| 3 | BMA | A | 3 | 3 | - | 0/2/19/22 | 0/1/1/1 |
| 3 | NAG | B | 1 | 3,2 | - | 1/6/23/26 | 0/1/1/1 |
| 3 | NAG | B | 2 | 3 | - | 3/6/23/26 | 0/1/1/1 |
| 3 | BMA | B | 3 | 3 | - | 2/2/19/22 | 0/1/1/1 |

All (5) bond length outliers are listed below:

| Mol | Chain | Res | Type | Atoms | Z | Observed(Å) | Ideal(Å) |
|-----|-------|-----|------|-------|------|-------------|----------|
| 3 | B | 3 | BMA | C1-C2 | 6.59 | 1.67 | 1.52 |
| 3 | B | 3 | BMA | O5-C1 | 5.67 | 1.52 | 1.43 |
| 3 | B | 1 | NAG | C1-C2 | 3.59 | 1.57 | 1.52 |
| 3 | A | 2 | NAG | C1-C2 | 3.21 | 1.57 | 1.52 |
| 3 | A | 3 | BMA | C1-C2 | 2.08 | 1.56 | 1.52 |

All (25) bond angle outliers are listed below:

| Mol | Chain | Res | Type | Atoms | Z | Observed(°) | Ideal(°) |
|-----|-------|-----|------|----------|-------|-------------|----------|
| 3 | B | 1 | NAG | C1-O5-C5 | 15.30 | 132.92 | 112.19 |
| 3 | B | 3 | BMA | C1-O5-C5 | 10.18 | 125.98 | 112.19 |

Continued on next page...

Continued from previous page...

| Mol | Chain | Res | Type | Atoms | Z | Observed(°) | Ideal(°) |
|-----|-------|-----|------|----------|-------|-------------|----------|
| 3 | B | 3 | BMA | C1-C2-C3 | 7.46 | 118.84 | 109.67 |
| 3 | B | 3 | BMA | C3-C4-C5 | 7.33 | 123.31 | 110.24 |
| 3 | B | 2 | NAG | C1-O5-C5 | 6.70 | 121.27 | 112.19 |
| 3 | B | 1 | NAG | C4-C3-C2 | 5.96 | 119.76 | 111.02 |
| 3 | B | 3 | BMA | O3-C3-C4 | -5.18 | 98.38 | 110.35 |
| 3 | B | 1 | NAG | C3-C4-C5 | 5.11 | 119.35 | 110.24 |
| 3 | B | 3 | BMA | C2-C3-C4 | 4.36 | 118.44 | 110.89 |
| 3 | B | 3 | BMA | O5-C5-C6 | -4.24 | 100.56 | 107.20 |
| 3 | A | 1 | NAG | C1-C2-N2 | 3.53 | 116.52 | 110.49 |
| 3 | B | 3 | BMA | O5-C1-C2 | 3.27 | 115.82 | 110.77 |
| 3 | B | 3 | BMA | O2-C2-C3 | -3.10 | 103.92 | 110.14 |
| 3 | A | 2 | NAG | C1-O5-C5 | 3.08 | 116.37 | 112.19 |
| 3 | A | 1 | NAG | C1-O5-C5 | 3.07 | 116.35 | 112.19 |
| 3 | B | 1 | NAG | O4-C4-C3 | 3.05 | 117.41 | 110.35 |
| 3 | A | 1 | NAG | O4-C4-C3 | -3.02 | 103.36 | 110.35 |
| 3 | A | 2 | NAG | C2-N2-C7 | 2.92 | 127.06 | 122.90 |
| 3 | B | 3 | BMA | C6-C5-C4 | -2.80 | 106.45 | 113.00 |
| 3 | B | 3 | BMA | O5-C5-C4 | 2.78 | 117.59 | 110.83 |
| 3 | B | 2 | NAG | O4-C4-C3 | -2.52 | 104.53 | 110.35 |
| 3 | B | 1 | NAG | O5-C5-C4 | 2.19 | 116.16 | 110.83 |
| 3 | B | 2 | NAG | C4-C3-C2 | 2.17 | 114.20 | 111.02 |
| 3 | B | 2 | NAG | C3-C4-C5 | 2.15 | 114.07 | 110.24 |
| 3 | A | 1 | NAG | C2-N2-C7 | -2.02 | 120.02 | 122.90 |

There are no chirality outliers.

All (11) torsion outliers are listed below:

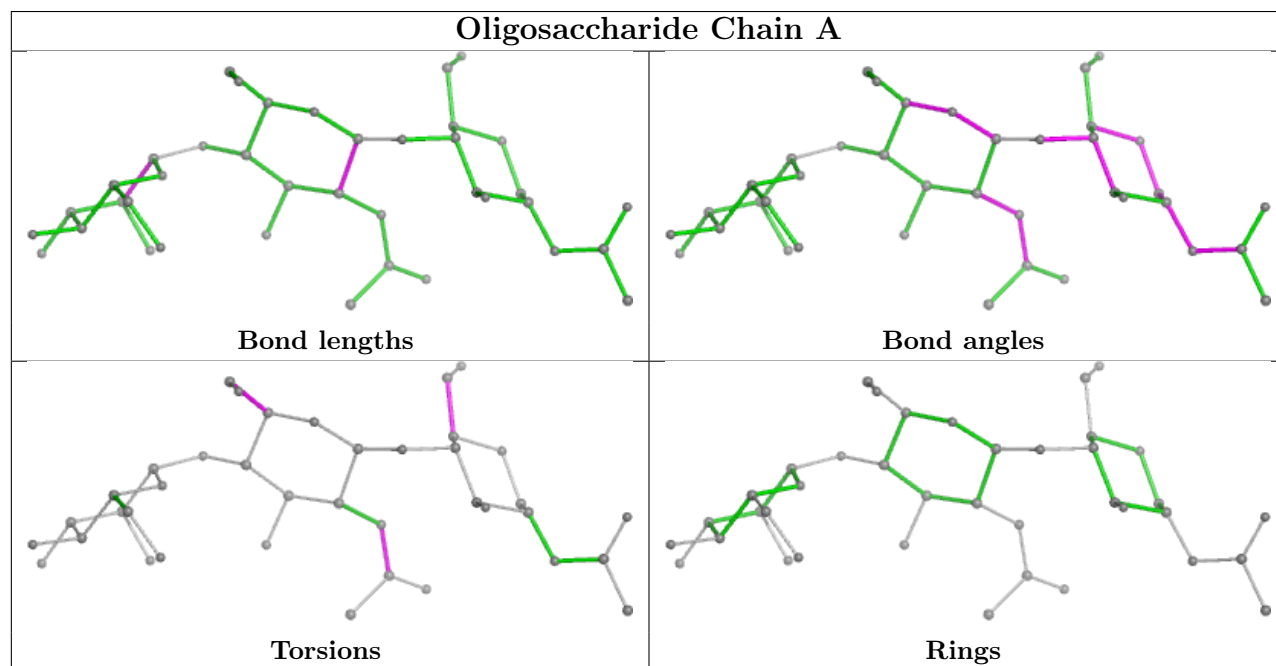
| Mol | Chain | Res | Type | Atoms |
|-----|-------|-----|------|-------------|
| 3 | B | 2 | NAG | O5-C5-C6-O6 |
| 3 | B | 2 | NAG | C4-C5-C6-O6 |
| 3 | A | 2 | NAG | C4-C5-C6-O6 |
| 3 | A | 2 | NAG | O5-C5-C6-O6 |
| 3 | A | 2 | NAG | C8-C7-N2-C2 |
| 3 | A | 2 | NAG | O7-C7-N2-C2 |
| 3 | B | 3 | BMA | O5-C5-C6-O6 |
| 3 | B | 1 | NAG | O5-C5-C6-O6 |
| 3 | A | 1 | NAG | O5-C5-C6-O6 |
| 3 | B | 3 | BMA | C4-C5-C6-O6 |
| 3 | B | 2 | NAG | C3-C2-N2-C7 |

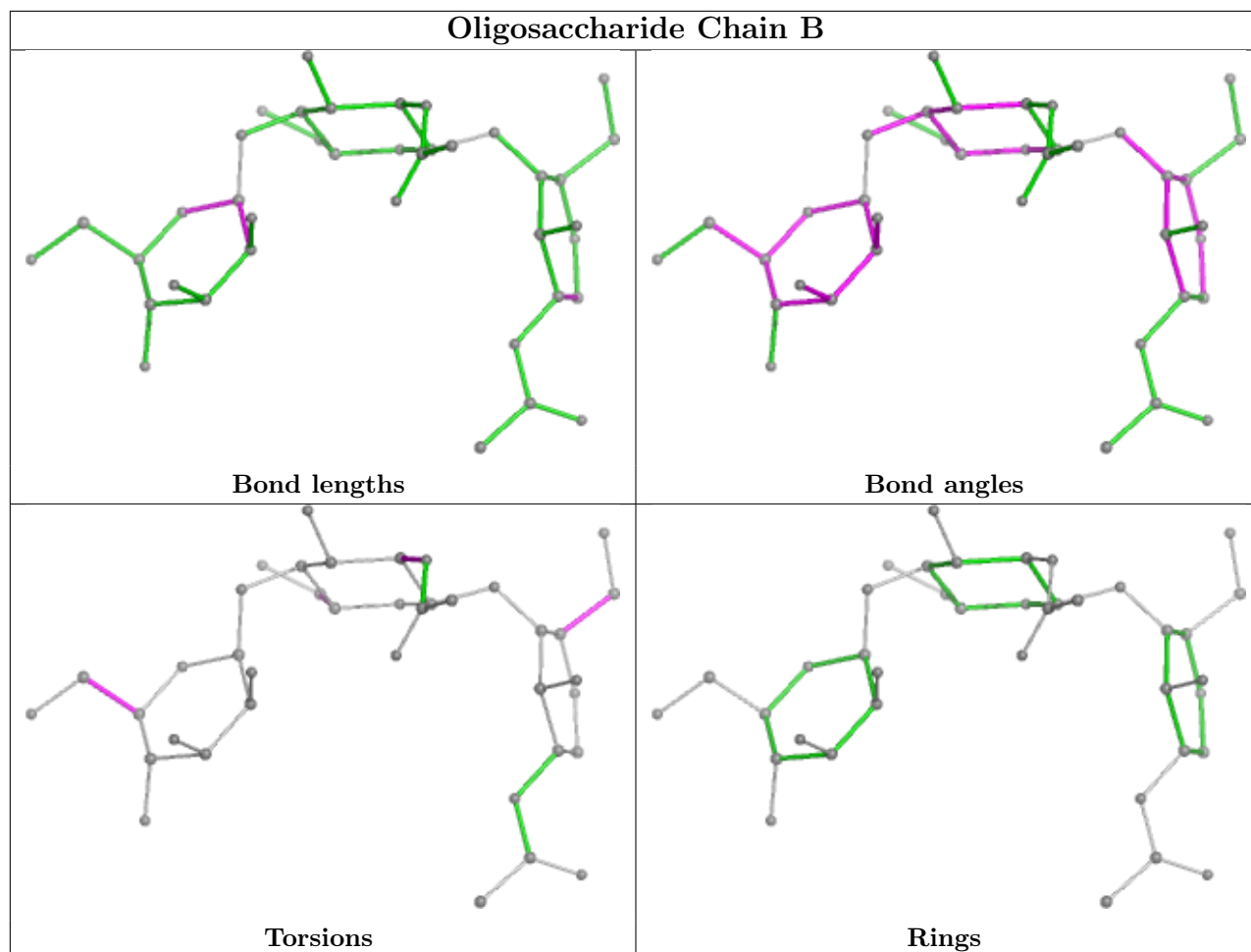
There are no ring outliers.

2 monomers are involved in 3 short contacts:

| Mol | Chain | Res | Type | Clashes | Symm-Clashes |
|-----|-------|-----|------|---------|--------------|
| 3 | A | 1 | NAG | 2 | 0 |
| 3 | A | 2 | NAG | 3 | 0 |

The following is a two-dimensional graphical depiction of Mogul quality analysis of bond lengths, bond angles, torsion angles, and ring geometry for oligosaccharide.





5.6 Ligand geometry [i](#)

46 ligands are modelled in this entry.

In the following table, the Counts columns list the number of bonds (or angles) for which Mogul statistics could be retrieved, the number of bonds (or angles) that are observed in the model and the number of bonds (or angles) that are defined in the Chemical Component Dictionary. The Link column lists molecule types, if any, to which the group is linked. The Z score for a bond length (or angle) is the number of standard deviations the observed value is removed from the expected value. A bond length (or angle) with $|Z| > 2$ is considered an outlier worth inspection. RMSZ is the root-mean-square of all Z scores of the bond lengths (or angles).

| Mol | Type | Chain | Res | Link | Bond lengths | | | Bond angles | | |
|-----|------|-------|------|------|--------------|------|-------------|-------------|------|-------------|
| | | | | | Counts | RMSZ | $\# Z > 2$ | Counts | RMSZ | $\# Z > 2$ |
| 4 | NAG | I | 1303 | 2 | 14,14,15 | 0.48 | 0 | 17,19,21 | 0.42 | 0 |
| 4 | NAG | I | 1302 | 2 | 14,14,15 | 0.85 | 1 (7%) | 17,19,21 | 1.58 | 3 (17%) |
| 4 | NAG | M | 1304 | 2 | 14,14,15 | 0.48 | 0 | 17,19,21 | 0.52 | 0 |
| 4 | NAG | L | 1302 | 2 | 14,14,15 | 0.37 | 0 | 17,19,21 | 0.48 | 0 |
| 4 | NAG | K | 1305 | 2 | 14,14,15 | 0.26 | 0 | 17,19,21 | 0.48 | 0 |
| 4 | NAG | N | 1302 | 2 | 14,14,15 | 0.28 | 0 | 17,19,21 | 0.58 | 1 (5%) |

| Mol | Type | Chain | Res | Link | Bond lengths | | | Bond angles | | |
|-----|------|-------|------|------|--------------|------|----------|-------------|------|----------|
| | | | | | Counts | RMSZ | # Z > 2 | Counts | RMSZ | # Z > 2 |
| 4 | NAG | J | 1304 | 2 | 14,14,15 | 0.55 | 0 | 17,19,21 | 0.47 | 0 |
| 4 | NAG | L | 1303 | 2 | 14,14,15 | 0.53 | 0 | 17,19,21 | 1.39 | 2 (11%) |
| 4 | NAG | M | 1308 | 2 | 14,14,15 | 0.39 | 0 | 17,19,21 | 0.66 | 0 |
| 4 | NAG | J | 1306 | 2 | 14,14,15 | 0.57 | 0 | 17,19,21 | 0.55 | 0 |
| 4 | NAG | M | 1307 | 2 | 14,14,15 | 0.32 | 0 | 17,19,21 | 0.80 | 1 (5%) |
| 4 | NAG | M | 1309 | 2 | 14,14,15 | 0.71 | 1 (7%) | 17,19,21 | 0.69 | 1 (5%) |
| 4 | NAG | M | 1303 | 2 | 14,14,15 | 0.24 | 0 | 17,19,21 | 0.47 | 0 |
| 4 | NAG | N | 1303 | 2 | 14,14,15 | 0.23 | 0 | 17,19,21 | 0.53 | 0 |
| 4 | NAG | I | 1308 | 2 | 14,14,15 | 0.17 | 0 | 17,19,21 | 0.61 | 0 |
| 4 | NAG | N | 1307 | 2 | 14,14,15 | 0.46 | 0 | 17,19,21 | 0.66 | 0 |
| 4 | NAG | M | 1302 | 2 | 14,14,15 | 0.29 | 0 | 17,19,21 | 1.04 | 2 (11%) |
| 4 | NAG | J | 1303 | 2 | 14,14,15 | 0.56 | 0 | 17,19,21 | 0.51 | 0 |
| 4 | NAG | J | 1308 | 2 | 14,14,15 | 0.61 | 1 (7%) | 17,19,21 | 0.45 | 0 |
| 4 | NAG | I | 1307 | 2 | 14,14,15 | 0.42 | 0 | 17,19,21 | 1.30 | 2 (11%) |
| 4 | NAG | J | 1302 | 2 | 14,14,15 | 0.48 | 0 | 17,19,21 | 0.73 | 1 (5%) |
| 4 | NAG | M | 1305 | 2 | 14,14,15 | 0.27 | 0 | 17,19,21 | 0.56 | 0 |
| 4 | NAG | L | 1305 | 2 | 14,14,15 | 0.19 | 0 | 17,19,21 | 0.81 | 0 |
| 4 | NAG | N | 1305 | 2 | 14,14,15 | 0.92 | 1 (7%) | 17,19,21 | 1.31 | 3 (17%) |
| 4 | NAG | M | 1301 | 2 | 14,14,15 | 0.22 | 0 | 17,19,21 | 0.50 | 0 |
| 4 | NAG | J | 1307 | 2 | 14,14,15 | 0.64 | 1 (7%) | 17,19,21 | 0.66 | 0 |
| 4 | NAG | K | 1301 | 2 | 14,14,15 | 0.26 | 0 | 17,19,21 | 0.49 | 0 |
| 4 | NAG | K | 1307 | 2 | 14,14,15 | 0.51 | 0 | 17,19,21 | 0.69 | 1 (5%) |
| 4 | NAG | K | 1303 | 2 | 14,14,15 | 0.71 | 1 (7%) | 17,19,21 | 0.69 | 0 |
| 4 | NAG | K | 1306 | 2 | 14,14,15 | 0.40 | 0 | 17,19,21 | 0.60 | 0 |
| 4 | NAG | K | 1304 | 2 | 14,14,15 | 0.45 | 0 | 17,19,21 | 0.39 | 0 |
| 4 | NAG | N | 1304 | 2 | 14,14,15 | 0.26 | 0 | 17,19,21 | 0.53 | 0 |
| 4 | NAG | M | 1310 | 2 | 14,14,15 | 0.57 | 0 | 17,19,21 | 0.59 | 0 |
| 4 | NAG | I | 1304 | 2 | 14,14,15 | 0.24 | 0 | 17,19,21 | 0.73 | 0 |
| 4 | NAG | K | 1302 | 2 | 14,14,15 | 0.41 | 0 | 17,19,21 | 0.58 | 0 |
| 4 | NAG | I | 1301 | 2 | 14,14,15 | 0.35 | 0 | 17,19,21 | 1.02 | 2 (11%) |
| 4 | NAG | J | 1305 | 2 | 14,14,15 | 0.60 | 1 (7%) | 17,19,21 | 0.47 | 0 |
| 4 | NAG | I | 1306 | 2 | 14,14,15 | 0.47 | 0 | 17,19,21 | 0.62 | 0 |
| 4 | NAG | J | 1301 | 2 | 14,14,15 | 0.77 | 1 (7%) | 17,19,21 | 0.60 | 0 |
| 4 | NAG | N | 1301 | 2 | 14,14,15 | 0.24 | 0 | 17,19,21 | 0.45 | 0 |
| 4 | NAG | M | 1306 | 2 | 14,14,15 | 0.32 | 0 | 17,19,21 | 0.88 | 1 (5%) |
| 4 | NAG | I | 1305 | 2 | 14,14,15 | 0.64 | 1 (7%) | 17,19,21 | 0.68 | 0 |
| 4 | NAG | N | 1306 | 2 | 14,14,15 | 0.42 | 0 | 17,19,21 | 0.76 | 1 (5%) |
| 4 | NAG | L | 1301 | 2 | 14,14,15 | 0.50 | 0 | 17,19,21 | 0.64 | 0 |
| 4 | NAG | N | 1308 | 2 | 14,14,15 | 0.72 | 1 (7%) | 17,19,21 | 0.71 | 0 |

| Mol | Type | Chain | Res | Link | Bond lengths | | | Bond angles | | |
|-----|------|-------|------|------|--------------|------|----------|-------------|------|----------|
| | | | | | Counts | RMSZ | # Z > 2 | Counts | RMSZ | # Z > 2 |
| 4 | NAG | L | 1304 | 2 | 14,14,15 | 0.43 | 0 | 17,19,21 | 1.71 | 2 (11%) |

In the following table, the Chirals column lists the number of chiral outliers, the number of chiral centers analysed, the number of these observed in the model and the number defined in the Chemical Component Dictionary. Similar counts are reported in the Torsion and Rings columns. '-' means no outliers of that kind were identified.

| Mol | Type | Chain | Res | Link | Chirals | Torsions | Rings |
|-----|------|-------|------|------|---------|-----------|---------|
| 4 | NAG | I | 1303 | 2 | - | 2/6/23/26 | 0/1/1/1 |
| 4 | NAG | I | 1302 | 2 | - | 5/6/23/26 | 0/1/1/1 |
| 4 | NAG | M | 1304 | 2 | - | 1/6/23/26 | 0/1/1/1 |
| 4 | NAG | L | 1302 | 2 | - | 0/6/23/26 | 0/1/1/1 |
| 4 | NAG | K | 1305 | 2 | - | 1/6/23/26 | 0/1/1/1 |
| 4 | NAG | N | 1302 | 2 | - | 1/6/23/26 | 0/1/1/1 |
| 4 | NAG | J | 1304 | 2 | - | 0/6/23/26 | 0/1/1/1 |
| 4 | NAG | L | 1303 | 2 | - | 5/6/23/26 | 0/1/1/1 |
| 4 | NAG | M | 1308 | 2 | - | 0/6/23/26 | 0/1/1/1 |
| 4 | NAG | J | 1306 | 2 | - | 2/6/23/26 | 0/1/1/1 |
| 4 | NAG | M | 1307 | 2 | - | 2/6/23/26 | 0/1/1/1 |
| 4 | NAG | M | 1309 | 2 | - | 2/6/23/26 | 0/1/1/1 |
| 4 | NAG | M | 1303 | 2 | - | 1/6/23/26 | 0/1/1/1 |
| 4 | NAG | N | 1303 | 2 | - | 1/6/23/26 | 0/1/1/1 |
| 4 | NAG | I | 1308 | 2 | - | 1/6/23/26 | 0/1/1/1 |
| 4 | NAG | N | 1307 | 2 | - | 0/6/23/26 | 0/1/1/1 |
| 4 | NAG | M | 1302 | 2 | - | 4/6/23/26 | 0/1/1/1 |
| 4 | NAG | J | 1303 | 2 | - | 0/6/23/26 | 0/1/1/1 |
| 4 | NAG | J | 1308 | 2 | - | 2/6/23/26 | 0/1/1/1 |
| 4 | NAG | I | 1307 | 2 | - | 3/6/23/26 | 0/1/1/1 |
| 4 | NAG | J | 1302 | 2 | - | 2/6/23/26 | 0/1/1/1 |
| 4 | NAG | M | 1305 | 2 | - | 0/6/23/26 | 0/1/1/1 |
| 4 | NAG | L | 1305 | 2 | - | 2/6/23/26 | 0/1/1/1 |
| 4 | NAG | N | 1305 | 2 | - | 5/6/23/26 | 0/1/1/1 |
| 4 | NAG | M | 1301 | 2 | - | 0/6/23/26 | 0/1/1/1 |
| 4 | NAG | J | 1307 | 2 | - | 0/6/23/26 | 0/1/1/1 |
| 4 | NAG | K | 1301 | 2 | - | 1/6/23/26 | 0/1/1/1 |
| 4 | NAG | K | 1307 | 2 | - | 4/6/23/26 | 0/1/1/1 |
| 4 | NAG | K | 1303 | 2 | - | 1/6/23/26 | 0/1/1/1 |
| 4 | NAG | K | 1306 | 2 | - | 4/6/23/26 | 0/1/1/1 |
| 4 | NAG | K | 1304 | 2 | - | 4/6/23/26 | 0/1/1/1 |

Continued on next page...

Continued from previous page...

| Mol | Type | Chain | Res | Link | Chirals | Torsions | Rings |
|-----|------|-------|------|------|---------|-----------|---------|
| 4 | NAG | N | 1304 | 2 | - | 4/6/23/26 | 0/1/1/1 |
| 4 | NAG | M | 1310 | 2 | - | 3/6/23/26 | 0/1/1/1 |
| 4 | NAG | I | 1304 | 2 | - | 3/6/23/26 | 0/1/1/1 |
| 4 | NAG | K | 1302 | 2 | - | 1/6/23/26 | 0/1/1/1 |
| 4 | NAG | I | 1301 | 2 | - | 2/6/23/26 | 0/1/1/1 |
| 4 | NAG | J | 1305 | 2 | - | 2/6/23/26 | 0/1/1/1 |
| 4 | NAG | I | 1306 | 2 | - | 2/6/23/26 | 0/1/1/1 |
| 4 | NAG | J | 1301 | 2 | - | 2/6/23/26 | 0/1/1/1 |
| 4 | NAG | N | 1301 | 2 | - | 0/6/23/26 | 0/1/1/1 |
| 4 | NAG | M | 1306 | 2 | - | 2/6/23/26 | 0/1/1/1 |
| 4 | NAG | I | 1305 | 2 | - | 3/6/23/26 | 0/1/1/1 |
| 4 | NAG | N | 1306 | 2 | - | 1/6/23/26 | 0/1/1/1 |
| 4 | NAG | L | 1301 | 2 | - | 2/6/23/26 | 0/1/1/1 |
| 4 | NAG | N | 1308 | 2 | - | 3/6/23/26 | 0/1/1/1 |
| 4 | NAG | L | 1304 | 2 | - | 4/6/23/26 | 0/1/1/1 |

All (10) bond length outliers are listed below:

| Mol | Chain | Res | Type | Atoms | Z | Observed(Å) | Ideal(Å) |
|-----|-------|------|------|-------|------|-------------|----------|
| 4 | N | 1305 | NAG | C1-C2 | 3.18 | 1.57 | 1.52 |
| 4 | I | 1302 | NAG | C1-C2 | 3.04 | 1.56 | 1.52 |
| 4 | J | 1301 | NAG | O5-C1 | 2.71 | 1.48 | 1.43 |
| 4 | M | 1309 | NAG | O5-C1 | 2.49 | 1.47 | 1.43 |
| 4 | K | 1303 | NAG | C1-C2 | 2.49 | 1.56 | 1.52 |
| 4 | J | 1308 | NAG | O5-C1 | 2.15 | 1.47 | 1.43 |
| 4 | J | 1305 | NAG | O5-C1 | 2.13 | 1.47 | 1.43 |
| 4 | I | 1305 | NAG | C1-C2 | 2.12 | 1.55 | 1.52 |
| 4 | J | 1307 | NAG | C1-C2 | 2.07 | 1.55 | 1.52 |
| 4 | N | 1308 | NAG | C1-C2 | 2.03 | 1.55 | 1.52 |

All (23) bond angle outliers are listed below:

| Mol | Chain | Res | Type | Atoms | Z | Observed(°) | Ideal(°) |
|-----|-------|------|------|----------|------|-------------|----------|
| 4 | L | 1304 | NAG | C2-N2-C7 | 5.40 | 130.60 | 122.90 |
| 4 | I | 1302 | NAG | C2-N2-C7 | 4.48 | 129.28 | 122.90 |
| 4 | I | 1307 | NAG | C2-N2-C7 | 4.35 | 129.10 | 122.90 |
| 4 | L | 1303 | NAG | C2-N2-C7 | 4.34 | 129.08 | 122.90 |
| 4 | N | 1305 | NAG | C2-N2-C7 | 3.38 | 127.71 | 122.90 |
| 4 | M | 1306 | NAG | C1-O5-C5 | 3.24 | 116.59 | 112.19 |

Continued on next page...

Continued from previous page...

| Mol | Chain | Res | Type | Atoms | Z | Observed(°) | Ideal(°) |
|-----|-------|------|------|----------|-------|-------------|----------|
| 4 | I | 1302 | NAG | C1-O5-C5 | 3.24 | 116.58 | 112.19 |
| 4 | M | 1302 | NAG | C2-N2-C7 | 3.09 | 127.30 | 122.90 |
| 4 | N | 1305 | NAG | C1-C2-N2 | 3.06 | 115.71 | 110.49 |
| 4 | L | 1304 | NAG | C1-C2-N2 | 3.03 | 115.66 | 110.49 |
| 4 | I | 1301 | NAG | C2-N2-C7 | 2.91 | 127.04 | 122.90 |
| 4 | I | 1302 | NAG | C1-C2-N2 | 2.88 | 115.41 | 110.49 |
| 4 | M | 1307 | NAG | C1-O5-C5 | 2.75 | 115.92 | 112.19 |
| 4 | L | 1303 | NAG | C1-O5-C5 | 2.70 | 115.86 | 112.19 |
| 4 | J | 1302 | NAG | C1-O5-C5 | 2.58 | 115.69 | 112.19 |
| 4 | N | 1306 | NAG | C1-O5-C5 | 2.40 | 115.44 | 112.19 |
| 4 | M | 1309 | NAG | C1-O5-C5 | 2.31 | 115.32 | 112.19 |
| 4 | K | 1307 | NAG | C1-O5-C5 | 2.18 | 115.14 | 112.19 |
| 4 | M | 1302 | NAG | C1-C2-N2 | -2.09 | 106.91 | 110.49 |
| 4 | N | 1302 | NAG | C1-O5-C5 | 2.06 | 114.98 | 112.19 |
| 4 | N | 1305 | NAG | C1-O5-C5 | 2.05 | 114.96 | 112.19 |
| 4 | I | 1307 | NAG | C1-C2-N2 | 2.04 | 113.97 | 110.49 |
| 4 | I | 1301 | NAG | C1-C2-N2 | -2.03 | 107.02 | 110.49 |

There are no chirality outliers.

All (90) torsion outliers are listed below:

| Mol | Chain | Res | Type | Atoms |
|-----|-------|------|------|-------------|
| 4 | I | 1302 | NAG | O5-C5-C6-O6 |
| 4 | K | 1307 | NAG | O5-C5-C6-O6 |
| 4 | M | 1302 | NAG | O5-C5-C6-O6 |
| 4 | J | 1302 | NAG | O5-C5-C6-O6 |
| 4 | N | 1308 | NAG | O5-C5-C6-O6 |
| 4 | I | 1302 | NAG | C4-C5-C6-O6 |
| 4 | I | 1306 | NAG | O5-C5-C6-O6 |
| 4 | J | 1308 | NAG | C4-C5-C6-O6 |
| 4 | K | 1307 | NAG | C4-C5-C6-O6 |
| 4 | M | 1302 | NAG | C4-C5-C6-O6 |
| 4 | N | 1305 | NAG | O5-C5-C6-O6 |
| 4 | I | 1302 | NAG | C8-C7-N2-C2 |
| 4 | I | 1302 | NAG | O7-C7-N2-C2 |
| 4 | I | 1304 | NAG | C8-C7-N2-C2 |
| 4 | I | 1304 | NAG | O7-C7-N2-C2 |
| 4 | I | 1307 | NAG | C8-C7-N2-C2 |
| 4 | I | 1307 | NAG | O7-C7-N2-C2 |
| 4 | K | 1304 | NAG | C8-C7-N2-C2 |
| 4 | K | 1304 | NAG | O7-C7-N2-C2 |
| 4 | K | 1307 | NAG | C8-C7-N2-C2 |

Continued on next page...

Continued from previous page...

| Mol | Chain | Res | Type | Atoms |
|-----|-------|------|------|-------------|
| 4 | K | 1307 | NAG | O7-C7-N2-C2 |
| 4 | M | 1302 | NAG | C8-C7-N2-C2 |
| 4 | M | 1302 | NAG | O7-C7-N2-C2 |
| 4 | L | 1301 | NAG | C8-C7-N2-C2 |
| 4 | L | 1301 | NAG | O7-C7-N2-C2 |
| 4 | L | 1303 | NAG | C8-C7-N2-C2 |
| 4 | L | 1303 | NAG | O7-C7-N2-C2 |
| 4 | L | 1304 | NAG | C8-C7-N2-C2 |
| 4 | L | 1304 | NAG | O7-C7-N2-C2 |
| 4 | N | 1304 | NAG | C8-C7-N2-C2 |
| 4 | N | 1304 | NAG | O7-C7-N2-C2 |
| 4 | N | 1305 | NAG | C8-C7-N2-C2 |
| 4 | N | 1305 | NAG | O7-C7-N2-C2 |
| 4 | J | 1305 | NAG | C4-C5-C6-O6 |
| 4 | I | 1301 | NAG | O5-C5-C6-O6 |
| 4 | K | 1304 | NAG | C4-C5-C6-O6 |
| 4 | N | 1306 | NAG | O5-C5-C6-O6 |
| 4 | J | 1308 | NAG | O5-C5-C6-O6 |
| 4 | J | 1301 | NAG | C4-C5-C6-O6 |
| 4 | N | 1305 | NAG | C4-C5-C6-O6 |
| 4 | J | 1305 | NAG | O5-C5-C6-O6 |
| 4 | I | 1303 | NAG | C4-C5-C6-O6 |
| 4 | J | 1302 | NAG | C4-C5-C6-O6 |
| 4 | M | 1306 | NAG | O5-C5-C6-O6 |
| 4 | K | 1306 | NAG | C4-C5-C6-O6 |
| 4 | M | 1307 | NAG | O5-C5-C6-O6 |
| 4 | K | 1301 | NAG | O5-C5-C6-O6 |
| 4 | N | 1308 | NAG | C4-C5-C6-O6 |
| 4 | K | 1304 | NAG | O5-C5-C6-O6 |
| 4 | L | 1304 | NAG | O5-C5-C6-O6 |
| 4 | K | 1302 | NAG | O5-C5-C6-O6 |
| 4 | N | 1303 | NAG | O5-C5-C6-O6 |
| 4 | J | 1306 | NAG | O5-C5-C6-O6 |
| 4 | I | 1303 | NAG | O5-C5-C6-O6 |
| 4 | K | 1305 | NAG | O5-C5-C6-O6 |
| 4 | I | 1304 | NAG | O5-C5-C6-O6 |
| 4 | M | 1303 | NAG | O5-C5-C6-O6 |
| 4 | M | 1304 | NAG | O5-C5-C6-O6 |
| 4 | L | 1305 | NAG | O5-C5-C6-O6 |
| 4 | N | 1302 | NAG | O5-C5-C6-O6 |
| 4 | M | 1310 | NAG | C4-C5-C6-O6 |
| 4 | J | 1301 | NAG | O5-C5-C6-O6 |

Continued on next page...

Continued from previous page...

| Mol | Chain | Res | Type | Atoms |
|-----|-------|------|------|-------------|
| 4 | N | 1308 | NAG | C3-C2-N2-C7 |
| 4 | I | 1306 | NAG | C4-C5-C6-O6 |
| 4 | K | 1303 | NAG | O5-C5-C6-O6 |
| 4 | K | 1306 | NAG | O5-C5-C6-O6 |
| 4 | I | 1305 | NAG | C4-C5-C6-O6 |
| 4 | L | 1303 | NAG | C4-C5-C6-O6 |
| 4 | I | 1301 | NAG | C4-C5-C6-O6 |
| 4 | N | 1304 | NAG | C4-C5-C6-O6 |
| 4 | L | 1303 | NAG | O5-C5-C6-O6 |
| 4 | I | 1302 | NAG | C3-C2-N2-C7 |
| 4 | I | 1308 | NAG | C3-C2-N2-C7 |
| 4 | M | 1307 | NAG | C3-C2-N2-C7 |
| 4 | M | 1309 | NAG | C3-C2-N2-C7 |
| 4 | M | 1310 | NAG | C3-C2-N2-C7 |
| 4 | J | 1306 | NAG | C3-C2-N2-C7 |
| 4 | L | 1303 | NAG | C3-C2-N2-C7 |
| 4 | L | 1305 | NAG | C3-C2-N2-C7 |
| 4 | I | 1305 | NAG | C1-C2-N2-C7 |
| 4 | K | 1306 | NAG | C1-C2-N2-C7 |
| 4 | M | 1309 | NAG | C1-C2-N2-C7 |
| 4 | M | 1306 | NAG | C4-C5-C6-O6 |
| 4 | I | 1305 | NAG | O5-C5-C6-O6 |
| 4 | N | 1304 | NAG | O5-C5-C6-O6 |
| 4 | M | 1310 | NAG | O5-C5-C6-O6 |
| 4 | L | 1304 | NAG | C1-C2-N2-C7 |
| 4 | I | 1307 | NAG | C3-C2-N2-C7 |
| 4 | K | 1306 | NAG | C3-C2-N2-C7 |
| 4 | N | 1305 | NAG | C3-C2-N2-C7 |

There are no ring outliers.

23 monomers are involved in 44 short contacts:

| Mol | Chain | Res | Type | Clashes | Symm-Clashes |
|-----|-------|------|------|---------|--------------|
| 4 | I | 1302 | NAG | 5 | 0 |
| 4 | N | 1302 | NAG | 1 | 0 |
| 4 | J | 1304 | NAG | 1 | 0 |
| 4 | L | 1303 | NAG | 2 | 0 |
| 4 | M | 1308 | NAG | 2 | 0 |
| 4 | M | 1307 | NAG | 1 | 0 |
| 4 | I | 1308 | NAG | 1 | 0 |
| 4 | M | 1302 | NAG | 1 | 0 |
| 4 | J | 1303 | NAG | 1 | 0 |

Continued on next page...

Continued from previous page...

| Mol | Chain | Res | Type | Clashes | Symm-Clashes |
|-----|-------|------|------|---------|--------------|
| 4 | J | 1308 | NAG | 1 | 0 |
| 4 | I | 1307 | NAG | 2 | 0 |
| 4 | J | 1302 | NAG | 3 | 0 |
| 4 | L | 1305 | NAG | 4 | 0 |
| 4 | N | 1305 | NAG | 1 | 0 |
| 4 | J | 1307 | NAG | 4 | 0 |
| 4 | K | 1303 | NAG | 3 | 0 |
| 4 | K | 1306 | NAG | 1 | 0 |
| 4 | K | 1304 | NAG | 1 | 0 |
| 4 | I | 1304 | NAG | 1 | 0 |
| 4 | I | 1306 | NAG | 2 | 0 |
| 4 | I | 1305 | NAG | 1 | 0 |
| 4 | N | 1306 | NAG | 2 | 0 |
| 4 | N | 1308 | NAG | 3 | 0 |

5.7 Other polymers [i](#)

There are no such residues in this entry.

5.8 Polymer linkage issues [i](#)

There are no chain breaks in this entry.


6 Map visualisation [i](#)

This section contains visualisations of the EMDB entry EMD-12561. These allow visual inspection of the internal detail of the map and identification of artifacts.

No raw map or half-maps were deposited for this entry and therefore no images, graphs, etc. pertaining to the raw map can be shown.

6.1 Orthogonal projections [i](#)


6.1.1 Primary map



The images above show the map projected in three orthogonal directions.

6.2 Central slices [i](#)

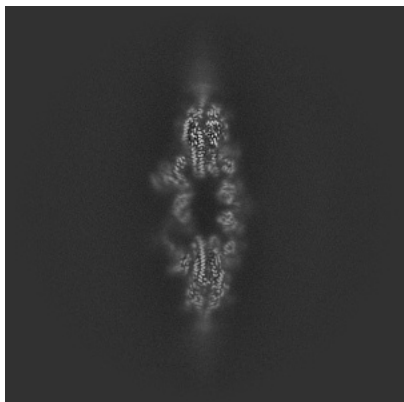
6.2.1 Primary map



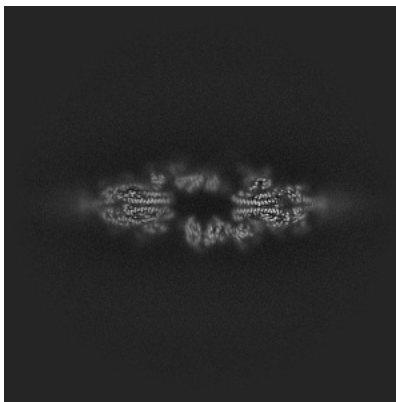
The images above show central slices of the map in three orthogonal directions.

6.3 Largest variance slices [i](#)

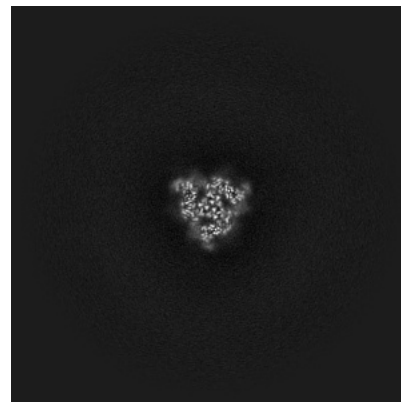
6.3.1 Primary map



X Index: 307



Y Index: 295




Z Index: 367

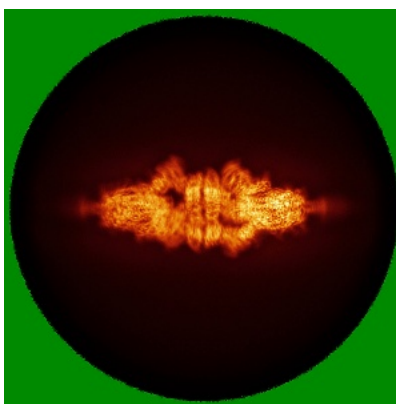
The images above show the largest variance slices of the map in three orthogonal directions.

6.4 Orthogonal standard-deviation projections (False-color) [i](#)


6.4.1 Primary map



X



Y



Z

The images above show the map standard deviation projections with false color in three orthogonal directions. Minimum values are shown in green, max in blue, and dark to light orange shades represent small to large values respectively.

6.5 Orthogonal surface views [i](#)

6.5.1 Primary map



X



Y



Z

The images above show the 3D surface view of the map at the recommended contour level 0.16. These images, in conjunction with the slice images, may facilitate assessment of whether an appropriate contour level has been provided.

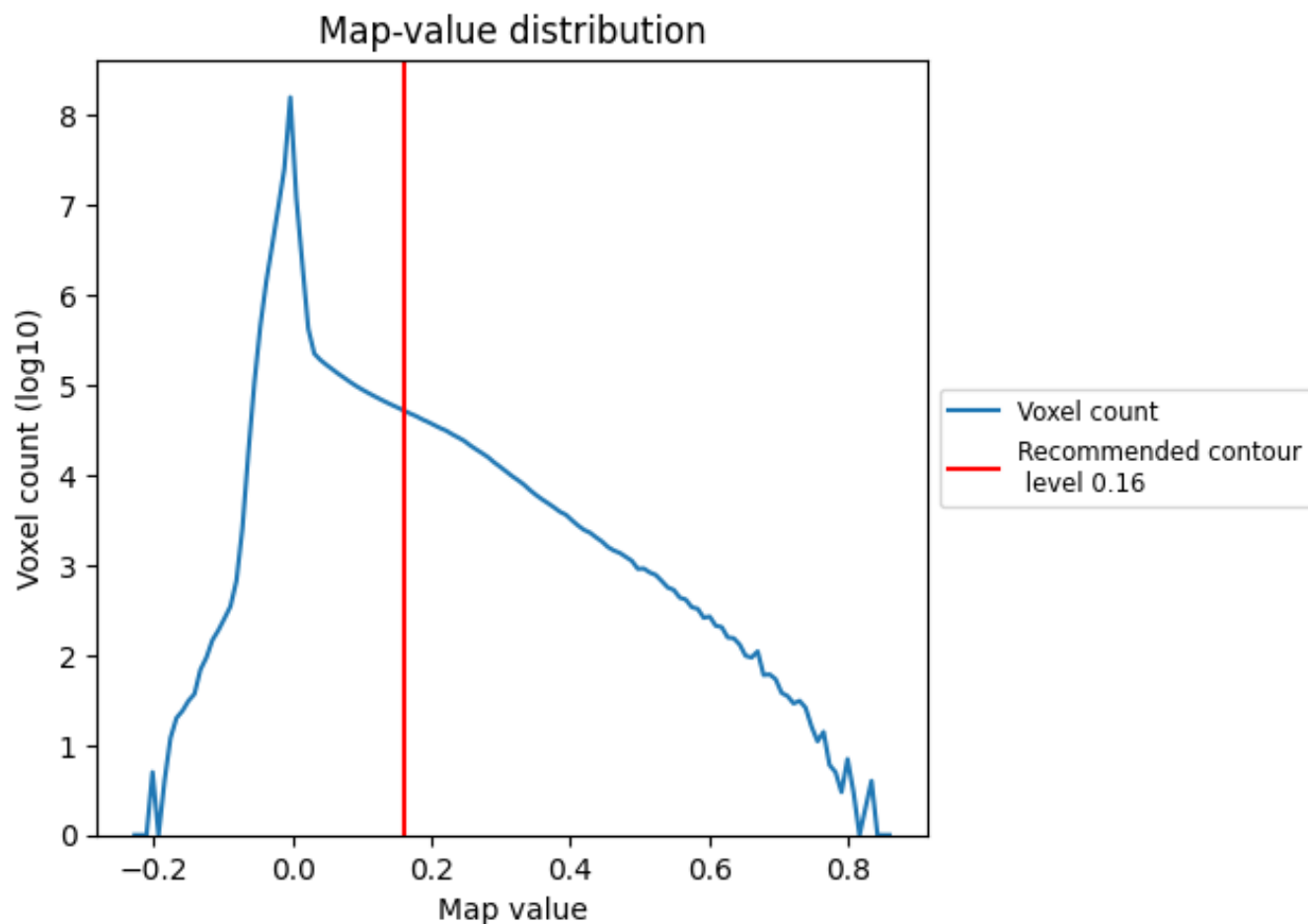
6.6 Mask visualisation [i](#)

This section was not generated. No masks/segmentation were deposited.

7 Map analysis [i](#)

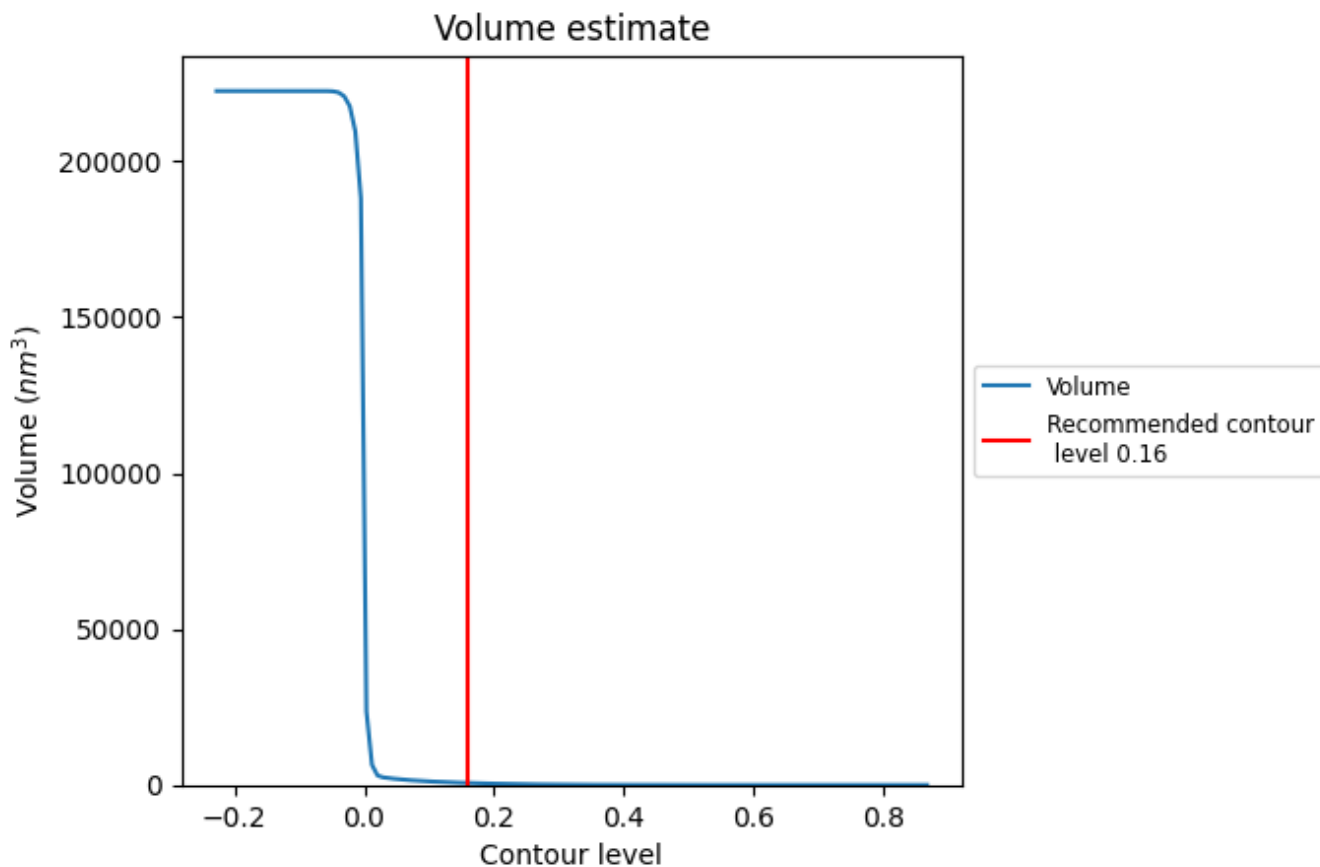
This section contains the results of statistical analysis of the map.

7.1 Map-value distribution [i](#)



The map-value distribution is plotted in 128 intervals along the x-axis. The y-axis is logarithmic. A spike in this graph at zero usually indicates that the volume has been masked.

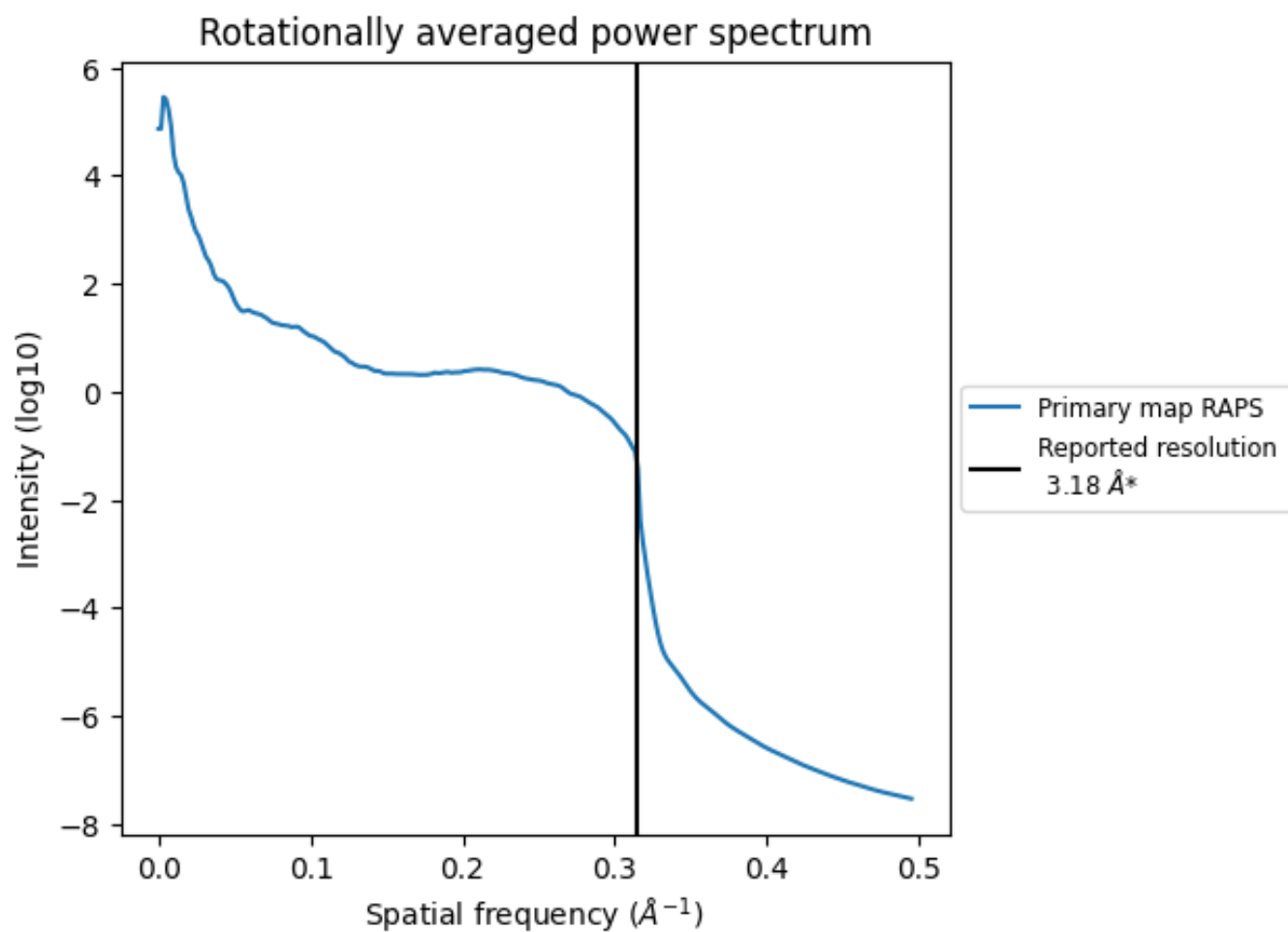
7.2 Volume estimate [i](#)



The volume at the recommended contour level is 632 nm^3 ; this corresponds to an approximate mass of 571 kDa.

The volume estimate graph shows how the enclosed volume varies with the contour level. The recommended contour level is shown as a vertical line and the intersection between the line and the curve gives the volume of the enclosed surface at the given level.

7.3 Rotationally averaged power spectrum [i](#)



*Reported resolution corresponds to spatial frequency of 0.314 Å⁻¹


8 Fourier-Shell correlation

This section was not generated. No FSC curve or half-maps provided.

9 Map-model fit [i](#)


This section contains information regarding the fit between EMDB map EMD-12561 and PDB model 7NS6. Per-residue inclusion information can be found in section 3 on page 17.

9.1 Map-model overlay [i](#)




The images above show the 3D surface view of the map at the recommended contour level 0.16 at 50% transparency in yellow overlaid with a ribbon representation of the model coloured in blue. These images allow for the visual assessment of the quality of fit between the atomic model and the map.

9.2 Q-score mapped to coordinate model [i](#)



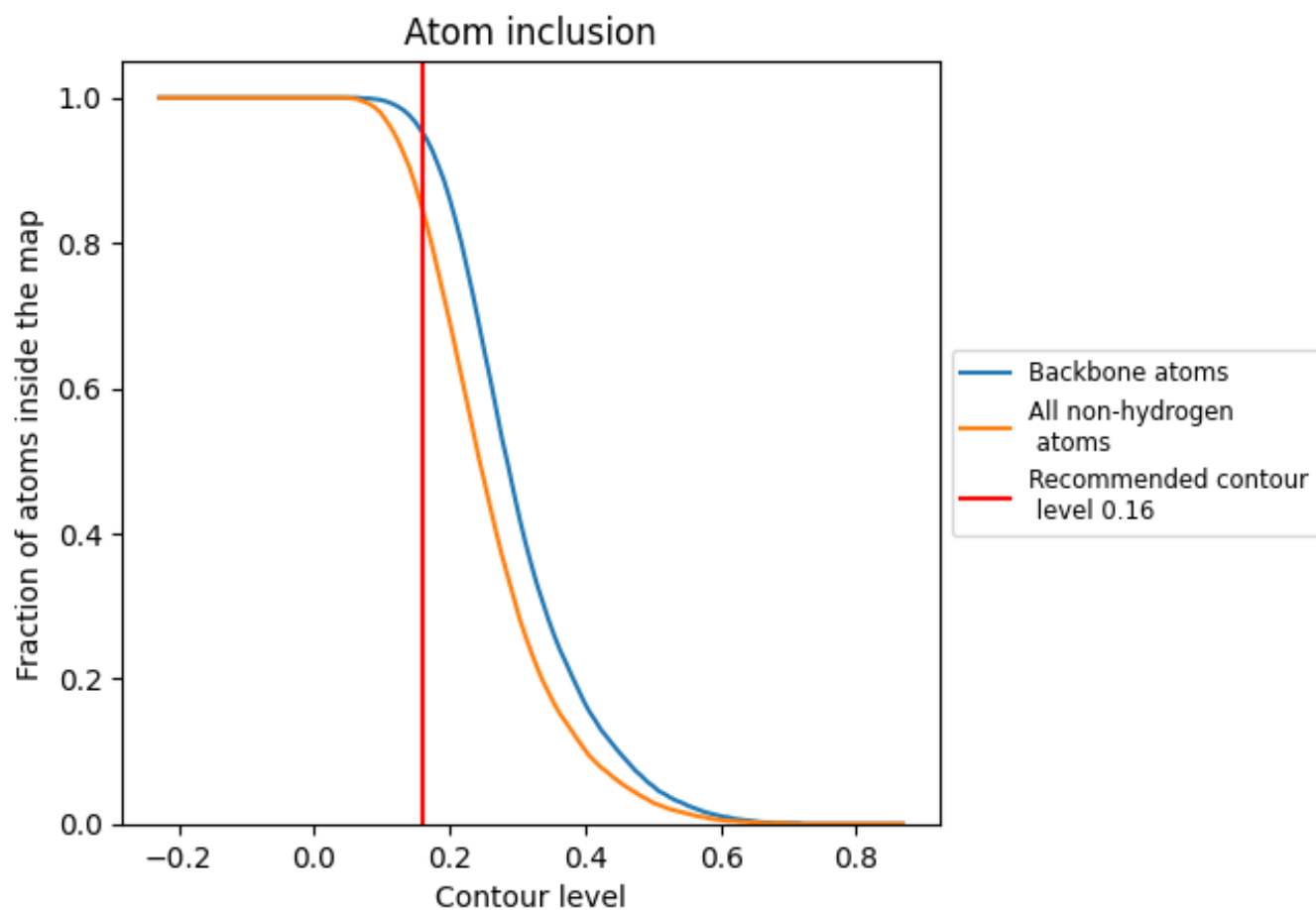
The images above show the model with each residue coloured according to its Q-score. This shows their resolvability in the map with higher Q-score values reflecting better resolvability. Please note: Q-score is calculating the resolvability of atoms, and thus high values are only expected at resolutions at which atoms can be resolved. Low Q-score values may therefore be expected for many entries.

9.3 Atom inclusion mapped to coordinate model [i](#)



The images above show the model with each residue coloured according to its atom inclusion. This shows to what extent they are inside the map at the recommended contour level (0.16).































9.4 Atom inclusion [i](#)



At the recommended contour level, 95% of all backbone atoms, 85% of all non-hydrogen atoms, are inside the map.

9.5 Map-model fit summary

The table lists the average atom inclusion at the recommended contour level (0.16) and Q-score for the entire model and for each chain.

| Chain | Atom inclusion | Q-score |
|-------|---|---|
| All |  0.8460 |  0.3720 |
| A |  0.6670 |  0.1810 |
| B |  0.3850 |  0.2030 |
| G |  0.8620 |  0.3500 |
| H |  0.8690 |  0.3590 |
| I |  0.8820 |  0.3900 |
| J |  0.8070 |  0.3540 |
| K |  0.8780 |  0.3860 |
| L |  0.8050 |  0.3550 |
| M |  0.8890 |  0.4090 |
| N |  0.7990 |  0.3500 |
| O |  0.8590 |  0.3550 |
| S |  0.8910 |  0.3620 |
| T |  0.8910 |  0.3640 |
| U |  0.8870 |  0.3540 |

