



## Full wwPDB EM Validation Report ⓘ

Nov 10, 2024 – 06:28 am GMT

PDB ID : 7O0W  
EMDB ID : EMD-12681  
Title : Cryo-EM structure of the RC-dLH complex (model\_1b) from Gemmatimonas phototrophica at 2.47 Å  
Authors : Qian, P.; Koblizek, M.  
Deposited on : 2021-03-27  
Resolution : 2.47 Å (reported)  
Based on initial models : 6ET5, 1LGH, 5Y5S

This is a Full wwPDB EM Validation Report for a publicly released PDB entry.

We welcome your comments at [validation@mail.wwpdb.org](mailto:validation@mail.wwpdb.org)

A user guide is available at

<https://www.wwpdb.org/validation/2017/EMValidationReportHelp>

with specific help available everywhere you see the ⓘ symbol.

The types of validation reports are described at

<http://www.wwpdb.org/validation/2017/FAQs#types>.

---

The following versions of software and data (see [references ⓘ](#)) were used in the production of this report:

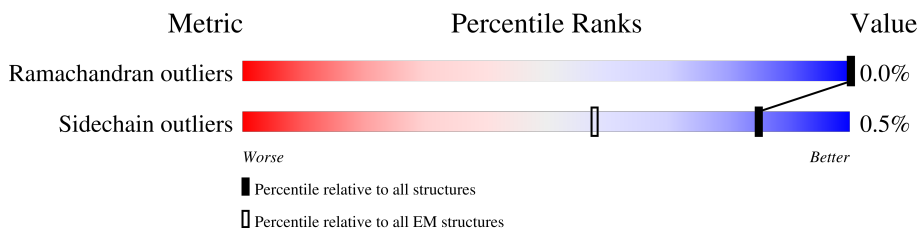
EMDB validation analysis : 0.0.1.dev113  
Mogul : 1.8.4, CSD as541be (2020)  
MolProbity : 4.02b-467  
buster-report : 1.1.7 (2018)  
Percentile statistics : 20231227.v01 (using entries in the PDB archive December 27th 2023)  
MapQ : 1.9.13  
Ideal geometry (proteins) : Engh & Huber (2001)  
Ideal geometry (DNA, RNA) : Parkinson et al. (1996)  
Validation Pipeline (wwPDB-VP) : 2.39

# 1 Overall quality at a glance i

The following experimental techniques were used to determine the structure:  
*ELECTRON MICROSCOPY*

The reported resolution of this entry is 2.47 Å.

Percentile scores (ranging between 0-100) for global validation metrics of the entry are shown in the following graphic. The table shows the number of entries on which the scores are based.

















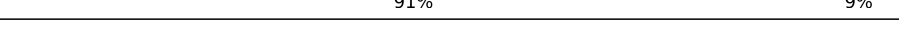










Metric	Whole archive (#Entries)	EM structures (#Entries)
Ramachandran outliers	207382	16835
Sidechain outliers	206894	16415

The table below summarises the geometric issues observed across the polymeric chains and their fit to the map. The red, orange, yellow and green segments of the bar indicate the fraction of residues that contain outliers for  $\geq 3$ , 2, 1 and 0 types of geometric quality criteria respectively. A grey segment represents the fraction of residues that are not modelled. The numeric value for each fraction is indicated below the corresponding segment, with a dot representing fractions  $\leq 5\%$ . The upper red bar (where present) indicates the fraction of residues that have poor fit to the EM map (all-atom inclusion  $< 40\%$ ). The numeric value is given above the bar.

Mol	Chain	Length	Quality of chain
1	AA	54	
1	AB	54	
1	AC	54	
1	AD	54	
1	AE	54	
1	AF	54	
1	AG	54	
1	AH	54	
1	AI	54	


























*Continued on next page...*

Continued from previous page...

Mol	Chain	Length	Quality of chain
1	AJ	54	 89% 9%
1	AK	54	 91% 9%
1	AL	54	 89% 9%
1	AM	54	 91% 9%
1	AN	54	 89% 9%
1	AO	54	 89% 9%
1	AP	54	 89% 9%
1	AQ	54	 91% 9%
1	AR	54	 89% 9%
1	AS	54	 89% 9%
1	AT	54	 89% 9%
1	AU	54	 89% 9%
1	AV	54	 91% 9%
1	AW	54	 91% 9%
1	AX	54	 91% 9%
2	BA	44	 89% 11%
2	BB	44	 91% 9%
2	BC	44	 89% 11%
2	BD	44	 91% 9%
2	BE	44	 91% 9%
2	BF	44	 86% 11%
2	BG	44	 89% 11%
2	BH	44	 89% 11%
2	BI	44	 91% 9%
2	BJ	44	 89% 11%

Continued on next page...









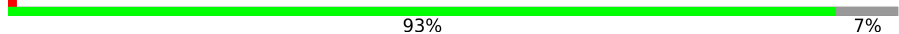
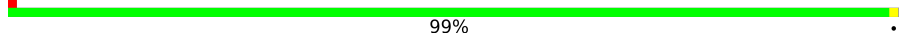
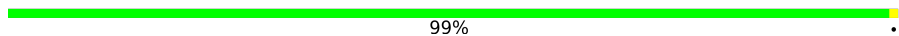











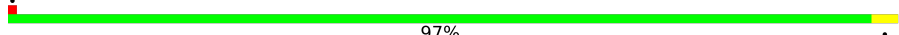


Continued from previous page...

Mol	Chain	Length	Quality of chain
2	BK	44	 89% 11%
2	BL	44	 89% 11%
2	BM	44	 89% 11%
2	BN	44	 89% 11%
2	BO	44	 89% 11%
2	BP	44	 89% 11%
2	BQ	44	 91% 9%
2	BR	44	 91% 9%
2	BS	44	 91% 9%
2	BT	44	 91% 9%
2	BU	44	 89% 11%
2	BV	44	 91% 9%
2	BW	44	 91% 9%
2	BX	44	 5% 89% 11%
2	ba	44	 5% 89% 11%
2	bb	44	 5% 86% 11%
2	bc	44	 5% 89% 11%
2	bd	44	 89% 11%
2	be	44	 89% 11%
2	bf	44	 89% 11%
2	bg	44	 5% 89% 11%
2	bh	44	 89% 11%
2	bi	44	 89% 11%
2	bj	44	 89% 11%
2	bk	44	 89% 11%

Continued on next page...



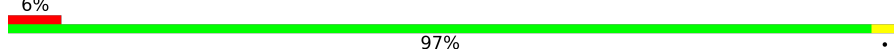
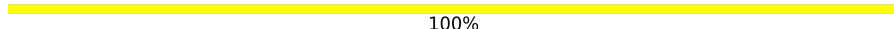
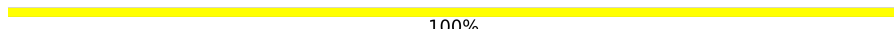


Continued from previous page...

Mol	Chain	Length	Quality of chain
2	bl	44	 86% 11%
2	bm	44	 89% 11%
2	bn	44	 91% 9%
2	bo	44	 89% 11%
2	bp	44	 89% 11%
3	C	354	 84% 16%
4	C1	202	 50% 49%
5	C2	125	 80% 19%
6	H1	67	 93% 7%
7	H2	181	 99%
8	L	274	 99%
9	M	367	 90% 8%
10	aa	71	 82% 17%
11	ab	71	 83% 15%
11	ac	71	 76% 21%
11	ad	71	 83% 15%
11	ae	71	 82% 15%
11	af	71	 85% 15%
11	ag	71	 83% 15%
11	ah	71	 82% 15%
11	ai	71	 85% 15%
11	aj	71	 83% 15%
11	ak	71	 97%
11	al	71	 85% 15%
11	am	71	 82% 15%

Continued on next page...

*Continued from previous page...*

Mol	Chain	Length	Quality of chain
11	an	71	 80% 15%
11	ao	71	 6% 83% 15%
11	ap	71	 6% 97%
12	CG	2	 100%
12	MG	2	 100%

## 2 Entry composition [i](#)

There are 28 unique types of molecules in this entry. The entry contains 56476 atoms, of which 0 are hydrogens and 0 are deuteriums.

In the tables below, the AltConf column contains the number of residues with at least one atom in alternate conformation and the Trace column contains the number of residues modelled with at most 2 atoms.

- Molecule 1 is a protein called LHH-alpha.

Mol	Chain	Residues	Atoms					AltConf	Trace
			Total	C	N	O	S		
1	AA	49	391	261	65	61	4	0	0
1	AB	49	391	261	65	61	4	0	0
1	AC	48	384	256	64	60	4	0	0
1	AD	48	384	256	64	60	4	0	0
1	AE	49	391	261	65	61	4	0	0
1	AF	49	391	261	65	61	4	0	0
1	AG	49	391	261	65	61	4	0	0
1	AH	49	391	261	65	61	4	0	0
1	AI	49	391	261	65	61	4	0	0
1	AJ	49	391	261	65	61	4	0	0
1	AK	49	391	261	65	61	4	0	0
1	AL	49	391	261	65	61	4	0	0
1	AM	49	391	261	65	61	4	0	0
1	AN	49	391	261	65	61	4	0	0
1	AO	49	391	261	65	61	4	0	0
1	AP	49	391	261	65	61	4	0	0
1	AQ	49	391	261	65	61	4	0	0

*Continued on next page...*

*Continued from previous page...*

Mol	Chain	Residues	Atoms					AltConf	Trace
1	AR	49	Total	C	N	O	S	0	0
			391	261	65	61	4		
1	AS	49	Total	C	N	O	S	0	0
			391	261	65	61	4		
1	AT	49	Total	C	N	O	S	0	0
			391	261	65	61	4		
1	AU	49	Total	C	N	O	S	0	0
			391	261	65	61	4		
1	AV	49	Total	C	N	O	S	0	0
			391	261	65	61	4		
1	AW	49	Total	C	N	O	S	0	0
			391	261	65	61	4		
1	AX	49	Total	C	N	O	S	0	0
			391	261	65	61	4		

- Molecule 2 is a protein called Light-harvesting protein B:885 subunit beta.

Mol	Chain	Residues	Atoms					AltConf	Trace
2	BA	39	Total	C	N	O	S	0	0
			323	213	55	53	2		
2	BB	40	Total	C	N	O	S	0	0
			327	215	56	54	2		
2	BC	39	Total	C	N	O	S	0	0
			323	213	55	53	2		
2	BD	40	Total	C	N	O	S	0	0
			327	215	56	54	2		
2	BE	40	Total	C	N	O	S	0	0
			327	215	56	54	2		
2	BF	39	Total	C	N	O	S	0	0
			323	213	55	53	2		
2	BG	39	Total	C	N	O	S	0	0
			323	213	55	53	2		
2	BH	39	Total	C	N	O	S	0	0
			323	213	55	53	2		
2	BI	40	Total	C	N	O	S	0	0
			327	215	56	54	2		
2	BJ	39	Total	C	N	O	S	0	0
			323	213	55	53	2		
2	BK	39	Total	C	N	O	S	0	0
			323	213	55	53	2		
2	BL	39	Total	C	N	O	S	0	0
			323	213	55	53	2		

*Continued on next page...*

*Continued from previous page...*

Mol	Chain	Residues	Atoms					AltConf	Trace
			Total	C	N	O	S		
2	BM	39	323	213	55	53	2	0	0
2	BN	39	323	213	55	53	2	0	0
2	BO	39	323	213	55	53	2	0	0
2	BP	39	323	213	55	53	2	0	0
2	BQ	40	327	215	56	54	2	0	0
2	BR	40	327	215	56	54	2	0	0
2	BS	40	327	215	56	54	2	0	0
2	BT	40	327	215	56	54	2	0	0
2	BU	39	323	213	55	53	2	0	0
2	BV	40	327	215	56	54	2	0	0
2	BW	40	327	215	56	54	2	0	0
2	BX	39	323	213	55	53	2	0	0
2	ba	39	323	213	55	53	2	0	0
2	bb	39	323	213	55	53	2	0	0
2	bc	39	323	213	55	53	2	0	0
2	bd	39	323	213	55	53	2	0	0
2	be	39	323	213	55	53	2	0	0
2	bf	39	323	213	55	53	2	0	0
2	bg	39	323	213	55	53	2	0	0
2	bh	39	323	213	55	53	2	0	0
2	bi	39	323	213	55	53	2	0	0

*Continued on next page...*

Continued from previous page...

Mol	Chain	Residues	Atoms					AltConf	Trace
2	bj	39	Total	C	N	O	S	0	0
			323	213	55	53	2		
2	bk	39	Total	C	N	O	S	0	0
			323	213	55	53	2		
2	bl	39	Total	C	N	O	S	0	0
			323	213	55	53	2		
2	bm	39	Total	C	N	O	S	0	0
			323	213	55	53	2		
2	bn	40	Total	C	N	O	S	0	0
			327	215	56	54	2		
2	bo	39	Total	C	N	O	S	0	0
			323	213	55	53	2		
2	bp	39	Total	C	N	O	S	0	0
			323	213	55	53	2		

- Molecule 3 is a protein called MULTIHEME\_CYTC domain-containing protein.

Mol	Chain	Residues	Atoms					AltConf	Trace
3	C	299	Total	C	N	O	S	0	0
			2325	1464	419	423	19		

- Molecule 4 is a protein called RC-S.

Mol	Chain	Residues	Atoms					AltConf	Trace
4	C1	103	Total	C	N	O	S	0	0
			806	506	151	145	4		

- Molecule 5 is a protein called RC-U.

Mol	Chain	Residues	Atoms					AltConf	Trace
5	C2	101	Total	C	N	O	S	0	0
			779	491	150	135	3		

- Molecule 6 is a protein called PRCH domain-containing protein.

Mol	Chain	Residues	Atoms					AltConf	Trace
6	H1	62	Total	C	N	O	S	0	0
			522	343	89	88	2		

- Molecule 7 is a protein called RC-Hc.

Mol	Chain	Residues	Atoms					AltConf	Trace
7	H2	180	Total	C	N	O	S	0	0
			1404	894	239	267	4		

- Molecule 8 is a protein called Photosynthetic reaction center L subunit.

Mol	Chain	Residues	Atoms					AltConf	Trace
8	L	273	Total	C	N	O	S	0	0
			2165	1457	351	347	10		

- Molecule 9 is a protein called RC-M.

Mol	Chain	Residues	Atoms					AltConf	Trace
9	M	336	Total	C	N	O	S	0	0
			2702	1795	443	454	10		

- Molecule 10 is a protein called LHC domain-containing protein.

Mol	Chain	Residues	Atoms					AltConf	Trace
10	aa	59	Total	C	N	O	S	0	0
			455	298	80	75	2		

- Molecule 11 is a protein called LHC domain-containing protein.

Mol	Chain	Residues	Atoms					AltConf	Trace
11	ab	60	Total	C	N	O	S	0	0
			465	304	81	77	3		
11	ac	56	Total	C	N	O	S	0	0
			443	290	77	73	3		
11	ad	60	Total	C	N	O	S	0	0
			465	304	81	77	3		
11	ae	60	Total	C	N	O	S	0	0
			465	304	81	77	3		
11	af	60	Total	C	N	O	S	0	0
			465	304	81	77	3		
11	ag	60	Total	C	N	O	S	0	0
			465	304	81	77	3		
11	ah	60	Total	C	N	O	S	0	0
			465	304	81	77	3		
11	ai	60	Total	C	N	O	S	0	0
			465	304	81	77	3		
11	aj	60	Total	C	N	O	S	0	0
			465	304	81	77	3		

*Continued on next page...*

Continued from previous page...

Mol	Chain	Residues	Atoms					AltConf	Trace
11	ak	71	Total	C	N	O	S	0	0
			542	352	95	91	4		
11	al	60	Total	C	N	O	S	0	0
			465	304	81	77	3		
11	am	60	Total	C	N	O	S	0	0
			465	304	81	77	3		
11	an	60	Total	C	N	O	S	0	0
			465	304	81	77	3		
11	ao	60	Total	C	N	O	S	0	0
			465	304	81	77	3		
11	ap	71	Total	C	N	O	S	0	0
			542	352	95	91	4		

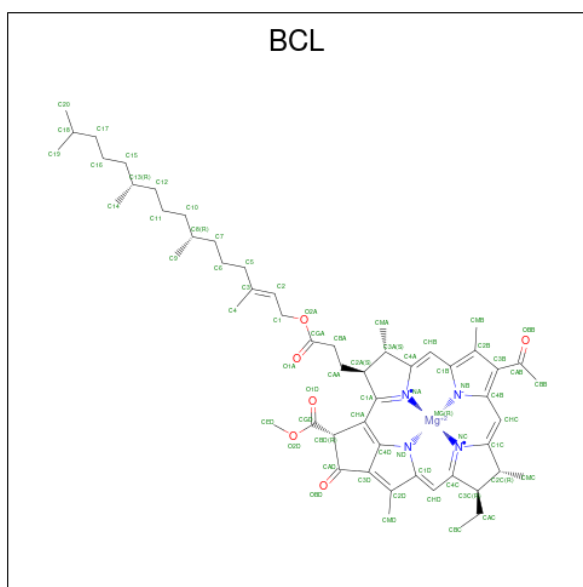
- Molecule 12 is an oligosaccharide called alpha-L-rhamnopyranose-(1-4)-alpha-D-mannopyranose.



Mol	Chain	Residues	Atoms			AltConf	Trace
12	CG	2	Total	C	O	0	0
			21	12	9		
12	MG	2	Total	C	O	0	0
			21	12	9		

- Molecule 13 is BACTERIOCHLOROPHYLL A (three-letter code: BCL) (formula: C<sub>55</sub>H<sub>74</sub>MgN<sub>4</sub>O<sub>6</sub>) (labeled as "Ligand of Interest" by depositor).





Mol	Chain	Residues	Atoms				AltConf	
13	AA	1	Total	C	Mg	N	O	0
			66	55	1	4	6	
13	AA	1	Total	C	Mg	N	O	0
			66	55	1	4	6	
13	AB	1	Total	C	Mg	N	O	0
			66	55	1	4	6	
13	AB	1	Total	C	Mg	N	O	0
			66	55	1	4	6	
13	AC	1	Total	C	Mg	N	O	0
			66	55	1	4	6	
13	AC	1	Total	C	Mg	N	O	0
			66	55	1	4	6	
13	AD	1	Total	C	Mg	N	O	0
			66	55	1	4	6	
13	AD	1	Total	C	Mg	N	O	0
			66	55	1	4	6	
13	AE	1	Total	C	Mg	N	O	0
			66	55	1	4	6	
13	AE	1	Total	C	Mg	N	O	0
			66	55	1	4	6	
13	AE	1	Total	C	Mg	N	O	0
			66	55	1	4	6	
13	AF	1	Total	C	Mg	N	O	0
			66	55	1	4	6	
13	AG	1	Total	C	Mg	N	O	0
			66	55	1	4	6	
13	AG	1	Total	C	Mg	N	O	0
			66	55	1	4	6	

*Continued on next page...*

*Continued from previous page...*

Mol	Chain	Residues	Atoms					AltConf
			Total	C	Mg	N	O	
13	AH	1	66	55	1	4	6	0
13	AH	1	66	55	1	4	6	0
13	AH	1	66	55	1	4	6	0
13	AI	1	66	55	1	4	6	0
13	AJ	1	66	55	1	4	6	0
13	AJ	1	66	55	1	4	6	0
13	AK	1	66	55	1	4	6	0
13	AK	1	66	55	1	4	6	0
13	AL	1	66	55	1	4	6	0
13	AL	1	66	55	1	4	6	0
13	AM	1	66	55	1	4	6	0
13	AM	1	66	55	1	4	6	0
13	AN	1	66	55	1	4	6	0
13	AN	1	66	55	1	4	6	0
13	AO	1	66	55	1	4	6	0
13	AO	1	66	55	1	4	6	0
13	AP	1	66	55	1	4	6	0
13	AP	1	66	55	1	4	6	0
13	AQ	1	66	55	1	4	6	0
13	AQ	1	66	55	1	4	6	0
13	AQ	1	66	55	1	4	6	0

*Continued on next page...*

*Continued from previous page...*

Mol	Chain	Residues	Atoms				AltConf	
			Total	C	Mg	N		O
13	AR	1	66	55	1	4	6	0
13	AS	1	66	55	1	4	6	0
13	AS	1	66	55	1	4	6	0
13	AT	1	66	55	1	4	6	0
13	AT	1	66	55	1	4	6	0
13	AU	1	66	55	1	4	6	0
13	AU	1	66	55	1	4	6	0
13	AV	1	66	55	1	4	6	0
13	AV	1	66	55	1	4	6	0
13	AW	1	66	55	1	4	6	0
13	AW	1	66	55	1	4	6	0
13	AX	1	66	55	1	4	6	0
13	AX	1	66	55	1	4	6	0
13	BA	1	66	55	1	4	6	0
13	BB	1	66	55	1	4	6	0
13	BC	1	66	55	1	4	6	0
13	BD	1	66	55	1	4	6	0
13	BE	1	66	55	1	4	6	0
13	BF	1	66	55	1	4	6	0
13	BG	1	66	55	1	4	6	0
13	BH	1	66	55	1	4	6	0

*Continued on next page...*

*Continued from previous page...*

Mol	Chain	Residues	Atoms					AltConf
			Total	C	Mg	N	O	
13	BI	1	66	55	1	4	6	0
13	BJ	1	66	55	1	4	6	0
13	BK	1	66	55	1	4	6	0
13	BL	1	66	55	1	4	6	0
13	BM	1	66	55	1	4	6	0
13	BN	1	66	55	1	4	6	0
13	BO	1	66	55	1	4	6	0
13	BP	1	66	55	1	4	6	0
13	BQ	1	66	55	1	4	6	0
13	BR	1	66	55	1	4	6	0
13	BS	1	66	55	1	4	6	0
13	BT	1	66	55	1	4	6	0
13	BU	1	66	55	1	4	6	0
13	BV	1	66	55	1	4	6	0
13	BW	1	66	55	1	4	6	0
13	BX	1	66	55	1	4	6	0
13	L	1	66	55	1	4	6	0
13	L	1	66	55	1	4	6	0
13	M	1	66	55	1	4	6	0
13	M	1	66	55	1	4	6	0
13	aa	1	66	55	1	4	6	0

*Continued on next page...*

*Continued from previous page...*

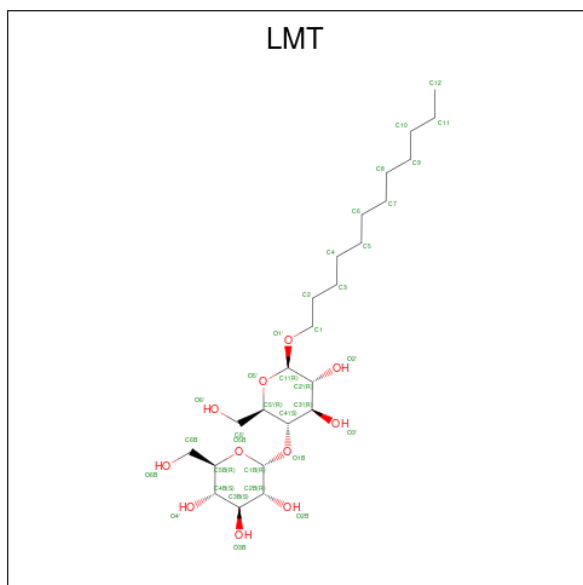
Mol	Chain	Residues	Atoms				AltConf
			Total	C	Mg	N O	
13	ab	1	66	55	1	4 6	0
13	ac	1	66	55	1	4 6	0
13	ad	1	66	55	1	4 6	0
13	ae	1	66	55	1	4 6	0
13	af	1	66	55	1	4 6	0
13	ag	1	66	55	1	4 6	0
13	ah	1	66	55	1	4 6	0
13	ai	1	66	55	1	4 6	0
13	aj	1	66	55	1	4 6	0
13	ak	1	66	55	1	4 6	0
13	al	1	66	55	1	4 6	0
13	am	1	66	55	1	4 6	0
13	an	1	66	55	1	4 6	0
13	ao	1	66	55	1	4 6	0
13	ap	1	66	55	1	4 6	0
13	ba	1	66	55	1	4 6	0
13	bb	1	66	55	1	4 6	0
13	bc	1	66	55	1	4 6	0
13	bd	1	66	55	1	4 6	0
13	be	1	66	55	1	4 6	0
13	bf	1	66	55	1	4 6	0

*Continued on next page...*

Continued from previous page...

Mol	Chain	Residues	Atoms				AltConf	
			Total	C	Mg	N		O
13	bg	1	Total	C	Mg	N	O	0
			66	55	1	4	6	
13	bh	1	Total	C	Mg	N	O	0
			66	55	1	4	6	
13	bi	1	Total	C	Mg	N	O	0
			66	55	1	4	6	
13	bj	1	Total	C	Mg	N	O	0
			66	55	1	4	6	
13	bk	1	Total	C	Mg	N	O	0
			66	55	1	4	6	
13	bl	1	Total	C	Mg	N	O	0
			66	55	1	4	6	
13	bm	1	Total	C	Mg	N	O	0
			66	55	1	4	6	
13	bn	1	Total	C	Mg	N	O	0
			66	55	1	4	6	
13	bo	1	Total	C	Mg	N	O	0
			66	55	1	4	6	
13	bp	1	Total	C	Mg	N	O	0
			66	55	1	4	6	

- Molecule 14 is DODECYL-BETA-D-MALTOSE (three-letter code: LMT) (formula:  $C_{24}H_{46}O_{11}$ ).



Mol	Chain	Residues	Atoms			AltConf
			Total	C	O	
14	AA	1	Total	C	O	0
			35	24	11	

Continued on next page...

*Continued from previous page...*

Mol	Chain	Residues	Atoms			AltConf
			Total	C	O	
14	AB	1	35	24	11	0
14	AC	1	35	24	11	0
14	AD	1	35	24	11	0
14	AE	1	35	24	11	0
14	AE	1	35	24	11	0
14	AE	1	35	24	11	0
14	AG	1	35	24	11	0
14	AH	1	35	24	11	0
14	AH	1	35	24	11	0
14	AJ	1	35	24	11	0
14	AJ	1	35	24	11	0
14	AK	1	35	24	11	0
14	AK	1	35	24	11	0
14	AL	1	35	24	11	0
14	AM	1	35	24	11	0
14	AN	1	35	24	11	0
14	AN	1	35	24	11	0
14	AP	1	35	24	11	0
14	AQ	1	35	24	11	0
14	AS	1	35	24	11	0
14	AT	1	35	24	11	0

*Continued on next page...*

*Continued from previous page...*

Mol	Chain	Residues	Atoms			AltConf
			Total	C	O	
14	AT	1	35	24	11	0
14	AU	1	35	24	11	0
14	AV	1	35	24	11	0
14	AV	1	35	24	11	0
14	AX	1	35	24	11	0
14	BA	1	35	24	11	0
14	BB	1	35	24	11	0
14	BB	1	35	24	11	0
14	BB	1	35	24	11	0
14	BB	1	35	24	11	0
14	BC	1	35	24	11	0
14	BC	1	35	24	11	0
14	BC	1	35	24	11	0
14	BD	1	35	24	11	0
14	BD	1	35	24	11	0
14	BD	1	35	24	11	0
14	BD	1	35	24	11	0
14	BE	1	35	24	11	0
14	BE	1	35	24	11	0
14	BE	1	35	24	11	0
14	BF	1	35	24	11	0

*Continued on next page...*



*Continued from previous page...*

Mol	Chain	Residues	Atoms			AltConf
			Total	C	O	
14	BF	1	35	24	11	0
14	BG	1	35	24	11	0
14	BG	1	35	24	11	0
14	BG	1	35	24	11	0
14	BH	1	35	24	11	0
14	BH	1	35	24	11	0
14	BH	1	35	24	11	0
14	BI	1	35	24	11	0
14	BI	1	35	24	11	0
14	BI	1	35	24	11	0
14	BJ	1	35	24	11	0
14	BJ	1	35	24	11	0
14	BJ	1	35	24	11	0
14	BJ	1	35	24	11	0
14	BK	1	35	24	11	0
14	BK	1	35	24	11	0
14	BK	1	35	24	11	0
14	BL	1	35	24	11	0
14	BL	1	35	24	11	0
14	BM	1	35	24	11	0
14	BM	1	35	24	11	0

*Continued on next page...*

*Continued from previous page...*

Mol	Chain	Residues	Atoms			AltConf
			Total	C	O	
14	BM	1	35	24	11	0
14	BN	1	35	24	11	0
14	BN	1	35	24	11	0
14	BN	1	35	24	11	0
14	BO	1	35	24	11	0
14	BO	1	35	24	11	0
14	BO	1	35	24	11	0
14	BP	1	35	24	11	0
14	BP	1	35	24	11	0
14	BP	1	35	24	11	0
14	BP	1	35	24	11	0
14	BQ	1	35	24	11	0
14	BQ	1	35	24	11	0
14	BR	1	35	24	11	0
14	BR	1	35	24	11	0
14	BR	1	35	24	11	0
14	BR	1	35	24	11	0
14	BS	1	35	24	11	0
14	BS	1	35	24	11	0
14	BS	1	35	24	11	0
14	BT	1	35	24	11	0

*Continued on next page...*

*Continued from previous page...*

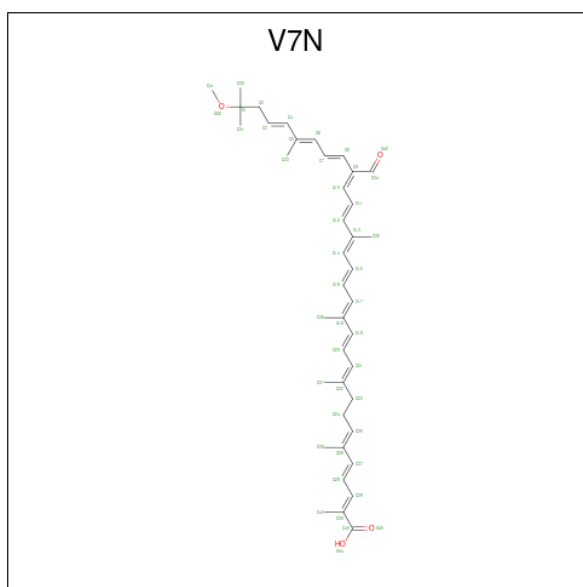
Mol	Chain	Residues	Atoms			AltConf
			Total	C	O	
14	BT	1	35	24	11	0
14	BT	1	35	24	11	0
14	BU	1	35	24	11	0
14	BU	1	35	24	11	0
14	BV	1	35	24	11	0
14	BV	1	35	24	11	0
14	BV	1	35	24	11	0
14	BW	1	35	24	11	0
14	BW	1	35	24	11	0
14	BW	1	35	24	11	0
14	BW	1	35	24	11	0
14	BX	1	35	24	11	0
14	BX	1	35	24	11	0
14	BX	1	35	24	11	0
14	C	1	35	24	11	0
14	C2	1	35	24	11	0
14	H2	1	35	24	11	0
14	L	1	35	24	11	0
14	L	1	35	24	11	0
14	L	1	35	24	11	0
14	L	1	35	24	11	0

*Continued on next page...*

Continued from previous page...

Mol	Chain	Residues	Atoms			AltConf
			Total	C	O	
14	L	1	35	24	11	0
14	ac	1	35	24	11	0
14	bc	1	35	24	11	0
14	be	1	35	24	11	0
14	be	1	35	24	11	0
14	bf	1	35	24	11	0
14	bg	1	35	24	11	0
14	bh	1	35	24	11	0
14	bi	1	35	24	11	0
14	bj	1	35	24	11	0
14	bk	1	35	24	11	0
14	bl	1	35	24	11	0
14	bm	1	35	24	11	0
14	bn	1	35	24	11	0
14	bo	1	35	24	11	0
14	bp	1	35	24	11	0
14	bp	1	35	24	11	0

- Molecule 15 is (2 {E},4 {E},6 {E},10 {E},12 {E},14 {E},16 {E},18 {E},20 {E},22 {Z},24 {E},26 {E},28 {E})-23-methanoyl-31-methoxy-2,6,10,14,19,27,31-heptamethyl-dotriaconta-2,4,6,10,12,14,16,18,20,22,24,26,28-tridecaenoic acid (three-letter code: V7N) (formula: C<sub>41</sub>H<sub>54</sub>O<sub>4</sub>) (labeled as "Ligand of Interest" by depositor).



Mol	Chain	Residues	Atoms			AltConf
15	AA	1	Total	C	O	0
			45	41	4	
15	AD	1	Total	C	O	0
			45	41	4	
15	AM	1	Total	C	O	0
			45	41	4	
15	AS	1	Total	C	O	0
			45	41	4	
15	AW	1	Total	C	O	0
			45	41	4	
15	BA	1	Total	C	O	0
			45	41	4	
15	BD	1	Total	C	O	0
			45	41	4	
15	BE	1	Total	C	O	0
			45	41	4	
15	BF	1	Total	C	O	0
			45	41	4	
15	BG	1	Total	C	O	0
			45	41	4	
15	BH	1	Total	C	O	0
			45	41	4	
15	BI	1	Total	C	O	0
			45	41	4	
15	BJ	1	Total	C	O	0
			45	41	4	
15	BK	1	Total	C	O	0
			45	41	4	

*Continued on next page...*

*Continued from previous page...*

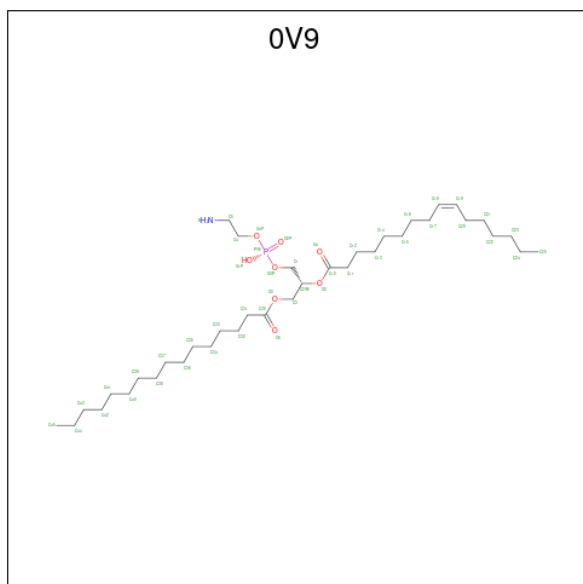
Mol	Chain	Residues	Atoms			AltConf
			Total	C	O	
15	BM	1	45	41	4	0
15	BN	1	45	41	4	0
15	BO	1	45	41	4	0
15	BP	1	45	41	4	0
15	BQ	1	45	41	4	0
15	BR	1	45	41	4	0
15	BS	1	45	41	4	0
15	BU	1	45	41	4	0
15	BV	1	45	41	4	0
15	BW	1	45	41	4	0
15	ag	1	45	41	4	0
15	ba	1	45	41	4	0
15	bb	1	45	41	4	0
15	bc	1	45	41	4	0
15	bd	1	45	41	4	0
15	be	1	45	41	4	0
15	bg	1	45	41	4	0
15	bh	1	45	41	4	0
15	bi	1	45	41	4	0
15	bj	1	45	41	4	0
15	bk	1	45	41	4	0

*Continued on next page...*

Continued from previous page...

Mol	Chain	Residues	Atoms			AltConf
15	bl	1	Total	C	O	0
			45	41	4	
15	bm	1	Total	C	O	0
			45	41	4	
15	bn	1	Total	C	O	0
			45	41	4	
15	bo	1	Total	C	O	0
			45	41	4	
15	bp	1	Total	C	O	0
			45	41	4	

- Molecule 16 is (19R,22S)-25-amino-22-hydroxy-22-oxido-16-oxo-17,21,23-trioxa-22lambda da 5 -phosphapentacosan-19-yl (9Z)-hexadec-9-enoate (three-letter code: OV9) (formula: C<sub>37</sub>H<sub>72</sub>NO<sub>8</sub>P) (labeled as "Ligand of Interest" by depositor).



Mol	Chain	Residues	Atoms					AltConf
16	AQ	1	Total	C	N	O	P	0
			45	35	1	8	1	
16	H1	1	Total	C	N	O	P	0
			45	35	1	8	1	
16	L	1	Total	C	N	O	P	0
			45	35	1	8	1	
16	M	1	Total	C	N	O	P	0
			45	35	1	8	1	
16	ab	1	Total	C	N	O	P	0
			45	35	1	8	1	

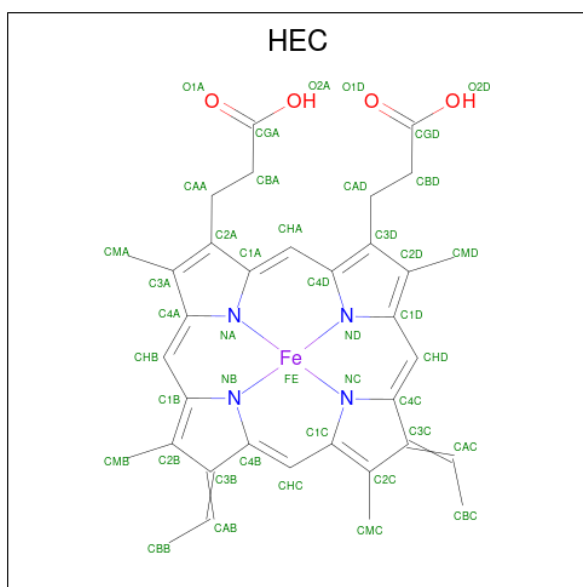
Continued on next page...

*Continued from previous page...*

Mol	Chain	Residues	Atoms					AltConf
			Total	C	N	O	P	
16	ad	1	Total 45	C 35	N 1	O 8	P 1	0
16	bb	1	Total 45	C 35	N 1	O 8	P 1	0
16	bd	1	Total 45	C 35	N 1	O 8	P 1	0
16	be	1	Total 45	C 35	N 1	O 8	P 1	0
16	bf	1	Total 45	C 35	N 1	O 8	P 1	0
16	bg	1	Total 45	C 35	N 1	O 8	P 1	0
16	bh	1	Total 45	C 35	N 1	O 8	P 1	0
16	bi	1	Total 45	C 35	N 1	O 8	P 1	0
16	bj	1	Total 45	C 35	N 1	O 8	P 1	0
16	bk	1	Total 45	C 35	N 1	O 8	P 1	0
16	bl	1	Total 45	C 35	N 1	O 8	P 1	0
16	bm	1	Total 45	C 35	N 1	O 8	P 1	0
16	bn	1	Total 45	C 35	N 1	O 8	P 1	0
16	bo	1	Total 45	C 35	N 1	O 8	P 1	0
16	bp	1	Total 45	C 35	N 1	O 8	P 1	0

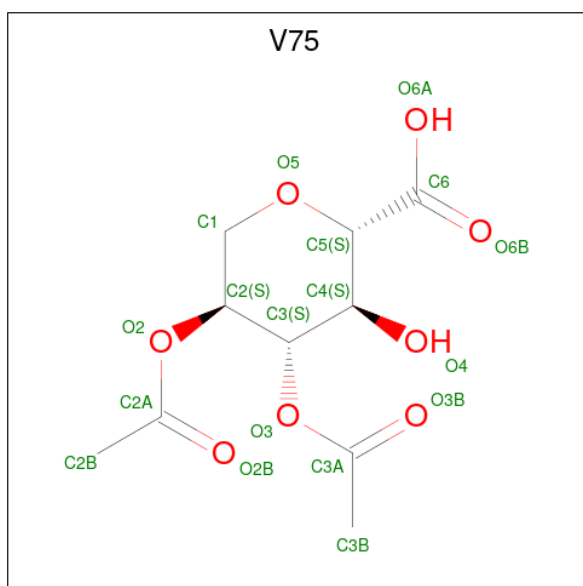
- Molecule 17 is HEME C (three-letter code: HEC) (formula:  $C_{34}H_{34}FeN_4O_4$ ) (labeled as "Ligand of Interest" by depositor).





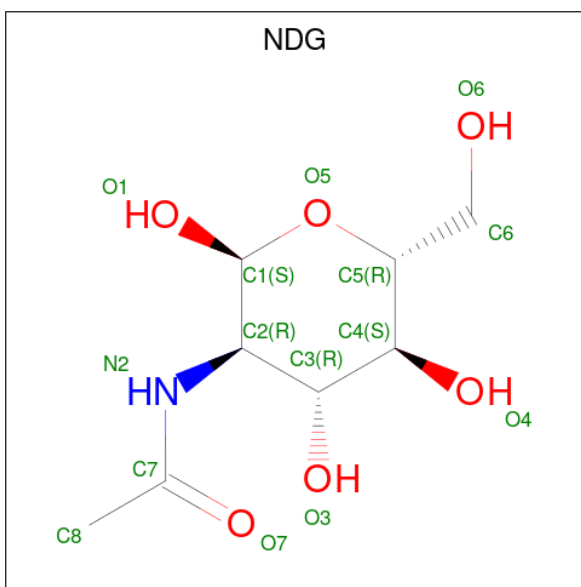
Mol	Chain	Residues	Atoms				AltConf	
17	C	1	Total	C	Fe	N	O	0
			43	34	1	4	4	
17	C	1	Total	C	Fe	N	O	0
			43	34	1	4	4	
17	C	1	Total	C	Fe	N	O	0
			43	34	1	4	4	
17	C	1	Total	C	Fe	N	O	0
			43	34	1	4	4	

- Molecule 18 is (2 {S},3 {S},4 {S},5 {S})-4,5-diacetyloxy-3-oxidanyl-oxane-2-carboxylic acid (three-letter code: V75) (formula: C<sub>10</sub>H<sub>14</sub>O<sub>8</sub>) (labeled as "Ligand of Interest" by depositor).



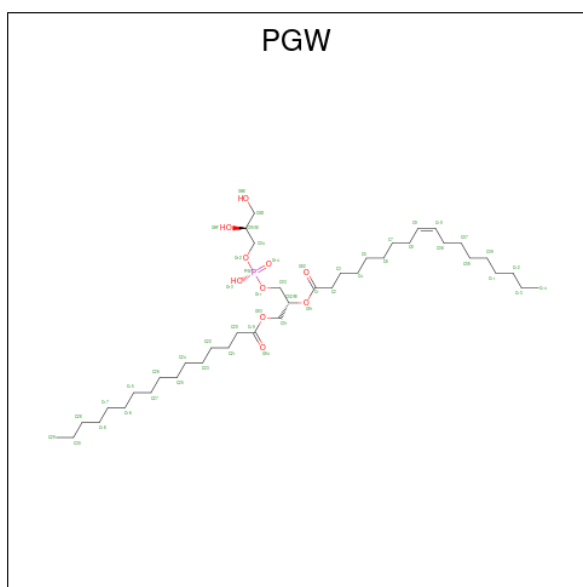
Mol	Chain	Residues	Atoms			AltConf
18	C	1	Total	C	O	0
			18	10	8	
18	M	1	Total	C	O	0
			18	10	8	

- Molecule 19 is 2-acetamido-2-deoxy-alpha-D-glucopyranose (three-letter code: NDG) (formula: C<sub>8</sub>H<sub>15</sub>NO<sub>6</sub>).



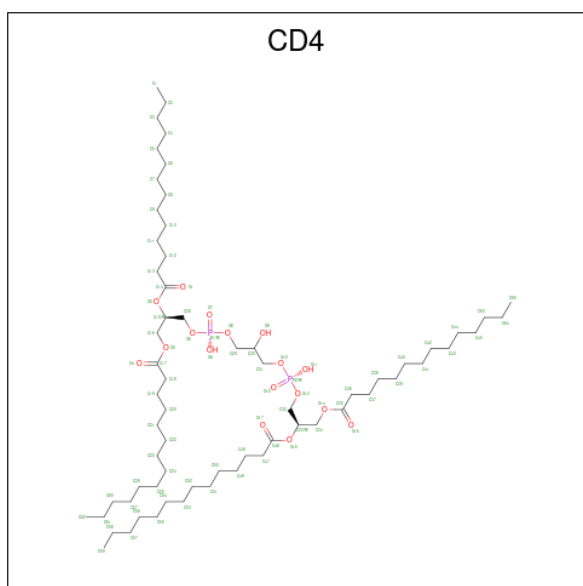
Mol	Chain	Residues	Atoms				AltConf
19	C	1	Total	C	N	O	0
			14	8	1	5	
19	C1	1	Total	C	N	O	0
			14	8	1	5	

- Molecule 20 is (1R)-2-[[[(S)-{[(2S)-2,3-dihydroxypropyl]oxy}(hydroxy)phosphoryl]oxy}-1-(hexadecanoyloxy)methyl]ethyl (9Z)-octadec-9-enoate (three-letter code: PGW) (formula: C<sub>40</sub>H<sub>77</sub>O<sub>10</sub>P).



Mol	Chain	Residues	Atoms				AltConf
			Total	C	O	P	
20	H1	1	51	40	10	1	0

- Molecule 21 is (2R,5R,11R,14R)-5,8,11-trihydroxy-5,11-dioxido-17-oxo-2,14-bis(tetradecanoxy)-4,6,10,12,16-pentaoxa-5,11-diphosphatriacont-1-yl tetradecanoate (three-letter code: CD4) (formula:  $C_{65}H_{126}O_{17}P_2$ ).



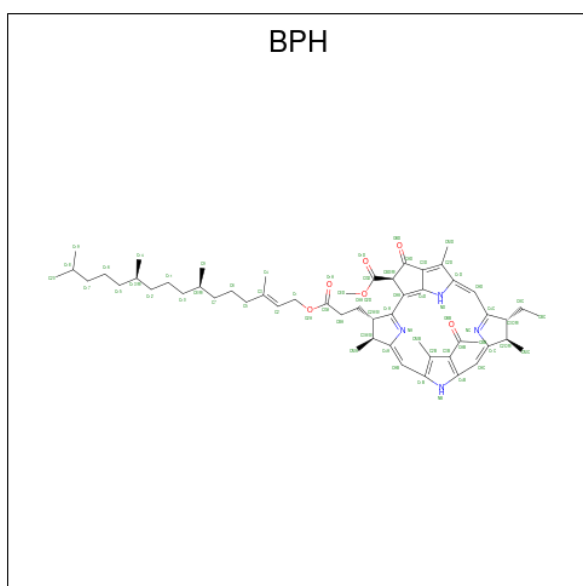
Mol	Chain	Residues	Atoms				AltConf
			Total	C	O	P	
21	H1	1	84	65	17	2	0
21	M	1	84	65	17	2	0

*Continued on next page...*

Continued from previous page...

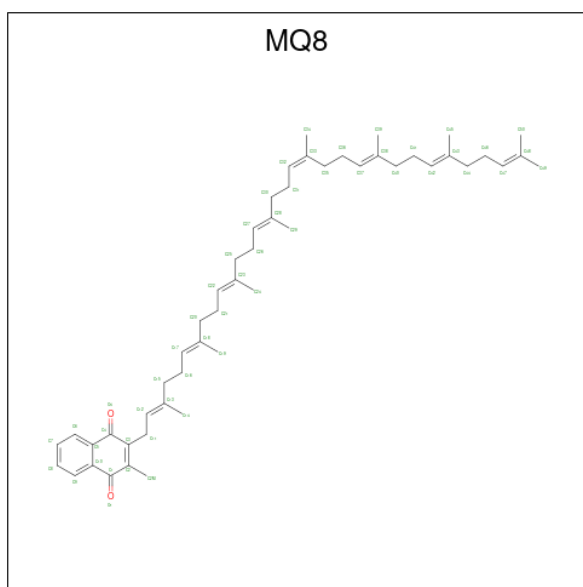
Mol	Chain	Residues	Atoms				AltConf
			Total	C	O	P	
21	M	1	84	65	17	2	0
21	ad	1	84	65	17	2	0
21	af	1	84	65	17	2	0
21	af	1	84	65	17	2	0

- Molecule 22 is BACTERIOPHEOPHYTIN A (three-letter code: BPH) (formula:  $C_{55}H_{76}N_4O_6$ ) (labeled as "Ligand of Interest" by depositor).



Mol	Chain	Residues	Atoms				AltConf
			Total	C	N	O	
22	L	1	65	55	4	6	0
22	M	1	65	55	4	6	0

- Molecule 23 is MENAQUINONE 8 (three-letter code: MQ8) (formula:  $C_{51}H_{72}O_2$ ).

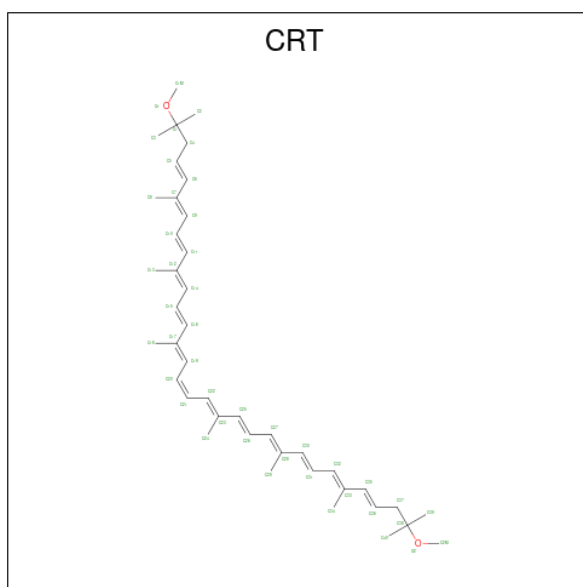


Mol	Chain	Residues	Atoms			AltConf
23	L	1	Total	C	O	0
			53	51	2	
23	M	1	Total	C	O	0
			53	51	2	
23	ao	1	Total	C	O	0
			53	51	2	

- Molecule 24 is FE (III) ION (three-letter code: FE) (formula: Fe).

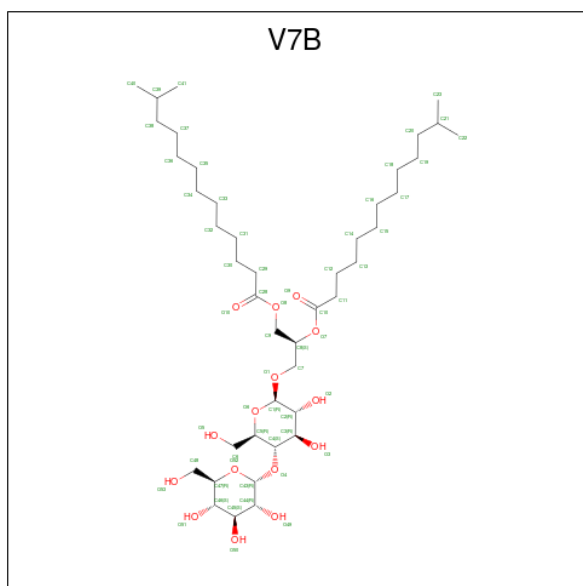
Mol	Chain	Residues	Atoms		AltConf
24	M	1	Total	Fe	0
			1	1	

- Molecule 25 is SPIRILLOXANTHIN (three-letter code: CRT) (formula: C<sub>42</sub>H<sub>60</sub>O<sub>2</sub>).



Mol	Chain	Residues	Atoms			AltConf
			Total	C	O	
25	M	1	44	42	2	0

- Molecule 26 is [(2 {S})-3-[(2 {R},3 {R},4 {R},5 {S},6 {R})-6-(hydroxymethyl)-5-[(2 {R},3 {R},4 {S},5 {S},6 {R})-6-(hydroxymethyl)-3,4,5-tris(oxidanyl)oxan-2-yl]oxy-3,4-bis(oxidanyl)oxan-2-yl]oxy-2-(12-methyltridecanoyloxy)propyl] 12-methyltridecanoate (three-letter code: V7B) (formula: C<sub>43</sub>H<sub>80</sub>O<sub>15</sub>) (labeled as "Ligand of Interest" by depositor).



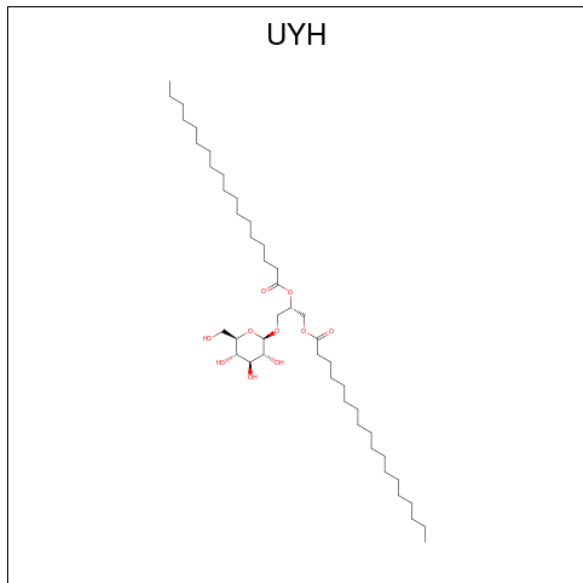
Mol	Chain	Residues	Atoms			AltConf
			Total	C	O	
26	af	1	58	43	15	0

*Continued on next page...*

Continued from previous page...

Mol	Chain	Residues	Atoms			AltConf
			Total	C	O	
26	ag	1	58	43	15	0

- Molecule 27 is [(2 {S})-3-[(2 {R},3 {R},4 {S},5 {S},6 {R})-6-(hydroxymethyl)-3,4,5-tris(oxidanyl)oxan-2-yl]oxy-2-octadecanoyloxy-propyl] octadecanoate (three-letter code: UYH) (formula: C<sub>45</sub>H<sub>86</sub>O<sub>10</sub>) (labeled as "Ligand of Interest" by depositor).



Mol	Chain	Residues	Atoms			AltConf
			Total	C	O	
27	ai	1	55	45	10	0

- Molecule 28 is water.

Mol	Chain	Residues	Atoms		AltConf
28	AA	2	Total	O	0
			2	2	
28	AC	1	Total	O	0
			1	1	
28	AD	2	Total	O	0
			2	2	
28	AE	2	Total	O	0
			2	2	
28	AG	3	Total	O	0
			3	3	
28	AH	2	Total	O	0
			2	2	

Continued on next page...

*Continued from previous page...*

Mol	Chain	Residues	Atoms		AltConf
28	AI	1	Total 1	O 1	0
28	AJ	5	Total 5	O 5	0
28	AK	3	Total 3	O 3	0
28	AL	2	Total 2	O 2	0
28	AM	3	Total 3	O 3	0
28	AN	2	Total 2	O 2	0
28	AO	1	Total 1	O 1	0
28	AP	3	Total 3	O 3	0
28	AQ	5	Total 5	O 5	0
28	AR	3	Total 3	O 3	0
28	AS	4	Total 4	O 4	0
28	AT	4	Total 4	O 4	0
28	AV	2	Total 2	O 2	0
28	AW	3	Total 3	O 3	0
28	AX	1	Total 1	O 1	0
28	BJ	1	Total 1	O 1	0
28	C	67	Total 67	O 67	0
28	C1	36	Total 36	O 36	0
28	C2	1	Total 1	O 1	0
28	H1	4	Total 4	O 4	0
28	H2	27	Total 27	O 27	0

*Continued on next page...*



*Continued from previous page...*

Mol	Chain	Residues	Atoms		AltConf
28	L	48	Total 48	O 48	0
28	M	63	Total 63	O 63	0
28	aa	4	Total 4	O 4	0
28	ab	2	Total 2	O 2	0
28	ac	1	Total 1	O 1	0
28	ad	7	Total 7	O 7	0
28	ae	9	Total 9	O 9	0
28	af	14	Total 14	O 14	0
28	ag	4	Total 4	O 4	0
28	ah	3	Total 3	O 3	0
28	ai	3	Total 3	O 3	0
28	aj	2	Total 2	O 2	0
28	ak	6	Total 6	O 6	0
28	al	6	Total 6	O 6	0
28	am	5	Total 5	O 5	0
28	an	7	Total 7	O 7	0
28	ao	2	Total 2	O 2	0
28	ap	3	Total 3	O 3	0
28	bb	2	Total 2	O 2	0
28	bc	1	Total 1	O 1	0
28	bd	1	Total 1	O 1	0

*Continued on next page...*

*Continued from previous page...*

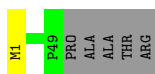
<b>Mol</b>	<b>Chain</b>	<b>Residues</b>	<b>Atoms</b>		<b>AltConf</b>
28	be	2	Total 2	O 2	0
28	bf	3	Total 3	O 3	0
28	bg	3	Total 3	O 3	0
28	bh	2	Total 2	O 2	0
28	bi	2	Total 2	O 2	0
28	bj	1	Total 1	O 1	0
28	bk	2	Total 2	O 2	0
28	bl	1	Total 1	O 1	0
28	bm	3	Total 3	O 3	0
28	bn	2	Total 2	O 2	0
28	bo	1	Total 1	O 1	0
28	bp	1	Total 1	O 1	0

### 3 Residue-property plots [i](#)


These plots are drawn for all protein, RNA, DNA and oligosaccharide chains in the entry. The first graphic for a chain summarises the proportions of the various outlier classes displayed in the second graphic. The second graphic shows the sequence view annotated by issues in geometry and atom inclusion in map density. Residues are color-coded according to the number of geometric quality criteria for which they contain at least one outlier: green = 0, yellow = 1, orange = 2 and red = 3 or more. A red diamond above a residue indicates a poor fit to the EM map for this residue (all-atom inclusion < 40%). Stretches of 2 or more consecutive residues without any outlier are shown as a green connector. Residues present in the sample, but not in the model, are shown in grey.

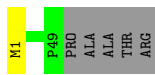
- Molecule 1: LHh-alpha

Chain AA:  89% 9%



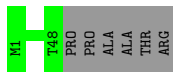
- Molecule 1: LHh-alpha

Chain AB:  89% 9%




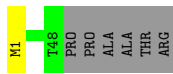
- Molecule 1: LHh-alpha

Chain AC:  89% 11%




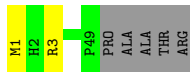
- Molecule 1: LHh-alpha

Chain AD:  87% 11%




- Molecule 1: LHh-alpha

Chain AE:  87% 9%



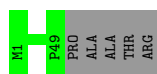
- Molecule 1: LHh-alpha

Chain AF:  91% 9%




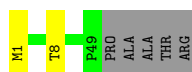
• Molecule 1: Lhh-alpha

Chain AG:  91% 9%




• Molecule 1: Lhh-alpha

Chain AH:  87% 9%





• Molecule 1: Lhh-alpha

Chain AI:  91% 9%




• Molecule 1: Lhh-alpha

Chain AJ:  89% 9%




• Molecule 1: Lhh-alpha

Chain AK:  91% 9%



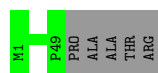
• Molecule 1: Lhh-alpha

Chain AL:  89% 9%



• Molecule 1: Lhh-alpha

Chain AM:  91% 9%



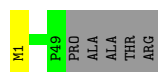
● Molecule 1: Lhh-alpha

Chain AN:  89% 9%




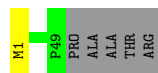
● Molecule 1: Lhh-alpha

Chain AO:  89% 9%



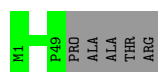
● Molecule 1: Lhh-alpha

Chain AP:  89% 9%



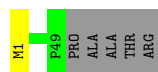
● Molecule 1: Lhh-alpha

Chain AQ:  91% 9%




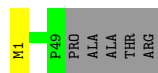
● Molecule 1: Lhh-alpha

Chain AR:  89% 9%





● Molecule 1: Lhh-alpha

Chain AS:  89% 9%




● Molecule 1: Lhh-alpha

Chain AT:  89% 9%




- Molecule 1: Lhh-alpha

Chain AU:  89% 9%




- Molecule 1: Lhh-alpha

Chain AV:  91% 9%




- Molecule 1: Lhh-alpha

Chain AW:  91% 9%




- Molecule 1: Lhh-alpha

Chain AX:  91% 9%



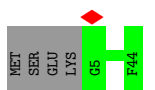
- Molecule 2: Light-harvesting protein B:885 subunit beta

Chain BA:  89% 11%

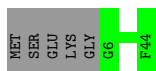


- Molecule 2: Light-harvesting protein B:885 subunit beta

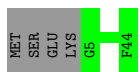
Chain BB:  91% 9%




- Molecule 2: Light-harvesting protein B:885 subunit beta



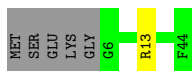
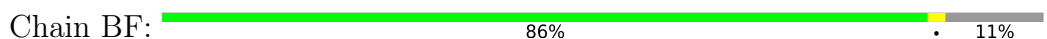
● Molecule 2: Light-harvesting protein B:885 subunit beta



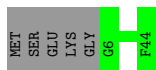
● Molecule 2: Light-harvesting protein B:885 subunit beta



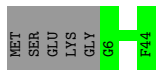
● Molecule 2: Light-harvesting protein B:885 subunit beta




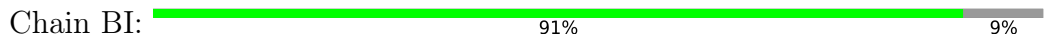
● Molecule 2: Light-harvesting protein B:885 subunit beta




● Molecule 2: Light-harvesting protein B:885 subunit beta

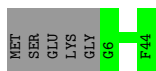


● Molecule 2: Light-harvesting protein B:885 subunit beta



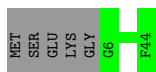
● Molecule 2: Light-harvesting protein B:885 subunit beta

Chain BJ:  89% 11%



- Molecule 2: Light-harvesting protein B:885 subunit beta

Chain BK:  89% 11%



- Molecule 2: Light-harvesting protein B:885 subunit beta

Chain BL:  89% 11%



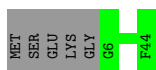
- Molecule 2: Light-harvesting protein B:885 subunit beta

Chain BM:  89% 11%



- Molecule 2: Light-harvesting protein B:885 subunit beta

Chain BN:  89% 11%



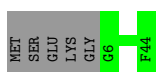
- Molecule 2: Light-harvesting protein B:885 subunit beta

Chain BO:  89% 11%



- Molecule 2: Light-harvesting protein B:885 subunit beta

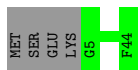
Chain BP:  89% 11%



- Molecule 2: Light-harvesting protein B:885 subunit beta

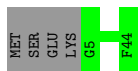


Chain BQ:  91% 9%



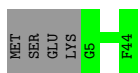
- Molecule 2: Light-harvesting protein B:885 subunit beta

Chain BR:  91% 9%



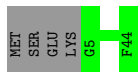
- Molecule 2: Light-harvesting protein B:885 subunit beta

Chain BS:  91% 9%




- Molecule 2: Light-harvesting protein B:885 subunit beta

Chain BT:  91% 9%



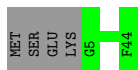
- Molecule 2: Light-harvesting protein B:885 subunit beta

Chain BU:  89% 11%



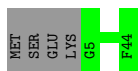
- Molecule 2: Light-harvesting protein B:885 subunit beta

Chain BV:  91% 9%

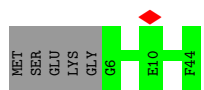
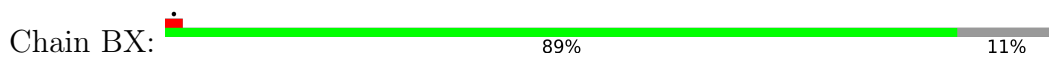


- Molecule 2: Light-harvesting protein B:885 subunit beta

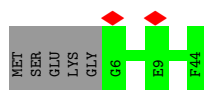
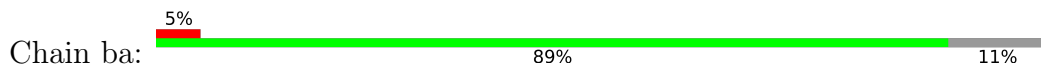
Chain BW:  91% 9%



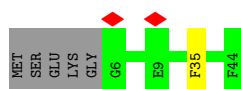
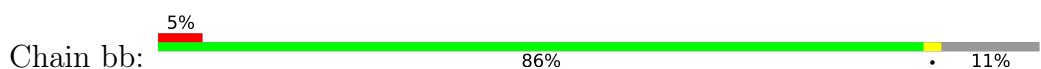
- Molecule 2: Light-harvesting protein B:885 subunit beta



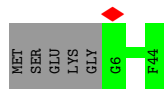
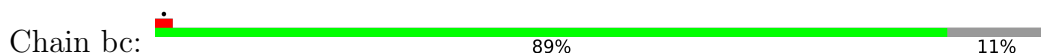
- Molecule 2: Light-harvesting protein B:885 subunit beta



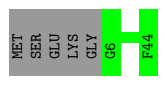
- Molecule 2: Light-harvesting protein B:885 subunit beta



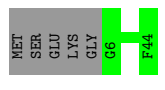
- Molecule 2: Light-harvesting protein B:885 subunit beta



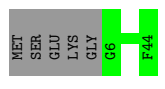
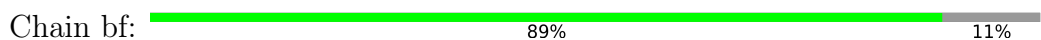
- Molecule 2: Light-harvesting protein B:885 subunit beta



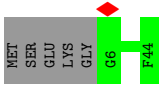
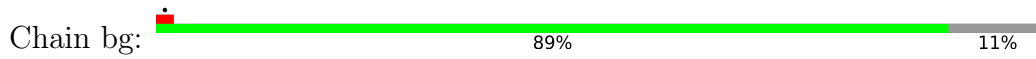
- Molecule 2: Light-harvesting protein B:885 subunit beta




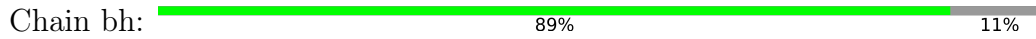
- Molecule 2: Light-harvesting protein B:885 subunit beta



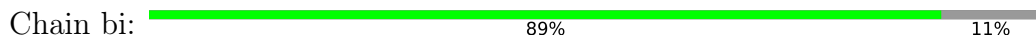
- Molecule 2: Light-harvesting protein B:885 subunit beta




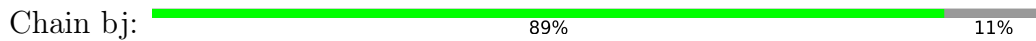
- Molecule 2: Light-harvesting protein B:885 subunit beta



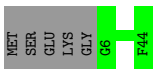
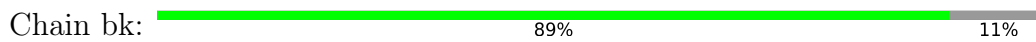
- Molecule 2: Light-harvesting protein B:885 subunit beta



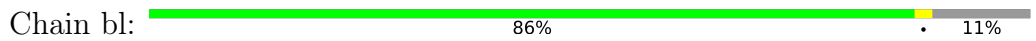
- Molecule 2: Light-harvesting protein B:885 subunit beta




- Molecule 2: Light-harvesting protein B:885 subunit beta



- Molecule 2: Light-harvesting protein B:885 subunit beta

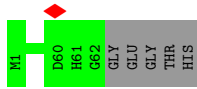


- Molecule 2: Light-harvesting protein B:885 subunit beta

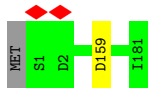


- Molecule 2: Light-harvesting protein B:885 subunit beta






- Molecule 7: RC-Hc



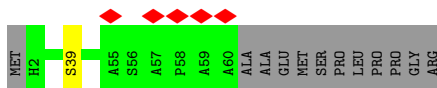
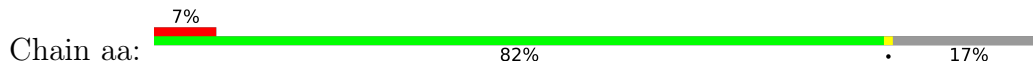
- Molecule 8: Photosynthetic reaction center L subunit



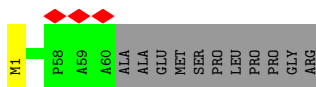
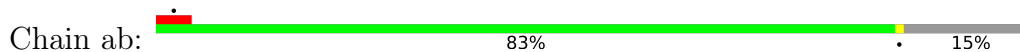
- Molecule 9: RC-M




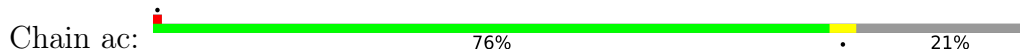
- Molecule 10: LHC domain-containing protein




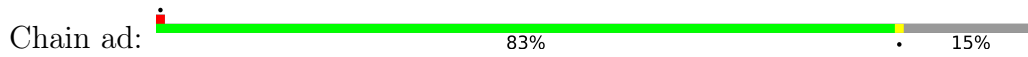
- Molecule 11: LHC domain-containing protein



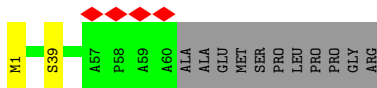
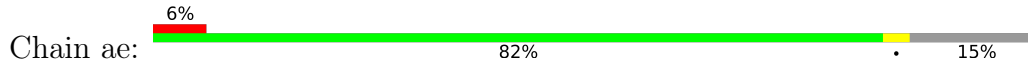
- Molecule 11: LHC domain-containing protein




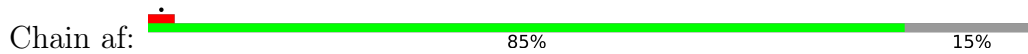
- Molecule 11: LHC domain-containing protein



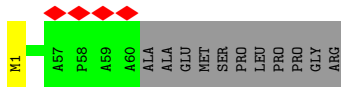
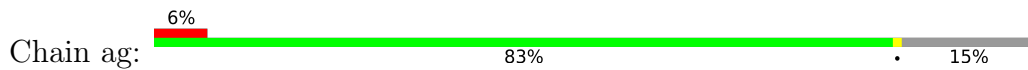
- Molecule 11: LHC domain-containing protein



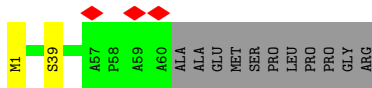
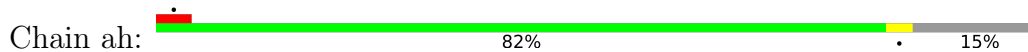
- Molecule 11: LHC domain-containing protein



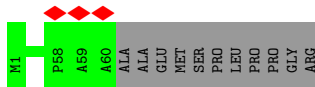
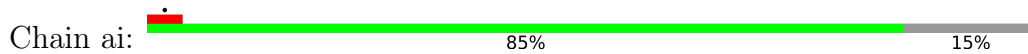
- Molecule 11: LHC domain-containing protein



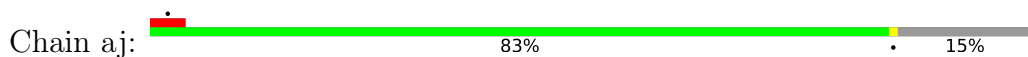
- Molecule 11: LHC domain-containing protein

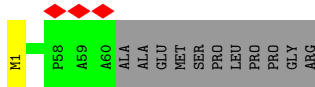


- Molecule 11: LHC domain-containing protein

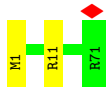


- Molecule 11: LHC domain-containing protein


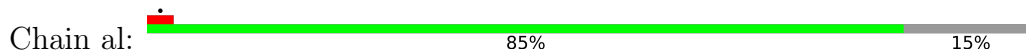




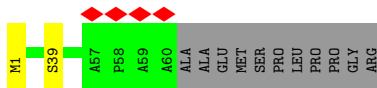
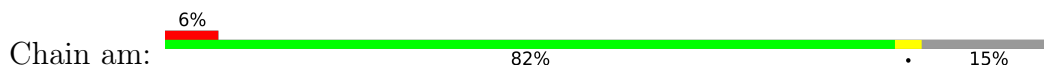
- Molecule 11: LHC domain-containing protein



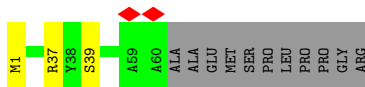
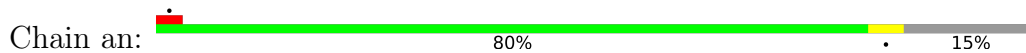
- Molecule 11: LHC domain-containing protein



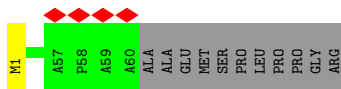
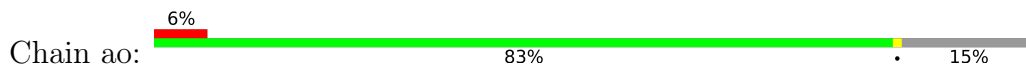
- Molecule 11: LHC domain-containing protein



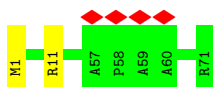
- Molecule 11: LHC domain-containing protein




- Molecule 11: LHC domain-containing protein



- Molecule 11: LHC domain-containing protein



- Molecule 12: alpha-L-rhamnopyranose-(1-4)-alpha-D-mannopyranose

Chain CG:  100%

MAN1  
RAM2

- Molecule 12: alpha-L-rhamnopyranose-(1-4)-alpha-D-mannopyranose

Chain MG:  100%

MAN1  
RAM2



## 4 Experimental information

Property	Value	Source
EM reconstruction method	SINGLE PARTICLE	Depositor
Imposed symmetry	POINT, C1	Depositor
Number of particles used	100616	Depositor
Resolution determination method	FSC 0.143 CUT-OFF	Depositor
CTF correction method	PHASE FLIPPING AND AMPLITUDE CORRECTION	Depositor
Microscope	FEI TITAN KRIOS	Depositor
Voltage (kV)	300	Depositor
Electron dose ( $e^-/\text{\AA}^2$ )	24.8	Depositor
Minimum defocus (nm)	-800	Depositor
Maximum defocus (nm)	-2400	Depositor
Magnification	120000	Depositor
Image detector	FEI FALCON IV (4k x 4k)	Depositor
Maximum map value	0.199	Depositor
Minimum map value	-0.058	Depositor
Average map value	0.001	Depositor
Map value standard deviation	0.004	Depositor
Recommended contour level	0.0233	Depositor
Map size (Å)	399.784, 399.784, 399.784	wwPDB
Map dimensions	400, 400, 400	wwPDB
Map angles (°)	90.0, 90.0, 90.0	wwPDB
Pixel spacing (Å)	0.99946, 0.99946, 0.99946	Depositor

## 5 Model quality

### 5.1 Standard geometry

Bond lengths and bond angles in the following residue types are not validated in this section: LMT, FME, BCL, BPH, NDG, MAN, 0V9, CRT, CD4, PGW, V7B, MQ8, V7N, HEC, V75, UYH, FE, RAM

The Z score for a bond length (or angle) is the number of standard deviations the observed value is removed from the expected value. A bond length (or angle) with  $|Z| > 5$  is considered an outlier worth inspection. RMSZ is the root-mean-square of all Z scores of the bond lengths (or angles).

Mol	Chain	Bond lengths		Bond angles	
		RMSZ	# Z  >5	RMSZ	# Z  >5
1	AA	0.25	0/396	0.52	0/541
1	AB	0.25	0/396	0.49	0/541
1	AC	0.26	0/388	0.54	0/529
1	AD	0.25	0/388	0.53	0/529
1	AE	0.27	0/396	0.54	0/541
1	AF	0.26	0/396	0.54	0/541
1	AG	0.26	0/396	0.51	0/541
1	AH	0.26	0/396	0.49	0/541
1	AI	0.26	0/396	0.53	0/541
1	AJ	0.28	0/396	0.54	0/541
1	AK	0.27	0/396	0.53	0/541
1	AL	0.27	0/396	0.53	0/541
1	AM	0.26	0/396	0.50	0/541
1	AN	0.27	0/396	0.52	0/541
1	AO	0.26	0/396	0.51	0/541
1	AP	0.26	0/396	0.51	0/541
1	AQ	0.27	0/396	0.54	0/541
1	AR	0.26	0/396	0.51	0/541
1	AS	0.28	0/396	0.55	0/541
1	AT	0.27	0/396	0.51	0/541
1	AU	0.26	0/396	0.52	0/541
1	AV	0.28	0/396	0.51	0/541
1	AW	0.26	0/396	0.52	0/541
1	AX	0.26	0/396	0.54	0/541
2	BA	0.24	0/336	0.48	0/456
2	BB	0.26	0/340	0.50	0/461
2	BC	0.25	0/336	0.50	0/456
2	BD	0.25	0/340	0.49	0/461
2	BE	0.26	0/340	0.49	0/461
2	BF	0.27	0/336	0.51	0/456
2	BG	0.27	0/336	0.51	0/456

Mol	Chain	Bond lengths		Bond angles	
		RMSZ	# Z  >5	RMSZ	# Z  >5
2	BH	0.26	0/336	0.49	0/456
2	BI	0.27	0/340	0.52	0/461
2	BJ	0.28	0/336	0.53	0/456
2	BK	0.28	0/336	0.51	0/456
2	BL	0.27	0/336	0.52	0/456
2	BM	0.26	0/336	0.52	0/456
2	BN	0.27	0/336	0.50	0/456
2	BO	0.26	0/336	0.50	0/456
2	BP	0.28	0/336	0.51	0/456
2	BQ	0.27	0/340	0.52	0/461
2	BR	0.26	0/340	0.51	0/461
2	BS	0.26	0/340	0.51	0/461
2	BT	0.26	0/340	0.50	0/461
2	BU	0.28	0/336	0.51	0/456
2	BV	0.26	0/340	0.50	0/461
2	BW	0.26	0/340	0.50	0/461
2	BX	0.26	0/336	0.51	0/456
2	ba	0.27	0/336	0.50	0/456
2	bb	0.29	0/336	0.53	0/456
2	bc	0.26	0/336	0.50	0/456
2	bd	0.30	0/336	0.57	0/456
2	be	0.31	0/336	0.49	0/456
2	bf	0.30	0/336	0.51	0/456
2	bg	0.28	0/336	0.50	0/456
2	bh	0.30	0/336	0.53	0/456
2	bi	0.29	0/336	0.51	0/456
2	bj	0.31	0/336	0.52	0/456
2	bk	0.29	0/336	0.53	0/456
2	bl	0.31	0/336	0.56	0/456
2	bm	0.29	0/336	0.50	0/456
2	bn	0.30	0/340	0.55	0/461
2	bo	0.29	0/336	0.49	0/456
2	bp	0.29	0/336	0.52	0/456
3	C	0.31	0/2392	0.56	0/3263
4	C1	0.27	0/826	0.58	0/1128
5	C2	0.27	0/800	0.58	0/1094
6	H1	0.29	0/531	0.53	0/717
7	H2	0.30	0/1443	0.55	0/1970
8	L	0.29	0/2252	0.51	0/3081
9	M	0.31	0/2803	0.55	0/3835
10	aa	0.25	0/467	0.54	0/638
11	ab	0.25	0/467	0.55	0/638
11	ac	0.27	0/444	0.59	0/605

Mol	Chain	Bond lengths		Bond angles	
		RMSZ	# Z  >5	RMSZ	# Z  >5
11	ad	0.29	0/467	0.57	0/638
11	ae	0.31	0/467	0.57	0/638
11	af	0.29	0/467	0.55	0/638
11	ag	0.28	0/467	0.54	0/638
11	ah	0.29	0/467	0.56	0/638
11	ai	0.27	0/467	0.54	0/638
11	aj	0.28	0/467	0.58	0/638
11	ak	0.29	0/547	0.56	0/748
11	al	0.28	0/467	0.56	0/638
11	am	0.29	0/467	0.54	0/638
11	an	0.31	0/467	0.55	0/638
11	ao	0.31	0/467	0.59	0/638
11	ap	0.26	0/547	0.54	0/748
All	All	0.28	0/41628	0.53	0/56738

Chiral center outliers are detected by calculating the chiral volume of a chiral center and verifying if the center is modelled as a planar moiety or with the opposite hand. A planarity outlier is detected by checking planarity of atoms in a peptide group, atoms in a mainchain group or atoms of a sidechain that are expected to be planar.

Mol	Chain	#Chirality outliers	#Planarity outliers
1	AE	0	1
2	BF	0	1
2	bl	0	1
4	C1	0	1
5	C2	0	1
9	M	0	2
11	ac	0	1
11	ad	0	1
11	ak	0	1
11	an	0	1
All	All	0	11

There are no bond length outliers.

There are no bond angle outliers.

There are no chirality outliers.

All (11) planarity outliers are listed below:

Mol	Chain	Res	Type	Group
1	AE	3	ARG	Sidechain
2	BF	13	ARG	Sidechain

*Continued on next page...*

*Continued from previous page...*

Mol	Chain	Res	Type	Group
4	C1	166	ARG	Sidechain
5	C2	27	ARG	Sidechain
9	M	10	ARG	Sidechain
9	M	88	ARG	Sidechain
11	ac	11	ARG	Sidechain
11	ad	12	ARG	Sidechain
11	ak	11	ARG	Sidechain
11	an	37	ARG	Sidechain
2	bl	13	ARG	Sidechain

## 5.2 Too-close contacts [i](#)

Due to software issues we are unable to calculate clashes - this section is therefore empty.

## 5.3 Torsion angles [i](#)

### 5.3.1 Protein backbone [i](#)

In the following table, the Percentiles column shows the percent Ramachandran outliers of the chain as a percentile score with respect to all PDB entries followed by that with respect to all EM entries.

The Analysed column shows the number of residues for which the backbone conformation was analysed, and the total number of residues.

Mol	Chain	Analysed	Favoured	Allowed	Outliers	Percentiles	
1	AA	47/54 (87%)	47 (100%)	0	0	100	100
1	AB	47/54 (87%)	47 (100%)	0	0	100	100
1	AC	46/54 (85%)	46 (100%)	0	0	100	100
1	AD	46/54 (85%)	46 (100%)	0	0	100	100
1	AE	47/54 (87%)	47 (100%)	0	0	100	100
1	AF	47/54 (87%)	47 (100%)	0	0	100	100
1	AG	47/54 (87%)	47 (100%)	0	0	100	100
1	AH	47/54 (87%)	47 (100%)	0	0	100	100
1	AI	47/54 (87%)	47 (100%)	0	0	100	100
1	AJ	47/54 (87%)	46 (98%)	1 (2%)	0	100	100
1	AK	47/54 (87%)	47 (100%)	0	0	100	100

*Continued on next page...*

*Continued from previous page...*

Mol	Chain	Analysed	Favoured	Allowed	Outliers	Percentiles	
1	AL	47/54 (87%)	47 (100%)	0	0	100	100
1	AM	47/54 (87%)	47 (100%)	0	0	100	100
1	AN	47/54 (87%)	46 (98%)	1 (2%)	0	100	100
1	AO	47/54 (87%)	46 (98%)	1 (2%)	0	100	100
1	AP	47/54 (87%)	47 (100%)	0	0	100	100
1	AQ	47/54 (87%)	47 (100%)	0	0	100	100
1	AR	47/54 (87%)	47 (100%)	0	0	100	100
1	AS	47/54 (87%)	47 (100%)	0	0	100	100
1	AT	47/54 (87%)	47 (100%)	0	0	100	100
1	AU	47/54 (87%)	47 (100%)	0	0	100	100
1	AV	47/54 (87%)	47 (100%)	0	0	100	100
1	AW	47/54 (87%)	46 (98%)	1 (2%)	0	100	100
1	AX	47/54 (87%)	47 (100%)	0	0	100	100
2	BA	37/44 (84%)	37 (100%)	0	0	100	100
2	BB	38/44 (86%)	38 (100%)	0	0	100	100
2	BC	37/44 (84%)	37 (100%)	0	0	100	100
2	BD	38/44 (86%)	38 (100%)	0	0	100	100
2	BE	38/44 (86%)	38 (100%)	0	0	100	100
2	BF	37/44 (84%)	37 (100%)	0	0	100	100
2	BG	37/44 (84%)	37 (100%)	0	0	100	100
2	BH	37/44 (84%)	37 (100%)	0	0	100	100
2	BI	38/44 (86%)	38 (100%)	0	0	100	100
2	BJ	37/44 (84%)	37 (100%)	0	0	100	100
2	BK	37/44 (84%)	37 (100%)	0	0	100	100
2	BL	37/44 (84%)	37 (100%)	0	0	100	100
2	BM	37/44 (84%)	37 (100%)	0	0	100	100
2	BN	37/44 (84%)	37 (100%)	0	0	100	100
2	BO	37/44 (84%)	37 (100%)	0	0	100	100
2	BP	37/44 (84%)	37 (100%)	0	0	100	100
2	BQ	38/44 (86%)	38 (100%)	0	0	100	100
2	BR	38/44 (86%)	38 (100%)	0	0	100	100

*Continued on next page...*

Continued from previous page...

Mol	Chain	Analysed	Favoured	Allowed	Outliers	Percentiles	
2	BS	38/44 (86%)	38 (100%)	0	0	100	100
2	BT	38/44 (86%)	38 (100%)	0	0	100	100
2	BU	37/44 (84%)	37 (100%)	0	0	100	100
2	BV	38/44 (86%)	37 (97%)	1 (3%)	0	100	100
2	BW	38/44 (86%)	38 (100%)	0	0	100	100
2	BX	37/44 (84%)	37 (100%)	0	0	100	100
2	ba	37/44 (84%)	37 (100%)	0	0	100	100
2	bb	37/44 (84%)	37 (100%)	0	0	100	100
2	bc	37/44 (84%)	37 (100%)	0	0	100	100
2	bd	37/44 (84%)	37 (100%)	0	0	100	100
2	be	37/44 (84%)	37 (100%)	0	0	100	100
2	bf	37/44 (84%)	37 (100%)	0	0	100	100
2	bg	37/44 (84%)	37 (100%)	0	0	100	100
2	bh	37/44 (84%)	36 (97%)	1 (3%)	0	100	100
2	bi	37/44 (84%)	37 (100%)	0	0	100	100
2	bj	37/44 (84%)	36 (97%)	1 (3%)	0	100	100
2	bk	37/44 (84%)	37 (100%)	0	0	100	100
2	bl	37/44 (84%)	36 (97%)	1 (3%)	0	100	100
2	bm	37/44 (84%)	37 (100%)	0	0	100	100
2	bn	38/44 (86%)	38 (100%)	0	0	100	100
2	bo	37/44 (84%)	37 (100%)	0	0	100	100
2	bp	37/44 (84%)	37 (100%)	0	0	100	100
3	C	297/354 (84%)	286 (96%)	11 (4%)	0	100	100
4	C1	101/202 (50%)	99 (98%)	2 (2%)	0	100	100
5	C2	99/125 (79%)	98 (99%)	1 (1%)	0	100	100
6	H1	60/67 (90%)	59 (98%)	1 (2%)	0	100	100
7	H2	178/181 (98%)	171 (96%)	7 (4%)	0	100	100
8	L	271/274 (99%)	264 (97%)	6 (2%)	1 (0%)	30	47
9	M	334/367 (91%)	325 (97%)	9 (3%)	0	100	100
10	aa	57/71 (80%)	56 (98%)	1 (2%)	0	100	100
11	ab	58/71 (82%)	57 (98%)	1 (2%)	0	100	100

Continued on next page...

Continued from previous page...

Mol	Chain	Analysed	Favoured	Allowed	Outliers	Percentiles	
11	ac	54/71 (76%)	52 (96%)	2 (4%)	0	100	100
11	ad	58/71 (82%)	57 (98%)	1 (2%)	0	100	100
11	ae	58/71 (82%)	58 (100%)	0	0	100	100
11	af	58/71 (82%)	57 (98%)	1 (2%)	0	100	100
11	ag	58/71 (82%)	58 (100%)	0	0	100	100
11	ah	58/71 (82%)	56 (97%)	2 (3%)	0	100	100
11	ai	58/71 (82%)	56 (97%)	2 (3%)	0	100	100
11	aj	58/71 (82%)	56 (97%)	2 (3%)	0	100	100
11	ak	69/71 (97%)	66 (96%)	3 (4%)	0	100	100
11	al	58/71 (82%)	56 (97%)	2 (3%)	0	100	100
11	am	58/71 (82%)	57 (98%)	1 (2%)	0	100	100
11	an	58/71 (82%)	57 (98%)	1 (2%)	0	100	100
11	ao	58/71 (82%)	57 (98%)	1 (2%)	0	100	100
11	ap	69/71 (97%)	67 (97%)	2 (3%)	0	100	100
All	All	4902/5762 (85%)	4834 (99%)	67 (1%)	1 (0%)	100	100

All (1) Ramachandran outliers are listed below:

Mol	Chain	Res	Type
8	L	31	VAL

### 5.3.2 Protein sidechains [i](#)

In the following table, the Percentiles column shows the percent sidechain outliers of the chain as a percentile score with respect to all PDB entries followed by that with respect to all EM entries.

The Analysed column shows the number of residues for which the sidechain conformation was analysed, and the total number of residues.

Mol	Chain	Analysed	Rotameric	Outliers	Percentiles	
1	AA	38/41 (93%)	38 (100%)	0	100	100
1	AB	38/41 (93%)	38 (100%)	0	100	100
1	AC	37/41 (90%)	37 (100%)	0	100	100
1	AD	37/41 (90%)	37 (100%)	0	100	100

Continued on next page...



*Continued from previous page...*

Mol	Chain	Analysed	Rotameric	Outliers	Percentiles	
1	AE	38/41 (93%)	38 (100%)	0	100	100
1	AF	38/41 (93%)	38 (100%)	0	100	100
1	AG	38/41 (93%)	38 (100%)	0	100	100
1	AH	38/41 (93%)	37 (97%)	1 (3%)	41	65
1	AI	38/41 (93%)	38 (100%)	0	100	100
1	AJ	38/41 (93%)	38 (100%)	0	100	100
1	AK	38/41 (93%)	38 (100%)	0	100	100
1	AL	38/41 (93%)	38 (100%)	0	100	100
1	AM	38/41 (93%)	38 (100%)	0	100	100
1	AN	38/41 (93%)	38 (100%)	0	100	100
1	AO	38/41 (93%)	38 (100%)	0	100	100
1	AP	38/41 (93%)	38 (100%)	0	100	100
1	AQ	38/41 (93%)	38 (100%)	0	100	100
1	AR	38/41 (93%)	38 (100%)	0	100	100
1	AS	38/41 (93%)	38 (100%)	0	100	100
1	AT	38/41 (93%)	38 (100%)	0	100	100
1	AU	38/41 (93%)	38 (100%)	0	100	100
1	AV	38/41 (93%)	38 (100%)	0	100	100
1	AW	38/41 (93%)	38 (100%)	0	100	100
1	AX	38/41 (93%)	38 (100%)	0	100	100
2	BA	31/35 (89%)	31 (100%)	0	100	100
2	BB	31/35 (89%)	31 (100%)	0	100	100
2	BC	31/35 (89%)	31 (100%)	0	100	100
2	BD	31/35 (89%)	31 (100%)	0	100	100
2	BE	31/35 (89%)	31 (100%)	0	100	100
2	BF	31/35 (89%)	31 (100%)	0	100	100
2	BG	31/35 (89%)	31 (100%)	0	100	100
2	BH	31/35 (89%)	31 (100%)	0	100	100
2	BI	31/35 (89%)	31 (100%)	0	100	100
2	BJ	31/35 (89%)	31 (100%)	0	100	100
2	BK	31/35 (89%)	31 (100%)	0	100	100

*Continued on next page...*

*Continued from previous page...*

Mol	Chain	Analysed	Rotameric	Outliers	Percentiles	
2	BL	31/35 (89%)	31 (100%)	0	100	100
2	BM	31/35 (89%)	31 (100%)	0	100	100
2	BN	31/35 (89%)	31 (100%)	0	100	100
2	BO	31/35 (89%)	31 (100%)	0	100	100
2	BP	31/35 (89%)	31 (100%)	0	100	100
2	BQ	31/35 (89%)	31 (100%)	0	100	100
2	BR	31/35 (89%)	31 (100%)	0	100	100
2	BS	31/35 (89%)	31 (100%)	0	100	100
2	BT	31/35 (89%)	31 (100%)	0	100	100
2	BU	31/35 (89%)	31 (100%)	0	100	100
2	BV	31/35 (89%)	31 (100%)	0	100	100
2	BW	31/35 (89%)	31 (100%)	0	100	100
2	BX	31/35 (89%)	31 (100%)	0	100	100
2	ba	31/35 (89%)	31 (100%)	0	100	100
2	bb	31/35 (89%)	30 (97%)	1 (3%)	34	57
2	bc	31/35 (89%)	31 (100%)	0	100	100
2	bd	31/35 (89%)	31 (100%)	0	100	100
2	be	31/35 (89%)	31 (100%)	0	100	100
2	bf	31/35 (89%)	31 (100%)	0	100	100
2	bg	31/35 (89%)	31 (100%)	0	100	100
2	bh	31/35 (89%)	31 (100%)	0	100	100
2	bi	31/35 (89%)	31 (100%)	0	100	100
2	bj	31/35 (89%)	31 (100%)	0	100	100
2	bk	31/35 (89%)	31 (100%)	0	100	100
2	bl	31/35 (89%)	31 (100%)	0	100	100
2	bm	31/35 (89%)	31 (100%)	0	100	100
2	bn	31/35 (89%)	31 (100%)	0	100	100
2	bo	31/35 (89%)	31 (100%)	0	100	100
2	bp	31/35 (89%)	31 (100%)	0	100	100
3	C	245/285 (86%)	242 (99%)	3 (1%)	67	84
4	C1	88/156 (56%)	88 (100%)	0	100	100

*Continued on next page...*

Continued from previous page...

Mol	Chain	Analysed	Rotameric	Outliers	Percentiles	
5	C2	72/95 (76%)	71 (99%)	1 (1%)	62	81
6	H1	50/53 (94%)	50 (100%)	0	100	100
7	H2	150/151 (99%)	149 (99%)	1 (1%)	81	92
8	L	215/216 (100%)	213 (99%)	2 (1%)	75	89
9	M	274/299 (92%)	271 (99%)	3 (1%)	70	86
10	aa	46/55 (84%)	45 (98%)	1 (2%)	47	70
11	ab	46/54 (85%)	46 (100%)	0	100	100
11	ac	45/54 (83%)	45 (100%)	0	100	100
11	ad	46/54 (85%)	46 (100%)	0	100	100
11	ae	46/54 (85%)	45 (98%)	1 (2%)	47	70
11	af	46/54 (85%)	46 (100%)	0	100	100
11	ag	46/54 (85%)	46 (100%)	0	100	100
11	ah	46/54 (85%)	45 (98%)	1 (2%)	47	70
11	ai	46/54 (85%)	46 (100%)	0	100	100
11	aj	46/54 (85%)	46 (100%)	0	100	100
11	ak	54/54 (100%)	54 (100%)	0	100	100
11	al	46/54 (85%)	46 (100%)	0	100	100
11	am	46/54 (85%)	45 (98%)	1 (2%)	47	70
11	an	46/54 (85%)	45 (98%)	1 (2%)	47	70
11	ao	46/54 (85%)	46 (100%)	0	100	100
11	ap	54/54 (100%)	53 (98%)	1 (2%)	52	74
All	All	3995/4504 (89%)	3977 (100%)	18 (0%)	85	94

All (18) residues with a non-rotameric sidechain are listed below:

Mol	Chain	Res	Type
1	AH	8	THR
3	C	116	TYR
3	C	164	SER
3	C	202	TYR
5	C2	27	ARG
7	H2	159	ASP
8	L	247	CYS
8	L	272	TRP
9	M	30	ARG

Continued on next page...

*Continued from previous page...*

Mol	Chain	Res	Type
9	M	215	PHE
9	M	291	ASP
10	aa	39	SER
11	ae	39	SER
11	ah	39	SER
11	am	39	SER
11	an	39	SER
11	ap	11	ARG
2	bb	35	PHE

Sometimes sidechains can be flipped to improve hydrogen bonding and reduce clashes. All (7) such sidechains are listed below:

Mol	Chain	Res	Type
1	AE	11	HIS
1	AR	29	HIS
3	C	44	GLN
5	C2	24	HIS
8	L	104	GLN
8	L	116	HIS
9	M	316	GLN

### 5.3.3 RNA [i](#)

There are no RNA molecules in this entry.

## 5.4 Non-standard residues in protein, DNA, RNA chains [i](#)

40 non-standard protein/DNA/RNA residues are modelled in this entry.

In the following table, the Counts columns list the number of bonds (or angles) for which Mogul statistics could be retrieved, the number of bonds (or angles) that are observed in the model and the number of bonds (or angles) that are defined in the Chemical Component Dictionary. The Link column lists molecule types, if any, to which the group is linked. The Z score for a bond length (or angle) is the number of standard deviations the observed value is removed from the expected value. A bond length (or angle) with  $|Z| > 2$  is considered an outlier worth inspection. RMSZ is the root-mean-square of all Z scores of the bond lengths (or angles).

Mol	Type	Chain	Res	Link	Bond lengths			Bond angles		
					Counts	RMSZ	$\# Z  > 2$	Counts	RMSZ	$\# Z  > 2$
11	FME	ab	1	11	8,9,10	0.89	0	7,9,11	1.74	1 (14%)
11	FME	ao	1	11	8,9,10	0.84	0	7,9,11	2.24	2 (28%)

Mol	Type	Chain	Res	Link	Bond lengths			Bond angles		
					Counts	RMSZ	# Z  > 2	Counts	RMSZ	# Z  > 2
1	FME	AD	1	1	8,9,10	0.91	0	7,9,11	1.24	1 (14%)
1	FME	AR	1	1	8,9,10	0.94	0	7,9,11	0.99	1 (14%)
1	FME	AB	1	1	8,9,10	0.90	0	7,9,11	1.38	1 (14%)
11	FME	ap	1	11	8,9,10	0.95	0	7,9,11	1.14	1 (14%)
1	FME	AH	1	1	8,9,10	0.96	0	7,9,11	0.98	1 (14%)
11	FME	ad	1	11	8,9,10	0.93	0	7,9,11	0.93	0
11	FME	ah	1	11	8,9,10	0.93	0	7,9,11	1.10	1 (14%)
11	FME	al	1	11	8,9,10	0.95	0	7,9,11	0.90	0
1	FME	AK	1	1	8,9,10	0.94	0	7,9,11	0.95	0
1	FME	AX	1	1	8,9,10	0.92	0	7,9,11	0.84	0
1	FME	AQ	1	1	8,9,10	0.92	0	7,9,11	0.89	0
11	FME	ae	1	11	8,9,10	0.90	0	7,9,11	1.08	1 (14%)
1	FME	AM	1	1	8,9,10	0.94	0	7,9,11	0.97	0
11	FME	aj	1	11	8,9,10	0.93	0	7,9,11	0.98	1 (14%)
1	FME	AG	1	1	8,9,10	0.93	0	7,9,11	1.10	0
1	FME	AL	1	1	8,9,10	0.94	0	7,9,11	1.12	1 (14%)
1	FME	AW	1	1	8,9,10	0.96	0	7,9,11	0.87	0
1	FME	AO	1	1	8,9,10	0.92	0	7,9,11	1.23	2 (28%)
6	FME	H1	1	6	8,9,10	0.96	0	7,9,11	1.14	0
11	FME	am	1	11	8,9,10	0.96	0	7,9,11	0.99	1 (14%)
1	FME	AA	1	1	8,9,10	0.93	0	7,9,11	1.05	1 (14%)
1	FME	AN	1	1	8,9,10	0.93	0	7,9,11	1.21	1 (14%)
1	FME	AU	1	1	8,9,10	0.95	0	7,9,11	1.19	1 (14%)
1	FME	AS	1	1	8,9,10	0.89	0	7,9,11	1.50	2 (28%)
1	FME	AV	1	1	8,9,10	0.96	0	7,9,11	0.89	0
11	FME	af	1	11	8,9,10	0.97	0	7,9,11	0.79	0
1	FME	AJ	1	1	8,9,10	0.92	0	7,9,11	1.23	1 (14%)
1	FME	AE	1	1	8,9,10	0.91	0	7,9,11	1.10	1 (14%)
11	FME	ai	1	11	8,9,10	0.93	0	7,9,11	0.98	0
11	FME	an	1	11	8,9,10	0.92	0	7,9,11	1.24	1 (14%)
1	FME	AC	1	1	8,9,10	0.96	0	7,9,11	0.95	0
1	FME	AP	1	1	8,9,10	0.89	0	7,9,11	1.36	1 (14%)
11	FME	ac	1	11	8,9,10	0.90	0	7,9,11	1.06	1 (14%)
11	FME	ag	1	11	8,9,10	0.92	0	7,9,11	1.06	1 (14%)
1	FME	AF	1	1	8,9,10	0.95	0	7,9,11	0.96	0
11	FME	ak	1	11	8,9,10	0.96	0	7,9,11	1.12	1 (14%)
1	FME	AI	1	1	8,9,10	0.95	0	7,9,11	0.86	0
1	FME	AT	1	1	8,9,10	0.94	0	7,9,11	1.06	1 (14%)

In the following table, the Chirals column lists the number of chiral outliers, the number of chiral centers analysed, the number of these observed in the model and the number defined in the Chemical Component Dictionary. Similar counts are reported in the Torsion and Rings columns. '-' means no outliers of that kind were identified.

Mol	Type	Chain	Res	Link	Chirals	Torsions	Rings
11	FME	ab	1	11	-	1/7/9/11	-
11	FME	ao	1	11	-	3/7/9/11	-
1	FME	AD	1	1	-	0/7/9/11	-
1	FME	AR	1	1	-	0/7/9/11	-
1	FME	AB	1	1	-	0/7/9/11	-
11	FME	ap	1	11	-	1/7/9/11	-
1	FME	AH	1	1	-	1/7/9/11	-
11	FME	ad	1	11	-	1/7/9/11	-
11	FME	ah	1	11	-	0/7/9/11	-
11	FME	al	1	11	-	2/7/9/11	-
1	FME	AK	1	1	-	2/7/9/11	-
1	FME	AX	1	1	-	1/7/9/11	-
1	FME	AQ	1	1	-	1/7/9/11	-
11	FME	ae	1	11	-	2/7/9/11	-
1	FME	AM	1	1	-	2/7/9/11	-
11	FME	aj	1	11	-	0/7/9/11	-
1	FME	AG	1	1	-	0/7/9/11	-
1	FME	AL	1	1	-	0/7/9/11	-
1	FME	AW	1	1	-	1/7/9/11	-
1	FME	AO	1	1	-	2/7/9/11	-
6	FME	H1	1	6	-	0/7/9/11	-
11	FME	am	1	11	-	0/7/9/11	-
1	FME	AA	1	1	-	0/7/9/11	-
1	FME	AN	1	1	-	0/7/9/11	-
1	FME	AU	1	1	-	1/7/9/11	-
1	FME	AS	1	1	-	2/7/9/11	-
1	FME	AV	1	1	-	1/7/9/11	-
11	FME	af	1	11	-	2/7/9/11	-
1	FME	AJ	1	1	-	1/7/9/11	-
1	FME	AE	1	1	-	0/7/9/11	-
11	FME	ai	1	11	-	0/7/9/11	-
11	FME	an	1	11	-	0/7/9/11	-
1	FME	AC	1	1	-	0/7/9/11	-
1	FME	AP	1	1	-	2/7/9/11	-
11	FME	ac	1	11	-	0/7/9/11	-
11	FME	ag	1	11	-	0/7/9/11	-
1	FME	AF	1	1	-	1/7/9/11	-

*Continued on next page...*

Continued from previous page...

Mol	Type	Chain	Res	Link	Chirals	Torsions	Rings
11	FME	ak	1	11	-	0/7/9/11	-
1	FME	AI	1	1	-	1/7/9/11	-
1	FME	AT	1	1	-	2/7/9/11	-

There are no bond length outliers.

All (28) bond angle outliers are listed below:

Mol	Chain	Res	Type	Atoms	Z	Observed(°)	Ideal(°)
11	ao	1	FME	C-CA-N	4.46	117.78	109.73
11	ab	1	FME	CA-N-CN	4.25	129.36	122.82
11	ao	1	FME	CA-N-CN	3.63	128.40	122.82
1	AS	1	FME	C-CA-N	3.11	115.34	109.73
1	AB	1	FME	C-CA-N	2.77	114.72	109.73
1	AD	1	FME	C-CA-N	2.71	114.62	109.73
1	AP	1	FME	C-CA-N	2.70	114.61	109.73
1	AU	1	FME	C-CA-N	2.63	114.48	109.73
1	AJ	1	FME	C-CA-N	2.51	114.25	109.73
1	AN	1	FME	C-CA-N	2.42	114.11	109.73
11	ak	1	FME	C-CA-N	2.41	114.08	109.73
11	ah	1	FME	C-CA-N	2.39	114.05	109.73
1	AL	1	FME	C-CA-N	2.34	113.96	109.73
11	ap	1	FME	C-CA-N	2.34	113.95	109.73
11	ae	1	FME	C-CA-N	2.32	113.92	109.73
1	AE	1	FME	C-CA-N	2.28	113.85	109.73
11	ag	1	FME	C-CA-N	2.22	113.74	109.73
1	AA	1	FME	C-CA-N	2.18	113.66	109.73
1	AT	1	FME	C-CA-N	2.15	113.62	109.73
11	ac	1	FME	C-CA-N	2.15	113.61	109.73
11	an	1	FME	C-CA-N	2.13	113.58	109.73
1	AH	1	FME	C-CA-N	2.13	113.57	109.73
1	AO	1	FME	CA-N-CN	2.09	126.04	122.82
11	am	1	FME	C-CA-N	2.08	113.49	109.73
1	AS	1	FME	CA-N-CN	2.07	126.00	122.82
1	AR	1	FME	C-CA-N	2.06	113.46	109.73
1	AO	1	FME	C-CA-N	2.05	113.44	109.73
11	aj	1	FME	C-CA-N	2.02	113.39	109.73

There are no chirality outliers.

All (33) torsion outliers are listed below:

Mol	Chain	Res	Type	Atoms
11	ab	1	FME	CB-CA-N-CN
11	ao	1	FME	C-CA-CB-CG
1	AF	1	FME	O-C-CA-CB
1	AH	1	FME	O-C-CA-CB
1	AI	1	FME	O-C-CA-CB
1	AK	1	FME	O-C-CA-CB
1	AP	1	FME	C-CA-CB-CG
1	AS	1	FME	C-CA-CB-CG
1	AT	1	FME	C-CA-CB-CG
1	AU	1	FME	O-C-CA-CB
1	AV	1	FME	O-C-CA-CB
1	AM	1	FME	CB-CG-SD-CE
11	ad	1	FME	N-CA-CB-CG
1	AM	1	FME	N-CA-CB-CG
1	AO	1	FME	C-CA-CB-CG
1	AT	1	FME	N-CA-CB-CG
11	al	1	FME	CB-CG-SD-CE
11	ae	1	FME	CA-CB-CG-SD
11	ae	1	FME	N-CA-CB-CG
1	AP	1	FME	N-CA-CB-CG
11	af	1	FME	CB-CA-N-CN
1	AO	1	FME	N-CA-CB-CG
11	af	1	FME	N-CA-CB-CG
11	ao	1	FME	N-CA-CB-CG
1	AJ	1	FME	N-CA-CB-CG
1	AK	1	FME	CB-CG-SD-CE
1	AQ	1	FME	N-CA-CB-CG
11	al	1	FME	CB-CA-N-CN
11	ao	1	FME	CB-CA-N-CN
11	ap	1	FME	CB-CA-N-CN
1	AS	1	FME	CB-CA-N-CN
1	AW	1	FME	CB-CA-N-CN
1	AX	1	FME	CB-CA-N-CN

There are no ring outliers.

No monomer is involved in short contacts.

## 5.5 Carbohydrates [i](#)

4 monosaccharides are modelled in this entry.

In the following table, the Counts columns list the number of bonds (or angles) for which Mogul statistics could be retrieved, the number of bonds (or angles) that are observed in the model and



the number of bonds (or angles) that are defined in the Chemical Component Dictionary. The Link column lists molecule types, if any, to which the group is linked. The Z score for a bond length (or angle) is the number of standard deviations the observed value is removed from the expected value. A bond length (or angle) with  $|Z| > 2$  is considered an outlier worth inspection. RMSZ is the root-mean-square of all Z scores of the bond lengths (or angles).

Mol	Type	Chain	Res	Link	Bond lengths			Bond angles		
					Counts	RMSZ	# Z  > 2	Counts	RMSZ	# Z  > 2
12	MAN	CG	1	3,12,18	11,11,12	0.95	1 (9%)	15,15,17	1.07	1 (6%)
12	RAM	CG	2	12	10,10,11	1.80	2 (20%)	14,14,16	0.87	1 (7%)
12	MAN	MG	1	9,12,18	11,11,12	0.81	1 (9%)	15,15,17	1.09	1 (6%)
12	RAM	MG	2	12	10,10,11	1.70	2 (20%)	14,14,16	1.97	3 (21%)

In the following table, the Chirals column lists the number of chiral outliers, the number of chiral centers analysed, the number of these observed in the model and the number defined in the Chemical Component Dictionary. Similar counts are reported in the Torsion and Rings columns. '-' means no outliers of that kind were identified.

Mol	Type	Chain	Res	Link	Chirals	Torsions	Rings
12	MAN	CG	1	3,12,18	-	1/2/19/22	0/1/1/1
12	RAM	CG	2	12	-	-	0/1/1/1
12	MAN	MG	1	9,12,18	-	0/2/19/22	0/1/1/1
12	RAM	MG	2	12	-	-	0/1/1/1

All (6) bond length outliers are listed below:

Mol	Chain	Res	Type	Atoms	Z	Observed(Å)	Ideal(Å)
12	CG	2	RAM	O5-C1	4.37	1.50	1.43
12	MG	2	RAM	O5-C1	3.74	1.49	1.43
12	MG	2	RAM	C2-C3	-2.88	1.48	1.52
12	CG	1	MAN	O5-C1	-2.58	1.39	1.43
12	CG	2	RAM	C2-C3	-2.55	1.48	1.52
12	MG	1	MAN	O5-C1	-2.15	1.40	1.43

All (6) bond angle outliers are listed below:

Mol	Chain	Res	Type	Atoms	Z	Observed(°)	Ideal(°)
12	MG	2	RAM	C6-C5-C4	-4.03	105.62	113.07
12	MG	2	RAM	C3-C4-C5	3.91	115.87	109.77
12	MG	2	RAM	O5-C5-C4	3.76	116.27	109.52
12	MG	1	MAN	C1-O5-C5	2.73	115.89	112.19
12	CG	1	MAN	C1-O5-C5	2.53	115.62	112.19
12	CG	2	RAM	C6-C5-C4	-2.09	109.21	113.07

There are no chirality outliers.

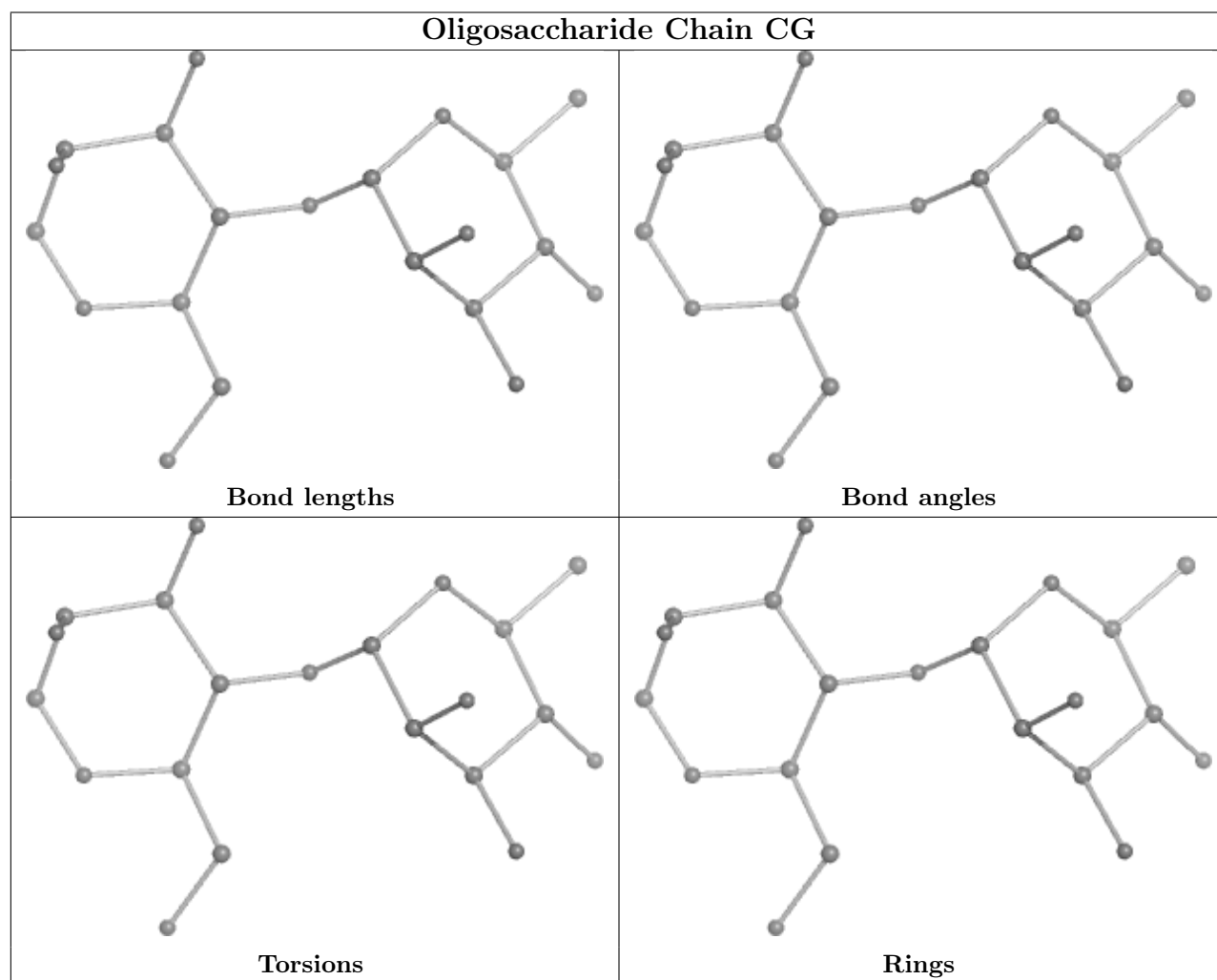
All (1) torsion outliers are listed below:

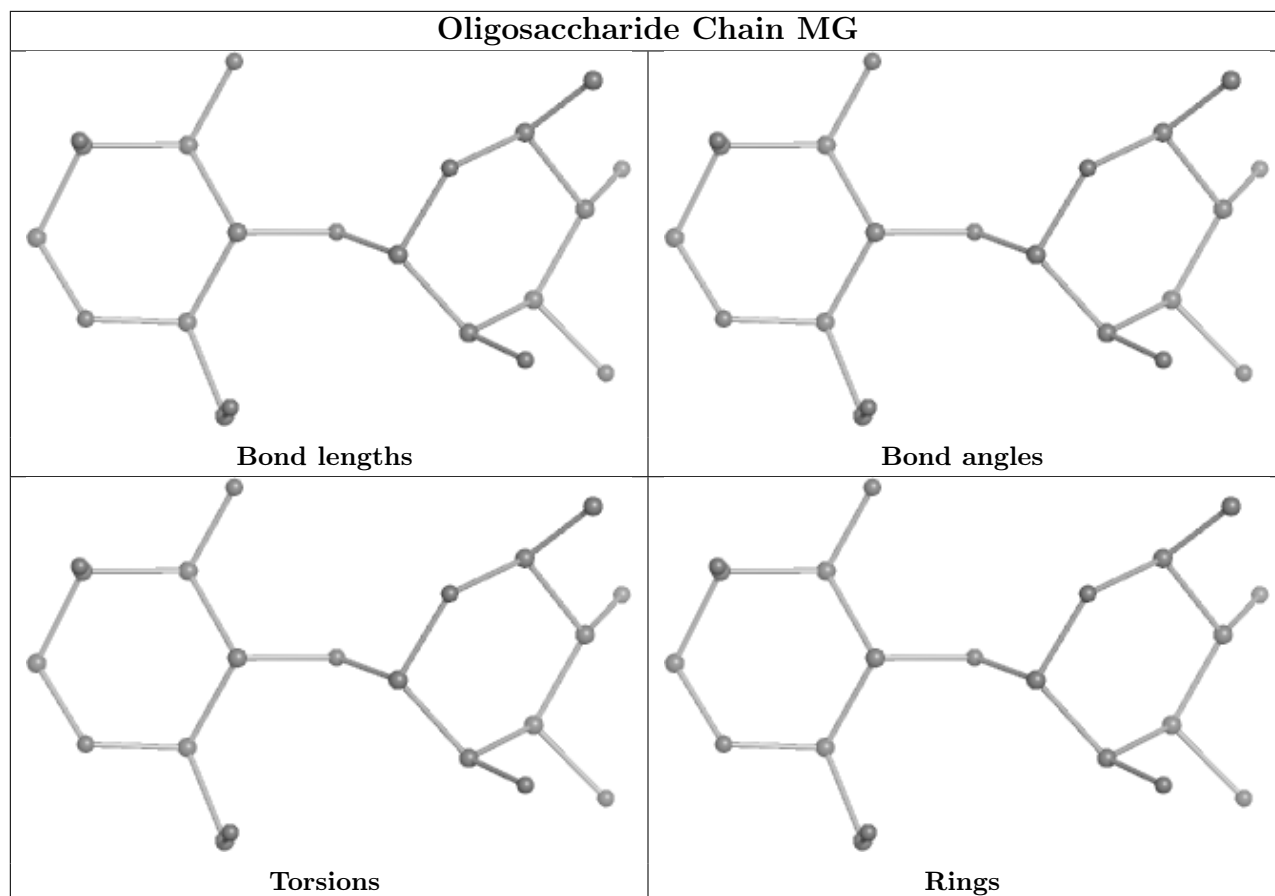
Mol	Chain	Res	Type	Atoms
12	CG	1	MAN	O5-C5-C6-O6

There are no ring outliers.

No monomer is involved in short contacts.

The following is a two-dimensional graphical depiction of Mogul quality analysis of bond lengths, bond angles, torsion angles, and ring geometry for oligosaccharide.





## 5.6 Ligand geometry [i](#)

Of 316 ligands modelled in this entry, 1 is monoatomic - leaving 315 for Mogul analysis.

In the following table, the Counts columns list the number of bonds (or angles) for which Mogul statistics could be retrieved, the number of bonds (or angles) that are observed in the model and the number of bonds (or angles) that are defined in the Chemical Component Dictionary. The Link column lists molecule types, if any, to which the group is linked. The Z score for a bond length (or angle) is the number of standard deviations the observed value is removed from the expected value. A bond length (or angle) with  $|Z| > 2$  is considered an outlier worth inspection. RMSZ is the root-mean-square of all Z scores of the bond lengths (or angles).

Mol	Type	Chain	Res	Link	Bond lengths			Bond angles		
					Counts	RMSZ	# $ Z  > 2$	Counts	RMSZ	# $ Z  > 2$
14	LMT	AH	104	-	36,36,36	1.14	5 (13%)	47,47,47	0.93	2 (4%)
14	LMT	BH	1002	-	36,36,36	1.10	5 (13%)	47,47,47	0.98	2 (4%)
15	V7N	bj	101	-	43,44,44	1.99	9 (20%)	44,54,54	1.52	8 (18%)
14	LMT	BE	103	-	36,36,36	1.12	5 (13%)	47,47,47	0.93	2 (4%)
13	BCL	AX	102	-	64,74,74	1.27	8 (12%)	78,115,115	1.48	10 (12%)
18	V75	C	1006	12,19	18,18,18	1.61	5 (27%)	21,25,25	1.68	2 (9%)

Mol	Type	Chain	Res	Link	Bond lengths			Bond angles		
					Counts	RMSZ	# Z  > 2	Counts	RMSZ	# Z  > 2
13	BCL	BB	105	-	64,74,74	1.24	5 (7%)	78,115,115	1.50	11 (14%)
23	MQ8	M	402	-	54,54,54	0.66	0	66,69,69	0.96	4 (6%)
13	BCL	AQ	103	-	64,74,74	1.25	6 (9%)	78,115,115	1.51	10 (12%)
14	LMT	BP	1006	-	36,36,36	1.11	5 (13%)	47,47,47	0.93	3 (6%)
16	0V9	bh	104	-	44,44,46	0.73	1 (2%)	47,49,51	0.85	2 (4%)
13	BCL	AX	103	-	64,74,74	1.29	6 (9%)	78,115,115	1.57	12 (15%)
13	BCL	AG	103	-	64,74,74	1.25	5 (7%)	78,115,115	1.45	9 (11%)
15	V7N	bm	101	-	43,44,44	2.01	10 (23%)	44,54,54	1.57	10 (22%)
15	V7N	BN	1001	-	43,44,44	2.01	10 (23%)	44,54,54	2.02	12 (27%)
14	LMT	BR	1005	-	36,36,36	1.05	4 (11%)	47,47,47	1.03	2 (4%)
14	LMT	AN	101	-	36,36,36	1.07	5 (13%)	47,47,47	0.98	3 (6%)
14	LMT	BK	1005	-	36,36,36	1.09	5 (13%)	47,47,47	0.98	2 (4%)
13	BCL	AA	1001	-	64,74,74	1.24	5 (7%)	78,115,115	1.47	9 (11%)
21	CD4	ad	101	-	83,83,83	0.49	0	89,95,95	1.05	5 (5%)
14	LMT	BX	104	-	36,36,36	1.08	5 (13%)	47,47,47	0.90	1 (2%)
14	LMT	BL	102	-	36,36,36	1.08	4 (11%)	47,47,47	0.98	1 (2%)
13	BCL	ah	1001	-	64,74,74	1.28	5 (7%)	78,115,115	1.51	9 (11%)
13	BCL	AW	101	-	64,74,74	1.26	5 (7%)	78,115,115	1.48	9 (11%)
14	LMT	BH	1004	-	36,36,36	1.11	5 (13%)	47,47,47	0.93	2 (4%)
14	LMT	BM	1003	-	36,36,36	1.11	4 (11%)	47,47,47	0.91	0
14	LMT	BV	1002	-	36,36,36	1.08	5 (13%)	47,47,47	0.93	2 (4%)
14	LMT	BD	106	-	36,36,36	1.08	4 (11%)	47,47,47	1.01	1 (2%)
14	LMT	AB	1003	-	36,36,36	1.09	5 (13%)	47,47,47	0.98	2 (4%)
14	LMT	AS	103	-	36,36,36	1.15	5 (13%)	47,47,47	1.03	1 (2%)
14	LMT	BD	105	-	36,36,36	1.13	5 (13%)	47,47,47	0.91	2 (4%)
15	V7N	be	102	-	43,44,44	2.00	10 (23%)	44,54,54	1.51	9 (20%)
14	LMT	BP	1005	-	36,36,36	1.10	4 (11%)	47,47,47	0.88	1 (2%)
13	BCL	AO	101	-	64,74,74	1.30	7 (10%)	78,115,115	1.50	10 (12%)
14	LMT	BW	1002	-	36,36,36	1.09	5 (13%)	47,47,47	0.91	2 (4%)
13	BCL	bm	102	-	64,74,74	1.26	6 (9%)	78,115,115	1.48	11 (14%)
13	BCL	AC	102	-	64,74,74	1.26	5 (7%)	78,115,115	1.47	9 (11%)
15	V7N	bg	101	-	43,44,44	2.03	9 (20%)	44,54,54	1.55	9 (20%)
13	BCL	bo	102	-	64,74,74	1.24	5 (7%)	78,115,115	1.47	10 (12%)
14	LMT	AK	103	-	36,36,36	1.11	5 (13%)	47,47,47	0.96	2 (4%)
14	LMT	BG	1003	-	36,36,36	1.09	5 (13%)	47,47,47	0.84	1 (2%)

Mol	Type	Chain	Res	Link	Bond lengths			Bond angles		
					Counts	RMSZ	# Z  > 2	Counts	RMSZ	# Z  > 2
14	LMT	BW	1003	-	36,36,36	1.10	5 (13%)	47,47,47	0.86	1 (2%)
13	BCL	BJ	1004	-	64,74,74	1.26	6 (9%)	78,115,115	1.45	10 (12%)
13	BCL	AN	103	-	64,74,74	1.24	6 (9%)	78,115,115	1.47	9 (11%)
15	V7N	BA	101	-	43,44,44	2.06	11 (25%)	44,54,54	1.56	9 (20%)
13	BCL	AS	101	28	64,74,74	1.27	5 (7%)	78,115,115	1.57	11 (14%)
15	V7N	bd	101	-	43,44,44	2.05	11 (25%)	44,54,54	1.44	8 (18%)
14	LMT	BI	1002	-	36,36,36	1.10	5 (13%)	47,47,47	0.89	2 (4%)
15	V7N	AS	104	-	43,44,44	2.01	9 (20%)	44,54,54	1.48	9 (20%)
15	V7N	BP	1001	-	43,44,44	1.96	9 (20%)	44,54,54	1.64	11 (25%)
22	BPH	L	301	-	51,70,70	0.87	1 (1%)	52,101,101	1.04	5 (9%)
13	BCL	AE	105	-	64,74,74	1.30	5 (7%)	78,115,115	1.55	11 (14%)
15	V7N	AM	1001	-	43,44,44	2.01	9 (20%)	44,54,54	1.59	9 (20%)
15	V7N	AD	101	-	43,44,44	2.02	10 (23%)	44,54,54	1.57	10 (22%)
16	0V9	bg	103	-	44,44,46	0.74	1 (2%)	47,49,51	0.82	2 (4%)
14	LMT	BS	1002	-	36,36,36	1.07	5 (13%)	47,47,47	0.94	2 (4%)
15	V7N	BW	1001	-	43,44,44	2.01	10 (23%)	44,54,54	1.54	9 (20%)
13	BCL	AJ	104	-	64,74,74	1.25	5 (7%)	78,115,115	1.46	9 (11%)
13	BCL	AB	1001	-	64,74,74	1.25	6 (9%)	78,115,115	1.57	12 (15%)
14	LMT	AN	102	-	36,36,36	1.11	5 (13%)	47,47,47	0.95	1 (2%)
13	BCL	AV	101	-	64,74,74	1.28	6 (9%)	78,115,115	1.44	10 (12%)
14	LMT	bj	102	-	36,36,36	1.14	5 (13%)	47,47,47	0.93	2 (4%)
13	BCL	AV	103	28	64,74,74	1.26	6 (9%)	78,115,115	1.52	10 (12%)
14	LMT	AJ	101	-	36,36,36	1.10	5 (13%)	47,47,47	0.94	1 (2%)
14	LMT	BJ	1002	-	36,36,36	1.11	5 (13%)	47,47,47	0.93	2 (4%)
13	BCL	AQ	104	-	64,74,74	1.34	7 (10%)	78,115,115	1.64	14 (17%)
21	CD4	M	405	-	83,83,83	0.47	0	89,95,95	1.07	6 (6%)
14	LMT	BW	1004	-	36,36,36	1.10	5 (13%)	47,47,47	1.04	2 (4%)
14	LMT	BJ	1006	-	36,36,36	1.09	5 (13%)	47,47,47	0.88	1 (2%)
16	0V9	bm	104	-	44,44,46	0.75	1 (2%)	47,49,51	0.88	1 (2%)
13	BCL	ao	102	-	64,74,74	1.28	6 (9%)	78,115,115	1.48	9 (11%)
13	BCL	AR	101	-	64,74,74	1.25	5 (7%)	78,115,115	1.46	9 (11%)
13	BCL	ak	1001	-	64,74,74	1.26	6 (9%)	78,115,115	1.53	10 (12%)
13	BCL	an	1001	-	64,74,74	1.27	6 (9%)	78,115,115	1.54	10 (12%)
16	0V9	bi	103	-	44,44,46	0.75	1 (2%)	47,49,51	0.84	1 (2%)
14	LMT	BS	1005	-	36,36,36	1.07	5 (13%)	47,47,47	0.89	0

Mol	Type	Chain	Res	Link	Bond lengths			Bond angles		
					Counts	RMSZ	# Z  > 2	Counts	RMSZ	# Z  > 2
14	LMT	BB	102	-	36,36,36	1.08	5 (13%)	47,47,47	1.00	3 (6%)
14	LMT	BK	1003	-	36,36,36	1.12	5 (13%)	47,47,47	0.96	2 (4%)
14	LMT	AD	102	-	36,36,36	1.08	5 (13%)	47,47,47	0.92	2 (4%)
13	BCL	BU	1004	-	64,74,74	1.28	5 (7%)	78,115,115	1.48	10 (12%)
13	BCL	AL	102	-	64,74,74	1.26	5 (7%)	78,115,115	1.47	9 (11%)
13	BCL	bh	103	-	64,74,74	1.25	6 (9%)	78,115,115	1.45	10 (12%)
13	BCL	bi	102	-	64,74,74	1.26	6 (9%)	78,115,115	1.46	10 (12%)
15	V7N	BS	1001	-	43,44,44	1.98	10 (23%)	44,54,54	1.59	10 (22%)
13	BCL	L	305	-	64,74,74	1.27	7 (10%)	78,115,115	1.49	10 (12%)
14	LMT	AV	102	-	36,36,36	1.13	5 (13%)	47,47,47	0.97	2 (4%)
13	BCL	BT	103	-	64,74,74	1.25	6 (9%)	78,115,115	1.50	11 (14%)
14	LMT	BN	1004	-	36,36,36	1.12	5 (13%)	47,47,47	0.94	2 (4%)
14	LMT	BB	103	-	36,36,36	1.07	5 (13%)	47,47,47	0.91	1 (2%)
13	BCL	AH	105	-	64,74,74	1.31	6 (9%)	78,115,115	1.62	13 (16%)
14	LMT	BV	1003	-	36,36,36	1.11	4 (11%)	47,47,47	0.89	2 (4%)
14	LMT	AM	1003	-	36,36,36	1.10	5 (13%)	47,47,47	0.92	2 (4%)
13	BCL	ac	102	-	64,74,74	1.27	5 (7%)	78,115,115	1.49	9 (11%)
13	BCL	AL	103	-	64,74,74	1.33	6 (9%)	78,115,115	1.75	14 (17%)
13	BCL	BM	1004	-	64,74,74	1.25	6 (9%)	78,115,115	1.56	13 (16%)
16	0V9	AQ	105	-	44,44,46	0.76	1 (2%)	47,49,51	0.83	1 (2%)
16	0V9	bj	103	-	44,44,46	0.74	1 (2%)	47,49,51	0.88	3 (6%)
13	BCL	AK	102	28	64,74,74	1.33	7 (10%)	78,115,115	1.50	9 (11%)
14	LMT	C2	1001	-	36,36,36	1.10	5 (13%)	47,47,47	0.95	2 (4%)
14	LMT	BP	1004	-	36,36,36	1.11	4 (11%)	47,47,47	0.86	1 (2%)
13	BCL	BO	1003	-	64,74,74	1.25	6 (9%)	78,115,115	1.54	11 (14%)
13	BCL	BC	104	-	64,74,74	1.23	5 (7%)	78,115,115	1.50	10 (12%)
13	BCL	BN	1005	-	64,74,74	1.25	6 (9%)	78,115,115	1.57	12 (15%)
14	LMT	BF	102	-	36,36,36	1.07	5 (13%)	47,47,47	0.95	1 (2%)
14	LMT	L	309	-	36,36,36	1.10	5 (13%)	47,47,47	0.82	1 (2%)
13	BCL	AN	104	28	64,74,74	1.28	7 (10%)	78,115,115	1.50	10 (12%)
14	LMT	BC	101	-	36,36,36	1.10	5 (13%)	47,47,47	0.94	1 (2%)
15	V7N	BK	1001	-	43,44,44	2.02	8 (18%)	44,54,54	1.50	9 (20%)
13	BCL	AG	102	28	64,74,74	1.27	6 (9%)	78,115,115	1.70	14 (17%)
14	LMT	bc	102	-	36,36,36	1.11	4 (11%)	47,47,47	0.97	2 (4%)
16	0V9	bn	104	-	44,44,46	0.74	1 (2%)	47,49,51	0.79	1 (2%)

Mol	Type	Chain	Res	Link	Bond lengths			Bond angles		
					Counts	RMSZ	# Z  > 2	Counts	RMSZ	# Z  > 2
14	LMT	BD	102	-	36,36,36	1.10	5 (13%)	47,47,47	0.98	2 (4%)
15	V7N	BV	1001	-	43,44,44	2.00	10 (23%)	44,54,54	1.59	9 (20%)
21	CD4	af	102	-	83,83,83	0.48	0	89,95,95	1.17	7 (7%)
15	V7N	BU	1001	-	43,44,44	2.10	9 (20%)	44,54,54	1.87	8 (18%)
15	V7N	bc	101	-	43,44,44	2.08	10 (23%)	44,54,54	1.46	9 (20%)
13	BCL	AU	103	-	64,74,74	1.27	6 (9%)	78,115,115	1.54	10 (12%)
26	V7B	ag	103	-	59,59,59	0.87	4 (6%)	75,75,75	1.00	4 (5%)
13	BCL	AJ	103	28	64,74,74	1.29	6 (9%)	78,115,115	1.59	13 (16%)
14	LMT	BR	1002	-	36,36,36	1.09	5 (13%)	47,47,47	0.96	2 (4%)
13	BCL	BI	1004	-	64,74,74	1.24	6 (9%)	78,115,115	1.55	12 (15%)
13	BCL	BX	101	-	64,74,74	1.23	5 (7%)	78,115,115	1.49	10 (12%)
13	BCL	AQ	102	28	64,74,74	1.28	6 (9%)	78,115,115	1.64	13 (16%)
13	BCL	BP	1003	-	64,74,74	1.39	7 (10%)	78,115,115	1.85	13 (16%)
14	LMT	BN	1002	-	36,36,36	1.10	5 (13%)	47,47,47	0.77	0
16	0V9	H1	102	-	44,44,46	0.77	1 (2%)	47,49,51	0.86	1 (2%)
14	LMT	AE	101	-	36,36,36	1.11	5 (13%)	47,47,47	1.02	2 (4%)
14	LMT	ac	101	-	36,36,36	1.12	5 (13%)	47,47,47	0.86	1 (2%)
18	V75	M	410	12,19	18,18,18	1.65	5 (27%)	21,25,25	1.64	2 (9%)
15	V7N	bl	101	-	43,44,44	2.03	10 (23%)	44,54,54	1.61	10 (22%)
14	LMT	BG	1002	-	36,36,36	1.10	5 (13%)	47,47,47	0.93	2 (4%)
25	CRT	M	404	-	41,43,43	0.56	0	50,54,54	0.79	1 (2%)
26	V7B	af	101	-	59,59,59	0.88	3 (5%)	75,75,75	1.09	4 (5%)
14	LMT	BI	1003	-	36,36,36	1.08	5 (13%)	47,47,47	0.80	1 (2%)
13	BCL	bd	102	-	64,74,74	1.25	6 (9%)	78,115,115	1.54	10 (12%)
14	LMT	AU	102	-	36,36,36	1.11	4 (11%)	47,47,47	0.83	1 (2%)
15	V7N	AA	1004	-	43,44,44	2.08	10 (23%)	44,54,54	1.60	6 (13%)
13	BCL	AT	103	28	64,74,74	1.29	6 (9%)	78,115,115	1.55	11 (14%)
13	BCL	AB	1002	-	64,74,74	1.29	6 (9%)	78,115,115	1.52	10 (12%)
13	BCL	ae	1001	-	64,74,74	1.27	5 (7%)	78,115,115	1.50	9 (11%)
15	V7N	bn	101	-	43,44,44	2.10	11 (25%)	44,54,54	1.69	10 (22%)
15	V7N	bb	101	-	43,44,44	2.12	9 (20%)	44,54,54	1.53	7 (15%)
14	LMT	bm	103	-	36,36,36	1.14	5 (13%)	47,47,47	0.89	1 (2%)
13	BCL	AT	101	-	64,74,74	1.25	6 (9%)	78,115,115	1.47	9 (11%)
13	BCL	be	103	-	64,74,74	1.26	5 (7%)	78,115,115	1.45	10 (12%)
15	V7N	BI	1001	-	43,44,44	2.00	9 (20%)	44,54,54	1.76	13 (29%)



Mol	Type	Chain	Res	Link	Bond lengths			Bond angles		
					Counts	RMSZ	# Z  > 2	Counts	RMSZ	# Z  > 2
13	BCL	BA	103	-	64,74,74	1.23	5 (7%)	78,115,115	1.47	10 (12%)
14	LMT	BA	102	-	36,36,36	1.08	4 (11%)	47,47,47	0.92	1 (2%)
13	BCL	bj	104	-	64,74,74	1.24	5 (7%)	78,115,115	1.58	12 (15%)
13	BCL	BL	103	-	64,74,74	1.24	5 (7%)	78,115,115	1.51	10 (12%)
13	BCL	M	408	-	64,74,74	1.27	6 (9%)	78,115,115	1.55	10 (12%)
14	LMT	AE	106	-	36,36,36	1.06	4 (11%)	47,47,47	1.18	4 (8%)
14	LMT	BT	104	-	36,36,36	1.08	5 (13%)	47,47,47	0.91	1 (2%)
13	BCL	bf	102	-	64,74,74	1.24	6 (9%)	78,115,115	1.44	11 (14%)
14	LMT	C	1005	-	36,36,36	1.11	5 (13%)	47,47,47	0.91	2 (4%)
15	V7N	bh	101	-	43,44,44	2.03	9 (20%)	44,54,54	1.50	10 (22%)
13	BCL	aa	1001	-	64,74,74	1.28	5 (7%)	78,115,115	1.47	10 (12%)
14	LMT	BK	1004	-	36,36,36	1.10	5 (13%)	47,47,47	1.05	3 (6%)
13	BCL	AM	1004	-	64,74,74	1.23	6 (9%)	78,115,115	1.45	9 (11%)
14	LMT	BJ	1005	-	36,36,36	1.11	5 (13%)	47,47,47	0.94	2 (4%)
14	LMT	BC	103	-	36,36,36	1.06	4 (11%)	47,47,47	0.93	2 (4%)
13	BCL	AU	101	-	64,74,74	1.25	6 (9%)	78,115,115	1.46	9 (11%)
13	BCL	AD	104	28	64,74,74	1.27	6 (9%)	78,115,115	1.61	12 (15%)
14	LMT	BW	1006	-	36,36,36	1.12	5 (13%)	47,47,47	0.90	2 (4%)
13	BCL	BG	1004	-	64,74,74	1.23	6 (9%)	78,115,115	1.47	10 (12%)
15	V7N	BJ	1001	-	43,44,44	2.00	8 (18%)	44,54,54	1.60	10 (22%)
14	LMT	BJ	1003	-	36,36,36	1.07	5 (13%)	47,47,47	0.94	1 (2%)
14	LMT	BU	1002	-	36,36,36	1.07	5 (13%)	47,47,47	1.03	3 (6%)
14	LMT	bh	102	-	36,36,36	1.13	5 (13%)	47,47,47	0.97	2 (4%)
13	BCL	BD	104	-	64,74,74	1.28	6 (9%)	78,115,115	1.64	11 (14%)
13	BCL	AW	102	28	64,74,74	1.26	6 (9%)	78,115,115	1.60	11 (14%)
14	LMT	AT	102	-	36,36,36	1.10	5 (13%)	47,47,47	0.97	2 (4%)
14	LMT	BQ	1002	-	36,36,36	1.12	4 (11%)	47,47,47	0.84	2 (4%)
14	LMT	BV	1004	-	36,36,36	1.10	4 (11%)	47,47,47	0.93	1 (2%)
14	LMT	L	307	-	36,36,36	1.08	5 (13%)	47,47,47	0.89	2 (4%)
13	BCL	BK	1002	-	64,74,74	1.22	5 (7%)	78,115,115	1.55	12 (15%)
22	BPH	M	407	-	51,70,70	0.90	2 (3%)	52,101,101	1.02	4 (7%)
14	LMT	AV	104	-	36,36,36	1.08	5 (13%)	47,47,47	1.05	2 (4%)
13	BCL	ba	102	-	64,74,74	1.26	4 (6%)	78,115,115	1.54	13 (16%)
13	BCL	AK	104	-	64,74,74	1.25	6 (9%)	78,115,115	1.46	9 (11%)
14	LMT	BX	103	-	36,36,36	1.09	5 (13%)	47,47,47	0.88	1 (2%)



Mol	Type	Chain	Res	Link	Bond lengths			Bond angles		
					Counts	RMSZ	# Z  > 2	Counts	RMSZ	# Z  > 2
16	0V9	L	310	-	44,44,46	0.74	1 (2%)	47,49,51	0.86	2 (4%)
14	LMT	AE	102	-	36,36,36	1.13	5 (13%)	47,47,47	0.95	2 (4%)
16	0V9	M	403	-	44,44,46	0.76	1 (2%)	47,49,51	0.89	3 (6%)
14	LMT	BH	1003	-	36,36,36	1.10	4 (11%)	47,47,47	0.92	1 (2%)
13	BCL	ai	101	-	64,74,74	1.27	6 (9%)	78,115,115	1.51	10 (12%)
16	0V9	bk	102	-	44,44,46	0.75	1 (2%)	47,49,51	0.96	3 (6%)
17	HEC	C	1002	3	32,50,50	2.00	3 (9%)	24,82,82	1.91	4 (16%)
14	LMT	AK	101	-	36,36,36	1.09	5 (13%)	47,47,47	1.06	2 (4%)
14	LMT	bn	103	-	36,36,36	1.11	5 (13%)	47,47,47	1.01	2 (4%)
13	BCL	AS	102	-	64,74,74	1.29	6 (9%)	78,115,115	1.56	12 (15%)
21	CD4	af	104	-	83,83,83	0.47	0	89,95,95	1.02	4 (4%)
13	BCL	AO	102	-	64,74,74	1.25	6 (9%)	78,115,115	1.45	9 (11%)
13	BCL	AM	1002	28	64,74,74	1.29	6 (9%)	78,115,115	1.67	11 (14%)
13	BCL	AH	102	28	64,74,74	1.28	5 (7%)	78,115,115	1.62	16 (20%)
14	LMT	BL	101	-	36,36,36	1.11	5 (13%)	47,47,47	0.88	1 (2%)
14	LMT	L	306	-	36,36,36	1.10	5 (13%)	47,47,47	0.89	1 (2%)
14	LMT	BI	1005	-	36,36,36	1.11	4 (11%)	47,47,47	1.04	2 (4%)
13	BCL	am	1001	-	64,74,74	1.29	6 (9%)	78,115,115	1.50	10 (12%)
13	BCL	AP	102	-	64,74,74	1.25	5 (7%)	78,115,115	1.51	11 (14%)
23	MQ8	L	303	-	54,54,54	0.66	0	66,69,69	1.09	6 (9%)
13	BCL	AH	103	-	64,74,74	1.24	5 (7%)	78,115,115	1.47	9 (11%)
13	BCL	BQ	1004	-	64,74,74	1.24	5 (7%)	78,115,115	1.50	11 (14%)
19	NDG	C1	301	18	14,14,15	0.63	0	17,19,21	1.01	2 (11%)
14	LMT	BD	103	-	36,36,36	1.08	4 (11%)	47,47,47	0.92	0
15	V7N	ba	101	-	43,44,44	2.07	11 (25%)	44,54,54	1.51	9 (20%)
13	BCL	AI	101	-	64,74,74	1.23	5 (7%)	78,115,115	1.49	10 (12%)
14	LMT	bl	103	-	36,36,36	1.09	5 (13%)	47,47,47	0.98	2 (4%)
16	0V9	bf	103	-	44,44,46	0.74	1 (2%)	47,49,51	0.86	1 (2%)
14	LMT	L	302	-	36,36,36	1.10	5 (13%)	47,47,47	0.93	0
13	BCL	AP	103	28	64,74,74	1.30	6 (9%)	78,115,115	1.57	12 (15%)
14	LMT	BU	1003	-	36,36,36	1.07	4 (11%)	47,47,47	0.96	2 (4%)
14	LMT	AL	101	-	36,36,36	1.09	4 (11%)	47,47,47	0.96	3 (6%)
13	BCL	M	406	-	64,74,74	1.27	6 (9%)	78,115,115	1.49	11 (14%)
15	V7N	BO	1001	-	43,44,44	2.02	9 (20%)	44,54,54	1.68	12 (27%)
14	LMT	BE	105	-	36,36,36	1.10	5 (13%)	47,47,47	0.95	1 (2%)

Mol	Type	Chain	Res	Link	Bond lengths			Bond angles		
					Counts	RMSZ	# Z  > 2	Counts	RMSZ	# Z  > 2
14	LMT	be	104	-	36,36,36	1.13	5 (13%)	47,47,47	0.80	1 (2%)
14	LMT	BO	1002	-	36,36,36	1.11	5 (13%)	47,47,47	0.98	2 (4%)
14	LMT	bp	103	-	36,36,36	1.10	4 (11%)	47,47,47	1.12	3 (6%)
27	UYH	ai	102	-	55,55,55	2.10	14 (25%)	63,63,63	0.98	1 (1%)
13	BCL	AC	101	-	64,74,74	1.32	5 (7%)	78,115,115	1.56	12 (15%)
17	HEC	C	1001	3	32,50,50	1.95	3 (9%)	24,82,82	2.03	6 (25%)
14	LMT	BQ	1003	-	36,36,36	1.10	5 (13%)	47,47,47	0.91	1 (2%)
13	BCL	BV	1005	-	64,74,74	1.24	6 (9%)	78,115,115	1.50	11 (14%)
21	CD4	M	409	-	83,83,83	0.47	0	89,95,95	1.04	5 (5%)
13	BCL	ag	102	-	64,74,74	1.26	5 (7%)	78,115,115	1.48	10 (12%)
14	LMT	AA	1003	-	36,36,36	1.14	4 (11%)	47,47,47	1.01	1 (2%)
16	0V9	bd	103	-	44,44,46	0.76	1 (2%)	47,49,51	0.93	2 (4%)
13	BCL	BS	1004	-	64,74,74	1.29	6 (9%)	78,115,115	1.58	13 (16%)
14	LMT	AQ	101	-	36,36,36	1.11	5 (13%)	47,47,47	0.90	2 (4%)
14	LMT	BM	1005	-	36,36,36	1.09	4 (11%)	47,47,47	0.95	1 (2%)
13	BCL	AE	104	-	64,74,74	1.26	5 (7%)	78,115,115	1.53	11 (14%)
13	BCL	AF	1001	-	64,74,74	1.25	6 (9%)	78,115,115	1.49	9 (11%)
14	LMT	AX	101	-	36,36,36	1.10	5 (13%)	47,47,47	0.92	3 (6%)
14	LMT	AG	101	-	36,36,36	1.16	5 (13%)	47,47,47	1.02	2 (4%)
16	0V9	be	105	-	44,44,46	0.75	1 (2%)	47,49,51	0.93	2 (4%)
15	V7N	BM	1001	-	43,44,44	1.98	10 (23%)	44,54,54	1.67	11 (25%)
14	LMT	bi	104	-	36,36,36	1.10	5 (13%)	47,47,47	0.88	2 (4%)
15	V7N	bk	101	-	43,44,44	2.08	10 (23%)	44,54,54	1.55	9 (20%)
14	LMT	BC	102	-	36,36,36	1.07	5 (13%)	47,47,47	0.84	1 (2%)
15	V7N	bo	101	-	43,44,44	2.03	10 (23%)	44,54,54	1.53	9 (20%)
13	BCL	bc	103	-	64,74,74	1.26	6 (9%)	78,115,115	1.58	13 (16%)
15	V7N	BQ	1001	-	43,44,44	2.00	9 (20%)	44,54,54	1.54	9 (20%)
15	V7N	BR	1001	-	43,44,44	2.02	10 (23%)	44,54,54	1.50	8 (18%)
14	LMT	BF	104	-	36,36,36	1.09	4 (11%)	47,47,47	0.93	3 (6%)
14	LMT	be	101	-	36,36,36	1.10	4 (11%)	47,47,47	0.98	3 (6%)
13	BCL	al	1001	-	64,74,74	1.26	6 (9%)	78,115,115	1.51	10 (12%)
14	LMT	AC	103	-	36,36,36	1.07	4 (11%)	47,47,47	0.93	2 (4%)
19	NDG	C	1007	18	14,14,15	0.69	1 (7%)	17,19,21	0.84	0
13	BCL	ab	1001	-	64,74,74	1.27	6 (9%)	78,115,115	1.53	11 (14%)
13	BCL	BH	1005	-	64,74,74	1.25	5 (7%)	78,115,115	1.52	10 (12%)

Mol	Type	Chain	Res	Link	Bond lengths			Bond angles		
					Counts	RMSZ	# Z  > 2	Counts	RMSZ	# Z  > 2
14	LMT	BG	1005	-	36,36,36	1.09	4 (11%)	47,47,47	0.85	0
14	LMT	BB	101	-	36,36,36	1.11	5 (13%)	47,47,47	0.90	2 (4%)
14	LMT	bf	101	-	36,36,36	1.07	4 (11%)	47,47,47	0.93	2 (4%)
14	LMT	BX	102	-	36,36,36	1.10	5 (13%)	47,47,47	0.97	2 (4%)
13	BCL	af	103	-	64,74,74	1.25	4 (6%)	78,115,115	1.48	10 (12%)
14	LMT	bo	104	-	36,36,36	1.12	5 (13%)	47,47,47	0.95	1 (2%)
14	LMT	AT	104	-	36,36,36	1.09	5 (13%)	47,47,47	1.02	2 (4%)
16	0V9	bl	102	-	44,44,46	0.74	1 (2%)	47,49,51	0.89	1 (2%)
15	V7N	BG	1001	-	43,44,44	1.99	10 (23%)	44,54,54	1.65	10 (22%)
14	LMT	BM	1002	-	36,36,36	1.10	5 (13%)	47,47,47	0.96	2 (4%)
14	LMT	BT	101	-	36,36,36	1.09	5 (13%)	47,47,47	0.98	2 (4%)
14	LMT	BO	1005	-	36,36,36	1.05	5 (13%)	47,47,47	0.86	2 (4%)
16	0V9	bb	103	-	44,44,46	0.75	1 (2%)	47,49,51	0.83	1 (2%)
13	BCL	BW	1005	-	64,74,74	1.25	5 (7%)	78,115,115	1.48	9 (11%)
14	LMT	bk	104	-	36,36,36	1.13	5 (13%)	47,47,47	0.94	2 (4%)
14	LMT	BP	1002	-	36,36,36	1.09	5 (13%)	47,47,47	0.95	3 (6%)
14	LMT	bp	101	-	36,36,36	1.08	5 (13%)	47,47,47	1.03	3 (6%)
13	BCL	bb	102	-	64,74,74	1.25	5 (7%)	78,115,115	1.52	11 (14%)
14	LMT	L	304	-	36,36,36	1.09	5 (13%)	47,47,47	0.91	3 (6%)
13	BCL	L	308	-	64,74,74	1.22	7 (10%)	78,115,115	1.47	10 (12%)
13	BCL	bk	103	-	64,74,74	1.24	6 (9%)	78,115,115	1.57	11 (14%)
17	HEC	C	1004	3	32,50,50	2.00	3 (9%)	24,82,82	1.83	5 (20%)
15	V7N	BD	101	-	43,44,44	2.06	11 (25%)	44,54,54	1.43	8 (18%)
15	V7N	AW	103	-	43,44,44	2.06	11 (25%)	44,54,54	1.61	9 (20%)
16	0V9	ad	103	-	44,44,46	0.75	1 (2%)	47,49,51	0.85	2 (4%)
14	LMT	BO	1004	-	36,36,36	1.13	5 (13%)	47,47,47	0.87	0
13	BCL	bg	104	-	64,74,74	1.26	6 (9%)	78,115,115	1.45	9 (11%)
16	0V9	ab	1002	-	44,44,46	0.75	1 (2%)	47,49,51	0.80	1 (2%)
15	V7N	BF	101	-	43,44,44	2.05	10 (23%)	44,54,54	1.59	9 (20%)
15	V7N	bi	101	-	43,44,44	2.05	10 (23%)	44,54,54	1.43	8 (18%)
14	LMT	AP	101	-	36,36,36	1.09	5 (13%)	47,47,47	0.96	2 (4%)
21	CD4	H1	103	-	83,83,83	0.46	0	89,95,95	0.97	5 (5%)
13	BCL	ad	102	-	64,74,74	1.26	6 (9%)	78,115,115	1.52	9 (11%)
15	V7N	BE	101	-	43,44,44	2.00	9 (20%)	44,54,54	1.56	9 (20%)
16	0V9	bp	105	-	44,44,46	0.74	1 (2%)	47,49,51	0.92	2 (4%)

Mol	Type	Chain	Res	Link	Bond lengths			Bond angles		
					Counts	RMSZ	# Z  > 2	Counts	RMSZ	# Z  > 2
20	PGW	H1	101	-	50,50,50	0.44	0	53,56,56	0.95	4 (7%)
13	BCL	bn	102	-	64,74,74	1.27	6 (9%)	78,115,115	1.48	10 (12%)
23	MQ8	ao	101	-	54,54,54	0.62	0	66,69,69	0.98	3 (4%)
14	LMT	BR	1006	-	36,36,36	1.09	5 (13%)	47,47,47	0.92	1 (2%)
14	LMT	bg	102	-	36,36,36	1.14	5 (13%)	47,47,47	0.85	1 (2%)
15	V7N	ag	101	-	43,44,44	2.00	9 (20%)	44,54,54	1.60	8 (18%)
14	LMT	BB	104	-	36,36,36	1.09	4 (11%)	47,47,47	0.82	0
13	BCL	AE	103	28	64,74,74	1.28	6 (9%)	78,115,115	1.69	13 (16%)
15	V7N	BH	1001	-	43,44,44	2.04	10 (23%)	44,54,54	1.63	11 (25%)
13	BCL	BF	103	-	64,74,74	1.24	5 (7%)	78,115,115	1.43	10 (12%)
16	0V9	bo	103	-	44,44,46	0.75	1 (2%)	47,49,51	0.86	1 (2%)
13	BCL	BE	104	-	64,74,74	1.24	5 (7%)	78,115,115	1.48	9 (11%)
17	HEC	C	1003	3	32,50,50	2.01	3 (9%)	24,82,82	2.04	6 (25%)
13	BCL	bp	104	-	64,74,74	1.24	5 (7%)	78,115,115	1.48	10 (12%)
14	LMT	AJ	102	-	36,36,36	1.16	5 (13%)	47,47,47	0.92	2 (4%)
15	V7N	bp	102	-	43,44,44	2.15	9 (20%)	44,54,54	1.50	8 (18%)
13	BCL	AD	103	-	64,74,74	1.26	7 (10%)	78,115,115	1.53	11 (14%)
14	LMT	AH	101	-	36,36,36	1.10	5 (13%)	47,47,47	0.87	1 (2%)
14	LMT	BN	1003	-	36,36,36	1.09	5 (13%)	47,47,47	1.03	2 (4%)
13	BCL	ap	1001	-	64,74,74	1.26	6 (9%)	78,115,115	1.60	13 (16%)
14	LMT	BS	1003	-	36,36,36	1.07	5 (13%)	47,47,47	0.96	3 (6%)
14	LMT	BE	102	-	36,36,36	1.11	5 (13%)	47,47,47	1.20	6 (12%)
14	LMT	H2	201	-	36,36,36	1.10	5 (13%)	47,47,47	0.92	2 (4%)
13	BCL	aj	101	-	64,74,74	1.26	6 (9%)	78,115,115	1.48	11 (14%)
14	LMT	BT	102	-	36,36,36	1.12	5 (13%)	47,47,47	0.91	2 (4%)
13	BCL	BR	1003	-	64,74,74	1.25	6 (9%)	78,115,115	1.48	10 (12%)
13	BCL	AA	1002	28	64,74,74	1.26	6 (9%)	78,115,115	1.55	11 (14%)
13	BCL	bl	104	-	64,74,74	1.27	5 (7%)	78,115,115	1.45	10 (12%)
14	LMT	BR	1004	-	36,36,36	1.11	4 (11%)	47,47,47	0.89	1 (2%)

In the following table, the Chirals column lists the number of chiral outliers, the number of chiral centers analysed, the number of these observed in the model and the number defined in the Chemical Component Dictionary. Similar counts are reported in the Torsion and Rings columns. '-' means no outliers of that kind were identified.

Mol	Type	Chain	Res	Link	Chirals	Torsions	Rings
14	LMT	AH	104	-	-	0/21/61/61	0/2/2/2
14	LMT	BH	1002	-	-	7/21/61/61	0/2/2/2
15	V7N	bj	101	-	-	3/53/53/53	-
14	LMT	BE	103	-	-	3/21/61/61	0/2/2/2
13	BCL	AX	102	-	-	4/37/137/137	-
18	V75	C	1006	12,19	-	0/12/29/29	0/1/1/1
13	BCL	BB	105	-	-	7/37/137/137	-
23	MQ8	M	402	-	-	4/47/67/67	0/2/2/2
13	BCL	AQ	103	-	-	4/37/137/137	-
14	LMT	BP	1006	-	-	5/21/61/61	0/2/2/2
16	0V9	bh	104	-	-	10/48/48/50	-
13	BCL	AX	103	-	-	9/37/137/137	-
13	BCL	AG	103	-	-	6/37/137/137	-
15	V7N	bm	101	-	-	5/53/53/53	-
15	V7N	BN	1001	-	-	8/53/53/53	-
14	LMT	BR	1005	-	-	10/21/61/61	0/2/2/2
14	LMT	AN	101	-	-	7/21/61/61	0/2/2/2
14	LMT	BK	1005	-	-	6/21/61/61	0/2/2/2
13	BCL	AA	1001	-	-	4/37/137/137	-
21	CD4	ad	101	-	-	15/94/94/94	-
14	LMT	BX	104	-	-	7/21/61/61	0/2/2/2
14	LMT	BL	102	-	-	3/21/61/61	0/2/2/2
13	BCL	ah	1001	-	-	4/37/137/137	-
13	BCL	AW	101	-	-	1/37/137/137	-
14	LMT	BH	1004	-	-	3/21/61/61	0/2/2/2
14	LMT	BM	1003	-	-	5/21/61/61	0/2/2/2
14	LMT	BV	1002	-	-	6/21/61/61	0/2/2/2
14	LMT	BD	106	-	-	7/21/61/61	0/2/2/2
14	LMT	AB	1003	-	-	4/21/61/61	0/2/2/2
14	LMT	AS	103	-	-	9/21/61/61	0/2/2/2
14	LMT	BD	105	-	-	4/21/61/61	0/2/2/2
15	V7N	be	102	-	-	6/53/53/53	-
14	LMT	BP	1005	-	-	3/21/61/61	0/2/2/2
13	BCL	AO	101	-	-	8/37/137/137	-
14	LMT	BW	1002	-	-	4/21/61/61	0/2/2/2

*Continued on next page...*

*Continued from previous page...*

Mol	Type	Chain	Res	Link	Chirals	Torsions	Rings
13	BCL	bm	102	-	-	10/37/137/137	-
13	BCL	AC	102	-	-	9/37/137/137	-
15	V7N	bg	101	-	-	4/53/53/53	-
13	BCL	bo	102	-	-	6/37/137/137	-
14	LMT	AK	103	-	-	7/21/61/61	0/2/2/2
14	LMT	BG	1003	-	-	2/21/61/61	0/2/2/2
14	LMT	BW	1003	-	-	7/21/61/61	0/2/2/2
13	BCL	BJ	1004	-	-	14/37/137/137	-
13	BCL	AN	103	-	-	1/37/137/137	-
15	V7N	BA	101	-	-	3/53/53/53	-
13	BCL	AS	101	28	-	11/37/137/137	-
15	V7N	bd	101	-	-	4/53/53/53	-
14	LMT	BI	1002	-	-	5/21/61/61	0/2/2/2
15	V7N	AS	104	-	-	5/53/53/53	-
15	V7N	BP	1001	-	-	3/53/53/53	-
22	BPH	L	301	-	-	3/37/105/105	0/5/6/6
13	BCL	AE	105	-	-	7/37/137/137	-
15	V7N	AM	1001	-	-	4/53/53/53	-
15	V7N	AD	101	-	-	8/53/53/53	-
16	0V9	bg	103	-	-	10/48/48/50	-
14	LMT	BS	1002	-	-	4/21/61/61	0/2/2/2
15	V7N	BW	1001	-	-	5/53/53/53	-
13	BCL	AJ	104	-	-	7/37/137/137	-
13	BCL	AB	1001	-	-	3/37/137/137	-
14	LMT	AN	102	-	-	6/21/61/61	0/2/2/2
13	BCL	AV	101	-	-	8/37/137/137	-
14	LMT	bj	102	-	-	2/21/61/61	0/2/2/2
13	BCL	AV	103	28	-	5/37/137/137	-
14	LMT	AJ	101	-	-	2/21/61/61	0/2/2/2
14	LMT	BJ	1002	-	-	1/21/61/61	0/2/2/2
13	BCL	AQ	104	-	-	8/37/137/137	-
21	CD4	M	405	-	-	17/94/94/94	-
14	LMT	BW	1004	-	-	6/21/61/61	0/2/2/2
14	LMT	BJ	1006	-	-	4/21/61/61	0/2/2/2

*Continued on next page...*

*Continued from previous page...*

Mol	Type	Chain	Res	Link	Chirals	Torsions	Rings
16	0V9	bm	104	-	-	11/48/48/50	-
13	BCL	ao	102	-	-	4/37/137/137	-
13	BCL	AR	101	-	-	1/37/137/137	-
13	BCL	ak	1001	-	-	4/37/137/137	-
13	BCL	an	1001	-	-	8/37/137/137	-
16	0V9	bi	103	-	-	16/48/48/50	-
14	LMT	BS	1005	-	-	3/21/61/61	0/2/2/2
14	LMT	BB	102	-	-	0/21/61/61	0/2/2/2
14	LMT	BK	1003	-	-	3/21/61/61	0/2/2/2
14	LMT	AD	102	-	-	4/21/61/61	0/2/2/2
13	BCL	BU	1004	-	-	11/37/137/137	-
13	BCL	AL	102	-	-	4/37/137/137	-
13	BCL	bh	103	-	-	8/37/137/137	-
13	BCL	bi	102	-	-	5/37/137/137	-
15	V7N	BS	1001	-	-	3/53/53/53	-
13	BCL	L	305	-	-	1/37/137/137	-
14	LMT	AV	102	-	-	8/21/61/61	0/2/2/2
13	BCL	BT	103	-	-	6/37/137/137	-
14	LMT	BN	1004	-	-	2/21/61/61	0/2/2/2
14	LMT	BB	103	-	-	1/21/61/61	0/2/2/2
13	BCL	AH	105	-	-	11/37/137/137	-
14	LMT	BV	1003	-	-	2/21/61/61	0/2/2/2
14	LMT	AM	1003	-	-	4/21/61/61	0/2/2/2
13	BCL	ac	102	-	-	4/37/137/137	-
13	BCL	AL	103	-	-	10/37/137/137	-
13	BCL	BM	1004	-	-	5/37/137/137	-
16	0V9	AQ	105	-	-	8/48/48/50	-
16	0V9	bj	103	-	-	12/48/48/50	-
13	BCL	AK	102	28	-	9/37/137/137	-
14	LMT	C2	1001	-	-	7/21/61/61	0/2/2/2
14	LMT	BP	1004	-	-	6/21/61/61	0/2/2/2
13	BCL	BO	1003	-	-	3/37/137/137	-
13	BCL	BC	104	-	-	8/37/137/137	-
13	BCL	BN	1005	-	-	7/37/137/137	-
14	LMT	BF	102	-	-	10/21/61/61	0/2/2/2

*Continued on next page...*



*Continued from previous page...*

Mol	Type	Chain	Res	Link	Chirals	Torsions	Rings
14	LMT	L	309	-	-	1/21/61/61	0/2/2/2
13	BCL	AN	104	28	-	1/37/137/137	-
14	LMT	BC	101	-	-	6/21/61/61	0/2/2/2
15	V7N	BK	1001	-	-	5/53/53/53	-
13	BCL	AG	102	28	-	10/37/137/137	-
14	LMT	bc	102	-	-	5/21/61/61	0/2/2/2
16	0V9	bn	104	-	-	9/48/48/50	-
14	LMT	BD	102	-	-	4/21/61/61	0/2/2/2
15	V7N	BV	1001	-	-	6/53/53/53	-
21	CD4	af	102	-	-	23/94/94/94	-
15	V7N	BU	1001	-	-	8/53/53/53	-
15	V7N	bc	101	-	-	6/53/53/53	-
13	BCL	AU	103	-	-	6/37/137/137	-
26	V7B	ag	103	-	-	11/48/88/88	0/2/2/2
13	BCL	AJ	103	28	-	9/37/137/137	-
14	LMT	BR	1002	-	-	6/21/61/61	0/2/2/2
13	BCL	BI	1004	-	-	9/37/137/137	-
13	BCL	BX	101	-	-	7/37/137/137	-
13	BCL	AQ	102	28	-	8/37/137/137	-
13	BCL	BP	1003	-	-	10/37/137/137	-
14	LMT	BN	1002	-	-	2/21/61/61	0/2/2/2
16	0V9	H1	102	-	-	11/48/48/50	-
14	LMT	AE	101	-	-	5/21/61/61	0/2/2/2
14	LMT	ac	101	-	-	2/21/61/61	0/2/2/2
18	V75	M	410	12,19	-	0/12/29/29	0/1/1/1
15	V7N	bl	101	-	-	6/53/53/53	-
14	LMT	BG	1002	-	-	2/21/61/61	0/2/2/2
25	CRT	M	404	-	-	2/51/51/51	-
26	V7B	af	101	-	-	11/48/88/88	0/2/2/2
14	LMT	BI	1003	-	-	2/21/61/61	0/2/2/2
13	BCL	bd	102	-	-	8/37/137/137	-
14	LMT	AU	102	-	-	3/21/61/61	0/2/2/2
15	V7N	AA	1004	-	-	6/53/53/53	-
13	BCL	AT	103	28	-	6/37/137/137	-
13	BCL	AB	1002	-	-	3/37/137/137	-

*Continued on next page...*



*Continued from previous page...*

Mol	Type	Chain	Res	Link	Chirals	Torsions	Rings
13	BCL	ae	1001	-	-	4/37/137/137	-
15	V7N	bn	101	-	-	5/53/53/53	-
15	V7N	bb	101	-	-	4/53/53/53	-
14	LMT	bm	103	-	-	7/21/61/61	0/2/2/2
13	BCL	AT	101	-	-	2/37/137/137	-
13	BCL	be	103	-	-	5/37/137/137	-
15	V7N	BI	1001	-	-	6/53/53/53	-
13	BCL	BA	103	-	-	6/37/137/137	-
14	LMT	BA	102	-	-	5/21/61/61	0/2/2/2
13	BCL	bj	104	-	-	10/37/137/137	-
13	BCL	BL	103	-	-	6/37/137/137	-
13	BCL	M	408	-	-	2/37/137/137	-
14	LMT	AE	106	-	-	5/21/61/61	0/2/2/2
14	LMT	BT	104	-	-	5/21/61/61	0/2/2/2
13	BCL	bf	102	-	-	6/37/137/137	-
14	LMT	C	1005	-	-	4/21/61/61	0/2/2/2
15	V7N	bh	101	-	-	3/53/53/53	-
13	BCL	aa	1001	-	-	3/37/137/137	-
14	LMT	BK	1004	-	-	5/21/61/61	0/2/2/2
13	BCL	AM	1004	-	-	7/37/137/137	-
14	LMT	BJ	1005	-	-	4/21/61/61	0/2/2/2
14	LMT	BC	103	-	-	4/21/61/61	0/2/2/2
13	BCL	AU	101	-	-	2/37/137/137	-
13	BCL	AD	104	28	-	9/37/137/137	-
14	LMT	BW	1006	-	-	3/21/61/61	0/2/2/2
13	BCL	BG	1004	-	-	10/37/137/137	-
15	V7N	BJ	1001	-	-	4/53/53/53	-
14	LMT	BJ	1003	-	-	6/21/61/61	0/2/2/2
14	LMT	BU	1002	-	-	5/21/61/61	0/2/2/2
14	LMT	bh	102	-	-	4/21/61/61	0/2/2/2
13	BCL	BD	104	-	-	7/37/137/137	-
13	BCL	AW	102	28	-	7/37/137/137	-
14	LMT	AT	102	-	-	8/21/61/61	0/2/2/2
14	LMT	BQ	1002	-	-	3/21/61/61	0/2/2/2

*Continued on next page...*

*Continued from previous page...*

Mol	Type	Chain	Res	Link	Chirals	Torsions	Rings
14	LMT	BV	1004	-	-	6/21/61/61	0/2/2/2
14	LMT	L	307	-	-	5/21/61/61	0/2/2/2
13	BCL	BK	1002	-	-	9/37/137/137	-
22	BPH	M	407	-	-	5/37/105/105	0/5/6/6
14	LMT	AV	104	-	-	6/21/61/61	0/2/2/2
13	BCL	ba	102	-	-	7/37/137/137	-
13	BCL	AK	104	-	-	1/37/137/137	-
14	LMT	BX	103	-	-	5/21/61/61	0/2/2/2
16	0V9	L	310	-	-	9/48/48/50	-
14	LMT	AE	102	-	-	5/21/61/61	0/2/2/2
16	0V9	M	403	-	-	14/48/48/50	-
14	LMT	BH	1003	-	-	1/21/61/61	0/2/2/2
13	BCL	ai	101	-	-	2/37/137/137	-
16	0V9	bk	102	-	-	13/48/48/50	-
17	HEC	C	1002	3	-	2/10/54/54	-
14	LMT	AK	101	-	-	6/21/61/61	0/2/2/2
14	LMT	bn	103	-	-	7/21/61/61	0/2/2/2
13	BCL	AS	102	-	-	8/37/137/137	-
21	CD4	af	104	-	-	20/94/94/94	-
13	BCL	AO	102	-	-	2/37/137/137	-
13	BCL	AM	1002	28	-	8/37/137/137	-
13	BCL	AH	102	28	-	11/37/137/137	-
14	LMT	BL	101	-	-	6/21/61/61	0/2/2/2
14	LMT	L	306	-	-	6/21/61/61	0/2/2/2
14	LMT	BI	1005	-	-	6/21/61/61	0/2/2/2
13	BCL	am	1001	-	-	9/37/137/137	-
13	BCL	AP	102	-	-	6/37/137/137	-
23	MQ8	L	303	-	-	11/47/67/67	0/2/2/2
13	BCL	AH	103	-	-	2/37/137/137	-
13	BCL	BQ	1004	-	-	8/37/137/137	-
19	NDG	C1	301	18	-	0/6/23/26	0/1/1/1
14	LMT	BD	103	-	-	5/21/61/61	0/2/2/2
15	V7N	ba	101	-	-	4/53/53/53	-
13	BCL	AI	101	-	-	8/37/137/137	-
14	LMT	bl	103	-	-	5/21/61/61	0/2/2/2

*Continued on next page...*

*Continued from previous page...*

Mol	Type	Chain	Res	Link	Chirals	Torsions	Rings
16	0V9	bf	103	-	-	10/48/48/50	-
14	LMT	L	302	-	-	1/21/61/61	0/2/2/2
13	BCL	AP	103	28	-	10/37/137/137	-
14	LMT	BU	1003	-	-	10/21/61/61	0/2/2/2
14	LMT	AL	101	-	-	2/21/61/61	0/2/2/2
13	BCL	M	406	-	-	2/37/137/137	-
15	V7N	BO	1001	-	-	7/53/53/53	-
14	LMT	BE	105	-	-	3/21/61/61	0/2/2/2
14	LMT	be	104	-	-	5/21/61/61	0/2/2/2
14	LMT	BO	1002	-	-	6/21/61/61	0/2/2/2
14	LMT	bp	103	-	-	6/21/61/61	0/2/2/2
27	UYH	ai	102	-	-	11/50/70/70	0/1/1/1
13	BCL	AC	101	-	-	6/37/137/137	-
17	HEC	C	1001	3	-	4/10/54/54	-
14	LMT	BQ	1003	-	-	4/21/61/61	0/2/2/2
13	BCL	BV	1005	-	-	9/37/137/137	-
21	CD4	M	409	-	-	23/94/94/94	-
13	BCL	ag	102	-	-	5/37/137/137	-
14	LMT	AA	1003	-	-	7/21/61/61	0/2/2/2
16	0V9	bd	103	-	-	9/48/48/50	-
13	BCL	BS	1004	-	-	5/37/137/137	-
14	LMT	AQ	101	-	-	2/21/61/61	0/2/2/2
14	LMT	BM	1005	-	-	5/21/61/61	0/2/2/2
13	BCL	AE	104	-	-	2/37/137/137	-
13	BCL	AF	1001	-	-	8/37/137/137	-
14	LMT	AX	101	-	-	3/21/61/61	0/2/2/2
14	LMT	AG	101	-	-	8/21/61/61	0/2/2/2
16	0V9	be	105	-	-	17/48/48/50	-
15	V7N	BM	1001	-	-	6/53/53/53	-
14	LMT	bi	104	-	-	3/21/61/61	0/2/2/2
15	V7N	bk	101	-	-	5/53/53/53	-
14	LMT	BC	102	-	-	3/21/61/61	0/2/2/2
15	V7N	bo	101	-	-	7/53/53/53	-
13	BCL	bc	103	-	-	7/37/137/137	-

*Continued on next page...*

*Continued from previous page...*

Mol	Type	Chain	Res	Link	Chirals	Torsions	Rings
15	V7N	BQ	1001	-	-	4/53/53/53	-
15	V7N	BR	1001	-	-	7/53/53/53	-
14	LMT	BF	104	-	-	7/21/61/61	0/2/2/2
14	LMT	be	101	-	-	4/21/61/61	0/2/2/2
13	BCL	al	1001	-	-	3/37/137/137	-
14	LMT	AC	103	-	-	8/21/61/61	0/2/2/2
19	NDG	C	1007	18	-	0/6/23/26	0/1/1/1
13	BCL	ab	1001	-	-	4/37/137/137	-
13	BCL	BH	1005	-	-	10/37/137/137	-
14	LMT	BG	1005	-	-	3/21/61/61	0/2/2/2
14	LMT	BB	101	-	-	2/21/61/61	0/2/2/2
14	LMT	bf	101	-	-	6/21/61/61	0/2/2/2
14	LMT	BX	102	-	-	9/21/61/61	0/2/2/2
13	BCL	af	103	-	-	9/37/137/137	-
14	LMT	bo	104	-	-	4/21/61/61	0/2/2/2
14	LMT	AT	104	-	-	6/21/61/61	0/2/2/2
16	0V9	bl	102	-	-	11/48/48/50	-
15	V7N	BG	1001	-	-	4/53/53/53	-
14	LMT	BM	1002	-	-	5/21/61/61	0/2/2/2
14	LMT	BT	101	-	-	6/21/61/61	0/2/2/2
14	LMT	BO	1005	-	-	4/21/61/61	0/2/2/2
16	0V9	bb	103	-	-	8/48/48/50	-
13	BCL	BW	1005	-	-	5/37/137/137	-
14	LMT	bk	104	-	-	5/21/61/61	0/2/2/2
14	LMT	BP	1002	-	-	5/21/61/61	0/2/2/2
14	LMT	bp	101	-	-	4/21/61/61	0/2/2/2
13	BCL	bb	102	-	-	8/37/137/137	-
14	LMT	L	304	-	-	4/21/61/61	0/2/2/2
13	BCL	L	308	-	-	1/37/137/137	-
13	BCL	bk	103	-	-	7/37/137/137	-
17	HEC	C	1004	3	-	2/10/54/54	-
15	V7N	BD	101	-	-	4/53/53/53	-
15	V7N	AW	103	-	-	5/53/53/53	-
16	0V9	ad	103	-	-	12/48/48/50	-

*Continued on next page...*

*Continued from previous page...*

Mol	Type	Chain	Res	Link	Chirals	Torsions	Rings
14	LMT	BO	1004	-	-	4/21/61/61	0/2/2/2
13	BCL	bg	104	-	-	8/37/137/137	-
16	0V9	ab	1002	-	-	13/48/48/50	-
15	V7N	BF	101	-	-	7/53/53/53	-
15	V7N	bi	101	-	-	5/53/53/53	-
14	LMT	AP	101	-	-	9/21/61/61	0/2/2/2
21	CD4	H1	103	-	-	18/94/94/94	-
13	BCL	ad	102	-	-	3/37/137/137	-
15	V7N	BE	101	-	-	4/53/53/53	-
16	0V9	bp	105	-	-	12/48/48/50	-
20	PGW	H1	101	-	-	13/55/55/55	-
13	BCL	bn	102	-	-	8/37/137/137	-
23	MQ8	ao	101	-	-	4/47/67/67	0/2/2/2
14	LMT	BR	1006	-	-	4/21/61/61	0/2/2/2
14	LMT	bg	102	-	-	5/21/61/61	0/2/2/2
15	V7N	ag	101	-	-	5/53/53/53	-
14	LMT	BB	104	-	-	4/21/61/61	0/2/2/2
13	BCL	AE	103	28	-	11/37/137/137	-
15	V7N	BH	1001	-	-	8/53/53/53	-
13	BCL	BF	103	-	-	9/37/137/137	-
16	0V9	bo	103	-	-	16/48/48/50	-
13	BCL	BE	104	-	-	8/37/137/137	-
17	HEC	C	1003	3	-	0/10/54/54	-
13	BCL	bp	104	-	-	11/37/137/137	-
14	LMT	AJ	102	-	-	9/21/61/61	0/2/2/2
15	V7N	bp	102	-	-	3/53/53/53	-
13	BCL	AD	103	-	-	6/37/137/137	-
14	LMT	AH	101	-	-	5/21/61/61	0/2/2/2
14	LMT	BN	1003	-	-	5/21/61/61	0/2/2/2
13	BCL	ap	1001	-	-	5/37/137/137	-
14	LMT	BS	1003	-	-	6/21/61/61	0/2/2/2
14	LMT	BE	102	-	-	4/21/61/61	0/2/2/2
14	LMT	H2	201	-	-	6/21/61/61	0/2/2/2
13	BCL	aj	101	-	-	7/37/137/137	-

*Continued on next page...*

Continued from previous page...

Mol	Type	Chain	Res	Link	Chirals	Torsions	Rings
14	LMT	BT	102	-	-	2/21/61/61	0/2/2/2
13	BCL	BR	1003	-	-	9/37/137/137	-
13	BCL	AA	1002	28	-	8/37/137/137	-
13	BCL	bl	104	-	-	8/37/137/137	-
14	LMT	BR	1004	-	-	3/21/61/61	0/2/2/2

All (1657) bond length outliers are listed below:

Mol	Chain	Res	Type	Atoms	Z	Observed(Å)	Ideal(Å)
15	bc	101	V7N	C28-C27	7.13	1.53	1.34
15	BD	101	V7N	C28-C27	7.02	1.52	1.34
15	BF	101	V7N	C28-C27	6.98	1.52	1.34
15	bi	101	V7N	C28-C27	6.97	1.52	1.34
15	BU	1001	V7N	C28-C27	6.97	1.52	1.34
15	bn	101	V7N	C28-C27	6.96	1.52	1.34
15	bk	101	V7N	C28-C27	6.95	1.52	1.34
15	AM	1001	V7N	C28-C27	6.94	1.52	1.34
15	bp	102	V7N	C28-C27	6.94	1.52	1.34
15	bb	101	V7N	C28-C27	6.91	1.52	1.34
15	AD	101	V7N	C28-C27	6.91	1.52	1.34
15	ba	101	V7N	C28-C27	6.90	1.52	1.34
15	AA	1004	V7N	C28-C27	6.90	1.52	1.34
15	BK	1001	V7N	C28-C27	6.89	1.52	1.34
15	bg	101	V7N	C28-C27	6.87	1.52	1.34
15	BE	101	V7N	C28-C27	6.85	1.52	1.34
15	AW	103	V7N	C28-C27	6.84	1.52	1.34
15	BA	101	V7N	C28-C27	6.83	1.52	1.34
15	BW	1001	V7N	C28-C27	6.83	1.52	1.34
15	BQ	1001	V7N	C28-C27	6.82	1.52	1.34
15	bh	101	V7N	C28-C27	6.82	1.52	1.34
15	BR	1001	V7N	C28-C27	6.82	1.52	1.34
15	BN	1001	V7N	C28-C27	6.82	1.52	1.34
15	AS	104	V7N	C28-C27	6.82	1.52	1.34
15	be	102	V7N	C28-C27	6.81	1.52	1.34
15	bd	101	V7N	C28-C27	6.80	1.52	1.34
15	BG	1001	V7N	C28-C27	6.80	1.52	1.34
15	BO	1001	V7N	C28-C27	6.77	1.52	1.34
15	bo	101	V7N	C28-C27	6.76	1.52	1.34
15	BS	1001	V7N	C28-C27	6.76	1.52	1.34
15	BJ	1001	V7N	C28-C27	6.75	1.52	1.34
15	BV	1001	V7N	C28-C27	6.75	1.52	1.34

Continued on next page...

*Continued from previous page...*

Mol	Chain	Res	Type	Atoms	Z	Observed(Å)	Ideal(Å)
15	BM	1001	V7N	C28-C27	6.75	1.52	1.34
15	BI	1001	V7N	C28-C27	6.75	1.52	1.34
15	BH	1001	V7N	C28-C27	6.73	1.51	1.34
15	ag	101	V7N	C28-C27	6.73	1.51	1.34
15	BP	1001	V7N	C28-C27	6.68	1.51	1.34
15	bl	101	V7N	C28-C27	6.66	1.51	1.34
15	bm	101	V7N	C28-C27	6.64	1.51	1.34
15	bj	101	V7N	C28-C27	6.61	1.51	1.34
17	C	1003	HEC	C2B-C3B	-5.76	1.34	1.40
17	C	1004	HEC	C2B-C3B	-5.73	1.34	1.40
17	C	1002	HEC	C3C-C2C	-5.62	1.34	1.40
17	C	1003	HEC	C3C-C2C	-5.59	1.34	1.40
17	C	1001	HEC	C3C-C2C	-5.37	1.35	1.40
17	C	1004	HEC	C3C-C2C	-5.35	1.35	1.40
17	C	1002	HEC	C2B-C3B	-5.34	1.35	1.40
17	C	1001	HEC	C2B-C3B	-5.33	1.35	1.40
15	bp	102	V7N	C14-C13	5.30	1.42	1.35
17	C	1002	HEC	C3D-C2D	5.24	1.53	1.37
13	AX	102	BCL	MG-NA	5.23	2.18	2.06
13	AQ	104	BCL	MG-NA	5.22	2.18	2.06
17	C	1004	HEC	C3D-C2D	5.21	1.53	1.37
15	bb	101	V7N	C14-C13	5.20	1.42	1.35
17	C	1003	HEC	C3D-C2D	5.19	1.53	1.37
13	AS	102	BCL	MG-NA	5.18	2.18	2.06
17	C	1001	HEC	C3D-C2D	5.16	1.53	1.37
13	AC	101	BCL	MG-NA	5.11	2.18	2.06
13	AB	1001	BCL	MG-NA	5.11	2.18	2.06
13	AH	105	BCL	MG-NA	5.08	2.18	2.06
13	an	1001	BCL	MG-NA	5.08	2.18	2.06
13	AE	105	BCL	MG-NA	5.08	2.18	2.06
15	bn	101	V7N	C14-C13	5.07	1.42	1.35
13	AL	103	BCL	MG-NA	5.07	2.18	2.06
13	AR	101	BCL	MG-NA	5.07	2.18	2.06
13	AP	103	BCL	C1B-NB	5.06	1.39	1.35
13	AW	101	BCL	MG-NA	5.06	2.18	2.06
13	AV	101	BCL	MG-NA	5.05	2.18	2.06
13	AD	103	BCL	MG-NA	5.05	2.18	2.06
13	AD	104	BCL	C1B-NB	5.05	1.39	1.35
13	AE	104	BCL	MG-NA	5.05	2.18	2.06
13	AE	103	BCL	C1B-NB	5.04	1.39	1.35
13	AL	102	BCL	MG-NA	5.04	2.18	2.06
13	AT	103	BCL	MG-NA	5.03	2.18	2.06

*Continued on next page...*

*Continued from previous page...*

Mol	Chain	Res	Type	Atoms	Z	Observed(Å)	Ideal(Å)
13	AO	102	BCL	MG-NA	5.03	2.18	2.06
13	AG	103	BCL	MG-NA	5.02	2.18	2.06
13	AN	104	BCL	C1B-NB	5.02	1.39	1.35
13	AK	102	BCL	MG-NA	5.02	2.18	2.06
13	AP	102	BCL	MG-NA	5.02	2.18	2.06
13	AF	1001	BCL	MG-NA	5.01	2.18	2.06
13	AB	1002	BCL	MG-NA	5.01	2.18	2.06
13	AJ	104	BCL	MG-NA	5.01	2.18	2.06
13	AK	104	BCL	MG-NA	5.01	2.18	2.06
13	ap	1001	BCL	MG-NA	5.00	2.18	2.06
15	bp	102	V7N	C17-C18	4.99	1.42	1.35
13	ak	1001	BCL	MG-NA	4.99	2.18	2.06
13	AQ	103	BCL	MG-NA	4.99	2.18	2.06
15	BU	1001	V7N	C14-C13	4.98	1.42	1.35
13	AC	102	BCL	MG-NA	4.97	2.18	2.06
13	AG	102	BCL	C1B-NB	4.97	1.39	1.35
13	AJ	103	BCL	C1B-NB	4.97	1.39	1.35
13	AT	101	BCL	MG-NA	4.97	2.18	2.06
13	ai	101	BCL	MG-NA	4.96	2.18	2.06
13	AP	103	BCL	MG-NA	4.96	2.18	2.06
15	AA	1004	V7N	C14-C13	4.96	1.42	1.35
13	ah	1001	BCL	MG-NA	4.96	2.18	2.06
13	AH	103	BCL	MG-NA	4.96	2.18	2.06
13	AX	103	BCL	MG-NA	4.95	2.18	2.06
13	aa	1001	BCL	MG-NA	4.95	2.18	2.06
13	ad	102	BCL	MG-NA	4.94	2.18	2.06
13	AN	104	BCL	MG-NA	4.94	2.18	2.06
15	BH	1001	V7N	C14-C13	4.94	1.42	1.35
13	AU	101	BCL	MG-NA	4.94	2.18	2.06
13	AS	101	BCL	MG-NA	4.93	2.18	2.06
13	AQ	102	BCL	MG-NA	4.93	2.18	2.06
13	am	1001	BCL	MG-NA	4.93	2.18	2.06
13	AN	103	BCL	MG-NA	4.92	2.18	2.06
15	bk	101	V7N	C14-C13	4.92	1.42	1.35
13	AM	1002	BCL	MG-NA	4.91	2.17	2.06
13	AK	102	BCL	C1B-NB	4.90	1.39	1.35
13	bc	103	BCL	MG-NA	4.90	2.17	2.06
15	BA	101	V7N	C14-C13	4.90	1.42	1.35
13	AA	1001	BCL	MG-NA	4.90	2.17	2.06
13	AV	103	BCL	MG-NA	4.90	2.17	2.06
13	AW	102	BCL	MG-NA	4.89	2.17	2.06
13	ao	102	BCL	MG-NA	4.89	2.17	2.06

*Continued on next page...*



*Continued from previous page...*

Mol	Chain	Res	Type	Atoms	Z	Observed(Å)	Ideal(Å)
13	AL	103	BCL	C1B-NB	4.88	1.39	1.35
13	AT	103	BCL	C1B-NB	4.88	1.39	1.35
13	AI	101	BCL	MG-NA	4.88	2.17	2.06
13	bk	103	BCL	MG-NA	4.88	2.17	2.06
13	ae	1001	BCL	MG-NA	4.88	2.17	2.06
13	M	408	BCL	MG-NA	4.88	2.17	2.06
15	AW	103	V7N	C14-C13	4.87	1.42	1.35
13	AH	105	BCL	C1B-NB	4.87	1.39	1.35
15	bm	101	V7N	C14-C13	4.87	1.42	1.35
13	ab	1001	BCL	MG-NA	4.87	2.17	2.06
13	AO	101	BCL	C1B-NB	4.87	1.39	1.35
13	AM	1004	BCL	MG-NA	4.86	2.17	2.06
15	ba	101	V7N	C14-C13	4.86	1.42	1.35
13	AU	103	BCL	MG-NA	4.85	2.17	2.06
13	AB	1002	BCL	C1B-NB	4.85	1.39	1.35
13	ag	102	BCL	MG-NA	4.84	2.17	2.06
13	bj	104	BCL	MG-NA	4.84	2.17	2.06
13	AX	103	BCL	C1B-NB	4.84	1.39	1.35
13	am	1001	BCL	C1B-NB	4.84	1.39	1.35
13	AJ	103	BCL	MG-NA	4.84	2.17	2.06
15	BD	101	V7N	C14-C13	4.83	1.42	1.35
13	ba	102	BCL	MG-NA	4.83	2.17	2.06
13	AH	102	BCL	MG-NA	4.83	2.17	2.06
15	bi	101	V7N	C14-C13	4.83	1.42	1.35
13	AA	1002	BCL	MG-NA	4.82	2.17	2.06
13	AE	105	BCL	C1B-NB	4.82	1.39	1.35
13	aa	1001	BCL	C1B-NB	4.82	1.39	1.35
15	bb	101	V7N	C17-C18	4.82	1.42	1.35
13	AS	101	BCL	C1B-NB	4.82	1.39	1.35
13	AC	101	BCL	C1B-NB	4.82	1.39	1.35
13	AQ	102	BCL	C1B-NB	4.81	1.39	1.35
15	bl	101	V7N	C14-C13	4.81	1.42	1.35
13	AM	1002	BCL	C1B-NB	4.80	1.39	1.35
15	bc	101	V7N	C14-C13	4.80	1.42	1.35
13	AH	102	BCL	C1B-NB	4.80	1.39	1.35
13	AV	101	BCL	C1B-NB	4.79	1.39	1.35
13	AU	103	BCL	C1B-NB	4.79	1.39	1.35
15	bo	101	V7N	C14-C13	4.78	1.42	1.35
13	bi	102	BCL	MG-NA	4.78	2.17	2.06
13	bg	104	BCL	MG-NA	4.77	2.17	2.06
13	BE	104	BCL	MG-NA	4.77	2.17	2.06
13	ab	1001	BCL	C1B-NB	4.77	1.39	1.35

*Continued on next page...*

*Continued from previous page...*

Mol	Chain	Res	Type	Atoms	Z	Observed(Å)	Ideal(Å)
15	bg	101	V7N	C14-C13	4.77	1.42	1.35
13	AQ	104	BCL	C1B-NB	4.76	1.39	1.35
15	bk	101	V7N	C17-C18	4.76	1.42	1.35
13	bd	102	BCL	C1B-NB	4.76	1.39	1.35
13	BN	1005	BCL	MG-NA	4.76	2.17	2.06
13	ac	102	BCL	MG-NA	4.76	2.17	2.06
13	ac	102	BCL	C1B-NB	4.75	1.39	1.35
13	AG	102	BCL	MG-NA	4.75	2.17	2.06
13	BO	1003	BCL	MG-NA	4.75	2.17	2.06
13	af	103	BCL	MG-NA	4.75	2.17	2.06
13	bd	102	BCL	MG-NA	4.74	2.17	2.06
13	BW	1005	BCL	MG-NA	4.74	2.17	2.06
13	L	308	BCL	MG-NA	4.74	2.17	2.06
13	bh	103	BCL	MG-NA	4.74	2.17	2.06
15	bh	101	V7N	C14-C13	4.74	1.42	1.35
13	ak	1001	BCL	C1B-NB	4.74	1.39	1.35
13	bb	102	BCL	C1B-NB	4.74	1.39	1.35
13	BK	1002	BCL	MG-NA	4.74	2.17	2.06
13	AA	1002	BCL	C1B-NB	4.74	1.39	1.35
13	AC	102	BCL	C1B-NB	4.73	1.39	1.35
13	AW	102	BCL	C1B-NB	4.73	1.39	1.35
13	BQ	1004	BCL	MG-NA	4.73	2.17	2.06
13	bl	104	BCL	MG-NA	4.73	2.17	2.06
15	be	102	V7N	C14-C13	4.73	1.42	1.35
15	BU	1001	V7N	C17-C18	4.73	1.42	1.35
15	BO	1001	V7N	C14-C13	4.73	1.42	1.35
13	bf	102	BCL	C1B-NB	4.73	1.39	1.35
13	al	1001	BCL	MG-NA	4.72	2.17	2.06
13	AO	101	BCL	MG-NA	4.72	2.17	2.06
13	BD	104	BCL	MG-NA	4.72	2.17	2.06
13	M	406	BCL	C1B-NB	4.72	1.39	1.35
13	AL	102	BCL	C1B-NB	4.72	1.39	1.35
13	AV	103	BCL	C1B-NB	4.72	1.39	1.35
13	AE	103	BCL	MG-NA	4.71	2.17	2.06
13	BV	1005	BCL	MG-NA	4.70	2.17	2.06
13	bp	104	BCL	C1B-NB	4.70	1.39	1.35
13	aj	101	BCL	MG-NA	4.70	2.17	2.06
15	AW	103	V7N	C17-C18	4.70	1.42	1.35
13	bb	102	BCL	MG-NA	4.70	2.17	2.06
13	be	103	BCL	MG-NA	4.70	2.17	2.06
13	AD	103	BCL	C1B-NB	4.70	1.39	1.35
13	BM	1004	BCL	MG-NA	4.70	2.17	2.06

*Continued on next page...*

*Continued from previous page...*

Mol	Chain	Res	Type	Atoms	Z	Observed(Å)	Ideal(Å)
13	AM	1004	BCL	C1B-NB	4.69	1.39	1.35
13	bm	102	BCL	C1B-NB	4.69	1.39	1.35
13	AR	101	BCL	C1B-NB	4.69	1.39	1.35
15	bd	101	V7N	C14-C13	4.69	1.42	1.35
13	BL	103	BCL	MG-NA	4.69	2.17	2.06
15	bn	101	V7N	C17-C18	4.69	1.42	1.35
13	BS	1004	BCL	MG-NA	4.68	2.17	2.06
13	BT	103	BCL	MG-NA	4.68	2.17	2.06
13	bn	102	BCL	MG-NA	4.68	2.17	2.06
15	BF	101	V7N	C14-C13	4.68	1.42	1.35
13	BJ	1004	BCL	C1B-NB	4.67	1.39	1.35
13	AT	101	BCL	C1B-NB	4.67	1.39	1.35
13	BP	1003	BCL	MG-NA	4.67	2.17	2.06
15	AD	101	V7N	C14-C13	4.67	1.42	1.35
15	BI	1001	V7N	C14-C13	4.67	1.42	1.35
15	ag	101	V7N	C14-C13	4.67	1.42	1.35
13	BI	1004	BCL	MG-NA	4.66	2.17	2.06
27	ai	102	UYH	O8-C28	4.66	1.47	1.33
13	AJ	104	BCL	C1B-NB	4.66	1.39	1.35
13	ap	1001	BCL	C1B-NB	4.66	1.39	1.35
13	bl	104	BCL	C1B-NB	4.66	1.39	1.35
13	bo	102	BCL	C1B-NB	4.65	1.39	1.35
13	ba	102	BCL	C1B-NB	4.65	1.39	1.35
15	bc	101	V7N	C17-C18	4.65	1.41	1.35
13	bo	102	BCL	MG-NA	4.65	2.17	2.06
15	bb	101	V7N	C21-C22	4.65	1.39	1.34
13	L	305	BCL	MG-NA	4.65	2.17	2.06
13	bp	104	BCL	MG-NA	4.65	2.17	2.06
13	BS	1004	BCL	C1B-NB	4.64	1.39	1.35
13	bm	102	BCL	MG-NA	4.64	2.17	2.06
13	BB	105	BCL	MG-NA	4.64	2.17	2.06
13	AO	102	BCL	C1B-NB	4.64	1.39	1.35
15	bp	102	V7N	C21-C22	4.63	1.38	1.34
13	AH	103	BCL	C1B-NB	4.63	1.39	1.35
13	ag	102	BCL	C1B-NB	4.63	1.39	1.35
13	be	103	BCL	C1B-NB	4.63	1.39	1.35
13	bf	102	BCL	MG-NA	4.63	2.17	2.06
13	AE	104	BCL	C1B-NB	4.63	1.39	1.35
15	BW	1001	V7N	C14-C13	4.62	1.41	1.35
15	bo	101	V7N	C17-C18	4.62	1.41	1.35
15	ba	101	V7N	C17-C18	4.62	1.41	1.35
15	BK	1001	V7N	C14-C13	4.62	1.41	1.35

*Continued on next page...*

*Continued from previous page...*

Mol	Chain	Res	Type	Atoms	Z	Observed(Å)	Ideal(Å)
13	aj	101	BCL	C1B-NB	4.62	1.39	1.35
13	ad	102	BCL	C1B-NB	4.62	1.39	1.35
13	BR	1003	BCL	MG-NA	4.62	2.17	2.06
13	BG	1004	BCL	MG-NA	4.62	2.17	2.06
13	bi	102	BCL	C1B-NB	4.62	1.39	1.35
13	BX	101	BCL	MG-NA	4.62	2.17	2.06
13	L	305	BCL	C1B-NB	4.62	1.39	1.35
13	AN	103	BCL	C1B-NB	4.62	1.39	1.35
15	BN	1001	V7N	C14-C13	4.61	1.41	1.35
13	AK	104	BCL	C1B-NB	4.61	1.39	1.35
13	BT	103	BCL	C1B-NB	4.61	1.39	1.35
13	BJ	1004	BCL	MG-NA	4.61	2.17	2.06
13	BQ	1004	BCL	C1B-NB	4.61	1.39	1.35
15	BR	1001	V7N	C14-C13	4.61	1.41	1.35
15	BS	1001	V7N	C14-C13	4.61	1.41	1.35
13	M	406	BCL	MG-NA	4.61	2.17	2.06
13	AA	1001	BCL	C1B-NB	4.60	1.39	1.35
13	bc	103	BCL	C1B-NB	4.60	1.39	1.35
15	BJ	1001	V7N	C14-C13	4.60	1.41	1.35
13	BP	1003	BCL	C1B-NB	4.60	1.39	1.35
13	AW	101	BCL	C1B-NB	4.60	1.39	1.35
15	bd	101	V7N	C17-C18	4.60	1.41	1.35
13	BC	104	BCL	MG-NA	4.60	2.17	2.06
13	ao	102	BCL	C1B-NB	4.60	1.39	1.35
13	AQ	103	BCL	C1B-NB	4.59	1.39	1.35
15	BH	1001	V7N	C17-C18	4.59	1.41	1.35
15	BV	1001	V7N	C14-C13	4.59	1.41	1.35
13	BH	1005	BCL	MG-NA	4.59	2.17	2.06
13	BA	103	BCL	MG-NA	4.59	2.17	2.06
15	AA	1004	V7N	C17-C18	4.58	1.41	1.35
13	AP	102	BCL	C1B-NB	4.58	1.39	1.35
15	bi	101	V7N	C17-C18	4.58	1.41	1.35
13	ae	1001	BCL	C1B-NB	4.57	1.39	1.35
15	BQ	1001	V7N	C14-C13	4.56	1.41	1.35
13	BE	104	BCL	C1B-NB	4.56	1.39	1.35
13	BF	103	BCL	C1B-NB	4.56	1.39	1.35
13	BH	1005	BCL	C1B-NB	4.55	1.39	1.35
13	BN	1005	BCL	C1B-NB	4.55	1.39	1.35
13	ai	101	BCL	C1B-NB	4.55	1.39	1.35
13	BF	103	BCL	MG-NA	4.54	2.17	2.06
15	AS	104	V7N	C14-C13	4.54	1.41	1.35
13	BW	1005	BCL	C1B-NB	4.54	1.39	1.35

*Continued on next page...*

*Continued from previous page...*

Mol	Chain	Res	Type	Atoms	Z	Observed(Å)	Ideal(Å)
13	al	1001	BCL	C1B-NB	4.54	1.39	1.35
13	AD	104	BCL	MG-NA	4.54	2.17	2.06
13	AI	101	BCL	C1B-NB	4.54	1.39	1.35
13	BO	1003	BCL	C1B-NB	4.54	1.39	1.35
13	AG	103	BCL	C1B-NB	4.54	1.39	1.35
15	bh	101	V7N	C17-C18	4.53	1.41	1.35
13	BG	1004	BCL	C1B-NB	4.53	1.39	1.35
13	ah	1001	BCL	C1B-NB	4.53	1.39	1.35
15	bl	101	V7N	C17-C18	4.53	1.41	1.35
15	bj	101	V7N	C14-C13	4.52	1.41	1.35
13	af	103	BCL	C1B-NB	4.52	1.39	1.35
13	BX	101	BCL	C1B-NB	4.52	1.39	1.35
13	BB	105	BCL	C1B-NB	4.52	1.39	1.35
13	AS	102	BCL	C1B-NB	4.52	1.39	1.35
13	bh	103	BCL	C1B-NB	4.51	1.39	1.35
13	AB	1001	BCL	C1B-NB	4.51	1.39	1.35
13	AF	1001	BCL	C1B-NB	4.51	1.39	1.35
13	AU	101	BCL	C1B-NB	4.51	1.39	1.35
13	BV	1005	BCL	C1B-NB	4.51	1.39	1.35
15	BA	101	V7N	C17-C18	4.51	1.41	1.35
15	bj	101	V7N	C17-C18	4.51	1.41	1.35
13	an	1001	BCL	C1B-NB	4.51	1.39	1.35
13	BU	1004	BCL	MG-NA	4.51	2.17	2.06
15	BD	101	V7N	C17-C18	4.51	1.41	1.35
13	AX	102	BCL	C1B-NB	4.50	1.39	1.35
13	BR	1003	BCL	C1B-NB	4.50	1.39	1.35
13	BK	1002	BCL	C1B-NB	4.50	1.39	1.35
13	BC	104	BCL	C1B-NB	4.50	1.39	1.35
13	bn	102	BCL	C1B-NB	4.50	1.39	1.35
13	BA	103	BCL	C1B-NB	4.49	1.39	1.35
15	BG	1001	V7N	C14-C13	4.49	1.41	1.35
13	BU	1004	BCL	C1B-NB	4.49	1.39	1.35
15	BO	1001	V7N	C17-C18	4.49	1.41	1.35
13	BM	1004	BCL	C1B-NB	4.49	1.39	1.35
13	bg	104	BCL	C1B-NB	4.49	1.39	1.35
15	BE	101	V7N	C14-C13	4.47	1.41	1.35
15	AD	101	V7N	C17-C18	4.47	1.41	1.35
27	ai	102	UYH	O7-C10	4.47	1.46	1.34
15	AM	1001	V7N	C14-C13	4.46	1.41	1.35
15	bm	101	V7N	C17-C18	4.44	1.41	1.35
13	BL	103	BCL	C1B-NB	4.44	1.39	1.35
13	M	408	BCL	C1B-NB	4.44	1.39	1.35

*Continued on next page...*

*Continued from previous page...*

Mol	Chain	Res	Type	Atoms	Z	Observed(Å)	Ideal(Å)
15	bg	101	V7N	C17-C18	4.44	1.41	1.35
13	bj	104	BCL	C1B-NB	4.43	1.39	1.35
13	L	308	BCL	C1B-NB	4.43	1.39	1.35
15	BM	1001	V7N	C14-C13	4.42	1.41	1.35
13	BI	1004	BCL	C1B-NB	4.42	1.39	1.35
15	BF	101	V7N	C17-C18	4.41	1.41	1.35
13	bk	103	BCL	C1B-NB	4.40	1.39	1.35
15	BP	1001	V7N	C14-C13	4.40	1.41	1.35
13	BD	104	BCL	C1B-NB	4.40	1.39	1.35
15	BR	1001	V7N	C17-C18	4.38	1.41	1.35
15	be	102	V7N	C17-C18	4.37	1.41	1.35
15	BK	1001	V7N	C17-C18	4.35	1.41	1.35
15	BU	1001	V7N	C6-C5	4.34	1.41	1.35
15	AS	104	V7N	C17-C18	4.32	1.41	1.35
22	M	407	BPH	CBD-CGD	-4.30	1.46	1.52
15	BQ	1001	V7N	C17-C18	4.29	1.41	1.35
15	BN	1001	V7N	C17-C18	4.29	1.41	1.35
15	ag	101	V7N	C17-C18	4.29	1.41	1.35
15	AM	1001	V7N	C17-C18	4.28	1.41	1.35
15	BW	1001	V7N	C17-C18	4.27	1.41	1.35
15	bk	101	V7N	C21-C22	4.27	1.38	1.34
15	BU	1001	V7N	C21-C22	4.27	1.38	1.34
15	ba	101	V7N	C21-C22	4.26	1.38	1.34
15	bc	101	V7N	C21-C22	4.24	1.38	1.34
15	BI	1001	V7N	C17-C18	4.23	1.41	1.35
13	BP	1003	BCL	O2A-CGA	-4.23	1.20	1.33
15	bd	101	V7N	C21-C22	4.22	1.38	1.34
15	AA	1004	V7N	C21-C22	4.21	1.38	1.34
15	BE	101	V7N	C17-C18	4.19	1.41	1.35
15	BS	1001	V7N	C17-C18	4.17	1.41	1.35
15	BG	1001	V7N	C17-C18	4.17	1.41	1.35
15	BA	101	V7N	C21-C22	4.17	1.38	1.34
15	BJ	1001	V7N	C17-C18	4.16	1.41	1.35
15	bn	101	V7N	C21-C22	4.16	1.38	1.34
15	AW	103	V7N	C21-C22	4.12	1.38	1.34
22	L	301	BPH	CBD-CGD	-4.11	1.46	1.52
15	BD	101	V7N	C21-C22	4.10	1.38	1.34
15	BV	1001	V7N	C17-C18	4.09	1.41	1.35
15	BH	1001	V7N	C21-C22	4.08	1.38	1.34
15	bl	101	V7N	C21-C22	4.08	1.38	1.34
15	BP	1001	V7N	C17-C18	4.05	1.41	1.35
15	bg	101	V7N	C21-C22	4.03	1.38	1.34

*Continued on next page...*

*Continued from previous page...*

Mol	Chain	Res	Type	Atoms	Z	Observed(Å)	Ideal(Å)
15	BM	1001	V7N	C17-C18	4.02	1.41	1.35
15	bh	101	V7N	C21-C22	4.02	1.38	1.34
15	BF	101	V7N	C21-C22	4.02	1.38	1.34
15	AS	104	V7N	C21-C22	3.99	1.38	1.34
15	bi	101	V7N	C21-C22	3.98	1.38	1.34
15	ag	101	V7N	C21-C22	3.95	1.38	1.34
15	BK	1001	V7N	C21-C22	3.93	1.38	1.34
15	bp	102	V7N	C6-C5	3.93	1.41	1.35
15	bm	101	V7N	C21-C22	3.93	1.38	1.34
15	AM	1001	V7N	C21-C22	3.91	1.38	1.34
15	AA	1004	V7N	C6-C5	3.91	1.41	1.35
15	BO	1001	V7N	C21-C22	3.91	1.38	1.34
15	BW	1001	V7N	C21-C22	3.91	1.38	1.34
15	BV	1001	V7N	C21-C22	3.87	1.38	1.34
15	BJ	1001	V7N	C21-C22	3.86	1.38	1.34
15	bj	101	V7N	C21-C22	3.85	1.38	1.34
15	bk	101	V7N	C6-C5	3.85	1.40	1.35
15	BR	1001	V7N	C21-C22	3.84	1.38	1.34
15	BE	101	V7N	C21-C22	3.84	1.38	1.34
15	BI	1001	V7N	C21-C22	3.83	1.38	1.34
15	bl	101	V7N	C6-C5	3.82	1.40	1.35
16	H1	102	0V9	P-O2P	-3.79	1.37	1.50
15	BP	1001	V7N	C21-C22	3.77	1.38	1.34
15	BQ	1001	V7N	C21-C22	3.77	1.38	1.34
15	bb	101	V7N	C6-C5	3.77	1.40	1.35
15	BA	101	V7N	C6-C5	3.77	1.40	1.35
15	bo	101	V7N	C21-C22	3.75	1.38	1.34
15	BI	1001	V7N	C6-C5	3.75	1.40	1.35
15	bn	101	V7N	C6-C5	3.75	1.40	1.35
15	AW	103	V7N	C6-C5	3.74	1.40	1.35
16	bp	105	0V9	P-O2P	-3.73	1.37	1.50
16	ad	103	0V9	P-O2P	-3.73	1.37	1.50
16	bi	103	0V9	P-O2P	-3.72	1.37	1.50
13	AQ	104	BCL	MG-NC	3.72	2.15	2.06
16	bm	104	0V9	P-O2P	-3.72	1.37	1.50
16	bj	103	0V9	P-O2P	-3.72	1.37	1.50
16	AQ	105	0V9	P-O2P	-3.71	1.37	1.50
13	AC	101	BCL	MG-NC	3.71	2.15	2.06
16	bb	103	0V9	P-O2P	-3.71	1.37	1.50
16	M	403	0V9	P-O2P	-3.71	1.37	1.50
16	bl	102	0V9	P-O2P	-3.70	1.37	1.50
15	BJ	1001	V7N	C6-C5	3.70	1.40	1.35

*Continued on next page...*

*Continued from previous page...*

Mol	Chain	Res	Type	Atoms	Z	Observed(Å)	Ideal(Å)
15	BK	1001	V7N	C6-C5	3.70	1.40	1.35
16	L	310	0V9	P-O2P	-3.70	1.37	1.50
16	bn	104	0V9	P-O2P	-3.70	1.37	1.50
16	ab	1002	0V9	P-O2P	-3.70	1.37	1.50
16	bg	103	0V9	P-O2P	-3.70	1.37	1.50
16	be	105	0V9	P-O2P	-3.70	1.37	1.50
16	bd	103	0V9	P-O2P	-3.70	1.37	1.50
15	BM	1001	V7N	C21-C22	3.68	1.38	1.34
15	bd	101	V7N	C6-C5	3.68	1.40	1.35
16	bo	103	0V9	P-O2P	-3.68	1.37	1.50
15	ba	101	V7N	C6-C5	3.68	1.40	1.35
15	BN	1001	V7N	C21-C22	3.68	1.38	1.34
15	BS	1001	V7N	C21-C22	3.68	1.38	1.34
16	bk	102	0V9	P-O2P	-3.67	1.37	1.50
27	ai	102	UYH	O1-C1	3.66	1.46	1.40
15	BG	1001	V7N	C21-C22	3.66	1.37	1.34
15	bo	101	V7N	C6-C5	3.66	1.40	1.35
16	bf	103	0V9	P-O2P	-3.65	1.37	1.50
16	bh	104	0V9	P-O2P	-3.65	1.38	1.50
15	bh	101	V7N	C6-C5	3.65	1.40	1.35
15	BG	1001	V7N	C6-C5	3.65	1.40	1.35
13	AR	101	BCL	MG-NC	3.64	2.14	2.06
15	BR	1001	V7N	C6-C5	3.63	1.40	1.35
15	AD	101	V7N	C21-C22	3.62	1.37	1.34
13	AK	102	BCL	MG-NC	3.61	2.14	2.06
13	AS	102	BCL	MG-NC	3.61	2.14	2.06
15	BO	1001	V7N	C6-C5	3.61	1.40	1.35
15	bm	101	V7N	C6-C5	3.60	1.40	1.35
15	BH	1001	V7N	C6-C5	3.60	1.40	1.35
15	BM	1001	V7N	C6-C5	3.60	1.40	1.35
15	BV	1001	V7N	C6-C5	3.58	1.40	1.35
18	M	410	V75	O2-C2	-3.58	1.40	1.46
15	bc	101	V7N	C6-C5	3.57	1.40	1.35
13	AE	105	BCL	MG-NC	3.56	2.14	2.06
13	AH	105	BCL	MG-NC	3.54	2.14	2.06
15	BW	1001	V7N	C6-C5	3.53	1.40	1.35
15	be	102	V7N	C21-C22	3.52	1.37	1.34
13	AV	101	BCL	MG-NC	3.52	2.14	2.06
15	AD	101	V7N	C6-C5	3.52	1.40	1.35
13	AO	102	BCL	MG-NC	3.51	2.14	2.06
15	bj	101	V7N	C6-C5	3.50	1.40	1.35
15	BE	101	V7N	C6-C5	3.50	1.40	1.35

*Continued on next page...*



*Continued from previous page...*

Mol	Chain	Res	Type	Atoms	Z	Observed(Å)	Ideal(Å)
13	L	305	BCL	MG-NC	3.49	2.14	2.06
13	AL	103	BCL	MG-NC	3.49	2.14	2.06
13	bk	103	BCL	MG-NC	3.49	2.14	2.06
15	BN	1001	V7N	C6-C5	3.49	1.40	1.35
13	AG	103	BCL	MG-NC	3.49	2.14	2.06
13	AO	101	BCL	MG-NC	3.48	2.14	2.06
13	bc	103	BCL	MG-NC	3.48	2.14	2.06
15	BD	101	V7N	C6-C5	3.47	1.40	1.35
13	AM	1002	BCL	MG-NC	3.47	2.14	2.06
13	AX	102	BCL	MG-NC	3.46	2.14	2.06
27	ai	102	UYH	C4-C5	3.46	1.60	1.53
13	AN	104	BCL	MG-NC	3.46	2.14	2.06
13	bl	104	BCL	MG-NC	3.46	2.14	2.06
15	AM	1001	V7N	C6-C5	3.45	1.40	1.35
13	an	1001	BCL	MG-NC	3.45	2.14	2.06
13	ad	102	BCL	MG-NC	3.45	2.14	2.06
13	bf	102	BCL	MG-NC	3.45	2.14	2.06
15	bi	101	V7N	C6-C5	3.44	1.40	1.35
13	bn	102	BCL	MG-NC	3.43	2.14	2.06
15	BQ	1001	V7N	C6-C5	3.43	1.40	1.35
13	AT	103	BCL	MG-NC	3.43	2.14	2.06
13	ah	1001	BCL	MG-NC	3.43	2.14	2.06
13	AD	103	BCL	MG-NC	3.43	2.14	2.06
13	am	1001	BCL	MG-NC	3.42	2.14	2.06
15	BF	101	V7N	C6-C5	3.42	1.40	1.35
13	bh	103	BCL	MG-NC	3.42	2.14	2.06
13	AL	102	BCL	MG-NC	3.41	2.14	2.06
13	AQ	102	BCL	MG-NC	3.41	2.14	2.06
13	AX	103	BCL	MG-NC	3.41	2.14	2.06
13	AW	101	BCL	MG-NC	3.41	2.14	2.06
15	BS	1001	V7N	C6-C5	3.40	1.40	1.35
13	AU	103	BCL	MG-NC	3.40	2.14	2.06
13	AE	104	BCL	MG-NC	3.40	2.14	2.06
13	ba	102	BCL	MG-NC	3.39	2.14	2.06
13	ak	1001	BCL	MG-NC	3.39	2.14	2.06
18	C	1006	V75	O2-C2	-3.39	1.40	1.46
13	AH	102	BCL	MG-NC	3.38	2.14	2.06
13	bg	104	BCL	MG-NC	3.38	2.14	2.06
13	AA	1001	BCL	MG-NC	3.38	2.14	2.06
13	AP	103	BCL	MG-NC	3.38	2.14	2.06
13	AF	1001	BCL	MG-NC	3.38	2.14	2.06
13	be	103	BCL	MG-NC	3.38	2.14	2.06

*Continued on next page...*

*Continued from previous page...*

Mol	Chain	Res	Type	Atoms	Z	Observed(Å)	Ideal(Å)
13	M	406	BCL	MG-NC	3.37	2.14	2.06
13	AD	104	BCL	MG-NC	3.37	2.14	2.06
13	AS	101	BCL	MG-NC	3.37	2.14	2.06
13	ai	101	BCL	MG-NC	3.37	2.14	2.06
13	bj	104	BCL	MG-NC	3.37	2.14	2.06
13	AB	1002	BCL	MG-NC	3.37	2.14	2.06
13	bm	102	BCL	MG-NC	3.36	2.14	2.06
13	AU	101	BCL	MG-NC	3.36	2.14	2.06
13	AP	102	BCL	MG-NC	3.36	2.14	2.06
13	AB	1001	BCL	MG-NC	3.36	2.14	2.06
13	AE	103	BCL	MG-NC	3.35	2.14	2.06
13	AH	103	BCL	MG-NC	3.35	2.14	2.06
13	aa	1001	BCL	MG-NC	3.34	2.14	2.06
27	ai	102	UYH	C29-C28	3.34	1.60	1.50
13	BN	1005	BCL	MG-NC	3.34	2.14	2.06
13	AJ	103	BCL	MG-NC	3.33	2.14	2.06
13	AM	1004	BCL	MG-NC	3.32	2.14	2.06
13	ap	1001	BCL	MG-NC	3.32	2.14	2.06
13	bo	102	BCL	MG-NC	3.32	2.14	2.06
13	AC	102	BCL	MG-NC	3.31	2.14	2.06
13	ab	1001	BCL	MG-NC	3.31	2.14	2.06
13	bb	102	BCL	MG-NC	3.30	2.14	2.06
13	AW	102	BCL	MG-NC	3.30	2.14	2.06
13	AQ	103	BCL	MG-NC	3.30	2.14	2.06
13	AT	101	BCL	MG-NC	3.29	2.14	2.06
13	AK	104	BCL	MG-NC	3.29	2.14	2.06
13	AJ	104	BCL	MG-NC	3.29	2.14	2.06
13	BP	1003	BCL	MG-NC	3.29	2.14	2.06
13	ae	1001	BCL	MG-NC	3.28	2.14	2.06
13	AN	103	BCL	MG-NC	3.28	2.14	2.06
18	M	410	V75	O3-C3	-3.27	1.39	1.44
15	bg	101	V7N	C6-C5	3.27	1.40	1.35
13	AA	1002	BCL	MG-NC	3.26	2.14	2.06
13	BO	1003	BCL	MG-NC	3.25	2.14	2.06
15	ag	101	V7N	C6-C5	3.25	1.40	1.35
13	BE	104	BCL	MG-NC	3.25	2.14	2.06
13	af	103	BCL	MG-NC	3.25	2.14	2.06
13	AI	101	BCL	MG-NC	3.24	2.14	2.06
13	BJ	1004	BCL	MG-NC	3.24	2.14	2.06
13	al	1001	BCL	MG-NC	3.24	2.14	2.06
13	BL	103	BCL	MG-NC	3.23	2.13	2.06
13	BW	1005	BCL	MG-NC	3.23	2.13	2.06

*Continued on next page...*

*Continued from previous page...*

Mol	Chain	Res	Type	Atoms	Z	Observed(Å)	Ideal(Å)
15	AS	104	V7N	C6-C5	3.22	1.40	1.35
13	BT	103	BCL	MG-NC	3.22	2.13	2.06
15	be	102	V7N	C6-C5	3.22	1.40	1.35
13	ac	102	BCL	MG-NC	3.21	2.13	2.06
13	AG	102	BCL	MG-NC	3.21	2.13	2.06
13	AV	103	BCL	MG-NC	3.21	2.13	2.06
13	BQ	1004	BCL	MG-NC	3.21	2.13	2.06
13	ag	102	BCL	MG-NC	3.21	2.13	2.06
13	BI	1004	BCL	MG-NC	3.20	2.13	2.06
13	BV	1005	BCL	MG-NC	3.20	2.13	2.06
13	bp	104	BCL	MG-NC	3.20	2.13	2.06
15	BP	1001	V7N	C6-C5	3.20	1.40	1.35
27	ai	102	UYH	C3-C2	3.20	1.60	1.52
13	BH	1005	BCL	MG-NC	3.19	2.13	2.06
13	bi	102	BCL	MG-NC	3.19	2.13	2.06
13	BU	1004	BCL	MG-NC	3.18	2.13	2.06
13	BG	1004	BCL	MG-NC	3.17	2.13	2.06
13	ao	102	BCL	MG-NC	3.17	2.13	2.06
13	bd	102	BCL	MG-NC	3.17	2.13	2.06
27	ai	102	UYH	C3-C4	3.17	1.60	1.52
13	BD	104	BCL	MG-NC	3.16	2.13	2.06
13	BC	104	BCL	MG-NC	3.16	2.13	2.06
13	aj	101	BCL	MG-NC	3.15	2.13	2.06
13	BS	1004	BCL	MG-NC	3.15	2.13	2.06
13	BA	103	BCL	MG-NC	3.14	2.13	2.06
13	BK	1002	BCL	MG-NC	3.13	2.13	2.06
13	BB	105	BCL	MG-NC	3.13	2.13	2.06
13	BX	101	BCL	MG-NC	3.12	2.13	2.06
13	BM	1004	BCL	MG-NC	3.12	2.13	2.06
13	BF	103	BCL	MG-NC	3.11	2.13	2.06
13	BR	1003	BCL	MG-NC	3.09	2.13	2.06
13	M	408	BCL	MG-NC	3.09	2.13	2.06
27	ai	102	UYH	C11-C10	3.07	1.59	1.50
27	ai	102	UYH	C9-C8	3.03	1.60	1.50
18	C	1006	V75	O3-C3	-3.00	1.40	1.44
13	L	305	BCL	O1A-CGA	-3.00	1.13	1.22
14	AA	1003	LMT	O2'-C2'	-2.98	1.36	1.43
13	L	308	BCL	MG-NC	2.94	2.13	2.06
14	AK	101	LMT	O3'-C3'	-2.93	1.36	1.43
27	ai	102	UYH	C7-C8	2.92	1.59	1.50
14	bc	102	LMT	O3'-C3'	-2.84	1.36	1.43
14	bj	102	LMT	O3'-C3'	-2.83	1.36	1.43

*Continued on next page...*

*Continued from previous page...*

Mol	Chain	Res	Type	Atoms	Z	Observed(Å)	Ideal(Å)
14	bo	104	LMT	O3'-C3'	-2.83	1.36	1.43
14	bm	103	LMT	O3'-C3'	-2.83	1.36	1.43
14	L	306	LMT	O3'-C3'	-2.81	1.36	1.43
13	AU	103	BCL	CHD-C1D	2.79	1.43	1.38
14	BR	1004	LMT	O3'-C3'	-2.78	1.36	1.43
14	AS	103	LMT	O2B-C2B	-2.77	1.36	1.43
14	BJ	1005	LMT	O3'-C3'	-2.76	1.36	1.43
14	BW	1002	LMT	O3'-C3'	-2.76	1.36	1.43
13	AG	102	BCL	CHD-C1D	2.76	1.43	1.38
14	BX	102	LMT	O3'-C3'	-2.75	1.36	1.43
14	bh	102	LMT	O3'-C3'	-2.75	1.36	1.43
14	AA	1003	LMT	O3'-C3'	-2.74	1.36	1.43
14	C	1005	LMT	O3'-C3'	-2.74	1.36	1.43
14	BM	1002	LMT	O3'-C3'	-2.73	1.36	1.43
14	BI	1002	LMT	O3'-C3'	-2.73	1.36	1.43
14	ac	101	LMT	O3'-C3'	-2.73	1.36	1.43
14	BN	1004	LMT	O3'-C3'	-2.73	1.36	1.43
14	AM	1003	LMT	O3'-C3'	-2.72	1.36	1.43
14	be	104	LMT	O3'-C3'	-2.71	1.36	1.43
13	AB	1002	BCL	CHD-C1D	2.71	1.43	1.38
14	AV	102	LMT	O3'-C3'	-2.71	1.36	1.43
27	ai	102	UYH	C1-C2	2.71	1.60	1.52
14	bk	104	LMT	O3'-C3'	-2.70	1.36	1.43
14	BB	101	LMT	O3'-C3'	-2.70	1.36	1.43
14	bg	102	LMT	O3'-C3'	-2.70	1.36	1.43
14	AH	104	LMT	O3'-C3'	-2.70	1.36	1.43
14	BJ	1003	LMT	O3'-C3'	-2.70	1.36	1.43
14	L	309	LMT	O3'-C3'	-2.69	1.36	1.43
14	AG	101	LMT	O3'-C3'	-2.69	1.36	1.43
14	AT	102	LMT	O3'-C3'	-2.69	1.36	1.43
14	BW	1003	LMT	O3'-C3'	-2.69	1.36	1.43
14	BB	102	LMT	O3'-C3'	-2.68	1.36	1.43
14	BG	1002	LMT	O3'-C3'	-2.68	1.36	1.43
14	bi	104	LMT	O3'-C3'	-2.68	1.36	1.43
14	bn	103	LMT	O3'-C3'	-2.68	1.36	1.43
14	BE	103	LMT	O3'-C3'	-2.68	1.36	1.43
14	BW	1004	LMT	O3'-C3'	-2.68	1.36	1.43
14	AJ	102	LMT	O3'-C3'	-2.68	1.36	1.43
14	AS	103	LMT	O3'-C3'	-2.68	1.36	1.43
13	AS	102	BCL	CHD-C1D	2.67	1.43	1.38
14	BO	1004	LMT	O3'-C3'	-2.67	1.36	1.43
14	BJ	1002	LMT	O3'-C3'	-2.66	1.36	1.43

*Continued on next page...*

*Continued from previous page...*

Mol	Chain	Res	Type	Atoms	Z	Observed(Å)	Ideal(Å)
14	AB	1003	LMT	O3'-C3'	-2.66	1.36	1.43
14	AN	101	LMT	O3'-C3'	-2.66	1.36	1.43
14	bf	101	LMT	O3'-C3'	-2.66	1.36	1.43
14	BG	1005	LMT	O3'-C3'	-2.66	1.36	1.43
14	AE	106	LMT	O3'-C3'	-2.66	1.36	1.43
14	BS	1003	LMT	O3'-C3'	-2.66	1.36	1.43
14	BP	1006	LMT	O3'-C3'	-2.65	1.36	1.43
14	BK	1005	LMT	O3'-C3'	-2.65	1.36	1.43
13	AH	105	BCL	CHD-C1D	2.65	1.43	1.38
14	AD	102	LMT	O3'-C3'	-2.65	1.36	1.43
14	BT	102	LMT	O3'-C3'	-2.65	1.36	1.43
14	AN	102	LMT	O3'-C3'	-2.65	1.36	1.43
14	BL	101	LMT	O3'-C3'	-2.64	1.36	1.43
14	BD	105	LMT	O3'-C3'	-2.64	1.36	1.43
14	BH	1002	LMT	O3'-C3'	-2.64	1.36	1.43
14	BH	1003	LMT	O3'-C3'	-2.64	1.36	1.43
14	BC	103	LMT	O3'-C3'	-2.64	1.36	1.43
14	BP	1004	LMT	O3'-C3'	-2.63	1.36	1.43
14	BQ	1002	LMT	O3'-C3'	-2.63	1.36	1.43
14	BP	1002	LMT	O3'-C3'	-2.63	1.36	1.43
14	L	304	LMT	O3'-C3'	-2.63	1.36	1.43
14	BR	1002	LMT	O3'-C3'	-2.62	1.36	1.43
14	BE	105	LMT	O2'-C2'	-2.62	1.36	1.43
14	BX	104	LMT	O3'-C3'	-2.62	1.36	1.43
14	BD	102	LMT	O3'-C3'	-2.61	1.36	1.43
14	AJ	101	LMT	O3'-C3'	-2.61	1.36	1.43
13	AL	103	BCL	CHD-C1D	2.61	1.43	1.38
14	BR	1006	LMT	O3'-C3'	-2.61	1.36	1.43
14	BJ	1006	LMT	O3'-C3'	-2.61	1.36	1.43
14	BX	103	LMT	O3'-C3'	-2.61	1.36	1.43
14	BF	104	LMT	O3'-C3'	-2.61	1.36	1.43
14	BK	1003	LMT	O3'-C3'	-2.61	1.36	1.43
14	BS	1002	LMT	O3'-C3'	-2.61	1.36	1.43
14	AE	101	LMT	O3'-C3'	-2.61	1.36	1.43
14	be	104	LMT	O2'-C2'	-2.61	1.36	1.43
14	BW	1006	LMT	O3'-C3'	-2.61	1.36	1.43
14	BU	1002	LMT	O3'-C3'	-2.61	1.36	1.43
14	AH	101	LMT	O3'-C3'	-2.60	1.36	1.43
14	BV	1003	LMT	O3'-C3'	-2.60	1.36	1.43
14	BU	1003	LMT	O3'-C3'	-2.60	1.36	1.43
14	AV	104	LMT	O3'-C3'	-2.60	1.36	1.43
14	bp	101	LMT	O3'-C3'	-2.60	1.36	1.43

*Continued on next page...*

*Continued from previous page...*

Mol	Chain	Res	Type	Atoms	Z	Observed(Å)	Ideal(Å)
14	BN	1002	LMT	O3'-C3'	-2.60	1.36	1.43
14	bl	103	LMT	O3'-C3'	-2.60	1.36	1.43
14	BV	1002	LMT	O3'-C3'	-2.60	1.36	1.43
14	BT	101	LMT	O3'-C3'	-2.60	1.36	1.43
14	AP	101	LMT	O3'-C3'	-2.59	1.36	1.43
14	BF	102	LMT	O3'-C3'	-2.59	1.36	1.43
14	BV	1004	LMT	O3'-C3'	-2.59	1.36	1.43
14	BI	1003	LMT	O3'-C3'	-2.59	1.36	1.43
14	H2	201	LMT	O3'-C3'	-2.59	1.36	1.43
13	M	406	BCL	CHD-C1D	2.59	1.43	1.38
27	ai	102	UYH	C6-C5	2.58	1.60	1.51
14	BB	103	LMT	O3'-C3'	-2.58	1.36	1.43
14	bp	103	LMT	O3'-C3'	-2.58	1.36	1.43
13	AE	105	BCL	CHD-C1D	2.58	1.43	1.38
14	AQ	101	LMT	O3'-C3'	-2.58	1.36	1.43
14	BE	105	LMT	O3'-C3'	-2.58	1.36	1.43
14	AK	103	LMT	O3'-C3'	-2.58	1.36	1.43
14	BO	1002	LMT	O3'-C3'	-2.58	1.36	1.43
14	L	302	LMT	O3'-C3'	-2.58	1.36	1.43
14	BG	1003	LMT	O3'-C3'	-2.58	1.36	1.43
14	BP	1005	LMT	O3'-C3'	-2.57	1.36	1.43
14	BO	1005	LMT	O3'-C3'	-2.57	1.36	1.43
14	BQ	1003	LMT	O3'-C3'	-2.57	1.36	1.43
13	AK	102	BCL	CHD-C1D	2.57	1.43	1.38
14	BB	104	LMT	O3'-C3'	-2.57	1.36	1.43
14	BN	1003	LMT	O3'-C3'	-2.57	1.36	1.43
14	AC	103	LMT	O3'-C3'	-2.57	1.36	1.43
14	BK	1005	LMT	O2'-C2'	-2.57	1.36	1.43
14	bh	102	LMT	O2'-C2'	-2.57	1.36	1.43
14	BI	1005	LMT	O3'-C3'	-2.57	1.36	1.43
14	AX	101	LMT	O3'-C3'	-2.57	1.36	1.43
13	AC	101	BCL	CHD-C1D	2.56	1.43	1.38
14	AE	102	LMT	O3'-C3'	-2.56	1.36	1.43
14	BL	102	LMT	O3'-C3'	-2.56	1.36	1.43
14	AE	101	LMT	O2'-C2'	-2.56	1.37	1.43
14	BR	1002	LMT	O2'-C2'	-2.55	1.37	1.43
15	bp	102	V7N	C11-C12	2.55	1.41	1.34
14	BT	104	LMT	O3'-C3'	-2.55	1.37	1.43
14	BD	102	LMT	O2'-C2'	-2.55	1.37	1.43
13	AW	102	BCL	CHD-C1D	2.55	1.43	1.38
14	AU	102	LMT	O3'-C3'	-2.54	1.37	1.43
14	BV	1002	LMT	O2'-C2'	-2.54	1.37	1.43

*Continued on next page...*

*Continued from previous page...*

Mol	Chain	Res	Type	Atoms	Z	Observed(Å)	Ideal(Å)
14	BC	102	LMT	O3'-C3'	-2.54	1.37	1.43
14	C2	1001	LMT	O3'-C3'	-2.53	1.37	1.43
14	AQ	101	LMT	O2'-C2'	-2.53	1.37	1.43
15	bb	101	V7N	C11-C12	2.53	1.41	1.34
26	af	101	V7B	O7-C8	-2.53	1.40	1.46
13	AQ	102	BCL	CHD-C1D	2.52	1.43	1.38
13	AE	103	BCL	CHD-C1D	2.52	1.43	1.38
13	AH	102	BCL	CHD-C1D	2.52	1.43	1.38
14	BW	1002	LMT	O2'-C2'	-2.52	1.37	1.43
14	bn	103	LMT	O2'-C2'	-2.52	1.37	1.43
14	BS	1005	LMT	O3'-C3'	-2.51	1.37	1.43
14	BA	102	LMT	O3'-C3'	-2.51	1.37	1.43
14	L	306	LMT	O2'-C2'	-2.51	1.37	1.43
14	L	307	LMT	O3'-C3'	-2.51	1.37	1.43
14	BC	101	LMT	O3'-C3'	-2.51	1.37	1.43
13	AX	103	BCL	CHD-C1D	2.50	1.43	1.38
14	BM	1005	LMT	O3'-C3'	-2.50	1.37	1.43
14	BO	1002	LMT	O2'-C2'	-2.50	1.37	1.43
14	BE	103	LMT	O2'-C2'	-2.50	1.37	1.43
14	BD	106	LMT	O3'-C3'	-2.50	1.37	1.43
14	BJ	1002	LMT	O2'-C2'	-2.50	1.37	1.43
14	BR	1005	LMT	O3'-C3'	-2.50	1.37	1.43
13	AN	104	BCL	CHD-C1D	2.49	1.43	1.38
14	AL	101	LMT	O3'-C3'	-2.49	1.37	1.43
15	BU	1001	V7N	C11-C12	2.49	1.41	1.34
15	bn	101	V7N	C11-C12	2.49	1.41	1.34
14	AT	104	LMT	O3'-C3'	-2.48	1.37	1.43
14	bg	102	LMT	O2'-C2'	-2.48	1.37	1.43
14	AL	101	LMT	O2'-C2'	-2.47	1.37	1.43
14	BM	1003	LMT	O3'-C3'	-2.47	1.37	1.43
14	be	101	LMT	O3'-C3'	-2.46	1.37	1.43
14	bo	104	LMT	O2'-C2'	-2.46	1.37	1.43
14	BX	103	LMT	O2'-C2'	-2.46	1.37	1.43
14	BD	103	LMT	O3'-C3'	-2.46	1.37	1.43
14	bp	101	LMT	O2'-C2'	-2.46	1.37	1.43
14	BH	1002	LMT	O2'-C2'	-2.46	1.37	1.43
13	AS	101	BCL	CHD-C1D	2.46	1.43	1.38
13	M	408	BCL	C3D-C4D	-2.46	1.38	1.44
14	be	101	LMT	O2'-C2'	-2.45	1.37	1.43
15	ba	101	V7N	C11-C12	2.45	1.40	1.34
15	bl	101	V7N	C11-C12	2.45	1.40	1.34
14	AX	101	LMT	O2'-C2'	-2.45	1.37	1.43

*Continued on next page...*



*Continued from previous page...*

Mol	Chain	Res	Type	Atoms	Z	Observed(Å)	Ideal(Å)
14	bj	102	LMT	O2'-C2'	-2.45	1.37	1.43
13	AM	1002	BCL	CHD-C1D	2.44	1.43	1.38
14	AG	101	LMT	O2'-C2'	-2.44	1.37	1.43
14	BH	1004	LMT	O3'-C3'	-2.44	1.37	1.43
15	AW	103	V7N	C11-C12	2.44	1.40	1.34
13	AB	1002	BCL	C1D-ND	2.44	1.40	1.37
14	be	101	LMT	O3B-C3B	-2.43	1.37	1.43
14	BE	102	LMT	O3'-C3'	-2.43	1.37	1.43
13	AT	103	BCL	CHD-C1D	2.43	1.43	1.38
15	AA	1004	V7N	C11-C12	2.43	1.40	1.34
14	bf	101	LMT	O2'-C2'	-2.43	1.37	1.43
13	BH	1005	BCL	CHD-C1D	2.43	1.43	1.38
15	bk	101	V7N	C11-C12	2.43	1.40	1.34
14	AJ	101	LMT	O2'-C2'	-2.43	1.37	1.43
14	BP	1006	LMT	O2'-C2'	-2.43	1.37	1.43
26	ag	103	V7B	O7-C8	-2.43	1.40	1.46
14	L	302	LMT	O2'-C2'	-2.43	1.37	1.43
14	BJ	1005	LMT	O2'-C2'	-2.42	1.37	1.43
14	L	304	LMT	O3B-C3B	-2.42	1.37	1.43
14	BV	1004	LMT	O2'-C2'	-2.42	1.37	1.43
13	BD	104	BCL	O2A-CGA	-2.42	1.26	1.33
13	M	406	BCL	O1A-CGA	-2.42	1.15	1.22
14	bo	104	LMT	O2B-C2B	-2.42	1.37	1.43
14	BI	1002	LMT	O2'-C2'	-2.42	1.37	1.43
14	BK	1004	LMT	O3'-C3'	-2.42	1.37	1.43
14	AH	101	LMT	O3B-C3B	-2.42	1.37	1.43
13	bl	104	BCL	C1D-C2D	-2.42	1.40	1.45
14	BD	105	LMT	O2'-C2'	-2.41	1.37	1.43
13	AJ	103	BCL	CHD-C1D	2.41	1.43	1.38
15	BV	1001	V7N	C12-C13	-2.41	1.40	1.45
14	BG	1002	LMT	O2'-C2'	-2.41	1.37	1.43
14	AE	101	LMT	O2B-C2B	-2.41	1.37	1.43
14	BW	1004	LMT	O2'-C2'	-2.41	1.37	1.43
14	AJ	102	LMT	O2B-C2B	-2.41	1.37	1.43
14	BP	1002	LMT	O2'-C2'	-2.41	1.37	1.43
13	AA	1002	BCL	CHD-C1D	2.41	1.43	1.38
14	AS	103	LMT	O2'-C2'	-2.41	1.37	1.43
14	BM	1002	LMT	O2'-C2'	-2.41	1.37	1.43
14	bi	104	LMT	O3B-C3B	-2.41	1.37	1.43
14	BR	1004	LMT	O2'-C2'	-2.40	1.37	1.43
15	BH	1001	V7N	C11-C12	2.40	1.40	1.34
13	AK	102	BCL	C1D-ND	2.40	1.40	1.37

*Continued on next page...*



*Continued from previous page...*

Mol	Chain	Res	Type	Atoms	Z	Observed(Å)	Ideal(Å)
14	bo	104	LMT	O3B-C3B	-2.40	1.37	1.43
13	AQ	104	BCL	C4B-NB	2.40	1.37	1.35
14	AT	102	LMT	O2'-C2'	-2.39	1.37	1.43
14	bn	103	LMT	O3B-C3B	-2.39	1.37	1.43
13	AC	102	BCL	CHD-C1D	2.39	1.43	1.38
13	bm	102	BCL	C3D-C4D	-2.39	1.38	1.44
15	BD	101	V7N	C11-C12	2.39	1.40	1.34
14	C	1005	LMT	O2'-C2'	-2.39	1.37	1.43
14	bk	104	LMT	O2'-C2'	-2.39	1.37	1.43
13	AD	104	BCL	CHD-C1D	2.39	1.43	1.38
13	M	406	BCL	C3D-C4D	-2.39	1.38	1.44
15	BO	1001	V7N	C11-C12	2.39	1.40	1.34
14	AT	104	LMT	O2'-C2'	-2.39	1.37	1.43
15	bb	101	V7N	C7-C8	2.39	1.40	1.34
14	BC	101	LMT	O3B-C3B	-2.39	1.37	1.43
14	AE	106	LMT	O2'-C2'	-2.38	1.37	1.43
13	bj	104	BCL	CHD-C1D	2.38	1.43	1.38
14	BW	1006	LMT	O2'-C2'	-2.38	1.37	1.43
13	bc	103	BCL	C1D-C2D	-2.38	1.40	1.45
14	AK	103	LMT	O3B-C3B	-2.38	1.37	1.43
13	AQ	104	BCL	CHD-C1D	2.38	1.43	1.38
14	AQ	101	LMT	O2B-C2B	-2.38	1.37	1.43
14	AU	102	LMT	O2B-C2B	-2.38	1.37	1.43
14	AE	102	LMT	O2'-C2'	-2.38	1.37	1.43
13	AW	101	BCL	CHD-C1D	2.38	1.43	1.38
13	bl	104	BCL	C3D-C4D	-2.38	1.38	1.44
15	BK	1001	V7N	C11-C12	2.38	1.40	1.34
14	AG	101	LMT	O2B-C2B	-2.38	1.37	1.43
15	bk	101	V7N	C7-C8	2.38	1.40	1.34
13	M	408	BCL	CHD-C1D	2.38	1.43	1.38
14	ac	101	LMT	O2'-C2'	-2.37	1.37	1.43
13	AL	103	BCL	C1D-ND	2.37	1.40	1.37
13	BO	1003	BCL	C3D-C4D	-2.37	1.38	1.44
14	L	306	LMT	O2B-C2B	-2.37	1.37	1.43
14	AH	104	LMT	O3B-C3B	-2.37	1.37	1.43
14	bc	102	LMT	O3B-C3B	-2.37	1.37	1.43
14	AN	102	LMT	O2B-C2B	-2.37	1.37	1.43
14	bm	103	LMT	O3B-C3B	-2.37	1.37	1.43
14	L	304	LMT	O2'-C2'	-2.37	1.37	1.43
14	BP	1004	LMT	O2'-C2'	-2.37	1.37	1.43
14	AB	1003	LMT	O2'-C2'	-2.37	1.37	1.43
14	AV	102	LMT	O3B-C3B	-2.37	1.37	1.43

*Continued on next page...*

*Continued from previous page...*

Mol	Chain	Res	Type	Atoms	Z	Observed(Å)	Ideal(Å)
13	L	308	BCL	CHD-C1D	2.37	1.43	1.38
14	AV	104	LMT	O3B-C3B	-2.37	1.37	1.43
14	AE	101	LMT	O3B-C3B	-2.36	1.37	1.43
13	AU	101	BCL	CHD-C1D	2.36	1.43	1.38
14	BX	104	LMT	O3B-C3B	-2.36	1.37	1.43
15	bd	101	V7N	C11-C12	2.36	1.40	1.34
15	AS	104	V7N	C8-C9	-2.36	1.40	1.45
15	bg	101	V7N	C8-C9	-2.36	1.40	1.45
14	AJ	102	LMT	O4'-C4B	-2.36	1.37	1.43
14	BM	1005	LMT	O3B-C3B	-2.36	1.37	1.43
15	bm	101	V7N	C11-C12	2.36	1.40	1.34
14	BT	101	LMT	O3B-C3B	-2.36	1.37	1.43
14	BO	1004	LMT	O2'-C2'	-2.36	1.37	1.43
14	L	304	LMT	O2B-C2B	-2.36	1.37	1.43
14	L	307	LMT	O3B-C3B	-2.36	1.37	1.43
14	be	104	LMT	O3B-C3B	-2.35	1.37	1.43
15	bh	101	V7N	C11-C12	2.35	1.40	1.34
14	AJ	101	LMT	O3B-C3B	-2.35	1.37	1.43
15	bp	102	V7N	C7-C8	2.35	1.40	1.34
14	AX	101	LMT	O3B-C3B	-2.35	1.37	1.43
15	BA	101	V7N	C11-C12	2.35	1.40	1.34
14	BV	1003	LMT	O2'-C2'	-2.35	1.37	1.43
15	bg	101	V7N	C11-C12	2.35	1.40	1.34
14	BS	1002	LMT	O2B-C2B	-2.35	1.37	1.43
13	AH	105	BCL	C1D-ND	2.35	1.40	1.37
15	BR	1001	V7N	C11-C12	2.35	1.40	1.34
14	BD	105	LMT	O2B-C2B	-2.35	1.37	1.43
14	BF	104	LMT	O2'-C2'	-2.35	1.37	1.43
14	BX	102	LMT	O2'-C2'	-2.35	1.37	1.43
13	bg	104	BCL	C3D-C4D	-2.35	1.38	1.44
14	AK	103	LMT	O2'-C2'	-2.35	1.37	1.43
15	bo	101	V7N	C11-C12	2.35	1.40	1.34
14	BG	1005	LMT	O2B-C2B	-2.35	1.37	1.43
15	be	102	V7N	C8-C9	-2.34	1.40	1.45
13	AO	101	BCL	CHD-C1D	2.34	1.42	1.38
13	bk	103	BCL	C3D-C4D	-2.34	1.38	1.44
14	BQ	1003	LMT	O2'-C2'	-2.34	1.37	1.43
14	BR	1002	LMT	O2B-C2B	-2.34	1.37	1.43
14	C2	1001	LMT	O3B-C3B	-2.34	1.37	1.43
14	BO	1002	LMT	O3B-C3B	-2.34	1.37	1.43
14	bg	102	LMT	O2B-C2B	-2.34	1.37	1.43
13	AN	103	BCL	CHD-C1D	2.34	1.42	1.38

*Continued on next page...*

*Continued from previous page...*

Mol	Chain	Res	Type	Atoms	Z	Observed(Å)	Ideal(Å)
14	BR	1002	LMT	O3B-C3B	-2.34	1.37	1.43
15	AA	1004	V7N	C7-C8	2.34	1.40	1.34
14	BN	1003	LMT	O3B-C3B	-2.34	1.37	1.43
14	bp	103	LMT	O2'-C2'	-2.34	1.37	1.43
14	AB	1003	LMT	O3B-C3B	-2.34	1.37	1.43
13	AG	102	BCL	C1D-ND	2.34	1.40	1.37
14	AE	106	LMT	O3B-C3B	-2.34	1.37	1.43
14	AG	101	LMT	O3B-C3B	-2.34	1.37	1.43
14	AH	104	LMT	O2'-C2'	-2.34	1.37	1.43
13	bd	102	BCL	C3D-C4D	-2.34	1.38	1.44
14	BF	104	LMT	O3B-C3B	-2.34	1.37	1.43
14	AN	102	LMT	O3B-C3B	-2.33	1.37	1.43
13	BI	1004	BCL	C3D-C4D	-2.33	1.38	1.44
13	BE	104	BCL	CHD-C1D	2.33	1.42	1.38
15	BP	1001	V7N	C12-C13	-2.33	1.40	1.45
13	aj	101	BCL	C3D-C4D	-2.33	1.38	1.44
13	AP	103	BCL	CHD-C1D	2.33	1.42	1.38
13	BB	105	BCL	CHD-C1D	2.33	1.42	1.38
14	BA	102	LMT	O3B-C3B	-2.33	1.37	1.43
14	BQ	1003	LMT	O3B-C3B	-2.33	1.37	1.43
14	AJ	102	LMT	O3B-C3B	-2.33	1.37	1.43
14	BG	1002	LMT	O2B-C2B	-2.33	1.37	1.43
13	AV	103	BCL	CHD-C1D	2.33	1.42	1.38
15	ag	101	V7N	C8-C9	-2.33	1.40	1.45
26	ag	103	V7B	O8-C28	2.33	1.40	1.33
14	BF	102	LMT	O2'-C2'	-2.33	1.37	1.43
14	BE	102	LMT	O2'-C2'	-2.33	1.37	1.43
13	am	1001	BCL	C3D-C4D	-2.33	1.38	1.44
14	BI	1005	LMT	O2'-C2'	-2.33	1.37	1.43
14	bk	104	LMT	O2B-C2B	-2.33	1.37	1.43
14	AN	102	LMT	O2'-C2'	-2.33	1.37	1.43
15	AM	1001	V7N	C12-C13	-2.33	1.40	1.45
15	bo	101	V7N	C7-C8	2.32	1.40	1.34
14	AG	101	LMT	O4'-C4B	-2.32	1.37	1.43
14	BT	102	LMT	O3B-C3B	-2.32	1.37	1.43
14	bh	102	LMT	O2B-C2B	-2.32	1.37	1.43
14	AH	101	LMT	O2'-C2'	-2.32	1.37	1.43
14	BG	1002	LMT	O3B-C3B	-2.32	1.37	1.43
14	BW	1006	LMT	O2B-C2B	-2.32	1.37	1.43
14	bm	103	LMT	O2'-C2'	-2.32	1.37	1.43
14	AN	101	LMT	O2B-C2B	-2.32	1.37	1.43
14	BC	101	LMT	O2'-C2'	-2.32	1.37	1.43

*Continued on next page...*

*Continued from previous page...*

Mol	Chain	Res	Type	Atoms	Z	Observed(Å)	Ideal(Å)
14	BH	1003	LMT	O2'-C2'	-2.32	1.37	1.43
14	L	302	LMT	O3B-C3B	-2.32	1.37	1.43
13	AI	101	BCL	CHD-C1D	2.32	1.42	1.38
15	AS	104	V7N	C11-C12	2.32	1.40	1.34
15	BP	1001	V7N	C8-C9	-2.32	1.40	1.45
14	BB	104	LMT	O3B-C3B	-2.32	1.37	1.43
15	AD	101	V7N	C11-C12	2.32	1.40	1.34
13	bo	102	BCL	C3D-C4D	-2.32	1.38	1.44
14	H2	201	LMT	O2'-C2'	-2.32	1.37	1.43
14	BG	1003	LMT	O2'-C2'	-2.32	1.37	1.43
15	BM	1001	V7N	C12-C13	-2.32	1.41	1.45
14	AM	1003	LMT	O2B-C2B	-2.32	1.37	1.43
14	BJ	1005	LMT	O2B-C2B	-2.31	1.37	1.43
14	BM	1005	LMT	O2'-C2'	-2.31	1.37	1.43
15	bi	101	V7N	C11-C12	2.31	1.40	1.34
14	AB	1003	LMT	O2B-C2B	-2.31	1.37	1.43
15	bj	101	V7N	C11-C12	2.31	1.40	1.34
13	BQ	1004	BCL	C3D-C4D	-2.31	1.39	1.44
13	al	1001	BCL	C3D-C4D	-2.31	1.39	1.44
13	BL	103	BCL	CHD-C1D	2.31	1.42	1.38
14	BR	1005	LMT	O3B-C3B	-2.31	1.37	1.43
13	BL	103	BCL	C3D-C4D	-2.31	1.39	1.44
14	BG	1005	LMT	O2'-C2'	-2.31	1.37	1.43
14	BX	103	LMT	O3B-C3B	-2.31	1.37	1.43
14	AU	102	LMT	O2'-C2'	-2.31	1.37	1.43
18	M	410	V75	O5-C1	-2.31	1.40	1.43
14	BL	101	LMT	O2B-C2B	-2.31	1.37	1.43
13	bj	104	BCL	C3D-C4D	-2.31	1.39	1.44
14	bl	103	LMT	O3B-C3B	-2.31	1.37	1.43
13	BG	1004	BCL	C3D-C4D	-2.31	1.39	1.44
14	bf	101	LMT	O3B-C3B	-2.31	1.37	1.43
13	BN	1005	BCL	C3D-C4D	-2.31	1.39	1.44
13	AS	102	BCL	C3D-C4D	-2.31	1.39	1.44
14	AE	102	LMT	O3B-C3B	-2.31	1.37	1.43
14	BU	1002	LMT	O3B-C3B	-2.31	1.37	1.43
13	BU	1004	BCL	C3D-C4D	-2.31	1.39	1.44
14	AP	101	LMT	O3B-C3B	-2.30	1.37	1.43
14	BV	1002	LMT	O3B-C3B	-2.30	1.37	1.43
13	al	1001	BCL	CHD-C1D	2.30	1.42	1.38
14	bg	102	LMT	O3B-C3B	-2.30	1.37	1.43
13	ag	102	BCL	C3D-C4D	-2.30	1.39	1.44
13	BM	1004	BCL	CHD-C1D	2.30	1.42	1.38

*Continued on next page...*

*Continued from previous page...*

Mol	Chain	Res	Type	Atoms	Z	Observed(Å)	Ideal(Å)
14	AP	101	LMT	O2B-C2B	-2.30	1.37	1.43
14	bm	103	LMT	O2B-C2B	-2.30	1.37	1.43
14	AV	104	LMT	O2B-C2B	-2.30	1.37	1.43
14	BR	1004	LMT	O3B-C3B	-2.30	1.37	1.43
14	BV	1003	LMT	O2B-C2B	-2.30	1.37	1.43
13	AL	102	BCL	CHD-C1D	2.30	1.42	1.38
13	bm	102	BCL	C1D-C2D	-2.30	1.40	1.45
15	bc	101	V7N	C11-C12	2.30	1.40	1.34
13	AW	102	BCL	C1D-ND	2.30	1.40	1.37
14	AS	103	LMT	O3B-C3B	-2.30	1.37	1.43
14	BN	1004	LMT	O2'-C2'	-2.30	1.37	1.43
14	BM	1003	LMT	O2B-C2B	-2.30	1.37	1.43
14	AC	103	LMT	O3B-C3B	-2.30	1.37	1.43
14	AM	1003	LMT	O3B-C3B	-2.30	1.37	1.43
14	BB	104	LMT	O2'-C2'	-2.30	1.37	1.43
15	BE	101	V7N	C12-C13	-2.30	1.41	1.45
14	BK	1004	LMT	O2'-C2'	-2.30	1.37	1.43
14	AK	101	LMT	O2B-C2B	-2.30	1.37	1.43
14	BK	1004	LMT	O3B-C3B	-2.30	1.37	1.43
15	bn	101	V7N	C7-C8	2.30	1.40	1.34
14	BS	1003	LMT	O3B-C3B	-2.30	1.37	1.43
14	BB	103	LMT	O3B-C3B	-2.30	1.37	1.43
14	BS	1005	LMT	O3B-C3B	-2.30	1.37	1.43
13	ao	102	BCL	C3D-C4D	-2.30	1.39	1.44
14	BJ	1002	LMT	O2B-C2B	-2.30	1.37	1.43
15	BQ	1001	V7N	C11-C12	2.30	1.40	1.34
13	ah	1001	BCL	C3D-C4D	-2.30	1.39	1.44
14	BC	102	LMT	O3B-C3B	-2.30	1.37	1.43
14	BO	1005	LMT	O2'-C2'	-2.30	1.37	1.43
15	BS	1001	V7N	C11-C12	2.29	1.40	1.34
13	bi	102	BCL	C3D-C4D	-2.29	1.39	1.44
15	AM	1001	V7N	C11-C12	2.29	1.40	1.34
14	BJ	1005	LMT	O3B-C3B	-2.29	1.37	1.43
14	BU	1003	LMT	O2B-C2B	-2.29	1.37	1.43
14	BP	1005	LMT	O2'-C2'	-2.29	1.37	1.43
13	bn	102	BCL	C3D-C4D	-2.29	1.39	1.44
13	be	103	BCL	C3D-C4D	-2.29	1.39	1.44
13	BG	1004	BCL	CHD-C1D	2.29	1.42	1.38
26	af	101	V7B	O8-C9	-2.29	1.39	1.45
13	BJ	1004	BCL	C3D-C4D	-2.29	1.39	1.44
14	AV	102	LMT	O2B-C2B	-2.29	1.37	1.43
13	L	308	BCL	C3D-C4D	-2.29	1.39	1.44

*Continued on next page...*

*Continued from previous page...*

Mol	Chain	Res	Type	Atoms	Z	Observed(Å)	Ideal(Å)
14	BW	1006	LMT	O3B-C3B	-2.29	1.37	1.43
13	BR	1003	BCL	C3D-C4D	-2.29	1.39	1.44
13	AT	103	BCL	C1D-ND	2.29	1.40	1.37
15	BF	101	V7N	C11-C12	2.29	1.40	1.34
14	bl	103	LMT	O2'-C2'	-2.29	1.37	1.43
14	BP	1005	LMT	O3B-C3B	-2.28	1.37	1.43
14	AJ	102	LMT	O2'-C2'	-2.28	1.37	1.43
14	BB	101	LMT	O2'-C2'	-2.28	1.37	1.43
14	bp	103	LMT	O2B-C2B	-2.28	1.37	1.43
13	bc	103	BCL	C3D-C4D	-2.28	1.39	1.44
14	BD	102	LMT	O2B-C2B	-2.28	1.37	1.43
14	BT	104	LMT	O3B-C3B	-2.28	1.37	1.43
15	BM	1001	V7N	C11-C12	2.28	1.40	1.34
14	BF	102	LMT	O3B-C3B	-2.28	1.37	1.43
13	BM	1004	BCL	C3D-C4D	-2.28	1.39	1.44
14	BQ	1002	LMT	O2'-C2'	-2.28	1.37	1.43
14	BT	104	LMT	O2'-C2'	-2.28	1.37	1.43
15	bp	102	V7N	C20-C19	2.28	1.40	1.34
18	C	1006	V75	O2-C2A	2.28	1.40	1.35
15	BE	101	V7N	C11-C12	2.28	1.40	1.34
14	BK	1003	LMT	O3B-C3B	-2.28	1.37	1.43
13	BU	1004	BCL	CHD-C1D	2.28	1.42	1.38
14	AT	102	LMT	O2B-C2B	-2.28	1.37	1.43
14	AT	102	LMT	O3B-C3B	-2.28	1.37	1.43
14	ac	101	LMT	O3B-C3B	-2.28	1.37	1.43
14	BE	103	LMT	O3B-C3B	-2.28	1.37	1.43
14	BI	1003	LMT	O3B-C3B	-2.28	1.37	1.43
15	BI	1001	V7N	C11-C12	2.28	1.40	1.34
14	BA	102	LMT	O2B-C2B	-2.28	1.37	1.43
14	BM	1003	LMT	O3B-C3B	-2.28	1.37	1.43
15	ba	101	V7N	C7-C8	2.28	1.40	1.34
13	BA	103	BCL	CHD-C1D	2.27	1.42	1.38
13	AP	102	BCL	C3D-C4D	-2.27	1.39	1.44
15	bp	102	V7N	C16-C15	2.27	1.41	1.36
15	bb	101	V7N	C20-C19	2.27	1.40	1.34
26	ag	103	V7B	O7-C10	2.27	1.40	1.34
14	L	307	LMT	O2B-C2B	-2.27	1.37	1.43
14	AD	102	LMT	O2B-C2B	-2.27	1.37	1.43
14	BV	1004	LMT	O3B-C3B	-2.27	1.37	1.43
14	AL	101	LMT	O3B-C3B	-2.27	1.37	1.43
14	bj	102	LMT	O3B-C3B	-2.27	1.37	1.43
13	AG	103	BCL	C3D-C4D	-2.27	1.39	1.44

*Continued on next page...*

*Continued from previous page...*

Mol	Chain	Res	Type	Atoms	Z	Observed(Å)	Ideal(Å)
13	bb	102	BCL	C3D-C4D	-2.27	1.39	1.44
14	AT	104	LMT	O2B-C2B	-2.27	1.37	1.43
14	BU	1002	LMT	O2'-C2'	-2.27	1.37	1.43
14	C2	1001	LMT	O2B-C2B	-2.27	1.37	1.43
14	BI	1002	LMT	O3B-C3B	-2.27	1.37	1.43
14	AN	101	LMT	O3B-C3B	-2.27	1.37	1.43
14	BQ	1002	LMT	O3B-C3B	-2.27	1.37	1.43
14	bc	102	LMT	O2'-C2'	-2.27	1.37	1.43
13	BB	105	BCL	C3D-C4D	-2.27	1.39	1.44
13	BS	1004	BCL	C3D-C4D	-2.27	1.39	1.44
13	AU	103	BCL	C1D-ND	2.27	1.40	1.37
15	be	102	V7N	C11-C12	2.27	1.40	1.34
27	ai	102	UYH	C12-C11	2.27	1.60	1.52
13	AU	101	BCL	C3D-C4D	-2.27	1.39	1.44
14	AH	104	LMT	O4'-C4B	-2.26	1.37	1.43
13	AV	101	BCL	C3D-C4D	-2.26	1.39	1.44
14	BH	1002	LMT	O3B-C3B	-2.26	1.37	1.43
14	BJ	1002	LMT	O3B-C3B	-2.26	1.37	1.43
15	bl	101	V7N	C7-C8	2.26	1.40	1.34
13	BX	101	BCL	C3D-C4D	-2.26	1.39	1.44
14	BH	1004	LMT	O3B-C3B	-2.26	1.37	1.43
27	ai	102	UYH	C30-C29	2.26	1.60	1.52
13	BF	103	BCL	C3D-C4D	-2.26	1.39	1.44
14	AT	104	LMT	O3B-C3B	-2.26	1.37	1.43
14	BP	1006	LMT	O3B-C3B	-2.26	1.37	1.43
15	BW	1001	V7N	C12-C13	-2.26	1.41	1.45
14	BX	102	LMT	O3B-C3B	-2.26	1.37	1.43
14	AD	102	LMT	O3B-C3B	-2.26	1.37	1.43
13	BT	103	BCL	CHD-C1D	2.26	1.42	1.38
13	ae	1001	BCL	C3D-C4D	-2.26	1.39	1.44
15	BN	1001	V7N	C11-C12	2.26	1.40	1.34
14	AL	101	LMT	O2B-C2B	-2.26	1.37	1.43
14	AX	101	LMT	O2B-C2B	-2.26	1.37	1.43
13	AA	1001	BCL	CHD-C1D	2.26	1.42	1.38
14	AQ	101	LMT	O3B-C3B	-2.26	1.37	1.43
14	BB	102	LMT	O3B-C3B	-2.26	1.37	1.43
13	AN	103	BCL	C3D-C4D	-2.26	1.39	1.44
13	AM	1004	BCL	CHD-C1D	2.26	1.42	1.38
14	BH	1003	LMT	O3B-C3B	-2.26	1.37	1.43
14	BR	1004	LMT	O2B-C2B	-2.26	1.37	1.43
13	BA	103	BCL	C3D-C4D	-2.26	1.39	1.44
15	BJ	1001	V7N	C11-C12	2.26	1.40	1.34

*Continued on next page...*



*Continued from previous page...*

Mol	Chain	Res	Type	Atoms	Z	Observed(Å)	Ideal(Å)
13	BP	1003	BCL	O2A-C1	-2.26	1.39	1.46
13	AK	104	BCL	CHD-C1D	2.26	1.42	1.38
14	AM	1003	LMT	O2'-C2'	-2.26	1.37	1.43
14	BO	1004	LMT	O3B-C3B	-2.26	1.37	1.43
13	AQ	103	BCL	CHD-C1D	2.25	1.42	1.38
15	bd	101	V7N	C8-C9	-2.25	1.41	1.45
14	BK	1005	LMT	O3B-C3B	-2.25	1.37	1.43
15	BG	1001	V7N	C12-C13	-2.25	1.41	1.45
15	BS	1001	V7N	C8-C9	-2.25	1.41	1.45
14	BP	1006	LMT	O2B-C2B	-2.25	1.37	1.43
13	BP	1003	BCL	C3D-C4D	-2.25	1.39	1.44
15	be	102	V7N	C12-C13	-2.25	1.41	1.45
15	BI	1001	V7N	C7-C8	2.25	1.40	1.34
13	AJ	104	BCL	C3D-C4D	-2.25	1.39	1.44
14	BL	101	LMT	O3B-C3B	-2.25	1.37	1.43
14	BS	1002	LMT	O2'-C2'	-2.25	1.37	1.43
13	ai	101	BCL	C3D-C4D	-2.25	1.39	1.44
13	bh	103	BCL	C3D-C4D	-2.25	1.39	1.44
13	ab	1001	BCL	CHD-C1D	2.25	1.42	1.38
15	ag	101	V7N	C11-C12	2.25	1.40	1.34
14	BK	1004	LMT	O2B-C2B	-2.25	1.37	1.43
13	aa	1001	BCL	CHD-C1D	2.25	1.42	1.38
15	BQ	1001	V7N	C12-C13	-2.25	1.41	1.45
13	AH	102	BCL	C1D-ND	2.25	1.40	1.37
13	AD	103	BCL	C3D-C4D	-2.25	1.39	1.44
14	BE	103	LMT	O2B-C2B	-2.25	1.37	1.43
13	AT	101	BCL	C3D-C4D	-2.25	1.39	1.44
14	BJ	1003	LMT	O3B-C3B	-2.25	1.37	1.43
14	BO	1005	LMT	O3B-C3B	-2.25	1.37	1.43
14	BP	1002	LMT	O2B-C2B	-2.25	1.37	1.43
14	BW	1003	LMT	O2'-C2'	-2.25	1.37	1.43
14	L	307	LMT	O2'-C2'	-2.25	1.37	1.43
13	L	305	BCL	C3D-C4D	-2.25	1.39	1.44
14	BB	101	LMT	O3B-C3B	-2.25	1.37	1.43
14	BL	102	LMT	O2B-C2B	-2.25	1.37	1.43
14	BP	1002	LMT	O3B-C3B	-2.25	1.37	1.43
14	BQ	1003	LMT	O2B-C2B	-2.25	1.37	1.43
14	BD	106	LMT	O2'-C2'	-2.25	1.37	1.43
14	BS	1005	LMT	O2B-C2B	-2.25	1.37	1.43
13	AA	1001	BCL	C3D-C4D	-2.25	1.39	1.44
14	BQ	1002	LMT	O2B-C2B	-2.25	1.37	1.43
14	C2	1001	LMT	O2'-C2'	-2.25	1.37	1.43

*Continued on next page...*



*Continued from previous page...*

Mol	Chain	Res	Type	Atoms	Z	Observed(Å)	Ideal(Å)
14	BJ	1006	LMT	O2'-C2'	-2.24	1.37	1.43
13	bf	102	BCL	C3D-C4D	-2.24	1.39	1.44
14	BX	103	LMT	O2B-C2B	-2.24	1.37	1.43
14	AP	101	LMT	O2'-C2'	-2.24	1.37	1.43
14	BC	103	LMT	O2'-C2'	-2.24	1.37	1.43
13	BD	104	BCL	CHD-C1D	2.24	1.42	1.38
14	BL	102	LMT	O3B-C3B	-2.24	1.37	1.43
14	BB	104	LMT	O2B-C2B	-2.24	1.37	1.43
14	BN	1004	LMT	O2B-C2B	-2.24	1.37	1.43
15	BF	101	V7N	C8-C9	-2.24	1.41	1.45
13	AD	103	BCL	CHD-C1D	2.24	1.42	1.38
14	AV	104	LMT	O2'-C2'	-2.24	1.37	1.43
14	bc	102	LMT	O2B-C2B	-2.24	1.37	1.43
15	BQ	1001	V7N	C8-C9	-2.24	1.41	1.45
14	BC	103	LMT	O3B-C3B	-2.24	1.37	1.43
14	BD	103	LMT	O3B-C3B	-2.24	1.37	1.43
14	BT	101	LMT	O2B-C2B	-2.24	1.37	1.43
14	bl	103	LMT	O2B-C2B	-2.24	1.37	1.43
14	BN	1004	LMT	O3B-C3B	-2.24	1.37	1.43
14	BX	104	LMT	O2'-C2'	-2.24	1.37	1.43
14	BO	1002	LMT	O2B-C2B	-2.24	1.37	1.43
14	BW	1004	LMT	O2B-C2B	-2.24	1.37	1.43
15	AW	103	V7N	C7-C8	2.24	1.40	1.34
13	AE	104	BCL	CHD-C1D	2.24	1.42	1.38
14	BI	1005	LMT	O3B-C3B	-2.24	1.37	1.43
14	bj	102	LMT	O2B-C2B	-2.24	1.37	1.43
13	AK	104	BCL	C3D-C4D	-2.24	1.39	1.44
14	BU	1003	LMT	O3B-C3B	-2.24	1.37	1.43
13	BQ	1004	BCL	CHD-C1D	2.24	1.42	1.38
14	C	1005	LMT	O3B-C3B	-2.24	1.37	1.43
14	L	309	LMT	O2'-C2'	-2.24	1.37	1.43
14	BS	1005	LMT	O2'-C2'	-2.24	1.37	1.43
14	BR	1006	LMT	O2B-C2B	-2.23	1.37	1.43
14	bp	103	LMT	O3B-C3B	-2.23	1.37	1.43
15	BD	101	V7N	C8-C9	-2.23	1.41	1.45
14	bi	104	LMT	O2'-C2'	-2.23	1.37	1.43
14	AH	104	LMT	O2B-C2B	-2.23	1.37	1.43
15	BJ	1001	V7N	C7-C8	2.23	1.40	1.34
14	BC	101	LMT	O2B-C2B	-2.23	1.37	1.43
14	BE	102	LMT	O3B-C3B	-2.23	1.37	1.43
15	bc	101	V7N	C8-C9	-2.23	1.41	1.45
13	bg	104	BCL	C1D-C2D	-2.23	1.40	1.45

*Continued on next page...*

*Continued from previous page...*

Mol	Chain	Res	Type	Atoms	Z	Observed(Å)	Ideal(Å)
15	BN	1001	V7N	C12-C13	-2.23	1.41	1.45
15	BR	1001	V7N	C12-C13	-2.23	1.41	1.45
13	an	1001	BCL	C3D-C4D	-2.23	1.39	1.44
14	BN	1002	LMT	O2'-C2'	-2.23	1.37	1.43
14	BV	1002	LMT	O2B-C2B	-2.23	1.37	1.43
13	am	1001	BCL	C1D-C2D	-2.23	1.40	1.45
14	BD	103	LMT	O2'-C2'	-2.23	1.37	1.43
13	bp	104	BCL	C3D-C4D	-2.23	1.39	1.44
13	BS	1004	BCL	CHD-C1D	2.23	1.42	1.38
13	ao	102	BCL	CHD-C1D	2.23	1.42	1.38
14	BJ	1006	LMT	O2B-C2B	-2.23	1.37	1.43
13	AB	1001	BCL	CHD-C1D	2.23	1.42	1.38
13	BX	101	BCL	CHD-C1D	2.23	1.42	1.38
14	bn	103	LMT	O2B-C2B	-2.23	1.37	1.43
15	AS	104	V7N	C12-C13	-2.23	1.41	1.45
14	C	1005	LMT	O2B-C2B	-2.23	1.37	1.43
14	C2	1001	LMT	O4'-C4B	-2.23	1.37	1.43
15	BF	101	V7N	C12-C13	-2.23	1.41	1.45
14	BH	1004	LMT	O2'-C2'	-2.23	1.37	1.43
14	L	309	LMT	O2B-C2B	-2.23	1.37	1.43
13	AE	105	BCL	C1D-ND	2.23	1.40	1.37
15	BG	1001	V7N	C11-C12	2.23	1.40	1.34
14	BI	1005	LMT	O2B-C2B	-2.22	1.37	1.43
13	AF	1001	BCL	C3D-C4D	-2.22	1.39	1.44
14	BC	103	LMT	O2B-C2B	-2.22	1.37	1.43
13	AA	1002	BCL	C1D-ND	2.22	1.40	1.37
14	BD	102	LMT	O3B-C3B	-2.22	1.37	1.43
14	BM	1002	LMT	O3B-C3B	-2.22	1.37	1.43
14	BT	102	LMT	O2'-C2'	-2.22	1.37	1.43
14	BV	1003	LMT	O3B-C3B	-2.22	1.37	1.43
14	AS	103	LMT	O4'-C4B	-2.22	1.37	1.43
13	BT	103	BCL	C3D-C4D	-2.22	1.39	1.44
13	aa	1001	BCL	C3D-C4D	-2.22	1.39	1.44
14	BS	1002	LMT	O3B-C3B	-2.22	1.37	1.43
15	BJ	1001	V7N	C12-C13	-2.22	1.41	1.45
15	bm	101	V7N	C12-C13	-2.22	1.41	1.45
14	bk	104	LMT	O4'-C4B	-2.22	1.37	1.43
14	BG	1005	LMT	O3B-C3B	-2.22	1.37	1.43
15	BS	1001	V7N	C12-C13	-2.22	1.41	1.45
15	BA	101	V7N	C7-C8	2.22	1.40	1.34
14	AC	103	LMT	O2'-C2'	-2.22	1.37	1.43
15	BV	1001	V7N	C11-C12	2.22	1.40	1.34

*Continued on next page...*

*Continued from previous page...*

Mol	Chain	Res	Type	Atoms	Z	Observed(Å)	Ideal(Å)
13	BK	1002	BCL	C3D-C4D	-2.22	1.39	1.44
14	H2	201	LMT	O3B-C3B	-2.22	1.37	1.43
15	ag	101	V7N	C12-C13	-2.22	1.41	1.45
14	AE	102	LMT	O2B-C2B	-2.22	1.37	1.43
15	bm	101	V7N	C7-C8	2.22	1.40	1.34
14	BA	102	LMT	O2'-C2'	-2.22	1.37	1.43
14	BN	1002	LMT	O2B-C2B	-2.22	1.37	1.43
13	BF	103	BCL	CHD-C1D	2.22	1.42	1.38
14	AV	102	LMT	O2'-C2'	-2.22	1.37	1.43
13	bn	102	BCL	C1D-C2D	-2.22	1.41	1.45
18	M	410	V75	O3-C3A	2.22	1.40	1.35
13	AT	101	BCL	CHD-C1D	2.21	1.42	1.38
14	H2	201	LMT	O2B-C2B	-2.21	1.37	1.43
13	BW	1005	BCL	C3D-C4D	-2.21	1.39	1.44
13	BP	1003	BCL	CHD-C1D	2.21	1.42	1.38
14	bp	101	LMT	O2B-C2B	-2.21	1.37	1.43
14	BT	101	LMT	O2'-C2'	-2.21	1.37	1.43
13	AC	102	BCL	C3D-C4D	-2.21	1.39	1.44
15	AA	1004	V7N	C12-C13	-2.21	1.41	1.45
14	BR	1006	LMT	O3B-C3B	-2.21	1.37	1.43
14	bk	104	LMT	O3B-C3B	-2.21	1.37	1.43
13	BC	104	BCL	CHD-C1D	2.21	1.42	1.38
15	bj	101	V7N	C12-C13	-2.21	1.41	1.45
13	AX	102	BCL	CHD-C1D	2.21	1.42	1.38
13	AM	1004	BCL	C3D-C4D	-2.21	1.39	1.44
13	AQ	103	BCL	C3D-C4D	-2.21	1.39	1.44
14	BP	1005	LMT	O2B-C2B	-2.21	1.37	1.43
14	BW	1003	LMT	O3B-C3B	-2.21	1.37	1.43
14	BJ	1003	LMT	O2'-C2'	-2.21	1.37	1.43
14	BE	105	LMT	O3B-C3B	-2.21	1.37	1.43
14	BL	102	LMT	O2'-C2'	-2.21	1.37	1.43
14	BN	1002	LMT	O3B-C3B	-2.21	1.37	1.43
14	be	101	LMT	O2B-C2B	-2.21	1.37	1.43
13	ac	102	BCL	CHD-C1D	2.21	1.42	1.38
14	AU	102	LMT	O3B-C3B	-2.21	1.37	1.43
13	BE	104	BCL	C3D-C4D	-2.21	1.39	1.44
13	AO	102	BCL	C3D-C4D	-2.21	1.39	1.44
14	BJ	1006	LMT	O3B-C3B	-2.21	1.37	1.43
13	AU	103	BCL	C4B-NB	2.21	1.37	1.35
14	BG	1003	LMT	O3B-C3B	-2.20	1.37	1.43
13	BD	104	BCL	C3D-C4D	-2.20	1.39	1.44
15	BW	1001	V7N	C11-C12	2.20	1.40	1.34

*Continued on next page...*

*Continued from previous page...*

Mol	Chain	Res	Type	Atoms	Z	Observed(Å)	Ideal(Å)
14	BR	1005	LMT	O2B-C2B	-2.20	1.37	1.43
14	BW	1002	LMT	O2B-C2B	-2.20	1.37	1.43
15	BE	101	V7N	C8-C9	-2.20	1.41	1.45
13	AW	101	BCL	C3D-C4D	-2.20	1.39	1.44
14	BM	1002	LMT	O2B-C2B	-2.20	1.37	1.43
14	BP	1004	LMT	O3B-C3B	-2.20	1.37	1.43
13	AQ	102	BCL	C1D-ND	2.20	1.40	1.37
14	BE	102	LMT	O2B-C2B	-2.20	1.37	1.43
13	AN	103	BCL	C1D-C2D	-2.20	1.41	1.45
15	bh	101	V7N	C8-C9	-2.20	1.41	1.45
18	C	1006	V75	O3-C3A	2.20	1.40	1.35
13	bf	102	BCL	C1D-C2D	-2.20	1.41	1.45
14	BK	1003	LMT	O2'-C2'	-2.20	1.37	1.43
15	bh	101	V7N	C7-C8	2.20	1.40	1.34
15	AD	101	V7N	C12-C13	-2.20	1.41	1.45
14	BU	1002	LMT	O2B-C2B	-2.20	1.37	1.43
14	BB	103	LMT	O2B-C2B	-2.20	1.37	1.43
14	BD	105	LMT	O3B-C3B	-2.20	1.37	1.43
14	BW	1002	LMT	O3B-C3B	-2.20	1.37	1.43
15	BA	101	V7N	C12-C13	-2.19	1.41	1.45
13	AH	103	BCL	C3D-C4D	-2.19	1.39	1.44
13	BH	1005	BCL	C3D-C4D	-2.19	1.39	1.44
13	BJ	1004	BCL	CHD-C1D	2.19	1.42	1.38
15	BN	1001	V7N	C8-C9	-2.19	1.41	1.45
14	BB	103	LMT	O2'-C2'	-2.19	1.37	1.43
14	BH	1004	LMT	O2B-C2B	-2.19	1.37	1.43
14	BW	1004	LMT	O3B-C3B	-2.19	1.37	1.43
15	BV	1001	V7N	C7-C8	2.19	1.40	1.34
14	AA	1003	LMT	O3B-C3B	-2.19	1.37	1.43
13	ac	102	BCL	C3D-C4D	-2.19	1.39	1.44
14	BK	1003	LMT	O2B-C2B	-2.19	1.37	1.43
14	BW	1004	LMT	O4'-C4B	-2.19	1.37	1.43
15	bi	101	V7N	C8-C9	-2.19	1.41	1.45
13	AV	101	BCL	CHD-C1D	2.19	1.42	1.38
14	L	309	LMT	O3B-C3B	-2.19	1.37	1.43
13	BI	1004	BCL	CHD-C1D	2.19	1.42	1.38
13	BK	1002	BCL	CHD-C1D	2.19	1.42	1.38
14	BD	106	LMT	O2B-C2B	-2.19	1.37	1.43
15	BI	1001	V7N	C12-C13	-2.19	1.41	1.45
13	ag	102	BCL	CHD-C1D	2.19	1.42	1.38
13	AL	102	BCL	C3D-C4D	-2.19	1.39	1.44
14	AK	103	LMT	O2B-C2B	-2.19	1.37	1.43

*Continued on next page...*

*Continued from previous page...*

Mol	Chain	Res	Type	Atoms	Z	Observed(Å)	Ideal(Å)
14	L	306	LMT	O3B-C3B	-2.19	1.37	1.43
14	be	104	LMT	O2B-C2B	-2.19	1.37	1.43
13	AO	102	BCL	CHD-C1D	2.19	1.42	1.38
13	AB	1001	BCL	C3D-C4D	-2.19	1.39	1.44
14	BC	102	LMT	O2B-C2B	-2.19	1.37	1.43
14	BW	1003	LMT	O2B-C2B	-2.19	1.37	1.43
15	bj	101	V7N	C8-C9	-2.19	1.41	1.45
13	bm	102	BCL	CHD-C1D	2.18	1.42	1.38
15	BG	1001	V7N	C7-C8	2.18	1.40	1.34
14	BD	103	LMT	O2B-C2B	-2.18	1.37	1.43
13	AC	101	BCL	C1D-ND	2.18	1.40	1.37
13	AR	101	BCL	CHD-C1D	2.18	1.42	1.38
13	AR	101	BCL	C3D-C4D	-2.18	1.39	1.44
15	BD	101	V7N	C12-C13	-2.18	1.41	1.45
13	ab	1001	BCL	C3D-C4D	-2.18	1.39	1.44
13	BV	1005	BCL	CHD-C1D	2.18	1.42	1.38
13	BI	1004	BCL	C1D-C2D	-2.18	1.41	1.45
15	bc	101	V7N	C7-C8	2.18	1.40	1.34
13	BR	1003	BCL	CHD-C1D	2.18	1.42	1.38
14	BN	1002	LMT	O4 <sup>2</sup> -C4B	-2.18	1.37	1.43
15	bb	101	V7N	C16-C15	2.18	1.41	1.36
13	an	1001	BCL	C1D-C2D	-2.18	1.41	1.45
13	L	308	BCL	O1A-CGA	-2.18	1.16	1.22
13	bb	102	BCL	CHD-C1D	2.18	1.42	1.38
14	BF	104	LMT	O2B-C2B	-2.18	1.37	1.43
14	BX	102	LMT	O2B-C2B	-2.18	1.37	1.43
14	BE	105	LMT	O2B-C2B	-2.17	1.37	1.43
14	BH	1003	LMT	O2B-C2B	-2.17	1.37	1.43
13	AF	1001	BCL	CHD-C1D	2.17	1.42	1.38
13	AJ	104	BCL	CHD-C1D	2.17	1.42	1.38
13	ak	1001	BCL	CHD-C1D	2.17	1.42	1.38
14	BB	101	LMT	O2B-C2B	-2.17	1.37	1.43
18	C	1006	V75	O5-C1	-2.17	1.40	1.43
14	BI	1003	LMT	O2B-C2B	-2.17	1.37	1.43
13	AS	102	BCL	C1D-ND	2.17	1.40	1.37
15	BK	1001	V7N	C7-C8	2.17	1.40	1.34
14	BM	1005	LMT	O2B-C2B	-2.17	1.37	1.43
14	bp	101	LMT	O3B-C3B	-2.17	1.37	1.43
15	AD	101	V7N	C8-C9	-2.17	1.41	1.45
14	BO	1004	LMT	O2B-C2B	-2.17	1.37	1.43
14	L	302	LMT	O2B-C2B	-2.17	1.37	1.43
13	L	305	BCL	C1D-C2D	-2.17	1.41	1.45

*Continued on next page...*

*Continued from previous page...*

Mol	Chain	Res	Type	Atoms	Z	Observed(Å)	Ideal(Å)
14	BD	106	LMT	O3B-C3B	-2.17	1.37	1.43
14	BS	1003	LMT	O2'-C2'	-2.17	1.37	1.43
14	AE	106	LMT	O2B-C2B	-2.17	1.37	1.43
22	M	407	BPH	O1A-CGA	-2.17	1.16	1.22
14	AK	101	LMT	O2'-C2'	-2.17	1.37	1.43
13	ad	102	BCL	C3D-C4D	-2.17	1.39	1.44
14	BN	1003	LMT	O2B-C2B	-2.17	1.37	1.43
15	BP	1001	V7N	C11-C12	2.17	1.40	1.34
13	ba	102	BCL	C3D-C4D	-2.17	1.39	1.44
15	bi	101	V7N	C12-C13	-2.17	1.41	1.45
14	AD	102	LMT	O2'-C2'	-2.16	1.37	1.43
15	bd	101	V7N	C7-C8	2.16	1.40	1.34
14	BJ	1003	LMT	O2B-C2B	-2.16	1.37	1.43
14	BN	1003	LMT	O2'-C2'	-2.16	1.37	1.43
13	AH	103	BCL	CHD-C1D	2.16	1.42	1.38
13	BW	1005	BCL	CHD-C1D	2.16	1.42	1.38
14	BR	1005	LMT	O2'-C2'	-2.16	1.37	1.43
15	bg	101	V7N	C12-C13	-2.16	1.41	1.45
14	BG	1003	LMT	O2B-C2B	-2.16	1.37	1.43
14	BR	1006	LMT	O2'-C2'	-2.16	1.37	1.43
15	BM	1001	V7N	C7-C8	2.16	1.40	1.34
14	AV	102	LMT	O4'-C4B	-2.16	1.37	1.43
13	AI	101	BCL	C3D-C4D	-2.16	1.39	1.44
14	BI	1002	LMT	O2B-C2B	-2.16	1.37	1.43
13	AQ	104	BCL	C1D-ND	2.16	1.40	1.37
13	M	408	BCL	O1A-CGA	-2.16	1.16	1.22
14	AA	1003	LMT	O2B-C2B	-2.16	1.37	1.43
15	BK	1001	V7N	C12-C13	-2.16	1.41	1.45
13	AX	102	BCL	C3D-C4D	-2.16	1.39	1.44
13	af	103	BCL	C3D-C4D	-2.16	1.39	1.44
14	bi	104	LMT	O2B-C2B	-2.16	1.37	1.43
15	bo	101	V7N	C8-C9	-2.16	1.41	1.45
15	BH	1001	V7N	C7-C8	2.16	1.40	1.34
14	BX	104	LMT	O2B-C2B	-2.16	1.37	1.43
13	AP	102	BCL	CHD-C1D	2.16	1.42	1.38
14	BL	101	LMT	O2'-C2'	-2.15	1.37	1.43
13	aj	101	BCL	CHD-C1D	2.15	1.42	1.38
13	AG	103	BCL	CHD-C1D	2.15	1.42	1.38
14	BX	102	LMT	O4'-C4B	-2.15	1.37	1.43
13	bd	102	BCL	CHD-C1D	2.15	1.42	1.38
14	AK	101	LMT	O3B-C3B	-2.15	1.37	1.43
14	BH	1002	LMT	O2B-C2B	-2.15	1.37	1.43

*Continued on next page...*

*Continued from previous page...*

Mol	Chain	Res	Type	Atoms	Z	Observed(Å)	Ideal(Å)
14	BO	1005	LMT	O2B-C2B	-2.15	1.37	1.43
14	bh	102	LMT	O3B-C3B	-2.15	1.37	1.43
14	bn	103	LMT	O4'-C4B	-2.15	1.37	1.43
18	M	410	V75	O2-C2A	2.15	1.40	1.35
14	BM	1003	LMT	O2'-C2'	-2.15	1.37	1.43
13	AX	103	BCL	C1D-ND	2.15	1.40	1.37
14	AV	104	LMT	O4'-C4B	-2.15	1.37	1.43
13	an	1001	BCL	CHD-C1D	2.15	1.42	1.38
13	ap	1001	BCL	C3D-C4D	-2.15	1.39	1.44
14	AN	101	LMT	O2'-C2'	-2.15	1.37	1.43
15	BR	1001	V7N	C7-C8	2.15	1.40	1.34
14	AH	101	LMT	O2B-C2B	-2.15	1.37	1.43
14	BB	102	LMT	O2'-C2'	-2.15	1.37	1.43
13	BO	1003	BCL	C1D-C2D	-2.15	1.41	1.45
13	AM	1002	BCL	C1D-ND	2.14	1.40	1.37
15	bj	101	V7N	C7-C8	2.14	1.40	1.34
13	ad	102	BCL	CHD-C1D	2.14	1.42	1.38
15	BW	1001	V7N	C7-C8	2.14	1.40	1.34
13	AJ	103	BCL	C1D-ND	2.14	1.40	1.37
14	BB	102	LMT	O2B-C2B	-2.14	1.37	1.43
15	BV	1001	V7N	C19-C18	-2.14	1.41	1.45
13	AE	103	BCL	C1D-ND	2.14	1.40	1.37
13	AO	101	BCL	C3D-C4D	-2.14	1.39	1.44
15	BD	101	V7N	C7-C8	2.14	1.40	1.34
13	BC	104	BCL	C3D-C4D	-2.13	1.39	1.44
14	BF	102	LMT	O2B-C2B	-2.13	1.38	1.43
14	BN	1003	LMT	O4'-C4B	-2.13	1.38	1.43
14	ac	101	LMT	O2B-C2B	-2.13	1.38	1.43
13	bk	103	BCL	CHD-C1D	2.13	1.42	1.38
13	BO	1003	BCL	CHD-C1D	2.13	1.42	1.38
14	BH	1002	LMT	O4'-C4B	-2.13	1.38	1.43
14	BP	1004	LMT	O2B-C2B	-2.13	1.38	1.43
26	ag	103	V7B	O8-C9	-2.13	1.40	1.45
13	AJ	103	BCL	C3D-C4D	-2.13	1.39	1.44
13	bi	102	BCL	CHD-C1D	2.13	1.42	1.38
14	BP	1002	LMT	O4'-C4B	-2.13	1.38	1.43
15	BR	1001	V7N	C8-C9	-2.13	1.41	1.45
14	BP	1006	LMT	O4'-C4B	-2.13	1.38	1.43
14	BX	103	LMT	O4'-C4B	-2.13	1.38	1.43
14	BK	1005	LMT	O2B-C2B	-2.13	1.38	1.43
14	AK	103	LMT	O4'-C4B	-2.13	1.38	1.43
13	AS	101	BCL	C1D-ND	2.13	1.40	1.37

*Continued on next page...*

*Continued from previous page...*

Mol	Chain	Res	Type	Atoms	Z	Observed(Å)	Ideal(Å)
14	BW	1006	LMT	O4'-C4B	-2.13	1.38	1.43
14	AE	101	LMT	O4'-C4B	-2.13	1.38	1.43
13	L	305	BCL	CHD-C1D	2.12	1.42	1.38
13	AP	103	BCL	C1D-ND	2.12	1.40	1.37
15	BU	1001	V7N	C7-C8	2.12	1.40	1.34
15	bc	101	V7N	C12-C13	-2.12	1.41	1.45
13	AE	104	BCL	C3D-C4D	-2.12	1.39	1.44
14	AB	1003	LMT	O4'-C4B	-2.12	1.38	1.43
13	AN	104	BCL	C1D-ND	2.12	1.40	1.37
13	BV	1005	BCL	C3D-C4D	-2.12	1.39	1.44
13	AX	103	BCL	C4B-NB	2.12	1.37	1.35
14	BU	1003	LMT	O2'-C2'	-2.12	1.38	1.43
13	ai	101	BCL	CHD-C1D	2.12	1.42	1.38
15	ba	101	V7N	C8-C9	-2.12	1.41	1.45
15	BM	1001	V7N	C19-C18	-2.12	1.41	1.45
15	BO	1001	V7N	C7-C8	2.12	1.40	1.34
14	BH	1004	LMT	O4'-C4B	-2.12	1.38	1.43
14	BT	102	LMT	O2B-C2B	-2.12	1.38	1.43
13	bp	104	BCL	CHD-C1D	2.11	1.42	1.38
14	AJ	101	LMT	O2B-C2B	-2.11	1.38	1.43
13	AD	104	BCL	C1D-ND	2.11	1.40	1.37
13	bo	102	BCL	C1D-C2D	-2.11	1.41	1.45
14	BV	1004	LMT	O2B-C2B	-2.11	1.38	1.43
14	AP	101	LMT	O4'-C4B	-2.11	1.38	1.43
14	be	104	LMT	O4'-C4B	-2.11	1.38	1.43
15	BO	1001	V7N	C12-C13	-2.11	1.41	1.45
15	BS	1001	V7N	C19-C18	-2.11	1.41	1.45
15	bh	101	V7N	C12-C13	-2.11	1.41	1.45
15	AW	103	V7N	C8-C9	-2.11	1.41	1.45
14	BS	1003	LMT	O2B-C2B	-2.11	1.38	1.43
15	bg	101	V7N	C7-C8	2.11	1.40	1.34
15	BH	1001	V7N	C12-C13	-2.10	1.41	1.45
14	AD	102	LMT	O4'-C4B	-2.10	1.38	1.43
14	BJ	1002	LMT	O4'-C4B	-2.10	1.38	1.43
14	BT	104	LMT	O2B-C2B	-2.10	1.38	1.43
14	L	307	LMT	O4'-C4B	-2.10	1.38	1.43
14	BI	1003	LMT	O2'-C2'	-2.10	1.38	1.43
14	BE	103	LMT	O4'-C4B	-2.10	1.38	1.43
13	be	103	BCL	C1D-C2D	-2.10	1.41	1.45
15	bo	101	V7N	C12-C13	-2.10	1.41	1.45
14	AJ	101	LMT	O4'-C4B	-2.10	1.38	1.43
14	BK	1005	LMT	O4'-C4B	-2.10	1.38	1.43

*Continued on next page...*



*Continued from previous page...*

Mol	Chain	Res	Type	Atoms	Z	Observed(Å)	Ideal(Å)
13	ak	1001	BCL	C3D-C4D	-2.10	1.39	1.44
14	bp	101	LMT	O4'-C4B	-2.10	1.38	1.43
15	bl	101	V7N	C8-C9	-2.10	1.41	1.45
13	AD	103	BCL	C1D-ND	2.09	1.40	1.37
15	bn	101	V7N	C8-C9	-2.09	1.41	1.45
13	AD	103	BCL	C1D-C2D	-2.09	1.41	1.45
15	bn	101	V7N	C12-C13	-2.09	1.41	1.45
13	BN	1005	BCL	CHD-C1D	2.09	1.42	1.38
14	bo	104	LMT	O4'-C4B	-2.09	1.38	1.43
13	ah	1001	BCL	CHD-C1D	2.09	1.42	1.38
15	BR	1001	V7N	C19-C18	-2.09	1.41	1.45
13	AK	102	BCL	C5-C3	2.09	1.55	1.51
13	AX	102	BCL	C1D-ND	2.09	1.40	1.37
15	BE	101	V7N	C7-C8	2.09	1.40	1.34
15	BN	1001	V7N	C7-C8	2.09	1.40	1.34
13	AU	101	BCL	C1D-C2D	-2.09	1.41	1.45
13	ae	1001	BCL	C1D-C2D	-2.09	1.41	1.45
13	AB	1002	BCL	C4B-NB	2.09	1.37	1.35
15	AD	101	V7N	C7-C8	2.09	1.40	1.34
14	L	302	LMT	O4'-C4B	-2.09	1.38	1.43
14	L	309	LMT	O4'-C4B	-2.09	1.38	1.43
14	BB	101	LMT	O4'-C4B	-2.09	1.38	1.43
14	bi	104	LMT	O4'-C4B	-2.09	1.38	1.43
13	AV	103	BCL	C3D-C4D	-2.09	1.39	1.44
14	BI	1002	LMT	O4'-C4B	-2.09	1.38	1.43
15	BP	1001	V7N	C19-C18	-2.09	1.41	1.45
15	BV	1001	V7N	C8-C9	-2.09	1.41	1.45
13	AT	103	BCL	C3D-C4D	-2.09	1.39	1.44
14	BB	103	LMT	O4'-C4B	-2.09	1.38	1.43
13	bk	103	BCL	C1D-C2D	-2.08	1.41	1.45
15	bn	101	V7N	C16-C15	2.08	1.41	1.36
15	bi	101	V7N	C7-C8	2.08	1.39	1.34
13	L	308	BCL	C1D-C2D	-2.08	1.41	1.45
15	AM	1001	V7N	C7-C8	2.08	1.39	1.34
15	BW	1001	V7N	C8-C9	-2.08	1.41	1.45
15	be	102	V7N	C7-C8	2.08	1.39	1.34
13	AX	102	BCL	C1D-C2D	-2.08	1.41	1.45
14	AH	101	LMT	O4'-C4B	-2.08	1.38	1.43
14	BN	1004	LMT	O4'-C4B	-2.08	1.38	1.43
15	BQ	1001	V7N	C7-C8	2.08	1.39	1.34
13	AV	103	BCL	C1D-ND	2.08	1.40	1.37
14	BC	101	LMT	O4'-C4B	-2.08	1.38	1.43

*Continued on next page...*

*Continued from previous page...*

Mol	Chain	Res	Type	Atoms	Z	Observed(Å)	Ideal(Å)
14	BC	102	LMT	O2'-C2'	-2.08	1.38	1.43
14	BJ	1006	LMT	O4'-C4B	-2.08	1.38	1.43
15	AW	103	V7N	C12-C13	-2.08	1.41	1.45
14	AX	101	LMT	O4'-C4B	-2.08	1.38	1.43
14	bm	103	LMT	O4'-C4B	-2.08	1.38	1.43
14	BE	102	LMT	O4'-C4B	-2.08	1.38	1.43
15	BA	101	V7N	C20-C19	2.07	1.39	1.34
13	al	1001	BCL	C1D-C2D	-2.07	1.41	1.45
15	bc	101	V7N	C20-C19	2.07	1.39	1.34
13	am	1001	BCL	CHD-C1D	2.07	1.42	1.38
14	BT	104	LMT	O4'-C4B	-2.07	1.38	1.43
14	BQ	1003	LMT	O4'-C4B	-2.07	1.38	1.43
14	BM	1002	LMT	O4'-C4B	-2.07	1.38	1.43
14	BO	1004	LMT	O4'-C4B	-2.07	1.38	1.43
15	AS	104	V7N	C19-C18	-2.07	1.41	1.45
13	BN	1005	BCL	C1D-C2D	-2.07	1.41	1.45
14	BX	104	LMT	O4'-C4B	-2.07	1.38	1.43
15	BS	1001	V7N	C7-C8	2.07	1.39	1.34
15	bk	101	V7N	C16-C15	2.06	1.41	1.36
14	BW	1002	LMT	O4'-C4B	-2.06	1.38	1.43
13	bf	102	BCL	CHD-C1D	2.06	1.42	1.38
13	bn	102	BCL	CHD-C1D	2.06	1.42	1.38
14	AK	101	LMT	O4'-C4B	-2.06	1.38	1.43
26	af	101	V7B	O8-C28	2.06	1.39	1.33
14	BB	102	LMT	O4'-C4B	-2.06	1.38	1.43
13	AH	105	BCL	C4B-NB	2.06	1.37	1.35
14	AE	102	LMT	O4'-C4B	-2.06	1.38	1.43
15	BG	1001	V7N	C8-C9	-2.06	1.41	1.45
14	BE	105	LMT	O4'-C4B	-2.06	1.38	1.43
14	BF	102	LMT	O4'-C4B	-2.06	1.38	1.43
14	ac	101	LMT	O4'-C4B	-2.06	1.38	1.43
14	BD	102	LMT	O4'-C4B	-2.06	1.38	1.43
14	BG	1003	LMT	O4'-C4B	-2.06	1.38	1.43
15	BI	1001	V7N	C19-C18	-2.06	1.41	1.45
15	bm	101	V7N	C8-C9	-2.06	1.41	1.45
13	AT	101	BCL	C1D-C2D	-2.05	1.41	1.45
13	AP	103	BCL	C3D-C4D	-2.05	1.39	1.44
15	bo	101	V7N	C16-C15	2.05	1.41	1.36
14	BT	102	LMT	O4'-C4B	-2.05	1.38	1.43
15	AW	103	V7N	C16-C15	2.05	1.41	1.36
14	BS	1005	LMT	O4'-C4B	-2.05	1.38	1.43
13	bh	103	BCL	C1D-C2D	-2.05	1.41	1.45

*Continued on next page...*

*Continued from previous page...*

Mol	Chain	Res	Type	Atoms	Z	Observed(Å)	Ideal(Å)
14	BR	1006	LMT	O4'-C4B	-2.05	1.38	1.43
13	AF	1001	BCL	C1D-C2D	-2.05	1.41	1.45
13	bd	102	BCL	C1D-C2D	-2.05	1.41	1.45
14	BK	1003	LMT	O4'-C4B	-2.05	1.38	1.43
14	AN	101	LMT	O4'-C4B	-2.05	1.38	1.43
13	ai	101	BCL	C1D-C2D	-2.05	1.41	1.45
13	AB	1001	BCL	C1D-C2D	-2.05	1.41	1.45
14	bg	102	LMT	O4'-C4B	-2.05	1.38	1.43
15	AA	1004	V7N	C16-C15	2.05	1.41	1.36
15	ba	101	V7N	C12-C13	-2.05	1.41	1.45
15	BU	1001	V7N	C16-C15	2.05	1.41	1.36
13	bi	102	BCL	C1D-C2D	-2.05	1.41	1.45
13	ap	1001	BCL	CHD-C1D	2.05	1.42	1.38
14	BT	101	LMT	O4'-C4B	-2.05	1.38	1.43
14	BJ	1005	LMT	O4'-C4B	-2.05	1.38	1.43
13	AV	101	BCL	C1D-C2D	-2.05	1.41	1.45
15	BO	1001	V7N	C8-C9	-2.04	1.41	1.45
14	AT	102	LMT	O4'-C4B	-2.04	1.38	1.43
15	BM	1001	V7N	C8-C9	-2.04	1.41	1.45
13	ap	1001	BCL	C1D-C2D	-2.04	1.41	1.45
14	bh	102	LMT	O4'-C4B	-2.04	1.38	1.43
13	ao	102	BCL	C1D-C2D	-2.04	1.41	1.45
13	aj	101	BCL	C1D-C2D	-2.04	1.41	1.45
14	BV	1002	LMT	O4'-C4B	-2.04	1.38	1.43
14	BW	1003	LMT	O4'-C4B	-2.04	1.38	1.43
15	BG	1001	V7N	C19-C18	-2.04	1.41	1.45
13	AQ	103	BCL	C1D-C2D	-2.04	1.41	1.45
14	H2	201	LMT	O4'-C4B	-2.04	1.38	1.43
15	AA	1004	V7N	C20-C19	2.04	1.39	1.34
13	AG	102	BCL	C3D-C4D	-2.04	1.39	1.44
13	AA	1002	BCL	C3D-C4D	-2.04	1.39	1.44
15	BA	101	V7N	C16-C15	2.04	1.41	1.36
19	C	1007	NDG	C1-C2	2.04	1.55	1.52
15	ba	101	V7N	C20-C19	2.04	1.39	1.34
14	BI	1003	LMT	O4'-C4B	-2.04	1.38	1.43
13	AE	103	BCL	C3D-C4D	-2.04	1.39	1.44
14	AC	103	LMT	O2B-C2B	-2.04	1.38	1.43
14	BL	101	LMT	O4'-C4B	-2.04	1.38	1.43
14	bf	101	LMT	O2B-C2B	-2.04	1.38	1.43
14	bl	103	LMT	O4'-C4B	-2.04	1.38	1.43
13	ak	1001	BCL	C1D-C2D	-2.03	1.41	1.45
15	BD	101	V7N	C16-C15	2.03	1.41	1.36

*Continued on next page...*

*Continued from previous page...*

Mol	Chain	Res	Type	Atoms	Z	Observed(Å)	Ideal(Å)
14	BK	1004	LMT	O4'-C4B	-2.03	1.38	1.43
15	AW	103	V7N	C20-C19	2.03	1.39	1.34
14	BD	105	LMT	O4'-C4B	-2.03	1.38	1.43
15	bd	101	V7N	C20-C19	2.03	1.39	1.34
14	AT	104	LMT	O4'-C4B	-2.03	1.38	1.43
13	BS	1004	BCL	C1D-C2D	-2.03	1.41	1.45
13	BG	1004	BCL	C1D-C2D	-2.03	1.41	1.45
14	BC	102	LMT	O4'-C4B	-2.03	1.38	1.43
15	BH	1001	V7N	C20-C19	2.03	1.39	1.34
14	BO	1002	LMT	O4'-C4B	-2.03	1.38	1.43
14	C	1005	LMT	O4'-C4B	-2.03	1.38	1.43
13	bc	103	BCL	CHD-C1D	2.03	1.42	1.38
14	BG	1002	LMT	O4'-C4B	-2.03	1.38	1.43
15	AD	101	V7N	C19-C18	-2.03	1.41	1.45
14	BR	1002	LMT	O4'-C4B	-2.03	1.38	1.43
13	AM	1002	BCL	C3D-C4D	-2.03	1.39	1.44
13	AL	103	BCL	C4B-NB	2.03	1.37	1.35
13	BR	1003	BCL	CBD-CGD	-2.03	1.46	1.52
15	BA	101	V7N	C8-C9	-2.03	1.41	1.45
13	AN	104	BCL	C4B-NB	2.02	1.37	1.35
15	AM	1001	V7N	C8-C9	-2.02	1.41	1.45
13	AO	102	BCL	C1D-C2D	-2.02	1.41	1.45
14	BU	1002	LMT	O4'-C4B	-2.02	1.38	1.43
15	bm	101	V7N	C16-C15	2.02	1.41	1.36
13	AW	102	BCL	C3D-C4D	-2.02	1.39	1.44
14	L	304	LMT	O4'-C4B	-2.02	1.38	1.43
14	BJ	1003	LMT	O4'-C4B	-2.02	1.38	1.43
15	bd	101	V7N	C12-C13	-2.02	1.41	1.45
15	BN	1001	V7N	C19-C18	-2.02	1.41	1.45
13	BJ	1004	BCL	C1D-C2D	-2.02	1.41	1.45
15	BD	101	V7N	C20-C19	2.02	1.39	1.34
13	bh	103	BCL	CHD-C1D	2.02	1.42	1.38
15	be	102	V7N	C19-C18	-2.02	1.41	1.45
13	BT	103	BCL	C1D-C2D	-2.02	1.41	1.45
13	ad	102	BCL	C4B-NB	2.02	1.37	1.35
14	bj	102	LMT	O4'-C4B	-2.02	1.38	1.43
13	bg	104	BCL	CHD-C1D	2.02	1.42	1.38
15	BF	101	V7N	C7-C8	2.02	1.39	1.34
13	AQ	104	BCL	C3D-C4D	-2.02	1.39	1.44
15	BH	1001	V7N	C16-C15	2.02	1.41	1.36
13	AK	102	BCL	C3D-C4D	-2.01	1.39	1.44
13	AM	1004	BCL	C1D-C2D	-2.01	1.41	1.45

*Continued on next page...*

*Continued from previous page...*

Mol	Chain	Res	Type	Atoms	Z	Observed(Å)	Ideal(Å)
15	bl	101	V7N	C16-C15	2.01	1.41	1.36
15	bk	101	V7N	C20-C19	2.01	1.39	1.34
14	BO	1005	LMT	O4'-C4B	-2.01	1.38	1.43
15	BU	1001	V7N	C20-C19	2.01	1.39	1.34
15	ag	101	V7N	C7-C8	2.01	1.39	1.34
13	ab	1001	BCL	C1D-ND	2.01	1.40	1.37
13	AO	101	BCL	C4B-NB	2.01	1.37	1.35
13	BV	1005	BCL	C1D-C2D	-2.01	1.41	1.45
13	BM	1004	BCL	C1D-C2D	-2.01	1.41	1.45
13	AQ	102	BCL	C3D-C4D	-2.01	1.39	1.44
14	AM	1003	LMT	O4'-C4B	-2.01	1.38	1.43
15	bk	101	V7N	C12-C13	-2.01	1.41	1.45
14	BS	1003	LMT	O4'-C4B	-2.01	1.38	1.43
13	AN	104	BCL	C3D-C4D	-2.01	1.39	1.44
13	AX	102	BCL	C4B-NB	2.01	1.37	1.35
15	BF	101	V7N	C20-C19	2.01	1.39	1.34
14	L	306	LMT	O4'-C4B	-2.01	1.38	1.43
14	AN	102	LMT	O4'-C4B	-2.01	1.38	1.43
15	ba	101	V7N	C16-C15	2.00	1.41	1.36
14	BS	1002	LMT	O4'-C4B	-2.00	1.38	1.43
15	bn	101	V7N	C20-C19	2.00	1.39	1.34
15	BW	1001	V7N	C19-C18	-2.00	1.41	1.45
15	bd	101	V7N	C16-C15	2.00	1.41	1.36
13	AO	101	BCL	C1D-C2D	-2.00	1.41	1.45
13	AD	104	BCL	C3D-C4D	-2.00	1.39	1.44
15	bl	101	V7N	C12-C13	-2.00	1.41	1.45
13	AK	104	BCL	C1D-C2D	-2.00	1.41	1.45
14	AQ	101	LMT	O4'-C4B	-2.00	1.38	1.43
15	bi	101	V7N	C20-C19	2.00	1.39	1.34

All (1857) bond angle outliers are listed below:

Mol	Chain	Res	Type	Atoms	Z	Observed(°)	Ideal(°)
13	BP	1003	BCL	C1-O2A-CGA	8.67	139.18	116.44
15	BU	1001	V7N	C28-C27-C26	-7.29	105.93	126.42
15	AA	1004	V7N	C28-C27-C26	-6.84	107.20	126.42
13	AE	103	BCL	C1-O2A-CGA	6.04	132.28	116.44
13	AL	103	BCL	C1-O2A-CGA	6.01	132.22	116.44
13	AD	104	BCL	CHD-C1D-ND	-5.86	119.07	124.45
15	bb	101	V7N	C28-C27-C26	-5.83	110.03	126.42
21	af	102	CD4	O2-C14-C13	5.70	123.79	111.50
15	BN	1001	V7N	C28-C27-C26	-5.70	110.40	126.42

*Continued on next page...*

*Continued from previous page...*

Mol	Chain	Res	Type	Atoms	Z	Observed(°)	Ideal(°)
17	C	1002	HEC	CMC-C2C-C1C	-5.67	119.74	128.46
15	BQ	1001	V7N	C28-C27-C26	-5.65	110.54	126.42
15	AM	1001	V7N	C28-C27-C26	-5.65	110.54	126.42
13	M	408	BCL	C4D-CHA-C1A	5.55	128.01	121.25
13	AS	101	BCL	C4D-CHA-C1A	5.55	128.00	121.25
13	AK	102	BCL	C4D-CHA-C1A	5.49	127.93	121.25
15	BN	1001	V7N	C7-C6-C5	-5.49	119.47	127.31
13	L	308	BCL	CHD-C1D-ND	-5.49	119.41	124.45
13	AX	103	BCL	CHD-C1D-ND	-5.48	119.41	124.45
17	C	1001	HEC	CMC-C2C-C1C	-5.48	120.05	128.46
13	AM	1002	BCL	C1-O2A-CGA	5.48	130.81	116.44
13	AO	101	BCL	CHD-C1D-ND	-5.47	119.42	124.45
13	AV	103	BCL	C4D-CHA-C1A	5.47	127.90	121.25
13	AQ	102	BCL	C4D-CHA-C1A	5.47	127.90	121.25
15	BR	1001	V7N	C28-C27-C26	-5.46	111.08	126.42
13	AG	102	BCL	C4D-CHA-C1A	5.44	127.87	121.25
13	AP	103	BCL	C4D-CHA-C1A	5.44	127.87	121.25
13	AE	105	BCL	C4D-CHA-C1A	5.44	127.87	121.25
17	C	1003	HEC	CMC-C2C-C1C	-5.44	120.11	128.46
13	AE	105	BCL	CHD-C1D-ND	-5.43	119.46	124.45
13	AJ	103	BCL	C4D-CHA-C1A	5.43	127.86	121.25
13	M	406	BCL	CHD-C1D-ND	-5.43	119.46	124.45
13	AL	103	BCL	C4D-CHA-C1A	5.43	127.86	121.25
13	AE	103	BCL	C4D-CHA-C1A	5.42	127.85	121.25
13	AD	104	BCL	C4D-CHA-C1A	5.42	127.85	121.25
13	bi	102	BCL	C4D-CHA-C1A	5.40	127.82	121.25
13	BW	1005	BCL	C4D-CHA-C1A	5.40	127.82	121.25
13	al	1001	BCL	C4D-CHA-C1A	5.39	127.81	121.25
13	am	1001	BCL	C4D-CHA-C1A	5.39	127.81	121.25
13	ap	1001	BCL	C4D-CHA-C1A	5.39	127.81	121.25
13	AT	103	BCL	C4D-CHA-C1A	5.38	127.80	121.25
13	bd	102	BCL	C4D-CHA-C1A	5.37	127.79	121.25
13	BD	104	BCL	C1-O2A-CGA	5.37	130.54	116.44
13	AH	105	BCL	C4D-CHA-C1A	5.37	127.78	121.25
13	BP	1003	BCL	C4D-CHA-C1A	5.37	127.78	121.25
13	AM	1002	BCL	C4D-CHA-C1A	5.37	127.78	121.25
13	AN	104	BCL	C4D-CHA-C1A	5.36	127.78	121.25
13	AL	102	BCL	C4D-CHA-C1A	5.36	127.77	121.25
13	BF	103	BCL	C4D-CHA-C1A	5.36	127.77	121.25
13	aa	1001	BCL	C4D-CHA-C1A	5.36	127.77	121.25
13	BV	1005	BCL	C4D-CHA-C1A	5.36	127.77	121.25
13	AG	102	BCL	C1-C2-C3	5.35	135.29	126.04

*Continued on next page...*

*Continued from previous page...*

Mol	Chain	Res	Type	Atoms	Z	Observed(°)	Ideal(°)
13	aj	101	BCL	C4D-CHA-C1A	5.35	127.76	121.25
13	BH	1005	BCL	C4D-CHA-C1A	5.35	127.75	121.25
13	ak	1001	BCL	C4D-CHA-C1A	5.35	127.75	121.25
13	ab	1001	BCL	C4D-CHA-C1A	5.34	127.75	121.25
13	AB	1001	BCL	C4D-CHA-C1A	5.34	127.74	121.25
13	BB	105	BCL	C4D-CHA-C1A	5.34	127.74	121.25
13	AN	103	BCL	C4D-CHA-C1A	5.33	127.73	121.25
13	AT	101	BCL	C4D-CHA-C1A	5.33	127.73	121.25
13	BT	103	BCL	C4D-CHA-C1A	5.33	127.73	121.25
13	bl	104	BCL	C4D-CHA-C1A	5.32	127.73	121.25
13	BJ	1004	BCL	C4D-CHA-C1A	5.32	127.72	121.25
13	BI	1004	BCL	C4D-CHA-C1A	5.31	127.71	121.25
13	AH	105	BCL	CHD-C1D-ND	-5.31	119.58	124.45
13	BL	103	BCL	C4D-CHA-C1A	5.30	127.70	121.25
13	AU	103	BCL	CHD-C1D-ND	-5.30	119.58	124.45
13	AE	104	BCL	C4D-CHA-C1A	5.30	127.70	121.25
13	L	305	BCL	CHD-C1D-ND	-5.29	119.59	124.45
13	BN	1005	BCL	C4D-CHA-C1A	5.29	127.69	121.25
13	BD	104	BCL	C4D-CHA-C1A	5.29	127.68	121.25
13	BX	101	BCL	C4D-CHA-C1A	5.29	127.68	121.25
13	ae	1001	BCL	C4D-CHA-C1A	5.28	127.68	121.25
13	BM	1004	BCL	C4D-CHA-C1A	5.28	127.67	121.25
13	BE	104	BCL	C4D-CHA-C1A	5.27	127.67	121.25
13	AF	1001	BCL	C4D-CHA-C1A	5.27	127.66	121.25
13	AQ	103	BCL	C4D-CHA-C1A	5.27	127.66	121.25
13	BG	1004	BCL	C4D-CHA-C1A	5.27	127.66	121.25
13	ac	102	BCL	C4D-CHA-C1A	5.26	127.66	121.25
13	BC	104	BCL	C4D-CHA-C1A	5.26	127.65	121.25
13	AI	101	BCL	C4D-CHA-C1A	5.26	127.65	121.25
13	AH	103	BCL	C4D-CHA-C1A	5.26	127.65	121.25
13	AG	102	BCL	CHD-C1D-ND	-5.25	119.63	124.45
13	AB	1002	BCL	C4D-CHA-C1A	5.25	127.64	121.25
13	AD	103	BCL	C4D-CHA-C1A	5.25	127.64	121.25
13	L	308	BCL	C4D-CHA-C1A	5.25	127.64	121.25
13	AW	101	BCL	C4D-CHA-C1A	5.25	127.63	121.25
13	BS	1004	BCL	C4D-CHA-C1A	5.25	127.63	121.25
13	AC	101	BCL	CHD-C1D-ND	-5.25	119.63	124.45
13	AS	102	BCL	C4D-CHA-C1A	5.24	127.63	121.25
13	AW	102	BCL	C4D-CHA-C1A	5.24	127.63	121.25
13	BK	1002	BCL	C4D-CHA-C1A	5.24	127.63	121.25
13	bo	102	BCL	C4D-CHA-C1A	5.24	127.63	121.25
13	AS	101	BCL	CHD-C1D-ND	-5.24	119.64	124.45

*Continued on next page...*



*Continued from previous page...*

Mol	Chain	Res	Type	Atoms	Z	Observed(°)	Ideal(°)
13	AP	102	BCL	C4D-CHA-C1A	5.24	127.62	121.25
13	AJ	103	BCL	CHD-C1D-ND	-5.23	119.65	124.45
13	AX	103	BCL	C4D-CHA-C1A	5.23	127.61	121.25
13	bb	102	BCL	C4D-CHA-C1A	5.23	127.61	121.25
13	AA	1002	BCL	C4D-CHA-C1A	5.23	127.61	121.25
13	ba	102	BCL	C4D-CHA-C1A	5.22	127.61	121.25
13	an	1001	BCL	C4D-CHA-C1A	5.22	127.61	121.25
13	bj	104	BCL	C4D-CHA-C1A	5.22	127.61	121.25
15	bl	101	V7N	C29-C28-C27	-5.22	106.93	123.22
13	be	103	BCL	C4D-CHA-C1A	5.21	127.59	121.25
13	AC	101	BCL	C4D-CHA-C1A	5.21	127.59	121.25
13	bf	102	BCL	C4D-CHA-C1A	5.21	127.58	121.25
13	ad	102	BCL	C4D-CHA-C1A	5.20	127.58	121.25
13	ag	102	BCL	C4D-CHA-C1A	5.20	127.58	121.25
13	bk	103	BCL	C4D-CHA-C1A	5.20	127.58	121.25
13	bp	104	BCL	C4D-CHA-C1A	5.20	127.58	121.25
13	BU	1004	BCL	C4D-CHA-C1A	5.20	127.57	121.25
13	BR	1003	BCL	C4D-CHA-C1A	5.19	127.56	121.25
13	AL	103	BCL	CHD-C1D-ND	-5.19	119.69	124.45
13	bc	103	BCL	C4D-CHA-C1A	5.18	127.55	121.25
21	ad	101	CD4	C15-O2-C14	5.18	130.54	117.79
13	bg	104	BCL	C4D-CHA-C1A	5.17	127.54	121.25
13	AQ	102	BCL	CHD-C1D-ND	-5.17	119.70	124.45
13	AK	102	BCL	CHD-C1D-ND	-5.16	119.71	124.45
13	AH	102	BCL	C4D-CHA-C1A	5.16	127.52	121.25
13	bn	102	BCL	C4D-CHA-C1A	5.14	127.51	121.25
13	BQ	1004	BCL	C4D-CHA-C1A	5.13	127.50	121.25
13	AW	102	BCL	CHD-C1D-ND	-5.12	119.75	124.45
13	BA	103	BCL	C4D-CHA-C1A	5.12	127.48	121.25
13	BU	1004	BCL	CHD-C1D-ND	-5.12	119.75	124.45
13	AU	101	BCL	C4D-CHA-C1A	5.12	127.48	121.25
13	AP	103	BCL	CHD-C1D-ND	-5.11	119.75	124.45
13	AK	104	BCL	C4D-CHA-C1A	5.10	127.46	121.25
15	bm	101	V7N	C29-C28-C27	-5.10	107.30	123.22
13	ao	102	BCL	C4D-CHA-C1A	5.10	127.45	121.25
13	bh	103	BCL	C4D-CHA-C1A	5.09	127.45	121.25
13	BH	1005	BCL	CHD-C1D-ND	-5.09	119.78	124.45
13	ai	101	BCL	C4D-CHA-C1A	5.08	127.44	121.25
13	AE	103	BCL	CHD-C1D-ND	-5.07	119.79	124.45
13	AC	102	BCL	C4D-CHA-C1A	5.07	127.42	121.25
13	AG	103	BCL	C4D-CHA-C1A	5.07	127.42	121.25
13	BI	1004	BCL	CHD-C1D-ND	-5.07	119.80	124.45

*Continued on next page...*



*Continued from previous page...*

Mol	Chain	Res	Type	Atoms	Z	Observed(°)	Ideal(°)
13	AM	1002	BCL	CHD-C1D-ND	-5.06	119.81	124.45
13	M	406	BCL	C4D-CHA-C1A	5.05	127.39	121.25
13	af	103	BCL	C4D-CHA-C1A	5.04	127.39	121.25
13	bm	102	BCL	C4D-CHA-C1A	5.04	127.39	121.25
13	BC	104	BCL	CHD-C1D-ND	-5.04	119.83	124.45
13	BX	101	BCL	CHD-C1D-ND	-5.03	119.83	124.45
13	AU	103	BCL	C4D-CHA-C1A	5.03	127.37	121.25
13	AT	103	BCL	CHD-C1D-ND	-5.03	119.83	124.45
13	AR	101	BCL	C4D-CHA-C1A	5.02	127.36	121.25
13	AN	104	BCL	CHD-C1D-ND	-5.01	119.85	124.45
13	bk	103	BCL	CHD-C1D-ND	-5.01	119.85	124.45
13	BO	1003	BCL	C4D-CHA-C1A	5.01	127.35	121.25
13	ah	1001	BCL	C4D-CHA-C1A	5.01	127.34	121.25
13	BW	1005	BCL	CHD-C1D-ND	-5.00	119.86	124.45
13	BD	104	BCL	CHD-C1D-ND	-5.00	119.86	124.45
13	AJ	104	BCL	C4D-CHA-C1A	5.00	127.33	121.25
13	bg	104	BCL	CHD-C1D-ND	-4.99	119.86	124.45
13	AA	1001	BCL	C4D-CHA-C1A	4.99	127.33	121.25
13	AO	102	BCL	C4D-CHA-C1A	4.99	127.32	121.25
13	AM	1004	BCL	C4D-CHA-C1A	4.98	127.31	121.25
13	ac	102	BCL	CHD-C1D-ND	-4.97	119.89	124.45
13	BM	1004	BCL	CHD-C1D-ND	-4.96	119.89	124.45
13	BJ	1004	BCL	CHD-C1D-ND	-4.95	119.90	124.45
13	BG	1004	BCL	CHD-C1D-ND	-4.94	119.92	124.45
13	AX	102	BCL	C4D-CHA-C1A	4.93	127.25	121.25
13	ag	102	BCL	CHD-C1D-ND	-4.93	119.92	124.45
13	AB	1002	BCL	CHD-C1D-ND	-4.93	119.92	124.45
13	BB	105	BCL	CHD-C1D-ND	-4.93	119.92	124.45
13	AV	103	BCL	CHD-C1D-ND	-4.92	119.93	124.45
13	ba	102	BCL	CHD-C1D-ND	-4.91	119.94	124.45
13	al	1001	BCL	CHD-C1D-ND	-4.91	119.94	124.45
13	BE	104	BCL	CHD-C1D-ND	-4.91	119.94	124.45
13	ap	1001	BCL	CHD-C1D-ND	-4.91	119.94	124.45
13	ak	1001	BCL	CHD-C1D-ND	-4.91	119.94	124.45
13	BL	103	BCL	CHD-C1D-ND	-4.91	119.94	124.45
13	BA	103	BCL	CHD-C1D-ND	-4.91	119.95	124.45
13	AA	1002	BCL	CHD-C1D-ND	-4.89	119.96	124.45
13	BF	103	BCL	CHD-C1D-ND	-4.89	119.96	124.45
13	L	305	BCL	C4D-CHA-C1A	4.89	127.20	121.25
13	AH	102	BCL	CHD-C1D-ND	-4.89	119.96	124.45
13	bi	102	BCL	CHD-C1D-ND	-4.89	119.96	124.45
13	am	1001	BCL	CHD-C1D-ND	-4.87	119.98	124.45

*Continued on next page...*

*Continued from previous page...*

Mol	Chain	Res	Type	Atoms	Z	Observed(°)	Ideal(°)
13	bh	103	BCL	CHD-C1D-ND	-4.87	119.98	124.45
13	BR	1003	BCL	CHD-C1D-ND	-4.87	119.98	124.45
13	bj	104	BCL	CHD-C1D-ND	-4.87	119.98	124.45
13	BP	1003	BCL	CHD-C1D-ND	-4.86	119.99	124.45
13	be	103	BCL	CHD-C1D-ND	-4.86	119.99	124.45
13	ad	102	BCL	CHD-C1D-ND	-4.85	120.00	124.45
13	BS	1004	BCL	CHD-C1D-ND	-4.84	120.00	124.45
13	bm	102	BCL	CHD-C1D-ND	-4.84	120.00	124.45
13	ao	102	BCL	CHD-C1D-ND	-4.83	120.02	124.45
13	an	1001	BCL	CHD-C1D-ND	-4.83	120.02	124.45
13	bd	102	BCL	CHD-C1D-ND	-4.83	120.02	124.45
13	bl	104	BCL	CHD-C1D-ND	-4.82	120.02	124.45
13	M	408	BCL	CHD-C1D-ND	-4.82	120.02	124.45
13	BT	103	BCL	CHD-C1D-ND	-4.82	120.03	124.45
13	aa	1001	BCL	CHD-C1D-ND	-4.80	120.04	124.45
15	BG	1001	V7N	C28-C27-C26	-4.80	112.94	126.42
13	bb	102	BCL	CHD-C1D-ND	-4.79	120.05	124.45
13	ae	1001	BCL	CHD-C1D-ND	-4.78	120.06	124.45
17	C	1004	HEC	CMC-C2C-C1C	-4.78	121.12	128.46
13	bf	102	BCL	CHD-C1D-ND	-4.78	120.06	124.45
15	bj	101	V7N	C29-C28-C27	-4.78	108.31	123.22
13	AQ	104	BCL	C4D-CHA-C1A	4.77	127.06	121.25
13	AQ	104	BCL	CHD-C1D-ND	-4.77	120.07	124.45
13	bo	102	BCL	CHD-C1D-ND	-4.77	120.07	124.45
21	af	104	CD4	O2-C14-C13	4.76	121.77	111.50
13	AV	101	BCL	CHD-C1D-ND	-4.76	120.08	124.45
13	aj	101	BCL	CHD-C1D-ND	-4.76	120.08	124.45
13	AR	101	BCL	CHD-C1D-ND	-4.76	120.08	124.45
13	ai	101	BCL	CHD-C1D-ND	-4.76	120.08	124.45
13	BO	1003	BCL	CHD-C1D-ND	-4.75	120.09	124.45
15	bg	101	V7N	C29-C28-C27	-4.75	108.39	123.22
13	AM	1004	BCL	CHD-C1D-ND	-4.75	120.09	124.45
13	ab	1001	BCL	CHD-C1D-ND	-4.75	120.09	124.45
15	ag	101	V7N	C29-C28-C27	-4.74	108.42	123.22
13	af	103	BCL	CHD-C1D-ND	-4.74	120.10	124.45
13	BV	1005	BCL	CHD-C1D-ND	-4.74	120.10	124.45
13	AW	101	BCL	CHD-C1D-ND	-4.74	120.10	124.45
13	AV	101	BCL	C4D-CHA-C1A	4.73	127.01	121.25
13	BN	1005	BCL	CHD-C1D-ND	-4.73	120.11	124.45
13	AO	102	BCL	CHD-C1D-ND	-4.72	120.11	124.45
13	BK	1002	BCL	CHD-C1D-ND	-4.72	120.12	124.45
13	bp	104	BCL	CHD-C1D-ND	-4.70	120.14	124.45

*Continued on next page...*

*Continued from previous page...*

Mol	Chain	Res	Type	Atoms	Z	Observed(°)	Ideal(°)
13	BQ	1004	BCL	CHD-C1D-ND	-4.69	120.15	124.45
15	BJ	1001	V7N	C28-C27-C26	-4.69	113.25	126.42
13	bn	102	BCL	CHD-C1D-ND	-4.68	120.15	124.45
13	AC	102	BCL	CHD-C1D-ND	-4.68	120.15	124.45
13	AU	101	BCL	CHD-C1D-ND	-4.68	120.15	124.45
13	AI	101	BCL	CHD-C1D-ND	-4.68	120.15	124.45
13	AH	103	BCL	CHD-C1D-ND	-4.67	120.16	124.45
13	AS	102	BCL	CHD-C1D-ND	-4.66	120.17	124.45
15	BM	1001	V7N	C28-C27-C26	-4.66	113.34	126.42
13	AT	101	BCL	CHD-C1D-ND	-4.65	120.18	124.45
13	AA	1001	BCL	CHD-C1D-ND	-4.63	120.20	124.45
13	AL	102	BCL	CHD-C1D-ND	-4.63	120.20	124.45
21	M	405	CD4	O2-C14-C13	4.63	121.48	111.50
13	AP	102	BCL	CHD-C1D-ND	-4.62	120.20	124.45
13	AG	103	BCL	CHD-C1D-ND	-4.62	120.21	124.45
13	AN	103	BCL	CHD-C1D-ND	-4.62	120.21	124.45
13	AF	1001	BCL	CHD-C1D-ND	-4.61	120.21	124.45
13	bk	103	BCL	CMB-C2B-C1B	-4.60	121.39	128.46
15	BU	1001	V7N	C7-C6-C5	4.60	133.87	127.31
13	AE	104	BCL	CHD-C1D-ND	-4.58	120.25	124.45
13	ah	1001	BCL	CHD-C1D-ND	-4.58	120.25	124.45
13	bc	103	BCL	CHD-C1D-ND	-4.57	120.25	124.45
13	AB	1001	BCL	CHD-C1D-ND	-4.55	120.27	124.45
13	AK	104	BCL	CHD-C1D-ND	-4.54	120.28	124.45
15	bp	102	V7N	C29-C28-C27	-4.54	109.06	123.22
13	AQ	103	BCL	CHD-C1D-ND	-4.53	120.29	124.45
13	AJ	104	BCL	CHD-C1D-ND	-4.53	120.30	124.45
15	be	102	V7N	C29-C28-C27	-4.52	109.10	123.22
13	AJ	103	BCL	CMB-C2B-C1B	-4.52	121.52	128.46
13	BO	1003	BCL	C1-C2-C3	4.52	133.86	126.04
13	AX	102	BCL	CHD-C1D-ND	-4.50	120.32	124.45
15	BI	1001	V7N	C29-C28-C27	-4.49	109.20	123.22
15	BD	101	V7N	C28-C27-C26	-4.49	113.81	126.42
13	ai	101	BCL	CMB-C2B-C1B	-4.48	121.58	128.46
13	AD	103	BCL	CHD-C1D-ND	-4.48	120.34	124.45
15	bo	101	V7N	C29-C28-C27	-4.48	109.24	123.22
18	C	1006	V75	O3-C3A-C3B	4.47	119.31	111.09
15	bh	101	V7N	C29-C28-C27	-4.45	109.32	123.22
15	BM	1001	V7N	C29-C28-C27	-4.45	109.34	123.22
13	M	408	BCL	CMB-C2B-C1B	-4.43	121.65	128.46
13	ag	102	BCL	CMB-C2B-C1B	-4.43	121.66	128.46
13	AQ	104	BCL	CMB-C2B-C1B	-4.42	121.67	128.46

*Continued on next page...*

*Continued from previous page...*

Mol	Chain	Res	Type	Atoms	Z	Observed(°)	Ideal(°)
13	bd	102	BCL	CMB-C2B-C1B	-4.41	121.69	128.46
15	BS	1001	V7N	C29-C28-C27	-4.40	109.47	123.22
17	C	1003	HEC	CBD-CAD-C3D	-4.40	105.11	112.62
15	BA	101	V7N	C29-C28-C27	-4.39	109.51	123.22
15	BP	1001	V7N	C29-C28-C27	-4.39	109.52	123.22
13	al	1001	BCL	CMB-C2B-C1B	-4.39	121.72	128.46
13	ae	1001	BCL	CMB-C2B-C1B	-4.38	121.74	128.46
13	ah	1001	BCL	CMB-C2B-C1B	-4.38	121.74	128.46
18	C	1006	V75	O2-C2A-C2B	4.37	119.13	111.09
13	AQ	102	BCL	CMB-C2B-C1B	-4.37	121.75	128.46
13	AM	1002	BCL	CMB-C2B-C1B	-4.36	121.76	128.46
13	AO	101	BCL	C4D-CHA-C1A	4.36	126.55	121.25
13	an	1001	BCL	CMB-C2B-C1B	-4.35	121.78	128.46
13	AO	101	BCL	CMB-C2B-C1B	-4.34	121.80	128.46
15	BN	1001	V7N	C1-C2-C3	4.34	124.55	113.06
13	AB	1002	BCL	CMB-C2B-C1B	-4.33	121.81	128.46
13	AL	103	BCL	CMB-C2B-C1B	-4.32	121.82	128.46
13	bo	102	BCL	CMB-C2B-C1B	-4.31	121.83	128.46
13	AW	102	BCL	CMB-C2B-C1B	-4.31	121.84	128.46
15	BW	1001	V7N	C29-C28-C27	-4.30	109.80	123.22
15	BH	1001	V7N	C28-C27-C26	-4.30	114.34	126.42
13	aj	101	BCL	CMB-C2B-C1B	-4.29	121.86	128.46
15	BE	101	V7N	C29-C28-C27	-4.29	109.84	123.22
13	af	103	BCL	CMB-C2B-C1B	-4.28	121.89	128.46
13	ad	102	BCL	CMB-C2B-C1B	-4.27	121.89	128.46
13	AV	103	BCL	CMB-C2B-C1B	-4.27	121.90	128.46
13	bg	104	BCL	CMB-C2B-C1B	-4.27	121.90	128.46
13	AU	103	BCL	CMB-C2B-C1B	-4.27	121.90	128.46
13	bb	102	BCL	CMB-C2B-C1B	-4.27	121.90	128.46
13	ap	1001	BCL	CMB-C2B-C1B	-4.26	121.92	128.46
15	AD	101	V7N	C29-C28-C27	-4.26	109.94	123.22
13	AH	102	BCL	CMB-C2B-C1B	-4.26	121.92	128.46
13	bp	104	BCL	CMB-C2B-C1B	-4.25	121.93	128.46
13	AE	105	BCL	CMB-C2B-C1B	-4.25	121.94	128.46
13	AP	103	BCL	CMB-C2B-C1B	-4.24	121.94	128.46
13	L	305	BCL	CMB-C2B-C1B	-4.24	121.95	128.46
13	bi	102	BCL	CMB-C2B-C1B	-4.24	121.95	128.46
13	bn	102	BCL	CMB-C2B-C1B	-4.23	121.95	128.46
18	M	410	V75	O2-C2A-C2B	4.23	118.87	111.09
13	BK	1002	BCL	CMB-C2B-C1B	-4.23	121.96	128.46
13	AG	102	BCL	CMB-C2B-C1B	-4.23	121.97	128.46
15	BO	1001	V7N	C29-C28-C27	-4.21	110.07	123.22

*Continued on next page...*

*Continued from previous page...*

Mol	Chain	Res	Type	Atoms	Z	Observed(°)	Ideal(°)
13	AW	102	BCL	C4A-NA-C1A	4.21	108.60	106.71
13	AK	102	BCL	CMB-C2B-C1B	-4.21	121.99	128.46
18	M	410	V75	O3-C3A-C3B	4.21	118.83	111.09
15	bn	101	V7N	C28-C27-C26	-4.21	114.60	126.42
13	bm	102	BCL	CMB-C2B-C1B	-4.20	122.00	128.46
21	M	409	CD4	O2-C14-C13	4.20	120.56	111.50
13	ak	1001	BCL	CMB-C2B-C1B	-4.19	122.02	128.46
13	BT	103	BCL	CMB-C2B-C1B	-4.19	122.03	128.46
13	AN	104	BCL	CMB-C2B-C1B	-4.19	122.03	128.46
15	BH	1001	V7N	C29-C28-C27	-4.19	110.16	123.22
13	AX	103	BCL	CMB-C2B-C1B	-4.18	122.03	128.46
13	ao	102	BCL	CMB-C2B-C1B	-4.18	122.03	128.46
13	be	103	BCL	CMB-C2B-C1B	-4.18	122.04	128.46
13	AE	103	BCL	CMB-C2B-C1B	-4.17	122.05	128.46
13	BW	1005	BCL	CMB-C2B-C1B	-4.17	122.05	128.46
13	BM	1004	BCL	CMB-C2B-C1B	-4.15	122.08	128.46
13	BE	104	BCL	CMB-C2B-C1B	-4.15	122.09	128.46
13	BR	1003	BCL	CMB-C2B-C1B	-4.15	122.09	128.46
15	BK	1001	V7N	C29-C28-C27	-4.15	110.28	123.22
15	BF	101	V7N	C28-C27-C26	-4.14	114.79	126.42
13	ac	102	BCL	CMB-C2B-C1B	-4.14	122.10	128.46
13	BS	1004	BCL	CMB-C2B-C1B	-4.13	122.12	128.46
15	BJ	1001	V7N	C29-C28-C27	-4.13	110.34	123.22
13	AS	101	BCL	CMB-C2B-C1B	-4.12	122.13	128.46
13	BB	105	BCL	CMB-C2B-C1B	-4.12	122.13	128.46
13	AB	1001	BCL	CMB-C2B-C1B	-4.12	122.13	128.46
13	AA	1002	BCL	CMB-C2B-C1B	-4.12	122.13	128.46
26	af	101	V7B	C1-O6-C5	4.12	121.77	113.69
13	BF	103	BCL	CMB-C2B-C1B	-4.11	122.14	128.46
13	AT	103	BCL	CMB-C2B-C1B	-4.11	122.14	128.46
13	BG	1004	BCL	CMB-C2B-C1B	-4.11	122.15	128.46
13	bf	102	BCL	CMB-C2B-C1B	-4.10	122.16	128.46
13	BI	1004	BCL	CMB-C2B-C1B	-4.09	122.17	128.46
13	BD	104	BCL	CMB-C2B-C1B	-4.09	122.17	128.46
13	bc	103	BCL	CMB-C2B-C1B	-4.09	122.17	128.46
13	bl	104	BCL	CMB-C2B-C1B	-4.09	122.17	128.46
15	AW	103	V7N	C29-C28-C27	-4.09	110.45	123.22
13	am	1001	BCL	CMB-C2B-C1B	-4.08	122.19	128.46
13	BO	1003	BCL	CMB-C2B-C1B	-4.08	122.19	128.46
13	AD	103	BCL	CMB-C2B-C1B	-4.08	122.19	128.46
13	BC	104	BCL	CMB-C2B-C1B	-4.08	122.19	128.46
13	AQ	104	BCL	C1-O2A-CGA	4.08	127.14	116.44

*Continued on next page...*

*Continued from previous page...*

Mol	Chain	Res	Type	Atoms	Z	Observed(°)	Ideal(°)
13	BQ	1004	BCL	CMB-C2B-C1B	-4.07	122.20	128.46
15	bc	101	V7N	C28-C27-C26	-4.07	114.97	126.42
13	BH	1005	BCL	CMB-C2B-C1B	-4.07	122.22	128.46
13	BV	1005	BCL	CMB-C2B-C1B	-4.06	122.22	128.46
13	BA	103	BCL	CMB-C2B-C1B	-4.04	122.26	128.46
13	bj	104	BCL	CMB-C2B-C1B	-4.04	122.26	128.46
15	BI	1001	V7N	C28-C27-C26	-4.03	115.09	126.42
13	AH	105	BCL	CMB-C2B-C1B	-4.03	122.27	128.46
13	BX	101	BCL	CMB-C2B-C1B	-4.03	122.28	128.46
15	BV	1001	V7N	C28-C27-C26	-4.02	115.12	126.42
13	ba	102	BCL	CMB-C2B-C1B	-4.02	122.28	128.46
15	BW	1001	V7N	C28-C27-C26	-4.02	115.13	126.42
15	BS	1001	V7N	C28-C27-C26	-4.01	115.15	126.42
13	AC	101	BCL	CMB-C2B-C1B	-4.00	122.31	128.46
13	AF	1001	BCL	CMB-C2B-C1B	-4.00	122.31	128.46
13	BU	1004	BCL	CMB-C2B-C1B	-3.99	122.33	128.46
15	BP	1001	V7N	C28-C27-C26	-3.99	115.20	126.42
14	BN	1003	LMT	C1-O1'-C1'	3.99	120.45	113.84
13	ao	102	BCL	C4A-NA-C1A	3.98	108.50	106.71
13	BN	1005	BCL	CMB-C2B-C1B	-3.98	122.35	128.46
15	bk	101	V7N	C28-C27-C26	-3.97	115.27	126.42
13	AR	101	BCL	CMB-C2B-C1B	-3.94	122.40	128.46
15	BV	1001	V7N	C29-C28-C27	-3.94	110.91	123.22
15	bd	101	V7N	C29-C28-C27	-3.94	110.92	123.22
13	ak	1001	BCL	C4A-NA-C1A	3.94	108.48	106.71
15	bi	101	V7N	C28-C27-C26	-3.93	115.37	126.42
13	BL	103	BCL	CMB-C2B-C1B	-3.93	122.42	128.46
15	AW	103	V7N	C28-C27-C26	-3.93	115.38	126.42
13	AE	104	BCL	CMB-C2B-C1B	-3.93	122.43	128.46
13	bh	103	BCL	CMB-C2B-C1B	-3.92	122.44	128.46
13	AA	1001	BCL	CMB-C2B-C1B	-3.91	122.45	128.46
13	AD	104	BCL	C1-C2-C3	3.91	132.81	126.04
15	BE	101	V7N	C28-C27-C26	-3.91	115.43	126.42
15	BU	1001	V7N	C35-C13-C14	-3.90	117.46	122.92
13	AD	104	BCL	CMB-C2B-C1B	-3.90	122.47	128.46
13	L	308	BCL	C1D-ND-C4D	-3.90	103.56	106.33
13	AT	101	BCL	CMB-C2B-C1B	-3.90	122.47	128.46
15	AS	104	V7N	C28-C27-C26	-3.90	115.47	126.42
13	M	408	BCL	C4A-NA-C1A	3.89	108.46	106.71
13	AQ	102	BCL	C1-C2-C3	-3.89	119.31	126.04
13	ad	102	BCL	C4A-NA-C1A	3.89	108.45	106.71
13	AK	104	BCL	CMB-C2B-C1B	-3.89	122.49	128.46

*Continued on next page...*



*Continued from previous page...*

Mol	Chain	Res	Type	Atoms	Z	Observed(°)	Ideal(°)
14	AK	101	LMT	C3'-C4'-C5'	-3.88	102.03	110.93
13	AL	102	BCL	CMB-C2B-C1B	-3.88	122.51	128.46
13	AC	102	BCL	CMB-C2B-C1B	-3.88	122.51	128.46
13	AX	102	BCL	CMB-C2B-C1B	-3.87	122.51	128.46
15	BO	1001	V7N	C28-C27-C26	-3.87	115.53	126.42
13	AI	101	BCL	CMB-C2B-C1B	-3.87	122.51	128.46
15	ba	101	V7N	C28-C27-C26	-3.87	115.55	126.42
13	AW	101	BCL	CMB-C2B-C1B	-3.87	122.52	128.46
13	AU	101	BCL	CMB-C2B-C1B	-3.85	122.55	128.46
13	AP	103	BCL	C4A-NA-C1A	3.85	108.44	106.71
13	BP	1003	BCL	CMB-C2B-C1B	-3.84	122.57	128.46
15	bd	101	V7N	C28-C27-C26	-3.84	115.64	126.42
17	C	1004	HEC	CMB-C2B-C1B	-3.82	122.59	128.46
17	C	1003	HEC	CMB-C2B-C1B	-3.82	122.60	128.46
15	ba	101	V7N	C29-C28-C27	-3.82	111.31	123.22
17	C	1001	HEC	CBD-CAD-C3D	-3.81	106.12	112.62
13	BJ	1004	BCL	CMB-C2B-C1B	-3.81	122.61	128.46
13	AP	102	BCL	CMB-C2B-C1B	-3.80	122.62	128.46
13	AO	102	BCL	CMB-C2B-C1B	-3.80	122.62	128.46
13	AV	101	BCL	CMB-C2B-C1B	-3.80	122.62	128.46
13	AJ	104	BCL	CMB-C2B-C1B	-3.80	122.63	128.46
15	BG	1001	V7N	C29-C28-C27	-3.80	111.36	123.22
13	AG	103	BCL	CMB-C2B-C1B	-3.77	122.67	128.46
15	AW	103	V7N	C15-C14-C13	-3.76	121.95	127.31
15	bh	101	V7N	C28-C27-C26	-3.76	115.86	126.42
13	aa	1001	BCL	CMB-C2B-C1B	-3.76	122.69	128.46
15	ag	101	V7N	C28-C27-C26	-3.75	115.88	126.42
13	AH	103	BCL	CMB-C2B-C1B	-3.75	122.70	128.46
13	AM	1004	BCL	CMB-C2B-C1B	-3.75	122.71	128.46
17	C	1002	HEC	CMB-C2B-C1B	-3.75	122.71	128.46
13	ah	1001	BCL	C4A-NA-C1A	3.74	108.39	106.71
13	AH	105	BCL	C1-C2-C3	-3.73	119.59	126.04
13	AS	101	BCL	C1D-ND-C4D	-3.72	103.69	106.33
15	bo	101	V7N	C28-C27-C26	-3.72	115.96	126.42
13	ai	101	BCL	C4A-NA-C1A	3.71	108.38	106.71
14	BI	1005	LMT	C1-O1'-C1'	3.71	119.99	113.84
13	BN	1005	BCL	C4A-NA-C1A	3.71	108.37	106.71
13	AW	102	BCL	C1D-ND-C4D	-3.71	103.70	106.33
13	an	1001	BCL	C4A-NA-C1A	3.70	108.37	106.71
13	ap	1001	BCL	C1-O2A-CGA	3.69	126.12	116.44
13	AS	102	BCL	CMB-C2B-C1B	-3.69	122.80	128.46
21	af	102	CD4	O16-C46-C47	3.69	119.44	111.50

*Continued on next page...*

*Continued from previous page...*

Mol	Chain	Res	Type	Atoms	Z	Observed(°)	Ideal(°)
13	ab	1001	BCL	CMB-C2B-C1B	-3.67	122.82	128.46
13	AJ	104	BCL	C4A-NA-C1A	3.67	108.36	106.71
15	bg	101	V7N	C28-C27-C26	-3.67	116.11	126.42
13	AS	101	BCL	C4A-NA-C1A	3.66	108.35	106.71
13	af	103	BCL	C4A-NA-C1A	3.66	108.35	106.71
13	AT	103	BCL	C4A-NA-C1A	3.66	108.35	106.71
13	AQ	103	BCL	CMB-C2B-C1B	-3.65	122.85	128.46
13	BP	1003	BCL	C4A-NA-C1A	3.65	108.35	106.71
15	bk	101	V7N	C29-C28-C27	-3.62	111.91	123.22
13	AW	101	BCL	C4A-NA-C1A	3.62	108.33	106.71
14	AA	1003	LMT	C3'-C4'-C5'	-3.61	102.64	110.93
13	bk	103	BCL	C4A-NA-C1A	3.61	108.33	106.71
13	BP	1003	BCL	C11-C10-C8	3.60	127.56	115.92
13	AX	102	BCL	C4A-NA-C1A	3.60	108.32	106.71
14	BR	1005	LMT	C1-O1'-C1'	3.59	119.80	113.84
17	C	1001	HEC	CMB-C2B-C1B	-3.59	122.94	128.46
13	AH	102	BCL	C1-C2-C3	-3.59	119.84	126.04
13	ap	1001	BCL	C4A-NA-C1A	3.57	108.31	106.71
14	AE	101	LMT	C1-O1'-C1'	3.57	119.75	113.84
13	AH	103	BCL	C4A-NA-C1A	3.56	108.31	106.71
13	BD	104	BCL	C4A-NA-C1A	3.55	108.30	106.71
13	bj	104	BCL	C4A-NA-C1A	3.55	108.30	106.71
14	AS	103	LMT	C3'-C4'-C5'	-3.55	102.79	110.93
13	AN	103	BCL	C4A-NA-C1A	3.55	108.30	106.71
13	M	406	BCL	CMB-C2B-C1B	-3.54	123.02	128.46
13	AV	103	BCL	C4A-NA-C1A	3.54	108.30	106.71
21	H1	103	CD4	C15-O2-C14	3.54	126.50	117.79
13	ab	1001	BCL	C4A-NA-C1A	3.54	108.30	106.71
15	bn	101	V7N	C29-C28-C27	-3.53	112.19	123.22
13	AB	1001	BCL	C4A-NA-C1A	3.53	108.29	106.71
14	BW	1004	LMT	O1'-C1'-C2'	3.53	113.81	108.30
13	AQ	102	BCL	C1D-ND-C4D	-3.53	103.83	106.33
13	AN	103	BCL	CMB-C2B-C1B	-3.53	123.04	128.46
13	AU	103	BCL	C1D-ND-C4D	-3.52	103.83	106.33
13	AM	1002	BCL	C4A-NA-C1A	3.52	108.29	106.71
13	BR	1003	BCL	C4A-NA-C1A	3.51	108.29	106.71
13	BK	1002	BCL	C1-C2-C3	3.51	132.12	126.04
13	ac	102	BCL	C4A-NA-C1A	3.51	108.28	106.71
14	AV	104	LMT	C1-O1'-C1'	3.51	119.66	113.84
14	BK	1005	LMT	C1-O1'-C1'	3.51	119.66	113.84
13	AJ	103	BCL	C1-C2-C3	-3.51	119.97	126.04
14	BT	101	LMT	C1-O1'-C1'	3.51	119.66	113.84

*Continued on next page...*



*Continued from previous page...*

Mol	Chain	Res	Type	Atoms	Z	Observed(°)	Ideal(°)
13	AK	104	BCL	C4A-NA-C1A	3.49	108.28	106.71
15	be	102	V7N	C28-C27-C26	-3.48	116.63	126.42
13	AF	1001	BCL	C4A-NA-C1A	3.48	108.27	106.71
13	bd	102	BCL	C1-C2-C3	3.48	132.06	126.04
15	AD	101	V7N	C28-C27-C26	-3.48	116.64	126.42
13	AX	103	BCL	C4A-NA-C1A	3.47	108.27	106.71
13	BW	1005	BCL	C1D-ND-C4D	-3.47	103.87	106.33
13	L	308	BCL	CMB-C2B-C1B	-3.47	123.13	128.46
14	AT	102	LMT	C1-O1'-C1'	3.47	119.59	113.84
20	H1	101	PGW	C02-O01-C1	3.46	126.31	117.79
13	BC	104	BCL	C1D-ND-C4D	-3.46	103.88	106.33
13	BU	1004	BCL	C1D-ND-C4D	-3.46	103.88	106.33
13	AQ	102	BCL	C1-O2A-CGA	3.45	125.51	116.44
14	AB	1003	LMT	C1-O1'-C1'	3.45	119.55	113.84
13	BP	1003	BCL	C1D-ND-C4D	-3.44	103.89	106.33
13	M	406	BCL	C1D-ND-C4D	-3.44	103.89	106.33
15	BN	1001	V7N	C4-C5-C6	3.43	124.21	118.94
13	AT	103	BCL	C1D-ND-C4D	-3.43	103.90	106.33
13	BE	104	BCL	C1D-ND-C4D	-3.42	103.90	106.33
13	AX	102	BCL	CHA-C1A-NA	-3.42	118.57	126.40
13	AP	103	BCL	C1D-ND-C4D	-3.41	103.91	106.33
13	bo	102	BCL	C1D-ND-C4D	-3.41	103.91	106.33
13	AG	103	BCL	C4A-NA-C1A	3.41	108.24	106.71
13	ac	102	BCL	C1D-ND-C4D	-3.40	103.92	106.33
13	bc	103	BCL	C4A-NA-C1A	3.40	108.23	106.71
13	bb	102	BCL	C1-C2-C3	-3.39	120.18	126.04
13	AD	104	BCL	C1D-ND-C4D	-3.39	103.93	106.33
13	BG	1004	BCL	C1D-ND-C4D	-3.39	103.93	106.33
13	BL	103	BCL	C4A-NA-C1A	3.39	108.23	106.71
13	AO	102	BCL	C4A-NA-C1A	3.38	108.23	106.71
13	AL	103	BCL	C1-C2-C3	-3.38	120.20	126.04
13	AN	104	BCL	C1D-ND-C4D	-3.38	103.94	106.33
13	BV	1005	BCL	C4A-NA-C1A	3.37	108.22	106.71
13	AJ	103	BCL	C1D-ND-C4D	-3.37	103.94	106.33
17	C	1004	HEC	CMB-C2B-C3B	3.37	129.78	125.82
13	BJ	1004	BCL	C1D-ND-C4D	-3.37	103.94	106.33
13	BI	1004	BCL	C1D-ND-C4D	-3.37	103.94	106.33
14	BU	1002	LMT	C1-O1'-C1'	3.37	119.42	113.84
13	af	103	BCL	C1D-ND-C4D	-3.36	103.95	106.33
13	AR	101	BCL	C4A-NA-C1A	3.36	108.22	106.71
13	BH	1005	BCL	C1D-ND-C4D	-3.36	103.95	106.33
13	ba	102	BCL	C4A-NA-C1A	3.36	108.22	106.71

*Continued on next page...*

*Continued from previous page...*

Mol	Chain	Res	Type	Atoms	Z	Observed(°)	Ideal(°)
13	ao	102	BCL	C1D-ND-C4D	-3.36	103.95	106.33
13	ae	1001	BCL	C1D-ND-C4D	-3.35	103.95	106.33
13	al	1001	BCL	C4A-NA-C1A	3.35	108.21	106.71
13	ag	102	BCL	C1D-ND-C4D	-3.35	103.96	106.33
13	AL	103	BCL	C4A-NA-C1A	3.34	108.21	106.71
15	BN	1001	V7N	C33-C5-C6	-3.34	118.25	122.92
13	AM	1002	BCL	C1D-ND-C4D	-3.34	103.97	106.33
13	am	1001	BCL	C1D-ND-C4D	-3.33	103.97	106.33
13	AC	102	BCL	C4A-NA-C1A	3.33	108.20	106.71
13	AA	1002	BCL	C1D-ND-C4D	-3.33	103.97	106.33
15	BN	1001	V7N	C3-C4-C5	3.33	130.93	125.89
13	BN	1005	BCL	C1D-ND-C4D	-3.33	103.97	106.33
15	bj	101	V7N	C28-C27-C26	-3.33	117.06	126.42
13	BS	1004	BCL	C1D-ND-C4D	-3.33	103.97	106.33
15	BA	101	V7N	C28-C27-C26	-3.33	117.06	126.42
15	BF	101	V7N	O44-C40-O45	-3.33	115.99	123.61
13	ap	1001	BCL	C1D-ND-C4D	-3.32	103.97	106.33
13	BA	103	BCL	C1D-ND-C4D	-3.32	103.97	106.33
13	BM	1004	BCL	C1D-ND-C4D	-3.32	103.97	106.33
13	AX	103	BCL	C1D-ND-C4D	-3.32	103.97	106.33
13	bk	103	BCL	C1D-ND-C4D	-3.32	103.98	106.33
15	bb	101	V7N	O44-C40-O45	-3.32	116.01	123.61
13	AD	103	BCL	C1-C2-C3	3.32	131.78	126.04
15	AW	103	V7N	C35-C13-C14	-3.32	118.28	122.92
13	be	103	BCL	C1D-ND-C4D	-3.31	103.98	106.33
13	AC	101	BCL	C4A-NA-C1A	3.31	108.19	106.71
13	bh	103	BCL	C1D-ND-C4D	-3.31	103.98	106.33
15	BK	1001	V7N	C28-C27-C26	-3.31	117.13	126.42
13	ba	102	BCL	C1D-ND-C4D	-3.31	103.99	106.33
13	AD	103	BCL	C4A-NA-C1A	3.31	108.19	106.71
13	BL	103	BCL	C1D-ND-C4D	-3.31	103.99	106.33
13	bg	104	BCL	C1D-ND-C4D	-3.30	103.99	106.33
13	AG	102	BCL	C1D-ND-C4D	-3.30	103.99	106.33
13	BK	1002	BCL	C4A-NA-C1A	3.30	108.19	106.71
13	AV	103	BCL	C1D-ND-C4D	-3.30	103.99	106.33
15	bp	102	V7N	O44-C40-O45	-3.30	116.06	123.61
13	ai	101	BCL	C1D-ND-C4D	-3.30	103.99	106.33
13	M	408	BCL	CHA-C1A-NA	-3.30	118.85	126.40
13	AE	105	BCL	C4A-NA-C1A	3.30	108.19	106.71
15	BI	1001	V7N	C7-C6-C5	-3.30	122.61	127.31
15	BP	1001	V7N	C36-C18-C19	3.29	123.26	118.08
13	an	1001	BCL	C1D-ND-C4D	-3.29	104.00	106.33

*Continued on next page...*

*Continued from previous page...*

Mol	Chain	Res	Type	Atoms	Z	Observed(°)	Ideal(°)
13	BX	101	BCL	C1D-ND-C4D	-3.29	104.00	106.33
13	AO	101	BCL	C1D-ND-C4D	-3.29	104.00	106.33
15	BF	101	V7N	C15-C14-C13	-3.29	122.62	127.31
13	AE	103	BCL	C1D-ND-C4D	-3.29	104.00	106.33
13	AL	103	BCL	C1D-ND-C4D	-3.29	104.00	106.33
15	ba	101	V7N	C35-C13-C14	-3.28	118.32	122.92
13	AQ	103	BCL	CHA-C1A-NA	-3.28	118.88	126.40
13	ab	1001	BCL	C1D-ND-C4D	-3.28	104.00	106.33
13	bc	103	BCL	C1D-ND-C4D	-3.28	104.00	106.33
13	AU	101	BCL	C4A-NA-C1A	3.28	108.18	106.71
13	BM	1004	BCL	C4A-NA-C1A	3.28	108.18	106.71
22	M	407	BPH	OBD-CAD-CBD	-3.27	121.02	125.82
13	ag	102	BCL	C4A-NA-C1A	3.27	108.18	106.71
13	am	1001	BCL	C4A-NA-C1A	3.27	108.18	106.71
23	L	303	MQ8	O4-C4-C5	-3.27	116.26	121.56
14	BE	102	LMT	C1'-O5'-C5'	-3.27	107.26	113.69
13	bj	104	BCL	CBA-CAA-C2A	3.27	123.52	113.86
13	BO	1003	BCL	C1D-ND-C4D	-3.27	104.01	106.33
13	bm	102	BCL	C1D-ND-C4D	-3.27	104.01	106.33
13	bp	104	BCL	C1D-ND-C4D	-3.27	104.01	106.33
13	AE	104	BCL	C1-C2-C3	3.27	131.70	126.04
13	AV	101	BCL	C1D-ND-C4D	-3.27	104.02	106.33
13	BB	105	BCL	C4A-NA-C1A	3.27	108.17	106.71
15	bc	101	V7N	O44-C40-O45	-3.27	116.14	123.61
13	BI	1004	BCL	C4A-NA-C1A	3.26	108.17	106.71
13	BO	1003	BCL	C4A-NA-C1A	3.26	108.17	106.71
13	AE	105	BCL	C1D-ND-C4D	-3.26	104.02	106.33
13	bd	102	BCL	C1D-ND-C4D	-3.26	104.02	106.33
13	BA	103	BCL	C4A-NA-C1A	3.26	108.17	106.71
13	ae	1001	BCL	C4A-NA-C1A	3.26	108.17	106.71
13	AK	102	BCL	C1D-ND-C4D	-3.26	104.02	106.33
13	BD	104	BCL	C1D-ND-C4D	-3.26	104.02	106.33
15	AD	101	V7N	O44-C40-O45	-3.25	116.16	123.61
14	bh	102	LMT	C3'-C4'-C5'	-3.25	103.47	110.93
13	BB	105	BCL	C1D-ND-C4D	-3.25	104.02	106.33
14	BE	102	LMT	O1'-C1'-C2'	3.25	113.38	108.30
21	ad	101	CD4	O16-C46-C47	3.25	118.51	111.50
15	AW	103	V7N	O44-C40-O45	-3.25	116.18	123.61
13	BS	1004	BCL	C4A-NA-C1A	3.25	108.17	106.71
15	bn	101	V7N	C35-C13-C14	-3.25	118.38	122.92
13	AG	102	BCL	C1-O2A-CGA	3.25	124.96	116.44
13	ad	102	BCL	C1D-ND-C4D	-3.25	104.03	106.33

*Continued on next page...*

*Continued from previous page...*

Mol	Chain	Res	Type	Atoms	Z	Observed(°)	Ideal(°)
13	BQ	1004	BCL	C4A-NA-C1A	3.24	108.16	106.71
14	BO	1002	LMT	C1-O1'-C1'	3.24	119.21	113.84
15	BD	101	V7N	C29-C28-C27	-3.24	113.11	123.22
13	AQ	104	BCL	C1D-ND-C4D	-3.24	104.04	106.33
13	AS	102	BCL	CHA-C1A-NA	-3.24	118.99	126.40
13	bi	102	BCL	C1D-ND-C4D	-3.23	104.04	106.33
15	BV	1001	V7N	C36-C18-C17	-3.23	118.39	122.92
13	AB	1002	BCL	C1D-ND-C4D	-3.23	104.04	106.33
15	bp	102	V7N	C38-C26-C27	-3.23	113.00	118.08
13	ab	1001	BCL	C1-O2A-CGA	3.22	124.90	116.44
15	bk	101	V7N	O44-C40-O45	-3.22	116.24	123.61
15	bn	101	V7N	O44-C40-O45	-3.22	116.24	123.61
13	AJ	103	BCL	CMB-C2B-C3B	3.22	130.70	124.68
13	ah	1001	BCL	C1D-ND-C4D	-3.22	104.05	106.33
13	BT	103	BCL	C4A-NA-C1A	3.22	108.15	106.71
13	AL	102	BCL	CHA-C1A-NA	-3.22	119.03	126.40
13	ak	1001	BCL	C1D-ND-C4D	-3.21	104.05	106.33
15	BS	1001	V7N	O44-C40-O45	-3.21	116.26	123.61
13	AT	101	BCL	CHA-C1A-NA	-3.21	119.05	126.40
15	BO	1001	V7N	C7-C6-C5	-3.21	122.73	127.31
13	BF	103	BCL	C1D-ND-C4D	-3.20	104.06	106.33
15	BU	1001	V7N	O44-C40-O45	-3.20	116.28	123.61
15	BF	101	V7N	C35-C13-C14	-3.20	118.44	122.92
13	AE	104	BCL	CHA-C1A-NA	-3.20	119.08	126.40
13	AJ	104	BCL	CHA-C1A-NA	-3.19	119.08	126.40
13	AW	101	BCL	C1D-ND-C4D	-3.19	104.07	106.33
13	aj	101	BCL	C1D-ND-C4D	-3.19	104.07	106.33
15	BK	1001	V7N	O44-C40-O45	-3.19	116.30	123.61
13	BX	101	BCL	C4A-NA-C1A	3.19	108.14	106.71
15	BE	101	V7N	O44-C40-O45	-3.19	116.31	123.61
13	AB	1001	BCL	CHA-C1A-NA	-3.19	119.09	126.40
13	AP	102	BCL	CHA-C1A-NA	-3.19	119.09	126.40
13	AH	102	BCL	C1D-ND-C4D	-3.19	104.07	106.33
17	C	1001	HEC	CMB-C2B-C3B	3.19	129.57	125.82
13	AO	102	BCL	C1D-ND-C4D	-3.19	104.07	106.33
15	bh	101	V7N	O44-C40-O45	-3.19	116.32	123.61
15	AA	1004	V7N	O44-C40-O45	-3.19	116.32	123.61
13	AK	104	BCL	CHA-C1A-NA	-3.18	119.11	126.40
13	AF	1001	BCL	C1D-ND-C4D	-3.18	104.07	106.33
13	AF	1001	BCL	CHA-C1A-NA	-3.18	119.11	126.40
13	AU	103	BCL	C4A-NA-C1A	3.18	108.14	106.71
13	AD	103	BCL	CHA-C1A-NA	-3.18	119.11	126.40

*Continued on next page...*

*Continued from previous page...*

Mol	Chain	Res	Type	Atoms	Z	Observed(°)	Ideal(°)
13	AM	1004	BCL	C1D-ND-C4D	-3.18	104.08	106.33
15	bj	101	V7N	O44-C40-O45	-3.18	116.33	123.61
13	BR	1003	BCL	CHA-C1A-NA	-3.18	119.11	126.40
14	BB	103	LMT	C3'-C4'-C5'	-3.18	103.64	110.93
13	L	305	BCL	C1D-ND-C4D	-3.18	104.08	106.33
14	BC	103	LMT	C1-O1'-C1'	3.18	119.11	113.84
15	BA	101	V7N	C35-C13-C14	-3.18	118.47	122.92
15	BW	1001	V7N	O44-C40-O45	-3.18	116.34	123.61
13	BV	1005	BCL	C1D-ND-C4D	-3.18	104.08	106.33
15	BD	101	V7N	O44-C40-O45	-3.18	116.34	123.61
13	BE	104	BCL	C4A-NA-C1A	3.18	108.13	106.71
13	ai	101	BCL	CMB-C2B-C3B	3.18	130.62	124.68
15	bg	101	V7N	O44-C40-O45	-3.17	116.34	123.61
13	AH	105	BCL	C4A-NA-C1A	3.17	108.13	106.71
13	AQ	104	BCL	CMB-C2B-C3B	3.17	130.62	124.68
13	AS	102	BCL	C1-C2-C3	-3.17	120.56	126.04
13	AU	101	BCL	CHA-C1A-NA	-3.17	119.13	126.40
13	AW	101	BCL	CHA-C1A-NA	-3.17	119.14	126.40
13	BT	103	BCL	C1D-ND-C4D	-3.17	104.08	106.33
13	AR	101	BCL	C1D-ND-C4D	-3.17	104.08	106.33
17	C	1002	HEC	CMB-C2B-C3B	3.17	129.54	125.82
13	al	1001	BCL	CMB-C2B-C3B	3.17	130.60	124.68
26	ag	103	V7B	C1-O6-C5	3.17	119.90	113.69
15	BO	1001	V7N	O44-C40-O45	-3.16	116.37	123.61
13	BO	1003	BCL	CHA-C1A-NA	-3.16	119.16	126.40
13	aa	1001	BCL	C1D-ND-C4D	-3.16	104.09	106.33
15	BJ	1001	V7N	O44-C40-O45	-3.16	116.38	123.61
13	M	408	BCL	C1D-ND-C4D	-3.16	104.09	106.33
15	BA	101	V7N	O44-C40-O45	-3.16	116.39	123.61
13	AE	103	BCL	CAA-CBA-CGA	3.16	122.47	113.25
15	BG	1001	V7N	O44-C40-O45	-3.16	116.39	123.61
13	M	408	BCL	CMB-C2B-C3B	3.16	130.58	124.68
14	BO	1002	LMT	C3'-C4'-C5'	-3.15	103.70	110.93
13	AU	101	BCL	C1D-ND-C4D	-3.15	104.09	106.33
13	BG	1004	BCL	CHA-C1A-NA	-3.15	119.18	126.40
15	ba	101	V7N	O44-C40-O45	-3.15	116.39	123.61
13	ag	102	BCL	CMB-C2B-C3B	3.15	130.57	124.68
13	AB	1001	BCL	C1D-ND-C4D	-3.15	104.10	106.33
23	L	303	MQ8	O4-C4-C3	3.15	125.62	120.56
13	AR	101	BCL	CHA-C1A-NA	-3.15	119.19	126.40
14	bp	101	LMT	C1-O1'-C1'	3.15	119.06	113.84
13	BT	103	BCL	CHA-C1A-NA	-3.15	119.19	126.40

*Continued on next page...*

*Continued from previous page...*

Mol	Chain	Res	Type	Atoms	Z	Observed(°)	Ideal(°)
15	bl	101	V7N	O44-C40-O45	-3.15	116.41	123.61
15	BQ	1001	V7N	O44-C40-O45	-3.14	116.41	123.61
15	bd	101	V7N	O44-C40-O45	-3.14	116.41	123.61
13	AA	1001	BCL	CHA-C1A-NA	-3.14	119.20	126.40
13	AO	102	BCL	CHA-C1A-NA	-3.14	119.20	126.40
15	BU	1001	V7N	C15-C14-C13	-3.14	122.83	127.31
15	be	102	V7N	O44-C40-O45	-3.14	116.42	123.61
13	bh	103	BCL	C4A-NA-C1A	3.14	108.12	106.71
13	bl	104	BCL	C1D-ND-C4D	-3.14	104.11	106.33
13	bd	102	BCL	CMB-C2B-C3B	3.14	130.55	124.68
13	al	1001	BCL	C1D-ND-C4D	-3.14	104.11	106.33
13	AA	1001	BCL	C4A-NA-C1A	3.14	108.12	106.71
13	L	308	BCL	C4A-NA-C1A	3.14	108.12	106.71
13	BJ	1004	BCL	CHA-C1A-NA	-3.14	119.22	126.40
13	AL	103	BCL	CMB-C2B-C3B	3.14	130.54	124.68
13	AV	103	BCL	CHA-C1A-NA	-3.13	119.22	126.40
14	BD	102	LMT	O1'-C1'-C2'	3.13	113.19	108.30
13	AM	1002	BCL	CMB-C2B-C3B	3.13	130.54	124.68
13	AO	101	BCL	C2A-C1A-CHA	3.13	129.34	123.86
13	bj	104	BCL	C1D-ND-C4D	-3.13	104.11	106.33
13	BK	1002	BCL	CHA-C1A-NA	-3.13	119.23	126.40
15	BI	1001	V7N	C35-C13-C14	-3.13	118.54	122.92
15	bm	101	V7N	O44-C40-O45	-3.13	116.45	123.61
13	AP	102	BCL	C4A-NA-C1A	3.13	108.11	106.71
15	BV	1001	V7N	O44-C40-O45	-3.13	116.45	123.61
13	BX	101	BCL	CHA-C1A-NA	-3.13	119.24	126.40
13	bn	102	BCL	C1D-ND-C4D	-3.13	104.11	106.33
13	bk	103	BCL	CMB-C2B-C3B	3.12	130.52	124.68
15	BN	1001	V7N	O44-C40-O45	-3.12	116.46	123.61
13	BH	1005	BCL	CHA-C1A-NA	-3.12	119.25	126.40
13	AT	101	BCL	C4A-NA-C1A	3.12	108.11	106.71
13	bp	104	BCL	C4A-NA-C1A	3.12	108.11	106.71
13	AC	102	BCL	CHA-C1A-NA	-3.12	119.25	126.40
13	BR	1003	BCL	C1D-ND-C4D	-3.12	104.12	106.33
15	BI	1001	V7N	O44-C40-O45	-3.12	116.47	123.61
13	AI	101	BCL	CHA-C1A-NA	-3.12	119.25	126.40
13	AA	1002	BCL	CHA-C1A-NA	-3.12	119.25	126.40
13	BM	1004	BCL	C1-O2A-CGA	3.12	124.62	116.44
23	M	402	MQ8	C14-C13-C15	-3.12	110.03	115.27
13	AV	103	BCL	CMB-C2B-C3B	3.12	130.51	124.68
13	ae	1001	BCL	CMB-C2B-C3B	3.12	130.51	124.68
14	BH	1002	LMT	C1-O1'-C1'	3.12	119.01	113.84

*Continued on next page...*

*Continued from previous page...*

Mol	Chain	Res	Type	Atoms	Z	Observed(°)	Ideal(°)
13	AP	102	BCL	C1D-ND-C4D	-3.12	104.12	106.33
13	AG	103	BCL	CHA-C1A-NA	-3.11	119.27	126.40
13	AH	103	BCL	CHA-C1A-NA	-3.11	119.27	126.40
15	BM	1001	V7N	C38-C26-C27	-3.11	113.17	118.08
13	BW	1005	BCL	CHA-C1A-NA	-3.11	119.27	126.40
15	bo	101	V7N	O44-C40-O45	-3.11	116.49	123.61
13	AA	1002	BCL	C4A-NA-C1A	3.11	108.10	106.71
13	AW	102	BCL	CMB-C2B-C3B	3.11	130.49	124.68
14	BD	106	LMT	C1-O1'-C1'	3.11	118.99	113.84
13	BQ	1004	BCL	CHA-C1A-NA	-3.10	119.29	126.40
15	ag	101	V7N	O44-C40-O45	-3.10	116.50	123.61
13	bb	102	BCL	C1D-ND-C4D	-3.10	104.13	106.33
15	BF	101	V7N	C29-C28-C27	-3.10	113.53	123.22
13	AG	103	BCL	C1D-ND-C4D	-3.10	104.13	106.33
13	AQ	102	BCL	CMB-C2B-C3B	3.10	130.48	124.68
13	AC	102	BCL	C1D-ND-C4D	-3.10	104.13	106.33
13	AM	1004	BCL	CHA-C1A-NA	-3.10	119.30	126.40
14	bc	102	LMT	C3'-C4'-C5'	-3.10	103.83	110.93
15	AM	1001	V7N	O44-C40-O45	-3.10	116.52	123.61
15	BP	1001	V7N	O44-C40-O45	-3.10	116.52	123.61
13	AB	1002	BCL	CMB-C2B-C3B	3.10	130.47	124.68
13	AN	103	BCL	C1D-ND-C4D	-3.10	104.14	106.33
13	AN	103	BCL	CHA-C1A-NA	-3.09	119.31	126.40
13	aa	1001	BCL	C4A-NA-C1A	3.09	108.10	106.71
13	AV	101	BCL	C4A-NA-C1A	3.09	108.09	106.71
13	BS	1004	BCL	C11-C10-C8	3.09	125.90	115.92
15	bi	101	V7N	O44-C40-O45	-3.09	116.54	123.61
13	af	103	BCL	CMB-C2B-C3B	3.09	130.45	124.68
13	AH	105	BCL	C1-O2A-CGA	3.08	124.53	116.44
13	AC	101	BCL	C1D-ND-C4D	-3.08	104.15	106.33
13	AV	101	BCL	CHA-C1A-NA	-3.08	119.34	126.40
13	AI	101	BCL	C4A-NA-C1A	3.08	108.09	106.71
13	AA	1001	BCL	C1D-ND-C4D	-3.08	104.15	106.33
13	AK	102	BCL	CMB-C2B-C3B	3.08	130.44	124.68
13	AX	102	BCL	C1D-ND-C4D	-3.08	104.15	106.33
13	AX	103	BCL	CMB-C2B-C3B	3.08	130.44	124.68
15	BM	1001	V7N	O44-C40-O45	-3.08	116.57	123.61
13	AQ	104	BCL	CHA-C1A-NA	-3.07	119.36	126.40
13	BB	105	BCL	CHA-C1A-NA	-3.07	119.36	126.40
13	BC	104	BCL	CHA-C1A-NA	-3.07	119.36	126.40
13	AQ	103	BCL	C4A-NA-C1A	3.07	108.09	106.71
13	bn	102	BCL	CMB-C2B-C3B	3.07	130.42	124.68

*Continued on next page...*



*Continued from previous page...*

Mol	Chain	Res	Type	Atoms	Z	Observed(°)	Ideal(°)
13	AG	102	BCL	CMB-C2B-C3B	3.07	130.42	124.68
13	ah	1001	BCL	CMB-C2B-C3B	3.07	130.42	124.68
13	aj	101	BCL	CHA-C1A-NA	-3.07	119.38	126.40
13	AO	101	BCL	CMB-C2B-C3B	3.07	130.41	124.68
13	AE	105	BCL	CMB-C2B-C3B	3.06	130.41	124.68
13	AQ	103	BCL	C1D-ND-C4D	-3.06	104.16	106.33
15	ag	101	V7N	C33-C5-C4	3.06	122.91	118.08
13	AH	102	BCL	CMB-C2B-C3B	3.06	130.41	124.68
13	BU	1004	BCL	CHA-C1A-NA	-3.06	119.39	126.40
13	AM	1002	BCL	CHA-C1A-NA	-3.06	119.39	126.40
13	bb	102	BCL	CMB-C2B-C3B	3.06	130.41	124.68
13	BF	103	BCL	CHA-C1A-NA	-3.06	119.39	126.40
13	bo	102	BCL	CMB-C2B-C3B	3.06	130.40	124.68
22	L	301	BPH	OBD-CAD-CBD	-3.06	121.33	125.82
13	AE	104	BCL	C1D-ND-C4D	-3.06	104.16	106.33
13	bf	102	BCL	C1D-ND-C4D	-3.06	104.16	106.33
13	AA	1002	BCL	CMB-C2B-C3B	3.06	130.40	124.68
13	AB	1002	BCL	C4A-NA-C1A	3.06	108.08	106.71
15	BG	1001	V7N	C38-C26-C27	-3.06	113.26	118.08
15	AS	104	V7N	O44-C40-O45	-3.05	116.62	123.61
13	aj	101	BCL	CMB-C2B-C3B	3.05	130.39	124.68
13	BS	1004	BCL	CHA-C1A-NA	-3.05	119.41	126.40
13	ak	1001	BCL	CMB-C2B-C3B	3.05	130.39	124.68
15	bc	101	V7N	C29-C28-C27	-3.05	113.70	123.22
13	AQ	104	BCL	C4A-NA-C1A	3.05	108.08	106.71
13	BH	1005	BCL	C4A-NA-C1A	3.05	108.08	106.71
13	AD	103	BCL	C1D-ND-C4D	-3.05	104.17	106.33
26	af	101	V7B	C43-O4-C4	-3.05	110.42	117.96
13	an	1001	BCL	CMB-C2B-C3B	3.04	130.37	124.68
15	BI	1001	V7N	C15-C14-C13	-3.04	122.97	127.31
15	AD	101	V7N	C35-C13-C14	-3.04	118.66	122.92
15	AS	104	V7N	C29-C28-C27	-3.04	113.73	123.22
13	AT	101	BCL	C1D-ND-C4D	-3.04	104.17	106.33
15	BH	1001	V7N	O44-C40-O45	-3.04	116.65	123.61
13	am	1001	BCL	CHA-C1A-NA	-3.04	119.44	126.40
13	ap	1001	BCL	C1-C2-C3	3.04	131.29	126.04
15	BI	1001	V7N	C3-C4-C5	3.04	130.48	125.89
13	ad	102	BCL	CMB-C2B-C3B	3.04	130.36	124.68
13	AK	102	BCL	CHA-C1A-NA	-3.03	119.45	126.40
15	BG	1001	V7N	C36-C18-C19	3.03	122.86	118.08
14	BJ	1003	LMT	C1-O1'-C1'	3.03	118.87	113.84
13	AI	101	BCL	C1D-ND-C4D	-3.03	104.18	106.33

*Continued on next page...*



*Continued from previous page...*

Mol	Chain	Res	Type	Atoms	Z	Observed(°)	Ideal(°)
15	bk	101	V7N	C35-C13-C14	-3.03	118.68	122.92
15	bn	101	V7N	C15-C14-C13	-3.03	122.99	127.31
13	bm	102	BCL	C4A-NA-C1A	3.03	108.07	106.71
13	AT	103	BCL	CHA-C1A-NA	-3.03	119.47	126.40
13	BD	104	BCL	CHA-C1A-NA	-3.03	119.47	126.40
13	ao	102	BCL	CMB-C2B-C3B	3.03	130.34	124.68
14	AC	103	LMT	C1-O1'-C1'	3.03	118.86	113.84
13	bo	102	BCL	CHA-C1A-NA	-3.03	119.47	126.40
13	AU	103	BCL	CMB-C2B-C3B	3.02	130.34	124.68
13	BE	104	BCL	CHA-C1A-NA	-3.02	119.48	126.40
13	BL	103	BCL	CHA-C1A-NA	-3.02	119.48	126.40
13	AJ	104	BCL	C1D-ND-C4D	-3.02	104.19	106.33
15	BO	1001	V7N	C3-C4-C5	3.02	130.46	125.89
13	BV	1005	BCL	CHA-C1A-NA	-3.02	119.48	126.40
13	BP	1003	BCL	CHA-C1A-NA	-3.02	119.48	126.40
15	BR	1001	V7N	O44-C40-O45	-3.02	116.70	123.61
13	AE	103	BCL	CHA-C1A-NA	-3.02	119.48	126.40
13	bn	102	BCL	CHA-C1A-NA	-3.02	119.48	126.40
13	L	305	BCL	CMB-C2B-C3B	3.02	130.33	124.68
13	AH	105	BCL	C1D-ND-C4D	-3.02	104.19	106.33
13	AL	102	BCL	C1D-ND-C4D	-3.02	104.19	106.33
13	AQ	102	BCL	CHA-C1A-NA	-3.02	119.49	126.40
13	BA	103	BCL	CHA-C1A-NA	-3.02	119.49	126.40
13	AH	103	BCL	C1D-ND-C4D	-3.02	104.19	106.33
13	bc	103	BCL	CHA-C1A-NA	-3.01	119.50	126.40
13	AP	103	BCL	CMB-C2B-C3B	3.01	130.31	124.68
13	ap	1001	BCL	CMB-C2B-C3B	3.01	130.31	124.68
13	AB	1002	BCL	CHA-C1A-NA	-3.01	119.50	126.40
13	BC	104	BCL	C4A-NA-C1A	3.01	108.06	106.71
13	bm	102	BCL	CMB-C2B-C3B	3.01	130.31	124.68
13	AC	101	BCL	CHA-C1A-NA	-3.01	119.51	126.40
13	bp	104	BCL	CMB-C2B-C3B	3.01	130.31	124.68
13	AH	105	BCL	CHA-C1A-NA	-3.01	119.51	126.40
13	AL	103	BCL	CHA-C1A-NA	-3.01	119.51	126.40
13	be	103	BCL	CMB-C2B-C3B	3.01	130.31	124.68
13	BT	103	BCL	CMB-C2B-C3B	3.01	130.30	124.68
13	ah	1001	BCL	CHA-C1A-NA	-3.01	119.52	126.40
14	AV	102	LMT	C3'-C4'-C5'	-3.00	104.04	110.93
13	BI	1004	BCL	CHA-C1A-NA	-3.00	119.52	126.40
13	L	308	BCL	CHA-C1A-NA	-3.00	119.52	126.40
13	bl	104	BCL	CHA-C1A-NA	-3.00	119.52	126.40
13	AS	102	BCL	C1D-ND-C4D	-3.00	104.20	106.33

*Continued on next page...*

*Continued from previous page...*

Mol	Chain	Res	Type	Atoms	Z	Observed(°)	Ideal(°)
14	AT	104	LMT	C1-O1'-C1'	3.00	118.82	113.84
13	AW	102	BCL	CHA-C1A-NA	-3.00	119.53	126.40
13	AL	102	BCL	C4A-NA-C1A	3.00	108.05	106.71
13	bd	102	BCL	CHA-C1A-NA	-2.99	119.54	126.40
13	AD	103	BCL	CMB-C2B-C3B	2.99	130.28	124.68
13	BM	1004	BCL	CHA-C1A-NA	-2.99	119.54	126.40
13	ba	102	BCL	CHA-C1A-NA	-2.99	119.54	126.40
13	AN	104	BCL	CMB-C2B-C3B	2.99	130.28	124.68
13	AE	103	BCL	CMB-C2B-C3B	2.99	130.28	124.68
13	bi	102	BCL	CMB-C2B-C3B	2.99	130.28	124.68
13	AD	104	BCL	CHA-C1A-NA	-2.99	119.55	126.40
21	M	409	CD4	O16-C46-C47	2.99	117.94	111.50
13	AT	103	BCL	CMB-C2B-C3B	2.99	130.26	124.68
13	AS	102	BCL	C2A-C1A-CHA	2.99	129.08	123.86
13	aa	1001	BCL	CHA-C1A-NA	-2.99	119.56	126.40
15	bm	101	V7N	C28-C27-C26	-2.99	118.03	126.42
15	bn	101	V7N	C36-C18-C17	-2.99	118.74	122.92
13	AE	104	BCL	C4A-NA-C1A	2.99	108.05	106.71
13	AK	104	BCL	C1D-ND-C4D	-2.98	104.22	106.33
13	bn	102	BCL	C4A-NA-C1A	2.98	108.05	106.71
13	bf	102	BCL	CHA-C1A-NA	-2.98	119.57	126.40
13	AU	101	BCL	C2A-C1A-CHA	2.98	129.07	123.86
13	ab	1001	BCL	CHA-C1A-NA	-2.98	119.57	126.40
15	BH	1001	V7N	C7-C6-C5	-2.98	123.06	127.31
13	ae	1001	BCL	CHA-C1A-NA	-2.98	119.58	126.40
13	bg	104	BCL	C4A-NA-C1A	2.98	108.04	106.71
13	bg	104	BCL	CMB-C2B-C3B	2.98	130.25	124.68
13	an	1001	BCL	CHA-C1A-NA	-2.97	119.59	126.40
13	AS	101	BCL	CHA-C1A-NA	-2.97	119.59	126.40
13	AO	102	BCL	C2A-C1A-CHA	2.97	129.05	123.86
13	ak	1001	BCL	CHA-C1A-NA	-2.97	119.60	126.40
13	AN	104	BCL	CHA-C1A-NA	-2.97	119.60	126.40
13	bi	102	BCL	CHA-C1A-NA	-2.97	119.61	126.40
13	BH	1005	BCL	CMB-C2B-C3B	2.97	130.23	124.68
13	AE	105	BCL	CHA-C1A-NA	-2.97	119.61	126.40
13	bb	102	BCL	CHA-C1A-NA	-2.97	119.61	126.40
15	bp	102	V7N	C35-C13-C14	-2.96	118.77	122.92
13	BK	1002	BCL	CMB-C2B-C3B	2.96	130.22	124.68
13	AG	102	BCL	C4A-NA-C1A	2.96	108.04	106.71
13	af	103	BCL	CHA-C1A-NA	-2.96	119.62	126.40
13	BR	1003	BCL	CMB-C2B-C3B	2.96	130.22	124.68
13	BN	1005	BCL	CHA-C1A-NA	-2.96	119.62	126.40

*Continued on next page...*

*Continued from previous page...*

Mol	Chain	Res	Type	Atoms	Z	Observed(°)	Ideal(°)
13	BB	105	BCL	CMB-C2B-C3B	2.96	130.21	124.68
13	AG	102	BCL	CHA-C1A-NA	-2.96	119.63	126.40
21	H1	103	CD4	O16-C46-C47	2.95	117.87	111.50
15	BP	1001	V7N	C15-C14-C13	-2.95	123.09	127.31
13	AQ	103	BCL	C2A-C1A-CHA	2.95	129.03	123.86
13	BQ	1004	BCL	CMB-C2B-C3B	2.95	130.21	124.68
13	ad	102	BCL	CHA-C1A-NA	-2.95	119.64	126.40
13	ai	101	BCL	CHA-C1A-NA	-2.95	119.64	126.40
13	AC	101	BCL	CMB-C2B-C3B	2.95	130.19	124.68
13	BU	1004	BCL	C4A-NA-C1A	2.94	108.03	106.71
15	bk	101	V7N	C33-C5-C6	-2.94	118.80	122.92
13	bf	102	BCL	CMB-C2B-C3B	2.94	130.19	124.68
13	bl	104	BCL	CMB-C2B-C3B	2.94	130.19	124.68
13	BV	1005	BCL	CMB-C2B-C3B	2.94	130.19	124.68
15	BM	1001	V7N	C36-C18-C19	2.94	122.71	118.08
15	bl	101	V7N	C33-C5-C4	2.94	122.71	118.08
15	BW	1001	V7N	C15-C14-C13	-2.94	123.11	127.31
14	AE	106	LMT	O5B-C5B-C4B	2.94	115.03	109.69
13	BW	1005	BCL	CMB-C2B-C3B	2.94	130.18	124.68
13	BC	104	BCL	CMB-C2B-C3B	2.94	130.18	124.68
13	al	1001	BCL	CHA-C1A-NA	-2.94	119.67	126.40
13	BM	1004	BCL	CMB-C2B-C3B	2.94	130.18	124.68
13	bk	103	BCL	CHA-C1A-NA	-2.94	119.67	126.40
13	AQ	104	BCL	CED-O2D-CGD	2.94	122.58	115.94
13	AW	101	BCL	C2A-C1A-CHA	2.94	129.00	123.86
15	BR	1001	V7N	C29-C28-C27	-2.94	114.05	123.22
13	am	1001	BCL	CMB-C2B-C3B	2.94	130.17	124.68
13	bk	103	BCL	CBA-CAA-C2A	2.94	122.53	113.86
13	AX	102	BCL	C2A-C1A-CHA	2.93	128.99	123.86
13	bc	103	BCL	CMB-C2B-C3B	2.93	130.17	124.68
13	BE	104	BCL	CMB-C2B-C3B	2.93	130.17	124.68
13	ba	102	BCL	CMB-C2B-C3B	2.93	130.17	124.68
23	ao	101	MQ8	C12-C11-C3	2.93	119.95	112.05
15	bb	101	V7N	C36-C18-C17	-2.93	118.82	122.92
17	C	1003	HEC	CMB-C2B-C3B	2.93	129.27	125.82
13	bh	103	BCL	CHA-C1A-NA	-2.93	119.69	126.40
13	be	103	BCL	CHA-C1A-NA	-2.93	119.69	126.40
13	AB	1001	BCL	CMB-C2B-C3B	2.93	130.16	124.68
13	BK	1002	BCL	C1D-ND-C4D	-2.93	104.26	106.33
13	BJ	1004	BCL	C4A-NA-C1A	2.92	108.02	106.71
13	AS	101	BCL	CMB-C2B-C3B	2.92	130.15	124.68
15	BE	101	V7N	C35-C13-C12	2.92	122.68	118.08

*Continued on next page...*

*Continued from previous page...*

Mol	Chain	Res	Type	Atoms	Z	Observed(°)	Ideal(°)
15	BG	1001	V7N	C15-C14-C13	-2.92	123.14	127.31
13	BD	104	BCL	CMB-C2B-C3B	2.92	130.15	124.68
13	BG	1004	BCL	CMB-C2B-C3B	2.92	130.15	124.68
13	AJ	103	BCL	CHA-C1A-NA	-2.92	119.71	126.40
26	ag	103	V7B	O7-C10-C11	2.92	117.80	111.50
15	BO	1001	V7N	C35-C13-C14	-2.92	118.83	122.92
15	BS	1001	V7N	C36-C18-C19	2.92	122.68	118.08
13	ac	102	BCL	CMB-C2B-C3B	2.92	130.14	124.68
21	M	405	CD4	O16-C46-C47	2.92	117.79	111.50
13	bp	104	BCL	CHA-C1A-NA	-2.92	119.72	126.40
13	AN	104	BCL	C4A-NA-C1A	2.92	108.02	106.71
14	BB	102	LMT	C3'-C4'-C5'	-2.91	104.25	110.93
13	ap	1001	BCL	CHA-C1A-NA	-2.91	119.73	126.40
13	bj	104	BCL	CHA-C1A-NA	-2.91	119.73	126.40
13	BS	1004	BCL	CMB-C2B-C3B	2.91	130.13	124.68
13	BQ	1004	BCL	C1D-ND-C4D	-2.91	104.27	106.33
13	BI	1004	BCL	CMB-C2B-C3B	2.91	130.12	124.68
14	AJ	102	LMT	C3'-C4'-C5'	-2.91	104.26	110.93
15	BO	1001	V7N	C38-C26-C27	-2.91	113.49	118.08
13	ag	102	BCL	CHA-C1A-NA	-2.91	119.74	126.40
13	AU	103	BCL	CHA-C1A-NA	-2.90	119.75	126.40
13	BU	1004	BCL	CMB-C2B-C3B	2.90	130.10	124.68
15	BV	1001	V7N	C35-C13-C14	-2.90	118.86	122.92
13	BF	103	BCL	CMB-C2B-C3B	2.90	130.10	124.68
13	BX	101	BCL	CMB-C2B-C3B	2.90	130.10	124.68
13	AH	102	BCL	CHA-C1A-NA	-2.90	119.76	126.40
14	BK	1003	LMT	C1-O1'-C1'	2.90	118.64	113.84
13	BN	1005	BCL	CMB-C2B-C3B	2.90	130.10	124.68
15	bl	101	V7N	C28-C27-C26	-2.90	118.28	126.42
13	ao	102	BCL	CHA-C1A-NA	-2.89	119.77	126.40
13	AH	105	BCL	CMB-C2B-C3B	2.89	130.09	124.68
13	AM	1004	BCL	C2A-C1A-CHA	2.89	128.92	123.86
13	AD	104	BCL	CMB-C2B-C3B	2.89	130.09	124.68
13	AP	103	BCL	CHA-C1A-NA	-2.89	119.77	126.40
15	bi	101	V7N	C29-C28-C27	-2.89	114.19	123.22
26	af	101	V7B	O7-C10-C11	2.89	117.73	111.50
13	bj	104	BCL	CMB-C2B-C3B	2.89	130.08	124.68
13	AQ	102	BCL	C4A-NA-C1A	2.89	108.00	106.71
14	BW	1004	LMT	C1-O1'-C1'	2.89	118.63	113.84
15	BJ	1001	V7N	C38-C26-C27	-2.89	113.53	118.08
13	AO	101	BCL	CHA-C1A-NA	-2.89	119.79	126.40
13	bm	102	BCL	CHA-C1A-NA	-2.89	119.79	126.40

*Continued on next page...*

*Continued from previous page...*

Mol	Chain	Res	Type	Atoms	Z	Observed(°)	Ideal(°)
15	BV	1001	V7N	C15-C14-C13	-2.88	123.19	127.31
13	AQ	102	BCL	CBA-CAA-C2A	2.88	122.36	113.86
13	M	408	BCL	C2A-C1A-CHA	2.88	128.89	123.86
13	bg	104	BCL	CHA-C1A-NA	-2.88	119.80	126.40
14	AT	102	LMT	C3'-C4'-C5'	-2.88	104.33	110.93
14	BH	1002	LMT	C3'-C4'-C5'	-2.88	104.33	110.93
13	ac	102	BCL	CHA-C1A-NA	-2.88	119.81	126.40
13	AJ	103	BCL	C4A-NA-C1A	2.88	108.00	106.71
13	AX	103	BCL	CHA-C1A-NA	-2.88	119.81	126.40
15	bh	101	V7N	C35-C13-C12	2.88	122.61	118.08
15	BK	1001	V7N	C35-C13-C14	-2.87	118.90	122.92
13	BA	103	BCL	CMB-C2B-C3B	2.87	130.06	124.68
13	bi	102	BCL	C4A-NA-C1A	2.87	108.00	106.71
14	BK	1004	LMT	O5'-C5'-C6'	2.87	113.57	106.44
13	AT	101	BCL	C2A-C1A-CHA	2.87	128.88	123.86
15	BJ	1001	V7N	C36-C18-C19	2.87	122.60	118.08
13	AQ	104	BCL	O2D-CGD-CBD	2.87	116.36	111.27
15	BA	101	V7N	C38-C26-C27	-2.87	113.56	118.08
14	AP	101	LMT	C1-O1'-C1'	2.86	118.59	113.84
14	BU	1002	LMT	C3'-C4'-C5'	-2.86	104.36	110.93
13	AV	101	BCL	C2A-C1A-CHA	2.86	128.86	123.86
15	AM	1001	V7N	C36-C18-C19	2.86	122.58	118.08
13	bc	103	BCL	CBA-CAA-C2A	2.86	122.29	113.86
15	BU	1001	V7N	C36-C18-C17	-2.85	118.93	122.92
21	af	102	CD4	O2-C14-O1	-2.85	116.82	123.70
13	BO	1003	BCL	CMB-C2B-C3B	2.85	130.00	124.68
15	BM	1001	V7N	C35-C13-C14	-2.84	118.94	122.92
15	bm	101	V7N	C33-C5-C4	2.84	122.56	118.08
13	AK	104	BCL	C2A-C1A-CHA	2.84	128.83	123.86
15	bd	101	V7N	C35-C13-C14	-2.84	118.94	122.92
13	bd	102	BCL	C4A-NA-C1A	2.84	107.98	106.71
13	BL	103	BCL	CMB-C2B-C3B	2.84	129.99	124.68
13	AS	102	BCL	CAC-C3C-C2C	-2.84	107.17	114.26
19	C1	301	NDG	C1-O5-C5	2.83	116.03	112.19
15	BR	1001	V7N	C35-C13-C14	-2.83	118.96	122.92
13	M	406	BCL	CHA-C1A-NA	-2.83	119.92	126.40
14	BE	102	LMT	C2'-C3'-C4'	2.83	116.14	109.68
13	AH	102	BCL	C4A-NA-C1A	2.83	107.98	106.71
13	AA	1002	BCL	C2A-C1A-CHA	2.83	128.81	123.86
13	AF	1001	BCL	C2A-C1A-CHA	2.83	128.81	123.86
13	AD	103	BCL	C2A-C1A-CHA	2.83	128.81	123.86
15	BI	1001	V7N	C33-C5-C6	-2.83	118.96	122.92

*Continued on next page...*

*Continued from previous page...*

Mol	Chain	Res	Type	Atoms	Z	Observed(°)	Ideal(°)
13	AC	102	BCL	C2A-C1A-CHA	2.82	128.80	123.86
15	BD	101	V7N	C36-C18-C19	2.82	122.52	118.08
15	bl	101	V7N	C35-C13-C12	2.82	122.52	118.08
13	be	103	BCL	C4A-NA-C1A	2.82	107.97	106.71
14	AJ	101	LMT	O1'-C1'-C2'	2.82	112.71	108.30
14	AL	101	LMT	O1'-C1'-C2'	2.82	112.71	108.30
13	L	305	BCL	CHA-C1A-NA	-2.82	119.94	126.40
13	AR	101	BCL	C2A-C1A-CHA	2.82	128.78	123.86
15	AD	101	V7N	C15-C14-C13	-2.81	123.29	127.31
13	AA	1001	BCL	C2A-C1A-CHA	2.81	128.78	123.86
13	bh	103	BCL	CMB-C2B-C3B	2.81	129.94	124.68
14	AE	101	LMT	C3'-C4'-C5'	-2.81	104.48	110.93
15	BG	1001	V7N	C35-C13-C14	-2.81	118.99	122.92
13	ba	102	BCL	CBA-CAA-C2A	2.81	122.16	113.86
13	BF	103	BCL	C4A-NA-C1A	2.81	107.97	106.71
14	BQ	1003	LMT	C3'-C4'-C5'	-2.81	104.49	110.93
13	bo	102	BCL	C4A-NA-C1A	2.81	107.97	106.71
15	BH	1001	V7N	C3-C4-C5	2.81	130.13	125.89
23	M	402	MQ8	C15-C13-C12	2.80	126.79	121.12
15	bc	101	V7N	C35-C13-C12	2.80	122.49	118.08
15	BW	1001	V7N	C35-C13-C14	-2.80	119.00	122.92
14	be	101	LMT	O5'-C1'-C2'	-2.80	104.43	110.35
13	AD	104	BCL	C1C-NC-C4C	2.80	107.96	106.71
13	bl	104	BCL	C4A-NA-C1A	2.79	107.96	106.71
13	AB	1001	BCL	C2A-C1A-CHA	2.79	128.74	123.86
13	AE	103	BCL	CBA-CAA-C2A	2.79	122.10	113.86
15	be	102	V7N	C35-C13-C12	2.79	122.47	118.08
15	BH	1001	V7N	C35-C13-C14	-2.78	119.03	122.92
15	BQ	1001	V7N	C36-C18-C19	2.78	122.46	118.08
13	AI	101	BCL	C2A-C1A-CHA	2.78	128.72	123.86
15	BN	1001	V7N	C35-C13-C14	-2.78	119.03	122.92
14	AQ	101	LMT	C3'-C4'-C5'	-2.78	104.56	110.93
13	AL	102	BCL	C2A-C1A-CHA	2.78	128.72	123.86
15	bl	101	V7N	C1-C2-C3	2.78	120.42	113.06
15	BP	1001	V7N	C35-C13-C14	-2.78	119.03	122.92
15	BA	101	V7N	C15-C14-C13	-2.78	123.35	127.31
13	AI	101	BCL	OBB-CAB-CBB	-2.78	113.92	120.17
13	BN	1005	BCL	CBA-CAA-C2A	2.77	122.05	113.86
15	AD	101	V7N	C38-C26-C27	-2.77	113.71	118.08
13	AP	102	BCL	C2A-C1A-CHA	2.77	128.70	123.86
14	BM	1002	LMT	C1-O1'-C1'	2.77	118.43	113.84
13	L	308	BCL	C2A-C1A-CHA	2.77	128.69	123.86

*Continued on next page...*



*Continued from previous page...*

Mol	Chain	Res	Type	Atoms	Z	Observed(°)	Ideal(°)
13	BW	1005	BCL	C4A-NA-C1A	2.76	107.95	106.71
13	L	305	BCL	C2A-C1A-CHA	2.76	128.69	123.86
15	bg	101	V7N	C35-C13-C14	-2.76	119.05	122.92
13	AP	103	BCL	C1-C2-C3	-2.76	121.27	126.04
15	bd	101	V7N	C35-C13-C12	2.76	122.43	118.08
13	bc	103	BCL	C1-O2A-CGA	2.76	123.68	116.44
14	BB	102	LMT	C1-O1'-C1'	2.76	118.41	113.84
13	AK	102	BCL	C2A-C1A-CHA	2.75	128.67	123.86
13	AM	1004	BCL	C4A-NA-C1A	2.75	107.94	106.71
15	BH	1001	V7N	C33-C5-C6	-2.75	119.07	122.92
13	BP	1003	BCL	CMB-C2B-C3B	2.75	129.82	124.68
13	AV	103	BCL	C2A-C1A-CHA	2.75	128.67	123.86
23	L	303	MQ8	C31-C30-C28	-2.75	103.94	112.98
15	BA	101	V7N	C36-C18-C17	-2.74	119.08	122.92
15	bj	101	V7N	C35-C13-C12	2.74	122.40	118.08
15	AA	1004	V7N	C35-C13-C14	-2.74	119.08	122.92
13	M	406	BCL	C4A-NA-C1A	2.74	107.94	106.71
13	AG	103	BCL	C2A-C1A-CHA	2.74	128.65	123.86
15	bo	101	V7N	C1-C2-C3	2.74	120.31	113.06
15	BR	1001	V7N	C35-C13-C12	2.74	122.39	118.08
13	BG	1004	BCL	C2A-C1A-CHA	2.74	128.64	123.86
15	AS	104	V7N	C35-C13-C14	-2.73	119.09	122.92
13	AH	103	BCL	C2A-C1A-CHA	2.73	128.63	123.86
13	BG	1004	BCL	C4A-NA-C1A	2.73	107.93	106.71
15	bm	101	V7N	C35-C13-C12	2.73	122.37	118.08
13	AN	103	BCL	C2A-C1A-CHA	2.72	128.62	123.86
13	AE	104	BCL	C2A-C1A-CHA	2.72	128.62	123.86
14	BA	102	LMT	C1-O1'-C1'	2.72	118.35	113.84
13	AH	105	BCL	CBA-CAA-C2A	2.71	121.87	113.86
14	BB	101	LMT	C3'-C4'-C5'	-2.71	104.71	110.93
15	ag	101	V7N	C35-C13-C12	2.71	122.35	118.08
14	BX	102	LMT	C3'-C4'-C5'	-2.71	104.71	110.93
13	AS	102	BCL	C4A-NA-C1A	2.71	107.92	106.71
13	ap	1001	BCL	O2A-C1-C2	-2.71	101.52	108.64
14	BN	1004	LMT	C3'-C4'-C5'	-2.70	104.73	110.93
13	AA	1002	BCL	C11-C10-C8	2.70	124.65	115.92
14	AQ	101	LMT	C1-O1'-C1'	2.70	118.32	113.84
14	AB	1003	LMT	C3'-C4'-C5'	-2.70	104.73	110.93
13	M	406	BCL	C1C-NC-C4C	2.69	107.92	106.71
13	AM	1004	BCL	OBB-CAB-CBB	-2.69	114.11	120.17
13	bb	102	BCL	C4A-NA-C1A	2.69	107.92	106.71
15	bg	101	V7N	C36-C18-C17	-2.69	119.15	122.92

*Continued on next page...*

*Continued from previous page...*

Mol	Chain	Res	Type	Atoms	Z	Observed(°)	Ideal(°)
15	bn	101	V7N	C38-C26-C27	-2.69	113.84	118.08
15	AA	1004	V7N	C36-C18-C17	-2.69	119.16	122.92
14	C	1005	LMT	C1-O1'-C1'	2.69	118.30	113.84
13	BJ	1004	BCL	CMB-C2B-C3B	2.69	129.71	124.68
14	AG	101	LMT	O1'-C1'-C2'	2.69	112.50	108.30
15	BJ	1001	V7N	C35-C13-C14	-2.69	119.16	122.92
15	BS	1001	V7N	C35-C13-C12	2.69	122.31	118.08
14	BE	105	LMT	C3'-C4'-C5'	-2.69	104.76	110.93
13	AG	103	BCL	OBB-CAB-CBB	-2.69	114.12	120.17
13	AH	103	BCL	OBB-CAB-CBB	-2.69	114.12	120.17
14	AT	104	LMT	O1'-C1'-C2'	2.69	112.50	108.30
14	AE	106	LMT	C1B-O5B-C5B	2.69	118.96	113.69
13	AJ	104	BCL	C2A-C1A-CHA	2.69	128.56	123.86
15	BW	1001	V7N	C36-C18-C17	-2.68	119.16	122.92
15	BO	1001	V7N	C33-C5-C6	-2.68	119.17	122.92
13	AN	104	BCL	C2A-C1A-CHA	2.68	128.54	123.86
14	BG	1002	LMT	C3'-C4'-C5'	-2.68	104.79	110.93
15	bn	101	V7N	C1-C2-C3	2.68	120.15	113.06
14	BP	1005	LMT	C3'-C4'-C5'	-2.67	104.80	110.93
15	BS	1001	V7N	C35-C13-C14	-2.67	119.18	122.92
13	ah	1001	BCL	OBB-CAB-CBB	-2.67	114.16	120.17
13	AQ	104	BCL	C2A-C1A-CHA	2.67	128.53	123.86
13	AK	104	BCL	OBB-CAB-CBB	-2.67	114.16	120.17
13	AV	101	BCL	OBB-CAB-CBB	-2.67	114.16	120.17
15	bc	101	V7N	C35-C13-C14	-2.67	119.19	122.92
15	bi	101	V7N	C35-C13-C14	-2.67	119.19	122.92
21	M	405	CD4	O3-C16-C15	-2.66	100.68	108.43
14	bp	103	LMT	O5B-C5B-C4B	2.66	114.53	109.69
15	BM	1001	V7N	C36-C18-C17	-2.66	119.19	122.92
15	BJ	1001	V7N	C15-C14-C13	-2.66	123.51	127.31
13	AQ	103	BCL	OBB-CAB-CBB	-2.66	114.18	120.17
13	AP	102	BCL	C1-C2-C3	2.66	130.64	126.04
15	BV	1001	V7N	C16-C17-C18	-2.66	123.52	127.31
13	AS	102	BCL	OBB-CAB-CBB	-2.65	114.20	120.17
14	AE	102	LMT	O1'-C1'-C2'	2.65	112.45	108.30
13	ae	1001	BCL	OBB-CAB-CBB	-2.65	114.20	120.17
14	BR	1002	LMT	O1'-C1'-C2'	2.65	112.44	108.30
21	af	104	CD4	C15-O2-C14	2.65	124.31	117.79
13	BH	1005	BCL	C2A-C1A-CHA	2.65	128.49	123.86
15	AM	1001	V7N	C35-C13-C12	2.64	122.24	118.08
13	AD	103	BCL	C4B-C3B-CAB	-2.64	122.03	127.13
16	bk	102	OV9	C2-O2-C10	2.64	124.28	117.79

*Continued on next page...*



*Continued from previous page...*

Mol	Chain	Res	Type	Atoms	Z	Observed(°)	Ideal(°)
27	ai	102	UYH	C12-C11-C10	-2.63	104.05	113.62
15	BF	101	V7N	C36-C18-C19	2.63	122.22	118.08
13	BI	1004	BCL	C1-O2A-CGA	2.63	123.35	116.44
14	BW	1002	LMT	C1-O1'-C1'	2.63	118.20	113.84
13	AJ	104	BCL	OBB-CAB-CBB	-2.63	114.26	120.17
13	BE	104	BCL	C2A-C1A-CHA	2.63	128.45	123.86
14	BN	1003	LMT	C3'-C4'-C5'	-2.62	104.91	110.93
15	bg	101	V7N	C33-C5-C4	2.62	122.21	118.08
15	AM	1001	V7N	C1-C2-C3	2.62	120.01	113.06
14	AM	1003	LMT	C3'-C4'-C5'	-2.62	104.91	110.93
13	BP	1003	BCL	O2A-C1-C2	-2.62	101.74	108.64
13	AR	101	BCL	CMB-C2B-C3B	2.62	129.58	124.68
13	ad	102	BCL	OBB-CAB-CBB	-2.62	114.27	120.17
13	AU	101	BCL	OBB-CAB-CBB	-2.62	114.27	120.17
13	AL	102	BCL	OBB-CAB-CBB	-2.62	114.28	120.17
15	BP	1001	V7N	C38-C26-C27	-2.61	113.96	118.08
13	AP	102	BCL	OBB-CAB-CBB	-2.61	114.29	120.17
13	AR	101	BCL	OBB-CAB-CBB	-2.61	114.29	120.17
13	BL	103	BCL	C4B-C3B-CAB	-2.61	122.08	127.13
14	bk	104	LMT	C3'-C4'-C5'	-2.61	104.94	110.93
13	BQ	1004	BCL	C2A-C1A-CHA	2.61	128.42	123.86
13	AF	1001	BCL	OBB-CAB-CBB	-2.61	114.30	120.17
13	AA	1001	BCL	OBB-CAB-CBB	-2.61	114.30	120.17
14	bp	103	LMT	O1'-C1'-C2'	2.61	112.37	108.30
13	AO	102	BCL	OBB-CAB-CBB	-2.61	114.30	120.17
15	BQ	1001	V7N	C35-C13-C14	-2.61	119.27	122.92
15	BE	101	V7N	C35-C13-C14	-2.61	119.27	122.92
21	af	104	CD4	O16-C46-C47	2.60	117.11	111.50
13	BI	1004	BCL	O2A-C1-C2	-2.60	101.80	108.64
15	BS	1001	V7N	C33-C5-C4	2.60	122.17	118.08
15	bp	102	V7N	C28-C27-C26	-2.60	119.11	126.42
13	AX	102	BCL	OBB-CAB-CBB	-2.60	114.32	120.17
15	bl	101	V7N	C35-C13-C14	-2.60	119.28	122.92
13	AE	104	BCL	OBB-CAB-CBB	-2.60	114.33	120.17
13	AW	102	BCL	C2A-C1A-CHA	2.60	128.40	123.86
15	bh	101	V7N	C33-C5-C4	2.60	122.17	118.08
13	AM	1002	BCL	C2A-C1A-CHA	2.59	128.39	123.86
15	AW	103	V7N	C36-C18-C17	-2.59	119.29	122.92
13	AH	105	BCL	C2A-C1A-CHA	2.59	128.39	123.86
15	BE	101	V7N	C33-C5-C4	2.59	122.16	118.08
14	C	1005	LMT	C3'-C4'-C5'	-2.59	104.99	110.93
14	AP	101	LMT	C3'-C4'-C5'	-2.59	105.00	110.93

*Continued on next page...*

*Continued from previous page...*

Mol	Chain	Res	Type	Atoms	Z	Observed(°)	Ideal(°)
13	an	1001	BCL	OBB-CAB-CBB	-2.59	114.35	120.17
13	af	103	BCL	OBB-CAB-CBB	-2.59	114.35	120.17
13	AF	1001	BCL	CMB-C2B-C3B	2.58	129.51	124.68
13	AE	105	BCL	C2A-C1A-CHA	2.58	128.38	123.86
14	BM	1002	LMT	C3'-C4'-C5'	-2.58	105.00	110.93
13	AT	101	BCL	OBB-CAB-CBB	-2.58	114.36	120.17
15	BI	1001	V7N	C36-C18-C19	2.58	122.14	118.08
13	AE	104	BCL	CMB-C2B-C3B	2.58	129.50	124.68
13	ap	1001	BCL	OBB-CAB-CBB	-2.58	114.37	120.17
13	ag	102	BCL	OBB-CAB-CBB	-2.57	114.38	120.17
15	bj	101	V7N	C33-C5-C4	2.57	122.13	118.08
15	BE	101	V7N	C36-C18-C19	2.57	122.12	118.08
15	BN	1001	V7N	C35-C13-C12	2.57	122.12	118.08
15	ag	101	V7N	C35-C13-C14	-2.57	119.33	122.92
14	BT	104	LMT	C3'-C4'-C5'	-2.57	105.04	110.93
16	be	105	0V9	O3-C30-O5	-2.57	117.11	123.59
15	bj	101	V7N	C35-C13-C14	-2.57	119.33	122.92
14	AK	103	LMT	C3'-C4'-C5'	-2.57	105.04	110.93
21	H1	103	CD4	O2-C14-C13	2.57	117.03	111.50
13	bo	102	BCL	C2A-C1A-CHA	2.57	128.35	123.86
15	bo	101	V7N	C35-C13-C14	-2.57	119.33	122.92
13	AX	103	BCL	C1-O2A-CGA	2.56	123.17	116.44
13	AA	1001	BCL	CMB-C2B-C3B	2.56	129.47	124.68
15	bi	101	V7N	C33-C5-C4	2.56	122.11	118.08
13	AL	102	BCL	CMB-C2B-C3B	2.56	129.47	124.68
13	AC	102	BCL	OBB-CAB-CBB	-2.56	114.41	120.17
14	BE	102	LMT	C1-O1'-C1'	2.56	118.08	113.84
13	AO	102	BCL	CMB-C2B-C3B	2.56	129.46	124.68
15	BK	1001	V7N	C36-C18-C17	-2.55	119.34	122.92
15	bc	101	V7N	C36-C18-C19	2.55	122.10	118.08
13	BS	1004	BCL	C9-C8-C10	2.55	120.54	111.29
15	AS	104	V7N	C35-C13-C12	2.55	122.10	118.08
14	L	307	LMT	C3'-C4'-C5'	-2.55	105.08	110.93
15	BQ	1001	V7N	C35-C13-C12	2.55	122.09	118.08
13	AE	103	BCL	C1-C2-C3	-2.55	121.64	126.04
13	AC	102	BCL	CMB-C2B-C3B	2.55	129.44	124.68
14	AH	101	LMT	C1'-O5'-C5'	-2.55	108.69	113.69
15	AD	101	V7N	C36-C18-C19	2.55	122.09	118.08
13	AD	104	BCL	C2A-C1A-CHA	2.55	128.31	123.86
15	be	102	V7N	C1-C2-C3	2.55	119.80	113.06
15	bn	101	V7N	C16-C17-C18	-2.54	123.68	127.31
13	AW	101	BCL	CMB-C2B-C3B	2.54	129.44	124.68

*Continued on next page...*

*Continued from previous page...*

Mol	Chain	Res	Type	Atoms	Z	Observed(°)	Ideal(°)
13	AK	104	BCL	CMB-C2B-C3B	2.54	129.44	124.68
14	BQ	1002	LMT	O5'-C1'-O1'	-2.54	103.95	109.97
15	be	102	V7N	C33-C5-C4	2.54	122.08	118.08
13	AT	101	BCL	CMB-C2B-C3B	2.54	129.44	124.68
13	AV	101	BCL	CMB-C2B-C3B	2.54	129.44	124.68
14	AD	102	LMT	C3'-C4'-C5'	-2.54	105.09	110.93
13	BC	104	BCL	C2A-C1A-CHA	2.54	128.30	123.86
13	AU	101	BCL	CMB-C2B-C3B	2.54	129.43	124.68
15	BO	1001	V7N	C35-C13-C12	2.54	122.07	118.08
13	BC	104	BCL	C4B-C3B-CAB	-2.54	122.23	127.13
15	bc	101	V7N	C36-C18-C17	-2.54	119.37	122.92
13	AI	101	BCL	CMB-C2B-C3B	2.53	129.42	124.68
15	bk	101	V7N	C35-C13-C12	2.53	122.07	118.08
14	BR	1004	LMT	C3'-C4'-C5'	-2.53	105.13	110.93
13	ab	1001	BCL	OBB-CAB-CBB	-2.53	114.48	120.17
13	AX	102	BCL	CMB-C2B-C3B	2.53	129.40	124.68
15	BE	101	V7N	C36-C18-C17	-2.52	119.39	122.92
13	AC	101	BCL	CAC-C3C-C4C	2.52	118.19	112.58
13	BB	105	BCL	C2A-C1A-CHA	2.52	128.27	123.86
15	BH	1001	V7N	C35-C13-C12	2.52	122.05	118.08
22	L	301	BPH	CMB-C2B-C3B	2.52	129.40	124.68
13	AB	1001	BCL	OBB-CAB-CBB	-2.52	114.49	120.17
14	BJ	1006	LMT	C1'-O5'-C5'	-2.52	108.74	113.69
15	bk	101	V7N	C7-C6-C5	-2.52	123.72	127.31
15	BM	1001	V7N	C15-C14-C13	-2.52	123.72	127.31
13	AL	103	BCL	C2A-C1A-CHA	2.51	128.25	123.86
14	BH	1003	LMT	C3'-C4'-C5'	-2.51	105.17	110.93
15	BH	1001	V7N	C36-C18-C17	-2.51	119.41	122.92
16	bk	102	0V9	O3P-P-O2P	2.51	118.87	109.07
15	bp	102	V7N	C36-C18-C17	-2.51	119.41	122.92
13	BA	103	BCL	C2A-C1A-CHA	2.51	128.25	123.86
13	AP	102	BCL	CMB-C2B-C3B	2.51	129.37	124.68
13	AU	103	BCL	OBB-CAB-CBB	-2.51	114.53	120.17
13	L	308	BCL	C1-O2A-CGA	2.51	123.02	116.44
15	BQ	1001	V7N	C33-C5-C4	2.51	122.03	118.08
13	ao	102	BCL	OBB-CAB-CBB	-2.50	114.53	120.17
15	bd	101	V7N	C36-C18-C17	-2.50	119.42	122.92
13	AH	102	BCL	CBA-CAA-C2A	2.50	121.24	113.86
13	AS	101	BCL	C2A-C1A-CHA	2.50	128.22	123.86
14	be	101	LMT	O1'-C1'-C2'	2.50	112.20	108.30
13	BT	103	BCL	C2A-C1A-CHA	2.50	128.22	123.86
13	ab	1001	BCL	C2A-C1A-CHA	2.50	128.22	123.86

*Continued on next page...*

*Continued from previous page...*

Mol	Chain	Res	Type	Atoms	Z	Observed(°)	Ideal(°)
15	AM	1001	V7N	C35-C13-C14	-2.49	119.43	122.92
14	AK	103	LMT	C1-O1'-C1'	2.49	117.97	113.84
13	al	1001	BCL	C2A-C1A-CHA	2.49	128.22	123.86
15	AW	103	V7N	C36-C18-C19	2.49	122.00	118.08
15	BI	1001	V7N	C38-C26-C27	-2.49	114.15	118.08
13	AG	102	BCL	C2A-C1A-CHA	2.49	128.21	123.86
13	AJ	104	BCL	CMB-C2B-C3B	2.49	129.33	124.68
13	AN	103	BCL	OBB-CAB-CBB	-2.49	114.57	120.17
13	BV	1005	BCL	C2A-C1A-CHA	2.49	128.21	123.86
13	ao	102	BCL	C2A-C1A-CHA	2.49	128.21	123.86
13	al	1001	BCL	OBB-CAB-CBB	-2.49	114.58	120.17
15	bb	101	V7N	C35-C13-C12	2.48	121.99	118.08
23	M	402	MQ8	C21-C20-C18	2.48	121.14	112.98
14	BJ	1002	LMT	C3'-C4'-C5'	-2.48	105.24	110.93
13	aa	1001	BCL	OBB-CAB-CBB	-2.48	114.59	120.17
21	M	409	CD4	O14-C35-C36	2.48	119.69	111.91
13	aa	1001	BCL	C1-O2A-CGA	2.48	122.94	116.44
13	AH	102	BCL	OBB-CAB-CBB	-2.48	114.60	120.17
13	M	406	BCL	C2A-C1A-CHA	2.48	128.19	123.86
15	BP	1001	V7N	C35-C13-C12	2.47	121.98	118.08
15	bo	101	V7N	C35-C13-C12	2.47	121.98	118.08
13	ae	1001	BCL	C2A-C1A-CHA	2.47	128.19	123.86
15	BI	1001	V7N	C35-C13-C12	2.47	121.97	118.08
15	BK	1001	V7N	C38-C26-C27	-2.47	114.18	118.08
13	AT	103	BCL	C2A-C1A-CHA	2.47	128.18	123.86
15	bl	101	V7N	C36-C18-C17	-2.47	119.46	122.92
13	AQ	102	BCL	OBB-CAB-CBB	-2.47	114.61	120.17
22	L	301	BPH	OBB-CAB-CBB	-2.47	114.61	120.17
13	AP	103	BCL	C2A-C1A-CHA	2.47	128.18	123.86
15	BW	1001	V7N	C36-C18-C19	2.47	121.96	118.08
13	AQ	104	BCL	OBB-CAB-CBB	-2.47	114.62	120.17
15	bi	101	V7N	C35-C13-C12	2.47	121.96	118.08
15	BR	1001	V7N	C36-C18-C19	2.46	121.96	118.08
13	aj	101	BCL	OBB-CAB-CBB	-2.46	114.63	120.17
15	ag	101	V7N	C36-C18-C17	-2.46	119.47	122.92
13	AH	103	BCL	CMB-C2B-C3B	2.46	129.28	124.68
14	BE	102	LMT	O5'-C1'-C2'	-2.46	105.14	110.35
14	bn	103	LMT	O5B-C5B-C4B	2.46	114.16	109.69
13	AO	101	BCL	OBB-CAB-CBB	-2.46	114.64	120.17
13	bf	102	BCL	C4A-NA-C1A	2.46	107.81	106.71
13	BU	1004	BCL	C4B-C3B-CAB	-2.46	122.38	127.13
14	BK	1004	LMT	C1-O1'-C1'	2.46	117.91	113.84

*Continued on next page...*

*Continued from previous page...*

Mol	Chain	Res	Type	Atoms	Z	Observed(°)	Ideal(°)
13	M	408	BCL	OBB-CAB-CBB	-2.45	114.65	120.17
13	AD	103	BCL	OBB-CAB-CBB	-2.45	114.65	120.17
13	ai	101	BCL	OBB-CAB-CBB	-2.45	114.65	120.17
15	be	102	V7N	C35-C13-C14	-2.45	119.49	122.92
13	AW	101	BCL	OBB-CAB-CBB	-2.45	114.66	120.17
13	aa	1001	BCL	CMB-C2B-C3B	2.45	129.26	124.68
13	bk	103	BCL	C2A-C1A-CHA	2.45	128.14	123.86
13	AC	101	BCL	C2A-C1A-CHA	2.45	128.14	123.86
13	bf	102	BCL	C2A-C1A-CHA	2.45	128.14	123.86
13	BM	1004	BCL	C2A-C1A-CHA	2.45	128.14	123.86
14	BO	1005	LMT	C3'-C4'-C5'	-2.45	105.32	110.93
13	am	1001	BCL	OBB-CAB-CBB	-2.45	114.66	120.17
13	AS	102	BCL	CMB-C2B-C3B	2.45	129.25	124.68
15	ba	101	V7N	C35-C13-C12	2.45	121.93	118.08
13	BK	1002	BCL	C2A-C1A-CHA	2.45	128.13	123.86
13	AM	1004	BCL	CMB-C2B-C3B	2.44	129.25	124.68
14	BQ	1002	LMT	C3'-C4'-C5'	-2.44	105.32	110.93
15	BH	1001	V7N	C36-C18-C19	2.44	121.93	118.08
13	BM	1004	BCL	O2A-C1-C2	-2.44	102.21	108.64
15	BD	101	V7N	C33-C5-C4	2.44	121.92	118.08
15	BK	1001	V7N	C36-C18-C19	2.44	121.92	118.08
13	ab	1001	BCL	CMB-C2B-C3B	2.44	129.25	124.68
17	C	1003	HEC	CBA-CAA-C2A	-2.44	108.49	112.60
13	an	1001	BCL	C2A-C1A-CHA	2.44	128.13	123.86
13	BC	104	BCL	OBB-CAB-CBB	-2.44	114.68	120.17
14	bg	102	LMT	C1'-O5'-C5'	-2.44	108.90	113.69
15	bi	101	V7N	C36-C18-C17	-2.44	119.50	122.92
13	ac	102	BCL	OBB-CAB-CBB	-2.44	114.68	120.17
13	AE	105	BCL	OBB-CAB-CBB	-2.44	114.68	120.17
15	AS	104	V7N	C33-C5-C4	2.44	121.92	118.08
13	AL	103	BCL	CAA-CBA-CGA	2.44	120.37	113.25
23	ao	101	MQ8	C11-C3-C4	-2.44	115.89	118.50
15	bo	101	V7N	C33-C5-C4	2.43	121.91	118.08
21	H1	103	CD4	O14-C35-C36	2.43	119.54	111.91
26	ag	103	V7B	C43-O4-C4	-2.43	111.94	117.96
15	BR	1001	V7N	C36-C18-C17	-2.43	119.52	122.92
13	BM	1004	BCL	OBB-CAB-CBB	-2.43	114.70	120.17
13	AA	1002	BCL	C4B-C3B-CAB	-2.43	122.43	127.13
15	ba	101	V7N	C36-C18-C17	-2.43	119.52	122.92
14	BE	103	LMT	C3'-C4'-C5'	-2.43	105.35	110.93
26	ag	103	V7B	C7-O1-C1	2.43	118.49	113.74
13	BW	1005	BCL	C2A-C1A-CHA	2.43	128.11	123.86

*Continued on next page...*

*Continued from previous page...*

Mol	Chain	Res	Type	Atoms	Z	Observed(°)	Ideal(°)
13	AG	103	BCL	CMB-C2B-C3B	2.43	129.22	124.68
13	bm	102	BCL	C1-C2-C3	-2.43	121.84	126.04
13	BL	103	BCL	C2A-C1A-CHA	2.43	128.10	123.86
15	ba	101	V7N	C33-C5-C4	2.43	121.90	118.08
14	BX	104	LMT	C1-O1'-C1'	2.43	117.86	113.84
14	AE	102	LMT	O5'-C1'-C2'	-2.42	105.22	110.35
14	C2	1001	LMT	C3'-C4'-C5'	-2.42	105.37	110.93
13	aj	101	BCL	C4A-NA-C1A	2.42	107.80	106.71
21	af	102	CD4	C20-C19-C18	-2.42	104.48	113.19
13	am	1001	BCL	C2A-C1A-CHA	2.42	128.09	123.86
15	bp	102	V7N	C33-C5-C4	2.42	121.89	118.08
13	BN	1005	BCL	C1-C2-C3	2.42	130.23	126.04
13	BN	1005	BCL	C2A-C1A-CHA	2.42	128.09	123.86
14	BF	104	LMT	C1-O1'-C1'	2.42	117.85	113.84
13	bi	102	BCL	OBB-CAB-CBB	-2.42	114.72	120.17
15	bh	101	V7N	C35-C13-C14	-2.42	119.53	122.92
13	BU	1004	BCL	C2A-C1A-CHA	2.42	128.09	123.86
13	BS	1004	BCL	OBB-CAB-CBB	-2.42	114.73	120.17
23	L	303	MQ8	C30-C31-C32	2.42	119.82	111.88
13	bc	103	BCL	C2A-C1A-CHA	2.41	128.08	123.86
13	bk	103	BCL	OBB-CAB-CBB	-2.41	114.74	120.17
14	bf	101	LMT	C3'-C4'-C5'	-2.41	105.39	110.93
13	AB	1002	BCL	OBB-CAB-CBB	-2.41	114.74	120.17
13	ad	102	BCL	C2A-C1A-CHA	2.41	128.07	123.86
15	BW	1001	V7N	C33-C5-C4	2.41	121.87	118.08
16	bb	103	0V9	O3-C30-O5	-2.41	117.52	123.59
14	AG	101	LMT	C3'-C4'-C5'	-2.40	105.42	110.93
13	AQ	103	BCL	CMB-C2B-C3B	2.40	129.17	124.68
13	AE	103	BCL	OBB-CAB-CBB	-2.40	114.77	120.17
15	ag	101	V7N	C36-C18-C19	2.40	121.85	118.08
15	BS	1001	V7N	C38-C26-C27	-2.40	114.30	118.08
14	AX	101	LMT	O5'-C1'-C2'	-2.39	105.28	110.35
16	L	310	0V9	O3-C30-O5	-2.39	117.55	123.59
13	ak	1001	BCL	C2A-C1A-CHA	2.39	128.04	123.86
13	AP	103	BCL	OBB-CAB-CBB	-2.39	114.79	120.17
13	BN	1005	BCL	C4B-C3B-CAB	-2.39	122.51	127.13
13	AS	101	BCL	OBB-CAB-CBB	-2.39	114.79	120.17
13	AX	103	BCL	OBB-CAB-CBB	-2.39	114.79	120.17
13	AL	103	BCL	OBB-CAB-CBB	-2.39	114.79	120.17
14	BR	1006	LMT	C3'-C4'-C5'	-2.39	105.45	110.93
15	BN	1001	V7N	C36-C18-C19	2.39	121.84	118.08
13	AM	1002	BCL	OBB-CAB-CBB	-2.39	114.79	120.17

*Continued on next page...*



*Continued from previous page...*

Mol	Chain	Res	Type	Atoms	Z	Observed(°)	Ideal(°)
13	ak	1001	BCL	OBB-CAB-CBB	-2.39	114.80	120.17
13	AH	102	BCL	C2A-C1A-CHA	2.39	128.03	123.86
13	AV	103	BCL	C4B-C3B-CAB	-2.39	122.52	127.13
21	M	409	CD4	C15-O2-C14	2.38	123.66	117.79
15	bm	101	V7N	C3-C4-C5	2.38	129.49	125.89
15	AS	104	V7N	C36-C18-C17	-2.38	119.58	122.92
14	AH	104	LMT	C3'-C4'-C5'	-2.38	105.46	110.93
14	bl	103	LMT	C3'-C4'-C5'	-2.38	105.47	110.93
13	AT	103	BCL	C1-C2-C3	-2.38	121.93	126.04
23	ao	101	MQ8	C16-C17-C18	-2.38	121.93	127.66
15	bk	101	V7N	C36-C18-C17	-2.38	119.59	122.92
13	ah	1001	BCL	C2A-C1A-CHA	2.38	128.01	123.86
15	BQ	1001	V7N	C36-C18-C17	-2.37	119.60	122.92
15	AD	101	V7N	C35-C13-C12	2.37	121.81	118.08
15	AM	1001	V7N	C38-C26-C27	-2.37	114.34	118.08
13	ba	102	BCL	OBB-CAB-CBB	-2.37	114.83	120.17
13	ac	102	BCL	C2A-C1A-CHA	2.37	128.01	123.86
13	bp	104	BCL	C1C-NC-C4C	2.37	107.77	106.71
15	BV	1001	V7N	C33-C5-C4	2.37	121.81	118.08
13	AB	1001	BCL	C4B-C3B-CAB	-2.37	122.55	127.13
13	BI	1004	BCL	C2A-C1A-CHA	2.37	128.00	123.86
14	be	101	LMT	O5'-C5'-C4'	2.37	114.74	109.75
13	aa	1001	BCL	C2A-C1A-CHA	2.37	128.00	123.86
17	C	1004	HEC	C1D-C2D-C3D	-2.36	105.35	107.00
13	bb	102	BCL	C1C-NC-C4C	2.36	107.77	106.71
13	bp	104	BCL	OBB-CAB-CBB	-2.36	114.85	120.17
15	BK	1001	V7N	C15-C14-C13	-2.36	123.94	127.31
14	BP	1002	LMT	C1'-O5'-C5'	-2.36	109.05	113.69
14	BP	1006	LMT	C3'-C4'-C5'	-2.36	105.51	110.93
13	AJ	103	BCL	CBA-CAA-C2A	2.36	120.83	113.86
15	bj	101	V7N	C36-C18-C19	2.36	121.80	118.08
13	bn	102	BCL	C4B-C3B-CAB	-2.36	122.57	127.13
13	L	308	BCL	CMB-C2B-C3B	2.36	129.09	124.68
13	BX	101	BCL	C2A-C1A-CHA	2.36	127.98	123.86
15	bn	101	V7N	C33-C5-C4	2.36	121.79	118.08
16	bd	103	OV9	C2-O2-C10	2.36	123.59	117.79
13	AD	104	BCL	C4B-C3B-CAB	-2.36	122.58	127.13
13	AB	1002	BCL	C2A-C1A-CHA	2.36	127.98	123.86
13	bi	102	BCL	C2A-C1A-CHA	2.36	127.98	123.86
15	AS	104	V7N	C36-C18-C19	2.35	121.79	118.08
14	bh	102	LMT	O5'-C1'-O1'	-2.35	104.41	109.97
13	BD	104	BCL	OBB-CAB-CBB	-2.35	114.88	120.17

*Continued on next page...*

*Continued from previous page...*

Mol	Chain	Res	Type	Atoms	Z	Observed(°)	Ideal(°)
13	AH	102	BCL	C6-C5-C3	2.35	119.61	113.45
15	AM	1001	V7N	C36-C18-C17	-2.35	119.63	122.92
13	AN	103	BCL	CMB-C2B-C3B	2.35	129.07	124.68
13	BL	103	BCL	OBB-CAB-CBB	-2.35	114.89	120.17
14	BH	1004	LMT	O1'-C1'-C2'	2.35	111.97	108.30
13	AJ	103	BCL	C1C-NC-C4C	2.34	107.76	106.71
15	BF	101	V7N	C36-C18-C17	-2.34	119.64	122.92
15	BA	101	V7N	C36-C18-C19	2.34	121.77	118.08
15	BF	101	V7N	C1-C2-C3	2.34	119.26	113.06
14	bp	101	LMT	C3'-C4'-C5'	-2.34	105.56	110.93
15	BA	101	V7N	C33-C5-C4	2.34	121.76	118.08
15	BO	1001	V7N	C36-C18-C19	2.34	121.76	118.08
15	AM	1001	V7N	C33-C5-C4	2.34	121.76	118.08
14	BX	102	LMT	C1-O1'-C1'	2.33	117.71	113.84
14	BR	1005	LMT	C3'-C4'-C5'	-2.33	105.58	110.93
13	bd	102	BCL	OBB-CAB-CBB	-2.33	114.92	120.17
15	bc	101	V7N	C1-C2-C3	2.33	119.23	113.06
13	BR	1003	BCL	C2A-C1A-CHA	2.33	127.94	123.86
13	M	406	BCL	CMB-C2B-C3B	2.33	129.04	124.68
16	bd	103	0V9	O3P-P-O2P	2.33	118.16	109.07
15	BG	1001	V7N	C35-C13-C12	2.32	121.74	118.08
13	ak	1001	BCL	C4B-C3B-CAB	-2.32	122.64	127.13
14	ac	101	LMT	C3'-C4'-C5'	-2.32	105.60	110.93
13	bo	102	BCL	C1C-NC-C4C	2.32	107.75	106.71
14	BN	1004	LMT	C1-O1'-C1'	2.32	117.68	113.84
14	H2	201	LMT	C1-O1'-C1'	2.32	117.68	113.84
17	C	1002	HEC	CBD-CAD-C3D	-2.32	108.67	112.62
13	AU	103	BCL	C2A-C1A-CHA	2.32	127.91	123.86
13	BK	1002	BCL	OBB-CAB-CBB	-2.32	114.96	120.17
13	bm	102	BCL	C1C-NC-C4C	2.32	107.75	106.71
13	BN	1005	BCL	OBB-CAB-CBB	-2.31	114.96	120.17
15	BN	1001	V7N	C36-C18-C17	-2.31	119.68	122.92
15	bb	101	V7N	C33-C5-C4	2.31	121.72	118.08
13	AJ	103	BCL	OBB-CAB-CBB	-2.31	114.97	120.17
13	AQ	102	BCL	C2A-C1A-CHA	2.31	127.90	123.86
16	bk	102	0V9	O3-C30-O5	-2.31	117.76	123.59
13	bm	102	BCL	C2A-C1A-CHA	2.31	127.90	123.86
13	L	305	BCL	C1C-NC-C4C	2.31	107.74	106.71
13	BB	105	BCL	OBB-CAB-CBB	-2.31	114.98	120.17
13	bm	102	BCL	OBB-CAB-CBB	-2.31	114.98	120.17
15	BG	1001	V7N	C36-C18-C17	-2.31	119.69	122.92
13	bo	102	BCL	OBB-CAB-CBB	-2.30	114.98	120.17

*Continued on next page...*



*Continued from previous page...*

Mol	Chain	Res	Type	Atoms	Z	Observed(°)	Ideal(°)
15	AW	103	V7N	C38-C26-C27	-2.30	114.45	118.08
13	AV	103	BCL	OBB-CAB-CBB	-2.30	114.98	120.17
13	BS	1004	BCL	C2A-C1A-CHA	2.30	127.89	123.86
21	ad	101	CD4	C31-C30-C29	-2.30	106.01	112.79
23	L	303	MQ8	C41-C40-C38	-2.30	105.41	112.98
17	C	1001	HEC	C1D-C2D-C3D	-2.30	105.40	107.00
13	BR	1003	BCL	OBB-CAB-CBB	-2.30	114.99	120.17
15	BD	101	V7N	C35-C13-C14	-2.30	119.70	122.92
15	bb	101	V7N	C35-C13-C14	-2.30	119.70	122.92
22	M	407	BPH	C6-C5-C3	2.30	119.48	113.45
14	BS	1002	LMT	C1'-O5'-C5'	-2.30	109.18	113.69
13	BP	1003	BCL	C2A-C1A-CHA	2.30	127.88	123.86
13	bf	102	BCL	OBB-CAB-CBB	-2.30	115.00	120.17
13	BW	1005	BCL	OBB-CAB-CBB	-2.30	115.00	120.17
13	AT	103	BCL	OBB-CAB-CBB	-2.30	115.00	120.17
13	ag	102	BCL	C2A-C1A-CHA	2.30	127.87	123.86
15	BG	1001	V7N	C33-C5-C4	2.29	121.69	118.08
15	AD	101	V7N	C36-C18-C17	-2.29	119.71	122.92
14	bp	101	LMT	C3B-C4B-C5B	-2.29	106.15	110.24
15	BM	1001	V7N	C35-C13-C12	2.29	121.69	118.08
13	af	103	BCL	C2A-C1A-CHA	2.29	127.87	123.86
14	AX	101	LMT	O1'-C1'-C2'	2.29	111.88	108.30
13	bb	102	BCL	C2A-C1A-CHA	2.29	127.86	123.86
16	be	105	OV9	O3P-P-O2P	2.29	118.02	109.07
13	AN	104	BCL	OBB-CAB-CBB	-2.29	115.02	120.17
13	AT	103	BCL	C4B-C3B-CAB	-2.29	122.71	127.13
14	be	104	LMT	C3'-C4'-C5'	-2.29	105.68	110.93
13	BH	1005	BCL	OBB-CAB-CBB	-2.29	115.02	120.17
13	bj	104	BCL	OBB-CAB-CBB	-2.29	115.02	120.17
13	BH	1005	BCL	C4B-C3B-CAB	-2.29	122.71	127.13
13	BQ	1004	BCL	OBB-CAB-CBB	-2.29	115.02	120.17
13	BU	1004	BCL	OBB-CAB-CBB	-2.29	115.02	120.17
13	ba	102	BCL	C1-C2-C3	-2.29	122.09	126.04
14	L	306	LMT	C1-O1'-C1'	2.29	117.63	113.84
13	AJ	103	BCL	C2A-C1A-CHA	2.29	127.86	123.86
14	bl	103	LMT	O5B-C5B-C4B	2.29	113.84	109.69
13	bh	103	BCL	C2A-C1A-CHA	2.28	127.85	123.86
13	AE	105	BCL	C1-C2-C3	-2.28	122.09	126.04
15	BN	1001	V7N	C31-C1-C2	-2.28	107.35	110.86
15	bc	101	V7N	C33-C5-C4	2.28	121.67	118.08
15	bo	101	V7N	C36-C18-C17	-2.28	119.73	122.92
15	bk	101	V7N	C3-C4-C5	2.28	129.34	125.89

*Continued on next page...*

*Continued from previous page...*

Mol	Chain	Res	Type	Atoms	Z	Observed(°)	Ideal(°)
14	AU	102	LMT	O1'-C1'-C2'	2.28	111.86	108.30
16	ad	103	0V9	O3-C30-O5	-2.28	117.84	123.59
13	bp	104	BCL	C2A-C1A-CHA	2.28	127.84	123.86
13	be	103	BCL	OBB-CAB-CBB	-2.28	115.05	120.17
14	BL	101	LMT	C3'-C4'-C5'	-2.28	105.71	110.93
13	BD	104	BCL	C2A-C1A-CHA	2.27	127.84	123.86
13	AW	102	BCL	OBB-CAB-CBB	-2.27	115.05	120.17
13	AX	103	BCL	C2A-C1A-CHA	2.27	127.83	123.86
15	bj	101	V7N	C36-C18-C17	-2.27	119.74	122.92
14	BG	1003	LMT	C1'-O5'-C5'	-2.27	109.23	113.69
13	BS	1004	BCL	C4B-C3B-CAB	-2.27	122.74	127.13
14	BC	102	LMT	C3'-C4'-C5'	-2.27	105.72	110.93
16	ab	1002	0V9	O3P-P-O2P	2.27	117.93	109.07
14	BI	1002	LMT	C1-O1'-C1'	2.27	117.60	113.84
17	C	1003	HEC	C1D-C2D-C3D	-2.27	105.42	107.00
14	AV	102	LMT	C1'-O5'-C5'	-2.27	109.24	113.69
14	bn	103	LMT	C3'-C4'-C5'	-2.27	105.73	110.93
22	M	407	BPH	CMD-C2D-C3D	2.27	128.92	124.68
13	AI	101	BCL	C6-C5-C3	2.26	119.39	113.45
15	bh	101	V7N	C36-C18-C17	-2.26	119.75	122.92
13	bl	104	BCL	C1C-NC-C4C	2.26	107.72	106.71
13	bj	104	BCL	C2A-C1A-CHA	2.26	127.82	123.86
13	BK	1002	BCL	C1-O2A-CGA	-2.26	110.51	116.44
14	BV	1003	LMT	O1'-C1'-C2'	2.26	111.84	108.30
13	BV	1005	BCL	C4B-C3B-CAB	-2.26	122.76	127.13
17	C	1001	HEC	CBA-CAA-C2A	-2.26	108.79	112.60
15	bh	101	V7N	C36-C18-C19	2.26	121.64	118.08
14	AE	106	LMT	O5B-C1B-C2B	2.26	115.14	110.35
13	bh	103	BCL	OBB-CAB-CBB	-2.26	115.08	120.17
21	M	405	CD4	C28-C15-C16	-2.26	106.44	111.79
13	AG	102	BCL	OBB-CAB-CBB	-2.26	115.08	120.17
15	BU	1001	V7N	C4-C5-C6	-2.26	115.47	118.94
13	ba	102	BCL	C4B-C3B-CAB	-2.26	122.77	127.13
13	AH	105	BCL	OBB-CAB-CBB	-2.26	115.09	120.17
15	bm	101	V7N	C36-C18-C17	-2.25	119.77	122.92
13	ap	1001	BCL	C2A-C1A-CHA	2.25	127.80	123.86
15	BM	1001	V7N	C33-C5-C4	2.25	121.63	118.08
16	bm	104	0V9	O2-C10-O4	-2.25	118.25	123.70
14	bj	102	LMT	C3B-C4B-C5B	-2.25	106.22	110.24
14	BS	1002	LMT	O1'-C1'-C2'	2.25	111.82	108.30
14	BT	102	LMT	C3'-C4'-C5'	-2.25	105.77	110.93
14	BU	1003	LMT	O5B-C5B-C4B	2.25	113.78	109.69

*Continued on next page...*

*Continued from previous page...*

Mol	Chain	Res	Type	Atoms	Z	Observed(°)	Ideal(°)
13	BJ	1004	BCL	C4B-C3B-CAB	-2.25	122.78	127.13
14	AN	102	LMT	C3'-C4'-C5'	-2.25	105.77	110.93
13	bg	104	BCL	OBB-CAB-CBB	-2.25	115.11	120.17
14	BT	101	LMT	C3'-C4'-C5'	-2.25	105.78	110.93
13	AA	1002	BCL	OBB-CAB-CBB	-2.25	115.11	120.17
14	BU	1002	LMT	O5'-C1'-O1'	-2.25	104.66	109.97
15	BD	101	V7N	C35-C13-C12	2.24	121.61	118.08
13	AD	104	BCL	OBB-CAB-CBB	-2.24	115.12	120.17
14	AD	102	LMT	O1'-C1'-C2'	2.24	111.81	108.30
13	ai	101	BCL	C2A-C1A-CHA	2.24	127.78	123.86
15	bg	101	V7N	C35-C13-C12	2.24	121.61	118.08
13	BF	103	BCL	OBB-CAB-CBB	-2.24	115.13	120.17
13	AE	103	BCL	C2A-C1A-CHA	2.24	127.78	123.86
13	BF	103	BCL	C4B-C3B-CAB	-2.24	122.81	127.13
13	AD	104	BCL	C4A-NA-C1A	2.24	107.71	106.71
13	AP	103	BCL	C1C-NC-C4C	2.24	107.71	106.71
13	BT	103	BCL	OBB-CAB-CBB	-2.24	115.14	120.17
13	BJ	1004	BCL	OBB-CAB-CBB	-2.24	115.14	120.17
14	bo	104	LMT	C1-O1'-C1'	2.24	117.55	113.84
13	BI	1004	BCL	OBB-CAB-CBB	-2.24	115.14	120.17
22	L	301	BPH	CMD-C2D-C3D	2.24	128.86	124.68
13	BT	103	BCL	C4B-C3B-CAB	-2.23	122.81	127.13
13	BA	103	BCL	C4B-C3B-CAB	-2.23	122.81	127.13
16	M	403	OV9	O3P-P-O2P	2.23	117.79	109.07
13	AH	102	BCL	C11-C10-C8	2.23	123.14	115.92
13	AG	102	BCL	CBA-CAA-C2A	2.23	120.45	113.86
21	H1	103	CD4	O3-C17-C18	2.23	118.90	111.91
13	BS	1004	BCL	C6-C5-C3	2.23	119.30	113.45
13	AJ	103	BCL	CAA-CBA-CGA	2.23	119.77	113.25
13	BP	1003	BCL	OBB-CAB-CBB	-2.23	115.15	120.17
14	BH	1004	LMT	O5'-C1'-C2'	-2.23	105.63	110.35
16	bh	104	OV9	O3P-P-O2P	2.23	117.77	109.07
13	BF	103	BCL	C2A-C1A-CHA	2.23	127.75	123.86
13	AB	1001	BCL	C6-C5-C3	2.23	119.29	113.45
23	L	303	MQ8	C25-C26-C27	2.22	119.19	111.88
15	BR	1001	V7N	C33-C5-C4	2.22	121.58	118.08
13	bf	102	BCL	C1C-NC-C4C	2.22	107.71	106.71
14	BW	1006	LMT	C1'-O5'-C5'	-2.22	109.32	113.69
23	M	402	MQ8	C15-C16-C17	2.22	119.19	111.88
13	BB	105	BCL	C4B-C3B-CAB	-2.22	122.83	127.13
13	BO	1003	BCL	C4B-C3B-CAB	-2.22	122.83	127.13
15	BF	101	V7N	C33-C5-C4	2.22	121.58	118.08

*Continued on next page...*

*Continued from previous page...*

Mol	Chain	Res	Type	Atoms	Z	Observed(°)	Ideal(°)
13	BJ	1004	BCL	C2A-C1A-CHA	2.22	127.74	123.86
14	L	304	LMT	O5'-C1'-C2'	-2.22	105.65	110.35
15	BI	1001	V7N	C36-C18-C17	-2.22	119.81	122.92
13	BV	1005	BCL	OBB-CAB-CBB	-2.22	115.18	120.17
13	AG	102	BCL	C6-C7-C8	-2.22	108.75	115.92
16	bj	103	OV9	O3P-P-O2P	2.21	117.72	109.07
13	BE	104	BCL	OBB-CAB-CBB	-2.21	115.19	120.17
13	bl	104	BCL	OBB-CAB-CBB	-2.21	115.19	120.17
21	af	102	CD4	O3-C17-C18	2.21	118.85	111.91
13	AQ	103	BCL	C1-C2-C3	-2.21	122.22	126.04
13	BV	1005	BCL	CBA-CAA-C2A	2.21	120.39	113.86
21	af	102	CD4	C12-C13-C14	-2.21	105.57	113.62
15	BJ	1001	V7N	C33-C5-C4	2.21	121.56	118.08
14	bc	102	LMT	O1B-C4'-C3'	2.21	113.16	107.28
13	AG	102	BCL	CAC-C3C-C4C	2.21	117.49	112.58
13	be	103	BCL	C2A-C1A-CHA	2.21	127.72	123.86
15	bl	101	V7N	C3-C4-C5	2.21	129.23	125.89
14	BC	103	LMT	C3'-C4'-C5'	-2.21	105.87	110.93
13	BG	1004	BCL	OBB-CAB-CBB	-2.21	115.20	120.17
16	bg	103	OV9	O3P-P-O2P	2.21	117.69	109.07
13	bb	102	BCL	OBB-CAB-CBB	-2.21	115.21	120.17
13	bh	103	BCL	C4B-C3B-CAB	-2.21	122.87	127.13
14	BB	102	LMT	C1'-O5'-C5'	-2.20	109.36	113.69
13	AK	102	BCL	C1C-NC-C4C	2.20	107.70	106.71
14	H2	201	LMT	C3'-C4'-C5'	-2.20	105.88	110.93
14	BI	1003	LMT	C3'-C4'-C5'	-2.20	105.89	110.93
13	bc	103	BCL	OBB-CAB-CBB	-2.20	115.23	120.17
15	BQ	1001	V7N	C15-C14-C13	-2.20	124.18	127.31
15	BJ	1001	V7N	C36-C18-C17	-2.20	119.85	122.92
13	BG	1004	BCL	C4B-C3B-CAB	-2.20	122.89	127.13
13	BA	103	BCL	OBB-CAB-CBB	-2.19	115.23	120.17
14	BS	1003	LMT	C3B-C4B-C5B	-2.19	106.33	110.24
15	bm	101	V7N	C35-C13-C14	-2.19	119.86	122.92
13	bg	104	BCL	C2A-C1A-CHA	2.19	127.69	123.86
14	BL	102	LMT	C3'-C4'-C5'	-2.19	105.91	110.93
14	AV	104	LMT	C3'-C4'-C5'	-2.19	105.91	110.93
16	bo	103	OV9	O3P-P-O2P	2.19	117.61	109.07
13	be	103	BCL	C1C-NC-C4C	2.18	107.69	106.71
13	bi	102	BCL	C1C-NC-C4C	2.18	107.69	106.71
14	BD	105	LMT	C3B-C4B-C5B	-2.18	106.34	110.24
13	AW	102	BCL	C4-C3-C5	-2.18	111.60	115.27
14	BP	1002	LMT	C3'-C4'-C5'	-2.18	105.92	110.93

*Continued on next page...*

*Continued from previous page...*

Mol	Chain	Res	Type	Atoms	Z	Observed(°)	Ideal(°)
14	BV	1004	LMT	O5'-C1'-C2'	-2.18	105.73	110.35
14	BW	1003	LMT	C1-O1'-C1'	2.18	117.45	113.84
14	C2	1001	LMT	C1-O1'-C1'	2.18	117.45	113.84
14	BX	103	LMT	C1'-O5'-C5'	-2.18	109.41	113.69
13	aj	101	BCL	C1-O2A-CGA	2.18	122.16	116.44
13	bj	104	BCL	C4B-C3B-CAB	-2.18	122.92	127.13
15	AD	101	V7N	C33-C5-C4	2.18	121.51	118.08
14	BP	1006	LMT	O1'-C1'-C2'	2.18	111.70	108.30
14	BM	1005	LMT	O5'-C1'-C2'	-2.18	105.74	110.35
14	AC	103	LMT	C3'-C4'-C5'	-2.17	105.94	110.93
15	BO	1001	V7N	C36-C18-C17	-2.17	119.88	122.92
13	bn	102	BCL	OBB-CAB-CBB	-2.17	115.28	120.17
14	AN	101	LMT	O5B-C5B-C4B	2.17	113.64	109.69
13	M	406	BCL	OBB-CAB-CBB	-2.17	115.29	120.17
15	AA	1004	V7N	C35-C13-C12	2.17	121.50	118.08
13	M	408	BCL	C11-C12-C13	-2.17	108.91	115.92
13	ag	102	BCL	C1C-NC-C4C	2.17	107.68	106.71
13	BX	101	BCL	C4B-C3B-CAB	-2.17	122.94	127.13
15	BD	101	V7N	C36-C18-C17	-2.17	119.89	122.92
14	AK	101	LMT	C1-O1'-C1'	2.16	117.43	113.84
13	BO	1003	BCL	C2A-C1A-CHA	2.16	127.64	123.86
14	BF	104	LMT	C3'-C4'-C5'	-2.16	105.97	110.93
13	L	305	BCL	C4A-NA-C1A	2.16	107.68	106.71
15	bo	101	V7N	C36-C18-C19	2.16	121.48	118.08
14	BD	105	LMT	C3'-C4'-C5'	-2.16	105.98	110.93
15	bi	101	V7N	C36-C18-C19	2.16	121.48	118.08
13	AO	101	BCL	C4A-NA-C1A	2.16	107.68	106.71
13	bc	103	BCL	C4B-C3B-CAB	-2.16	122.96	127.13
14	BW	1006	LMT	O1'-C1'-C2'	2.15	111.66	108.30
16	bl	102	OV9	O2-C10-O4	-2.15	118.50	123.70
13	L	305	BCL	OBB-CAB-CBB	-2.15	115.33	120.17
13	aj	101	BCL	C2A-C1A-CHA	2.15	127.62	123.86
15	bg	101	V7N	C1-C2-C3	2.15	118.75	113.06
14	BC	101	LMT	C1'-O5'-C5'	-2.14	109.48	113.69
13	BX	101	BCL	OBB-CAB-CBB	-2.14	115.35	120.17
13	BQ	1004	BCL	C4B-C3B-CAB	-2.14	122.99	127.13
21	af	104	CD4	O2-C14-O1	-2.14	118.53	123.70
13	AB	1001	BCL	C9-C8-C10	-2.14	103.55	111.29
21	M	409	CD4	C33-O16-C46	2.14	123.06	117.79
15	bm	101	V7N	C36-C18-C19	2.14	121.44	118.08
14	BI	1005	LMT	O5'-C1'-C2'	-2.14	105.83	110.35
13	BI	1004	BCL	C4B-C3B-CAB	-2.14	123.00	127.13

*Continued on next page...*

*Continued from previous page...*

Mol	Chain	Res	Type	Atoms	Z	Observed(°)	Ideal(°)
13	BK	1002	BCL	C4B-C3B-CAB	-2.14	123.00	127.13
16	AQ	105	0V9	O3P-P-O2P	2.14	117.41	109.07
15	BO	1001	V7N	C15-C14-C13	-2.13	124.27	127.31
14	BS	1003	LMT	C1'-O5'-C5'	-2.13	109.50	113.69
13	BM	1004	BCL	C4B-C3B-CAB	-2.13	123.01	127.13
15	BH	1001	V7N	C38-C26-C27	-2.13	114.72	118.08
16	bf	103	0V9	O3P-P-O2P	2.13	117.40	109.07
13	AS	102	BCL	CAC-C3C-C4C	2.13	117.31	112.58
13	ab	1001	BCL	O2A-C1-C2	-2.13	103.04	108.64
13	bc	103	BCL	C6-C5-C3	2.13	119.04	113.45
15	AW	103	V7N	C33-C5-C4	2.13	121.43	118.08
14	L	304	LMT	O1'-C1'-C2'	2.13	111.62	108.30
14	BT	102	LMT	C1-O1'-C1'	2.13	117.37	113.84
16	bp	105	0V9	O2-C10-O4	-2.13	118.56	123.70
13	BO	1003	BCL	OBB-CAB-CBB	-2.13	115.39	120.17
14	BJ	1005	LMT	C3B-C4B-C5B	-2.12	106.45	110.24
15	BM	1001	V7N	O45-C40-C39	2.12	127.71	122.11
13	BP	1003	BCL	C4B-C3B-CAB	-2.12	123.03	127.13
14	BF	104	LMT	C3B-C4B-C5B	-2.12	106.46	110.24
16	M	403	0V9	O1P-P-O4P	-2.12	97.90	107.75
14	L	304	LMT	O5'-C5'-C4'	2.12	114.22	109.75
15	bd	101	V7N	C36-C18-C19	2.12	121.42	118.08
13	BD	104	BCL	C4B-C3B-CAB	-2.12	123.04	127.13
14	BO	1005	LMT	O5B-C5B-C4B	2.12	113.54	109.69
13	AC	101	BCL	OBB-CAB-CBB	-2.12	115.41	120.17
13	BM	1004	BCL	CBA-CAA-C2A	2.12	120.11	113.86
16	H1	102	0V9	O3-C30-O5	-2.12	118.25	123.59
15	be	102	V7N	C36-C18-C19	2.11	121.40	118.08
21	ad	101	CD4	O3-C17-C18	2.11	118.53	111.91
14	bm	103	LMT	O1'-C1'-C2'	2.11	111.60	108.30
13	am	1001	BCL	C4B-C3B-CAB	-2.11	123.05	127.13
13	AH	102	BCL	CAA-CBA-CGA	2.11	119.42	113.25
13	bk	103	BCL	C1C-NC-C4C	2.11	107.65	106.71
13	ai	101	BCL	C1-O2A-CGA	2.11	121.98	116.44
13	AX	102	BCL	C1-O2A-CGA	2.11	121.97	116.44
14	bi	104	LMT	C1-O1'-C1'	2.11	117.33	113.84
22	M	407	BPH	CMB-C2B-C3B	2.11	128.62	124.68
14	L	307	LMT	C1-O1'-C1'	2.11	117.33	113.84
21	af	102	CD4	O14-C35-C36	2.10	118.51	111.91
13	AH	102	BCL	C4B-C3B-CAB	-2.10	123.07	127.13
14	BR	1002	LMT	C1'-O5'-C5'	-2.10	109.56	113.69
15	BW	1001	V7N	C35-C13-C12	2.10	121.39	118.08

*Continued on next page...*



*Continued from previous page...*

Mol	Chain	Res	Type	Atoms	Z	Observed(°)	Ideal(°)
13	AE	103	BCL	C4B-C3B-CAB	-2.10	123.07	127.13
14	L	309	LMT	C3'-C4'-C5'	-2.10	106.11	110.93
13	AK	102	BCL	C4A-NA-C1A	2.10	107.65	106.71
13	AV	101	BCL	C1-C2-C3	2.10	129.67	126.04
13	BT	103	BCL	CBA-CAA-C2A	2.10	120.05	113.86
15	BS	1001	V7N	C15-C14-C13	-2.10	124.32	127.31
13	AN	104	BCL	C1C-NC-C4C	2.09	107.65	106.71
14	BK	1003	LMT	C2'-C3'-C4'	2.09	114.46	109.68
13	AB	1002	BCL	C4B-C3B-CAB	-2.09	123.09	127.13
15	BJ	1001	V7N	C35-C13-C12	2.09	121.37	118.08
26	af	101	V7B	O7-C8-C9	-2.09	100.83	108.40
15	BK	1001	V7N	C33-C5-C4	2.09	121.37	118.08
14	AL	101	LMT	O5B-C5B-C4B	2.09	113.49	109.69
16	bn	104	0V9	O3-C30-O5	-2.09	118.32	123.59
14	BF	102	LMT	O1'-C1'-C2'	2.09	111.56	108.30
16	L	310	0V9	O3P-P-O2P	2.09	117.22	109.07
14	AJ	102	LMT	C1'-O5'-C5'	-2.09	109.59	113.69
13	bf	102	BCL	C4B-C3B-CAB	-2.08	123.10	127.13
13	BR	1003	BCL	C4B-C3B-CAB	-2.08	123.10	127.13
13	al	1001	BCL	C1-O2A-CGA	2.08	121.91	116.44
14	bi	104	LMT	C3'-C4'-C5'	-2.08	106.16	110.93
13	bl	104	BCL	C2A-C1A-CHA	2.08	127.49	123.86
15	be	102	V7N	C36-C18-C17	-2.08	120.02	122.92
16	bh	104	0V9	O3-C30-O5	-2.08	118.35	123.59
14	BB	101	LMT	O1'-C1'-C2'	2.08	111.54	108.30
13	bn	102	BCL	C2A-C1A-CHA	2.07	127.49	123.86
13	AE	105	BCL	C4B-C3B-CAB	-2.07	123.12	127.13
14	AN	101	LMT	C2'-C3'-C4'	2.07	114.42	109.68
20	H1	101	PGW	O01-C1-C2	2.07	115.97	111.50
14	AH	104	LMT	C1'-O5'-C5'	-2.07	109.62	113.69
14	BV	1002	LMT	C3'-C4'-C5'	-2.07	106.18	110.93
13	ba	102	BCL	C2A-C1A-CHA	2.07	127.47	123.86
16	M	403	0V9	O2-C10-O4	-2.07	118.71	123.70
14	BI	1002	LMT	C3'-C4'-C5'	-2.07	106.19	110.93
14	BK	1005	LMT	C3'-C4'-C5'	-2.07	106.19	110.93
13	AL	103	BCL	CAC-C3C-C4C	2.07	117.17	112.58
13	L	308	BCL	OBB-CAB-CBB	-2.07	115.52	120.17
13	bj	104	BCL	C1-O2A-CGA	2.06	121.86	116.44
13	AX	103	BCL	C4B-C3B-CAB	-2.06	123.14	127.13
16	bj	103	0V9	O2-C10-O4	-2.06	118.72	123.70
21	M	405	CD4	C19-C18-C17	-2.06	106.13	113.62
13	AH	105	BCL	C4B-C3B-CAB	-2.06	123.15	127.13

*Continued on next page...*

*Continued from previous page...*

Mol	Chain	Res	Type	Atoms	Z	Observed(°)	Ideal(°)
21	M	405	CD4	O14-C35-C36	2.06	118.37	111.91
15	BU	1001	V7N	O45-C40-C39	2.06	127.54	122.11
19	C1	301	NDG	O4-C4-C3	-2.06	105.59	110.35
14	bp	103	LMT	C1'-O5'-C5'	-2.06	109.65	113.69
13	M	406	BCL	C11-C10-C8	-2.06	109.27	115.92
13	AP	102	BCL	C6-C5-C3	2.06	118.84	113.45
15	bl	101	V7N	C36-C18-C19	2.05	121.31	118.08
15	BE	101	V7N	C33-C5-C6	-2.05	120.05	122.92
15	AS	104	V7N	C15-C14-C13	-2.05	124.38	127.31
13	AE	104	BCL	C6-C5-C3	2.05	118.84	113.45
15	bh	101	V7N	O45-C40-C39	2.05	127.53	122.11
16	bj	103	0V9	O3-C30-O5	-2.05	118.42	123.59
15	BP	1001	V7N	C1-C2-C3	2.05	118.49	113.06
22	L	301	BPH	C1-O2A-CGA	2.05	121.82	116.44
16	ad	103	0V9	O3P-P-O2P	2.05	117.07	109.07
14	AM	1003	LMT	C1'-O5'-C5'	-2.05	109.67	113.69
15	ba	101	V7N	C15-C14-C13	-2.05	124.39	127.31
13	an	1001	BCL	C1-O2A-CGA	2.05	121.81	116.44
13	AQ	102	BCL	C4B-C3B-CAB	-2.05	123.18	127.13
13	af	103	BCL	C4B-C3B-CAB	-2.05	123.18	127.13
14	BD	102	LMT	C3'-C4'-C5'	-2.05	106.24	110.93
14	bj	102	LMT	C1-O1'-C1'	2.04	117.23	113.84
14	BS	1003	LMT	C3'-C4'-C5'	-2.04	106.24	110.93
13	BB	105	BCL	CBA-CAA-C2A	2.04	119.90	113.86
15	BP	1001	V7N	C36-C18-C17	-2.04	120.06	122.92
16	bg	103	0V9	O3-C30-O5	-2.04	118.44	123.59
14	BJ	1002	LMT	O1'-C1'-C2'	2.04	111.49	108.30
14	BE	102	LMT	O5'-C5'-C4'	2.04	114.06	109.75
20	H1	101	PGW	O03-C01-C02	2.04	114.38	108.43
16	bi	103	0V9	O3P-P-O2P	2.04	117.04	109.07
15	bh	101	V7N	C1-C2-C3	2.04	118.47	113.06
14	AN	101	LMT	O5'-C1'-C2'	-2.04	106.03	110.35
15	BI	1001	V7N	O45-C40-C39	2.04	127.50	122.11
14	bf	101	LMT	O1B-C1B-C2B	2.04	113.38	108.10
13	AU	103	BCL	CAC-C3C-C4C	2.04	117.11	112.58
14	BG	1002	LMT	C1-O1'-C1'	2.04	117.22	113.84
15	ba	101	V7N	C36-C18-C19	2.04	121.29	118.08
14	BP	1004	LMT	C1-O1'-C1'	2.04	117.22	113.84
15	BQ	1001	V7N	C29-C28-C27	-2.04	116.87	123.22
20	H1	101	PGW	O03-C19-C20	2.03	118.29	111.91
14	AX	101	LMT	O5B-C5B-C6B	2.03	111.48	106.44
13	AO	101	BCL	C1C-NC-C4C	2.03	107.62	106.71

*Continued on next page...*



*Continued from previous page...*

Mol	Chain	Res	Type	Atoms	Z	Observed(°)	Ideal(°)
13	AP	103	BCL	C1-O2A-CGA	2.03	121.77	116.44
14	BK	1004	LMT	C2'-C3'-C4'	2.03	114.31	109.68
13	AM	1002	BCL	CAA-CBA-CGA	2.03	119.18	113.25
14	BE	103	LMT	O1'-C1'-C2'	2.03	111.47	108.30
15	bg	101	V7N	C36-C18-C19	2.03	121.27	118.08
13	AH	102	BCL	C1-O2A-CGA	2.03	121.76	116.44
14	BW	1002	LMT	C3'-C4'-C5'	-2.03	106.28	110.93
13	AS	101	BCL	C16-C15-C13	2.03	122.47	115.92
13	ap	1001	BCL	C4B-C3B-CAB	-2.03	123.22	127.13
13	aj	101	BCL	C4B-C3B-CAB	-2.03	123.22	127.13
13	AW	102	BCL	O2A-CGA-O1A	-2.03	118.48	123.59
21	ad	101	CD4	O2-C15-C28	2.02	115.73	108.40
14	BV	1003	LMT	O5'-C1'-C2'	-2.02	106.07	110.35
13	ba	102	BCL	O2A-C1-C2	-2.02	103.32	108.64
13	AQ	104	BCL	C1-C2-C3	-2.02	122.55	126.04
13	AS	101	BCL	C4B-C3B-CAB	-2.02	123.23	127.13
15	AA	1004	V7N	C36-C18-C19	2.02	121.26	118.08
13	AQ	104	BCL	O2D-CGD-O1D	-2.02	119.89	123.84
17	C	1004	HEC	CAD-CBD-CGD	-2.02	108.10	113.76
13	BQ	1004	BCL	C1-C2-C3	2.02	129.53	126.04
14	BU	1003	LMT	O5'-C1'-C2'	-2.02	106.08	110.35
14	bk	104	LMT	O5'-C1'-O1'	-2.02	105.20	109.97
13	AC	101	BCL	CHD-C4C-NC	-2.02	122.84	125.08
14	BP	1006	LMT	C1'-O5'-C5'	-2.02	109.73	113.69
13	AL	103	BCL	C4B-C3B-CAB	-2.02	123.23	127.13
14	AL	101	LMT	O5'-C1'-C2'	-2.01	106.09	110.35
14	BJ	1005	LMT	C1'-O5'-C5'	-2.01	109.74	113.69
15	BS	1001	V7N	O45-C40-C39	2.01	127.42	122.11
15	bm	101	V7N	O45-C40-C39	2.01	127.42	122.11
15	bd	101	V7N	C33-C5-C4	2.01	121.25	118.08
16	bp	105	OV9	O3P-P-O2P	2.01	116.92	109.07
25	M	404	CRT	C40-C38-C37	-2.01	107.77	110.86
15	bb	101	V7N	C36-C18-C19	2.01	121.24	118.08
15	BP	1001	V7N	C33-C5-C4	2.01	121.24	118.08
13	bd	102	BCL	C1C-NC-C4C	2.01	107.61	106.71
14	AE	106	LMT	O5'-C1'-C2'	-2.01	106.10	110.35
14	BP	1002	LMT	O5B-C5B-C4B	2.01	113.34	109.69
14	BV	1002	LMT	C1'-O5'-C5'	-2.01	109.75	113.69
15	bp	102	V7N	C1-C2-C3	2.01	118.38	113.06
13	AC	101	BCL	C4B-C3B-CAB	-2.01	123.25	127.13
13	AX	103	BCL	CAA-CBA-CGA	2.00	119.11	113.25
15	BV	1001	V7N	C36-C18-C19	2.00	121.23	118.08

There are no chirality outliers.

All (1906) torsion outliers are listed below:

Mol	Chain	Res	Type	Atoms
13	AE	103	BCL	C3A-C2A-CAA-CBA
13	AE	105	BCL	C1A-C2A-CAA-CBA
13	AE	105	BCL	CHA-CBD-CGD-O1D
13	AE	105	BCL	CHA-CBD-CGD-O2D
13	AG	102	BCL	CHA-CBD-CGD-O1D
13	AH	102	BCL	C1A-C2A-CAA-CBA
13	AH	102	BCL	C3A-C2A-CAA-CBA
13	AH	105	BCL	C1A-C2A-CAA-CBA
13	AH	105	BCL	C3A-C2A-CAA-CBA
13	AH	105	BCL	CHA-CBD-CGD-O1D
13	AH	105	BCL	CHA-CBD-CGD-O2D
13	AJ	103	BCL	C1A-C2A-CAA-CBA
13	AJ	103	BCL	C3A-C2A-CAA-CBA
13	AJ	103	BCL	C4C-C3C-CAC-CBC
13	AO	101	BCL	C1A-C2A-CAA-CBA
13	AO	101	BCL	C3A-C2A-CAA-CBA
13	AP	103	BCL	C1A-C2A-CAA-CBA
13	AQ	102	BCL	C1A-C2A-CAA-CBA
13	AQ	102	BCL	C3A-C2A-CAA-CBA
13	AQ	104	BCL	CBD-CGD-O2D-CED
13	AU	103	BCL	CHA-CBD-CGD-O1D
13	AU	103	BCL	CHA-CBD-CGD-O2D
13	AW	102	BCL	C1A-C2A-CAA-CBA
13	AW	102	BCL	C3A-C2A-CAA-CBA
13	AX	103	BCL	C1A-C2A-CAA-CBA
13	BA	103	BCL	C1A-C2A-CAA-CBA
13	BD	104	BCL	CHA-CBD-CGD-O1D
13	BD	104	BCL	CHA-CBD-CGD-O2D
13	BE	104	BCL	CHA-CBD-CGD-O1D
13	BE	104	BCL	CHA-CBD-CGD-O2D
13	BF	103	BCL	C1A-C2A-CAA-CBA
13	BF	103	BCL	C3A-C2A-CAA-CBA
13	BG	1004	BCL	C1A-C2A-CAA-CBA
13	BG	1004	BCL	C3A-C2A-CAA-CBA
13	BJ	1004	BCL	C1A-C2A-CAA-CBA
13	BJ	1004	BCL	C3A-C2A-CAA-CBA
13	BM	1004	BCL	CHA-CBD-CGD-O1D
13	BM	1004	BCL	CHA-CBD-CGD-O2D
13	BN	1005	BCL	O2A-C1-C2-C3
13	BO	1003	BCL	C1A-C2A-CAA-CBA

*Continued on next page...*

*Continued from previous page...*

Mol	Chain	Res	Type	Atoms
13	BQ	1004	BCL	O2A-C1-C2-C3
13	BS	1004	BCL	C1A-C2A-CAA-CBA
13	BU	1004	BCL	C1A-C2A-CAA-CBA
13	BU	1004	BCL	C3A-C2A-CAA-CBA
13	BW	1005	BCL	C1A-C2A-CAA-CBA
13	BX	101	BCL	CHA-CBD-CGD-O1D
13	BX	101	BCL	CHA-CBD-CGD-O2D
13	aa	1001	BCL	O2A-C1-C2-C3
13	bc	103	BCL	C1A-C2A-CAA-CBA
13	bc	103	BCL	C3A-C2A-CAA-CBA
13	bj	104	BCL	C3A-C2A-CAA-CBA
13	bk	103	BCL	C1A-C2A-CAA-CBA
13	bk	103	BCL	C3A-C2A-CAA-CBA
13	bm	102	BCL	C1A-C2A-CAA-CBA
13	bn	102	BCL	C1A-C2A-CAA-CBA
13	bn	102	BCL	C3A-C2A-CAA-CBA
14	AG	101	LMT	C2'-C1'-O1'-C1
14	AG	101	LMT	O5'-C1'-O1'-C1
14	AH	101	LMT	C2'-C1'-O1'-C1
14	AH	101	LMT	O5'-C1'-O1'-C1
14	AK	101	LMT	O5'-C1'-O1'-C1
14	AP	101	LMT	C2'-C1'-O1'-C1
14	AP	101	LMT	O5'-C1'-O1'-C1
14	AS	103	LMT	C2'-C1'-O1'-C1
14	AS	103	LMT	O5'-C1'-O1'-C1
14	AT	104	LMT	C2'-C1'-O1'-C1
14	AT	104	LMT	O5'-C1'-O1'-C1
14	AT	104	LMT	C2-C1-O1'-C1'
14	AV	104	LMT	O5'-C1'-O1'-C1
14	AV	104	LMT	C2-C1-O1'-C1'
14	BA	102	LMT	C2-C1-O1'-C1'
14	BF	102	LMT	C2'-C1'-O1'-C1
14	BF	102	LMT	O5'-C1'-O1'-C1
14	BF	102	LMT	C2-C1-O1'-C1'
14	BI	1002	LMT	C2-C1-O1'-C1'
14	BP	1005	LMT	C2-C1-O1'-C1'
14	BS	1003	LMT	C2-C1-O1'-C1'
14	BT	104	LMT	C2-C1-O1'-C1'
14	BU	1002	LMT	C2'-C1'-O1'-C1
14	BU	1002	LMT	O5'-C1'-O1'-C1
14	BU	1003	LMT	C2'-C1'-O1'-C1
14	BU	1003	LMT	O5'-C1'-O1'-C1

*Continued on next page...*

*Continued from previous page...*

Mol	Chain	Res	Type	Atoms
14	BW	1002	LMT	C2-C1-O1'-C1'
14	L	307	LMT	C2-C1-O1'-C1'
14	ac	101	LMT	C2-C1-O1'-C1'
14	be	104	LMT	C2'-C1'-O1'-C1
14	be	104	LMT	O5'-C1'-O1'-C1
14	bh	102	LMT	C2'-C1'-O1'-C1
14	bh	102	LMT	O5'-C1'-O1'-C1
14	bh	102	LMT	C2-C1-O1'-C1'
14	bl	103	LMT	C2'-C1'-O1'-C1
14	bl	103	LMT	O5'-C1'-O1'-C1
14	bm	103	LMT	C2'-C1'-O1'-C1
14	bm	103	LMT	O5'-C1'-O1'-C1
14	bp	103	LMT	C2'-C1'-O1'-C1
14	bp	103	LMT	O5'-C1'-O1'-C1
15	AA	1004	V7N	C25-C26-C27-C28
15	AD	101	V7N	C25-C26-C27-C28
15	AD	101	V7N	C38-C26-C27-C28
15	AM	1001	V7N	C27-C28-C29-C39
15	AS	104	V7N	C25-C26-C27-C28
15	AS	104	V7N	C38-C26-C27-C28
15	AS	104	V7N	C27-C28-C29-C39
15	AW	103	V7N	C25-C26-C27-C28
15	AW	103	V7N	C38-C26-C27-C28
15	BE	101	V7N	C25-C26-C27-C28
15	BF	101	V7N	C31-C1-O32-C41
15	BF	101	V7N	C21-C22-C23-C24
15	BF	101	V7N	C37-C22-C23-C24
15	BF	101	V7N	C25-C26-C27-C28
15	BF	101	V7N	C38-C26-C27-C28
15	BF	101	V7N	C27-C28-C29-C39
15	BG	1001	V7N	C25-C26-C27-C28
15	BH	1001	V7N	C25-C26-C27-C28
15	BI	1001	V7N	C25-C26-C27-C28
15	BJ	1001	V7N	C25-C26-C27-C28
15	BK	1001	V7N	C25-C26-C27-C28
15	BK	1001	V7N	C38-C26-C27-C28
15	BK	1001	V7N	C27-C28-C29-C39
15	BN	1001	V7N	C1-C2-C3-C4
15	BN	1001	V7N	C25-C26-C27-C28
15	BN	1001	V7N	C38-C26-C27-C28
15	BN	1001	V7N	C27-C28-C29-C39
15	BO	1001	V7N	C25-C26-C27-C28

*Continued on next page...*

*Continued from previous page...*

Mol	Chain	Res	Type	Atoms
15	BO	1001	V7N	C38-C26-C27-C28
15	BQ	1001	V7N	C27-C28-C29-C39
15	BR	1001	V7N	C27-C28-C29-C39
15	BS	1001	V7N	C25-C26-C27-C28
15	BU	1001	V7N	O42-C34-C9-C10
15	BV	1001	V7N	C25-C26-C27-C28
15	BV	1001	V7N	C38-C26-C27-C28
15	BV	1001	V7N	C26-C27-C28-C29
15	BV	1001	V7N	C27-C28-C29-C39
15	ag	101	V7N	C25-C26-C27-C28
15	ag	101	V7N	C38-C26-C27-C28
15	ba	101	V7N	C27-C28-C29-C39
15	bb	101	V7N	C25-C26-C27-C28
15	bb	101	V7N	C38-C26-C27-C28
15	bb	101	V7N	C27-C28-C29-C39
15	bc	101	V7N	C25-C26-C27-C28
15	bc	101	V7N	C38-C26-C27-C28
15	bc	101	V7N	C27-C28-C29-C39
15	bd	101	V7N	C26-C27-C28-C29
15	bh	101	V7N	C25-C26-C27-C28
15	bh	101	V7N	C38-C26-C27-C28
15	bi	101	V7N	C26-C27-C28-C29
15	bj	101	V7N	C25-C26-C27-C28
15	bj	101	V7N	C38-C26-C27-C28
15	bk	101	V7N	C27-C28-C29-C39
15	bl	101	V7N	C25-C26-C27-C28
15	bm	101	V7N	C25-C26-C27-C28
15	bm	101	V7N	C38-C26-C27-C28
15	bn	101	V7N	C27-C28-C29-C39
15	bo	101	V7N	O32-C1-C2-C3
15	bp	102	V7N	C25-C26-C27-C28
15	bp	102	V7N	C38-C26-C27-C28
16	AQ	105	0V9	C1-O3P-P-O1P
16	AQ	105	0V9	C1-O3P-P-O2P
16	AQ	105	0V9	C1-O3P-P-O4P
16	L	310	0V9	C5-C4-O4P-P
16	M	403	0V9	C2-C1-O3P-P
16	M	403	0V9	C1-O3P-P-O2P
16	M	403	0V9	C1-O3P-P-O4P
16	bb	103	0V9	C2-C1-O3P-P
16	bb	103	0V9	C5-C4-O4P-P
16	be	105	0V9	C5-C4-O4P-P

*Continued on next page...*

*Continued from previous page...*

<b>Mol</b>	<b>Chain</b>	<b>Res</b>	<b>Type</b>	<b>Atoms</b>
16	bf	103	0V9	C2-C1-O3P-P
16	bf	103	0V9	C1-O3P-P-O4P
16	bh	104	0V9	C2-C1-O3P-P
16	bh	104	0V9	C1-O3P-P-O1P
16	bi	103	0V9	O2-C2-C3-O3
16	bi	103	0V9	C4-O4P-P-O2P
16	bj	103	0V9	C2-C1-O3P-P
16	bj	103	0V9	C5-C4-O4P-P
16	bk	102	0V9	C2-C1-O3P-P
16	bl	102	0V9	O2-C2-C3-O3
16	bl	102	0V9	C2-C1-O3P-P
16	bl	102	0V9	C5-C4-O4P-P
16	bm	104	0V9	O2-C2-C3-O3
16	bm	104	0V9	C2-C1-O3P-P
16	bn	104	0V9	C2-C1-O3P-P
16	bn	104	0V9	C5-C4-O4P-P
16	bn	104	0V9	C4-O4P-P-O1P
16	bo	103	0V9	O2-C2-C3-O3
16	bo	103	0V9	C5-C4-O4P-P
16	bo	103	0V9	C4-O4P-P-O2P
20	H1	101	PGW	C03-O11-P-O14
21	H1	103	CD4	C29-O8-P1-O6
21	H1	103	CD4	C29-O8-P1-O7
21	H1	103	CD4	C29-C30-C31-O10
21	H1	103	CD4	O9-C30-C31-O10
21	M	405	CD4	C13-C14-O2-C15
21	M	405	CD4	C16-C15-O2-C14
21	M	405	CD4	C30-C31-O10-P2
21	M	409	CD4	C13-C14-O2-C15
21	ad	101	CD4	C29-O8-P1-O5
21	ad	101	CD4	C29-O8-P1-O7
21	ad	101	CD4	C31-O10-P2-O12
21	af	102	CD4	O1-C14-O2-C15
21	af	102	CD4	O2-C15-C28-O5
21	af	102	CD4	C30-C29-O8-P1
21	af	102	CD4	C31-O10-P2-O12
21	af	102	CD4	O16-C33-C34-O14
21	af	104	CD4	C13-C14-O2-C15
21	af	104	CD4	C31-O10-P2-O11
21	af	104	CD4	C31-O10-P2-O12
21	af	104	CD4	C31-O10-P2-O13
23	L	303	MQ8	C12-C11-C3-C2

*Continued on next page...*

*Continued from previous page...*

Mol	Chain	Res	Type	Atoms
23	L	303	MQ8	C12-C11-C3-C4
23	ao	101	MQ8	C13-C15-C16-C17
26	af	101	V7B	O6-C1-O1-C7
13	AQ	104	BCL	O1D-CGD-O2D-CED
14	BL	102	LMT	O5B-C1B-O1B-C4'
14	bl	103	LMT	O5B-C1B-O1B-C4'
14	bn	103	LMT	O5B-C1B-O1B-C4'
14	bp	103	LMT	O5B-C1B-O1B-C4'
14	BP	1002	LMT	O5B-C1B-O1B-C4'
21	M	409	CD4	O1-C14-O2-C15
21	af	104	CD4	O1-C14-O2-C15
13	AE	103	BCL	C3-C5-C6-C7
13	AK	102	BCL	C3-C5-C6-C7
13	bp	104	BCL	C3-C5-C6-C7
21	af	102	CD4	C13-C14-O2-C15
14	AK	103	LMT	O5B-C1B-O1B-C4'
14	bf	101	LMT	O5B-C1B-O1B-C4'
14	BX	102	LMT	O5B-C1B-O1B-C4'
14	bf	101	LMT	C2B-C1B-O1B-C4'
14	AG	101	LMT	O5B-C1B-O1B-C4'
13	BJ	1004	BCL	C3-C5-C6-C7
14	AK	103	LMT	C2B-C1B-O1B-C4'
21	M	405	CD4	O1-C14-O2-C15
15	BD	101	V7N	C27-C28-C29-C39
15	BU	1001	V7N	C27-C28-C29-C39
14	BM	1005	LMT	O5B-C1B-O1B-C4'
14	BO	1005	LMT	O5B-C1B-O1B-C4'
14	BW	1003	LMT	O5'-C5'-C6'-O6'
16	bi	103	0V9	C11-C12-C13-C14
21	M	409	CD4	O9-C30-C31-O10
13	bd	102	BCL	C3-C5-C6-C7
14	AE	102	LMT	O5'-C5'-C6'-O6'
14	AH	101	LMT	O5'-C5'-C6'-O6'
14	BO	1005	LMT	C2B-C1B-O1B-C4'
14	AK	103	LMT	O5'-C5'-C6'-O6'
14	AV	102	LMT	C4'-C5'-C6'-O6'
14	BJ	1005	LMT	O5B-C1B-O1B-C4'
14	C2	1001	LMT	O5B-C1B-O1B-C4'
14	AV	102	LMT	O5'-C5'-C6'-O6'
14	BL	101	LMT	O5'-C5'-C6'-O6'
14	BP	1004	LMT	O5'-C5'-C6'-O6'
14	BQ	1002	LMT	O5'-C5'-C6'-O6'

*Continued on next page...*

*Continued from previous page...*

Mol	Chain	Res	Type	Atoms
26	af	101	V7B	O52-C47-C48-O53
13	AV	101	BCL	C3-C5-C6-C7
14	AN	101	LMT	O5B-C5B-C6B-O6B
14	AN	102	LMT	O5'-C5'-C6'-O6'
14	BJ	1003	LMT	O5'-C5'-C6'-O6'
14	BW	1004	LMT	O5'-C5'-C6'-O6'
14	BM	1003	LMT	C4'-C5'-C6'-O6'
16	bp	105	0V9	C2-C1-O3P-P
13	AI	101	BCL	C4-C3-C5-C6
13	AI	101	BCL	C2-C3-C5-C6
16	bk	102	0V9	C11-C12-C13-C14
26	ag	103	V7B	O52-C47-C48-O53
14	BW	1003	LMT	C4'-C5'-C6'-O6'
14	BJ	1005	LMT	O5'-C1'-O1'-C1
14	BL	101	LMT	O5'-C1'-O1'-C1
14	BM	1003	LMT	O5'-C1'-O1'-C1
14	BW	1004	LMT	O5'-C1'-O1'-C1
14	BX	102	LMT	O5'-C1'-O1'-C1
26	ag	103	V7B	O6-C1-O1-C7
15	BV	1001	V7N	C22-C23-C24-C25
23	L	303	MQ8	C18-C20-C21-C22
14	BA	102	LMT	O5'-C5'-C6'-O6'
14	BF	102	LMT	O5'-C5'-C6'-O6'
14	AE	106	LMT	O5B-C1B-O1B-C4'
14	BS	1003	LMT	O5B-C1B-O1B-C4'
14	BM	1005	LMT	C2B-C1B-O1B-C4'
14	BD	102	LMT	O5B-C1B-O1B-C4'
14	AE	106	LMT	C2B-C1B-O1B-C4'
15	AA	1004	V7N	C27-C28-C29-C39
15	BA	101	V7N	C27-C28-C29-C39
26	ag	103	V7B	C29-C30-C31-C32
14	AT	102	LMT	O5B-C5B-C6B-O6B
14	bc	102	LMT	O5'-C5'-C6'-O6'
13	AI	101	BCL	C10-C11-C12-C13
14	AA	1003	LMT	C2'-C1'-O1'-C1
14	AV	104	LMT	C2'-C1'-O1'-C1
14	BL	101	LMT	C2'-C1'-O1'-C1
14	BW	1004	LMT	C2'-C1'-O1'-C1
26	af	101	V7B	C2-C1-O1-C7
14	BX	103	LMT	O5B-C1B-O1B-C4'
16	ab	1002	0V9	O2-C2-C3-O3
16	bk	102	0V9	O2-C2-C3-O3

*Continued on next page...*



*Continued from previous page...*

Mol	Chain	Res	Type	Atoms
27	ai	102	UYH	O7-C8-C9-O8
14	bc	102	LMT	C3'-C4'-O1B-C1B
14	BI	1005	LMT	O5'-C5'-C6'-O6'
14	H2	201	LMT	O5'-C5'-C6'-O6'
14	BW	1004	LMT	C4'-C5'-C6'-O6'
13	AH	105	BCL	C6-C7-C8-C9
13	AS	101	BCL	C14-C13-C15-C16
13	AT	103	BCL	C11-C12-C13-C14
13	BJ	1004	BCL	C11-C12-C13-C14
13	BS	1004	BCL	C11-C10-C8-C9
13	BU	1004	BCL	C6-C7-C8-C9
13	BU	1004	BCL	C11-C10-C8-C9
13	ad	102	BCL	C6-C7-C8-C9
13	ag	102	BCL	C11-C10-C8-C9
13	aj	101	BCL	C6-C7-C8-C9
13	an	1001	BCL	C11-C10-C8-C9
13	bf	102	BCL	C11-C12-C13-C14
14	AN	102	LMT	C3'-C4'-O1B-C1B
13	ak	1001	BCL	C10-C11-C12-C13
15	AA	1004	V7N	C38-C26-C27-C28
15	AM	1001	V7N	C38-C26-C27-C28
15	AW	103	V7N	C3-C4-C5-C33
15	BA	101	V7N	C38-C26-C27-C28
15	BD	101	V7N	C38-C26-C27-C28
15	BE	101	V7N	C38-C26-C27-C28
15	BG	1001	V7N	C38-C26-C27-C28
15	BH	1001	V7N	C38-C26-C27-C28
15	BH	1001	V7N	C3-C4-C5-C33
15	BI	1001	V7N	C38-C26-C27-C28
15	BI	1001	V7N	C3-C4-C5-C33
15	BJ	1001	V7N	C38-C26-C27-C28
15	BM	1001	V7N	C38-C26-C27-C28
15	BO	1001	V7N	C3-C4-C5-C33
15	BP	1001	V7N	C38-C26-C27-C28
15	BR	1001	V7N	C38-C26-C27-C28
15	BS	1001	V7N	C38-C26-C27-C28
15	BU	1001	V7N	C38-C26-C27-C28
15	BW	1001	V7N	C3-C4-C5-C33
15	ag	101	V7N	C3-C4-C5-C33
15	ba	101	V7N	C38-C26-C27-C28
15	bg	101	V7N	C38-C26-C27-C28
15	bi	101	V7N	C38-C26-C27-C28

*Continued on next page...*

*Continued from previous page...*

Mol	Chain	Res	Type	Atoms
15	bl	101	V7N	C38-C26-C27-C28
15	bn	101	V7N	C38-C26-C27-C28
15	bo	101	V7N	C38-C26-C27-C28
15	AM	1001	V7N	C25-C26-C27-C28
15	BA	101	V7N	C25-C26-C27-C28
15	BH	1001	V7N	C3-C4-C5-C6
15	BI	1001	V7N	C3-C4-C5-C6
15	BM	1001	V7N	C25-C26-C27-C28
15	BN	1001	V7N	C3-C4-C5-C6
15	BO	1001	V7N	C3-C4-C5-C6
15	BP	1001	V7N	C25-C26-C27-C28
15	BR	1001	V7N	C25-C26-C27-C28
15	BU	1001	V7N	C25-C26-C27-C28
15	ba	101	V7N	C25-C26-C27-C28
15	bd	101	V7N	C25-C26-C27-C28
15	bg	101	V7N	C25-C26-C27-C28
15	bi	101	V7N	C25-C26-C27-C28
15	bn	101	V7N	C25-C26-C27-C28
15	bo	101	V7N	C25-C26-C27-C28
14	AN	101	LMT	O5'-C5'-C6'-O6'
14	BM	1003	LMT	O5'-C5'-C6'-O6'
14	bf	101	LMT	O5'-C5'-C6'-O6'
14	bg	102	LMT	O5'-C5'-C6'-O6'
26	ag	103	V7B	C46-C47-C48-O53
13	BP	1003	BCL	O1A-CGA-O2A-C1
14	AE	101	LMT	O5B-C5B-C6B-O6B
14	BG	1003	LMT	O5'-C5'-C6'-O6'
14	BX	103	LMT	O5'-C5'-C6'-O6'
13	AF	1001	BCL	C3-C5-C6-C7
13	ae	1001	BCL	C3-C5-C6-C7
13	BM	1004	BCL	C8-C10-C11-C12
13	aj	101	BCL	C8-C10-C11-C12
14	BN	1003	LMT	O5'-C5'-C6'-O6'
14	AJ	101	LMT	O5'-C5'-C6'-O6'
14	BX	102	LMT	O5'-C5'-C6'-O6'
13	AF	1001	BCL	C13-C15-C16-C17
13	AT	103	BCL	C8-C10-C11-C12
14	AJ	101	LMT	C4'-C5'-C6'-O6'
14	AN	102	LMT	C4'-C5'-C6'-O6'
14	BL	102	LMT	C5'-C4'-O1B-C1B
14	bp	103	LMT	C3'-C4'-O1B-C1B
13	AC	102	BCL	C3-C5-C6-C7

*Continued on next page...*

*Continued from previous page...*

Mol	Chain	Res	Type	Atoms
14	AE	102	LMT	O5B-C5B-C6B-O6B
14	AJ	102	LMT	O5'-C5'-C6'-O6'
14	BD	103	LMT	O5'-C5'-C6'-O6'
14	BO	1004	LMT	O5'-C5'-C6'-O6'
14	BS	1002	LMT	O5B-C5B-C6B-O6B
14	bm	103	LMT	O5B-C5B-C6B-O6B
16	AQ	105	0V9	C2-C1-O3P-P
16	bg	103	0V9	C10-C11-C12-C13
13	AJ	103	BCL	C13-C15-C16-C17
14	bm	103	LMT	C4B-C5B-C6B-O6B
13	AS	101	BCL	C11-C10-C8-C7
13	AV	101	BCL	C6-C7-C8-C10
13	BR	1003	BCL	C11-C10-C8-C7
13	ai	101	BCL	C11-C12-C13-C15
13	an	1001	BCL	C11-C10-C8-C7
15	bg	101	V7N	C27-C28-C29-C39
14	bk	104	LMT	O5'-C5'-C6'-O6'
14	AA	1003	LMT	O5'-C1'-O1'-C1
14	BG	1002	LMT	O5'-C1'-O1'-C1
14	H2	201	LMT	O5'-C1'-O1'-C1
13	bc	103	BCL	C5-C6-C7-C8
15	bi	101	V7N	C22-C23-C24-C25
14	BD	106	LMT	C5'-C4'-O1B-C1B
14	AM	1003	LMT	O5B-C1B-O1B-C4'
14	BE	103	LMT	O5B-C1B-O1B-C4'
15	BM	1001	V7N	C26-C27-C28-C29
15	BW	1001	V7N	C26-C27-C28-C29
15	be	102	V7N	C26-C27-C28-C29
15	bn	101	V7N	C26-C27-C28-C29
14	AC	103	LMT	O5B-C5B-C6B-O6B
14	BF	104	LMT	O5'-C5'-C6'-O6'
14	BP	1002	LMT	O5B-C5B-C6B-O6B
13	AF	1001	BCL	C10-C11-C12-C13
13	AS	102	BCL	C10-C11-C12-C13
13	AU	101	BCL	C10-C11-C12-C13
13	ae	1001	BCL	C13-C15-C16-C17
13	be	103	BCL	C15-C16-C17-C18
16	bb	103	0V9	C15-C16-C17-C18
14	BD	103	LMT	O1'-C1-C2-C3
13	AQ	103	BCL	C15-C16-C17-C18
13	AS	102	BCL	C8-C10-C11-C12
13	BD	104	BCL	C5-C6-C7-C8

*Continued on next page...*

*Continued from previous page...*

Mol	Chain	Res	Type	Atoms
13	BG	1004	BCL	C10-C11-C12-C13
13	ae	1001	BCL	C15-C16-C17-C18
14	AE	102	LMT	C4'-C5'-C6'-O6'
14	BM	1002	LMT	O1'-C1-C2-C3
13	AA	1001	BCL	C13-C15-C16-C17
13	AJ	104	BCL	C10-C11-C12-C13
13	AQ	104	BCL	C15-C16-C17-C18
13	BG	1004	BCL	C13-C15-C16-C17
13	aa	1001	BCL	C8-C10-C11-C12
16	bi	103	0V9	C4-O4P-P-O3P
16	bj	103	0V9	C4-O4P-P-O3P
16	bl	102	0V9	C1-O3P-P-O4P
16	bn	104	0V9	C4-O4P-P-O3P
16	bo	103	0V9	C4-O4P-P-O3P
21	H1	103	CD4	C29-O8-P1-O5
21	ad	101	CD4	C31-O10-P2-O13
14	AP	101	LMT	O5B-C1B-O1B-C4'
14	AK	103	LMT	O5B-C5B-C6B-O6B
14	AU	102	LMT	O5B-C5B-C6B-O6B
14	BH	1002	LMT	O1'-C1-C2-C3
14	BV	1004	LMT	O1'-C1-C2-C3
13	AQ	104	BCL	C2A-CAA-CBA-CGA
14	L	309	LMT	O5'-C5'-C6'-O6'
14	AS	103	LMT	O1'-C1-C2-C3
15	AD	101	V7N	C27-C28-C29-C39
15	BO	1001	V7N	C27-C28-C29-C39
14	BE	105	LMT	O5B-C1B-O1B-C4'
13	AP	103	BCL	C3-C5-C6-C7
14	AJ	102	LMT	C6-C7-C8-C9
14	AP	101	LMT	C5-C6-C7-C8
14	BJ	1003	LMT	C2-C3-C4-C5
14	L	304	LMT	C6-C7-C8-C9
14	L	306	LMT	C3-C4-C5-C6
16	bb	103	0V9	C39-C40-C41-C42
21	af	102	CD4	C50-C51-C52-C53
14	AM	1003	LMT	O5'-C5'-C6'-O6'
14	BK	1003	LMT	O5'-C5'-C6'-O6'
13	AO	102	BCL	C10-C11-C12-C13
14	AN	101	LMT	C4B-C5B-C6B-O6B
14	BL	101	LMT	C5-C6-C7-C8
16	M	403	0V9	C14-C15-C16-C17
14	BS	1002	LMT	C7-C8-C9-C10

*Continued on next page...*

*Continued from previous page...*

Mol	Chain	Res	Type	Atoms
14	bk	104	LMT	C4-C5-C6-C7
14	BM	1003	LMT	C2'-C1'-O1'-C1
14	BX	102	LMT	C2'-C1'-O1'-C1
14	H2	201	LMT	C2'-C1'-O1'-C1
14	AD	102	LMT	C4-C5-C6-C7
13	ad	102	BCL	C15-C16-C17-C18
13	bg	104	BCL	C15-C16-C17-C18
13	AE	105	BCL	C4-C3-C5-C6
13	AL	103	BCL	C4-C3-C5-C6
23	M	402	MQ8	C14-C13-C15-C16
14	BJ	1003	LMT	C4'-C5'-C6'-O6'
13	AE	105	BCL	C2-C3-C5-C6
13	AL	103	BCL	C2-C3-C5-C6
13	AE	103	BCL	C11-C12-C13-C14
13	AO	101	BCL	C6-C7-C8-C9
13	BV	1005	BCL	C14-C13-C15-C16
13	bf	102	BCL	C14-C13-C15-C16
13	bg	104	BCL	C11-C10-C8-C9
13	bk	103	BCL	C11-C12-C13-C14
14	BQ	1003	LMT	C6-C7-C8-C9
13	BB	105	BCL	C2A-CAA-CBA-CGA
13	BW	1005	BCL	C2A-CAA-CBA-CGA
13	bd	102	BCL	C2A-CAA-CBA-CGA
15	BN	1001	V7N	C3-C4-C5-C33
15	BQ	1001	V7N	C38-C26-C27-C28
15	BW	1001	V7N	C38-C26-C27-C28
15	bd	101	V7N	C38-C26-C27-C28
15	bk	101	V7N	C3-C4-C5-C33
14	BF	102	LMT	C4-C5-C6-C7
14	BK	1005	LMT	C4-C5-C6-C7
15	BQ	1001	V7N	C25-C26-C27-C28
15	BW	1001	V7N	C25-C26-C27-C28
15	bk	101	V7N	C3-C4-C5-C6
14	BU	1002	LMT	O5'-C5'-C6'-O6'
14	BX	104	LMT	O5'-C5'-C6'-O6'
14	BU	1002	LMT	O1'-C1-C2-C3
14	bm	103	LMT	C4-C5-C6-C7
16	bf	103	0V9	C19-C20-C21-C22
20	H1	101	PGW	C10-C06-C07-C08
14	AA	1003	LMT	C7-C8-C9-C10
14	BC	103	LMT	C5-C6-C7-C8
14	BT	102	LMT	C3-C4-C5-C6

*Continued on next page...*

*Continued from previous page...*

Mol	Chain	Res	Type	Atoms
14	bc	102	LMT	C11-C10-C9-C8
21	ad	101	CD4	C3-C4-C5-C6
21	ad	101	CD4	C11-C10-C9-C8
14	BI	1003	LMT	O5'-C5'-C6'-O6'
14	bn	103	LMT	O5B-C5B-C6B-O6B
13	bb	102	BCL	C16-C17-C18-C20
14	AB	1003	LMT	O5'-C1'-O1'-C1
14	BD	106	LMT	O5'-C1'-O1'-C1
13	AD	104	BCL	C8-C10-C11-C12
13	AG	102	BCL	C13-C15-C16-C17
13	AR	101	BCL	C15-C16-C17-C18
14	AS	103	LMT	C2-C3-C4-C5
14	BU	1003	LMT	O1'-C1-C2-C3
14	bp	103	LMT	C5'-C4'-O1B-C1B
16	bg	103	OV9	O4P-C4-C5-N
16	bi	103	OV9	O4P-C4-C5-N
14	BD	105	LMT	O5B-C1B-O1B-C4'
21	af	102	CD4	C25-C26-C27-C60
13	AB	1001	BCL	C8-C10-C11-C12
13	ah	1001	BCL	C13-C15-C16-C17
13	al	1001	BCL	C13-C15-C16-C17
13	AH	102	BCL	C3-C5-C6-C7
13	BP	1003	BCL	CBA-CGA-O2A-C1
13	AE	105	BCL	C3A-C2A-CAA-CBA
13	AX	103	BCL	C3A-C2A-CAA-CBA
13	BA	103	BCL	C3A-C2A-CAA-CBA
13	BO	1003	BCL	C3A-C2A-CAA-CBA
13	BS	1004	BCL	C3A-C2A-CAA-CBA
13	BW	1005	BCL	C3A-C2A-CAA-CBA
13	BX	101	BCL	C3A-C2A-CAA-CBA
13	bd	102	BCL	C3A-C2A-CAA-CBA
13	bg	104	BCL	C3A-C2A-CAA-CBA
13	bm	102	BCL	C3A-C2A-CAA-CBA
13	ab	1001	BCL	C8-C10-C11-C12
14	AL	101	LMT	O5'-C5'-C6'-O6'
14	AC	103	LMT	C2-C1-O1'-C1'
14	AQ	101	LMT	C2-C1-O1'-C1'
14	BK	1003	LMT	C2-C1-O1'-C1'
14	BK	1005	LMT	C2-C1-O1'-C1'
14	BN	1004	LMT	C2-C1-O1'-C1'
14	BO	1004	LMT	C2-C1-O1'-C1'
14	BX	102	LMT	C2-C1-O1'-C1'

*Continued on next page...*

*Continued from previous page...*

Mol	Chain	Res	Type	Atoms
14	C2	1001	LMT	C2-C1-O1'-C1'
14	AG	101	LMT	C4-C5-C6-C7
14	BT	104	LMT	C1-C2-C3-C4
21	H1	103	CD4	C25-C26-C27-C60
26	af	101	V7B	C29-C30-C31-C32
13	BH	1005	BCL	O2A-C1-C2-C3
13	BK	1002	BCL	O2A-C1-C2-C3
13	ak	1001	BCL	O2A-C1-C2-C3
13	BK	1002	BCL	C5-C6-C7-C8
13	bk	103	BCL	C15-C16-C17-C18
26	af	101	V7B	C46-C47-C48-O53
13	AH	102	BCL	C2-C3-C5-C6
13	aj	101	BCL	C2-C3-C5-C6
23	M	402	MQ8	C12-C13-C15-C16
14	AN	102	LMT	C5'-C4'-O1B-C1B
14	bc	102	LMT	C5'-C4'-O1B-C1B
14	bk	104	LMT	O1'-C1-C2-C3
21	M	409	CD4	C46-C47-C48-C49
13	am	1001	BCL	C16-C17-C18-C19
13	BN	1005	BCL	C15-C16-C17-C18
13	AA	1002	BCL	C3-C5-C6-C7
14	BP	1006	LMT	O5B-C1B-O1B-C4'
14	BA	102	LMT	C1-C2-C3-C4
14	AH	101	LMT	C4'-C5'-C6'-O6'
14	BO	1002	LMT	O1'-C1-C2-C3
14	BO	1004	LMT	C2-C3-C4-C5
13	ap	1001	BCL	C10-C11-C12-C13
21	M	409	CD4	C29-C30-C31-O10
13	BL	103	BCL	C2-C1-O2A-CGA
13	bh	103	BCL	C2-C1-O2A-CGA
14	L	306	LMT	O5'-C5'-C6'-O6'
13	be	103	BCL	C10-C11-C12-C13
13	bi	102	BCL	C8-C10-C11-C12
14	BC	102	LMT	C4'-C5'-C6'-O6'
14	BE	102	LMT	C5'-C4'-O1B-C1B
21	M	409	CD4	C24-C25-C26-C27
13	BG	1004	BCL	C3-C5-C6-C7
13	ba	102	BCL	C3-C5-C6-C7
14	BM	1005	LMT	O5'-C5'-C6'-O6'
13	M	406	BCL	C5-C6-C7-C8
14	BQ	1003	LMT	C4-C5-C6-C7
14	BI	1002	LMT	O5B-C1B-O1B-C4'

*Continued on next page...*

*Continued from previous page...*

Mol	Chain	Res	Type	Atoms
13	BA	103	BCL	C15-C16-C17-C18
14	be	101	LMT	O5'-C5'-C6'-O6'
13	aj	101	BCL	C4-C3-C5-C6
13	AH	105	BCL	C6-C7-C8-C10
13	AM	1004	BCL	C11-C12-C13-C15
13	AQ	102	BCL	C2-C3-C5-C6
13	AU	103	BCL	C2-C3-C5-C6
13	BJ	1004	BCL	C11-C12-C13-C15
13	BU	1004	BCL	C6-C7-C8-C10
13	BV	1005	BCL	C12-C13-C15-C16
13	ad	102	BCL	C6-C7-C8-C10
13	ak	1001	BCL	C2-C3-C5-C6
13	bf	102	BCL	C12-C13-C15-C16
13	bg	104	BCL	C11-C10-C8-C7
13	bg	104	BCL	C11-C12-C13-C15
13	bk	103	BCL	C11-C12-C13-C15
13	bo	102	BCL	C6-C7-C8-C10
23	M	402	MQ8	C37-C38-C40-C41
14	AV	104	LMT	C5'-C4'-O1B-C1B
14	BL	102	LMT	C3'-C4'-O1B-C1B
15	BI	1001	V7N	C27-C28-C29-C39
14	be	101	LMT	C2B-C1B-O1B-C4'
14	bc	102	LMT	C4'-C5'-C6'-O6'
13	bh	103	BCL	C2A-CAA-CBA-CGA
14	BG	1005	LMT	O5'-C5'-C6'-O6'
14	BU	1003	LMT	O5B-C5B-C6B-O6B
16	bi	103	0V9	C21-C22-C23-C24
21	af	102	CD4	C54-C55-C56-C57
14	AP	101	LMT	O1'-C1-C2-C3
14	C	1005	LMT	O5'-C5'-C6'-O6'
13	bh	103	BCL	C8-C10-C11-C12
14	BQ	1002	LMT	C4'-C5'-C6'-O6'
14	bl	103	LMT	C5'-C4'-O1B-C1B
21	M	409	CD4	C51-C52-C53-C54
14	BA	102	LMT	C4'-C5'-C6'-O6'
14	BP	1004	LMT	O5'-C1'-O1'-C1
13	AU	101	BCL	C8-C10-C11-C12
14	AN	101	LMT	C1-C2-C3-C4
14	AD	102	LMT	O5'-C5'-C6'-O6'
21	af	104	CD4	C10-C11-C12-C13
14	BK	1004	LMT	C1-C2-C3-C4
13	AK	104	BCL	C10-C11-C12-C13

*Continued on next page...*



*Continued from previous page...*

Mol	Chain	Res	Type	Atoms
13	bp	104	BCL	C13-C15-C16-C17
21	af	104	CD4	C47-C48-C49-C50
14	L	304	LMT	O5B-C5B-C6B-O6B
13	AQ	104	BCL	C3-C5-C6-C7
13	bm	102	BCL	C3-C5-C6-C7
14	BJ	1003	LMT	C3-C4-C5-C6
16	be	105	0V9	O2-C2-C3-O3
16	bf	103	0V9	O2-C2-C3-O3
14	AG	101	LMT	O5'-C5'-C6'-O6'
14	BP	1006	LMT	C4-C5-C6-C7
21	M	409	CD4	C43-C44-C45-C63
14	BV	1002	LMT	O5B-C1B-O1B-C4'
13	bb	102	BCL	C16-C17-C18-C19
16	ab	1002	0V9	C38-C39-C40-C41
14	BB	104	LMT	O5'-C5'-C6'-O6'
16	bb	103	0V9	C19-C20-C21-C22
16	bg	103	0V9	C15-C16-C17-C18
13	AG	102	BCL	C4-C3-C5-C6
13	ak	1001	BCL	C4-C3-C5-C6
13	bn	102	BCL	C4-C3-C5-C6
13	bn	102	BCL	C2-C3-C5-C6
21	H1	103	CD4	C49-C50-C51-C52
13	AC	102	BCL	C11-C10-C8-C9
13	AL	102	BCL	C11-C10-C8-C9
13	AM	1004	BCL	C11-C12-C13-C14
13	AS	101	BCL	C11-C10-C8-C9
13	AV	101	BCL	C6-C7-C8-C9
13	AX	102	BCL	C11-C10-C8-C9
13	BJ	1004	BCL	C6-C7-C8-C9
13	BR	1003	BCL	C11-C10-C8-C9
13	ai	101	BCL	C11-C12-C13-C14
13	bo	102	BCL	C6-C7-C8-C9
14	BD	106	LMT	C3'-C4'-O1B-C1B
14	bh	102	LMT	C11-C10-C9-C8
14	be	101	LMT	O5B-C1B-O1B-C4'
13	AW	102	BCL	C2A-CAA-CBA-CGA
13	BT	103	BCL	C2A-CAA-CBA-CGA
14	BV	1003	LMT	O5'-C5'-C6'-O6'
14	C2	1001	LMT	O5'-C5'-C6'-O6'
14	bm	103	LMT	O5'-C5'-C6'-O6'
14	BP	1004	LMT	C4'-C5'-C6'-O6'
14	BE	102	LMT	C3'-C4'-O1B-C1B

*Continued on next page...*

*Continued from previous page...*

Mol	Chain	Res	Type	Atoms
21	M	409	CD4	C22-C23-C24-C25
13	AE	103	BCL	C1A-C2A-CAA-CBA
13	AG	102	BCL	C1A-C2A-CAA-CBA
13	AK	102	BCL	C1A-C2A-CAA-CBA
13	AL	103	BCL	C1A-C2A-CAA-CBA
13	AM	1002	BCL	C1A-C2A-CAA-CBA
13	AQ	104	BCL	C1A-C2A-CAA-CBA
13	AS	101	BCL	C1A-C2A-CAA-CBA
13	AT	103	BCL	C1A-C2A-CAA-CBA
13	BX	101	BCL	C1A-C2A-CAA-CBA
13	bd	102	BCL	C1A-C2A-CAA-CBA
13	bg	104	BCL	C1A-C2A-CAA-CBA
13	bj	104	BCL	C1A-C2A-CAA-CBA
14	BS	1002	LMT	C3-C4-C5-C6
13	AI	101	BCL	C5-C6-C7-C8
13	AV	103	BCL	C15-C16-C17-C18
16	L	310	0V9	C1-O3P-P-O4P
16	ad	103	0V9	C2-C1-O3P-P
14	BF	102	LMT	C4'-C5'-C6'-O6'
13	AH	102	BCL	C15-C16-C17-C18
14	BC	103	LMT	O5B-C5B-C6B-O6B
14	BR	1002	LMT	O5B-C5B-C6B-O6B
16	AQ	105	0V9	O3P-C1-C2-C3
16	H1	102	0V9	O3P-C1-C2-C3
21	af	102	CD4	C16-C15-C28-O5
14	BR	1002	LMT	O1'-C1-C2-C3
14	BV	1003	LMT	C3-C4-C5-C6
21	ad	101	CD4	C18-C19-C20-C21
16	bm	104	0V9	C35-C36-C37-C38
14	BD	106	LMT	O5'-C5'-C6'-O6'
14	BO	1005	LMT	O5B-C5B-C6B-O6B
16	bd	103	0V9	C2-C3-O3-C30
16	bm	104	0V9	C2-C3-O3-C30
21	H1	103	CD4	C37-C38-C39-C40
14	AJ	102	LMT	O5B-C5B-C6B-O6B
14	BT	104	LMT	O5'-C5'-C6'-O6'
13	BS	1004	BCL	C5-C6-C7-C8
14	BF	104	LMT	O5B-C1B-O1B-C4'
14	BT	101	LMT	O5'-C5'-C6'-O6'
13	AQ	102	BCL	C4-C3-C5-C6
13	AU	103	BCL	C4-C3-C5-C6
23	M	402	MQ8	C39-C38-C40-C41

*Continued on next page...*

*Continued from previous page...*

Mol	Chain	Res	Type	Atoms
23	ao	101	MQ8	C34-C33-C35-C36
13	AJ	103	BCL	C2C-C3C-CAC-CBC
14	BV	1002	LMT	O1'-C1-C2-C3
14	bo	104	LMT	C7-C8-C9-C10
14	BP	1006	LMT	C5-C6-C7-C8
13	bc	103	BCL	C2A-CAA-CBA-CGA
13	am	1001	BCL	C16-C17-C18-C20
14	BP	1004	LMT	C1-C2-C3-C4
13	AD	103	BCL	C3-C5-C6-C7
14	BD	106	LMT	C4-C5-C6-C7
16	M	403	0V9	C1-C2-C3-O3
16	ab	1002	0V9	C1-C2-C3-O3
16	be	105	0V9	C1-C2-C3-O3
16	bl	102	0V9	C1-C2-C3-O3
16	bm	104	0V9	C1-C2-C3-O3
16	bo	103	0V9	C1-C2-C3-O3
21	M	405	CD4	C28-C15-C16-O3
13	AU	103	BCL	C5-C6-C7-C8
14	L	307	LMT	C1-C2-C3-C4
26	ag	103	V7B	C8-C7-O1-C1
14	BR	1005	LMT	C6-C7-C8-C9
14	BH	1003	LMT	O5'-C5'-C6'-O6'
14	BD	102	LMT	O5'-C5'-C6'-O6'
14	AT	102	LMT	O5'-C1'-O1'-C1
15	BU	1001	V7N	C5-C6-C7-C8
13	bj	104	BCL	C8-C10-C11-C12
16	bd	103	0V9	C10-C11-C12-C13
14	AS	103	LMT	O5B-C5B-C6B-O6B
14	AV	102	LMT	O5B-C1B-O1B-C4'
14	BP	1005	LMT	O1'-C1-C2-C3
16	M	403	0V9	C11-C10-O2-C2
13	bh	103	BCL	C10-C11-C12-C13
14	BR	1006	LMT	O5B-C1B-O1B-C4'
14	AN	102	LMT	O5B-C5B-C6B-O6B
14	AX	101	LMT	O5'-C5'-C6'-O6'
14	BN	1002	LMT	O5'-C5'-C6'-O6'
14	L	306	LMT	O5B-C5B-C6B-O6B
13	AH	102	BCL	C4-C3-C5-C6
13	bd	102	BCL	C4-C3-C5-C6
23	L	303	MQ8	C19-C18-C20-C21
26	ag	103	V7B	C31-C32-C33-C34
14	AT	104	LMT	C5-C6-C7-C8

*Continued on next page...*

*Continued from previous page...*

Mol	Chain	Res	Type	Atoms
13	AC	101	BCL	C10-C11-C12-C13
14	be	104	LMT	C7-C8-C9-C10
21	ad	101	CD4	C28-C15-O2-C14
21	af	104	CD4	C16-C15-O2-C14
14	AC	103	LMT	O5'-C5'-C6'-O6'
14	AP	101	LMT	O5'-C5'-C6'-O6'
14	AS	103	LMT	O5'-C5'-C6'-O6'
14	BH	1004	LMT	O5'-C5'-C6'-O6'
14	BR	1005	LMT	O5'-C5'-C6'-O6'
14	BE	105	LMT	C1-C2-C3-C4
13	an	1001	BCL	C10-C11-C12-C13
13	AQ	102	BCL	C2-C1-O2A-CGA
14	AK	103	LMT	C4'-C5'-C6'-O6'
13	AK	102	BCL	C5-C6-C7-C8
16	bj	103	0V9	O3P-C1-C2-O2
14	BH	1002	LMT	O5B-C1B-O1B-C4'
14	BS	1003	LMT	O1'-C1-C2-C3
13	ah	1001	BCL	C5-C6-C7-C8
14	AB	1003	LMT	C2'-C1'-O1'-C1
14	AK	101	LMT	C2'-C1'-O1'-C1
14	BE	102	LMT	C2'-C1'-O1'-C1
15	BF	101	V7N	C30-C1-O32-C41
14	BK	1004	LMT	C5'-C4'-O1B-C1B
14	AE	101	LMT	C4B-C5B-C6B-O6B
16	M	403	0V9	O2-C2-C3-O3
16	ad	103	0V9	O2-C2-C3-O3
25	M	404	CRT	C36-C37-C38-C39
25	M	404	CRT	C36-C37-C38-C40
16	bp	105	0V9	C10-C11-C12-C13
13	AE	103	BCL	C4-C3-C5-C6
13	AS	101	BCL	C4-C3-C5-C6
13	BJ	1004	BCL	C4-C3-C5-C6
13	AC	102	BCL	C11-C10-C8-C7
13	AL	102	BCL	C11-C10-C8-C7
13	AX	102	BCL	C11-C10-C8-C7
13	BJ	1004	BCL	C6-C7-C8-C10
13	af	103	BCL	C12-C13-C15-C16
13	aj	101	BCL	C6-C7-C8-C10
13	bd	102	BCL	C2-C3-C5-C6
13	bf	102	BCL	C11-C12-C13-C15
23	ao	101	MQ8	C32-C33-C35-C36
13	AF	1001	BCL	C14-C13-C15-C16

*Continued on next page...*

*Continued from previous page...*

Mol	Chain	Res	Type	Atoms
13	AJ	104	BCL	C11-C10-C8-C9
13	AJ	104	BCL	C14-C13-C15-C16
13	af	103	BCL	C14-C13-C15-C16
13	am	1001	BCL	C11-C12-C13-C14
22	M	407	BPH	C14-C13-C15-C16
14	BH	1004	LMT	C3-C4-C5-C6
15	bl	101	V7N	O32-C1-C2-C3
14	BT	104	LMT	O5B-C1B-O1B-C4'
15	be	102	V7N	C38-C26-C27-C28
16	bj	103	0V9	C35-C36-C37-C38
13	AV	103	BCL	C5-C6-C7-C8
27	ai	102	UYH	C11-C10-O7-C8
16	ad	103	0V9	C31-C30-O3-C3
13	AM	1004	BCL	C8-C10-C11-C12
14	bn	103	LMT	C5'-C4'-O1B-C1B
14	AN	102	LMT	O5'-C1'-O1'-C1
14	bp	101	LMT	O5'-C1'-O1'-C1
16	bh	104	0V9	O3P-C1-C2-C3
21	af	102	CD4	O13-C32-C33-C34
13	bn	102	BCL	C3-C5-C6-C7
14	bi	104	LMT	O5'-C5'-C6'-O6'
20	H1	101	PGW	C1-C2-C3-C4
16	bm	104	0V9	O4P-C4-C5-N
14	AS	103	LMT	C1-C2-C3-C4
13	BH	1005	BCL	C4-C3-C5-C6
13	AE	103	BCL	C2-C3-C5-C6
13	BJ	1004	BCL	C2-C3-C5-C6
23	L	303	MQ8	C17-C18-C20-C21
13	AH	102	BCL	C13-C15-C16-C17
13	ba	102	BCL	C5-C6-C7-C8
14	BL	101	LMT	C4'-C5'-C6'-O6'
16	bm	104	0V9	O2-C10-C11-C12
14	BO	1002	LMT	C9-C10-C11-C12
16	bi	103	0V9	C2-C1-O3P-P
21	H1	103	CD4	C15-C28-O5-P1
21	af	102	CD4	C33-C32-O13-P2
14	BS	1003	LMT	C1-C2-C3-C4
13	BN	1005	BCL	C3A-C2A-CAA-CBA
13	BQ	1004	BCL	C3A-C2A-CAA-CBA
13	BT	103	BCL	C3A-C2A-CAA-CBA
13	BV	1005	BCL	C3A-C2A-CAA-CBA
13	ba	102	BCL	C3A-C2A-CAA-CBA

*Continued on next page...*

*Continued from previous page...*

Mol	Chain	Res	Type	Atoms
13	bb	102	BCL	C3A-C2A-CAA-CBA
13	bl	104	BCL	C3A-C2A-CAA-CBA
15	BM	1001	V7N	C27-C28-C29-C39
15	bi	101	V7N	C27-C28-C29-C39
14	AA	1003	LMT	C2-C1-O1'-C1'
14	AE	101	LMT	C2-C1-O1'-C1'
14	AE	102	LMT	C2-C1-O1'-C1'
14	AK	103	LMT	C2-C1-O1'-C1'
14	AP	101	LMT	C2-C1-O1'-C1'
14	AT	102	LMT	C2-C1-O1'-C1'
14	BC	103	LMT	C2-C1-O1'-C1'
14	BD	103	LMT	C2-C1-O1'-C1'
14	BD	106	LMT	C2-C1-O1'-C1'
14	BF	104	LMT	C2-C1-O1'-C1'
14	BH	1002	LMT	C2-C1-O1'-C1'
14	BI	1005	LMT	C2-C1-O1'-C1'
14	BJ	1003	LMT	C2-C1-O1'-C1'
14	BK	1004	LMT	C2-C1-O1'-C1'
14	BN	1003	LMT	C2-C1-O1'-C1'
14	BO	1002	LMT	C2-C1-O1'-C1'
14	BP	1004	LMT	C2-C1-O1'-C1'
14	BQ	1002	LMT	C2-C1-O1'-C1'
14	BR	1005	LMT	C2-C1-O1'-C1'
14	BT	101	LMT	C2-C1-O1'-C1'
14	BT	102	LMT	C2-C1-O1'-C1'
14	BU	1002	LMT	C2-C1-O1'-C1'
14	BU	1003	LMT	C2-C1-O1'-C1'
14	BW	1003	LMT	C2-C1-O1'-C1'
14	BW	1004	LMT	C2-C1-O1'-C1'
14	BX	104	LMT	C2-C1-O1'-C1'
14	H2	201	LMT	C2-C1-O1'-C1'
14	L	306	LMT	C2-C1-O1'-C1'
14	bj	102	LMT	C2-C1-O1'-C1'
14	bk	104	LMT	C2-C1-O1'-C1'
14	bn	103	LMT	C2-C1-O1'-C1'
14	bp	101	LMT	C2-C1-O1'-C1'
16	bp	105	0V9	C31-C30-O3-C3
14	L	307	LMT	C4-C5-C6-C7
13	AM	1004	BCL	C15-C16-C17-C18
13	BT	103	BCL	C5-C6-C7-C8
14	AX	101	LMT	C2B-C1B-O1B-C4'
16	bf	103	0V9	C1-C2-C3-O3

*Continued on next page...*

*Continued from previous page...*

Mol	Chain	Res	Type	Atoms
16	bg	103	0V9	C1-C2-C3-O3
16	bk	102	0V9	C1-C2-C3-O3
21	af	102	CD4	C32-C33-C34-O14
21	af	104	CD4	C28-C15-C16-O3
26	ag	103	V7B	O1-C7-C8-C9
27	ai	102	UYH	C7-C8-C9-O8
16	L	310	0V9	C36-C37-C38-C39
21	af	104	CD4	C35-C36-C37-C38
14	AV	104	LMT	C3'-C4'-O1B-C1B
13	BC	104	BCL	O2A-C1-C2-C3
13	bj	104	BCL	O2A-C1-C2-C3
16	bg	103	0V9	O3-C30-C31-C32
14	BK	1004	LMT	C3'-C4'-O1B-C1B
14	bl	103	LMT	C3'-C4'-O1B-C1B
13	AG	102	BCL	C2-C3-C5-C6
13	BH	1005	BCL	C2-C3-C5-C6
13	BH	1005	BCL	C5-C6-C7-C8
16	bl	102	0V9	C4-O4P-P-O3P
27	ai	102	UYH	C32-C33-C34-C35
14	BX	102	LMT	C1-C2-C3-C4
14	BG	1005	LMT	C3-C4-C5-C6
16	ad	103	0V9	C31-C32-C33-C34
21	M	405	CD4	C49-C50-C51-C52
16	bd	103	0V9	O3P-C1-C2-O2
16	be	105	0V9	O3P-C1-C2-O2
16	bh	104	0V9	O3P-C1-C2-O2
21	H1	103	CD4	O2-C15-C28-O5
21	M	405	CD4	O2-C15-C28-O5
21	af	104	CD4	O2-C15-C28-O5
14	bf	101	LMT	C4'-C5'-C6'-O6'
14	BG	1002	LMT	O1'-C1-C2-C3
21	af	102	CD4	C45-C63-C64-C65
13	BP	1003	BCL	C10-C11-C12-C13
15	BH	1001	V7N	O42-C34-C9-C8
15	BU	1001	V7N	O42-C34-C9-C8
15	be	102	V7N	O42-C34-C9-C8
14	BP	1006	LMT	C3-C4-C5-C6
14	C	1005	LMT	C2-C3-C4-C5
16	bg	103	0V9	O2-C2-C3-O3
21	M	405	CD4	O2-C15-C16-O3
21	M	409	CD4	O2-C15-C16-O3
21	af	104	CD4	O2-C15-C16-O3

*Continued on next page...*

*Continued from previous page...*

Mol	Chain	Res	Type	Atoms
26	ag	103	V7B	O1-C7-C8-O7
13	BO	1003	BCL	C8-C10-C11-C12
14	BG	1003	LMT	C4'-C5'-C6'-O6'
14	BV	1004	LMT	O5'-C1'-O1'-C1
15	BM	1001	V7N	C22-C23-C24-C25
21	M	409	CD4	C21-C22-C23-C24
13	bj	104	BCL	C2-C1-O2A-CGA
13	AB	1002	BCL	C14-C13-C15-C16
13	AS	102	BCL	C11-C10-C8-C9
13	BI	1004	BCL	C11-C10-C8-C9
13	bj	104	BCL	C11-C12-C13-C14
14	BK	1004	LMT	O1'-C1-C2-C3
16	L	310	0V9	C20-C21-C22-C23
16	ab	1002	0V9	C31-C32-C33-C34
16	bp	105	0V9	C40-C41-C42-C43
20	H1	101	PGW	C3-C4-C5-C6
14	AA	1003	LMT	C4-C5-C6-C7
16	ab	1002	0V9	C2-C1-O3P-P
16	be	105	0V9	C2-C1-O3P-P
16	bo	103	0V9	C2-C1-O3P-P
21	H1	103	CD4	C33-C32-O13-P2
21	ad	101	CD4	C30-C31-O10-P2
21	ad	101	CD4	C33-C32-O13-P2
13	BD	104	BCL	O1A-CGA-O2A-C1
14	AJ	102	LMT	C9-C10-C11-C12
15	AD	101	V7N	C3-C4-C5-C33
15	BR	1001	V7N	C3-C4-C5-C33
13	AD	104	BCL	C4C-C3C-CAC-CBC
13	AQ	104	BCL	C4C-C3C-CAC-CBC
13	AS	102	BCL	C4C-C3C-CAC-CBC
15	BD	101	V7N	C25-C26-C27-C28
15	BW	1001	V7N	C3-C4-C5-C6
15	ag	101	V7N	C3-C4-C5-C6
13	AG	102	BCL	C15-C16-C17-C18
13	AP	103	BCL	C13-C15-C16-C17
14	H2	201	LMT	C4'-C5'-C6'-O6'
27	ai	102	UYH	O9-C10-O7-C8
14	bg	102	LMT	C4'-C5'-C6'-O6'
13	AM	1004	BCL	C10-C11-C12-C13
14	BP	1002	LMT	C4-C5-C6-C7
14	BT	101	LMT	O1'-C1-C2-C3
27	ai	102	UYH	C36-C37-C38-C39

*Continued on next page...*



*Continued from previous page...*

Mol	Chain	Res	Type	Atoms
13	ap	1001	BCL	C8-C10-C11-C12
14	BX	103	LMT	C4'-C5'-C6'-O6'
14	AV	104	LMT	C6-C7-C8-C9
21	af	104	CD4	C9-C10-C11-C12
16	bd	103	0V9	O3P-C1-C2-C3
16	be	105	0V9	O3P-C1-C2-C3
16	bj	103	0V9	O3P-C1-C2-C3
13	AC	102	BCL	C6-C7-C8-C10
13	AF	1001	BCL	C12-C13-C15-C16
13	AJ	104	BCL	C11-C10-C8-C7
13	AJ	104	BCL	C12-C13-C15-C16
13	AP	102	BCL	C6-C7-C8-C10
13	am	1001	BCL	C11-C12-C13-C15
13	bj	104	BCL	C11-C12-C13-C15
13	bp	104	BCL	C11-C10-C8-C7
22	M	407	BPH	C6-C7-C8-C10
14	BI	1005	LMT	C5'-C4'-O1B-C1B
15	BJ	1001	V7N	C27-C28-C29-C39
15	bb	101	V7N	C19-C20-C21-C22
15	bl	101	V7N	C27-C28-C29-C39
15	bm	101	V7N	C27-C28-C29-C39
14	BX	104	LMT	C1-C2-C3-C4
14	BQ	1003	LMT	C11-C10-C9-C8
16	be	105	0V9	C31-C32-C33-C34
14	BC	101	LMT	C5'-C4'-O1B-C1B
13	AO	102	BCL	C13-C15-C16-C17
21	M	409	CD4	C50-C51-C52-C53
16	bn	104	0V9	C38-C39-C40-C41
21	H1	103	CD4	C48-C49-C50-C51
13	BS	1004	BCL	C3-C5-C6-C7
13	am	1001	BCL	C3-C5-C6-C7
16	bo	103	0V9	C2-C3-O3-C30
14	AT	104	LMT	O1'-C1-C2-C3
13	AH	103	BCL	C8-C10-C11-C12
13	AL	103	BCL	CBA-CGA-O2A-C1
16	bn	104	0V9	C31-C30-O3-C3
14	BR	1005	LMT	C5'-C4'-O1B-C1B
14	BV	1002	LMT	C9-C10-C11-C12
14	BX	104	LMT	O5B-C1B-O1B-C4'
13	L	305	BCL	CAD-CBD-CGD-O2D
14	BJ	1003	LMT	C4-C5-C6-C7
16	bf	103	0V9	C36-C37-C38-C39

*Continued on next page...*

*Continued from previous page...*

Mol	Chain	Res	Type	Atoms
16	bl	102	0V9	C11-C12-C13-C14
13	AT	103	BCL	C5-C6-C7-C8
14	AS	103	LMT	C3-C4-C5-C6
14	BF	102	LMT	C3-C4-C5-C6
21	af	104	CD4	C41-C42-C43-C44
14	BK	1005	LMT	O5B-C1B-O1B-C4'
13	bc	103	BCL	C2-C3-C5-C6
14	L	302	LMT	C1-C2-C3-C4
16	H1	102	0V9	C1-C2-C3-O3
16	bi	103	0V9	C1-C2-C3-O3
16	ab	1002	0V9	C2-C3-O3-C30
14	BO	1005	LMT	C4'-C5'-C6'-O6'
14	be	101	LMT	C9-C10-C11-C12
16	H1	102	0V9	O3P-C1-C2-O2
16	bk	102	0V9	O3P-C1-C2-O2
16	bo	103	0V9	O3P-C1-C2-O2
21	M	409	CD4	O2-C15-C28-O5
21	ad	101	CD4	O2-C15-C28-O5
14	BR	1005	LMT	C7-C8-C9-C10
14	BS	1005	LMT	O5B-C1B-O1B-C4'
14	AE	106	LMT	C7-C8-C9-C10
14	BO	1002	LMT	C5-C6-C7-C8
13	AG	102	BCL	CHA-CBD-CGD-O2D
13	BI	1004	BCL	C3-C5-C6-C7
14	BU	1003	LMT	C1-C2-C3-C4
14	AE	101	LMT	C6-C7-C8-C9
26	af	101	V7B	O1-C7-C8-O7
14	BO	1002	LMT	C4'-C5'-C6'-O6'
27	ai	102	UYH	C34-C35-C36-C37
13	BV	1005	BCL	C3-C5-C6-C7
13	bb	102	BCL	C3-C5-C6-C7
16	bk	102	0V9	C33-C34-C35-C36
16	ad	103	0V9	O5-C30-O3-C3
14	AX	101	LMT	O5B-C1B-O1B-C4'
14	AN	101	LMT	C5'-C4'-O1B-C1B
14	BE	102	LMT	C2-C3-C4-C5
13	AM	1004	BCL	C6-C7-C8-C9
13	AP	102	BCL	C6-C7-C8-C9
13	al	1001	BCL	C6-C7-C8-C9
13	ba	102	BCL	C11-C12-C13-C14
14	AC	103	LMT	C7-C8-C9-C10
14	BM	1005	LMT	O5B-C5B-C6B-O6B

*Continued on next page...*

*Continued from previous page...*

Mol	Chain	Res	Type	Atoms
13	AW	101	BCL	C8-C10-C11-C12
14	BK	1005	LMT	C5-C6-C7-C8
16	H1	102	0V9	C32-C33-C34-C35
26	af	101	V7B	O7-C10-C11-C12
21	M	405	CD4	C36-C37-C38-C39
14	BW	1006	LMT	O5B-C1B-O1B-C4'
13	AH	105	BCL	CBD-CGD-O2D-CED
14	BR	1004	LMT	C5-C6-C7-C8
16	bb	103	0V9	C12-C13-C14-C15
15	AW	103	V7N	C3-C4-C5-C6
15	be	102	V7N	C25-C26-C27-C28
13	ap	1001	BCL	C3-C5-C6-C7
14	AN	101	LMT	C4'-C5'-C6'-O6'
13	BC	104	BCL	C1A-C2A-CAA-CBA
13	BR	1003	BCL	C1A-C2A-CAA-CBA
13	bb	102	BCL	C1A-C2A-CAA-CBA
13	AJ	103	BCL	C2-C1-O2A-CGA
16	bg	103	0V9	C1-O3P-P-O4P
16	bh	104	0V9	C1-O3P-P-O4P
20	H1	101	PGW	C04-O12-P-O11
21	af	102	CD4	C31-O10-P2-O13
14	AK	101	LMT	C2-C3-C4-C5
13	AA	1002	BCL	C4-C3-C5-C6
20	H1	101	PGW	C02-C03-O11-P
21	af	104	CD4	C30-C29-O8-P1
21	af	104	CD4	C30-C31-O10-P2
13	AA	1002	BCL	C2-C3-C5-C6
14	BS	1005	LMT	C4-C5-C6-C7
16	bf	103	0V9	C1-O3P-P-O2P
16	bh	104	0V9	C1-O3P-P-O2P
16	bj	103	0V9	C1-O3P-P-O1P
16	bk	102	0V9	C1-O3P-P-O1P
16	bl	102	0V9	C1-O3P-P-O2P
20	H1	101	PGW	C04-O12-P-O13
23	L	303	MQ8	C3-C11-C12-C13
13	AG	103	BCL	C16-C17-C18-C19
16	L	310	0V9	C10-C11-C12-C13
14	AS	103	LMT	C6-C7-C8-C9
14	BV	1002	LMT	O5'-C1'-O1'-C1
13	AS	101	BCL	C13-C15-C16-C17
13	BD	104	BCL	CBA-CGA-O2A-C1
14	AH	101	LMT	O5B-C5B-C6B-O6B

*Continued on next page...*

*Continued from previous page...*

Mol	Chain	Res	Type	Atoms
16	bk	102	0V9	O3P-C1-C2-C3
16	bo	103	0V9	O3P-C1-C2-C3
14	BX	103	LMT	C4-C5-C6-C7
21	M	405	CD4	C17-C18-C19-C20
16	bl	102	0V9	C20-C21-C22-C23
14	BJ	1002	LMT	C4-C5-C6-C7
16	AQ	105	0V9	C5-C4-O4P-P
16	H1	102	0V9	C5-C4-O4P-P
16	M	403	0V9	C5-C4-O4P-P
16	ab	1002	0V9	C5-C4-O4P-P
16	ad	103	0V9	C5-C4-O4P-P
16	bd	103	0V9	C5-C4-O4P-P
16	bf	103	0V9	C5-C4-O4P-P
16	bh	104	0V9	C5-C4-O4P-P
16	bi	103	0V9	C5-C4-O4P-P
13	AN	104	BCL	C13-C15-C16-C17
13	af	103	BCL	C10-C11-C12-C13
21	M	409	CD4	C35-C36-C37-C38
16	ad	103	0V9	O4-C10-O2-C2
14	BD	105	LMT	C4-C5-C6-C7
14	BX	102	LMT	C5'-C4'-O1B-C1B
13	bn	102	BCL	C16-C17-C18-C20
13	AE	104	BCL	C6-C7-C8-C10
13	AK	102	BCL	C3A-C2A-CAA-CBA
13	AM	1004	BCL	C6-C7-C8-C10
13	AP	103	BCL	C3A-C2A-CAA-CBA
13	bl	104	BCL	C6-C7-C8-C10
13	bm	102	BCL	C11-C12-C13-C15
21	M	405	CD4	O13-C32-C33-O16
21	af	102	CD4	O13-C32-C33-O16
16	H1	102	0V9	C34-C35-C36-C37
16	bp	105	0V9	C16-C17-C18-C19
14	L	307	LMT	C4B-C5B-C6B-O6B
14	AB	1003	LMT	C2-C1-O1'-C1'
14	BM	1002	LMT	C2-C1-O1'-C1'
14	BV	1004	LMT	C2-C1-O1'-C1'
14	C	1005	LMT	C2-C1-O1'-C1'
14	AK	103	LMT	C5-C6-C7-C8
13	AL	103	BCL	O1A-CGA-O2A-C1
13	BE	104	BCL	C2A-CAA-CBA-CGA
14	AT	104	LMT	O5B-C5B-C6B-O6B
14	BG	1005	LMT	O5B-C5B-C6B-O6B

*Continued on next page...*

*Continued from previous page...*

Mol	Chain	Res	Type	Atoms
14	AV	102	LMT	C2B-C1B-O1B-C4'
14	AK	101	LMT	C9-C10-C11-C12
15	AD	101	V7N	O42-C34-C9-C10
15	BH	1001	V7N	O42-C34-C9-C10
15	BU	1001	V7N	C7-C8-C9-C10
15	be	102	V7N	O42-C34-C9-C10
21	M	409	CD4	C28-C15-C16-O3
21	af	104	CD4	C43-C44-C45-C63
14	bg	102	LMT	C6-C7-C8-C9
13	am	1001	BCL	C8-C10-C11-C12
14	bj	102	LMT	O1'-C1-C2-C3
16	bp	105	0V9	C20-C21-C22-C23
21	M	409	CD4	C30-C31-O10-P2
14	BW	1006	LMT	C4-C5-C6-C7
16	bn	104	0V9	O5-C30-O3-C3
13	AK	102	BCL	C4-C3-C5-C6
14	C2	1001	LMT	O1'-C1-C2-C3
15	BM	1001	V7N	C23-C24-C25-C26
13	BX	101	BCL	C5-C6-C7-C8
13	AC	101	BCL	C11-C10-C8-C9
13	AC	102	BCL	C6-C7-C8-C9
13	BJ	1004	BCL	C14-C13-C15-C16
13	bb	102	BCL	C11-C12-C13-C14
13	bl	104	BCL	C6-C7-C8-C9
13	bm	102	BCL	C11-C12-C13-C14
13	bp	104	BCL	C11-C10-C8-C9
22	M	407	BPH	C6-C7-C8-C9
14	BR	1002	LMT	O5B-C1B-O1B-C4'
13	bn	102	BCL	C16-C17-C18-C19
14	BF	102	LMT	C5'-C4'-O1B-C1B
14	BJ	1005	LMT	O1'-C1-C2-C3
14	bn	103	LMT	C3'-C4'-O1B-C1B
13	bd	102	BCL	C5-C6-C7-C8
14	BV	1002	LMT	C2B-C1B-O1B-C4'
14	AD	102	LMT	O5B-C1B-O1B-C4'
14	BT	101	LMT	O5B-C1B-O1B-C4'
13	BC	104	BCL	C2A-CAA-CBA-CGA
13	BV	1005	BCL	C2A-CAA-CBA-CGA
13	bj	104	BCL	C2A-CAA-CBA-CGA
21	ad	101	CD4	C45-C63-C64-C65
14	be	104	LMT	O5B-C5B-C6B-O6B
15	BK	1001	V7N	C3-C4-C5-C33

*Continued on next page...*

*Continued from previous page...*

Mol	Chain	Res	Type	Atoms
14	AJ	102	LMT	O5B-C1B-O1B-C4'
14	BI	1002	LMT	C2B-C1B-O1B-C4'
21	af	102	CD4	C40-C41-C42-C43
13	AP	102	BCL	C8-C10-C11-C12
13	af	103	BCL	C5-C6-C7-C8
14	BC	101	LMT	O5B-C1B-O1B-C4'
14	BX	104	LMT	C5'-C4'-O1B-C1B
13	BF	103	BCL	C4-C3-C5-C6
27	ai	102	UYH	O6-C5-C6-O5
14	AC	103	LMT	C5-C6-C7-C8
14	BM	1002	LMT	O5B-C1B-O1B-C4'
13	AP	103	BCL	C15-C16-C17-C18
23	ao	101	MQ8	C12-C11-C3-C4
14	BB	101	LMT	C4-C5-C6-C7
13	AJ	104	BCL	C8-C10-C11-C12
21	M	409	CD4	C28-C15-O2-C14
21	M	405	CD4	O13-C32-C33-C34
21	M	409	CD4	C16-C15-C28-O5
13	AM	1002	BCL	C2A-CAA-CBA-CGA
13	BA	103	BCL	C2A-CAA-CBA-CGA
13	BL	103	BCL	C2A-CAA-CBA-CGA
13	bk	103	BCL	C2A-CAA-CBA-CGA
14	BH	1002	LMT	C5-C6-C7-C8
13	AE	103	BCL	CBA-CGA-O2A-C1
13	am	1001	BCL	C13-C15-C16-C17
13	AG	102	BCL	C2-C1-O2A-CGA
13	AQ	104	BCL	C2-C1-O2A-CGA
14	AK	101	LMT	C4-C5-C6-C7
14	BR	1006	LMT	C3-C4-C5-C6
16	ad	103	0V9	C11-C12-C13-C14
14	BN	1003	LMT	C4'-C5'-C6'-O6'
13	AW	102	BCL	C3-C5-C6-C7
14	BT	101	LMT	C5'-C4'-O1B-C1B
16	H1	102	0V9	C10-C11-C12-C13
14	BB	103	LMT	C5'-C4'-O1B-C1B
14	BB	104	LMT	C4-C5-C6-C7
16	AQ	105	0V9	O3P-C1-C2-O2
14	BI	1005	LMT	C3'-C4'-O1B-C1B
16	be	105	0V9	C30-C31-C32-C33
13	AC	102	BCL	C5-C6-C7-C8
14	AN	101	LMT	C3'-C4'-O1B-C1B
16	bg	103	0V9	C36-C37-C38-C39

*Continued on next page...*

*Continued from previous page...*

Mol	Chain	Res	Type	Atoms
16	bj	103	0V9	C31-C32-C33-C34
13	AM	1002	BCL	CBA-CGA-O2A-C1
14	BC	101	LMT	C4-C5-C6-C7
14	BB	104	LMT	O5'-C1'-O1'-C1
14	AT	102	LMT	C2'-C1'-O1'-C1
14	BD	106	LMT	C2'-C1'-O1'-C1
14	BP	1004	LMT	C2'-C1'-O1'-C1
21	M	409	CD4	C6-C7-C8-C9
14	AT	102	LMT	C4B-C5B-C6B-O6B
14	AJ	102	LMT	C1-C2-C3-C4
16	H1	102	0V9	C4-O4P-P-O3P
16	be	105	0V9	C4-O4P-P-O3P
16	bj	103	0V9	C1-O3P-P-O4P
16	bk	102	0V9	C1-O3P-P-O4P
16	bm	104	0V9	C4-O4P-P-O3P
21	M	409	CD4	C31-O10-P2-O13
16	bp	105	0V9	C37-C38-C39-C40
15	BN	1001	V7N	C30-C1-C2-C3
15	BN	1001	V7N	C31-C1-C2-C3
15	bk	101	V7N	C30-C1-C2-C3
15	bk	101	V7N	C31-C1-C2-C3
15	bl	101	V7N	C30-C1-C2-C3
15	bo	101	V7N	C30-C1-C2-C3
14	BR	1002	LMT	C5'-C4'-O1B-C1B
14	BW	1004	LMT	C2-C3-C4-C5
16	bk	102	0V9	C2-C3-O3-C30
14	BD	102	LMT	O1'-C1-C2-C3
14	bn	103	LMT	C4-C5-C6-C7
13	BQ	1004	BCL	C4-C3-C5-C6
26	ag	103	V7B	C15-C16-C17-C18
14	BI	1005	LMT	C4'-C5'-C6'-O6'
13	AC	101	BCL	C11-C10-C8-C7
13	AS	101	BCL	C12-C13-C15-C16
13	ag	102	BCL	C11-C10-C8-C7
14	BP	1006	LMT	C2B-C1B-O1B-C4'
16	be	105	0V9	C16-C17-C18-C19
16	H1	102	0V9	C12-C13-C14-C15
13	AE	104	BCL	C6-C7-C8-C9
13	ag	102	BCL	C14-C13-C15-C16
13	an	1001	BCL	C11-C12-C13-C14
15	BG	1001	V7N	C23-C24-C25-C26
15	BI	1001	V7N	C23-C24-C25-C26

*Continued on next page...*

*Continued from previous page...*

Mol	Chain	Res	Type	Atoms
13	AA	1001	BCL	C16-C17-C18-C19
13	AG	103	BCL	C16-C17-C18-C20
16	bk	102	0V9	O4-C10-O2-C2
14	BP	1002	LMT	C5'-C4'-O1B-C1B
14	AB	1003	LMT	O5B-C5B-C6B-O6B
14	BS	1003	LMT	O5'-C5'-C6'-O6'
15	bg	101	V7N	O32-C1-C2-C3
14	BD	103	LMT	C9-C10-C11-C12
14	H2	201	LMT	C11-C10-C9-C8
14	L	307	LMT	C9-C10-C11-C12
13	AH	102	BCL	C8-C10-C11-C12
14	BT	104	LMT	C2B-C1B-O1B-C4'
14	BU	1003	LMT	C7-C8-C9-C10
14	bo	104	LMT	C9-C10-C11-C12
15	BR	1001	V7N	C3-C4-C5-C6
21	af	102	CD4	C47-C48-C49-C50
14	bk	104	LMT	C4'-C5'-C6'-O6'
15	AM	1001	V7N	C23-C24-C25-C26
15	BJ	1001	V7N	C23-C24-C25-C26
15	BS	1001	V7N	C23-C24-C25-C26
14	BR	1005	LMT	O5B-C5B-C6B-O6B
13	AP	102	BCL	C16-C17-C18-C19
16	be	105	0V9	C31-C30-O3-C3
26	af	101	V7B	C29-C28-O8-C9
14	AV	102	LMT	C5'-C4'-O1B-C1B
14	BA	102	LMT	C6-C7-C8-C9
14	bo	104	LMT	O5'-C5'-C6'-O6'
16	bj	103	0V9	C19-C20-C21-C22
14	BJ	1006	LMT	O5'-C5'-C6'-O6'
14	BV	1004	LMT	O5B-C5B-C6B-O6B
14	BH	1002	LMT	C2B-C1B-O1B-C4'
14	BE	103	LMT	C4-C5-C6-C7
16	bd	103	0V9	C20-C21-C22-C23
14	BM	1005	LMT	C6-C7-C8-C9
13	AX	102	BCL	C2A-CAA-CBA-CGA
13	aj	101	BCL	C2A-CAA-CBA-CGA
14	BC	101	LMT	C4'-C5'-C6'-O6'
15	BG	1001	V7N	C27-C28-C29-C39
15	bj	101	V7N	C27-C28-C29-C39
21	af	104	CD4	C16-C15-C28-O5
14	AT	102	LMT	C11-C10-C9-C8
16	be	105	0V9	O4P-C4-C5-N

*Continued on next page...*



*Continued from previous page...*

Mol	Chain	Res	Type	Atoms
14	BK	1003	LMT	C4-C5-C6-C7
14	BD	105	LMT	C2B-C1B-O1B-C4'
14	bf	101	LMT	C7-C8-C9-C10
13	AX	103	BCL	C4-C3-C5-C6
13	BP	1003	BCL	C4-C3-C5-C6
13	af	103	BCL	C4-C3-C5-C6
13	bp	104	BCL	C4-C3-C5-C6
15	AA	1004	V7N	C37-C22-C23-C24
13	AH	105	BCL	O1D-CGD-O2D-CED
13	AS	101	BCL	C2-C3-C5-C6
16	bm	104	0V9	C19-C20-C21-C22
14	BF	104	LMT	C2B-C1B-O1B-C4'
13	AD	103	BCL	C10-C11-C12-C13
13	aj	101	BCL	C2-C1-O2A-CGA
13	AL	103	BCL	C15-C16-C17-C18
13	AP	102	BCL	C16-C17-C18-C20
14	bp	101	LMT	C2'-C1'-O1'-C1
13	AX	103	BCL	C8-C10-C11-C12
13	AS	101	BCL	C2A-CAA-CBA-CGA
13	BH	1005	BCL	C2A-CAA-CBA-CGA
13	ba	102	BCL	C2A-CAA-CBA-CGA
21	H1	103	CD4	O2-C15-C16-O3
14	BF	102	LMT	O5B-C5B-C6B-O6B
16	M	403	0V9	C33-C34-C35-C36
14	BC	101	LMT	C3'-C4'-O1B-C1B
14	BJ	1006	LMT	C9-C10-C11-C12
21	ad	101	CD4	C5-C6-C7-C8
21	M	405	CD4	C33-C32-O13-P2
21	M	409	CD4	C33-C32-O13-P2
16	bm	104	0V9	O4-C10-C11-C12
13	an	1001	BCL	C3-C5-C6-C7
13	AL	103	BCL	C3A-C2A-CAA-CBA
13	BC	104	BCL	C3A-C2A-CAA-CBA
13	BH	1005	BCL	C3A-C2A-CAA-CBA
13	BR	1003	BCL	C3A-C2A-CAA-CBA
13	AA	1001	BCL	C16-C17-C18-C20
16	bn	104	0V9	C16-C17-C18-C19
14	L	304	LMT	C2B-C1B-O1B-C4'
14	AE	101	LMT	C5'-C4'-O1B-C1B
13	AW	102	BCL	C4-C3-C5-C6
14	BC	102	LMT	O5'-C5'-C6'-O6'
14	AV	102	LMT	C1-C2-C3-C4

*Continued on next page...*

*Continued from previous page...*

Mol	Chain	Res	Type	Atoms
14	bg	102	LMT	C7-C8-C9-C10
16	M	403	0V9	C20-C21-C22-C23
21	af	102	CD4	C43-C44-C45-C63
13	BF	103	BCL	C2-C3-C5-C6
13	AD	104	BCL	C14-C13-C15-C16
13	AO	101	BCL	C11-C12-C13-C14
13	AQ	103	BCL	C6-C7-C8-C9
13	BK	1002	BCL	C11-C12-C13-C14
13	BQ	1004	BCL	C11-C12-C13-C14
13	M	406	BCL	C14-C13-C15-C16
13	ae	1001	BCL	C11-C10-C8-C9
13	bn	102	BCL	C6-C7-C8-C9
14	BU	1003	LMT	C2-C3-C4-C5
13	AA	1002	BCL	C10-C11-C12-C13
14	BU	1003	LMT	O5'-C5'-C6'-O6'
16	bi	103	0V9	C31-C32-C33-C34
13	AM	1002	BCL	C8-C10-C11-C12
26	af	101	V7B	O1-C7-C8-C9
13	BN	1005	BCL	C2A-CAA-CBA-CGA
13	BP	1003	BCL	C2A-CAA-CBA-CGA
14	BK	1005	LMT	C5'-C4'-O1B-C1B
14	bi	104	LMT	C4-C5-C6-C7
13	BV	1005	BCL	O2A-C1-C2-C3
22	L	301	BPH	O2A-C1-C2-C3
14	AV	102	LMT	O5'-C1'-O1'-C1
14	BO	1004	LMT	O5'-C1'-O1'-C1
14	AT	102	LMT	O5'-C5'-C6'-O6'
14	BX	102	LMT	C4'-C5'-C6'-O6'
14	bp	101	LMT	C5'-C4'-O1B-C1B
16	bk	102	0V9	C19-C20-C21-C22
16	bn	104	0V9	C19-C20-C21-C22
16	M	403	0V9	C1-C2-O2-C10
16	bd	103	0V9	C3-C2-O2-C10
20	H1	101	PGW	C03-C02-O01-C1
21	H1	103	CD4	C28-C15-O2-C14
13	BU	1004	BCL	C4-C3-C5-C6
13	AB	1002	BCL	C1A-C2A-CAA-CBA
13	AV	103	BCL	C1A-C2A-CAA-CBA
13	BN	1005	BCL	C1A-C2A-CAA-CBA
13	BQ	1004	BCL	C1A-C2A-CAA-CBA
13	BV	1005	BCL	C1A-C2A-CAA-CBA
13	ba	102	BCL	C1A-C2A-CAA-CBA

*Continued on next page...*

*Continued from previous page...*

Mol	Chain	Res	Type	Atoms
13	be	103	BCL	C1A-C2A-CAA-CBA
13	bf	102	BCL	C1A-C2A-CAA-CBA
13	bi	102	BCL	C1A-C2A-CAA-CBA
13	bl	104	BCL	C1A-C2A-CAA-CBA
13	bo	102	BCL	C1A-C2A-CAA-CBA
14	AG	101	LMT	C6-C7-C8-C9
13	AC	101	BCL	C12-C13-C15-C16
13	AE	103	BCL	C11-C12-C13-C15
13	AG	103	BCL	C6-C7-C8-C10
13	AL	102	BCL	C12-C13-C15-C16
13	AS	102	BCL	C11-C10-C8-C7
13	BI	1004	BCL	C11-C10-C8-C7
13	al	1001	BCL	C6-C7-C8-C10
13	an	1001	BCL	C11-C12-C13-C15
13	AD	104	BCL	C3-C5-C6-C7
14	BR	1006	LMT	C2B-C1B-O1B-C4'
14	BI	1002	LMT	O1'-C1-C2-C3
14	BU	1003	LMT	C5'-C4'-O1B-C1B
14	BW	1003	LMT	O1'-C1-C2-C3
21	M	405	CD4	C51-C52-C53-C54
13	AH	103	BCL	C13-C15-C16-C17
13	BP	1003	BCL	C8-C10-C11-C12
14	AU	102	LMT	C5-C6-C7-C8
14	BS	1003	LMT	C5'-C4'-O1B-C1B
13	BI	1004	BCL	C15-C16-C17-C18
16	ab	1002	0V9	C18-C19-C20-C21
14	BN	1002	LMT	C5-C6-C7-C8
14	BR	1005	LMT	O5B-C1B-O1B-C4'
17	C	1004	HEC	CAD-CBD-CGD-O2D
16	be	105	0V9	C33-C34-C35-C36
16	bi	103	0V9	C36-C37-C38-C39
21	af	104	CD4	C7-C8-C9-C10
14	BC	103	LMT	C1-C2-C3-C4
13	BE	104	BCL	C4-C3-C5-C6
13	BN	1005	BCL	C4-C3-C5-C6
13	BX	101	BCL	C4-C3-C5-C6
13	ab	1001	BCL	C4-C3-C5-C6
15	BR	1001	V7N	C37-C22-C23-C24
14	L	306	LMT	C11-C10-C9-C8
14	L	306	LMT	O1'-C1-C2-C3
17	C	1004	HEC	CAD-CBD-CGD-O1D
14	BX	104	LMT	C2B-C1B-O1B-C4'

*Continued on next page...*

*Continued from previous page...*

Mol	Chain	Res	Type	Atoms
16	H1	102	0V9	O2-C2-C3-O3
14	bp	103	LMT	C11-C10-C9-C8
13	bl	104	BCL	C2A-CAA-CBA-CGA
14	BM	1003	LMT	C3'-C4'-O1B-C1B
14	BR	1005	LMT	C3'-C4'-O1B-C1B
15	BH	1001	V7N	C27-C28-C29-C39
15	BP	1001	V7N	C23-C24-C25-C26
14	BW	1006	LMT	C2B-C1B-O1B-C4'
14	AU	102	LMT	C4-C5-C6-C7
13	AE	103	BCL	O1A-CGA-O2A-C1
14	BR	1002	LMT	C11-C10-C9-C8
14	AC	103	LMT	C4B-C5B-C6B-O6B
13	AP	103	BCL	C4-C3-C5-C6
13	bb	102	BCL	C4-C3-C5-C6
13	bc	103	BCL	C4-C3-C5-C6
15	bn	101	V7N	C37-C22-C23-C24
23	L	303	MQ8	C45-C43-C44-C46
13	AX	103	BCL	C2-C1-O2A-CGA
13	AK	102	BCL	C2-C3-C5-C6
13	AS	102	BCL	C2C-C3C-CAC-CBC
13	AX	103	BCL	C2-C3-C5-C6
13	BE	104	BCL	C2-C3-C5-C6
13	BQ	1004	BCL	C2-C3-C5-C6
13	BU	1004	BCL	C2-C3-C5-C6
13	af	103	BCL	C2-C3-C5-C6
13	bp	104	BCL	C2-C3-C5-C6
14	BN	1003	LMT	O1'-C1-C2-C3
26	af	101	V7B	C34-C35-C36-C37
20	H1	101	PGW	C4-C5-C6-C7
13	M	408	BCL	CAA-CBA-CGA-O2A
14	bf	101	LMT	C9-C10-C11-C12
16	ad	103	0V9	C11-C10-O2-C2
14	BM	1002	LMT	C9-C10-C11-C12
16	H1	102	0V9	C19-C20-C21-C22
13	AT	103	BCL	C2A-CAA-CBA-CGA
14	BV	1004	LMT	O5'-C5'-C6'-O6'
13	AE	105	BCL	CAA-CBA-CGA-O2A
14	BS	1005	LMT	C2B-C1B-O1B-C4'
16	bd	103	0V9	C16-C17-C18-C19
16	ad	103	0V9	C1-C2-C3-O3
13	AQ	103	BCL	C8-C10-C11-C12
15	ba	101	V7N	C13-C14-C15-C16

*Continued on next page...*

*Continued from previous page...*

Mol	Chain	Res	Type	Atoms
13	ap	1001	BCL	C4-C3-C5-C6
13	bi	102	BCL	C4-C3-C5-C6
15	bc	101	V7N	C37-C22-C23-C24
13	AO	101	BCL	C4C-C3C-CAC-CBC
13	BB	105	BCL	C4C-C3C-CAC-CBC
13	BL	103	BCL	C4C-C3C-CAC-CBC
13	BM	1004	BCL	C4C-C3C-CAC-CBC
15	AD	101	V7N	C3-C4-C5-C6
14	BS	1002	LMT	C4B-C5B-C6B-O6B
13	BN	1005	BCL	C2-C3-C5-C6
16	M	403	0V9	C35-C36-C37-C38
13	AT	103	BCL	C15-C16-C17-C18
14	AQ	101	LMT	C5'-C4'-O1B-C1B
16	be	105	0V9	C36-C37-C38-C39
16	AQ	105	0V9	C16-C17-C18-C19
16	bm	104	0V9	C16-C17-C18-C19
14	AE	102	LMT	O5B-C1B-O1B-C4'
14	BH	1002	LMT	C4'-C5'-C6'-O6'
14	BB	104	LMT	C5'-C4'-O1B-C1B
13	AL	103	BCL	C2A-CAA-CBA-CGA
13	BD	104	BCL	C2A-CAA-CBA-CGA
13	bo	102	BCL	C2A-CAA-CBA-CGA
14	bn	103	LMT	C7-C8-C9-C10
14	AP	101	LMT	C2-C3-C4-C5
16	bg	103	0V9	C2-C3-O3-C30
14	BR	1004	LMT	O5B-C1B-O1B-C4'
14	AE	106	LMT	C2-C3-C4-C5
21	H1	103	CD4	C16-C15-C28-O5
15	AS	104	V7N	C37-C22-C23-C24
15	BE	101	V7N	C37-C22-C23-C24
15	BU	1001	V7N	C37-C22-C23-C24
15	BV	1001	V7N	C37-C22-C23-C24
13	BP	1003	BCL	C2-C3-C5-C6
13	ag	102	BCL	C12-C13-C15-C16
13	ba	102	BCL	C11-C12-C13-C15
13	bb	102	BCL	C2-C3-C5-C6
15	bc	101	V7N	C21-C22-C23-C24
22	M	407	BPH	C12-C13-C15-C16
13	AV	101	BCL	C13-C15-C16-C17
16	L	310	0V9	O4P-C4-C5-N
16	bh	104	0V9	C18-C19-C20-C21
14	BD	102	LMT	C9-C10-C11-C12

*Continued on next page...*

*Continued from previous page...*

Mol	Chain	Res	Type	Atoms
14	BV	1004	LMT	C2'-C1'-O1'-C1
26	ag	103	V7B	C16-C17-C18-C19
21	H1	103	CD4	C30-C31-O10-P2
14	BN	1004	LMT	C4-C5-C6-C7
16	ab	1002	0V9	C33-C34-C35-C36
14	bi	104	LMT	C11-C10-C9-C8
13	bl	104	BCL	C10-C11-C12-C13
16	L	310	0V9	O3-C30-C31-C32
16	bi	103	0V9	C2-C3-O3-C30
14	BW	1002	LMT	O5B-C1B-O1B-C4'
14	BH	1002	LMT	C5'-C4'-O1B-C1B
16	ad	103	0V9	C18-C19-C20-C21
14	BW	1003	LMT	C5'-C4'-O1B-C1B
14	ac	101	LMT	C6-C7-C8-C9
13	BG	1004	BCL	CAA-CBA-CGA-O2A
13	ac	102	BCL	CAA-CBA-CGA-O2A
16	bp	105	0V9	O3-C30-C31-C32
20	H1	101	PGW	O01-C1-C2-C3
21	af	102	CD4	O3-C17-C18-C19
13	AP	102	BCL	C4-C3-C5-C6
13	ao	102	BCL	C4-C3-C5-C6
15	be	102	V7N	C37-C22-C23-C24
15	bo	101	V7N	C37-C22-C23-C24
23	L	303	MQ8	C34-C33-C35-C36
16	M	403	0V9	O4-C10-O2-C2
13	ab	1001	BCL	C2-C3-C5-C6
13	ao	102	BCL	C2-C3-C5-C6
15	AA	1004	V7N	C21-C22-C23-C24
15	BR	1001	V7N	C21-C22-C23-C24
14	BX	103	LMT	C5'-C4'-O1B-C1B
21	ad	101	CD4	O3-C17-C18-C19
14	AE	106	LMT	C4-C5-C6-C7
13	AG	103	BCL	C6-C7-C8-C9
13	ac	102	BCL	C11-C12-C13-C14
13	ao	102	BCL	C11-C12-C13-C14
13	bg	104	BCL	C11-C12-C13-C14
17	C	1001	HEC	CAA-CBA-CGA-O1A
17	C	1001	HEC	CAD-CBD-CGD-O2D
14	BE	105	LMT	C2B-C1B-O1B-C4'
14	AK	101	LMT	C6-C7-C8-C9
13	AM	1002	BCL	C3A-C2A-CAA-CBA
13	BB	105	BCL	C3A-C2A-CAA-CBA

*Continued on next page...*

*Continued from previous page...*

Mol	Chain	Res	Type	Atoms
13	BI	1004	BCL	C3A-C2A-CAA-CBA
13	BK	1002	BCL	C3A-C2A-CAA-CBA
13	be	103	BCL	C3A-C2A-CAA-CBA
13	bf	102	BCL	C3A-C2A-CAA-CBA
13	bo	102	BCL	C3A-C2A-CAA-CBA
14	BX	102	LMT	C3'-C4'-O1B-C1B
13	bp	104	BCL	CAA-CBA-CGA-O2A
16	ab	1002	0V9	C16-C17-C18-C19
16	bb	103	0V9	C18-C19-C20-C21
16	bo	103	0V9	C18-C19-C20-C21
13	AC	101	BCL	CAD-CBD-CGD-O2D
13	AO	101	BCL	CAD-CBD-CGD-O2D
13	L	308	BCL	CAD-CBD-CGD-O2D
13	M	408	BCL	CAD-CBD-CGD-O2D
16	bj	103	0V9	C30-C31-C32-C33
13	BC	104	BCL	C5-C6-C7-C8
16	bd	103	0V9	O4-C10-O2-C2
14	AJ	102	LMT	C2B-C1B-O1B-C4'
17	C	1002	HEC	CAA-CBA-CGA-O2A
14	AL	101	LMT	C9-C10-C11-C12
16	bj	103	0V9	C33-C34-C35-C36
26	af	101	V7B	C35-C36-C37-C38
16	ab	1002	0V9	O2-C10-C11-C12
16	bf	103	0V9	O3-C30-C31-C32
14	bo	104	LMT	C3-C4-C5-C6
13	ah	1001	BCL	C10-C11-C12-C13
14	BV	1002	LMT	C5'-C4'-O1B-C1B
13	bo	102	BCL	C4-C3-C5-C6
15	AD	101	V7N	C37-C22-C23-C24
15	bm	101	V7N	C37-C22-C23-C24
22	L	301	BPH	C4-C3-C5-C6
13	AS	101	BCL	C3-C5-C6-C7
14	BR	1005	LMT	C2-C3-C4-C5
13	AP	103	BCL	C2-C3-C5-C6
13	BX	101	BCL	C2-C3-C5-C6
13	ap	1001	BCL	C2-C3-C5-C6
23	L	303	MQ8	C32-C33-C35-C36
13	AE	103	BCL	CAA-CBA-CGA-O2A
16	bh	104	0V9	O3-C30-C31-C32
16	bo	103	0V9	O2-C10-C11-C12
21	M	409	CD4	O3-C17-C18-C19
14	AG	101	LMT	C5'-C4'-O1B-C1B

*Continued on next page...*

*Continued from previous page...*

Mol	Chain	Res	Type	Atoms
14	BW	1002	LMT	C5'-C4'-O1B-C1B
21	af	104	CD4	C44-C45-C63-C64
15	AA	1004	V7N	C3-C4-C5-C6
15	BK	1001	V7N	C3-C4-C5-C6
14	AJ	102	LMT	C2-C3-C4-C5
17	C	1002	HEC	CAA-CBA-CGA-O1A
14	BR	1004	LMT	C1-C2-C3-C4
15	BD	101	V7N	C23-C24-C25-C26
15	BO	1001	V7N	C23-C24-C25-C26
15	bl	101	V7N	C23-C24-C25-C26
13	BR	1003	BCL	C8-C10-C11-C12
13	bm	102	BCL	CAA-CBA-CGA-O2A
16	bp	105	0V9	O2-C10-C11-C12
21	M	405	CD4	C21-C22-C23-C24
14	AA	1003	LMT	C5-C6-C7-C8
14	BJ	1005	LMT	C5'-C4'-O1B-C1B
13	bg	104	BCL	C13-C15-C16-C17
13	BB	105	BCL	O2A-C1-C2-C3
13	BT	103	BCL	O2A-C1-C2-C3
13	ah	1001	BCL	O2A-C1-C2-C3
13	an	1001	BCL	O2A-C1-C2-C3
13	bc	103	BCL	O2A-C1-C2-C3
13	bk	103	BCL	O2A-C1-C2-C3
13	bl	104	BCL	O2A-C1-C2-C3
13	bm	102	BCL	O2A-C1-C2-C3
13	AL	102	BCL	C10-C11-C12-C13
13	BE	104	BCL	C5-C6-C7-C8
13	AH	102	BCL	CAA-CBA-CGA-O2A
17	C	1001	HEC	CAD-CBD-CGD-O1D
14	bg	102	LMT	C5-C6-C7-C8
21	H1	103	CD4	C26-C27-C60-C61
16	be	105	0V9	C18-C19-C20-C21
16	bo	103	0V9	C16-C17-C18-C19
13	AA	1001	BCL	CHA-CBD-CGD-O2D
13	AA	1002	BCL	CHA-CBD-CGD-O1D
13	AA	1002	BCL	CHA-CBD-CGD-O2D
13	AB	1001	BCL	CHA-CBD-CGD-O1D
13	AB	1001	BCL	CHA-CBD-CGD-O2D
13	AC	102	BCL	CHA-CBD-CGD-O1D
13	AC	102	BCL	CHA-CBD-CGD-O2D
13	AD	103	BCL	CHA-CBD-CGD-O1D
13	AD	103	BCL	CHA-CBD-CGD-O2D

*Continued on next page...*



*Continued from previous page...*

<b>Mol</b>	<b>Chain</b>	<b>Res</b>	<b>Type</b>	<b>Atoms</b>
13	AD	104	BCL	CHA-CBD-CGD-O1D
13	AD	104	BCL	CHA-CBD-CGD-O2D
13	AJ	103	BCL	CHA-CBD-CGD-O1D
13	AJ	103	BCL	CHA-CBD-CGD-O2D
13	AK	102	BCL	CHA-CBD-CGD-O1D
13	AK	102	BCL	CHA-CBD-CGD-O2D
13	AM	1002	BCL	CHA-CBD-CGD-O1D
13	AM	1002	BCL	CHA-CBD-CGD-O2D
13	AP	103	BCL	CHA-CBD-CGD-O1D
13	AP	103	BCL	CHA-CBD-CGD-O2D
13	AQ	102	BCL	CHA-CBD-CGD-O1D
13	AQ	102	BCL	CHA-CBD-CGD-O2D
13	AS	102	BCL	CHA-CBD-CGD-O2D
13	AV	101	BCL	CHA-CBD-CGD-O2D
13	BA	103	BCL	CHA-CBD-CGD-O1D
13	BA	103	BCL	CHA-CBD-CGD-O2D
13	BB	105	BCL	CHA-CBD-CGD-O1D
13	BB	105	BCL	CHA-CBD-CGD-O2D
13	BC	104	BCL	CHA-CBD-CGD-O1D
13	BC	104	BCL	CHA-CBD-CGD-O2D
13	BF	103	BCL	CHA-CBD-CGD-O1D
13	BF	103	BCL	CHA-CBD-CGD-O2D
13	BG	1004	BCL	CHA-CBD-CGD-O1D
13	BG	1004	BCL	CHA-CBD-CGD-O2D
13	BH	1005	BCL	CHA-CBD-CGD-O1D
13	BH	1005	BCL	CHA-CBD-CGD-O2D
13	BI	1004	BCL	CHA-CBD-CGD-O1D
13	BI	1004	BCL	CHA-CBD-CGD-O2D
13	BJ	1004	BCL	CHA-CBD-CGD-O1D
13	BJ	1004	BCL	CHA-CBD-CGD-O2D
13	BK	1002	BCL	CHA-CBD-CGD-O1D
13	BK	1002	BCL	CHA-CBD-CGD-O2D
13	BP	1003	BCL	CHA-CBD-CGD-O1D
13	BP	1003	BCL	CHA-CBD-CGD-O2D
13	BQ	1004	BCL	CHA-CBD-CGD-O2D
13	BT	103	BCL	CHA-CBD-CGD-O2D
13	BU	1004	BCL	CHA-CBD-CGD-O1D
13	BU	1004	BCL	CHA-CBD-CGD-O2D
13	BV	1005	BCL	CHA-CBD-CGD-O1D
13	BV	1005	BCL	CHA-CBD-CGD-O2D
13	BW	1005	BCL	CHA-CBD-CGD-O1D
13	BW	1005	BCL	CHA-CBD-CGD-O2D

*Continued on next page...*

*Continued from previous page...*

Mol	Chain	Res	Type	Atoms
15	ag	101	V7N	C27-C28-C29-C39
20	H1	101	PGW	C20-C19-O03-C01
14	BR	1005	LMT	C3-C4-C5-C6
14	BX	104	LMT	C3'-C4'-O1B-C1B
13	AG	103	BCL	C15-C16-C17-C18
14	BL	101	LMT	C4-C5-C6-C7
13	BE	104	BCL	CAA-CBA-CGA-O2A
22	L	301	BPH	C8-C10-C11-C12
17	C	1001	HEC	CAA-CBA-CGA-O2A
13	AH	105	BCL	CAA-CBA-CGA-O2A
14	bm	103	LMT	C3-C4-C5-C6
13	BF	103	BCL	C2A-CAA-CBA-CGA
13	BK	1002	BCL	C2A-CAA-CBA-CGA
13	BM	1004	BCL	C2A-CAA-CBA-CGA
15	bo	101	V7N	C31-C1-C2-C3
13	bm	102	BCL	C15-C16-C17-C18
13	bh	103	BCL	C4-C3-C5-C6
13	AI	101	BCL	C12-C13-C15-C16
13	AO	101	BCL	C12-C13-C15-C16
13	AV	103	BCL	C11-C10-C8-C7
13	af	103	BCL	C11-C10-C8-C7
13	bi	102	BCL	C2-C3-C5-C6
15	AS	104	V7N	C21-C22-C23-C24
13	bj	104	BCL	C16-C17-C18-C19
16	bi	103	0V9	O4-C10-O2-C2
14	AT	102	LMT	C3-C4-C5-C6
13	AD	104	BCL	C11-C12-C13-C14
13	AI	101	BCL	C14-C13-C15-C16
13	AV	103	BCL	C11-C10-C8-C9
13	am	1001	BCL	C5-C6-C7-C8
13	bj	104	BCL	C15-C16-C17-C18
27	ai	102	UYH	C15-C16-C17-C18
13	AI	101	BCL	CAA-CBA-CGA-O2A
16	be	105	0V9	O2-C10-C11-C12
14	C2	1001	LMT	C11-C10-C9-C8
21	M	405	CD4	C9-C10-C11-C12
13	AG	102	BCL	C2A-CAA-CBA-CGA
15	BE	101	V7N	C23-C24-C25-C26
15	BH	1001	V7N	C23-C24-C25-C26
15	bm	101	V7N	C23-C24-C25-C26
16	bh	104	0V9	O5-C30-C31-C32
16	bp	105	0V9	O4-C10-C11-C12

*Continued on next page...*

*Continued from previous page...*

Mol	Chain	Res	Type	Atoms
21	M	409	CD4	O4-C17-C18-C19
14	AJ	102	LMT	C5'-C4'-O1B-C1B
16	M	403	0V9	C36-C37-C38-C39
20	H1	101	PGW	C25-C26-C27-C15
16	bl	102	0V9	C16-C17-C18-C19
14	BF	102	LMT	C3'-C4'-O1B-C1B
16	bi	103	0V9	C20-C21-C22-C23
13	AH	102	BCL	CAA-CBA-CGA-O1A
21	ad	101	CD4	O4-C17-C18-C19
14	C2	1001	LMT	C3-C4-C5-C6
27	ai	102	UYH	C20-C21-C22-C23
13	AM	1002	BCL	O1A-CGA-O2A-C1
13	AV	101	BCL	CAA-CBA-CGA-O2A
16	bi	103	0V9	O2-C10-C11-C12
14	BR	1006	LMT	C5'-C4'-O1B-C1B
13	AH	105	BCL	CAA-CBA-CGA-O1A
16	ab	1002	0V9	O4-C10-C11-C12
14	BD	103	LMT	C4'-C5'-C6'-O6'
13	AA	1002	BCL	C1A-C2A-CAA-CBA
13	AU	103	BCL	C1A-C2A-CAA-CBA
13	BB	105	BCL	C1A-C2A-CAA-CBA
13	BH	1005	BCL	C1A-C2A-CAA-CBA
13	BI	1004	BCL	C1A-C2A-CAA-CBA
13	BK	1002	BCL	C1A-C2A-CAA-CBA
13	BT	103	BCL	C1A-C2A-CAA-CBA
13	aa	1001	BCL	C1A-C2A-CAA-CBA
13	ag	102	BCL	C1A-C2A-CAA-CBA
13	bh	103	BCL	C1A-C2A-CAA-CBA
13	bp	104	BCL	C1A-C2A-CAA-CBA
21	af	102	CD4	C18-C19-C20-C21
13	bm	102	BCL	CAA-CBA-CGA-O1A
14	BE	103	LMT	C2B-C1B-O1B-C4'
14	BR	1002	LMT	C2B-C1B-O1B-C4'
14	BJ	1006	LMT	C5-C6-C7-C8
14	BI	1005	LMT	O5B-C5B-C6B-O6B
13	bp	104	BCL	CAA-CBA-CGA-O1A
16	bf	103	0V9	O5-C30-C31-C32
20	H1	101	PGW	O02-C1-C2-C3
14	BW	1003	LMT	C2-C3-C4-C5
14	AM	1003	LMT	C2B-C1B-O1B-C4'
14	BK	1005	LMT	C2B-C1B-O1B-C4'
14	BC	102	LMT	C4B-C5B-C6B-O6B

*Continued on next page...*

*Continued from previous page...*

Mol	Chain	Res	Type	Atoms
13	AT	101	BCL	C15-C16-C17-C18
14	AD	102	LMT	C2B-C1B-O1B-C4'
13	AX	103	BCL	CAA-CBA-CGA-O1A
13	AP	103	BCL	C8-C10-C11-C12
14	BD	105	LMT	C5'-C4'-O1B-C1B
14	AM	1003	LMT	C5-C6-C7-C8
13	BR	1003	BCL	C4-C3-C5-C6
13	BL	103	BCL	C3-C5-C6-C7
13	AE	103	BCL	CAA-CBA-CGA-O1A
13	ac	102	BCL	CAA-CBA-CGA-O1A
16	bg	103	0V9	O5-C30-C31-C32
16	ad	103	0V9	C32-C33-C34-C35
21	H1	103	CD4	C50-C51-C52-C53
14	BQ	1003	LMT	C9-C10-C11-C12
16	bo	103	0V9	C1-O3P-P-O2P
23	L	303	MQ8	C40-C41-C42-C43
16	bo	103	0V9	C10-C11-C12-C13
16	L	310	0V9	O5-C30-C31-C32
14	BM	1002	LMT	C4-C5-C6-C7
14	BO	1002	LMT	C5'-C4'-O1B-C1B
13	AF	1001	BCL	C5-C6-C7-C8
13	AX	102	BCL	C5-C6-C7-C8
13	an	1001	BCL	C13-C15-C16-C17
16	bo	103	0V9	O4P-C4-C5-N
13	BG	1004	BCL	CAA-CBA-CGA-O1A
16	bo	103	0V9	O4-C10-C11-C12
16	bp	105	0V9	O5-C30-C31-C32
14	BT	101	LMT	C3'-C4'-O1B-C1B
13	AF	1001	BCL	CAA-CBA-CGA-O2A
14	BI	1002	LMT	C5'-C4'-O1B-C1B
14	C2	1001	LMT	C5'-C4'-O1B-C1B
13	be	103	BCL	C2A-CAA-CBA-CGA
13	bd	102	BCL	C8-C10-C11-C12
13	bm	102	BCL	C10-C11-C12-C13
14	AA	1003	LMT	C1-C2-C3-C4
13	AV	101	BCL	C5-C6-C7-C8
13	BK	1002	BCL	C4-C3-C5-C6
14	AP	101	LMT	C2B-C1B-O1B-C4'
16	bk	102	0V9	C38-C39-C40-C41
15	AD	101	V7N	C23-C24-C25-C26
14	BF	104	LMT	C4'-C5'-C6'-O6'
13	AD	103	BCL	CAD-CBD-CGD-O1D

*Continued on next page...*

*Continued from previous page...*

Mol	Chain	Res	Type	Atoms
13	AD	104	BCL	CAD-CBD-CGD-O1D
13	AI	101	BCL	CAD-CBD-CGD-O1D
13	AJ	104	BCL	CAD-CBD-CGD-O1D
13	AK	102	BCL	CAD-CBD-CGD-O1D
13	AX	103	BCL	CAD-CBD-CGD-O1D
13	BC	104	BCL	CAD-CBD-CGD-O1D
13	BF	103	BCL	CAD-CBD-CGD-O1D
13	BG	1004	BCL	CAD-CBD-CGD-O1D
13	BH	1005	BCL	CAD-CBD-CGD-O1D
13	BI	1004	BCL	CAD-CBD-CGD-O1D
13	BR	1003	BCL	CAD-CBD-CGD-O1D
13	ab	1001	BCL	CAD-CBD-CGD-O1D
16	ab	1002	0V9	C1-C2-O2-C10
16	bb	103	0V9	C3-C2-O2-C10
21	af	102	CD4	O4-C17-C18-C19
13	AC	101	BCL	C14-C13-C15-C16
13	AG	103	BCL	C11-C12-C13-C14
13	AH	105	BCL	C11-C10-C8-C9
13	AN	103	BCL	C6-C7-C8-C9
13	AO	101	BCL	C14-C13-C15-C16
13	AQ	102	BCL	C6-C7-C8-C9
13	AT	101	BCL	C6-C7-C8-C9
13	BR	1003	BCL	C6-C7-C8-C9
13	af	103	BCL	C11-C10-C8-C9
13	ao	102	BCL	C6-C7-C8-C9
13	bp	104	BCL	C11-C12-C13-C14
21	M	405	CD4	C7-C8-C9-C10
26	ag	103	V7B	C33-C34-C35-C36
14	AG	101	LMT	C5-C6-C7-C8
14	be	104	LMT	C5-C6-C7-C8
13	AL	103	BCL	CAA-CBA-CGA-O2A
13	af	103	BCL	CAA-CBA-CGA-O2A
13	BD	104	BCL	C10-C11-C12-C13
15	BO	1001	V7N	C1-C2-C3-C4
15	bc	101	V7N	C1-C2-C3-C4
15	bh	101	V7N	C1-C2-C3-C4
15	bp	102	V7N	C1-C2-C3-C4
14	AC	103	LMT	C5'-C4'-O1B-C1B
16	L	310	0V9	C32-C33-C34-C35
14	BF	104	LMT	C1-C2-C3-C4
14	BH	1004	LMT	C1-C2-C3-C4
13	BU	1004	BCL	C2A-CAA-CBA-CGA

*Continued on next page...*

*Continued from previous page...*

Mol	Chain	Res	Type	Atoms
14	BP	1005	LMT	C5-C6-C7-C8
13	AX	103	BCL	CAA-CBA-CGA-O2A
13	BL	103	BCL	CAA-CBA-CGA-O2A
13	bh	103	BCL	CAA-CBA-CGA-O2A
14	BC	101	LMT	C2B-C1B-O1B-C4'
15	bo	101	V7N	C23-C24-C25-C26
13	AA	1002	BCL	C15-C16-C17-C18
13	AJ	103	BCL	C15-C16-C17-C18
13	AW	102	BCL	C15-C16-C17-C18
14	AC	103	LMT	C9-C10-C11-C12
13	AB	1002	BCL	C4-C3-C5-C6
13	AV	101	BCL	C4-C3-C5-C6
14	C	1005	LMT	C5-C6-C7-C8
13	AD	104	BCL	C11-C12-C13-C15
13	AH	102	BCL	C11-C12-C13-C15
13	AS	101	BCL	C3A-C2A-CAA-CBA
13	AS	102	BCL	C11-C12-C13-C15
13	BJ	1004	BCL	C12-C13-C15-C16
13	BR	1003	BCL	C6-C7-C8-C10
13	BU	1004	BCL	C11-C10-C8-C7
13	ac	102	BCL	C11-C12-C13-C15
13	bi	102	BCL	C3A-C2A-CAA-CBA
13	bp	104	BCL	C11-C12-C13-C15
16	bl	102	0V9	C35-C36-C37-C38
13	AC	102	BCL	CAA-CBA-CGA-O2A
14	AV	102	LMT	C6-C7-C8-C9
15	BQ	1001	V7N	C3-C4-C5-C6
13	BE	104	BCL	CAA-CBA-CGA-O1A
15	bd	101	V7N	C27-C28-C29-C39
14	BB	101	LMT	C2-C1-O1'-C1'
13	AW	102	BCL	CAA-CBA-CGA-O2A
13	BP	1003	BCL	C5-C6-C7-C8
16	bp	105	0V9	O5-C30-O3-C3
13	bh	103	BCL	CAA-CBA-CGA-O1A
14	L	304	LMT	O5B-C1B-O1B-C4'
23	L	303	MQ8	C43-C44-C46-C47
14	BN	1003	LMT	O5B-C5B-C6B-O6B
13	AQ	103	BCL	C13-C15-C16-C17
13	am	1001	BCL	C10-C11-C12-C13
22	M	407	BPH	C13-C15-C16-C17
15	AW	103	V7N	C23-C24-C25-C26
13	AD	103	BCL	CAA-CBA-CGA-O2A

*Continued on next page...*

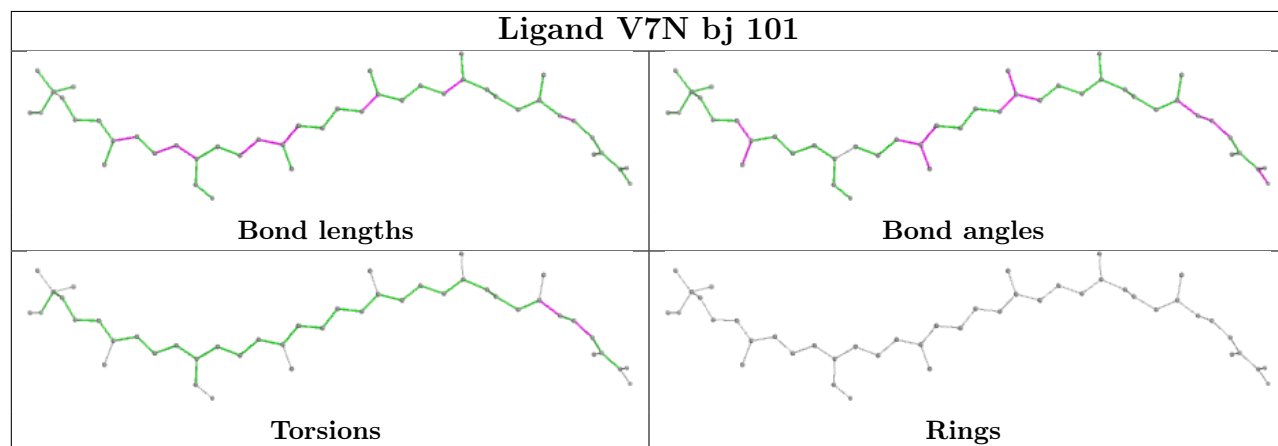
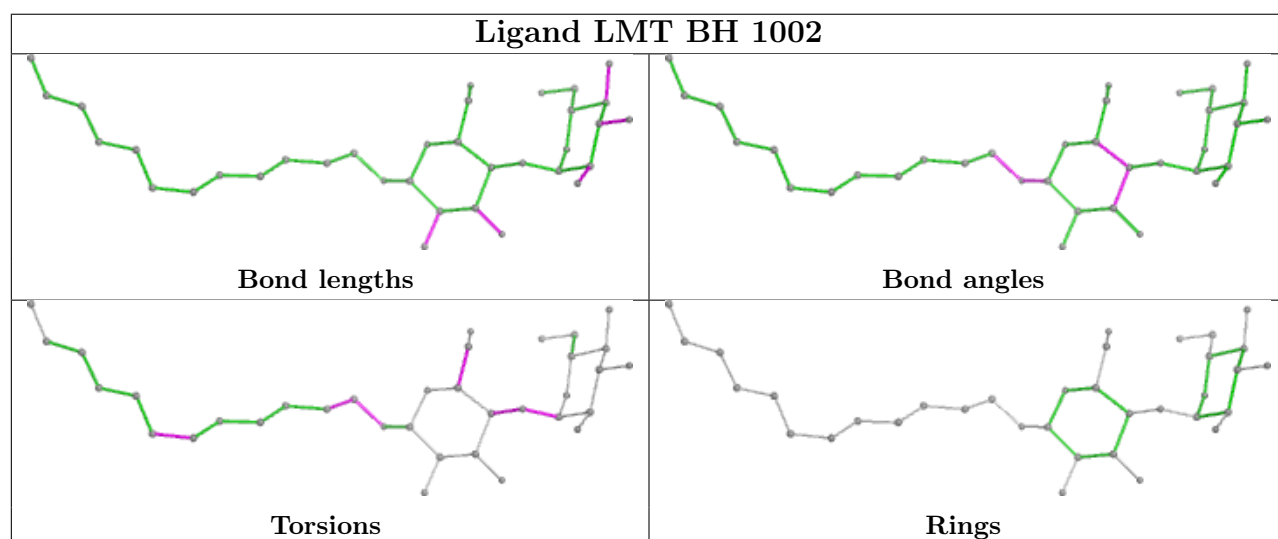
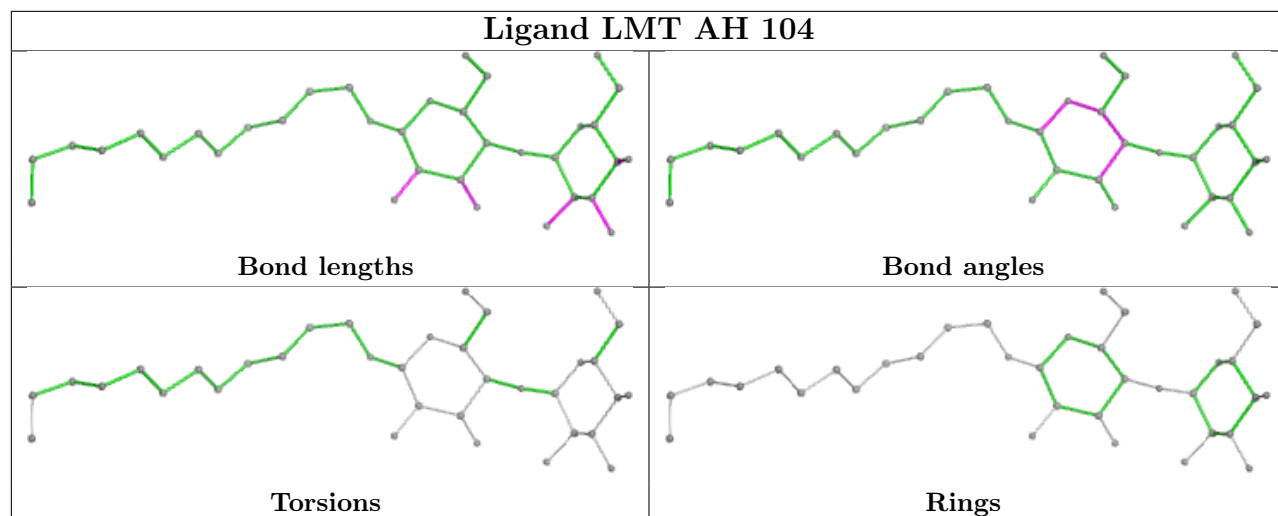
*Continued from previous page...*

Mol	Chain	Res	Type	Atoms
13	AG	102	BCL	CAA-CBA-CGA-O2A
27	ai	102	UYH	O7-C10-C11-C12
13	BJ	1004	BCL	C13-C15-C16-C17
13	AL	103	BCL	CAA-CBA-CGA-O1A
13	BL	103	BCL	CAA-CBA-CGA-O1A
16	bi	103	OV9	O4-C10-C11-C12
13	BQ	1004	BCL	C2A-CAA-CBA-CGA
14	BI	1003	LMT	C5-C6-C7-C8
14	BP	1002	LMT	C3'-C4'-O1B-C1B
14	BJ	1006	LMT	C1-C2-C3-C4
14	BW	1003	LMT	O5B-C1B-O1B-C4'
13	AF	1001	BCL	C15-C16-C17-C18
13	BF	103	BCL	C5-C6-C7-C8
13	bl	104	BCL	C5-C6-C7-C8
16	be	105	OV9	O4-C10-C11-C12
14	BF	104	LMT	C5'-C4'-O1B-C1B
14	BW	1002	LMT	C4-C5-C6-C7
21	af	102	CD4	C49-C50-C51-C52

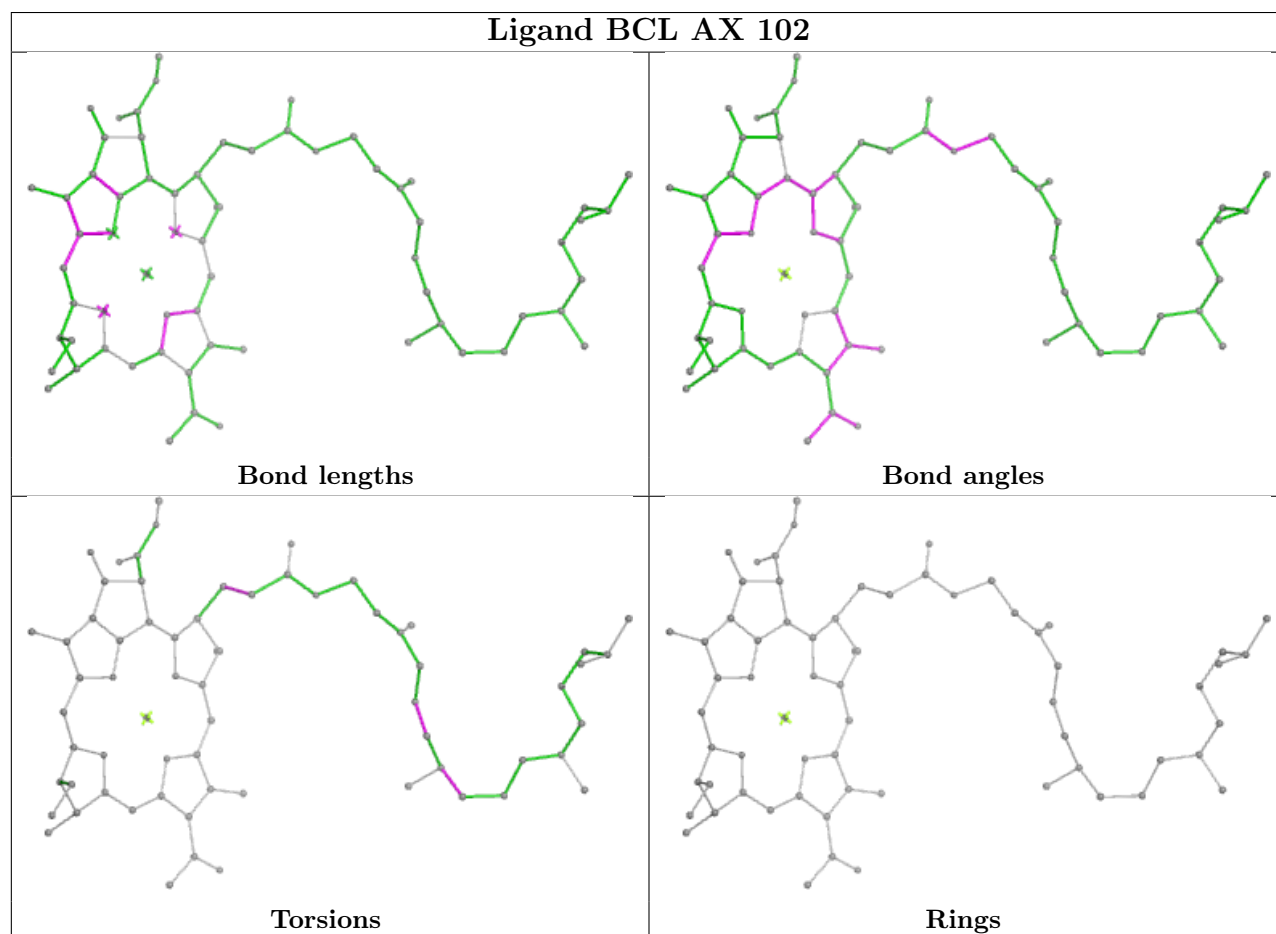
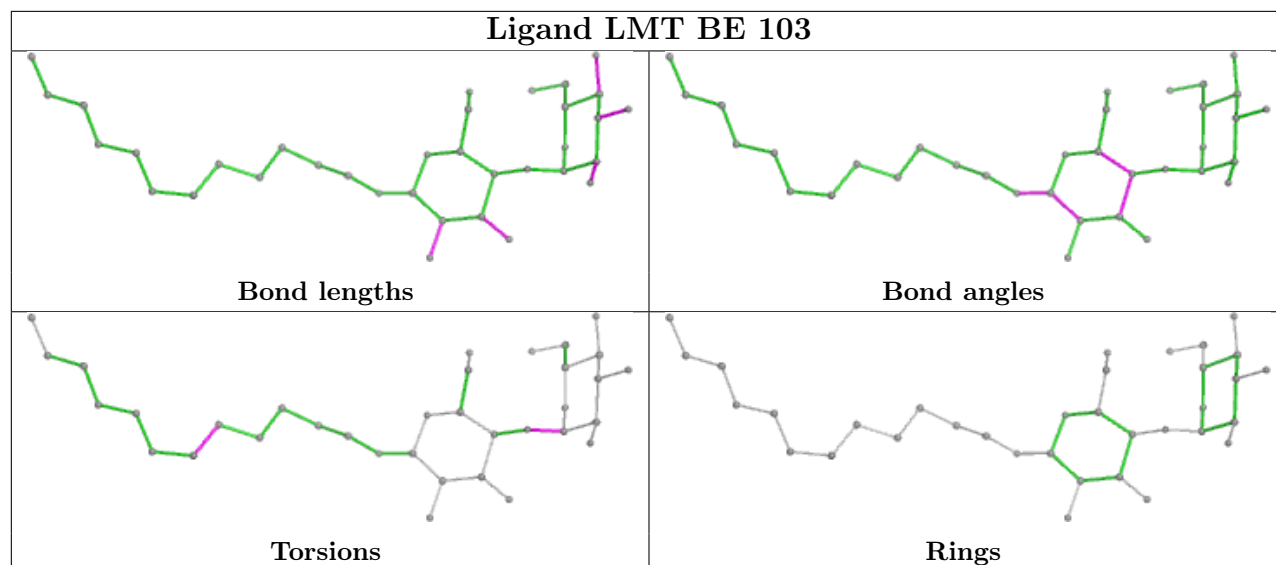
There are no ring outliers.

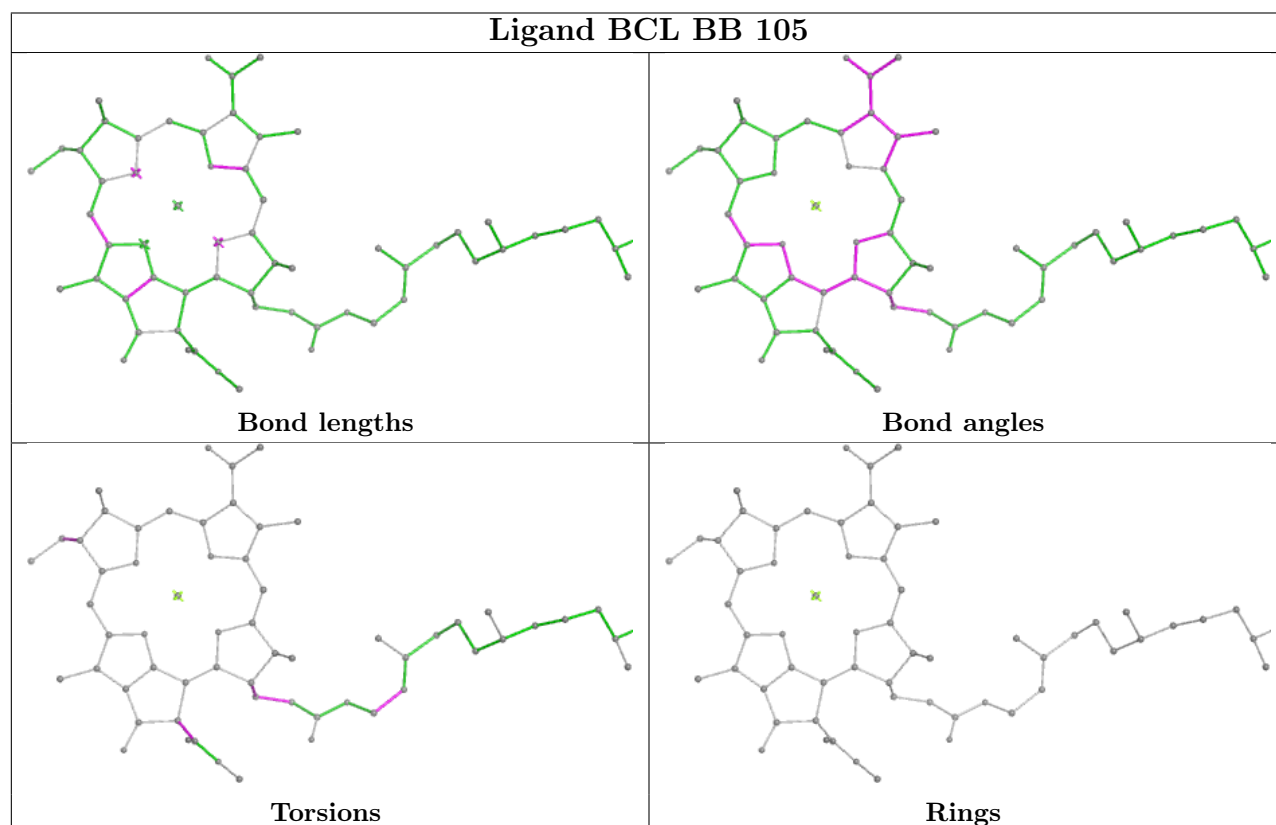
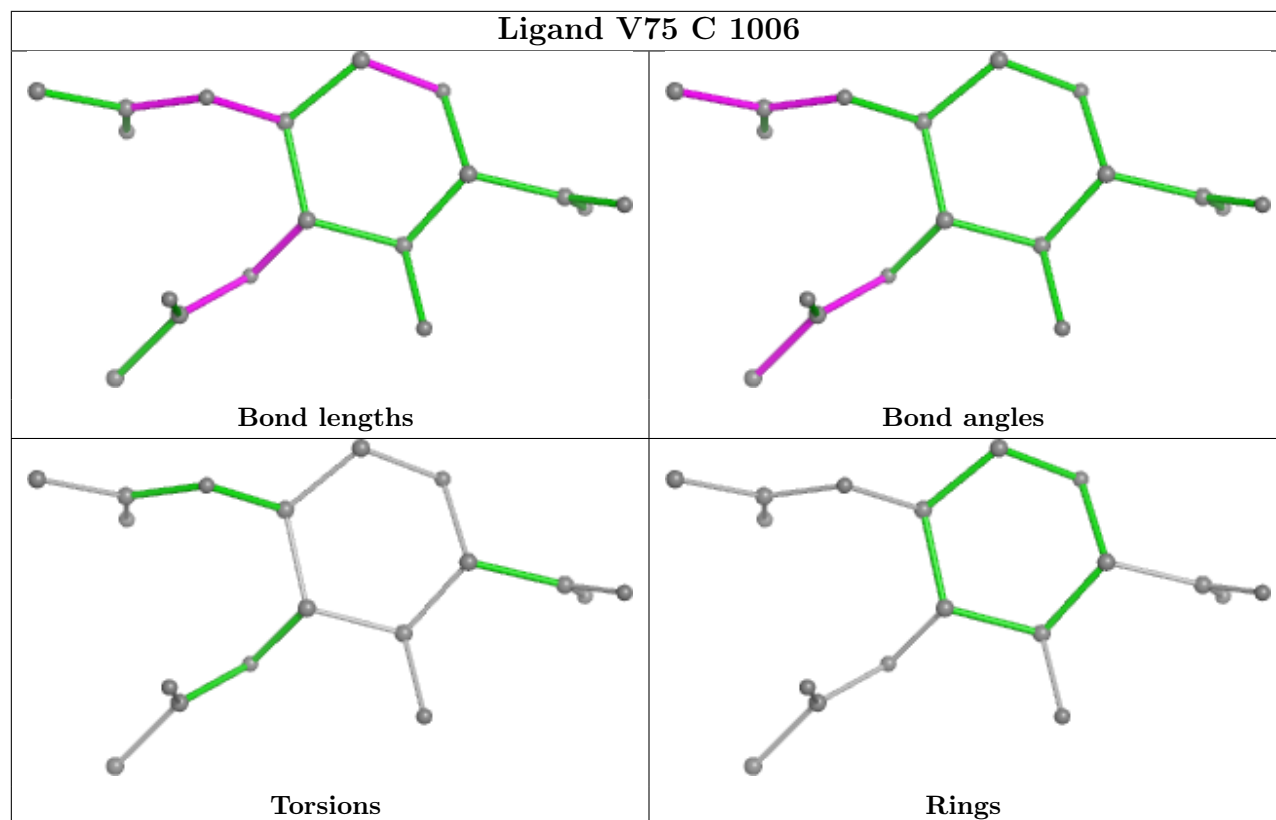
No monomer is involved in short contacts.

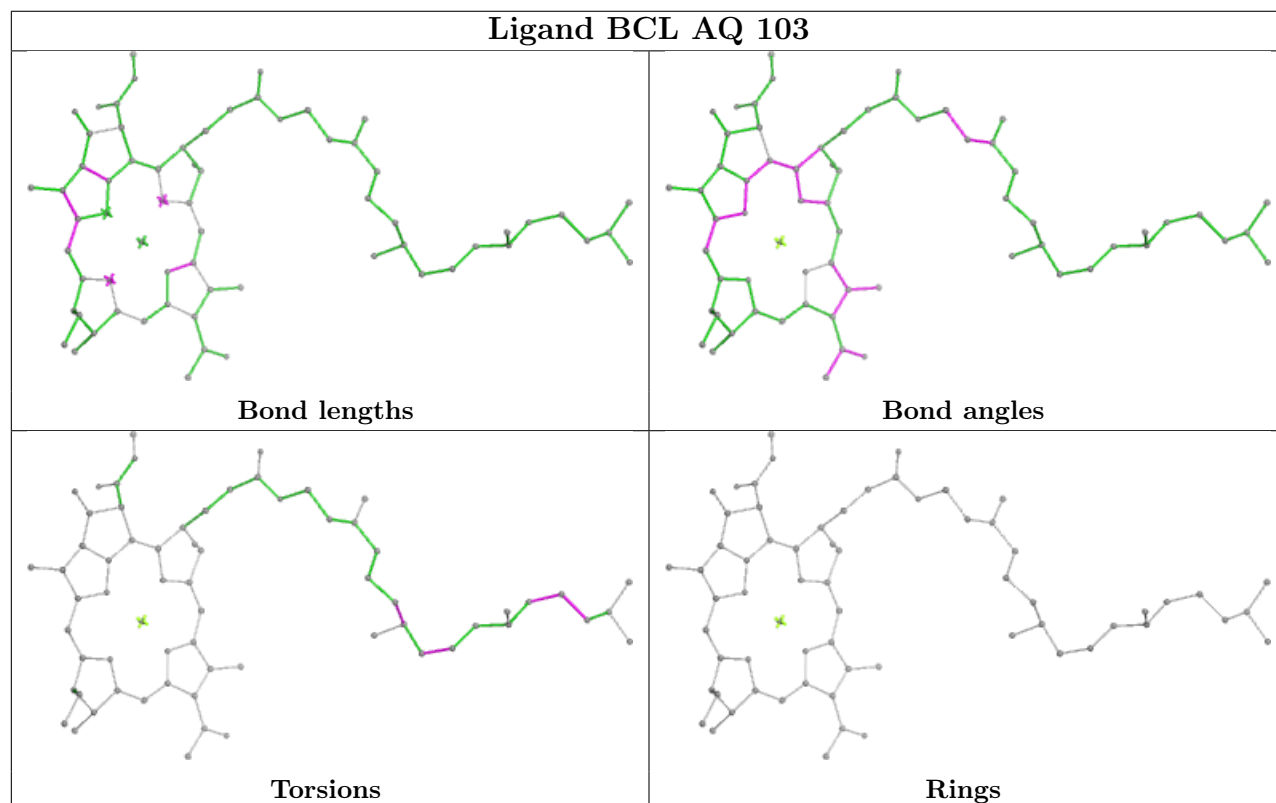
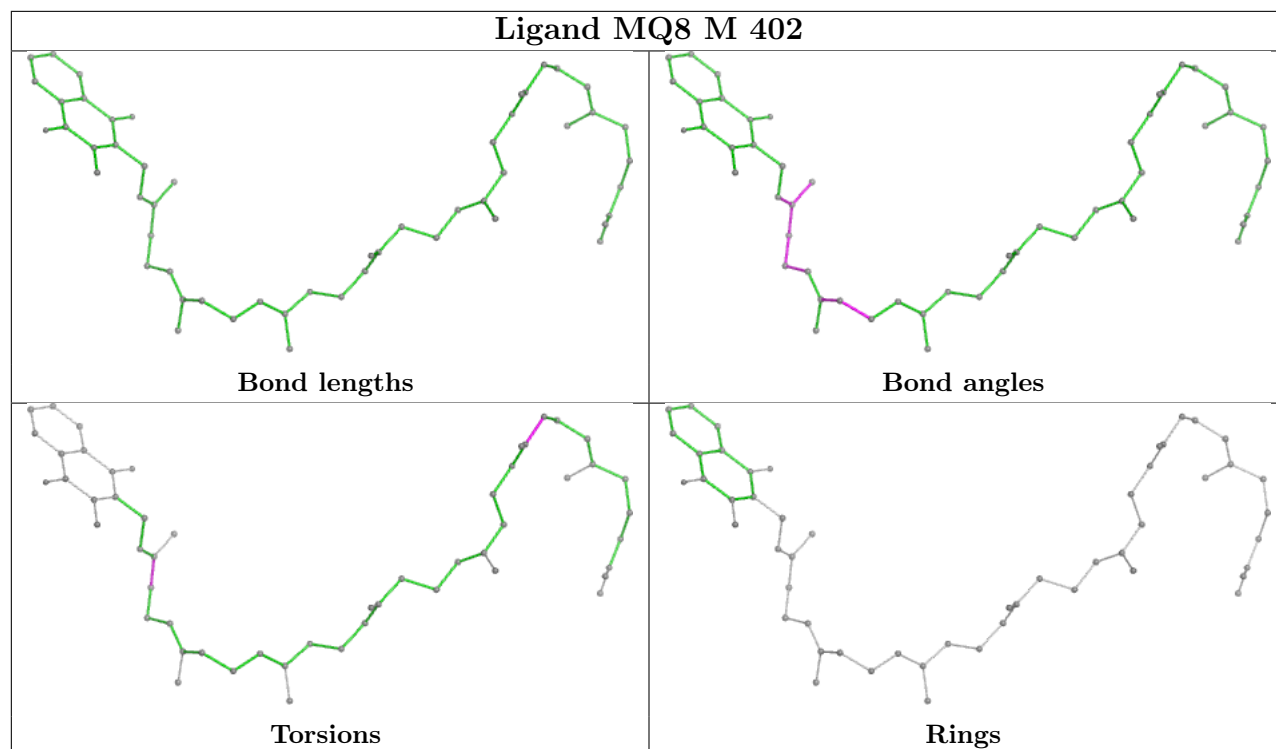
The following is a two-dimensional graphical depiction of Mogul quality analysis of bond lengths, bond angles, torsion angles, and ring geometry for all instances of the Ligand of Interest. In addition, ligands with molecular weight > 250 and outliers as shown on the validation Tables will also be included. For torsion angles, if less than 5% of the Mogul distribution of torsion angles is within 10 degrees of the torsion angle in question, then that torsion angle is considered an outlier. Any bond that is central to one or more torsion angles identified as an outlier by Mogul will be highlighted in the graph. For rings, the root-mean-square deviation (RMSD) between the ring in question and similar rings identified by Mogul is calculated over all ring torsion angles. If the average RMSD is greater than 60 degrees and the minimal RMSD between the ring in question and any Mogul-identified rings is also greater than 60 degrees, then that ring is considered an outlier. The outliers are highlighted in purple. The color gray indicates Mogul did not find sufficient equivalents in the CSD to analyse the geometry.

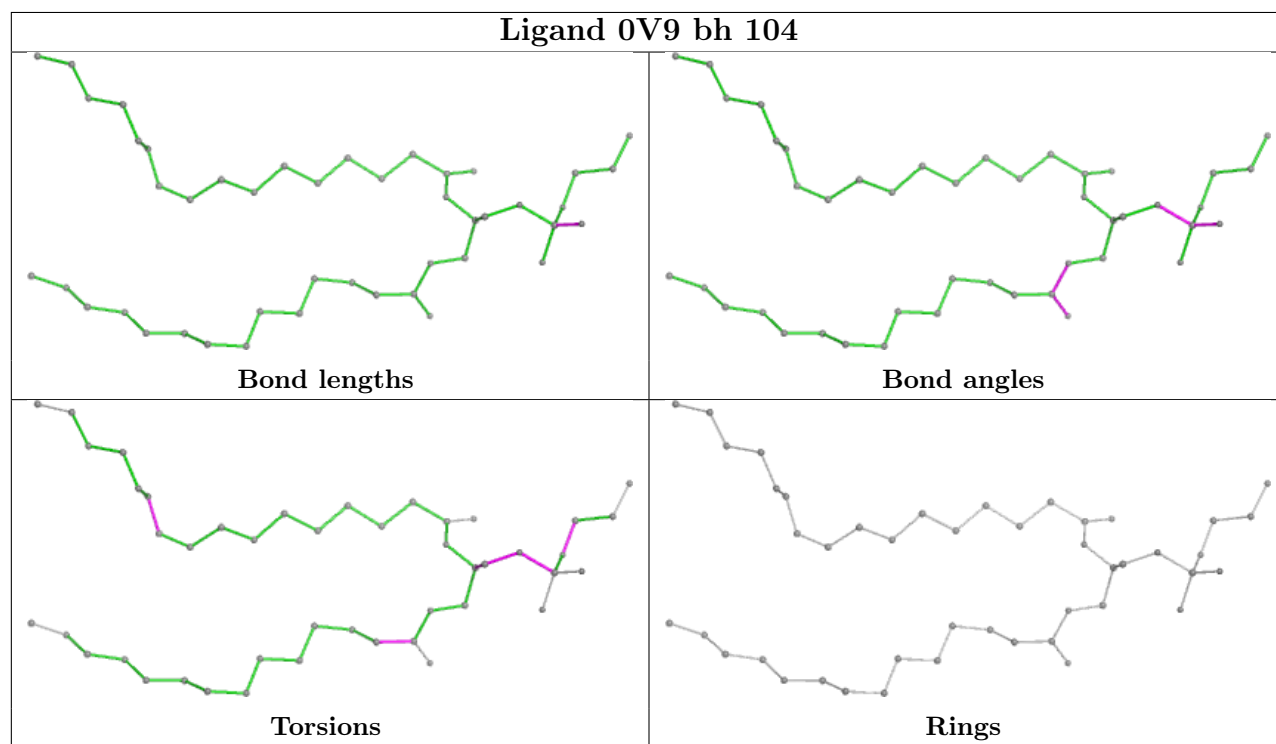
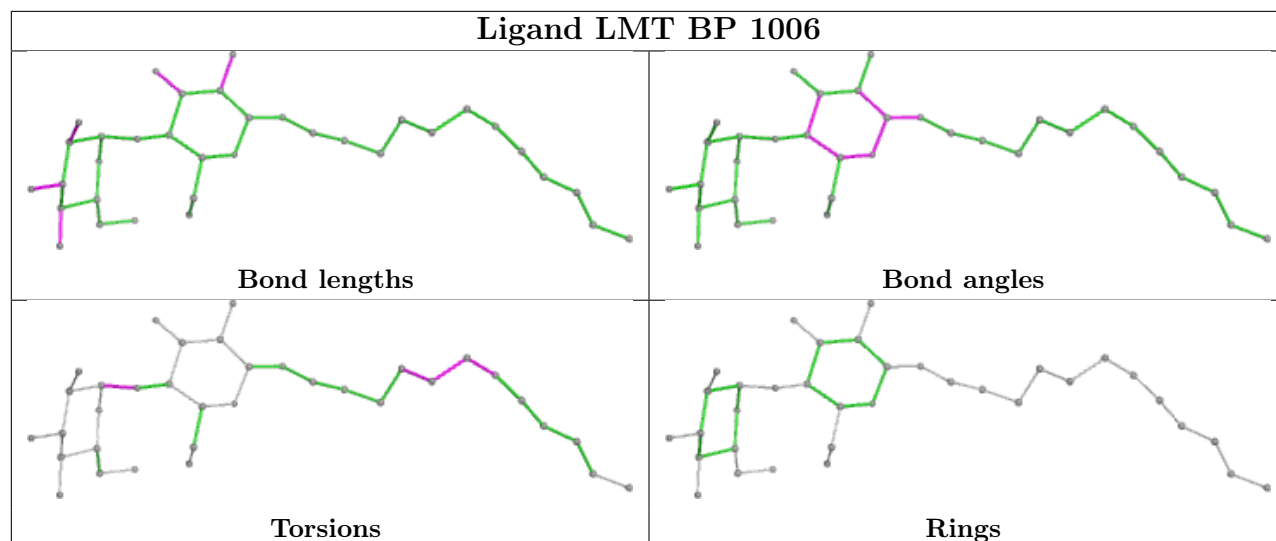


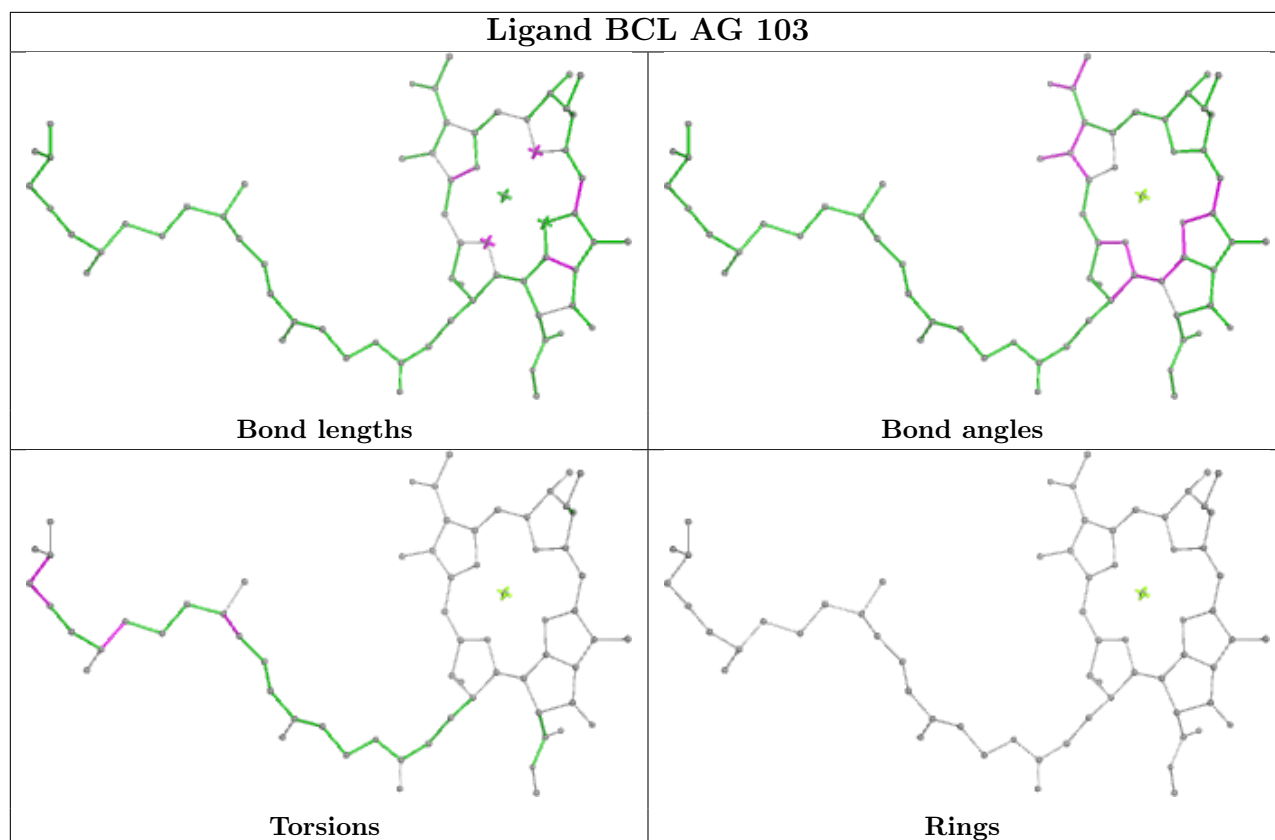
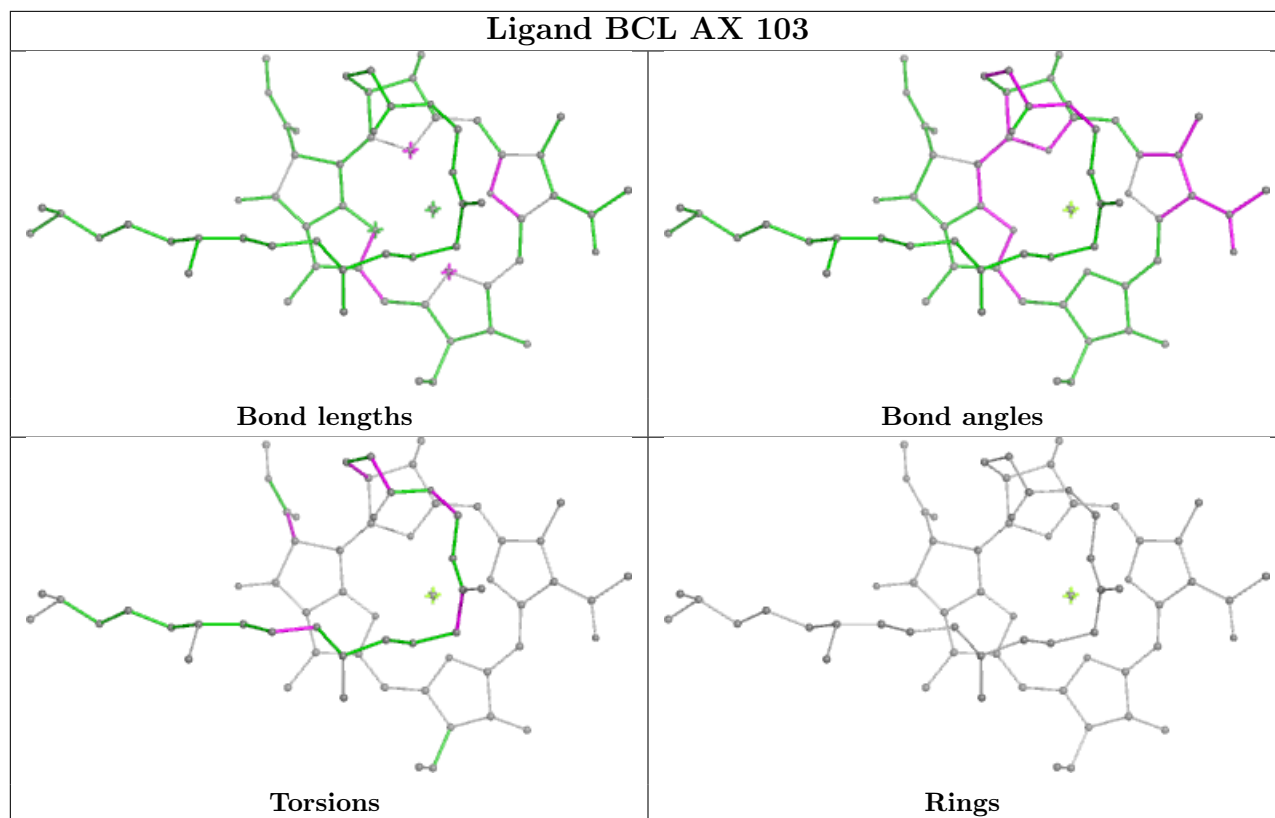


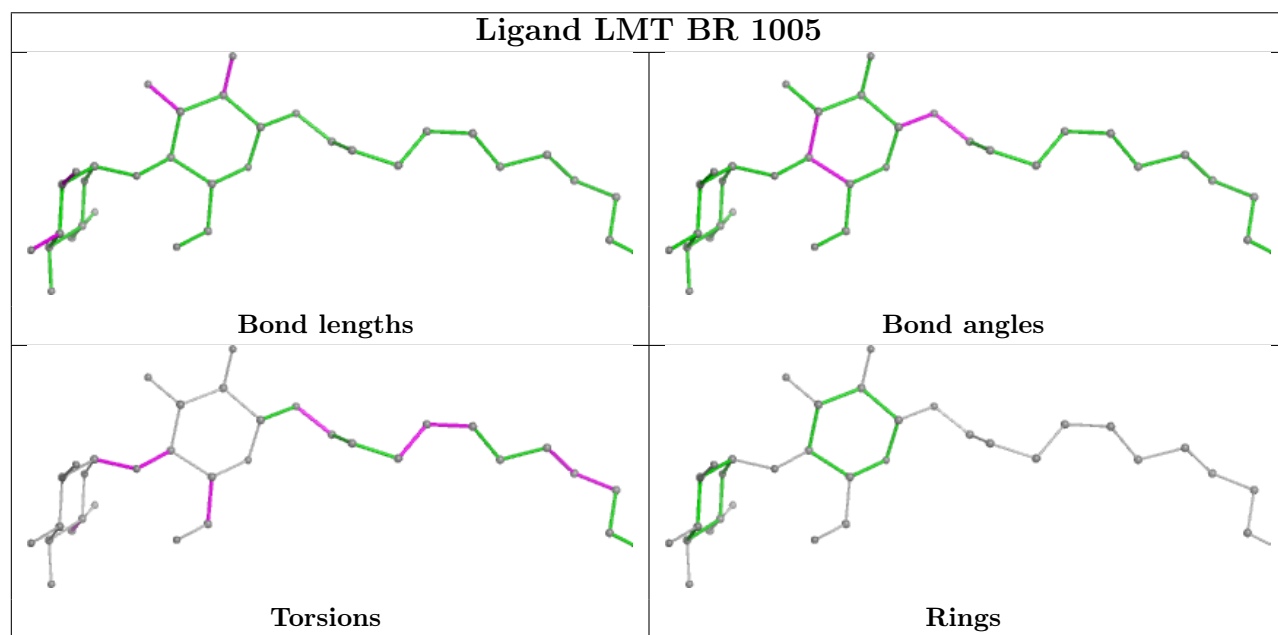
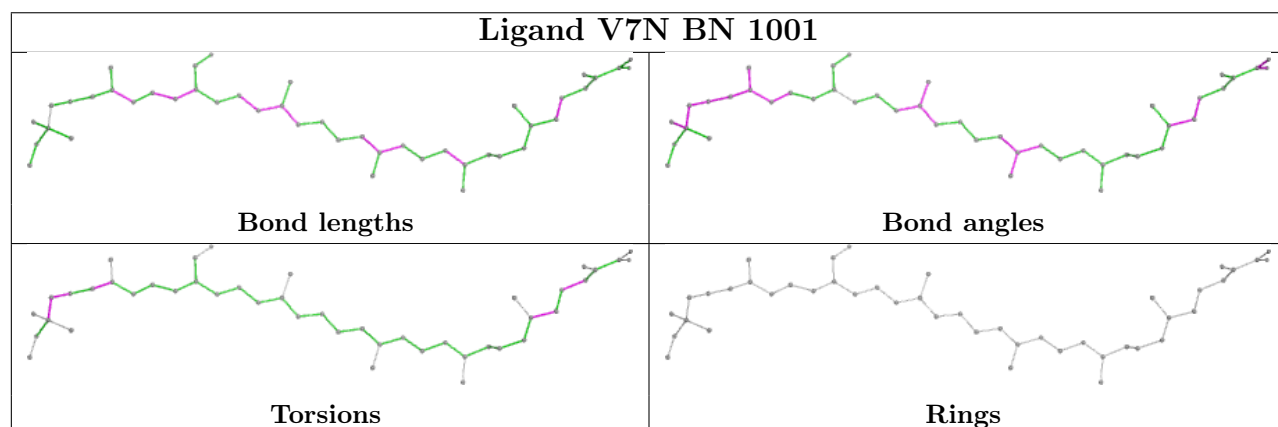
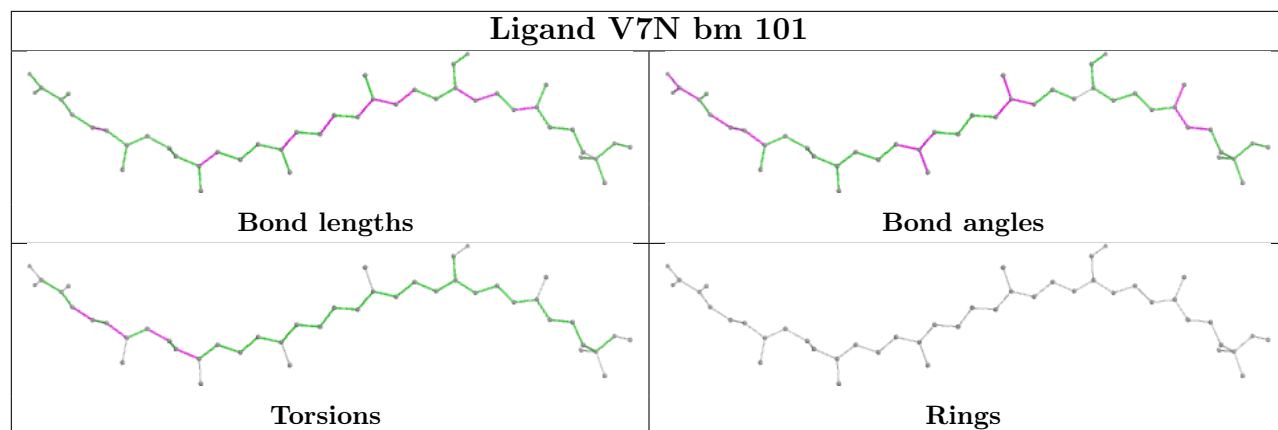


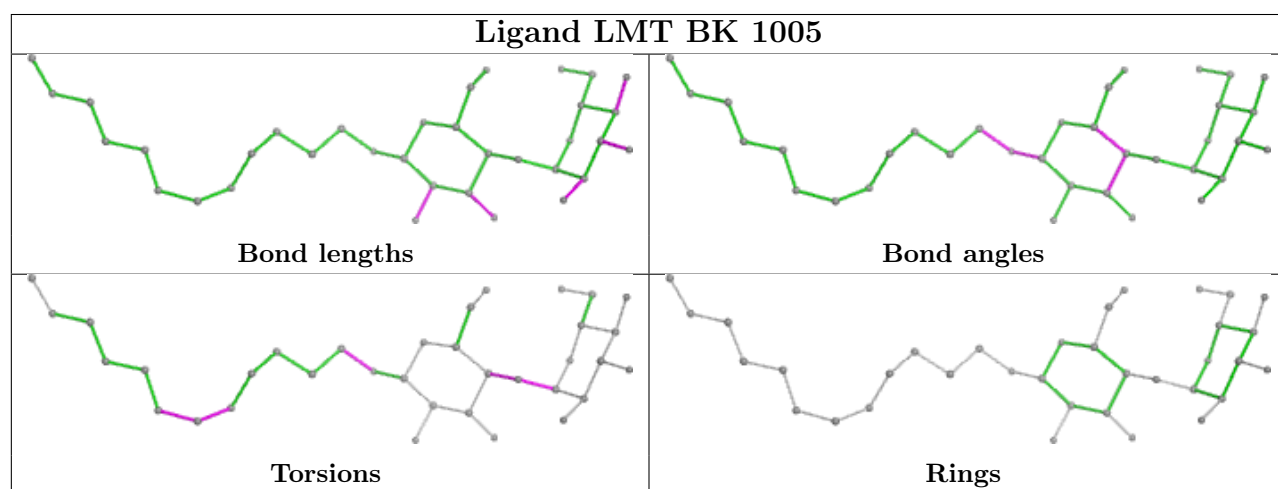
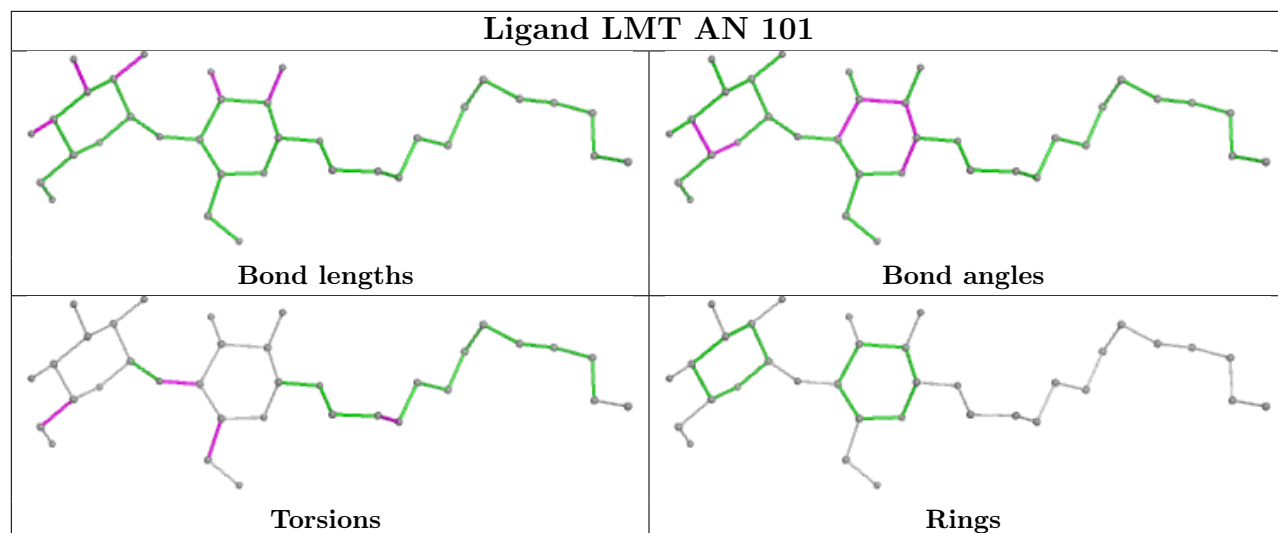


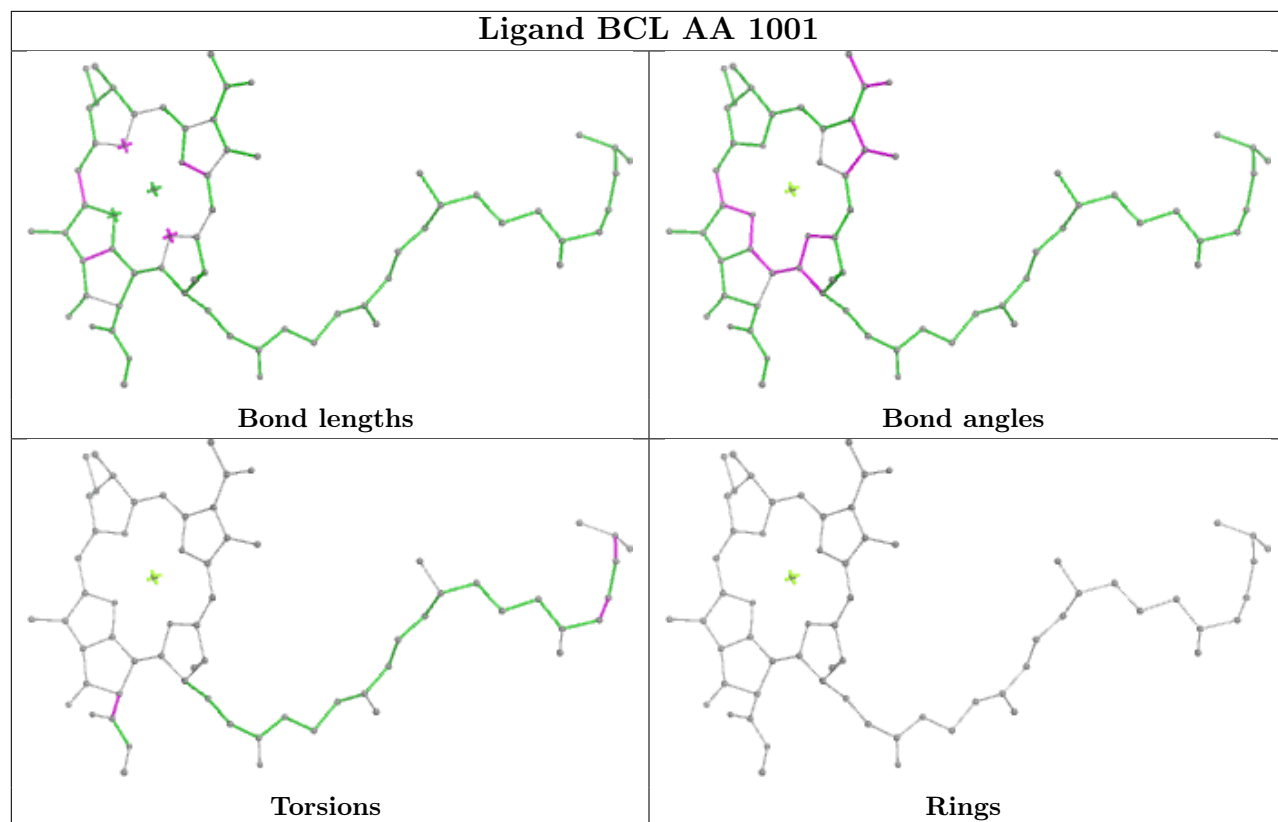




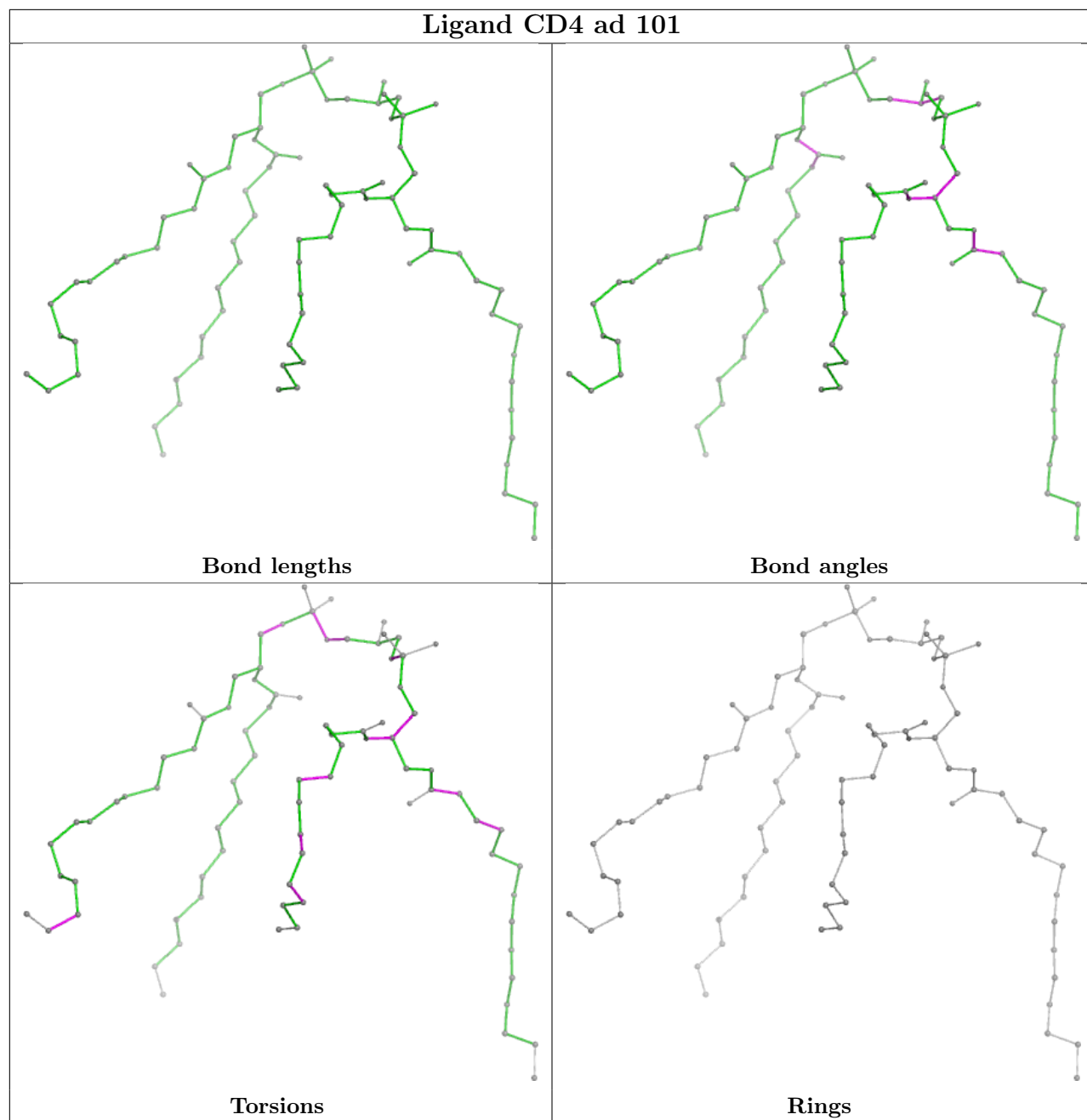


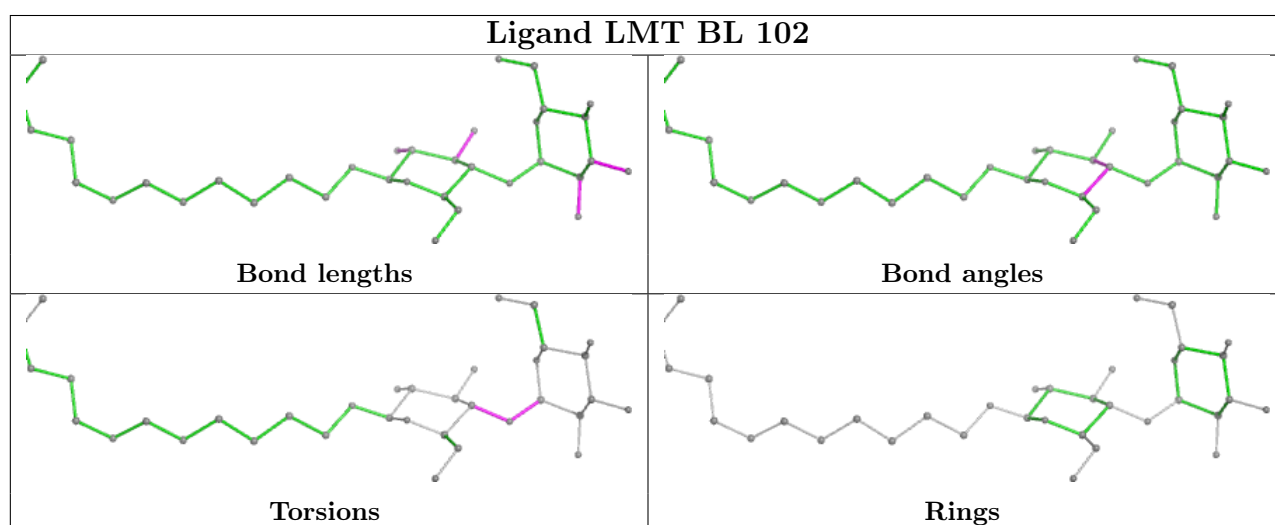
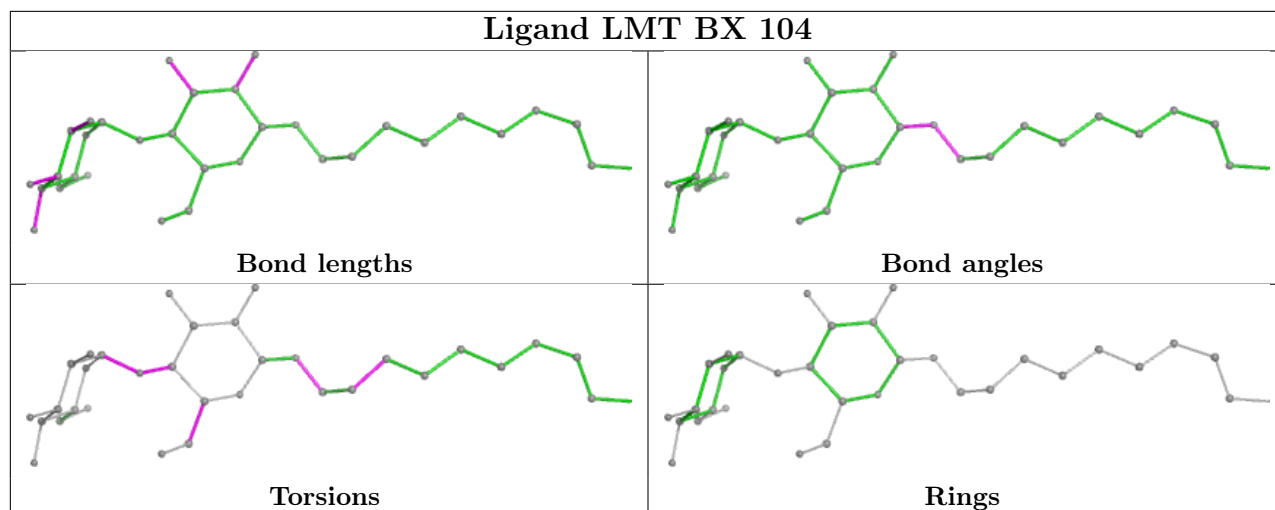


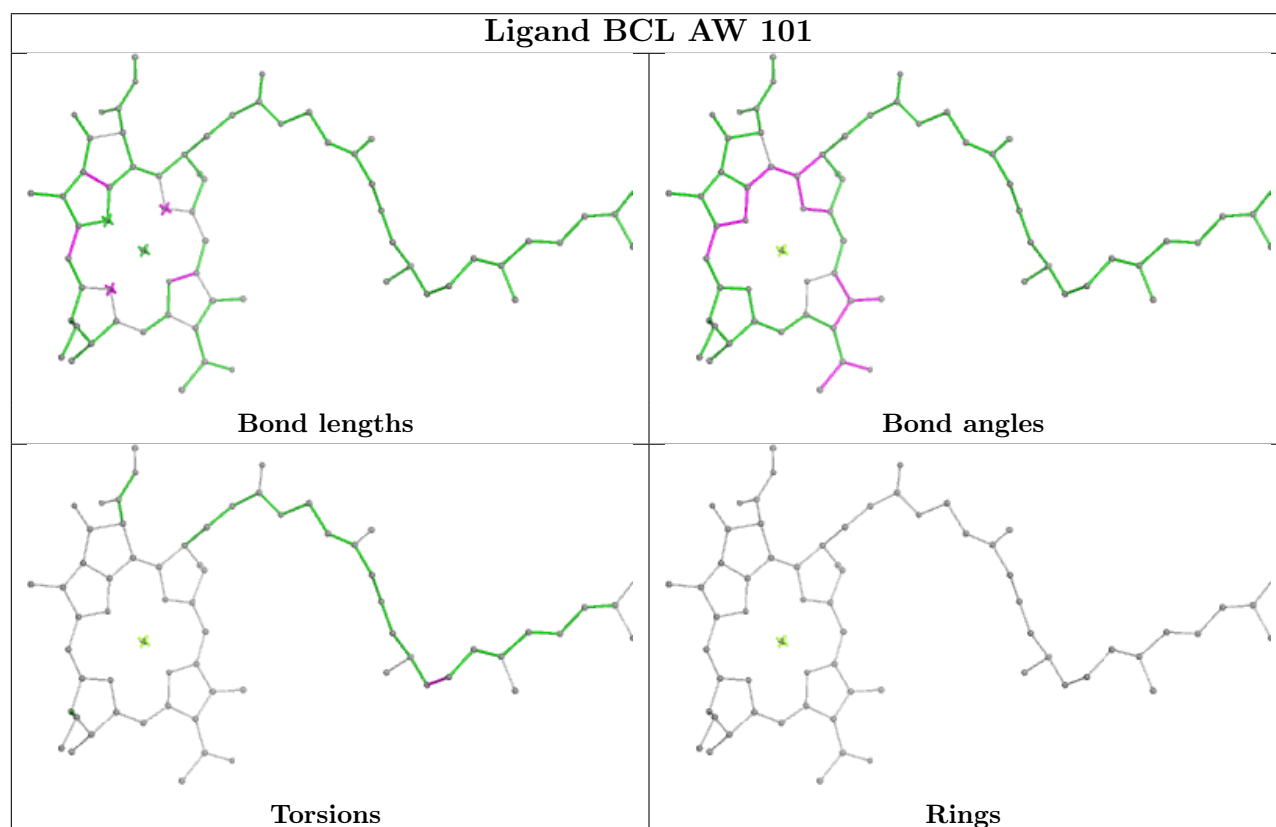
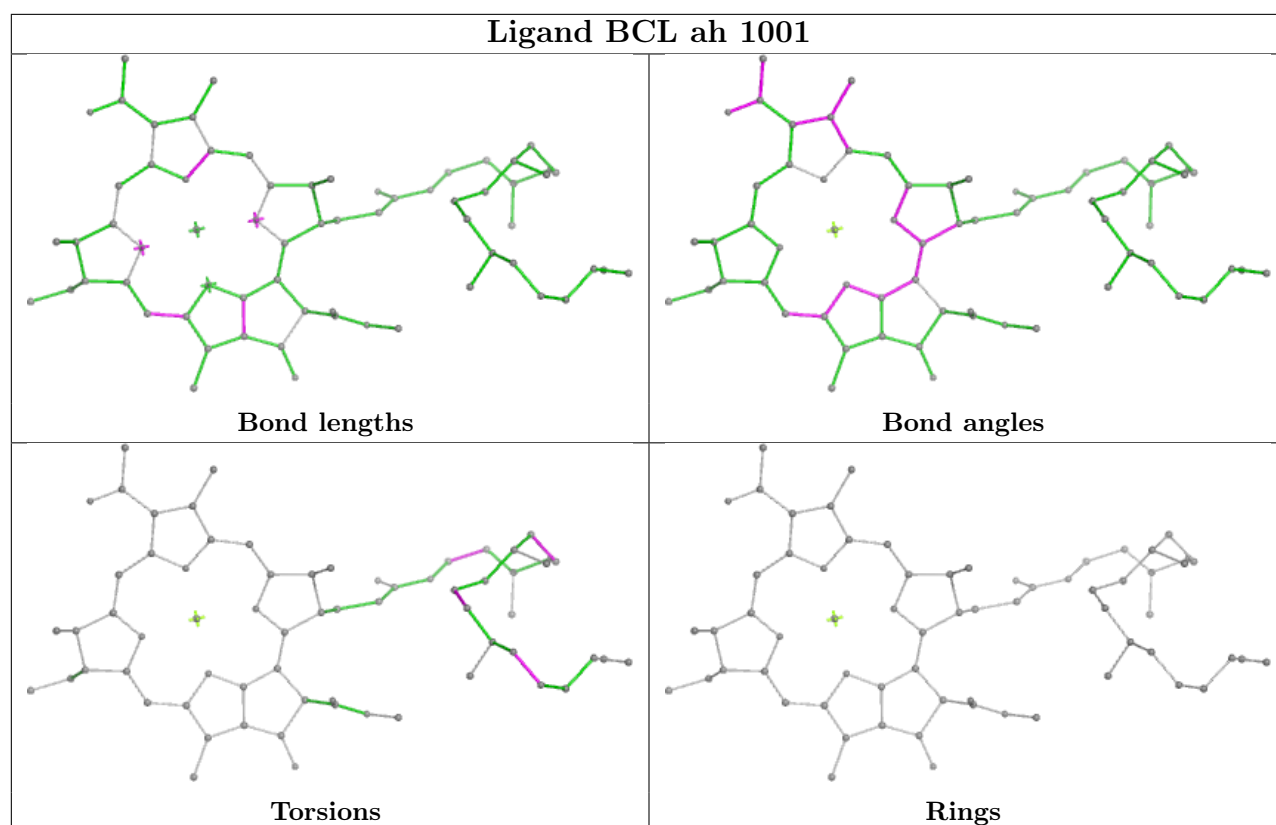


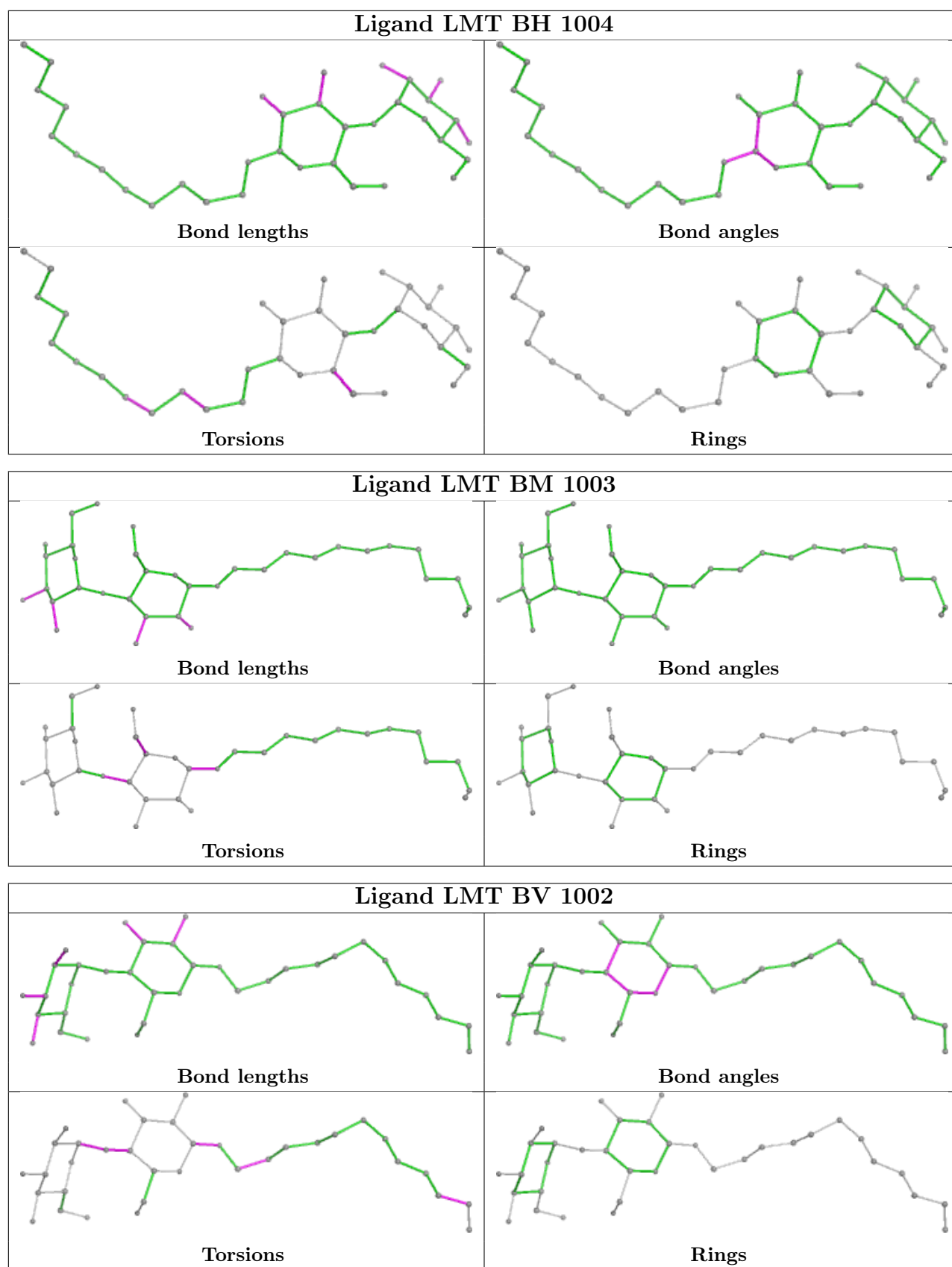


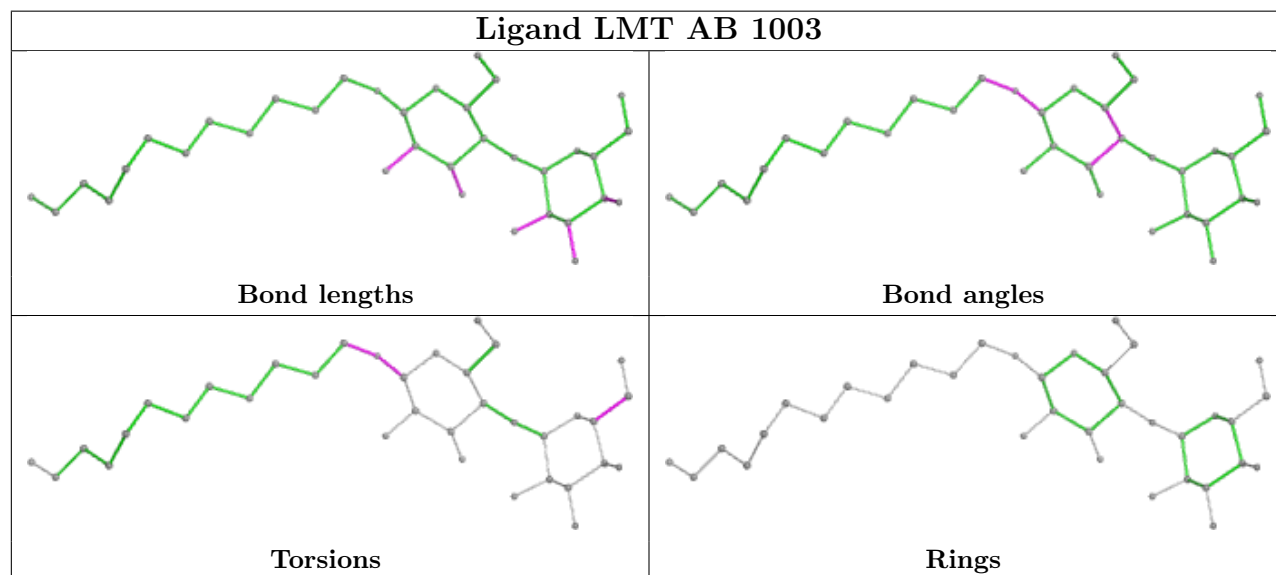
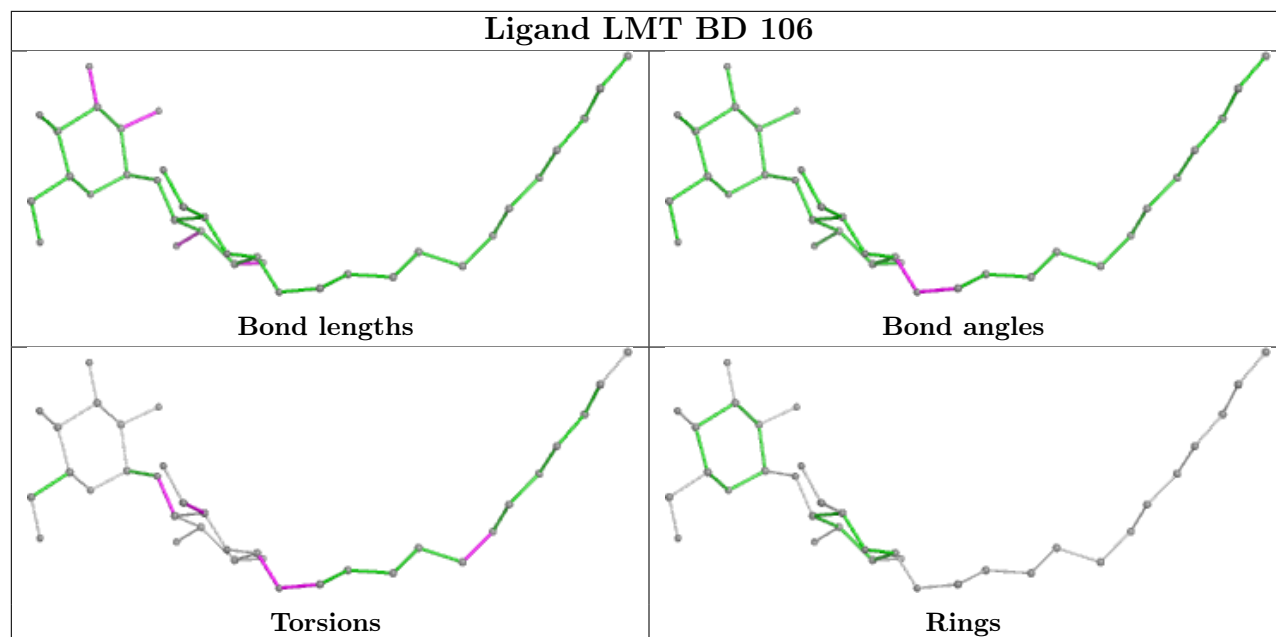


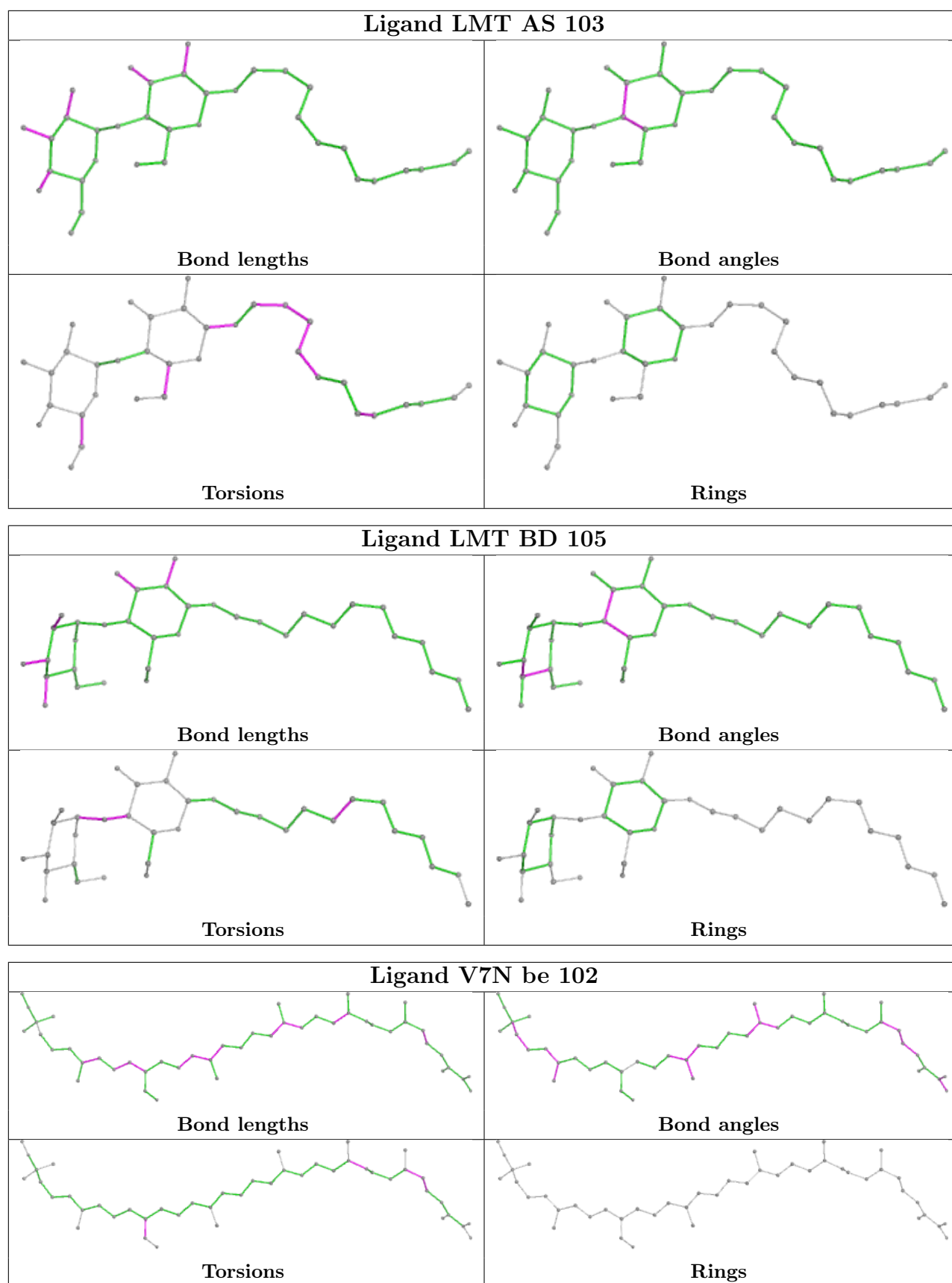


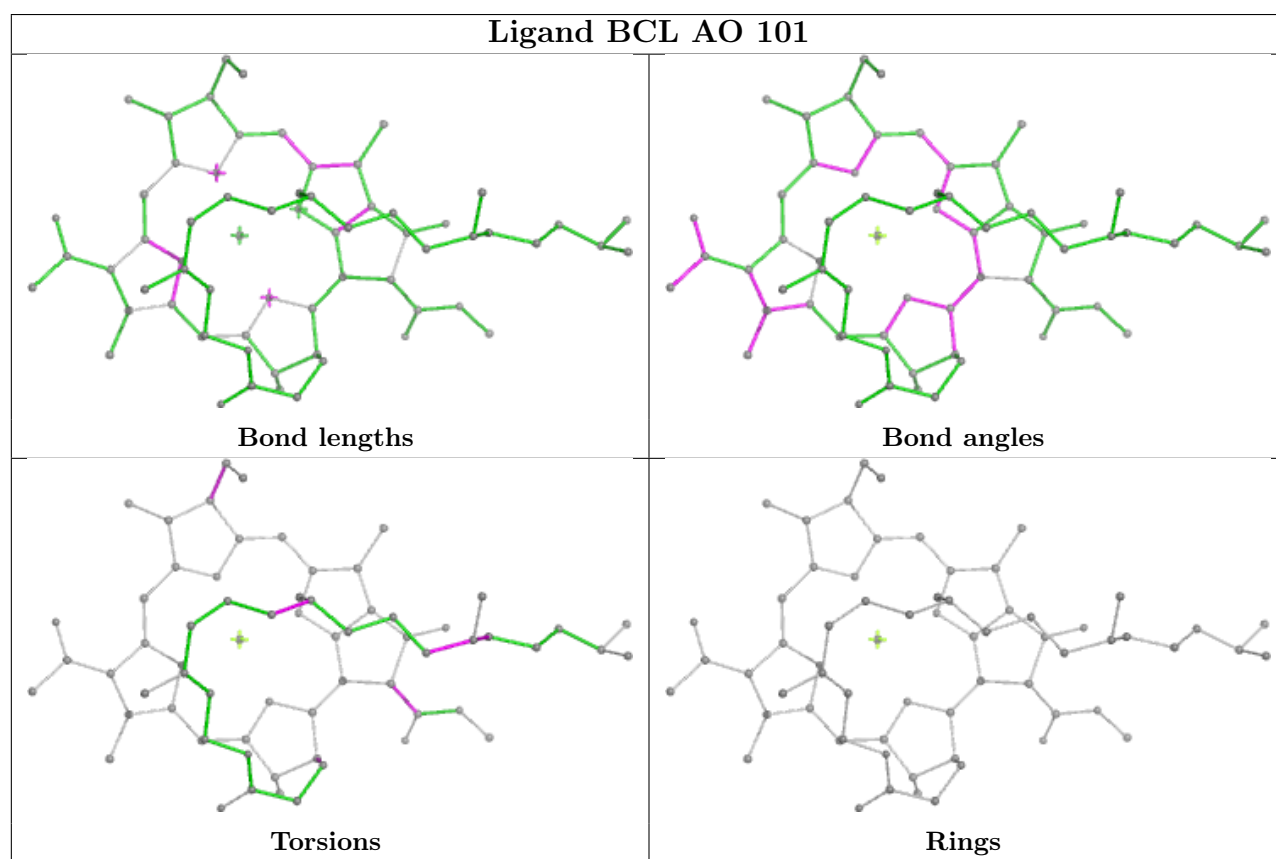
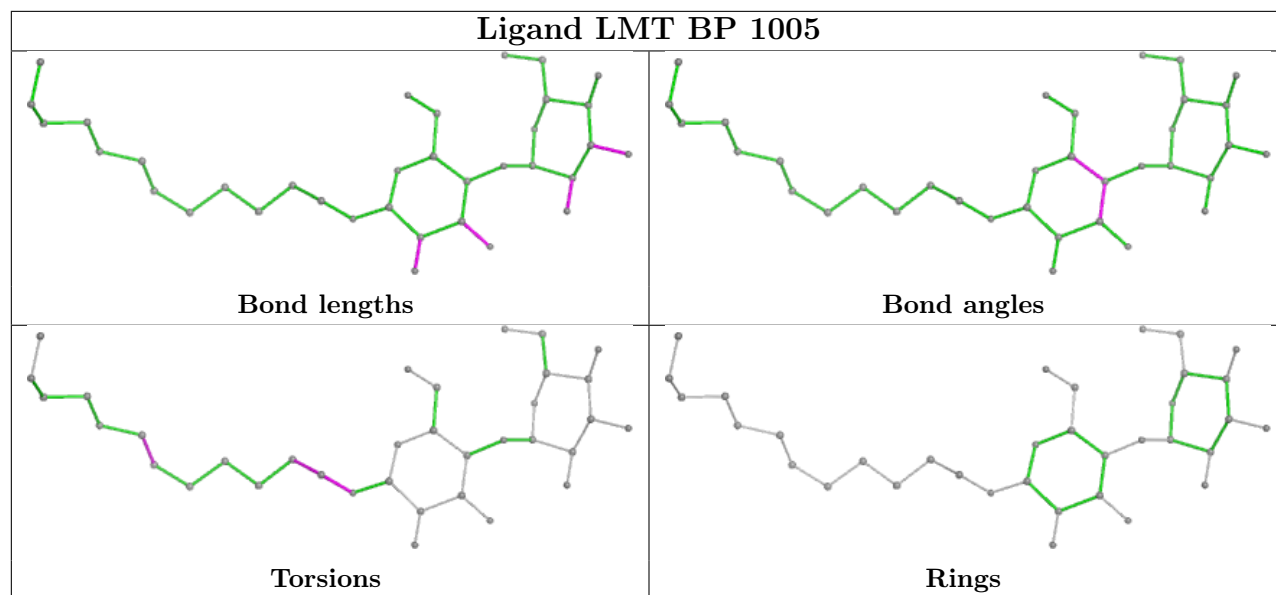


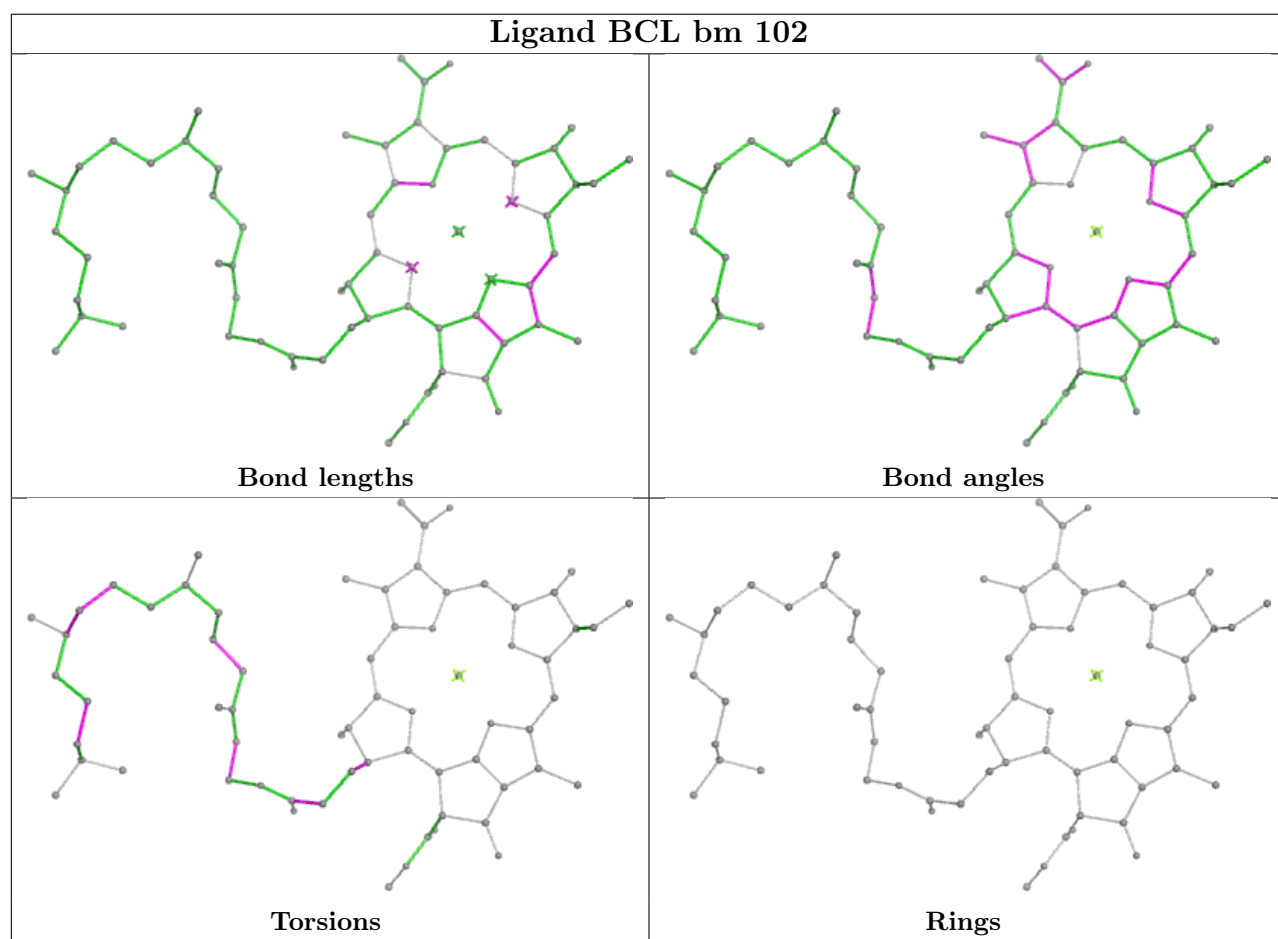
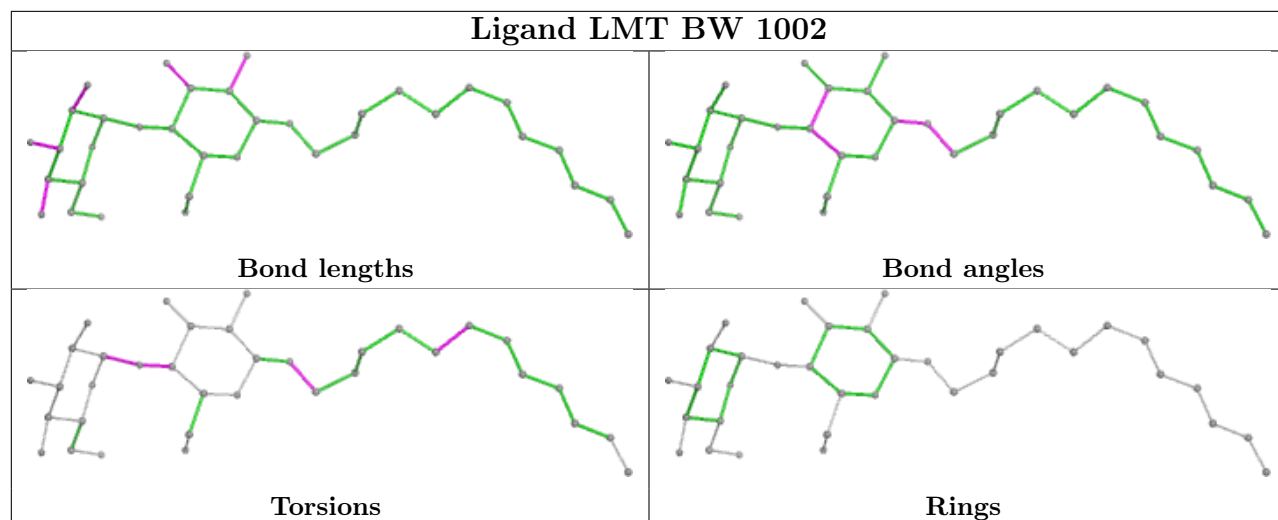




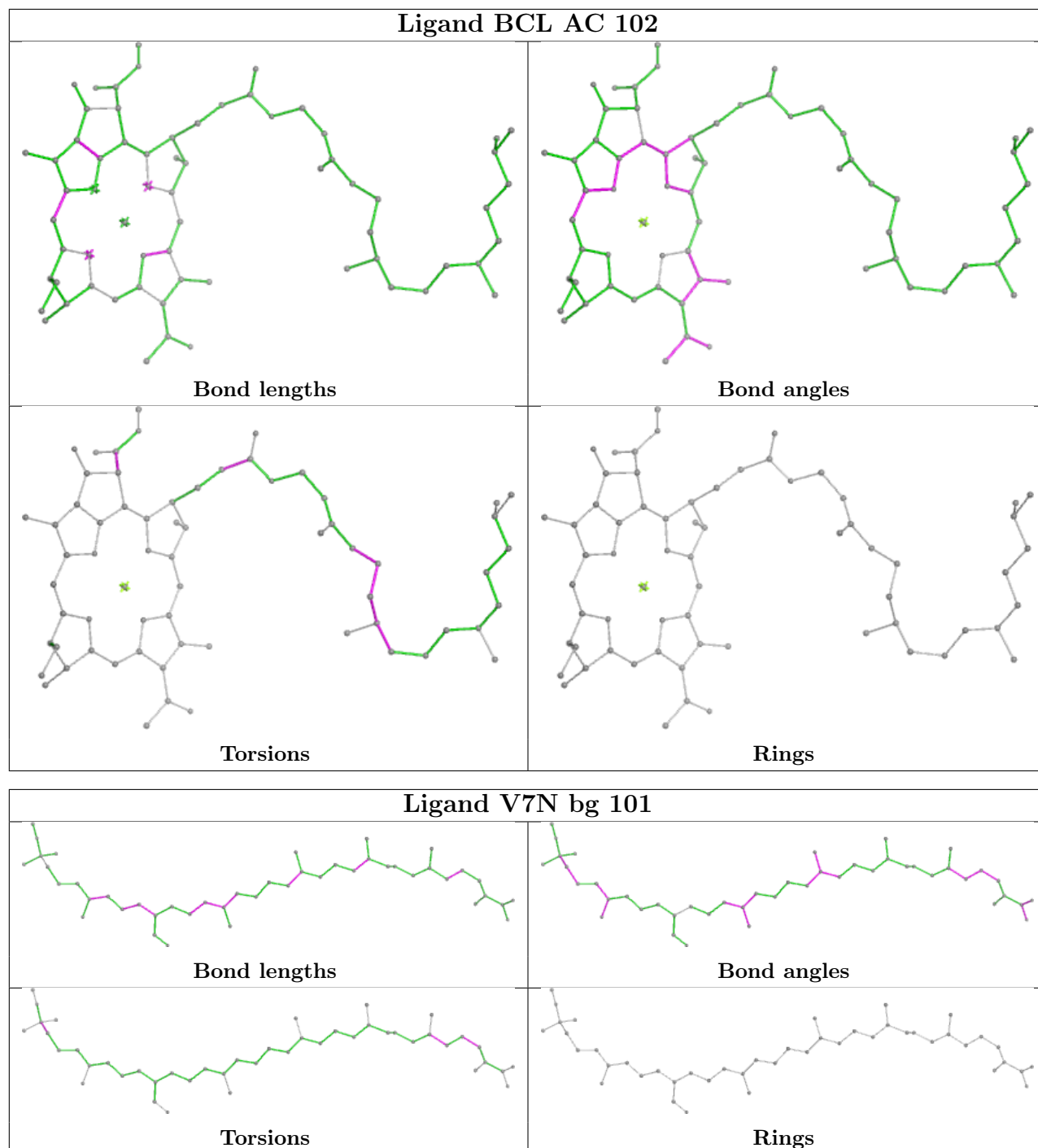


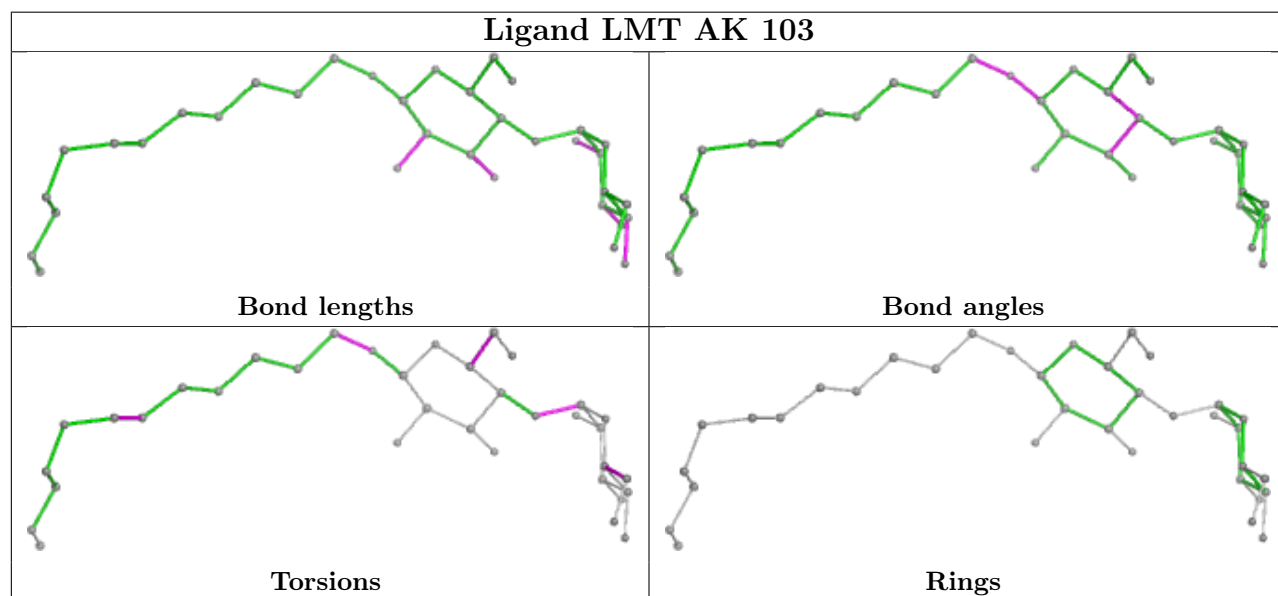
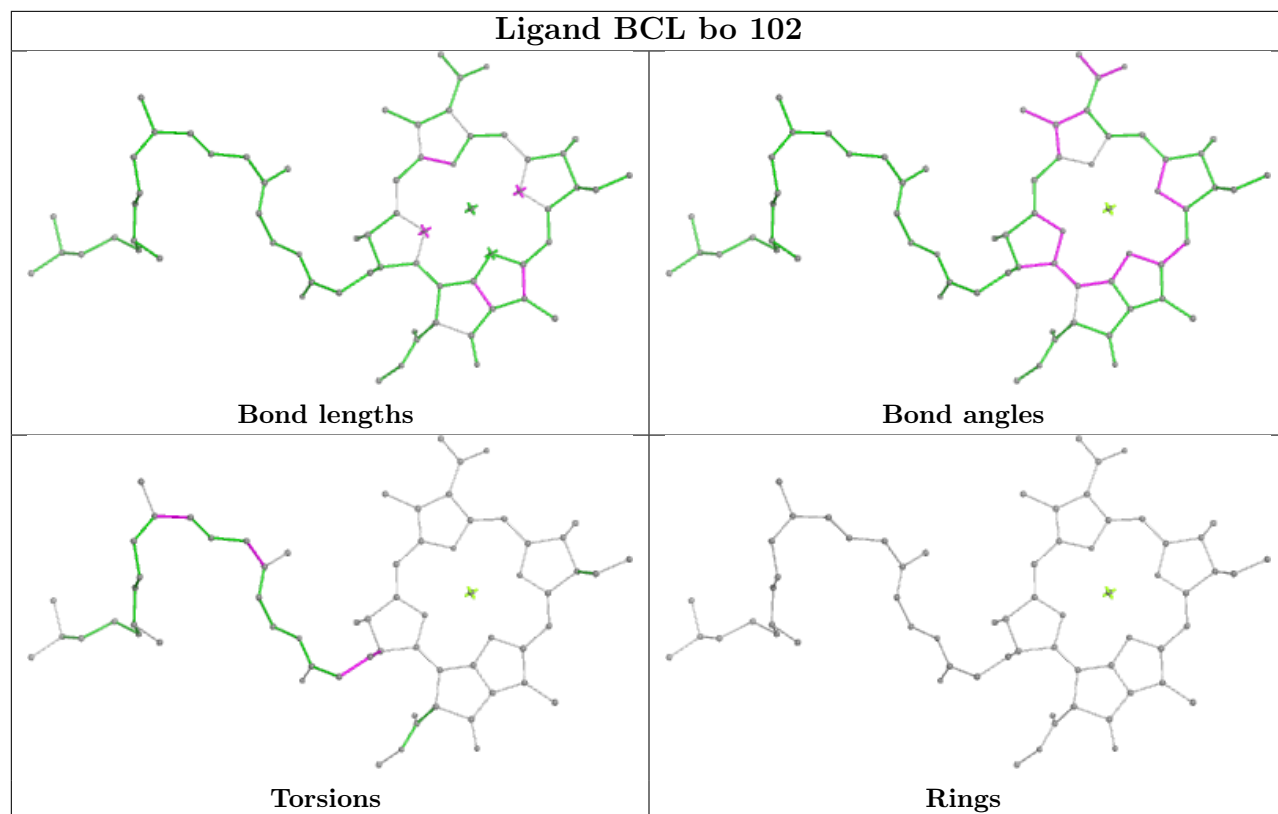


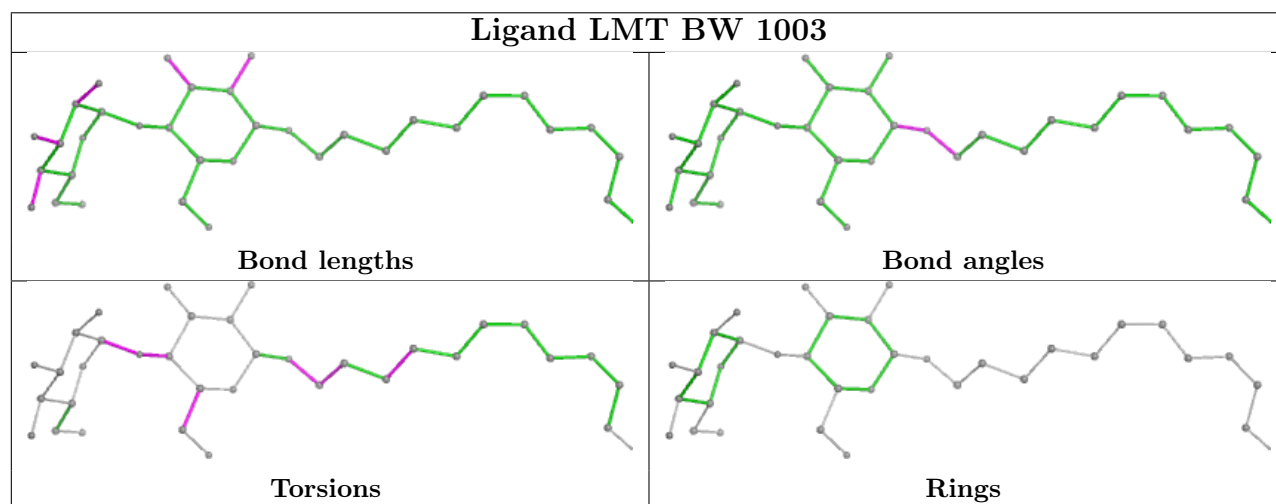
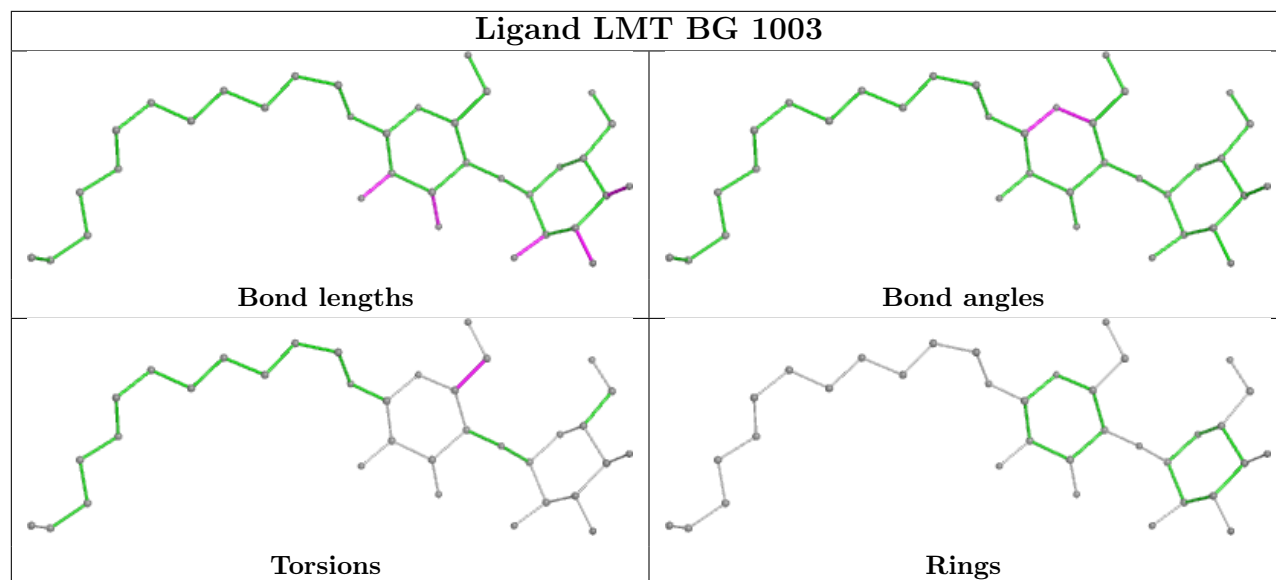


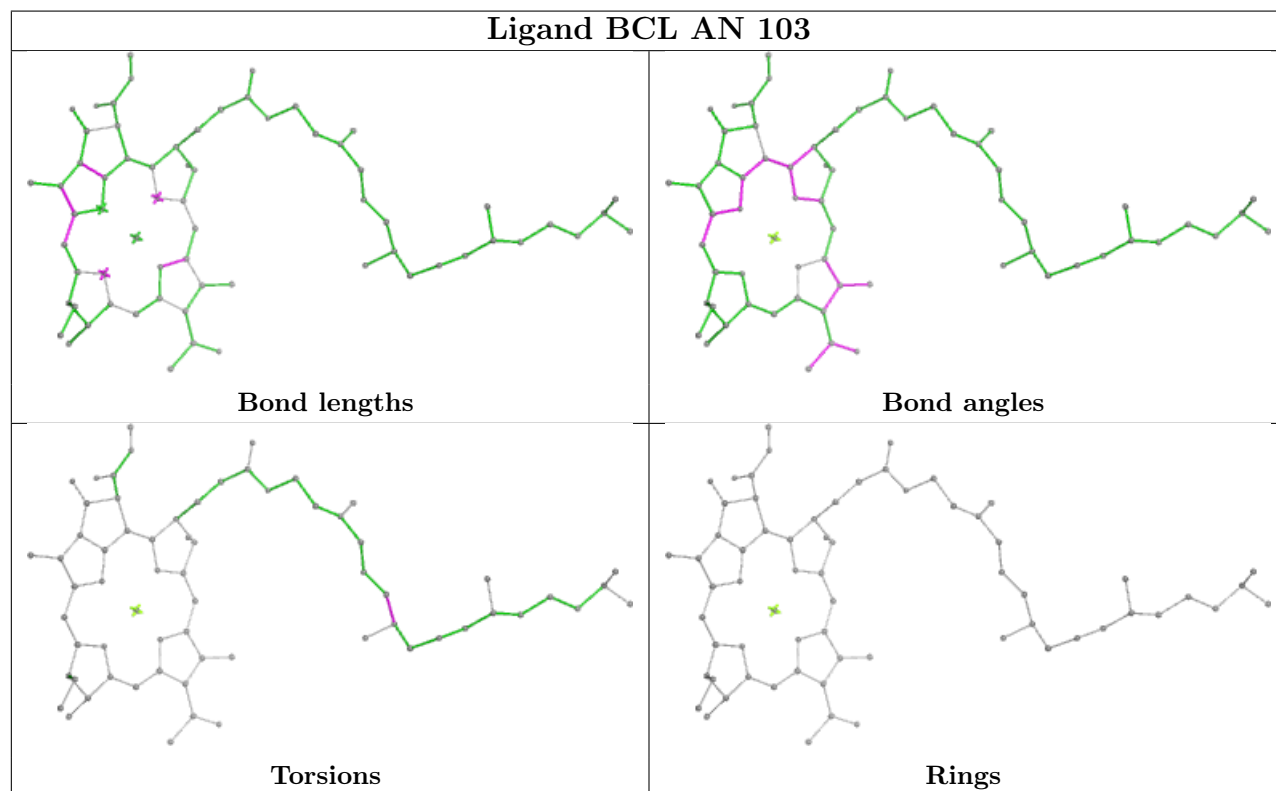
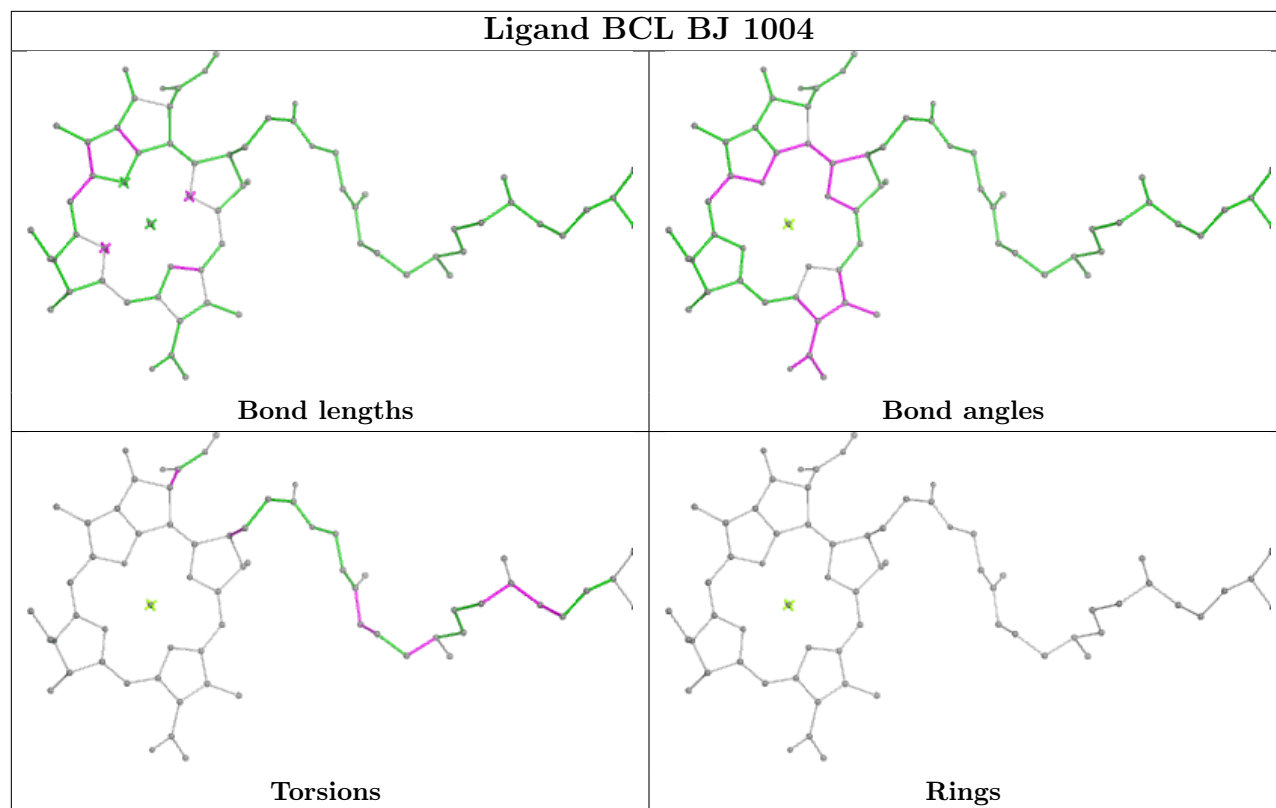


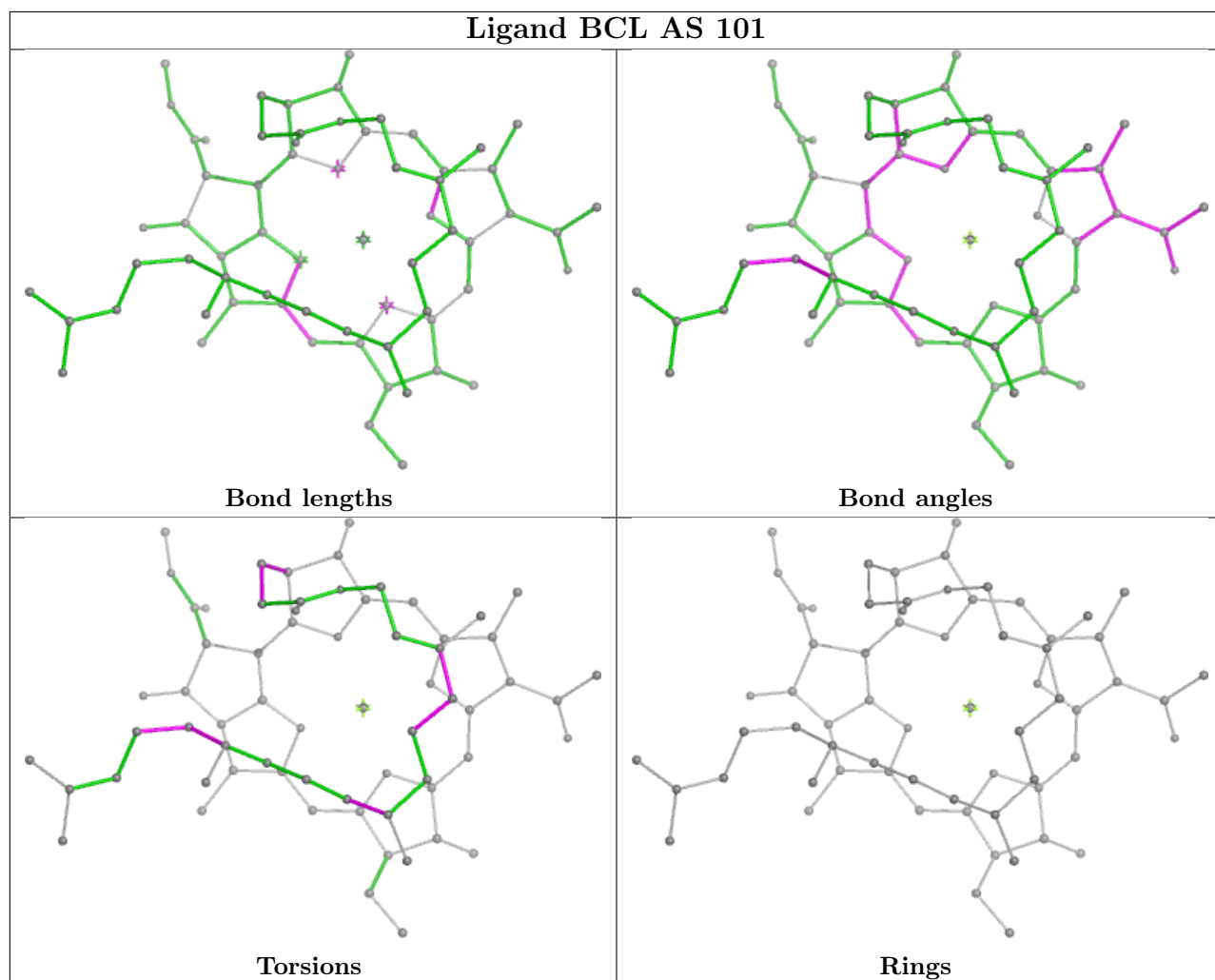
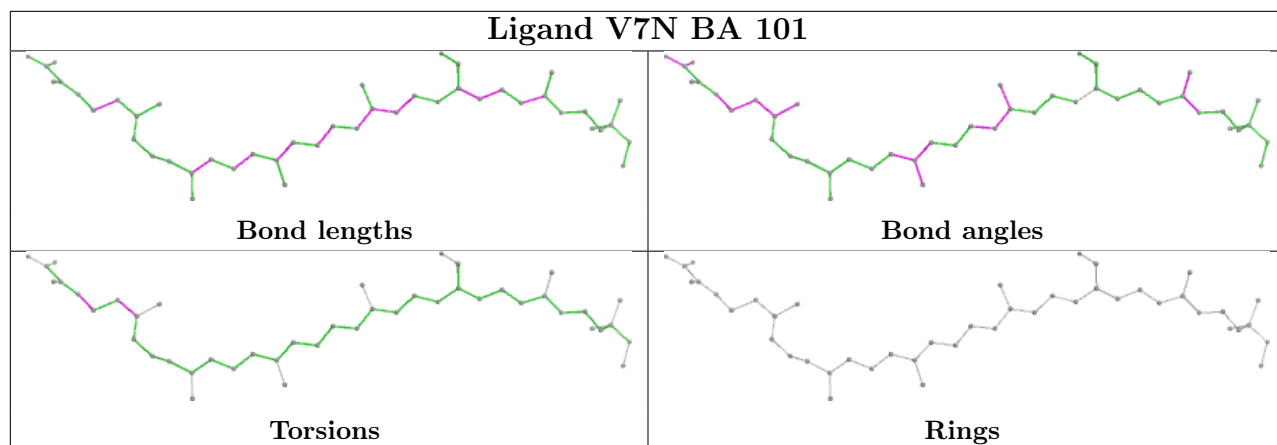


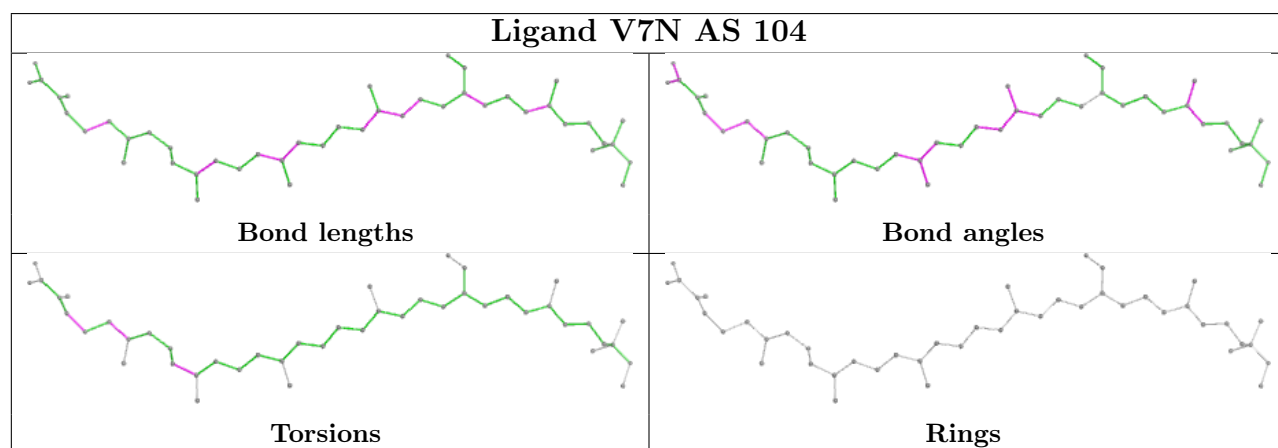
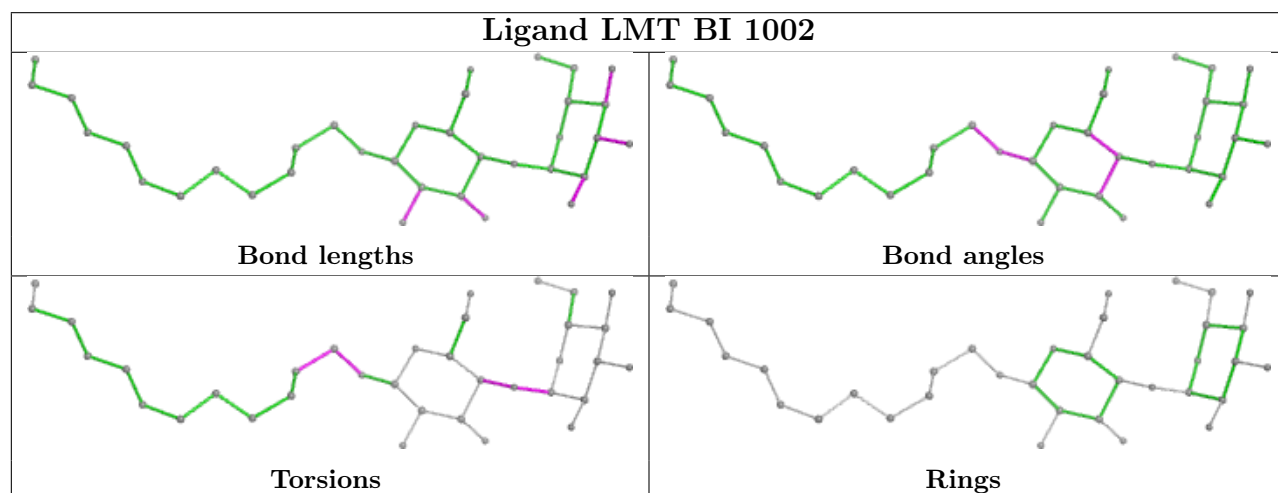
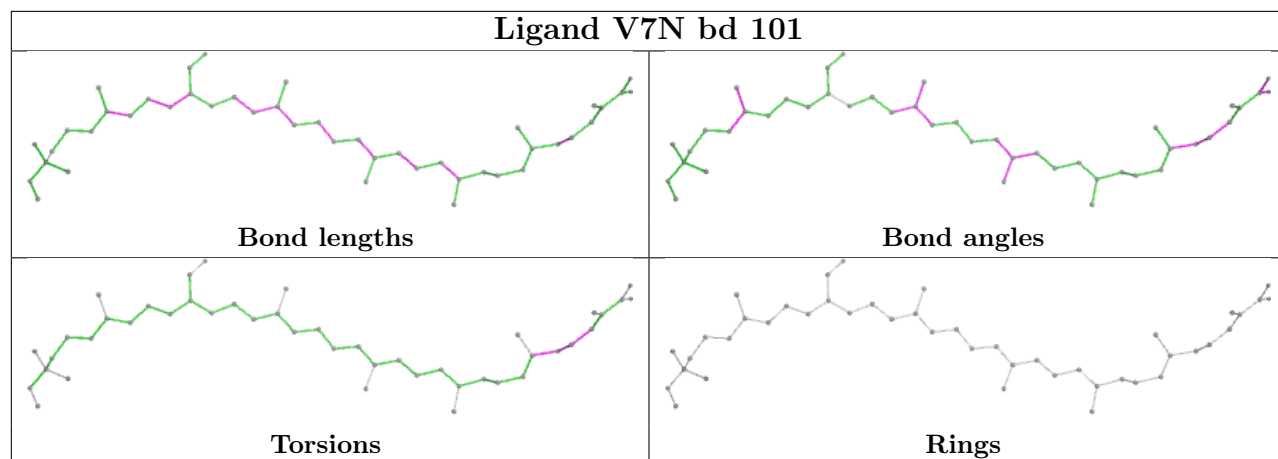


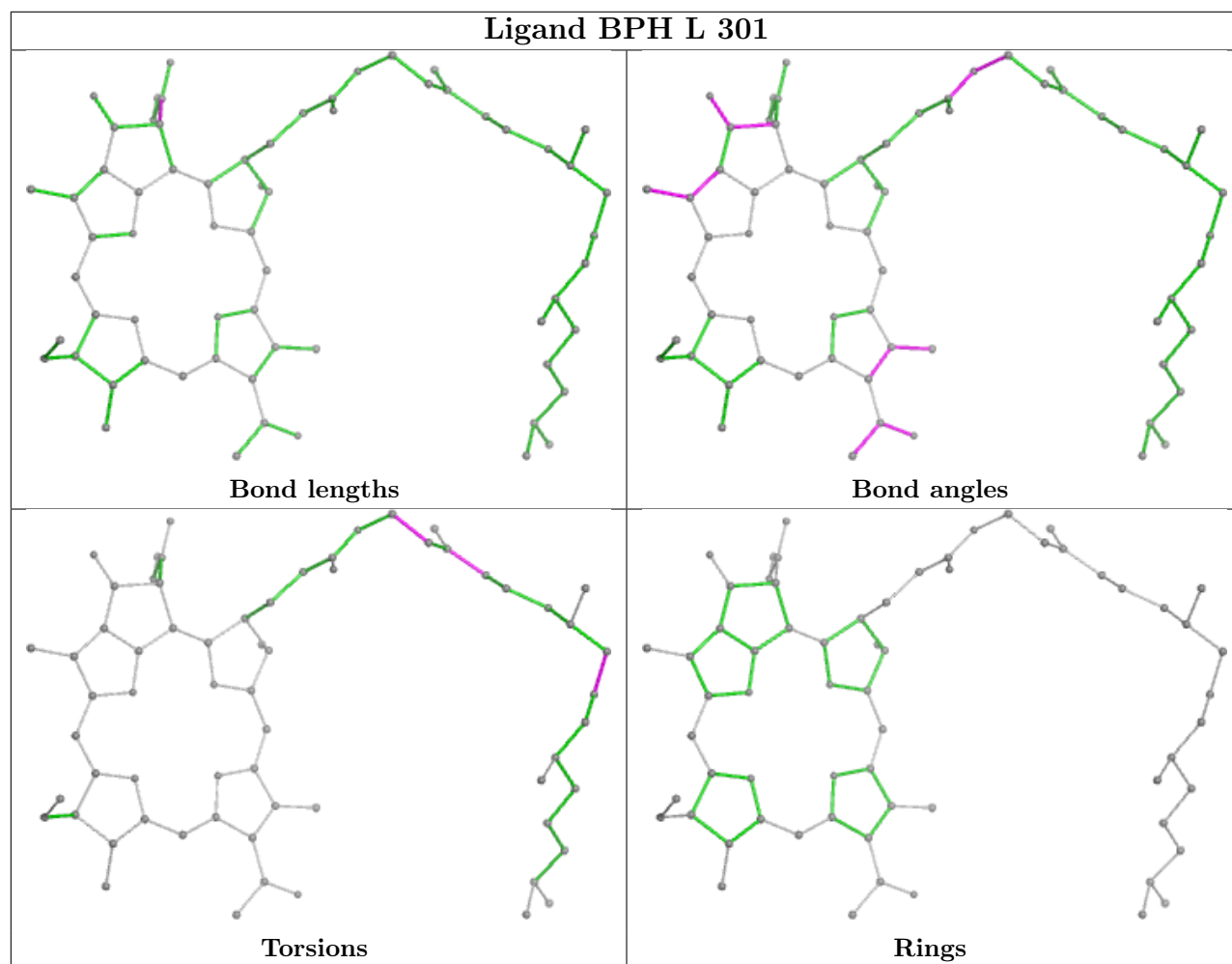
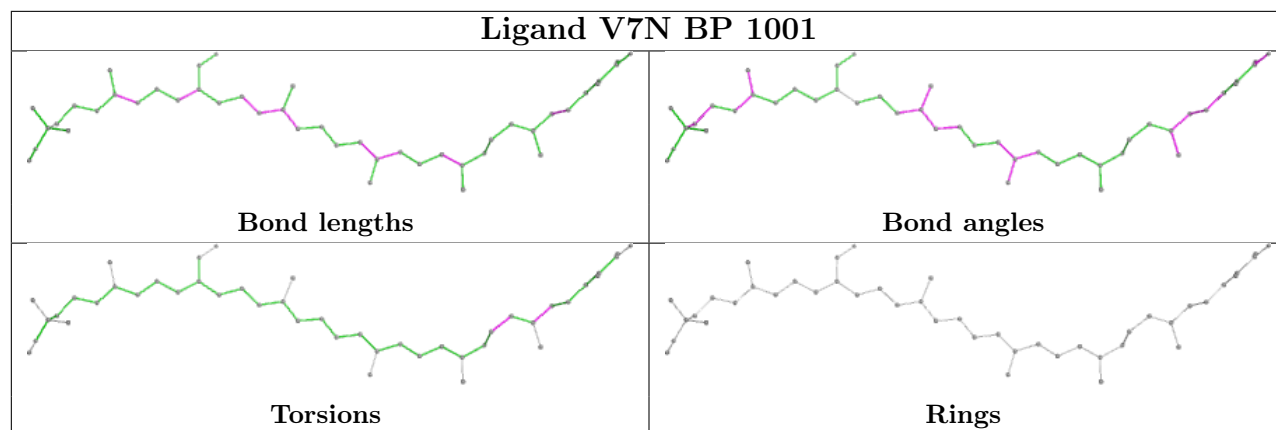


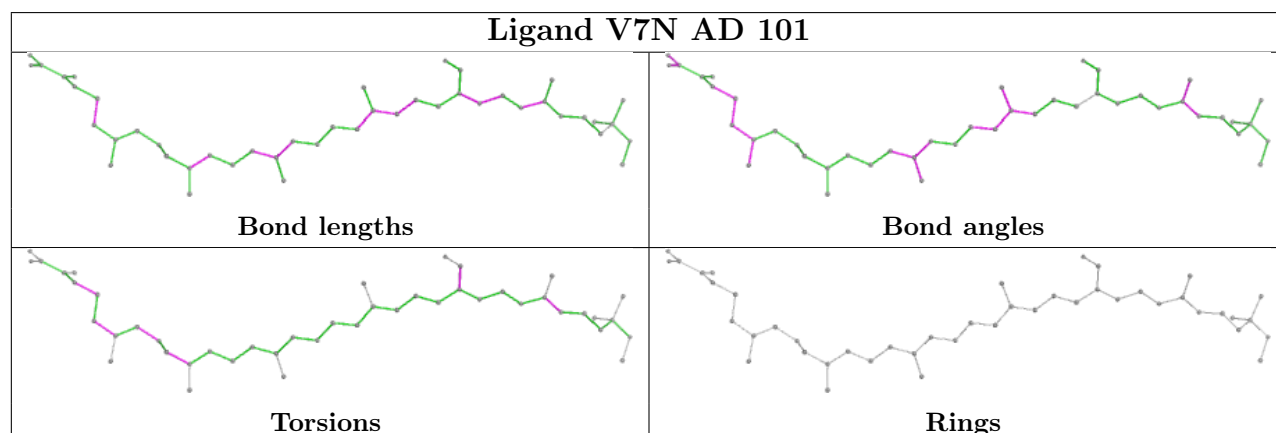
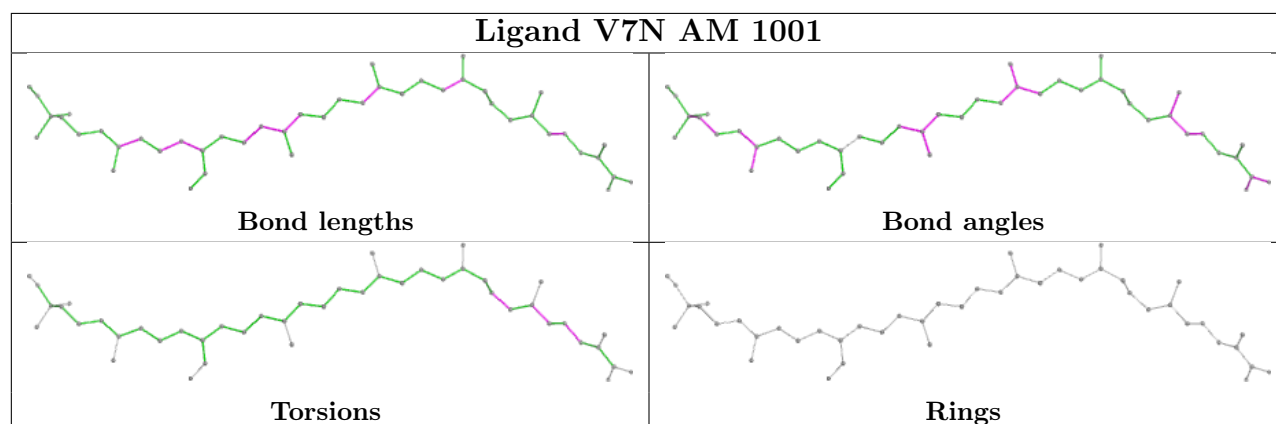
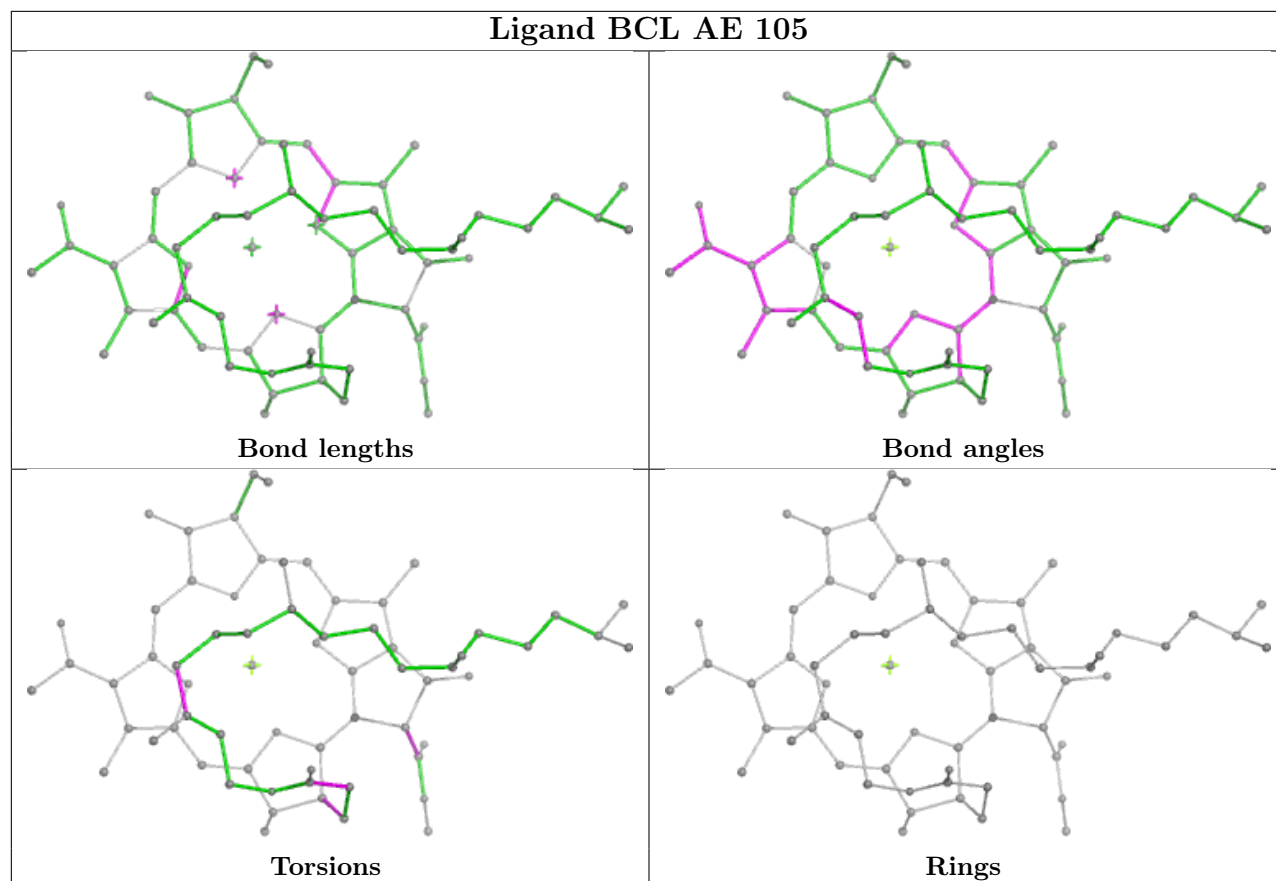




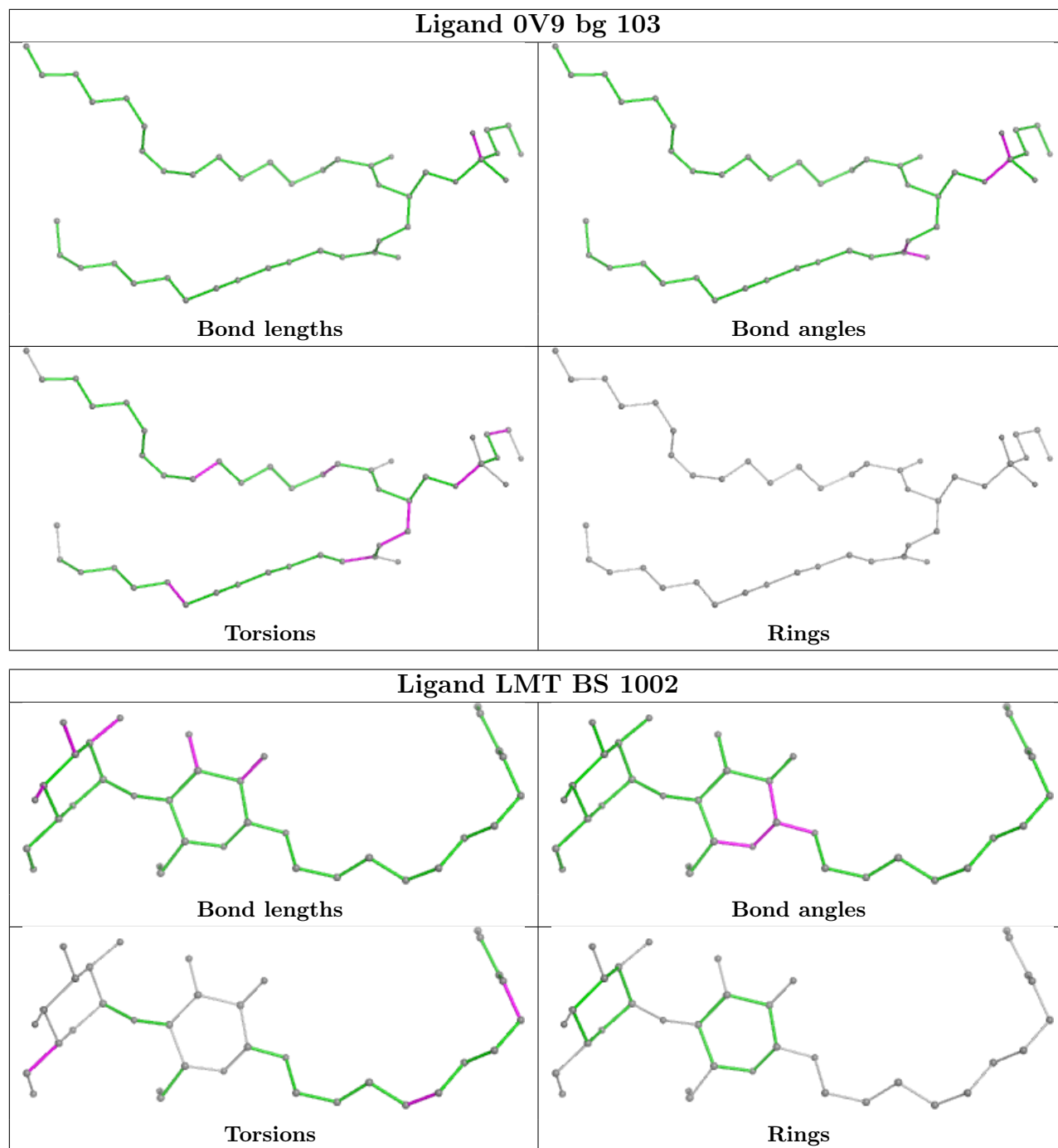


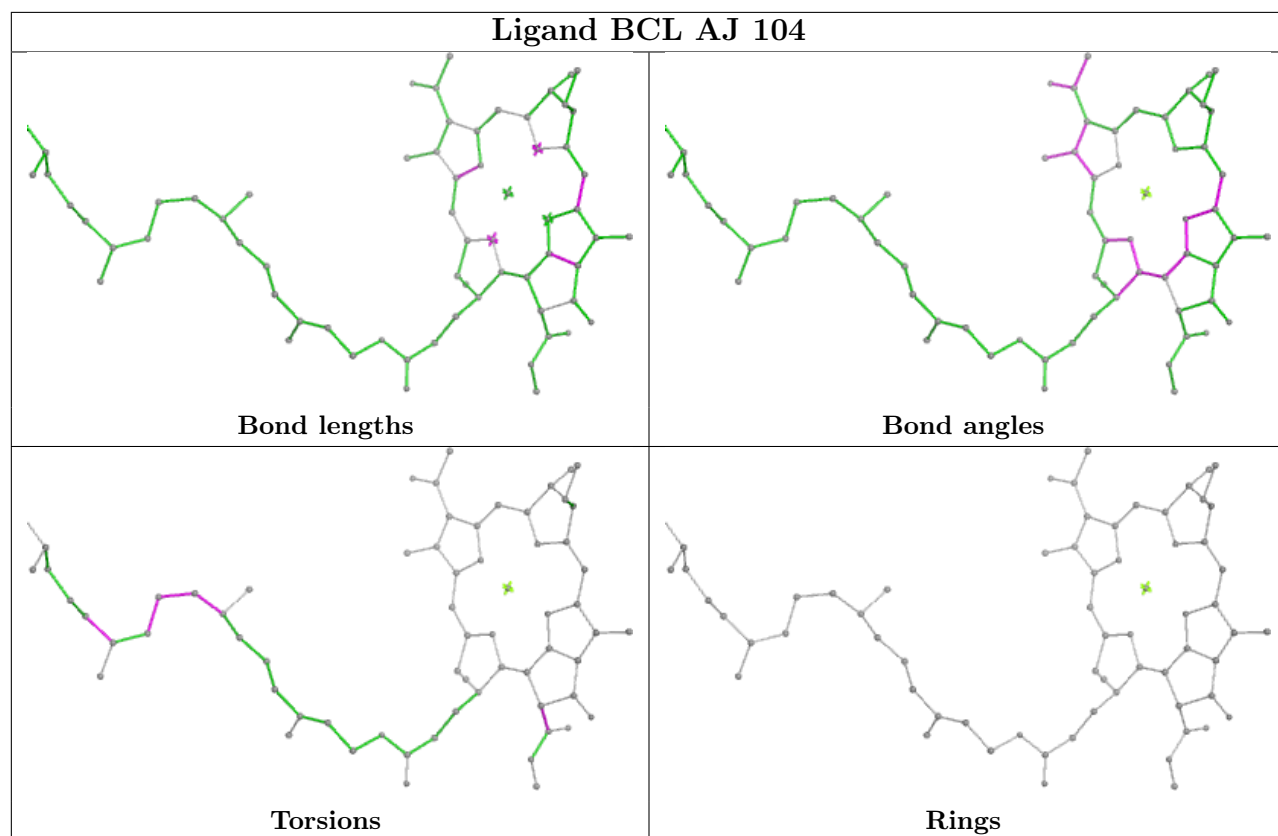
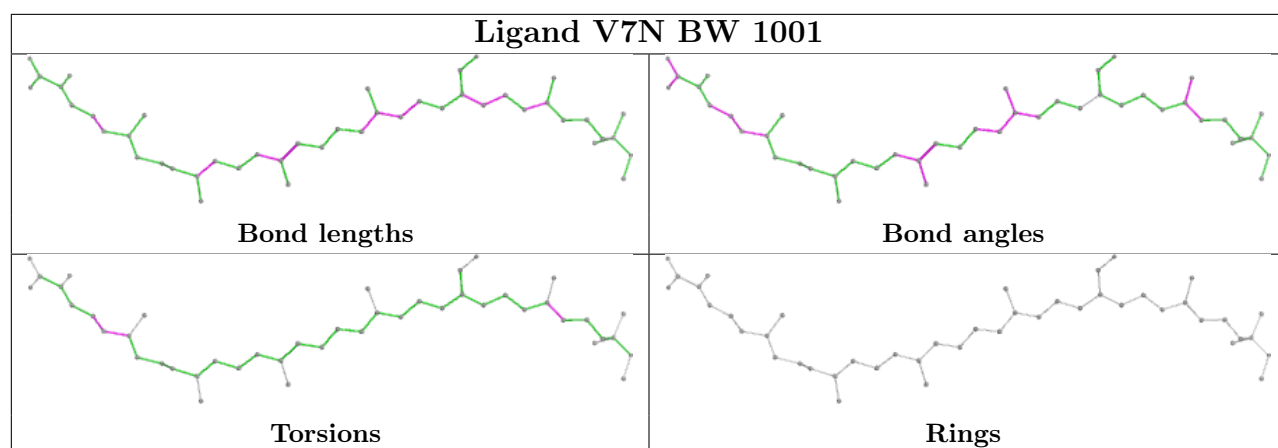


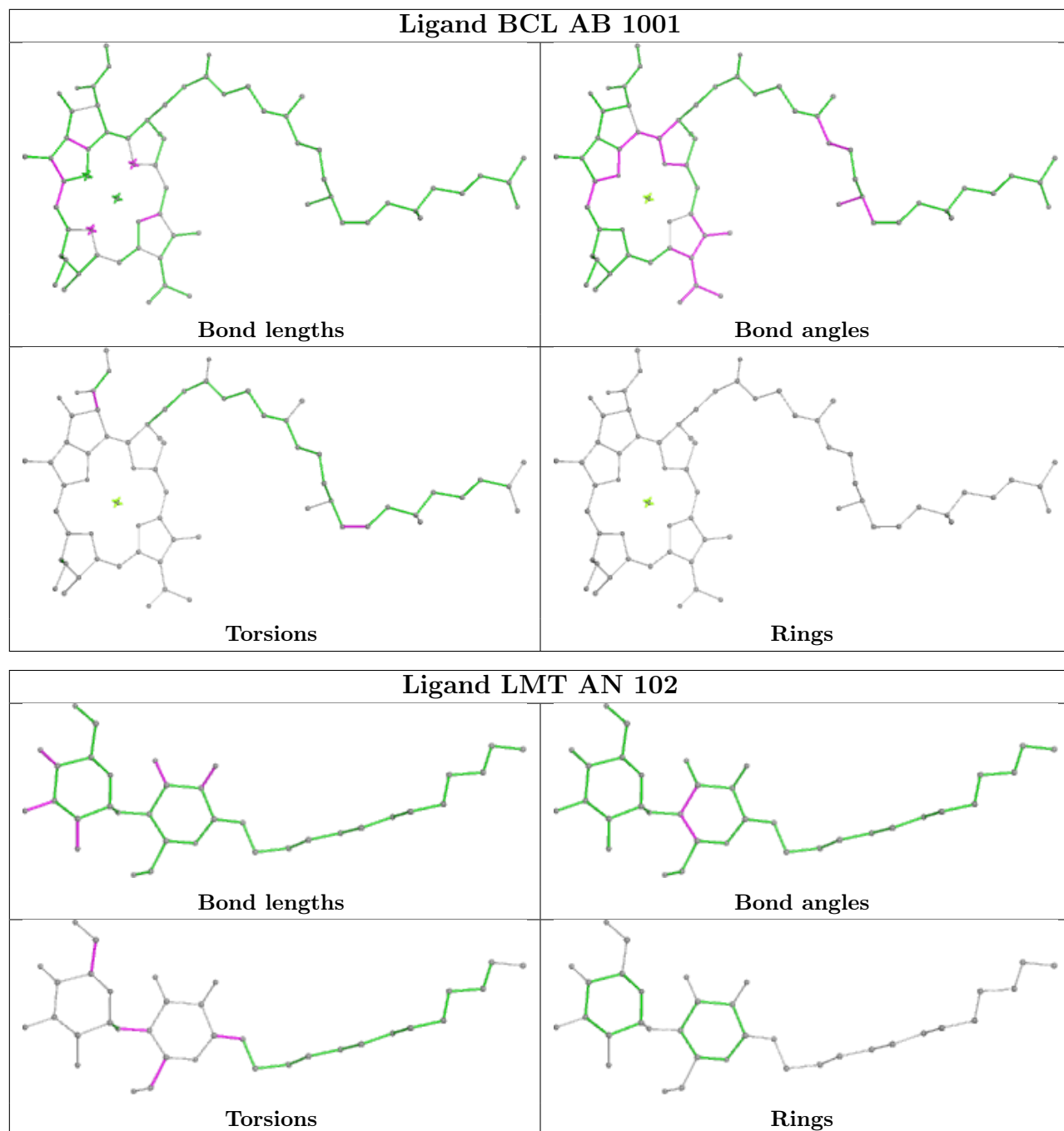


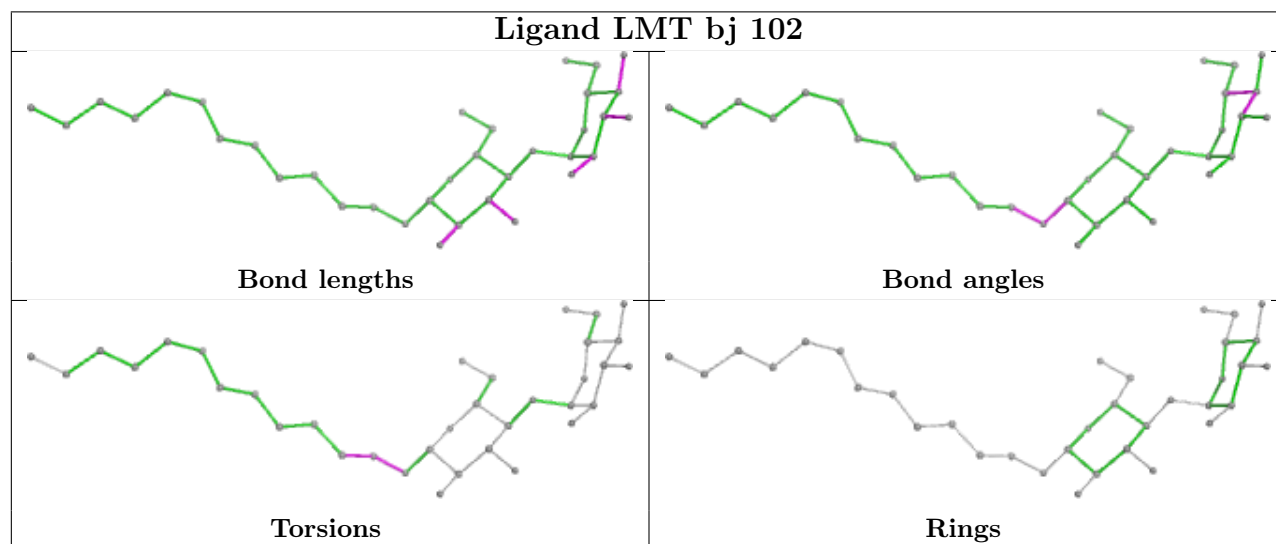
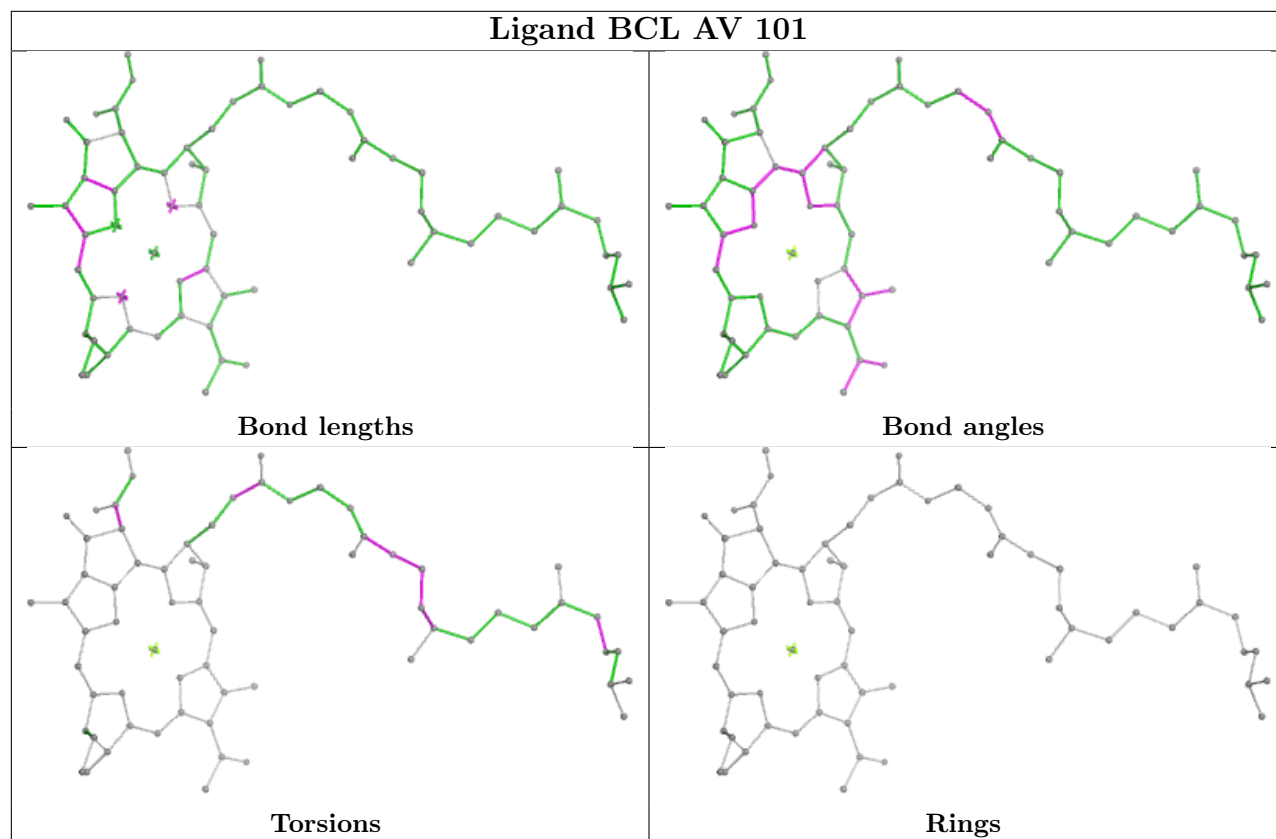


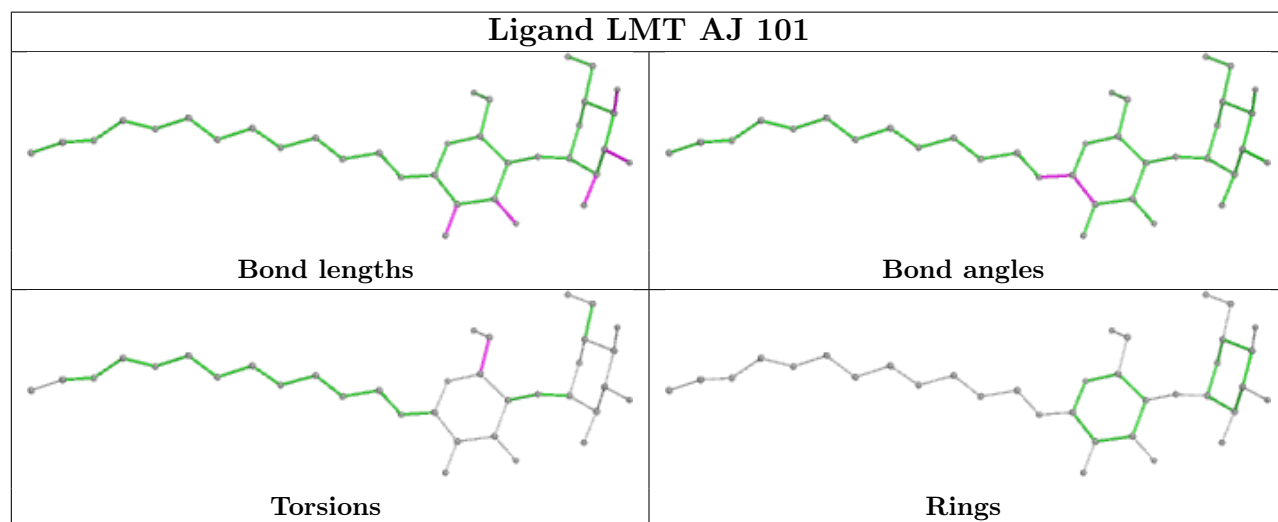
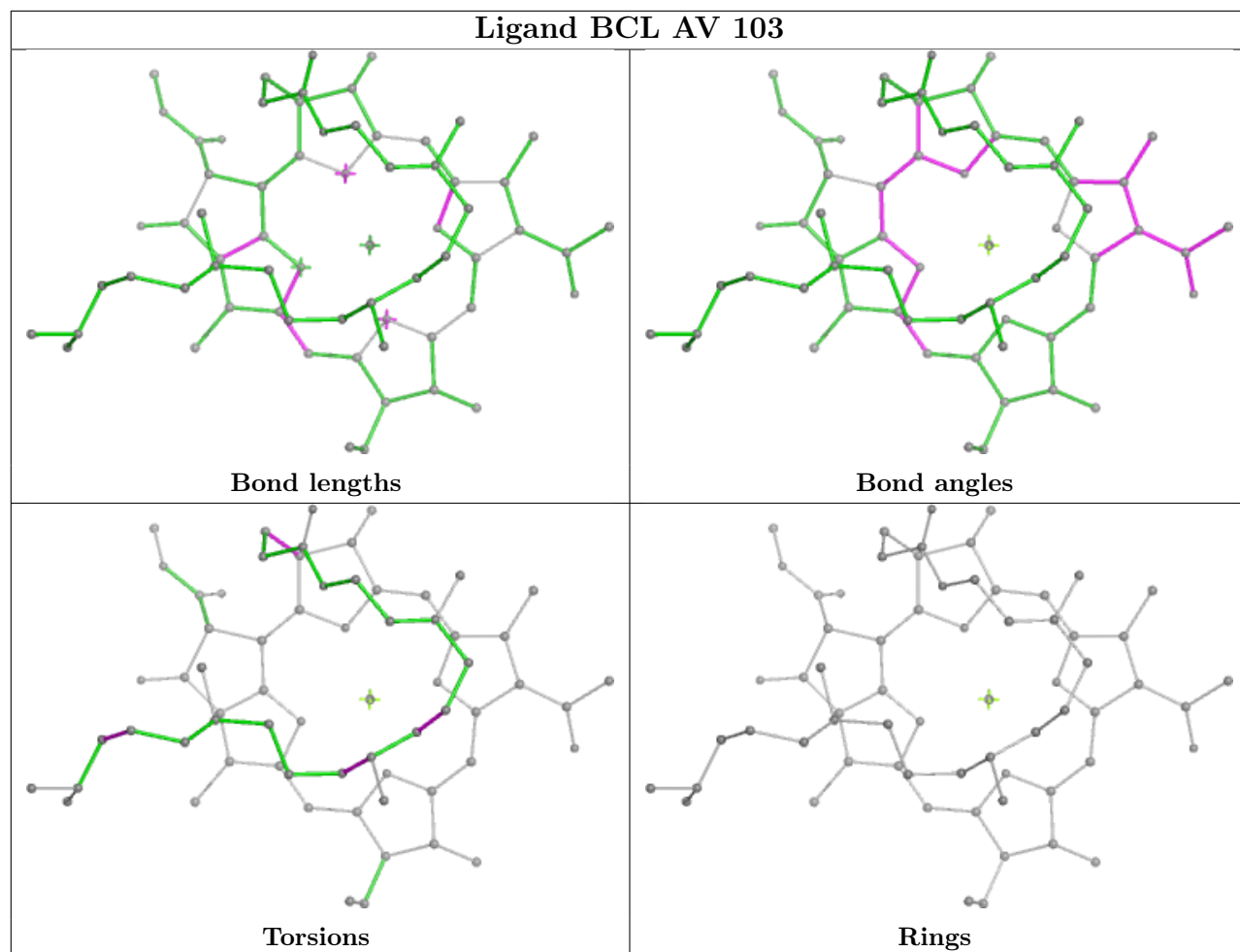


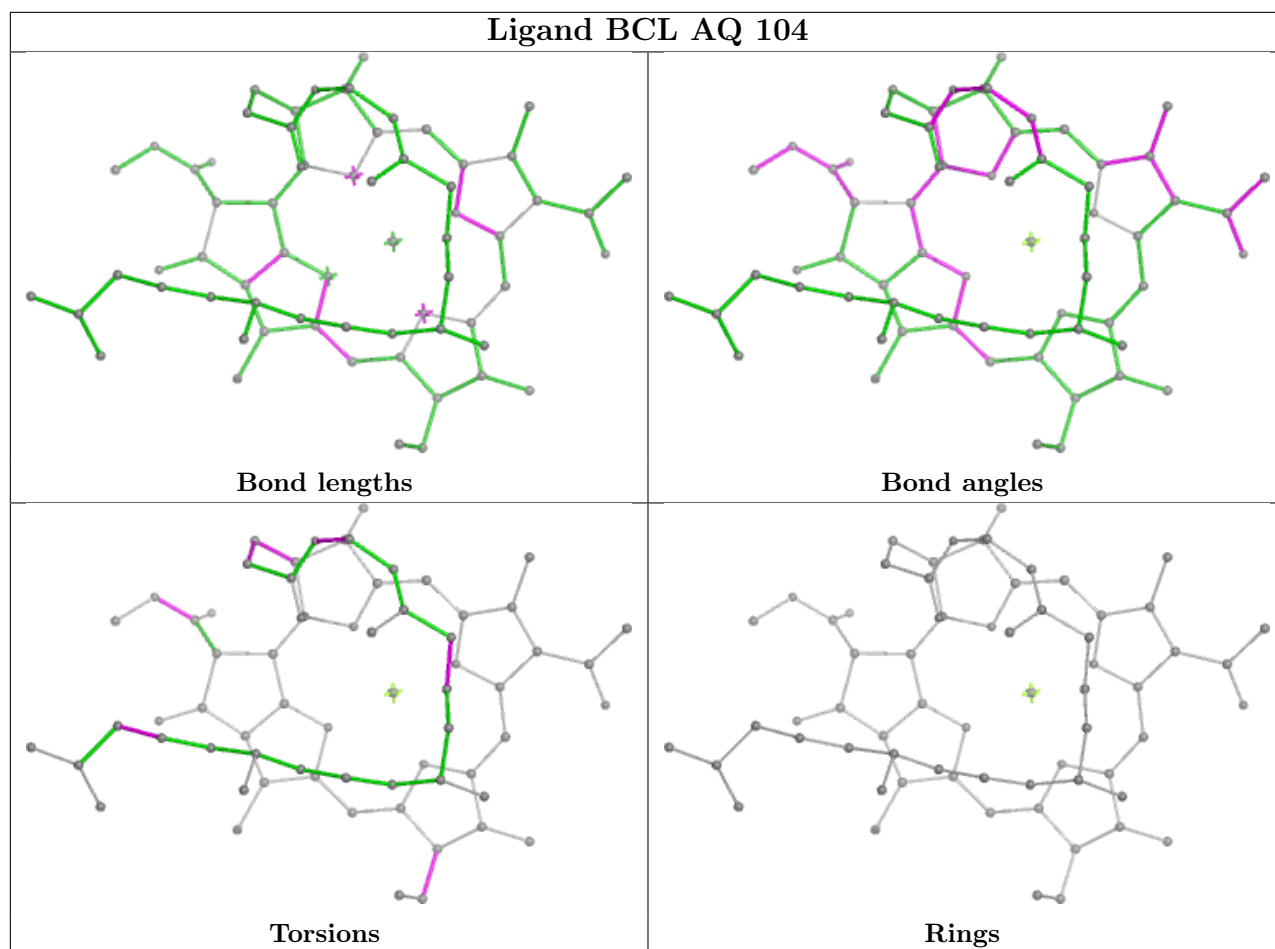
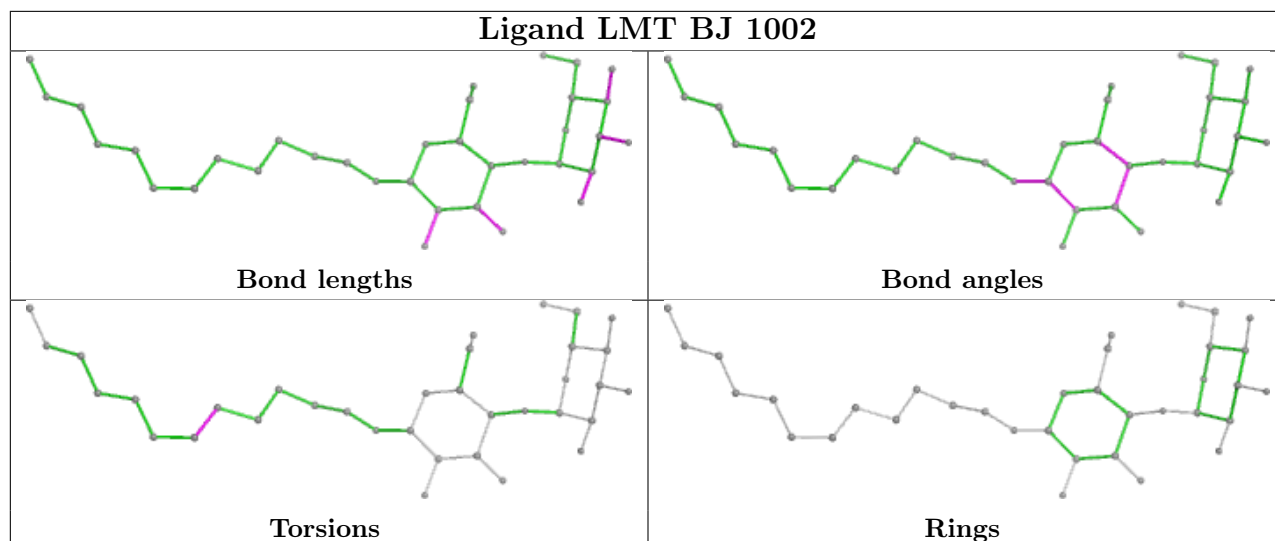


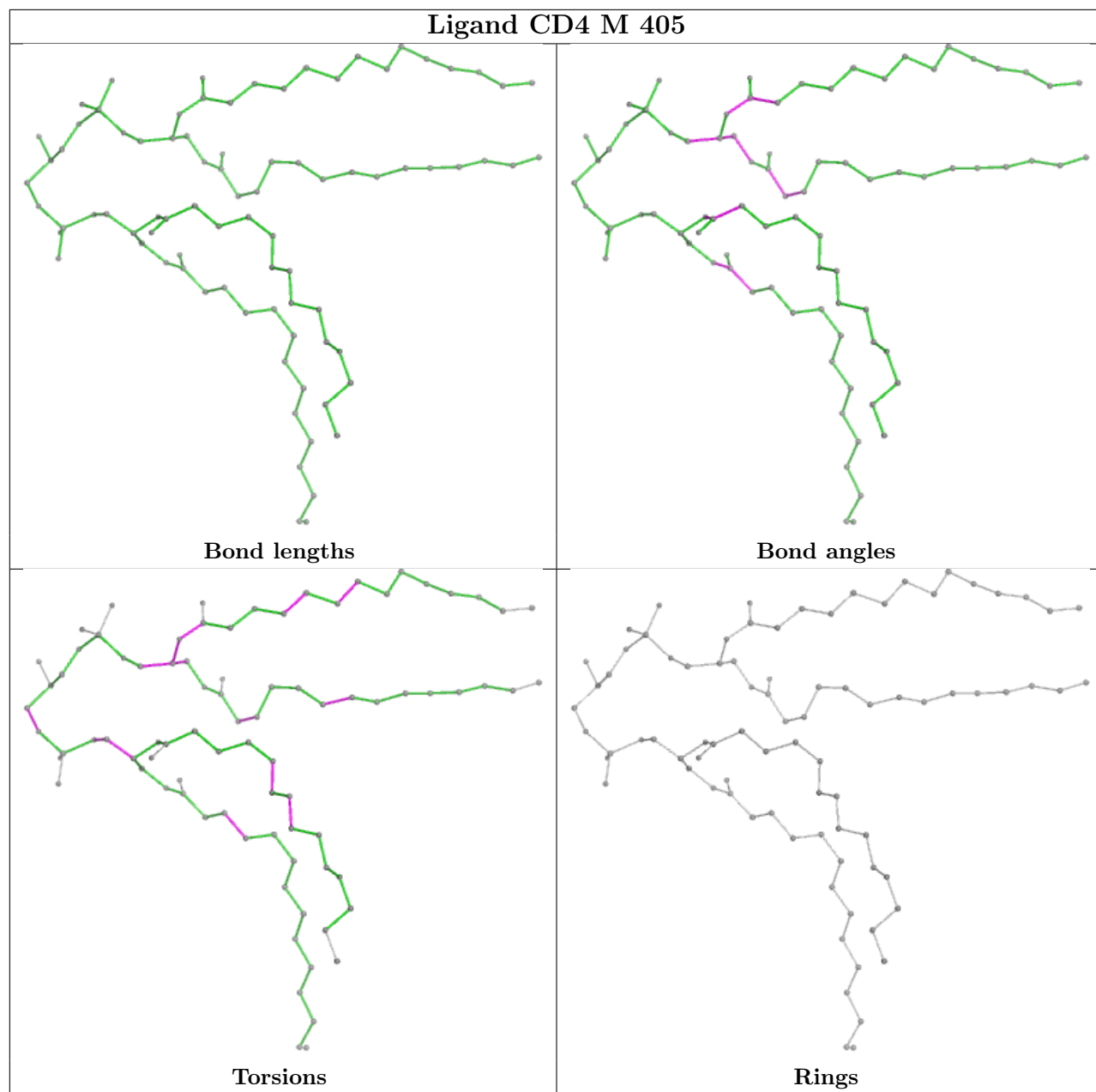


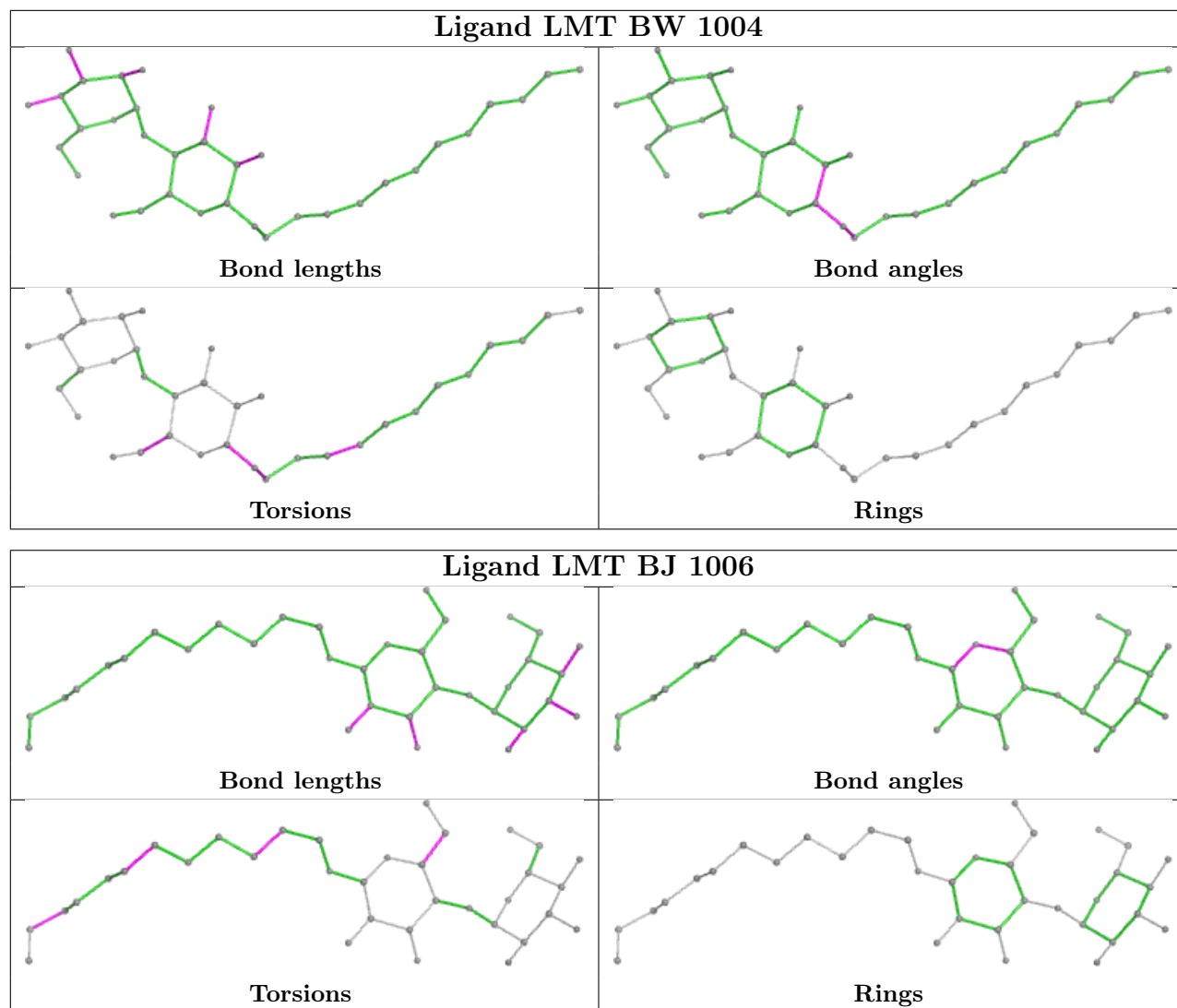




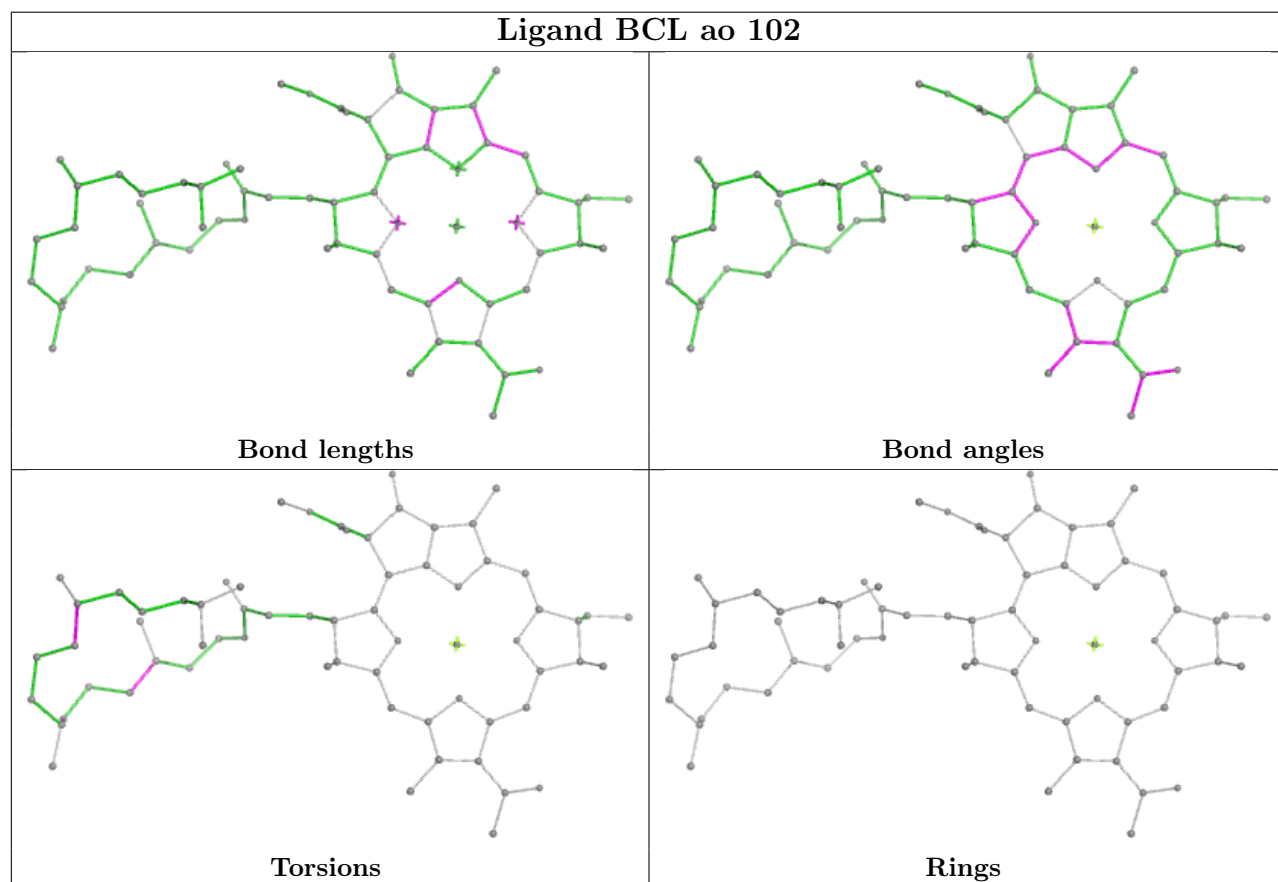
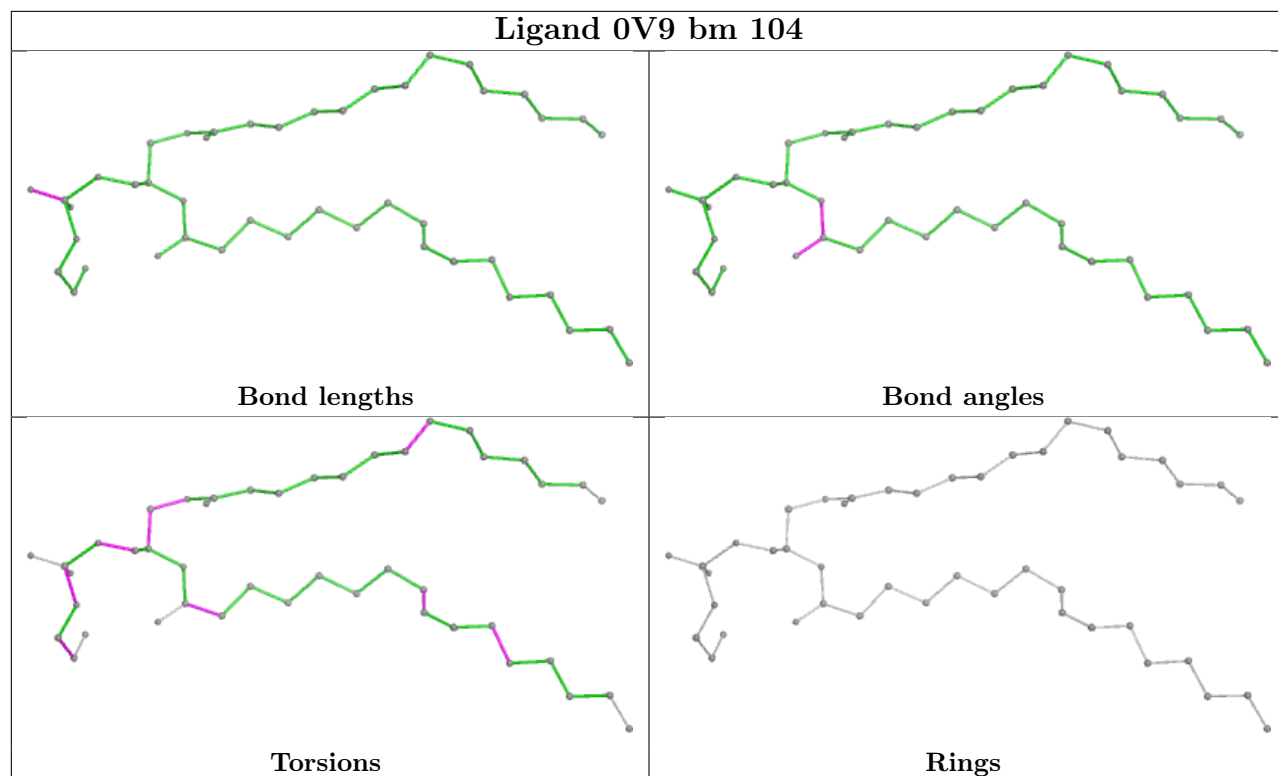


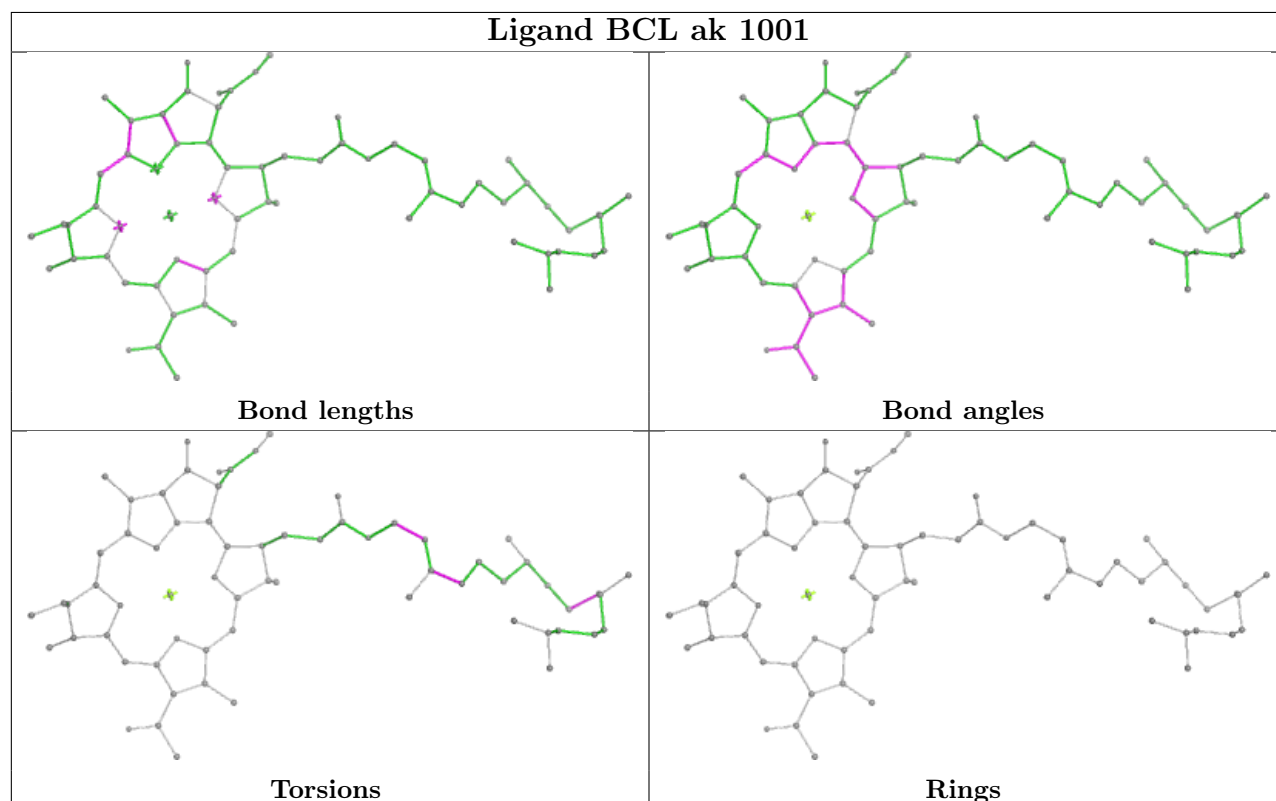
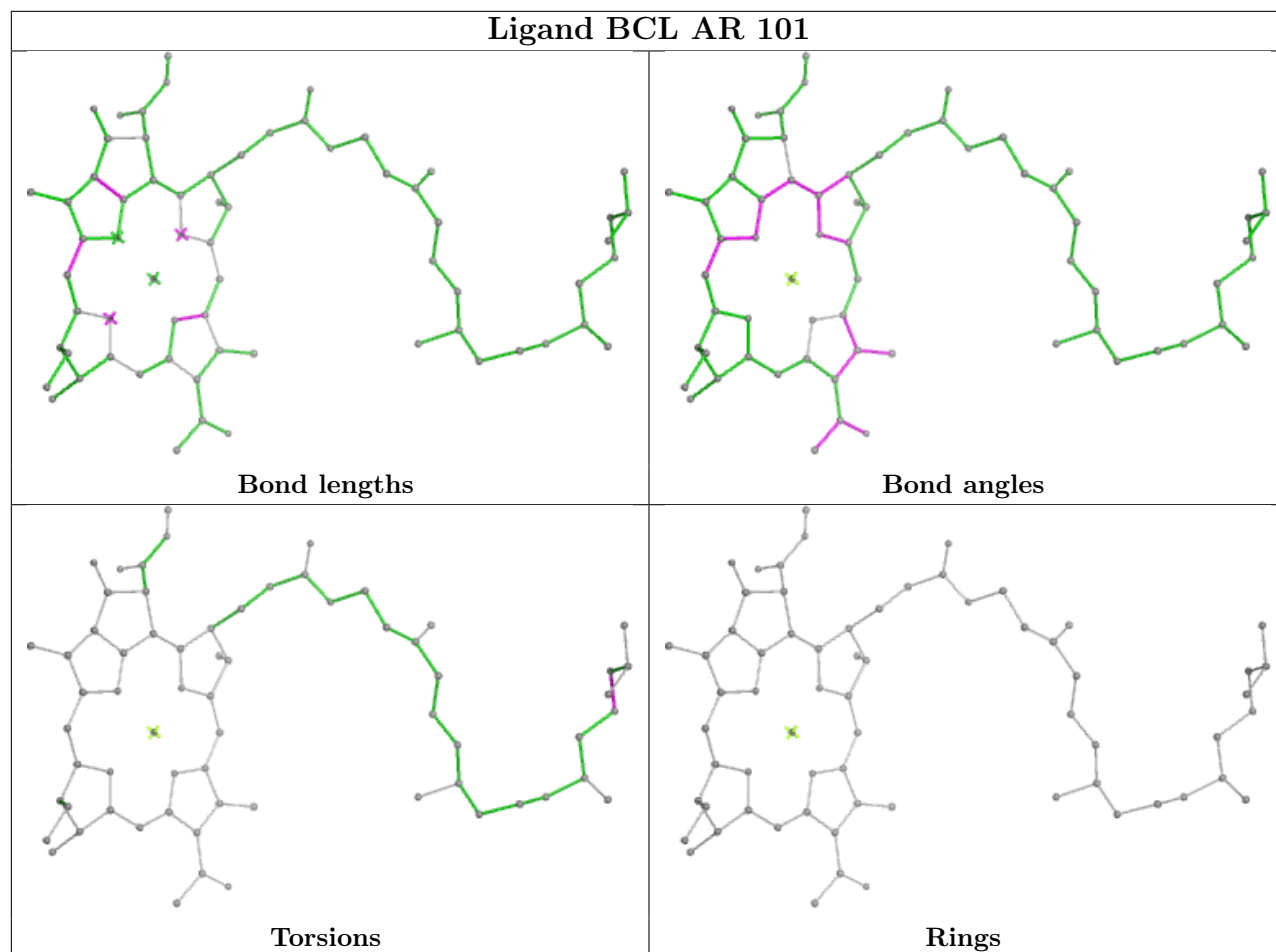


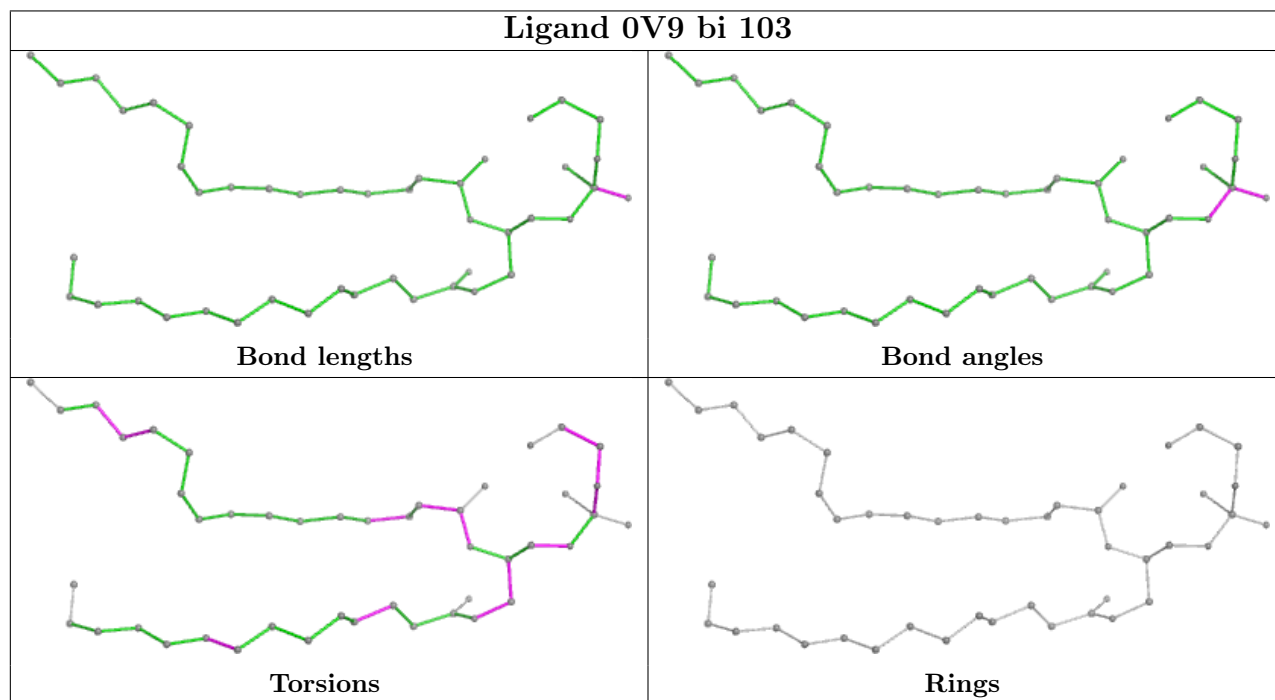
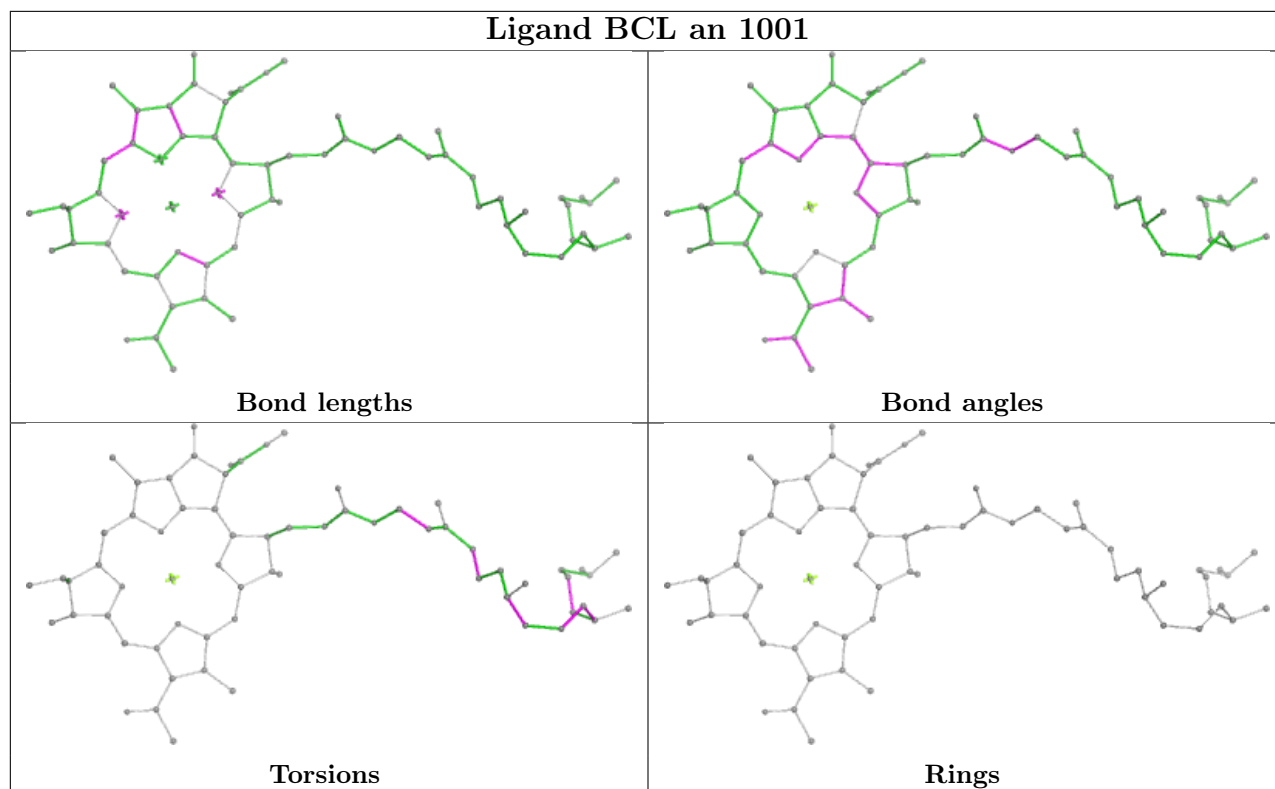


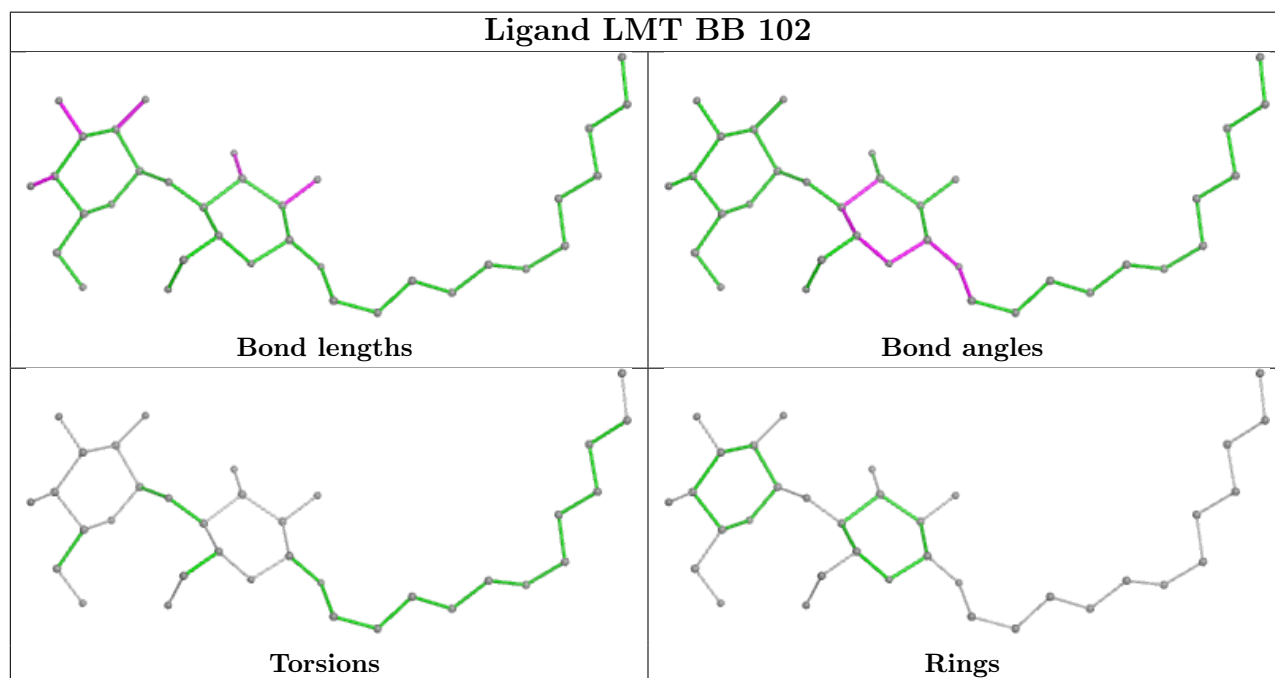
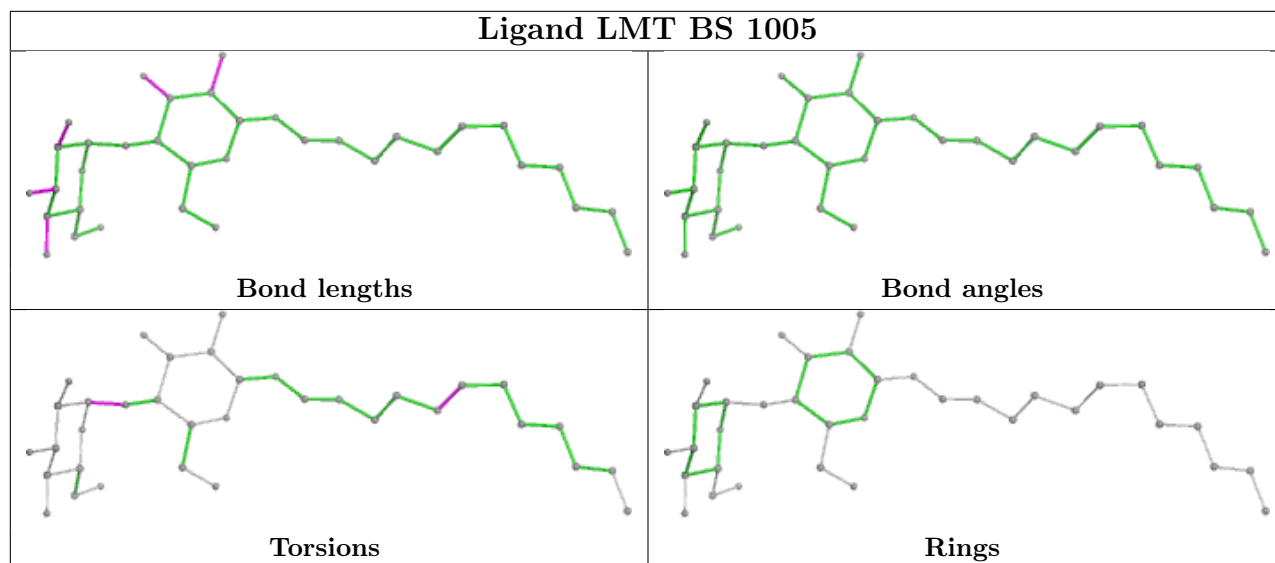


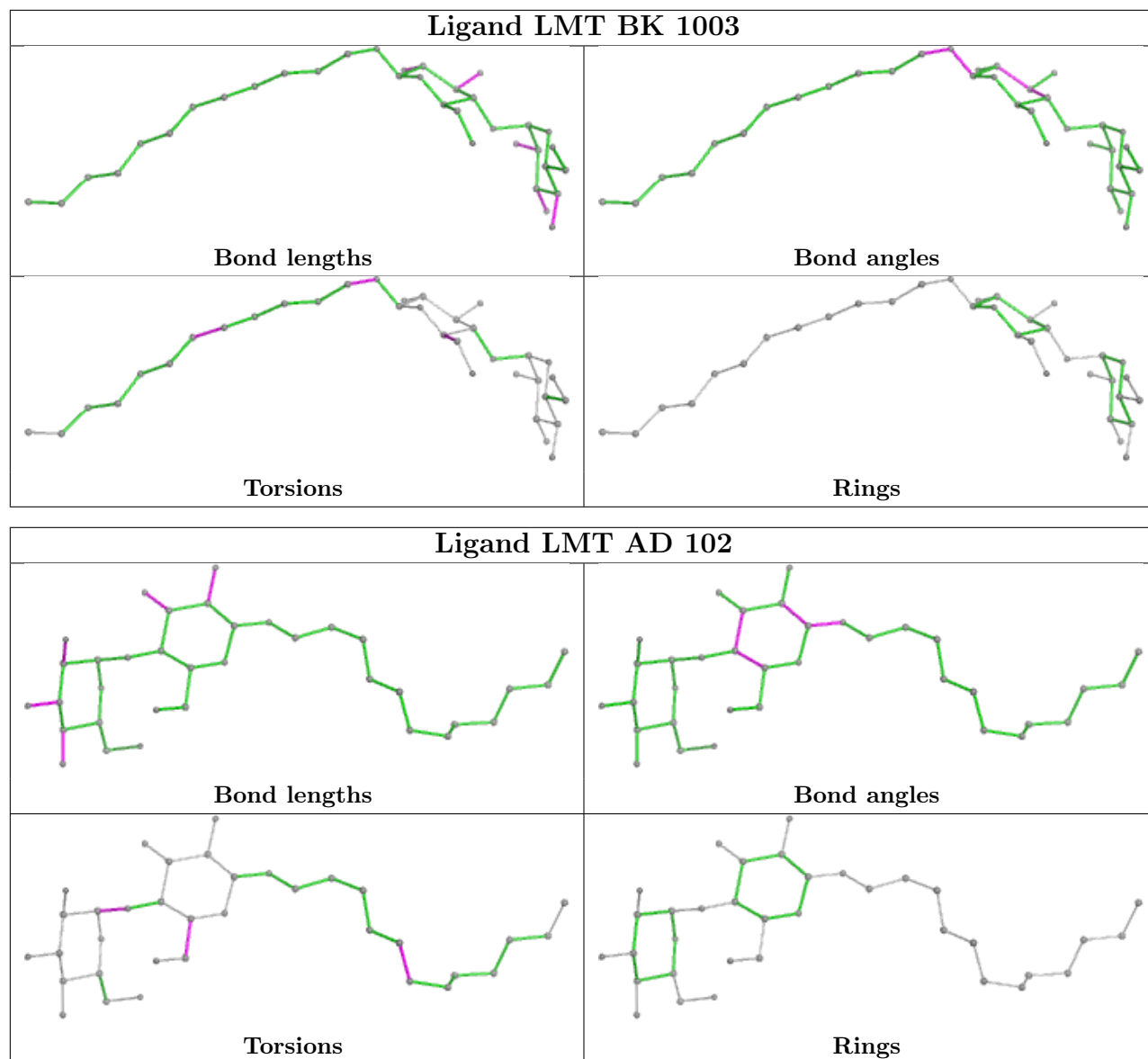


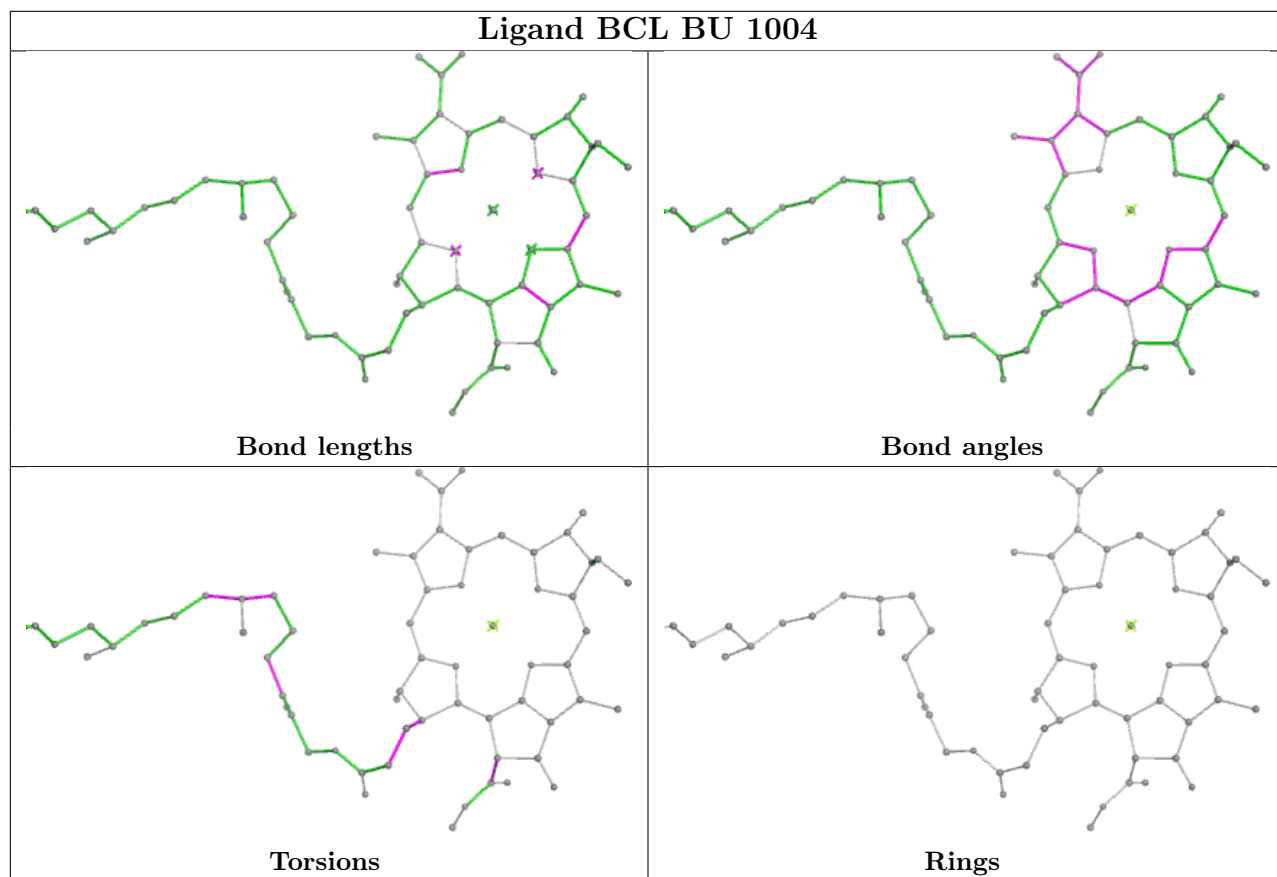


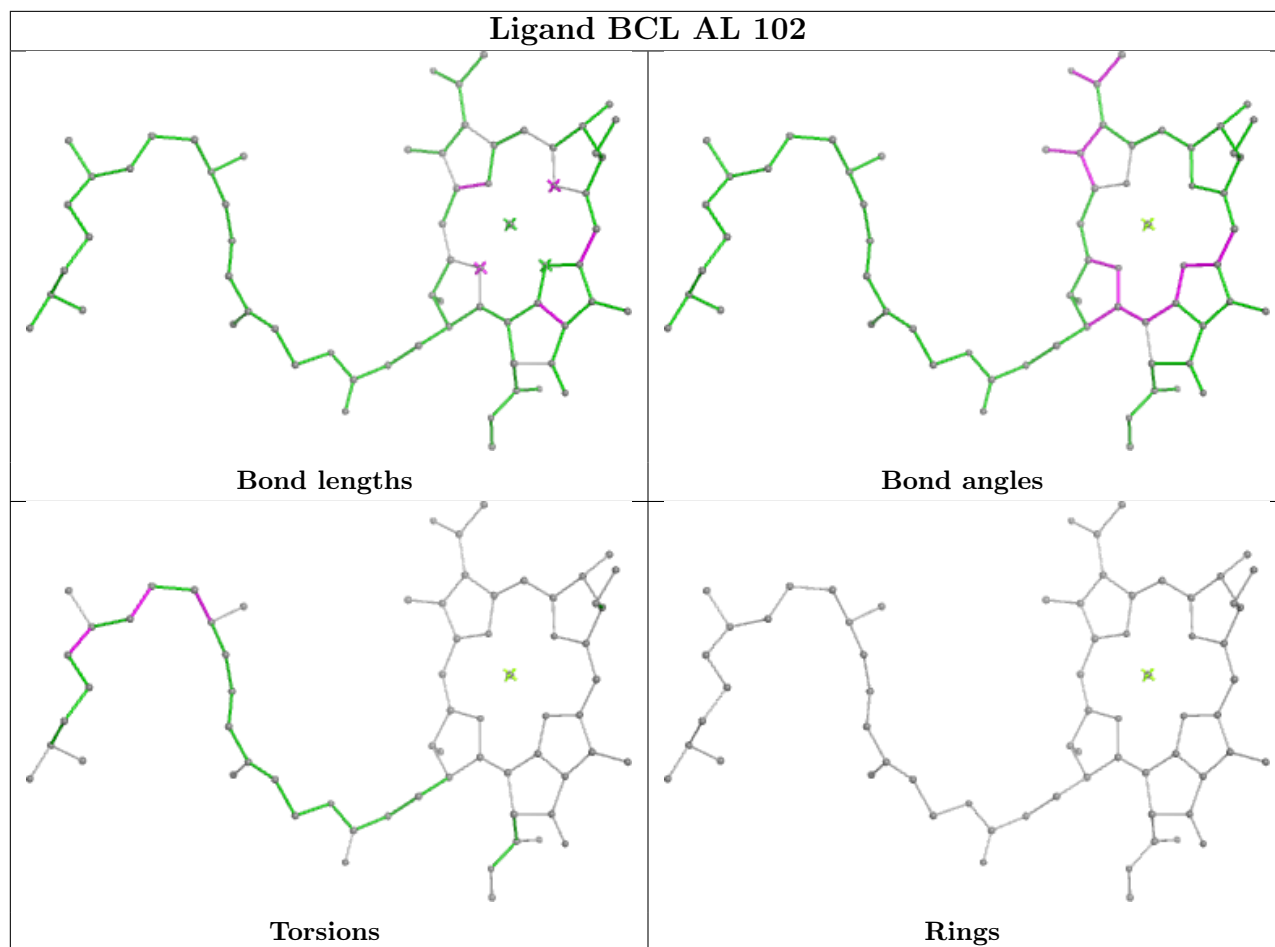


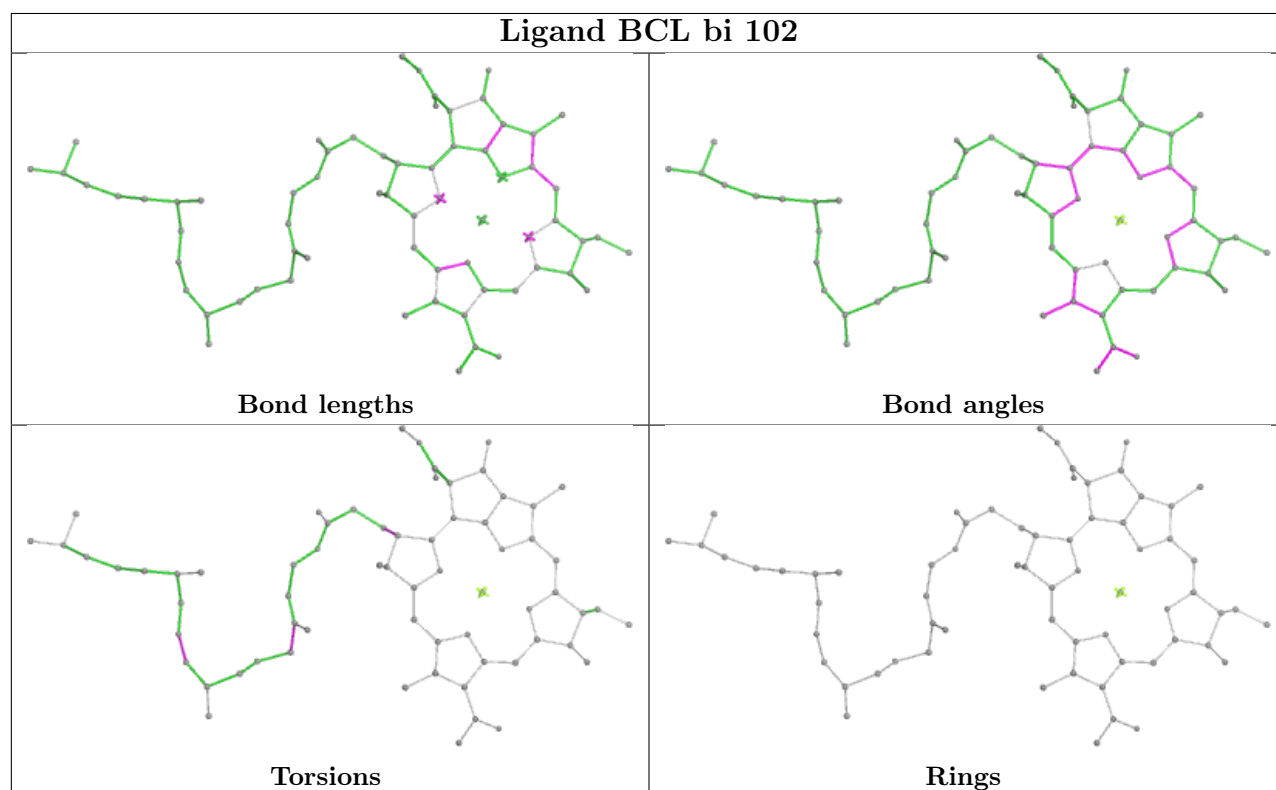
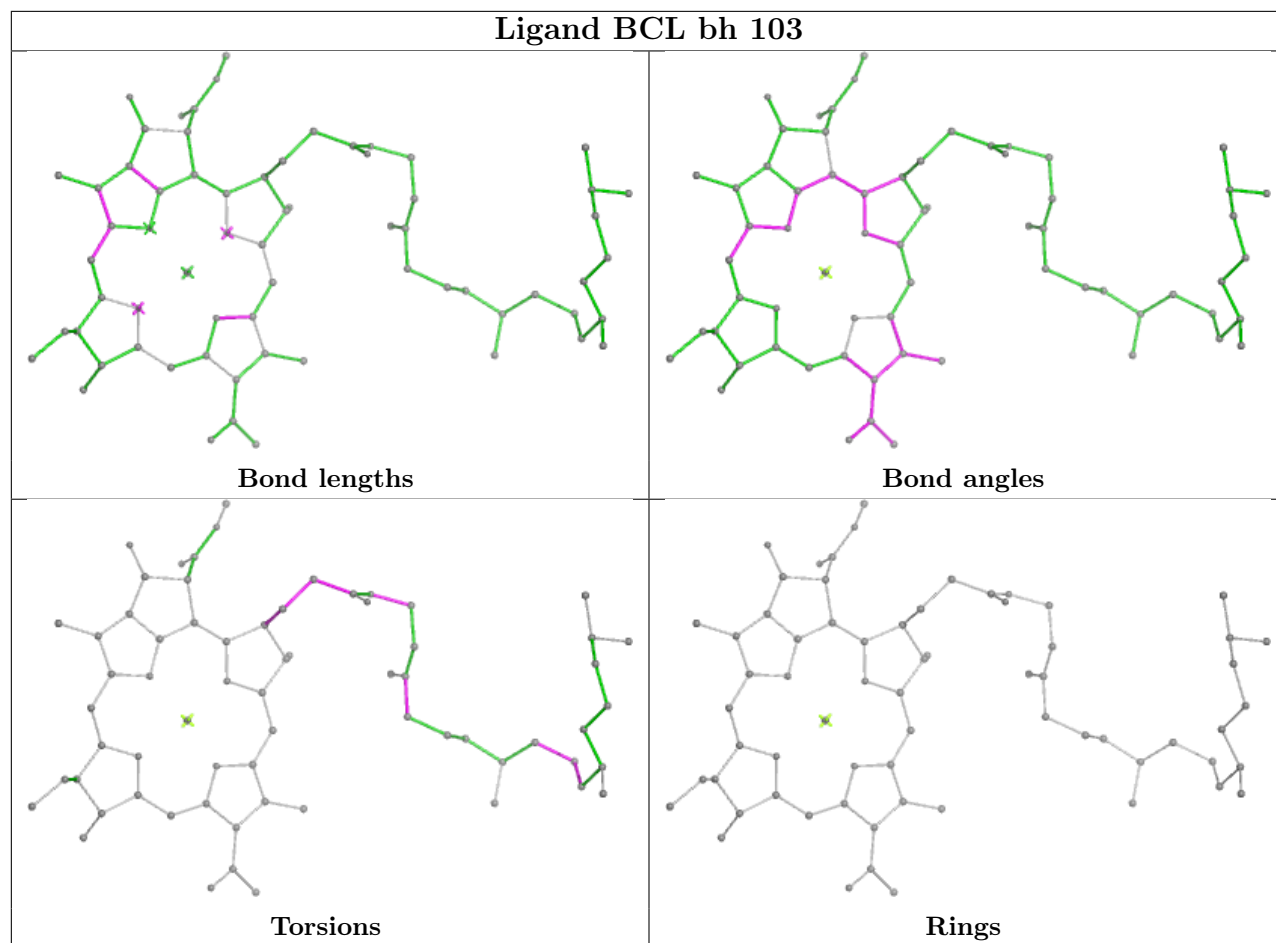




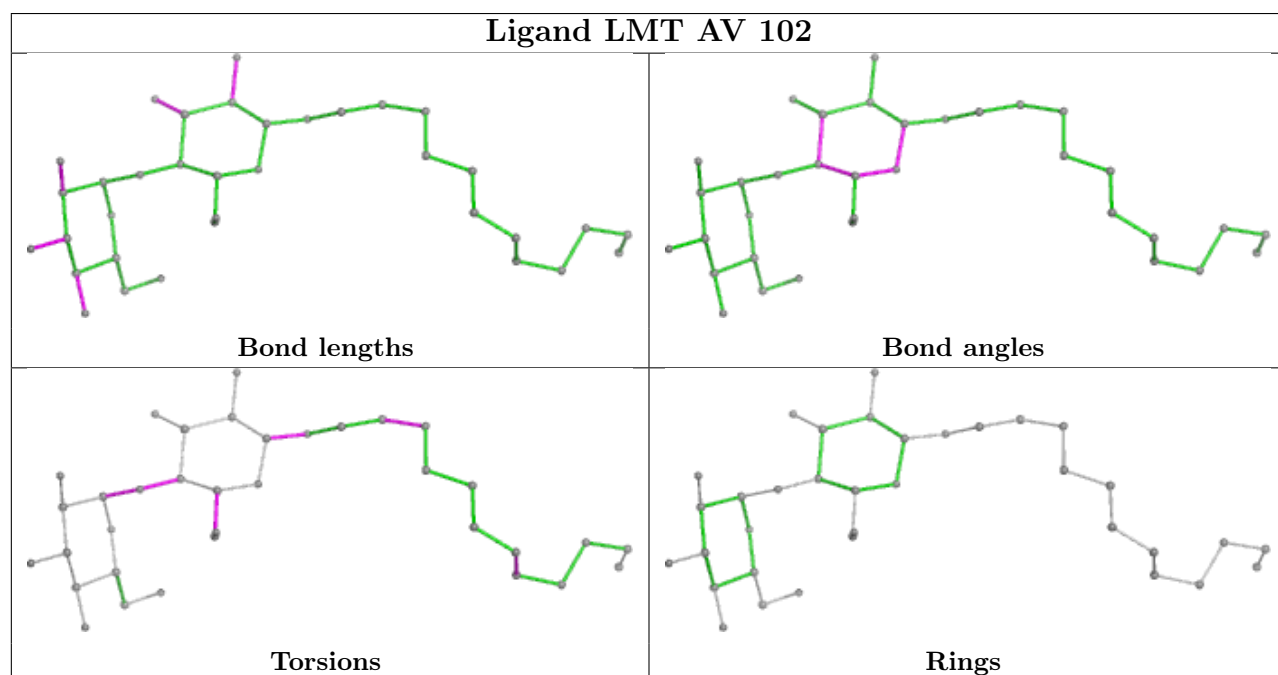
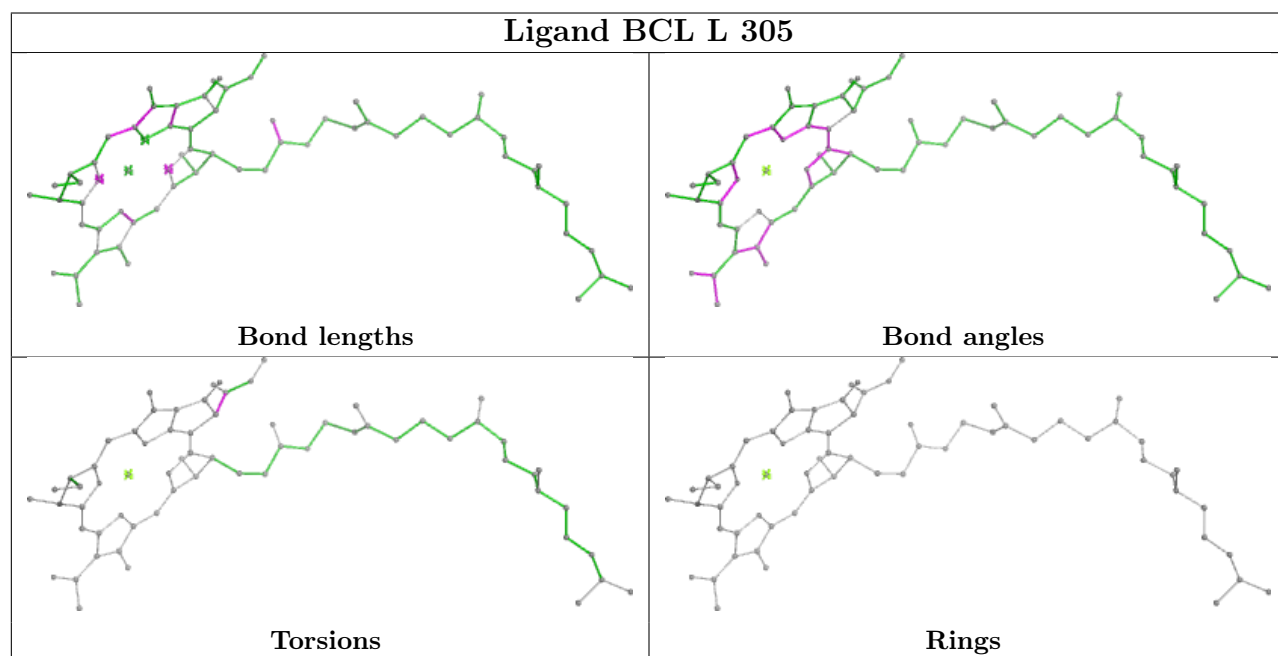
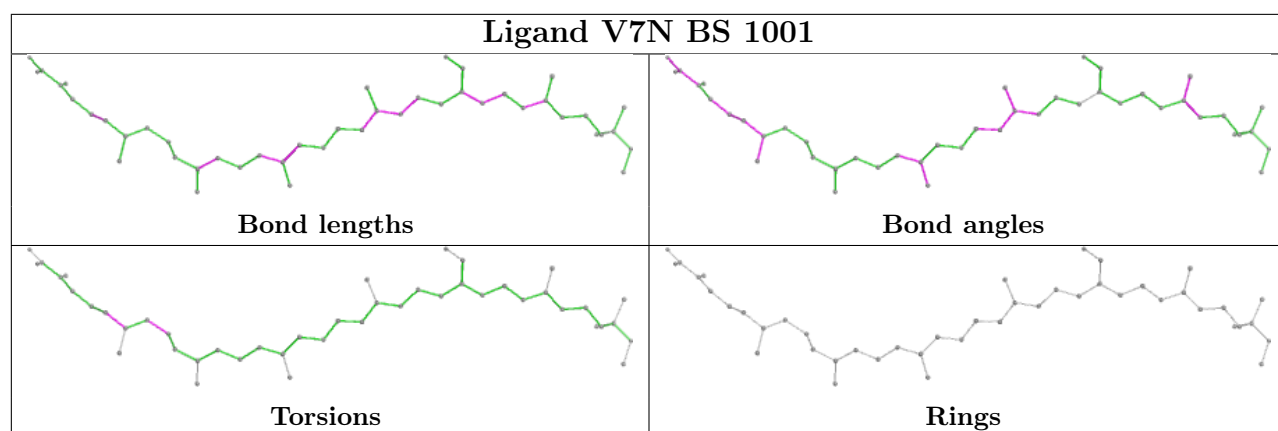


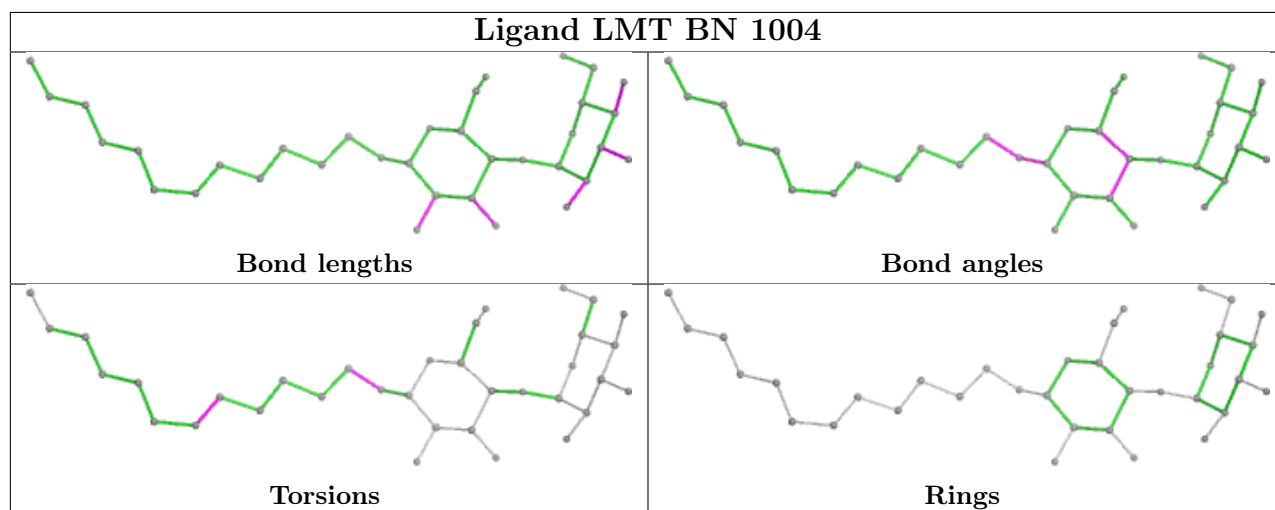
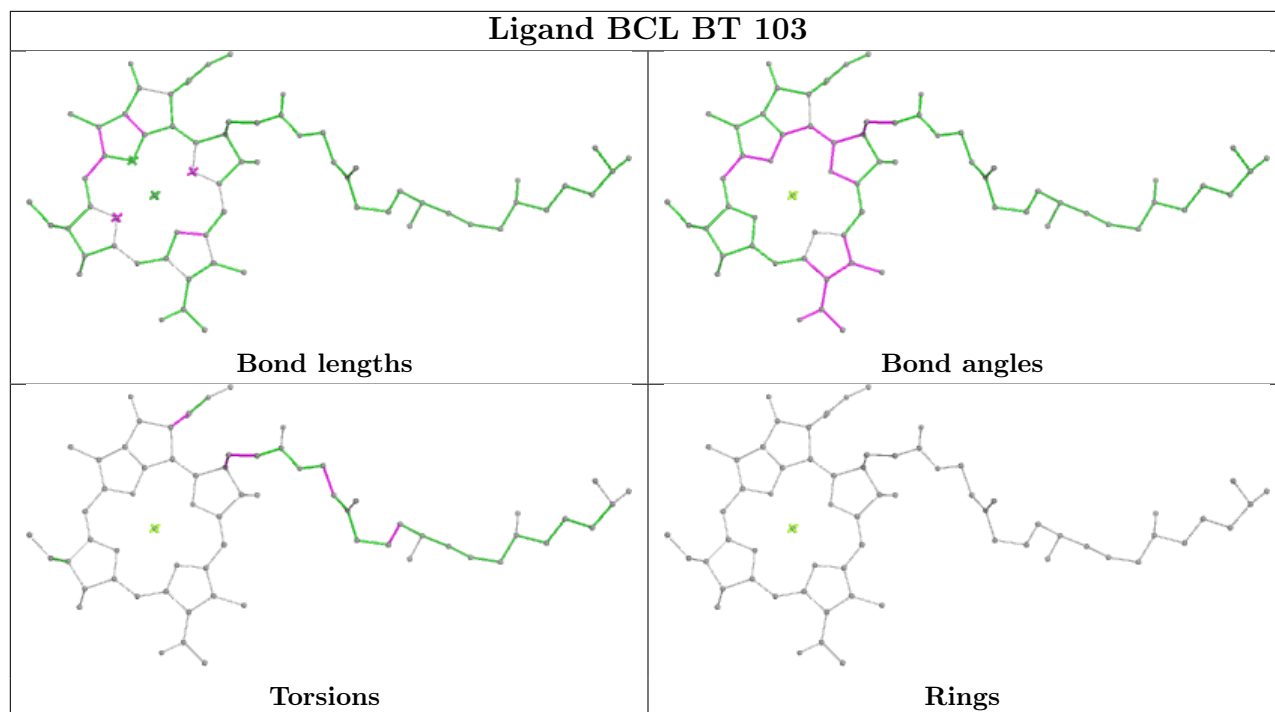


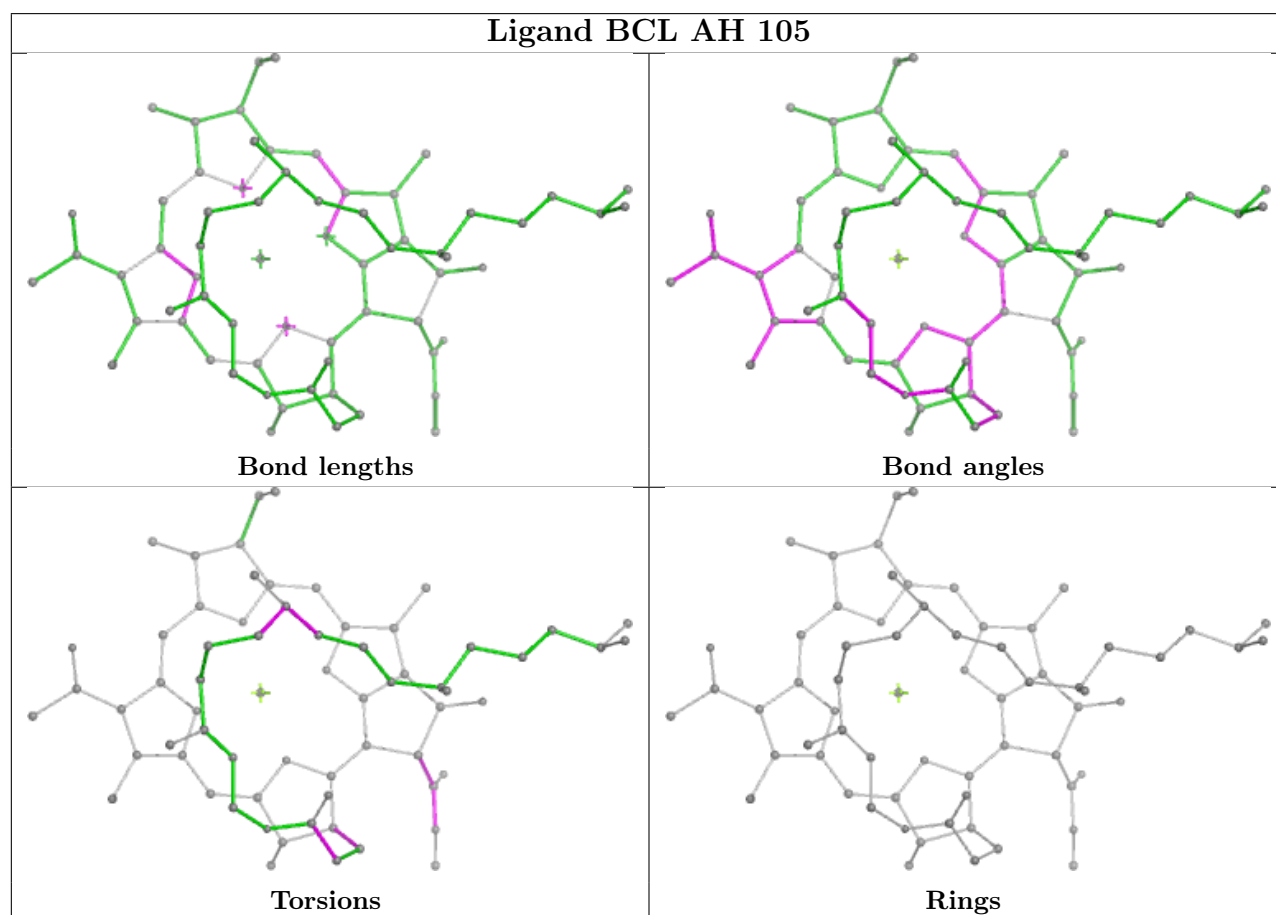
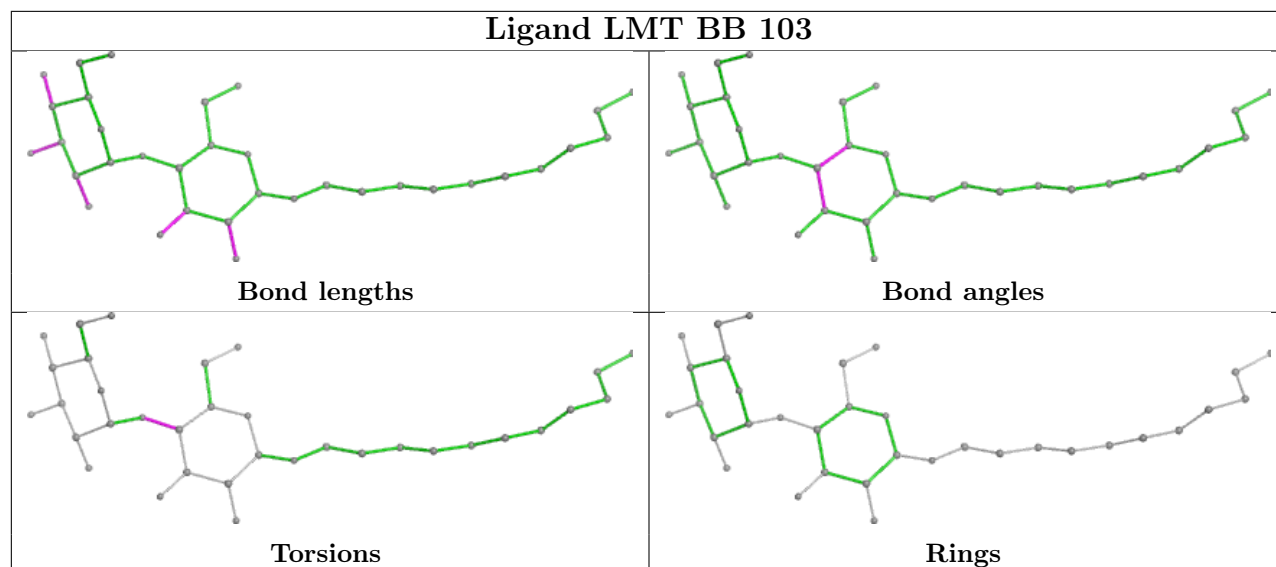


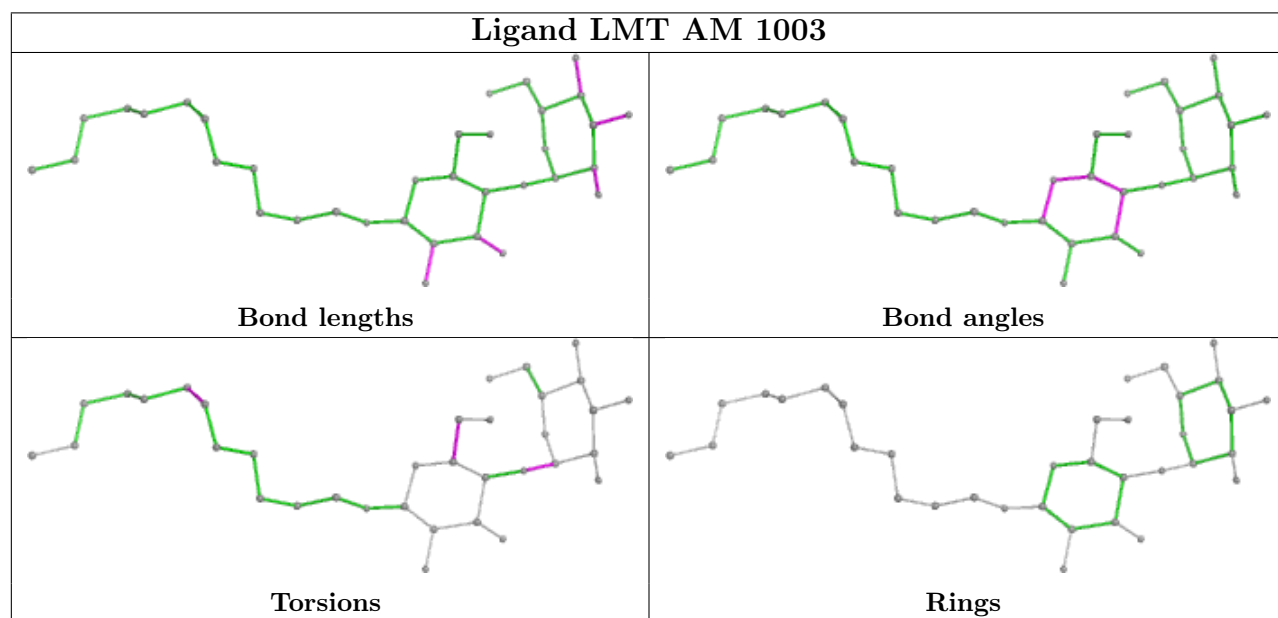
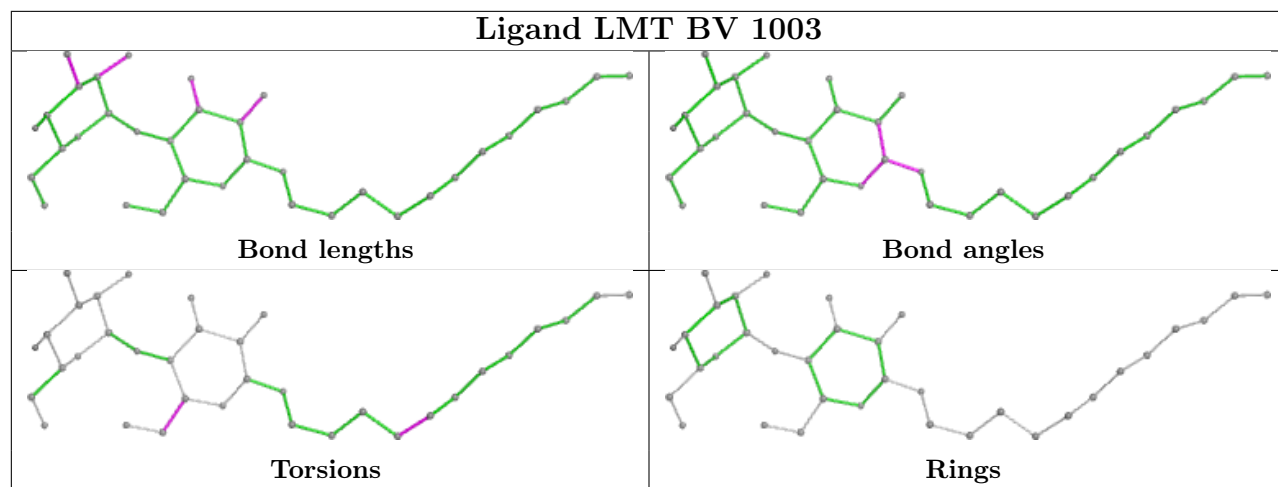


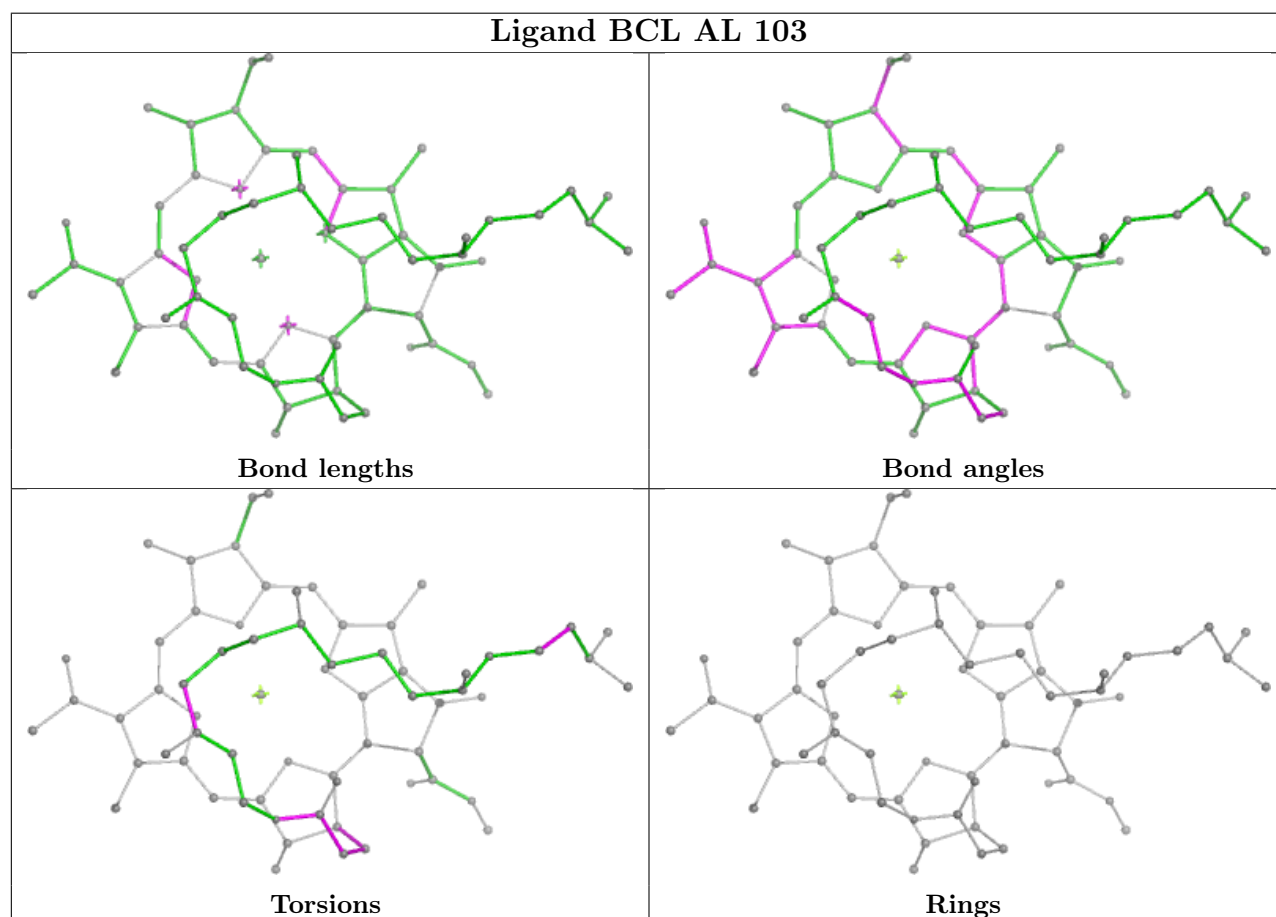
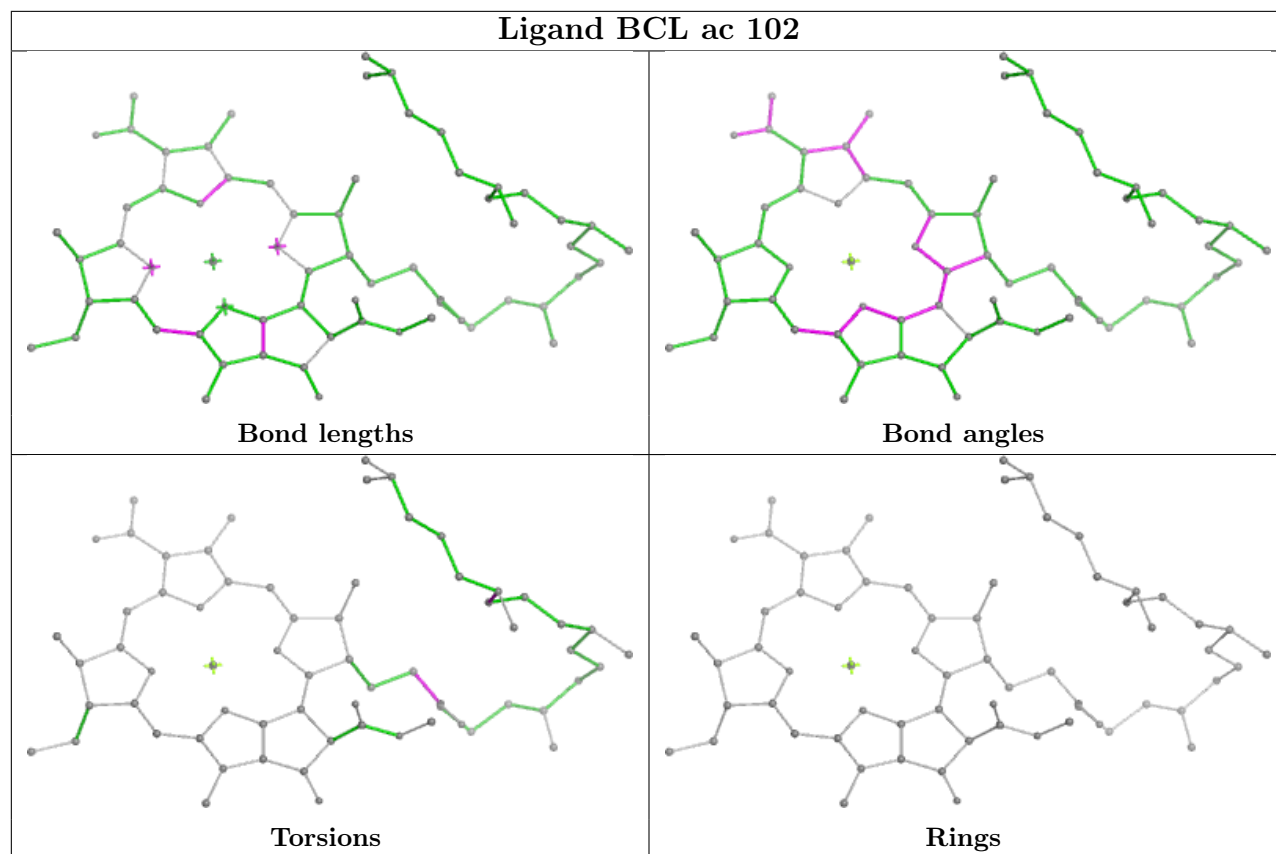


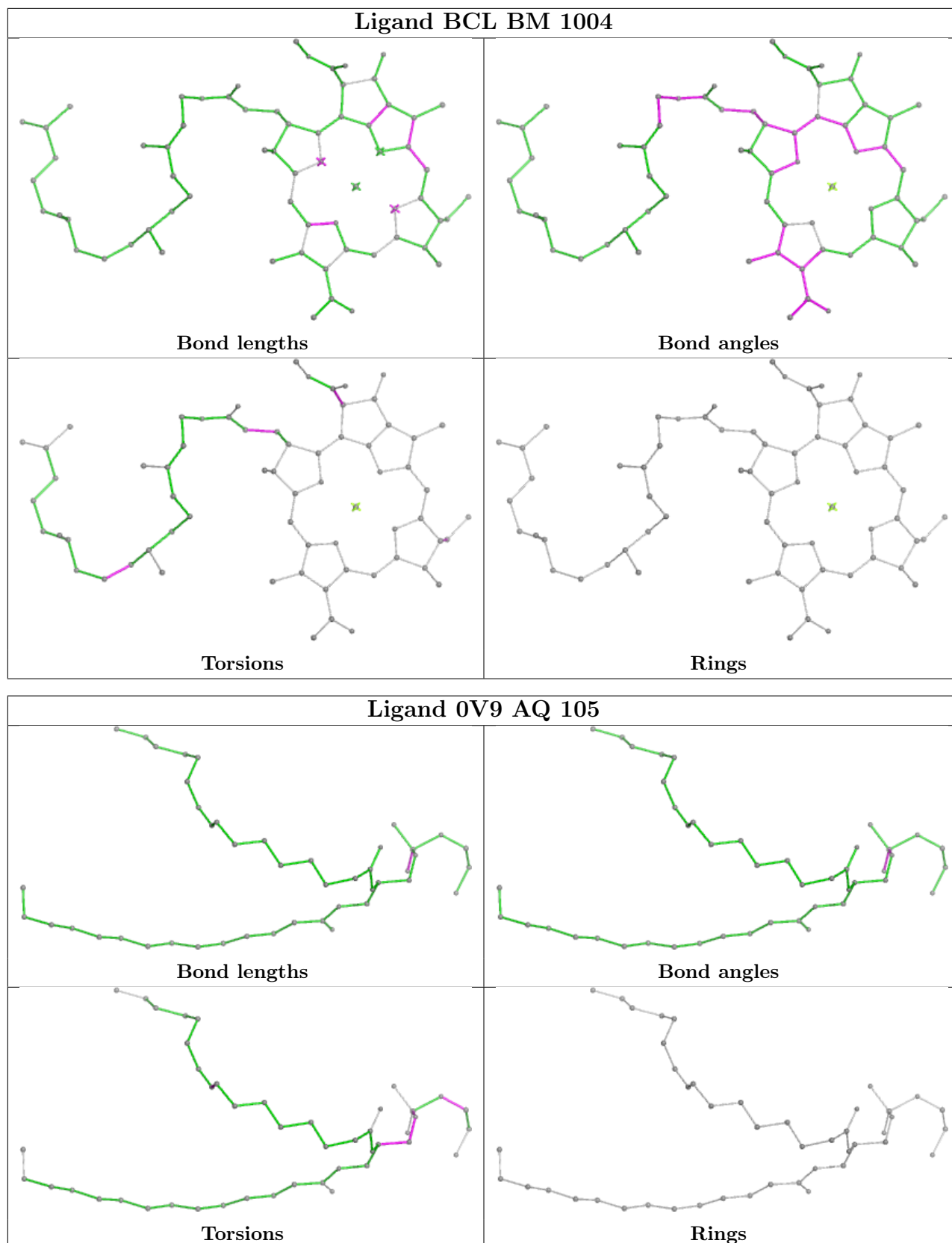


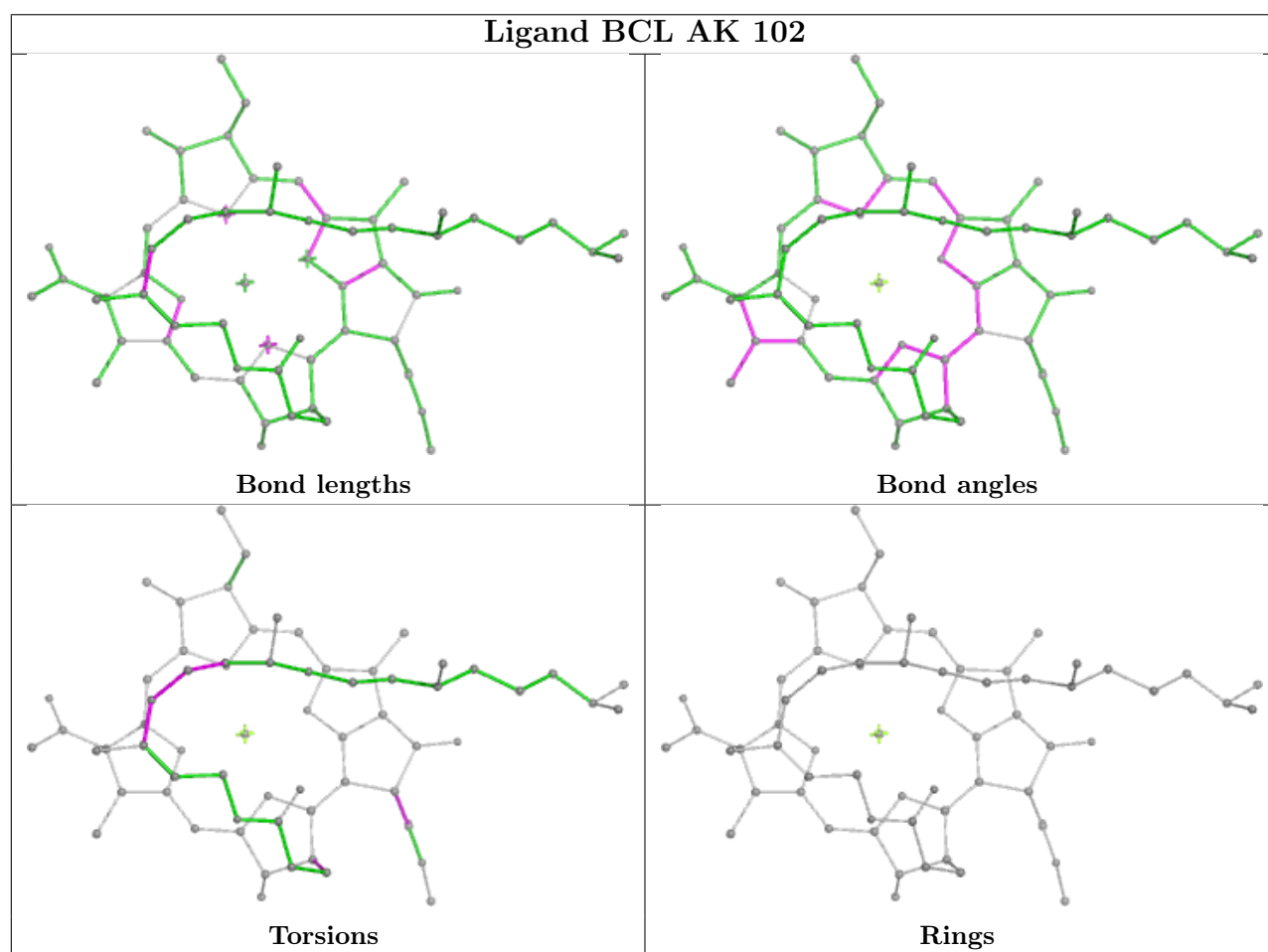
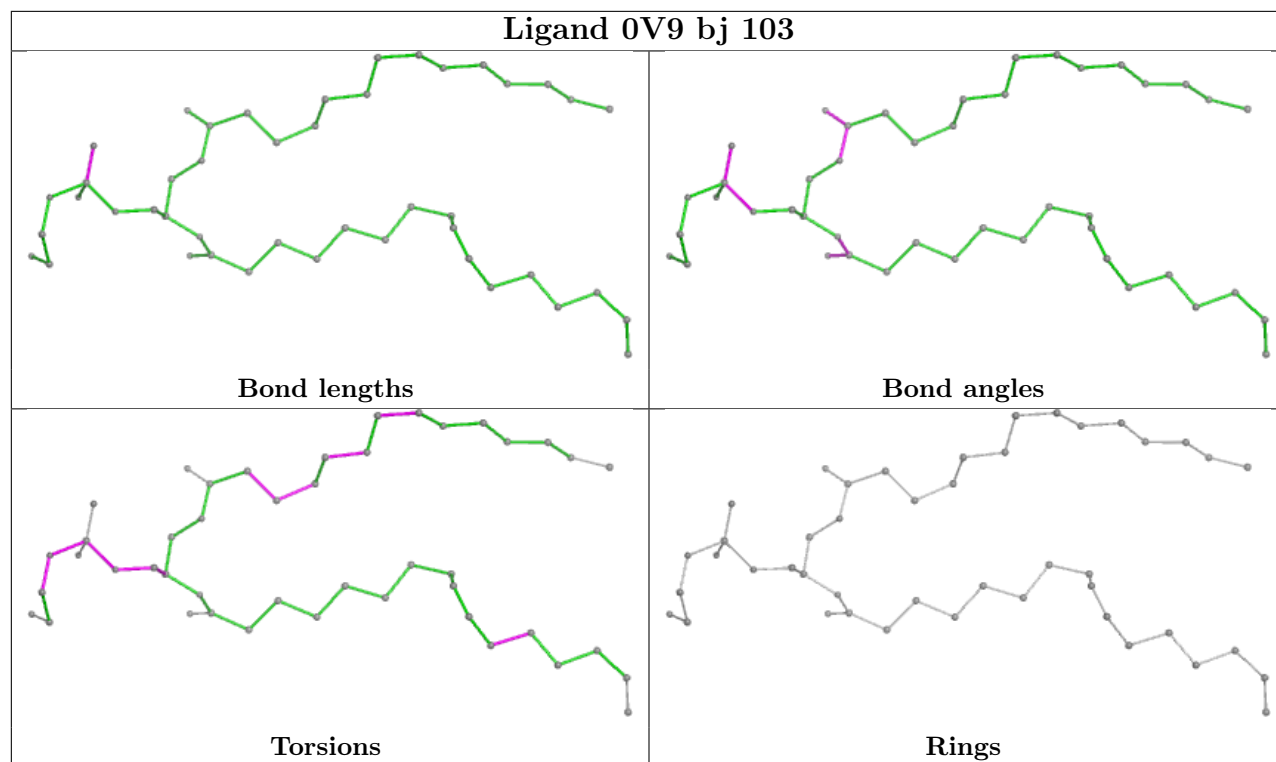


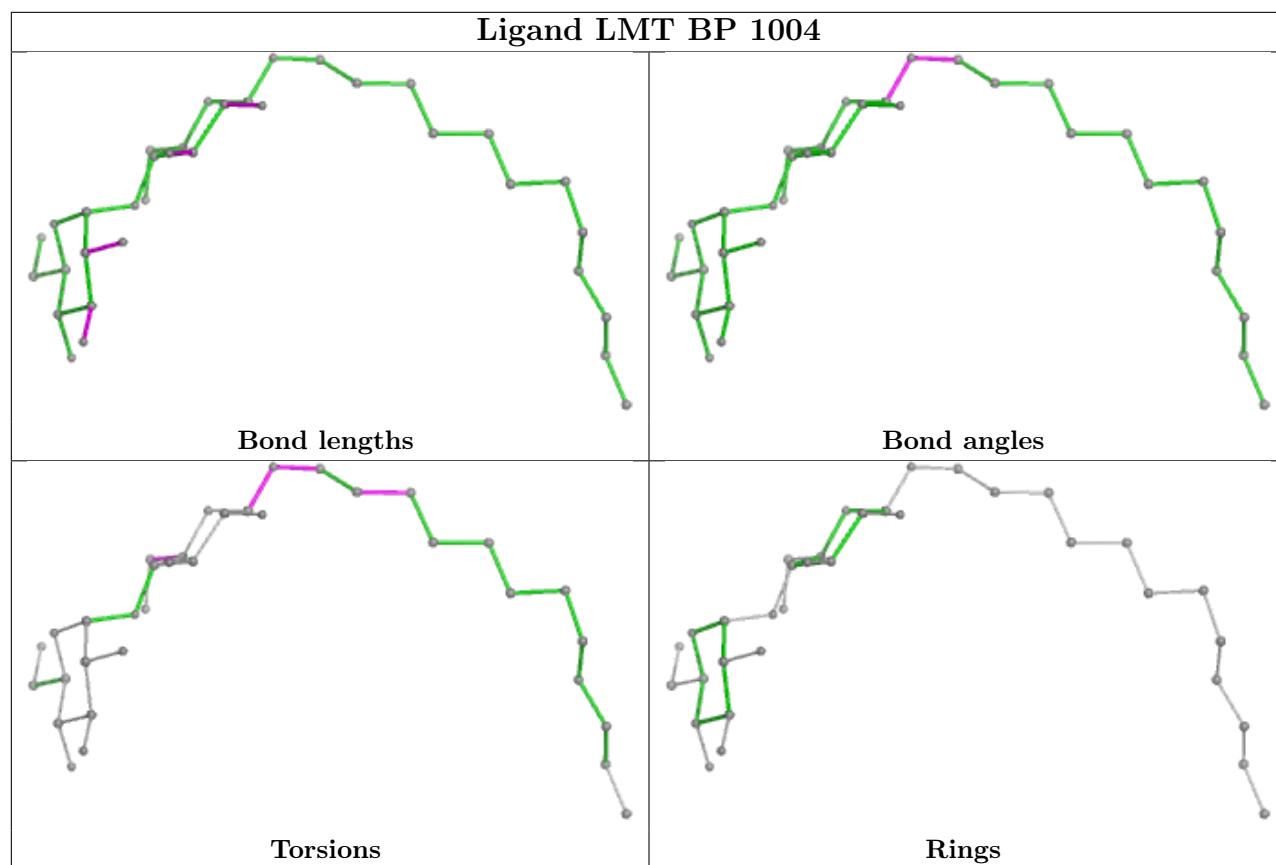
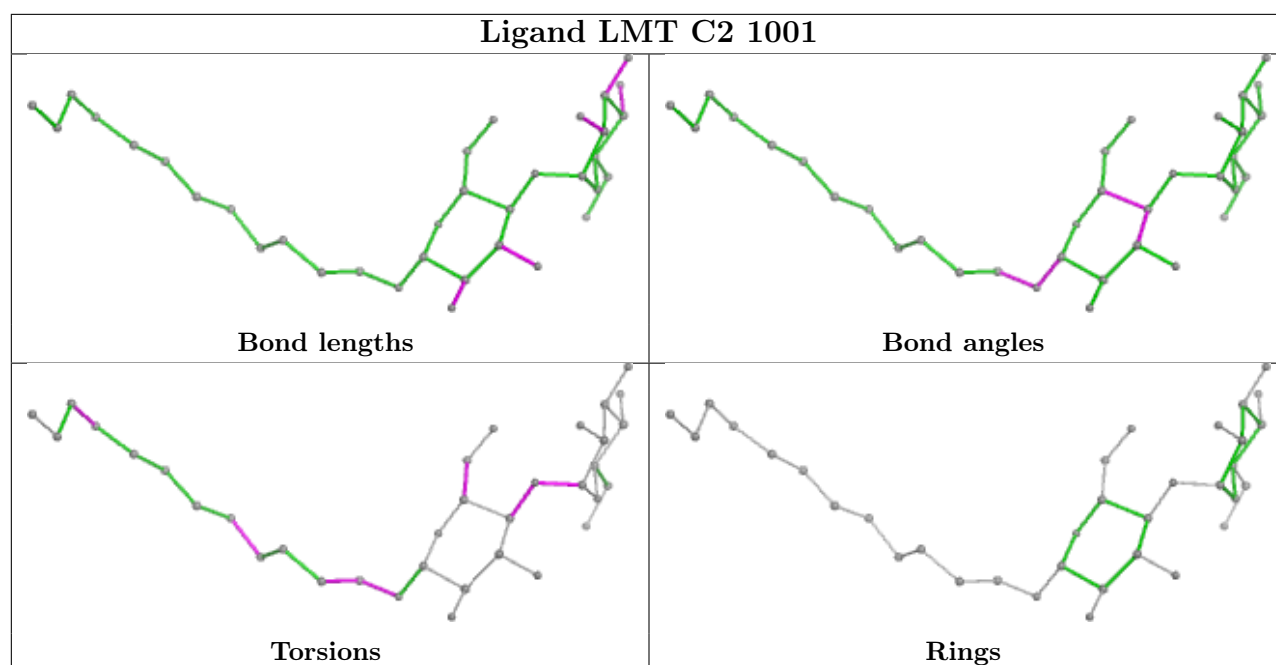




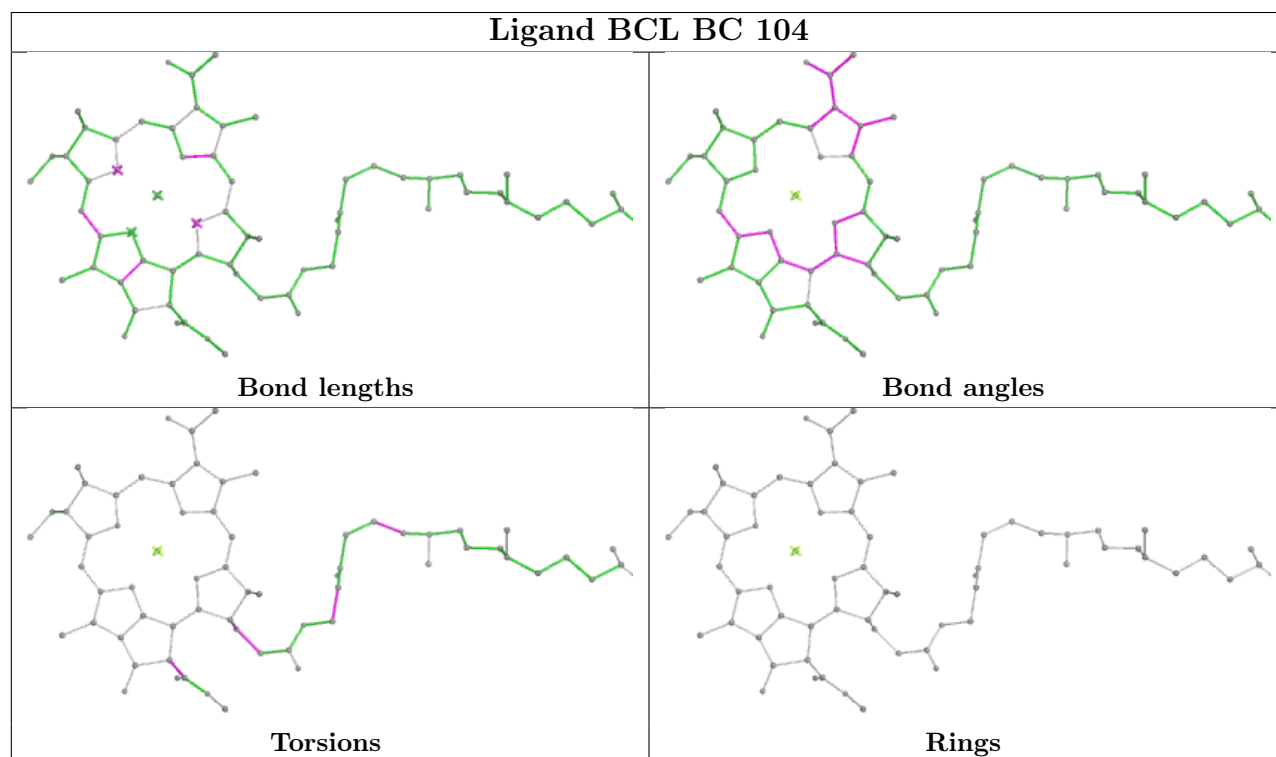
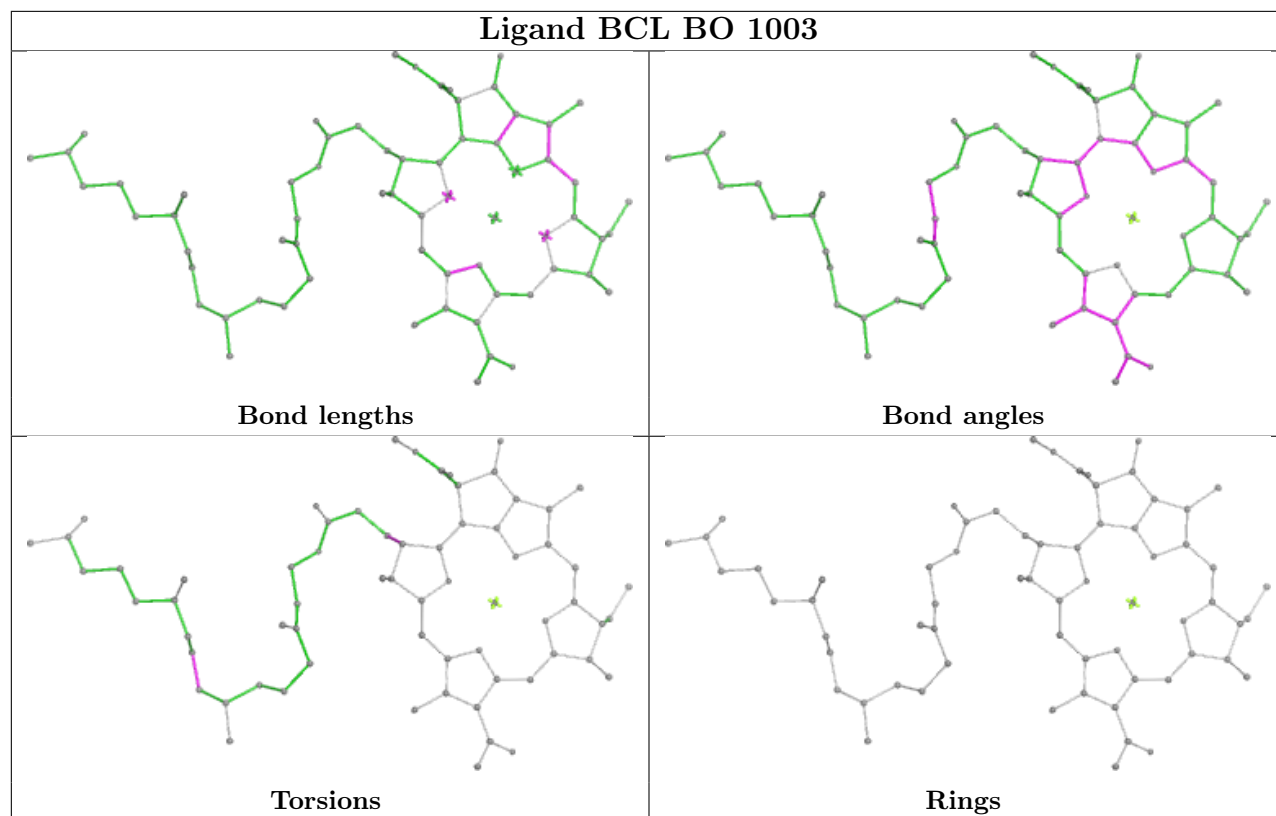


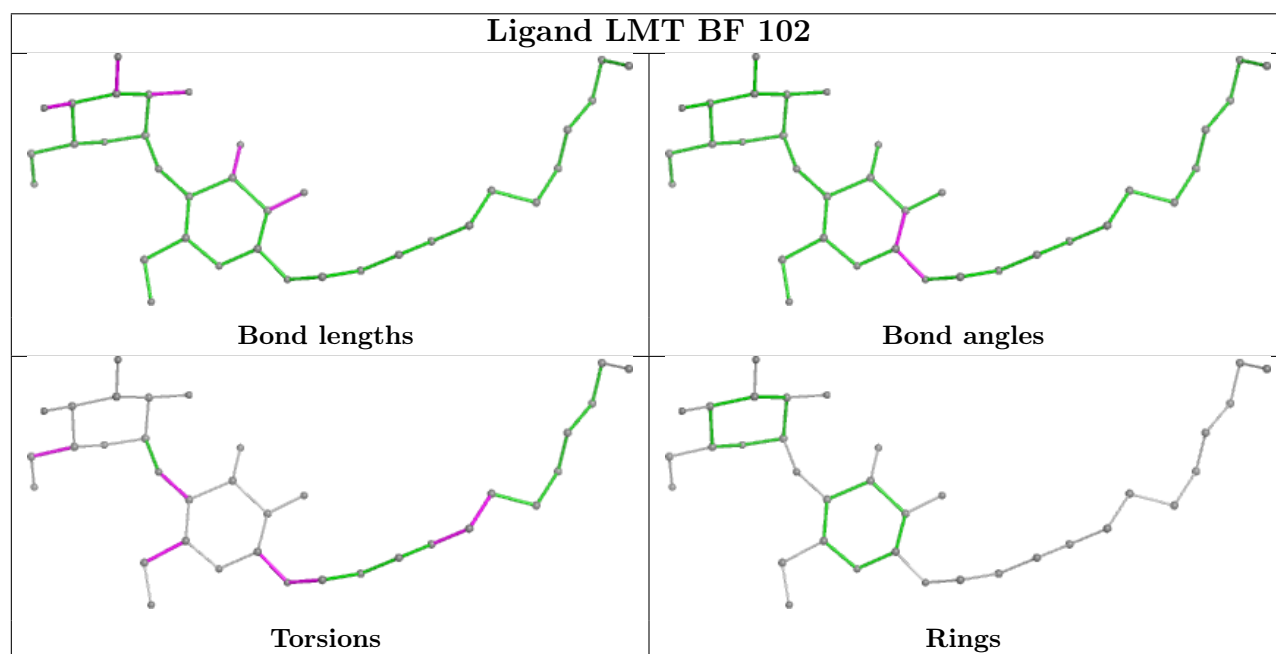
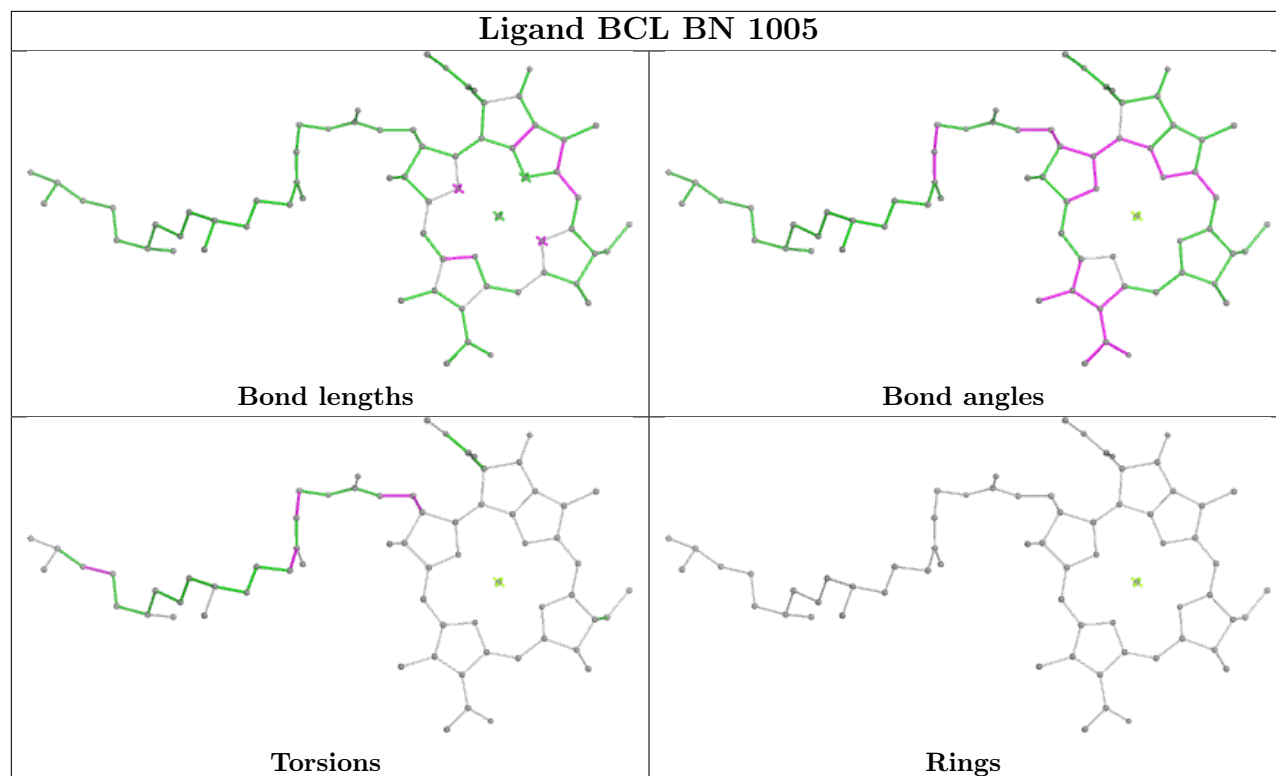


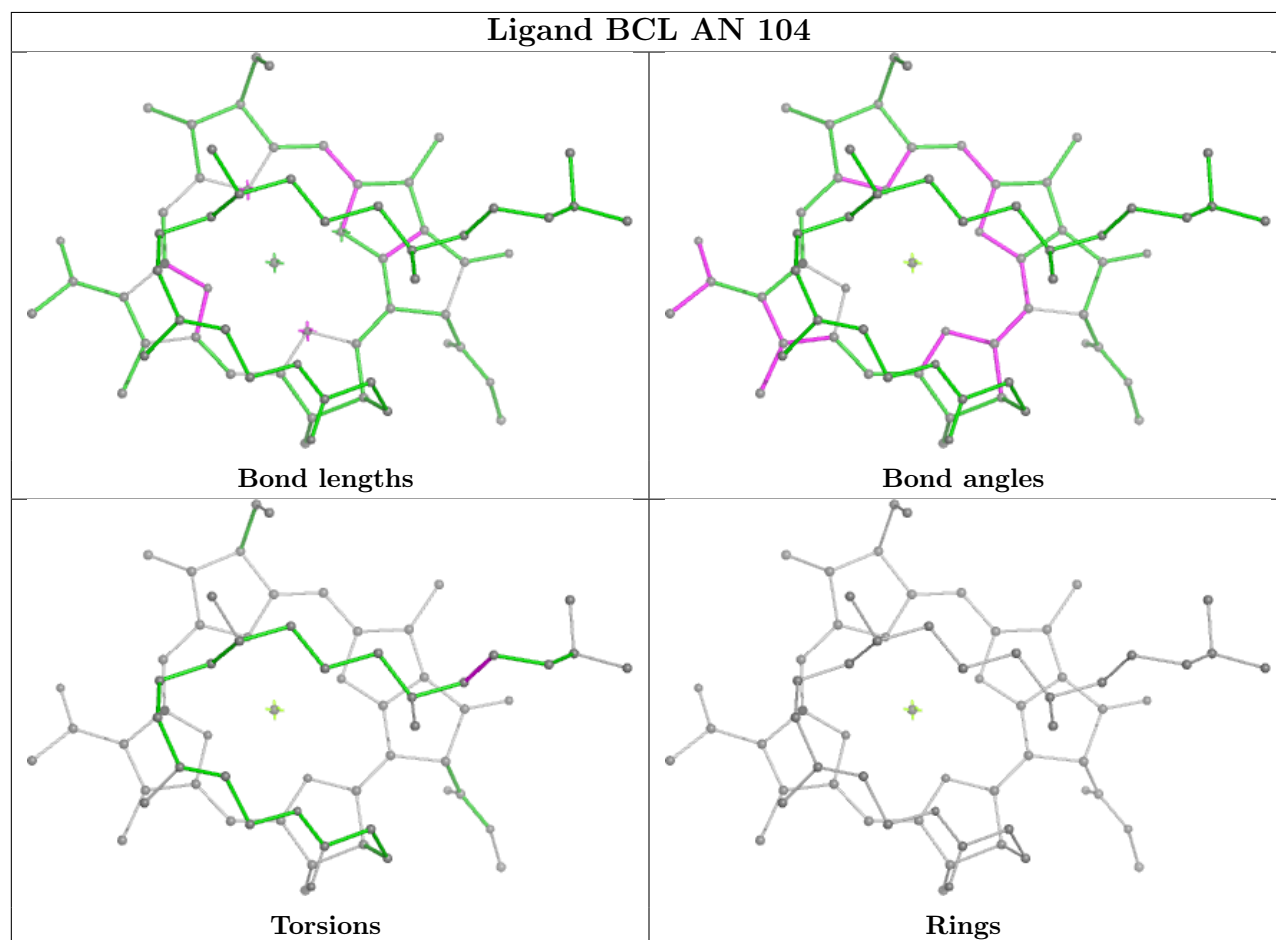
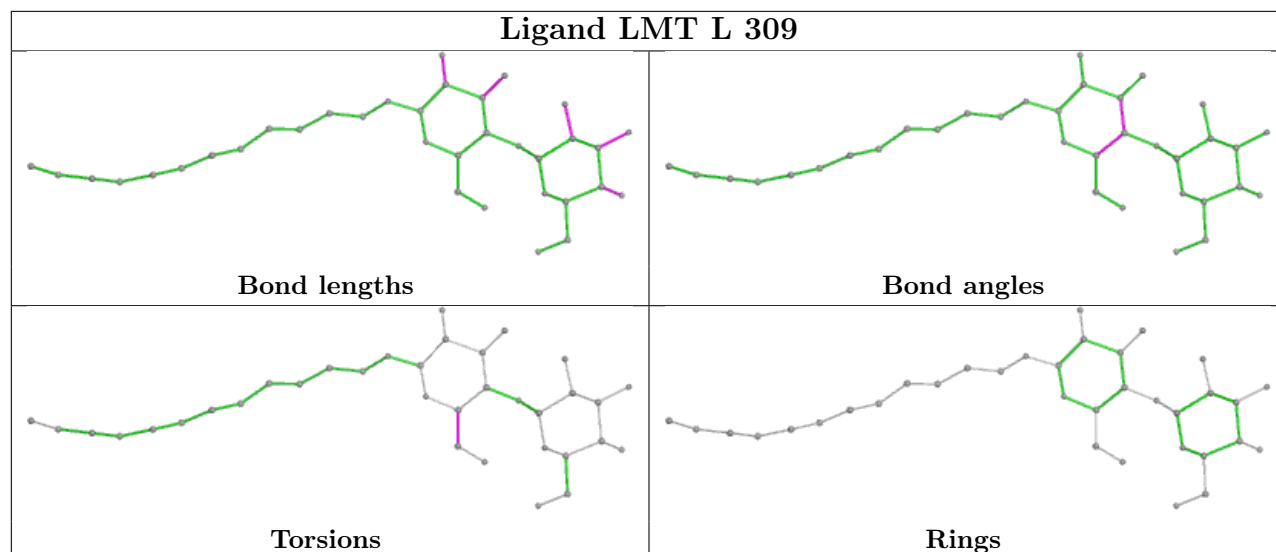


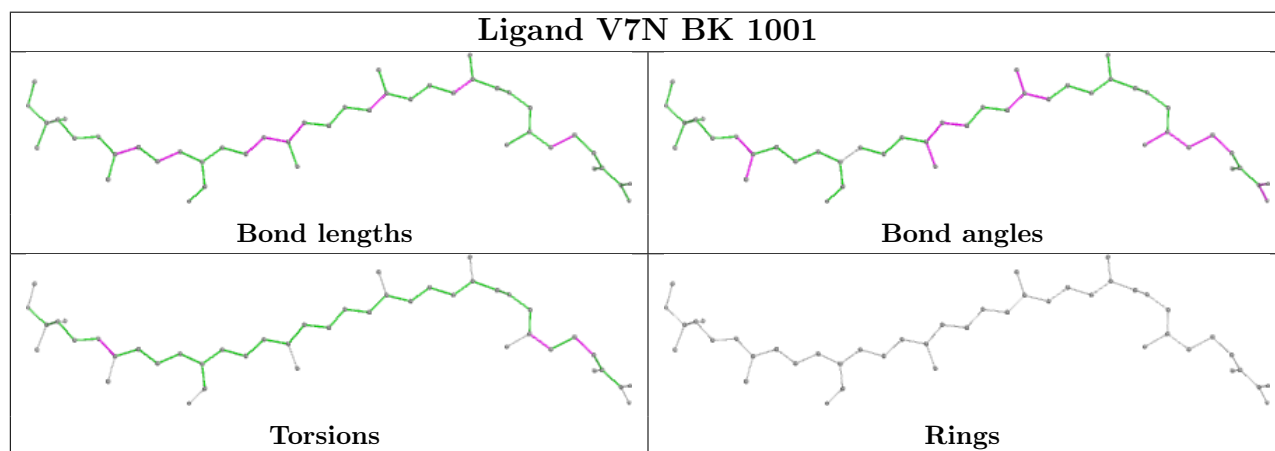
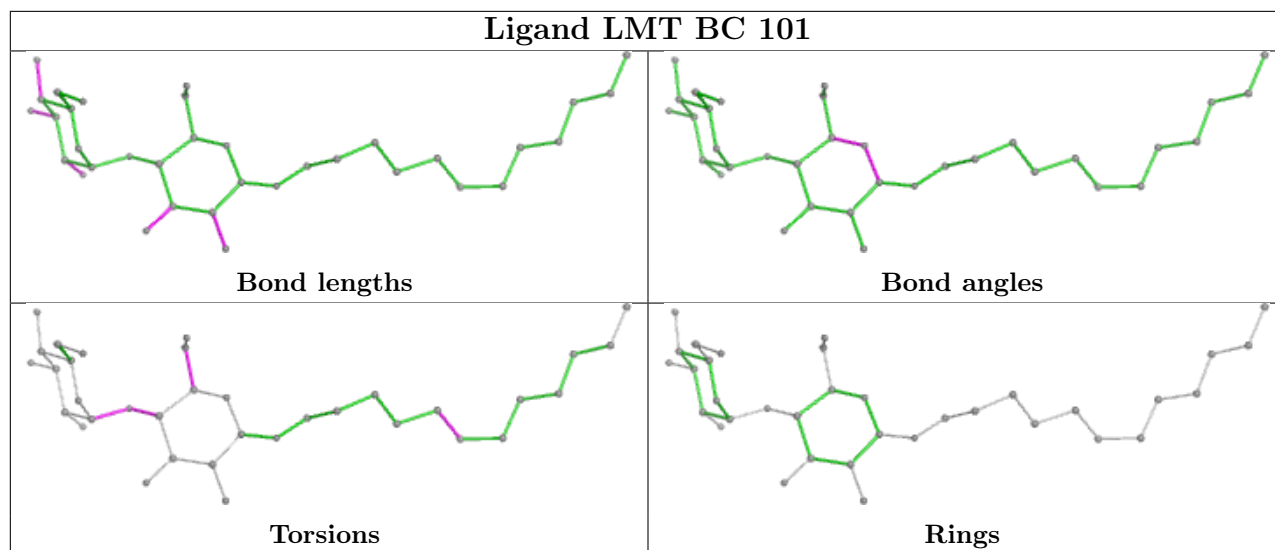


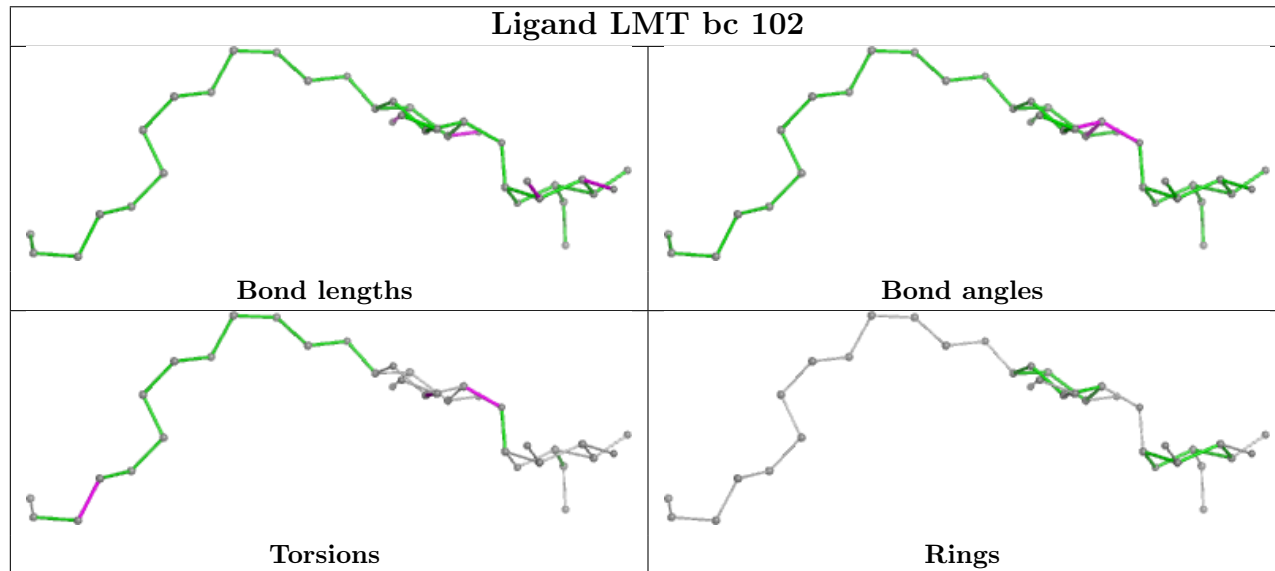
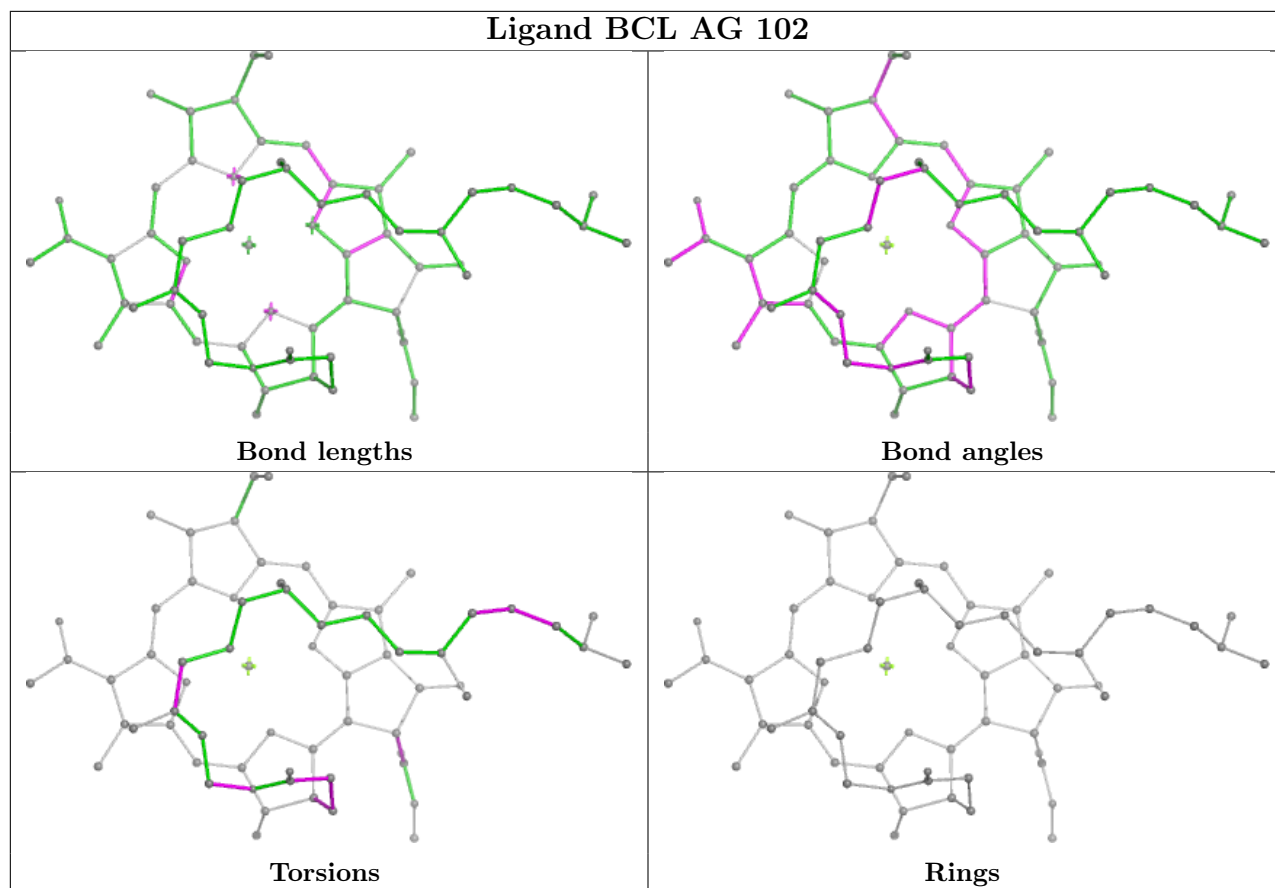


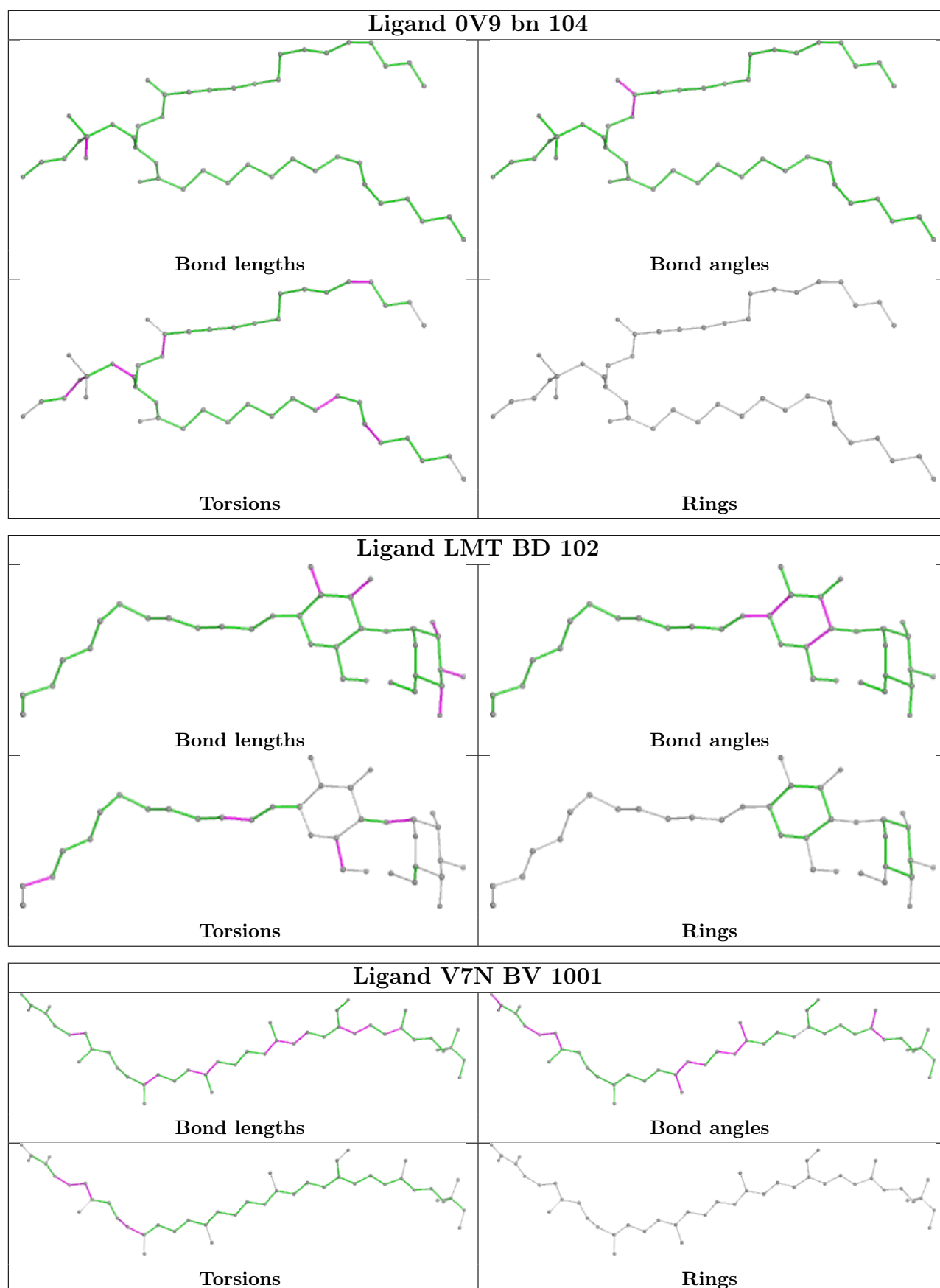


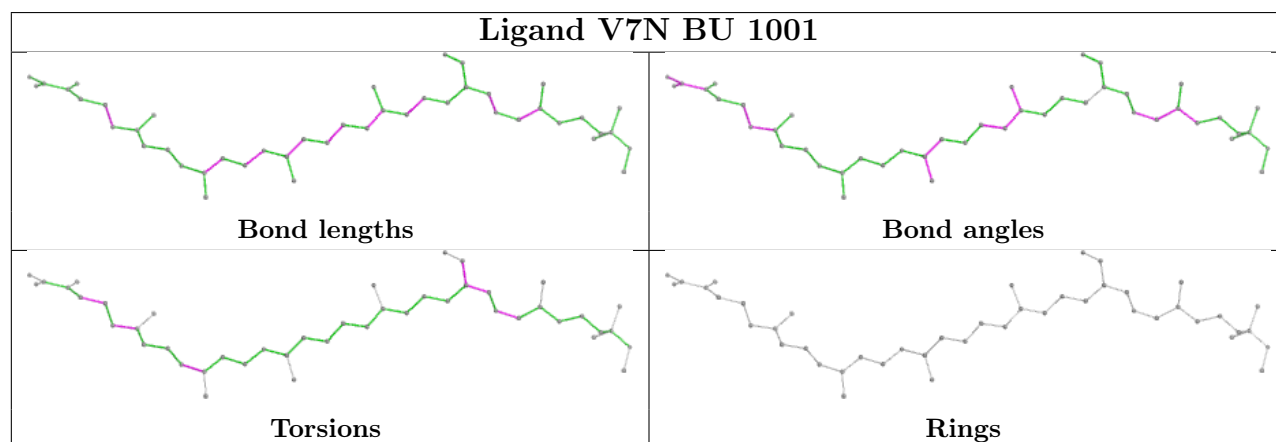
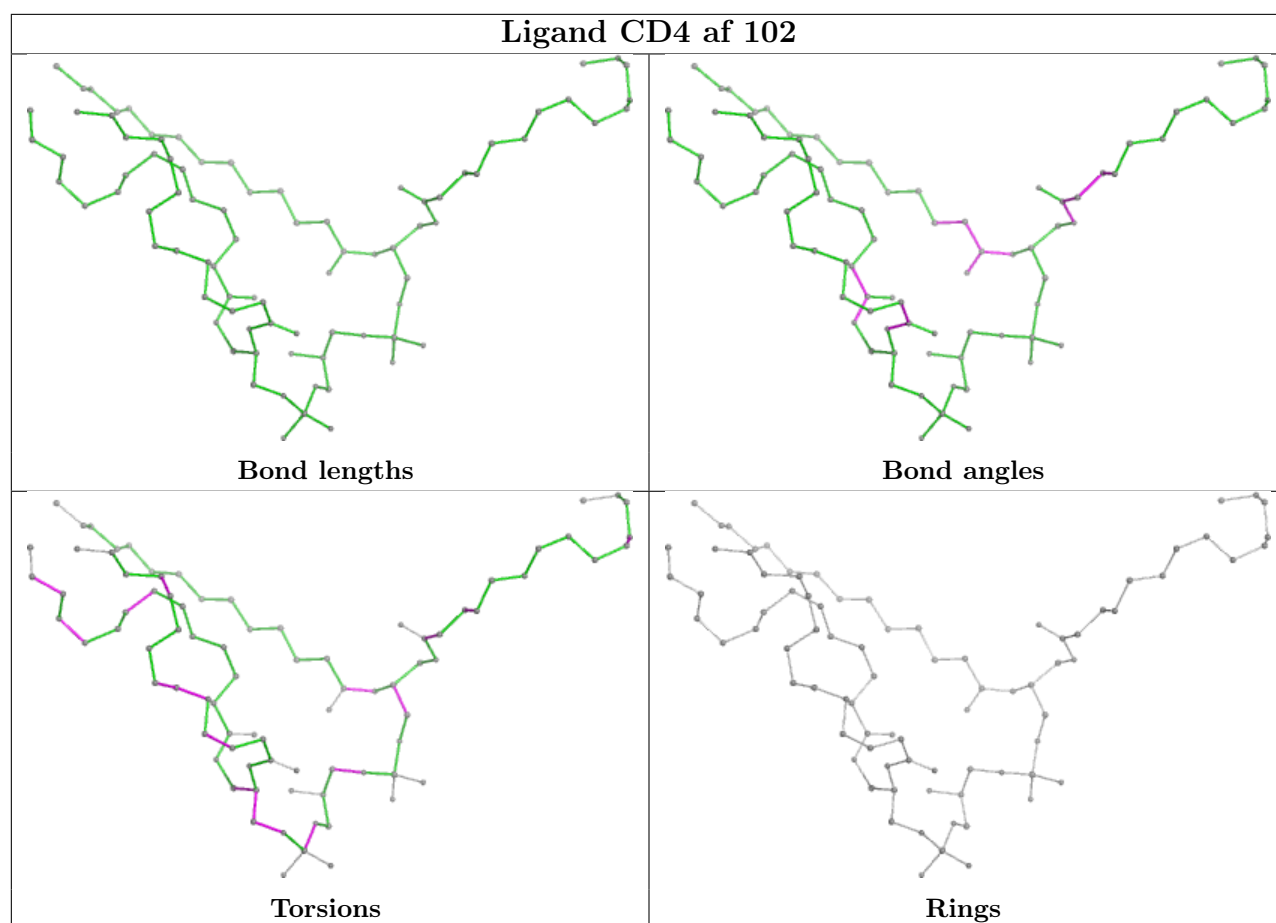


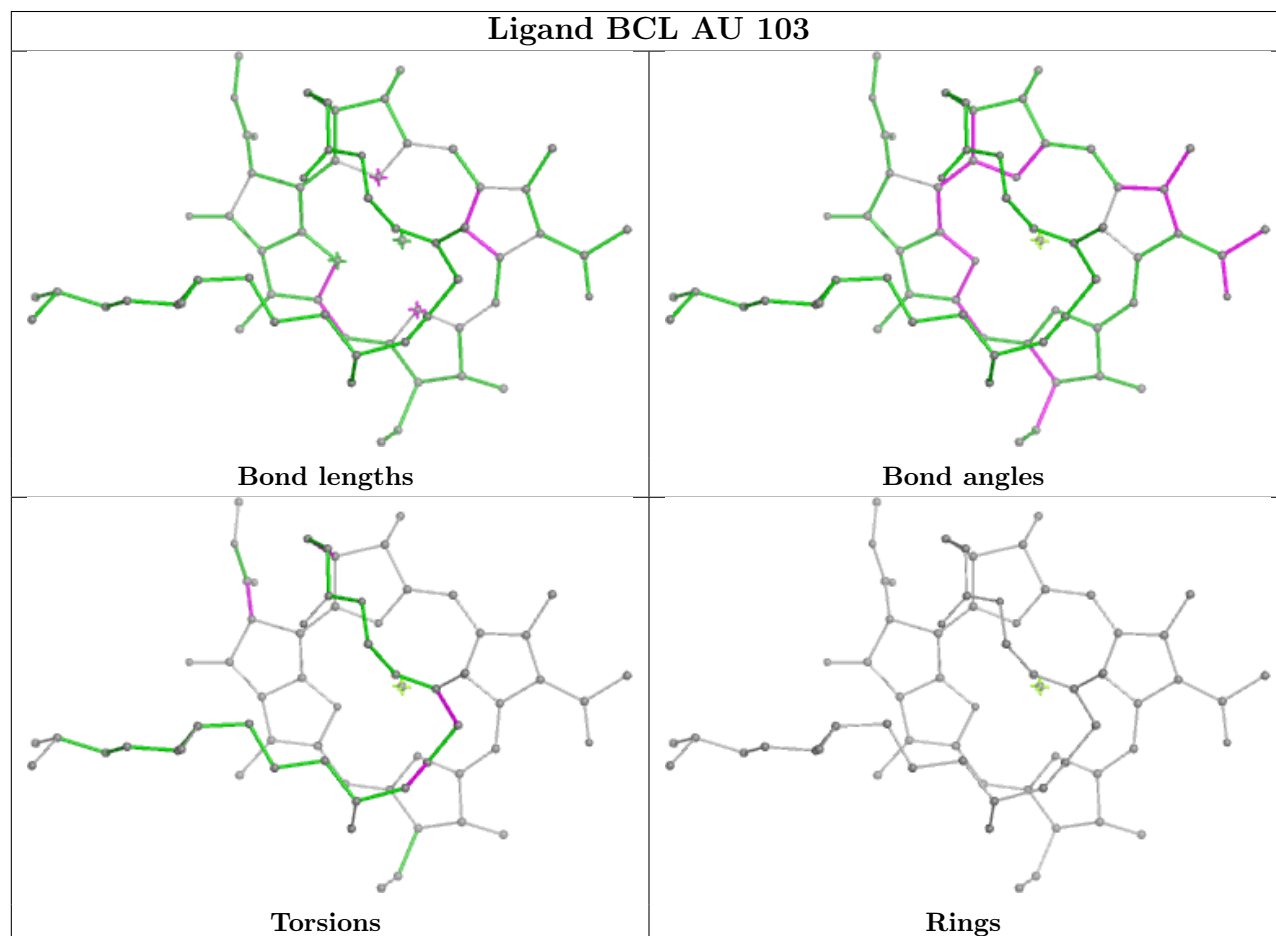
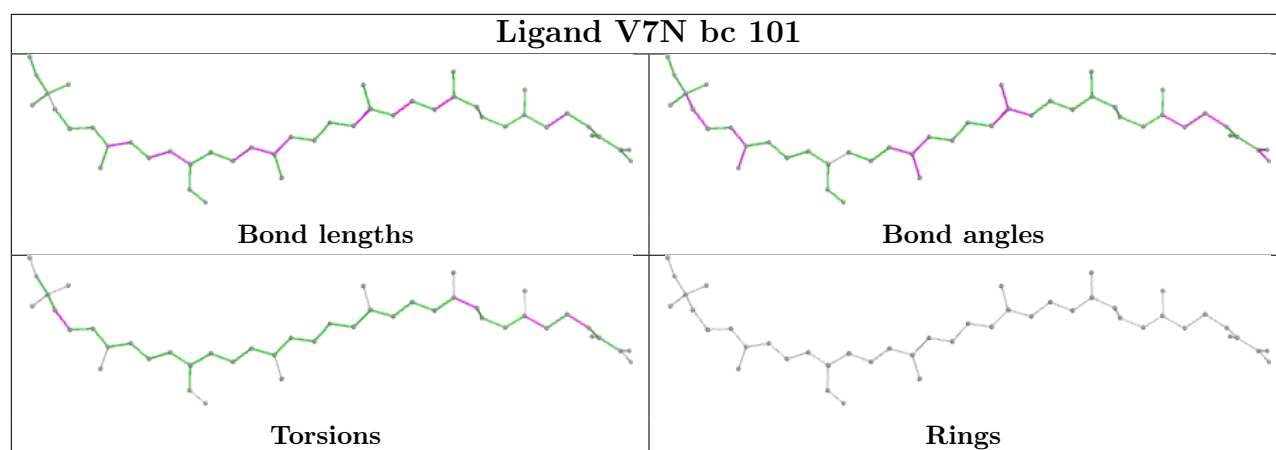




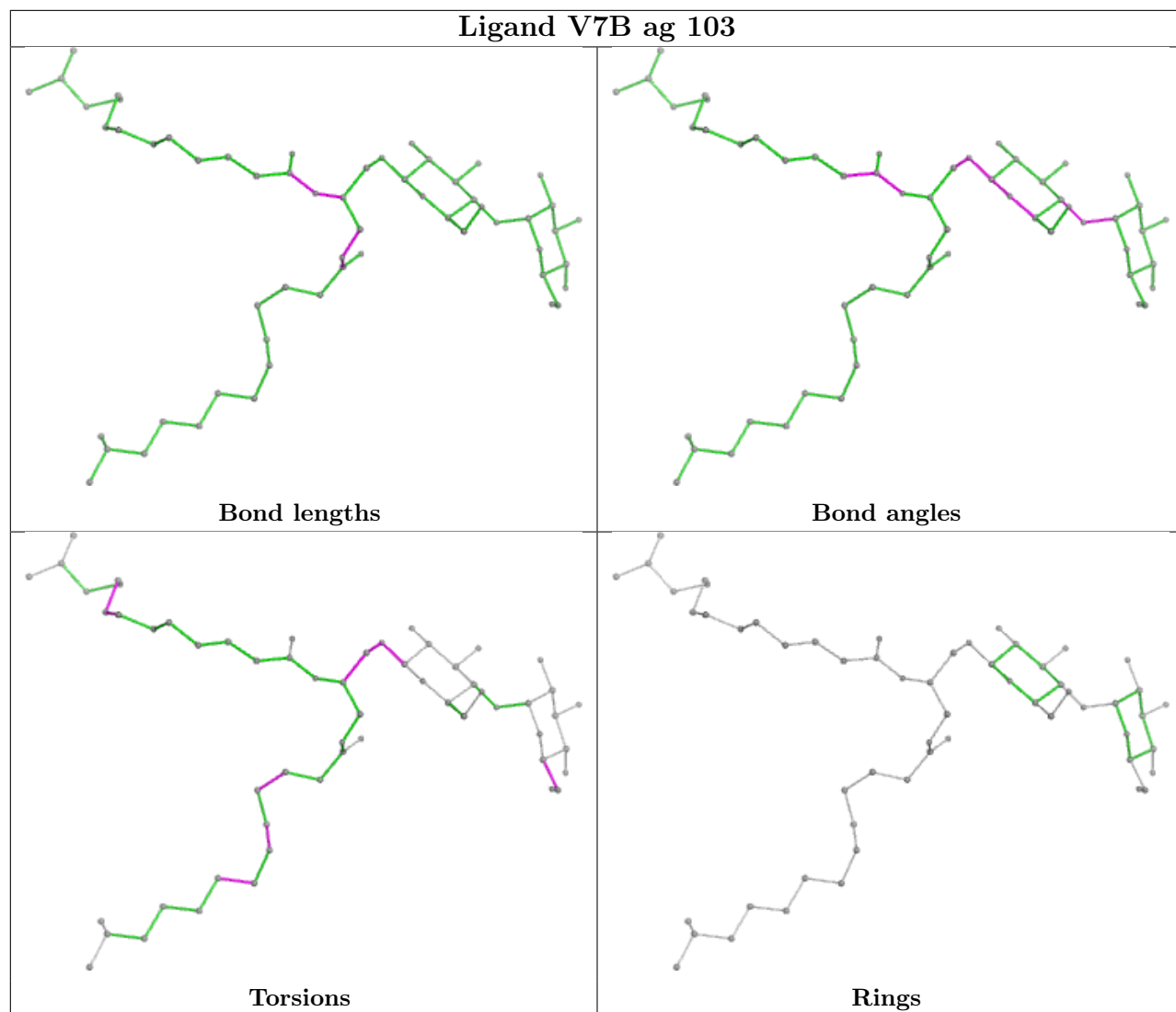


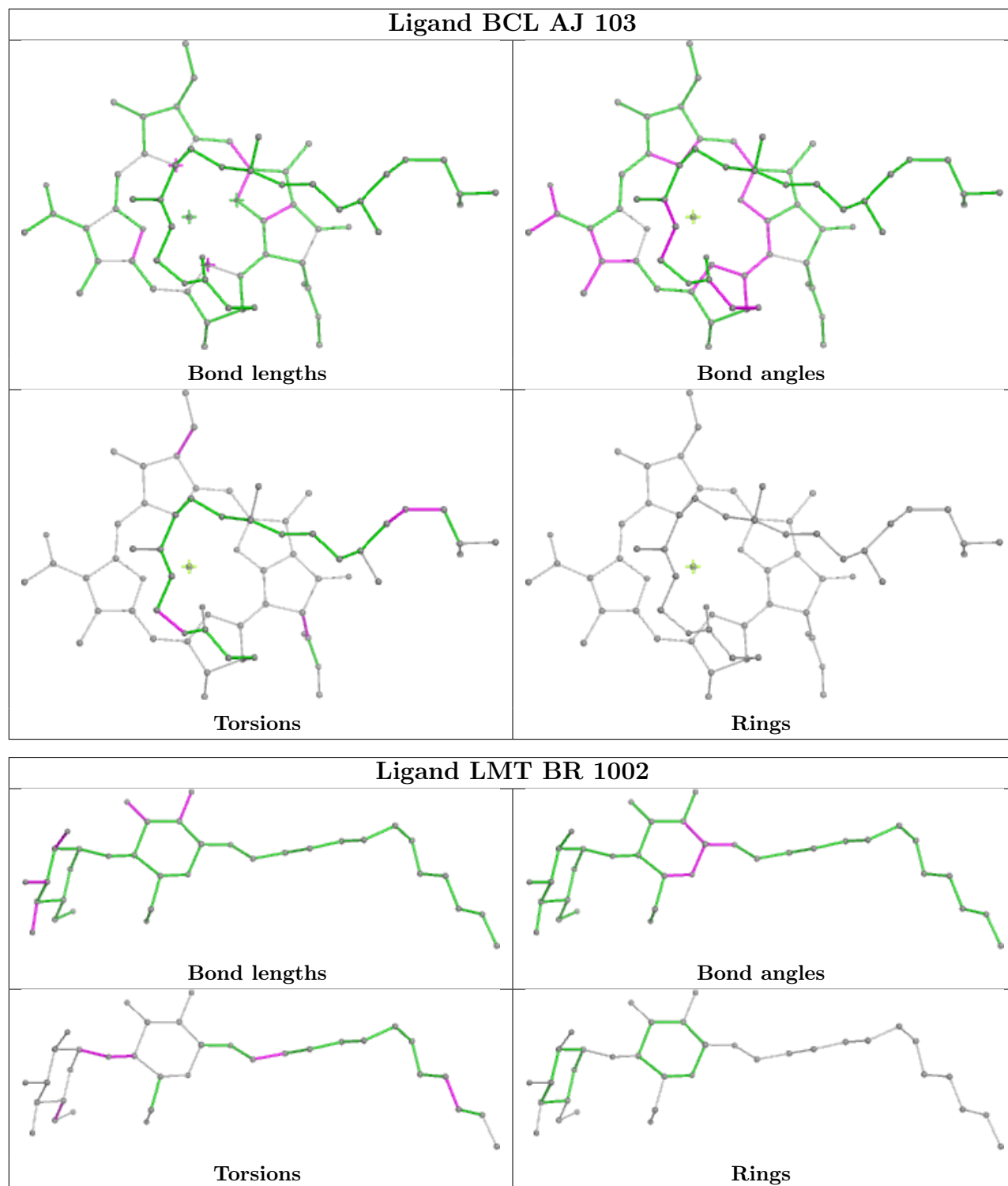


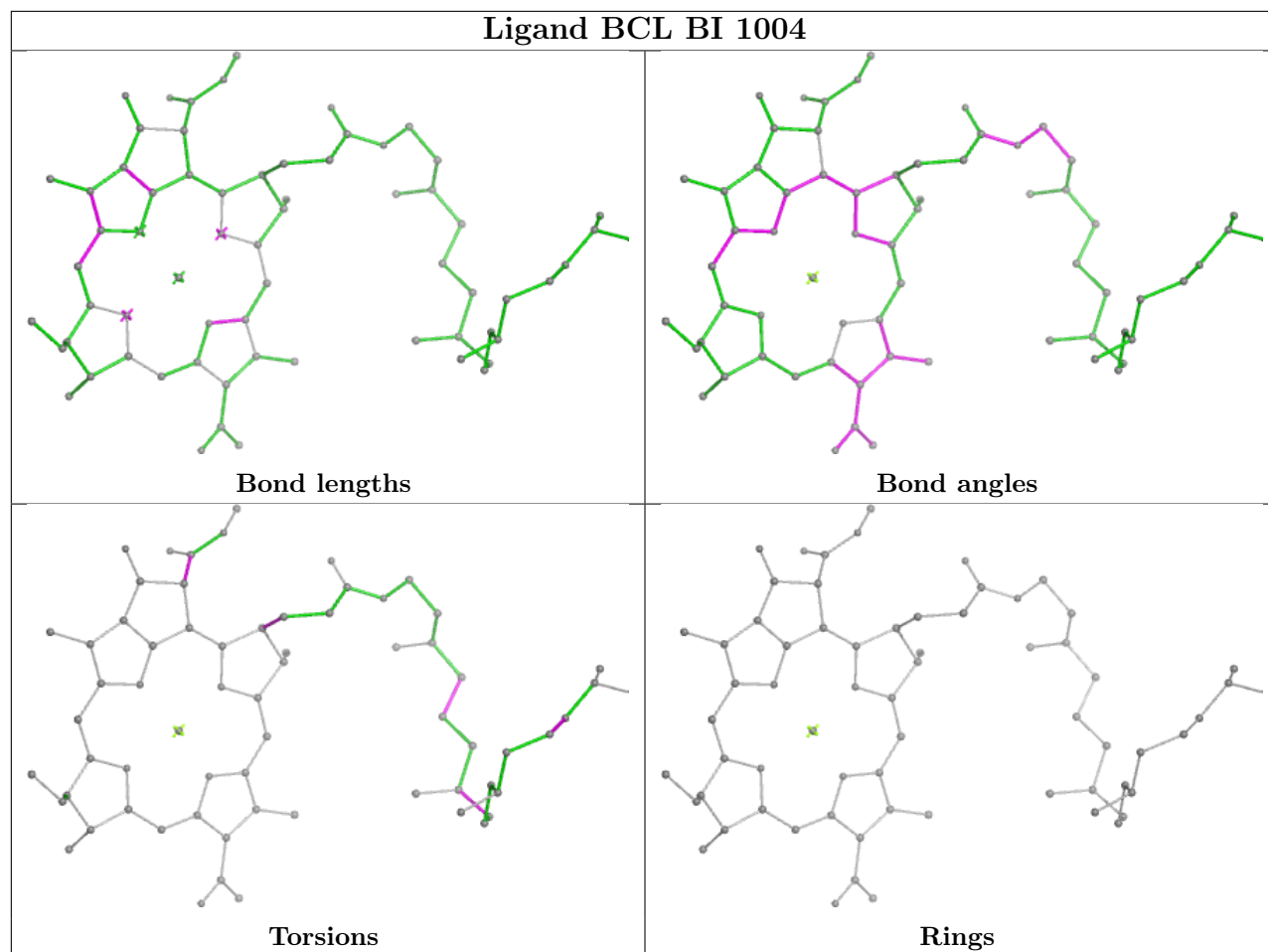


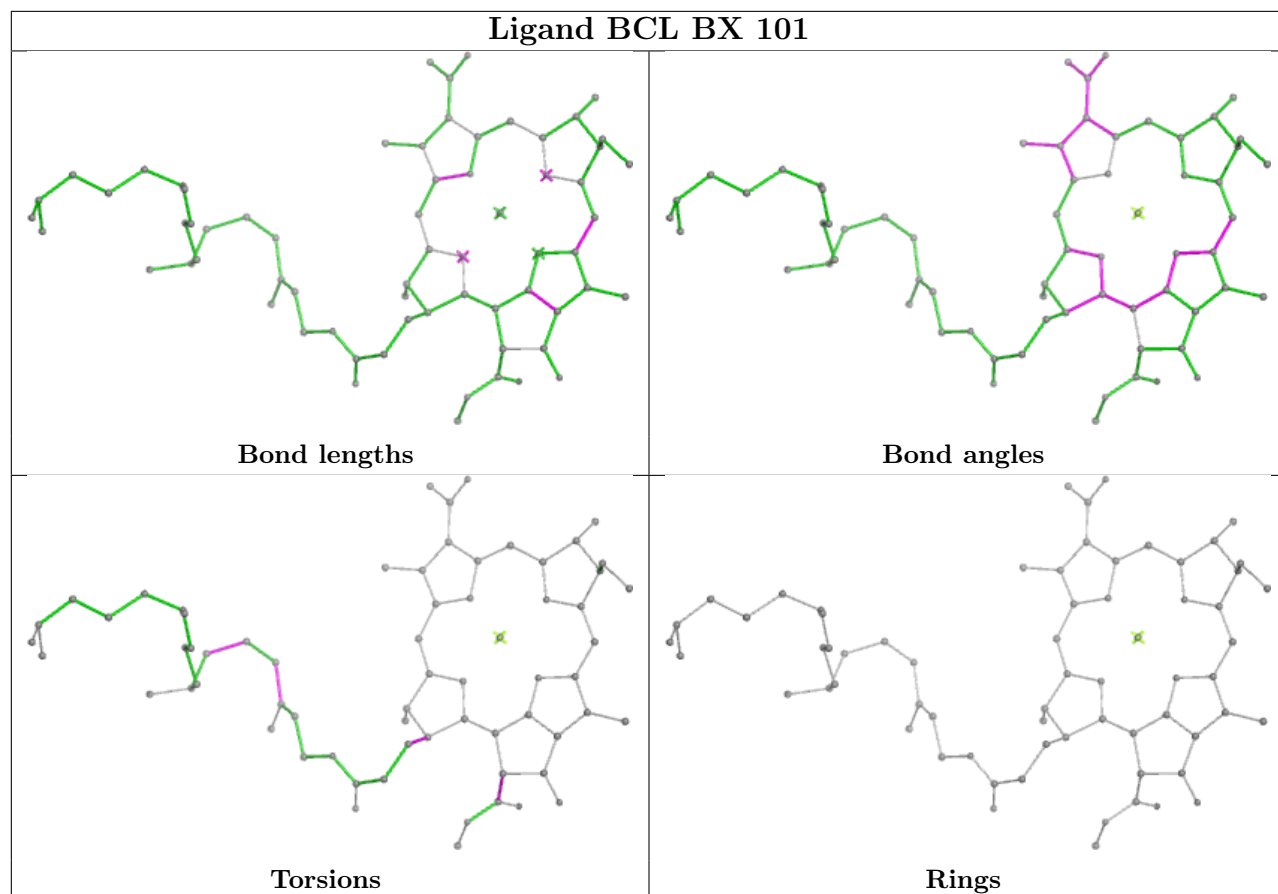


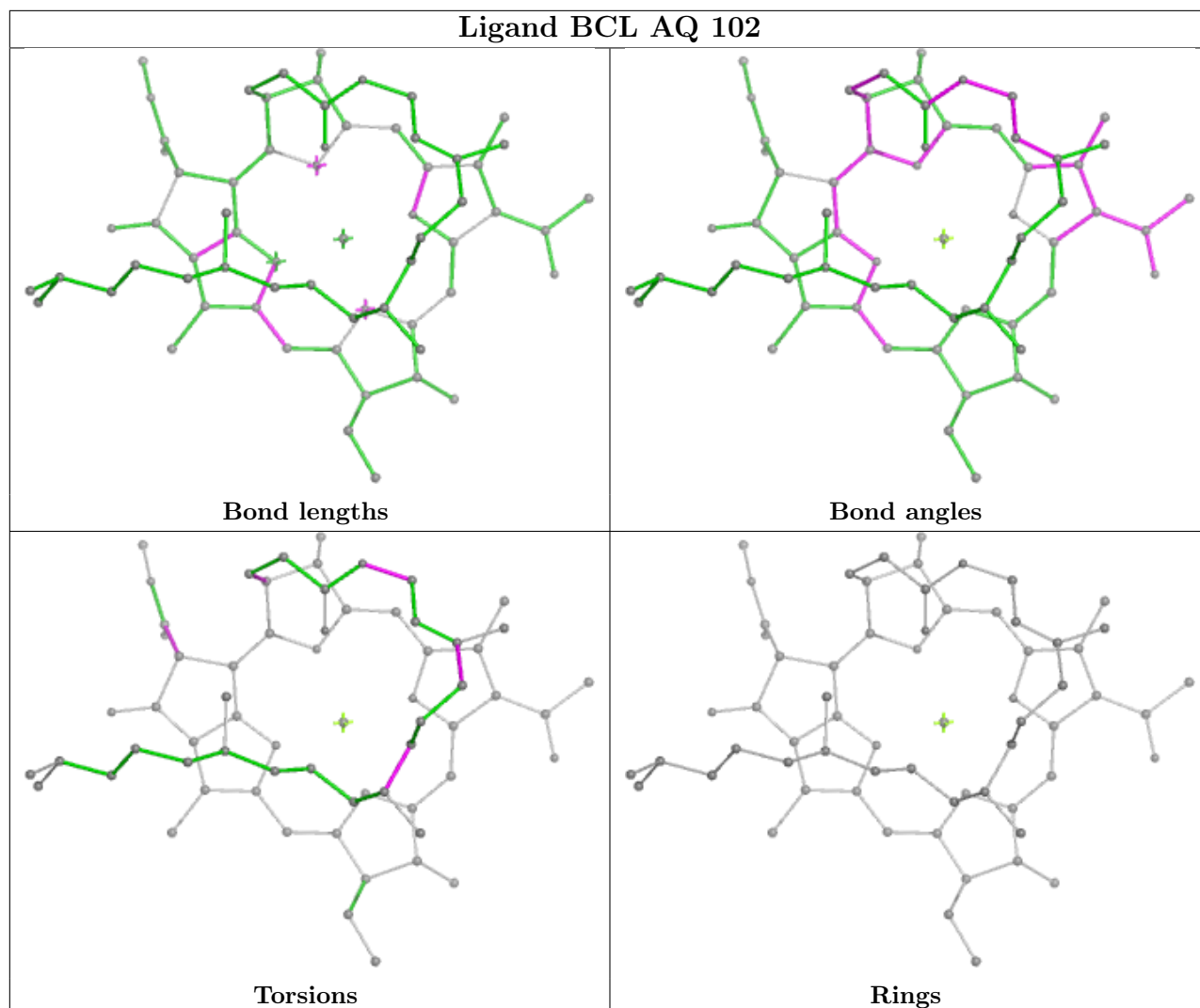


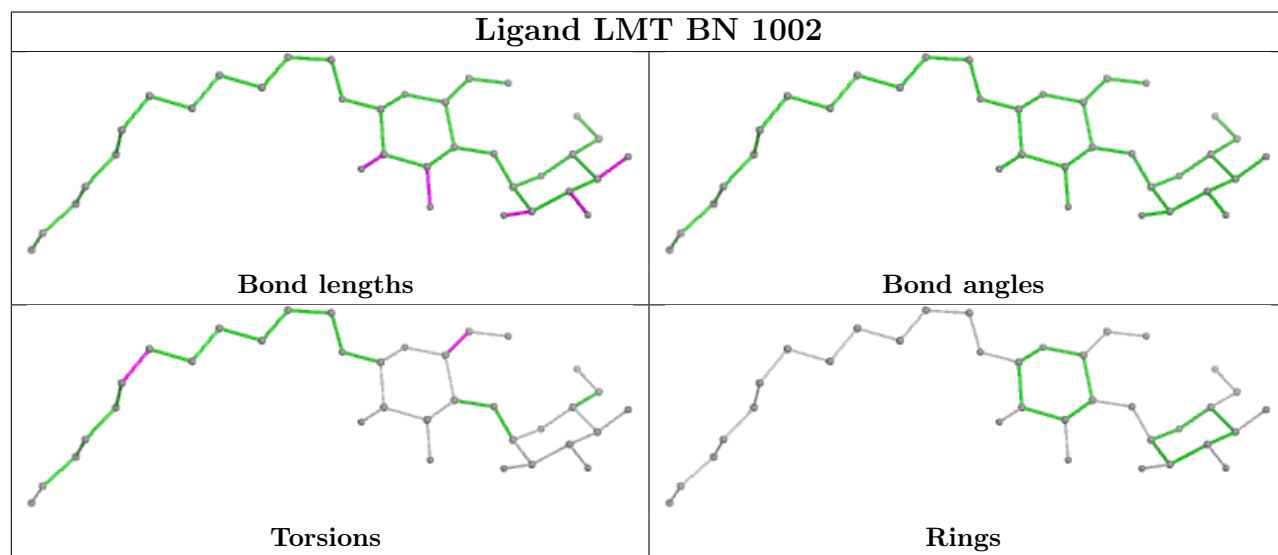
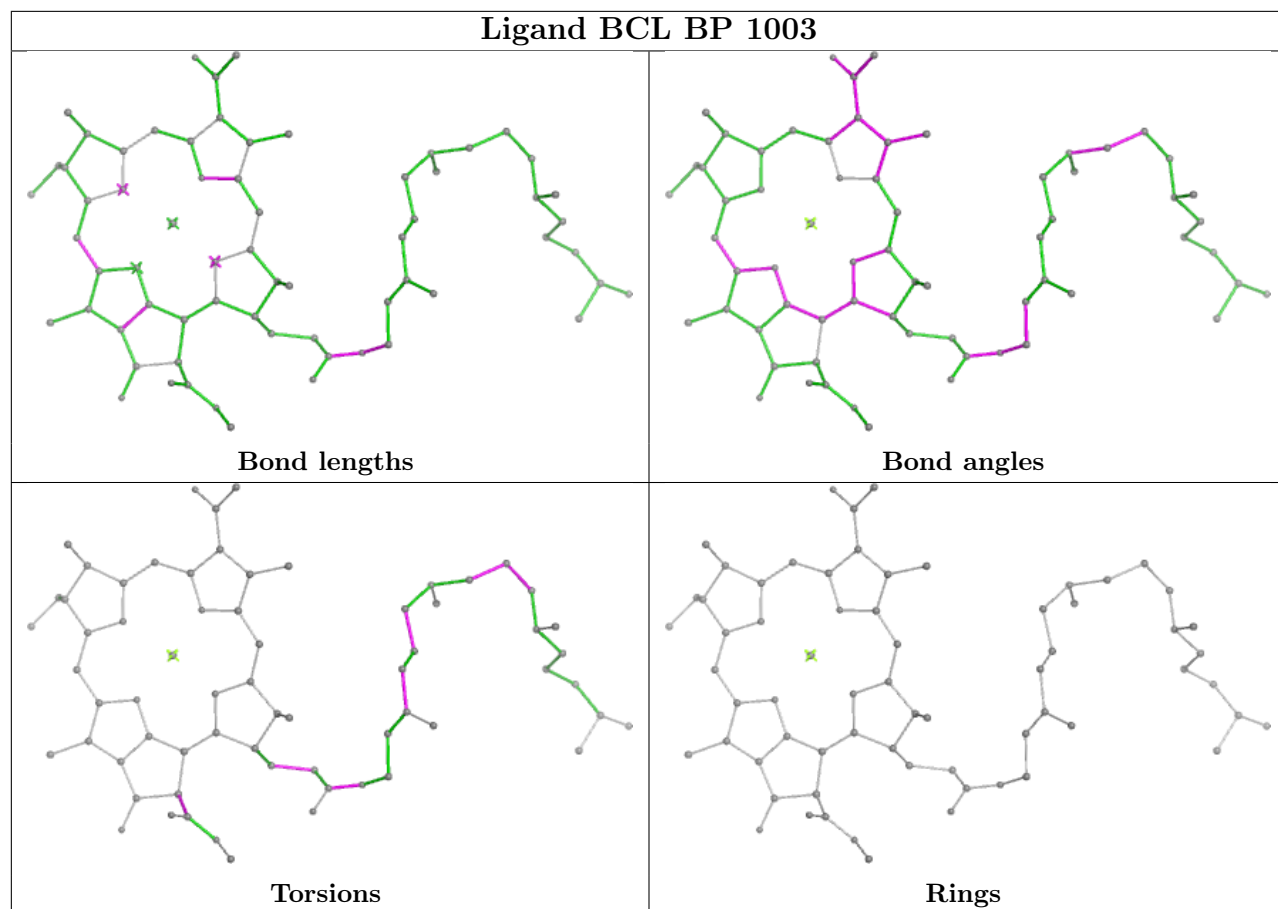


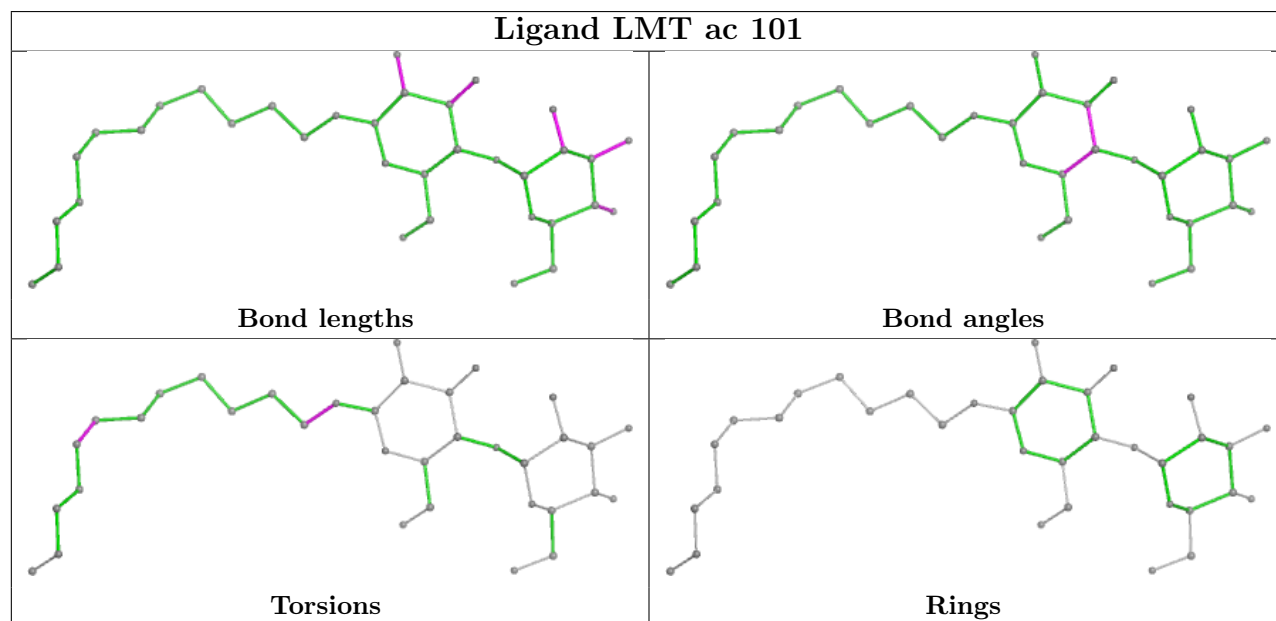
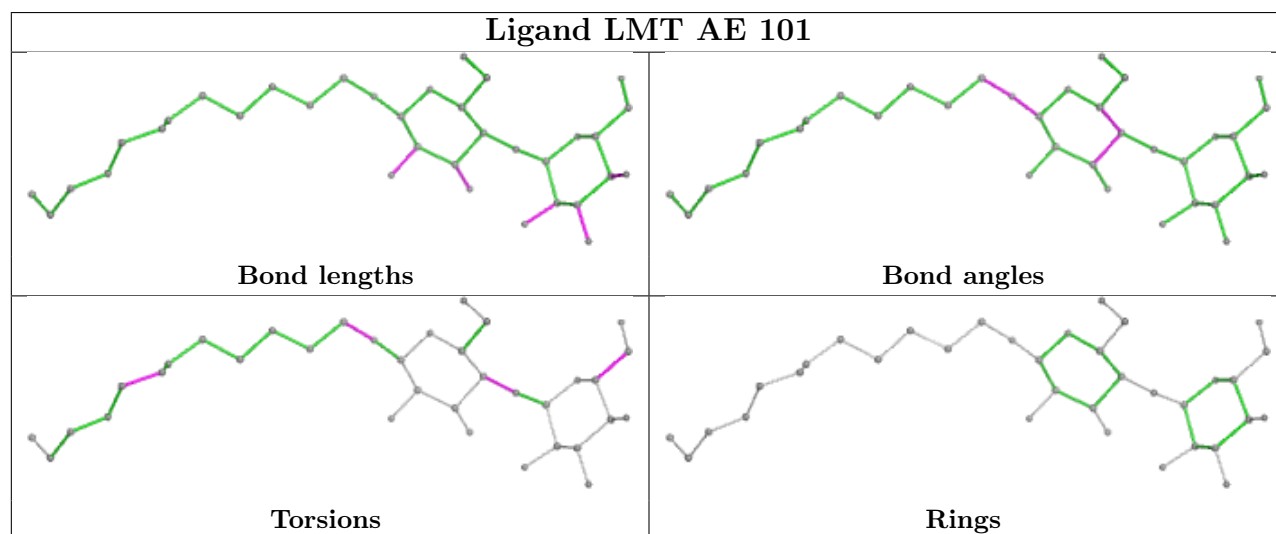
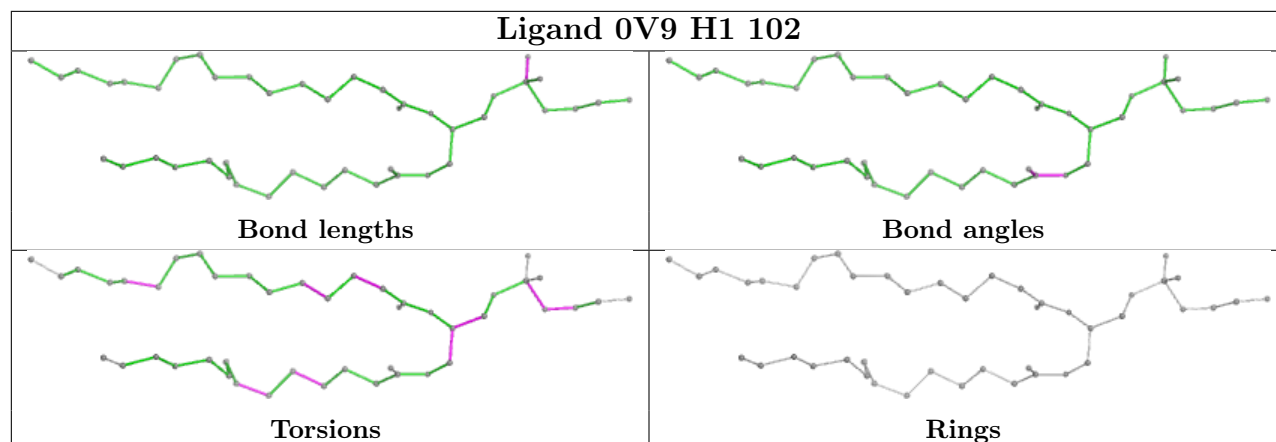


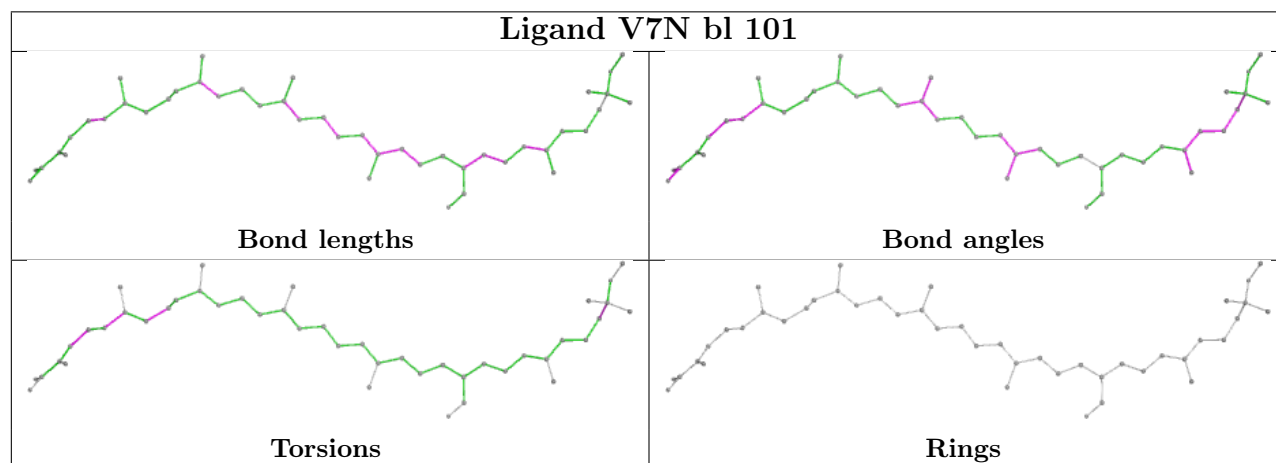
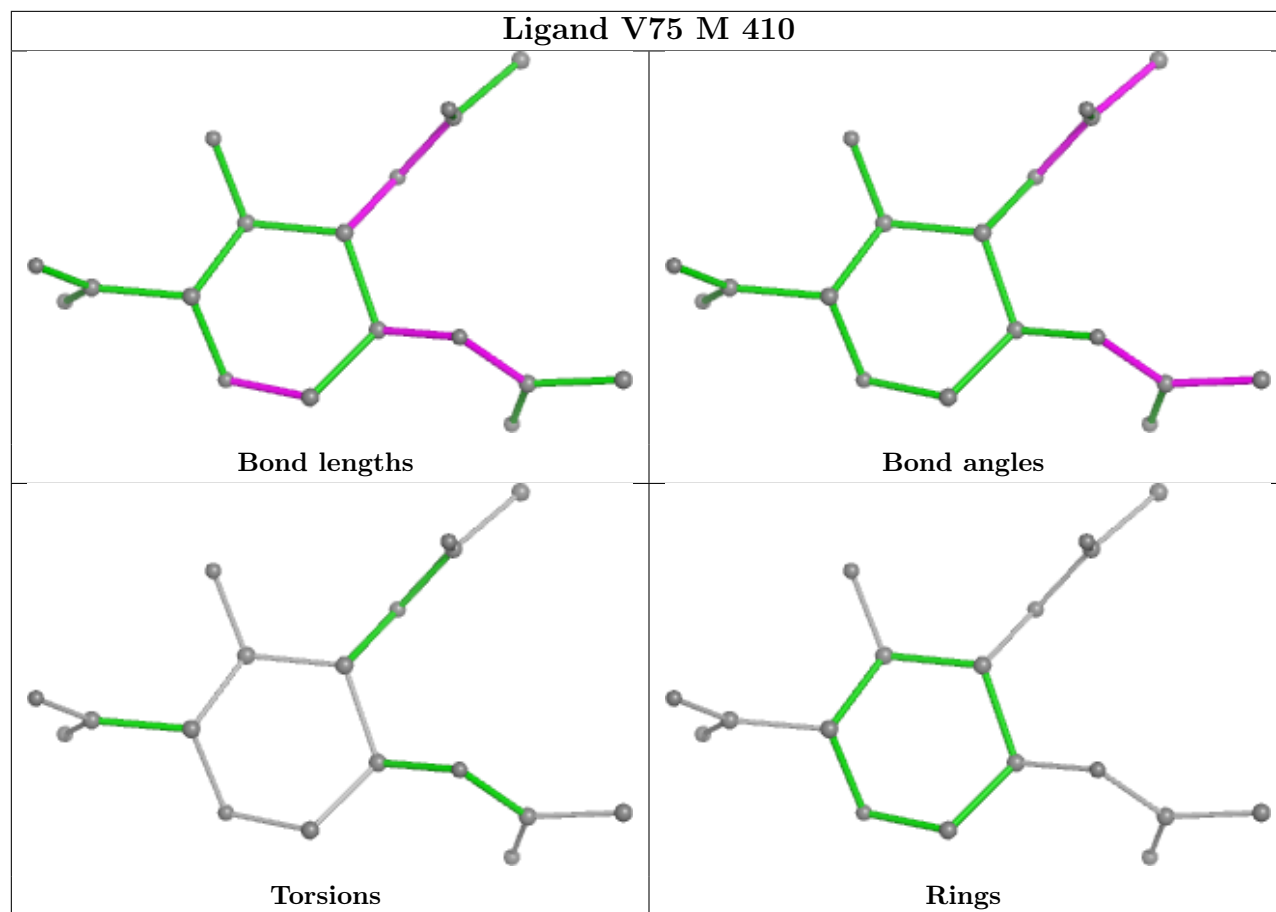




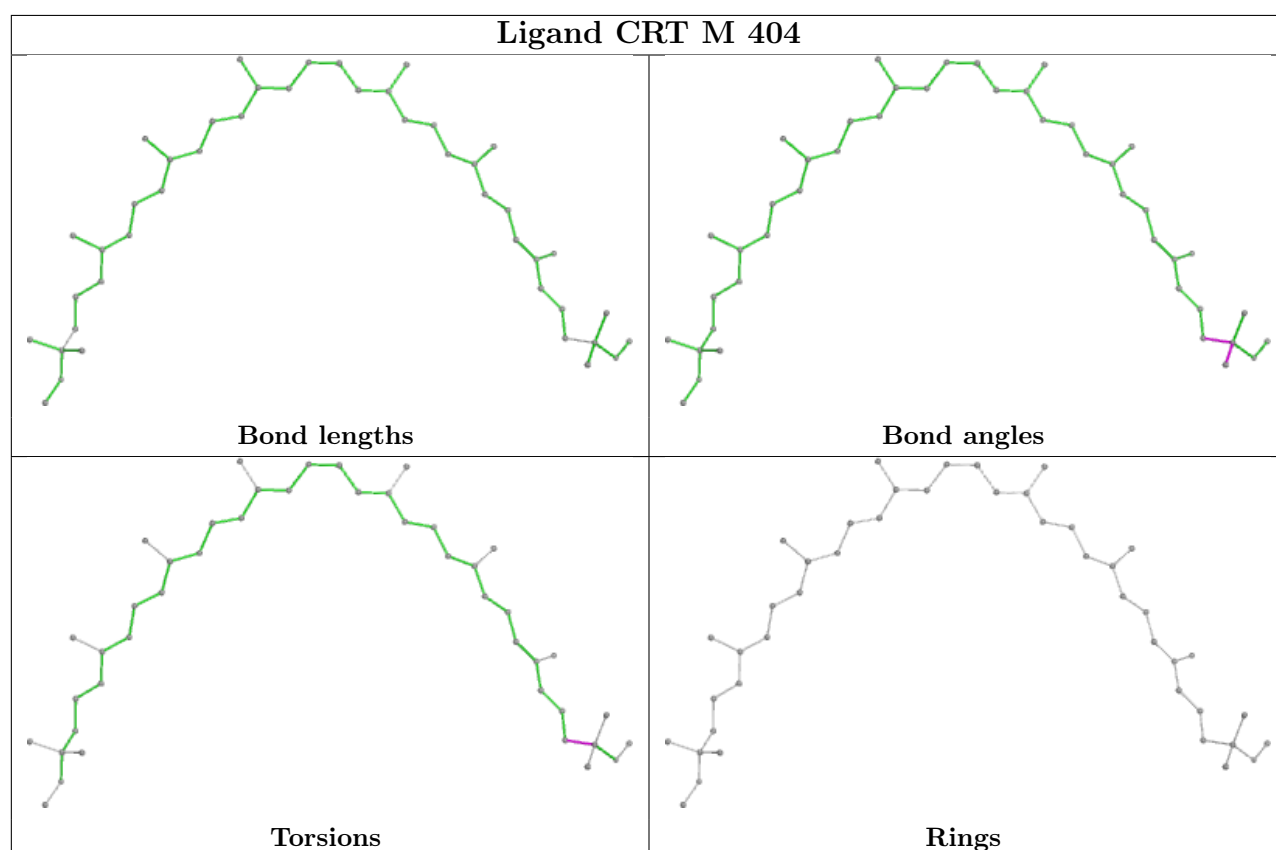
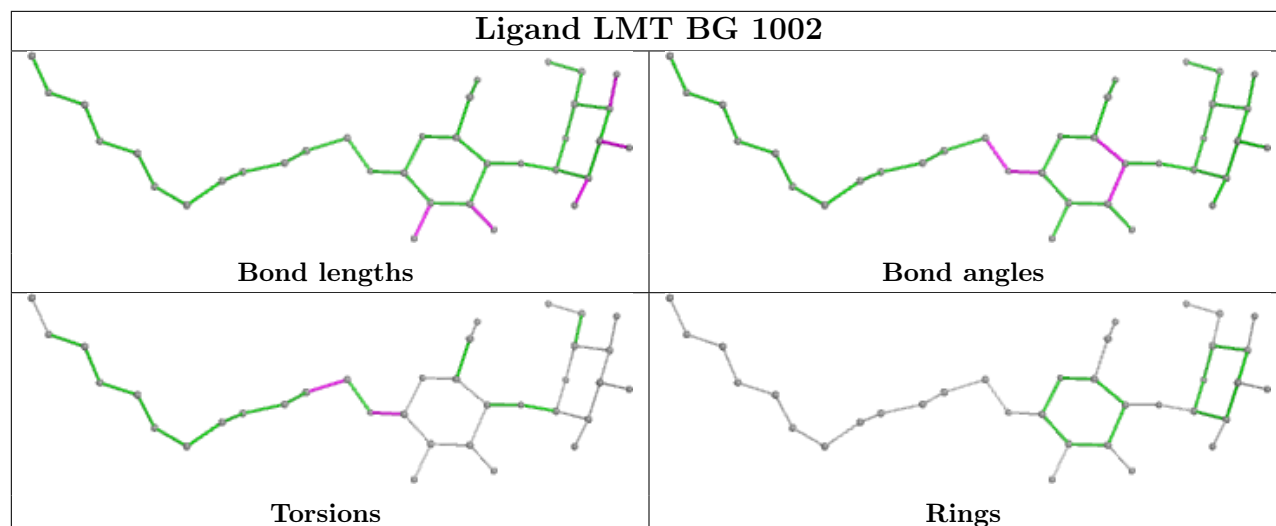


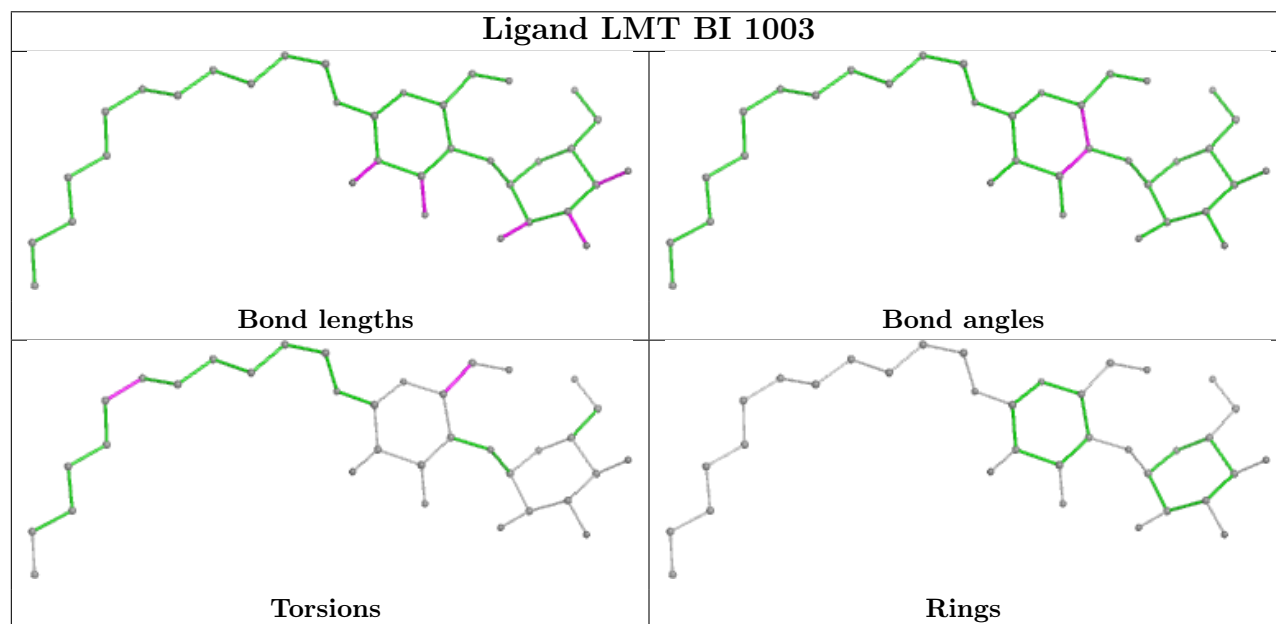
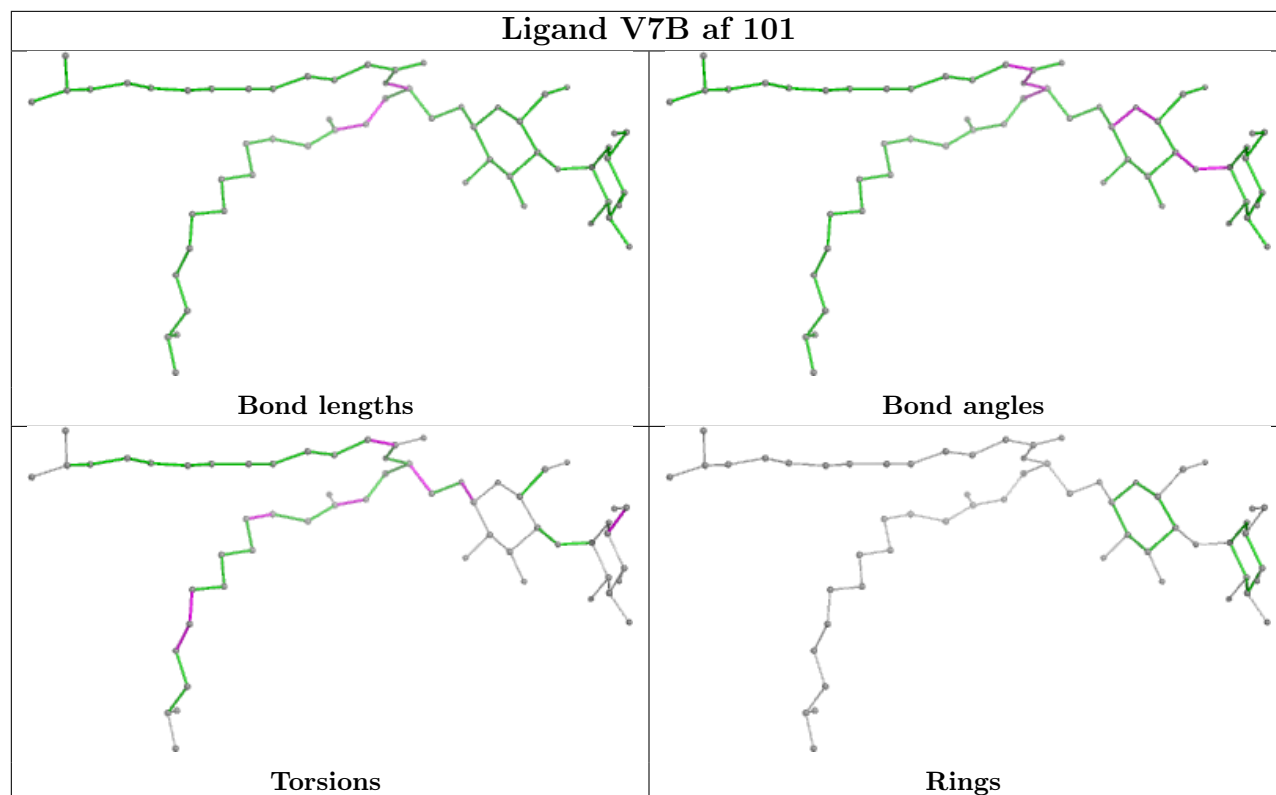


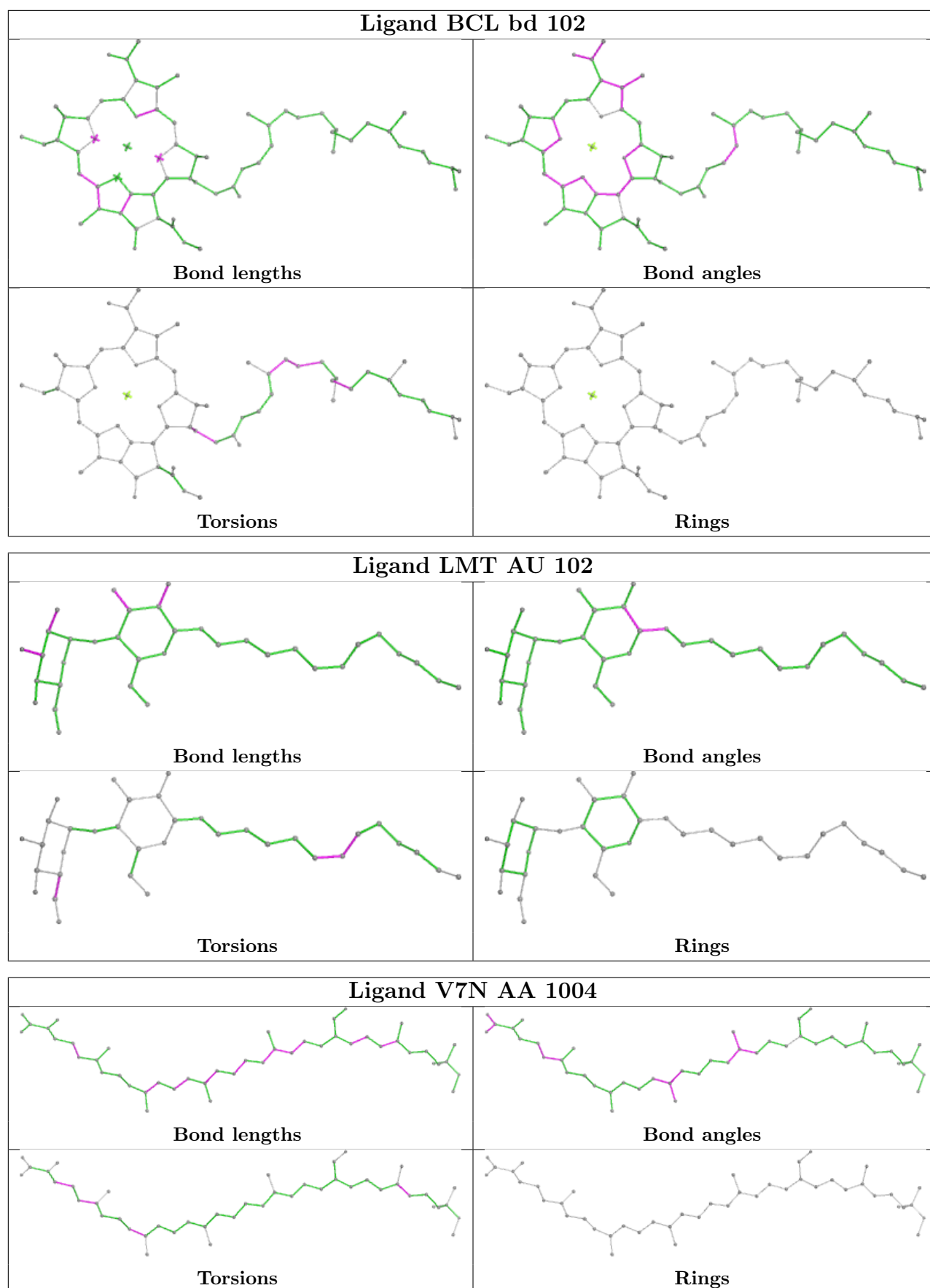


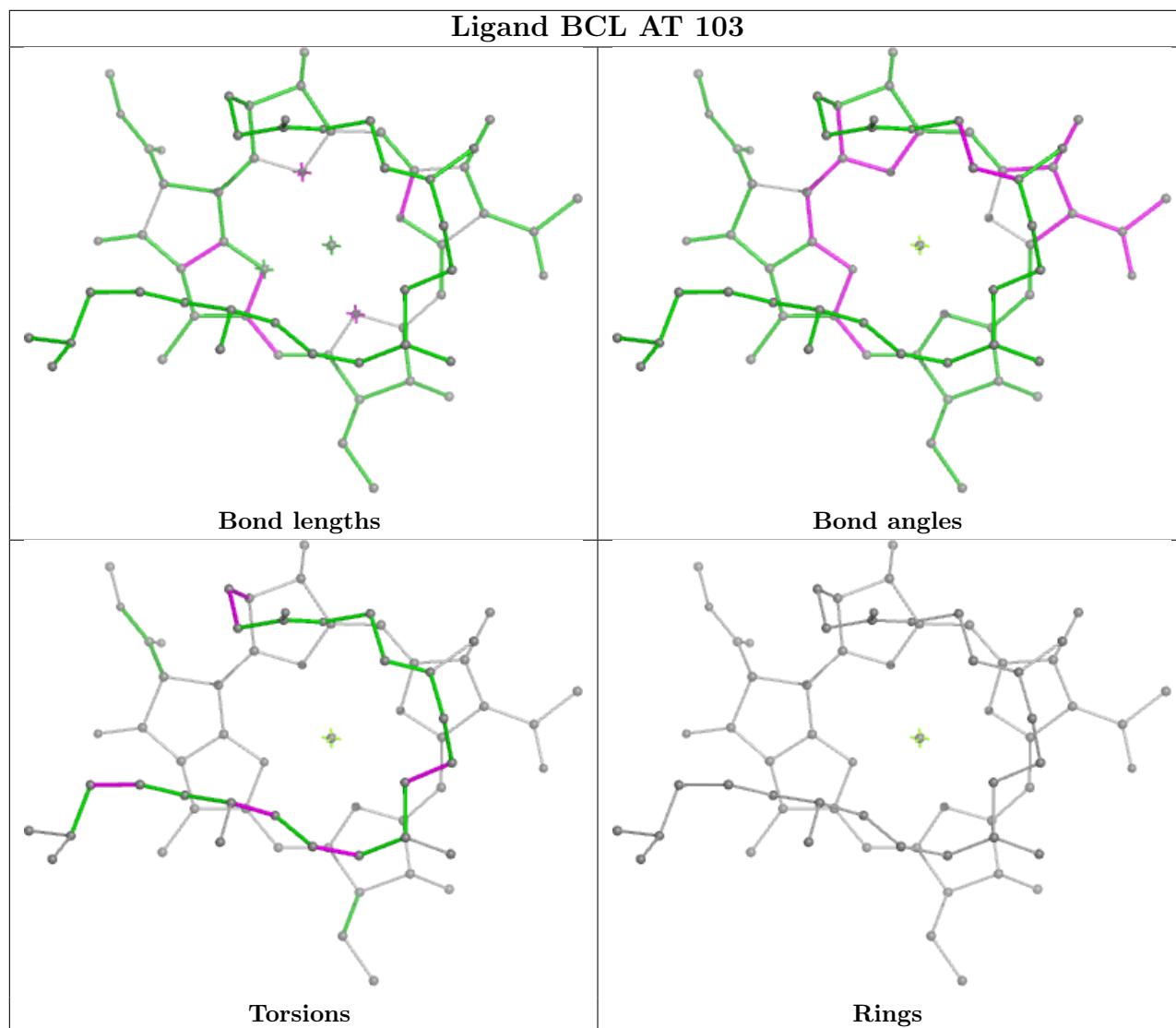


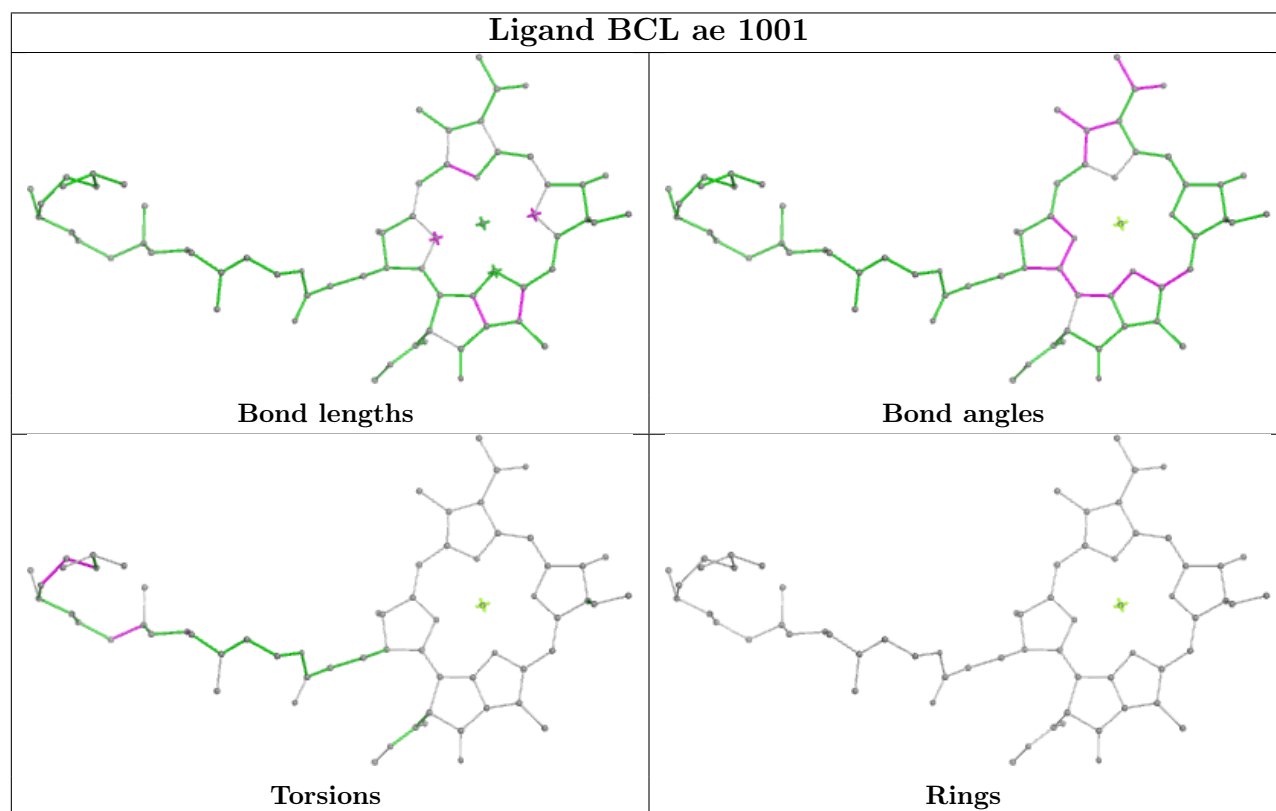
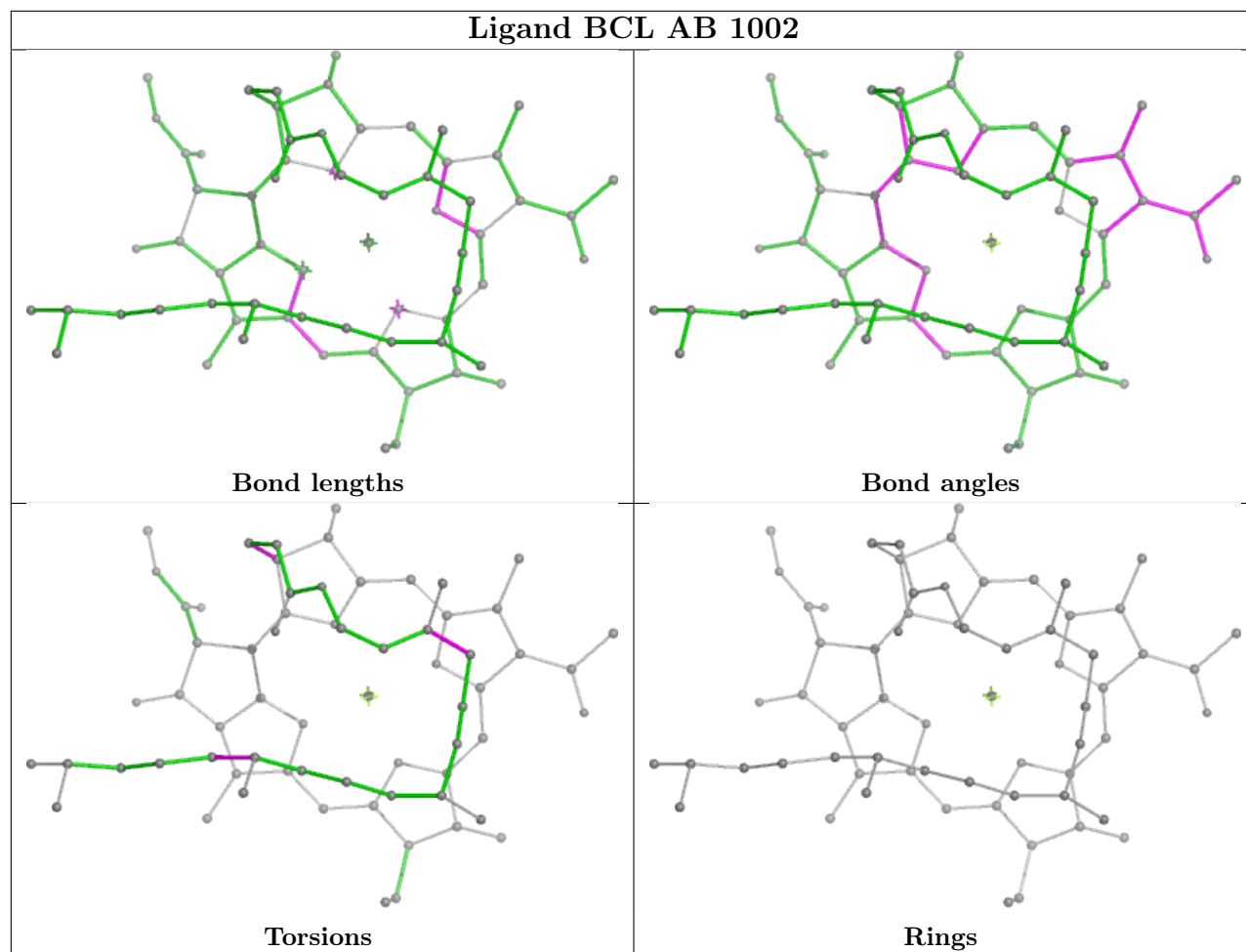


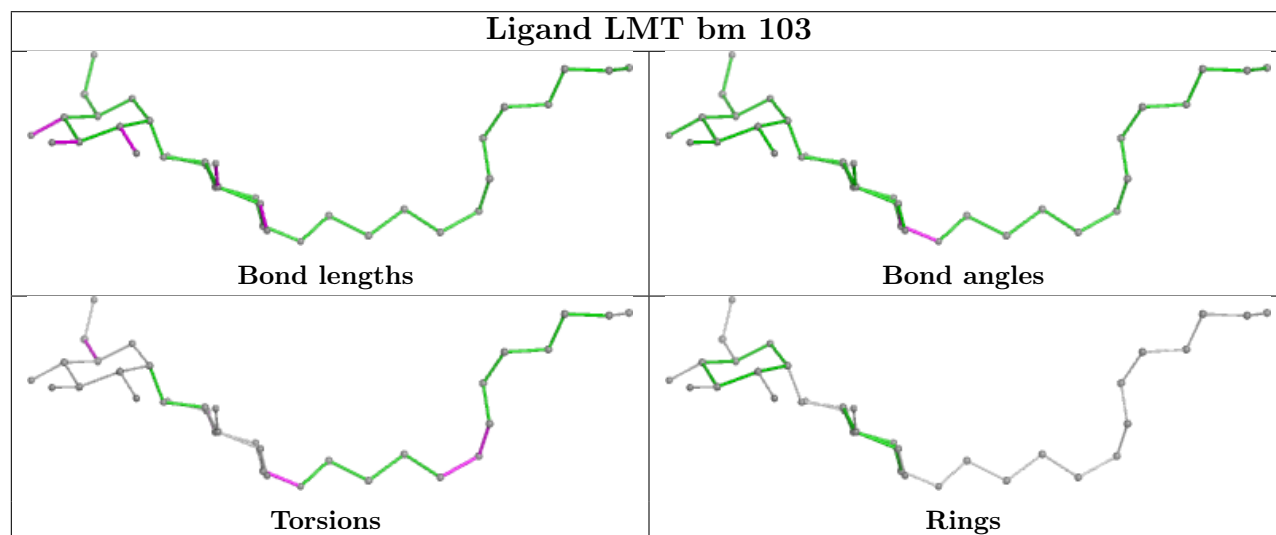
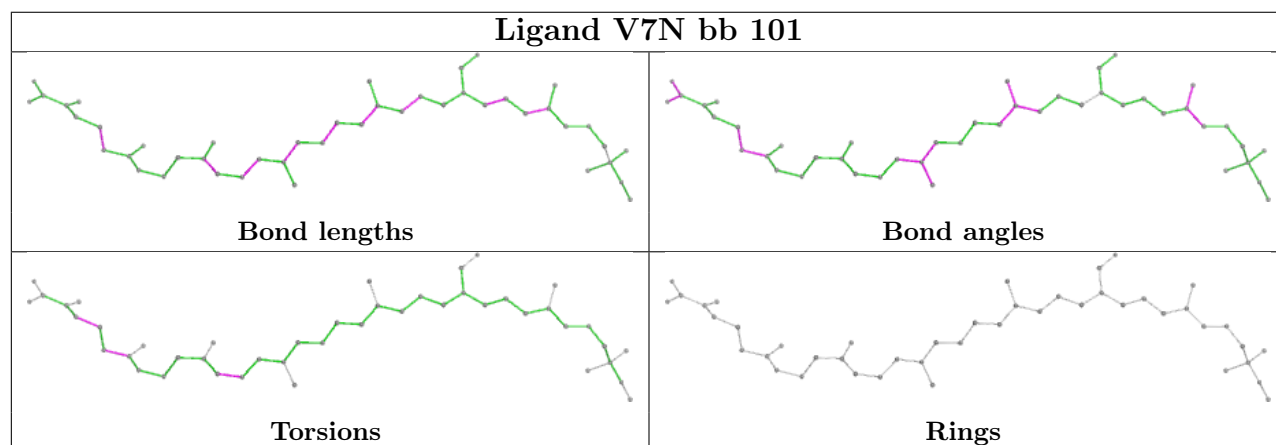
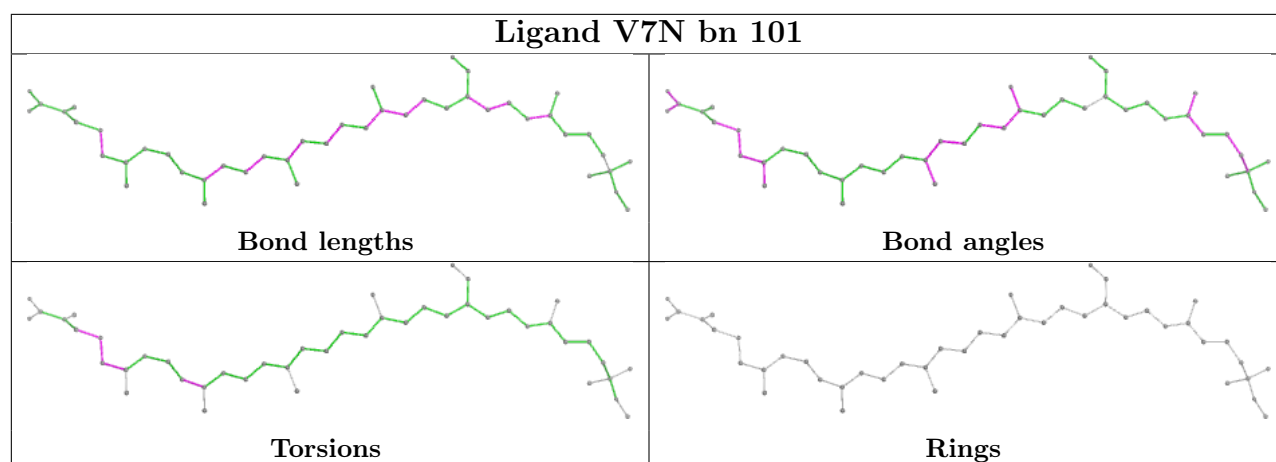


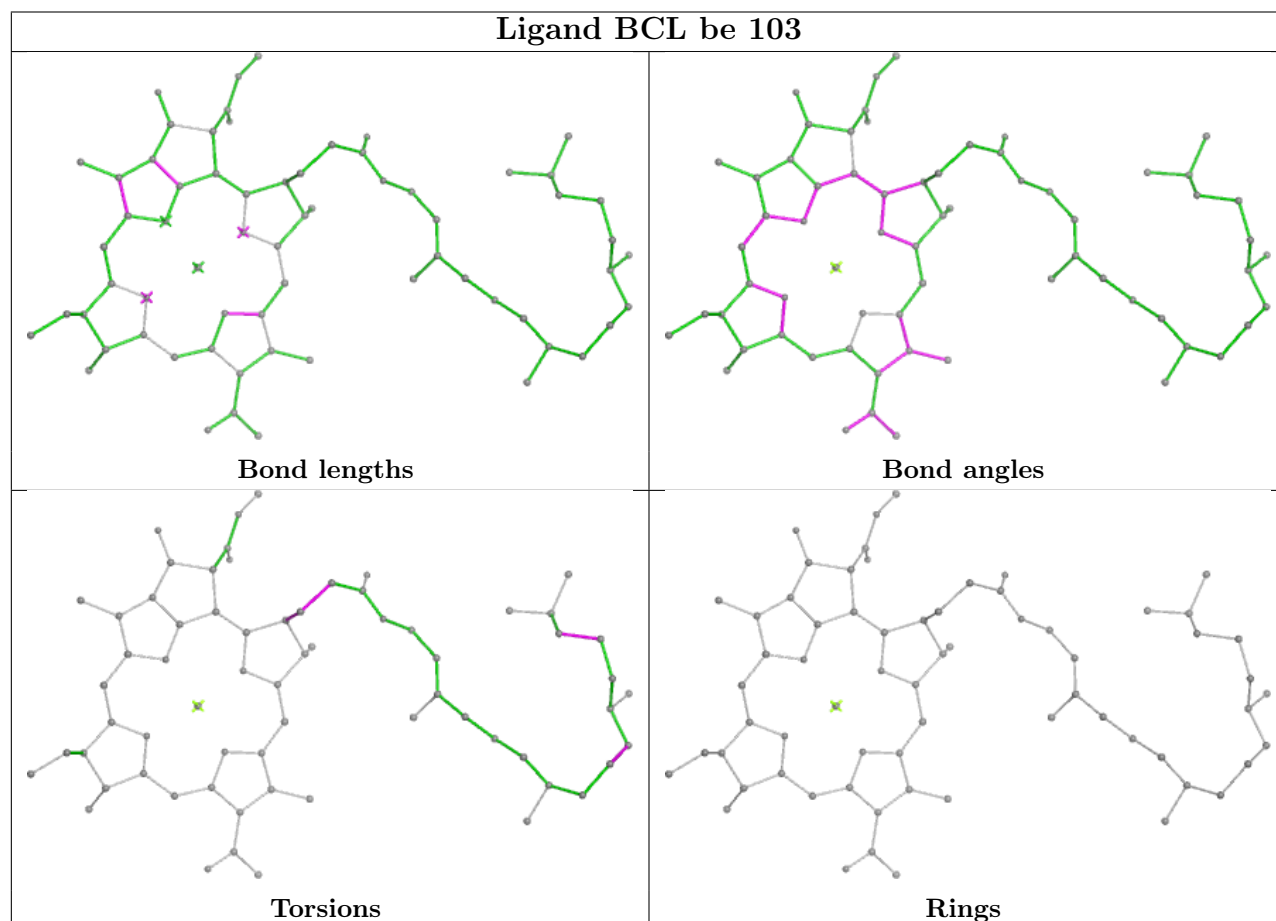
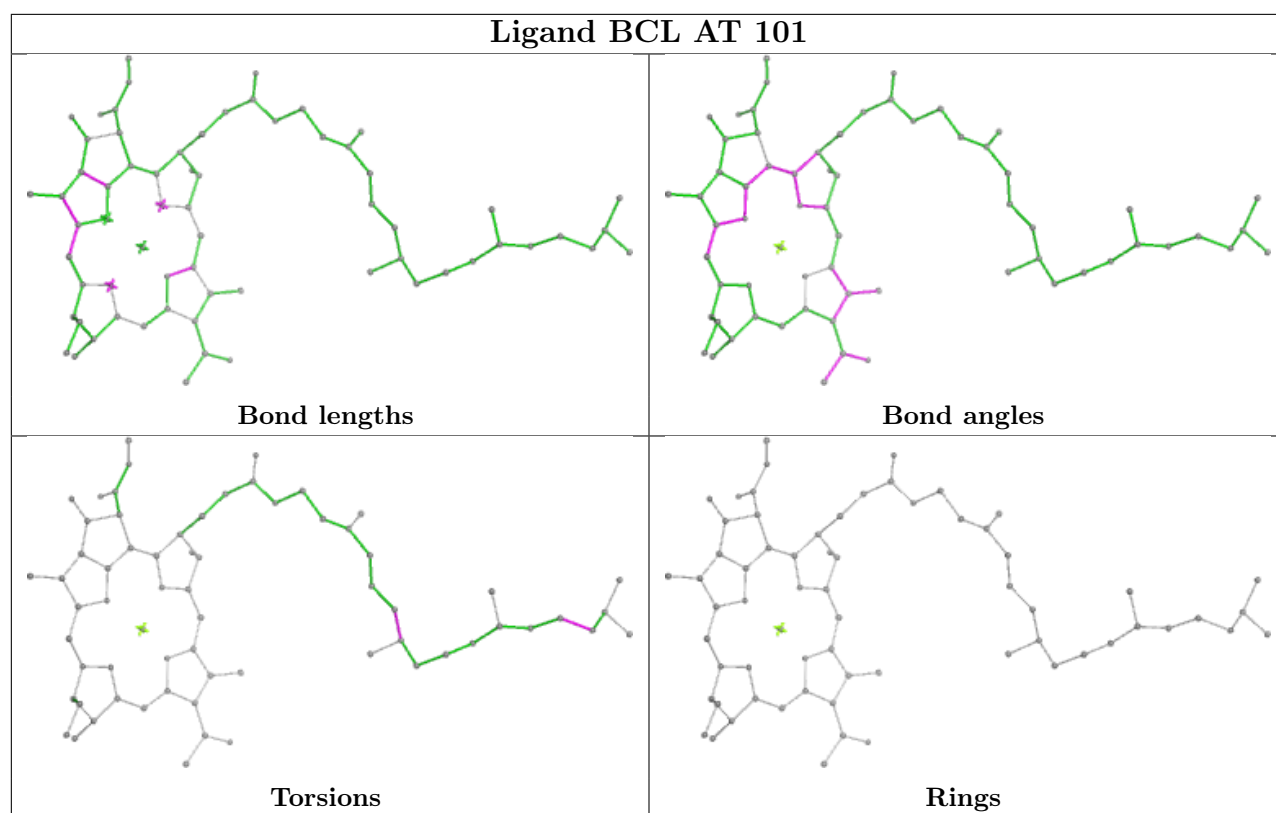


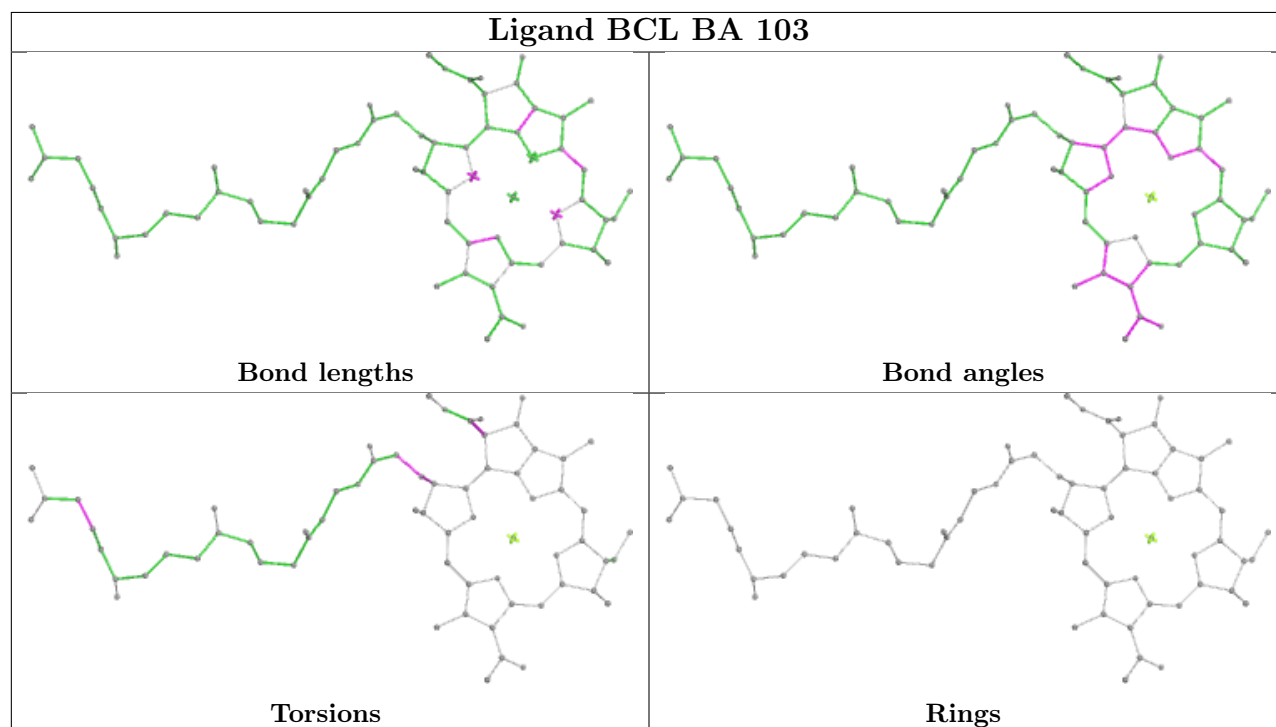
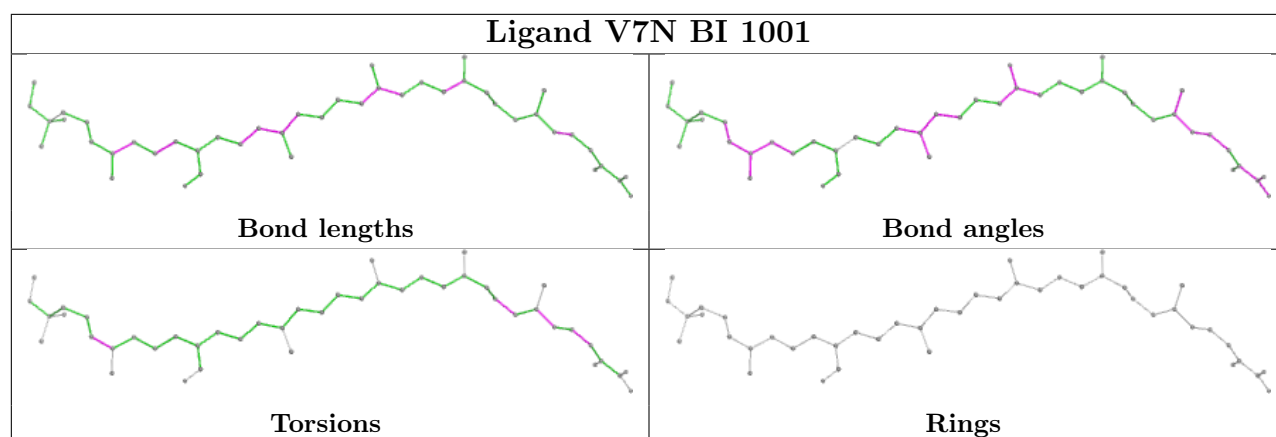




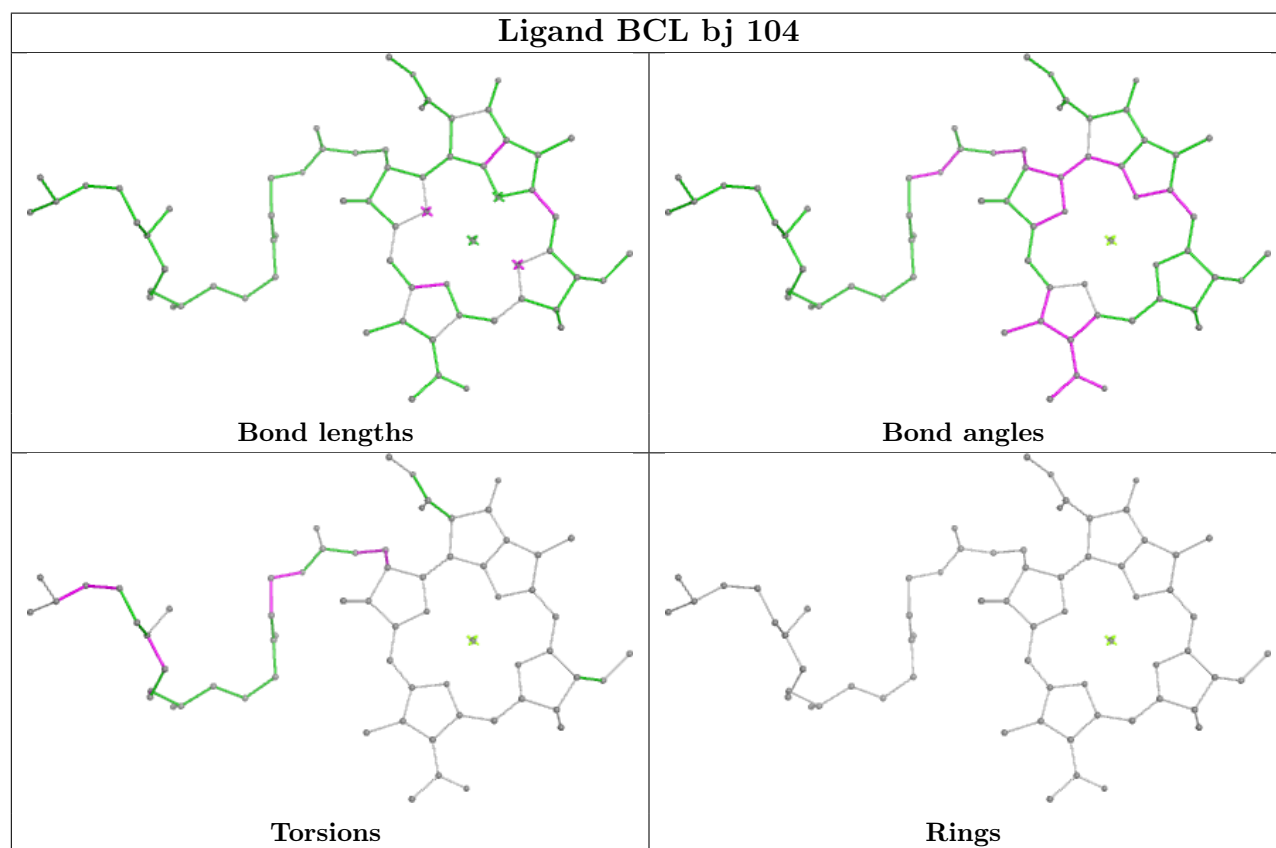
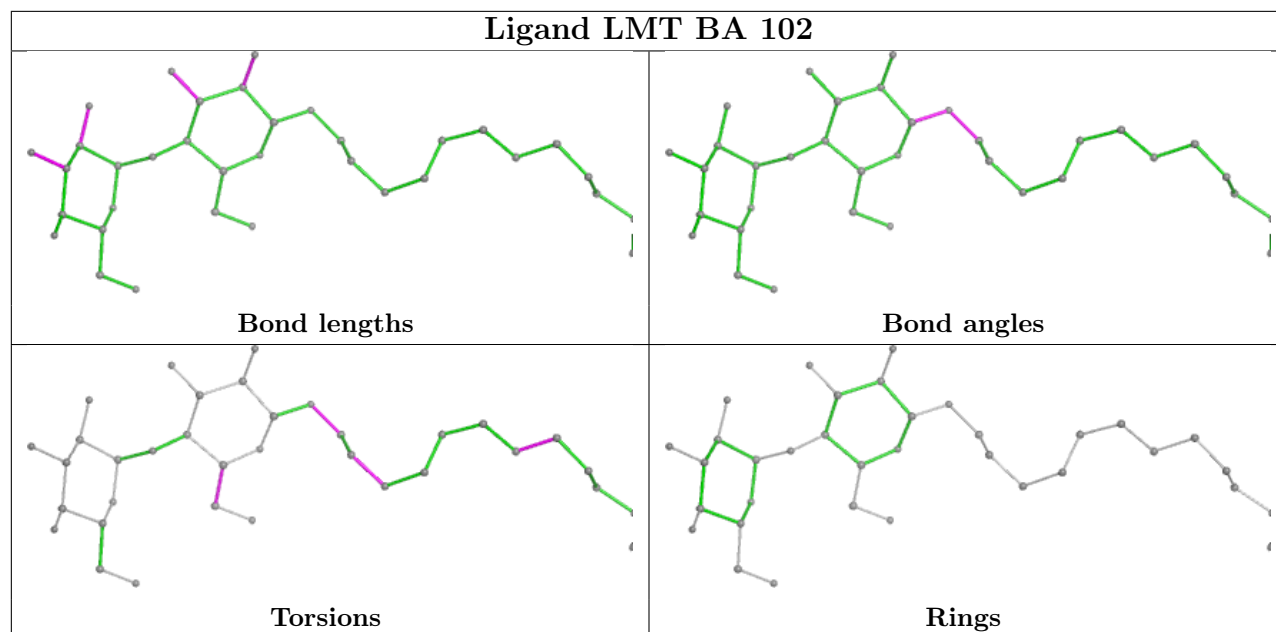


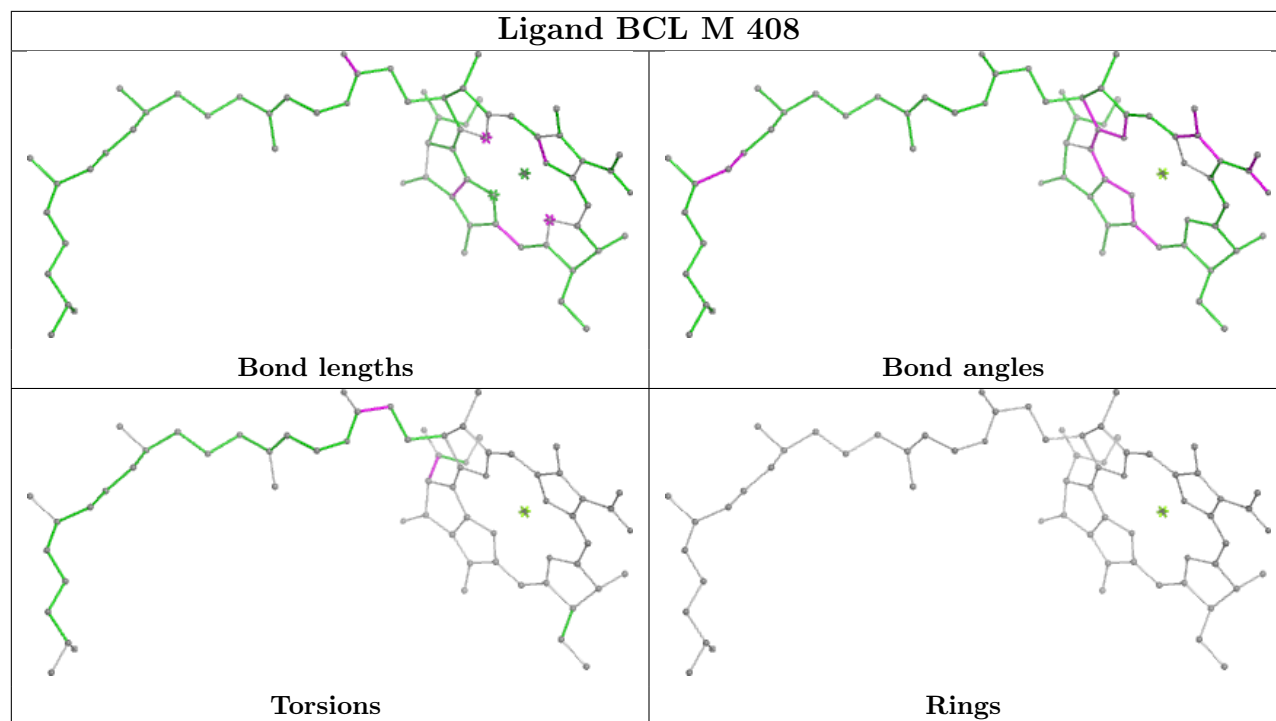
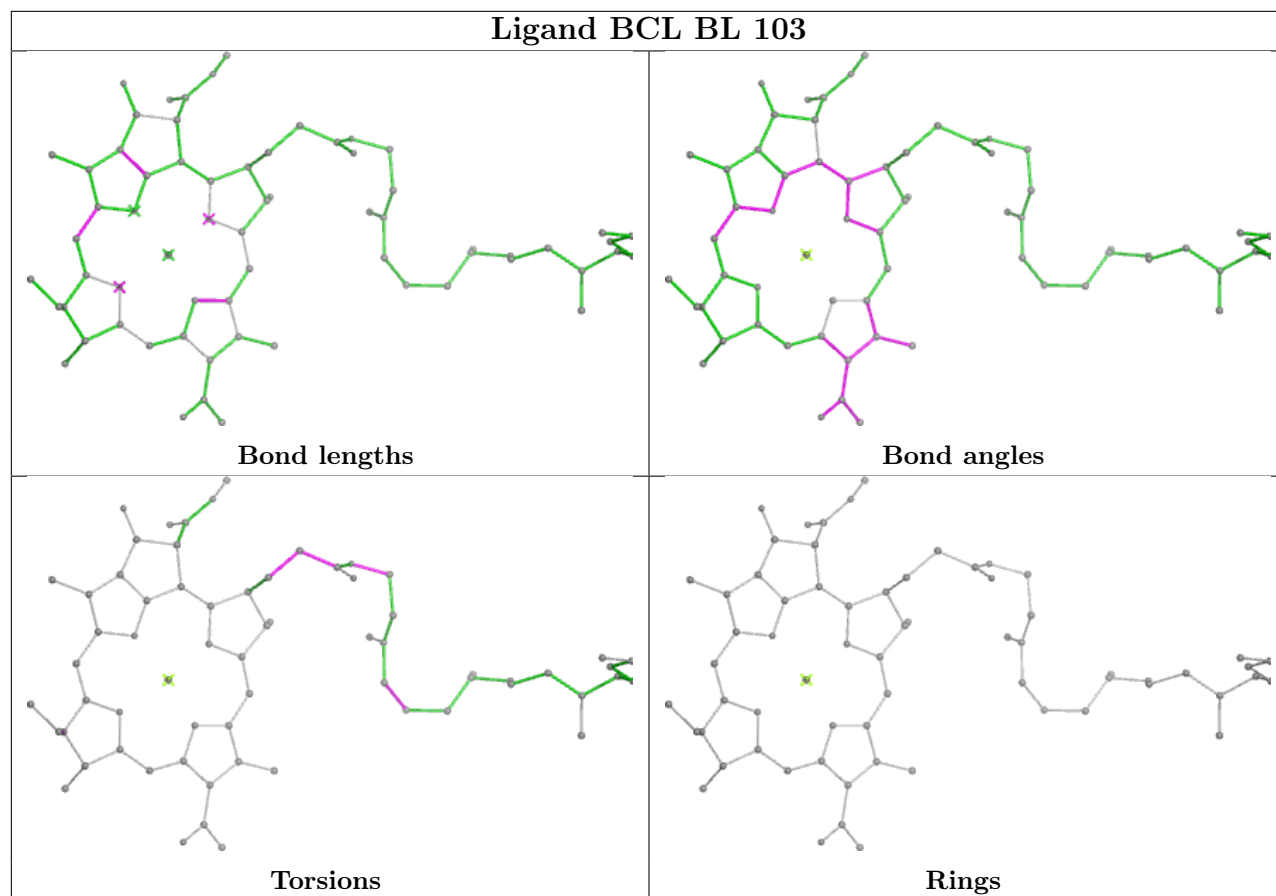


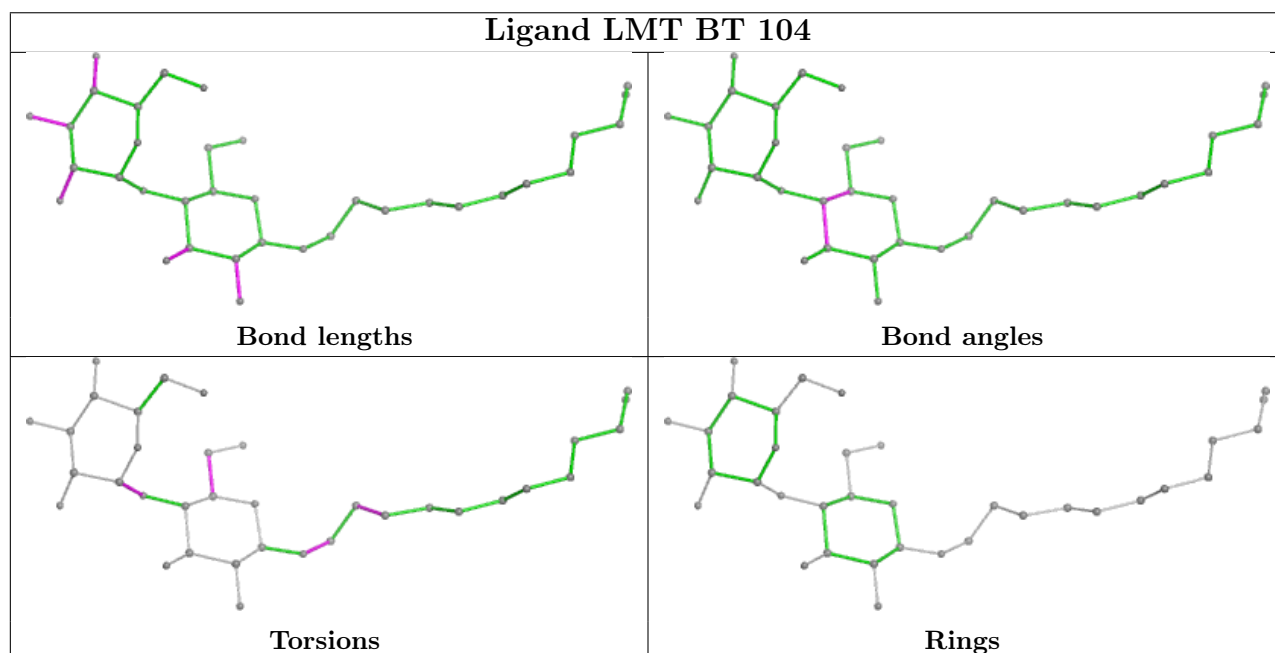
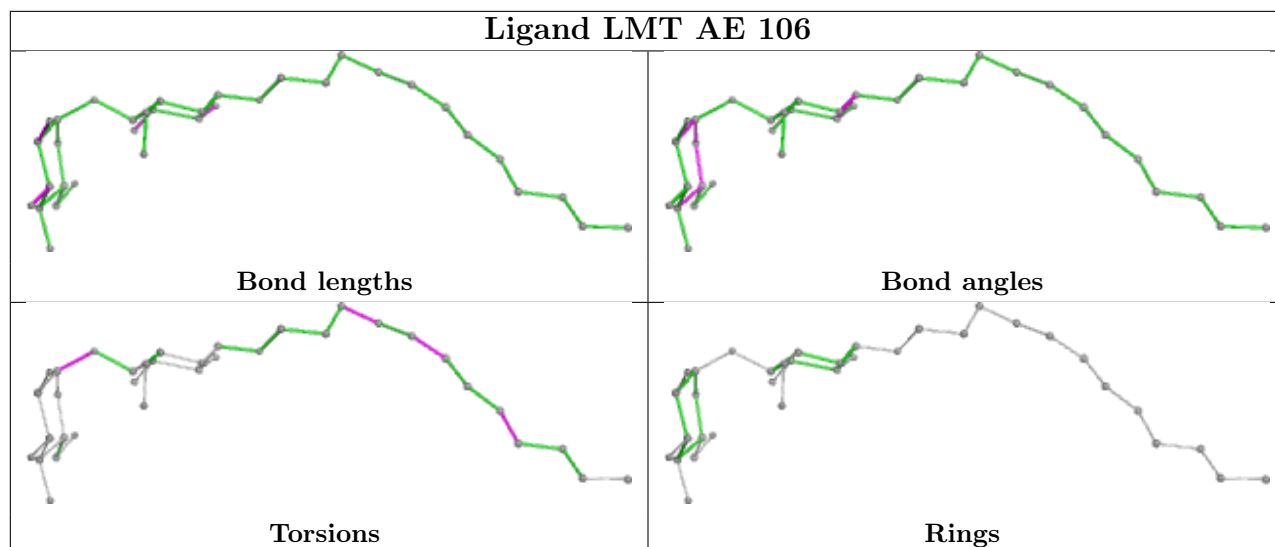


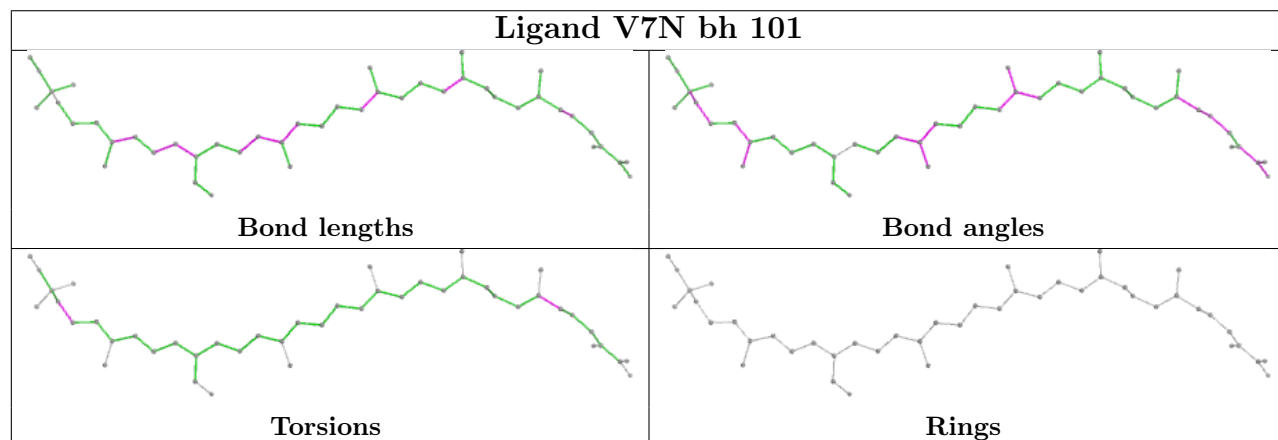
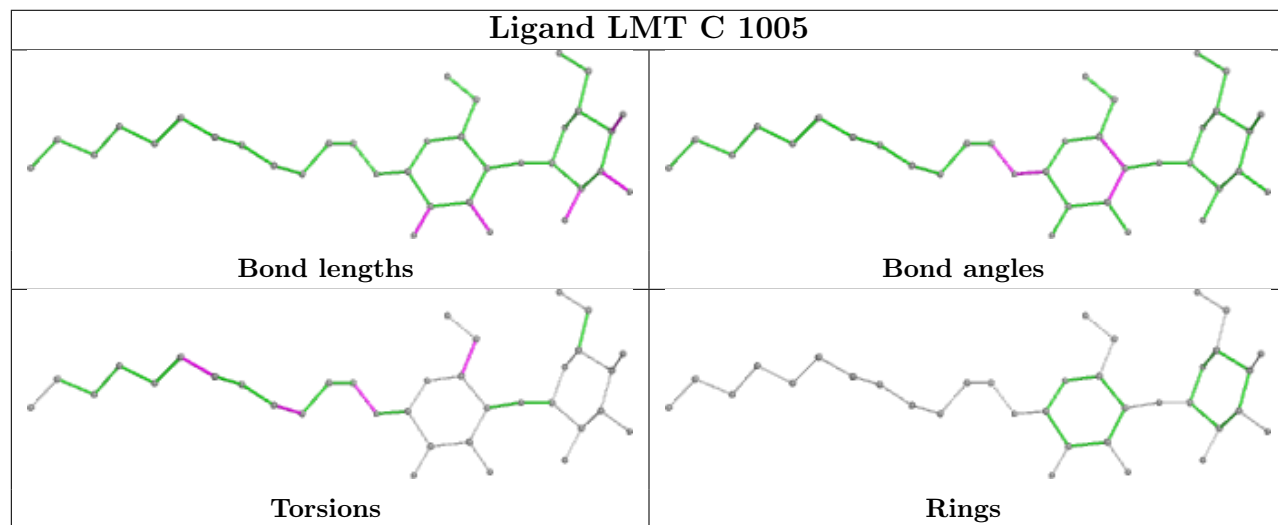
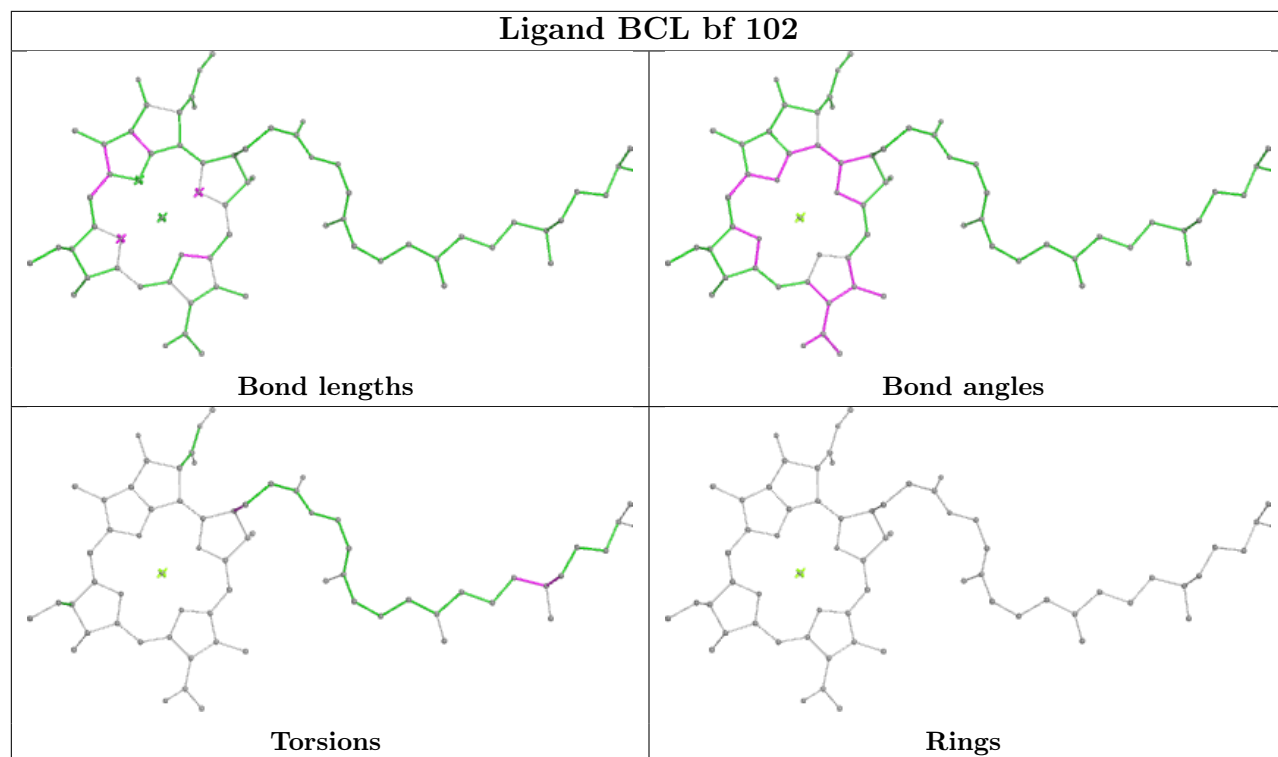


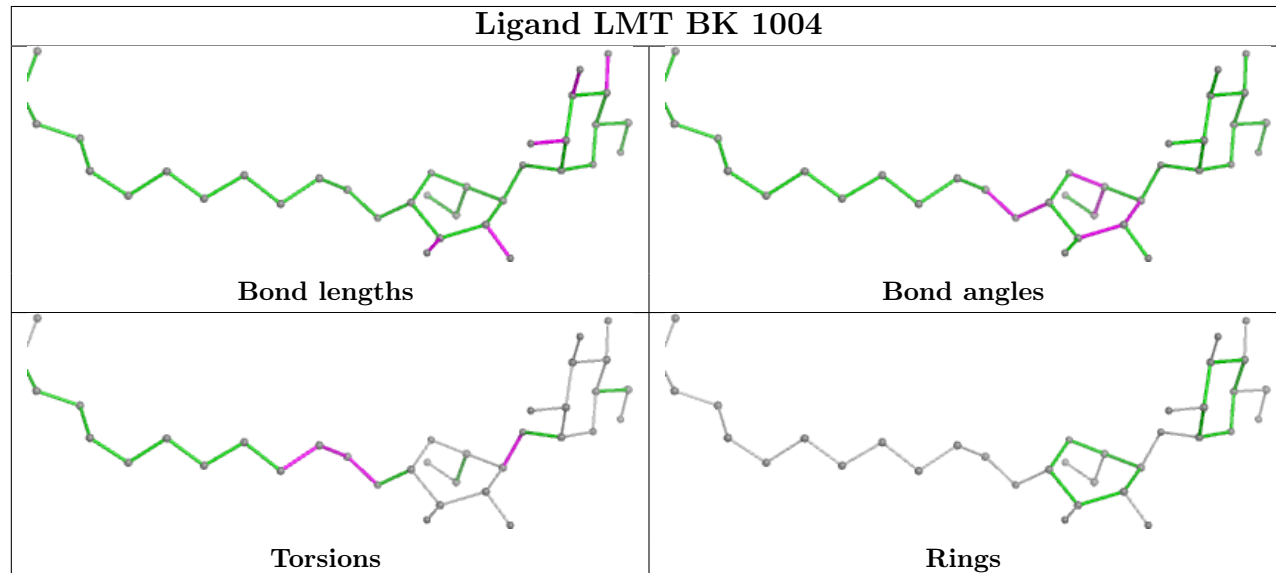
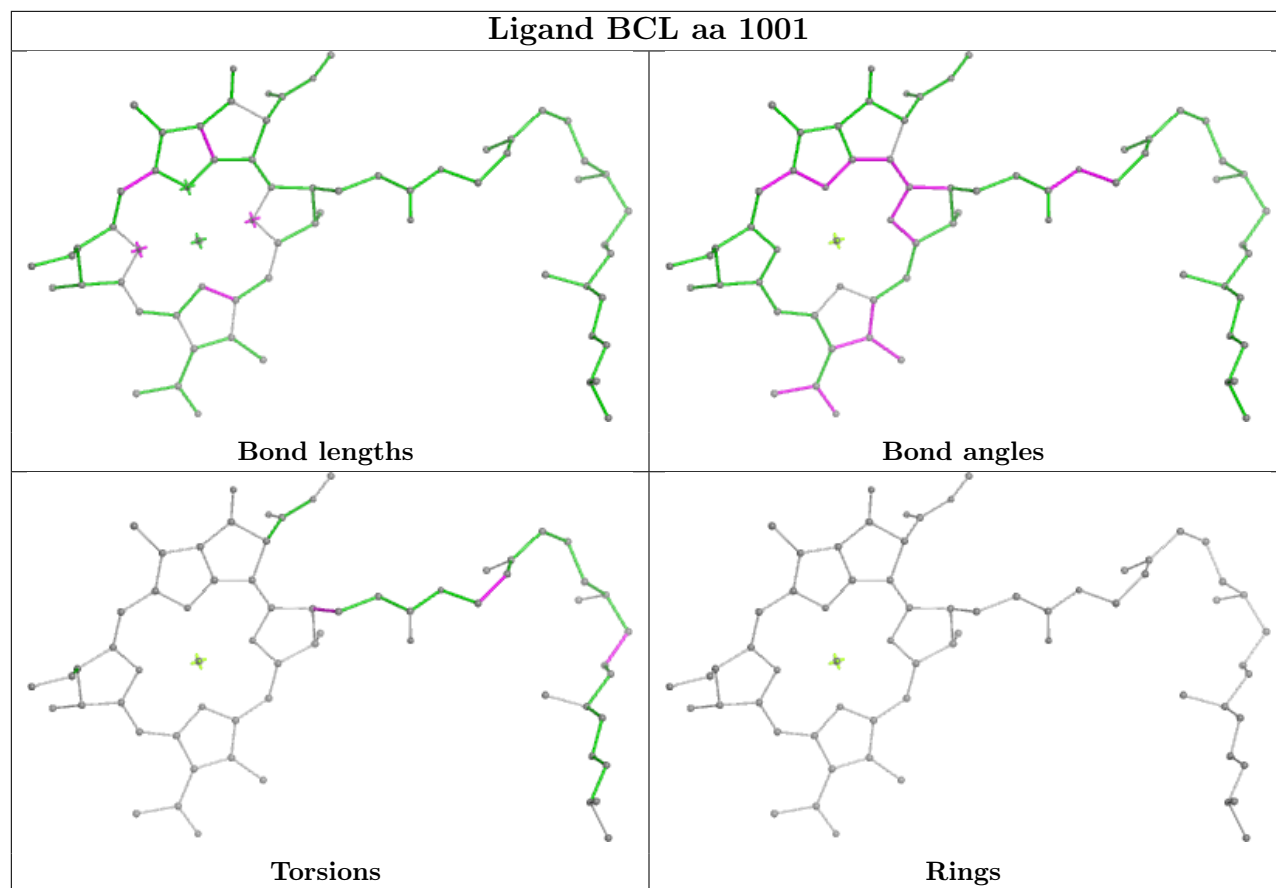


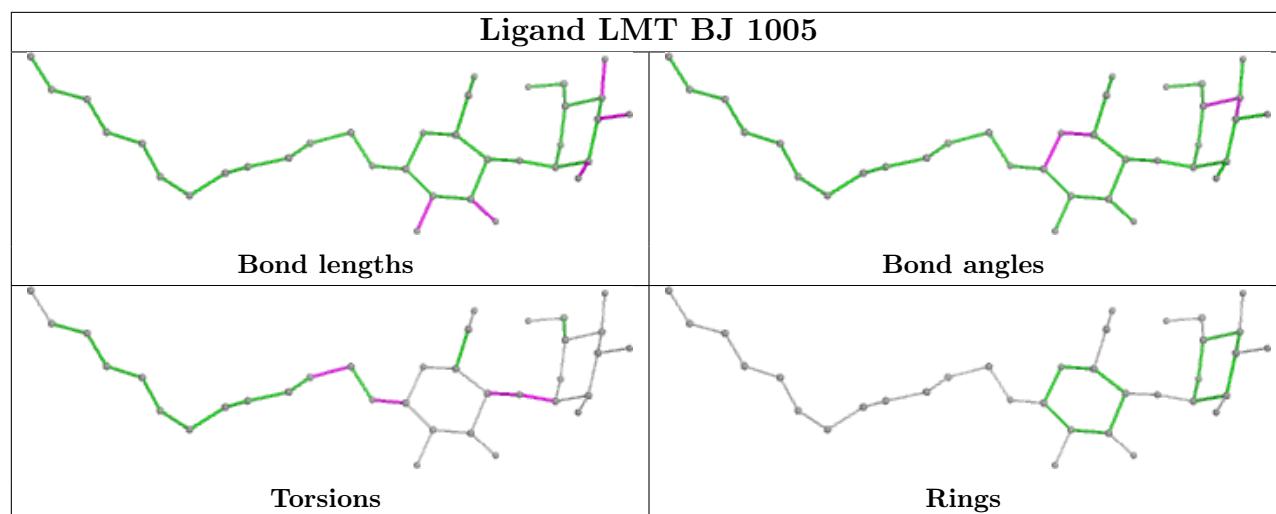
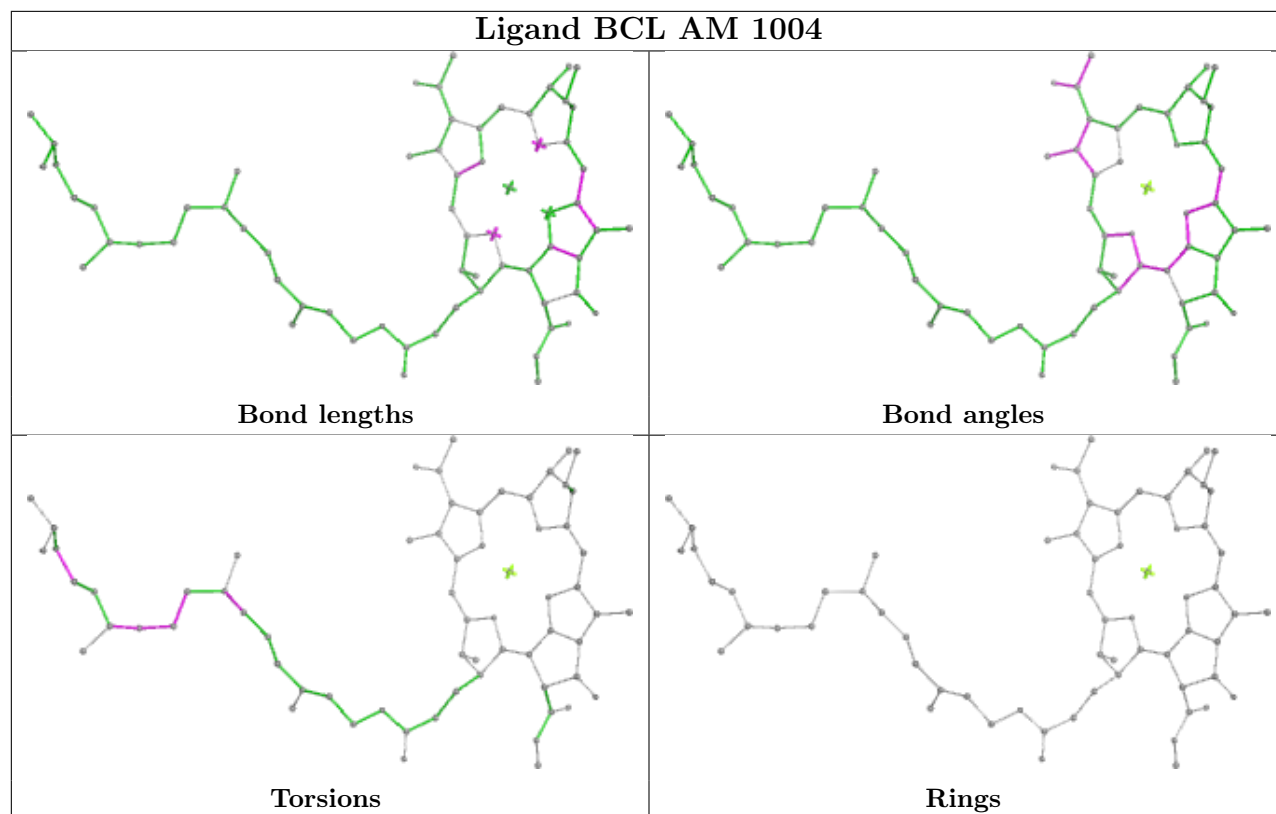


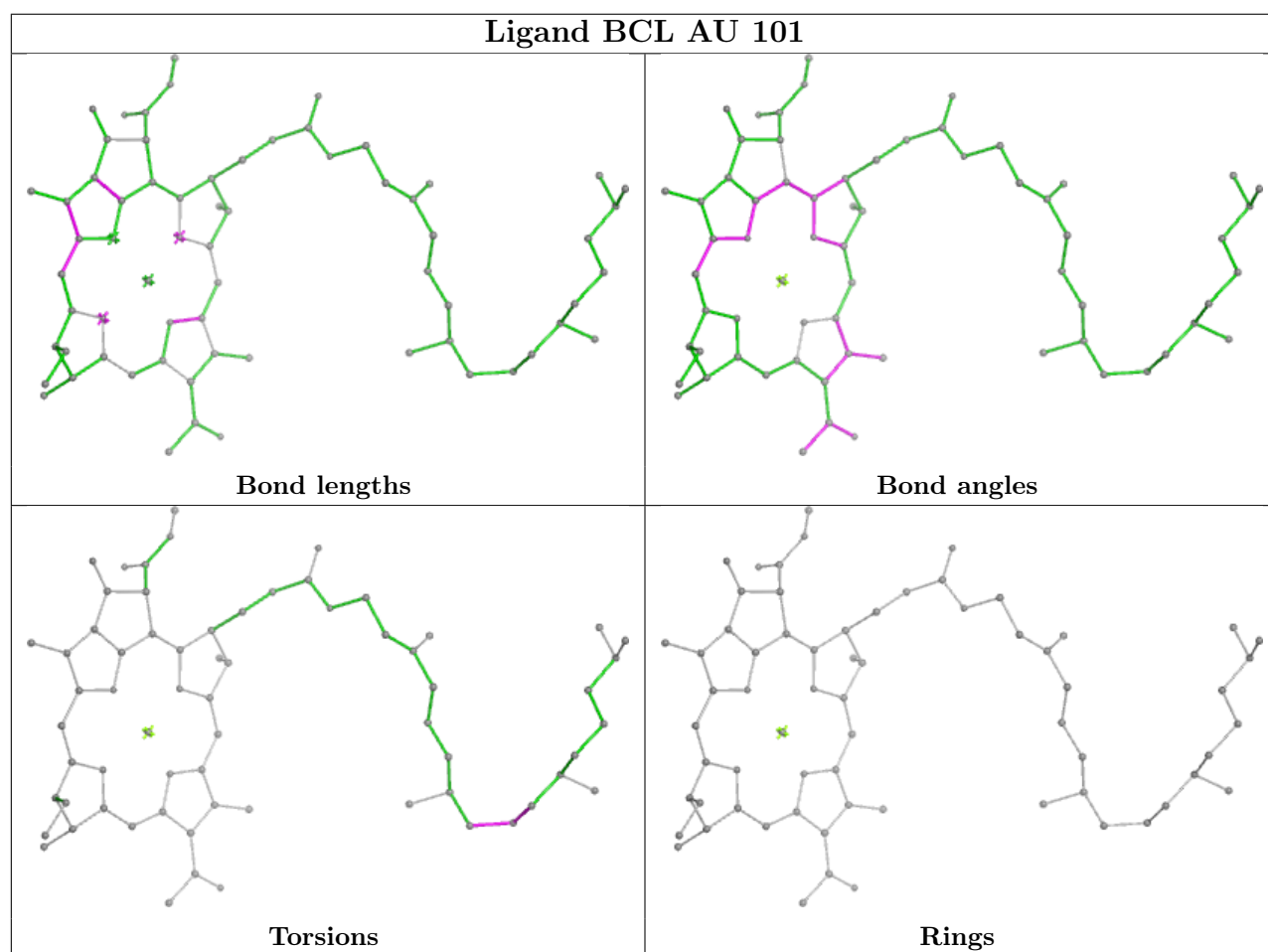
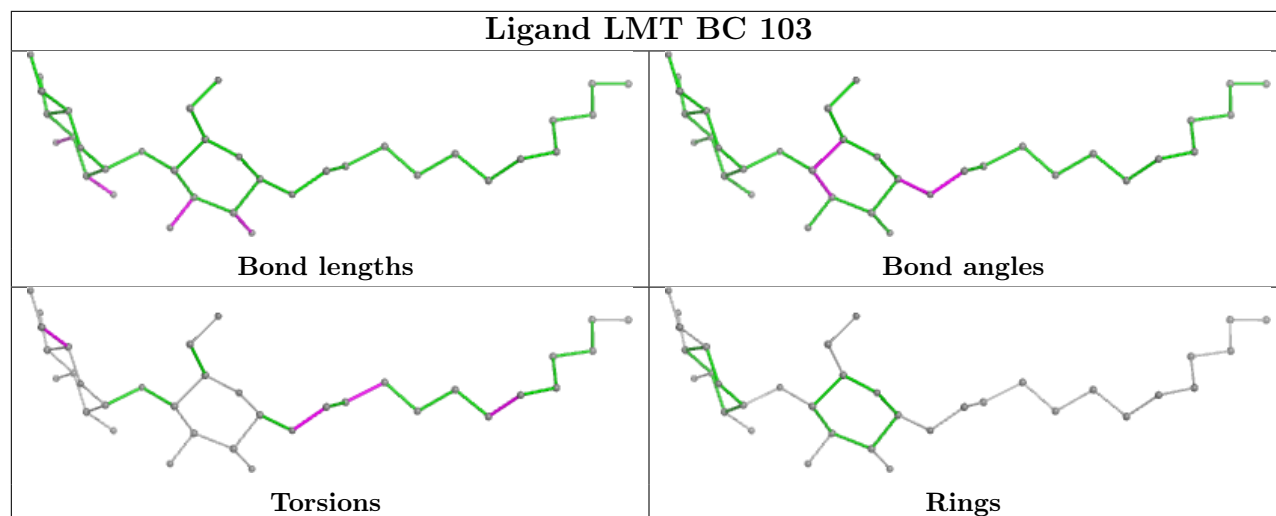


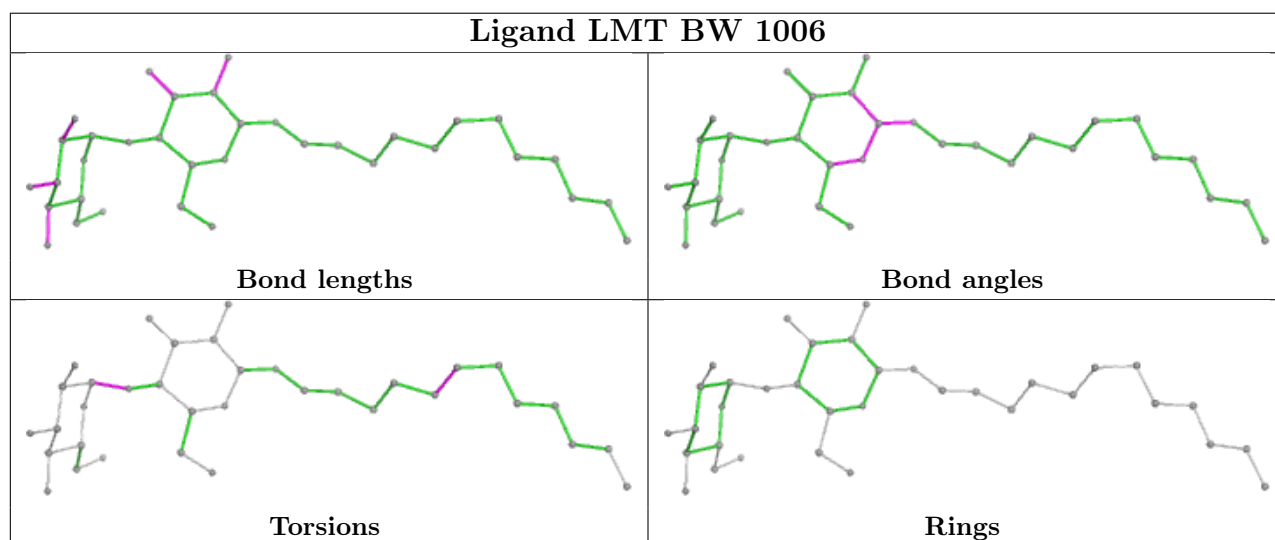
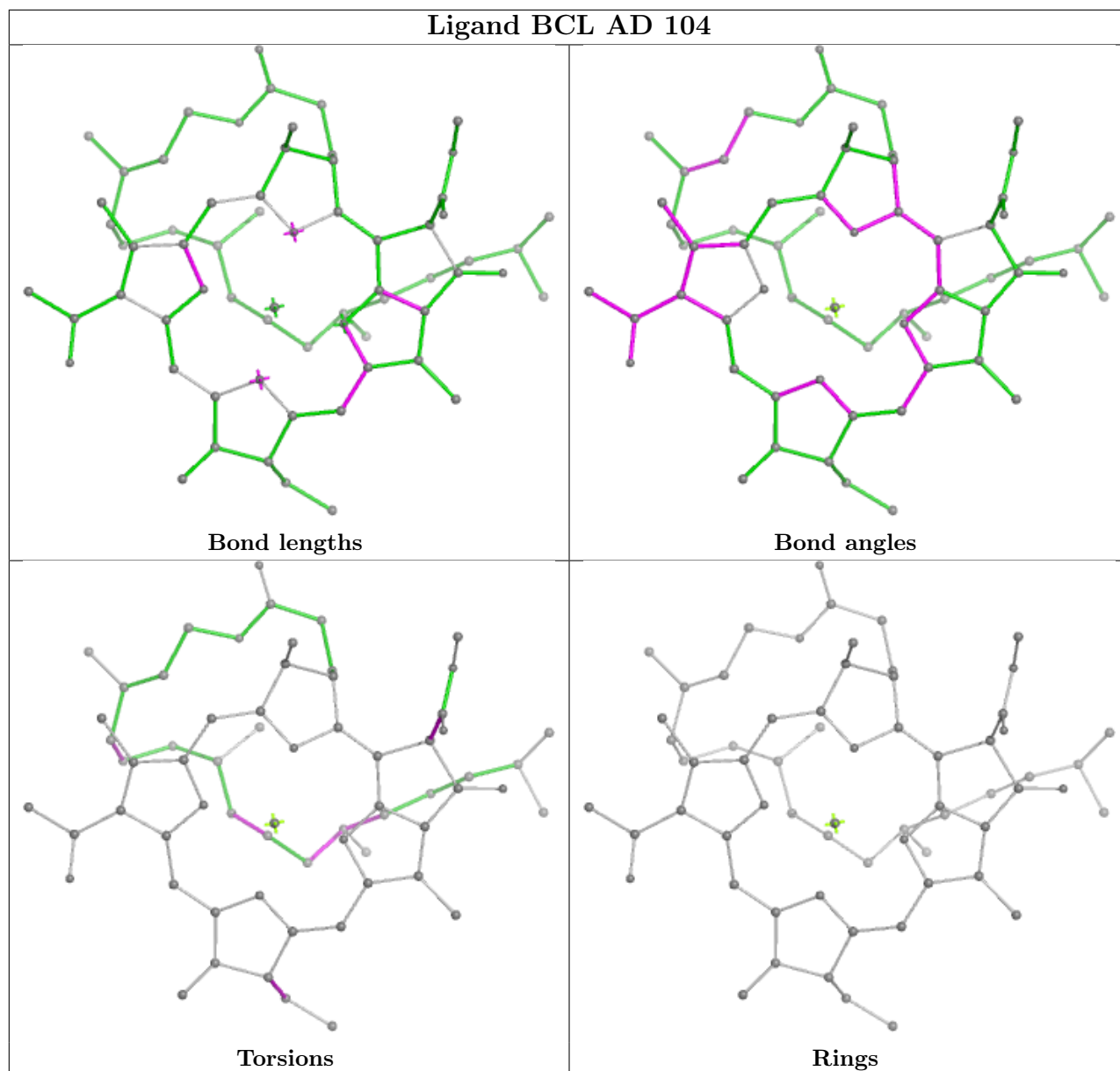




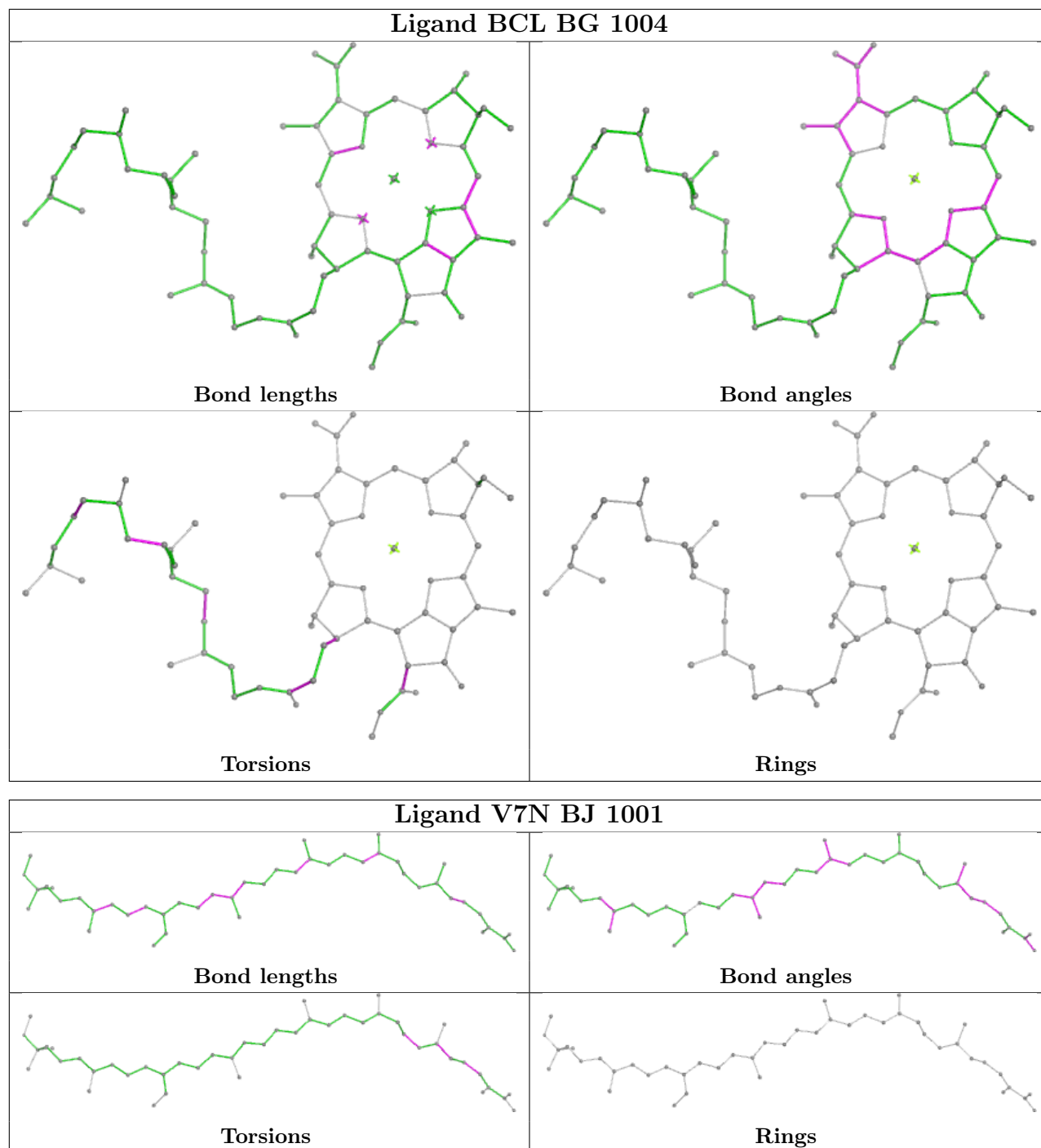


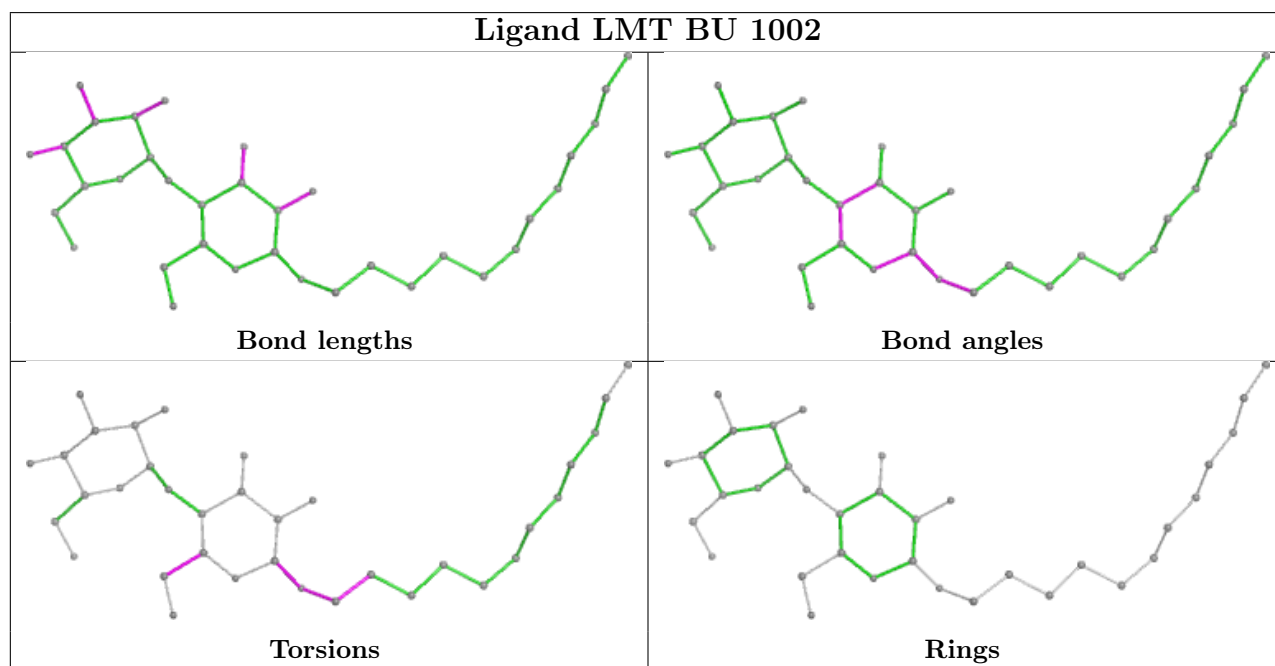
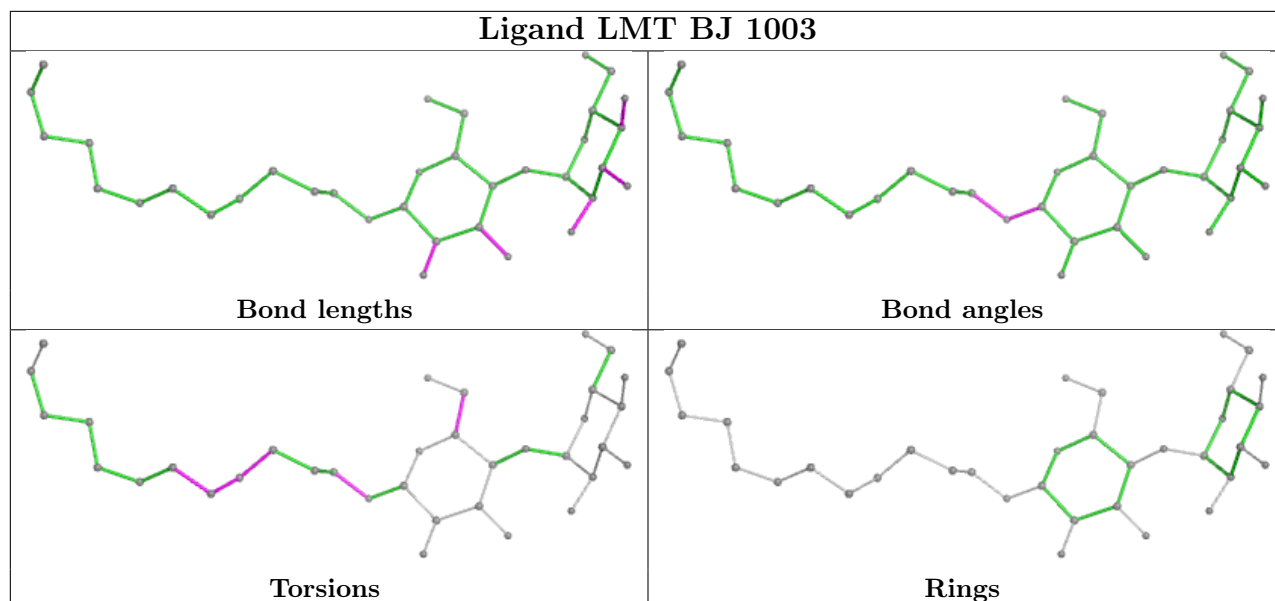


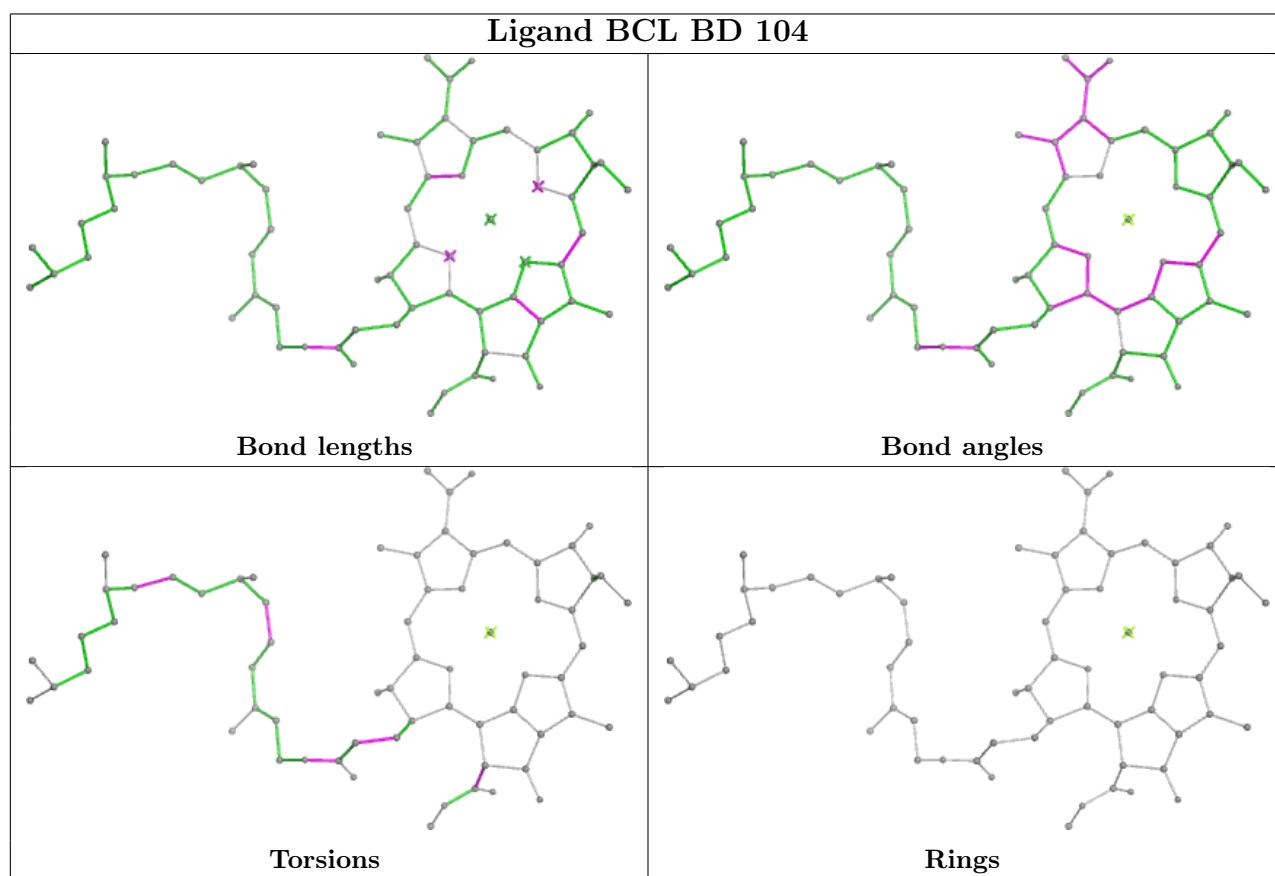
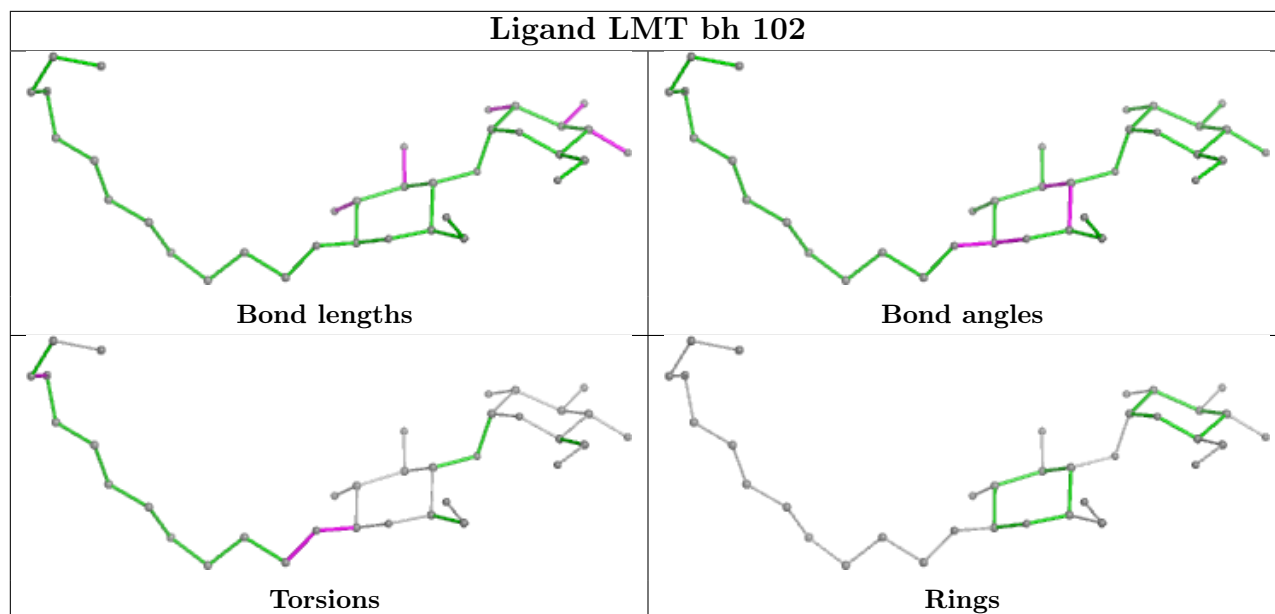


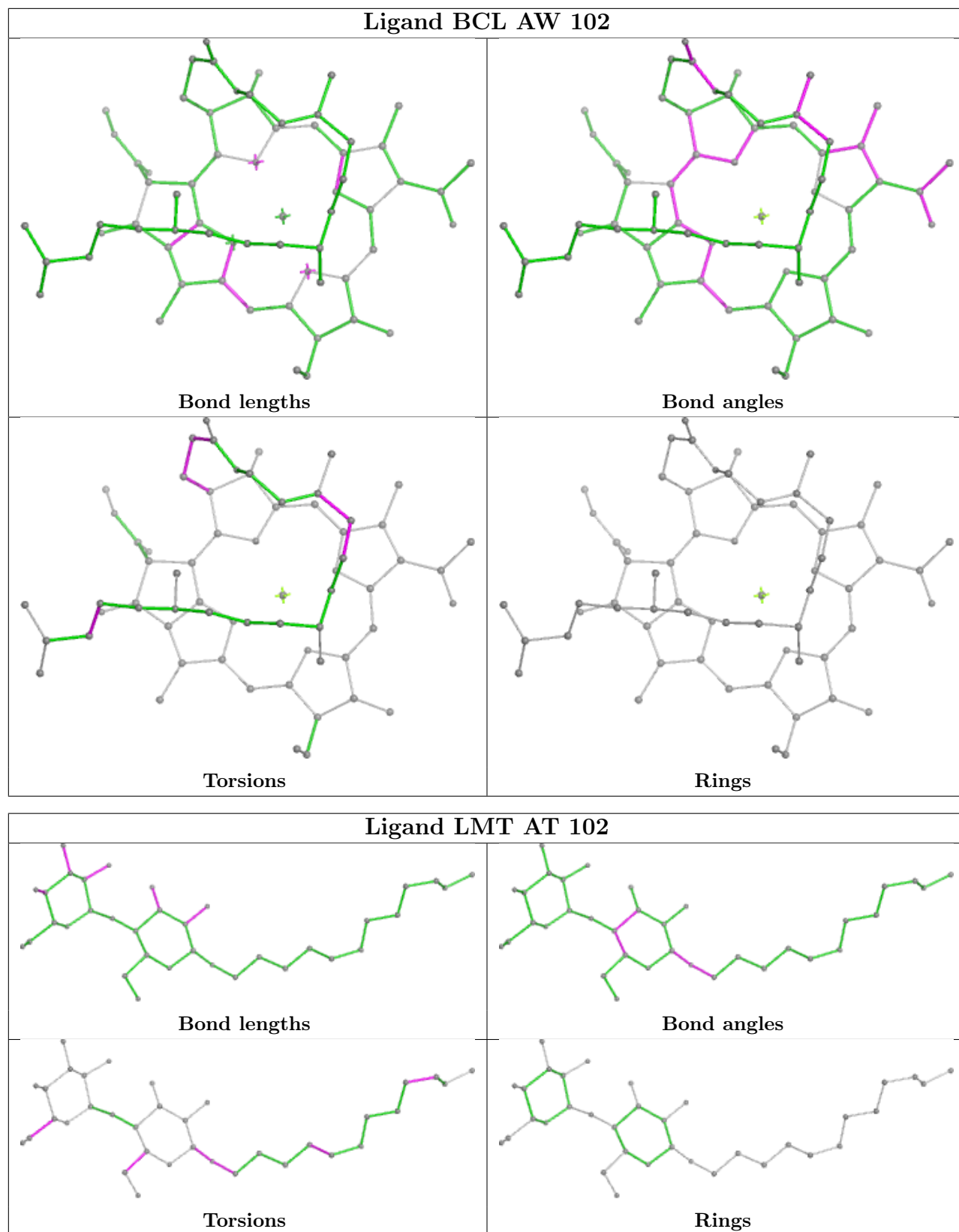


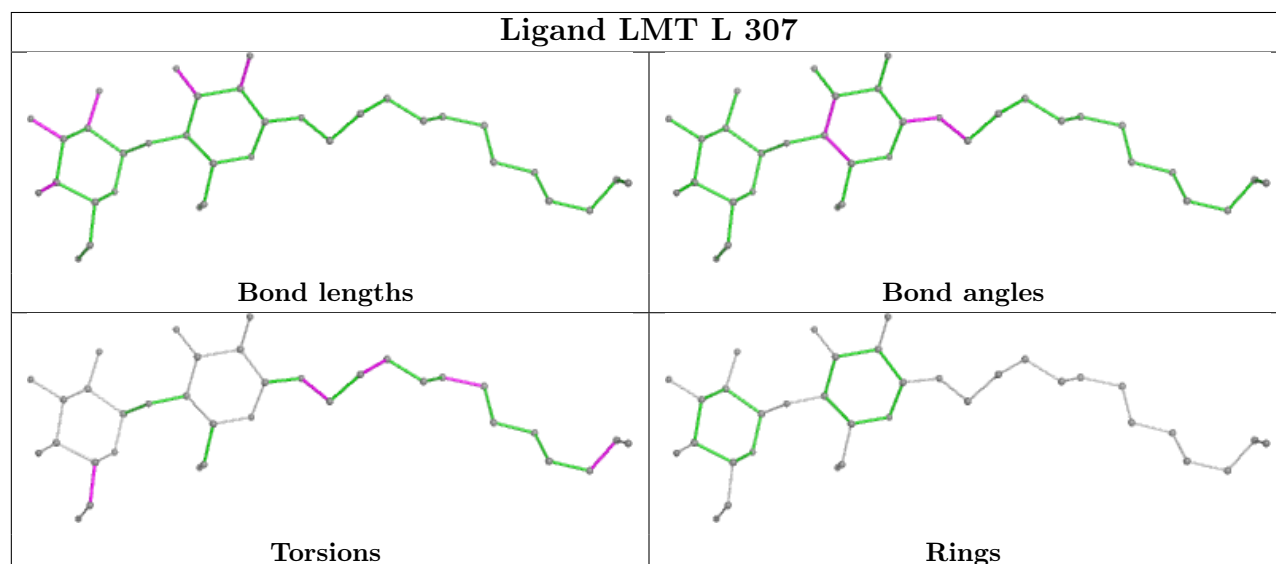
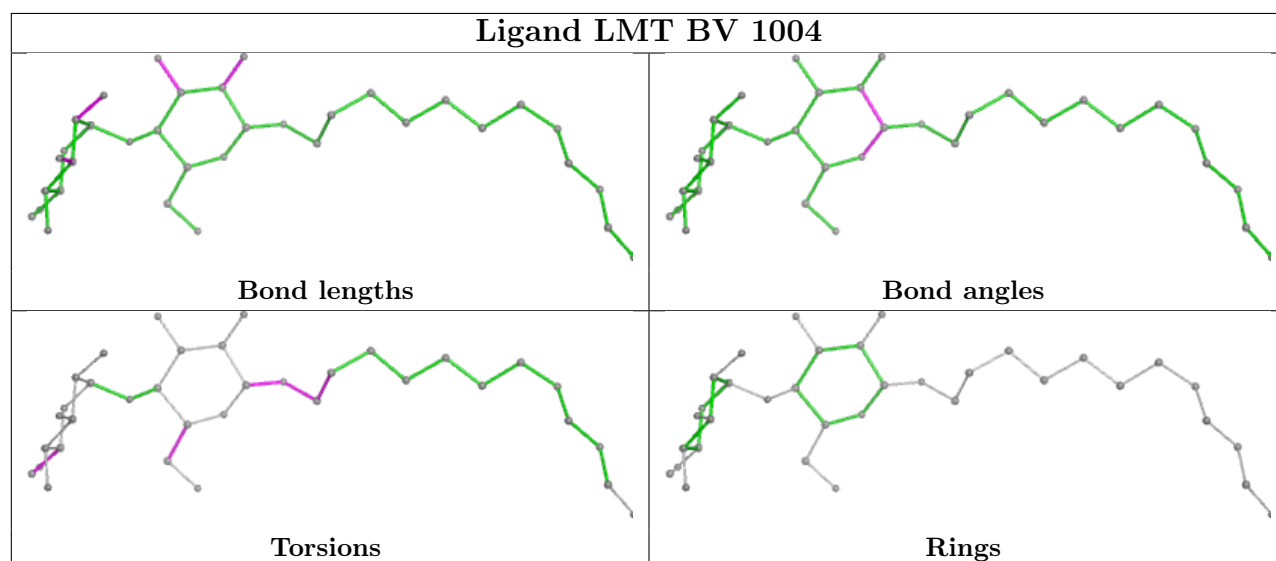
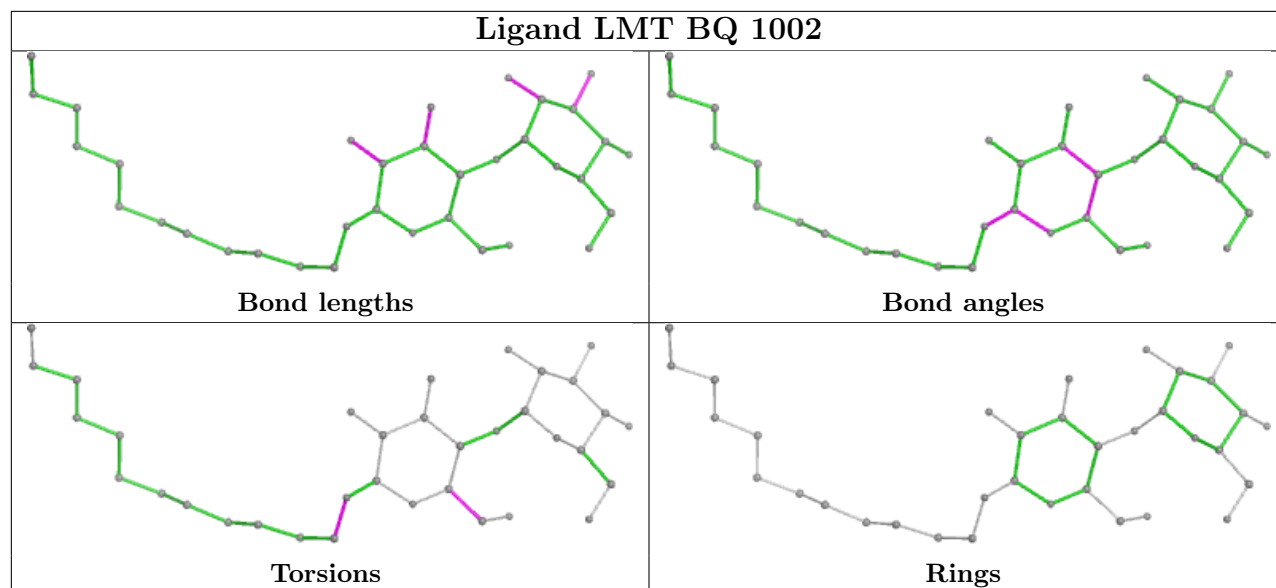


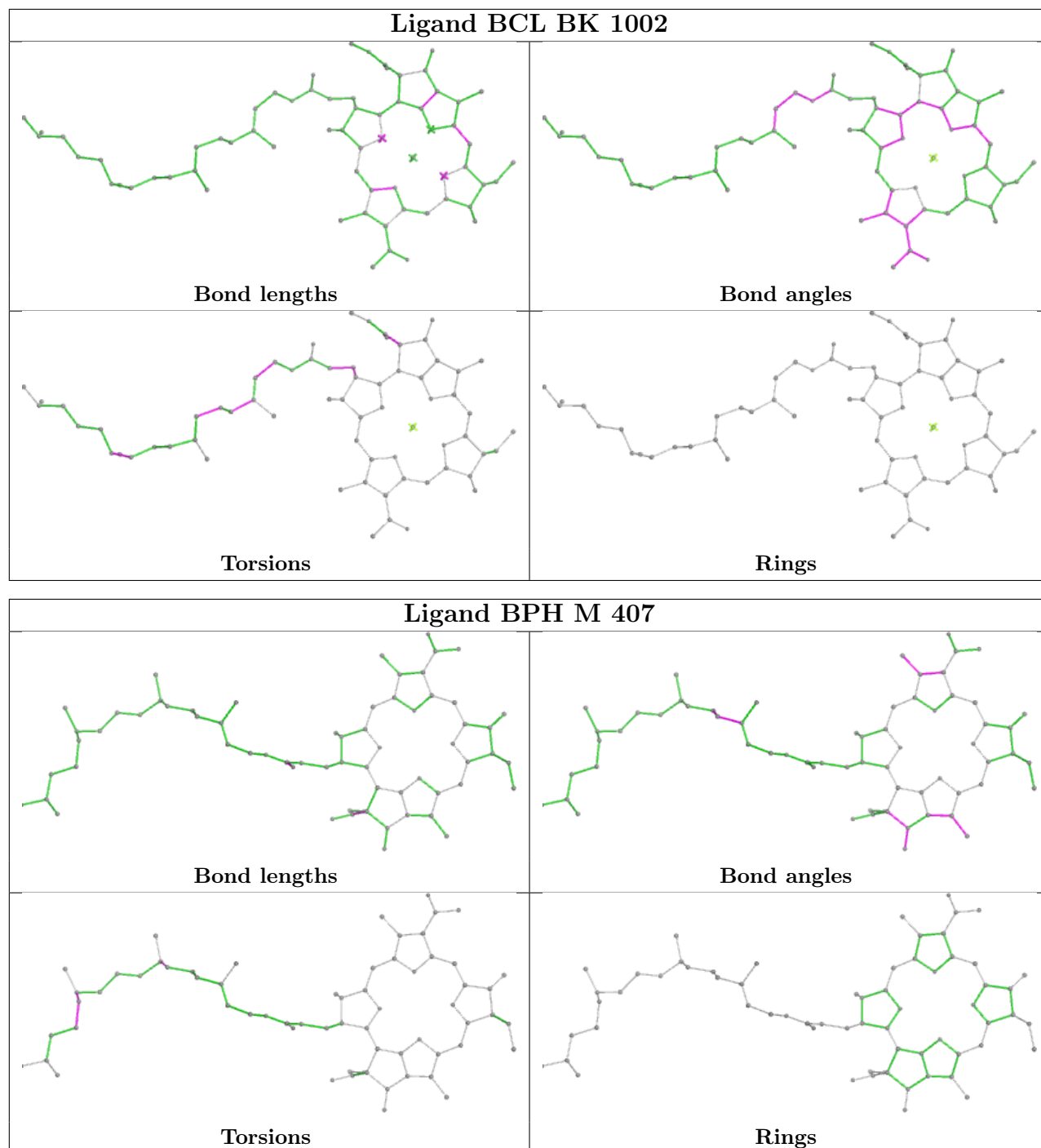


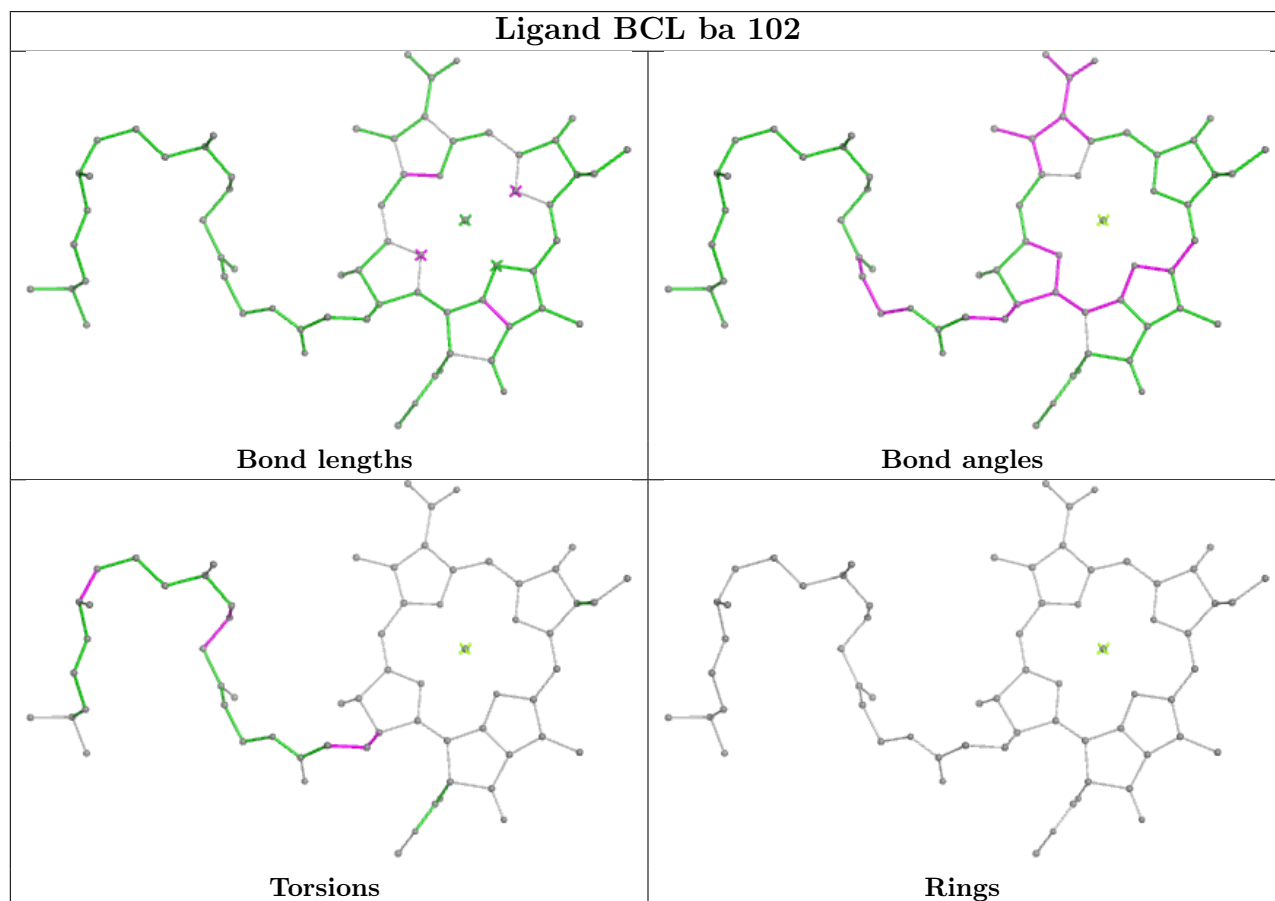
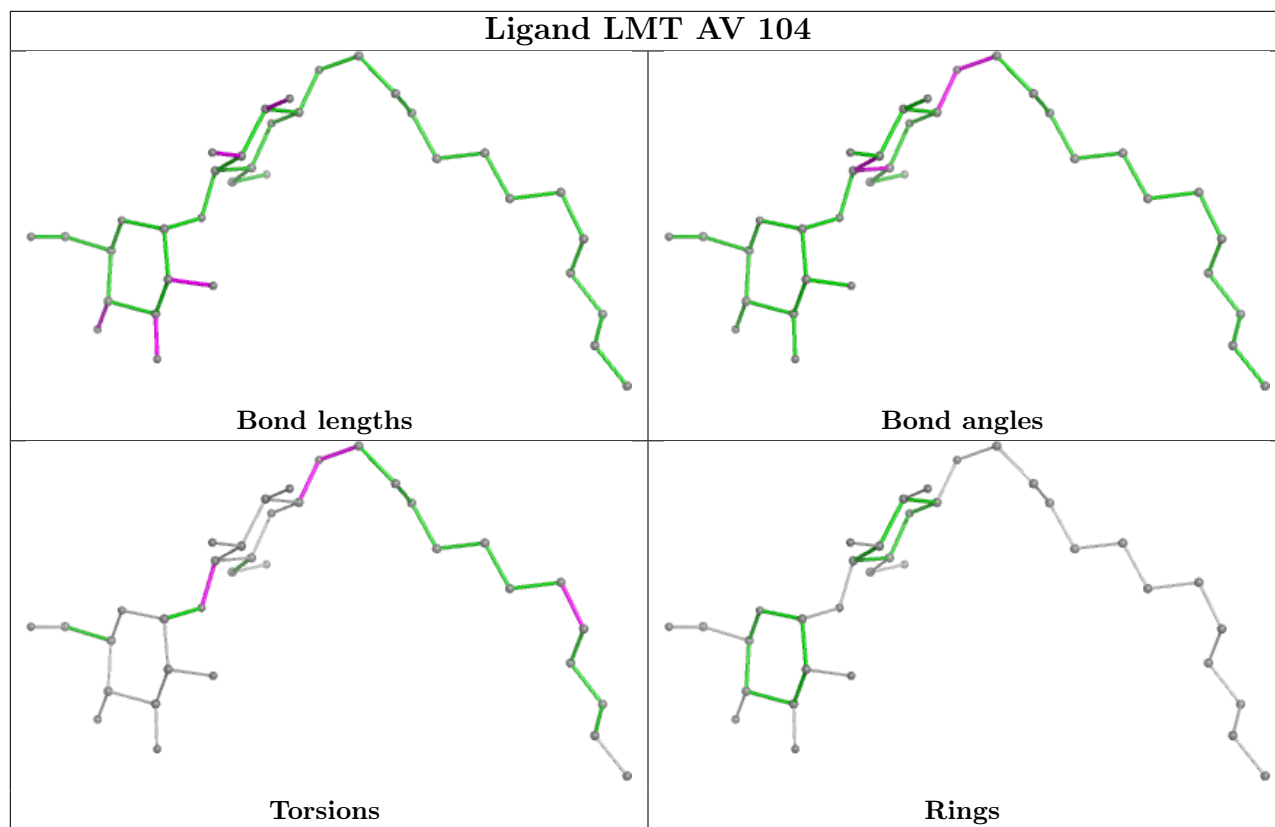


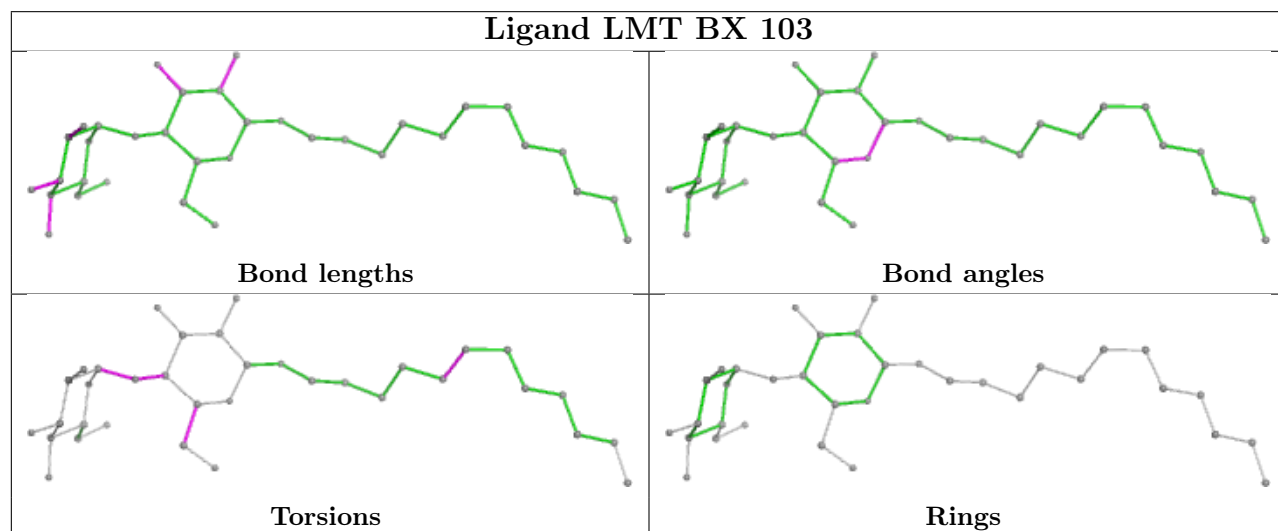
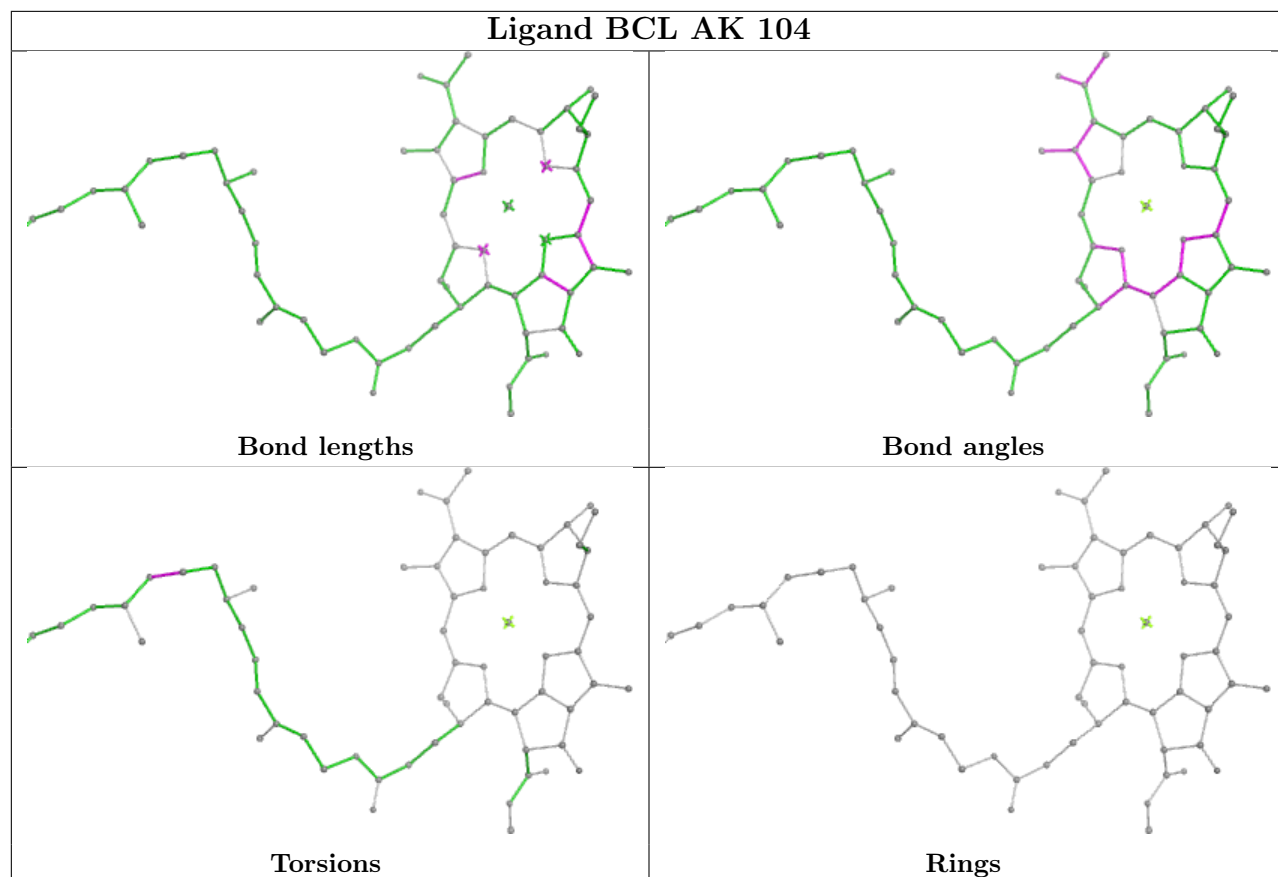




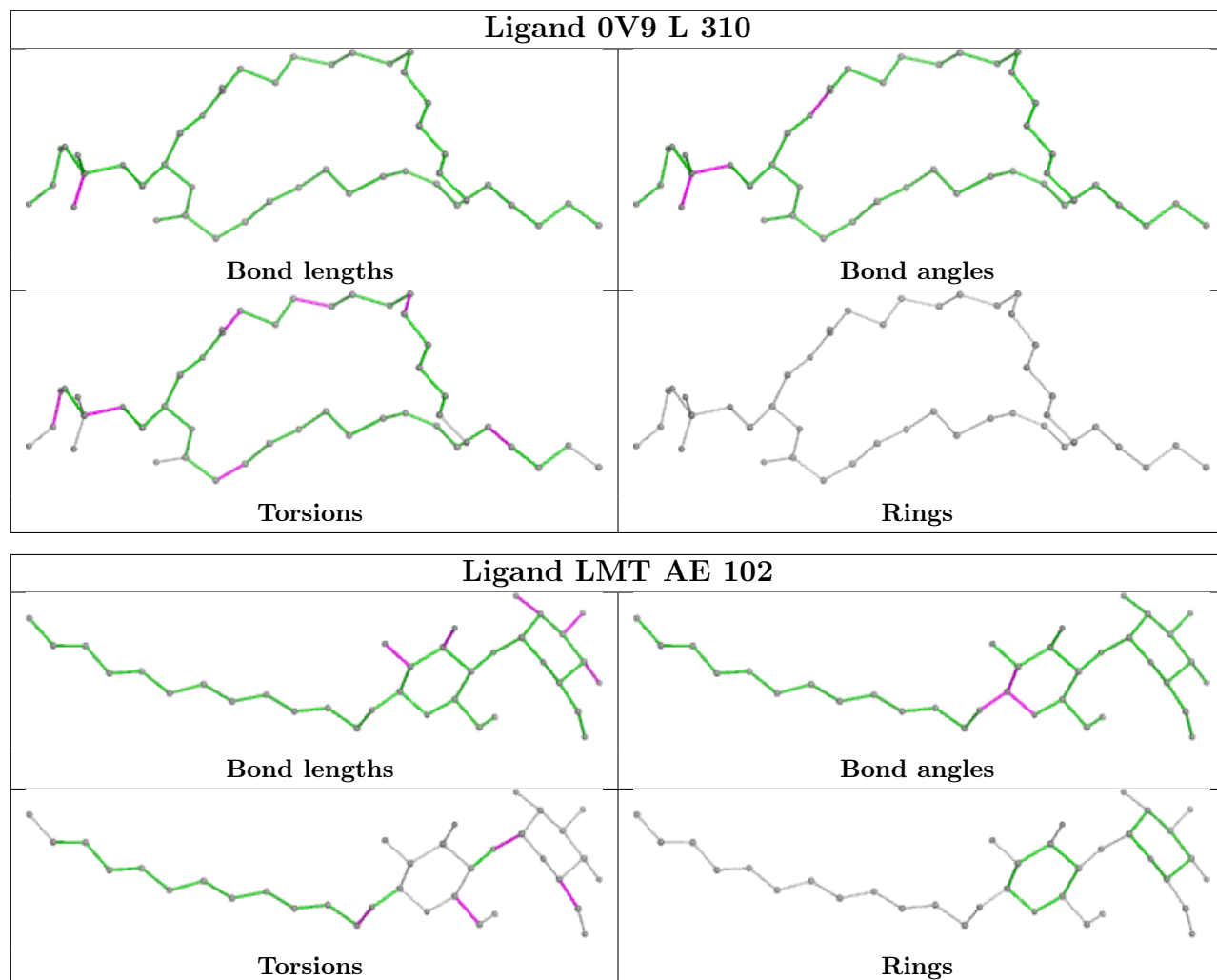


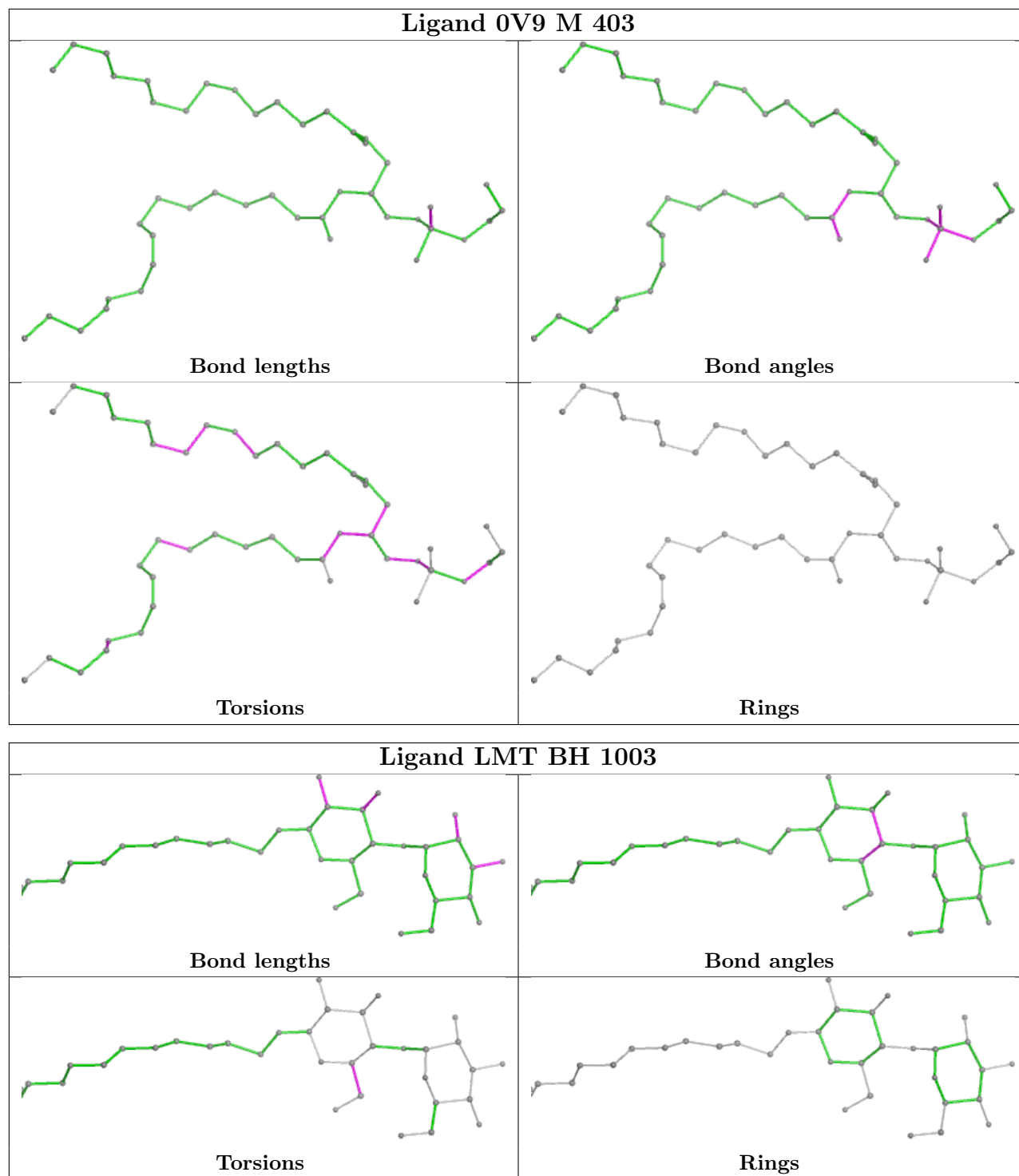


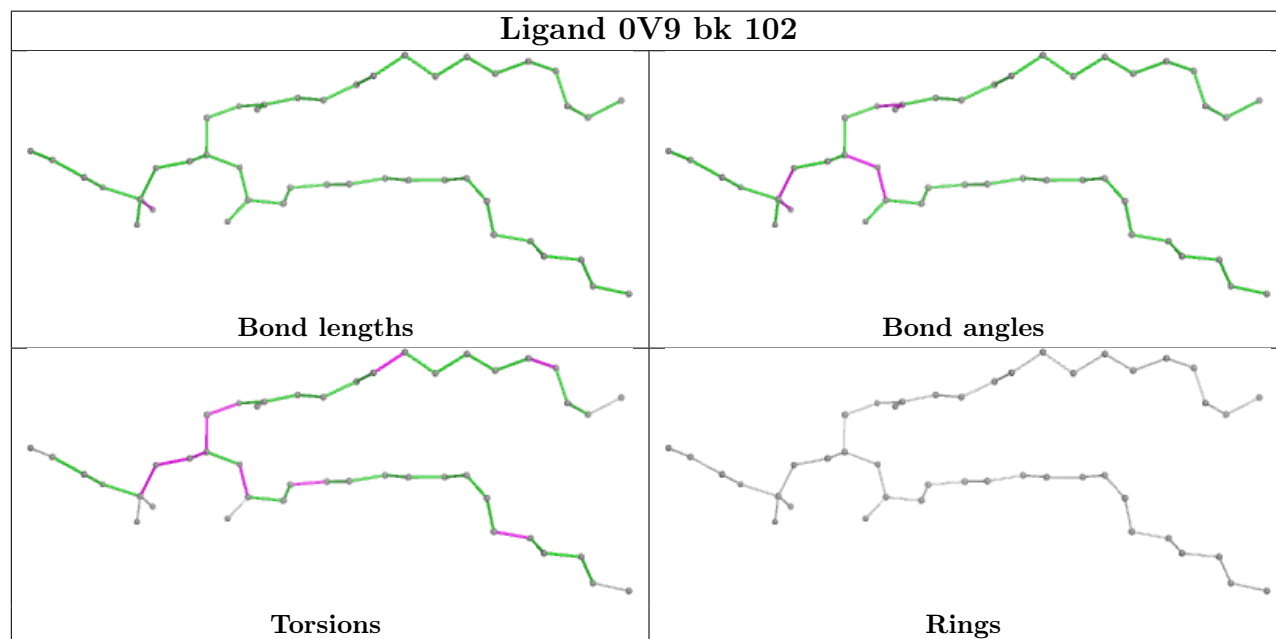
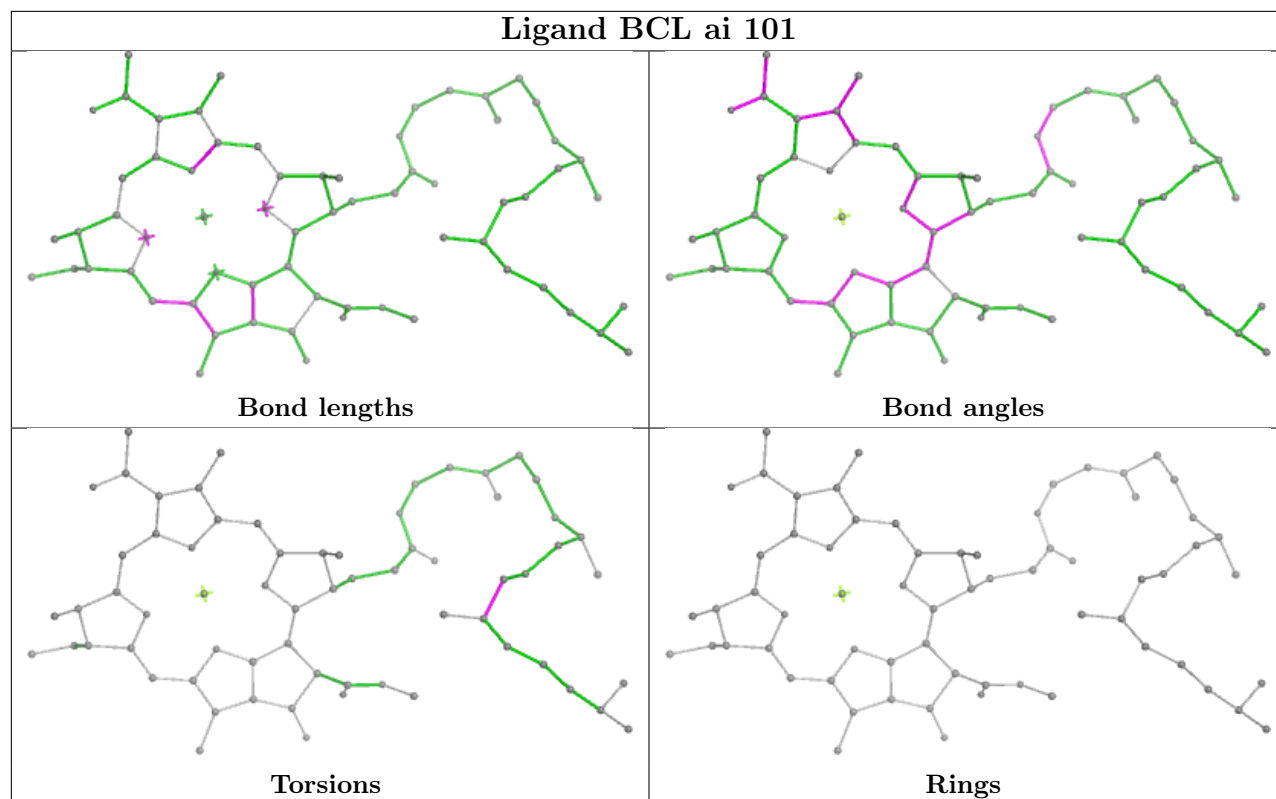


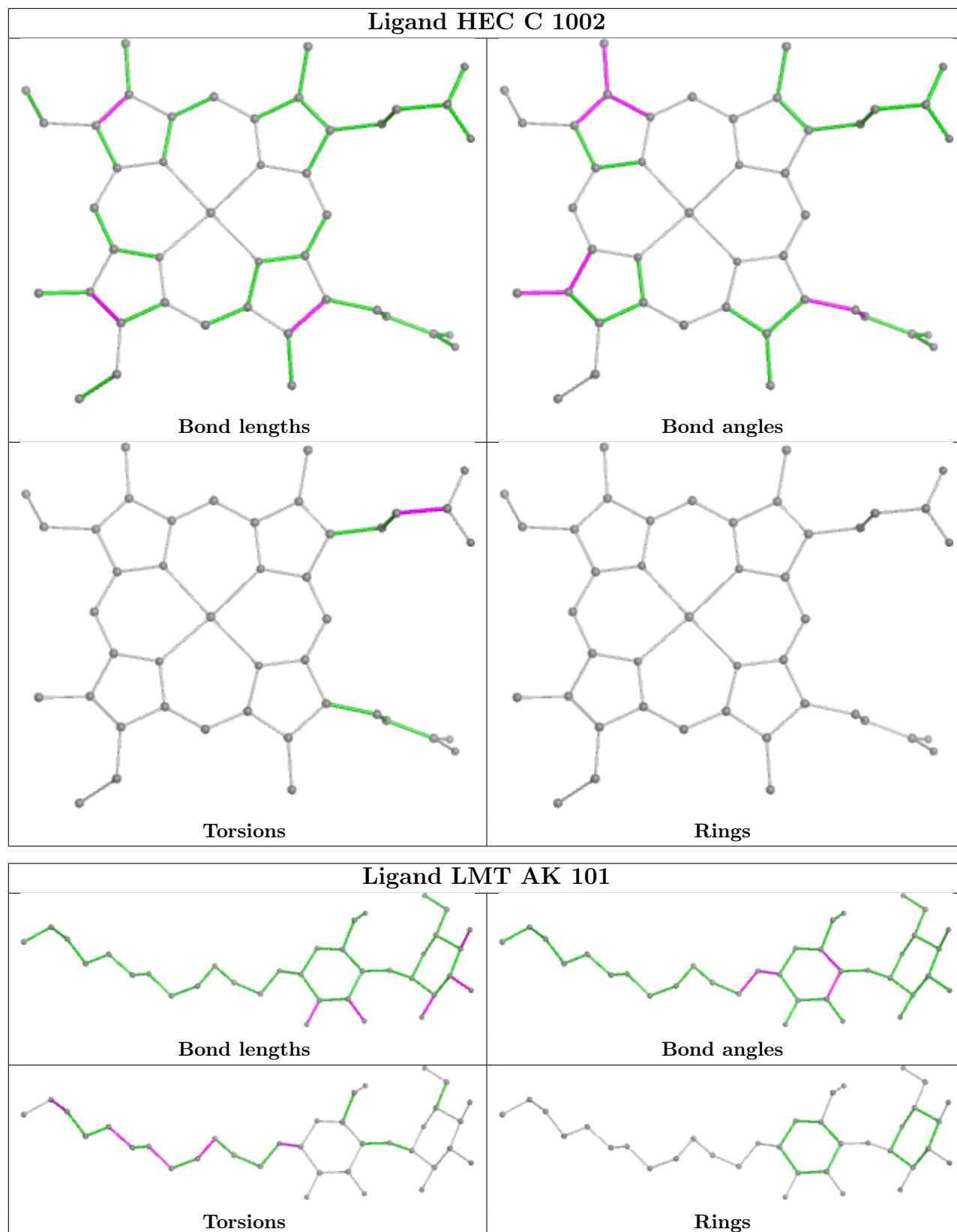


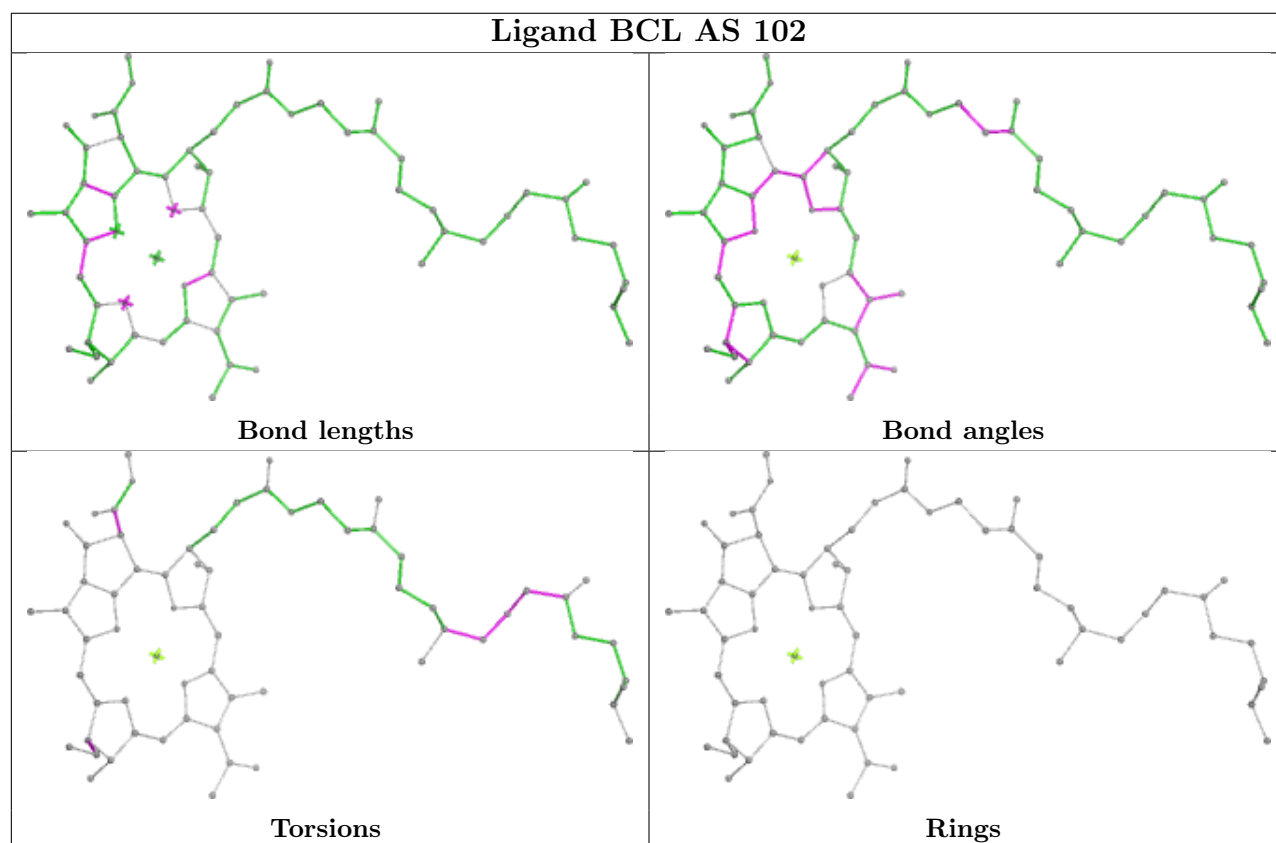
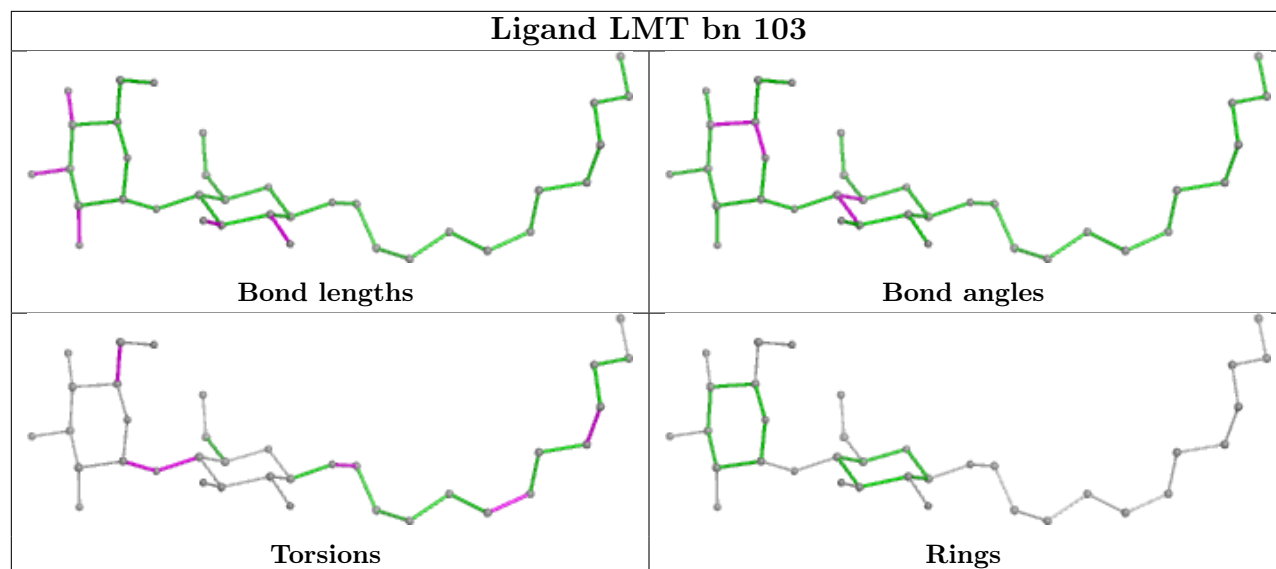


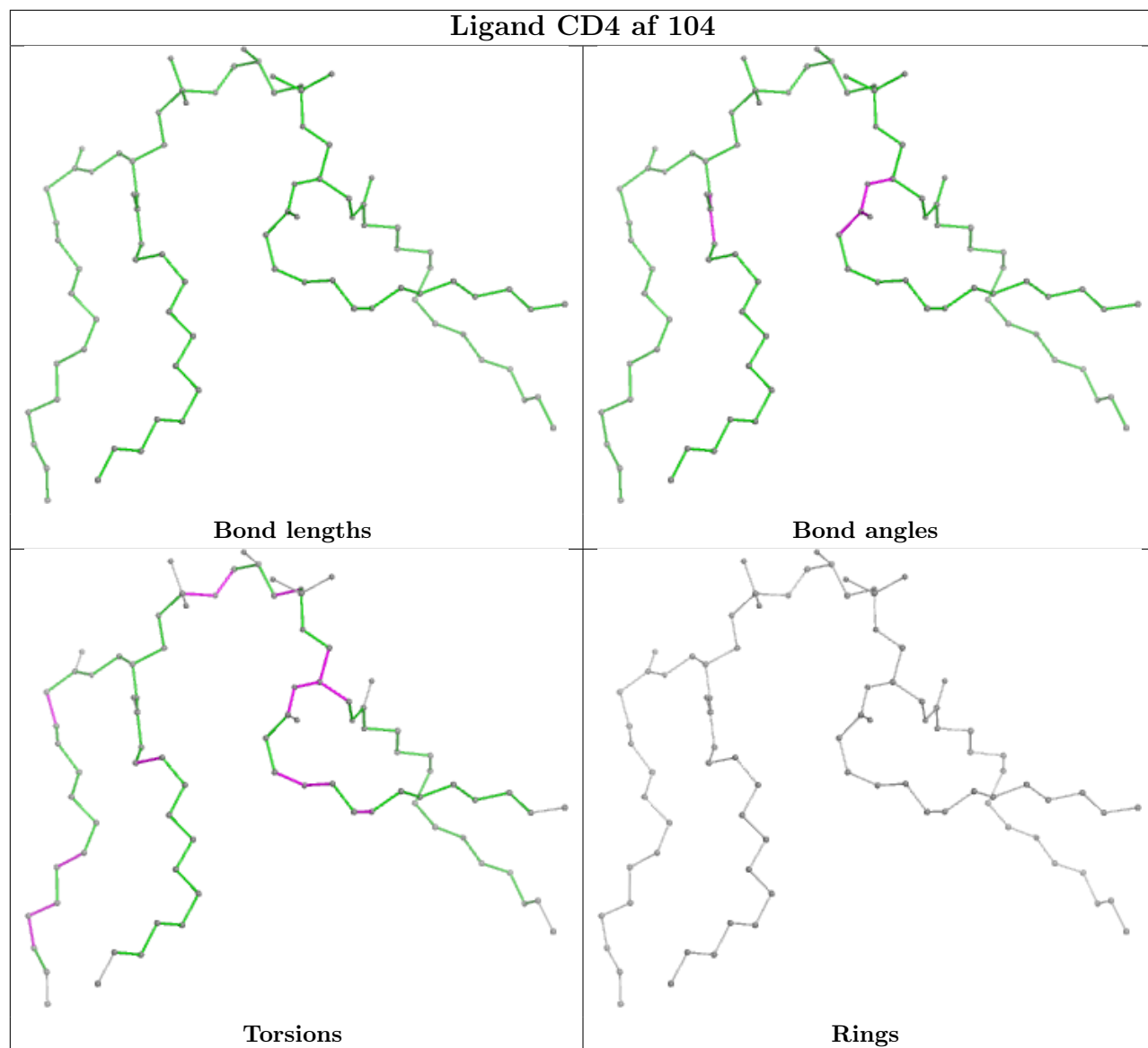


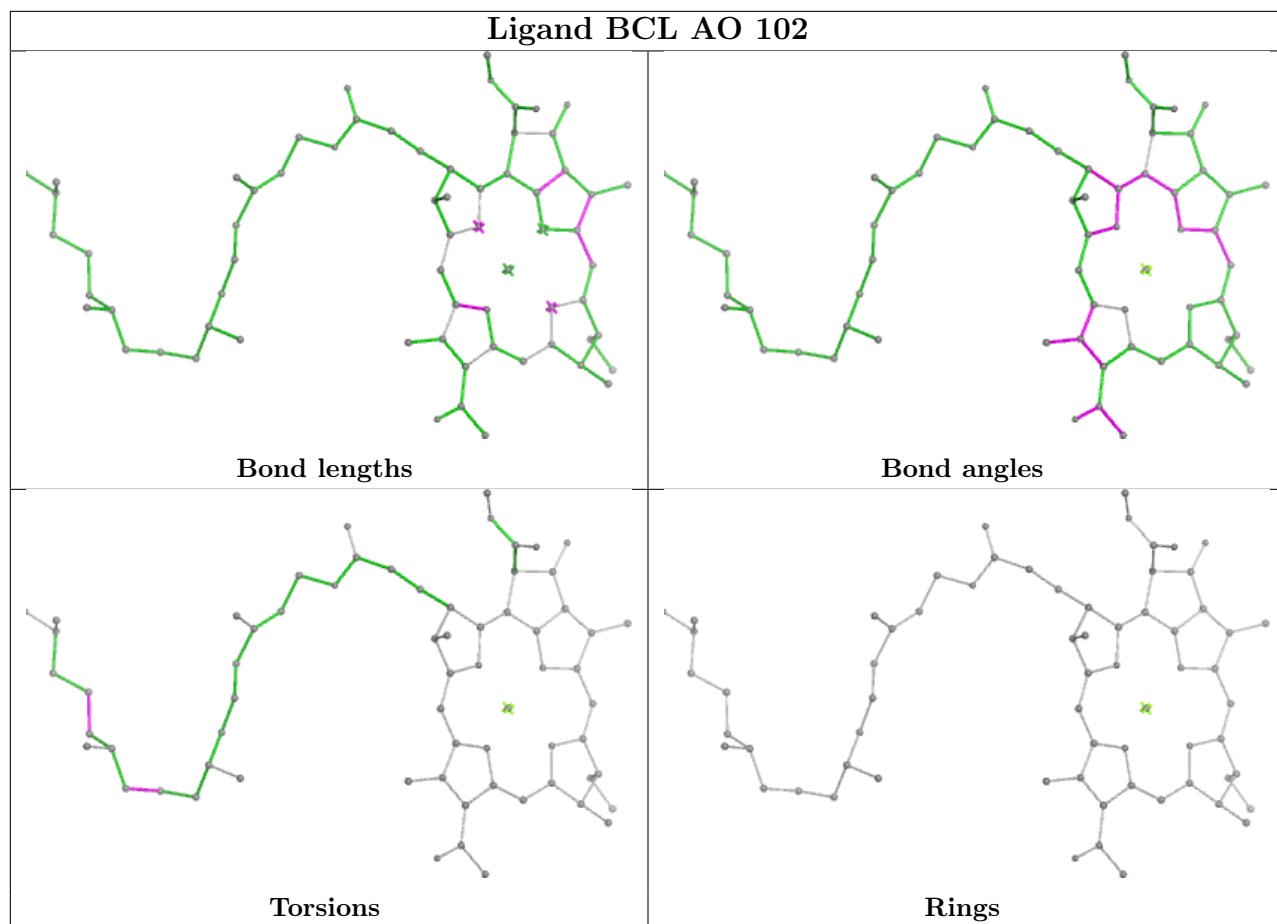


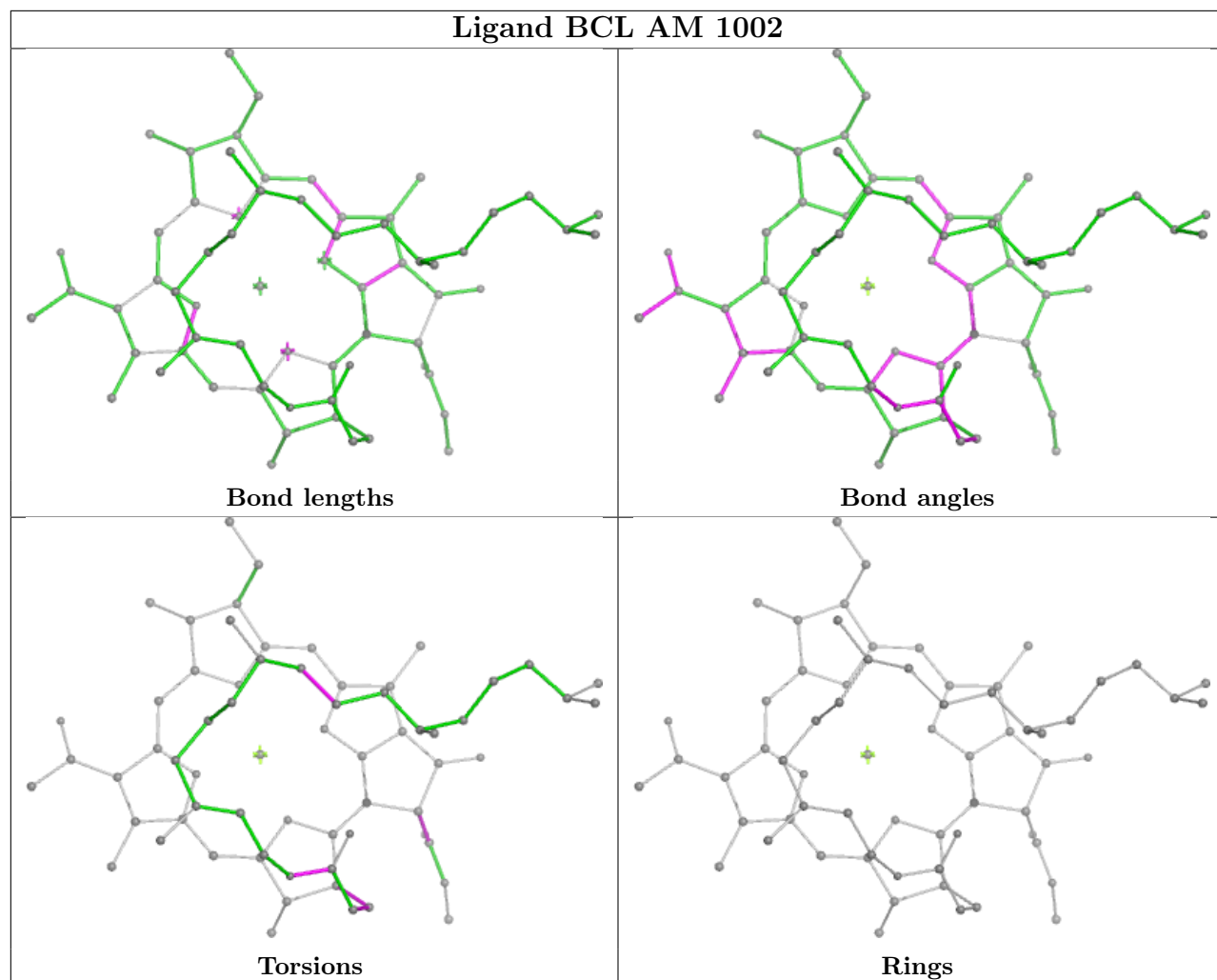




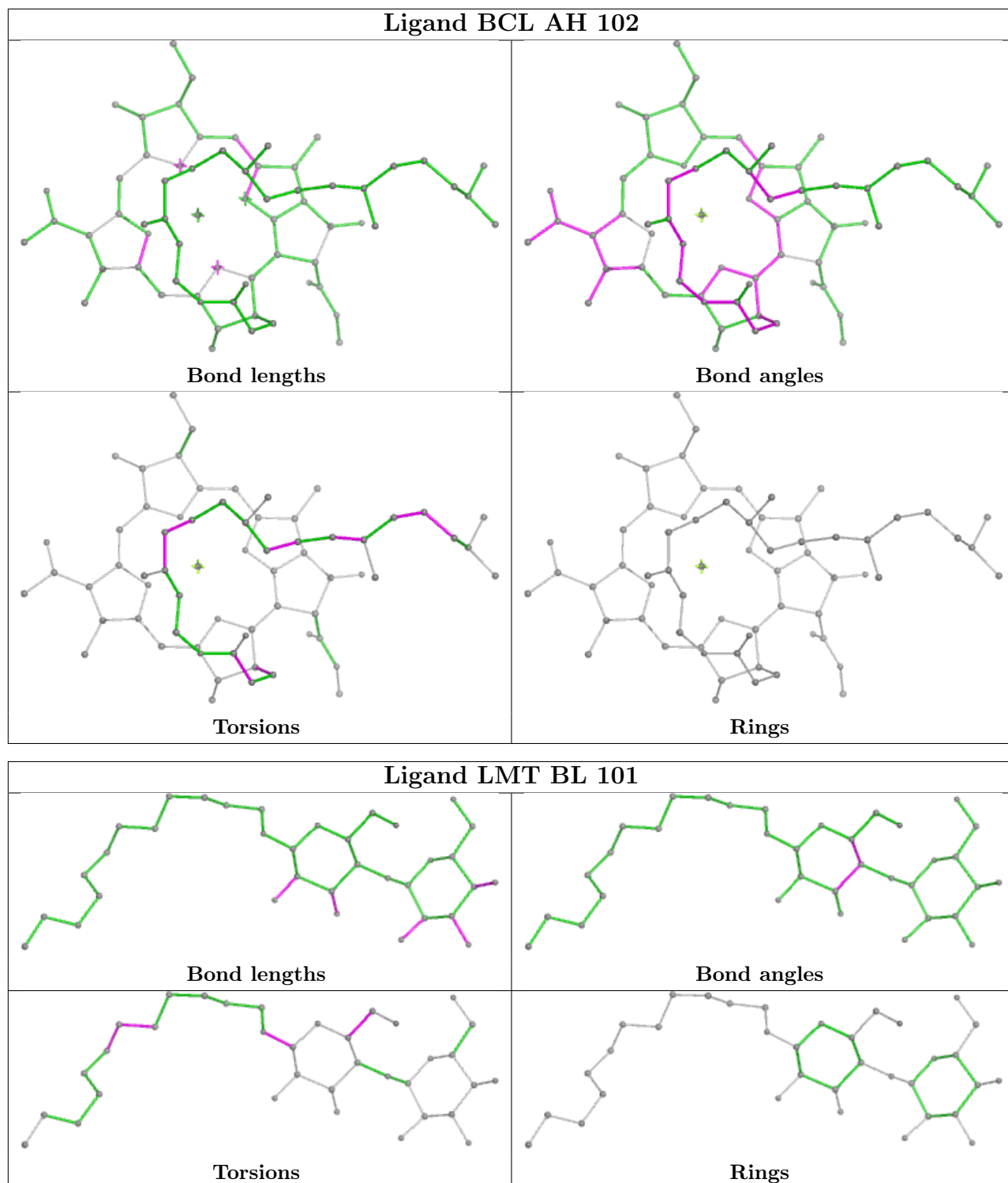


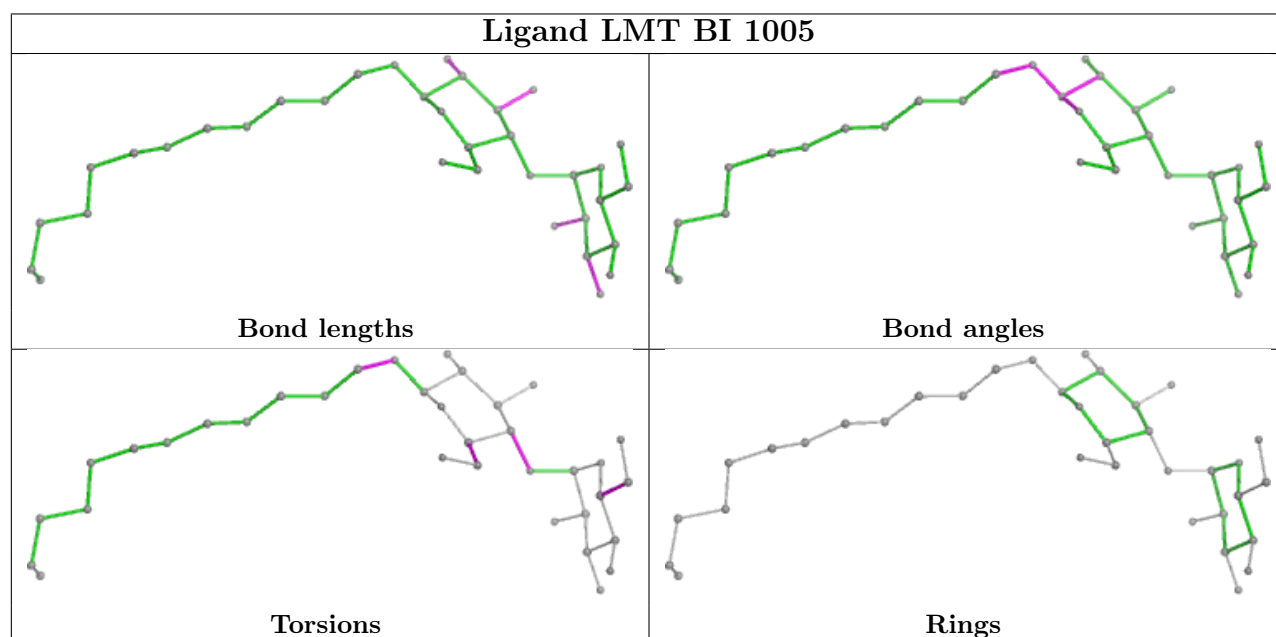
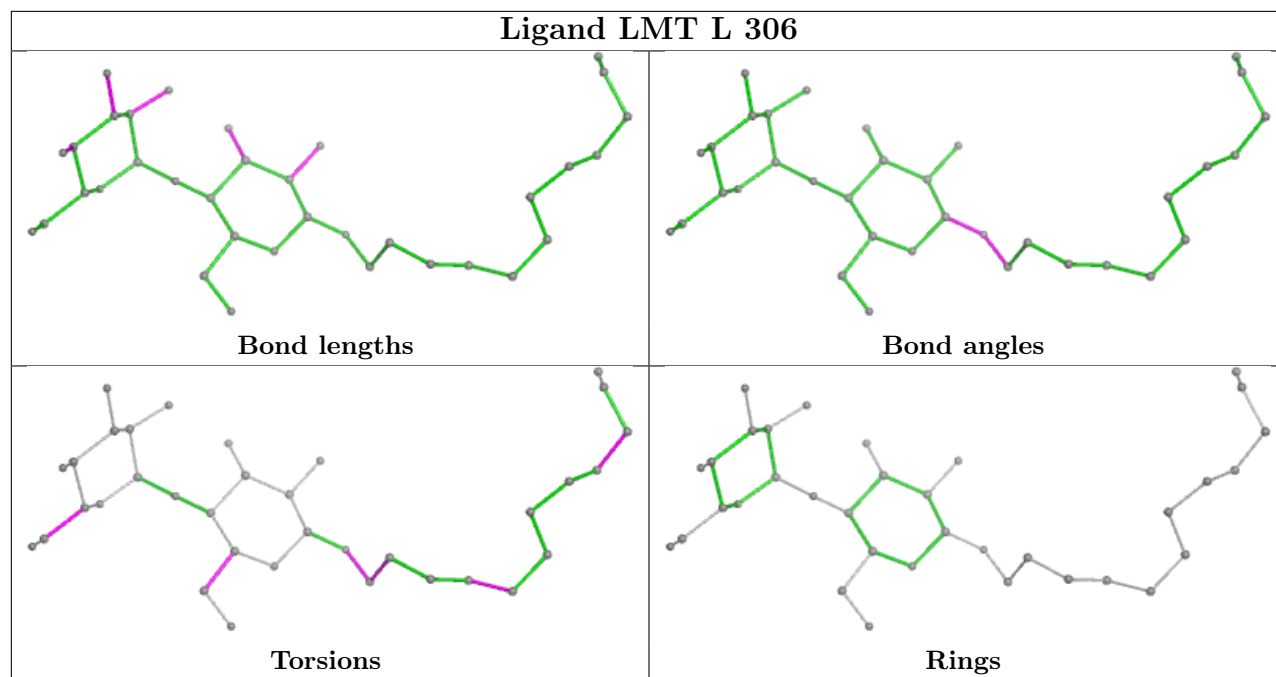


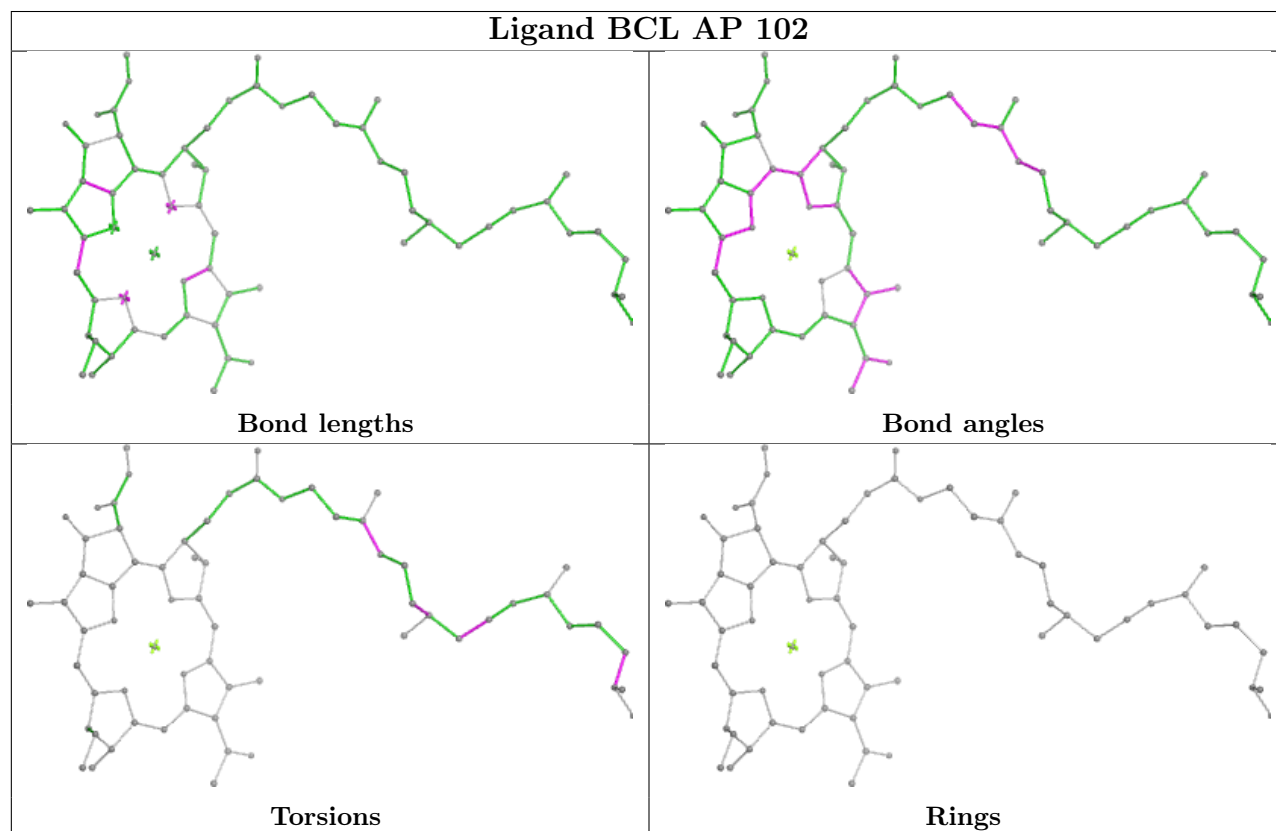
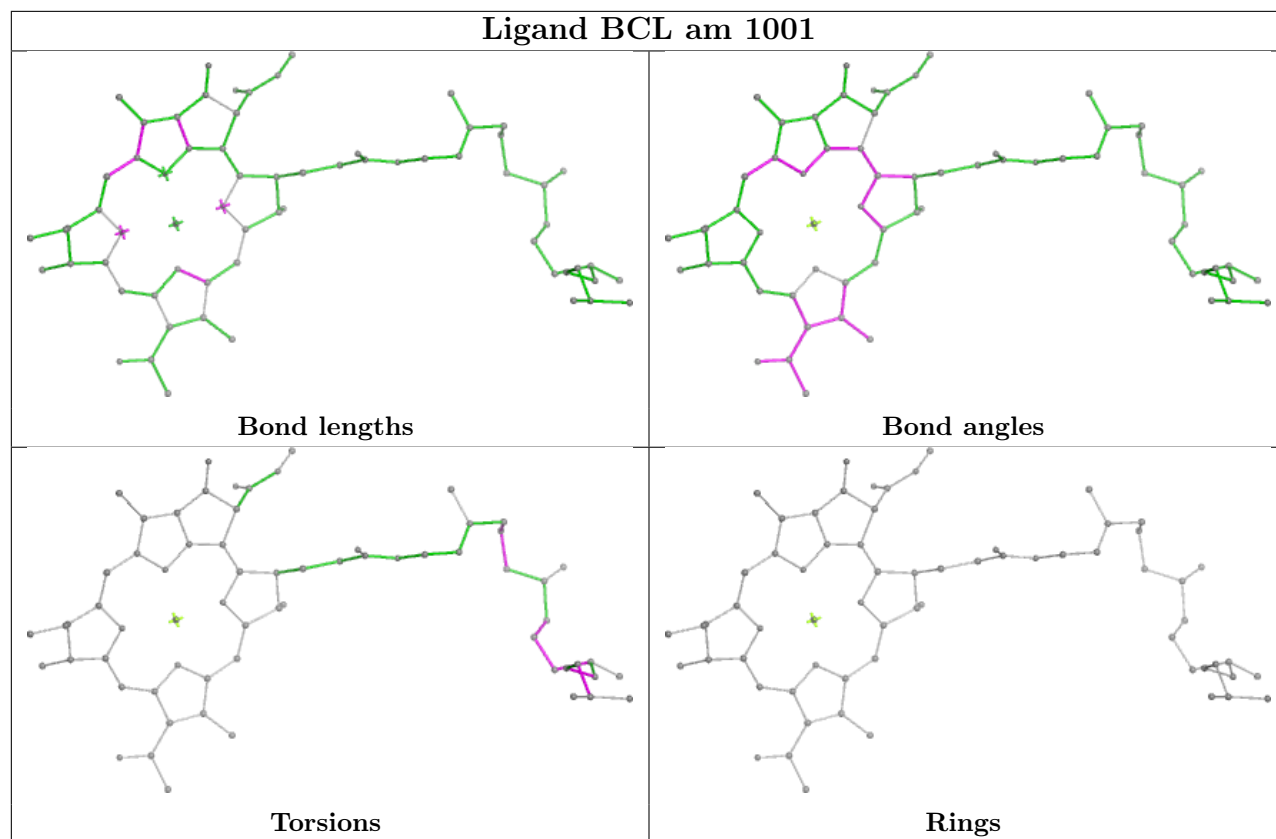


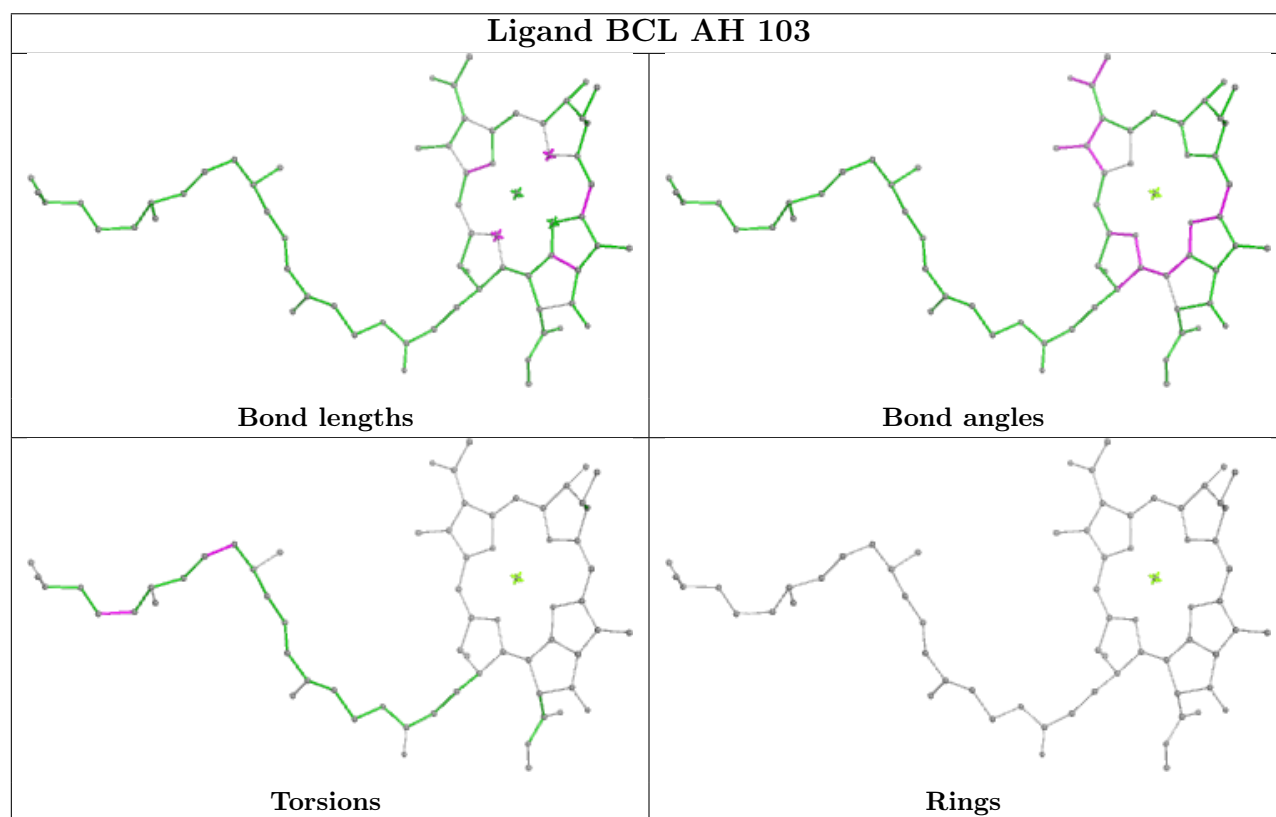
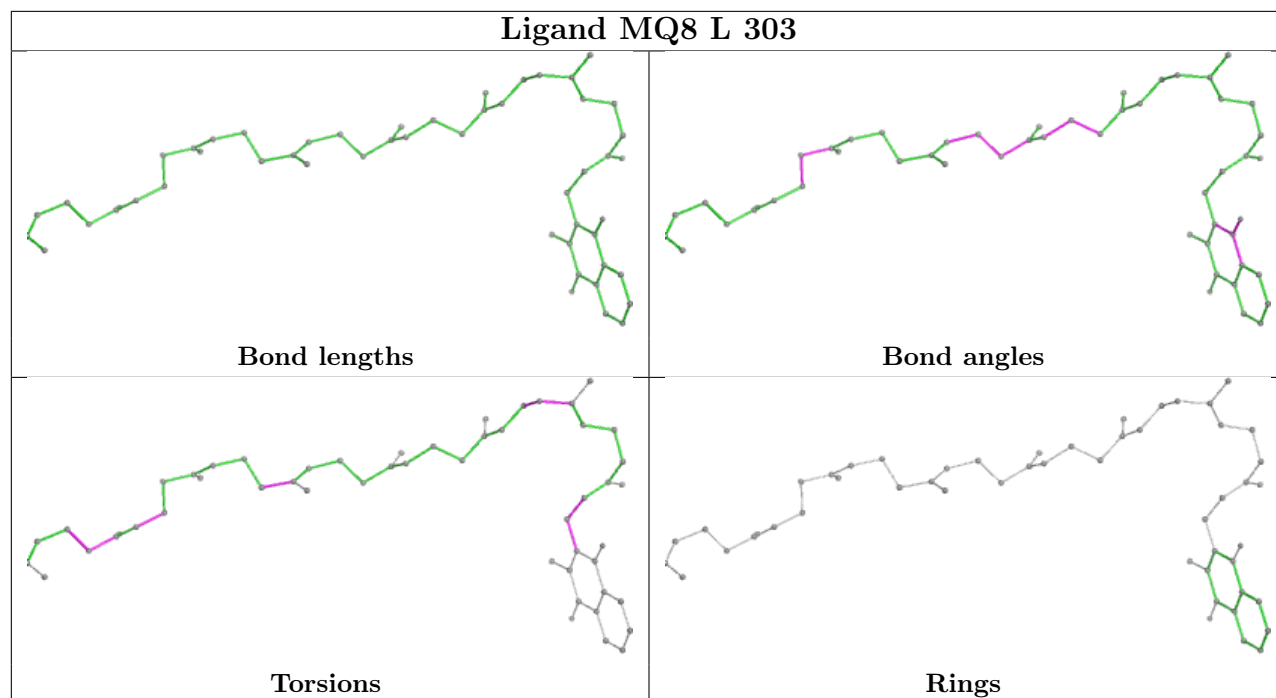


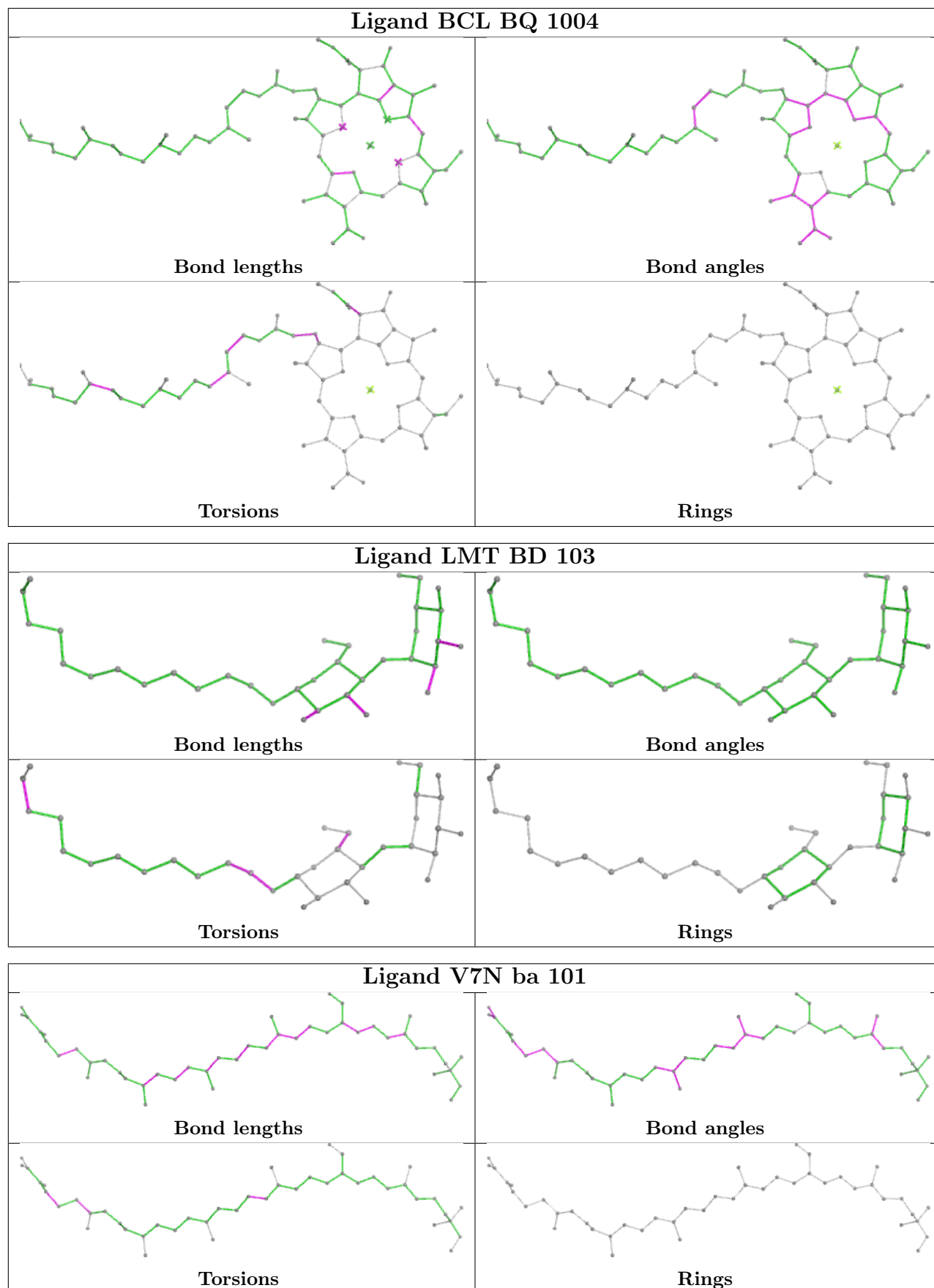


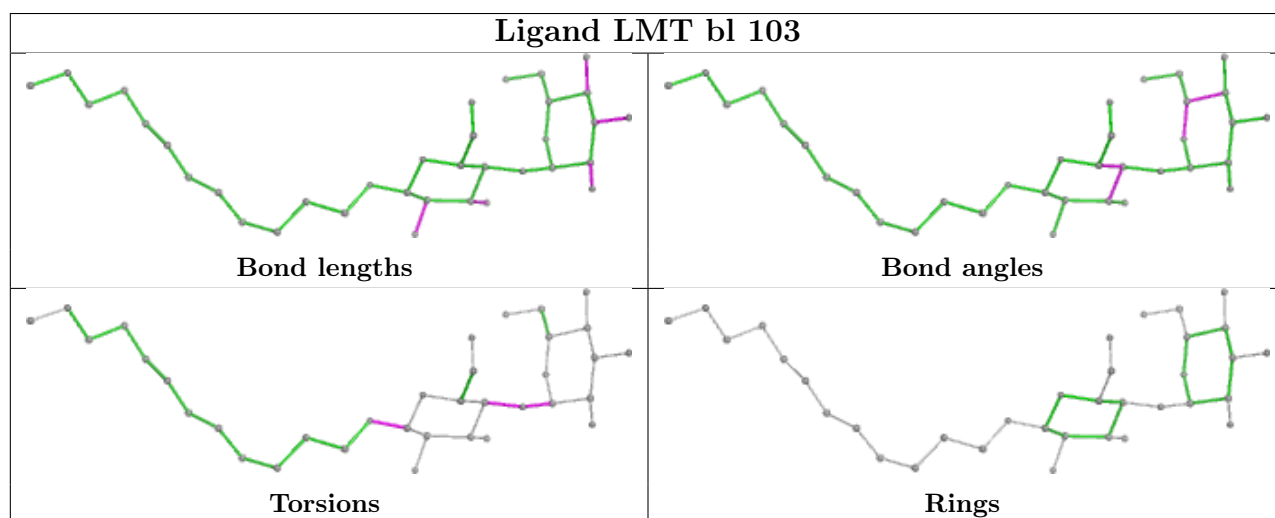
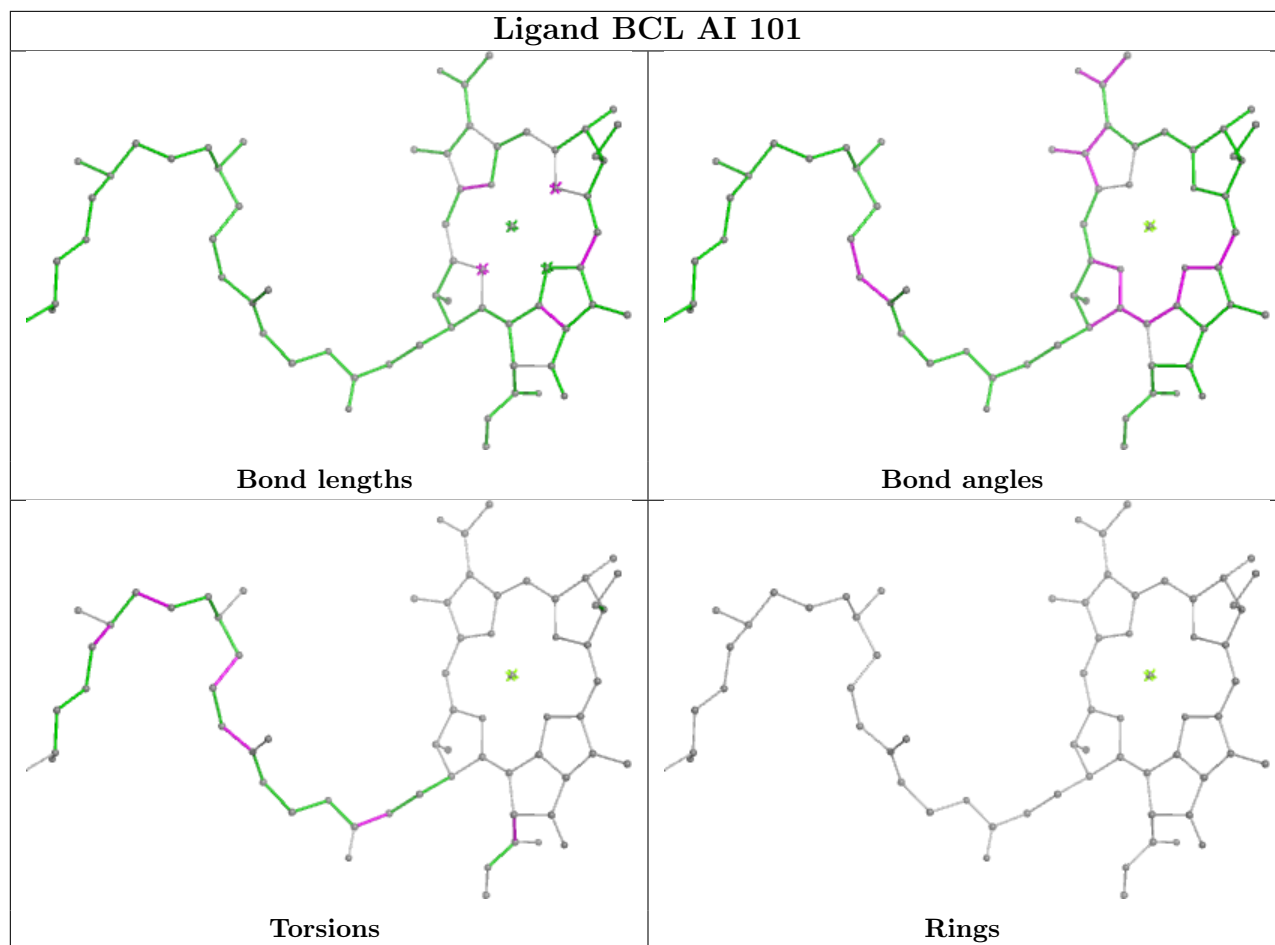


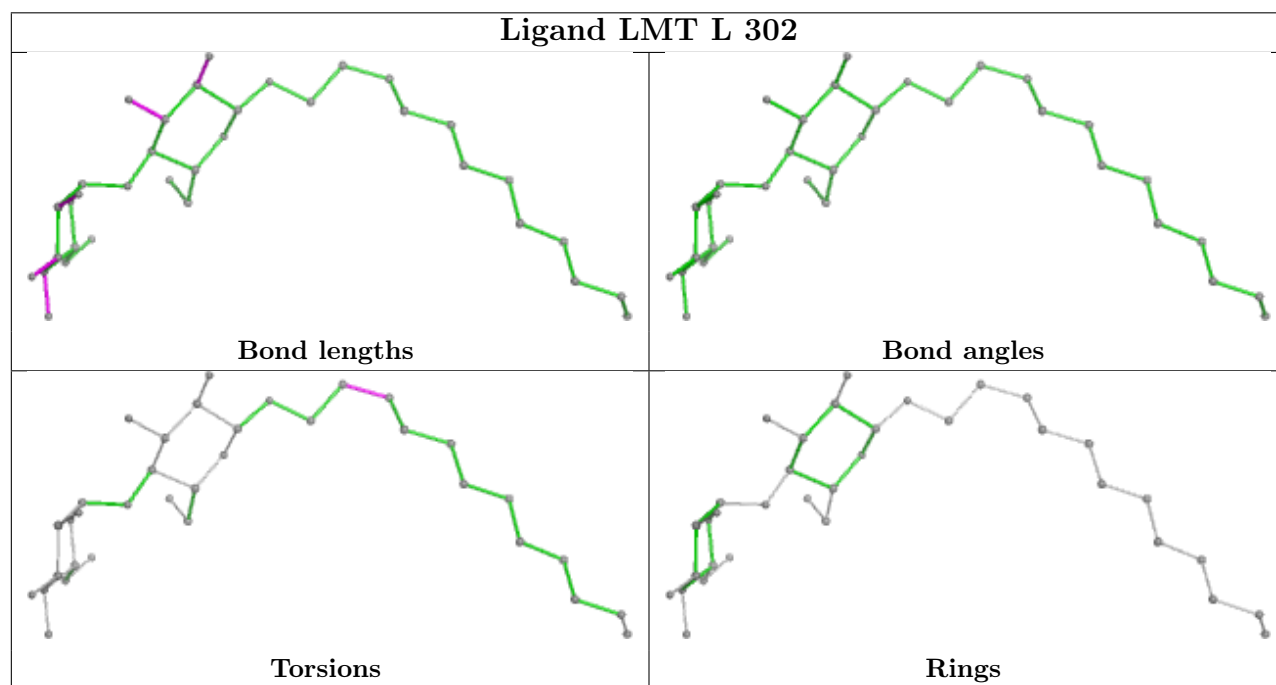
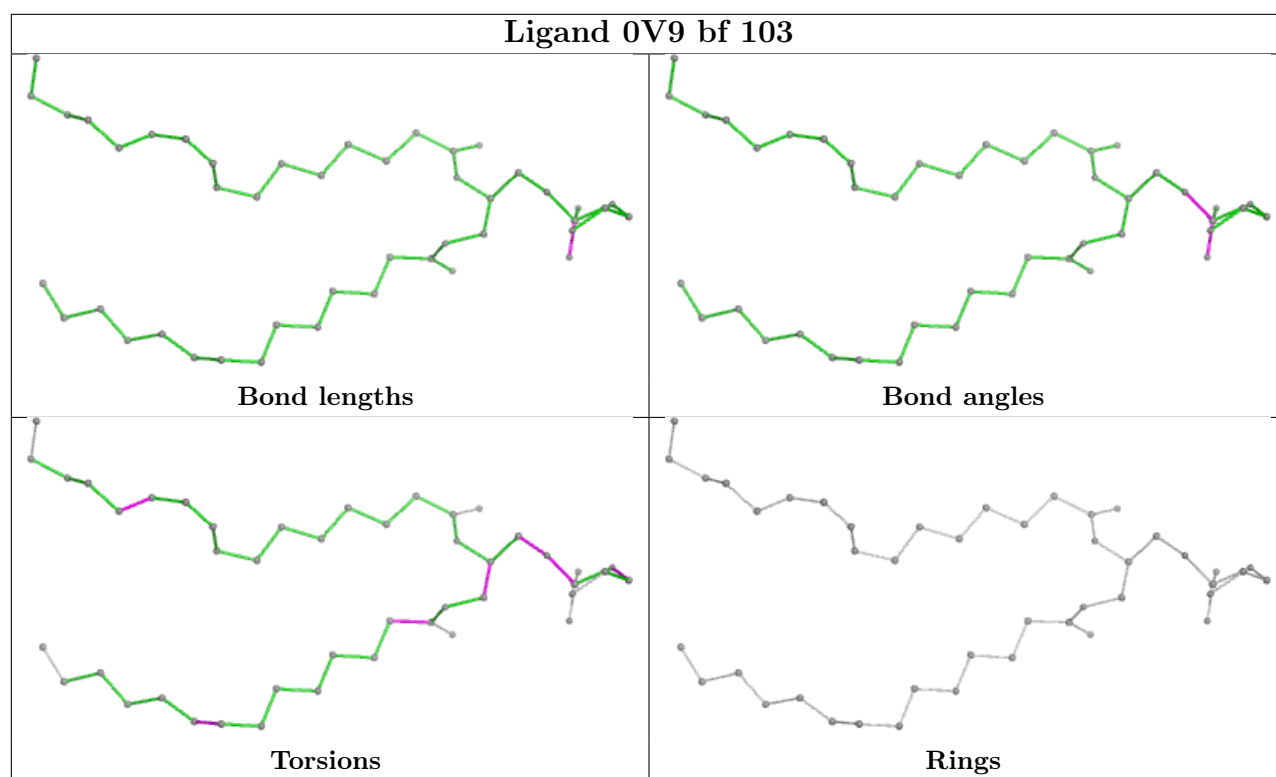


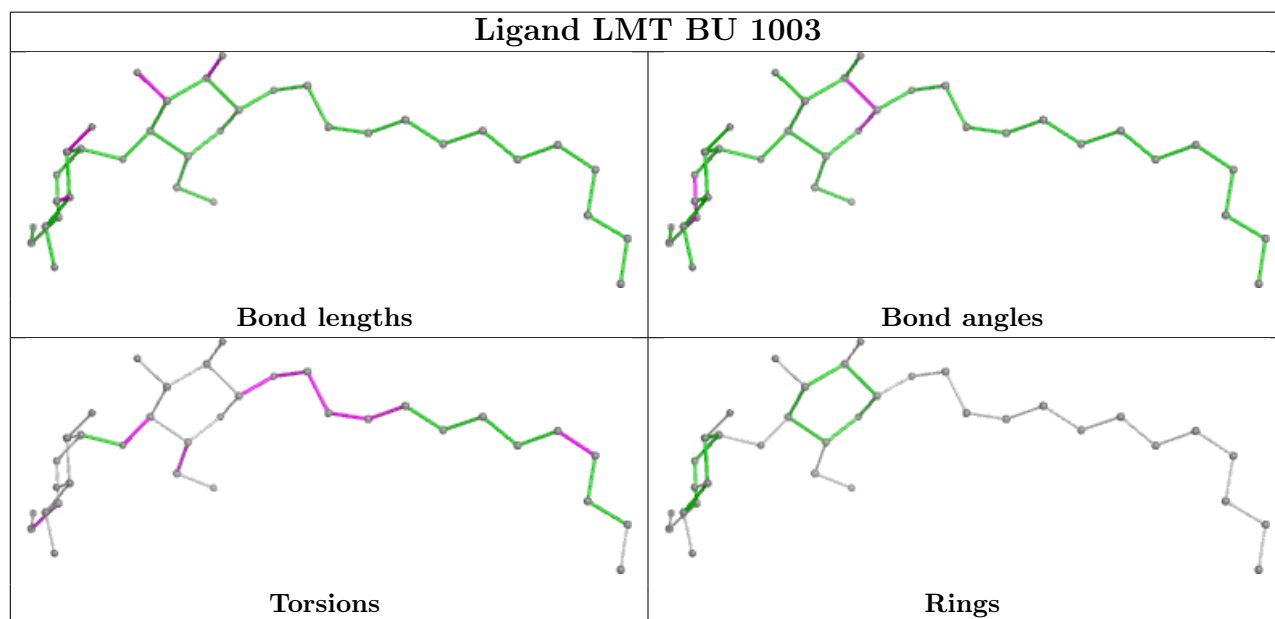
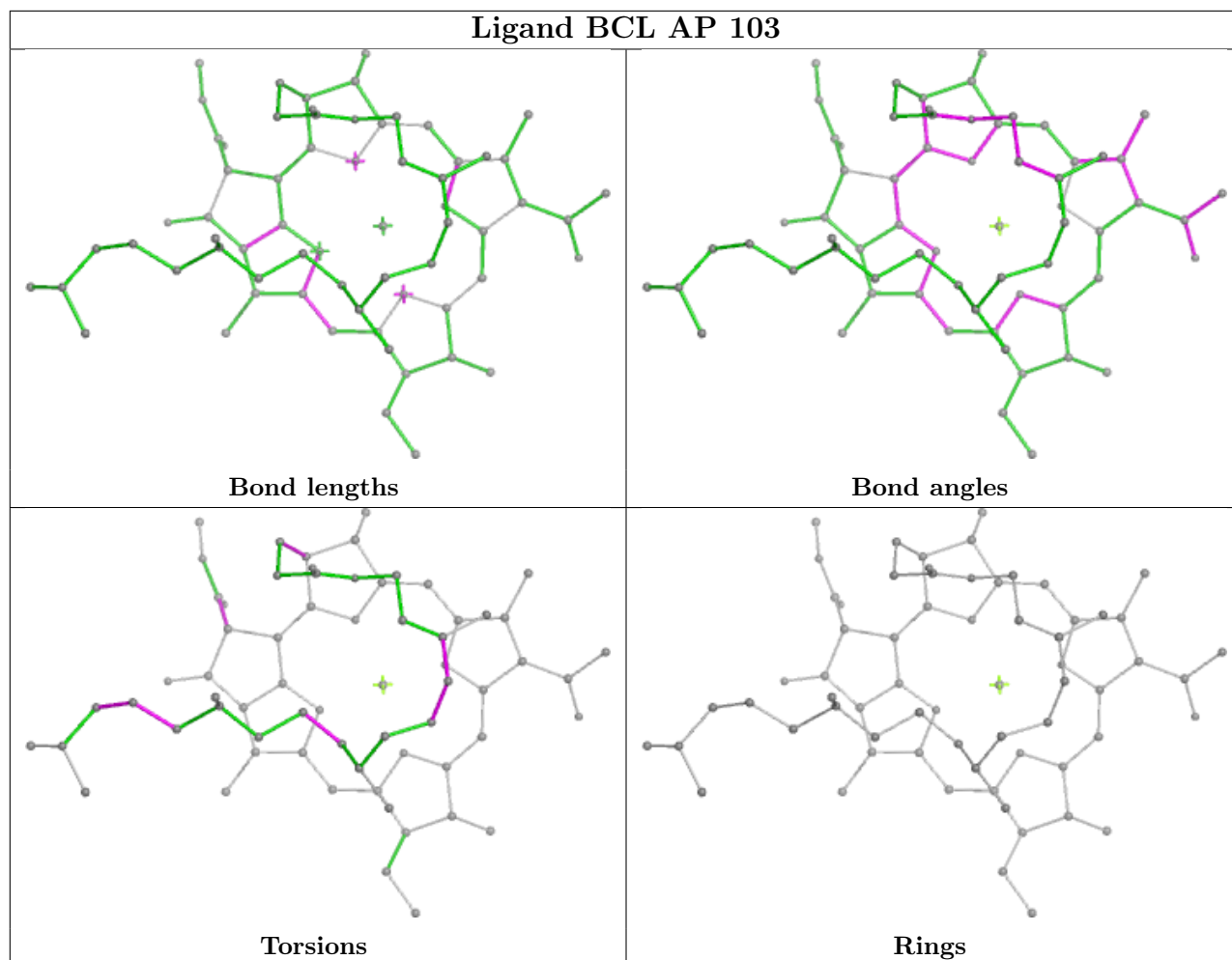




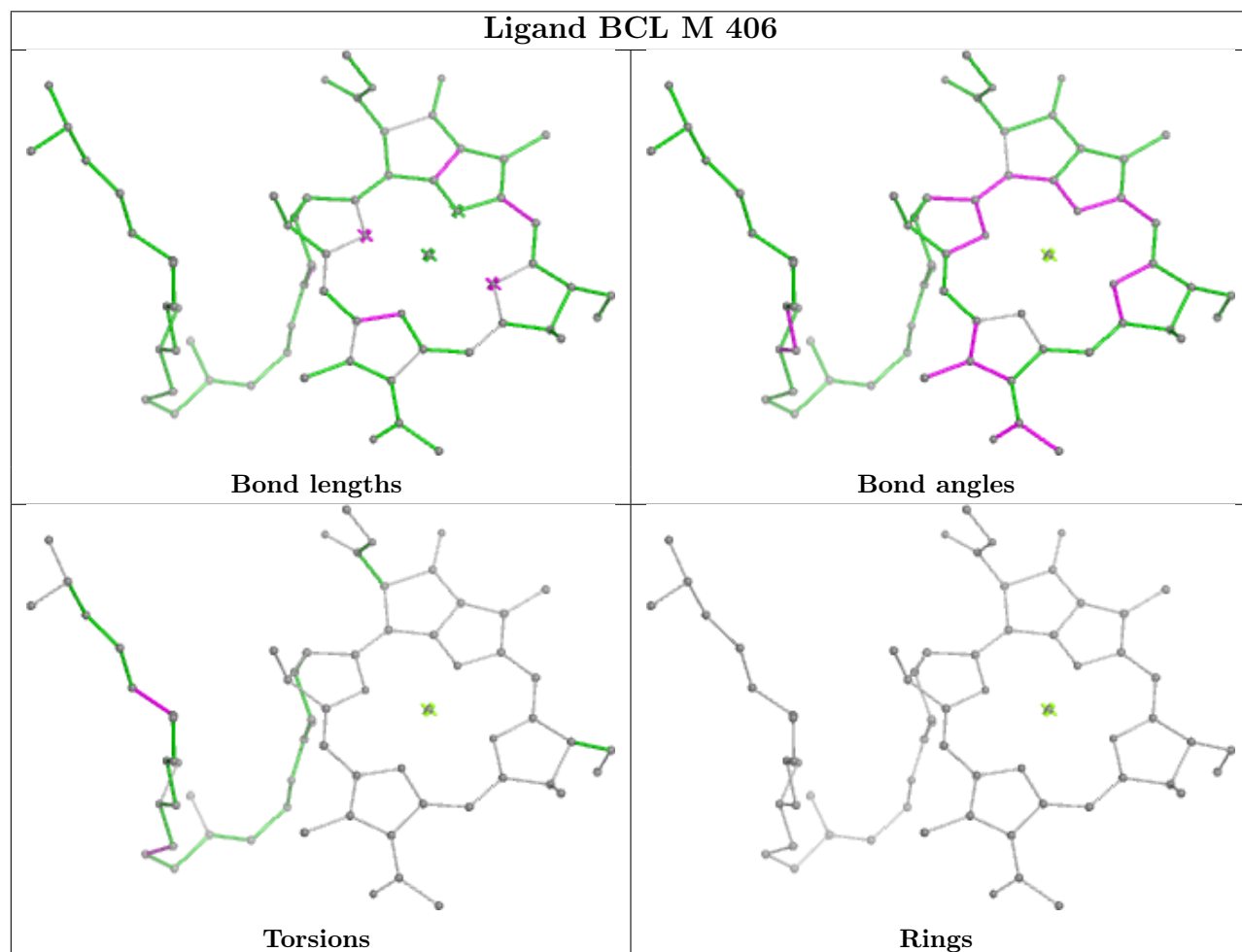
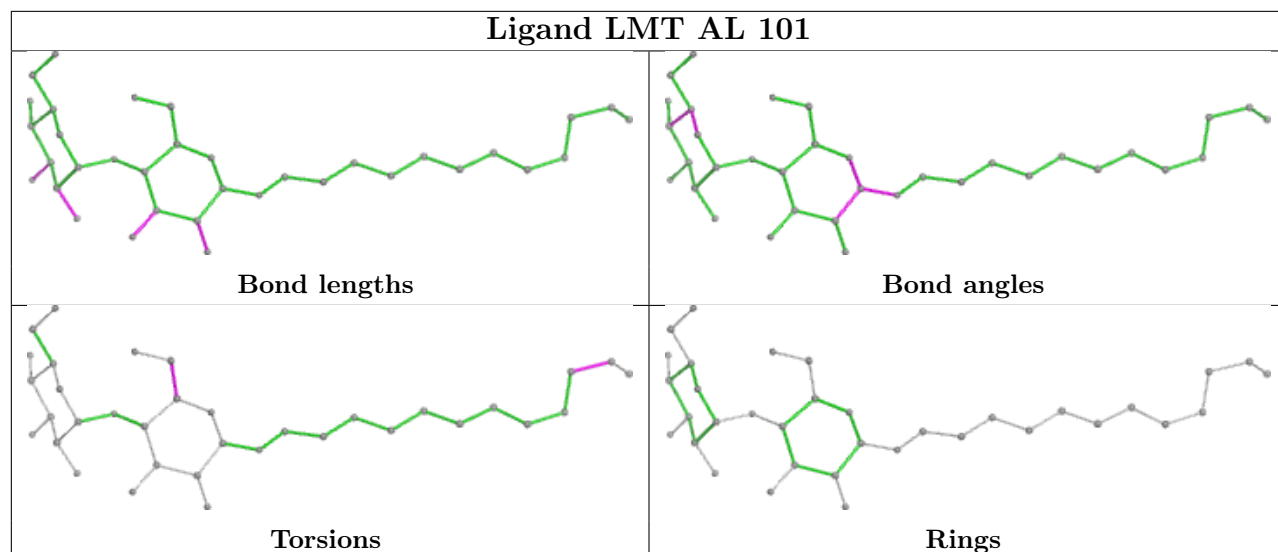


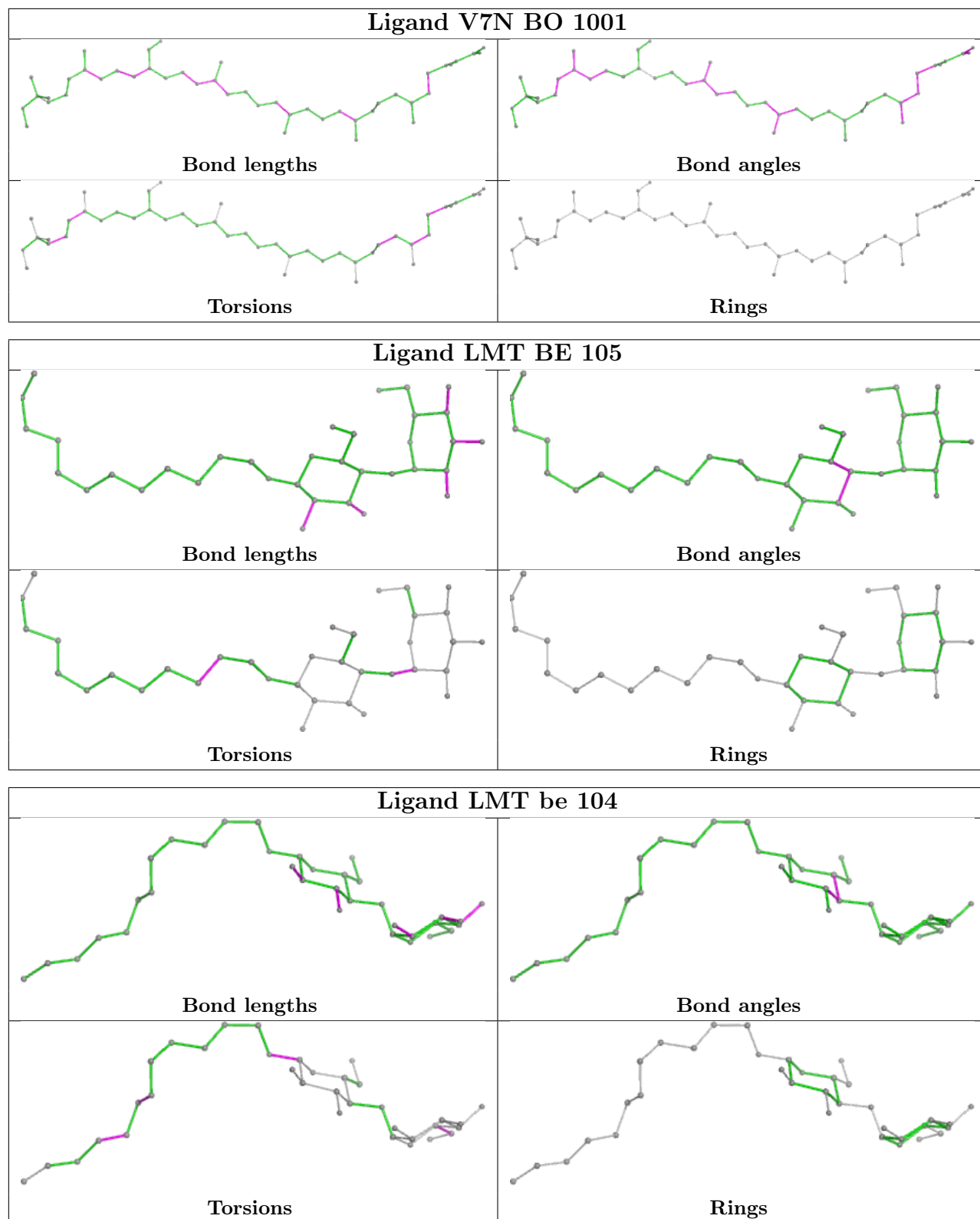


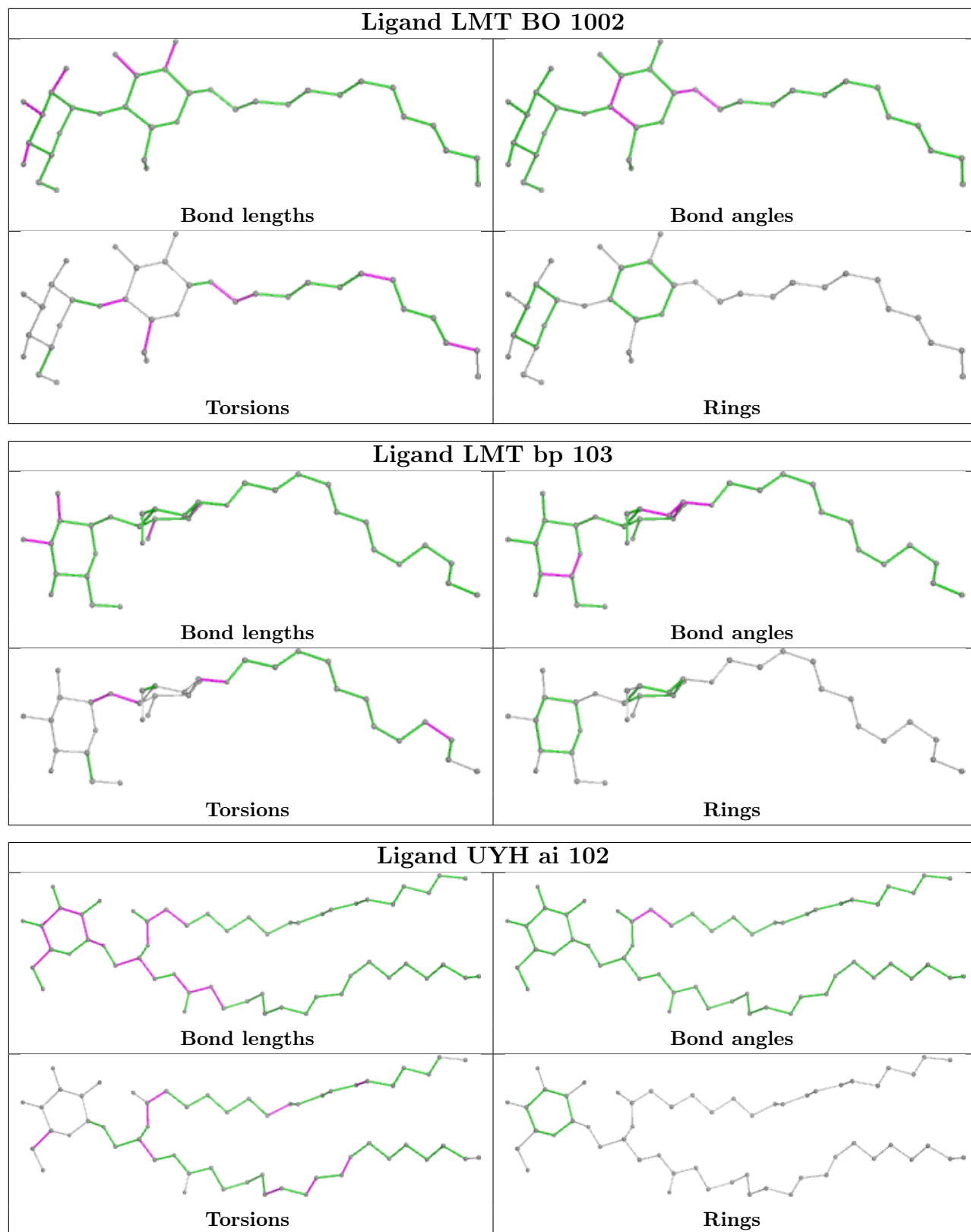


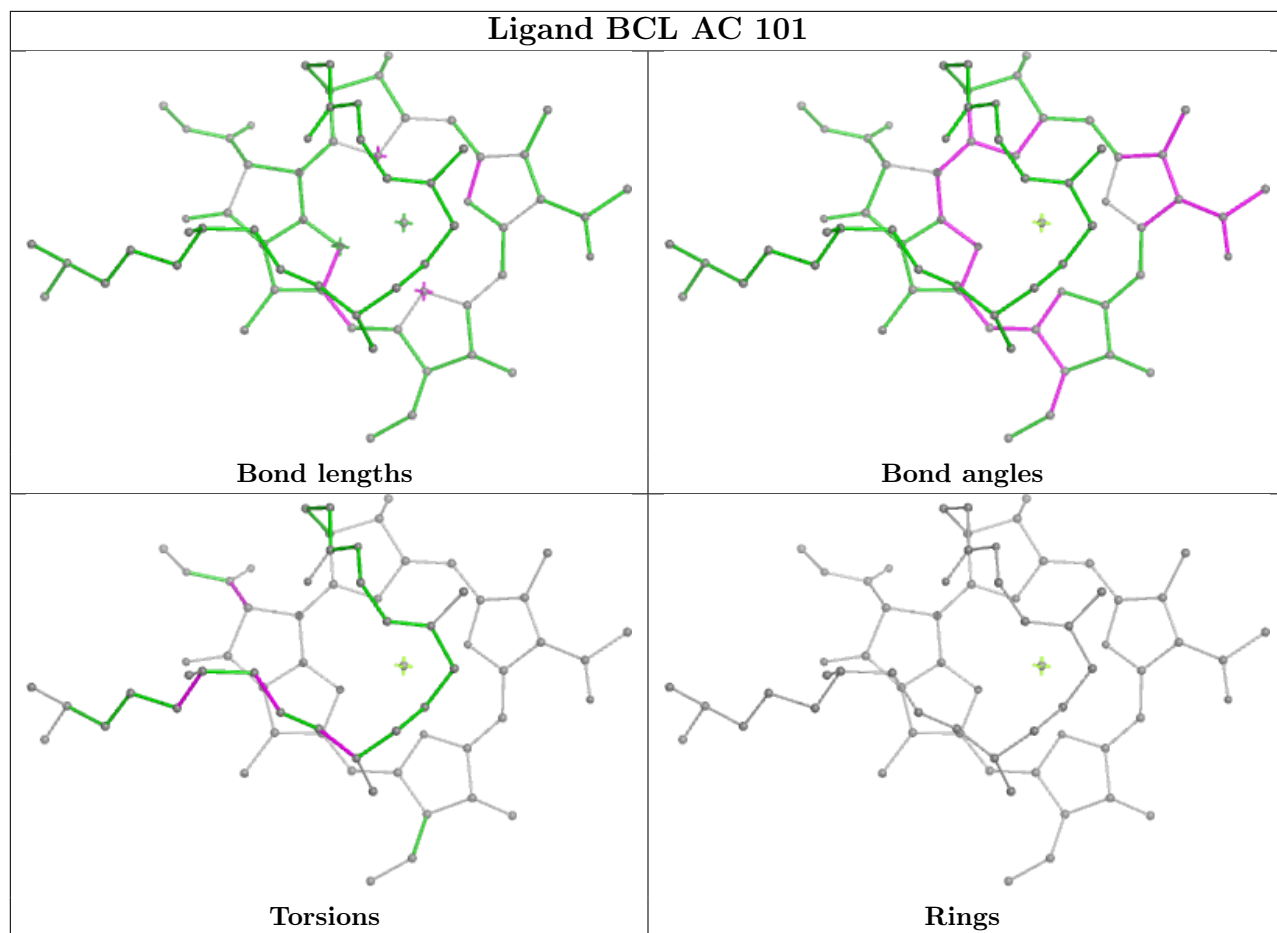


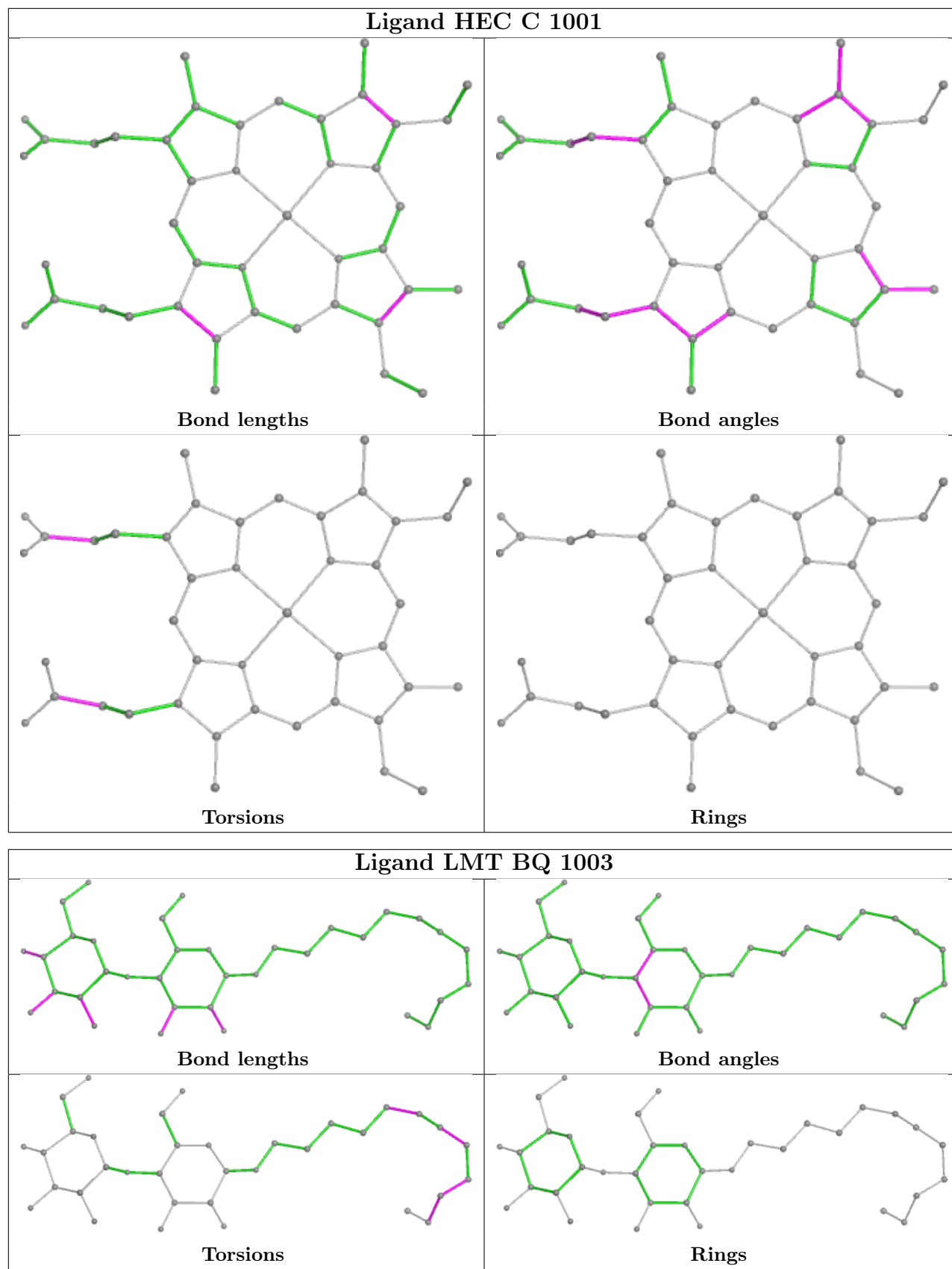


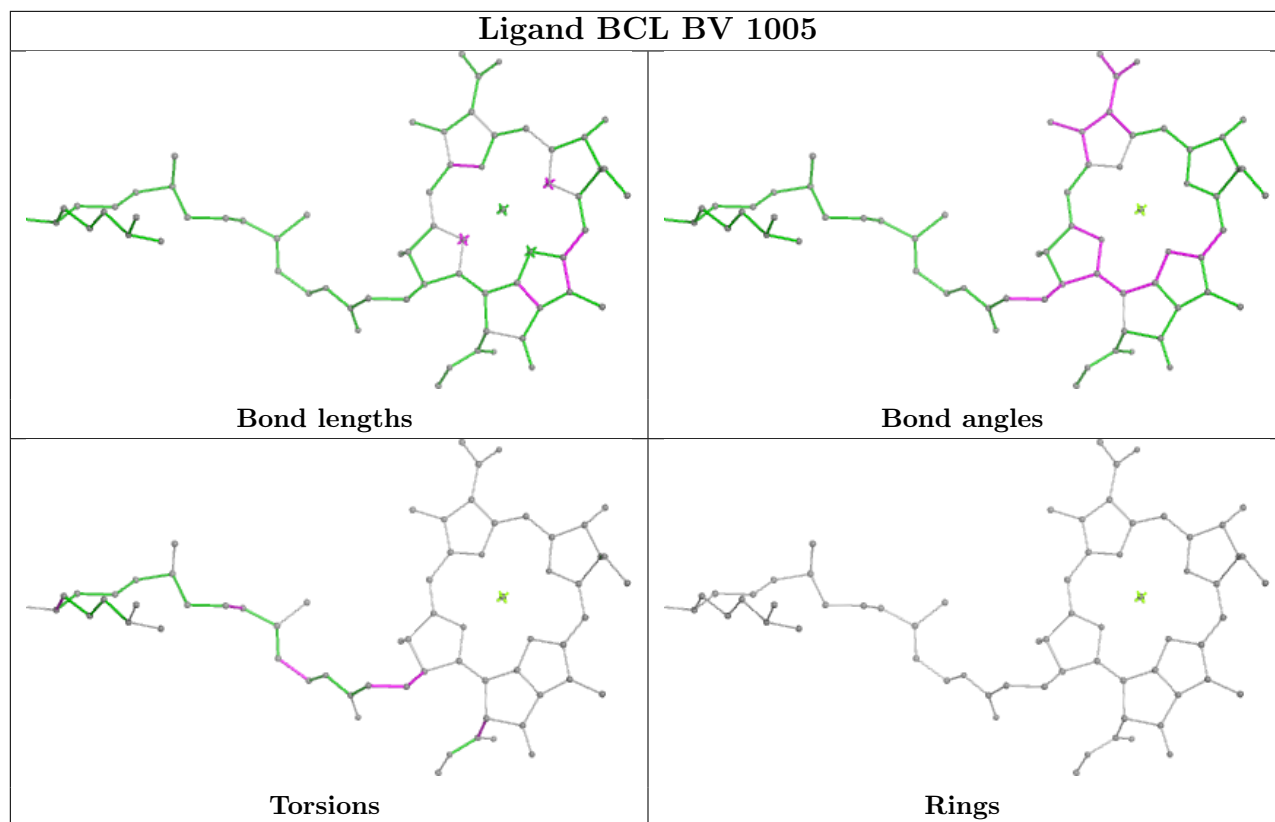


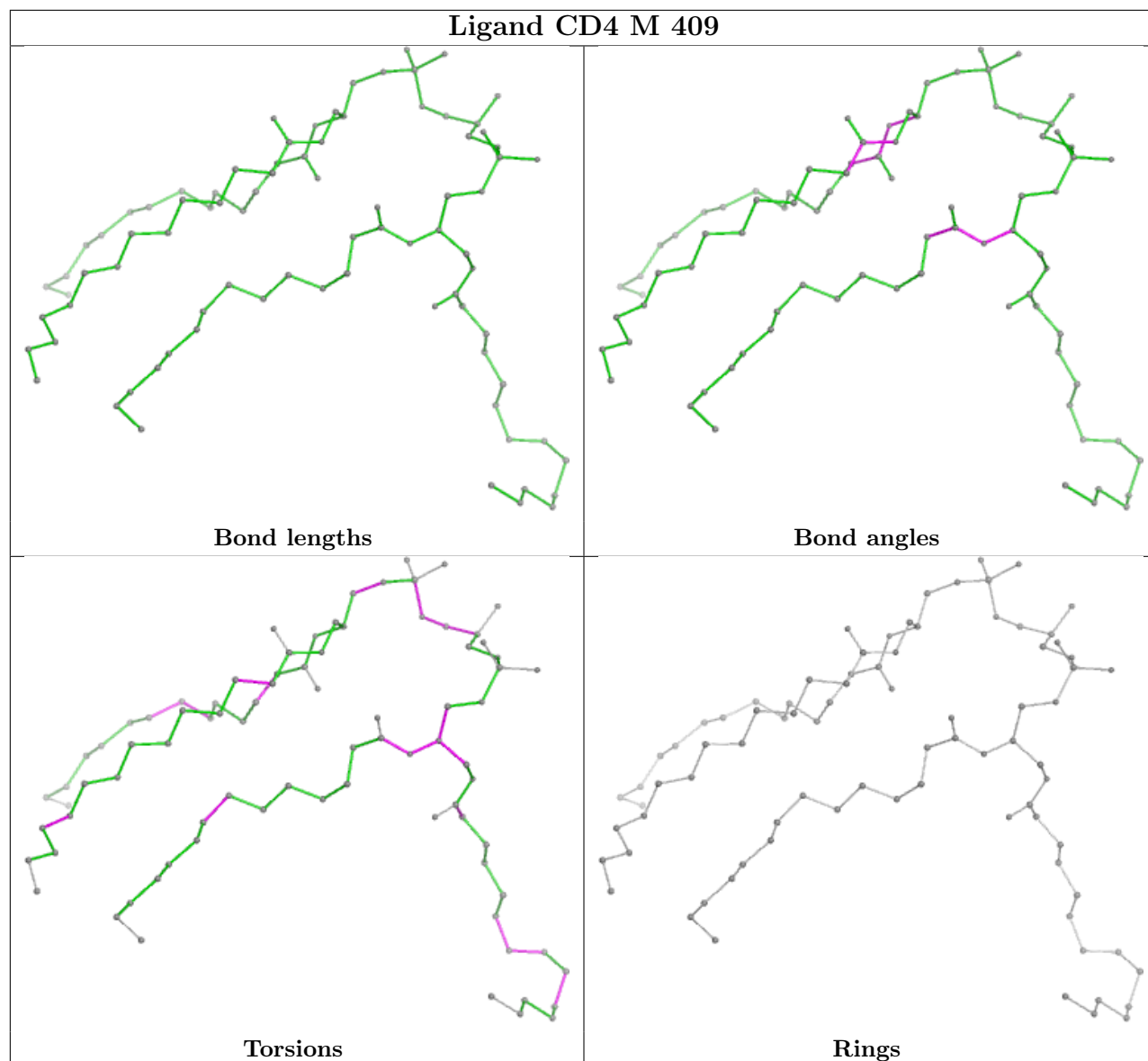


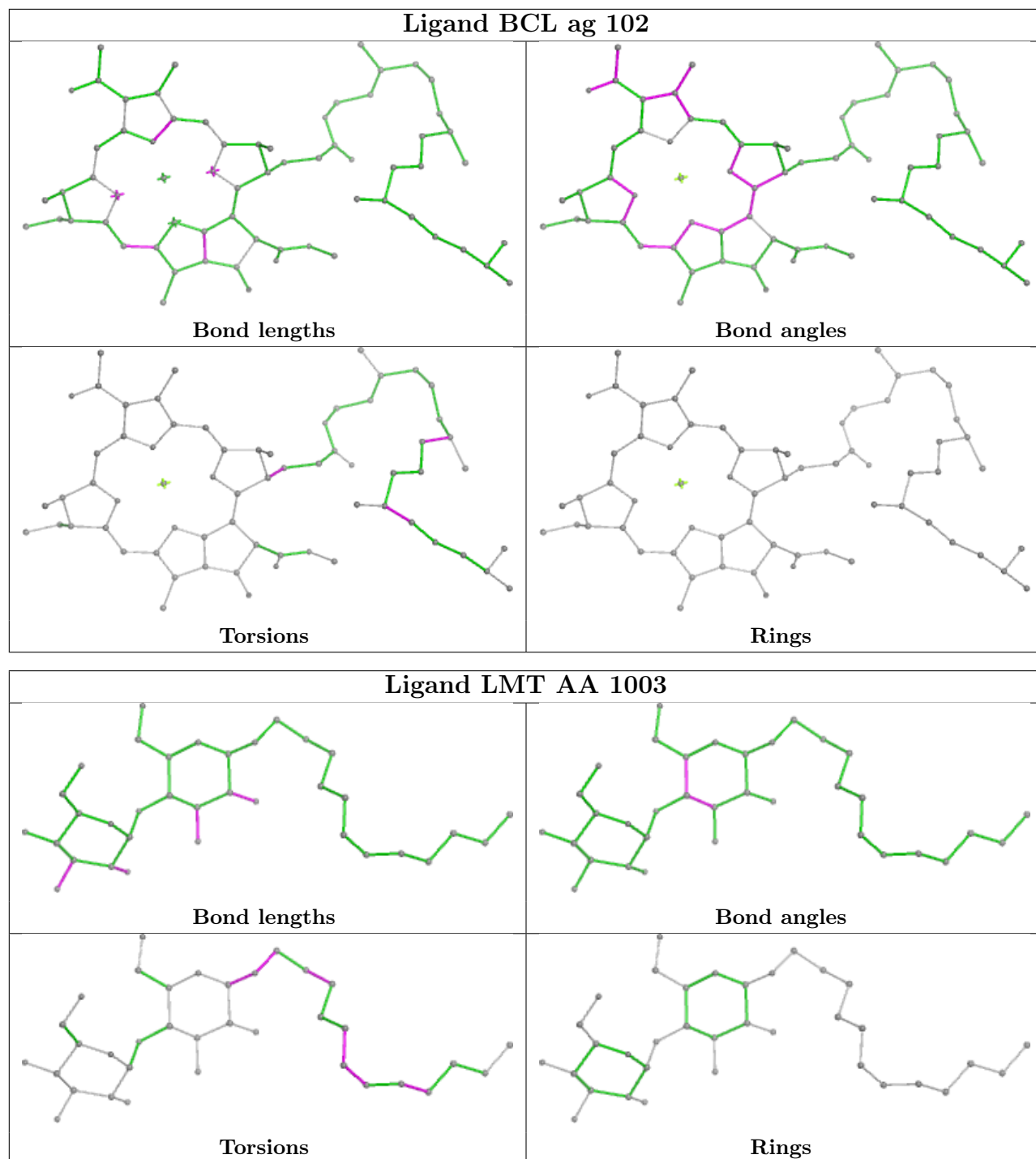




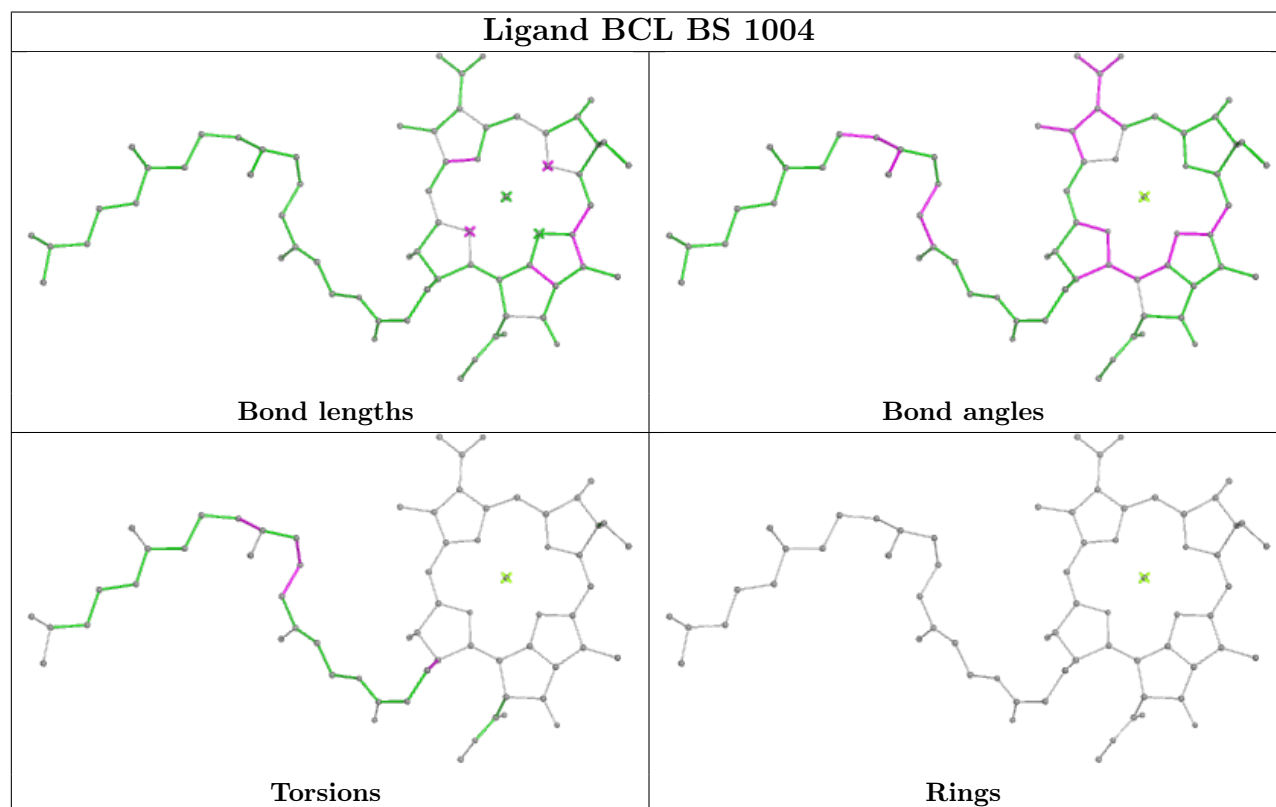
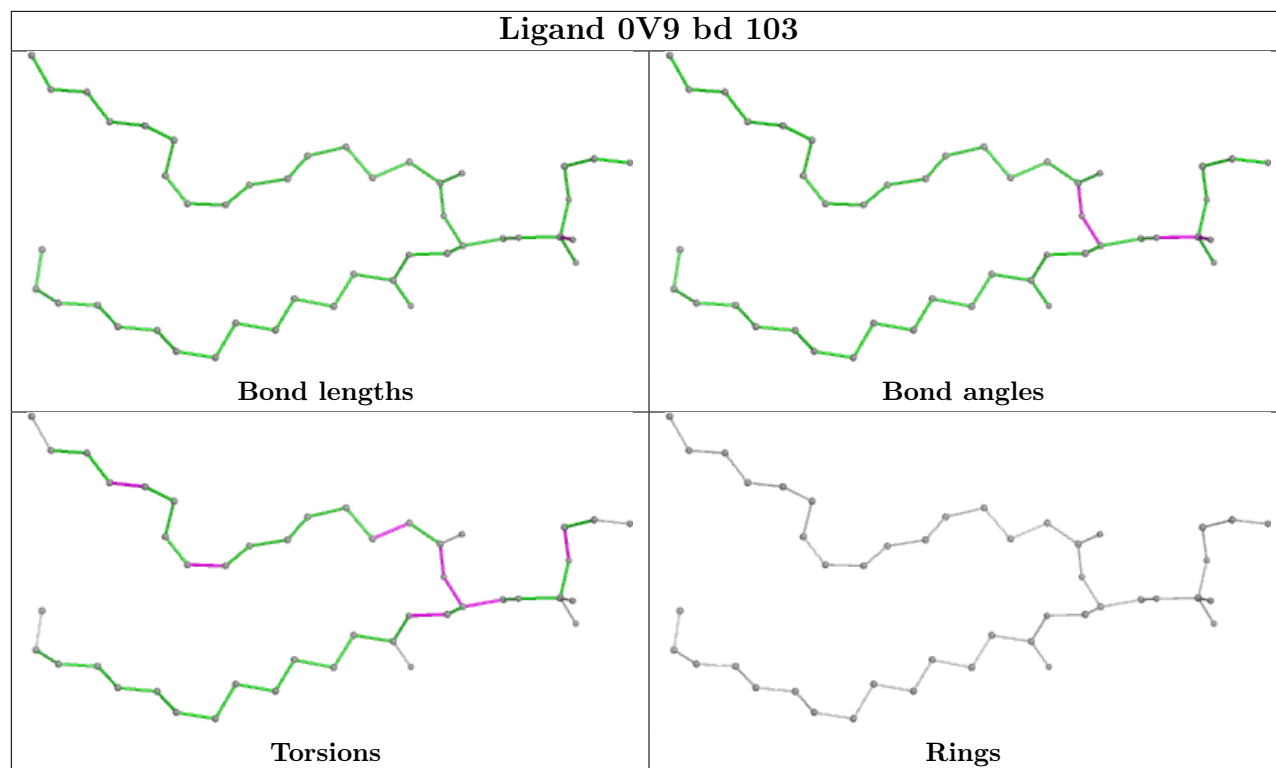


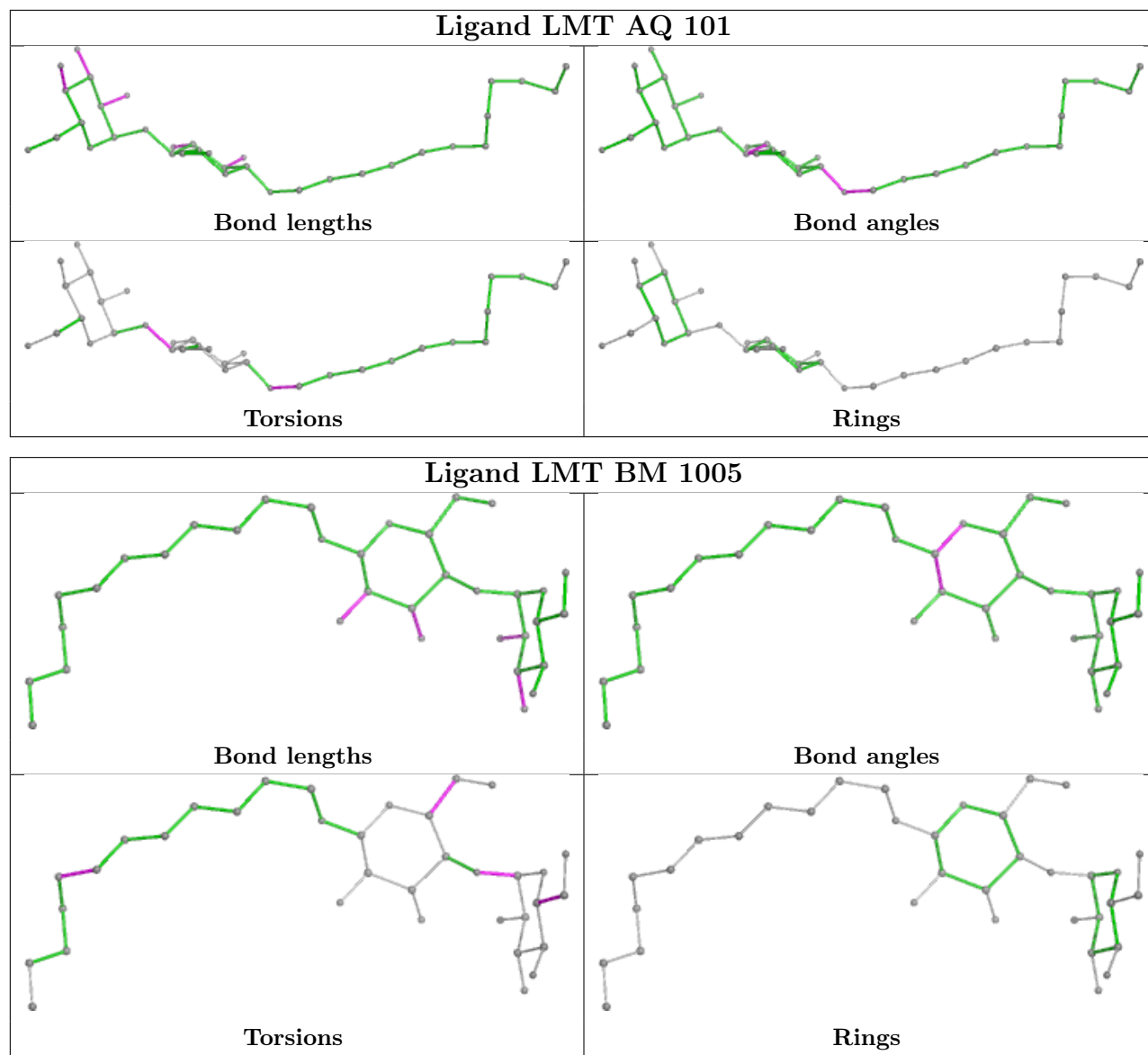


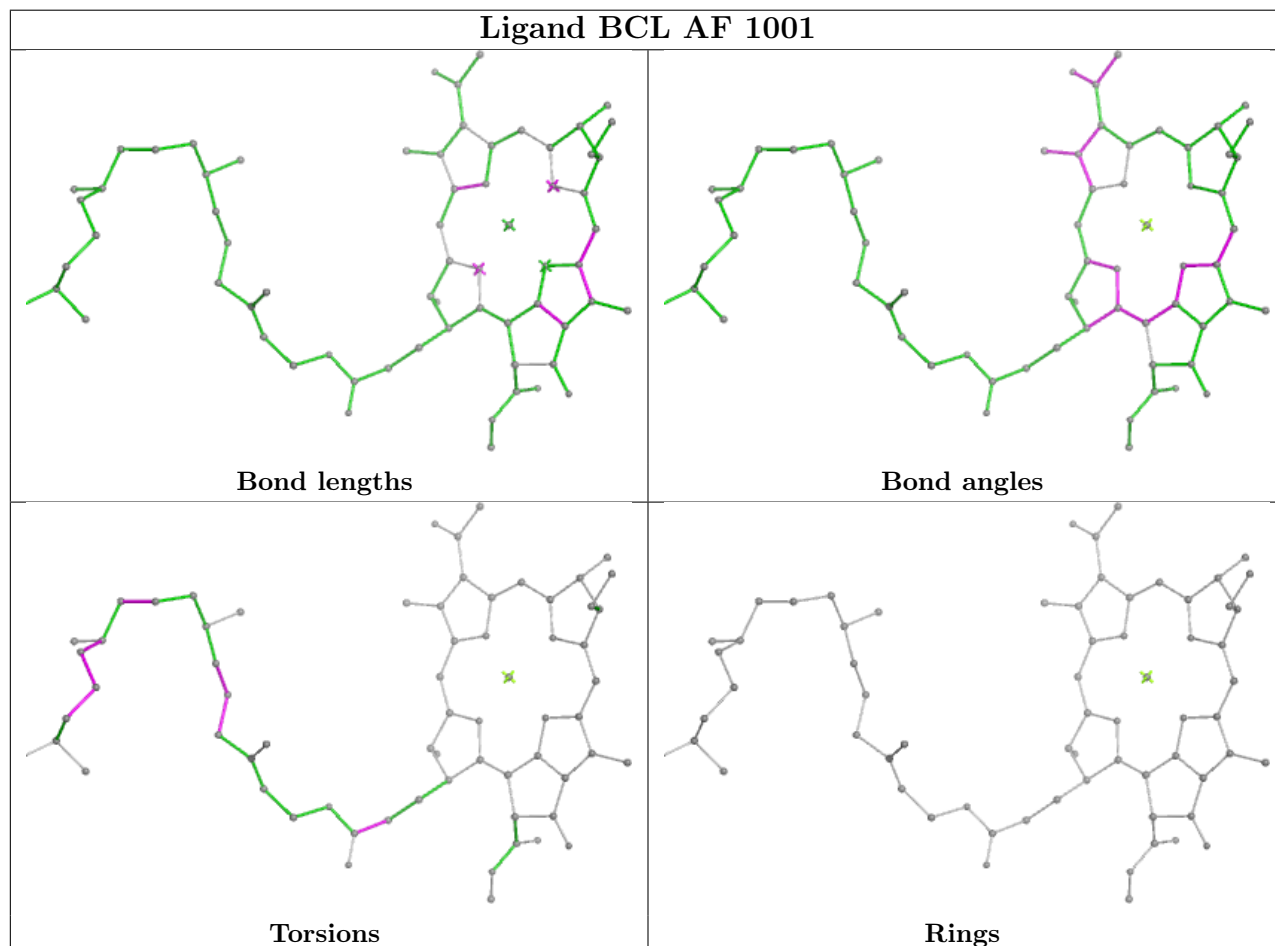
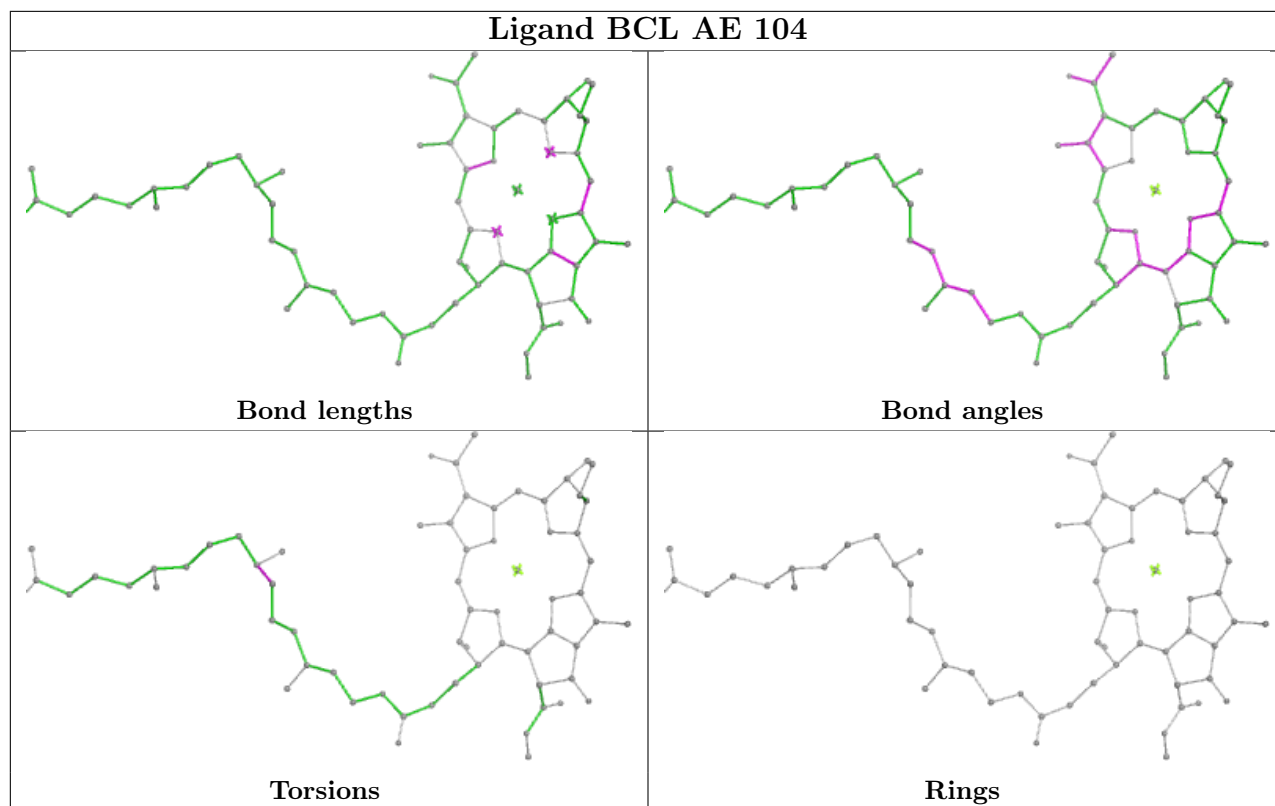


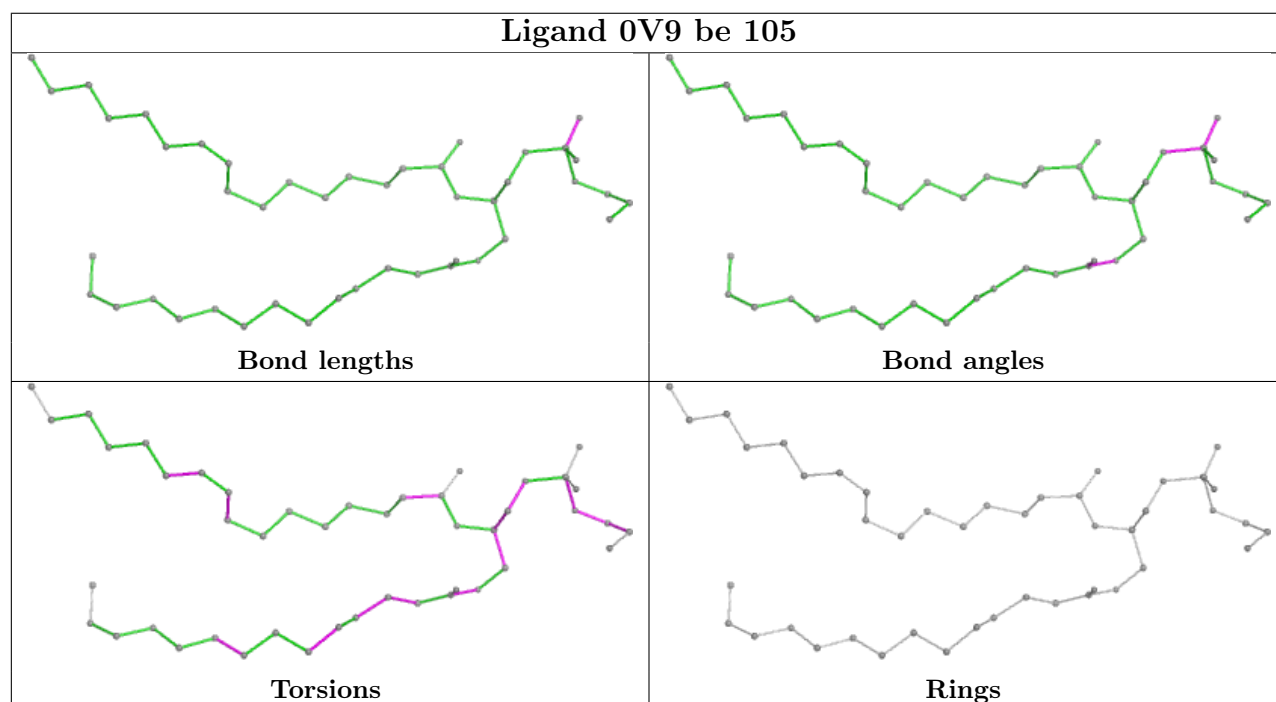
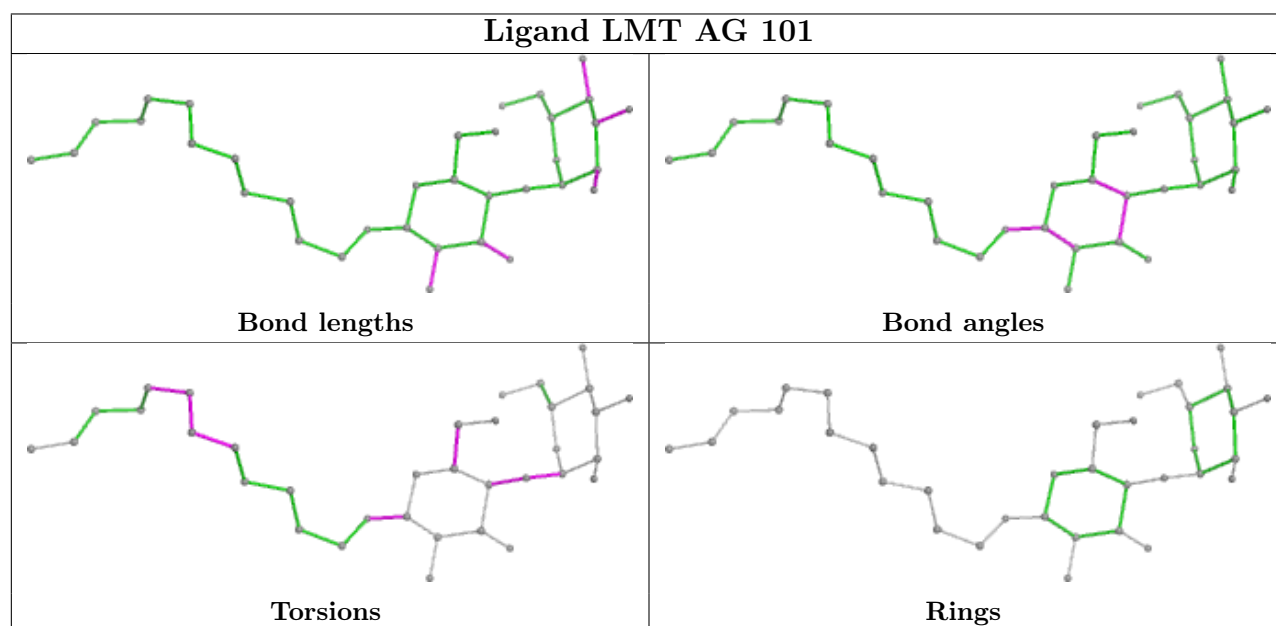
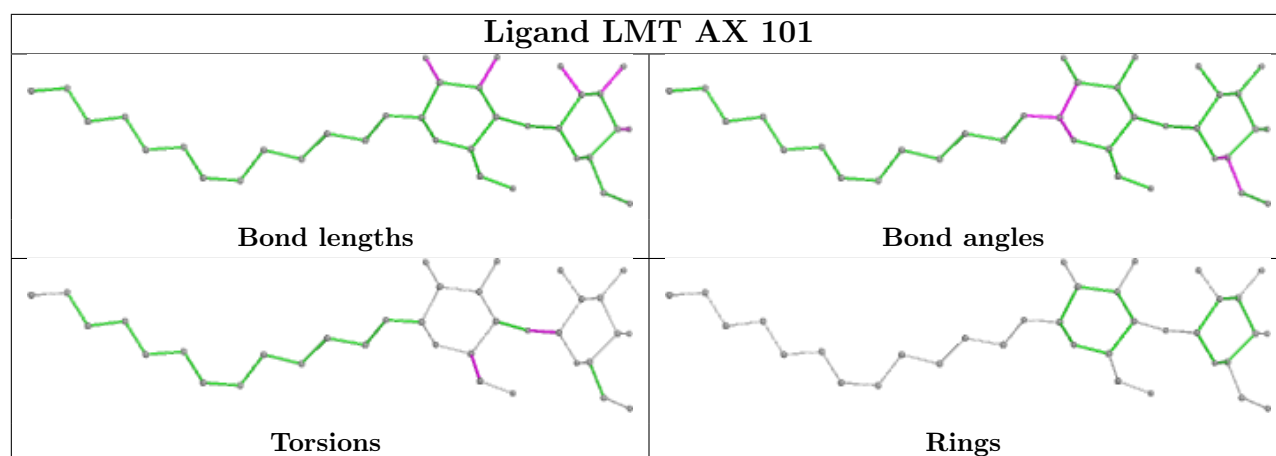


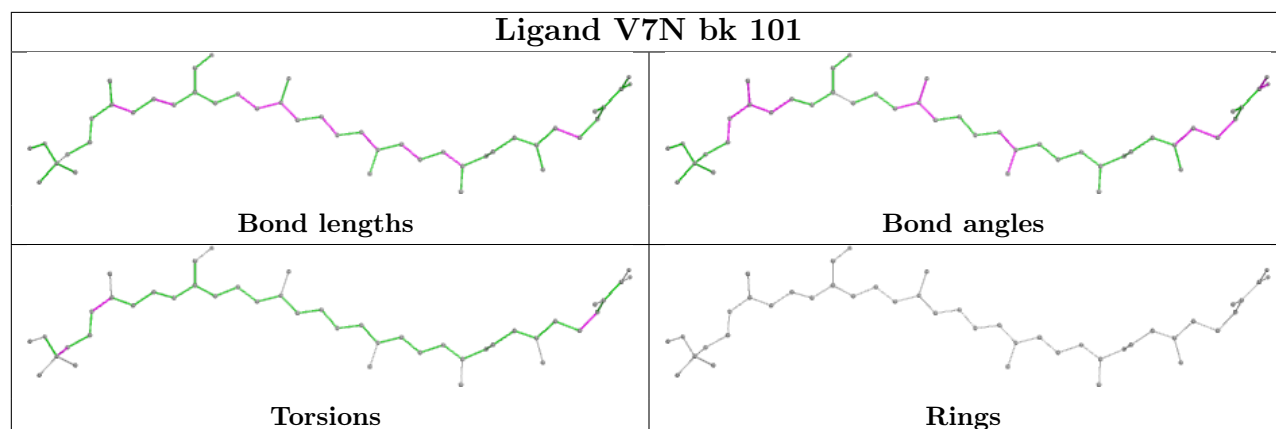
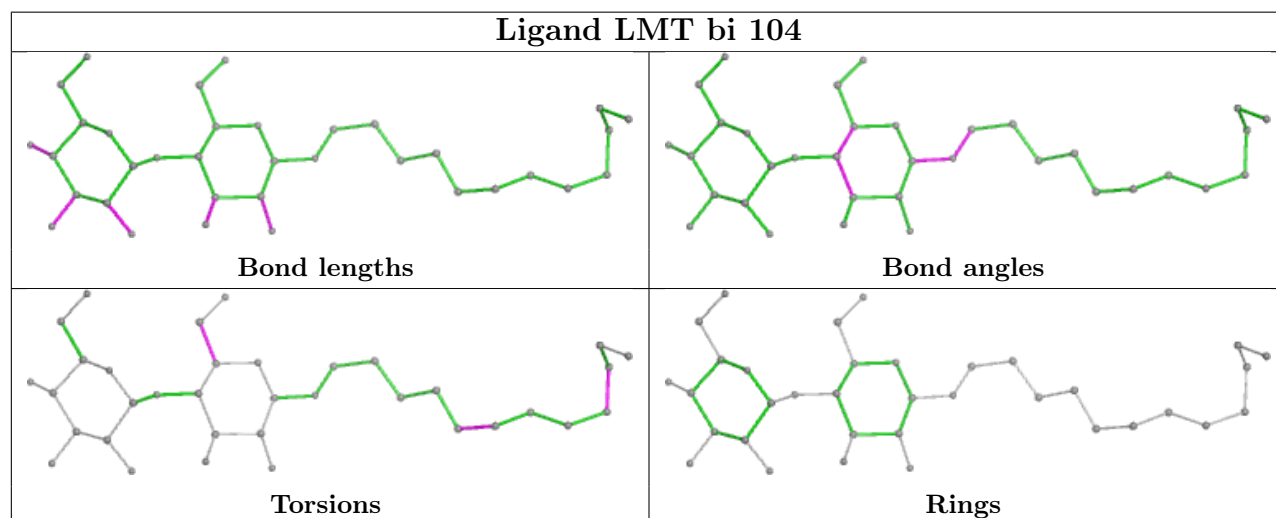
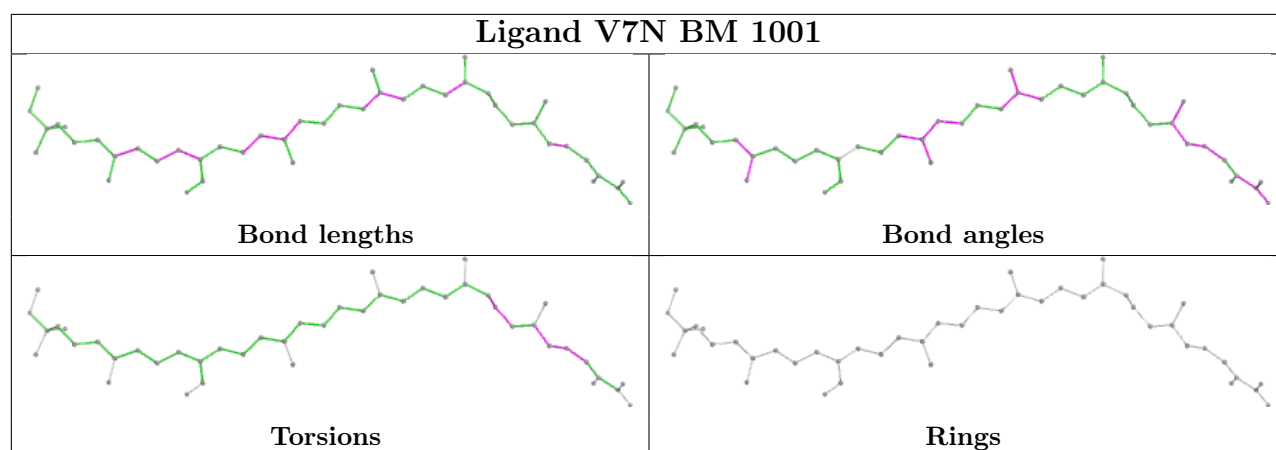


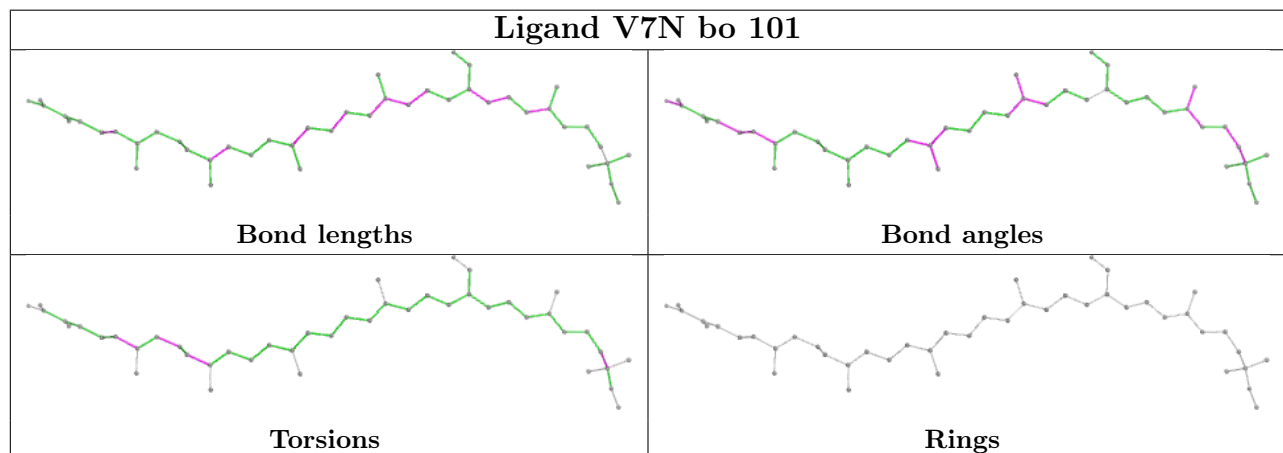
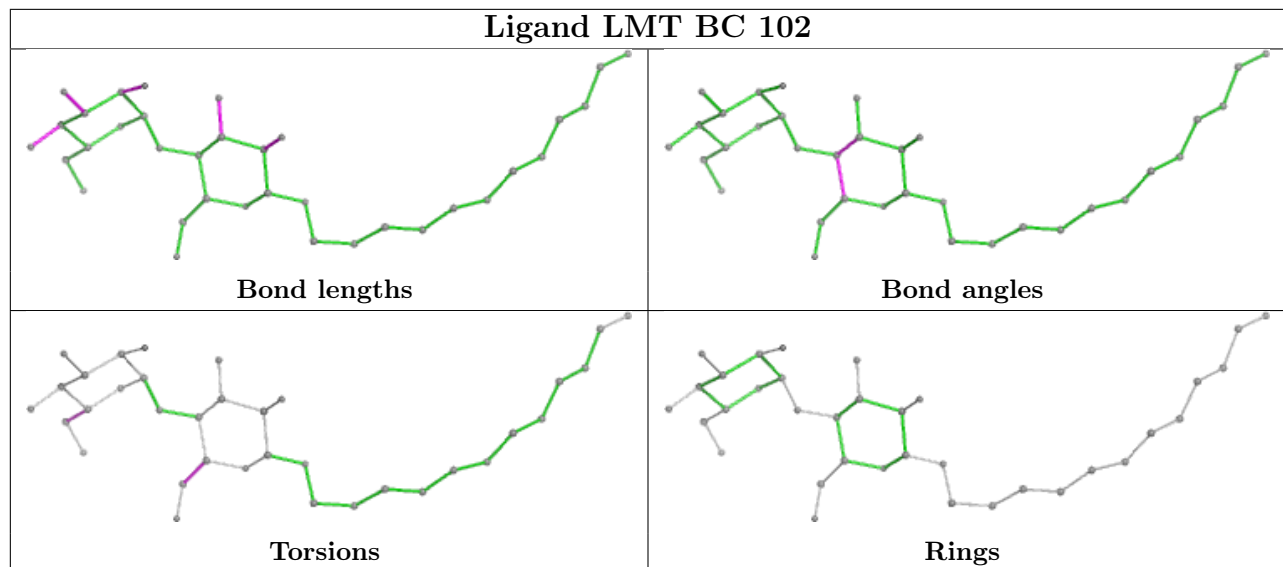


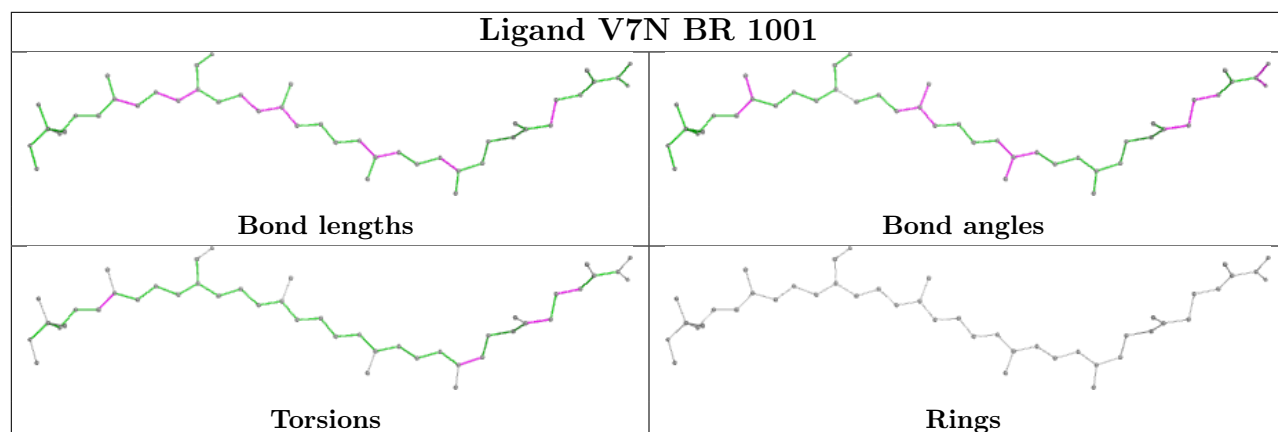
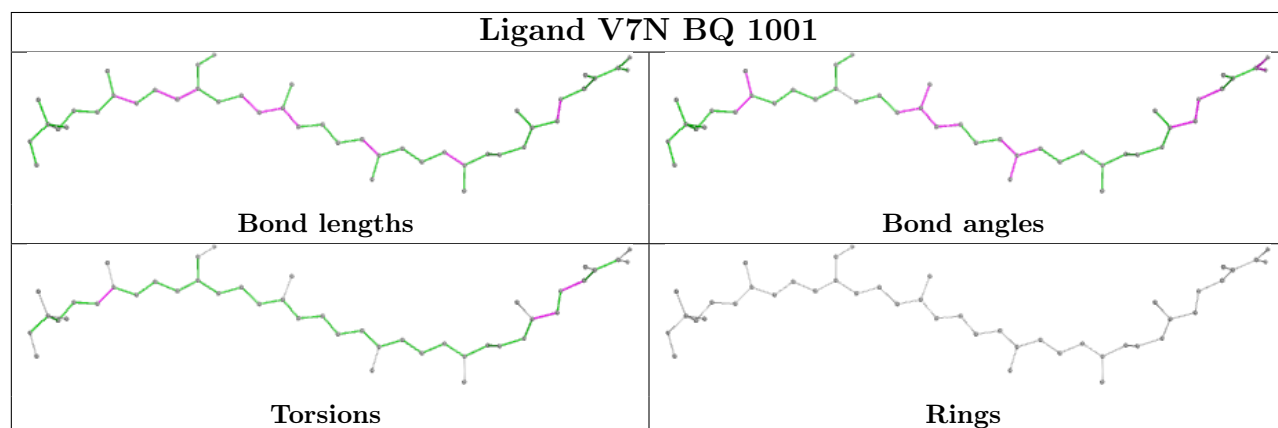
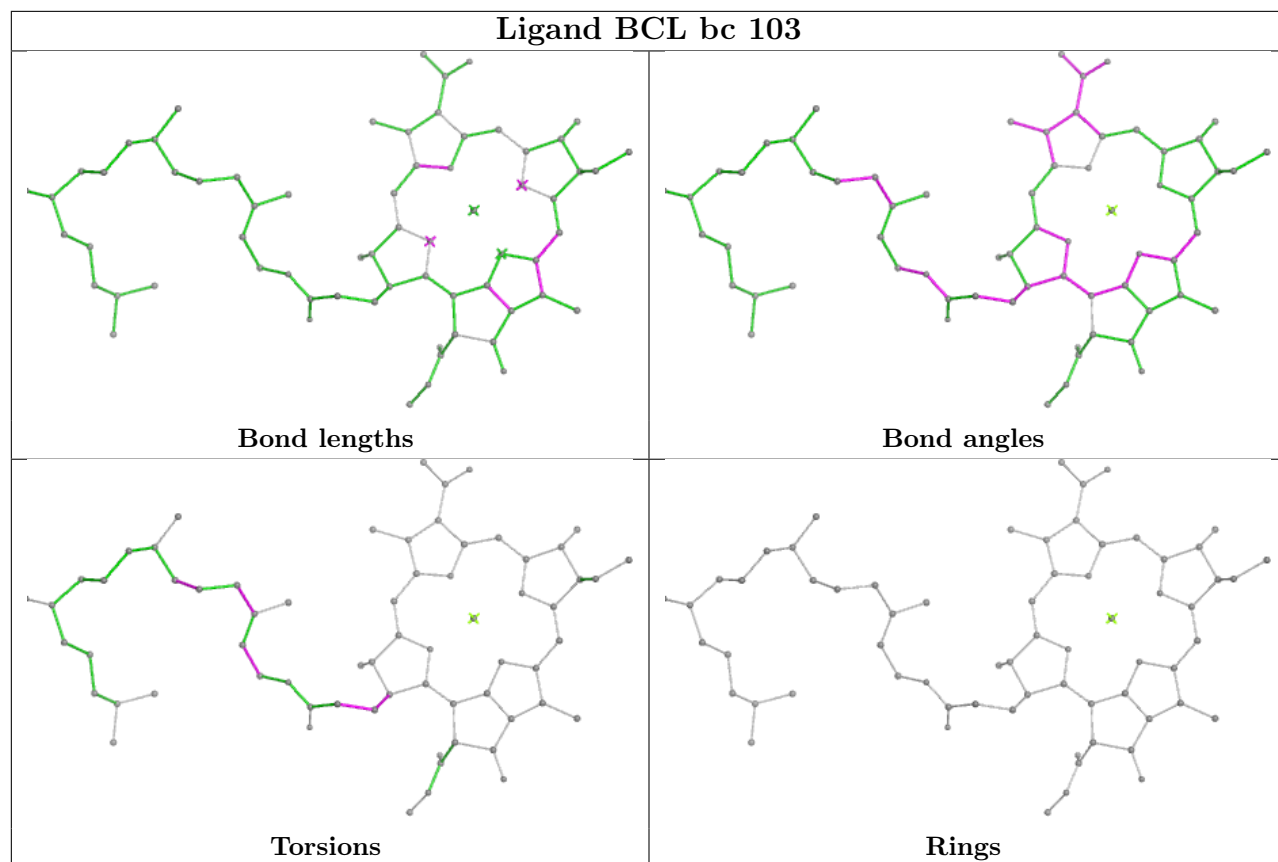


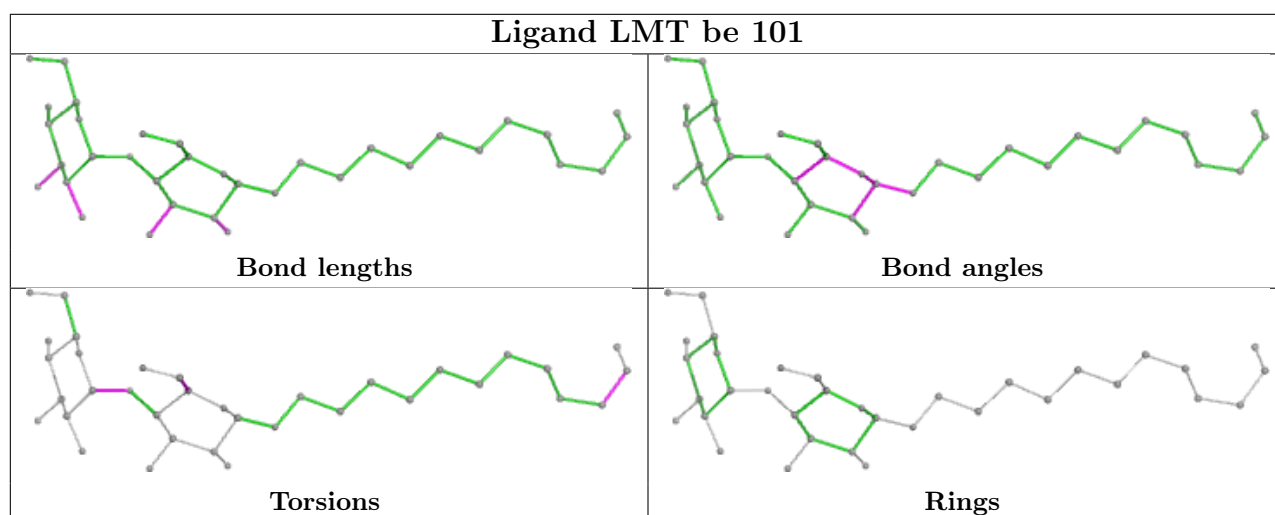
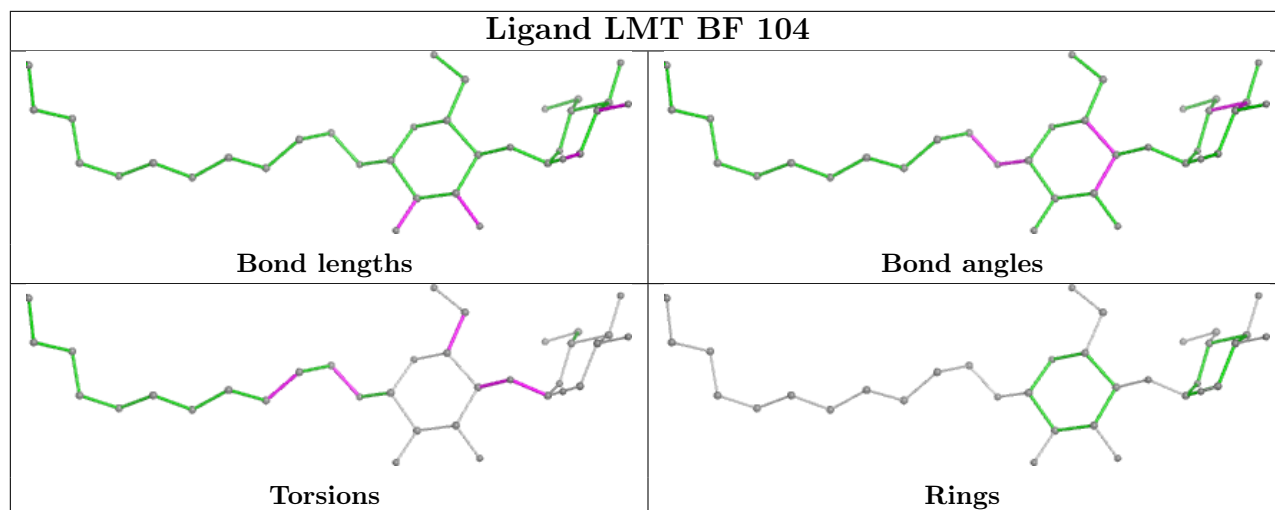




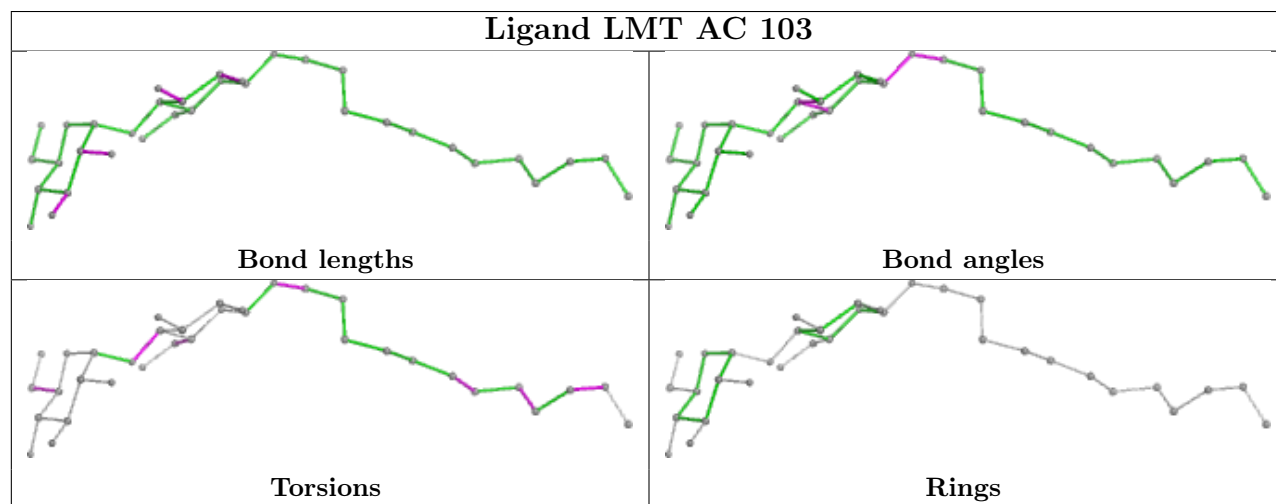
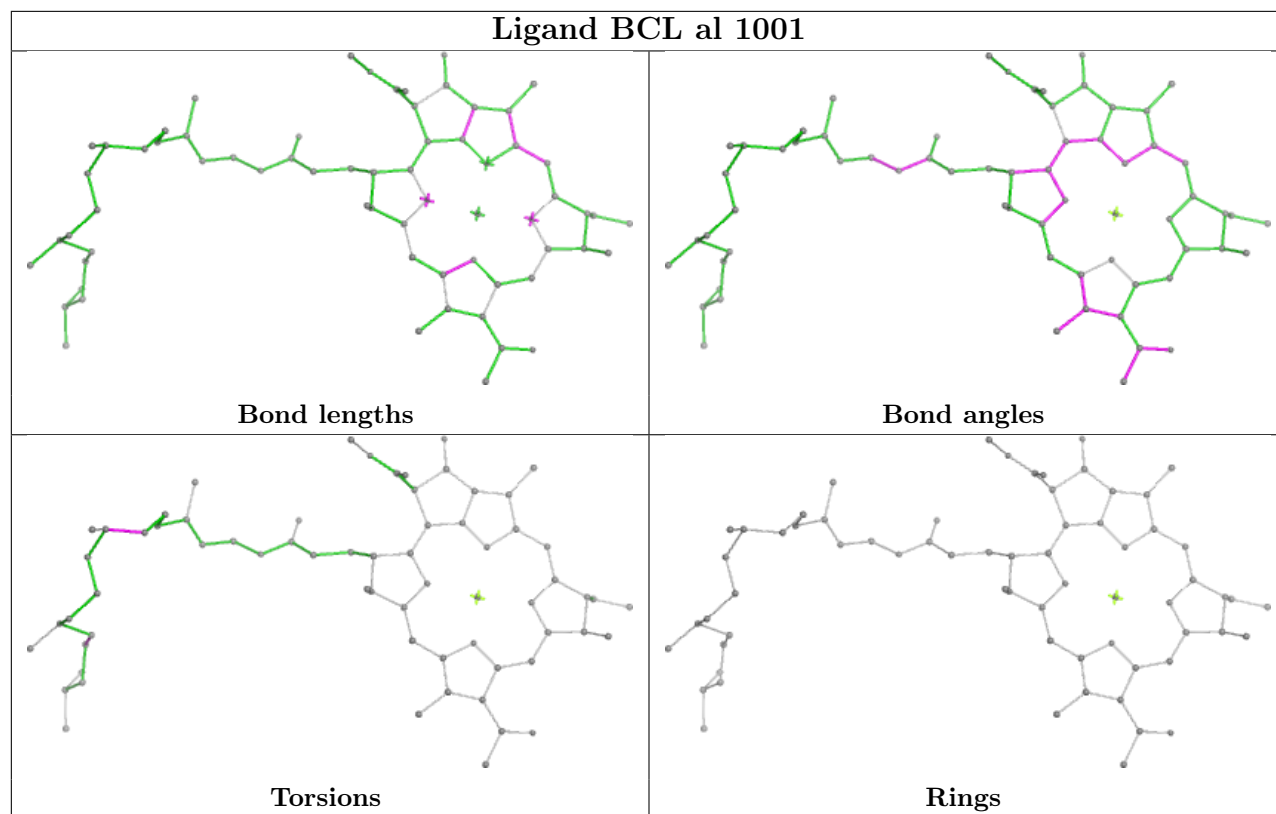


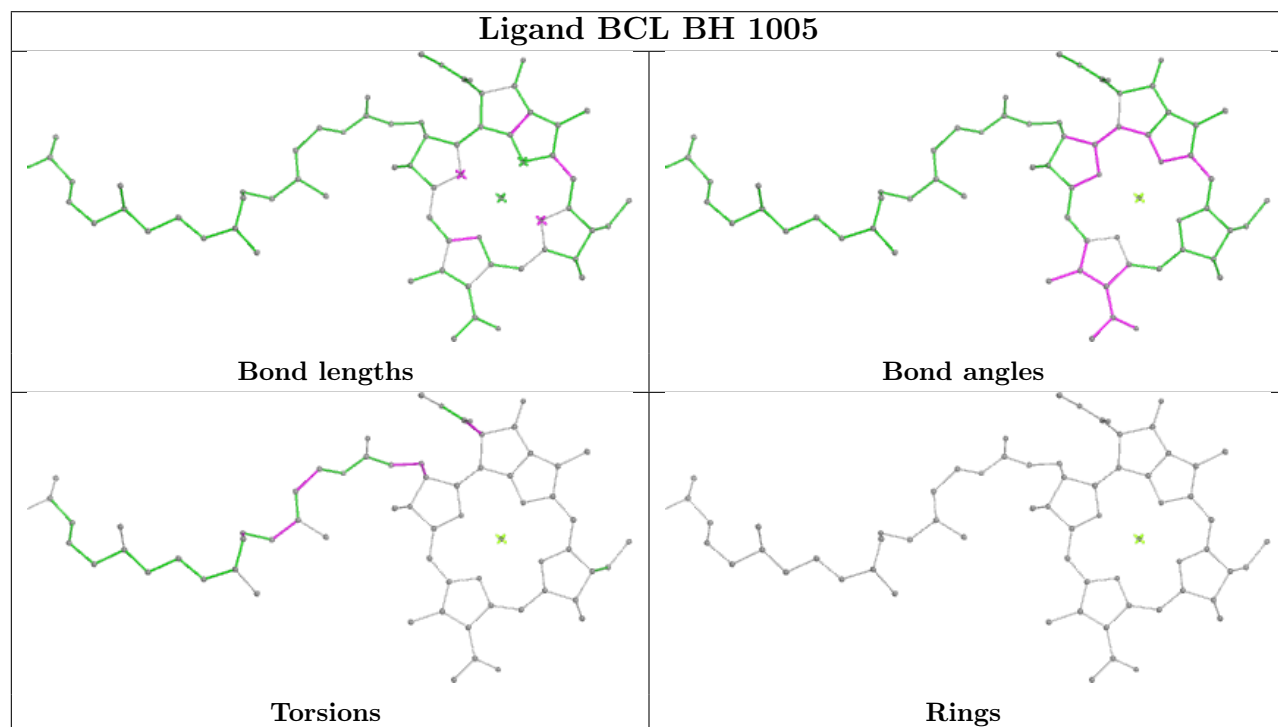
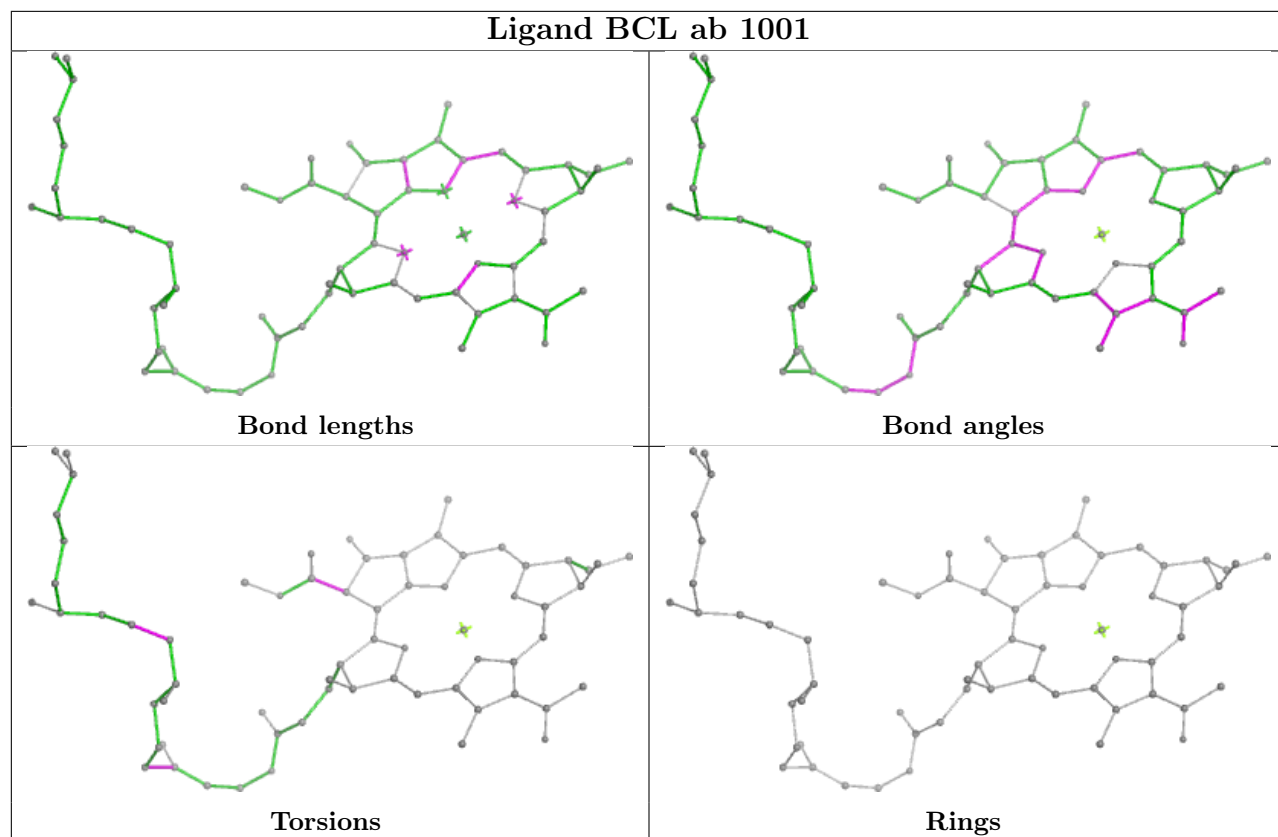


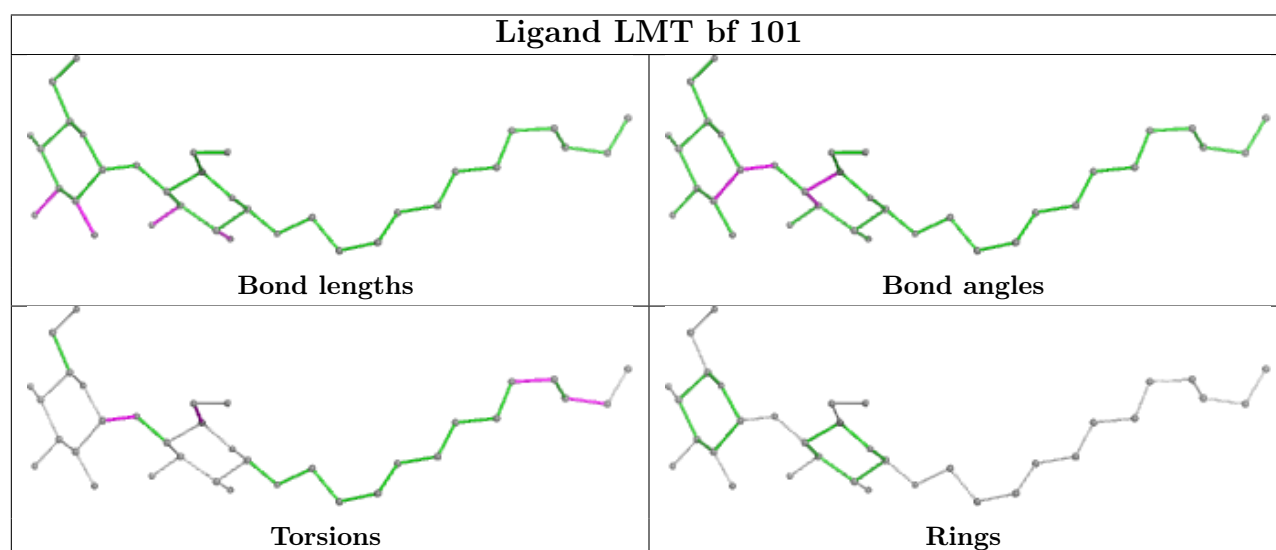
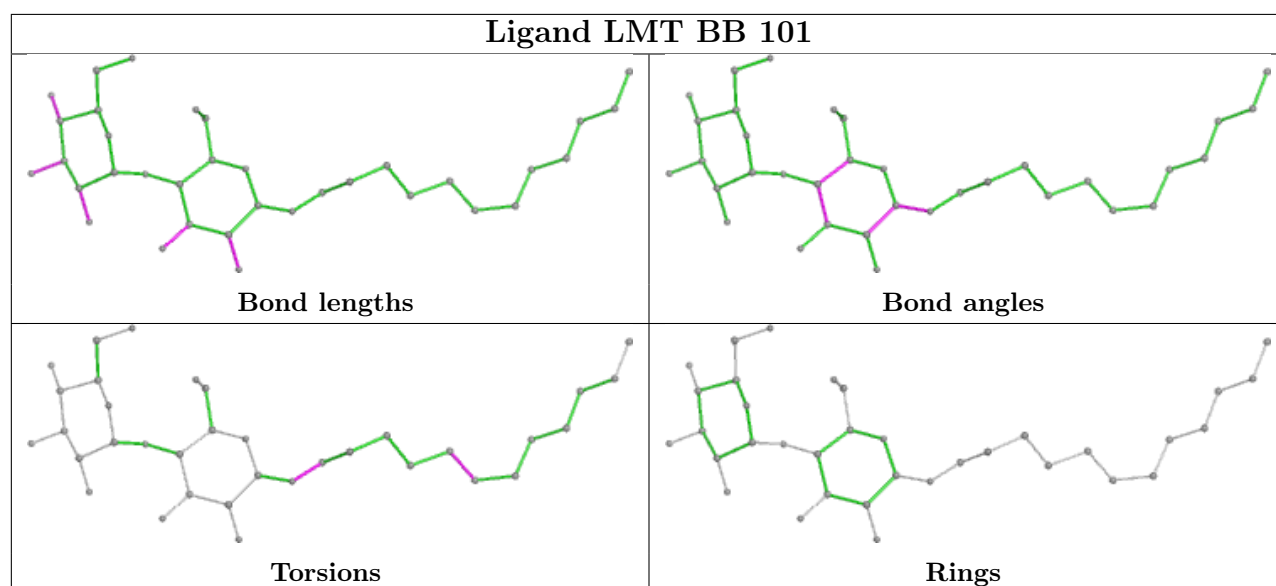
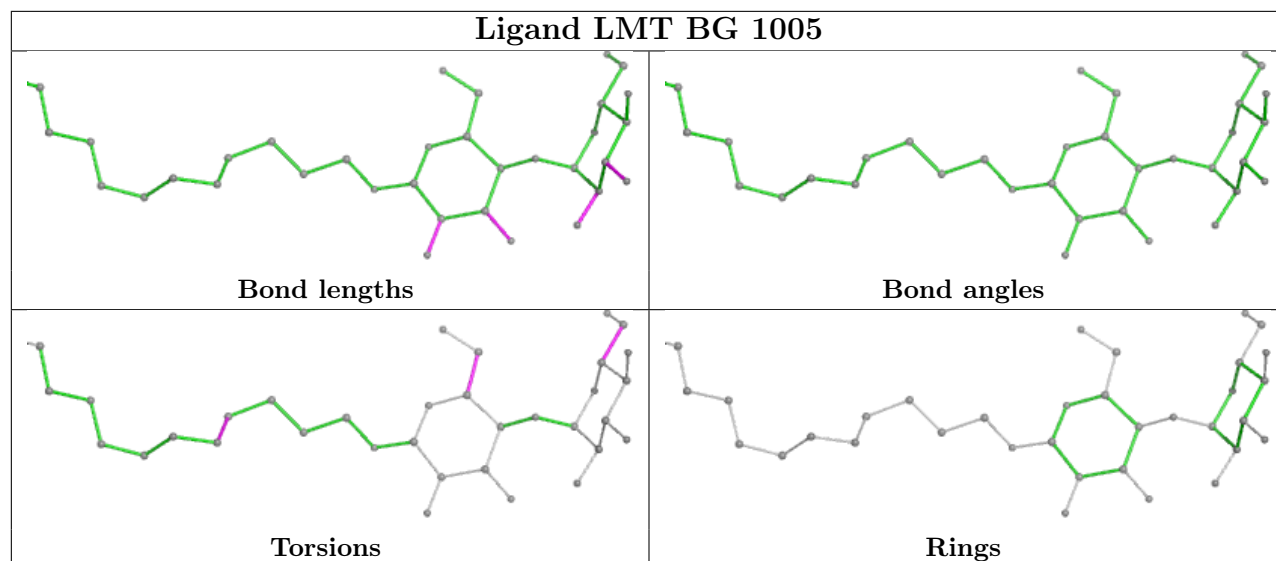


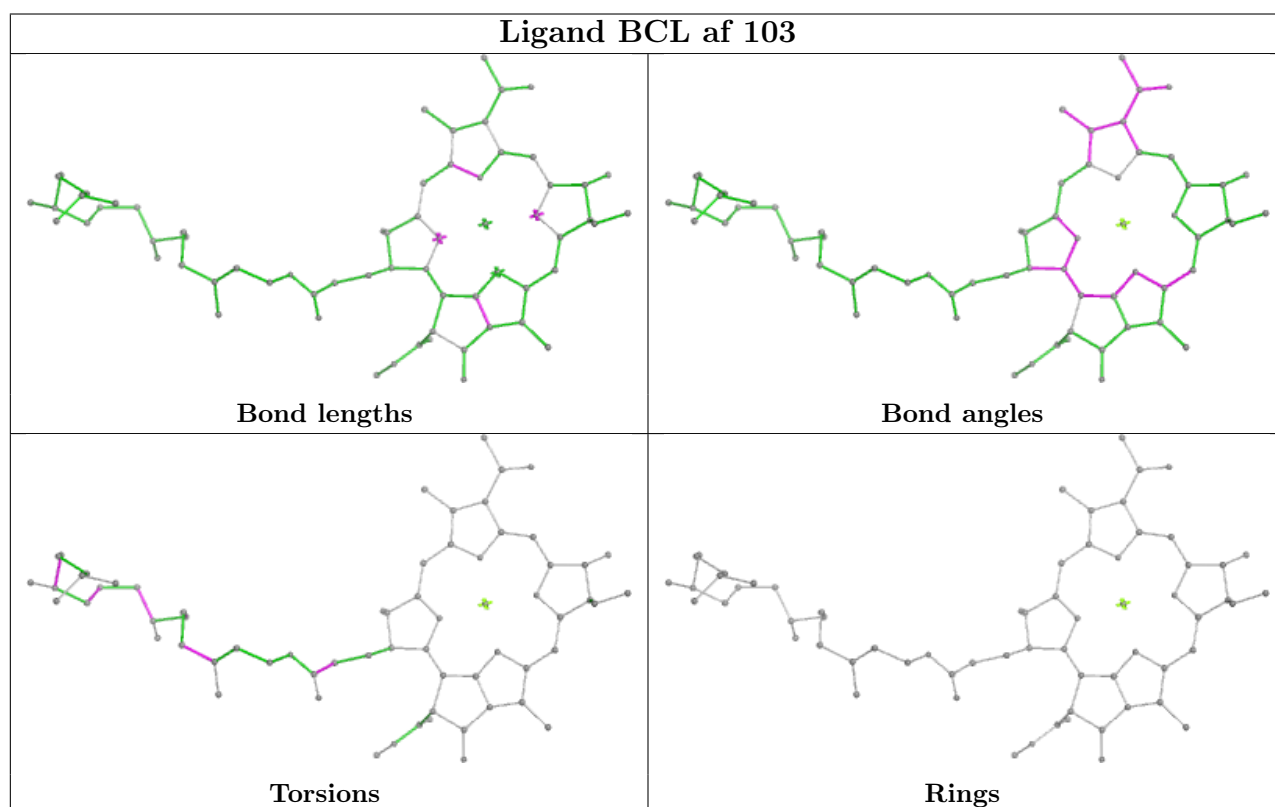
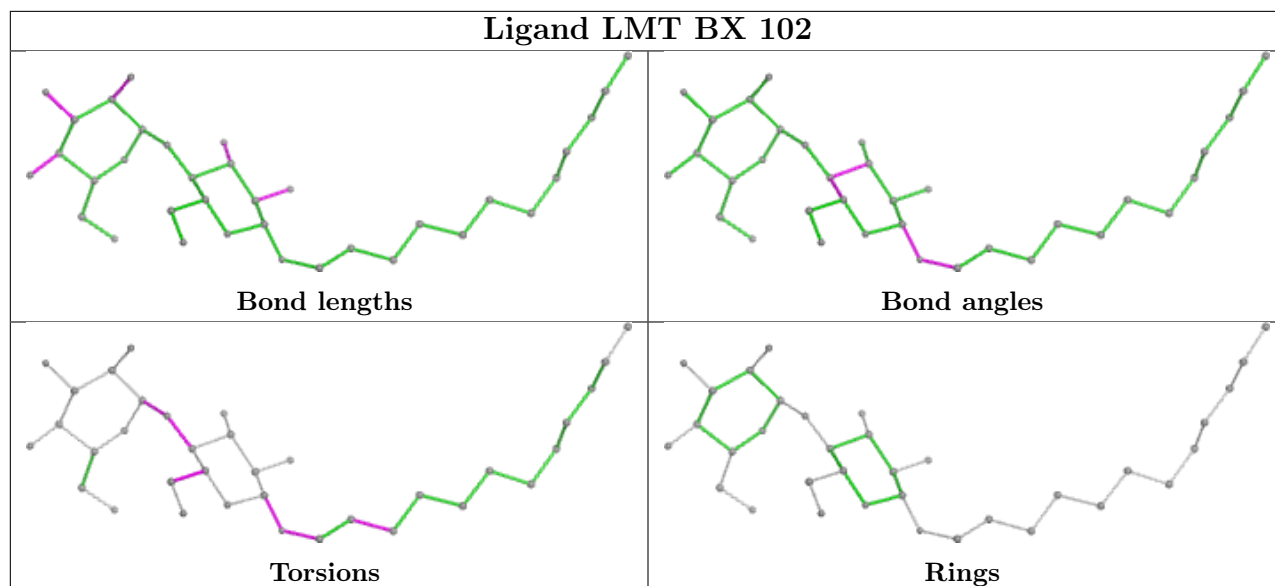


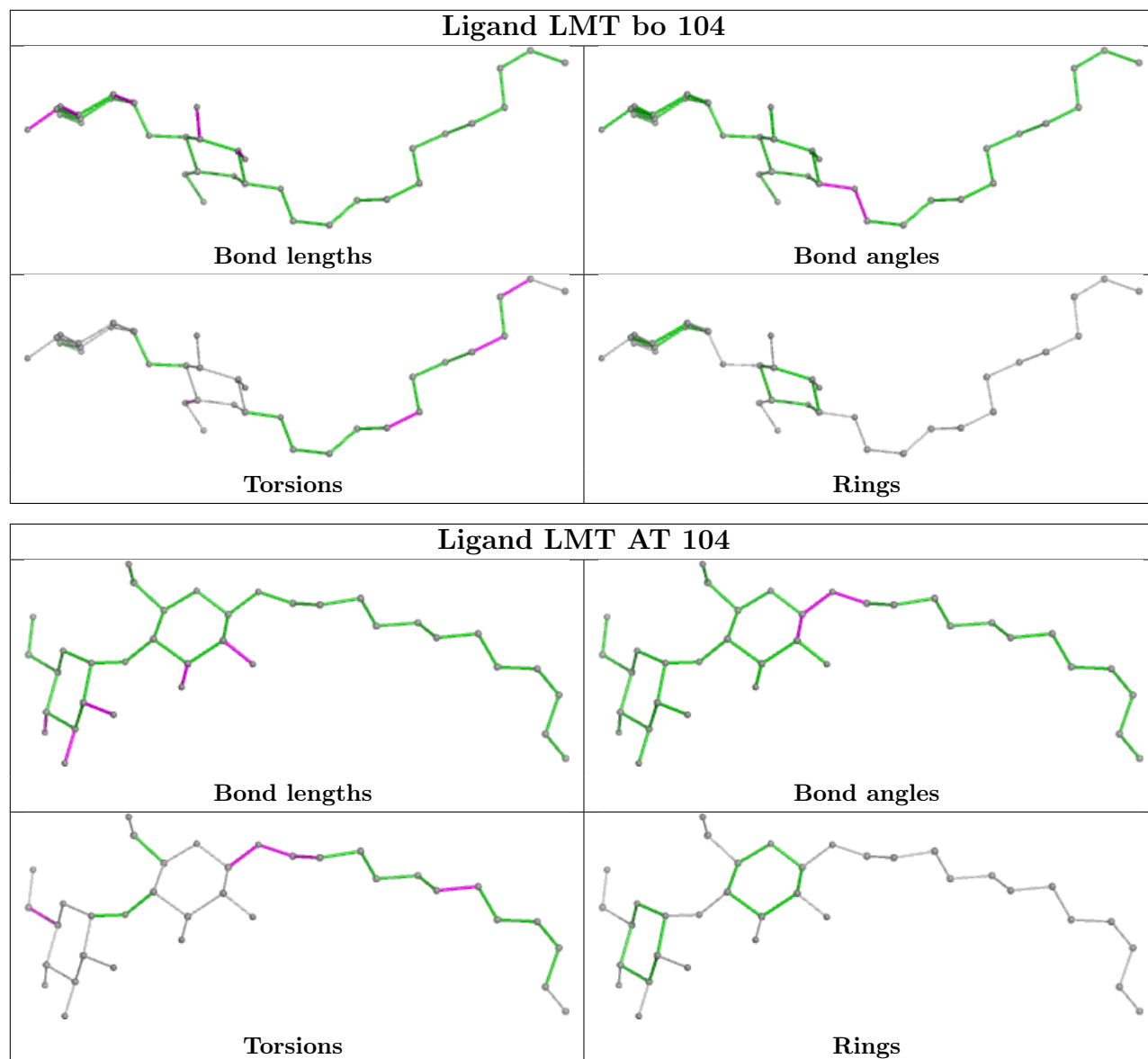


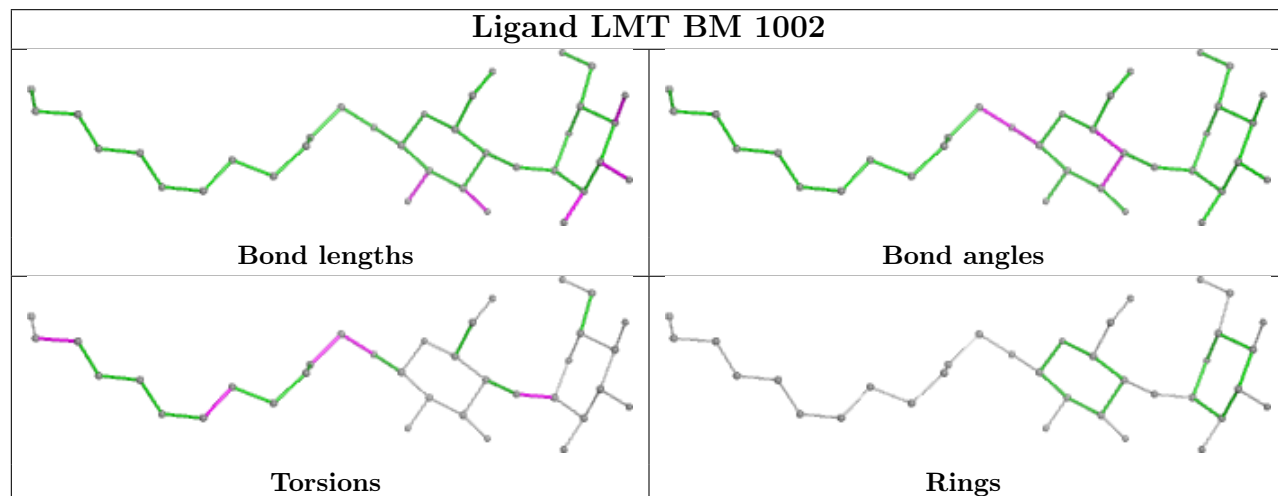
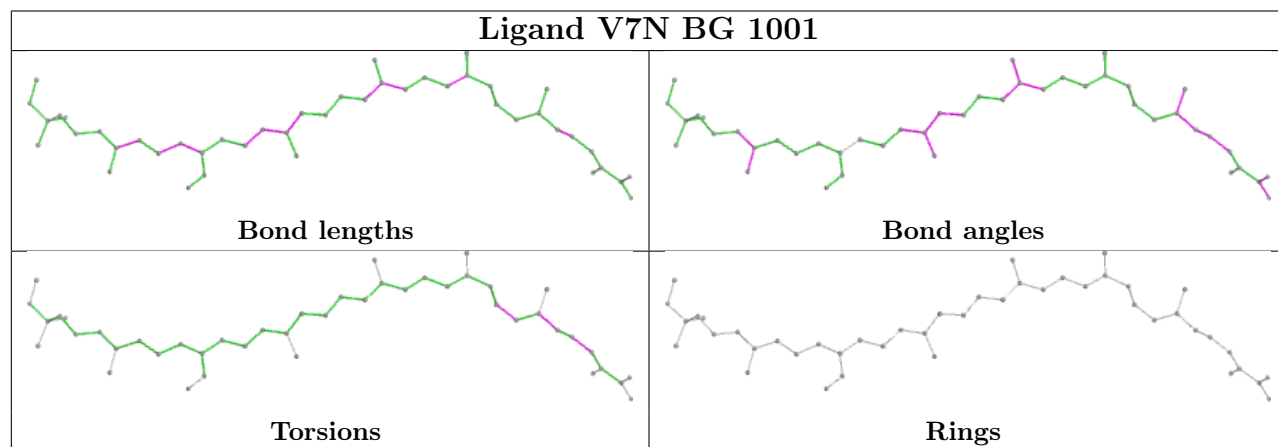
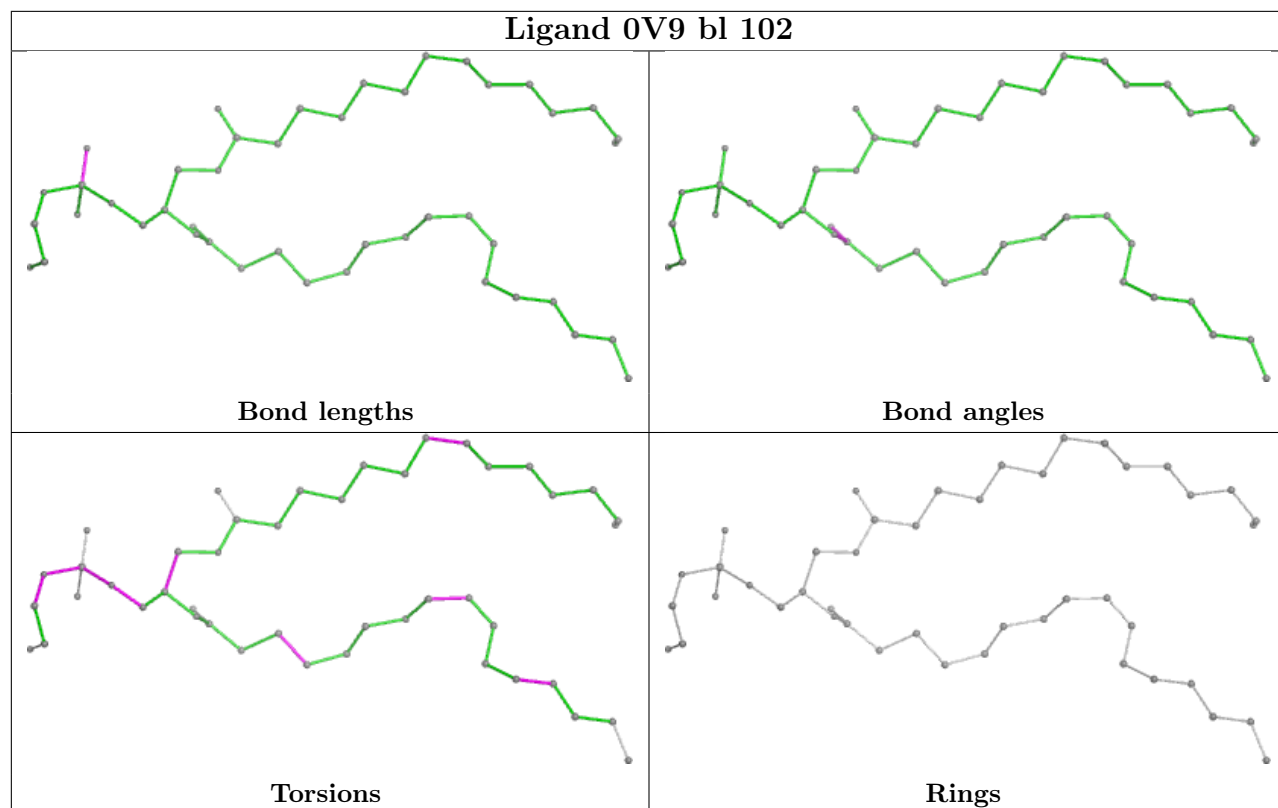


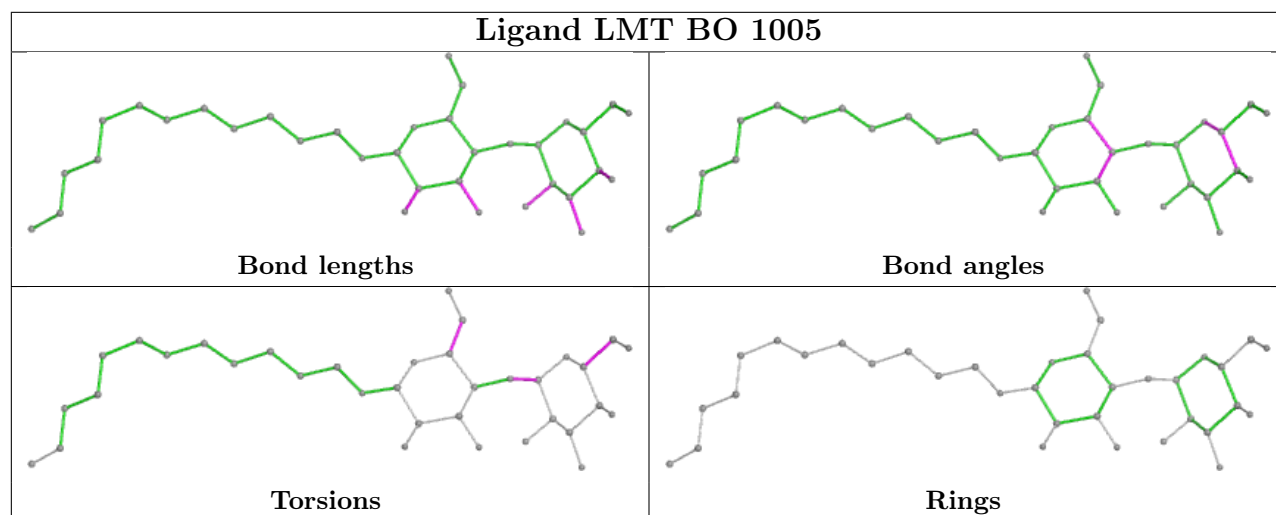
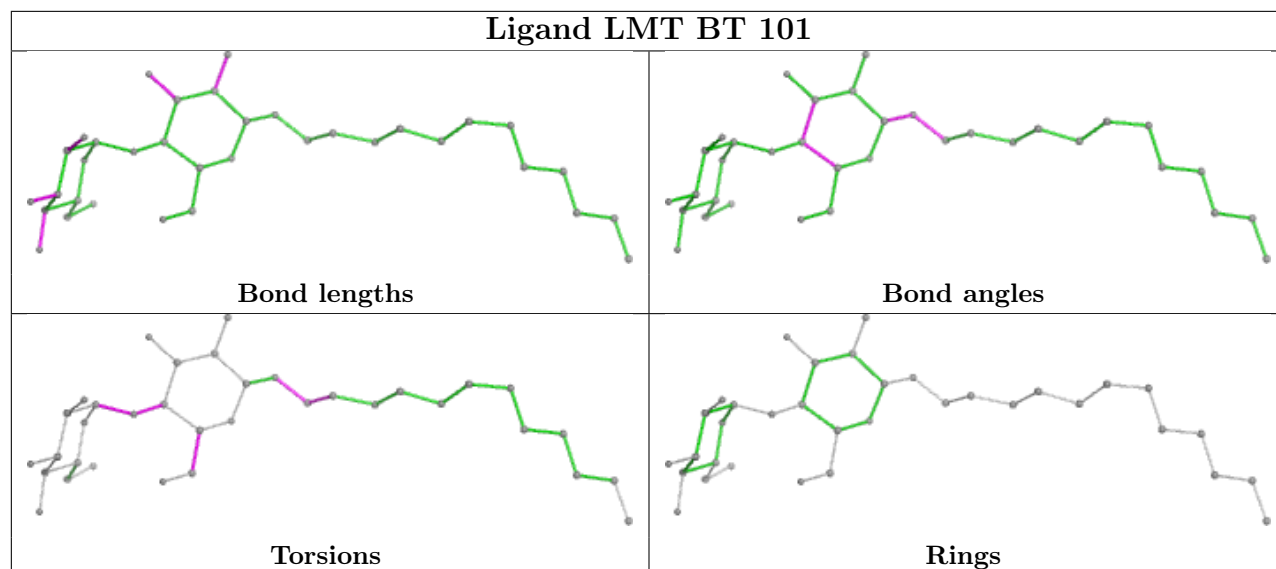


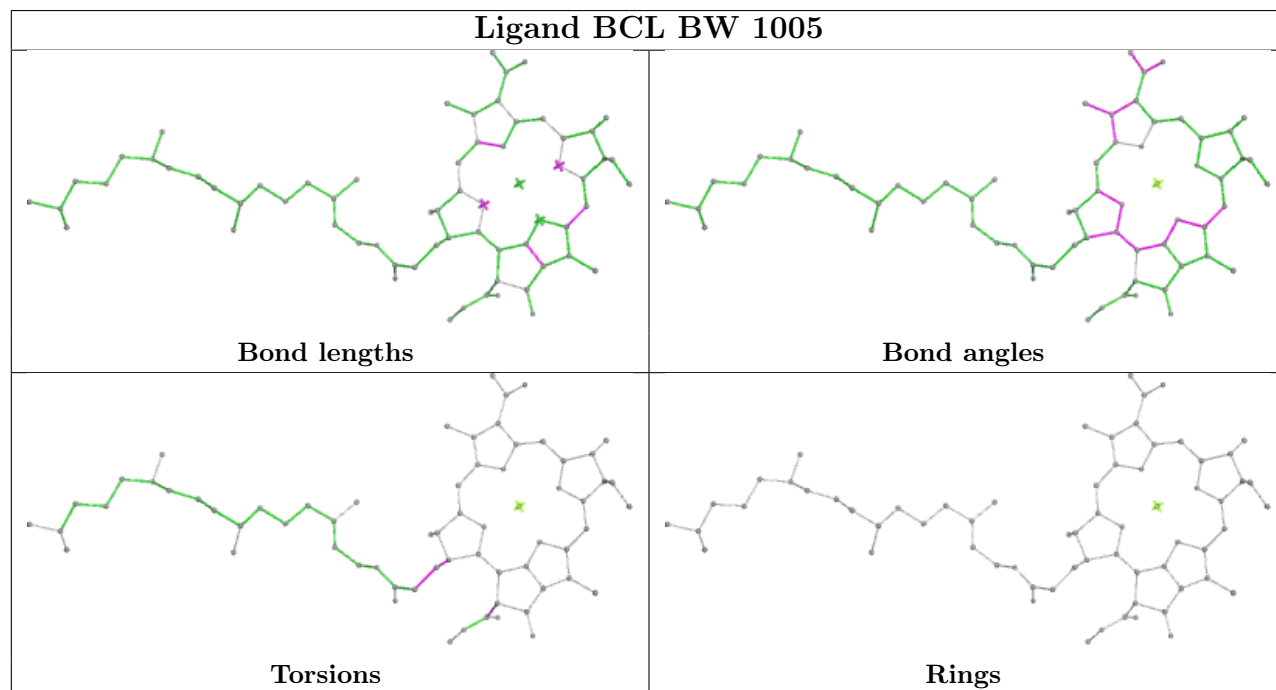
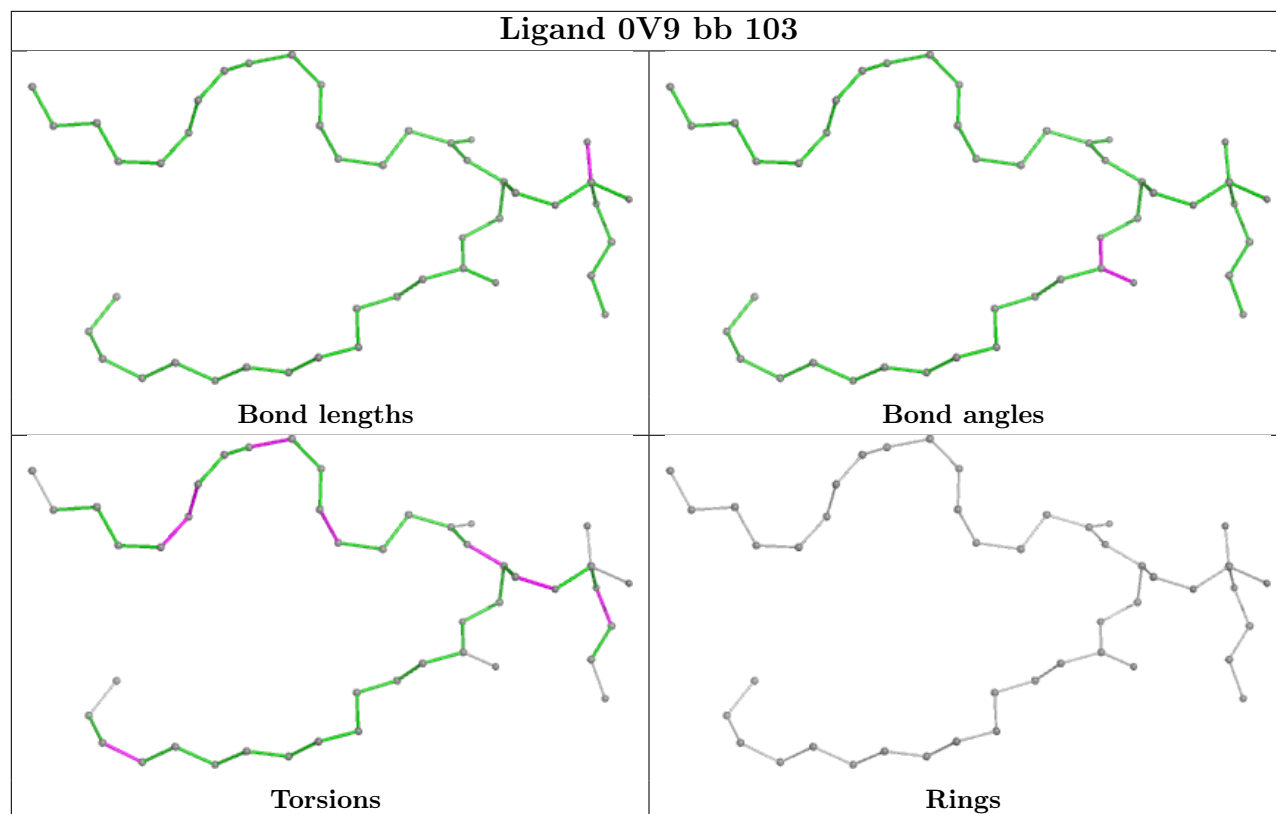




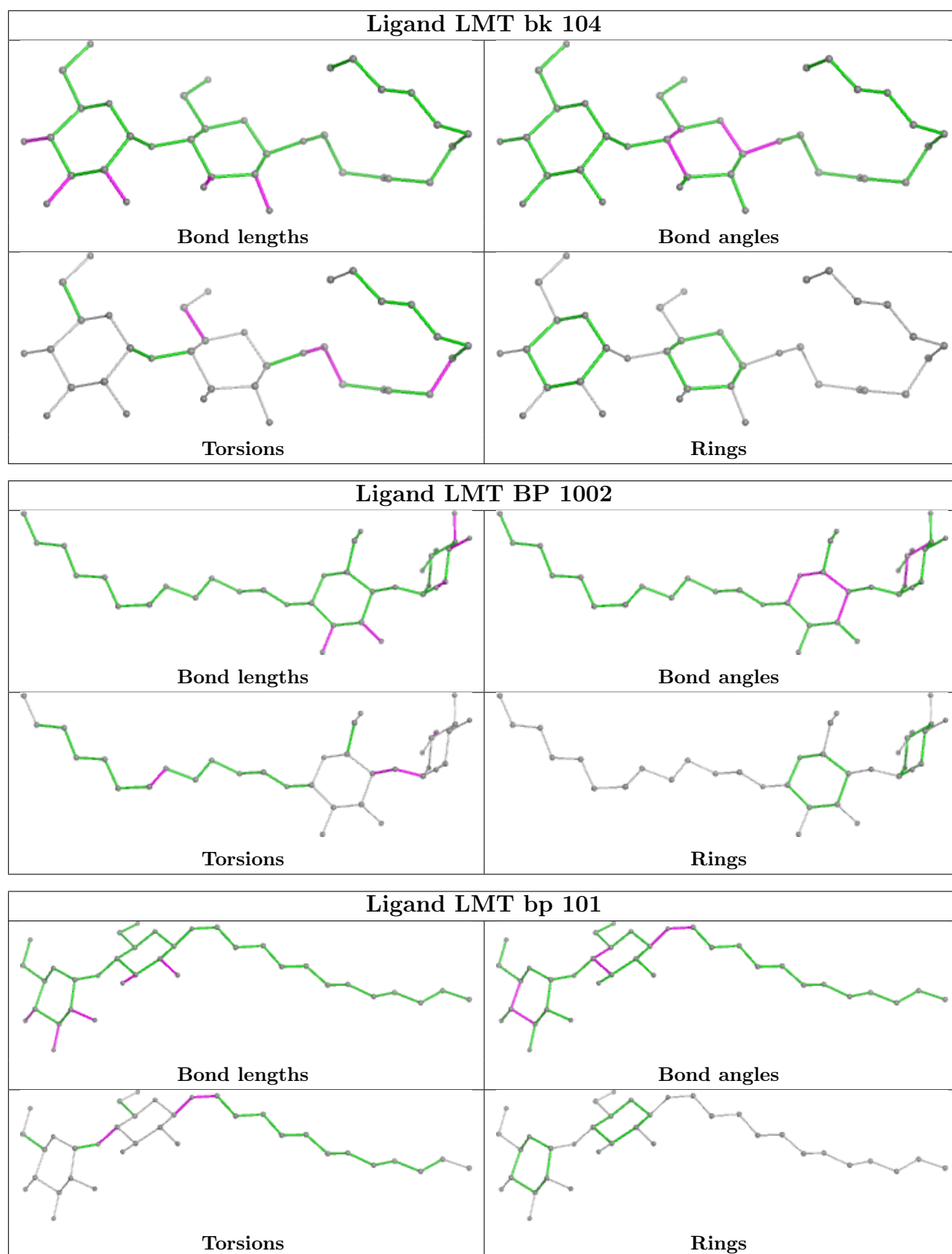


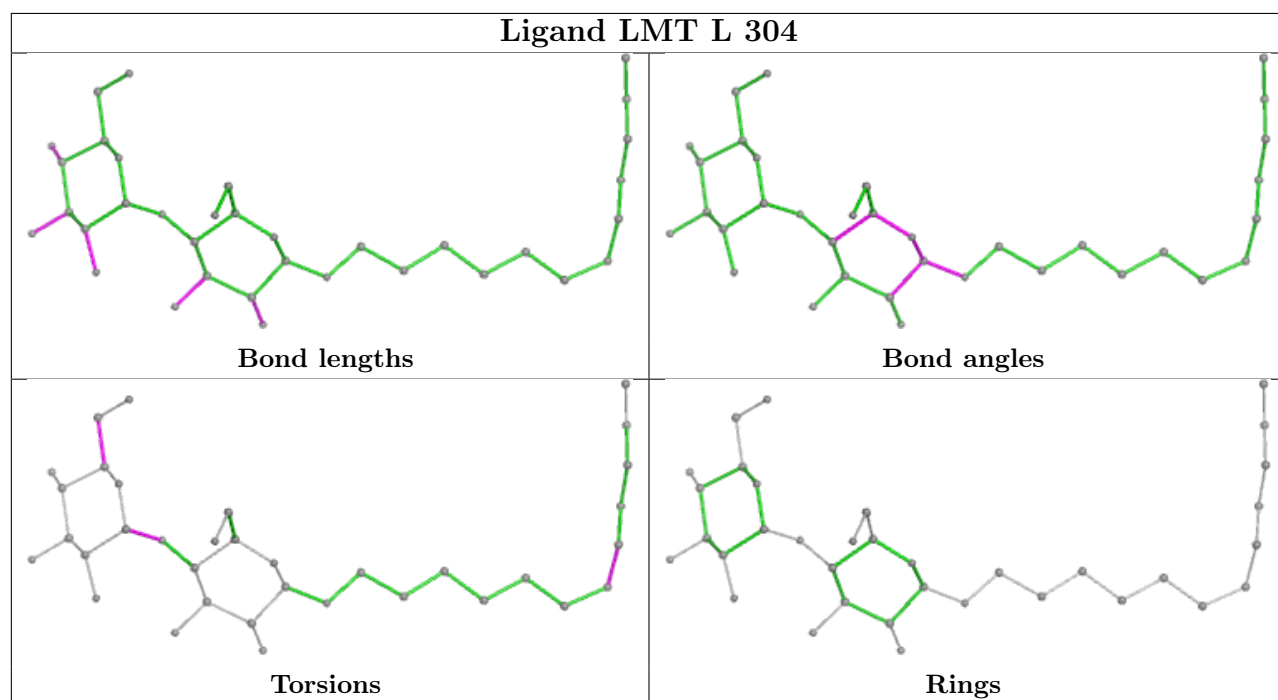
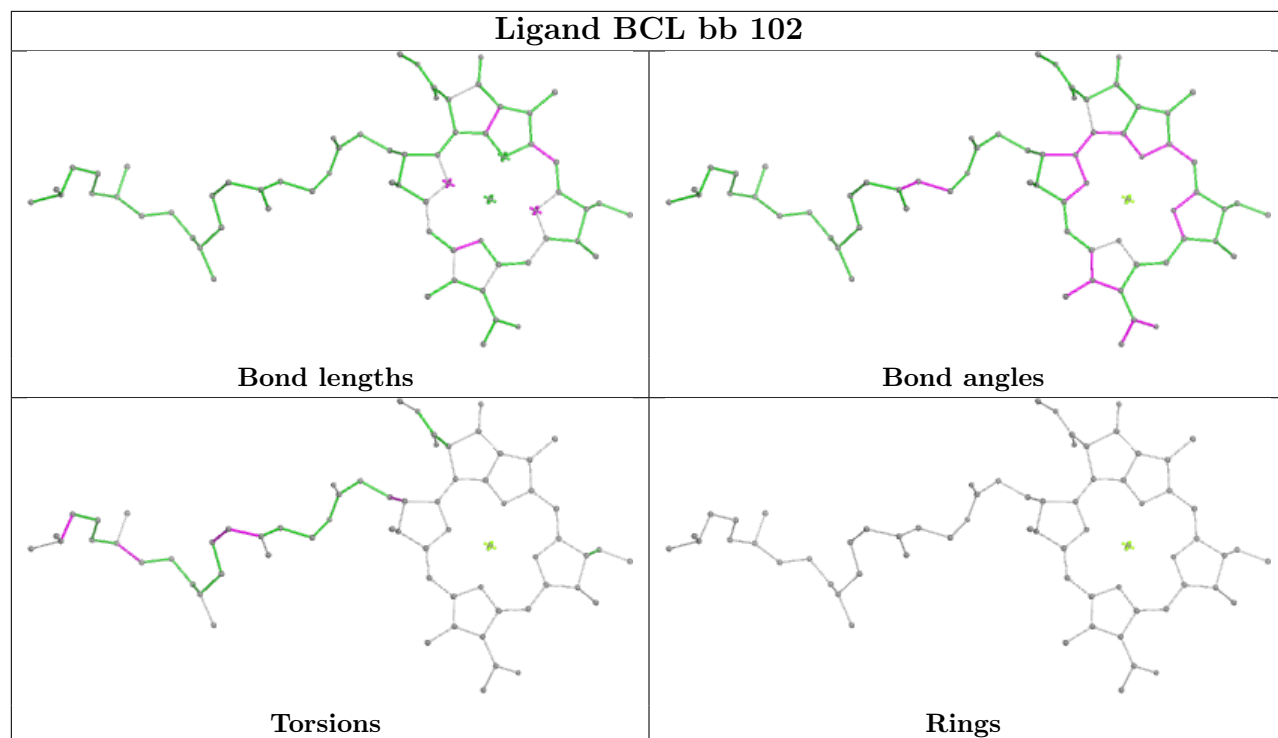


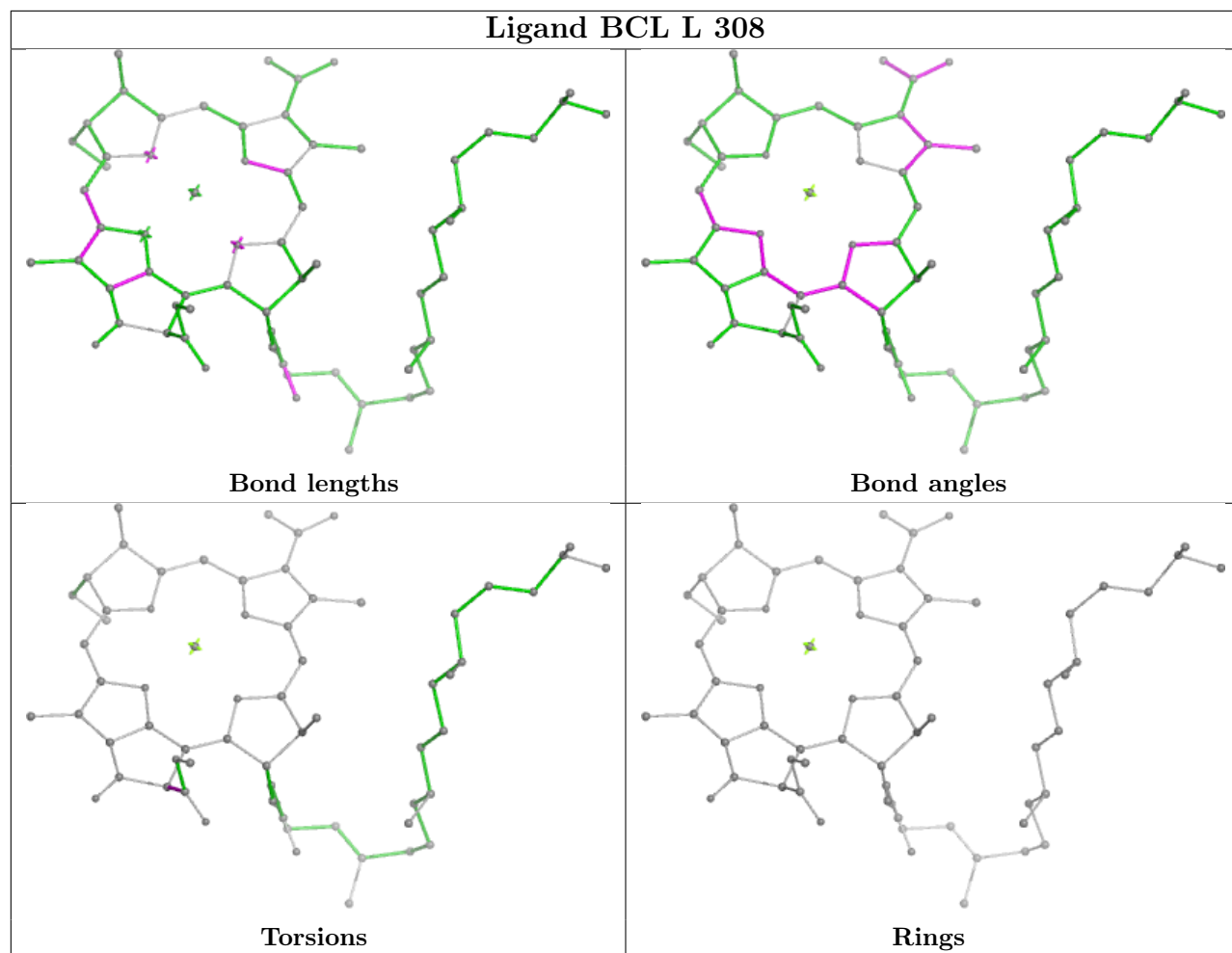


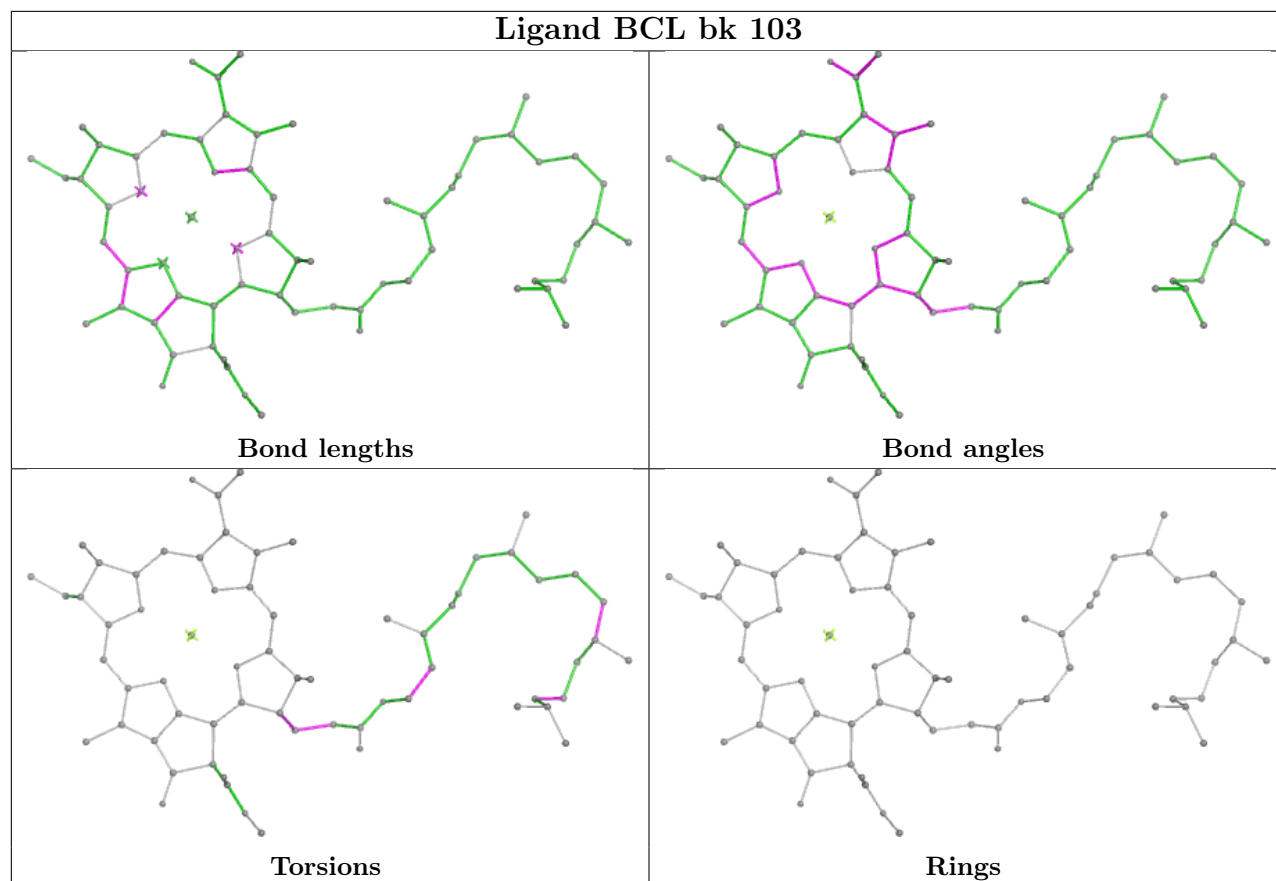


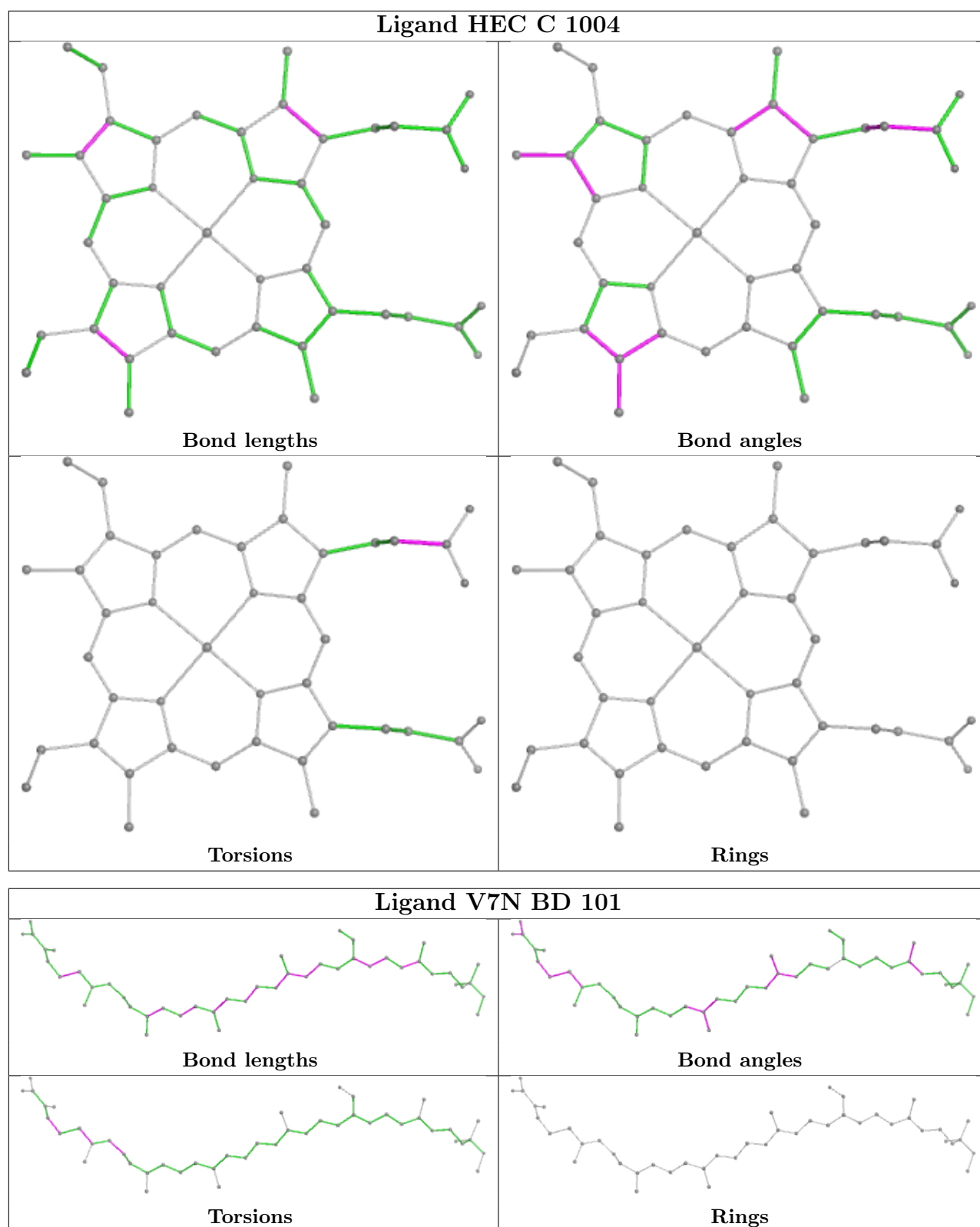


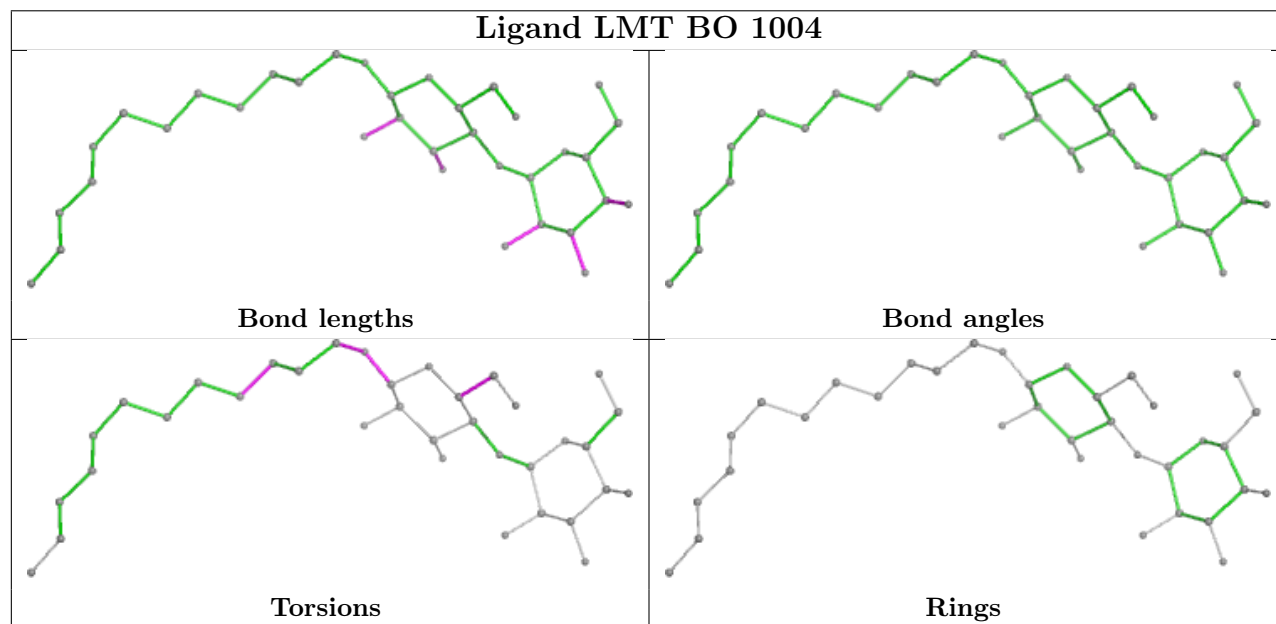
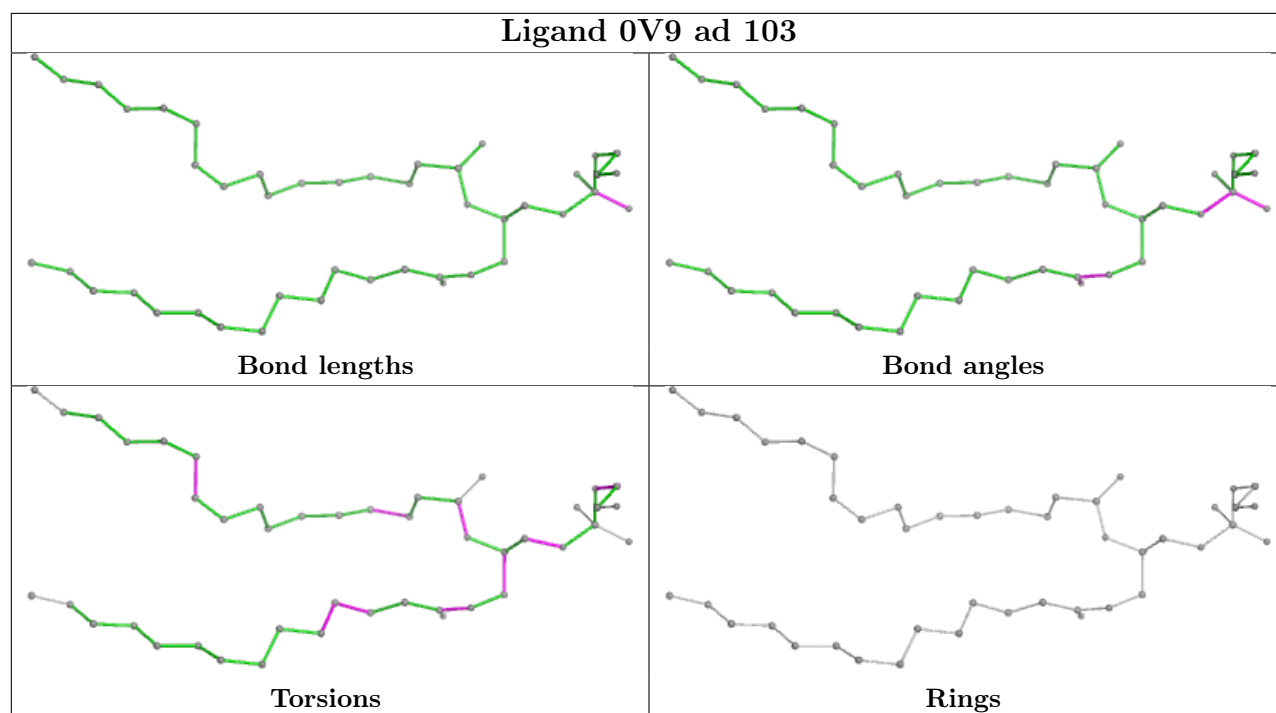
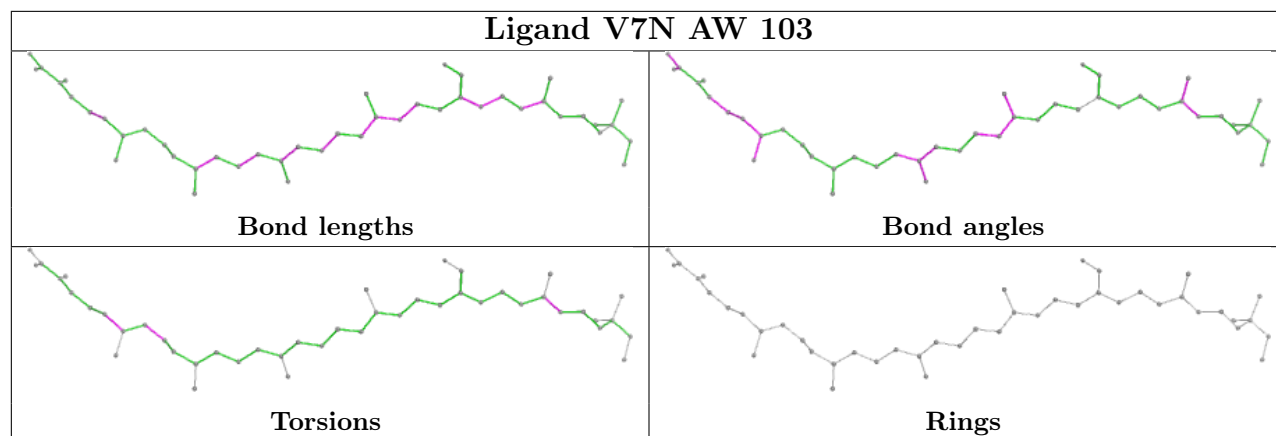


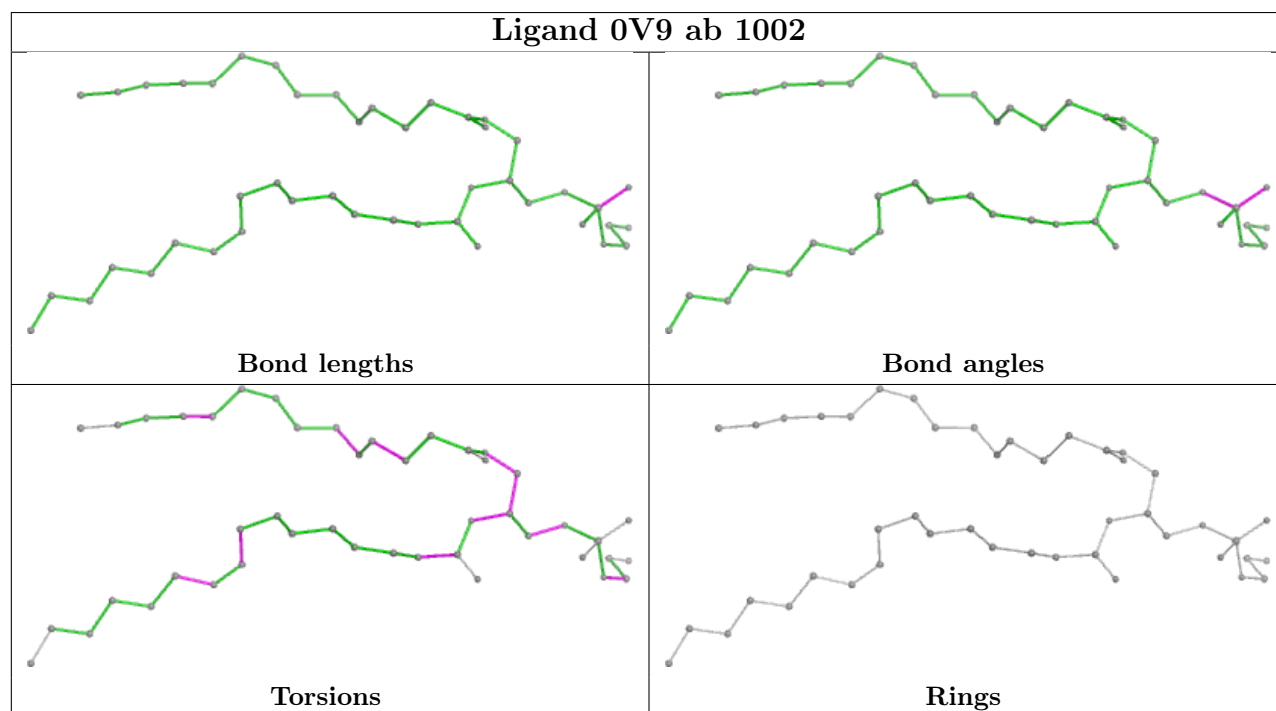
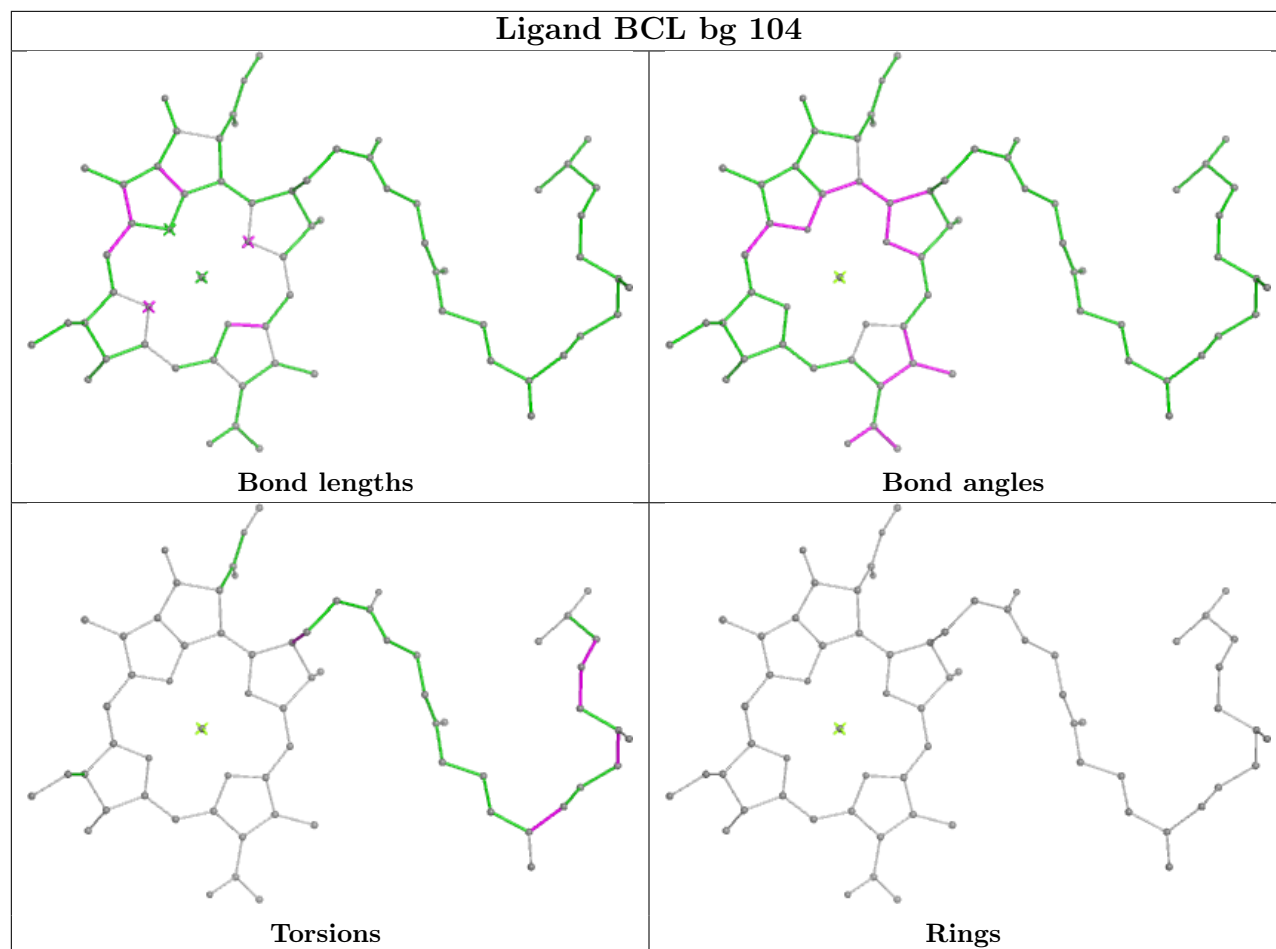


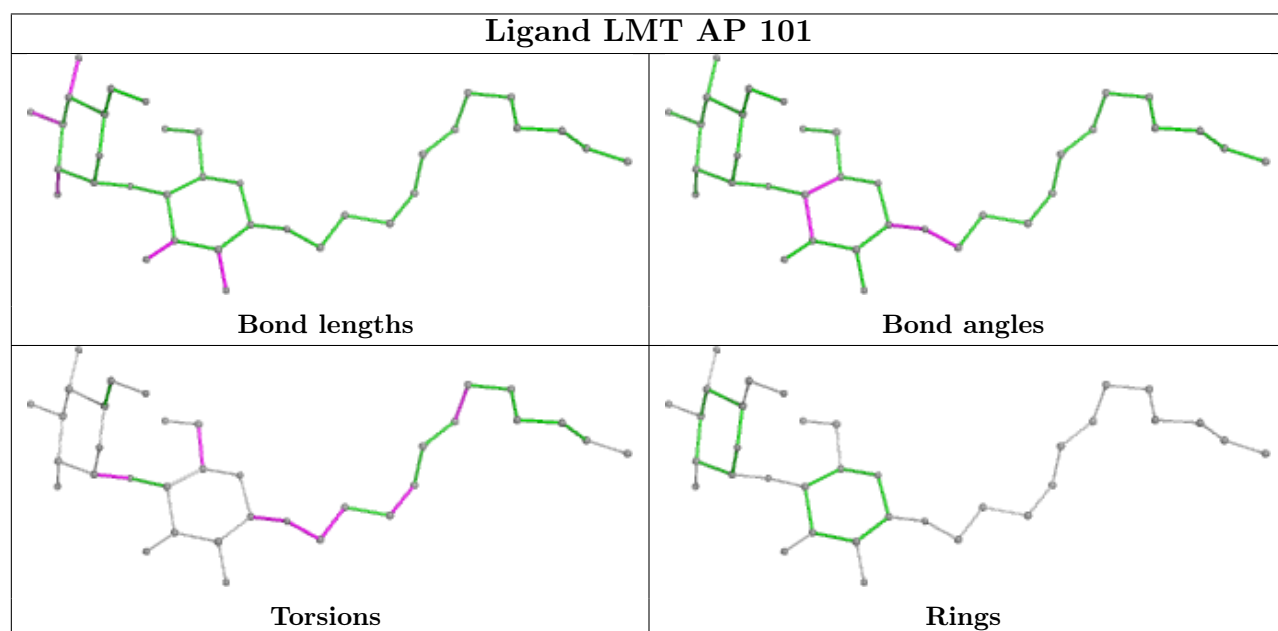
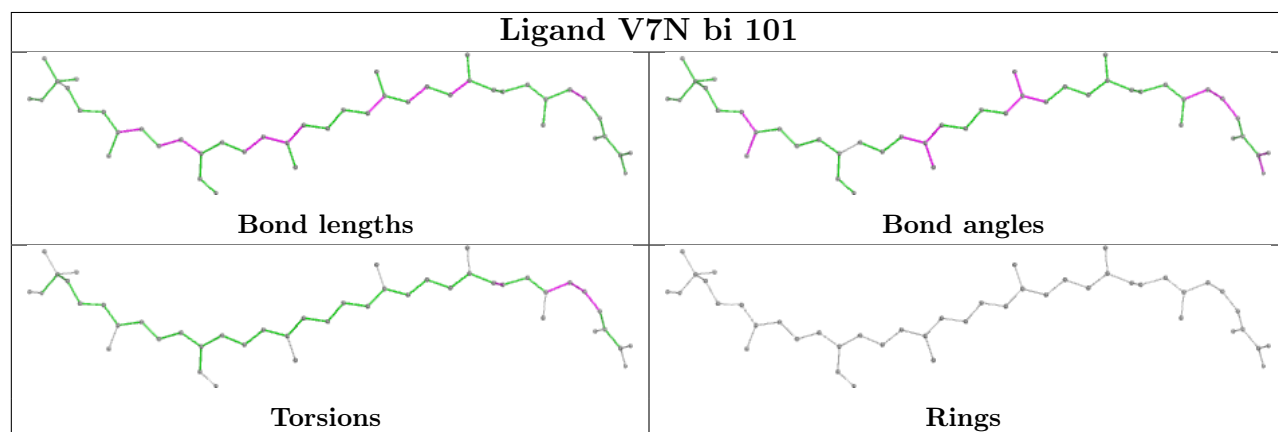
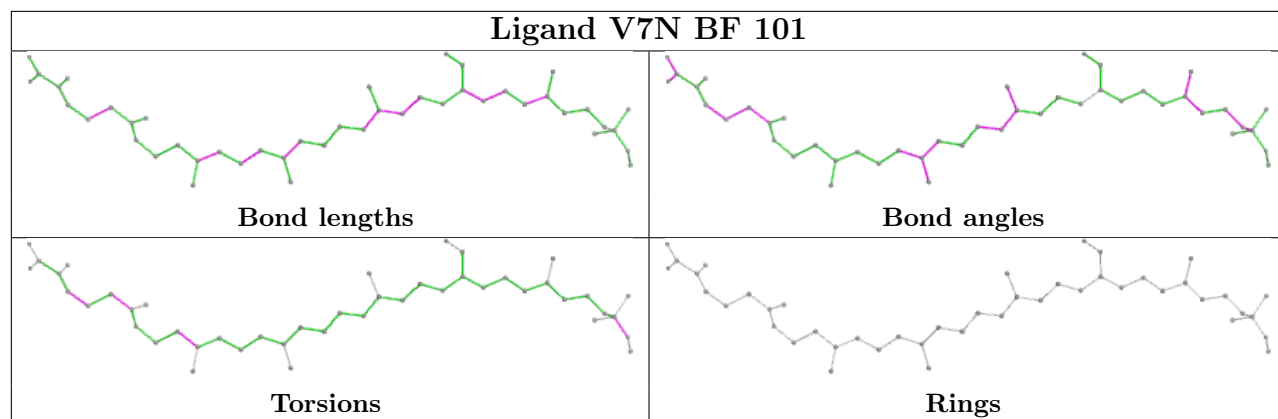




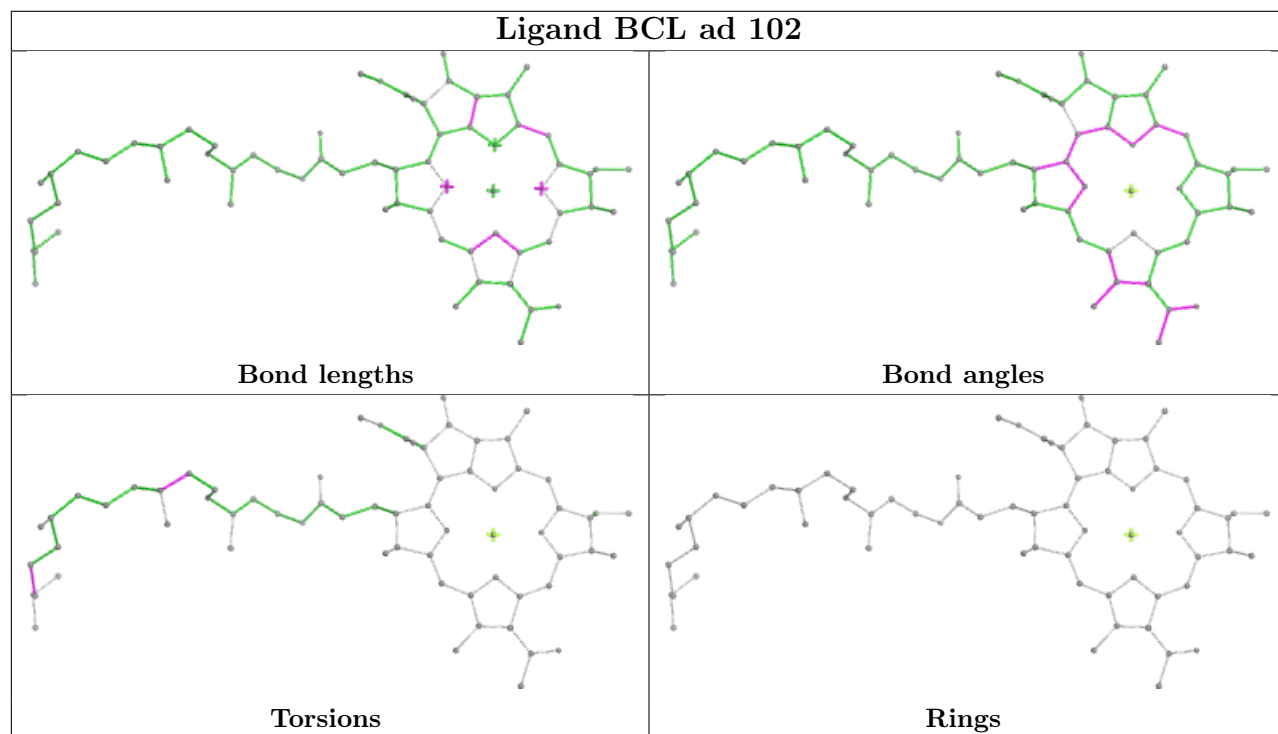
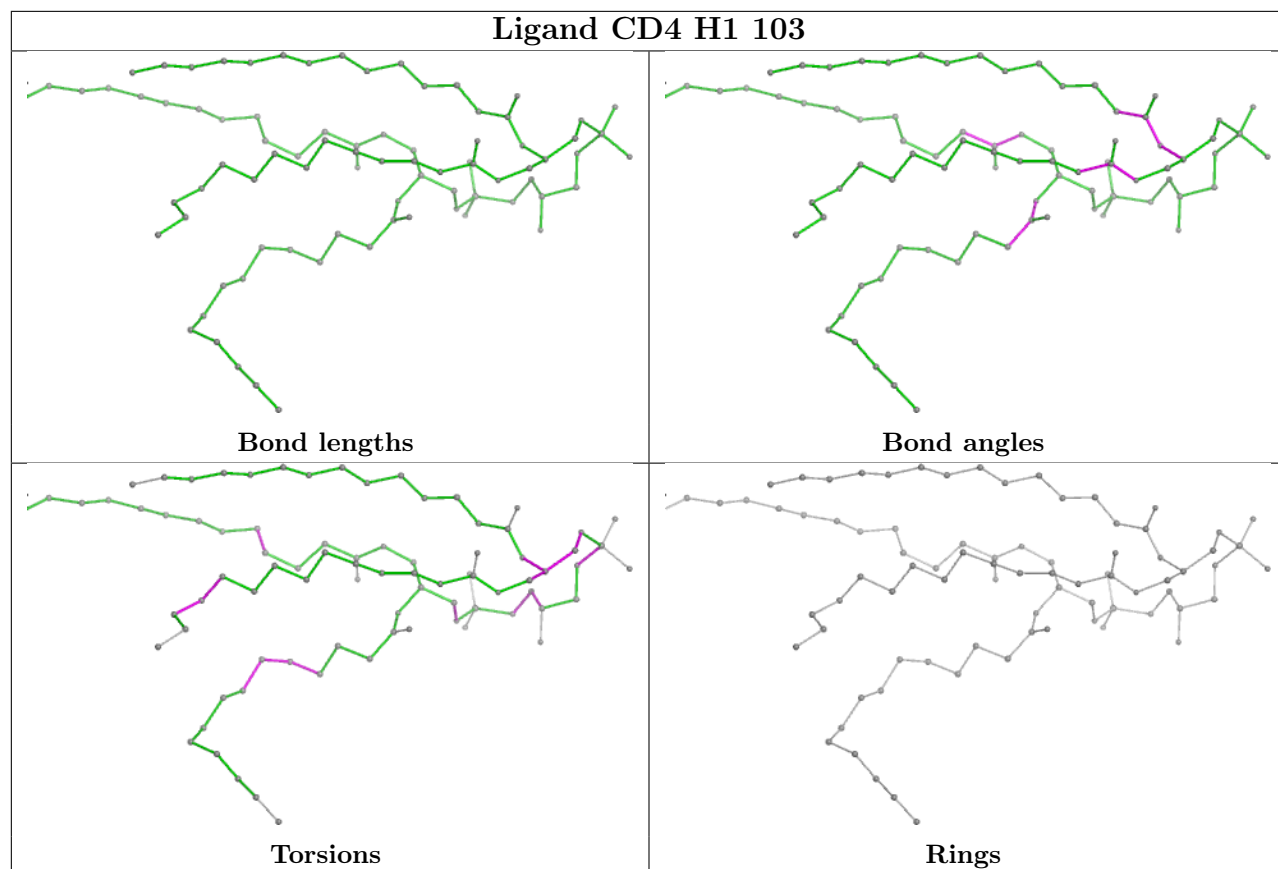


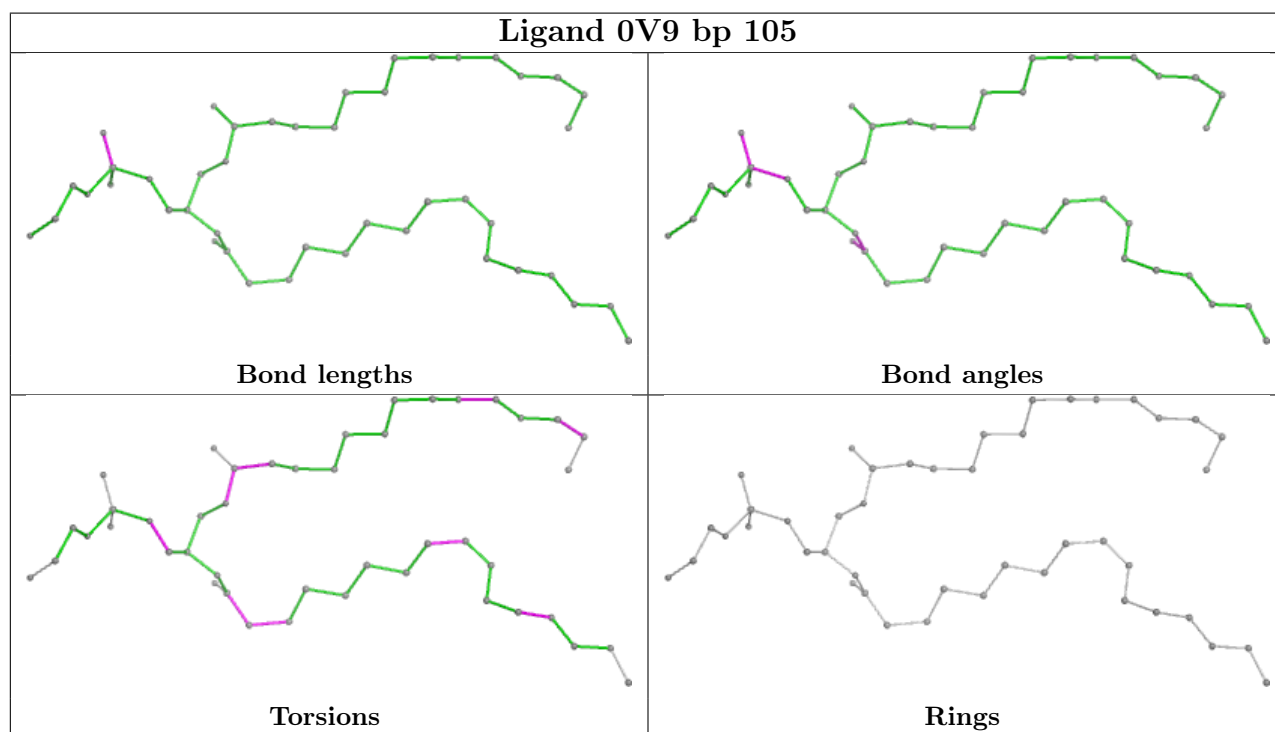
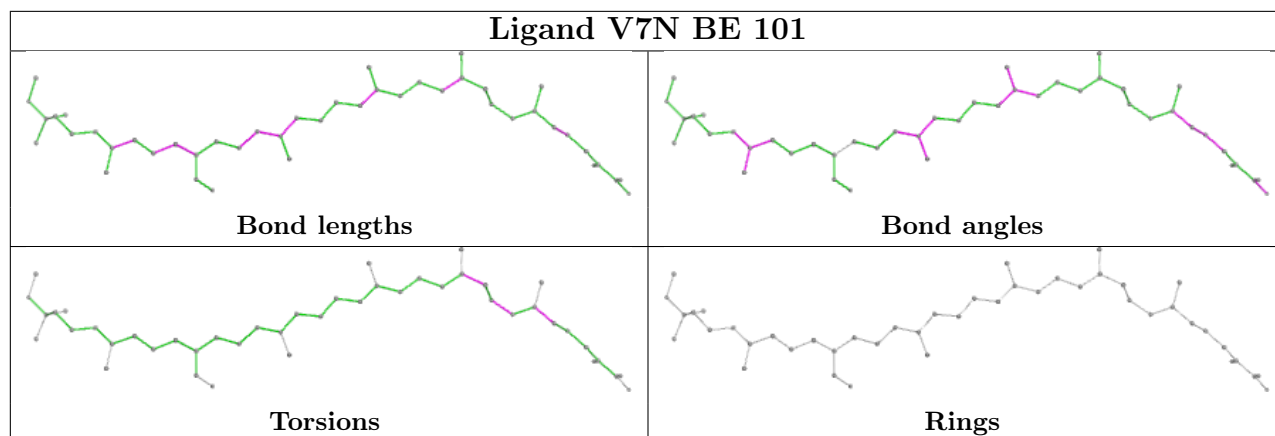


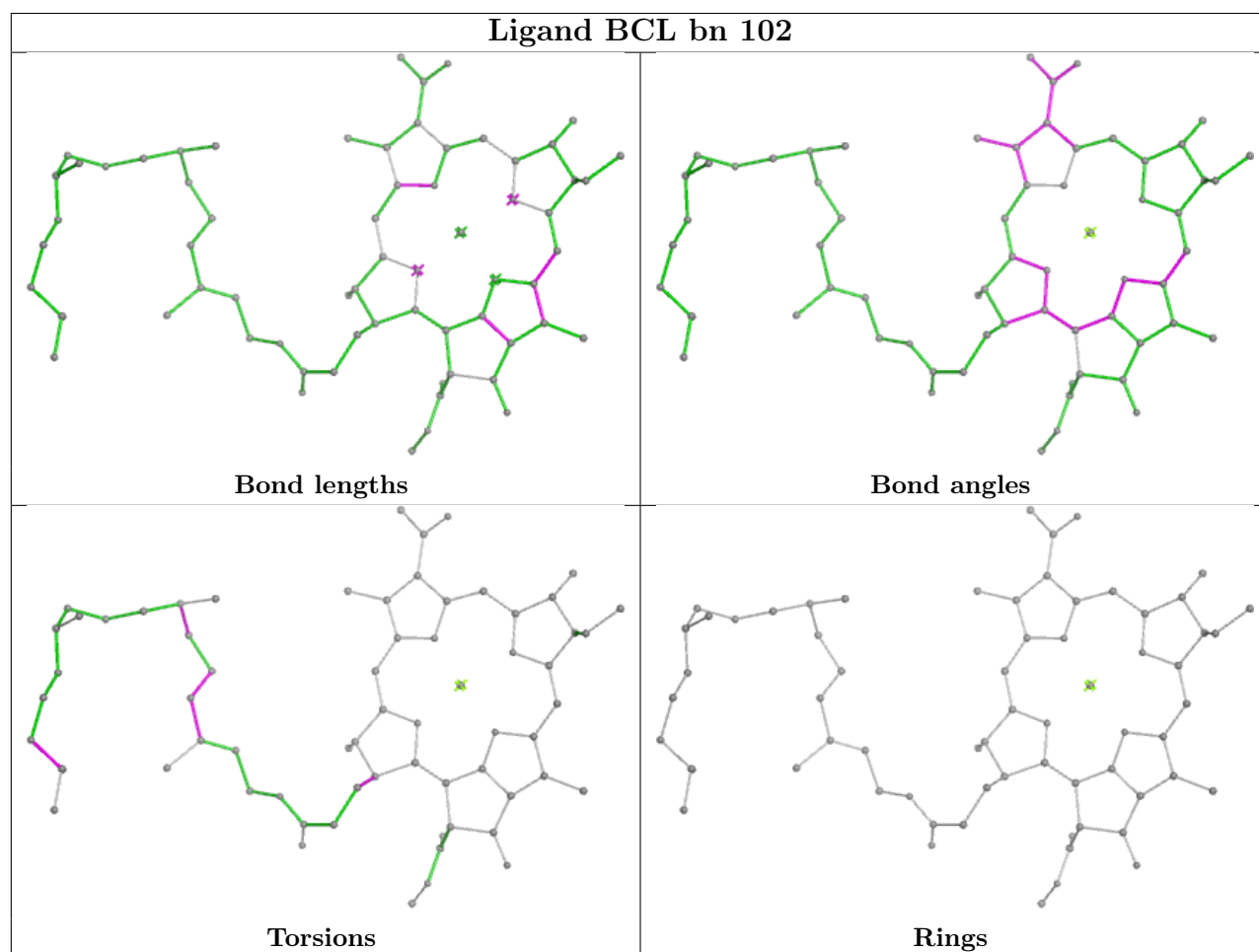
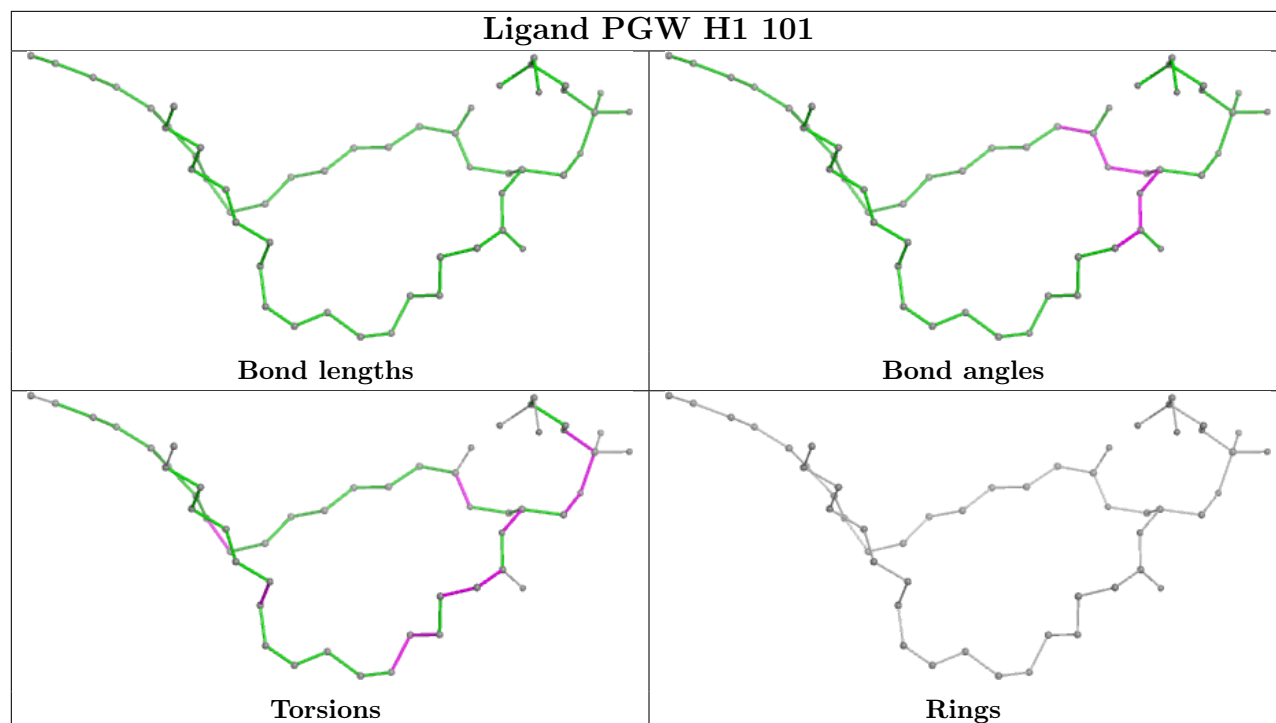


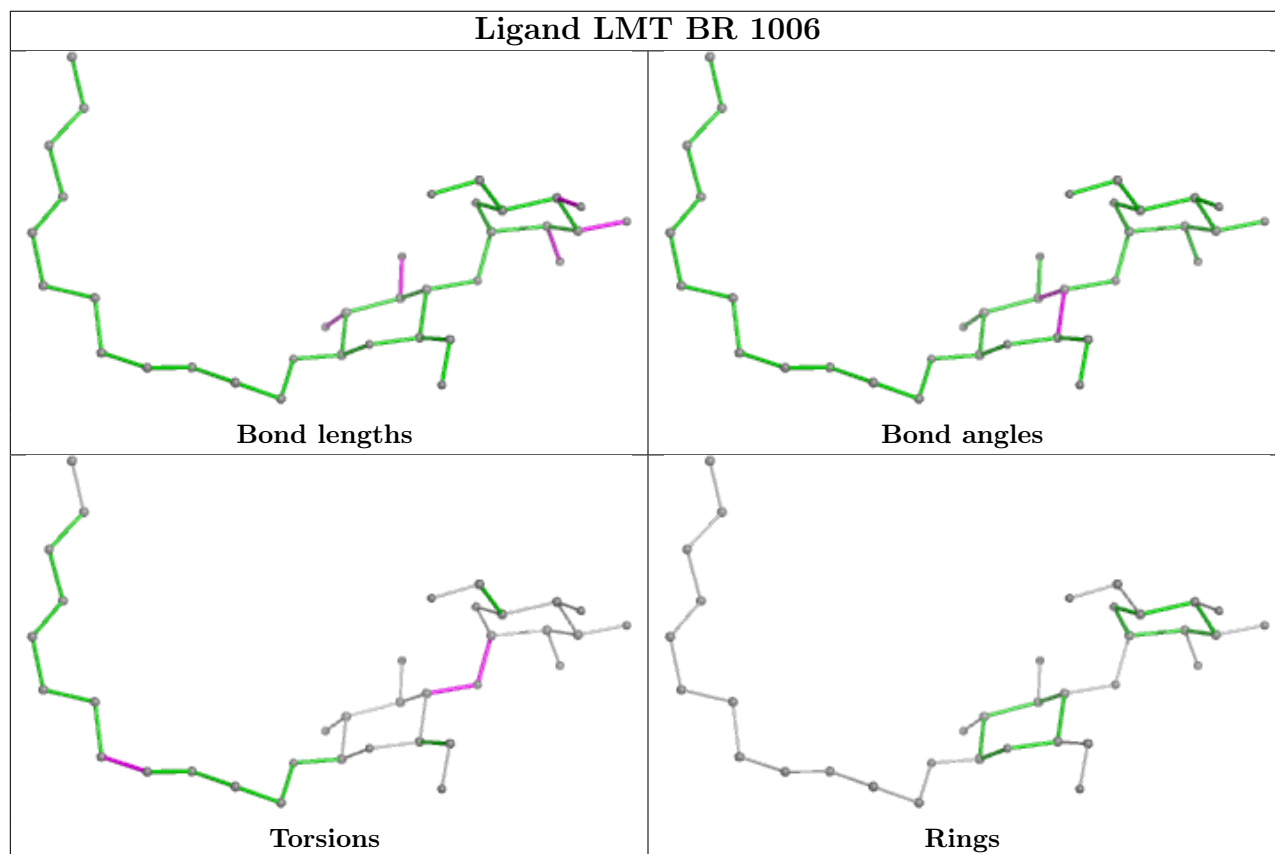
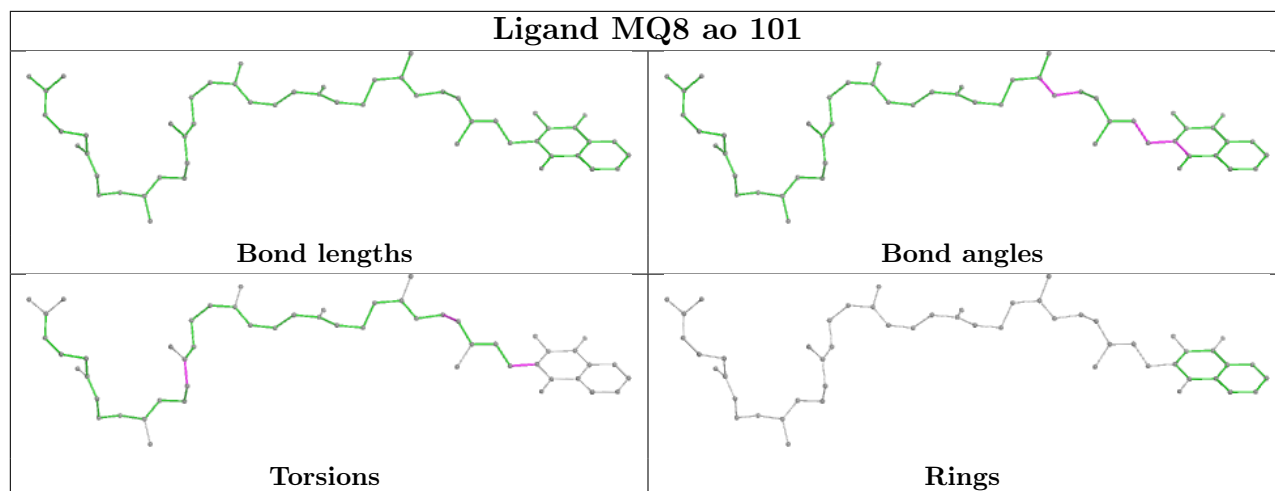


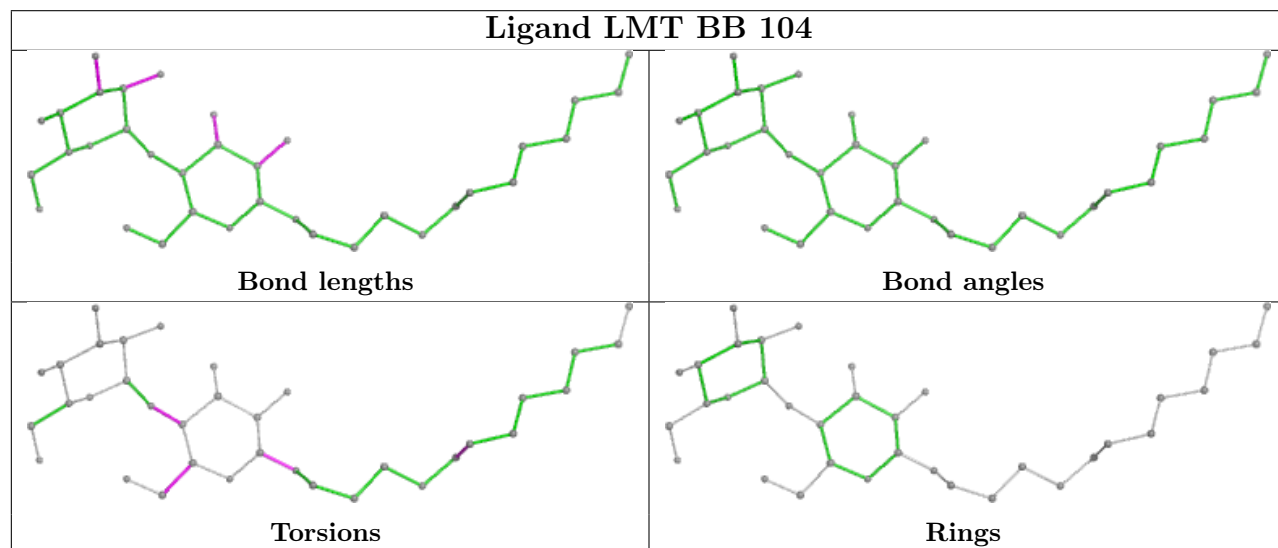
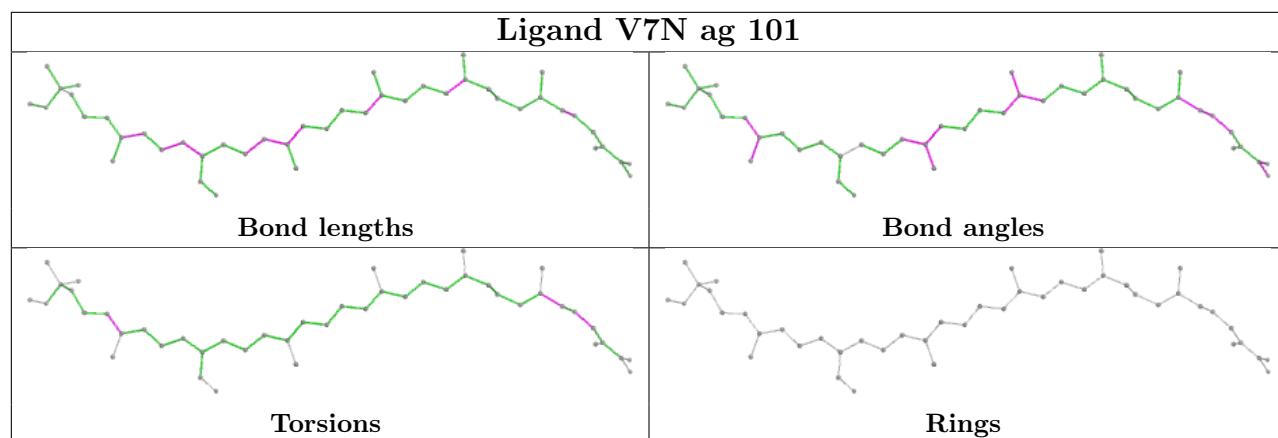
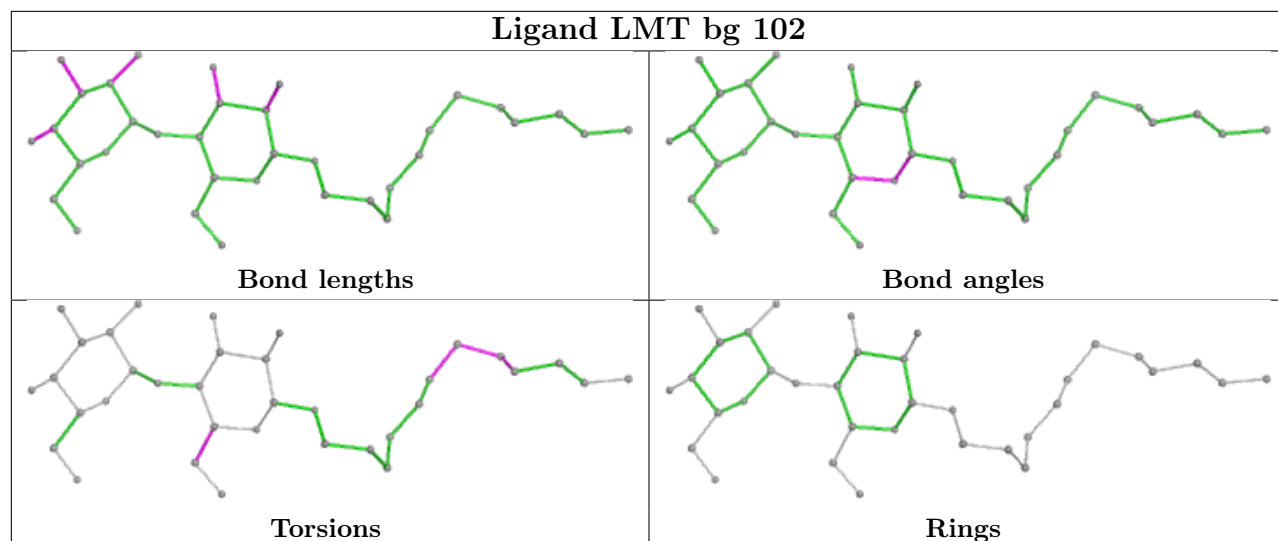


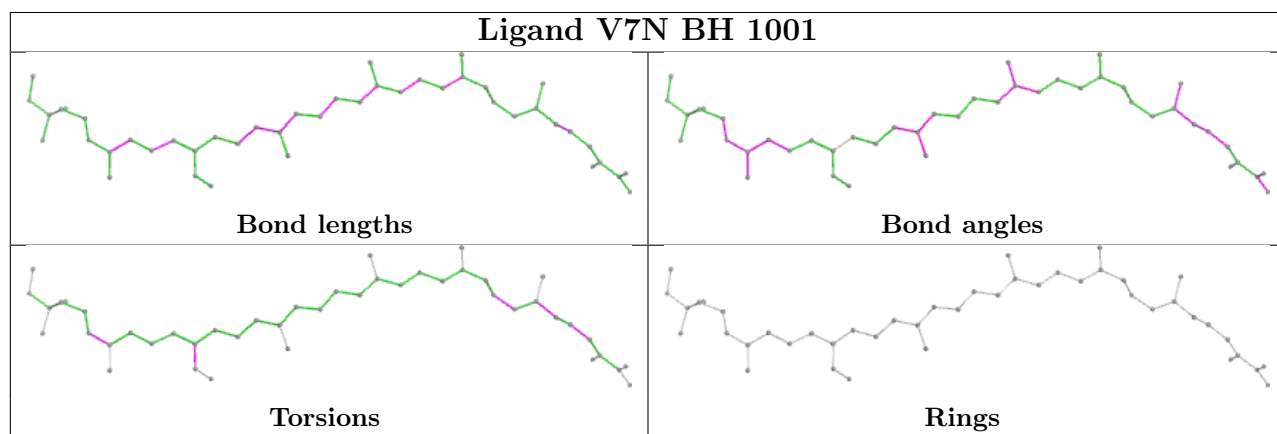
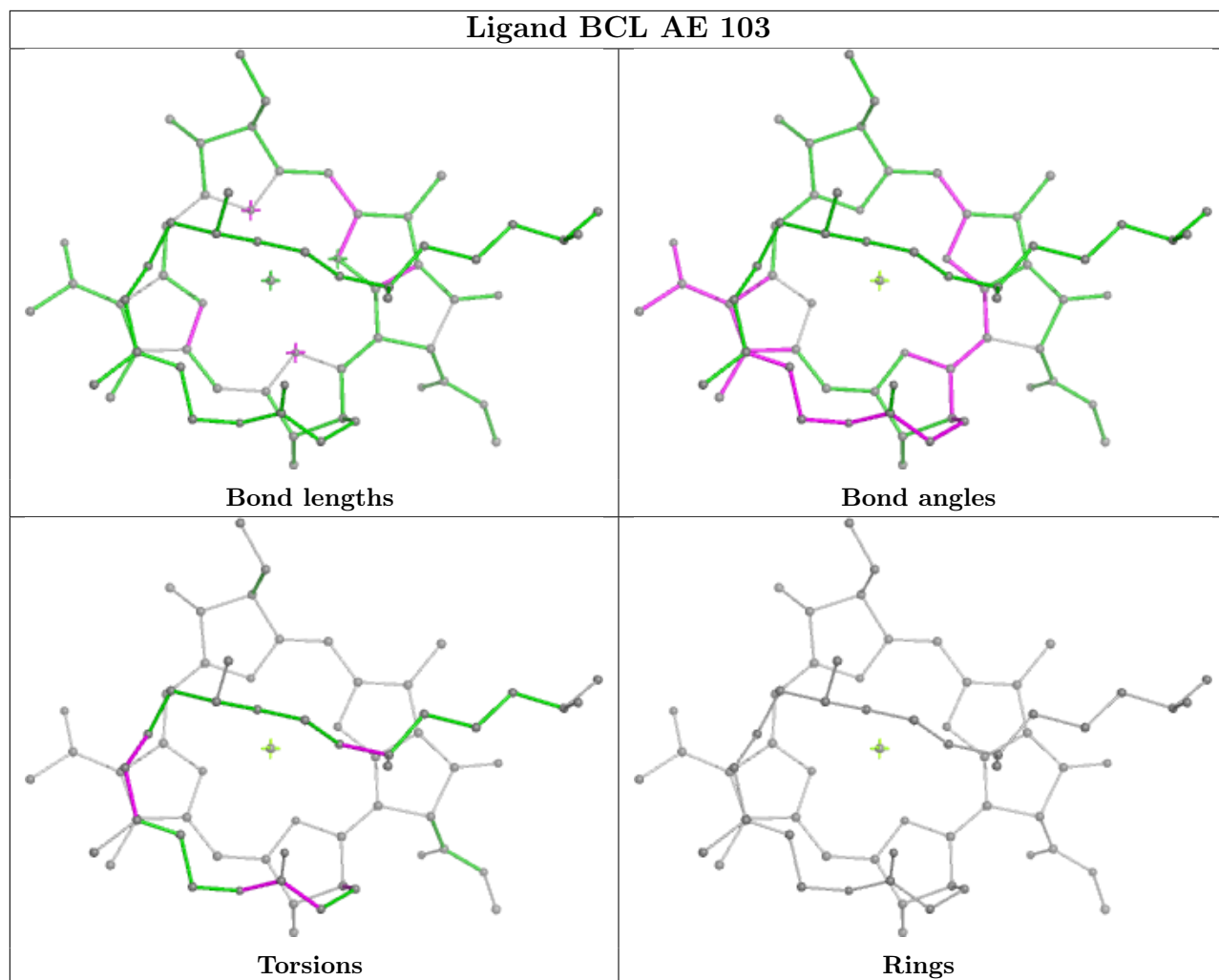


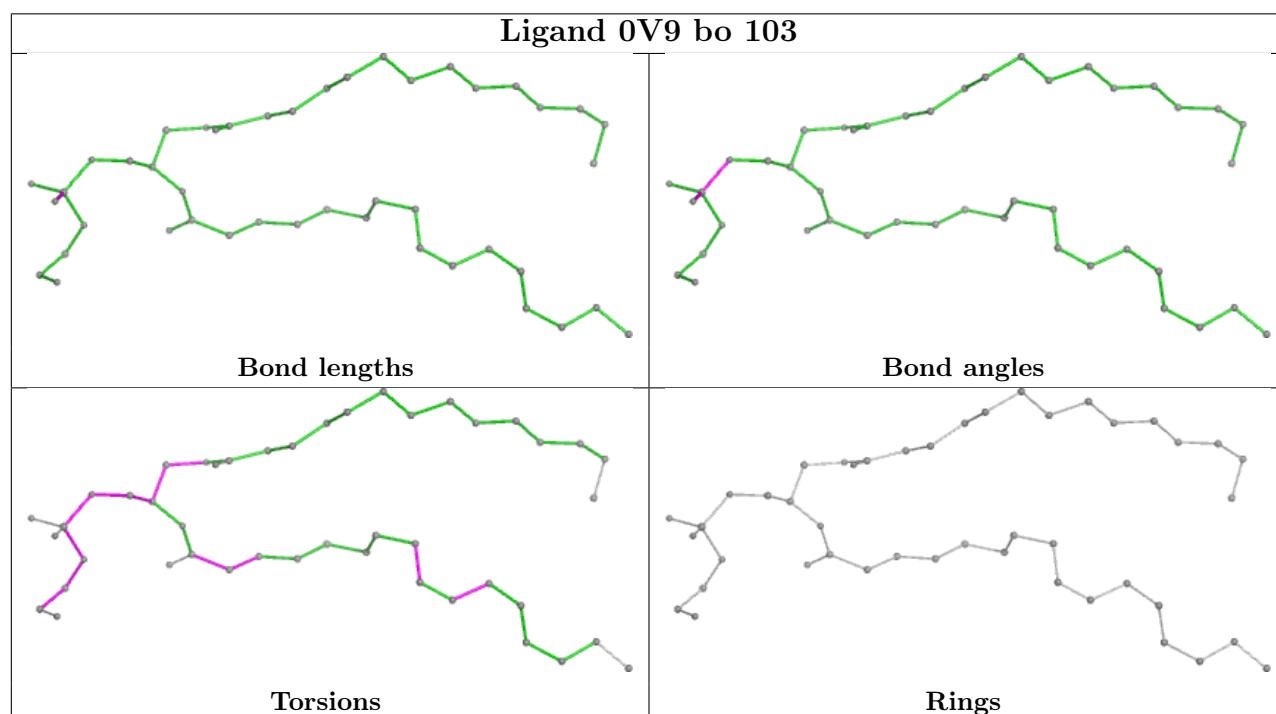
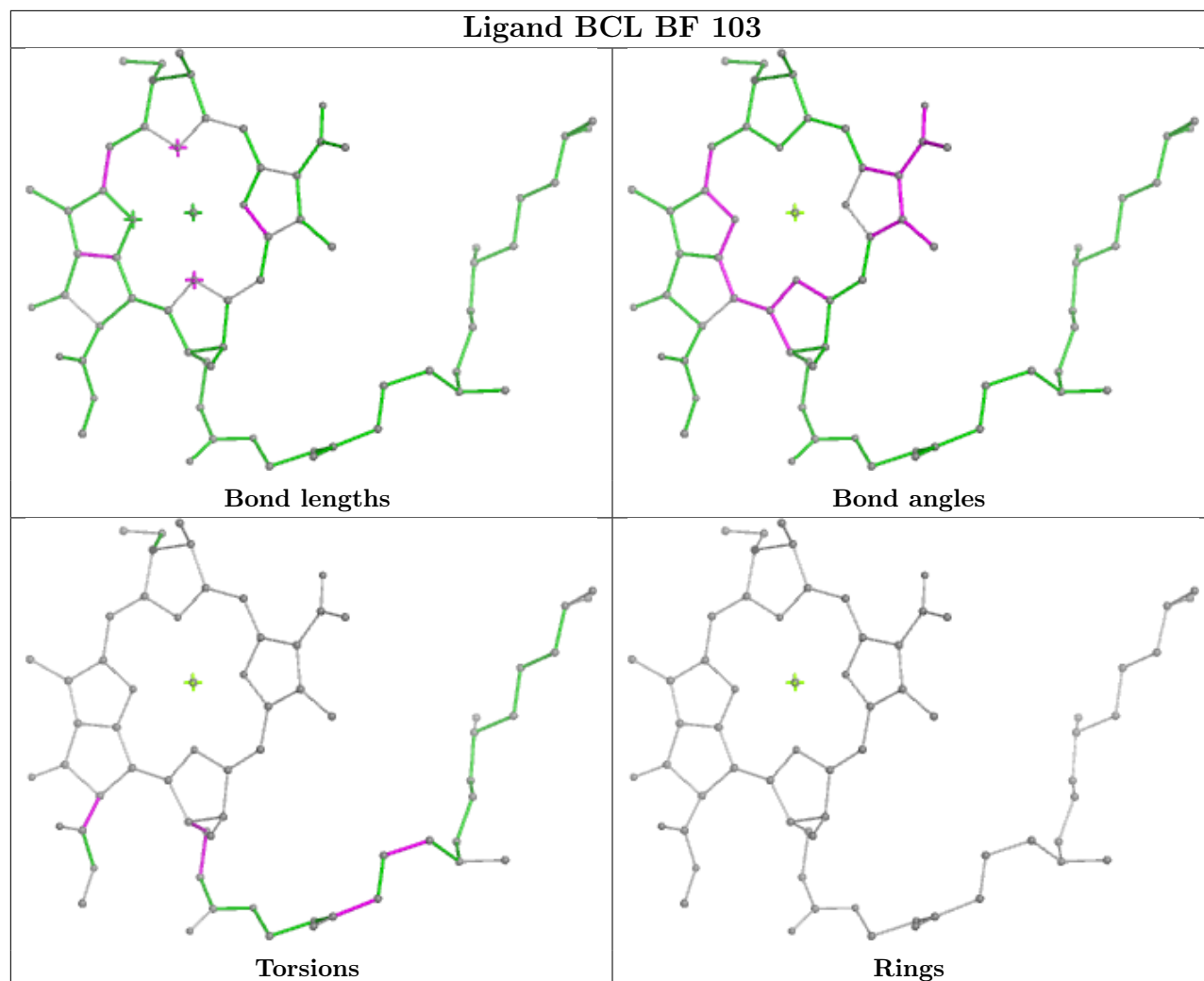


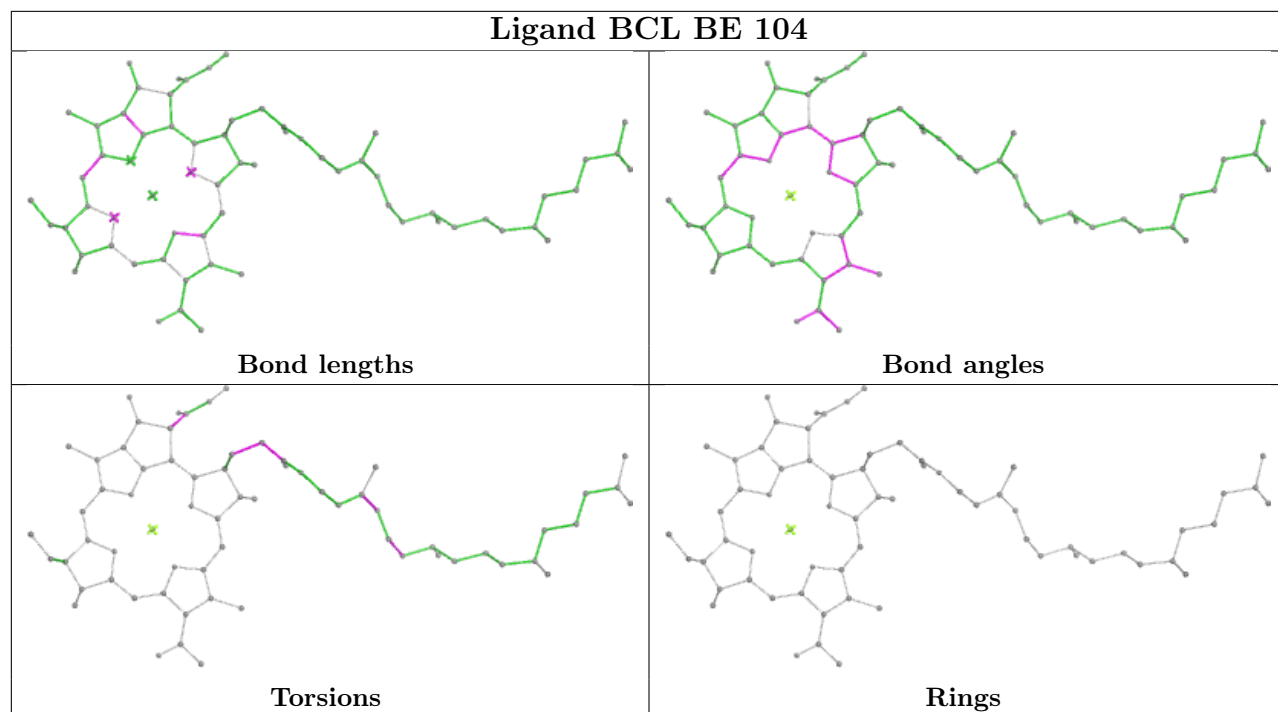




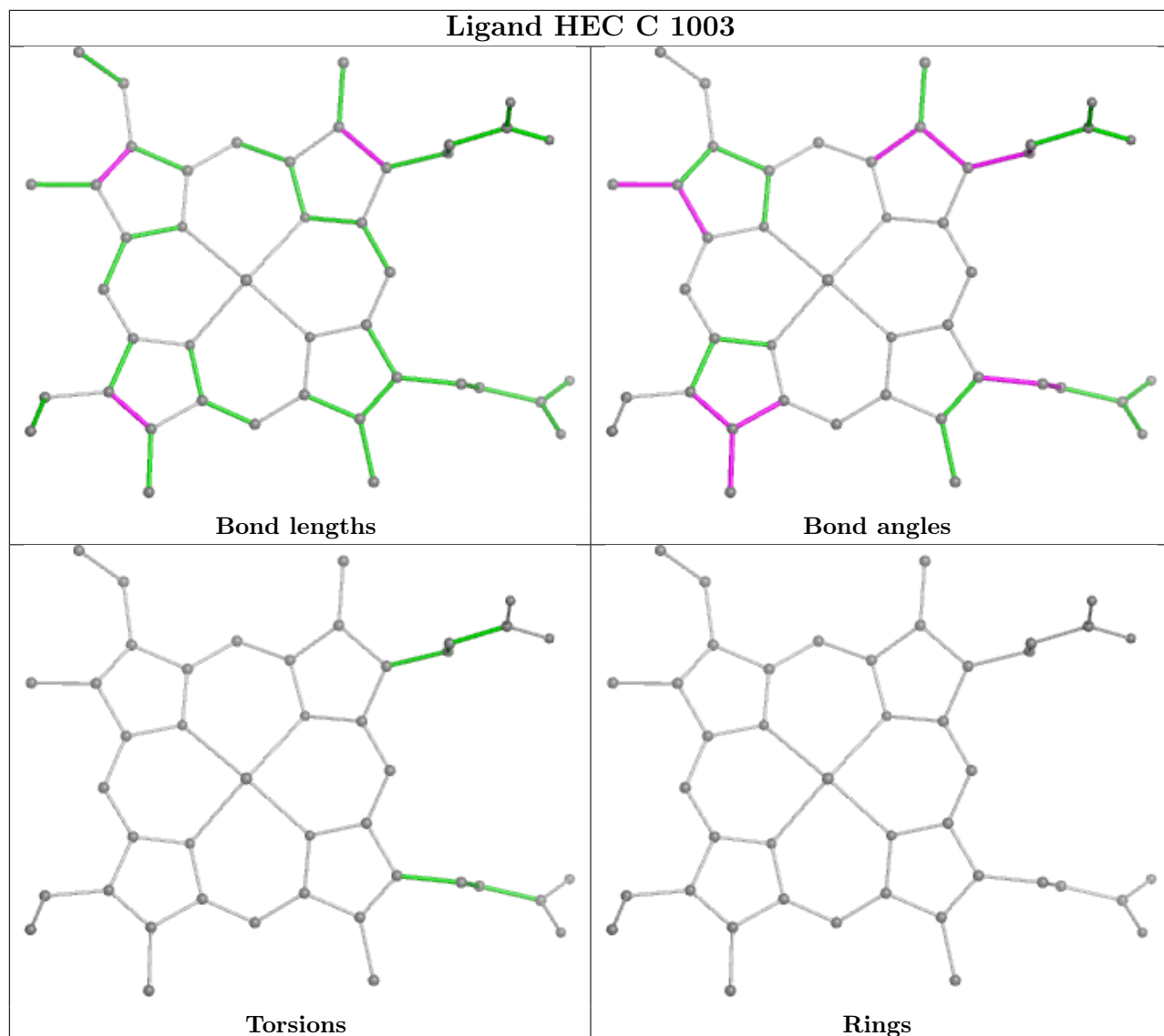


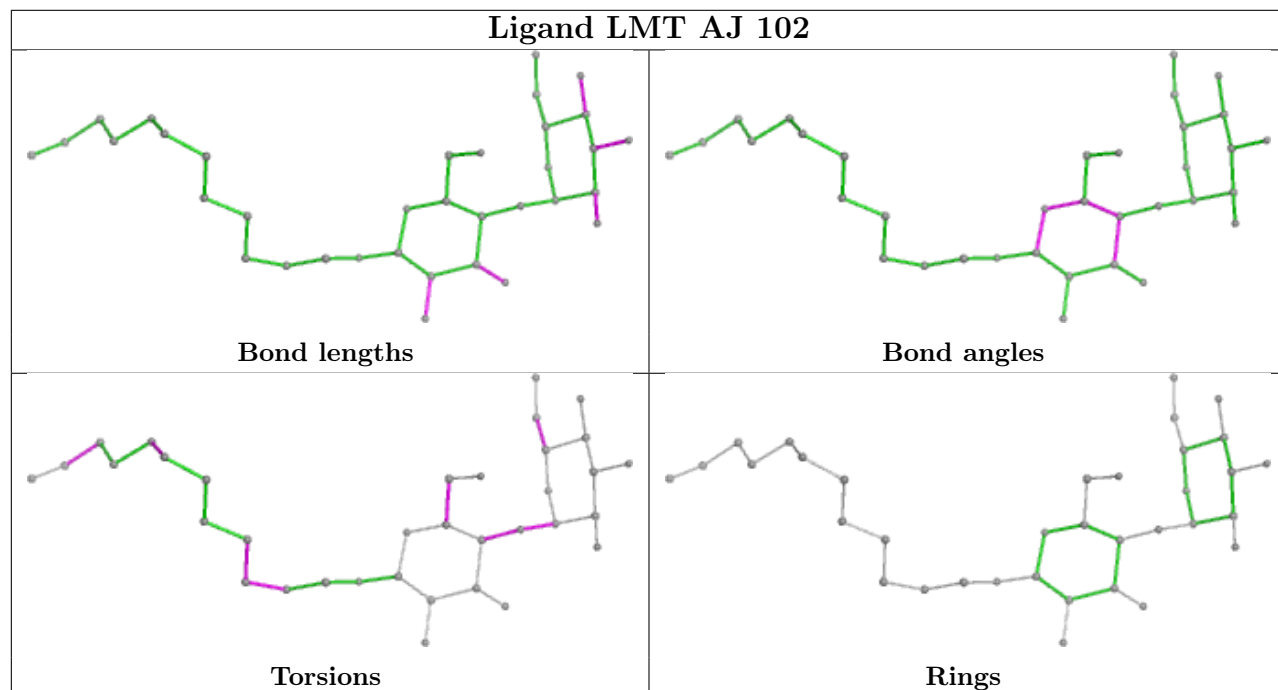
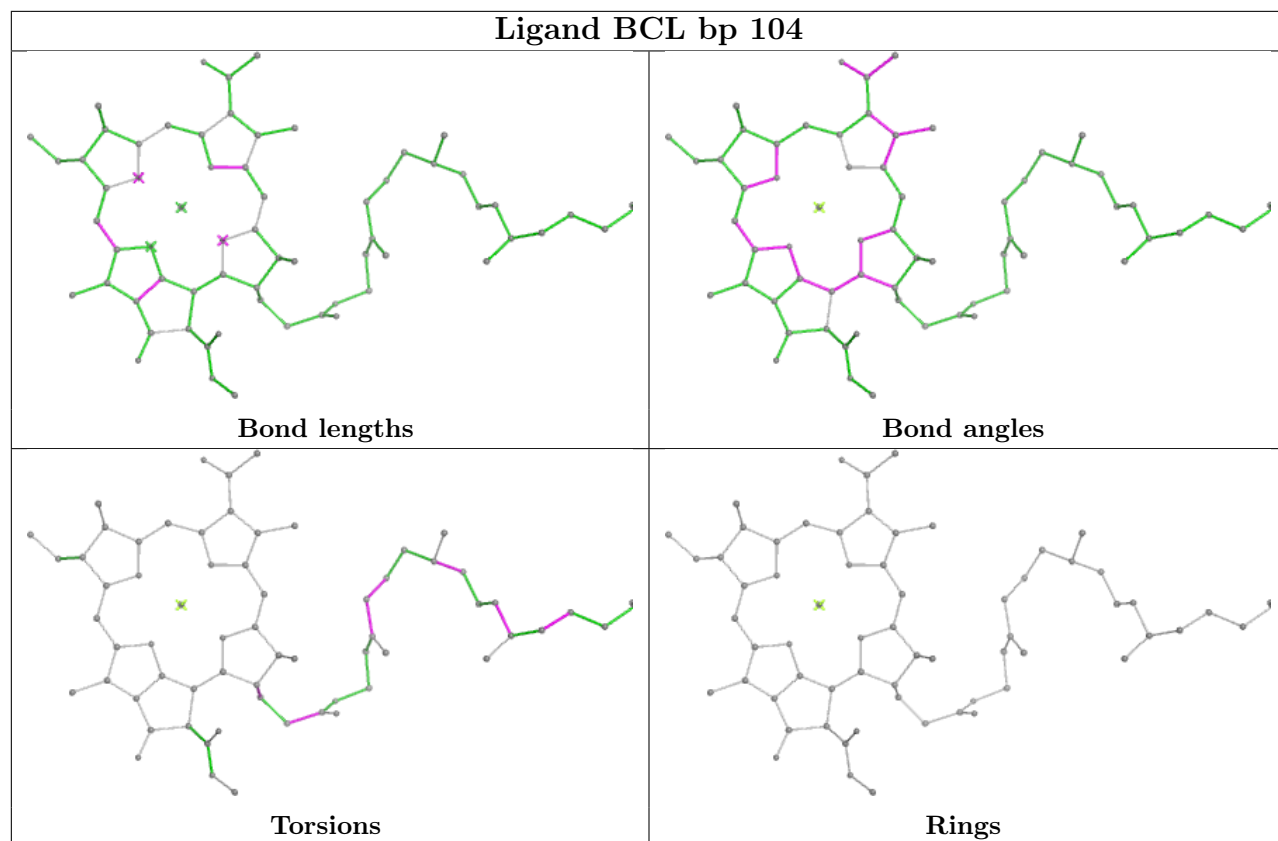


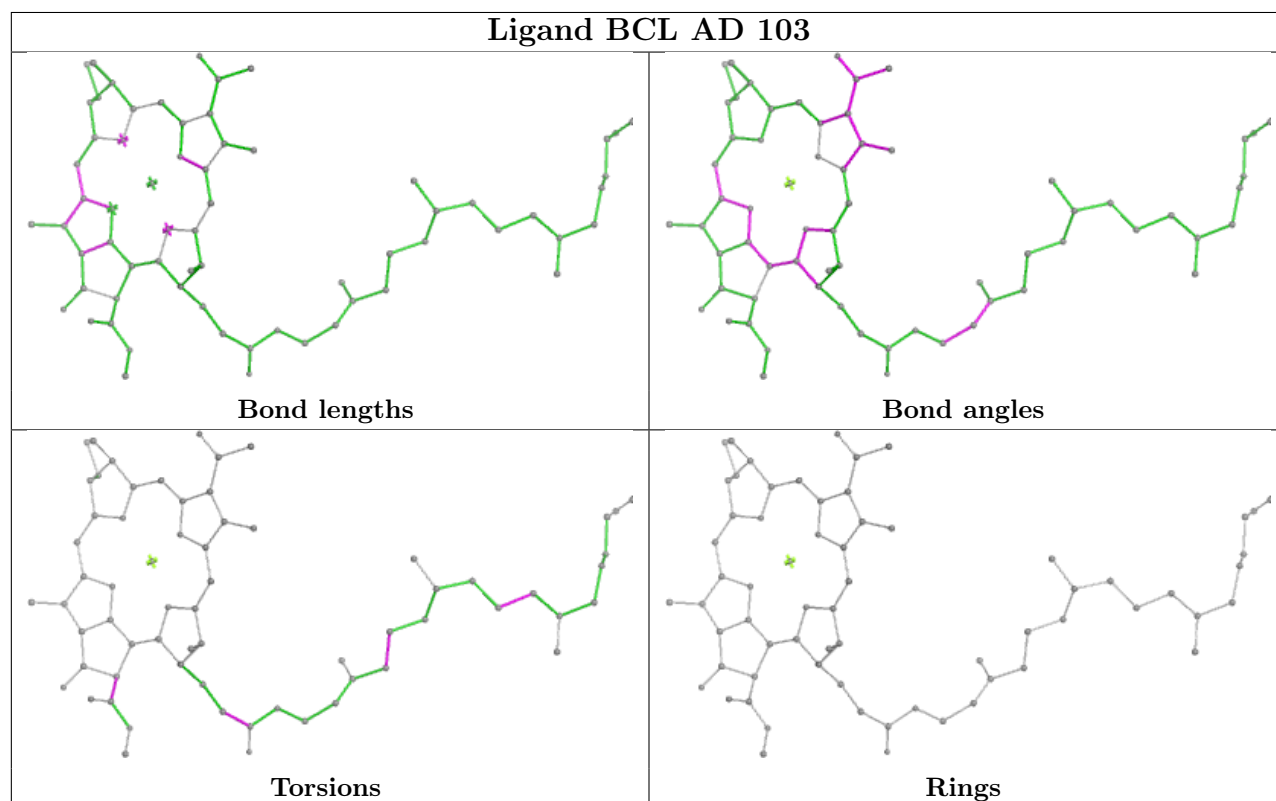
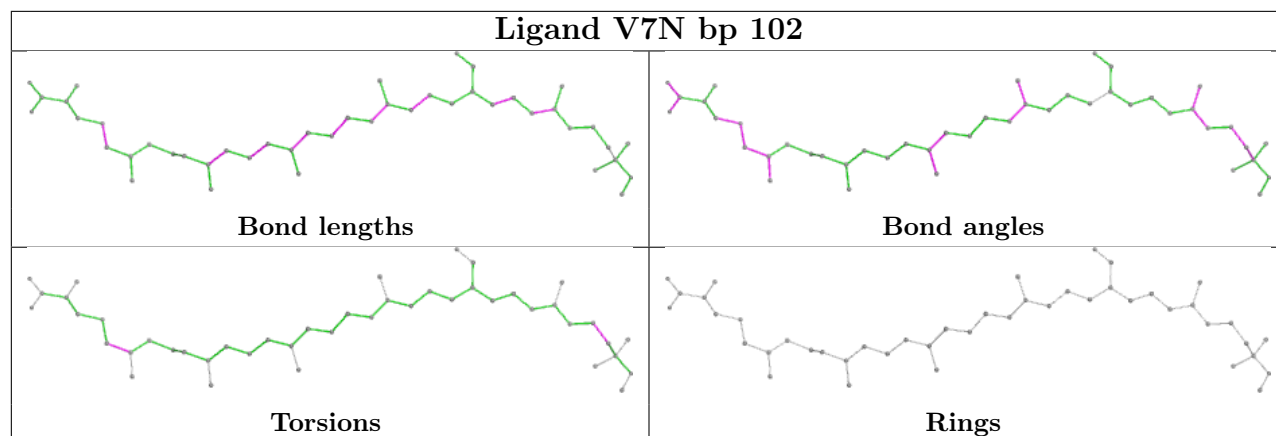


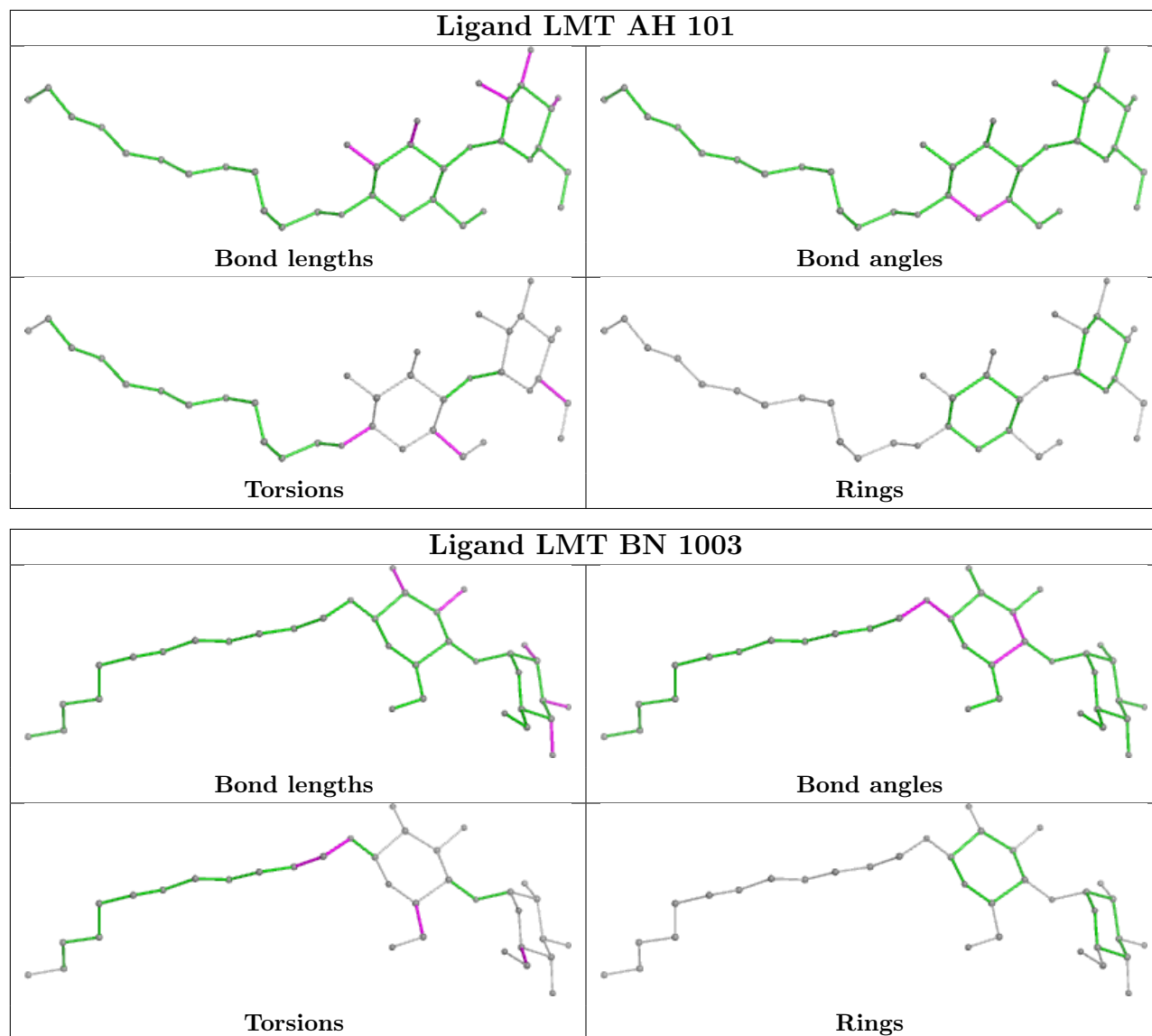


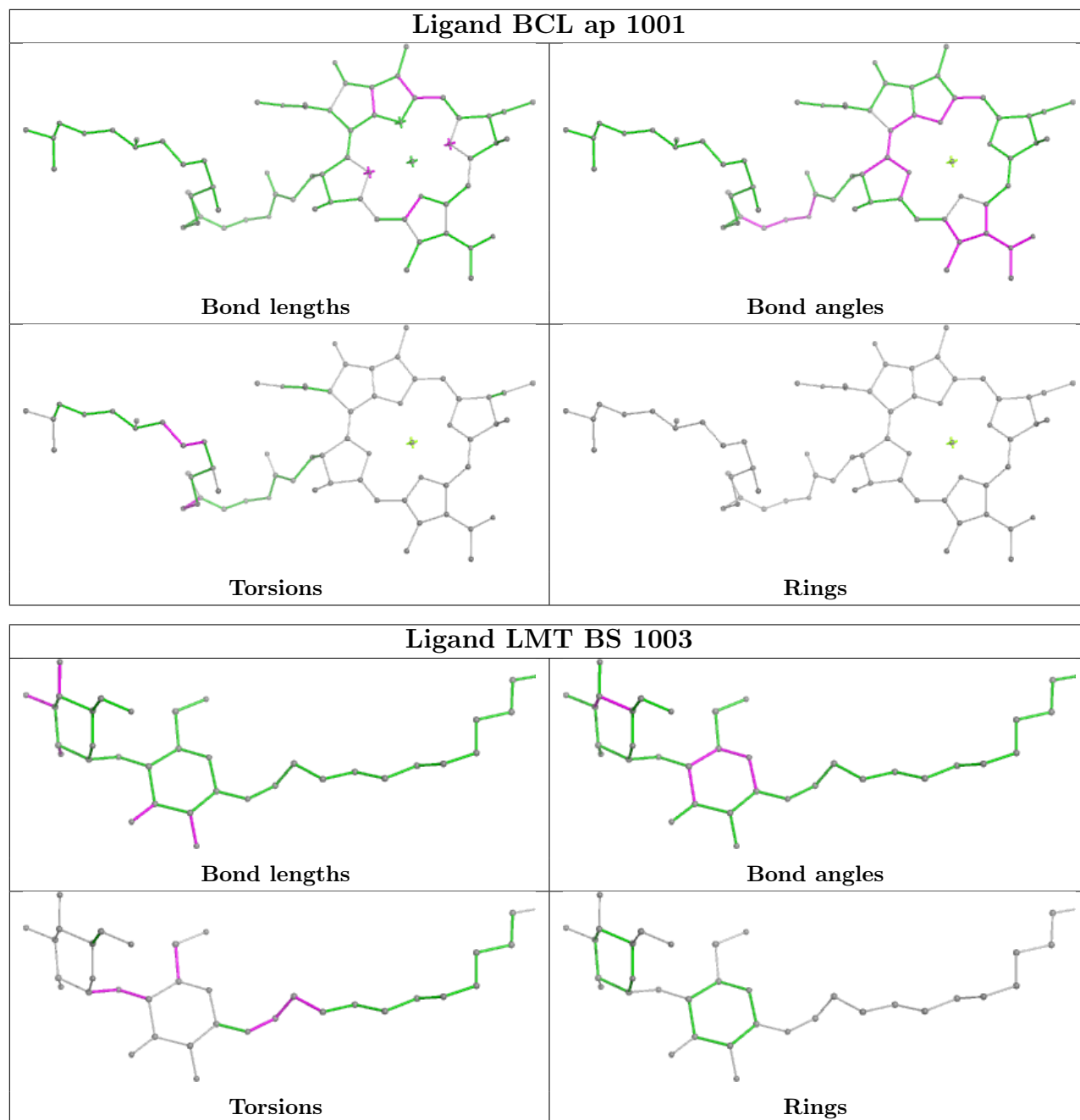


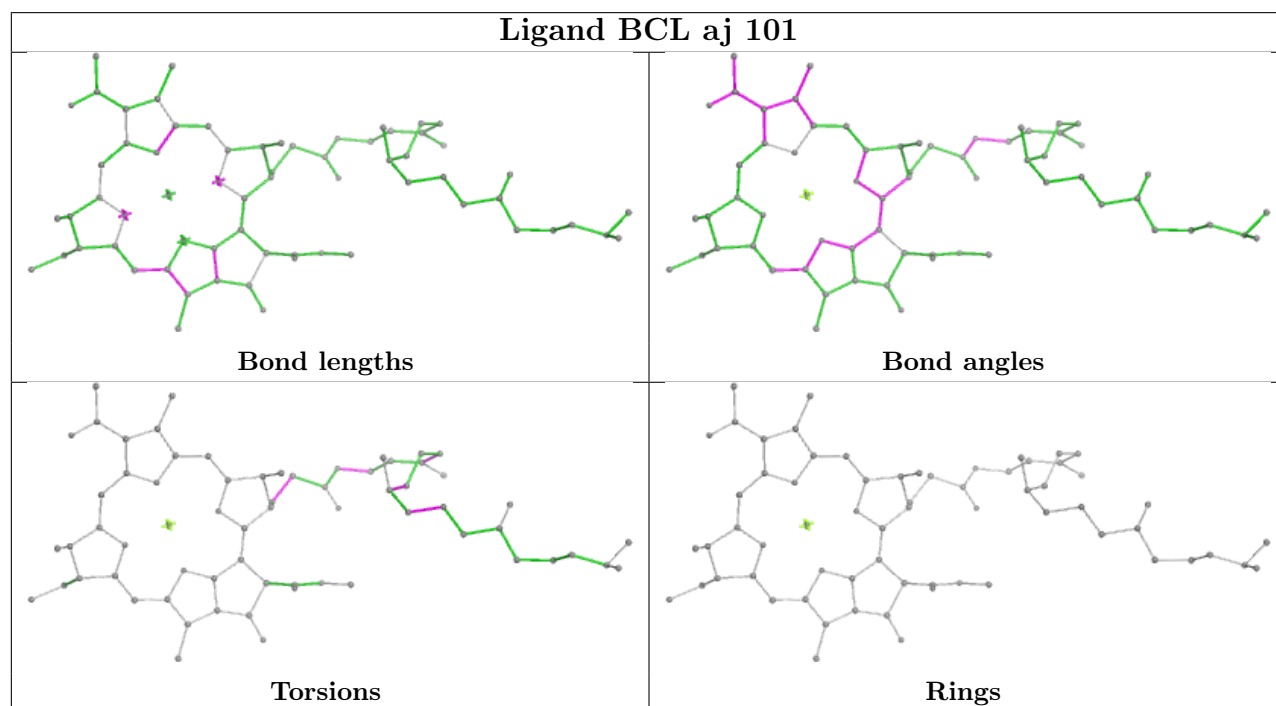
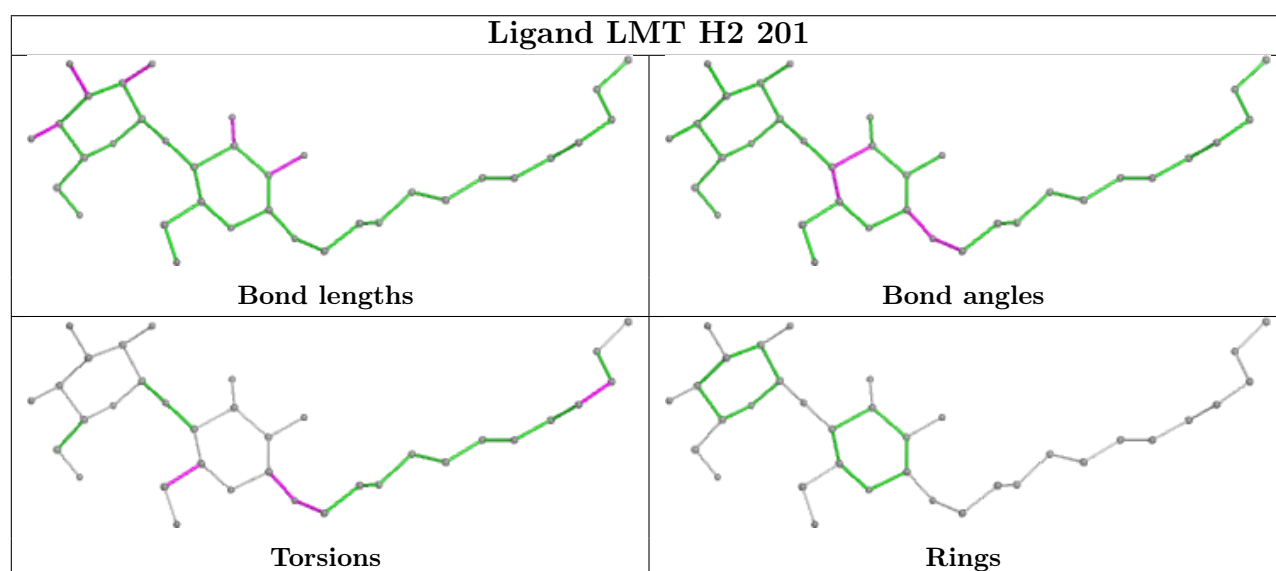
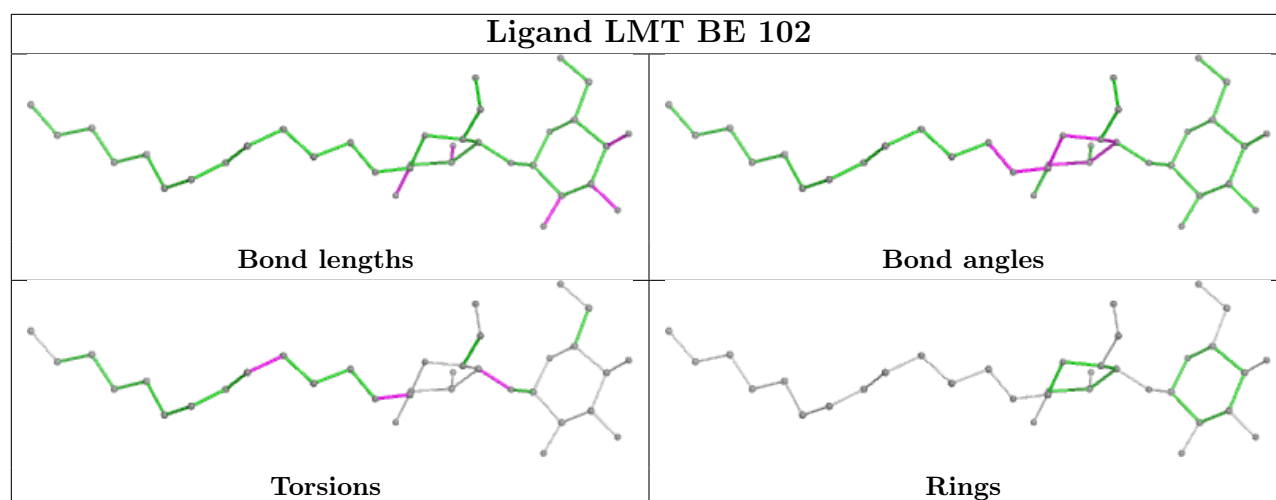


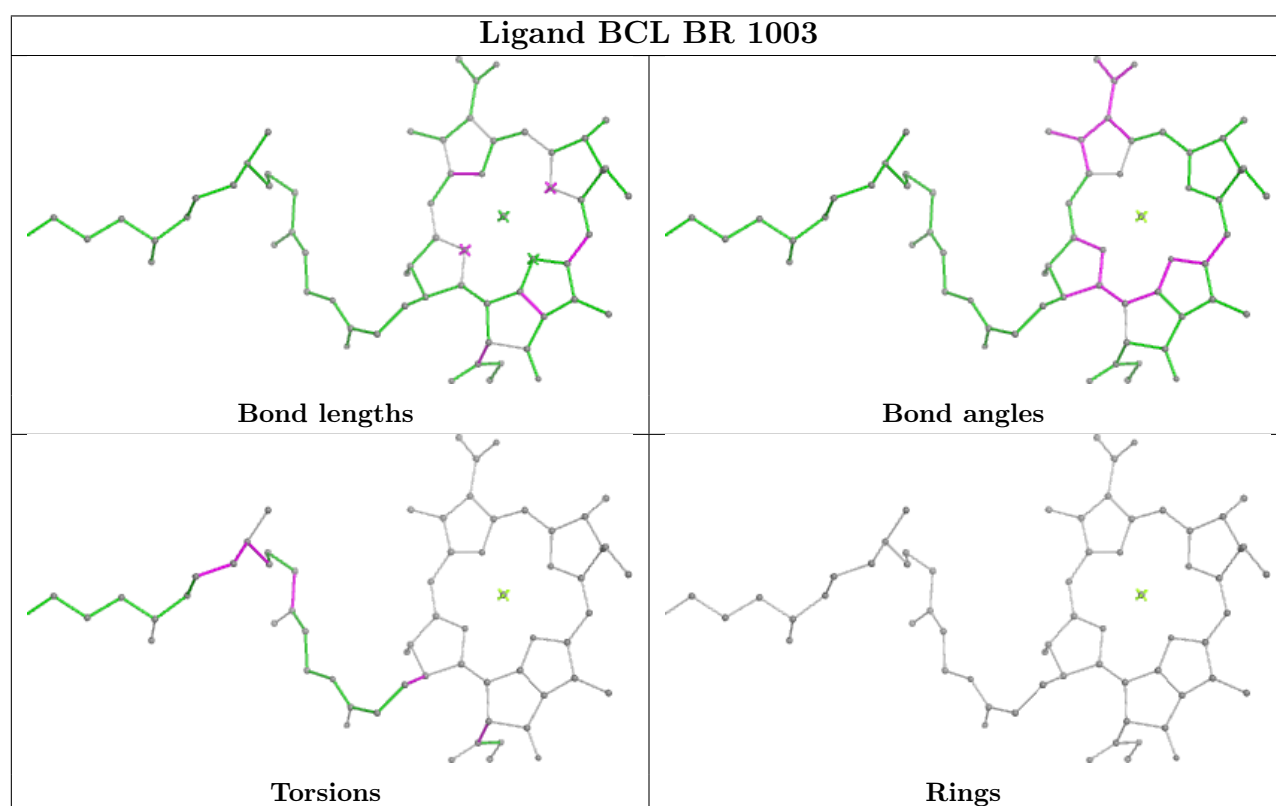
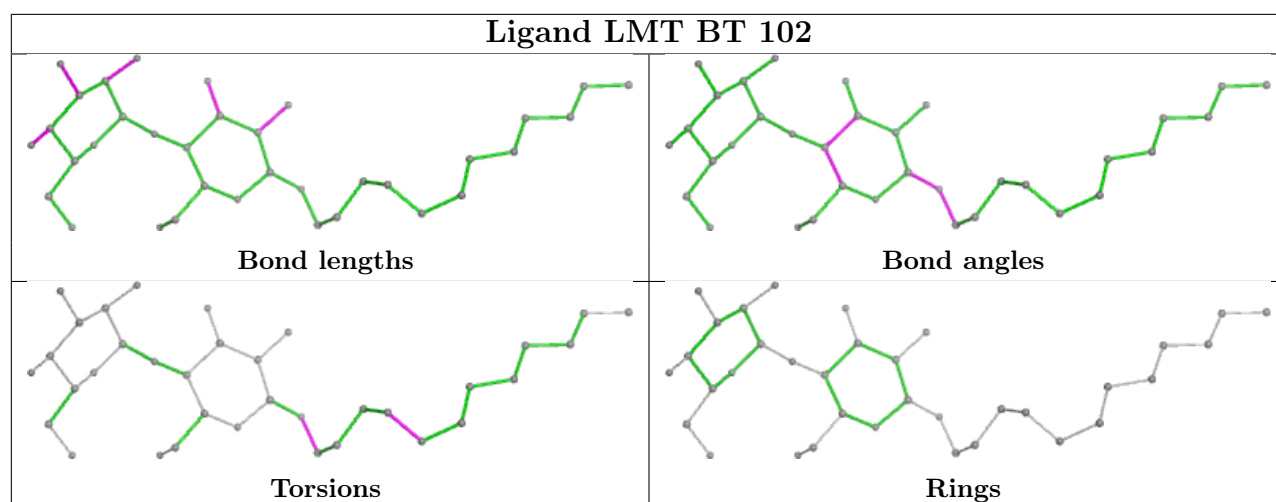


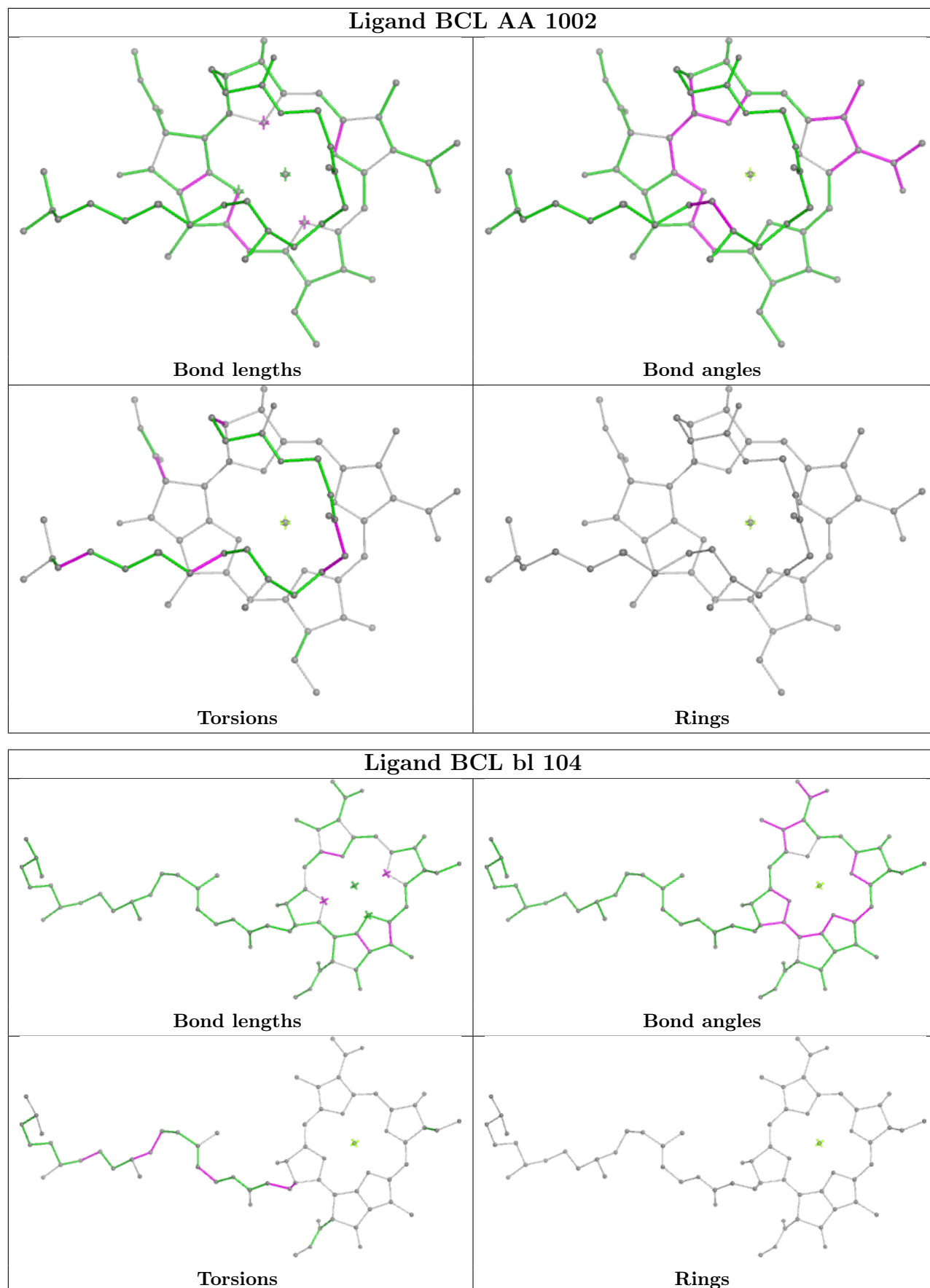




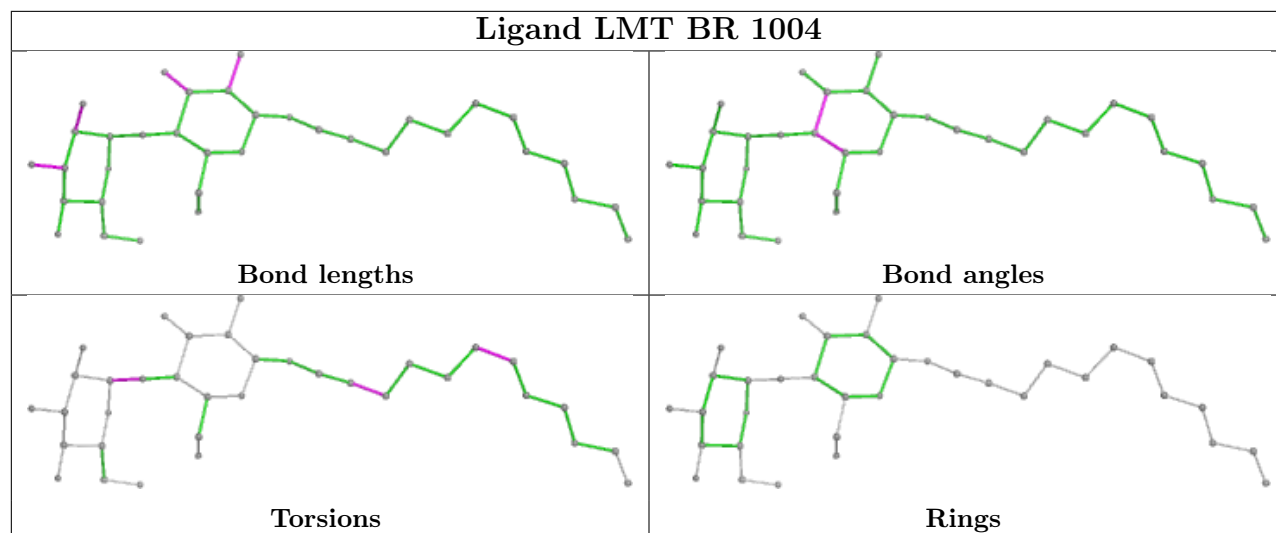












## 5.7 Other polymers [i](#)

There are no such residues in this entry.

## 5.8 Polymer linkage issues [i](#)

There are no chain breaks in this entry.

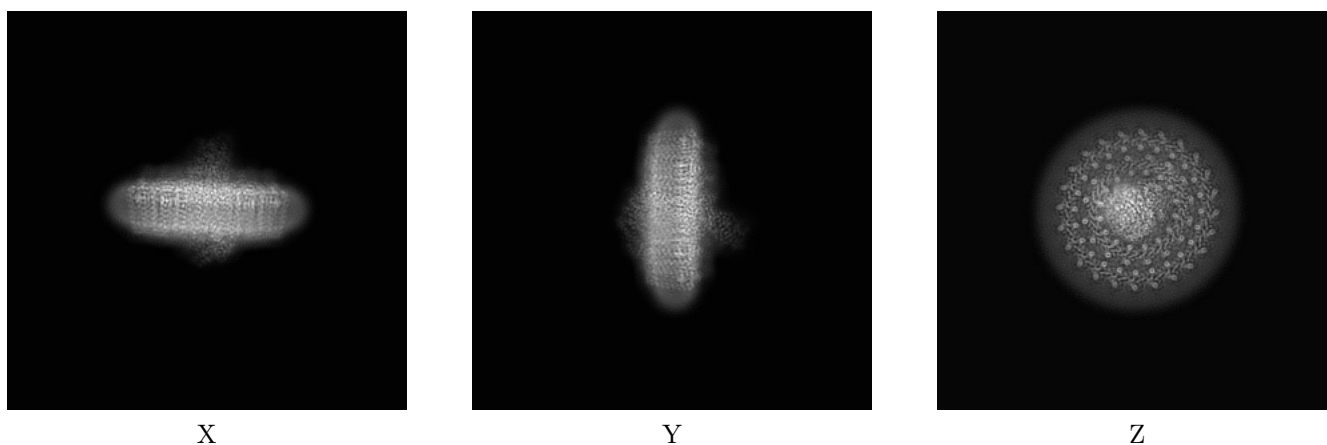
## 6 Map visualisation [i](#)

This section contains visualisations of the EMDB entry EMD-12681. These allow visual inspection of the internal detail of the map and identification of artifacts.

No raw map or half-maps were deposited for this entry and therefore no images, graphs, etc. pertaining to the raw map can be shown.

### 6.1 Orthogonal projections [i](#)


#### 6.1.1 Primary map



The images above show the map projected in three orthogonal directions.

### 6.2 Central slices [i](#)

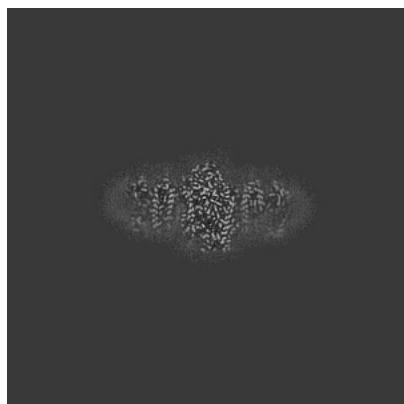
#### 6.2.1 Primary map



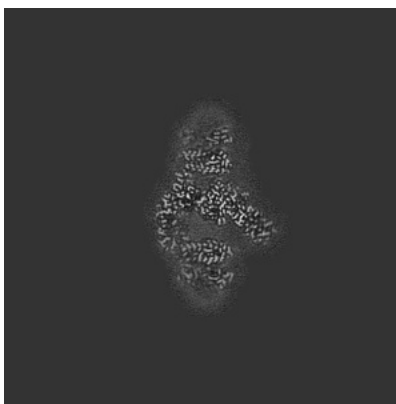
The images above show central slices of the map in three orthogonal directions.

## 6.3 Largest variance slices [i](#)

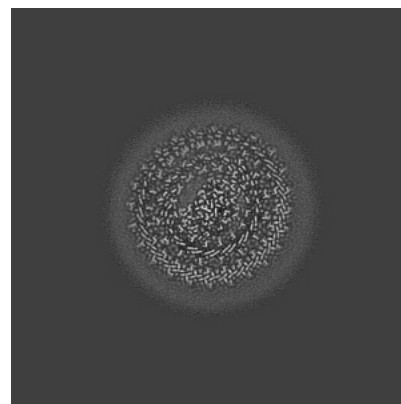
### 6.3.1 Primary map



X Index: 209



Y Index: 208




Z Index: 212


The images above show the largest variance slices of the map in three orthogonal directions.

## 6.4 Orthogonal standard-deviation projections (False-color) [i](#)


### 6.4.1 Primary map



X



Y




Z

The images above show the map standard deviation projections with false color in three orthogonal directions. Minimum values are shown in green, max in blue, and dark to light orange shades represent small to large values respectively.

## 6.5 Orthogonal surface views [i](#)

### 6.5.1 Primary map



The images above show the 3D surface view of the map at the recommended contour level 0.0233. These images, in conjunction with the slice images, may facilitate assessment of whether an appropriate contour level has been provided.

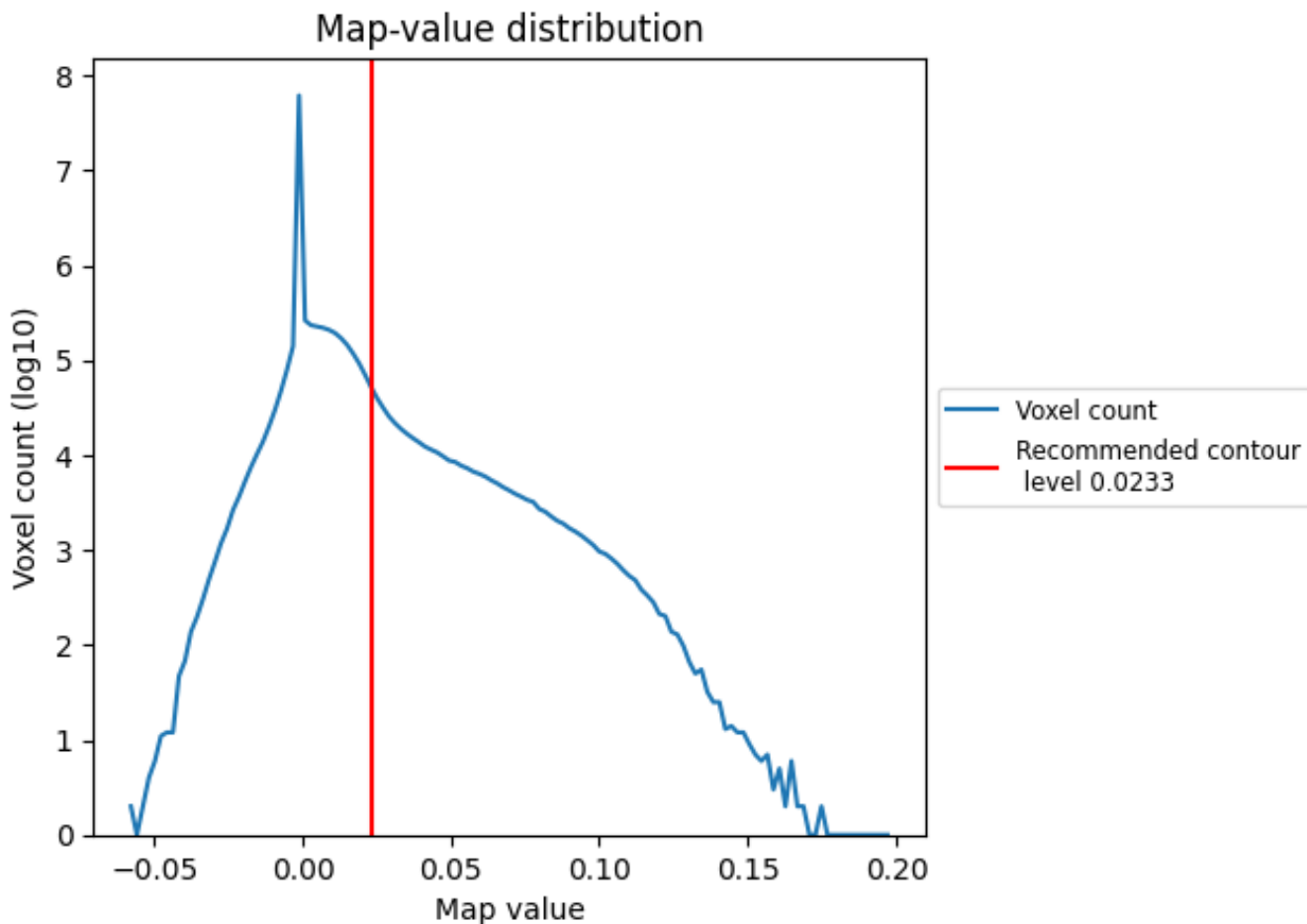
## 6.6 Mask visualisation [i](#)

This section was not generated. No masks/segmentation were deposited.

## 7 Map analysis [i](#)

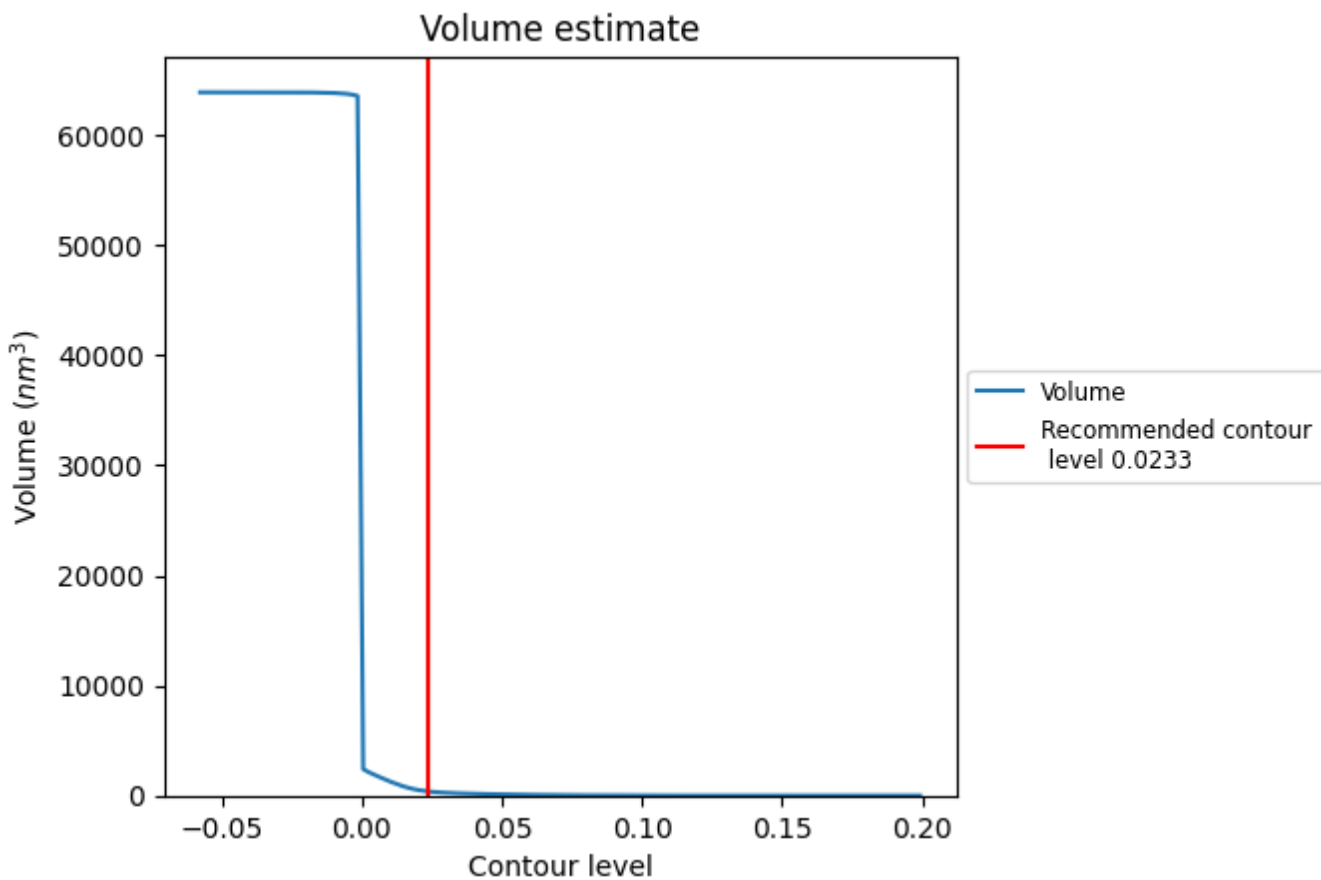
This section contains the results of statistical analysis of the map.

### 7.1 Map-value distribution [i](#)



The map-value distribution is plotted in 128 intervals along the x-axis. The y-axis is logarithmic. A spike in this graph at zero usually indicates that the volume has been masked.

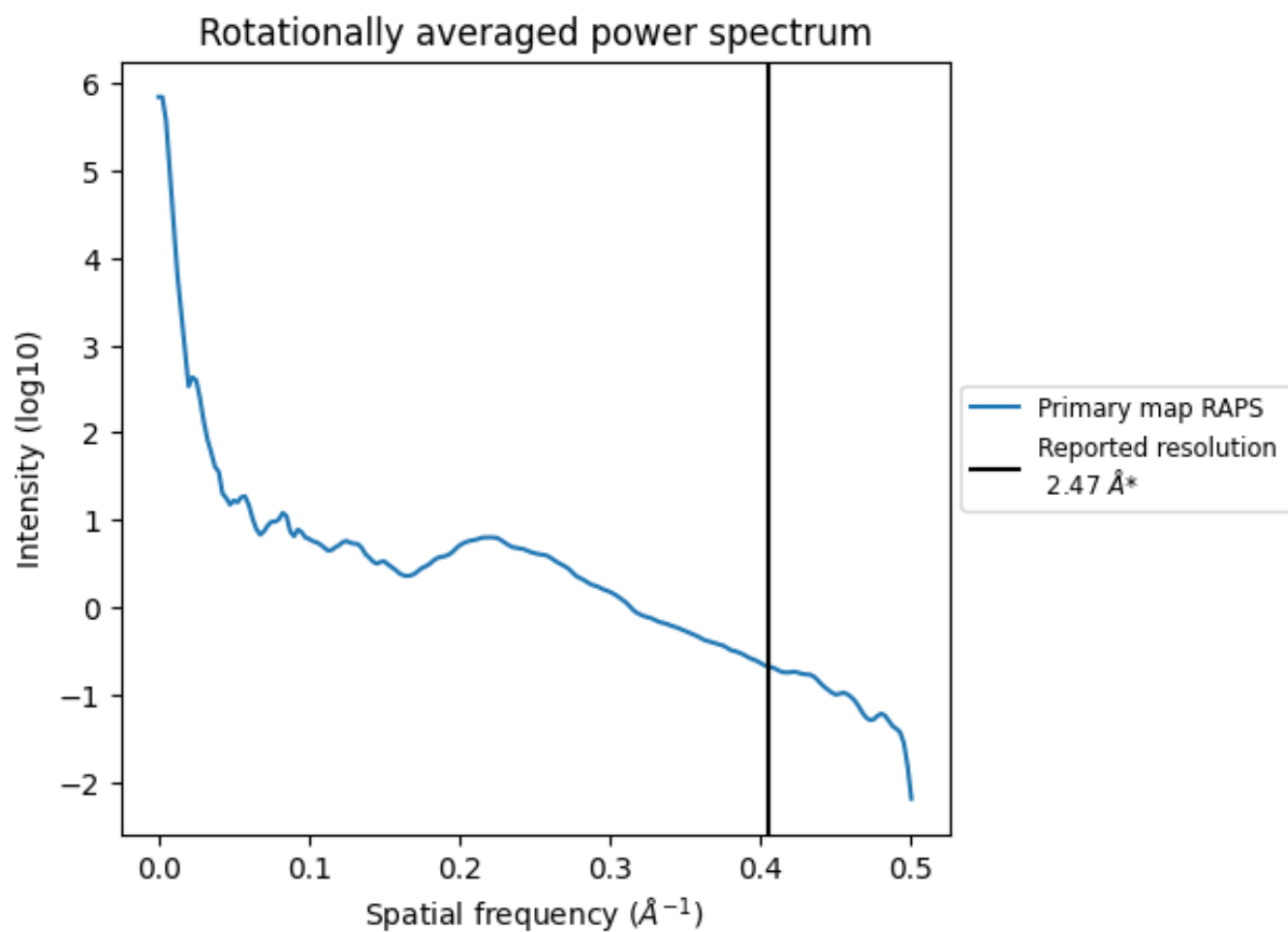
## 7.2 Volume estimate [\(i\)](#)



The volume at the recommended contour level is 386 nm<sup>3</sup>; this corresponds to an approximate mass of 348 kDa.

The volume estimate graph shows how the enclosed volume varies with the contour level. The recommended contour level is shown as a vertical line and the intersection between the line and the curve gives the volume of the enclosed surface at the given level.

### 7.3 Rotationally averaged power spectrum i

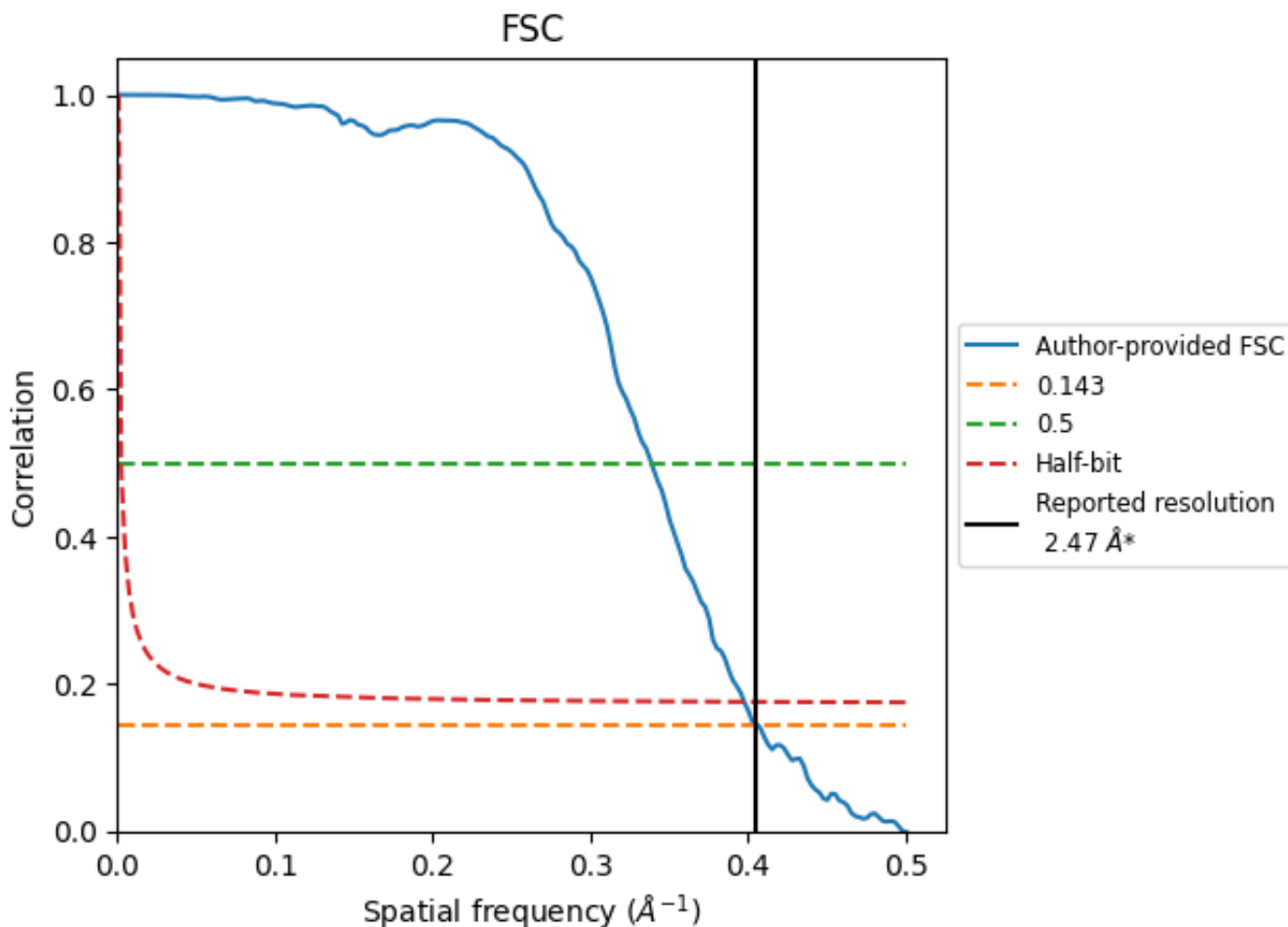


\*Reported resolution corresponds to spatial frequency of 0.405 Å<sup>-1</sup>

## 8 Fourier-Shell correlation [\(i\)](#)

Fourier-Shell Correlation (FSC) is the most commonly used method to estimate the resolution of single-particle and subtomogram-averaged maps. The shape of the curve depends on the imposed symmetry, mask and whether or not the two 3D reconstructions used were processed from a common reference. The reported resolution is shown as a black line. A curve is displayed for the half-bit criterion in addition to lines showing the 0.143 gold standard cut-off and 0.5 cut-off.

### 8.1 FSC [\(i\)](#)



\*Reported resolution corresponds to spatial frequency of 0.405 Å<sup>-1</sup>



## 8.2 Resolution estimates [i](#)

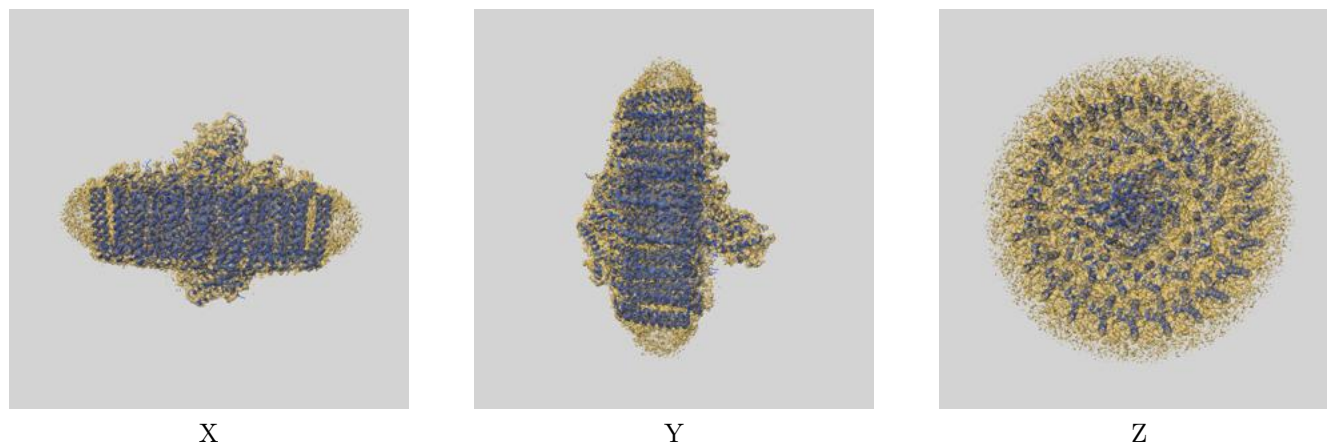
Resolution estimate (Å)	Estimation criterion (FSC cut-off)		
	0.143	0.5	Half-bit
Reported by author	2.47	-	-
Author-provided FSC curve	2.46	2.95	2.52
Unmasked-calculated*	-	-	-

\*Resolution estimate based on FSC curve calculated by comparison of deposited half-maps.

## 9 Map-model fit [i](#)


This section contains information regarding the fit between EMDB map EMD-12681 and PDB model 7O0W. Per-residue inclusion information can be found in section [3](#) on page [39](#).

### 9.1 Map-model overlay [i](#)



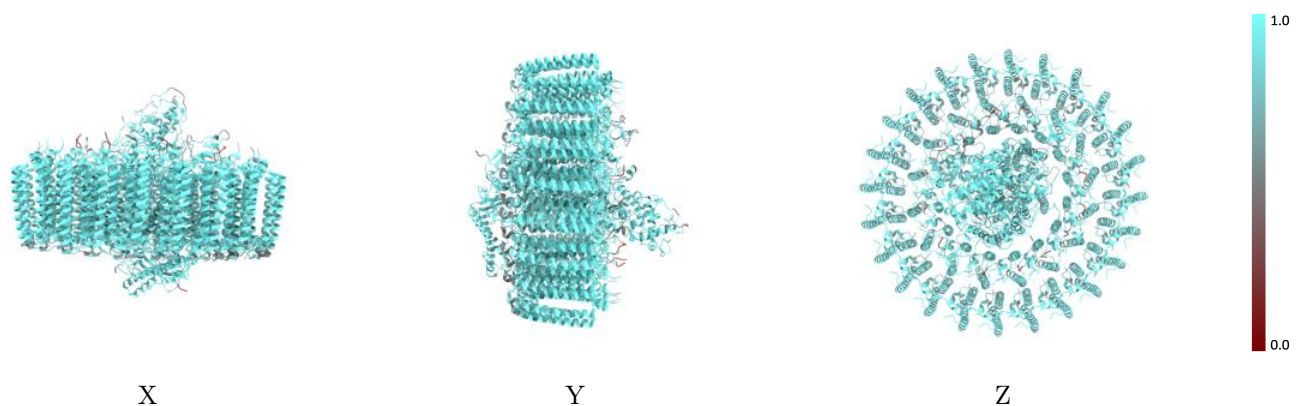
The images above show the 3D surface view of the map at the recommended contour level 0.0233 at 50% transparency in yellow overlaid with a ribbon representation of the model coloured in blue. These images allow for the visual assessment of the quality of fit between the atomic model and the map.

## 9.2 Q-score mapped to coordinate model [\(i\)](#)



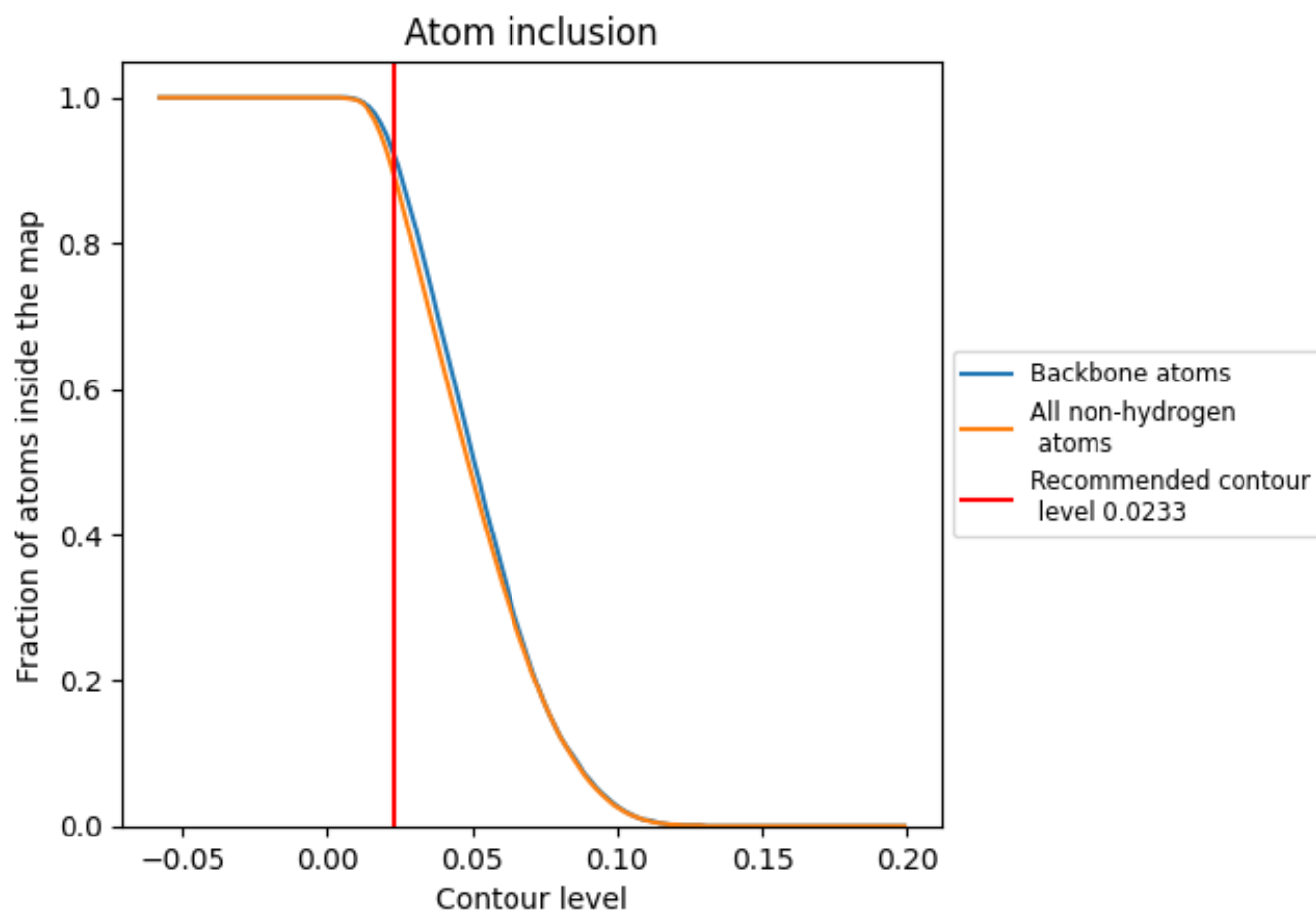
The images above show the model with each residue coloured according to its Q-score. This shows their resolvability in the map with higher Q-score values reflecting better resolvability. Please note: Q-score is calculating the resolvability of atoms, and thus high values are only expected at resolutions at which atoms can be resolved. Low Q-score values may therefore be expected for many entries.

## 9.3 Atom inclusion mapped to coordinate model [\(i\)](#)



The images above show the model with each residue coloured according to its atom inclusion. This shows to what extent they are inside the map at the recommended contour level (0.0233).







































































## 9.4 Atom inclusion [i](#)



At the recommended contour level, 92% of all backbone atoms, 89% of all non-hydrogen atoms, are inside the map.

## 9.5 Map-model fit summary

The table lists the average atom inclusion at the recommended contour level (0.0233) and Q-score for the entire model and for each chain.

Chain	Atom inclusion	Q-score
All	 0.8920	 0.6240
AA	 0.8590	 0.5870
AB	 0.8510	 0.5800
AC	 0.8190	 0.5610
AD	 0.8930	 0.6190
AE	 0.8120	 0.5800
AF	 0.9480	 0.6370
AG	 0.9480	 0.6470
AH	 0.8420	 0.5970
AI	 0.9640	 0.6460
AJ	 0.9310	 0.6380
AK	 0.8930	 0.6160
AL	 0.8730	 0.6060
AM	 0.9460	 0.6460
AN	 0.9070	 0.6210
AO	 0.8760	 0.6080
AP	 0.9500	 0.6410
AQ	 0.8630	 0.6060
AR	 0.9690	 0.6490
AS	 0.9520	 0.6440
AT	 0.9240	 0.6290
AU	 0.9020	 0.6180
AV	 0.9240	 0.6210
AW	 0.9040	 0.6150
AX	 0.8010	 0.5580
BA	 0.8110	 0.5650
BB	 0.7300	 0.5280
BC	 0.7500	 0.5360
BD	 0.7940	 0.5800
BE	 0.8300	 0.5780
BF	 0.8430	 0.5850
BG	 0.8590	 0.6100
BH	 0.8470	 0.5960
BI	 0.8240	 0.5800
BJ	 0.8320	 0.5970





























*Continued on next page...*

*Continued from previous page...*

Chain	Atom inclusion	Q-score
BK	0.8510	0.6060
BL	0.7970	0.5640
BM	0.8320	0.5950
BN	0.8320	0.5890
BO	0.8380	0.5820
BP	0.8350	0.6010
BQ	0.8500	0.6070
BR	0.8150	0.5920
BS	0.8330	0.6020
BT	0.8070	0.5840
BU	0.8410	0.5990
BV	0.8310	0.5890
BW	0.7990	0.5780
BX	0.7740	0.5410
C	0.9440	0.6660
C1	0.9470	0.6680
C2	0.9200	0.6080
CG	0.7620	0.5370
H1	0.9080	0.6510
H2	0.9400	0.6490
L	0.9740	0.6910
M	0.9430	0.6760
MG	1.0000	0.6310
aa	0.8320	0.5920
ab	0.8520	0.5940
ac	0.9070	0.6260
ad	0.9270	0.6420
ae	0.9340	0.6700
af	0.8780	0.6230
ag	0.9010	0.6380
ah	0.9030	0.6230
ai	0.9100	0.6400
aj	0.9220	0.6500
ak	0.9630	0.6660
al	0.9220	0.6500
am	0.9180	0.6510
an	0.9440	0.6490
ao	0.9010	0.6270
ap	0.8950	0.6050
ba	0.8640	0.6070
bb	0.8530	0.5940
bc	0.8810	0.6240

*Continued on next page...*

*Continued from previous page...*

Chain	Atom inclusion	Q-score
bd	 0.9090	 0.6420
be	 0.9040	 0.6300
bf	 0.9250	 0.6360
bg	 0.9300	 0.6400
bh	 0.9040	 0.6190
bi	 0.9160	 0.6280
bj	 0.9200	 0.6350
bk	 0.9320	 0.6480
bl	 0.9200	 0.6290
bm	 0.9400	 0.6410
bn	 0.9100	 0.6220
bo	 0.9400	 0.6400
bp	 0.8650	 0.5860