



Full wwPDB EM Validation Report ⓘ

Dec 18, 2023 – 06:44 PM EST

PDB ID : 1O18
EMDB ID : EMD-1001
Title : MOLECULAR MODELS OF AVERAGED RIGOR CROSSBRIDGES FROM TOMOGRAMS OF INSECT FLIGHT MUSCLE
Authors : Chen, L.F.; Winkler, H.; Reedy, M.K.; Reedy, M.C.; Taylor, K.A.
Deposited on : 2002-11-04
Resolution : 70.00 Å (reported)
Based on initial models : 1ATN, 2MYS

This is a Full wwPDB EM Validation Report for a publicly released PDB entry.

We welcome your comments at validation@mail.wwpdb.org

A user guide is available at

<https://www.wwpdb.org/validation/2017/EMValidationReportHelp>

with specific help available everywhere you see the ⓘ symbol.

The types of validation reports are described at

<http://www.wwpdb.org/validation/2017/FAQs#types>.

The following versions of software and data (see [references ⓘ](#)) were used in the production of this report:

EMDB validation analysis : 0.0.1.dev70
Mogul : 1.8.5 (274361), CSD as541be (2020)
MolProbity : 4.02b-467
Percentile statistics : 20191225.v01 (using entries in the PDB archive December 25th 2019)
MapQ : 1.9.9
Ideal geometry (proteins) : Engh & Huber (2001)
Ideal geometry (DNA, RNA) : Parkinson et al. (1996)
Validation Pipeline (wwPDB-VP) : 2.36

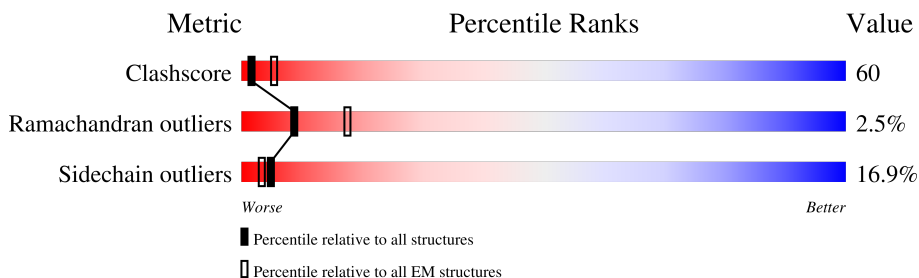
1 Overall quality at a glance i

The following experimental techniques were used to determine the structure:

ELECTRON MICROSCOPY

The reported resolution of this entry is 70.00 Å.

Percentile scores (ranging between 0-100) for global validation metrics of the entry are shown in the following graphic. The table shows the number of entries on which the scores are based.



Metric	Whole archive (#Entries)	EM structures (#Entries)
Clashscore	158937	4297
Ramachandran outliers	154571	4023
Sidechain outliers	154315	3826

The table below summarises the geometric issues observed across the polymeric chains and their fit to the map. The red, orange, yellow and green segments of the bar indicate the fraction of residues that contain outliers for ≥ 3 , 2, 1 and 0 types of geometric quality criteria respectively. A grey segment represents the fraction of residues that are not modelled. The numeric value for each fraction is indicated below the corresponding segment, with a dot representing fractions $\leq 5\%$. The upper red bar (where present) indicates the fraction of residues that have poor fit to the EM map (all-atom inclusion $< 40\%$). The numeric value is given above the bar.

Mol	Chain	Length	Quality of chain
1	A	840	100% 26% 50% 20% .
1	D	840	100% 26% 51% 20% .
1	G	840	100% 25% 51% 20% .
1	J	840	100% 25% 50% 20% .
1	M	840	100% 25% 51% 20% .
1	P	840	100% 26% 50% 20% .
2	E	145	100% 65% 26% 6% .
2	H	145	100% 63% 28% 6% .

Continued on next page...

Continued from previous page...

Mol	Chain	Length	Quality of chain				
2	K	145	100%	64%	26%	6%	.
2	N	145	100%	64%	27%	6%	.
2	Q	145	100%	62%	29%	6%	.
3	F	147	100%	60%	39%		.
3	I	147	84%	61%	37%		.
3	L	147	100%	61%	37%		.
3	O	147	100%	60%	37%		.
3	R	147	100%	61%	37%		.
4	1	375	98%	57%	32%	8%	..
4	2	375	99%	60%	31%	7%	..
4	3	375	99%	62%	30%	6%	..
4	4	375	99%	62%	29%	6%	..
4	5	375	99%	64%	27%	7%	..
4	6	375	99%	64%	28%	6%	..
4	7	375	99%	64%	27%	6%	..
4	8	375	99%	59%	30%	8%	..
4	9	375	99%	58%	31%	8%	..
4	V	375	99%	56%	33%	9%	..
4	W	375	97%	56%	34%	8%	..
4	X	375	99%	61%	29%	7%	..
4	Y	375	99%	62%	28%	7%	..
4	Z	375	99%	58%	32%	8%	..

The following table lists non-polymeric compounds, carbohydrate monomers and non-standard residues in protein, DNA, RNA chains that are outliers for geometric or electron-density-fit criteria:

Mol	Type	Chain	Res	Chirality	Geometry	Clashes	Electron density
1	MLY	A	505	-	-	X	-
1	MLY	A	553	-	-	X	-
1	MLY	A	764	-	-	X	-
1	MLY	A	768	-	-	X	-
1	MLY	A	782	-	-	X	-
1	MLY	D	553	-	-	X	-
1	MLY	D	764	-	-	X	-
1	MLY	D	782	-	-	X	-
1	MLY	G	295	-	-	X	-
1	MLY	G	553	-	-	X	-
1	MLY	G	764	-	-	X	-
1	MLY	G	84	-	-	X	-
1	MLY	J	505	-	-	X	-
1	MLY	J	553	-	-	X	-
1	MLY	J	839	-	-	X	-
1	MLY	J	84	-	-	X	-
1	MLY	M	553	-	-	X	-
1	MLY	M	839	-	-	X	-
1	MLY	P	764	-	-	X	-
1	MLY	P	839	-	-	X	-

2 Entry composition [i](#)

There are 4 unique types of molecules in this entry. The entry contains 92716 atoms, of which 0 are hydrogens and 0 are deuteriums.

In the tables below, the AltConf column contains the number of residues with at least one atom in alternate conformation and the Trace column contains the number of residues modelled with at most 2 atoms.

- Molecule 1 is a protein called SKELETAL MUSCLE MYOSIN II.

Mol	Chain	Residues	Atoms					AltConf	Trace
			Total	C	N	O	S		
1	A	840	Total 6797	C 4382	N 1135	O 1243	S 37	0	0
1	D	840	Total 6797	C 4382	N 1135	O 1243	S 37	0	0
1	G	840	Total 6797	C 4382	N 1135	O 1243	S 37	0	0
1	J	840	Total 6797	C 4382	N 1135	O 1243	S 37	0	0
1	M	840	Total 6797	C 4382	N 1135	O 1243	S 37	0	0
1	P	840	Total 6797	C 4382	N 1135	O 1243	S 37	0	0

- Molecule 2 is a protein called SKELETAL MUSCLE MYOSIN II REGULATORY LIGHT CHAIN.

Mol	Chain	Residues	Atoms					AltConf	Trace
			Total	C	N	O	S		
2	E	145	Total 1127	C 717	N 177	O 227	S 6	0	0
2	H	145	Total 1127	C 717	N 177	O 227	S 6	0	0
2	K	145	Total 1127	C 717	N 177	O 227	S 6	0	0
2	N	145	Total 1127	C 717	N 177	O 227	S 6	0	0
2	Q	145	Total 1127	C 717	N 177	O 227	S 6	0	0

- Molecule 3 is a protein called SKELETAL MUSCLE MYOSIN II ESSENTIAL LIGHT CHAIN.

Mol	Chain	Residues	Atoms					AltConf	Trace
			Total	C	N	O	S		
3	F	147	Total 1123	C 698	N 188	O 230	S 7	0	0

Continued on next page...

Continued from previous page...

Mol	Chain	Residues	Atoms					AltConf	Trace
3	I	147	Total	C	N	O	S	0	0
			1123	698	188	230	7		
3	L	147	Total	C	N	O	S	0	0
			1123	698	188	230	7		
3	O	147	Total	C	N	O	S	0	0
			1123	698	188	230	7		
3	R	147	Total	C	N	O	S	0	0
			1123	698	188	230	7		

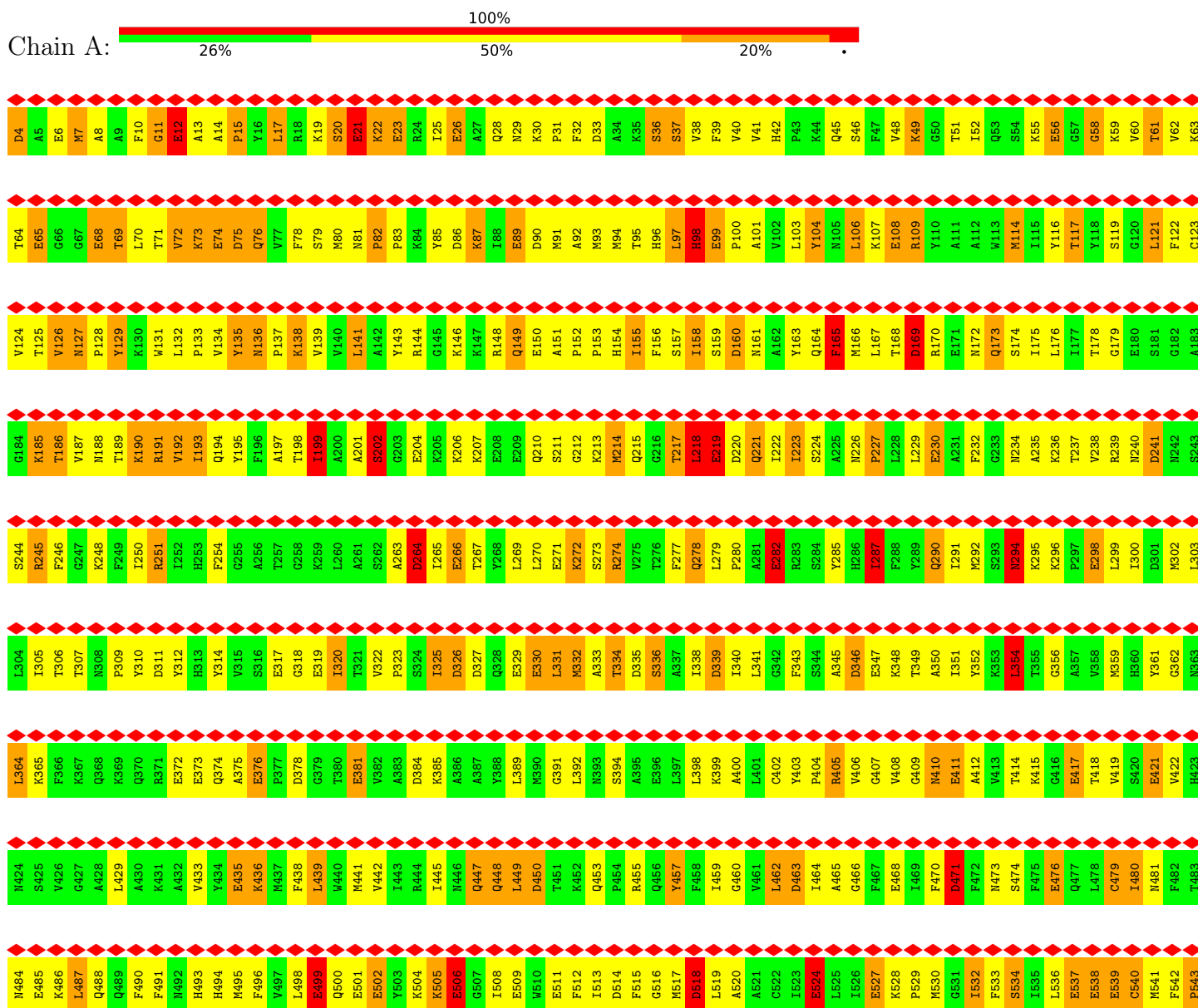
- Molecule 4 is a protein called SKELETAL MUSCLE ACTIN.

Mol	Chain	Residues	Atoms					AltConf	Trace
4	1	372	Total	C	N	O	S	0	0
			2906	1836	489	561	20		
4	2	372	Total	C	N	O	S	0	0
			2906	1836	489	561	20		
4	3	372	Total	C	N	O	S	0	0
			2906	1836	489	561	20		
4	4	372	Total	C	N	O	S	0	0
			2906	1836	489	561	20		
4	5	372	Total	C	N	O	S	0	0
			2906	1836	489	561	20		
4	6	372	Total	C	N	O	S	0	0
			2906	1836	489	561	20		
4	7	372	Total	C	N	O	S	0	0
			2906	1836	489	561	20		
4	8	372	Total	C	N	O	S	0	0
			2906	1836	489	561	20		
4	9	372	Total	C	N	O	S	0	0
			2906	1836	489	561	20		
4	V	372	Total	C	N	O	S	0	0
			2906	1836	489	561	20		
4	W	372	Total	C	N	O	S	0	0
			2906	1836	489	561	20		
4	X	372	Total	C	N	O	S	0	0
			2906	1836	489	561	20		
4	Y	372	Total	C	N	O	S	0	0
			2906	1836	489	561	20		
4	Z	372	Total	C	N	O	S	0	0
			2906	1836	489	561	20		

3 Residue-property plots

These plots are drawn for all protein, RNA, DNA and oligosaccharide chains in the entry. The first graphic for a chain summarises the proportions of the various outlier classes displayed in the second graphic. The second graphic shows the sequence view annotated by issues in geometry and atom inclusion in map density. Residues are color-coded according to the number of geometric quality criteria for which they contain at least one outlier: green = 0, yellow = 1, orange = 2 and red = 3 or more. A red diamond above a residue indicates a poor fit to the EM map for this residue (all-atom inclusion < 40%). Stretches of 2 or more consecutive residues without any outlier are shown as a green connector. Residues present in the sample, but not in the model, are shown in grey.

- Molecule 1: SKELETAL MUSCLE MYOSIN II



K544	E604	L664	Y724	E784
A645	E605	R665	R725	A785
T546	E606	S666	V726	I786
D647	V607	T667	L727	I787
T548	V608	H668	M728	T788
S649	G609	P669	A729	A789
F550	L610	H670	S730	T790
K651	Y611	F671	A731	Q791
N652	K612	V672	I732	A792
K653	K613	R673	P733	R793
L654	S614	C674	E734	C794
Y655	S615	I675	G735	R795
D656	V616	I676	Q736	G796
E657	K617	P677	F737	F797
H658	T618	M678	M738	L798
L659	L619	E679	D739	M799
G660	A620	T680	S740	R800
K661	L621	K681	K741	V801
S662	L622	T682	K742	E802
N663	F623	P683	A743	Y803
N664	A624	G684	E744	R804
F665	T625	A685	E745	A805
Q666	Y626	M686	K746	M806
K667	G627	G687	L747	V807
P668	G628	H688	L748	E808
K669	E629	E689	G749	R809
P570	A630	L690	G750	R810
A571	E631	V691	G751	E811
K572	G632	L692	D752	S812
G573	G633	L693	V753	I813
K574	G634	Q694	D754	F814
A575	G635	L695	H755	C815
E576	K636	R696	T756	I816
A577	K637	C697	Q757	Q817
H578	G638	M698	Y758	Y818
F579	G639	G699	A759	N819
S680	K640	V700	F760	V820
L681	K641	L701	G61	R821
V682	K642	E702	H662	S822
H683	G643	G703	T763	F823
Y684	S644	I704	K764	M824
A685	A645	R705	V765	N825
G686	F646	I706	F766	V826
T687	Q647	C707	F767	K827
V688	T648	R708	M768	H828
D689	V649	K709	A769	M829
Y690	S650	G710	G770	F830
N691	A651	F711	L771	M831
L692	L652	P712	L772	M832
S693	F653	S713	G773	K833
G694	R654	R714	L774	L834
V695	E655	V715	L775	F835
L696	M656	L716	E776	F836
E697	L657	Y717	T777	K837
K698	M658	A718	M778	I838
N699	K659	D719	R779	K839
K600	L660	F720	D780	P840
D601	M661	K721	D781	L841
P602	A662	Q722	K782	L842
L603	N663	R723	L783	K843

• Molecule 1: SKELETAL MUSCLE MYOSIN II



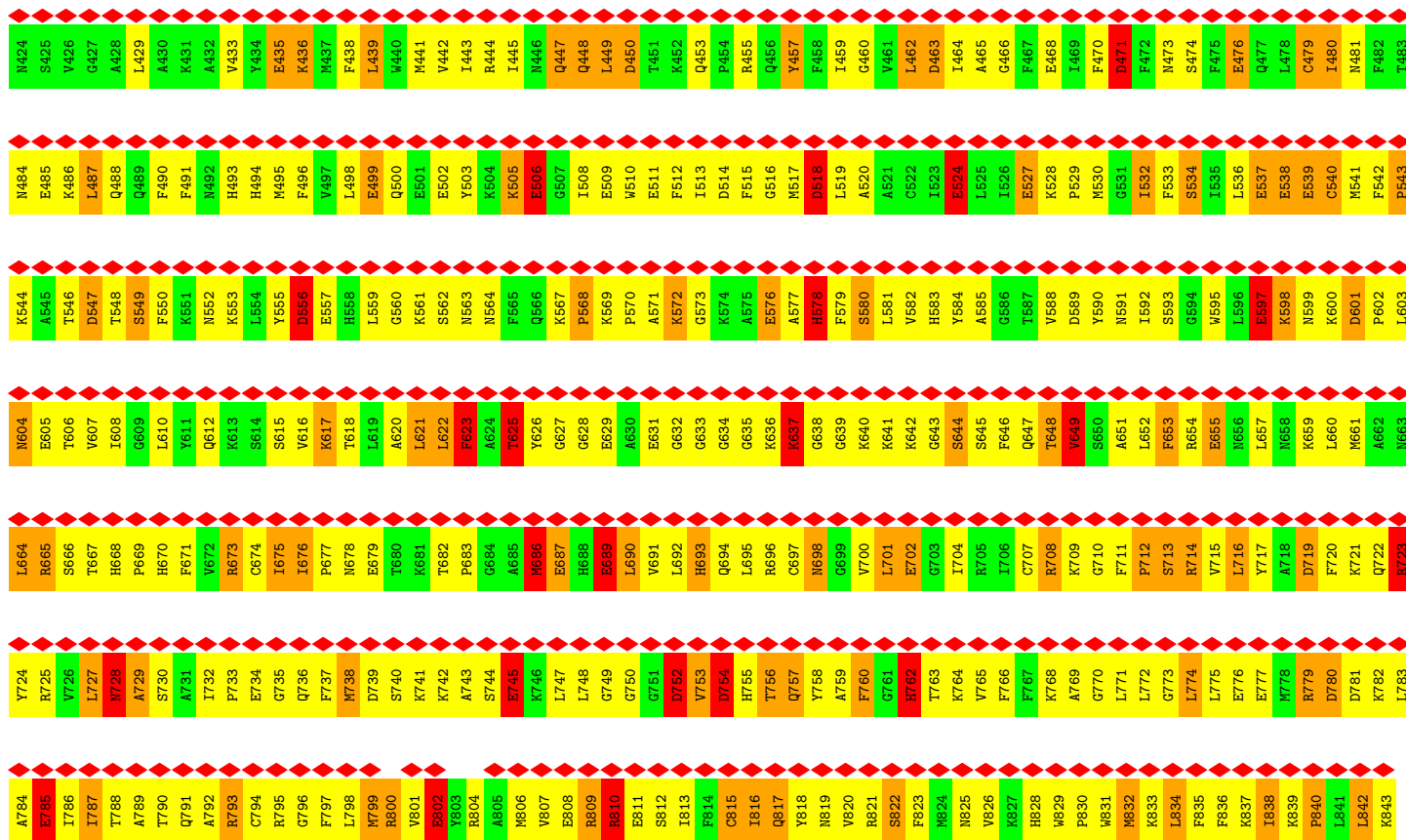
D4	T64	Y124	G184	S244	L304	L364	N424
A5	E65	T125	K185	R245	L305	K365	S425
E6	G66	V126	T186	F246	T306	F366	V426
M7	G67	N127	V187	G247	T307	K367	G427
A8	E68	P128	N188	K248	N308	K368	A428
A9	T69	Y129	T189	F249	P309	K369	L429
F10	L70	K130	K190	I250	Y310	Q370	A430
G11	V71	W131	R191	R251	D311	R371	K431
E12	T72	L132	V192	I252	Y312	E372	A432
A13	K73	P133	L193	H253	H313	E373	V433
A14	E74	V134	Q194	F254	Y314	Q374	Y434
P15	D75	Y135	Y195	G255	V315	A375	E435
Y16	Q76	N136	F196	A256	S316	E376	K436
L17	V77	P137	T197	T257	E317	P377	H437
R18	F78	K138	T198	G258	G318	D378	F438
K19	S79	V139	I199	K259	E319	G379	L439
S20	M80	Y140	A200	L260	I320	T380	W440
E21	N81	L141	A201	A261	T321	E381	M441
K22	P82	A142	S202	S262	V322	V382	V442
E23	P83	Y143	G203	A263	P323	A383	L443
R24	K84	R144	E204	D264	S224	D384	R444
I25	Y85	G145	K205	E265	I325	K385	L445
E26	D86	K146	K206	E266	D326	A386	N446
Q27	K87	K147	K207	T267	D327	A387	Q447
A28	I88	L148	E208	Y268	Q328	H388	Q448
N29	E89	Q149	E209	L269	E329	L389	L449
K30	D90	E150	Q210	L270	E330	N390	D450
P31	M91	A151	S211	E271	L331	G391	T451
D32	F92	P152	G212	K272	M332	L392	K452
G33	M93	K153	K213	S273	A333	N393	K453
A34	M94	H154	M214	R274	T334	S394	F454
K35	T95	I155	Q215	V275	D335	A395	R455
S36	H96	F156	G216	T276	S336	E396	Q456
S37	L97	S157	G217	F277	A337	L397	Y457
V38	H98	I158	L218	Q278	L338	L398	F458
F39	E99	S159	E219	L279	D339	K399	L459
V40	P100	D160	D220	P280	I340	A400	G460
V41	A101	N161	Q221	A281	L341	L401	V461
H42	V102	A162	I222	E282	G422	C402	L462
F43	L103	Y163	I223	R283	F433	Y403	D463
K44	Y104	Q164	S224	S284	S444	P404	I464
Q45	N105	F165	A225	Y285	A445	A405	A465
S46	L106	M166	M226	H286	D446	V406	G466
F47	K107	L167	P227	I287	E447	Q407	F467
V48	E108	T168	L228	F288	K348	V408	E468
K49	R109	D169	L229	Y289	T349	Q409	L469
G50	Y110	R170	E230	Q290	A350	N410	F470
T51	A111	E171	A231	L291	I351	E411	D471
I52	M112	M172	F232	M292	Y352	A412	F472
K53	W113	Q173	G233	S293	K353	V413	N473
S54	M114	S174	M234	M294	L354	T414	S474
K55	I115	L175	A235	K295	T355	K415	F475
E56	Y116	L176	K236	K296	G356	G416	E476
G57	T117	I177	T237	L297	A357	E417	Q477
G58	Y118	T178	V238	E298	V358	T418	L478
K59	S119	G179	R239	L299	N359	V419	C479
V60	G120	E180	M240	I300	H560	S420	I480
T61	L121	S181	D241	T301	Y361	E421	N481
V62	F122	G182	M242	K302	G362	V422	F482
K63	C123	A183	S243	L303	N363	H423	T483

M484	E485	K486	L487	Q488	F490	F491	M492	H493	H494	M495	F496	V497	L498	E499	Q500	E501	Y503	K504	K505	E506	G507	I508	E509	M510	E511	F512	I513	D514	F515	G516	M517	D518	L519	A520	C522	I523	E524	L525	L526	E527	K528	P529	M530	G531	L532	F533	S534	E535	L536	E538	E539	C540	F542	P543						
K544	A545	T546	D547	T548	S549	F550	K551	M552	K553	L554	Y555	D556	H558	L559	G560	K561	S562	M563	N564	F565	Q566	K567	P568	K569	P570	A571	K572	G573	K574	A575	E576	A577	H578	F579	S580	L581	V582	H583	Y584	G585	G586	T587	V588	D589	Y590	N591	L592	S593	F594	G595	L596	L597	K598	N599	K600	D601	P602	L603		
N604	E605	T606	V607	I608	G609	L610	Y611	Q612	K613	S614	S615	L616	K617	T618	L619	A620	L621	L622	F623	N624	T625	Y626	G627	G628	E629	A630	E631	G632	G633	G634	G635	K636	K637	G638	G639	K640	K641	K642	G643	S644	S645	F646	Q647	T648	V649	S650	A651	L652	F653	F654	R655	L656	L657	M658	K659	L660	M661	A662	N663	
L664	R665	S666	T667	H668	P669	H670	F671	V672	K673	C674	I675	I676	P677	M678	E679	T680	K681	T682	P683	G684	A685	M686	E687	H688	E689	L690	V691	L692	H693	Q694	L695	R696	C697	M698	G699	V700	K641	E702	G703	I704	S645	I706	C707	R708	K709	G710	F711	L652	S712	S713	R714	V715	L716	L657	A718	D719	F720	K721	Q722	R723
Y724	R725	V726	L727	M728	A729	S730	A731	I732	P733	E734	G735	Q736	M738	D739	S740	K741	K742	A743	P683	S744	E745	K746	L747	L748	G749	G750	G751	D752	V753	D754	H755	T756	Q757	Y758	A759	F760	G761	H762	T763	K764	V765	F766	C767	K768	A769	G770	L771	L772	G773	L774	L775	E776	F777	M778	R779	D780	L781	K782	L783	
A784	E785	I786	I787	T788	A789	T790	Q791	R792	R793	C794	R795	G796	L797	L798	M799	R800	V801	E802	Y803	R804	A805	M806	V807	E808	R809	R810	E811	S812	I813	F814	C815	I816	Q817	Y818	N819	V820	S822	F823	M824	N825	V826	K827	H828	K829	P830	M831	M832	K833	L834	F835	F836	T837	T838	K839	P840	L841	L842	K843		


• Molecule 1: SKELETAL MUSCLE MYOSIN II



D4	A5	E6	M7	A8	A9	F10	G11	E12	A13	A14	P15	Y16	L17	R18	K19	S20	E21	K22	Y23	R24	I25	E26	A27	Q28	N29	K30	P31	F32	D33	A34	K35	S36	R37	V38	F39	V40	V41	H42	P43	K44	Q45	S46	F47	V48	K49	G50	T51	A112	I52	Q53	S54	K55	F56	E57	G58	K59	V60	T61	V62	K63
T64	G66	G67	E68	T69	L70	T71	V72	K73	E74	D75	Q76	V77	F78	S79	M80	N81	P82	R83	K84	Y85	D86	K87	I88	E89	D90	M91	A92	P93	M94	T95	H96	L97	H98	E99	P100	A101	Y102	L103	Y104	N105	L106	K107	E108	R109	Y110	A111	A112	M113	M114	I115	Y116	T117	Y118	S119	G120	L121	F122	C123		
V124	T125	V126	M127	A128	K130	V131	L132	P133	V134	Y135	M136	P137	K138	V139	Y140	A142	Y143	R144	G145	K146	K147	R148	Q149	E150	A151	P152	P153	H154	I155	F156	S157	I158	S159	D160	M161	A162	Y163	Q164	F165	M166	L167	L168	D169	R170	E171	M172	Q173	S174	I175	L176	L177	T178	G179	E180	G182	A183				
G184	K185	T186	V187	M188	K189	L190	R191	L192	I193	Q194	Y195	F196	A197	T198	I199	A200	A201	S202	G203	E204	K205	K206	K207	E208	E209	Q210	S211	G212	K213	M214	Q215	G216	L218	E219	D220	Q221	I222	I223	S224	A225	M226	P227	L228	L229	E230	A231	F232	G233	M234	A235	K236	T237	V238	R239	M240	D241	M242	S243		
S244	R245	F246	G247	K248	F249	L250	R251	L252	H253	F254	G255	A256	T257	G258	K259	L260	A261	S262	A263	D264	I265	E266	T267	Y268	L269	L270	E271	K272	S273	S274	V275	T276	F277	Q278	L279	P280	E282	R283	S284	Y285	H286	F288	Y289	Q290	I291	M292	S293	K294	K295	K296	P297	E298	L299	I300	D301	M302	L303			
L304	T306	T307	N308	P309	D311	Y312	H313	Y314	V315	S316	E317	G318	E319	I320	T321	V322	P323	S324	I325	D326	D327	Q328	E329	E330	L331	N332	A333	S334	D335	S336	L338	D339	L340	G342	F343	S344	A345	D346	E347	K348	G349	A350	I351	Y352	M353	L354	T355	G356	A357	V358	N359	H360	G362	N363						
L364	K365	F366	K367	Q368	K369	Q370	R371	E372	E373	Q374	A375	E376	P377	D378	Q379	T380	E381	Y382	A383	D384	A386	A387	Y388	N389	N390	G391	L392	N393	S394	A395	E396	L397	L398	K399	A400	C402	Y403	P404	R405	V406	G407	V408	G409	N410	E411	A412	V413	T414	K415	G416	E417	T418	V419	S420	E421	V422	H423			



• Molecule 1: SKELETAL MUSCLE MYOSIN II



L364	K365	F366	K367	K368	K369	Q370	R371	E372	E373	Q374	A375	E376	P377	D378	G379	T380	E381	V382	A383	D384	K385	A386	A387	Y388	L389	M390	G391	L392	S393	S394	A395	E396	L397	L398	K399	A400	L401	C402	Y403	P404	R405	V406	G407	V408	G409	N410	E411	A412	A413	T414	K415	G416	T418	V419	S420	V422	H423		
M424	S425	V426	G427	A428	L429	A430	K431	A432	V433	Y434	E435	A436	M437	F438	L439	M440	M441	V442	I443	R444	I445	M446	Q447	Q448	L449	D450	T451	K452	P453	P454	R455	Q456	Y457	F458	I459	G460	V461	L462	D463	I464	A465	G466	F467	E468	I469	F470	D471	F472	M473	S474	F475	E476	Q477	L478	C479	I480	M481	F482	T483
M484	E485	K486	L487	Q488	Q489	F490	F491	M492	H493	H494	M495	F496	L497	L498	E499	Q500	E501	Y503	K504	K505	E506	G507	I508	E509	M510	E511	F512	I513	D514	F515	G516	M517	F518	L519	A520	A521	C522	I523	E524	L525	I526	E527	K528	P529	M530	G531	I532	F533	S534	I535	L536	E537	E538	E539	C540	M541	F542	P543	
K544	A545	T546	D547	S549	F550	K551	M552	K553	L554	Y555	D556	F557	H558	L559	G560	K561	S562	N563	N564	F565	Q566	G567	P568	K569	P570	A571	K572	G573	K574	A575	E576	A577	H578	F579	S580	L581	V582	H583	Y584	A585	G586	T587	V588	D589	Y590	N591	I592	F593	G594	M595	L596	E597	K598	N599	K600	D601	P602	L603	
N604	E605	T606	V607	I608	G609	L610	Y611	K612	K613	Q614	S614	S615	V616	F617	T618	L619	A620	L621	L622	F623	A624	Y626	G627	G628	E629	A630	E631	G632	G633	G634	G635	K636	K637	G638	G639	K640	K641	K642	G643	S644	F646	Q647	T648	V649	S650	A651	L652	F653	R654	E655	M656	M658	K659	L660	M661	A662	N663		
L664	R665	S666	T667	H668	P669	H670	F671	V672	R673	C674	I675	I676	P677	N678	E679	T680	K681	T682	P683	G684	A685	M686	E687	H688	E689	L690	V691	L692	H693	Q694	L695	R696	G697	M698	G699	V700	L701	E702	G703	I704	R705	I706	G707	K708	R709	G710	F711	L712	S713	R714	V715	L716	A718	D719	F720	L660	M661	Q722	R723
Y724	R725	V726	L727	M728	A729	S730	A731	I732	P733	E734	G735	Q736	M738	D739	S740	K741	K742	A743	G744	E745	K746	L747	L748	G749	G750	G751	D752	F753	D754	H755	T756	Q757	Y758	A759	F760	G761	R762	T763	G764	V765	R766	F767	K768	A769	G770	L771	L772	G773	L774	L775	E776	E777	M778	R779	D780	L781	K782	L783	
A784	E785	I786	I787	T788	A789	T790	Q791	A792	R793	C794	R795	G796	F797	L798	M799	R800	E802	V803	R804	A805	M806	V807	E808	R809	R810	E811	S812	L813	F814	C815	L816	Q817	Y818	N819	V820	R821	S822	F823	M824	N825	V826	K827	H828	R829	P830	M831	M832	K833	L834	F835	R836	F837	L838	K839	P840	L841	L842	K843	

• Molecule 1: SKELETAL MUSCLE MYOSIN II



D4	A5	E6	M7	A8	A9	F10	G11	E12	A13	E14	P15	Y16	L17	R18	K19	S20	E21	K22	E23	R24	I25	E26	A27	Q28	Q29	K30	P31	F32	D33	A34	K35	S36	S37	V38	F39	V40	V41	H42	P43	Y44	Q45	S46	F47	V48	K49	G50	T51	I52	Q53	S54	K55	E56	G58	K59	V60	G120	L121	F122	C123
T64	E65	G66	G67	E68	T69	L70	T71	V72	K73	E74	D75	Q76	F77	F78	S79	M80	N81	P82	P83	G84	Y85	D86	K87	I88	E89	Q90	A91	M92	N93	M94	T95	H96	L97	H98	E99	P100	A101	V102	L103	Y104	N105	L106	I107	E108	R109	Y110	A111	A112	I113	M114	I115	Y116	E117	Y118	S119	G120	L121	F122	C123
V124	T125	V126	M127	P128	Y129	K130	M131	L132	P133	V134	Y135	M136	P137	K138	V139	Y140	A141	A142	Y143	G144	R145	K146	L147	R148	Q149	E150	A151	P152	P153	H154	I155	F156	S157	I158	S159	D160	N161	A162	Y163	Q164	F165	M166	L167	T168	D169	R170	E171	M172	Q173	S174	I175	L176	I177	L178	G179	E180	L181	G182	A183
G184	K185	T186	V187	M188	T189	K190	R191	V192	H193	Q194	Y195	F196	A197	L198	T199	I199	A200	A201	S202	G203	E204	K206	K207	E208	E209	Q210	S211	G212	K213	M214	Q215	G216	L217	L218	E219	D220	Q221	I222	I223	S224	A225	M226	P227	L228	L229	E230	A231	F232	G233	M234	A235	K236	T237	V238	R239	M240	D241	M242	S243
S244	R245	F246	G247	K248	F249	L250	R251	L252	H253	F254	G255	A256	G258	K259	L260	A261	S262	D264	L265	E266	T267	Y268	L269	L270	E271	K272	S273	R274	V275	T276	F277	Q278	L279	P280	A281	E282	R283	S284	Y285	H286	F287	F288	Q290	L291	M292	S293	M294	K295	K296	E298	L299	I300	D301	K302	L303				

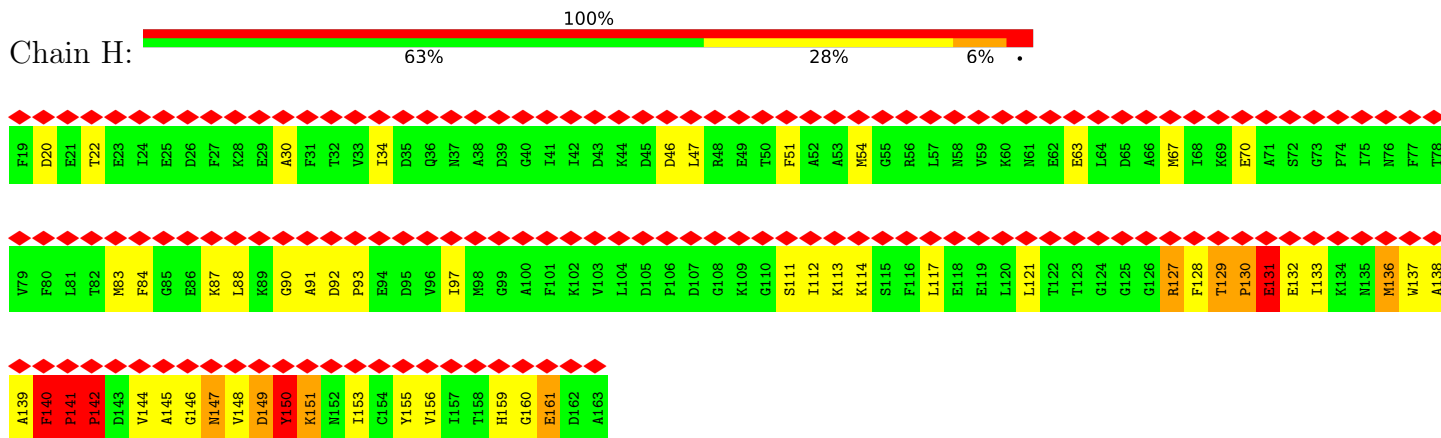
L304	I305	T306	T307	N308	P309	Y310	D311	H312	Y313	Y314	V315	S316	E317	G318	E319	I320	T321	V322	P323	S324	I325	D326	D327	Q328	E329	E330	L331	M332	A333	T334	D335	S336	A337	I338	D339	I340	L341	G342	F343	S344	A345	D346	E347	K348	T349	A350	I351	Y352	K353	L354	T355	G356	A357	V358	M359	H360	G362	N363
L364	K365	F366	K367	Q368	K369	Q370	R371	E372	E373	Q374	A375	E376	P377	D378	G379	T380	E381	V382	A383	D384	K385	A386	A387	Y388	L389	M390	G391	L392	L393	S394	A395	E396	S397	L398	K399	A400	L401	C402	Y403	P404	R405	V406	G407	V408	G409	N410	E411	A412	V413	T414	K415	G416	T418	V419	S420	A421	V422	H423
N424	S425	G427	A428	L429	A430	K431	A432	E433	Y434	E435	A436	M437	F438	L439	W440	V442	I443	I444	I445	N446	Q447	Q448	L449	D450	T451	K452	Q453	P454	A455	Q456	E457	F458	I459	G460	L462	D463	I464	A465	G466	F467	E468	I469	F470	D471	N472	M473	S474	F475	E476	Q477	L478	C479	I480	N481	F482	T483		
M484	E485	K486	L487	Q488	F489	F491	M492	H493	H494	M495	F496	V497	L498	E499	Q500	E502	Y503	K504	K505	E506	G507	I508	E509	M510	E511	F512	I513	D514	F515	G516	M517	D518	L519	A520	A521	C522	I523	E524	I526	E527	K528	M529	E530	M531	I532	M533	S534	I535	L536	E537	E538	E539	C540	M541	F542	P543		
K544	A545	T546	D547	T548	S549	F550	K551	N552	K553	L554	Y555	D556	H558	L559	G560	K561	S562	N563	N564	F565	Q566	K567	F568	K569	P570	A571	K572	G573	K574	A575	E576	H578	F579	S580	L581	V582	H583	Y584	E585	G586	T587	K588	V589	D590	N591	I592	S593	G594	N595	L596	E598	N599	K600	D601	P602	L603		
M604	E605	T606	V607	I608	L610	Y611	Q612	K613	S614	S615	V616	K617	T618	L619	A620	L621	L622	F623	N624	G625	Y626	G627	G628	K629	A630	E631	G632	G633	G634	G635	K636	G638	G639	K640	L641	K642	G643	S644	F646	Q647	T648	D649	S650	A651	L652	F653	S654	E655	M656	L658	K659	L660	M661	A662	N663			
L664	B665	S666	T667	H668	P669	F671	V672	B673	C674	L675	L676	P677	N678	E679	T680	K681	T682	P683	G684	A685	N686	E687	H688	E689	L690	V691	L692	Q694	L695	R696	G698	N698	G699	V700	L701	E702	G703	I704	R705	I706	C707	R708	K709	G710	F711	P712	S713	R714	V715	L716	E718	D719	F720	M721	K722	R723		
Y724	R725	V726	L727	N728	A729	S730	A731	I732	P733	E734	G735	Q736	N738	D739	S740	K741	A743	S744	E745	K746	L747	L748	G749	G750	G751	D752	F753	D754	H755	T756	Q757	Y758	A759	F760	L761	E762	T763	K764	F766	F767	R768	A769	G770	L771	L772	G773	L774	L775	E776	E777	N778	R779	D780	D781	K782	L783		
A784	E785	I786	I787	T788	A789	T790	Q791	A792	R793	C794	R795	G796	F797	L798	M799	R800	E802	Y803	R804	A805	N806	E807	E808	R809	R810	E811	S812	I813	F814	C815	L816	Q817	Y818	N819	W820	L821	S822	F823	N824	N825	W826	H828	W829	P830	W831	H832	K833	L834	F835	F836	K837	L838	K839	P840	L841	L842	K843	

• Molecule 1: SKELETAL MUSCLE MYOSIN II

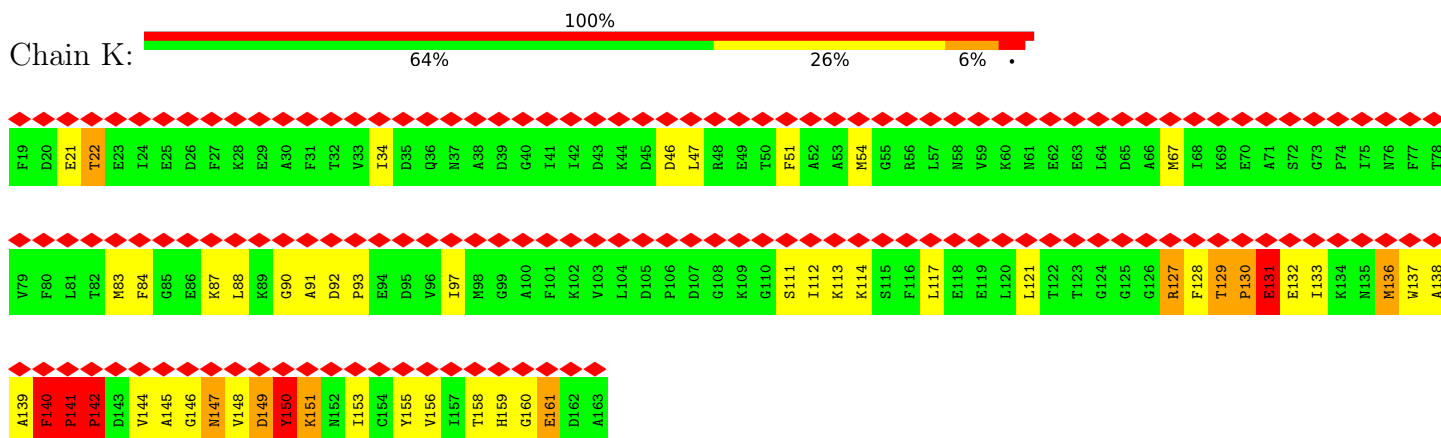


D4	A5	E6	M7	A8	A9	F10	G11	E12	A13	A14	P15	Y16	L17	R18	K19	S20	E21	K22	E23	R24	I25	E26	A27	Q28	N29	K30	P31	F32	D33	A34	K35	S36	S37	V38	F39	V40	V41	H42	F43	K44	Q45	S46	F47	V48	V49	E50	T51	I52	Q53	S54	K55	E56	G58	K59	V60	L61	F62	C123	
T64	E65	G66	G67	E68	L69	L70	T71	V72	K73	E74	D75	Q76	V77	F78	S79	M80	N81	P82	P83	R84	Y85	D86	K87	I88	E89	D90	M91	A92	M93	M94	T95	H96	L97	N98	E99	P100	V101	V102	L103	Y104	N105	L106	K107	E108	R109	Y110	A111	M112	A113	M114	I115	Y116	K117	Y118	S119	G120	L121	F122	C123
V124	T125	V126	N127	P128	Y129	K130	W131	L132	P133	V134	Y135	M136	P137	K138	V139	V140	A142	Y143	R144	G145	K146	K147	R148	Q149	E150	A151	P152	P153	H154	I155	F156	S157	I158	S159	D160	N161	A162	Y163	Q164	F165	M166	L167	T168	E169	R170	M171	M172	Q173	S174	I175	L176	T177	T178	G179	E180	L181	G182	A183	
G184	K185	T186	V187	M188	T189	K190	R191	V192	I193	Q194	Y195	F196	A197	T198	I199	A200	A201	S202	G203	E204	K205	K206	K207	E208	E209	Q210	S211	G212	K213	M214	Q215	G216	T217	L218	E219	D220	Q221	I222	I223	S224	M226	P227	L228	L229	E230	A231	F232	Q233	M234	A235	K236	T237	V238	R239	M240	D241	N242	S243	

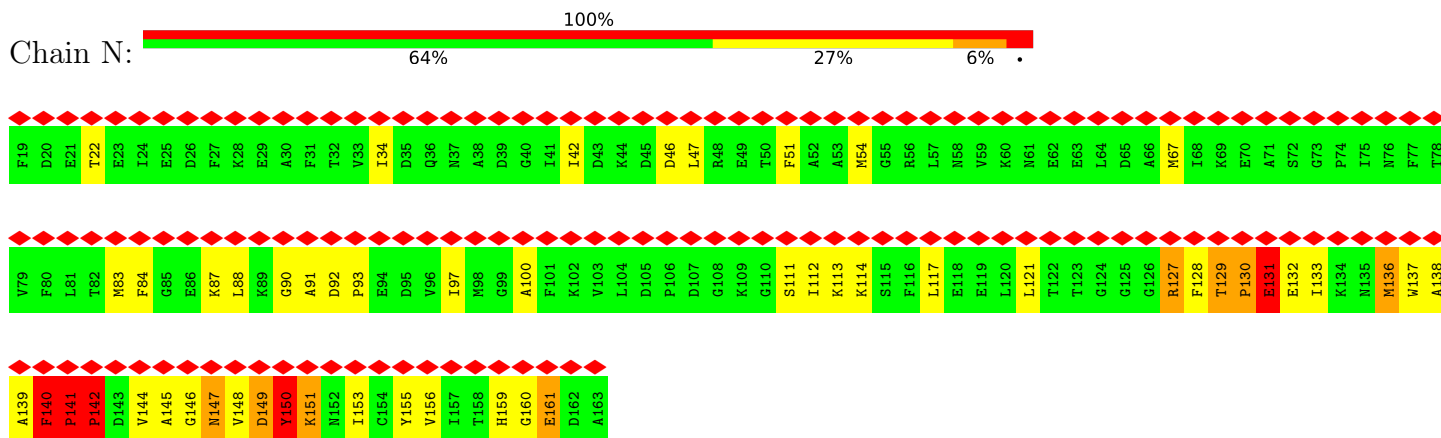
● Molecule 2: SKELETAL MUSCLE MYOSIN II REGULATORY LIGHT CHAIN



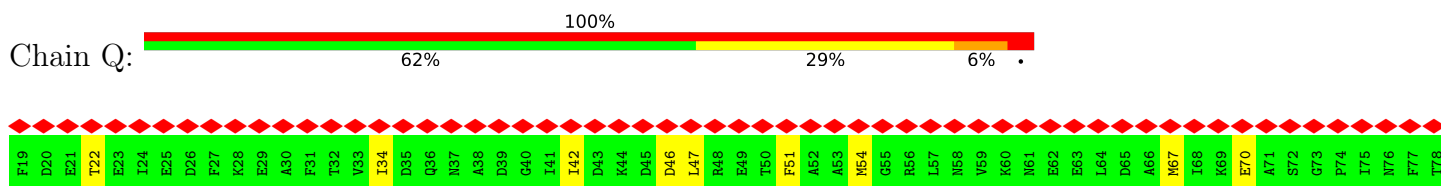
● Molecule 2: SKELETAL MUSCLE MYOSIN II REGULATORY LIGHT CHAIN




● Molecule 2: SKELETAL MUSCLE MYOSIN II REGULATORY LIGHT CHAIN

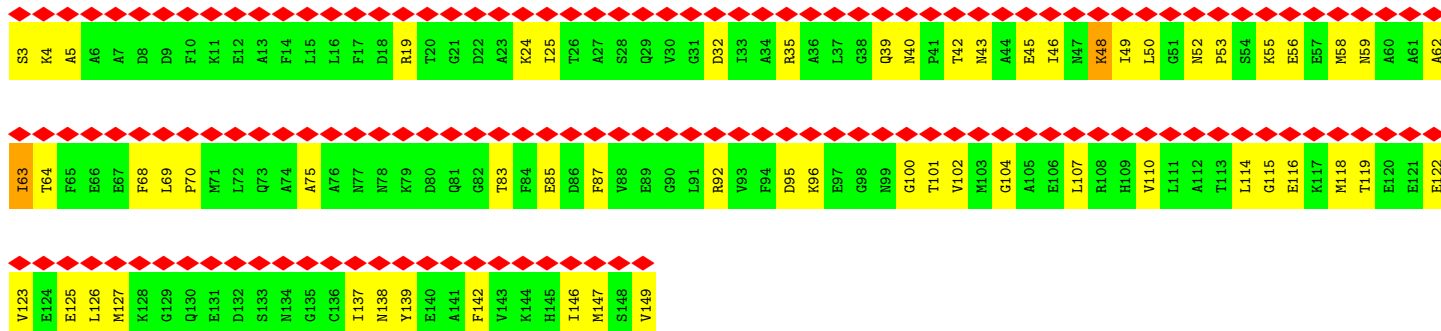


● Molecule 2: SKELETAL MUSCLE MYOSIN II REGULATORY LIGHT CHAIN

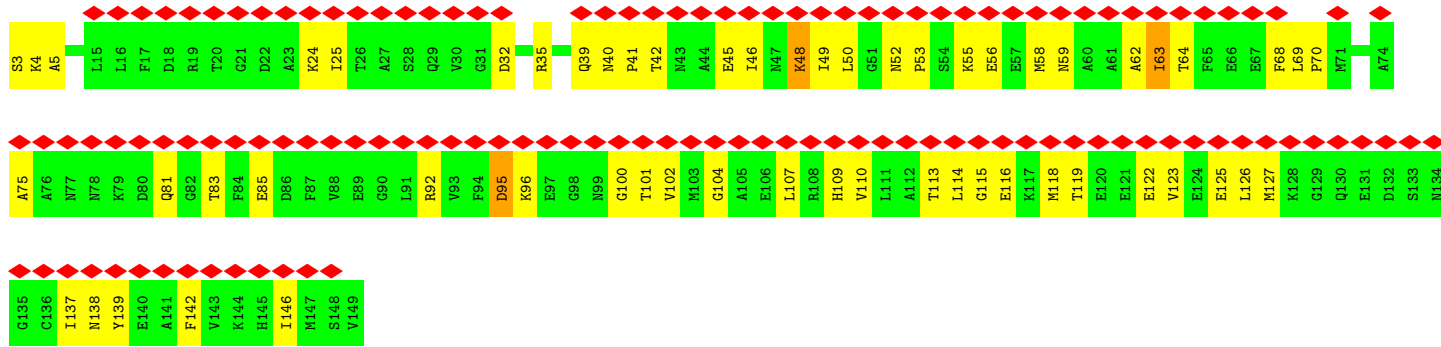
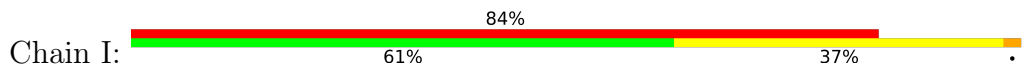




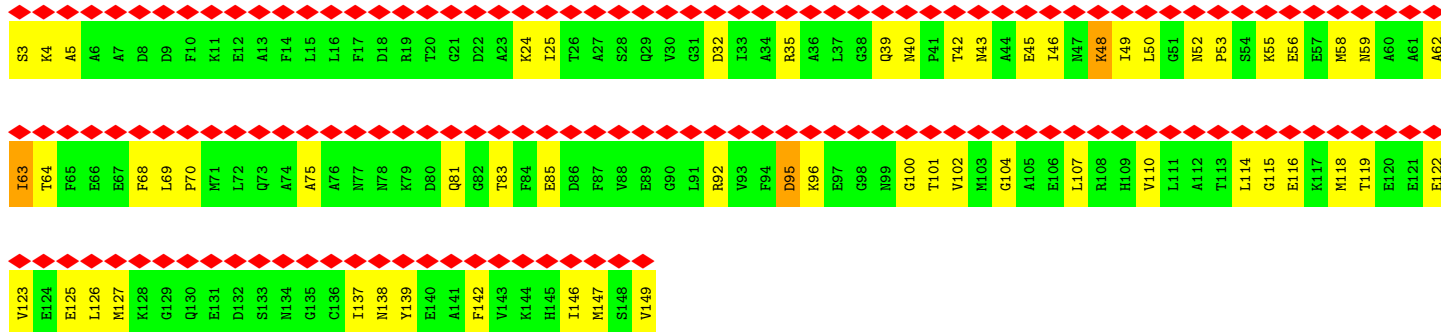
• Molecule 3: SKELETAL MUSCLE MYOSIN II ESSENTIAL LIGHT CHAIN



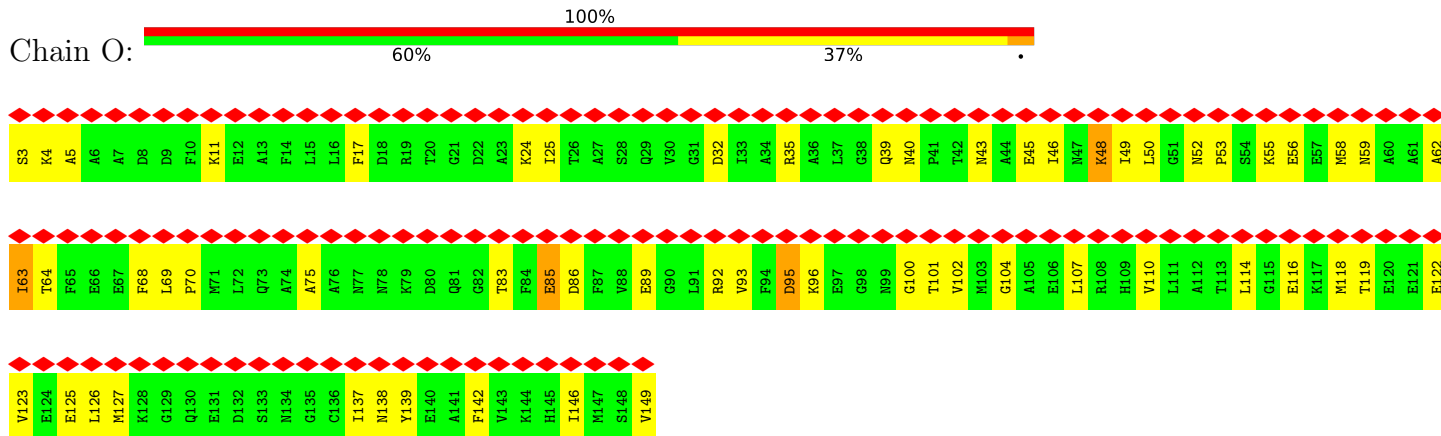
• Molecule 3: SKELETAL MUSCLE MYOSIN II ESSENTIAL LIGHT CHAIN



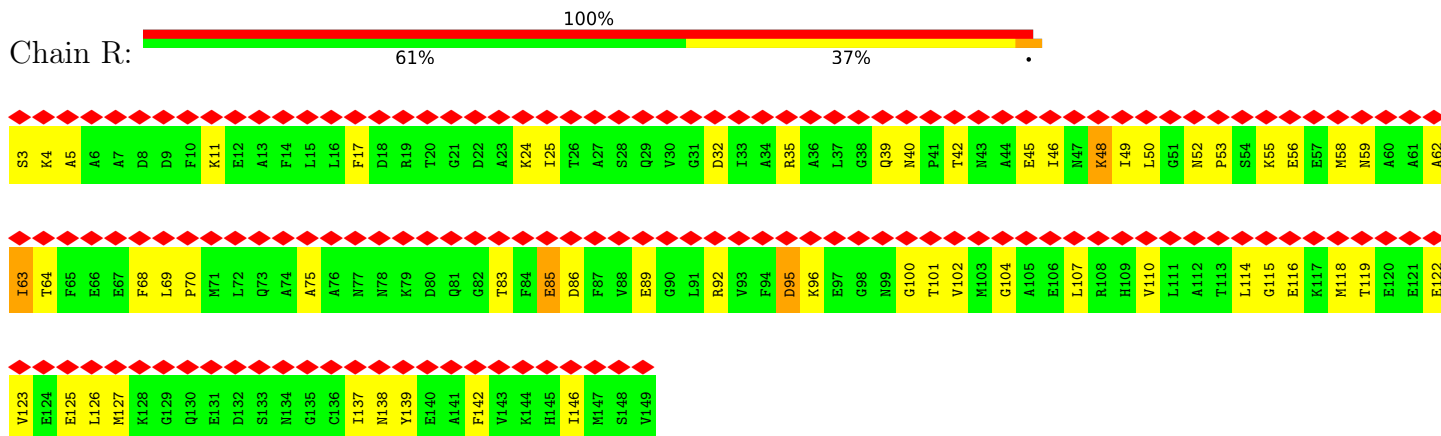
• Molecule 3: SKELETAL MUSCLE MYOSIN II ESSENTIAL LIGHT CHAIN



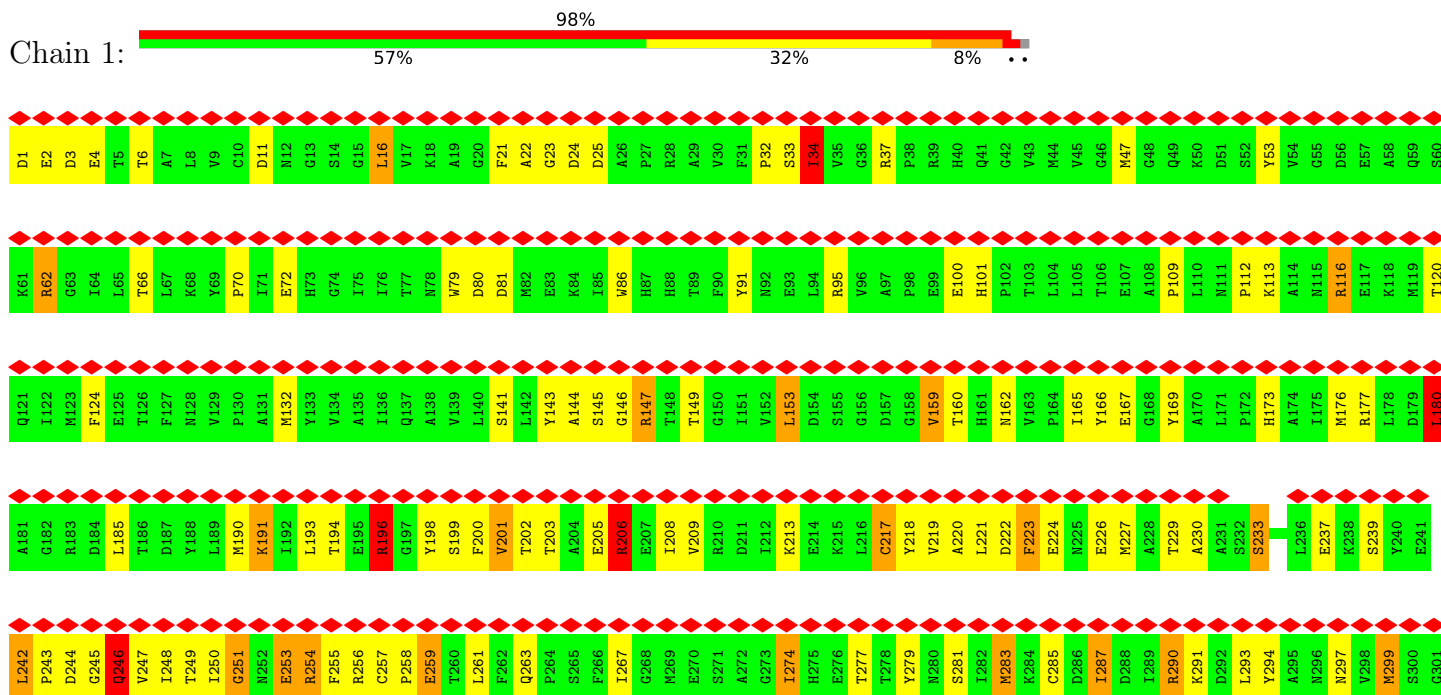
● Molecule 3: SKELETAL MUSCLE MYOSIN II ESSENTIAL LIGHT CHAIN

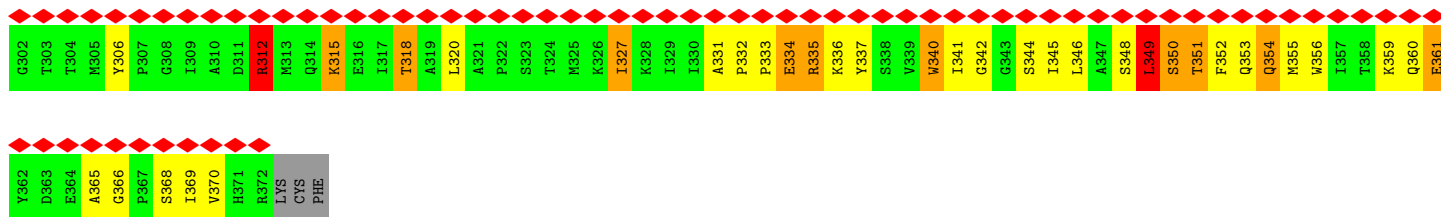


● Molecule 3: SKELETAL MUSCLE MYOSIN II ESSENTIAL LIGHT CHAIN

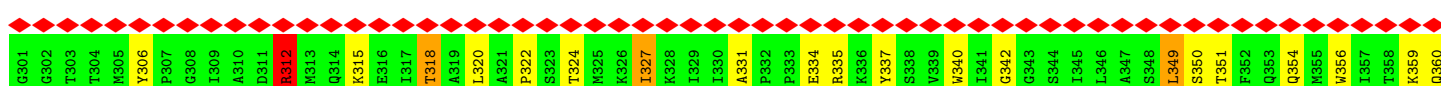
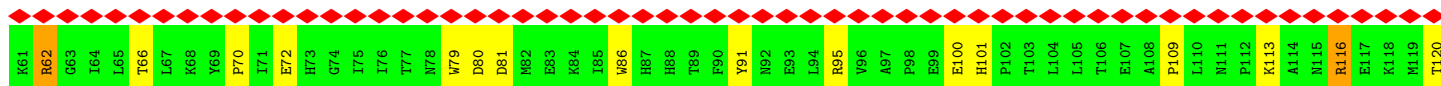
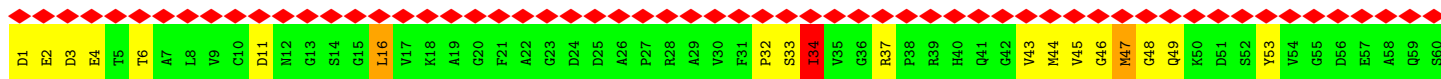


● Molecule 4: SKELETAL MUSCLE ACTIN

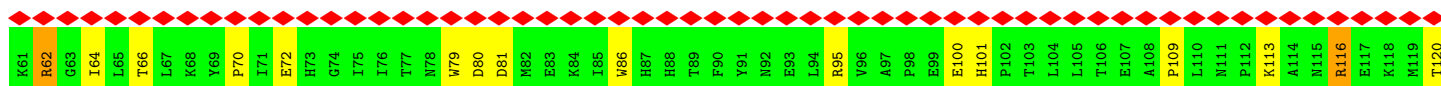
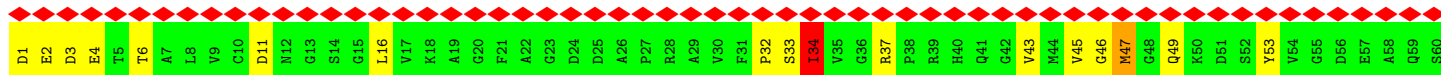
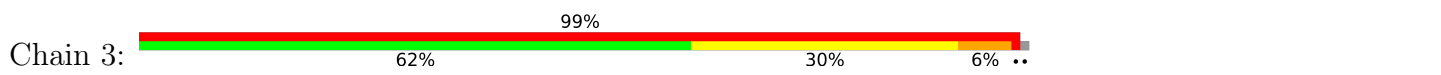




• Molecule 4: SKELETAL MUSCLE ACTIN




• Molecule 4: SKELETAL MUSCLE ACTIN





● Molecule 4: SKELETAL MUSCLE ACTIN



● Molecule 4: SKELETAL MUSCLE ACTIN




E361	Y362	D363	E364	A365	G366	P367	S368	I369	V370	H371	R372	LYS	CYS	PHE																																													
G301	G302	T303	T304	M305	Y306	F307	G308	I309	A310	D311	R312	M313	Q314	K315	E316	I317	T318	A319	L320	A321	P322	S323	T324	M325	K326	I327	K328	I329	I330	A331	P332	F333	E334	R335	K336	Y337	S338	V339	M340	I341	G342	G343	S344	I345	A347	S348	L349	S350	T351	F352	Q353	Q354	M355	K356	I357	T358	K359	Q360	
E241	L242	P243	D244	G245	Q246	V247	I248	T249	I250	G251	N252	E253	R254	F255	R256	C257	P258	E259	T260	L261	F262	Q263	P264	S265	F266	I267	G268	M269	E270	S271	A272	G273	I274	H275	E276	T277	T278	Y279	N280	S281	I282	M283	K284	C285	C286	I287	D288	I289	R290	K291	D292	L293	Y294	A295	N296	M297	V298	M299	S300
A181	G182	D184	L185	T186	F187	Y188	V189	M190	K191	I192	L193	T194	E195	R196	G197	Y198	S199	F200	V201	T202	T203	A204	I205	R206	E207	I208	V209	R210	D211	I212	K213	E214	S215	G216	C217	Y218	V219	A220	L221	D222	F223	E224	N225	E226	M227	A228	T229	A230	A231	S232	S233	S234	S235	L236	E237	R238	M239	S239	Y240
Q121	I122	M123	F124	E125	T126	F127	M128	V129	P130	A131	M132	Y133	V134	A135	I136	Q137	A138	V139	L140	S141	L142	Y143	A144	I145	G146	R147	T148	T149	G150	I151	V152	L153	D154	S155	G156	D157	Y158	V159	T160	H161	M162	V163	P164	L165	Y166	E167	G168	Y169	A170	L171	P172	H173	A174	I175	M176	R177	L178	D179	L180

• Molecule 4: SKELETAL MUSCLE ACTIN

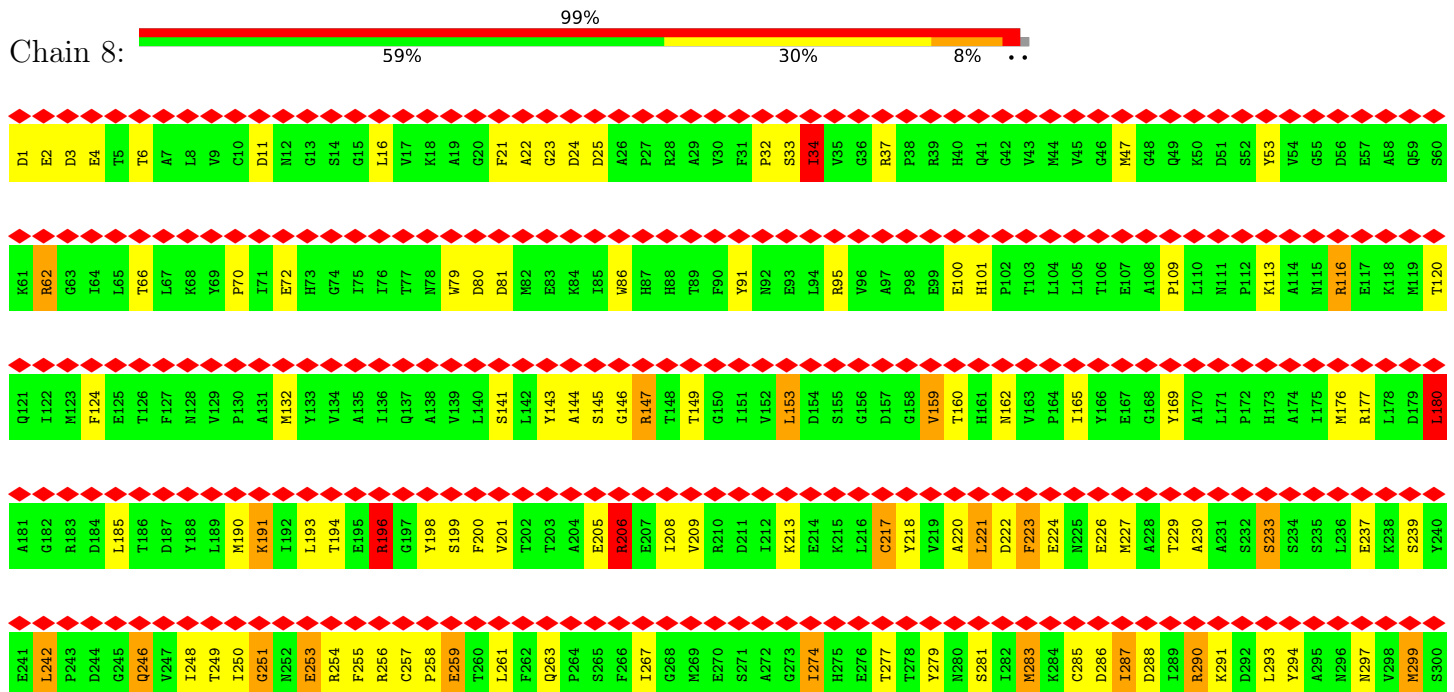


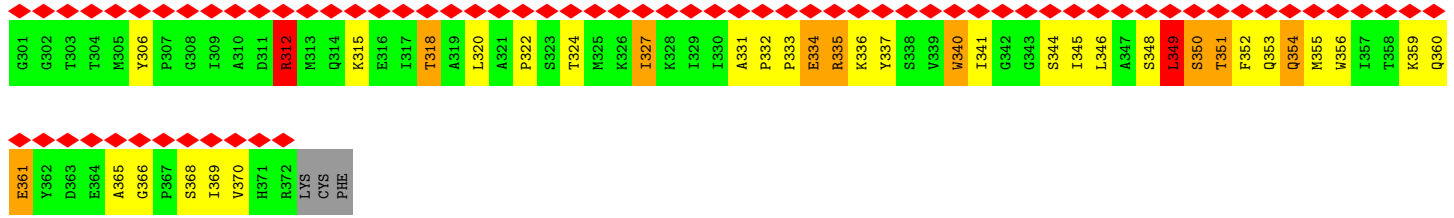
D1	E2	D3	E4	T5	T6	A7	L8	V9	C10	D11	M12	G13	S14	G15	L16	V17	K18	A19	G20	F21	A22	G23	D24	D25	A26	P27	R28	A29	V30	F31	P32	S33	I34	V35	G36	R37	P38	R39	H40	Q41	G42	V43	M44	V45	G46	M47	G48	Q49	K50	D51	S52	Y53	V54	G55	D56	E57	A58	Q59	S60
K61	R62	G63	I64	L65	T66	L67	K68	G69	P70	I71	E72	H73	G74	I75	I76	T77	N78	W79	D80	D81	M82	E83	K84	I85	R86	H87	H88	T89	F90	Y91	N92	E93	L94	R95	V96	A97	P98	E99	I100	H101	P102	T103	L104	L105	T106	E107	A108	P109	L110	M111	P112	K113	A114	M115	R116	E117	K118	M119	T120
Q121	I122	M123	F124	E125	T126	F127	M128	V129	P130	A131	M132	Y133	V134	A135	I136	Q137	A138	V139	L140	S141	L142	Y143	A144	I145	G146	R147	T148	T149	G150	I151	V152	L153	D154	S155	G156	D157	Y158	V159	T160	H161	M162	V163	P164	L165	Y166	E167	G168	Y169	A170	L171	P172	H173	A174	I175	M176	R177	L178	D179	L180
A181	G182	D184	L185	T186	F187	Y188	V189	M190	K191	I192	L193	T194	E195	R196	G197	Y198	S199	F200	V201	T202	T203	A204	I205	R206	E207	I208	V209	R210	D211	I212	K213	E214	S215	G216	C217	Y218	V219	A220	L221	D222	F223	E224	N225	E226	M227	A228	T229	A230	A231	S232	S233	S234	S235	L236	E237	R238	M239	S239	Y240
E241	L242	P243	D244	G245	Q246	V247	I248	T249	I250	G251	N252	E253	R254	F255	R256	C257	P258	E259	T260	L261	F262	Q263	P264	S265	F266	I267	G268	M269	E270	S271	A272	G273	I274	H275	E276	T277	T278	Y279	N280	S281	I282	M283	K284	C285	C286	I287	D288	I289	R290	K291	D292	L293	Y294	A295	N296	M297	V298	M299	S300
G301	G302	T303	T304	M305	Y306	F307	G308	I309	A310	D311	R312	M313	Q314	K315	E316	I317	T318	A319	L320	A321	P322	S323	T324	M325	K326	I327	K328	I329	I330	A331	P332	F333	E334	R335	K336	Y337	S338	V339	M340	I341	G342	G343	S344	I345	A347	S348	L349	S350	T351	F352	Q353	Q354	M355	K356	I357	T358	K359	Q360	
E361	Y362	D363	E364	A365	G366	P367	S368	I369	V370	H371	R372	LYS	CYS	PHE																																													

● Molecule 4: SKELETAL MUSCLE ACTIN

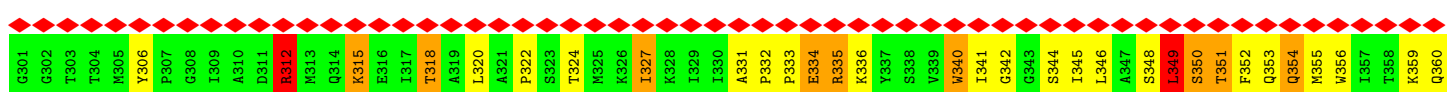
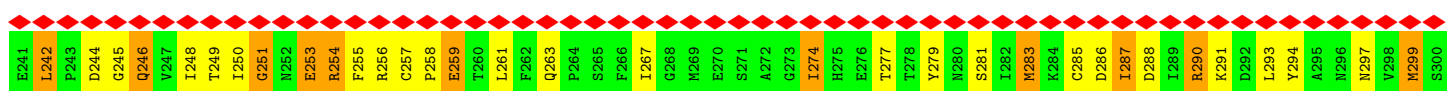
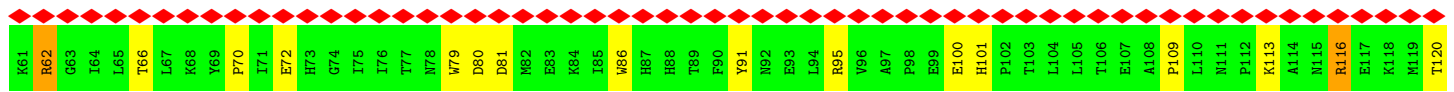
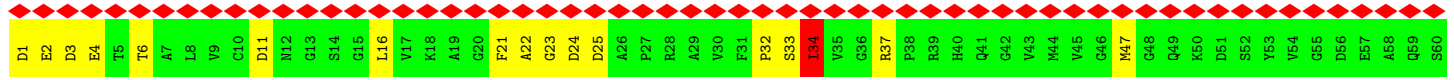


● Molecule 4: SKELETAL MUSCLE ACTIN

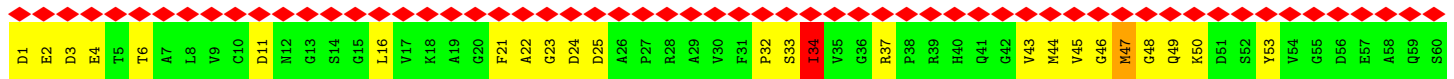


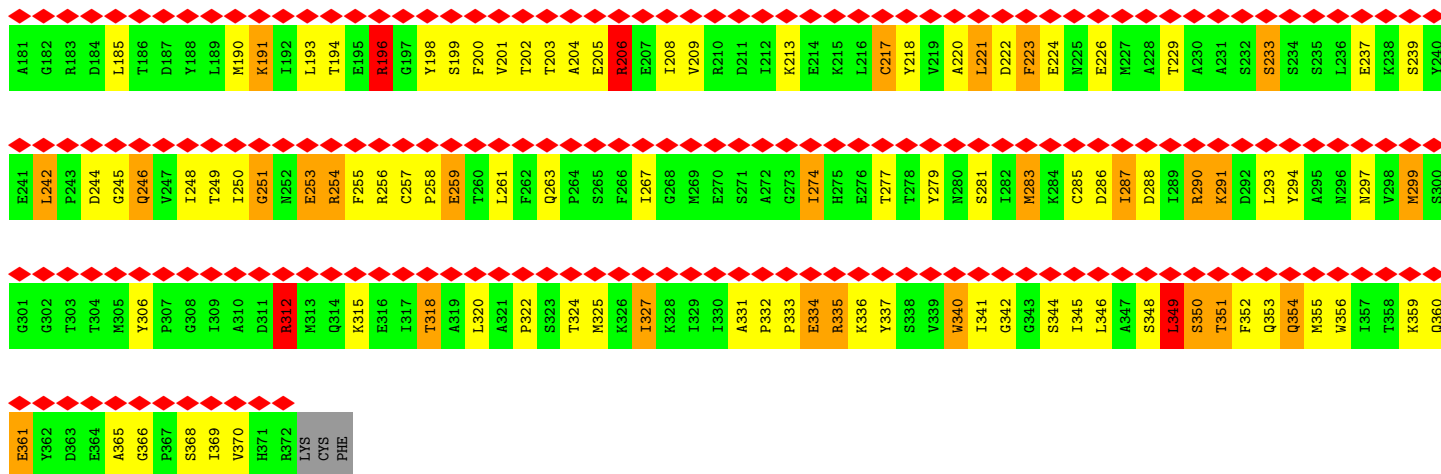


• Molecule 4: SKELETAL MUSCLE ACTIN




• Molecule 4: SKELETAL MUSCLE ACTIN

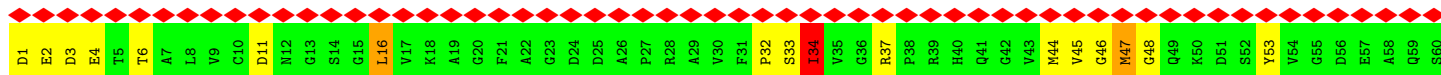





• Molecule 4: SKELETAL MUSCLE ACTIN




• Molecule 4: SKELETAL MUSCLE ACTIN





• Molecule 4: SKELETAL MUSCLE ACTIN



4 Experimental information

Property	Value	Source
EM reconstruction method	TOMOGRAPHY	Depositor
Imposed symmetry	POINT, C1	Depositor
Number of tilted images used	Not provided	
Resolution determination method	Not provided	
CTF correction method	Not provided	
Microscope	FEI/PHILIPS EM400	Depositor
Voltage (kV)	100	Depositor
Electron dose ($e^-/\text{\AA}^2$)	Not provided	
Minimum defocus (nm)	Not provided	
Maximum defocus (nm)	Not provided	
Magnification	17000	Depositor
Image detector	KODAK SO-163 FILM	Depositor
Maximum voxel value	366.680	Depositor
Minimum voxel value	-417.992	Depositor
Average voxel value	1.860	Depositor
Voxel value standard deviation	47.792	Depositor
Recommended contour level	81.2	Depositor
Tomogram size (\AA)	9280, 9280, 464	wwPDB
Tomogram dimensions	600, 600, 30	wwPDB
Tomogram angles ($^\circ$)	90, 90, 90	wwPDB
Grid spacing (\AA)	15.4667, 15.4667, 15.4667	Depositor

5 Model quality i

5.1 Standard geometry i

Bond lengths and bond angles in the following residue types are not validated in this section: MLY

The Z score for a bond length (or angle) is the number of standard deviations the observed value is removed from the expected value. A bond length (or angle) with $|Z| > 5$ is considered an outlier worth inspection. RMSZ is the root-mean-square of all Z scores of the bond lengths (or angles).

Mol	Chain	Bond lengths		Bond angles	
		RMSZ	# Z >5	RMSZ	# Z >5
1	A	1.77	69/6448 (1.1%)	1.82	116/8729 (1.3%)
1	D	1.77	64/6448 (1.0%)	1.82	114/8729 (1.3%)
1	G	1.77	67/6449 (1.0%)	1.83	118/8732 (1.4%)
1	J	1.78	68/6449 (1.1%)	1.87	118/8732 (1.4%)
1	M	1.79	70/6447 (1.1%)	1.91	120/8726 (1.4%)
1	P	1.78	69/6448 (1.1%)	1.92	125/8729 (1.4%)
2	E	1.22	10/1148 (0.9%)	1.62	16/1548 (1.0%)
2	H	1.22	10/1148 (0.9%)	1.62	16/1548 (1.0%)
2	K	1.22	10/1148 (0.9%)	1.61	16/1548 (1.0%)
2	N	1.22	10/1148 (0.9%)	1.61	16/1548 (1.0%)
2	Q	1.22	10/1148 (0.9%)	1.61	16/1548 (1.0%)
3	F	0.80	0/1136	0.95	4/1525 (0.3%)
3	I	0.80	0/1136	0.95	4/1525 (0.3%)
3	L	0.80	0/1136	0.95	4/1525 (0.3%)
3	O	0.79	0/1136	0.95	4/1525 (0.3%)
3	R	0.80	1/1136 (0.1%)	0.94	4/1525 (0.3%)
4	1	0.89	2/2968 (0.1%)	1.64	52/4023 (1.3%)
4	2	0.89	2/2968 (0.1%)	1.64	52/4023 (1.3%)
4	3	0.89	2/2968 (0.1%)	1.64	51/4023 (1.3%)
4	4	0.89	2/2968 (0.1%)	1.64	51/4023 (1.3%)
4	5	0.89	2/2968 (0.1%)	1.64	52/4023 (1.3%)
4	6	0.89	2/2968 (0.1%)	1.64	51/4023 (1.3%)
4	7	0.89	2/2968 (0.1%)	1.64	51/4023 (1.3%)
4	8	0.89	2/2968 (0.1%)	1.64	51/4023 (1.3%)
4	9	0.89	2/2968 (0.1%)	1.64	50/4023 (1.2%)
4	V	0.89	2/2968 (0.1%)	1.64	51/4023 (1.3%)
4	W	0.89	2/2968 (0.1%)	1.64	51/4023 (1.3%)
4	X	0.89	2/2968 (0.1%)	1.64	51/4023 (1.3%)
4	Y	0.89	2/2968 (0.1%)	1.64	52/4023 (1.3%)
4	Z	0.89	2/2968 (0.1%)	1.64	51/4023 (1.3%)
All	All	1.35	486/91661 (0.5%)	1.70	1528/124064 (1.2%)

Chiral center outliers are detected by calculating the chiral volume of a chiral center and verifying if the center is modelled as a planar moiety or with the opposite hand. A planarity outlier is detected by checking planarity of atoms in a peptide group, atoms in a mainchain group or atoms of a sidechain that are expected to be planar.

Mol	Chain	#Chirality outliers	#Planarity outliers
1	A	1	4
1	D	1	4
1	G	2	4
1	J	1	6
1	M	1	7
1	P	1	8
2	E	0	3
2	H	0	3
2	K	0	3
2	N	0	3
2	Q	0	3
3	F	0	2
3	I	0	2
3	L	0	2
3	O	0	2
3	R	0	2
4	1	0	1
4	2	0	1
4	3	0	1
4	4	0	1
4	5	0	1
4	6	0	1
4	7	0	1
4	8	0	1
4	9	0	1
4	V	0	1
4	W	0	1
4	X	0	1
4	Y	0	1
4	Z	0	1
All	All	7	72

All (486) bond length outliers are listed below:

Mol	Chain	Res	Type	Atoms	Z	Observed(Å)	Ideal(Å)
1	G	649	VAL	CB-CG1	53.35	2.64	1.52
1	M	649	VAL	CB-CG1	53.33	2.64	1.52
1	P	649	VAL	CB-CG1	53.30	2.64	1.52
1	J	649	VAL	CB-CG1	53.28	2.64	1.52

Continued on next page...

Continued from previous page...

Mol	Chain	Res	Type	Atoms	Z	Observed(Å)	Ideal(Å)
1	A	649	VAL	CB-CG1	53.24	2.64	1.52
1	D	649	VAL	CB-CG1	53.21	2.64	1.52
1	P	623	PHE	CB-CG	48.15	2.33	1.51
1	J	623	PHE	CB-CG	48.14	2.33	1.51
1	D	623	PHE	CB-CG	48.13	2.33	1.51
1	G	623	PHE	CB-CG	48.10	2.33	1.51
1	M	623	PHE	CB-CG	48.09	2.33	1.51
1	A	623	PHE	CB-CG	48.07	2.33	1.51
1	A	649	VAL	CB-CG2	46.30	2.50	1.52
1	G	649	VAL	CB-CG2	46.25	2.50	1.52
1	P	649	VAL	CB-CG2	46.19	2.49	1.52
1	M	649	VAL	CB-CG2	46.17	2.49	1.52
1	J	649	VAL	CB-CG2	46.17	2.49	1.52
1	D	649	VAL	CB-CG2	46.14	2.49	1.52
1	P	648	THR	CB-OG1	34.40	2.12	1.43
1	G	648	THR	CB-OG1	34.40	2.12	1.43
1	J	648	THR	CB-OG1	34.39	2.12	1.43
1	A	648	THR	CB-OG1	34.38	2.12	1.43
1	D	648	THR	CB-OG1	34.38	2.12	1.43
1	M	648	THR	CB-OG1	34.37	2.12	1.43
1	A	648	THR	CB-CG2	-30.70	0.51	1.52
1	P	648	THR	CB-CG2	-30.70	0.51	1.52
1	M	648	THR	CB-CG2	-30.70	0.51	1.52
1	J	648	THR	CB-CG2	-30.70	0.51	1.52
1	D	648	THR	CB-CG2	-30.66	0.51	1.52
1	G	648	THR	CB-CG2	-30.62	0.51	1.52
1	M	805	ALA	C-N	20.14	1.80	1.34
1	P	637	LYS	C-N	-15.06	1.05	1.33
1	D	637	LYS	C-N	-15.01	1.06	1.33
1	J	637	LYS	C-N	-14.99	1.06	1.33
1	M	637	LYS	C-N	-14.98	1.06	1.33
1	G	637	LYS	C-N	-14.80	1.06	1.33
1	A	637	LYS	C-N	-14.77	1.06	1.33
1	P	806	MET	C-N	14.67	1.67	1.34
1	A	649	VAL	C-N	-13.51	1.02	1.34
1	G	649	VAL	C-N	-13.49	1.03	1.34
1	D	649	VAL	C-N	-13.44	1.03	1.34
1	M	649	VAL	C-N	-13.42	1.03	1.34
1	J	649	VAL	C-N	-13.39	1.03	1.34
1	P	649	VAL	C-N	-13.39	1.03	1.34
2	N	150	TYR	CB-CG	-13.38	1.31	1.51
2	Q	150	TYR	CB-CG	-13.37	1.31	1.51

Continued on next page...

Continued from previous page...

Mol	Chain	Res	Type	Atoms	Z	Observed(Å)	Ideal(Å)
2	H	150	TYR	CB-CG	-13.32	1.31	1.51
2	K	150	TYR	CB-CG	-13.27	1.31	1.51
2	E	150	TYR	CB-CG	-13.21	1.31	1.51
2	E	140	PHE	C-N	-12.98	1.09	1.34
2	N	140	PHE	C-N	-12.91	1.09	1.34
2	K	140	PHE	C-N	-12.90	1.09	1.34
1	J	709	LYS	C-N	12.87	1.56	1.33
2	Q	140	PHE	C-N	-12.85	1.09	1.34
2	H	140	PHE	C-N	-12.76	1.10	1.34
2	H	150	TYR	CG-CD2	-11.28	1.24	1.39
2	Q	150	TYR	CG-CD2	-11.20	1.24	1.39
2	E	150	TYR	CG-CD2	-11.17	1.24	1.39
2	K	150	TYR	CG-CD2	-11.13	1.24	1.39
2	N	150	TYR	CG-CD2	-11.04	1.24	1.39
1	M	806	MET	C-N	10.93	1.59	1.34
2	N	141	PRO	N-CD	-10.55	1.33	1.47
2	K	141	PRO	N-CD	-10.53	1.33	1.47
2	Q	141	PRO	N-CD	-10.40	1.33	1.47
2	E	141	PRO	N-CD	-10.35	1.33	1.47
2	H	141	PRO	N-CD	-10.26	1.33	1.47
1	G	709	LYS	C-N	9.71	1.50	1.33
1	P	476	GLU	CD-OE1	8.93	1.35	1.25
1	J	476	GLU	CD-OE1	8.87	1.35	1.25
1	M	476	GLU	CD-OE1	8.87	1.35	1.25
1	D	476	GLU	CD-OE1	8.82	1.35	1.25
1	J	785	GLU	C-N	8.77	1.54	1.34
1	G	476	GLU	CD-OE1	8.77	1.35	1.25
1	P	622	LEU	C-N	8.75	1.54	1.34
1	A	476	GLU	CD-OE1	8.72	1.35	1.25
1	D	622	LEU	C-N	8.70	1.54	1.34
1	J	622	LEU	C-N	8.70	1.54	1.34
1	M	622	LEU	C-N	8.69	1.54	1.34
1	A	622	LEU	C-N	8.67	1.53	1.34
1	G	622	LEU	C-N	8.63	1.53	1.34
1	G	411	GLU	CD-OE1	8.40	1.34	1.25
1	M	411	GLU	CD-OE1	8.39	1.34	1.25
1	P	745	GLU	CD-OE2	8.39	1.34	1.25
1	D	745	GLU	CD-OE2	8.38	1.34	1.25
1	M	745	GLU	CD-OE2	8.36	1.34	1.25
1	J	411	GLU	CD-OE1	8.32	1.34	1.25
1	A	411	GLU	CD-OE1	8.28	1.34	1.25
2	N	150	TYR	CA-CB	-8.27	1.35	1.53

Continued on next page...

Continued from previous page...

Mol	Chain	Res	Type	Atoms	Z	Observed(Å)	Ideal(Å)
1	P	411	GLU	CD-OE1	8.23	1.34	1.25
1	D	411	GLU	CD-OE1	8.21	1.34	1.25
1	J	745	GLU	CD-OE2	8.20	1.34	1.25
2	Q	150	TYR	CA-CB	-8.19	1.35	1.53
2	K	150	TYR	CA-CB	-8.18	1.35	1.53
2	H	150	TYR	CA-CB	-8.18	1.35	1.53
1	G	745	GLU	CD-OE2	8.18	1.34	1.25
1	A	745	GLU	CD-OE2	8.17	1.34	1.25
2	E	150	TYR	CA-CB	-8.04	1.36	1.53
1	P	108	GLU	CD-OE1	8.00	1.34	1.25
1	J	108	GLU	CD-OE1	7.97	1.34	1.25
1	M	108	GLU	CD-OE1	7.97	1.34	1.25
1	G	108	GLU	CD-OE1	7.94	1.34	1.25
1	G	381	GLU	CD-OE1	7.91	1.34	1.25
1	A	381	GLU	CD-OE1	7.90	1.34	1.25
1	P	202	SER	CB-OG	7.89	1.52	1.42
1	A	108	GLU	CD-OE1	7.89	1.34	1.25
1	M	381	GLU	CD-OE1	7.85	1.34	1.25
1	D	202	SER	CB-OG	7.83	1.52	1.42
1	P	381	GLU	CD-OE1	7.82	1.34	1.25
1	J	381	GLU	CD-OE1	7.79	1.34	1.25
1	M	202	SER	CB-OG	7.79	1.52	1.42
1	J	202	SER	CB-OG	7.79	1.52	1.42
1	A	202	SER	CB-OG	7.76	1.52	1.42
1	D	381	GLU	CD-OE1	7.75	1.34	1.25
1	G	202	SER	CB-OG	7.73	1.52	1.42
1	D	108	GLU	CD-OE1	7.57	1.33	1.25
1	A	689	GLU	CD-OE2	7.55	1.33	1.25
1	D	689	GLU	CD-OE2	7.55	1.33	1.25
1	G	689	GLU	CD-OE2	7.51	1.33	1.25
1	M	689	GLU	CD-OE2	7.48	1.33	1.25
1	P	805	ALA	C-N	-7.47	1.16	1.34
1	J	689	GLU	CD-OE2	7.45	1.33	1.25
1	P	347	GLU	CD-OE1	7.43	1.33	1.25
1	P	689	GLU	CD-OE2	7.40	1.33	1.25
1	J	347	GLU	CD-OE1	7.37	1.33	1.25
1	A	347	GLU	CD-OE1	7.36	1.33	1.25
1	P	23	GLU	CD-OE1	7.36	1.33	1.25
1	D	23	GLU	CD-OE1	7.35	1.33	1.25
1	G	347	GLU	CD-OE1	7.27	1.33	1.25
1	M	511	GLU	CD-OE1	7.26	1.33	1.25
1	D	347	GLU	CD-OE1	7.25	1.33	1.25

Continued on next page...

Continued from previous page...

Mol	Chain	Res	Type	Atoms	Z	Observed(Å)	Ideal(Å)
1	J	511	GLU	CD-OE1	7.25	1.33	1.25
1	M	23	GLU	CD-OE1	7.22	1.33	1.25
1	J	23	GLU	CD-OE1	7.20	1.33	1.25
1	A	23	GLU	CD-OE1	7.18	1.33	1.25
1	G	23	GLU	CD-OE1	7.16	1.33	1.25
1	M	347	GLU	CD-OE1	7.16	1.33	1.25
1	P	511	GLU	CD-OE1	7.14	1.33	1.25
1	P	811	GLU	CD-OE1	7.14	1.33	1.25
1	D	524	GLU	CD-OE1	7.10	1.33	1.25
1	A	511	GLU	CD-OE1	7.09	1.33	1.25
1	G	26	GLU	CD-OE1	7.08	1.33	1.25
1	J	524	GLU	CD-OE1	7.06	1.33	1.25
1	P	330	GLU	CD-OE1	7.05	1.33	1.25
1	D	68	GLU	CD-OE2	7.05	1.33	1.25
1	G	68	GLU	CD-OE2	7.04	1.33	1.25
1	M	524	GLU	CD-OE1	7.03	1.33	1.25
1	J	330	GLU	CD-OE1	6.99	1.33	1.25
1	A	376	GLU	CD-OE1	6.98	1.33	1.25
1	G	376	GLU	CD-OE1	6.98	1.33	1.25
1	D	811	GLU	CD-OE1	6.97	1.33	1.25
1	M	330	GLU	CD-OE1	6.97	1.33	1.25
1	J	811	GLU	CD-OE1	6.97	1.33	1.25
1	G	330	GLU	CD-OE1	6.97	1.33	1.25
1	M	811	GLU	CD-OE1	6.96	1.33	1.25
1	A	68	GLU	CD-OE2	6.96	1.33	1.25
1	D	511	GLU	CD-OE1	6.96	1.33	1.25
1	P	524	GLU	CD-OE1	6.96	1.33	1.25
1	P	655	GLU	CD-OE1	6.96	1.33	1.25
1	D	26	GLU	CD-OE1	6.95	1.33	1.25
1	P	68	GLU	CD-OE2	6.93	1.33	1.25
1	A	524	GLU	CD-OE1	6.92	1.33	1.25
1	M	26	GLU	CD-OE1	6.92	1.33	1.25
1	P	26	GLU	CD-OE1	6.91	1.33	1.25
1	J	68	GLU	CD-OE2	6.89	1.33	1.25
1	M	376	GLU	CD-OE1	6.89	1.33	1.25
1	A	26	GLU	CD-OE1	6.89	1.33	1.25
1	P	376	GLU	CD-OE1	6.89	1.33	1.25
1	J	26	GLU	CD-OE1	6.88	1.33	1.25
1	M	68	GLU	CD-OE2	6.88	1.33	1.25
1	A	330	GLU	CD-OE1	6.88	1.33	1.25
1	A	655	GLU	CD-OE1	6.86	1.33	1.25
1	D	330	GLU	CD-OE1	6.86	1.33	1.25

Continued on next page...

Continued from previous page...

Mol	Chain	Res	Type	Atoms	Z	Observed(Å)	Ideal(Å)
1	G	524	GLU	CD-OE1	6.85	1.33	1.25
1	A	811	GLU	CD-OE1	6.84	1.33	1.25
1	D	376	GLU	CD-OE1	6.83	1.33	1.25
1	J	376	GLU	CD-OE1	6.81	1.33	1.25
1	M	319	GLU	CD-OE1	6.78	1.33	1.25
1	G	511	GLU	CD-OE1	6.76	1.33	1.25
1	J	655	GLU	CD-OE1	6.74	1.33	1.25
1	M	655	GLU	CD-OE1	6.71	1.33	1.25
1	P	319	GLU	CD-OE1	6.71	1.33	1.25
1	G	319	GLU	CD-OE1	6.68	1.32	1.25
1	P	538	GLU	CD-OE1	6.68	1.32	1.25
1	M	538	GLU	CD-OE1	6.67	1.32	1.25
1	J	319	GLU	CD-OE1	6.67	1.32	1.25
1	J	538	GLU	CD-OE1	6.66	1.32	1.25
1	P	266	GLU	CD-OE2	6.63	1.32	1.25
2	E	150	TYR	CD2-CE2	-6.63	1.29	1.39
1	A	538	GLU	CD-OE1	6.60	1.32	1.25
1	G	785	GLU	C-N	6.60	1.49	1.34
1	D	655	GLU	CD-OE1	6.59	1.32	1.25
1	G	811	GLU	CD-OE1	6.59	1.32	1.25
1	A	266	GLU	CD-OE2	6.59	1.32	1.25
1	M	808	GLU	CD-OE1	6.58	1.32	1.25
1	G	655	GLU	CD-OE1	6.55	1.32	1.25
1	G	89	GLU	CD-OE1	6.55	1.32	1.25
1	G	538	GLU	CD-OE1	6.55	1.32	1.25
1	D	538	GLU	CD-OE1	6.53	1.32	1.25
1	J	266	GLU	CD-OE2	6.53	1.32	1.25
1	D	319	GLU	CD-OE1	6.52	1.32	1.25
1	G	99	GLU	CD-OE2	6.52	1.32	1.25
1	A	319	GLU	CD-OE1	6.52	1.32	1.25
1	D	538	GLU	CD-OE2	-6.51	1.18	1.25
1	D	266	GLU	CD-OE2	6.50	1.32	1.25
2	Q	150	TYR	CD2-CE2	-6.50	1.29	1.39
1	G	266	GLU	CD-OE2	6.50	1.32	1.25
1	J	89	GLU	CD-OE1	6.50	1.32	1.25
1	M	266	GLU	CD-OE2	6.49	1.32	1.25
1	P	89	GLU	CD-OE1	6.48	1.32	1.25
1	G	502	GLU	CD-OE2	6.47	1.32	1.25
1	A	502	GLU	CD-OE2	6.46	1.32	1.25
1	M	89	GLU	CD-OE1	6.45	1.32	1.25
1	D	808	GLU	CD-OE1	6.44	1.32	1.25
1	P	538	GLU	CD-OE2	-6.43	1.18	1.25

Continued on next page...

Continued from previous page...

Mol	Chain	Res	Type	Atoms	Z	Observed(Å)	Ideal(Å)
1	A	605	GLU	CD-OE1	6.43	1.32	1.25
4	3	259	GLU	CG-CD	6.42	1.61	1.51
1	A	89	GLU	CD-OE1	6.41	1.32	1.25
2	N	150	TYR	CD2-CE2	-6.40	1.29	1.39
1	G	605	GLU	CD-OE1	6.40	1.32	1.25
1	D	89	GLU	CD-OE1	6.40	1.32	1.25
1	D	99	GLU	CD-OE2	6.40	1.32	1.25
1	J	538	GLU	CD-OE2	-6.39	1.18	1.25
1	D	502	GLU	CD-OE2	6.39	1.32	1.25
1	P	6	GLU	CD-OE1	6.39	1.32	1.25
1	P	502	GLU	CD-OE2	6.39	1.32	1.25
2	K	150	TYR	CD2-CE2	-6.38	1.29	1.39
1	M	538	GLU	CD-OE2	-6.37	1.18	1.25
1	P	99	GLU	CD-OE2	6.37	1.32	1.25
1	J	6	GLU	CD-OE1	6.37	1.32	1.25
1	D	6	GLU	CD-OE1	6.37	1.32	1.25
1	P	808	GLU	CD-OE1	6.36	1.32	1.25
1	A	808	GLU	CD-OE1	6.35	1.32	1.25
1	M	502	GLU	CD-OE2	6.35	1.32	1.25
1	J	808	GLU	CD-OE1	6.34	1.32	1.25
1	A	6	GLU	CD-OE1	6.34	1.32	1.25
1	G	6	GLU	CD-OE1	6.34	1.32	1.25
1	J	99	GLU	CD-OE2	6.33	1.32	1.25
1	G	802	GLU	CD-OE1	6.33	1.32	1.25
1	A	538	GLU	CD-OE2	-6.32	1.18	1.25
1	G	808	GLU	CD-OE1	6.32	1.32	1.25
1	M	99	GLU	CD-OE2	6.32	1.32	1.25
4	W	259	GLU	CG-CD	6.31	1.61	1.51
1	A	99	GLU	CD-OE2	6.31	1.32	1.25
1	J	502	GLU	CD-OE2	6.30	1.32	1.25
4	7	259	GLU	CG-CD	6.30	1.61	1.51
4	1	259	GLU	CG-CD	6.29	1.61	1.51
4	6	259	GLU	CG-CD	6.28	1.61	1.51
4	8	259	GLU	CG-CD	6.28	1.61	1.51
4	5	259	GLU	CG-CD	6.28	1.61	1.51
1	M	329	GLU	CD-OE1	6.27	1.32	1.25
4	Y	259	GLU	CG-CD	6.26	1.61	1.51
4	2	259	GLU	CG-CD	6.25	1.61	1.51
2	H	150	TYR	CD2-CE2	-6.25	1.29	1.39
1	M	6	GLU	CD-OE1	6.24	1.32	1.25
1	M	605	GLU	CD-OE1	6.24	1.32	1.25
1	J	605	GLU	CD-OE1	6.23	1.32	1.25

Continued on next page...

Continued from previous page...

Mol	Chain	Res	Type	Atoms	Z	Observed(Å)	Ideal(Å)
1	J	802	GLU	CD-OE1	6.23	1.32	1.25
4	9	259	GLU	CG-CD	6.23	1.61	1.51
1	M	802	GLU	CD-OE1	6.22	1.32	1.25
1	A	509	GLU	CD-OE1	6.21	1.32	1.25
1	G	538	GLU	CD-OE2	-6.21	1.18	1.25
4	X	259	GLU	CG-CD	6.21	1.61	1.51
4	V	259	GLU	CG-CD	6.21	1.61	1.51
1	P	605	GLU	CD-OE1	6.21	1.32	1.25
4	4	259	GLU	CG-CD	6.20	1.61	1.51
1	D	605	GLU	CD-OE1	6.20	1.32	1.25
2	K	150	TYR	N-CA	-6.19	1.33	1.46
4	Z	259	GLU	CG-CD	6.18	1.61	1.51
1	D	802	GLU	CD-OE1	6.18	1.32	1.25
2	H	150	TYR	N-CA	-6.18	1.33	1.46
2	Q	150	TYR	N-CA	-6.18	1.33	1.46
2	E	150	TYR	N-CA	-6.16	1.34	1.46
1	D	509	GLU	CD-OE1	6.16	1.32	1.25
2	N	150	TYR	N-CA	-6.15	1.34	1.46
1	J	509	GLU	CD-OE1	6.13	1.32	1.25
1	G	509	GLU	CD-OE1	6.13	1.32	1.25
1	A	417	GLU	CD-OE1	6.12	1.32	1.25
1	G	329	GLU	CD-OE1	6.11	1.32	1.25
1	J	329	GLU	CD-OE1	6.11	1.32	1.25
1	P	802	GLU	CD-OE1	6.11	1.32	1.25
1	A	329	GLU	CD-OE1	6.08	1.32	1.25
1	M	509	GLU	CD-OE1	6.07	1.32	1.25
1	P	509	GLU	CD-OE1	6.05	1.32	1.25
1	P	230	GLU	CD-OE2	6.04	1.32	1.25
1	D	417	GLU	CD-OE1	6.00	1.32	1.25
1	D	329	GLU	CD-OE1	6.00	1.32	1.25
1	P	329	GLU	CD-OE1	5.99	1.32	1.25
1	J	230	GLU	CD-OE2	5.95	1.32	1.25
1	M	230	GLU	CD-OE2	5.95	1.32	1.25
1	G	417	GLU	CD-OE1	5.95	1.32	1.25
1	A	802	GLU	CD-OE1	5.94	1.32	1.25
1	P	527	GLU	CD-OE1	5.92	1.32	1.25
1	G	540	CYS	CB-SG	-5.91	1.72	1.81
1	G	476	GLU	CD-OE2	-5.90	1.19	1.25
1	G	230	GLU	CD-OE2	5.89	1.32	1.25
1	A	230	GLU	CD-OE2	5.89	1.32	1.25
1	P	74	GLU	CD-OE2	5.89	1.32	1.25
1	M	417	GLU	CD-OE1	5.88	1.32	1.25

Continued on next page...

Continued from previous page...

Mol	Chain	Res	Type	Atoms	Z	Observed(Å)	Ideal(Å)
1	M	527	GLU	CD-OE1	5.88	1.32	1.25
1	J	417	GLU	CD-OE1	5.87	1.32	1.25
1	P	540	CYS	CB-SG	-5.87	1.72	1.81
1	G	74	GLU	CD-OE2	5.86	1.32	1.25
1	J	527	GLU	CD-OE1	5.86	1.32	1.25
1	D	468	GLU	CD-OE1	5.84	1.32	1.25
1	J	499	GLU	CD-OE2	5.84	1.32	1.25
1	P	417	GLU	CD-OE1	5.83	1.32	1.25
1	D	230	GLU	CD-OE2	5.82	1.32	1.25
1	M	540	CYS	CB-SG	-5.82	1.72	1.81
1	J	540	CYS	CB-SG	-5.82	1.72	1.81
1	G	597	GLU	CD-OE1	5.81	1.32	1.25
1	D	785	GLU	CD-OE2	5.81	1.32	1.25
1	G	218	LEU	CB-CG	5.80	1.69	1.52
1	J	476	GLU	CD-OE2	-5.79	1.19	1.25
1	M	74	GLU	CD-OE2	5.79	1.32	1.25
1	M	421	GLU	CD-OE2	5.78	1.32	1.25
1	M	468	GLU	CD-OE1	5.77	1.31	1.25
1	A	476	GLU	CD-OE2	-5.77	1.19	1.25
1	P	468	GLU	CD-OE1	5.76	1.31	1.25
1	J	625	THR	CB-CG2	5.76	1.71	1.52
1	J	421	GLU	CD-OE2	5.76	1.31	1.25
1	A	540	CYS	CB-SG	-5.76	1.72	1.81
1	P	499	GLU	CD-OE2	5.75	1.31	1.25
1	A	625	THR	CB-CG2	5.75	1.71	1.52
1	J	468	GLU	CD-OE1	5.75	1.31	1.25
1	P	421	GLU	CD-OE2	5.75	1.31	1.25
1	D	597	GLU	CD-OE1	5.74	1.31	1.25
1	P	476	GLU	CD-OE2	-5.74	1.19	1.25
1	A	527	GLU	CD-OE1	5.74	1.31	1.25
1	P	785	GLU	CD-OE2	5.73	1.31	1.25
1	M	499	GLU	CD-OE2	5.73	1.31	1.25
1	G	527	GLU	CD-OE1	5.73	1.31	1.25
1	M	476	GLU	CD-OE2	-5.73	1.19	1.25
1	A	597	GLU	CD-OE1	5.72	1.31	1.25
1	D	540	CYS	CB-SG	-5.72	1.72	1.81
1	A	218	LEU	CB-CG	5.72	1.69	1.52
1	D	625	THR	CB-CG2	5.71	1.71	1.52
1	A	468	GLU	CD-OE1	5.71	1.31	1.25
1	M	625	THR	CB-CG2	5.71	1.71	1.52
1	A	785	GLU	CD-OE2	5.71	1.31	1.25
1	G	625	THR	CB-CG2	5.70	1.71	1.52

Continued on next page...

Continued from previous page...

Mol	Chain	Res	Type	Atoms	Z	Observed(Å)	Ideal(Å)
1	P	597	GLU	CD-OE1	5.70	1.31	1.25
1	D	74	GLU	CD-OE2	5.70	1.31	1.25
1	D	476	GLU	CD-OE2	-5.70	1.19	1.25
1	J	218	LEU	CB-CG	5.69	1.69	1.52
1	M	785	GLU	CD-OE2	5.69	1.31	1.25
1	D	687	GLU	CD-OE1	5.69	1.31	1.25
1	G	785	GLU	CD-OE2	5.69	1.31	1.25
1	J	74	GLU	CD-OE2	5.69	1.31	1.25
1	J	785	GLU	CD-OE2	5.69	1.31	1.25
1	M	218	LEU	CB-CG	5.69	1.69	1.52
1	P	625	THR	CB-CG2	5.69	1.71	1.52
1	D	218	LEU	CB-CG	5.68	1.69	1.52
1	A	74	GLU	CD-OE2	5.67	1.31	1.25
1	J	597	GLU	CD-OE1	5.67	1.31	1.25
1	P	218	LEU	CB-CG	5.64	1.69	1.52
1	M	373	GLU	CD-OE1	5.64	1.31	1.25
1	P	373	GLU	CD-OE1	5.63	1.31	1.25
1	G	687	GLU	CD-OE1	5.62	1.31	1.25
1	D	499	GLU	CD-OE2	5.62	1.31	1.25
1	A	421	GLU	CD-OE2	5.61	1.31	1.25
2	H	150	TYR	CE1-CZ	5.60	1.45	1.38
1	A	687	GLU	CD-OE1	5.59	1.31	1.25
1	G	373	GLU	CD-OE1	5.58	1.31	1.25
1	P	687	GLU	CD-OE1	5.58	1.31	1.25
1	M	597	GLU	CD-OE1	5.57	1.31	1.25
1	J	687	GLU	CD-OE1	5.57	1.31	1.25
1	J	373	GLU	CD-OE1	5.55	1.31	1.25
2	E	150	TYR	CE1-CZ	5.55	1.45	1.38
1	G	421	GLU	CD-OE2	5.54	1.31	1.25
1	G	468	GLU	CD-OE1	5.54	1.31	1.25
2	Q	150	TYR	CE1-CZ	5.53	1.45	1.38
1	M	687	GLU	CD-OE1	5.53	1.31	1.25
1	D	373	GLU	CD-OE1	5.53	1.31	1.25
1	D	527	GLU	CD-OE1	5.53	1.31	1.25
1	G	499	GLU	CD-OE2	5.52	1.31	1.25
1	A	499	GLU	CD-OE2	5.50	1.31	1.25
2	N	150	TYR	CE1-CZ	5.50	1.45	1.38
1	A	373	GLU	CD-OE1	5.50	1.31	1.25
1	G	506	GLU	CD-OE2	5.48	1.31	1.25
2	K	131	GLU	N-CA	5.46	1.57	1.46
1	A	506	GLU	CD-OE2	5.46	1.31	1.25
1	G	777	GLU	CD-OE2	5.46	1.31	1.25

Continued on next page...

Continued from previous page...

Mol	Chain	Res	Type	Atoms	Z	Observed(Å)	Ideal(Å)
1	D	421	GLU	CD-OE2	5.46	1.31	1.25
1	D	777	GLU	CD-OE2	5.45	1.31	1.25
1	A	777	GLU	CD-OE2	5.44	1.31	1.25
2	H	131	GLU	N-CA	5.42	1.57	1.46
2	N	131	GLU	N-CA	5.42	1.57	1.46
1	M	777	GLU	CD-OE2	5.41	1.31	1.25
2	Q	131	GLU	N-CA	5.40	1.57	1.46
2	K	150	TYR	CE1-CZ	5.39	1.45	1.38
1	D	218	LEU	C-N	-5.39	1.21	1.34
1	M	298	GLU	CD-OE2	5.38	1.31	1.25
1	A	218	LEU	C-N	-5.38	1.21	1.34
1	J	298	GLU	CD-OE2	5.38	1.31	1.25
1	P	218	LEU	C-N	-5.38	1.21	1.34
1	J	777	GLU	CD-OE2	5.37	1.31	1.25
1	A	298	GLU	CD-OE2	5.37	1.31	1.25
1	J	218	LEU	C-N	-5.37	1.21	1.34
1	M	218	LEU	C-N	-5.37	1.21	1.34
1	G	298	GLU	CD-OE2	5.37	1.31	1.25
1	M	479	CYS	CB-SG	-5.37	1.73	1.81
1	A	65	GLU	CD-OE1	5.36	1.31	1.25
2	E	131	GLU	N-CA	5.36	1.57	1.46
1	P	298	GLU	CD-OE2	5.36	1.31	1.25
1	G	479	CYS	CB-SG	-5.35	1.73	1.81
1	D	298	GLU	CD-OE2	5.35	1.31	1.25
1	D	65	GLU	CD-OE1	5.34	1.31	1.25
1	P	479	CYS	CB-SG	-5.34	1.73	1.81
1	G	218	LEU	C-N	-5.33	1.21	1.34
1	D	679	GLU	CD-OE2	5.33	1.31	1.25
1	P	777	GLU	CD-OE2	5.33	1.31	1.25
1	J	479	CYS	CB-SG	-5.32	1.73	1.81
1	A	479	CYS	CB-SG	-5.32	1.73	1.81
1	P	527	GLU	CD-OE2	-5.31	1.19	1.25
1	P	679	GLU	CD-OE2	5.31	1.31	1.25
1	J	65	GLU	CD-OE1	5.29	1.31	1.25
1	G	679	GLU	CD-OE2	5.29	1.31	1.25
1	P	702	GLU	CD-OE2	5.25	1.31	1.25
1	J	679	GLU	CD-OE2	5.24	1.31	1.25
2	K	149	ASP	CB-CG	5.23	1.62	1.51
1	P	12	GLU	CD-OE2	5.23	1.31	1.25
1	M	679	GLU	CD-OE2	5.22	1.31	1.25
1	P	282	GLU	CD-OE1	5.22	1.31	1.25
1	P	65	GLU	CD-OE1	5.21	1.31	1.25

Continued on next page...

Continued from previous page...

Mol	Chain	Res	Type	Atoms	Z	Observed(Å)	Ideal(Å)
1	D	702	GLU	CD-OE2	5.21	1.31	1.25
1	D	282	GLU	CD-OE1	5.21	1.31	1.25
1	G	21	GLU	CD-OE2	5.20	1.31	1.25
1	J	702	GLU	CD-OE2	5.20	1.31	1.25
1	M	506	GLU	CD-OE2	5.20	1.31	1.25
1	P	21	GLU	CD-OE2	5.20	1.31	1.25
2	Q	149	ASP	CB-CG	5.20	1.62	1.51
1	J	527	GLU	CD-OE2	-5.19	1.20	1.25
1	G	65	GLU	CD-OE1	5.18	1.31	1.25
2	N	149	ASP	CB-CG	5.17	1.62	1.51
1	D	506	GLU	CD-OE2	5.16	1.31	1.25
1	J	12	GLU	CD-OE2	5.16	1.31	1.25
1	A	697	CYS	CB-SG	5.16	1.91	1.82
1	M	527	GLU	CD-OE2	-5.16	1.20	1.25
1	M	702	GLU	CD-OE2	5.15	1.31	1.25
1	A	679	GLU	CD-OE2	5.14	1.31	1.25
1	A	21	GLU	CD-OE2	5.13	1.31	1.25
1	M	12	GLU	CD-OE2	5.13	1.31	1.25
1	A	527	GLU	CD-OE2	-5.13	1.20	1.25
1	J	506	GLU	CD-OE2	5.13	1.31	1.25
1	P	506	GLU	CD-OE2	5.13	1.31	1.25
1	A	702	GLU	CD-OE2	5.12	1.31	1.25
1	A	56	GLU	CD-OE1	5.12	1.31	1.25
1	D	479	CYS	CB-SG	-5.12	1.73	1.81
4	4	259	GLU	CB-CG	5.12	1.61	1.52
1	M	150	GLU	CD-OE1	5.12	1.31	1.25
1	M	282	GLU	CD-OE1	5.12	1.31	1.25
1	M	65	GLU	CD-OE1	5.11	1.31	1.25
1	M	21	GLU	CD-OE2	5.11	1.31	1.25
1	J	21	GLU	CD-OE2	5.10	1.31	1.25
2	E	149	ASP	CB-CG	5.10	1.62	1.51
1	G	697	CYS	CB-SG	5.10	1.91	1.82
1	J	150	GLU	CD-OE1	5.10	1.31	1.25
4	2	259	GLU	CB-CG	5.10	1.61	1.52
4	Z	259	GLU	CB-CG	5.10	1.61	1.52
1	A	282	GLU	CD-OE1	5.09	1.31	1.25
4	8	259	GLU	CB-CG	5.09	1.61	1.52
4	Y	259	GLU	CB-CG	5.09	1.61	1.52
1	A	150	GLU	CD-OE1	5.09	1.31	1.25
1	G	702	GLU	CD-OE2	5.09	1.31	1.25
1	J	282	GLU	CD-OE1	5.09	1.31	1.25
1	G	12	GLU	CD-OE2	5.08	1.31	1.25

Continued on next page...

Continued from previous page...

Mol	Chain	Res	Type	Atoms	Z	Observed(Å)	Ideal(Å)
1	D	21	GLU	CD-OE2	5.07	1.31	1.25
1	P	150	GLU	CD-OE1	5.07	1.31	1.25
4	5	259	GLU	CB-CG	5.07	1.61	1.52
4	6	259	GLU	CB-CG	5.07	1.61	1.52
1	A	539	GLU	CD-OE1	5.07	1.31	1.25
1	P	56	GLU	CD-OE1	5.07	1.31	1.25
4	1	259	GLU	CB-CG	5.07	1.61	1.52
2	H	149	ASP	CB-CG	5.06	1.62	1.51
4	W	259	GLU	CB-CG	5.05	1.61	1.52
4	3	259	GLU	CB-CG	5.04	1.61	1.52
4	V	259	GLU	CB-CG	5.04	1.61	1.52
1	M	697	CYS	CB-SG	5.04	1.90	1.82
4	9	259	GLU	CB-CG	5.04	1.61	1.52
4	X	259	GLU	CB-CG	5.04	1.61	1.52
4	7	259	GLU	CB-CG	5.02	1.61	1.52
1	M	56	GLU	CD-OE1	5.02	1.31	1.25
1	A	12	GLU	CD-OE2	5.01	1.31	1.25
3	R	63	ILE	CA-CB	5.01	1.66	1.54
1	D	697	CYS	CB-SG	5.00	1.90	1.82
1	G	539	GLU	CD-OE1	5.00	1.31	1.25

All (1528) bond angle outliers are listed below:

Mol	Chain	Res	Type	Atoms	Z	Observed(°)	Ideal(°)
1	G	637	LYS	O-C-N	-58.53	23.70	123.20
1	M	637	LYS	O-C-N	-58.50	23.75	123.20
1	A	637	LYS	O-C-N	-58.48	23.79	123.20
1	D	637	LYS	O-C-N	-58.48	23.79	123.20
1	J	637	LYS	O-C-N	-58.47	23.81	123.20
1	P	637	LYS	O-C-N	-58.46	23.81	123.20
1	M	806	MET	O-C-N	-49.94	42.79	122.70
1	P	806	MET	O-C-N	-42.77	54.27	122.70
1	J	709	LYS	O-C-N	-40.13	54.98	123.20
1	A	649	VAL	CG1-CB-CG2	-34.02	56.47	110.90
1	M	649	VAL	CG1-CB-CG2	-34.02	56.47	110.90
1	P	649	VAL	CG1-CB-CG2	-34.00	56.50	110.90
1	G	649	VAL	CG1-CB-CG2	-34.00	56.50	110.90
1	D	649	VAL	CG1-CB-CG2	-33.99	56.52	110.90
1	J	649	VAL	CG1-CB-CG2	-33.98	56.53	110.90
1	J	648	THR	CA-CB-OG1	-31.72	42.38	109.00
1	M	648	THR	CA-CB-OG1	-31.72	42.39	109.00
1	P	648	THR	CA-CB-OG1	-31.72	42.39	109.00

Continued on next page...

Continued from previous page...

Mol	Chain	Res	Type	Atoms	Z	Observed(°)	Ideal(°)
1	D	648	THR	CA-CB-OG1	-31.71	42.41	109.00
1	G	648	THR	CA-CB-OG1	-31.69	42.45	109.00
1	A	648	THR	CA-CB-OG1	-31.69	42.46	109.00
2	E	150	TYR	CB-CG-CD2	-28.62	103.83	121.00
2	H	150	TYR	CB-CG-CD2	-28.62	103.83	121.00
1	G	649	VAL	CA-CB-CG1	-28.55	68.07	110.90
1	M	649	VAL	CA-CB-CG1	-28.50	68.15	110.90
1	A	649	VAL	CA-CB-CG1	-28.49	68.16	110.90
2	K	150	TYR	CB-CG-CD2	-28.49	103.91	121.00
2	Q	150	TYR	CB-CG-CD2	-28.46	103.92	121.00
1	J	649	VAL	CA-CB-CG1	-28.46	68.21	110.90
1	P	649	VAL	CA-CB-CG1	-28.46	68.22	110.90
1	D	649	VAL	CA-CB-CG1	-28.43	68.26	110.90
2	N	150	TYR	CB-CG-CD2	-28.36	103.98	121.00
1	A	649	VAL	CA-CB-CG2	-28.19	68.62	110.90
1	G	649	VAL	CA-CB-CG2	-28.17	68.64	110.90
1	M	649	VAL	CA-CB-CG2	-28.14	68.69	110.90
1	J	649	VAL	CA-CB-CG2	-28.13	68.70	110.90
1	P	649	VAL	CA-CB-CG2	-28.13	68.70	110.90
1	D	649	VAL	CA-CB-CG2	-28.12	68.71	110.90
1	M	648	THR	CA-CB-CG2	-25.63	76.52	112.40
1	D	648	THR	CA-CB-CG2	-25.59	76.57	112.40
1	P	648	THR	CA-CB-CG2	-25.56	76.61	112.40
1	J	648	THR	CA-CB-CG2	-25.52	76.67	112.40
1	A	648	THR	CA-CB-CG2	-25.46	76.76	112.40
1	G	648	THR	CA-CB-CG2	-25.37	76.88	112.40
1	P	785	GLU	O-C-N	-23.24	85.52	122.70
2	H	150	TYR	CG-CD2-CE2	-20.97	104.53	121.30
2	E	150	TYR	CG-CD2-CE2	-20.65	104.78	121.30
2	N	150	TYR	CG-CD2-CE2	-20.62	104.81	121.30
2	K	150	TYR	CG-CD2-CE2	-20.61	104.81	121.30
2	Q	150	TYR	CG-CD2-CE2	-20.55	104.86	121.30
1	P	805	ALA	O-C-N	-19.88	90.89	122.70
2	H	150	TYR	CD1-CG-CD2	19.52	139.37	117.90
2	E	150	TYR	CD1-CG-CD2	19.50	139.35	117.90
2	K	150	TYR	CD1-CG-CD2	19.46	139.30	117.90
2	Q	150	TYR	CD1-CG-CD2	19.43	139.27	117.90
2	N	150	TYR	CD1-CG-CD2	19.32	139.15	117.90
1	M	785	GLU	O-C-N	-19.32	91.79	122.70
2	K	150	TYR	CG-CD1-CE1	-18.48	106.51	121.30
2	H	150	TYR	CG-CD1-CE1	-18.47	106.52	121.30
2	E	150	TYR	CG-CD1-CE1	-18.41	106.57	121.30

Continued on next page...

Continued from previous page...

Mol	Chain	Res	Type	Atoms	Z	Observed(°)	Ideal(°)
2	N	150	TYR	CG-CD1-CE1	-18.31	106.65	121.30
2	Q	150	TYR	CG-CD1-CE1	-18.31	106.66	121.30
1	J	800	ARG	NE-CZ-NH2	-16.68	111.96	120.30
1	P	800	ARG	NE-CZ-NH2	-16.44	112.08	120.30
1	M	800	ARG	NE-CZ-NH2	-16.41	112.09	120.30
1	D	800	ARG	NE-CZ-NH2	-16.38	112.11	120.30
1	A	800	ARG	NE-CZ-NH2	-16.17	112.21	120.30
1	G	800	ARG	NE-CZ-NH2	-16.15	112.23	120.30
1	P	805	ALA	C-N-CA	15.10	159.44	121.70
1	G	623	PHE	CB-CG-CD2	-13.78	111.15	120.80
1	M	623	PHE	CB-CG-CD2	-13.72	111.20	120.80
1	A	623	PHE	CB-CG-CD2	-13.70	111.21	120.80
1	D	623	PHE	CB-CG-CD2	-13.66	111.23	120.80
1	P	623	PHE	CB-CG-CD2	-13.66	111.24	120.80
1	J	623	PHE	CB-CG-CD2	-13.66	111.24	120.80
1	G	709	LYS	CA-C-N	-12.57	91.06	116.20
1	A	623	PHE	CB-CG-CD1	12.38	129.46	120.80
1	P	623	PHE	CB-CG-CD1	12.32	129.43	120.80
1	J	623	PHE	CB-CG-CD1	12.30	129.41	120.80
1	G	623	PHE	CB-CG-CD1	12.29	129.40	120.80
1	M	623	PHE	CB-CG-CD1	12.28	129.40	120.80
1	P	623	PHE	CA-CB-CG	-12.28	84.43	113.90
1	J	623	PHE	CA-CB-CG	-12.27	84.45	113.90
1	M	623	PHE	CA-CB-CG	-12.25	84.50	113.90
1	A	623	PHE	CA-CB-CG	-12.23	84.54	113.90
1	D	623	PHE	CA-CB-CG	-12.22	84.56	113.90
1	G	623	PHE	CA-CB-CG	-12.21	84.60	113.90
1	D	623	PHE	CB-CG-CD1	12.01	129.21	120.80
1	G	709	LYS	O-C-N	12.00	143.59	123.20
1	M	98	HIS	CB-CA-C	-11.61	87.18	110.40
1	J	98	HIS	CB-CA-C	-11.60	87.20	110.40
1	A	98	HIS	CB-CA-C	-11.57	87.27	110.40
1	P	98	HIS	CB-CA-C	-11.56	87.28	110.40
1	D	98	HIS	CB-CA-C	-11.54	87.31	110.40
1	G	98	HIS	CB-CA-C	-11.54	87.31	110.40
1	G	568	PRO	O-C-N	10.70	139.83	122.70
1	D	568	PRO	O-C-N	10.68	139.79	122.70
1	A	568	PRO	O-C-N	10.67	139.77	122.70
1	M	568	PRO	O-C-N	10.62	139.69	122.70
1	P	568	PRO	O-C-N	10.61	139.67	122.70
1	J	568	PRO	O-C-N	10.60	139.65	122.70
2	Q	141	PRO	CA-N-CD	10.29	126.11	111.70

Continued on next page...

Continued from previous page...

Mol	Chain	Res	Type	Atoms	Z	Observed(°)	Ideal(°)
2	H	141	PRO	CA-N-CD	10.29	126.10	111.70
2	E	141	PRO	CA-N-CD	10.25	126.05	111.70
2	K	141	PRO	CA-N-CD	10.25	126.04	111.70
2	N	141	PRO	CA-N-CD	10.13	125.88	111.70
1	G	625	THR	CA-CB-CG2	-10.10	98.26	112.40
1	G	327	ASP	CB-CG-OD1	-10.07	109.23	118.30
1	J	625	THR	CA-CB-CG2	-10.07	98.30	112.40
1	M	327	ASP	CB-CG-OD1	-10.06	109.25	118.30
1	P	625	THR	CA-CB-CG2	-10.06	98.32	112.40
1	A	625	THR	CA-CB-CG2	-10.05	98.33	112.40
1	M	625	THR	CA-CB-CG2	-10.05	98.33	112.40
1	D	327	ASP	CB-CG-OD1	-10.05	109.26	118.30
1	J	327	ASP	CB-CG-OD1	-10.02	109.28	118.30
1	P	327	ASP	CB-CG-OD1	-10.00	109.30	118.30
1	A	327	ASP	CB-CG-OD1	-10.00	109.30	118.30
1	D	625	THR	CA-CB-CG2	-9.99	98.41	112.40
1	A	241	ASP	CB-CG-OD1	-9.87	109.42	118.30
1	P	241	ASP	CB-CG-OD1	-9.85	109.43	118.30
1	M	241	ASP	CB-CG-OD1	-9.83	109.45	118.30
1	G	241	ASP	CB-CG-OD1	-9.82	109.46	118.30
1	J	241	ASP	CB-CG-OD1	-9.78	109.49	118.30
3	I	63	ILE	O-C-N	9.74	138.28	122.70
1	D	728	ASN	O-C-N	9.73	138.26	122.70
1	M	728	ASN	O-C-N	9.72	138.25	122.70
3	O	63	ILE	O-C-N	9.72	138.25	122.70
1	P	728	ASN	O-C-N	9.72	138.25	122.70
1	D	241	ASP	CB-CG-OD1	-9.70	109.57	118.30
3	F	63	ILE	O-C-N	9.70	138.22	122.70
3	L	63	ILE	O-C-N	9.70	138.22	122.70
3	R	63	ILE	O-C-N	9.69	138.21	122.70
1	A	728	ASN	O-C-N	9.69	138.21	122.70
1	J	728	ASN	O-C-N	9.64	138.12	122.70
1	G	728	ASN	O-C-N	9.58	138.03	122.70
1	G	264	ASP	CB-CG-OD2	-9.53	109.72	118.30
1	P	785	GLU	CA-C-N	9.45	138.00	117.20
1	P	264	ASP	CB-CG-OD2	-9.45	109.80	118.30
2	E	150	TYR	N-CA-CB	-9.43	93.62	110.60
1	A	264	ASP	CB-CG-OD2	-9.42	109.83	118.30
2	K	150	TYR	N-CA-CB	-9.42	93.65	110.60
1	J	264	ASP	CB-CG-OD2	-9.41	109.83	118.30
1	D	264	ASP	CB-CG-OD2	-9.40	109.84	118.30
1	M	264	ASP	CB-CG-OD2	-9.40	109.84	118.30

Continued on next page...

Continued from previous page...

Mol	Chain	Res	Type	Atoms	Z	Observed(°)	Ideal(°)
2	N	150	TYR	N-CA-CB	-9.39	93.70	110.60
2	H	150	TYR	N-CA-CB	-9.35	93.77	110.60
2	Q	150	TYR	N-CA-CB	-9.31	93.84	110.60
4	7	356	TRP	CD1-CG-CD2	9.26	113.71	106.30
4	9	356	TRP	CD1-CG-CD2	9.19	113.66	106.30
4	2	356	TRP	CD1-CG-CD2	9.15	113.62	106.30
1	P	769	ALA	CA-C-N	-9.12	97.95	116.20
4	X	356	TRP	CD1-CG-CD2	9.12	113.60	106.30
4	W	356	TRP	CD1-CG-CD2	9.11	113.59	106.30
4	Z	356	TRP	CD1-CG-CD2	9.10	113.58	106.30
4	6	356	TRP	CD1-CG-CD2	9.10	113.58	106.30
4	Y	356	TRP	CD1-CG-CD2	9.06	113.55	106.30
1	P	378	ASP	CB-CG-OD2	9.05	126.44	118.30
4	1	356	TRP	CD1-CG-CD2	9.04	113.54	106.30
4	V	356	TRP	CD1-CG-CD2	9.03	113.52	106.30
4	4	356	TRP	CD1-CG-CD2	9.03	113.52	106.30
4	5	356	TRP	CD1-CG-CD2	9.02	113.51	106.30
4	3	356	TRP	CD1-CG-CD2	9.01	113.51	106.30
4	8	356	TRP	CD1-CG-CD2	9.01	113.51	106.30
1	P	352	TYR	CB-CG-CD1	9.00	126.40	121.00
1	J	352	TYR	CB-CG-CD1	8.95	126.37	121.00
1	M	378	ASP	CB-CG-OD2	8.93	126.34	118.30
1	J	378	ASP	CB-CG-OD2	8.89	126.30	118.30
1	G	378	ASP	CB-CG-OD2	8.88	126.29	118.30
1	M	352	TYR	CB-CG-CD1	8.86	126.32	121.00
1	A	378	ASP	CB-CG-OD2	8.85	126.26	118.30
1	D	378	ASP	CB-CG-OD2	8.79	126.21	118.30
1	D	352	TYR	CB-CG-CD1	8.79	126.27	121.00
1	G	352	TYR	CB-CG-CD1	8.78	126.27	121.00
2	N	138	ALA	O-C-N	-8.77	108.67	122.70
4	2	177	ARG	NE-CZ-NH2	-8.75	115.92	120.30
2	E	138	ALA	O-C-N	-8.73	108.74	122.70
2	Q	138	ALA	O-C-N	-8.72	108.74	122.70
2	K	138	ALA	O-C-N	-8.72	108.75	122.70
4	4	177	ARG	NE-CZ-NH2	-8.72	115.94	120.30
2	H	138	ALA	O-C-N	-8.70	108.79	122.70
4	Z	177	ARG	NE-CZ-NH2	-8.67	115.96	120.30
1	P	769	ALA	O-C-N	8.62	137.85	123.20
4	5	177	ARG	NE-CZ-NH2	-8.61	115.99	120.30
4	V	177	ARG	NE-CZ-NH2	-8.59	116.00	120.30
4	1	177	ARG	NE-CZ-NH2	-8.58	116.01	120.30
4	Y	86	TRP	CD1-CG-CD2	8.58	113.16	106.30

Continued on next page...

Continued from previous page...

Mol	Chain	Res	Type	Atoms	Z	Observed(°)	Ideal(°)
1	A	352	TYR	CB-CG-CD1	8.57	126.14	121.00
4	8	177	ARG	NE-CZ-NH2	-8.57	116.01	120.30
1	G	601	ASP	CB-CG-OD1	-8.55	110.60	118.30
4	1	86	TRP	CD1-CG-CD2	8.55	113.14	106.30
4	9	177	ARG	NE-CZ-NH2	-8.55	116.03	120.30
4	5	86	TRP	CD1-CG-CD2	8.54	113.14	106.30
1	D	601	ASP	CB-CG-OD1	-8.54	110.61	118.30
4	7	177	ARG	NE-CZ-NH2	-8.53	116.04	120.30
1	M	601	ASP	CB-CG-OD1	-8.51	110.64	118.30
4	2	86	TRP	CD1-CG-CD2	8.51	113.11	106.30
4	3	177	ARG	NE-CZ-NH2	-8.50	116.05	120.30
4	W	177	ARG	NE-CZ-NH2	-8.49	116.05	120.30
1	P	601	ASP	CB-CG-OD1	-8.48	110.66	118.30
4	6	177	ARG	NE-CZ-NH2	-8.48	116.06	120.30
4	9	86	TRP	CD1-CG-CD2	8.48	113.09	106.30
4	4	86	TRP	CD1-CG-CD2	8.48	113.08	106.30
4	6	86	TRP	CD1-CG-CD2	8.47	113.07	106.30
4	3	86	TRP	CD1-CG-CD2	8.46	113.07	106.30
4	8	86	TRP	CD1-CG-CD2	8.46	113.07	106.30
4	V	86	TRP	CD1-CG-CD2	8.45	113.06	106.30
4	W	86	TRP	CD1-CG-CD2	8.45	113.06	106.30
1	J	601	ASP	CB-CG-OD1	-8.45	110.70	118.30
4	7	86	TRP	CD1-CG-CD2	8.43	113.05	106.30
1	M	352	TYR	CB-CG-CD2	-8.43	115.94	121.00
1	A	601	ASP	CB-CG-OD1	-8.43	110.72	118.30
4	X	86	TRP	CD1-CG-CD2	8.42	113.04	106.30
4	Y	177	ARG	NE-CZ-NH2	-8.42	116.09	120.30
4	Z	86	TRP	CD1-CG-CD2	8.40	113.02	106.30
1	J	33	ASP	CB-CG-OD1	-8.40	110.74	118.30
1	P	33	ASP	CB-CG-OD1	-8.39	110.75	118.30
1	D	33	ASP	CB-CG-OD1	-8.37	110.77	118.30
4	X	177	ARG	NE-CZ-NH2	-8.36	116.12	120.30
1	J	352	TYR	CB-CG-CD2	-8.33	116.00	121.00
1	M	33	ASP	CB-CG-OD1	-8.33	110.80	118.30
1	P	806	MET	C-N-CA	-8.29	100.98	121.70
1	P	352	TYR	CB-CG-CD2	-8.27	116.04	121.00
1	G	33	ASP	CB-CG-OD1	-8.26	110.87	118.30
1	A	33	ASP	CB-CG-OD1	-8.21	110.91	118.30
1	A	352	TYR	CB-CG-CD2	-8.15	116.11	121.00
1	G	352	TYR	CB-CG-CD2	-8.15	116.11	121.00
1	D	352	TYR	CB-CG-CD2	-8.09	116.15	121.00
4	9	356	TRP	CE2-CD2-CG	-8.05	100.86	107.30

Continued on next page...

Continued from previous page...

Mol	Chain	Res	Type	Atoms	Z	Observed(°)	Ideal(°)
4	7	356	TRP	CE2-CD2-CG	-8.02	100.88	107.30
1	M	805	ALA	C-N-CA	-8.02	101.65	121.70
4	4	356	TRP	CE2-CD2-CG	-8.00	100.90	107.30
4	2	356	TRP	CE2-CD2-CG	-7.98	100.91	107.30
4	X	356	TRP	CE2-CD2-CG	-7.98	100.92	107.30
4	Y	356	TRP	CE2-CD2-CG	-7.98	100.92	107.30
1	D	339	ASP	CB-CG-OD1	-7.95	111.14	118.30
4	6	356	TRP	CE2-CD2-CG	-7.95	100.94	107.30
1	A	339	ASP	CB-CG-OD1	-7.95	111.15	118.30
1	A	637	LYS	CA-C-N	7.95	132.09	116.20
4	1	356	TRP	CE2-CD2-CG	-7.94	100.95	107.30
4	V	356	TRP	CE2-CD2-CG	-7.94	100.95	107.30
1	D	637	LYS	CA-C-N	7.93	132.07	116.20
1	G	339	ASP	CB-CG-OD1	-7.93	111.16	118.30
2	E	150	TYR	CD1-CE1-CZ	-7.93	112.66	119.80
4	5	356	TRP	CE2-CD2-CG	-7.92	100.96	107.30
1	P	339	ASP	CB-CG-OD1	-7.92	111.17	118.30
4	3	356	TRP	CE2-CD2-CG	-7.92	100.97	107.30
4	8	356	TRP	CE2-CD2-CG	-7.91	100.97	107.30
4	W	356	TRP	CE2-CD2-CG	-7.90	100.98	107.30
1	J	637	LYS	CA-C-N	7.90	132.00	116.20
1	P	637	LYS	CA-C-N	7.90	131.99	116.20
2	Q	150	TYR	CD1-CE1-CZ	-7.90	112.69	119.80
1	G	637	LYS	CA-C-N	7.89	131.98	116.20
4	Z	356	TRP	CE2-CD2-CG	-7.89	100.99	107.30
1	M	637	LYS	CA-C-N	7.89	131.97	116.20
2	N	150	TYR	CD1-CE1-CZ	-7.88	112.71	119.80
2	H	150	TYR	CD1-CE1-CZ	-7.88	112.71	119.80
1	M	339	ASP	CB-CG-OD1	-7.86	111.22	118.30
1	J	339	ASP	CB-CG-OD1	-7.83	111.26	118.30
1	D	202	SER	CB-CA-C	-7.78	95.32	110.10
4	9	312	ARG	NE-CZ-NH2	7.77	124.18	120.30
4	X	312	ARG	NE-CZ-NH2	7.75	124.17	120.30
1	P	202	SER	CB-CA-C	-7.74	95.39	110.10
1	A	202	SER	CB-CA-C	-7.74	95.40	110.10
1	M	202	SER	CB-CA-C	-7.73	95.41	110.10
1	P	653	PHE	CB-CG-CD1	-7.73	115.39	120.80
1	G	202	SER	CB-CA-C	-7.73	95.41	110.10
1	J	202	SER	CB-CA-C	-7.73	95.42	110.10
4	8	312	ARG	NE-CZ-NH2	7.72	124.16	120.30
2	K	150	TYR	CD1-CE1-CZ	-7.71	112.86	119.80
4	W	312	ARG	NE-CZ-NH2	7.71	124.16	120.30

Continued on next page...

Continued from previous page...

Mol	Chain	Res	Type	Atoms	Z	Observed(°)	Ideal(°)
4	4	312	ARG	NE-CZ-NH2	7.70	124.15	120.30
1	M	653	PHE	CB-CG-CD1	-7.69	115.42	120.80
4	1	312	ARG	NE-CZ-NH2	7.69	124.14	120.30
1	J	653	PHE	CB-CG-CD1	-7.68	115.42	120.80
1	G	654	ARG	NE-CZ-NH1	7.64	124.12	120.30
4	2	312	ARG	NE-CZ-NH2	7.64	124.12	120.30
4	Z	312	ARG	NE-CZ-NH2	7.63	124.11	120.30
4	7	312	ARG	NE-CZ-NH2	7.61	124.11	120.30
4	6	312	ARG	NE-CZ-NH2	7.60	124.10	120.30
4	3	86	TRP	CE2-CD2-CG	-7.60	101.22	107.30
4	6	86	TRP	CE2-CD2-CG	-7.59	101.23	107.30
4	Y	86	TRP	CE2-CD2-CG	-7.59	101.23	107.30
4	3	312	ARG	NE-CZ-NH2	7.59	124.09	120.30
4	5	312	ARG	NE-CZ-NH2	7.58	124.09	120.30
4	Y	312	ARG	NE-CZ-NH2	7.58	124.09	120.30
4	1	86	TRP	CE2-CD2-CG	-7.58	101.24	107.30
4	X	86	TRP	CE2-CD2-CG	-7.57	101.24	107.30
4	5	86	TRP	CE2-CD2-CG	-7.57	101.25	107.30
1	D	653	PHE	CB-CG-CD1	-7.56	115.51	120.80
4	W	86	TRP	CE2-CD2-CG	-7.56	101.25	107.30
4	8	86	TRP	CE2-CD2-CG	-7.55	101.26	107.30
4	Z	86	TRP	CE2-CD2-CG	-7.55	101.26	107.30
4	7	86	TRP	CE2-CD2-CG	-7.53	101.28	107.30
1	A	654	ARG	NE-CZ-NH1	7.52	124.06	120.30
4	2	86	TRP	CE2-CD2-CG	-7.52	101.28	107.30
4	V	86	TRP	CE2-CD2-CG	-7.52	101.28	107.30
4	V	312	ARG	NE-CZ-NH2	7.52	124.06	120.30
1	G	653	PHE	CB-CG-CD1	-7.51	115.54	120.80
4	4	86	TRP	CE2-CD2-CG	-7.51	101.29	107.30
3	F	63	ILE	CG1-CB-CG2	-7.50	94.90	111.40
3	I	63	ILE	CG1-CB-CG2	-7.50	94.90	111.40
4	9	86	TRP	CE2-CD2-CG	-7.48	101.31	107.30
3	L	63	ILE	CG1-CB-CG2	-7.47	94.96	111.40
3	O	63	ILE	CG1-CB-CG2	-7.47	94.96	111.40
1	M	518	ASP	CB-CG-OD1	-7.45	111.59	118.30
1	D	654	ARG	NE-CZ-NH1	7.45	124.02	120.30
1	J	518	ASP	CB-CG-OD1	-7.43	111.61	118.30
3	R	63	ILE	CG1-CB-CG2	-7.42	95.07	111.40
1	P	346	ASP	CB-CG-OD2	-7.42	111.62	118.30
1	D	518	ASP	CB-CG-OD1	-7.42	111.62	118.30
1	P	518	ASP	CB-CG-OD1	-7.41	111.63	118.30
1	P	654	ARG	NE-CZ-NH1	7.41	124.00	120.30

Continued on next page...

Continued from previous page...

Mol	Chain	Res	Type	Atoms	Z	Observed(°)	Ideal(°)
1	G	346	ASP	CB-CG-OD2	-7.40	111.64	118.30
1	A	653	PHE	CB-CG-CD1	-7.40	115.62	120.80
3	I	63	ILE	CA-C-N	-7.40	100.92	117.20
1	A	518	ASP	CB-CG-OD1	-7.39	111.64	118.30
1	D	346	ASP	CB-CG-OD2	-7.39	111.64	118.30
1	A	346	ASP	CB-CG-OD2	-7.39	111.65	118.30
4	7	180	LEU	CA-CB-CG	7.39	132.29	115.30
4	Z	233	SER	CA-C-N	-7.37	100.98	117.20
2	E	127	ARG	NE-CZ-NH2	7.37	123.98	120.30
4	9	233	SER	CA-C-N	-7.37	100.99	117.20
4	1	233	SER	CA-C-N	-7.37	101.00	117.20
1	M	104	TYR	CB-CG-CD2	7.36	125.42	121.00
4	2	180	LEU	CA-CB-CG	7.36	132.23	115.30
3	O	63	ILE	CA-C-N	-7.36	101.01	117.20
4	8	233	SER	CA-C-N	-7.36	101.00	117.20
3	L	63	ILE	CA-C-N	-7.36	101.01	117.20
4	3	180	LEU	CA-CB-CG	7.36	132.22	115.30
4	3	233	SER	CA-C-N	-7.36	101.02	117.20
4	4	233	SER	CA-C-N	-7.34	101.04	117.20
4	7	233	SER	CA-C-N	-7.34	101.04	117.20
4	V	233	SER	CA-C-N	-7.34	101.04	117.20
4	W	233	SER	CA-C-N	-7.34	101.05	117.20
4	9	180	LEU	CA-CB-CG	7.34	132.18	115.30
4	X	254	ARG	NE-CZ-NH2	-7.34	116.63	120.30
4	4	180	LEU	CA-CB-CG	7.34	132.18	115.30
4	8	180	LEU	CA-CB-CG	7.34	132.18	115.30
4	6	233	SER	CA-C-N	-7.34	101.06	117.20
4	2	233	SER	CA-C-N	-7.34	101.06	117.20
4	1	180	LEU	CA-CB-CG	7.33	132.17	115.30
4	5	180	LEU	CA-CB-CG	7.33	132.16	115.30
4	Z	180	LEU	CA-CB-CG	7.33	132.17	115.30
4	X	180	LEU	CA-CB-CG	7.33	132.16	115.30
3	R	63	ILE	CA-C-N	-7.32	101.09	117.20
4	W	180	LEU	CA-CB-CG	7.32	132.15	115.30
4	X	233	SER	CA-C-N	-7.32	101.09	117.20
4	Y	233	SER	CA-C-N	-7.32	101.09	117.20
4	5	233	SER	CA-C-N	-7.32	101.09	117.20
4	Y	180	LEU	CA-CB-CG	7.32	132.13	115.30
4	V	180	LEU	CA-CB-CG	7.32	132.13	115.30
1	J	654	ARG	NE-CZ-NH1	7.31	123.95	120.30
4	6	180	LEU	CA-CB-CG	7.30	132.09	115.30
1	G	518	ASP	CB-CG-OD1	-7.30	111.73	118.30

Continued on next page...

Continued from previous page...

Mol	Chain	Res	Type	Atoms	Z	Observed(°)	Ideal(°)
3	F	63	ILE	CA-C-N	-7.29	101.16	117.20
1	J	104	TYR	CB-CG-CD2	7.29	125.38	121.00
1	J	346	ASP	CB-CG-OD2	-7.29	111.74	118.30
1	G	104	TYR	CB-CG-CD2	7.29	125.37	121.00
1	P	104	TYR	CB-CG-CD2	7.27	125.36	121.00
4	Z	254	ARG	NE-CZ-NH2	-7.27	116.67	120.30
4	2	254	ARG	NE-CZ-NH2	-7.25	116.67	120.30
4	X	206	ARG	NE-CZ-NH1	7.25	123.92	120.30
4	5	254	ARG	NE-CZ-NH2	-7.24	116.68	120.30
1	A	104	TYR	CB-CG-CD2	7.24	125.34	121.00
4	9	79	TRP	CD1-CG-CD2	7.24	112.09	106.30
4	Y	254	ARG	NE-CZ-NH2	-7.23	116.68	120.30
4	X	79	TRP	CD1-CG-CD2	7.23	112.08	106.30
1	M	654	ARG	NE-CZ-NH1	7.23	123.91	120.30
4	8	79	TRP	CD1-CG-CD2	7.22	112.07	106.30
4	1	79	TRP	CD1-CG-CD2	7.21	112.07	106.30
4	2	79	TRP	CD1-CG-CD2	7.21	112.07	106.30
4	4	254	ARG	NE-CZ-NH2	-7.21	116.69	120.30
1	A	148	ARG	NE-CZ-NH2	-7.21	116.70	120.30
4	7	340	TRP	CE2-CD2-CG	-7.21	101.54	107.30
4	Z	79	TRP	CD1-CG-CD2	7.20	112.06	106.30
2	H	127	ARG	NE-CZ-NH2	7.20	123.90	120.30
2	H	150	TYR	CB-CG-CD1	-7.20	116.68	121.00
4	W	254	ARG	NE-CZ-NH2	-7.20	116.70	120.30
4	Y	79	TRP	CD1-CG-CD2	7.19	112.05	106.30
4	3	254	ARG	NE-CZ-NH2	-7.19	116.70	120.30
1	M	346	ASP	CB-CG-OD2	-7.18	111.84	118.30
4	5	79	TRP	CD1-CG-CD2	7.18	112.04	106.30
2	K	150	TYR	CB-CG-CD1	-7.17	116.70	121.00
4	7	79	TRP	CD1-CG-CD2	7.16	112.03	106.30
4	V	206	ARG	NE-CZ-NH1	7.16	123.88	120.30
4	5	340	TRP	CE2-CD2-CG	-7.15	101.58	107.30
4	1	254	ARG	NE-CZ-NH2	-7.15	116.72	120.30
2	K	127	ARG	NE-CZ-NH2	7.15	123.88	120.30
4	V	79	TRP	CD1-CG-CD2	7.15	112.02	106.30
1	G	568	PRO	CA-C-N	-7.14	101.49	117.20
4	1	340	TRP	CE2-CD2-CG	-7.14	101.59	107.30
4	3	340	TRP	CE2-CD2-CG	-7.14	101.59	107.30
4	3	79	TRP	CD1-CG-CD2	7.14	112.01	106.30
4	9	340	TRP	CE2-CD2-CG	-7.14	101.59	107.30
4	Y	206	ARG	NE-CZ-NH1	7.14	123.87	120.30
1	G	148	ARG	NE-CZ-NH2	-7.13	116.73	120.30

Continued on next page...

Continued from previous page...

Mol	Chain	Res	Type	Atoms	Z	Observed(°)	Ideal(°)
2	Q	127	ARG	NE-CZ-NH2	7.13	123.87	120.30
4	V	340	TRP	CE2-CD2-CG	-7.13	101.59	107.30
4	W	79	TRP	CD1-CG-CD2	7.13	112.01	106.30
4	4	79	TRP	CD1-CG-CD2	7.13	112.01	106.30
4	9	254	ARG	NE-CZ-NH2	-7.13	116.73	120.30
4	2	206	ARG	NE-CZ-NH1	7.13	123.87	120.30
4	6	79	TRP	CD1-CG-CD2	7.13	112.00	106.30
4	4	340	TRP	CE2-CD2-CG	-7.13	101.60	107.30
4	6	254	ARG	NE-CZ-NH2	-7.13	116.73	120.30
4	W	340	TRP	CE2-CD2-CG	-7.13	101.60	107.30
4	Z	340	TRP	CE2-CD2-CG	-7.12	101.60	107.30
4	6	340	TRP	CE2-CD2-CG	-7.12	101.60	107.30
4	V	254	ARG	NE-CZ-NH2	-7.12	116.74	120.30
4	5	206	ARG	NE-CZ-NH1	7.12	123.86	120.30
2	Q	150	TYR	CB-CG-CD1	-7.12	116.73	121.00
4	X	340	TRP	CE2-CD2-CG	-7.11	101.61	107.30
1	P	805	ALA	CA-C-N	7.11	132.85	117.20
1	A	568	PRO	CA-C-N	-7.11	101.56	117.20
4	8	254	ARG	NE-CZ-NH2	-7.11	116.75	120.30
4	7	206	ARG	NE-CZ-NH1	7.11	123.85	120.30
2	E	150	TYR	CB-CG-CD1	-7.10	116.74	121.00
1	M	568	PRO	CA-C-N	-7.10	101.57	117.20
4	Y	340	TRP	CE2-CD2-CG	-7.10	101.62	107.30
1	M	148	ARG	NE-CZ-NH2	-7.09	116.75	120.30
4	Z	206	ARG	NE-CZ-NH1	7.09	123.85	120.30
1	D	568	PRO	CA-C-N	-7.08	101.61	117.20
4	4	47	MET	CA-CB-CG	-7.08	101.26	113.30
1	J	568	PRO	CA-C-N	-7.08	101.62	117.20
2	N	127	ARG	NE-CZ-NH2	7.08	123.84	120.30
4	3	206	ARG	NE-CZ-NH1	7.08	123.84	120.30
1	P	568	PRO	CA-C-N	-7.08	101.63	117.20
4	8	340	TRP	CE2-CD2-CG	-7.08	101.64	107.30
1	D	218	LEU	CB-CG-CD1	7.07	123.03	111.00
4	2	79	TRP	CE2-CD2-CG	-7.07	101.64	107.30
1	J	264	ASP	N-CA-CB	-7.07	97.88	110.60
4	8	79	TRP	CE2-CD2-CG	-7.07	101.65	107.30
4	5	47	MET	CA-CB-CG	-7.05	101.31	113.30
4	2	340	TRP	CE2-CD2-CG	-7.05	101.66	107.30
2	N	150	TYR	CB-CG-CD1	-7.04	116.77	121.00
4	9	206	ARG	NE-CZ-NH1	7.04	123.82	120.30
1	P	218	LEU	CB-CG-CD1	7.04	122.97	111.00
4	7	340	TRP	CD1-CG-CD2	7.04	111.93	106.30

Continued on next page...

Continued from previous page...

Mol	Chain	Res	Type	Atoms	Z	Observed(°)	Ideal(°)
4	X	79	TRP	CE2-CD2-CG	-7.04	101.67	107.30
4	2	47	MET	CA-CB-CG	-7.04	101.33	113.30
4	1	47	MET	CA-CB-CG	-7.04	101.34	113.30
4	1	206	ARG	NE-CZ-NH1	7.04	123.82	120.30
4	8	206	ARG	NE-CZ-NH1	7.04	123.82	120.30
4	V	47	MET	CA-CB-CG	-7.04	101.34	113.30
4	6	47	MET	CA-CB-CG	-7.03	101.34	113.30
4	7	47	MET	CA-CB-CG	-7.03	101.35	113.30
1	D	264	ASP	N-CA-CB	-7.02	97.96	110.60
1	M	785	GLU	CA-C-N	7.02	132.65	117.20
4	Y	79	TRP	CE2-CD2-CG	-7.02	101.68	107.30
1	A	264	ASP	N-CA-CB	-7.02	97.97	110.60
1	D	217	THR	N-CA-CB	7.02	123.63	110.30
4	W	47	MET	CA-CB-CG	-7.01	101.38	113.30
4	7	254	ARG	NE-CZ-NH2	-7.01	116.79	120.30
1	J	148	ARG	NE-CZ-NH2	-7.01	116.79	120.30
4	Z	47	MET	CA-CB-CG	-7.01	101.38	113.30
4	5	79	TRP	CE2-CD2-CG	-7.01	101.69	107.30
1	P	217	THR	N-CA-CB	7.00	123.61	110.30
4	3	47	MET	CA-CB-CG	-7.00	101.39	113.30
4	6	340	TRP	CD1-CG-CD2	7.00	111.90	106.30
4	9	79	TRP	CE2-CD2-CG	-7.00	101.70	107.30
1	A	218	LEU	CB-CG-CD1	7.00	122.90	111.00
4	9	47	MET	CA-CB-CG	-7.00	101.40	113.30
4	Y	47	MET	CA-CB-CG	-7.00	101.41	113.30
1	G	264	ASP	N-CA-CB	-6.99	98.01	110.60
1	G	217	THR	N-CA-CB	6.99	123.58	110.30
4	8	47	MET	CA-CB-CG	-6.99	101.42	113.30
4	V	79	TRP	CE2-CD2-CG	-6.99	101.71	107.30
1	M	264	ASP	N-CA-CB	-6.99	98.02	110.60
1	P	148	ARG	NE-CZ-NH2	-6.99	116.81	120.30
1	P	264	ASP	N-CA-CB	-6.99	98.02	110.60
4	7	79	TRP	CE2-CD2-CG	-6.99	101.71	107.30
1	J	217	THR	N-CA-CB	6.98	123.56	110.30
4	W	340	TRP	CD1-CG-CD2	6.98	111.88	106.30
4	W	206	ARG	NE-CZ-NH1	6.97	123.79	120.30
4	Z	79	TRP	CE2-CD2-CG	-6.97	101.72	107.30
1	D	104	TYR	CB-CG-CD2	6.97	125.18	121.00
1	G	218	LEU	CB-CG-CD1	6.97	122.85	111.00
4	3	340	TRP	CD1-CG-CD2	6.97	111.88	106.30
4	9	340	TRP	CD1-CG-CD2	6.97	111.88	106.30
4	X	47	MET	CA-CB-CG	-6.97	101.46	113.30

Continued on next page...

Continued from previous page...

Mol	Chain	Res	Type	Atoms	Z	Observed(°)	Ideal(°)
1	A	217	THR	N-CA-CB	6.96	123.53	110.30
1	J	218	LEU	CB-CG-CD1	6.96	122.83	111.00
4	1	79	TRP	CE2-CD2-CG	-6.95	101.74	107.30
1	M	218	LEU	CB-CG-CD1	6.95	122.82	111.00
1	M	217	THR	N-CA-CB	6.95	123.50	110.30
4	4	206	ARG	NE-CZ-NH1	6.95	123.77	120.30
4	6	206	ARG	NE-CZ-NH1	6.95	123.77	120.30
4	6	79	TRP	CE2-CD2-CG	-6.93	101.75	107.30
4	3	79	TRP	CE2-CD2-CG	-6.92	101.76	107.30
4	4	340	TRP	CD1-CG-CD2	6.90	111.82	106.30
4	X	340	TRP	CD1-CG-CD2	6.89	111.81	106.30
1	D	728	ASN	CA-C-N	-6.89	102.05	117.20
1	G	450	ASP	CB-CG-OD2	6.89	124.50	118.30
1	P	728	ASN	CA-C-N	-6.89	102.05	117.20
4	W	79	TRP	CE2-CD2-CG	-6.89	101.79	107.30
4	Z	340	TRP	CD1-CG-CD2	6.89	111.81	106.30
1	G	75	ASP	N-CA-CB	6.88	122.99	110.60
1	G	728	ASN	CA-C-N	-6.87	102.08	117.20
1	M	728	ASN	CA-C-N	-6.87	102.08	117.20
4	V	340	TRP	CD1-CG-CD2	6.86	111.79	106.30
1	P	75	ASP	N-CA-CB	6.86	122.95	110.60
1	A	728	ASN	CA-C-N	-6.85	102.14	117.20
1	D	148	ARG	NE-CZ-NH2	-6.84	116.88	120.30
4	5	340	TRP	CD1-CG-CD2	6.84	111.77	106.30
1	M	75	ASP	N-CA-CB	6.84	122.91	110.60
4	2	340	TRP	CD1-CG-CD2	6.83	111.77	106.30
4	1	340	TRP	CD1-CG-CD2	6.83	111.77	106.30
1	J	728	ASN	CA-C-N	-6.83	102.17	117.20
1	A	75	ASP	N-CA-CB	6.82	122.88	110.60
4	4	79	TRP	CE2-CD2-CG	-6.82	101.84	107.30
1	J	75	ASP	N-CA-CB	6.82	122.87	110.60
4	8	340	TRP	CD1-CG-CD2	6.82	111.75	106.30
1	M	555	TYR	CB-CG-CD2	-6.80	116.92	121.00
4	Y	340	TRP	CD1-CG-CD2	6.79	111.73	106.30
1	J	450	ASP	CB-CG-OD2	6.76	124.39	118.30
1	D	75	ASP	N-CA-CB	6.76	122.77	110.60
1	M	450	ASP	CB-CG-OD2	6.76	124.38	118.30
1	A	450	ASP	CB-CG-OD2	6.75	124.38	118.30
1	P	450	ASP	CB-CG-OD2	6.75	124.38	118.30
1	D	450	ASP	CB-CG-OD2	6.74	124.37	118.30
1	J	555	TYR	CB-CG-CD2	-6.70	116.98	121.00
1	M	75	ASP	CB-CG-OD2	6.70	124.33	118.30

Continued on next page...

Continued from previous page...

Mol	Chain	Res	Type	Atoms	Z	Observed(°)	Ideal(°)
1	P	75	ASP	CB-CG-OD2	6.70	124.33	118.30
1	M	219	GLU	N-CA-C	-6.69	92.94	111.00
1	P	219	GLU	N-CA-C	-6.68	92.97	111.00
1	P	555	TYR	CB-CG-CD2	-6.67	117.00	121.00
1	G	756	THR	N-CA-CB	-6.67	97.62	110.30
1	M	756	THR	N-CA-CB	-6.67	97.63	110.30
1	A	781	ASP	CB-CG-OD1	-6.66	112.31	118.30
1	J	75	ASP	CB-CG-OD2	6.66	124.29	118.30
1	P	756	THR	N-CA-CB	-6.66	97.65	110.30
1	J	756	THR	N-CA-CB	-6.66	97.65	110.30
1	G	555	TYR	CB-CG-CD2	-6.65	117.01	121.00
1	G	219	GLU	N-CA-C	-6.64	93.06	111.00
4	X	196	ARG	NE-CZ-NH1	6.64	123.62	120.30
1	A	75	ASP	CB-CG-OD2	6.64	124.28	118.30
1	D	756	THR	N-CA-CB	-6.64	97.69	110.30
1	J	219	GLU	N-CA-C	-6.64	93.08	111.00
1	G	781	ASP	CB-CG-OD1	-6.63	112.33	118.30
1	D	781	ASP	CB-CG-OD1	-6.63	112.33	118.30
1	M	781	ASP	CB-CG-OD1	-6.62	112.34	118.30
1	A	343	PHE	CB-CG-CD1	6.61	125.43	120.80
1	A	756	THR	N-CA-CB	-6.61	97.74	110.30
1	A	219	GLU	N-CA-C	-6.61	93.16	111.00
1	D	219	GLU	N-CA-C	-6.58	93.23	111.00
1	D	555	TYR	CB-CG-CD2	-6.57	117.06	121.00
4	7	196	ARG	NE-CZ-NH1	6.57	123.58	120.30
4	X	169	TYR	CB-CG-CD2	-6.57	117.06	121.00
4	1	169	TYR	CB-CG-CD2	-6.56	117.06	121.00
4	7	283	MET	CG-SD-CE	6.56	110.70	100.20
1	P	129	TYR	CB-CG-CD2	-6.56	117.06	121.00
4	3	169	TYR	CB-CG-CD2	-6.55	117.07	121.00
1	A	332	MET	CG-SD-CE	-6.55	89.72	100.20
1	D	332	MET	CG-SD-CE	-6.55	89.72	100.20
4	W	283	MET	CG-SD-CE	6.55	110.67	100.20
4	Y	283	MET	CG-SD-CE	6.55	110.67	100.20
1	P	781	ASP	CB-CG-OD1	-6.54	112.41	118.30
4	X	283	MET	CG-SD-CE	6.54	110.67	100.20
4	V	283	MET	CG-SD-CE	6.54	110.66	100.20
1	D	334	THR	CA-CB-CG2	-6.54	103.25	112.40
1	J	141	LEU	CB-CA-C	-6.54	97.78	110.20
4	6	169	TYR	CB-CG-CD2	-6.54	117.08	121.00
4	9	196	ARG	NE-CZ-NH1	6.54	123.57	120.30
4	9	283	MET	CG-SD-CE	6.54	110.66	100.20

Continued on next page...

Continued from previous page...

Mol	Chain	Res	Type	Atoms	Z	Observed(°)	Ideal(°)
4	4	283	MET	CG-SD-CE	6.53	110.65	100.20
4	5	169	TYR	CB-CG-CD2	-6.53	117.08	121.00
4	Y	169	TYR	CB-CG-CD2	-6.53	117.08	121.00
1	P	141	LEU	CB-CA-C	-6.53	97.79	110.20
1	J	169	ASP	CB-CG-OD1	-6.53	112.42	118.30
4	1	283	MET	CG-SD-CE	6.53	110.65	100.20
4	9	169	TYR	CB-CG-CD2	-6.53	117.08	121.00
4	Z	283	MET	CG-SD-CE	6.53	110.65	100.20
1	G	141	LEU	CB-CA-C	-6.53	97.80	110.20
4	8	283	MET	CG-SD-CE	6.53	110.64	100.20
1	M	141	LEU	CB-CA-C	-6.52	97.80	110.20
1	G	334	THR	CA-CB-CG2	-6.52	103.27	112.40
1	J	332	MET	CG-SD-CE	-6.52	89.77	100.20
4	4	196	ARG	NE-CZ-NH1	6.52	123.56	120.30
4	5	283	MET	CG-SD-CE	6.52	110.63	100.20
1	M	332	MET	CG-SD-CE	-6.52	89.77	100.20
4	6	283	MET	CG-SD-CE	6.52	110.62	100.20
4	8	196	ARG	NE-CZ-NH1	6.52	123.56	120.30
1	J	781	ASP	CB-CG-OD1	-6.51	112.44	118.30
4	2	283	MET	CG-SD-CE	6.51	110.62	100.20
4	Y	196	ARG	NE-CZ-NH1	6.51	123.56	120.30
4	6	196	ARG	NE-CZ-NH1	6.51	123.56	120.30
1	G	332	MET	CG-SD-CE	-6.51	89.79	100.20
4	3	283	MET	CG-SD-CE	6.51	110.62	100.20
2	H	141	PRO	N-CD-CG	-6.51	93.44	103.20
1	D	75	ASP	CB-CG-OD2	6.51	124.16	118.30
1	P	332	MET	CG-SD-CE	-6.51	89.79	100.20
1	P	334	THR	CA-CB-CG2	-6.50	103.30	112.40
1	J	334	THR	CA-CB-CG2	-6.50	103.31	112.40
1	P	589	ASP	CB-CG-OD1	-6.50	112.45	118.30
1	G	589	ASP	CB-CG-OD1	-6.49	112.46	118.30
1	P	169	ASP	CB-CG-OD1	-6.49	112.46	118.30
1	M	169	ASP	CB-CG-OD1	-6.49	112.46	118.30
4	7	159	VAL	CB-CA-C	-6.49	99.07	111.40
1	M	334	THR	CA-CB-CG2	-6.49	103.32	112.40
4	5	196	ARG	NE-CZ-NH1	6.49	123.54	120.30
4	W	169	TYR	CB-CG-CD2	-6.48	117.11	121.00
4	X	159	VAL	CB-CA-C	-6.48	99.08	111.40
4	Y	159	VAL	CB-CA-C	-6.48	99.08	111.40
1	A	334	THR	CA-CB-CG2	-6.48	103.33	112.40
1	A	589	ASP	CB-CG-OD1	-6.48	112.47	118.30
4	3	159	VAL	CB-CA-C	-6.48	99.09	111.40

Continued on next page...

Continued from previous page...

Mol	Chain	Res	Type	Atoms	Z	Observed(°)	Ideal(°)
4	4	169	TYR	CB-CG-CD2	-6.48	117.11	121.00
4	8	169	TYR	CB-CG-CD2	-6.48	117.11	121.00
4	Z	159	VAL	CB-CA-C	-6.48	99.09	111.40
1	A	169	ASP	CB-CG-OD1	-6.48	112.47	118.30
1	A	141	LEU	CB-CA-C	-6.47	97.90	110.20
4	4	159	VAL	CB-CA-C	-6.47	99.10	111.40
4	W	159	VAL	CB-CA-C	-6.47	99.10	111.40
1	D	169	ASP	CB-CG-OD1	-6.47	112.48	118.30
2	E	141	PRO	N-CD-CG	-6.46	93.51	103.20
2	K	141	PRO	N-CD-CG	-6.46	93.51	103.20
2	Q	141	PRO	N-CD-CG	-6.46	93.51	103.20
1	D	141	LEU	CB-CA-C	-6.46	97.93	110.20
4	2	169	TYR	CB-CG-CD2	-6.46	117.13	121.00
4	1	159	VAL	CB-CA-C	-6.46	99.14	111.40
4	V	159	VAL	CB-CA-C	-6.45	99.14	111.40
4	6	159	VAL	CB-CA-C	-6.45	99.15	111.40
4	8	159	VAL	CB-CA-C	-6.45	99.14	111.40
4	5	159	VAL	CB-CA-C	-6.45	99.15	111.40
4	9	159	VAL	CB-CA-C	-6.44	99.16	111.40
4	Z	196	ARG	NE-CZ-NH1	6.44	123.52	120.30
1	A	555	TYR	CB-CG-CD2	-6.44	117.14	121.00
1	G	169	ASP	CB-CG-OD1	-6.44	112.50	118.30
4	Z	169	TYR	CB-CG-CD2	-6.44	117.14	121.00
1	P	779	ARG	NE-CZ-NH1	6.44	123.52	120.30
4	3	196	ARG	NE-CZ-NH1	6.44	123.52	120.30
4	2	159	VAL	CB-CA-C	-6.43	99.17	111.40
4	8	34	ILE	CA-CB-CG2	-6.43	98.03	110.90
4	V	196	ARG	NE-CZ-NH1	6.43	123.52	120.30
4	7	169	TYR	CB-CG-CD2	-6.43	117.14	121.00
1	G	343	PHE	CB-CG-CD1	6.43	125.30	120.80
1	G	590	TYR	CB-CG-CD2	6.43	124.86	121.00
4	Z	34	ILE	CA-CB-CG2	-6.43	98.04	110.90
4	4	34	ILE	CA-CB-CG2	-6.42	98.07	110.90
4	6	34	ILE	CA-CB-CG2	-6.42	98.07	110.90
4	Y	34	ILE	CA-CB-CG2	-6.42	98.07	110.90
4	W	34	ILE	CA-CB-CG2	-6.42	98.07	110.90
4	X	34	ILE	CA-CB-CG2	-6.41	98.08	110.90
1	D	343	PHE	CB-CG-CD1	6.40	125.28	120.80
2	N	141	PRO	N-CD-CG	-6.40	93.60	103.20
1	J	589	ASP	CB-CG-OD1	-6.40	112.54	118.30
4	V	169	TYR	CB-CG-CD2	-6.40	117.16	121.00
4	5	34	ILE	CA-CB-CG2	-6.40	98.10	110.90

Continued on next page...

Continued from previous page...

Mol	Chain	Res	Type	Atoms	Z	Observed(°)	Ideal(°)
4	2	34	ILE	CA-CB-CG2	-6.40	98.11	110.90
1	G	75	ASP	CB-CG-OD2	6.39	124.05	118.30
4	1	34	ILE	CA-CB-CG2	-6.39	98.13	110.90
4	3	34	ILE	CA-CB-CG2	-6.38	98.13	110.90
4	7	34	ILE	CA-CB-CG2	-6.38	98.14	110.90
1	M	327	ASP	CB-CG-OD2	6.38	124.04	118.30
1	D	129	TYR	CB-CG-CD2	-6.37	117.18	121.00
1	M	129	TYR	CB-CG-CD2	-6.37	117.18	121.00
4	W	196	ARG	NE-CZ-NH1	6.37	123.48	120.30
4	V	34	ILE	CA-CB-CG2	-6.36	98.17	110.90
1	M	589	ASP	CB-CG-OD1	-6.36	112.58	118.30
4	9	34	ILE	CA-CB-CG2	-6.36	98.18	110.90
1	D	589	ASP	CB-CG-OD1	-6.34	112.59	118.30
1	M	341	LEU	CB-CA-C	6.33	122.23	110.20
1	G	578	HIS	N-CA-CB	6.33	122.00	110.60
1	P	343	PHE	CB-CG-CD1	6.33	125.23	120.80
1	J	327	ASP	CB-CG-OD2	6.33	124.00	118.30
4	2	217	CYS	CA-CB-SG	-6.33	102.61	114.00
1	M	343	PHE	CB-CG-CD1	6.33	125.23	120.80
1	J	779	ARG	NE-CZ-NH1	6.33	123.46	120.30
1	A	129	TYR	CB-CG-CD2	-6.32	117.21	121.00
1	G	341	LEU	CB-CA-C	6.32	122.21	110.20
1	A	341	LEU	CB-CA-C	6.32	122.21	110.20
4	1	217	CYS	CA-CB-SG	-6.31	102.64	114.00
4	7	217	CYS	CA-CB-SG	-6.31	102.64	114.00
1	J	341	LEU	CB-CA-C	6.31	122.19	110.20
1	P	578	HIS	N-CA-CB	6.31	121.95	110.60
1	P	341	LEU	CB-CA-C	6.30	122.18	110.20
1	J	810	ARG	NE-CZ-NH1	6.30	123.45	120.30
4	8	217	CYS	CA-CB-SG	-6.30	102.66	114.00
1	P	327	ASP	CB-CG-OD2	6.29	123.97	118.30
4	W	217	CYS	CA-CB-SG	-6.29	102.67	114.00
4	9	217	CYS	CA-CB-SG	-6.29	102.68	114.00
4	V	217	CYS	CA-CB-SG	-6.29	102.68	114.00
4	2	196	ARG	NE-CZ-NH1	6.29	123.44	120.30
1	G	129	TYR	CB-CG-CD2	-6.28	117.23	121.00
1	A	578	HIS	N-CA-CB	6.28	121.91	110.60
1	J	578	HIS	N-CA-CB	6.28	121.91	110.60
1	M	578	HIS	N-CA-CB	6.28	121.91	110.60
4	X	217	CYS	CA-CB-SG	-6.28	102.69	114.00
4	Y	217	CYS	CA-CB-SG	-6.28	102.69	114.00
4	6	217	CYS	CA-CB-SG	-6.27	102.71	114.00

Continued on next page...

Continued from previous page...

Mol	Chain	Res	Type	Atoms	Z	Observed(°)	Ideal(°)
4	3	217	CYS	CA-CB-SG	-6.27	102.71	114.00
2	Q	129	THR	CB-CA-C	-6.27	94.67	111.60
4	5	217	CYS	CA-CB-SG	-6.27	102.72	114.00
4	Z	217	CYS	CA-CB-SG	-6.27	102.72	114.00
1	J	760	PHE	CB-CG-CD2	-6.26	116.42	120.80
1	D	341	LEU	CB-CA-C	6.26	122.09	110.20
4	4	217	CYS	CA-CB-SG	-6.26	102.74	114.00
1	J	129	TYR	CB-CG-CD2	-6.25	117.25	121.00
1	J	343	PHE	CB-CG-CD1	6.25	125.17	120.80
2	K	129	THR	CB-CA-C	-6.25	94.74	111.60
2	N	129	THR	CB-CA-C	-6.24	94.75	111.60
1	A	463	ASP	CB-CG-OD2	-6.24	112.69	118.30
1	A	698	ASN	CB-CA-C	-6.24	97.93	110.40
4	1	196	ARG	NE-CZ-NH1	6.23	123.42	120.30
1	G	104	TYR	CB-CG-CD1	-6.23	117.26	121.00
1	M	104	TYR	CB-CG-CD1	-6.22	117.27	121.00
1	D	578	HIS	N-CA-CB	6.22	121.80	110.60
1	P	810	ARG	NE-CZ-NH1	6.22	123.41	120.30
1	M	698	ASN	CB-CA-C	-6.19	98.02	110.40
1	M	214	MET	CG-SD-CE	6.19	110.10	100.20
2	Q	141	PRO	N-CA-CB	-6.19	95.80	102.60
2	H	129	THR	CB-CA-C	-6.18	94.90	111.60
1	A	810	ARG	NE-CZ-NH1	6.18	123.39	120.30
2	H	141	PRO	N-CA-CB	-6.18	95.80	102.60
2	K	141	PRO	N-CA-CB	-6.18	95.80	102.60
1	G	214	MET	CG-SD-CE	6.18	110.08	100.20
1	J	104	TYR	CB-CG-CD1	-6.18	117.29	121.00
1	D	214	MET	CG-SD-CE	6.18	110.08	100.20
1	G	463	ASP	CB-CG-OD2	-6.17	112.74	118.30
4	7	259	GLU	CA-CB-CG	6.17	126.98	113.40
2	E	129	THR	CB-CA-C	-6.17	94.95	111.60
1	A	327	ASP	CB-CG-OD2	6.17	123.85	118.30
4	4	259	GLU	CA-CB-CG	6.16	126.96	113.40
4	9	259	GLU	CA-CB-CG	6.16	126.96	113.40
1	G	760	PHE	CB-CG-CD2	-6.16	116.49	120.80
1	P	214	MET	CG-SD-CE	6.16	110.05	100.20
1	J	214	MET	CG-SD-CE	6.16	110.05	100.20
1	A	214	MET	CG-SD-CE	6.15	110.05	100.20
4	5	259	GLU	CA-CB-CG	6.15	126.93	113.40
4	V	259	GLU	CA-CB-CG	6.15	126.93	113.40
4	X	259	GLU	CA-CB-CG	6.15	126.93	113.40
4	Z	259	GLU	CA-CB-CG	6.15	126.93	113.40

Continued on next page...

Continued from previous page...

Mol	Chain	Res	Type	Atoms	Z	Observed(°)	Ideal(°)
1	D	327	ASP	CB-CG-OD2	6.15	123.83	118.30
1	M	810	ARG	NE-CZ-NH1	6.15	123.37	120.30
2	E	129	THR	CA-CB-CG2	6.15	121.00	112.40
1	J	698	ASN	CB-CA-C	-6.15	98.11	110.40
3	F	58	MET	CG-SD-CE	6.14	110.03	100.20
1	M	760	PHE	CB-CG-CD2	-6.14	116.50	120.80
1	P	760	PHE	CB-CG-CD2	-6.14	116.50	120.80
4	6	259	GLU	CA-CB-CG	6.14	126.91	113.40
1	G	698	ASN	CB-CA-C	-6.14	98.12	110.40
4	2	259	GLU	CA-CB-CG	6.14	126.91	113.40
1	D	760	PHE	CB-CG-CD2	-6.13	116.51	120.80
4	1	259	GLU	CA-CB-CG	6.13	126.89	113.40
1	J	590	TYR	CB-CG-CD2	6.13	124.68	121.00
4	3	259	GLU	CA-CB-CG	6.13	126.89	113.40
4	W	259	GLU	CA-CB-CG	6.13	126.89	113.40
1	P	104	TYR	CB-CG-CD1	-6.13	117.33	121.00
1	J	682	THR	CA-CB-CG2	-6.12	103.83	112.40
1	A	780	ASP	CB-CG-OD2	6.12	123.81	118.30
1	G	327	ASP	CB-CG-OD2	6.12	123.81	118.30
4	Y	259	GLU	CA-CB-CG	6.12	126.86	113.40
4	8	259	GLU	CA-CB-CG	6.12	126.86	113.40
1	P	698	ASN	CB-CA-C	-6.12	98.17	110.40
1	M	682	THR	CA-CB-CG2	-6.11	103.85	112.40
3	L	58	MET	CG-SD-CE	6.11	109.97	100.20
1	P	463	ASP	CB-CG-OD2	-6.10	112.81	118.30
1	D	698	ASN	CB-CA-C	-6.10	98.20	110.40
1	A	760	PHE	CB-CG-CD2	-6.10	116.53	120.80
1	J	450	ASP	CB-CG-OD1	-6.10	112.81	118.30
2	E	141	PRO	N-CA-CB	-6.09	95.90	102.60
1	P	752	ASP	CB-CG-OD2	6.09	123.78	118.30
1	A	590	TYR	CB-CG-CD2	6.09	124.65	121.00
3	O	58	MET	CG-SD-CE	6.08	109.94	100.20
1	D	779	ARG	NE-CZ-NH1	6.08	123.34	120.30
4	1	335	ARG	NE-CZ-NH2	-6.08	117.26	120.30
1	D	590	TYR	CB-CG-CD2	6.08	124.65	121.00
1	P	682	THR	CA-CB-CG2	-6.08	103.89	112.40
1	M	779	ARG	NE-CZ-NH1	6.08	123.34	120.30
1	G	780	ASP	CB-CG-OD2	6.07	123.77	118.30
4	8	16	LEU	CA-CB-CG	6.07	129.26	115.30
1	D	346	ASP	CB-CG-OD1	6.07	123.76	118.30
4	Z	16	LEU	CA-CB-CG	6.07	129.26	115.30
4	W	16	LEU	CA-CB-CG	6.07	129.26	115.30

Continued on next page...

Continued from previous page...

Mol	Chain	Res	Type	Atoms	Z	Observed(°)	Ideal(°)
4	X	349	LEU	CA-C-N	-6.07	103.85	117.20
2	H	129	THR	CA-CB-CG2	6.07	120.89	112.40
4	9	335	ARG	NE-CZ-NH2	-6.07	117.27	120.30
4	5	349	LEU	CA-C-N	-6.06	103.86	117.20
4	6	349	LEU	CA-C-N	-6.06	103.86	117.20
1	A	682	THR	CA-CB-CG2	-6.06	103.92	112.40
4	9	349	LEU	CA-C-N	-6.06	103.87	117.20
4	X	16	LEU	CA-CB-CG	6.06	129.24	115.30
4	7	349	LEU	CA-C-N	-6.06	103.87	117.20
1	G	810	ARG	NE-CZ-NH1	6.05	123.33	120.30
4	1	16	LEU	CA-CB-CG	6.05	129.23	115.30
1	D	682	THR	CA-CB-CG2	-6.05	103.93	112.40
3	R	58	MET	CG-SD-CE	6.05	109.88	100.20
4	4	349	LEU	CA-C-N	-6.05	103.89	117.20
4	W	349	LEU	CA-C-N	-6.05	103.89	117.20
4	2	349	LEU	CA-C-N	-6.05	103.89	117.20
4	V	116	ARG	NE-CZ-NH1	6.05	123.32	120.30
4	Y	349	LEU	CA-C-N	-6.05	103.89	117.20
3	I	58	MET	CG-SD-CE	6.05	109.87	100.20
4	8	349	LEU	CA-C-N	-6.05	103.90	117.20
4	V	349	LEU	CA-C-N	-6.05	103.90	117.20
4	1	349	LEU	CA-C-N	-6.04	103.90	117.20
4	3	349	LEU	CA-C-N	-6.04	103.90	117.20
4	V	16	LEU	CA-CB-CG	6.04	129.20	115.30
4	3	16	LEU	CA-CB-CG	6.04	129.20	115.30
1	D	625	THR	CA-CB-OG1	6.04	121.69	109.00
4	Y	16	LEU	CA-CB-CG	6.04	129.19	115.30
1	G	625	THR	CA-CB-OG1	6.04	121.68	109.00
1	J	625	THR	CA-CB-OG1	6.04	121.68	109.00
4	4	16	LEU	CA-CB-CG	6.04	129.19	115.30
4	7	16	LEU	CA-CB-CG	6.04	129.18	115.30
4	Z	349	LEU	CA-C-N	-6.04	103.92	117.20
4	9	16	LEU	CA-CB-CG	6.03	129.18	115.30
4	5	16	LEU	CA-CB-CG	6.03	129.17	115.30
1	M	752	ASP	CB-CG-OD2	6.03	123.73	118.30
1	P	450	ASP	CB-CG-OD1	-6.03	112.87	118.30
1	P	625	THR	CA-CB-OG1	6.03	121.66	109.00
1	J	463	ASP	CB-CG-OD2	-6.03	112.88	118.30
1	G	346	ASP	CB-CG-OD1	6.02	123.72	118.30
1	G	682	THR	CA-CB-CG2	-6.02	103.97	112.40
1	A	779	ARG	NE-CZ-NH1	6.02	123.31	120.30
1	J	752	ASP	CB-CG-OD2	6.02	123.72	118.30

Continued on next page...

Continued from previous page...

Mol	Chain	Res	Type	Atoms	Z	Observed(°)	Ideal(°)
1	D	754	ASP	CB-CG-OD2	-6.02	112.88	118.30
4	2	16	LEU	CA-CB-CG	6.02	129.14	115.30
1	P	590	TYR	CB-CG-CD2	6.02	124.61	121.00
1	G	779	ARG	NE-CZ-NH1	6.01	123.31	120.30
1	J	447	GLN	N-CA-CB	6.01	121.42	110.60
2	N	129	THR	CA-CB-CG2	6.01	120.81	112.40
4	6	16	LEU	CA-CB-CG	6.01	129.13	115.30
2	N	141	PRO	N-CA-CB	-6.01	95.99	102.60
1	P	665	ARG	NE-CZ-NH2	-6.01	117.30	120.30
1	M	450	ASP	CB-CG-OD1	-6.00	112.89	118.30
1	M	192	VAL	CA-CB-CG1	-6.00	101.89	110.90
1	A	447	GLN	N-CA-CB	6.00	121.40	110.60
1	J	192	VAL	CA-CB-CG1	-6.00	101.90	110.90
1	P	447	GLN	N-CA-CB	6.00	121.40	110.60
1	D	471	ASP	CB-CG-OD1	-6.00	112.90	118.30
2	K	129	THR	CA-CB-CG2	6.00	120.80	112.40
1	M	625	THR	CA-CB-OG1	6.00	121.59	109.00
1	D	104	TYR	CB-CG-CD1	-5.99	117.40	121.00
1	M	463	ASP	CB-CG-OD2	-5.99	112.91	118.30
1	P	192	VAL	CA-CB-CG1	-5.99	101.91	110.90
1	D	192	VAL	CA-CB-CG1	-5.99	101.91	110.90
1	A	104	TYR	CB-CG-CD1	-5.99	117.41	121.00
1	A	625	THR	CA-CB-OG1	5.99	121.58	109.00
1	M	780	ASP	CB-CG-OD2	5.99	123.69	118.30
1	M	447	GLN	N-CA-CB	5.98	121.36	110.60
1	D	810	ARG	NE-CZ-NH1	5.98	123.29	120.30
1	J	665	ARG	NE-CZ-NH2	-5.97	117.31	120.30
1	D	447	GLN	N-CA-CB	5.96	121.33	110.60
1	D	450	ASP	CB-CG-OD1	-5.96	112.94	118.30
1	D	463	ASP	CB-CG-OD2	-5.96	112.93	118.30
1	D	339	ASP	CB-CG-OD2	5.96	123.66	118.30
1	J	780	ASP	CB-CG-OD2	5.96	123.66	118.30
1	D	780	ASP	CB-CG-OD2	5.95	123.65	118.30
1	M	665	ARG	NE-CZ-NH2	-5.94	117.33	120.30
1	G	447	GLN	N-CA-CB	5.94	121.30	110.60
1	J	754	ASP	CB-CG-OD2	-5.94	112.95	118.30
1	G	780	ASP	CB-CG-OD1	-5.94	112.95	118.30
4	5	79	TRP	CG-CD2-CE3	5.94	139.25	133.90
1	M	590	TYR	CB-CG-CD2	5.94	124.56	121.00
1	D	665	ARG	NE-CZ-NH2	-5.93	117.33	120.30
4	Y	335	ARG	NE-CZ-NH2	-5.93	117.33	120.30
4	7	335	ARG	NE-CZ-NH2	-5.93	117.33	120.30

Continued on next page...

Continued from previous page...

Mol	Chain	Res	Type	Atoms	Z	Observed(°)	Ideal(°)
1	J	346	ASP	CB-CG-OD1	5.93	123.64	118.30
1	P	346	ASP	CB-CG-OD1	5.93	123.64	118.30
1	D	378	ASP	CB-CG-OD1	-5.93	112.97	118.30
2	Q	129	THR	CA-CB-CG2	5.92	120.69	112.40
4	8	335	ARG	NE-CZ-NH2	-5.92	117.34	120.30
1	G	339	ASP	CB-CG-OD2	5.92	123.63	118.30
4	X	79	TRP	CG-CD2-CE3	5.92	139.23	133.90
1	P	754	ASP	CB-CG-OD2	-5.92	112.97	118.30
1	A	192	VAL	CA-CB-CG1	-5.92	102.02	110.90
4	V	335	ARG	NE-CZ-NH2	-5.92	117.34	120.30
1	G	192	VAL	CA-CB-CG1	-5.92	102.03	110.90
1	A	665	ARG	NE-CZ-NH2	-5.91	117.34	120.30
1	M	754	ASP	CB-CG-OD2	-5.91	112.98	118.30
4	1	79	TRP	CG-CD2-CE3	5.90	139.21	133.90
1	P	780	ASP	CB-CG-OD2	5.90	123.61	118.30
4	V	79	TRP	CG-CD2-CE3	5.90	139.21	133.90
4	X	335	ARG	NE-CZ-NH2	-5.90	117.35	120.30
1	P	471	ASP	CB-CG-OD1	-5.90	112.99	118.30
4	9	79	TRP	CG-CD2-CE3	5.90	139.21	133.90
1	D	738	MET	CG-SD-CE	5.89	109.63	100.20
1	J	339	ASP	CB-CG-OD2	5.89	123.61	118.30
4	Y	200	PHE	CA-C-N	-5.89	104.23	117.20
1	G	754	ASP	CB-CG-OD2	-5.89	113.00	118.30
4	1	200	PHE	CA-C-N	-5.89	104.24	117.20
4	2	79	TRP	CG-CD2-CE3	5.89	139.20	133.90
1	A	815	CYS	CA-CB-SG	-5.89	103.40	114.00
1	A	754	ASP	CB-CG-OD2	-5.88	113.00	118.30
1	M	471	ASP	CB-CG-OD1	-5.88	113.00	118.30
4	5	200	PHE	CA-C-N	-5.88	104.26	117.20
4	7	116	ARG	NE-CZ-NH1	5.88	123.24	120.30
4	9	200	PHE	CA-C-N	-5.88	104.26	117.20
1	G	378	ASP	CB-CG-OD1	-5.88	113.01	118.30
4	V	200	PHE	CA-C-N	-5.88	104.27	117.20
4	Y	79	TRP	CG-CD2-CE3	5.88	139.19	133.90
4	Y	116	ARG	NE-CZ-NH1	5.88	123.24	120.30
4	2	200	PHE	CA-C-N	-5.88	104.27	117.20
4	Z	79	TRP	CG-CD2-CE3	5.88	139.19	133.90
4	W	200	PHE	CA-C-N	-5.87	104.28	117.20
4	8	79	TRP	CG-CD2-CE3	5.87	139.19	133.90
1	J	556	ASP	CB-CG-OD1	-5.87	113.02	118.30
1	J	471	ASP	CB-CG-OD1	-5.87	113.02	118.30
1	M	378	ASP	CB-CG-OD1	-5.87	113.02	118.30

Continued on next page...

Continued from previous page...

Mol	Chain	Res	Type	Atoms	Z	Observed(°)	Ideal(°)
4	6	200	PHE	CA-C-N	-5.87	104.29	117.20
4	4	200	PHE	CA-C-N	-5.87	104.29	117.20
4	8	200	PHE	CA-C-N	-5.87	104.29	117.20
1	G	450	ASP	CB-CG-OD1	-5.87	113.02	118.30
1	G	556	ASP	CB-CG-OD1	-5.87	113.02	118.30
4	3	200	PHE	CA-C-N	-5.87	104.30	117.20
4	7	200	PHE	CA-C-N	-5.86	104.30	117.20
4	9	116	ARG	NE-CZ-NH1	5.86	123.23	120.30
1	D	809	ARG	NE-CZ-NH2	-5.86	117.37	120.30
1	P	378	ASP	CB-CG-OD1	-5.86	113.03	118.30
1	P	809	ARG	NE-CZ-NH2	-5.86	117.37	120.30
4	Z	200	PHE	CA-C-N	-5.86	104.32	117.20
1	M	346	ASP	CB-CG-OD1	5.85	123.57	118.30
4	5	116	ARG	NE-CZ-NH1	5.85	123.23	120.30
1	P	738	MET	CG-SD-CE	5.85	109.56	100.20
1	P	815	CYS	CA-CB-SG	-5.85	103.47	114.00
4	4	335	ARG	NE-CZ-NH2	-5.85	117.38	120.30
4	X	200	PHE	CA-C-N	-5.85	104.33	117.20
1	G	738	MET	CG-SD-CE	5.84	109.55	100.20
1	P	339	ASP	CB-CG-OD2	5.84	123.56	118.30
1	M	815	CYS	CA-CB-SG	-5.84	103.49	114.00
4	4	116	ARG	NE-CZ-NH1	5.84	123.22	120.30
1	J	815	CYS	CA-CB-SG	-5.84	103.49	114.00
1	J	378	ASP	CB-CG-OD1	-5.84	113.05	118.30
1	M	738	MET	CG-SD-CE	5.84	109.54	100.20
4	6	335	ARG	NE-CZ-NH2	-5.84	117.38	120.30
1	A	738	MET	CG-SD-CE	5.83	109.53	100.20
1	D	556	ASP	CB-CG-OD1	-5.83	113.05	118.30
1	G	665	ARG	NE-CZ-NH2	-5.83	117.38	120.30
1	J	738	MET	CG-SD-CE	5.83	109.53	100.20
4	1	116	ARG	NE-CZ-NH1	5.83	123.22	120.30
1	M	339	ASP	CB-CG-OD2	5.83	123.55	118.30
4	5	254	ARG	NE-CZ-NH1	5.83	123.21	120.30
4	Z	335	ARG	NE-CZ-NH2	-5.83	117.39	120.30
4	1	95	ARG	CA-CB-CG	5.82	126.20	113.40
4	3	116	ARG	NE-CZ-NH1	5.81	123.21	120.30
4	7	79	TRP	CG-CD2-CE3	5.81	139.13	133.90
1	A	339	ASP	CB-CG-OD2	5.81	123.53	118.30
4	3	335	ARG	NE-CZ-NH2	-5.81	117.39	120.30
4	X	116	ARG	NE-CZ-NH1	5.81	123.21	120.30
1	G	471	ASP	CB-CG-OD1	-5.81	113.07	118.30
4	2	254	ARG	NE-CZ-NH1	5.81	123.20	120.30

Continued on next page...

Continued from previous page...

Mol	Chain	Res	Type	Atoms	Z	Observed(°)	Ideal(°)
4	W	95	ARG	CA-CB-CG	5.81	126.17	113.40
1	A	450	ASP	CB-CG-OD1	-5.80	113.08	118.30
4	5	95	ARG	CA-CB-CG	5.80	126.17	113.40
4	W	79	TRP	CG-CD2-CE3	5.80	139.12	133.90
4	4	79	TRP	CG-CD2-CE3	5.80	139.12	133.90
4	Z	254	ARG	NE-CZ-NH1	5.80	123.20	120.30
4	2	95	ARG	CA-CB-CG	5.80	126.16	113.40
4	3	79	TRP	CG-CD2-CE3	5.80	139.12	133.90
4	Z	116	ARG	NE-CZ-NH1	5.80	123.20	120.30
1	M	809	ARG	NE-CZ-NH2	-5.79	117.40	120.30
4	V	95	ARG	CA-CB-CG	5.79	126.14	113.40
1	A	780	ASP	CB-CG-OD1	-5.79	113.09	118.30
1	D	815	CYS	CA-CB-SG	-5.79	103.58	114.00
4	6	79	TRP	CG-CD2-CE3	5.79	139.11	133.90
4	Z	95	ARG	CA-CB-CG	5.79	126.14	113.40
4	X	95	ARG	CA-CB-CG	5.79	126.13	113.40
1	A	471	ASP	CB-CG-OD1	-5.78	113.10	118.30
1	A	752	ASP	CB-CG-OD2	5.78	123.50	118.30
1	A	378	ASP	CB-CG-OD1	-5.78	113.10	118.30
1	A	556	ASP	CB-CG-OD1	-5.78	113.10	118.30
1	P	556	ASP	CB-CG-OD1	-5.78	113.10	118.30
4	7	95	ARG	CA-CB-CG	5.78	126.11	113.40
1	A	809	ARG	NE-CZ-NH2	-5.78	117.41	120.30
4	6	254	ARG	NE-CZ-NH1	5.77	123.19	120.30
4	X	254	ARG	NE-CZ-NH1	5.77	123.19	120.30
4	Y	95	ARG	CA-CB-CG	5.77	126.10	113.40
1	J	809	ARG	NE-CZ-NH2	-5.77	117.42	120.30
4	2	116	ARG	NE-CZ-NH1	5.77	123.19	120.30
1	D	352	TYR	N-CA-CB	5.77	120.98	110.60
1	J	165	PHE	N-CA-CB	-5.77	100.21	110.60
4	Y	254	ARG	NE-CZ-NH1	5.77	123.19	120.30
4	8	95	ARG	CA-CB-CG	5.77	126.09	113.40
1	D	752	ASP	CB-CG-OD2	5.77	123.49	118.30
4	6	95	ARG	CA-CB-CG	5.77	126.08	113.40
4	9	95	ARG	CA-CB-CG	5.76	126.08	113.40
4	3	95	ARG	CA-CB-CG	5.76	126.07	113.40
4	4	95	ARG	CA-CB-CG	5.76	126.07	113.40
1	G	809	ARG	NE-CZ-NH2	-5.76	117.42	120.30
4	5	335	ARG	NE-CZ-NH2	-5.76	117.42	120.30
1	A	4	ASP	CB-CG-OD2	5.75	123.48	118.30
1	G	165	PHE	N-CA-CB	-5.75	100.24	110.60
1	G	752	ASP	CB-CG-OD2	5.75	123.48	118.30

Continued on next page...

Continued from previous page...

Mol	Chain	Res	Type	Atoms	Z	Observed(°)	Ideal(°)
1	M	780	ASP	CB-CG-OD1	-5.75	113.12	118.30
1	M	556	ASP	CB-CG-OD1	-5.75	113.12	118.30
4	W	116	ARG	NE-CZ-NH1	5.75	123.17	120.30
4	W	254	ARG	NE-CZ-NH1	5.75	123.17	120.30
4	3	254	ARG	NE-CZ-NH1	5.74	123.17	120.30
1	M	165	PHE	N-CA-CB	-5.74	100.28	110.60
4	8	254	ARG	NE-CZ-NH1	5.74	123.17	120.30
1	P	165	PHE	N-CA-CB	-5.73	100.29	110.60
1	A	346	ASP	CB-CG-OD1	5.73	123.45	118.30
4	2	335	ARG	CA-CB-CG	5.73	126.00	113.40
4	4	335	ARG	CA-CB-CG	5.72	125.98	113.40
4	X	335	ARG	CA-CB-CG	5.72	125.99	113.40
4	1	335	ARG	CA-CB-CG	5.72	125.98	113.40
4	9	335	ARG	CA-CB-CG	5.72	125.98	113.40
1	G	815	CYS	CA-CB-SG	-5.72	103.71	114.00
4	3	335	ARG	CA-CB-CG	5.72	125.98	113.40
4	W	335	ARG	CA-CB-CG	5.72	125.98	113.40
4	Y	335	ARG	CA-CB-CG	5.72	125.97	113.40
4	8	116	ARG	NE-CZ-NH1	5.71	123.16	120.30
2	H	149	ASP	N-CA-CB	5.71	120.88	110.60
1	J	780	ASP	CB-CG-OD1	-5.71	113.17	118.30
4	8	335	ARG	CA-CB-CG	5.70	125.95	113.40
4	6	335	ARG	CA-CB-CG	5.70	125.94	113.40
4	5	335	ARG	CA-CB-CG	5.70	125.94	113.40
4	7	335	ARG	CA-CB-CG	5.70	125.94	113.40
1	M	4	ASP	CB-CG-OD2	5.70	123.43	118.30
4	Z	335	ARG	CA-CB-CG	5.70	125.93	113.40
1	A	165	PHE	N-CA-CB	-5.69	100.35	110.60
1	D	781	ASP	CB-CG-OD2	5.69	123.42	118.30
4	9	254	ARG	NE-CZ-NH1	5.69	123.15	120.30
4	W	335	ARG	NE-CZ-NH2	-5.69	117.45	120.30
1	G	352	TYR	N-CA-CB	5.69	120.83	110.60
1	G	4	ASP	CB-CG-OD2	5.68	123.41	118.30
1	P	4	ASP	CB-CG-OD2	5.68	123.41	118.30
4	6	116	ARG	NE-CZ-NH1	5.68	123.14	120.30
4	V	335	ARG	CA-CB-CG	5.68	125.90	113.40
1	D	165	PHE	N-CA-CB	-5.68	100.38	110.60
1	P	780	ASP	CB-CG-OD1	-5.67	113.19	118.30
2	E	149	ASP	N-CA-CB	5.67	120.80	110.60
2	N	149	ASP	N-CA-CB	5.67	120.80	110.60
4	4	254	ARG	NE-CZ-NH1	5.66	123.13	120.30
1	D	4	ASP	CB-CG-OD2	5.66	123.39	118.30

Continued on next page...

Continued from previous page...

Mol	Chain	Res	Type	Atoms	Z	Observed(°)	Ideal(°)
1	A	352	TYR	N-CA-CB	5.65	120.78	110.60
4	7	294	TYR	CB-CG-CD2	-5.65	117.61	121.00
2	K	149	ASP	N-CA-CB	5.65	120.77	110.60
1	G	693	HIS	CA-CB-CG	-5.65	104.00	113.60
4	1	279	TYR	CB-CG-CD2	-5.65	117.61	121.00
1	J	693	HIS	CA-CB-CG	-5.64	104.01	113.60
1	D	780	ASP	CB-CG-OD1	-5.64	113.22	118.30
1	J	4	ASP	CB-CG-OD2	5.64	123.38	118.30
2	Q	149	ASP	N-CA-CB	5.64	120.75	110.60
4	6	279	TYR	CB-CG-CD2	-5.63	117.62	121.00
1	D	693	HIS	CA-CB-CG	-5.62	104.05	113.60
1	J	352	TYR	N-CA-CB	5.62	120.71	110.60
4	2	335	ARG	NE-CZ-NH2	-5.62	117.49	120.30
4	V	254	ARG	NE-CZ-NH1	5.62	123.11	120.30
1	G	781	ASP	CB-CG-OD2	5.61	123.35	118.30
4	V	113	LYS	CA-CB-CG	5.61	125.75	113.40
4	1	113	LYS	CA-CB-CG	5.61	125.74	113.40
1	M	693	HIS	CA-CB-CG	-5.61	104.07	113.60
1	P	352	TYR	N-CA-CB	5.61	120.69	110.60
4	3	294	TYR	CB-CG-CD2	-5.61	117.64	121.00
4	1	254	ARG	NE-CZ-NH1	5.60	123.10	120.30
1	D	723	ARG	NE-CZ-NH1	5.60	123.10	120.30
1	G	785	GLU	O-C-N	5.60	131.65	122.70
1	P	693	HIS	CA-CB-CG	-5.59	104.09	113.60
1	M	686	MET	N-CA-CB	-5.59	100.53	110.60
4	4	113	LYS	CA-CB-CG	5.59	125.69	113.40
1	M	352	TYR	N-CA-CB	5.58	120.65	110.60
1	G	320	ILE	CB-CA-C	-5.58	100.44	111.60
4	2	279	TYR	CB-CG-CD2	-5.58	117.65	121.00
4	5	294	TYR	CB-CG-CD2	-5.58	117.65	121.00
4	2	113	LYS	CA-CB-CG	5.58	125.67	113.40
4	8	113	LYS	CA-CB-CG	5.58	125.67	113.40
4	Z	113	LYS	CA-CB-CG	5.58	125.67	113.40
4	9	113	LYS	CA-CB-CG	5.57	125.66	113.40
4	W	113	LYS	CA-CB-CG	5.57	125.66	113.40
4	6	294	TYR	CB-CG-CD2	-5.57	117.66	121.00
4	9	11	ASP	CB-CG-OD1	5.57	123.31	118.30
1	J	686	MET	N-CA-CB	-5.56	100.58	110.60
1	M	781	ASP	CB-CG-OD2	5.56	123.31	118.30
4	6	356	TRP	CG-CD2-CE3	5.56	138.91	133.90
4	9	356	TRP	CG-CD2-CE3	5.56	138.91	133.90
1	A	693	HIS	CA-CB-CG	-5.56	104.15	113.60

Continued on next page...

Continued from previous page...

Mol	Chain	Res	Type	Atoms	Z	Observed(°)	Ideal(°)
4	7	113	LYS	CA-CB-CG	5.56	125.63	113.40
1	P	343	PHE	CB-CG-CD2	-5.56	116.91	120.80
4	7	356	TRP	CG-CD2-CE3	5.56	138.90	133.90
4	9	294	TYR	CB-CG-CD2	-5.56	117.67	121.00
4	X	113	LYS	CA-CB-CG	5.56	125.63	113.40
4	2	294	TYR	CB-CG-CD2	-5.56	117.67	121.00
1	P	33	ASP	CB-CG-OD2	5.55	123.30	118.30
1	D	752	ASP	CB-CA-C	5.55	121.50	110.40
4	1	294	TYR	CB-CG-CD2	-5.55	117.67	121.00
4	3	113	LYS	CA-CB-CG	5.55	125.61	113.40
4	6	113	LYS	CA-CB-CG	5.55	125.61	113.40
4	W	279	TYR	CB-CG-CD2	-5.55	117.67	121.00
4	Y	356	TRP	CG-CD2-CE3	5.55	138.90	133.90
1	A	752	ASP	CB-CA-C	5.55	121.50	110.40
4	Z	294	TYR	CB-CG-CD2	-5.55	117.67	121.00
1	P	686	MET	N-CA-CB	-5.55	100.62	110.60
4	3	147	ARG	NE-CZ-NH2	-5.55	117.53	120.30
4	4	254	ARG	N-CA-CB	-5.54	100.62	110.60
4	Y	113	LYS	CA-CB-CG	5.54	125.59	113.40
1	D	686	MET	N-CA-CB	-5.54	100.63	110.60
4	V	254	ARG	N-CA-CB	-5.54	100.62	110.60
4	X	294	TYR	CB-CG-CD2	-5.54	117.68	121.00
1	M	384	ASP	CB-CG-OD1	-5.54	113.31	118.30
1	J	752	ASP	CB-CA-C	5.54	121.47	110.40
4	3	11	ASP	CB-CG-OD1	5.53	123.28	118.30
4	5	279	TYR	CB-CG-CD2	-5.53	117.68	121.00
4	Z	279	TYR	CB-CG-CD2	-5.53	117.68	121.00
1	D	384	ASP	CB-CG-OD1	-5.53	113.32	118.30
4	2	356	TRP	CG-CD2-CE3	5.53	138.88	133.90
4	W	254	ARG	N-CA-CB	-5.53	100.65	110.60
4	6	254	ARG	N-CA-CB	-5.53	100.65	110.60
4	Z	11	ASP	CB-CG-OD1	5.53	123.27	118.30
4	4	279	TYR	CB-CG-CD2	-5.53	117.68	121.00
4	5	113	LYS	CA-CB-CG	5.53	125.56	113.40
4	2	254	ARG	N-CA-CB	-5.52	100.66	110.60
4	9	279	TYR	CB-CG-CD2	-5.52	117.69	121.00
4	X	279	TYR	CB-CG-CD2	-5.52	117.69	121.00
1	G	306	THR	CA-CB-CG2	-5.52	104.67	112.40
4	Y	254	ARG	N-CA-CB	-5.52	100.66	110.60
1	A	781	ASP	CB-CG-OD2	5.52	123.27	118.30
1	D	306	THR	CA-CB-CG2	-5.52	104.67	112.40
4	3	254	ARG	N-CA-CB	-5.52	100.67	110.60

Continued on next page...

Continued from previous page...

Mol	Chain	Res	Type	Atoms	Z	Observed(°)	Ideal(°)
4	7	147	ARG	NE-CZ-NH2	-5.52	117.54	120.30
4	7	279	TYR	CB-CG-CD2	-5.52	117.69	121.00
4	8	254	ARG	N-CA-CB	-5.52	100.67	110.60
4	3	279	TYR	CB-CG-CD2	-5.51	117.69	121.00
4	7	254	ARG	NE-CZ-NH1	5.51	123.06	120.30
1	G	686	MET	N-CA-CB	-5.51	100.68	110.60
1	J	547	ASP	CB-CG-OD2	5.51	123.26	118.30
1	P	326	ASP	CB-CG-OD2	5.51	123.26	118.30
1	P	752	ASP	CB-CA-C	5.51	121.42	110.40
4	4	294	TYR	CB-CG-CD2	-5.51	117.69	121.00
4	V	279	TYR	CB-CG-CD2	-5.51	117.70	121.00
4	Y	294	TYR	CB-CG-CD2	-5.51	117.70	121.00
1	P	781	ASP	CB-CG-OD2	5.50	123.25	118.30
1	A	241	ASP	CB-CG-OD2	5.50	123.25	118.30
4	9	254	ARG	N-CA-CB	-5.50	100.69	110.60
1	J	320	ILE	CB-CA-C	-5.50	100.60	111.60
1	P	320	ILE	CB-CA-C	-5.50	100.60	111.60
1	P	547	ASP	CB-CG-OD2	5.50	123.25	118.30
4	7	254	ARG	N-CA-CB	-5.50	100.70	110.60
4	8	356	TRP	CG-CD2-CE3	5.50	138.85	133.90
4	X	254	ARG	N-CA-CB	-5.50	100.70	110.60
4	1	254	ARG	N-CA-CB	-5.50	100.71	110.60
1	M	343	PHE	CB-CG-CD2	-5.49	116.95	120.80
4	1	335	ARG	NE-CZ-NH1	5.49	123.05	120.30
4	7	356	TRP	CB-CG-CD1	-5.49	119.86	127.00
4	Z	356	TRP	CG-CD2-CE3	5.49	138.84	133.90
1	J	33	ASP	CB-CG-OD2	5.49	123.24	118.30
1	J	326	ASP	CB-CG-OD2	5.49	123.24	118.30
4	5	254	ARG	N-CA-CB	-5.49	100.72	110.60
1	D	320	ILE	CB-CA-C	-5.49	100.62	111.60
4	1	11	ASP	CB-CG-OD1	5.49	123.24	118.30
1	M	33	ASP	CB-CG-OD2	5.49	123.24	118.30
1	J	781	ASP	CB-CG-OD2	5.48	123.24	118.30
4	8	294	TYR	CB-CG-CD2	-5.48	117.71	121.00
1	A	686	MET	N-CA-CB	-5.48	100.73	110.60
4	8	279	TYR	CB-CG-CD2	-5.48	117.71	121.00
1	G	723	ARG	NE-CZ-NH1	5.48	123.04	120.30
1	G	752	ASP	CB-CA-C	5.48	121.36	110.40
1	M	547	ASP	CB-CG-OD2	5.48	123.23	118.30
1	M	752	ASP	CB-CA-C	5.48	121.36	110.40
4	6	11	ASP	CB-CG-OD1	5.48	123.23	118.30
1	D	326	ASP	CB-CG-OD2	5.48	123.23	118.30

Continued on next page...

Continued from previous page...

Mol	Chain	Res	Type	Atoms	Z	Observed(°)	Ideal(°)
4	V	294	TYR	CB-CG-CD2	-5.48	117.71	121.00
4	7	11	ASP	CB-CG-OD1	5.48	123.23	118.30
1	J	709	LYS	C-N-CA	-5.47	110.81	122.30
4	1	356	TRP	CG-CD2-CE3	5.47	138.83	133.90
4	W	356	TRP	CG-CD2-CE3	5.47	138.83	133.90
1	M	320	ILE	CB-CA-C	-5.47	100.66	111.60
4	5	356	TRP	CG-CD2-CE3	5.47	138.82	133.90
4	Z	254	ARG	N-CA-CB	-5.47	100.75	110.60
4	2	11	ASP	CB-CG-OD1	5.47	123.22	118.30
1	D	547	ASP	CB-CG-OD2	5.47	123.22	118.30
1	J	343	PHE	CB-CG-CD2	-5.46	116.97	120.80
1	A	306	THR	CA-CB-CG2	-5.46	104.75	112.40
4	V	356	TRP	CG-CD2-CE3	5.46	138.81	133.90
4	4	11	ASP	CB-CG-OD1	5.45	123.20	118.30
4	4	79	TRP	CB-CG-CD1	-5.45	119.92	127.00
4	3	356	TRP	CG-CD2-CE3	5.45	138.80	133.90
1	A	723	ARG	NE-CZ-NH1	5.45	123.02	120.30
4	5	11	ASP	CB-CG-OD1	5.45	123.20	118.30
4	7	79	TRP	CB-CG-CD1	-5.45	119.92	127.00
4	8	11	ASP	CB-CG-OD1	5.45	123.20	118.30
4	W	294	TYR	CB-CG-CD2	-5.45	117.73	121.00
1	A	33	ASP	CB-CG-OD2	5.44	123.20	118.30
4	6	79	TRP	CB-CG-CD1	-5.44	119.92	127.00
1	D	33	ASP	CB-CG-OD2	5.44	123.20	118.30
4	X	356	TRP	CG-CD2-CE3	5.44	138.80	133.90
4	Y	279	TYR	CB-CG-CD2	-5.44	117.73	121.00
4	Y	11	ASP	CB-CG-OD1	5.44	123.20	118.30
1	P	306	THR	CA-CB-CG2	-5.44	104.79	112.40
4	9	79	TRP	CB-CG-CD1	-5.44	119.93	127.00
4	W	79	TRP	CB-CG-CD1	-5.44	119.93	127.00
1	P	384	ASP	CB-CG-OD1	-5.44	113.41	118.30
1	M	723	ARG	NE-CZ-NH1	5.43	123.02	120.30
1	A	320	ILE	CB-CA-C	-5.43	100.73	111.60
4	W	147	ARG	NE-CZ-NH2	-5.43	117.58	120.30
1	G	326	ASP	CB-CG-OD2	5.43	123.19	118.30
4	9	356	TRP	CB-CG-CD1	-5.43	119.94	127.00
1	M	306	THR	CA-CB-CG2	-5.43	104.80	112.40
4	Z	356	TRP	CB-CG-CD1	-5.42	119.95	127.00
4	2	356	TRP	CB-CG-CD1	-5.42	119.95	127.00
4	2	79	TRP	CB-CG-CD1	-5.42	119.95	127.00
4	V	11	ASP	CB-CG-OD1	5.42	123.18	118.30
1	J	306	THR	CA-CB-CG2	-5.42	104.82	112.40

Continued on next page...

Continued from previous page...

Mol	Chain	Res	Type	Atoms	Z	Observed(°)	Ideal(°)
1	J	170	ARG	NE-CZ-NH1	5.41	123.01	120.30
4	W	11	ASP	CB-CG-OD1	5.41	123.17	118.30
4	1	356	TRP	CB-CG-CD1	-5.41	119.97	127.00
1	J	384	ASP	CB-CG-OD1	-5.41	113.43	118.30
4	V	147	ARG	NE-CZ-NH2	-5.41	117.60	120.30
4	7	356	TRP	CG-CD1-NE1	-5.40	104.70	110.10
1	A	326	ASP	CB-CG-OD2	5.40	123.16	118.30
4	W	356	TRP	CB-CG-CD1	-5.40	119.98	127.00
1	P	723	ARG	NE-CZ-NH1	5.40	123.00	120.30
4	X	11	ASP	CB-CG-OD1	5.40	123.16	118.30
1	D	601	ASP	CB-CG-OD2	5.40	123.16	118.30
2	Q	136	MET	CG-SD-CE	5.40	108.84	100.20
4	4	356	TRP	CG-CD2-CE3	5.40	138.76	133.90
1	D	241	ASP	CB-CG-OD2	5.39	123.15	118.30
1	G	601	ASP	CB-CG-OD2	5.39	123.16	118.30
1	M	170	ARG	NE-CZ-NH1	5.39	123.00	120.30
4	1	79	TRP	CB-CG-CD1	-5.39	119.99	127.00
1	A	384	ASP	CB-CG-OD1	-5.39	113.45	118.30
4	X	356	TRP	CB-CG-CD1	-5.39	120.00	127.00
4	3	79	TRP	CB-CG-CD1	-5.39	120.00	127.00
4	V	356	TRP	CB-CG-CD1	-5.39	120.00	127.00
4	1	147	ARG	NE-CZ-NH2	-5.38	117.61	120.30
4	Z	79	TRP	CB-CG-CD1	-5.38	120.00	127.00
1	M	326	ASP	CB-CG-OD2	5.38	123.14	118.30
4	X	79	TRP	CB-CG-CD1	-5.38	120.00	127.00
4	X	356	TRP	CG-CD1-NE1	-5.38	104.72	110.10
4	Y	79	TRP	CB-CG-CD1	-5.38	120.01	127.00
4	Y	147	ARG	NE-CZ-NH2	-5.38	117.61	120.30
4	5	356	TRP	CB-CG-CD1	-5.38	120.01	127.00
1	A	686	MET	CG-SD-CE	-5.37	91.61	100.20
1	G	33	ASP	CB-CG-OD2	5.37	123.13	118.30
4	8	79	TRP	CB-CG-CD1	-5.37	120.02	127.00
4	7	251	GLY	CA-C-N	-5.37	105.39	117.20
1	J	218	LEU	O-C-N	5.37	131.28	122.70
2	K	136	MET	CG-SD-CE	5.37	108.79	100.20
1	P	218	LEU	O-C-N	5.37	131.28	122.70
1	P	686	MET	CG-SD-CE	-5.37	91.61	100.20
4	3	356	TRP	CB-CG-CD1	-5.37	120.02	127.00
4	V	335	ARG	NE-CZ-NH1	5.36	122.98	120.30
4	4	356	TRP	CB-CG-CD1	-5.36	120.03	127.00
4	9	356	TRP	CG-CD1-NE1	-5.36	104.74	110.10
4	5	79	TRP	CB-CG-CD1	-5.36	120.03	127.00

Continued on next page...

Continued from previous page...

Mol	Chain	Res	Type	Atoms	Z	Observed(°)	Ideal(°)
4	6	356	TRP	CB-CG-CD1	-5.36	120.03	127.00
4	4	251	GLY	CA-C-N	-5.36	105.42	117.20
4	8	356	TRP	CB-CG-CD1	-5.36	120.04	127.00
1	G	686	MET	CG-SD-CE	-5.36	91.63	100.20
2	N	136	MET	CG-SD-CE	5.36	108.77	100.20
1	P	241	ASP	CB-CG-OD2	5.36	123.12	118.30
4	W	356	TRP	CG-CD1-NE1	-5.36	104.75	110.10
4	1	251	GLY	CA-C-N	-5.35	105.42	117.20
4	2	356	TRP	CG-CD1-NE1	-5.35	104.75	110.10
4	6	356	TRP	CG-CD1-NE1	-5.35	104.75	110.10
4	9	251	GLY	CA-C-N	-5.35	105.42	117.20
4	Y	356	TRP	CB-CG-CD1	-5.35	120.04	127.00
1	M	218	LEU	O-C-N	5.35	131.26	122.70
4	4	356	TRP	CG-CD1-NE1	-5.35	104.75	110.10
4	5	251	GLY	CA-C-N	-5.35	105.42	117.20
4	8	251	GLY	CA-C-N	-5.35	105.42	117.20
4	V	79	TRP	CB-CG-CD1	-5.35	120.04	127.00
4	Z	176	MET	CG-SD-CE	5.35	108.76	100.20
4	9	147	ARG	NE-CZ-NH2	-5.35	117.63	120.30
1	J	686	MET	CG-SD-CE	-5.35	91.65	100.20
1	D	800	ARG	NH1-CZ-NH2	5.34	125.28	119.40
4	V	356	TRP	CG-CD1-NE1	-5.34	104.76	110.10
1	D	343	PHE	CB-CG-CD2	-5.34	117.06	120.80
4	6	251	GLY	CA-C-N	-5.34	105.45	117.20
1	J	241	ASP	CB-CG-OD2	5.34	123.11	118.30
1	M	686	MET	CG-SD-CE	-5.33	91.67	100.20
1	G	218	LEU	O-C-N	5.33	131.23	122.70
4	X	62	ARG	NE-CZ-NH1	5.33	122.97	120.30
4	Z	251	GLY	CA-C-N	-5.33	105.47	117.20
1	G	125	THR	CA-CB-CG2	-5.33	104.94	112.40
4	3	251	GLY	CA-C-N	-5.33	105.47	117.20
4	4	147	ARG	NE-CZ-NH2	-5.33	117.64	120.30
4	Y	335	ARG	NE-CZ-NH1	5.33	122.96	120.30
1	A	343	PHE	CB-CG-CD2	-5.33	117.07	120.80
4	3	176	MET	CG-SD-CE	5.33	108.72	100.20
4	Z	356	TRP	CG-CD1-NE1	-5.33	104.77	110.10
1	D	686	MET	CG-SD-CE	-5.32	91.68	100.20
4	2	251	GLY	CA-C-N	-5.32	105.49	117.20
4	Y	251	GLY	CA-C-N	-5.32	105.49	117.20
4	1	356	TRP	CG-CD1-NE1	-5.32	104.78	110.10
4	X	251	GLY	CA-C-N	-5.32	105.49	117.20
4	V	251	GLY	CA-C-N	-5.32	105.50	117.20

Continued on next page...

Continued from previous page...

Mol	Chain	Res	Type	Atoms	Z	Observed(°)	Ideal(°)
4	3	356	TRP	CG-CD1-NE1	-5.32	104.78	110.10
4	W	251	GLY	CA-C-N	-5.32	105.50	117.20
1	M	241	ASP	CB-CG-OD2	5.32	123.08	118.30
1	G	241	ASP	CB-CG-OD2	5.31	123.08	118.30
4	6	91	TYR	CB-CG-CD2	-5.31	117.81	121.00
4	1	176	MET	CG-SD-CE	5.31	108.70	100.20
4	Y	176	MET	CG-SD-CE	5.31	108.69	100.20
4	2	176	MET	CG-SD-CE	5.31	108.69	100.20
4	8	176	MET	CG-SD-CE	5.30	108.69	100.20
4	V	176	MET	CG-SD-CE	5.30	108.69	100.20
2	H	136	MET	CG-SD-CE	5.30	108.69	100.20
1	P	170	ARG	NE-CZ-NH1	5.30	122.95	120.30
1	A	354	LEU	CB-CG-CD2	-5.30	101.99	111.00
1	A	601	ASP	CB-CG-OD2	5.30	123.07	118.30
4	X	176	MET	CG-SD-CE	5.29	108.67	100.20
1	D	660	LEU	CB-CG-CD2	5.29	120.00	111.00
4	Y	356	TRP	CG-CD1-NE1	-5.29	104.81	110.10
1	A	660	LEU	CB-CG-CD2	5.29	120.00	111.00
4	5	356	TRP	CG-CD1-NE1	-5.29	104.81	110.10
2	E	136	MET	CG-SD-CE	5.29	108.66	100.20
1	P	800	ARG	NH1-CZ-NH2	5.29	125.22	119.40
4	9	335	ARG	NE-CZ-NH1	5.29	122.94	120.30
1	A	125	THR	CA-CB-CG2	-5.29	105.00	112.40
1	G	547	ASP	CB-CG-OD2	5.29	123.06	118.30
1	G	660	LEU	CB-CG-CD2	5.28	119.98	111.00
4	2	62	ARG	NE-CZ-NH1	5.28	122.94	120.30
4	5	176	MET	CG-SD-CE	5.28	108.65	100.20
1	A	218	LEU	O-C-N	5.28	131.14	122.70
1	J	723	ARG	NE-CZ-NH1	5.28	122.94	120.30
4	6	335	ARG	NE-CZ-NH1	5.28	122.94	120.30
4	7	176	MET	CG-SD-CE	5.28	108.64	100.20
4	W	176	MET	CG-SD-CE	5.27	108.64	100.20
4	5	337	TYR	CB-CG-CD1	-5.27	117.84	121.00
1	G	800	ARG	NH1-CZ-NH2	5.27	125.20	119.40
1	D	354	LEU	CB-CG-CD2	-5.27	102.05	111.00
4	4	176	MET	CG-SD-CE	5.27	108.63	100.20
1	D	125	THR	CA-CB-CG2	-5.26	105.03	112.40
1	J	125	THR	CA-CB-CG2	-5.26	105.03	112.40
4	X	337	TYR	CB-CG-CD1	-5.26	117.84	121.00
1	M	125	THR	CA-CB-CG2	-5.26	105.04	112.40
1	P	660	LEU	CB-CG-CD2	5.26	119.94	111.00
1	J	800	ARG	NH1-CZ-NH2	5.26	125.18	119.40

Continued on next page...

Continued from previous page...

Mol	Chain	Res	Type	Atoms	Z	Observed(°)	Ideal(°)
4	9	176	MET	CG-SD-CE	5.25	108.61	100.20
4	8	356	TRP	CG-CD1-NE1	-5.25	104.85	110.10
1	G	354	LEU	CB-CG-CD2	-5.25	102.07	111.00
4	6	176	MET	CG-SD-CE	5.25	108.60	100.20
1	P	4	ASP	CB-CG-OD1	-5.25	113.58	118.30
4	X	335	ARG	NE-CZ-NH1	5.25	122.92	120.30
1	A	800	ARG	NH1-CZ-NH2	5.25	125.17	119.40
1	G	760	PHE	CB-CG-CD1	5.25	124.47	120.80
4	7	91	TYR	CB-CG-CD2	-5.25	117.85	121.00
4	V	62	ARG	NE-CZ-NH1	5.25	122.92	120.30
1	P	601	ASP	CB-CG-OD2	5.24	123.02	118.30
4	Z	62	ARG	NE-CZ-NH1	5.24	122.92	120.30
4	V	337	TYR	CB-CG-CD1	-5.24	117.86	121.00
1	P	125	THR	CA-CB-CG2	-5.23	105.08	112.40
1	G	384	ASP	CB-CG-OD1	-5.23	113.59	118.30
1	M	354	LEU	CB-CG-CD2	-5.23	102.11	111.00
1	M	660	LEU	CB-CG-CD2	5.23	119.89	111.00
4	Z	147	ARG	NE-CZ-NH2	-5.23	117.69	120.30
1	G	343	PHE	CB-CG-CD2	-5.23	117.14	120.80
1	P	354	LEU	CB-CG-CD2	-5.23	102.12	111.00
1	D	346	ASP	N-CA-CB	-5.22	101.20	110.60
1	J	601	ASP	CB-CG-OD2	5.22	123.00	118.30
1	D	218	LEU	O-C-N	5.22	131.05	122.70
4	Z	91	TYR	CB-CG-CD2	-5.22	117.87	121.00
1	M	346	ASP	N-CA-CB	-5.22	101.21	110.60
1	P	346	ASP	N-CA-CB	-5.21	101.21	110.60
1	J	660	LEU	CB-CG-CD2	5.21	119.86	111.00
1	J	760	PHE	CB-CG-CD1	5.21	124.45	120.80
1	J	354	LEU	CB-CG-CD2	-5.21	102.15	111.00
4	X	290	ARG	CA-C-N	5.21	128.65	117.20
1	M	800	ARG	NH1-CZ-NH2	5.21	125.13	119.40
1	D	4	ASP	CB-CG-OD1	-5.20	113.62	118.30
1	J	346	ASP	N-CA-CB	-5.20	101.24	110.60
1	A	346	ASP	N-CA-CB	-5.20	101.24	110.60
1	A	760	PHE	CB-CG-CD1	5.20	124.44	120.80
4	8	337	TYR	CB-CG-CD1	-5.20	117.88	121.00
4	V	53	TYR	CB-CG-CD1	-5.20	117.88	121.00
4	5	147	ARG	NE-CZ-NH2	-5.19	117.70	120.30
1	A	547	ASP	CB-CG-OD2	5.19	122.97	118.30
4	5	335	ARG	NE-CZ-NH1	5.19	122.89	120.30
1	D	760	PHE	CB-CG-CD1	5.19	124.43	120.80
1	M	601	ASP	CB-CG-OD2	5.19	122.97	118.30

Continued on next page...

Continued from previous page...

Mol	Chain	Res	Type	Atoms	Z	Observed(°)	Ideal(°)
4	V	290	ARG	CA-C-N	5.18	128.60	117.20
1	M	4	ASP	CB-CG-OD1	-5.18	113.64	118.30
4	8	147	ARG	NE-CZ-NH2	-5.18	117.71	120.30
4	8	335	ARG	NE-CZ-NH1	5.18	122.89	120.30
4	Y	62	ARG	NE-CZ-NH1	5.18	122.89	120.30
4	2	335	ARG	NE-CZ-NH1	5.18	122.89	120.30
4	8	91	TYR	CB-CG-CD2	-5.18	117.89	121.00
1	P	760	PHE	CB-CG-CD1	5.18	124.42	120.80
4	W	337	TYR	CB-CG-CD1	-5.18	117.89	121.00
4	9	290	ARG	CA-C-N	5.17	128.58	117.20
4	V	91	TYR	CB-CG-CD2	-5.17	117.90	121.00
4	Y	337	TYR	CB-CG-CD1	-5.17	117.90	121.00
4	5	91	TYR	CB-CG-CD2	-5.17	117.90	121.00
4	4	290	ARG	CA-C-N	5.17	128.57	117.20
4	X	147	ARG	NE-CZ-NH2	-5.17	117.72	120.30
1	J	555	TYR	CB-CG-CD1	5.17	124.10	121.00
4	5	290	ARG	CA-C-N	5.16	128.56	117.20
1	P	628	GLY	O-C-N	-5.16	114.45	122.70
4	6	290	ARG	CA-C-N	5.15	128.54	117.20
4	Z	290	ARG	CA-C-N	5.15	128.54	117.20
4	W	335	ARG	NE-CZ-NH1	5.15	122.88	120.30
1	M	628	GLY	O-C-N	-5.15	114.46	122.70
4	1	290	ARG	CA-C-N	5.15	128.53	117.20
4	8	290	ARG	CA-C-N	5.15	128.53	117.20
4	9	62	ARG	NE-CZ-NH1	5.15	122.87	120.30
1	G	4	ASP	CB-CG-OD1	-5.15	113.67	118.30
4	W	290	ARG	CA-C-N	5.15	128.52	117.20
4	Z	53	TYR	CB-CG-CD1	-5.15	117.91	121.00
1	J	4	ASP	CB-CG-OD1	-5.14	113.67	118.30
4	1	53	TYR	CB-CG-CD1	-5.14	117.91	121.00
4	Y	290	ARG	CA-C-N	5.14	128.52	117.20
4	1	337	TYR	CB-CG-CD1	-5.14	117.92	121.00
4	2	290	ARG	CA-C-N	5.14	128.51	117.20
4	4	91	TYR	CB-CG-CD2	-5.14	117.91	121.00
1	A	90	ASP	CB-CG-OD1	-5.14	113.67	118.30
4	X	91	TYR	CB-CG-CD2	-5.14	117.92	121.00
4	Z	335	ARG	NE-CZ-NH1	5.14	122.87	120.30
1	G	346	ASP	N-CA-CB	-5.14	101.35	110.60
4	7	62	ARG	CA-CB-CG	5.14	124.70	113.40
4	2	337	TYR	CB-CG-CD1	-5.13	117.92	121.00
4	7	335	ARG	NE-CZ-NH1	5.13	122.87	120.30
1	G	555	TYR	CB-CG-CD1	5.13	124.08	121.00

Continued on next page...

Continued from previous page...

Mol	Chain	Res	Type	Atoms	Z	Observed(°)	Ideal(°)
1	M	160	ASP	CB-CG-OD2	-5.13	113.68	118.30
4	5	53	TYR	CB-CG-CD1	-5.13	117.92	121.00
4	2	147	ARG	NE-CZ-NH2	-5.13	117.73	120.30
4	3	53	TYR	CB-CG-CD1	-5.13	117.92	121.00
4	1	91	TYR	CB-CG-CD2	-5.12	117.92	121.00
4	7	290	ARG	CA-C-N	5.12	128.48	117.20
4	9	62	ARG	CA-CB-CG	5.12	124.67	113.40
4	Y	53	TYR	CB-CG-CD1	-5.12	117.93	121.00
4	Y	91	TYR	CB-CG-CD2	-5.12	117.93	121.00
1	P	576	GLU	CA-CB-CG	-5.12	102.14	113.40
1	D	218	LEU	CA-CB-CG	5.12	127.06	115.30
4	3	62	ARG	NE-CZ-NH1	5.12	122.86	120.30
4	3	290	ARG	CA-C-N	5.11	128.45	117.20
1	M	576	GLU	CA-CB-CG	-5.11	102.15	113.40
1	J	628	GLY	O-C-N	-5.11	114.52	122.70
4	2	53	TYR	CB-CG-CD1	-5.11	117.93	121.00
4	4	337	TYR	CB-CG-CD1	-5.11	117.93	121.00
4	4	335	ARG	NE-CZ-NH1	5.11	122.85	120.30
1	D	82	PRO	N-CA-CB	5.11	109.43	103.30
1	M	760	PHE	CB-CG-CD1	5.11	124.37	120.80
4	X	62	ARG	CA-CB-CG	5.11	124.63	113.40
1	A	576	GLU	CA-CB-CG	-5.10	102.17	113.40
4	2	62	ARG	CA-CB-CG	5.10	124.63	113.40
4	Z	337	TYR	CB-CG-CD1	-5.10	117.94	121.00
1	M	301	ASP	CB-CG-OD2	5.10	122.89	118.30
4	V	62	ARG	CA-CB-CG	5.10	124.62	113.40
1	G	576	GLU	CA-CB-CG	-5.10	102.18	113.40
4	9	86	TRP	CG-CD1-NE1	-5.10	105.00	110.10
1	D	576	GLU	CA-CB-CG	-5.10	102.18	113.40
1	J	576	GLU	CA-CB-CG	-5.10	102.18	113.40
4	1	62	ARG	CA-CB-CG	5.10	124.61	113.40
4	6	337	TYR	CB-CG-CD1	-5.10	117.94	121.00
4	W	62	ARG	CA-CB-CG	5.10	124.62	113.40
4	Y	62	ARG	CA-CB-CG	5.10	124.62	113.40
1	J	160	ASP	CB-CG-OD2	-5.10	113.71	118.30
1	A	160	ASP	CB-CG-OD2	-5.09	113.72	118.30
1	M	555	TYR	CB-CG-CD1	5.09	124.06	121.00
4	5	62	ARG	NE-CZ-NH1	5.09	122.85	120.30
4	8	53	TYR	CB-CG-CD1	-5.09	117.94	121.00
1	D	628	GLY	O-C-N	-5.09	114.55	122.70
4	1	191	LYS	CA-C-N	5.09	128.40	117.20
4	3	62	ARG	CA-CB-CG	5.09	124.60	113.40

Continued on next page...

Continued from previous page...

Mol	Chain	Res	Type	Atoms	Z	Observed(°)	Ideal(°)
4	4	62	ARG	NE-CZ-NH1	5.09	122.85	120.30
1	D	160	ASP	CB-CG-OD2	-5.09	113.72	118.30
4	5	62	ARG	CA-CB-CG	5.09	124.59	113.40
4	7	53	TYR	CB-CG-CD1	-5.09	117.95	121.00
4	8	62	ARG	CA-CB-CG	5.09	124.60	113.40
4	W	62	ARG	NE-CZ-NH1	5.09	122.84	120.30
1	A	555	TYR	CB-CG-CD1	5.09	124.05	121.00
1	G	90	ASP	CB-CG-OD1	-5.09	113.72	118.30
4	6	62	ARG	CA-CB-CG	5.09	124.59	113.40
1	G	170	ARG	NE-CZ-NH1	5.08	122.84	120.30
1	J	82	PRO	N-CA-CB	5.08	109.40	103.30
1	J	218	LEU	CA-CB-CG	5.08	126.99	115.30
4	4	62	ARG	CA-CB-CG	5.08	124.58	113.40
1	A	4	ASP	CB-CG-OD1	-5.08	113.73	118.30
1	M	82	PRO	N-CA-CB	5.08	109.40	103.30
4	3	337	TYR	CB-CG-CD1	-5.08	117.95	121.00
4	8	191	LYS	CA-C-N	5.08	128.38	117.20
1	J	301	ASP	CB-CG-OD2	5.08	122.87	118.30
4	6	147	ARG	NE-CZ-NH2	-5.08	117.76	120.30
1	M	218	LEU	CA-CB-CG	5.08	126.98	115.30
4	1	62	ARG	NE-CZ-NH1	5.08	122.84	120.30
1	A	82	PRO	N-CA-CB	5.08	109.39	103.30
1	A	628	GLY	O-C-N	-5.08	114.58	122.70
4	4	191	LYS	CA-C-N	5.08	128.37	117.20
4	6	191	LYS	CA-C-N	5.08	128.37	117.20
4	V	191	LYS	CA-C-N	5.08	128.36	117.20
4	Y	86	TRP	CG-CD1-NE1	-5.07	105.03	110.10
4	Z	62	ARG	CA-CB-CG	5.07	124.56	113.40
1	G	160	ASP	CB-CG-OD2	-5.07	113.73	118.30
1	A	218	LEU	CA-CB-CG	5.07	126.96	115.30
4	7	337	TYR	CB-CG-CD1	-5.07	117.96	121.00
4	X	191	LYS	CA-C-N	5.07	128.35	117.20
4	3	191	LYS	CA-C-N	5.07	128.35	117.20
4	7	191	LYS	CA-C-N	5.07	128.35	117.20
4	W	53	TYR	CB-CG-CD1	-5.07	117.96	121.00
1	D	621	LEU	CA-CB-CG	-5.07	103.65	115.30
1	G	621	LEU	CA-CB-CG	-5.07	103.65	115.30
1	P	160	ASP	CB-CG-OD2	-5.07	113.74	118.30
1	G	628	GLY	O-C-N	-5.07	114.59	122.70
1	M	621	LEU	CA-CB-CG	-5.07	103.65	115.30
4	5	191	LYS	CA-C-N	5.07	128.35	117.20
4	Z	191	LYS	CA-C-N	5.07	128.34	117.20

Continued on next page...

Continued from previous page...

Mol	Chain	Res	Type	Atoms	Z	Observed(°)	Ideal(°)
1	P	82	PRO	N-CA-CB	5.06	109.37	103.30
4	2	191	LYS	CA-C-N	5.06	128.32	117.20
4	Y	191	LYS	CA-C-N	5.06	128.32	117.20
1	A	621	LEU	CA-CB-CG	-5.05	103.67	115.30
1	D	90	ASP	CB-CG-OD1	-5.05	113.75	118.30
1	J	621	LEU	CA-CB-CG	-5.05	103.68	115.30
4	9	91	TYR	CB-CG-CD2	-5.05	117.97	121.00
1	D	170	ARG	NE-CZ-NH1	5.05	122.82	120.30
4	6	62	ARG	NE-CZ-NH1	5.05	122.82	120.30
4	4	86	TRP	CG-CD1-NE1	-5.05	105.05	110.10
1	J	739	ASP	N-CA-CB	5.04	119.68	110.60
4	9	191	LYS	CA-C-N	5.04	128.30	117.20
4	W	191	LYS	CA-C-N	5.04	128.30	117.20
1	P	218	LEU	CA-CB-CG	5.04	126.89	115.30
4	5	86	TRP	CG-CD1-NE1	-5.04	105.06	110.10
4	W	91	TYR	CB-CG-CD2	-5.04	117.98	121.00
4	2	86	TRP	CG-CD1-NE1	-5.04	105.06	110.10
1	P	621	LEU	CA-CB-CG	-5.03	103.72	115.30
1	P	555	TYR	CB-CG-CD1	5.03	124.02	121.00
4	6	53	TYR	CB-CG-CD1	-5.03	117.98	121.00
1	A	611	TYR	CB-CG-CD1	5.03	124.02	121.00
1	D	555	TYR	CB-CG-CD1	5.03	124.02	121.00
1	G	274	ARG	NE-CZ-NH2	-5.03	117.79	120.30
1	P	90	ASP	CB-CG-OD1	-5.03	113.78	118.30
4	8	86	TRP	CG-CD1-NE1	-5.03	105.08	110.10
1	A	235	ALA	N-CA-CB	-5.02	103.07	110.10
1	M	90	ASP	CB-CG-OD1	-5.02	113.78	118.30
4	3	86	TRP	CG-CD1-NE1	-5.02	105.08	110.10
4	X	53	TYR	CB-CG-CD1	-5.02	117.99	121.00
1	G	218	LEU	CA-CB-CG	5.01	126.83	115.30
4	1	86	TRP	CG-CD1-NE1	-5.01	105.09	110.10
4	3	335	ARG	NE-CZ-NH1	5.01	122.81	120.30
1	G	301	ASP	CB-CG-OD2	5.01	122.81	118.30
4	2	91	TYR	CB-CG-CD2	-5.01	117.99	121.00
1	M	556	ASP	CB-CG-OD2	5.01	122.81	118.30
1	J	556	ASP	CB-CG-OD2	5.01	122.81	118.30
1	P	301	ASP	CB-CG-OD2	5.01	122.81	118.30
1	P	235	ALA	N-CA-CB	-5.00	103.09	110.10
4	7	62	ARG	NE-CZ-NH1	5.00	122.80	120.30
1	A	739	ASP	CA-CB-CG	-5.00	102.40	113.40

All (7) chirality outliers are listed below:

Mol	Chain	Res	Type	Atom
1	A	648	THR	CB
1	D	648	THR	CB
1	G	75	ASP	CA
1	G	648	THR	CB
1	J	648	THR	CB
1	M	648	THR	CB
1	P	648	THR	CB

All (72) planarity outliers are listed below:

Mol	Chain	Res	Type	Group
4	1	62	ARG	Sidechain
4	2	62	ARG	Sidechain
4	3	62	ARG	Sidechain
4	4	62	ARG	Sidechain
4	5	62	ARG	Sidechain
4	6	62	ARG	Sidechain
4	7	62	ARG	Sidechain
4	8	62	ARG	Sidechain
4	9	62	ARG	Sidechain
1	A	623	PHE	Sidechain
1	A	637	LYS	Mainchain
1	A	649	VAL	Mainchain
1	A	98	HIS	Mainchain
1	D	623	PHE	Sidechain
1	D	637	LYS	Mainchain
1	D	649	VAL	Mainchain
1	D	98	HIS	Mainchain
2	E	150	TYR	Sidechain
2	E	155	TYR	Mainchain
2	E	22	THR	Mainchain
3	F	75	ALA	Mainchain
3	F	85	GLU	Mainchain
1	G	623	PHE	Sidechain
1	G	637	LYS	Mainchain
1	G	649	VAL	Mainchain
1	G	98	HIS	Mainchain
2	H	150	TYR	Sidechain
2	H	155	TYR	Mainchain
2	H	22	THR	Mainchain
3	I	75	ALA	Mainchain
3	I	85	GLU	Mainchain
1	J	623	PHE	Sidechain

Continued on next page...

Continued from previous page...

Mol	Chain	Res	Type	Group
1	J	637	LYS	Mainchain
1	J	649	VAL	Mainchain
1	J	709	LYS	Mainchain,Peptide
1	J	98	HIS	Mainchain
2	K	150	TYR	Sidechain
2	K	155	TYR	Mainchain
2	K	22	THR	Mainchain
3	L	75	ALA	Mainchain
3	L	85	GLU	Mainchain
1	M	623	PHE	Sidechain
1	M	637	LYS	Mainchain
1	M	649	VAL	Mainchain
1	M	785	GLU	Mainchain,Peptide
1	M	806	MET	Mainchain
1	M	98	HIS	Mainchain
2	N	150	TYR	Sidechain
2	N	155	TYR	Mainchain
2	N	22	THR	Mainchain
3	O	75	ALA	Mainchain
3	O	85	GLU	Mainchain
1	P	623	PHE	Sidechain
1	P	637	LYS	Mainchain
1	P	649	VAL	Mainchain
1	P	785	GLU	Mainchain,Peptide
1	P	805	ALA	Mainchain,Peptide
1	P	98	HIS	Mainchain
2	Q	150	TYR	Sidechain
2	Q	155	TYR	Mainchain
2	Q	22	THR	Mainchain
3	R	75	ALA	Mainchain
3	R	85	GLU	Mainchain
4	V	62	ARG	Sidechain
4	W	62	ARG	Sidechain
4	X	62	ARG	Sidechain
4	Y	62	ARG	Sidechain
4	Z	62	ARG	Sidechain

5.2 Too-close contacts

In the following table, the Non-H and H(model) columns list the number of non-hydrogen atoms and hydrogen atoms in the chain respectively. The H(added) column lists the number of hydrogen atoms added and optimized by MolProbity. The Clashes column lists the number of clashes within

the asymmetric unit, whereas Symm-Clashes lists symmetry-related clashes.

Mol	Chain	Non-H	H(model)	H(added)	Clashes	Symm-Clashes
1	A	6797	0	6760	1300	0
1	D	6797	0	6758	1469	0
1	G	6797	0	6764	1552	0
1	J	6797	0	6761	1442	0
1	M	6797	0	6767	1465	0
1	P	6797	0	6765	1500	0
2	E	1127	0	1086	259	0
2	H	1127	0	1088	273	0
2	K	1127	0	1088	284	0
2	N	1127	0	1089	283	0
2	Q	1127	0	1089	287	0
3	F	1123	0	1084	191	0
3	I	1123	0	1082	210	0
3	L	1123	0	1082	164	0
3	O	1123	0	1084	193	0
3	R	1123	0	1083	201	0
4	1	2906	0	2856	417	0
4	2	2906	0	2861	253	0
4	3	2906	0	2863	169	0
4	4	2906	0	2863	182	0
4	5	2906	0	2865	94	0
4	6	2906	0	2865	96	0
4	7	2906	0	2866	78	0
4	8	2906	0	2857	313	0
4	9	2906	0	2855	349	0
4	V	2906	0	2851	380	0
4	W	2906	0	2851	395	0
4	X	2906	0	2862	210	0
4	Y	2906	0	2863	189	0
4	Z	2906	0	2853	424	0
All	All	92716	0	91461	10967	0

The all-atom clashscore is defined as the number of clashes found per 1000 atoms (including hydrogen atoms). The all-atom clashscore for this structure is 60.

All (10967) close contacts within the same asymmetric unit are listed below, sorted by their clash magnitude.

Atom-1	Atom-2	Interatomic distance (Å)	Clash overlap (Å)
1:A:757:GLN:HB3	1:A:771:LEU:CD1	1.23	1.67
4:2:287:ILE:CG2	4:4:202:THR:HB	1.23	1.66

Continued on next page...

Continued from previous page...

Atom-1	Atom-2	Interatomic distance (Å)	Clash overlap (Å)
1:A:505:MLY:HB3	1:A:762:HIS:CD2	1.28	1.64
2:E:144:VAL:HG13	2:E:153:ILE:CG1	1.17	1.64
1:G:797:PHE:CE2	3:I:126:LEU:HD22	1.23	1.64
2:H:144:VAL:HG13	2:H:153:ILE:CD1	1.22	1.64
1:M:797:PHE:CZ	3:O:146:ILE:HD12	1.12	1.63
1:P:797:PHE:CZ	3:R:146:ILE:HD12	1.34	1.63
4:X:291:LYS:HE3	4:Z:243:PRO:CB	1.17	1.63
1:D:797:PHE:CD1	3:F:146:ILE:HG23	1.31	1.63
1:G:754:ASP:HA	1:G:779:ARG:CD	1.17	1.63
1:D:797:PHE:CE2	3:F:126:LEU:HD22	1.14	1.63
1:P:792:ALA:HB2	3:R:42:THR:CG2	1.15	1.62
4:2:203:THR:H	4:Z:287:ILE:CG1	1.10	1.62
2:E:144:VAL:HG13	2:E:153:ILE:CD1	1.22	1.61
1:M:797:PHE:CE2	3:O:126:LEU:HD22	1.27	1.61
1:P:797:PHE:CE2	3:R:126:LEU:HD22	1.36	1.61
1:P:725:ARG:CZ	3:R:85:GLU:HG3	1.31	1.61
1:J:797:PHE:CE1	3:L:146:ILE:HG23	1.29	1.60
2:K:144:VAL:HG13	2:K:153:ILE:CD1	1.22	1.60
1:A:508:ILE:CD1	1:A:759:ALA:CB	1.78	1.60
1:J:84:MLY:CE	1:J:724:TYR:HE2	1.15	1.60
1:J:725:ARG:HE	1:J:733:PRO:CB	1.09	1.60
1:P:797:PHE:CZ	3:R:146:ILE:CD1	1.83	1.60
1:G:93:MET:CE	1:G:764:MLY:HD3	1.18	1.60
1:M:813:ILE:HG23	2:N:128:PHE:CZ	1.32	1.59
1:J:792:ALA:HB2	3:L:42:THR:CG2	1.15	1.59
1:G:538:GLU:CA	4:V:349:LEU:CD1	1.79	1.59
1:G:757:GLN:CG	1:G:776:GLU:HG2	1.27	1.59
1:J:797:PHE:CD1	3:L:146:ILE:CG2	1.78	1.58
1:M:797:PHE:CZ	3:O:146:ILE:CD1	1.75	1.58
1:J:84:MLY:CH2	1:J:720:PHE:HA	1.30	1.58
1:J:538:GLU:CA	4:W:349:LEU:CD1	1.79	1.58
1:M:838:ILE:CD1	2:N:54:MET:HE3	1.15	1.58
4:2:202:THR:HB	4:Z:287:ILE:CG2	1.30	1.58
1:J:710:GLY:CA	1:J:772:LEU:HD22	1.17	1.58
1:M:724:TYR:CE1	1:M:775:LEU:HB3	1.09	1.58
2:K:144:VAL:HG13	2:K:153:ILE:CG1	1.17	1.58
1:P:725:ARG:HE	1:P:733:PRO:CB	1.09	1.58
2:Q:144:VAL:HG13	2:Q:153:ILE:CD1	1.22	1.58
1:D:726:VAL:HG12	1:D:785:GLU:CG	1.31	1.57
1:A:538:GLU:CA	4:8:349:LEU:CD1	1.78	1.57
2:Q:144:VAL:HG13	2:Q:153:ILE:CG1	1.17	1.57

Continued on next page...

Continued from previous page...

Atom-1	Atom-2	Interatomic distance (Å)	Clash overlap (Å)
1:G:757:GLN:HG3	1:G:776:GLU:CG	1.30	1.57
1:J:84:MLY:HH11	1:J:720:PHE:CD1	1.34	1.57
1:A:725:ARG:HE	1:A:733:PRO:CB	1.09	1.57
1:A:736:GLN:HA	1:A:743:ALA:CB	1.35	1.57
2:N:144:VAL:HG13	2:N:153:ILE:CD1	1.22	1.57
4:2:287:ILE:CG1	4:4:203:THR:N	1.67	1.57
1:D:725:ARG:HE	1:D:733:PRO:CB	1.09	1.57
1:J:798:LEU:CD1	3:L:126:LEU:HD11	1.19	1.57
1:P:206:LYS:CD	1:P:217:THR:HG23	1.28	1.57
1:P:792:ALA:CB	3:R:42:THR:HG22	1.22	1.57
1:G:725:ARG:HE	1:G:733:PRO:CB	1.09	1.56
1:G:797:PHE:CZ	3:I:146:ILE:HD12	1.35	1.56
1:P:838:ILE:HD11	2:Q:54:MET:CE	1.09	1.56
1:G:768:MLY:HH23	1:G:772:LEU:CD1	1.13	1.56
1:P:736:GLN:HA	1:P:743:ALA:CB	1.35	1.56
2:N:144:VAL:HG13	2:N:153:ILE:CG1	1.17	1.56
1:D:538:GLU:CA	4:9:349:LEU:CD1	1.78	1.56
1:P:538:GLU:CA	4:1:349:LEU:CD1	1.79	1.56
4:2:287:ILE:HG23	4:4:202:THR:CB	1.26	1.56
2:K:111:SER:HB2	2:K:148:VAL:C	1.23	1.56
1:M:725:ARG:HE	1:M:733:PRO:CB	1.09	1.56
1:P:838:ILE:CD1	2:Q:54:MET:HE3	1.10	1.56
4:1:243:PRO:CB	4:Y:291:LYS:HE3	1.33	1.55
1:A:530:MET:HG2	4:8:354:GLN:CB	1.35	1.55
1:D:641:LYS:HG3	1:D:647:GLN:CG	1.36	1.55
1:J:641:LYS:HG3	1:J:647:GLN:CG	1.37	1.55
1:J:710:GLY:HA2	1:J:772:LEU:CD2	1.27	1.55
1:M:206:LYS:CD	1:M:217:THR:HG23	1.28	1.55
1:M:538:GLU:CA	4:Z:349:LEU:CD1	1.79	1.55
1:A:206:LYS:CD	1:A:217:THR:HG23	1.28	1.55
1:J:206:LYS:CD	1:J:217:THR:HG23	1.28	1.54
1:P:641:LYS:HG3	1:P:647:GLN:CG	1.37	1.54
1:A:505:MLY:CD	1:A:762:HIS:HA	1.36	1.54
2:H:144:VAL:HG13	2:H:153:ILE:CG1	1.17	1.54
1:A:505:MLY:CB	1:A:762:HIS:HD2	1.16	1.54
1:D:791:GLN:HE22	3:F:115:GLY:CA	1.14	1.54
1:M:736:GLN:HA	1:M:743:ALA:CB	1.35	1.54
1:G:206:LYS:CD	1:G:217:THR:HG23	1.28	1.54
2:N:111:SER:HB2	2:N:148:VAL:C	1.22	1.54
1:A:757:GLN:CB	1:A:771:LEU:HD11	1.08	1.53
1:A:768:MLY:CB	1:A:771:LEU:HB2	1.38	1.53

Continued on next page...

Continued from previous page...

Atom-1	Atom-2	Interatomic distance (Å)	Clash overlap (Å)
1:D:206:LYS:CD	1:D:217:THR:HG23	1.28	1.53
1:D:818:TYR:CB	2:E:90:GLY:CA	1.78	1.53
1:G:530:MET:HG2	4:V:354:GLN:CB	1.35	1.53
1:J:736:GLN:HA	1:J:743:ALA:CB	1.35	1.53
1:M:641:LYS:HG3	1:M:647:GLN:CG	1.37	1.53
1:M:795:ARG:HG2	3:O:118:MET:CE	1.39	1.53
1:G:736:GLN:HA	1:G:743:ALA:CB	1.35	1.53
2:H:111:SER:HB2	2:H:148:VAL:C	1.23	1.53
1:A:757:GLN:CG	1:A:771:LEU:HD11	1.31	1.53
2:E:111:SER:HB2	2:E:148:VAL:C	1.23	1.53
1:G:768:MLY:CH2	1:G:772:LEU:HD13	1.14	1.53
1:P:795:ARG:HG2	3:R:118:MET:CE	1.34	1.53
1:P:819:ASN:ND2	2:Q:92:ASP:CB	1.70	1.53
2:Q:111:SER:HB2	2:Q:148:VAL:C	1.23	1.53
1:D:727:LEU:HD12	1:D:782:MLY:CE	1.39	1.52
1:G:149:GLN:CG	1:G:763:THR:HG21	1.09	1.52
1:J:206:LYS:HD3	1:J:217:THR:CG2	1.40	1.52
1:M:530:MET:HG2	4:Z:354:GLN:CB	1.36	1.52
1:J:795:ARG:CB	3:L:35:ARG:NH1	1.71	1.51
4:3:290:ARG:NH2	4:5:202:THR:CG2	1.71	1.51
1:D:727:LEU:HD12	1:D:782:MLY:CD	1.33	1.51
1:M:838:ILE:HD11	2:N:54:MET:CE	1.06	1.51
4:1:247:VAL:CG2	4:Y:324:THR:HG22	1.35	1.51
1:J:530:MET:HG2	4:W:354:GLN:CB	1.36	1.51
1:A:641:LYS:HG3	1:A:647:GLN:CG	1.37	1.51
2:N:117:LEU:HD12	2:N:147:ASN:CB	1.41	1.51
1:D:736:GLN:HA	1:D:743:ALA:CB	1.35	1.50
1:J:838:ILE:HD11	2:K:54:MET:CE	1.36	1.50
1:A:206:LYS:HD3	1:A:217:THR:CG2	1.40	1.50
1:G:754:ASP:CA	1:G:779:ARG:HD2	1.36	1.50
1:D:823:PHE:CE1	2:E:160:GLY:HA2	1.46	1.50
2:K:117:LEU:HD12	2:K:147:ASN:CG	1.29	1.50
1:D:206:LYS:HD3	1:D:217:THR:CG2	1.40	1.50
1:P:530:MET:HG2	4:1:354:GLN:CB	1.36	1.50
4:W:324:THR:CG2	4:Y:247:VAL:H	1.25	1.50
1:M:813:ILE:CG2	2:N:128:PHE:CZ	1.91	1.50
1:D:530:MET:HG2	4:9:354:GLN:CB	1.35	1.49
1:D:813:ILE:HG23	2:E:128:PHE:CZ	1.46	1.49
1:P:206:LYS:HD3	1:P:217:THR:CG2	1.40	1.49
2:H:117:LEU:HD12	2:H:147:ASN:CB	1.42	1.49
1:M:206:LYS:HD3	1:M:217:THR:CG2	1.40	1.49

Continued on next page...

Continued from previous page...

Atom-1	Atom-2	Interatomic distance (Å)	Clash overlap (Å)
4:2:203:THR:N	4:Z:287:ILE:HG12	1.22	1.49
1:G:792:ALA:HB2	3:I:42:THR:CG2	1.42	1.49
1:P:795:ARG:CG	3:R:118:MET:HE1	1.42	1.49
1:D:834:LEU:HD21	2:E:54:MET:CE	1.39	1.48
1:G:641:LYS:HG3	1:G:647:GLN:CG	1.37	1.48
2:N:117:LEU:HD12	2:N:147:ASN:CG	1.30	1.48
1:P:508:ILE:HD11	1:P:766:PHE:CD1	1.48	1.48
1:A:149:GLN:HB2	1:A:718:ALA:CB	1.40	1.48
2:Q:117:LEU:HD12	2:Q:147:ASN:CB	1.41	1.48
1:D:641:LYS:CG	1:D:647:GLN:NE2	1.77	1.48
1:P:641:LYS:CG	1:P:647:GLN:NE2	1.77	1.48
4:2:287:ILE:HG12	4:4:202:THR:C	1.29	1.48
1:M:793:ARG:NH1	3:O:40:ASN:HD22	1.03	1.48
1:A:641:LYS:CG	1:A:647:GLN:NE2	1.76	1.47
2:E:117:LEU:HD12	2:E:147:ASN:CG	1.29	1.47
1:G:797:PHE:CZ	3:I:146:ILE:CD1	1.97	1.47
1:G:838:ILE:CD1	2:H:54:MET:HE3	1.43	1.47
1:A:508:ILE:HD11	1:A:759:ALA:CB	1.31	1.47
2:E:117:LEU:HD12	2:E:147:ASN:CB	1.41	1.47
1:G:206:LYS:HD3	1:G:217:THR:CG2	1.40	1.47
1:D:727:LEU:HB2	1:D:782:MLY:CH1	1.01	1.47
2:K:117:LEU:HD12	2:K:147:ASN:CB	1.41	1.47
2:Q:117:LEU:HD12	2:Q:147:ASN:CG	1.30	1.46
4:X:324:THR:HG22	4:Z:247:VAL:CG2	1.42	1.46
1:G:538:GLU:C	4:V:349:LEU:CD1	1.84	1.46
1:J:641:LYS:CG	1:J:647:GLN:NE2	1.77	1.46
1:G:556:ASP:CG	4:X:47:MET:CE	1.76	1.46
1:J:819:ASN:ND2	2:K:92:ASP:HB2	1.16	1.46
1:G:641:LYS:CG	1:G:647:GLN:NE2	1.77	1.46
1:J:836:PHE:CE1	2:K:159:HIS:HA	1.49	1.46
1:D:538:GLU:C	4:9:349:LEU:CD1	1.84	1.45
1:D:769:ALA:HA	1:D:771:LEU:CA	1.36	1.45
1:J:798:LEU:HD11	3:L:126:LEU:CD1	1.00	1.45
1:M:641:LYS:CG	1:M:647:GLN:NE2	1.77	1.45
1:G:641:LYS:CD	1:G:647:GLN:CD	1.85	1.45
1:G:818:TYR:CZ	2:H:127:ARG:NH2	1.74	1.45
1:M:641:LYS:CD	1:M:647:GLN:CD	1.85	1.45
1:A:641:LYS:CD	1:A:647:GLN:CD	1.85	1.45
1:M:783:LEU:HG	1:M:786:ILE:CD1	1.47	1.45
1:G:838:ILE:HD11	2:H:54:MET:CE	1.45	1.44
1:A:768:MLY:HB3	1:A:771:LEU:CB	1.46	1.44

Continued on next page...

Continued from previous page...

Atom-1	Atom-2	Interatomic distance (Å)	Clash overlap (Å)
1:G:97:LEU:CD2	1:G:712:PRO:HB3	1.41	1.44
1:P:538:GLU:C	4:1:349:LEU:CD1	1.84	1.44
1:P:791:GLN:NE2	3:R:115:GLY:HA3	1.20	1.44
1:J:641:LYS:CD	1:J:647:GLN:CD	1.85	1.44
1:P:546:THR:CG2	4:3:46:GLY:O	1.66	1.44
1:P:641:LYS:CD	1:P:647:GLN:CD	1.85	1.44
1:J:538:GLU:C	4:W:349:LEU:CD1	1.84	1.43
4:2:202:THR:CB	4:Z:287:ILE:HG23	1.45	1.43
1:G:792:ALA:HB2	3:I:42:THR:CA	1.49	1.43
1:D:769:ALA:CA	1:D:771:LEU:HA	1.43	1.43
1:D:791:GLN:NE2	3:F:115:GLY:HA3	1.27	1.43
4:X:286:ASP:OD1	4:Z:202:THR:CB	1.64	1.43
1:A:721:LYS:HG3	1:A:736:GLN:CG	1.15	1.43
1:D:641:LYS:CD	1:D:647:GLN:CD	1.85	1.43
1:A:505:MLY:HD3	1:A:762:HIS:CA	1.49	1.42
1:G:567:LYS:NZ	4:X:92:ASN:HD22	1.17	1.42
1:G:730:SER:OG	3:I:113:THR:CG2	1.64	1.42
2:H:117:LEU:HD12	2:H:147:ASN:CG	1.30	1.42
1:M:733:PRO:O	1:M:737:PHE:CD1	1.73	1.42
1:D:727:LEU:CB	1:D:782:MLY:HH13	1.45	1.42
1:P:795:ARG:NH2	3:R:116:GLU:CG	1.81	1.42
1:A:538:GLU:C	4:8:349:LEU:CD1	1.84	1.41
1:J:84:MLY:HH21	1:J:720:PHE:CA	1.50	1.41
1:A:733:PRO:O	1:A:737:PHE:CD1	1.73	1.41
1:D:736:GLN:N	1:D:743:ALA:HB1	1.35	1.41
1:J:505:MLY:HD2	1:J:762:HIS:CE1	1.53	1.41
1:M:538:GLU:C	4:Z:349:LEU:CD1	1.84	1.41
4:2:287:ILE:HG12	4:4:202:THR:CA	1.51	1.41
1:G:791:GLN:NE2	3:I:115:GLY:HA3	1.32	1.41
1:M:95:THR:HG1	1:M:770:GLY:N	1.01	1.41
1:G:149:GLN:CG	1:G:763:THR:CG2	1.93	1.41
1:M:202:SER:HA	1:M:207:LYS:CE	1.51	1.41
1:P:725:ARG:NH2	3:R:85:GLU:HG3	1.08	1.41
1:P:546:THR:OG1	4:3:46:GLY:CA	1.64	1.40
1:P:791:GLN:HE22	3:R:115:GLY:CA	1.34	1.40
1:G:530:MET:CG	4:V:354:GLN:HB2	1.51	1.40
1:P:830:PRO:HB3	2:Q:67:MET:CE	1.48	1.40
1:G:218:LEU:CB	1:G:221:GLN:HG3	1.52	1.40
1:G:792:ALA:CB	3:I:42:THR:HG22	1.51	1.40
1:M:721:LYS:HG3	1:M:736:GLN:CG	1.15	1.40
1:M:813:ILE:CG2	2:N:128:PHE:CE1	2.03	1.40

Continued on next page...

Continued from previous page...

Atom-1	Atom-2	Interatomic distance (Å)	Clash overlap (Å)
1:A:537:GLU:O	4:8:349:LEU:CD1	1.70	1.40
1:G:736:GLN:CA	1:G:743:ALA:CB	2.00	1.40
4:4:288:ASP:CG	4:6:203:THR:CG2	1.90	1.40
1:A:501:GLU:HG2	1:A:762:HIS:ND1	1.11	1.40
1:D:202:SER:HA	1:D:207:LYS:CE	1.51	1.40
1:D:736:GLN:CA	1:D:743:ALA:CB	2.00	1.40
2:E:144:VAL:CG1	2:E:153:ILE:CD1	1.99	1.40
1:P:736:GLN:N	1:P:743:ALA:HB1	1.35	1.40
1:P:783:LEU:HG	1:P:786:ILE:CD1	1.49	1.40
1:A:218:LEU:CB	1:A:221:GLN:HG3	1.52	1.39
1:D:530:MET:CG	4:9:354:GLN:HB2	1.50	1.39
1:D:822:SER:OG	2:E:88:LEU:CD2	1.71	1.39
1:P:733:PRO:O	1:P:737:PHE:CD1	1.74	1.39
1:G:202:SER:HA	1:G:207:LYS:CE	1.51	1.39
1:G:817:GLN:CD	2:H:127:ARG:HD2	1.38	1.39
1:M:218:LEU:CB	1:M:221:GLN:HG3	1.52	1.39
1:M:795:ARG:NE	3:O:116:GLU:HB3	1.14	1.39
1:P:218:LEU:CB	1:P:221:GLN:HG3	1.52	1.39
1:P:721:LYS:HG3	1:P:736:GLN:CG	1.15	1.39
1:A:530:MET:CG	4:8:354:GLN:HB2	1.50	1.39
2:H:144:VAL:CG1	2:H:153:ILE:CD1	1.99	1.39
2:K:144:VAL:CG1	2:K:153:ILE:CD1	1.99	1.39
1:P:537:GLU:O	4:1:349:LEU:CD1	1.70	1.39
1:A:508:ILE:CD1	1:A:759:ALA:HB1	0.92	1.39
1:A:736:GLN:CA	1:A:743:ALA:HB1	1.53	1.39
1:G:792:ALA:HB2	3:I:42:THR:CB	1.50	1.39
1:J:537:GLU:O	4:W:349:LEU:CD1	1.70	1.39
1:P:530:MET:CG	4:1:354:GLN:HB2	1.51	1.39
1:D:733:PRO:O	1:D:737:PHE:CD1	1.74	1.39
1:D:795:ARG:HG2	3:F:118:MET:CE	1.50	1.39
1:G:796:GLY:HA2	3:I:35:ARG:CD	1.52	1.39
1:G:797:PHE:CE2	3:I:126:LEU:CD2	2.03	1.39
1:J:792:ALA:CB	3:L:42:THR:HG22	1.52	1.39
1:D:537:GLU:O	4:9:349:LEU:CD1	1.70	1.38
1:G:733:PRO:O	1:G:737:PHE:CD1	1.74	1.38
1:J:202:SER:HA	1:J:207:LYS:CE	1.51	1.38
1:J:733:PRO:O	1:J:737:PHE:CD1	1.73	1.38
1:D:818:TYR:HB2	2:E:90:GLY:CA	1.37	1.38
1:J:736:GLN:CA	1:J:743:ALA:CB	2.00	1.38
1:D:724:TYR:CA	1:D:782:MLY:HD2	1.53	1.38
1:D:736:GLN:CA	1:D:743:ALA:HB1	1.53	1.38

Continued on next page...

Continued from previous page...

Atom-1	Atom-2	Interatomic distance (Å)	Clash overlap (Å)
1:D:797:PHE:HE2	3:F:126:LEU:CD2	1.37	1.38
1:M:724:TYR:CE1	1:M:775:LEU:CB	2.05	1.38
1:P:736:GLN:CA	1:P:743:ALA:HB1	1.53	1.38
1:J:795:ARG:HB3	3:L:35:ARG:NH1	1.10	1.38
1:M:530:MET:CG	4:Z:354:GLN:HB2	1.51	1.38
2:N:144:VAL:CG1	2:N:153:ILE:HG12	1.54	1.38
1:P:834:LEU:HD12	2:Q:51:PHE:CE1	1.56	1.38
1:G:721:LYS:HG3	1:G:736:GLN:CG	1.15	1.38
1:A:736:GLN:CA	1:A:743:ALA:CB	2.00	1.37
1:J:534:SER:O	4:W:351:THR:CG2	1.64	1.38
1:M:736:GLN:CA	1:M:743:ALA:CB	2.00	1.38
1:M:795:ARG:HE	3:O:116:GLU:CB	1.36	1.37
1:P:202:SER:HA	1:P:207:LYS:CE	1.51	1.38
1:A:149:GLN:CB	1:A:718:ALA:HB3	1.53	1.37
1:D:218:LEU:CB	1:D:221:GLN:HG3	1.52	1.37
1:J:218:LEU:CB	1:J:221:GLN:HG3	1.52	1.37
1:J:721:LYS:HG3	1:J:736:GLN:CG	1.15	1.37
1:P:534:SER:O	4:1:351:THR:CG2	1.64	1.37
1:P:736:GLN:CA	1:P:743:ALA:CB	2.00	1.37
4:X:291:LYS:CE	4:Z:243:PRO:HB2	1.52	1.37
1:M:537:GLU:O	4:Z:349:LEU:CD1	1.70	1.37
1:M:795:ARG:CD	3:O:43:ASN:OD1	1.70	1.37
1:M:797:PHE:CE1	3:O:146:ILE:HD12	1.59	1.37
2:Q:117:LEU:HB2	2:Q:147:ASN:ND2	1.39	1.37
4:3:290:ARG:CZ	4:5:202:THR:HG21	1.52	1.37
1:D:641:LYS:HG3	1:D:647:GLN:CD	1.45	1.37
1:J:530:MET:CG	4:W:354:GLN:HB2	1.51	1.37
1:J:721:LYS:CG	1:J:736:GLN:CG	1.97	1.37
1:J:797:PHE:CD1	3:L:146:ILE:HG23	0.85	1.37
2:Q:144:VAL:CG1	2:Q:153:ILE:HG12	1.54	1.37
1:A:202:SER:HA	1:A:207:LYS:CE	1.51	1.37
1:D:795:ARG:NH2	3:F:116:GLU:CD	1.76	1.37
1:G:642:LYS:HG3	4:V:23:GLY:N	1.39	1.37
1:G:736:GLN:N	1:G:743:ALA:HB1	1.34	1.37
2:H:144:VAL:CG1	2:H:153:ILE:HG12	1.54	1.37
1:M:830:PRO:HB3	2:N:67:MET:CE	1.55	1.37
2:N:144:VAL:CG1	2:N:153:ILE:CD1	1.99	1.37
2:Q:144:VAL:CG1	2:Q:153:ILE:CD1	1.99	1.37
1:A:641:LYS:CG	1:A:647:GLN:CD	1.93	1.36
1:A:642:LYS:HG3	4:8:23:GLY:N	1.40	1.36
1:A:721:LYS:CG	1:A:736:GLN:CG	1.97	1.36

Continued on next page...

Continued from previous page...

Atom-1	Atom-2	Interatomic distance (Å)	Clash overlap (Å)
1:G:537:GLU:O	4:V:349:LEU:CD1	1.71	1.36
1:D:649:VAL:O	1:D:649:VAL:CG1	1.74	1.36
1:D:797:PHE:CE2	3:F:126:LEU:CD2	2.09	1.36
1:G:641:LYS:CG	1:G:647:GLN:CD	1.93	1.36
2:H:144:VAL:CG1	2:H:153:ILE:CG1	2.03	1.36
1:M:641:LYS:CG	1:M:647:GLN:CD	1.93	1.36
4:1:287:ILE:HB	4:3:203:THR:CG2	1.54	1.36
1:D:747:LEU:CD1	1:D:782:MLY:HH21	1.52	1.36
2:E:144:VAL:CG1	2:E:153:ILE:CG1	2.03	1.36
2:K:117:LEU:HB2	2:K:147:ASN:ND2	1.39	1.36
1:P:641:LYS:CG	1:P:647:GLN:CD	1.93	1.36
1:A:641:LYS:HG3	1:A:647:GLN:CD	1.45	1.36
1:D:534:SER:O	4:9:351:THR:CG2	1.64	1.36
2:E:144:VAL:CG1	2:E:153:ILE:HG12	1.54	1.36
1:G:149:GLN:CD	1:G:763:THR:HG21	1.22	1.36
1:G:553:MLY:CH1	4:X:45:VAL:HG11	1.55	1.36
1:G:736:GLN:CA	1:G:743:ALA:HB1	1.53	1.36
1:G:819:ASN:CA	2:H:90:GLY:O	1.69	1.36
1:J:736:GLN:N	1:J:743:ALA:HB1	1.35	1.36
1:M:795:ARG:NH2	3:O:116:GLU:HG2	1.38	1.36
1:J:642:LYS:HG3	4:W:23:GLY:N	1.40	1.36
1:M:829:TRP:CZ3	2:N:84:PHE:CE1	2.13	1.36
1:D:538:GLU:CA	4:9:349:LEU:HD12	0.87	1.35
1:P:538:GLU:CA	4:1:349:LEU:HD12	0.88	1.35
2:Q:144:VAL:CG1	2:Q:153:ILE:CG1	2.03	1.35
4:4:288:ASP:OD2	4:6:203:THR:CG2	1.72	1.35
1:J:538:GLU:CA	4:W:349:LEU:HD12	0.88	1.35
1:M:831:TRP:CH2	2:N:47:LEU:HD21	1.61	1.35
1:P:783:LEU:CG	1:P:786:ILE:HD11	1.55	1.35
2:E:117:LEU:CD1	2:E:147:ASN:OD1	1.74	1.35
1:M:641:LYS:HG3	1:M:647:GLN:CD	1.46	1.35
1:M:736:GLN:N	1:M:743:ALA:HB1	1.35	1.35
1:P:721:LYS:CG	1:P:736:GLN:CG	1.97	1.35
1:A:534:SER:O	4:8:351:THR:CG2	1.64	1.35
1:D:642:LYS:HG3	4:9:23:GLY:N	1.40	1.35
4:2:287:ILE:CG2	4:4:202:THR:CB	1.87	1.35
1:G:792:ALA:CB	3:I:42:THR:CG2	2.05	1.34
2:H:117:LEU:CD1	2:H:147:ASN:OD1	1.74	1.34
2:K:117:LEU:CD1	2:K:147:ASN:OD1	1.74	1.34
1:M:642:LYS:HG3	4:Z:23:GLY:N	1.40	1.34
1:A:501:GLU:CG	1:A:762:HIS:ND1	1.87	1.34

Continued on next page...

Continued from previous page...

Atom-1	Atom-2	Interatomic distance (Å)	Clash overlap (Å)
1:A:530:MET:HA	4:8:354:GLN:CG	1.56	1.34
1:G:538:GLU:CA	4:V:349:LEU:HD12	0.88	1.34
1:J:557:GLU:CA	4:Y:47:MET:HA	1.08	1.34
1:J:641:LYS:CG	1:J:647:GLN:CD	1.93	1.34
1:J:798:LEU:CD1	3:L:126:LEU:CD1	1.81	1.34
1:A:736:GLN:N	1:A:743:ALA:HB1	1.35	1.34
1:D:641:LYS:CG	1:D:647:GLN:CD	1.93	1.34
2:H:117:LEU:HB2	2:H:147:ASN:ND2	1.40	1.34
4:4:288:ASP:CG	4:6:203:THR:HG23	1.47	1.34
1:A:538:GLU:CA	4:8:349:LEU:HD12	0.87	1.34
1:G:534:SER:O	4:V:351:THR:CG2	1.64	1.34
1:M:538:GLU:CA	4:Z:349:LEU:HD12	0.88	1.34
1:A:649:VAL:O	1:A:649:VAL:CG1	1.74	1.34
1:D:791:GLN:CD	3:F:116:GLU:H	1.30	1.34
1:J:641:LYS:HG3	1:J:647:GLN:CD	1.46	1.34
1:J:649:VAL:O	1:J:649:VAL:CG1	1.74	1.34
1:J:736:GLN:CA	1:J:743:ALA:HB1	1.53	1.34
1:J:817:GLN:CG	2:K:127:ARG:HD2	1.56	1.34
1:M:838:ILE:CD1	2:N:54:MET:CE	1.78	1.34
4:1:287:ILE:CB	4:3:203:THR:HG22	1.56	1.34
4:1:290:ARG:HH21	4:3:202:THR:CG2	1.41	1.34
1:M:795:ARG:CA	3:O:118:MET:HE1	1.57	1.33
1:P:649:VAL:CG1	1:P:649:VAL:O	1.74	1.33
1:D:721:LYS:HG3	1:D:736:GLN:CG	1.15	1.33
1:G:629:GLU:HA	1:G:643:GLY:O	1.17	1.33
1:M:530:MET:HA	4:Z:354:GLN:CG	1.56	1.33
2:Q:117:LEU:CD1	2:Q:147:ASN:OD1	1.74	1.33
1:A:635:GLY:CA	4:8:334:GLU:HG2	1.59	1.33
1:M:635:GLY:CA	4:Z:334:GLU:HG2	1.59	1.33
1:A:629:GLU:HA	1:A:643:GLY:O	1.17	1.33
2:E:117:LEU:HB2	2:E:147:ASN:ND2	1.39	1.33
1:G:649:VAL:O	1:G:649:VAL:CG1	1.74	1.33
1:P:642:LYS:HG3	4:1:23:GLY:N	1.40	1.33
1:P:804:ARG:HG2	1:P:808:GLU:CG	1.58	1.33
1:D:818:TYR:CB	2:E:90:GLY:HA3	0.86	1.33
1:J:530:MET:HA	4:W:354:GLN:CG	1.56	1.33
2:K:114:LYS:CA	2:K:146:GLY:O	1.76	1.33
1:M:649:VAL:O	1:M:649:VAL:CG1	1.74	1.33
1:M:805:ALA:C	1:M:806:MET:N	1.80	1.33
1:M:834:LEU:HD12	2:N:51:PHE:CE1	1.62	1.33
2:N:117:LEU:CD1	2:N:147:ASN:OD1	1.74	1.33

Continued on next page...

Continued from previous page...

Atom-1	Atom-2	Interatomic distance (Å)	Clash overlap (Å)
1:D:795:ARG:CD	3:F:43:ASN:OD1	1.76	1.32
1:G:635:GLY:CA	4:V:334:GLU:HG2	1.59	1.32
1:J:629:GLU:HA	1:J:643:GLY:O	1.17	1.32
1:M:735:GLY:O	1:M:743:ALA:HB2	1.29	1.32
1:P:795:ARG:NE	3:R:116:GLU:HB3	1.43	1.32
1:A:725:ARG:NE	1:A:733:PRO:HB3	1.00	1.32
1:D:629:GLU:HA	1:D:643:GLY:O	1.17	1.32
1:G:754:ASP:OD2	1:G:779:ARG:CB	1.74	1.32
1:J:826:VAL:HG21	2:K:88:LEU:CD2	1.59	1.32
1:M:795:ARG:NH2	3:O:116:GLU:CG	1.92	1.32
1:P:721:LYS:CG	1:P:736:GLN:CD	1.98	1.32
1:P:820:VAL:HG11	2:Q:136:MET:CE	1.57	1.32
1:A:757:GLN:HB3	1:A:771:LEU:CG	1.59	1.32
2:E:114:LYS:CA	2:E:146:GLY:O	1.76	1.32
2:K:144:VAL:CG1	2:K:153:ILE:HG12	1.54	1.32
4:1:202:THR:CB	4:Y:286:ASP:OD1	1.75	1.32
4:2:287:ILE:HG12	4:4:203:THR:N	1.25	1.32
1:A:757:GLN:OE1	1:A:771:LEU:HD12	1.24	1.32
1:D:530:MET:HA	4:9:354:GLN:CG	1.56	1.32
1:J:506:GLU:OE2	1:J:761:GLY:HA2	1.20	1.32
1:J:819:ASN:CA	2:K:90:GLY:O	1.76	1.32
1:G:530:MET:HA	4:V:354:GLN:CG	1.57	1.32
1:M:534:SER:O	4:Z:351:THR:CG2	1.64	1.32
1:P:530:MET:HA	4:1:354:GLN:CG	1.56	1.32
2:Q:114:LYS:CA	2:Q:146:GLY:O	1.76	1.32
1:A:502:GLU:CA	1:A:761:GLY:HA3	1.58	1.31
1:A:721:LYS:CG	1:A:736:GLN:CD	1.98	1.31
1:D:724:TYR:HA	1:D:782:MLY:CD	1.47	1.31
1:G:813:ILE:HG23	2:H:128:PHE:CZ	1.64	1.31
1:G:818:TYR:OH	2:H:127:ARG:NH2	1.61	1.31
4:2:203:THR:H	4:Z:287:ILE:CB	1.42	1.31
1:G:641:LYS:HG3	1:G:647:GLN:CD	1.45	1.31
2:H:114:LYS:CA	2:H:146:GLY:O	1.76	1.31
1:J:635:GLY:CA	4:W:334:GLU:HG2	1.59	1.31
1:M:736:GLN:CA	1:M:743:ALA:HB1	1.53	1.31
2:N:117:LEU:HB2	2:N:147:ASN:ND2	1.40	1.31
1:P:635:GLY:CA	4:1:334:GLU:HG2	1.59	1.31
1:D:795:ARG:CZ	3:F:116:GLU:OE2	1.77	1.31
2:K:121:LEU:O	2:K:128:PHE:CB	1.79	1.31
1:D:635:GLY:CA	4:9:334:GLU:HG2	1.59	1.31
1:M:721:LYS:CG	1:M:736:GLN:CD	1.98	1.31

Continued on next page...

Continued from previous page...

Atom-1	Atom-2	Interatomic distance (Å)	Clash overlap (Å)
1:D:721:LYS:CG	1:D:736:GLN:CD	1.98	1.31
1:D:725:ARG:NE	1:D:733:PRO:HB3	1.00	1.30
1:J:795:ARG:NH2	3:L:116:GLU:OE1	1.62	1.30
2:N:114:LYS:CA	2:N:146:GLY:O	1.76	1.30
1:P:829:TRP:HZ2	2:Q:83:MET:CE	1.43	1.30
1:A:599:ASN:HA	1:A:649:VAL:CB	1.61	1.30
1:G:721:LYS:HG2	1:G:736:GLN:OE1	1.29	1.30
1:G:599:ASN:HA	1:G:649:VAL:CB	1.60	1.30
2:H:121:LEU:O	2:H:128:PHE:CB	1.79	1.30
1:P:599:ASN:HA	1:P:649:VAL:CB	1.60	1.30
4:1:247:VAL:HG22	4:Y:324:THR:CG2	1.59	1.30
4:2:287:ILE:CB	4:4:202:THR:HB	1.60	1.30
1:M:599:ASN:HA	1:M:649:VAL:CB	1.60	1.30
1:M:797:PHE:CE2	3:O:126:LEU:CD2	2.12	1.30
1:D:721:LYS:CG	1:D:736:GLN:CG	1.97	1.30
2:E:121:LEU:O	2:E:128:PHE:CB	1.79	1.30
1:G:725:ARG:NE	1:G:733:PRO:HB3	1.00	1.30
1:J:725:ARG:NE	1:J:733:PRO:HB3	1.00	1.30
1:M:629:GLU:HA	1:M:643:GLY:O	1.17	1.30
1:M:804:ARG:O	1:M:808:GLU:N	1.60	1.30
1:P:725:ARG:NE	1:P:733:PRO:HB3	1.00	1.30
1:J:735:GLY:O	1:J:743:ALA:HB2	1.29	1.29
1:M:821:ARG:NH2	2:N:127:ARG:HG2	1.46	1.29
1:D:831:TRP:NE1	2:E:51:PHE:CZ	2.00	1.29
1:G:215:GLN:N	1:G:340:ILE:HG12	1.20	1.29
1:M:725:ARG:NE	1:M:733:PRO:HB3	1.00	1.29
1:P:641:LYS:HG3	1:P:647:GLN:CD	1.46	1.29
1:A:215:GLN:N	1:A:340:ILE:HG12	1.20	1.29
1:D:599:ASN:HA	1:D:649:VAL:CB	1.61	1.29
1:D:735:GLY:O	1:D:743:ALA:HB2	1.29	1.29
1:J:721:LYS:CG	1:J:736:GLN:CD	1.98	1.29
1:M:721:LYS:HG2	1:M:736:GLN:OE1	1.29	1.29
1:P:831:TRP:CH2	2:Q:47:LEU:HD21	1.66	1.29
1:M:95:THR:O	1:M:770:GLY:N	1.66	1.29
2:Q:121:LEU:O	2:Q:128:PHE:CB	1.79	1.29
1:A:95:THR:OG1	1:A:769:ALA:HA	1.22	1.29
1:G:149:GLN:CD	1:G:763:THR:CG2	1.76	1.29
1:J:735:GLY:C	1:J:743:ALA:CB	2.01	1.29
1:J:819:ASN:CG	2:K:92:ASP:HB2	1.07	1.29
1:G:721:LYS:CG	1:G:736:GLN:CD	1.98	1.28
1:G:735:GLY:C	1:G:743:ALA:CB	2.01	1.28

Continued on next page...

Continued from previous page...

Atom-1	Atom-2	Interatomic distance (Å)	Clash overlap (Å)
1:J:537:GLU:C	4:W:349:LEU:HD13	1.52	1.28
1:J:599:ASN:HA	1:J:649:VAL:CB	1.60	1.28
1:P:829:TRP:CZ3	2:Q:84:PHE:CE1	2.20	1.28
1:A:735:GLY:C	1:A:743:ALA:CB	2.01	1.28
1:D:537:GLU:C	4:9:349:LEU:HD13	1.52	1.28
1:G:538:GLU:O	4:V:349:LEU:CD1	1.78	1.28
2:N:121:LEU:O	2:N:128:PHE:CB	1.79	1.28
4:W:325:MET:SD	4:Y:244:ASP:HB2	1.72	1.28
4:X:291:LYS:CE	4:Z:243:PRO:CB	2.06	1.28
1:A:93:MET:CE	1:A:715:VAL:HA	1.62	1.28
1:D:823:PHE:CE1	2:E:160:GLY:CA	2.14	1.28
1:G:97:LEU:CD2	1:G:712:PRO:CB	2.11	1.28
1:M:534:SER:O	4:Z:351:THR:CA	1.82	1.28
1:M:537:GLU:C	4:Z:349:LEU:HD13	1.52	1.28
1:M:735:GLY:C	1:M:743:ALA:CB	2.01	1.28
1:P:735:GLY:C	1:P:743:ALA:CB	2.01	1.28
4:W:324:THR:HG21	4:Y:247:VAL:N	0.98	1.28
1:D:735:GLY:C	1:D:743:ALA:CB	2.01	1.28
1:P:537:GLU:C	4:1:349:LEU:HD13	1.52	1.28
1:P:725:ARG:HH11	3:R:89:GLU:CD	1.35	1.28
4:X:291:LYS:HD2	4:Z:244:ASP:N	1.48	1.28
1:A:537:GLU:C	4:8:349:LEU:HD13	1.52	1.27
1:J:538:GLU:O	4:W:349:LEU:CD1	1.78	1.27
1:J:819:ASN:CG	2:K:92:ASP:CB	1.90	1.27
1:A:721:LYS:CG	1:A:736:GLN:OE1	1.82	1.27
1:G:797:PHE:CZ	3:I:126:LEU:HD22	1.69	1.27
1:J:829:TRP:CZ3	2:K:84:PHE:CE1	2.22	1.27
1:J:829:TRP:CZ3	2:K:84:PHE:CZ	2.20	1.27
1:M:538:GLU:O	4:Z:349:LEU:CD1	1.78	1.27
1:P:506:GLU:O	1:P:762:HIS:N	1.65	1.27
1:P:629:GLU:HA	1:P:643:GLY:O	1.17	1.27
1:D:726:VAL:CG1	1:D:785:GLU:HB3	1.64	1.27
1:G:721:LYS:CG	1:G:736:GLN:CG	1.97	1.27
1:P:817:GLN:OE1	2:Q:127:ARG:HD2	1.26	1.27
4:1:166:TYR:CE2	4:3:64:ILE:HG21	1.68	1.27
1:A:534:SER:O	4:8:351:THR:CA	1.81	1.27
1:A:538:GLU:C	4:8:349:LEU:HD12	1.48	1.27
1:J:94:MET:O	1:J:713:SER:HB3	1.11	1.27
1:J:795:ARG:NH2	3:L:116:GLU:CD	1.84	1.27
2:N:144:VAL:CG1	2:N:153:ILE:CG1	2.03	1.27
1:P:735:GLY:O	1:P:743:ALA:HB2	1.29	1.27

Continued on next page...

Continued from previous page...

Atom-1	Atom-2	Interatomic distance (Å)	Clash overlap (Å)
4:1:243:PRO:HB2	4:Y:291:LYS:CE	1.64	1.27
1:A:149:GLN:NE2	1:A:718:ALA:CB	1.97	1.27
1:A:506:GLU:HB2	1:A:760:PHE:O	1.11	1.27
1:D:791:GLN:HE22	3:F:115:GLY:C	1.34	1.27
1:D:795:ARG:NH2	3:F:116:GLU:CG	1.97	1.27
2:K:144:VAL:CG1	2:K:153:ILE:CG1	2.03	1.27
1:A:149:GLN:OE1	1:A:716:LEU:HD23	1.11	1.26
1:G:552:ASN:O	4:X:47:MET:SD	1.91	1.26
1:J:721:LYS:CG	1:J:736:GLN:OE1	1.83	1.26
1:P:723:ARG:CZ	1:P:779:ARG:NH1	1.98	1.26
1:A:757:GLN:CB	1:A:771:LEU:CD1	1.88	1.26
1:D:538:GLU:C	4:9:349:LEU:HD12	1.48	1.26
1:D:791:GLN:NE2	3:F:116:GLU:N	1.80	1.26
1:D:797:PHE:CE1	3:F:146:ILE:HA	1.68	1.26
1:G:537:GLU:C	4:V:349:LEU:HD13	1.53	1.26
1:J:733:PRO:O	1:J:737:PHE:HD1	0.93	1.26
4:1:243:PRO:CB	4:Y:291:LYS:CE	2.14	1.26
1:D:506:GLU:OE2	1:D:764:MLY:HH22	1.15	1.26
1:J:534:SER:O	4:W:351:THR:CA	1.82	1.26
1:J:795:ARG:HB3	3:L:35:ARG:CZ	1.66	1.26
1:P:546:THR:OG1	4:3:46:GLY:C	1.70	1.26
1:P:733:PRO:O	1:P:737:PHE:HD1	0.93	1.26
1:D:534:SER:O	4:9:351:THR:CA	1.82	1.26
1:J:756:THR:HG21	1:J:776:GLU:O	1.32	1.26
1:M:793:ARG:NH1	3:O:40:ASN:ND2	1.80	1.26
1:P:725:ARG:CZ	3:R:85:GLU:CG	2.11	1.26
1:M:830:PRO:CB	2:N:67:MET:HE1	1.66	1.26
1:P:721:LYS:HG2	1:P:736:GLN:OE1	1.29	1.26
4:4:288:ASP:OD2	4:6:203:THR:HG21	1.14	1.26
1:A:630:ALA:O	4:8:25:ASP:OD2	1.53	1.25
1:A:735:GLY:O	1:A:743:ALA:HB2	1.29	1.25
1:D:538:GLU:O	4:9:349:LEU:CD1	1.78	1.25
1:M:721:LYS:CG	1:M:736:GLN:OE1	1.83	1.25
1:M:819:ASN:OD1	2:N:92:ASP:N	1.69	1.25
1:D:797:PHE:CD1	3:F:146:ILE:CG2	2.19	1.25
1:G:721:LYS:HG3	1:G:736:GLN:CD	1.54	1.25
1:G:721:LYS:CG	1:G:736:GLN:OE1	1.83	1.25
1:M:538:GLU:C	4:Z:349:LEU:HD12	1.48	1.25
1:M:715:VAL:CG2	1:M:772:LEU:HD21	1.63	1.25
1:M:795:ARG:CG	3:O:118:MET:HE1	1.65	1.25
1:P:538:GLU:C	4:1:349:LEU:HD12	1.48	1.25

Continued on next page...

Continued from previous page...

Atom-1	Atom-2	Interatomic distance (Å)	Clash overlap (Å)
4:W:324:THR:CG2	4:Y:247:VAL:N	1.89	1.25
1:A:752:ASP:OD2	1:A:782:MLY:HD3	1.34	1.25
1:D:721:LYS:CG	1:D:736:GLN:OE1	1.83	1.25
1:D:721:LYS:HG2	1:D:736:GLN:OE1	1.29	1.25
1:G:796:GLY:CA	3:I:35:ARG:HD3	1.66	1.25
1:M:721:LYS:HG3	1:M:736:GLN:CD	1.54	1.25
1:P:723:ARG:NH2	1:P:779:ARG:NH1	1.81	1.25
4:1:290:ARG:NH2	4:3:202:THR:HG22	1.50	1.25
1:A:499:GLU:OE1	1:A:766:PHE:HZ	1.09	1.25
1:D:767:PHE:O	1:D:771:LEU:HD11	1.26	1.25
1:G:534:SER:O	4:V:351:THR:CA	1.83	1.25
1:J:756:THR:C	1:J:776:GLU:OE1	1.73	1.25
1:J:792:ALA:CB	3:L:42:THR:CG2	2.05	1.25
1:M:730:SER:HA	3:O:89:GLU:OE2	1.21	1.25
1:M:804:ARG:O	1:M:808:GLU:CB	1.84	1.25
1:P:721:LYS:CG	1:P:736:GLN:OE1	1.83	1.25
1:P:817:GLN:HG2	2:Q:127:ARG:CB	1.65	1.25
1:A:721:LYS:HG2	1:A:736:GLN:OE1	1.29	1.25
1:D:721:LYS:HG3	1:D:736:GLN:CD	1.54	1.25
1:G:788:THR:O	3:I:42:THR:HG21	1.33	1.25
1:P:534:SER:O	4:1:351:THR:CA	1.82	1.25
1:P:721:LYS:HG3	1:P:736:GLN:CD	1.53	1.25
2:Q:117:LEU:CD1	2:Q:147:ASN:CG	2.05	1.25
4:V:324:THR:HG21	4:X:247:VAL:N	1.49	1.25
1:G:735:GLY:O	1:G:743:ALA:HB2	1.29	1.24
1:J:821:ARG:NH2	2:K:127:ARG:HG2	1.51	1.24
1:M:630:ALA:O	4:Z:25:ASP:OD2	1.52	1.24
1:M:829:TRP:HZ2	2:N:83:MET:CE	1.48	1.24
1:P:818:TYR:CE1	2:Q:127:ARG:NH2	2.05	1.24
4:2:287:ILE:CB	4:4:203:THR:N	2.00	1.24
1:A:538:GLU:O	4:8:349:LEU:CD1	1.78	1.24
1:A:641:LYS:CG	1:A:647:GLN:CG	2.16	1.24
1:D:641:LYS:CD	1:D:647:GLN:NE2	1.99	1.24
1:D:791:GLN:NE2	3:F:116:GLU:H	1.33	1.24
1:M:215:GLN:N	1:M:340:ILE:HG12	1.20	1.24
2:Q:144:VAL:CG1	2:Q:153:ILE:HD11	1.65	1.24
1:A:506:GLU:CB	1:A:760:PHE:O	1.86	1.24
1:G:733:PRO:O	1:G:737:PHE:HD1	0.93	1.24
1:G:752:ASP:O	1:G:780:ASP:HA	1.11	1.24
1:G:769:ALA:CB	1:G:770:GLY:HA2	1.66	1.24
1:G:795:ARG:HG2	3:I:118:MET:CE	1.68	1.24

Continued on next page...

Continued from previous page...

Atom-1	Atom-2	Interatomic distance (Å)	Clash overlap (Å)
1:J:84:MLY:HD2	1:J:724:TYR:OH	1.26	1.24
1:M:797:PHE:CD1	3:O:146:ILE:HG23	1.72	1.24
1:P:630:ALA:O	4:1:25:ASP:OD2	1.52	1.24
1:A:733:PRO:O	1:A:737:PHE:HD1	0.92	1.24
1:A:757:GLN:CG	1:A:771:LEU:CD1	2.11	1.24
1:G:641:LYS:CG	1:G:647:GLN:CG	2.16	1.24
2:H:144:VAL:CG1	2:H:153:ILE:HD11	1.65	1.24
1:J:754:ASP:CA	1:J:780:ASP:OD2	1.86	1.24
2:N:144:VAL:CG1	2:N:153:ILE:HD11	1.65	1.24
1:P:538:GLU:O	4:1:349:LEU:CD1	1.78	1.24
1:P:546:THR:HG21	4:3:46:GLY:O	1.22	1.24
1:P:806:MET:C	1:P:807:VAL:HG23	1.56	1.24
4:2:202:THR:C	4:Z:287:ILE:HG12	1.56	1.24
4:2:203:THR:N	4:Z:287:ILE:CG1	1.82	1.24
1:G:90:ASP:OD2	1:G:764:MLY:HH11	1.38	1.24
1:P:725:ARG:NH2	3:R:85:GLU:CG	2.00	1.24
1:P:829:TRP:CZ2	2:Q:83:MET:CE	2.20	1.24
1:D:823:PHE:HE1	2:E:160:GLY:CA	1.48	1.23
1:J:818:TYR:CE1	2:K:127:ARG:NH2	2.05	1.23
1:M:786:ILE:O	1:M:787:ILE:N	1.67	1.23
1:P:641:LYS:CD	1:P:647:GLN:NE2	1.99	1.23
1:G:556:ASP:CG	4:X:47:MET:HE3	1.43	1.23
1:G:791:GLN:HE22	3:I:115:GLY:CA	1.51	1.23
1:G:792:ALA:CB	3:I:42:THR:CA	2.14	1.23
1:M:646:PHE:CE2	1:M:652:LEU:HD11	1.73	1.23
4:3:322:PRO:HB3	4:5:244:ASP:OD2	1.39	1.23
1:D:646:PHE:CE2	1:D:652:LEU:HD11	1.73	1.23
1:D:733:PRO:O	1:D:737:PHE:HD1	0.93	1.23
1:G:817:GLN:OE1	2:H:127:ARG:CD	1.87	1.23
1:J:710:GLY:CA	1:J:772:LEU:CD2	1.92	1.23
1:P:646:PHE:CE2	1:P:652:LEU:HD11	1.73	1.23
4:8:322:PRO:CB	4:V:244:ASP:OD2	1.86	1.23
4:V:325:MET:SD	4:X:244:ASP:HB2	1.77	1.23
2:E:121:LEU:C	2:E:128:PHE:CB	2.07	1.23
1:G:813:ILE:CG2	2:H:128:PHE:CE1	2.21	1.23
1:G:831:TRP:HE1	2:H:67:MET:CB	1.51	1.23
2:H:121:LEU:C	2:H:128:PHE:CB	2.07	1.23
1:J:721:LYS:HG2	1:J:736:GLN:OE1	1.29	1.23
2:N:121:LEU:C	2:N:128:PHE:CB	2.07	1.23
1:P:538:GLU:O	4:1:349:LEU:HD11	1.35	1.23
1:A:641:LYS:CD	1:A:647:GLN:NE2	1.99	1.23

Continued on next page...

Continued from previous page...

Atom-1	Atom-2	Interatomic distance (Å)	Clash overlap (Å)
1:M:733:PRO:O	1:M:737:PHE:HD1	0.92	1.23
1:M:797:PHE:CE1	3:O:146:ILE:CD1	2.16	1.23
4:2:288:ASP:OD2	4:4:203:THR:HG21	1.32	1.23
1:D:795:ARG:CZ	3:F:116:GLU:CD	2.05	1.22
1:J:646:PHE:CE2	1:J:652:LEU:HD11	1.73	1.22
2:K:121:LEU:C	2:K:128:PHE:CB	2.07	1.22
2:N:117:LEU:CD1	2:N:147:ASN:CG	2.05	1.22
1:P:641:LYS:CG	1:P:647:GLN:CG	2.16	1.22
4:2:288:ASP:CG	4:4:203:THR:HG21	1.59	1.22
1:A:534:SER:O	4:8:351:THR:CB	1.87	1.22
1:D:629:GLU:CA	1:D:643:GLY:O	1.87	1.22
1:D:727:LEU:CD1	1:D:782:MLY:CG	2.16	1.22
1:G:646:PHE:CE2	1:G:652:LEU:HD11	1.73	1.22
1:J:629:GLU:CA	1:J:643:GLY:O	1.87	1.22
1:M:641:LYS:CG	1:M:647:GLN:CG	2.16	1.22
1:M:831:TRP:CZ2	2:N:47:LEU:HD21	1.73	1.22
1:P:534:SER:O	4:1:351:THR:CB	1.87	1.22
1:P:629:GLU:CA	1:P:643:GLY:O	1.87	1.22
2:Q:121:LEU:C	2:Q:128:PHE:CB	2.07	1.22
4:9:322:PRO:CB	4:W:244:ASP:OD2	1.86	1.22
1:A:149:GLN:HB3	1:A:719:ASP:N	1.54	1.22
1:A:707:CYS:CA	1:A:714:ARG:NH1	2.02	1.22
1:D:215:GLN:N	1:D:340:ILE:CG1	2.02	1.22
1:D:799:MET:SD	3:F:32:ASP:HB3	1.79	1.22
1:G:783:LEU:O	1:G:787:ILE:N	1.71	1.22
1:J:534:SER:O	4:W:351:THR:CB	1.87	1.22
1:J:641:LYS:CG	1:J:647:GLN:CG	2.16	1.22
1:M:829:TRP:HZ3	2:N:84:PHE:CZ	1.57	1.22
1:P:215:GLN:N	1:P:340:ILE:CG1	2.02	1.22
1:A:646:PHE:CE2	1:A:652:LEU:HD11	1.73	1.22
1:G:557:GLU:CB	4:X:46:GLY:O	1.86	1.22
1:J:721:LYS:HG3	1:J:736:GLN:CD	1.53	1.22
1:M:820:VAL:HG11	2:N:136:MET:CE	1.69	1.22
1:P:818:TYR:CZ	2:Q:127:ARG:NH2	2.05	1.22
4:7:322:PRO:CB	4:9:244:ASP:OD2	1.86	1.22
1:D:538:GLU:O	4:9:349:LEU:HD11	1.35	1.22
1:J:84:MLY:HH11	1:J:720:PHE:CE1	1.74	1.22
1:J:215:GLN:N	1:J:340:ILE:HG12	1.20	1.22
1:P:834:LEU:CD1	2:Q:51:PHE:CE1	2.21	1.22
1:D:641:LYS:CG	1:D:647:GLN:HG3	1.71	1.21
1:G:831:TRP:NE1	2:H:67:MET:HB3	1.53	1.21

Continued on next page...

Continued from previous page...

Atom-1	Atom-2	Interatomic distance (Å)	Clash overlap (Å)
4:1:287:ILE:CG2	4:3:203:THR:HG22	1.69	1.21
4:8:322:PRO:HB2	4:V:244:ASP:OD2	1.39	1.21
1:A:499:GLU:OE1	1:A:766:PHE:CZ	1.91	1.21
1:A:629:GLU:CA	1:A:643:GLY:O	1.87	1.21
1:D:534:SER:O	4:9:351:THR:CB	1.88	1.21
1:G:215:GLN:N	1:G:340:ILE:CG1	2.02	1.21
1:G:819:ASN:ND2	2:H:92:ASP:HB2	1.55	1.21
1:J:819:ASN:ND2	2:K:92:ASP:CB	2.02	1.21
1:P:786:ILE:CB	1:P:787:ILE:N	2.03	1.21
1:A:95:THR:OG1	1:A:769:ALA:CA	1.88	1.21
1:A:215:GLN:N	1:A:340:ILE:CG1	2.02	1.21
1:D:641:LYS:CG	1:D:647:GLN:CG	2.15	1.21
2:E:144:VAL:CG1	2:E:153:ILE:HD11	1.64	1.21
1:G:538:GLU:C	4:V:349:LEU:HD12	1.48	1.21
1:G:567:LYS:NZ	4:X:92:ASN:ND2	1.87	1.21
2:K:117:LEU:CD1	2:K:147:ASN:CG	2.05	1.21
1:P:641:LYS:CG	1:P:647:GLN:HG3	1.71	1.21
1:P:786:ILE:HB	1:P:787:ILE:N	1.56	1.21
4:X:286:ASP:OD1	4:Z:202:THR:HB	1.05	1.21
4:X:286:ASP:CG	4:Z:202:THR:HB	1.32	1.21
1:A:754:ASP:OD2	1:A:778:MET:HE3	1.39	1.21
2:E:117:LEU:CD1	2:E:147:ASN:CG	2.05	1.21
2:H:117:LEU:CD1	2:H:147:ASN:CG	2.05	1.21
1:J:215:GLN:N	1:J:340:ILE:CG1	2.02	1.21
2:K:117:LEU:HD12	2:K:147:ASN:OD1	1.32	1.21
2:K:144:VAL:CG1	2:K:153:ILE:HD11	1.65	1.21
1:M:534:SER:O	4:Z:351:THR:CB	1.88	1.21
1:M:552:ASN:ND2	4:2:47:MET:HB3	1.54	1.21
1:P:796:GLY:HA2	3:R:35:ARG:CD	1.70	1.21
4:1:202:THR:HB	4:Y:286:ASP:OD1	1.06	1.21
4:2:288:ASP:CG	4:4:203:THR:CG2	2.09	1.21
1:D:630:ALA:O	4:9:25:ASP:OD2	1.52	1.21
1:M:215:GLN:N	1:M:340:ILE:CG1	2.02	1.21
1:M:629:GLU:CA	1:M:643:GLY:O	1.87	1.21
1:M:819:ASN:HA	2:N:90:GLY:O	1.38	1.21
1:P:506:GLU:OE2	1:P:764:MLY:HG3	1.36	1.21
1:P:821:ARG:NH2	2:Q:127:ARG:HG2	1.57	1.21
4:1:247:VAL:CG2	4:Y:324:THR:CG2	2.16	1.21
4:1:290:ARG:NH2	4:3:202:THR:CG2	2.04	1.21
1:J:557:GLU:HA	4:Y:47:MET:C	1.62	1.20
1:J:829:TRP:HZ3	2:K:84:PHE:CZ	1.55	1.20

Continued on next page...

Continued from previous page...

Atom-1	Atom-2	Interatomic distance (Å)	Clash overlap (Å)
1:P:804:ARG:HA	1:P:807:VAL:CG1	1.69	1.20
1:A:721:LYS:HG3	1:A:736:GLN:CD	1.53	1.20
1:D:792:ALA:HB2	3:F:42:THR:CG2	1.70	1.20
1:J:630:ALA:O	4:W:25:ASP:OD2	1.52	1.20
1:M:641:LYS:CG	1:M:647:GLN:HG3	1.71	1.20
1:P:795:ARG:HH21	3:R:116:GLU:CB	1.54	1.20
1:A:641:LYS:CG	1:A:647:GLN:HG3	1.71	1.20
1:J:84:MLY:CH1	1:J:720:PHE:CD1	2.23	1.20
1:J:538:GLU:OE2	4:W:355:MET:HE1	1.40	1.20
1:J:754:ASP:CB	1:J:780:ASP:OD2	1.82	1.20
1:M:548:THR:N	4:2:46:GLY:O	1.57	1.20
2:N:117:LEU:CD1	2:N:147:ASN:CB	2.19	1.20
1:P:797:PHE:CE2	3:R:126:LEU:CD2	2.23	1.20
4:9:322:PRO:HB2	4:W:244:ASP:OD2	1.39	1.20
1:A:505:MLY:HG3	1:A:741:LYS:NZ	1.52	1.20
2:E:117:LEU:CD1	2:E:147:ASN:CB	2.19	1.20
2:K:117:LEU:CD1	2:K:147:ASN:CB	2.19	1.20
1:P:795:ARG:NH2	3:R:116:GLU:HG2	1.46	1.20
4:1:244:ASP:OD2	4:Y:325:MET:SD	1.99	1.20
4:7:322:PRO:HB2	4:9:244:ASP:OD2	1.39	1.20
1:G:641:LYS:CG	1:G:647:GLN:HG3	1.71	1.20
1:G:754:ASP:OD2	1:G:779:ARG:HB2	1.29	1.20
1:G:755:HIS:ND1	1:G:779:ARG:NH1	1.87	1.20
2:H:117:LEU:CD1	2:H:147:ASN:CB	2.19	1.20
1:J:641:LYS:CG	1:J:647:GLN:HG3	1.71	1.20
1:M:804:ARG:O	1:M:808:GLU:CA	1.88	1.20
1:D:215:GLN:N	1:D:340:ILE:HG12	1.20	1.19
1:D:795:ARG:HD3	3:F:43:ASN:OD1	1.33	1.19
1:G:534:SER:O	4:V:351:THR:CB	1.89	1.19
1:G:629:GLU:CA	1:G:643:GLY:O	1.87	1.19
1:G:641:LYS:CD	1:G:647:GLN:NE2	1.99	1.19
1:J:538:GLU:O	4:W:349:LEU:HD11	1.35	1.19
1:M:834:LEU:CD1	2:N:51:PHE:CE1	2.24	1.19
1:P:831:TRP:CZ2	2:Q:47:LEU:HD21	1.78	1.19
4:2:287:ILE:CG1	4:4:202:THR:CA	2.20	1.19
1:D:831:TRP:CE2	2:E:51:PHE:CZ	2.29	1.19
1:M:818:TYR:CE1	2:N:127:ARG:NH1	2.10	1.19
1:A:538:GLU:OE2	4:8:355:MET:CE	1.91	1.19
2:Q:117:LEU:CD1	2:Q:147:ASN:CB	2.19	1.19
1:D:724:TYR:CA	1:D:782:MLY:CD	2.05	1.19
1:D:726:VAL:CG1	1:D:785:GLU:CG	2.20	1.19

Continued on next page...

Continued from previous page...

Atom-1	Atom-2	Interatomic distance (Å)	Clash overlap (Å)
1:G:754:ASP:CA	1:G:779:ARG:CD	1.99	1.19
1:J:538:GLU:C	4:W:349:LEU:HD12	1.48	1.19
1:P:538:GLU:OE2	4:1:355:MET:CE	1.90	1.19
1:P:804:ARG:CG	1:P:808:GLU:HG3	1.73	1.19
1:D:553:MLY:CE	4:W:45:VAL:HA	1.52	1.19
1:D:792:ALA:CB	3:F:42:THR:HG22	1.71	1.19
1:G:553:MLY:HG3	4:X:45:VAL:O	1.01	1.19
1:J:639:GLY:CA	4:W:345:ILE:HA	1.73	1.19
1:J:721:LYS:HA	1:J:736:GLN:NE2	1.58	1.19
1:M:538:GLU:OE2	4:Z:355:MET:CE	1.90	1.19
1:M:797:PHE:CZ	3:O:126:LEU:HD22	1.77	1.19
1:M:829:TRP:CZ2	2:N:83:MET:CE	2.26	1.19
1:A:721:LYS:HG3	1:A:736:GLN:HG2	1.25	1.18
1:A:721:LYS:HA	1:A:736:GLN:NE2	1.58	1.18
1:A:754:ASP:OD2	1:A:778:MET:CE	1.91	1.18
1:G:735:GLY:O	1:G:743:ALA:CB	1.91	1.18
1:G:752:ASP:OD1	1:G:780:ASP:O	1.57	1.18
1:G:757:GLN:HG2	1:G:776:GLU:OE2	1.42	1.18
1:J:538:GLU:OE2	4:W:355:MET:CE	1.90	1.18
1:D:538:GLU:OE2	4:9:355:MET:CE	1.90	1.18
1:D:557:GLU:H	4:W:48:GLY:CA	1.56	1.18
1:D:797:PHE:CG	3:F:146:ILE:HG23	1.77	1.18
1:J:641:LYS:CB	1:J:647:GLN:NE2	2.07	1.18
1:P:641:LYS:HD2	1:P:647:GLN:NE2	1.59	1.18
1:P:818:TYR:CE1	2:Q:127:ARG:CZ	2.26	1.18
1:A:149:GLN:NE2	1:A:718:ALA:HB3	1.53	1.18
1:A:735:GLY:O	1:A:743:ALA:CB	1.91	1.18
1:G:538:GLU:OE2	4:V:355:MET:CE	1.90	1.18
1:J:641:LYS:CD	1:J:647:GLN:NE2	1.99	1.18
1:M:723:ARG:CD	1:M:776:GLU:OE2	1.90	1.18
1:P:639:GLY:CA	4:1:345:ILE:HA	1.74	1.18
1:D:201:ALA:O	1:D:202:SER:HB3	1.36	1.18
1:G:721:LYS:HA	1:G:736:GLN:NE2	1.58	1.18
1:P:735:GLY:O	1:P:743:ALA:CB	1.91	1.18
1:P:641:LYS:CB	1:P:647:GLN:NE2	2.07	1.18
1:P:829:TRP:CZ2	2:Q:83:MET:HE3	1.76	1.18
4:1:290:ARG:HH21	4:3:202:THR:HG21	1.05	1.18
1:G:553:MLY:CE	4:X:45:VAL:CB	2.22	1.17
1:M:829:TRP:CZ3	2:N:84:PHE:CZ	2.31	1.17
1:M:829:TRP:HZ2	2:N:83:MET:HE3	1.06	1.17
4:8:290:ARG:NH2	4:V:202:THR:HG23	1.59	1.17

Continued on next page...

Continued from previous page...

Atom-1	Atom-2	Interatomic distance (Å)	Clash overlap (Å)
1:A:557:GLU:H	4:V:48:GLY:CA	1.56	1.17
1:A:757:GLN:HB3	1:A:771:LEU:CD2	1.74	1.17
1:A:757:GLN:CB	1:A:771:LEU:HD21	1.74	1.17
1:D:641:LYS:CB	1:D:647:GLN:NE2	2.07	1.17
1:G:538:GLU:HA	4:V:349:LEU:CD1	1.55	1.17
1:G:641:LYS:CB	1:G:647:GLN:NE2	2.07	1.17
1:G:792:ALA:CB	3:I:42:THR:HA	1.71	1.17
1:M:538:GLU:HA	4:Z:349:LEU:CD1	1.55	1.17
1:M:641:LYS:CB	1:M:647:GLN:NE2	2.07	1.17
1:A:641:LYS:CB	1:A:647:GLN:NE2	2.07	1.17
1:G:795:ARG:CG	3:I:118:MET:HE1	1.75	1.17
1:J:641:LYS:HD2	1:J:647:GLN:NE2	1.59	1.17
1:M:641:LYS:HD2	1:M:647:GLN:NE2	1.59	1.17
1:P:817:GLN:NE2	2:Q:127:ARG:HB2	1.60	1.17
1:D:831:TRP:CD1	2:E:51:PHE:HZ	1.61	1.17
1:G:553:MLY:HE2	4:X:45:VAL:CB	1.75	1.17
1:A:93:MET:HE2	1:A:715:VAL:CA	1.75	1.17
1:A:553:MLY:CE	4:V:45:VAL:HA	1.52	1.17
1:G:553:MLY:CE	4:X:45:VAL:HG12	1.69	1.17
1:G:557:GLU:HA	4:X:48:GLY:N	1.13	1.17
1:G:641:LYS:HD2	1:G:647:GLN:NE2	1.58	1.17
1:G:753:VAL:HA	1:G:780:ASP:OD1	1.41	1.17
1:J:639:GLY:HA2	4:W:345:ILE:HA	1.26	1.17
1:J:768:MLY:HH11	1:J:772:LEU:HD12	1.25	1.17
1:M:817:GLN:OE1	2:N:127:ARG:HD2	1.45	1.17
1:P:820:VAL:HG11	2:Q:136:MET:HE1	1.26	1.17
1:A:641:LYS:CE	4:8:348:SER:O	1.93	1.16
1:A:757:GLN:CD	1:A:771:LEU:CD1	2.14	1.16
1:G:93:MET:HE3	1:G:764:MLY:HD3	1.17	1.16
1:G:215:GLN:HA	1:G:340:ILE:CG2	1.76	1.16
1:M:641:LYS:CD	1:M:647:GLN:NE2	1.99	1.16
1:M:641:LYS:CE	4:Z:348:SER:O	1.93	1.16
1:P:201:ALA:O	1:P:202:SER:HB3	1.36	1.16
1:P:215:GLN:N	1:P:340:ILE:HG12	1.20	1.16
1:A:640:LYS:HB3	1:A:645:SER:OG	1.46	1.16
1:A:739:ASP:HB3	1:A:742:LYS:HB3	1.22	1.16
1:D:727:LEU:HD12	1:D:782:MLY:HD3	1.24	1.16
1:G:530:MET:HE2	4:V:354:GLN:CG	1.75	1.16
1:G:641:LYS:CE	4:V:348:SER:O	1.93	1.16
1:J:801:VAL:HG21	3:L:126:LEU:CD2	1.76	1.16
1:M:215:GLN:HA	1:M:340:ILE:CG2	1.76	1.16

Continued on next page...

Continued from previous page...

Atom-1	Atom-2	Interatomic distance (Å)	Clash overlap (Å)
1:M:721:LYS:HA	1:M:736:GLN:NE2	1.59	1.16
1:M:795:ARG:HD2	3:O:43:ASN:OD1	1.19	1.16
1:P:641:LYS:CE	4:1:348:SER:O	1.93	1.16
4:9:290:ARG:NH2	4:W:202:THR:HG23	1.59	1.16
1:A:215:GLN:HA	1:A:340:ILE:CG2	1.76	1.16
1:A:649:VAL:HA	1:A:649:VAL:CG2	1.76	1.16
1:D:727:LEU:HD11	1:D:782:MLY:CG	1.71	1.16
1:G:721:LYS:HG3	1:G:736:GLN:HG2	1.25	1.16
1:G:832:MET:SD	2:H:84:PHE:HE2	1.68	1.16
2:N:117:LEU:HD12	2:N:147:ASN:OD1	1.33	1.16
4:X:291:LYS:CD	4:Z:244:ASP:N	2.07	1.16
1:D:721:LYS:HA	1:D:736:GLN:NE2	1.58	1.16
1:G:557:GLU:CA	4:X:48:GLY:N	1.99	1.16
1:G:649:VAL:HA	1:G:649:VAL:CG2	1.76	1.16
1:G:817:GLN:OE1	2:H:127:ARG:HD2	1.01	1.16
1:M:786:ILE:HG23	1:M:787:ILE:N	1.59	1.16
1:P:829:TRP:HZ2	2:Q:83:MET:HE3	1.02	1.16
2:Q:117:LEU:CD1	2:Q:147:ASN:HB3	1.76	1.16
1:A:538:GLU:HA	4:8:349:LEU:CD1	1.54	1.16
1:A:641:LYS:HD2	1:A:647:GLN:NE2	1.59	1.16
1:D:215:GLN:HA	1:D:340:ILE:CG2	1.76	1.16
1:D:747:LEU:HD13	1:D:782:MLY:HH21	1.25	1.16
1:D:813:ILE:CG2	2:E:128:PHE:CZ	2.29	1.16
1:G:149:GLN:HG2	1:G:763:THR:CG2	1.61	1.16
2:H:117:LEU:CD1	2:H:147:ASN:HB3	1.76	1.16
1:P:530:MET:HE2	4:1:354:GLN:CG	1.74	1.16
1:P:639:GLY:HA3	4:1:344:SER:O	1.46	1.16
1:P:721:LYS:HA	1:P:736:GLN:NE2	1.59	1.16
1:P:795:ARG:CZ	3:R:116:GLU:CD	2.14	1.16
4:1:202:THR:HB	4:Y:286:ASP:CG	1.46	1.16
1:D:641:LYS:HD2	1:D:647:GLN:NE2	1.59	1.15
1:D:823:PHE:CD1	2:E:160:GLY:HA2	1.80	1.15
1:G:640:LYS:HB3	1:G:645:SER:OG	1.46	1.15
1:G:819:ASN:HA	2:H:90:GLY:O	1.02	1.15
1:J:94:MET:O	1:J:713:SER:CB	1.92	1.15
1:J:642:LYS:CG	4:W:23:GLY:N	2.08	1.15
1:M:538:GLU:OE2	4:Z:355:MET:HE1	1.39	1.15
1:M:786:ILE:HG22	1:M:787:ILE:HB	1.26	1.15
1:D:721:LYS:HG3	1:D:736:GLN:HG2	1.25	1.15
1:D:732:ILE:HG21	1:D:782:MLY:CH2	1.77	1.15
1:G:817:GLN:NE2	2:H:127:ARG:HB2	1.59	1.15

Continued on next page...

Continued from previous page...

Atom-1	Atom-2	Interatomic distance (Å)	Clash overlap (Å)
1:J:735:GLY:O	1:J:743:ALA:CB	1.91	1.15
1:J:739:ASP:HB3	1:J:742:LYS:HB3	1.21	1.15
1:M:538:GLU:O	4:Z:349:LEU:HD11	1.35	1.15
1:P:838:ILE:CD1	2:Q:54:MET:CE	1.85	1.15
4:X:325:MET:SD	4:Z:244:ASP:OD2	2.04	1.15
1:A:201:ALA:O	1:A:202:SER:HB3	1.36	1.15
1:A:542:PHE:HA	4:8:143:TYR:CE1	1.82	1.15
1:D:641:LYS:CE	4:9:348:SER:O	1.93	1.15
1:G:557:GLU:HB3	4:X:46:GLY:O	0.99	1.15
1:J:201:ALA:O	1:J:202:SER:HB3	1.35	1.15
1:M:642:LYS:CG	4:Z:23:GLY:N	2.08	1.15
1:M:649:VAL:HA	1:M:649:VAL:CG2	1.76	1.15
1:P:201:ALA:O	1:P:202:SER:CB	1.92	1.15
1:P:640:LYS:HB3	1:P:645:SER:OG	1.45	1.15
2:Q:117:LEU:HD12	2:Q:147:ASN:OD1	1.32	1.15
4:2:203:THR:CG2	4:Z:287:ILE:HB	1.77	1.15
1:D:553:MLY:HB3	4:W:46:GLY:CA	1.51	1.15
1:D:640:LYS:HB3	1:D:645:SER:OG	1.46	1.15
1:D:642:LYS:CG	4:9:23:GLY:N	2.08	1.15
1:D:712:PRO:HG2	1:D:771:LEU:HB2	1.19	1.15
1:G:642:LYS:CG	4:V:23:GLY:N	2.08	1.15
1:G:795:ARG:HB2	3:I:35:ARG:NH1	1.60	1.15
4:7:290:ARG:NH2	4:9:202:THR:HG23	1.59	1.15
1:A:642:LYS:CG	4:8:23:GLY:N	2.09	1.15
1:D:542:PHE:HA	4:9:143:TYR:CE1	1.82	1.15
1:D:818:TYR:CG	2:E:90:GLY:HA3	1.82	1.15
1:G:639:GLY:CA	4:V:345:ILE:HA	1.73	1.15
1:G:817:GLN:CD	2:H:127:ARG:CD	2.14	1.15
2:H:121:LEU:C	2:H:128:PHE:HB2	1.67	1.15
1:J:542:PHE:HA	4:W:143:TYR:CE1	1.82	1.15
1:J:641:LYS:CE	4:W:348:SER:O	1.93	1.15
1:M:838:ILE:CG1	2:N:54:MET:HE1	1.77	1.15
1:P:797:PHE:CE2	3:R:146:ILE:HD12	1.82	1.15
1:P:817:GLN:CD	2:Q:127:ARG:HD2	1.67	1.15
2:Q:111:SER:CA	2:Q:148:VAL:O	1.95	1.15
1:A:641:LYS:NZ	4:8:348:SER:O	1.80	1.14
1:D:639:GLY:HA3	4:9:344:SER:O	1.47	1.14
1:D:726:VAL:CG1	1:D:785:GLU:CB	2.25	1.14
1:D:795:ARG:HH21	3:F:116:GLU:CB	1.57	1.14
2:E:111:SER:CA	2:E:148:VAL:O	1.95	1.14
1:G:542:PHE:HA	4:V:143:TYR:CE1	1.82	1.14

Continued on next page...

Continued from previous page...

Atom-1	Atom-2	Interatomic distance (Å)	Clash overlap (Å)
1:G:635:GLY:HA2	4:V:334:GLU:HG2	1.16	1.14
1:J:798:LEU:HD11	3:L:126:LEU:HD13	1.19	1.14
1:P:215:GLN:HA	1:P:340:ILE:CG2	1.75	1.14
1:P:538:GLU:C	4:1:349:LEU:HD11	1.54	1.14
1:P:642:LYS:CG	4:1:23:GLY:N	2.08	1.14
1:P:792:ALA:HB2	3:R:42:THR:CB	1.75	1.14
4:V:325:MET:SD	4:X:244:ASP:CB	2.33	1.14
4:W:325:MET:SD	4:Y:244:ASP:CB	2.35	1.14
4:X:291:LYS:HE3	4:Z:243:PRO:HB3	1.23	1.14
1:D:201:ALA:O	1:D:202:SER:CB	1.92	1.14
2:E:117:LEU:CD1	2:E:147:ASN:HB3	1.76	1.14
1:G:769:ALA:HB3	1:G:770:GLY:CA	1.77	1.14
1:J:215:GLN:HA	1:J:340:ILE:CG2	1.76	1.14
1:J:639:GLY:HA3	4:W:344:SER:O	1.46	1.14
1:A:641:LYS:HG3	1:A:647:GLN:HG3	1.21	1.14
1:G:201:ALA:O	1:G:202:SER:CB	1.92	1.14
1:G:817:GLN:HG2	2:H:127:ARG:CB	1.77	1.14
2:H:111:SER:CA	2:H:148:VAL:O	1.95	1.14
2:H:112:ILE:O	2:H:147:ASN:O	1.65	1.14
1:J:640:LYS:HB3	1:J:645:SER:OG	1.45	1.14
1:M:721:LYS:CG	1:M:736:GLN:CG	1.97	1.14
1:P:817:GLN:CD	2:Q:127:ARG:HB2	1.67	1.14
2:Q:112:ILE:O	2:Q:147:ASN:O	1.65	1.14
1:A:93:MET:HE1	1:A:715:VAL:HG13	1.26	1.14
1:D:649:VAL:HA	1:D:649:VAL:CG2	1.76	1.14
1:J:649:VAL:HA	1:J:649:VAL:CG2	1.76	1.14
2:K:117:LEU:CD1	2:K:147:ASN:HB3	1.76	1.14
2:K:121:LEU:CA	2:K:128:PHE:HB3	1.78	1.14
1:M:530:MET:HE2	4:Z:354:GLN:HG2	1.20	1.14
1:M:635:GLY:HA2	4:Z:334:GLU:HG2	1.16	1.14
1:M:829:TRP:CZ2	2:N:83:MET:HE3	1.83	1.14
1:P:530:MET:HE2	4:1:354:GLN:HG2	1.15	1.14
4:3:290:ARG:NH2	4:5:202:THR:HG23	1.41	1.14
1:D:639:GLY:CA	4:9:345:ILE:HA	1.73	1.14
1:D:649:VAL:HG22	1:D:649:VAL:HG13	1.21	1.14
1:D:735:GLY:O	1:D:743:ALA:CB	1.91	1.14
2:E:121:LEU:CA	2:E:128:PHE:HB3	1.78	1.14
1:G:84:MLY:HH22	1:G:719:ASP:O	1.44	1.14
1:G:639:GLY:HA3	4:V:344:SER:O	1.47	1.14
2:H:121:LEU:CA	2:H:128:PHE:HB3	1.77	1.14
1:J:95:THR:HA	1:J:713:SER:CB	1.78	1.14

Continued on next page...

Continued from previous page...

Atom-1	Atom-2	Interatomic distance (Å)	Clash overlap (Å)
1:J:538:GLU:C	4:W:349:LEU:HD11	1.54	1.14
1:M:542:PHE:HA	4:Z:143:TYR:CE1	1.82	1.14
4:2:203:THR:HG21	4:Z:288:ASP:CG	1.68	1.14
4:8:287:ILE:HG21	4:V:205:GLU:HG2	1.17	1.14
1:G:538:GLU:OE2	4:V:355:MET:HE1	1.47	1.13
2:H:117:LEU:HD12	2:H:147:ASN:OD1	1.32	1.13
1:J:721:LYS:HG3	1:J:736:GLN:HG2	1.25	1.13
1:J:829:TRP:CH2	2:K:84:PHE:CE1	2.36	1.13
1:M:95:THR:OG1	1:M:770:GLY:N	1.80	1.13
1:M:735:GLY:O	1:M:743:ALA:CB	1.91	1.13
2:N:121:LEU:CA	2:N:128:PHE:HB3	1.78	1.13
1:P:542:PHE:HA	4:1:143:TYR:CE1	1.82	1.13
1:P:724:TYR:CE1	1:P:775:LEU:HB3	1.81	1.13
1:P:819:ASN:HA	2:Q:90:GLY:O	1.45	1.13
1:D:599:ASN:OD1	1:D:649:VAL:CB	1.96	1.13
1:G:599:ASN:OD1	1:G:649:VAL:CB	1.96	1.13
1:J:84:MLY:NZ	1:J:724:TYR:CD2	2.16	1.13
1:J:792:ALA:CA	3:L:42:THR:HG22	1.78	1.13
2:N:112:ILE:O	2:N:147:ASN:O	1.65	1.13
1:P:599:ASN:OD1	1:P:649:VAL:CB	1.96	1.13
1:A:635:GLY:HA2	4:8:334:GLU:HG2	1.16	1.13
1:G:800:ARG:NH2	3:I:40:ASN:OD1	1.81	1.13
1:J:530:MET:HE2	4:W:354:GLN:CG	1.78	1.13
1:J:599:ASN:OD1	1:J:649:VAL:CB	1.96	1.13
1:M:541:MET:C	4:Z:143:TYR:OH	1.87	1.13
1:M:599:ASN:OD1	1:M:649:VAL:CB	1.96	1.13
2:N:117:LEU:CD1	2:N:147:ASN:HB3	1.75	1.13
1:P:797:PHE:CZ	3:R:146:ILE:HD13	1.74	1.13
4:X:324:THR:CG2	4:Z:247:VAL:CG2	2.26	1.13
1:A:502:GLU:CA	1:A:761:GLY:CA	2.26	1.13
1:A:599:ASN:OD1	1:A:649:VAL:CB	1.96	1.13
1:A:639:GLY:HA3	4:8:344:SER:O	1.47	1.13
1:D:538:GLU:OE2	4:9:355:MET:HE1	1.49	1.13
1:D:641:LYS:NZ	4:9:348:SER:O	1.80	1.13
1:D:727:LEU:CD1	1:D:782:MLY:HH12	1.79	1.13
1:G:553:MLY:CE	4:X:45:VAL:HG11	1.53	1.13
1:G:752:ASP:CG	1:G:780:ASP:O	1.86	1.13
1:G:791:GLN:OE1	3:I:116:GLU:HG3	1.49	1.13
2:K:111:SER:CA	2:K:148:VAL:O	1.95	1.13
1:M:640:LYS:HB3	1:M:645:SER:OG	1.45	1.13
1:P:795:ARG:HE	3:R:116:GLU:CB	1.60	1.13

Continued on next page...

Continued from previous page...

Atom-1	Atom-2	Interatomic distance (Å)	Clash overlap (Å)
1:P:829:TRP:HZ3	2:Q:84:PHE:CZ	1.67	1.13
4:2:202:THR:CB	4:Z:287:ILE:CG2	2.10	1.13
1:A:639:GLY:HA2	4:8:345:ILE:HA	1.26	1.13
1:D:541:MET:C	4:9:143:TYR:OH	1.87	1.13
1:G:93:MET:HE1	1:G:764:MLY:HD2	1.27	1.13
1:M:641:LYS:CE	1:M:647:GLN:OE1	1.97	1.13
1:P:95:THR:CG2	1:P:770:GLY:HA2	1.71	1.12
1:P:641:LYS:NZ	4:1:348:SER:O	1.80	1.13
1:D:724:TYR:CB	1:D:782:MLY:HD3	1.79	1.12
2:E:121:LEU:C	2:E:128:PHE:HB2	1.67	1.12
2:Q:121:LEU:CA	2:Q:128:PHE:HB3	1.78	1.12
3:F:48:LYS:C	3:F:52:ASN:ND2	2.03	1.12
1:G:538:GLU:O	4:V:349:LEU:HD11	1.34	1.12
1:G:834:LEU:CD1	2:H:51:PHE:CE1	2.33	1.12
1:P:218:LEU:HB2	1:P:221:GLN:HG3	1.17	1.12
1:P:546:THR:CG2	4:3:46:GLY:C	2.16	1.12
1:P:649:VAL:CG2	1:P:649:VAL:HA	1.76	1.12
1:A:538:GLU:O	4:8:349:LEU:HD11	1.35	1.12
1:A:538:GLU:OE2	4:8:355:MET:HE1	1.48	1.12
1:A:541:MET:C	4:8:143:TYR:OH	1.87	1.12
1:D:538:GLU:C	4:9:349:LEU:HD11	1.54	1.12
1:D:739:ASP:HB3	1:D:742:LYS:HB3	1.21	1.12
1:D:795:ARG:HB3	3:F:35:ARG:NH1	1.64	1.12
1:D:834:LEU:CD2	2:E:54:MET:CE	2.26	1.12
1:G:641:LYS:CE	1:G:647:GLN:OE1	1.97	1.12
1:G:730:SER:CB	3:I:113:THR:HG21	1.79	1.12
1:J:94:MET:C	1:J:713:SER:HB3	1.68	1.12
1:J:641:LYS:CE	1:J:647:GLN:OE1	1.97	1.12
1:J:641:LYS:NZ	4:W:348:SER:O	1.80	1.12
1:M:639:GLY:CA	4:Z:345:ILE:HA	1.73	1.12
1:M:639:GLY:HA3	4:Z:344:SER:O	1.46	1.12
1:P:546:THR:OG1	4:3:46:GLY:N	1.78	1.12
1:D:813:ILE:CG2	2:E:128:PHE:CE1	2.32	1.12
2:E:117:LEU:HD12	2:E:147:ASN:OD1	1.32	1.12
1:G:641:LYS:HG3	1:G:647:GLN:HG3	1.21	1.12
1:G:641:LYS:NZ	4:V:348:SER:O	1.80	1.12
3:I:48:LYS:C	3:I:52:ASN:ND2	2.03	1.12
1:J:541:MET:C	4:W:143:TYR:OH	1.87	1.12
1:J:649:VAL:HG22	1:J:649:VAL:HG13	1.21	1.12
1:M:201:ALA:O	1:M:202:SER:HB3	1.36	1.12
1:M:649:VAL:HG22	1:M:649:VAL:HG13	1.21	1.12

Continued on next page...

Continued from previous page...

Atom-1	Atom-2	Interatomic distance (Å)	Clash overlap (Å)
3:O:48:LYS:C	3:O:52:ASN:ND2	2.03	1.12
1:P:817:GLN:CG	2:Q:127:ARG:HB2	1.76	1.12
1:P:830:PRO:CB	2:Q:67:MET:HE1	1.79	1.12
2:Q:121:LEU:C	2:Q:128:PHE:HB2	1.67	1.12
4:4:287:ILE:HD13	4:6:203:THR:HB	1.22	1.12
1:A:641:LYS:CE	1:A:647:GLN:OE1	1.97	1.12
2:H:121:LEU:O	2:H:128:PHE:HB2	0.94	1.12
1:J:838:ILE:HD11	2:K:54:MET:HE3	1.26	1.12
1:M:201:ALA:O	1:M:202:SER:CB	1.92	1.12
1:M:639:GLY:HA2	4:Z:345:ILE:HA	1.26	1.12
1:M:721:LYS:HG3	1:M:736:GLN:HG2	1.25	1.12
1:M:795:ARG:CG	3:O:118:MET:CE	2.22	1.12
1:M:818:TYR:CE1	2:N:127:ARG:CZ	2.33	1.12
1:M:818:TYR:CE1	2:N:127:ARG:NH2	2.18	1.12
1:P:641:LYS:CE	1:P:647:GLN:OE1	1.97	1.12
1:P:709:LYS:N	1:P:710:GLY:N	1.98	1.12
1:P:783:LEU:HA	1:P:786:ILE:CG1	1.77	1.12
1:P:817:GLN:HG2	2:Q:127:ARG:HB3	1.30	1.12
1:P:818:TYR:CE1	2:Q:127:ARG:NH1	2.18	1.12
1:P:819:ASN:ND2	2:Q:92:ASP:HB2	0.79	1.12
2:Q:117:LEU:HB2	2:Q:147:ASN:CG	1.70	1.12
4:2:287:ILE:HG23	4:4:202:THR:OG1	1.48	1.12
1:A:641:LYS:CE	1:A:647:GLN:CD	2.18	1.11
2:E:112:ILE:O	2:E:147:ASN:O	1.65	1.11
1:G:508:ILE:HD11	1:G:759:ALA:HB2	1.16	1.11
1:J:623:PHE:CG	1:J:623:PHE:CB	2.33	1.11
1:J:649:VAL:O	1:J:649:VAL:HG12	0.94	1.11
2:K:121:LEU:O	2:K:128:PHE:HB2	0.94	1.11
3:L:48:LYS:C	3:L:52:ASN:ND2	2.03	1.11
1:M:725:ARG:NH1	3:O:93:VAL:HG21	1.65	1.11
2:N:111:SER:CA	2:N:148:VAL:O	1.95	1.11
2:N:121:LEU:C	2:N:128:PHE:HB2	1.67	1.11
2:Q:144:VAL:HG13	2:Q:153:ILE:HD11	1.22	1.11
3:R:48:LYS:C	3:R:52:ASN:ND2	2.03	1.11
4:1:243:PRO:HB3	4:Y:291:LYS:HE3	1.15	1.11
1:A:623:PHE:CB	1:A:623:PHE:CG	2.33	1.11
1:D:649:VAL:O	1:D:649:VAL:HG12	0.94	1.11
1:D:747:LEU:HD11	1:D:782:MLY:HH21	1.24	1.11
1:G:93:MET:HE2	1:G:764:MLY:CD	1.60	1.11
1:G:623:PHE:CB	1:G:623:PHE:CG	2.33	1.11
1:G:791:GLN:NE2	3:I:115:GLY:CA	2.11	1.11

Continued on next page...

Continued from previous page...

Atom-1	Atom-2	Interatomic distance (Å)	Clash overlap (Å)
1:J:817:GLN:HB3	2:K:127:ARG:HH11	1.07	1.11
1:M:552:ASN:O	4:2:49:GLN:CB	1.83	1.11
1:M:623:PHE:CG	1:M:623:PHE:CB	2.33	1.11
1:M:795:ARG:CB	3:O:118:MET:HE1	1.79	1.11
1:M:838:ILE:CG1	2:N:54:MET:CE	2.26	1.11
1:P:541:MET:C	4:1:143:TYR:OH	1.87	1.11
4:9:290:ARG:CZ	4:W:202:THR:HG21	1.81	1.11
1:A:149:GLN:OE1	1:A:716:LEU:CD2	1.97	1.11
1:D:639:GLY:HA2	4:9:345:ILE:HA	1.26	1.11
1:G:530:MET:CE	4:V:354:GLN:HG2	1.80	1.11
1:G:768:MLY:HH23	1:G:772:LEU:HD11	1.31	1.11
2:N:117:LEU:HB2	2:N:147:ASN:CG	1.71	1.11
1:P:623:PHE:CG	1:P:623:PHE:CB	2.33	1.11
1:P:739:ASP:HB3	1:P:742:LYS:HB3	1.21	1.11
4:7:290:ARG:CZ	4:9:202:THR:HG21	1.81	1.11
1:A:502:GLU:HA	1:A:761:GLY:CA	1.81	1.11
1:D:530:MET:HE2	4:9:354:GLN:HG2	1.29	1.11
1:D:641:LYS:CE	1:D:647:GLN:CD	2.18	1.11
1:D:641:LYS:CE	1:D:647:GLN:OE1	1.97	1.11
1:D:831:TRP:NE1	2:E:51:PHE:HZ	1.37	1.11
1:G:201:ALA:O	1:G:202:SER:HB3	1.35	1.11
1:G:538:GLU:C	4:V:349:LEU:HD11	1.54	1.11
1:G:541:MET:C	4:V:143:TYR:OH	1.87	1.11
1:G:795:ARG:NE	3:I:116:GLU:HB3	1.65	1.11
1:J:557:GLU:HA	4:Y:47:MET:CA	1.47	1.11
1:J:641:LYS:HG3	1:J:647:GLN:HG3	1.20	1.11
1:J:817:GLN:CD	2:K:127:ARG:HD2	1.69	1.11
1:P:641:LYS:CE	1:P:647:GLN:CD	2.18	1.11
2:E:121:LEU:O	2:E:128:PHE:HB2	0.94	1.11
1:G:93:MET:HA	1:G:714:ARG:H	0.94	1.11
1:G:739:ASP:HB3	1:G:742:LYS:HB3	1.22	1.11
1:M:641:LYS:NZ	4:Z:348:SER:O	1.80	1.11
1:M:797:PHE:CE1	3:O:146:ILE:HG23	1.85	1.11
1:P:795:ARG:HH21	3:R:116:GLU:CG	1.49	1.11
3:R:24:LYS:CB	3:R:63:ILE:O	1.99	1.11
1:A:502:GLU:CB	1:A:761:GLY:HA3	1.53	1.10
1:D:727:LEU:HB2	1:D:782:MLY:HH12	1.25	1.10
1:J:641:LYS:CE	1:J:647:GLN:CD	2.18	1.10
1:J:826:VAL:HG21	2:K:88:LEU:HD21	1.16	1.10
3:L:24:LYS:CB	3:L:63:ILE:O	1.99	1.10
1:M:218:LEU:HB2	1:M:221:GLN:HG3	1.17	1.10

Continued on next page...

Continued from previous page...

Atom-1	Atom-2	Interatomic distance (Å)	Clash overlap (Å)
1:M:553:MLY:HG2	4:2:43:VAL:CG1	1.81	1.10
1:M:838:ILE:HD12	2:N:54:MET:HE3	1.26	1.10
3:O:24:LYS:CB	3:O:63:ILE:O	1.99	1.10
1:P:641:LYS:HE3	1:P:647:GLN:OE1	1.50	1.10
4:2:202:THR:CA	4:Z:287:ILE:HG12	1.81	1.10
1:A:93:MET:HG2	1:A:715:VAL:HG22	1.25	1.10
1:D:791:GLN:NE2	3:F:115:GLY:CA	1.88	1.10
3:F:24:LYS:CB	3:F:63:ILE:O	1.99	1.10
1:G:707:CYS:SG	1:G:714:ARG:NH2	2.24	1.10
2:H:111:SER:HB3	2:H:148:VAL:O	1.49	1.10
2:H:117:LEU:HB2	2:H:147:ASN:CG	1.71	1.10
1:J:505:MLY:CD	1:J:762:HIS:CE1	2.33	1.10
1:M:530:MET:HE2	4:Z:354:GLN:CG	1.80	1.10
1:M:641:LYS:CE	1:M:647:GLN:CD	2.18	1.10
1:M:709:LYS:C	1:M:710:GLY:N	2.04	1.10
1:A:508:ILE:HD13	1:A:759:ALA:CB	1.60	1.10
1:A:639:GLY:CA	4:8:345:ILE:HA	1.74	1.10
1:A:649:VAL:HG13	1:A:649:VAL:HG22	1.21	1.10
1:D:202:SER:CA	1:D:207:LYS:HE2	1.82	1.10
1:D:218:LEU:HB2	1:D:221:GLN:HG3	1.17	1.10
1:G:218:LEU:HB2	1:G:221:GLN:HG3	1.17	1.10
1:G:734:GLU:O	1:G:738:MET:HG2	1.51	1.10
2:K:112:ILE:O	2:K:147:ASN:O	1.65	1.10
1:M:734:GLU:O	1:M:738:MET:HG2	1.51	1.10
1:P:649:VAL:O	1:P:649:VAL:HG12	0.94	1.10
1:P:830:PRO:CB	2:Q:67:MET:CE	2.30	1.10
4:8:290:ARG:CZ	4:V:202:THR:HG21	1.81	1.10
1:A:201:ALA:O	1:A:202:SER:CB	1.92	1.10
1:A:218:LEU:HB2	1:A:221:GLN:HG3	1.17	1.10
1:A:530:MET:CE	4:8:354:GLN:HG2	1.80	1.10
1:A:734:GLU:O	1:A:738:MET:HG2	1.51	1.10
1:D:797:PHE:HE1	3:F:146:ILE:HA	0.94	1.10
1:D:799:MET:SD	3:F:32:ASP:CB	2.39	1.10
2:E:117:LEU:HB2	2:E:147:ASN:CG	1.71	1.10
1:G:93:MET:HE1	1:G:764:MLY:CD	1.74	1.10
2:K:111:SER:CB	2:K:148:VAL:C	1.93	1.10
1:M:641:LYS:HD2	1:M:647:GLN:CD	1.70	1.10
2:N:121:LEU:O	2:N:128:PHE:HB2	0.94	1.10
1:P:649:VAL:HG22	1:P:649:VAL:HG13	1.21	1.10
1:P:734:GLU:O	1:P:738:MET:HG2	1.51	1.10
1:P:820:VAL:HG11	2:Q:136:MET:HE3	1.31	1.10

Continued on next page...

Continued from previous page...

Atom-1	Atom-2	Interatomic distance (Å)	Clash overlap (Å)
1:D:747:LEU:HD11	1:D:782:MLY:CH2	1.81	1.10
1:D:793:ARG:HH21	3:F:147:MET:CE	1.65	1.10
1:G:641:LYS:CE	1:G:647:GLN:CD	2.18	1.10
1:G:795:ARG:CB	3:I:35:ARG:HH12	1.65	1.10
1:J:84:MLY:NZ	1:J:724:TYR:HE2	1.22	1.10
1:J:202:SER:CA	1:J:207:LYS:HE2	1.82	1.10
1:J:797:PHE:CE2	3:L:126:LEU:HD22	1.86	1.10
1:M:767:PHE:CD1	1:M:771:LEU:HD22	1.86	1.10
1:M:795:ARG:HG2	3:O:118:MET:HE2	1.20	1.10
1:M:795:ARG:CZ	3:O:116:GLU:CD	2.19	1.10
1:P:530:MET:CE	4:1:354:GLN:HG2	1.80	1.10
1:P:783:LEU:CA	1:P:786:ILE:HG13	1.81	1.10
4:4:322:PRO:HB3	4:6:244:ASP:CG	1.72	1.10
1:D:623:PHE:CB	1:D:623:PHE:CG	2.33	1.09
3:I:24:LYS:CB	3:I:63:ILE:O	1.99	1.09
1:J:218:LEU:HB2	1:J:221:GLN:HG3	1.17	1.09
1:J:710:GLY:HA2	1:J:772:LEU:HD21	1.31	1.09
1:J:736:GLN:N	1:J:743:ALA:CB	2.05	1.09
2:K:117:LEU:HB2	2:K:147:ASN:CG	1.70	1.09
1:M:641:LYS:HE3	1:M:647:GLN:OE1	1.50	1.09
1:M:783:LEU:HA	1:M:786:ILE:CG1	1.82	1.09
1:P:639:GLY:HA2	4:1:345:ILE:HA	1.26	1.09
1:P:641:LYS:HG3	1:P:647:GLN:HG3	1.20	1.09
4:2:287:ILE:HD13	4:4:203:THR:HB	1.10	1.09
1:A:571:ALA:O	1:A:572:LYS:HG3	1.52	1.09
1:G:649:VAL:O	1:G:649:VAL:HG12	0.94	1.09
1:J:201:ALA:O	1:J:202:SER:CB	1.92	1.09
1:M:739:ASP:HB3	1:M:742:LYS:HB3	1.21	1.09
1:P:804:ARG:HA	1:P:807:VAL:HG12	1.14	1.09
2:Q:121:LEU:O	2:Q:128:PHE:HB2	0.94	1.09
1:A:649:VAL:O	1:A:649:VAL:HG12	0.94	1.09
1:A:757:GLN:HB2	1:A:771:LEU:HD21	1.22	1.09
1:A:768:MLY:CG	1:A:771:LEU:HD13	1.82	1.09
1:D:641:LYS:HE3	1:D:647:GLN:OE1	1.50	1.09
1:G:641:LYS:HE3	1:G:647:GLN:OE1	1.50	1.09
1:G:721:LYS:HA	1:G:736:GLN:CD	1.73	1.09
1:G:795:ARG:HB2	3:I:35:ARG:HH12	0.99	1.09
1:J:95:THR:HA	1:J:713:SER:OG	1.52	1.09
1:J:838:ILE:CD1	2:K:54:MET:CE	2.28	1.09
1:M:202:SER:CA	1:M:207:LYS:HE2	1.82	1.09
1:M:530:MET:CE	4:Z:354:GLN:HG2	1.80	1.09

Continued on next page...

Continued from previous page...

Atom-1	Atom-2	Interatomic distance (Å)	Clash overlap (Å)
1:M:571:ALA:O	1:M:572:LYS:HG3	1.52	1.09
1:M:643:GLY:O	1:M:644:SER:OG	1.70	1.09
1:P:202:SER:CA	1:P:207:LYS:HE2	1.82	1.09
1:P:538:GLU:HA	4:1:349:LEU:CD1	1.55	1.09
1:P:641:LYS:HD2	1:P:647:GLN:CD	1.70	1.09
1:P:838:ILE:HD12	2:Q:54:MET:HE3	1.32	1.09
1:A:721:LYS:HA	1:A:736:GLN:CD	1.73	1.09
1:D:734:GLU:O	1:D:738:MET:HG2	1.51	1.09
1:D:813:ILE:HD13	2:E:128:PHE:CE1	1.87	1.09
1:G:571:ALA:O	1:G:572:LYS:HG3	1.52	1.09
1:G:818:TYR:CE1	2:H:127:ARG:NH2	2.19	1.09
1:J:530:MET:HE2	4:W:354:GLN:HG2	1.19	1.09
1:J:734:GLU:O	1:J:738:MET:HG2	1.51	1.09
1:J:800:ARG:NH2	3:L:40:ASN:OD1	1.85	1.09
1:J:829:TRP:CZ3	2:K:87:LYS:NZ	2.20	1.09
1:M:545:ALA:HA	4:2:45:VAL:HG13	1.25	1.09
1:M:649:VAL:O	1:M:649:VAL:HG12	0.94	1.09
1:P:721:LYS:HG3	1:P:736:GLN:HG2	1.25	1.09
1:P:818:TYR:OH	2:Q:127:ARG:NH2	1.80	1.09
2:Q:111:SER:HB3	2:Q:148:VAL:O	1.50	1.09
4:9:287:ILE:HG21	4:W:205:GLU:HG2	1.17	1.09
1:A:707:CYS:HA	1:A:714:ARG:NH1	1.09	1.09
1:D:726:VAL:HG12	1:D:785:GLU:CB	1.81	1.09
1:D:822:SER:OG	2:E:88:LEU:HD23	1.44	1.09
2:E:111:SER:HB3	2:E:148:VAL:O	1.50	1.09
1:J:530:MET:CE	4:W:354:GLN:HG2	1.81	1.09
1:J:795:ARG:HG2	3:L:118:MET:HE1	1.33	1.09
1:M:723:ARG:HD3	1:M:776:GLU:OE2	1.47	1.09
1:M:783:LEU:HG	1:M:786:ILE:HD11	1.26	1.09
1:P:571:ALA:O	1:P:572:LYS:HG3	1.52	1.09
1:P:721:LYS:HA	1:P:736:GLN:CD	1.73	1.09
1:P:829:TRP:CZ3	2:Q:84:PHE:CZ	2.40	1.09
4:2:203:THR:HB	4:Z:287:ILE:HD13	1.09	1.09
1:A:202:SER:CA	1:A:207:LYS:HE2	1.82	1.08
1:A:538:GLU:C	4:8:349:LEU:HD11	1.54	1.08
1:D:530:MET:CE	4:9:354:GLN:HG2	1.80	1.08
1:D:538:GLU:HA	4:9:349:LEU:CD1	1.55	1.08
1:G:643:GLY:O	1:G:644:SER:OG	1.70	1.08
1:G:649:VAL:HG22	1:G:649:VAL:HG13	1.21	1.08
1:G:797:PHE:CE1	3:I:146:ILE:HD12	1.86	1.08
1:G:819:ASN:CG	2:H:90:GLY:O	1.91	1.08

Continued on next page...

Continued from previous page...

Atom-1	Atom-2	Interatomic distance (Å)	Clash overlap (Å)
1:J:757:GLN:HA	1:J:776:GLU:HG3	1.30	1.08
1:M:721:LYS:HA	1:M:736:GLN:CD	1.73	1.08
1:P:635:GLY:HA2	4:1:334:GLU:HG2	1.16	1.08
1:A:641:LYS:HE3	1:A:647:GLN:OE1	1.50	1.08
1:G:754:ASP:HA	1:G:779:ARG:NE	1.68	1.08
1:G:792:ALA:HB3	3:I:42:THR:HG22	1.34	1.08
1:M:820:VAL:HG11	2:N:136:MET:HE3	1.09	1.08
4:3:288:ASP:H	4:5:203:THR:HG22	1.17	1.08
4:3:324:THR:CB	4:5:243:PRO:O	2.01	1.08
1:A:757:GLN:OE1	1:A:771:LEU:CD1	2.01	1.08
1:D:727:LEU:CD1	1:D:782:MLY:CE	2.22	1.08
1:D:795:ARG:CG	3:F:118:MET:HE1	1.84	1.08
1:G:202:SER:CA	1:G:207:LYS:HE2	1.82	1.08
1:G:819:ASN:CG	2:H:92:ASP:HB2	1.73	1.08
2:H:121:LEU:HG	2:H:128:PHE:CA	1.60	1.08
1:J:538:GLU:HA	4:W:349:LEU:CD1	1.55	1.08
1:J:710:GLY:C	1:J:772:LEU:CD2	2.22	1.08
1:M:638:GLY:CA	4:Z:341:ILE:O	2.01	1.08
1:M:736:GLN:HA	1:M:743:ALA:HB3	1.35	1.08
1:M:736:GLN:N	1:M:743:ALA:CB	2.05	1.08
1:P:643:GLY:O	1:P:644:SER:OG	1.70	1.08
1:P:797:PHE:HE2	3:R:126:LEU:CD2	1.63	1.08
4:1:244:ASP:N	4:Y:291:LYS:HD2	1.66	1.08
1:A:638:GLY:CA	4:8:341:ILE:O	2.01	1.08
2:E:111:SER:CB	2:E:148:VAL:O	0.78	1.08
1:G:639:GLY:HA2	4:V:345:ILE:HA	1.26	1.08
1:G:838:ILE:CD1	2:H:54:MET:CE	2.10	1.08
1:J:721:LYS:HA	1:J:736:GLN:CD	1.73	1.08
1:M:553:MLY:HG2	4:2:43:VAL:HG11	1.08	1.08
1:M:796:GLY:HA2	3:O:35:ARG:HD3	1.32	1.08
4:1:246:GLN:HA	4:Y:324:THR:CB	1.84	1.08
4:3:290:ARG:CZ	4:5:202:THR:CG2	2.20	1.08
1:A:72:VAL:HG13	1:A:76:GLN:HB3	1.36	1.08
1:A:757:GLN:CD	1:A:771:LEU:HD11	1.74	1.08
1:D:72:VAL:HG13	1:D:76:GLN:HB3	1.36	1.08
1:D:721:LYS:HA	1:D:736:GLN:CD	1.73	1.08
1:D:813:ILE:HG21	2:E:128:PHE:CE1	1.87	1.08
1:G:556:ASP:OD1	4:X:47:MET:HE3	1.52	1.08
1:G:641:LYS:HB2	1:G:647:GLN:NE2	1.68	1.08
1:G:754:ASP:N	1:G:776:GLU:OE1	1.87	1.08
1:J:638:GLY:CA	4:W:341:ILE:O	2.01	1.08

Continued on next page...

Continued from previous page...

Atom-1	Atom-2	Interatomic distance (Å)	Clash overlap (Å)
1:J:736:GLN:HA	1:J:743:ALA:HB3	1.35	1.08
1:J:798:LEU:HD12	3:L:126:LEU:HD11	1.34	1.08
1:P:724:TYR:HE1	1:P:775:LEU:HB3	1.11	1.08
4:7:287:ILE:HG21	4:9:205:GLU:HG2	1.17	1.08
1:A:752:ASP:CG	1:A:782:MLY:HD3	1.73	1.07
1:D:541:MET:SD	4:9:345:ILE:O	2.12	1.07
1:G:409:GLY:N	1:G:636:LYS:HG3	1.69	1.07
2:H:111:SER:CB	2:H:148:VAL:O	0.78	1.07
1:J:641:LYS:HE3	1:J:647:GLN:OE1	1.50	1.07
1:M:813:ILE:HG22	2:N:128:PHE:CZ	1.89	1.07
1:P:409:GLY:N	1:P:636:LYS:HG3	1.69	1.07
2:Q:111:SER:OG	2:Q:148:VAL:O	1.71	1.07
1:D:641:LYS:HG3	1:D:647:GLN:HG3	1.20	1.07
1:D:643:GLY:O	1:D:644:SER:OG	1.70	1.07
1:D:822:SER:OG	2:E:88:LEU:HD22	1.50	1.07
1:G:530:MET:HE2	4:V:354:GLN:HG2	1.16	1.07
1:G:795:ARG:HG2	3:I:118:MET:HE1	1.09	1.07
2:H:111:SER:OG	2:H:148:VAL:O	1.71	1.07
1:J:643:GLY:O	1:J:644:SER:OG	1.70	1.07
1:J:756:THR:HG22	1:J:776:GLU:CD	1.74	1.07
2:K:111:SER:CB	2:K:148:VAL:O	0.78	1.07
1:P:508:ILE:CD1	1:P:766:PHE:CD1	2.35	1.07
2:Q:111:SER:CB	2:Q:148:VAL:O	0.78	1.07
4:X:324:THR:CG2	4:Z:247:VAL:HG22	1.83	1.07
1:D:409:GLY:N	1:D:636:LYS:HG3	1.70	1.07
1:D:727:LEU:HD11	1:D:782:MLY:HG2	1.09	1.07
1:J:635:GLY:HA2	4:W:334:GLU:HG2	1.16	1.07
1:J:641:LYS:HD2	1:J:647:GLN:CD	1.70	1.07
2:K:121:LEU:C	2:K:128:PHE:HB2	1.67	1.07
1:M:529:PRO:HB3	4:Z:353:GLN:OE1	1.53	1.07
1:M:641:LYS:HB2	1:M:647:GLN:NE2	1.68	1.07
1:M:831:TRP:CH2	2:N:47:LEU:CD2	2.37	1.07
2:N:111:SER:OG	2:N:148:VAL:O	1.72	1.07
2:N:111:SER:CB	2:N:148:VAL:C	1.92	1.07
1:A:643:GLY:O	1:A:644:SER:OG	1.70	1.07
1:D:635:GLY:HA2	4:9:334:GLU:HG2	1.16	1.07
1:G:754:ASP:CB	1:G:779:ARG:HD2	1.84	1.07
1:G:757:GLN:OE1	1:G:772:LEU:O	1.70	1.07
1:J:567:LYS:NZ	4:Y:92:ASN:HD22	1.51	1.07
1:J:571:ALA:O	1:J:572:LYS:HG3	1.52	1.07
1:M:795:ARG:NE	3:O:116:GLU:CB	2.00	1.07

Continued on next page...

Continued from previous page...

Atom-1	Atom-2	Interatomic distance (Å)	Clash overlap (Å)
1:M:813:ILE:HG21	2:N:128:PHE:CE1	1.89	1.07
1:M:838:ILE:HD11	2:N:54:MET:HE1	1.32	1.07
1:A:28:GLN:HE22	1:A:723:ARG:NH2	1.53	1.07
1:A:93:MET:HE1	1:A:715:VAL:CG1	1.84	1.07
1:G:638:GLY:CA	4:V:341:ILE:O	2.02	1.07
1:G:736:GLN:HA	1:G:743:ALA:HB3	1.35	1.07
1:M:795:ARG:CZ	3:O:116:GLU:HB3	1.84	1.07
2:N:144:VAL:HG13	2:N:153:ILE:HD11	1.21	1.07
1:P:72:VAL:HG13	1:P:76:GLN:HB3	1.36	1.07
1:P:538:GLU:OE2	4:1:355:MET:HE1	1.49	1.07
1:P:838:ILE:CG1	2:Q:54:MET:CE	2.32	1.07
4:W:3:ASP:HA	4:W:6:THR:HB	1.36	1.07
1:A:541:MET:SD	4:8:345:ILE:O	2.12	1.06
1:A:768:MLY:HG2	1:A:771:LEU:HD13	1.10	1.06
1:D:641:LYS:HD2	1:D:647:GLN:CD	1.70	1.06
1:G:557:GLU:HB3	4:X:46:GLY:C	1.76	1.06
1:G:754:ASP:HB2	1:G:776:GLU:HA	1.34	1.06
1:G:820:VAL:HG11	2:H:136:MET:HE3	1.37	1.06
1:J:541:MET:SD	4:W:345:ILE:O	2.13	1.06
1:J:756:THR:HG21	1:J:776:GLU:C	1.75	1.06
1:J:831:TRP:CH2	2:K:47:LEU:HD21	1.90	1.06
2:K:144:VAL:HG13	2:K:153:ILE:HD11	1.21	1.06
2:N:111:SER:CB	2:N:148:VAL:O	0.78	1.06
1:P:541:MET:SD	4:1:345:ILE:O	2.13	1.06
2:Q:114:LYS:HA	2:Q:146:GLY:O	0.89	1.06
4:2:287:ILE:HB	4:4:203:THR:HG22	1.33	1.06
1:A:149:GLN:CG	1:A:719:ASP:OD1	2.03	1.06
1:A:542:PHE:CG	4:8:143:TYR:HE1	1.73	1.06
2:H:114:LYS:HA	2:H:146:GLY:O	0.89	1.06
2:H:121:LEU:C	2:H:128:PHE:HB3	1.72	1.06
1:M:72:VAL:HG13	1:M:76:GLN:HB3	1.36	1.06
1:M:409:GLY:N	1:M:636:LYS:HG3	1.69	1.06
1:M:576:GLU:HG2	1:M:577:ALA:N	1.66	1.06
4:3:322:PRO:HB3	4:5:244:ASP:CG	1.75	1.06
4:W:324:THR:HG21	4:Y:246:GLN:C	1.61	1.06
1:A:149:GLN:CG	1:A:718:ALA:HB3	1.85	1.06
1:A:409:GLY:N	1:A:636:LYS:HG3	1.69	1.06
1:D:529:PRO:HB3	4:9:353:GLN:OE1	1.53	1.06
1:D:542:PHE:CG	4:9:143:TYR:HE1	1.73	1.06
1:D:638:GLY:CA	4:9:341:ILE:O	2.01	1.06
1:D:727:LEU:CD1	1:D:782:MLY:HD3	1.78	1.06

Continued on next page...

Continued from previous page...

Atom-1	Atom-2	Interatomic distance (Å)	Clash overlap (Å)
2:E:111:SER:OG	2:E:148:VAL:O	1.71	1.06
1:G:503:TYR:OH	1:G:711:PHE:HD2	1.38	1.06
2:K:111:SER:HB3	2:K:148:VAL:O	1.50	1.06
1:M:541:MET:SD	4:Z:345:ILE:O	2.13	1.06
1:P:529:PRO:HB3	4:1:353:GLN:OE1	1.53	1.06
1:P:638:GLY:CA	4:1:341:ILE:O	2.01	1.06
1:P:725:ARG:NH1	3:R:89:GLU:OE1	1.84	1.06
4:1:3:ASP:HA	4:1:6:THR:HB	1.36	1.06
4:W:325:MET:HE2	4:Y:244:ASP:OD2	1.55	1.06
1:A:93:MET:CG	1:A:715:VAL:HG22	1.86	1.06
1:A:576:GLU:HG2	1:A:577:ALA:N	1.66	1.06
1:D:641:LYS:HB2	1:D:647:GLN:NE2	1.68	1.06
1:D:795:ARG:HH21	3:F:116:GLU:CG	1.60	1.06
1:J:795:ARG:HB2	3:L:35:ARG:NH1	1.69	1.06
1:M:783:LEU:HG	1:M:786:ILE:HD12	1.16	1.06
1:P:819:ASN:OD1	2:Q:92:ASP:N	1.87	1.06
1:A:149:GLN:CB	1:A:718:ALA:CB	2.20	1.06
1:D:727:LEU:CB	1:D:782:MLY:HH12	1.69	1.06
2:H:111:SER:CB	2:H:148:VAL:C	1.93	1.06
1:J:529:PRO:HB3	4:W:353:GLN:OE1	1.53	1.06
1:J:798:LEU:HD11	3:L:126:LEU:HD12	1.33	1.06
2:N:114:LYS:HA	2:N:146:GLY:O	0.89	1.06
1:P:736:GLN:HA	1:P:743:ALA:HB3	1.35	1.06
4:3:322:PRO:HB2	4:5:244:ASP:CB	1.85	1.06
4:X:324:THR:HG22	4:Z:247:VAL:HG23	1.37	1.06
2:E:114:LYS:HA	2:E:146:GLY:O	0.89	1.05
1:G:736:GLN:N	1:G:743:ALA:CB	2.05	1.05
1:G:768:MLY:HH22	1:G:772:LEU:HD13	1.31	1.05
1:G:789:ALA:HB1	3:I:81:GLN:NE2	1.72	1.05
1:G:834:LEU:HD13	2:H:51:PHE:CE1	1.90	1.05
1:J:409:GLY:N	1:J:636:LYS:HG3	1.69	1.05
1:J:635:GLY:HA3	4:W:341:ILE:HD13	1.36	1.05
1:J:641:LYS:HB2	1:J:647:GLN:NE2	1.68	1.05
1:J:757:GLN:NE2	1:J:777:GLU:N	1.95	1.05
1:M:641:LYS:HE3	4:Z:348:SER:O	1.55	1.05
1:M:829:TRP:HZ3	2:N:84:PHE:CE1	1.58	1.05
1:P:829:TRP:CE2	2:Q:87:LYS:HE2	1.90	1.05
4:8:3:ASP:HA	4:8:6:THR:HB	1.36	1.05
1:A:638:GLY:HA2	4:8:341:ILE:O	1.56	1.05
1:A:757:GLN:CB	1:A:771:LEU:CD2	2.32	1.05
1:D:791:GLN:OE1	3:F:116:GLU:HG3	1.56	1.05

Continued on next page...

Continued from previous page...

Atom-1	Atom-2	Interatomic distance (Å)	Clash overlap (Å)
2:E:121:LEU:C	2:E:128:PHE:HB3	1.72	1.05
1:G:529:PRO:HB3	4:V:353:GLN:OE1	1.53	1.05
1:G:541:MET:SD	4:V:345:ILE:O	2.13	1.05
1:G:553:MLY:HE2	4:X:45:VAL:HB	1.09	1.05
1:G:641:LYS:HE3	4:V:348:SER:O	1.56	1.05
2:H:140:PHE:O	2:H:141:PRO:O	1.75	1.05
2:N:144:VAL:HG11	2:N:153:ILE:HG12	1.37	1.05
4:9:3:ASP:HA	4:9:6:THR:HB	1.36	1.05
4:W:325:MET:CE	4:Y:244:ASP:OD2	2.04	1.05
1:A:529:PRO:HB3	4:8:353:GLN:OE1	1.53	1.05
1:A:641:LYS:HE3	4:8:348:SER:O	1.56	1.05
1:D:571:ALA:O	1:D:572:LYS:HG3	1.52	1.05
1:G:553:MLY:HH13	4:X:45:VAL:HG11	1.37	1.05
1:J:542:PHE:CG	4:W:143:TYR:HE1	1.73	1.05
2:K:111:SER:OG	2:K:148:VAL:O	1.71	1.05
2:K:114:LYS:HA	2:K:146:GLY:O	0.89	1.05
2:N:111:SER:HB3	2:N:148:VAL:O	1.49	1.05
1:P:530:MET:CA	4:1:354:GLN:HG3	1.87	1.05
1:P:549:SER:HB2	4:3:43:VAL:HG21	1.35	1.05
1:P:795:ARG:CZ	3:R:116:GLU:HB3	1.87	1.05
1:D:635:GLY:HA3	4:9:341:ILE:HD13	1.37	1.05
1:J:831:TRP:CZ2	2:K:47:LEU:HD21	1.91	1.05
1:P:635:GLY:HA3	4:1:341:ILE:HD13	1.37	1.05
1:D:638:GLY:HA2	4:9:341:ILE:O	1.57	1.05
2:E:121:LEU:HG	2:E:128:PHE:CA	1.59	1.05
1:J:710:GLY:C	1:J:772:LEU:HD22	1.76	1.05
2:K:121:LEU:C	2:K:128:PHE:HB3	1.71	1.05
1:M:530:MET:CA	4:Z:354:GLN:HG3	1.87	1.05
1:M:641:LYS:HE3	1:M:647:GLN:CD	1.77	1.05
1:M:767:PHE:CD1	1:M:771:LEU:CD2	2.40	1.05
1:P:795:ARG:NH2	3:R:116:GLU:CB	2.17	1.05
4:3:3:ASP:HA	4:3:6:THR:HB	1.36	1.05
4:4:288:ASP:CG	4:6:203:THR:HG21	1.64	1.05
1:A:753:VAL:HG12	1:A:775:LEU:CG	1.87	1.04
1:D:641:LYS:HE3	1:D:647:GLN:CD	1.77	1.04
1:D:799:MET:CE	3:F:32:ASP:HB3	1.86	1.04
1:G:576:GLU:HG2	1:G:577:ALA:N	1.66	1.04
1:G:769:ALA:HB3	1:G:770:GLY:HA2	1.11	1.04
1:M:542:PHE:CG	4:Z:143:TYR:HE1	1.73	1.04
1:M:795:ARG:HA	3:O:118:MET:HE1	1.28	1.04
1:M:797:PHE:CZ	3:O:146:ILE:HD13	1.92	1.04

Continued on next page...

Continued from previous page...

Atom-1	Atom-2	Interatomic distance (Å)	Clash overlap (Å)
1:P:542:PHE:CG	4:1:143:TYR:HE1	1.73	1.04
1:P:546:THR:HG23	4:3:46:GLY:O	1.56	1.04
1:P:783:LEU:HA	1:P:786:ILE:HG13	1.09	1.04
1:P:792:ALA:CB	3:R:42:THR:CG2	1.96	1.04
1:D:795:ARG:HH21	3:F:116:GLU:HB3	1.21	1.04
1:G:92:ALA:O	1:G:714:ARG:HG2	1.57	1.04
1:G:552:ASN:O	4:X:47:MET:CE	2.05	1.04
1:G:641:LYS:HE3	1:G:647:GLN:CD	1.77	1.04
1:G:830:PRO:HB3	2:H:67:MET:HE1	1.36	1.04
3:O:49:ILE:HA	3:O:52:ASN:HD22	1.23	1.04
2:Q:111:SER:CB	2:Q:148:VAL:C	1.93	1.04
4:V:324:THR:HG21	4:X:246:GLN:C	1.70	1.04
1:A:505:MLY:CD	1:A:762:HIS:CA	2.20	1.04
1:A:530:MET:CA	4:8:354:GLN:HG3	1.86	1.04
1:D:202:SER:CA	1:D:207:LYS:CE	2.36	1.04
1:D:530:MET:CA	4:9:354:GLN:HG3	1.87	1.04
1:G:788:THR:O	3:I:42:THR:CG2	2.05	1.04
3:L:49:ILE:CA	3:L:52:ASN:HD22	1.71	1.04
1:M:826:VAL:HG21	2:N:88:LEU:HD21	1.38	1.04
1:M:829:TRP:CH2	2:N:84:PHE:CE1	2.46	1.04
4:1:243:PRO:HB2	4:Y:291:LYS:CD	1.87	1.04
4:9:290:ARG:CZ	4:W:202:THR:CG2	2.36	1.04
4:V:3:ASP:HA	4:V:6:THR:HB	1.36	1.04
1:A:502:GLU:HG3	1:A:761:GLY:N	1.25	1.04
1:G:503:TYR:CE1	1:G:711:PHE:CE2	2.45	1.04
1:G:530:MET:CA	4:V:354:GLN:HG3	1.88	1.04
1:G:754:ASP:OD2	1:G:779:ARG:HB3	1.54	1.04
1:G:795:ARG:HE	3:I:116:GLU:HB3	0.87	1.04
1:J:72:VAL:HG13	1:J:76:GLN:HB3	1.36	1.04
1:J:530:MET:CA	4:W:354:GLN:HG3	1.87	1.04
1:J:638:GLY:HA2	4:W:341:ILE:O	1.57	1.04
2:N:140:PHE:O	2:N:141:PRO:O	1.75	1.04
3:O:49:ILE:CA	3:O:52:ASN:HD22	1.71	1.04
1:P:829:TRP:HZ3	2:Q:84:PHE:CE1	1.64	1.04
3:R:49:ILE:CA	3:R:52:ASN:HD22	1.71	1.04
4:7:290:ARG:CZ	4:9:202:THR:CG2	2.36	1.04
1:A:97:LEU:HD22	1:A:712:PRO:CB	1.88	1.04
1:A:149:GLN:CD	1:A:718:ALA:HB3	1.76	1.04
1:D:599:ASN:HA	1:D:649:VAL:HB	1.06	1.04
1:G:542:PHE:CG	4:V:143:TYR:HE1	1.74	1.04
1:G:795:ARG:HB3	3:I:35:ARG:HH22	1.23	1.04

Continued on next page...

Continued from previous page...

Atom-1	Atom-2	Interatomic distance (Å)	Clash overlap (Å)
1:J:639:GLY:HA3	4:W:344:SER:C	1.78	1.04
1:J:831:TRP:CZ3	2:K:34:ILE:HD13	1.93	1.04
2:K:149:ASP:OD2	2:K:150:TYR:N	1.91	1.04
1:M:818:TYR:CZ	2:N:127:ARG:NH2	2.26	1.04
1:P:641:LYS:HE3	1:P:647:GLN:CD	1.77	1.04
1:P:817:GLN:CG	2:Q:127:ARG:CB	2.35	1.04
4:X:287:ILE:HG12	4:Z:201:VAL:N	1.69	1.04
1:A:149:GLN:HB2	1:A:718:ALA:HB1	1.36	1.03
1:A:530:MET:HE2	4:8:354:GLN:HG2	1.36	1.03
1:A:736:GLN:HA	1:A:743:ALA:HB3	1.35	1.03
1:D:838:ILE:HD12	2:E:54:MET:SD	1.98	1.03
1:G:821:ARG:HH22	2:H:127:ARG:HG2	1.18	1.03
3:I:49:ILE:CA	3:I:52:ASN:HD22	1.70	1.03
1:J:202:SER:CA	1:J:207:LYS:CE	2.36	1.03
1:J:641:LYS:HE3	1:J:647:GLN:CD	1.77	1.03
2:K:140:PHE:O	2:K:141:PRO:O	1.75	1.03
2:K:144:VAL:HG11	2:K:153:ILE:HG12	1.38	1.03
2:Q:140:PHE:O	2:Q:141:PRO:O	1.75	1.03
4:2:203:THR:HG22	4:Z:287:ILE:CB	1.87	1.03
4:6:3:ASP:HA	4:6:6:THR:HB	1.36	1.03
1:D:529:PRO:C	4:9:354:GLN:HB3	1.78	1.03
1:D:641:LYS:HE3	4:9:348:SER:O	1.56	1.03
1:D:818:TYR:HB3	2:E:90:GLY:CA	1.60	1.03
1:J:529:PRO:C	4:W:354:GLN:HB3	1.77	1.03
1:M:538:GLU:C	4:Z:349:LEU:HD11	1.54	1.03
1:M:817:GLN:NE2	2:N:127:ARG:HB2	1.74	1.03
4:1:243:PRO:HB2	4:Y:291:LYS:HE3	1.06	1.03
4:1:287:ILE:HB	4:3:203:THR:HG22	1.08	1.03
1:A:94:MET:O	1:A:713:SER:HB3	1.56	1.03
1:D:639:GLY:HA3	4:9:344:SER:C	1.78	1.03
3:F:49:ILE:CA	3:F:52:ASN:HD22	1.70	1.03
1:G:84:MLY:HD3	1:G:723:ARG:HD2	1.41	1.03
1:G:641:LYS:HD2	1:G:647:GLN:CD	1.70	1.03
1:G:817:GLN:CD	2:H:127:ARG:HB2	1.77	1.03
2:H:149:ASP:OD2	2:H:150:TYR:N	1.91	1.03
1:M:202:SER:CA	1:M:207:LYS:CE	2.36	1.03
1:M:737:PHE:CE2	3:O:93:VAL:HG22	1.94	1.03
1:P:506:GLU:HG2	1:P:766:PHE:HE1	1.24	1.03
1:P:641:LYS:CG	4:1:348:SER:HB2	1.87	1.03
1:D:727:LEU:HD12	1:D:782:MLY:NZ	1.72	1.03
1:D:736:GLN:HA	1:D:743:ALA:HB3	1.35	1.03

Continued on next page...

Continued from previous page...

Atom-1	Atom-2	Interatomic distance (Å)	Clash overlap (Å)
2:E:149:ASP:OD2	2:E:150:TYR:N	1.91	1.03
1:G:638:GLY:HA2	4:V:341:ILE:O	1.58	1.03
1:M:639:GLY:HA3	4:Z:344:SER:C	1.78	1.03
1:M:795:ARG:HD3	3:O:43:ASN:OD1	1.55	1.03
2:N:121:LEU:C	2:N:128:PHE:HB3	1.72	1.03
1:A:736:GLN:N	1:A:743:ALA:CB	2.05	1.03
1:D:736:GLN:N	1:D:743:ALA:CB	2.05	1.03
1:G:202:SER:CA	1:G:207:LYS:CE	2.36	1.03
1:G:557:GLU:CB	4:X:46:GLY:C	2.26	1.03
1:J:599:ASN:HA	1:J:649:VAL:HB	1.05	1.03
2:N:121:LEU:HG	2:N:128:PHE:CA	1.60	1.03
2:N:149:ASP:OD2	2:N:150:TYR:N	1.91	1.03
2:Q:121:LEU:C	2:Q:128:PHE:HB3	1.72	1.03
3:R:24:LYS:HG2	3:R:63:ILE:O	1.59	1.03
4:1:287:ILE:HG12	4:3:203:THR:H	1.18	1.03
1:A:202:SER:CA	1:A:207:LYS:CE	2.36	1.02
1:A:641:LYS:HB2	1:A:647:GLN:NE2	1.68	1.02
1:D:767:PHE:O	1:D:771:LEU:CD1	2.07	1.02
1:J:639:GLY:N	4:W:345:ILE:N	1.94	1.02
1:J:829:TRP:CZ2	2:K:87:LYS:HE2	1.93	1.02
1:M:642:LYS:HG3	4:Z:23:GLY:H	0.86	1.02
1:M:838:ILE:HD11	2:N:54:MET:HE2	1.38	1.02
1:P:546:THR:CB	4:3:46:GLY:C	2.27	1.02
1:P:599:ASN:HA	1:P:649:VAL:HB	1.05	1.02
4:7:3:ASP:HA	4:7:6:THR:HB	1.36	1.02
4:8:290:ARG:CZ	4:V:202:THR:CG2	2.36	1.02
1:A:639:GLY:HA3	4:8:344:SER:C	1.78	1.02
1:A:641:LYS:HE3	1:A:647:GLN:CD	1.77	1.02
1:D:800:ARG:O	3:F:149:VAL:HG21	1.57	1.02
1:J:56:GLU:HB2	1:J:59:MLY:HB3	1.40	1.02
1:M:552:ASN:ND2	4:2:48:GLY:N	2.04	1.02
1:M:635:GLY:HA3	4:Z:341:ILE:HD13	1.37	1.02
1:M:795:ARG:CZ	3:O:116:GLU:CG	2.37	1.02
1:P:206:LYS:HD2	1:P:217:THR:HG23	1.41	1.02
1:P:639:GLY:HA3	4:1:344:SER:C	1.78	1.02
1:P:641:LYS:HB2	1:P:647:GLN:NE2	1.68	1.02
1:P:829:TRP:CZ3	2:Q:87:LYS:NZ	2.27	1.02
4:2:3:ASP:HA	4:2:6:THR:HB	1.36	1.02
4:4:3:ASP:HA	4:4:6:THR:HB	1.36	1.02
4:5:3:ASP:HA	4:5:6:THR:HB	1.36	1.02
1:A:97:LEU:HD22	1:A:712:PRO:HB3	1.41	1.02

Continued on next page...

Continued from previous page...

Atom-1	Atom-2	Interatomic distance (Å)	Clash overlap (Å)
1:D:530:MET:HE2	4:9:354:GLN:CG	1.90	1.02
1:D:724:TYR:CB	1:D:782:MLY:CD	2.35	1.02
2:E:111:SER:CB	2:E:148:VAL:C	1.93	1.02
3:F:24:LYS:HG2	3:F:63:ILE:O	1.59	1.02
3:F:49:ILE:HA	3:F:52:ASN:HD22	1.23	1.02
1:G:757:GLN:OE1	1:G:772:LEU:C	1.98	1.02
1:M:56:GLU:HB2	1:M:59:MLY:HB3	1.40	1.02
1:M:783:LEU:CA	1:M:786:ILE:HG13	1.88	1.02
1:P:838:ILE:HD11	2:Q:54:MET:HE1	1.40	1.02
4:Y:3:ASP:HA	4:Y:6:THR:HB	1.36	1.02
1:A:149:GLN:NE2	1:A:718:ALA:HB2	1.72	1.02
1:D:56:GLU:HB2	1:D:59:MLY:HB3	1.40	1.02
1:J:576:GLU:HG2	1:J:577:ALA:H	0.85	1.02
1:M:599:ASN:CA	1:M:649:VAL:HB	1.89	1.02
1:M:796:GLY:HA2	3:O:35:ARG:CD	1.90	1.02
3:O:24:LYS:CG	3:O:63:ILE:O	2.08	1.02
2:Q:149:ASP:OD2	2:Q:150:TYR:N	1.91	1.02
4:3:324:THR:CG2	4:5:244:ASP:O	1.97	1.02
1:A:97:LEU:CD2	1:A:712:PRO:HB3	1.89	1.02
1:G:56:GLU:HB2	1:G:59:MLY:HB3	1.40	1.02
1:G:599:ASN:CA	1:G:649:VAL:HB	1.89	1.02
1:J:831:TRP:CH2	2:K:47:LEU:CD2	2.43	1.02
1:M:599:ASN:HA	1:M:649:VAL:HB	1.05	1.02
1:M:638:GLY:HA2	4:Z:341:ILE:O	1.57	1.02
3:O:24:LYS:HG2	3:O:63:ILE:O	1.59	1.02
1:P:638:GLY:HA2	4:1:341:ILE:O	1.57	1.02
4:2:288:ASP:OD2	4:4:203:THR:CG2	2.06	1.02
1:A:56:GLU:HB2	1:A:59:MLY:HB3	1.40	1.01
1:D:646:PHE:HE2	1:D:652:LEU:HD21	1.24	1.01
1:G:72:VAL:HG13	1:G:76:GLN:HB3	1.36	1.01
1:G:93:MET:HA	1:G:714:ARG:N	1.75	1.01
1:G:838:ILE:HD12	2:H:54:MET:HE3	1.33	1.01
1:J:541:MET:HB3	4:W:143:TYR:OH	1.59	1.01
3:L:24:LYS:CG	3:L:63:ILE:O	2.08	1.01
3:L:49:ILE:HA	3:L:52:ASN:HD22	1.23	1.01
1:M:799:MET:SD	3:O:32:ASP:CG	2.38	1.01
1:P:642:LYS:HD3	4:1:340:TRP:CH2	1.96	1.01
4:4:288:ASP:N	4:6:203:THR:HG22	1.75	1.01
1:A:502:GLU:HA	1:A:762:HIS:N	1.75	1.01
1:A:553:MLY:HG2	4:V:44:MET:O	1.59	1.01
1:D:541:MET:HB3	4:9:143:TYR:OH	1.60	1.01

Continued on next page...

Continued from previous page...

Atom-1	Atom-2	Interatomic distance (Å)	Clash overlap (Å)
1:D:642:LYS:HD3	4:9:340:TRP:CZ3	1.96	1.01
2:E:140:PHE:O	2:E:141:PRO:O	1.74	1.01
2:E:150:TYR:O	2:E:151:LYS:CB	2.07	1.01
3:F:24:LYS:CG	3:F:63:ILE:O	2.08	1.01
1:G:98:HIS:HB3	1:G:100:PRO:HD2	1.42	1.01
1:G:541:MET:HB3	4:V:143:TYR:OH	1.60	1.01
2:H:144:VAL:HG11	2:H:153:ILE:HG12	1.38	1.01
3:I:24:LYS:HG2	3:I:63:ILE:O	1.60	1.01
1:J:506:GLU:OE2	1:J:761:GLY:CA	2.07	1.01
1:J:642:LYS:HD3	4:W:340:TRP:CH2	1.96	1.01
1:J:829:TRP:HZ3	2:K:84:PHE:CE2	1.78	1.01
2:K:150:TYR:O	2:K:151:LYS:CB	2.06	1.01
3:L:24:LYS:HG2	3:L:63:ILE:O	1.59	1.01
1:M:556:ASP:H	4:2:49:GLN:HB2	1.24	1.01
1:M:817:GLN:CD	2:N:127:ARG:HD2	1.79	1.01
1:P:56:GLU:HB2	1:P:59:MLY:HB3	1.40	1.01
1:P:549:SER:HA	4:3:43:VAL:HG11	1.39	1.01
1:P:639:GLY:N	4:1:345:ILE:N	1.94	1.01
1:P:796:GLY:HA2	3:R:35:ARG:HD3	1.02	1.01
4:8:290:ARG:NH2	4:V:202:THR:CG2	2.23	1.01
1:A:97:LEU:CD2	1:A:712:PRO:CB	2.39	1.01
1:A:541:MET:HB3	4:8:143:TYR:OH	1.60	1.01
1:A:599:ASN:HA	1:A:649:VAL:HB	1.06	1.01
1:D:639:GLY:N	4:9:345:ILE:N	1.94	1.01
1:D:831:TRP:CH2	2:E:34:ILE:HG23	1.95	1.01
1:G:639:GLY:HA3	4:V:344:SER:C	1.78	1.01
1:G:642:LYS:HG3	4:V:23:GLY:H	0.85	1.01
1:G:752:ASP:O	1:G:780:ASP:CA	2.06	1.01
1:G:757:GLN:OE1	1:G:772:LEU:CA	2.08	1.01
1:J:642:LYS:HG3	4:W:23:GLY:H	0.86	1.01
1:M:641:LYS:HG3	1:M:647:GLN:HG3	1.21	1.01
1:M:642:LYS:HD3	4:Z:340:TRP:CZ3	1.96	1.01
1:P:599:ASN:CA	1:P:649:VAL:HB	1.89	1.01
1:P:723:ARG:NH2	1:P:779:ARG:HH11	1.44	1.01
1:P:804:ARG:HA	1:P:807:VAL:CB	1.90	1.01
1:P:831:TRP:CH2	2:Q:47:LEU:CD2	2.43	1.01
4:1:245:GLY:HA3	4:Y:324:THR:O	1.58	1.01
4:X:3:ASP:HA	4:X:6:THR:HB	1.36	1.01
1:A:599:ASN:CA	1:A:649:VAL:HB	1.89	1.01
1:A:635:GLY:HA3	4:8:341:ILE:HD13	1.37	1.01
1:A:641:LYS:HE3	1:A:647:GLN:HB2	1.43	1.01

Continued on next page...

Continued from previous page...

Atom-1	Atom-2	Interatomic distance (Å)	Clash overlap (Å)
1:D:576:GLU:HG2	1:D:577:ALA:H	0.85	1.01
1:D:732:ILE:HD13	1:D:782:MLY:HH11	1.40	1.01
1:G:635:GLY:HA3	4:V:341:ILE:HD13	1.37	1.01
3:I:24:LYS:CG	3:I:63:ILE:O	2.08	1.01
3:I:48:LYS:O	3:I:52:ASN:ND2	1.94	1.01
1:J:84:MLY:HD2	1:J:724:TYR:CZ	1.85	1.01
1:M:642:LYS:HD3	4:Z:340:TRP:CH2	1.95	1.01
1:M:829:TRP:CE2	2:N:87:LYS:HE2	1.95	1.01
1:P:641:LYS:HE3	4:1:348:SER:O	1.55	1.01
1:P:641:LYS:HE3	1:P:647:GLN:HB2	1.43	1.01
1:P:642:LYS:HG3	4:1:23:GLY:H	0.86	1.01
1:P:792:ALA:HB3	3:R:42:THR:HG22	1.40	1.01
1:P:830:PRO:HG2	2:Q:67:MET:HG2	1.42	1.01
4:9:290:ARG:NH2	4:W:202:THR:CG2	2.23	1.01
1:A:768:MLY:HB3	1:A:771:LEU:CG	1.91	1.01
1:D:534:SER:O	4:9:351:THR:HA	1.60	1.01
1:D:642:LYS:HG3	4:9:23:GLY:H	0.86	1.01
1:G:206:LYS:CD	1:G:217:THR:CG2	2.16	1.01
1:G:529:PRO:C	4:V:354:GLN:HB3	1.79	1.01
1:G:641:LYS:HE3	1:G:647:GLN:HB2	1.42	1.01
1:J:98:HIS:HB3	1:J:100:PRO:HD2	1.42	1.01
1:J:206:LYS:HD2	1:J:217:THR:HG23	1.41	1.01
1:J:534:SER:O	4:W:351:THR:HA	1.60	1.01
1:J:599:ASN:CA	1:J:649:VAL:HB	1.89	1.01
1:J:641:LYS:HE3	1:J:647:GLN:HB2	1.42	1.01
1:J:797:PHE:HE1	3:L:146:ILE:HA	1.23	1.01
1:M:541:MET:HB3	4:Z:143:TYR:OH	1.60	1.01
1:M:795:ARG:HA	3:O:118:MET:CE	1.90	1.01
1:P:534:SER:C	4:1:351:THR:HA	1.81	1.01
1:P:576:GLU:HG2	1:P:577:ALA:N	1.66	1.01
2:Q:144:VAL:HG11	2:Q:153:ILE:HG12	1.37	1.01
4:3:324:THR:HG21	4:5:244:ASP:O	1.60	1.01
4:8:287:ILE:HB	4:V:204:ALA:H	1.25	1.01
1:A:505:MLY:CB	1:A:762:HIS:CD2	2.07	1.00
1:D:795:ARG:HB3	3:F:35:ARG:CZ	1.90	1.00
3:F:48:LYS:O	3:F:52:ASN:ND2	1.94	1.00
1:G:97:LEU:HD23	1:G:712:PRO:CB	1.85	1.00
1:G:599:ASN:HA	1:G:649:VAL:HB	1.05	1.00
1:J:710:GLY:N	1:J:772:LEU:HD22	1.76	1.00
1:J:797:PHE:CG	3:L:146:ILE:HG23	1.92	1.00
1:J:836:PHE:CE1	2:K:159:HIS:CA	2.43	1.00

Continued on next page...

Continued from previous page...

Atom-1	Atom-2	Interatomic distance (Å)	Clash overlap (Å)
1:M:641:LYS:HE3	1:M:647:GLN:HB2	1.43	1.00
1:P:529:PRO:C	4:1:354:GLN:HB3	1.77	1.00
1:P:646:PHE:HE2	1:P:652:LEU:HD21	1.24	1.00
1:P:797:PHE:CD1	3:R:146:ILE:HG23	1.96	1.00
1:P:799:MET:SD	3:R:32:ASP:CG	2.39	1.00
4:2:203:THR:N	4:Z:287:ILE:CB	2.13	1.00
4:7:287:ILE:HB	4:9:204:ALA:H	1.26	1.00
1:A:642:LYS:HD3	4:8:340:TRP:CZ3	1.95	1.00
1:A:642:LYS:HD3	4:8:340:TRP:CH2	1.95	1.00
1:D:599:ASN:CA	1:D:649:VAL:HB	1.89	1.00
1:D:642:LYS:HD3	4:9:340:TRP:CH2	1.96	1.00
1:D:726:VAL:HG11	1:D:785:GLU:HB3	1.04	1.00
1:D:727:LEU:CG	1:D:782:MLY:HE2	1.92	1.00
1:D:834:LEU:HD21	2:E:54:MET:HE2	1.00	1.00
1:G:206:LYS:HD2	1:G:217:THR:HG23	1.41	1.00
2:H:144:VAL:HG13	2:H:153:ILE:HD11	1.22	1.00
1:J:756:THR:O	1:J:776:GLU:OE1	1.78	1.00
1:M:534:SER:C	4:Z:351:THR:HA	1.81	1.00
3:R:24:LYS:CG	3:R:63:ILE:O	2.08	1.00
4:7:290:ARG:NH2	4:9:202:THR:CG2	2.24	1.00
4:Z:3:ASP:HA	4:Z:6:THR:HB	1.36	1.00
1:A:206:LYS:HD2	1:A:217:THR:HG23	1.41	1.00
1:A:505:MLY:HD3	1:A:762:HIS:N	1.74	1.00
1:A:529:PRO:C	4:8:354:GLN:HB3	1.78	1.00
1:A:534:SER:C	4:8:351:THR:HA	1.81	1.00
1:D:641:LYS:HE3	1:D:647:GLN:HB2	1.43	1.00
1:D:727:LEU:CD1	1:D:782:MLY:HG2	1.86	1.00
1:G:93:MET:HE2	1:G:764:MLY:HD3	1.02	1.00
1:G:821:ARG:NH2	2:H:127:ARG:HG2	1.75	1.00
2:H:150:TYR:O	2:H:151:LYS:CB	2.07	1.00
3:I:49:ILE:HA	3:I:52:ASN:HD22	1.22	1.00
1:J:215:GLN:CA	1:J:340:ILE:HG23	1.92	1.00
1:J:829:TRP:CE3	2:K:87:LYS:NZ	2.30	1.00
1:M:795:ARG:CA	3:O:118:MET:CE	2.38	1.00
3:O:48:LYS:O	3:O:52:ASN:ND2	1.94	1.00
1:P:641:LYS:HE3	1:P:647:GLN:CB	1.91	1.00
1:P:642:LYS:HD3	4:1:340:TRP:CZ3	1.96	1.00
4:2:203:THR:HG22	4:Z:287:ILE:HB	1.01	1.00
4:2:287:ILE:CG2	4:4:202:THR:OG1	2.03	1.00
1:A:218:LEU:CA	1:A:221:GLN:HG3	1.91	1.00
1:A:502:GLU:CG	1:A:761:GLY:N	2.00	1.00

Continued on next page...

Continued from previous page...

Atom-1	Atom-2	Interatomic distance (Å)	Clash overlap (Å)
1:D:534:SER:C	4:9:351:THR:HA	1.81	1.00
1:G:174:SER:HB3	1:G:667:THR:HG21	1.44	1.00
1:J:534:SER:C	4:W:351:THR:HA	1.81	1.00
1:J:642:LYS:HD3	4:W:340:TRP:CZ3	1.96	1.00
1:M:529:PRO:C	4:Z:354:GLN:HB3	1.77	1.00
1:M:795:ARG:HH21	3:O:116:GLU:HG2	1.19	1.00
1:P:541:MET:HB3	4:1:143:TYR:OH	1.59	1.00
1:P:838:ILE:HD11	2:Q:54:MET:HE2	1.43	1.00
3:R:48:LYS:O	3:R:52:ASN:ND2	1.94	1.00
4:2:322:PRO:HB3	4:4:244:ASP:CB	1.90	1.00
1:A:534:SER:O	4:8:351:THR:HA	1.60	1.00
1:D:724:TYR:CD1	1:D:782:MLY:HD3	1.97	1.00
2:E:144:VAL:HG11	2:E:153:ILE:HG12	1.38	1.00
1:G:769:ALA:CB	1:G:770:GLY:CA	2.37	1.00
1:G:817:GLN:CG	2:H:127:ARG:HB2	1.90	1.00
1:M:174:SER:HB3	1:M:667:THR:HG21	1.44	1.00
1:M:218:LEU:CA	1:M:221:GLN:HG3	1.91	1.00
1:M:576:GLU:HG2	1:M:577:ALA:H	0.85	1.00
1:M:646:PHE:HE2	1:M:652:LEU:HD21	1.24	1.00
1:M:818:TYR:OH	2:N:127:ARG:NH2	1.94	1.00
1:P:818:TYR:CZ	2:Q:127:ARG:NH1	2.30	1.00
2:Q:150:TYR:O	2:Q:151:LYS:CB	2.07	1.00
3:R:49:ILE:HA	3:R:52:ASN:HD22	1.23	1.00
4:9:287:ILE:HB	4:W:204:ALA:H	1.25	1.00
4:W:291:LYS:HD2	4:Y:243:PRO:HB2	1.41	1.00
1:A:174:SER:HB3	1:A:667:THR:HG21	1.44	1.00
1:A:553:MLY:HB3	4:V:46:GLY:CA	1.51	1.00
1:J:829:TRP:CE2	2:K:87:LYS:HE2	1.96	1.00
1:A:642:LYS:HG3	4:8:23:GLY:H	0.86	1.00
1:D:641:LYS:HE3	1:D:647:GLN:CB	1.91	1.00
1:D:818:TYR:HB3	2:E:90:GLY:HA3	1.14	1.00
1:J:641:LYS:HE3	1:J:647:GLN:CB	1.91	1.00
2:K:121:LEU:HG	2:K:128:PHE:CA	1.60	1.00
2:Q:139:ALA:O	2:Q:141:PRO:HD3	1.62	1.00
4:9:286:ASP:OD1	4:W:203:THR:HG22	1.62	1.00
1:A:98:HIS:HB3	1:A:100:PRO:HD2	1.42	0.99
1:A:641:LYS:HE3	1:A:647:GLN:CB	1.91	0.99
1:D:557:GLU:N	4:W:48:GLY:CA	2.12	0.99
1:D:576:GLU:CG	1:D:577:ALA:H	1.75	0.99
2:E:149:ASP:OD2	2:E:150:TYR:O	1.80	0.99
1:G:148:ARG:HH21	1:G:764:MLY:HH21	1.25	0.99

Continued on next page...

Continued from previous page...

Atom-1	Atom-2	Interatomic distance (Å)	Clash overlap (Å)
1:M:715:VAL:HG22	1:M:772:LEU:HD21	1.40	0.99
1:M:730:SER:HB3	3:O:85:GLU:HB3	1.43	0.99
1:P:726:VAL:HG22	3:R:86:ASP:OD1	1.62	0.99
4:7:322:PRO:HB3	4:9:244:ASP:OD2	1.62	0.99
1:A:753:VAL:CG1	1:A:775:LEU:HG	1.92	0.99
1:G:534:SER:C	4:V:351:THR:HA	1.82	0.99
1:G:642:LYS:HD3	4:V:340:TRP:CH2	1.96	0.99
1:G:646:PHE:HE2	1:G:652:LEU:HD21	1.24	0.99
1:G:817:GLN:HG2	2:H:127:ARG:HB3	1.41	0.99
1:J:553:MLY:HE3	4:Y:45:VAL:CG1	1.92	0.99
1:J:576:GLU:CG	1:J:577:ALA:H	1.75	0.99
1:J:821:ARG:NH2	2:K:127:ARG:CG	2.24	0.99
1:M:534:SER:O	4:Z:351:THR:HA	1.60	0.99
1:M:639:GLY:CA	4:Z:345:ILE:CA	2.40	0.99
1:P:736:GLN:N	1:P:743:ALA:CB	2.05	0.99
1:A:28:GLN:NE2	1:A:723:ARG:HH21	1.60	0.99
1:A:576:GLU:HG2	1:A:577:ALA:H	0.85	0.99
1:A:612:GLN:HE22	1:A:627:GLY:CA	1.75	0.99
1:D:215:GLN:CA	1:D:340:ILE:HG23	1.92	0.99
1:D:553:MLY:HG2	4:W:44:MET:O	1.59	0.99
2:K:149:ASP:OD2	2:K:150:TYR:O	1.80	0.99
1:M:206:LYS:HD2	1:M:217:THR:HG23	1.41	0.99
1:M:612:GLN:HE22	1:M:627:GLY:CA	1.75	0.99
1:P:218:LEU:CA	1:P:221:GLN:HG3	1.91	0.99
1:P:709:LYS:C	1:P:710:GLY:N	2.16	0.99
4:9:322:PRO:HB3	4:W:244:ASP:OD2	1.62	0.99
1:D:732:ILE:CD1	1:D:782:MLY:HH11	1.91	0.99
1:G:830:PRO:CB	2:H:67:MET:HE1	1.92	0.99
1:J:218:LEU:CA	1:J:221:GLN:HG3	1.91	0.99
1:M:799:MET:SD	3:O:32:ASP:OD2	2.20	0.99
1:P:202:SER:CA	1:P:207:LYS:CE	2.36	0.99
1:P:612:GLN:HE22	1:P:627:GLY:CA	1.76	0.99
1:P:795:ARG:HE	3:R:116:GLU:HB3	0.84	0.99
4:V:324:THR:CG2	4:X:247:VAL:N	2.24	0.99
1:D:649:VAL:CG1	1:D:649:VAL:HG22	1.92	0.99
1:G:218:LEU:CA	1:G:221:GLN:HG3	1.91	0.99
1:G:639:GLY:CA	4:V:345:ILE:CA	2.40	0.99
1:G:642:LYS:HD3	4:V:340:TRP:CZ3	1.96	0.99
1:G:797:PHE:CE1	3:I:146:ILE:CD1	2.43	0.99
1:P:576:GLU:HG2	1:P:577:ALA:H	0.85	0.99
1:P:795:ARG:CB	3:R:35:ARG:HH12	1.74	0.99

Continued on next page...

Continued from previous page...

Atom-1	Atom-2	Interatomic distance (Å)	Clash overlap (Å)
4:3:287:ILE:HD13	4:5:203:THR:HB	1.42	0.99
1:A:505:MLY:HG3	1:A:741:LYS:HZ2	1.18	0.99
1:D:206:LYS:HD2	1:D:217:THR:HG23	1.41	0.99
1:D:218:LEU:CA	1:D:221:GLN:HG3	1.91	0.99
1:D:534:SER:O	4:9:351:THR:HG23	1.13	0.99
2:E:141:PRO:HB2	2:E:142:PRO:HD2	1.44	0.99
1:G:97:LEU:HD22	1:G:712:PRO:HB3	1.40	0.99
2:K:139:ALA:O	2:K:141:PRO:HD3	1.62	0.99
1:M:821:ARG:HH22	2:N:127:ARG:HG2	1.06	0.99
1:P:206:LYS:CD	1:P:217:THR:CG2	2.16	0.99
1:P:546:THR:HG21	4:3:46:GLY:C	1.78	0.99
2:Q:150:TYR:C	2:Q:151:LYS:HG3	1.83	0.99
4:2:287:ILE:CG1	4:4:202:THR:HA	1.93	0.99
4:X:287:ILE:CG1	4:Z:201:VAL:HG23	1.91	0.99
1:A:639:GLY:CA	4:8:345:ILE:CA	2.41	0.99
1:D:612:GLN:HE22	1:D:627:GLY:CA	1.75	0.99
1:D:800:ARG:NH2	3:F:40:ASN:HD21	1.60	0.99
1:G:641:LYS:HE3	1:G:647:GLN:CB	1.91	0.99
1:G:753:VAL:C	1:G:779:ARG:HD3	1.81	0.99
1:P:502:GLU:HG3	1:P:766:PHE:HZ	1.28	0.99
2:E:139:ALA:O	2:E:141:PRO:HD3	1.62	0.99
1:G:576:GLU:HG2	1:G:577:ALA:H	0.85	0.99
1:G:817:GLN:HB3	2:H:127:ARG:HD3	1.40	0.99
1:P:215:GLN:CA	1:P:340:ILE:HG23	1.92	0.99
1:P:639:GLY:CA	4:1:345:ILE:CA	2.40	0.99
1:P:786:ILE:CG2	1:P:787:ILE:N	2.25	0.99
1:A:576:GLU:CG	1:A:577:ALA:H	1.75	0.99
1:A:639:GLY:N	4:8:345:ILE:N	1.94	0.99
1:D:791:GLN:CD	3:F:116:GLU:N	2.12	0.99
1:J:646:PHE:HE2	1:J:652:LEU:HD21	1.24	0.99
1:M:641:LYS:HE3	1:M:647:GLN:CB	1.91	0.99
1:P:649:VAL:CG1	1:P:649:VAL:HG22	1.92	0.99
4:3:324:THR:HB	4:5:243:PRO:O	1.14	0.99
1:A:501:GLU:CB	1:A:762:HIS:ND1	2.26	0.98
2:H:141:PRO:HB2	2:H:142:PRO:HD2	1.44	0.98
2:H:149:ASP:OD2	2:H:150:TYR:O	1.80	0.98
2:N:141:PRO:HB2	2:N:142:PRO:HD2	1.44	0.98
1:D:639:GLY:CA	4:9:345:ILE:CA	2.41	0.98
1:D:797:PHE:CE1	3:F:146:ILE:CA	2.45	0.98
1:G:215:GLN:CA	1:G:340:ILE:HG23	1.92	0.98
1:M:804:ARG:O	1:M:808:GLU:CG	2.10	0.98

Continued on next page...

Continued from previous page...

Atom-1	Atom-2	Interatomic distance (Å)	Clash overlap (Å)
1:G:754:ASP:CA	1:G:776:GLU:OE1	2.09	0.98
1:J:649:VAL:CG1	1:J:649:VAL:HG22	1.92	0.98
1:J:801:VAL:HG21	3:L:126:LEU:HD23	1.41	0.98
2:K:150:TYR:C	2:K:151:LYS:HG3	1.83	0.98
4:2:204:ALA:H	4:Z:287:ILE:HG21	1.28	0.98
4:2:244:ASP:CB	4:Z:322:PRO:HB3	1.92	0.98
1:G:534:SER:O	4:V:351:THR:HA	1.60	0.98
1:G:612:GLN:HE22	1:G:627:GLY:CA	1.75	0.98
1:G:795:ARG:CA	3:I:118:MET:HE1	1.92	0.98
1:G:813:ILE:CG2	2:H:128:PHE:CZ	2.41	0.98
1:M:215:GLN:CA	1:M:340:ILE:HG23	1.92	0.98
1:M:783:LEU:CG	1:M:786:ILE:CD1	2.41	0.98
1:M:821:ARG:NH2	2:N:127:ARG:CG	2.26	0.98
1:M:821:ARG:HH22	2:N:127:ARG:CG	1.76	0.98
3:O:52:ASN:HB2	3:O:53:PRO:HD3	1.46	0.98
1:P:98:HIS:HB3	1:P:100:PRO:HD2	1.42	0.98
1:P:819:ASN:CG	2:Q:92:ASP:HB2	1.83	0.98
4:X:324:THR:HG22	4:Z:247:VAL:HG22	1.00	0.98
1:D:530:MET:CE	4:9:354:GLN:CG	2.40	0.98
1:G:752:ASP:O	1:G:780:ASP:OD1	1.82	0.98
2:K:117:LEU:CB	2:K:147:ASN:CG	2.32	0.98
1:M:639:GLY:N	4:Z:345:ILE:N	1.94	0.98
2:Q:117:LEU:CB	2:Q:147:ASN:CG	2.32	0.98
1:D:576:GLU:HG2	1:D:577:ALA:N	1.66	0.98
1:G:530:MET:CE	4:V:354:GLN:CG	2.40	0.98
1:G:730:SER:OG	3:I:113:THR:HG21	0.80	0.98
1:J:639:GLY:CA	4:W:345:ILE:CA	2.40	0.98
2:N:149:ASP:OD2	2:N:150:TYR:O	1.80	0.98
1:P:806:MET:C	1:P:807:VAL:CG2	2.31	0.98
2:Q:121:LEU:HG	2:Q:128:PHE:CA	1.59	0.98
2:Q:141:PRO:HB2	2:Q:142:PRO:HD2	1.44	0.98
1:A:553:MLY:CB	4:V:46:GLY:CA	2.32	0.98
1:J:612:GLN:HE22	1:J:627:GLY:CA	1.75	0.98
2:Q:117:LEU:HD13	2:Q:147:ASN:OD1	1.64	0.98
1:D:795:ARG:CG	3:F:118:MET:CE	2.39	0.98
1:G:649:VAL:CG1	1:G:649:VAL:HG22	1.92	0.98
2:H:117:LEU:CB	2:H:147:ASN:CG	2.32	0.98
1:J:838:ILE:CD1	2:K:54:MET:HE1	1.92	0.98
1:M:98:HIS:HB3	1:M:100:PRO:HD2	1.42	0.98
2:N:139:ALA:O	2:N:141:PRO:HD3	1.62	0.98
1:A:641:LYS:CD	4:8:348:SER:HB2	1.93	0.98

Continued on next page...

Continued from previous page...

Atom-1	Atom-2	Interatomic distance (Å)	Clash overlap (Å)
2:K:141:PRO:HB2	2:K:142:PRO:HD2	1.44	0.98
1:M:576:GLU:CG	1:M:577:ALA:H	1.75	0.98
1:P:804:ARG:CA	1:P:807:VAL:CG1	2.42	0.98
2:Q:112:ILE:O	2:Q:147:ASN:C	2.02	0.98
4:1:287:ILE:HG12	4:3:203:THR:N	1.79	0.98
4:8:286:ASP:OD1	4:V:203:THR:HG22	1.62	0.98
1:A:215:GLN:CA	1:A:340:ILE:HG23	1.92	0.98
1:A:642:LYS:HD2	4:8:24:ASP:O	1.64	0.98
1:G:641:LYS:HG3	1:G:647:GLN:NE2	1.59	0.98
1:G:757:GLN:CG	1:G:776:GLU:CG	2.08	0.98
2:H:112:ILE:O	2:H:147:ASN:C	2.01	0.98
3:L:48:LYS:O	3:L:52:ASN:ND2	1.94	0.98
2:N:117:LEU:CB	2:N:147:ASN:CG	2.32	0.98
2:Q:149:ASP:OD2	2:Q:150:TYR:O	1.80	0.98
4:7:286:ASP:OD1	4:9:203:THR:HG22	1.62	0.98
1:D:98:HIS:HB3	1:D:100:PRO:HD2	1.42	0.97
1:D:542:PHE:CG	4:9:143:TYR:CE1	2.52	0.97
1:G:641:LYS:CG	4:V:348:SER:HB2	1.87	0.97
1:J:819:ASN:HA	2:K:90:GLY:O	0.80	0.97
1:M:552:ASN:ND2	4:2:47:MET:CB	2.27	0.97
1:M:649:VAL:CG1	1:M:649:VAL:HG22	1.92	0.97
1:M:724:TYR:CZ	1:M:775:LEU:HB3	1.98	0.97
1:P:804:ARG:CA	1:P:807:VAL:HG12	1.94	0.97
4:2:287:ILE:HD13	4:4:203:THR:CB	1.93	0.97
2:E:150:TYR:C	2:E:151:LYS:HG3	1.83	0.97
1:J:530:MET:CE	4:W:354:GLN:CG	2.41	0.97
3:L:46:ILE:O	3:L:50:LEU:HG	1.64	0.97
1:P:829:TRP:CE3	2:Q:87:LYS:NZ	2.31	0.97
4:2:324:THR:OG1	4:4:244:ASP:CA	2.12	0.97
1:A:530:MET:CE	4:8:354:GLN:CG	2.41	0.97
1:G:639:GLY:N	4:V:345:ILE:N	1.94	0.97
3:R:52:ASN:HB2	3:R:53:PRO:HD3	1.46	0.97
4:4:322:PRO:CB	4:6:244:ASP:CB	2.41	0.97
1:A:649:VAL:CG1	1:A:649:VAL:HG22	1.92	0.97
1:A:649:VAL:CG2	1:A:649:VAL:CA	2.43	0.97
1:D:174:SER:HB3	1:D:667:THR:HG21	1.44	0.97
1:D:726:VAL:HG12	1:D:785:GLU:HG2	1.01	0.97
1:J:817:GLN:CG	2:K:127:ARG:CD	2.41	0.97
1:J:821:ARG:HH21	2:K:127:ARG:HG2	1.14	0.97
2:K:144:VAL:HG13	2:K:153:ILE:HG12	1.14	0.97
1:M:724:TYR:CD1	1:M:775:LEU:HB3	1.99	0.97

Continued on next page...

Continued from previous page...

Atom-1	Atom-2	Interatomic distance (Å)	Clash overlap (Å)
4:2:202:THR:HB	4:Z:287:ILE:CB	1.94	0.97
1:A:542:PHE:CG	4:8:143:TYR:CE1	2.52	0.97
1:D:732:ILE:CD1	1:D:782:MLY:CH1	2.41	0.97
1:D:767:PHE:C	1:D:771:LEU:HD11	1.71	0.97
1:G:736:GLN:CA	1:G:743:ALA:HB2	1.95	0.97
1:J:542:PHE:CG	4:W:143:TYR:CE1	2.53	0.97
1:J:756:THR:HG22	1:J:776:GLU:CB	1.94	0.97
1:J:788:THR:O	3:L:42:THR:HG21	1.63	0.97
1:J:838:ILE:HD11	2:K:54:MET:HE1	1.00	0.97
1:M:642:LYS:HD2	4:Z:24:ASP:O	1.65	0.97
1:P:174:SER:HB3	1:P:667:THR:HG21	1.44	0.97
1:P:642:LYS:HG2	4:1:21:PHE:O	1.65	0.97
1:A:149:GLN:CD	1:A:716:LEU:HD23	1.83	0.97
2:E:117:LEU:HD13	2:E:147:ASN:OD1	1.64	0.97
1:G:649:VAL:CG2	1:G:649:VAL:CA	2.43	0.97
1:G:830:PRO:CB	2:H:67:MET:CE	2.42	0.97
1:G:834:LEU:HD12	2:H:51:PHE:CE1	2.00	0.97
2:H:130:PRO:O	2:H:133:ILE:N	1.96	0.97
3:I:52:ASN:HB2	3:I:53:PRO:HD3	1.46	0.97
1:J:174:SER:HB3	1:J:667:THR:HG21	1.44	0.97
1:M:542:PHE:CG	4:Z:143:TYR:CE1	2.53	0.97
1:M:804:ARG:HA	1:M:807:VAL:HG12	1.44	0.97
4:1:246:GLN:HA	4:Y:324:THR:HB	1.45	0.97
4:8:322:PRO:HB3	4:V:244:ASP:OD2	1.62	0.97
1:A:93:MET:CE	1:A:715:VAL:CA	2.36	0.97
1:D:218:LEU:CA	1:D:221:GLN:CG	2.42	0.97
1:D:649:VAL:CG2	1:D:649:VAL:CA	2.43	0.97
1:D:795:ARG:NE	3:F:116:GLU:OE2	1.98	0.97
2:E:117:LEU:CB	2:E:147:ASN:CG	2.32	0.97
1:G:576:GLU:CG	1:G:577:ALA:H	1.75	0.97
1:G:642:LYS:HD2	4:V:24:ASP:O	1.65	0.97
2:H:139:ALA:O	2:H:141:PRO:HD3	1.62	0.97
2:K:112:ILE:O	2:K:147:ASN:C	2.02	0.97
2:N:130:PRO:O	2:N:133:ILE:N	1.96	0.97
2:N:150:TYR:O	2:N:151:LYS:CB	2.07	0.97
2:N:150:TYR:C	2:N:151:LYS:HG3	1.83	0.97
1:P:649:VAL:CG2	1:P:649:VAL:CA	2.43	0.97
2:Q:130:PRO:O	2:Q:133:ILE:N	1.96	0.97
1:A:93:MET:HG2	1:A:715:VAL:CG2	1.93	0.97
1:D:831:TRP:CD1	2:E:51:PHE:CZ	2.48	0.97
2:E:112:ILE:O	2:E:147:ASN:C	2.01	0.97

Continued on next page...

Continued from previous page...

Atom-1	Atom-2	Interatomic distance (Å)	Clash overlap (Å)
1:G:97:LEU:HD23	1:G:712:PRO:HB3	0.99	0.97
1:G:784:ALA:O	1:G:788:THR:N	1.96	0.97
1:J:800:ARG:HH22	3:L:40:ASN:ND2	1.61	0.97
1:M:95:THR:HG23	1:M:770:GLY:HA2	1.44	0.97
1:M:730:SER:CA	3:O:89:GLU:OE2	2.11	0.97
2:N:112:ILE:O	2:N:147:ASN:C	2.02	0.97
2:Q:121:LEU:CB	2:Q:128:PHE:HB3	1.69	0.97
4:W:286:ASP:OD2	4:Y:203:THR:HG22	1.62	0.97
1:D:736:GLN:CA	1:D:743:ALA:HB2	1.95	0.97
1:D:795:ARG:HG2	3:F:118:MET:HE1	1.01	0.97
2:E:121:LEU:CB	2:E:128:PHE:HB3	1.69	0.97
1:J:736:GLN:CA	1:J:743:ALA:HB2	1.95	0.97
3:L:52:ASN:HB2	3:L:53:PRO:HD3	1.46	0.97
1:A:641:LYS:CG	4:8:348:SER:HB2	1.87	0.97
1:A:642:LYS:HG2	4:8:21:PHE:O	1.65	0.97
1:A:753:VAL:HG12	1:A:775:LEU:HG	0.98	0.97
1:D:795:ARG:HG2	3:F:118:MET:HE2	1.46	0.97
3:F:52:ASN:HB2	3:F:53:PRO:HD3	1.45	0.97
1:G:542:PHE:CG	4:V:143:TYR:CE1	2.53	0.97
1:G:553:MLY:HH12	4:X:45:VAL:HG21	1.46	0.97
1:J:218:LEU:CA	1:J:221:GLN:CG	2.42	0.97
2:K:117:LEU:HD13	2:K:147:ASN:OD1	1.64	0.97
1:P:534:SER:O	4:1:351:THR:HA	1.59	0.97
1:P:709:LYS:H	1:P:710:GLY:N	1.60	0.97
2:Q:150:TYR:O	2:Q:151:LYS:HG3	1.65	0.97
4:1:201:VAL:N	4:Y:287:ILE:HG12	1.78	0.97
2:E:144:VAL:HG13	2:E:153:ILE:HG12	1.14	0.96
2:E:163:ALA:HA	2:K:21:GLU:HB3	1.46	0.96
1:G:753:VAL:CA	1:G:780:ASP:OD1	2.12	0.96
1:J:838:ILE:CD1	2:K:54:MET:HE3	1.90	0.96
2:K:130:PRO:O	2:K:133:ILE:N	1.96	0.96
1:M:218:LEU:CA	1:M:221:GLN:CG	2.42	0.96
1:M:829:TRP:CZ2	2:N:83:MET:HE2	1.99	0.96
1:P:819:ASN:CG	2:Q:92:ASP:CB	2.33	0.96
1:A:752:ASP:OD2	1:A:782:MLY:CD	2.13	0.96
1:G:149:GLN:CD	1:G:763:THR:HG23	1.85	0.96
1:G:503:TYR:OH	1:G:711:PHE:CD2	2.11	0.96
1:G:754:ASP:N	1:G:779:ARG:HD3	1.79	0.96
1:J:649:VAL:CG2	1:J:649:VAL:CA	2.43	0.96
1:M:649:VAL:CG2	1:M:649:VAL:CA	2.43	0.96
4:2:203:THR:HG21	4:Z:288:ASP:OD2	1.61	0.96

Continued on next page...

Continued from previous page...

Atom-1	Atom-2	Interatomic distance (Å)	Clash overlap (Å)
4:2:287:ILE:CG2	4:4:204:ALA:H	1.79	0.96
1:A:553:MLY:HB3	4:V:46:GLY:HA2	1.47	0.96
1:D:800:ARG:NH2	3:F:40:ASN:ND2	2.12	0.96
1:D:818:TYR:HB3	2:E:90:GLY:N	1.81	0.96
1:G:795:ARG:HE	3:I:116:GLU:CB	1.78	0.96
1:G:820:VAL:HG11	2:H:136:MET:CE	1.94	0.96
3:O:46:ILE:O	3:O:50:LEU:HG	1.64	0.96
1:P:502:GLU:CG	1:P:766:PHE:HZ	1.77	0.96
1:P:542:PHE:CG	4:1:143:TYR:CE1	2.53	0.96
1:P:733:PRO:HG3	3:R:85:GLU:HG2	1.46	0.96
1:D:813:ILE:HG21	2:E:128:PHE:HE1	1.21	0.96
2:E:130:PRO:O	2:E:133:ILE:N	1.97	0.96
2:H:150:TYR:C	2:H:151:LYS:HG3	1.83	0.96
1:J:641:LYS:HE3	4:W:348:SER:O	1.55	0.96
1:J:817:GLN:HG2	2:K:127:ARG:HD2	1.45	0.96
1:M:95:THR:OG1	1:M:770:GLY:CA	2.14	0.96
1:P:218:LEU:CA	1:P:221:GLN:CG	2.42	0.96
1:A:646:PHE:HE2	1:A:652:LEU:HD21	1.24	0.96
1:D:637:LYS:NZ	4:9:141:SER:O	1.99	0.96
1:D:795:ARG:CB	3:F:35:ARG:NH1	2.29	0.96
1:J:576:GLU:HG2	1:J:577:ALA:N	1.66	0.96
1:J:635:GLY:HA3	4:W:334:GLU:HG2	1.47	0.96
1:P:795:ARG:HB2	3:R:35:ARG:NH1	1.81	0.96
4:V:325:MET:HE2	4:X:244:ASP:OD2	1.66	0.96
1:A:218:LEU:CA	1:A:221:GLN:CG	2.42	0.96
1:A:649:VAL:CG1	1:A:649:VAL:CG2	2.43	0.96
1:D:642:LYS:HD2	4:9:24:ASP:O	1.64	0.96
1:D:727:LEU:HG	1:D:782:MLY:HG3	1.46	0.96
1:J:637:LYS:NZ	4:W:141:SER:O	1.99	0.96
1:J:721:LYS:CA	1:J:736:GLN:CD	2.34	0.96
1:J:792:ALA:HB2	3:L:42:THR:HG22	1.03	0.96
2:K:121:LEU:CB	2:K:128:PHE:HB3	1.69	0.96
1:M:553:MLY:HH22	4:2:43:VAL:CG2	1.95	0.96
1:M:641:LYS:CG	4:Z:348:SER:HB2	1.87	0.96
1:P:637:LYS:NZ	4:1:141:SER:O	1.99	0.96
1:P:642:LYS:HD2	4:1:24:ASP:O	1.65	0.96
1:G:218:LEU:CA	1:G:221:GLN:CG	2.42	0.96
1:J:642:LYS:HD2	4:W:24:ASP:O	1.65	0.96
4:1:287:ILE:HG21	4:3:203:THR:N	1.79	0.96
1:D:649:VAL:CG1	1:D:649:VAL:CG2	2.43	0.96
1:D:747:LEU:CD1	1:D:782:MLY:CH2	2.38	0.96

Continued on next page...

Continued from previous page...

Atom-1	Atom-2	Interatomic distance (Å)	Clash overlap (Å)
1:M:543:PRO:CG	4:Z:143:TYR:O	2.14	0.96
1:M:813:ILE:HG22	2:N:128:PHE:CE1	1.96	0.96
1:P:537:GLU:C	4:1:349:LEU:CD1	2.21	0.96
4:4:322:PRO:HB2	4:6:244:ASP:CB	1.95	0.96
4:X:291:LYS:CG	4:Z:244:ASP:N	2.24	0.96
1:D:635:GLY:HA3	4:9:334:GLU:HG2	1.47	0.96
1:D:641:LYS:HG3	1:D:647:GLN:NE2	1.59	0.96
1:G:84:MLY:CH1	1:G:724:TYR:HE2	1.77	0.96
1:G:642:LYS:HG2	4:V:21:PHE:O	1.65	0.96
1:J:831:TRP:HZ3	2:K:34:ILE:HD13	1.26	0.96
1:M:635:GLY:HA3	4:Z:334:GLU:HG2	1.47	0.96
1:M:783:LEU:HA	1:M:786:ILE:HG13	0.98	0.96
1:A:502:GLU:OE1	1:A:763:THR:N	1.98	0.96
3:F:46:ILE:O	3:F:50:LEU:HG	1.65	0.96
1:G:149:GLN:HG2	1:G:763:THR:HG21	0.98	0.96
2:H:121:LEU:HG	2:H:128:PHE:HA	1.46	0.96
1:J:783:LEU:O	1:J:787:ILE:N	1.99	0.96
1:P:829:TRP:CH2	2:Q:84:PHE:CE1	2.53	0.96
4:2:322:PRO:CB	4:4:244:ASP:CB	2.44	0.96
4:9:288:ASP:HA	4:W:204:ALA:HB2	1.48	0.96
1:G:93:MET:CA	1:G:714:ARG:H	1.78	0.95
1:G:721:LYS:CA	1:G:736:GLN:CD	2.34	0.95
1:G:755:HIS:H	1:G:779:ARG:CZ	1.78	0.95
1:J:756:THR:CG2	1:J:776:GLU:CA	2.43	0.95
1:M:721:LYS:CA	1:M:736:GLN:CD	2.34	0.95
1:M:735:GLY:C	1:M:743:ALA:CA	2.35	0.95
4:7:288:ASP:HA	4:9:204:ALA:HB2	1.48	0.95
4:X:291:LYS:CE	4:Z:243:PRO:C	2.34	0.95
1:D:538:GLU:N	4:9:349:LEU:CD1	2.29	0.95
1:D:813:ILE:HG23	2:E:128:PHE:CE1	1.99	0.95
1:G:508:ILE:HD11	1:G:759:ALA:CB	1.96	0.95
1:J:538:GLU:N	4:W:349:LEU:CD1	2.28	0.95
1:J:768:MLY:HH11	1:J:772:LEU:CD1	1.92	0.95
1:M:215:GLN:H	1:M:340:ILE:CG1	1.72	0.95
4:4:324:THR:HG23	4:6:244:ASP:C	1.86	0.95
1:A:541:MET:N	4:8:349:LEU:HD21	1.80	0.95
1:D:721:LYS:CA	1:D:736:GLN:CD	2.34	0.95
1:G:735:GLY:C	1:G:743:ALA:CA	2.34	0.95
1:G:832:MET:SD	2:H:84:PHE:CE2	2.59	0.95
1:J:798:LEU:CG	3:L:126:LEU:HD11	1.95	0.95
2:N:117:LEU:HD13	2:N:147:ASN:OD1	1.64	0.95

Continued on next page...

Continued from previous page...

Atom-1	Atom-2	Interatomic distance (Å)	Clash overlap (Å)
1:P:543:PRO:CG	4:1:143:TYR:O	2.14	0.95
1:A:93:MET:CE	1:A:716:LEU:H	1.79	0.95
1:A:538:GLU:N	4:8:349:LEU:CD1	2.28	0.95
1:A:543:PRO:CG	4:8:143:TYR:O	2.14	0.95
1:D:712:PRO:CG	1:D:771:LEU:HB2	1.95	0.95
1:G:813:ILE:CG2	2:H:128:PHE:HE1	1.70	0.95
1:J:642:LYS:HG2	4:W:21:PHE:O	1.65	0.95
1:P:649:VAL:CG1	1:P:649:VAL:CG2	2.44	0.95
4:2:203:THR:HB	4:Z:287:ILE:CD1	1.96	0.95
1:D:642:LYS:HG2	4:9:21:PHE:O	1.65	0.95
2:E:121:LEU:HG	2:E:128:PHE:HA	1.47	0.95
1:G:92:ALA:O	1:G:714:ARG:CG	2.13	0.95
1:J:538:GLU:HG3	4:W:352:PHE:N	1.82	0.95
1:M:642:LYS:HG2	4:Z:21:PHE:O	1.65	0.95
1:P:530:MET:CE	4:1:354:GLN:CG	2.40	0.95
1:P:538:GLU:N	4:1:349:LEU:CD1	2.28	0.95
4:4:288:ASP:H	4:6:203:THR:HG22	1.30	0.95
4:8:288:ASP:HA	4:V:204:ALA:HB2	1.48	0.95
1:M:649:VAL:CG1	1:M:649:VAL:CG2	2.43	0.95
1:M:832:MET:SD	2:N:84:PHE:HE2	1.90	0.95
2:Q:121:LEU:HG	2:Q:128:PHE:HA	1.47	0.95
1:A:537:GLU:C	4:8:349:LEU:CD1	2.20	0.95
1:D:538:GLU:HG3	4:9:352:PHE:N	1.82	0.95
1:G:97:LEU:HD22	1:G:712:PRO:CB	1.93	0.95
1:G:543:PRO:CG	4:V:143:TYR:O	2.15	0.95
1:G:795:ARG:NH2	3:I:116:GLU:CG	2.29	0.95
1:G:817:GLN:CG	2:H:127:ARG:CB	2.43	0.95
1:P:735:GLY:C	1:P:743:ALA:CA	2.35	0.95
4:3:288:ASP:N	4:5:203:THR:HG22	1.80	0.95
4:X:291:LYS:HE2	4:Z:243:PRO:C	1.85	0.95
1:A:508:ILE:HD13	1:A:759:ALA:HB1	1.18	0.95
1:D:530:MET:HA	4:9:354:GLN:HG3	0.96	0.95
1:G:538:GLU:HG3	4:V:352:PHE:N	1.81	0.95
1:G:649:VAL:CG1	1:G:649:VAL:CG2	2.44	0.95
1:G:789:ALA:HB1	3:I:81:GLN:CD	1.87	0.95
1:G:797:PHE:HE2	3:I:126:LEU:CD2	1.61	0.95
2:H:150:TYR:O	2:H:151:LYS:HG3	1.65	0.95
1:J:735:GLY:C	1:J:743:ALA:CA	2.35	0.95
2:K:121:LEU:HG	2:K:128:PHE:HA	1.47	0.95
1:M:736:GLN:CA	1:M:743:ALA:HB2	1.95	0.95
1:P:829:TRP:CZ2	2:Q:83:MET:HE2	1.98	0.95

Continued on next page...

Continued from previous page...

Atom-1	Atom-2	Interatomic distance (Å)	Clash overlap (Å)
4:V:286:ASP:CG	4:X:203:THR:HG22	1.87	0.95
1:A:635:GLY:HA3	4:8:334:GLU:HG2	1.47	0.95
1:D:732:ILE:HG21	1:D:782:MLY:HH21	0.96	0.95
1:J:795:ARG:HH21	3:L:116:GLU:CG	1.79	0.95
1:M:797:PHE:CE2	3:O:146:ILE:HD12	2.02	0.95
1:P:786:ILE:O	1:P:789:ALA:HB3	1.66	0.95
1:P:795:ARG:HB2	3:R:35:ARG:HH12	1.32	0.95
1:P:821:ARG:HH22	2:Q:127:ARG:HG2	1.16	0.95
3:R:46:ILE:O	3:R:50:LEU:HG	1.64	0.95
2:E:150:TYR:O	2:E:151:LYS:HG3	1.65	0.95
1:G:642:LYS:CG	4:V:23:GLY:H	1.76	0.95
2:H:144:VAL:HG13	2:H:153:ILE:HG12	1.14	0.95
1:J:792:ALA:N	3:L:42:THR:HG22	1.81	0.95
2:K:150:TYR:O	2:K:151:LYS:HG3	1.65	0.95
1:M:829:TRP:CZ3	2:N:87:LYS:NZ	2.34	0.95
2:N:150:TYR:O	2:N:151:LYS:HG3	1.65	0.95
1:P:546:THR:HG22	1:P:548:THR:H	1.32	0.95
1:P:795:ARG:NE	3:R:116:GLU:CB	2.24	0.95
1:A:557:GLU:N	4:V:48:GLY:CA	2.12	0.94
1:A:637:LYS:NZ	4:8:141:SER:O	1.99	0.94
1:A:721:LYS:CA	1:A:736:GLN:CD	2.34	0.94
1:G:534:SER:O	4:V:351:THR:HG23	1.12	0.94
1:G:817:GLN:CG	2:H:127:ARG:HD2	1.96	0.94
2:H:117:LEU:HD13	2:H:147:ASN:OD1	1.64	0.94
1:M:215:GLN:HA	1:M:340:ILE:HG23	0.95	0.94
1:M:546:THR:HG22	1:M:548:THR:H	1.32	0.94
1:M:642:LYS:CG	4:Z:23:GLY:H	1.77	0.94
1:P:541:MET:N	4:1:349:LEU:HD21	1.80	0.94
4:X:324:THR:CG2	4:Z:247:VAL:HG23	1.93	0.94
1:A:735:GLY:C	1:A:743:ALA:CA	2.34	0.94
1:D:541:MET:N	4:9:349:LEU:HD21	1.80	0.94
1:D:769:ALA:C	1:D:774:LEU:HB2	1.87	0.94
1:G:538:GLU:N	4:V:349:LEU:CD1	2.29	0.94
1:G:567:LYS:HZ2	4:X:92:ASN:HD22	1.10	0.94
3:I:46:ILE:O	3:I:50:LEU:HG	1.64	0.94
1:J:537:GLU:C	4:W:349:LEU:CD1	2.21	0.94
1:J:649:VAL:CG1	1:J:649:VAL:CG2	2.44	0.94
1:J:769:ALA:CB	1:J:770:GLY:HA2	1.97	0.94
1:J:799:MET:SD	3:L:32:ASP:HB3	2.08	0.94
2:K:150:TYR:O	2:K:151:LYS:HB2	1.67	0.94
1:M:767:PHE:CE1	1:M:771:LEU:CD2	2.50	0.94

Continued on next page...

Continued from previous page...

Atom-1	Atom-2	Interatomic distance (Å)	Clash overlap (Å)
2:N:150:TYR:O	2:N:151:LYS:CG	2.15	0.94
1:P:721:LYS:CA	1:P:736:GLN:CD	2.34	0.94
1:A:93:MET:CE	1:A:715:VAL:HG13	1.96	0.94
2:E:162:ASP:O	2:K:21:GLU:HB2	1.67	0.94
1:G:635:GLY:HA3	4:V:334:GLU:HG2	1.47	0.94
1:P:795:ARG:NH2	3:R:116:GLU:CD	2.17	0.94
1:D:546:THR:HG22	1:D:548:THR:H	1.32	0.94
1:G:797:PHE:HZ	3:I:146:ILE:CD1	1.64	0.94
2:H:150:TYR:O	2:H:151:LYS:CG	2.15	0.94
1:M:637:LYS:NZ	4:Z:141:SER:O	1.99	0.94
1:P:832:MET:SD	2:Q:84:PHE:HE2	1.89	0.94
1:A:530:MET:HA	4:8:354:GLN:HG3	0.96	0.94
2:E:150:TYR:O	2:E:151:LYS:CG	2.15	0.94
1:G:215:GLN:HA	1:G:340:ILE:HG23	0.95	0.94
1:G:530:MET:HA	4:V:354:GLN:HG3	0.97	0.94
2:N:150:TYR:O	2:N:151:LYS:HB2	1.67	0.94
2:Q:150:TYR:O	2:Q:151:LYS:CG	2.15	0.94
4:2:288:ASP:CG	4:4:203:THR:HG23	1.86	0.94
1:A:95:THR:HG1	1:A:769:ALA:CA	1.69	0.94
1:A:538:GLU:HG3	4:8:352:PHE:N	1.82	0.94
1:M:538:GLU:HG3	4:Z:352:PHE:N	1.81	0.94
1:P:218:LEU:CB	1:P:221:GLN:CG	2.46	0.94
1:P:576:GLU:CG	1:P:577:ALA:H	1.75	0.94
1:P:736:GLN:CA	1:P:743:ALA:HB2	1.95	0.94
1:A:149:GLN:HG3	1:A:719:ASP:OD1	1.66	0.94
1:A:501:GLU:HG2	1:A:762:HIS:CE1	2.01	0.94
1:D:553:MLY:CB	4:W:46:GLY:CA	2.32	0.94
1:D:735:GLY:C	1:D:743:ALA:CA	2.35	0.94
1:G:795:ARG:NH2	3:I:116:GLU:HG2	1.83	0.94
1:J:530:MET:HA	4:W:354:GLN:HG3	0.96	0.94
1:J:543:PRO:CG	4:W:143:TYR:O	2.14	0.94
1:J:641:LYS:HG3	1:J:647:GLN:NE2	1.59	0.94
1:D:543:PRO:CG	4:9:143:TYR:O	2.14	0.94
1:D:727:LEU:HD13	1:D:782:MLY:HH12	1.47	0.94
1:G:612:GLN:NE2	1:G:627:GLY:CA	2.31	0.94
1:G:754:ASP:CG	1:G:779:ARG:HD2	1.87	0.94
1:G:819:ASN:CB	2:H:90:GLY:O	2.16	0.94
1:J:831:TRP:CZ2	2:K:47:LEU:CD2	2.50	0.94
1:M:538:GLU:N	4:Z:349:LEU:CD1	2.28	0.94
1:M:797:PHE:CE1	3:O:146:ILE:HD13	2.02	0.94
1:M:830:PRO:CB	2:N:67:MET:CE	2.33	0.94

Continued on next page...

Continued from previous page...

Atom-1	Atom-2	Interatomic distance (Å)	Clash overlap (Å)
1:P:538:GLU:HG3	4:1:352:PHE:N	1.81	0.94
1:P:796:GLY:CA	3:R:35:ARG:HD3	1.96	0.94
4:2:204:ALA:H	4:Z:287:ILE:CG2	1.81	0.94
1:D:206:LYS:CD	1:D:217:THR:CG2	2.16	0.94
1:D:530:MET:CA	4:9:354:GLN:CG	2.45	0.94
1:D:537:GLU:C	4:9:349:LEU:CD1	2.21	0.94
1:G:637:LYS:NZ	4:V:141:SER:O	1.99	0.94
1:G:795:ARG:HH21	3:I:116:GLU:HG2	1.33	0.94
1:J:215:GLN:H	1:J:340:ILE:CG1	1.72	0.94
1:J:546:THR:HG22	1:J:548:THR:H	1.32	0.94
1:M:530:MET:HA	4:Z:354:GLN:HG3	0.96	0.94
1:M:612:GLN:NE2	1:M:627:GLY:CA	2.31	0.94
1:P:838:ILE:CG1	2:Q:54:MET:HE3	1.96	0.94
4:X:287:ILE:C	4:Z:205:GLU:CD	2.27	0.94
1:D:612:GLN:NE2	1:D:627:GLY:HA3	1.83	0.94
1:G:537:GLU:C	4:V:349:LEU:CD1	2.21	0.94
1:G:795:ARG:C	3:I:35:ARG:NH2	2.20	0.94
1:J:84:MLY:HH22	1:J:719:ASP:O	1.66	0.94
1:M:218:LEU:CB	1:M:221:GLN:CG	2.46	0.94
1:A:612:GLN:NE2	1:A:627:GLY:CA	2.31	0.93
1:A:641:LYS:HD2	1:A:647:GLN:CD	1.70	0.93
1:J:768:MLY:CH1	1:J:772:LEU:HD12	1.97	0.93
2:K:150:TYR:O	2:K:151:LYS:CG	2.15	0.93
1:M:612:GLN:NE2	1:M:627:GLY:HA3	1.83	0.93
1:P:635:GLY:HA3	4:1:334:GLU:HG2	1.47	0.93
4:4:287:ILE:HD13	4:6:203:THR:CB	1.92	0.93
1:A:149:GLN:HE21	1:A:718:ALA:CB	1.66	0.93
1:A:505:MLY:CG	1:A:741:LYS:HZ2	1.79	0.93
1:J:215:GLN:HA	1:J:340:ILE:HG23	0.95	0.93
2:Q:150:TYR:O	2:Q:151:LYS:HB2	1.67	0.93
4:2:287:ILE:CD1	4:4:203:THR:HB	1.98	0.93
4:2:288:ASP:N	4:4:203:THR:HG22	1.82	0.93
1:A:546:THR:HG22	1:A:548:THR:H	1.32	0.93
1:J:795:ARG:HH21	3:L:116:GLU:CD	1.60	0.93
1:M:530:MET:CE	4:Z:354:GLN:CG	2.41	0.93
1:M:541:MET:N	4:Z:349:LEU:HD21	1.80	0.93
1:M:545:ALA:CA	4:2:45:VAL:HG13	1.87	0.93
1:M:834:LEU:HD12	2:N:51:PHE:HE1	1.14	0.93
1:P:829:TRP:CZ2	2:Q:87:LYS:HE2	2.03	0.93
4:2:244:ASP:HB3	4:Z:322:PRO:HB3	1.48	0.93
1:G:739:ASP:HB3	1:G:742:LYS:CB	1.99	0.93

Continued on next page...

Continued from previous page...

Atom-1	Atom-2	Interatomic distance (Å)	Clash overlap (Å)
1:J:836:PHE:HE1	2:K:159:HIS:HA	1.26	0.93
1:M:795:ARG:NH2	3:O:116:GLU:CB	2.32	0.93
1:M:795:ARG:HH21	3:O:116:GLU:CB	1.81	0.93
1:P:215:GLN:HA	1:P:340:ILE:HG23	0.95	0.93
1:P:530:MET:CA	4:1:354:GLN:CG	2.45	0.93
1:P:804:ARG:HG2	1:P:808:GLU:HG3	0.94	0.93
4:X:287:ILE:HG12	4:Z:201:VAL:H	1.29	0.93
1:G:541:MET:N	4:V:349:LEU:HD21	1.80	0.93
1:M:729:ALA:HB3	3:O:86:ASP:OD1	1.67	0.93
1:M:739:ASP:HB3	1:M:742:LYS:CB	1.99	0.93
1:P:612:GLN:NE2	1:P:627:GLY:HA3	1.83	0.93
1:P:804:ARG:O	1:P:808:GLU:N	2.00	0.93
4:2:287:ILE:HB	4:4:203:THR:N	1.82	0.93
4:3:322:PRO:CB	4:5:244:ASP:CG	2.37	0.93
1:A:530:MET:HE2	4:8:354:GLN:CG	1.97	0.93
1:J:612:GLN:NE2	1:J:627:GLY:HA3	1.83	0.93
1:J:642:LYS:CB	4:W:21:PHE:O	2.17	0.93
1:M:530:MET:CA	4:Z:354:GLN:CG	2.44	0.93
1:P:642:LYS:CB	4:1:21:PHE:O	2.17	0.93
4:1:244:ASP:N	4:Y:291:LYS:CD	2.31	0.93
1:D:836:PHE:CE1	2:E:159:HIS:HB2	2.02	0.93
1:M:786:ILE:CG2	1:M:787:ILE:N	2.31	0.93
1:P:733:PRO:CG	3:R:85:GLU:HG2	1.98	0.93
1:D:648:THR:HG21	1:D:651:ALA:HB2	1.50	0.93
2:E:150:TYR:O	2:E:151:LYS:HB2	1.67	0.93
1:G:94:MET:O	1:G:713:SER:HB3	1.69	0.93
1:G:830:PRO:CG	2:H:67:MET:HE2	1.99	0.93
1:J:206:LYS:CD	1:J:217:THR:CG2	2.16	0.93
1:J:817:GLN:HG2	2:K:127:ARG:CD	1.98	0.93
1:M:817:GLN:HG2	2:N:127:ARG:CB	1.98	0.93
1:D:823:PHE:CD1	2:E:160:GLY:CA	2.44	0.93
1:J:530:MET:CA	4:W:354:GLN:CG	2.45	0.93
1:J:553:MLY:HE3	4:Y:45:VAL:HG11	1.47	0.93
1:M:95:THR:HG1	1:M:770:GLY:CA	1.81	0.93
1:M:767:PHE:HD1	1:M:771:LEU:HD22	1.25	0.93
1:P:530:MET:HA	4:1:354:GLN:HG3	0.96	0.93
1:G:612:GLN:NE2	1:G:627:GLY:HA3	1.83	0.93
1:G:642:LYS:CB	4:V:21:PHE:O	2.17	0.93
1:J:629:GLU:CB	1:J:643:GLY:O	2.17	0.93
1:P:629:GLU:CB	1:P:643:GLY:O	2.17	0.93
1:P:829:TRP:CH2	2:Q:83:MET:HE2	2.04	0.93

Continued on next page...

Continued from previous page...

Atom-1	Atom-2	Interatomic distance (Å)	Clash overlap (Å)
4:2:203:THR:CG2	4:Z:288:ASP:CG	2.37	0.93
1:A:538:GLU:N	4:8:351:THR:H	1.67	0.92
1:A:612:GLN:NE2	1:A:627:GLY:HA3	1.83	0.92
1:D:713:SER:CB	1:D:775:LEU:HD22	1.99	0.92
1:J:642:LYS:CG	4:W:23:GLY:H	1.77	0.92
1:J:792:ALA:HB2	3:L:42:THR:HG23	0.95	0.92
1:M:552:ASN:O	4:2:49:GLN:HB2	1.13	0.92
1:M:648:THR:HG21	1:M:651:ALA:HB2	1.50	0.92
1:A:642:LYS:CG	4:8:23:GLY:H	1.77	0.92
1:D:553:MLY:HB3	4:W:46:GLY:HA2	1.47	0.92
1:D:793:ARG:NH2	3:F:147:MET:CE	2.32	0.92
1:G:546:THR:HG22	1:G:548:THR:H	1.32	0.92
1:G:818:TYR:CE1	2:H:127:ARG:CZ	2.51	0.92
1:M:537:GLU:C	4:Z:349:LEU:CD1	2.20	0.92
1:M:709:LYS:N	1:M:710:GLY:N	2.16	0.92
1:M:826:VAL:HG21	2:N:88:LEU:CD2	1.99	0.92
1:P:725:ARG:NH1	3:R:89:GLU:CD	2.20	0.92
1:D:724:TYR:HB3	1:D:782:MLY:HD3	1.48	0.92
1:D:727:LEU:CG	1:D:782:MLY:HH12	1.98	0.92
1:P:534:SER:O	4:1:351:THR:HG23	1.13	0.92
1:P:638:GLY:HA3	4:1:341:ILE:O	1.70	0.92
4:V:325:MET:CE	4:X:244:ASP:CG	2.37	0.92
1:A:642:LYS:CB	4:8:21:PHE:O	2.17	0.92
1:J:638:GLY:HA3	4:W:341:ILE:O	1.70	0.92
1:A:215:GLN:H	1:A:340:ILE:CG1	1.73	0.92
1:A:530:MET:CA	4:8:354:GLN:CG	2.44	0.92
1:A:557:GLU:H	4:V:48:GLY:HA2	1.32	0.92
1:A:739:ASP:HB3	1:A:742:LYS:CB	1.99	0.92
1:D:834:LEU:CD2	2:E:54:MET:HE2	1.95	0.92
1:G:537:GLU:O	4:V:349:LEU:HD13	0.74	0.92
2:H:121:LEU:CB	2:H:128:PHE:HB3	1.69	0.92
1:M:213:LYS:HA	1:M:220:ASP:CG	1.90	0.92
1:P:612:GLN:NE2	1:P:627:GLY:CA	2.31	0.92
1:P:642:LYS:CG	4:1:23:GLY:H	1.77	0.92
1:A:557:GLU:H	4:V:48:GLY:HA3	1.29	0.92
1:D:629:GLU:CB	1:D:643:GLY:O	2.17	0.92
1:D:739:ASP:HB3	1:D:742:LYS:CB	1.99	0.92
1:G:93:MET:CE	1:G:764:MLY:HD2	1.81	0.92
1:J:739:ASP:HB3	1:J:742:LYS:CB	1.98	0.92
1:P:736:GLN:HA	1:P:743:ALA:HB2	1.51	0.92
1:A:636:LYS:HD2	4:8:332:PRO:HB3	1.51	0.92

Continued on next page...

Continued from previous page...

Atom-1	Atom-2	Interatomic distance (Å)	Clash overlap (Å)
1:D:215:GLN:HA	1:D:340:ILE:HG23	0.95	0.92
1:D:641:LYS:CD	4:9:348:SER:HB2	1.93	0.92
1:D:819:ASN:N	2:E:90:GLY:O	2.03	0.92
1:P:549:SER:N	4:3:47:MET:O	2.02	0.92
1:P:641:LYS:HE3	1:P:647:GLN:CG	2.00	0.92
1:P:739:ASP:HB3	1:P:742:LYS:CB	1.99	0.92
1:A:549:SER:C	4:V:46:GLY:HA3	1.90	0.92
1:A:735:GLY:C	1:A:743:ALA:HA	1.91	0.92
1:D:549:SER:C	4:W:46:GLY:HA3	1.90	0.92
1:D:641:LYS:HE3	1:D:647:GLN:CG	2.00	0.92
2:E:149:ASP:CG	2:E:150:TYR:H	1.73	0.92
1:G:530:MET:CA	4:V:354:GLN:CG	2.45	0.92
1:J:84:MLY:CH1	1:J:724:TYR:CE2	2.53	0.92
1:J:505:MLY:HD2	1:J:762:HIS:ND1	1.84	0.92
1:M:818:TYR:CZ	2:N:127:ARG:NH1	2.31	0.92
1:P:797:PHE:CE1	3:R:146:ILE:HG23	2.05	0.92
1:A:629:GLU:CB	1:A:643:GLY:O	2.17	0.92
1:D:612:GLN:NE2	1:D:627:GLY:CA	2.31	0.92
1:D:724:TYR:HB3	1:D:782:MLY:NZ	1.85	0.92
1:G:629:GLU:CB	1:G:643:GLY:O	2.17	0.92
1:J:218:LEU:CB	1:J:221:GLN:CG	2.46	0.92
1:M:278:GLN:HG2	1:M:317:GLU:HB2	1.52	0.92
1:M:641:LYS:HE3	1:M:647:GLN:CG	2.00	0.92
1:M:803:TYR:CD1	1:M:807:VAL:HG11	2.05	0.92
1:P:803:TYR:CD1	1:P:807:VAL:CG2	2.53	0.92
4:4:322:PRO:HB2	4:6:244:ASP:HB3	1.49	0.92
4:X:288:ASP:N	4:Z:202:THR:OG1	2.03	0.92
1:A:278:GLN:HG2	1:A:317:GLU:HB2	1.52	0.92
1:A:537:GLU:O	4:8:349:LEU:HD13	0.74	0.92
1:A:649:VAL:CG1	1:A:649:VAL:C	2.38	0.92
1:D:642:LYS:CB	4:9:21:PHE:O	2.17	0.92
1:J:612:GLN:NE2	1:J:627:GLY:CA	2.31	0.92
1:M:95:THR:CG2	1:M:770:GLY:HA2	2.00	0.92
1:P:538:GLU:N	4:1:351:THR:H	1.68	0.92
1:P:797:PHE:CE1	3:R:146:ILE:CD1	2.52	0.92
4:W:325:MET:CE	4:Y:244:ASP:CG	2.37	0.92
4:X:324:THR:HB	4:Z:246:GLN:HA	1.50	0.92
1:G:649:VAL:CG1	1:G:649:VAL:C	2.38	0.91
1:G:838:ILE:HD11	2:H:54:MET:HE1	1.51	0.91
1:J:541:MET:N	4:W:349:LEU:HD21	1.80	0.91
1:J:735:GLY:C	1:J:743:ALA:HA	1.91	0.91

Continued on next page...

Continued from previous page...

Atom-1	Atom-2	Interatomic distance (Å)	Clash overlap (Å)
4:2:287:ILE:CG1	4:4:202:THR:HB	2.01	0.91
4:W:286:ASP:OD1	4:Y:202:THR:HB	1.69	0.91
1:A:215:GLN:HA	1:A:340:ILE:HG23	0.96	0.91
1:D:649:VAL:CG1	1:D:649:VAL:C	2.38	0.91
1:D:834:LEU:HD21	2:E:54:MET:HE3	1.52	0.91
1:G:218:LEU:CB	1:G:221:GLN:CG	2.46	0.91
1:G:278:GLN:HG2	1:G:317:GLU:HB2	1.52	0.91
1:G:538:GLU:N	4:V:351:THR:H	1.68	0.91
1:G:813:ILE:HG23	2:H:128:PHE:CE1	1.90	0.91
1:J:649:VAL:CG1	1:J:649:VAL:C	2.38	0.91
1:M:537:GLU:O	4:Z:349:LEU:HD13	0.73	0.91
1:D:218:LEU:HA	1:D:221:GLN:CG	2.01	0.91
1:D:735:GLY:C	1:D:743:ALA:HA	1.91	0.91
1:G:636:LYS:HD2	4:V:332:PRO:HB3	1.52	0.91
1:G:735:GLY:C	1:G:743:ALA:HA	1.90	0.91
1:J:648:THR:HG21	1:J:651:ALA:HB2	1.50	0.91
1:J:800:ARG:HG2	3:L:149:VAL:HG22	1.50	0.91
1:M:538:GLU:N	4:Z:351:THR:H	1.68	0.91
1:M:642:LYS:CB	4:Z:21:PHE:O	2.17	0.91
2:N:121:LEU:HG	2:N:128:PHE:HA	1.47	0.91
1:A:736:GLN:HA	1:A:743:ALA:HB2	1.51	0.91
1:J:218:LEU:HA	1:J:221:GLN:CG	2.01	0.91
1:J:544:LYS:HD2	4:W:147:ARG:HB3	1.53	0.91
1:J:641:LYS:HE3	1:J:647:GLN:CG	2.00	0.91
1:M:218:LEU:HA	1:M:221:GLN:CG	2.01	0.91
1:P:544:LYS:HD2	4:1:147:ARG:HB3	1.53	0.91
1:P:826:VAL:HG21	2:Q:88:LEU:HD21	1.53	0.91
4:1:246:GLN:HA	4:Y:324:THR:OG1	1.70	0.91
4:X:291:LYS:CD	4:Z:243:PRO:HB2	1.99	0.91
1:A:213:LYS:HA	1:A:220:ASP:CG	1.90	0.91
1:J:795:ARG:CZ	3:L:116:GLU:OE1	2.15	0.91
4:2:287:ILE:CG1	4:4:202:THR:CB	2.48	0.91
1:A:505:MLY:CG	1:A:741:LYS:NZ	2.33	0.91
1:D:218:LEU:CB	1:D:221:GLN:CG	2.46	0.91
1:D:538:GLU:N	4:9:351:THR:H	1.68	0.91
1:D:636:LYS:HD2	4:9:332:PRO:HB3	1.52	0.91
1:G:648:THR:HG21	1:G:651:ALA:HB2	1.50	0.91
1:G:795:ARG:HH21	3:I:116:GLU:CG	1.83	0.91
2:H:150:TYR:O	2:H:151:LYS:HB2	1.67	0.91
1:M:629:GLU:CB	1:M:643:GLY:O	2.17	0.91
1:M:715:VAL:HG23	1:M:772:LEU:HD21	1.52	0.91

Continued on next page...

Continued from previous page...

Atom-1	Atom-2	Interatomic distance (Å)	Clash overlap (Å)
1:M:735:GLY:C	1:M:743:ALA:HA	1.91	0.91
1:M:830:PRO:HG2	2:N:67:MET:HG2	1.50	0.91
3:O:62:ALA:O	3:O:63:ILE:CG1	2.19	0.91
1:P:278:GLN:HG2	1:P:317:GLU:HB2	1.52	0.91
1:P:537:GLU:O	4:1:349:LEU:HD13	0.74	0.91
1:A:505:MLY:CE	1:A:762:HIS:HA	1.88	0.91
1:D:537:GLU:O	4:9:349:LEU:HD13	0.74	0.91
1:D:538:GLU:N	4:9:349:LEU:HD12	1.86	0.91
2:E:144:VAL:HG13	2:E:153:ILE:HD11	1.21	0.91
1:J:537:GLU:O	4:W:349:LEU:HD13	0.74	0.91
1:M:819:ASN:CA	2:N:90:GLY:O	2.18	0.91
1:M:829:TRP:CE3	2:N:87:LYS:NZ	2.37	0.91
1:P:786:ILE:HG22	1:P:787:ILE:N	1.86	0.91
1:P:797:PHE:HZ	3:R:146:ILE:CD1	1.56	0.91
1:A:544:LYS:HD2	4:8:147:ARG:HB3	1.53	0.91
1:A:553:MLY:HE2	4:V:45:VAL:HA	1.53	0.91
1:A:648:THR:HG21	1:A:651:ALA:HB2	1.50	0.91
1:A:735:GLY:O	1:A:743:ALA:CA	2.19	0.91
1:A:768:MLY:HB2	1:A:771:LEU:HB2	1.51	0.91
1:D:557:GLU:H	4:W:48:GLY:HA2	1.32	0.91
1:D:649:VAL:CB	1:D:649:VAL:CG2	2.49	0.91
1:D:713:SER:HB2	1:D:775:LEU:CD2	2.01	0.91
3:I:62:ALA:O	3:I:63:ILE:CG1	2.19	0.91
1:J:636:LYS:HD2	4:W:332:PRO:HB3	1.52	0.91
1:J:797:PHE:HD1	3:L:146:ILE:HG23	1.24	0.91
1:M:649:VAL:CG1	1:M:649:VAL:C	2.38	0.91
1:M:804:ARG:O	1:M:808:GLU:HG3	1.70	0.91
1:P:213:LYS:HA	1:P:220:ASP:CG	1.90	0.91
1:P:538:GLU:N	4:1:349:LEU:HD12	1.86	0.91
1:A:206:LYS:CD	1:A:217:THR:CG2	2.16	0.91
1:D:550:PHE:HA	4:W:46:GLY:CA	2.00	0.91
1:G:796:GLY:N	3:I:35:ARG:CZ	2.34	0.91
1:J:649:VAL:CB	1:J:649:VAL:CG2	2.49	0.91
1:M:793:ARG:HH11	3:O:40:ASN:HD22	1.11	0.91
1:M:834:LEU:HD12	2:N:51:PHE:CD1	2.06	0.91
1:A:218:LEU:HA	1:A:221:GLN:CG	2.01	0.91
1:A:707:CYS:SG	1:A:714:ARG:NH1	2.44	0.91
1:D:534:SER:HA	4:9:350:SER:O	1.71	0.91
1:D:544:LYS:HD2	4:9:147:ARG:HB3	1.53	0.91
1:D:791:GLN:HE22	3:F:116:GLU:N	1.53	0.91
1:G:641:LYS:HE3	1:G:647:GLN:CG	2.00	0.91

Continued on next page...

Continued from previous page...

Atom-1	Atom-2	Interatomic distance (Å)	Clash overlap (Å)
1:J:538:GLU:N	4:W:351:THR:H	1.68	0.91
1:P:218:LEU:HA	1:P:221:GLN:CG	2.01	0.91
4:V:324:THR:CG2	4:X:247:VAL:H	1.84	0.91
1:A:218:LEU:CB	1:A:221:GLN:CG	2.46	0.90
1:D:213:LYS:HA	1:D:220:ASP:CG	1.90	0.90
1:G:213:LYS:HA	1:G:220:ASP:CG	1.90	0.90
1:G:752:ASP:OD2	1:G:780:ASP:O	1.87	0.90
1:J:213:LYS:HA	1:J:220:ASP:CG	1.90	0.90
1:J:410:ASN:OD1	4:W:334:GLU:C	2.10	0.90
1:J:710:GLY:O	1:J:772:LEU:HB2	1.70	0.90
1:M:636:LYS:HD2	4:Z:332:PRO:HB3	1.52	0.90
1:M:818:TYR:HB3	2:N:90:GLY:HA3	1.53	0.90
1:P:648:THR:HG21	1:P:651:ALA:HB2	1.50	0.90
1:P:804:ARG:CA	1:P:807:VAL:CB	2.48	0.90
2:Q:137:TRP:HA	2:Q:145:ALA:HB2	1.54	0.90
4:1:287:ILE:HG23	4:3:202:THR:HB	1.53	0.90
4:X:291:LYS:HD2	4:Z:244:ASP:H	1.23	0.90
1:D:735:GLY:O	1:D:743:ALA:CA	2.19	0.90
1:J:826:VAL:HG21	2:K:88:LEU:HD23	1.51	0.90
1:M:552:ASN:HD22	4:2:47:MET:HB3	1.11	0.90
1:P:834:LEU:HD12	2:Q:51:PHE:CD1	2.06	0.90
1:A:649:VAL:CG2	1:A:649:VAL:HG13	2.02	0.90
3:I:62:ALA:O	3:I:63:ILE:HG12	1.71	0.90
1:J:800:ARG:NH2	3:L:40:ASN:CG	2.23	0.90
1:P:649:VAL:CB	1:P:649:VAL:CG2	2.49	0.90
1:P:817:GLN:OE1	2:Q:127:ARG:CD	2.19	0.90
1:D:630:ALA:O	4:9:25:ASP:CG	2.09	0.90
1:G:783:LEU:O	1:G:787:ILE:HB	1.70	0.90
1:G:789:ALA:CB	3:I:81:GLN:CD	2.39	0.90
1:G:792:ALA:CB	3:I:42:THR:N	2.34	0.90
2:N:137:TRP:HA	2:N:145:ALA:HB2	1.54	0.90
1:P:410:ASN:OD1	4:1:334:GLU:C	2.10	0.90
4:V:286:ASP:OD2	4:X:203:THR:HG22	1.69	0.90
1:A:641:LYS:HE3	1:A:647:GLN:CG	2.00	0.90
1:G:552:ASN:O	4:X:47:MET:HE1	1.71	0.90
1:J:278:GLN:HG2	1:J:317:GLU:HB2	1.52	0.90
1:P:649:VAL:CG1	1:P:649:VAL:C	2.38	0.90
1:P:735:GLY:C	1:P:743:ALA:HA	1.91	0.90
4:1:247:VAL:HG23	4:Y:324:THR:CG2	1.99	0.90
1:A:149:GLN:HB3	1:A:718:ALA:C	1.91	0.90
1:A:550:PHE:HA	4:V:46:GLY:CA	2.01	0.90

Continued on next page...

Continued from previous page...

Atom-1	Atom-2	Interatomic distance (Å)	Clash overlap (Å)
1:D:278:GLN:HG2	1:D:317:GLU:HB2	1.52	0.90
1:D:410:ASN:OD1	4:9:334:GLU:C	2.10	0.90
1:G:410:ASN:OD1	4:V:334:GLU:C	2.09	0.90
1:G:538:GLU:N	4:V:349:LEU:HD12	1.87	0.90
1:G:649:VAL:CG2	1:G:649:VAL:HG13	2.02	0.90
1:G:754:ASP:N	1:G:779:ARG:CD	2.35	0.90
2:H:149:ASP:CG	2:H:150:TYR:H	1.73	0.90
2:N:149:ASP:CG	2:N:150:TYR:H	1.73	0.90
1:A:709:LYS:C	1:A:710:GLY:HA3	1.90	0.90
1:G:567:LYS:HZ1	4:X:92:ASN:HD22	1.14	0.90
1:J:629:GLU:HG2	1:J:643:GLY:O	1.72	0.90
3:L:62:ALA:O	3:L:63:ILE:CG1	2.19	0.90
3:L:62:ALA:O	3:L:63:ILE:HG12	1.71	0.90
1:P:508:ILE:HD11	1:P:766:PHE:CG	2.07	0.90
1:P:735:GLY:O	1:P:743:ALA:CA	2.19	0.90
1:A:95:THR:HG1	1:A:769:ALA:HA	0.78	0.90
1:A:502:GLU:HG3	1:A:760:PHE:C	1.92	0.90
1:G:721:LYS:CB	1:G:736:GLN:OE1	2.20	0.90
1:J:561:LYS:HE3	4:Y:48:GLY:HA3	1.51	0.90
1:P:630:ALA:O	4:1:25:ASP:CG	2.09	0.90
1:P:707:CYS:O	1:P:710:GLY:N	2.05	0.90
1:P:834:LEU:HD12	2:Q:51:PHE:HE1	1.07	0.90
1:P:838:ILE:CG1	2:Q:54:MET:HE1	2.00	0.90
4:2:287:ILE:CD1	4:4:203:THR:N	2.34	0.90
1:A:638:GLY:HA3	4:8:341:ILE:O	1.70	0.90
1:D:507:GLY:HA3	1:D:762:HIS:CG	2.06	0.90
3:F:62:ALA:O	3:F:63:ILE:HG12	1.71	0.90
1:G:544:LYS:HD2	4:V:147:ARG:HB3	1.53	0.90
1:J:630:ALA:O	4:W:25:ASP:CG	2.09	0.90
1:M:721:LYS:CB	1:M:736:GLN:OE1	2.20	0.90
3:O:24:LYS:HB3	3:O:63:ILE:O	1.72	0.90
1:P:649:VAL:CG2	1:P:649:VAL:HG13	2.02	0.90
1:A:550:PHE:CA	4:V:46:GLY:HA3	2.02	0.90
1:D:530:MET:N	4:9:354:GLN:HB3	1.87	0.90
1:D:629:GLU:HG2	1:D:643:GLY:O	1.72	0.90
1:J:792:ALA:CB	3:L:42:THR:HG23	1.86	0.90
1:M:544:LYS:HD2	4:Z:147:ARG:HB3	1.53	0.90
1:M:649:VAL:CG2	1:M:649:VAL:HG13	2.02	0.90
3:O:62:ALA:O	3:O:63:ILE:HG12	1.71	0.90
1:P:215:GLN:H	1:P:340:ILE:CG1	1.73	0.90
1:P:546:THR:HB	4:3:47:MET:O	1.72	0.90

Continued on next page...

Continued from previous page...

Atom-1	Atom-2	Interatomic distance (Å)	Clash overlap (Å)
1:P:820:VAL:CG1	2:Q:136:MET:HE1	2.02	0.90
2:Q:121:LEU:CA	2:Q:128:PHE:CB	2.47	0.90
1:D:599:ASN:OD1	1:D:649:VAL:HB	1.72	0.89
3:F:62:ALA:O	3:F:63:ILE:CG1	2.19	0.89
1:G:218:LEU:HA	1:G:221:GLN:CG	2.01	0.89
1:J:735:GLY:O	1:J:743:ALA:CA	2.19	0.89
3:L:24:LYS:HB3	3:L:63:ILE:O	1.72	0.89
1:P:641:LYS:CD	1:P:647:GLN:OE1	2.18	0.89
1:P:804:ARG:CA	1:P:807:VAL:HB	1.92	0.89
1:A:530:MET:HE1	4:8:355:MET:SD	2.12	0.89
1:A:538:GLU:O	4:8:349:LEU:CG	2.20	0.89
1:A:629:GLU:HG2	1:A:643:GLY:O	1.72	0.89
1:G:735:GLY:O	1:G:743:ALA:CA	2.19	0.89
1:G:813:ILE:HG23	2:H:128:PHE:HZ	1.34	0.89
1:M:538:GLU:O	4:Z:349:LEU:CG	2.20	0.89
1:M:630:ALA:O	4:Z:25:ASP:CG	2.09	0.89
1:P:538:GLU:O	4:1:349:LEU:CG	2.20	0.89
1:A:630:ALA:O	4:8:25:ASP:CG	2.10	0.89
1:A:649:VAL:CB	1:A:649:VAL:CG2	2.50	0.89
1:G:797:PHE:CZ	3:I:146:ILE:HD13	2.06	0.89
1:J:797:PHE:HE1	3:L:146:ILE:CA	1.76	0.89
1:J:829:TRP:CH2	2:K:84:PHE:CD1	2.60	0.89
1:J:836:PHE:CZ	2:K:160:GLY:N	2.38	0.89
1:M:410:ASN:OD1	4:Z:334:GLU:C	2.10	0.89
1:M:817:GLN:CD	2:N:127:ARG:HB2	1.92	0.89
1:P:721:LYS:CB	1:P:736:GLN:OE1	2.20	0.89
1:A:721:LYS:CB	1:A:736:GLN:OE1	2.20	0.89
1:D:638:GLY:HA3	4:9:341:ILE:O	1.70	0.89
1:D:726:VAL:HG12	1:D:785:GLU:HG3	1.52	0.89
1:G:817:GLN:CG	2:H:127:ARG:CD	2.49	0.89
1:J:97:LEU:HD23	1:J:712:PRO:HB3	1.54	0.89
1:J:534:SER:HA	4:W:350:SER:O	1.71	0.89
1:M:649:VAL:CB	1:M:649:VAL:CG2	2.49	0.89
4:1:246:GLN:CA	4:Y:324:THR:HB	2.01	0.89
4:2:287:ILE:HG21	4:4:202:THR:CB	2.02	0.89
1:A:149:GLN:CB	1:A:719:ASP:N	2.34	0.89
1:A:553:MLY:CG	4:V:44:MET:O	2.20	0.89
1:G:649:VAL:CB	1:G:649:VAL:CG2	2.50	0.89
1:M:783:LEU:CG	1:M:786:ILE:HD12	2.01	0.89
1:P:541:MET:CB	4:1:143:TYR:OH	2.20	0.89
1:P:803:TYR:CD1	1:P:807:VAL:HG21	2.07	0.89

Continued on next page...

Continued from previous page...

Atom-1	Atom-2	Interatomic distance (Å)	Clash overlap (Å)
3:R:62:ALA:O	3:R:63:ILE:CG1	2.19	0.89
4:4:288:ASP:OD1	4:6:203:THR:HG23	1.70	0.89
1:A:508:ILE:CG1	1:A:759:ALA:HB1	2.02	0.89
1:G:818:TYR:CZ	2:H:127:ARG:CZ	2.55	0.89
1:J:84:MLY:HD2	1:J:724:TYR:HH	1.32	0.89
1:J:538:GLU:O	4:W:349:LEU:CG	2.20	0.89
1:M:635:GLY:CA	4:Z:341:ILE:HD13	2.02	0.89
1:P:508:ILE:HG23	1:P:759:ALA:HB1	1.54	0.89
1:P:530:MET:N	4:1:354:GLN:HB3	1.87	0.89
1:A:410:ASN:OD1	4:8:334:GLU:C	2.10	0.89
1:A:641:LYS:CD	1:A:647:GLN:OE1	2.17	0.89
1:D:726:VAL:CG1	1:D:785:GLU:HG2	1.96	0.89
3:F:24:LYS:HB3	3:F:63:ILE:O	1.72	0.89
1:G:635:GLY:CA	4:V:341:ILE:HD13	2.03	0.89
1:G:638:GLY:HA3	4:V:341:ILE:O	1.70	0.89
1:G:817:GLN:CD	2:H:127:ARG:CB	2.41	0.89
1:M:829:TRP:CH2	2:N:83:MET:HE2	2.08	0.89
1:P:709:LYS:C	1:P:710:GLY:CA	2.41	0.89
3:R:24:LYS:HB3	3:R:63:ILE:O	1.72	0.89
3:R:62:ALA:O	3:R:63:ILE:HG12	1.71	0.89
4:2:322:PRO:HB3	4:4:244:ASP:CG	1.93	0.89
1:A:635:GLY:CA	4:8:341:ILE:HD13	2.03	0.89
1:G:534:SER:HA	4:V:350:SER:O	1.71	0.89
1:G:538:GLU:O	4:V:349:LEU:CG	2.20	0.89
2:H:137:TRP:HA	2:H:145:ALA:HB2	1.53	0.89
1:J:799:MET:SD	3:L:32:ASP:CB	2.60	0.89
1:M:831:TRP:CZ2	2:N:47:LEU:CD2	2.53	0.89
1:P:534:SER:HA	4:1:350:SER:O	1.71	0.89
1:A:534:SER:HA	4:8:350:SER:O	1.71	0.89
1:A:641:LYS:HD2	4:8:348:SER:CB	2.03	0.89
1:D:721:LYS:CB	1:D:736:GLN:OE1	2.20	0.89
1:J:530:MET:N	4:W:354:GLN:HB3	1.87	0.89
1:J:541:MET:CB	4:W:143:TYR:OH	2.20	0.89
1:J:710:GLY:C	1:J:772:LEU:HD23	1.92	0.89
2:K:137:TRP:HA	2:K:145:ALA:HB2	1.53	0.89
1:M:735:GLY:O	1:M:743:ALA:CA	2.19	0.89
1:P:542:PHE:HA	4:1:143:TYR:HE1	1.34	0.89
1:P:636:LYS:HD2	4:1:332:PRO:HB3	1.52	0.89
1:P:817:GLN:CD	2:Q:127:ARG:CB	2.41	0.89
1:A:530:MET:N	4:8:354:GLN:HB3	1.87	0.89
1:A:541:MET:CB	4:8:143:TYR:OH	2.20	0.89

Continued on next page...

Continued from previous page...

Atom-1	Atom-2	Interatomic distance (Å)	Clash overlap (Å)
1:D:550:PHE:CA	4:W:46:GLY:HA3	2.03	0.89
1:D:726:VAL:O	1:D:785:GLU:HG2	1.72	0.89
1:D:727:LEU:CD1	1:D:782:MLY:CH1	2.46	0.89
1:J:756:THR:CG2	1:J:776:GLU:HA	2.03	0.89
1:M:538:GLU:N	4:Z:349:LEU:HD12	1.86	0.89
1:M:638:GLY:HA3	4:Z:341:ILE:O	1.70	0.89
1:P:642:LYS:HG2	4:1:22:ALA:CA	2.03	0.89
1:D:538:GLU:O	4:9:349:LEU:CG	2.20	0.88
1:D:836:PHE:CZ	2:E:160:GLY:N	2.40	0.88
1:G:215:GLN:H	1:G:340:ILE:HG12	1.06	0.88
1:G:530:MET:N	4:V:354:GLN:HB3	1.88	0.88
1:J:542:PHE:HA	4:W:143:TYR:HE1	1.34	0.88
1:J:641:LYS:CD	1:J:647:GLN:OE1	2.18	0.88
1:J:757:GLN:HA	1:J:776:GLU:CG	2.03	0.88
1:M:829:TRP:CZ2	2:N:87:LYS:HE2	2.07	0.88
1:P:641:LYS:HD2	4:1:348:SER:CB	2.02	0.88
1:P:795:ARG:HB3	3:R:35:ARG:HH22	1.38	0.88
4:1:112:PRO:HG3	4:2:195:GLU:O	1.73	0.88
1:G:629:GLU:HG2	1:G:643:GLY:O	1.73	0.88
1:J:505:MLY:HG3	1:J:762:HIS:CE1	2.09	0.88
1:J:756:THR:HG22	1:J:776:GLU:CA	2.02	0.88
2:K:121:LEU:CA	2:K:128:PHE:CB	2.47	0.88
1:M:206:LYS:CD	1:M:217:THR:CG2	2.16	0.88
1:A:538:GLU:N	4:8:349:LEU:HD12	1.85	0.88
1:A:635:GLY:HA2	4:8:334:GLU:CG	2.03	0.88
1:G:641:LYS:HD2	4:V:348:SER:CB	2.03	0.88
1:J:642:LYS:CG	4:W:21:PHE:O	2.22	0.88
1:M:797:PHE:HE2	3:O:126:LEU:HD22	1.06	0.88
1:P:735:GLY:C	1:P:743:ALA:HB2	1.82	0.88
1:A:502:GLU:OE1	1:A:764:MLY:N	2.06	0.88
2:E:137:TRP:HA	2:E:145:ALA:CB	2.04	0.88
1:G:735:GLY:C	1:G:743:ALA:HB2	1.82	0.88
1:M:642:LYS:HG2	4:Z:22:ALA:CA	2.03	0.88
4:4:287:ILE:CG2	4:6:204:ALA:H	1.87	0.88
4:X:324:THR:CB	4:Z:246:GLN:HA	2.03	0.88
1:D:553:MLY:CG	4:W:44:MET:O	2.20	0.88
1:D:642:LYS:HG2	4:9:22:ALA:CA	2.04	0.88
1:J:829:TRP:HZ2	2:K:83:MET:CE	1.86	0.88
2:K:137:TRP:HA	2:K:145:ALA:CB	2.04	0.88
1:M:541:MET:CB	4:Z:143:TYR:OH	2.20	0.88
1:M:793:ARG:HH12	3:O:40:ASN:HD22	1.13	0.88

Continued on next page...

Continued from previous page...

Atom-1	Atom-2	Interatomic distance (Å)	Clash overlap (Å)
2:Q:137:TRP:HA	2:Q:145:ALA:CB	2.04	0.88
4:V:286:ASP:OD1	4:X:203:THR:HG22	1.74	0.88
1:A:215:GLN:H	1:A:340:ILE:HG12	1.06	0.88
1:A:599:ASN:OD1	1:A:649:VAL:HB	1.72	0.88
1:J:649:VAL:CG2	1:J:649:VAL:HG13	2.02	0.88
1:J:721:LYS:CB	1:J:736:GLN:OE1	2.20	0.88
1:M:530:MET:N	4:Z:354:GLN:HB3	1.87	0.88
1:P:635:GLY:CA	4:1:341:ILE:HD13	2.02	0.88
1:D:712:PRO:HG2	1:D:771:LEU:CB	2.03	0.88
1:J:756:THR:CA	1:J:776:GLU:OE1	2.22	0.88
1:M:642:LYS:CG	4:Z:21:PHE:O	2.22	0.88
1:P:641:LYS:HG3	1:P:647:GLN:NE2	1.59	0.88
1:A:505:MLY:CH2	1:A:762:HIS:O	2.21	0.88
1:A:707:CYS:SG	1:A:714:ARG:HD2	2.14	0.88
1:G:599:ASN:OD1	1:G:649:VAL:HB	1.72	0.88
1:G:642:LYS:HG2	4:V:22:ALA:CA	2.03	0.88
1:G:817:GLN:CD	2:H:127:ARG:CG	2.43	0.88
1:M:534:SER:HA	4:Z:350:SER:O	1.71	0.88
1:P:817:GLN:CD	2:Q:127:ARG:CD	2.42	0.88
4:1:167:GLU:OE1	4:3:43:VAL:O	1.91	0.88
1:A:501:GLU:CA	1:A:762:HIS:CE1	2.56	0.88
1:D:541:MET:CB	4:9:143:TYR:OH	2.21	0.88
1:D:642:LYS:CG	4:9:21:PHE:O	2.22	0.88
1:G:84:MLY:HH21	1:G:720:PHE:HA	1.53	0.88
1:J:769:ALA:CB	1:J:770:GLY:CA	2.52	0.88
1:J:800:ARG:NH2	3:L:40:ASN:ND2	2.21	0.88
2:K:149:ASP:CG	2:K:150:TYR:H	1.73	0.88
1:M:556:ASP:H	4:2:49:GLN:CB	1.85	0.88
1:G:541:MET:CB	4:V:143:TYR:OH	2.21	0.88
1:G:553:MLY:NZ	4:X:45:VAL:HG11	1.88	0.88
1:G:819:ASN:CG	2:H:92:ASP:CB	2.42	0.88
1:J:635:GLY:CA	4:W:341:ILE:HD13	2.02	0.88
1:M:641:LYS:HG3	1:M:647:GLN:NE2	1.59	0.88
1:M:641:LYS:HD2	4:Z:348:SER:CB	2.03	0.88
1:P:629:GLU:HG2	1:P:643:GLY:O	1.72	0.88
1:D:724:TYR:CG	1:D:782:MLY:HD3	2.09	0.87
1:G:754:ASP:HA	1:G:779:ARG:HD3	1.53	0.87
1:J:642:LYS:HG2	4:W:22:ALA:CA	2.04	0.87
1:P:795:ARG:CZ	3:R:116:GLU:CG	2.50	0.87
4:X:291:LYS:CD	4:Z:243:PRO:C	2.42	0.87
1:A:642:LYS:CG	4:8:21:PHE:O	2.22	0.87

Continued on next page...

Continued from previous page...

Atom-1	Atom-2	Interatomic distance (Å)	Clash overlap (Å)
1:D:542:PHE:HA	4:9:143:TYR:HE1	1.34	0.87
1:D:553:MLY:HE2	4:W:45:VAL:HA	1.54	0.87
1:D:649:VAL:CG2	1:D:649:VAL:HG13	2.02	0.87
1:D:800:ARG:HD3	3:F:149:VAL:C	1.95	0.87
1:G:72:VAL:CG1	1:G:76:GLN:HB3	2.05	0.87
1:G:791:GLN:HE21	3:I:115:GLY:HA3	1.29	0.87
1:G:829:TRP:CZ3	2:H:87:LYS:NZ	2.42	0.87
1:M:552:ASN:HD22	4:2:47:MET:CB	1.85	0.87
1:M:629:GLU:HG2	1:M:643:GLY:O	1.72	0.87
2:N:137:TRP:HA	2:N:145:ALA:CB	2.04	0.87
1:P:215:GLN:H	1:P:340:ILE:HG12	1.05	0.87
1:P:642:LYS:CG	4:1:21:PHE:O	2.22	0.87
2:Q:149:ASP:CG	2:Q:150:TYR:H	1.73	0.87
4:2:287:ILE:HB	4:4:203:THR:CG2	2.04	0.87
1:A:72:VAL:CG1	1:A:76:GLN:HB3	2.05	0.87
1:G:642:LYS:CG	4:V:21:PHE:O	2.22	0.87
1:G:752:ASP:C	1:G:780:ASP:OD1	2.12	0.87
1:G:792:ALA:HB1	3:I:42:THR:N	1.88	0.87
3:L:139:TYR:HA	3:L:142:PHE:HB3	1.56	0.87
1:M:72:VAL:CG1	1:M:76:GLN:HB3	2.05	0.87
1:M:635:GLY:HA2	4:Z:334:GLU:CG	2.03	0.87
1:P:646:PHE:CE2	1:P:652:LEU:CD1	2.58	0.87
1:P:797:PHE:CE1	3:R:146:ILE:HD12	2.09	0.87
1:D:641:LYS:CD	1:D:647:GLN:OE1	2.17	0.87
1:D:755:HIS:HA	1:D:758:TYR:CE1	2.10	0.87
2:E:137:TRP:HA	2:E:145:ALA:HB2	1.54	0.87
2:E:163:ALA:CA	2:K:21:GLU:HB3	2.02	0.87
1:G:553:MLY:CE	4:X:45:VAL:HB	1.91	0.87
1:G:728:ASN:HD21	3:I:114:LEU:HA	1.37	0.87
1:A:93:MET:SD	1:A:715:VAL:HG22	2.13	0.87
1:J:538:GLU:N	4:W:349:LEU:HD12	1.86	0.87
1:J:754:ASP:HA	1:J:780:ASP:OD2	1.75	0.87
4:2:324:THR:CG2	4:4:244:ASP:HA	2.05	0.87
1:A:534:SER:O	4:8:351:THR:HG23	1.13	0.87
1:A:735:GLY:C	1:A:743:ALA:HB2	1.82	0.87
1:A:755:HIS:HA	1:A:758:TYR:CE1	2.10	0.87
1:J:567:LYS:HZ3	4:Y:92:ASN:HD22	1.23	0.87
1:P:72:VAL:CG1	1:P:76:GLN:HB3	2.05	0.87
4:8:322:PRO:HB2	4:V:244:ASP:CG	1.94	0.87
1:D:635:GLY:CA	4:9:341:ILE:HD13	2.03	0.87
1:D:641:LYS:HD2	4:9:348:SER:CB	2.03	0.87

Continued on next page...

Continued from previous page...

Atom-1	Atom-2	Interatomic distance (Å)	Clash overlap (Å)
1:G:635:GLY:HA2	4:V:334:GLU:CG	2.04	0.87
1:G:755:HIS:HA	1:G:758:TYR:CE1	2.10	0.87
1:J:72:VAL:CG1	1:J:76:GLN:HB3	2.05	0.87
1:M:599:ASN:OD1	1:M:649:VAL:HB	1.73	0.87
1:P:549:SER:CA	4:3:43:VAL:HG11	2.05	0.87
1:P:803:TYR:CG	1:P:807:VAL:HG21	2.09	0.87
4:W:325:MET:HE1	4:Y:244:ASP:CG	1.95	0.87
1:A:646:PHE:CE2	1:A:652:LEU:CD1	2.58	0.87
1:A:649:VAL:CG1	1:A:649:VAL:CA	2.53	0.87
1:A:736:GLN:CA	1:A:743:ALA:HB2	1.95	0.87
1:G:84:MLY:CD	1:G:723:ARG:HD2	2.04	0.87
1:G:636:LYS:H	4:V:334:GLU:CD	1.78	0.87
1:G:641:LYS:CD	1:G:647:GLN:OE1	2.17	0.87
3:I:24:LYS:HB3	3:I:63:ILE:O	1.72	0.87
1:J:599:ASN:OD1	1:J:649:VAL:HB	1.73	0.87
1:J:636:LYS:H	4:W:334:GLU:CD	1.78	0.87
1:J:641:LYS:HD2	4:W:348:SER:CB	2.03	0.87
1:J:817:GLN:HB3	2:K:127:ARG:NH1	1.90	0.87
1:M:636:LYS:H	4:Z:334:GLU:CD	1.78	0.87
1:P:599:ASN:OD1	1:P:649:VAL:HB	1.73	0.87
1:D:831:TRP:CZ3	2:E:34:ILE:HG23	2.10	0.87
1:G:649:VAL:CG1	1:G:649:VAL:CA	2.53	0.87
2:H:137:TRP:HA	2:H:145:ALA:CB	2.04	0.87
1:J:557:GLU:HA	4:Y:48:GLY:N	1.90	0.87
1:M:215:GLN:H	1:M:340:ILE:HG12	1.05	0.87
1:M:795:ARG:HD2	3:O:43:ASN:CG	1.92	0.87
3:O:139:TYR:HA	3:O:142:PHE:HB3	1.56	0.87
1:A:28:GLN:HE22	1:A:723:ARG:HH21	0.87	0.86
1:D:649:VAL:CG1	1:D:649:VAL:CA	2.53	0.86
1:D:747:LEU:HD21	1:D:782:MLY:HH11	1.55	0.86
1:G:556:ASP:CG	4:X:47:MET:HE2	1.52	0.86
1:G:817:GLN:NE2	2:H:127:ARG:CB	2.38	0.86
1:G:819:ASN:HA	2:H:90:GLY:C	1.93	0.86
1:G:831:TRP:HE1	2:H:67:MET:HB3	0.71	0.86
1:M:732:ILE:HG23	1:M:747:LEU:HB2	1.57	0.86
4:2:324:THR:HG23	4:4:244:ASP:HA	1.55	0.86
4:7:322:PRO:HB2	4:9:244:ASP:CG	1.94	0.86
4:9:322:PRO:HB2	4:W:244:ASP:CG	1.94	0.86
1:D:72:VAL:CG1	1:D:76:GLN:HB3	2.05	0.86
1:D:795:ARG:NH2	3:F:116:GLU:HB3	1.89	0.86
1:G:817:GLN:HB3	2:H:127:ARG:CD	2.03	0.86

Continued on next page...

Continued from previous page...

Atom-1	Atom-2	Interatomic distance (Å)	Clash overlap (Å)
1:J:649:VAL:CG1	1:J:649:VAL:CA	2.53	0.86
1:J:768:MLY:CH1	1:J:772:LEU:CD1	2.36	0.86
1:M:829:TRP:CZ3	2:N:84:PHE:CD1	2.62	0.86
1:P:649:VAL:CG1	1:P:649:VAL:CA	2.53	0.86
1:A:530:MET:HG2	4:8:354:GLN:CG	2.05	0.86
1:G:530:MET:HG2	4:V:354:GLN:CG	2.05	0.86
1:J:646:PHE:CD2	1:J:652:LEU:HD11	2.10	0.86
1:J:755:HIS:HA	1:J:758:TYR:CE1	2.10	0.86
1:M:755:HIS:HA	1:M:758:TYR:CE1	2.10	0.86
1:P:506:GLU:O	1:P:762:HIS:CD2	2.27	0.86
1:P:646:PHE:CD2	1:P:652:LEU:HD11	2.09	0.86
1:P:795:ARG:CB	3:R:118:MET:HE1	2.05	0.86
1:A:310:TYR:CZ	1:A:320:ILE:HD11	2.11	0.86
1:D:636:LYS:H	4:9:334:GLU:CD	1.78	0.86
1:D:813:ILE:HD13	2:E:128:PHE:HE1	1.41	0.86
1:J:732:ILE:HG23	1:J:747:LEU:HB2	1.57	0.86
1:M:649:VAL:CG1	1:M:649:VAL:CA	2.53	0.86
1:M:767:PHE:CE1	1:M:771:LEU:HD23	2.11	0.86
2:N:121:LEU:CB	2:N:128:PHE:HB3	1.69	0.86
1:P:819:ASN:HD22	2:Q:92:ASP:HB2	1.27	0.86
1:A:502:GLU:HA	1:A:761:GLY:C	1.95	0.86
1:A:508:ILE:HD11	1:A:759:ALA:CA	2.05	0.86
1:A:646:PHE:CD2	1:A:652:LEU:HD11	2.10	0.86
1:J:206:LYS:HD3	1:J:217:THR:CB	2.06	0.86
1:M:725:ARG:CZ	3:O:93:VAL:HG21	2.03	0.86
1:P:799:MET:SD	3:R:32:ASP:OD2	2.32	0.86
4:2:322:PRO:CB	4:4:244:ASP:HB3	2.04	0.86
1:D:215:GLN:H	1:D:340:ILE:HG12	1.06	0.86
1:D:557:GLU:H	4:W:48:GLY:HA3	1.28	0.86
2:E:163:ALA:O	2:K:22:THR:N	2.08	0.86
1:G:553:MLY:HG3	4:X:45:VAL:C	1.96	0.86
1:P:635:GLY:HA2	4:1:334:GLU:CG	2.03	0.86
4:2:244:ASP:HB3	4:Z:322:PRO:CB	2.05	0.86
4:W:286:ASP:CG	4:Y:203:THR:HG22	1.96	0.86
1:D:530:MET:HG2	4:9:354:GLN:CG	2.05	0.86
1:G:206:LYS:HD3	1:G:217:THR:CB	2.06	0.86
1:G:215:GLN:H	1:G:340:ILE:CG1	1.73	0.86
1:G:410:ASN:OD1	4:V:334:GLU:CA	2.24	0.86
1:G:553:MLY:CH1	4:X:45:VAL:CG1	2.49	0.86
1:G:797:PHE:CE1	3:I:146:ILE:HG23	2.10	0.86
1:M:534:SER:O	4:Z:351:THR:HG23	1.13	0.86

Continued on next page...

Continued from previous page...

Atom-1	Atom-2	Interatomic distance (Å)	Clash overlap (Å)
1:M:735:GLY:C	1:M:743:ALA:HB2	1.82	0.86
1:P:206:LYS:HD3	1:P:217:THR:CB	2.06	0.86
1:A:636:LYS:H	4:8:334:GLU:CD	1.77	0.86
1:A:642:LYS:HG2	4:8:22:ALA:CA	2.04	0.86
1:D:646:PHE:CE2	1:D:652:LEU:CD1	2.58	0.86
1:G:310:TYR:CZ	1:G:320:ILE:HD11	2.11	0.86
1:G:646:PHE:CD2	1:G:652:LEU:HD11	2.09	0.86
1:G:797:PHE:CD1	3:I:146:ILE:HG23	2.10	0.86
1:G:813:ILE:HG21	2:H:128:PHE:CE1	2.11	0.86
3:I:139:TYR:HA	3:I:142:PHE:HB3	1.56	0.86
4:9:287:ILE:CG2	4:W:205:GLU:HG2	2.05	0.86
1:D:732:ILE:HG23	1:D:747:LEU:HB2	1.58	0.86
1:J:557:GLU:HA	4:Y:47:MET:HA	1.04	0.86
1:J:710:GLY:O	1:J:772:LEU:CB	2.23	0.86
1:P:310:TYR:CZ	1:P:320:ILE:HD11	2.11	0.86
4:2:203:THR:CB	4:Z:287:ILE:HD13	2.01	0.86
4:X:287:ILE:CG2	4:Z:201:VAL:HG23	2.06	0.86
1:D:206:LYS:HD3	1:D:217:THR:CB	2.06	0.86
1:D:725:ARG:CA	1:D:782:MLY:CH2	2.53	0.86
1:M:206:LYS:HD3	1:M:217:THR:CB	2.06	0.86
1:M:310:TYR:CZ	1:M:320:ILE:HD11	2.11	0.86
1:M:646:PHE:CD2	1:M:652:LEU:HD11	2.10	0.86
1:P:636:LYS:H	4:1:334:GLU:CD	1.78	0.86
4:2:202:THR:CA	4:Z:287:ILE:CG1	2.52	0.86
1:M:546:THR:O	4:2:46:GLY:HA2	1.62	0.85
1:P:723:ARG:CZ	1:P:779:ARG:CZ	2.53	0.85
1:G:792:ALA:HB3	3:I:42:THR:CG2	1.98	0.85
1:J:530:MET:HG2	4:W:354:GLN:CG	2.06	0.85
1:M:730:SER:HA	3:O:89:GLU:CD	1.95	0.85
1:M:795:ARG:CZ	3:O:116:GLU:CB	2.45	0.85
1:P:732:ILE:HG23	1:P:747:LEU:HB2	1.57	0.85
1:D:646:PHE:CD2	1:D:652:LEU:HD11	2.09	0.85
2:E:121:LEU:CA	2:E:128:PHE:CB	2.46	0.85
1:G:754:ASP:CB	1:G:776:GLU:HA	2.05	0.85
1:G:829:TRP:HH2	2:H:83:MET:HE3	1.41	0.85
1:J:754:ASP:C	1:J:780:ASP:OD2	2.13	0.85
1:M:641:LYS:CD	1:M:647:GLN:OE1	2.18	0.85
1:M:783:LEU:CG	1:M:786:ILE:HD11	2.05	0.85
1:P:795:ARG:HG2	3:R:118:MET:HE2	1.57	0.85
4:7:287:ILE:CG2	4:9:205:GLU:HG2	2.05	0.85
1:A:95:THR:OG1	1:A:769:ALA:C	2.14	0.85

Continued on next page...

Continued from previous page...

Atom-1	Atom-2	Interatomic distance (Å)	Clash overlap (Å)
3:F:139:TYR:HA	3:F:142:PHE:HB3	1.56	0.85
1:J:84:MLY:CH2	1:J:719:ASP:O	2.23	0.85
1:J:202:SER:HA	1:J:207:LYS:HE2	0.85	0.85
1:J:310:TYR:CZ	1:J:320:ILE:HD11	2.11	0.85
1:J:505:MLY:HD2	1:J:762:HIS:HE1	1.35	0.85
1:J:829:TRP:HZ2	2:K:83:MET:HE3	1.38	0.85
1:P:795:ARG:CB	3:R:35:ARG:NH1	2.37	0.85
3:R:139:TYR:HA	3:R:142:PHE:HB3	1.56	0.85
1:D:538:GLU:N	4:9:351:THR:N	2.25	0.85
1:G:553:MLY:HH12	4:X:45:VAL:HG11	1.58	0.85
1:G:646:PHE:CE2	1:G:652:LEU:CD1	2.58	0.85
1:J:599:ASN:OD1	1:J:649:VAL:CA	2.25	0.85
1:J:791:GLN:NE2	3:L:115:GLY:HA3	1.92	0.85
2:K:117:LEU:CG	2:K:147:ASN:CG	2.44	0.85
1:P:508:ILE:CD1	1:P:766:PHE:CG	2.59	0.85
1:P:599:ASN:OD1	1:P:649:VAL:CA	2.25	0.85
1:P:755:HIS:HA	1:P:758:TYR:CE1	2.10	0.85
1:P:786:ILE:C	1:P:787:ILE:N	2.30	0.85
1:A:640:LYS:C	4:8:23:GLY:O	2.15	0.85
1:G:94:MET:C	1:G:713:SER:HB3	1.96	0.85
1:J:84:MLY:CH2	1:J:720:PHE:CA	2.25	0.85
1:M:202:SER:HA	1:M:207:LYS:HE2	0.86	0.85
1:M:737:PHE:CZ	3:O:93:VAL:CG2	2.60	0.85
1:M:795:ARG:CB	3:O:35:ARG:HH12	1.90	0.85
2:N:117:LEU:CG	2:N:147:ASN:CG	2.44	0.85
1:A:202:SER:HA	1:A:207:LYS:HE2	0.86	0.85
1:M:817:GLN:NE2	2:N:128:PHE:CE1	2.44	0.85
1:M:829:TRP:CH2	2:N:84:PHE:CD1	2.65	0.85
1:P:538:GLU:N	4:1:351:THR:N	2.24	0.85
2:Q:117:LEU:CG	2:Q:147:ASN:CG	2.44	0.85
4:1:287:ILE:CG1	4:3:203:THR:H	1.88	0.85
1:A:149:GLN:HG2	1:A:719:ASP:H	1.39	0.85
1:G:754:ASP:HB2	1:G:776:GLU:CA	2.06	0.85
1:M:530:MET:HG2	4:Z:354:GLN:CG	2.06	0.85
1:D:202:SER:HA	1:D:207:LYS:HE2	0.85	0.85
1:G:599:ASN:OD1	1:G:649:VAL:CA	2.25	0.85
2:H:117:LEU:CG	2:H:147:ASN:CG	2.45	0.85
1:J:215:GLN:H	1:J:340:ILE:HG12	1.05	0.85
1:J:538:GLU:N	4:W:351:THR:N	2.24	0.85
1:M:599:ASN:OD1	1:M:649:VAL:CA	2.25	0.85
1:M:630:ALA:C	4:Z:25:ASP:OD2	2.15	0.85

Continued on next page...

Continued from previous page...

Atom-1	Atom-2	Interatomic distance (Å)	Clash overlap (Å)
1:P:640:LYS:C	4:1:23:GLY:O	2.16	0.85
1:P:829:TRP:CZ3	2:Q:84:PHE:CD1	2.65	0.85
4:1:201:VAL:HG23	4:Y:287:ILE:CG1	2.07	0.85
1:A:204:GLU:H	1:A:207:LYS:HE3	1.42	0.85
1:A:206:LYS:HD3	1:A:217:THR:CB	2.06	0.85
1:D:410:ASN:OD1	4:9:334:GLU:CA	2.24	0.85
1:D:727:LEU:CB	1:D:782:MLY:HE2	2.07	0.85
1:G:529:PRO:CB	4:V:353:GLN:OE1	2.25	0.85
1:G:792:ALA:CA	3:I:42:THR:HA	2.05	0.85
1:J:84:MLY:CH1	1:J:720:PHE:HD1	1.72	0.85
1:J:410:ASN:ND2	4:W:336:LYS:HG2	1.92	0.85
4:8:287:ILE:CG2	4:V:205:GLU:HG2	2.05	0.85
1:A:640:LYS:CB	1:A:645:SER:OG	2.25	0.84
1:D:215:GLN:H	1:D:340:ILE:CG1	1.73	0.84
1:D:549:SER:O	4:W:46:GLY:HA3	1.77	0.84
1:D:640:LYS:CB	1:D:645:SER:OG	2.25	0.84
1:G:410:ASN:ND2	4:V:336:LYS:HG2	1.92	0.84
1:G:789:ALA:CB	3:I:81:GLN:NE2	2.39	0.84
1:J:831:TRP:HZ3	2:K:34:ILE:CD1	1.89	0.84
1:M:95:THR:O	1:M:770:GLY:CA	2.25	0.84
1:M:204:GLU:H	1:M:207:LYS:HE3	1.42	0.84
1:M:410:ASN:ND2	4:Z:336:LYS:HG2	1.92	0.84
1:P:530:MET:HG2	4:1:354:GLN:CG	2.06	0.84
1:P:725:ARG:NE	3:R:85:GLU:CG	2.40	0.84
1:P:792:ALA:HB2	3:R:42:THR:CA	2.07	0.84
1:A:641:LYS:HG3	1:A:647:GLN:NE2	1.58	0.84
1:D:530:MET:CG	4:9:354:GLN:CB	2.30	0.84
1:D:640:LYS:C	4:9:23:GLY:O	2.15	0.84
1:D:799:MET:HE1	3:F:32:ASP:HB3	1.59	0.84
1:J:817:GLN:CB	2:K:127:ARG:HD2	2.06	0.84
4:1:112:PRO:CG	4:2:195:GLU:O	2.25	0.84
4:3:322:PRO:CB	4:5:244:ASP:CB	2.55	0.84
1:A:418:THR:HB	1:A:421:GLU:HG3	1.60	0.84
1:A:549:SER:O	4:V:46:GLY:HA3	1.77	0.84
1:D:599:ASN:OD1	1:D:649:VAL:CA	2.25	0.84
1:G:202:SER:HA	1:G:207:LYS:HE2	0.85	0.84
1:G:204:GLU:H	1:G:207:LYS:HE3	1.42	0.84
1:G:795:ARG:CB	3:I:35:ARG:NH1	2.33	0.84
1:J:736:GLN:HA	1:J:743:ALA:HB2	1.51	0.84
1:J:836:PHE:CE2	2:K:160:GLY:N	2.44	0.84
1:P:410:ASN:OD1	4:1:334:GLU:CA	2.24	0.84

Continued on next page...

Continued from previous page...

Atom-1	Atom-2	Interatomic distance (Å)	Clash overlap (Å)
4:2:322:PRO:HB2	4:4:244:ASP:HB3	1.57	0.84
1:D:795:ARG:NE	3:F:43:ASN:OD1	2.10	0.84
1:D:800:ARG:CD	3:F:149:VAL:C	2.45	0.84
1:G:418:THR:HB	1:G:421:GLU:HG3	1.60	0.84
1:G:640:LYS:CB	1:G:645:SER:OG	2.25	0.84
1:J:561:LYS:CE	4:Y:48:GLY:HA3	2.07	0.84
1:J:725:ARG:CD	1:J:733:PRO:HB3	2.08	0.84
1:M:543:PRO:HG3	4:Z:143:TYR:O	1.77	0.84
1:P:791:GLN:OE1	3:R:116:GLU:HG3	1.77	0.84
4:2:324:THR:OG1	4:4:244:ASP:HA	1.76	0.84
1:A:725:ARG:CZ	1:A:733:PRO:HB3	2.06	0.84
1:M:646:PHE:CE2	1:M:652:LEU:CD1	2.58	0.84
1:M:732:ILE:CG2	1:M:747:LEU:HD13	1.34	0.84
2:N:121:LEU:CA	2:N:128:PHE:CB	2.47	0.84
1:P:202:SER:HA	1:P:207:LYS:HE2	0.85	0.84
1:A:599:ASN:OD1	1:A:649:VAL:CA	2.25	0.84
1:D:310:TYR:CZ	1:D:320:ILE:HD11	2.11	0.84
1:D:410:ASN:ND2	4:9:336:LYS:HG2	1.93	0.84
1:D:530:MET:HE1	4:9:355:MET:SD	2.18	0.84
1:D:648:THR:CG2	1:D:651:ALA:HB2	2.08	0.84
1:D:831:TRP:HZ3	2:E:50:THR:HG21	1.41	0.84
1:M:107:MLY:HB3	1:M:686:MET:HE2	1.59	0.84
1:M:410:ASN:OD1	4:Z:334:GLU:CA	2.24	0.84
1:P:543:PRO:HG3	4:1:143:TYR:O	1.77	0.84
1:P:630:ALA:C	4:1:25:ASP:OD2	2.15	0.84
1:D:725:ARG:CD	1:D:733:PRO:HB3	2.07	0.84
1:D:732:ILE:CG2	1:D:782:MLY:HH21	1.92	0.84
1:J:630:ALA:C	4:W:25:ASP:OD2	2.15	0.84
1:M:817:GLN:CG	2:N:127:ARG:HB2	2.08	0.84
4:W:291:LYS:HD2	4:Y:243:PRO:CB	2.07	0.84
1:A:410:ASN:OD1	4:8:334:GLU:CA	2.24	0.84
1:A:732:ILE:HG23	1:A:747:LEU:HB2	1.58	0.84
1:J:542:PHE:CA	4:W:143:TYR:CE1	2.61	0.84
1:J:543:PRO:HG3	4:W:143:TYR:O	1.77	0.84
1:M:529:PRO:CB	4:Z:353:GLN:OE1	2.25	0.84
1:M:640:LYS:C	4:Z:23:GLY:O	2.15	0.84
1:P:410:ASN:ND2	4:1:336:LYS:HG2	1.92	0.84
1:P:648:THR:CG2	1:P:651:ALA:HB2	2.08	0.84
4:2:287:ILE:HG21	4:4:204:ALA:H	1.43	0.84
4:W:286:ASP:OD1	4:Y:203:THR:N	2.11	0.84
4:Z:237:GLU:HA	4:Z:251:GLY:HA2	1.60	0.84

Continued on next page...

Continued from previous page...

Atom-1	Atom-2	Interatomic distance (Å)	Clash overlap (Å)
1:A:538:GLU:N	4:8:351:THR:N	2.24	0.84
1:A:641:LYS:HG2	1:A:647:GLN:HG3	1.60	0.84
1:G:649:VAL:HG12	1:G:649:VAL:C	1.99	0.84
1:J:646:PHE:CE2	1:J:652:LEU:CD1	2.58	0.84
1:J:821:ARG:HH22	2:K:127:ARG:NE	1.74	0.84
1:M:797:PHE:CZ	3:O:146:ILE:HD11	2.06	0.84
1:M:806:MET:C	1:M:807:VAL:HG23	1.98	0.84
1:P:818:TYR:HB3	2:Q:90:GLY:HA3	1.60	0.84
4:8:237:GLU:HA	4:8:251:GLY:HA2	1.60	0.84
2:H:141:PRO:CB	2:H:142:PRO:CD	2.56	0.84
1:M:649:VAL:HG12	1:M:649:VAL:C	1.99	0.84
1:M:732:ILE:HG21	1:M:747:LEU:HD13	0.90	0.84
1:P:279:LEU:HB2	1:P:282:GLU:HG3	1.60	0.84
1:P:529:PRO:CB	4:1:353:GLN:OE1	2.25	0.84
4:4:287:ILE:CD1	4:6:203:THR:HB	2.06	0.84
4:V:237:GLU:HA	4:V:251:GLY:HA2	1.60	0.84
4:X:237:GLU:HA	4:X:251:GLY:HA2	1.60	0.84
1:A:649:VAL:HG12	1:A:649:VAL:C	1.99	0.83
1:D:529:PRO:CB	4:9:353:GLN:OE1	2.25	0.83
1:D:630:ALA:C	4:9:25:ASP:OD2	2.15	0.83
1:D:635:GLY:HA2	4:9:334:GLU:CG	2.03	0.83
1:D:795:ARG:HD2	3:F:35:ARG:HH12	1.42	0.83
1:G:543:PRO:HG3	4:V:143:TYR:O	1.78	0.83
1:J:204:GLU:H	1:J:207:LYS:HE3	1.42	0.83
1:J:732:ILE:CG2	1:J:747:LEU:HD13	1.34	0.83
1:J:797:PHE:CE1	3:L:146:ILE:HA	2.12	0.83
1:M:648:THR:CG2	1:M:651:ALA:HB2	2.08	0.83
1:P:725:ARG:CD	1:P:733:PRO:HB3	2.08	0.83
4:2:237:GLU:HA	4:2:251:GLY:HA2	1.60	0.83
4:V:325:MET:HE1	4:X:244:ASP:CG	1.98	0.83
4:X:286:ASP:OD1	4:Z:202:THR:OG1	1.95	0.83
1:A:529:PRO:CB	4:8:353:GLN:OE1	2.25	0.83
1:A:629:GLU:CG	1:A:643:GLY:O	2.26	0.83
1:A:630:ALA:C	4:8:25:ASP:OD2	2.15	0.83
1:G:538:GLU:N	4:V:351:THR:N	2.24	0.83
1:G:640:LYS:C	4:V:23:GLY:O	2.16	0.83
1:J:410:ASN:OD1	4:W:334:GLU:CA	2.24	0.83
1:J:648:THR:CG2	1:J:651:ALA:HB2	2.08	0.83
4:8:286:ASP:OD1	4:V:203:THR:CG2	2.26	0.83
1:A:410:ASN:ND2	4:8:336:LYS:HG2	1.93	0.83
1:A:542:PHE:CA	4:8:143:TYR:CE1	2.61	0.83

Continued on next page...

Continued from previous page...

Atom-1	Atom-2	Interatomic distance (Å)	Clash overlap (Å)
1:D:795:ARG:HB3	3:F:35:ARG:NH2	1.91	0.83
1:G:84:MLY:CH1	1:G:724:TYR:CE2	2.61	0.83
1:G:629:GLU:CG	1:G:643:GLY:O	2.26	0.83
1:G:725:ARG:CD	1:G:733:PRO:HB3	2.08	0.83
1:G:769:ALA:O	1:G:773:GLY:CA	2.26	0.83
1:M:279:LEU:HB2	1:M:282:GLU:HG3	1.60	0.83
1:P:795:ARG:NH2	3:R:116:GLU:HB3	1.89	0.83
1:P:819:ASN:CA	2:Q:90:GLY:O	2.25	0.83
4:1:287:ILE:HG21	4:3:203:THR:H	1.43	0.83
1:D:204:GLU:H	1:D:207:LYS:HE3	1.42	0.83
1:D:747:LEU:CD2	1:D:782:MLY:HH11	2.08	0.83
2:E:117:LEU:CG	2:E:147:ASN:CG	2.45	0.83
1:J:635:GLY:HA2	4:W:334:GLU:CG	2.03	0.83
1:P:204:GLU:H	1:P:207:LYS:HE3	1.42	0.83
1:P:725:ARG:HH21	3:R:85:GLU:HG3	1.37	0.83
1:P:831:TRP:CZ2	2:Q:47:LEU:CD2	2.59	0.83
1:A:543:PRO:HG3	4:8:143:TYR:O	1.78	0.83
1:D:732:ILE:HG21	1:D:747:LEU:HD13	0.91	0.83
1:J:640:LYS:C	4:W:23:GLY:O	2.16	0.83
1:M:538:GLU:N	4:Z:351:THR:N	2.24	0.83
1:P:542:PHE:CA	4:1:143:TYR:CE1	2.61	0.83
4:7:286:ASP:OD1	4:9:203:THR:CG2	2.26	0.83
1:A:648:THR:CG2	1:A:651:ALA:HB2	2.08	0.83
1:G:218:LEU:HB3	1:G:221:GLN:HG3	1.60	0.83
1:G:648:THR:CG2	1:G:651:ALA:HB2	2.08	0.83
1:G:834:LEU:CD1	2:H:51:PHE:HE1	1.87	0.83
1:J:505:MLY:CG	1:J:762:HIS:CE1	2.62	0.83
1:J:756:THR:HG21	1:J:776:GLU:CA	2.06	0.83
1:M:542:PHE:CA	4:Z:143:TYR:CE1	2.61	0.83
2:Q:141:PRO:CB	2:Q:142:PRO:CD	2.56	0.83
4:1:247:VAL:H	4:Y:324:THR:CG2	1.92	0.83
1:A:768:MLY:HB3	1:A:771:LEU:CD1	2.07	0.83
1:G:542:PHE:CA	4:V:143:TYR:CE1	2.61	0.83
1:G:732:ILE:HG23	1:G:747:LEU:HB2	1.57	0.83
1:G:755:HIS:CE1	1:G:779:ARG:HH12	1.97	0.83
1:M:418:THR:HB	1:M:421:GLU:HG3	1.60	0.83
1:M:545:ALA:HA	4:2:45:VAL:CG1	2.03	0.83
1:M:801:VAL:HG21	3:O:126:LEU:CD2	2.08	0.83
1:P:546:THR:OG1	4:3:47:MET:N	2.10	0.83
1:P:629:GLU:CG	1:P:643:GLY:O	2.26	0.83
1:D:813:ILE:HG23	2:E:128:PHE:HZ	1.02	0.83

Continued on next page...

Continued from previous page...

Atom-1	Atom-2	Interatomic distance (Å)	Clash overlap (Å)
2:E:141:PRO:CB	2:E:142:PRO:CD	2.56	0.83
1:J:418:THR:HB	1:J:421:GLU:HG3	1.60	0.83
2:K:141:PRO:CB	2:K:142:PRO:CD	2.56	0.83
1:M:629:GLU:CG	1:M:643:GLY:O	2.26	0.83
1:M:640:LYS:CB	1:M:645:SER:OG	2.25	0.83
4:5:237:GLU:HA	4:5:251:GLY:HA2	1.60	0.83
1:A:279:LEU:HB2	1:A:282:GLU:HG3	1.60	0.83
1:G:84:MLY:NZ	1:G:724:TYR:HE2	1.77	0.83
1:G:725:ARG:CZ	1:G:733:PRO:HB3	2.06	0.83
2:H:121:LEU:CA	2:H:128:PHE:CB	2.46	0.83
1:J:557:GLU:CA	4:Y:47:MET:CA	1.90	0.83
1:M:804:ARG:O	1:M:808:GLU:HB2	1.78	0.83
4:4:237:GLU:HA	4:4:251:GLY:HA2	1.60	0.83
4:9:286:ASP:OD1	4:W:203:THR:CG2	2.26	0.83
1:D:542:PHE:CA	4:9:143:TYR:CE1	2.61	0.83
1:D:643:GLY:N	4:9:24:ASP:HA	1.94	0.83
1:D:732:ILE:HD13	1:D:782:MLY:CH1	2.05	0.83
1:G:819:ASN:ND2	2:H:92:ASP:CB	2.41	0.83
1:M:797:PHE:HE2	3:O:126:LEU:CD2	1.71	0.83
1:A:530:MET:HE3	4:8:354:GLN:HG2	1.59	0.82
1:A:709:LYS:O	1:A:710:GLY:HA3	1.79	0.82
1:D:418:THR:HB	1:D:421:GLU:HG3	1.60	0.82
1:D:732:ILE:CG2	1:D:747:LEU:HD13	1.34	0.82
1:M:542:PHE:CA	4:Z:143:TYR:HE1	1.92	0.82
1:M:725:ARG:CD	1:M:733:PRO:HB3	2.08	0.82
1:P:641:LYS:HD2	4:1:348:SER:CA	2.09	0.82
1:P:826:VAL:HG21	2:Q:88:LEU:CD2	2.08	0.82
1:D:557:GLU:N	4:W:48:GLY:HA2	1.90	0.82
1:D:629:GLU:CG	1:D:643:GLY:O	2.26	0.82
1:J:732:ILE:HG23	1:J:747:LEU:CB	1.84	0.82
1:J:799:MET:SD	3:L:32:ASP:CG	2.57	0.82
1:M:641:LYS:HG2	1:M:647:GLN:HG3	1.61	0.82
1:M:737:PHE:CZ	3:O:93:VAL:HG22	2.14	0.82
1:M:813:ILE:CG2	2:N:128:PHE:HZ	1.65	0.82
2:N:141:PRO:CB	2:N:142:PRO:CD	2.56	0.82
1:P:795:ARG:CZ	3:R:116:GLU:OE2	2.27	0.82
1:A:553:MLY:NZ	4:V:45:VAL:HA	1.84	0.82
1:G:279:LEU:HB2	1:G:282:GLU:HG3	1.60	0.82
1:G:730:SER:O	1:G:734:GLU:HG3	1.79	0.82
1:G:798:LEU:HG	3:I:122:GLU:HB3	1.61	0.82
1:J:529:PRO:CB	4:W:353:GLN:OE1	2.25	0.82

Continued on next page...

Continued from previous page...

Atom-1	Atom-2	Interatomic distance (Å)	Clash overlap (Å)
1:J:800:ARG:HD2	3:L:149:VAL:HG13	1.61	0.82
1:P:640:LYS:CB	1:P:645:SER:OG	2.25	0.82
4:3:237:GLU:HA	4:3:251:GLY:HA2	1.60	0.82
4:3:322:PRO:CB	4:5:244:ASP:OD2	2.27	0.82
1:A:549:SER:O	4:V:46:GLY:CA	2.27	0.82
1:A:725:ARG:CD	1:A:733:PRO:HB3	2.08	0.82
1:D:578:HIS:HB3	1:D:592:ILE:HD12	1.62	0.82
1:J:639:GLY:CA	4:W:344:SER:C	2.48	0.82
1:M:643:GLY:N	4:Z:24:ASP:HA	1.93	0.82
4:8:290:ARG:NH1	4:V:202:THR:HG21	1.94	0.82
1:A:218:LEU:HD22	1:A:222:ILE:CG1	2.10	0.82
1:D:725:ARG:CZ	1:D:733:PRO:HB3	2.06	0.82
1:D:727:LEU:CG	1:D:782:MLY:CG	2.57	0.82
1:D:795:ARG:HB3	3:F:35:ARG:HH12	1.41	0.82
1:D:838:ILE:CD1	2:E:54:MET:SD	2.67	0.82
1:G:795:ARG:HB3	3:I:35:ARG:NH2	1.94	0.82
1:J:769:ALA:HB2	1:J:770:GLY:CA	2.10	0.82
1:J:817:GLN:HG2	2:K:127:ARG:CB	2.09	0.82
1:A:553:MLY:HG2	4:V:47:MET:H	1.44	0.82
1:D:549:SER:O	4:W:46:GLY:CA	2.27	0.82
1:D:641:LYS:HG2	1:D:647:GLN:HG3	1.60	0.82
1:G:757:GLN:CG	1:G:776:GLU:OE2	2.27	0.82
1:G:817:GLN:HE21	2:H:127:ARG:HB2	1.40	0.82
1:G:838:ILE:HD11	2:H:54:MET:HE2	1.61	0.82
1:J:567:LYS:HZ1	4:Y:92:ASN:HD22	1.28	0.82
1:J:629:GLU:CG	1:J:643:GLY:O	2.26	0.82
1:M:730:SER:O	1:M:734:GLU:HG3	1.79	0.82
1:M:795:ARG:HH21	3:O:116:GLU:CG	1.70	0.82
1:M:819:ASN:CG	2:N:92:ASP:N	2.29	0.82
1:P:418:THR:HB	1:P:421:GLU:HG3	1.60	0.82
1:P:639:GLY:CA	4:1:344:SER:C	2.48	0.82
1:P:820:VAL:CG1	2:Q:136:MET:CE	2.50	0.82
4:4:322:PRO:HB3	4:6:244:ASP:OD2	1.79	0.82
4:4:324:THR:CG2	4:6:244:ASP:N	2.32	0.82
4:7:237:GLU:HA	4:7:251:GLY:HA2	1.60	0.82
1:A:505:MLY:HE2	1:A:762:HIS:CG	1.99	0.82
1:A:599:ASN:CA	1:A:649:VAL:CB	2.54	0.82
1:A:730:SER:O	1:A:734:GLU:HG3	1.78	0.82
1:D:730:SER:O	1:D:734:GLU:HG3	1.79	0.82
2:E:163:ALA:O	2:K:21:GLU:N	2.12	0.82
1:G:218:LEU:HD22	1:G:222:ILE:CG1	2.10	0.82

Continued on next page...

Continued from previous page...

Atom-1	Atom-2	Interatomic distance (Å)	Clash overlap (Å)
1:J:84:MLY:HH23	1:J:720:PHE:HA	1.54	0.82
1:M:218:LEU:HA	1:M:221:GLN:HG2	1.62	0.82
1:P:218:LEU:HD22	1:P:222:ILE:CG1	2.10	0.82
1:P:546:THR:OG1	4:3:46:GLY:HA2	1.74	0.82
1:P:641:LYS:HG2	1:P:647:GLN:HG3	1.61	0.82
1:P:721:LYS:CA	1:P:736:GLN:NE2	2.43	0.82
1:D:639:GLY:CA	4:9:344:SER:C	2.48	0.82
1:G:503:TYR:CE1	1:G:711:PHE:HE2	1.97	0.82
1:J:756:THR:HG22	1:J:776:GLU:OE1	1.79	0.82
1:J:817:GLN:HG2	2:K:127:ARG:HB2	1.62	0.82
1:P:732:ILE:HG21	1:P:747:LEU:HD13	0.91	0.82
4:2:287:ILE:HG12	4:4:202:THR:HA	1.49	0.82
4:6:237:GLU:HA	4:6:251:GLY:HA2	1.60	0.82
1:A:480:ILE:HG22	1:A:481:ASN:HD22	1.45	0.82
1:G:769:ALA:HB1	1:G:770:GLY:HA2	1.62	0.82
1:G:791:GLN:NE2	3:I:116:GLU:H	1.78	0.82
1:J:279:LEU:HB2	1:J:282:GLU:HG3	1.60	0.82
1:J:640:LYS:CB	1:J:645:SER:OG	2.25	0.82
1:J:735:GLY:C	1:J:743:ALA:HB1	1.84	0.82
1:M:641:LYS:HD2	4:Z:348:SER:CA	2.09	0.82
1:A:508:ILE:CD1	1:A:759:ALA:HB3	2.06	0.82
1:A:734:GLU:O	1:A:738:MET:CG	2.28	0.82
1:A:757:GLN:CD	1:A:771:LEU:HD12	1.86	0.82
1:J:480:ILE:HG22	1:J:481:ASN:HD22	1.45	0.82
1:J:730:SER:O	1:J:734:GLU:HG3	1.78	0.82
1:M:578:HIS:HB3	1:M:592:ILE:HD12	1.62	0.82
1:P:795:ARG:CZ	3:R:116:GLU:CB	2.52	0.82
1:P:818:TYR:HE1	2:Q:127:ARG:NH2	1.78	0.82
4:1:244:ASP:N	4:Y:291:LYS:CG	2.43	0.82
4:V:325:MET:SD	4:X:244:ASP:HB3	2.19	0.82
1:A:542:PHE:CA	4:8:143:TYR:HE1	1.92	0.81
1:D:797:PHE:CE1	3:F:146:ILE:HG23	2.11	0.81
1:D:823:PHE:HE1	2:E:160:GLY:C	1.83	0.81
2:E:111:SER:OG	2:E:148:VAL:C	2.15	0.81
1:G:480:ILE:HG22	1:G:481:ASN:HD22	1.45	0.81
1:G:795:ARG:CZ	3:I:116:GLU:CD	2.47	0.81
1:J:734:GLU:O	1:J:738:MET:CG	2.28	0.81
1:J:769:ALA:HB3	1:J:770:GLY:HA2	1.60	0.81
1:J:792:ALA:H	3:L:42:THR:HG22	1.41	0.81
1:P:218:LEU:HA	1:P:221:GLN:HG2	1.62	0.81
1:P:646:PHE:CE2	1:P:652:LEU:HD21	2.15	0.81

Continued on next page...

Continued from previous page...

Atom-1	Atom-2	Interatomic distance (Å)	Clash overlap (Å)
1:A:754:ASP:OD2	1:A:778:MET:HE1	1.80	0.81
1:D:127:ASN:HD22	1:D:128:PRO:HD2	1.45	0.81
1:D:543:PRO:HG3	4:9:143:TYR:O	1.78	0.81
1:D:795:ARG:NH2	3:F:116:GLU:HG2	1.95	0.81
2:E:144:VAL:HG12	2:E:153:ILE:CD1	2.10	0.81
1:J:821:ARG:NH2	2:K:127:ARG:CD	2.43	0.81
1:M:599:ASN:CA	1:M:649:VAL:CB	2.53	0.81
1:M:639:GLY:CA	4:Z:344:SER:C	2.48	0.81
1:A:502:GLU:HA	1:A:762:HIS:H	1.41	0.81
1:A:571:ALA:O	1:A:572:LYS:CG	2.28	0.81
1:A:578:HIS:HD2	1:A:591:ASN:HA	1.45	0.81
1:A:643:GLY:N	4:8:24:ASP:HA	1.93	0.81
1:A:721:LYS:CA	1:A:736:GLN:NE2	2.43	0.81
1:D:279:LEU:HB2	1:D:282:GLU:HG3	1.60	0.81
1:D:734:GLU:O	1:D:738:MET:CG	2.28	0.81
2:E:162:ASP:O	2:K:21:GLU:CB	2.28	0.81
1:G:542:PHE:CA	4:V:143:TYR:HE1	1.93	0.81
1:G:732:ILE:HG23	1:G:747:LEU:CB	1.85	0.81
1:J:215:GLN:N	1:J:340:ILE:CD1	2.44	0.81
1:J:797:PHE:HD1	3:L:146:ILE:CG2	1.83	0.81
1:M:795:ARG:HB2	3:O:35:ARG:HH12	1.45	0.81
1:M:797:PHE:HZ	3:O:146:ILE:CD1	1.47	0.81
1:P:544:LYS:HD3	4:3:45:VAL:HG21	1.63	0.81
1:P:571:ALA:O	1:P:572:LYS:CG	2.28	0.81
1:P:578:HIS:HB3	1:P:592:ILE:HD12	1.62	0.81
1:P:730:SER:O	1:P:734:GLU:HG3	1.78	0.81
4:1:237:GLU:HA	4:1:251:GLY:HA2	1.60	0.81
4:W:237:GLU:HA	4:W:251:GLY:HA2	1.60	0.81
1:A:530:MET:CG	4:8:354:GLN:CB	2.30	0.81
1:G:127:ASN:HD22	1:G:128:PRO:HD2	1.45	0.81
1:G:215:GLN:N	1:G:340:ILE:CD1	2.44	0.81
1:G:721:LYS:CA	1:G:736:GLN:NE2	2.43	0.81
1:M:127:ASN:HD22	1:M:128:PRO:HD2	1.45	0.81
4:9:237:GLU:HA	4:9:251:GLY:HA2	1.60	0.81
1:A:218:LEU:HB3	1:A:221:GLN:HG3	1.61	0.81
1:A:549:SER:O	4:V:46:GLY:C	2.19	0.81
1:D:553:MLY:HG2	4:W:47:MET:H	1.44	0.81
1:D:713:SER:HB3	1:D:775:LEU:HD22	1.60	0.81
1:D:800:ARG:HH22	3:F:40:ASN:ND2	1.77	0.81
1:G:218:LEU:CA	1:G:221:GLN:HG2	2.10	0.81
1:J:571:ALA:O	1:J:572:LYS:CG	2.28	0.81

Continued on next page...

Continued from previous page...

Atom-1	Atom-2	Interatomic distance (Å)	Clash overlap (Å)
1:J:783:LEU:O	1:J:787:ILE:HB	1.79	0.81
1:M:218:LEU:HD22	1:M:222:ILE:CG1	2.10	0.81
1:M:817:GLN:HG2	2:N:127:ARG:HB2	1.63	0.81
1:P:95:THR:HG23	1:P:770:GLY:HA2	1.61	0.81
1:P:817:GLN:HB3	2:Q:127:ARG:HD3	1.61	0.81
1:P:829:TRP:CH2	2:Q:84:PHE:CD1	2.69	0.81
1:P:834:LEU:HD13	2:Q:51:PHE:CE1	2.14	0.81
4:6:223:PHE:HE1	4:6:255:PHE:HB2	1.46	0.81
4:7:290:ARG:NH1	4:9:202:THR:HG21	1.94	0.81
1:A:218:LEU:CA	1:A:221:GLN:HG2	2.10	0.81
1:D:215:GLN:N	1:D:340:ILE:CD1	2.44	0.81
1:D:232:PHE:CZ	1:D:287:ILE:HD13	2.16	0.81
1:G:567:LYS:HZ3	4:X:92:ASN:ND2	1.75	0.81
1:J:826:VAL:CG2	2:K:88:LEU:CD2	2.54	0.81
1:M:215:GLN:N	1:M:340:ILE:CD1	2.44	0.81
1:M:218:LEU:CA	1:M:221:GLN:HG2	2.10	0.81
1:M:538:GLU:CA	4:Z:351:THR:H	1.93	0.81
1:M:734:GLU:O	1:M:738:MET:CG	2.28	0.81
1:P:538:GLU:CA	4:1:351:THR:H	1.93	0.81
1:A:538:GLU:CA	4:8:351:THR:H	1.93	0.81
1:G:218:LEU:HA	1:G:221:GLN:HG2	1.62	0.81
1:G:538:GLU:CA	4:V:351:THR:H	1.92	0.81
1:G:578:HIS:HD2	1:G:591:ASN:HA	1.45	0.81
1:J:218:LEU:HD22	1:J:222:ILE:CG1	2.10	0.81
1:J:641:LYS:HD2	4:W:348:SER:CA	2.09	0.81
1:J:829:TRP:CZ3	2:K:84:PHE:CD1	2.69	0.81
2:K:144:VAL:CA	2:K:153:ILE:HD11	2.11	0.81
1:M:480:ILE:HG22	1:M:481:ASN:HD22	1.45	0.81
1:M:725:ARG:CZ	1:M:733:PRO:HB3	2.06	0.81
1:P:544:LYS:HB3	4:3:45:VAL:HG22	1.62	0.81
1:P:734:GLU:O	1:P:738:MET:CG	2.28	0.81
4:1:166:TYR:CE2	4:3:64:ILE:CG2	2.59	0.81
4:9:290:ARG:NH1	4:W:202:THR:HG21	1.94	0.81
4:Y:237:GLU:HA	4:Y:251:GLY:HA2	1.60	0.81
1:A:107:MLY:HB3	1:A:686:MET:HE2	1.63	0.81
1:D:218:LEU:HA	1:D:221:GLN:HG2	1.62	0.81
1:D:712:PRO:HB2	1:D:771:LEU:CB	2.10	0.81
1:J:127:ASN:HD22	1:J:128:PRO:HD2	1.45	0.81
1:J:732:ILE:HG22	1:J:747:LEU:HD12	0.81	0.81
1:M:817:GLN:HG2	2:N:127:ARG:HB3	1.63	0.81
1:P:732:ILE:CG2	1:P:747:LEU:HD13	1.34	0.81

Continued on next page...

Continued from previous page...

Atom-1	Atom-2	Interatomic distance (Å)	Clash overlap (Å)
4:X:223:PHE:HE1	4:X:255:PHE:HB2	1.46	0.81
1:A:215:GLN:N	1:A:340:ILE:CD1	2.44	0.81
1:D:795:ARG:CB	3:F:35:ARG:HH12	1.92	0.81
1:G:639:GLY:CA	4:V:344:SER:C	2.49	0.81
1:G:769:ALA:CB	1:G:770:GLY:N	2.43	0.81
1:G:817:GLN:CB	2:H:127:ARG:CD	2.59	0.81
1:J:232:PHE:CZ	1:J:287:ILE:HD13	2.16	0.81
1:J:578:HIS:HB3	1:J:592:ILE:HD12	1.62	0.81
1:P:480:ILE:HG22	1:P:481:ASN:HD22	1.45	0.81
1:P:643:GLY:N	4:1:24:ASP:HA	1.93	0.81
4:1:201:VAL:H	4:Y:287:ILE:HG12	1.42	0.81
4:4:223:PHE:HE1	4:4:255:PHE:HB2	1.46	0.81
4:5:223:PHE:HE1	4:5:255:PHE:HB2	1.46	0.81
1:A:94:MET:O	1:A:713:SER:CB	2.29	0.81
1:A:127:ASN:HD22	1:A:128:PRO:HD2	1.45	0.81
1:A:578:HIS:HB3	1:A:592:ILE:HD12	1.62	0.81
1:A:641:LYS:HD2	4:8:348:SER:CA	2.10	0.81
1:G:557:GLU:HB2	4:X:46:GLY:C	2.00	0.81
1:J:784:ALA:O	1:J:788:THR:N	2.14	0.81
1:M:218:LEU:HB3	1:M:221:GLN:HG3	1.61	0.81
4:1:290:ARG:HH22	4:3:202:THR:HG22	1.42	0.81
4:X:291:LYS:HE3	4:Z:243:PRO:HB2	0.81	0.81
1:A:732:ILE:HG22	1:A:747:LEU:HD12	0.81	0.80
1:A:768:MLY:HG2	1:A:771:LEU:CD1	2.03	0.80
1:D:480:ILE:HG22	1:D:481:ASN:HD22	1.45	0.80
1:D:641:LYS:HD2	4:9:348:SER:CA	2.10	0.80
1:D:834:LEU:CD2	2:E:54:MET:HE3	2.05	0.80
3:F:49:ILE:N	3:F:52:ASN:ND2	2.29	0.80
2:H:141:PRO:HB2	2:H:142:PRO:CD	2.11	0.80
2:K:111:SER:OG	2:K:148:VAL:C	2.15	0.80
1:M:730:SER:CB	3:O:85:GLU:HB3	2.10	0.80
1:M:834:LEU:HD13	2:N:51:PHE:CE1	2.13	0.80
1:P:215:GLN:N	1:P:340:ILE:CD1	2.44	0.80
4:W:223:PHE:HE1	4:W:255:PHE:HB2	1.46	0.80
1:A:639:GLY:CA	4:8:344:SER:C	2.48	0.80
1:A:732:ILE:HG21	1:A:747:LEU:HD13	0.91	0.80
1:D:218:LEU:HD22	1:D:222:ILE:CG1	2.10	0.80
1:D:538:GLU:CA	4:9:351:THR:H	1.93	0.80
1:D:549:SER:O	4:W:46:GLY:C	2.18	0.80
1:M:723:ARG:NE	1:M:776:GLU:OE1	2.14	0.80
2:N:141:PRO:HB2	2:N:142:PRO:CD	2.12	0.80

Continued on next page...

Continued from previous page...

Atom-1	Atom-2	Interatomic distance (Å)	Clash overlap (Å)
1:D:800:ARG:C	3:F:149:VAL:HG21	2.01	0.80
1:J:218:LEU:CA	1:J:221:GLN:HG2	2.10	0.80
1:J:374:GLN:HG3	1:J:375:ALA:N	1.96	0.80
1:J:542:PHE:CA	4:W:143:TYR:HE1	1.92	0.80
1:M:232:PHE:CZ	1:M:287:ILE:HD13	2.16	0.80
1:M:578:HIS:HD2	1:M:591:ASN:HA	1.45	0.80
1:P:502:GLU:CG	1:P:766:PHE:CZ	2.65	0.80
1:P:599:ASN:CA	1:P:649:VAL:CB	2.53	0.80
4:1:245:GLY:CA	4:Y:324:THR:O	2.29	0.80
4:3:223:PHE:HE1	4:3:255:PHE:HB2	1.46	0.80
4:3:290:ARG:HH21	4:5:202:THR:HG23	1.41	0.80
1:D:646:PHE:CE2	1:D:652:LEU:HD21	2.15	0.80
1:G:107:MLY:HB3	1:G:686:MET:HE2	1.63	0.80
1:G:599:ASN:CA	1:G:649:VAL:CB	2.53	0.80
1:G:641:LYS:HG2	1:G:647:GLN:HG3	1.61	0.80
1:G:643:GLY:N	4:V:24:ASP:HA	1.94	0.80
2:H:141:PRO:CB	2:H:142:PRO:HD2	2.12	0.80
3:L:49:ILE:N	3:L:52:ASN:ND2	2.29	0.80
1:P:232:PHE:CZ	1:P:287:ILE:HD13	2.16	0.80
1:P:817:GLN:NE2	2:Q:127:ARG:CB	2.42	0.80
4:1:201:VAL:HG23	4:Y:287:ILE:CG2	2.11	0.80
4:2:203:THR:N	4:Z:287:ILE:CG2	2.45	0.80
1:A:505:MLY:NZ	1:A:762:HIS:C	2.22	0.80
1:A:557:GLU:N	4:V:48:GLY:HA2	1.90	0.80
1:D:800:ARG:O	3:F:149:VAL:CG2	2.27	0.80
1:G:732:ILE:HG21	1:G:747:LEU:HD13	0.91	0.80
1:G:732:ILE:HG22	1:G:747:LEU:HD12	0.81	0.80
1:J:538:GLU:CA	4:W:351:THR:H	1.93	0.80
1:J:646:PHE:CE2	1:J:652:LEU:HD21	2.15	0.80
4:1:223:PHE:HE1	4:1:255:PHE:HB2	1.46	0.80
1:A:93:MET:CE	1:A:716:LEU:N	2.45	0.80
1:D:550:PHE:CA	4:W:46:GLY:CA	2.59	0.80
1:D:712:PRO:HD2	1:D:771:LEU:HD13	1.62	0.80
1:D:800:ARG:HB3	3:F:149:VAL:CG1	2.11	0.80
1:G:641:LYS:HD2	4:V:348:SER:CA	2.10	0.80
1:J:505:MLY:CD	1:J:762:HIS:HE1	1.90	0.80
1:J:795:ARG:HB3	3:L:35:ARG:NH2	1.96	0.80
2:K:117:LEU:HB2	2:K:147:ASN:HD21	1.47	0.80
2:K:141:PRO:CB	2:K:142:PRO:HD2	2.12	0.80
1:M:804:ARG:C	1:M:808:GLU:N	2.34	0.80
1:P:578:HIS:HD2	1:P:591:ASN:HA	1.45	0.80

Continued on next page...

Continued from previous page...

Atom-1	Atom-2	Interatomic distance (Å)	Clash overlap (Å)
1:P:732:ILE:HG22	1:P:747:LEU:HD12	0.81	0.80
4:1:112:PRO:HB3	4:2:195:GLU:O	1.82	0.80
1:D:107:MLY:HB3	1:D:686:MET:HE2	1.62	0.80
1:D:374:GLN:HG3	1:D:375:ALA:N	1.96	0.80
1:D:822:SER:HG	2:E:88:LEU:HD22	1.46	0.80
1:G:578:HIS:HB3	1:G:592:ILE:HD12	1.62	0.80
1:M:292:MET:HE3	1:M:309:PRO:HA	1.63	0.80
1:P:818:TYR:CZ	2:Q:127:ARG:CZ	2.57	0.80
4:2:324:THR:CG2	4:4:244:ASP:CA	2.59	0.80
1:A:218:LEU:HA	1:A:221:GLN:HG2	1.62	0.80
2:E:141:PRO:CB	2:E:142:PRO:HD2	2.12	0.80
1:J:578:HIS:HD2	1:J:591:ASN:HA	1.45	0.80
1:J:725:ARG:CZ	1:J:733:PRO:HB3	2.06	0.80
2:K:141:PRO:HB2	2:K:142:PRO:CD	2.12	0.80
1:M:538:GLU:CD	4:Z:355:MET:HE1	2.00	0.80
1:P:107:MLY:HB3	1:P:686:MET:HE2	1.64	0.80
1:P:127:ASN:HD22	1:P:128:PRO:HD2	1.45	0.80
1:P:374:GLN:HG3	1:P:375:ALA:N	1.96	0.80
1:P:725:ARG:CZ	1:P:733:PRO:HB3	2.06	0.80
1:P:804:ARG:N	1:P:807:VAL:CG1	2.37	0.80
4:1:166:TYR:HE2	4:3:64:ILE:HG21	1.42	0.80
4:X:291:LYS:HE2	4:Z:243:PRO:O	1.82	0.80
1:A:232:PHE:CZ	1:A:287:ILE:HD13	2.16	0.80
1:A:502:GLU:HG2	1:A:764:MLY:O	1.82	0.80
1:A:506:GLU:CG	1:A:760:PHE:O	2.23	0.80
1:J:409:GLY:N	1:J:636:LYS:CG	2.44	0.80
1:J:641:LYS:HG2	1:J:647:GLN:HG3	1.61	0.80
1:J:756:THR:CG2	1:J:776:GLU:OE1	2.29	0.80
1:P:709:LYS:C	1:P:710:GLY:HA2	2.03	0.80
4:1:243:PRO:C	4:Y:291:LYS:CD	2.49	0.80
4:Z:223:PHE:HE1	4:Z:255:PHE:HB2	1.46	0.80
1:A:409:GLY:N	1:A:636:LYS:CG	2.44	0.80
1:A:505:MLY:CG	1:A:762:HIS:CD2	2.64	0.80
1:D:409:GLY:N	1:D:636:LYS:CG	2.45	0.80
1:D:571:ALA:O	1:D:572:LYS:CG	2.28	0.80
1:D:578:HIS:HD2	1:D:591:ASN:HA	1.45	0.80
1:D:721:LYS:CA	1:D:736:GLN:NE2	2.43	0.80
1:G:791:GLN:CD	3:I:116:GLU:HG3	2.02	0.80
2:N:144:VAL:CA	2:N:153:ILE:HD11	2.11	0.80
1:P:291:ILE:HA	1:P:331:LEU:HD11	1.64	0.80
1:P:821:ARG:NH2	2:Q:127:ARG:CG	2.44	0.80

Continued on next page...

Continued from previous page...

Atom-1	Atom-2	Interatomic distance (Å)	Clash overlap (Å)
1:A:837:MLY:HH21	2:H:20:ASP:HA	1.62	0.79
1:G:409:GLY:N	1:G:636:LYS:CG	2.44	0.79
1:G:538:GLU:OE2	4:V:355:MET:HE3	1.82	0.79
1:G:838:ILE:CG1	2:H:54:MET:HE3	2.12	0.79
1:J:107:MLY:HB3	1:J:686:MET:HE2	1.64	0.79
1:P:506:GLU:OE2	1:P:763:THR:HB	1.82	0.79
1:P:830:PRO:HB3	2:Q:67:MET:HE1	0.83	0.79
4:2:223:PHE:HE1	4:2:255:PHE:HB2	1.46	0.79
4:8:223:PHE:HE1	4:8:255:PHE:HB2	1.46	0.79
4:9:223:PHE:HE1	4:9:255:PHE:HB2	1.46	0.79
1:D:732:ILE:HG22	1:D:747:LEU:HD12	0.81	0.79
2:E:144:VAL:CA	2:E:153:ILE:HD11	2.11	0.79
1:G:769:ALA:O	1:G:773:GLY:HA3	1.82	0.79
1:G:796:GLY:N	3:I:35:ARG:NH2	2.28	0.79
1:G:829:TRP:CH2	2:H:87:LYS:HE2	2.17	0.79
2:H:144:VAL:HG12	2:H:153:ILE:CD1	2.09	0.79
1:J:218:LEU:HA	1:J:221:GLN:HG2	1.62	0.79
1:J:643:GLY:N	4:W:24:ASP:HA	1.94	0.79
1:M:34:ALA:HB3	1:M:777:GLU:OE2	1.82	0.79
1:P:818:TYR:CD1	2:Q:127:ARG:NH1	2.50	0.79
3:R:49:ILE:N	3:R:52:ASN:ND2	2.30	0.79
1:A:732:ILE:CG2	1:A:747:LEU:HD13	1.34	0.79
1:G:538:GLU:HG3	4:V:351:THR:C	2.02	0.79
2:H:144:VAL:CA	2:H:153:ILE:HD11	2.11	0.79
1:M:291:ILE:HA	1:M:331:LEU:HD11	1.64	0.79
3:O:49:ILE:N	3:O:52:ASN:ND2	2.30	0.79
1:P:218:LEU:CA	1:P:221:GLN:HG2	2.10	0.79
1:P:409:GLY:N	1:P:636:LYS:CG	2.44	0.79
4:4:324:THR:HG21	4:6:244:ASP:N	1.80	0.79
1:A:501:GLU:HA	1:A:762:HIS:CE1	2.17	0.79
1:A:502:GLU:O	1:A:761:GLY:HA2	1.82	0.79
1:A:768:MLY:CB	1:A:771:LEU:HD13	2.13	0.79
1:D:218:LEU:CA	1:D:221:GLN:HG2	2.10	0.79
1:D:542:PHE:CA	4:9:143:TYR:HE1	1.92	0.79
1:D:556:ASP:HA	4:W:49:GLN:O	1.70	0.79
1:G:232:PHE:CZ	1:G:287:ILE:HD13	2.16	0.79
1:G:529:PRO:C	4:V:354:GLN:CB	2.50	0.79
1:G:641:LYS:HD2	1:G:647:GLN:OE1	1.81	0.79
1:G:732:ILE:CG2	1:G:747:LEU:HD13	1.34	0.79
1:G:795:ARG:HA	3:I:118:MET:HE1	1.62	0.79
1:J:829:TRP:CZ2	2:K:83:MET:CE	2.65	0.79

Continued on next page...

Continued from previous page...

Atom-1	Atom-2	Interatomic distance (Å)	Clash overlap (Å)
3:L:50:LEU:C	3:L:53:PRO:HD2	2.03	0.79
1:P:538:GLU:OE2	4:1:355:MET:HE3	1.80	0.79
2:Q:141:PRO:HB2	2:Q:142:PRO:CD	2.12	0.79
2:Q:144:VAL:CA	2:Q:153:ILE:HD11	2.11	0.79
3:R:50:LEU:C	3:R:53:PRO:HD2	2.03	0.79
4:3:287:ILE:HD13	4:5:203:THR:CB	1.97	0.79
1:A:501:GLU:CG	1:A:762:HIS:CE1	2.62	0.79
1:A:768:MLY:HB3	1:A:771:LEU:HB2	0.82	0.79
1:D:800:ARG:HG2	3:F:149:VAL:HG22	1.63	0.79
1:J:641:LYS:HD2	4:W:348:SER:HB2	1.54	0.79
1:M:724:TYR:HE1	1:M:775:LEU:CB	1.69	0.79
1:M:796:GLY:HA2	3:O:35:ARG:NE	1.96	0.79
1:P:797:PHE:CZ	3:R:126:LEU:HD22	2.15	0.79
1:D:538:GLU:HG3	4:9:351:THR:C	2.03	0.79
1:D:641:LYS:HD2	4:9:348:SER:HB2	1.54	0.79
1:G:84:MLY:HH21	1:G:719:ASP:O	1.80	0.79
1:J:538:GLU:HG3	4:W:351:THR:C	2.03	0.79
1:M:409:GLY:N	1:M:636:LYS:CG	2.44	0.79
1:M:641:LYS:HD2	1:M:647:GLN:OE1	1.81	0.79
2:N:121:LEU:CG	2:N:128:PHE:CA	2.49	0.79
2:N:141:PRO:CB	2:N:142:PRO:HD2	2.12	0.79
1:P:407:GLY:HA2	1:P:412:ALA:HA	1.65	0.79
1:P:506:GLU:HB3	1:P:761:GLY:HA3	1.64	0.79
2:Q:117:LEU:HB2	2:Q:147:ASN:HD21	1.47	0.79
4:1:287:ILE:CG2	4:3:203:THR:H	1.96	0.79
4:W:324:THR:HG23	4:Y:247:VAL:H	1.45	0.79
1:D:174:SER:CB	1:D:667:THR:HG21	2.13	0.79
1:D:641:LYS:HD2	1:D:647:GLN:OE1	1.81	0.79
1:D:642:LYS:HG2	4:9:22:ALA:HA	1.65	0.79
3:I:50:LEU:C	3:I:53:PRO:HD2	2.03	0.79
1:J:534:SER:O	4:W:351:THR:HG23	1.13	0.79
1:M:374:GLN:HG3	1:M:375:ALA:N	1.96	0.79
1:M:538:GLU:HG3	4:Z:351:THR:C	2.03	0.79
1:P:542:PHE:CA	4:1:143:TYR:HE1	1.92	0.79
1:P:830:PRO:CG	2:Q:67:MET:HG2	2.13	0.79
1:A:538:GLU:OE2	4:8:355:MET:HE3	1.81	0.79
1:D:537:GLU:O	4:9:350:SER:N	2.16	0.79
1:G:407:GLY:HA2	1:G:412:ALA:HA	1.65	0.79
1:J:537:GLU:O	4:W:350:SER:N	2.16	0.79
1:M:732:ILE:HG22	1:M:747:LEU:HD12	0.81	0.79
1:P:709:LYS:CA	1:P:710:GLY:N	2.46	0.79

Continued on next page...

Continued from previous page...

Atom-1	Atom-2	Interatomic distance (Å)	Clash overlap (Å)
4:2:203:THR:H	4:Z:287:ILE:HB	1.45	0.79
4:2:203:THR:N	4:Z:287:ILE:HG21	1.98	0.79
1:A:537:GLU:O	4:8:350:SER:N	2.16	0.79
1:A:641:LYS:CE	1:A:647:GLN:HB2	2.13	0.79
1:D:550:PHE:HA	4:W:46:GLY:HA2	1.64	0.79
1:D:800:ARG:HB3	3:F:149:VAL:CG2	2.13	0.79
1:G:374:GLN:HG3	1:G:375:ALA:N	1.96	0.79
1:G:736:GLN:HA	1:G:743:ALA:HB2	1.51	0.79
1:J:538:GLU:CD	4:W:355:MET:HE1	2.03	0.79
1:J:641:LYS:CE	1:J:647:GLN:CG	2.61	0.79
1:M:571:ALA:O	1:M:572:LYS:CG	2.28	0.79
1:P:818:TYR:HH	2:Q:127:ARG:HH22	1.31	0.79
1:A:502:GLU:C	1:A:761:GLY:HA3	2.03	0.79
1:G:410:ASN:CG	4:V:334:GLU:CA	2.47	0.79
1:G:641:LYS:CE	1:G:647:GLN:HB2	2.13	0.79
1:G:734:GLU:O	1:G:738:MET:CG	2.28	0.79
1:P:795:ARG:CA	3:R:118:MET:HE1	2.13	0.79
1:A:374:GLN:HG3	1:A:375:ALA:N	1.96	0.78
1:D:550:PHE:N	4:W:46:GLY:HA3	1.97	0.78
1:D:836:PHE:HZ	2:E:160:GLY:H	1.30	0.78
3:I:49:ILE:N	3:I:52:ASN:ND2	2.30	0.78
1:J:174:SER:CB	1:J:667:THR:HG21	2.13	0.78
1:M:537:GLU:O	4:Z:350:SER:N	2.16	0.78
1:P:174:SER:CB	1:P:667:THR:HG21	2.13	0.78
2:Q:111:SER:OG	2:Q:148:VAL:C	2.15	0.78
2:Q:141:PRO:CB	2:Q:142:PRO:HD2	2.12	0.78
4:7:223:PHE:HE1	4:7:255:PHE:HB2	1.46	0.78
4:V:223:PHE:HE1	4:V:255:PHE:HB2	1.46	0.78
1:D:538:GLU:OE2	4:9:355:MET:HE3	1.80	0.78
1:M:639:GLY:CA	4:Z:345:ILE:N	2.46	0.78
1:M:646:PHE:CE2	1:M:652:LEU:HD21	2.15	0.78
1:M:786:ILE:HG22	1:M:787:ILE:CB	2.12	0.78
1:P:537:GLU:O	4:1:350:SER:N	2.16	0.78
1:P:803:TYR:O	1:P:806:MET:C	2.22	0.78
1:P:839:MLY:HH13	2:Q:159:HIS:CD2	2.19	0.78
1:A:550:PHE:HA	4:V:46:GLY:HA2	1.65	0.78
1:A:550:PHE:CA	4:V:46:GLY:CA	2.59	0.78
1:D:407:GLY:HA2	1:D:412:ALA:HA	1.65	0.78
3:F:50:LEU:C	3:F:53:PRO:HD2	2.03	0.78
1:G:571:ALA:O	1:G:572:LYS:CG	2.29	0.78
1:G:797:PHE:HE2	3:I:126:LEU:HD22	1.00	0.78

Continued on next page...

Continued from previous page...

Atom-1	Atom-2	Interatomic distance (Å)	Clash overlap (Å)
1:J:799:MET:SD	3:L:32:ASP:OD2	2.41	0.78
1:P:817:GLN:HE21	2:Q:127:ARG:HB2	1.46	0.78
2:Q:144:VAL:HG12	2:Q:153:ILE:CD1	2.10	0.78
4:Y:223:PHE:HE1	4:Y:255:PHE:HB2	1.46	0.78
1:A:93:MET:HE2	1:A:715:VAL:HA	0.84	0.78
1:D:725:ARG:C	1:D:782:MLY:HH22	2.03	0.78
3:F:3:SER:O	3:F:4:LYS:HB2	1.84	0.78
1:G:537:GLU:O	4:V:350:SER:N	2.16	0.78
1:J:732:ILE:HG21	1:J:747:LEU:HD13	0.90	0.78
1:M:174:SER:CB	1:M:667:THR:HG21	2.13	0.78
1:M:552:ASN:HD22	4:2:47:MET:C	1.87	0.78
4:2:287:ILE:CB	4:4:203:THR:HG22	2.14	0.78
4:2:288:ASP:N	4:4:203:THR:CG2	2.45	0.78
1:D:51:THR:O	1:D:62:VAL:HG13	1.84	0.78
2:E:141:PRO:HB2	2:E:142:PRO:CD	2.12	0.78
1:J:84:MLY:CH1	1:J:720:PHE:CE1	2.59	0.78
1:J:291:ILE:HA	1:J:331:LEU:HD11	1.64	0.78
3:O:50:LEU:C	3:O:53:PRO:HD2	2.03	0.78
1:P:51:THR:O	1:P:62:VAL:HG13	1.84	0.78
1:P:538:GLU:HG3	4:1:351:THR:C	2.03	0.78
1:P:642:LYS:HG2	4:1:22:ALA:HA	1.65	0.78
1:A:735:GLY:C	1:A:743:ALA:HB1	1.84	0.78
1:D:727:LEU:CG	1:D:782:MLY:HG3	2.14	0.78
1:D:793:ARG:NH2	3:F:147:MET:HE3	1.95	0.78
1:G:639:GLY:CA	4:V:345:ILE:N	2.47	0.78
1:G:791:GLN:NE2	3:I:116:GLU:N	2.32	0.78
1:J:800:ARG:NH2	3:L:40:ASN:HD21	1.80	0.78
1:P:641:LYS:CE	1:P:647:GLN:HB2	2.13	0.78
1:A:291:ILE:HA	1:A:331:LEU:HD11	1.64	0.78
1:D:219:GLU:O	1:D:223:ILE:HG13	1.84	0.78
1:G:830:PRO:HB3	2:H:67:MET:CE	2.07	0.78
1:J:646:PHE:HE2	1:J:652:LEU:CD2	1.97	0.78
1:J:791:GLN:HE21	3:L:115:GLY:HA3	1.48	0.78
1:J:801:VAL:CG2	3:L:126:LEU:CD2	2.61	0.78
1:J:818:TYR:HE1	2:K:127:ARG:NH2	1.74	0.78
1:P:496:PHE:CD2	1:P:514:ASP:HA	2.19	0.78
4:7:287:ILE:HB	4:9:204:ALA:N	1.98	0.78
1:A:646:PHE:CE2	1:A:652:LEU:HD21	2.14	0.78
1:D:410:ASN:CG	4:9:334:GLU:CA	2.48	0.78
1:G:291:ILE:HA	1:G:331:LEU:HD11	1.64	0.78
1:J:820:VAL:HG11	2:K:136:MET:HE3	1.65	0.78

Continued on next page...

Continued from previous page...

Atom-1	Atom-2	Interatomic distance (Å)	Clash overlap (Å)
1:J:826:VAL:CG2	2:K:88:LEU:HD21	2.06	0.78
1:M:407:GLY:HA2	1:M:412:ALA:HA	1.65	0.78
1:M:481:ASN:HD22	1:M:481:ASN:N	1.82	0.78
1:M:818:TYR:HE1	2:N:127:ARG:NH2	1.80	0.78
1:P:529:PRO:C	4:1:354:GLN:CB	2.49	0.78
4:X:291:LYS:CE	4:Z:243:PRO:CA	2.61	0.78
1:A:537:GLU:HG3	4:8:350:SER:O	1.79	0.78
1:A:550:PHE:N	4:V:46:GLY:HA3	1.97	0.78
1:G:481:ASN:HD22	1:G:481:ASN:N	1.82	0.78
1:G:801:VAL:HG21	3:I:126:LEU:CD2	2.14	0.78
1:M:641:LYS:CE	1:M:647:GLN:HB2	2.13	0.78
1:M:646:PHE:HE2	1:M:652:LEU:CD2	1.97	0.78
4:9:287:ILE:HB	4:W:204:ALA:N	1.97	0.78
1:A:407:GLY:HA2	1:A:412:ALA:HA	1.65	0.78
1:A:641:LYS:HD2	1:A:647:GLN:OE1	1.81	0.78
1:D:291:ILE:HA	1:D:331:LEU:HD11	1.64	0.78
1:D:797:PHE:CE1	3:F:146:ILE:CB	2.67	0.78
1:G:797:PHE:CE2	3:I:146:ILE:HD12	2.17	0.78
1:J:51:THR:O	1:J:62:VAL:HG13	1.84	0.78
1:J:407:GLY:HA2	1:J:412:ALA:HA	1.65	0.78
1:M:547:ASP:C	4:2:46:GLY:O	2.22	0.78
2:N:144:VAL:HG12	2:N:153:ILE:CD1	2.10	0.78
1:A:174:SER:CB	1:A:667:THR:HG21	2.13	0.77
1:A:639:GLY:CA	4:8:345:ILE:N	2.47	0.77
1:A:641:LYS:CE	1:A:647:GLN:CG	2.60	0.77
1:D:496:PHE:CD2	1:D:514:ASP:HA	2.19	0.77
1:G:51:THR:O	1:G:62:VAL:HG13	1.84	0.77
1:G:646:PHE:HE2	1:G:652:LEU:CD2	1.97	0.77
1:M:724:TYR:HE1	1:M:775:LEU:HB3	0.97	0.77
1:P:792:ALA:CB	3:R:42:THR:HG23	2.13	0.77
1:P:821:ARG:HH22	2:Q:127:ARG:CG	1.95	0.77
4:1:112:PRO:CB	4:2:195:GLU:O	2.32	0.77
4:7:223:PHE:HD2	4:7:312:ARG:HH21	1.32	0.77
1:A:538:GLU:HG3	4:8:351:THR:C	2.03	0.77
1:G:174:SER:CB	1:G:667:THR:HG21	2.13	0.77
1:G:795:ARG:CB	3:I:118:MET:HE1	2.15	0.77
1:J:496:PHE:CD2	1:J:514:ASP:HA	2.19	0.77
1:J:639:GLY:CA	4:W:345:ILE:N	2.47	0.77
1:J:733:PRO:C	1:J:737:PHE:HD1	1.88	0.77
1:M:767:PHE:CD1	1:M:771:LEU:HD23	2.17	0.77
1:M:818:TYR:CD1	2:N:127:ARG:NH1	2.51	0.77

Continued on next page...

Continued from previous page...

Atom-1	Atom-2	Interatomic distance (Å)	Clash overlap (Å)
4:2:287:ILE:HG13	4:4:202:THR:HA	1.64	0.77
4:X:223:PHE:HD2	4:X:312:ARG:HH21	1.33	0.77
1:D:639:GLY:CA	4:9:345:ILE:N	2.47	0.77
3:F:49:ILE:N	3:F:52:ASN:HD22	1.82	0.77
1:G:219:GLU:O	1:G:223:ILE:HG13	1.84	0.77
1:G:754:ASP:HA	1:G:779:ARG:HD2	0.84	0.77
1:J:641:LYS:CE	1:J:647:GLN:HB2	2.13	0.77
1:M:791:GLN:CD	3:O:116:GLU:H	1.84	0.77
4:1:203:THR:N	4:Y:286:ASP:OD1	2.17	0.77
4:1:244:ASP:OD2	4:Y:325:MET:CE	2.32	0.77
4:V:223:PHE:HD2	4:V:312:ARG:HH21	1.33	0.77
4:Z:223:PHE:HD2	4:Z:312:ARG:HH21	1.33	0.77
1:A:481:ASN:HD22	1:A:481:ASN:N	1.82	0.77
1:A:757:GLN:CA	1:A:771:LEU:HD11	2.12	0.77
1:G:796:GLY:CA	3:I:35:ARG:CD	2.40	0.77
1:G:838:ILE:CG1	2:H:54:MET:CE	2.63	0.77
1:J:505:MLY:CG	1:J:762:HIS:HE1	1.97	0.77
1:M:496:PHE:CD2	1:M:514:ASP:HA	2.19	0.77
1:M:642:LYS:HG2	4:Z:22:ALA:HA	1.65	0.77
1:A:51:THR:O	1:A:62:VAL:HG13	1.84	0.77
1:A:219:GLU:O	1:A:223:ILE:HG13	1.84	0.77
1:A:496:PHE:CD2	1:A:514:ASP:HA	2.19	0.77
1:A:629:GLU:HA	1:A:643:GLY:C	2.05	0.77
2:E:121:LEU:CG	2:E:128:PHE:HA	2.14	0.77
1:G:84:MLY:CG	1:G:723:ARG:HD2	2.14	0.77
1:G:496:PHE:CD2	1:G:514:ASP:HA	2.20	0.77
1:J:218:LEU:HD22	1:J:222:ILE:HG12	1.67	0.77
3:L:49:ILE:N	3:L:52:ASN:HD22	1.82	0.77
1:M:635:GLY:HA3	4:Z:341:ILE:CD1	2.14	0.77
1:P:806:MET:C	1:P:807:VAL:CB	2.49	0.77
4:2:203:THR:HG22	4:Z:288:ASP:N	1.99	0.77
4:2:223:PHE:HD2	4:2:312:ARG:HH21	1.33	0.77
4:8:223:PHE:HD2	4:8:312:ARG:HH21	1.33	0.77
4:9:223:PHE:HD2	4:9:312:ARG:HH21	1.33	0.77
1:D:646:PHE:HE2	1:D:652:LEU:CD2	1.97	0.77
1:D:708:ARG:C	1:D:710:GLY:N	2.38	0.77
1:G:94:MET:O	1:G:713:SER:CB	2.32	0.77
1:G:116:TYR:O	1:G:153:PRO:HB2	1.85	0.77
1:G:834:LEU:CD1	2:H:51:PHE:CD1	2.68	0.77
1:J:116:TYR:O	1:J:153:PRO:HB2	1.85	0.77
1:J:219:GLU:O	1:J:223:ILE:HG13	1.84	0.77

Continued on next page...

Continued from previous page...

Atom-1	Atom-2	Interatomic distance (Å)	Clash overlap (Å)
1:J:642:LYS:HG2	4:W:22:ALA:HA	1.65	0.77
1:J:829:TRP:HH2	2:K:84:PHE:CD1	1.99	0.77
3:R:49:ILE:N	3:R:52:ASN:HD22	1.83	0.77
4:6:223:PHE:HD2	4:6:312:ARG:HH21	1.33	0.77
4:8:287:ILE:HB	4:V:204:ALA:N	1.97	0.77
1:A:768:MLY:CB	1:A:771:LEU:CB	2.28	0.77
1:G:646:PHE:CE2	1:G:652:LEU:HD21	2.14	0.77
1:G:818:TYR:HB3	2:H:90:GLY:HA3	1.65	0.77
2:H:121:LEU:CG	2:H:128:PHE:CA	2.49	0.77
3:I:3:SER:O	3:I:4:LYS:HB2	1.85	0.77
1:J:725:ARG:HG3	1:J:733:PRO:HA	1.67	0.77
1:M:801:VAL:HG21	3:O:126:LEU:HD23	1.66	0.77
4:2:324:THR:CB	4:4:244:ASP:HA	2.14	0.77
1:G:503:TYR:CZ	1:G:711:PHE:CE2	2.73	0.77
1:G:530:MET:HE2	4:V:354:GLN:HG3	1.67	0.77
2:K:144:VAL:HG12	2:K:153:ILE:CD1	2.10	0.77
4:5:223:PHE:HD2	4:5:312:ARG:HH21	1.33	0.77
1:A:635:GLY:HA3	4:8:341:ILE:CD1	2.14	0.77
1:A:646:PHE:HE2	1:A:652:LEU:CD2	1.97	0.77
1:A:707:CYS:HA	1:A:714:ARG:HH12	0.96	0.77
1:A:721:LYS:CA	1:A:736:GLN:OE1	2.33	0.77
1:D:800:ARG:CG	3:F:149:VAL:HG22	2.15	0.77
2:E:121:LEU:CG	2:E:128:PHE:CA	2.48	0.77
1:G:641:LYS:CE	1:G:647:GLN:CG	2.61	0.77
1:P:792:ALA:CB	3:R:42:THR:CA	2.62	0.77
4:3:322:PRO:HB2	4:5:244:ASP:HB2	1.65	0.77
4:4:223:PHE:HD2	4:4:312:ARG:HH21	1.33	0.77
4:W:223:PHE:HD2	4:W:312:ARG:HH21	1.33	0.77
1:A:534:SER:O	4:8:351:THR:N	2.18	0.77
1:A:642:LYS:HG2	4:8:22:ALA:HA	1.66	0.77
1:G:629:GLU:HA	1:G:643:GLY:C	2.05	0.77
1:G:642:LYS:HG2	4:V:22:ALA:HA	1.65	0.77
1:G:732:ILE:N	1:G:733:PRO:HD2	2.00	0.77
1:J:94:MET:CE	1:J:101:ALA:HB1	2.15	0.77
1:J:721:LYS:CA	1:J:736:GLN:OE1	2.33	0.77
1:M:94:MET:CE	1:M:101:ALA:HB1	2.15	0.77
1:M:219:GLU:O	1:M:223:ILE:HG13	1.84	0.77
2:N:111:SER:OG	2:N:148:VAL:C	2.15	0.77
3:O:49:ILE:N	3:O:52:ASN:HD22	1.83	0.77
1:P:94:MET:CE	1:P:101:ALA:HB1	2.15	0.77
1:P:219:GLU:O	1:P:223:ILE:HG13	1.84	0.77

Continued on next page...

Continued from previous page...

Atom-1	Atom-2	Interatomic distance (Å)	Clash overlap (Å)
1:P:639:GLY:CA	4:1:345:ILE:N	2.47	0.77
4:4:288:ASP:N	4:6:203:THR:CG2	2.46	0.77
4:4:288:ASP:H	4:6:203:THR:CG2	1.98	0.77
1:A:116:TYR:O	1:A:153:PRO:HB2	1.85	0.76
1:D:218:LEU:HB3	1:D:221:GLN:HG3	1.60	0.76
1:G:721:LYS:CA	1:G:736:GLN:OE1	2.33	0.76
1:J:410:ASN:CG	4:W:334:GLU:CA	2.47	0.76
1:J:791:GLN:CD	3:L:116:GLU:HG3	2.05	0.76
1:M:736:GLN:HA	1:M:743:ALA:HB1	1.26	0.76
1:M:813:ILE:CG2	2:N:128:PHE:HE1	1.89	0.76
1:P:116:TYR:O	1:P:153:PRO:HB2	1.85	0.76
1:P:537:GLU:HG3	4:1:350:SER:O	1.78	0.76
1:P:646:PHE:HE2	1:P:652:LEU:CD2	1.97	0.76
1:P:795:ARG:NE	3:R:116:GLU:OE2	2.18	0.76
4:2:287:ILE:HG21	4:4:202:THR:C	2.05	0.76
1:A:732:ILE:HG23	1:A:747:LEU:CB	1.85	0.76
1:A:732:ILE:N	1:A:733:PRO:HD2	2.00	0.76
1:D:94:MET:CE	1:D:101:ALA:HB1	2.15	0.76
1:D:116:TYR:O	1:D:153:PRO:HB2	1.85	0.76
1:G:788:THR:C	3:I:42:THR:HG21	2.06	0.76
1:M:410:ASN:CG	4:Z:334:GLU:CA	2.47	0.76
1:M:623:PHE:CG	1:M:623:PHE:CA	2.68	0.76
1:M:709:LYS:H	1:M:710:GLY:N	1.82	0.76
1:M:818:TYR:HB3	2:N:90:GLY:CA	2.15	0.76
1:P:732:ILE:N	1:P:733:PRO:HD2	2.01	0.76
4:1:287:ILE:HB	4:3:203:THR:HG21	1.64	0.76
4:4:322:PRO:CB	4:6:244:ASP:HB2	2.14	0.76
1:D:641:LYS:CE	1:D:647:GLN:CG	2.61	0.76
1:D:642:LYS:CG	4:9:23:GLY:H	1.77	0.76
1:D:725:ARG:HG3	1:D:733:PRO:HA	1.68	0.76
1:D:732:ILE:N	1:D:733:PRO:HD2	2.00	0.76
1:D:736:GLN:HA	1:D:743:ALA:HB1	1.27	0.76
1:G:218:LEU:HD22	1:G:222:ILE:HG12	1.67	0.76
1:G:567:LYS:HZ1	4:X:92:ASN:ND2	1.68	0.76
1:G:707:CYS:SG	1:G:714:ARG:CZ	2.73	0.76
1:G:757:GLN:OE1	1:G:772:LEU:HA	1.83	0.76
1:J:732:ILE:N	1:J:733:PRO:HD2	2.01	0.76
1:M:51:THR:O	1:M:62:VAL:HG13	1.84	0.76
1:M:116:TYR:O	1:M:153:PRO:HB2	1.85	0.76
1:M:552:ASN:HD22	4:2:48:GLY:N	1.79	0.76
1:M:838:ILE:HG13	2:N:54:MET:CE	2.13	0.76

Continued on next page...

Continued from previous page...

Atom-1	Atom-2	Interatomic distance (Å)	Clash overlap (Å)
3:O:3:SER:O	3:O:4:LYS:HB2	1.84	0.76
1:P:721:LYS:CA	1:P:736:GLN:OE1	2.33	0.76
1:P:795:ARG:HB3	3:R:35:ARG:NH2	2.00	0.76
4:2:324:THR:HG23	4:4:244:ASP:CA	2.14	0.76
1:A:664:LEU:O	1:A:667:THR:HB	1.86	0.76
1:D:641:LYS:CE	1:D:647:GLN:HB2	2.13	0.76
1:P:839:MLY:HH11	2:Q:159:HIS:HD2	1.48	0.76
1:A:94:MET:CE	1:A:101:ALA:HB1	2.15	0.76
1:D:529:PRO:C	4:9:354:GLN:CB	2.49	0.76
1:D:599:ASN:CA	1:D:649:VAL:CB	2.54	0.76
1:G:635:GLY:HA3	4:V:341:ILE:CD1	2.14	0.76
1:G:799:MET:SD	3:I:32:ASP:CG	2.64	0.76
1:J:599:ASN:CA	1:J:649:VAL:CB	2.53	0.76
1:M:709:LYS:C	1:M:710:GLY:CA	2.54	0.76
1:M:721:LYS:CA	1:M:736:GLN:OE1	2.33	0.76
1:M:829:TRP:HZ3	2:N:84:PHE:CE2	2.03	0.76
1:P:623:PHE:CG	1:P:623:PHE:CA	2.68	0.76
4:Y:223:PHE:HD2	4:Y:312:ARG:HH21	1.33	0.76
1:D:530:MET:HE3	4:9:354:GLN:HG2	1.66	0.76
1:J:537:GLU:HG3	4:W:350:SER:O	1.78	0.76
1:M:641:LYS:CE	1:M:647:GLN:CG	2.61	0.76
1:P:664:LEU:O	1:P:667:THR:HB	1.86	0.76
4:2:202:THR:HB	4:Z:287:ILE:HG23	0.77	0.76
4:2:202:THR:HA	4:Z:287:ILE:HG12	1.67	0.76
4:2:288:ASP:OD1	4:4:203:THR:HG23	1.84	0.76
1:J:534:SER:O	4:W:351:THR:N	2.19	0.76
1:J:769:ALA:HB3	1:J:770:GLY:CA	2.14	0.76
1:M:721:LYS:CA	1:M:736:GLN:NE2	2.43	0.76
1:P:721:LYS:HG2	1:P:736:GLN:CD	1.86	0.76
1:P:791:GLN:NE2	3:R:115:GLY:CA	2.13	0.76
2:Q:121:LEU:CG	2:Q:128:PHE:CA	2.49	0.76
4:3:223:PHE:HD2	4:3:312:ARG:HH21	1.33	0.76
4:3:288:ASP:H	4:5:203:THR:CG2	1.98	0.76
4:7:290:ARG:NH1	4:9:202:THR:CG2	2.49	0.76
4:8:290:ARG:NH1	4:V:202:THR:CG2	2.49	0.76
4:V:325:MET:CE	4:X:244:ASP:OD2	2.34	0.76
1:D:534:SER:O	4:9:351:THR:N	2.19	0.76
1:D:553:MLY:NZ	4:W:45:VAL:HA	1.84	0.76
1:D:735:GLY:C	1:D:743:ALA:HB2	1.82	0.76
1:G:94:MET:CE	1:G:101:ALA:HB1	2.15	0.76
1:J:629:GLU:HA	1:J:643:GLY:C	2.05	0.76

Continued on next page...

Continued from previous page...

Atom-1	Atom-2	Interatomic distance (Å)	Clash overlap (Å)
1:J:754:ASP:HB3	1:J:780:ASP:OD2	1.84	0.76
1:J:800:ARG:HD3	3:L:149:VAL:C	2.06	0.76
1:M:530:MET:CG	4:Z:354:GLN:CB	2.30	0.76
1:M:805:ALA:C	1:M:806:MET:CA	2.54	0.76
1:P:636:LYS:O	1:P:637:LYS:HB2	1.86	0.76
1:A:149:GLN:HB2	1:A:718:ALA:HB3	0.97	0.76
1:A:550:PHE:HA	4:V:46:GLY:HA3	1.66	0.76
1:A:649:VAL:CG1	1:A:649:VAL:CB	2.64	0.76
1:D:629:GLU:HA	1:D:643:GLY:C	2.05	0.76
1:G:503:TYR:HE1	1:G:711:PHE:CE2	2.04	0.76
1:J:218:LEU:HB2	1:J:221:GLN:CG	2.09	0.76
1:J:649:VAL:CG1	1:J:649:VAL:CB	2.64	0.76
1:M:733:PRO:C	1:M:737:PHE:HD1	1.88	0.76
1:P:218:LEU:HD22	1:P:222:ILE:HG12	1.66	0.76
3:R:3:SER:O	3:R:4:LYS:HB2	1.84	0.76
1:A:623:PHE:CG	1:A:623:PHE:CA	2.68	0.76
1:D:218:LEU:HB2	1:D:221:GLN:CG	2.10	0.76
1:D:623:PHE:CG	1:D:623:PHE:CA	2.68	0.76
1:J:529:PRO:C	4:W:354:GLN:CB	2.49	0.76
3:L:3:SER:O	3:L:4:LYS:HB2	1.84	0.76
1:M:769:ALA:C	1:M:770:GLY:N	2.39	0.76
2:N:150:TYR:C	2:N:151:LYS:CG	2.48	0.76
1:P:817:GLN:HG2	2:Q:127:ARG:HB2	1.41	0.76
4:1:205:GLU:CD	4:Y:287:ILE:C	2.44	0.76
4:1:223:PHE:HD2	4:1:312:ARG:HH21	1.33	0.76
4:1:244:ASP:H	4:Y:291:LYS:HD2	1.51	0.76
1:D:799:MET:SD	3:F:32:ASP:CA	2.74	0.75
1:D:831:TRP:CZ2	2:E:47:LEU:HA	2.22	0.75
1:G:623:PHE:CG	1:G:623:PHE:CA	2.68	0.75
1:G:752:ASP:OD1	1:G:783:LEU:HB2	1.85	0.75
1:G:753:VAL:N	1:G:780:ASP:OD1	2.19	0.75
2:H:111:SER:OG	2:H:148:VAL:C	2.15	0.75
1:M:725:ARG:HG3	1:M:733:PRO:HA	1.67	0.75
1:M:732:ILE:N	1:M:733:PRO:HD2	2.01	0.75
1:P:804:ARG:N	1:P:807:VAL:HG11	2.01	0.75
1:D:649:VAL:CG1	1:D:649:VAL:CB	2.64	0.75
1:G:148:ARG:NH2	1:G:764:MLY:HH21	1.99	0.75
1:G:752:ASP:OD1	1:G:783:LEU:N	2.18	0.75
3:I:49:ILE:N	3:I:52:ASN:HD22	1.83	0.75
1:J:481:ASN:HD22	1:J:481:ASN:N	1.82	0.75
1:J:664:LEU:O	1:J:667:THR:HB	1.86	0.75

Continued on next page...

Continued from previous page...

Atom-1	Atom-2	Interatomic distance (Å)	Clash overlap (Å)
1:J:818:TYR:CE1	2:K:127:ARG:CZ	2.69	0.75
1:P:549:SER:HA	4:3:43:VAL:CG1	2.15	0.75
1:P:649:VAL:CG1	1:P:649:VAL:CB	2.64	0.75
1:P:839:MLY:CH1	2:Q:159:HIS:HD2	1.98	0.75
4:W:291:LYS:HB3	4:Y:244:ASP:HB3	1.66	0.75
1:A:733:PRO:C	1:A:737:PHE:HD1	1.88	0.75
1:G:94:MET:O	1:G:713:SER:CA	2.35	0.75
1:G:664:LEU:O	1:G:667:THR:HB	1.86	0.75
1:G:725:ARG:HG3	1:G:733:PRO:HA	1.67	0.75
1:G:801:VAL:HG21	3:I:126:LEU:HD23	1.69	0.75
1:J:218:LEU:HB3	1:J:221:GLN:HG3	1.60	0.75
1:M:553:MLY:CG	4:2:43:VAL:HG11	2.03	0.75
4:2:324:THR:OG1	4:4:244:ASP:N	2.17	0.75
1:G:503:TYR:CE1	1:G:711:PHE:CD2	2.74	0.75
1:G:649:VAL:CG1	1:G:649:VAL:CB	2.64	0.75
1:G:830:PRO:CB	2:H:67:MET:HE2	2.15	0.75
1:J:836:PHE:CZ	2:K:159:HIS:HA	2.20	0.75
1:M:664:LEU:O	1:M:667:THR:HB	1.86	0.75
1:A:218:LEU:HD22	1:A:222:ILE:HG12	1.67	0.75
1:D:481:ASN:HD22	1:D:481:ASN:N	1.82	0.75
1:D:827:MLY:HH21	2:E:139:ALA:CB	2.15	0.75
1:G:148:ARG:NH2	1:G:764:MLY:HH11	2.00	0.75
1:M:629:GLU:HA	1:M:643:GLY:C	2.05	0.75
4:9:288:ASP:H	4:W:203:THR:HG22	1.52	0.75
1:D:727:LEU:HG	1:D:782:MLY:HE2	1.68	0.75
1:D:791:GLN:OE1	3:F:116:GLU:N	2.19	0.75
1:D:823:PHE:CZ	2:E:156:VAL:CG1	2.69	0.75
1:J:623:PHE:CG	1:J:623:PHE:CA	2.68	0.75
2:K:121:LEU:CG	2:K:128:PHE:HA	2.14	0.75
1:M:538:GLU:O	4:Z:349:LEU:HG	1.86	0.75
1:M:736:GLN:HA	1:M:743:ALA:HB2	1.51	0.75
1:P:797:PHE:CE1	3:R:146:ILE:HA	2.21	0.75
4:4:322:PRO:HB3	4:6:244:ASP:CB	2.10	0.75
4:X:287:ILE:CG1	4:Z:201:VAL:CG2	2.64	0.75
1:A:149:GLN:CG	1:A:719:ASP:H	1.99	0.75
1:D:721:LYS:CA	1:D:736:GLN:OE1	2.33	0.75
1:M:534:SER:O	4:Z:351:THR:N	2.19	0.75
1:M:541:MET:O	4:Z:143:TYR:CZ	2.40	0.75
1:M:820:VAL:CG1	2:N:136:MET:HE3	2.04	0.75
1:P:530:MET:HE2	4:1:354:GLN:HG3	1.67	0.75
1:P:534:SER:O	4:1:351:THR:N	2.19	0.75

Continued on next page...

Continued from previous page...

Atom-1	Atom-2	Interatomic distance (Å)	Clash overlap (Å)
1:P:541:MET:O	4:1:143:TYR:CZ	2.40	0.75
1:P:797:PHE:CE1	3:R:146:ILE:HD13	2.18	0.75
4:W:324:THR:CG2	4:Y:247:VAL:HG22	2.17	0.75
1:A:498:LEU:CD2	1:A:764:MLY:HH22	2.17	0.75
1:D:218:LEU:HD22	1:D:222:ILE:HG12	1.67	0.75
2:E:117:LEU:HB2	2:E:147:ASN:HD21	1.47	0.75
1:G:538:GLU:O	4:V:349:LEU:HG	1.87	0.75
1:J:95:THR:CA	1:J:713:SER:HB3	2.16	0.75
1:J:797:PHE:CE1	3:L:146:ILE:CG2	2.00	0.75
1:M:530:MET:HE1	4:Z:355:MET:SD	2.26	0.75
1:P:635:GLY:HA3	4:1:341:ILE:CD1	2.14	0.75
4:4:287:ILE:HB	4:6:203:THR:HG22	1.69	0.75
4:9:290:ARG:NH1	4:W:202:THR:CG2	2.49	0.75
4:X:287:ILE:HG23	4:Z:201:VAL:HG23	1.68	0.75
1:A:529:PRO:C	4:8:354:GLN:CB	2.49	0.75
1:A:538:GLU:O	4:8:349:LEU:HG	1.86	0.75
1:A:725:ARG:HG3	1:A:733:PRO:HA	1.67	0.75
1:D:538:GLU:HA	4:9:349:LEU:HD12	0.75	0.75
1:G:817:GLN:CB	2:H:127:ARG:HD3	2.16	0.75
1:J:530:MET:HE1	4:W:355:MET:SD	2.27	0.75
1:J:834:LEU:CD1	2:K:51:PHE:HE1	2.00	0.75
1:M:218:LEU:HD22	1:M:222:ILE:HG12	1.67	0.75
1:M:649:VAL:CG1	1:M:649:VAL:CB	2.64	0.75
4:3:253:GLU:HA	4:3:256:ARG:HG3	1.69	0.75
1:A:350:ALA:O	1:A:354:LEU:HB2	1.87	0.74
1:D:636:LYS:O	1:D:637:LYS:HB2	1.86	0.74
1:G:350:ALA:O	1:G:354:LEU:HB2	1.87	0.74
1:G:534:SER:O	4:V:351:THR:N	2.19	0.74
1:G:796:GLY:HA2	3:I:35:ARG:NE	2.02	0.74
1:J:757:GLN:CA	1:J:776:GLU:HG3	2.15	0.74
1:M:310:TYR:CE2	1:M:320:ILE:HD11	2.22	0.74
1:M:729:ALA:CB	3:O:86:ASP:OD1	2.34	0.74
1:P:218:LEU:HB2	1:P:221:GLN:CG	2.10	0.74
1:P:538:GLU:HA	4:1:349:LEU:HD12	0.75	0.74
2:Q:117:LEU:CB	2:Q:147:ASN:ND2	2.35	0.74
1:A:502:GLU:CD	1:A:764:MLY:O	2.25	0.74
1:A:505:MLY:N	1:A:762:HIS:NE2	2.35	0.74
1:D:215:GLN:NE2	1:D:336:SER:O	2.21	0.74
1:D:664:LEU:O	1:D:667:THR:HB	1.86	0.74
1:G:636:LYS:O	1:G:637:LYS:HB2	1.86	0.74
1:J:538:GLU:HA	4:W:349:LEU:HD12	0.74	0.74

Continued on next page...

Continued from previous page...

Atom-1	Atom-2	Interatomic distance (Å)	Clash overlap (Å)
1:J:797:PHE:CD1	3:L:146:ILE:HG22	2.15	0.74
1:J:830:PRO:HB3	2:K:67:MET:HE1	1.69	0.74
1:P:350:ALA:O	1:P:354:LEU:HB2	1.87	0.74
1:P:506:GLU:O	1:P:761:GLY:CA	2.35	0.74
1:P:641:LYS:CE	1:P:647:GLN:CG	2.61	0.74
1:P:725:ARG:HG3	1:P:733:PRO:HA	1.67	0.74
4:1:167:GLU:CD	4:3:43:VAL:O	2.25	0.74
4:8:253:GLU:HA	4:8:256:ARG:HG3	1.69	0.74
4:V:253:GLU:HA	4:V:256:ARG:HG3	1.70	0.74
1:A:436:MLY:HE3	1:A:626:TYR:CE1	2.22	0.74
1:D:795:ARG:NH2	3:F:116:GLU:CB	2.31	0.74
1:D:823:PHE:CE1	2:E:160:GLY:HA3	2.18	0.74
1:G:733:PRO:C	1:G:737:PHE:HD1	1.88	0.74
1:G:797:PHE:CE1	3:I:146:ILE:HD13	2.21	0.74
1:J:817:GLN:CB	2:K:127:ARG:HH11	1.93	0.74
1:M:272:MLY:HH13	1:M:435:GLU:OE1	1.88	0.74
1:M:636:LYS:O	1:M:637:LYS:HB2	1.86	0.74
1:P:508:ILE:HD11	1:P:766:PHE:HD1	1.42	0.74
1:P:733:PRO:C	1:P:737:PHE:HD1	1.88	0.74
1:P:839:MLY:CH1	2:Q:159:HIS:CD2	2.70	0.74
1:A:541:MET:O	4:8:143:TYR:CZ	2.40	0.74
1:D:350:ALA:O	1:D:354:LEU:HB2	1.87	0.74
1:G:215:GLN:NE2	1:G:336:SER:O	2.20	0.74
1:G:829:TRP:CH2	2:H:83:MET:HE3	2.22	0.74
1:G:834:LEU:HD12	2:H:51:PHE:CD1	2.22	0.74
1:J:310:TYR:CE2	1:J:320:ILE:HD11	2.22	0.74
1:M:838:ILE:HG12	2:N:54:MET:HE1	1.70	0.74
4:1:253:GLU:HA	4:1:256:ARG:HG3	1.69	0.74
4:5:253:GLU:HA	4:5:256:ARG:HG3	1.69	0.74
1:A:636:LYS:O	1:A:637:LYS:HB2	1.86	0.74
1:D:836:PHE:HZ	2:E:160:GLY:N	1.82	0.74
1:G:310:TYR:CE2	1:G:320:ILE:HD11	2.22	0.74
1:G:541:MET:O	4:V:143:TYR:CZ	2.40	0.74
1:G:739:ASP:CB	1:G:742:LYS:HB3	2.12	0.74
1:J:350:ALA:O	1:J:354:LEU:HB2	1.87	0.74
1:J:834:LEU:CD1	2:K:51:PHE:CE1	2.69	0.74
1:M:215:GLN:NE2	1:M:336:SER:O	2.21	0.74
1:P:218:LEU:HB3	1:P:221:GLN:HG3	1.61	0.74
1:P:786:ILE:C	1:P:789:ALA:H	1.90	0.74
1:P:831:TRP:HH2	2:Q:42:ILE:HG21	1.50	0.74
4:W:253:GLU:HA	4:W:256:ARG:HG3	1.69	0.74

Continued on next page...

Continued from previous page...

Atom-1	Atom-2	Interatomic distance (Å)	Clash overlap (Å)
4:Y:253:GLU:HA	4:Y:256:ARG:HG3	1.69	0.74
1:A:310:TYR:CE2	1:A:320:ILE:HD11	2.23	0.74
1:J:795:ARG:HH21	3:L:116:GLU:HG2	1.53	0.74
1:M:640:LYS:O	4:Z:23:GLY:O	2.06	0.74
1:P:732:ILE:N	1:P:733:PRO:CD	2.51	0.74
1:A:640:LYS:O	4:8:23:GLY:O	2.06	0.74
1:D:739:ASP:CB	1:D:742:LYS:HB3	2.12	0.74
1:G:795:ARG:CB	3:I:35:ARG:HH22	1.98	0.74
1:G:836:PHE:CE1	2:H:159:HIS:HA	2.22	0.74
1:J:215:GLN:NE2	1:J:336:SER:O	2.21	0.74
1:M:553:MLY:HD3	4:2:43:VAL:HG21	1.69	0.74
1:M:735:GLY:C	1:M:743:ALA:HB1	1.84	0.74
4:2:202:THR:CB	4:Z:287:ILE:HG21	2.13	0.74
4:X:253:GLU:HA	4:X:256:ARG:HG3	1.69	0.74
4:Z:253:GLU:HA	4:Z:256:ARG:HG3	1.70	0.74
1:A:272:MLY:HH13	1:A:435:GLU:OE1	1.88	0.74
1:A:768:MLY:C	1:A:771:LEU:CB	2.66	0.74
1:D:541:MET:O	4:9:143:TYR:CZ	2.40	0.74
1:G:783:LEU:O	1:G:787:ILE:CB	2.35	0.74
1:J:721:LYS:CA	1:J:736:GLN:NE2	2.43	0.74
1:J:829:TRP:CZ2	2:K:83:MET:HE3	2.22	0.74
1:M:724:TYR:HE1	1:M:775:LEU:C	1.91	0.74
1:P:310:TYR:CE2	1:P:320:ILE:HD11	2.22	0.74
4:8:288:ASP:H	4:V:203:THR:HG22	1.52	0.74
1:D:537:GLU:HG3	4:9:350:SER:O	1.79	0.74
1:G:272:MLY:HH13	1:G:435:GLU:OE1	1.88	0.74
1:G:538:GLU:HA	4:V:349:LEU:HD12	0.74	0.74
1:G:728:ASN:ND2	3:I:113:THR:O	2.20	0.74
1:J:97:LEU:CD2	1:J:712:PRO:CB	2.65	0.74
1:J:410:ASN:OD1	4:W:335:ARG:N	2.21	0.74
1:J:541:MET:O	4:W:143:TYR:CZ	2.40	0.74
1:J:756:THR:CG2	1:J:776:GLU:CD	2.55	0.74
1:M:709:LYS:CA	1:M:710:GLY:N	2.50	0.74
1:P:410:ASN:OD1	4:1:335:ARG:N	2.21	0.74
1:P:796:GLY:HA2	3:R:35:ARG:NE	2.03	0.74
4:2:204:ALA:N	4:Z:287:ILE:HG21	2.03	0.74
1:A:149:GLN:HE21	1:A:718:ALA:HB3	1.29	0.74
1:A:215:GLN:NE2	1:A:336:SER:O	2.20	0.74
1:D:640:LYS:O	4:9:23:GLY:O	2.06	0.74
1:D:712:PRO:HB2	1:D:771:LEU:HD22	1.70	0.74
1:D:724:TYR:HD1	1:D:782:MLY:HD3	1.49	0.74

Continued on next page...

Continued from previous page...

Atom-1	Atom-2	Interatomic distance (Å)	Clash overlap (Å)
1:D:735:GLY:CA	1:D:743:ALA:HA	2.18	0.74
1:G:166:MET:HE1	1:G:254:PHE:HB2	1.70	0.74
1:M:538:GLU:HA	4:Z:349:LEU:HD12	0.74	0.74
1:M:735:GLY:CA	1:M:743:ALA:HA	2.18	0.74
2:N:130:PRO:O	2:N:132:GLU:N	2.21	0.74
1:P:486:MLY:HH13	1:P:527:GLU:OE1	1.88	0.74
1:P:721:LYS:CB	1:P:736:GLN:CD	2.56	0.74
2:Q:130:PRO:O	2:Q:132:GLU:N	2.21	0.74
4:4:288:ASP:CB	4:6:203:THR:CG2	2.66	0.74
1:D:818:TYR:HB2	2:E:90:GLY:C	2.08	0.73
2:E:130:PRO:O	2:E:132:GLU:N	2.21	0.73
2:H:117:LEU:HB2	2:H:147:ASN:HD21	1.47	0.73
1:J:636:LYS:O	1:J:637:LYS:HB2	1.86	0.73
1:J:791:GLN:OE1	3:L:116:GLU:HG3	1.88	0.73
1:M:553:MLY:HH22	4:2:43:VAL:HG22	1.70	0.73
4:3:322:PRO:HB2	4:5:244:ASP:HB3	1.70	0.73
4:X:287:ILE:HG12	4:Z:201:VAL:HG23	1.70	0.73
1:A:97:LEU:HD23	1:A:712:PRO:HB3	1.69	0.73
1:A:505:MLY:CA	1:A:762:HIS:CD2	2.71	0.73
1:D:310:TYR:CE2	1:D:320:ILE:HD11	2.23	0.73
1:D:486:MLY:HH13	1:D:527:GLU:OE1	1.88	0.73
1:D:732:ILE:N	1:D:733:PRO:CD	2.51	0.73
1:D:793:ARG:HH21	3:F:147:MET:HE1	1.51	0.73
1:J:436:MLY:HE3	1:J:626:TYR:CE1	2.23	0.73
1:J:732:ILE:N	1:J:733:PRO:CD	2.51	0.73
1:M:350:ALA:O	1:M:354:LEU:HB2	1.87	0.73
1:M:769:ALA:HA	1:M:770:GLY:N	2.03	0.73
2:N:121:LEU:CG	2:N:128:PHE:HA	2.15	0.73
1:P:215:GLN:NE2	1:P:336:SER:O	2.21	0.73
1:P:272:MLY:HH13	1:P:435:GLU:OE1	1.88	0.73
1:P:797:PHE:HE1	3:R:146:ILE:HA	1.52	0.73
1:P:817:GLN:HB3	2:Q:127:ARG:CD	2.18	0.73
1:A:538:GLU:HA	4:8:349:LEU:HD12	0.74	0.73
1:D:791:GLN:NE2	3:F:115:GLY:C	2.11	0.73
1:G:95:THR:HA	1:G:713:SER:HB3	1.69	0.73
1:G:640:LYS:O	4:V:23:GLY:O	2.06	0.73
1:G:754:ASP:OD2	1:G:776:GLU:HA	1.86	0.73
1:J:530:MET:HE2	4:W:354:GLN:HG3	1.70	0.73
1:J:721:LYS:CB	1:J:736:GLN:CD	2.56	0.73
1:J:821:ARG:NH2	2:K:127:ARG:NE	2.36	0.73
1:J:821:ARG:HH22	2:K:127:ARG:HE	1.32	0.73

Continued on next page...

Continued from previous page...

Atom-1	Atom-2	Interatomic distance (Å)	Clash overlap (Å)
1:P:436:MLY:HE3	1:P:626:TYR:CE1	2.23	0.73
4:9:253:GLU:HA	4:9:256:ARG:HG3	1.69	0.73
1:A:536:LEU:HD13	1:A:550:PHE:CZ	2.24	0.73
1:D:409:GLY:HA3	4:9:333:PRO:N	2.03	0.73
1:D:530:MET:CE	4:9:355:MET:SD	2.77	0.73
1:D:733:PRO:C	1:D:737:PHE:HD1	1.88	0.73
1:G:84:MLY:HD3	1:G:723:ARG:CD	2.17	0.73
1:G:237:THR:HG22	1:G:239:ARG:H	1.54	0.73
1:G:536:LEU:HD13	1:G:550:PHE:CZ	2.24	0.73
2:H:121:LEU:CG	2:H:128:PHE:HA	2.14	0.73
1:J:409:GLY:HA3	4:W:333:PRO:N	2.03	0.73
1:J:538:GLU:O	4:W:349:LEU:HG	1.86	0.73
1:M:486:MLY:HH13	1:M:527:GLU:OE1	1.88	0.73
1:M:529:PRO:C	4:Z:354:GLN:CB	2.49	0.73
1:M:732:ILE:N	1:M:733:PRO:CD	2.51	0.73
4:1:243:PRO:C	4:Y:291:LYS:HD2	2.07	0.73
4:1:287:ILE:CG2	4:3:202:THR:HB	2.19	0.73
4:2:253:GLU:HA	4:2:256:ARG:HG3	1.70	0.73
4:4:253:GLU:HA	4:4:256:ARG:HG3	1.69	0.73
1:A:410:ASN:OD1	4:8:335:ARG:N	2.22	0.73
1:D:410:ASN:OD1	4:9:335:ARG:N	2.22	0.73
1:D:727:LEU:N	1:D:782:MLY:HE2	2.03	0.73
1:G:409:GLY:HA3	4:V:333:PRO:N	2.03	0.73
1:G:441:MET:O	1:G:445:ILE:HG13	1.88	0.73
1:G:721:LYS:CB	1:G:736:GLN:CD	2.56	0.73
1:J:190:MLY:HE3	1:J:230:GLU:OE2	1.89	0.73
1:M:487:LEU:O	1:M:490:PHE:HB3	1.89	0.73
4:7:253:GLU:HA	4:7:256:ARG:HG3	1.69	0.73
1:A:409:GLY:HA3	4:8:333:PRO:N	2.02	0.73
1:A:502:GLU:CG	1:A:764:MLY:O	2.36	0.73
1:D:635:GLY:HA3	4:9:341:ILE:CD1	2.14	0.73
1:D:721:LYS:CB	1:D:736:GLN:CD	2.56	0.73
1:D:823:PHE:CZ	2:E:156:VAL:HG12	2.22	0.73
1:J:640:LYS:O	4:W:23:GLY:O	2.06	0.73
1:J:735:GLY:CA	1:J:743:ALA:HA	2.18	0.73
1:J:756:THR:HG23	1:J:779:ARG:CD	2.17	0.73
2:K:130:PRO:O	2:K:132:GLU:N	2.21	0.73
1:P:481:ASN:HD22	1:P:481:ASN:N	1.82	0.73
1:P:506:GLU:OE2	1:P:764:MLY:N	2.21	0.73
1:P:534:SER:CA	4:1:351:THR:HA	2.19	0.73
1:P:538:GLU:O	4:1:349:LEU:HG	1.86	0.73

Continued on next page...

Continued from previous page...

Atom-1	Atom-2	Interatomic distance (Å)	Clash overlap (Å)
1:A:530:MET:CE	4:8:355:MET:SD	2.76	0.73
1:A:542:PHE:CD2	4:8:143:TYR:CE1	2.76	0.73
1:A:732:ILE:N	1:A:733:PRO:CD	2.51	0.73
1:G:817:GLN:CB	2:H:127:ARG:HD2	2.16	0.73
3:L:24:LYS:CA	3:L:63:ILE:O	2.37	0.73
1:M:441:MET:O	1:M:445:ILE:HG13	1.88	0.73
1:M:530:MET:CE	4:Z:355:MET:SD	2.77	0.73
1:M:831:TRP:HH2	2:N:42:ILE:HG21	1.52	0.73
1:M:831:TRP:HE1	2:N:67:MET:HB3	1.54	0.73
1:P:214:MET:HA	1:P:340:ILE:HD11	1.70	0.73
1:P:536:LEU:HD13	1:P:550:PHE:CZ	2.24	0.73
2:Q:121:LEU:CG	2:Q:128:PHE:HA	2.14	0.73
1:A:534:SER:CA	4:8:351:THR:HA	2.19	0.73
1:A:640:LYS:O	1:A:645:SER:OG	2.06	0.73
1:D:95:THR:O	1:D:770:GLY:N	2.22	0.73
1:D:542:PHE:CD2	4:9:143:TYR:CE1	2.77	0.73
1:D:713:SER:HB2	1:D:775:LEU:HD22	1.66	0.73
1:G:487:LEU:O	1:G:490:PHE:HB3	1.89	0.73
1:G:797:PHE:HE2	3:I:126:LEU:CG	2.02	0.73
1:J:97:LEU:CD2	1:J:712:PRO:HB3	2.17	0.73
1:M:542:PHE:CD2	4:Z:143:TYR:CE1	2.77	0.73
1:M:721:LYS:CB	1:M:736:GLN:CD	2.56	0.73
1:M:829:TRP:HZ3	2:N:84:PHE:CD1	2.05	0.73
1:P:190:MLY:HE3	1:P:230:GLU:OE2	1.89	0.73
1:P:487:LEU:O	1:P:490:PHE:HB3	1.89	0.73
4:1:290:ARG:NH2	4:3:202:THR:HG21	1.87	0.73
4:2:287:ILE:HG13	4:4:202:THR:CA	2.16	0.73
4:2:288:ASP:H	4:4:203:THR:HG22	1.54	0.73
4:6:253:GLU:HA	4:6:256:ARG:HG3	1.69	0.73
4:7:288:ASP:H	4:9:203:THR:HG22	1.52	0.73
1:D:272:MLY:HH13	1:D:435:GLU:OE1	1.87	0.73
1:D:538:GLU:O	4:9:349:LEU:HG	1.86	0.73
1:D:732:ILE:CD1	1:D:782:MLY:HH13	2.18	0.73
1:D:802:GLU:O	1:D:806:MET:HG3	1.89	0.73
3:F:24:LYS:CA	3:F:63:ILE:O	2.37	0.73
1:G:797:PHE:CE2	3:I:126:LEU:HD21	2.22	0.73
1:J:272:MLY:HH13	1:J:435:GLU:OE1	1.88	0.73
1:J:530:MET:CE	4:W:355:MET:SD	2.77	0.73
1:J:536:LEU:HD13	1:J:550:PHE:CZ	2.24	0.73
1:M:290:GLN:C	1:M:331:LEU:HD12	2.09	0.73
1:M:409:GLY:HA3	4:Z:333:PRO:N	2.03	0.73

Continued on next page...

Continued from previous page...

Atom-1	Atom-2	Interatomic distance (Å)	Clash overlap (Å)
1:M:410:ASN:OD1	4:Z:335:ARG:N	2.21	0.73
1:A:486:MLY:HH13	1:A:527:GLU:OE1	1.88	0.73
1:A:733:PRO:C	1:A:737:PHE:CD1	2.62	0.73
1:A:735:GLY:CA	1:A:743:ALA:HA	2.18	0.73
1:D:131:TRP:C	1:D:132:LEU:HD12	2.09	0.73
1:D:292:MET:HE3	1:D:309:PRO:HA	1.70	0.73
1:J:21:GLU:O	1:J:25:ILE:HG13	1.89	0.73
1:J:542:PHE:CD2	4:W:143:TYR:CE1	2.77	0.73
1:J:756:THR:HG22	1:J:776:GLU:CG	2.18	0.73
1:J:829:TRP:CZ2	2:K:87:LYS:CE	2.70	0.73
1:M:536:LEU:HD13	1:M:550:PHE:CZ	2.24	0.73
1:M:737:PHE:CZ	3:O:93:VAL:HG21	2.24	0.73
1:P:217:THR:C	1:P:221:GLN:HE21	1.92	0.73
1:P:640:LYS:O	4:1:23:GLY:O	2.06	0.73
1:P:735:GLY:CA	1:P:743:ALA:HA	2.18	0.73
4:2:203:THR:CG2	4:Z:288:ASP:N	2.52	0.73
4:W:324:THR:HG23	4:Y:247:VAL:HG22	1.71	0.73
1:A:214:MET:HA	1:A:340:ILE:HD11	1.71	0.72
1:D:436:MLY:HE3	1:D:626:TYR:CE1	2.23	0.72
1:D:487:LEU:O	1:D:490:PHE:HB3	1.89	0.72
1:G:190:MLY:HE3	1:G:230:GLU:OE2	1.89	0.72
1:G:214:MET:HA	1:G:340:ILE:HD11	1.70	0.72
1:G:290:GLN:C	1:G:331:LEU:HD12	2.09	0.72
2:H:130:PRO:O	2:H:132:GLU:N	2.21	0.72
1:J:534:SER:CA	4:W:351:THR:HA	2.19	0.72
1:M:640:LYS:O	1:M:645:SER:OG	2.06	0.72
1:M:804:ARG:HG2	1:M:808:GLU:CG	2.19	0.72
4:X:287:ILE:HG12	4:Z:201:VAL:CG2	2.18	0.72
1:A:721:LYS:CB	1:A:736:GLN:CD	2.56	0.72
1:D:290:GLN:C	1:D:331:LEU:HD12	2.09	0.72
1:J:295:MLY:HG3	1:J:332:MET:CE	2.20	0.72
1:M:21:GLU:O	1:M:25:ILE:HG13	1.89	0.72
1:M:36:SER:O	1:M:52:ILE:HG12	1.90	0.72
1:M:549:SER:O	4:2:48:GLY:HA2	1.89	0.72
1:A:557:GLU:N	4:V:48:GLY:HA3	1.90	0.72
1:D:800:ARG:NH2	3:F:40:ASN:CG	2.41	0.72
1:G:436:MLY:HE3	1:G:626:TYR:CE1	2.23	0.72
1:G:486:MLY:HH13	1:G:527:GLU:OE1	1.88	0.72
1:G:732:ILE:N	1:G:733:PRO:CD	2.51	0.72
1:G:735:GLY:CA	1:G:743:ALA:HA	2.18	0.72
1:J:237:THR:HG22	1:J:239:ARG:H	1.54	0.72

Continued on next page...

Continued from previous page...

Atom-1	Atom-2	Interatomic distance (Å)	Clash overlap (Å)
1:J:635:GLY:HA3	4:W:341:ILE:CD1	2.14	0.72
1:J:829:TRP:CZ3	2:K:84:PHE:CE2	2.66	0.72
1:M:295:MLY:HG3	1:M:332:MET:CE	2.20	0.72
1:M:618:THR:O	1:M:622:LEU:HD13	1.89	0.72
1:M:723:ARG:NE	1:M:776:GLU:OE2	2.23	0.72
1:M:817:GLN:HG3	2:N:128:PHE:CE1	2.24	0.72
1:P:519:LEU:N	1:P:519:LEU:HD12	2.05	0.72
4:1:243:PRO:HB2	4:Y:291:LYS:HD2	1.68	0.72
4:2:43:VAL:O	4:Z:167:GLU:OE1	2.07	0.72
4:2:202:THR:C	4:Z:287:ILE:HG21	2.09	0.72
1:A:131:TRP:C	1:A:132:LEU:HD12	2.09	0.72
1:A:441:MET:O	1:A:445:ILE:HG13	1.89	0.72
1:A:519:LEU:HD12	1:A:519:LEU:N	2.04	0.72
1:D:190:MLY:HE3	1:D:230:GLU:OE2	1.89	0.72
1:D:640:LYS:O	1:D:645:SER:OG	2.06	0.72
1:D:823:PHE:HE1	2:E:161:GLU:N	1.85	0.72
1:G:640:LYS:O	1:G:645:SER:OG	2.06	0.72
1:G:792:ALA:HA	3:I:42:THR:HA	1.71	0.72
1:G:802:GLU:O	1:G:806:MET:HG3	1.89	0.72
3:I:24:LYS:CA	3:I:63:ILE:O	2.37	0.72
1:J:131:TRP:C	1:J:132:LEU:HD12	2.10	0.72
1:J:214:MET:HA	1:J:340:ILE:HD11	1.70	0.72
1:M:804:ARG:HG2	1:M:808:GLU:HG3	1.72	0.72
1:M:817:GLN:HG3	2:N:128:PHE:CZ	2.24	0.72
2:N:117:LEU:HD12	2:N:147:ASN:CA	2.19	0.72
1:A:36:SER:O	1:A:52:ILE:HG12	1.90	0.72
1:A:487:LEU:O	1:A:490:PHE:HB3	1.88	0.72
1:G:21:GLU:O	1:G:25:ILE:HG13	1.89	0.72
1:G:534:SER:CA	4:V:351:THR:HA	2.20	0.72
1:J:36:SER:O	1:J:52:ILE:HG12	1.90	0.72
1:J:217:THR:C	1:J:221:GLN:HE21	1.93	0.72
1:J:486:MLY:HH13	1:J:527:GLU:OE1	1.88	0.72
1:M:534:SER:CA	4:Z:351:THR:HA	2.19	0.72
1:M:795:ARG:CG	3:O:118:MET:HE2	2.04	0.72
1:M:834:LEU:CD1	2:N:51:PHE:HE1	1.83	0.72
1:P:530:MET:CE	4:1:355:MET:SD	2.77	0.72
1:P:546:THR:HG21	4:3:47:MET:CA	2.18	0.72
3:R:24:LYS:CA	3:R:63:ILE:O	2.36	0.72
4:1:201:VAL:HG23	4:Y:287:ILE:HG23	1.70	0.72
1:A:190:MLY:HE3	1:A:230:GLU:OE2	1.89	0.72
1:D:519:LEU:HD12	1:D:519:LEU:N	2.05	0.72

Continued on next page...

Continued from previous page...

Atom-1	Atom-2	Interatomic distance (Å)	Clash overlap (Å)
1:D:618:THR:O	1:D:622:LEU:HD13	1.89	0.72
1:D:643:GLY:N	4:9:24:ASP:CA	2.46	0.72
1:G:410:ASN:OD1	4:V:335:ARG:N	2.21	0.72
1:G:736:GLN:HA	1:G:743:ALA:HB1	1.27	0.72
2:H:117:LEU:HD12	2:H:147:ASN:CA	2.20	0.72
1:J:487:LEU:O	1:J:490:PHE:HB3	1.89	0.72
1:M:131:TRP:C	1:M:132:LEU:HD12	2.10	0.72
1:M:214:MET:HA	1:M:340:ILE:HD11	1.70	0.72
1:M:237:THR:HG22	1:M:239:ARG:H	1.54	0.72
1:M:798:LEU:HG	3:O:122:GLU:HB3	1.72	0.72
1:P:618:THR:O	1:P:622:LEU:HD13	1.89	0.72
1:P:641:LYS:HD2	1:P:647:GLN:OE1	1.81	0.72
4:V:286:ASP:OD1	4:X:203:THR:N	2.23	0.72
4:X:287:ILE:HG13	4:Z:201:VAL:HG23	1.69	0.72
1:A:21:GLU:O	1:A:25:ILE:HG13	1.89	0.72
1:A:217:THR:C	1:A:221:GLN:HE21	1.93	0.72
1:A:754:ASP:HB3	1:A:757:GLN:HG2	1.72	0.72
1:A:757:GLN:HB3	1:A:771:LEU:HD13	1.61	0.72
1:D:14:ALA:HB3	1:D:15:PRO:HD3	1.72	0.72
1:D:21:GLU:O	1:D:25:ILE:HG13	1.89	0.72
1:D:486:MLY:HH22	1:D:527:GLU:OE2	1.90	0.72
1:G:530:MET:CE	4:V:355:MET:SD	2.78	0.72
1:G:542:PHE:CD2	4:V:143:TYR:CE1	2.78	0.72
2:H:150:TYR:C	2:H:151:LYS:CG	2.49	0.72
1:J:486:MLY:HH22	1:J:527:GLU:OE2	1.90	0.72
1:M:436:MLY:HE3	1:M:626:TYR:CE1	2.23	0.72
1:M:803:TYR:HE2	3:O:17:PHE:CE2	2.07	0.72
1:M:803:TYR:HD1	1:M:807:VAL:HG11	1.50	0.72
1:P:36:SER:O	1:P:52:ILE:HG12	1.90	0.72
1:P:486:MLY:HH22	1:P:527:GLU:OE2	1.90	0.72
1:P:530:MET:CG	4:1:354:GLN:CB	2.30	0.72
1:P:629:GLU:HA	1:P:643:GLY:C	2.06	0.72
4:1:287:ILE:HB	4:3:203:THR:CB	2.19	0.72
4:2:203:THR:CB	4:Z:287:ILE:HB	2.19	0.72
4:3:3:ASP:HA	4:3:6:THR:CB	2.18	0.72
1:D:214:MET:HA	1:D:340:ILE:HD11	1.70	0.72
1:D:295:MLY:HG3	1:D:332:MET:CE	2.20	0.72
1:D:441:MET:O	1:D:445:ILE:HG13	1.88	0.72
1:D:536:LEU:HD13	1:D:550:PHE:CZ	2.24	0.72
1:D:831:TRP:CZ3	2:E:50:THR:HG21	2.25	0.72
1:G:36:SER:O	1:G:52:ILE:HG12	1.90	0.72

Continued on next page...

Continued from previous page...

Atom-1	Atom-2	Interatomic distance (Å)	Clash overlap (Å)
1:G:721:LYS:HG2	1:G:736:GLN:CD	1.86	0.72
1:M:709:LYS:O	1:M:768:MLY:CH1	2.38	0.72
1:M:820:VAL:CG1	2:N:136:MET:CE	2.61	0.72
3:O:24:LYS:CA	3:O:63:ILE:O	2.37	0.72
1:P:441:MET:O	1:P:445:ILE:HG13	1.89	0.72
1:P:542:PHE:CD2	4:1:143:TYR:CE1	2.77	0.72
1:P:788:THR:O	3:R:42:THR:HG21	1.89	0.72
1:A:290:GLN:C	1:A:331:LEU:HD12	2.09	0.72
1:A:486:MLY:HH22	1:A:527:GLU:OE2	1.90	0.72
1:A:505:MLY:HD3	1:A:762:HIS:HA	0.73	0.72
1:A:546:THR:HG22	1:A:548:THR:N	2.05	0.72
1:D:36:SER:O	1:D:52:ILE:HG12	1.90	0.72
1:G:131:TRP:C	1:G:132:LEU:HD12	2.09	0.72
1:G:506:GLU:OE2	1:G:760:PHE:O	2.06	0.72
1:G:817:GLN:HG2	2:H:127:ARG:HB2	1.54	0.72
1:J:176:LEU:HD12	1:J:176:LEU:N	2.05	0.72
1:J:519:LEU:HD12	1:J:519:LEU:N	2.04	0.72
1:J:754:ASP:HB3	1:J:757:GLN:HG2	1.72	0.72
1:P:804:ARG:CB	1:P:808:GLU:HG3	2.19	0.72
1:D:217:THR:C	1:D:221:GLN:HE21	1.93	0.72
1:D:534:SER:CA	4:9:351:THR:HA	2.19	0.72
1:D:727:LEU:CG	1:D:782:MLY:CE	2.60	0.72
1:G:217:THR:C	1:G:221:GLN:HE21	1.92	0.72
1:J:290:GLN:C	1:J:331:LEU:HD12	2.09	0.72
1:J:641:LYS:HD2	1:J:647:GLN:OE1	1.81	0.72
1:J:802:GLU:O	1:J:806:MET:HG3	1.89	0.72
1:P:21:GLU:O	1:P:25:ILE:HG13	1.89	0.72
1:P:295:MLY:HG3	1:P:332:MET:CE	2.20	0.72
1:P:409:GLY:HA3	4:1:333:PRO:N	2.03	0.72
4:1:287:ILE:CB	4:3:203:THR:CG2	2.33	0.72
4:1:287:ILE:CG2	4:3:203:THR:CG2	2.61	0.72
4:8:290:ARG:HH22	4:V:202:THR:HG23	1.50	0.72
1:A:176:LEU:N	1:A:176:LEU:HD12	2.05	0.71
1:D:732:ILE:HD12	1:D:782:MLY:HH13	1.70	0.71
1:D:754:ASP:HB3	1:D:757:GLN:HG2	1.72	0.71
3:F:4:LYS:N	3:F:5:ALA:O	2.16	0.71
1:G:94:MET:O	1:G:713:SER:HA	1.89	0.71
1:G:176:LEU:HD12	1:G:176:LEU:N	2.05	0.71
1:J:735:GLY:C	1:J:743:ALA:HB2	1.82	0.71
1:J:800:ARG:CG	3:L:149:VAL:HG22	2.20	0.71
1:M:804:ARG:CB	1:M:808:GLU:HG3	2.19	0.71

Continued on next page...

Continued from previous page...

Atom-1	Atom-2	Interatomic distance (Å)	Clash overlap (Å)
4:5:3:ASP:HA	4:5:6:THR:CB	2.18	0.71
1:G:530:MET:CG	4:V:354:GLN:CB	2.30	0.71
1:J:797:PHE:CE1	3:L:146:ILE:CA	2.58	0.71
1:P:176:LEU:HD12	1:P:176:LEU:N	2.05	0.71
1:P:290:GLN:C	1:P:331:LEU:HD12	2.09	0.71
1:P:754:ASP:HB3	1:P:757:GLN:HG2	1.72	0.71
1:P:795:ARG:HH21	3:R:116:GLU:HG2	1.19	0.71
3:R:4:LYS:N	3:R:5:ALA:O	2.16	0.71
4:1:3:ASP:HA	4:1:6:THR:CB	2.18	0.71
4:Y:3:ASP:HA	4:Y:6:THR:CB	2.17	0.71
1:A:410:ASN:CG	4:8:334:GLU:CA	2.48	0.71
1:D:237:THR:HG22	1:D:239:ARG:H	1.54	0.71
1:G:97:LEU:CD2	1:G:712:PRO:CA	2.68	0.71
1:G:618:THR:O	1:G:622:LEU:HD13	1.89	0.71
2:H:136:MET:O	2:H:140:PHE:HB2	1.90	0.71
1:J:640:LYS:O	1:J:645:SER:OG	2.06	0.71
2:K:150:TYR:C	2:K:151:LYS:CG	2.49	0.71
1:M:72:VAL:HG13	1:M:76:GLN:CB	2.19	0.71
1:M:546:THR:H	4:2:46:GLY:N	1.56	0.71
1:P:640:LYS:O	1:P:645:SER:OG	2.06	0.71
1:P:792:ALA:CB	3:R:42:THR:HA	2.21	0.71
1:A:166:MET:HE1	1:A:254:PHE:HB2	1.71	0.71
1:A:237:THR:HG22	1:A:239:ARG:H	1.54	0.71
1:A:530:MET:HE3	4:8:354:GLN:CG	2.17	0.71
1:A:802:GLU:O	1:A:806:MET:HG3	1.89	0.71
1:D:176:LEU:HD12	1:D:176:LEU:N	2.05	0.71
2:E:144:VAL:CB	2:E:153:ILE:HD11	2.19	0.71
1:G:486:MLY:HH22	1:G:527:GLU:OE2	1.90	0.71
1:G:530:MET:HE1	4:V:355:MET:SD	2.31	0.71
2:H:144:VAL:CB	2:H:153:ILE:HD11	2.19	0.71
1:J:618:THR:O	1:J:622:LEU:HD13	1.89	0.71
1:M:190:MLY:HE3	1:M:230:GLU:OE2	1.89	0.71
1:M:530:MET:HE2	4:Z:354:GLN:HG3	1.71	0.71
1:M:795:ARG:N	3:O:118:MET:CE	2.53	0.71
1:P:14:ALA:HB3	1:P:15:PRO:HD3	1.73	0.71
1:P:131:TRP:C	1:P:132:LEU:HD12	2.10	0.71
1:P:166:MET:HE1	1:P:254:PHE:HB2	1.71	0.71
1:P:786:ILE:CA	1:P:787:ILE:N	2.53	0.71
2:Q:144:VAL:CB	2:Q:153:ILE:HD11	2.19	0.71
4:2:202:THR:HA	4:Z:287:ILE:CG1	2.18	0.71
1:D:762:HIS:H	1:D:762:HIS:CD2	2.08	0.71

Continued on next page...

Continued from previous page...

Atom-1	Atom-2	Interatomic distance (Å)	Clash overlap (Å)
1:D:800:ARG:CB	3:F:149:VAL:HG22	2.20	0.71
1:D:813:ILE:CG2	2:E:128:PHE:HZ	1.87	0.71
1:G:217:THR:O	1:G:220:ASP:HB2	1.91	0.71
1:G:733:PRO:C	1:G:737:PHE:CD1	2.62	0.71
1:G:829:TRP:HZ3	2:H:84:PHE:CE1	2.08	0.71
1:J:441:MET:O	1:J:445:ILE:HG13	1.89	0.71
1:J:733:PRO:C	1:J:737:PHE:CD1	2.62	0.71
1:J:817:GLN:HB3	2:K:127:ARG:CD	2.20	0.71
1:M:86:ASP:OD2	1:M:87:MLY:HH13	1.91	0.71
1:M:217:THR:C	1:M:221:GLN:HE21	1.92	0.71
1:P:292:MET:HE3	1:P:309:PRO:HA	1.72	0.71
1:P:733:PRO:C	1:P:737:PHE:CD1	2.62	0.71
4:2:202:THR:OG1	4:Z:287:ILE:HG23	1.88	0.71
1:A:245:ARG:HD3	1:A:271:GLU:OE1	1.90	0.71
1:A:707:CYS:CA	1:A:714:ARG:HH12	1.83	0.71
1:G:72:VAL:HG13	1:G:76:GLN:CB	2.19	0.71
1:J:217:THR:O	1:J:220:ASP:HB2	1.91	0.71
1:J:820:VAL:HG11	2:K:136:MET:CE	2.20	0.71
2:K:136:MET:O	2:K:140:PHE:HB2	1.90	0.71
1:M:217:THR:O	1:M:220:ASP:HB2	1.91	0.71
2:N:136:MET:O	2:N:140:PHE:HB2	1.90	0.71
1:P:709:LYS:O	1:P:768:MLY:CH1	2.39	0.71
1:A:72:VAL:HG13	1:A:76:GLN:CB	2.19	0.71
1:J:14:ALA:HB3	1:J:15:PRO:HD3	1.73	0.71
1:J:797:PHE:CZ	3:L:126:LEU:HD22	2.26	0.71
1:M:831:TRP:CZ3	2:N:34:ILE:HG21	2.24	0.71
1:P:803:TYR:HD1	1:P:807:VAL:CG1	2.03	0.71
2:Q:136:MET:O	2:Q:140:PHE:HB2	1.90	0.71
4:W:3:ASP:HA	4:W:6:THR:CB	2.18	0.71
4:X:286:ASP:OD1	4:Z:203:THR:N	2.24	0.71
1:A:618:THR:O	1:A:622:LEU:HD13	1.89	0.71
1:D:245:ARG:HD3	1:D:271:GLU:OE1	1.90	0.71
1:D:831:TRP:CH2	2:E:50:THR:HB	2.26	0.71
2:E:136:MET:O	2:E:140:PHE:HB2	1.90	0.71
1:G:86:ASP:OD2	1:G:87:MLY:HH13	1.91	0.71
1:G:274:ARG:NH2	1:G:282:GLU:OE1	2.24	0.71
1:G:537:GLU:HG3	4:V:350:SER:O	1.79	0.71
2:K:144:VAL:CG1	2:K:153:ILE:HD13	2.20	0.71
2:K:144:VAL:CB	2:K:153:ILE:HD11	2.19	0.71
1:M:519:LEU:N	1:M:519:LEU:HD12	2.05	0.71
1:M:641:LYS:HD2	4:Z:348:SER:HA	1.73	0.71

Continued on next page...

Continued from previous page...

Atom-1	Atom-2	Interatomic distance (Å)	Clash overlap (Å)
1:M:723:ARG:HE	1:M:776:GLU:CD	1.93	0.71
2:N:117:LEU:HB2	2:N:147:ASN:HD21	1.47	0.71
2:N:144:VAL:CB	2:N:153:ILE:HD11	2.20	0.71
1:P:530:MET:HE1	4:1:355:MET:SD	2.31	0.71
1:P:641:LYS:HD2	4:1:348:SER:HA	1.73	0.71
4:1:243:PRO:HB3	4:Y:291:LYS:CE	2.02	0.71
4:2:287:ILE:HG23	4:4:202:THR:HB	0.88	0.71
4:7:290:ARG:HH22	4:9:202:THR:HG23	1.50	0.71
1:A:274:ARG:NH2	1:A:282:GLU:OE1	2.24	0.71
1:D:834:LEU:HD21	2:E:54:MET:SD	2.28	0.71
1:G:95:THR:HA	1:G:713:SER:CB	2.21	0.71
1:M:546:THR:HG22	1:M:548:THR:N	2.05	0.71
1:P:86:ASP:OD2	1:P:87:MLY:HH13	1.91	0.71
4:3:287:ILE:HB	4:5:204:ALA:H	1.54	0.71
1:A:14:ALA:HB3	1:A:15:PRO:HD3	1.72	0.71
1:A:217:THR:O	1:A:220:ASP:HB2	1.90	0.71
1:A:295:MLY:HG3	1:A:332:MET:CE	2.20	0.71
1:A:768:MLY:C	1:A:771:LEU:HB2	2.21	0.71
1:D:274:ARG:NH2	1:D:282:GLU:OE1	2.24	0.71
1:D:836:PHE:HE1	2:E:159:HIS:HB2	1.55	0.71
1:G:149:GLN:HG2	1:G:763:THR:HG22	1.65	0.71
1:J:762:HIS:H	1:J:762:HIS:CD2	2.07	0.71
1:J:800:ARG:HH22	3:L:40:ASN:CG	1.89	0.71
1:M:546:THR:O	4:2:46:GLY:CA	2.37	0.71
1:M:549:SER:HB2	4:2:44:MET:O	1.91	0.71
1:M:762:HIS:H	1:M:762:HIS:CD2	2.08	0.71
1:P:237:THR:HG22	1:P:239:ARG:H	1.54	0.71
1:A:206:LYS:HD3	1:A:217:THR:HG23	0.71	0.70
1:D:86:ASP:OD2	1:D:87:MLY:HH13	1.91	0.70
1:D:217:THR:O	1:D:220:ASP:HB2	1.91	0.70
1:D:793:ARG:NH2	3:F:147:MET:HE1	2.03	0.70
1:G:245:ARG:HD3	1:G:271:GLU:OE1	1.90	0.70
1:G:557:GLU:HA	4:X:48:GLY:CA	2.18	0.70
1:M:14:ALA:HB3	1:M:15:PRO:HD3	1.73	0.70
1:M:542:PHE:HA	4:Z:143:TYR:HE1	1.34	0.70
2:N:144:VAL:CG1	2:N:153:ILE:HD13	2.20	0.70
1:P:217:THR:O	1:P:220:ASP:HB2	1.91	0.70
4:4:3:ASP:HA	4:4:6:THR:CB	2.18	0.70
4:9:3:ASP:HA	4:9:6:THR:CB	2.18	0.70
4:Z:3:ASP:HA	4:Z:6:THR:CB	2.18	0.70
1:A:768:MLY:HB3	1:A:771:LEU:HD13	1.70	0.70

Continued on next page...

Continued from previous page...

Atom-1	Atom-2	Interatomic distance (Å)	Clash overlap (Å)
1:G:295:MLY:HG3	1:G:332:MET:CE	2.20	0.70
1:G:734:GLU:OE2	3:I:109:HIS:CE1	2.44	0.70
1:G:757:GLN:CG	1:G:776:GLU:CD	2.58	0.70
1:G:762:HIS:H	1:G:762:HIS:CD2	2.08	0.70
1:G:829:TRP:HZ3	2:H:84:PHE:CZ	2.09	0.70
1:J:28:GLN:OE1	1:J:723:ARG:HG2	1.90	0.70
1:J:530:MET:CG	4:W:354:GLN:CB	2.30	0.70
1:J:739:ASP:CB	1:J:742:LYS:HB3	2.12	0.70
1:J:829:TRP:HZ3	2:K:84:PHE:CE1	1.79	0.70
1:M:754:ASP:HB3	1:M:757:GLN:HG2	1.72	0.70
1:P:810:ARG:HH11	1:P:810:ARG:HG2	1.57	0.70
4:V:287:ILE:HD11	4:X:201:VAL:O	1.76	0.70
4:X:324:THR:HB	4:Z:247:VAL:H	1.55	0.70
1:A:502:GLU:C	1:A:761:GLY:CA	2.59	0.70
1:A:579:PHE:HD2	1:A:592:ILE:HD11	1.57	0.70
1:D:798:LEU:CD2	3:F:122:GLU:HB3	2.20	0.70
1:J:732:ILE:CG2	1:J:747:LEU:HD11	1.26	0.70
1:J:832:MET:SD	2:K:84:PHE:HE2	2.13	0.70
1:M:176:LEU:HD12	1:M:176:LEU:N	2.05	0.70
1:M:206:LYS:HD3	1:M:217:THR:HG23	0.71	0.70
1:M:579:PHE:HD2	1:M:592:ILE:HD11	1.56	0.70
1:P:733:PRO:CB	3:R:85:GLU:HG2	2.20	0.70
1:P:838:ILE:HG13	2:Q:54:MET:CE	2.20	0.70
1:A:732:ILE:HG21	1:A:747:LEU:HD11	0.73	0.70
1:G:14:ALA:HB3	1:G:15:PRO:HD3	1.72	0.70
1:G:519:LEU:HD12	1:G:519:LEU:N	2.05	0.70
1:J:56:GLU:CB	1:J:59:MLY:HB3	2.19	0.70
1:M:486:MLY:HH22	1:M:527:GLU:OE2	1.90	0.70
1:M:577:ALA:O	1:M:578:HIS:CG	2.45	0.70
1:M:813:ILE:HG23	2:N:128:PHE:HZ	1.25	0.70
1:P:274:ARG:NH2	1:P:282:GLU:OE1	2.24	0.70
1:P:725:ARG:HH11	3:R:89:GLU:CG	2.03	0.70
1:P:803:TYR:CD1	1:P:807:VAL:HG22	2.25	0.70
4:8:3:ASP:HA	4:8:6:THR:CB	2.18	0.70
1:A:123:CYS:HB2	1:A:158:ILE:HD11	1.73	0.70
1:A:498:LEU:HD23	1:A:764:MLY:HH22	1.74	0.70
1:G:503:TYR:CZ	1:G:711:PHE:CD2	2.80	0.70
1:J:86:ASP:OD2	1:J:87:MLY:HH13	1.91	0.70
3:L:48:LYS:HB3	3:L:52:ASN:HD21	1.57	0.70
1:M:245:ARG:HD3	1:M:271:GLU:OE1	1.90	0.70
1:M:707:CYS:O	1:M:710:GLY:N	2.23	0.70

Continued on next page...

Continued from previous page...

Atom-1	Atom-2	Interatomic distance (Å)	Clash overlap (Å)
1:P:502:GLU:HG2	1:P:766:PHE:CZ	2.27	0.70
1:P:579:PHE:HD2	1:P:592:ILE:HD11	1.57	0.70
4:2:203:THR:N	4:Z:287:ILE:HB	2.04	0.70
1:D:206:LYS:HD3	1:D:217:THR:HG23	0.71	0.70
1:D:579:PHE:HD2	1:D:592:ILE:HD11	1.56	0.70
1:D:712:PRO:HB2	1:D:771:LEU:HB3	1.73	0.70
1:D:795:ARG:CD	3:F:35:ARG:HH12	2.04	0.70
1:J:94:MET:O	1:J:713:SER:CA	2.38	0.70
1:J:245:ARG:HD3	1:J:271:GLU:OE1	1.90	0.70
1:M:218:LEU:HB2	1:M:221:GLN:CG	2.09	0.70
1:P:245:ARG:HD3	1:P:271:GLU:OE1	1.90	0.70
2:E:117:LEU:HD12	2:E:147:ASN:CA	2.20	0.70
1:G:148:ARG:HH21	1:G:764:MLY:CH2	2.02	0.70
1:G:213:LYS:HA	1:G:220:ASP:OD1	1.92	0.70
1:J:577:ALA:O	1:J:578:HIS:CG	2.45	0.70
1:J:579:PHE:HD2	1:J:592:ILE:HD11	1.57	0.70
1:M:732:ILE:HG23	1:M:747:LEU:CB	1.84	0.70
1:P:787:ILE:HG22	1:P:788:THR:N	2.07	0.70
1:P:795:ARG:HB3	3:R:35:ARG:HH12	1.54	0.70
4:X:324:THR:HB	4:Z:246:GLN:CA	2.20	0.70
1:A:739:ASP:CB	1:A:742:LYS:HB3	2.13	0.70
1:D:546:THR:HG22	1:D:548:THR:N	2.05	0.70
1:D:577:ALA:O	1:D:578:HIS:CG	2.45	0.70
1:D:713:SER:HB2	1:D:775:LEU:HD21	1.70	0.70
1:D:787:ILE:HG22	1:D:788:THR:N	2.07	0.70
1:J:123:CYS:HB2	1:J:158:ILE:HD11	1.73	0.70
1:J:166:MET:HE1	1:J:254:PHE:HB2	1.74	0.70
1:J:274:ARG:NH2	1:J:282:GLU:OE1	2.24	0.70
1:M:733:PRO:C	1:M:737:PHE:CD1	2.62	0.70
1:M:795:ARG:HB2	3:O:35:ARG:NH1	2.07	0.70
2:N:111:SER:OG	2:N:148:VAL:HG12	1.92	0.70
2:Q:111:SER:OG	2:Q:148:VAL:HG12	1.92	0.70
4:5:1:ASP:HA	4:5:4:GLU:HB3	1.74	0.70
1:D:56:GLU:CB	1:D:59:MLY:HB3	2.20	0.70
1:D:72:VAL:HG13	1:D:76:GLN:CB	2.19	0.70
1:D:810:ARG:HG2	1:D:810:ARG:HH11	1.57	0.70
3:F:48:LYS:HB3	3:F:52:ASN:HD21	1.57	0.70
1:G:206:LYS:HD3	1:G:217:THR:HG23	0.70	0.70
1:G:577:ALA:O	1:G:578:HIS:CG	2.45	0.70
1:G:810:ARG:HG2	1:G:810:ARG:HH11	1.56	0.70
2:H:117:LEU:CB	2:H:147:ASN:OD1	2.39	0.70

Continued on next page...

Continued from previous page...

Atom-1	Atom-2	Interatomic distance (Å)	Clash overlap (Å)
1:J:95:THR:HA	1:J:713:SER:HB3	1.53	0.70
2:K:114:LYS:HA	2:K:146:GLY:C	2.03	0.70
1:M:782:MLY:C	1:M:783:LEU:HD12	2.22	0.70
1:M:797:PHE:HE2	3:O:126:LEU:CG	2.04	0.70
1:P:534:SER:C	4:1:351:THR:CA	2.47	0.70
1:P:762:HIS:CD2	1:P:762:HIS:H	2.08	0.70
1:P:817:GLN:CD	2:Q:127:ARG:CG	2.60	0.70
4:3:1:ASP:HA	4:3:4:GLU:HB3	1.74	0.70
4:Y:1:ASP:HA	4:Y:4:GLU:HB3	1.74	0.70
1:A:641:LYS:HD2	4:8:348:SER:HA	1.73	0.70
1:D:123:CYS:HB2	1:D:158:ILE:HD11	1.73	0.70
1:D:800:ARG:HD2	3:F:149:VAL:HG13	1.74	0.70
1:D:800:ARG:HH21	3:F:40:ASN:CG	1.94	0.70
2:E:111:SER:OG	2:E:148:VAL:HG12	1.92	0.70
2:E:144:VAL:CG1	2:E:153:ILE:HD13	2.19	0.70
1:G:782:MLY:C	1:G:783:LEU:HD12	2.22	0.70
1:G:796:GLY:HA2	3:I:35:ARG:HD3	0.77	0.70
1:G:796:GLY:CA	3:I:35:ARG:NE	2.55	0.70
1:G:813:ILE:HG21	2:H:128:PHE:HE1	1.46	0.70
1:J:505:MLY:HG3	1:J:762:HIS:HE1	1.50	0.70
1:J:710:GLY:O	1:J:772:LEU:CD2	2.40	0.70
1:J:810:ARG:HG2	1:J:810:ARG:HH11	1.57	0.70
1:J:821:ARG:HH12	2:K:127:ARG:CZ	2.04	0.70
1:M:123:CYS:HB2	1:M:158:ILE:HD11	1.73	0.70
1:M:274:ARG:NH2	1:M:282:GLU:OE1	2.24	0.70
1:P:506:GLU:HG2	1:P:766:PHE:CE1	2.16	0.70
1:P:577:ALA:O	1:P:578:HIS:CG	2.44	0.70
2:Q:117:LEU:HD12	2:Q:147:ASN:CA	2.19	0.70
1:A:213:LYS:HA	1:A:220:ASP:OD1	1.92	0.69
1:A:218:LEU:HB2	1:A:221:GLN:CG	2.10	0.69
1:D:727:LEU:HD11	1:D:782:MLY:CD	2.00	0.69
1:J:149:GLN:OE1	1:J:763:THR:HG21	1.91	0.69
1:M:56:GLU:CB	1:M:59:MLY:HB3	2.19	0.69
1:M:541:MET:CG	4:Z:345:ILE:O	2.40	0.69
1:M:804:ARG:NH2	3:O:149:VAL:HG23	2.07	0.69
1:M:834:LEU:CD1	2:N:51:PHE:CD1	2.72	0.69
1:M:836:PHE:CE1	2:N:159:HIS:HA	2.26	0.69
1:P:782:MLY:C	1:P:783:LEU:HD12	2.22	0.69
1:P:817:GLN:CG	2:Q:127:ARG:HD2	2.20	0.69
4:1:247:VAL:H	4:Y:324:THR:HB	1.56	0.69
1:A:577:ALA:O	1:A:578:HIS:CG	2.44	0.69

Continued on next page...

Continued from previous page...

Atom-1	Atom-2	Interatomic distance (Å)	Clash overlap (Å)
1:A:630:ALA:O	4:8:25:ASP:HB2	1.92	0.69
1:D:725:ARG:CA	1:D:782:MLY:HH22	2.21	0.69
2:E:114:LYS:HA	2:E:146:GLY:C	2.03	0.69
1:G:556:ASP:OD2	4:X:47:MET:HE2	1.92	0.69
1:G:579:PHE:HD2	1:G:592:ILE:HD11	1.57	0.69
3:I:25:ILE:O	3:I:63:ILE:HB	1.92	0.69
1:J:72:VAL:HG13	1:J:76:GLN:CB	2.19	0.69
1:J:756:THR:HG23	1:J:779:ARG:HD2	1.73	0.69
1:J:782:MLY:C	1:J:783:LEU:HD12	2.22	0.69
1:M:820:VAL:HG11	2:N:136:MET:HE1	1.69	0.69
3:O:4:LYS:N	3:O:5:ALA:O	2.16	0.69
1:P:123:CYS:HB2	1:P:158:ILE:HD11	1.73	0.69
3:R:48:LYS:HB3	3:R:52:ASN:HD21	1.57	0.69
4:7:3:ASP:HA	4:7:6:THR:CB	2.18	0.69
4:V:3:ASP:HA	4:V:6:THR:CB	2.18	0.69
4:X:1:ASP:HA	4:X:4:GLU:HB3	1.74	0.69
1:A:499:GLU:CD	1:A:766:PHE:CZ	2.65	0.69
1:D:550:PHE:HA	4:W:46:GLY:HA3	1.66	0.69
1:G:730:SER:OG	3:I:113:THR:CB	2.40	0.69
3:I:48:LYS:HB3	3:I:52:ASN:HD21	1.57	0.69
1:J:787:ILE:HG22	1:J:788:THR:N	2.07	0.69
1:M:787:ILE:HG22	1:M:788:THR:N	2.07	0.69
1:P:206:LYS:HD3	1:P:217:THR:HG23	0.71	0.69
1:P:735:GLY:C	1:P:743:ALA:HB1	1.84	0.69
1:P:807:VAL:O	1:P:810:ARG:HB2	1.93	0.69
4:W:1:ASP:HA	4:W:4:GLU:HB3	1.74	0.69
1:A:762:HIS:CD2	1:A:762:HIS:H	2.08	0.69
1:D:782:MLY:C	1:D:783:LEU:HD12	2.22	0.69
1:G:218:LEU:HB2	1:G:221:GLN:CG	2.09	0.69
1:G:641:LYS:HD2	4:V:348:SER:HA	1.73	0.69
1:J:295:MLY:HG3	1:J:332:MET:HE1	1.74	0.69
1:M:213:LYS:HA	1:M:220:ASP:OD1	1.92	0.69
1:M:630:ALA:O	4:Z:25:ASP:CB	2.41	0.69
3:O:48:LYS:HB3	3:O:52:ASN:HD21	1.57	0.69
1:P:802:GLU:OE1	1:P:802:GLU:HA	1.93	0.69
4:V:325:MET:CE	4:X:244:ASP:CB	2.70	0.69
1:A:86:ASP:OD2	1:A:87:MLY:HH13	1.91	0.69
1:D:712:PRO:HB2	1:D:771:LEU:CD2	2.21	0.69
1:D:727:LEU:CD1	1:D:782:MLY:NZ	2.47	0.69
1:G:508:ILE:CD1	1:G:759:ALA:HB2	2.10	0.69
1:G:553:MLY:HH12	4:X:45:VAL:CG2	2.21	0.69

Continued on next page...

Continued from previous page...

Atom-1	Atom-2	Interatomic distance (Å)	Clash overlap (Å)
1:G:787:ILE:HG22	1:G:788:THR:N	2.07	0.69
1:G:795:ARG:NH2	3:I:116:GLU:CD	2.46	0.69
1:J:546:THR:HG22	1:J:548:THR:N	2.05	0.69
1:M:537:GLU:HG3	4:Z:350:SER:O	1.78	0.69
1:M:804:ARG:C	1:M:808:GLU:HG3	2.11	0.69
1:P:72:VAL:HG13	1:P:76:GLN:CB	2.19	0.69
1:P:725:ARG:NE	3:R:85:GLU:HG2	2.07	0.69
1:P:830:PRO:HG3	2:Q:67:MET:HE2	1.75	0.69
1:A:97:LEU:HD22	1:A:712:PRO:HB2	1.70	0.69
1:A:541:MET:CG	4:8:345:ILE:O	2.40	0.69
1:D:709:LYS:C	1:D:710:GLY:HA2	2.13	0.69
1:G:215:GLN:CA	1:G:340:ILE:CG2	2.63	0.69
2:H:111:SER:OG	2:H:148:VAL:HG12	1.92	0.69
1:J:641:LYS:HD2	4:W:348:SER:HA	1.73	0.69
1:J:818:TYR:CD1	2:K:127:ARG:NH1	2.61	0.69
3:L:25:ILE:O	3:L:63:ILE:HB	1.92	0.69
1:M:166:MET:HE1	1:M:254:PHE:HB2	1.74	0.69
1:M:215:GLN:CA	1:M:340:ILE:CG2	2.63	0.69
1:M:630:ALA:O	4:Z:25:ASP:HB2	1.91	0.69
1:P:56:GLU:CB	1:P:59:MLY:HB3	2.20	0.69
1:P:546:THR:HG22	1:P:548:THR:N	2.05	0.69
1:P:791:GLN:CD	3:R:116:GLU:H	1.96	0.69
4:X:3:ASP:HA	4:X:6:THR:CB	2.18	0.69
1:A:732:ILE:CG2	1:A:747:LEU:HD11	1.26	0.69
1:A:782:MLY:C	1:A:783:LEU:HD12	2.22	0.69
1:D:795:ARG:HE	3:F:116:GLU:HB3	1.56	0.69
1:D:802:GLU:OE1	1:D:802:GLU:HA	1.93	0.69
1:G:541:MET:CG	4:V:345:ILE:O	2.41	0.69
1:M:166:MET:HE3	1:M:254:PHE:CD2	2.28	0.69
1:M:797:PHE:CE1	3:O:146:ILE:CG2	2.72	0.69
2:N:114:LYS:HA	2:N:146:GLY:C	2.02	0.69
4:4:1:ASP:HA	4:4:4:GLU:HB3	1.74	0.69
4:6:3:ASP:HA	4:6:6:THR:CB	2.18	0.69
4:8:1:ASP:HA	4:8:4:GLU:HB3	1.74	0.69
1:A:810:ARG:HG2	1:A:810:ARG:HH11	1.57	0.69
1:D:123:CYS:HB2	1:D:158:ILE:CD1	2.23	0.69
1:D:166:MET:HE1	1:D:254:PHE:HB2	1.73	0.69
1:D:807:VAL:O	1:D:810:ARG:HB2	1.93	0.69
1:G:553:MLY:CD	4:X:45:VAL:HG12	2.23	0.69
2:H:144:VAL:CG1	2:H:153:ILE:HD13	2.20	0.69
1:J:95:THR:CA	1:J:713:SER:CB	2.64	0.69

Continued on next page...

Continued from previous page...

Atom-1	Atom-2	Interatomic distance (Å)	Clash overlap (Å)
1:J:798:LEU:CD1	3:L:126:LEU:HD13	1.84	0.69
1:M:91:MET:HE3	1:M:119:SER:HB2	1.75	0.69
1:M:807:VAL:O	1:M:810:ARG:HB2	1.93	0.69
1:M:810:ARG:HG2	1:M:810:ARG:HH11	1.57	0.69
1:P:95:THR:HG21	1:P:770:GLY:HA2	1.69	0.69
1:P:630:ALA:O	4:1:25:ASP:HB2	1.92	0.69
1:P:804:ARG:CG	1:P:808:GLU:HA	2.22	0.69
2:Q:144:VAL:CG1	2:Q:153:ILE:HD13	2.20	0.69
3:R:25:ILE:O	3:R:63:ILE:HB	1.92	0.69
4:2:1:ASP:HA	4:2:4:GLU:HB3	1.74	0.69
4:2:287:ILE:CG2	4:4:203:THR:N	2.55	0.69
4:3:287:ILE:CG2	4:5:204:ALA:H	2.04	0.69
4:9:1:ASP:HA	4:9:4:GLU:HB3	1.74	0.69
4:X:286:ASP:OD1	4:Z:202:THR:C	2.31	0.69
4:Z:1:ASP:HA	4:Z:4:GLU:HB3	1.74	0.69
1:D:166:MET:HE3	1:D:254:PHE:CD2	2.28	0.69
1:D:641:LYS:HD2	4:9:348:SER:HA	1.73	0.69
3:F:25:ILE:O	3:F:63:ILE:HB	1.92	0.69
1:G:643:GLY:N	4:V:24:ASP:CA	2.47	0.69
1:G:707:CYS:SG	1:G:714:ARG:NH1	2.66	0.69
1:G:792:ALA:CB	3:I:42:THR:HG23	2.18	0.69
1:G:815:CYS:O	1:G:819:ASN:HB2	1.93	0.69
1:J:630:ALA:O	4:W:25:ASP:CB	2.41	0.69
3:O:3:SER:O	3:O:4:LYS:CB	2.41	0.69
4:1:1:ASP:HA	4:1:4:GLU:HB3	1.74	0.69
4:3:324:THR:HG21	4:5:243:PRO:C	2.11	0.69
4:4:324:THR:CG2	4:6:244:ASP:C	2.55	0.69
4:9:290:ARG:HH22	4:W:202:THR:HG23	1.51	0.69
4:V:1:ASP:HA	4:V:4:GLU:HB3	1.74	0.69
1:A:642:LYS:HB3	4:8:21:PHE:O	1.93	0.69
1:A:815:CYS:O	1:A:819:ASN:HB2	1.93	0.69
1:D:553:MLY:HG2	4:W:47:MET:N	2.07	0.69
3:F:3:SER:O	3:F:4:LYS:CB	2.41	0.69
1:G:533:PHE:O	1:G:537:GLU:HG2	1.93	0.69
1:G:755:HIS:N	1:G:779:ARG:CZ	2.55	0.69
1:G:795:ARG:HG2	3:I:118:MET:HE2	1.73	0.69
3:I:3:SER:O	3:I:4:LYS:CB	2.41	0.69
3:I:48:LYS:C	3:I:52:ASN:HD21	1.96	0.69
1:J:123:CYS:HB2	1:J:158:ILE:CD1	2.23	0.69
1:J:166:MET:HE3	1:J:254:PHE:CD2	2.28	0.69
1:J:642:LYS:HB3	4:W:21:PHE:O	1.92	0.69

Continued on next page...

Continued from previous page...

Atom-1	Atom-2	Interatomic distance (Å)	Clash overlap (Å)
1:J:643:GLY:N	4:W:24:ASP:CA	2.46	0.69
1:J:800:ARG:O	3:L:149:VAL:HG21	1.93	0.69
1:M:721:LYS:HG2	1:M:736:GLN:CD	1.86	0.69
3:O:48:LYS:C	3:O:52:ASN:HD21	1.96	0.69
1:P:541:MET:CG	4:1:345:ILE:O	2.40	0.69
1:P:643:GLY:N	4:1:24:ASP:CA	2.46	0.69
1:P:831:TRP:HE1	2:Q:67:MET:HB3	1.58	0.69
1:A:28:GLN:NE2	1:A:723:ARG:NH2	2.27	0.68
1:A:768:MLY:CA	1:A:771:LEU:HB2	2.23	0.68
1:D:533:PHE:O	1:D:537:GLU:HG2	1.93	0.68
1:D:797:PHE:CD2	3:F:126:LEU:HD22	2.14	0.68
1:G:642:LYS:HB3	4:V:21:PHE:O	1.92	0.68
1:J:802:GLU:OE1	1:J:802:GLU:HA	1.93	0.68
1:M:123:CYS:HB2	1:M:158:ILE:CD1	2.23	0.68
4:3:290:ARG:NH2	4:5:202:THR:HG22	1.98	0.68
4:7:1:ASP:HA	4:7:4:GLU:HB3	1.74	0.68
1:A:62:VAL:HG12	1:A:63:MLY:O	1.94	0.68
1:D:213:LYS:HA	1:D:220:ASP:OD1	1.92	0.68
1:D:721:LYS:HG2	1:D:736:GLN:CD	1.86	0.68
1:G:56:GLU:CB	1:G:59:MLY:HB3	2.19	0.68
1:G:807:VAL:O	1:G:810:ARG:HB2	1.93	0.68
1:J:652:LEU:O	1:J:655:GLU:N	2.27	0.68
1:J:829:TRP:CH2	2:K:87:LYS:NZ	2.54	0.68
1:J:831:TRP:HZ2	2:K:47:LEU:HD21	1.58	0.68
2:K:117:LEU:HD12	2:K:147:ASN:CA	2.19	0.68
1:P:123:CYS:HB2	1:P:158:ILE:CD1	2.23	0.68
1:P:642:LYS:HB3	4:1:21:PHE:O	1.92	0.68
4:1:243:PRO:C	4:Y:291:LYS:CE	2.62	0.68
4:2:3:ASP:HA	4:2:6:THR:CB	2.17	0.68
1:D:630:ALA:O	4:9:25:ASP:HB2	1.92	0.68
1:G:123:CYS:HB2	1:G:158:ILE:HD11	1.73	0.68
1:G:795:ARG:HA	3:I:118:MET:CE	2.23	0.68
1:J:213:LYS:HA	1:J:220:ASP:OD1	1.92	0.68
1:J:769:ALA:HB2	1:J:770:GLY:HA2	1.69	0.68
1:M:737:PHE:CE2	3:O:93:VAL:CG2	2.74	0.68
1:M:795:ARG:N	3:O:118:MET:HE1	2.08	0.68
1:M:838:ILE:CD1	2:N:54:MET:HE1	1.80	0.68
1:P:652:LEU:O	1:P:655:GLU:N	2.27	0.68
1:P:795:ARG:C	3:R:35:ARG:NH2	2.46	0.68
1:D:724:TYR:CD1	1:D:782:MLY:CD	2.74	0.68
1:J:206:LYS:HD3	1:J:217:THR:HG23	0.71	0.68

Continued on next page...

Continued from previous page...

Atom-1	Atom-2	Interatomic distance (Å)	Clash overlap (Å)
1:J:801:VAL:HG21	3:L:126:LEU:HD21	1.75	0.68
1:J:807:VAL:O	1:J:810:ARG:HB2	1.93	0.68
1:M:817:GLN:CG	2:N:127:ARG:CB	2.69	0.68
1:P:213:LYS:HA	1:P:220:ASP:OD1	1.92	0.68
1:P:502:GLU:OE2	1:P:764:MLY:HE2	1.94	0.68
1:P:533:PHE:O	1:P:537:GLU:HG2	1.93	0.68
1:P:630:ALA:O	4:1:25:ASP:CB	2.41	0.68
4:8:160:THR:HG21	4:8:274:ILE:HD11	1.76	0.68
4:V:160:THR:HG21	4:V:274:ILE:HD11	1.76	0.68
1:D:732:ILE:HG21	1:D:747:LEU:HD11	0.73	0.68
1:G:97:LEU:HD22	1:G:712:PRO:HB2	1.76	0.68
1:G:831:TRP:HZ3	2:H:34:ILE:HG21	1.58	0.68
1:J:630:ALA:O	4:W:25:ASP:HB2	1.91	0.68
1:M:62:VAL:HG12	1:M:63:MLY:O	1.94	0.68
3:O:25:ILE:O	3:O:63:ILE:HB	1.92	0.68
1:P:795:ARG:CG	3:R:118:MET:CE	2.25	0.68
1:P:829:TRP:HZ3	2:Q:84:PHE:CE2	2.11	0.68
4:1:287:ILE:HD13	4:3:203:THR:HB	1.75	0.68
4:X:160:THR:HG21	4:X:274:ILE:HD11	1.76	0.68
1:A:538:GLU:CD	4:8:355:MET:CE	2.62	0.68
1:D:747:LEU:HD11	1:D:782:MLY:HH22	1.72	0.68
1:G:789:ALA:HB2	3:I:81:GLN:CD	2.12	0.68
3:I:4:LYS:N	3:I:5:ALA:O	2.16	0.68
1:J:52:ILE:HD13	1:J:52:ILE:N	2.09	0.68
1:J:815:CYS:O	1:J:819:ASN:HB2	1.93	0.68
1:P:215:GLN:HA	1:P:340:ILE:CB	2.23	0.68
1:A:52:ILE:HD13	1:A:52:ILE:N	2.08	0.68
1:D:52:ILE:HD13	1:D:52:ILE:N	2.09	0.68
1:D:541:MET:CG	4:9:345:ILE:O	2.41	0.68
1:G:123:CYS:HB2	1:G:158:ILE:CD1	2.23	0.68
1:G:538:GLU:CD	4:V:355:MET:CE	2.62	0.68
1:J:408:VAL:HG12	4:W:332:PRO:HB3	1.76	0.68
1:J:533:PHE:O	1:J:537:GLU:HG2	1.93	0.68
1:J:541:MET:CG	4:W:345:ILE:O	2.40	0.68
2:K:111:SER:OG	2:K:148:VAL:HG12	1.92	0.68
1:M:550:PHE:HE2	1:M:592:ILE:HG23	1.59	0.68
1:M:829:TRP:HH2	2:N:84:PHE:CD1	2.10	0.68
3:R:3:SER:O	3:R:4:LYS:CB	2.41	0.68
4:3:160:THR:HG21	4:3:274:ILE:HD11	1.76	0.68
1:A:550:PHE:HE2	1:A:592:ILE:HG23	1.59	0.68
1:A:630:ALA:O	4:8:25:ASP:CB	2.41	0.68

Continued on next page...

Continued from previous page...

Atom-1	Atom-2	Interatomic distance (Å)	Clash overlap (Å)
1:A:802:GLU:OE1	1:A:802:GLU:HA	1.92	0.68
1:D:724:TYR:HE1	1:D:778:MET:C	1.97	0.68
1:J:819:ASN:HD21	2:K:92:ASP:CB	2.06	0.68
2:K:117:LEU:CB	2:K:147:ASN:OD1	2.39	0.68
3:L:4:LYS:N	3:L:5:ALA:O	2.16	0.68
1:M:769:ALA:CA	1:M:770:GLY:N	2.57	0.68
1:A:149:GLN:HA	1:A:719:ASP:OD1	1.93	0.68
1:A:768:MLY:C	1:A:771:LEU:HB3	2.24	0.68
1:D:408:VAL:HG12	4:9:332:PRO:HB3	1.76	0.68
1:J:538:GLU:CD	4:W:355:MET:CE	2.62	0.68
1:J:546:THR:H	1:J:549:SER:HB3	1.59	0.68
1:J:831:TRP:CZ3	2:K:34:ILE:CD1	2.68	0.68
1:M:215:GLN:HA	1:M:340:ILE:CB	2.24	0.68
1:P:546:THR:H	1:P:549:SER:HB3	1.59	0.68
1:P:834:LEU:CD1	2:Q:51:PHE:CD1	2.73	0.68
2:Q:117:LEU:CB	2:Q:147:ASN:OD1	2.39	0.68
4:5:160:THR:HG21	4:5:274:ILE:HD11	1.76	0.68
1:A:56:GLU:CB	1:A:59:MLY:HB3	2.19	0.68
1:D:538:GLU:CD	4:9:355:MET:CE	2.62	0.68
1:D:733:PRO:C	1:D:737:PHE:CD1	2.62	0.68
1:G:802:GLU:OE1	1:G:802:GLU:HA	1.93	0.68
1:M:642:LYS:HB3	4:Z:21:PHE:O	1.92	0.68
1:D:642:LYS:HB3	4:9:21:PHE:O	1.93	0.67
1:J:831:TRP:HH2	2:K:47:LEU:HD21	1.53	0.67
1:M:818:TYR:CZ	2:N:127:ARG:CZ	2.70	0.67
1:P:538:GLU:CD	4:1:355:MET:CE	2.62	0.67
1:P:804:ARG:C	1:P:808:GLU:H	1.96	0.67
1:P:832:MET:SD	2:Q:84:PHE:CE2	2.81	0.67
1:P:834:LEU:CD1	2:Q:51:PHE:HE1	1.80	0.67
4:2:153:LEU:HD11	4:2:274:ILE:HG13	1.76	0.67
4:6:153:LEU:HD11	4:6:274:ILE:HG13	1.76	0.67
4:X:291:LYS:HD2	4:Z:243:PRO:C	2.10	0.67
4:Y:160:THR:HG21	4:Y:274:ILE:HD11	1.76	0.67
1:A:290:GLN:O	1:A:331:LEU:HD12	1.95	0.67
1:A:499:GLU:OE2	1:A:766:PHE:CE2	2.47	0.67
1:A:807:VAL:O	1:A:810:ARG:HB2	1.93	0.67
1:D:652:LEU:O	1:D:655:GLU:N	2.27	0.67
1:G:612:GLN:NE2	1:G:627:GLY:N	2.43	0.67
1:J:834:LEU:HD13	2:K:51:PHE:CE1	2.28	0.67
1:M:815:CYS:O	1:M:819:ASN:HB2	1.93	0.67
1:P:817:GLN:CG	2:Q:127:ARG:CD	2.71	0.67

Continued on next page...

Continued from previous page...

Atom-1	Atom-2	Interatomic distance (Å)	Clash overlap (Å)
4:6:1:ASP:HA	4:6:4:GLU:HB3	1.74	0.67
4:7:153:LEU:HD11	4:7:274:ILE:HG13	1.76	0.67
1:A:787:ILE:HG22	1:A:788:THR:N	2.07	0.67
1:D:58:GLY:HA2	1:D:74:GLU:OE1	1.95	0.67
1:D:290:GLN:O	1:D:331:LEU:HD12	1.95	0.67
1:D:815:CYS:O	1:D:819:ASN:HB2	1.93	0.67
1:G:290:GLN:O	1:G:331:LEU:HD12	1.95	0.67
3:L:102:VAL:HG23	3:L:139:TYR:HD1	1.59	0.67
1:M:612:GLN:NE2	1:M:627:GLY:N	2.43	0.67
1:P:202:SER:HA	1:P:207:LYS:HE3	1.72	0.67
4:4:153:LEU:HD11	4:4:274:ILE:HG13	1.76	0.67
1:A:58:GLY:HA2	1:A:74:GLU:OE1	1.94	0.67
1:D:723:ARG:NH2	1:D:779:ARG:NH2	2.42	0.67
1:D:823:PHE:CD1	2:E:160:GLY:HA3	2.29	0.67
1:G:546:THR:HG22	1:G:548:THR:N	2.05	0.67
1:G:797:PHE:CZ	3:I:126:LEU:CD2	2.57	0.67
1:G:829:TRP:CZ3	2:H:84:PHE:CE1	2.82	0.67
1:G:834:LEU:HD12	2:H:51:PHE:HE1	1.48	0.67
1:D:217:THR:O	1:D:221:GLN:HG2	1.95	0.67
1:D:546:THR:H	1:D:549:SER:HB3	1.60	0.67
1:D:630:ALA:O	4:9:25:ASP:CB	2.41	0.67
1:D:724:TYR:HB3	1:D:782:MLY:CD	2.13	0.67
1:G:62:VAL:HG12	1:G:63:MLY:O	1.94	0.67
2:K:117:LEU:CG	2:K:147:ASN:HB3	2.25	0.67
1:M:290:GLN:O	1:M:331:LEU:HD12	1.95	0.67
1:M:652:LEU:O	1:M:655:GLU:N	2.26	0.67
1:M:804:ARG:CG	1:M:808:GLU:HG3	2.25	0.67
2:N:117:LEU:CG	2:N:147:ASN:HB3	2.25	0.67
1:P:58:GLY:HA2	1:P:74:GLU:OE1	1.95	0.67
4:1:244:ASP:N	4:Y:291:LYS:HG3	2.05	0.67
4:X:153:LEU:HD11	4:X:274:ILE:HG13	1.76	0.67
1:A:123:CYS:HB2	1:A:158:ILE:CD1	2.23	0.67
1:A:131:TRP:O	1:A:132:LEU:HD12	1.95	0.67
1:A:553:MLY:HG2	4:V:47:MET:N	2.07	0.67
1:D:374:GLN:HG3	1:D:375:ALA:H	1.60	0.67
1:D:550:PHE:HE2	1:D:592:ILE:HG23	1.59	0.67
1:D:712:PRO:CD	1:D:771:LEU:HD13	2.24	0.67
1:P:502:GLU:HG3	1:P:766:PHE:CZ	2.19	0.67
1:P:831:TRP:CZ3	2:Q:34:ILE:HG21	2.30	0.67
1:P:838:ILE:CD1	2:Q:54:MET:HE1	1.97	0.67
2:Q:117:LEU:CG	2:Q:147:ASN:HB3	2.24	0.67

Continued on next page...

Continued from previous page...

Atom-1	Atom-2	Interatomic distance (Å)	Clash overlap (Å)
4:1:247:VAL:N	4:Y:324:THR:CG2	2.58	0.67
4:W:160:THR:HG21	4:W:274:ILE:HD11	1.76	0.67
1:A:546:THR:H	1:A:549:SER:HB3	1.59	0.67
1:D:823:PHE:CE1	2:E:161:GLU:N	2.62	0.67
3:F:102:VAL:HG23	3:F:139:TYR:HD1	1.59	0.67
1:G:52:ILE:HD13	1:G:52:ILE:N	2.09	0.67
1:G:652:LEU:O	1:G:655:GLU:N	2.27	0.67
1:J:537:GLU:C	4:W:351:THR:H	1.98	0.67
2:K:141:PRO:O	2:K:145:ALA:CB	2.43	0.67
1:M:802:GLU:OE1	1:M:802:GLU:HA	1.93	0.67
1:P:95:THR:O	1:P:769:ALA:HB1	1.94	0.67
1:P:783:LEU:C	1:P:786:ILE:HG13	2.14	0.67
1:P:815:CYS:O	1:P:819:ASN:HB2	1.93	0.67
4:4:160:THR:HG21	4:4:274:ILE:HD11	1.76	0.67
4:Z:153:LEU:HD11	4:Z:274:ILE:HG13	1.76	0.67
1:A:149:GLN:HG2	1:A:719:ASP:OD1	1.92	0.67
1:D:831:TRP:CE2	2:E:51:PHE:CE1	2.83	0.67
1:G:28:GLN:O	1:G:723:ARG:NH2	2.27	0.67
1:G:58:GLY:HA2	1:G:74:GLU:OE1	1.95	0.67
1:G:795:ARG:HH21	3:I:116:GLU:CB	2.07	0.67
1:J:62:VAL:HG12	1:J:63:MLY:O	1.94	0.67
1:J:217:THR:O	1:J:221:GLN:HG2	1.95	0.67
1:J:480:ILE:HG22	1:J:481:ASN:ND2	2.10	0.67
1:J:756:THR:CG2	1:J:776:GLU:O	2.27	0.67
1:M:786:ILE:C	1:M:787:ILE:N	2.48	0.67
1:P:480:ILE:HG22	1:P:481:ASN:ND2	2.10	0.67
1:P:648:THR:CB	4:1:350:SER:OG	2.43	0.67
4:9:153:LEU:HD11	4:9:274:ILE:HG13	1.76	0.67
4:9:160:THR:HG21	4:9:274:ILE:HD11	1.76	0.67
4:Z:160:THR:HG21	4:Z:274:ILE:HD11	1.76	0.67
1:A:533:PHE:O	1:A:537:GLU:HG2	1.93	0.67
1:D:62:VAL:HG12	1:D:63:MLY:O	1.94	0.67
1:D:537:GLU:C	4:9:351:THR:H	1.98	0.67
1:D:648:THR:CB	4:9:350:SER:OG	2.43	0.67
1:D:800:ARG:NH2	3:F:40:ASN:OD1	2.25	0.67
1:G:295:MLY:HG3	1:G:332:MET:HE1	1.76	0.67
1:G:506:GLU:CD	1:G:760:PHE:O	2.33	0.67
1:G:546:THR:H	1:G:549:SER:HB3	1.59	0.67
1:G:550:PHE:HE2	1:G:592:ILE:HG23	1.59	0.67
1:G:757:GLN:HG2	1:G:776:GLU:CD	2.13	0.67
1:G:792:ALA:HB1	3:I:42:THR:CA	2.15	0.67

Continued on next page...

Continued from previous page...

Atom-1	Atom-2	Interatomic distance (Å)	Clash overlap (Å)
3:I:102:VAL:HG23	3:I:139:TYR:HD1	1.60	0.67
3:L:24:LYS:HA	3:L:63:ILE:O	1.95	0.67
1:M:52:ILE:HD13	1:M:52:ILE:N	2.09	0.67
1:M:131:TRP:O	1:M:132:LEU:HD12	1.95	0.67
1:M:533:PHE:O	1:M:537:GLU:HG2	1.93	0.67
2:N:141:PRO:O	2:N:145:ALA:CB	2.43	0.67
3:O:102:VAL:HG23	3:O:139:TYR:HD1	1.60	0.67
4:1:166:TYR:CZ	4:3:64:ILE:HG21	2.29	0.67
4:2:287:ILE:HG21	4:4:202:THR:OG1	1.89	0.67
1:A:93:MET:HE1	1:A:716:LEU:N	2.08	0.67
1:A:166:MET:HE3	1:A:254:PHE:CD2	2.30	0.67
1:A:652:LEU:O	1:A:655:GLU:N	2.27	0.67
1:D:818:TYR:CD2	2:E:90:GLY:CA	2.77	0.67
2:E:141:PRO:O	2:E:145:ALA:CB	2.43	0.67
3:I:24:LYS:HA	3:I:63:ILE:O	1.95	0.67
1:J:648:THR:CB	4:W:350:SER:OG	2.43	0.67
1:M:537:GLU:C	4:Z:351:THR:H	1.98	0.67
1:P:217:THR:O	1:P:221:GLN:HG2	1.95	0.67
1:P:408:VAL:HG12	4:1:332:PRO:HB3	1.76	0.67
3:R:102:VAL:HG23	3:R:139:TYR:HD1	1.60	0.67
4:4:288:ASP:CB	4:6:203:THR:HG21	2.25	0.67
4:W:153:LEU:HD11	4:W:274:ILE:HG13	1.76	0.67
4:X:291:LYS:HG3	4:Z:244:ASP:N	1.86	0.67
1:A:648:THR:CB	4:8:350:SER:OG	2.44	0.66
1:G:829:TRP:CZ2	2:H:87:LYS:HE2	2.29	0.66
1:J:174:SER:O	1:J:670:HIS:HB2	1.96	0.66
1:J:791:GLN:NE2	3:L:115:GLY:CA	2.57	0.66
1:M:643:GLY:N	4:Z:24:ASP:CA	2.46	0.66
1:M:830:PRO:CG	2:N:67:MET:HG2	2.24	0.66
2:Q:141:PRO:O	2:Q:145:ALA:CB	2.43	0.66
4:3:287:ILE:HG22	4:5:204:ALA:HB3	1.76	0.66
4:V:153:LEU:HD11	4:V:274:ILE:HG13	1.76	0.66
1:A:599:ASN:OD1	1:A:649:VAL:N	2.29	0.66
1:D:174:SER:O	1:D:670:HIS:HB2	1.96	0.66
1:D:480:ILE:HG22	1:D:481:ASN:ND2	2.09	0.66
1:G:131:TRP:O	1:G:132:LEU:HD12	1.95	0.66
1:G:506:GLU:OE2	1:G:760:PHE:HB2	1.95	0.66
1:G:541:MET:O	4:V:143:TYR:OH	2.14	0.66
1:J:97:LEU:HD23	1:J:712:PRO:CB	2.21	0.66
1:J:538:GLU:OE2	4:W:355:MET:HE3	1.93	0.66
3:L:48:LYS:C	3:L:52:ASN:HD21	1.96	0.66

Continued on next page...

Continued from previous page...

Atom-1	Atom-2	Interatomic distance (Å)	Clash overlap (Å)
1:M:408:VAL:HG12	4:Z:332:PRO:HB3	1.76	0.66
1:P:52:ILE:HD13	1:P:52:ILE:N	2.09	0.66
1:P:91:MET:HE3	1:P:119:SER:HB2	1.77	0.66
1:P:550:PHE:HE2	1:P:592:ILE:HG23	1.59	0.66
2:Q:117:LEU:HD11	2:Q:147:ASN:HB3	1.76	0.66
4:2:203:THR:H	4:Z:287:ILE:CD1	2.06	0.66
4:3:287:ILE:CD1	4:5:203:THR:HB	2.19	0.66
4:7:160:THR:HG21	4:7:274:ILE:HD11	1.76	0.66
1:A:408:VAL:HG12	4:8:332:PRO:HB3	1.76	0.66
1:A:612:GLN:NE2	1:A:627:GLY:N	2.43	0.66
1:D:506:GLU:OE2	1:D:764:MLY:HE3	1.95	0.66
1:D:727:LEU:CG	1:D:782:MLY:CH1	2.62	0.66
2:E:117:LEU:CB	2:E:147:ASN:OD1	2.39	0.66
1:G:783:LEU:O	1:G:787:ILE:CA	2.43	0.66
1:G:830:PRO:HB2	2:H:67:MET:CE	2.24	0.66
1:J:58:GLY:HA2	1:J:74:GLU:OE1	1.95	0.66
1:J:374:GLN:HG3	1:J:375:ALA:H	1.59	0.66
1:J:732:ILE:HG21	1:J:747:LEU:HD11	0.73	0.66
1:J:819:ASN:HD21	2:K:92:ASP:HB2	1.50	0.66
1:M:58:GLY:HA2	1:M:74:GLU:OE1	1.95	0.66
1:M:480:ILE:HG22	1:M:481:ASN:ND2	2.10	0.66
1:M:732:ILE:HG22	1:M:747:LEU:CD1	1.55	0.66
1:P:791:GLN:NE2	3:R:116:GLU:H	1.93	0.66
1:A:78:PHE:HB3	1:A:98:HIS:CD2	2.30	0.66
1:A:92:ALA:O	1:A:713:SER:HA	1.95	0.66
1:A:93:MET:C	1:A:713:SER:HB3	2.16	0.66
1:D:418:THR:HG22	1:D:419:VAL:N	2.11	0.66
1:D:726:VAL:O	1:D:785:GLU:CG	2.43	0.66
2:E:141:PRO:O	2:E:145:ALA:HB2	1.96	0.66
1:G:78:PHE:HB3	1:G:98:HIS:CD2	2.30	0.66
1:G:322:VAL:HB	1:G:325:ILE:CD1	2.26	0.66
1:G:784:ALA:O	1:G:788:THR:HB	1.94	0.66
2:H:141:PRO:O	2:H:145:ALA:CB	2.43	0.66
1:J:131:TRP:O	1:J:132:LEU:HD12	1.95	0.66
1:J:290:GLN:O	1:J:331:LEU:HD12	1.95	0.66
1:J:756:THR:CG2	1:J:776:GLU:CB	2.71	0.66
1:M:541:MET:HG2	4:Z:345:ILE:C	2.16	0.66
1:P:226:ASN:HB2	1:P:227:PRO:HD3	1.78	0.66
3:R:24:LYS:HA	3:R:63:ILE:O	1.95	0.66
4:8:153:LEU:HD11	4:8:274:ILE:HG13	1.76	0.66
4:V:324:THR:HG23	4:X:247:VAL:H	1.61	0.66

Continued on next page...

Continued from previous page...

Atom-1	Atom-2	Interatomic distance (Å)	Clash overlap (Å)
4:Y:153:LEU:HD11	4:Y:274:ILE:HG13	1.76	0.66
1:A:292:MET:HE3	1:A:309:PRO:HA	1.77	0.66
1:A:537:GLU:C	4:8:351:THR:H	1.99	0.66
1:A:556:ASP:HA	4:V:49:GLN:O	1.70	0.66
1:D:61:THR:HG23	1:D:71:THR:OG1	1.95	0.66
1:D:792:ALA:HB2	3:F:42:THR:HG22	0.80	0.66
1:G:339:ASP:OD1	1:G:348:MLY:HH13	1.95	0.66
1:G:408:VAL:HG12	4:V:332:PRO:HB3	1.76	0.66
1:G:769:ALA:HB3	1:G:770:GLY:N	2.09	0.66
1:J:226:ASN:HB2	1:J:227:PRO:HD3	1.78	0.66
1:J:599:ASN:OD1	1:J:649:VAL:N	2.29	0.66
1:M:541:MET:O	4:Z:143:TYR:OH	2.14	0.66
1:M:599:ASN:OD1	1:M:649:VAL:N	2.29	0.66
3:O:48:LYS:C	3:O:52:ASN:HD22	1.97	0.66
1:P:166:MET:HE3	1:P:254:PHE:CD2	2.31	0.66
1:P:541:MET:HG2	4:1:345:ILE:C	2.16	0.66
1:P:612:GLN:NE2	1:P:627:GLY:N	2.43	0.66
1:P:739:ASP:CB	1:P:742:LYS:HB3	2.12	0.66
1:P:819:ASN:CG	2:Q:92:ASP:N	2.48	0.66
4:2:202:THR:HB	4:Z:287:ILE:CG1	2.26	0.66
1:A:418:THR:HG22	1:A:419:VAL:N	2.11	0.66
1:A:505:MLY:N	1:A:762:HIS:CD2	2.63	0.66
1:D:131:TRP:O	1:D:132:LEU:HD12	1.95	0.66
1:D:599:ASN:OD1	1:D:649:VAL:N	2.28	0.66
1:D:791:GLN:NE2	3:F:114:LEU:O	2.28	0.66
1:D:799:MET:SD	3:F:32:ASP:HA	2.35	0.66
1:G:174:SER:O	1:G:670:HIS:HB2	1.96	0.66
1:G:530:MET:CG	4:V:354:GLN:CG	2.72	0.66
1:J:530:MET:CA	4:W:354:GLN:CB	2.74	0.66
1:J:541:MET:HG2	4:W:345:ILE:C	2.16	0.66
1:M:418:THR:HG22	1:M:419:VAL:N	2.11	0.66
2:N:141:PRO:O	2:N:145:ALA:HB2	1.96	0.66
1:P:78:PHE:HB3	1:P:98:HIS:CD2	2.30	0.66
1:P:374:GLN:HG3	1:P:375:ALA:H	1.59	0.66
1:P:726:VAL:CG2	3:R:86:ASP:OD1	2.43	0.66
1:P:803:TYR:HE2	3:R:17:PHE:CE2	2.13	0.66
4:1:153:LEU:HD11	4:1:274:ILE:HG13	1.76	0.66
4:1:160:THR:HG21	4:1:274:ILE:HD11	1.76	0.66
1:A:93:MET:HE1	1:A:715:VAL:CA	2.26	0.66
1:A:374:GLN:HG3	1:A:375:ALA:H	1.60	0.66
1:A:635:GLY:O	4:8:341:ILE:HG21	1.96	0.66

Continued on next page...

Continued from previous page...

Atom-1	Atom-2	Interatomic distance (Å)	Clash overlap (Å)
1:D:78:PHE:HB3	1:D:98:HIS:CD2	2.30	0.66
1:D:612:GLN:NE2	1:D:627:GLY:N	2.43	0.66
1:D:727:LEU:H	1:D:782:MLY:CE	2.08	0.66
1:D:823:PHE:CD1	2:E:156:VAL:O	2.48	0.66
1:J:831:TRP:CZ3	2:K:34:ILE:HG21	2.31	0.66
1:M:648:THR:CB	4:Z:350:SER:OG	2.43	0.66
1:M:795:ARG:HH21	3:O:116:GLU:CA	2.08	0.66
3:O:24:LYS:HA	3:O:63:ILE:O	1.95	0.66
1:P:732:ILE:CG2	1:P:747:LEU:HD11	1.26	0.66
1:P:817:GLN:HG3	2:Q:128:PHE:CE1	2.30	0.66
1:P:831:TRP:HH2	2:Q:47:LEU:HD21	1.55	0.66
4:6:160:THR:HG21	4:6:274:ILE:HD11	1.76	0.66
1:A:339:ASP:OD1	1:A:348:MLY:HH13	1.95	0.66
1:D:480:ILE:HG22	1:D:481:ASN:N	2.11	0.66
1:G:735:GLY:C	1:G:743:ALA:HB1	1.84	0.66
1:J:418:THR:HG22	1:J:419:VAL:N	2.11	0.66
1:J:612:GLN:NE2	1:J:627:GLY:N	2.43	0.66
3:L:3:SER:O	3:L:4:LYS:CB	2.41	0.66
1:M:635:GLY:O	4:Z:341:ILE:HG21	1.95	0.66
1:M:797:PHE:HE1	3:O:146:ILE:HA	1.61	0.66
1:M:821:ARG:HH22	2:N:127:ARG:CD	2.07	0.66
1:P:62:VAL:HG12	1:P:63:MLY:O	1.94	0.66
1:P:506:GLU:OE2	1:P:763:THR:C	2.34	0.66
1:P:530:MET:CA	4:1:354:GLN:CB	2.74	0.66
4:4:288:ASP:OD2	4:6:203:THR:CB	2.42	0.66
1:A:174:SER:O	1:A:670:HIS:HB2	1.96	0.66
1:A:642:LYS:CD	4:8:24:ASP:O	2.42	0.66
1:A:709:LYS:O	1:A:710:GLY:CA	2.44	0.66
2:E:117:LEU:CG	2:E:147:ASN:HB3	2.25	0.66
1:J:61:THR:HG23	1:J:71:THR:OG1	1.95	0.66
1:J:84:MLY:HH21	1:J:720:PHE:HA	0.66	0.66
1:J:538:GLU:HA	4:W:349:LEU:HB3	1.78	0.66
1:J:550:PHE:HE2	1:J:592:ILE:HG23	1.59	0.66
1:J:556:ASP:O	4:Y:48:GLY:N	2.29	0.66
1:J:635:GLY:O	4:W:341:ILE:HG21	1.95	0.66
3:L:48:LYS:O	3:L:52:ASN:CG	2.34	0.66
1:M:166:MET:HE3	1:M:254:PHE:HD2	1.60	0.66
1:M:218:LEU:HA	1:M:221:GLN:HG3	1.71	0.66
1:M:339:ASP:OD1	1:M:348:MLY:HH13	1.95	0.66
1:P:418:THR:HG22	1:P:419:VAL:N	2.11	0.66
1:P:804:ARG:HG3	1:P:808:GLU:HA	1.76	0.66

Continued on next page...

Continued from previous page...

Atom-1	Atom-2	Interatomic distance (Å)	Clash overlap (Å)
1:A:61:THR:HG23	1:A:71:THR:OG1	1.95	0.66
1:A:93:MET:SD	1:A:715:VAL:HG13	2.36	0.66
1:D:91:MET:HE3	1:D:119:SER:HB2	1.78	0.66
1:D:166:MET:HE3	1:D:254:PHE:HD2	1.60	0.66
1:D:339:ASP:OD1	1:D:348:MLY:HH13	1.95	0.66
1:G:226:ASN:HB2	1:G:227:PRO:HD3	1.78	0.66
1:G:418:THR:HG22	1:G:419:VAL:N	2.11	0.66
2:H:114:LYS:HA	2:H:146:GLY:C	2.02	0.66
3:I:48:LYS:O	3:I:52:ASN:CG	2.34	0.66
1:M:374:GLN:HG3	1:M:375:ALA:H	1.60	0.66
1:M:732:ILE:CG2	1:M:747:LEU:HD11	1.26	0.66
1:M:817:GLN:CD	2:N:127:ARG:CD	2.60	0.66
1:P:61:THR:HG23	1:P:71:THR:OG1	1.95	0.66
1:P:174:SER:O	1:P:670:HIS:HB2	1.95	0.66
1:P:290:GLN:O	1:P:331:LEU:HD12	1.95	0.66
1:P:296:MLY:HH11	1:P:348:MLY:HH21	1.78	0.66
1:P:506:GLU:O	1:P:761:GLY:C	2.32	0.66
1:P:635:GLY:O	4:1:341:ILE:HG21	1.95	0.66
1:P:732:ILE:HG21	1:P:747:LEU:HD11	0.73	0.66
4:2:160:THR:HG21	4:2:274:ILE:HD11	1.76	0.66
4:2:322:PRO:CB	4:4:244:ASP:HB2	2.24	0.66
1:A:217:THR:O	1:A:221:GLN:HG2	1.95	0.65
1:D:161:ASN:O	1:D:165:PHE:HB2	1.96	0.65
1:D:798:LEU:HD21	3:F:122:GLU:HB3	1.76	0.65
1:J:78:PHE:HB3	1:J:98:HIS:CD2	2.30	0.65
1:J:691:VAL:O	1:J:695:LEU:HD13	1.97	0.65
1:M:322:VAL:HB	1:M:325:ILE:CD1	2.26	0.65
1:M:530:MET:CA	4:Z:354:GLN:CB	2.74	0.65
1:M:793:ARG:HH11	3:O:40:ASN:ND2	1.72	0.65
2:N:117:LEU:CB	2:N:147:ASN:OD1	2.40	0.65
1:P:322:VAL:HB	1:P:325:ILE:CD1	2.26	0.65
1:P:339:ASP:OD1	1:P:348:MLY:HH13	1.96	0.65
1:P:795:ARG:HH21	3:R:116:GLU:CA	2.10	0.65
2:Q:141:PRO:O	2:Q:145:ALA:HB2	1.96	0.65
4:1:247:VAL:H	4:Y:324:THR:CB	2.08	0.65
1:A:97:LEU:CD2	1:A:712:PRO:CA	2.74	0.65
1:A:480:ILE:HG22	1:A:481:ASN:ND2	2.10	0.65
1:D:226:ASN:HB2	1:D:227:PRO:HD3	1.78	0.65
1:D:530:MET:CA	4:9:354:GLN:CB	2.74	0.65
1:D:736:GLN:HA	1:D:743:ALA:HB2	1.51	0.65
1:D:831:TRP:CZ3	2:E:34:ILE:HG12	2.31	0.65

Continued on next page...

Continued from previous page...

Atom-1	Atom-2	Interatomic distance (Å)	Clash overlap (Å)
2:E:163:ALA:C	2:K:21:GLU:HB3	2.15	0.65
1:G:149:GLN:CB	1:G:763:THR:CG2	2.74	0.65
1:G:466:GLY:HA2	1:G:484:ASN:HD21	1.61	0.65
2:K:146:GLY:O	2:K:147:ASN:HB2	1.96	0.65
1:M:61:THR:HG23	1:M:71:THR:OG1	1.95	0.65
1:M:217:THR:O	1:M:221:GLN:HG2	1.95	0.65
1:M:466:GLY:HA2	1:M:484:ASN:HD21	1.61	0.65
1:M:791:GLN:OE1	3:O:116:GLU:HG3	1.96	0.65
3:O:45:GLU:O	3:O:49:ILE:HG13	1.97	0.65
1:P:161:ASN:O	1:P:165:PHE:HB2	1.96	0.65
1:P:537:GLU:C	4:1:351:THR:H	1.98	0.65
4:2:288:ASP:H	4:4:203:THR:CG2	2.08	0.65
4:3:153:LEU:HD11	4:3:274:ILE:HG13	1.76	0.65
1:A:144:ARG:NH1	1:A:160:ASP:OD1	2.29	0.65
1:A:322:VAL:HB	1:A:325:ILE:CD1	2.26	0.65
1:A:691:VAL:O	1:A:695:LEU:HD13	1.97	0.65
1:D:530:MET:CG	4:9:354:GLN:CG	2.71	0.65
1:D:557:GLU:N	4:W:48:GLY:HA3	1.90	0.65
1:D:795:ARG:HD2	3:F:43:ASN:OD1	1.87	0.65
3:F:24:LYS:HA	3:F:63:ILE:O	1.95	0.65
3:F:49:ILE:HA	3:F:52:ASN:ND2	2.05	0.65
1:G:599:ASN:OD1	1:G:649:VAL:N	2.29	0.65
2:H:117:LEU:CG	2:H:147:ASN:HB3	2.24	0.65
1:M:466:GLY:HA2	1:M:484:ASN:ND2	2.12	0.65
1:M:552:ASN:HD21	4:2:47:MET:CG	2.09	0.65
1:M:612:GLN:HE22	1:M:627:GLY:N	1.94	0.65
1:P:131:TRP:O	1:P:132:LEU:HD12	1.95	0.65
1:P:466:GLY:HA2	1:P:484:ASN:ND2	2.12	0.65
1:P:786:ILE:O	1:P:789:ALA:CB	2.43	0.65
4:2:287:ILE:HG13	4:4:202:THR:CB	2.27	0.65
1:A:530:MET:CG	4:8:354:GLN:CG	2.71	0.65
1:A:721:LYS:HG2	1:A:736:GLN:CD	1.86	0.65
1:D:541:MET:HG2	4:9:345:ILE:C	2.16	0.65
1:D:691:VAL:O	1:D:695:LEU:HD13	1.97	0.65
1:D:732:ILE:HG23	1:D:747:LEU:CB	1.85	0.65
1:D:800:ARG:HB3	3:F:149:VAL:HG13	1.77	0.65
3:F:45:GLU:O	3:F:49:ILE:HG13	1.97	0.65
3:I:45:GLU:O	3:I:49:ILE:HG13	1.97	0.65
1:J:161:ASN:O	1:J:165:PHE:HB2	1.96	0.65
1:J:466:GLY:HA2	1:J:484:ASN:ND2	2.12	0.65
1:J:567:LYS:NZ	4:Y:92:ASN:HA	2.11	0.65

Continued on next page...

Continued from previous page...

Atom-1	Atom-2	Interatomic distance (Å)	Clash overlap (Å)
1:M:78:PHE:HB3	1:M:98:HIS:CD2	2.30	0.65
3:R:48:LYS:O	3:R:52:ASN:CG	2.35	0.65
4:5:153:LEU:HD11	4:5:274:ILE:HG13	1.76	0.65
1:A:97:LEU:HD23	1:A:712:PRO:CB	2.24	0.65
1:A:149:GLN:CB	1:A:719:ASP:OD1	2.43	0.65
1:A:226:ASN:HB2	1:A:227:PRO:HD3	1.78	0.65
1:A:541:MET:O	4:8:143:TYR:OH	2.14	0.65
1:A:612:GLN:HE22	1:A:627:GLY:N	1.95	0.65
1:D:296:MLY:HH11	1:D:348:MLY:HH21	1.79	0.65
1:D:635:GLY:O	4:9:341:ILE:HG21	1.96	0.65
1:G:61:THR:HG23	1:G:71:THR:OG1	1.95	0.65
1:G:161:ASN:O	1:G:165:PHE:HB2	1.96	0.65
1:G:166:MET:HE3	1:G:254:PHE:CD2	2.32	0.65
1:G:537:GLU:C	4:V:351:THR:H	1.99	0.65
1:G:813:ILE:HG22	2:H:128:PHE:CE1	2.29	0.65
1:J:296:MLY:HH11	1:J:348:MLY:HH21	1.78	0.65
1:J:541:MET:O	4:W:143:TYR:OH	2.13	0.65
1:J:735:GLY:O	1:J:743:ALA:HA	1.94	0.65
3:L:3:SER:HG	3:L:5:ALA:N	1.95	0.65
1:P:804:ARG:HG2	1:P:808:GLU:HG2	1.71	0.65
1:D:295:MLY:HG3	1:D:332:MET:HE1	1.79	0.65
1:G:635:GLY:O	4:V:341:ILE:HG21	1.95	0.65
1:G:691:VAL:O	1:G:695:LEU:HD13	1.97	0.65
1:J:466:GLY:HA2	1:J:484:ASN:HD21	1.61	0.65
1:J:756:THR:CG2	1:J:776:GLU:C	2.55	0.65
1:M:174:SER:O	1:M:670:HIS:HB2	1.96	0.65
1:M:723:ARG:HD2	1:M:776:GLU:OE2	1.94	0.65
3:O:48:LYS:O	3:O:52:ASN:CG	2.34	0.65
1:P:144:ARG:NH1	1:P:160:ASP:OD1	2.29	0.65
1:P:480:ILE:HG22	1:P:481:ASN:N	2.12	0.65
1:P:549:SER:HB2	4:3:43:VAL:CG2	2.18	0.65
1:P:691:VAL:O	1:P:695:LEU:HD13	1.96	0.65
4:1:202:THR:OG1	4:Y:286:ASP:OD1	2.14	0.65
4:W:324:THR:HG22	4:Y:247:VAL:HG13	1.77	0.65
1:A:505:MLY:HD2	1:A:741:LYS:NZ	2.12	0.65
1:D:107:MLY:HB3	1:D:686:MET:CE	2.27	0.65
1:D:322:VAL:HB	1:D:325:ILE:CD1	2.26	0.65
1:G:144:ARG:NH1	1:G:160:ASP:OD1	2.29	0.65
1:G:480:ILE:HG22	1:G:481:ASN:ND2	2.10	0.65
1:G:732:ILE:HG22	1:G:747:LEU:CD1	1.55	0.65
1:J:642:LYS:CD	4:W:24:ASP:O	2.43	0.65

Continued on next page...

Continued from previous page...

Atom-1	Atom-2	Interatomic distance (Å)	Clash overlap (Å)
3:L:45:GLU:O	3:L:49:ILE:HG13	1.96	0.65
1:M:725:ARG:NE	1:M:737:PHE:HE1	1.95	0.65
1:P:599:ASN:OD1	1:P:649:VAL:N	2.29	0.65
1:P:642:LYS:CD	4:1:24:ASP:O	2.43	0.65
1:P:725:ARG:CZ	3:R:85:GLU:CB	2.74	0.65
1:P:783:LEU:CG	1:P:786:ILE:CD1	2.37	0.65
4:1:247:VAL:HG22	4:Y:324:THR:HG22	0.67	0.65
4:1:287:ILE:CG1	4:3:203:THR:HB	2.27	0.65
1:A:530:MET:CA	4:8:354:GLN:CB	2.74	0.65
1:A:541:MET:HG2	4:8:345:ILE:C	2.16	0.65
1:A:642:LYS:CD	4:8:340:TRP:CZ3	2.79	0.65
1:D:735:GLY:O	1:D:743:ALA:HA	1.94	0.65
1:G:93:MET:HE2	1:G:764:MLY:CG	2.25	0.65
1:G:541:MET:HG2	4:V:345:ILE:C	2.17	0.65
1:G:648:THR:CB	4:V:350:SER:OG	2.44	0.65
1:J:166:MET:HE3	1:J:254:PHE:HD2	1.61	0.65
1:M:217:THR:HB	1:M:220:ASP:OD2	1.97	0.65
1:M:642:LYS:HA	4:Z:21:PHE:O	1.96	0.65
1:M:795:ARG:NE	3:O:116:GLU:OE2	2.30	0.65
1:M:822:SER:O	1:M:825:ASN:HB2	1.97	0.65
1:P:541:MET:O	4:1:143:TYR:OH	2.13	0.65
1:P:642:LYS:HA	4:1:21:PHE:O	1.96	0.65
1:P:725:ARG:NE	1:P:737:PHE:HE1	1.95	0.65
4:2:244:ASP:CB	4:Z:322:PRO:CB	2.65	0.65
1:D:144:ARG:NH1	1:D:160:ASP:OD1	2.30	0.65
1:D:636:LYS:O	1:D:637:LYS:CB	2.45	0.65
1:D:642:LYS:CD	4:9:340:TRP:CZ3	2.79	0.65
1:D:800:ARG:HD3	3:F:149:VAL:O	1.95	0.65
1:D:822:SER:O	1:D:825:ASN:HB2	1.97	0.65
1:D:831:TRP:CH2	2:E:34:ILE:CG2	2.78	0.65
3:F:48:LYS:C	3:F:52:ASN:HD21	1.96	0.65
1:G:374:GLN:HG3	1:G:375:ALA:H	1.60	0.65
1:M:226:ASN:HB2	1:M:227:PRO:HD3	1.78	0.65
1:M:723:ARG:NE	1:M:776:GLU:CD	2.50	0.65
1:P:636:LYS:HG3	4:1:334:GLU:CD	2.17	0.65
1:P:723:ARG:CD	1:P:776:GLU:OE2	2.45	0.65
4:V:288:ASP:H	4:X:204:ALA:H	1.43	0.65
1:G:556:ASP:OD2	4:X:47:MET:CE	2.39	0.65
1:G:830:PRO:HG2	2:H:67:MET:HE2	1.78	0.65
3:I:3:SER:HG	3:I:5:ALA:N	1.95	0.65
3:I:49:ILE:HA	3:I:52:ASN:ND2	2.05	0.65

Continued on next page...

Continued from previous page...

Atom-1	Atom-2	Interatomic distance (Å)	Clash overlap (Å)
1:J:95:THR:N	1:J:713:SER:HB3	2.11	0.65
1:J:725:ARG:NE	1:J:737:PHE:HE1	1.95	0.65
1:M:538:GLU:HA	4:Z:349:LEU:HB3	1.78	0.65
1:M:636:LYS:O	1:M:637:LYS:CB	2.45	0.65
1:M:796:GLY:HA2	3:O:35:ARG:CZ	2.26	0.65
1:P:218:LEU:CD2	1:P:222:ILE:HG12	2.28	0.65
1:P:466:GLY:HA2	1:P:484:ASN:HD21	1.61	0.65
1:P:530:MET:CG	4:1:354:GLN:CG	2.72	0.65
1:P:538:GLU:HA	4:1:349:LEU:HB3	1.78	0.65
1:P:709:LYS:O	1:P:768:MLY:HH13	1.96	0.65
1:P:819:ASN:CG	2:Q:92:ASP:HB3	2.15	0.65
2:Q:146:GLY:O	2:Q:147:ASN:HB2	1.96	0.65
2:Q:150:TYR:C	2:Q:151:LYS:CG	2.48	0.65
4:3:324:THR:CG2	4:5:243:PRO:C	2.57	0.65
1:A:133:PRO:O	1:A:136:ASN:HB2	1.98	0.64
1:A:479:CYS:HB3	1:A:653:PHE:CE2	2.32	0.64
1:A:642:LYS:HA	4:8:21:PHE:O	1.96	0.64
1:D:217:THR:HB	1:D:220:ASP:OD2	1.97	0.64
1:D:538:GLU:HA	4:9:349:LEU:HB3	1.78	0.64
1:D:636:LYS:HG3	4:9:334:GLU:CD	2.18	0.64
2:E:140:PHE:HB3	2:E:144:VAL:CG1	2.28	0.64
1:G:107:MLY:HB3	1:G:686:MET:CE	2.26	0.64
1:G:822:SER:O	1:G:825:ASN:HB2	1.97	0.64
1:J:339:ASP:OD1	1:J:348:MLY:HH13	1.95	0.64
1:J:636:LYS:O	1:J:637:LYS:CB	2.45	0.64
1:J:642:LYS:HA	4:W:21:PHE:O	1.96	0.64
2:K:141:PRO:O	2:K:145:ALA:HB2	1.96	0.64
1:M:161:ASN:O	1:M:165:PHE:HB2	1.96	0.64
1:P:217:THR:HB	1:P:220:ASP:OD2	1.98	0.64
1:P:278:GLN:CG	1:P:317:GLU:HB2	2.27	0.64
1:P:636:LYS:O	1:P:637:LYS:CB	2.45	0.64
2:E:117:LEU:CB	2:E:147:ASN:ND2	2.35	0.64
3:F:48:LYS:O	3:F:52:ASN:CG	2.34	0.64
1:G:202:SER:CA	1:G:207:LYS:HE3	2.28	0.64
1:G:636:LYS:HG3	4:V:334:GLU:CD	2.18	0.64
1:G:642:LYS:HA	4:V:21:PHE:O	1.97	0.64
1:G:725:ARG:NE	1:G:737:PHE:HE1	1.95	0.64
1:J:322:VAL:HB	1:J:325:ILE:CD1	2.26	0.64
1:J:480:ILE:HG22	1:J:481:ASN:N	2.11	0.64
1:J:800:ARG:HH22	3:L:40:ASN:HD21	1.34	0.64
1:M:296:MLY:HH11	1:M:348:MLY:HH21	1.79	0.64

Continued on next page...

Continued from previous page...

Atom-1	Atom-2	Interatomic distance (Å)	Clash overlap (Å)
1:M:817:GLN:HE21	2:N:127:ARG:HB2	1.59	0.64
1:P:506:GLU:CD	1:P:764:MLY:HG3	2.15	0.64
1:A:725:ARG:NE	1:A:737:PHE:HE1	1.95	0.64
1:D:534:SER:C	4:9:351:THR:CA	2.47	0.64
1:D:541:MET:O	4:9:143:TYR:OH	2.14	0.64
1:G:94:MET:HE1	1:G:101:ALA:HB1	1.80	0.64
1:G:530:MET:CA	4:V:354:GLN:CB	2.75	0.64
1:G:612:GLN:HE22	1:G:627:GLY:N	1.94	0.64
1:G:636:LYS:O	1:G:637:LYS:CB	2.45	0.64
1:G:795:ARG:CB	3:I:35:ARG:NH2	2.57	0.64
2:H:141:PRO:O	2:H:145:ALA:HB2	1.96	0.64
1:J:91:MET:HE3	1:J:119:SER:HB2	1.80	0.64
1:M:144:ARG:NH1	1:M:160:ASP:OD1	2.29	0.64
2:N:140:PHE:HB3	2:N:144:VAL:CG1	2.28	0.64
1:P:732:ILE:HG23	1:P:747:LEU:CB	1.85	0.64
1:P:795:ARG:HB3	3:R:35:ARG:NH1	2.11	0.64
1:P:836:PHE:CE1	2:Q:159:HIS:HA	2.32	0.64
3:R:45:GLU:O	3:R:49:ILE:HG13	1.96	0.64
4:1:202:THR:C	4:Y:286:ASP:OD1	2.35	0.64
4:3:148:THR:HG21	4:5:45:VAL:CG2	2.27	0.64
1:A:161:ASN:O	1:A:165:PHE:HB2	1.96	0.64
1:A:202:SER:CA	1:A:207:LYS:HE3	2.27	0.64
1:A:466:GLY:HA2	1:A:484:ASN:HD21	1.61	0.64
1:A:480:ILE:HG22	1:A:481:ASN:N	2.11	0.64
1:A:752:ASP:OD2	1:A:782:MLY:CG	2.46	0.64
1:D:466:GLY:HA2	1:D:484:ASN:ND2	2.12	0.64
1:D:479:CYS:HB3	1:D:653:PHE:CE2	2.32	0.64
1:D:642:LYS:HA	4:9:21:PHE:O	1.96	0.64
1:G:91:MET:HE3	1:G:119:SER:HB2	1.79	0.64
1:G:217:THR:O	1:G:221:GLN:HG2	1.95	0.64
1:G:479:CYS:HB3	1:G:653:PHE:CE2	2.33	0.64
2:H:140:PHE:HB3	2:H:144:VAL:CG1	2.28	0.64
1:J:218:LEU:CD2	1:J:222:ILE:HG12	2.28	0.64
1:J:541:MET:HG2	4:W:345:ILE:O	1.98	0.64
1:M:636:LYS:HG3	4:Z:334:GLU:CD	2.17	0.64
1:M:691:VAL:O	1:M:695:LEU:HD13	1.97	0.64
1:A:296:MLY:HH11	1:A:348:MLY:HH21	1.78	0.64
1:D:507:GLY:HA2	1:D:762:HIS:CE1	2.32	0.64
1:D:806:MET:O	1:D:809:ARG:HB2	1.98	0.64
1:G:838:ILE:CD1	2:H:54:MET:HE1	2.18	0.64
1:J:530:MET:CG	4:W:354:GLN:CG	2.72	0.64

Continued on next page...

Continued from previous page...

Atom-1	Atom-2	Interatomic distance (Å)	Clash overlap (Å)
1:J:636:LYS:HG3	4:W:334:GLU:CD	2.17	0.64
1:P:724:TYR:HB3	1:P:727:LEU:HD12	1.80	0.64
1:P:795:ARG:HA	3:R:118:MET:HE1	1.79	0.64
4:1:247:VAL:N	4:Y:324:THR:HG21	2.11	0.64
4:2:202:THR:OG1	4:Z:287:ILE:CG2	2.42	0.64
4:W:325:MET:SD	4:Y:244:ASP:CG	2.75	0.64
1:D:466:GLY:HA2	1:D:484:ASN:HD21	1.61	0.64
1:D:612:GLN:HE22	1:D:627:GLY:N	1.94	0.64
1:G:133:PRO:O	1:G:136:ASN:HB2	1.98	0.64
1:G:466:GLY:HA2	1:G:484:ASN:ND2	2.12	0.64
1:G:541:MET:SD	4:V:346:LEU:O	2.49	0.64
1:G:732:ILE:HG21	1:G:747:LEU:HD11	0.72	0.64
1:G:829:TRP:CH2	2:H:83:MET:CE	2.80	0.64
2:H:144:VAL:HA	2:H:153:ILE:HD11	1.80	0.64
2:H:146:GLY:O	2:H:147:ASN:HB2	1.96	0.64
1:J:797:PHE:CE2	3:L:126:LEU:CD2	2.74	0.64
1:M:724:TYR:HB3	1:M:727:LEU:HD12	1.80	0.64
1:M:783:LEU:HD12	1:M:783:LEU:N	2.13	0.64
1:P:107:MLY:HB3	1:P:686:MET:CE	2.27	0.64
1:P:133:PRO:O	1:P:136:ASN:HB2	1.98	0.64
1:P:295:MLY:HG3	1:P:332:MET:HE1	1.78	0.64
1:P:541:MET:HG2	4:1:345:ILE:O	1.98	0.64
1:P:822:SER:O	1:P:825:ASN:HB2	1.97	0.64
4:2:287:ILE:HG21	4:4:204:ALA:N	2.11	0.64
1:A:149:GLN:CB	1:A:718:ALA:C	2.66	0.64
1:A:217:THR:HB	1:A:220:ASP:OD2	1.97	0.64
1:A:466:GLY:HA2	1:A:484:ASN:ND2	2.12	0.64
1:A:505:MLY:HB3	1:A:762:HIS:H	1.63	0.64
1:D:712:PRO:CB	1:D:771:LEU:CB	2.75	0.64
1:G:217:THR:HB	1:G:220:ASP:OD2	1.97	0.64
1:G:557:GLU:HB2	4:X:47:MET:C	2.16	0.64
1:G:754:ASP:O	1:G:776:GLU:OE1	2.16	0.64
1:J:144:ARG:NH1	1:J:160:ASP:OD1	2.29	0.64
1:J:829:TRP:CE2	2:K:87:LYS:CE	2.77	0.64
1:M:541:MET:HG2	4:Z:345:ILE:O	1.98	0.64
1:P:612:GLN:HE22	1:P:627:GLY:N	1.95	0.64
1:P:642:LYS:CA	4:1:21:PHE:O	2.45	0.64
1:P:783:LEU:HD12	1:P:783:LEU:N	2.13	0.64
1:P:834:LEU:HD22	2:Q:34:ILE:CD1	2.27	0.64
1:A:538:GLU:HA	4:8:349:LEU:HB3	1.78	0.64
1:A:636:LYS:O	1:A:637:LYS:CB	2.45	0.64

Continued on next page...

Continued from previous page...

Atom-1	Atom-2	Interatomic distance (Å)	Clash overlap (Å)
1:A:822:SER:O	1:A:825:ASN:HB2	1.97	0.64
1:D:642:LYS:CA	4:9:21:PHE:O	2.46	0.64
2:E:146:GLY:O	2:E:147:ASN:HB2	1.96	0.64
3:F:3:SER:HG	3:F:5:ALA:N	1.96	0.64
1:G:296:MLY:HH11	1:G:348:MLY:HH21	1.79	0.64
1:G:553:MLY:O	4:X:46:GLY:CA	2.45	0.64
1:J:642:LYS:CA	4:W:21:PHE:O	2.45	0.64
2:K:117:LEU:CG	2:K:147:ASN:CB	2.76	0.64
2:K:140:PHE:HB3	2:K:144:VAL:CG1	2.28	0.64
2:K:149:ASP:OD2	2:K:150:TYR:C	2.36	0.64
1:M:479:CYS:HB3	1:M:653:PHE:CE2	2.33	0.64
1:M:642:LYS:CA	4:Z:21:PHE:O	2.45	0.64
1:M:821:ARG:HH21	2:N:127:ARG:HG2	1.52	0.64
2:N:149:ASP:OD2	2:N:150:TYR:C	2.36	0.64
1:P:166:MET:HE3	1:P:254:PHE:HD2	1.63	0.64
1:P:795:ARG:HA	3:R:118:MET:CE	2.28	0.64
2:Q:117:LEU:CG	2:Q:147:ASN:CB	2.76	0.64
1:A:94:MET:HE1	1:A:101:ALA:HB1	1.79	0.64
1:D:406:VAL:HG12	1:D:407:GLY:N	2.13	0.64
1:D:712:PRO:CB	1:D:771:LEU:HD22	2.18	0.64
1:D:724:TYR:HB3	1:D:727:LEU:HD12	1.80	0.64
1:G:503:TYR:CZ	1:G:711:PHE:HE2	2.14	0.64
1:G:724:TYR:HB3	1:G:727:LEU:HD12	1.80	0.64
1:J:541:MET:CA	4:W:143:TYR:OH	2.46	0.64
2:K:117:LEU:CB	2:K:147:ASN:ND2	2.35	0.64
1:M:218:LEU:CD2	1:M:222:ILE:HG12	2.28	0.64
1:M:791:GLN:CD	3:O:116:GLU:N	2.50	0.64
2:N:117:LEU:CG	2:N:147:ASN:CB	2.76	0.64
2:N:146:GLY:O	2:N:147:ASN:HB2	1.96	0.64
1:P:127:ASN:HD22	1:P:128:PRO:CD	2.11	0.64
4:X:190:MET:SD	4:X:209:VAL:HG11	2.38	0.64
4:X:287:ILE:CG1	4:Z:201:VAL:CB	2.75	0.64
1:D:133:PRO:O	1:D:136:ASN:HB2	1.98	0.64
1:D:218:LEU:CD2	1:D:222:ILE:HG12	2.28	0.64
1:D:818:TYR:CG	2:E:90:GLY:CA	2.58	0.64
1:G:218:LEU:CD2	1:G:222:ILE:HG12	2.28	0.64
1:G:557:GLU:HB2	4:X:47:MET:N	2.11	0.64
1:G:642:LYS:CG	4:V:22:ALA:C	2.67	0.64
2:H:144:VAL:HG12	2:H:153:ILE:HD11	1.75	0.64
2:H:146:GLY:O	2:H:147:ASN:CB	2.46	0.64
1:J:84:MLY:HH21	1:J:720:PHE:C	2.17	0.64

Continued on next page...

Continued from previous page...

Atom-1	Atom-2	Interatomic distance (Å)	Clash overlap (Å)
1:J:757:GLN:NE2	1:J:777:GLU:H	1.89	0.64
1:J:806:MET:O	1:J:809:ARG:HB2	1.98	0.64
1:M:406:VAL:HG12	1:M:407:GLY:N	2.13	0.64
1:M:530:MET:HE3	4:Z:354:GLN:HG2	1.76	0.64
1:M:636:LYS:N	4:Z:334:GLU:OE1	2.31	0.64
1:M:797:PHE:HZ	3:O:146:ILE:HD11	1.47	0.64
1:P:541:MET:CA	4:1:143:TYR:OH	2.46	0.64
1:P:643:GLY:H	4:1:23:GLY:C	2.01	0.64
1:P:723:ARG:HD3	1:P:776:GLU:OE2	1.98	0.64
3:R:3:SER:HG	3:R:5:ALA:N	1.95	0.64
1:A:97:LEU:HD23	1:A:712:PRO:CA	2.28	0.63
1:A:210:GLN:O	1:A:211:SER:OG	2.15	0.63
1:A:577:ALA:O	1:A:578:HIS:CD2	2.52	0.63
1:A:636:LYS:HG3	4:8:334:GLU:CD	2.17	0.63
1:D:94:MET:HE1	1:D:101:ALA:HB1	1.80	0.63
1:D:537:GLU:C	4:9:351:THR:N	2.51	0.63
1:D:541:MET:HG2	4:9:345:ILE:O	1.98	0.63
1:D:725:ARG:NE	1:D:737:PHE:HE1	1.95	0.63
1:D:726:VAL:HG11	1:D:785:GLU:CB	1.94	0.63
1:G:537:GLU:C	4:V:351:THR:N	2.51	0.63
1:G:642:LYS:CD	4:V:340:TRP:CZ3	2.80	0.63
1:G:725:ARG:NE	1:G:737:PHE:CE1	2.66	0.63
1:J:537:GLU:HB3	1:J:648:THR:HB	1.80	0.63
1:J:724:TYR:HB3	1:J:727:LEU:HD12	1.80	0.63
1:M:538:GLU:CD	4:Z:355:MET:CE	2.62	0.63
1:M:543:PRO:HG2	4:Z:143:TYR:O	1.98	0.63
1:M:725:ARG:NE	1:M:737:PHE:CE1	2.67	0.63
1:P:537:GLU:C	4:1:351:THR:N	2.51	0.63
1:P:830:PRO:CG	2:Q:67:MET:HE2	2.28	0.63
4:6:190:MET:SD	4:6:209:VAL:HG11	2.38	0.63
4:Z:190:MET:SD	4:Z:209:VAL:HG11	2.38	0.63
1:A:806:MET:O	1:A:809:ARG:HB2	1.98	0.63
1:D:202:SER:CA	1:D:207:LYS:HE3	2.27	0.63
1:D:783:LEU:HD12	1:D:783:LEU:N	2.13	0.63
1:D:800:ARG:HB3	3:F:149:VAL:HG22	1.79	0.63
1:G:127:ASN:HD22	1:G:128:PRO:CD	2.11	0.63
1:G:406:VAL:HG12	1:G:407:GLY:N	2.13	0.63
2:H:149:ASP:OD2	2:H:150:TYR:C	2.37	0.63
1:J:83:PRO:O	1:J:723:ARG:NH2	2.30	0.63
1:J:537:GLU:C	4:W:351:THR:N	2.51	0.63
2:K:146:GLY:O	2:K:147:ASN:CB	2.46	0.63

Continued on next page...

Continued from previous page...

Atom-1	Atom-2	Interatomic distance (Å)	Clash overlap (Å)
1:M:544:LYS:HB2	4:Z:147:ARG:HA	1.80	0.63
1:P:530:MET:HA	4:1:354:GLN:CB	2.28	0.63
1:P:577:ALA:O	1:P:578:HIS:CD2	2.51	0.63
2:Q:114:LYS:HA	2:Q:146:GLY:C	2.03	0.63
2:Q:132:GLU:O	2:Q:136:MET:HG2	1.99	0.63
2:Q:140:PHE:HB3	2:Q:144:VAL:CG1	2.28	0.63
4:3:287:ILE:CB	4:5:204:ALA:H	2.11	0.63
4:4:190:MET:SD	4:4:209:VAL:HG11	2.39	0.63
4:7:190:MET:SD	4:7:209:VAL:HG11	2.38	0.63
1:A:166:MET:HE3	1:A:254:PHE:HD2	1.63	0.63
1:A:783:LEU:HD12	1:A:783:LEU:N	2.13	0.63
1:D:577:ALA:O	1:D:578:HIS:CD2	2.51	0.63
1:G:577:ALA:O	1:G:578:HIS:CD2	2.52	0.63
1:J:217:THR:HB	1:J:220:ASP:OD2	1.97	0.63
1:J:822:SER:O	1:J:825:ASN:HB2	1.97	0.63
1:J:831:TRP:CZ2	2:K:47:LEU:HD22	2.33	0.63
1:M:480:ILE:HG22	1:M:481:ASN:N	2.12	0.63
1:M:537:GLU:C	4:Z:351:THR:N	2.51	0.63
1:M:537:GLU:HB3	1:M:648:THR:HB	1.80	0.63
1:P:537:GLU:HB3	1:P:648:THR:HB	1.80	0.63
1:P:642:LYS:CG	4:1:22:ALA:C	2.67	0.63
4:1:287:ILE:HG22	4:3:203:THR:HG22	1.72	0.63
4:2:257:CYS:HB3	4:2:258:PRO:HD3	1.81	0.63
1:A:537:GLU:C	4:8:351:THR:N	2.52	0.63
1:D:642:LYS:CD	4:9:24:ASP:O	2.43	0.63
1:D:724:TYR:HD1	1:D:727:LEU:HD11	1.64	0.63
1:D:795:ARG:CZ	3:F:43:ASN:OD1	2.42	0.63
1:G:537:GLU:HB3	1:G:648:THR:HB	1.81	0.63
1:G:724:TYR:HD1	1:G:727:LEU:HD11	1.64	0.63
1:G:771:LEU:O	1:G:774:LEU:N	2.32	0.63
1:J:107:MLY:HB3	1:J:686:MET:CE	2.27	0.63
1:J:757:GLN:N	1:J:776:GLU:HB3	2.13	0.63
1:J:829:TRP:CZ2	2:K:83:MET:HE2	2.31	0.63
2:K:144:VAL:HA	2:K:153:ILE:HD11	1.80	0.63
1:M:795:ARG:C	3:O:35:ARG:NH2	2.52	0.63
1:M:796:GLY:N	3:O:35:ARG:CZ	2.62	0.63
1:P:479:CYS:HB3	1:P:653:PHE:CE2	2.33	0.63
1:P:544:LYS:HB2	4:1:147:ARG:HA	1.80	0.63
1:P:725:ARG:NE	1:P:737:PHE:CE1	2.67	0.63
4:4:257:CYS:HB3	4:4:258:PRO:HD3	1.81	0.63
4:X:257:CYS:HB3	4:X:258:PRO:HD3	1.81	0.63

Continued on next page...

Continued from previous page...

Atom-1	Atom-2	Interatomic distance (Å)	Clash overlap (Å)
1:A:127:ASN:HD22	1:A:128:PRO:CD	2.11	0.63
1:A:406:VAL:HG12	1:A:407:GLY:N	2.13	0.63
1:A:537:GLU:HB3	1:A:648:THR:HB	1.80	0.63
1:A:541:MET:HG2	4:8:345:ILE:O	1.98	0.63
1:D:202:SER:HA	1:D:207:LYS:HE3	1.72	0.63
1:D:530:MET:HE2	4:9:354:GLN:HG3	1.79	0.63
1:D:795:ARG:NH2	3:F:116:GLU:OE1	2.30	0.63
1:G:278:GLN:CG	1:G:317:GLU:HB2	2.27	0.63
1:G:480:ILE:HG22	1:G:481:ASN:N	2.11	0.63
1:G:541:MET:HG2	4:V:345:ILE:O	1.98	0.63
2:H:132:GLU:O	2:H:136:MET:HG2	1.99	0.63
1:J:133:PRO:O	1:J:136:ASN:HB2	1.98	0.63
1:J:406:VAL:HG12	1:J:407:GLY:N	2.13	0.63
1:J:544:LYS:HB2	4:W:147:ARG:HA	1.80	0.63
1:J:831:TRP:HE1	2:K:67:MET:HB3	1.62	0.63
1:M:642:LYS:CG	4:Z:22:ALA:C	2.67	0.63
3:O:3:SER:HG	3:O:5:ALA:N	1.96	0.63
1:A:218:LEU:CD2	1:A:222:ILE:HG12	2.28	0.63
1:D:537:GLU:HB3	1:D:648:THR:HB	1.80	0.63
1:G:636:LYS:N	4:V:334:GLU:OE1	2.31	0.63
2:H:117:LEU:CG	2:H:147:ASN:CB	2.76	0.63
1:J:141:LEU:H	1:J:141:LEU:HD12	1.64	0.63
1:J:530:MET:HA	4:W:354:GLN:CB	2.28	0.63
1:J:612:GLN:HE22	1:J:627:GLY:N	1.95	0.63
1:J:636:LYS:N	4:W:334:GLU:OE1	2.31	0.63
1:M:831:TRP:HH2	2:N:47:LEU:HD21	1.49	0.63
2:N:146:GLY:O	2:N:147:ASN:CB	2.46	0.63
4:1:243:PRO:C	4:Y:291:LYS:HE2	2.19	0.63
4:2:167:GLU:OE1	4:4:44:MET:HA	1.98	0.63
4:6:257:CYS:HB3	4:6:258:PRO:HD3	1.81	0.63
4:8:190:MET:SD	4:8:209:VAL:HG11	2.38	0.63
4:W:190:MET:SD	4:W:209:VAL:HG11	2.38	0.63
4:Z:257:CYS:HB3	4:Z:258:PRO:HD3	1.81	0.63
1:A:642:LYS:CG	4:8:22:ALA:C	2.67	0.63
1:A:724:TYR:HB3	1:A:727:LEU:HD12	1.80	0.63
2:E:144:VAL:HA	2:E:153:ILE:HD11	1.80	0.63
1:G:84:MLY:HB3	1:G:723:ARG:NE	2.13	0.63
1:G:642:LYS:CA	4:V:21:PHE:O	2.46	0.63
1:G:784:ALA:O	1:G:788:THR:CB	2.45	0.63
1:J:28:GLN:OE1	1:J:723:ARG:CG	2.46	0.63
1:M:107:MLY:HB3	1:M:686:MET:CE	2.27	0.63

Continued on next page...

Continued from previous page...

Atom-1	Atom-2	Interatomic distance (Å)	Clash overlap (Å)
1:M:133:PRO:O	1:M:136:ASN:HB2	1.98	0.63
1:M:732:ILE:HG21	1:M:747:LEU:HD11	0.73	0.63
1:M:739:ASP:CB	1:M:742:LYS:HB3	2.12	0.63
1:P:541:MET:C	4:1:143:TYR:CZ	2.72	0.63
1:P:636:LYS:N	4:1:334:GLU:OE1	2.31	0.63
4:2:287:ILE:HD13	4:4:203:THR:N	2.13	0.63
1:A:107:MLY:HB3	1:A:686:MET:CE	2.26	0.63
1:A:538:GLU:HA	4:8:349:LEU:CG	2.27	0.63
1:A:576:GLU:CG	1:A:577:ALA:N	2.44	0.63
1:A:725:ARG:NE	1:A:737:PHE:CE1	2.66	0.63
1:D:643:GLY:H	4:9:23:GLY:C	2.02	0.63
1:D:836:PHE:HD2	2:E:161:GLU:OE1	1.82	0.63
2:E:121:LEU:HA	2:E:128:PHE:CG	2.34	0.63
1:G:806:MET:O	1:G:809:ARG:HB2	1.98	0.63
1:J:643:GLY:H	4:W:23:GLY:C	2.02	0.63
1:J:771:LEU:O	1:J:774:LEU:N	2.32	0.63
1:M:541:MET:CA	4:Z:143:TYR:OH	2.47	0.63
1:P:803:TYR:HD1	1:P:807:VAL:HG11	1.64	0.63
1:P:819:ASN:ND2	2:Q:92:ASP:CA	2.58	0.63
2:Q:140:PHE:O	2:Q:141:PRO:C	2.33	0.63
2:Q:144:VAL:HA	2:Q:153:ILE:HD11	1.80	0.63
4:9:190:MET:SD	4:9:209:VAL:HG11	2.39	0.63
4:V:257:CYS:HB3	4:V:258:PRO:HD3	1.81	0.63
1:A:541:MET:SD	4:8:346:LEU:O	2.48	0.63
1:A:755:HIS:HA	1:A:758:TYR:HE1	1.64	0.63
1:D:127:ASN:HD22	1:D:128:PRO:CD	2.11	0.63
1:D:210:GLN:O	1:D:211:SER:OG	2.16	0.63
1:D:538:GLU:CD	4:9:355:MET:HE3	2.20	0.63
2:E:132:GLU:O	2:E:136:MET:HG2	1.99	0.63
1:G:97:LEU:HD21	1:G:712:PRO:CA	2.29	0.63
1:G:796:GLY:CA	3:I:35:ARG:CZ	2.76	0.63
1:M:127:ASN:HD22	1:M:128:PRO:CD	2.11	0.63
1:M:251:ARG:HB2	1:M:264:ASP:CB	2.29	0.63
1:M:577:ALA:O	1:M:578:HIS:CD2	2.51	0.63
2:N:132:GLU:O	2:N:136:MET:HG2	1.99	0.63
1:P:98:HIS:HB3	1:P:100:PRO:CD	2.25	0.63
1:P:796:GLY:N	3:R:35:ARG:CZ	2.61	0.63
1:P:830:PRO:HB3	2:Q:67:MET:HE2	1.72	0.63
4:1:287:ILE:CB	4:3:203:THR:H	2.12	0.63
4:2:190:MET:SD	4:2:209:VAL:HG11	2.38	0.63
4:8:257:CYS:HB3	4:8:258:PRO:HD3	1.81	0.63

Continued on next page...

Continued from previous page...

Atom-1	Atom-2	Interatomic distance (Å)	Clash overlap (Å)
4:X:287:ILE:CB	4:Z:201:VAL:HG23	2.27	0.63
1:A:757:GLN:CB	1:A:771:LEU:CG	2.41	0.62
1:D:542:PHE:N	4:9:143:TYR:OH	2.32	0.62
1:G:783:LEU:N	1:G:783:LEU:HD12	2.13	0.62
1:J:302:MET:HG2	1:J:303:LEU:CD1	2.29	0.62
1:J:577:ALA:O	1:J:578:HIS:CD2	2.51	0.62
1:J:724:TYR:HD1	1:J:727:LEU:HD11	1.64	0.62
1:J:793:ARG:HH21	3:L:147:MET:CE	2.11	0.62
1:M:546:THR:N	4:2:46:GLY:N	2.22	0.62
1:M:642:LYS:CD	4:Z:340:TRP:CZ3	2.79	0.62
1:M:730:SER:C	1:M:733:PRO:HD2	2.19	0.62
1:M:771:LEU:O	1:M:774:LEU:N	2.32	0.62
1:P:771:LEU:O	1:P:774:LEU:N	2.32	0.62
1:P:818:TYR:HB3	2:Q:90:GLY:CA	2.27	0.62
4:X:324:THR:O	4:Z:245:GLY:HA3	1.98	0.62
4:X:324:THR:OG1	4:Z:246:GLN:HA	1.99	0.62
1:A:411:GLU:N	4:8:333:PRO:HB2	2.11	0.62
1:A:636:LYS:N	4:8:334:GLU:OE1	2.31	0.62
1:D:302:MET:HG2	1:D:303:LEU:CD1	2.30	0.62
1:D:551:MLY:C	4:W:46:GLY:O	2.47	0.62
1:G:819:ASN:N	2:H:90:GLY:O	2.28	0.62
1:J:479:CYS:HB3	1:J:653:PHE:CE2	2.33	0.62
1:J:542:PHE:N	4:W:143:TYR:OH	2.33	0.62
1:J:725:ARG:NE	1:J:737:PHE:CE1	2.67	0.62
1:M:786:ILE:CG2	1:M:787:ILE:HB	2.16	0.62
1:P:202:SER:CA	1:P:207:LYS:HE3	2.27	0.62
1:P:302:MET:HG2	1:P:303:LEU:CD1	2.30	0.62
1:P:506:GLU:OE2	1:P:764:MLY:CG	2.31	0.62
4:1:190:MET:SD	4:1:209:VAL:HG11	2.38	0.62
4:5:190:MET:SD	4:5:209:VAL:HG11	2.38	0.62
4:7:257:CYS:HB3	4:7:258:PRO:HD3	1.81	0.62
4:X:286:ASP:OD1	4:Z:202:THR:CA	2.44	0.62
1:A:278:GLN:CG	1:A:317:GLU:HB2	2.27	0.62
1:A:543:PRO:HG2	4:8:143:TYR:O	1.98	0.62
1:A:717:TYR:HD1	1:A:744:SER:HG	1.47	0.62
1:D:506:GLU:HG3	1:D:764:MLY:HE3	1.80	0.62
1:D:541:MET:C	4:9:143:TYR:CZ	2.73	0.62
1:D:541:MET:CA	4:9:143:TYR:OH	2.47	0.62
1:D:542:PHE:CZ	1:D:553:MLY:HH11	2.34	0.62
1:D:580:SER:HA	1:D:588:VAL:O	2.00	0.62
1:D:725:ARG:NE	1:D:737:PHE:CE1	2.67	0.62

Continued on next page...

Continued from previous page...

Atom-1	Atom-2	Interatomic distance (Å)	Clash overlap (Å)
1:D:725:ARG:HA	1:D:782:MLY:CH2	2.29	0.62
1:D:727:LEU:CA	1:D:782:MLY:HH13	2.25	0.62
1:D:730:SER:C	1:D:733:PRO:HD2	2.20	0.62
2:E:149:ASP:OD2	2:E:150:TYR:C	2.37	0.62
1:J:541:MET:C	4:W:143:TYR:CZ	2.73	0.62
2:K:121:LEU:HA	2:K:128:PHE:CG	2.34	0.62
1:M:94:MET:HE1	1:M:101:ALA:HB1	1.80	0.62
1:M:578:HIS:CB	1:M:592:ILE:HD12	2.30	0.62
1:M:831:TRP:HZ3	2:N:34:ILE:HG21	1.62	0.62
1:M:834:LEU:HD22	2:N:34:ILE:CD1	2.29	0.62
3:O:24:LYS:HB3	3:O:63:ILE:H	1.64	0.62
2:Q:149:ASP:OD2	2:Q:150:TYR:C	2.36	0.62
4:5:257:CYS:HB3	4:5:258:PRO:HD3	1.81	0.62
4:V:190:MET:SD	4:V:209:VAL:HG11	2.38	0.62
1:D:771:LEU:O	1:D:774:LEU:N	2.32	0.62
2:E:111:SER:OG	2:E:148:VAL:CG1	2.48	0.62
2:E:117:LEU:CG	2:E:147:ASN:CB	2.76	0.62
1:G:99:GLU:OE2	1:G:696:ARG:NH2	2.30	0.62
1:G:538:GLU:HA	4:V:349:LEU:HB3	1.79	0.62
1:G:578:HIS:CB	1:G:592:ILE:HD12	2.30	0.62
1:G:580:SER:HA	1:G:588:VAL:O	2.00	0.62
2:K:111:SER:OG	2:K:148:VAL:CG1	2.48	0.62
2:K:132:GLU:O	2:K:136:MET:HG2	1.99	0.62
3:L:24:LYS:HB3	3:L:63:ILE:H	1.64	0.62
1:M:795:ARG:HH21	3:O:116:GLU:HA	1.63	0.62
1:M:804:ARG:HA	1:M:807:VAL:CG1	2.26	0.62
1:P:406:VAL:HG12	1:P:407:GLY:N	2.13	0.62
1:P:730:SER:C	1:P:733:PRO:HD2	2.20	0.62
1:P:737:PHE:HZ	3:R:89:GLU:OE1	1.83	0.62
2:Q:121:LEU:HA	2:Q:128:PHE:CG	2.34	0.62
4:9:257:CYS:HB3	4:9:258:PRO:HD3	1.81	0.62
1:A:141:LEU:H	1:A:141:LEU:HD12	1.64	0.62
1:A:541:MET:CA	4:8:143:TYR:OH	2.47	0.62
1:A:553:MLY:O	4:V:48:GLY:HA2	2.00	0.62
1:A:642:LYS:CA	4:8:21:PHE:O	2.46	0.62
1:D:141:LEU:H	1:D:141:LEU:HD12	1.64	0.62
1:D:274:ARG:HB2	1:D:285:TYR:CE2	2.34	0.62
1:D:636:LYS:N	4:9:334:GLU:OE1	2.31	0.62
2:E:146:GLY:O	2:E:147:ASN:CB	2.46	0.62
1:G:166:MET:HE3	1:G:254:PHE:HD2	1.64	0.62
1:G:411:GLU:N	4:V:333:PRO:HB2	2.11	0.62

Continued on next page...

Continued from previous page...

Atom-1	Atom-2	Interatomic distance (Å)	Clash overlap (Å)
1:J:127:ASN:HD22	1:J:128:PRO:CD	2.11	0.62
1:J:154:HIS:CE1	1:J:156:PHE:CD2	2.88	0.62
1:M:141:LEU:H	1:M:141:LEU:HD12	1.64	0.62
1:M:813:ILE:O	1:M:817:GLN:N	2.30	0.62
2:N:111:SER:OG	2:N:148:VAL:CG1	2.48	0.62
1:P:530:MET:HE3	4:1:355:MET:SD	2.39	0.62
1:P:538:GLU:CD	4:1:355:MET:HE3	2.19	0.62
1:P:829:TRP:HZ3	2:Q:84:PHE:CD1	2.06	0.62
2:Q:146:GLY:O	2:Q:147:ASN:CB	2.46	0.62
4:W:361:GLU:HB3	4:W:369:ILE:HG12	1.82	0.62
1:A:541:MET:HE2	4:8:346:LEU:HD12	1.82	0.62
1:A:641:LYS:CE	1:A:647:GLN:CB	2.75	0.62
1:A:724:TYR:HD1	1:A:727:LEU:HD11	1.64	0.62
1:D:543:PRO:HG2	4:9:143:TYR:O	1.98	0.62
1:D:544:LYS:HB2	4:9:147:ARG:HA	1.80	0.62
1:G:251:ARG:HB2	1:G:264:ASP:CB	2.29	0.62
1:G:278:GLN:HG3	1:G:318:GLY:N	2.14	0.62
1:G:541:MET:CA	4:V:143:TYR:OH	2.47	0.62
1:G:829:TRP:HH2	2:H:83:MET:CE	2.11	0.62
1:J:278:GLN:HG3	1:J:318:GLY:N	2.15	0.62
1:J:756:THR:HG22	1:J:776:GLU:HA	1.73	0.62
1:M:530:MET:CG	4:Z:354:GLN:CG	2.72	0.62
1:P:541:MET:SD	4:1:346:LEU:O	2.48	0.62
1:P:803:TYR:CE2	3:R:17:PHE:CE2	2.87	0.62
4:3:257:CYS:HB3	4:3:258:PRO:HD3	1.81	0.62
4:7:361:GLU:HB3	4:7:369:ILE:HG12	1.82	0.62
4:9:361:GLU:HB3	4:9:369:ILE:HG12	1.82	0.62
4:X:361:GLU:HB3	4:X:369:ILE:HG12	1.82	0.62
1:A:730:SER:C	1:A:733:PRO:HD2	2.20	0.62
1:A:732:ILE:HG22	1:A:747:LEU:CD1	1.55	0.62
1:D:831:TRP:NE1	2:E:51:PHE:CE2	2.66	0.62
1:G:730:SER:C	1:G:733:PRO:HD2	2.20	0.62
1:G:752:ASP:OD1	1:G:783:LEU:CA	2.48	0.62
1:G:798:LEU:CD2	3:I:118:MET:HB3	2.29	0.62
1:M:278:GLN:HG3	1:M:318:GLY:N	2.15	0.62
1:M:556:ASP:N	4:2:49:GLN:CB	2.57	0.62
1:M:817:GLN:NE2	2:N:128:PHE:CD1	2.60	0.62
1:P:161:ASN:HA	1:P:164:GLN:HE21	1.64	0.62
1:P:829:TRP:CH2	2:Q:83:MET:CE	2.69	0.62
4:Y:361:GLU:HB3	4:Y:369:ILE:HG12	1.82	0.62
1:A:505:MLY:CD	1:A:741:LYS:NZ	2.63	0.62

Continued on next page...

Continued from previous page...

Atom-1	Atom-2	Interatomic distance (Å)	Clash overlap (Å)
1:A:578:HIS:CB	1:A:592:ILE:HD12	2.30	0.62
1:A:771:LEU:O	1:A:774:LEU:N	2.32	0.62
1:D:98:HIS:HB3	1:D:100:PRO:CD	2.25	0.62
1:D:251:ARG:HB2	1:D:264:ASP:CB	2.29	0.62
1:D:541:MET:HE2	4:9:346:LEU:HD12	1.82	0.62
1:G:795:ARG:CG	3:I:118:MET:CE	2.52	0.62
1:J:98:HIS:HB3	1:J:100:PRO:CD	2.26	0.62
1:J:274:ARG:HB2	1:J:285:TYR:CE2	2.34	0.62
1:J:800:ARG:HB3	3:L:149:VAL:CG1	2.30	0.62
1:M:274:ARG:HB2	1:M:285:TYR:CE2	2.34	0.62
1:M:506:GLU:O	1:M:762:HIS:CD2	2.52	0.62
1:M:541:MET:C	4:Z:143:TYR:CZ	2.72	0.62
1:M:643:GLY:H	4:Z:23:GLY:C	2.02	0.62
1:P:278:GLN:HG3	1:P:318:GLY:N	2.15	0.62
1:P:543:PRO:HG2	4:1:143:TYR:O	1.98	0.62
1:P:546:THR:HG21	4:3:47:MET:HA	1.79	0.62
1:P:578:HIS:CB	1:P:592:ILE:HD12	2.30	0.62
3:R:24:LYS:HB3	3:R:63:ILE:H	1.64	0.62
3:R:50:LEU:O	3:R:53:PRO:HD2	2.00	0.62
4:1:201:VAL:HG23	4:Y:287:ILE:HG12	1.80	0.62
4:8:361:GLU:HB3	4:8:369:ILE:HG12	1.82	0.62
4:V:361:GLU:HB3	4:V:369:ILE:HG12	1.82	0.62
4:X:287:ILE:C	4:Z:205:GLU:OE1	2.37	0.62
4:Y:257:CYS:HB3	4:Y:258:PRO:HD3	1.81	0.62
1:A:541:MET:C	4:8:143:TYR:CZ	2.73	0.62
1:A:551:MLY:C	4:V:46:GLY:O	2.47	0.62
1:D:797:PHE:CG	3:F:146:ILE:CG2	2.70	0.62
1:G:542:PHE:CZ	1:G:553:MLY:HH11	2.34	0.62
1:G:797:PHE:HE2	3:I:126:LEU:CD1	2.13	0.62
1:J:93:MET:SD	1:J:716:LEU:HB2	2.39	0.62
1:J:202:SER:CA	1:J:207:LYS:HE3	2.27	0.62
1:J:542:PHE:CZ	1:J:553:MLY:HH11	2.34	0.62
1:M:797:PHE:CD1	3:O:146:ILE:CG2	2.66	0.62
1:P:508:ILE:CG2	1:P:759:ALA:HB1	2.28	0.62
1:P:580:SER:HA	1:P:588:VAL:O	2.00	0.62
2:Q:111:SER:OG	2:Q:148:VAL:CG1	2.48	0.62
4:2:203:THR:N	4:Z:287:ILE:CD1	2.63	0.62
4:3:361:GLU:HB3	4:3:369:ILE:HG12	1.82	0.62
4:6:361:GLU:HB3	4:6:369:ILE:HG12	1.82	0.62
1:A:251:ARG:HB2	1:A:264:ASP:CB	2.29	0.62
1:A:580:SER:HA	1:A:588:VAL:O	2.00	0.62

Continued on next page...

Continued from previous page...

Atom-1	Atom-2	Interatomic distance (Å)	Clash overlap (Å)
1:D:579:PHE:CE1	1:D:581:LEU:HD13	2.35	0.62
1:G:161:ASN:HA	1:G:164:GLN:HE21	1.64	0.62
2:H:111:SER:OG	2:H:148:VAL:CG1	2.47	0.62
3:I:24:LYS:HB3	3:I:63:ILE:H	1.64	0.62
1:J:541:MET:HE2	4:W:346:LEU:HD12	1.82	0.62
1:J:543:PRO:HG2	4:W:143:TYR:O	1.98	0.62
1:J:579:PHE:CE1	1:J:581:LEU:HD13	2.35	0.62
3:L:50:LEU:O	3:L:53:PRO:HD2	2.00	0.62
1:M:534:SER:C	4:Z:351:THR:CA	2.47	0.62
1:M:541:MET:HE2	4:Z:346:LEU:HD12	1.82	0.62
1:M:546:THR:OG1	4:2:45:VAL:O	2.13	0.62
1:P:251:ARG:HB2	1:P:264:ASP:CB	2.29	0.62
1:P:797:PHE:HZ	3:R:146:ILE:HD13	1.26	0.62
3:R:49:ILE:HA	3:R:52:ASN:ND2	2.06	0.62
4:3:190:MET:SD	4:3:209:VAL:HG11	2.38	0.62
4:Y:190:MET:SD	4:Y:209:VAL:HG11	2.39	0.62
1:A:278:GLN:HG3	1:A:318:GLY:N	2.15	0.61
1:A:302:MET:HG2	1:A:303:LEU:CD1	2.30	0.61
1:A:530:MET:HA	4:8:354:GLN:CB	2.29	0.61
1:A:542:PHE:CZ	1:A:553:MLY:HH11	2.34	0.61
1:D:797:PHE:CD1	3:F:146:ILE:CA	2.83	0.61
1:D:818:TYR:HB2	2:E:90:GLY:HA3	0.62	0.61
2:E:114:LYS:HG3	2:E:146:GLY:HA2	1.82	0.61
1:G:538:GLU:CD	4:V:355:MET:HE1	2.20	0.61
1:G:541:MET:HE1	4:V:346:LEU:HD12	1.82	0.61
1:G:795:ARG:CA	3:I:118:MET:CE	2.71	0.61
1:J:578:HIS:CB	1:J:592:ILE:HD12	2.30	0.61
1:M:99:GLU:OE2	1:M:696:ARG:NH2	2.30	0.61
1:M:724:TYR:CZ	1:M:775:LEU:CB	2.71	0.61
2:N:144:VAL:HA	2:N:153:ILE:HD11	1.80	0.61
3:O:52:ASN:HB2	3:O:53:PRO:CD	2.28	0.61
1:P:542:PHE:N	4:1:143:TYR:OH	2.33	0.61
1:P:542:PHE:CZ	1:P:553:MLY:HH11	2.34	0.61
1:P:724:TYR:HD1	1:P:727:LEU:HD11	1.64	0.61
1:P:735:GLY:O	1:P:743:ALA:HA	1.94	0.61
1:P:783:LEU:O	1:P:786:ILE:HG13	2.00	0.61
1:P:820:VAL:CG1	2:Q:136:MET:HE3	2.20	0.61
3:R:52:ASN:N	3:R:53:PRO:HD2	2.16	0.61
4:3:288:ASP:N	4:5:203:THR:CG2	2.56	0.61
1:A:274:ARG:HB2	1:A:285:TYR:CE2	2.34	0.61
1:A:508:ILE:HD13	1:A:759:ALA:HB3	1.74	0.61

Continued on next page...

Continued from previous page...

Atom-1	Atom-2	Interatomic distance (Å)	Clash overlap (Å)
1:D:520:ALA:O	1:D:524:GLU:HG2	2.00	0.61
1:D:538:GLU:HA	4:9:349:LEU:CG	2.28	0.61
1:D:578:HIS:CB	1:D:592:ILE:HD12	2.30	0.61
1:G:643:GLY:H	4:V:23:GLY:C	2.02	0.61
3:I:50:LEU:O	3:I:53:PRO:HD2	2.00	0.61
1:J:642:LYS:CG	4:W:22:ALA:C	2.67	0.61
1:M:542:PHE:CZ	1:M:553:MLY:HH11	2.34	0.61
1:M:542:PHE:CB	4:Z:143:TYR:HE1	2.13	0.61
1:M:795:ARG:CB	3:O:35:ARG:NH1	2.61	0.61
1:M:803:TYR:CD1	1:M:807:VAL:CG1	2.81	0.61
4:4:361:GLU:HB3	4:4:369:ILE:HG12	1.82	0.61
1:A:520:ALA:O	1:A:524:GLU:HG2	2.00	0.61
1:D:278:GLN:HG3	1:D:318:GLY:N	2.15	0.61
1:D:643:GLY:O	1:D:644:SER:CB	2.49	0.61
1:D:818:TYR:CD2	2:E:90:GLY:HA3	2.35	0.61
1:D:831:TRP:CZ2	2:E:47:LEU:HD23	2.35	0.61
1:G:274:ARG:HB2	1:G:285:TYR:CE2	2.34	0.61
1:G:520:ALA:O	1:G:524:GLU:HG2	2.00	0.61
1:G:530:MET:HE3	4:V:354:GLN:HG2	1.79	0.61
1:G:754:ASP:C	1:G:776:GLU:OE1	2.38	0.61
2:H:121:LEU:HA	2:H:128:PHE:CG	2.34	0.61
1:J:817:GLN:CB	2:K:127:ARG:CD	2.73	0.61
3:O:52:ASN:N	3:O:53:PRO:HD2	2.15	0.61
1:P:141:LEU:HD12	1:P:141:LEU:H	1.64	0.61
1:P:623:PHE:CG	1:P:623:PHE:HA	2.35	0.61
4:1:257:CYS:HB3	4:1:258:PRO:HD3	1.81	0.61
4:W:257:CYS:HB3	4:W:258:PRO:HD3	1.81	0.61
1:D:278:GLN:CG	1:D:317:GLU:HB2	2.27	0.61
3:F:50:LEU:O	3:F:53:PRO:HD2	2.00	0.61
1:G:141:LEU:H	1:G:141:LEU:HD12	1.64	0.61
1:G:302:MET:HG2	1:G:303:LEU:CD1	2.30	0.61
1:J:251:ARG:HB2	1:J:264:ASP:CB	2.29	0.61
1:M:524:GLU:O	1:M:528:MLY:HB3	2.01	0.61
1:M:643:GLY:O	1:M:644:SER:CB	2.49	0.61
1:M:724:TYR:HD1	1:M:727:LEU:HD11	1.64	0.61
2:N:114:LYS:HG3	2:N:146:GLY:HA2	1.82	0.61
1:P:95:THR:O	1:P:770:GLY:N	2.32	0.61
1:P:578:HIS:CD2	1:P:591:ASN:HA	2.32	0.61
1:P:723:ARG:HH21	1:P:779:ARG:HH11	1.41	0.61
3:R:48:LYS:C	3:R:52:ASN:HD21	1.96	0.61
1:A:161:ASN:HA	1:A:164:GLN:HE21	1.64	0.61

Continued on next page...

Continued from previous page...

Atom-1	Atom-2	Interatomic distance (Å)	Clash overlap (Å)
1:A:544:LYS:HB2	4:8:147:ARG:HA	1.80	0.61
1:A:578:HIS:CD2	1:A:591:ASN:HA	2.31	0.61
1:A:686:MET:HG3	1:A:691:VAL:HG21	1.83	0.61
1:D:553:MLY:O	4:W:48:GLY:HA2	2.00	0.61
1:D:831:TRP:CZ3	2:E:34:ILE:CG2	2.82	0.61
1:G:154:HIS:CE1	1:G:156:PHE:CD2	2.88	0.61
1:G:686:MET:HG3	1:G:691:VAL:HG21	1.83	0.61
1:J:161:ASN:HA	1:J:164:GLN:HE21	1.64	0.61
1:J:730:SER:C	1:J:733:PRO:HD2	2.20	0.61
1:M:161:ASN:HA	1:M:164:GLN:HE21	1.64	0.61
1:M:411:GLU:N	4:Z:333:PRO:HB2	2.11	0.61
1:M:520:ALA:O	1:M:524:GLU:HG2	2.00	0.61
1:M:579:PHE:CE1	1:M:581:LEU:HD13	2.35	0.61
1:M:580:SER:HA	1:M:588:VAL:O	2.00	0.61
1:M:735:GLY:O	1:M:743:ALA:HA	1.94	0.61
3:O:63:ILE:HG22	3:O:64:THR:O	2.01	0.61
1:P:520:ALA:O	1:P:524:GLU:HG2	2.00	0.61
1:P:786:ILE:O	1:P:790:THR:N	2.33	0.61
1:A:149:GLN:CA	1:A:719:ASP:OD1	2.48	0.61
1:A:542:PHE:CB	4:8:143:TYR:HE1	2.12	0.61
1:D:530:MET:HA	4:9:354:GLN:CB	2.29	0.61
1:D:732:ILE:HD13	1:D:782:MLY:HH21	1.80	0.61
2:E:150:TYR:C	2:E:151:LYS:CG	2.48	0.61
3:F:24:LYS:HB3	3:F:63:ILE:H	1.64	0.61
1:G:541:MET:C	4:V:143:TYR:CZ	2.73	0.61
1:G:643:GLY:O	1:G:644:SER:CB	2.48	0.61
1:G:791:GLN:CD	3:I:116:GLU:H	2.03	0.61
1:G:792:ALA:HB1	3:I:41:PRO:C	2.21	0.61
1:J:81:ASN:OD1	1:J:96:HIS:HB2	2.00	0.61
1:J:84:MLY:NZ	1:J:724:TYR:HD2	1.94	0.61
1:J:94:MET:HE1	1:J:101:ALA:HB1	1.81	0.61
3:L:52:ASN:N	3:L:53:PRO:HD2	2.16	0.61
1:M:154:HIS:CE1	1:M:156:PHE:CD2	2.88	0.61
1:M:278:GLN:CG	1:M:317:GLU:HB2	2.27	0.61
1:M:302:MET:HG2	1:M:303:LEU:CD1	2.30	0.61
1:M:542:PHE:N	4:Z:143:TYR:OH	2.33	0.61
1:M:639:GLY:N	4:Z:344:SER:C	2.54	0.61
1:M:642:LYS:CD	4:Z:24:ASP:O	2.43	0.61
2:N:121:LEU:HA	2:N:128:PHE:CG	2.35	0.61
1:P:274:ARG:HB2	1:P:285:TYR:CE2	2.34	0.61
1:P:524:GLU:O	1:P:528:MLY:HB3	2.01	0.61

Continued on next page...

Continued from previous page...

Atom-1	Atom-2	Interatomic distance (Å)	Clash overlap (Å)
1:P:541:MET:HE2	4:1:346:LEU:HD12	1.81	0.61
1:P:579:PHE:CE1	1:P:581:LEU:HD13	2.35	0.61
1:P:829:TRP:HH2	2:Q:84:PHE:CD1	2.15	0.61
4:5:361:GLU:HB3	4:5:369:ILE:HG12	1.82	0.61
1:D:81:ASN:OD1	1:D:96:HIS:HB2	2.00	0.61
1:D:154:HIS:CE1	1:D:156:PHE:CD2	2.88	0.61
1:D:161:ASN:HA	1:D:164:GLN:HE21	1.64	0.61
1:D:639:GLY:N	4:9:344:SER:C	2.54	0.61
1:D:642:LYS:CG	4:9:22:ALA:C	2.67	0.61
1:D:732:ILE:HG22	1:D:747:LEU:CD1	1.55	0.61
1:D:791:GLN:CD	3:F:115:GLY:HA3	2.15	0.61
1:G:542:PHE:CB	4:V:143:TYR:HE1	2.13	0.61
1:G:789:ALA:HB2	3:I:81:GLN:OE1	2.00	0.61
1:G:795:ARG:CZ	3:I:116:GLU:HB3	2.31	0.61
1:J:93:MET:HA	1:J:714:ARG:H	1.65	0.61
1:J:717:TYR:HD1	1:J:744:SER:HG	1.47	0.61
1:J:755:HIS:HA	1:J:758:TYR:HE1	1.65	0.61
1:M:40:VAL:HG22	1:M:41:VAL:N	2.16	0.61
1:M:538:GLU:HA	4:Z:349:LEU:CG	2.28	0.61
1:M:552:ASN:HD21	4:2:47:MET:CB	2.13	0.61
1:M:623:PHE:CG	1:M:623:PHE:HA	2.36	0.61
1:M:832:MET:SD	2:N:84:PHE:CE2	2.83	0.61
2:N:34:ILE:O	2:N:46:ASP:HB3	2.01	0.61
1:P:94:MET:HE1	1:P:101:ALA:HB1	1.81	0.61
1:P:154:HIS:CE1	1:P:156:PHE:CD2	2.88	0.61
1:P:542:PHE:CB	4:1:143:TYR:HE1	2.13	0.61
1:P:723:ARG:NH2	1:P:779:ARG:HH12	1.93	0.61
1:P:830:PRO:CB	2:Q:67:MET:SD	2.89	0.61
4:2:202:THR:CB	4:Z:287:ILE:CG1	2.79	0.61
4:3:322:PRO:CB	4:5:244:ASP:HB2	2.26	0.61
1:A:217:THR:C	1:A:221:GLN:HG2	2.21	0.61
1:G:544:LYS:HB2	4:V:147:ARG:HA	1.81	0.61
1:G:557:GLU:CB	4:X:47:MET:C	2.50	0.61
1:G:819:ASN:ND2	2:H:90:GLY:O	2.34	0.61
2:H:114:LYS:HG3	2:H:146:GLY:HA2	1.82	0.61
1:M:530:MET:CG	4:Z:354:GLN:HG3	2.31	0.61
1:M:686:MET:HG3	1:M:691:VAL:HG21	1.83	0.61
1:P:81:ASN:OD1	1:P:96:HIS:HB2	2.00	0.61
1:P:732:ILE:HG22	1:P:747:LEU:CD1	1.55	0.61
1:P:755:HIS:HA	1:P:758:TYR:HE1	1.64	0.61
2:Q:114:LYS:HG3	2:Q:146:GLY:HA2	1.82	0.61

Continued on next page...

Continued from previous page...

Atom-1	Atom-2	Interatomic distance (Å)	Clash overlap (Å)
1:A:81:ASN:OD1	1:A:96:HIS:HB2	2.00	0.61
1:A:91:MET:HE3	1:A:119:SER:HB2	1.83	0.61
1:A:579:PHE:CE1	1:A:581:LEU:HD13	2.35	0.61
1:D:524:GLU:O	1:D:528:MLY:HB3	2.01	0.61
1:D:686:MET:HG3	1:D:691:VAL:HG21	1.83	0.61
1:D:724:TYR:CB	1:D:782:MLY:NZ	2.57	0.61
1:D:818:TYR:CB	2:E:90:GLY:C	2.67	0.61
1:G:217:THR:C	1:G:221:GLN:HG2	2.21	0.61
1:G:534:SER:C	4:V:351:THR:CA	2.48	0.61
1:G:543:PRO:HG2	4:V:143:TYR:O	1.99	0.61
1:G:792:ALA:CA	3:I:42:THR:HG22	2.30	0.61
1:G:795:ARG:NE	3:I:116:GLU:CB	2.51	0.61
1:J:84:MLY:HH12	1:J:720:PHE:HD1	1.63	0.61
1:J:278:GLN:CG	1:J:317:GLU:HB2	2.27	0.61
1:J:818:TYR:CE1	2:K:127:ARG:NH1	2.69	0.61
1:J:834:LEU:HD12	2:K:51:PHE:HE1	1.65	0.61
2:K:34:ILE:O	2:K:46:ASP:HB3	2.01	0.61
1:P:217:THR:C	1:P:221:GLN:HG2	2.21	0.61
4:1:361:GLU:HB3	4:1:369:ILE:HG12	1.82	0.61
1:A:643:GLY:H	4:8:23:GLY:C	2.02	0.61
1:D:827:MLY:HH21	2:E:139:ALA:HB3	1.83	0.61
1:G:40:VAL:HG22	1:G:41:VAL:N	2.16	0.61
1:G:95:THR:CA	1:G:713:SER:HB3	2.29	0.61
1:G:530:MET:CG	4:V:354:GLN:HG3	2.30	0.61
1:G:538:GLU:HA	4:V:349:LEU:CG	2.28	0.61
1:G:642:LYS:CD	4:V:24:ASP:O	2.43	0.61
1:G:831:TRP:HE1	2:H:67:MET:CG	2.11	0.61
1:J:524:GLU:O	1:J:528:MLY:HB3	2.01	0.61
1:M:725:ARG:HH12	3:O:93:VAL:HG21	1.62	0.61
4:3:324:THR:CG2	4:5:243:PRO:O	2.49	0.61
4:X:287:ILE:O	4:Z:205:GLU:CD	2.38	0.61
4:Z:361:GLU:HB3	4:Z:369:ILE:HG12	1.82	0.61
1:A:40:VAL:HG22	1:A:41:VAL:N	2.16	0.60
1:A:623:PHE:CG	1:A:623:PHE:HA	2.36	0.60
1:A:639:GLY:N	4:8:344:SER:C	2.54	0.60
1:D:623:PHE:CG	1:D:623:PHE:HA	2.36	0.60
1:G:81:ASN:OD1	1:G:96:HIS:HB2	2.00	0.60
1:J:84:MLY:HH13	1:J:724:TYR:CE2	2.34	0.60
1:J:757:GLN:HA	1:J:776:GLU:CB	2.30	0.60
1:J:797:PHE:CG	3:L:146:ILE:CG2	2.68	0.60
1:M:649:VAL:HA	1:M:649:VAL:HG22	1.80	0.60

Continued on next page...

Continued from previous page...

Atom-1	Atom-2	Interatomic distance (Å)	Clash overlap (Å)
1:P:40:VAL:HG22	1:P:41:VAL:N	2.16	0.60
1:P:410:ASN:CG	4:1:334:GLU:CA	2.47	0.60
4:2:288:ASP:CB	4:4:203:THR:HG21	2.29	0.60
1:A:7:MET:HE3	1:A:14:ALA:HB1	1.84	0.60
1:A:154:HIS:CE1	1:A:156:PHE:CD2	2.88	0.60
1:D:127:ASN:ND2	1:D:128:PRO:HD2	2.16	0.60
1:G:84:MLY:HH11	1:G:724:TYR:CE2	2.36	0.60
1:G:524:GLU:O	1:G:528:MLY:HB3	2.01	0.60
1:G:755:HIS:HA	1:G:758:TYR:HE1	1.64	0.60
1:J:520:ALA:O	1:J:524:GLU:HG2	2.00	0.60
1:J:686:MET:HG3	1:J:691:VAL:HG21	1.83	0.60
2:K:117:LEU:HD11	2:K:147:ASN:HB3	1.76	0.60
1:M:541:MET:SD	4:Z:346:LEU:O	2.48	0.60
1:M:724:TYR:HE1	1:M:775:LEU:CA	2.14	0.60
1:M:821:ARG:NH2	2:N:127:ARG:CD	2.65	0.60
1:A:38:VAL:HB	1:A:52:ILE:HD11	1.84	0.60
1:A:95:THR:HB	1:A:772:LEU:HD22	1.83	0.60
1:A:542:PHE:N	4:8:143:TYR:OH	2.33	0.60
1:D:156:PHE:CD1	1:D:195:TYR:CD1	2.90	0.60
1:D:800:ARG:HD2	3:F:149:VAL:C	2.21	0.60
2:E:117:LEU:HD11	2:E:147:ASN:HB3	1.76	0.60
2:E:163:ALA:C	2:K:22:THR:N	2.53	0.60
3:F:52:ASN:N	3:F:53:PRO:HD2	2.16	0.60
1:G:210:GLN:O	1:G:211:SER:OG	2.15	0.60
1:G:826:VAL:HG21	2:H:88:LEU:HD21	1.82	0.60
3:I:52:ASN:N	3:I:53:PRO:HD2	2.16	0.60
1:J:580:SER:HA	1:J:588:VAL:O	2.00	0.60
1:J:801:VAL:CG2	3:L:126:LEU:HD21	2.31	0.60
3:L:63:ILE:HG22	3:L:64:THR:O	2.01	0.60
1:M:755:HIS:HA	1:M:758:TYR:HE1	1.64	0.60
1:M:798:LEU:CD2	3:O:118:MET:HB3	2.31	0.60
1:P:686:MET:HG3	1:P:691:VAL:HG21	1.83	0.60
1:P:837:MLY:O	1:P:840:PRO:HD2	2.02	0.60
4:1:202:THR:CG2	4:Y:285:CYS:O	2.46	0.60
1:A:530:MET:CG	4:8:354:GLN:HG3	2.30	0.60
1:A:837:MLY:O	1:A:840:PRO:HD2	2.02	0.60
1:D:831:TRP:CD2	2:E:51:PHE:CZ	2.89	0.60
1:G:38:VAL:HB	1:G:52:ILE:HD11	1.84	0.60
1:G:578:HIS:CD2	1:G:591:ASN:HA	2.32	0.60
1:G:579:PHE:CE1	1:G:581:LEU:HD13	2.35	0.60
2:H:34:ILE:O	2:H:46:ASP:HB3	2.01	0.60

Continued on next page...

Continued from previous page...

Atom-1	Atom-2	Interatomic distance (Å)	Clash overlap (Å)
1:J:127:ASN:ND2	1:J:128:PRO:HD2	2.16	0.60
1:J:530:MET:HE3	4:W:354:GLN:HG2	1.77	0.60
1:J:817:GLN:CD	2:K:127:ARG:CD	2.58	0.60
1:M:506:GLU:O	1:M:762:HIS:NE2	2.34	0.60
1:M:552:ASN:HD21	4:2:47:MET:HB3	1.62	0.60
1:M:803:TYR:CE2	3:O:17:PHE:CE2	2.88	0.60
1:P:156:PHE:CD1	1:P:195:TYR:CD1	2.90	0.60
4:4:287:ILE:H	4:4:287:ILE:HD12	1.67	0.60
4:5:223:PHE:HD2	4:5:312:ARG:NH2	1.99	0.60
4:6:223:PHE:HD2	4:6:312:ARG:NH2	1.99	0.60
1:A:557:GLU:HG3	1:A:557:GLU:O	2.01	0.60
1:D:124:VAL:CG1	1:D:675:ILE:HD13	2.31	0.60
1:D:217:THR:C	1:D:221:GLN:HG2	2.21	0.60
1:G:124:VAL:HG13	1:G:675:ILE:HD13	1.84	0.60
1:G:557:GLU:HG3	1:G:557:GLU:O	2.00	0.60
1:J:38:VAL:HB	1:J:52:ILE:HD11	1.83	0.60
1:J:623:PHE:CG	1:J:623:PHE:HA	2.35	0.60
1:J:756:THR:HG22	1:J:776:GLU:HB3	1.79	0.60
2:K:130:PRO:HA	2:K:133:ILE:HD12	1.83	0.60
1:M:81:ASN:OD1	1:M:96:HIS:HB2	2.00	0.60
1:M:665:ARG:C	1:M:667:THR:H	2.05	0.60
1:P:95:THR:HG23	1:P:96:HIS:ND1	2.17	0.60
4:1:243:PRO:C	4:Y:291:LYS:HG3	2.21	0.60
4:1:245:GLY:C	4:Y:324:THR:O	2.39	0.60
4:5:287:ILE:H	4:5:287:ILE:HD12	1.67	0.60
4:6:287:ILE:H	4:6:287:ILE:HD12	1.67	0.60
4:W:223:PHE:HD2	4:W:312:ARG:NH2	1.99	0.60
1:A:813:ILE:O	1:A:817:GLN:N	2.30	0.60
1:D:60:VAL:O	1:D:71:THR:HA	2.02	0.60
1:D:712:PRO:CG	1:D:771:LEU:CB	2.73	0.60
1:D:726:VAL:CG1	1:D:785:GLU:HG3	2.15	0.60
1:D:795:ARG:CG	3:F:118:MET:HE2	2.15	0.60
1:D:795:ARG:NE	3:F:116:GLU:HB3	2.16	0.60
1:D:831:TRP:CH2	2:E:47:LEU:HA	2.36	0.60
2:E:34:ILE:O	2:E:46:ASP:HB3	2.01	0.60
3:I:49:ILE:CA	3:I:52:ASN:ND2	2.53	0.60
1:J:817:GLN:HG3	2:K:128:PHE:CE1	2.36	0.60
1:M:38:VAL:HB	1:M:52:ILE:HD11	1.83	0.60
1:M:530:MET:HA	4:Z:354:GLN:CB	2.28	0.60
1:M:795:ARG:HB3	3:O:35:ARG:HH12	1.62	0.60
1:M:796:GLY:CA	3:O:35:ARG:CZ	2.80	0.60

Continued on next page...

Continued from previous page...

Atom-1	Atom-2	Interatomic distance (Å)	Clash overlap (Å)
1:M:837:MLY:O	1:M:840:PRO:HD2	2.02	0.60
3:O:50:LEU:O	3:O:53:PRO:HD2	2.00	0.60
1:P:599:ASN:CB	1:P:649:VAL:HB	2.32	0.60
1:P:830:PRO:CB	2:Q:67:MET:HE2	2.29	0.60
3:R:52:ASN:HB2	3:R:53:PRO:CD	2.28	0.60
4:1:223:PHE:HD2	4:1:312:ARG:NH2	1.99	0.60
4:3:223:PHE:HD2	4:3:312:ARG:NH2	1.99	0.60
1:A:95:THR:HG23	1:A:96:HIS:ND1	2.17	0.60
1:A:124:VAL:CG1	1:A:675:ILE:HD13	2.32	0.60
1:A:538:GLU:CD	4:8:355:MET:HE3	2.21	0.60
1:A:643:GLY:O	1:A:644:SER:CB	2.48	0.60
1:D:530:MET:CG	4:9:354:GLN:HG3	2.30	0.60
1:D:665:ARG:C	1:D:667:THR:H	2.05	0.60
1:D:727:LEU:HG	1:D:782:MLY:CG	2.19	0.60
1:G:60:VAL:O	1:G:71:THR:HA	2.02	0.60
1:G:665:ARG:C	1:G:667:THR:H	2.05	0.60
3:I:63:ILE:HG22	3:I:64:THR:O	2.01	0.60
1:J:124:VAL:CG1	1:J:675:ILE:HD13	2.32	0.60
1:J:411:GLU:N	4:W:333:PRO:HB2	2.11	0.60
1:J:567:LYS:HZ2	4:Y:92:ASN:HA	1.64	0.60
1:J:783:LEU:HD12	1:J:783:LEU:N	2.13	0.60
1:J:837:MLY:O	1:J:840:PRO:HD2	2.02	0.60
2:K:114:LYS:HG3	2:K:146:GLY:HA2	1.82	0.60
1:M:545:ALA:CA	4:2:45:VAL:CG1	2.63	0.60
1:M:797:PHE:CE2	3:O:126:LEU:HD13	2.36	0.60
1:M:839:MLY:HH11	2:N:159:HIS:HD2	1.66	0.60
4:2:361:GLU:HB3	4:2:369:ILE:HG12	1.82	0.60
1:A:634:GLY:N	4:8:25:ASP:O	2.31	0.60
1:A:707:CYS:CB	1:A:714:ARG:CZ	2.68	0.60
1:D:542:PHE:CB	4:9:143:TYR:HE1	2.13	0.60
1:G:530:MET:HE3	4:V:355:MET:SD	2.41	0.60
1:J:217:THR:C	1:J:221:GLN:HG2	2.21	0.60
1:J:542:PHE:CB	4:W:143:TYR:HE1	2.13	0.60
1:J:550:PHE:CE2	1:J:592:ILE:HG23	2.37	0.60
1:J:578:HIS:CD2	1:J:591:ASN:HA	2.31	0.60
1:J:643:GLY:O	1:J:644:SER:CB	2.49	0.60
1:J:829:TRP:HZ3	2:K:84:PHE:CD2	2.17	0.60
3:L:52:ASN:N	3:L:53:PRO:CD	2.65	0.60
1:M:796:GLY:CA	3:O:35:ARG:HD3	2.21	0.60
1:P:38:VAL:HB	1:P:52:ILE:HD11	1.84	0.60
1:P:839:MLY:HH21	2:Q:158:THR:HG22	1.83	0.60

Continued on next page...

Continued from previous page...

Atom-1	Atom-2	Interatomic distance (Å)	Clash overlap (Å)
2:Q:130:PRO:HA	2:Q:133:ILE:HD12	1.84	0.60
3:R:52:ASN:N	3:R:53:PRO:CD	2.65	0.60
3:R:63:ILE:HG22	3:R:64:THR:O	2.01	0.60
4:1:167:GLU:OE2	4:3:43:VAL:O	2.20	0.60
4:3:287:ILE:H	4:3:287:ILE:HD12	1.67	0.60
4:Z:223:PHE:HD2	4:Z:312:ARG:NH2	1.99	0.60
1:A:524:GLU:O	1:A:528:MLY:HB3	2.01	0.60
1:D:40:VAL:HG22	1:D:41:VAL:N	2.16	0.60
1:G:40:VAL:HG22	1:G:41:VAL:H	1.67	0.60
1:G:95:THR:HG23	1:G:96:HIS:ND1	2.17	0.60
1:G:124:VAL:CG1	1:G:675:ILE:HD13	2.31	0.60
2:H:130:PRO:HA	2:H:133:ILE:HD12	1.83	0.60
1:J:721:LYS:HG2	1:J:736:GLN:CD	1.86	0.60
1:M:40:VAL:HG22	1:M:41:VAL:H	1.67	0.60
1:M:217:THR:C	1:M:221:GLN:HG2	2.22	0.60
1:M:787:ILE:O	1:M:790:THR:N	2.35	0.60
1:M:795:ARG:CZ	3:O:116:GLU:OE2	2.49	0.60
1:P:530:MET:CG	4:1:354:GLN:HG3	2.30	0.60
1:P:643:GLY:O	1:P:644:SER:CB	2.49	0.60
1:P:795:ARG:CA	3:R:118:MET:CE	2.79	0.60
2:Q:34:ILE:O	2:Q:46:ASP:HB3	2.01	0.60
4:9:223:PHE:HD2	4:9:312:ARG:NH2	1.99	0.60
1:A:553:MLY:NZ	4:V:45:VAL:HG13	2.16	0.60
1:G:530:MET:HA	4:V:354:GLN:CB	2.30	0.60
1:G:623:PHE:CG	1:G:623:PHE:HA	2.36	0.60
1:J:40:VAL:HG22	1:J:41:VAL:N	2.16	0.60
1:J:60:VAL:O	1:J:71:THR:HA	2.02	0.60
1:M:49:MLY:HH13	1:M:108:GLU:OE2	2.02	0.60
1:M:124:VAL:HG13	1:M:675:ILE:HD13	1.84	0.60
1:M:536:LEU:HD13	1:M:550:PHE:CE1	2.37	0.60
1:M:546:THR:HG22	1:M:547:ASP:N	2.17	0.60
1:P:803:TYR:CD1	1:P:807:VAL:CG1	2.84	0.60
4:1:287:ILE:HG21	4:3:203:THR:HG22	1.79	0.60
1:A:124:VAL:HG13	1:A:675:ILE:HD13	1.84	0.59
1:A:546:THR:HG22	1:A:547:ASP:N	2.17	0.59
1:A:550:PHE:CE2	1:A:592:ILE:HG23	2.37	0.59
1:A:787:ILE:O	1:A:790:THR:N	2.35	0.59
1:D:38:VAL:HB	1:D:52:ILE:HD11	1.84	0.59
1:D:536:LEU:HD13	1:D:550:PHE:CE1	2.37	0.59
1:D:557:GLU:HG3	1:D:557:GLU:O	2.00	0.59
1:D:787:ILE:O	1:D:790:THR:N	2.35	0.59

Continued on next page...

Continued from previous page...

Atom-1	Atom-2	Interatomic distance (Å)	Clash overlap (Å)
1:G:292:MET:HE3	1:G:309:PRO:HA	1.82	0.59
1:G:542:PHE:N	4:V:143:TYR:OH	2.33	0.59
1:G:787:ILE:O	1:G:790:THR:N	2.35	0.59
1:J:95:THR:HG23	1:J:96:HIS:ND1	2.17	0.59
1:J:665:ARG:C	1:J:667:THR:H	2.05	0.59
1:J:756:THR:HG21	1:J:779:ARG:HB3	1.84	0.59
1:M:95:THR:HG23	1:M:96:HIS:ND1	2.17	0.59
1:M:557:GLU:HG3	1:M:557:GLU:O	2.00	0.59
1:P:411:GLU:N	4:1:333:PRO:HB2	2.11	0.59
1:P:546:THR:HG22	1:P:547:ASP:N	2.17	0.59
1:P:665:ARG:C	1:P:667:THR:H	2.05	0.59
4:1:201:VAL:CG2	4:Y:287:ILE:HG12	2.32	0.59
4:V:286:ASP:OD1	4:X:202:THR:HB	2.02	0.59
1:D:795:ARG:CD	3:F:43:ASN:CG	2.68	0.59
1:D:799:MET:SD	3:F:32:ASP:CG	2.80	0.59
1:D:836:PHE:CE1	2:E:159:HIS:CB	2.81	0.59
1:G:156:PHE:CD1	1:G:195:TYR:CD1	2.90	0.59
1:J:156:PHE:CD1	1:J:195:TYR:CD1	2.90	0.59
1:J:769:ALA:CB	1:J:770:GLY:HA3	2.31	0.59
1:M:124:VAL:CG1	1:M:675:ILE:HD13	2.32	0.59
1:M:599:ASN:CB	1:M:649:VAL:HB	2.32	0.59
1:M:795:ARG:NE	3:O:116:GLU:CD	2.55	0.59
1:M:795:ARG:HB3	3:O:35:ARG:HH22	1.67	0.59
1:M:830:PRO:HB3	2:N:67:MET:HE1	0.71	0.59
4:9:287:ILE:H	4:9:287:ILE:HD12	1.67	0.59
4:V:286:ASP:OD2	4:X:203:THR:CG2	2.47	0.59
4:X:291:LYS:HG3	4:Z:243:PRO:C	2.22	0.59
1:A:295:MLY:HG3	1:A:332:MET:HE1	1.82	0.59
1:A:536:LEU:HD13	1:A:550:PHE:CE1	2.38	0.59
1:A:549:SER:OG	1:A:550:PHE:N	2.36	0.59
1:A:612:GLN:HE22	1:A:627:GLY:HA2	1.66	0.59
1:D:542:PHE:CD1	4:9:143:TYR:CE1	2.90	0.59
1:D:817:GLN:OE1	2:E:127:ARG:NH1	2.16	0.59
1:D:837:MLY:O	1:D:840:PRO:HD2	2.02	0.59
1:G:549:SER:OG	1:G:550:PHE:N	2.35	0.59
1:G:776:GLU:O	1:G:779:ARG:HB3	2.03	0.59
1:J:40:VAL:HG22	1:J:41:VAL:H	1.67	0.59
1:J:542:PHE:CD1	4:W:143:TYR:CE1	2.91	0.59
1:J:546:THR:HG22	1:J:547:ASP:N	2.17	0.59
1:J:787:ILE:O	1:J:790:THR:N	2.35	0.59
1:J:826:VAL:CG2	2:K:88:LEU:HD23	2.24	0.59

Continued on next page...

Continued from previous page...

Atom-1	Atom-2	Interatomic distance (Å)	Clash overlap (Å)
3:L:49:ILE:HA	3:L:52:ASN:ND2	2.06	0.59
1:M:60:VAL:O	1:M:71:THR:HA	2.02	0.59
1:M:815:CYS:SG	2:N:92:ASP:CG	2.81	0.59
4:2:287:ILE:H	4:2:287:ILE:HD12	1.67	0.59
4:V:223:PHE:HD2	4:V:312:ARG:NH2	1.99	0.59
1:A:538:GLU:CD	4:8:355:MET:HE1	2.22	0.59
1:A:599:ASN:CB	1:A:649:VAL:HB	2.32	0.59
1:D:553:MLY:CE	4:W:45:VAL:CA	2.49	0.59
1:D:831:TRP:CD2	2:E:51:PHE:CE1	2.90	0.59
1:G:536:LEU:HD13	1:G:550:PHE:CE1	2.37	0.59
1:J:813:ILE:O	1:J:817:GLN:N	2.30	0.59
1:M:127:ASN:ND2	1:M:128:PRO:HD2	2.16	0.59
1:M:210:GLN:O	1:M:211:SER:OG	2.15	0.59
1:P:124:VAL:CG1	1:P:675:ILE:HD13	2.32	0.59
4:1:287:ILE:H	4:1:287:ILE:HD12	1.67	0.59
1:A:542:PHE:CD1	4:8:143:TYR:CE1	2.90	0.59
1:A:665:ARG:C	1:A:667:THR:H	2.05	0.59
1:D:195:TYR:O	1:D:199:ILE:HG23	2.03	0.59
1:D:546:THR:HG22	1:D:547:ASP:N	2.17	0.59
1:G:599:ASN:CB	1:G:649:VAL:HB	2.32	0.59
2:N:130:PRO:HA	2:N:133:ILE:HD12	1.83	0.59
1:P:135:TYR:N	1:P:135:TYR:CD1	2.70	0.59
1:P:549:SER:OG	1:P:550:PHE:N	2.36	0.59
1:P:646:PHE:CD2	1:P:652:LEU:CD1	2.85	0.59
1:P:834:LEU:HD21	2:Q:34:ILE:HG12	1.84	0.59
1:D:7:MET:HE3	1:D:14:ALA:HB1	1.83	0.59
1:D:40:VAL:HG22	1:D:41:VAL:H	1.67	0.59
1:D:95:THR:HG23	1:D:96:HIS:ND1	2.17	0.59
1:D:99:GLU:OE2	1:D:696:ARG:NH2	2.31	0.59
1:D:230:GLU:O	1:D:234:ASN:HB2	2.03	0.59
1:D:724:TYR:HA	1:D:782:MLY:HD2	0.65	0.59
1:D:769:ALA:C	1:D:774:LEU:CB	2.63	0.59
1:G:792:ALA:HB2	3:I:42:THR:N	2.03	0.59
1:G:831:TRP:NE1	2:H:67:MET:CG	2.66	0.59
3:I:52:ASN:N	3:I:53:PRO:CD	2.65	0.59
1:J:195:TYR:O	1:J:199:ILE:HG23	2.03	0.59
1:J:230:GLU:O	1:J:234:ASN:HB2	2.03	0.59
1:J:549:SER:OG	1:J:550:PHE:N	2.36	0.59
1:J:776:GLU:O	1:J:779:ARG:HB3	2.02	0.59
1:M:95:THR:OG1	1:M:771:LEU:N	2.36	0.59
1:M:202:SER:CA	1:M:207:LYS:HE3	2.27	0.59

Continued on next page...

Continued from previous page...

Atom-1	Atom-2	Interatomic distance (Å)	Clash overlap (Å)
1:M:481:ASN:N	1:M:481:ASN:ND2	2.51	0.59
1:M:550:PHE:CE2	1:M:592:ILE:HG23	2.37	0.59
1:M:715:VAL:CG2	1:M:772:LEU:CD2	2.58	0.59
2:N:117:LEU:HD11	2:N:147:ASN:HB3	1.76	0.59
1:P:40:VAL:HG22	1:P:41:VAL:H	1.67	0.59
1:P:124:VAL:HG13	1:P:675:ILE:HD13	1.84	0.59
1:P:506:GLU:OE2	1:P:763:THR:CB	2.50	0.59
4:8:287:ILE:H	4:8:287:ILE:HD12	1.67	0.59
1:A:156:PHE:CD1	1:A:195:TYR:CD1	2.89	0.59
1:D:116:TYR:HB2	1:D:153:PRO:O	2.03	0.59
1:G:481:ASN:N	1:G:481:ASN:ND2	2.51	0.59
1:G:553:MLY:HB2	4:X:46:GLY:HA3	1.83	0.59
1:J:784:ALA:O	1:J:788:THR:HB	2.02	0.59
1:J:798:LEU:HD12	3:L:126:LEU:CD1	2.00	0.59
1:M:265:ILE:HG22	1:M:266:GLU:N	2.18	0.59
1:M:295:MLY:HG3	1:M:332:MET:HE1	1.85	0.59
1:M:578:HIS:CD2	1:M:591:ASN:HA	2.32	0.59
1:P:230:GLU:O	1:P:234:ASN:HB2	2.03	0.59
1:P:536:LEU:HD13	1:P:550:PHE:CE1	2.37	0.59
1:P:538:GLU:HA	4:1:349:LEU:CG	2.28	0.59
1:P:776:GLU:O	1:P:779:ARG:HB3	2.03	0.59
4:2:44:MET:HA	4:Z:167:GLU:OE1	2.03	0.59
4:2:223:PHE:HD2	4:2:312:ARG:NH2	1.99	0.59
4:7:223:PHE:HD2	4:7:312:ARG:NH2	1.99	0.59
4:Z:287:ILE:HD12	4:Z:287:ILE:H	1.67	0.59
1:A:230:GLU:O	1:A:234:ASN:HB2	2.03	0.59
1:D:553:MLY:NZ	4:W:45:VAL:HG13	2.17	0.59
1:D:578:HIS:CD2	1:D:591:ASN:HA	2.32	0.59
2:E:130:PRO:HA	2:E:133:ILE:HD12	1.84	0.59
3:F:63:ILE:HG22	3:F:64:THR:O	2.01	0.59
1:G:601:ASP:N	1:G:602:PRO:HD3	2.18	0.59
1:J:210:GLN:O	1:J:211:SER:OG	2.15	0.59
1:J:530:MET:HE3	4:W:355:MET:SD	2.43	0.59
1:J:553:MLY:CH1	4:Y:45:VAL:HG11	2.32	0.59
3:L:102:VAL:HG11	3:L:107:LEU:HB2	1.85	0.59
1:M:725:ARG:NH1	3:O:93:VAL:CG2	2.54	0.59
1:M:795:ARG:N	3:O:118:MET:HE3	2.16	0.59
1:P:787:ILE:O	1:P:790:THR:N	2.35	0.59
1:A:40:VAL:HG22	1:A:41:VAL:H	1.67	0.59
1:A:481:ASN:N	1:A:481:ASN:ND2	2.51	0.59
1:D:135:TYR:N	1:D:135:TYR:CD1	2.70	0.59

Continued on next page...

Continued from previous page...

Atom-1	Atom-2	Interatomic distance (Å)	Clash overlap (Å)
1:D:541:MET:SD	4:9:346:LEU:O	2.48	0.59
3:F:52:ASN:N	3:F:53:PRO:CD	2.65	0.59
1:G:124:VAL:HG13	1:G:675:ILE:CD1	2.33	0.59
1:G:752:ASP:OD1	1:G:783:LEU:CB	2.50	0.59
1:J:124:VAL:HG13	1:J:675:ILE:HD13	1.84	0.59
1:J:599:ASN:CB	1:J:649:VAL:HB	2.32	0.59
1:J:646:PHE:CD2	1:J:652:LEU:CD1	2.85	0.59
1:M:156:PHE:CD1	1:M:195:TYR:CD1	2.90	0.59
1:M:795:ARG:HA	3:O:118:MET:SD	2.42	0.59
1:M:801:VAL:HG21	3:O:126:LEU:HD21	1.84	0.59
1:P:538:GLU:O	1:P:541:MET:HB2	2.03	0.59
1:P:557:GLU:HG3	1:P:557:GLU:O	2.00	0.59
1:P:831:TRP:NE1	2:Q:67:MET:HB3	2.18	0.59
1:A:60:VAL:O	1:A:71:THR:HA	2.02	0.59
1:A:265:ILE:HG22	1:A:266:GLU:N	2.18	0.59
1:A:776:GLU:O	1:A:779:ARG:HB3	2.03	0.59
1:D:646:PHE:CD2	1:D:652:LEU:CD1	2.85	0.59
1:G:265:ILE:HG22	1:G:266:GLU:N	2.18	0.59
1:G:629:GLU:HB3	1:G:645:SER:N	2.18	0.59
1:G:735:GLY:O	1:G:743:ALA:HA	1.94	0.59
1:J:553:MLY:HE3	4:Y:45:VAL:HG12	1.80	0.59
1:J:553:MLY:HG3	4:Y:45:VAL:O	2.02	0.59
1:J:557:GLU:HG3	1:J:557:GLU:O	2.00	0.59
1:J:715:VAL:HG11	1:J:720:PHE:HD1	1.68	0.59
1:J:732:ILE:HG22	1:J:747:LEU:CD1	1.55	0.59
1:M:195:TYR:O	1:M:199:ILE:HG23	2.03	0.59
1:M:538:GLU:O	1:M:541:MET:HB2	2.03	0.59
1:M:834:LEU:HD21	2:N:34:ILE:HG12	1.84	0.59
1:P:60:VAL:O	1:P:71:THR:HA	2.02	0.59
1:P:767:PHE:CZ	1:P:772:LEU:HD11	2.37	0.59
4:2:287:ILE:CG2	4:4:202:THR:C	2.69	0.59
1:A:464:ILE:HG22	1:A:465:ALA:N	2.18	0.58
1:A:601:ASP:N	1:A:602:PRO:HD3	2.18	0.58
1:D:49:MLY:HH13	1:D:108:GLU:OE2	2.02	0.58
1:D:265:ILE:HG22	1:D:266:GLU:N	2.18	0.58
1:D:529:PRO:HG3	4:9:353:GLN:OE1	2.03	0.58
1:G:542:PHE:CD1	4:V:143:TYR:CE1	2.91	0.58
1:G:830:PRO:HB2	2:H:67:MET:HE1	1.84	0.58
1:J:49:MLY:HH13	1:J:108:GLU:OE2	2.02	0.58
1:J:536:LEU:HD13	1:J:550:PHE:CE1	2.37	0.58
1:J:629:GLU:HB3	1:J:645:SER:N	2.18	0.58

Continued on next page...

Continued from previous page...

Atom-1	Atom-2	Interatomic distance (Å)	Clash overlap (Å)
1:M:629:GLU:HB3	1:M:645:SER:N	2.18	0.58
1:P:195:TYR:O	1:P:199:ILE:HG23	2.03	0.58
1:P:542:PHE:CD1	4:1:143:TYR:CE1	2.91	0.58
1:P:649:VAL:HA	1:P:649:VAL:HG22	1.81	0.58
4:1:201:VAL:CG2	4:Y:287:ILE:CG1	2.79	0.58
1:A:141:LEU:O	1:A:144:ARG:HB3	2.03	0.58
1:A:837:MLY:CH2	2:H:20:ASP:HA	2.33	0.58
1:D:124:VAL:HG13	1:D:675:ILE:HD13	1.84	0.58
1:D:464:ILE:HG22	1:D:465:ALA:N	2.18	0.58
1:D:549:SER:OG	1:D:550:PHE:N	2.36	0.58
1:D:715:VAL:HG11	1:D:720:PHE:HD1	1.68	0.58
1:G:49:MLY:HH13	1:G:108:GLU:OE2	2.03	0.58
1:G:175:ILE:HA	1:G:670:HIS:O	2.04	0.58
1:G:646:PHE:CD2	1:G:652:LEU:CD1	2.85	0.58
1:J:642:LYS:CD	4:W:340:TRP:CZ3	2.79	0.58
1:M:135:TYR:N	1:M:135:TYR:CD1	2.70	0.58
1:M:141:LEU:O	1:M:144:ARG:HB3	2.04	0.58
1:M:542:PHE:CD1	4:Z:143:TYR:CE1	2.91	0.58
1:P:116:TYR:HB2	1:P:153:PRO:O	2.03	0.58
1:P:210:GLN:O	1:P:211:SER:OG	2.15	0.58
1:P:629:GLU:HB3	1:P:645:SER:N	2.18	0.58
1:P:813:ILE:O	1:P:817:GLN:N	2.30	0.58
1:A:49:MLY:HH13	1:A:108:GLU:OE2	2.03	0.58
1:A:629:GLU:HB3	1:A:645:SER:N	2.19	0.58
1:D:48:VAL:HG22	1:D:49:MLY:N	2.18	0.58
1:D:141:LEU:O	1:D:144:ARG:HB3	2.03	0.58
1:D:599:ASN:CB	1:D:649:VAL:HB	2.32	0.58
1:D:776:GLU:O	1:D:779:ARG:HB3	2.03	0.58
1:G:135:TYR:N	1:G:135:TYR:CD1	2.70	0.58
1:G:503:TYR:HE1	1:G:711:PHE:CD2	2.18	0.58
1:G:715:VAL:HG11	1:G:720:PHE:HD1	1.68	0.58
1:G:813:ILE:O	1:G:817:GLN:N	2.30	0.58
1:J:530:MET:CG	4:W:354:GLN:HG3	2.31	0.58
1:P:49:MLY:HH13	1:P:108:GLU:OE2	2.02	0.58
1:P:124:VAL:HG13	1:P:675:ILE:CD1	2.33	0.58
1:P:265:ILE:HG22	1:P:266:GLU:N	2.18	0.58
4:7:287:ILE:HD12	4:7:287:ILE:H	1.67	0.58
4:X:287:ILE:O	4:Z:205:GLU:OE1	2.21	0.58
4:Y:223:PHE:HD2	4:Y:312:ARG:NH2	1.99	0.58
1:A:48:VAL:HG22	1:A:49:MLY:N	2.18	0.58
1:D:538:GLU:CD	4:9:355:MET:HE1	2.23	0.58

Continued on next page...

Continued from previous page...

Atom-1	Atom-2	Interatomic distance (Å)	Clash overlap (Å)
1:D:713:SER:CB	1:D:775:LEU:CD2	2.67	0.58
1:D:813:ILE:O	1:D:817:GLN:N	2.30	0.58
1:G:230:GLU:O	1:G:234:ASN:HB2	2.03	0.58
1:G:464:ILE:HG22	1:G:465:ALA:N	2.18	0.58
1:J:265:ILE:HG22	1:J:266:GLU:N	2.18	0.58
1:J:538:GLU:HA	4:W:349:LEU:CG	2.28	0.58
1:M:549:SER:OG	1:M:550:PHE:N	2.36	0.58
1:P:717:TYR:HD1	1:P:744:SER:HG	1.49	0.58
1:A:135:TYR:N	1:A:135:TYR:CD1	2.70	0.58
1:A:530:MET:HE3	4:8:354:GLN:CB	2.32	0.58
1:D:175:ILE:HA	1:D:670:HIS:O	2.03	0.58
1:G:639:GLY:N	4:V:344:SER:C	2.54	0.58
1:G:769:ALA:HB2	1:G:770:GLY:N	2.16	0.58
1:G:795:ARG:CB	3:I:35:ARG:CZ	2.82	0.58
1:G:837:MLY:O	1:G:840:PRO:HD2	2.02	0.58
2:H:117:LEU:HD11	2:H:147:ASN:HB3	1.76	0.58
1:J:7:MET:HE3	1:J:14:ALA:HB1	1.84	0.58
1:M:175:ILE:HA	1:M:670:HIS:O	2.04	0.58
1:M:464:ILE:HG22	1:M:465:ALA:N	2.18	0.58
1:M:646:PHE:CD2	1:M:652:LEU:CD1	2.85	0.58
1:P:218:LEU:N	1:P:221:GLN:HE21	2.01	0.58
1:P:723:ARG:HG2	1:P:779:ARG:NH2	2.17	0.58
1:P:817:GLN:CB	2:Q:127:ARG:CD	2.81	0.58
1:A:175:ILE:HA	1:A:670:HIS:O	2.04	0.58
1:A:529:PRO:HG3	4:8:353:GLN:OE1	2.03	0.58
1:A:649:VAL:HA	1:A:649:VAL:HG22	1.80	0.58
1:A:794:CYS:O	1:A:798:LEU:N	2.37	0.58
1:D:601:ASP:N	1:D:602:PRO:HD3	2.18	0.58
1:D:831:TRP:CZ2	2:E:47:LEU:CD2	2.87	0.58
1:G:48:VAL:HG22	1:G:49:MLY:N	2.18	0.58
1:G:546:THR:HG22	1:G:547:ASP:N	2.17	0.58
1:G:649:VAL:HA	1:G:649:VAL:HG22	1.80	0.58
1:G:829:TRP:CH2	2:H:87:LYS:CE	2.87	0.58
1:J:116:TYR:HB2	1:J:153:PRO:O	2.03	0.58
1:J:292:MET:HE3	1:J:309:PRO:HA	1.85	0.58
1:J:464:ILE:HG22	1:J:465:ALA:N	2.18	0.58
1:J:538:GLU:O	1:J:541:MET:HB2	2.04	0.58
1:P:529:PRO:HG3	4:1:353:GLN:OE1	2.04	0.58
1:P:550:PHE:CE2	1:P:592:ILE:HG23	2.37	0.58
1:P:715:VAL:HG11	1:P:720:PHE:HD1	1.68	0.58
4:1:243:PRO:CB	4:Y:291:LYS:CD	2.69	0.58

Continued on next page...

Continued from previous page...

Atom-1	Atom-2	Interatomic distance (Å)	Clash overlap (Å)
4:W:285:CYS:O	4:Y:202:THR:CG2	2.52	0.58
1:A:127:ASN:ND2	1:A:128:PRO:HD2	2.17	0.58
1:A:218:LEU:N	1:A:221:GLN:HE21	2.01	0.58
1:A:643:GLY:HA2	4:8:24:ASP:OD1	2.04	0.58
1:D:254:PHE:CE2	1:D:459:ILE:HD12	2.39	0.58
1:G:95:THR:HA	1:G:713:SER:OG	2.04	0.58
1:G:116:TYR:HB2	1:G:153:PRO:O	2.03	0.58
1:G:538:GLU:O	1:G:541:MET:HB2	2.04	0.58
1:G:642:LYS:CG	4:V:22:ALA:CA	2.80	0.58
1:G:791:GLN:NE2	3:I:115:GLY:C	2.57	0.58
1:J:64:THR:HG22	1:J:65:GLU:N	2.19	0.58
1:J:601:ASP:N	1:J:602:PRO:HD3	2.18	0.58
1:M:124:VAL:HG13	1:M:675:ILE:CD1	2.33	0.58
1:M:601:ASP:N	1:M:602:PRO:HD3	2.18	0.58
1:M:643:GLY:HA2	4:Z:24:ASP:OD1	2.04	0.58
1:M:776:GLU:O	1:M:779:ARG:HB3	2.03	0.58
1:P:48:VAL:HG22	1:P:49:MLY:N	2.18	0.58
1:P:64:THR:HG22	1:P:65:GLU:N	2.19	0.58
1:P:254:PHE:CE2	1:P:459:ILE:HD12	2.39	0.58
1:P:601:ASP:N	1:P:602:PRO:HD3	2.19	0.58
1:P:676:ILE:O	1:P:676:ILE:HG23	2.03	0.58
1:P:791:GLN:NE2	3:R:116:GLU:N	2.52	0.58
1:P:795:ARG:HG2	3:R:118:MET:HE1	0.64	0.58
4:W:286:ASP:OD1	4:Y:203:THR:HG22	2.04	0.58
1:A:254:PHE:CE2	1:A:459:ILE:HD12	2.39	0.58
1:A:715:VAL:HG11	1:A:720:PHE:HD1	1.68	0.58
1:D:64:THR:HG22	1:D:65:GLU:N	2.19	0.58
1:D:124:VAL:HG13	1:D:675:ILE:CD1	2.33	0.58
1:D:732:ILE:CG2	1:D:782:MLY:CH2	2.67	0.58
3:F:52:ASN:HB2	3:F:53:PRO:CD	2.28	0.58
1:G:141:LEU:O	1:G:144:ARG:HB3	2.03	0.58
1:G:195:TYR:O	1:G:199:ILE:HG23	2.03	0.58
1:G:550:PHE:CE2	1:G:592:ILE:HG23	2.37	0.58
1:G:557:GLU:HB2	4:X:47:MET:O	2.04	0.58
1:J:135:TYR:N	1:J:135:TYR:CD1	2.70	0.58
1:J:175:ILE:HA	1:J:670:HIS:O	2.03	0.58
1:M:218:LEU:N	1:M:221:GLN:HE21	2.01	0.58
1:M:254:PHE:CE2	1:M:459:ILE:HD12	2.39	0.58
1:M:529:PRO:HG3	4:Z:353:GLN:OE1	2.04	0.58
1:M:676:ILE:O	1:M:676:ILE:HG23	2.03	0.58
1:M:725:ARG:NH2	3:O:89:GLU:HB3	2.17	0.58

Continued on next page...

Continued from previous page...

Atom-1	Atom-2	Interatomic distance (Å)	Clash overlap (Å)
3:O:52:ASN:N	3:O:53:PRO:CD	2.65	0.58
3:O:102:VAL:HG11	3:O:107:LEU:HB2	1.85	0.58
1:P:834:LEU:CD2	2:Q:34:ILE:CD1	2.82	0.58
4:1:247:VAL:CG2	4:Y:324:THR:HG21	2.30	0.58
4:2:287:ILE:HB	4:4:203:THR:CA	2.33	0.58
4:X:223:PHE:HD2	4:X:312:ARG:NH2	1.99	0.58
1:A:707:CYS:SG	1:A:714:ARG:CZ	2.91	0.58
1:D:550:PHE:CE2	1:D:592:ILE:HG23	2.37	0.58
1:D:676:ILE:HG23	1:D:676:ILE:O	2.03	0.58
1:D:727:LEU:HB2	1:D:782:MLY:HH13	0.58	0.58
1:D:727:LEU:CB	1:D:782:MLY:CE	2.81	0.58
1:D:795:ARG:CZ	3:F:116:GLU:HB3	2.33	0.58
1:D:831:TRP:HZ3	2:E:34:ILE:HG12	1.68	0.58
1:G:529:PRO:HG3	4:V:353:GLN:OE1	2.04	0.58
1:G:643:GLY:HA2	4:V:24:ASP:OD1	2.04	0.58
1:G:769:ALA:O	1:G:773:GLY:HA2	2.01	0.58
1:J:124:VAL:HG13	1:J:675:ILE:CD1	2.33	0.58
1:J:797:PHE:HE2	3:L:126:LEU:HD13	1.69	0.58
1:M:64:THR:HG22	1:M:65:GLU:N	2.19	0.58
1:P:817:GLN:CB	2:Q:127:ARG:HD2	2.34	0.58
4:1:243:PRO:CA	4:Y:291:LYS:CE	2.81	0.58
4:8:223:PHE:HD2	4:8:312:ARG:NH2	1.99	0.58
1:A:124:VAL:HG13	1:A:675:ILE:CD1	2.33	0.58
1:A:279:LEU:HB3	1:A:280:PRO:HD2	1.86	0.58
1:A:538:GLU:O	1:A:541:MET:HB2	2.04	0.58
1:A:646:PHE:CD2	1:A:652:LEU:CD1	2.85	0.58
1:D:800:ARG:CD	3:F:149:VAL:O	2.52	0.58
1:G:838:ILE:CG1	2:H:54:MET:HE1	2.31	0.58
1:J:22:LYS:O	1:J:26:GLU:N	2.30	0.58
1:J:141:LEU:O	1:J:144:ARG:HB3	2.04	0.58
1:J:567:LYS:HZ3	4:Y:92:ASN:ND2	1.97	0.58
1:J:568:PRO:HG3	1:J:578:HIS:H	1.69	0.58
3:L:102:VAL:HG23	3:L:139:TYR:CD1	2.39	0.58
1:M:7:MET:HE3	1:M:14:ALA:HB1	1.85	0.58
1:P:464:ILE:HG22	1:P:465:ALA:N	2.18	0.58
3:R:102:VAL:HG11	3:R:107:LEU:HB2	1.85	0.58
4:1:201:VAL:HG23	4:Y:287:ILE:HG13	1.85	0.58
4:1:203:THR:HG22	4:Y:286:ASP:OD2	2.04	0.58
4:1:247:VAL:N	4:Y:324:THR:HB	2.18	0.58
4:X:285:CYS:O	4:Z:202:THR:CG2	2.48	0.58
1:D:629:GLU:HB3	1:D:645:SER:N	2.18	0.57

Continued on next page...

Continued from previous page...

Atom-1	Atom-2	Interatomic distance (Å)	Clash overlap (Å)
1:D:717:TYR:HD1	1:D:744:SER:HG	1.52	0.57
1:G:753:VAL:O	1:G:779:ARG:HD3	1.98	0.57
1:G:829:TRP:CZ3	2:H:84:PHE:CZ	2.91	0.57
1:J:48:VAL:HG22	1:J:49:MLY:N	2.18	0.57
1:J:254:PHE:CE2	1:J:459:ILE:HD12	2.39	0.57
1:J:642:LYS:CG	4:W:22:ALA:CA	2.80	0.57
3:O:49:ILE:HA	3:O:52:ASN:ND2	2.06	0.57
1:P:175:ILE:HA	1:P:670:HIS:O	2.04	0.57
1:A:149:GLN:CG	1:A:719:ASP:N	2.65	0.57
1:A:215:GLN:CA	1:A:340:ILE:CG2	2.63	0.57
1:D:418:THR:HG22	1:D:419:VAL:H	1.69	0.57
1:D:634:GLY:N	4:9:25:ASP:O	2.31	0.57
3:F:102:VAL:HG11	3:F:107:LEU:HB2	1.85	0.57
1:G:64:THR:HG22	1:G:65:GLU:N	2.19	0.57
1:G:553:MLY:HH12	4:X:45:VAL:CG1	2.29	0.57
1:J:529:PRO:HG3	4:W:353:GLN:OE1	2.04	0.57
1:M:116:TYR:HB2	1:M:153:PRO:O	2.03	0.57
1:M:230:GLU:O	1:M:234:ASN:HB2	2.03	0.57
1:M:793:ARG:CZ	3:O:40:ASN:ND2	2.65	0.57
1:A:195:TYR:O	1:A:199:ILE:HG23	2.03	0.57
1:A:530:MET:HE2	4:8:354:GLN:HG3	1.85	0.57
1:D:279:LEU:HB3	1:D:280:PRO:HD2	1.86	0.57
1:D:530:MET:CA	4:9:354:GLN:HB3	2.35	0.57
1:D:538:GLU:O	1:D:541:MET:HB2	2.04	0.57
1:D:732:ILE:CG2	1:D:747:LEU:HD11	1.26	0.57
1:D:831:TRP:CZ3	2:E:50:THR:CG2	2.86	0.57
1:G:279:LEU:HB3	1:G:280:PRO:HD2	1.86	0.57
1:G:538:GLU:CD	4:V:355:MET:HE3	2.23	0.57
1:G:757:GLN:CB	1:G:776:GLU:CG	2.81	0.57
1:G:794:CYS:O	1:G:798:LEU:N	2.37	0.57
1:J:409:GLY:HA3	4:W:333:PRO:CD	2.35	0.57
1:J:530:MET:CA	4:W:354:GLN:HB3	2.35	0.57
1:J:794:CYS:O	1:J:798:LEU:N	2.37	0.57
1:M:322:VAL:HG11	1:M:325:ILE:HD11	1.86	0.57
1:M:817:GLN:CD	2:N:127:ARG:CB	2.69	0.57
3:O:46:ILE:O	3:O:50:LEU:CG	2.47	0.57
1:P:7:MET:HE3	1:P:14:ALA:HB1	1.84	0.57
1:P:141:LEU:O	1:P:144:ARG:HB3	2.04	0.57
1:P:481:ASN:N	1:P:481:ASN:ND2	2.51	0.57
1:P:804:ARG:C	1:P:807:VAL:HB	2.23	0.57
1:P:838:ILE:HG12	2:Q:54:MET:HE1	1.85	0.57

Continued on next page...

Continued from previous page...

Atom-1	Atom-2	Interatomic distance (Å)	Clash overlap (Å)
3:R:102:VAL:HG23	3:R:139:TYR:CD1	2.39	0.57
4:X:287:ILE:HG13	4:Z:201:VAL:CB	2.34	0.57
1:A:676:ILE:HG23	1:A:676:ILE:O	2.03	0.57
1:D:409:GLY:HA3	4:9:333:PRO:CD	2.35	0.57
1:D:834:LEU:CD2	2:E:54:MET:SD	2.87	0.57
1:G:127:ASN:ND2	1:G:128:PRO:HD2	2.17	0.57
1:G:795:ARG:N	3:I:118:MET:HE1	2.18	0.57
1:J:784:ALA:O	1:J:788:THR:CB	2.52	0.57
1:M:279:LEU:HB3	1:M:280:PRO:HD2	1.86	0.57
1:M:409:GLY:HA3	4:Z:333:PRO:CD	2.35	0.57
1:M:785:GLU:O	1:M:788:THR:HB	2.04	0.57
4:2:244:ASP:HA	4:Z:324:THR:HG23	1.86	0.57
4:4:287:ILE:HG21	4:6:204:ALA:H	1.67	0.57
4:X:325:MET:CE	4:Z:244:ASP:OD2	2.52	0.57
1:A:99:GLU:OE2	1:A:696:ARG:NH2	2.30	0.57
1:A:116:TYR:HB2	1:A:153:PRO:O	2.03	0.57
1:A:505:MLY:H	1:A:762:HIS:CD2	2.22	0.57
1:A:541:MET:HG2	4:8:345:ILE:CG2	2.35	0.57
1:A:707:CYS:CB	1:A:714:ARG:NH1	2.66	0.57
1:D:506:GLU:OE2	1:D:764:MLY:CE	2.52	0.57
1:D:800:ARG:CB	3:F:149:VAL:CG2	2.79	0.57
1:G:254:PHE:CE2	1:G:459:ILE:HD12	2.39	0.57
1:J:612:GLN:HE22	1:J:627:GLY:HA2	1.66	0.57
1:J:639:GLY:N	4:W:344:SER:C	2.54	0.57
3:L:52:ASN:HB2	3:L:53:PRO:CD	2.28	0.57
1:M:747:LEU:O	1:M:747:LEU:HD23	2.05	0.57
1:P:418:THR:HG22	1:P:419:VAL:H	1.69	0.57
1:P:723:ARG:HG2	1:P:779:ARG:CZ	2.35	0.57
1:A:534:SER:C	4:8:351:THR:CA	2.47	0.57
1:G:92:ALA:O	1:G:714:ARG:HG3	1.98	0.57
1:G:643:GLY:N	4:V:23:GLY:C	2.55	0.57
1:G:676:ILE:HG23	1:G:676:ILE:O	2.03	0.57
1:G:797:PHE:CE2	3:I:126:LEU:CD1	2.88	0.57
1:J:279:LEU:HB3	1:J:280:PRO:HD2	1.86	0.57
1:J:418:THR:HG22	1:J:419:VAL:H	1.69	0.57
1:J:813:ILE:O	1:J:816:ILE:N	2.37	0.57
1:M:568:PRO:HG3	1:M:578:HIS:H	1.69	0.57
1:M:782:MLY:O	1:M:786:ILE:HG13	2.05	0.57
1:M:797:PHE:HE2	3:O:126:LEU:CD1	2.17	0.57
1:M:813:ILE:O	1:M:816:ILE:N	2.38	0.57
1:P:279:LEU:HB3	1:P:280:PRO:HD2	1.86	0.57

Continued on next page...

Continued from previous page...

Atom-1	Atom-2	Interatomic distance (Å)	Clash overlap (Å)
1:P:643:GLY:HA2	4:1:24:ASP:OD1	2.04	0.57
1:P:813:ILE:O	1:P:816:ILE:N	2.37	0.57
4:X:287:ILE:HG13	4:Z:201:VAL:CG2	2.33	0.57
1:A:502:GLU:O	1:A:761:GLY:CA	2.53	0.57
1:A:747:LEU:HD23	1:A:747:LEU:O	2.05	0.57
1:D:173:GLN:C	1:D:667:THR:HG23	2.25	0.57
1:G:818:TYR:CZ	2:H:127:ARG:NH1	2.73	0.57
3:I:102:VAL:HG11	3:I:107:LEU:HB2	1.85	0.57
1:J:792:ALA:H	3:L:42:THR:CG2	2.16	0.57
1:M:173:GLN:C	1:M:667:THR:HG23	2.25	0.57
1:M:530:MET:HE3	4:Z:355:MET:SD	2.44	0.57
1:P:173:GLN:C	1:P:667:THR:HG23	2.25	0.57
1:P:642:LYS:CG	4:1:22:ALA:CA	2.80	0.57
4:1:246:GLN:N	4:Y:324:THR:HB	2.19	0.57
1:A:109:ARG:O	1:A:114:MET:N	2.37	0.57
1:A:568:PRO:HG3	1:A:578:HIS:H	1.69	0.57
1:A:813:ILE:O	1:A:816:ILE:N	2.38	0.57
1:D:109:ARG:O	1:D:114:MET:N	2.37	0.57
1:D:218:LEU:N	1:D:221:GLN:HE21	2.01	0.57
1:D:411:GLU:N	4:9:333:PRO:HB2	2.11	0.57
1:P:502:GLU:OE2	1:P:764:MLY:HH13	2.04	0.57
1:P:635:GLY:HA3	4:1:334:GLU:CG	2.30	0.57
1:A:64:THR:HG22	1:A:65:GLU:N	2.19	0.57
1:A:530:MET:CA	4:8:354:GLN:HB3	2.34	0.57
1:A:599:ASN:CG	1:A:649:VAL:HB	2.25	0.57
1:A:768:MLY:CB	1:A:771:LEU:CD1	2.77	0.57
1:A:783:LEU:O	1:A:787:ILE:N	2.28	0.57
1:D:599:ASN:CG	1:D:649:VAL:HB	2.25	0.57
1:D:783:LEU:O	1:D:787:ILE:N	2.28	0.57
1:G:28:GLN:HB3	1:G:723:ARG:HH12	1.69	0.57
1:G:538:GLU:CG	4:V:351:THR:C	2.73	0.57
1:G:792:ALA:H	3:I:42:THR:HG22	1.70	0.57
1:G:838:ILE:HG13	2:H:54:MET:CE	2.34	0.57
1:J:173:GLN:C	1:J:667:THR:HG23	2.25	0.57
1:J:481:ASN:N	1:J:481:ASN:ND2	2.51	0.57
1:J:676:ILE:HG23	1:J:676:ILE:O	2.03	0.57
1:M:612:GLN:HE22	1:M:627:GLY:HA2	1.66	0.57
1:M:831:TRP:NE1	2:N:67:MET:HB3	2.18	0.57
1:P:409:GLY:HA3	4:1:333:PRO:CD	2.35	0.57
1:P:630:ALA:CA	4:1:25:ASP:OD2	2.53	0.57
1:A:322:VAL:HG11	1:A:325:ILE:HD11	1.86	0.57

Continued on next page...

Continued from previous page...

Atom-1	Atom-2	Interatomic distance (Å)	Clash overlap (Å)
1:A:579:PHE:CD2	1:A:592:ILE:HD11	2.40	0.57
1:D:712:PRO:HG2	1:D:771:LEU:HD13	1.86	0.57
1:D:747:LEU:HD23	1:D:747:LEU:O	2.05	0.57
1:D:797:PHE:CD1	3:F:146:ILE:CB	2.83	0.57
1:G:218:LEU:N	1:G:221:GLN:HE21	2.01	0.57
1:G:757:GLN:OE1	1:G:772:LEU:CB	2.52	0.57
2:H:112:ILE:C	2:H:147:ASN:O	2.43	0.57
1:J:541:MET:HG2	4:W:345:ILE:CG2	2.35	0.57
1:J:642:LYS:CA	4:W:22:ALA:C	2.70	0.57
1:J:829:TRP:CH2	2:K:87:LYS:CE	2.87	0.57
1:M:830:PRO:CG	2:N:67:MET:CE	2.83	0.57
1:P:127:ASN:ND2	1:P:128:PRO:HD2	2.16	0.57
1:P:733:PRO:HB3	3:R:85:GLU:HG2	1.87	0.57
4:2:287:ILE:HG21	4:4:203:THR:N	2.19	0.57
4:4:287:ILE:HB	4:6:203:THR:CG2	2.35	0.57
4:V:288:ASP:N	4:X:204:ALA:H	2.03	0.57
1:A:505:MLY:HH21	1:A:762:HIS:O	2.05	0.56
1:D:302:MET:HG2	1:D:303:LEU:HD13	1.87	0.56
1:D:541:MET:HG2	4:9:345:ILE:CG2	2.35	0.56
1:D:568:PRO:HG3	1:D:578:HIS:H	1.69	0.56
1:D:643:GLY:HA2	4:9:24:ASP:OD1	2.04	0.56
1:D:838:ILE:CD1	2:E:54:MET:CE	2.83	0.56
1:G:7:MET:HE3	1:G:14:ALA:HB1	1.86	0.56
1:G:579:PHE:CD2	1:G:592:ILE:HD11	2.40	0.56
1:G:813:ILE:O	1:G:816:ILE:N	2.37	0.56
1:J:599:ASN:CG	1:J:649:VAL:HB	2.25	0.56
1:M:22:LYS:HA	1:M:25:ILE:HB	1.87	0.56
1:M:48:VAL:HG22	1:M:49:MLY:N	2.18	0.56
1:M:819:ASN:N	2:N:90:GLY:O	2.38	0.56
1:P:82:PRO:HD2	1:P:85:TYR:CD2	2.40	0.56
1:P:829:TRP:CZ2	2:Q:87:LYS:CE	2.83	0.56
4:4:223:PHE:HD2	4:4:312:ARG:NH2	1.99	0.56
1:D:529:PRO:CG	4:9:353:GLN:OE1	2.54	0.56
1:D:813:ILE:O	1:D:816:ILE:N	2.38	0.56
3:F:46:ILE:O	3:F:50:LEU:CG	2.47	0.56
1:G:411:GLU:H	4:V:333:PRO:HG2	1.70	0.56
1:G:541:MET:HG2	4:V:345:ILE:CG2	2.35	0.56
1:G:599:ASN:CG	1:G:649:VAL:HB	2.25	0.56
1:G:638:GLY:CA	4:V:345:ILE:H	2.18	0.56
1:G:717:TYR:HD1	1:G:744:SER:HG	1.53	0.56
1:J:218:LEU:N	1:J:221:GLN:HE21	2.01	0.56

Continued on next page...

Continued from previous page...

Atom-1	Atom-2	Interatomic distance (Å)	Clash overlap (Å)
1:J:643:GLY:N	4:W:23:GLY:C	2.55	0.56
1:M:541:MET:HG2	4:Z:345:ILE:CG2	2.35	0.56
1:P:411:GLU:H	4:1:333:PRO:HG2	1.71	0.56
1:P:634:GLY:N	4:1:25:ASP:O	2.31	0.56
1:P:747:LEU:O	1:P:747:LEU:HD23	2.05	0.56
2:Q:112:ILE:C	2:Q:147:ASN:O	2.42	0.56
4:3:287:ILE:HB	4:5:204:ALA:N	2.21	0.56
1:A:82:PRO:HD2	1:A:85:TYR:CD2	2.40	0.56
1:A:116:TYR:CE2	1:A:154:HIS:CD2	2.94	0.56
1:A:409:GLY:HA3	4:8:333:PRO:CD	2.34	0.56
1:A:508:ILE:HD11	1:A:759:ALA:HB1	0.56	0.56
1:A:677:PRO:HB2	1:A:678:ASN:ND2	2.20	0.56
1:D:135:TYR:N	1:D:135:TYR:HD1	2.04	0.56
1:D:411:GLU:H	4:9:333:PRO:HG2	1.70	0.56
1:D:724:TYR:HB3	1:D:782:MLY:CE	2.35	0.56
1:D:823:PHE:HD1	2:E:160:GLY:CA	2.14	0.56
1:G:135:TYR:N	1:G:135:TYR:HD1	2.04	0.56
1:G:173:GLN:C	1:G:667:THR:HG23	2.25	0.56
1:G:322:VAL:HG11	1:G:325:ILE:HD11	1.86	0.56
1:G:677:PRO:HB2	1:G:678:ASN:ND2	2.20	0.56
1:G:747:LEU:HD23	1:G:747:LEU:O	2.05	0.56
1:J:93:MET:HE1	1:J:716:LEU:HD12	1.87	0.56
1:J:94:MET:O	1:J:713:SER:HA	2.04	0.56
1:J:561:LYS:HE3	4:Y:48:GLY:CA	2.29	0.56
1:J:747:LEU:O	1:J:747:LEU:HD23	2.05	0.56
1:J:783:LEU:O	1:J:787:ILE:CB	2.52	0.56
1:J:800:ARG:CD	3:L:149:VAL:C	2.74	0.56
1:M:217:THR:HG22	1:M:218:LEU:O	2.05	0.56
1:M:530:MET:CA	4:Z:354:GLN:HB3	2.35	0.56
1:M:553:MLY:CH2	4:2:43:VAL:HG22	2.36	0.56
1:M:677:PRO:HB2	1:M:678:ASN:ND2	2.20	0.56
1:M:782:MLY:O	1:M:786:ILE:CG1	2.54	0.56
1:M:829:TRP:CZ2	2:N:87:LYS:CE	2.86	0.56
1:P:109:ARG:O	1:P:114:MET:N	2.37	0.56
1:P:338:ILE:HG21	1:P:348:MLY:HB3	1.87	0.56
1:P:579:PHE:CD2	1:P:592:ILE:HD11	2.40	0.56
1:P:642:LYS:CD	4:1:340:TRP:CZ3	2.79	0.56
1:P:723:ARG:NE	1:P:779:ARG:CD	2.68	0.56
1:P:791:GLN:HE22	3:R:115:GLY:HA3	0.48	0.56
1:P:829:TRP:CD2	2:Q:87:LYS:HE2	2.40	0.56
4:1:287:ILE:CD1	4:3:203:THR:HB	2.34	0.56

Continued on next page...

Continued from previous page...

Atom-1	Atom-2	Interatomic distance (Å)	Clash overlap (Å)
4:5:365:ALA:HB3	4:5:369:ILE:HB	1.88	0.56
1:D:338:ILE:HG21	1:D:348:MLY:HB3	1.87	0.56
1:D:677:PRO:HB2	1:D:678:ASN:ND2	2.20	0.56
1:D:823:PHE:CE1	2:E:156:VAL:HG12	2.40	0.56
2:E:163:ALA:O	2:K:21:GLU:CA	2.53	0.56
1:J:217:THR:HG22	1:J:218:LEU:O	2.05	0.56
1:J:634:GLY:N	4:W:25:ASP:O	2.31	0.56
1:J:818:TYR:CZ	2:K:127:ARG:NH2	2.49	0.56
1:M:599:ASN:CG	1:M:649:VAL:HB	2.25	0.56
1:M:715:VAL:HG11	1:M:720:PHE:HD1	1.68	0.56
1:P:546:THR:CB	4:3:46:GLY:CA	2.75	0.56
1:P:715:VAL:CG2	1:P:772:LEU:HD21	2.35	0.56
1:D:630:ALA:CA	4:9:25:ASP:OD2	2.53	0.56
1:D:733:PRO:CB	1:D:737:PHE:HE1	2.19	0.56
1:D:793:ARG:HH21	3:F:147:MET:HE3	1.52	0.56
1:D:797:PHE:HE1	3:F:146:ILE:CA	1.86	0.56
1:G:116:TYR:CE2	1:G:154:HIS:CD2	2.94	0.56
1:G:795:ARG:NE	3:I:116:GLU:OE2	2.39	0.56
1:G:795:ARG:N	3:I:118:MET:CE	2.69	0.56
1:G:831:TRP:NE1	2:H:67:MET:CB	2.35	0.56
1:J:93:MET:SD	1:J:716:LEU:N	2.79	0.56
1:J:567:LYS:NZ	4:Y:92:ASN:ND2	2.36	0.56
1:J:630:ALA:CA	4:W:25:ASP:OD2	2.53	0.56
1:M:733:PRO:CB	1:M:737:PHE:HE1	2.19	0.56
1:P:99:GLU:OE2	1:P:696:ARG:NH2	2.30	0.56
1:P:135:TYR:N	1:P:135:TYR:HD1	2.04	0.56
1:P:541:MET:HG2	4:1:345:ILE:CG2	2.35	0.56
1:P:639:GLY:N	4:1:344:SER:C	2.54	0.56
1:P:677:PRO:HB2	1:P:678:ASN:ND2	2.20	0.56
1:P:831:TRP:HZ3	2:Q:34:ILE:HG21	1.68	0.56
4:X:365:ALA:HB3	4:X:369:ILE:HB	1.88	0.56
1:A:149:GLN:CD	1:A:718:ALA:CB	2.54	0.56
1:A:505:MLY:HB3	1:A:762:HIS:HD2	0.41	0.56
1:A:638:GLY:CA	4:8:345:ILE:H	2.19	0.56
1:A:733:PRO:CA	1:A:737:PHE:HE1	2.19	0.56
1:D:726:VAL:C	1:D:785:GLU:HG2	2.26	0.56
1:G:22:LYS:HA	1:G:25:ILE:HB	1.87	0.56
1:G:82:PRO:HD2	1:G:85:TYR:CD2	2.40	0.56
1:G:410:ASN:CG	4:V:334:GLU:C	2.64	0.56
1:G:733:PRO:CB	1:G:737:PHE:HE1	2.19	0.56
1:G:733:PRO:CA	1:G:737:PHE:HE1	2.19	0.56

Continued on next page...

Continued from previous page...

Atom-1	Atom-2	Interatomic distance (Å)	Clash overlap (Å)
1:G:783:LEU:HA	1:G:786:ILE:HB	1.87	0.56
1:J:302:MET:HG2	1:J:303:LEU:HD13	1.87	0.56
1:J:643:GLY:HA2	4:W:24:ASP:OD1	2.04	0.56
1:J:839:MLY:HH21	2:K:158:THR:HG22	1.88	0.56
1:M:109:ARG:O	1:M:114:MET:N	2.37	0.56
1:M:630:ALA:CA	4:Z:25:ASP:OD2	2.53	0.56
1:M:795:ARG:NH2	3:O:116:GLU:CD	2.44	0.56
1:M:797:PHE:CE2	3:O:126:LEU:CD1	2.89	0.56
1:P:220:ASP:O	1:P:224:SER:N	2.27	0.56
1:P:322:VAL:HG11	1:P:325:ILE:HD11	1.86	0.56
1:P:599:ASN:CG	1:P:649:VAL:HB	2.25	0.56
4:V:291:LYS:HD2	4:X:243:PRO:HB2	1.87	0.56
1:A:22:LYS:HA	1:A:25:ILE:HB	1.88	0.56
1:A:173:GLN:C	1:A:667:THR:HG23	2.25	0.56
1:A:411:GLU:H	4:8:333:PRO:HG2	1.71	0.56
1:A:435:GLU:O	1:A:438:PHE:HB3	2.06	0.56
1:D:723:ARG:HE	1:D:779:ARG:HG3	1.71	0.56
1:G:22:LYS:O	1:G:26:GLU:HG3	2.06	0.56
1:G:552:ASN:C	4:X:47:MET:HE1	2.24	0.56
1:G:754:ASP:CG	1:G:779:ARG:CB	2.70	0.56
1:J:206:LYS:HB3	1:J:217:THR:OG1	2.06	0.56
1:J:411:GLU:H	4:W:333:PRO:HG2	1.70	0.56
1:M:82:PRO:HD2	1:M:85:TYR:CD2	2.40	0.56
1:M:116:TYR:CE2	1:M:154:HIS:CD2	2.94	0.56
1:M:538:GLU:OE2	4:Z:355:MET:HE3	1.95	0.56
1:M:717:TYR:HD1	1:M:744:SER:HG	1.52	0.56
1:P:529:PRO:CG	4:1:353:GLN:OE1	2.54	0.56
1:P:643:GLY:N	4:1:23:GLY:C	2.55	0.56
1:A:135:TYR:N	1:A:135:TYR:HD1	2.04	0.56
1:D:546:THR:HG21	1:D:548:THR:HB	1.88	0.56
1:D:732:ILE:HD13	1:D:782:MLY:CH2	2.35	0.56
1:D:747:LEU:HD22	1:D:782:MLY:HH11	1.88	0.56
1:G:84:MLY:NZ	1:G:724:TYR:CE2	2.67	0.56
1:G:568:PRO:HG3	1:G:578:HIS:H	1.69	0.56
1:G:754:ASP:O	1:G:776:GLU:CD	2.44	0.56
1:G:792:ALA:HB1	3:I:42:THR:HA	1.78	0.56
1:G:797:PHE:CZ	3:I:146:ILE:HD11	2.28	0.56
1:G:815:CYS:SG	2:H:92:ASP:OD1	2.64	0.56
1:J:541:MET:SD	4:W:346:LEU:O	2.48	0.56
1:J:733:PRO:CA	1:J:737:PHE:HE1	2.19	0.56
1:M:642:LYS:CA	4:Z:22:ALA:C	2.70	0.56

Continued on next page...

Continued from previous page...

Atom-1	Atom-2	Interatomic distance (Å)	Clash overlap (Å)
1:P:32:PHE:CG	1:P:83:PRO:HD3	2.41	0.56
1:P:406:VAL:HG12	1:P:407:GLY:H	1.71	0.56
1:P:537:GLU:HB3	1:P:648:THR:CB	2.36	0.56
1:P:568:PRO:HG3	1:P:578:HIS:H	1.69	0.56
1:P:733:PRO:CB	1:P:737:PHE:HE1	2.19	0.56
1:P:819:ASN:ND2	2:Q:92:ASP:N	2.54	0.56
1:A:149:GLN:CG	1:A:716:LEU:HD23	2.35	0.56
1:A:290:GLN:HG2	1:A:331:LEU:HA	1.87	0.56
1:A:752:ASP:OD2	1:A:782:MLY:HG2	2.05	0.56
1:D:116:TYR:CE2	1:D:154:HIS:CD2	2.94	0.56
1:D:322:VAL:HG11	1:D:325:ILE:HD11	1.86	0.56
1:D:406:VAL:HG12	1:D:407:GLY:H	1.71	0.56
1:D:537:GLU:HB3	1:D:648:THR:CB	2.36	0.56
1:D:814:PHE:HA	2:E:127:ARG:NH1	2.20	0.56
2:E:144:VAL:HG12	2:E:153:ILE:HD11	1.75	0.56
1:G:797:PHE:CE2	3:I:126:LEU:HD13	2.41	0.56
1:J:338:ILE:HG21	1:J:348:MLY:HB3	1.87	0.56
1:J:733:PRO:CB	1:J:737:PHE:HE1	2.19	0.56
1:M:135:TYR:N	1:M:135:TYR:HD1	2.04	0.56
1:M:546:THR:HG21	1:M:548:THR:HB	1.88	0.56
1:M:830:PRO:HG3	2:N:67:MET:HE2	1.87	0.56
4:1:202:THR:CA	4:Y:286:ASP:OD1	2.52	0.56
1:A:32:PHE:CG	1:A:83:PRO:HD3	2.41	0.56
1:A:640:LYS:C	1:A:645:SER:OG	2.44	0.56
1:D:82:PRO:HD2	1:D:85:TYR:CD2	2.40	0.56
1:D:612:GLN:HE22	1:D:627:GLY:HA2	1.66	0.56
1:D:649:VAL:HA	1:D:649:VAL:HG23	1.83	0.56
1:D:823:PHE:CE1	2:E:156:VAL:CG1	2.88	0.56
3:F:102:VAL:HG23	3:F:139:TYR:CD1	2.39	0.56
1:G:220:ASP:O	1:G:224:SER:N	2.28	0.56
3:I:46:ILE:O	3:I:50:LEU:CG	2.47	0.56
1:J:82:PRO:HD2	1:J:85:TYR:CD2	2.40	0.56
1:J:84:MLY:HH12	1:J:715:VAL:HG11	1.87	0.56
1:J:322:VAL:HG11	1:J:325:ILE:HD11	1.86	0.56
1:J:813:ILE:HG23	2:K:128:PHE:CE1	2.41	0.56
1:M:795:ARG:NE	3:O:116:GLU:CG	2.63	0.56
3:O:102:VAL:HG23	3:O:139:TYR:CD1	2.39	0.56
1:P:725:ARG:NH1	3:R:89:GLU:CG	2.65	0.56
1:P:733:PRO:CA	1:P:737:PHE:HE1	2.19	0.56
1:P:829:TRP:HH2	2:Q:83:MET:HE2	1.64	0.56
1:P:829:TRP:NE1	2:Q:70:GLU:OE2	2.29	0.56

Continued on next page...

Continued from previous page...

Atom-1	Atom-2	Interatomic distance (Å)	Clash overlap (Å)
4:1:365:ALA:HB3	4:1:369:ILE:HB	1.88	0.56
1:A:505:MLY:HG3	1:A:741:LYS:HZ1	1.64	0.55
1:A:530:MET:CB	4:8:354:GLN:HG3	2.36	0.55
1:A:537:GLU:HB3	1:A:648:THR:CB	2.36	0.55
1:A:546:THR:HG21	1:A:548:THR:HB	1.88	0.55
1:A:707:CYS:SG	1:A:714:ARG:CD	2.92	0.55
1:D:206:LYS:HB3	1:D:217:THR:OG1	2.06	0.55
1:D:649:VAL:HA	1:D:649:VAL:HG22	1.80	0.55
1:D:795:ARG:HB2	3:F:35:ARG:NH1	2.20	0.55
1:G:338:ILE:HG21	1:G:348:MLY:HB3	1.87	0.55
1:G:435:GLU:O	1:G:438:PHE:HB3	2.06	0.55
1:G:799:MET:SD	3:I:32:ASP:OD2	2.64	0.55
1:G:823:PHE:HE1	2:H:160:GLY:HA2	1.70	0.55
1:J:135:TYR:N	1:J:135:TYR:HD1	2.04	0.55
1:J:435:GLU:O	1:J:438:PHE:HB3	2.06	0.55
1:J:829:TRP:CH2	2:K:83:MET:HE2	2.41	0.55
1:M:32:PHE:CG	1:M:83:PRO:HD3	2.42	0.55
1:M:529:PRO:CG	4:Z:353:GLN:OE1	2.54	0.55
1:M:638:GLY:CA	4:Z:345:ILE:H	2.18	0.55
1:M:804:ARG:HG2	1:M:808:GLU:HG2	1.88	0.55
1:M:813:ILE:HG22	2:N:128:PHE:HZ	1.46	0.55
1:P:302:MET:HG2	1:P:303:LEU:HD13	1.87	0.55
1:P:546:THR:HG21	4:3:47:MET:N	2.21	0.55
1:P:803:TYR:CE1	1:P:807:VAL:HG22	2.41	0.55
1:P:817:GLN:NE2	2:Q:128:PHE:CE1	2.73	0.55
4:4:365:ALA:HB3	4:4:369:ILE:HB	1.88	0.55
4:V:365:ALA:HB3	4:V:369:ILE:HB	1.88	0.55
1:A:22:LYS:O	1:A:26:GLU:HG3	2.06	0.55
1:A:217:THR:HG22	1:A:218:LEU:O	2.05	0.55
1:A:418:THR:HG22	1:A:419:VAL:H	1.69	0.55
1:A:529:PRO:CG	4:8:353:GLN:OE1	2.53	0.55
1:D:217:THR:HG22	1:D:218:LEU:O	2.06	0.55
1:D:410:ASN:CG	4:9:334:GLU:C	2.65	0.55
1:D:712:PRO:CG	1:D:771:LEU:HD13	2.36	0.55
1:D:732:ILE:HD12	1:D:782:MLY:CH1	2.27	0.55
1:G:406:VAL:HG12	1:G:407:GLY:H	1.71	0.55
3:I:35:ARG:HA	3:I:39:GLN:O	2.07	0.55
1:J:7:MET:HE3	1:J:14:ALA:CB	2.36	0.55
1:J:546:THR:HG21	1:J:548:THR:HB	1.88	0.55
1:J:638:GLY:CA	4:W:345:ILE:H	2.18	0.55
1:J:817:GLN:HB3	2:K:127:ARG:HD2	1.80	0.55

Continued on next page...

Continued from previous page...

Atom-1	Atom-2	Interatomic distance (Å)	Clash overlap (Å)
1:J:821:ARG:HH22	2:K:127:ARG:CG	2.14	0.55
1:J:834:LEU:HD12	2:K:51:PHE:CE1	2.40	0.55
1:M:206:LYS:HB3	1:M:217:THR:OG1	2.06	0.55
1:M:552:ASN:ND2	4:2:47:MET:CG	2.69	0.55
1:P:116:TYR:CE2	1:P:154:HIS:CD2	2.94	0.55
1:P:206:LYS:HB3	1:P:217:THR:OG1	2.06	0.55
1:P:649:VAL:CG1	1:P:649:VAL:HA	2.35	0.55
4:2:365:ALA:HB3	4:2:369:ILE:HB	1.88	0.55
1:A:629:GLU:O	1:A:643:GLY:HA3	2.06	0.55
1:A:649:VAL:HA	1:A:649:VAL:HG23	1.83	0.55
1:D:32:PHE:CG	1:D:83:PRO:HD3	2.41	0.55
1:D:220:ASP:O	1:D:224:SER:N	2.27	0.55
1:D:643:GLY:N	4:9:23:GLY:C	2.55	0.55
1:G:646:PHE:CE2	1:G:652:LEU:CG	2.90	0.55
1:J:406:VAL:HG12	1:J:407:GLY:H	1.71	0.55
1:J:529:PRO:CB	4:W:354:GLN:HA	2.36	0.55
1:J:534:SER:C	4:W:351:THR:CA	2.47	0.55
1:J:629:GLU:O	1:J:643:GLY:HA3	2.06	0.55
1:J:677:PRO:HB2	1:J:678:ASN:ND2	2.20	0.55
1:M:292:MET:HE3	1:M:309:PRO:CA	2.36	0.55
1:M:733:PRO:CA	1:M:737:PHE:HE1	2.19	0.55
1:M:794:CYS:O	1:M:798:LEU:N	2.37	0.55
4:Z:365:ALA:HB3	4:Z:369:ILE:HB	1.88	0.55
1:A:206:LYS:HB3	1:A:217:THR:OG1	2.06	0.55
1:D:345:ALA:O	1:D:349:THR:N	2.40	0.55
1:D:629:GLU:O	1:D:643:GLY:HA3	2.06	0.55
2:E:112:ILE:C	2:E:147:ASN:O	2.42	0.55
1:G:22:LYS:O	1:G:26:GLU:N	2.30	0.55
1:G:290:GLN:HG2	1:G:331:LEU:HA	1.87	0.55
1:J:109:ARG:O	1:J:114:MET:N	2.37	0.55
1:J:546:THR:HB	1:J:549:SER:H	1.71	0.55
1:J:630:ALA:HA	4:W:25:ASP:OD2	2.07	0.55
1:J:649:VAL:HA	1:J:649:VAL:HG22	1.80	0.55
3:L:123:VAL:O	3:L:127:MET:HG2	2.07	0.55
1:M:22:LYS:O	1:M:26:GLU:HG3	2.07	0.55
1:M:529:PRO:CB	4:Z:354:GLN:HA	2.36	0.55
1:M:727:LEU:HD21	1:M:778:MET:CB	2.36	0.55
1:M:834:LEU:CD2	2:N:34:ILE:CD1	2.85	0.55
2:N:156:VAL:HA	2:N:159:HIS:O	2.07	0.55
1:P:217:THR:HG22	1:P:218:LEU:O	2.05	0.55
1:P:638:GLY:CA	4:1:345:ILE:H	2.18	0.55

Continued on next page...

Continued from previous page...

Atom-1	Atom-2	Interatomic distance (Å)	Clash overlap (Å)
1:P:795:ARG:HB3	3:R:35:ARG:CZ	2.36	0.55
4:2:324:THR:OG1	4:4:244:ASP:CB	2.53	0.55
4:8:365:ALA:HB3	4:8:369:ILE:HB	1.88	0.55
4:X:324:THR:HB	4:Z:247:VAL:N	2.22	0.55
1:A:630:ALA:CA	4:8:25:ASP:OD2	2.53	0.55
1:A:649:VAL:CG1	1:A:649:VAL:HA	2.35	0.55
1:D:435:GLU:O	1:D:438:PHE:HB3	2.06	0.55
1:D:507:GLY:CA	1:D:762:HIS:CG	2.84	0.55
1:D:529:PRO:CB	4:9:354:GLN:HA	2.36	0.55
1:D:733:PRO:CA	1:D:737:PHE:HE1	2.19	0.55
3:F:123:VAL:O	3:F:127:MET:HG2	2.07	0.55
1:G:345:ALA:O	1:G:349:THR:N	2.40	0.55
1:G:409:GLY:HA3	4:V:333:PRO:CD	2.35	0.55
1:G:629:GLU:O	1:G:643:GLY:HA3	2.06	0.55
1:J:22:LYS:O	1:J:26:GLU:HG3	2.07	0.55
1:J:32:PHE:CG	1:J:83:PRO:HD3	2.41	0.55
1:J:99:GLU:OE2	1:J:696:ARG:NH2	2.31	0.55
1:J:529:PRO:CG	4:W:353:GLN:OE1	2.54	0.55
1:J:537:GLU:HB3	1:J:648:THR:CB	2.36	0.55
1:J:579:PHE:HE1	1:J:581:LEU:HD13	1.72	0.55
1:J:604:ASN:OD1	1:J:607:VAL:HG23	2.06	0.55
1:M:418:THR:HG22	1:M:419:VAL:H	1.69	0.55
1:M:629:GLU:O	1:M:643:GLY:HA3	2.06	0.55
1:M:783:LEU:HA	1:M:786:ILE:CD1	2.33	0.55
1:M:817:GLN:CG	2:N:127:ARG:HD2	2.36	0.55
1:P:290:GLN:HG2	1:P:331:LEU:HA	1.87	0.55
1:P:529:PRO:CB	4:1:354:GLN:HA	2.36	0.55
1:A:345:ALA:O	1:A:349:THR:N	2.40	0.55
1:D:290:GLN:NE2	1:D:334:THR:OG1	2.40	0.55
1:D:649:VAL:CG1	1:D:649:VAL:HA	2.35	0.55
1:D:725:ARG:HG3	1:D:733:PRO:CA	2.36	0.55
1:G:292:MET:HE1	1:G:309:PRO:CD	2.37	0.55
1:G:302:MET:HG2	1:G:303:LEU:HD13	1.88	0.55
1:G:635:GLY:HA3	4:V:334:GLU:CG	2.30	0.55
1:G:754:ASP:CG	1:G:776:GLU:HA	2.25	0.55
1:G:754:ASP:HB3	1:G:757:GLN:HG2	1.72	0.55
1:G:791:GLN:HE22	3:I:115:GLY:C	2.09	0.55
1:J:97:LEU:HD22	1:J:712:PRO:HB2	1.88	0.55
1:J:116:TYR:CE2	1:J:154:HIS:CD2	2.94	0.55
1:M:406:VAL:HG12	1:M:407:GLY:H	1.71	0.55
1:M:530:MET:CB	4:Z:354:GLN:HG3	2.37	0.55

Continued on next page...

Continued from previous page...

Atom-1	Atom-2	Interatomic distance (Å)	Clash overlap (Å)
1:M:640:LYS:C	1:M:645:SER:OG	2.45	0.55
1:M:804:ARG:HB3	1:M:808:GLU:HG3	1.88	0.55
1:P:7:MET:HE3	1:P:14:ALA:CB	2.37	0.55
1:P:22:LYS:O	1:P:26:GLU:HG3	2.07	0.55
1:P:723:ARG:NE	1:P:779:ARG:CZ	2.70	0.55
1:P:767:PHE:CE2	1:P:772:LEU:HD11	2.42	0.55
1:P:786:ILE:C	1:P:787:ILE:C	2.66	0.55
4:2:287:ILE:HB	4:4:203:THR:CB	2.35	0.55
4:3:365:ALA:HB3	4:3:369:ILE:HB	1.88	0.55
1:A:302:MET:HG2	1:A:303:LEU:HD13	1.88	0.55
1:D:7:MET:HE3	1:D:14:ALA:CB	2.36	0.55
1:D:546:THR:HB	1:D:549:SER:H	1.71	0.55
1:G:305:ILE:HG22	1:G:312:TYR:CZ	2.42	0.55
1:G:754:ASP:O	1:G:776:GLU:OE2	2.25	0.55
1:J:290:GLN:NE2	1:J:334:THR:OG1	2.40	0.55
1:J:345:ALA:O	1:J:349:THR:N	2.40	0.55
1:J:561:LYS:CE	4:Y:48:GLY:CA	2.82	0.55
1:M:338:ILE:HG21	1:M:348:MLY:HB3	1.87	0.55
1:M:435:GLU:O	1:M:438:PHE:HB3	2.06	0.55
1:M:537:GLU:HB3	1:M:648:THR:CB	2.37	0.55
1:M:646:PHE:CE2	1:M:652:LEU:CG	2.90	0.55
2:N:112:ILE:C	2:N:147:ASN:O	2.42	0.55
3:O:123:VAL:O	3:O:127:MET:HG2	2.07	0.55
1:P:290:GLN:NE2	1:P:334:THR:OG1	2.40	0.55
1:P:604:ASN:OD1	1:P:607:VAL:HG23	2.06	0.55
3:R:49:ILE:CA	3:R:52:ASN:ND2	2.54	0.55
1:A:82:PRO:HD2	1:A:85:TYR:HD2	1.72	0.55
1:A:338:ILE:HG21	1:A:348:MLY:HB3	1.87	0.55
1:A:529:PRO:CB	4:8:354:GLN:HA	2.36	0.55
1:A:646:PHE:CE2	1:A:652:LEU:CG	2.90	0.55
1:A:733:PRO:CB	1:A:737:PHE:HE1	2.19	0.55
1:A:752:ASP:CB	1:A:782:MLY:HD3	2.36	0.55
1:A:765:VAL:HG12	1:A:766:PHE:N	2.22	0.55
1:D:135:TYR:HD2	1:D:191:ARG:HG2	1.72	0.55
1:G:82:PRO:HD2	1:G:85:TYR:HD2	1.72	0.55
1:G:97:LEU:HD21	1:G:712:PRO:CB	2.26	0.55
1:G:529:PRO:CG	4:V:353:GLN:OE1	2.54	0.55
1:G:530:MET:CB	4:V:354:GLN:HG3	2.37	0.55
1:G:752:ASP:CB	1:G:783:LEU:HB2	2.37	0.55
1:J:646:PHE:CE2	1:J:652:LEU:CG	2.90	0.55
1:M:345:ALA:O	1:M:349:THR:N	2.40	0.55

Continued on next page...

Continued from previous page...

Atom-1	Atom-2	Interatomic distance (Å)	Clash overlap (Å)
1:M:411:GLU:H	4:Z:333:PRO:HG2	1.71	0.55
1:P:579:PHE:HE1	1:P:581:LEU:HD13	1.72	0.55
1:P:646:PHE:CE2	1:P:652:LEU:CG	2.90	0.55
1:P:715:VAL:HG23	1:P:772:LEU:HD21	1.88	0.55
1:P:739:ASP:CB	1:P:742:LYS:CB	2.81	0.55
4:Y:365:ALA:HB3	4:Y:369:ILE:HB	1.88	0.55
1:A:538:GLU:CG	4:8:351:THR:C	2.74	0.55
1:A:604:ASN:OD1	1:A:607:VAL:HG23	2.06	0.55
1:D:530:MET:HE3	4:9:354:GLN:CG	2.25	0.55
1:D:604:ASN:OD1	1:D:607:VAL:HG23	2.06	0.55
1:D:630:ALA:HA	4:9:25:ASP:OD2	2.07	0.55
1:G:7:MET:HE3	1:G:14:ALA:CB	2.36	0.55
1:G:217:THR:HG22	1:G:218:LEU:O	2.06	0.55
1:G:604:ASN:OD1	1:G:607:VAL:HG23	2.06	0.55
1:G:640:LYS:C	1:G:645:SER:OG	2.45	0.55
1:G:725:ARG:HG3	1:G:733:PRO:CA	2.36	0.55
1:J:538:GLU:CG	4:W:351:THR:C	2.73	0.55
1:J:725:ARG:HG3	1:J:733:PRO:CA	2.36	0.55
1:J:788:THR:O	3:L:42:THR:CG2	2.48	0.55
3:L:35:ARG:HA	3:L:39:GLN:O	2.07	0.55
1:M:604:ASN:OD1	1:M:607:VAL:HG23	2.06	0.55
1:M:803:TYR:CG	1:M:807:VAL:HG21	2.41	0.55
1:P:435:GLU:O	1:P:438:PHE:HB3	2.06	0.55
1:P:546:THR:HB	1:P:549:SER:H	1.71	0.55
1:P:834:LEU:CD2	2:Q:34:ILE:HD11	2.36	0.55
1:A:553:MLY:HG3	4:V:44:MET:O	2.07	0.55
1:A:579:PHE:HE1	1:A:581:LEU:HD13	1.72	0.55
1:D:22:LYS:HA	1:D:25:ILE:HB	1.88	0.55
1:D:290:GLN:HG2	1:D:331:LEU:HA	1.87	0.55
1:D:305:ILE:HG22	1:D:312:TYR:CE2	2.43	0.55
1:D:481:ASN:N	1:D:481:ASN:ND2	2.51	0.55
1:D:538:GLU:CG	4:9:351:THR:C	2.74	0.55
1:D:646:PHE:CE2	1:D:652:LEU:CG	2.90	0.55
1:D:723:ARG:CG	1:D:723:ARG:HH11	2.20	0.55
1:D:725:ARG:O	1:D:782:MLY:HH22	2.07	0.55
1:D:814:PHE:HA	2:E:127:ARG:HH11	1.71	0.55
1:G:537:GLU:HB3	1:G:648:THR:CB	2.37	0.55
1:G:759:ALA:O	1:G:766:PHE:N	2.32	0.55
1:G:792:ALA:N	3:I:42:THR:HG22	2.21	0.55
1:J:22:LYS:HA	1:J:25:ILE:HB	1.87	0.55
1:J:78:PHE:HB3	1:J:98:HIS:NE2	2.22	0.55

Continued on next page...

Continued from previous page...

Atom-1	Atom-2	Interatomic distance (Å)	Clash overlap (Å)
1:J:82:PRO:HD2	1:J:85:TYR:HD2	1.72	0.55
1:J:97:LEU:HD22	1:J:712:PRO:CB	2.36	0.55
1:J:290:GLN:HG2	1:J:331:LEU:HA	1.87	0.55
1:J:530:MET:CB	4:W:354:GLN:HG3	2.37	0.55
1:J:818:TYR:C	2:K:90:GLY:HA3	2.28	0.55
1:M:290:GLN:HG2	1:M:331:LEU:HA	1.87	0.55
1:M:839:MLY:HH13	2:N:159:HIS:CD2	2.42	0.55
1:P:82:PRO:HD2	1:P:85:TYR:HD2	1.72	0.55
1:P:345:ALA:O	1:P:349:THR:N	2.40	0.55
1:P:508:ILE:HG23	1:P:759:ALA:CB	2.32	0.55
1:P:612:GLN:HE22	1:P:627:GLY:HA2	1.66	0.55
1:P:630:ALA:HA	4:1:25:ASP:OD2	2.07	0.55
1:P:767:PHE:CD2	1:P:772:LEU:HD21	2.42	0.55
2:Q:156:VAL:HA	2:Q:159:HIS:O	2.07	0.55
1:A:638:GLY:HA2	4:8:345:ILE:H	1.72	0.54
1:D:22:LYS:O	1:D:26:GLU:HG3	2.07	0.54
1:D:292:MET:HE1	1:D:309:PRO:CD	2.37	0.54
1:D:629:GLU:CB	1:D:643:GLY:C	2.76	0.54
1:D:640:LYS:C	4:9:23:GLY:CA	2.64	0.54
1:D:640:LYS:C	1:D:645:SER:OG	2.45	0.54
1:D:794:CYS:O	1:D:798:LEU:N	2.36	0.54
3:F:35:ARG:HA	3:F:39:GLN:O	2.07	0.54
1:G:305:ILE:HG22	1:G:312:TYR:CE2	2.42	0.54
1:G:765:VAL:HG12	1:G:766:PHE:N	2.22	0.54
3:I:102:VAL:HG23	3:I:139:TYR:CD1	2.39	0.54
1:J:83:PRO:C	1:J:723:ARG:NH2	2.60	0.54
1:M:302:MET:HG2	1:M:303:LEU:HD13	1.87	0.54
1:M:305:ILE:HG22	1:M:312:TYR:CZ	2.42	0.54
1:M:579:PHE:HE1	1:M:581:LEU:HD13	1.72	0.54
1:M:642:LYS:HG2	4:Z:22:ALA:C	2.27	0.54
1:M:725:ARG:CZ	3:O:93:VAL:CG2	2.83	0.54
1:P:95:THR:HG23	1:P:770:GLY:CA	2.35	0.54
1:P:292:MET:HE1	1:P:309:PRO:CD	2.37	0.54
1:P:530:MET:CA	4:1:354:GLN:HB3	2.35	0.54
1:P:530:MET:CB	4:1:354:GLN:HG3	2.37	0.54
4:W:325:MET:SD	4:Y:244:ASP:HB3	2.43	0.54
1:A:470:PHE:O	1:A:473:ASN:ND2	2.40	0.54
1:A:546:THR:HB	1:A:549:SER:H	1.71	0.54
1:D:508:ILE:HD13	1:D:766:PHE:CG	2.36	0.54
1:D:579:PHE:HE1	1:D:581:LEU:HD13	1.72	0.54
1:D:642:LYS:HG2	4:9:22:ALA:C	2.27	0.54

Continued on next page...

Continued from previous page...

Atom-1	Atom-2	Interatomic distance (Å)	Clash overlap (Å)
1:G:32:PHE:CG	1:G:83:PRO:HD3	2.41	0.54
1:G:206:LYS:HB3	1:G:217:THR:OG1	2.06	0.54
1:G:546:THR:HG21	1:G:548:THR:HB	1.88	0.54
1:G:579:PHE:HE1	1:G:581:LEU:HD13	1.72	0.54
1:G:638:GLY:HA2	4:V:345:ILE:H	1.72	0.54
1:J:292:MET:HE1	1:J:309:PRO:CD	2.37	0.54
1:J:629:GLU:CB	1:J:643:GLY:C	2.76	0.54
1:J:640:LYS:C	1:J:645:SER:OG	2.44	0.54
1:M:95:THR:OG1	1:M:770:GLY:HA2	2.07	0.54
1:M:530:MET:HA	4:Z:354:GLN:CD	2.12	0.54
1:M:831:TRP:CZ3	2:N:34:ILE:HD13	2.42	0.54
1:M:839:MLY:CH1	2:N:159:HIS:HD2	2.20	0.54
1:P:22:LYS:HA	1:P:25:ILE:HB	1.88	0.54
1:P:546:THR:HG21	1:P:548:THR:HB	1.88	0.54
1:P:642:LYS:HG2	4:1:22:ALA:C	2.27	0.54
1:A:501:GLU:HB3	1:A:762:HIS:ND1	2.20	0.54
1:A:505:MLY:HD2	1:A:741:LYS:HZ3	1.72	0.54
1:D:10:PHE:O	1:D:12:GLU:N	2.41	0.54
1:D:576:GLU:CG	1:D:577:ALA:N	2.44	0.54
1:G:10:PHE:O	1:G:12:GLU:N	2.41	0.54
1:G:126:VAL:HG13	1:G:675:ILE:HG22	1.90	0.54
1:G:470:PHE:O	1:G:473:ASN:ND2	2.40	0.54
1:J:649:VAL:CG1	1:J:649:VAL:HA	2.35	0.54
1:J:831:TRP:HH2	2:K:47:LEU:CD2	2.07	0.54
2:K:121:LEU:CA	2:K:128:PHE:CG	2.89	0.54
1:M:305:ILE:HG22	1:M:312:TYR:CE2	2.43	0.54
1:M:649:VAL:CG1	1:M:649:VAL:HA	2.35	0.54
1:M:839:MLY:CH1	2:N:159:HIS:CD2	2.90	0.54
1:P:10:PHE:O	1:P:12:GLU:N	2.41	0.54
1:P:38:VAL:CB	1:P:52:ILE:HD11	2.38	0.54
1:P:305:ILE:HG22	1:P:312:TYR:CE2	2.43	0.54
1:P:629:GLU:CB	1:P:643:GLY:C	2.76	0.54
1:P:640:LYS:C	1:P:645:SER:OG	2.45	0.54
1:P:829:TRP:CH2	2:Q:87:LYS:CE	2.90	0.54
4:3:148:THR:HG21	4:5:45:VAL:HG21	1.89	0.54
4:V:291:LYS:HD2	4:X:243:PRO:CB	2.38	0.54
4:W:365:ALA:HB3	4:W:369:ILE:HB	1.88	0.54
1:A:7:MET:HE3	1:A:14:ALA:CB	2.37	0.54
1:A:290:GLN:NE2	1:A:334:THR:OG1	2.40	0.54
1:A:305:ILE:HG22	1:A:312:TYR:CZ	2.43	0.54
1:A:406:VAL:HG12	1:A:407:GLY:H	1.71	0.54

Continued on next page...

Continued from previous page...

Atom-1	Atom-2	Interatomic distance (Å)	Clash overlap (Å)
1:A:530:MET:HA	4:8:354:GLN:CD	2.11	0.54
1:A:635:GLY:HA3	4:8:334:GLU:CG	2.30	0.54
1:D:506:GLU:CG	1:D:764:MLY:HE3	2.37	0.54
1:G:629:GLU:CB	1:G:643:GLY:C	2.76	0.54
1:G:721:LYS:C	1:G:736:GLN:OE1	2.46	0.54
3:I:123:VAL:O	3:I:127:MET:HG2	2.07	0.54
1:J:305:ILE:HG22	1:J:312:TYR:CE2	2.43	0.54
2:K:140:PHE:O	2:K:141:PRO:C	2.33	0.54
1:M:135:TYR:HD2	1:M:191:ARG:HG2	1.72	0.54
1:M:290:GLN:NE2	1:M:334:THR:OG1	2.40	0.54
1:M:640:LYS:C	4:Z:23:GLY:CA	2.64	0.54
1:M:723:ARG:HH11	1:M:723:ARG:CG	2.20	0.54
1:M:830:PRO:CB	2:N:67:MET:SD	2.96	0.54
1:M:834:LEU:CD2	2:N:34:ILE:HG12	2.38	0.54
1:P:765:VAL:HG12	1:P:766:PHE:N	2.22	0.54
1:P:792:ALA:CA	3:R:42:THR:HG22	2.22	0.54
1:A:10:PHE:O	1:A:12:GLU:N	2.41	0.54
1:A:629:GLU:CB	1:A:643:GLY:C	2.76	0.54
1:A:732:ILE:HG23	1:A:747:LEU:CD1	1.04	0.54
1:D:78:PHE:HB3	1:D:98:HIS:NE2	2.23	0.54
1:D:126:VAL:HG13	1:D:675:ILE:HG22	1.90	0.54
1:D:638:GLY:CA	4:9:345:ILE:H	2.19	0.54
1:D:795:ARG:CA	3:F:118:MET:HE1	2.37	0.54
1:D:831:TRP:HZ2	2:E:47:LEU:HA	1.68	0.54
1:G:78:PHE:HB3	1:G:98:HIS:NE2	2.23	0.54
1:G:553:MLY:HH13	4:X:45:VAL:CG1	2.25	0.54
2:K:156:VAL:HA	2:K:159:HIS:O	2.07	0.54
1:M:10:PHE:O	1:M:12:GLU:N	2.40	0.54
1:M:552:ASN:O	4:2:49:GLN:CG	2.52	0.54
1:M:634:GLY:N	4:Z:25:ASP:O	2.31	0.54
1:M:725:ARG:HG3	1:M:733:PRO:CA	2.36	0.54
1:P:502:GLU:HG2	1:P:766:PHE:HZ	1.59	0.54
1:P:629:GLU:O	1:P:643:GLY:HA3	2.06	0.54
3:R:123:VAL:O	3:R:127:MET:HG2	2.07	0.54
4:7:365:ALA:HB3	4:7:369:ILE:HB	1.88	0.54
4:9:365:ALA:HB3	4:9:369:ILE:HB	1.88	0.54
1:D:530:MET:HE3	4:9:354:GLN:CB	2.38	0.54
1:D:721:LYS:C	1:D:736:GLN:OE1	2.46	0.54
1:D:727:LEU:HB2	1:D:782:MLY:NZ	2.05	0.54
1:D:765:VAL:HG12	1:D:766:PHE:N	2.22	0.54
1:D:797:PHE:CD1	3:F:146:ILE:HA	2.34	0.54

Continued on next page...

Continued from previous page...

Atom-1	Atom-2	Interatomic distance (Å)	Clash overlap (Å)
1:G:135:TYR:HD2	1:G:191:ARG:HG2	1.72	0.54
1:G:530:MET:CA	4:V:354:GLN:HB3	2.35	0.54
1:G:723:ARG:HH11	1:G:723:ARG:CG	2.20	0.54
1:G:818:TYR:CB	2:H:90:GLY:HA3	2.35	0.54
1:G:834:LEU:HD21	2:H:34:ILE:HG12	1.90	0.54
2:H:117:LEU:CB	2:H:147:ASN:ND2	2.35	0.54
3:I:52:ASN:HB2	3:I:53:PRO:CD	2.28	0.54
1:J:723:ARG:CG	1:J:723:ARG:HH11	2.20	0.54
1:J:795:ARG:HG2	3:L:118:MET:CE	2.21	0.54
1:M:7:MET:HE3	1:M:14:ALA:CB	2.36	0.54
1:M:817:GLN:CD	2:N:128:PHE:CE1	2.80	0.54
1:P:553:MLY:N	4:3:49:GLN:HG3	2.07	0.54
1:P:642:LYS:CA	4:1:22:ALA:C	2.70	0.54
1:P:721:LYS:C	1:P:736:GLN:OE1	2.46	0.54
1:P:723:ARG:HH11	1:P:723:ARG:CG	2.20	0.54
1:P:817:GLN:NE2	2:Q:128:PHE:CD1	2.75	0.54
1:A:505:MLY:HG3	1:A:741:LYS:HZ3	1.63	0.54
1:A:630:ALA:HA	4:8:25:ASP:OD2	2.07	0.54
1:D:735:GLY:C	1:D:743:ALA:HB1	1.84	0.54
1:J:638:GLY:HA2	4:W:345:ILE:H	1.72	0.54
1:J:721:LYS:C	1:J:736:GLN:OE1	2.46	0.54
1:M:82:PRO:HD2	1:M:85:TYR:HD2	1.72	0.54
1:M:126:VAL:HG13	1:M:675:ILE:HG22	1.90	0.54
1:M:642:LYS:CG	4:Z:22:ALA:CA	2.80	0.54
1:M:725:ARG:HH21	3:O:89:GLU:HB3	1.72	0.54
1:M:829:TRP:HH2	2:N:83:MET:HE2	1.69	0.54
1:P:538:GLU:HG3	4:1:352:PHE:CA	2.38	0.54
1:P:546:THR:CB	4:3:47:MET:N	2.69	0.54
1:P:804:ARG:HG2	1:P:808:GLU:HA	1.89	0.54
4:6:365:ALA:HB3	4:6:369:ILE:HB	1.88	0.54
1:A:93:MET:CE	1:A:715:VAL:CB	2.86	0.54
1:A:410:ASN:CG	4:8:334:GLU:C	2.65	0.54
1:A:723:ARG:CG	1:A:723:ARG:HH11	2.20	0.54
1:A:791:GLN:O	1:A:794:CYS:HB2	2.08	0.54
1:D:404:PRO:CG	1:D:417:GLU:HG3	2.38	0.54
1:D:571:ALA:O	1:D:572:LYS:CB	2.56	0.54
1:D:638:GLY:HA2	4:9:345:ILE:H	1.72	0.54
1:D:642:LYS:CA	4:9:22:ALA:C	2.71	0.54
1:G:791:GLN:O	1:G:794:CYS:HB2	2.08	0.54
1:G:801:VAL:HG21	3:I:126:LEU:HD21	1.88	0.54
2:H:146:GLY:O	2:H:147:ASN:ND2	2.41	0.54

Continued on next page...

Continued from previous page...

Atom-1	Atom-2	Interatomic distance (Å)	Clash overlap (Å)
1:J:493:HIS:ND1	1:J:514:ASP:OD2	2.41	0.54
1:J:649:VAL:HA	1:J:649:VAL:HG23	1.83	0.54
1:J:791:GLN:O	1:J:794:CYS:HB2	2.08	0.54
2:K:146:GLY:O	2:K:147:ASN:ND2	2.41	0.54
1:M:493:HIS:ND1	1:M:514:ASP:OD2	2.41	0.54
1:M:538:GLU:CG	4:Z:351:THR:C	2.73	0.54
1:M:546:THR:C	4:2:46:GLY:O	2.46	0.54
1:M:630:ALA:HA	4:Z:25:ASP:OD2	2.07	0.54
2:N:146:GLY:O	2:N:147:ASN:ND2	2.41	0.54
1:P:22:LYS:O	1:P:26:GLU:N	2.30	0.54
1:P:78:PHE:HB3	1:P:98:HIS:NE2	2.22	0.54
1:P:506:GLU:OE2	1:P:763:THR:CA	2.56	0.54
1:P:638:GLY:HA2	4:1:345:ILE:H	1.72	0.54
1:P:723:ARG:HE	1:P:779:ARG:CD	2.21	0.54
2:Q:146:GLY:O	2:Q:147:ASN:ND2	2.41	0.54
3:R:35:ARG:HA	3:R:39:GLN:O	2.07	0.54
4:1:243:PRO:O	4:Y:291:LYS:HE2	2.07	0.54
4:2:287:ILE:HG22	4:4:204:ALA:H	1.69	0.54
1:A:556:ASP:CA	4:V:49:GLN:O	2.52	0.54
1:A:571:ALA:O	1:A:572:LYS:CB	2.56	0.54
1:D:135:TYR:HD2	1:D:191:ARG:HD3	1.73	0.54
1:D:530:MET:CB	4:9:354:GLN:HG3	2.36	0.54
2:E:146:GLY:O	2:E:147:ASN:ND2	2.41	0.54
1:G:404:PRO:CG	1:G:417:GLU:HG3	2.38	0.54
1:G:418:THR:HG22	1:G:419:VAL:H	1.69	0.54
1:J:10:PHE:O	1:J:12:GLU:N	2.40	0.54
1:J:135:TYR:HD2	1:J:191:ARG:HG2	1.73	0.54
1:J:834:LEU:HD13	2:K:51:PHE:HE1	1.66	0.54
1:M:629:GLU:CB	1:M:643:GLY:C	2.75	0.54
1:M:765:VAL:HG12	1:M:766:PHE:N	2.22	0.54
1:P:95:THR:CG2	1:P:770:GLY:CA	2.65	0.54
1:P:305:ILE:HG22	1:P:312:TYR:CZ	2.43	0.54
1:P:538:GLU:CG	4:1:351:THR:C	2.73	0.54
1:A:38:VAL:CB	1:A:52:ILE:HD11	2.38	0.54
1:A:126:VAL:HG13	1:A:675:ILE:HG22	1.90	0.54
1:A:292:MET:HE1	1:A:309:PRO:CD	2.37	0.54
1:D:493:HIS:ND1	1:D:514:ASP:OD2	2.41	0.54
2:E:156:VAL:HA	2:E:159:HIS:O	2.07	0.54
1:G:93:MET:HG3	1:G:714:ARG:HG3	1.89	0.54
1:G:290:GLN:NE2	1:G:334:THR:OG1	2.40	0.54
1:G:640:LYS:C	4:V:23:GLY:CA	2.64	0.54

Continued on next page...

Continued from previous page...

Atom-1	Atom-2	Interatomic distance (Å)	Clash overlap (Å)
1:G:831:TRP:CZ3	2:H:34:ILE:HG21	2.41	0.54
1:J:126:VAL:HG13	1:J:675:ILE:HG22	1.90	0.54
1:J:305:ILE:HG22	1:J:312:TYR:CZ	2.42	0.54
1:M:38:VAL:CB	1:M:52:ILE:HD11	2.38	0.54
1:M:78:PHE:HB3	1:M:98:HIS:NE2	2.22	0.54
1:M:721:LYS:C	1:M:736:GLN:OE1	2.46	0.54
1:M:791:GLN:O	1:M:794:CYS:HB2	2.08	0.54
3:O:35:ARG:HA	3:O:39:GLN:O	2.07	0.54
1:P:404:PRO:CG	1:P:417:GLU:HG3	2.38	0.54
1:P:794:CYS:O	1:P:798:LEU:N	2.37	0.54
1:P:796:GLY:CA	3:R:35:ARG:NE	2.70	0.54
4:2:45:VAL:HG23	4:Z:148:THR:OG1	2.07	0.54
4:2:202:THR:HA	4:Z:287:ILE:HG13	1.90	0.54
1:A:505:MLY:CD	1:A:741:LYS:HZ2	2.18	0.53
1:A:530:MET:CE	4:8:354:GLN:HG3	2.35	0.53
1:D:32:PHE:CD1	1:D:83:PRO:HD3	2.43	0.53
1:D:305:ILE:HG22	1:D:312:TYR:CZ	2.43	0.53
1:D:538:GLU:HG3	4:9:352:PHE:CA	2.38	0.53
1:D:755:HIS:HA	1:D:758:TYR:HE1	1.64	0.53
3:F:92:ARG:HA	3:F:139:TYR:OH	2.09	0.53
1:G:38:VAL:CB	1:G:52:ILE:HD11	2.38	0.53
1:G:642:LYS:HG2	4:V:22:ALA:C	2.27	0.53
1:J:470:PHE:O	1:J:473:ASN:ND2	2.40	0.53
1:M:95:THR:HG21	1:M:773:GLY:HA3	1.90	0.53
1:M:733:PRO:O	1:M:737:PHE:CE1	2.53	0.53
1:P:410:ASN:CG	4:1:334:GLU:C	2.65	0.53
1:P:733:PRO:O	1:P:737:PHE:CE1	2.53	0.53
1:A:32:PHE:CD1	1:A:83:PRO:HD3	2.44	0.53
1:A:93:MET:O	1:A:713:SER:HB3	2.07	0.53
1:A:135:TYR:HD2	1:A:191:ARG:HG2	1.72	0.53
1:A:642:LYS:CG	4:8:22:ALA:CA	2.81	0.53
1:A:733:PRO:O	1:A:737:PHE:CE1	2.53	0.53
1:D:82:PRO:HD2	1:D:85:TYR:HD2	1.72	0.53
1:D:470:PHE:O	1:D:473:ASN:ND2	2.40	0.53
1:D:506:GLU:CG	1:D:764:MLY:CE	2.86	0.53
1:D:800:ARG:HH21	3:F:40:ASN:ND2	2.02	0.53
1:G:571:ALA:O	1:G:572:LYS:CB	2.56	0.53
1:G:732:ILE:CG2	1:G:747:LEU:HD11	1.26	0.53
2:H:156:VAL:HA	2:H:159:HIS:O	2.07	0.53
1:J:410:ASN:CG	4:W:334:GLU:C	2.65	0.53
1:J:765:VAL:HG12	1:J:766:PHE:N	2.22	0.53

Continued on next page...

Continued from previous page...

Atom-1	Atom-2	Interatomic distance (Å)	Clash overlap (Å)
1:M:154:HIS:CE1	1:M:156:PHE:HD2	2.26	0.53
1:P:493:HIS:ND1	1:P:514:ASP:OD2	2.41	0.53
1:P:506:GLU:C	1:P:761:GLY:HA3	2.29	0.53
1:A:202:SER:HA	1:A:207:LYS:HE3	1.72	0.53
1:A:305:ILE:HG22	1:A:312:TYR:CE2	2.43	0.53
1:A:553:MLY:O	4:V:48:GLY:CA	2.57	0.53
1:D:38:VAL:CB	1:D:52:ILE:HD11	2.38	0.53
1:G:154:HIS:CE1	1:G:156:PHE:HD2	2.27	0.53
1:J:32:PHE:CD1	1:J:83:PRO:HD3	2.43	0.53
1:J:538:GLU:HG3	4:W:352:PHE:CA	2.38	0.53
1:M:508:ILE:HD11	1:M:766:PHE:CD1	2.43	0.53
1:M:817:GLN:CG	2:N:128:PHE:CE1	2.91	0.53
3:O:92:ARG:HA	3:O:139:TYR:OH	2.08	0.53
1:P:126:VAL:HG13	1:P:675:ILE:HG22	1.90	0.53
1:P:135:TYR:HD2	1:P:191:ARG:HG2	1.72	0.53
1:P:503:TYR:HE1	1:P:766:PHE:CD2	2.26	0.53
1:P:599:ASN:CG	1:P:649:VAL:H	2.12	0.53
1:P:791:GLN:O	1:P:794:CYS:HB2	2.08	0.53
4:2:244:ASP:HB3	4:Z:322:PRO:HB2	1.89	0.53
1:D:584:TYR:CD1	1:D:585:ALA:N	2.77	0.53
1:D:795:ARG:HB3	3:F:35:ARG:HH22	1.71	0.53
1:G:149:GLN:NE2	1:G:763:THR:HG23	2.24	0.53
1:G:493:HIS:ND1	1:G:514:ASP:OD2	2.41	0.53
2:H:114:LYS:O	2:H:147:ASN:ND2	2.41	0.53
1:J:530:MET:HE3	4:W:354:GLN:CG	2.37	0.53
3:L:92:ARG:HA	3:L:139:TYR:OH	2.08	0.53
1:M:579:PHE:CD2	1:M:592:ILE:HD11	2.40	0.53
1:P:218:LEU:N	1:P:221:GLN:HG2	2.23	0.53
1:P:277:PHE:CG	1:P:278:GLN:N	2.76	0.53
1:P:642:LYS:CG	4:1:22:ALA:HA	2.37	0.53
1:P:733:PRO:CB	3:R:85:GLU:CG	2.87	0.53
4:4:324:THR:H	4:6:244:ASP:HA	1.73	0.53
1:D:218:LEU:N	1:D:221:GLN:HG2	2.24	0.53
1:D:506:GLU:HG3	1:D:764:MLY:CE	2.39	0.53
1:G:32:PHE:CD1	1:G:83:PRO:HD3	2.44	0.53
1:G:90:ASP:OD2	1:G:764:MLY:HH12	2.02	0.53
1:G:529:PRO:CB	4:V:354:GLN:HA	2.37	0.53
1:G:546:THR:HB	1:G:549:SER:H	1.71	0.53
1:G:556:ASP:OD2	4:X:44:MET:HG3	2.08	0.53
2:H:114:LYS:N	2:H:146:GLY:O	2.40	0.53
1:J:561:LYS:HE2	4:Y:48:GLY:HA3	1.88	0.53

Continued on next page...

Continued from previous page...

Atom-1	Atom-2	Interatomic distance (Å)	Clash overlap (Å)
1:M:32:PHE:CD1	1:M:83:PRO:HD3	2.44	0.53
1:M:553:MLY:CD	4:2:43:VAL:HG21	2.38	0.53
1:M:571:ALA:O	1:M:572:LYS:CB	2.56	0.53
1:M:599:ASN:CG	1:M:649:VAL:H	2.12	0.53
1:M:638:GLY:HA2	4:Z:345:ILE:H	1.72	0.53
1:M:661:MET:O	1:M:665:ARG:HG3	2.09	0.53
1:P:251:ARG:HB2	1:P:264:ASP:HB2	1.91	0.53
2:Q:114:LYS:O	2:Q:147:ASN:ND2	2.42	0.53
4:1:243:PRO:C	4:Y:291:LYS:CG	2.77	0.53
4:X:185:LEU:HD23	4:X:306:TYR:OH	2.09	0.53
1:A:98:HIS:HB3	1:A:100:PRO:CD	2.25	0.53
1:A:584:TYR:CD1	1:A:585:ALA:N	2.77	0.53
1:A:725:ARG:HG3	1:A:733:PRO:CA	2.36	0.53
1:D:529:PRO:HB2	4:9:354:GLN:HA	1.91	0.53
1:G:95:THR:N	1:G:713:SER:HB3	2.23	0.53
1:G:649:VAL:CG1	1:G:649:VAL:HA	2.34	0.53
1:J:599:ASN:CG	1:J:649:VAL:H	2.12	0.53
1:J:661:MET:O	1:J:665:ARG:HG3	2.09	0.53
1:M:538:GLU:HG3	4:Z:352:PHE:CA	2.38	0.53
1:M:643:GLY:N	4:Z:23:GLY:C	2.55	0.53
1:M:795:ARG:HE	3:O:116:GLU:HB3	0.47	0.53
1:M:829:TRP:CH2	2:N:83:MET:CE	2.74	0.53
1:P:32:PHE:CD1	1:P:83:PRO:HD3	2.43	0.53
1:P:135:TYR:HD2	1:P:191:ARG:HD3	1.73	0.53
1:P:661:MET:O	1:P:665:ARG:HG3	2.09	0.53
3:R:46:ILE:O	3:R:50:LEU:CG	2.47	0.53
3:R:92:ARG:HA	3:R:139:TYR:OH	2.08	0.53
4:7:288:ASP:CA	4:9:204:ALA:HB2	2.31	0.53
1:A:154:HIS:CE1	1:A:156:PHE:HD2	2.26	0.53
1:A:404:PRO:CG	1:A:417:GLU:HG3	2.38	0.53
1:A:493:HIS:ND1	1:A:514:ASP:OD2	2.41	0.53
1:A:721:LYS:C	1:A:736:GLN:OE1	2.46	0.53
1:D:135:TYR:CD2	1:D:191:ARG:HG2	2.44	0.53
1:D:636:LYS:HB2	4:9:334:GLU:OE1	2.09	0.53
1:G:538:GLU:HG3	4:V:352:PHE:CA	2.38	0.53
3:I:92:ARG:HA	3:I:139:TYR:OH	2.09	0.53
1:J:38:VAL:CB	1:J:52:ILE:HD11	2.38	0.53
1:M:404:PRO:CG	1:M:417:GLU:HG3	2.38	0.53
2:N:114:LYS:O	2:N:147:ASN:ND2	2.42	0.53
1:P:830:PRO:CG	2:Q:67:MET:CE	2.84	0.53
4:2:203:THR:HG22	4:Z:287:ILE:C	2.29	0.53

Continued on next page...

Continued from previous page...

Atom-1	Atom-2	Interatomic distance (Å)	Clash overlap (Å)
4:7:185:LEU:HD23	4:7:306:TYR:OH	2.09	0.53
1:A:135:TYR:HD2	1:A:191:ARG:HD3	1.74	0.53
1:A:135:TYR:CD2	1:A:191:ARG:HG2	2.44	0.53
1:A:529:PRO:HB2	4:8:354:GLN:HA	1.91	0.53
1:A:661:MET:O	1:A:665:ARG:HG3	2.09	0.53
1:D:42:HIS:HB3	1:D:45:GLN:O	2.09	0.53
1:D:739:ASP:CB	1:D:742:LYS:CB	2.81	0.53
1:G:156:PHE:HD1	1:G:195:TYR:CD1	2.27	0.53
1:G:661:MET:O	1:G:665:ARG:HG3	2.09	0.53
1:J:156:PHE:HD1	1:J:195:TYR:CD1	2.27	0.53
1:J:251:ARG:HB2	1:J:264:ASP:HB2	1.91	0.53
1:J:759:ALA:O	1:J:766:PHE:N	2.32	0.53
1:M:156:PHE:HD1	1:M:195:TYR:CD1	2.27	0.53
1:M:529:PRO:HB2	4:Z:354:GLN:HA	1.91	0.53
1:P:584:TYR:CD1	1:P:585:ALA:N	2.77	0.53
1:A:42:HIS:HB3	1:A:45:GLN:O	2.09	0.53
1:A:404:PRO:HG3	1:A:417:GLU:HG3	1.91	0.53
1:A:642:LYS:CA	4:8:22:ALA:C	2.71	0.53
1:D:154:HIS:CE1	1:D:156:PHE:HD2	2.27	0.53
1:D:661:MET:O	1:D:665:ARG:HG3	2.09	0.53
1:D:791:GLN:O	1:D:794:CYS:HB2	2.08	0.53
2:E:114:LYS:O	2:E:147:ASN:ND2	2.42	0.53
1:G:42:HIS:HB3	1:G:45:GLN:O	2.09	0.53
1:G:135:TYR:HD2	1:G:191:ARG:HD3	1.73	0.53
1:G:218:LEU:N	1:G:221:GLN:HG2	2.24	0.53
1:G:404:PRO:HG3	1:G:417:GLU:HG3	1.91	0.53
1:G:599:ASN:CG	1:G:649:VAL:H	2.12	0.53
1:G:649:VAL:HA	1:G:649:VAL:HG23	1.83	0.53
1:G:797:PHE:HE2	3:I:126:LEU:HD13	1.72	0.53
1:J:135:TYR:CD2	1:J:191:ARG:HG2	2.44	0.53
1:J:529:PRO:HB2	4:W:354:GLN:HA	1.91	0.53
1:J:800:ARG:HB3	3:L:149:VAL:HG11	1.91	0.53
1:M:42:HIS:HB3	1:M:45:GLN:O	2.09	0.53
1:P:725:ARG:HG3	1:P:733:PRO:CA	2.36	0.53
1:P:783:LEU:CB	1:P:786:ILE:CD1	2.87	0.53
4:8:185:LEU:HD23	4:8:306:TYR:OH	2.09	0.53
4:9:185:LEU:HD23	4:9:306:TYR:OH	2.09	0.53
4:Z:185:LEU:HD23	4:Z:306:TYR:OH	2.09	0.53
1:D:579:PHE:CD2	1:D:592:ILE:HD11	2.40	0.53
1:D:759:ALA:O	1:D:766:PHE:N	2.32	0.53
1:G:277:PHE:CG	1:G:278:GLN:N	2.76	0.53

Continued on next page...

Continued from previous page...

Atom-1	Atom-2	Interatomic distance (Å)	Clash overlap (Å)
1:G:292:MET:CE	1:G:309:PRO:HA	2.39	0.53
1:J:154:HIS:CE1	1:J:156:PHE:HD2	2.26	0.53
1:J:571:ALA:O	1:J:572:LYS:CB	2.56	0.53
1:M:135:TYR:HD2	1:M:191:ARG:HD3	1.73	0.53
1:M:584:TYR:CD1	1:M:585:ALA:N	2.77	0.53
1:P:42:HIS:HB3	1:P:45:GLN:O	2.09	0.53
1:P:292:MET:CE	1:P:309:PRO:HA	2.39	0.53
1:P:529:PRO:HB2	4:1:354:GLN:HA	1.91	0.53
1:P:725:ARG:NH1	3:R:89:GLU:HG3	2.24	0.53
4:4:185:LEU:HD23	4:4:306:TYR:OH	2.09	0.53
4:X:287:ILE:HG23	4:Z:201:VAL:CG2	2.38	0.53
1:A:78:PHE:HB3	1:A:98:HIS:NE2	2.23	0.52
1:A:97:LEU:HD21	1:A:712:PRO:C	2.29	0.52
1:D:292:MET:CE	1:D:309:PRO:HA	2.39	0.52
1:D:553:MLY:O	4:W:48:GLY:CA	2.57	0.52
1:D:556:ASP:HB3	4:W:43:VAL:HG12	1.91	0.52
2:E:129:THR:O	2:E:133:ILE:HG13	2.09	0.52
1:G:98:HIS:HB3	1:G:100:PRO:CD	2.25	0.52
1:G:135:TYR:CD2	1:G:191:ARG:HG2	2.44	0.52
1:G:418:THR:CB	1:G:421:GLU:HG3	2.37	0.52
3:I:53:PRO:HB2	3:I:55:LYS:HG3	1.91	0.52
1:J:292:MET:CE	1:J:309:PRO:HA	2.39	0.52
1:J:584:TYR:CD1	1:J:585:ALA:N	2.77	0.52
1:J:793:ARG:HH21	3:L:147:MET:HE3	1.74	0.52
1:M:197:ALA:O	1:M:201:ALA:HB2	2.09	0.52
1:M:292:MET:HE1	1:M:309:PRO:HD3	1.91	0.52
1:M:404:PRO:HG3	1:M:417:GLU:HG3	1.91	0.52
1:M:410:ASN:CG	4:Z:334:GLU:C	2.65	0.52
1:M:732:ILE:HG23	1:M:747:LEU:CD1	1.05	0.52
1:P:491:PHE:HD1	1:P:671:PHE:CE2	2.27	0.52
1:P:571:ALA:O	1:P:572:LYS:CB	2.56	0.52
1:P:636:LYS:HB2	4:1:334:GLU:OE1	2.09	0.52
1:P:829:TRP:CE2	2:Q:87:LYS:CE	2.81	0.52
4:2:185:LEU:HD23	4:2:306:TYR:OH	2.09	0.52
4:2:203:THR:HG23	4:Z:288:ASP:OD1	2.09	0.52
4:3:185:LEU:HD23	4:3:306:TYR:OH	2.09	0.52
4:Y:185:LEU:HD23	4:Y:306:TYR:OH	2.09	0.52
1:A:599:ASN:CG	1:A:649:VAL:H	2.12	0.52
1:D:156:PHE:HD1	1:D:195:TYR:CD1	2.27	0.52
1:D:295:MLY:HE2	1:D:332:MET:HE1	1.91	0.52
1:D:404:PRO:HG3	1:D:417:GLU:HG3	1.91	0.52

Continued on next page...

Continued from previous page...

Atom-1	Atom-2	Interatomic distance (Å)	Clash overlap (Å)
1:D:599:ASN:CG	1:D:649:VAL:H	2.12	0.52
2:E:121:LEU:CA	2:E:128:PHE:CG	2.89	0.52
1:G:251:ARG:HB2	1:G:264:ASP:HB2	1.91	0.52
3:I:110:VAL:HG13	3:I:114:LEU:HD12	1.92	0.52
1:J:218:LEU:N	1:J:221:GLN:HG2	2.24	0.52
1:J:404:PRO:CG	1:J:417:GLU:HG3	2.38	0.52
1:J:817:GLN:HG2	2:K:127:ARG:CG	2.38	0.52
1:M:63:MLY:HG3	1:M:64:THR:H	1.75	0.52
1:M:98:HIS:HB3	1:M:100:PRO:CD	2.25	0.52
1:M:797:PHE:HE2	3:O:126:LEU:HD13	1.72	0.52
1:M:806:MET:C	1:M:807:VAL:CG2	2.68	0.52
1:P:135:TYR:CD2	1:P:191:ARG:HG2	2.44	0.52
1:P:295:MLY:HE2	1:P:332:MET:HE1	1.91	0.52
1:P:404:PRO:HG3	1:P:417:GLU:HG3	1.91	0.52
4:1:205:GLU:OE1	4:Y:287:ILE:O	2.26	0.52
4:8:180:LEU:HD22	4:8:267:ILE:HD11	1.92	0.52
1:A:149:GLN:HB3	1:A:719:ASP:CA	2.34	0.52
1:A:156:PHE:HD1	1:A:195:TYR:CD1	2.27	0.52
1:A:277:PHE:CG	1:A:278:GLN:N	2.76	0.52
1:A:530:MET:HG2	4:8:354:GLN:HB2	0.57	0.52
1:A:636:LYS:HB2	4:8:334:GLU:OE1	2.08	0.52
1:D:217:THR:C	1:D:221:GLN:NE2	2.62	0.52
1:D:642:LYS:CG	4:9:22:ALA:HA	2.37	0.52
1:G:63:MLY:HG3	1:G:64:THR:H	1.74	0.52
1:G:148:ARG:NH2	1:G:764:MLY:CH1	2.70	0.52
1:G:584:TYR:CD1	1:G:585:ALA:N	2.77	0.52
1:G:634:GLY:N	4:V:25:ASP:O	2.31	0.52
1:G:792:ALA:O	3:I:35:ARG:NH1	2.43	0.52
1:J:295:MLY:HE2	1:J:332:MET:HE1	1.91	0.52
1:J:491:PHE:HD1	1:J:671:PHE:CE2	2.27	0.52
1:J:636:LYS:HB2	4:W:334:GLU:OE1	2.09	0.52
1:M:292:MET:HE1	1:M:309:PRO:CD	2.38	0.52
1:M:506:GLU:HG3	1:M:761:GLY:HA3	1.92	0.52
1:P:232:PHE:CE1	1:P:287:ILE:HD13	2.45	0.52
1:P:538:GLU:CD	4:1:355:MET:HE1	2.23	0.52
2:Q:129:THR:O	2:Q:133:ILE:HG13	2.09	0.52
4:6:180:LEU:HD22	4:6:267:ILE:HD11	1.92	0.52
4:W:185:LEU:HD23	4:W:306:TYR:OH	2.09	0.52
2:E:117:LEU:CG	2:E:147:ASN:OD1	2.52	0.52
3:F:53:PRO:HB2	3:F:55:LYS:HG3	1.91	0.52
3:F:110:VAL:HG13	3:F:114:LEU:HD12	1.92	0.52

Continued on next page...

Continued from previous page...

Atom-1	Atom-2	Interatomic distance (Å)	Clash overlap (Å)
1:G:494:HIS:O	1:G:498:LEU:HB2	2.09	0.52
1:J:135:TYR:HD2	1:J:191:ARG:HD3	1.73	0.52
1:J:277:PHE:CG	1:J:278:GLN:N	2.76	0.52
1:J:404:PRO:HG3	1:J:417:GLU:HG3	1.91	0.52
1:J:642:LYS:CG	4:W:22:ALA:HA	2.37	0.52
2:K:114:LYS:O	2:K:147:ASN:ND2	2.41	0.52
1:M:277:PHE:CG	1:M:278:GLN:N	2.76	0.52
1:M:635:GLY:HA3	4:Z:334:GLU:CG	2.30	0.52
1:M:636:LYS:HB2	4:Z:334:GLU:OE1	2.09	0.52
1:M:732:ILE:H	1:M:733:PRO:HD2	1.74	0.52
1:M:783:LEU:CD1	1:M:786:ILE:HD11	2.40	0.52
1:P:506:GLU:C	1:P:762:HIS:N	2.58	0.52
1:P:786:ILE:C	1:P:789:ALA:N	2.60	0.52
4:3:180:LEU:HD22	4:3:267:ILE:HD11	1.92	0.52
4:5:180:LEU:HD22	4:5:267:ILE:HD11	1.92	0.52
4:9:180:LEU:HD22	4:9:267:ILE:HD11	1.92	0.52
4:V:285:CYS:O	4:V:290:ARG:NH1	2.43	0.52
4:W:180:LEU:HD22	4:W:267:ILE:HD11	1.92	0.52
4:W:288:ASP:H	4:Y:204:ALA:H	1.56	0.52
4:X:180:LEU:HD22	4:X:267:ILE:HD11	1.92	0.52
4:Z:285:CYS:O	4:Z:290:ARG:NH1	2.43	0.52
1:A:197:ALA:O	1:A:201:ALA:HB2	2.09	0.52
1:A:218:LEU:N	1:A:221:GLN:HG2	2.24	0.52
1:A:538:GLU:HA	4:8:349:LEU:CB	2.39	0.52
1:A:555:TYR:N	4:V:48:GLY:N	2.58	0.52
1:A:556:ASP:HB3	4:V:43:VAL:HG12	1.91	0.52
1:D:251:ARG:HB2	1:D:264:ASP:HB2	1.91	0.52
1:D:539:GLU:OE2	4:W:45:VAL:C	2.47	0.52
1:G:197:ALA:O	1:G:201:ALA:HB2	2.09	0.52
1:G:529:PRO:HB2	4:V:354:GLN:HA	1.92	0.52
2:H:114:LYS:HA	2:H:147:ASN:HD22	1.75	0.52
1:J:84:MLY:HH12	1:J:715:VAL:HG21	1.90	0.52
1:J:93:MET:CE	1:J:716:LEU:HD12	2.38	0.52
1:J:732:ILE:HG23	1:J:747:LEU:CD1	1.05	0.52
1:J:829:TRP:HZ3	2:K:84:PHE:CD1	2.18	0.52
1:M:135:TYR:CD2	1:M:191:ARG:HG2	2.44	0.52
1:M:491:PHE:HD1	1:M:671:PHE:CE2	2.27	0.52
1:M:796:GLY:CA	3:O:35:ARG:NE	2.71	0.52
1:P:508:ILE:HD13	1:P:766:PHE:HB2	1.90	0.52
1:P:792:ALA:HB3	3:R:42:THR:CG2	2.12	0.52
1:P:804:ARG:CG	1:P:808:GLU:CA	2.87	0.52

Continued on next page...

Continued from previous page...

Atom-1	Atom-2	Interatomic distance (Å)	Clash overlap (Å)
3:R:53:PRO:HB2	3:R:55:LYS:HG3	1.91	0.52
4:1:185:LEU:HD23	4:1:306:TYR:OH	2.09	0.52
4:4:285:CYS:O	4:4:290:ARG:NH1	2.43	0.52
4:5:185:LEU:HD23	4:5:306:TYR:OH	2.09	0.52
4:7:180:LEU:HD22	4:7:267:ILE:HD11	1.92	0.52
1:A:206:LYS:HD2	1:A:217:THR:CG2	2.17	0.52
1:A:292:MET:CE	1:A:309:PRO:HA	2.40	0.52
1:A:418:THR:CB	1:A:421:GLU:HG3	2.37	0.52
1:A:494:HIS:O	1:A:498:LEU:HB2	2.09	0.52
1:A:759:ALA:O	1:A:766:PHE:N	2.32	0.52
1:D:109:ARG:HD3	1:D:117:THR:HB	1.92	0.52
3:F:104:GLY:HA2	3:F:137:ILE:HD11	1.92	0.52
1:G:41:VAL:HG13	1:G:42:HIS:N	2.25	0.52
1:G:295:MLY:HE2	1:G:332:MET:HE1	1.91	0.52
1:J:756:THR:CG2	1:J:779:ARG:HB3	2.39	0.52
1:M:41:VAL:HG13	1:M:42:HIS:N	2.25	0.52
2:N:129:THR:O	2:N:133:ILE:HG13	2.09	0.52
4:1:180:LEU:HD22	4:1:267:ILE:HD11	1.92	0.52
4:1:287:ILE:HB	4:3:203:THR:HB	1.92	0.52
4:2:288:ASP:CB	4:4:203:THR:CG2	2.87	0.52
4:4:180:LEU:HD22	4:4:267:ILE:HD11	1.92	0.52
4:4:322:PRO:CB	4:6:244:ASP:CG	2.54	0.52
4:V:180:LEU:HD22	4:V:267:ILE:HD11	1.92	0.52
4:Y:285:CYS:O	4:Y:290:ARG:NH1	2.43	0.52
1:A:93:MET:CE	1:A:715:VAL:CG1	2.64	0.52
1:A:128:PRO:O	1:A:129:TYR:HB2	2.10	0.52
1:A:553:MLY:CE	4:V:45:VAL:CA	2.49	0.52
1:D:277:PHE:CG	1:D:278:GLN:N	2.76	0.52
1:G:553:MLY:CB	4:X:45:VAL:O	2.57	0.52
1:G:734:GLU:OE1	3:I:109:HIS:ND1	2.43	0.52
2:H:121:LEU:CA	2:H:128:PHE:CG	2.89	0.52
1:J:579:PHE:CD2	1:J:592:ILE:HD11	2.40	0.52
1:P:109:ARG:HD3	1:P:117:THR:HB	1.92	0.52
4:2:180:LEU:HD22	4:2:267:ILE:HD11	1.92	0.52
4:7:287:ILE:HG22	4:9:204:ALA:HB3	1.91	0.52
4:9:285:CYS:O	4:9:290:ARG:NH1	2.43	0.52
4:V:324:THR:HG22	4:X:247:VAL:HG13	1.91	0.52
4:Y:180:LEU:HD22	4:Y:267:ILE:HD11	1.92	0.52
1:A:538:GLU:HG3	4:8:352:PHE:CA	2.38	0.52
1:A:725:ARG:O	1:A:729:ALA:HA	2.10	0.52
1:D:555:TYR:N	4:W:48:GLY:N	2.58	0.52

Continued on next page...

Continued from previous page...

Atom-1	Atom-2	Interatomic distance (Å)	Clash overlap (Å)
1:G:128:PRO:O	1:G:129:TYR:HB2	2.09	0.52
1:G:732:ILE:H	1:G:733:PRO:HD2	1.74	0.52
1:G:818:TYR:HB3	2:H:90:GLY:CA	2.37	0.52
1:J:756:THR:C	1:J:776:GLU:CD	2.62	0.52
1:J:756:THR:HG23	1:J:779:ARG:HD3	1.90	0.52
1:J:797:PHE:HE2	3:L:126:LEU:HD22	1.63	0.52
2:K:112:ILE:C	2:K:147:ASN:O	2.42	0.52
3:L:110:VAL:HG13	3:L:114:LEU:HD12	1.92	0.52
1:M:218:LEU:N	1:M:221:GLN:HG2	2.24	0.52
1:M:553:MLY:CG	4:2:43:VAL:CG1	2.72	0.52
1:M:732:ILE:H	1:M:733:PRO:CD	2.23	0.52
3:O:53:PRO:HB2	3:O:55:LYS:HG3	1.91	0.52
1:P:797:PHE:HE2	3:R:126:LEU:HD22	0.76	0.52
4:2:285:CYS:O	4:2:290:ARG:NH1	2.43	0.52
4:4:322:PRO:C	4:6:244:ASP:HB2	2.30	0.52
4:6:285:CYS:O	4:6:290:ARG:NH1	2.43	0.52
4:8:285:CYS:O	4:8:290:ARG:NH1	2.43	0.52
4:8:287:ILE:HG22	4:V:204:ALA:HB3	1.91	0.52
1:A:63:MLY:HG3	1:A:64:THR:H	1.75	0.52
1:A:93:MET:O	1:A:713:SER:CB	2.58	0.52
1:D:40:VAL:HG13	1:D:41:VAL:O	2.10	0.52
1:D:494:HIS:O	1:D:498:LEU:HB2	2.09	0.52
1:D:727:LEU:HD13	1:D:782:MLY:CH1	2.27	0.52
1:D:831:TRP:HZ2	2:E:47:LEU:CA	2.23	0.52
1:G:109:ARG:HD3	1:G:117:THR:HB	1.92	0.52
1:G:148:ARG:HH21	1:G:764:MLY:HH11	1.73	0.52
1:G:707:CYS:O	1:G:710:GLY:CA	2.58	0.52
1:G:732:ILE:HG21	1:G:747:LEU:CD1	0.64	0.52
1:J:42:HIS:HB3	1:J:45:GLN:O	2.09	0.52
1:J:63:MLY:HG3	1:J:64:THR:H	1.75	0.52
1:J:538:GLU:HA	4:W:349:LEU:CB	2.40	0.52
1:M:725:ARG:O	1:M:729:ALA:HA	2.10	0.52
1:P:156:PHE:HD1	1:P:195:TYR:CD1	2.27	0.52
4:1:285:CYS:O	4:1:290:ARG:NH1	2.43	0.52
4:6:185:LEU:HD23	4:6:306:TYR:OH	2.09	0.52
4:Z:180:LEU:HD22	4:Z:267:ILE:HD11	1.92	0.52
1:A:212:GLY:O	1:A:213:LYS:HB2	2.10	0.52
1:A:732:ILE:H	1:A:733:PRO:CD	2.23	0.52
1:D:491:PHE:HD1	1:D:671:PHE:CE2	2.27	0.52
1:D:578:HIS:O	1:D:579:PHE:HB3	2.10	0.52
1:G:41:VAL:HG21	1:G:76:GLN:HG3	1.92	0.52

Continued on next page...

Continued from previous page...

Atom-1	Atom-2	Interatomic distance (Å)	Clash overlap (Å)
2:H:129:THR:O	2:H:133:ILE:HG13	2.09	0.52
3:I:104:GLY:HA2	3:I:137:ILE:HD11	1.92	0.52
1:J:221:GLN:HB2	1:J:449:LEU:HD11	1.92	0.52
2:K:114:LYS:HA	2:K:147:ASN:HD22	1.75	0.52
3:L:52:ASN:CB	3:L:53:PRO:HD3	2.28	0.52
1:M:135:TYR:HD2	1:M:191:ARG:CD	2.23	0.52
1:M:195:TYR:CE2	1:M:199:ILE:CD1	2.93	0.52
1:P:63:MLY:HG3	1:P:64:THR:H	1.75	0.52
1:P:154:HIS:CE1	1:P:156:PHE:HD2	2.26	0.52
1:P:408:VAL:CG1	4:1:332:PRO:HB3	2.40	0.52
1:P:494:HIS:O	1:P:498:LEU:HB2	2.09	0.52
1:P:530:MET:HE3	4:1:354:GLN:HG2	1.81	0.52
1:P:640:LYS:C	4:1:23:GLY:CA	2.64	0.52
3:R:110:VAL:HG13	3:R:114:LEU:HD12	1.92	0.52
4:2:203:THR:HG23	4:Z:288:ASP:CG	2.29	0.52
4:5:285:CYS:O	4:5:290:ARG:NH1	2.43	0.52
4:V:185:LEU:HD23	4:V:306:TYR:OH	2.09	0.52
4:W:285:CYS:O	4:W:290:ARG:NH1	2.43	0.52
1:A:217:THR:C	1:A:221:GLN:NE2	2.62	0.51
1:A:539:GLU:OE2	4:V:45:VAL:C	2.48	0.51
2:E:114:LYS:HA	2:E:147:ASN:HD22	1.75	0.51
1:G:28:GLN:HB3	1:G:723:ARG:NH1	2.24	0.51
1:G:40:VAL:HG13	1:G:41:VAL:O	2.10	0.51
1:G:135:TYR:HD2	1:G:191:ARG:CD	2.23	0.51
1:G:202:SER:HA	1:G:207:LYS:HE3	1.72	0.51
1:G:733:PRO:O	1:G:737:PHE:CE1	2.53	0.51
1:G:791:GLN:OE1	3:I:116:GLU:CG	2.40	0.51
1:J:135:TYR:HD2	1:J:191:ARG:CD	2.23	0.51
1:J:642:LYS:HG2	4:W:22:ALA:C	2.27	0.51
1:J:762:HIS:CD2	1:J:762:HIS:N	2.78	0.51
1:J:830:PRO:HB3	2:K:67:MET:CE	2.39	0.51
1:M:128:PRO:O	1:M:129:TYR:HB2	2.10	0.51
1:M:295:MLY:HE2	1:M:332:MET:HE1	1.91	0.51
1:M:834:LEU:CD2	2:N:34:ILE:HD11	2.40	0.51
1:P:40:VAL:HG13	1:P:41:VAL:O	2.10	0.51
1:P:804:ARG:HG2	1:P:808:GLU:CA	2.40	0.51
1:A:97:LEU:HD23	1:A:712:PRO:HA	1.92	0.51
1:A:504:MLY:C	1:A:762:HIS:HE2	2.23	0.51
1:D:41:VAL:HG13	1:D:42:HIS:N	2.25	0.51
1:D:538:GLU:HA	4:9:349:LEU:CB	2.40	0.51
1:D:725:ARG:O	1:D:729:ALA:HA	2.10	0.51

Continued on next page...

Continued from previous page...

Atom-1	Atom-2	Interatomic distance (Å)	Clash overlap (Å)
1:D:795:ARG:HH22	3:F:116:GLU:CD	1.98	0.51
1:G:221:GLN:HB2	1:G:449:LEU:HD11	1.92	0.51
1:G:491:PHE:HD1	1:G:671:PHE:CE2	2.27	0.51
1:G:732:ILE:H	1:G:733:PRO:CD	2.23	0.51
1:G:821:ARG:NH2	2:H:127:ARG:CG	2.63	0.51
1:J:41:VAL:HG13	1:J:42:HIS:N	2.25	0.51
1:J:195:TYR:CE2	1:J:199:ILE:CD1	2.93	0.51
1:J:197:ALA:O	1:J:201:ALA:HB2	2.10	0.51
1:J:769:ALA:HB3	1:J:770:GLY:HA3	1.90	0.51
1:M:232:PHE:CE1	1:M:287:ILE:HD13	2.45	0.51
1:M:251:ARG:HB2	1:M:264:ASP:HB2	1.91	0.51
1:M:494:HIS:O	1:M:498:LEU:HB2	2.09	0.51
1:M:815:CYS:HG	2:N:92:ASP:CG	2.13	0.51
1:M:817:GLN:NE2	2:N:128:PHE:HE1	2.02	0.51
1:P:221:GLN:HB2	1:P:449:LEU:HD11	1.92	0.51
1:P:538:GLU:HA	4:1:349:LEU:CB	2.40	0.51
1:P:742:LYS:O	1:P:745:GLU:HB2	2.10	0.51
2:Q:112:ILE:HG23	2:Q:147:ASN:HB3	1.93	0.51
2:Q:144:VAL:HG12	2:Q:153:ILE:HD11	1.75	0.51
4:3:285:CYS:O	4:3:290:ARG:NH1	2.43	0.51
1:A:41:VAL:HG13	1:A:42:HIS:N	2.25	0.51
1:D:41:VAL:HG21	1:D:76:GLN:HG3	1.92	0.51
1:D:212:GLY:O	1:D:213:LYS:HB2	2.11	0.51
1:G:636:LYS:HB2	4:V:334:GLU:OE1	2.09	0.51
1:G:754:ASP:CG	1:G:779:ARG:CD	2.69	0.51
2:H:137:TRP:CA	2:H:145:ALA:CB	2.82	0.51
1:J:494:HIS:O	1:J:498:LEU:HB2	2.09	0.51
1:J:546:THR:CG2	1:J:548:THR:HB	2.41	0.51
2:K:129:THR:O	2:K:133:ILE:HG13	2.09	0.51
1:M:40:VAL:HG13	1:M:41:VAL:O	2.10	0.51
1:M:221:GLN:HB2	1:M:449:LEU:HD11	1.92	0.51
1:P:217:THR:C	1:P:221:GLN:NE2	2.62	0.51
1:P:248:MLY:N	1:P:463:ASP:O	2.44	0.51
1:P:725:ARG:O	1:P:729:ALA:HA	2.10	0.51
1:P:732:ILE:HG23	1:P:747:LEU:CD1	1.05	0.51
1:P:796:GLY:CA	3:R:35:ARG:CD	2.65	0.51
1:P:804:ARG:HB3	1:P:808:GLU:HG3	1.92	0.51
2:Q:114:LYS:HA	2:Q:147:ASN:HD22	1.75	0.51
4:4:287:ILE:HG22	4:6:204:ALA:HB3	1.92	0.51
1:A:13:ALA:C	1:A:15:PRO:HD2	2.31	0.51
1:A:22:LYS:O	1:A:26:GLU:N	2.30	0.51

Continued on next page...

Continued from previous page...

Atom-1	Atom-2	Interatomic distance (Å)	Clash overlap (Å)
1:A:221:GLN:HB2	1:A:449:LEU:HD11	1.93	0.51
1:A:295:MLY:HE2	1:A:332:MET:HE1	1.90	0.51
1:D:128:PRO:O	1:D:129:TYR:HB2	2.10	0.51
1:D:221:GLN:HB2	1:D:449:LEU:HD11	1.93	0.51
1:G:195:TYR:CE2	1:G:199:ILE:CD1	2.93	0.51
1:G:232:PHE:CE1	1:G:287:ILE:HD13	2.45	0.51
1:G:642:LYS:HG2	4:V:21:PHE:C	2.30	0.51
3:I:100:GLY:O	3:I:138:ASN:HA	2.11	0.51
1:J:40:VAL:HG13	1:J:41:VAL:O	2.10	0.51
1:J:128:PRO:O	1:J:129:TYR:HB2	2.10	0.51
1:J:232:PHE:CE1	1:J:287:ILE:HD13	2.45	0.51
1:J:248:MLY:N	1:J:463:ASP:O	2.44	0.51
1:J:795:ARG:HE	3:L:116:GLU:HB3	1.74	0.51
1:J:829:TRP:CD2	2:K:87:LYS:NZ	2.74	0.51
1:M:739:ASP:CB	1:M:742:LYS:CB	2.81	0.51
1:M:797:PHE:CZ	3:O:126:LEU:CD2	2.69	0.51
2:N:114:LYS:HA	2:N:147:ASN:HD22	1.75	0.51
3:O:110:VAL:HG13	3:O:114:LEU:HD12	1.92	0.51
1:P:548:THR:HG21	4:3:47:MET:CB	2.40	0.51
1:P:578:HIS:O	1:P:579:PHE:HB3	2.11	0.51
4:X:285:CYS:O	4:X:290:ARG:NH1	2.43	0.51
1:A:195:TYR:CE2	1:A:199:ILE:CD1	2.93	0.51
1:A:218:LEU:N	1:A:221:GLN:CG	2.74	0.51
1:A:491:PHE:HD1	1:A:671:PHE:CE2	2.27	0.51
1:D:63:MLY:HG3	1:D:64:THR:H	1.75	0.51
1:D:197:ALA:O	1:D:201:ALA:HB2	2.09	0.51
1:D:546:THR:CG2	1:D:548:THR:HB	2.41	0.51
1:G:538:GLU:HA	4:V:349:LEU:CB	2.40	0.51
2:H:112:ILE:HG23	2:H:147:ASN:HB3	1.93	0.51
1:J:725:ARG:O	1:J:729:ALA:HA	2.10	0.51
1:J:797:PHE:CE2	3:L:126:LEU:HD13	2.46	0.51
3:L:53:PRO:HB2	3:L:55:LYS:HG3	1.91	0.51
1:M:97:LEU:HD21	1:M:712:PRO:HB3	1.92	0.51
1:M:797:PHE:HE1	3:O:146:ILE:HD13	1.71	0.51
1:M:817:GLN:HB3	2:N:127:ARG:HD3	1.92	0.51
1:P:41:VAL:HG21	1:P:76:GLN:HG3	1.93	0.51
1:P:546:THR:CG2	1:P:548:THR:HB	2.41	0.51
1:P:788:THR:O	3:R:42:THR:CG2	2.59	0.51
1:P:797:PHE:CE1	3:R:146:ILE:CG2	2.88	0.51
1:P:817:GLN:HG3	2:Q:128:PHE:CZ	2.46	0.51
4:1:287:ILE:HG21	4:3:204:ALA:H	1.76	0.51

Continued on next page...

Continued from previous page...

Atom-1	Atom-2	Interatomic distance (Å)	Clash overlap (Å)
4:9:287:ILE:HG22	4:W:204:ALA:HB3	1.91	0.51
1:A:41:VAL:HG21	1:A:76:GLN:HG3	1.92	0.51
1:D:135:TYR:HD2	1:D:191:ARG:CD	2.23	0.51
1:D:408:VAL:CG1	4:9:332:PRO:HB3	2.41	0.51
1:D:631:GLU:C	4:9:25:ASP:HB2	2.31	0.51
1:G:818:TYR:CE1	2:H:127:ARG:NH1	2.79	0.51
1:J:640:LYS:C	4:W:23:GLY:CA	2.64	0.51
1:J:817:GLN:OE1	2:K:127:ARG:HD2	2.05	0.51
1:J:820:VAL:CG1	2:K:136:MET:HE1	2.41	0.51
1:M:762:HIS:CD2	1:M:762:HIS:N	2.78	0.51
1:P:197:ALA:O	1:P:201:ALA:HB2	2.10	0.51
1:P:559:LEU:C	1:P:559:LEU:HD23	2.31	0.51
1:A:418:THR:O	1:A:422:VAL:HG23	2.11	0.51
1:D:202:SER:HB2	1:D:207:LYS:NZ	2.26	0.51
1:D:311:ASP:HB2	1:D:312:TYR:CE1	2.46	0.51
1:D:831:TRP:HH2	2:E:50:THR:HB	1.75	0.51
1:G:84:MLY:HB3	1:G:723:ARG:CZ	2.41	0.51
1:G:578:HIS:O	1:G:579:PHE:HB3	2.11	0.51
1:J:559:LEU:HD23	1:J:559:LEU:C	2.31	0.51
1:J:640:LYS:CA	1:J:645:SER:OG	2.58	0.51
1:M:109:ARG:HD3	1:M:117:THR:HB	1.92	0.51
1:M:212:GLY:O	1:M:213:LYS:HB2	2.11	0.51
1:M:592:ILE:HG22	1:M:592:ILE:O	2.10	0.51
1:M:642:LYS:HG2	4:Z:21:PHE:C	2.30	0.51
1:P:530:MET:HG2	4:1:354:GLN:HB2	0.57	0.51
1:P:687:GLU:O	1:P:691:VAL:HG23	2.11	0.51
1:P:818:TYR:HH	2:Q:127:ARG:NH2	1.97	0.51
1:P:834:LEU:CD2	2:Q:34:ILE:HG12	2.41	0.51
4:2:287:ILE:HD13	4:4:203:THR:CA	2.41	0.51
4:7:285:CYS:O	4:7:290:ARG:NH1	2.43	0.51
4:V:322:PRO:HB3	4:X:246:GLN:HG2	1.92	0.51
4:X:291:LYS:CG	4:Z:243:PRO:C	2.74	0.51
1:A:40:VAL:HG13	1:A:41:VAL:O	2.10	0.51
1:A:109:ARG:HD3	1:A:117:THR:HB	1.92	0.51
1:A:232:PHE:CE1	1:A:287:ILE:HD13	2.45	0.51
1:A:237:THR:O	1:A:240:ASN:O	2.29	0.51
1:A:248:MLY:N	1:A:463:ASP:O	2.44	0.51
1:A:251:ARG:HB2	1:A:264:ASP:HB2	1.91	0.51
1:A:687:GLU:O	1:A:691:VAL:HG23	2.11	0.51
1:D:169:ASP:OD1	1:D:169:ASP:N	2.44	0.51
1:D:232:PHE:CE1	1:D:287:ILE:HD13	2.45	0.51

Continued on next page...

Continued from previous page...

Atom-1	Atom-2	Interatomic distance (Å)	Clash overlap (Å)
1:D:675:ILE:CG2	1:D:676:ILE:N	2.74	0.51
1:D:732:ILE:H	1:D:733:PRO:CD	2.23	0.51
1:D:742:LYS:O	1:D:745:GLU:HB2	2.11	0.51
1:G:109:ARG:O	1:G:114:MET:N	2.37	0.51
1:G:212:GLY:O	1:G:213:LYS:HB2	2.11	0.51
1:G:819:ASN:ND2	2:H:91:ALA:C	2.62	0.51
1:J:38:VAL:CG1	1:J:39:PHE:N	2.74	0.51
1:J:218:LEU:CD2	1:J:222:ILE:CG1	2.86	0.51
1:J:576:GLU:CG	1:J:577:ALA:N	2.44	0.51
1:M:248:MLY:N	1:M:463:ASP:O	2.44	0.51
1:M:418:THR:O	1:M:422:VAL:HG23	2.11	0.51
1:P:38:VAL:CG1	1:P:39:PHE:N	2.74	0.51
1:P:128:PRO:O	1:P:129:TYR:HB2	2.10	0.51
1:P:291:ILE:HA	1:P:331:LEU:CD1	2.39	0.51
1:P:831:TRP:CZ3	2:Q:34:ILE:HD13	2.46	0.51
3:R:104:GLY:HA2	3:R:137:ILE:HD11	1.92	0.51
4:Z:203:THR:CG2	4:Z:288:ASP:OD2	2.44	0.51
1:A:202:SER:HB2	1:A:207:LYS:NZ	2.26	0.51
1:A:400:ALA:HB1	1:A:606:THR:HG22	1.92	0.51
1:D:13:ALA:C	1:D:15:PRO:HD2	2.31	0.51
1:D:559:LEU:HD23	1:D:559:LEU:C	2.31	0.51
1:D:592:ILE:O	1:D:592:ILE:HG22	2.10	0.51
1:D:733:PRO:O	1:D:737:PHE:CE1	2.53	0.51
1:D:836:PHE:HE1	2:E:159:HIS:CB	2.18	0.51
3:F:100:GLY:O	3:F:138:ASN:HA	2.11	0.51
1:G:592:ILE:HG22	1:G:592:ILE:O	2.11	0.51
1:G:642:LYS:CA	4:V:22:ALA:C	2.70	0.51
1:G:750:GLY:HA3	3:I:114:LEU:HD22	1.92	0.51
1:J:13:ALA:C	1:J:15:PRO:HD2	2.31	0.51
1:J:169:ASP:N	1:J:169:ASP:OD1	2.44	0.51
1:J:400:ALA:HB1	1:J:606:THR:HG22	1.93	0.51
1:J:687:GLU:O	1:J:691:VAL:HG23	2.11	0.51
1:J:820:VAL:CG1	2:K:136:MET:CE	2.89	0.51
3:L:46:ILE:O	3:L:50:LEU:CG	2.47	0.51
3:L:104:GLY:HA2	3:L:137:ILE:HD11	1.92	0.51
1:M:41:VAL:HG21	1:M:76:GLN:HG3	1.93	0.51
1:M:220:ASP:O	1:M:224:SER:N	2.27	0.51
1:M:640:LYS:CA	1:M:645:SER:OG	2.58	0.51
3:O:104:GLY:HA2	3:O:137:ILE:HD11	1.92	0.51
1:P:41:VAL:HG13	1:P:42:HIS:N	2.25	0.51
1:P:212:GLY:O	1:P:213:LYS:HB2	2.10	0.51

Continued on next page...

Continued from previous page...

Atom-1	Atom-2	Interatomic distance (Å)	Clash overlap (Å)
1:P:640:LYS:CA	1:P:645:SER:OG	2.58	0.51
4:2:45:VAL:CG2	4:Z:148:THR:OG1	2.59	0.51
1:A:592:ILE:O	1:A:592:ILE:HG22	2.11	0.51
1:A:642:LYS:HG2	4:8:21:PHE:C	2.30	0.51
1:D:267:THR:HG21	1:D:438:PHE:HE2	1.76	0.51
1:D:400:ALA:HB1	1:D:606:THR:HG22	1.92	0.51
1:D:646:PHE:CE2	1:D:652:LEU:CD2	2.87	0.51
1:D:733:PRO:CA	1:D:737:PHE:CE1	2.94	0.51
1:G:237:THR:O	1:G:240:ASN:O	2.29	0.51
1:G:612:GLN:HE22	1:G:627:GLY:HA2	1.66	0.51
1:G:675:ILE:CG2	1:G:676:ILE:N	2.74	0.51
1:J:267:THR:HG21	1:J:438:PHE:HE2	1.76	0.51
1:J:732:ILE:H	1:J:733:PRO:CD	2.23	0.51
1:M:202:SER:HB2	1:M:207:LYS:NZ	2.26	0.51
1:M:559:LEU:HD23	1:M:559:LEU:C	2.31	0.51
1:M:632:GLY:HA3	1:M:643:GLY:N	2.17	0.51
1:M:642:LYS:CG	4:Z:22:ALA:HA	2.37	0.51
1:M:687:GLU:O	1:M:691:VAL:HG23	2.11	0.51
2:N:149:ASP:CG	2:N:150:TYR:N	2.49	0.51
3:O:100:GLY:O	3:O:138:ASN:HA	2.11	0.51
1:P:218:LEU:N	1:P:221:GLN:CG	2.74	0.51
1:P:631:GLU:C	4:1:25:ASP:HB2	2.32	0.51
2:Q:149:ASP:CG	2:Q:150:TYR:N	2.49	0.51
4:1:205:GLU:CD	4:Y:287:ILE:O	2.48	0.51
4:W:286:ASP:OD2	4:Y:203:THR:CG2	2.47	0.51
1:A:332:MET:O	1:A:336:SER:OG	2.27	0.50
1:A:505:MLY:HB3	1:A:762:HIS:N	2.24	0.50
1:D:38:VAL:CG1	1:D:39:PHE:N	2.74	0.50
1:D:206:LYS:HD2	1:D:217:THR:CG2	2.17	0.50
1:G:13:ALA:C	1:G:15:PRO:HD2	2.31	0.50
1:G:818:TYR:CE2	2:H:127:ARG:NH1	2.78	0.50
1:J:109:ARG:HD3	1:J:117:THR:HB	1.92	0.50
1:J:212:GLY:O	1:J:213:LYS:HB2	2.11	0.50
1:J:217:THR:C	1:J:221:GLN:NE2	2.62	0.50
1:J:418:THR:O	1:J:422:VAL:HG23	2.11	0.50
1:J:429:LEU:O	1:J:433:VAL:HG23	2.12	0.50
1:M:418:THR:CB	1:M:421:GLU:HG3	2.37	0.50
1:M:530:MET:HG2	4:Z:354:GLN:HB2	0.57	0.50
1:M:631:GLU:C	4:Z:25:ASP:HB2	2.32	0.50
1:M:797:PHE:CE1	3:O:146:ILE:HA	2.44	0.50
1:P:202:SER:HB2	1:P:207:LYS:NZ	2.26	0.50

Continued on next page...

Continued from previous page...

Atom-1	Atom-2	Interatomic distance (Å)	Clash overlap (Å)
1:P:237:THR:O	1:P:240:ASN:O	2.29	0.50
1:P:400:ALA:HB1	1:P:606:THR:HG22	1.93	0.50
1:P:642:LYS:HG2	4:1:21:PHE:C	2.29	0.50
4:1:205:GLU:OE1	4:Y:287:ILE:C	2.49	0.50
4:1:243:PRO:CB	4:Y:291:LYS:HD2	2.37	0.50
1:A:429:LEU:O	1:A:433:VAL:HG23	2.12	0.50
1:A:631:GLU:C	4:8:25:ASP:HB2	2.32	0.50
1:D:629:GLU:CB	1:D:645:SER:N	2.74	0.50
1:G:218:LEU:N	1:G:221:GLN:CG	2.74	0.50
1:G:418:THR:O	1:G:422:VAL:HG23	2.11	0.50
1:G:559:LEU:HD23	1:G:559:LEU:C	2.31	0.50
1:G:640:LYS:CA	1:G:645:SER:OG	2.59	0.50
1:J:202:SER:HB2	1:J:207:LYS:NZ	2.26	0.50
1:J:237:THR:O	1:J:240:ASN:O	2.29	0.50
1:J:311:ASP:HB2	1:J:312:TYR:CE1	2.46	0.50
1:J:553:MLY:CE	4:Y:45:VAL:HG11	2.33	0.50
1:J:592:ILE:HG22	1:J:592:ILE:O	2.11	0.50
1:J:821:ARG:NH1	2:K:127:ARG:CZ	2.74	0.50
1:M:13:ALA:C	1:M:15:PRO:HD2	2.31	0.50
1:M:237:THR:O	1:M:240:ASN:O	2.29	0.50
1:M:408:VAL:CG1	4:Z:332:PRO:HB3	2.41	0.50
1:M:470:PHE:O	1:M:473:ASN:ND2	2.40	0.50
2:N:112:ILE:HG23	2:N:147:ASN:HB3	1.93	0.50
1:A:135:TYR:HD2	1:A:191:ARG:CD	2.23	0.50
1:A:149:GLN:CB	1:A:718:ALA:CA	2.87	0.50
1:A:559:LEU:HD23	1:A:559:LEU:C	2.31	0.50
1:A:578:HIS:O	1:A:579:PHE:HB3	2.11	0.50
1:A:646:PHE:HE2	1:A:652:LEU:CG	2.25	0.50
1:A:742:LYS:O	1:A:745:GLU:HB2	2.11	0.50
1:A:757:GLN:HG3	1:A:771:LEU:CD1	2.28	0.50
1:D:22:LYS:O	1:D:26:GLU:N	2.29	0.50
1:D:248:MLY:N	1:D:463:ASP:O	2.44	0.50
1:D:411:GLU:H	4:9:333:PRO:CG	2.24	0.50
1:D:727:LEU:CA	1:D:782:MLY:HE2	2.41	0.50
1:D:793:ARG:CZ	3:F:87:PHE:CE1	2.95	0.50
1:G:38:VAL:CG1	1:G:39:PHE:N	2.74	0.50
1:G:530:MET:CE	4:V:354:GLN:HG3	2.34	0.50
1:G:538:GLU:OE1	4:V:351:THR:HB	2.12	0.50
1:G:732:ILE:HG23	1:G:747:LEU:CD1	1.04	0.50
1:J:291:ILE:HA	1:J:331:LEU:CD1	2.39	0.50
1:J:646:PHE:HE2	1:J:652:LEU:CG	2.25	0.50

Continued on next page...

Continued from previous page...

Atom-1	Atom-2	Interatomic distance (Å)	Clash overlap (Å)
2:K:121:LEU:O	2:K:128:PHE:CG	2.61	0.50
2:K:121:LEU:HA	2:K:128:PHE:CD2	2.47	0.50
1:M:400:ALA:HB1	1:M:606:THR:HG22	1.93	0.50
1:P:218:LEU:CD2	1:P:222:ILE:CG1	2.85	0.50
1:A:733:PRO:CA	1:A:737:PHE:CE1	2.95	0.50
1:A:735:GLY:O	1:A:743:ALA:HA	1.94	0.50
1:D:642:LYS:CB	4:9:24:ASP:O	2.60	0.50
1:D:687:GLU:O	1:D:691:VAL:HG23	2.11	0.50
1:D:712:PRO:HB2	1:D:771:LEU:CG	2.41	0.50
1:D:727:LEU:HB2	1:D:782:MLY:CE	2.41	0.50
1:G:202:SER:HB2	1:G:207:LYS:NZ	2.26	0.50
1:G:206:LYS:HD2	1:G:217:THR:CG2	2.17	0.50
1:G:646:PHE:HE2	1:G:652:LEU:CG	2.24	0.50
1:J:578:HIS:O	1:J:579:PHE:HB3	2.11	0.50
1:J:675:ILE:CG2	1:J:676:ILE:N	2.74	0.50
1:M:38:VAL:CG1	1:M:39:PHE:N	2.74	0.50
1:M:429:LEU:O	1:M:433:VAL:HG23	2.12	0.50
1:M:546:THR:CG2	1:M:548:THR:HB	2.41	0.50
1:P:13:ALA:C	1:P:15:PRO:HD2	2.31	0.50
1:P:195:TYR:CE2	1:P:199:ILE:CD1	2.93	0.50
1:P:508:ILE:CG2	1:P:759:ALA:CB	2.89	0.50
1:A:154:HIS:CD2	1:A:155:ILE:H	2.30	0.50
1:A:546:THR:CG2	1:A:548:THR:HB	2.41	0.50
1:A:739:ASP:CB	1:A:742:LYS:CB	2.81	0.50
1:D:715:VAL:O	1:D:764:MLY:HB3	2.12	0.50
1:G:278:GLN:HG3	1:G:318:GLY:H	1.75	0.50
1:G:346:ASP:O	1:G:349:THR:HB	2.11	0.50
1:G:725:ARG:O	1:G:729:ALA:HA	2.10	0.50
1:G:835:PHE:CE1	2:H:30:ALA:HB2	2.47	0.50
1:J:220:ASP:O	1:J:224:SER:N	2.27	0.50
1:J:411:GLU:H	4:W:333:PRO:CG	2.24	0.50
1:J:631:GLU:C	4:W:25:ASP:HB2	2.31	0.50
2:K:114:LYS:N	2:K:146:GLY:O	2.40	0.50
1:M:742:LYS:O	1:M:745:GLU:HB2	2.10	0.50
1:P:267:THR:HG21	1:P:438:PHE:HE2	1.76	0.50
1:P:411:GLU:H	4:1:333:PRO:CG	2.24	0.50
1:P:418:THR:O	1:P:422:VAL:HG23	2.11	0.50
1:P:675:ILE:CG2	1:P:676:ILE:N	2.74	0.50
4:1:201:VAL:CB	4:Y:287:ILE:CG1	2.87	0.50
1:A:346:ASP:O	1:A:349:THR:HB	2.11	0.50
1:D:429:LEU:O	1:D:433:VAL:HG23	2.11	0.50

Continued on next page...

Continued from previous page...

Atom-1	Atom-2	Interatomic distance (Å)	Clash overlap (Å)
1:D:640:LYS:CA	1:D:645:SER:OG	2.58	0.50
2:E:112:ILE:HG23	2:E:147:ASN:HB3	1.92	0.50
1:G:248:MLY:N	1:G:463:ASP:O	2.44	0.50
1:G:411:GLU:H	4:V:333:PRO:CG	2.24	0.50
1:G:471:ASP:HB3	1:G:573:GLY:O	2.12	0.50
1:G:546:THR:CG2	1:G:548:THR:HB	2.41	0.50
1:G:817:GLN:HG3	2:H:128:PHE:CE1	2.47	0.50
1:G:818:TYR:HH	2:H:127:ARG:HH22	1.49	0.50
1:J:218:LEU:N	1:J:221:GLN:CG	2.74	0.50
1:J:471:ASP:HB3	1:J:573:GLY:O	2.12	0.50
2:K:112:ILE:HG23	2:K:147:ASN:HB3	1.93	0.50
1:M:310:TYR:CE2	1:M:320:ILE:CD1	2.94	0.50
1:M:346:ASP:O	1:M:349:THR:HB	2.12	0.50
2:N:121:LEU:CA	2:N:128:PHE:CG	2.89	0.50
1:P:311:ASP:HB2	1:P:312:TYR:CE1	2.46	0.50
1:P:724:TYR:CE1	1:P:775:LEU:CB	2.73	0.50
4:2:244:ASP:CG	4:Z:322:PRO:HB3	2.32	0.50
1:A:408:VAL:CG1	4:8:332:PRO:HB3	2.40	0.50
1:A:642:LYS:HG2	4:8:22:ALA:C	2.28	0.50
1:D:195:TYR:CE2	1:D:199:ILE:CD1	2.93	0.50
1:D:218:LEU:N	1:D:221:GLN:CG	2.74	0.50
1:D:732:ILE:O	1:D:736:GLN:HG3	2.12	0.50
1:D:836:PHE:CZ	2:E:159:HIS:C	2.85	0.50
1:G:28:GLN:CB	1:G:723:ARG:HH12	2.24	0.50
2:H:121:LEU:O	2:H:128:PHE:CG	2.61	0.50
1:J:41:VAL:HG21	1:J:76:GLN:HG3	1.93	0.50
1:J:742:LYS:O	1:J:745:GLU:HB2	2.11	0.50
1:J:756:THR:CG2	1:J:776:GLU:HB3	2.40	0.50
1:M:675:ILE:CG2	1:M:676:ILE:N	2.74	0.50
1:M:732:ILE:O	1:M:736:GLN:HG3	2.12	0.50
2:N:121:LEU:O	2:N:128:PHE:CG	2.61	0.50
1:P:278:GLN:HG3	1:P:318:GLY:H	1.76	0.50
1:P:470:PHE:O	1:P:473:ASN:ND2	2.40	0.50
1:P:592:ILE:HG22	1:P:592:ILE:O	2.10	0.50
2:Q:114:LYS:N	2:Q:146:GLY:O	2.40	0.50
4:2:287:ILE:CG2	4:4:202:THR:CA	2.82	0.50
1:A:38:VAL:CG1	1:A:39:PHE:N	2.74	0.50
1:A:121:LEU:HG	1:A:764:MLY:HH21	1.94	0.50
1:A:169:ASP:OD1	1:A:169:ASP:N	2.44	0.50
1:A:411:GLU:H	4:8:333:PRO:CG	2.24	0.50
1:D:724:TYR:CE1	1:D:778:MET:HB3	2.47	0.50

Continued on next page...

Continued from previous page...

Atom-1	Atom-2	Interatomic distance (Å)	Clash overlap (Å)
1:G:154:HIS:CD2	1:G:155:ILE:H	2.30	0.50
1:G:408:VAL:CG1	4:V:332:PRO:HB3	2.41	0.50
1:G:733:PRO:CA	1:G:737:PHE:CE1	2.95	0.50
1:J:346:ASP:O	1:J:349:THR:HB	2.12	0.50
1:J:732:ILE:O	1:J:736:GLN:HG3	2.12	0.50
1:J:791:GLN:HE22	3:L:115:GLY:CA	2.22	0.50
1:J:813:ILE:HG23	2:K:128:PHE:CZ	2.47	0.50
1:J:813:ILE:CG2	2:K:128:PHE:CE1	2.95	0.50
1:M:217:THR:C	1:M:221:GLN:NE2	2.62	0.50
1:M:218:LEU:N	1:M:221:GLN:CG	2.74	0.50
1:M:538:GLU:HA	4:Z:349:LEU:CB	2.40	0.50
1:M:538:GLU:OE1	4:Z:351:THR:HB	2.12	0.50
1:M:547:ASP:O	1:M:550:PHE:HB3	2.12	0.50
1:M:830:PRO:CG	2:N:67:MET:HE2	2.42	0.50
1:P:733:PRO:CA	1:P:737:PHE:CE1	2.94	0.50
1:P:786:ILE:HG22	1:P:787:ILE:CA	2.42	0.50
1:P:792:ALA:HB2	3:R:42:THR:HG22	0.70	0.50
1:P:839:MLY:HB2	1:P:840:PRO:HD3	1.94	0.50
2:Q:121:LEU:HA	2:Q:128:PHE:CD2	2.47	0.50
1:A:251:ARG:O	1:A:263:ALA:HA	2.12	0.50
1:A:311:ASP:HB2	1:A:312:TYR:CE1	2.47	0.50
1:D:215:GLN:H	1:D:340:ILE:CD1	2.20	0.50
1:D:237:THR:O	1:D:240:ASN:O	2.29	0.50
1:D:418:THR:O	1:D:422:VAL:HG23	2.11	0.50
1:G:169:ASP:N	1:G:169:ASP:OD1	2.44	0.50
1:G:503:TYR:OH	1:G:711:PHE:CE2	2.58	0.50
1:G:530:MET:HG2	4:V:354:GLN:HB2	0.57	0.50
1:G:601:ASP:N	1:G:602:PRO:CD	2.75	0.50
1:G:631:GLU:C	4:V:25:ASP:HB2	2.31	0.50
1:J:642:LYS:HA	4:W:22:ALA:C	2.33	0.50
1:J:715:VAL:O	1:J:764:MLY:HB3	2.12	0.50
1:J:733:PRO:CA	1:J:737:PHE:CE1	2.95	0.50
1:J:791:GLN:NE2	3:L:116:GLU:H	2.10	0.50
1:J:817:GLN:CG	2:K:127:ARG:HB2	2.37	0.50
1:J:819:ASN:CG	2:K:90:GLY:O	2.51	0.50
1:P:135:TYR:HD2	1:P:191:ARG:CD	2.23	0.50
1:P:154:HIS:CD2	1:P:155:ILE:H	2.30	0.50
1:P:202:SER:HA	1:P:207:LYS:NZ	2.22	0.50
1:P:346:ASP:O	1:P:349:THR:HB	2.12	0.50
1:P:429:LEU:O	1:P:433:VAL:HG23	2.12	0.50
1:P:507:GLY:HA3	1:P:762:HIS:CD2	2.47	0.50

Continued on next page...

Continued from previous page...

Atom-1	Atom-2	Interatomic distance (Å)	Clash overlap (Å)
1:A:278:GLN:HG3	1:A:318:GLY:H	1.75	0.49
1:D:97:LEU:HD13	1:D:97:LEU:N	2.27	0.49
1:D:530:MET:HA	4:9:354:GLN:CD	2.11	0.49
1:D:530:MET:CE	4:9:354:GLN:HG3	2.35	0.49
1:D:547:ASP:O	1:D:550:PHE:HB3	2.12	0.49
1:D:642:LYS:HG2	4:9:21:PHE:C	2.30	0.49
1:D:725:ARG:NE	1:D:733:PRO:CB	1.95	0.49
2:E:121:LEU:O	2:E:128:PHE:CG	2.61	0.49
1:G:217:THR:C	1:G:221:GLN:NE2	2.62	0.49
1:G:311:ASP:HB2	1:G:312:TYR:CE1	2.46	0.49
1:G:510:TRP:CZ2	1:G:768:MLY:HH11	2.46	0.49
1:G:642:LYS:CG	4:V:22:ALA:HA	2.37	0.49
1:G:739:ASP:CB	1:G:742:LYS:CB	2.81	0.49
1:J:553:MLY:CE	4:Y:45:VAL:CG1	2.78	0.49
1:J:601:ASP:N	1:J:602:PRO:CD	2.75	0.49
1:J:642:LYS:HG2	4:W:21:PHE:C	2.29	0.49
1:J:839:MLY:HH21	2:K:158:THR:CG2	2.42	0.49
1:M:251:ARG:O	1:M:263:ALA:HA	2.12	0.49
1:M:278:GLN:HG3	1:M:318:GLY:H	1.76	0.49
1:M:311:ASP:HB2	1:M:312:TYR:CE1	2.47	0.49
1:M:578:HIS:O	1:M:579:PHE:HB3	2.11	0.49
1:M:730:SER:CA	3:O:89:GLU:CD	2.69	0.49
1:M:798:LEU:HD23	3:O:118:MET:HB3	1.93	0.49
4:1:201:VAL:HG23	4:Y:287:ILE:CB	2.42	0.49
4:9:70:PRO:HG3	4:9:81:ASP:HB3	1.94	0.49
1:A:291:ILE:HA	1:A:331:LEU:CD1	2.39	0.49
1:A:640:LYS:C	4:8:23:GLY:CA	2.64	0.49
1:A:640:LYS:CA	1:A:645:SER:OG	2.58	0.49
1:A:839:MLY:HB2	1:A:840:PRO:HD3	1.94	0.49
1:A:839:MLY:N	1:A:840:PRO:CD	2.75	0.49
1:D:278:GLN:HG3	1:D:318:GLY:H	1.75	0.49
1:D:530:MET:HG2	4:9:354:GLN:HB2	0.57	0.49
1:D:538:GLU:OE1	4:9:351:THR:HB	2.12	0.49
1:D:793:ARG:CZ	3:F:87:PHE:HE1	2.25	0.49
1:G:84:MLY:CH2	1:G:719:ASP:C	2.75	0.49
1:G:176:LEU:N	1:G:176:LEU:CD1	2.75	0.49
1:G:214:MET:HA	1:G:340:ILE:CD1	2.41	0.49
1:G:547:ASP:O	1:G:550:PHE:HB3	2.12	0.49
1:G:687:GLU:O	1:G:691:VAL:HG23	2.11	0.49
1:G:715:VAL:O	1:G:764:MLY:HB3	2.12	0.49
1:G:739:ASP:OD1	1:G:740:SER:N	2.46	0.49

Continued on next page...

Continued from previous page...

Atom-1	Atom-2	Interatomic distance (Å)	Clash overlap (Å)
1:G:742:LYS:O	1:G:745:GLU:HB2	2.10	0.49
1:G:795:ARG:CZ	3:I:116:GLU:CG	2.88	0.49
1:J:154:HIS:CD2	1:J:155:ILE:H	2.30	0.49
1:J:409:GLY:N	1:J:636:LYS:CD	2.70	0.49
1:J:530:MET:HG2	4:W:354:GLN:HB2	0.57	0.49
1:J:836:PHE:CE2	2:K:160:GLY:CA	2.95	0.49
2:K:93:PRO:O	2:K:97:ILE:HG13	2.13	0.49
1:M:829:TRP:CE2	2:N:87:LYS:CE	2.84	0.49
1:P:168:THR:HG22	1:P:169:ASP:OD1	2.12	0.49
1:P:169:ASP:OD1	1:P:169:ASP:N	2.44	0.49
1:P:251:ARG:O	1:P:263:ALA:HA	2.12	0.49
1:P:471:ASP:HB3	1:P:573:GLY:O	2.12	0.49
1:P:792:ALA:HB1	3:R:42:THR:N	2.27	0.49
1:P:839:MLY:N	1:P:840:PRO:CD	2.75	0.49
4:6:70:PRO:HG3	4:6:81:ASP:HB3	1.94	0.49
4:V:318:THR:HA	4:V:327:ILE:HG12	1.95	0.49
1:A:538:GLU:OE1	4:8:351:THR:HB	2.12	0.49
1:A:547:ASP:O	1:A:550:PHE:HB3	2.12	0.49
1:A:715:VAL:O	1:A:764:MLY:HB3	2.12	0.49
1:D:291:ILE:HA	1:D:331:LEU:CD1	2.39	0.49
2:E:140:PHE:HB3	2:E:144:VAL:HG12	1.94	0.49
1:G:543:PRO:CD	4:V:146:GLY:O	2.61	0.49
1:G:798:LEU:HD23	3:I:118:MET:HB3	1.94	0.49
1:J:756:THR:O	1:J:758:TYR:N	2.46	0.49
1:J:798:LEU:HG	3:L:126:LEU:HD11	1.92	0.49
1:J:839:MLY:HH13	2:K:159:HIS:HD2	1.77	0.49
1:M:543:PRO:CD	4:Z:146:GLY:O	2.61	0.49
1:M:595:TRP:N	1:M:595:TRP:CD1	2.80	0.49
2:N:117:LEU:HG	2:N:147:ASN:HB3	1.93	0.49
1:P:128:PRO:O	1:P:683:PRO:HB3	2.12	0.49
1:P:549:SER:CA	4:3:47:MET:O	2.59	0.49
1:P:646:PHE:HE2	1:P:652:LEU:CG	2.25	0.49
1:P:715:VAL:O	1:P:764:MLY:HB3	2.12	0.49
1:P:733:PRO:CG	3:R:85:GLU:CG	2.83	0.49
3:R:100:GLY:O	3:R:138:ASN:HA	2.11	0.49
4:5:70:PRO:HG3	4:5:81:ASP:HB3	1.94	0.49
4:W:318:THR:HA	4:W:327:ILE:HG12	1.95	0.49
1:A:715:VAL:HG12	1:A:716:LEU:O	2.13	0.49
1:D:346:ASP:O	1:D:349:THR:HB	2.11	0.49
1:G:295:MLY:CG	1:G:332:MET:HE1	2.42	0.49
1:G:400:ALA:HB1	1:G:606:THR:HG22	1.93	0.49

Continued on next page...

Continued from previous page...

Atom-1	Atom-2	Interatomic distance (Å)	Clash overlap (Å)
1:G:538:GLU:HA	4:V:351:THR:H	1.77	0.49
1:J:543:PRO:CD	4:W:146:GLY:O	2.61	0.49
1:J:547:ASP:O	1:J:550:PHE:HB3	2.12	0.49
1:J:646:PHE:CE2	1:J:652:LEU:CD2	2.87	0.49
1:J:831:TRP:CH2	2:K:47:LEU:HD23	2.44	0.49
1:M:128:PRO:O	1:M:683:PRO:HB3	2.12	0.49
1:M:192:VAL:O	1:M:195:TYR:HB3	2.13	0.49
1:M:411:GLU:H	4:Z:333:PRO:CG	2.24	0.49
1:M:471:ASP:HB3	1:M:573:GLY:O	2.12	0.49
1:M:629:GLU:CA	1:M:643:GLY:C	2.73	0.49
1:M:715:VAL:O	1:M:764:MLY:HB3	2.12	0.49
1:M:733:PRO:CA	1:M:737:PHE:CE1	2.95	0.49
1:P:64:THR:CG2	1:P:65:GLU:N	2.75	0.49
1:P:290:GLN:HG2	1:P:331:LEU:CA	2.43	0.49
1:P:547:ASP:O	1:P:550:PHE:HB3	2.12	0.49
1:P:629:GLU:CB	1:P:645:SER:N	2.74	0.49
1:P:829:TRP:HZ2	2:Q:83:MET:SD	2.33	0.49
2:Q:121:LEU:O	2:Q:128:PHE:CG	2.61	0.49
2:Q:140:PHE:HB3	2:Q:144:VAL:HG12	1.94	0.49
4:2:287:ILE:CA	4:4:202:THR:HB	2.35	0.49
4:7:70:PRO:HG3	4:7:81:ASP:HB3	1.94	0.49
4:8:318:THR:HA	4:8:327:ILE:HG12	1.95	0.49
4:Y:318:THR:HA	4:Y:327:ILE:HG12	1.95	0.49
1:A:220:ASP:O	1:A:224:SER:N	2.27	0.49
1:A:267:THR:HG21	1:A:438:PHE:HE2	1.76	0.49
1:A:471:ASP:HB3	1:A:573:GLY:O	2.12	0.49
1:A:643:GLY:N	4:8:23:GLY:C	2.55	0.49
1:A:739:ASP:OD1	1:A:740:SER:N	2.45	0.49
1:D:51:THR:C	1:D:62:VAL:HG13	2.32	0.49
1:D:292:MET:HE1	1:D:309:PRO:HD3	1.94	0.49
1:D:601:ASP:N	1:D:602:PRO:CD	2.75	0.49
1:D:715:VAL:HG12	1:D:716:LEU:O	2.12	0.49
1:D:739:ASP:OD1	1:D:740:SER:N	2.45	0.49
1:D:819:ASN:CA	2:E:90:GLY:O	2.61	0.49
1:G:97:LEU:HD13	1:G:97:LEU:N	2.28	0.49
1:G:192:VAL:O	1:G:195:TYR:HB3	2.13	0.49
1:G:237:THR:HG22	1:G:238:VAL:N	2.28	0.49
1:G:251:ARG:O	1:G:263:ALA:HA	2.13	0.49
1:G:291:ILE:HA	1:G:331:LEU:CD1	2.40	0.49
1:G:429:LEU:O	1:G:433:VAL:HG23	2.12	0.49
1:G:756:THR:O	1:G:758:TYR:N	2.46	0.49

Continued on next page...

Continued from previous page...

Atom-1	Atom-2	Interatomic distance (Å)	Clash overlap (Å)
2:H:140:PHE:HB3	2:H:144:VAL:HG12	1.95	0.49
1:J:128:PRO:O	1:J:683:PRO:HB3	2.12	0.49
1:J:538:GLU:OE1	4:W:351:THR:HB	2.12	0.49
1:J:791:GLN:NE2	3:L:116:GLU:N	2.60	0.49
2:K:114:LYS:HG3	2:K:137:TRP:CZ2	2.48	0.49
1:M:715:VAL:HG12	1:M:716:LEU:O	2.12	0.49
1:P:601:ASP:N	1:P:602:PRO:CD	2.75	0.49
1:P:756:THR:O	1:P:758:TYR:N	2.46	0.49
1:P:831:TRP:CH2	2:Q:42:ILE:HG21	2.39	0.49
2:Q:93:PRO:O	2:Q:97:ILE:HG13	2.13	0.49
2:Q:114:LYS:HG3	2:Q:137:TRP:CZ2	2.48	0.49
4:1:124:PHE:CZ	4:1:132:MET:HG3	2.48	0.49
4:2:124:PHE:CZ	4:2:132:MET:HG3	2.48	0.49
4:9:318:THR:HA	4:9:327:ILE:HG12	1.95	0.49
4:W:285:CYS:O	4:Y:202:THR:HG22	2.11	0.49
4:X:318:THR:HA	4:X:327:ILE:HG12	1.95	0.49
1:A:214:MET:HA	1:A:340:ILE:CD1	2.42	0.49
1:A:410:ASN:HD22	4:8:336:LYS:HE2	1.78	0.49
1:D:103:LEU:C	1:D:103:LEU:HD12	2.33	0.49
1:D:192:VAL:O	1:D:195:TYR:HB3	2.13	0.49
1:D:471:ASP:HB3	1:D:573:GLY:O	2.12	0.49
1:D:543:PRO:CD	4:9:146:GLY:O	2.61	0.49
1:D:727:LEU:N	1:D:782:MLY:CE	2.70	0.49
1:D:793:ARG:O	1:D:797:PHE:N	2.39	0.49
1:D:839:MLY:N	1:D:840:PRO:CD	2.75	0.49
1:G:41:VAL:CG1	1:G:42:HIS:N	2.75	0.49
1:G:103:LEU:C	1:G:103:LEU:HD12	2.33	0.49
1:G:553:MLY:O	4:X:46:GLY:HA3	2.12	0.49
1:G:732:ILE:O	1:G:736:GLN:HG3	2.12	0.49
1:G:820:VAL:CG1	2:H:136:MET:CE	2.80	0.49
1:G:822:SER:OG	2:H:88:LEU:HA	2.13	0.49
1:J:103:LEU:C	1:J:103:LEU:HD12	2.33	0.49
1:J:278:GLN:HG3	1:J:318:GLY:H	1.75	0.49
1:J:295:MLY:CG	1:J:332:MET:HE1	2.40	0.49
1:J:310:TYR:CE2	1:J:320:ILE:CD1	2.94	0.49
1:J:739:ASP:OD1	1:J:740:SER:N	2.46	0.49
1:J:839:MLY:HB2	1:J:840:PRO:HD3	1.94	0.49
2:K:140:PHE:HB3	2:K:144:VAL:HG12	1.94	0.49
1:M:169:ASP:N	1:M:169:ASP:OD1	2.44	0.49
1:M:267:THR:HG21	1:M:438:PHE:HE2	1.76	0.49
1:P:795:ARG:HH22	3:R:116:GLU:HG2	1.59	0.49

Continued on next page...

Continued from previous page...

Atom-1	Atom-2	Interatomic distance (Å)	Clash overlap (Å)
1:P:803:TYR:CA	1:P:807:VAL:HG21	2.36	0.49
4:2:318:THR:HA	4:2:327:ILE:HG12	1.95	0.49
4:3:318:THR:HA	4:3:327:ILE:HG12	1.95	0.49
4:4:318:THR:HA	4:4:327:ILE:HG12	1.95	0.49
4:6:124:PHE:CZ	4:6:132:MET:HG3	2.48	0.49
4:6:318:THR:HA	4:6:327:ILE:HG12	1.94	0.49
4:7:318:THR:HA	4:7:327:ILE:HG12	1.95	0.49
4:Z:318:THR:HA	4:Z:327:ILE:HG12	1.95	0.49
1:A:642:LYS:HB2	4:8:24:ASP:O	1.88	0.49
1:A:732:ILE:O	1:A:736:GLN:HG3	2.12	0.49
1:D:20:SER:HB3	1:D:23:GLU:OE1	2.13	0.49
1:D:290:GLN:HG2	1:D:331:LEU:CA	2.43	0.49
1:D:642:LYS:HA	4:9:22:ALA:C	2.33	0.49
1:D:797:PHE:HD1	3:F:146:ILE:O	1.95	0.49
1:D:839:MLY:HB2	1:D:840:PRO:HD3	1.94	0.49
2:E:123:THR:HA	3:F:19:ARG:HH12	1.78	0.49
1:G:839:MLY:N	1:G:840:PRO:CD	2.76	0.49
1:J:289:TYR:OH	1:J:315:VAL:O	2.27	0.49
1:J:715:VAL:HG12	1:J:716:LEU:O	2.12	0.49
1:M:154:HIS:CD2	1:M:155:ILE:H	2.30	0.49
1:M:629:GLU:CB	1:M:645:SER:N	2.73	0.49
1:M:642:LYS:HA	4:Z:22:ALA:C	2.33	0.49
1:M:646:PHE:HE2	1:M:652:LEU:CG	2.25	0.49
1:P:103:LEU:C	1:P:103:LEU:HD12	2.33	0.49
1:P:538:GLU:HA	4:1:351:THR:H	1.77	0.49
1:P:576:GLU:CG	1:P:577:ALA:N	2.44	0.49
1:P:836:PHE:HE1	2:Q:159:HIS:HA	1.73	0.49
4:3:124:PHE:CZ	4:3:132:MET:HG3	2.48	0.49
4:4:70:PRO:HG3	4:4:81:ASP:HB3	1.94	0.49
4:4:287:ILE:CB	4:6:204:ALA:H	2.24	0.49
4:5:318:THR:HA	4:5:327:ILE:HG12	1.95	0.49
4:7:124:PHE:CZ	4:7:132:MET:HG3	2.48	0.49
4:9:124:PHE:CZ	4:9:132:MET:HG3	2.48	0.49
4:Z:124:PHE:CZ	4:Z:132:MET:HG3	2.48	0.49
1:A:192:VAL:O	1:A:195:TYR:HB3	2.13	0.49
1:A:237:THR:HG22	1:A:238:VAL:N	2.28	0.49
1:A:290:GLN:HG2	1:A:331:LEU:CA	2.43	0.49
1:A:543:PRO:CD	4:8:146:GLY:O	2.61	0.49
1:A:601:ASP:N	1:A:602:PRO:CD	2.75	0.49
1:D:128:PRO:O	1:D:683:PRO:HB3	2.12	0.49
1:D:553:MLY:HG3	4:W:44:MET:O	2.07	0.49

Continued on next page...

Continued from previous page...

Atom-1	Atom-2	Interatomic distance (Å)	Clash overlap (Å)
2:E:114:LYS:HG3	2:E:137:TRP:CZ2	2.48	0.49
2:E:121:LEU:HA	2:E:128:PHE:CD2	2.46	0.49
1:G:20:SER:HB3	1:G:23:GLU:OE1	2.12	0.49
1:G:64:THR:CG2	1:G:65:GLU:N	2.76	0.49
1:G:128:PRO:O	1:G:683:PRO:HB3	2.12	0.49
1:G:251:ARG:HB2	1:G:264:ASP:HB3	1.95	0.49
1:G:314:TYR:CZ	1:G:362:GLY:HA2	2.48	0.49
3:I:50:LEU:O	3:I:55:LYS:HB2	2.13	0.49
1:J:506:GLU:CG	1:J:760:PHE:O	2.61	0.49
1:M:168:THR:HG22	1:M:169:ASP:OD1	2.12	0.49
1:M:601:ASP:N	1:M:602:PRO:CD	2.75	0.49
1:M:739:ASP:OD1	1:M:740:SER:N	2.45	0.49
1:M:803:TYR:CE2	3:O:17:PHE:CZ	3.00	0.49
1:P:206:LYS:HD2	1:P:217:THR:CG2	2.17	0.49
1:P:543:PRO:CD	4:1:146:GLY:O	2.61	0.49
4:1:287:ILE:CB	4:3:203:THR:CB	2.85	0.49
4:2:148:THR:OG1	4:4:45:VAL:CG2	2.61	0.49
4:W:124:PHE:CZ	4:W:132:MET:HG3	2.48	0.49
4:Z:253:GLU:HA	4:Z:256:ARG:CG	2.42	0.49
1:A:51:THR:C	1:A:62:VAL:HG13	2.32	0.49
1:A:97:LEU:HD13	1:A:97:LEU:N	2.28	0.49
1:A:173:GLN:OE1	1:A:668:HIS:HB3	2.13	0.49
1:A:632:GLY:HA3	1:A:643:GLY:N	2.17	0.49
1:A:642:LYS:CG	4:8:22:ALA:HA	2.38	0.49
1:A:642:LYS:CB	4:8:24:ASP:O	2.60	0.49
1:D:134:VAL:C	1:D:136:ASN:H	2.16	0.49
1:D:173:GLN:OE1	1:D:668:HIS:HB3	2.13	0.49
1:D:530:MET:HE3	4:9:355:MET:SD	2.53	0.49
1:D:756:THR:O	1:D:758:TYR:N	2.45	0.49
3:F:50:LEU:O	3:F:55:LYS:HB2	2.13	0.49
1:G:629:GLU:CA	1:G:643:GLY:C	2.73	0.49
1:G:797:PHE:HZ	3:I:146:ILE:HD11	1.68	0.49
1:G:819:ASN:HD21	2:H:91:ALA:C	2.16	0.49
1:J:530:MET:HA	4:W:354:GLN:CD	2.11	0.49
1:M:173:GLN:OE1	1:M:668:HIS:HB3	2.13	0.49
1:M:290:GLN:HG2	1:M:331:LEU:CA	2.43	0.49
1:M:291:ILE:HA	1:M:331:LEU:CD1	2.39	0.49
1:P:192:VAL:O	1:P:195:TYR:HB3	2.13	0.49
1:P:292:MET:HE1	1:P:309:PRO:HD3	1.95	0.49
1:P:499:GLU:OE1	1:P:499:GLU:HA	2.13	0.49
4:1:318:THR:HA	4:1:327:ILE:HG12	1.95	0.49

Continued on next page...

Continued from previous page...

Atom-1	Atom-2	Interatomic distance (Å)	Clash overlap (Å)
4:3:198:TYR:CZ	4:3:248:ILE:HG13	2.48	0.49
4:4:124:PHE:CZ	4:4:132:MET:HG3	2.48	0.49
4:4:287:ILE:CG2	4:6:204:ALA:N	2.68	0.49
4:W:70:PRO:HG3	4:W:81:ASP:HB3	1.94	0.49
4:Y:124:PHE:CZ	4:Y:132:MET:HG3	2.48	0.49
1:A:64:THR:CG2	1:A:65:GLU:N	2.76	0.49
1:A:128:PRO:O	1:A:683:PRO:HB3	2.12	0.49
1:A:251:ARG:HB2	1:A:264:ASP:HB3	1.95	0.49
1:A:553:MLY:NZ	4:V:45:VAL:CA	2.58	0.49
1:D:720:PHE:CD2	1:D:744:SER:HB3	2.48	0.49
1:D:747:LEU:HD13	1:D:782:MLY:CH2	2.18	0.49
2:E:117:LEU:HG	2:E:147:ASN:HB3	1.93	0.49
1:G:826:VAL:HG21	2:H:88:LEU:CD2	2.43	0.49
1:J:64:THR:CG2	1:J:65:GLU:N	2.76	0.49
1:J:97:LEU:HD13	1:J:97:LEU:N	2.28	0.49
1:J:251:ARG:O	1:J:263:ALA:HA	2.12	0.49
1:J:290:GLN:HG2	1:J:331:LEU:CA	2.43	0.49
1:J:821:ARG:HH22	2:K:127:ARG:CD	2.17	0.49
3:L:100:GLY:O	3:L:138:ASN:HA	2.11	0.49
1:M:97:LEU:HD13	1:M:97:LEU:N	2.28	0.49
1:M:312:TYR:N	1:M:312:TYR:CD1	2.81	0.49
1:M:839:MLY:N	1:M:840:PRO:CD	2.75	0.49
2:N:114:LYS:N	2:N:146:GLY:O	2.40	0.49
1:P:405:ARG:HB2	1:P:414:THR:OG1	2.13	0.49
1:P:595:TRP:CD1	1:P:595:TRP:N	2.80	0.49
1:P:739:ASP:OD1	1:P:740:SER:N	2.46	0.49
4:4:213:LYS:O	4:4:217:CYS:HB2	2.13	0.49
4:X:124:PHE:CZ	4:X:132:MET:HG3	2.48	0.49
4:Y:198:TYR:CZ	4:Y:248:ILE:HG13	2.48	0.49
4:Z:70:PRO:HG3	4:Z:81:ASP:HB3	1.94	0.49
1:D:154:HIS:CD2	1:D:155:ILE:H	2.30	0.48
1:D:312:TYR:N	1:D:312:TYR:CD1	2.81	0.48
2:E:93:PRO:O	2:E:97:ILE:HG13	2.13	0.48
1:G:51:THR:C	1:G:62:VAL:HG13	2.32	0.48
1:G:173:GLN:OE1	1:G:668:HIS:HB3	2.13	0.48
1:G:715:VAL:HG12	1:G:716:LEU:O	2.13	0.48
2:H:93:PRO:O	2:H:97:ILE:HG13	2.13	0.48
1:J:499:GLU:OE1	1:J:499:GLU:HA	2.13	0.48
1:J:510:TRP:CH2	1:J:772:LEU:HD11	2.47	0.48
1:M:813:ILE:HG23	2:N:128:PHE:CE1	1.97	0.48
1:P:134:VAL:C	1:P:136:ASN:H	2.16	0.48

Continued on next page...

Continued from previous page...

Atom-1	Atom-2	Interatomic distance (Å)	Clash overlap (Å)
1:P:409:GLY:N	1:P:636:LYS:CD	2.71	0.48
1:P:538:GLU:OE1	4:1:351:THR:HB	2.12	0.48
1:P:642:LYS:HA	4:1:22:ALA:C	2.33	0.48
4:2:70:PRO:HG3	4:2:81:ASP:HB3	1.94	0.48
4:Y:70:PRO:HG3	4:Y:81:ASP:HB3	1.94	0.48
1:A:314:TYR:CZ	1:A:362:GLY:HA2	2.48	0.48
1:A:405:ARG:HB2	1:A:414:THR:OG1	2.13	0.48
1:A:720:PHE:CD2	1:A:744:SER:HB3	2.48	0.48
1:D:168:THR:HG22	1:D:169:ASP:OD1	2.12	0.48
1:D:819:ASN:HB3	2:E:157:ILE:CG2	2.44	0.48
1:G:168:THR:HG22	1:G:169:ASP:OD1	2.12	0.48
1:G:267:THR:HG21	1:G:438:PHE:HE2	1.76	0.48
1:G:290:GLN:HG2	1:G:331:LEU:CA	2.43	0.48
1:J:20:SER:HB3	1:J:23:GLU:OE1	2.13	0.48
1:J:720:PHE:CD2	1:J:744:SER:HB3	2.48	0.48
1:J:839:MLY:N	1:J:840:PRO:CD	2.75	0.48
1:M:64:THR:CG2	1:M:65:GLU:N	2.75	0.48
1:M:251:ARG:HB2	1:M:264:ASP:HB3	1.95	0.48
1:M:404:PRO:HD2	1:M:415:MLY:O	2.13	0.48
1:M:839:MLY:HB2	1:M:840:PRO:HD3	1.94	0.48
2:N:114:LYS:HG3	2:N:137:TRP:CZ2	2.48	0.48
1:P:720:PHE:CD2	1:P:744:SER:HB3	2.48	0.48
1:P:732:ILE:O	1:P:736:GLN:HG3	2.12	0.48
2:Q:117:LEU:HG	2:Q:147:ASN:HB3	1.93	0.48
4:5:120:THR:HG21	4:5:370:VAL:HG11	1.95	0.48
4:9:198:TYR:CZ	4:9:248:ILE:HG13	2.48	0.48
4:V:253:GLU:HA	4:V:256:ARG:CG	2.42	0.48
4:W:198:TYR:CZ	4:W:248:ILE:HG13	2.49	0.48
4:Y:253:GLU:HA	4:Y:256:ARG:CG	2.42	0.48
1:A:20:SER:HB3	1:A:23:GLU:OE1	2.13	0.48
1:A:103:LEU:C	1:A:103:LEU:HD12	2.33	0.48
1:A:168:THR:HG22	1:A:169:ASP:OD1	2.13	0.48
1:G:218:LEU:HD22	1:G:222:ILE:HG13	1.95	0.48
1:G:312:TYR:N	1:G:312:TYR:CD1	2.81	0.48
1:G:410:ASN:HD22	4:V:336:LYS:HE2	1.79	0.48
1:G:544:LYS:HD2	4:V:147:ARG:CB	2.36	0.48
2:H:121:LEU:HA	2:H:128:PHE:CD2	2.47	0.48
2:H:128:PHE:O	2:H:133:ILE:HD11	2.13	0.48
1:J:192:VAL:O	1:J:195:TYR:HB3	2.13	0.48
1:J:237:THR:HG22	1:J:238:VAL:N	2.28	0.48
1:M:20:SER:HB3	1:M:23:GLU:OE1	2.13	0.48

Continued on next page...

Continued from previous page...

Atom-1	Atom-2	Interatomic distance (Å)	Clash overlap (Å)
1:M:41:VAL:CG1	1:M:42:HIS:N	2.76	0.48
1:M:237:THR:HG22	1:M:238:VAL:N	2.28	0.48
1:M:354:LEU:HD12	1:M:354:LEU:HA	1.56	0.48
1:M:836:PHE:HE1	2:N:159:HIS:HA	1.74	0.48
2:N:140:PHE:HB3	2:N:144:VAL:HG12	1.94	0.48
1:P:51:THR:C	1:P:62:VAL:HG13	2.33	0.48
1:P:642:LYS:CB	4:1:24:ASP:O	2.60	0.48
1:P:795:ARG:CB	3:R:35:ARG:NH2	2.75	0.48
4:1:198:TYR:CZ	4:1:248:ILE:HG13	2.48	0.48
4:2:198:TYR:CZ	4:2:248:ILE:HG13	2.48	0.48
4:2:213:LYS:O	4:2:217:CYS:HB2	2.13	0.48
4:3:322:PRO:C	4:5:244:ASP:HB2	2.33	0.48
4:7:198:TYR:CZ	4:7:248:ILE:HG13	2.48	0.48
4:8:70:PRO:HG3	4:8:81:ASP:HB3	1.94	0.48
4:Z:198:TYR:CZ	4:Z:248:ILE:HG13	2.48	0.48
1:D:409:GLY:N	1:D:636:LYS:CD	2.71	0.48
1:D:499:GLU:OE1	1:D:499:GLU:HA	2.13	0.48
1:G:720:PHE:CD2	1:G:744:SER:HB3	2.48	0.48
1:G:839:MLY:HB2	1:G:840:PRO:HD3	1.94	0.48
1:J:51:THR:C	1:J:62:VAL:HG13	2.33	0.48
1:J:168:THR:HG22	1:J:169:ASP:OD1	2.12	0.48
1:J:635:GLY:HA3	4:W:334:GLU:CG	2.30	0.48
1:J:642:LYS:CB	4:W:24:ASP:O	2.60	0.48
1:M:214:MET:HA	1:M:340:ILE:CD1	2.41	0.48
2:N:128:PHE:O	2:N:133:ILE:HD11	2.13	0.48
1:P:642:LYS:HB2	4:1:24:ASP:O	1.88	0.48
1:P:715:VAL:HG12	1:P:716:LEU:O	2.13	0.48
4:1:70:PRO:HG3	4:1:81:ASP:HB3	1.94	0.48
4:1:243:PRO:O	4:Y:291:LYS:HG3	2.13	0.48
4:4:198:TYR:CZ	4:4:248:ILE:HG13	2.48	0.48
4:7:253:GLU:HA	4:7:256:ARG:CG	2.42	0.48
4:X:287:ILE:CG2	4:Z:201:VAL:CG2	2.85	0.48
1:A:689:GLU:O	1:A:689:GLU:HG2	2.14	0.48
1:A:732:ILE:H	1:A:733:PRO:HD2	1.74	0.48
1:D:64:THR:CG2	1:D:65:GLU:N	2.75	0.48
1:D:310:TYR:CE2	1:D:320:ILE:CD1	2.95	0.48
1:D:732:ILE:HG23	1:D:747:LEU:CD1	1.04	0.48
1:G:97:LEU:HD21	1:G:712:PRO:C	2.34	0.48
1:G:405:ARG:HB2	1:G:414:THR:OG1	2.13	0.48
1:G:550:PHE:CE2	1:G:592:ILE:CG2	2.97	0.48
1:G:765:VAL:CG1	1:G:766:PHE:N	2.77	0.48

Continued on next page...

Continued from previous page...

Atom-1	Atom-2	Interatomic distance (Å)	Clash overlap (Å)
1:G:823:PHE:HE1	2:H:160:GLY:CA	2.27	0.48
2:H:117:LEU:HG	2:H:147:ASN:HB3	1.93	0.48
1:J:405:ARG:HB2	1:J:414:THR:OG1	2.13	0.48
1:J:831:TRP:CH2	2:K:34:ILE:HG21	2.48	0.48
1:M:51:THR:C	1:M:62:VAL:HG13	2.32	0.48
1:M:136:ASN:O	1:M:139:VAL:N	2.47	0.48
1:M:314:TYR:CZ	1:M:362:GLY:HA2	2.48	0.48
1:M:550:PHE:CE2	1:M:592:ILE:CG2	2.97	0.48
1:M:829:TRP:CH2	2:N:87:LYS:CE	2.96	0.48
3:O:50:LEU:O	3:O:55:LYS:HB2	2.13	0.48
1:P:97:LEU:HD13	1:P:97:LEU:N	2.28	0.48
1:P:759:ALA:O	1:P:766:PHE:N	2.32	0.48
4:1:173:HIS:CD2	4:2:268:GLY:HA3	2.48	0.48
4:8:198:TYR:CZ	4:8:248:ILE:HG13	2.48	0.48
4:V:70:PRO:HG3	4:V:81:ASP:HB3	1.94	0.48
4:W:213:LYS:O	4:W:217:CYS:HB2	2.13	0.48
4:X:324:THR:CB	4:Z:247:VAL:H	2.23	0.48
4:Y:213:LYS:O	4:Y:217:CYS:HB2	2.13	0.48
1:A:404:PRO:HD2	1:A:415:MLY:O	2.13	0.48
1:A:546:THR:CG2	1:A:547:ASP:N	2.77	0.48
1:A:550:PHE:CE2	1:A:592:ILE:CG2	2.97	0.48
1:D:251:ARG:O	1:D:263:ALA:HA	2.12	0.48
1:D:405:ARG:HB2	1:D:414:THR:OG1	2.13	0.48
1:D:795:ARG:HD2	3:F:35:ARG:NH1	2.21	0.48
1:G:642:LYS:HA	4:V:22:ALA:C	2.33	0.48
1:G:752:ASP:HB2	1:G:783:LEU:HB2	1.95	0.48
1:G:795:ARG:NH2	3:I:116:GLU:CB	2.71	0.48
1:G:834:LEU:CD2	2:H:34:ILE:HG12	2.44	0.48
2:H:114:LYS:HG3	2:H:137:TRP:CZ2	2.48	0.48
1:J:248:MLY:HE2	1:J:250:ILE:HD11	1.95	0.48
1:J:544:LYS:HD2	4:W:147:ARG:CB	2.36	0.48
3:L:50:LEU:O	3:L:55:LYS:HB2	2.13	0.48
1:M:202:SER:HA	1:M:207:LYS:NZ	2.22	0.48
1:M:546:THR:HG22	4:2:46:GLY:O	2.14	0.48
1:M:689:GLU:O	1:M:689:GLU:HG2	2.14	0.48
1:M:720:PHE:CD2	1:M:744:SER:HB3	2.48	0.48
2:N:121:LEU:HA	2:N:128:PHE:CD2	2.47	0.48
1:P:20:SER:HB3	1:P:23:GLU:OE1	2.13	0.48
1:P:617:MLY:O	1:P:620:ALA:HB3	2.14	0.48
1:P:723:ARG:HH11	1:P:723:ARG:HG3	1.78	0.48
1:P:797:PHE:CE1	3:R:146:ILE:CA	2.95	0.48

Continued on next page...

Continued from previous page...

Atom-1	Atom-2	Interatomic distance (Å)	Clash overlap (Å)
4:1:213:LYS:O	4:1:217:CYS:HB2	2.13	0.48
4:V:124:PHE:CZ	4:V:132:MET:HG3	2.48	0.48
4:V:198:TYR:CZ	4:V:248:ILE:HG13	2.48	0.48
4:X:120:THR:HG21	4:X:370:VAL:HG11	1.95	0.48
4:Z:213:LYS:O	4:Z:217:CYS:HB2	2.13	0.48
1:A:154:HIS:CE1	1:A:156:PHE:CE2	3.02	0.48
1:A:617:MLY:O	1:A:620:ALA:HB3	2.14	0.48
1:A:723:ARG:HH11	1:A:723:ARG:HG3	1.79	0.48
1:A:756:THR:O	1:A:758:TYR:N	2.46	0.48
1:D:248:MLY:HE2	1:D:250:ILE:HD11	1.96	0.48
2:E:112:ILE:CG2	2:E:147:ASN:O	2.62	0.48
1:G:134:VAL:C	1:G:136:ASN:H	2.16	0.48
1:G:148:ARG:NH2	1:G:764:MLY:CH2	2.69	0.48
1:G:404:PRO:HD2	1:G:415:MLY:O	2.13	0.48
1:G:793:ARG:O	1:G:797:PHE:N	2.39	0.48
1:J:173:GLN:OE1	1:J:668:HIS:HB3	2.13	0.48
1:J:642:LYS:HB2	4:W:24:ASP:O	1.88	0.48
1:M:405:ARG:HB2	1:M:414:THR:OG1	2.13	0.48
1:M:499:GLU:HA	1:M:499:GLU:OE1	2.13	0.48
1:M:804:ARG:CA	1:M:807:VAL:HG12	2.28	0.48
1:P:602:PRO:O	1:P:603:LEU:HD12	2.14	0.48
1:P:765:VAL:CG1	1:P:766:PHE:N	2.77	0.48
4:2:203:THR:CA	4:Z:287:ILE:HB	2.44	0.48
4:2:322:PRO:HB2	4:4:244:ASP:CB	2.26	0.48
4:3:70:PRO:HG3	4:3:81:ASP:HB3	1.94	0.48
4:4:250:ILE:HG23	4:4:253:GLU:HG2	1.96	0.48
1:A:218:LEU:HA	1:A:221:GLN:HG3	1.71	0.48
1:A:544:LYS:HD2	4:8:147:ARG:CB	2.37	0.48
1:A:765:VAL:CG1	1:A:766:PHE:N	2.77	0.48
1:D:218:LEU:CD2	1:D:222:ILE:CG1	2.86	0.48
1:D:410:ASN:HD22	4:9:336:LYS:HE2	1.78	0.48
1:D:544:LYS:HD2	4:9:147:ARG:CB	2.37	0.48
1:D:787:ILE:CG2	1:D:788:THR:N	2.77	0.48
1:D:831:TRP:CG	2:E:51:PHE:CZ	2.99	0.48
2:E:128:PHE:O	2:E:133:ILE:HD11	2.13	0.48
1:G:154:HIS:CE1	1:G:156:PHE:CE2	3.02	0.48
1:J:134:VAL:C	1:J:136:ASN:H	2.16	0.48
1:J:314:TYR:CZ	1:J:362:GLY:HA2	2.48	0.48
1:J:546:THR:CG2	1:J:547:ASP:N	2.77	0.48
1:J:617:MLY:O	1:J:620:ALA:HB3	2.14	0.48
2:K:128:PHE:O	2:K:133:ILE:HD11	2.13	0.48

Continued on next page...

Continued from previous page...

Atom-1	Atom-2	Interatomic distance (Å)	Clash overlap (Å)
1:M:134:VAL:C	1:M:136:ASN:H	2.16	0.48
1:M:508:ILE:HG23	1:M:759:ALA:HB1	1.96	0.48
1:M:538:GLU:HA	4:Z:351:THR:H	1.77	0.48
1:M:723:ARG:HH11	1:M:723:ARG:HG3	1.78	0.48
1:M:759:ALA:O	1:M:766:PHE:N	2.32	0.48
2:N:93:PRO:O	2:N:97:ILE:HG13	2.13	0.48
2:N:117:LEU:CB	2:N:147:ASN:ND2	2.35	0.48
1:P:406:VAL:CG1	1:P:407:GLY:N	2.77	0.48
1:P:506:GLU:C	1:P:761:GLY:CA	2.82	0.48
1:P:732:ILE:H	1:P:733:PRO:CD	2.23	0.48
1:P:803:TYR:HD1	1:P:807:VAL:HG13	1.79	0.48
3:R:50:LEU:O	3:R:55:LYS:HB2	2.13	0.48
4:3:253:GLU:HA	4:3:256:ARG:CG	2.42	0.48
4:5:198:TYR:CZ	4:5:248:ILE:HG13	2.48	0.48
4:6:120:THR:HG21	4:6:370:VAL:HG11	1.95	0.48
4:7:120:THR:HG21	4:7:370:VAL:HG11	1.95	0.48
4:8:124:PHE:CZ	4:8:132:MET:HG3	2.48	0.48
4:V:285:CYS:O	4:X:202:THR:CG2	2.62	0.48
4:X:213:LYS:O	4:X:217:CYS:HB2	2.13	0.48
1:D:332:MET:O	1:D:336:SER:OG	2.27	0.48
1:D:538:GLU:HA	4:9:351:THR:H	1.77	0.48
1:D:617:MLY:O	1:D:620:ALA:HB3	2.14	0.48
2:E:114:LYS:N	2:E:146:GLY:O	2.40	0.48
1:G:617:MLY:O	1:G:620:ALA:HB3	2.14	0.48
1:G:636:LYS:O	4:V:144:ALA:HB1	2.14	0.48
1:G:798:LEU:HA	1:G:798:LEU:HD12	1.36	0.48
1:J:689:GLU:O	1:J:689:GLU:HG2	2.14	0.48
1:J:739:ASP:CB	1:J:742:LYS:CB	2.81	0.48
1:J:836:PHE:CE2	2:K:160:GLY:HA3	2.49	0.48
1:M:154:HIS:CE1	1:M:156:PHE:CE2	3.02	0.48
1:P:237:THR:HG22	1:P:238:VAL:N	2.28	0.48
1:P:248:MLY:HE2	1:P:250:ILE:HD11	1.96	0.48
1:P:550:PHE:CE2	1:P:592:ILE:CG2	2.97	0.48
1:P:640:LYS:HB3	1:P:645:SER:CB	2.42	0.48
1:P:646:PHE:CE2	1:P:652:LEU:CD2	2.87	0.48
2:Q:130:PRO:O	2:Q:131:GLU:C	2.52	0.48
4:2:253:GLU:HA	4:2:256:ARG:CG	2.42	0.48
4:5:124:PHE:CZ	4:5:132:MET:HG3	2.48	0.48
4:V:285:CYS:O	4:X:202:THR:HG22	2.14	0.48
4:W:120:THR:HG21	4:W:370:VAL:HG11	1.95	0.48
4:X:70:PRO:HG3	4:X:81:ASP:HB3	1.94	0.48

Continued on next page...

Continued from previous page...

Atom-1	Atom-2	Interatomic distance (Å)	Clash overlap (Å)
4:X:198:TYR:CZ	4:X:248:ILE:HG13	2.48	0.48
1:A:346:ASP:O	1:A:350:ALA:N	2.46	0.48
1:A:629:GLU:CA	1:A:643:GLY:C	2.73	0.48
1:A:675:ILE:CG2	1:A:676:ILE:N	2.74	0.48
1:D:635:GLY:HA3	4:9:334:GLU:CG	2.30	0.48
1:D:834:LEU:HD23	2:E:54:MET:HE3	1.90	0.48
2:E:130:PRO:O	2:E:131:GLU:C	2.52	0.48
1:G:810:ARG:HG2	1:G:810:ARG:NH1	2.28	0.48
1:G:817:GLN:NE2	2:H:127:ARG:CG	2.75	0.48
1:J:10:PHE:CD2	1:J:17:LEU:HD23	2.49	0.48
1:J:149:GLN:HG2	1:J:716:LEU:HD11	1.96	0.48
1:J:550:PHE:CE2	1:J:592:ILE:CG2	2.97	0.48
1:M:103:LEU:HD12	1:M:103:LEU:C	2.33	0.48
1:M:206:LYS:CE	1:M:217:THR:HG23	2.29	0.48
1:M:410:ASN:HD22	4:Z:336:LYS:HE2	1.78	0.48
1:M:725:ARG:NE	1:M:733:PRO:CB	1.95	0.48
1:M:756:THR:O	1:M:758:TYR:N	2.46	0.48
1:P:10:PHE:CD2	1:P:17:LEU:HD23	2.49	0.48
1:P:173:GLN:OE1	1:P:668:HIS:HB3	2.13	0.48
1:P:312:TYR:N	1:P:312:TYR:CD1	2.81	0.48
1:P:314:TYR:CZ	1:P:362:GLY:HA2	2.48	0.48
1:P:542:PHE:CD2	4:1:143:TYR:CD1	3.02	0.48
1:P:546:THR:CG2	1:P:547:ASP:N	2.77	0.48
2:Q:160:GLY:O	2:Q:161:GLU:HG2	2.14	0.48
4:3:290:ARG:NH1	4:5:202:THR:CG2	2.75	0.48
4:6:213:LYS:O	4:6:217:CYS:HB2	2.13	0.48
4:6:250:ILE:HG23	4:6:253:GLU:HG2	1.96	0.48
4:7:250:ILE:HG23	4:7:253:GLU:HG2	1.96	0.48
4:W:299:MET:HE2	4:W:331:ALA:HB2	1.94	0.48
4:X:324:THR:CG2	4:Z:247:VAL:H	2.27	0.48
1:A:93:MET:HE3	1:A:716:LEU:H	1.75	0.47
1:A:762:HIS:CD2	1:A:762:HIS:N	2.79	0.47
1:D:406:VAL:CG1	1:D:407:GLY:N	2.77	0.47
1:G:332:MET:O	1:G:336:SER:OG	2.27	0.47
1:G:406:VAL:CG1	1:G:407:GLY:N	2.77	0.47
1:G:836:PHE:CZ	2:H:159:HIS:HA	2.49	0.47
1:J:214:MET:HA	1:J:340:ILE:CD1	2.41	0.47
1:J:404:PRO:HD2	1:J:415:MLY:O	2.13	0.47
1:J:418:THR:CB	1:J:421:GLU:HG3	2.37	0.47
1:J:564:ASN:HD22	1:J:582:VAL:HB	1.79	0.47
1:J:792:ALA:HA	3:L:42:THR:HA	1.95	0.47

Continued on next page...

Continued from previous page...

Atom-1	Atom-2	Interatomic distance (Å)	Clash overlap (Å)
1:M:106:LEU:HD12	1:M:117:THR:HG21	1.96	0.47
1:M:542:PHE:CD2	4:Z:143:TYR:CD1	3.02	0.47
1:M:617:MLY:O	1:M:620:ALA:HB3	2.14	0.47
1:P:404:PRO:HD2	1:P:415:MLY:O	2.13	0.47
1:P:568:PRO:HD3	1:P:579:PHE:HA	1.96	0.47
1:P:795:ARG:CB	3:R:35:ARG:CZ	2.91	0.47
1:P:838:ILE:C	1:P:840:PRO:HD2	2.35	0.47
2:Q:112:ILE:CG2	2:Q:147:ASN:O	2.62	0.47
4:2:250:ILE:HG23	4:2:253:GLU:HG2	1.96	0.47
4:2:324:THR:CB	4:4:244:ASP:CA	2.82	0.47
4:3:120:THR:HG21	4:3:370:VAL:HG11	1.95	0.47
4:6:198:TYR:CZ	4:6:248:ILE:HG13	2.48	0.47
4:8:213:LYS:O	4:8:217:CYS:HB2	2.13	0.47
4:9:120:THR:HG21	4:9:370:VAL:HG11	1.95	0.47
4:9:213:LYS:O	4:9:217:CYS:HB2	2.13	0.47
4:V:250:ILE:HG23	4:V:253:GLU:HG2	1.96	0.47
4:W:250:ILE:HG23	4:W:253:GLU:HG2	1.96	0.47
4:Z:250:ILE:HG23	4:Z:253:GLU:HG2	1.96	0.47
1:A:568:PRO:HD3	1:A:579:PHE:HA	1.96	0.47
1:D:218:LEU:HA	1:D:221:GLN:H	1.79	0.47
1:D:314:TYR:CZ	1:D:362:GLY:HA2	2.48	0.47
1:D:640:LYS:HD2	1:D:646:PHE:O	2.14	0.47
1:D:783:LEU:HA	1:D:786:ILE:HB	1.97	0.47
1:D:838:ILE:C	1:D:840:PRO:HD2	2.34	0.47
2:E:160:GLY:O	2:E:161:GLU:HG2	2.14	0.47
1:G:106:LEU:HD12	1:G:117:THR:HG21	1.96	0.47
1:G:689:GLU:O	1:G:689:GLU:HG2	2.14	0.47
1:G:829:TRP:CZ2	2:H:83:MET:HE1	2.48	0.47
2:H:112:ILE:CG2	2:H:147:ASN:O	2.62	0.47
1:J:206:LYS:HD2	1:J:217:THR:CG2	2.17	0.47
1:J:755:HIS:N	1:J:780:ASP:OD2	2.46	0.47
1:J:819:ASN:CG	2:K:92:ASP:HB3	2.16	0.47
1:M:636:LYS:O	4:Z:144:ALA:HB1	2.14	0.47
1:M:838:ILE:HG13	2:N:54:MET:SD	2.54	0.47
1:P:251:ARG:HB2	1:P:264:ASP:HB3	1.95	0.47
1:P:502:GLU:OE2	1:P:764:MLY:CE	2.62	0.47
1:P:689:GLU:O	1:P:689:GLU:HG2	2.14	0.47
2:Q:128:PHE:O	2:Q:133:ILE:HD11	2.13	0.47
4:4:120:THR:HG21	4:4:370:VAL:HG11	1.95	0.47
4:5:250:ILE:HG23	4:5:253:GLU:HG2	1.96	0.47
4:5:253:GLU:HA	4:5:256:ARG:CG	2.42	0.47

Continued on next page...

Continued from previous page...

Atom-1	Atom-2	Interatomic distance (Å)	Clash overlap (Å)
4:8:120:THR:HG21	4:8:370:VAL:HG11	1.95	0.47
4:8:250:ILE:HG23	4:8:253:GLU:HG2	1.96	0.47
4:9:250:ILE:HG23	4:9:253:GLU:HG2	1.96	0.47
4:X:250:ILE:HG23	4:X:253:GLU:HG2	1.96	0.47
4:Y:120:THR:HG21	4:Y:370:VAL:HG11	1.95	0.47
4:Z:120:THR:HG21	4:Z:370:VAL:HG11	1.95	0.47
1:A:10:PHE:CD2	1:A:17:LEU:HD23	2.49	0.47
1:A:106:LEU:HD12	1:A:117:THR:HG21	1.96	0.47
1:A:312:TYR:N	1:A:312:TYR:CD1	2.81	0.47
1:D:106:LEU:HD12	1:D:117:THR:HG21	1.96	0.47
1:D:602:PRO:O	1:D:603:LEU:HD12	2.14	0.47
1:D:818:TYR:CD2	2:E:90:GLY:HA2	2.49	0.47
1:D:819:ASN:HA	2:E:91:ALA:HA	1.96	0.47
1:G:122:PHE:CE2	1:G:700:VAL:HA	2.50	0.47
1:G:564:ASN:HD22	1:G:582:VAL:HB	1.79	0.47
2:H:139:ALA:C	2:H:141:PRO:HD3	2.33	0.47
2:H:160:GLY:O	2:H:161:GLU:HG2	2.15	0.47
3:I:53:PRO:O	3:I:55:LYS:HG3	2.15	0.47
1:J:41:VAL:CG1	1:J:42:HIS:N	2.75	0.47
1:J:538:GLU:HA	4:W:351:THR:H	1.77	0.47
2:K:130:PRO:O	2:K:131:GLU:C	2.52	0.47
1:P:41:VAL:CG1	1:P:42:HIS:N	2.75	0.47
1:P:410:ASN:HD22	4:1:336:LYS:HE2	1.78	0.47
1:P:793:ARG:O	1:P:797:PHE:N	2.39	0.47
1:P:804:ARG:HG2	1:P:808:GLU:CB	2.40	0.47
4:2:120:THR:HG21	4:2:370:VAL:HG11	1.95	0.47
4:7:324:THR:O	4:9:244:ASP:HA	2.09	0.47
4:V:213:LYS:O	4:V:217:CYS:HB2	2.13	0.47
4:Y:250:ILE:HG23	4:Y:253:GLU:HG2	1.96	0.47
1:A:218:LEU:HD22	1:A:222:ILE:HG13	1.95	0.47
1:A:406:VAL:CG1	1:A:407:GLY:N	2.77	0.47
1:A:602:PRO:O	1:A:603:LEU:HD12	2.14	0.47
1:D:176:LEU:N	1:D:176:LEU:CD1	2.75	0.47
1:D:542:PHE:CD2	4:9:143:TYR:CD1	3.02	0.47
1:D:550:PHE:CE2	1:D:592:ILE:CG2	2.97	0.47
1:D:708:ARG:O	1:D:710:GLY:N	2.47	0.47
1:G:499:GLU:OE1	1:G:499:GLU:HA	2.14	0.47
1:G:602:PRO:O	1:G:603:LEU:HD12	2.14	0.47
1:G:715:VAL:HG11	1:G:720:PHE:CD1	2.50	0.47
2:H:130:PRO:O	2:H:131:GLU:C	2.52	0.47
1:J:542:PHE:CD2	4:W:143:TYR:CD1	3.02	0.47

Continued on next page...

Continued from previous page...

Atom-1	Atom-2	Interatomic distance (Å)	Clash overlap (Å)
1:J:765:VAL:CG1	1:J:766:PHE:N	2.77	0.47
2:K:160:GLY:O	2:K:161:GLU:HG2	2.14	0.47
1:M:602:PRO:O	1:M:603:LEU:HD12	2.14	0.47
1:M:709:LYS:C	1:M:710:GLY:HA2	2.31	0.47
1:M:829:TRP:CH2	2:N:87:LYS:NZ	2.79	0.47
1:M:838:ILE:C	1:M:840:PRO:HD2	2.35	0.47
1:P:830:PRO:HB2	2:Q:67:MET:SD	2.53	0.47
4:1:250:ILE:HG23	4:1:253:GLU:HG2	1.96	0.47
4:V:120:THR:HG21	4:V:370:VAL:HG11	1.95	0.47
1:A:122:PHE:CE2	1:A:700:VAL:HA	2.50	0.47
1:A:144:ARG:HA	1:A:144:ARG:HD2	1.78	0.47
1:A:642:LYS:HA	4:8:22:ALA:C	2.34	0.47
1:A:783:LEU:HA	1:A:786:ILE:HB	1.97	0.47
1:A:838:ILE:C	1:A:840:PRO:HD2	2.35	0.47
1:D:221:GLN:HG2	1:D:221:GLN:H	1.47	0.47
1:D:595:TRP:N	1:D:595:TRP:CD1	2.80	0.47
1:G:723:ARG:HH11	1:G:723:ARG:HG3	1.79	0.47
1:G:755:HIS:ND1	1:G:779:ARG:CZ	2.71	0.47
1:G:793:ARG:HD3	3:I:40:ASN:ND2	2.28	0.47
1:G:813:ILE:HG22	2:H:128:PHE:HE1	1.66	0.47
1:J:251:ARG:HB2	1:J:264:ASP:HB3	1.95	0.47
1:J:568:PRO:HD3	1:J:579:PHE:HA	1.96	0.47
1:J:640:LYS:HD2	1:J:646:PHE:O	2.14	0.47
1:M:214:MET:C	1:M:340:ILE:CD1	2.82	0.47
1:M:801:VAL:CG2	3:O:126:LEU:HD21	2.44	0.47
2:N:112:ILE:CG2	2:N:147:ASN:O	2.62	0.47
1:P:218:LEU:HA	1:P:221:GLN:H	1.80	0.47
1:P:218:LEU:HD22	1:P:222:ILE:HG13	1.95	0.47
1:P:332:MET:O	1:P:336:SER:OG	2.27	0.47
1:P:643:GLY:CA	4:1:24:ASP:OD1	2.62	0.47
1:P:829:TRP:CH2	2:Q:87:LYS:NZ	2.76	0.47
3:R:53:PRO:O	3:R:55:LYS:HG3	2.15	0.47
4:1:120:THR:HG21	4:1:370:VAL:HG11	1.95	0.47
4:2:203:THR:CG2	4:Z:288:ASP:H	2.27	0.47
4:3:213:LYS:O	4:3:217:CYS:HB2	2.13	0.47
4:3:250:ILE:HG23	4:3:253:GLU:HG2	1.96	0.47
1:A:97:LEU:CD2	1:A:712:PRO:C	2.82	0.47
1:A:505:MLY:CB	1:A:762:HIS:N	2.77	0.47
1:A:578:HIS:HB3	1:A:592:ILE:CD1	2.38	0.47
1:A:629:GLU:CB	1:A:645:SER:N	2.74	0.47
1:D:10:PHE:CD2	1:D:17:LEU:HD23	2.49	0.47

Continued on next page...

Continued from previous page...

Atom-1	Atom-2	Interatomic distance (Å)	Clash overlap (Å)
1:D:154:HIS:CE1	1:D:156:PHE:CE2	3.02	0.47
1:D:218:LEU:HA	1:D:221:GLN:HG3	1.71	0.47
1:D:237:THR:HG22	1:D:238:VAL:N	2.28	0.47
1:D:354:LEU:HD12	1:D:354:LEU:HA	1.56	0.47
1:D:404:PRO:HD2	1:D:415:MLY:O	2.13	0.47
1:D:689:GLU:O	1:D:689:GLU:HG2	2.14	0.47
1:D:724:TYR:CG	1:D:782:MLY:CD	2.84	0.47
1:G:84:MLY:HH13	1:G:724:TYR:CE2	2.47	0.47
1:G:530:MET:HE3	4:V:354:GLN:CG	2.39	0.47
1:G:568:PRO:HD3	1:G:579:PHE:HA	1.97	0.47
1:G:578:HIS:HB3	1:G:592:ILE:CD1	2.38	0.47
1:G:724:TYR:HD1	1:G:727:LEU:CD1	2.27	0.47
1:G:732:ILE:CG2	1:G:747:LEU:CD1	0.65	0.47
1:J:723:ARG:HH11	1:J:723:ARG:HG3	1.78	0.47
1:J:838:ILE:C	1:J:840:PRO:HD2	2.35	0.47
2:K:112:ILE:CG2	2:K:147:ASN:O	2.62	0.47
1:M:546:THR:CG2	1:M:547:ASP:N	2.77	0.47
1:M:568:PRO:HD3	1:M:579:PHE:HA	1.96	0.47
1:M:724:TYR:HD1	1:M:727:LEU:CD1	2.27	0.47
1:M:765:VAL:CG1	1:M:766:PHE:N	2.77	0.47
2:N:137:TRP:CZ3	2:N:145:ALA:N	2.81	0.47
1:P:544:LYS:HD2	4:1:147:ARG:CB	2.36	0.47
1:P:640:LYS:HD2	1:P:646:PHE:O	2.15	0.47
4:1:299:MET:HE2	4:1:331:ALA:HB2	1.96	0.47
4:4:287:ILE:HG21	4:6:204:ALA:N	2.28	0.47
4:5:213:LYS:O	4:5:217:CYS:HB2	2.13	0.47
4:7:213:LYS:O	4:7:217:CYS:HB2	2.13	0.47
1:A:87:MLY:HH12	1:A:87:MLY:HD3	1.62	0.47
1:A:248:MLY:HE2	1:A:250:ILE:HD11	1.95	0.47
1:A:400:ALA:HB1	1:A:606:THR:CG2	2.45	0.47
1:A:406:VAL:CG1	1:A:407:GLY:H	2.28	0.47
1:A:499:GLU:OE1	1:A:499:GLU:HA	2.13	0.47
1:A:524:GLU:HB3	1:A:528:MLY:HG2	1.96	0.47
1:A:542:PHE:CD2	4:8:143:TYR:CD1	3.01	0.47
1:A:564:ASN:HD22	1:A:582:VAL:HB	1.79	0.47
1:A:640:LYS:HD2	1:A:646:PHE:O	2.15	0.47
1:D:122:PHE:CE2	1:D:700:VAL:HA	2.50	0.47
1:D:251:ARG:HB2	1:D:264:ASP:HB3	1.95	0.47
1:D:507:GLY:O	1:D:761:GLY:CA	2.63	0.47
1:D:564:ASN:HD22	1:D:582:VAL:HB	1.79	0.47
1:D:830:PRO:HB2	2:E:51:PHE:CE1	2.49	0.47

Continued on next page...

Continued from previous page...

Atom-1	Atom-2	Interatomic distance (Å)	Clash overlap (Å)
2:E:139:ALA:C	2:E:141:PRO:HD3	2.33	0.47
1:G:10:PHE:CD2	1:G:17:LEU:HD23	2.49	0.47
1:G:30:MLY:HB3	1:G:31:PRO:HD2	1.97	0.47
1:G:206:LYS:CE	1:G:217:THR:HG23	2.30	0.47
1:G:248:MLY:HE2	1:G:250:ILE:HD11	1.95	0.47
1:G:829:TRP:CZ2	2:H:83:MET:CE	2.98	0.47
1:J:312:TYR:N	1:J:312:TYR:CD1	2.81	0.47
1:J:559:LEU:HD23	1:J:560:GLY:N	2.30	0.47
1:J:595:TRP:N	1:J:595:TRP:CD1	2.80	0.47
1:M:22:LYS:O	1:M:26:GLU:N	2.30	0.47
1:M:188:ASN:ND2	1:M:674:CYS:SG	2.88	0.47
1:M:206:LYS:HD2	1:M:217:THR:CG2	2.17	0.47
1:M:248:MLY:HE2	1:M:250:ILE:HD11	1.95	0.47
1:M:295:MLY:HG3	1:M:332:MET:HE2	1.96	0.47
1:M:817:GLN:NE2	2:N:127:ARG:CB	2.62	0.47
2:N:160:GLY:O	2:N:161:GLU:HG2	2.14	0.47
1:P:176:LEU:N	1:P:176:LEU:CD1	2.75	0.47
1:P:214:MET:C	1:P:340:ILE:CD1	2.82	0.47
1:P:310:TYR:CE2	1:P:320:ILE:CD1	2.94	0.47
1:P:406:VAL:CG1	1:P:407:GLY:H	2.28	0.47
1:P:767:PHE:CD1	1:P:772:LEU:HD13	2.50	0.47
4:1:162:ASN:OD1	4:1:277:THR:HG22	2.15	0.47
4:3:162:ASN:OD1	4:3:277:THR:HG22	2.15	0.47
4:4:288:ASP:OD2	4:6:203:THR:OG1	2.32	0.47
4:5:162:ASN:OD1	4:5:277:THR:HG22	2.15	0.47
4:6:162:ASN:OD1	4:6:277:THR:HG22	2.15	0.47
4:8:253:GLU:HA	4:8:256:ARG:CG	2.42	0.47
4:V:162:ASN:OD1	4:V:277:THR:HG22	2.15	0.47
4:W:162:ASN:OD1	4:W:277:THR:HG22	2.15	0.47
4:W:253:GLU:HA	4:W:256:ARG:CG	2.42	0.47
4:X:162:ASN:OD1	4:X:277:THR:HG22	2.15	0.47
4:Z:299:MET:HE2	4:Z:331:ALA:HB2	1.97	0.47
1:A:214:MET:C	1:A:340:ILE:CD1	2.82	0.47
1:D:214:MET:C	1:D:340:ILE:CD1	2.82	0.47
1:D:695:LEU:HB3	1:D:701:LEU:HD22	1.97	0.47
1:D:831:TRP:CE3	2:E:34:ILE:HD13	2.50	0.47
1:G:292:MET:HE1	1:G:309:PRO:CG	2.45	0.47
1:J:410:ASN:HD22	4:W:336:LYS:HE2	1.78	0.47
1:J:637:LYS:HD2	4:W:144:ALA:HB3	1.20	0.47
1:J:831:TRP:HZ3	2:K:34:ILE:HG21	1.76	0.47
1:M:400:ALA:HB1	1:M:606:THR:CG2	2.45	0.47

Continued on next page...

Continued from previous page...

Atom-1	Atom-2	Interatomic distance (Å)	Clash overlap (Å)
1:M:519:LEU:N	1:M:519:LEU:CD1	2.77	0.47
1:M:783:LEU:N	1:M:783:LEU:CD1	2.78	0.47
1:P:154:HIS:CE1	1:P:156:PHE:CE2	3.02	0.47
1:P:210:GLN:C	1:P:211:SER:HG	2.14	0.47
4:1:244:ASP:CG	4:Y:325:MET:SD	2.89	0.47
4:7:162:ASN:OD1	4:7:277:THR:HG22	2.15	0.47
4:8:162:ASN:OD1	4:8:277:THR:HG22	2.15	0.47
4:X:253:GLU:HA	4:X:256:ARG:CG	2.42	0.47
1:A:136:ASN:O	1:A:139:VAL:N	2.47	0.47
1:A:543:PRO:HD2	4:8:146:GLY:O	2.15	0.47
1:A:595:TRP:N	1:A:595:TRP:CD1	2.80	0.47
1:A:636:LYS:O	4:8:144:ALA:HB1	2.15	0.47
1:D:418:THR:CB	1:D:421:GLU:HG3	2.37	0.47
1:D:732:ILE:H	1:D:733:PRO:HD2	1.74	0.47
1:D:795:ARG:HE	3:F:116:GLU:CB	2.24	0.47
1:G:188:ASN:ND2	1:G:674:CYS:SG	2.88	0.47
1:G:218:LEU:CD2	1:G:222:ILE:CG1	2.85	0.47
1:G:311:ASP:CB	1:G:312:TYR:CE1	2.98	0.47
1:J:218:LEU:HD22	1:J:222:ILE:HG13	1.95	0.47
1:M:82:PRO:HG2	1:M:85:TYR:CE2	2.50	0.47
1:M:122:PHE:CE2	1:M:700:VAL:HA	2.50	0.47
1:M:218:LEU:HA	1:M:221:GLN:H	1.80	0.47
1:M:559:LEU:HD23	1:M:560:GLY:N	2.30	0.47
1:M:640:LYS:C	4:Z:23:GLY:C	2.74	0.47
2:N:130:PRO:O	2:N:131:GLU:C	2.52	0.47
1:P:106:LEU:HD12	1:P:117:THR:HG21	1.96	0.47
1:P:695:LEU:HB3	1:P:701:LEU:HD22	1.97	0.47
1:P:715:VAL:CG1	1:P:720:PHE:HB2	2.45	0.47
4:6:299:MET:HE2	4:6:331:ALA:HB2	1.96	0.47
4:7:324:THR:N	4:9:245:GLY:CA	2.69	0.47
4:Y:162:ASN:OD1	4:Y:277:THR:HG22	2.15	0.47
4:Z:162:ASN:OD1	4:Z:277:THR:HG22	2.15	0.47
1:A:206:LYS:CE	1:A:217:THR:HG23	2.29	0.47
1:D:188:ASN:ND2	1:D:674:CYS:SG	2.88	0.47
1:D:214:MET:HA	1:D:340:ILE:CD1	2.41	0.47
1:D:218:LEU:HD22	1:D:222:ILE:HG13	1.95	0.47
1:D:400:ALA:HB1	1:D:606:THR:CG2	2.45	0.47
1:D:436:MLY:HE3	1:D:626:TYR:HE1	1.77	0.47
1:D:546:THR:CG2	1:D:547:ASP:N	2.77	0.47
1:D:640:LYS:HB3	1:D:645:SER:CB	2.42	0.47
1:D:646:PHE:HE2	1:D:652:LEU:CG	2.25	0.47

Continued on next page...

Continued from previous page...

Atom-1	Atom-2	Interatomic distance (Å)	Clash overlap (Å)
1:D:664:LEU:HD12	1:D:664:LEU:HA	1.53	0.47
1:D:714:ARG:HD3	1:D:766:PHE:CE2	2.50	0.47
1:D:765:VAL:CG1	1:D:766:PHE:N	2.77	0.47
1:D:798:LEU:HD23	3:F:122:GLU:HB3	1.96	0.47
1:G:148:ARG:HE	1:G:764:MLY:HH21	1.80	0.47
1:G:214:MET:C	1:G:340:ILE:CD1	2.83	0.47
1:G:546:THR:CG2	1:G:547:ASP:N	2.77	0.47
1:G:820:VAL:HG11	2:H:136:MET:HE1	1.89	0.47
1:G:838:ILE:C	1:G:840:PRO:HD2	2.34	0.47
1:J:106:LEU:HD12	1:J:117:THR:HG21	1.96	0.47
1:J:218:LEU:HA	1:J:221:GLN:H	1.80	0.47
1:J:543:PRO:HD2	4:W:146:GLY:O	2.15	0.47
1:J:710:GLY:HA2	1:J:772:LEU:HD22	0.93	0.47
2:K:117:LEU:HG	2:K:147:ASN:HB3	1.93	0.47
3:L:50:LEU:O	3:L:53:PRO:CD	2.63	0.47
1:M:10:PHE:CD2	1:M:17:LEU:HD23	2.49	0.47
1:M:229:LEU:HD12	1:M:229:LEU:HA	1.75	0.47
1:M:406:VAL:CG1	1:M:407:GLY:N	2.77	0.47
1:M:578:HIS:HB3	1:M:592:ILE:CD1	2.38	0.47
1:M:715:VAL:CG1	1:M:720:PHE:HB2	2.45	0.47
1:M:795:ARG:CD	3:O:116:GLU:OE2	2.63	0.47
1:P:649:VAL:HA	1:P:649:VAL:HG23	1.83	0.47
4:5:299:MET:HE2	4:5:331:ALA:HB2	1.96	0.47
1:A:218:LEU:HA	1:A:221:GLN:H	1.79	0.46
1:A:311:ASP:CB	1:A:312:TYR:CE1	2.98	0.46
1:A:496:PHE:CE2	1:A:514:ASP:HA	2.50	0.46
1:D:295:MLY:CG	1:D:332:MET:HE1	2.45	0.46
1:D:543:PRO:HD2	4:9:146:GLY:O	2.15	0.46
1:D:559:LEU:HD23	1:D:560:GLY:N	2.30	0.46
1:D:568:PRO:HD3	1:D:579:PHE:HA	1.96	0.46
1:D:723:ARG:HH11	1:D:723:ARG:HG3	1.79	0.46
3:F:52:ASN:CB	3:F:53:PRO:HD3	2.28	0.46
1:G:406:VAL:CG1	1:G:407:GLY:H	2.28	0.46
1:G:640:LYS:HD2	1:G:646:PHE:O	2.15	0.46
1:G:695:LEU:HB3	1:G:701:LEU:HD22	1.97	0.46
1:G:783:LEU:N	1:G:783:LEU:CD1	2.78	0.46
1:J:93:MET:HE1	1:J:764:MLY:HD2	1.98	0.46
1:J:122:PHE:CE2	1:J:700:VAL:HA	2.50	0.46
1:J:188:ASN:ND2	1:J:674:CYS:SG	2.88	0.46
1:J:202:SER:HA	1:J:207:LYS:NZ	2.22	0.46
1:J:642:LYS:HA	4:W:21:PHE:C	2.36	0.46

Continued on next page...

Continued from previous page...

Atom-1	Atom-2	Interatomic distance (Å)	Clash overlap (Å)
1:M:42:HIS:O	1:M:45:GLN:O	2.33	0.46
1:M:292:MET:CE	1:M:309:PRO:HA	2.40	0.46
1:M:544:LYS:HD2	4:Z:147:ARG:CB	2.36	0.46
1:P:295:MLY:CG	1:P:332:MET:HE1	2.45	0.46
1:P:374:GLN:NE2	1:P:403:TYR:CE1	2.84	0.46
1:P:534:SER:HB2	4:1:354:GLN:HE22	1.56	0.46
1:P:724:TYR:HD1	1:P:727:LEU:CD1	2.27	0.46
1:P:809:ARG:CZ	2:Q:120:LEU:CD1	2.93	0.46
4:1:166:TYR:OH	4:3:64:ILE:HD13	2.15	0.46
4:2:162:ASN:OD1	4:2:277:THR:HG22	2.15	0.46
4:W:325:MET:SD	4:Y:244:ASP:OD2	2.73	0.46
1:A:149:GLN:HG2	1:A:719:ASP:N	2.16	0.46
1:A:640:LYS:HB3	1:A:645:SER:CB	2.42	0.46
1:A:715:VAL:HG11	1:A:720:PHE:CD1	2.50	0.46
1:D:346:ASP:O	1:D:350:ALA:N	2.46	0.46
1:D:374:GLN:NE2	1:D:403:TYR:CE1	2.84	0.46
1:D:795:ARG:NH1	3:F:116:GLU:OE2	2.40	0.46
1:D:831:TRP:CZ3	2:E:34:ILE:CG1	2.98	0.46
1:G:795:ARG:HB3	3:I:35:ARG:CZ	2.42	0.46
1:J:154:HIS:CE1	1:J:156:PHE:CE2	3.02	0.46
1:J:176:LEU:N	1:J:176:LEU:CD1	2.75	0.46
1:J:214:MET:C	1:J:340:ILE:CD1	2.82	0.46
1:J:292:MET:HE1	1:J:309:PRO:CG	2.45	0.46
1:J:406:VAL:CG1	1:J:407:GLY:H	2.28	0.46
1:J:567:LYS:HZ1	4:Y:92:ASN:ND2	2.06	0.46
1:J:714:ARG:HD3	1:J:766:PHE:CE2	2.51	0.46
1:J:725:ARG:CG	1:J:733:PRO:HA	2.43	0.46
1:J:795:ARG:HD2	3:L:35:ARG:NH1	2.30	0.46
1:M:215:GLN:H	1:M:340:ILE:CD1	2.20	0.46
1:M:311:ASP:CB	1:M:312:TYR:CE1	2.98	0.46
1:M:496:PHE:CE2	1:M:514:ASP:HA	2.50	0.46
1:M:543:PRO:HD2	4:Z:146:GLY:O	2.16	0.46
1:M:642:LYS:HA	4:Z:21:PHE:C	2.36	0.46
1:M:819:ASN:OD1	2:N:92:ASP:CA	2.50	0.46
1:P:188:ASN:ND2	1:P:674:CYS:SG	2.88	0.46
4:3:287:ILE:HG13	4:5:202:THR:HG22	1.89	0.46
4:3:290:ARG:NE	4:5:202:THR:HG21	2.15	0.46
1:A:292:MET:HE1	1:A:309:PRO:HD3	1.97	0.46
1:A:543:PRO:CD	4:8:143:TYR:O	2.64	0.46
1:A:695:LEU:HB3	1:A:701:LEU:HD22	1.97	0.46
1:A:715:VAL:CG1	1:A:720:PHE:HB2	2.46	0.46

Continued on next page...

Continued from previous page...

Atom-1	Atom-2	Interatomic distance (Å)	Clash overlap (Å)
1:D:202:SER:HA	1:D:207:LYS:NZ	2.23	0.46
1:D:265:ILE:CG2	1:D:266:GLU:N	2.79	0.46
1:D:406:VAL:CG1	1:D:407:GLY:H	2.28	0.46
1:D:599:ASN:CG	1:D:649:VAL:CB	2.80	0.46
1:D:712:PRO:HG2	1:D:771:LEU:CD1	2.45	0.46
2:E:140:PHE:HA	2:E:141:PRO:HD2	1.57	0.46
1:G:42:HIS:O	1:G:45:GLN:O	2.33	0.46
1:G:144:ARG:HA	1:G:144:ARG:HD2	1.78	0.46
1:G:714:ARG:HD3	1:G:766:PHE:CE2	2.51	0.46
1:J:84:MLY:CH2	1:J:719:ASP:C	2.83	0.46
1:J:97:LEU:HD12	1:J:97:LEU:HA	1.67	0.46
1:J:602:PRO:O	1:J:603:LEU:HD12	2.14	0.46
1:J:768:MLY:HB2	1:J:773:GLY:HA3	1.32	0.46
2:K:88:LEU:HB3	2:K:91:ALA:HB2	1.98	0.46
3:L:52:ASN:CB	3:L:53:PRO:CD	2.92	0.46
1:M:95:THR:CB	1:M:770:GLY:N	2.76	0.46
1:M:831:TRP:CH2	2:N:42:ILE:HG21	2.40	0.46
1:P:265:ILE:CG2	1:P:266:GLU:N	2.79	0.46
1:P:636:LYS:O	4:1:144:ALA:HB1	2.14	0.46
1:P:715:VAL:HG11	1:P:720:PHE:CD1	2.50	0.46
1:P:767:PHE:CD2	1:P:772:LEU:CD2	2.99	0.46
1:A:82:PRO:HG2	1:A:85:TYR:CE2	2.50	0.46
1:A:188:ASN:ND2	1:A:674:CYS:SG	2.88	0.46
1:A:529:PRO:HB2	4:8:354:GLN:HB3	1.98	0.46
1:A:783:LEU:N	1:A:783:LEU:CD1	2.79	0.46
1:D:659:MLY:HD2	1:D:659:MLY:HH22	1.42	0.46
1:D:701:LEU:HA	1:D:701:LEU:HD12	1.55	0.46
1:D:795:ARG:HD2	3:F:43:ASN:CG	2.34	0.46
3:F:52:ASN:CB	3:F:53:PRO:CD	2.92	0.46
1:G:346:ASP:O	1:G:350:ALA:N	2.46	0.46
1:G:400:ALA:HB1	1:G:606:THR:CG2	2.45	0.46
1:G:496:PHE:CE2	1:G:514:ASP:HA	2.50	0.46
1:J:265:ILE:CG2	1:J:266:GLU:N	2.79	0.46
1:J:640:LYS:HB3	1:J:645:SER:CB	2.42	0.46
1:J:695:LEU:HB3	1:J:701:LEU:HD22	1.97	0.46
1:J:810:ARG:HG2	1:J:810:ARG:NH1	2.29	0.46
3:L:53:PRO:O	3:L:55:LYS:HG3	2.15	0.46
1:M:448:GLN:C	1:M:450:ASP:H	2.19	0.46
1:M:640:LYS:HD2	1:M:646:PHE:O	2.15	0.46
1:M:715:VAL:HG11	1:M:720:PHE:CD1	2.50	0.46
2:N:140:PHE:HA	2:N:141:PRO:HD2	1.56	0.46

Continued on next page...

Continued from previous page...

Atom-1	Atom-2	Interatomic distance (Å)	Clash overlap (Å)
1:P:543:PRO:HD2	4:1:146:GLY:O	2.15	0.46
1:P:564:ASN:HD22	1:P:582:VAL:HB	1.79	0.46
4:9:162:ASN:OD1	4:9:277:THR:HG22	2.15	0.46
1:A:519:LEU:N	1:A:519:LEU:CD1	2.77	0.46
1:A:714:ARG:HD3	1:A:766:PHE:CE2	2.51	0.46
1:D:41:VAL:CG1	1:D:42:HIS:N	2.75	0.46
1:D:311:ASP:CB	1:D:312:TYR:CE1	2.98	0.46
1:D:506:GLU:CG	1:D:764:MLY:HE2	2.46	0.46
1:D:724:TYR:HD1	1:D:727:LEU:CD1	2.27	0.46
1:D:762:HIS:CD2	1:D:762:HIS:N	2.79	0.46
1:D:799:MET:SD	3:F:32:ASP:OD2	2.74	0.46
1:G:374:GLN:NE2	1:G:403:TYR:CE1	2.84	0.46
1:G:543:PRO:HD2	4:V:146:GLY:O	2.16	0.46
1:G:813:ILE:CG2	2:H:128:PHE:HZ	2.09	0.46
1:M:411:GLU:H	4:Z:333:PRO:HB2	1.81	0.46
1:P:322:VAL:HB	1:P:325:ILE:HG13	1.98	0.46
1:P:400:ALA:HB1	1:P:606:THR:CG2	2.45	0.46
4:3:299:MET:HE2	4:3:331:ALA:HB2	1.96	0.46
4:8:299:MET:HE2	4:8:331:ALA:HB2	1.97	0.46
4:V:299:MET:HE2	4:V:331:ALA:HB2	1.98	0.46
1:A:42:HIS:O	1:A:45:GLN:O	2.33	0.46
1:A:540:CYS:N	4:8:349:LEU:HD11	2.31	0.46
1:D:326:ASP:O	1:D:330:GLU:HG2	2.16	0.46
1:D:524:GLU:HB3	1:D:528:MLY:HG2	1.97	0.46
1:D:543:PRO:CD	4:9:143:TYR:O	2.64	0.46
1:D:709:LYS:O	1:D:710:GLY:HA2	2.15	0.46
2:E:88:LEU:HB3	2:E:91:ALA:HB2	1.98	0.46
1:G:206:LYS:HD3	1:G:217:THR:OG1	2.16	0.46
1:G:218:LEU:HA	1:G:221:GLN:H	1.79	0.46
1:G:278:GLN:HE21	1:G:278:GLN:HB3	1.42	0.46
1:G:448:GLN:C	1:G:450:ASP:H	2.19	0.46
1:G:524:GLU:HB3	1:G:528:MLY:HG2	1.96	0.46
3:I:50:LEU:O	3:I:53:PRO:CD	2.63	0.46
1:J:664:LEU:HD12	1:J:664:LEU:HA	1.53	0.46
1:M:524:GLU:HB3	1:M:528:MLY:HG2	1.96	0.46
1:M:529:PRO:HB2	4:Z:354:GLN:HB3	1.98	0.46
1:M:540:CYS:N	4:Z:349:LEU:HD11	2.31	0.46
1:M:629:GLU:HG2	1:M:643:GLY:C	2.35	0.46
3:O:50:LEU:O	3:O:53:PRO:CD	2.63	0.46
1:P:529:PRO:HB2	4:1:354:GLN:HB3	1.98	0.46
1:P:549:SER:CB	4:3:43:VAL:HG11	2.45	0.46

Continued on next page...

Continued from previous page...

Atom-1	Atom-2	Interatomic distance (Å)	Clash overlap (Å)
1:P:737:PHE:CZ	3:R:89:GLU:OE1	2.68	0.46
1:P:803:TYR:CD1	1:P:807:VAL:HG11	2.47	0.46
4:V:6:THR:HG22	4:V:101:HIS:HA	1.98	0.46
4:Z:6:THR:HG22	4:Z:101:HIS:HA	1.98	0.46
1:A:41:VAL:CG1	1:A:42:HIS:N	2.76	0.46
1:A:559:LEU:HD23	1:A:560:GLY:N	2.30	0.46
1:A:725:ARG:CG	1:A:733:PRO:HA	2.43	0.46
1:D:636:LYS:O	4:9:144:ALA:HB1	2.15	0.46
1:D:637:LYS:HD2	4:9:144:ALA:HB3	1.20	0.46
3:F:53:PRO:O	3:F:55:LYS:HG3	2.15	0.46
1:G:265:ILE:CG2	1:G:266:GLU:N	2.79	0.46
1:G:519:LEU:N	1:G:519:LEU:CD1	2.77	0.46
1:G:529:PRO:HB2	4:V:354:GLN:HB3	1.98	0.46
1:G:542:PHE:CD2	4:V:143:TYR:CD1	3.03	0.46
1:G:595:TRP:N	1:G:595:TRP:CD1	2.80	0.46
1:G:642:LYS:CB	4:V:24:ASP:O	2.60	0.46
1:J:84:MLY:HH23	1:J:719:ASP:O	2.11	0.46
1:J:139:VAL:HG12	1:J:143:TYR:HD2	1.81	0.46
2:K:137:TRP:CA	2:K:145:ALA:HB2	2.37	0.46
1:M:322:VAL:HB	1:M:325:ILE:HG13	1.98	0.46
1:M:335:ASP:OD1	1:M:348:MLY:NZ	2.49	0.46
1:M:374:GLN:NE2	1:M:403:TYR:CE1	2.84	0.46
1:M:406:VAL:CG1	1:M:407:GLY:H	2.28	0.46
1:M:543:PRO:CD	4:Z:143:TYR:O	2.64	0.46
1:M:695:LEU:HB3	1:M:701:LEU:HD22	1.97	0.46
1:P:95:THR:O	1:P:770:GLY:CA	2.63	0.46
1:P:122:PHE:CE2	1:P:700:VAL:HA	2.50	0.46
1:P:354:LEU:HD12	1:P:354:LEU:HA	1.56	0.46
1:P:411:GLU:H	4:1:333:PRO:HB2	1.81	0.46
1:P:418:THR:CB	1:P:421:GLU:HG3	2.37	0.46
1:P:559:LEU:HD23	1:P:560:GLY:N	2.30	0.46
1:P:803:TYR:CE2	3:R:17:PHE:CZ	3.04	0.46
4:8:6:THR:HG22	4:8:101:HIS:HA	1.98	0.46
1:A:206:LYS:HD3	1:A:217:THR:OG1	2.16	0.46
1:A:361:TYR:O	1:A:364:LEU:HB2	2.16	0.46
1:A:835:PHE:O	1:A:839:MLY:N	2.49	0.46
1:D:82:PRO:HG2	1:D:85:TYR:CE2	2.50	0.46
1:D:361:TYR:O	1:D:364:LEU:HB2	2.16	0.46
1:D:642:LYS:HA	4:9:21:PHE:C	2.36	0.46
1:D:727:LEU:H	1:D:782:MLY:HE2	1.66	0.46
1:G:335:ASP:OD1	1:G:348:MLY:NZ	2.49	0.46

Continued on next page...

Continued from previous page...

Atom-1	Atom-2	Interatomic distance (Å)	Clash overlap (Å)
1:G:540:CYS:N	4:V:349:LEU:HD11	2.31	0.46
1:G:629:GLU:HG2	1:G:643:GLY:C	2.36	0.46
1:G:784:ALA:O	1:G:788:THR:CA	2.62	0.46
1:J:311:ASP:CB	1:J:312:TYR:CE1	2.98	0.46
1:J:374:GLN:NE2	1:J:403:TYR:CE1	2.84	0.46
1:J:400:ALA:HB1	1:J:606:THR:CG2	2.45	0.46
1:J:540:CYS:N	4:W:349:LEU:HD11	2.30	0.46
1:J:659:MLY:HD2	1:J:659:MLY:HH22	1.42	0.46
1:J:715:VAL:CG1	1:J:720:PHE:HB2	2.46	0.46
1:M:817:GLN:CG	2:N:127:ARG:CD	2.93	0.46
1:P:89:GLU:CD	1:P:153:PRO:HD2	2.37	0.46
1:P:335:ASP:OD1	1:P:348:MLY:NZ	2.49	0.46
4:2:366:GLY:O	4:2:369:ILE:HG22	2.16	0.46
4:8:190:MET:O	4:8:194:THR:HG23	2.16	0.46
4:8:366:GLY:O	4:8:369:ILE:HG22	2.16	0.46
4:9:287:ILE:CB	4:W:204:ALA:H	2.13	0.46
1:D:42:HIS:O	1:D:45:GLN:O	2.33	0.46
1:D:106:LEU:HD12	1:D:106:LEU:HA	1.79	0.46
1:D:206:LYS:HD3	1:D:217:THR:OG1	2.16	0.46
1:D:643:GLY:CA	4:9:24:ASP:OD1	2.62	0.46
1:D:727:LEU:HD11	1:D:782:MLY:HD3	1.73	0.46
1:G:322:VAL:HB	1:G:325:ILE:HG13	1.98	0.46
1:G:559:LEU:HD23	1:G:560:GLY:N	2.30	0.46
1:G:612:GLN:NE2	1:G:627:GLY:H	2.14	0.46
1:G:715:VAL:CG1	1:G:720:PHE:HB2	2.46	0.46
1:J:89:GLU:CD	1:J:153:PRO:HD2	2.37	0.46
1:J:361:TYR:O	1:J:364:LEU:HB2	2.16	0.46
1:J:529:PRO:HB2	4:W:354:GLN:HB3	1.98	0.46
1:M:206:LYS:HD3	1:M:217:THR:OG1	2.16	0.46
1:M:361:TYR:O	1:M:364:LEU:HB2	2.16	0.46
1:M:564:ASN:HD22	1:M:582:VAL:HB	1.79	0.46
3:O:53:PRO:O	3:O:55:LYS:HG3	2.15	0.46
1:P:17:LEU:HA	1:P:17:LEU:HD12	1.68	0.46
1:P:278:GLN:HE21	1:P:278:GLN:HB3	1.42	0.46
1:P:714:ARG:HD3	1:P:766:PHE:CE2	2.50	0.46
4:1:287:ILE:HG21	4:3:203:THR:CA	2.43	0.46
4:2:6:THR:HG22	4:2:101:HIS:HA	1.98	0.46
4:4:162:ASN:OD1	4:4:277:THR:HG22	2.15	0.46
4:4:299:MET:HE2	4:4:331:ALA:HB2	1.98	0.46
4:4:324:THR:N	4:6:244:ASP:HA	2.22	0.46
4:9:299:MET:HE2	4:9:331:ALA:HB2	1.96	0.46

Continued on next page...

Continued from previous page...

Atom-1	Atom-2	Interatomic distance (Å)	Clash overlap (Å)
4:9:324:THR:O	4:W:244:ASP:HA	2.09	0.46
4:V:366:GLY:O	4:V:369:ILE:HG22	2.16	0.46
4:X:6:THR:HG22	4:X:101:HIS:HA	1.98	0.46
4:X:324:THR:O	4:Z:245:GLY:CA	2.64	0.46
4:X:366:GLY:O	4:X:369:ILE:HG22	2.16	0.46
1:A:374:GLN:NE2	1:A:403:TYR:CE1	2.84	0.46
1:A:448:GLN:C	1:A:450:ASP:H	2.19	0.46
1:A:629:GLU:HG2	1:A:643:GLY:C	2.35	0.46
1:A:642:LYS:HA	4:8:21:PHE:C	2.36	0.46
1:D:136:ASN:O	1:D:139:VAL:N	2.47	0.46
1:D:411:GLU:H	4:9:333:PRO:HB2	1.80	0.46
1:D:732:ILE:CD1	1:D:782:MLY:CH2	2.94	0.46
1:G:84:MLY:HH12	1:G:715:VAL:CG2	2.45	0.46
1:G:640:LYS:C	4:V:23:GLY:C	2.75	0.46
1:G:791:GLN:HE22	3:I:115:GLY:HA2	1.66	0.46
1:J:82:PRO:HG2	1:J:85:TYR:CE2	2.50	0.46
1:J:206:LYS:HD3	1:J:217:THR:OG1	2.16	0.46
1:M:278:GLN:HE21	1:M:278:GLN:HB3	1.42	0.46
1:M:346:ASP:O	1:M:350:ALA:N	2.45	0.46
1:M:436:MLY:HE3	1:M:626:TYR:HE1	1.77	0.46
1:M:817:GLN:HB3	2:N:127:ARG:CD	2.46	0.46
2:N:88:LEU:HB3	2:N:91:ALA:HB2	1.98	0.46
1:P:326:ASP:O	1:P:330:GLU:HG2	2.16	0.46
1:P:418:THR:CG2	1:P:419:VAL:N	2.79	0.46
1:P:543:PRO:CD	4:1:143:TYR:O	2.64	0.46
2:Q:88:LEU:HB3	2:Q:91:ALA:HB2	1.98	0.46
4:1:253:GLU:HA	4:1:256:ARG:CG	2.42	0.46
4:2:324:THR:OG1	4:4:244:ASP:HB3	2.16	0.46
4:4:6:THR:HG22	4:4:101:HIS:HA	1.98	0.46
4:4:253:GLU:HA	4:4:256:ARG:CG	2.42	0.46
4:V:190:MET:O	4:V:194:THR:HG23	2.16	0.46
1:A:30:MLY:HB3	1:A:31:PRO:HD2	1.97	0.45
1:A:99:GLU:N	1:A:100:PRO:CD	2.80	0.45
1:A:464:ILE:CG2	1:A:465:ALA:N	2.79	0.45
1:D:89:GLU:CD	1:D:153:PRO:HD2	2.37	0.45
1:D:464:ILE:CG2	1:D:465:ALA:N	2.79	0.45
1:D:715:VAL:CG1	1:D:720:PHE:HB2	2.46	0.45
1:G:82:PRO:HG2	1:G:85:TYR:CE2	2.51	0.45
1:G:89:GLU:CD	1:G:153:PRO:HD2	2.36	0.45
1:G:640:LYS:HB3	1:G:645:SER:CB	2.42	0.45
1:G:798:LEU:CG	3:I:122:GLU:HB3	2.39	0.45

Continued on next page...

Continued from previous page...

Atom-1	Atom-2	Interatomic distance (Å)	Clash overlap (Å)
1:J:42:HIS:O	1:J:45:GLN:O	2.33	0.45
1:J:335:ASP:OD1	1:J:348:MLY:NZ	2.49	0.45
1:J:346:ASP:O	1:J:350:ALA:N	2.46	0.45
1:J:524:GLU:HB3	1:J:528:MLY:HG2	1.97	0.45
1:J:710:GLY:O	1:J:772:LEU:HB3	2.15	0.45
1:J:821:ARG:HH12	2:K:127:ARG:NE	2.13	0.45
3:O:52:ASN:CB	3:O:53:PRO:CD	2.92	0.45
1:P:311:ASP:CB	1:P:312:TYR:CE1	2.98	0.45
1:P:642:LYS:HA	4:1:21:PHE:C	2.36	0.45
1:P:701:LEU:HD12	1:P:701:LEU:HA	1.55	0.45
1:P:835:PHE:O	1:P:839:MLY:N	2.49	0.45
4:2:204:ALA:H	4:Z:287:ILE:HG22	1.75	0.45
1:A:149:GLN:CD	1:A:718:ALA:H	2.20	0.45
1:A:265:ILE:CG2	1:A:266:GLU:N	2.79	0.45
1:A:701:LEU:HD12	1:A:701:LEU:HA	1.55	0.45
1:D:139:VAL:HG12	1:D:143:TYR:HD2	1.81	0.45
1:D:206:LYS:CE	1:D:217:THR:HG23	2.30	0.45
1:D:322:VAL:HB	1:D:325:ILE:HG13	1.98	0.45
1:D:418:THR:CG2	1:D:419:VAL:N	2.79	0.45
1:D:723:ARG:CG	1:D:723:ARG:NH1	2.80	0.45
2:E:114:LYS:CG	2:E:146:GLY:HA2	2.46	0.45
2:E:137:TRP:CZ3	2:E:145:ALA:N	2.81	0.45
1:G:642:LYS:HA	4:V:21:PHE:C	2.36	0.45
1:G:664:LEU:HD12	1:G:664:LEU:HA	1.53	0.45
2:H:88:LEU:HB3	2:H:91:ALA:HB2	1.98	0.45
2:H:112:ILE:O	2:H:148:VAL:HA	2.17	0.45
1:J:278:GLN:HE21	1:J:278:GLN:HB3	1.42	0.45
1:J:464:ILE:CG2	1:J:465:ALA:N	2.80	0.45
1:J:485:GLU:OE1	1:J:583:HIS:ND1	2.49	0.45
1:J:667:THR:O	1:J:669:PRO:HD3	2.17	0.45
1:J:818:TYR:O	2:K:90:GLY:HA3	2.16	0.45
2:K:139:ALA:C	2:K:141:PRO:HD3	2.32	0.45
1:M:89:GLU:CD	1:M:153:PRO:HD2	2.37	0.45
1:M:136:ASN:HA	1:M:137:PRO:HD3	1.50	0.45
1:M:265:ILE:CG2	1:M:266:GLU:N	2.79	0.45
1:M:443:ILE:HG22	1:M:444:ARG:N	2.29	0.45
1:M:642:LYS:CB	4:Z:24:ASP:O	2.60	0.45
1:M:732:ILE:CG2	1:M:747:LEU:CD1	0.65	0.45
1:M:829:TRP:CD2	2:N:87:LYS:HE2	2.49	0.45
1:P:221:GLN:HG2	1:P:221:GLN:H	1.47	0.45
1:P:488:GLN:O	1:P:491:PHE:HB3	2.17	0.45

Continued on next page...

Continued from previous page...

Atom-1	Atom-2	Interatomic distance (Å)	Clash overlap (Å)
1:P:496:PHE:CE2	1:P:514:ASP:HA	2.50	0.45
1:P:540:CYS:N	4:1:349:LEU:HD11	2.31	0.45
1:P:640:LYS:C	4:1:23:GLY:C	2.74	0.45
2:Q:114:LYS:CG	2:Q:146:GLY:HA2	2.46	0.45
4:3:32:PRO:HB2	4:3:34:ILE:HD11	1.98	0.45
4:5:223:PHE:CD2	4:5:259:GLU:HG3	2.52	0.45
4:5:366:GLY:O	4:5:369:ILE:HG22	2.16	0.45
4:6:190:MET:O	4:6:194:THR:HG23	2.16	0.45
4:9:253:GLU:HA	4:9:256:ARG:CG	2.42	0.45
1:A:322:VAL:HB	1:A:325:ILE:HG13	1.98	0.45
1:A:642:LYS:NZ	4:8:340:TRP:O	2.50	0.45
1:D:476:GLU:OE2	1:D:598:MLY:HH13	2.16	0.45
1:G:310:TYR:CE2	1:G:320:ILE:CD1	2.94	0.45
1:G:642:LYS:HB2	4:V:24:ASP:O	1.89	0.45
1:J:839:MLY:HH13	2:K:159:HIS:CD2	2.51	0.45
1:M:99:GLU:N	1:M:100:PRO:CD	2.80	0.45
1:M:326:ASP:O	1:M:330:GLU:HG2	2.16	0.45
1:M:725:ARG:CG	1:M:733:PRO:HA	2.43	0.45
1:M:769:ALA:C	1:M:770:GLY:CA	2.85	0.45
1:M:794:CYS:O	1:M:797:PHE:HB3	2.17	0.45
2:N:114:LYS:CG	2:N:146:GLY:HA2	2.46	0.45
1:P:346:ASP:O	1:P:350:ALA:N	2.46	0.45
1:P:578:HIS:HB3	1:P:592:ILE:CD1	2.38	0.45
1:P:783:LEU:N	1:P:783:LEU:CD1	2.78	0.45
4:7:190:MET:O	4:7:194:THR:HG23	2.16	0.45
4:W:190:MET:O	4:W:194:THR:HG23	2.16	0.45
4:Y:32:PRO:HB2	4:Y:34:ILE:HD11	1.98	0.45
1:A:310:TYR:CE2	1:A:320:ILE:CD1	2.94	0.45
1:A:322:VAL:CG1	1:A:325:ILE:HD11	2.47	0.45
1:A:330:GLU:O	1:A:333:ALA:HB3	2.17	0.45
1:D:448:GLN:C	1:D:450:ASP:H	2.19	0.45
1:D:640:LYS:C	4:9:23:GLY:C	2.74	0.45
2:E:112:ILE:O	2:E:148:VAL:HA	2.17	0.45
1:G:84:MLY:HH12	1:G:715:VAL:HG21	1.97	0.45
1:G:568:PRO:CG	1:G:578:HIS:H	2.30	0.45
1:G:632:GLY:HA3	1:G:643:GLY:N	2.17	0.45
1:G:834:LEU:CD2	2:H:34:ILE:CD1	2.94	0.45
1:J:30:MLY:HB3	1:J:31:PRO:HD2	1.97	0.45
1:J:179:GLY:O	1:J:185:LYS:HE2	2.17	0.45
1:J:326:ASP:O	1:J:330:GLU:HG2	2.16	0.45
1:J:448:GLN:C	1:J:450:ASP:H	2.19	0.45

Continued on next page...

Continued from previous page...

Atom-1	Atom-2	Interatomic distance (Å)	Clash overlap (Å)
1:J:732:ILE:H	1:J:733:PRO:HD2	1.74	0.45
1:J:818:TYR:HB3	2:K:90:GLY:CA	2.47	0.45
1:J:835:PHE:O	1:J:839:MLY:N	2.49	0.45
1:M:218:LEU:CD2	1:M:222:ILE:CG1	2.86	0.45
1:M:330:GLU:O	1:M:333:ALA:HB3	2.16	0.45
1:M:642:LYS:NZ	4:Z:340:TRP:O	2.50	0.45
2:N:117:LEU:CG	2:N:147:ASN:OD1	2.52	0.45
1:P:139:VAL:HG12	1:P:143:TYR:HD2	1.81	0.45
1:P:186:THR:O	1:P:190:MLY:HG2	2.17	0.45
1:P:206:LYS:HD3	1:P:217:THR:OG1	2.16	0.45
1:P:296:MLY:O	1:P:299:LEU:HB2	2.17	0.45
1:P:436:MLY:HE3	1:P:626:TYR:HE1	1.77	0.45
1:P:732:ILE:CG2	1:P:747:LEU:CD1	0.65	0.45
1:P:786:ILE:O	1:P:789:ALA:CA	2.65	0.45
1:P:806:MET:O	1:P:807:VAL:CG2	2.64	0.45
1:P:834:LEU:HD22	2:Q:34:ILE:HD13	1.98	0.45
2:Q:112:ILE:O	2:Q:148:VAL:HA	2.16	0.45
2:Q:144:VAL:HG12	2:Q:153:ILE:HD13	1.93	0.45
4:1:201:VAL:CB	4:Y:287:ILE:HG13	2.46	0.45
4:3:366:GLY:O	4:3:369:ILE:HG22	2.16	0.45
4:4:190:MET:O	4:4:194:THR:HG23	2.16	0.45
4:4:287:ILE:HG13	4:6:202:THR:HA	1.40	0.45
4:5:6:THR:HG22	4:5:101:HIS:HA	1.98	0.45
4:6:6:THR:HG22	4:6:101:HIS:HA	1.97	0.45
4:9:190:MET:O	4:9:194:THR:HG23	2.16	0.45
4:Z:223:PHE:CD2	4:Z:259:GLU:HG3	2.52	0.45
4:Z:366:GLY:O	4:Z:369:ILE:HG22	2.16	0.45
1:A:89:GLU:CD	1:A:153:PRO:HD2	2.37	0.45
1:A:732:ILE:HG23	1:A:747:LEU:HD12	0.95	0.45
1:D:55:MLY:HH23	1:D:60:VAL:HG22	1.99	0.45
1:D:144:ARG:HA	1:D:144:ARG:HD2	1.78	0.45
1:D:179:GLY:O	1:D:185:LYS:HE2	2.17	0.45
1:D:335:ASP:OD1	1:D:348:MLY:NZ	2.49	0.45
1:D:798:LEU:HD12	1:D:798:LEU:HA	1.36	0.45
1:D:810:ARG:HG2	1:D:810:ARG:NH1	2.29	0.45
2:E:149:ASP:CG	2:E:150:TYR:N	2.49	0.45
1:G:99:GLU:N	1:G:100:PRO:CD	2.80	0.45
1:G:330:GLU:O	1:G:333:ALA:HB3	2.17	0.45
1:G:723:ARG:CG	1:G:723:ARG:NH1	2.80	0.45
2:H:137:TRP:CZ3	2:H:145:ALA:N	2.81	0.45
1:J:55:MLY:HH23	1:J:60:VAL:HG22	1.99	0.45

Continued on next page...

Continued from previous page...

Atom-1	Atom-2	Interatomic distance (Å)	Clash overlap (Å)
1:J:636:LYS:O	4:W:144:ALA:HB1	2.14	0.45
1:J:639:GLY:CA	4:W:344:SER:O	2.39	0.45
1:J:640:LYS:C	4:W:23:GLY:C	2.74	0.45
1:J:733:PRO:O	1:J:737:PHE:CE1	2.53	0.45
1:J:768:MLY:HH12	1:J:775:LEU:HB2	1.99	0.45
1:J:794:CYS:O	1:J:797:PHE:HB3	2.17	0.45
1:M:724:TYR:HE1	1:M:776:GLU:N	2.14	0.45
1:P:42:HIS:O	1:P:45:GLN:O	2.33	0.45
1:P:82:PRO:HG2	1:P:85:TYR:CE2	2.50	0.45
1:P:361:TYR:O	1:P:364:LEU:HB2	2.16	0.45
1:P:408:VAL:HG22	1:P:636:LYS:HG2	1.51	0.45
1:P:506:GLU:CD	1:P:763:THR:H	2.20	0.45
1:P:524:GLU:HB3	1:P:528:MLY:HG2	1.97	0.45
1:P:667:THR:O	1:P:669:PRO:HD3	2.16	0.45
1:P:732:ILE:H	1:P:733:PRO:HD2	1.74	0.45
4:1:223:PHE:CD2	4:1:259:GLU:HG3	2.52	0.45
4:6:253:GLU:HA	4:6:256:ARG:CG	2.42	0.45
4:X:190:MET:O	4:X:194:THR:HG23	2.16	0.45
4:X:299:MET:HE2	4:X:331:ALA:HB2	1.99	0.45
4:Y:6:THR:HG22	4:Y:101:HIS:HA	1.98	0.45
1:A:335:ASP:OD1	1:A:348:MLY:NZ	2.49	0.45
1:A:476:GLU:OE2	1:A:598:MLY:HH13	2.17	0.45
1:A:643:GLY:N	4:8:24:ASP:CA	2.46	0.45
1:D:296:MLY:O	1:D:299:LEU:HB2	2.17	0.45
1:D:797:PHE:HD1	3:F:146:ILE:CG2	2.15	0.45
1:D:831:TRP:CE2	2:E:51:PHE:CE2	2.96	0.45
1:G:14:ALA:N	1:G:15:PRO:HD2	2.32	0.45
1:G:186:THR:O	1:G:190:MLY:HG2	2.17	0.45
1:G:476:GLU:OE2	1:G:598:MLY:HH13	2.17	0.45
1:J:642:LYS:HG3	4:W:23:GLY:CA	2.32	0.45
1:J:642:LYS:NZ	4:W:340:TRP:O	2.50	0.45
1:J:732:ILE:HG23	1:J:747:LEU:HD12	0.95	0.45
1:J:783:LEU:N	1:J:783:LEU:CD1	2.78	0.45
2:K:137:TRP:CA	2:K:145:ALA:CB	2.82	0.45
1:M:87:MLY:HH12	1:M:87:MLY:HD3	1.61	0.45
1:M:576:GLU:CG	1:M:577:ALA:N	2.44	0.45
1:M:714:ARG:HD3	1:M:766:PHE:CE2	2.51	0.45
1:M:810:ARG:HG2	1:M:810:ARG:NH1	2.29	0.45
1:P:218:LEU:HA	1:P:221:GLN:HG3	1.71	0.45
1:P:464:ILE:CG2	1:P:465:ALA:N	2.80	0.45
1:P:485:GLU:OE1	1:P:583:HIS:ND1	2.49	0.45

Continued on next page...

Continued from previous page...

Atom-1	Atom-2	Interatomic distance (Å)	Clash overlap (Å)
1:P:486:MLY:HH22	1:P:527:GLU:CD	2.37	0.45
4:1:190:MET:O	4:1:194:THR:HG23	2.16	0.45
4:2:287:ILE:HG23	4:4:202:THR:CG2	2.28	0.45
4:6:366:GLY:O	4:6:369:ILE:HG22	2.16	0.45
4:7:366:GLY:O	4:7:369:ILE:HG22	2.16	0.45
4:W:32:PRO:HB2	4:W:34:ILE:HD11	1.98	0.45
1:A:139:VAL:HG12	1:A:143:TYR:HD2	1.81	0.45
1:A:296:MLY:O	1:A:299:LEU:HB2	2.17	0.45
1:A:732:ILE:CG2	1:A:747:LEU:CD1	0.65	0.45
1:D:186:THR:O	1:D:190:MLY:HG2	2.17	0.45
1:D:278:GLN:HE21	1:D:278:GLN:HB3	1.42	0.45
1:D:538:GLU:CA	4:9:351:THR:N	2.69	0.45
1:D:712:PRO:CB	1:D:771:LEU:HB2	2.39	0.45
1:D:783:LEU:N	1:D:783:LEU:CD1	2.78	0.45
1:G:226:ASN:N	1:G:227:PRO:HD2	2.32	0.45
1:G:794:CYS:O	1:G:797:PHE:HB3	2.17	0.45
1:J:296:MLY:O	1:J:299:LEU:HB2	2.17	0.45
1:J:322:VAL:HB	1:J:325:ILE:HG13	1.98	0.45
1:J:406:VAL:CG1	1:J:407:GLY:N	2.77	0.45
1:J:418:THR:CG2	1:J:419:VAL:N	2.79	0.45
1:M:568:PRO:CG	1:M:578:HIS:H	2.30	0.45
1:M:803:TYR:CE2	3:O:17:PHE:HE2	2.32	0.45
1:P:214:MET:HA	1:P:340:ILE:CD1	2.41	0.45
1:P:642:LYS:NZ	4:1:340:TRP:O	2.50	0.45
1:P:792:ALA:HB1	3:R:42:THR:CA	2.46	0.45
1:P:794:CYS:O	1:P:797:PHE:HB3	2.17	0.45
4:1:32:PRO:HB2	4:1:34:ILE:HD11	1.98	0.45
4:2:322:PRO:HB3	4:4:244:ASP:HB3	1.77	0.45
4:7:287:ILE:HA	4:9:202:THR:HG21	1.59	0.45
1:A:103:LEU:HD22	1:A:692:LEU:HG	1.98	0.45
1:A:292:MET:HE1	1:A:309:PRO:CG	2.46	0.45
1:A:295:MLY:HG3	1:A:332:MET:HE2	1.99	0.45
1:A:640:LYS:C	4:8:23:GLY:C	2.74	0.45
1:A:724:TYR:HD1	1:A:727:LEU:CD1	2.27	0.45
1:A:725:ARG:HA	1:A:732:ILE:HG22	1.99	0.45
1:D:332:MET:H	1:D:332:MET:HG2	1.52	0.45
1:D:411:GLU:H	4:9:333:PRO:CB	2.30	0.45
1:D:496:PHE:CE2	1:D:514:ASP:HA	2.50	0.45
1:D:519:LEU:N	1:D:519:LEU:CD1	2.77	0.45
1:D:529:PRO:HB2	4:9:354:GLN:HB3	1.98	0.45
1:D:642:LYS:NZ	4:9:340:TRP:O	2.50	0.45

Continued on next page...

Continued from previous page...

Atom-1	Atom-2	Interatomic distance (Å)	Clash overlap (Å)
2:E:112:ILE:O	2:E:148:VAL:N	2.50	0.45
1:G:361:TYR:O	1:G:364:LEU:HB2	2.16	0.45
1:G:464:ILE:CG2	1:G:465:ALA:N	2.80	0.45
1:G:725:ARG:HA	1:G:732:ILE:HG22	1.99	0.45
1:G:795:ARG:NE	3:I:116:GLU:CD	2.71	0.45
1:G:796:GLY:HA2	3:I:35:ARG:CZ	2.43	0.45
1:J:173:GLN:HG3	1:J:670:HIS:HD2	1.82	0.45
1:J:186:THR:O	1:J:190:MLY:HG2	2.17	0.45
1:M:173:GLN:HG3	1:M:670:HIS:HD2	1.82	0.45
1:M:476:GLU:OE2	1:M:598:MLY:HH13	2.17	0.45
2:N:112:ILE:O	2:N:148:VAL:HA	2.17	0.45
1:P:502:GLU:CD	1:P:764:MLY:HH13	2.37	0.45
1:P:506:GLU:O	1:P:762:HIS:CG	2.70	0.45
3:R:50:LEU:O	3:R:53:PRO:CD	2.63	0.45
4:2:190:MET:O	4:2:194:THR:HG23	2.16	0.45
4:2:203:THR:HG21	4:Z:288:ASP:CB	2.43	0.45
4:2:223:PHE:CD2	4:2:259:GLU:HG3	2.52	0.45
4:9:32:PRO:HB2	4:9:34:ILE:HD11	1.98	0.45
4:9:288:ASP:CA	4:W:204:ALA:HB2	2.32	0.45
4:W:6:THR:HG22	4:W:101:HIS:HA	1.98	0.45
1:A:163:TYR:O	1:A:166:MET:HB3	2.17	0.45
1:A:226:ASN:N	1:A:227:PRO:HD2	2.32	0.45
1:A:322:VAL:HA	1:A:323:PRO:HD3	1.87	0.45
1:A:664:LEU:HD12	1:A:664:LEU:HA	1.53	0.45
1:A:725:ARG:NE	1:A:733:PRO:CB	1.95	0.45
1:A:793:ARG:O	1:A:797:PHE:N	2.40	0.45
1:D:14:ALA:N	1:D:15:PRO:HD2	2.32	0.45
1:D:99:GLU:N	1:D:100:PRO:CD	2.79	0.45
1:D:322:VAL:CG1	1:D:325:ILE:HD11	2.47	0.45
1:D:597:GLU:O	1:D:600:MLY:N	2.50	0.45
1:D:629:GLU:HG2	1:D:643:GLY:C	2.35	0.45
1:D:723:ARG:NH2	1:D:779:ARG:HH21	2.15	0.45
1:D:794:CYS:O	1:D:797:PHE:HB3	2.16	0.45
1:G:326:ASP:O	1:G:330:GLU:HG2	2.16	0.45
1:G:597:GLU:O	1:G:600:MLY:N	2.50	0.45
1:G:642:LYS:NZ	4:V:340:TRP:O	2.50	0.45
1:G:667:THR:O	1:G:669:PRO:HD3	2.16	0.45
1:G:817:GLN:HB3	2:H:127:ARG:HH11	1.81	0.45
1:J:224:SER:O	1:J:227:PRO:HD2	2.17	0.45
1:J:332:MET:O	1:J:336:SER:OG	2.27	0.45
1:J:723:ARG:CG	1:J:723:ARG:NH1	2.79	0.45

Continued on next page...

Continued from previous page...

Atom-1	Atom-2	Interatomic distance (Å)	Clash overlap (Å)
1:J:724:TYR:HD1	1:J:727:LEU:CD1	2.27	0.45
1:M:139:VAL:HG12	1:M:143:TYR:HD2	1.81	0.45
1:M:692:LEU:HD23	1:M:692:LEU:HA	1.85	0.45
1:M:709:LYS:O	1:M:768:MLY:HH13	2.14	0.45
1:M:805:ALA:C	1:M:807:VAL:N	2.70	0.45
1:P:37:SER:O	1:P:38:VAL:HG23	2.17	0.45
1:P:103:LEU:HD22	1:P:692:LEU:HG	1.98	0.45
1:P:330:GLU:O	1:P:333:ALA:HB3	2.16	0.45
1:P:795:ARG:HH21	3:R:116:GLU:HA	1.82	0.45
4:1:366:GLY:O	4:1:369:ILE:HG22	2.16	0.45
4:4:171:LEU:HA	4:4:172:PRO:HD2	1.84	0.45
4:4:223:PHE:CD2	4:4:259:GLU:HG3	2.52	0.45
4:4:287:ILE:HG22	4:6:204:ALA:H	1.74	0.45
4:7:6:THR:HG22	4:7:101:HIS:HA	1.98	0.45
4:8:223:PHE:CD2	4:8:259:GLU:HG3	2.52	0.45
4:8:288:ASP:CA	4:V:204:ALA:HB2	2.32	0.45
4:9:6:THR:HG22	4:9:101:HIS:HA	1.98	0.45
4:X:291:LYS:HG3	4:Z:244:ASP:HA	1.20	0.45
4:Y:366:GLY:O	4:Y:369:ILE:HG22	2.16	0.45
1:A:326:ASP:O	1:A:330:GLU:HG2	2.16	0.45
1:A:488:GLN:O	1:A:491:PHE:HB3	2.17	0.45
1:A:568:PRO:CG	1:A:578:HIS:H	2.30	0.45
1:A:597:GLU:O	1:A:600:MLY:N	2.50	0.45
1:A:757:GLN:O	1:A:771:LEU:HD22	2.16	0.45
1:A:768:MLY:H	1:A:771:LEU:HD22	1.82	0.45
1:A:769:ALA:N	1:A:771:LEU:HB2	2.31	0.45
1:D:195:TYR:CE2	1:D:199:ILE:HD12	2.52	0.45
1:D:224:SER:O	1:D:227:PRO:HD2	2.17	0.45
1:D:775:LEU:HD12	1:D:775:LEU:HA	1.70	0.45
1:D:818:TYR:CB	2:E:90:GLY:N	2.50	0.45
3:F:50:LEU:O	3:F:53:PRO:CD	2.63	0.45
1:G:322:VAL:CG1	1:G:325:ILE:HD11	2.47	0.45
1:G:675:ILE:HG23	1:G:676:ILE:N	2.32	0.45
1:G:835:PHE:O	1:G:839:MLY:N	2.49	0.45
2:H:112:ILE:O	2:H:148:VAL:N	2.50	0.45
1:J:99:GLU:N	1:J:100:PRO:CD	2.80	0.45
1:J:218:LEU:HA	1:J:221:GLN:HG3	1.71	0.45
1:J:629:GLU:CB	1:J:645:SER:N	2.74	0.45
1:J:756:THR:HG21	1:J:776:GLU:HA	1.79	0.45
1:M:186:THR:O	1:M:190:MLY:HG2	2.17	0.45
1:M:226:ASN:N	1:M:227:PRO:HD2	2.32	0.45

Continued on next page...

Continued from previous page...

Atom-1	Atom-2	Interatomic distance (Å)	Clash overlap (Å)
1:M:546:THR:O	4:2:46:GLY:C	2.54	0.45
1:M:649:VAL:HA	1:M:649:VAL:HG23	1.83	0.45
2:N:137:TRP:CA	2:N:145:ALA:CB	2.82	0.45
2:N:144:VAL:HG12	2:N:153:ILE:HD11	1.75	0.45
1:P:476:GLU:OE2	1:P:598:MLY:HH13	2.16	0.45
1:P:530:MET:HA	4:1:354:GLN:CD	2.11	0.45
1:P:723:ARG:CG	1:P:723:ARG:NH1	2.79	0.45
1:P:725:ARG:CG	1:P:733:PRO:HA	2.43	0.45
1:P:733:PRO:HB3	3:R:85:GLU:CG	2.47	0.45
4:2:32:PRO:HB2	4:2:34:ILE:HD11	1.98	0.45
4:3:6:THR:HG22	4:3:101:HIS:HA	1.98	0.45
4:3:223:PHE:CD2	4:3:259:GLU:HG3	2.52	0.45
4:4:366:GLY:O	4:4:369:ILE:HG22	2.16	0.45
4:5:190:MET:O	4:5:194:THR:HG23	2.16	0.45
4:6:223:PHE:CD2	4:6:259:GLU:HG3	2.52	0.45
4:8:324:THR:N	4:V:245:GLY:CA	2.69	0.45
4:V:223:PHE:CD2	4:V:259:GLU:HG3	2.52	0.45
4:Y:223:PHE:CD2	4:Y:259:GLU:HG3	2.52	0.45
1:A:794:CYS:O	1:A:797:PHE:HB3	2.17	0.44
1:D:30:MLY:HB3	1:D:31:PRO:HD2	1.97	0.44
1:D:37:SER:O	1:D:38:VAL:HG23	2.17	0.44
1:D:540:CYS:N	4:9:349:LEU:HD11	2.31	0.44
1:D:725:ARG:CG	1:D:733:PRO:CA	2.95	0.44
1:D:835:PHE:O	1:D:839:MLY:N	2.49	0.44
2:E:137:TRP:CA	2:E:145:ALA:CB	2.82	0.44
3:F:69:LEU:HB3	3:F:70:PRO:HD3	1.99	0.44
1:G:37:SER:O	1:G:38:VAL:HG23	2.17	0.44
1:G:173:GLN:HG3	1:G:670:HIS:HD2	1.82	0.44
1:G:443:ILE:HG22	1:G:444:ARG:N	2.29	0.44
1:G:725:ARG:HH21	1:G:733:PRO:HB2	1.81	0.44
1:G:795:ARG:C	3:I:35:ARG:HH22	2.10	0.44
1:J:103:LEU:HD22	1:J:692:LEU:HG	1.98	0.44
1:J:215:GLN:H	1:J:340:ILE:CD1	2.20	0.44
1:J:496:PHE:CE2	1:J:514:ASP:HA	2.50	0.44
1:J:793:ARG:HH21	3:L:147:MET:HE1	1.79	0.44
1:J:817:GLN:HB3	2:K:127:ARG:HD3	1.96	0.44
1:J:838:ILE:HD12	2:K:54:MET:HE3	1.90	0.44
2:K:112:ILE:O	2:K:148:VAL:HA	2.16	0.44
1:M:14:ALA:N	1:M:15:PRO:HD2	2.32	0.44
1:M:30:MLY:HB3	1:M:31:PRO:HD2	1.97	0.44
1:M:95:THR:OG1	1:M:770:GLY:C	2.55	0.44

Continued on next page...

Continued from previous page...

Atom-1	Atom-2	Interatomic distance (Å)	Clash overlap (Å)
1:M:322:VAL:CG1	1:M:325:ILE:HD11	2.47	0.44
1:P:55:MLY:HH23	1:P:60:VAL:HG22	1.99	0.44
1:P:215:GLN:CA	1:P:340:ILE:CG2	2.63	0.44
1:P:332:MET:H	1:P:332:MET:HG2	1.52	0.44
1:P:540:CYS:C	4:1:349:LEU:HD21	2.36	0.44
1:P:597:GLU:O	1:P:600:MLY:N	2.50	0.44
1:P:725:ARG:HH21	1:P:733:PRO:HB2	1.82	0.44
1:P:810:ARG:HG2	1:P:810:ARG:NH1	2.29	0.44
3:R:52:ASN:CB	3:R:53:PRO:CD	2.92	0.44
4:V:290:ARG:NH1	4:X:202:THR:CG2	2.80	0.44
4:X:223:PHE:CD2	4:X:259:GLU:HG3	2.52	0.44
4:Z:32:PRO:HB2	4:Z:34:ILE:HD11	1.98	0.44
1:A:195:TYR:CE2	1:A:199:ILE:HD12	2.52	0.44
1:A:418:THR:CG2	1:A:419:VAL:N	2.79	0.44
1:A:642:LYS:HG3	4:8:23:GLY:CA	2.32	0.44
1:A:725:ARG:CG	1:A:733:PRO:CA	2.95	0.44
1:A:725:ARG:HH21	1:A:733:PRO:HB2	1.81	0.44
1:D:173:GLN:HG3	1:D:670:HIS:HD2	1.82	0.44
1:D:485:GLU:OE1	1:D:583:HIS:ND1	2.49	0.44
1:D:530:MET:CB	4:9:354:GLN:CB	2.95	0.44
1:D:642:LYS:HG3	4:9:23:GLY:CA	2.31	0.44
1:D:667:THR:O	1:D:669:PRO:HD3	2.16	0.44
2:E:162:ASP:O	2:K:21:GLU:HB3	2.11	0.44
1:G:195:TYR:CE2	1:G:199:ILE:HD12	2.52	0.44
1:G:202:SER:HA	1:G:207:LYS:NZ	2.23	0.44
1:G:689:GLU:HA	1:G:692:LEU:HB2	2.00	0.44
1:G:692:LEU:O	1:G:696:ARG:HG3	2.18	0.44
1:J:320:ILE:O	1:J:320:ILE:HG22	2.18	0.44
1:J:488:GLN:O	1:J:491:PHE:HB3	2.17	0.44
1:J:506:GLU:HG3	1:J:760:PHE:O	2.17	0.44
1:J:597:GLU:O	1:J:600:MLY:N	2.50	0.44
1:J:711:PHE:HB3	1:J:766:PHE:HB3	2.00	0.44
1:J:795:ARG:HE	3:L:116:GLU:CB	2.30	0.44
1:J:795:ARG:CD	3:L:35:ARG:NH1	2.80	0.44
1:J:796:GLY:HA2	3:L:35:ARG:HD3	1.99	0.44
1:M:163:TYR:O	1:M:166:MET:HB3	2.17	0.44
1:M:214:MET:CA	1:M:340:ILE:HD11	2.45	0.44
1:M:409:GLY:N	1:M:636:LYS:CD	2.70	0.44
1:M:411:GLU:H	4:Z:333:PRO:CB	2.30	0.44
1:M:486:MLY:HH22	1:M:527:GLU:CD	2.37	0.44
1:M:597:GLU:O	1:M:600:MLY:N	2.51	0.44

Continued on next page...

Continued from previous page...

Atom-1	Atom-2	Interatomic distance (Å)	Clash overlap (Å)
1:M:723:ARG:CG	1:M:723:ARG:NH1	2.79	0.44
1:M:727:LEU:HD21	1:M:778:MET:HB2	1.97	0.44
1:M:732:ILE:HG21	1:M:747:LEU:CD1	0.63	0.44
1:P:48:VAL:HA	1:P:104:TYR:OH	2.18	0.44
1:P:106:LEU:HD12	1:P:106:LEU:HA	1.79	0.44
1:P:136:ASN:HA	1:P:137:PRO:HD3	1.49	0.44
1:P:179:GLY:O	1:P:185:LYS:HE2	2.17	0.44
1:P:747:LEU:C	1:P:749:GLY:H	2.20	0.44
4:7:32:PRO:HB2	4:7:34:ILE:HD11	1.98	0.44
4:7:223:PHE:CD2	4:7:259:GLU:HG3	2.52	0.44
4:8:32:PRO:HB2	4:8:34:ILE:HD11	1.98	0.44
1:A:14:ALA:N	1:A:15:PRO:HD2	2.32	0.44
1:A:37:SER:O	1:A:38:VAL:HG23	2.17	0.44
1:A:134:VAL:C	1:A:136:ASN:H	2.16	0.44
1:A:193:ILE:HD11	1:A:250:ILE:CD1	2.48	0.44
1:A:486:MLY:HH22	1:A:527:GLU:CD	2.37	0.44
1:A:504:MLY:HB2	1:A:762:HIS:NE2	2.31	0.44
1:A:541:MET:HB3	4:8:345:ILE:HG22	2.00	0.44
1:A:747:LEU:C	1:A:749:GLY:H	2.20	0.44
1:D:48:VAL:HA	1:D:104:TYR:OH	2.18	0.44
1:D:709:LYS:C	1:D:710:GLY:CA	2.83	0.44
1:D:711:PHE:HB3	1:D:766:PHE:HB3	2.00	0.44
1:D:713:SER:HB3	1:D:772:LEU:HD12	1.99	0.44
1:D:800:ARG:HB3	3:F:149:VAL:HG11	1.98	0.44
1:G:224:SER:O	1:G:227:PRO:HD2	2.17	0.44
1:G:330:GLU:HG2	1:G:330:GLU:H	1.54	0.44
1:G:576:GLU:CG	1:G:577:ALA:N	2.44	0.44
1:G:725:ARG:CG	1:G:733:PRO:HA	2.43	0.44
2:H:129:THR:HG23	2:H:132:GLU:OE1	2.18	0.44
1:J:48:VAL:HA	1:J:104:TYR:OH	2.18	0.44
1:J:136:ASN:HA	1:J:137:PRO:HD3	1.49	0.44
1:J:195:TYR:CE2	1:J:199:ILE:HD12	2.52	0.44
1:J:214:MET:CA	1:J:340:ILE:HD11	2.45	0.44
1:J:322:VAL:CG1	1:J:325:ILE:HD11	2.47	0.44
1:J:354:LEU:HD12	1:J:354:LEU:HA	1.56	0.44
1:J:411:GLU:H	4:W:333:PRO:HB2	1.81	0.44
1:J:783:LEU:HA	1:J:786:ILE:HB	2.00	0.44
1:J:795:ARG:CB	3:L:35:ARG:CZ	2.52	0.44
1:M:106:LEU:HD12	1:M:106:LEU:HA	1.79	0.44
1:M:485:GLU:OE1	1:M:583:HIS:ND1	2.49	0.44
1:M:667:THR:O	1:M:669:PRO:HD3	2.17	0.44

Continued on next page...

Continued from previous page...

Atom-1	Atom-2	Interatomic distance (Å)	Clash overlap (Å)
1:M:689:GLU:HA	1:M:692:LEU:HB2	2.00	0.44
1:M:725:ARG:HH21	1:M:733:PRO:HB2	1.82	0.44
1:P:30:MLY:HB3	1:P:31:PRO:HD2	1.97	0.44
1:P:64:THR:HB	1:P:68:GLU:N	2.33	0.44
1:P:226:ASN:HB2	1:P:227:PRO:CD	2.47	0.44
1:P:493:HIS:O	1:P:496:PHE:HB3	2.18	0.44
1:P:629:GLU:HG2	1:P:643:GLY:C	2.35	0.44
1:P:725:ARG:CG	1:P:733:PRO:CA	2.95	0.44
1:P:804:ARG:HG3	1:P:808:GLU:CA	2.47	0.44
1:P:818:TYR:CG	2:Q:127:ARG:NH1	2.85	0.44
1:P:830:PRO:CG	2:Q:67:MET:CG	2.91	0.44
2:Q:112:ILE:O	2:Q:148:VAL:N	2.50	0.44
4:3:290:ARG:NH2	4:5:202:THR:HG21	1.60	0.44
4:4:32:PRO:HB2	4:4:34:ILE:HD11	1.99	0.44
4:9:223:PHE:CD2	4:9:259:GLU:HG3	2.52	0.44
4:9:287:ILE:HA	4:W:202:THR:HG21	1.59	0.44
4:9:366:GLY:O	4:9:369:ILE:HG22	2.16	0.44
4:V:223:PHE:HB3	4:V:259:GLU:OE2	2.18	0.44
4:W:223:PHE:CD2	4:W:259:GLU:HG3	2.52	0.44
4:X:32:PRO:HB2	4:X:34:ILE:HD11	1.98	0.44
4:Z:190:MET:O	4:Z:194:THR:HG23	2.16	0.44
1:A:330:GLU:HG2	1:A:330:GLU:H	1.55	0.44
1:D:348:MLY:HH12	1:D:348:MLY:HD2	1.82	0.44
1:D:488:GLN:O	1:D:491:PHE:HB3	2.17	0.44
1:G:139:VAL:HG12	1:G:143:TYR:HD2	1.81	0.44
1:G:163:TYR:O	1:G:166:MET:HB3	2.17	0.44
1:G:701:LEU:HD12	1:G:701:LEU:HA	1.55	0.44
1:J:14:ALA:N	1:J:15:PRO:HD2	2.32	0.44
1:J:144:ARG:HA	1:J:144:ARG:HD2	1.78	0.44
1:J:330:GLU:O	1:J:333:ALA:HB3	2.17	0.44
1:J:408:VAL:CG1	4:W:332:PRO:HB3	2.41	0.44
1:J:725:ARG:HH21	1:J:733:PRO:HB2	1.82	0.44
1:M:155:ILE:HG22	1:M:156:PHE:N	2.33	0.44
1:M:179:GLY:O	1:M:185:LYS:HE2	2.17	0.44
1:M:332:MET:O	1:M:336:SER:OG	2.27	0.44
1:M:408:VAL:HG22	1:M:636:LYS:HG2	1.52	0.44
1:M:493:HIS:O	1:M:496:PHE:HB3	2.18	0.44
1:M:556:ASP:N	4:2:49:GLN:HB2	2.08	0.44
1:M:640:LYS:HB3	1:M:645:SER:CB	2.42	0.44
1:M:715:VAL:HG12	1:M:720:PHE:HB2	2.00	0.44
1:M:725:ARG:CG	1:M:733:PRO:CA	2.95	0.44

Continued on next page...

Continued from previous page...

Atom-1	Atom-2	Interatomic distance (Å)	Clash overlap (Å)
1:M:786:ILE:O	1:M:787:ILE:CB	2.38	0.44
2:N:129:THR:HG23	2:N:132:GLU:OE1	2.18	0.44
1:P:14:ALA:N	1:P:15:PRO:HD2	2.32	0.44
1:P:725:ARG:NH1	3:R:85:GLU:O	2.50	0.44
1:P:838:ILE:HG13	2:Q:54:MET:SD	2.58	0.44
4:7:223:PHE:HB3	4:7:259:GLU:OE2	2.18	0.44
1:A:179:GLY:O	1:A:185:LYS:HE2	2.17	0.44
1:A:202:SER:HA	1:A:207:LYS:NZ	2.22	0.44
1:A:501:GLU:CB	1:A:762:HIS:CE1	2.88	0.44
1:A:505:MLY:CG	1:A:741:LYS:HZ3	2.26	0.44
1:A:675:ILE:HG23	1:A:676:ILE:N	2.32	0.44
1:D:103:LEU:HD22	1:D:692:LEU:HG	1.98	0.44
1:D:540:CYS:C	4:9:349:LEU:HD21	2.36	0.44
1:D:639:GLY:CA	4:9:344:SER:O	2.40	0.44
1:D:725:ARG:HA	1:D:732:ILE:HG22	1.99	0.44
1:D:725:ARG:HH21	1:D:733:PRO:HB2	1.82	0.44
1:D:809:ARG:NH2	2:E:120:LEU:HD11	2.32	0.44
1:G:123:CYS:CB	1:G:158:ILE:HD13	2.48	0.44
1:G:488:GLN:O	1:G:491:PHE:HB3	2.17	0.44
1:G:829:TRP:HE1	2:H:70:GLU:CD	2.21	0.44
2:H:114:LYS:CG	2:H:146:GLY:HA2	2.46	0.44
3:I:69:LEU:HB3	3:I:70:PRO:HD3	2.00	0.44
1:J:476:GLU:OE2	1:J:598:MLY:HH13	2.16	0.44
1:M:439:LEU:N	1:M:439:LEU:CD1	2.81	0.44
1:M:464:ILE:CG2	1:M:465:ALA:N	2.80	0.44
1:M:715:VAL:HG23	1:M:772:LEU:CD2	2.36	0.44
1:P:163:TYR:O	1:P:166:MET:HB3	2.17	0.44
1:P:292:MET:HE1	1:P:309:PRO:CG	2.47	0.44
1:P:320:ILE:O	1:P:320:ILE:HG22	2.18	0.44
1:P:322:VAL:CG1	1:P:325:ILE:HD11	2.47	0.44
1:P:448:GLN:C	1:P:450:ASP:H	2.19	0.44
1:P:829:TRP:CD2	2:Q:87:LYS:CE	3.00	0.44
2:Q:129:THR:HG23	2:Q:132:GLU:OE1	2.18	0.44
2:Q:139:ALA:C	2:Q:141:PRO:HD3	2.33	0.44
3:R:122:GLU:HA	3:R:125:GLU:OE1	2.18	0.44
4:1:243:PRO:CA	4:Y:291:LYS:HD2	2.47	0.44
4:2:223:PHE:HB3	4:2:259:GLU:OE2	2.18	0.44
4:2:299:MET:HE2	4:2:331:ALA:HB2	2.00	0.44
4:6:223:PHE:HB3	4:6:259:GLU:OE2	2.18	0.44
4:7:299:MET:HE2	4:7:331:ALA:HB2	1.99	0.44
4:8:223:PHE:HB3	4:8:259:GLU:OE2	2.18	0.44

Continued on next page...

Continued from previous page...

Atom-1	Atom-2	Interatomic distance (Å)	Clash overlap (Å)
4:9:223:PHE:HB3	4:9:259:GLU:OE2	2.18	0.44
4:V:32:PRO:HB2	4:V:34:ILE:HD11	1.98	0.44
4:Y:190:MET:O	4:Y:194:THR:HG23	2.16	0.44
1:A:48:VAL:HA	1:A:104:TYR:OH	2.18	0.44
1:D:612:GLN:NE2	1:D:627:GLY:H	2.14	0.44
1:G:103:LEU:HD22	1:G:692:LEU:HG	1.99	0.44
1:G:332:MET:H	1:G:332:MET:HG2	1.52	0.44
1:G:673:ARG:HA	1:G:673:ARG:HD2	1.79	0.44
1:G:725:ARG:CZ	1:G:737:PHE:CZ	3.01	0.44
1:G:747:LEU:C	1:G:749:GLY:N	2.71	0.44
1:J:578:HIS:HB3	1:J:592:ILE:CD1	2.38	0.44
1:J:747:LEU:C	1:J:749:GLY:N	2.71	0.44
1:J:819:ASN:ND2	2:K:92:ASP:CG	2.68	0.44
1:M:195:TYR:CE2	1:M:199:ILE:HD12	2.52	0.44
1:M:516:GLY:O	1:M:518:ASP:N	2.51	0.44
1:M:530:MET:HE3	4:Z:354:GLN:CB	2.47	0.44
1:M:692:LEU:O	1:M:696:ARG:HG3	2.18	0.44
1:M:725:ARG:CZ	1:M:737:PHE:CZ	3.01	0.44
1:M:732:ILE:CG2	1:M:747:LEU:HD12	0.35	0.44
1:M:776:GLU:O	1:M:780:ASP:N	2.45	0.44
1:P:411:GLU:H	4:1:333:PRO:CB	2.30	0.44
1:P:485:GLU:HA	1:P:584:TYR:HE2	1.83	0.44
1:P:797:PHE:CE2	3:R:146:ILE:CD1	2.63	0.44
4:W:366:GLY:O	4:W:369:ILE:HG22	2.16	0.44
4:X:324:THR:O	4:Z:245:GLY:C	2.56	0.44
4:Z:223:PHE:HB3	4:Z:259:GLU:OE2	2.18	0.44
1:A:92:ALA:O	1:A:714:ARG:N	2.39	0.44
1:A:123:CYS:CB	1:A:158:ILE:HD13	2.48	0.44
1:A:166:MET:CE	1:A:254:PHE:CD2	3.01	0.44
1:A:215:GLN:H	1:A:340:ILE:CD1	2.21	0.44
1:A:224:SER:O	1:A:227:PRO:HD2	2.17	0.44
1:A:266:GLU:OE1	1:A:659:MLY:NZ	2.51	0.44
1:A:409:GLY:N	1:A:636:LYS:CD	2.70	0.44
1:A:411:GLU:H	4:8:333:PRO:CB	2.30	0.44
1:A:689:GLU:HA	1:A:692:LEU:HB2	2.00	0.44
1:A:715:VAL:HG12	1:A:720:PHE:HB2	2.00	0.44
1:D:732:ILE:HG21	1:D:747:LEU:CD1	0.64	0.44
1:D:747:LEU:C	1:D:749:GLY:H	2.21	0.44
1:D:791:GLN:OE1	3:F:116:GLU:CG	2.46	0.44
1:D:818:TYR:HD2	2:E:90:GLY:HA2	1.82	0.44
1:G:436:MLY:HE3	1:G:626:TYR:HE1	1.77	0.44

Continued on next page...

Continued from previous page...

Atom-1	Atom-2	Interatomic distance (Å)	Clash overlap (Å)
1:G:485:GLU:HA	1:G:584:TYR:HE2	1.83	0.44
1:G:486:MLY:HH22	1:G:527:GLU:CD	2.38	0.44
1:J:64:THR:HB	1:J:68:GLU:N	2.33	0.44
1:J:87:MLY:HH12	1:J:87:MLY:HD3	1.61	0.44
1:J:123:CYS:CB	1:J:158:ILE:HD13	2.48	0.44
1:J:485:GLU:HA	1:J:584:TYR:HE2	1.83	0.44
1:J:629:GLU:HG2	1:J:643:GLY:C	2.35	0.44
1:J:639:GLY:H	4:W:344:SER:HB3	1.82	0.44
1:J:725:ARG:CG	1:J:733:PRO:CA	2.95	0.44
2:K:140:PHE:HA	2:K:141:PRO:HD2	1.56	0.44
3:L:101:THR:HA	3:L:137:ILE:O	2.18	0.44
1:M:103:LEU:HD22	1:M:692:LEU:HG	1.98	0.44
1:M:123:CYS:CB	1:M:158:ILE:HD13	2.48	0.44
1:M:194:GLN:HE21	1:M:194:GLN:HB3	1.43	0.44
1:M:224:SER:O	1:M:227:PRO:HD2	2.17	0.44
1:M:485:GLU:HA	1:M:584:TYR:HE2	1.83	0.44
1:M:541:MET:CE	4:Z:346:LEU:HD12	2.47	0.44
1:M:554:LEU:HD12	1:M:554:LEU:HA	1.77	0.44
1:M:747:LEU:C	1:M:749:GLY:H	2.20	0.44
1:M:783:LEU:O	1:M:786:ILE:N	2.43	0.44
1:M:829:TRP:O	1:M:832:MET:N	2.50	0.44
1:M:836:PHE:CZ	2:N:160:GLY:N	2.65	0.44
3:O:101:THR:HA	3:O:137:ILE:O	2.18	0.44
1:P:63:MLY:HH23	1:P:63:MLY:HD3	1.76	0.44
1:P:99:GLU:N	1:P:100:PRO:CD	2.80	0.44
1:P:544:LYS:HD3	4:3:45:VAL:CG2	2.42	0.44
1:P:732:ILE:HG23	1:P:747:LEU:HD12	0.95	0.44
1:P:797:PHE:CD1	3:R:146:ILE:CG2	2.86	0.44
1:P:829:TRP:O	1:P:832:MET:N	2.50	0.44
4:2:203:THR:CG2	4:Z:288:ASP:OD1	2.64	0.44
4:W:223:PHE:HB3	4:W:259:GLU:OE2	2.18	0.44
1:A:186:THR:O	1:A:190:MLY:HG2	2.17	0.44
1:A:612:GLN:NE2	1:A:627:GLY:H	2.15	0.44
1:A:753:VAL:HG12	1:A:775:LEU:CD2	2.44	0.44
1:D:123:CYS:CB	1:D:158:ILE:HD13	2.48	0.44
1:D:194:GLN:HE21	1:D:194:GLN:HB3	1.43	0.44
1:D:819:ASN:O	2:E:157:ILE:HG23	2.18	0.44
1:G:48:VAL:HA	1:G:104:TYR:OH	2.18	0.44
1:G:55:MLY:HH23	1:G:60:VAL:HG22	1.99	0.44
1:G:166:MET:CE	1:G:254:PHE:CD2	3.01	0.44
1:G:193:ILE:HD11	1:G:250:ILE:CD1	2.48	0.44

Continued on next page...

Continued from previous page...

Atom-1	Atom-2	Interatomic distance (Å)	Clash overlap (Å)
1:G:229:LEU:HD12	1:G:229:LEU:HA	1.75	0.44
1:G:296:MLY:O	1:G:299:LEU:HB2	2.17	0.44
1:G:439:LEU:N	1:G:439:LEU:CD1	2.81	0.44
1:J:93:MET:HG2	1:J:715:VAL:HA	1.98	0.44
1:J:493:HIS:O	1:J:496:PHE:HB3	2.18	0.44
1:J:516:GLY:O	1:J:518:ASP:N	2.51	0.44
1:J:692:LEU:O	1:J:696:ARG:HG3	2.18	0.44
1:J:795:ARG:HD2	3:L:43:ASN:N	2.32	0.44
2:K:144:VAL:HG12	2:K:153:ILE:HD11	1.75	0.44
1:M:166:MET:CE	1:M:254:PHE:HB2	2.47	0.44
1:P:123:CYS:CB	1:P:158:ILE:HD13	2.48	0.44
1:P:224:SER:O	1:P:227:PRO:HD2	2.17	0.44
1:P:568:PRO:CG	1:P:578:HIS:H	2.30	0.44
1:P:637:LYS:HD2	4:1:144:ALA:HB3	1.20	0.44
1:P:639:GLY:CA	4:1:344:SER:O	2.39	0.44
1:P:639:GLY:H	4:1:344:SER:HB3	1.83	0.44
1:P:711:PHE:HB3	1:P:766:PHE:HB3	2.00	0.44
2:Q:137:TRP:CA	2:Q:145:ALA:HB2	2.37	0.44
3:R:101:THR:HA	3:R:137:ILE:O	2.18	0.44
4:1:6:THR:HG22	4:1:101:HIS:HA	1.98	0.44
4:3:190:MET:O	4:3:194:THR:HG23	2.16	0.44
4:3:223:PHE:HB3	4:3:259:GLU:OE2	2.18	0.44
4:4:287:ILE:HB	4:6:204:ALA:H	1.83	0.44
4:7:193:LEU:O	4:7:198:TYR:HD2	2.01	0.44
4:X:223:PHE:HB3	4:X:259:GLU:OE2	2.18	0.44
1:A:218:LEU:CD2	1:A:222:ILE:CG1	2.85	0.44
1:A:278:GLN:HE21	1:A:278:GLN:HB3	1.42	0.44
1:A:493:HIS:O	1:A:496:PHE:HB3	2.18	0.44
1:A:667:THR:O	1:A:669:PRO:HD3	2.16	0.44
1:D:541:MET:HB3	4:9:345:ILE:HG22	2.00	0.44
1:D:639:GLY:H	4:9:344:SER:HB3	1.83	0.44
1:D:692:LEU:O	1:D:696:ARG:HG3	2.18	0.44
1:D:795:ARG:HA	3:F:118:MET:HE1	1.99	0.44
1:G:292:MET:HE1	1:G:309:PRO:HD3	1.99	0.44
1:G:476:GLU:H	1:G:476:GLU:CD	2.22	0.44
1:G:485:GLU:OE1	1:G:583:HIS:ND1	2.49	0.44
1:G:639:GLY:H	4:V:344:SER:HB3	1.83	0.44
1:G:724:TYR:HB3	1:G:727:LEU:CD1	2.48	0.44
1:G:725:ARG:CG	1:G:733:PRO:CA	2.95	0.44
1:J:193:ILE:HD11	1:J:250:ILE:CD1	2.48	0.44
1:J:568:PRO:CG	1:J:578:HIS:H	2.30	0.44

Continued on next page...

Continued from previous page...

Atom-1	Atom-2	Interatomic distance (Å)	Clash overlap (Å)
1:J:732:ILE:CG2	1:J:747:LEU:HD12	0.35	0.44
1:J:799:MET:CE	3:L:32:ASP:HB3	2.48	0.44
1:J:819:ASN:N	2:K:90:GLY:O	2.44	0.44
1:J:829:TRP:HZ3	2:K:84:PHE:CG	2.35	0.44
3:L:119:THR:O	3:L:123:VAL:HG23	2.18	0.44
3:L:122:GLU:HA	3:L:125:GLU:OE1	2.18	0.44
1:M:725:ARG:HA	1:M:732:ILE:HG22	1.99	0.44
1:M:835:PHE:O	1:M:839:MLY:N	2.49	0.44
2:N:137:TRP:CA	2:N:145:ALA:HB2	2.37	0.44
1:P:173:GLN:HG3	1:P:670:HIS:HD2	1.82	0.44
1:P:519:LEU:N	1:P:519:LEU:CD1	2.77	0.44
1:P:641:LYS:CD	1:P:647:GLN:CG	2.72	0.44
1:P:804:ARG:HA	1:P:807:VAL:C	2.38	0.44
2:Q:121:LEU:CA	2:Q:128:PHE:CG	2.89	0.44
4:2:322:PRO:CA	4:4:244:ASP:HB2	2.47	0.44
4:4:223:PHE:HB3	4:4:259:GLU:OE2	2.18	0.44
4:Y:223:PHE:HB3	4:Y:259:GLU:OE2	2.18	0.44
1:A:64:THR:HB	1:A:68:GLU:N	2.33	0.43
1:A:439:LEU:N	1:A:439:LEU:CD1	2.81	0.43
1:A:496:PHE:HB2	1:A:515:PHE:CD2	2.53	0.43
1:A:516:GLY:O	1:A:518:ASP:N	2.51	0.43
1:A:541:MET:HG2	4:8:345:ILE:HG22	2.00	0.43
1:A:810:ARG:HG2	1:A:810:ARG:NH1	2.29	0.43
1:D:163:TYR:O	1:D:166:MET:HB3	2.17	0.43
1:D:292:MET:HE3	1:D:309:PRO:CA	2.43	0.43
1:D:439:LEU:N	1:D:439:LEU:CD1	2.81	0.43
1:D:493:HIS:O	1:D:496:PHE:HB3	2.18	0.43
1:D:507:GLY:HA3	1:D:762:HIS:CD2	2.50	0.43
1:D:732:ILE:CG2	1:D:747:LEU:CD1	0.65	0.43
3:F:122:GLU:HA	3:F:125:GLU:OE1	2.18	0.43
1:G:64:THR:HB	1:G:68:GLU:N	2.33	0.43
1:G:97:LEU:HA	1:G:97:LEU:HD12	1.67	0.43
1:G:179:GLY:O	1:G:185:LYS:HE2	2.17	0.43
1:G:410:ASN:HA	4:V:334:GLU:HB3	1.28	0.43
1:G:787:ILE:HG23	1:G:791:GLN:HG3	2.00	0.43
1:J:37:SER:O	1:J:38:VAL:HG23	2.17	0.43
1:J:175:ILE:C	1:J:176:LEU:HD12	2.39	0.43
1:J:632:GLY:HA3	1:J:643:GLY:N	2.17	0.43
1:J:725:ARG:HA	1:J:732:ILE:HG22	1.99	0.43
1:J:821:ARG:NH1	2:K:127:ARG:NE	2.66	0.43
1:J:829:TRP:O	1:J:832:MET:N	2.50	0.43

Continued on next page...

Continued from previous page...

Atom-1	Atom-2	Interatomic distance (Å)	Clash overlap (Å)
1:M:64:THR:HB	1:M:68:GLU:N	2.33	0.43
1:M:266:GLU:OE1	1:M:659:MLY:NZ	2.51	0.43
1:M:642:LYS:HB3	4:Z:24:ASP:HB2	1.37	0.43
1:M:796:GLY:N	3:O:35:ARG:NH2	2.66	0.43
3:O:69:LEU:HB3	3:O:70:PRO:HD3	1.99	0.43
1:P:308:ASN:HA	1:P:309:PRO:HD2	1.88	0.43
1:P:496:PHE:HB2	1:P:515:PHE:CD2	2.53	0.43
1:P:715:VAL:HG12	1:P:720:PHE:HB2	2.00	0.43
1:P:797:PHE:CG	3:R:146:ILE:HG23	2.48	0.43
1:P:831:TRP:CE3	2:Q:80:PHE:CZ	3.06	0.43
4:5:32:PRO:HB2	4:5:34:ILE:HD11	1.98	0.43
4:6:32:PRO:HB2	4:6:34:ILE:HD11	1.99	0.43
4:W:220:ALA:HB3	4:W:223:PHE:CD1	2.53	0.43
1:D:56:GLU:HB2	1:D:59:MLY:CB	2.30	0.43
1:D:64:THR:HB	1:D:68:GLU:N	2.33	0.43
1:D:155:ILE:HG22	1:D:156:PHE:N	2.33	0.43
1:D:174:SER:OG	1:D:669:PRO:HA	2.18	0.43
1:D:175:ILE:C	1:D:176:LEU:HD12	2.39	0.43
1:D:193:ILE:HD11	1:D:250:ILE:CD1	2.48	0.43
1:D:516:GLY:O	1:D:518:ASP:N	2.51	0.43
1:D:549:SER:C	4:W:45:VAL:O	2.57	0.43
1:D:568:PRO:CG	1:D:578:HIS:H	2.30	0.43
1:D:795:ARG:CG	3:F:35:ARG:HH12	2.30	0.43
1:D:838:ILE:HD13	2:E:54:MET:CE	2.48	0.43
2:E:129:THR:HG23	2:E:132:GLU:OE1	2.18	0.43
1:G:516:GLY:O	1:G:518:ASP:N	2.51	0.43
1:G:540:CYS:C	4:V:349:LEU:HD21	2.36	0.43
1:G:715:VAL:HG12	1:G:720:PHE:HB2	2.00	0.43
1:G:732:ILE:HG23	1:G:747:LEU:HD12	0.94	0.43
3:I:101:THR:HA	3:I:137:ILE:O	2.18	0.43
3:I:122:GLU:HA	3:I:125:GLU:OE1	2.18	0.43
1:J:94:MET:C	1:J:713:SER:CB	2.61	0.43
1:J:136:ASN:O	1:J:139:VAL:N	2.47	0.43
1:J:206:LYS:CE	1:J:217:THR:HG23	2.30	0.43
1:J:486:MLY:HH22	1:J:527:GLU:CD	2.37	0.43
1:J:756:THR:HA	1:J:776:GLU:OE1	2.15	0.43
1:J:819:ASN:ND2	2:K:92:ASP:CA	2.78	0.43
2:K:129:THR:HG23	2:K:132:GLU:OE1	2.17	0.43
2:K:144:VAL:HG12	2:K:153:ILE:HD13	1.92	0.43
1:M:64:THR:CG2	1:M:65:GLU:H	2.31	0.43
1:M:174:SER:OG	1:M:669:PRO:HA	2.18	0.43

Continued on next page...

Continued from previous page...

Atom-1	Atom-2	Interatomic distance (Å)	Clash overlap (Å)
1:M:530:MET:CE	4:Z:354:GLN:HG3	2.35	0.43
1:M:747:LEU:C	1:M:749:GLY:N	2.71	0.43
3:O:119:THR:O	3:O:123:VAL:HG23	2.18	0.43
1:P:195:TYR:CE2	1:P:199:ILE:HD12	2.52	0.43
4:2:287:ILE:C	4:4:203:THR:HG22	2.35	0.43
4:9:193:LEU:O	4:9:198:TYR:HD2	2.01	0.43
4:9:220:ALA:HB3	4:9:223:PHE:CD1	2.53	0.43
4:X:286:ASP:OD2	4:Z:203:THR:HG22	2.18	0.43
4:Y:220:ALA:HB3	4:Y:223:PHE:CD1	2.53	0.43
1:A:55:MLY:HH23	1:A:60:VAL:HG22	1.99	0.43
1:A:109:ARG:CD	1:A:117:THR:HB	2.49	0.43
1:A:155:ILE:HG22	1:A:156:PHE:N	2.33	0.43
1:A:246:PHE:HB3	1:A:270:LEU:HD12	2.01	0.43
1:A:436:MLY:HE3	1:A:626:TYR:HE1	1.77	0.43
1:A:485:GLU:OE2	1:A:584:TYR:N	2.50	0.43
1:A:711:PHE:HB3	1:A:766:PHE:HB3	1.99	0.43
1:A:725:ARG:CZ	1:A:737:PHE:CZ	3.01	0.43
1:A:798:LEU:HD12	1:A:798:LEU:HA	1.37	0.43
1:D:201:ALA:O	1:D:202:SER:OG	2.36	0.43
1:D:226:ASN:N	1:D:227:PRO:HD2	2.32	0.43
1:D:292:MET:HE1	1:D:309:PRO:CG	2.48	0.43
1:D:309:PRO:C	1:D:311:ASP:H	2.22	0.43
1:D:391:GLY:HA3	1:D:616:VAL:HG23	2.01	0.43
1:D:795:ARG:CZ	3:F:116:GLU:CB	2.94	0.43
3:F:119:THR:O	3:F:123:VAL:HG23	2.18	0.43
1:G:136:ASN:O	1:G:139:VAL:N	2.47	0.43
1:G:246:PHE:HB3	1:G:270:LEU:HD12	2.01	0.43
1:G:266:GLU:OE1	1:G:659:MLY:NZ	2.51	0.43
1:G:411:GLU:H	4:V:333:PRO:CB	2.30	0.43
1:G:496:PHE:HB2	1:G:515:PHE:CD2	2.53	0.43
1:G:711:PHE:HB3	1:G:766:PHE:HB3	2.00	0.43
3:I:52:ASN:CB	3:I:53:PRO:CD	2.92	0.43
1:J:163:TYR:O	1:J:166:MET:HB3	2.17	0.43
1:J:296:MLY:HH11	1:J:348:MLY:CH2	2.48	0.43
1:J:391:GLY:HA3	1:J:616:VAL:HG23	2.01	0.43
1:J:439:LEU:N	1:J:439:LEU:CD1	2.81	0.43
1:J:541:MET:HG2	4:W:345:ILE:HG22	2.00	0.43
1:J:675:ILE:HG23	1:J:676:ILE:N	2.33	0.43
1:J:829:TRP:HA	1:J:830:PRO:HD2	1.86	0.43
1:M:37:SER:O	1:M:38:VAL:HG23	2.17	0.43
1:M:40:VAL:HG23	1:M:76:GLN:O	2.19	0.43

Continued on next page...

Continued from previous page...

Atom-1	Atom-2	Interatomic distance (Å)	Clash overlap (Å)
1:M:246:PHE:HB3	1:M:270:LEU:HD12	2.01	0.43
1:M:701:LEU:HD12	1:M:701:LEU:HA	1.55	0.43
1:M:727:LEU:HD21	1:M:778:MET:HB3	2.00	0.43
3:O:122:GLU:HA	3:O:125:GLU:OE1	2.18	0.43
1:P:64:THR:CG2	1:P:65:GLU:H	2.31	0.43
1:P:292:MET:CE	1:P:309:PRO:CA	2.97	0.43
4:1:193:LEU:O	4:1:198:TYR:HD2	2.01	0.43
4:1:220:ALA:HB3	4:1:223:PHE:CD1	2.53	0.43
4:1:223:PHE:HB3	4:1:259:GLU:OE2	2.18	0.43
4:4:193:LEU:O	4:4:198:TYR:HD2	2.01	0.43
4:8:290:ARG:HH22	4:V:202:THR:CG2	2.17	0.43
4:X:193:LEU:O	4:X:198:TYR:HD2	2.01	0.43
4:Z:205:GLU:O	4:Z:208:ILE:HG22	2.19	0.43
1:A:173:GLN:HG3	1:A:670:HIS:HD2	1.82	0.43
1:A:322:VAL:CG1	1:A:325:ILE:HG13	2.49	0.43
1:A:476:GLU:H	1:A:476:GLU:CD	2.22	0.43
1:A:530:MET:HE3	4:8:355:MET:SD	2.59	0.43
1:A:692:LEU:O	1:A:696:ARG:HG3	2.18	0.43
1:D:116:TYR:HE1	1:D:125:THR:HG1	1.62	0.43
1:D:266:GLU:OE1	1:D:659:MLY:NZ	2.51	0.43
1:D:322:VAL:CG1	1:D:325:ILE:HG13	2.49	0.43
1:D:443:ILE:HG22	1:D:444:ARG:N	2.29	0.43
1:D:486:MLY:HH22	1:D:527:GLU:CD	2.37	0.43
1:D:675:ILE:HG23	1:D:676:ILE:N	2.32	0.43
1:G:14:ALA:N	1:G:15:PRO:CD	2.81	0.43
1:G:174:SER:OG	1:G:669:PRO:HA	2.18	0.43
1:G:292:MET:CE	1:G:309:PRO:CA	2.97	0.43
1:J:109:ARG:CD	1:J:117:THR:HB	2.49	0.43
1:J:151:ALA:HB1	1:J:152:PRO:HD2	2.01	0.43
1:J:411:GLU:H	4:W:333:PRO:CB	2.30	0.43
1:J:519:LEU:N	1:J:519:LEU:CD1	2.77	0.43
1:J:557:GLU:CA	4:Y:47:MET:C	2.51	0.43
1:J:701:LEU:HD12	1:J:701:LEU:HA	1.55	0.43
1:J:747:LEU:C	1:J:749:GLY:H	2.20	0.43
2:K:114:LYS:CG	2:K:146:GLY:HA2	2.46	0.43
1:M:55:MLY:HH23	1:M:60:VAL:HG22	1.99	0.43
1:M:95:THR:C	1:M:770:GLY:N	2.59	0.43
1:M:530:MET:HE3	4:Z:354:GLN:CG	2.35	0.43
1:M:530:MET:CB	4:Z:354:GLN:CB	2.95	0.43
1:P:14:ALA:N	1:P:15:PRO:CD	2.82	0.43
1:P:174:SER:OG	1:P:669:PRO:HA	2.18	0.43

Continued on next page...

Continued from previous page...

Atom-1	Atom-2	Interatomic distance (Å)	Clash overlap (Å)
1:P:175:ILE:C	1:P:176:LEU:HD12	2.39	0.43
1:P:226:ASN:N	1:P:227:PRO:HD2	2.32	0.43
1:P:529:PRO:HB3	4:1:354:GLN:HA	2.00	0.43
1:P:725:ARG:NE	1:P:733:PRO:CB	1.95	0.43
1:P:747:LEU:C	1:P:749:GLY:N	2.71	0.43
3:R:69:LEU:HB3	3:R:70:PRO:HD3	2.00	0.43
4:2:193:LEU:O	4:2:198:TYR:HD2	2.01	0.43
1:A:56:GLU:HB2	1:A:59:MLY:CB	2.30	0.43
1:A:204:GLU:N	1:A:207:LYS:HE3	2.23	0.43
1:A:292:MET:CE	1:A:309:PRO:CA	2.97	0.43
1:A:485:GLU:HA	1:A:584:TYR:HE2	1.83	0.43
1:A:504:MLY:HB2	1:A:762:HIS:CE1	2.54	0.43
1:A:505:MLY:CH1	1:A:762:HIS:O	2.62	0.43
1:D:217:THR:HG22	1:D:218:LEU:N	2.34	0.43
1:D:715:VAL:HG12	1:D:720:PHE:HB2	2.00	0.43
1:D:725:ARG:CZ	1:D:737:PHE:CZ	3.01	0.43
1:G:40:VAL:HG23	1:G:76:GLN:O	2.19	0.43
1:G:109:ARG:CD	1:G:117:THR:HB	2.49	0.43
1:G:791:GLN:CD	3:I:116:GLU:N	2.69	0.43
1:J:155:ILE:HG22	1:J:156:PHE:N	2.33	0.43
1:J:322:VAL:CG1	1:J:325:ILE:HG13	2.49	0.43
1:J:496:PHE:HB2	1:J:515:PHE:CD2	2.54	0.43
1:J:541:MET:HB3	4:W:345:ILE:HG22	2.00	0.43
1:M:48:VAL:HA	1:M:104:TYR:OH	2.18	0.43
1:M:296:MLY:O	1:M:299:LEU:HB2	2.17	0.43
1:M:391:GLY:HA3	1:M:616:VAL:HG23	2.01	0.43
1:M:488:GLN:O	1:M:491:PHE:HB3	2.17	0.43
1:M:793:ARG:O	1:M:797:PHE:N	2.39	0.43
1:M:795:ARG:HB3	3:O:35:ARG:NH1	2.30	0.43
1:M:829:TRP:CZ3	2:N:84:PHE:CE2	2.91	0.43
1:P:144:ARG:HD2	1:P:144:ARG:HA	1.78	0.43
1:P:151:ALA:HB1	1:P:152:PRO:HD2	2.01	0.43
1:P:266:GLU:OE1	1:P:659:MLY:NZ	2.51	0.43
1:P:322:VAL:CG1	1:P:325:ILE:HG13	2.49	0.43
1:P:689:GLU:HA	1:P:692:LEU:HB2	2.00	0.43
1:P:724:TYR:HB3	1:P:727:LEU:CD1	2.48	0.43
1:P:725:ARG:CZ	1:P:737:PHE:CE1	3.02	0.43
4:3:193:LEU:O	4:3:198:TYR:HD2	2.01	0.43
4:5:220:ALA:HB3	4:5:223:PHE:CD1	2.53	0.43
4:6:220:ALA:HB3	4:6:223:PHE:CD1	2.53	0.43
4:7:149:THR:HA	4:7:165:ILE:O	2.19	0.43

Continued on next page...

Continued from previous page...

Atom-1	Atom-2	Interatomic distance (Å)	Clash overlap (Å)
4:7:220:ALA:HB3	4:7:223:PHE:CD1	2.53	0.43
4:X:205:GLU:O	4:X:208:ILE:HG22	2.19	0.43
1:A:400:ALA:CB	1:A:606:THR:HG22	2.49	0.43
1:A:408:VAL:HG22	1:A:636:LYS:HG2	1.51	0.43
1:A:485:GLU:OE1	1:A:583:HIS:ND1	2.49	0.43
1:A:530:MET:CB	4:8:354:GLN:CB	2.95	0.43
1:A:538:GLU:HA	4:8:351:THR:H	1.78	0.43
1:A:639:GLY:H	4:8:344:SER:HB3	1.83	0.43
1:D:214:MET:CA	1:D:340:ILE:HD11	2.45	0.43
1:D:500:GLN:HB2	1:D:512:PHE:CZ	2.54	0.43
1:D:578:HIS:HB3	1:D:592:ILE:CD1	2.38	0.43
1:D:715:VAL:HG11	1:D:720:PHE:CD1	2.50	0.43
1:D:724:TYR:HD1	1:D:782:MLY:CD	2.21	0.43
1:D:725:ARG:CZ	1:D:737:PHE:CE1	3.02	0.43
1:D:829:TRP:O	1:D:832:MET:N	2.50	0.43
1:G:400:ALA:CB	1:G:606:THR:HG22	2.49	0.43
1:G:493:HIS:O	1:G:496:PHE:HB3	2.18	0.43
1:G:534:SER:HB2	4:V:354:GLN:HE22	1.57	0.43
1:G:796:GLY:CA	3:I:35:ARG:NH2	2.81	0.43
1:J:40:VAL:HG23	1:J:76:GLN:O	2.19	0.43
1:J:201:ALA:O	1:J:202:SER:OG	2.36	0.43
1:J:529:PRO:HB3	4:W:354:GLN:HA	2.00	0.43
1:J:689:GLU:HA	1:J:692:LEU:HB2	2.00	0.43
1:J:715:VAL:HG11	1:J:720:PHE:CD1	2.50	0.43
1:J:715:VAL:HG12	1:J:720:PHE:HB2	2.00	0.43
2:K:137:TRP:CZ3	2:K:145:ALA:N	2.81	0.43
1:M:129:TYR:HD1	1:M:129:TYR:HA	1.65	0.43
1:M:193:ILE:HD11	1:M:250:ILE:CD1	2.48	0.43
1:M:217:THR:HG22	1:M:218:LEU:N	2.34	0.43
1:M:309:PRO:C	1:M:311:ASP:H	2.22	0.43
1:P:109:ARG:CD	1:P:117:THR:HB	2.49	0.43
1:P:193:ILE:HD11	1:P:250:ILE:CD1	2.48	0.43
1:P:692:LEU:O	1:P:696:ARG:HG3	2.18	0.43
1:P:762:HIS:N	1:P:762:HIS:CD2	2.78	0.43
1:P:775:LEU:HA	1:P:775:LEU:HD12	1.71	0.43
4:1:247:VAL:HG23	4:Y:324:THR:HG21	1.92	0.43
4:4:149:THR:HA	4:4:165:ILE:O	2.19	0.43
4:4:205:GLU:O	4:4:208:ILE:HG22	2.19	0.43
4:5:223:PHE:HB3	4:5:259:GLU:OE2	2.18	0.43
4:9:149:THR:HA	4:9:165:ILE:O	2.19	0.43
4:V:205:GLU:O	4:V:208:ILE:HG22	2.19	0.43

Continued on next page...

Continued from previous page...

Atom-1	Atom-2	Interatomic distance (Å)	Clash overlap (Å)
4:X:290:ARG:NH2	4:Z:201:VAL:HG21	2.33	0.43
4:Z:149:THR:HA	4:Z:165:ILE:O	2.19	0.43
4:Z:220:ALA:HB3	4:Z:223:PHE:CD1	2.53	0.43
1:A:14:ALA:HB3	1:A:15:PRO:CD	2.46	0.43
1:A:217:THR:HG22	1:A:218:LEU:N	2.34	0.43
1:A:541:MET:CE	4:8:346:LEU:HD12	2.48	0.43
1:A:732:ILE:CG2	1:A:747:LEU:HD12	0.35	0.43
1:D:109:ARG:CD	1:D:117:THR:HB	2.49	0.43
1:D:292:MET:CE	1:D:309:PRO:CA	2.97	0.43
1:D:787:ILE:HG21	1:D:787:ILE:HD13	1.67	0.43
1:D:822:SER:CB	2:E:88:LEU:CD2	2.86	0.43
1:G:322:VAL:CG1	1:G:325:ILE:HG13	2.49	0.43
1:G:391:GLY:HA3	1:G:616:VAL:HG23	2.01	0.43
1:G:530:MET:CE	4:V:354:GLN:CB	2.95	0.43
1:G:541:MET:HB3	4:V:345:ILE:HG22	2.01	0.43
1:G:725:ARG:NE	1:G:733:PRO:CB	1.95	0.43
1:G:747:LEU:C	1:G:749:GLY:H	2.20	0.43
1:J:14:ALA:N	1:J:15:PRO:CD	2.82	0.43
1:J:217:THR:HG22	1:J:218:LEU:N	2.34	0.43
1:J:226:ASN:N	1:J:227:PRO:HD2	2.32	0.43
1:J:266:GLU:OE1	1:J:659:MLY:NZ	2.51	0.43
1:J:292:MET:CE	1:J:309:PRO:CA	2.97	0.43
1:J:530:MET:CE	4:W:354:GLN:CB	2.96	0.43
3:L:69:LEU:HB3	3:L:70:PRO:HD3	1.99	0.43
1:M:485:GLU:OE2	1:M:584:TYR:N	2.50	0.43
1:M:529:PRO:HB3	4:Z:354:GLN:HA	2.00	0.43
1:M:639:GLY:H	4:Z:344:SER:HB3	1.82	0.43
1:M:787:ILE:HG23	1:M:791:GLN:HG3	2.00	0.43
2:N:139:ALA:C	2:N:141:PRO:HD3	2.32	0.43
1:P:195:TYR:CD2	1:P:199:ILE:HD13	2.54	0.43
1:P:400:ALA:CB	1:P:606:THR:HG22	2.49	0.43
1:P:516:GLY:O	1:P:518:ASP:N	2.51	0.43
1:P:723:ARG:HE	1:P:779:ARG:HD2	1.83	0.43
1:P:725:ARG:HA	1:P:732:ILE:HG22	1.99	0.43
4:1:315:LYS:HD2	4:1:315:LYS:HA	1.92	0.43
4:3:220:ALA:HB3	4:3:223:PHE:CD1	2.53	0.43
4:3:287:ILE:CG2	4:5:204:ALA:N	2.79	0.43
4:5:149:THR:HA	4:5:165:ILE:O	2.19	0.43
4:8:193:LEU:O	4:8:198:TYR:HD2	2.01	0.43
1:A:391:GLY:HA3	1:A:616:VAL:HG23	2.00	0.43
1:A:541:MET:HG2	4:8:345:ILE:HG23	2.01	0.43

Continued on next page...

Continued from previous page...

Atom-1	Atom-2	Interatomic distance (Å)	Clash overlap (Å)
1:A:725:ARG:CZ	1:A:737:PHE:CE1	3.02	0.43
1:A:747:LEU:C	1:A:749:GLY:N	2.71	0.43
1:A:769:ALA:N	1:A:771:LEU:CB	2.82	0.43
1:D:40:VAL:HG23	1:D:76:GLN:O	2.19	0.43
1:D:86:ASP:OD2	1:D:87:MLY:HH22	2.19	0.43
1:D:541:MET:HG2	4:9:345:ILE:HG22	2.00	0.43
1:D:689:GLU:HA	1:D:692:LEU:HB2	1.99	0.43
1:D:797:PHE:CD2	3:F:126:LEU:CD2	2.89	0.43
1:G:793:ARG:HA	3:I:40:ASN:HB3	2.00	0.43
1:G:817:GLN:CB	2:H:127:ARG:HH11	2.32	0.43
2:H:144:VAL:HG12	2:H:153:ILE:HD13	1.92	0.43
3:I:119:THR:O	3:I:123:VAL:HG23	2.18	0.43
1:J:185:LYS:H	1:J:185:LYS:HG3	1.63	0.43
1:J:226:ASN:HB2	1:J:227:PRO:CD	2.47	0.43
1:J:295:MLY:CE	1:J:332:MET:CE	2.97	0.43
1:J:725:ARG:CZ	1:J:737:PHE:CZ	3.01	0.43
1:J:732:ILE:HG21	1:J:747:LEU:CD1	0.63	0.43
1:J:836:PHE:CE1	2:K:160:GLY:N	2.79	0.43
1:M:116:TYR:HE1	1:M:125:THR:HG1	1.65	0.43
1:M:476:GLU:CD	1:M:476:GLU:H	2.22	0.43
1:M:537:GLU:OE1	4:Z:350:SER:HA	2.19	0.43
1:M:540:CYS:C	4:Z:349:LEU:HD21	2.36	0.43
1:M:541:MET:HG2	4:Z:345:ILE:HG22	2.00	0.43
3:O:50:LEU:O	3:O:53:PRO:HG2	2.18	0.43
1:P:86:ASP:OD2	1:P:87:MLY:HH22	2.19	0.43
1:P:391:GLY:HA3	1:P:616:VAL:HG23	2.01	0.43
1:P:500:GLN:HB2	1:P:512:PHE:CZ	2.54	0.43
1:P:675:ILE:HG23	1:P:676:ILE:N	2.33	0.43
2:Q:140:PHE:HA	2:Q:141:PRO:HD2	1.56	0.43
3:R:50:LEU:O	3:R:53:PRO:HG2	2.18	0.43
4:1:287:ILE:CB	4:3:203:THR:HB	2.47	0.43
4:2:243:PRO:C	4:Z:324:THR:OG1	2.53	0.43
4:6:193:LEU:O	4:6:198:TYR:HD2	2.01	0.43
4:7:205:GLU:O	4:7:208:ILE:HG22	2.18	0.43
4:V:149:THR:HA	4:V:165:ILE:O	2.19	0.43
4:X:149:THR:HA	4:X:165:ILE:O	2.19	0.43
4:X:291:LYS:HE2	4:Z:243:PRO:CA	2.41	0.43
1:A:40:VAL:HG23	1:A:76:GLN:O	2.19	0.43
1:A:64:THR:CG2	1:A:65:GLU:H	2.32	0.43
1:A:136:ASN:HA	1:A:137:PRO:HD3	1.50	0.43
1:A:529:PRO:HB3	4:8:354:GLN:HA	2.00	0.43

Continued on next page...

Continued from previous page...

Atom-1	Atom-2	Interatomic distance (Å)	Clash overlap (Å)
1:A:540:CYS:C	4:8:349:LEU:HD21	2.36	0.43
1:A:549:SER:C	4:V:45:VAL:O	2.56	0.43
1:A:625:THR:H	1:A:625:THR:HG22	1.48	0.43
1:A:829:TRP:O	1:A:832:MET:N	2.50	0.43
1:D:14:ALA:N	1:D:15:PRO:CD	2.81	0.43
1:D:129:TYR:HD1	1:D:129:TYR:HA	1.65	0.43
1:D:295:MLY:CE	1:D:332:MET:CE	2.97	0.43
1:D:330:GLU:O	1:D:333:ALA:HB3	2.17	0.43
1:D:476:GLU:H	1:D:476:GLU:CD	2.22	0.43
1:D:496:PHE:HB2	1:D:515:PHE:CD2	2.54	0.43
1:D:642:LYS:HB2	4:9:24:ASP:O	1.88	0.43
1:G:129:TYR:HD1	1:G:129:TYR:HA	1.65	0.43
1:G:195:TYR:CD2	1:G:199:ILE:HD13	2.54	0.43
1:G:354:LEU:HD12	1:G:354:LEU:HA	1.56	0.43
1:G:541:MET:HG2	4:V:345:ILE:HG22	2.01	0.43
1:J:174:SER:OG	1:J:669:PRO:HA	2.18	0.43
1:J:246:PHE:HB3	1:J:270:LEU:HD12	2.01	0.43
1:J:292:MET:HE1	1:J:309:PRO:HD3	2.01	0.43
1:J:725:ARG:CZ	1:J:737:PHE:CE1	3.02	0.43
1:M:107:MLY:CB	1:M:686:MET:HE2	2.39	0.43
1:M:109:ARG:CD	1:M:117:THR:HB	2.49	0.43
1:M:166:MET:CE	1:M:254:PHE:CD2	3.01	0.43
1:M:195:TYR:CD2	1:M:199:ILE:HD13	2.54	0.43
1:M:400:ALA:CB	1:M:606:THR:HG22	2.49	0.43
1:M:830:PRO:HB2	2:N:67:MET:SD	2.58	0.43
1:M:838:ILE:HD11	2:N:54:MET:HE3	0.80	0.43
1:P:246:PHE:HB3	1:P:270:LEU:HD12	2.01	0.43
1:P:406:VAL:O	1:P:412:ALA:HA	2.19	0.43
1:P:725:ARG:CZ	1:P:737:PHE:CZ	3.01	0.43
1:P:786:ILE:C	1:P:787:ILE:CA	2.87	0.43
3:R:119:THR:O	3:R:123:VAL:HG23	2.18	0.43
4:6:149:THR:HA	4:6:165:ILE:O	2.19	0.43
4:6:205:GLU:O	4:6:208:ILE:HG22	2.18	0.43
4:6:315:LYS:HD2	4:6:315:LYS:HA	1.92	0.43
4:W:193:LEU:O	4:W:198:TYR:HD2	2.01	0.43
4:X:220:ALA:HB3	4:X:223:PHE:CD1	2.53	0.43
1:A:174:SER:OG	1:A:669:PRO:HA	2.18	0.43
1:A:221:GLN:HG2	1:A:221:GLN:H	1.47	0.43
1:A:354:LEU:HD12	1:A:354:LEU:HA	1.56	0.43
1:A:537:GLU:OE1	4:8:350:SER:HA	2.19	0.43
1:D:151:ALA:HB1	1:D:152:PRO:HD2	2.01	0.43

Continued on next page...

Continued from previous page...

Atom-1	Atom-2	Interatomic distance (Å)	Clash overlap (Å)
1:D:400:ALA:CB	1:D:606:THR:HG22	2.49	0.43
1:D:442:VAL:O	1:D:445:ILE:HB	2.19	0.43
1:D:534:SER:CB	4:9:351:THR:HA	2.49	0.43
1:D:747:LEU:C	1:D:749:GLY:N	2.72	0.43
1:D:819:ASN:HB3	2:E:157:ILE:HG21	2.01	0.43
3:F:101:THR:HA	3:F:137:ILE:O	2.18	0.43
1:G:84:MLY:CB	1:G:723:ARG:HD2	2.48	0.43
1:G:406:VAL:O	1:G:412:ALA:HA	2.19	0.43
1:G:823:PHE:CE1	2:H:160:GLY:HA2	2.53	0.43
1:G:831:TRP:HZ2	2:H:47:LEU:CD1	2.32	0.43
3:I:63:ILE:CG2	3:I:64:THR:H	2.32	0.43
1:J:292:MET:HE1	1:J:309:PRO:CA	2.49	0.43
1:J:500:GLN:HB2	1:J:512:PHE:CZ	2.54	0.43
1:J:543:PRO:CD	4:W:143:TYR:O	2.64	0.43
1:M:169:ASP:O	1:M:170:ARG:HB2	2.19	0.43
1:M:175:ILE:C	1:M:176:LEU:HD12	2.39	0.43
1:M:599:ASN:CG	1:M:649:VAL:CB	2.80	0.43
1:M:711:PHE:HB3	1:M:766:PHE:HB3	2.00	0.43
1:M:787:ILE:HD13	1:M:787:ILE:HG21	1.67	0.43
1:M:795:ARG:HB3	3:O:35:ARG:NH2	2.34	0.43
1:P:123:CYS:HB2	1:P:158:ILE:HD13	2.00	0.43
1:P:201:ALA:O	1:P:202:SER:OG	2.36	0.43
1:P:809:ARG:CZ	2:Q:120:LEU:HD13	2.49	0.43
3:R:48:LYS:HD3	3:R:48:LYS:HA	1.17	0.43
4:2:205:GLU:O	4:2:208:ILE:HG22	2.18	0.43
4:2:217:CYS:C	4:2:218:TYR:HD1	2.23	0.43
4:2:220:ALA:HB3	4:2:223:PHE:CD1	2.53	0.43
4:3:171:LEU:HA	4:3:172:PRO:HD2	1.84	0.43
4:4:220:ALA:HB3	4:4:223:PHE:CD1	2.53	0.43
4:5:205:GLU:O	4:5:208:ILE:HG22	2.18	0.43
4:W:149:THR:HA	4:W:165:ILE:O	2.19	0.43
4:X:180:LEU:HD11	4:X:261:LEU:HD23	2.01	0.43
1:A:295:MLY:CG	1:A:332:MET:HE1	2.48	0.42
1:A:406:VAL:O	1:A:412:ALA:HA	2.19	0.42
1:A:442:VAL:O	1:A:445:ILE:HB	2.19	0.42
1:D:294:ASN:OD1	1:D:307:THR:HG21	2.19	0.42
1:D:408:VAL:HG22	1:D:636:LYS:HG2	1.52	0.42
1:D:529:PRO:HB3	4:9:354:GLN:HA	2.00	0.42
1:D:836:PHE:CD2	2:E:161:GLU:OE1	2.67	0.42
3:F:50:LEU:O	3:F:53:PRO:HG2	2.18	0.42
1:G:817:GLN:NE2	2:H:128:PHE:CE1	2.86	0.42

Continued on next page...

Continued from previous page...

Atom-1	Atom-2	Interatomic distance (Å)	Clash overlap (Å)
1:G:835:PHE:CD1	2:H:30:ALA:HB2	2.54	0.42
1:J:86:ASP:OD2	1:J:87:MLY:HH22	2.19	0.42
1:J:141:LEU:HD12	1:J:141:LEU:N	2.32	0.42
1:J:309:PRO:C	1:J:311:ASP:H	2.22	0.42
1:J:402:CYS:C	1:J:404:PRO:HD3	2.40	0.42
1:J:476:GLU:CD	1:J:476:GLU:H	2.22	0.42
1:J:534:SER:CB	4:W:351:THR:HA	2.49	0.42
1:J:537:GLU:OE1	4:W:350:SER:HA	2.19	0.42
1:J:830:PRO:CB	2:K:67:MET:HE1	2.45	0.42
1:M:418:THR:CG2	1:M:419:VAL:N	2.79	0.42
1:M:496:PHE:HB2	1:M:515:PHE:CD2	2.53	0.42
1:M:675:ILE:HG23	1:M:676:ILE:N	2.33	0.42
1:P:136:ASN:O	1:P:139:VAL:N	2.47	0.42
1:P:169:ASP:O	1:P:170:ARG:HB2	2.19	0.42
1:P:206:LYS:CE	1:P:217:THR:HG23	2.30	0.42
1:P:449:LEU:HA	1:P:449:LEU:HD12	1.60	0.42
1:P:783:LEU:O	1:P:786:ILE:N	2.52	0.42
4:1:149:THR:HA	4:1:165:ILE:O	2.19	0.42
4:3:149:THR:HA	4:3:165:ILE:O	2.19	0.42
4:3:217:CYS:C	4:3:218:TYR:HD1	2.23	0.42
4:5:193:LEU:O	4:5:198:TYR:HD2	2.01	0.42
4:Y:149:THR:HA	4:Y:165:ILE:O	2.19	0.42
4:Z:193:LEU:O	4:Z:198:TYR:HD2	2.01	0.42
1:A:445:ILE:HG22	1:A:449:LEU:HD22	2.01	0.42
1:A:501:GLU:HB3	1:A:762:HIS:CG	2.54	0.42
1:D:17:LEU:HA	1:D:17:LEU:HD12	1.67	0.42
1:D:62:VAL:HG12	1:D:63:MLY:N	2.35	0.42
1:D:402:CYS:C	1:D:404:PRO:HD3	2.40	0.42
1:D:485:GLU:HA	1:D:584:TYR:HE2	1.83	0.42
1:D:551:MLY:C	4:W:47:MET:HA	2.48	0.42
2:E:163:ALA:C	2:K:22:THR:H	2.12	0.42
1:G:169:ASP:O	1:G:170:ARG:HB2	2.19	0.42
1:G:226:ASN:HB2	1:G:227:PRO:CD	2.48	0.42
1:G:309:PRO:C	1:G:311:ASP:H	2.22	0.42
1:G:418:THR:CG2	1:G:419:VAL:N	2.79	0.42
1:G:442:VAL:O	1:G:445:ILE:HB	2.19	0.42
1:G:553:MLY:CB	4:X:46:GLY:HA3	2.49	0.42
1:G:568:PRO:O	1:G:570:PRO:HD3	2.19	0.42
2:H:140:PHE:CD2	2:H:144:VAL:HG11	2.55	0.42
3:I:48:LYS:HD3	3:I:48:LYS:HA	1.18	0.42
1:J:195:TYR:CD2	1:J:199:ILE:HD13	2.54	0.42

Continued on next page...

Continued from previous page...

Atom-1	Atom-2	Interatomic distance (Å)	Clash overlap (Å)
1:J:294:ASN:OD1	1:J:307:THR:HG21	2.19	0.42
1:J:408:VAL:HG22	1:J:636:LYS:HG2	1.51	0.42
1:J:445:ILE:HG22	1:J:449:LEU:HD22	2.02	0.42
1:J:839:MLY:N	1:J:840:PRO:HD2	2.35	0.42
3:L:50:LEU:O	3:L:53:PRO:HG2	2.18	0.42
1:M:62:VAL:HG12	1:M:63:MLY:N	2.35	0.42
1:M:294:ASN:OD1	1:M:307:THR:HG21	2.19	0.42
1:P:292:MET:HE3	1:P:309:PRO:CA	2.46	0.42
1:P:439:LEU:N	1:P:439:LEU:CD1	2.81	0.42
1:P:442:VAL:O	1:P:445:ILE:HB	2.19	0.42
1:P:506:GLU:CB	1:P:761:GLY:HA3	2.43	0.42
1:P:530:MET:HE3	4:1:354:GLN:CG	2.42	0.42
1:P:537:GLU:OE1	4:1:350:SER:HA	2.19	0.42
1:P:544:LYS:HB3	4:3:45:VAL:CG2	2.42	0.42
1:P:659:MLY:HH22	1:P:659:MLY:HD2	1.42	0.42
1:P:747:LEU:O	1:P:749:GLY:N	2.53	0.42
1:P:787:ILE:HG23	1:P:791:GLN:HG3	2.00	0.42
4:2:149:THR:HA	4:2:165:ILE:O	2.19	0.42
4:4:217:CYS:C	4:4:218:TYR:HD1	2.23	0.42
4:5:180:LEU:HD11	4:5:261:LEU:HD23	2.02	0.42
4:7:217:CYS:C	4:7:218:TYR:HD1	2.23	0.42
4:V:220:ALA:HB3	4:V:223:PHE:CD1	2.53	0.42
4:W:206:ARG:O	4:W:209:VAL:HG12	2.20	0.42
4:X:217:CYS:C	4:X:218:TYR:HD1	2.23	0.42
1:A:14:ALA:N	1:A:15:PRO:CD	2.81	0.42
1:D:64:THR:CG2	1:D:65:GLU:H	2.32	0.42
1:D:169:ASP:O	1:D:170:ARG:HB2	2.19	0.42
1:D:173:GLN:HG3	1:D:670:HIS:CD2	2.55	0.42
1:D:724:TYR:HB3	1:D:727:LEU:CD1	2.48	0.42
1:D:725:ARG:C	1:D:782:MLY:CH2	2.80	0.42
1:D:787:ILE:HG23	1:D:791:GLN:HG3	2.01	0.42
1:D:829:TRP:HA	1:D:830:PRO:HD2	1.86	0.42
1:G:217:THR:HG22	1:G:218:LEU:N	2.34	0.42
1:G:279:LEU:CB	1:G:280:PRO:HD2	2.49	0.42
1:G:295:MLY:CE	1:G:332:MET:CE	2.97	0.42
1:G:449:LEU:N	1:G:449:LEU:CD1	2.82	0.42
1:G:642:LYS:HB3	4:V:24:ASP:HB2	1.38	0.42
1:G:829:TRP:CZ3	2:H:87:LYS:CE	3.01	0.42
1:J:62:VAL:HG12	1:J:63:MLY:N	2.35	0.42
1:J:568:PRO:O	1:J:570:PRO:HD3	2.19	0.42
1:J:732:ILE:CG2	1:J:747:LEU:CD1	0.65	0.42

Continued on next page...

Continued from previous page...

Atom-1	Atom-2	Interatomic distance (Å)	Clash overlap (Å)
1:J:757:GLN:CA	1:J:776:GLU:CB	2.97	0.42
1:J:798:LEU:HD12	1:J:798:LEU:HA	1.36	0.42
1:M:173:GLN:HG3	1:M:670:HIS:CD2	2.55	0.42
1:M:201:ALA:O	1:M:202:SER:OG	2.36	0.42
1:M:320:ILE:O	1:M:320:ILE:HG22	2.18	0.42
1:M:410:ASN:HA	4:Z:334:GLU:HB3	1.29	0.42
1:M:442:VAL:O	1:M:445:ILE:HB	2.19	0.42
1:M:725:ARG:CZ	1:M:737:PHE:CE1	3.02	0.42
1:M:795:ARG:NH1	3:O:116:GLU:CD	2.68	0.42
1:M:834:LEU:HD22	2:N:34:ILE:HD13	2.02	0.42
1:P:40:VAL:HG23	1:P:76:GLN:O	2.19	0.42
1:P:783:LEU:HA	1:P:786:ILE:CD1	2.42	0.42
1:P:792:ALA:HA	3:R:42:THR:HA	2.02	0.42
1:P:839:MLY:N	1:P:840:PRO:HD2	2.34	0.42
2:Q:149:ASP:OD2	2:Q:150:TYR:CA	2.64	0.42
4:6:180:LEU:HD11	4:6:261:LEU:HD23	2.02	0.42
4:7:180:LEU:HD11	4:7:261:LEU:HD23	2.02	0.42
4:7:287:ILE:CB	4:9:204:ALA:H	2.13	0.42
4:8:149:THR:HA	4:8:165:ILE:O	2.19	0.42
4:8:205:GLU:O	4:8:208:ILE:HG22	2.19	0.42
4:8:206:ARG:O	4:8:209:VAL:HG12	2.20	0.42
1:A:93:MET:CE	1:A:715:VAL:C	2.87	0.42
1:A:501:GLU:C	1:A:762:HIS:CG	2.87	0.42
1:A:787:ILE:HG21	1:A:787:ILE:HD13	1.67	0.42
1:A:839:MLY:N	1:A:840:PRO:HD2	2.35	0.42
1:D:195:TYR:CD2	1:D:199:ILE:HD13	2.54	0.42
1:D:445:ILE:HG22	1:D:449:LEU:HD22	2.02	0.42
1:D:568:PRO:O	1:D:570:PRO:HD3	2.19	0.42
1:D:690:LEU:O	1:D:694:GLN:HG3	2.20	0.42
2:E:137:TRP:CA	2:E:145:ALA:HB2	2.37	0.42
2:E:149:ASP:OD2	2:E:150:TYR:CA	2.65	0.42
1:G:93:MET:HE2	1:G:764:MLY:CB	2.48	0.42
1:G:294:ASN:OD1	1:G:307:THR:HG21	2.19	0.42
1:G:320:ILE:O	1:G:320:ILE:HG22	2.18	0.42
1:G:445:ILE:HG22	1:G:449:LEU:HD22	2.01	0.42
1:G:541:MET:HG2	4:V:345:ILE:HG23	2.02	0.42
1:G:541:MET:CE	4:V:346:LEU:HD12	2.48	0.42
1:G:543:PRO:CD	4:V:143:TYR:O	2.64	0.42
1:G:659:MLY:HH22	1:G:659:MLY:HD2	1.42	0.42
1:G:797:PHE:HE1	3:I:146:ILE:HA	1.85	0.42
1:J:747:LEU:O	1:J:749:GLY:N	2.53	0.42

Continued on next page...

Continued from previous page...

Atom-1	Atom-2	Interatomic distance (Å)	Clash overlap (Å)
1:J:789:ALA:HA	3:L:81:GLN:NE2	2.35	0.42
1:M:62:VAL:O	1:M:69:THR:HA	2.20	0.42
1:M:86:ASP:OD2	1:M:87:MLY:HH22	2.19	0.42
1:M:292:MET:CE	1:M:309:PRO:CA	2.97	0.42
1:M:406:VAL:O	1:M:412:ALA:HA	2.19	0.42
1:M:767:PHE:CD2	1:M:772:LEU:CD1	3.03	0.42
3:O:11:LYS:HE2	3:O:11:LYS:HB3	1.83	0.42
1:P:149:GLN:HE21	1:P:149:GLN:HB2	1.71	0.42
1:P:217:THR:HG22	1:P:218:LEU:N	2.34	0.42
1:P:673:ARG:HD2	1:P:673:ARG:HA	1.79	0.42
3:R:25:ILE:O	3:R:63:ILE:CB	2.66	0.42
4:2:180:LEU:HD11	4:2:261:LEU:HD23	2.02	0.42
4:2:206:ARG:O	4:2:209:VAL:HG12	2.20	0.42
4:5:206:ARG:O	4:5:209:VAL:HG12	2.20	0.42
4:5:222:ASP:OD1	4:5:224:GLU:HB3	2.20	0.42
4:9:205:GLU:O	4:9:208:ILE:HG22	2.19	0.42
4:9:217:CYS:C	4:9:218:TYR:HD1	2.23	0.42
4:Y:193:LEU:O	4:Y:198:TYR:HD2	2.01	0.42
4:Z:180:LEU:HD11	4:Z:261:LEU:HD23	2.02	0.42
4:Z:217:CYS:C	4:Z:218:TYR:HD1	2.23	0.42
1:A:534:SER:CB	4:8:351:THR:HA	2.49	0.42
1:A:568:PRO:O	1:A:570:PRO:HD3	2.19	0.42
1:D:136:ASN:HA	1:D:137:PRO:HD3	1.50	0.42
1:D:141:LEU:HD12	1:D:141:LEU:N	2.32	0.42
1:D:330:GLU:HG2	1:D:330:GLU:H	1.54	0.42
1:D:369:MLY:HH22	1:D:369:MLY:HD3	1.79	0.42
1:D:537:GLU:OE1	4:9:350:SER:HA	2.19	0.42
1:D:541:MET:CE	4:9:346:LEU:HD12	2.48	0.42
1:D:554:LEU:HD12	1:D:554:LEU:HA	1.77	0.42
1:D:842:LEU:N	1:D:842:LEU:CD1	2.83	0.42
2:E:139:ALA:O	2:E:141:PRO:CD	2.52	0.42
2:E:140:PHE:CD2	2:E:144:VAL:HG11	2.54	0.42
1:G:175:ILE:C	1:G:176:LEU:HD12	2.38	0.42
1:G:505:MLY:HD2	1:G:762:HIS:NE2	2.35	0.42
1:G:530:MET:HA	4:V:354:GLN:CD	2.12	0.42
1:G:775:LEU:HD12	1:G:775:LEU:HA	1.71	0.42
1:J:64:THR:CG2	1:J:65:GLU:H	2.32	0.42
1:J:129:TYR:HD1	1:J:129:TYR:HA	1.65	0.42
1:J:442:VAL:O	1:J:445:ILE:HB	2.19	0.42
1:J:530:MET:HE3	4:W:354:GLN:CB	2.49	0.42
1:J:776:GLU:O	1:J:780:ASP:N	2.45	0.42

Continued on next page...

Continued from previous page...

Atom-1	Atom-2	Interatomic distance (Å)	Clash overlap (Å)
3:L:62:ALA:O	3:L:63:ILE:HG13	2.14	0.42
1:M:91:MET:CE	1:M:119:SER:HB2	2.48	0.42
1:M:174:SER:HA	1:M:460:GLY:O	2.20	0.42
1:M:218:LEU:HD22	1:M:222:ILE:HG13	1.95	0.42
1:M:295:MLY:CE	1:M:332:MET:CE	2.97	0.42
1:M:322:VAL:CG1	1:M:325:ILE:HG13	2.49	0.42
1:M:402:CYS:C	1:M:404:PRO:HD3	2.40	0.42
1:M:541:MET:HB3	4:Z:345:ILE:HG22	2.00	0.42
1:M:725:ARG:HA	1:M:732:ILE:CG2	2.50	0.42
1:M:820:VAL:CG1	2:N:136:MET:HE1	2.41	0.42
1:M:842:LEU:N	1:M:842:LEU:CD1	2.82	0.42
2:N:112:ILE:O	2:N:148:VAL:N	2.50	0.42
3:O:63:ILE:CG2	3:O:64:THR:H	2.33	0.42
1:P:141:LEU:HD12	1:P:141:LEU:N	2.32	0.42
1:P:155:ILE:HG22	1:P:156:PHE:N	2.33	0.42
1:P:295:MLY:CE	1:P:332:MET:CE	2.97	0.42
1:P:309:PRO:C	1:P:311:ASP:H	2.22	0.42
1:P:796:GLY:CA	3:R:35:ARG:CZ	2.97	0.42
1:P:829:TRP:HE1	2:Q:70:GLU:CD	2.16	0.42
4:1:180:LEU:HD11	4:1:261:LEU:HD23	2.02	0.42
4:7:222:ASP:OD1	4:7:224:GLU:HB3	2.20	0.42
4:8:180:LEU:HD11	4:8:261:LEU:HD23	2.02	0.42
4:9:180:LEU:HD11	4:9:261:LEU:HD23	2.02	0.42
4:9:196:ARG:HH21	4:9:249:THR:HG23	1.85	0.42
4:V:180:LEU:HD11	4:V:261:LEU:HD23	2.02	0.42
4:V:193:LEU:O	4:V:198:TYR:HD2	2.01	0.42
4:W:288:ASP:N	4:Y:202:THR:OG1	2.23	0.42
4:X:206:ARG:O	4:X:209:VAL:HG12	2.20	0.42
4:Y:222:ASP:OD1	4:Y:224:GLU:HB3	2.20	0.42
1:A:86:ASP:OD2	1:A:87:MLY:HH22	2.19	0.42
1:A:169:ASP:O	1:A:170:ARG:HB2	2.19	0.42
1:A:195:TYR:CD2	1:A:199:ILE:HD13	2.54	0.42
1:A:508:ILE:HD11	1:A:759:ALA:C	2.39	0.42
1:A:578:HIS:CD2	1:A:592:ILE:H	2.38	0.42
1:A:637:LYS:HD2	4:8:144:ALA:HB3	1.21	0.42
1:A:690:LEU:O	1:A:694:GLN:HG3	2.20	0.42
1:A:725:ARG:HA	1:A:732:ILE:CG2	2.50	0.42
1:A:744:SER:O	1:A:748:LEU:HD12	2.20	0.42
1:A:776:GLU:O	1:A:780:ASP:N	2.45	0.42
1:A:826:VAL:O	1:A:828:HIS:N	2.53	0.42
1:D:62:VAL:O	1:D:69:THR:HA	2.20	0.42

Continued on next page...

Continued from previous page...

Atom-1	Atom-2	Interatomic distance (Å)	Clash overlap (Å)
1:D:725:ARG:HA	1:D:732:ILE:CG2	2.50	0.42
1:D:839:MLY:N	1:D:840:PRO:HD2	2.35	0.42
1:G:174:SER:HA	1:G:460:GLY:O	2.20	0.42
1:G:271:GLU:OE1	1:G:274:ARG:NH1	2.53	0.42
1:G:409:GLY:N	1:G:636:LYS:CD	2.71	0.42
1:G:449:LEU:HD12	1:G:449:LEU:HA	1.60	0.42
1:G:725:ARG:CZ	1:G:737:PHE:CE1	3.02	0.42
1:G:741:LYS:HG2	1:G:742:LYS:N	2.35	0.42
1:G:842:LEU:N	1:G:842:LEU:CD1	2.82	0.42
3:I:52:ASN:CB	3:I:53:PRO:HD3	2.28	0.42
1:J:62:VAL:O	1:J:69:THR:HA	2.20	0.42
1:J:485:GLU:OE2	1:J:584:TYR:N	2.50	0.42
1:J:725:ARG:NE	1:J:733:PRO:CB	1.95	0.42
1:J:826:VAL:O	1:J:828:HIS:N	2.53	0.42
1:M:14:ALA:N	1:M:15:PRO:CD	2.82	0.42
1:M:151:ALA:HB1	1:M:152:PRO:HD2	2.01	0.42
1:M:464:ILE:HG21	1:M:464:ILE:HD13	1.69	0.42
1:M:541:MET:HG2	4:Z:345:ILE:HG23	2.02	0.42
1:M:568:PRO:O	1:M:570:PRO:HD3	2.19	0.42
1:P:97:LEU:HD12	1:P:97:LEU:HA	1.67	0.42
1:P:568:PRO:O	1:P:570:PRO:HD3	2.19	0.42
4:1:205:GLU:O	4:1:208:ILE:HG22	2.19	0.42
4:3:180:LEU:HD11	4:3:261:LEU:HD23	2.02	0.42
4:4:206:ARG:O	4:4:209:VAL:HG12	2.20	0.42
4:4:322:PRO:CA	4:6:244:ASP:HB2	2.49	0.42
4:7:315:LYS:HD2	4:7:315:LYS:HA	1.92	0.42
4:W:205:GLU:O	4:W:208:ILE:HG22	2.18	0.42
4:Z:206:ARG:O	4:Z:209:VAL:HG12	2.20	0.42
1:A:91:MET:CE	1:A:119:SER:HB2	2.47	0.42
1:A:402:CYS:C	1:A:404:PRO:HD3	2.40	0.42
1:A:408:VAL:HA	1:A:636:LYS:HG3	1.03	0.42
1:A:550:PHE:C	4:V:46:GLY:CA	2.87	0.42
1:D:38:VAL:HG13	1:D:39:PHE:N	2.35	0.42
1:D:229:LEU:HD12	1:D:229:LEU:HA	1.75	0.42
1:D:246:PHE:HB3	1:D:270:LEU:HD12	2.01	0.42
1:D:556:ASP:CA	4:W:49:GLN:O	2.52	0.42
1:D:733:PRO:CB	1:D:737:PHE:CE1	3.02	0.42
1:D:744:SER:O	1:D:748:LEU:HD12	2.20	0.42
1:G:64:THR:CG2	1:G:65:GLU:H	2.32	0.42
1:G:755:HIS:H	1:G:779:ARG:NE	2.16	0.42
1:J:38:VAL:HG13	1:J:39:PHE:N	2.35	0.42

Continued on next page...

Continued from previous page...

Atom-1	Atom-2	Interatomic distance (Å)	Clash overlap (Å)
1:J:534:SER:HB2	4:W:354:GLN:HE22	1.57	0.42
1:J:553:MLY:HE2	4:Y:45:VAL:HB	2.01	0.42
1:J:612:GLN:NE2	1:J:627:GLY:H	2.15	0.42
1:J:636:LYS:CB	4:W:334:GLU:OE1	2.68	0.42
1:J:787:ILE:HD13	1:J:787:ILE:HG21	1.67	0.42
1:J:787:ILE:HG23	1:J:791:GLN:HG3	2.01	0.42
2:K:140:PHE:CD2	2:K:144:VAL:HG11	2.55	0.42
1:M:534:SER:CB	4:Z:351:THR:HA	2.49	0.42
1:M:733:PRO:CB	1:M:737:PHE:CE1	3.03	0.42
2:N:144:VAL:HG12	2:N:153:ILE:HD13	1.93	0.42
1:P:14:ALA:HB3	1:P:15:PRO:CD	2.46	0.42
1:P:213:LYS:HA	1:P:220:ASP:OD2	2.19	0.42
1:P:826:VAL:O	1:P:828:HIS:N	2.53	0.42
2:Q:140:PHE:CD2	2:Q:144:VAL:HG11	2.55	0.42
4:1:206:ARG:O	4:1:209:VAL:HG12	2.20	0.42
4:1:217:CYS:C	4:1:218:TYR:HD1	2.23	0.42
4:4:196:ARG:HH21	4:4:249:THR:HG23	1.85	0.42
4:5:196:ARG:HH21	4:5:249:THR:HG23	1.85	0.42
4:8:220:ALA:HB3	4:8:223:PHE:CD1	2.53	0.42
4:V:206:ARG:O	4:V:209:VAL:HG12	2.20	0.42
4:V:222:ASP:OD1	4:V:224:GLU:HB3	2.19	0.42
4:Y:180:LEU:HD11	4:Y:261:LEU:HD23	2.02	0.42
1:A:295:MLY:CE	1:A:332:MET:CE	2.97	0.42
1:A:747:LEU:O	1:A:749:GLY:N	2.53	0.42
1:D:398:LEU:HA	1:D:398:LEU:HD12	1.84	0.42
1:D:578:HIS:CD2	1:D:592:ILE:H	2.38	0.42
1:D:826:VAL:O	1:D:828:HIS:N	2.53	0.42
1:D:831:TRP:CE3	2:E:34:ILE:CD1	3.03	0.42
2:E:113:LYS:O	2:E:147:ASN:HB2	2.20	0.42
1:G:149:GLN:CG	1:G:763:THR:HG23	2.23	0.42
1:G:308:ASN:HA	1:G:309:PRO:HD2	1.88	0.42
1:G:485:GLU:OE2	1:G:584:TYR:N	2.50	0.42
1:G:826:VAL:O	1:G:828:HIS:N	2.53	0.42
2:H:140:PHE:HA	2:H:141:PRO:HD2	1.57	0.42
3:I:50:LEU:O	3:I:53:PRO:HG2	2.18	0.42
1:J:11:GLY:O	1:J:14:ALA:HB3	2.20	0.42
1:J:169:ASP:O	1:J:170:ARG:HB2	2.19	0.42
1:J:443:ILE:HG22	1:J:444:ARG:N	2.29	0.42
1:J:462:LEU:HD11	1:J:464:ILE:CD1	2.50	0.42
1:J:641:LYS:CE	1:J:647:GLN:CB	2.75	0.42
1:J:793:ARG:HH11	3:L:40:ASN:HD22	1.68	0.42

Continued on next page...

Continued from previous page...

Atom-1	Atom-2	Interatomic distance (Å)	Clash overlap (Å)
1:M:462:LEU:HD11	1:M:464:ILE:CD1	2.50	0.42
1:M:552:ASN:HD22	4:2:47:MET:CA	2.27	0.42
3:O:25:ILE:O	3:O:63:ILE:CB	2.66	0.42
1:P:91:MET:CE	1:P:119:SER:HB2	2.47	0.42
1:P:530:MET:CB	4:1:354:GLN:CB	2.95	0.42
1:P:636:LYS:CB	4:1:334:GLU:OE1	2.68	0.42
1:P:723:ARG:NE	1:P:776:GLU:OE1	2.52	0.42
1:P:798:LEU:HG	3:R:122:GLU:HB3	2.02	0.42
1:P:804:ARG:O	1:P:808:GLU:HB2	2.20	0.42
1:P:819:ASN:CG	2:Q:90:GLY:O	2.58	0.42
4:2:203:THR:HG22	4:Z:287:ILE:CA	2.49	0.42
4:3:205:GLU:O	4:3:208:ILE:HG22	2.19	0.42
4:3:222:ASP:OD1	4:3:224:GLU:HB3	2.20	0.42
4:4:180:LEU:HD11	4:4:261:LEU:HD23	2.02	0.42
4:X:287:ILE:O	4:Z:205:GLU:OE2	2.37	0.42
4:Z:222:ASP:OD1	4:Z:224:GLU:HB3	2.19	0.42
1:A:62:VAL:O	1:A:69:THR:HA	2.19	0.42
1:A:97:LEU:HD12	1:A:97:LEU:HA	1.67	0.42
1:A:175:ILE:C	1:A:176:LEU:HD12	2.39	0.42
1:A:480:ILE:CG2	1:A:481:ASN:N	2.74	0.42
1:A:787:ILE:HG23	1:A:791:GLN:HG3	2.00	0.42
1:D:406:VAL:O	1:D:412:ALA:HA	2.20	0.42
1:D:692:LEU:HD23	1:D:692:LEU:HA	1.84	0.42
1:D:823:PHE:CE1	2:E:156:VAL:HG13	2.55	0.42
2:E:144:VAL:HG12	2:E:153:ILE:HD13	1.92	0.42
3:F:48:LYS:HD3	3:F:48:LYS:HA	1.18	0.42
1:G:86:ASP:OD2	1:G:87:MLY:HH22	2.19	0.42
1:G:221:GLN:HG2	1:G:221:GLN:H	1.47	0.42
1:G:529:PRO:HB3	4:V:354:GLN:HA	2.01	0.42
1:G:578:HIS:CD2	1:G:592:ILE:H	2.38	0.42
1:G:725:ARG:CZ	1:G:733:PRO:CB	2.83	0.42
1:G:744:SER:O	1:G:748:LEU:HD12	2.20	0.42
1:G:747:LEU:O	1:G:749:GLY:N	2.52	0.42
1:G:795:ARG:HA	3:I:118:MET:SD	2.59	0.42
1:G:823:PHE:CE1	2:H:156:VAL:O	2.73	0.42
1:J:400:ALA:CB	1:J:606:THR:HG22	2.49	0.42
1:J:406:VAL:O	1:J:412:ALA:HA	2.19	0.42
1:J:744:SER:O	1:J:748:LEU:HD12	2.20	0.42
1:M:135:TYR:HD2	1:M:191:ARG:CG	2.33	0.42
1:M:271:GLU:OE1	1:M:274:ARG:NH1	2.53	0.42
1:M:449:LEU:HA	1:M:449:LEU:HD12	1.60	0.42

Continued on next page...

Continued from previous page...

Atom-1	Atom-2	Interatomic distance (Å)	Clash overlap (Å)
1:M:578:HIS:CD2	1:M:592:ILE:H	2.38	0.42
1:M:690:LEU:O	1:M:694:GLN:HG3	2.20	0.42
1:M:709:LYS:O	1:M:768:MLY:HH11	2.19	0.42
2:N:113:LYS:O	2:N:147:ASN:HB2	2.20	0.42
1:P:195:TYR:CE2	1:P:199:ILE:HD13	2.55	0.42
1:P:229:LEU:HA	1:P:229:LEU:HD12	1.75	0.42
1:P:294:ASN:OD1	1:P:307:THR:HG21	2.20	0.42
1:P:541:MET:HB3	4:1:345:ILE:HG22	2.01	0.42
1:P:692:LEU:HA	1:P:692:LEU:HD23	1.85	0.42
1:P:725:ARG:HH21	3:R:85:GLU:CG	2.05	0.42
1:P:725:ARG:HA	1:P:732:ILE:CG2	2.50	0.42
4:1:193:LEU:HD11	4:1:250:ILE:HG13	2.02	0.42
4:1:196:ARG:HH21	4:1:249:THR:HG23	1.85	0.42
4:4:193:LEU:HD11	4:4:250:ILE:HG13	2.02	0.42
4:5:315:LYS:HD2	4:5:315:LYS:HA	1.92	0.42
4:6:217:CYS:C	4:6:218:TYR:HD1	2.23	0.42
4:6:222:ASP:OD1	4:6:224:GLU:HB3	2.20	0.42
4:8:369:ILE:HG23	4:8:370:VAL:N	2.35	0.42
4:9:222:ASP:OD1	4:9:224:GLU:HB3	2.19	0.42
4:W:180:LEU:HD11	4:W:261:LEU:HD23	2.02	0.42
4:W:222:ASP:OD1	4:W:224:GLU:HB3	2.20	0.42
4:W:369:ILE:HG23	4:W:370:VAL:N	2.35	0.42
4:Y:205:GLU:O	4:Y:208:ILE:HG22	2.19	0.42
4:Y:206:ARG:O	4:Y:209:VAL:HG12	2.20	0.42
4:Y:217:CYS:C	4:Y:218:TYR:HD1	2.22	0.42
4:Y:369:ILE:HG23	4:Y:370:VAL:N	2.35	0.42
1:A:173:GLN:HG3	1:A:670:HIS:CD2	2.54	0.42
1:A:309:PRO:C	1:A:311:ASP:H	2.22	0.42
1:A:356:GLY:HA2	1:A:359:MET:HG3	2.02	0.42
1:A:500:GLN:HB2	1:A:512:PHE:CZ	2.54	0.42
1:A:636:LYS:CB	4:8:334:GLU:OE1	2.67	0.42
1:D:91:MET:CE	1:D:119:SER:HB2	2.48	0.42
1:D:195:TYR:CE2	1:D:199:ILE:HD13	2.55	0.42
1:D:636:LYS:CB	4:9:334:GLU:OE1	2.68	0.42
3:F:63:ILE:CG2	3:F:64:THR:H	2.32	0.42
1:G:14:ALA:HB3	1:G:15:PRO:CD	2.46	0.42
1:G:135:TYR:HD2	1:G:191:ARG:CG	2.33	0.42
1:G:629:GLU:CB	1:G:645:SER:N	2.74	0.42
1:G:818:TYR:C	2:H:90:GLY:HA3	2.40	0.42
2:H:113:LYS:O	2:H:147:ASN:HB2	2.20	0.42
1:J:25:ILE:HG23	1:J:29:ASN:HD22	1.85	0.42

Continued on next page...

Continued from previous page...

Atom-1	Atom-2	Interatomic distance (Å)	Clash overlap (Å)
1:J:556:ASP:HB3	4:Y:47:MET:HB2	1.00	0.42
1:J:629:GLU:CA	1:J:643:GLY:C	2.73	0.42
1:J:690:LEU:O	1:J:694:GLN:HG3	2.20	0.42
1:M:296:MLY:HH11	1:M:348:MLY:CH2	2.48	0.42
1:M:466:GLY:CA	1:M:484:ASN:HD21	2.32	0.42
1:M:505:MLY:O	1:M:762:HIS:CE1	2.72	0.42
1:M:786:ILE:C	1:M:787:ILE:HB	2.40	0.42
1:M:797:PHE:CD2	1:M:798:LEU:HD12	2.55	0.42
1:P:38:VAL:HG13	1:P:39:PHE:N	2.35	0.42
1:P:443:ILE:HG22	1:P:444:ARG:N	2.29	0.42
1:P:530:MET:CE	4:1:354:GLN:CB	2.96	0.42
1:P:690:LEU:O	1:P:694:GLN:HG3	2.20	0.42
1:P:741:LYS:HG2	1:P:742:LYS:N	2.35	0.42
2:Q:113:LYS:O	2:Q:147:ASN:HB2	2.20	0.42
4:3:369:ILE:HG23	4:3:370:VAL:N	2.35	0.42
4:5:193:LEU:HD11	4:5:250:ILE:HG13	2.02	0.42
4:7:196:ARG:HH21	4:7:249:THR:HG23	1.85	0.42
4:8:222:ASP:OD1	4:8:224:GLU:HB3	2.19	0.42
4:9:206:ARG:O	4:9:209:VAL:HG12	2.20	0.42
4:9:226:GLU:HG3	4:9:255:PHE:CE2	2.55	0.42
4:V:217:CYS:C	4:V:218:TYR:HD1	2.23	0.42
4:W:217:CYS:C	4:W:218:TYR:HD1	2.23	0.42
4:X:291:LYS:CE	4:Z:243:PRO:HB3	2.09	0.42
4:X:315:LYS:HD2	4:X:315:LYS:HA	1.92	0.42
4:X:369:ILE:HG23	4:X:370:VAL:N	2.35	0.42
1:A:38:VAL:HG13	1:A:39:PHE:N	2.35	0.41
1:A:271:GLU:OE1	1:A:274:ARG:NH1	2.53	0.41
1:D:210:GLN:C	1:D:211:SER:HG	2.18	0.41
1:G:62:VAL:O	1:G:69:THR:HA	2.20	0.41
1:G:155:ILE:HG22	1:G:156:PHE:N	2.33	0.41
1:G:173:GLN:HG3	1:G:670:HIS:CD2	2.55	0.41
1:G:195:TYR:CE2	1:G:199:ILE:HD13	2.55	0.41
1:G:534:SER:CB	4:V:351:THR:HA	2.50	0.41
1:G:733:PRO:CB	1:G:737:PHE:CE1	3.02	0.41
1:G:789:ALA:HB1	3:I:81:GLN:CG	2.50	0.41
1:G:797:PHE:CD2	1:G:798:LEU:HD12	2.55	0.41
1:G:817:GLN:OE1	2:H:127:ARG:NE	2.48	0.41
1:J:51:THR:O	1:J:62:VAL:CG1	2.64	0.41
1:J:60:VAL:O	1:J:72:VAL:N	2.51	0.41
1:J:213:LYS:HA	1:J:220:ASP:OD2	2.19	0.41
1:J:332:MET:H	1:J:332:MET:HG2	1.52	0.41

Continued on next page...

Continued from previous page...

Atom-1	Atom-2	Interatomic distance (Å)	Clash overlap (Å)
1:J:539:GLU:OE2	1:J:553:MLY:HD3	2.20	0.41
1:J:822:SER:OG	2:K:91:ALA:N	2.53	0.41
1:M:88:ILE:HG21	1:M:88:ILE:HD12	1.78	0.41
1:M:747:LEU:O	1:M:749:GLY:N	2.53	0.41
1:M:826:VAL:O	1:M:828:HIS:N	2.53	0.41
1:M:839:MLY:N	1:M:840:PRO:HD2	2.35	0.41
1:P:11:GLY:O	1:P:14:ALA:HB3	2.20	0.41
1:P:62:VAL:HG12	1:P:63:MLY:N	2.35	0.41
1:P:62:VAL:O	1:P:69:THR:HA	2.20	0.41
1:P:173:GLN:HG3	1:P:670:HIS:CD2	2.55	0.41
1:P:330:GLU:OE1	1:P:330:GLU:HA	2.20	0.41
1:P:410:ASN:HA	4:1:334:GLU:HB3	1.29	0.41
1:P:541:MET:CE	4:1:346:LEU:HD12	2.47	0.41
1:P:554:LEU:HA	1:P:554:LEU:HD12	1.77	0.41
1:P:578:HIS:CD2	1:P:592:ILE:H	2.38	0.41
1:P:793:ARG:HD3	3:R:40:ASN:ND2	2.35	0.41
3:R:63:ILE:CG2	3:R:64:THR:H	2.33	0.41
4:1:287:ILE:CG2	4:3:203:THR:N	2.57	0.41
4:3:193:LEU:HD11	4:3:250:ILE:HG13	2.02	0.41
4:4:222:ASP:OD1	4:4:224:GLU:HB3	2.20	0.41
4:5:217:CYS:C	4:5:218:TYR:HD1	2.23	0.41
4:7:193:LEU:HD11	4:7:250:ILE:HG13	2.02	0.41
4:7:206:ARG:O	4:7:209:VAL:HG12	2.20	0.41
4:8:193:LEU:HD11	4:8:250:ILE:HG13	2.02	0.41
4:V:221:LEU:HA	4:V:312:ARG:HG2	2.02	0.41
4:Y:226:GLU:HG3	4:Y:255:PHE:CE2	2.55	0.41
4:Y:315:LYS:HD2	4:Y:315:LYS:HA	1.92	0.41
1:A:151:ALA:HB1	1:A:152:PRO:HD2	2.01	0.41
1:A:294:ASN:OD1	1:A:307:THR:HG21	2.19	0.41
1:A:462:LEU:HD11	1:A:464:ILE:CD1	2.50	0.41
1:A:673:ARG:HD2	1:A:673:ARG:HA	1.79	0.41
1:D:166:MET:CE	1:D:254:PHE:HB2	2.46	0.41
1:D:320:ILE:O	1:D:320:ILE:HG22	2.18	0.41
1:D:568:PRO:CG	1:D:578:HIS:N	2.84	0.41
1:D:732:ILE:HG23	1:D:747:LEU:HD12	0.95	0.41
1:G:11:GLY:O	1:G:14:ALA:HB3	2.20	0.41
1:G:402:CYS:C	1:G:404:PRO:HD3	2.40	0.41
1:G:500:GLN:HB2	1:G:512:PHE:CZ	2.54	0.41
1:G:530:MET:CB	4:V:354:GLN:CB	2.96	0.41
1:G:725:ARG:HA	1:G:732:ILE:CG2	2.50	0.41
1:G:795:ARG:HB3	3:I:35:ARG:NH1	2.26	0.41

Continued on next page...

Continued from previous page...

Atom-1	Atom-2	Interatomic distance (Å)	Clash overlap (Å)
1:J:221:GLN:HG2	1:J:221:GLN:H	1.47	0.41
1:J:553:MLY:HH12	4:Y:45:VAL:HG11	2.00	0.41
1:J:717:TYR:OH	1:J:760:PHE:HB3	2.21	0.41
1:J:732:ILE:HG23	1:J:747:LEU:HD13	1.37	0.41
1:J:795:ARG:HB2	3:L:35:ARG:HH11	1.70	0.41
1:J:842:LEU:N	1:J:842:LEU:CD1	2.83	0.41
1:M:226:ASN:HB2	1:M:227:PRO:CD	2.47	0.41
1:M:553:MLY:HH22	4:2:43:VAL:HG23	1.89	0.41
1:M:664:LEU:HD12	1:M:664:LEU:HA	1.52	0.41
1:M:741:LYS:HG2	1:M:742:LYS:N	2.35	0.41
2:N:140:PHE:CD2	2:N:144:VAL:HG11	2.55	0.41
1:P:166:MET:CE	1:P:254:PHE:HB2	2.47	0.41
1:P:330:GLU:HG2	1:P:330:GLU:H	1.54	0.41
1:P:612:GLN:NE2	1:P:627:GLY:H	2.15	0.41
1:P:803:TYR:CE2	3:R:17:PHE:HE2	2.35	0.41
4:2:193:LEU:HD11	4:2:250:ILE:HG13	2.02	0.41
4:6:226:GLU:HG3	4:6:255:PHE:CE2	2.56	0.41
4:8:221:LEU:HA	4:8:312:ARG:HG2	2.02	0.41
4:9:315:LYS:HD2	4:9:315:LYS:HA	1.92	0.41
4:9:324:THR:N	4:W:245:GLY:CA	2.69	0.41
4:9:369:ILE:HG23	4:9:370:VAL:N	2.35	0.41
4:W:193:LEU:HD11	4:W:250:ILE:HG13	2.02	0.41
4:Y:193:LEU:HD11	4:Y:250:ILE:HG13	2.02	0.41
1:A:551:MLY:C	4:V:47:MET:HA	2.48	0.41
1:A:741:LYS:HG2	1:A:742:LYS:N	2.35	0.41
1:D:136:ASN:O	1:D:138:MLY:N	2.54	0.41
1:D:213:LYS:HA	1:D:220:ASP:OD2	2.19	0.41
1:D:330:GLU:OE1	1:D:330:GLU:HA	2.21	0.41
1:D:541:MET:HG2	4:9:345:ILE:HG23	2.01	0.41
1:D:747:LEU:O	1:D:749:GLY:N	2.53	0.41
1:G:17:LEU:HA	1:G:17:LEU:HD12	1.67	0.41
1:G:62:VAL:HG12	1:G:63:MLY:N	2.34	0.41
1:G:93:MET:HG3	1:G:714:ARG:CB	2.49	0.41
1:G:151:ALA:HB1	1:G:152:PRO:HD2	2.01	0.41
1:G:568:PRO:CG	1:G:578:HIS:N	2.84	0.41
1:J:217:THR:CA	1:J:221:GLN:HE21	2.33	0.41
1:J:369:MLY:HH22	1:J:369:MLY:HD3	1.79	0.41
1:J:541:MET:HG2	4:W:345:ILE:HG23	2.02	0.41
1:J:673:ARG:HD2	1:J:673:ARG:HA	1.79	0.41
3:L:48:LYS:HD3	3:L:48:LYS:HA	1.17	0.41
1:M:25:ILE:HG23	1:M:29:ASN:HD22	1.85	0.41

Continued on next page...

Continued from previous page...

Atom-1	Atom-2	Interatomic distance (Å)	Clash overlap (Å)
1:M:63:MLY:HH23	1:M:63:MLY:HD3	1.76	0.41
1:M:195:TYR:CE2	1:M:199:ILE:HD13	2.55	0.41
1:M:539:GLU:OE2	1:M:553:MLY:HD3	2.20	0.41
1:M:568:PRO:CG	1:M:578:HIS:N	2.84	0.41
1:P:135:TYR:HD2	1:P:191:ARG:CG	2.33	0.41
1:P:445:ILE:HG22	1:P:449:LEU:HD22	2.02	0.41
1:P:539:GLU:OE2	1:P:553:MLY:HD3	2.20	0.41
1:P:792:ALA:CB	3:R:42:THR:N	2.84	0.41
1:P:842:LEU:N	1:P:842:LEU:CD1	2.83	0.41
3:R:11:LYS:HE2	3:R:11:LYS:HB3	1.83	0.41
4:3:206:ARG:O	4:3:209:VAL:HG12	2.20	0.41
4:7:369:ILE:HG23	4:7:370:VAL:N	2.35	0.41
4:9:290:ARG:HH22	4:W:202:THR:CG2	2.17	0.41
4:V:196:ARG:HH21	4:V:249:THR:HG23	1.85	0.41
4:V:369:ILE:HG23	4:V:370:VAL:N	2.36	0.41
4:X:222:ASP:OD1	4:X:224:GLU:HB3	2.20	0.41
1:A:135:TYR:HD2	1:A:191:ARG:CG	2.33	0.41
1:A:568:PRO:CG	1:A:578:HIS:N	2.84	0.41
1:D:506:GLU:HG2	1:D:764:MLY:HE2	2.01	0.41
1:D:528:MLY:HB2	1:D:529:PRO:HD2	2.03	0.41
1:D:797:PHE:CD2	1:D:798:LEU:HD12	2.55	0.41
1:G:218:LEU:HA	1:G:221:GLN:HG3	1.72	0.41
1:G:322:VAL:HA	1:G:323:PRO:HD3	1.87	0.41
1:G:556:ASP:OD1	4:X:47:MET:CE	2.27	0.41
1:G:801:VAL:CG2	3:I:126:LEU:HD21	2.50	0.41
1:J:28:GLN:OE1	1:J:723:ARG:HG3	2.20	0.41
1:J:410:ASN:HA	4:W:334:GLU:HB3	1.28	0.41
1:J:643:GLY:CA	4:W:24:ASP:OD1	2.62	0.41
1:J:741:LYS:HG2	1:J:742:LYS:N	2.35	0.41
1:J:797:PHE:CD2	1:J:798:LEU:HD12	2.55	0.41
1:J:800:ARG:HB3	3:L:149:VAL:HG13	2.02	0.41
2:K:113:LYS:O	2:K:147:ASN:HB2	2.20	0.41
2:K:149:ASP:OD2	2:K:150:TYR:CA	2.64	0.41
1:M:445:ILE:HG22	1:M:449:LEU:HD22	2.02	0.41
1:M:636:LYS:CB	4:Z:334:GLU:OE1	2.68	0.41
1:M:767:PHE:CE1	1:M:771:LEU:HD22	2.34	0.41
1:M:767:PHE:CD2	1:M:772:LEU:HD11	2.55	0.41
1:M:795:ARG:HG2	3:O:118:MET:HE1	1.15	0.41
1:P:402:CYS:C	1:P:404:PRO:HD3	2.40	0.41
1:P:471:ASP:CB	1:P:573:GLY:O	2.68	0.41
1:P:476:GLU:CD	1:P:476:GLU:H	2.22	0.41

Continued on next page...

Continued from previous page...

Atom-1	Atom-2	Interatomic distance (Å)	Clash overlap (Å)
1:P:506:GLU:O	1:P:761:GLY:HA2	2.16	0.41
1:P:534:SER:CB	4:1:351:THR:HA	2.49	0.41
1:P:819:ASN:N	2:Q:90:GLY:O	2.53	0.41
4:3:196:ARG:HH21	4:3:249:THR:HG23	1.85	0.41
4:4:315:LYS:HD2	4:4:315:LYS:HA	1.92	0.41
4:6:193:LEU:HD11	4:6:250:ILE:HG13	2.03	0.41
4:7:226:GLU:HG3	4:7:255:PHE:CE2	2.55	0.41
4:7:324:THR:HG23	4:9:245:GLY:HA2	1.09	0.41
4:9:193:LEU:HD11	4:9:250:ILE:HG13	2.02	0.41
4:V:226:GLU:HG3	4:V:255:PHE:CE2	2.55	0.41
4:V:287:ILE:HG13	4:X:202:THR:HG23	1.65	0.41
4:Y:196:ARG:HH21	4:Y:249:THR:HG23	1.85	0.41
1:A:11:GLY:O	1:A:14:ALA:HB3	2.20	0.41
1:A:296:MLY:HH11	1:A:348:MLY:CH2	2.48	0.41
1:A:348:MLY:HH12	1:A:348:MLY:HD2	1.82	0.41
1:A:410:ASN:HA	4:8:334:GLU:HB3	1.29	0.41
1:A:725:ARG:CZ	1:A:733:PRO:CB	2.83	0.41
1:D:439:LEU:HA	1:D:439:LEU:HD12	1.85	0.41
1:D:550:PHE:C	4:W:46:GLY:CA	2.88	0.41
2:E:141:PRO:HB3	2:E:142:PRO:CD	2.49	0.41
1:G:25:ILE:HG23	1:G:29:ASN:HD22	1.85	0.41
1:G:136:ASN:O	1:G:138:MLY:N	2.54	0.41
1:G:471:ASP:CB	1:G:573:GLY:O	2.68	0.41
1:G:519:LEU:HD12	1:G:519:LEU:H	1.84	0.41
1:G:537:GLU:OE1	4:V:350:SER:HA	2.20	0.41
1:G:690:LEU:O	1:G:694:GLN:HG3	2.20	0.41
1:G:708:ARG:HA	1:G:712:PRO:HG3	2.02	0.41
1:G:752:ASP:HB2	1:G:783:LEU:CB	2.51	0.41
3:I:56:GLU:OE1	3:I:59:ASN:ND2	2.54	0.41
1:J:528:MLY:HB2	1:J:529:PRO:HD2	2.03	0.41
1:J:578:HIS:CD2	1:J:592:ILE:H	2.38	0.41
1:J:793:ARG:O	1:J:797:PHE:N	2.39	0.41
2:K:140:PHE:HB3	2:K:144:VAL:HG11	2.03	0.41
1:M:38:VAL:HG13	1:M:39:PHE:N	2.35	0.41
1:M:330:GLU:HA	1:M:330:GLU:OE1	2.20	0.41
1:M:629:GLU:HB3	1:M:643:GLY:C	2.41	0.41
3:O:95:ASP:OD1	3:O:139:TYR:HE1	2.03	0.41
1:P:568:PRO:CG	1:P:578:HIS:N	2.84	0.41
1:P:776:GLU:O	1:P:780:ASP:N	2.45	0.41
4:1:247:VAL:N	4:Y:324:THR:CB	2.77	0.41
4:2:222:ASP:OD1	4:2:224:GLU:HB3	2.20	0.41

Continued on next page...

Continued from previous page...

Atom-1	Atom-2	Interatomic distance (Å)	Clash overlap (Å)
4:3:221:LEU:HA	4:3:312:ARG:HG2	2.03	0.41
4:4:148:THR:HG21	4:6:45:VAL:CG2	2.50	0.41
4:8:226:GLU:HG3	4:8:255:PHE:CE2	2.56	0.41
4:V:193:LEU:HD11	4:V:250:ILE:HG13	2.02	0.41
4:W:315:LYS:HD2	4:W:315:LYS:HA	1.92	0.41
4:X:221:LEU:HA	4:X:312:ARG:HG2	2.03	0.41
4:Z:193:LEU:HD11	4:Z:250:ILE:HG13	2.02	0.41
1:A:174:SER:HA	1:A:460:GLY:O	2.20	0.41
1:A:335:ASP:O	1:A:338:ILE:HB	2.20	0.41
1:A:471:ASP:CB	1:A:573:GLY:O	2.68	0.41
1:A:556:ASP:OD1	4:V:50:LYS:CG	2.69	0.41
1:A:711:PHE:O	1:A:714:ARG:NH2	2.54	0.41
1:A:797:PHE:CD2	1:A:798:LEU:HD12	2.55	0.41
1:D:60:VAL:O	1:D:72:VAL:N	2.51	0.41
1:D:462:LEU:HD11	1:D:464:ILE:CD1	2.50	0.41
1:D:800:ARG:CB	3:F:149:VAL:HG13	2.48	0.41
1:D:812:SER:O	1:D:816:ILE:HG13	2.21	0.41
1:G:84:MLY:HG2	1:G:723:ARG:HD2	1.99	0.41
1:G:330:GLU:HA	1:G:330:GLU:OE1	2.20	0.41
1:G:633:GLY:HA2	4:V:25:ASP:HA	1.26	0.41
1:G:712:PRO:HB2	1:G:713:SER:H	1.61	0.41
1:G:754:ASP:CG	1:G:779:ARG:HB2	2.25	0.41
1:G:762:HIS:CD2	1:G:762:HIS:N	2.78	0.41
1:G:795:ARG:CZ	3:I:116:GLU:OE2	2.66	0.41
1:J:173:GLN:HG3	1:J:670:HIS:CD2	2.55	0.41
1:J:568:PRO:CG	1:J:578:HIS:N	2.84	0.41
1:J:657:LEU:HD12	1:J:657:LEU:O	2.21	0.41
1:M:11:GLY:O	1:M:14:ALA:HB3	2.20	0.41
1:M:95:THR:CB	1:M:770:GLY:HA2	2.49	0.41
1:M:136:ASN:O	1:M:138:MLY:N	2.54	0.41
1:M:471:ASP:CB	1:M:573:GLY:O	2.68	0.41
1:M:500:GLN:HB2	1:M:512:PHE:CZ	2.54	0.41
1:P:744:SER:O	1:P:748:LEU:HD12	2.20	0.41
1:P:797:PHE:CE2	3:R:126:LEU:HD21	2.43	0.41
4:1:222:ASP:OD1	4:1:224:GLU:HB3	2.20	0.41
4:1:226:GLU:HG3	4:1:255:PHE:CE2	2.55	0.41
4:2:369:ILE:HG23	4:2:370:VAL:N	2.35	0.41
4:4:369:ILE:HG23	4:4:370:VAL:N	2.35	0.41
4:5:226:GLU:HG3	4:5:255:PHE:CE2	2.55	0.41
4:8:196:ARG:HH21	4:8:249:THR:HG23	1.85	0.41
4:8:217:CYS:C	4:8:218:TYR:HD1	2.22	0.41

Continued on next page...

Continued from previous page...

Atom-1	Atom-2	Interatomic distance (Å)	Clash overlap (Å)
4:W:226:GLU:HG3	4:W:255:PHE:CE2	2.55	0.41
4:X:226:GLU:HG3	4:X:255:PHE:CE2	2.56	0.41
4:Y:299:MET:HE2	4:Y:331:ALA:HB2	2.01	0.41
1:A:201:ALA:O	1:A:202:SER:OG	2.36	0.41
1:A:508:ILE:HD13	1:A:508:ILE:HG21	1.88	0.41
1:A:775:LEU:HD12	1:A:775:LEU:HA	1.71	0.41
1:D:174:SER:HA	1:D:460:GLY:O	2.20	0.41
1:D:322:VAL:HA	1:D:323:PRO:HD3	1.87	0.41
1:D:449:LEU:HA	1:D:449:LEU:HD12	1.60	0.41
1:D:485:GLU:OE1	1:D:583:HIS:HB3	2.21	0.41
1:D:642:LYS:HB3	4:9:24:ASP:HB2	1.37	0.41
1:D:753:VAL:O	1:D:755:HIS:ND1	2.54	0.41
1:G:93:MET:CG	1:G:714:ARG:CB	2.96	0.41
1:G:553:MLY:C	4:X:46:GLY:HA3	2.50	0.41
1:G:812:SER:O	1:G:816:ILE:HG13	2.21	0.41
1:J:356:GLY:HA2	1:J:359:MET:HG3	2.02	0.41
1:J:471:ASP:CB	1:J:573:GLY:O	2.68	0.41
1:J:485:GLU:OE1	1:J:583:HIS:HB3	2.21	0.41
1:J:796:GLY:HA2	3:L:35:ARG:CD	2.51	0.41
2:K:112:ILE:O	2:K:148:VAL:N	2.50	0.41
1:M:204:GLU:N	1:M:207:LYS:HE3	2.23	0.41
1:M:279:LEU:CB	1:M:280:PRO:HD2	2.49	0.41
1:M:356:GLY:HA2	1:M:359:MET:HG3	2.02	0.41
1:P:60:VAL:O	1:P:72:VAL:N	2.51	0.41
1:P:193:ILE:CD1	1:P:250:ILE:HD13	2.51	0.41
1:P:335:ASP:O	1:P:338:ILE:HB	2.20	0.41
1:P:541:MET:HG2	4:1:345:ILE:HG23	2.02	0.41
1:P:712:PRO:HB2	1:P:713:SER:H	1.61	0.41
1:P:756:THR:HB	1:P:757:GLN:H	1.63	0.41
1:P:796:GLY:N	3:R:35:ARG:NH2	2.69	0.41
1:P:798:LEU:HD12	3:R:126:LEU:HD21	1.89	0.41
4:1:369:ILE:HG23	4:1:370:VAL:N	2.35	0.41
4:2:324:THR:H	4:4:244:ASP:HA	1.86	0.41
4:3:32:PRO:HB2	4:3:34:ILE:CD1	2.51	0.41
4:3:144:ALA:HB2	4:3:342:GLY:CA	2.51	0.41
4:6:144:ALA:HB2	4:6:342:GLY:CA	2.51	0.41
4:6:206:ARG:O	4:6:209:VAL:HG12	2.20	0.41
4:6:369:ILE:HG23	4:6:370:VAL:N	2.35	0.41
4:W:196:ARG:HH21	4:W:249:THR:HG23	1.85	0.41
4:X:193:LEU:HD11	4:X:250:ILE:HG13	2.02	0.41
4:X:324:THR:HG21	4:Z:247:VAL:HG23	1.89	0.41

Continued on next page...

Continued from previous page...

Atom-1	Atom-2	Interatomic distance (Å)	Clash overlap (Å)
1:A:17:LEU:HA	1:A:17:LEU:HD12	1.68	0.41
1:A:106:LEU:HD12	1:A:106:LEU:HA	1.79	0.41
1:A:195:TYR:CE2	1:A:199:ILE:HD13	2.55	0.41
1:A:217:THR:CA	1:A:221:GLN:HE21	2.33	0.41
1:A:322:VAL:HG12	1:A:325:ILE:HG13	2.03	0.41
1:A:629:GLU:HB3	1:A:643:GLY:C	2.41	0.41
1:D:25:ILE:HG23	1:D:29:ASN:HD22	1.85	0.41
1:D:217:THR:CA	1:D:221:GLN:HE21	2.33	0.41
1:D:553:MLY:NZ	4:W:45:VAL:CA	2.58	0.41
2:E:123:THR:HA	3:F:19:ARG:NH1	2.35	0.41
3:F:56:GLU:OE1	3:F:59:ASN:ND2	2.54	0.41
1:G:84:MLY:HB3	1:G:723:ARG:CD	2.50	0.41
1:G:320:ILE:O	1:G:320:ILE:CG2	2.68	0.41
1:G:462:LEU:HD11	1:G:464:ILE:CD1	2.50	0.41
1:G:629:GLU:HB3	1:G:643:GLY:C	2.41	0.41
1:G:795:ARG:NH2	3:I:116:GLU:HB3	2.35	0.41
3:I:95:ASP:OD1	3:I:139:TYR:HE1	2.04	0.41
1:J:633:GLY:HA2	4:W:25:ASP:HA	1.25	0.41
1:J:725:ARG:HA	1:J:732:ILE:CG2	2.50	0.41
1:J:829:TRP:HH2	2:K:84:PHE:CE1	2.09	0.41
3:L:56:GLU:OE1	3:L:59:ASN:ND2	2.54	0.41
3:L:95:ASP:OD1	3:L:139:TYR:HE1	2.04	0.41
1:M:320:ILE:O	1:M:320:ILE:CG2	2.68	0.41
1:M:642:LYS:HE2	4:Z:344:SER:HA	1.57	0.41
1:M:812:SER:HB3	2:N:100:ALA:HB1	2.03	0.41
2:N:140:PHE:HB3	2:N:144:VAL:HG11	2.03	0.41
3:O:56:GLU:OE1	3:O:59:ASN:ND2	2.54	0.41
1:P:166:MET:CE	1:P:254:PHE:CD2	3.01	0.41
1:P:204:GLU:N	1:P:207:LYS:HE3	2.23	0.41
1:P:384:ASP:HA	1:P:394:SER:OG	2.21	0.41
1:P:462:LEU:HD11	1:P:464:ILE:CD1	2.50	0.41
1:P:543:PRO:CG	4:1:146:GLY:O	2.66	0.41
4:1:112:PRO:HG3	4:2:195:GLU:C	2.38	0.41
4:1:144:ALA:HB2	4:1:342:GLY:CA	2.51	0.41
4:4:227:MET:O	4:4:230:ALA:HB3	2.21	0.41
4:5:369:ILE:HG23	4:5:370:VAL:N	2.35	0.41
4:7:288:ASP:OD1	4:9:204:ALA:HA	2.21	0.41
4:8:287:ILE:N	4:V:202:THR:CG2	2.77	0.41
4:W:227:MET:O	4:W:230:ALA:HB3	2.21	0.41
1:A:25:ILE:HG23	1:A:29:ASN:HD22	1.85	0.41
1:A:240:ASN:OD1	1:A:241:ASP:N	2.52	0.41

Continued on next page...

Continued from previous page...

Atom-1	Atom-2	Interatomic distance (Å)	Clash overlap (Å)
1:A:320:ILE:O	1:A:320:ILE:HG22	2.18	0.41
1:A:320:ILE:O	1:A:320:ILE:CG2	2.69	0.41
1:A:398:LEU:HA	1:A:398:LEU:HD12	1.84	0.41
1:A:528:MLY:HB2	1:A:529:PRO:HD2	2.03	0.41
1:A:610:LEU:N	1:A:610:LEU:CD1	2.84	0.41
1:A:633:GLY:HA2	4:8:25:ASP:HA	1.25	0.41
1:A:640:LYS:C	1:A:645:SER:HG	2.09	0.41
1:A:659:MLY:HH22	1:A:659:MLY:HD2	1.42	0.41
1:A:717:TYR:OH	1:A:760:PHE:HB3	2.21	0.41
1:D:11:GLY:O	1:D:14:ALA:HB3	2.20	0.41
1:D:14:ALA:HB3	1:D:15:PRO:CD	2.45	0.41
1:D:61:THR:HG23	1:D:71:THR:HG1	1.82	0.41
1:D:303:LEU:O	1:D:304:LEU:HB2	2.21	0.41
1:D:356:GLY:HA2	1:D:359:MET:HG3	2.02	0.41
1:D:410:ASN:HA	4:9:334:GLU:HB3	1.30	0.41
1:D:466:GLY:CA	1:D:484:ASN:HD21	2.32	0.41
1:D:471:ASP:CB	1:D:573:GLY:O	2.68	0.41
1:D:485:GLU:OE2	1:D:584:TYR:N	2.50	0.41
1:D:556:ASP:OD1	4:W:50:LYS:CG	2.69	0.41
1:D:819:ASN:ND2	2:E:90:GLY:O	2.54	0.41
1:G:296:MLY:HH11	1:G:348:MLY:CH2	2.48	0.41
1:G:322:VAL:HG12	1:G:325:ILE:HG13	2.03	0.41
1:G:335:ASP:O	1:G:338:ILE:HB	2.20	0.41
1:G:829:TRP:O	1:G:832:MET:N	2.50	0.41
1:G:839:MLY:N	1:G:840:PRO:HD2	2.35	0.41
2:H:111:SER:OG	2:H:148:VAL:CA	2.69	0.41
2:H:139:ALA:O	2:H:141:PRO:CD	2.51	0.41
1:J:14:ALA:HB3	1:J:15:PRO:CD	2.46	0.41
1:J:136:ASN:O	1:J:138:MLY:N	2.54	0.41
1:J:174:SER:HA	1:J:460:GLY:O	2.20	0.41
1:J:195:TYR:CE2	1:J:199:ILE:HD13	2.55	0.41
1:J:436:MLY:HE3	1:J:626:TYR:HE1	1.77	0.41
1:J:692:LEU:HD23	1:J:692:LEU:HA	1.85	0.41
1:J:795:ARG:CG	3:L:35:ARG:NH1	2.67	0.41
1:J:813:ILE:CG2	2:K:128:PHE:HE1	2.32	0.41
1:J:829:TRP:CZ3	2:K:84:PHE:CG	3.07	0.41
1:J:830:PRO:CB	2:K:67:MET:CE	2.98	0.41
1:M:193:ILE:HD11	1:M:250:ILE:HD12	2.03	0.41
1:M:193:ILE:CD1	1:M:250:ILE:HD13	2.51	0.41
1:M:322:VAL:HG12	1:M:325:ILE:HG13	2.03	0.41
1:M:330:GLU:HG2	1:M:330:GLU:H	1.54	0.41

Continued on next page...

Continued from previous page...

Atom-1	Atom-2	Interatomic distance (Å)	Clash overlap (Å)
1:M:335:ASP:O	1:M:338:ILE:HB	2.20	0.41
1:M:449:LEU:N	1:M:449:LEU:CD1	2.82	0.41
1:M:549:SER:O	4:2:48:GLY:CA	2.54	0.41
1:M:610:LEU:N	1:M:610:LEU:CD1	2.84	0.41
1:M:657:LEU:O	1:M:657:LEU:HD12	2.21	0.41
1:M:673:ARG:HD2	1:M:673:ARG:HA	1.79	0.41
1:M:744:SER:O	1:M:748:LEU:HD12	2.20	0.41
1:M:797:PHE:CE2	3:O:126:LEU:CG	2.86	0.41
1:P:174:SER:HA	1:P:460:GLY:O	2.20	0.41
1:P:356:GLY:HA2	1:P:359:MET:HG3	2.02	0.41
1:P:369:MLY:HH22	1:P:369:MLY:HD3	1.79	0.41
1:P:493:HIS:O	1:P:496:PHE:N	2.54	0.41
1:P:533:PHE:HD1	1:P:533:PHE:HA	1.79	0.41
1:P:725:ARG:NH1	3:R:85:GLU:CA	2.83	0.41
1:P:732:ILE:HG21	1:P:747:LEU:CD1	0.63	0.41
4:1:227:MET:O	4:1:230:ALA:HB3	2.21	0.41
4:2:32:PRO:HB2	4:2:34:ILE:CD1	2.51	0.41
4:2:196:ARG:HH21	4:2:249:THR:HG23	1.85	0.41
4:2:226:GLU:HG3	4:2:255:PHE:CE2	2.56	0.41
4:2:227:MET:O	4:2:230:ALA:HB3	2.21	0.41
4:4:32:PRO:HB2	4:4:34:ILE:CD1	2.51	0.41
4:4:288:ASP:CA	4:6:203:THR:CG2	2.99	0.41
4:6:196:ARG:HH21	4:6:249:THR:HG23	1.85	0.41
4:8:32:PRO:HB2	4:8:34:ILE:CD1	2.51	0.41
4:8:227:MET:O	4:8:230:ALA:HB3	2.21	0.41
4:9:288:ASP:OD1	4:W:204:ALA:HA	2.21	0.41
4:X:32:PRO:HB2	4:X:34:ILE:CD1	2.51	0.41
4:X:227:MET:O	4:X:230:ALA:HB3	2.21	0.41
4:Y:32:PRO:HB2	4:Y:34:ILE:CD1	2.51	0.41
4:Y:144:ALA:HB2	4:Y:342:GLY:CA	2.51	0.41
4:Y:221:LEU:HA	4:Y:312:ARG:HG2	2.02	0.41
4:Z:144:ALA:HB2	4:Z:342:GLY:CA	2.51	0.41
4:Z:196:ARG:HH21	4:Z:249:THR:HG23	1.85	0.41
4:Z:221:LEU:HA	4:Z:312:ARG:HG2	2.03	0.41
4:Z:226:GLU:HG3	4:Z:255:PHE:CE2	2.56	0.41
4:Z:369:ILE:HG23	4:Z:370:VAL:N	2.35	0.41
1:A:193:ILE:HD11	1:A:250:ILE:HD12	2.03	0.41
1:A:493:HIS:O	1:A:496:PHE:N	2.54	0.41
1:A:712:PRO:HB2	1:A:713:SER:H	1.61	0.41
1:D:110:TYR:O	1:D:113:TRP:N	2.42	0.41
1:D:135:TYR:HD2	1:D:191:ARG:CG	2.33	0.41

Continued on next page...

Continued from previous page...

Atom-1	Atom-2	Interatomic distance (Å)	Clash overlap (Å)
1:D:464:ILE:HG22	1:D:465:ALA:H	1.86	0.41
1:G:295:MLY:CE	1:G:332:MET:HE1	2.51	0.41
1:G:464:ILE:HD13	1:G:464:ILE:HG21	1.69	0.41
1:G:636:LYS:CB	4:V:334:GLU:OE1	2.68	0.41
1:G:820:VAL:CG1	2:H:136:MET:HE1	2.49	0.41
1:G:834:LEU:CD2	2:H:34:ILE:HD11	2.50	0.41
2:H:141:PRO:O	2:H:145:ALA:N	2.48	0.41
1:J:17:LEU:HA	1:J:17:LEU:HD12	1.68	0.41
1:J:56:GLU:HB2	1:J:59:MLY:CB	2.30	0.41
1:J:193:ILE:HD11	1:J:250:ILE:HD12	2.03	0.41
1:J:279:LEU:CB	1:J:280:PRO:HD2	2.49	0.41
1:J:541:MET:CE	4:W:346:LEU:HD12	2.47	0.41
1:J:725:ARG:CZ	1:J:733:PRO:CB	2.83	0.41
1:P:25:ILE:HG23	1:P:29:ASN:HD22	1.85	0.41
1:P:56:GLU:HB2	1:P:59:MLY:CB	2.30	0.41
1:P:792:ALA:CA	3:R:42:THR:HA	2.51	0.41
3:R:95:ASP:OD1	3:R:139:TYR:HE1	2.04	0.41
4:1:167:GLU:OE1	4:3:43:VAL:N	2.54	0.41
4:1:219:VAL:HG22	4:1:258:PRO:CB	2.51	0.41
4:5:227:MET:O	4:5:230:ALA:HB3	2.21	0.41
4:7:144:ALA:HB2	4:7:342:GLY:CA	2.51	0.41
4:V:32:PRO:HB2	4:V:34:ILE:CD1	2.51	0.41
4:V:286:ASP:HA	4:X:202:THR:HG22	1.63	0.41
4:W:219:VAL:HG22	4:W:258:PRO:CB	2.51	0.41
4:W:256:ARG:HH11	4:W:256:ARG:HD2	1.78	0.41
4:X:144:ALA:HB2	4:X:342:GLY:CA	2.51	0.41
4:Z:32:PRO:HB2	4:Z:34:ILE:CD1	2.51	0.41
1:A:62:VAL:HG12	1:A:63:MLY:N	2.35	0.40
1:A:136:ASN:O	1:A:138:MLY:N	2.54	0.40
1:A:172:ASN:OD1	1:A:457:TYR:HA	2.21	0.40
1:A:237:THR:CG2	1:A:238:VAL:N	2.85	0.40
1:A:330:GLU:OE1	1:A:330:GLU:HA	2.20	0.40
1:A:464:ILE:HG21	1:A:464:ILE:HD13	1.69	0.40
1:A:733:PRO:CB	1:A:737:PHE:CE1	3.02	0.40
1:D:193:ILE:CD1	1:D:250:ILE:HD13	2.51	0.40
1:D:554:LEU:N	4:W:46:GLY:O	2.53	0.40
1:D:741:LYS:HG2	1:D:742:LYS:N	2.35	0.40
1:G:38:VAL:HG13	1:G:39:PHE:N	2.35	0.40
1:G:87:MLY:HD3	1:G:87:MLY:HH12	1.62	0.40
1:G:193:ILE:HD11	1:G:250:ILE:HD12	2.03	0.40
1:G:295:MLY:CG	1:G:332:MET:CE	2.97	0.40

Continued on next page...

Continued from previous page...

Atom-1	Atom-2	Interatomic distance (Å)	Clash overlap (Å)
1:G:643:GLY:CA	4:V:24:ASP:OD1	2.62	0.40
1:G:717:TYR:OH	1:G:760:PHE:HB3	2.21	0.40
1:G:732:ILE:CG2	1:G:747:LEU:HD12	0.35	0.40
1:J:72:VAL:O	1:J:73:LYS:O	2.39	0.40
1:J:135:TYR:HD2	1:J:191:ARG:CG	2.33	0.40
1:J:493:HIS:O	1:J:496:PHE:N	2.54	0.40
1:J:536:LEU:HA	1:J:536:LEU:HD12	1.69	0.40
1:J:543:PRO:CG	4:W:146:GLY:O	2.66	0.40
1:J:553:MLY:HH13	4:Y:45:VAL:HG11	2.02	0.40
1:J:580:SER:O	1:J:581:LEU:HD12	2.22	0.40
1:M:97:LEU:HD12	1:M:97:LEU:HA	1.68	0.40
1:M:110:TYR:O	1:M:113:TRP:N	2.42	0.40
1:M:202:SER:HB2	1:M:207:LYS:HZ1	1.87	0.40
1:M:217:THR:CA	1:M:221:GLN:HE21	2.33	0.40
1:M:556:ASP:N	4:2:49:GLN:HB3	2.35	0.40
1:M:805:ALA:C	1:M:806:MET:C	2.80	0.40
1:P:136:ASN:O	1:P:138:MLY:N	2.54	0.40
1:P:193:ILE:HD11	1:P:250:ILE:HD12	2.03	0.40
1:P:485:GLU:OE1	1:P:583:HIS:HB3	2.21	0.40
1:P:528:MLY:HB2	1:P:529:PRO:HD2	2.03	0.40
1:P:804:ARG:HA	1:P:807:VAL:CA	2.47	0.40
1:P:809:ARG:CZ	2:Q:120:LEU:HD11	2.50	0.40
2:Q:137:TRP:CZ3	2:Q:145:ALA:N	2.81	0.40
4:2:171:LEU:HA	4:2:172:PRO:HD2	1.84	0.40
4:3:227:MET:O	4:3:230:ALA:HB3	2.21	0.40
4:4:144:ALA:HB2	4:4:342:GLY:CA	2.51	0.40
4:5:32:PRO:HB2	4:5:34:ILE:CD1	2.51	0.40
4:5:221:LEU:HA	4:5:312:ARG:HG2	2.03	0.40
4:9:144:ALA:HB2	4:9:342:GLY:CA	2.51	0.40
4:9:221:LEU:HA	4:9:312:ARG:HG2	2.02	0.40
1:A:93:MET:HE2	1:A:716:LEU:H	1.79	0.40
1:A:93:MET:HG2	1:A:715:VAL:HG23	1.93	0.40
1:A:135:TYR:CD2	1:A:191:ARG:HD3	2.56	0.40
1:A:407:GLY:HA2	1:A:411:GLU:O	2.22	0.40
1:A:657:LEU:HD12	1:A:657:LEU:O	2.21	0.40
1:D:49:MLY:HH23	1:D:80:MET:CE	2.52	0.40
1:D:72:VAL:O	1:D:73:LYS:O	2.40	0.40
1:D:166:MET:CE	1:D:254:PHE:CD2	3.01	0.40
1:D:193:ILE:HD11	1:D:250:ILE:HD12	2.03	0.40
1:D:507:GLY:CA	1:D:762:HIS:CD2	3.04	0.40
1:D:769:ALA:N	1:D:771:LEU:HA	2.19	0.40

Continued on next page...

Continued from previous page...

Atom-1	Atom-2	Interatomic distance (Å)	Clash overlap (Å)
3:F:49:ILE:HD13	3:F:49:ILE:HG21	1.89	0.40
1:G:310:TYR:OH	1:G:320:ILE:HD11	2.22	0.40
1:G:356:GLY:HA2	1:G:359:MET:HG3	2.02	0.40
1:G:408:VAL:HG22	1:G:636:LYS:HG2	1.51	0.40
1:G:553:MLY:HA	4:X:45:VAL:O	2.22	0.40
1:G:625:THR:H	1:G:625:THR:HG22	1.48	0.40
1:G:642:LYS:HE2	4:V:344:SER:HA	1.56	0.40
1:G:739:ASP:OD1	1:G:739:ASP:C	2.58	0.40
1:G:772:LEU:HA	1:G:772:LEU:HD12	1.82	0.40
1:J:166:MET:CE	1:J:254:PHE:CD2	3.01	0.40
1:J:322:VAL:HA	1:J:323:PRO:HD3	1.87	0.40
1:J:449:LEU:N	1:J:449:LEU:CD1	2.82	0.40
1:J:530:MET:CE	4:W:354:GLN:HG3	2.35	0.40
1:J:665:ARG:C	1:J:667:THR:N	2.74	0.40
3:L:63:ILE:CG2	3:L:64:THR:H	2.33	0.40
1:M:60:VAL:O	1:M:72:VAL:N	2.51	0.40
1:M:172:ASN:OD1	1:M:457:TYR:HA	2.21	0.40
1:M:185:LYS:H	1:M:185:LYS:HG3	1.63	0.40
1:M:407:GLY:HA2	1:M:411:GLU:O	2.21	0.40
1:M:717:TYR:OH	1:M:760:PHE:HB3	2.21	0.40
1:M:818:TYR:HH	2:N:127:ARG:NH2	2.12	0.40
1:P:279:LEU:CB	1:P:280:PRO:HD2	2.49	0.40
1:P:541:MET:HG2	4:1:345:ILE:HG22	2.00	0.40
1:P:642:LYS:HB3	4:1:24:ASP:HB2	1.37	0.40
1:P:735:GLY:HA3	1:P:743:ALA:HA	2.01	0.40
1:P:803:TYR:CB	1:P:807:VAL:HG21	2.52	0.40
4:2:144:ALA:HB2	4:2:342:GLY:CA	2.51	0.40
4:2:202:THR:C	4:Z:287:ILE:CG2	2.79	0.40
4:3:219:VAL:HG22	4:3:258:PRO:CB	2.51	0.40
4:4:221:LEU:HA	4:4:312:ARG:HG2	2.02	0.40
4:5:144:ALA:HB2	4:5:342:GLY:CA	2.51	0.40
4:8:288:ASP:OD1	4:V:204:ALA:HA	2.21	0.40
4:9:32:PRO:HB2	4:9:34:ILE:CD1	2.51	0.40
4:9:324:THR:HG23	4:W:245:GLY:HA2	1.09	0.40
1:A:60:VAL:O	1:A:72:VAL:N	2.51	0.40
1:A:506:GLU:CB	1:A:760:PHE:C	2.57	0.40
1:A:543:PRO:CG	4:8:146:GLY:O	2.67	0.40
1:A:812:SER:O	1:A:816:ILE:HG13	2.21	0.40
1:D:335:ASP:O	1:D:338:ILE:HB	2.21	0.40
1:D:384:ASP:HA	1:D:394:SER:OG	2.21	0.40
1:D:553:MLY:HE2	4:W:45:VAL:CA	2.39	0.40

Continued on next page...

Continued from previous page...

Atom-1	Atom-2	Interatomic distance (Å)	Clash overlap (Å)
1:D:735:GLY:HA3	1:D:743:ALA:HA	2.01	0.40
2:E:140:PHE:HB3	2:E:144:VAL:HG11	2.03	0.40
2:E:141:PRO:CB	2:E:142:PRO:HD3	2.49	0.40
1:G:88:ILE:HG22	1:G:90:ASP:C	2.42	0.40
1:G:135:TYR:CD2	1:G:191:ARG:HD3	2.55	0.40
1:G:172:ASN:OD1	1:G:457:TYR:HA	2.21	0.40
1:G:214:MET:CA	1:G:340:ILE:HD11	2.45	0.40
1:G:384:ASP:HA	1:G:394:SER:OG	2.21	0.40
1:G:485:GLU:OE1	1:G:583:HIS:HB3	2.21	0.40
1:G:543:PRO:CG	4:V:146:GLY:O	2.66	0.40
1:G:754:ASP:HA	1:G:779:ARG:CZ	2.43	0.40
1:G:797:PHE:CE2	3:I:126:LEU:CG	2.85	0.40
2:H:149:ASP:OD2	2:H:150:TYR:CA	2.65	0.40
2:H:150:TYR:HB3	2:H:151:LYS:HG3	2.03	0.40
1:J:407:GLY:HA2	1:J:411:GLU:O	2.21	0.40
1:M:303:LEU:O	1:M:304:LEU:HB2	2.21	0.40
1:M:384:ASP:HA	1:M:394:SER:OG	2.21	0.40
1:M:829:TRP:CD2	2:N:87:LYS:NZ	2.87	0.40
1:P:303:LEU:O	1:P:304:LEU:HB2	2.21	0.40
1:P:305:ILE:HG22	1:P:312:TYR:OH	2.22	0.40
1:P:599:ASN:OD1	1:P:649:VAL:C	2.60	0.40
1:P:706:ILE:HD13	1:P:706:ILE:HG21	1.89	0.40
1:P:797:PHE:CD2	1:P:798:LEU:HD12	2.56	0.40
2:Q:141:PRO:O	2:Q:145:ALA:N	2.48	0.40
4:1:201:VAL:CG2	4:Y:287:ILE:HG23	2.46	0.40
4:1:250:ILE:HG22	4:1:254:ARG:HB2	2.04	0.40
4:2:148:THR:OG1	4:4:45:VAL:HG23	2.21	0.40
4:2:250:ILE:HG22	4:2:254:ARG:HB2	2.04	0.40
4:3:226:GLU:HG3	4:3:255:PHE:CE2	2.55	0.40
4:4:219:VAL:HG22	4:4:258:PRO:CB	2.51	0.40
4:4:226:GLU:HG3	4:4:255:PHE:CE2	2.55	0.40
4:6:227:MET:O	4:6:230:ALA:HB3	2.21	0.40
4:7:32:PRO:HB2	4:7:34:ILE:CD1	2.51	0.40
4:7:221:LEU:HA	4:7:312:ARG:HG2	2.02	0.40
4:7:227:MET:O	4:7:230:ALA:HB3	2.21	0.40
4:9:219:VAL:HG22	4:9:258:PRO:CB	2.52	0.40
4:V:144:ALA:HB2	4:V:342:GLY:CA	2.51	0.40
4:W:32:PRO:HB2	4:W:34:ILE:CD1	2.51	0.40
4:W:144:ALA:HB2	4:W:342:GLY:CA	2.51	0.40
4:W:221:LEU:HA	4:W:312:ARG:HG2	2.03	0.40
4:Y:219:VAL:HG22	4:Y:258:PRO:CB	2.52	0.40

Continued on next page...

Continued from previous page...

Atom-1	Atom-2	Interatomic distance (Å)	Clash overlap (Å)
1:A:279:LEU:CB	1:A:280:PRO:HD2	2.49	0.40
1:A:502:GLU:CD	1:A:764:MLY:N	2.72	0.40
1:A:505:MLY:CD	1:A:741:LYS:HZ3	2.31	0.40
1:A:732:ILE:HG23	1:A:747:LEU:HD13	1.37	0.40
1:D:87:MLY:HD3	1:D:87:MLY:HH12	1.61	0.40
1:D:407:GLY:HA2	1:D:411:GLU:O	2.21	0.40
1:D:507:GLY:CA	1:D:762:HIS:ND1	2.85	0.40
1:G:48:VAL:CG2	1:G:49:MLY:N	2.85	0.40
1:G:568:PRO:HG3	1:G:578:HIS:N	2.36	0.40
1:G:795:ARG:N	3:I:118:MET:HE3	2.37	0.40
1:J:335:ASP:O	1:J:338:ILE:HB	2.21	0.40
1:J:384:ASP:HA	1:J:394:SER:OG	2.21	0.40
1:M:135:TYR:CD2	1:M:191:ARG:HD3	2.55	0.40
1:M:485:GLU:OE1	1:M:583:HIS:HB3	2.21	0.40
1:M:612:GLN:NE2	1:M:627:GLY:H	2.14	0.40
1:M:804:ARG:CA	1:M:807:VAL:CG1	2.95	0.40
1:P:217:THR:CA	1:P:221:GLN:HE21	2.33	0.40
1:P:449:LEU:N	1:P:449:LEU:CD1	2.82	0.40
1:P:538:GLU:CA	4:1:351:THR:N	2.68	0.40
4:5:250:ILE:HG22	4:5:254:ARG:HB2	2.04	0.40
4:9:227:MET:O	4:9:230:ALA:HB3	2.21	0.40
4:V:120:THR:HG21	4:V:370:VAL:CG1	2.52	0.40
4:W:286:ASP:HA	4:Y:202:THR:HG22	1.32	0.40
4:X:120:THR:HG21	4:X:370:VAL:CG1	2.52	0.40
1:A:49:MLY:HH23	1:A:80:MET:CE	2.51	0.40
1:A:129:TYR:HD1	1:A:129:TYR:HA	1.65	0.40
1:A:485:GLU:OE1	1:A:583:HIS:HB3	2.21	0.40
1:A:508:ILE:HD13	1:A:759:ALA:HB2	1.80	0.40
1:A:648:THR:HB	4:8:350:SER:OG	2.22	0.40
1:D:322:VAL:HB	1:D:325:ILE:CG1	2.51	0.40
1:D:665:ARG:C	1:D:667:THR:N	2.74	0.40
1:D:798:LEU:HD12	3:F:126:LEU:HD21	1.47	0.40
1:G:47:PHE:HE1	1:G:78:PHE:CE1	2.40	0.40
1:G:64:THR:OG1	1:G:68:GLU:HB3	2.22	0.40
1:G:303:LEU:O	1:G:304:LEU:HB2	2.21	0.40
1:G:407:GLY:HA2	1:G:411:GLU:O	2.21	0.40
1:G:539:GLU:OE2	1:G:553:MLY:HD3	2.20	0.40
1:G:657:LEU:O	1:G:657:LEU:HD12	2.21	0.40
2:H:63:GLU:O	2:H:67:MET:HG3	2.22	0.40
1:J:193:ILE:HD13	1:J:252:ILE:HD11	2.04	0.40
1:J:330:GLU:OE1	1:J:330:GLU:HA	2.21	0.40

Continued on next page...

Continued from previous page...

Atom-1	Atom-2	Interatomic distance (Å)	Clash overlap (Å)
1:J:629:GLU:HB3	1:J:643:GLY:C	2.41	0.40
1:M:49:MLY:HH23	1:M:80:MET:CE	2.51	0.40
1:M:289:TYR:OH	1:M:315:VAL:O	2.27	0.40
1:M:580:SER:O	1:M:581:LEU:HD12	2.22	0.40
1:M:737:PHE:HE2	3:O:93:VAL:HG13	1.87	0.40
1:P:72:VAL:O	1:P:73:LYS:O	2.39	0.40
1:P:322:VAL:HB	1:P:325:ILE:CG1	2.52	0.40
1:P:610:LEU:N	1:P:610:LEU:CD1	2.84	0.40
1:P:717:TYR:OH	1:P:760:PHE:HB3	2.21	0.40
1:P:817:GLN:CG	2:Q:128:PHE:CE1	3.02	0.40
3:R:56:GLU:OE1	3:R:59:ASN:ND2	2.54	0.40
4:2:221:LEU:HA	4:2:312:ARG:HG2	2.02	0.40
4:3:120:THR:HG21	4:3:370:VAL:CG1	2.52	0.40
4:4:287:ILE:HG13	4:6:202:THR:HG22	2.04	0.40
4:9:250:ILE:HG22	4:9:254:ARG:HB2	2.04	0.40
4:V:250:ILE:HG22	4:V:254:ARG:HB2	2.04	0.40
4:X:196:ARG:HH21	4:X:249:THR:HG23	1.85	0.40
4:Z:219:VAL:HG22	4:Z:258:PRO:CB	2.52	0.40

There are no symmetry-related clashes.

5.3 Torsion angles [i](#)

5.3.1 Protein backbone [i](#)

In the following table, the Percentiles column shows the percent Ramachandran outliers of the chain as a percentile score with respect to all PDB entries followed by that with respect to all EM entries.

The Analysed column shows the number of residues for which the backbone conformation was analysed, and the total number of residues.

Mol	Chain	Analysed	Favoured	Allowed	Outliers	Percentiles	
1	A	789/840 (94%)	650 (82%)	113 (14%)	26 (3%)	4	26
1	D	789/840 (94%)	650 (82%)	113 (14%)	26 (3%)	4	26
1	G	791/840 (94%)	651 (82%)	113 (14%)	27 (3%)	3	26
1	J	791/840 (94%)	651 (82%)	113 (14%)	27 (3%)	3	26
1	M	787/840 (94%)	648 (82%)	110 (14%)	29 (4%)	3	24
1	P	789/840 (94%)	650 (82%)	112 (14%)	27 (3%)	3	26

Continued on next page...

Continued from previous page...

Mol	Chain	Analysed	Favoured	Allowed	Outliers	Percentiles	
2	E	143/145 (99%)	126 (88%)	9 (6%)	8 (6%)	2	19
2	H	143/145 (99%)	126 (88%)	9 (6%)	8 (6%)	2	19
2	K	143/145 (99%)	126 (88%)	9 (6%)	8 (6%)	2	19
2	N	143/145 (99%)	126 (88%)	9 (6%)	8 (6%)	2	19
2	Q	143/145 (99%)	126 (88%)	9 (6%)	8 (6%)	2	19
3	F	143/147 (97%)	133 (93%)	10 (7%)	0	100	100
3	I	143/147 (97%)	133 (93%)	10 (7%)	0	100	100
3	L	143/147 (97%)	133 (93%)	10 (7%)	0	100	100
3	O	143/147 (97%)	133 (93%)	10 (7%)	0	100	100
3	R	143/147 (97%)	133 (93%)	10 (7%)	0	100	100
4	1	370/375 (99%)	334 (90%)	30 (8%)	6 (2%)	9	44
4	2	370/375 (99%)	334 (90%)	30 (8%)	6 (2%)	9	44
4	3	370/375 (99%)	333 (90%)	31 (8%)	6 (2%)	9	44
4	4	370/375 (99%)	334 (90%)	30 (8%)	6 (2%)	9	44
4	5	370/375 (99%)	333 (90%)	31 (8%)	6 (2%)	9	44
4	6	370/375 (99%)	334 (90%)	30 (8%)	6 (2%)	9	44
4	7	370/375 (99%)	334 (90%)	30 (8%)	6 (2%)	9	44
4	8	370/375 (99%)	334 (90%)	30 (8%)	6 (2%)	9	44
4	9	370/375 (99%)	334 (90%)	30 (8%)	6 (2%)	9	44
4	V	370/375 (99%)	335 (90%)	29 (8%)	6 (2%)	9	44
4	W	370/375 (99%)	334 (90%)	30 (8%)	6 (2%)	9	44
4	X	370/375 (99%)	335 (90%)	29 (8%)	6 (2%)	9	44
4	Y	370/375 (99%)	335 (90%)	29 (8%)	6 (2%)	9	44
4	Z	370/375 (99%)	334 (90%)	30 (8%)	6 (2%)	9	44
All	All	11346/11750 (97%)	9872 (87%)	1188 (10%)	286 (2%)	9	32

All (286) Ramachandran outliers are listed below:

Mol	Chain	Res	Type
1	A	73	LYS
1	A	202	SER
1	A	572	LYS
1	A	712	PRO
1	A	729	ALA

Continued on next page...

Continued from previous page...

Mol	Chain	Res	Type
1	A	757	GLN
1	A	762	HIS
1	D	73	LYS
1	D	202	SER
1	D	572	LYS
1	D	712	PRO
1	D	729	ALA
1	D	757	GLN
1	D	762	HIS
2	E	131	GLU
2	E	141	PRO
1	G	73	LYS
1	G	202	SER
1	G	572	LYS
1	G	712	PRO
1	G	729	ALA
1	G	757	GLN
1	G	762	HIS
2	H	131	GLU
2	H	141	PRO
1	J	73	LYS
1	J	202	SER
1	J	572	LYS
1	J	712	PRO
1	J	729	ALA
1	J	757	GLN
1	J	762	HIS
1	J	785	GLU
2	K	131	GLU
2	K	141	PRO
1	M	73	LYS
1	M	202	SER
1	M	572	LYS
1	M	712	PRO
1	M	729	ALA
1	M	757	GLN
1	M	762	HIS
1	M	806	MET
1	M	807	VAL
2	N	131	GLU
2	N	141	PRO
1	P	73	LYS

Continued on next page...

Continued from previous page...

Mol	Chain	Res	Type
1	P	202	SER
1	P	572	LYS
1	P	712	PRO
1	P	729	ALA
1	P	757	GLN
1	P	762	HIS
1	P	807	VAL
2	Q	131	GLU
2	Q	141	PRO
4	1	246	GLN
4	2	246	GLN
4	3	246	GLN
4	4	246	GLN
4	5	246	GLN
4	6	246	GLN
4	7	246	GLN
4	8	246	GLN
4	9	246	GLN
4	V	246	GLN
4	W	246	GLN
4	X	246	GLN
4	Y	246	GLN
4	Z	246	GLN
1	A	11	GLY
1	A	21	GLU
1	A	219	GLU
1	A	517	MET
1	A	532	ILE
1	A	637	LYS
1	D	11	GLY
1	D	21	GLU
1	D	219	GLU
1	D	517	MET
1	D	637	LYS
2	E	130	PRO
2	E	147	ASN
2	E	151	LYS
1	G	11	GLY
1	G	21	GLU
1	G	219	GLU
1	G	517	MET
1	G	532	ILE

Continued on next page...

Continued from previous page...

Mol	Chain	Res	Type
1	G	637	LYS
1	G	785	GLU
2	H	130	PRO
2	H	147	ASN
2	H	151	LYS
1	J	11	GLY
1	J	21	GLU
1	J	219	GLU
1	J	517	MET
1	J	637	LYS
2	K	130	PRO
2	K	147	ASN
2	K	151	LYS
1	M	11	GLY
1	M	21	GLU
1	M	219	GLU
1	M	517	MET
1	M	637	LYS
2	N	130	PRO
2	N	147	ASN
2	N	151	LYS
2	N	161	GLU
1	P	11	GLY
1	P	21	GLU
1	P	219	GLU
1	P	517	MET
1	P	637	LYS
2	Q	130	PRO
2	Q	147	ASN
2	Q	151	LYS
4	1	274	ILE
4	2	274	ILE
4	3	274	ILE
4	4	274	ILE
4	5	274	ILE
4	6	274	ILE
4	7	274	ILE
4	8	274	ILE
4	9	274	ILE
4	V	274	ILE
4	W	274	ILE
4	X	274	ILE

Continued on next page...

Continued from previous page...

Mol	Chain	Res	Type
4	Y	274	ILE
4	Z	274	ILE
1	A	58	GLY
1	A	294	ASN
1	A	644	SER
1	D	58	GLY
1	D	294	ASN
1	D	532	ILE
1	D	644	SER
2	E	161	GLU
1	G	58	GLY
1	G	294	ASN
1	G	644	SER
2	H	161	GLU
1	J	58	GLY
1	J	294	ASN
1	J	532	ILE
1	J	644	SER
2	K	161	GLU
1	M	58	GLY
1	M	294	ASN
1	M	532	ILE
1	M	644	SER
1	P	58	GLY
1	P	294	ASN
1	P	532	ILE
1	P	644	SER
2	Q	161	GLU
4	1	233	SER
4	2	233	SER
4	3	233	SER
4	4	233	SER
4	5	233	SER
4	6	233	SER
4	7	233	SER
4	8	233	SER
4	9	233	SER
4	V	233	SER
4	W	233	SER
4	X	233	SER
4	Y	233	SER
4	Z	233	SER

Continued on next page...

Continued from previous page...

Mol	Chain	Res	Type
1	A	435	GLU
1	A	817	GLN
1	D	269	LEU
1	D	435	GLU
1	D	817	GLN
1	G	269	LEU
1	G	435	GLU
1	G	817	GLN
1	J	435	GLU
1	J	817	GLN
1	M	269	LEU
1	M	435	GLU
1	M	817	GLN
1	P	435	GLU
1	P	817	GLN
4	1	2	GLU
4	1	253	GLU
4	2	2	GLU
4	3	2	GLU
4	4	2	GLU
4	5	2	GLU
4	6	2	GLU
4	6	253	GLU
4	7	2	GLU
4	7	253	GLU
4	8	2	GLU
4	8	253	GLU
4	9	2	GLU
4	9	253	GLU
4	V	2	GLU
4	W	2	GLU
4	W	253	GLU
4	X	2	GLU
4	Y	2	GLU
4	Z	2	GLU
4	Z	253	GLU
1	A	8	ALA
1	A	79	SER
1	A	269	LEU
1	A	578	HIS
1	D	8	ALA
1	D	556	ASP

Continued on next page...

Continued from previous page...

Mol	Chain	Res	Type
1	D	578	HIS
2	E	140	PHE
1	G	8	ALA
1	G	79	SER
1	G	578	HIS
2	H	140	PHE
1	J	8	ALA
1	J	269	LEU
1	J	578	HIS
2	K	140	PHE
1	M	8	ALA
1	M	578	HIS
1	P	8	ALA
1	P	79	SER
1	P	269	LEU
1	P	556	ASP
1	P	578	HIS
2	Q	140	PHE
4	2	253	GLU
4	3	253	GLU
4	4	253	GLU
4	5	253	GLU
4	V	253	GLU
4	X	253	GLU
4	Y	253	GLU
1	A	556	ASP
1	D	79	SER
1	D	199	ILE
2	E	142	PRO
1	G	199	ILE
1	G	556	ASP
2	H	142	PRO
1	J	79	SER
1	J	199	ILE
1	J	556	ASP
2	K	142	PRO
1	M	79	SER
1	M	199	ILE
1	M	556	ASP
1	M	822	SER
2	N	140	PHE
2	N	142	PRO

Continued on next page...

Continued from previous page...

Mol	Chain	Res	Type
1	P	199	ILE
2	Q	142	PRO
1	A	199	ILE
1	A	840	PRO
1	D	287	ILE
1	D	840	PRO
1	G	840	PRO
1	J	287	ILE
1	J	840	PRO
1	M	840	PRO
1	P	287	ILE
1	P	840	PRO
4	1	242	LEU
4	2	242	LEU
4	3	242	LEU
4	4	242	LEU
4	5	242	LEU
4	6	242	LEU
4	7	242	LEU
4	8	242	LEU
4	9	242	LEU
4	V	242	LEU
4	W	242	LEU
4	X	242	LEU
4	Y	242	LEU
4	Z	242	LEU
1	A	287	ILE
1	G	287	ILE
1	M	287	ILE

5.3.2 Protein sidechains [i](#)

In the following table, the Percentiles column shows the percent sidechain outliers of the chain as a percentile score with respect to all PDB entries followed by that with respect to all EM entries.

The Analysed column shows the number of residues for which the sidechain conformation was analysed, and the total number of residues.

Mol	Chain	Analysed	Rotameric	Outliers	Percentiles
1	A	672/672 (100%)	512 (76%)	160 (24%)	0 4
1	D	672/672 (100%)	513 (76%)	159 (24%)	1 4

Continued on next page...

Continued from previous page...

Mol	Chain	Analysed	Rotameric	Outliers	Percentiles	
1	G	672/672 (100%)	514 (76%)	158 (24%)	1	4
1	J	672/672 (100%)	514 (76%)	158 (24%)	1	4
1	M	672/672 (100%)	514 (76%)	158 (24%)	1	4
1	P	672/672 (100%)	515 (77%)	157 (23%)	1	4
2	E	120/120 (100%)	119 (99%)	1 (1%)	81	89
2	H	120/120 (100%)	119 (99%)	1 (1%)	81	89
2	K	120/120 (100%)	119 (99%)	1 (1%)	81	89
2	N	120/120 (100%)	119 (99%)	1 (1%)	81	89
2	Q	120/120 (100%)	119 (99%)	1 (1%)	81	89
3	F	117/117 (100%)	112 (96%)	5 (4%)	29	53
3	I	117/117 (100%)	112 (96%)	5 (4%)	29	53
3	L	117/117 (100%)	112 (96%)	5 (4%)	29	53
3	O	117/117 (100%)	112 (96%)	5 (4%)	29	53
3	R	117/117 (100%)	112 (96%)	5 (4%)	29	53
4	1	315/318 (99%)	268 (85%)	47 (15%)	3	15
4	2	315/318 (99%)	268 (85%)	47 (15%)	3	15
4	3	315/318 (99%)	269 (85%)	46 (15%)	3	15
4	4	315/318 (99%)	269 (85%)	46 (15%)	3	15
4	5	315/318 (99%)	269 (85%)	46 (15%)	3	15
4	6	315/318 (99%)	269 (85%)	46 (15%)	3	15
4	7	315/318 (99%)	269 (85%)	46 (15%)	3	15
4	8	315/318 (99%)	269 (85%)	46 (15%)	3	15
4	9	315/318 (99%)	269 (85%)	46 (15%)	3	15
4	V	315/318 (99%)	269 (85%)	46 (15%)	3	15
4	W	315/318 (99%)	269 (85%)	46 (15%)	3	15
4	X	315/318 (99%)	268 (85%)	47 (15%)	3	15
4	Y	315/318 (99%)	268 (85%)	47 (15%)	3	15
4	Z	315/318 (99%)	268 (85%)	47 (15%)	3	15
All	All	9627/9669 (100%)	7998 (83%)	1629 (17%)	5	12

All (1629) residues with a non-rotameric sidechain are listed below:

Mol	Chain	Res	Type
1	A	4	ASP
1	A	7	MET
1	A	12	GLU
1	A	15	PRO
1	A	17	LEU
1	A	20	SER
1	A	22	LYS
1	A	36	SER
1	A	37	SER
1	A	46	SER
1	A	61	THR
1	A	69	THR
1	A	70	LEU
1	A	72	VAL
1	A	73	LYS
1	A	75	ASP
1	A	76	GLN
1	A	97	LEU
1	A	106	LEU
1	A	109	ARG
1	A	114	MET
1	A	117	THR
1	A	121	LEU
1	A	126	VAL
1	A	127	ASN
1	A	135	TYR
1	A	136	ASN
1	A	146	LYS
1	A	149	GLN
1	A	155	ILE
1	A	157	SER
1	A	158	ILE
1	A	159	SER
1	A	165	PHE
1	A	167	LEU
1	A	169	ASP
1	A	173	GLN
1	A	178	THR
1	A	185	LYS
1	A	186	THR
1	A	187	VAL
1	A	189	THR
1	A	191	ARG

Continued on next page...

Continued from previous page...

Mol	Chain	Res	Type
1	A	193	ILE
1	A	194	GLN
1	A	198	THR
1	A	199	ILE
1	A	218	LEU
1	A	219	GLU
1	A	221	GLN
1	A	223	ILE
1	A	227	PRO
1	A	229	LEU
1	A	244	SER
1	A	245	ARG
1	A	251	ARG
1	A	264	ASP
1	A	273	SER
1	A	274	ARG
1	A	278	GLN
1	A	282	GLU
1	A	287	ILE
1	A	290	GLN
1	A	294	ASN
1	A	298	GLU
1	A	300	ILE
1	A	325	ILE
1	A	331	LEU
1	A	336	SER
1	A	351	ILE
1	A	354	LEU
1	A	364	LEU
1	A	365	LYS
1	A	372	GLU
1	A	376	GLU
1	A	381	GLU
1	A	389	LEU
1	A	392	LEU
1	A	394	SER
1	A	399	LYS
1	A	405	ARG
1	A	410	ASN
1	A	439	LEU
1	A	447	GLN
1	A	448	GLN

Continued on next page...

Continued from previous page...

Mol	Chain	Res	Type
1	A	449	LEU
1	A	453	GLN
1	A	455	ARG
1	A	457	TYR
1	A	462	LEU
1	A	471	ASP
1	A	474	SER
1	A	480	ILE
1	A	487	LEU
1	A	495	MET
1	A	499	GLU
1	A	506	GLU
1	A	513	ILE
1	A	518	ASP
1	A	524	GLU
1	A	532	ILE
1	A	534	SER
1	A	537	GLU
1	A	543	PRO
1	A	549	SER
1	A	561	LYS
1	A	562	SER
1	A	563	ASN
1	A	569	LYS
1	A	580	SER
1	A	593	SER
1	A	597	GLU
1	A	604	ASN
1	A	608	ILE
1	A	610	LEU
1	A	615	SER
1	A	621	LEU
1	A	625	THR
1	A	664	LEU
1	A	666	SER
1	A	673	ARG
1	A	675	ILE
1	A	676	ILE
1	A	686	MET
1	A	689	GLU
1	A	690	LEU
1	A	693	HIS

Continued on next page...

Continued from previous page...

Mol	Chain	Res	Type
1	A	698	ASN
1	A	701	LEU
1	A	702	GLU
1	A	704	ILE
1	A	708	ARG
1	A	713	SER
1	A	714	ARG
1	A	716	LEU
1	A	719	ASP
1	A	722	GLN
1	A	723	ARG
1	A	727	LEU
1	A	728	ASN
1	A	745	GLU
1	A	752	ASP
1	A	753	VAL
1	A	754	ASP
1	A	762	HIS
1	A	774	LEU
1	A	785	GLU
1	A	787	ILE
1	A	793	ARG
1	A	799	MET
1	A	802	GLU
1	A	804	ARG
1	A	810	ARG
1	A	816	ILE
1	A	822	SER
1	A	832	MET
1	A	834	LEU
1	A	838	ILE
1	A	842	LEU
1	A	843	LYS
1	D	4	ASP
1	D	7	MET
1	D	12	GLU
1	D	15	PRO
1	D	17	LEU
1	D	20	SER
1	D	22	LYS
1	D	36	SER
1	D	37	SER

Continued on next page...

Continued from previous page...

Mol	Chain	Res	Type
1	D	46	SER
1	D	61	THR
1	D	69	THR
1	D	70	LEU
1	D	72	VAL
1	D	73	LYS
1	D	75	ASP
1	D	76	GLN
1	D	97	LEU
1	D	106	LEU
1	D	109	ARG
1	D	114	MET
1	D	117	THR
1	D	121	LEU
1	D	126	VAL
1	D	127	ASN
1	D	135	TYR
1	D	136	ASN
1	D	146	LYS
1	D	149	GLN
1	D	155	ILE
1	D	157	SER
1	D	158	ILE
1	D	159	SER
1	D	165	PHE
1	D	167	LEU
1	D	169	ASP
1	D	173	GLN
1	D	178	THR
1	D	185	LYS
1	D	186	THR
1	D	187	VAL
1	D	189	THR
1	D	191	ARG
1	D	193	ILE
1	D	194	GLN
1	D	198	THR
1	D	199	ILE
1	D	218	LEU
1	D	219	GLU
1	D	221	GLN
1	D	223	ILE

Continued on next page...

Continued from previous page...

Mol	Chain	Res	Type
1	D	229	LEU
1	D	244	SER
1	D	245	ARG
1	D	251	ARG
1	D	264	ASP
1	D	273	SER
1	D	274	ARG
1	D	278	GLN
1	D	282	GLU
1	D	287	ILE
1	D	290	GLN
1	D	294	ASN
1	D	298	GLU
1	D	300	ILE
1	D	325	ILE
1	D	331	LEU
1	D	336	SER
1	D	351	ILE
1	D	354	LEU
1	D	364	LEU
1	D	365	LYS
1	D	372	GLU
1	D	376	GLU
1	D	381	GLU
1	D	389	LEU
1	D	392	LEU
1	D	394	SER
1	D	399	LYS
1	D	405	ARG
1	D	410	ASN
1	D	439	LEU
1	D	447	GLN
1	D	448	GLN
1	D	449	LEU
1	D	453	GLN
1	D	455	ARG
1	D	457	TYR
1	D	462	LEU
1	D	471	ASP
1	D	474	SER
1	D	480	ILE
1	D	487	LEU

Continued on next page...

Continued from previous page...

Mol	Chain	Res	Type
1	D	495	MET
1	D	499	GLU
1	D	506	GLU
1	D	513	ILE
1	D	518	ASP
1	D	524	GLU
1	D	532	ILE
1	D	534	SER
1	D	537	GLU
1	D	543	PRO
1	D	549	SER
1	D	561	LYS
1	D	562	SER
1	D	563	ASN
1	D	569	LYS
1	D	580	SER
1	D	593	SER
1	D	597	GLU
1	D	604	ASN
1	D	608	ILE
1	D	610	LEU
1	D	615	SER
1	D	621	LEU
1	D	625	THR
1	D	664	LEU
1	D	666	SER
1	D	673	ARG
1	D	675	ILE
1	D	676	ILE
1	D	686	MET
1	D	689	GLU
1	D	690	LEU
1	D	693	HIS
1	D	698	ASN
1	D	701	LEU
1	D	702	GLU
1	D	704	ILE
1	D	708	ARG
1	D	713	SER
1	D	714	ARG
1	D	716	LEU
1	D	719	ASP

Continued on next page...

Continued from previous page...

Mol	Chain	Res	Type
1	D	722	GLN
1	D	723	ARG
1	D	727	LEU
1	D	728	ASN
1	D	745	GLU
1	D	752	ASP
1	D	753	VAL
1	D	754	ASP
1	D	762	HIS
1	D	774	LEU
1	D	785	GLU
1	D	787	ILE
1	D	793	ARG
1	D	799	MET
1	D	802	GLU
1	D	804	ARG
1	D	810	ARG
1	D	816	ILE
1	D	822	SER
1	D	832	MET
1	D	834	LEU
1	D	838	ILE
1	D	842	LEU
1	D	843	LYS
2	E	142	PRO
3	F	48	LYS
3	F	68	PHE
3	F	83	THR
3	F	95	ASP
3	F	96	LYS
1	G	4	ASP
1	G	7	MET
1	G	12	GLU
1	G	15	PRO
1	G	17	LEU
1	G	20	SER
1	G	22	LYS
1	G	36	SER
1	G	37	SER
1	G	46	SER
1	G	61	THR
1	G	69	THR

Continued on next page...

Continued from previous page...

Mol	Chain	Res	Type
1	G	70	LEU
1	G	72	VAL
1	G	73	LYS
1	G	75	ASP
1	G	76	GLN
1	G	97	LEU
1	G	106	LEU
1	G	109	ARG
1	G	114	MET
1	G	117	THR
1	G	121	LEU
1	G	126	VAL
1	G	127	ASN
1	G	135	TYR
1	G	136	ASN
1	G	146	LYS
1	G	149	GLN
1	G	155	ILE
1	G	157	SER
1	G	158	ILE
1	G	159	SER
1	G	165	PHE
1	G	167	LEU
1	G	169	ASP
1	G	173	GLN
1	G	178	THR
1	G	185	LYS
1	G	186	THR
1	G	187	VAL
1	G	189	THR
1	G	191	ARG
1	G	193	ILE
1	G	194	GLN
1	G	198	THR
1	G	199	ILE
1	G	218	LEU
1	G	219	GLU
1	G	221	GLN
1	G	223	ILE
1	G	229	LEU
1	G	244	SER
1	G	245	ARG

Continued on next page...

Continued from previous page...

Mol	Chain	Res	Type
1	G	251	ARG
1	G	264	ASP
1	G	273	SER
1	G	274	ARG
1	G	278	GLN
1	G	282	GLU
1	G	287	ILE
1	G	290	GLN
1	G	294	ASN
1	G	298	GLU
1	G	300	ILE
1	G	325	ILE
1	G	331	LEU
1	G	336	SER
1	G	351	ILE
1	G	354	LEU
1	G	364	LEU
1	G	365	LYS
1	G	372	GLU
1	G	376	GLU
1	G	381	GLU
1	G	389	LEU
1	G	392	LEU
1	G	394	SER
1	G	399	LYS
1	G	405	ARG
1	G	410	ASN
1	G	439	LEU
1	G	447	GLN
1	G	448	GLN
1	G	449	LEU
1	G	453	GLN
1	G	455	ARG
1	G	457	TYR
1	G	462	LEU
1	G	471	ASP
1	G	474	SER
1	G	480	ILE
1	G	487	LEU
1	G	495	MET
1	G	506	GLU
1	G	513	ILE

Continued on next page...

Continued from previous page...

Mol	Chain	Res	Type
1	G	518	ASP
1	G	524	GLU
1	G	532	ILE
1	G	534	SER
1	G	537	GLU
1	G	543	PRO
1	G	549	SER
1	G	561	LYS
1	G	562	SER
1	G	563	ASN
1	G	569	LYS
1	G	580	SER
1	G	593	SER
1	G	597	GLU
1	G	604	ASN
1	G	608	ILE
1	G	610	LEU
1	G	615	SER
1	G	621	LEU
1	G	625	THR
1	G	664	LEU
1	G	666	SER
1	G	673	ARG
1	G	675	ILE
1	G	676	ILE
1	G	686	MET
1	G	689	GLU
1	G	690	LEU
1	G	693	HIS
1	G	698	ASN
1	G	701	LEU
1	G	702	GLU
1	G	704	ILE
1	G	708	ARG
1	G	713	SER
1	G	714	ARG
1	G	716	LEU
1	G	719	ASP
1	G	722	GLN
1	G	723	ARG
1	G	727	LEU
1	G	728	ASN

Continued on next page...

Continued from previous page...

Mol	Chain	Res	Type
1	G	745	GLU
1	G	752	ASP
1	G	753	VAL
1	G	754	ASP
1	G	762	HIS
1	G	774	LEU
1	G	785	GLU
1	G	787	ILE
1	G	793	ARG
1	G	799	MET
1	G	802	GLU
1	G	804	ARG
1	G	810	ARG
1	G	816	ILE
1	G	822	SER
1	G	832	MET
1	G	834	LEU
1	G	838	ILE
1	G	842	LEU
1	G	843	LYS
2	H	142	PRO
3	I	48	LYS
3	I	68	PHE
3	I	83	THR
3	I	95	ASP
3	I	96	LYS
1	J	4	ASP
1	J	7	MET
1	J	12	GLU
1	J	15	PRO
1	J	17	LEU
1	J	20	SER
1	J	22	LYS
1	J	36	SER
1	J	37	SER
1	J	46	SER
1	J	61	THR
1	J	69	THR
1	J	70	LEU
1	J	72	VAL
1	J	73	LYS
1	J	75	ASP

Continued on next page...

Continued from previous page...

Mol	Chain	Res	Type
1	J	76	GLN
1	J	97	LEU
1	J	106	LEU
1	J	109	ARG
1	J	114	MET
1	J	117	THR
1	J	121	LEU
1	J	126	VAL
1	J	127	ASN
1	J	135	TYR
1	J	136	ASN
1	J	146	LYS
1	J	149	GLN
1	J	155	ILE
1	J	157	SER
1	J	158	ILE
1	J	159	SER
1	J	165	PHE
1	J	167	LEU
1	J	169	ASP
1	J	173	GLN
1	J	178	THR
1	J	185	LYS
1	J	186	THR
1	J	187	VAL
1	J	189	THR
1	J	191	ARG
1	J	193	ILE
1	J	194	GLN
1	J	198	THR
1	J	199	ILE
1	J	218	LEU
1	J	219	GLU
1	J	221	GLN
1	J	223	ILE
1	J	229	LEU
1	J	244	SER
1	J	245	ARG
1	J	251	ARG
1	J	264	ASP
1	J	273	SER
1	J	274	ARG

Continued on next page...

Continued from previous page...

Mol	Chain	Res	Type
1	J	278	GLN
1	J	282	GLU
1	J	287	ILE
1	J	290	GLN
1	J	294	ASN
1	J	298	GLU
1	J	300	ILE
1	J	325	ILE
1	J	331	LEU
1	J	336	SER
1	J	351	ILE
1	J	354	LEU
1	J	364	LEU
1	J	365	LYS
1	J	372	GLU
1	J	376	GLU
1	J	381	GLU
1	J	389	LEU
1	J	392	LEU
1	J	394	SER
1	J	399	LYS
1	J	405	ARG
1	J	410	ASN
1	J	439	LEU
1	J	447	GLN
1	J	448	GLN
1	J	449	LEU
1	J	453	GLN
1	J	455	ARG
1	J	457	TYR
1	J	462	LEU
1	J	471	ASP
1	J	474	SER
1	J	480	ILE
1	J	487	LEU
1	J	495	MET
1	J	499	GLU
1	J	506	GLU
1	J	513	ILE
1	J	518	ASP
1	J	524	GLU
1	J	532	ILE

Continued on next page...

Continued from previous page...

Mol	Chain	Res	Type
1	J	534	SER
1	J	537	GLU
1	J	543	PRO
1	J	549	SER
1	J	561	LYS
1	J	562	SER
1	J	563	ASN
1	J	569	LYS
1	J	580	SER
1	J	593	SER
1	J	597	GLU
1	J	604	ASN
1	J	608	ILE
1	J	610	LEU
1	J	615	SER
1	J	621	LEU
1	J	625	THR
1	J	664	LEU
1	J	666	SER
1	J	673	ARG
1	J	675	ILE
1	J	676	ILE
1	J	686	MET
1	J	689	GLU
1	J	690	LEU
1	J	693	HIS
1	J	698	ASN
1	J	701	LEU
1	J	702	GLU
1	J	708	ARG
1	J	713	SER
1	J	714	ARG
1	J	716	LEU
1	J	719	ASP
1	J	722	GLN
1	J	723	ARG
1	J	727	LEU
1	J	728	ASN
1	J	745	GLU
1	J	752	ASP
1	J	753	VAL
1	J	754	ASP

Continued on next page...

Continued from previous page...

Mol	Chain	Res	Type
1	J	762	HIS
1	J	774	LEU
1	J	785	GLU
1	J	787	ILE
1	J	793	ARG
1	J	799	MET
1	J	802	GLU
1	J	804	ARG
1	J	810	ARG
1	J	816	ILE
1	J	822	SER
1	J	832	MET
1	J	834	LEU
1	J	838	ILE
1	J	842	LEU
1	J	843	LYS
2	K	142	PRO
3	L	48	LYS
3	L	68	PHE
3	L	83	THR
3	L	95	ASP
3	L	96	LYS
1	M	4	ASP
1	M	7	MET
1	M	12	GLU
1	M	15	PRO
1	M	17	LEU
1	M	20	SER
1	M	22	LYS
1	M	36	SER
1	M	37	SER
1	M	46	SER
1	M	61	THR
1	M	69	THR
1	M	70	LEU
1	M	72	VAL
1	M	73	LYS
1	M	75	ASP
1	M	76	GLN
1	M	97	LEU
1	M	106	LEU
1	M	109	ARG

Continued on next page...

Continued from previous page...

Mol	Chain	Res	Type
1	M	114	MET
1	M	117	THR
1	M	121	LEU
1	M	126	VAL
1	M	127	ASN
1	M	135	TYR
1	M	136	ASN
1	M	146	LYS
1	M	149	GLN
1	M	155	ILE
1	M	157	SER
1	M	158	ILE
1	M	159	SER
1	M	165	PHE
1	M	167	LEU
1	M	169	ASP
1	M	173	GLN
1	M	178	THR
1	M	185	LYS
1	M	186	THR
1	M	187	VAL
1	M	189	THR
1	M	191	ARG
1	M	193	ILE
1	M	194	GLN
1	M	198	THR
1	M	199	ILE
1	M	218	LEU
1	M	219	GLU
1	M	221	GLN
1	M	223	ILE
1	M	229	LEU
1	M	244	SER
1	M	245	ARG
1	M	251	ARG
1	M	264	ASP
1	M	273	SER
1	M	274	ARG
1	M	278	GLN
1	M	282	GLU
1	M	287	ILE
1	M	290	GLN

Continued on next page...

Continued from previous page...

Mol	Chain	Res	Type
1	M	294	ASN
1	M	298	GLU
1	M	300	ILE
1	M	325	ILE
1	M	331	LEU
1	M	336	SER
1	M	351	ILE
1	M	354	LEU
1	M	364	LEU
1	M	365	LYS
1	M	372	GLU
1	M	376	GLU
1	M	381	GLU
1	M	389	LEU
1	M	392	LEU
1	M	394	SER
1	M	399	LYS
1	M	405	ARG
1	M	410	ASN
1	M	439	LEU
1	M	447	GLN
1	M	448	GLN
1	M	449	LEU
1	M	453	GLN
1	M	455	ARG
1	M	457	TYR
1	M	462	LEU
1	M	471	ASP
1	M	474	SER
1	M	480	ILE
1	M	487	LEU
1	M	495	MET
1	M	499	GLU
1	M	506	GLU
1	M	513	ILE
1	M	518	ASP
1	M	524	GLU
1	M	532	ILE
1	M	534	SER
1	M	537	GLU
1	M	543	PRO
1	M	549	SER

Continued on next page...

Continued from previous page...

Mol	Chain	Res	Type
1	M	561	LYS
1	M	562	SER
1	M	563	ASN
1	M	569	LYS
1	M	580	SER
1	M	593	SER
1	M	597	GLU
1	M	604	ASN
1	M	608	ILE
1	M	610	LEU
1	M	615	SER
1	M	621	LEU
1	M	625	THR
1	M	664	LEU
1	M	666	SER
1	M	673	ARG
1	M	675	ILE
1	M	676	ILE
1	M	686	MET
1	M	689	GLU
1	M	690	LEU
1	M	693	HIS
1	M	698	ASN
1	M	701	LEU
1	M	702	GLU
1	M	708	ARG
1	M	713	SER
1	M	714	ARG
1	M	716	LEU
1	M	719	ASP
1	M	722	GLN
1	M	723	ARG
1	M	727	LEU
1	M	728	ASN
1	M	745	GLU
1	M	752	ASP
1	M	753	VAL
1	M	754	ASP
1	M	762	HIS
1	M	774	LEU
1	M	785	GLU
1	M	787	ILE

Continued on next page...

Continued from previous page...

Mol	Chain	Res	Type
1	M	793	ARG
1	M	799	MET
1	M	802	GLU
1	M	804	ARG
1	M	810	ARG
1	M	816	ILE
1	M	822	SER
1	M	832	MET
1	M	834	LEU
1	M	838	ILE
1	M	842	LEU
1	M	843	LYS
2	N	142	PRO
3	O	48	LYS
3	O	68	PHE
3	O	83	THR
3	O	95	ASP
3	O	96	LYS
1	P	4	ASP
1	P	7	MET
1	P	12	GLU
1	P	15	PRO
1	P	17	LEU
1	P	20	SER
1	P	22	LYS
1	P	36	SER
1	P	37	SER
1	P	46	SER
1	P	61	THR
1	P	69	THR
1	P	70	LEU
1	P	72	VAL
1	P	73	LYS
1	P	75	ASP
1	P	76	GLN
1	P	97	LEU
1	P	106	LEU
1	P	109	ARG
1	P	114	MET
1	P	117	THR
1	P	121	LEU
1	P	126	VAL

Continued on next page...

Continued from previous page...

Mol	Chain	Res	Type
1	P	127	ASN
1	P	135	TYR
1	P	136	ASN
1	P	146	LYS
1	P	149	GLN
1	P	155	ILE
1	P	157	SER
1	P	158	ILE
1	P	159	SER
1	P	165	PHE
1	P	167	LEU
1	P	169	ASP
1	P	173	GLN
1	P	178	THR
1	P	185	LYS
1	P	186	THR
1	P	187	VAL
1	P	191	ARG
1	P	193	ILE
1	P	194	GLN
1	P	198	THR
1	P	199	ILE
1	P	218	LEU
1	P	219	GLU
1	P	221	GLN
1	P	223	ILE
1	P	229	LEU
1	P	244	SER
1	P	245	ARG
1	P	251	ARG
1	P	264	ASP
1	P	273	SER
1	P	274	ARG
1	P	278	GLN
1	P	282	GLU
1	P	287	ILE
1	P	290	GLN
1	P	294	ASN
1	P	298	GLU
1	P	300	ILE
1	P	325	ILE
1	P	331	LEU

Continued on next page...

Continued from previous page...

Mol	Chain	Res	Type
1	P	336	SER
1	P	351	ILE
1	P	354	LEU
1	P	364	LEU
1	P	365	LYS
1	P	372	GLU
1	P	376	GLU
1	P	381	GLU
1	P	389	LEU
1	P	392	LEU
1	P	394	SER
1	P	399	LYS
1	P	405	ARG
1	P	410	ASN
1	P	439	LEU
1	P	447	GLN
1	P	448	GLN
1	P	449	LEU
1	P	453	GLN
1	P	455	ARG
1	P	457	TYR
1	P	462	LEU
1	P	471	ASP
1	P	474	SER
1	P	480	ILE
1	P	487	LEU
1	P	495	MET
1	P	499	GLU
1	P	506	GLU
1	P	513	ILE
1	P	518	ASP
1	P	524	GLU
1	P	532	ILE
1	P	534	SER
1	P	537	GLU
1	P	543	PRO
1	P	549	SER
1	P	561	LYS
1	P	562	SER
1	P	563	ASN
1	P	569	LYS
1	P	580	SER

Continued on next page...

Continued from previous page...

Mol	Chain	Res	Type
1	P	593	SER
1	P	597	GLU
1	P	604	ASN
1	P	608	ILE
1	P	610	LEU
1	P	615	SER
1	P	621	LEU
1	P	625	THR
1	P	664	LEU
1	P	666	SER
1	P	673	ARG
1	P	675	ILE
1	P	676	ILE
1	P	686	MET
1	P	689	GLU
1	P	690	LEU
1	P	693	HIS
1	P	698	ASN
1	P	701	LEU
1	P	702	GLU
1	P	708	ARG
1	P	713	SER
1	P	714	ARG
1	P	716	LEU
1	P	719	ASP
1	P	722	GLN
1	P	723	ARG
1	P	727	LEU
1	P	728	ASN
1	P	745	GLU
1	P	752	ASP
1	P	753	VAL
1	P	754	ASP
1	P	762	HIS
1	P	774	LEU
1	P	785	GLU
1	P	787	ILE
1	P	793	ARG
1	P	799	MET
1	P	802	GLU
1	P	804	ARG
1	P	810	ARG

Continued on next page...

Continued from previous page...

Mol	Chain	Res	Type
1	P	816	ILE
1	P	822	SER
1	P	832	MET
1	P	834	LEU
1	P	838	ILE
1	P	842	LEU
1	P	843	LYS
2	Q	142	PRO
3	R	48	LYS
3	R	68	PHE
3	R	83	THR
3	R	95	ASP
3	R	96	LYS
4	1	16	LEU
4	1	33	SER
4	1	34	ILE
4	1	37	ARG
4	1	66	THR
4	1	72	GLU
4	1	80	ASP
4	1	100	GLU
4	1	109	PRO
4	1	116	ARG
4	1	145	SER
4	1	153	LEU
4	1	159	VAL
4	1	180	LEU
4	1	191	LYS
4	1	196	ARG
4	1	199	SER
4	1	201	VAL
4	1	206	ARG
4	1	221	LEU
4	1	223	PHE
4	1	229	THR
4	1	239	SER
4	1	242	LEU
4	1	246	GLN
4	1	263	GLN
4	1	281	SER
4	1	283	MET
4	1	287	ILE

Continued on next page...

Continued from previous page...

Mol	Chain	Res	Type
4	1	291	LYS
4	1	293	LEU
4	1	297	ASN
4	1	299	MET
4	1	312	ARG
4	1	315	LYS
4	1	318	THR
4	1	320	LEU
4	1	327	ILE
4	1	334	GLU
4	1	349	LEU
4	1	350	SER
4	1	351	THR
4	1	354	GLN
4	1	359	LYS
4	1	360	GLN
4	1	361	GLU
4	1	368	SER
4	2	16	LEU
4	2	33	SER
4	2	34	ILE
4	2	37	ARG
4	2	66	THR
4	2	72	GLU
4	2	80	ASP
4	2	100	GLU
4	2	109	PRO
4	2	116	ARG
4	2	145	SER
4	2	153	LEU
4	2	159	VAL
4	2	180	LEU
4	2	191	LYS
4	2	196	ARG
4	2	199	SER
4	2	201	VAL
4	2	206	ARG
4	2	221	LEU
4	2	223	PHE
4	2	229	THR
4	2	239	SER
4	2	242	LEU

Continued on next page...

Continued from previous page...

Mol	Chain	Res	Type
4	2	246	GLN
4	2	263	GLN
4	2	281	SER
4	2	283	MET
4	2	287	ILE
4	2	291	LYS
4	2	293	LEU
4	2	297	ASN
4	2	299	MET
4	2	312	ARG
4	2	315	LYS
4	2	318	THR
4	2	320	LEU
4	2	327	ILE
4	2	334	GLU
4	2	349	LEU
4	2	350	SER
4	2	351	THR
4	2	354	GLN
4	2	359	LYS
4	2	360	GLN
4	2	361	GLU
4	2	368	SER
4	3	33	SER
4	3	34	ILE
4	3	37	ARG
4	3	66	THR
4	3	72	GLU
4	3	80	ASP
4	3	100	GLU
4	3	109	PRO
4	3	116	ARG
4	3	145	SER
4	3	153	LEU
4	3	159	VAL
4	3	180	LEU
4	3	191	LYS
4	3	196	ARG
4	3	199	SER
4	3	201	VAL
4	3	206	ARG
4	3	221	LEU

Continued on next page...

Continued from previous page...

Mol	Chain	Res	Type
4	3	223	PHE
4	3	229	THR
4	3	239	SER
4	3	242	LEU
4	3	246	GLN
4	3	263	GLN
4	3	281	SER
4	3	283	MET
4	3	287	ILE
4	3	291	LYS
4	3	293	LEU
4	3	297	ASN
4	3	299	MET
4	3	312	ARG
4	3	315	LYS
4	3	318	THR
4	3	320	LEU
4	3	327	ILE
4	3	334	GLU
4	3	349	LEU
4	3	350	SER
4	3	351	THR
4	3	354	GLN
4	3	359	LYS
4	3	360	GLN
4	3	361	GLU
4	3	368	SER
4	4	33	SER
4	4	34	ILE
4	4	37	ARG
4	4	66	THR
4	4	72	GLU
4	4	80	ASP
4	4	100	GLU
4	4	109	PRO
4	4	116	ARG
4	4	145	SER
4	4	153	LEU
4	4	159	VAL
4	4	180	LEU
4	4	191	LYS
4	4	196	ARG

Continued on next page...

Continued from previous page...

Mol	Chain	Res	Type
4	4	199	SER
4	4	201	VAL
4	4	206	ARG
4	4	221	LEU
4	4	223	PHE
4	4	229	THR
4	4	239	SER
4	4	242	LEU
4	4	246	GLN
4	4	263	GLN
4	4	281	SER
4	4	283	MET
4	4	287	ILE
4	4	291	LYS
4	4	293	LEU
4	4	297	ASN
4	4	299	MET
4	4	312	ARG
4	4	315	LYS
4	4	318	THR
4	4	320	LEU
4	4	327	ILE
4	4	334	GLU
4	4	349	LEU
4	4	350	SER
4	4	351	THR
4	4	354	GLN
4	4	359	LYS
4	4	360	GLN
4	4	361	GLU
4	4	368	SER
4	5	33	SER
4	5	34	ILE
4	5	37	ARG
4	5	66	THR
4	5	72	GLU
4	5	80	ASP
4	5	100	GLU
4	5	109	PRO
4	5	116	ARG
4	5	145	SER
4	5	153	LEU

Continued on next page...

Continued from previous page...

Mol	Chain	Res	Type
4	5	159	VAL
4	5	180	LEU
4	5	191	LYS
4	5	196	ARG
4	5	199	SER
4	5	201	VAL
4	5	206	ARG
4	5	221	LEU
4	5	223	PHE
4	5	229	THR
4	5	239	SER
4	5	242	LEU
4	5	246	GLN
4	5	263	GLN
4	5	281	SER
4	5	283	MET
4	5	287	ILE
4	5	291	LYS
4	5	293	LEU
4	5	297	ASN
4	5	299	MET
4	5	312	ARG
4	5	315	LYS
4	5	318	THR
4	5	320	LEU
4	5	327	ILE
4	5	334	GLU
4	5	349	LEU
4	5	350	SER
4	5	351	THR
4	5	354	GLN
4	5	359	LYS
4	5	360	GLN
4	5	361	GLU
4	5	368	SER
4	6	33	SER
4	6	34	ILE
4	6	37	ARG
4	6	66	THR
4	6	72	GLU
4	6	80	ASP
4	6	100	GLU

Continued on next page...

Continued from previous page...

Mol	Chain	Res	Type
4	6	109	PRO
4	6	116	ARG
4	6	145	SER
4	6	153	LEU
4	6	159	VAL
4	6	180	LEU
4	6	191	LYS
4	6	196	ARG
4	6	199	SER
4	6	201	VAL
4	6	206	ARG
4	6	221	LEU
4	6	223	PHE
4	6	229	THR
4	6	239	SER
4	6	242	LEU
4	6	246	GLN
4	6	263	GLN
4	6	281	SER
4	6	283	MET
4	6	287	ILE
4	6	291	LYS
4	6	293	LEU
4	6	297	ASN
4	6	299	MET
4	6	312	ARG
4	6	315	LYS
4	6	318	THR
4	6	320	LEU
4	6	327	ILE
4	6	334	GLU
4	6	349	LEU
4	6	350	SER
4	6	351	THR
4	6	354	GLN
4	6	359	LYS
4	6	360	GLN
4	6	361	GLU
4	6	368	SER
4	7	33	SER
4	7	34	ILE
4	7	37	ARG

Continued on next page...

Continued from previous page...

Mol	Chain	Res	Type
4	7	66	THR
4	7	72	GLU
4	7	80	ASP
4	7	100	GLU
4	7	109	PRO
4	7	116	ARG
4	7	145	SER
4	7	153	LEU
4	7	159	VAL
4	7	180	LEU
4	7	191	LYS
4	7	196	ARG
4	7	199	SER
4	7	201	VAL
4	7	206	ARG
4	7	221	LEU
4	7	223	PHE
4	7	229	THR
4	7	239	SER
4	7	242	LEU
4	7	246	GLN
4	7	263	GLN
4	7	281	SER
4	7	283	MET
4	7	287	ILE
4	7	291	LYS
4	7	293	LEU
4	7	297	ASN
4	7	299	MET
4	7	312	ARG
4	7	315	LYS
4	7	318	THR
4	7	320	LEU
4	7	327	ILE
4	7	334	GLU
4	7	349	LEU
4	7	350	SER
4	7	351	THR
4	7	354	GLN
4	7	359	LYS
4	7	360	GLN
4	7	361	GLU

Continued on next page...

Continued from previous page...

Mol	Chain	Res	Type
4	7	368	SER
4	8	33	SER
4	8	34	ILE
4	8	37	ARG
4	8	66	THR
4	8	72	GLU
4	8	80	ASP
4	8	100	GLU
4	8	109	PRO
4	8	116	ARG
4	8	145	SER
4	8	153	LEU
4	8	159	VAL
4	8	180	LEU
4	8	191	LYS
4	8	196	ARG
4	8	199	SER
4	8	201	VAL
4	8	206	ARG
4	8	221	LEU
4	8	223	PHE
4	8	229	THR
4	8	239	SER
4	8	242	LEU
4	8	246	GLN
4	8	263	GLN
4	8	281	SER
4	8	283	MET
4	8	287	ILE
4	8	291	LYS
4	8	293	LEU
4	8	297	ASN
4	8	299	MET
4	8	312	ARG
4	8	315	LYS
4	8	318	THR
4	8	320	LEU
4	8	327	ILE
4	8	334	GLU
4	8	349	LEU
4	8	350	SER
4	8	351	THR

Continued on next page...

Continued from previous page...

Mol	Chain	Res	Type
4	8	354	GLN
4	8	359	LYS
4	8	360	GLN
4	8	361	GLU
4	8	368	SER
4	9	33	SER
4	9	34	ILE
4	9	37	ARG
4	9	66	THR
4	9	72	GLU
4	9	80	ASP
4	9	100	GLU
4	9	109	PRO
4	9	116	ARG
4	9	145	SER
4	9	153	LEU
4	9	159	VAL
4	9	180	LEU
4	9	191	LYS
4	9	196	ARG
4	9	199	SER
4	9	201	VAL
4	9	206	ARG
4	9	221	LEU
4	9	223	PHE
4	9	229	THR
4	9	239	SER
4	9	242	LEU
4	9	246	GLN
4	9	263	GLN
4	9	281	SER
4	9	283	MET
4	9	287	ILE
4	9	291	LYS
4	9	293	LEU
4	9	297	ASN
4	9	299	MET
4	9	312	ARG
4	9	315	LYS
4	9	318	THR
4	9	320	LEU
4	9	327	ILE

Continued on next page...

Continued from previous page...

Mol	Chain	Res	Type
4	9	334	GLU
4	9	349	LEU
4	9	350	SER
4	9	351	THR
4	9	354	GLN
4	9	359	LYS
4	9	360	GLN
4	9	361	GLU
4	9	368	SER
4	V	33	SER
4	V	34	ILE
4	V	37	ARG
4	V	66	THR
4	V	72	GLU
4	V	80	ASP
4	V	100	GLU
4	V	109	PRO
4	V	116	ARG
4	V	145	SER
4	V	153	LEU
4	V	159	VAL
4	V	180	LEU
4	V	191	LYS
4	V	196	ARG
4	V	199	SER
4	V	201	VAL
4	V	206	ARG
4	V	221	LEU
4	V	223	PHE
4	V	229	THR
4	V	239	SER
4	V	242	LEU
4	V	246	GLN
4	V	263	GLN
4	V	281	SER
4	V	283	MET
4	V	287	ILE
4	V	291	LYS
4	V	293	LEU
4	V	297	ASN
4	V	299	MET
4	V	312	ARG

Continued on next page...

Continued from previous page...

Mol	Chain	Res	Type
4	V	315	LYS
4	V	318	THR
4	V	320	LEU
4	V	327	ILE
4	V	334	GLU
4	V	349	LEU
4	V	350	SER
4	V	351	THR
4	V	354	GLN
4	V	359	LYS
4	V	360	GLN
4	V	361	GLU
4	V	368	SER
4	W	33	SER
4	W	34	ILE
4	W	37	ARG
4	W	66	THR
4	W	72	GLU
4	W	80	ASP
4	W	100	GLU
4	W	109	PRO
4	W	116	ARG
4	W	145	SER
4	W	153	LEU
4	W	159	VAL
4	W	180	LEU
4	W	191	LYS
4	W	196	ARG
4	W	199	SER
4	W	201	VAL
4	W	206	ARG
4	W	221	LEU
4	W	223	PHE
4	W	229	THR
4	W	239	SER
4	W	242	LEU
4	W	246	GLN
4	W	263	GLN
4	W	281	SER
4	W	283	MET
4	W	287	ILE
4	W	291	LYS

Continued on next page...

Continued from previous page...

Mol	Chain	Res	Type
4	W	293	LEU
4	W	297	ASN
4	W	299	MET
4	W	312	ARG
4	W	315	LYS
4	W	318	THR
4	W	320	LEU
4	W	327	ILE
4	W	334	GLU
4	W	349	LEU
4	W	350	SER
4	W	351	THR
4	W	354	GLN
4	W	359	LYS
4	W	360	GLN
4	W	361	GLU
4	W	368	SER
4	X	16	LEU
4	X	33	SER
4	X	34	ILE
4	X	37	ARG
4	X	66	THR
4	X	72	GLU
4	X	80	ASP
4	X	100	GLU
4	X	109	PRO
4	X	116	ARG
4	X	145	SER
4	X	153	LEU
4	X	159	VAL
4	X	180	LEU
4	X	191	LYS
4	X	196	ARG
4	X	199	SER
4	X	201	VAL
4	X	206	ARG
4	X	221	LEU
4	X	223	PHE
4	X	229	THR
4	X	239	SER
4	X	242	LEU
4	X	246	GLN

Continued on next page...

Continued from previous page...

Mol	Chain	Res	Type
4	X	263	GLN
4	X	281	SER
4	X	283	MET
4	X	287	ILE
4	X	291	LYS
4	X	293	LEU
4	X	297	ASN
4	X	299	MET
4	X	312	ARG
4	X	315	LYS
4	X	318	THR
4	X	320	LEU
4	X	327	ILE
4	X	334	GLU
4	X	349	LEU
4	X	350	SER
4	X	351	THR
4	X	354	GLN
4	X	359	LYS
4	X	360	GLN
4	X	361	GLU
4	X	368	SER
4	Y	16	LEU
4	Y	33	SER
4	Y	34	ILE
4	Y	37	ARG
4	Y	66	THR
4	Y	72	GLU
4	Y	80	ASP
4	Y	100	GLU
4	Y	109	PRO
4	Y	116	ARG
4	Y	145	SER
4	Y	153	LEU
4	Y	159	VAL
4	Y	180	LEU
4	Y	191	LYS
4	Y	196	ARG
4	Y	199	SER
4	Y	201	VAL
4	Y	206	ARG
4	Y	221	LEU

Continued on next page...

Continued from previous page...

Mol	Chain	Res	Type
4	Y	223	PHE
4	Y	229	THR
4	Y	239	SER
4	Y	242	LEU
4	Y	246	GLN
4	Y	263	GLN
4	Y	281	SER
4	Y	283	MET
4	Y	287	ILE
4	Y	291	LYS
4	Y	293	LEU
4	Y	297	ASN
4	Y	299	MET
4	Y	312	ARG
4	Y	315	LYS
4	Y	318	THR
4	Y	320	LEU
4	Y	327	ILE
4	Y	334	GLU
4	Y	349	LEU
4	Y	350	SER
4	Y	351	THR
4	Y	354	GLN
4	Y	359	LYS
4	Y	360	GLN
4	Y	361	GLU
4	Y	368	SER
4	Z	16	LEU
4	Z	33	SER
4	Z	34	ILE
4	Z	37	ARG
4	Z	66	THR
4	Z	72	GLU
4	Z	80	ASP
4	Z	100	GLU
4	Z	109	PRO
4	Z	116	ARG
4	Z	145	SER
4	Z	153	LEU
4	Z	159	VAL
4	Z	180	LEU
4	Z	191	LYS

Continued on next page...

Continued from previous page...

Mol	Chain	Res	Type
4	Z	196	ARG
4	Z	199	SER
4	Z	201	VAL
4	Z	206	ARG
4	Z	221	LEU
4	Z	223	PHE
4	Z	229	THR
4	Z	239	SER
4	Z	242	LEU
4	Z	246	GLN
4	Z	263	GLN
4	Z	281	SER
4	Z	283	MET
4	Z	287	ILE
4	Z	291	LYS
4	Z	293	LEU
4	Z	297	ASN
4	Z	299	MET
4	Z	312	ARG
4	Z	315	LYS
4	Z	318	THR
4	Z	320	LEU
4	Z	327	ILE
4	Z	334	GLU
4	Z	349	LEU
4	Z	350	SER
4	Z	351	THR
4	Z	354	GLN
4	Z	359	LYS
4	Z	360	GLN
4	Z	361	GLU
4	Z	368	SER

Sometimes sidechains can be flipped to improve hydrogen bonding and reduce clashes. All (236) such sidechains are listed below:

Mol	Chain	Res	Type
1	A	28	GLN
1	A	29	ASN
1	A	127	ASN
1	A	164	GLN
1	A	188	ASN
1	A	194	GLN

Continued on next page...

Continued from previous page...

Mol	Chain	Res	Type
1	A	221	GLN
1	A	253	HIS
1	A	290	GLN
1	A	368	GLN
1	A	424	ASN
1	A	447	GLN
1	A	453	GLN
1	A	481	ASN
1	A	484	ASN
1	A	563	ASN
1	A	564	ASN
1	A	578	HIS
1	A	612	GLN
1	A	656	ASN
1	A	670	HIS
1	A	762	HIS
1	D	29	ASN
1	D	127	ASN
1	D	149	GLN
1	D	164	GLN
1	D	188	ASN
1	D	194	GLN
1	D	221	GLN
1	D	253	HIS
1	D	290	GLN
1	D	368	GLN
1	D	424	ASN
1	D	447	GLN
1	D	453	GLN
1	D	481	ASN
1	D	484	ASN
1	D	563	ASN
1	D	564	ASN
1	D	578	HIS
1	D	612	GLN
1	D	656	ASN
1	D	670	HIS
1	D	698	ASN
1	D	757	GLN
1	D	762	HIS
1	D	791	GLN
3	F	39	GLN

Continued on next page...

Continued from previous page...

Mol	Chain	Res	Type
3	F	40	ASN
3	F	52	ASN
1	G	29	ASN
1	G	127	ASN
1	G	149	GLN
1	G	164	GLN
1	G	188	ASN
1	G	194	GLN
1	G	221	GLN
1	G	253	HIS
1	G	290	GLN
1	G	368	GLN
1	G	424	ASN
1	G	453	GLN
1	G	481	ASN
1	G	484	ASN
1	G	563	ASN
1	G	564	ASN
1	G	578	HIS
1	G	612	GLN
1	G	656	ASN
1	G	670	HIS
1	G	698	ASN
1	G	762	HIS
1	G	791	GLN
3	I	39	GLN
3	I	52	ASN
3	I	81	GLN
1	J	29	ASN
1	J	127	ASN
1	J	164	GLN
1	J	188	ASN
1	J	194	GLN
1	J	221	GLN
1	J	253	HIS
1	J	290	GLN
1	J	368	GLN
1	J	424	ASN
1	J	447	GLN
1	J	453	GLN
1	J	481	ASN
1	J	484	ASN

Continued on next page...

Continued from previous page...

Mol	Chain	Res	Type
1	J	563	ASN
1	J	564	ASN
1	J	578	HIS
1	J	612	GLN
1	J	656	ASN
1	J	670	HIS
1	J	762	HIS
1	J	791	GLN
2	K	159	HIS
3	L	39	GLN
3	L	52	ASN
3	L	81	GLN
1	M	29	ASN
1	M	127	ASN
1	M	149	GLN
1	M	164	GLN
1	M	188	ASN
1	M	194	GLN
1	M	221	GLN
1	M	253	HIS
1	M	290	GLN
1	M	368	GLN
1	M	424	ASN
1	M	447	GLN
1	M	453	GLN
1	M	481	ASN
1	M	484	ASN
1	M	552	ASN
1	M	563	ASN
1	M	564	ASN
1	M	578	HIS
1	M	612	GLN
1	M	656	ASN
1	M	670	HIS
1	M	757	GLN
1	M	762	HIS
2	N	159	HIS
3	O	39	GLN
3	O	40	ASN
3	O	52	ASN
1	P	29	ASN
1	P	127	ASN

Continued on next page...

Continued from previous page...

Mol	Chain	Res	Type
1	P	149	GLN
1	P	164	GLN
1	P	188	ASN
1	P	194	GLN
1	P	221	GLN
1	P	253	HIS
1	P	290	GLN
1	P	368	GLN
1	P	424	ASN
1	P	447	GLN
1	P	453	GLN
1	P	481	ASN
1	P	484	ASN
1	P	563	ASN
1	P	564	ASN
1	P	578	HIS
1	P	612	GLN
1	P	656	ASN
1	P	670	HIS
1	P	757	GLN
1	P	762	HIS
1	P	791	GLN
2	Q	159	HIS
3	R	39	GLN
3	R	52	ASN
4	1	41	GLN
4	1	92	ASN
4	1	137	GLN
4	1	252	ASN
4	1	263	GLN
4	2	41	GLN
4	2	49	GLN
4	2	92	ASN
4	2	137	GLN
4	2	252	ASN
4	2	263	GLN
4	2	354	GLN
4	3	49	GLN
4	3	92	ASN
4	3	137	GLN
4	3	252	ASN
4	3	263	GLN

Continued on next page...

Continued from previous page...

Mol	Chain	Res	Type
4	3	354	GLN
4	4	41	GLN
4	4	92	ASN
4	4	137	GLN
4	4	252	ASN
4	4	263	GLN
4	4	354	GLN
4	5	41	GLN
4	5	92	ASN
4	5	137	GLN
4	5	252	ASN
4	5	263	GLN
4	5	354	GLN
4	6	41	GLN
4	6	92	ASN
4	6	137	GLN
4	6	252	ASN
4	6	263	GLN
4	6	354	GLN
4	7	41	GLN
4	7	92	ASN
4	7	137	GLN
4	7	252	ASN
4	7	263	GLN
4	7	354	GLN
4	8	41	GLN
4	8	92	ASN
4	8	137	GLN
4	8	252	ASN
4	8	263	GLN
4	9	41	GLN
4	9	92	ASN
4	9	137	GLN
4	9	252	ASN
4	9	263	GLN
4	V	41	GLN
4	V	92	ASN
4	V	137	GLN
4	V	252	ASN
4	V	263	GLN
4	W	41	GLN
4	W	92	ASN

Continued on next page...

Continued from previous page...

Mol	Chain	Res	Type
4	W	137	GLN
4	W	252	ASN
4	W	263	GLN
4	X	41	GLN
4	X	92	ASN
4	X	137	GLN
4	X	252	ASN
4	X	263	GLN
4	X	354	GLN
4	Y	41	GLN
4	Y	92	ASN
4	Y	137	GLN
4	Y	252	ASN
4	Y	263	GLN
4	Y	354	GLN
4	Z	41	GLN
4	Z	92	ASN
4	Z	137	GLN
4	Z	252	ASN
4	Z	263	GLN

5.3.3 RNA [i](#)

There are no RNA molecules in this entry.

5.4 Non-standard residues in protein, DNA, RNA chains [i](#)

270 non-standard protein/DNA/RNA residues are modelled in this entry.

In the following table, the Counts columns list the number of bonds (or angles) for which Mogul statistics could be retrieved, the number of bonds (or angles) that are observed in the model and the number of bonds (or angles) that are defined in the Chemical Component Dictionary. The Link column lists molecule types, if any, to which the group is linked. The Z score for a bond length (or angle) is the number of standard deviations the observed value is removed from the expected value. A bond length (or angle) with $|Z| > 2$ is considered an outlier worth inspection. RMSZ is the root-mean-square of all Z scores of the bond lengths (or angles).

Mol	Type	Chain	Res	Link	Bond lengths			Bond angles		
					Counts	RMSZ	$\# Z > 2$	Counts	RMSZ	$\# Z > 2$
1	MLY	A	827	1	9,10,11	0.71	0	6,11,13	0.45	0
1	MLY	P	367	1	9,10,11	0.62	0	6,11,13	0.36	0
1	MLY	M	385	1	9,10,11	1.02	1 (11%)	6,11,13	0.44	0

Mol	Type	Chain	Res	Link	Bond lengths			Bond angles		
					Counts	RMSZ	# Z > 2	Counts	RMSZ	# Z > 2
1	MLY	J	598	1	9,10,11	0.89	1 (11%)	6,11,13	0.43	0
1	MLY	G	296	1	9,10,11	0.62	0	6,11,13	0.37	0
1	MLY	G	55	1	9,10,11	0.74	0	6,11,13	0.79	0
1	MLY	M	296	1	9,10,11	0.69	0	6,11,13	0.35	0
1	MLY	D	295	1	9,10,11	0.76	0	6,11,13	0.35	0
1	MLY	P	833	1	9,10,11	1.18	1 (11%)	6,11,13	0.31	0
1	MLY	P	436	1	9,10,11	1.06	1 (11%)	6,11,13	0.49	0
1	MLY	D	833	1	9,10,11	1.13	2 (22%)	6,11,13	0.32	0
1	MLY	A	63	1	9,10,11	0.91	0	6,11,13	0.44	0
1	MLY	J	681	1	9,10,11	0.60	0	6,11,13	0.45	0
1	MLY	D	367	1	9,10,11	0.62	0	6,11,13	0.38	0
1	MLY	A	35	1	9,10,11	0.72	0	6,11,13	0.37	0
1	MLY	A	659	1	9,10,11	0.84	0	6,11,13	0.60	0
1	MLY	M	613	1	9,10,11	0.57	0	6,11,13	0.64	0
1	MLY	G	84	1	9,10,11	0.49	0	6,11,13	0.80	0
1	MLY	D	248	1	9,10,11	0.83	0	6,11,13	0.63	0
1	MLY	P	837	1	9,10,11	0.58	0	6,11,13	0.55	0
1	MLY	A	236	1	9,10,11	0.80	1 (11%)	6,11,13	0.49	0
1	MLY	A	19	1	9,10,11	1.11	1 (11%)	6,11,13	0.57	0
1	MLY	J	551	1	9,10,11	0.54	0	6,11,13	0.20	0
1	MLY	J	35	1	9,10,11	0.72	0	6,11,13	0.38	0
1	MLY	D	369	1	9,10,11	0.69	0	6,11,13	0.44	0
1	MLY	D	837	1	9,10,11	0.61	0	6,11,13	0.58	0
1	MLY	J	30	1	9,10,11	0.88	0	6,11,13	0.32	0
1	MLY	J	236	1	9,10,11	0.81	1 (11%)	6,11,13	0.48	0
1	MLY	P	505	1	9,10,11	0.91	1 (11%)	6,11,13	0.33	0
1	MLY	P	415	1	9,10,11	0.76	0	6,11,13	0.18	0
1	MLY	D	63	1	9,10,11	0.90	0	6,11,13	0.44	0
1	MLY	A	551	1	9,10,11	0.53	0	6,11,13	0.20	0
1	MLY	D	551	1	9,10,11	0.54	0	6,11,13	0.20	0
1	MLY	G	659	1	9,10,11	0.85	0	6,11,13	0.59	0
1	MLY	J	248	1	9,10,11	0.82	0	6,11,13	0.62	0
1	MLY	J	600	1	9,10,11	0.52	0	6,11,13	0.37	0
1	MLY	P	528	1	9,10,11	0.89	0	6,11,13	0.65	0
1	MLY	D	415	1	9,10,11	0.77	0	6,11,13	0.19	0
1	MLY	M	839	1	9,10,11	0.74	0	6,11,13	0.76	0
1	MLY	P	87	1	9,10,11	1.22	1 (11%)	6,11,13	0.43	0
1	MLY	D	768	1	9,10,11	0.74	0	6,11,13	0.41	0
1	MLY	D	528	1	9,10,11	0.90	0	6,11,13	0.64	0
1	MLY	J	764	1	9,10,11	0.83	0	6,11,13	0.37	0
1	MLY	G	385	1	9,10,11	1.02	1 (11%)	6,11,13	0.44	0

Mol	Type	Chain	Res	Link	Bond lengths			Bond angles		
					Counts	RMSZ	# Z > 2	Counts	RMSZ	# Z > 2
1	MLY	P	138	1	9,10,11	1.34	1 (11%)	6,11,13	0.82	0
1	MLY	D	486	1	9,10,11	0.65	0	6,11,13	0.40	0
1	MLY	G	598	1	9,10,11	0.88	1 (11%)	6,11,13	0.42	0
1	MLY	A	107	1	9,10,11	0.47	0	6,11,13	0.34	0
1	MLY	P	348	1	9,10,11	0.81	0	6,11,13	0.47	0
1	MLY	P	839	1	9,10,11	0.72	0	6,11,13	0.78	0
1	MLY	D	84	1	9,10,11	0.49	0	6,11,13	0.80	0
1	MLY	M	353	1	9,10,11	0.86	0	6,11,13	0.80	0
1	MLY	A	87	1	9,10,11	1.21	1 (11%)	6,11,13	0.41	0
1	MLY	D	87	1	9,10,11	1.16	1 (11%)	6,11,13	0.44	0
1	MLY	J	505	1	9,10,11	0.92	1 (11%)	6,11,13	0.33	0
1	MLY	P	353	1	9,10,11	0.86	0	6,11,13	0.79	0
1	MLY	D	839	1	9,10,11	0.68	0	6,11,13	0.79	0
1	MLY	M	49	1	9,10,11	1.07	1 (11%)	6,11,13	0.74	0
1	MLY	M	837	1	9,10,11	0.59	0	6,11,13	0.55	0
1	MLY	J	107	1	9,10,11	0.48	0	6,11,13	0.35	0
1	MLY	M	59	1	9,10,11	0.88	0	6,11,13	0.49	0
1	MLY	P	504	1	9,10,11	0.85	0	6,11,13	0.24	0
1	MLY	A	190	1	9,10,11	1.25	1 (11%)	6,11,13	0.51	0
1	MLY	A	505	1	9,10,11	0.89	1 (11%)	6,11,13	0.33	0
1	MLY	D	35	1	9,10,11	0.73	0	6,11,13	0.37	0
1	MLY	P	617	1	9,10,11	0.96	1 (11%)	6,11,13	0.33	0
1	MLY	G	107	1	9,10,11	0.48	0	6,11,13	0.34	0
1	MLY	A	839	1	9,10,11	0.67	0	6,11,13	0.81	0
1	MLY	A	130	1	9,10,11	0.80	0	6,11,13	0.76	0
1	MLY	D	504	1	9,10,11	0.90	0	6,11,13	0.21	0
1	MLY	A	617	1	9,10,11	0.94	1 (11%)	6,11,13	0.34	0
1	MLY	D	617	1	9,10,11	0.96	1 (11%)	6,11,13	0.35	0
1	MLY	M	659	1	9,10,11	0.82	0	6,11,13	0.58	0
1	MLY	P	385	1	9,10,11	1.00	1 (11%)	6,11,13	0.43	0
1	MLY	A	528	1	9,10,11	0.89	0	6,11,13	0.66	0
1	MLY	P	598	1	9,10,11	0.88	1 (11%)	6,11,13	0.43	0
1	MLY	G	19	1	9,10,11	1.15	1 (11%)	6,11,13	0.58	0
1	MLY	G	248	1	9,10,11	0.80	0	6,11,13	0.63	0
1	MLY	J	415	1	9,10,11	0.79	0	6,11,13	0.19	0
1	MLY	M	295	1	9,10,11	0.77	0	6,11,13	0.35	0
1	MLY	J	617	1	9,10,11	0.96	1 (11%)	6,11,13	0.33	0
1	MLY	M	827	1	9,10,11	0.69	0	6,11,13	0.48	0
1	MLY	J	296	1	9,10,11	0.68	0	6,11,13	0.36	0

Mol	Type	Chain	Res	Link	Bond lengths			Bond angles		
					Counts	RMSZ	# Z > 2	Counts	RMSZ	# Z > 2
1	MLY	D	19	1	9,10,11	1.18	1 (11%)	6,11,13	0.56	0
1	MLY	M	415	1	9,10,11	0.80	0	6,11,13	0.18	0
1	MLY	A	385	1	9,10,11	0.99	1 (11%)	6,11,13	0.44	0
1	MLY	J	833	1	9,10,11	1.18	1 (11%)	6,11,13	0.30	0
1	MLY	P	19	1	9,10,11	1.19	1 (11%)	6,11,13	0.57	0
1	MLY	P	551	1	9,10,11	0.52	0	6,11,13	0.20	0
1	MLY	P	681	1	9,10,11	0.61	0	6,11,13	0.47	0
1	MLY	J	553	1	9,10,11	0.66	0	6,11,13	0.54	0
1	MLY	G	613	1	9,10,11	0.62	0	6,11,13	0.64	0
1	MLY	A	431	1	9,10,11	0.51	0	6,11,13	0.44	0
1	MLY	M	63	1	9,10,11	0.91	0	6,11,13	0.44	0
1	MLY	A	248	1	9,10,11	0.82	0	6,11,13	0.61	0
1	MLY	P	59	1	9,10,11	0.86	0	6,11,13	0.49	0
1	MLY	D	681	1	9,10,11	0.58	0	6,11,13	0.45	0
1	MLY	J	839	1	9,10,11	0.71	0	6,11,13	0.76	0
1	MLY	G	49	1	9,10,11	1.07	1 (11%)	6,11,13	0.74	0
1	MLY	P	659	1	9,10,11	0.83	0	6,11,13	0.57	0
1	MLY	J	782	1	9,10,11	0.78	0	6,11,13	0.37	0
1	MLY	D	59	1	9,10,11	0.89	0	6,11,13	0.50	0
1	MLY	A	59	1	9,10,11	0.86	0	6,11,13	0.50	0
1	MLY	P	30	1	9,10,11	0.89	0	6,11,13	0.32	0
1	MLY	A	295	1	9,10,11	0.81	0	6,11,13	0.34	0
1	MLY	P	613	1	9,10,11	0.56	0	6,11,13	0.64	0
1	MLY	D	659	1	9,10,11	0.84	0	6,11,13	0.58	0
1	MLY	A	415	1	9,10,11	0.75	0	6,11,13	0.19	0
1	MLY	A	681	1	9,10,11	0.61	0	6,11,13	0.45	0
1	MLY	J	49	1	9,10,11	1.08	1 (11%)	6,11,13	0.75	0
1	MLY	P	49	1	9,10,11	1.10	1 (11%)	6,11,13	0.76	0
1	MLY	M	248	1	9,10,11	0.81	0	6,11,13	0.62	0
1	MLY	D	613	1	9,10,11	0.58	0	6,11,13	0.64	0
1	MLY	P	248	1	9,10,11	0.83	0	6,11,13	0.62	0
1	MLY	D	598	1	9,10,11	0.91	1 (11%)	6,11,13	0.43	0
1	MLY	P	369	1	9,10,11	0.69	0	6,11,13	0.45	0
1	MLY	M	84	1	9,10,11	0.50	0	6,11,13	0.80	0
1	MLY	D	296	1	9,10,11	0.65	0	6,11,13	0.36	0
1	MLY	G	827	1	9,10,11	0.71	0	6,11,13	0.49	0
1	MLY	P	84	1	9,10,11	0.49	0	6,11,13	0.80	0
1	MLY	A	553	4,1	9,10,11	0.69	0	6,11,13	0.56	0
1	MLY	D	49	1	9,10,11	1.07	1 (11%)	6,11,13	0.74	0
1	MLY	G	295	1	9,10,11	0.79	0	6,11,13	0.34	0
1	MLY	M	782	1	9,10,11	0.79	0	6,11,13	0.37	0

Mol	Type	Chain	Res	Link	Bond lengths			Bond angles		
					Counts	RMSZ	# Z > 2	Counts	RMSZ	# Z > 2
1	MLY	A	138	1	9,10,11	1.34	1 (11%)	6,11,13	0.84	0
1	MLY	D	764	1	9,10,11	0.83	0	6,11,13	0.36	0
1	MLY	G	782	1	9,10,11	0.76	0	6,11,13	0.36	0
1	MLY	M	55	1	9,10,11	0.72	0	6,11,13	0.78	0
1	MLY	J	84	1	9,10,11	0.49	0	6,11,13	0.80	0
1	MLY	M	505	1	9,10,11	0.90	1 (11%)	6,11,13	0.34	0
1	MLY	G	63	1	9,10,11	0.88	0	6,11,13	0.44	0
1	MLY	P	55	1	9,10,11	0.73	0	6,11,13	0.79	0
1	MLY	M	348	1	9,10,11	0.80	0	6,11,13	0.47	0
1	MLY	G	272	1	9,10,11	0.96	1 (11%)	6,11,13	0.54	0
1	MLY	G	504	1	9,10,11	0.88	0	6,11,13	0.23	0
1	MLY	M	35	1	9,10,11	0.72	0	6,11,13	0.38	0
1	MLY	J	138	1	9,10,11	1.31	1 (11%)	6,11,13	0.83	0
1	MLY	M	190	1	9,10,11	1.25	1 (11%)	6,11,13	0.52	0
1	MLY	D	236	1	9,10,11	0.79	1 (11%)	6,11,13	0.47	0
1	MLY	D	436	1	9,10,11	1.11	1 (11%)	6,11,13	0.49	0
1	MLY	G	528	1	9,10,11	0.90	0	6,11,13	0.66	0
1	MLY	D	827	1	9,10,11	0.68	0	6,11,13	0.47	0
1	MLY	J	272	1	9,10,11	1.00	1 (11%)	6,11,13	0.56	0
1	MLY	M	768	1	9,10,11	0.76	0	6,11,13	0.43	0
1	MLY	M	528	1	9,10,11	0.90	0	6,11,13	0.65	0
1	MLY	P	130	1	9,10,11	0.77	0	6,11,13	0.74	0
1	MLY	M	486	1	9,10,11	0.63	0	6,11,13	0.38	0
1	MLY	A	367	1	9,10,11	0.62	0	6,11,13	0.36	0
1	MLY	D	600	1	9,10,11	0.50	0	6,11,13	0.38	0
1	MLY	A	30	1	9,10,11	0.89	0	6,11,13	0.32	0
1	MLY	A	296	1	9,10,11	0.61	0	6,11,13	0.36	0
1	MLY	M	436	1	9,10,11	1.06	1 (11%)	6,11,13	0.49	0
1	MLY	A	833	1	9,10,11	1.13	1 (11%)	6,11,13	0.32	0
1	MLY	D	130	1	9,10,11	0.78	0	6,11,13	0.73	0
1	MLY	A	348	1	9,10,11	0.85	0	6,11,13	0.48	0
1	MLY	G	369	1	9,10,11	0.69	0	6,11,13	0.46	0
1	MLY	M	367	1	9,10,11	0.62	0	6,11,13	0.37	0
1	MLY	P	782	1	9,10,11	0.80	0	6,11,13	0.35	0
1	MLY	P	764	1	9,10,11	0.84	0	6,11,13	0.38	0
1	MLY	J	436	1	9,10,11	1.05	1 (11%)	6,11,13	0.49	0
1	MLY	M	833	1	9,10,11	1.17	1 (11%)	6,11,13	0.31	0
1	MLY	A	613	1	9,10,11	0.59	0	6,11,13	0.64	0
1	MLY	D	353	1	9,10,11	0.85	0	6,11,13	0.79	0
1	MLY	M	272	1	9,10,11	1.02	1 (11%)	6,11,13	0.56	0

Mol	Type	Chain	Res	Link	Bond lengths			Bond angles		
					Counts	RMSZ	# Z > 2	Counts	RMSZ	# Z > 2
1	MLY	G	837	1	9,10,11	0.59	0	6,11,13	0.53	0
1	MLY	J	369	1	9,10,11	0.69	0	6,11,13	0.45	0
1	MLY	M	107	1	9,10,11	0.48	0	6,11,13	0.34	0
1	MLY	D	782	1	9,10,11	0.79	0	6,11,13	0.35	0
1	MLY	A	49	1	9,10,11	1.04	1 (11%)	6,11,13	0.74	0
1	MLY	D	385	1	9,10,11	0.98	1 (11%)	6,11,13	0.44	0
1	MLY	D	55	1	9,10,11	0.73	0	6,11,13	0.78	0
1	MLY	G	505	1	9,10,11	0.87	1 (11%)	6,11,13	0.36	0
1	MLY	G	87	1	9,10,11	1.21	1 (11%)	6,11,13	0.43	0
1	MLY	M	431	1	9,10,11	0.52	0	6,11,13	0.45	0
1	MLY	G	553	4,1	9,10,11	0.67	0	6,11,13	0.55	0
1	MLY	P	107	1	9,10,11	0.48	0	6,11,13	0.35	0
1	MLY	G	348	1	9,10,11	0.83	0	6,11,13	0.47	0
1	MLY	J	613	1	9,10,11	0.57	0	6,11,13	0.64	0
1	MLY	G	35	1	9,10,11	0.71	0	6,11,13	0.38	0
1	MLY	A	353	1	9,10,11	0.88	0	6,11,13	0.79	0
1	MLY	J	837	1	9,10,11	0.59	0	6,11,13	0.56	0
1	MLY	J	55	1	9,10,11	0.73	0	6,11,13	0.78	0
1	MLY	G	190	1	9,10,11	1.24	1 (11%)	6,11,13	0.52	0
1	MLY	A	55	1	9,10,11	0.71	0	6,11,13	0.78	0
1	MLY	G	600	1	9,10,11	0.51	0	6,11,13	0.36	0
1	MLY	M	19	1	9,10,11	1.18	1 (11%)	6,11,13	0.58	0
1	MLY	G	768	1	9,10,11	0.75	0	6,11,13	0.41	0
1	MLY	J	348	1	9,10,11	0.82	0	6,11,13	0.47	0
1	MLY	G	839	1	9,10,11	0.68	0	6,11,13	0.78	0
1	MLY	G	130	1	9,10,11	0.81	0	6,11,13	0.74	0
1	MLY	M	764	1	9,10,11	0.83	0	6,11,13	0.38	0
1	MLY	A	436	1	9,10,11	1.06	1 (11%)	6,11,13	0.48	0
1	MLY	J	367	1	9,10,11	0.62	0	6,11,13	0.37	0
1	MLY	M	369	1	9,10,11	0.70	0	6,11,13	0.46	0
1	MLY	G	486	1	9,10,11	0.64	0	6,11,13	0.39	0
1	MLY	A	486	1	9,10,11	0.64	0	6,11,13	0.38	0
1	MLY	M	30	1	9,10,11	0.90	0	6,11,13	0.33	0
1	MLY	M	598	1	9,10,11	0.89	1 (11%)	6,11,13	0.43	0
1	MLY	G	617	1	9,10,11	0.94	1 (11%)	6,11,13	0.35	0
1	MLY	J	190	1	9,10,11	1.24	1 (11%)	6,11,13	0.52	0
1	MLY	G	353	1	9,10,11	0.88	0	6,11,13	0.80	0
1	MLY	A	369	1	9,10,11	0.71	0	6,11,13	0.47	0
1	MLY	G	551	1	9,10,11	0.53	0	6,11,13	0.20	0
1	MLY	D	348	1	9,10,11	0.79	0	6,11,13	0.48	0
1	MLY	J	130	1	9,10,11	0.76	0	6,11,13	0.74	0

Mol	Type	Chain	Res	Link	Bond lengths			Bond angles		
					Counts	RMSZ	# Z > 2	Counts	RMSZ	# Z > 2
1	MLY	J	768	1	9,10,11	0.78	0	6,11,13	0.43	0
1	MLY	P	296	1	9,10,11	0.66	0	6,11,13	0.36	0
1	MLY	D	138	1	9,10,11	1.36	1 (11%)	6,11,13	0.85	0
1	MLY	J	827	1	9,10,11	0.72	0	6,11,13	0.48	0
1	MLY	J	486	1	9,10,11	0.62	0	6,11,13	0.39	0
1	MLY	P	272	1	9,10,11	0.99	1 (11%)	6,11,13	0.56	0
1	MLY	A	272	1	9,10,11	0.98	1 (11%)	6,11,13	0.57	0
1	MLY	D	272	1	9,10,11	0.94	1 (11%)	6,11,13	0.57	0
1	MLY	A	504	1	9,10,11	0.90	0	6,11,13	0.24	0
1	MLY	P	768	1	9,10,11	0.77	0	6,11,13	0.43	0
1	MLY	M	236	1	9,10,11	0.80	1 (11%)	6,11,13	0.47	0
1	MLY	G	436	1	9,10,11	1.06	1 (11%)	6,11,13	0.47	0
1	MLY	A	837	1	9,10,11	0.63	0	6,11,13	0.54	0
1	MLY	J	295	1	9,10,11	0.76	0	6,11,13	0.35	0
1	MLY	J	63	1	9,10,11	0.88	0	6,11,13	0.43	0
1	MLY	G	30	1	9,10,11	0.88	0	6,11,13	0.30	0
1	MLY	D	107	1	9,10,11	0.51	0	6,11,13	0.33	0
1	MLY	G	236	1	9,10,11	0.79	1 (11%)	6,11,13	0.46	0
1	MLY	G	431	1	9,10,11	0.52	0	6,11,13	0.46	0
1	MLY	D	30	1	9,10,11	0.91	0	6,11,13	0.31	0
1	MLY	J	87	1	9,10,11	1.21	1 (11%)	6,11,13	0.43	0
1	MLY	P	600	1	9,10,11	0.54	0	6,11,13	0.38	0
1	MLY	M	130	1	9,10,11	0.76	0	6,11,13	0.74	0
1	MLY	J	431	1	9,10,11	0.52	0	6,11,13	0.44	0
1	MLY	G	59	1	9,10,11	0.84	0	6,11,13	0.50	0
1	MLY	J	528	1	9,10,11	0.88	0	6,11,13	0.65	0
1	MLY	M	553	1	9,10,11	0.68	0	6,11,13	0.54	0
1	MLY	A	598	1	9,10,11	0.91	1 (11%)	6,11,13	0.45	0
1	MLY	A	764	1	9,10,11	0.84	0	6,11,13	0.36	0
1	MLY	M	617	1	9,10,11	0.97	1 (11%)	6,11,13	0.33	0
1	MLY	P	236	1	9,10,11	0.81	1 (11%)	6,11,13	0.47	0
1	MLY	J	353	1	9,10,11	0.86	0	6,11,13	0.78	0
1	MLY	G	415	1	9,10,11	0.77	0	6,11,13	0.19	0
1	MLY	G	681	1	9,10,11	0.65	0	6,11,13	0.45	0
1	MLY	J	385	1	9,10,11	1.02	1 (11%)	6,11,13	0.43	0
1	MLY	P	431	1	9,10,11	0.54	0	6,11,13	0.44	0
1	MLY	G	764	1	9,10,11	0.81	0	6,11,13	0.36	0
1	MLY	P	63	1	9,10,11	0.88	0	6,11,13	0.43	0
1	MLY	J	504	1	9,10,11	0.84	0	6,11,13	0.23	0
1	MLY	D	431	1	9,10,11	0.54	0	6,11,13	0.45	0

Mol	Type	Chain	Res	Link	Bond lengths			Bond angles		
					Counts	RMSZ	# Z > 2	Counts	RMSZ	# Z > 2
1	MLY	G	367	1	9,10,11	0.63	0	6,11,13	0.39	0
1	MLY	M	87	1	9,10,11	1.21	1 (11%)	6,11,13	0.44	0
1	MLY	A	782	1	9,10,11	0.80	0	6,11,13	0.36	0
1	MLY	J	19	1	9,10,11	1.17	1 (11%)	6,11,13	0.57	0
1	MLY	G	833	1	9,10,11	1.15	2 (22%)	6,11,13	0.32	0
1	MLY	G	138	1	9,10,11	1.32	1 (11%)	6,11,13	0.84	0
1	MLY	M	138	1	9,10,11	1.34	1 (11%)	6,11,13	0.83	0
1	MLY	M	600	1	9,10,11	0.52	0	6,11,13	0.36	0
1	MLY	J	59	1	9,10,11	0.87	0	6,11,13	0.49	0
1	MLY	M	681	1	9,10,11	0.61	0	6,11,13	0.47	0
1	MLY	P	190	1	9,10,11	1.26	1 (11%)	6,11,13	0.53	0
1	MLY	J	659	1	9,10,11	0.82	0	6,11,13	0.58	0
1	MLY	P	553	1	9,10,11	0.68	0	6,11,13	0.54	0
1	MLY	M	504	1	9,10,11	0.85	0	6,11,13	0.23	0
1	MLY	P	827	1	9,10,11	0.70	0	6,11,13	0.48	0
1	MLY	A	768	1	9,10,11	0.76	0	6,11,13	0.40	0
1	MLY	P	35	1	9,10,11	0.71	0	6,11,13	0.38	0
1	MLY	P	486	1	9,10,11	0.62	0	6,11,13	0.40	0
1	MLY	A	600	1	9,10,11	0.51	0	6,11,13	0.38	0
1	MLY	D	190	1	9,10,11	1.21	1 (11%)	6,11,13	0.54	0
1	MLY	M	551	1	9,10,11	0.54	0	6,11,13	0.19	0
1	MLY	D	505	1	9,10,11	0.84	1 (11%)	6,11,13	0.35	0
1	MLY	P	295	1	9,10,11	0.79	0	6,11,13	0.35	0
1	MLY	D	553	4,1	9,10,11	0.68	0	6,11,13	0.55	0
1	MLY	A	84	1	9,10,11	0.50	0	6,11,13	0.79	0

In the following table, the Chirals column lists the number of chiral outliers, the number of chiral centers analysed, the number of these observed in the model and the number defined in the Chemical Component Dictionary. Similar counts are reported in the Torsion and Rings columns. '-' means no outliers of that kind were identified.

Mol	Type	Chain	Res	Link	Chirals	Torsions	Rings
1	MLY	A	827	1	-	0/8/9/11	-
1	MLY	P	367	1	-	2/8/9/11	-
1	MLY	M	385	1	-	2/8/9/11	-
1	MLY	J	598	1	-	5/8/9/11	-
1	MLY	G	296	1	-	4/8/9/11	-
1	MLY	G	55	1	-	6/8/9/11	-
1	MLY	M	296	1	-	4/8/9/11	-

Continued on next page...

Continued from previous page...

Mol	Type	Chain	Res	Link	Chirals	Torsions	Rings
1	MLY	D	295	1	-	2/8/9/11	-
1	MLY	P	833	1	-	6/8/9/11	-
1	MLY	P	436	1	-	4/8/9/11	-
1	MLY	D	833	1	-	6/8/9/11	-
1	MLY	A	63	1	-	4/8/9/11	-
1	MLY	J	681	1	-	4/8/9/11	-
1	MLY	D	367	1	-	2/8/9/11	-
1	MLY	A	35	1	-	3/8/9/11	-
1	MLY	A	659	1	-	3/8/9/11	-
1	MLY	M	613	1	-	4/8/9/11	-
1	MLY	G	84	1	-	4/8/9/11	-
1	MLY	D	248	1	-	6/8/9/11	-
1	MLY	P	837	1	-	5/8/9/11	-
1	MLY	A	236	1	-	3/8/9/11	-
1	MLY	A	19	1	-	4/8/9/11	-
1	MLY	J	551	1	-	3/8/9/11	-
1	MLY	J	35	1	-	3/8/9/11	-
1	MLY	D	369	1	-	2/8/9/11	-
1	MLY	D	837	1	-	5/8/9/11	-
1	MLY	J	30	1	-	2/8/9/11	-
1	MLY	J	236	1	-	3/8/9/11	-
1	MLY	P	505	1	-	5/8/9/11	-
1	MLY	P	415	1	-	3/8/9/11	-
1	MLY	D	63	1	-	4/8/9/11	-
1	MLY	A	551	1	-	3/8/9/11	-
1	MLY	D	551	1	-	3/8/9/11	-
1	MLY	G	659	1	-	3/8/9/11	-
1	MLY	J	248	1	-	6/8/9/11	-
1	MLY	J	600	1	-	3/8/9/11	-
1	MLY	P	528	1	-	4/8/9/11	-
1	MLY	D	415	1	-	3/8/9/11	-
1	MLY	M	839	1	-	3/8/9/11	-
1	MLY	P	87	1	-	2/8/9/11	-
1	MLY	D	768	1	-	4/8/9/11	-

Continued on next page...

Continued from previous page...

Mol	Type	Chain	Res	Link	Chirals	Torsions	Rings
1	MLY	D	528	1	-	4/8/9/11	-
1	MLY	J	764	1	-	2/8/9/11	-
1	MLY	G	385	1	-	2/8/9/11	-
1	MLY	P	138	1	-	4/8/9/11	-
1	MLY	D	486	1	-	2/8/9/11	-
1	MLY	G	598	1	-	5/8/9/11	-
1	MLY	A	107	1	-	2/8/9/11	-
1	MLY	P	348	1	-	5/8/9/11	-
1	MLY	P	839	1	-	3/8/9/11	-
1	MLY	D	84	1	-	4/8/9/11	-
1	MLY	M	353	1	-	4/8/9/11	-
1	MLY	A	87	1	-	2/8/9/11	-
1	MLY	D	87	1	-	2/8/9/11	-
1	MLY	J	505	1	-	5/8/9/11	-
1	MLY	P	353	1	-	4/8/9/11	-
1	MLY	D	839	1	-	3/8/9/11	-
1	MLY	M	49	1	-	3/8/9/11	-
1	MLY	M	837	1	-	5/8/9/11	-
1	MLY	J	107	1	-	2/8/9/11	-
1	MLY	M	59	1	-	3/8/9/11	-
1	MLY	P	504	1	-	4/8/9/11	-
1	MLY	A	190	1	-	5/8/9/11	-
1	MLY	A	505	1	-	5/8/9/11	-
1	MLY	D	35	1	-	3/8/9/11	-
1	MLY	P	617	1	-	1/8/9/11	-
1	MLY	G	107	1	-	2/8/9/11	-
1	MLY	A	839	1	-	3/8/9/11	-
1	MLY	A	130	1	-	5/8/9/11	-
1	MLY	D	504	1	-	4/8/9/11	-
1	MLY	A	617	1	-	1/8/9/11	-
1	MLY	D	617	1	-	1/8/9/11	-
1	MLY	M	659	1	-	3/8/9/11	-
1	MLY	P	385	1	-	2/8/9/11	-
1	MLY	A	528	1	-	5/8/9/11	-
1	MLY	P	598	1	-	5/8/9/11	-

Continued on next page...

Continued from previous page...

Mol	Type	Chain	Res	Link	Chirals	Torsions	Rings
1	MLY	G	19	1	-	4/8/9/11	-
1	MLY	G	248	1	-	6/8/9/11	-
1	MLY	J	415	1	-	3/8/9/11	-
1	MLY	M	295	1	-	2/8/9/11	-
1	MLY	J	617	1	-	1/8/9/11	-
1	MLY	M	827	1	-	0/8/9/11	-
1	MLY	J	296	1	-	4/8/9/11	-
1	MLY	D	19	1	-	4/8/9/11	-
1	MLY	M	415	1	-	3/8/9/11	-
1	MLY	A	385	1	-	2/8/9/11	-
1	MLY	J	833	1	-	6/8/9/11	-
1	MLY	P	19	1	-	4/8/9/11	-
1	MLY	P	551	1	-	3/8/9/11	-
1	MLY	P	681	1	-	4/8/9/11	-
1	MLY	J	553	1	-	4/8/9/11	-
1	MLY	G	613	1	-	4/8/9/11	-
1	MLY	A	431	1	-	4/8/9/11	-
1	MLY	M	63	1	-	4/8/9/11	-
1	MLY	A	248	1	-	6/8/9/11	-
1	MLY	P	59	1	-	3/8/9/11	-
1	MLY	D	681	1	-	4/8/9/11	-
1	MLY	J	839	1	-	3/8/9/11	-
1	MLY	G	49	1	-	3/8/9/11	-
1	MLY	P	659	1	-	3/8/9/11	-
1	MLY	J	782	1	-	6/8/9/11	-
1	MLY	D	59	1	-	3/8/9/11	-
1	MLY	A	59	1	-	3/8/9/11	-
1	MLY	P	30	1	-	2/8/9/11	-
1	MLY	A	295	1	-	2/8/9/11	-
1	MLY	P	613	1	-	4/8/9/11	-
1	MLY	D	659	1	-	3/8/9/11	-
1	MLY	A	415	1	-	3/8/9/11	-
1	MLY	A	681	1	-	4/8/9/11	-
1	MLY	J	49	1	-	3/8/9/11	-

Continued on next page...

Continued from previous page...

Mol	Type	Chain	Res	Link	Chirals	Torsions	Rings
1	MLY	P	49	1	-	3/8/9/11	-
1	MLY	M	248	1	-	6/8/9/11	-
1	MLY	D	613	1	-	4/8/9/11	-
1	MLY	P	248	1	-	6/8/9/11	-
1	MLY	D	598	1	-	5/8/9/11	-
1	MLY	P	369	1	-	2/8/9/11	-
1	MLY	M	84	1	-	4/8/9/11	-
1	MLY	D	296	1	-	4/8/9/11	-
1	MLY	G	827	1	-	0/8/9/11	-
1	MLY	P	84	1	-	4/8/9/11	-
1	MLY	A	553	4,1	-	4/8/9/11	-
1	MLY	D	49	1	-	3/8/9/11	-
1	MLY	G	295	1	-	2/8/9/11	-
1	MLY	M	782	1	-	6/8/9/11	-
1	MLY	A	138	1	-	4/8/9/11	-
1	MLY	D	764	1	-	2/8/9/11	-
1	MLY	G	782	1	-	6/8/9/11	-
1	MLY	M	55	1	-	6/8/9/11	-
1	MLY	J	84	1	-	4/8/9/11	-
1	MLY	M	505	1	-	5/8/9/11	-
1	MLY	G	63	1	-	4/8/9/11	-
1	MLY	P	55	1	-	6/8/9/11	-
1	MLY	M	348	1	-	5/8/9/11	-
1	MLY	G	272	1	-	3/8/9/11	-
1	MLY	G	504	1	-	4/8/9/11	-
1	MLY	M	35	1	-	3/8/9/11	-
1	MLY	J	138	1	-	4/8/9/11	-
1	MLY	M	190	1	-	5/8/9/11	-
1	MLY	D	236	1	-	3/8/9/11	-
1	MLY	D	436	1	-	4/8/9/11	-
1	MLY	G	528	1	-	4/8/9/11	-
1	MLY	D	827	1	-	0/8/9/11	-
1	MLY	J	272	1	-	3/8/9/11	-
1	MLY	M	768	1	-	4/8/9/11	-

Continued on next page...

Continued from previous page...

Mol	Type	Chain	Res	Link	Chirals	Torsions	Rings
1	MLY	M	528	1	-	5/8/9/11	-
1	MLY	P	130	1	-	5/8/9/11	-
1	MLY	M	486	1	-	2/8/9/11	-
1	MLY	A	367	1	-	2/8/9/11	-
1	MLY	D	600	1	-	3/8/9/11	-
1	MLY	A	30	1	-	2/8/9/11	-
1	MLY	A	296	1	-	4/8/9/11	-
1	MLY	M	436	1	-	4/8/9/11	-
1	MLY	A	833	1	-	6/8/9/11	-
1	MLY	D	130	1	-	5/8/9/11	-
1	MLY	A	348	1	-	5/8/9/11	-
1	MLY	G	369	1	-	2/8/9/11	-
1	MLY	M	367	1	-	2/8/9/11	-
1	MLY	P	782	1	-	6/8/9/11	-
1	MLY	P	764	1	-	2/8/9/11	-
1	MLY	J	436	1	-	4/8/9/11	-
1	MLY	M	833	1	-	6/8/9/11	-
1	MLY	A	613	1	-	4/8/9/11	-
1	MLY	D	353	1	-	4/8/9/11	-
1	MLY	M	272	1	-	3/8/9/11	-
1	MLY	G	837	1	-	5/8/9/11	-
1	MLY	J	369	1	-	2/8/9/11	-
1	MLY	M	107	1	-	2/8/9/11	-
1	MLY	D	782	1	-	6/8/9/11	-
1	MLY	A	49	1	-	3/8/9/11	-
1	MLY	D	385	1	-	2/8/9/11	-
1	MLY	D	55	1	-	6/8/9/11	-
1	MLY	G	505	1	-	5/8/9/11	-
1	MLY	G	87	1	-	2/8/9/11	-
1	MLY	M	431	1	-	4/8/9/11	-
1	MLY	G	553	4,1	-	4/8/9/11	-
1	MLY	P	107	1	-	2/8/9/11	-
1	MLY	G	348	1	-	5/8/9/11	-
1	MLY	J	613	1	-	4/8/9/11	-

Continued on next page...

Continued from previous page...

Mol	Type	Chain	Res	Link	Chirals	Torsions	Rings
1	MLY	G	35	1	-	3/8/9/11	-
1	MLY	A	353	1	-	4/8/9/11	-
1	MLY	J	837	1	-	5/8/9/11	-
1	MLY	J	55	1	-	6/8/9/11	-
1	MLY	G	190	1	-	5/8/9/11	-
1	MLY	A	55	1	-	6/8/9/11	-
1	MLY	G	600	1	-	3/8/9/11	-
1	MLY	M	19	1	-	4/8/9/11	-
1	MLY	G	768	1	-	4/8/9/11	-
1	MLY	J	348	1	-	5/8/9/11	-
1	MLY	G	839	1	-	3/8/9/11	-
1	MLY	G	130	1	-	5/8/9/11	-
1	MLY	M	764	1	-	2/8/9/11	-
1	MLY	A	436	1	-	4/8/9/11	-
1	MLY	J	367	1	-	2/8/9/11	-
1	MLY	M	369	1	-	2/8/9/11	-
1	MLY	G	486	1	-	2/8/9/11	-
1	MLY	A	486	1	-	2/8/9/11	-
1	MLY	M	30	1	-	2/8/9/11	-
1	MLY	M	598	1	-	5/8/9/11	-
1	MLY	G	617	1	-	1/8/9/11	-
1	MLY	J	190	1	-	5/8/9/11	-
1	MLY	G	353	1	-	4/8/9/11	-
1	MLY	A	369	1	-	2/8/9/11	-
1	MLY	G	551	1	-	3/8/9/11	-
1	MLY	D	348	1	-	5/8/9/11	-
1	MLY	J	130	1	-	5/8/9/11	-
1	MLY	J	768	1	-	4/8/9/11	-
1	MLY	P	296	1	-	4/8/9/11	-
1	MLY	D	138	1	-	4/8/9/11	-
1	MLY	J	827	1	-	0/8/9/11	-
1	MLY	J	486	1	-	2/8/9/11	-
1	MLY	P	272	1	-	3/8/9/11	-
1	MLY	A	272	1	-	3/8/9/11	-

Continued on next page...

Continued from previous page...

Mol	Type	Chain	Res	Link	Chirals	Torsions	Rings
1	MLY	D	272	1	-	3/8/9/11	-
1	MLY	A	504	1	-	4/8/9/11	-
1	MLY	P	768	1	-	4/8/9/11	-
1	MLY	M	236	1	-	3/8/9/11	-
1	MLY	G	436	1	-	4/8/9/11	-
1	MLY	A	837	1	-	5/8/9/11	-
1	MLY	J	295	1	-	2/8/9/11	-
1	MLY	J	63	1	-	4/8/9/11	-
1	MLY	G	30	1	-	2/8/9/11	-
1	MLY	D	107	1	-	2/8/9/11	-
1	MLY	G	236	1	-	3/8/9/11	-
1	MLY	G	431	1	-	4/8/9/11	-
1	MLY	D	30	1	-	2/8/9/11	-
1	MLY	J	87	1	-	2/8/9/11	-
1	MLY	P	600	1	-	3/8/9/11	-
1	MLY	M	130	1	-	5/8/9/11	-
1	MLY	J	431	1	-	4/8/9/11	-
1	MLY	G	59	1	-	3/8/9/11	-
1	MLY	J	528	1	-	4/8/9/11	-
1	MLY	M	553	1	-	4/8/9/11	-
1	MLY	A	598	1	-	5/8/9/11	-
1	MLY	A	764	1	-	2/8/9/11	-
1	MLY	M	617	1	-	1/8/9/11	-
1	MLY	P	236	1	-	3/8/9/11	-
1	MLY	J	353	1	-	4/8/9/11	-
1	MLY	G	415	1	-	3/8/9/11	-
1	MLY	G	681	1	-	4/8/9/11	-
1	MLY	J	385	1	-	2/8/9/11	-
1	MLY	P	431	1	-	4/8/9/11	-
1	MLY	G	764	1	-	2/8/9/11	-
1	MLY	P	63	1	-	4/8/9/11	-
1	MLY	J	504	1	-	4/8/9/11	-
1	MLY	D	431	1	-	4/8/9/11	-
1	MLY	G	367	1	-	2/8/9/11	-

Continued on next page...

Continued from previous page...

Mol	Type	Chain	Res	Link	Chirals	Torsions	Rings
1	MLY	M	87	1	-	2/8/9/11	-
1	MLY	A	782	1	-	6/8/9/11	-
1	MLY	J	19	1	-	4/8/9/11	-
1	MLY	G	833	1	-	6/8/9/11	-
1	MLY	G	138	1	-	4/8/9/11	-
1	MLY	M	138	1	-	4/8/9/11	-
1	MLY	M	600	1	-	3/8/9/11	-
1	MLY	J	59	1	-	3/8/9/11	-
1	MLY	M	681	1	-	4/8/9/11	-
1	MLY	P	190	1	-	5/8/9/11	-
1	MLY	J	659	1	-	3/8/9/11	-
1	MLY	P	553	1	-	4/8/9/11	-
1	MLY	M	504	1	-	4/8/9/11	-
1	MLY	P	827	1	-	0/8/9/11	-
1	MLY	A	768	1	-	4/8/9/11	-
1	MLY	P	35	1	-	3/8/9/11	-
1	MLY	P	486	1	-	2/8/9/11	-
1	MLY	A	600	1	-	3/8/9/11	-
1	MLY	D	190	1	-	5/8/9/11	-
1	MLY	M	551	1	-	3/8/9/11	-
1	MLY	D	505	1	-	5/8/9/11	-
1	MLY	P	295	1	-	2/8/9/11	-
1	MLY	D	553	4,1	-	4/8/9/11	-
1	MLY	A	84	1	-	4/8/9/11	-

All (80) bond length outliers are listed below:

Mol	Chain	Res	Type	Atoms	Z	Observed(Å)	Ideal(Å)
1	D	138	MLY	CB-CA	-3.72	1.48	1.53
1	M	138	MLY	CB-CA	-3.67	1.48	1.53
1	A	138	MLY	CB-CA	-3.66	1.48	1.53
1	P	138	MLY	CB-CA	-3.64	1.48	1.53
1	G	138	MLY	CB-CA	-3.61	1.48	1.53
1	J	138	MLY	CB-CA	-3.55	1.48	1.53
1	P	19	MLY	CB-CA	-3.19	1.49	1.53
1	D	19	MLY	CB-CA	-3.16	1.49	1.53
1	M	19	MLY	CB-CA	-3.15	1.49	1.53

Continued on next page...

Continued from previous page...

Mol	Chain	Res	Type	Atoms	Z	Observed(Å)	Ideal(Å)
1	P	87	MLY	CB-CA	-3.13	1.49	1.53
1	J	19	MLY	CB-CA	-3.12	1.49	1.53
1	G	87	MLY	CB-CA	-3.11	1.49	1.53
1	D	436	MLY	CB-CA	-3.08	1.49	1.53
1	J	87	MLY	CB-CA	-3.07	1.49	1.53
1	A	87	MLY	CB-CA	-3.07	1.49	1.53
1	M	87	MLY	CB-CA	-3.06	1.49	1.53
1	G	19	MLY	CB-CA	-3.02	1.49	1.53
1	D	87	MLY	CB-CA	-2.97	1.49	1.53
1	A	19	MLY	CB-CA	-2.94	1.49	1.53
1	M	436	MLY	CB-CA	-2.93	1.49	1.53
1	G	436	MLY	CB-CA	-2.92	1.49	1.53
1	P	436	MLY	CB-CA	-2.91	1.49	1.53
1	A	436	MLY	CB-CA	-2.89	1.49	1.53
1	P	49	MLY	CB-CA	-2.88	1.49	1.53
1	J	436	MLY	CB-CA	-2.87	1.49	1.53
1	J	49	MLY	CB-CA	-2.83	1.49	1.53
1	M	272	MLY	CB-CA	-2.78	1.49	1.53
1	D	49	MLY	CB-CA	-2.76	1.49	1.53
1	M	49	MLY	CB-CA	-2.75	1.49	1.53
1	G	49	MLY	CB-CA	-2.74	1.49	1.53
1	J	272	MLY	CB-CA	-2.73	1.49	1.53
1	P	272	MLY	CB-CA	-2.71	1.50	1.53
1	A	49	MLY	CB-CA	-2.67	1.50	1.53
1	A	272	MLY	CB-CA	-2.66	1.50	1.53
1	G	272	MLY	CB-CA	-2.61	1.50	1.53
1	P	190	MLY	CB-CA	-2.58	1.50	1.53
1	D	272	MLY	CB-CA	-2.55	1.50	1.53
1	M	190	MLY	CB-CA	-2.55	1.50	1.53
1	J	190	MLY	CB-CA	-2.52	1.50	1.53
1	G	190	MLY	CB-CA	-2.51	1.50	1.53
1	M	385	MLY	CB-CA	-2.51	1.50	1.53
1	J	385	MLY	CB-CA	-2.50	1.50	1.53
1	A	190	MLY	CB-CA	-2.49	1.50	1.53
1	J	833	MLY	CB-CA	-2.49	1.50	1.53
1	G	385	MLY	CB-CA	-2.47	1.50	1.53
1	M	833	MLY	CB-CA	-2.44	1.50	1.53
1	P	385	MLY	CB-CA	-2.44	1.50	1.53
1	P	833	MLY	CB-CA	-2.41	1.50	1.53
1	D	190	MLY	CB-CA	-2.38	1.50	1.53
1	A	385	MLY	CB-CA	-2.38	1.50	1.53
1	D	385	MLY	CB-CA	-2.34	1.50	1.53

Continued on next page...

Continued from previous page...

Mol	Chain	Res	Type	Atoms	Z	Observed(Å)	Ideal(Å)
1	A	598	MLY	CB-CA	-2.30	1.50	1.53
1	D	598	MLY	CB-CA	-2.28	1.50	1.53
1	J	505	MLY	CB-CA	-2.27	1.50	1.53
1	P	505	MLY	CB-CA	-2.26	1.50	1.53
1	M	598	MLY	CB-CA	-2.25	1.50	1.53
1	M	617	MLY	CB-CA	-2.25	1.50	1.53
1	J	598	MLY	CB-CA	-2.24	1.50	1.53
1	P	598	MLY	CB-CA	-2.22	1.50	1.53
1	P	617	MLY	CB-CA	-2.22	1.50	1.53
1	G	598	MLY	CB-CA	-2.22	1.50	1.53
1	J	617	MLY	CB-CA	-2.22	1.50	1.53
1	D	617	MLY	CB-CA	-2.21	1.50	1.53
1	M	505	MLY	CB-CA	-2.20	1.50	1.53
1	A	505	MLY	CB-CA	-2.19	1.50	1.53
1	G	505	MLY	CB-CA	-2.18	1.50	1.53
1	G	833	MLY	CB-CA	-2.16	1.50	1.53
1	A	833	MLY	CB-CA	-2.16	1.50	1.53
1	A	236	MLY	CA-N	-2.14	1.41	1.48
1	J	236	MLY	CA-N	-2.14	1.41	1.48
1	A	617	MLY	CB-CA	-2.13	1.50	1.53
1	P	236	MLY	CA-N	-2.13	1.41	1.48
1	D	833	MLY	CB-CA	-2.13	1.50	1.53
1	M	236	MLY	CA-N	-2.13	1.41	1.48
1	G	236	MLY	CA-N	-2.12	1.41	1.48
1	D	236	MLY	CA-N	-2.10	1.41	1.48
1	G	617	MLY	CB-CA	-2.09	1.50	1.53
1	D	505	MLY	CB-CA	-2.08	1.50	1.53
1	G	833	MLY	CA-N	-2.04	1.42	1.48
1	D	833	MLY	CA-N	-2.02	1.42	1.48

There are no bond angle outliers.

There are no chirality outliers.

All (956) torsion outliers are listed below:

Mol	Chain	Res	Type	Atoms
1	A	19	MLY	C-CA-CB-CG
1	A	49	MLY	N-CA-CB-CG
1	A	49	MLY	C-CA-CB-CG
1	A	55	MLY	N-CA-CB-CG
1	A	55	MLY	C-CA-CB-CG
1	A	84	MLY	C-CA-CB-CG

Continued on next page...

Continued from previous page...

Mol	Chain	Res	Type	Atoms
1	A	130	MLY	C-CA-CB-CG
1	A	248	MLY	N-CA-CB-CG
1	A	248	MLY	C-CA-CB-CG
1	A	436	MLY	C-CA-CB-CG
1	A	486	MLY	C-CA-CB-CG
1	A	505	MLY	N-CA-CB-CG
1	A	505	MLY	C-CA-CB-CG
1	A	528	MLY	C-CA-CB-CG
1	A	551	MLY	C-CA-CB-CG
1	A	553	MLY	C-CA-CB-CG
1	A	598	MLY	N-CA-CB-CG
1	A	598	MLY	C-CA-CB-CG
1	A	613	MLY	N-CA-CB-CG
1	A	613	MLY	C-CA-CB-CG
1	A	681	MLY	C-CA-CB-CG
1	A	782	MLY	C-CA-CB-CG
1	A	782	MLY	O-C-CA-CB
1	D	19	MLY	C-CA-CB-CG
1	D	49	MLY	N-CA-CB-CG
1	D	49	MLY	C-CA-CB-CG
1	D	55	MLY	N-CA-CB-CG
1	D	55	MLY	C-CA-CB-CG
1	D	84	MLY	C-CA-CB-CG
1	D	130	MLY	C-CA-CB-CG
1	D	248	MLY	N-CA-CB-CG
1	D	248	MLY	C-CA-CB-CG
1	D	348	MLY	N-CA-CB-CG
1	D	436	MLY	C-CA-CB-CG
1	D	486	MLY	C-CA-CB-CG
1	D	505	MLY	N-CA-CB-CG
1	D	505	MLY	C-CA-CB-CG
1	D	528	MLY	C-CA-CB-CG
1	D	551	MLY	C-CA-CB-CG
1	D	553	MLY	C-CA-CB-CG
1	D	598	MLY	N-CA-CB-CG
1	D	598	MLY	C-CA-CB-CG
1	D	613	MLY	N-CA-CB-CG
1	D	613	MLY	C-CA-CB-CG
1	D	681	MLY	C-CA-CB-CG
1	D	782	MLY	C-CA-CB-CG
1	D	782	MLY	O-C-CA-CB
1	G	19	MLY	C-CA-CB-CG

Continued on next page...

Continued from previous page...

Mol	Chain	Res	Type	Atoms
1	G	49	MLY	N-CA-CB-CG
1	G	49	MLY	C-CA-CB-CG
1	G	55	MLY	N-CA-CB-CG
1	G	55	MLY	C-CA-CB-CG
1	G	84	MLY	C-CA-CB-CG
1	G	130	MLY	C-CA-CB-CG
1	G	248	MLY	N-CA-CB-CG
1	G	248	MLY	C-CA-CB-CG
1	G	348	MLY	N-CA-CB-CG
1	G	436	MLY	C-CA-CB-CG
1	G	486	MLY	C-CA-CB-CG
1	G	505	MLY	N-CA-CB-CG
1	G	505	MLY	C-CA-CB-CG
1	G	528	MLY	C-CA-CB-CG
1	G	551	MLY	C-CA-CB-CG
1	G	553	MLY	C-CA-CB-CG
1	G	598	MLY	N-CA-CB-CG
1	G	598	MLY	C-CA-CB-CG
1	G	613	MLY	N-CA-CB-CG
1	G	613	MLY	C-CA-CB-CG
1	G	681	MLY	C-CA-CB-CG
1	G	782	MLY	C-CA-CB-CG
1	G	782	MLY	O-C-CA-CB
1	J	19	MLY	C-CA-CB-CG
1	J	49	MLY	N-CA-CB-CG
1	J	49	MLY	C-CA-CB-CG
1	J	55	MLY	N-CA-CB-CG
1	J	55	MLY	C-CA-CB-CG
1	J	84	MLY	C-CA-CB-CG
1	J	130	MLY	C-CA-CB-CG
1	J	248	MLY	N-CA-CB-CG
1	J	248	MLY	C-CA-CB-CG
1	J	348	MLY	N-CA-CB-CG
1	J	436	MLY	C-CA-CB-CG
1	J	486	MLY	C-CA-CB-CG
1	J	505	MLY	N-CA-CB-CG
1	J	505	MLY	C-CA-CB-CG
1	J	528	MLY	C-CA-CB-CG
1	J	551	MLY	C-CA-CB-CG
1	J	553	MLY	C-CA-CB-CG
1	J	598	MLY	N-CA-CB-CG
1	J	598	MLY	C-CA-CB-CG

Continued on next page...

Continued from previous page...

Mol	Chain	Res	Type	Atoms
1	J	613	MLY	N-CA-CB-CG
1	J	613	MLY	C-CA-CB-CG
1	J	681	MLY	C-CA-CB-CG
1	J	782	MLY	C-CA-CB-CG
1	J	782	MLY	O-C-CA-CB
1	M	19	MLY	C-CA-CB-CG
1	M	49	MLY	N-CA-CB-CG
1	M	49	MLY	C-CA-CB-CG
1	M	55	MLY	N-CA-CB-CG
1	M	55	MLY	C-CA-CB-CG
1	M	84	MLY	C-CA-CB-CG
1	M	130	MLY	C-CA-CB-CG
1	M	248	MLY	N-CA-CB-CG
1	M	248	MLY	C-CA-CB-CG
1	M	348	MLY	N-CA-CB-CG
1	M	436	MLY	C-CA-CB-CG
1	M	486	MLY	C-CA-CB-CG
1	M	505	MLY	N-CA-CB-CG
1	M	505	MLY	C-CA-CB-CG
1	M	528	MLY	C-CA-CB-CG
1	M	551	MLY	C-CA-CB-CG
1	M	553	MLY	C-CA-CB-CG
1	M	598	MLY	N-CA-CB-CG
1	M	598	MLY	C-CA-CB-CG
1	M	613	MLY	N-CA-CB-CG
1	M	613	MLY	C-CA-CB-CG
1	M	681	MLY	C-CA-CB-CG
1	M	782	MLY	C-CA-CB-CG
1	M	782	MLY	O-C-CA-CB
1	P	19	MLY	C-CA-CB-CG
1	P	49	MLY	N-CA-CB-CG
1	P	49	MLY	C-CA-CB-CG
1	P	55	MLY	N-CA-CB-CG
1	P	55	MLY	C-CA-CB-CG
1	P	84	MLY	C-CA-CB-CG
1	P	130	MLY	C-CA-CB-CG
1	P	248	MLY	N-CA-CB-CG
1	P	248	MLY	C-CA-CB-CG
1	P	348	MLY	N-CA-CB-CG
1	P	436	MLY	C-CA-CB-CG
1	P	486	MLY	C-CA-CB-CG
1	P	505	MLY	N-CA-CB-CG

Continued on next page...

Continued from previous page...

Mol	Chain	Res	Type	Atoms
1	P	505	MLY	C-CA-CB-CG
1	P	528	MLY	C-CA-CB-CG
1	P	551	MLY	C-CA-CB-CG
1	P	553	MLY	C-CA-CB-CG
1	P	598	MLY	N-CA-CB-CG
1	P	598	MLY	C-CA-CB-CG
1	P	613	MLY	N-CA-CB-CG
1	P	613	MLY	C-CA-CB-CG
1	P	681	MLY	C-CA-CB-CG
1	P	782	MLY	C-CA-CB-CG
1	P	782	MLY	O-C-CA-CB
1	A	84	MLY	CD-CE-NZ-CH1
1	D	84	MLY	CD-CE-NZ-CH1
1	G	84	MLY	CD-CE-NZ-CH1
1	J	84	MLY	CD-CE-NZ-CH1
1	M	84	MLY	CD-CE-NZ-CH1
1	P	84	MLY	CD-CE-NZ-CH1
1	A	59	MLY	CD-CE-NZ-CH1
1	A	59	MLY	CD-CE-NZ-CH2
1	A	63	MLY	CD-CE-NZ-CH1
1	A	84	MLY	CD-CE-NZ-CH2
1	A	130	MLY	CD-CE-NZ-CH1
1	A	130	MLY	CD-CE-NZ-CH2
1	A	138	MLY	CD-CE-NZ-CH1
1	A	138	MLY	CD-CE-NZ-CH2
1	A	190	MLY	CD-CE-NZ-CH2
1	A	248	MLY	CD-CE-NZ-CH1
1	A	272	MLY	CD-CE-NZ-CH1
1	A	296	MLY	CD-CE-NZ-CH1
1	A	296	MLY	CD-CE-NZ-CH2
1	A	353	MLY	CD-CE-NZ-CH1
1	A	353	MLY	CD-CE-NZ-CH2
1	A	367	MLY	CD-CE-NZ-CH2
1	A	385	MLY	CD-CE-NZ-CH1
1	A	385	MLY	CD-CE-NZ-CH2
1	A	431	MLY	CD-CE-NZ-CH2
1	A	505	MLY	CD-CE-NZ-CH2
1	A	528	MLY	CD-CE-NZ-CH1
1	A	528	MLY	CD-CE-NZ-CH2
1	A	553	MLY	CD-CE-NZ-CH2
1	A	600	MLY	CD-CE-NZ-CH2
1	A	764	MLY	CD-CE-NZ-CH1

Continued on next page...

Continued from previous page...

Mol	Chain	Res	Type	Atoms
1	A	764	MLY	CD-CE-NZ-CH2
1	A	768	MLY	CD-CE-NZ-CH1
1	A	782	MLY	CD-CE-NZ-CH1
1	A	782	MLY	CD-CE-NZ-CH2
1	A	833	MLY	CD-CE-NZ-CH1
1	A	833	MLY	CD-CE-NZ-CH2
1	A	837	MLY	CD-CE-NZ-CH1
1	A	837	MLY	CD-CE-NZ-CH2
1	A	839	MLY	CD-CE-NZ-CH2
1	D	55	MLY	CD-CE-NZ-CH2
1	D	59	MLY	CD-CE-NZ-CH1
1	D	59	MLY	CD-CE-NZ-CH2
1	D	63	MLY	CD-CE-NZ-CH1
1	D	84	MLY	CD-CE-NZ-CH2
1	D	130	MLY	CD-CE-NZ-CH1
1	D	130	MLY	CD-CE-NZ-CH2
1	D	138	MLY	CD-CE-NZ-CH1
1	D	138	MLY	CD-CE-NZ-CH2
1	D	190	MLY	CD-CE-NZ-CH2
1	D	248	MLY	CD-CE-NZ-CH1
1	D	272	MLY	CD-CE-NZ-CH1
1	D	296	MLY	CD-CE-NZ-CH1
1	D	296	MLY	CD-CE-NZ-CH2
1	D	353	MLY	CD-CE-NZ-CH1
1	D	353	MLY	CD-CE-NZ-CH2
1	D	367	MLY	CD-CE-NZ-CH2
1	D	385	MLY	CD-CE-NZ-CH1
1	D	385	MLY	CD-CE-NZ-CH2
1	D	431	MLY	CD-CE-NZ-CH2
1	D	505	MLY	CD-CE-NZ-CH2
1	D	528	MLY	CD-CE-NZ-CH1
1	D	528	MLY	CD-CE-NZ-CH2
1	D	553	MLY	CD-CE-NZ-CH2
1	D	600	MLY	CD-CE-NZ-CH2
1	D	764	MLY	CD-CE-NZ-CH1
1	D	764	MLY	CD-CE-NZ-CH2
1	D	768	MLY	CD-CE-NZ-CH1
1	D	782	MLY	CD-CE-NZ-CH1
1	D	782	MLY	CD-CE-NZ-CH2
1	D	833	MLY	CD-CE-NZ-CH1
1	D	833	MLY	CD-CE-NZ-CH2
1	D	837	MLY	CD-CE-NZ-CH1

Continued on next page...

Continued from previous page...

Mol	Chain	Res	Type	Atoms
1	D	837	MLY	CD-CE-NZ-CH2
1	D	839	MLY	CD-CE-NZ-CH2
1	G	55	MLY	CD-CE-NZ-CH2
1	G	59	MLY	CD-CE-NZ-CH1
1	G	59	MLY	CD-CE-NZ-CH2
1	G	63	MLY	CD-CE-NZ-CH1
1	G	84	MLY	CD-CE-NZ-CH2
1	G	130	MLY	CD-CE-NZ-CH1
1	G	130	MLY	CD-CE-NZ-CH2
1	G	138	MLY	CD-CE-NZ-CH1
1	G	138	MLY	CD-CE-NZ-CH2
1	G	190	MLY	CD-CE-NZ-CH2
1	G	248	MLY	CD-CE-NZ-CH1
1	G	272	MLY	CD-CE-NZ-CH1
1	G	296	MLY	CD-CE-NZ-CH1
1	G	296	MLY	CD-CE-NZ-CH2
1	G	353	MLY	CD-CE-NZ-CH1
1	G	353	MLY	CD-CE-NZ-CH2
1	G	367	MLY	CD-CE-NZ-CH2
1	G	385	MLY	CD-CE-NZ-CH1
1	G	385	MLY	CD-CE-NZ-CH2
1	G	431	MLY	CD-CE-NZ-CH2
1	G	505	MLY	CD-CE-NZ-CH2
1	G	528	MLY	CD-CE-NZ-CH1
1	G	528	MLY	CD-CE-NZ-CH2
1	G	553	MLY	CD-CE-NZ-CH2
1	G	600	MLY	CD-CE-NZ-CH2
1	G	764	MLY	CD-CE-NZ-CH1
1	G	764	MLY	CD-CE-NZ-CH2
1	G	768	MLY	CD-CE-NZ-CH1
1	G	782	MLY	CD-CE-NZ-CH1
1	G	782	MLY	CD-CE-NZ-CH2
1	G	833	MLY	CD-CE-NZ-CH1
1	G	833	MLY	CD-CE-NZ-CH2
1	G	837	MLY	CD-CE-NZ-CH1
1	G	837	MLY	CD-CE-NZ-CH2
1	G	839	MLY	CD-CE-NZ-CH2
1	J	59	MLY	CD-CE-NZ-CH1
1	J	59	MLY	CD-CE-NZ-CH2
1	J	63	MLY	CD-CE-NZ-CH1
1	J	84	MLY	CD-CE-NZ-CH2
1	J	130	MLY	CD-CE-NZ-CH1

Continued on next page...

Continued from previous page...

Mol	Chain	Res	Type	Atoms
1	J	130	MLY	CD-CE-NZ-CH2
1	J	138	MLY	CD-CE-NZ-CH1
1	J	138	MLY	CD-CE-NZ-CH2
1	J	190	MLY	CD-CE-NZ-CH2
1	J	248	MLY	CD-CE-NZ-CH1
1	J	272	MLY	CD-CE-NZ-CH1
1	J	296	MLY	CD-CE-NZ-CH1
1	J	296	MLY	CD-CE-NZ-CH2
1	J	353	MLY	CD-CE-NZ-CH1
1	J	353	MLY	CD-CE-NZ-CH2
1	J	367	MLY	CD-CE-NZ-CH2
1	J	385	MLY	CD-CE-NZ-CH1
1	J	385	MLY	CD-CE-NZ-CH2
1	J	431	MLY	CD-CE-NZ-CH2
1	J	505	MLY	CD-CE-NZ-CH2
1	J	528	MLY	CD-CE-NZ-CH1
1	J	528	MLY	CD-CE-NZ-CH2
1	J	553	MLY	CD-CE-NZ-CH2
1	J	600	MLY	CD-CE-NZ-CH2
1	J	764	MLY	CD-CE-NZ-CH1
1	J	764	MLY	CD-CE-NZ-CH2
1	J	768	MLY	CD-CE-NZ-CH1
1	J	782	MLY	CD-CE-NZ-CH1
1	J	782	MLY	CD-CE-NZ-CH2
1	J	833	MLY	CD-CE-NZ-CH1
1	J	833	MLY	CD-CE-NZ-CH2
1	J	837	MLY	CD-CE-NZ-CH1
1	J	837	MLY	CD-CE-NZ-CH2
1	J	839	MLY	CD-CE-NZ-CH2
1	M	59	MLY	CD-CE-NZ-CH1
1	M	59	MLY	CD-CE-NZ-CH2
1	M	63	MLY	CD-CE-NZ-CH1
1	M	84	MLY	CD-CE-NZ-CH2
1	M	130	MLY	CD-CE-NZ-CH1
1	M	130	MLY	CD-CE-NZ-CH2
1	M	138	MLY	CD-CE-NZ-CH1
1	M	138	MLY	CD-CE-NZ-CH2
1	M	190	MLY	CD-CE-NZ-CH2
1	M	248	MLY	CD-CE-NZ-CH1
1	M	272	MLY	CD-CE-NZ-CH1
1	M	296	MLY	CD-CE-NZ-CH1
1	M	296	MLY	CD-CE-NZ-CH2

Continued on next page...

Continued from previous page...

Mol	Chain	Res	Type	Atoms
1	M	353	MLY	CD-CE-NZ-CH1
1	M	353	MLY	CD-CE-NZ-CH2
1	M	367	MLY	CD-CE-NZ-CH2
1	M	385	MLY	CD-CE-NZ-CH1
1	M	385	MLY	CD-CE-NZ-CH2
1	M	431	MLY	CD-CE-NZ-CH2
1	M	505	MLY	CD-CE-NZ-CH2
1	M	528	MLY	CD-CE-NZ-CH1
1	M	528	MLY	CD-CE-NZ-CH2
1	M	553	MLY	CD-CE-NZ-CH2
1	M	600	MLY	CD-CE-NZ-CH2
1	M	764	MLY	CD-CE-NZ-CH1
1	M	764	MLY	CD-CE-NZ-CH2
1	M	768	MLY	CD-CE-NZ-CH1
1	M	782	MLY	CD-CE-NZ-CH1
1	M	782	MLY	CD-CE-NZ-CH2
1	M	833	MLY	CD-CE-NZ-CH1
1	M	833	MLY	CD-CE-NZ-CH2
1	M	837	MLY	CD-CE-NZ-CH1
1	M	837	MLY	CD-CE-NZ-CH2
1	M	839	MLY	CD-CE-NZ-CH2
1	P	59	MLY	CD-CE-NZ-CH1
1	P	59	MLY	CD-CE-NZ-CH2
1	P	63	MLY	CD-CE-NZ-CH1
1	P	84	MLY	CD-CE-NZ-CH2
1	P	130	MLY	CD-CE-NZ-CH1
1	P	130	MLY	CD-CE-NZ-CH2
1	P	138	MLY	CD-CE-NZ-CH1
1	P	138	MLY	CD-CE-NZ-CH2
1	P	190	MLY	CD-CE-NZ-CH2
1	P	248	MLY	CD-CE-NZ-CH1
1	P	272	MLY	CD-CE-NZ-CH1
1	P	296	MLY	CD-CE-NZ-CH1
1	P	296	MLY	CD-CE-NZ-CH2
1	P	353	MLY	CD-CE-NZ-CH1
1	P	353	MLY	CD-CE-NZ-CH2
1	P	367	MLY	CD-CE-NZ-CH2
1	P	385	MLY	CD-CE-NZ-CH1
1	P	385	MLY	CD-CE-NZ-CH2
1	P	431	MLY	CD-CE-NZ-CH2
1	P	505	MLY	CD-CE-NZ-CH2
1	P	528	MLY	CD-CE-NZ-CH1

Continued on next page...

Continued from previous page...

Mol	Chain	Res	Type	Atoms
1	P	528	MLY	CD-CE-NZ-CH2
1	P	553	MLY	CD-CE-NZ-CH2
1	P	600	MLY	CD-CE-NZ-CH2
1	P	764	MLY	CD-CE-NZ-CH1
1	P	764	MLY	CD-CE-NZ-CH2
1	P	768	MLY	CD-CE-NZ-CH1
1	P	782	MLY	CD-CE-NZ-CH1
1	P	782	MLY	CD-CE-NZ-CH2
1	P	833	MLY	CD-CE-NZ-CH1
1	P	833	MLY	CD-CE-NZ-CH2
1	P	837	MLY	CD-CE-NZ-CH1
1	P	837	MLY	CD-CE-NZ-CH2
1	P	839	MLY	CD-CE-NZ-CH2
1	A	659	MLY	CG-CD-CE-NZ
1	D	659	MLY	CG-CD-CE-NZ
1	G	659	MLY	CG-CD-CE-NZ
1	J	659	MLY	CG-CD-CE-NZ
1	M	659	MLY	CG-CD-CE-NZ
1	D	35	MLY	CG-CD-CE-NZ
1	G	35	MLY	CG-CD-CE-NZ
1	G	87	MLY	CG-CD-CE-NZ
1	M	87	MLY	CG-CD-CE-NZ
1	P	659	MLY	CG-CD-CE-NZ
1	A	35	MLY	CG-CD-CE-NZ
1	A	87	MLY	CG-CD-CE-NZ
1	D	87	MLY	CG-CD-CE-NZ
1	J	35	MLY	CG-CD-CE-NZ
1	J	87	MLY	CG-CD-CE-NZ
1	M	35	MLY	CG-CD-CE-NZ
1	P	35	MLY	CG-CD-CE-NZ
1	P	87	MLY	CG-CD-CE-NZ
1	A	295	MLY	CG-CD-CE-NZ
1	D	295	MLY	CG-CD-CE-NZ
1	G	295	MLY	CG-CD-CE-NZ
1	J	295	MLY	CG-CD-CE-NZ
1	M	295	MLY	CG-CD-CE-NZ
1	P	295	MLY	CG-CD-CE-NZ
1	A	138	MLY	CG-CD-CE-NZ
1	A	782	MLY	CG-CD-CE-NZ
1	D	138	MLY	CG-CD-CE-NZ
1	D	782	MLY	CG-CD-CE-NZ
1	G	782	MLY	CG-CD-CE-NZ

Continued on next page...

Continued from previous page...

Mol	Chain	Res	Type	Atoms
1	J	782	MLY	CG-CD-CE-NZ
1	M	782	MLY	CG-CD-CE-NZ
1	P	782	MLY	CG-CD-CE-NZ
1	J	138	MLY	CG-CD-CE-NZ
1	P	138	MLY	CG-CD-CE-NZ
1	G	138	MLY	CG-CD-CE-NZ
1	M	138	MLY	CG-CD-CE-NZ
1	A	55	MLY	CD-CE-NZ-CH2
1	A	190	MLY	CD-CE-NZ-CH1
1	A	248	MLY	CD-CE-NZ-CH2
1	A	272	MLY	CD-CE-NZ-CH2
1	A	348	MLY	CD-CE-NZ-CH1
1	A	348	MLY	CD-CE-NZ-CH2
1	A	367	MLY	CD-CE-NZ-CH1
1	A	431	MLY	CD-CE-NZ-CH1
1	A	504	MLY	CD-CE-NZ-CH1
1	A	504	MLY	CD-CE-NZ-CH2
1	A	505	MLY	CD-CE-NZ-CH1
1	A	600	MLY	CD-CE-NZ-CH1
1	A	659	MLY	CD-CE-NZ-CH2
1	D	190	MLY	CD-CE-NZ-CH1
1	D	248	MLY	CD-CE-NZ-CH2
1	D	272	MLY	CD-CE-NZ-CH2
1	D	348	MLY	CD-CE-NZ-CH1
1	D	348	MLY	CD-CE-NZ-CH2
1	D	367	MLY	CD-CE-NZ-CH1
1	D	431	MLY	CD-CE-NZ-CH1
1	D	504	MLY	CD-CE-NZ-CH1
1	D	504	MLY	CD-CE-NZ-CH2
1	D	505	MLY	CD-CE-NZ-CH1
1	D	600	MLY	CD-CE-NZ-CH1
1	D	659	MLY	CD-CE-NZ-CH2
1	G	190	MLY	CD-CE-NZ-CH1
1	G	248	MLY	CD-CE-NZ-CH2
1	G	272	MLY	CD-CE-NZ-CH2
1	G	348	MLY	CD-CE-NZ-CH1
1	G	348	MLY	CD-CE-NZ-CH2
1	G	367	MLY	CD-CE-NZ-CH1
1	G	431	MLY	CD-CE-NZ-CH1
1	G	504	MLY	CD-CE-NZ-CH1
1	G	504	MLY	CD-CE-NZ-CH2
1	G	505	MLY	CD-CE-NZ-CH1

Continued on next page...

Continued from previous page...

Mol	Chain	Res	Type	Atoms
1	G	600	MLY	CD-CE-NZ-CH1
1	G	659	MLY	CD-CE-NZ-CH2
1	J	55	MLY	CD-CE-NZ-CH2
1	J	190	MLY	CD-CE-NZ-CH1
1	J	248	MLY	CD-CE-NZ-CH2
1	J	348	MLY	CD-CE-NZ-CH1
1	J	348	MLY	CD-CE-NZ-CH2
1	J	367	MLY	CD-CE-NZ-CH1
1	J	431	MLY	CD-CE-NZ-CH1
1	J	504	MLY	CD-CE-NZ-CH1
1	J	504	MLY	CD-CE-NZ-CH2
1	J	505	MLY	CD-CE-NZ-CH1
1	J	600	MLY	CD-CE-NZ-CH1
1	J	659	MLY	CD-CE-NZ-CH2
1	M	55	MLY	CD-CE-NZ-CH2
1	M	190	MLY	CD-CE-NZ-CH1
1	M	248	MLY	CD-CE-NZ-CH2
1	M	348	MLY	CD-CE-NZ-CH1
1	M	348	MLY	CD-CE-NZ-CH2
1	M	367	MLY	CD-CE-NZ-CH1
1	M	431	MLY	CD-CE-NZ-CH1
1	M	504	MLY	CD-CE-NZ-CH1
1	M	504	MLY	CD-CE-NZ-CH2
1	M	505	MLY	CD-CE-NZ-CH1
1	M	600	MLY	CD-CE-NZ-CH1
1	M	659	MLY	CD-CE-NZ-CH2
1	P	55	MLY	CD-CE-NZ-CH2
1	P	190	MLY	CD-CE-NZ-CH1
1	P	248	MLY	CD-CE-NZ-CH2
1	P	348	MLY	CD-CE-NZ-CH1
1	P	348	MLY	CD-CE-NZ-CH2
1	P	367	MLY	CD-CE-NZ-CH1
1	P	431	MLY	CD-CE-NZ-CH1
1	P	504	MLY	CD-CE-NZ-CH1
1	P	504	MLY	CD-CE-NZ-CH2
1	P	505	MLY	CD-CE-NZ-CH1
1	P	600	MLY	CD-CE-NZ-CH1
1	P	659	MLY	CD-CE-NZ-CH2
1	A	84	MLY	CG-CD-CE-NZ
1	A	130	MLY	CG-CD-CE-NZ
1	D	130	MLY	CG-CD-CE-NZ
1	G	84	MLY	CG-CD-CE-NZ

Continued on next page...

Continued from previous page...

Mol	Chain	Res	Type	Atoms
1	G	130	MLY	CG-CD-CE-NZ
1	J	84	MLY	CG-CD-CE-NZ
1	J	130	MLY	CG-CD-CE-NZ
1	M	84	MLY	CG-CD-CE-NZ
1	M	130	MLY	CG-CD-CE-NZ
1	P	84	MLY	CG-CD-CE-NZ
1	P	130	MLY	CG-CD-CE-NZ
1	G	504	MLY	CG-CD-CE-NZ
1	A	504	MLY	CG-CD-CE-NZ
1	A	681	MLY	CG-CD-CE-NZ
1	D	84	MLY	CG-CD-CE-NZ
1	D	681	MLY	CG-CD-CE-NZ
1	G	681	MLY	CG-CD-CE-NZ
1	J	504	MLY	CG-CD-CE-NZ
1	J	681	MLY	CG-CD-CE-NZ
1	M	504	MLY	CG-CD-CE-NZ
1	P	504	MLY	CG-CD-CE-NZ
1	A	295	MLY	CA-CB-CG-CD
1	D	295	MLY	CA-CB-CG-CD
1	G	295	MLY	CA-CB-CG-CD
1	J	295	MLY	CA-CB-CG-CD
1	M	295	MLY	CA-CB-CG-CD
1	P	295	MLY	CA-CB-CG-CD
1	D	504	MLY	CG-CD-CE-NZ
1	M	681	MLY	CG-CD-CE-NZ
1	P	681	MLY	CG-CD-CE-NZ
1	A	107	MLY	CD-CE-NZ-CH1
1	A	369	MLY	CD-CE-NZ-CH2
1	A	768	MLY	CD-CE-NZ-CH2
1	D	107	MLY	CD-CE-NZ-CH1
1	D	369	MLY	CD-CE-NZ-CH2
1	D	768	MLY	CD-CE-NZ-CH2
1	G	107	MLY	CD-CE-NZ-CH1
1	G	369	MLY	CD-CE-NZ-CH2
1	G	768	MLY	CD-CE-NZ-CH2
1	J	107	MLY	CD-CE-NZ-CH1
1	J	369	MLY	CD-CE-NZ-CH2
1	J	768	MLY	CD-CE-NZ-CH2
1	M	107	MLY	CD-CE-NZ-CH1
1	M	369	MLY	CD-CE-NZ-CH2
1	M	768	MLY	CD-CE-NZ-CH2
1	P	107	MLY	CD-CE-NZ-CH1

Continued on next page...

Continued from previous page...

Mol	Chain	Res	Type	Atoms
1	P	272	MLY	CD-CE-NZ-CH2
1	P	369	MLY	CD-CE-NZ-CH2
1	P	768	MLY	CD-CE-NZ-CH2
1	A	598	MLY	CG-CD-CE-NZ
1	G	598	MLY	CG-CD-CE-NZ
1	J	598	MLY	CG-CD-CE-NZ
1	M	598	MLY	CG-CD-CE-NZ
1	P	598	MLY	CG-CD-CE-NZ
1	D	598	MLY	CG-CD-CE-NZ
1	A	504	MLY	CA-CB-CG-CD
1	A	768	MLY	CA-CB-CG-CD
1	D	504	MLY	CA-CB-CG-CD
1	D	768	MLY	CA-CB-CG-CD
1	G	504	MLY	CA-CB-CG-CD
1	G	768	MLY	CA-CB-CG-CD
1	J	504	MLY	CA-CB-CG-CD
1	J	768	MLY	CA-CB-CG-CD
1	M	504	MLY	CA-CB-CG-CD
1	M	768	MLY	CA-CB-CG-CD
1	P	504	MLY	CA-CB-CG-CD
1	P	768	MLY	CA-CB-CG-CD
1	A	63	MLY	CD-CE-NZ-CH2
1	A	415	MLY	CD-CE-NZ-CH1
1	A	415	MLY	CD-CE-NZ-CH2
1	A	553	MLY	CD-CE-NZ-CH1
1	D	55	MLY	CD-CE-NZ-CH1
1	D	63	MLY	CD-CE-NZ-CH2
1	D	87	MLY	CD-CE-NZ-CH1
1	D	415	MLY	CD-CE-NZ-CH1
1	D	415	MLY	CD-CE-NZ-CH2
1	D	553	MLY	CD-CE-NZ-CH1
1	D	659	MLY	CD-CE-NZ-CH1
1	G	55	MLY	CD-CE-NZ-CH1
1	G	63	MLY	CD-CE-NZ-CH2
1	G	415	MLY	CD-CE-NZ-CH1
1	G	415	MLY	CD-CE-NZ-CH2
1	G	553	MLY	CD-CE-NZ-CH1
1	G	659	MLY	CD-CE-NZ-CH1
1	J	63	MLY	CD-CE-NZ-CH2
1	J	87	MLY	CD-CE-NZ-CH1
1	J	272	MLY	CD-CE-NZ-CH2
1	J	415	MLY	CD-CE-NZ-CH1

Continued on next page...

Continued from previous page...

Mol	Chain	Res	Type	Atoms
1	J	415	MLY	CD-CE-NZ-CH2
1	J	553	MLY	CD-CE-NZ-CH1
1	J	659	MLY	CD-CE-NZ-CH1
1	M	55	MLY	CD-CE-NZ-CH1
1	M	63	MLY	CD-CE-NZ-CH2
1	M	87	MLY	CD-CE-NZ-CH1
1	M	272	MLY	CD-CE-NZ-CH2
1	M	415	MLY	CD-CE-NZ-CH1
1	M	415	MLY	CD-CE-NZ-CH2
1	M	553	MLY	CD-CE-NZ-CH1
1	M	659	MLY	CD-CE-NZ-CH1
1	P	55	MLY	CD-CE-NZ-CH1
1	P	63	MLY	CD-CE-NZ-CH2
1	P	87	MLY	CD-CE-NZ-CH1
1	P	415	MLY	CD-CE-NZ-CH1
1	P	415	MLY	CD-CE-NZ-CH2
1	P	553	MLY	CD-CE-NZ-CH1
1	P	659	MLY	CD-CE-NZ-CH1
1	A	415	MLY	CA-CB-CG-CD
1	G	415	MLY	CA-CB-CG-CD
1	J	415	MLY	CA-CB-CG-CD
1	M	415	MLY	CA-CB-CG-CD
1	P	415	MLY	CA-CB-CG-CD
1	A	19	MLY	CD-CE-NZ-CH2
1	A	55	MLY	CD-CE-NZ-CH1
1	A	87	MLY	CD-CE-NZ-CH1
1	A	659	MLY	CD-CE-NZ-CH1
1	D	19	MLY	CD-CE-NZ-CH2
1	G	19	MLY	CD-CE-NZ-CH2
1	G	87	MLY	CD-CE-NZ-CH1
1	J	19	MLY	CD-CE-NZ-CH2
1	J	55	MLY	CD-CE-NZ-CH1
1	M	19	MLY	CD-CE-NZ-CH2
1	P	19	MLY	CD-CE-NZ-CH2
1	D	551	MLY	CG-CD-CE-NZ
1	G	551	MLY	CG-CD-CE-NZ
1	M	551	MLY	CG-CD-CE-NZ
1	P	551	MLY	CG-CD-CE-NZ
1	A	551	MLY	CG-CD-CE-NZ
1	J	551	MLY	CG-CD-CE-NZ
1	D	415	MLY	CA-CB-CG-CD
1	A	272	MLY	CE-CD-CG-CB

Continued on next page...

Continued from previous page...

Mol	Chain	Res	Type	Atoms
1	D	272	MLY	CE-CD-CG-CB
1	J	272	MLY	CE-CD-CG-CB
1	M	272	MLY	CE-CD-CG-CB
1	P	272	MLY	CE-CD-CG-CB
1	G	272	MLY	CE-CD-CG-CB
1	J	296	MLY	CE-CD-CG-CB
1	A	30	MLY	CE-CD-CG-CB
1	A	296	MLY	CE-CD-CG-CB
1	D	30	MLY	CE-CD-CG-CB
1	D	296	MLY	CE-CD-CG-CB
1	G	30	MLY	CE-CD-CG-CB
1	G	296	MLY	CE-CD-CG-CB
1	J	30	MLY	CE-CD-CG-CB
1	M	30	MLY	CE-CD-CG-CB
1	M	296	MLY	CE-CD-CG-CB
1	P	296	MLY	CE-CD-CG-CB
1	A	505	MLY	CE-CD-CG-CB
1	D	505	MLY	CE-CD-CG-CB
1	G	505	MLY	CE-CD-CG-CB
1	J	505	MLY	CE-CD-CG-CB
1	M	505	MLY	CE-CD-CG-CB
1	P	30	MLY	CE-CD-CG-CB
1	P	505	MLY	CE-CD-CG-CB
1	A	107	MLY	CD-CE-NZ-CH2
1	A	839	MLY	CD-CE-NZ-CH1
1	D	839	MLY	CD-CE-NZ-CH1
1	G	839	MLY	CD-CE-NZ-CH1
1	J	107	MLY	CD-CE-NZ-CH2
1	J	839	MLY	CD-CE-NZ-CH1
1	M	107	MLY	CD-CE-NZ-CH2
1	M	839	MLY	CD-CE-NZ-CH1
1	P	107	MLY	CD-CE-NZ-CH2
1	P	839	MLY	CD-CE-NZ-CH1
1	A	681	MLY	CE-CD-CG-CB
1	D	681	MLY	CE-CD-CG-CB
1	G	681	MLY	CE-CD-CG-CB
1	J	681	MLY	CE-CD-CG-CB
1	D	49	MLY	CE-CD-CG-CB
1	M	681	MLY	CE-CD-CG-CB
1	P	49	MLY	CE-CD-CG-CB
1	P	681	MLY	CE-CD-CG-CB
1	A	49	MLY	CE-CD-CG-CB

Continued on next page...

Continued from previous page...

Mol	Chain	Res	Type	Atoms
1	G	49	MLY	CE-CD-CG-CB
1	J	49	MLY	CE-CD-CG-CB
1	M	49	MLY	CE-CD-CG-CB
1	D	768	MLY	CE-CD-CG-CB
1	J	353	MLY	CE-CD-CG-CB
1	M	353	MLY	CE-CD-CG-CB
1	P	353	MLY	CE-CD-CG-CB
1	A	353	MLY	CE-CD-CG-CB
1	D	353	MLY	CE-CD-CG-CB
1	G	353	MLY	CE-CD-CG-CB
1	M	768	MLY	CE-CD-CG-CB
1	J	768	MLY	CE-CD-CG-CB
1	A	190	MLY	CE-CD-CG-CB
1	A	768	MLY	CE-CD-CG-CB
1	G	190	MLY	CE-CD-CG-CB
1	G	768	MLY	CE-CD-CG-CB
1	P	190	MLY	CE-CD-CG-CB
1	P	768	MLY	CE-CD-CG-CB
1	D	190	MLY	CE-CD-CG-CB
1	J	190	MLY	CE-CD-CG-CB
1	M	190	MLY	CE-CD-CG-CB
1	A	782	MLY	CE-CD-CG-CB
1	A	369	MLY	CE-CD-CG-CB
1	D	782	MLY	CE-CD-CG-CB
1	G	782	MLY	CE-CD-CG-CB
1	J	369	MLY	CE-CD-CG-CB
1	J	782	MLY	CE-CD-CG-CB
1	M	369	MLY	CE-CD-CG-CB
1	P	369	MLY	CE-CD-CG-CB
1	P	782	MLY	CE-CD-CG-CB
1	D	369	MLY	CE-CD-CG-CB
1	G	369	MLY	CE-CD-CG-CB
1	M	782	MLY	CE-CD-CG-CB
1	A	236	MLY	CD-CE-NZ-CH1
1	D	107	MLY	CD-CE-NZ-CH2
1	D	236	MLY	CD-CE-NZ-CH1
1	G	107	MLY	CD-CE-NZ-CH2
1	G	236	MLY	CD-CE-NZ-CH1
1	J	236	MLY	CD-CE-NZ-CH1
1	M	236	MLY	CD-CE-NZ-CH1
1	P	236	MLY	CD-CE-NZ-CH1
1	D	190	MLY	CG-CD-CE-NZ

Continued on next page...

Continued from previous page...

Mol	Chain	Res	Type	Atoms
1	A	436	MLY	CA-CB-CG-CD
1	A	837	MLY	CA-CB-CG-CD
1	D	436	MLY	CA-CB-CG-CD
1	D	837	MLY	CA-CB-CG-CD
1	G	436	MLY	CA-CB-CG-CD
1	G	837	MLY	CA-CB-CG-CD
1	J	436	MLY	CA-CB-CG-CD
1	J	837	MLY	CA-CB-CG-CD
1	M	436	MLY	CA-CB-CG-CD
1	M	837	MLY	CA-CB-CG-CD
1	P	436	MLY	CA-CB-CG-CD
1	P	837	MLY	CA-CB-CG-CD
1	J	190	MLY	CG-CD-CE-NZ
1	P	190	MLY	CG-CD-CE-NZ
1	G	190	MLY	CG-CD-CE-NZ
1	M	190	MLY	CG-CD-CE-NZ
1	A	190	MLY	CG-CD-CE-NZ
1	D	833	MLY	CE-CD-CG-CB
1	M	833	MLY	CE-CD-CG-CB
1	P	833	MLY	CE-CD-CG-CB
1	A	833	MLY	CE-CD-CG-CB
1	G	833	MLY	CE-CD-CG-CB
1	J	833	MLY	CE-CD-CG-CB
1	A	431	MLY	CA-CB-CG-CD
1	D	431	MLY	CA-CB-CG-CD
1	G	431	MLY	CA-CB-CG-CD
1	J	236	MLY	CA-CB-CG-CD
1	J	431	MLY	CA-CB-CG-CD
1	M	236	MLY	CA-CB-CG-CD
1	M	431	MLY	CA-CB-CG-CD
1	P	236	MLY	CA-CB-CG-CD
1	P	431	MLY	CA-CB-CG-CD
1	A	55	MLY	CG-CD-CE-NZ
1	J	55	MLY	CG-CD-CE-NZ
1	M	55	MLY	CG-CD-CE-NZ
1	D	55	MLY	CG-CD-CE-NZ
1	G	55	MLY	CG-CD-CE-NZ
1	G	617	MLY	CE-CD-CG-CB
1	M	617	MLY	CE-CD-CG-CB
1	A	617	MLY	CE-CD-CG-CB
1	D	617	MLY	CE-CD-CG-CB
1	J	617	MLY	CE-CD-CG-CB

Continued on next page...

Continued from previous page...

Mol	Chain	Res	Type	Atoms
1	P	551	MLY	CE-CD-CG-CB
1	P	617	MLY	CE-CD-CG-CB
1	A	236	MLY	CA-CB-CG-CD
1	A	833	MLY	CA-CB-CG-CD
1	D	236	MLY	CA-CB-CG-CD
1	D	833	MLY	CA-CB-CG-CD
1	G	236	MLY	CA-CB-CG-CD
1	G	833	MLY	CA-CB-CG-CD
1	J	833	MLY	CA-CB-CG-CD
1	M	833	MLY	CA-CB-CG-CD
1	P	833	MLY	CA-CB-CG-CD
1	A	348	MLY	C-CA-CB-CG
1	D	348	MLY	C-CA-CB-CG
1	G	348	MLY	C-CA-CB-CG
1	J	348	MLY	C-CA-CB-CG
1	M	348	MLY	C-CA-CB-CG
1	P	348	MLY	C-CA-CB-CG
1	G	551	MLY	CE-CD-CG-CB
1	J	551	MLY	CE-CD-CG-CB
1	M	551	MLY	CE-CD-CG-CB
1	P	55	MLY	CG-CD-CE-NZ
1	A	551	MLY	CE-CD-CG-CB
1	D	551	MLY	CE-CD-CG-CB
1	G	59	MLY	CE-CD-CG-CB
1	A	55	MLY	CE-CD-CG-CB
1	A	59	MLY	CE-CD-CG-CB
1	D	55	MLY	CE-CD-CG-CB
1	D	59	MLY	CE-CD-CG-CB
1	J	59	MLY	CE-CD-CG-CB
1	M	59	MLY	CE-CD-CG-CB
1	M	553	MLY	CE-CD-CG-CB
1	P	55	MLY	CE-CD-CG-CB
1	P	59	MLY	CE-CD-CG-CB
1	D	553	MLY	CE-CD-CG-CB
1	G	55	MLY	CE-CD-CG-CB
1	G	553	MLY	CE-CD-CG-CB
1	J	55	MLY	CE-CD-CG-CB
1	J	553	MLY	CE-CD-CG-CB
1	M	55	MLY	CE-CD-CG-CB
1	P	553	MLY	CE-CD-CG-CB
1	A	553	MLY	CE-CD-CG-CB
1	A	431	MLY	CE-CD-CG-CB

Continued on next page...

Continued from previous page...

Mol	Chain	Res	Type	Atoms
1	P	431	MLY	CE-CD-CG-CB
1	D	431	MLY	CE-CD-CG-CB
1	J	431	MLY	CE-CD-CG-CB
1	M	431	MLY	CE-CD-CG-CB
1	G	248	MLY	CE-CD-CG-CB
1	A	248	MLY	CE-CD-CG-CB
1	J	248	MLY	CE-CD-CG-CB
1	J	138	MLY	CA-CB-CG-CD
1	M	138	MLY	CA-CB-CG-CD
1	D	248	MLY	CE-CD-CG-CB
1	G	431	MLY	CE-CD-CG-CB
1	M	248	MLY	CE-CD-CG-CB
1	P	35	MLY	CE-CD-CG-CB
1	P	248	MLY	CE-CD-CG-CB
1	A	35	MLY	CE-CD-CG-CB
1	D	35	MLY	CE-CD-CG-CB
1	G	35	MLY	CE-CD-CG-CB
1	J	35	MLY	CE-CD-CG-CB
1	M	35	MLY	CE-CD-CG-CB
1	G	528	MLY	CG-CD-CE-NZ
1	M	528	MLY	CG-CD-CE-NZ
1	A	528	MLY	CG-CD-CE-NZ
1	D	528	MLY	CG-CD-CE-NZ
1	J	528	MLY	CG-CD-CE-NZ
1	P	528	MLY	CG-CD-CE-NZ
1	M	248	MLY	CG-CD-CE-NZ
1	J	248	MLY	CG-CD-CE-NZ
1	A	138	MLY	CA-CB-CG-CD
1	A	296	MLY	CA-CB-CG-CD
1	D	138	MLY	CA-CB-CG-CD
1	G	138	MLY	CA-CB-CG-CD
1	G	296	MLY	CA-CB-CG-CD
1	J	296	MLY	CA-CB-CG-CD
1	M	296	MLY	CA-CB-CG-CD
1	P	138	MLY	CA-CB-CG-CD
1	P	296	MLY	CA-CB-CG-CD
1	A	248	MLY	CG-CD-CE-NZ
1	G	248	MLY	CG-CD-CE-NZ
1	P	248	MLY	CG-CD-CE-NZ
1	D	248	MLY	CG-CD-CE-NZ
1	D	296	MLY	CA-CB-CG-CD
1	A	600	MLY	CE-CD-CG-CB

Continued on next page...

Continued from previous page...

Mol	Chain	Res	Type	Atoms
1	J	436	MLY	CE-CD-CG-CB
1	J	598	MLY	CE-CD-CG-CB
1	M	600	MLY	CE-CD-CG-CB
1	A	436	MLY	CE-CD-CG-CB
1	A	598	MLY	CE-CD-CG-CB
1	D	436	MLY	CE-CD-CG-CB
1	D	598	MLY	CE-CD-CG-CB
1	D	600	MLY	CE-CD-CG-CB
1	G	436	MLY	CE-CD-CG-CB
1	G	598	MLY	CE-CD-CG-CB
1	G	600	MLY	CE-CD-CG-CB
1	J	600	MLY	CE-CD-CG-CB
1	M	436	MLY	CE-CD-CG-CB
1	M	598	MLY	CE-CD-CG-CB
1	P	436	MLY	CE-CD-CG-CB
1	P	598	MLY	CE-CD-CG-CB
1	P	600	MLY	CE-CD-CG-CB
1	A	486	MLY	CE-CD-CG-CB
1	D	486	MLY	CE-CD-CG-CB
1	G	486	MLY	CE-CD-CG-CB
1	M	486	MLY	CE-CD-CG-CB
1	J	486	MLY	CE-CD-CG-CB
1	P	486	MLY	CE-CD-CG-CB
1	P	839	MLY	CE-CD-CG-CB
1	D	839	MLY	CE-CD-CG-CB
1	G	839	MLY	CE-CD-CG-CB
1	J	839	MLY	CE-CD-CG-CB
1	M	839	MLY	CE-CD-CG-CB
1	A	839	MLY	CE-CD-CG-CB
1	A	236	MLY	CD-CE-NZ-CH2
1	D	236	MLY	CD-CE-NZ-CH2
1	G	236	MLY	CD-CE-NZ-CH2
1	J	236	MLY	CD-CE-NZ-CH2
1	M	236	MLY	CD-CE-NZ-CH2
1	P	236	MLY	CD-CE-NZ-CH2
1	A	35	MLY	N-CA-CB-CG
1	A	63	MLY	N-CA-CB-CG
1	A	130	MLY	N-CA-CB-CG
1	A	348	MLY	N-CA-CB-CG
1	A	436	MLY	N-CA-CB-CG
1	A	681	MLY	N-CA-CB-CG
1	A	833	MLY	N-CA-CB-CG

Continued on next page...

Continued from previous page...

Mol	Chain	Res	Type	Atoms
1	A	837	MLY	N-CA-CB-CG
1	D	35	MLY	N-CA-CB-CG
1	D	63	MLY	N-CA-CB-CG
1	D	130	MLY	N-CA-CB-CG
1	D	436	MLY	N-CA-CB-CG
1	D	681	MLY	N-CA-CB-CG
1	D	833	MLY	N-CA-CB-CG
1	D	837	MLY	N-CA-CB-CG
1	G	35	MLY	N-CA-CB-CG
1	G	63	MLY	N-CA-CB-CG
1	G	130	MLY	N-CA-CB-CG
1	G	436	MLY	N-CA-CB-CG
1	G	681	MLY	N-CA-CB-CG
1	G	833	MLY	N-CA-CB-CG
1	G	837	MLY	N-CA-CB-CG
1	J	35	MLY	N-CA-CB-CG
1	J	63	MLY	N-CA-CB-CG
1	J	130	MLY	N-CA-CB-CG
1	J	436	MLY	N-CA-CB-CG
1	J	681	MLY	N-CA-CB-CG
1	J	833	MLY	N-CA-CB-CG
1	J	837	MLY	N-CA-CB-CG
1	M	35	MLY	N-CA-CB-CG
1	M	63	MLY	N-CA-CB-CG
1	M	130	MLY	N-CA-CB-CG
1	M	436	MLY	N-CA-CB-CG
1	M	681	MLY	N-CA-CB-CG
1	M	833	MLY	N-CA-CB-CG
1	M	837	MLY	N-CA-CB-CG
1	P	35	MLY	N-CA-CB-CG
1	P	63	MLY	N-CA-CB-CG
1	P	130	MLY	N-CA-CB-CG
1	P	436	MLY	N-CA-CB-CG
1	P	681	MLY	N-CA-CB-CG
1	P	833	MLY	N-CA-CB-CG
1	P	837	MLY	N-CA-CB-CG
1	D	833	MLY	C-CA-CB-CG
1	G	833	MLY	C-CA-CB-CG
1	J	833	MLY	C-CA-CB-CG
1	M	833	MLY	C-CA-CB-CG
1	P	833	MLY	C-CA-CB-CG
1	A	19	MLY	CA-CB-CG-CD

Continued on next page...

Continued from previous page...

Mol	Chain	Res	Type	Atoms
1	D	19	MLY	CA-CB-CG-CD
1	G	19	MLY	CA-CB-CG-CD
1	J	19	MLY	CA-CB-CG-CD
1	M	19	MLY	CA-CB-CG-CD
1	P	19	MLY	CA-CB-CG-CD
1	D	837	MLY	CE-CD-CG-CB
1	G	837	MLY	CE-CD-CG-CB
1	A	19	MLY	CE-CD-CG-CB
1	J	837	MLY	CE-CD-CG-CB
1	M	837	MLY	CE-CD-CG-CB
1	P	837	MLY	CE-CD-CG-CB
1	A	837	MLY	CE-CD-CG-CB
1	D	19	MLY	CE-CD-CG-CB
1	J	19	MLY	CE-CD-CG-CB
1	P	19	MLY	CE-CD-CG-CB
1	G	19	MLY	CE-CD-CG-CB
1	M	19	MLY	CE-CD-CG-CB
1	P	613	MLY	CE-CD-CG-CB
1	D	613	MLY	CE-CD-CG-CB
1	G	613	MLY	CE-CD-CG-CB
1	J	613	MLY	CE-CD-CG-CB
1	A	613	MLY	CE-CD-CG-CB
1	M	613	MLY	CE-CD-CG-CB
1	A	598	MLY	CD-CE-NZ-CH2
1	D	598	MLY	CD-CE-NZ-CH2
1	G	598	MLY	CD-CE-NZ-CH2
1	M	598	MLY	CD-CE-NZ-CH2
1	P	598	MLY	CD-CE-NZ-CH2
1	J	598	MLY	CD-CE-NZ-CH2
1	A	63	MLY	C-CA-CB-CG
1	A	353	MLY	C-CA-CB-CG
1	A	833	MLY	C-CA-CB-CG
1	D	63	MLY	C-CA-CB-CG
1	D	353	MLY	C-CA-CB-CG
1	G	63	MLY	C-CA-CB-CG
1	G	353	MLY	C-CA-CB-CG
1	J	63	MLY	C-CA-CB-CG
1	J	353	MLY	C-CA-CB-CG
1	M	63	MLY	C-CA-CB-CG
1	M	353	MLY	C-CA-CB-CG
1	P	63	MLY	C-CA-CB-CG
1	P	353	MLY	C-CA-CB-CG

Continued on next page...

Continued from previous page...

Mol	Chain	Res	Type	Atoms
1	M	30	MLY	CA-CB-CG-CD
1	A	30	MLY	CA-CB-CG-CD
1	D	30	MLY	CA-CB-CG-CD
1	G	30	MLY	CA-CB-CG-CD
1	J	30	MLY	CA-CB-CG-CD
1	P	30	MLY	CA-CB-CG-CD
1	M	348	MLY	CE-CD-CG-CB
1	J	348	MLY	CE-CD-CG-CB
1	P	348	MLY	CE-CD-CG-CB
1	G	348	MLY	CE-CD-CG-CB
1	A	348	MLY	CE-CD-CG-CB
1	D	348	MLY	CE-CD-CG-CB
1	A	613	MLY	CA-CB-CG-CD
1	J	613	MLY	CA-CB-CG-CD
1	M	613	MLY	CA-CB-CG-CD
1	P	613	MLY	CA-CB-CG-CD
1	A	190	MLY	CA-CB-CG-CD
1	A	528	MLY	CA-CB-CG-CD
1	D	190	MLY	CA-CB-CG-CD
1	D	613	MLY	CA-CB-CG-CD
1	G	190	MLY	CA-CB-CG-CD
1	G	613	MLY	CA-CB-CG-CD
1	J	190	MLY	CA-CB-CG-CD
1	M	190	MLY	CA-CB-CG-CD
1	M	528	MLY	CA-CB-CG-CD
1	P	190	MLY	CA-CB-CG-CD

There are no ring outliers.

180 monomers are involved in 707 short contacts:

Mol	Chain	Res	Type	Clashes	Symm-Clashes
1	J	598	MLY	1	0
1	G	296	MLY	3	0
1	G	55	MLY	1	0
1	M	296	MLY	3	0
1	D	295	MLY	5	0
1	P	436	MLY	2	0
1	A	63	MLY	3	0
1	A	659	MLY	2	0
1	G	84	MLY	21	0
1	D	248	MLY	2	0
1	P	837	MLY	1	0

Continued on next page...

Continued from previous page...

Mol	Chain	Res	Type	Clashes	Symm-Clashes
1	D	369	MLY	1	0
1	D	837	MLY	1	0
1	J	30	MLY	1	0
1	P	415	MLY	1	0
1	D	63	MLY	3	0
1	A	551	MLY	2	0
1	D	551	MLY	2	0
1	G	659	MLY	2	0
1	J	248	MLY	2	0
1	J	600	MLY	1	0
1	P	528	MLY	3	0
1	D	415	MLY	1	0
1	M	839	MLY	8	0
1	P	87	MLY	2	0
1	D	528	MLY	3	0
1	J	764	MLY	2	0
1	P	138	MLY	1	0
1	D	486	MLY	3	0
1	G	598	MLY	1	0
1	A	107	MLY	2	0
1	P	348	MLY	4	0
1	P	839	MLY	9	0
1	A	87	MLY	3	0
1	D	87	MLY	3	0
1	J	505	MLY	9	0
1	D	839	MLY	4	0
1	M	49	MLY	3	0
1	M	837	MLY	1	0
1	J	107	MLY	2	0
1	M	59	MLY	2	0
1	A	190	MLY	2	0
1	A	505	MLY	35	0
1	P	617	MLY	1	0
1	G	107	MLY	2	0
1	A	839	MLY	4	0
1	A	617	MLY	1	0
1	D	617	MLY	1	0
1	M	659	MLY	1	0
1	A	528	MLY	3	0
1	P	598	MLY	1	0
1	G	248	MLY	2	0
1	J	415	MLY	1	0

Continued on next page...

Continued from previous page...

Mol	Chain	Res	Type	Clashes	Symm-Clashes
1	M	295	MLY	5	0
1	J	617	MLY	1	0
1	J	296	MLY	3	0
1	M	415	MLY	1	0
1	J	553	MLY	12	0
1	M	63	MLY	4	0
1	A	248	MLY	2	0
1	P	59	MLY	3	0
1	J	839	MLY	8	0
1	G	49	MLY	3	0
1	P	659	MLY	2	0
1	J	782	MLY	1	0
1	D	59	MLY	3	0
1	A	59	MLY	3	0
1	P	30	MLY	1	0
1	A	295	MLY	6	0
1	D	659	MLY	2	0
1	A	415	MLY	1	0
1	J	49	MLY	2	0
1	P	49	MLY	2	0
1	M	248	MLY	2	0
1	P	248	MLY	2	0
1	D	598	MLY	1	0
1	P	369	MLY	1	0
1	D	296	MLY	2	0
1	A	553	MLY	17	0
1	D	49	MLY	3	0
1	G	295	MLY	7	0
1	M	782	MLY	3	0
1	A	138	MLY	1	0
1	D	764	MLY	10	0
1	G	782	MLY	1	0
1	M	55	MLY	1	0
1	J	84	MLY	27	0
1	M	505	MLY	1	0
1	G	63	MLY	3	0
1	P	55	MLY	1	0
1	M	348	MLY	5	0
1	G	272	MLY	1	0
1	J	138	MLY	1	0
1	M	190	MLY	2	0
1	D	436	MLY	2	0

Continued on next page...

Continued from previous page...

Mol	Chain	Res	Type	Clashes	Symm-Clashes
1	G	528	MLY	2	0
1	D	827	MLY	2	0
1	J	272	MLY	1	0
1	M	768	MLY	3	0
1	M	528	MLY	2	0
1	M	486	MLY	3	0
1	D	600	MLY	1	0
1	A	30	MLY	1	0
1	A	296	MLY	3	0
1	M	436	MLY	2	0
1	A	348	MLY	6	0
1	P	782	MLY	1	0
1	P	764	MLY	9	0
1	J	436	MLY	2	0
1	M	272	MLY	1	0
1	G	837	MLY	1	0
1	J	369	MLY	1	0
1	M	107	MLY	3	0
1	D	782	MLY	89	0
1	A	49	MLY	3	0
1	D	55	MLY	1	0
1	G	505	MLY	1	0
1	G	87	MLY	3	0
1	G	553	MLY	27	0
1	P	107	MLY	2	0
1	G	348	MLY	5	0
1	J	837	MLY	1	0
1	J	55	MLY	1	0
1	G	190	MLY	2	0
1	A	55	MLY	1	0
1	G	600	MLY	1	0
1	G	768	MLY	5	0
1	J	348	MLY	5	0
1	G	839	MLY	4	0
1	M	764	MLY	1	0
1	A	436	MLY	2	0
1	G	486	MLY	3	0
1	A	486	MLY	3	0
1	M	30	MLY	1	0
1	M	598	MLY	1	0
1	G	617	MLY	1	0
1	J	190	MLY	2	0

Continued on next page...

Continued from previous page...

Mol	Chain	Res	Type	Clashes	Symm-Clashes
1	D	348	MLY	5	0
1	J	768	MLY	6	0
1	P	296	MLY	2	0
1	D	138	MLY	1	0
1	J	486	MLY	3	0
1	P	272	MLY	1	0
1	A	272	MLY	1	0
1	D	272	MLY	1	0
1	A	504	MLY	3	0
1	P	768	MLY	2	0
1	G	436	MLY	2	0
1	A	837	MLY	3	0
1	J	295	MLY	5	0
1	J	63	MLY	3	0
1	G	30	MLY	1	0
1	D	107	MLY	2	0
1	D	30	MLY	1	0
1	J	87	MLY	3	0
1	P	600	MLY	1	0
1	G	59	MLY	2	0
1	J	528	MLY	3	0
1	M	553	MLY	12	0
1	A	598	MLY	1	0
1	A	764	MLY	9	0
1	M	617	MLY	1	0
1	G	415	MLY	1	0
1	G	764	MLY	20	0
1	P	63	MLY	4	0
1	M	87	MLY	3	0
1	A	782	MLY	7	0
1	G	138	MLY	1	0
1	M	138	MLY	1	0
1	M	600	MLY	1	0
1	J	59	MLY	3	0
1	P	190	MLY	2	0
1	J	659	MLY	2	0
1	P	553	MLY	3	0
1	A	768	MLY	18	0
1	P	486	MLY	3	0
1	A	600	MLY	1	0
1	D	190	MLY	2	0
1	P	295	MLY	5	0

Continued on next page...

Continued from previous page...

Mol	Chain	Res	Type	Clashes	Symm-Clashes
1	D	553	MLY	18	0

5.5 Carbohydrates [i](#)

There are no monosaccharides in this entry.

5.6 Ligand geometry [i](#)

There are no ligands in this entry.

5.7 Other polymers [i](#)

There are no such residues in this entry.

5.8 Polymer linkage issues [i](#)

The following chains have linkage breaks:

Mol	Chain	Number of breaks
1	M	6
1	P	6
1	D	4
1	A	4
1	J	3
1	G	3
3	F	1
3	I	1
3	L	1
3	O	1
3	R	1
2	H	1
2	E	1
2	K	1
2	N	1
2	Q	1

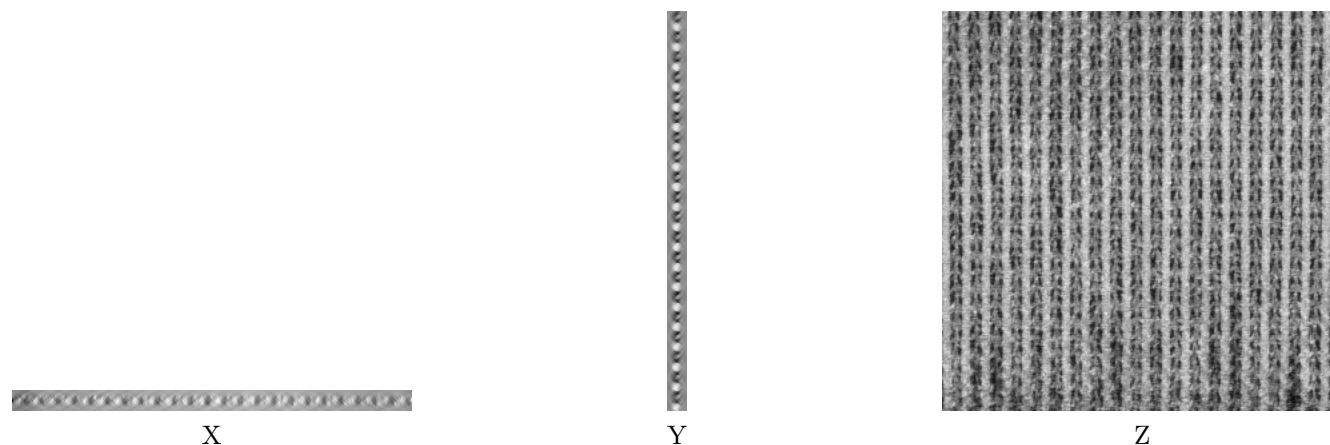
All chain breaks are listed below:

Model	Chain	Residue-1	Atom-1	Residue-2	Atom-2	Distance (Å)
1	J	769:ALA	C	770:GLY	N	5.52
1	D	769:ALA	C	770:GLY	N	5.23
1	G	769:ALA	C	770:GLY	N	4.70
1	A	709:LYS	C	710:GLY	N	3.41
1	D	709:LYS	C	710:GLY	N	3.08
1	A	769:ALA	C	770:GLY	N	2.95
1	F	4:LYS	C	5:ALA	N	2.61
1	I	4:LYS	C	5:ALA	N	2.61
1	L	4:LYS	C	5:ALA	N	2.61
1	O	4:LYS	C	5:ALA	N	2.61
1	R	4:LYS	C	5:ALA	N	2.61
1	M	786:ILE	C	787:ILE	N	2.48
1	M	769:ALA	C	770:GLY	N	2.39
1	P	786:ILE	C	787:ILE	N	2.30
1	P	709:LYS	C	710:GLY	N	2.16
1	M	709:LYS	C	710:GLY	N	2.04
1	M	805:ALA	C	806:MET	N	1.80
1	P	806:MET	C	807:VAL	N	1.67
1	P	805:ALA	C	806:MET	N	1.16
1	H	140:PHE	C	141:PRO	N	1.10
1	E	140:PHE	C	141:PRO	N	1.09
1	K	140:PHE	C	141:PRO	N	1.09
1	N	140:PHE	C	141:PRO	N	1.09
1	Q	140:PHE	C	141:PRO	N	1.09
1	A	637:LYS	C	638:GLY	N	1.06
1	D	637:LYS	C	638:GLY	N	1.06
1	G	637:LYS	C	638:GLY	N	1.06
1	J	637:LYS	C	638:GLY	N	1.06
1	M	637:LYS	C	638:GLY	N	1.06
1	P	637:LYS	C	638:GLY	N	1.05
1	A	649:VAL	C	650:SER	N	1.03
1	D	649:VAL	C	650:SER	N	1.03
1	G	649:VAL	C	650:SER	N	1.03
1	J	649:VAL	C	650:SER	N	1.03
1	M	649:VAL	C	650:SER	N	1.03
1	P	649:VAL	C	650:SER	N	1.03

6 Tomogram visualisation [i](#)

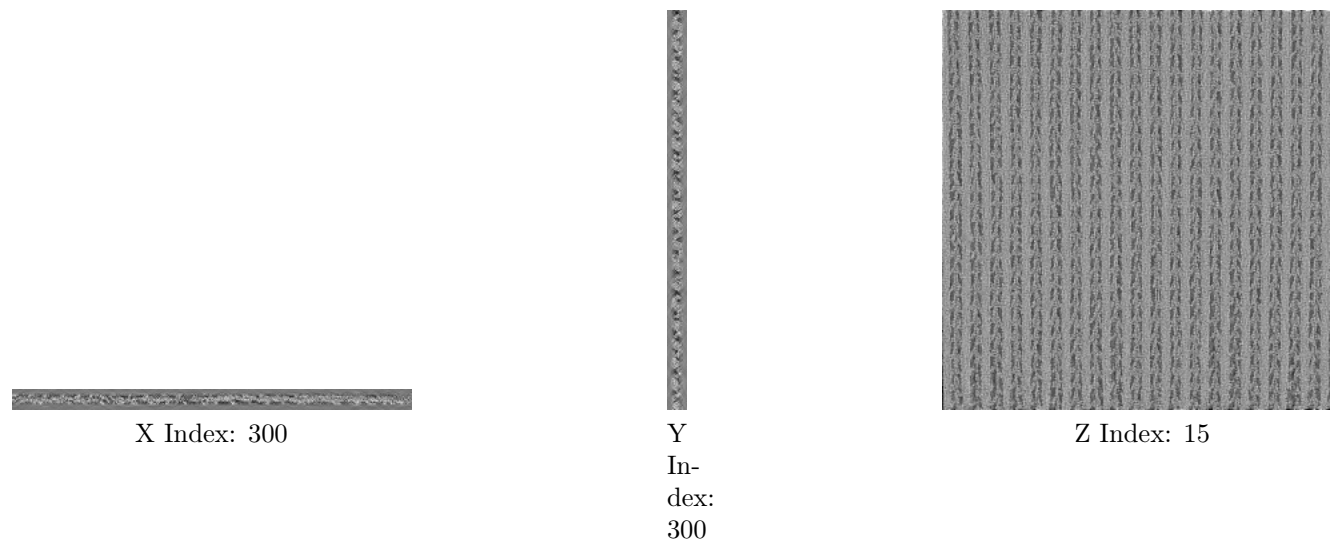
This section contains visualisations of the EMDB entry EMD-1001. These allow visual inspection of the internal detail of the tomogram and identification of artifacts.

6.1 Orthogonal projections [i](#)



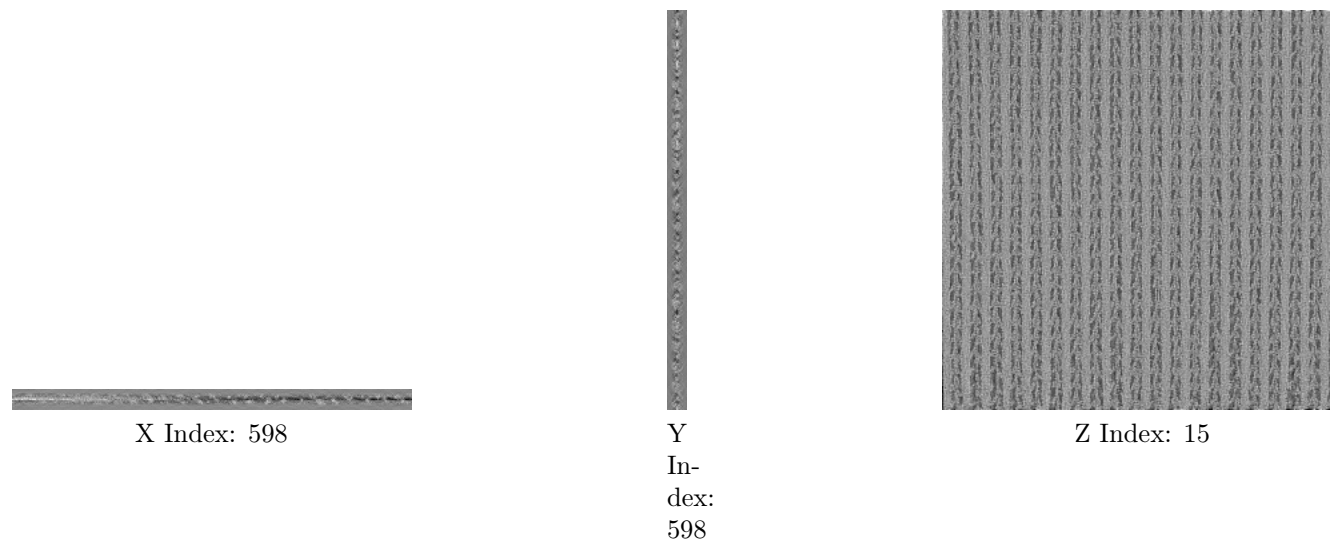
The images above show the tomogram projected in three orthogonal directions.

6.2 Central slices [i](#)



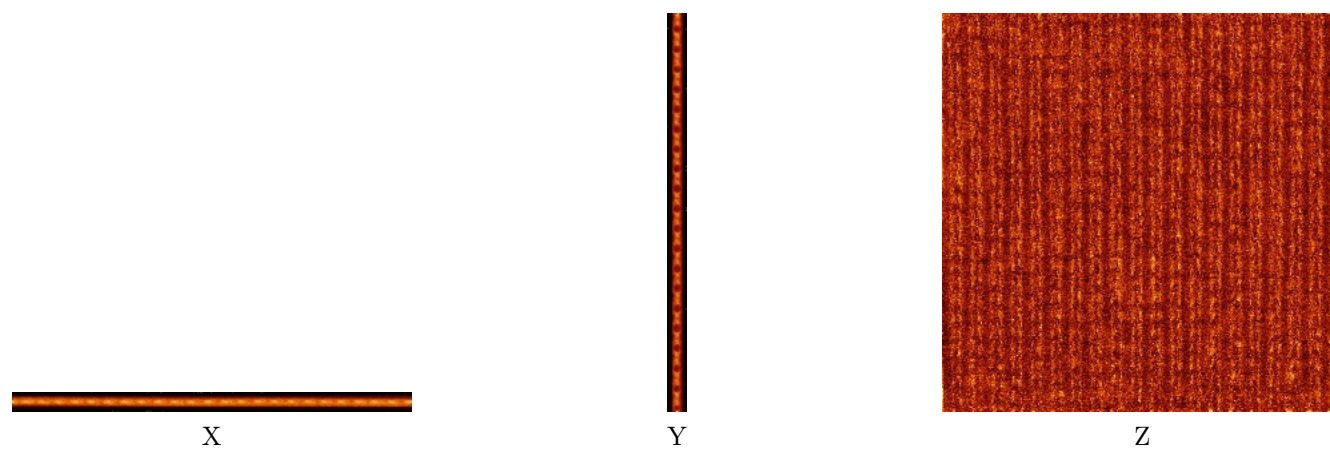
The images above show central slices of the tomogram in three orthogonal directions.

6.3 Largest variance slices [i](#)



The images above show the largest variance slices of the tomogram in three orthogonal directions.

6.4 Orthogonal standard-deviation projections (False-color) [i](#)



The images above show the tomogram projected in three orthogonal directions.


6.5 Mask visualisation [i](#)

This section shows the 3D surface view of the primary map at 50% transparency overlaid with the specified mask at 0% transparency


A mask typically either:

- Encompasses the whole structure
- Separates out a domain, a functional unit, a monomer or an area of interest from a larger structure

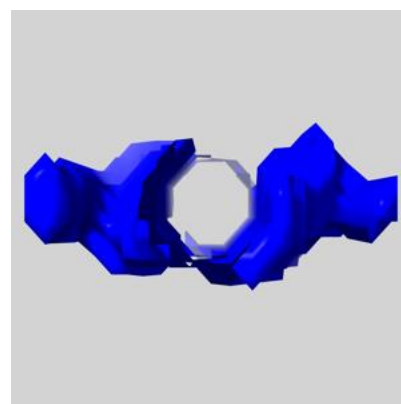
6.5.1 emd_1001_msk_25.map [i](#)



X

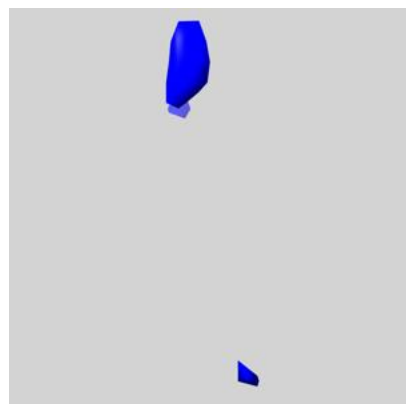


Y

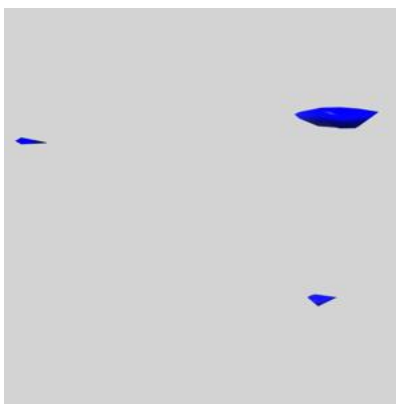


Z

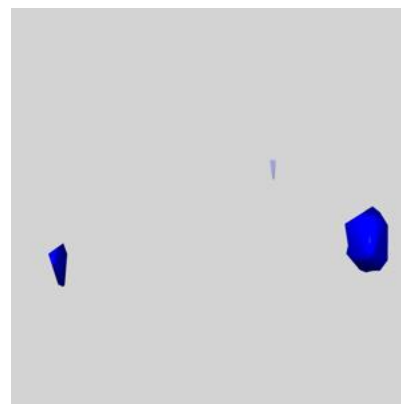
6.5.2 emd_1001_msk_24.map [i](#)




X




Y




Z

6.5.3 emd_1001_msk_23.map [i](#)

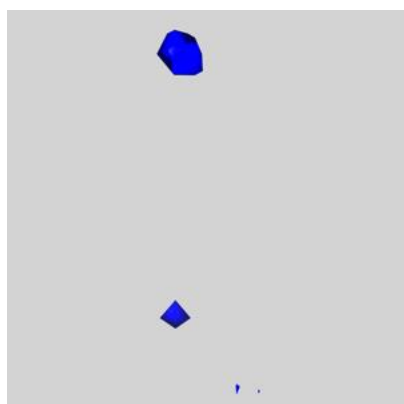
X




Y




Z

6.5.4 emd_1001_msk_22.map [i](#)


X




Y




Z

6.5.5 emd_1001_msk_21.map [i](#)


X



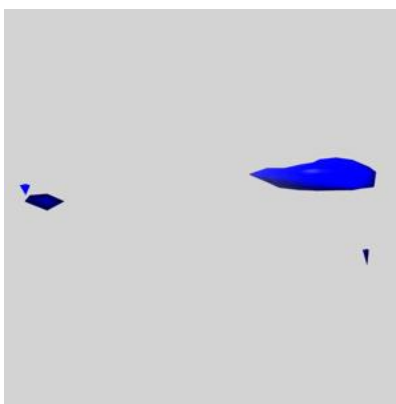
Y




Z

6.5.6 emd_1001_msk_20.map [i](#)

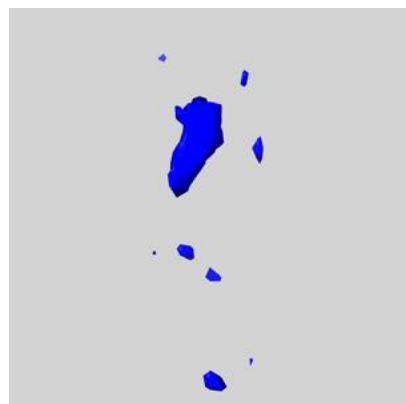
X




Y




Z

6.5.7 emd_1001_msk_19.map [i](#)


X




Y




Z

6.5.8 emd_1001_msk_18.map [i](#)

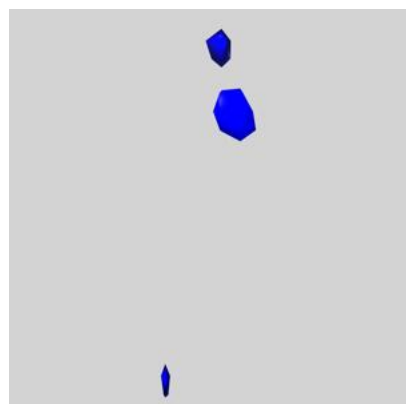
X




Y




Z

6.5.9 emd_1001_msk_17.map [i](#)


X




Y




Z

6.5.10 emd_1001_msk_16.map [i](#)


X




Y



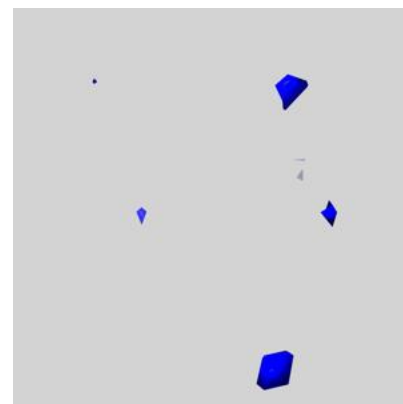
Z

6.5.11 emd_1001_msk_15.map [i](#)

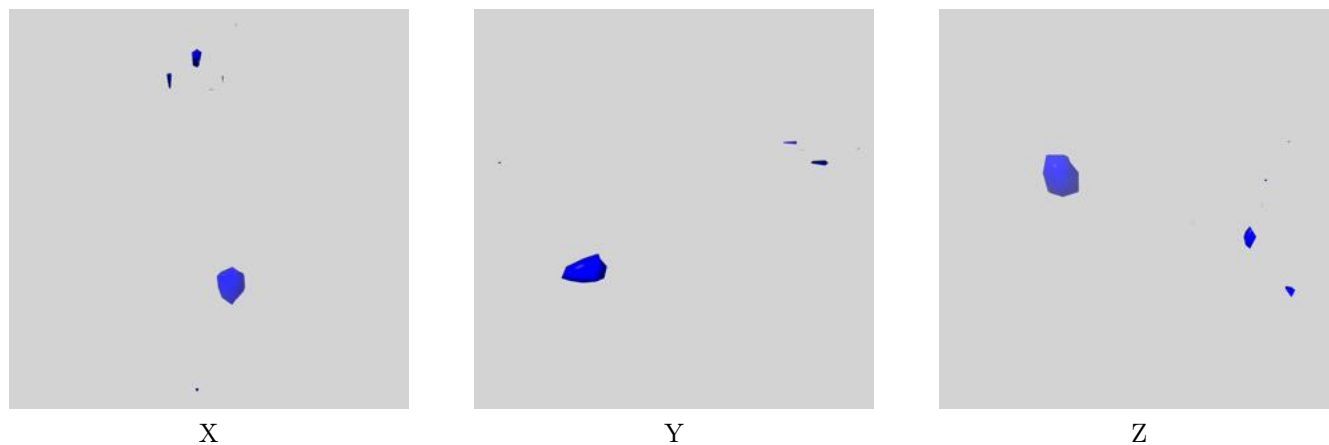
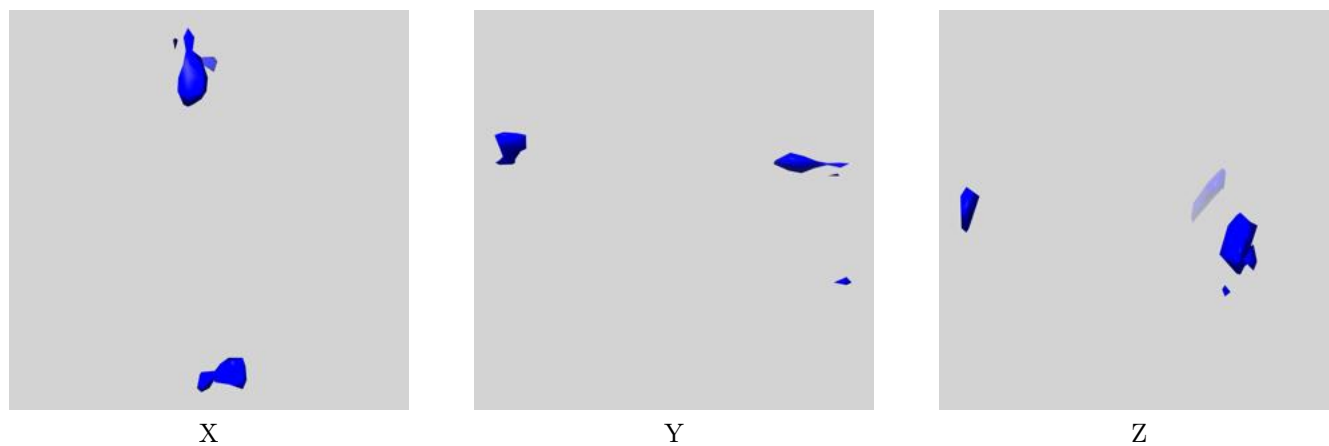

X

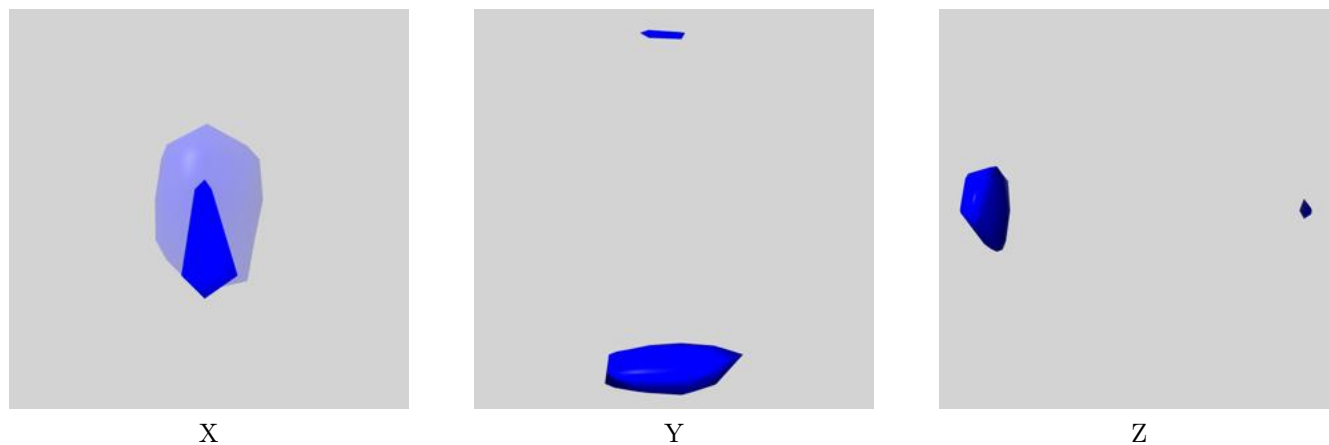




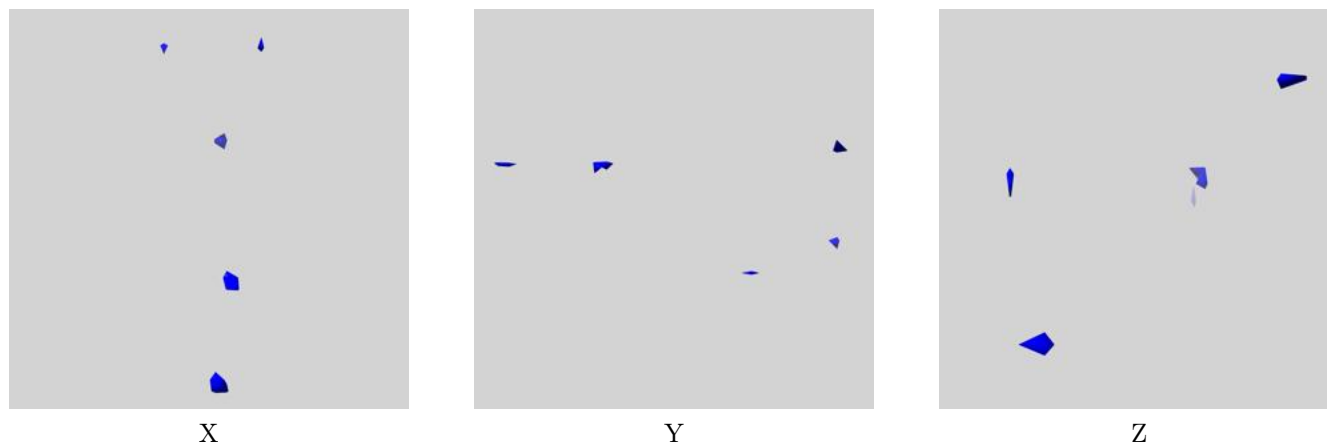
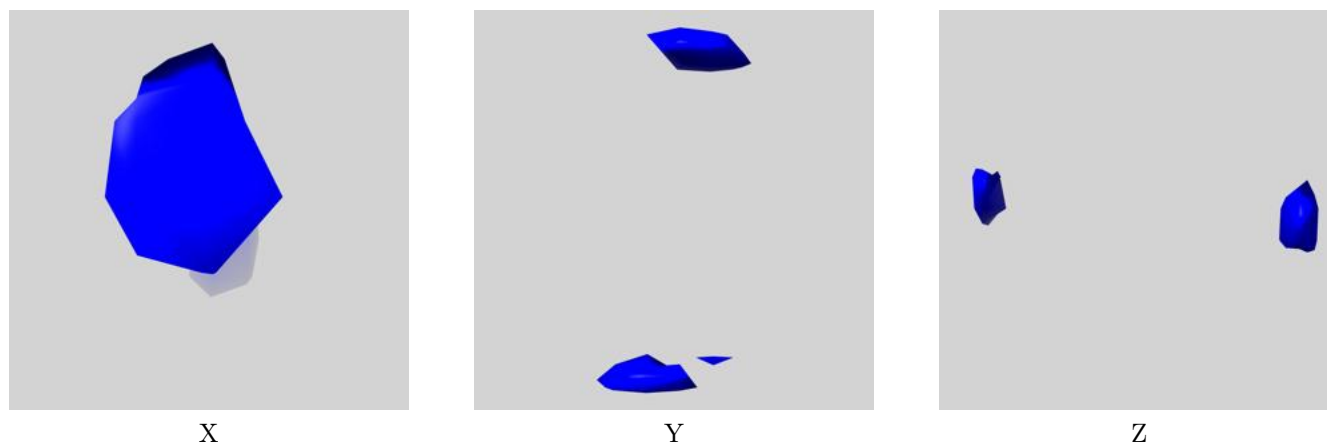

Y


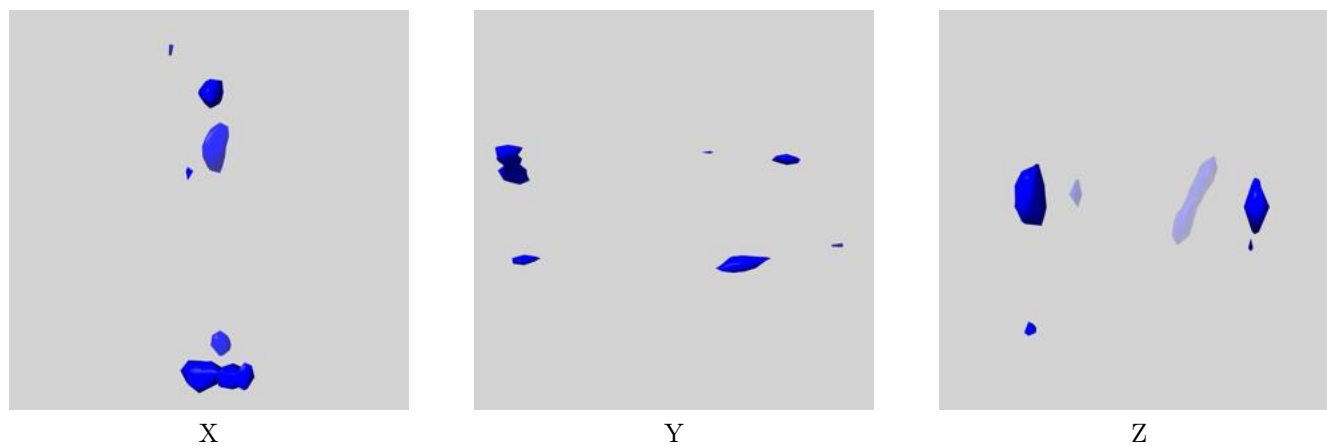
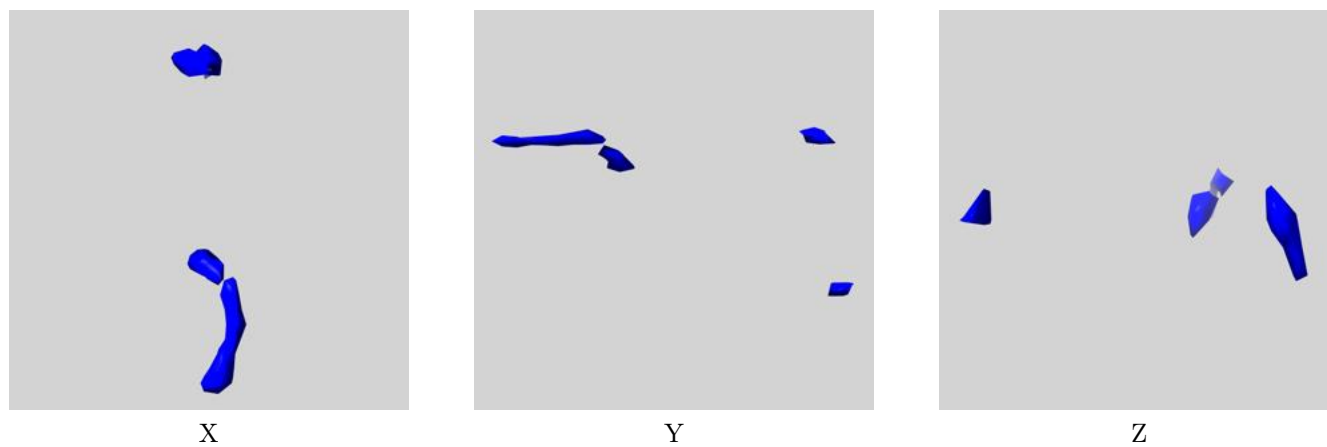


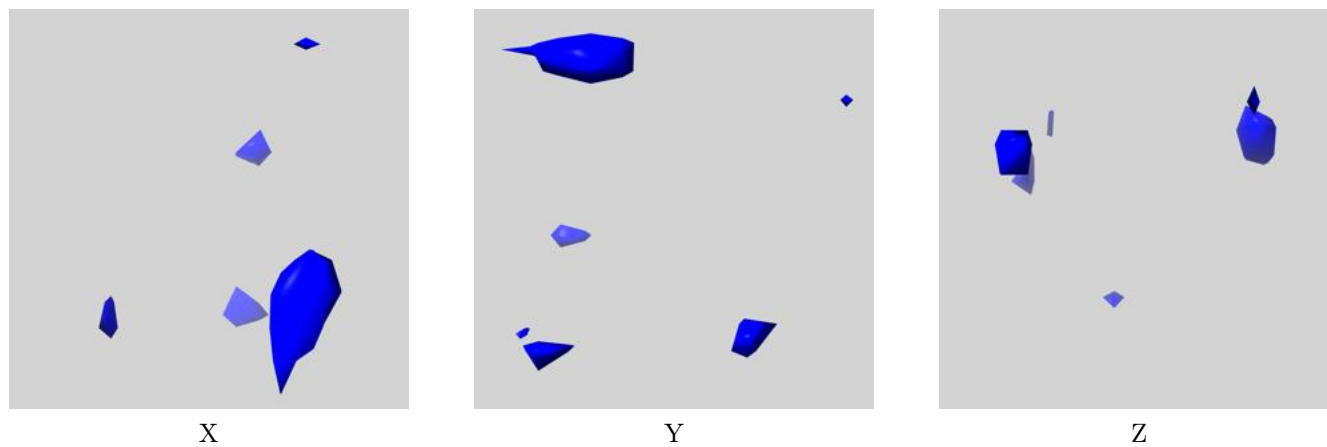

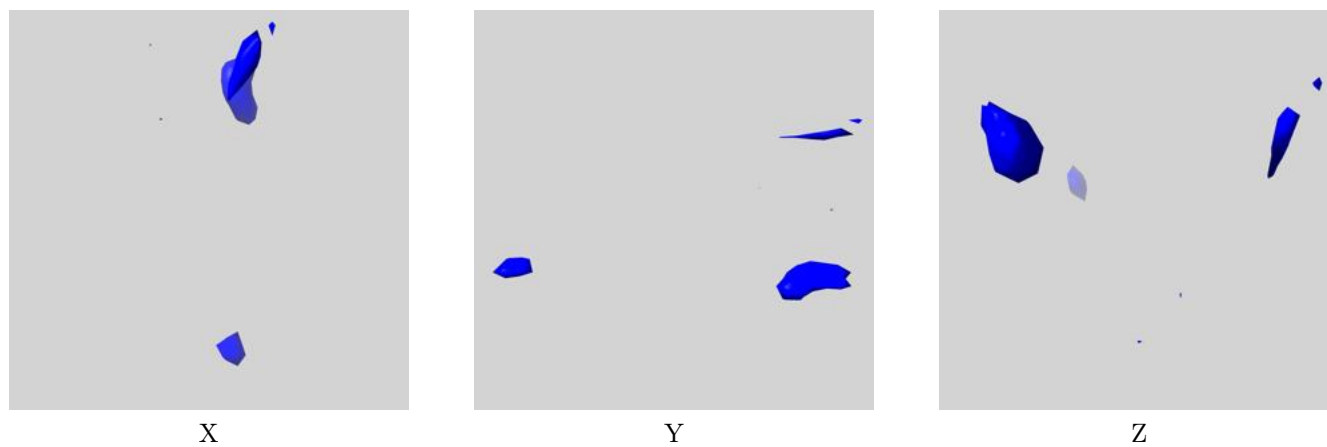
Z

6.5.12 emd_1001_msk_14.map [i](#)6.5.13 emd_1001_msk_13.map [i](#)6.5.14 emd_1001_msk_12.map [i](#)

6.5.15 emd_1001_msk_11.map [i](#)6.5.16 emd_1001_msk_10.map [i](#)6.5.17 emd_1001_msk_9.map [i](#)

6.5.18 emd_1001_msk_8.map [i](#)6.5.19 emd_1001_msk_7.map [i](#)6.5.20 emd_1001_msk_6.map [i](#)

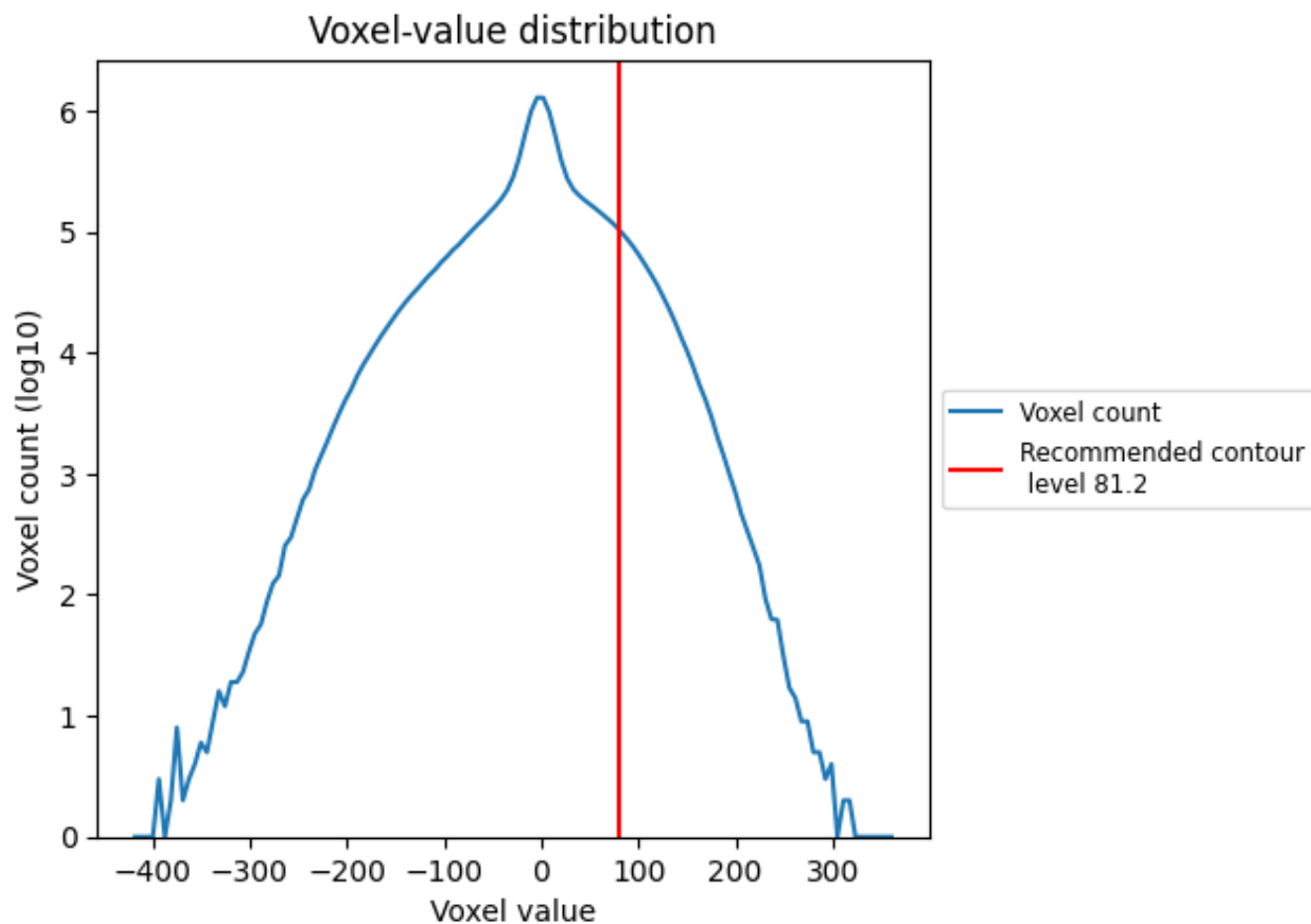
6.5.21 emd_1001_msk_5.map [i](#)6.5.22 emd_1001_msk_4.map [i](#)6.5.23 emd_1001_msk_3.map [i](#)

6.5.24 emd_1001_msk_2.map [i](#)6.5.25 emd_1001_msk_1.map [i](#)6.5.26 emd_1001_msk_26.map [i](#)

7 Tomogram analysis [i](#)

This section contains the results of statistical analysis of the tomogram.

7.1 Voxel-value distribution [i](#)



The voxel-value distribution is plotted in 128 intervals along the x-axis. The y-axis is logarithmic.

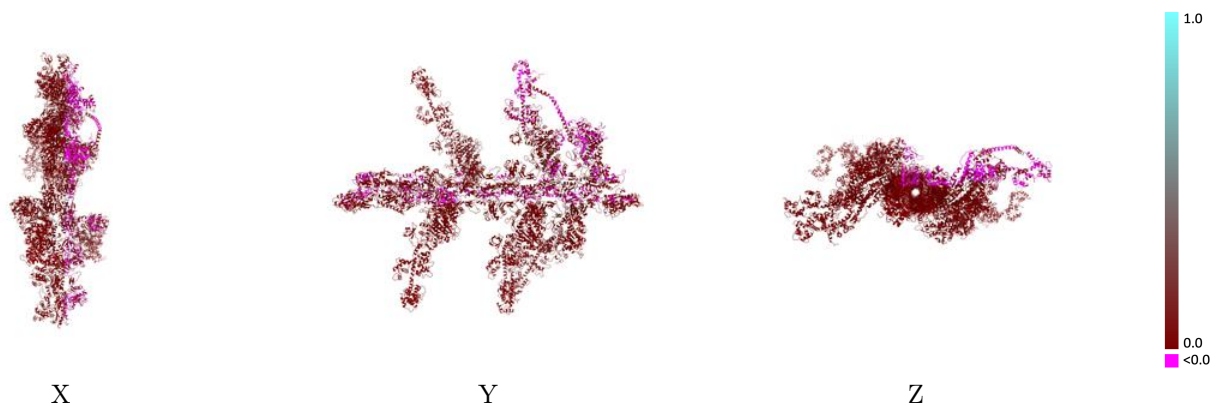
8 Map-model fit [i](#)

This section contains information regarding the fit between EMDB map EMD-1001 and PDB model 1O18. Per-residue inclusion information can be found in section 3 on page 7.

8.1 Map-model overlay [i](#)

This section was not generated.

8.2 Q-score mapped to coordinate model [i](#)

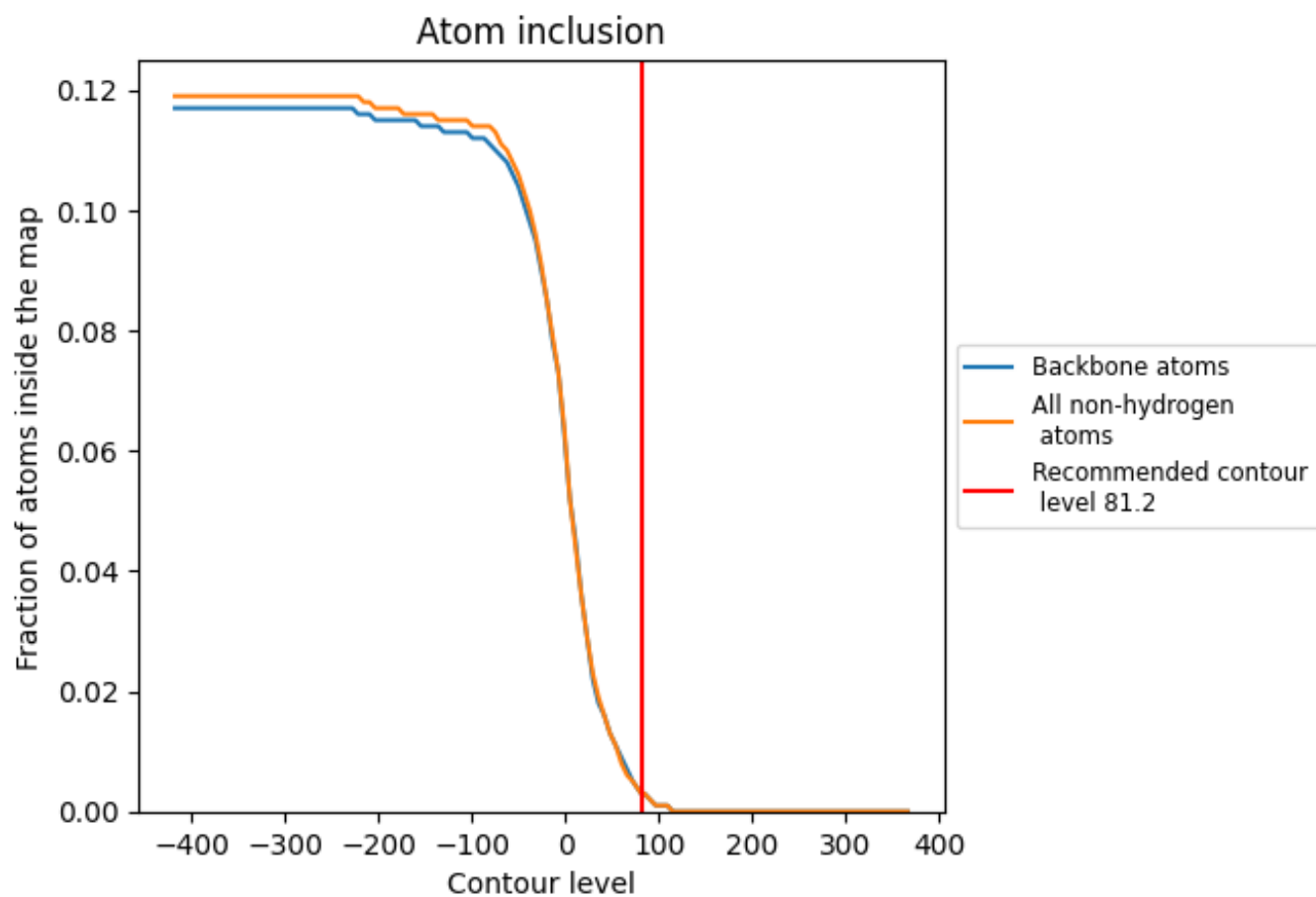


The images above show the model with each residue coloured according its Q-score. This shows their resolvability in the map with higher Q-score values reflecting better resolvability. Please note: Q-score is calculating the resolvability of atoms, and thus high values are only expected at resolutions at which atoms can be resolved. Low Q-score values may therefore be expected for many entries.

8.3 Atom inclusion mapped to coordinate model [i](#)

This section was not generated.































































8.4 Atom inclusion [i](#)



At the recommended contour level, 0% of all backbone atoms, 0% of all non-hydrogen atoms, are inside the map.

8.5 Map-model fit summary

The table lists the average atom inclusion at the recommended contour level (81.2) and Q-score for the entire model and for each chain.

Chain	Atom inclusion	Q-score
All	 0.0030	 -0.0010
1	 0.0080	 0.0000
2	 0.0000	 0.0000
3	 0.0000	 -0.0040
4	 0.0000	 -0.0000
5	 0.0000	 -0.0040
6	 0.0000	 -0.0030
7	 0.0000	 0.0010
8	 0.0000	 -0.0010
9	 0.0000	 -0.0030
A	 0.0010	 0.0000
D	 0.0000	 0.0000
E	 0.0000	 0.0000
F	 0.0000	 0.0000
G	 0.0030	 0.0020
H	 0.0000	 -0.0180
I	 0.1530	 0.0240
J	 0.0000	 -0.0000
K	 0.0000	 0.0000
L	 0.0000	 0.0000
M	 0.0000	 0.0000
N	 0.0000	 0.0000
O	 0.0000	 0.0000
P	 0.0000	 -0.0010
Q	 0.0000	 0.0000
R	 0.0000	 0.0000
V	 0.0000	 -0.0040
W	 0.0180	 -0.0040
X	 0.0000	 0.0000
Y	 0.0020	 0.0000
Z	 0.0000	 0.0000

