



Full wwPDB EM Validation Report ⓘ

Mar 10, 2024 – 11:47 AM EDT

PDB ID : 6OIG
EMDB ID : EMD-20077
Title : Subunit joining exposes nascent pre-40S rRNA for processing and quality control
Authors : Rai, J.; Parker, M.D.; Ghalei, H.; Johnson, M.C.; Karbstein, K.; Stroupe, M.E.
Deposited on : 2019-04-09
Resolution : 3.80 Å(reported)

This is a Full wwPDB EM Validation Report for a publicly released PDB entry.

We welcome your comments at validation@mail.wwpdb.org

A user guide is available at

<https://www.wwpdb.org/validation/2017/EMValidationReportHelp>

with specific help available everywhere you see the ⓘ symbol.

The types of validation reports are described at

<http://www.wwpdb.org/validation/2017/FAQs#types>.

The following versions of software and data (see [references ⓘ](#)) were used in the production of this report:

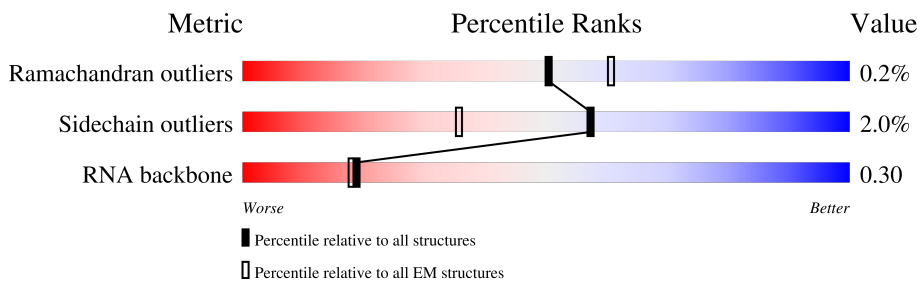
EMDB validation analysis : 0.0.1.dev70
MolProbity : 4.02b-467
Percentile statistics : 20191225.v01 (using entries in the PDB archive December 25th 2019)
MapQ : 1.9.13
Ideal geometry (proteins) : Engh & Huber (2001)
Ideal geometry (DNA, RNA) : Parkinson et al. (1996)
Validation Pipeline (wwPDB-VP) : 2.36

1 Overall quality at a glance i

The following experimental techniques were used to determine the structure:
ELECTRON MICROSCOPY

The reported resolution of this entry is 3.80 Å.

Percentile scores (ranging between 0-100) for global validation metrics of the entry are shown in the following graphic. The table shows the number of entries on which the scores are based.



Metric	Whole archive (#Entries)	EM structures (#Entries)
Ramachandran outliers	154571	4023
Sidechain outliers	154315	3826
RNA backbone	4643	859

The table below summarises the geometric issues observed across the polymeric chains and their fit to the map. The red, orange, yellow and green segments of the bar indicate the fraction of residues that contain outliers for ≥ 3 , 2, 1 and 0 types of geometric quality criteria respectively. A grey segment represents the fraction of residues that are not modelled. The numeric value for each fraction is indicated below the corresponding segment, with a dot representing fractions $\leq 5\%$. The upper red bar (where present) indicates the fraction of residues that have poor fit to the EM map (all-atom inclusion $< 40\%$). The numeric value is given above the bar.

Mol	Chain	Length	Quality of chain
1	z	204	
2	A	252	
3	B	386	
4	C	361	
5	D	296	
6	E	175	
7	F	222	
8	G	233	

Continued on next page...

Continued from previous page...

Mol	Chain	Length	Quality of chain
9	H	191	96%
10	I	220	92%
11	J	169	97%
12	s	155	10% 94%
13	L	193	95%
14	M	136	99%
15	N	203	25% 98%
16	O	197	99%
17	P	183	98%
18	Q	185	97%
19	R	188	19% 95% 5%
20	S	172	98%
21	T	159	96%
22	U	100	99%
23	V	136	99%
24	W	135	53% 95% 5%
25	X	121	97%
26	Y	126	92% 8%
27	Z	135	98%
28	a	148	95% 5%
29	b	58	90% 10%
30	c	97	98%
31	d	109	100%
32	e	127	97%
33	f	106	95% 5%

Continued on next page...

Continued from previous page...

Mol	Chain	Length	Quality of chain
34	g	112	 98%
35	h	119	 98%
36	i	99	 97%
37	j	87	 93% 7%
38	k	77	 97%
39	l	50	 94% 6%
40	m	52	 98%
41	o	105	 99%
42	p	91	 98%
43	q	219	 19% 63% 35%
44	5	3394	 36% 45% 15%
45	8	158	 28% 55% 16%
46	7	121	 41% 49% 10%
47	x	47	 51% 100%
48	y	46	 74% 100%

2 Entry composition [i](#)

There are 48 unique types of molecules in this entry. The entry contains 129140 atoms, of which 0 are hydrogens and 0 are deuteriums.

In the tables below, the AltConf column contains the number of residues with at least one atom in alternate conformation and the Trace column contains the number of residues modelled with at most 2 atoms.

- Molecule 1 is a protein called 60S ribosomal protein L1-A.

Mol	Chain	Residues	Atoms					AltConf	Trace
			Total	C	N	O	S		
1	z	204	Total	C	N	O	S	0	0
			1602	1026	277	290	9		

- Molecule 2 is a protein called 60S ribosomal protein L2-A.

Mol	Chain	Residues	Atoms					AltConf	Trace
			Total	C	N	O	S		
2	A	252	Total	C	N	O	S	0	0
			1918	1193	389	335	1		

- Molecule 3 is a protein called 60S ribosomal protein L3.

Mol	Chain	Residues	Atoms					AltConf	Trace
			Total	C	N	O	S		
3	B	386	Total	C	N	O	S	0	0
			3082	1956	584	534	8		

- Molecule 4 is a protein called 60S ribosomal protein L4-A.

Mol	Chain	Residues	Atoms					AltConf	Trace
			Total	C	N	O	S		
4	C	361	Total	C	N	O	S	0	0
			2750	1730	522	495	3		

- Molecule 5 is a protein called 60S ribosomal protein L5.

Mol	Chain	Residues	Atoms					AltConf	Trace
			Total	C	N	O	S		
5	D	296	Total	C	N	O	S	0	0
			2376	1501	414	459	2		

- Molecule 6 is a protein called 60S ribosomal protein L6-A.

Mol	Chain	Residues	Atoms					AltConf	Trace
			Total	C	N	O	S		
6	E	156	Total	C	N	O	S	0	0
			1240	800	222	217	1		

- Molecule 7 is a protein called 60S ribosomal protein L7-A.

Mol	Chain	Residues	Atoms					AltConf	Trace
			Total	C	N	O	S		
7	F	222	1785	1151	324	309	1	0	0

- Molecule 8 is a protein called 60S ribosomal protein L8-A.

Mol	Chain	Residues	Atoms					AltConf	Trace
			Total	C	N	O	S		
8	G	233	1818	1159	326	330	3	0	0

- Molecule 9 is a protein called 60S ribosomal protein L9-A.

Mol	Chain	Residues	Atoms					AltConf	Trace
			Total	C	N	O	S		
9	H	191	1519	963	274	278	4	0	0

- Molecule 10 is a protein called 60S ribosomal protein L10.

Mol	Chain	Residues	Atoms					AltConf	Trace
			Total	C	N	O	S		
10	I	211	1718	1089	325	298	6	0	0

- Molecule 11 is a protein called 60S ribosomal protein L11-B.

Mol	Chain	Residues	Atoms					AltConf	Trace
			Total	C	N	O	S		
11	J	169	1354	847	253	250	4	0	0

- Molecule 12 is a protein called 60S ribosomal protein L12-A.

Mol	Chain	Residues	Atoms				AltConf	Trace
			Total	C	N	O		
12	s	150	737	437	150	150	0	0

- Molecule 13 is a protein called 60S ribosomal protein L13-A.

Mol	Chain	Residues	Atoms				AltConf	Trace
			Total	C	N	O		
13	L	193	1543	962	315	266	0	0

- Molecule 14 is a protein called 60S ribosomal protein L14-A.

Mol	Chain	Residues	Atoms					AltConf	Trace
			Total	C	N	O	S		
14	M	136	1054	675	199	178	2	0	0

- Molecule 15 is a protein called 60S ribosomal protein L15-A.

Mol	Chain	Residues	Atoms					AltConf	Trace
			Total	C	N	O	S		
15	N	203	1721	1077	361	282	1	0	0

- Molecule 16 is a protein called 60S ribosomal protein L16-A.

Mol	Chain	Residues	Atoms					AltConf	Trace
			Total	C	N	O	S		
16	O	197	1556	1003	289	263	1	0	0

- Molecule 17 is a protein called 60S ribosomal protein L17-A.

Mol	Chain	Residues	Atoms				AltConf	Trace
			Total	C	N	O		
17	P	183	1443	896	287	260	0	0

- Molecule 18 is a protein called 60S ribosomal protein L18-A.

Mol	Chain	Residues	Atoms					AltConf	Trace
			Total	C	N	O	S		
18	Q	185	1442	908	290	242	2	0	0

- Molecule 19 is a protein called 60S ribosomal protein L19-A.

Mol	Chain	Residues	Atoms				AltConf	Trace
			Total	C	N	O		
19	R	188	1522	935	326	261	0	0

- Molecule 20 is a protein called 60S ribosomal protein L20-A.

Mol	Chain	Residues	Atoms					AltConf	Trace
			Total	C	N	O	S		
20	S	172	1446	930	267	245	4	0	0

- Molecule 21 is a protein called 60S ribosomal protein L21-A.

Mol	Chain	Residues	Atoms					AltConf	Trace
			Total	C	N	O	S		
21	T	159	1277	805	246	222	4	0	0

- Molecule 22 is a protein called 60S ribosomal protein L22-A.

Mol	Chain	Residues	Atoms					AltConf	Trace
			Total	C	N	O	S		
22	U	100	796	516	131	149		0	0

- Molecule 23 is a protein called 60S ribosomal protein L23-A.

Mol	Chain	Residues	Atoms					AltConf	Trace
			Total	C	N	O	S		
23	V	136	1004	628	189	180	7	0	0

- Molecule 24 is a protein called 60S ribosomal protein L24-A.

Mol	Chain	Residues	Atoms					AltConf	Trace
			Total	C	N	O	S		
24	W	135	1089	682	219	187	1	0	0

- Molecule 25 is a protein called 60S ribosomal protein L25.

Mol	Chain	Residues	Atoms					AltConf	Trace
			Total	C	N	O	S		
25	X	121	969	623	170	174	2	0	0

- Molecule 26 is a protein called 60S ribosomal protein L26-A.

Mol	Chain	Residues	Atoms					AltConf	Trace
			Total	C	N	O	S		
26	Y	126	994	625	192	177		0	0

- Molecule 27 is a protein called 60S ribosomal protein L27-A.

Mol	Chain	Residues	Atoms					AltConf	Trace
			Total	C	N	O	S		
27	Z	135	1093	710	202	181		0	0

- Molecule 28 is a protein called 60S ribosomal protein L28.

Mol	Chain	Residues	Atoms					AltConf	Trace
			Total	C	N	O	S		
28	a	148	1174	749	231	191	3	0	0

- Molecule 29 is a protein called 60S ribosomal protein L29.

Mol	Chain	Residues	Atoms					AltConf	Trace
			Total	C	N	O	S		
29	b	58	463	289	100	74		0	0

- Molecule 30 is a protein called 60S ribosomal protein L30.

Mol	Chain	Residues	Atoms					AltConf	Trace
			Total	C	N	O	S		
30	c	97	743	479	124	139	1	0	0

- Molecule 31 is a protein called 60S ribosomal protein L31-A.

Mol	Chain	Residues	Atoms					AltConf	Trace
			Total	C	N	O	S		
31	d	109	890	565	168	156	1	0	0

- Molecule 32 is a protein called 60S ribosomal protein L32.

Mol	Chain	Residues	Atoms					AltConf	Trace
			Total	C	N	O	S		
32	e	127	1020	647	205	167	1	0	0

- Molecule 33 is a protein called 60S ribosomal protein L33-A.

Mol	Chain	Residues	Atoms					AltConf	Trace
			Total	C	N	O	S		
33	f	106	851	540	165	145	1	0	0

- Molecule 34 is a protein called 60S ribosomal protein L34-A.

Mol	Chain	Residues	Atoms					AltConf	Trace
			Total	C	N	O	S		
34	g	112	881	546	179	152	4	0	0

- Molecule 35 is a protein called 60S ribosomal protein L35-A.

Mol	Chain	Residues	Atoms					AltConf	Trace
35	h	119	Total	C	N	O	S	0	0
			970	615	186	168	1		

- Molecule 36 is a protein called 60S ribosomal protein L36-A.

Mol	Chain	Residues	Atoms					AltConf	Trace
36	i	99	Total	C	N	O	S	0	0
			772	481	156	133	2		

- Molecule 37 is a protein called 60S ribosomal protein L37-A.

Mol	Chain	Residues	Atoms					AltConf	Trace
37	j	87	Total	C	N	O	S	0	0
			682	414	148	115	5		

- Molecule 38 is a protein called 60S ribosomal protein L38.

Mol	Chain	Residues	Atoms				AltConf	Trace
38	k	77	Total	C	N	O	0	0
			613	391	115	107		

- Molecule 39 is a protein called 60S ribosomal protein L39.

Mol	Chain	Residues	Atoms					AltConf	Trace
39	l	50	Total	C	N	O	S	0	0
			437	272	97	66	2		

- Molecule 40 is a protein called Ubiquitin-60S ribosomal protein L40.

Mol	Chain	Residues	Atoms					AltConf	Trace
40	m	52	Total	C	N	O	S	0	0
			418	259	86	68	5		

- Molecule 41 is a protein called 60S ribosomal protein L42-A.

Mol	Chain	Residues	Atoms					AltConf	Trace
41	o	105	Total	C	N	O	S	0	0
			848	534	170	139	5		

- Molecule 42 is a protein called 60S ribosomal protein L43-A.

Mol	Chain	Residues	Atoms					AltConf	Trace
42	p	91	Total	C	N	O	S	0	0
			695	429	138	122	6		

- Molecule 43 is a protein called 60S acidic ribosomal protein P0,60S acidic ribosomal protein P0,AO, L1OE.

Mol	Chain	Residues	Atoms					AltConf	Trace
43	q	143	Total	C	N	O	S	0	0
			1077	687	192	195	3		

- Molecule 44 is a RNA chain called 25S ribosomal RNA.

Mol	Chain	Residues	Atoms					AltConf	Trace
44	5	3243	Total	C	N	O	P	0	0
			69359	30981	12493	22643	3242		

- Molecule 45 is a RNA chain called 5.8S ribosomal RNA.

Mol	Chain	Residues	Atoms					AltConf	Trace
45	8	158	Total	C	N	O	P	0	0
			3354	1500	586	1110	158		

- Molecule 46 is a RNA chain called 5S ribosomal RNA.

Mol	Chain	Residues	Atoms					AltConf	Trace
46	7	121	Total	C	N	O	P	0	0
			2580	1152	461	846	121		

- Molecule 47 is a protein called P1.

Mol	Chain	Residues	Atoms				AltConf	Trace
47	x	47	Total	C	N	O	0	0
			235	141	47	47		

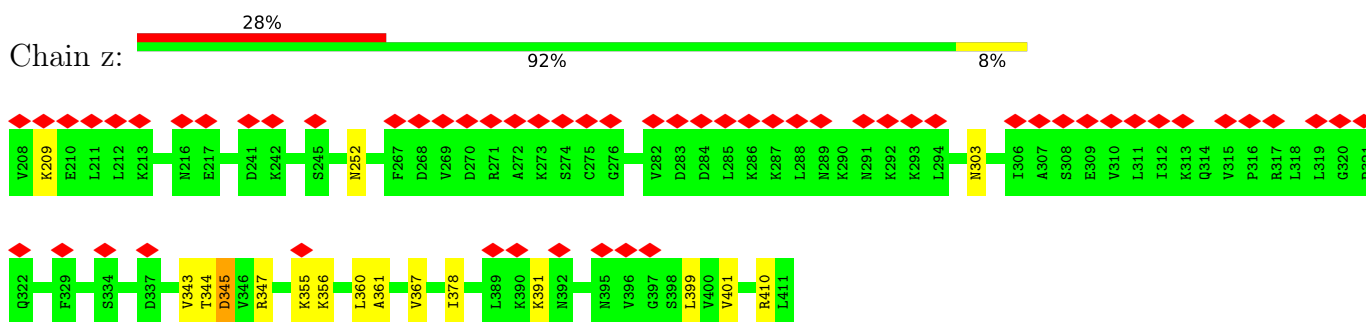
- Molecule 48 is a protein called P2.

Mol	Chain	Residues	Atoms				AltConf	Trace
48	y	46	Total	C	N	O	0	0
			230	138	46	46		

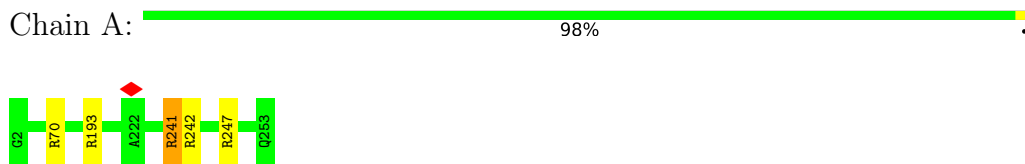
3 Residue-property plots [i](#)

These plots are drawn for all protein, RNA, DNA and oligosaccharide chains in the entry. The first graphic for a chain summarises the proportions of the various outlier classes displayed in the second graphic. The second graphic shows the sequence view annotated by issues in geometry and atom inclusion in map density. Residues are color-coded according to the number of geometric quality criteria for which they contain at least one outlier: green = 0, yellow = 1, orange = 2 and red = 3 or more. A red diamond above a residue indicates a poor fit to the EM map for this residue (all-atom inclusion < 40%). Stretches of 2 or more consecutive residues without any outlier are shown as a green connector. Residues present in the sample, but not in the model, are shown in grey.

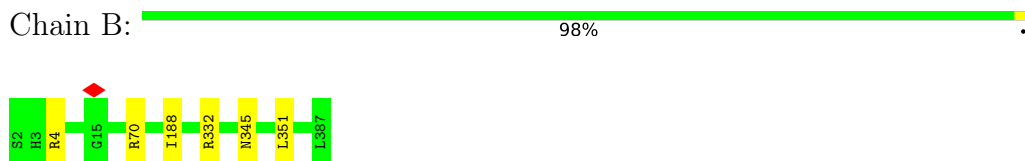
- Molecule 1: 60S ribosomal protein L1-A



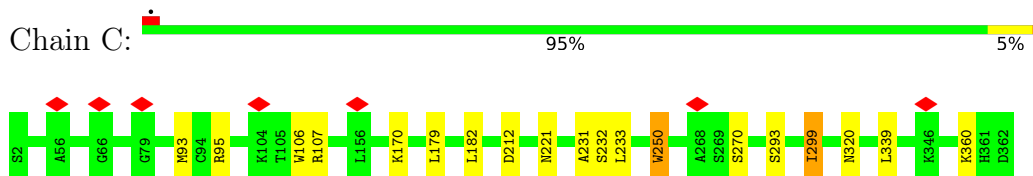
- Molecule 2: 60S ribosomal protein L2-A



- Molecule 3: 60S ribosomal protein L3

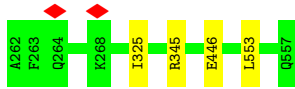


- Molecule 4: 60S ribosomal protein L4-A


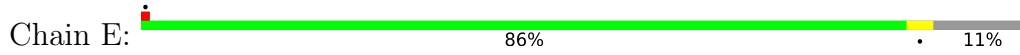


- Molecule 5: 60S ribosomal protein L5






- Molecule 6: 60S ribosomal protein L6-A



- Molecule 7: 60S ribosomal protein L7-A




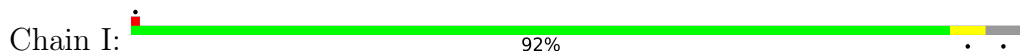
- Molecule 8: 60S ribosomal protein L8-A



- Molecule 9: 60S ribosomal protein L9-A



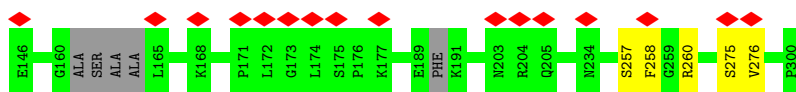
- Molecule 10: 60S ribosomal protein L10



- Molecule 11: 60S ribosomal protein L11-B



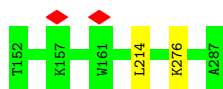
- Molecule 12: 60S ribosomal protein L12-A



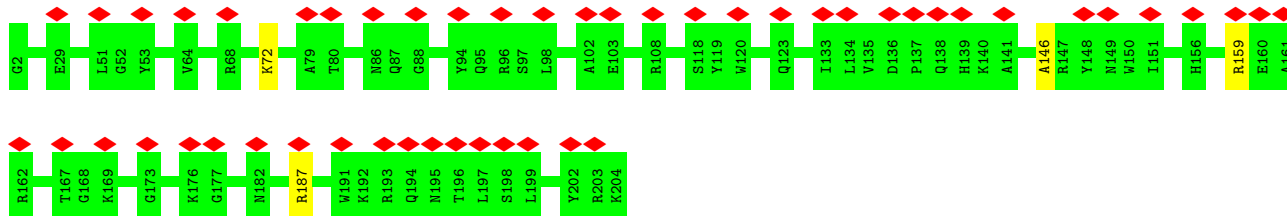
- Molecule 13: 60S ribosomal protein L13-A



- Molecule 14: 60S ribosomal protein L14-A



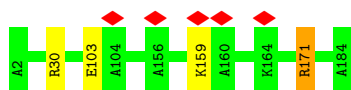
- Molecule 15: 60S ribosomal protein L15-A



- Molecule 16: 60S ribosomal protein L16-A



- Molecule 17: 60S ribosomal protein L17-A



- Molecule 18: 60S ribosomal protein L18-A






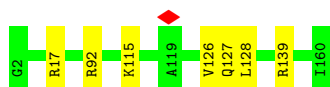
- Molecule 19: 60S ribosomal protein L19-A



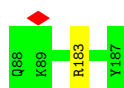
- Molecule 20: 60S ribosomal protein L20-A



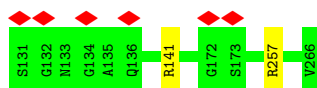
- Molecule 21: 60S ribosomal protein L21-A



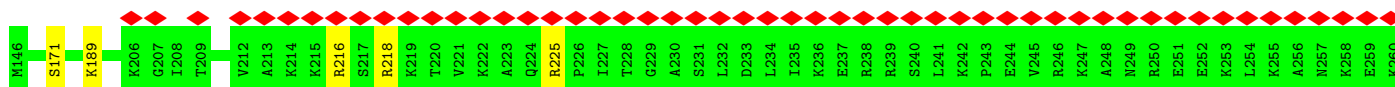
- Molecule 22: 60S ribosomal protein L22-A

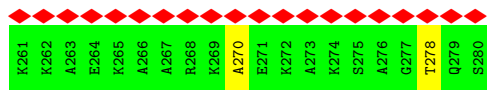


- Molecule 23: 60S ribosomal protein L23-A



- Molecule 24: 60S ribosomal protein L24-A

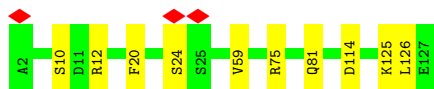
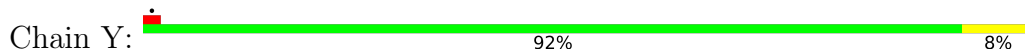




• Molecule 25: 60S ribosomal protein L25



• Molecule 26: 60S ribosomal protein L26-A



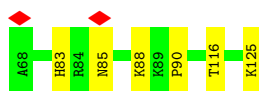
• Molecule 27: 60S ribosomal protein L27-A



• Molecule 28: 60S ribosomal protein L28



• Molecule 29: 60S ribosomal protein L29

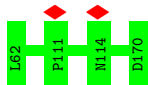


• Molecule 30: 60S ribosomal protein L30



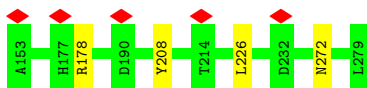
• Molecule 31: 60S ribosomal protein L31-A

Chain d:  100%



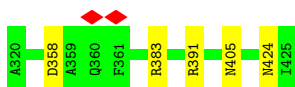
- Molecule 32: 60S ribosomal protein L32

Chain e:  97%



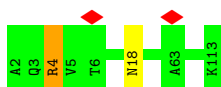
- Molecule 33: 60S ribosomal protein L33-A

Chain f:  95%



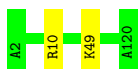
- Molecule 34: 60S ribosomal protein L34-A

Chain g:  98%



- Molecule 35: 60S ribosomal protein L35-A

Chain h:  98%




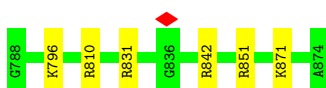
- Molecule 36: 60S ribosomal protein L36-A

Chain i:  97%



- Molecule 37: 60S ribosomal protein L37-A

Chain j:  93%



• Molecule 38: 60S ribosomal protein L38



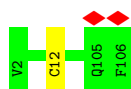
• Molecule 39: 60S ribosomal protein L39



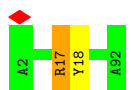
• Molecule 40: Ubiquitin-60S ribosomal protein L40



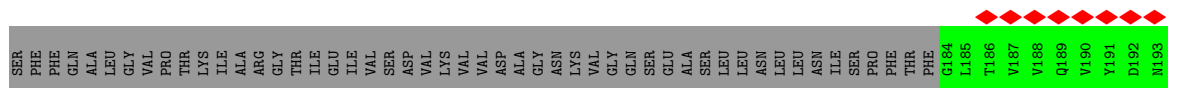
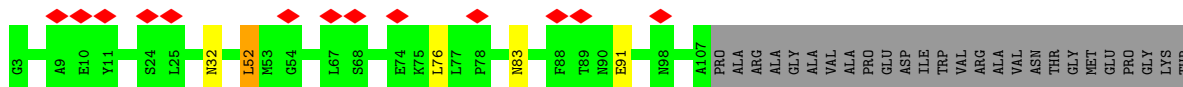
• Molecule 41: 60S ribosomal protein L42-A

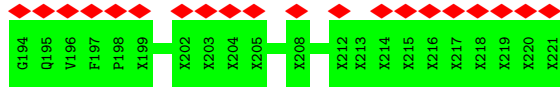


• Molecule 42: 60S ribosomal protein L43-A

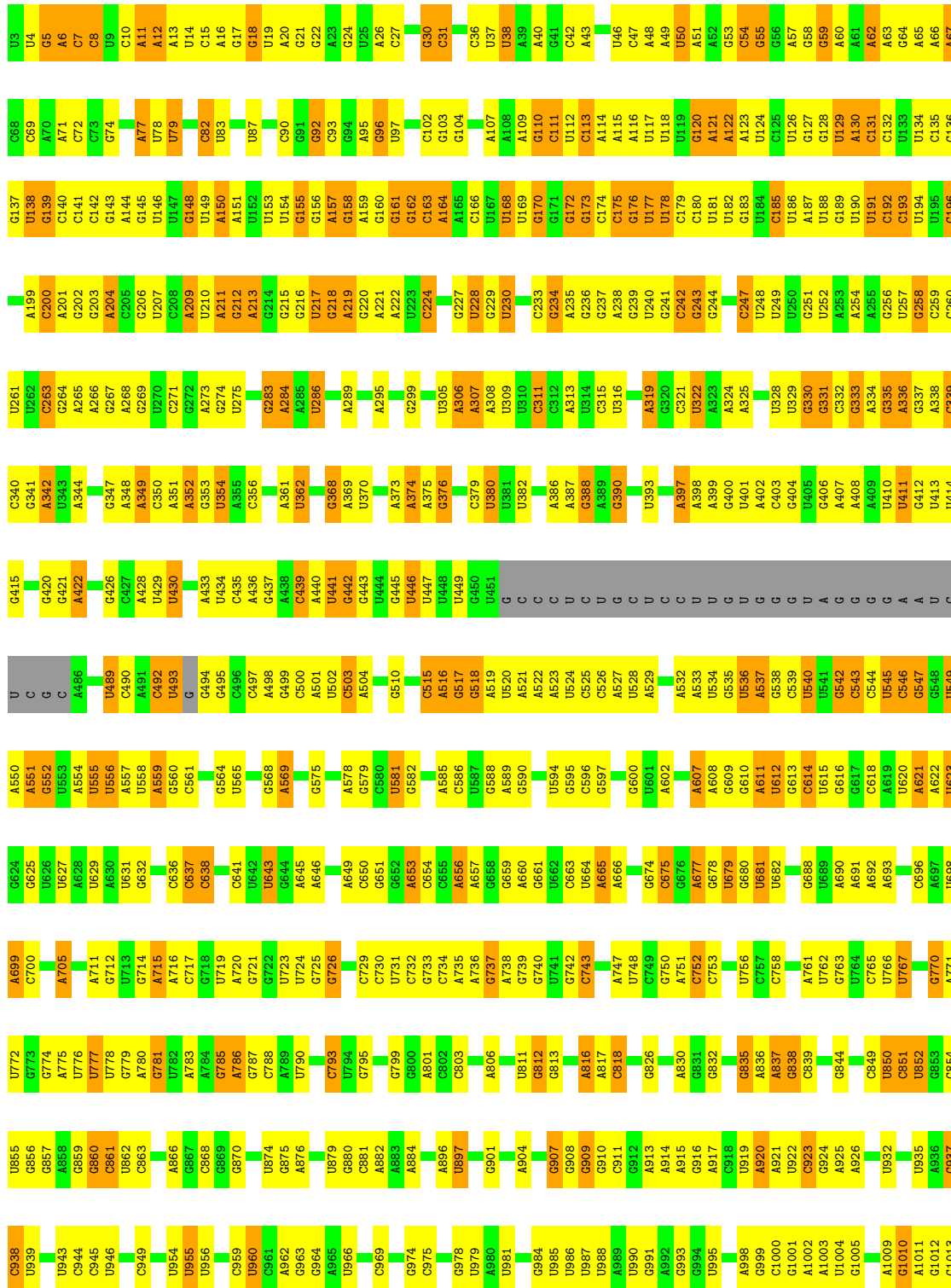
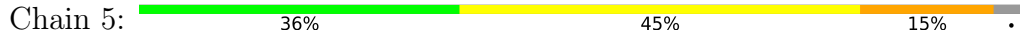


• Molecule 43: 60S acidic ribosomal protein P0,60S acidic ribosomal protein P0,AO, L1OE



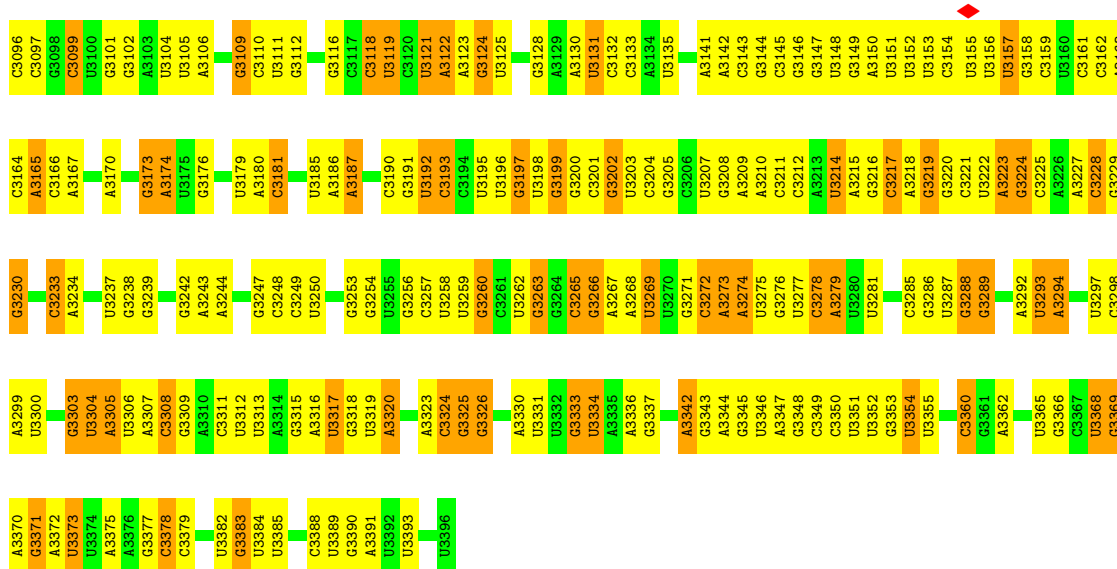


• Molecule 44: 25S ribosomal RNA

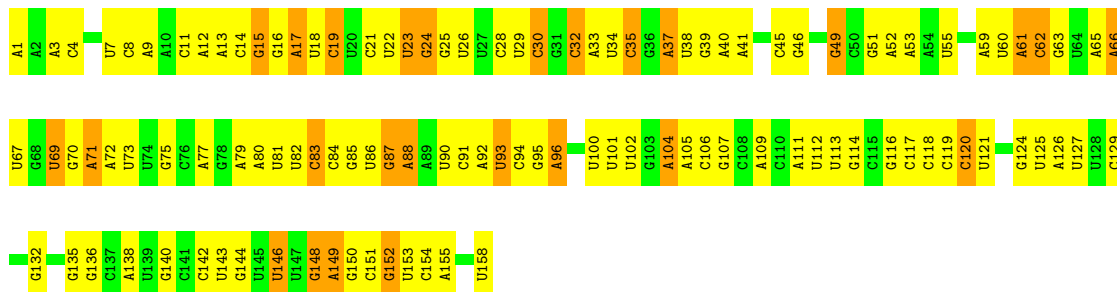


G	C1941	A1867	C1791	C1796	G1653	C1581	U1511	C1437	A1363	A1294	G1230	C1160	G1083	U1014
U	U1942	G1868	C1792	G1727	C1857	C1582	U1512	G1440	C1364	G1296	A1231	G1161	A1084	U1015
G	C1943	C1869	C1793	G1728	C1857	U1583	G1513	G1441	A1366	C1296	G1232	U1162	A1085	C1016
G	G1947	C1870	G1794	A1729	U1584	U1584	G1514	G1442	C1366	C1297	G1233	A1163	C1086	C1017
G	G1948	U1871	U1795	G1730	G1660	C1585	G1515	A1446	G1370	C1298	U1234	G1164	G1087	G1018
C	G1949	C1872	G1796	A1731	G1661	C1586	G1516	G1447	G1371	U1299	U1235	G1165	U1088	G1019
U	U1950	U1873	U1797	U1732	C1662	U1589	G1517	U1448	G1372	G1300	G1236	G1089	G1089	G1020
U	C1951	A1874	A1733	G1733	C1663	G1590	U1518	U1449	A1301	U1168	G1237	U1168	A1093	G1021
U	G1952	G1875	G1734	G1734	C1666	G1591	U1519	A1449	A1302	A1169	G1238	A1169	U1094	G1024
G	G1953	U1876	G1735	G1735	A1667	G1592	G1519	G1450	A1303	U1170	C1239	G1171	U1094	U1094
C	U1954	G1878	U1736	U1736	U1667	U1593	U1520	C1451	A1304	G1171	A1240	G1171	U1095	U1095
U	G1955	A1879	U1737	U1737	C1671	U1594	U1521	A1452	U1305	U1241	U1241	U1172	U1096	A1026
U	A1956	U1880	U1738	A1741	U1672	U1595	G1525	A1455	G1306	G1242	G1243	U1173	G1097	A1027
G	U1957	U1881	U1742	U1742	U1675	U1597	U1526	U1456	G1307	G1174	G1243	C1175	U1028	U1027
C	U1958	C1882	U1745	G1745	G1675	C1598	U1527	A1457	U1308	C1176	A1245	C1176	A1103	G1029
C	G1959	A1883	U1746	U1746	A1676	U1598	G1528	U1458	U1309	G1177	G1246	G1177	G1104	U1032
A	A1960	U1884	G1747	U1746	G1677	U1599	U1529	C1459	G1310	G1178	U1247	G1178	G1104	U1033
G	U1961	U1885	G1748	U1747	U1678	U1601	U1532	A1460	G1311	G1179	C1248	A1179	A1105	U1034
G	G1962	A1886	G1748	G1748	G1680	A1602	C1532	A1461	C1312	A1180	G1249	A1180	U1109	U1034
C	G	A1887	A1749	G1748	A1683	A1603	A1535	A1462	U1315	U1181	G1250	U1181	U1110	G1035
G	C	U1815	A1750	G1605	U1684	A1605	G1536	U1463	C1316	A1251	A1251	A1182	U1110	A1036
G	C	U1816	G1751	U1606	C1685	U1606	G1537	U1464	A1317	C1183	A1252	C1183	G1113	C1037
A	U	U1817	A1752	U1607	C1686	U1607	G1542	A1465	A1318	U1114	U1253	A1184	U1114	C1038
C	U	U1818	G1753	C1608	G1543	C1608	G1543	G1466	A1319	G1115	C1254	U1115	G1115	U1039
U	G	U1819	G1754	C1608	G1544	C1608	G1544	A1467	G1320	G1116	C1255	C1189	G1116	A1040
A	U	U1820	C1755	G1609	U1687	U1609	U1547	A1468	G1321	U1190	G1256	A1190	G1117	U1041
C	U	U1821	U1756	U1689	U1688	U1609	G1547	U1469	U1322	U1191	C1257	U1191	G1117	U1042
U	U	C1822	A1757	U1690	U1689	U1609	U1548	U1470	G1323	U1258	U1258	U1192	C1043	C1043
U	A	A1823	G1758	U1691	U1691	A1621	U1549	U1471	U1324	A1195	U1259	A1195	U1124	U1044
C	C	U1824	C1759	U1692	C1692	U1622	C1550	G1473	U1325	C1196	A1260	C1196	U1125	C1045
C	A	C1825	A1760	C1693	C1693	G1623	C1551	A1474	U1326	A1197	G1261	A1197	G1126	A1046
C	C	C1826	C1761	U1694	U1694	G1624	C1552	A1475	U1327	C1198	G1262	C1198	G1127	A1047
U	G	U1901	C1762	U1695	U1695	A1625	U1553	U1476	A1329	A1199	A1263	A1199	U1128	U1048
G	C	G1904	U1763	U1696	U1696	U1627	U1554	G1477	U1330	A1200	G1264	A1200	A1130	C1049
C	A	U1830	U1764	A1697	A1697	U1628	U1555	U1479	A1332	C1201	U1267	C1201	G1131	U1056
C	C	A1835	U1765	U1699	U1699	U1629	U1557	A1481	U1333	G1206	U1267	G1206	U1057	A1057
U	C	C1836	G1766	U1701	U1701	U1630	U1558	A1482	U1334	G1207	G1268	U1208	U1058	U1058
U	G	U1837	C1767	U1702	U1702	C1631	U1559	A1483	C1335	U1209	U1269	U1209	G1069	G1069
U	C	G1838	U1768	U1705	U1705	A1632	U1560	U1484	U1341	U1210	A1271	U1210	A1061	A1061
U	C	A1839	G1770	C1706	C1706	C1633	G1561	G1486	U1342	U1211	U1272	U1211	A1062	A1062
U	C	U1840	C1771	U1707	U1707	G1634	C1562	G1487	C1420	U1212	C1272	U1212	G1063	G1063
U	C	A1841	U1772	A1707	A1707	G1634	C1563	G1488	G1421	U1214	C1275	U1214	A1064	A1064
A	G	A1842	C1773	U1708	U1708	A1637	U1564	G1489	G1422	U1215	U1275	U1215	G1142	G1142
G	C	C1709	U1774	U1709	U1709	A1638	G1565	A1489	U1346	U1216	A1278	U1216	A1143	A1143
A	U	U1846	G1775	C1710	C1710	C1639	A1566	U1490	U1347	C1216	C1279	C1216	U1144	U1144
C	U	A1847	U1776	G1711	G1711	U1640	U1567	G1492	U1348	A1217	U1279	A1217	G1145	G1145
C	C	G1848	U1777	C1712	C1712	U1641	U1568	U1425	G1349	U1218	C1280	U1218	G1149	C1069
C	U	C1849	G1778	G1713	G1713	U1642	U1569	C1426	A1350	U1219	G1281	C1219	G1149	U1070
C	G	A1850	C1779	U1714	U1714	A1643	U1570	C1497	U1351	U1220	G1282	U1220	G1149	U1071
C	G	U1851	U1780	A1715	A1715	U1644	A1571	U1498	A1352	A1221	C1283	A1221	A1150	G1072
U	A	C1854	G1784	U1716	U1716	U1645	U1572	C1499	U1353	G1222	C1284	G1222	U1151	U1073
U	C	U1854	U1785	U1717	U1717	U1646	G1573	U1500	U1354	U1223	C1285	G1223	G1152	U1074
C	C	C1857	G1786	G1718	G1718	U1647	C1574	U1501	A1355	C1224	A1286	C1224	A1163	A1075
C	C	A1858	A1787	U1722	U1722	A1648	U1577	C1502	U1356	A1225	A1287	A1225	A1164	G1076
U	C	U1859	C1788	U1723	U1723	U1650	G1578	A1503	G1357	G1226	U1288	G1226	U1077	U1077
U	U	U1940	U1724	U1724	U1724	A1651	C1579	A1504	U1358	C1227	C1228	C1227	C1156	U1078
G	U	G1940	C1725	U1725	U1725	A1652	A1580	C1508	C1359	G1229	U1293	G1229	A1159	U1082

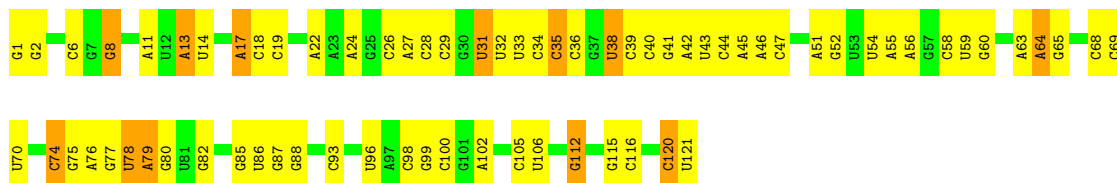
U	C	C	U	U	G	U	U	G	U	A	A	C	C	G2076	U2077	C2078	G2079	C2080	U2081	U2082	G2083	C2084	U2085	A2086	C2087	A2088	A	U	U	A	A2093	C2094	G2095	A2096	U2097	C2098	A2099	A2100	C2101	U2102	G2105	A2106	A2107	C2108	U2109	G2110	G2111	U2112	A2113	C2114	G2115	A2116	A2117	C2118	A2119	U2120	G2121	C2122	G	
U2129	G2130	C2131	C2132	U2133	G2134	U2137	A2138	A2139	U2203	U2204	U2205	G2206	A2207	A2208	U2209	U2210	A2144	A2145	A2146	U2147	A2148	A2149	G2150	C2151	A2152	U2153	U2154	A2158	U2159	G2160	G2161	U2162	C2163	A2164	A2167	A2168	C2169	U2170	C2171	U2175	U2176	G2177	A2178	C2181	A2182	A2183	U2184	G2185	U2186	A2187	C2188	A2189	U2190	C2191	U2192	U2193	C2194	G2195	A2196	C2196
C2197	A2198	G2199	U2200	C2201	G2202	U2203	C2204	U2205	G2206	A2207	A2208	U2209	U2210	A2213	G2216	U2217	G2221	A2222	A2223	A2224	C2227	A2228	C2231	U2230	A2232	A2233	G2234	C2235	G2236	C2237	G2238	C2239	G2240	A2243	A2244	C2245	G2246	G2253	U2254	A2255	A2256	U2260	G2261	A2262	C2263	U2264	C2265	G2273	A2279	A2280	C2281	A2281								
U2282	G2283	C2284	C2285	U2286	G2287	U2288	U2289	C2290	A2291	U2292	C2293	U2294	A2295	A2296	U2297	U2298	A2299	U2300	G2302	A2303	A2304	G2305	C2306	G2307	C2308	A2309	U2310	G2311	A2312	U2313	G2315	U2319	G2322	G2325	A2332	G2335	U2336	C2337	A2348	U2349	C2350	U2351	A2352	G2353	C2354	U2347	A2348	U2349	C2350	U2351	A2352	G2353	C2354							
G2355	A2356	U2357	C2358	U2359	A2360	U2361	A2362	U2363	A2364	U2365	A2366	A2367	A2368	A2369	A2370	A2371	A2372	A2373	A2374	G2375	G2376	G2377	C2378	G2381	G2385	A2386	C2389	G2391	C2392	G2393	G2394	G2395	G2396	A2397	A2398	A2399	G2400	A2401	A2402	G2403	A2404	U2411	U2416	U2417	A2418	A2419	C2420	U2427	A2430	C2431	A2432	U2433	U2434	G2435	G2437					
A2438	A2439	G2440	A2441	G2442	A2443	A2447	G2448	U2449	G2450	A2451	G2452	U2453	G2454	U2455	A2456	A2457	A2458	A2459	U2460	A2461	A2462	G2463	U2464	G2465	G2466	G2467	A2468	A2469	C2470	U2471	U2472	C2473	G2474	C2475	C2476	G2477	C2478	C2479	A2480	G2481	U2482	G2483	A2484	A2485	A2486	U2487	A2488	C2489	U2490	A2491	C2492	U2493	A2494	C2495	C2496	U2497	U2498	U2499		
A2500	U2501	A2502	G2503	U2504	U2505	U2506	C2507	U2508	U2509	U2510	U2513	U2514	A2515	U2516	U2517	C2518	A2519	A2520	U2521	A2522	A2523	A2524	G2525	C2526	A2529	U2530	C2531	U2532	G2533	G2534	A2535	A2536	U2537	U2538	C2539	A2540	U2541	U2542	U2543	U2544	C2545	C2546	A2547	C2548	G2549	G2550	U2551	C2552	U2553	A2554	U2555	C2556	U2557	U2558	A2561	A2562				
G2563	C2566	C2567	C2568	A2569	U2570	U2571	C2572	G2573	U2576	C2577	U2581	C2582	C2583	U2584	G2585	G2586	A2590	A2591	A2592	A2593	C2594	A2595	U2596	G2603	U2604	G2605	G2606	G2607	G2608	A2609	G2610	U2611	U2612	U2613	G2614	G2615	C2616	U2617	G2618	G2619	G2620	G2621	G2622	G2623	G2624	C2625	A2626	C2627	U2628	U2629	C2630	A2637	C2638							
G2639	A2640	A2643	C2644	G2645	C2646	A2647	G2651	A2649	U2652	A2656	G2662	C2666	U2668	A2671	G2672	A2673	A2674	A2676	G2677	A2678	A2679	A2680	U2681	C2682	U2683	C2684	G2687	U2688	A2689	G2690	A2694	A2695	A2696	G2699	U2701	G2702	A2703	A2704	G2706	G2707	C2709	U2710	G2711	U2712	U2713	G2714	G2776	G2787	C2788	U2789	U2790	C2791	U2792	U2793	G2794					
G2720	A2721	U2722	C2726	A2727	G2728	U2729	U2731	A2736	C2737	A2740	C2741	A2742	A2743	U2744	A2748	G2749	U2750	U2751	A2752	G2753	U2754	C2755	G2760	A2761	U2762	U2763	C2764	U2765	U2766	U2767	U2768	A2769	C2772	A2773	G2777	G2778	A2779	U2780	U2781	U2782	U2783	A2784	U2785	U2786	U2787	U2788	U2789	U2790	C2791	U2792	U2793	G2794								
U2795	C2796	U2797	C2798	A2799	G2800	A2801	U2802	A2803	A2804	U2806	C2810	A2813	U2814	G2815	A2816	A2817	U2818	A2819	U2820	C2821	U2822	C2825	G2828	U2829	G2830	C2831	U2834	C2835	C2836	U2837	A2838	C2839	C2840	G2841	U2842	U2843	C2844	A2845	U2846	A2847	G2848	C2849	U2854	U2855	U2858	U2859	U2860	U2861	U2862	U2863	A2864									
U2865	U2866	C2867	U2868	G2871	A2872	U2873	C2874	C2879	A2880	C2881	C2884	C2885	U2886	A2887	U2888	C2889	G2895	A2896	C2899	A2900	G2901	C2906	U2907	G2908	U2909	A2910	C2913	U2916	G2917	U2918	A2919	U2920	U2921	G2922	U2923	C2927	C2928	C2929	U2932	A2933	U2934	U2935	A2936	A2941	U2942	C2943	U2944	G2945	A2946											
C2947	C2948	U2949	G2950	G2951	U2952	U2953	U2954	U2955	C2960	U2961	U2962	U2965	C2966	A2967	C2968	A2969	C2970	G2971	U2972	U2974	G2977	U2978	U2979	U2980	U2981	C2982	C2983	C2984	C2988	U2989	U2992	A2995	U2996	G2997	U2998	C3002	G3003	C3004	A3005	A3006	U3007	A3011	A3012	A3016	A3017	C3018	U3019	U3020	A3021											
G3022	U3023	A3024	C3025	G3026	A3029	G3030	C3031	A3032	A3033	C3034	A3035	G3036	U3037	U3038	C3039	U3040	U3041	U3042	A3049	U3054	U3055	U3056	U3057	G3058	G3059	C3060	U3064	U3068	G3069	U3070	U3071	C3072	A3073	G3074	G3075	C3076	A3077	U3078	U3079	G3080	C3081	C3082	G3083	C3084	G3085	C3086	C3087	U3089	A3090	A3091	C3092	C3093	A3094	U3095						



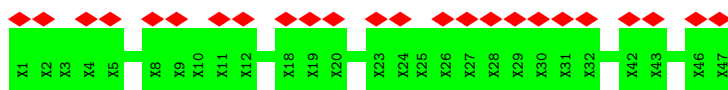
• Molecule 45: 5.8S ribosomal RNA



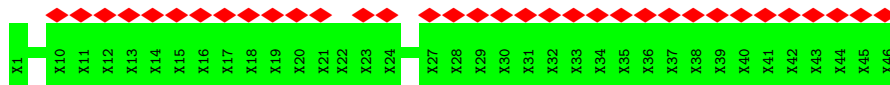
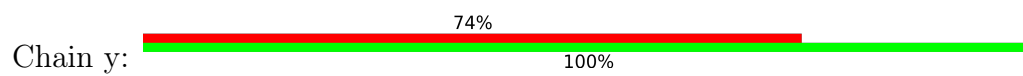
• Molecule 46: 5S ribosomal RNA



• Molecule 47: P1



• Molecule 48: P2



4 Experimental information

Property	Value	Source
EM reconstruction method	SINGLE PARTICLE	Depositor
Imposed symmetry	POINT, Not provided	
Number of particles used	83558	Depositor
Resolution determination method	FSC 0.143 CUT-OFF	Depositor
CTF correction method	PHASE FLIPPING AND AMPLITUDE CORRECTION	Depositor
Microscope	FEI TITAN KRIOS	Depositor
Voltage (kV)	300	Depositor
Electron dose ($e^-/\text{\AA}^2$)	25	Depositor
Minimum defocus (nm)	Not provided	
Maximum defocus (nm)	Not provided	
Magnification	Not provided	
Image detector	DIRECT ELECTRON DE-64 (8k x 8k)	Depositor
Maximum map value	0.232	Depositor
Minimum map value	-0.078	Depositor
Average map value	0.001	Depositor
Map value standard deviation	0.010	Depositor
Recommended contour level	0.03	Depositor
Map size (Å)	476.16, 476.16, 476.16	wwPDB
Map dimensions	384, 384, 384	wwPDB
Map angles (°)	90.0, 90.0, 90.0	wwPDB
Pixel spacing (Å)	1.24, 1.24, 1.24	Depositor

5 Model quality i

5.1 Standard geometry i

The Z score for a bond length (or angle) is the number of standard deviations the observed value is removed from the expected value. A bond length (or angle) with $|Z| > 5$ is considered an outlier worth inspection. RMSZ is the root-mean-square of all Z scores of the bond lengths (or angles).

Mol	Chain	Bond lengths		Bond angles	
		RMSZ	# Z >5	RMSZ	# Z >5
1	z	0.46	0/1620	0.88	2/2164 (0.1%)
2	A	0.44	0/1952	0.69	0/2622
3	B	0.43	0/3153	0.71	1/4239 (0.0%)
4	C	0.44	1/2802 (0.0%)	0.73	1/3792 (0.0%)
5	D	0.50	0/2426	0.67	1/3271 (0.0%)
6	E	0.47	0/1261	0.74	0/1694
7	F	0.52	0/1822	0.71	0/2451
8	G	0.46	0/1850	0.69	0/2495
9	H	0.54	0/1540	0.78	2/2073 (0.1%)
10	I	0.51	0/1754	0.72	0/2350
11	J	0.48	0/1375	0.78	0/1842
12	s	0.34	0/734	0.71	1/1015 (0.1%)
13	L	0.45	0/1568	0.73	0/2106
14	M	0.47	0/1069	0.70	0/1438
15	N	0.41	0/1758	0.68	0/2354
16	O	0.46	0/1586	0.67	0/2128
17	P	0.46	0/1466	0.70	0/1968
18	Q	0.44	0/1466	0.74	1/1965 (0.1%)
19	R	0.95	2/1539 (0.1%)	0.91	5/2050 (0.2%)
20	S	0.47	0/1482	0.69	0/1990
21	T	0.47	0/1301	0.69	0/1743
22	U	0.46	0/812	0.71	0/1099
23	V	0.43	0/1019	0.68	0/1369
24	W	0.48	0/1099	0.74	0/1446
25	X	0.45	0/984	0.74	0/1325
26	Y	0.46	0/1005	0.82	1/1341 (0.1%)
27	Z	0.49	0/1119	0.71	0/1497
28	a	0.41	0/1205	0.74	3/1612 (0.2%)
29	b	0.46	0/474	0.83	1/629 (0.2%)
30	c	0.49	0/751	0.75	2/1008 (0.2%)
31	d	0.46	0/904	0.66	0/1213
32	e	0.46	0/1041	0.79	1/1394 (0.1%)
33	f	0.42	0/869	0.68	0/1168
34	g	0.43	0/891	0.69	0/1191

Mol	Chain	Bond lengths		Bond angles	
		RMSZ	# Z >5	RMSZ	# Z >5
35	h	0.49	0/979	0.70	0/1301
36	i	0.50	0/779	0.73	0/1034
37	j	0.47	0/697	0.76	0/923
38	k	0.42	0/619	0.78	2/826 (0.2%)
39	l	0.44	0/444	0.73	0/588
40	m	0.47	0/424	0.76	1/562 (0.2%)
41	o	0.53	1/861 (0.1%)	0.75	0/1136
42	p	0.50	0/702	0.73	0/934
43	q	0.51	0/977	0.88	1/1313 (0.1%)
44	5	1.16	111/77625 (0.1%)	1.70	2290/121004 (1.9%)
45	8	1.20	12/3747 (0.3%)	1.69	115/5832 (2.0%)
46	7	1.22	5/2884 (0.2%)	1.74	93/4491 (2.1%)
All	All	0.96	132/138435 (0.1%)	1.43	2524/203986 (1.2%)

Chiral center outliers are detected by calculating the chiral volume of a chiral center and verifying if the center is modelled as a planar moiety or with the opposite hand. A planarity outlier is detected by checking planarity of atoms in a peptide group, atoms in a mainchain group or atoms of a sidechain that are expected to be planar.

Mol	Chain	#Chirality outliers	#Planarity outliers
1	z	0	8
2	A	0	2
4	C	0	11
5	D	0	2
6	E	0	4
7	F	0	4
8	G	0	1
9	H	0	2
10	I	0	1
11	J	0	2
12	s	0	4
13	L	0	3
14	M	0	1
15	N	0	1
17	P	0	2
18	Q	0	2
19	R	0	3
20	S	0	3
21	T	0	4
24	W	0	3
25	X	0	2
26	Y	0	6

Continued on next page...

Continued from previous page...

Mol	Chain	#Chirality outliers	#Planarity outliers
27	Z	0	1
28	a	0	1
29	b	0	2
32	e	0	2
33	f	0	1
34	g	0	1
37	j	0	2
42	p	0	1
43	q	0	3
All	All	0	85

All (132) bond length outliers are listed below:

Mol	Chain	Res	Type	Atoms	Z	Observed(Å)	Ideal(Å)
44	5	2263	C	O3'-P	-83.01	0.61	1.61
19	R	312	VAL	CA-C	31.59	2.35	1.52
44	5	2279	A	O3'-P	29.63	1.96	1.61
44	5	1749	A	N9-C4	-10.94	1.31	1.37
46	7	1	G	OP3-P	-10.82	1.48	1.61
45	8	1	A	OP3-P	-10.69	1.48	1.61
44	5	307	A	N9-C4	-9.10	1.32	1.37
44	5	12	A	N9-C4	-8.13	1.32	1.37
41	o	12	CYS	CA-CB	-8.01	1.36	1.53
44	5	374	A	N9-C4	-7.66	1.33	1.37
44	5	1260	A	N9-C4	-7.51	1.33	1.37
44	5	170	G	C2-N3	-7.40	1.26	1.32
45	8	71	A	N9-C4	-7.35	1.33	1.37
44	5	1566	A	N7-C5	-7.19	1.34	1.39
44	5	170	G	N9-C4	-7.19	1.32	1.38
44	5	786	A	N9-C4	-7.14	1.33	1.37
45	8	149	A	N9-C4	-7.04	1.33	1.37
44	5	1266	G	C8-N7	-7.00	1.26	1.30
46	7	63	A	N9-C4	-6.91	1.33	1.37
19	R	312	VAL	C-N	6.89	1.50	1.34
44	5	211	A	N9-C4	-6.88	1.33	1.37
45	8	96	A	N9-C4	-6.84	1.33	1.37
44	5	492	C	C5-C6	-6.73	1.28	1.34
44	5	59	G	N9-C4	-6.61	1.32	1.38
44	5	3005	A	N9-C4	-6.59	1.33	1.37
44	5	677	A	N9-C4	-6.57	1.33	1.37
44	5	1392	G	N9-C4	-6.51	1.32	1.38
44	5	547	G	N9-C4	-6.46	1.32	1.38

Continued on next page...

Continued from previous page...

Mol	Chain	Res	Type	Atoms	Z	Observed(Å)	Ideal(Å)
44	5	3234	A	N9-C4	-6.43	1.33	1.37
44	5	532	A	N9-C4	-6.41	1.34	1.37
44	5	1714	A	N9-C4	-6.39	1.34	1.37
44	5	2253	G	O3'-P	6.35	1.68	1.61
45	8	88	A	N7-C5	-6.35	1.35	1.39
44	5	2208	A	N9-C4	-6.34	1.34	1.37
45	8	61	A	N9-C4	-6.25	1.34	1.37
44	5	559	A	N9-C4	-6.21	1.34	1.37
44	5	1266	G	N7-C5	-6.18	1.35	1.39
44	5	517	G	N9-C4	-6.10	1.33	1.38
44	5	137	G	N9-C4	-6.07	1.33	1.38
44	5	170	G	N3-C4	-6.07	1.31	1.35
44	5	2702	A	N9-C4	-6.07	1.34	1.37
44	5	308	A	N7-C5	-6.06	1.35	1.39
44	5	775	A	N9-C4	-6.04	1.34	1.37
44	5	1259	A	N9-C4	-6.04	1.34	1.37
44	5	48	A	N9-C4	-6.03	1.34	1.37
44	5	693	A	N9-C4	-6.01	1.34	1.37
44	5	1519	G	C2-N3	-5.95	1.27	1.32
44	5	1018	G	N9-C4	-5.95	1.33	1.38
44	5	3256	G	N9-C4	-5.91	1.33	1.38
45	8	24	G	C8-N7	-5.89	1.27	1.30
44	5	442	G	N7-C5	-5.87	1.35	1.39
44	5	209	A	N7-C5	-5.87	1.35	1.39
44	5	319	A	N9-C4	-5.86	1.34	1.37
44	5	2541	U	C4-O4	-5.85	1.19	1.23
44	5	551	A	N9-C4	-5.84	1.34	1.37
44	5	1637	A	N7-C5	-5.82	1.35	1.39
44	5	353	G	N9-C4	-5.80	1.33	1.38
44	5	3274	A	C6-N6	-5.78	1.29	1.33
45	8	33	A	N9-C4	-5.76	1.34	1.37
44	5	1544	G	C2-N3	-5.76	1.28	1.32
45	8	17	A	N7-C5	-5.75	1.35	1.39
44	5	67	A	N9-C4	-5.72	1.34	1.37
44	5	3230	G	N9-C4	-5.71	1.33	1.38
44	5	2524	A	N9-C4	-5.69	1.34	1.37
44	5	3219	G	N9-C4	-5.69	1.33	1.38
44	5	342	A	C6-N1	-5.67	1.31	1.35
44	5	1346	G	C2-N3	-5.65	1.28	1.32
44	5	123	A	N7-C5	-5.65	1.35	1.39
44	5	907	G	N9-C4	-5.65	1.33	1.38
44	5	1804	A	N9-C4	-5.64	1.34	1.37

Continued on next page...

Continued from previous page...

Mol	Chain	Res	Type	Atoms	Z	Observed(Å)	Ideal(Å)
44	5	516	A	N9-C4	-5.64	1.34	1.37
45	8	148	G	N9-C4	-5.59	1.33	1.38
44	5	2844	C	C4-N4	-5.57	1.28	1.33
44	5	2206	G	C2-N3	-5.57	1.28	1.32
4	C	250	TRP	CB-CG	-5.52	1.40	1.50
44	5	1940	G	C2-N3	-5.51	1.28	1.32
44	5	1638	A	N9-C4	-5.48	1.34	1.37
44	5	59	G	C2-N3	-5.46	1.28	1.32
44	5	660	A	N9-C4	-5.46	1.34	1.37
44	5	552	G	C2-N3	-5.45	1.28	1.32
44	5	2831	G	C2-N3	-5.43	1.28	1.32
44	5	1318	A	N9-C4	-5.43	1.34	1.37
44	5	3320	A	N9-C4	-5.42	1.34	1.37
44	5	1577	G	N9-C4	-5.42	1.33	1.38
44	5	611	A	N9-C4	-5.40	1.34	1.37
44	5	1637	A	C8-N7	-5.40	1.27	1.31
44	5	2149	A	C6-N6	-5.39	1.29	1.33
44	5	3197	G	N9-C4	-5.39	1.33	1.38
44	5	352	A	N9-C4	-5.38	1.34	1.37
44	5	2863	G	C2-N3	-5.38	1.28	1.32
44	5	1747	G	C2-N3	-5.36	1.28	1.32
44	5	3305	A	N9-C4	-5.36	1.34	1.37
44	5	1760	A	N9-C4	-5.35	1.34	1.37
44	5	1800	A	N9-C4	-5.34	1.34	1.37
44	5	18	G	N1-C2	-5.34	1.33	1.37
44	5	1231	A	N7-C5	-5.33	1.36	1.39
44	5	783	A	N9-C4	-5.32	1.34	1.37
46	7	13	A	N9-C4	-5.31	1.34	1.37
44	5	1085	A	N9-C4	-5.28	1.34	1.37
44	5	3279	A	N9-C4	-5.28	1.34	1.37
44	5	3121	U	C5-C6	-5.26	1.29	1.34
44	5	1960	A	N9-C4	5.24	1.41	1.37
44	5	2534	G	N9-C4	-5.24	1.33	1.38
44	5	3094	A	N9-C4	-5.24	1.34	1.37
44	5	2520	A	N9-C4	-5.23	1.34	1.37
44	5	17	G	C2-N3	-5.22	1.28	1.32
44	5	2966	G	N9-C4	-5.22	1.33	1.38
44	5	1806	A	N7-C5	-5.21	1.36	1.39
44	5	1084	A	N9-C4	-5.20	1.34	1.37
46	7	120	C	C4-C5	-5.20	1.38	1.43
44	5	107	A	N9-C4	-5.18	1.34	1.37
44	5	2171	G	C2-N3	-5.17	1.28	1.32

Continued on next page...

Continued from previous page...

Mol	Chain	Res	Type	Atoms	Z	Observed(Å)	Ideal(Å)
44	5	2787	G	C2-N3	-5.17	1.28	1.32
44	5	122	A	N9-C4	-5.17	1.34	1.37
44	5	333	G	C2-N3	-5.17	1.28	1.32
44	5	3239	G	C2-N3	-5.16	1.28	1.32
44	5	2591	A	N9-C4	-5.11	1.34	1.37
44	5	743	C	N1-C6	-5.11	1.34	1.37
44	5	3200	G	N9-C4	-5.11	1.33	1.38
46	7	74	C	N1-C6	-5.11	1.34	1.37
44	5	537	A	C6-N6	-5.10	1.29	1.33
44	5	3165	A	N9-C4	-5.09	1.34	1.37
44	5	1789	G	C2-N3	-5.08	1.28	1.32
44	5	1898	G	C2-N3	-5.07	1.28	1.32
44	5	2706	G	N9-C4	-5.07	1.33	1.38
44	5	3288	G	N9-C4	-5.04	1.33	1.38
44	5	20	A	N9-C4	-5.03	1.34	1.37
44	5	1246	G	C2-N3	-5.03	1.28	1.32
44	5	2593	A	C8-N7	-5.03	1.28	1.31
44	5	1566	A	C8-N7	-5.02	1.28	1.31
45	8	87	G	C2-N3	-5.02	1.28	1.32
45	8	70	G	C8-N7	-5.00	1.27	1.30

All (2524) bond angle outliers are listed below:

Mol	Chain	Res	Type	Atoms	Z	Observed(°)	Ideal(°)
44	5	2279	A	P-O3'-C3'	35.94	162.82	119.70
44	5	2263	C	P-O3'-C3'	32.49	158.69	119.70
44	5	2279	A	O3'-P-O5'	-30.93	45.23	104.00
44	5	2263	C	OP1-P-O3'	24.51	159.12	105.20
44	5	2263	C	OP2-P-O3'	-22.12	56.55	105.20
44	5	2279	A	OP2-P-O3'	20.85	151.07	105.20
44	5	1231	A	N7-C8-N9	14.56	121.08	113.80
19	R	312	VAL	CB-CA-C	14.33	138.62	111.40
44	5	78	U	N3-C2-O2	-13.89	112.47	122.20
44	5	170	G	N3-C2-N2	-13.62	110.37	119.90
44	5	163	C	N1-C2-O2	13.09	126.75	118.90
44	5	788	C	C5-C6-N1	12.90	127.45	121.00
44	5	170	G	N3-C4-N9	-12.42	118.55	126.00
44	5	2844	C	N3-C4-C5	12.35	126.84	121.90
44	5	163	C	C5-C6-N1	12.32	127.16	121.00
44	5	2467	G	N7-C8-N9	12.18	119.19	113.10
44	5	1231	A	C8-N9-C4	-11.79	101.08	105.80
44	5	2434	U	N1-C2-O2	11.66	130.97	122.80

Continued on next page...

Continued from previous page...

Mol	Chain	Res	Type	Atoms	Z	Observed(°)	Ideal(°)
44	5	788	C	C6-N1-C2	-11.62	115.65	120.30
44	5	78	U	N1-C2-O2	11.55	130.89	122.80
44	5	3288	G	C4-N9-C1'	-11.54	111.49	126.50
44	5	1742	U	C5-C6-N1	11.50	128.45	122.70
44	5	581	U	N1-C2-O2	11.42	130.79	122.80
44	5	2867	C	N1-C2-O2	11.37	125.72	118.90
44	5	2899	C	N1-C2-O2	11.36	125.72	118.90
44	5	2195	C	C6-N1-C2	-11.32	115.77	120.30
44	5	3304	U	OP1-P-O3'	-11.30	80.35	105.20
44	5	524	U	C5-C6-N1	11.23	128.32	122.70
44	5	192	C	N1-C2-O2	11.19	125.61	118.90
45	8	152	G	N1-C6-O6	-11.18	113.19	119.90
19	R	312	VAL	O-C-N	-11.15	104.86	122.70
44	5	1283	C	N1-C2-O2	11.14	125.58	118.90
45	8	28	C	N1-C2-O2	11.13	125.58	118.90
44	5	59	G	N3-C2-N2	-11.09	112.14	119.90
44	5	2469	G	C8-N9-C4	-11.08	101.97	106.40
44	5	163	C	C6-N1-C2	-11.07	115.87	120.30
44	5	881	C	N1-C2-O2	10.98	125.49	118.90
44	5	1228	C	N1-C2-O2	10.98	125.49	118.90
44	5	263	C	N1-C2-O2	10.93	125.46	118.90
44	5	2467	G	C8-N9-C4	-10.83	102.07	106.40
44	5	2764	C	C5-C6-N1	10.76	126.38	121.00
44	5	2469	G	N7-C8-N9	10.73	118.46	113.10
44	5	1923	C	C5-C6-N1	10.69	126.34	121.00
44	5	1224	C	C5-C6-N1	10.68	126.34	121.00
44	5	2996	U	C2-N1-C1'	10.66	130.50	117.70
44	5	2867	C	N3-C2-O2	-10.64	114.45	121.90
44	5	3031	G	N7-C8-N9	10.64	118.42	113.10
44	5	1283	C	N3-C2-O2	-10.63	114.46	121.90
44	5	2476	C	N1-C2-O2	10.59	125.25	118.90
44	5	2476	C	N3-C2-O2	-10.51	114.54	121.90
44	5	2447	A	N1-C6-N6	10.50	124.90	118.60
44	5	922	U	N1-C2-O2	10.46	130.12	122.80
44	5	1254	C	C6-N1-C2	-10.36	116.16	120.30
44	5	163	C	N3-C2-O2	-10.34	114.66	121.90
44	5	170	G	N1-C2-N2	10.28	125.45	116.20
44	5	18	G	N1-C6-O6	-10.28	113.73	119.90
45	8	23	U	C2-N3-C4	-10.27	120.84	127.00
44	5	1231	A	C5-N7-C8	-10.26	98.77	103.90
44	5	547	G	N3-C2-N2	-10.21	112.75	119.90
44	5	3288	G	O4'-C1'-N9	10.21	116.37	108.20

Continued on next page...

Continued from previous page...

Mol	Chain	Res	Type	Atoms	Z	Observed(°)	Ideal(°)
44	5	2196	C	C5-C6-N1	10.20	126.10	121.00
44	5	1328	C	N3-C2-O2	-10.15	114.79	121.90
44	5	1806	A	N7-C8-N9	10.13	118.87	113.80
44	5	2983	C	N1-C2-O2	10.09	124.95	118.90
46	7	120	C	C5-C6-N1	10.06	126.03	121.00
44	5	263	C	N3-C2-O2	-10.05	114.86	121.90
44	5	1759	C	N1-C2-O2	10.02	124.91	118.90
44	5	435	C	C5-C6-N1	10.02	126.01	121.00
44	5	2764	C	C6-N1-C2	-10.01	116.29	120.30
44	5	3214	U	N3-C2-O2	-10.01	115.19	122.20
44	5	581	U	N3-C2-O2	-9.96	115.23	122.20
44	5	1759	C	C2-N1-C1'	9.95	129.75	118.80
44	5	881	C	C6-N1-C2	-9.90	116.34	120.30
44	5	339	C	N1-C2-O2	9.88	124.83	118.90
44	5	1718	G	C4-C5-N7	9.82	114.73	110.80
44	5	2279	A	OP1-P-O3'	-9.75	83.74	105.20
46	7	29	C	N1-C2-O2	9.74	124.74	118.90
44	5	1574	C	N3-C2-O2	-9.71	115.11	121.90
44	5	1392	G	N3-C4-C5	9.70	133.45	128.60
44	5	36	C	N1-C2-O2	9.69	124.71	118.90
44	5	1155	C	N1-C2-O2	9.68	124.70	118.90
44	5	2195	C	C5-C6-N1	9.62	125.81	121.00
44	5	149	U	N3-C2-O2	-9.61	115.47	122.20
44	5	308	A	N7-C8-N9	9.60	118.60	113.80
44	5	717	C	N1-C2-O2	9.59	124.66	118.90
45	8	87	G	C4-N9-C1'	-9.53	114.11	126.50
44	5	1218	U	N1-C2-O2	9.49	129.44	122.80
44	5	230	U	N1-C2-O2	9.49	129.44	122.80
45	8	87	G	N3-C4-N9	-9.48	120.31	126.00
44	5	2447	A	C5-C6-N6	-9.45	116.14	123.70
44	5	435	C	C6-N1-C2	-9.42	116.53	120.30
44	5	3304	U	OP2-P-O3'	-9.42	84.48	105.20
44	5	441	U	O4'-C1'-N1	9.41	115.73	108.20
44	5	3034	C	N1-C2-O2	9.40	124.54	118.90
19	R	312	VAL	CA-CB-CG1	9.39	124.99	110.90
44	5	1752	A	C5-N7-C8	-9.37	99.21	103.90
44	5	1283	C	C6-N1-C2	-9.36	116.56	120.30
44	5	547	G	C4-N9-C1'	-9.35	114.35	126.50
44	5	3269	U	N1-C2-O2	9.34	129.34	122.80
45	8	120	C	C5-C6-N1	9.34	125.67	121.00
46	7	35	C	C6-N1-C2	-9.33	116.57	120.30
44	5	986	U	N1-C2-O2	9.31	129.32	122.80

Continued on next page...

Continued from previous page...

Mol	Chain	Res	Type	Atoms	Z	Observed(°)	Ideal(°)
44	5	1878	G	N3-C4-N9	9.30	131.58	126.00
44	5	192	C	C2-N1-C1'	9.28	129.00	118.80
44	5	538	G	N7-C8-N9	9.26	117.73	113.10
44	5	1749	A	C4-C5-C6	-9.24	112.38	117.00
44	5	51	A	C5-C6-N6	-9.24	116.31	123.70
44	5	2366	C	N1-C2-O2	9.24	124.44	118.90
45	8	152	G	C5-C6-O6	9.23	134.14	128.60
44	5	1218	U	N3-C2-O2	-9.22	115.74	122.20
44	5	729	C	C5-C6-N1	9.22	125.61	121.00
44	5	1749	A	N3-C4-C5	9.21	133.25	126.80
44	5	547	G	N3-C4-N9	-9.20	120.48	126.00
44	5	3038	U	N3-C2-O2	-9.19	115.77	122.20
44	5	10	C	C6-N1-C2	-9.17	116.63	120.30
44	5	1752	A	N7-C8-N9	9.17	118.38	113.80
44	5	3334	U	C6-N1-C2	9.16	126.49	121.00
44	5	3025	C	C5-C6-N1	9.15	125.58	121.00
44	5	675	C	C5-C6-N1	9.14	125.57	121.00
44	5	503	C	C2-N1-C1'	9.12	128.83	118.80
44	5	1759	C	C5-C6-N1	9.09	125.54	121.00
44	5	1727	G	C5-C6-O6	-9.07	123.16	128.60
44	5	2568	C	C6-N1-C2	9.06	123.92	120.30
44	5	1625	A	N7-C8-N9	9.06	118.33	113.80
45	8	87	G	C8-N9-C1'	9.05	138.77	127.00
44	5	881	C	C5-C6-N1	9.05	125.53	121.00
44	5	3288	G	C8-N9-C1'	9.05	138.77	127.00
44	5	2684	C	C5-C6-N1	9.05	125.52	121.00
44	5	170	G	N3-C4-C5	9.00	133.10	128.60
44	5	3165	A	C6-N1-C2	8.96	123.97	118.60
44	5	1351	U	C2-N1-C1'	8.95	128.44	117.70
44	5	515	C	N1-C2-O2	8.94	124.26	118.90
44	5	1597	C	C6-N1-C2	-8.94	116.72	120.30
44	5	3123	A	N1-C6-N6	-8.92	113.25	118.60
44	5	1392	G	C8-N9-C4	8.89	109.96	106.40
44	5	2763	U	N1-C2-O2	8.89	129.03	122.80
44	5	1922	A	C5-N7-C8	-8.89	99.46	103.90
45	8	23	U	N1-C2-N3	8.88	120.23	114.90
44	5	434	U	C5-C6-N1	8.88	127.14	122.70
44	5	3262	U	N1-C2-O2	8.87	129.01	122.80
43	q	52	LEU	CA-CB-CG	8.84	135.64	115.30
44	5	170	G	C4-N9-C1'	-8.84	115.01	126.50
44	5	321	C	N1-C2-O2	8.84	124.20	118.90
44	5	2513	U	N1-C2-O2	8.83	128.98	122.80

Continued on next page...

Continued from previous page...

Mol	Chain	Res	Type	Atoms	Z	Observed(°)	Ideal(°)
44	5	3344	A	C5-N7-C8	-8.82	99.49	103.90
46	7	29	C	N3-C2-O2	-8.82	115.72	121.90
44	5	2496	C	N3-C2-O2	-8.82	115.73	121.90
44	5	1922	A	N1-C6-N6	8.82	123.89	118.60
44	5	493	U	C5-C6-N1	8.81	127.11	122.70
44	5	2899	C	C2-N1-C1'	8.80	128.48	118.80
44	5	1018	G	N3-C4-N9	-8.79	120.72	126.00
44	5	2148	U	C5-C6-N1	8.79	127.09	122.70
44	5	1279	C	N1-C2-O2	8.78	124.17	118.90
44	5	3300	U	N3-C2-O2	-8.76	116.07	122.20
44	5	1351	U	N1-C2-O2	8.76	128.93	122.80
44	5	2901	G	C6-C5-N7	-8.75	125.15	130.40
44	5	51	A	N1-C6-N6	8.73	123.84	118.60
44	5	3158	G	C5-C6-O6	-8.72	123.37	128.60
44	5	1800	A	C5-N7-C8	-8.72	99.54	103.90
44	5	2509	U	N1-C2-O2	8.72	128.90	122.80
44	5	2531	C	N1-C2-O2	8.71	124.13	118.90
44	5	3214	U	N1-C2-O2	8.68	128.88	122.80
44	5	157	A	O5'-P-OP1	8.68	121.12	110.70
44	5	1566	A	N7-C8-N9	8.67	118.14	113.80
44	5	638	C	C5-C6-N1	8.67	125.33	121.00
44	5	1501	U	N1-C2-O2	8.66	128.86	122.80
44	5	2118	C	N1-C2-O2	8.66	124.10	118.90
44	5	1556	C	N1-C2-O2	8.65	124.09	118.90
44	5	2496	C	N1-C2-O2	8.63	124.08	118.90
44	5	743	C	C6-N1-C2	-8.63	116.85	120.30
44	5	1328	C	N1-C2-O2	8.61	124.06	118.90
44	5	170	G	C8-N9-C1'	8.61	138.19	127.00
44	5	308	A	C8-N9-C4	-8.60	102.36	105.80
44	5	2378	C	N3-C2-O2	-8.59	115.89	121.90
44	5	2836	C	N1-C2-O2	8.59	124.05	118.90
44	5	3181	C	C2-N1-C1'	8.58	128.24	118.80
44	5	1239	C	C6-N1-C2	-8.57	116.87	120.30
44	5	3230	G	N3-C4-N9	-8.56	120.86	126.00
44	5	27	C	N1-C2-O2	8.56	124.04	118.90
44	5	3181	C	N1-C2-O2	8.56	124.04	118.90
44	5	380	U	N1-C2-O2	8.55	128.79	122.80
44	5	881	C	N3-C2-O2	-8.55	115.91	121.90
44	5	1597	C	C5-C6-N1	8.55	125.27	121.00
44	5	3350	C	C6-N1-C2	-8.55	116.88	120.30
44	5	2452	G	C5-C6-O6	-8.54	123.48	128.60
46	7	39	C	C2-N1-C1'	8.51	128.16	118.80

Continued on next page...

Continued from previous page...

Mol	Chain	Res	Type	Atoms	Z	Observed(°)	Ideal(°)
44	5	1749	A	C8-N9-C4	8.51	109.20	105.80
44	5	3131	U	N3-C2-O2	-8.50	116.25	122.20
44	5	1359	C	N1-C2-O2	8.49	124.00	118.90
44	5	1824	U	N1-C2-O2	8.48	128.74	122.80
44	5	306	A	N1-C6-N6	8.46	123.68	118.60
44	5	2562	A	N9-C4-C5	-8.46	102.42	105.80
44	5	3344	A	N7-C8-N9	8.46	118.03	113.80
44	5	339	C	N3-C2-O2	-8.46	115.98	121.90
44	5	922	U	C2-N1-C1'	8.45	127.84	117.70
44	5	2545	C	C6-N1-C2	-8.44	116.93	120.30
44	5	335	G	C4-C5-N7	8.42	114.17	110.80
44	5	3153	U	N1-C2-N3	-8.42	109.85	114.90
44	5	1190	A	N9-C4-C5	-8.41	102.43	105.80
44	5	2466	G	O5'-P-OP1	-8.41	98.13	105.70
44	5	1342	C	C5-C6-N1	8.41	125.21	121.00
46	7	35	C	N3-C2-O2	-8.41	116.01	121.90
44	5	493	U	C6-N1-C2	-8.41	115.96	121.00
46	7	26	C	N3-C2-O2	-8.40	116.02	121.90
44	5	2629	U	N1-C2-O2	8.40	128.68	122.80
44	5	2996	U	N1-C2-O2	8.40	128.68	122.80
44	5	192	C	N3-C2-O2	-8.39	116.03	121.90
44	5	2645	G	N3-C2-N2	-8.39	114.03	119.90
44	5	547	G	C8-N9-C1'	8.38	137.90	127.00
44	5	3057	U	N3-C2-O2	-8.38	116.33	122.20
44	5	621	A	C5-N7-C8	-8.37	99.72	103.90
44	5	2836	C	C2-N1-C1'	8.37	128.01	118.80
44	5	1411	C	N1-C2-O2	8.36	123.92	118.90
46	7	39	C	N1-C2-O2	8.36	123.92	118.90
44	5	3344	A	C5-C6-N6	-8.36	117.02	123.70
44	5	2711	C	C2-N1-C1'	8.35	127.99	118.80
44	5	51	A	C4-C5-N7	8.35	114.88	110.70
44	5	2629	U	N3-C2-O2	-8.34	116.36	122.20
44	5	235	A	N7-C8-N9	8.32	117.96	113.80
44	5	2901	G	N7-C8-N9	8.32	117.26	113.10
44	5	2789	U	N3-C2-O2	-8.31	116.38	122.20
46	7	26	C	C6-N1-C2	-8.31	116.98	120.30
44	5	1224	C	C4-C5-C6	-8.30	113.25	117.40
44	5	1359	C	C2-N1-C1'	8.31	127.94	118.80
44	5	1574	C	N1-C2-O2	8.29	123.88	118.90
44	5	2983	C	C2-N1-C1'	8.29	127.92	118.80
44	5	1018	G	N3-C2-N2	-8.28	114.10	119.90
44	5	1718	G	C6-C5-N7	-8.28	125.43	130.40

Continued on next page...

Continued from previous page...

Mol	Chain	Res	Type	Atoms	Z	Observed(°)	Ideal(°)
44	5	1355	A	N1-C6-N6	8.28	123.56	118.60
44	5	522	A	N1-C6-N6	-8.27	113.64	118.60
44	5	2132	C	C2-N1-C1'	8.27	127.89	118.80
44	5	1718	G	N9-C4-C5	-8.26	102.10	105.40
44	5	3031	G	C5-N7-C8	-8.25	100.18	104.30
44	5	2118	C	C2-N1-C1'	8.24	127.87	118.80
44	5	1263	A	C5-C6-N6	-8.24	117.11	123.70
44	5	1246	G	N7-C8-N9	8.24	117.22	113.10
44	5	79	U	N3-C2-O2	-8.22	116.44	122.20
44	5	2515	A	N9-C4-C5	-8.21	102.51	105.80
44	5	3305	A	OP1-P-OP2	8.21	131.92	119.60
45	8	72	A	C2-N3-C4	8.21	114.71	110.60
44	5	1574	C	C6-N1-C2	-8.20	117.02	120.30
44	5	1018	G	N3-C4-C5	8.19	132.70	128.60
44	5	130	A	C5-N7-C8	-8.19	99.80	103.90
46	7	26	C	N1-C2-O2	8.17	123.80	118.90
44	5	946	U	C5-C6-N1	8.15	126.78	122.70
44	5	1425	U	N1-C2-O2	8.14	128.50	122.80
44	5	2434	U	C2-N1-C1'	8.14	127.47	117.70
44	5	1355	A	C5-C6-N6	-8.14	117.19	123.70
44	5	3166	C	C5-C6-N1	8.13	125.06	121.00
44	5	1805	C	C6-N1-C2	-8.12	117.05	120.30
46	7	34	C	C6-N1-C2	-8.12	117.05	120.30
44	5	2526	C	C5-C6-N1	8.12	125.06	121.00
44	5	1717	U	C5-C4-O4	-8.11	121.03	125.90
44	5	1223	A	N7-C8-N9	8.11	117.85	113.80
44	5	11	A	O4'-C1'-N9	8.10	114.68	108.20
44	5	1566	A	C8-N9-C4	-8.10	102.56	105.80
44	5	2789	U	N1-C2-O2	8.09	128.47	122.80
44	5	1923	C	C6-N1-C2	-8.09	117.06	120.30
44	5	3300	U	N1-C2-O2	8.09	128.46	122.80
44	5	1927	G	C5-C6-O6	-8.09	123.75	128.60
44	5	2582	C	N1-C2-O2	8.09	123.75	118.90
44	5	3068	U	N3-C2-O2	-8.07	116.55	122.20
44	5	564	G	N1-C6-O6	8.06	124.74	119.90
44	5	1227	C	N1-C2-O2	8.06	123.74	118.90
46	7	6	C	C5-C6-N1	8.06	125.03	121.00
44	5	180	C	C5-C6-N1	8.05	125.03	121.00
44	5	2216	G	N3-C2-N2	-8.05	114.27	119.90
44	5	1878	G	N3-C4-C5	-8.04	124.58	128.60
44	5	3038	U	N1-C2-O2	8.04	128.43	122.80
44	5	2492	C	C6-N1-C2	-8.02	117.09	120.30

Continued on next page...

Continued from previous page...

Mol	Chain	Res	Type	Atoms	Z	Observed(°)	Ideal(°)
44	5	3133	C	C5-C6-N1	8.02	125.01	121.00
44	5	335	G	N3-C4-N9	8.02	130.81	126.00
44	5	1086	C	C6-N1-C2	-8.02	117.09	120.30
46	7	58	C	C5-C6-N1	8.00	125.00	121.00
44	5	3253	G	C5-C6-O6	-7.99	123.80	128.60
44	5	1087	G	N9-C4-C5	-7.99	102.20	105.40
44	5	547	G	N3-C4-C5	7.98	132.59	128.60
44	5	1246	G	C8-N9-C4	-7.98	103.21	106.40
46	7	58	C	C6-N1-C2	-7.98	117.11	120.30
44	5	335	G	N9-C4-C5	-7.96	102.22	105.40
44	5	2200	U	C5-C4-O4	-7.95	121.13	125.90
44	5	1010	G	N1-C6-O6	7.95	124.67	119.90
44	5	168	U	O4'-C1'-N1	7.94	114.55	108.20
44	5	564	G	C5-C6-O6	-7.93	123.84	128.60
44	5	1876	U	N1-C2-O2	7.93	128.35	122.80
44	5	3089	C	C5-C6-N1	7.93	124.96	121.00
44	5	437	G	N7-C8-N9	7.92	117.06	113.10
44	5	2996	U	N3-C2-O2	-7.92	116.66	122.20
44	5	1904	C	C2-N1-C1'	7.92	127.51	118.80
44	5	2863	G	N3-C2-N2	-7.92	114.36	119.90
44	5	1752	A	C4-C5-N7	7.92	114.66	110.70
44	5	161	G	C8-N9-C1'	7.91	137.29	127.00
45	8	104	A	N1-C2-N3	-7.91	125.34	129.30
44	5	1922	A	N7-C8-N9	7.91	117.75	113.80
44	5	489	U	C2-N1-C1'	7.90	127.19	117.70
44	5	1766	G	C4-C5-N7	7.90	113.96	110.80
44	5	27	C	N3-C2-O2	-7.90	116.37	121.90
44	5	1266	G	C6-C5-N7	-7.89	125.66	130.40
44	5	2836	C	N3-C2-O2	-7.89	116.37	121.90
44	5	3219	G	C8-N9-C4	7.89	109.56	106.40
44	5	3273	A	N1-C6-N6	7.89	123.33	118.60
44	5	911	C	C5-C6-N1	7.88	124.94	121.00
45	8	120	C	N1-C2-O2	7.88	123.63	118.90
44	5	2838	A	C5-C6-N6	-7.88	117.40	123.70
44	5	3058	U	C2-N1-C1'	7.88	127.15	117.70
44	5	10	C	C6-N1-C1'	7.87	130.25	120.80
45	8	41	A	C5-C6-N6	-7.87	117.41	123.70
44	5	97	U	N3-C2-O2	-7.85	116.70	122.20
44	5	2434	U	N3-C2-O2	-7.85	116.70	122.20
44	5	1296	C	C5-C6-N1	7.85	124.93	121.00
46	7	68	C	C6-N1-C2	-7.85	117.16	120.30
44	5	568	G	C4-C5-N7	7.85	113.94	110.80

Continued on next page...

Continued from previous page...

Mol	Chain	Res	Type	Atoms	Z	Observed(°)	Ideal(°)
44	5	1808	G	O4'-C1'-N9	7.85	114.48	108.20
44	5	1800	A	N7-C8-N9	7.84	117.72	113.80
44	5	51	A	N9-C4-C5	-7.84	102.66	105.80
44	5	2470	C	C4-C5-C6	7.84	121.32	117.40
44	5	3354	U	C2-N1-C1'	7.84	127.11	117.70
44	5	1155	C	C2-N1-C1'	7.84	127.42	118.80
44	5	1591	G	C6-C5-N7	-7.84	125.70	130.40
44	5	31	C	C2-N1-C1'	7.83	127.41	118.80
44	5	2534	G	N3-C4-N9	-7.83	121.31	126.00
44	5	2825	C	N1-C2-O2	7.83	123.59	118.90
44	5	1280	C	O4'-C1'-N1	7.82	114.45	108.20
46	7	63	A	C8-N9-C4	7.81	108.92	105.80
44	5	1249	G	C5-C6-O6	7.81	133.29	128.60
44	5	1284	C	C5-C6-N1	7.81	124.91	121.00
44	5	2196	C	C6-N1-C2	-7.80	117.18	120.30
44	5	2513	U	C5-C6-N1	7.80	126.60	122.70
44	5	2585	G	N3-C4-C5	-7.79	124.70	128.60
44	5	1876	U	N3-C2-O2	-7.78	116.75	122.20
44	5	677	A	C2-N3-C4	-7.78	106.71	110.60
44	5	137	G	N3-C4-C5	7.77	132.49	128.60
44	5	3111	U	C5-C6-N1	7.77	126.59	122.70
45	8	41	A	C4-C5-N7	7.77	114.58	110.70
46	7	105	C	C5-C6-N1	7.77	124.88	121.00
44	5	2171	G	N1-C6-O6	-7.77	115.24	119.90
44	5	12	A	N3-C4-N9	-7.76	121.19	127.40
44	5	1238	C	O5'-P-OP1	-7.76	98.72	105.70
44	5	3068	U	N1-C2-O2	7.76	128.23	122.80
44	5	90	C	C5-C6-N1	7.75	124.88	121.00
44	5	59	G	N3-C4-C5	7.75	132.47	128.60
44	5	631	U	N3-C2-O2	-7.75	116.78	122.20
44	5	729	C	C6-N1-C2	-7.75	117.20	120.30
44	5	1263	A	N3-C4-N9	7.74	133.59	127.40
44	5	3306	U	C2-N1-C1'	7.74	126.98	117.70
44	5	987	U	C5-C6-N1	7.73	126.57	122.70
44	5	851	C	N1-C2-O2	7.73	123.54	118.90
44	5	2189	U	C5-C6-N1	7.72	126.56	122.70
44	5	2585	G	N3-C4-N9	7.72	130.63	126.00
44	5	539	C	C5-C6-N1	7.72	124.86	121.00
44	5	1010	G	C5-C6-O6	-7.71	123.97	128.60
44	5	2596	U	C5-C6-N1	7.70	126.55	122.70
44	5	3350	C	C5-C6-N1	7.70	124.85	121.00
44	5	353	G	N3-C4-C5	7.70	132.45	128.60

Continued on next page...

Continued from previous page...

Mol	Chain	Res	Type	Atoms	Z	Observed(°)	Ideal(°)
44	5	1171	G	N1-C6-O6	-7.69	115.28	119.90
44	5	2772	C	N1-C2-O2	7.69	123.51	118.90
44	5	397	A	N9-C4-C5	-7.69	102.72	105.80
44	5	717	C	N3-C2-O2	-7.69	116.52	121.90
44	5	22	G	N7-C8-N9	7.68	116.94	113.10
44	5	217	U	N1-C2-O2	7.68	128.18	122.80
44	5	2996	U	C6-N1-C1'	-7.68	110.44	121.20
44	5	1292	C	N1-C2-O2	7.68	123.51	118.90
44	5	211	A	C8-N9-C4	7.67	108.87	105.80
44	5	3031	G	C8-N9-C4	-7.67	103.33	106.40
44	5	2467	G	C5-N7-C8	-7.67	100.46	104.30
44	5	59	G	N1-C2-N2	7.67	123.10	116.20
44	5	1159	A	C2-N3-C4	7.67	114.43	110.60
44	5	1577	G	N3-C4-N9	-7.66	121.40	126.00
44	5	155	G	O4'-C1'-N9	7.66	114.32	108.20
44	5	2132	C	C6-N1-C2	-7.64	117.24	120.30
44	5	18	G	C5-C6-O6	7.64	133.19	128.60
44	5	2217	U	N1-C2-O2	7.64	128.15	122.80
44	5	539	C	C6-N1-C2	-7.63	117.25	120.30
44	5	659	G	N7-C8-N9	7.63	116.91	113.10
44	5	1088	U	N1-C2-O2	7.63	128.14	122.80
46	7	44	C	C5-C6-N1	7.63	124.81	121.00
44	5	3360	C	C2-N1-C1'	7.62	127.19	118.80
44	5	517	G	N3-C4-C5	7.62	132.41	128.60
44	5	2509	U	N3-C2-O2	-7.62	116.86	122.20
46	7	120	C	C4-C5-C6	-7.62	113.59	117.40
44	5	3219	G	N3-C4-C5	7.61	132.41	128.60
44	5	3256	G	N3-C4-N9	-7.61	121.43	126.00
44	5	163	C	C4-C5-C6	-7.61	113.59	117.40
44	5	22	G	C5-N7-C8	-7.61	100.50	104.30
44	5	2193	U	C2-N1-C1'	7.61	126.83	117.70
44	5	181	U	C5-C6-N1	7.60	126.50	122.70
44	5	2935	U	C2-N1-C1'	7.60	126.82	117.70
44	5	522	A	C4-C5-C6	-7.59	113.21	117.00
44	5	2205	U	N1-C2-O2	7.59	128.11	122.80
44	5	3025	C	C6-N1-C2	-7.58	117.27	120.30
44	5	2861	U	C2-N1-C1'	-7.58	108.60	117.70
44	5	59	G	N3-C4-N9	-7.58	121.45	126.00
44	5	785	G	N3-C2-N2	-7.58	114.59	119.90
44	5	386	A	N7-C8-N9	7.57	117.59	113.80
44	5	3099	C	N1-C2-O2	7.57	123.44	118.90
44	5	3266	G	N3-C2-N2	-7.57	114.60	119.90

Continued on next page...

Continued from previous page...

Mol	Chain	Res	Type	Atoms	Z	Observed(°)	Ideal(°)
44	5	3109	G	N9-C4-C5	-7.56	102.38	105.40
44	5	621	A	N1-C6-N6	7.55	123.13	118.60
44	5	3230	G	N3-C4-C5	7.55	132.38	128.60
44	5	306	A	C4-C5-N7	7.54	114.47	110.70
44	5	1496	C	C6-N1-C2	-7.54	117.28	120.30
44	5	299	G	N7-C8-N9	7.54	116.87	113.10
44	5	3288	G	N3-C4-C5	7.54	132.37	128.60
44	5	758	C	N1-C2-O2	7.53	123.42	118.90
44	5	3131	U	N1-C2-O2	7.53	128.07	122.80
44	5	1648	A	C5-N7-C8	-7.53	100.14	103.90
44	5	986	U	N3-C2-O2	-7.53	116.93	122.20
44	5	1958	U	P-O3'-C3'	7.53	128.73	119.70
44	5	2541	U	P-O3'-C3'	7.53	128.73	119.70
45	8	148	G	C4-N9-C1'	-7.52	116.72	126.50
44	5	1033	U	C6-N1-C2	-7.52	116.49	121.00
44	5	3076	C	C5-C6-N1	7.52	124.76	121.00
44	5	613	G	N9-C4-C5	-7.52	102.39	105.40
44	5	3105	U	N3-C2-O2	-7.52	116.94	122.20
44	5	3253	G	N1-C6-O6	7.52	124.41	119.90
44	5	711	A	N7-C8-N9	7.52	117.56	113.80
44	5	734	C	N1-C2-O2	7.51	123.41	118.90
44	5	149	U	C2-N1-C1'	7.51	126.71	117.70
44	5	336	A	C2-N3-C4	7.51	114.36	110.60
44	5	7	C	N3-C2-O2	-7.50	116.65	121.90
44	5	2768	U	N1-C2-O2	7.50	128.05	122.80
44	5	897	U	N1-C2-O2	7.50	128.05	122.80
44	5	1280	C	N3-C2-O2	-7.50	116.65	121.90
44	5	2983	C	N3-C2-O2	-7.50	116.65	121.90
44	5	1547	G	C4-N9-C1'	-7.49	116.76	126.50
44	5	1239	C	N3-C2-O2	-7.49	116.66	121.90
44	5	2393	G	O5'-P-OP1	-7.49	98.96	105.70
45	8	35	C	N1-C2-O2	7.49	123.39	118.90
44	5	1018	G	C8-N9-C1'	7.48	136.73	127.00
44	5	1190	A	N3-C4-N9	7.48	133.38	127.40
44	5	3192	U	C5-C6-N1	7.48	126.44	122.70
44	5	3325	G	N3-C4-N9	7.48	130.49	126.00
44	5	1224	C	C5-C4-N4	-7.47	114.97	120.20
45	8	32	C	N1-C2-O2	7.47	123.38	118.90
44	5	170	G	C6-C5-N7	7.46	134.88	130.40
44	5	3325	G	N9-C4-C5	-7.46	102.41	105.40
44	5	3256	G	N3-C4-C5	7.46	132.33	128.60
44	5	218	G	C2-N3-C4	-7.46	108.17	111.90

Continued on next page...

Continued from previous page...

Mol	Chain	Res	Type	Atoms	Z	Observed(°)	Ideal(°)
44	5	1806	A	C8-N9-C4	-7.46	102.82	105.80
44	5	1228	C	N3-C2-O2	-7.45	116.68	121.90
44	5	3132	C	C5-C6-N1	7.45	124.73	121.00
44	5	1283	C	C2-N1-C1'	7.45	127.00	118.80
45	8	41	A	C5-N7-C8	-7.45	100.18	103.90
44	5	2656	A	N1-C2-N3	-7.45	125.58	129.30
44	5	1268	G	C2-N3-C4	-7.44	108.18	111.90
44	5	492	C	C4-C5-C6	7.44	121.12	117.40
45	8	37	A	N1-C6-N6	7.44	123.06	118.60
44	5	2132	C	N1-C2-O2	7.44	123.36	118.90
44	5	3262	U	N3-C2-O2	-7.44	116.99	122.20
44	5	2217	U	N3-C2-O2	-7.43	117.00	122.20
19	R	312	VAL	N-CA-CB	-7.43	95.15	111.50
44	5	306	A	N9-C4-C5	-7.42	102.83	105.80
46	7	1	G	C4-C5-N7	7.42	113.77	110.80
44	5	1311	G	N7-C8-N9	7.42	116.81	113.10
44	5	1922	A	C4-C5-N7	7.42	114.41	110.70
45	8	8	C	C5-C6-N1	7.41	124.70	121.00
44	5	122	A	O5'-P-OP2	-7.41	99.03	105.70
44	5	945	C	N1-C2-O2	7.41	123.34	118.90
44	5	1333	C	N1-C2-O2	7.41	123.34	118.90
44	5	2899	C	C6-N1-C1'	-7.41	111.91	120.80
44	5	3274	A	C5-C6-N1	7.41	121.40	117.70
44	5	2884	C	C6-N1-C2	-7.40	117.34	120.30
44	5	537	A	C5-C6-N1	7.40	121.40	117.70
44	5	621	A	N7-C8-N9	7.40	117.50	113.80
44	5	1275	C	C5-C6-N1	7.40	124.70	121.00
44	5	299	G	C5-N7-C8	-7.39	100.60	104.30
44	5	400	G	C5-C6-O6	-7.39	124.17	128.60
44	5	621	A	C5-C6-N6	-7.38	117.79	123.70
44	5	180	C	C6-N1-C2	-7.38	117.35	120.30
44	5	179	C	C5-C6-N1	7.38	124.69	121.00
44	5	1684	U	C5-C6-N1	7.38	126.39	122.70
44	5	38	U	N1-C2-O2	7.38	127.97	122.80
44	5	1248	C	N1-C2-O2	7.38	123.33	118.90
44	5	3360	C	C5-C6-N1	7.38	124.69	121.00
44	5	3039	C	N1-C2-O2	7.38	123.33	118.90
45	8	148	G	N3-C4-C5	7.38	132.29	128.60
44	5	1041	U	N1-C2-O2	7.38	127.96	122.80
44	5	1018	G	C4-N9-C1'	-7.37	116.92	126.50
44	5	1392	G	C4-N9-C1'	-7.37	116.92	126.50
45	8	8	C	N1-C2-O2	7.37	123.32	118.90

Continued on next page...

Continued from previous page...

Mol	Chain	Res	Type	Atoms	Z	Observed(°)	Ideal(°)
44	5	306	A	C5-N7-C8	-7.37	100.22	103.90
44	5	1227	C	N3-C2-O2	-7.37	116.74	121.90
44	5	1228	C	C5-C6-N1	7.37	124.68	121.00
44	5	137	G	N3-C4-N9	-7.37	121.58	126.00
44	5	192	C	C6-N1-C2	-7.37	117.35	120.30
44	5	3344	A	C4-C5-N7	7.37	114.38	110.70
44	5	678	G	C2-N3-C4	-7.36	108.22	111.90
44	5	770	G	C4-N9-C1'	-7.36	116.93	126.50
44	5	95	A	N7-C8-N9	7.36	117.48	113.80
44	5	1071	U	O4'-C1'-N1	7.36	114.09	108.20
44	5	551	A	O4'-C1'-N9	7.36	114.09	108.20
44	5	158	G	N9-C4-C5	-7.35	102.46	105.40
44	5	2358	A	C5-C6-N6	-7.35	117.82	123.70
44	5	922	U	N3-C2-O2	-7.34	117.06	122.20
44	5	2913	C	C2-N3-C4	7.34	123.57	119.90
44	5	3385	U	C5-C6-N1	7.34	126.37	122.70
44	5	2467	G	C6-C5-N7	-7.33	126.00	130.40
44	5	3146	G	C8-N9-C4	7.33	109.33	106.40
44	5	3163	A	C5-C6-N6	-7.33	117.84	123.70
44	5	2794	G	N3-C4-C5	7.32	132.26	128.60
44	5	2889	C	C6-N1-C2	-7.32	117.37	120.30
44	5	170	G	N9-C4-C5	7.32	108.33	105.40
44	5	1238	C	N1-C2-O2	7.32	123.29	118.90
44	5	2831	G	N3-C2-N2	-7.31	114.78	119.90
44	5	1307	G	P-O3'-C3'	7.31	128.47	119.70
44	5	1922	A	C5-C6-N6	-7.31	117.85	123.70
44	5	175	C	N1-C2-O2	7.29	123.28	118.90
44	5	1501	U	C5-C6-N1	7.29	126.35	122.70
44	5	681	U	C2-N1-C1'	7.29	126.45	117.70
44	5	2780	A	N9-C4-C5	-7.29	102.89	105.80
44	5	1364	C	N3-C2-O2	-7.29	116.80	121.90
44	5	2507	C	C5-C6-N1	7.29	124.64	121.00
44	5	149	U	N1-C2-O2	7.28	127.90	122.80
44	5	1280	C	N1-C2-O2	7.28	123.27	118.90
44	5	1239	C	N1-C2-O2	7.28	123.27	118.90
44	5	1904	C	N1-C2-O2	7.28	123.27	118.90
44	5	1759	C	C6-N1-C1'	-7.28	112.07	120.80
44	5	3256	G	N3-C2-N2	-7.28	114.81	119.90
44	5	492	C	N3-C4-N4	7.28	123.09	118.00
44	5	770	G	N3-C4-C5	7.27	132.24	128.60
44	5	3165	A	N1-C2-N3	-7.27	125.67	129.30
44	5	1246	G	N3-C2-N2	-7.27	114.81	119.90

Continued on next page...

Continued from previous page...

Mol	Chain	Res	Type	Atoms	Z	Observed(°)	Ideal(°)
44	5	2829	U	N3-C2-O2	-7.27	117.11	122.20
44	5	79	U	N1-C2-O2	7.27	127.89	122.80
44	5	1342	C	C6-N1-C2	-7.26	117.40	120.30
44	5	1508	C	N3-C2-O2	-7.26	116.82	121.90
44	5	2192	C	C5-C6-N1	7.25	124.62	121.00
44	5	3071	U	C5-C6-N1	7.24	126.32	122.70
44	5	3158	G	N1-C6-O6	7.24	124.25	119.90
44	5	1018	G	N1-C2-N2	7.24	122.71	116.20
44	5	235	A	C5-N7-C8	-7.24	100.28	103.90
44	5	3230	G	C8-N9-C1'	7.24	136.41	127.00
44	5	3370	A	N9-C4-C5	-7.24	102.91	105.80
44	5	1496	C	C2-N1-C1'	7.23	126.76	118.80
44	5	2948	C	O5'-P-OP2	-7.23	99.19	105.70
44	5	3349	C	C5-C6-N1	7.23	124.61	121.00
44	5	2928	C	N1-C2-O2	7.23	123.24	118.90
44	5	1633	C	N1-C2-O2	7.22	123.23	118.90
44	5	307	A	C8-N9-C4	7.22	108.69	105.80
44	5	2358	A	C5-N7-C8	-7.21	100.29	103.90
44	5	59	G	N1-C6-O6	7.21	124.23	119.90
44	5	2606	G	N3-C4-C5	-7.21	125.00	128.60
44	5	178	U	C5-C6-N1	7.21	126.30	122.70
44	5	998	A	N7-C8-N9	7.21	117.40	113.80
44	5	1268	G	C5-N7-C8	-7.21	100.70	104.30
45	8	120	C	C2-N1-C1'	7.21	126.73	118.80
44	5	374	A	C8-N9-C4	7.20	108.68	105.80
44	5	3248	C	C6-N1-C2	-7.20	117.42	120.30
44	5	2358	A	C4-C5-N7	7.20	114.30	110.70
44	5	3197	G	N3-C4-N9	-7.20	121.68	126.00
44	5	1878	G	C4-N9-C1'	7.20	135.86	126.50
44	5	2358	A	N1-C6-N6	7.20	122.92	118.60
44	5	3306	U	N1-C2-O2	7.20	127.84	122.80
44	5	2197	C	N3-C4-C5	7.20	124.78	121.90
44	5	575	G	C4-C5-N7	7.19	113.68	110.80
44	5	786	A	N1-C2-N3	-7.19	125.71	129.30
44	5	1078	U	N3-C2-O2	-7.18	117.17	122.20
44	5	161	G	O4'-C1'-N9	7.18	113.94	108.20
44	5	3383	G	N3-C2-N2	-7.18	114.88	119.90
44	5	142	C	N1-C2-O2	7.17	123.20	118.90
44	5	2901	G	C5-N7-C8	-7.17	100.72	104.30
44	5	3119	U	C5-C6-N1	7.16	126.28	122.70
44	5	3325	G	C5-C6-O6	-7.16	124.31	128.60
44	5	786	A	C4-C5-C6	-7.16	113.42	117.00

Continued on next page...

Continued from previous page...

Mol	Chain	Res	Type	Atoms	Z	Observed(°)	Ideal(°)
44	5	2582	C	C2-N1-C1'	7.16	126.67	118.80
44	5	1904	C	C6-N1-C2	-7.15	117.44	120.30
44	5	1260	A	C6-N1-C2	7.15	122.89	118.60
44	5	2283	G	C4-N9-C1'	-7.15	117.21	126.50
44	5	3269	U	C2-N1-C1'	7.15	126.28	117.70
44	5	2867	C	C6-N1-C2	-7.15	117.44	120.30
44	5	1279	C	N3-C2-O2	-7.14	116.90	121.90
44	5	517	G	C2-N3-C4	-7.14	108.33	111.90
44	5	2447	A	C4-C5-N7	7.14	114.27	110.70
44	5	353	G	C4-N9-C1'	-7.13	117.23	126.50
44	5	1826	C	N1-C2-O2	7.13	123.18	118.90
44	5	955	U	N1-C2-O2	7.12	127.79	122.80
44	5	1349	G	N3-C4-N9	7.12	130.27	126.00
46	7	78	U	C5-C6-N1	7.12	126.26	122.70
44	5	2932	U	C5-C6-N1	7.12	126.26	122.70
44	5	680	G	C4-N9-C1'	-7.12	117.25	126.50
44	5	3266	G	N3-C4-N9	-7.12	121.73	126.00
44	5	353	G	N3-C4-N9	-7.11	121.73	126.00
44	5	12	A	N3-C4-C5	7.11	131.78	126.80
44	5	2534	G	C5-C6-O6	7.11	132.87	128.60
44	5	881	C	C2-N1-C1'	7.10	126.61	118.80
44	5	82	C	C6-N1-C2	7.10	123.14	120.30
44	5	51	A	C5-N7-C8	-7.10	100.35	103.90
44	5	1404	G	N9-C4-C5	-7.10	102.56	105.40
44	5	2235	C	N3-C2-O2	-7.10	116.93	121.90
44	5	3260	G	N3-C4-N9	7.10	130.26	126.00
44	5	2992	U	N3-C2-O2	-7.09	117.24	122.20
28	a	197	GLY	N-CA-C	7.08	130.81	113.10
46	7	36	C	C6-N1-C2	-7.08	117.47	120.30
44	5	545	U	N1-C2-O2	7.08	127.75	122.80
44	5	1263	A	N9-C4-C5	-7.08	102.97	105.80
44	5	2983	C	C6-N1-C1'	-7.07	112.31	120.80
44	5	1303	A	C8-N9-C4	7.07	108.63	105.80
44	5	743	C	C5-C6-N1	7.07	124.53	121.00
44	5	2901	G	C4-C5-N7	7.07	113.63	110.80
44	5	680	G	C6-C5-N7	7.06	134.64	130.40
44	5	2594	C	N1-C2-O2	7.06	123.14	118.90
44	5	1421	G	N1-C6-O6	-7.06	115.66	119.90
44	5	1648	A	N7-C8-N9	7.06	117.33	113.80
45	8	118	C	N1-C2-O2	7.06	123.14	118.90
44	5	1604	G	C4-N9-C1'	7.06	135.68	126.50
46	7	31	U	N1-C2-O2	7.06	127.74	122.80

Continued on next page...

Continued from previous page...

Mol	Chain	Res	Type	Atoms	Z	Observed(°)	Ideal(°)
44	5	561	C	C5-C6-N1	7.05	124.53	121.00
46	7	105	C	N1-C2-O2	7.05	123.13	118.90
44	5	38	U	N3-C2-O2	-7.05	117.27	122.20
44	5	613	G	C4-C5-N7	7.04	113.62	110.80
44	5	449	U	C5-C6-N1	7.04	126.22	122.70
44	5	3135	U	N3-C2-O2	-7.04	117.27	122.20
44	5	2171	G	C5-C6-O6	7.04	132.82	128.60
44	5	492	C	C5-C4-N4	-7.03	115.28	120.20
44	5	1251	A	N1-C6-N6	-7.03	114.38	118.60
44	5	3058	U	N1-C2-O2	7.03	127.72	122.80
44	5	1238	C	OP1-P-OP2	-7.02	109.06	119.60
44	5	1714	A	C2-N3-C4	-7.02	107.09	110.60
44	5	3104	U	C5-C4-O4	-7.02	121.69	125.90
44	5	374	A	N3-C4-C5	7.01	131.71	126.80
44	5	3360	C	N1-C2-O2	7.01	123.11	118.90
44	5	140	C	C5-C6-N1	7.01	124.50	121.00
44	5	659	G	C5-N7-C8	-7.01	100.80	104.30
44	5	680	G	O4'-C1'-N9	7.01	113.81	108.20
44	5	1282	G	N1-C6-O6	-7.01	115.69	119.90
44	5	2572	C	C6-N1-C2	-7.01	117.50	120.30
44	5	2195	C	N1-C2-O2	7.00	123.10	118.90
44	5	3313	U	N1-C2-O2	7.00	127.70	122.80
44	5	678	G	C4-C5-N7	7.00	113.60	110.80
44	5	1301	A	O4'-C1'-N9	-7.00	102.60	108.20
44	5	2545	C	C5-C6-N1	7.00	124.50	121.00
44	5	113	C	C2-N1-C1'	7.00	126.49	118.80
45	8	140	G	N1-C6-O6	6.99	124.10	119.90
44	5	2726	C	N3-C2-O2	-6.99	117.01	121.90
44	5	643	U	N1-C2-O2	6.98	127.69	122.80
44	5	1497	C	C5-C6-N1	6.98	124.49	121.00
44	5	1806	A	C5-N7-C8	-6.98	100.41	103.90
44	5	2562	A	C4-C5-N7	6.98	114.19	110.70
44	5	12	A	C2-N3-C4	-6.97	107.11	110.60
44	5	2582	C	C5-C6-N1	6.97	124.49	121.00
44	5	561	C	N1-C2-O2	6.97	123.08	118.90
44	5	2478	C	OP1-P-OP2	6.97	130.05	119.60
44	5	397	A	C4-C5-N7	6.97	114.18	110.70
44	5	1824	U	N3-C2-O2	-6.96	117.33	122.20
44	5	2619	G	N3-C4-N9	6.96	130.18	126.00
44	5	1718	G	N1-C6-O6	6.96	124.08	119.90
44	5	2534	G	N1-C6-O6	-6.96	115.72	119.90
44	5	3030	G	N3-C2-N2	-6.96	115.03	119.90

Continued on next page...

Continued from previous page...

Mol	Chain	Res	Type	Atoms	Z	Observed(°)	Ideal(°)
44	5	1249	G	N1-C6-O6	-6.96	115.72	119.90
46	7	1	G	C2-N3-C4	6.96	115.38	111.90
44	5	897	U	N3-C2-O2	-6.96	117.33	122.20
44	5	126	U	N1-C2-O2	6.96	127.67	122.80
44	5	538	G	C8-N9-C4	-6.95	103.62	106.40
44	5	1266	G	C4-C5-N7	6.95	113.58	110.80
44	5	2452	G	N1-C6-O6	6.95	124.07	119.90
44	5	1641	U	C5-C4-O4	-6.95	121.73	125.90
44	5	2235	C	N1-C2-O2	6.94	123.06	118.90
45	8	77	A	C5-C6-N1	6.94	121.17	117.70
46	7	35	C	N1-C2-O2	6.94	123.06	118.90
44	5	1087	G	C4-C5-N7	6.94	113.58	110.80
44	5	2619	G	C4-N9-C1'	6.94	135.52	126.50
44	5	1201	C	N1-C2-O2	6.94	123.06	118.90
44	5	1508	C	N1-C2-O2	6.94	123.06	118.90
44	5	2552	C	N1-C2-O2	6.94	123.06	118.90
44	5	2726	C	C6-N1-C2	-6.94	117.53	120.30
44	5	82	C	N1-C2-O2	6.93	123.06	118.90
44	5	1633	C	N3-C2-O2	-6.92	117.05	121.90
44	5	500	C	N1-C2-O2	6.92	123.05	118.90
44	5	538	G	C5-N7-C8	-6.92	100.84	104.30
44	5	524	U	C4-C5-C6	-6.92	115.55	119.70
44	5	1591	G	C4-N9-C1'	6.92	135.49	126.50
44	5	2358	A	N9-C4-C5	-6.92	103.03	105.80
44	5	82	C	N3-C4-C5	6.92	124.67	121.90
45	8	102	U	N3-C2-O2	-6.91	117.36	122.20
44	5	95	A	C5-N7-C8	-6.91	100.44	103.90
44	5	2195	C	N3-C2-O2	-6.91	117.06	121.90
44	5	2726	C	C2-N1-C1'	6.91	126.40	118.80
46	7	64	A	N1-C6-N6	-6.91	114.46	118.60
44	5	328	U	C5-C6-N1	6.90	126.15	122.70
44	5	1573	G	C5-N7-C8	-6.90	100.85	104.30
44	5	1785	U	N3-C2-O2	-6.90	117.37	122.20
45	8	28	C	N3-C2-O2	-6.89	117.07	121.90
44	5	752	C	N1-C2-O2	6.89	123.03	118.90
44	5	2863	G	C8-N9-C4	-6.89	103.64	106.40
45	8	41	A	N1-C6-N6	6.89	122.73	118.60
44	5	2531	C	N3-C2-O2	-6.88	117.08	121.90
46	7	1	G	N3-C4-N9	6.88	130.13	126.00
44	5	120	G	N3-C4-C5	6.88	132.04	128.60
44	5	907	G	N3-C4-C5	6.88	132.04	128.60
44	5	77	A	N9-C4-C5	-6.87	103.05	105.80

Continued on next page...

Continued from previous page...

Mol	Chain	Res	Type	Atoms	Z	Observed(°)	Ideal(°)
44	5	3308	C	C5-C6-N1	6.87	124.43	121.00
44	5	1206	G	N9-C4-C5	-6.87	102.65	105.40
44	5	1018	G	N1-C6-O6	6.87	124.02	119.90
44	5	1645	U	N3-C2-O2	-6.87	117.39	122.20
44	5	130	A	C4-C5-N7	6.86	114.13	110.70
44	5	1082	U	N1-C2-O2	6.86	127.60	122.80
44	5	1535	A	C5-N7-C8	-6.86	100.47	103.90
44	5	299	G	C4-C5-N7	6.86	113.54	110.80
44	5	127	G	N7-C8-N9	6.85	116.53	113.10
44	5	173	G	N3-C2-N2	-6.85	115.10	119.90
44	5	1547	G	N3-C4-N9	-6.85	121.89	126.00
44	5	1550	C	C5-C6-N1	6.85	124.43	121.00
44	5	1130	A	N7-C8-N9	6.85	117.22	113.80
46	7	43	U	N3-C2-O2	-6.85	117.41	122.20
44	5	793	C	N1-C2-O2	6.85	123.01	118.90
44	5	2684	C	C6-N1-C2	-6.84	117.56	120.30
44	5	1351	U	N3-C2-O2	-6.84	117.41	122.20
44	5	2928	C	C2-N1-C1'	6.84	126.33	118.80
44	5	400	G	C4-C5-N7	6.84	113.53	110.80
44	5	1260	A	N1-C2-N3	-6.83	125.88	129.30
44	5	851	C	C2-N1-C1'	6.83	126.31	118.80
44	5	1717	U	C5-C6-N1	6.83	126.12	122.70
44	5	489	U	C5-C6-N1	6.82	126.11	122.70
44	5	196	G	N3-C2-N2	6.82	124.67	119.90
44	5	1190	A	N1-C2-N3	-6.82	125.89	129.30
44	5	1752	A	N1-C6-N6	6.82	122.69	118.60
44	5	443	G	C8-N9-C1'	6.81	135.86	127.00
44	5	500	C	C2-N1-C1'	6.81	126.29	118.80
44	5	2238	G	C4-C5-N7	6.81	113.53	110.80
44	5	1258	U	C6-N1-C2	-6.81	116.91	121.00
44	5	2149	A	C5-C6-N1	6.81	121.10	117.70
44	5	3269	U	N3-C2-O2	-6.81	117.43	122.20
44	5	2585	G	C4-N9-C1'	6.80	135.34	126.50
44	5	2766	U	N1-C2-O2	6.80	127.56	122.80
44	5	2763	U	N3-C2-O2	-6.80	117.44	122.20
45	8	87	G	N3-C4-C5	6.80	132.00	128.60
44	5	149	U	C6-N1-C2	-6.80	116.92	121.00
44	5	3265	C	C2-N1-C1'	6.80	126.28	118.80
45	8	140	G	C5-C6-O6	-6.80	124.52	128.60
44	5	3034	C	N3-C2-O2	-6.79	117.15	121.90
44	5	2619	G	C8-N9-C1'	-6.78	118.19	127.00
44	5	545	U	C2-N1-C1'	6.78	125.83	117.70

Continued on next page...

Continued from previous page...

Mol	Chain	Res	Type	Atoms	Z	Observed(°)	Ideal(°)
44	5	3181	C	C6-N1-C1'	-6.78	112.67	120.80
44	5	3334	U	N1-C2-N3	-6.78	110.83	114.90
44	5	1224	C	N3-C4-C5	6.77	124.61	121.90
44	5	172	G	N3-C2-N2	-6.77	115.16	119.90
44	5	2534	G	C4-N9-C1'	-6.77	117.70	126.50
44	5	1181	U	C5-C4-O4	-6.76	121.84	125.90
44	5	2603	G	N3-C2-N2	-6.76	115.17	119.90
44	5	1871	U	N3-C2-O2	-6.76	117.47	122.20
44	5	1223	A	C5-N7-C8	-6.75	100.52	103.90
44	5	1077	U	C5-C6-N1	6.75	126.08	122.70
44	5	545	U	N3-C2-O2	-6.75	117.48	122.20
44	5	437	G	C5-N7-C8	-6.74	100.93	104.30
44	5	998	A	C5-N7-C8	-6.74	100.53	103.90
44	5	1951	C	C5-C6-N1	6.74	124.37	121.00
44	5	168	U	C2-N1-C1'	-6.74	109.61	117.70
44	5	1767	C	N1-C2-O2	6.74	122.94	118.90
44	5	3197	G	C2-N3-C4	-6.74	108.53	111.90
44	5	1228	C	C6-N1-C2	-6.73	117.61	120.30
44	5	3153	U	C6-N1-C1'	-6.73	111.77	121.20
44	5	2884	C	C5-C6-N1	6.73	124.37	121.00
44	5	2550	U	N3-C2-O2	-6.73	117.49	122.20
46	7	120	C	N1-C2-O2	6.73	122.94	118.90
44	5	3265	C	N1-C2-O2	6.72	122.93	118.90
44	5	1638	A	C8-N9-C4	6.72	108.49	105.80
44	5	411	U	N1-C2-O2	6.71	127.50	122.80
44	5	2541	U	N3-C4-C5	6.71	118.63	114.60
44	5	1251	A	N1-C2-N3	6.71	132.66	129.30
44	5	3238	G	N3-C2-N2	-6.71	115.20	119.90
45	8	149	A	C2-N3-C4	-6.71	107.25	110.60
44	5	1082	U	N3-C2-O2	-6.70	117.51	122.20
44	5	230	U	N3-C2-O2	-6.70	117.51	122.20
44	5	1396	C	C5-C6-N1	6.70	124.35	121.00
44	5	1556	C	N3-C2-O2	-6.70	117.21	121.90
44	5	3230	G	C4-N9-C1'	-6.70	117.79	126.50
44	5	321	C	C2-N1-C1'	6.70	126.17	118.80
44	5	1046	A	N1-C2-N3	-6.70	125.95	129.30
44	5	1263	A	N1-C6-N6	6.70	122.62	118.60
44	5	1960	A	C2-N3-C4	6.70	113.95	110.60
44	5	2960	C	C5-C6-N1	6.70	124.35	121.00
44	5	2434	U	C6-N1-C1'	-6.70	111.82	121.20
44	5	3187	A	C8-N9-C4	-6.70	103.12	105.80
44	5	340	C	C4-C5-C6	-6.69	114.05	117.40

Continued on next page...

Continued from previous page...

Mol	Chain	Res	Type	Atoms	Z	Observed(°)	Ideal(°)
44	5	1625	A	C8-N9-C4	-6.69	103.12	105.80
45	8	46	G	C2-N3-C4	6.69	115.25	111.90
44	5	638	C	C6-N1-C2	-6.69	117.62	120.30
44	5	855	U	C2-N1-C1'	6.68	125.72	117.70
44	5	2819	A	C6-N1-C2	6.68	122.61	118.60
44	5	1805	C	N3-C2-O2	-6.68	117.22	121.90
44	5	162	G	C4-C5-N7	6.68	113.47	110.80
44	5	173	G	N1-C2-N2	6.68	122.21	116.20
46	7	44	C	C6-N1-C2	-6.68	117.63	120.30
44	5	1479	U	N1-C2-O2	6.68	127.47	122.80
44	5	2726	C	N1-C2-O2	6.68	122.91	118.90
44	5	2656	A	N9-C4-C5	-6.67	103.13	105.80
44	5	529	A	C4-C5-N7	6.67	114.04	110.70
44	5	1266	G	N1-C6-O6	6.67	123.90	119.90
44	5	1168	U	N1-C2-O2	6.67	127.47	122.80
44	5	2652	U	N3-C2-O2	-6.67	117.53	122.20
44	5	2469	G	C6-C5-N7	-6.67	126.40	130.40
44	5	2526	C	N1-C2-O2	6.67	122.90	118.90
46	7	27	A	N7-C8-N9	6.67	117.13	113.80
44	5	492	C	C2-N1-C1'	6.67	126.13	118.80
44	5	2867	C	C2-N1-C1'	6.66	126.13	118.80
44	5	382	U	C5-C6-N1	6.66	126.03	122.70
44	5	406	G	N3-C4-C5	6.66	131.93	128.60
44	5	675	C	C2-N1-C1'	6.66	126.12	118.80
44	5	271	C	N3-C2-O2	-6.65	117.24	121.90
44	5	54	C	N1-C2-O2	6.65	122.89	118.90
44	5	397	A	C5-C6-N6	-6.65	118.38	123.70
44	5	2263	C	O3'-P-O5'	-6.65	91.37	104.00
44	5	307	A	N3-C4-C5	6.64	131.45	126.80
44	5	2381	G	N9-C4-C5	-6.64	102.74	105.40
44	5	126	U	N3-C2-O2	-6.64	117.55	122.20
44	5	1854	C	C5-C6-N1	6.64	124.32	121.00
44	5	2576	G	C5-C6-O6	-6.64	124.62	128.60
44	5	3153	U	N1-C2-O2	6.64	127.45	122.80
44	5	179	C	C6-N1-C2	-6.63	117.65	120.30
44	5	1037	C	C6-N1-C2	-6.63	117.65	120.30
44	5	380	U	N3-C2-O2	-6.63	117.56	122.20
44	5	1448	U	N1-C2-O2	6.62	127.44	122.80
44	5	2134	G	C2-N3-C4	6.62	115.21	111.90
44	5	2187	G	C8-N9-C4	6.62	109.05	106.40
44	5	1637	A	C8-N9-C4	-6.62	103.15	105.80
46	7	38	U	N1-C2-O2	6.62	127.43	122.80

Continued on next page...

Continued from previous page...

Mol	Chain	Res	Type	Atoms	Z	Observed(°)	Ideal(°)
44	5	1573	G	C4-C5-N7	6.61	113.45	110.80
44	5	1501	U	C2-N1-C1'	6.61	125.64	117.70
46	7	36	C	C5-C6-N1	6.61	124.31	121.00
44	5	1170	A	C5-N7-C8	-6.61	100.59	103.90
44	5	1404	G	C8-N9-C4	6.61	109.04	106.40
44	5	3354	U	N1-C2-O2	6.61	127.43	122.80
44	5	234	G	C4-C5-N7	6.61	113.44	110.80
44	5	3260	G	N9-C4-C5	-6.61	102.76	105.40
4	C	299	ILE	C-N-CA	-6.61	105.19	121.70
44	5	406	G	C8-N9-C4	6.61	109.04	106.40
44	5	2353	G	N1-C6-O6	6.61	123.86	119.90
44	5	549	U	C5-C6-N1	6.60	126.00	122.70
44	5	307	A	C2-N3-C4	-6.60	107.30	110.60
44	5	1254	C	C5-C6-N1	6.60	124.30	121.00
44	5	3312	U	N1-C2-O2	6.60	127.42	122.80
45	8	28	C	C5-C6-N1	6.60	124.30	121.00
44	5	1577	G	N3-C4-C5	6.59	131.90	128.60
44	5	1878	G	C8-N9-C1'	-6.58	118.44	127.00
44	5	2532	U	C5-C6-N1	6.58	125.99	122.70
44	5	945	C	C2-N1-C1'	6.58	126.04	118.80
44	5	3057	U	N1-C2-O2	6.58	127.41	122.80
44	5	17	G	N3-C2-N2	-6.58	115.30	119.90
44	5	31	C	N1-C2-O2	6.58	122.84	118.90
44	5	59	G	C5-C6-O6	-6.58	124.66	128.60
44	5	433	A	N7-C8-N9	6.57	117.09	113.80
44	5	1236	G	N1-C2-N2	-6.57	110.29	116.20
44	5	2486	A	C8-N9-C4	6.57	108.43	105.80
44	5	855	U	N1-C2-O2	6.56	127.39	122.80
44	5	1170	A	N7-C8-N9	6.56	117.08	113.80
45	8	55	U	N3-C2-O2	-6.56	117.61	122.20
44	5	175	C	C2-N1-C1'	6.56	126.02	118.80
44	5	680	G	C8-N9-C1'	6.56	135.53	127.00
44	5	1239	C	C5-C4-N4	6.56	124.79	120.20
44	5	8	C	N3-C4-N4	-6.56	113.41	118.00
44	5	3278	C	C2-N1-C1'	6.56	126.01	118.80
44	5	1591	G	C8-N9-C1'	-6.55	118.48	127.00
44	5	1392	G	N3-C4-N9	-6.55	122.07	126.00
44	5	1873	U	N1-C2-O2	6.55	127.38	122.80
45	8	8	C	C6-N1-C2	-6.55	117.68	120.30
44	5	2516	U	C5-C6-N1	6.54	125.97	122.70
44	5	342	A	N1-C6-N6	-6.54	114.68	118.60
12	s	260	ARG	C-N-CA	6.53	138.03	121.70

Continued on next page...

Continued from previous page...

Mol	Chain	Res	Type	Atoms	Z	Observed(°)	Ideal(°)
44	5	1825	G	N3-C4-N9	6.53	129.92	126.00
44	5	547	G	N1-C2-N2	6.53	122.08	116.20
44	5	1155	C	N3-C2-O2	-6.53	117.33	121.90
44	5	1392	G	C2-N3-C4	-6.53	108.64	111.90
44	5	175	C	C5-C6-N1	6.53	124.26	121.00
44	5	2188	A	N9-C4-C5	-6.52	103.19	105.80
44	5	2298	U	N1-C2-O2	6.52	127.37	122.80
44	5	2971	A	C2-N3-C4	6.52	113.86	110.60
44	5	525	C	N1-C2-O2	6.52	122.81	118.90
44	5	1497	C	C6-N1-C2	-6.52	117.69	120.30
44	5	2534	G	N3-C4-C5	6.52	131.86	128.60
44	5	1349	G	C4-N9-C1'	6.51	134.97	126.50
44	5	3313	U	N3-C2-O2	-6.51	117.64	122.20
44	5	503	C	C6-N1-C2	-6.51	117.69	120.30
44	5	1705	U	C5-C6-N1	6.51	125.96	122.70
44	5	1306	G	N9-C4-C5	-6.51	102.80	105.40
44	5	2354	C	C6-N1-C2	-6.50	117.70	120.30
44	5	2780	A	C8-N9-C4	6.50	108.40	105.80
44	5	3124	G	N1-C6-O6	-6.50	116.00	119.90
44	5	1078	U	N1-C2-O2	6.50	127.35	122.80
44	5	1086	C	N3-C2-O2	-6.50	117.35	121.90
44	5	142	C	C6-N1-C2	-6.49	117.70	120.30
44	5	400	G	N1-C6-O6	6.49	123.80	119.90
44	5	2468	A	N1-C2-N3	-6.49	126.05	129.30
45	8	32	C	N3-C2-O2	-6.49	117.36	121.90
44	5	3346	U	C5-C6-N1	6.49	125.95	122.70
45	8	87	G	O4'-C1'-N9	6.49	113.39	108.20
44	5	851	C	C5-C6-N1	6.49	124.24	121.00
44	5	3058	U	N3-C2-O2	-6.49	117.66	122.20
44	5	1427	U	N1-C2-O2	6.49	127.34	122.80
44	5	2562	A	C5-C6-N6	-6.49	118.51	123.70
44	5	2617	U	N3-C2-O2	-6.49	117.66	122.20
44	5	2901	G	C2-N3-C4	-6.48	108.66	111.90
44	5	1501	U	N3-C2-O2	-6.48	117.67	122.20
46	7	39	C	N3-C2-O2	-6.48	117.37	121.90
44	5	2355	G	C8-N9-C4	6.47	108.99	106.40
44	5	2899	C	N3-C2-O2	-6.47	117.37	121.90
44	5	3309	G	C8-N9-C1'	-6.47	118.58	127.00
44	5	2205	U	N3-C2-O2	-6.47	117.67	122.20
44	5	835	G	C4-N9-C1'	-6.47	118.09	126.50
44	5	1950	U	N1-C2-O2	6.47	127.33	122.80
44	5	3102	G	C4-C5-N7	6.47	113.39	110.80

Continued on next page...

Continued from previous page...

Mol	Chain	Res	Type	Atoms	Z	Observed(°)	Ideal(°)
44	5	2819	A	N1-C2-N3	-6.47	126.06	129.30
44	5	3110	C	N1-C2-O2	6.47	122.78	118.90
45	8	8	C	C2-N3-C4	6.46	123.13	119.90
44	5	621	A	C4-C5-N7	6.46	113.93	110.70
44	5	614	C	N1-C2-O2	6.46	122.78	118.90
44	5	1211	U	C5-C6-N1	6.46	125.93	122.70
44	5	352	A	C8-N9-C4	6.46	108.38	105.80
44	5	1447	G	N3-C4-N9	-6.46	122.13	126.00
44	5	1514	G	C4-N9-C1'	6.46	134.89	126.50
44	5	529	A	C5-N7-C8	-6.45	100.67	103.90
44	5	862	U	N1-C2-O2	6.45	127.32	122.80
44	5	2355	G	N9-C4-C5	-6.45	102.82	105.40
44	5	3312	U	N3-C2-O2	-6.45	117.68	122.20
44	5	2469	G	C5-N7-C8	-6.45	101.08	104.30
44	5	3200	G	N3-C2-N2	-6.45	115.39	119.90
44	5	1246	G	C5-N7-C8	-6.45	101.08	104.30
44	5	1907	C	C6-N1-C2	-6.45	117.72	120.30
44	5	2477	G	C8-N9-C1'	-6.45	118.62	127.00
44	5	1220	U	O4'-C1'-N1	-6.44	103.05	108.20
45	8	49	G	C4-C5-N7	6.44	113.38	110.80
44	5	1645	U	N1-C2-O2	6.44	127.31	122.80
44	5	2486	A	OP1-P-OP2	-6.44	109.94	119.60
44	5	207	U	C5-C6-N1	6.44	125.92	122.70
44	5	3031	G	C6-C5-N7	-6.44	126.53	130.40
44	5	400	G	N9-C4-C5	-6.44	102.82	105.40
44	5	362	U	N1-C2-O2	6.43	127.31	122.80
44	5	2515	A	N1-C6-N6	6.43	122.46	118.60
44	5	1662	G	N1-C6-O6	6.43	123.76	119.90
44	5	2189	U	N1-C2-O2	6.43	127.30	122.80
44	5	2836	C	C6-N1-C1'	-6.43	113.09	120.80
44	5	1718	G	C5-N7-C8	-6.42	101.09	104.30
46	7	45	A	N9-C4-C5	-6.42	103.23	105.80
44	5	16	A	N9-C4-C5	-6.42	103.23	105.80
44	5	1021	G	C5-C6-O6	6.42	132.45	128.60
44	5	3109	G	N3-C4-N9	6.42	129.85	126.00
44	5	2720	G	C8-N9-C4	-6.42	103.83	106.40
44	5	2842	U	N1-C2-O2	6.42	127.29	122.80
44	5	2378	C	N1-C2-O2	6.41	122.75	118.90
44	5	111	C	N1-C2-O2	6.41	122.75	118.90
44	5	1078	U	C2-N1-C1'	6.41	125.39	117.70
44	5	2935	U	C6-N1-C1'	-6.41	112.23	121.20
44	5	517	G	C5-N7-C8	-6.40	101.10	104.30

Continued on next page...

Continued from previous page...

Mol	Chain	Res	Type	Atoms	Z	Observed(°)	Ideal(°)
44	5	786	A	C6-C5-N7	6.40	136.78	132.30
44	5	524	U	C5-C4-O4	-6.40	122.06	125.90
44	5	1547	G	C8-N9-C1'	6.40	135.32	127.00
44	5	3089	C	C6-N1-C2	-6.40	117.74	120.30
44	5	3325	G	C4-C5-N7	6.40	113.36	110.80
44	5	1591	G	C4-C5-N7	6.40	113.36	110.80
44	5	1396	C	C6-N1-C2	-6.39	117.74	120.30
44	5	2204	C	C5-C6-N1	6.39	124.20	121.00
44	5	2928	C	C5-C6-N1	6.39	124.20	121.00
44	5	714	G	OP2-P-O3'	6.39	119.26	105.20
44	5	2343	C	C5-C6-N1	6.39	124.20	121.00
44	5	192	C	C5-C6-N1	6.38	124.19	121.00
44	5	3091	A	C5-N7-C8	-6.38	100.71	103.90
44	5	2992	U	N1-C2-O2	6.38	127.27	122.80
44	5	681	U	N1-C2-O2	6.38	127.26	122.80
44	5	1268	G	N7-C8-N9	6.38	116.29	113.10
44	5	1229	G	N9-C4-C5	-6.37	102.85	105.40
44	5	54	C	N3-C2-O2	-6.37	117.44	121.90
44	5	2101	C	P-O3'-C3'	6.37	127.34	119.70
44	5	3344	A	C5-C6-N1	6.37	120.89	117.70
44	5	1037	C	C5-C6-N1	6.37	124.18	121.00
44	5	1283	C	C5-C6-N1	6.37	124.19	121.00
44	5	2846	U	C2-N1-C1'	6.37	125.34	117.70
44	5	2285	C	C6-N1-C2	-6.37	117.75	120.30
44	5	3007	U	C5-C6-N1	6.37	125.88	122.70
44	5	162	G	C5-N7-C8	-6.37	101.12	104.30
44	5	2966	G	N3-C4-C5	6.37	131.78	128.60
44	5	1898	G	N3-C2-N2	-6.36	115.44	119.90
44	5	2622	C	C6-N1-C2	-6.36	117.75	120.30
44	5	2638	C	N1-C2-O2	6.36	122.72	118.90
44	5	2821	C	N1-C2-O2	6.36	122.72	118.90
44	5	2351	U	N1-C2-O2	6.36	127.25	122.80
44	5	3234	A	C2-N3-C4	-6.36	107.42	110.60
44	5	437	G	N1-C6-O6	6.36	123.71	119.90
44	5	1637	A	C2-N3-C4	6.36	113.78	110.60
44	5	1749	A	N1-C2-N3	-6.36	126.12	129.30
44	5	437	G	C4-C5-N7	6.36	113.34	110.80
44	5	717	C	C2-N1-C1'	6.35	125.79	118.80
44	5	2768	U	N3-C2-O2	-6.35	117.75	122.20
44	5	1359	C	C6-N1-C1'	-6.35	113.18	120.80
44	5	1514	G	N3-C4-N9	6.35	129.81	126.00
44	5	2844	C	C2-N3-C4	-6.35	116.73	119.90

Continued on next page...

Continued from previous page...

Mol	Chain	Res	Type	Atoms	Z	Observed(°)	Ideal(°)
44	5	544	C	C5-C6-N1	6.35	124.17	121.00
44	5	155	G	C8-N9-C1'	6.34	135.25	127.00
44	5	2118	C	N3-C2-O2	-6.34	117.46	121.90
44	5	2576	G	N1-C6-O6	6.34	123.71	119.90
44	5	1591	G	N3-C4-N9	6.34	129.81	126.00
44	5	1727	G	C4-C5-N7	6.34	113.34	110.80
44	5	3371	G	C8-N9-C4	-6.34	103.86	106.40
44	5	2709	C	N1-C2-O2	6.34	122.70	118.90
44	5	2889	C	C5-C6-N1	6.34	124.17	121.00
44	5	331	G	C4-N9-C1'	-6.33	118.27	126.50
44	5	2772	C	N3-C2-O2	-6.33	117.47	121.90
46	7	39	C	C5-C6-N1	6.33	124.17	121.00
44	5	3200	G	N3-C4-C5	6.33	131.76	128.60
46	7	31	U	N3-C2-O2	-6.33	117.77	122.20
44	5	212	G	C5-C6-O6	6.33	132.40	128.60
44	5	437	G	C6-C5-N7	-6.33	126.60	130.40
44	5	3349	C	C6-N1-C2	-6.33	117.77	120.30
44	5	3354	U	N3-C2-O2	-6.33	117.77	122.20
44	5	3306	U	N3-C2-O2	-6.33	117.77	122.20
44	5	3161	C	N1-C2-O2	6.33	122.69	118.90
44	5	3298	C	C5-C6-N1	6.33	124.16	121.00
44	5	735	A	N7-C8-N9	6.32	116.96	113.80
44	5	2307	G	N3-C4-C5	6.32	131.76	128.60
44	5	1033	U	N1-C2-N3	6.32	118.69	114.90
44	5	3288	G	N3-C4-N9	-6.32	122.21	126.00
44	5	618	C	C6-N1-C2	-6.32	117.77	120.30
44	5	1577	G	N3-C2-N2	-6.31	115.48	119.90
44	5	443	G	N3-C4-N9	-6.31	122.21	126.00
44	5	543	C	C6-N1-C2	-6.31	117.78	120.30
44	5	1640	G	N3-C4-C5	6.31	131.75	128.60
44	5	786	A	C8-N9-C4	6.30	108.32	105.80
46	7	60	G	C2-N3-C4	6.30	115.05	111.90
44	5	36	C	N3-C2-O2	-6.30	117.49	121.90
44	5	1278	A	C2-N3-C4	6.30	113.75	110.60
44	5	2195	C	C2-N1-C1'	6.30	125.73	118.80
44	5	3145	C	N1-C2-O2	6.30	122.68	118.90
44	5	2381	G	C8-N9-C4	6.30	108.92	106.40
44	5	2783	U	C5-C6-N1	6.30	125.85	122.70
44	5	1535	A	N7-C8-N9	6.29	116.95	113.80
44	5	922	U	C6-N1-C1'	-6.29	112.39	121.20
44	5	1785	U	N1-C2-O2	6.29	127.21	122.80
45	8	17	A	N1-C6-N6	6.29	122.38	118.60

Continued on next page...

Continued from previous page...

Mol	Chain	Res	Type	Atoms	Z	Observed(°)	Ideal(°)
44	5	3106	A	N7-C8-N9	6.29	116.94	113.80
44	5	254	A	C5-N7-C8	-6.29	100.75	103.90
44	5	2351	U	N3-C2-O2	-6.29	117.80	122.20
44	5	142	C	C5-C6-N1	6.29	124.14	121.00
44	5	218	G	N1-C2-N3	6.29	127.67	123.90
44	5	388	G	N3-C2-N2	-6.29	115.50	119.90
44	5	2825	C	N3-C2-O2	-6.29	117.50	121.90
44	5	492	C	C6-N1-C1'	-6.28	113.26	120.80
44	5	1224	C	C6-N1-C2	-6.28	117.79	120.30
46	7	43	U	N1-C2-O2	6.28	127.20	122.80
44	5	131	C	C5-C6-N1	6.28	124.14	121.00
44	5	155	G	C4-N9-C1'	-6.28	118.34	126.50
44	5	313	A	N9-C4-C5	-6.28	103.29	105.80
44	5	629	U	C5-C6-N1	6.28	125.84	122.70
44	5	1238	C	C5-C6-N1	6.28	124.14	121.00
44	5	532	A	C2-N3-C4	-6.28	107.46	110.60
44	5	1349	G	N1-C6-O6	-6.28	116.14	119.90
44	5	3383	G	C8-N9-C4	-6.28	103.89	106.40
44	5	978	G	N9-C4-C5	-6.27	102.89	105.40
44	5	3371	G	N7-C8-N9	6.27	116.23	113.10
44	5	1854	C	C6-N1-C2	-6.26	117.79	120.30
44	5	3083	G	N9-C4-C5	-6.26	102.89	105.40
45	8	25	G	C4-C5-N7	6.26	113.30	110.80
44	5	699	A	N7-C8-N9	6.26	116.93	113.80
44	5	2576	G	C4-C5-N7	6.26	113.30	110.80
44	5	27	C	C6-N1-C2	-6.26	117.80	120.30
44	5	2187	G	N7-C8-N9	-6.26	109.97	113.10
44	5	2132	C	N3-C2-O2	-6.25	117.52	121.90
44	5	3197	G	N3-C4-C5	6.25	131.72	128.60
44	5	96	G	C8-N9-C4	6.25	108.90	106.40
44	5	3333	G	N3-C4-C5	6.25	131.72	128.60
44	5	77	A	C4-C5-N7	6.25	113.82	110.70
44	5	219	A	N9-C4-C5	-6.24	103.30	105.80
44	5	503	C	C6-N1-C1'	-6.24	113.31	120.80
44	5	254	A	N7-C8-N9	6.24	116.92	113.80
44	5	1625	A	C5-N7-C8	-6.24	100.78	103.90
44	5	443	G	C4-N9-C1'	-6.24	118.39	126.50
44	5	1752	A	C6-C5-N7	-6.24	127.93	132.30
44	5	1800	A	C4-C5-N7	6.24	113.82	110.70
44	5	2285	C	C5-C6-N1	6.24	124.12	121.00
44	5	16	A	C4-C5-N7	6.24	113.82	110.70
44	5	429	U	N1-C2-O2	6.24	127.16	122.80

Continued on next page...

Continued from previous page...

Mol	Chain	Res	Type	Atoms	Z	Observed(°)	Ideal(°)
44	5	2711	C	C6-N1-C2	-6.24	117.81	120.30
44	5	2711	C	N1-C2-O2	6.24	122.64	118.90
45	8	148	G	N3-C4-N9	-6.23	122.26	126.00
44	5	1662	G	C5-C6-O6	-6.23	124.86	128.60
44	5	275	U	C5-C6-N1	6.23	125.81	122.70
44	5	124	U	N3-C2-O2	-6.23	117.84	122.20
44	5	1573	G	N1-C6-O6	6.23	123.64	119.90
44	5	1724	U	O4'-C1'-N1	6.22	113.18	108.20
44	5	2822	U	N3-C2-O2	-6.22	117.84	122.20
44	5	97	U	N1-C2-O2	6.22	127.15	122.80
44	5	1246	G	N3-C4-N9	-6.22	122.27	126.00
44	5	3105	U	N1-C2-O2	6.22	127.15	122.80
44	5	852	U	N3-C2-O2	-6.22	117.85	122.20
44	5	1260	A	N3-C4-C5	6.22	131.15	126.80
44	5	2224	A	C5-N7-C8	-6.22	100.79	103.90
44	5	386	A	C8-N9-C4	-6.22	103.31	105.80
44	5	434	U	C6-N1-C2	-6.21	117.27	121.00
44	5	2227	C	C5-C6-N1	6.21	124.11	121.00
44	5	2626	A	C5-C6-N6	-6.21	118.73	123.70
44	5	3273	A	N9-C4-C5	-6.21	103.31	105.80
46	7	44	C	C5-C4-N4	-6.21	115.85	120.20
46	7	27	A	C5-N7-C8	-6.21	100.80	103.90
44	5	1826	C	C2-N1-C1'	6.21	125.63	118.80
44	5	142	C	N3-C2-O2	-6.21	117.55	121.90
44	5	735	A	C5-N7-C8	-6.21	100.80	103.90
46	7	39	C	C6-N1-C2	-6.21	117.82	120.30
44	5	1260	A	C5-N7-C8	-6.21	100.80	103.90
46	7	112	G	C4-C5-N7	6.21	113.28	110.80
44	5	881	C	C2-N3-C4	6.20	123.00	119.90
44	5	1299	U	N3-C2-O2	-6.20	117.86	122.20
44	5	3029	A	N7-C8-N9	6.20	116.90	113.80
44	5	1005	G	N3-C4-N9	-6.20	122.28	126.00
44	5	1806	A	C4-N9-C1'	6.20	137.46	126.30
44	5	2948	C	C5-C6-N1	6.20	124.10	121.00
44	5	3253	G	N3-C2-N2	-6.20	115.56	119.90
44	5	1800	A	N1-C6-N6	6.19	122.32	118.60
45	8	129	C	C6-N1-C2	-6.19	117.82	120.30
44	5	1278	A	N1-C2-N3	-6.19	126.20	129.30
44	5	3191	G	C4-C5-N7	6.19	113.28	110.80
44	5	1766	G	N9-C4-C5	-6.19	102.92	105.40
44	5	1904	C	N3-C2-O2	-6.19	117.57	121.90
44	5	1222	G	O4'-C1'-N9	6.19	113.15	108.20

Continued on next page...

Continued from previous page...

Mol	Chain	Res	Type	Atoms	Z	Observed(°)	Ideal(°)
44	5	2652	U	N1-C2-O2	6.18	127.13	122.80
44	5	3005	A	C8-N9-C4	6.18	108.27	105.80
44	5	1042	U	N3-C2-O2	-6.18	117.88	122.20
44	5	1473	G	C4-C5-N7	6.18	113.27	110.80
44	5	2132	C	C5-C6-N1	6.18	124.09	121.00
44	5	2353	G	C6-C5-N7	-6.18	126.69	130.40
9	H	346	LEU	CA-CB-CG	6.17	129.49	115.30
44	5	2815	G	N1-C6-O6	-6.17	116.20	119.90
44	5	1066	G	C4-C5-N7	6.17	113.27	110.80
44	5	3212	C	C5-C6-N1	6.17	124.08	121.00
44	5	163	C	C2-N1-C1'	6.17	125.58	118.80
44	5	1057	A	C6-N1-C2	6.17	122.30	118.60
44	5	3018	C	N1-C2-O2	6.17	122.60	118.90
44	5	1920	U	N1-C2-O2	-6.16	118.49	122.80
44	5	3362	A	C5-N7-C8	-6.16	100.82	103.90
44	5	602	A	N7-C8-N9	6.16	116.88	113.80
44	5	1128	U	N1-C2-O2	6.16	127.11	122.80
44	5	204	A	C8-N9-C4	6.16	108.26	105.80
44	5	3163	A	N1-C6-N6	6.16	122.30	118.60
44	5	1351	U	C5-C6-N1	6.16	125.78	122.70
44	5	161	G	C4-N9-C1'	-6.15	118.50	126.50
44	5	422	A	N1-C2-N3	-6.15	126.22	129.30
44	5	2838	A	N1-C6-N6	6.15	122.29	118.60
44	5	3161	C	C2-N1-C1'	6.15	125.56	118.80
44	5	1427	U	N3-C2-O2	-6.15	117.90	122.20
44	5	2134	G	N3-C4-C5	-6.15	125.53	128.60
44	5	1322	U	N3-C2-O2	-6.15	117.90	122.20
44	5	1566	A	N1-C6-N6	6.15	122.29	118.60
44	5	3297	U	N1-C2-O2	6.14	127.10	122.80
44	5	121	A	N1-C6-N6	-6.14	114.91	118.60
44	5	3005	A	C4-C5-C6	-6.14	113.93	117.00
44	5	1222	G	C2-N3-C4	-6.14	108.83	111.90
30	c	16	LEU	CA-CB-CG	6.14	129.42	115.30
44	5	3110	C	C2-N1-C1'	6.14	125.55	118.80
44	5	308	A	O4'-C1'-N9	6.13	113.11	108.20
44	5	1272	C	N1-C2-O2	6.13	122.58	118.90
45	8	70	G	N1-C6-O6	-6.13	116.22	119.90
44	5	2515	A	C4-C5-N7	6.13	113.77	110.70
44	5	90	C	C6-N1-C2	-6.13	117.85	120.30
44	5	1604	G	C8-N9-C1'	-6.13	119.03	127.00
45	8	83	C	C5-C4-N4	-6.12	115.91	120.20
46	7	68	C	C5-C6-N1	6.12	124.06	121.00

Continued on next page...

Continued from previous page...

Mol	Chain	Res	Type	Atoms	Z	Observed(°)	Ideal(°)
44	5	838	G	C5-C6-O6	-6.12	124.93	128.60
44	5	2447	A	C5-N7-C8	-6.12	100.84	103.90
45	8	152	G	O5'-P-OP1	-6.12	100.19	105.70
44	5	680	G	N1-C6-O6	-6.12	116.23	119.90
44	5	1279	C	C2-N1-C1'	6.12	125.53	118.80
44	5	1805	C	C6-N1-C1'	6.11	128.14	120.80
44	5	2960	C	C6-N1-C2	-6.11	117.86	120.30
46	7	98	C	N3-C2-O2	-6.11	117.62	121.90
44	5	1437	C	N1-C2-O2	6.11	122.57	118.90
44	5	77	A	C5-C6-N6	-6.11	118.82	123.70
44	5	6	A	O4'-C1'-N9	6.10	113.08	108.20
44	5	3002	C	N1-C2-O2	6.10	122.56	118.90
44	5	130	A	N7-C8-N9	6.10	116.85	113.80
44	5	191	U	N3-C2-O2	-6.10	117.93	122.20
44	5	410	U	C5-C6-N1	6.10	125.75	122.70
44	5	1035	G	C4-C5-N7	6.10	113.24	110.80
44	5	406	G	C2-N3-C4	-6.09	108.85	111.90
44	5	1278	A	N1-C6-N6	-6.09	114.94	118.60
44	5	3122	A	C5-C6-N6	-6.09	118.83	123.70
44	5	335	G	C6-C5-N7	-6.09	126.75	130.40
44	5	1349	G	N3-C4-C5	-6.09	125.55	128.60
44	5	3273	A	C5-C6-N6	-6.09	118.83	123.70
44	5	271	C	N1-C2-O2	6.09	122.55	118.90
44	5	185	C	C5-C6-N1	6.09	124.04	121.00
44	5	551	A	C4-N9-C1'	-6.09	115.34	126.30
44	5	1425	U	N3-C2-O2	-6.09	117.94	122.20
44	5	2706	G	N3-C4-C5	6.09	131.64	128.60
44	5	1220	U	OP2-P-O3'	6.08	118.58	105.20
44	5	2093	A	C2-N3-C4	6.08	113.64	110.60
44	5	518	G	C8-N9-C1'	-6.08	119.09	127.00
44	5	2711	C	C5-C6-N1	6.08	124.04	121.00
44	5	1227	C	C6-N1-C2	-6.08	117.87	120.30
44	5	1697	A	C5-N7-C8	-6.08	100.86	103.90
44	5	16	A	N1-C6-N6	6.08	122.25	118.60
44	5	380	U	C2-N1-C1'	6.08	124.99	117.70
44	5	3217	C	N1-C2-O2	6.08	122.55	118.90
44	5	1042	U	C5-C6-N1	6.08	125.74	122.70
44	5	1640	G	N1-C6-O6	-6.08	116.25	119.90
44	5	374	A	C4-C5-C6	-6.08	113.96	117.00
44	5	3378	C	N3-C2-O2	-6.08	117.65	121.90
46	7	112	G	C6-C5-N7	-6.08	126.75	130.40
44	5	1035	G	N7-C8-N9	6.07	116.14	113.10

Continued on next page...

Continued from previous page...

Mol	Chain	Res	Type	Atoms	Z	Observed(°)	Ideal(°)
44	5	2935	U	C5-C4-O4	-6.07	122.26	125.90
44	5	1547	G	N3-C4-C5	6.07	131.64	128.60
44	5	2769	A	N7-C8-N9	6.07	116.83	113.80
44	5	960	U	C5-C6-N1	-6.07	119.67	122.70
44	5	556	U	C5-C4-O4	-6.07	122.26	125.90
44	5	1005	G	N3-C2-N2	-6.07	115.65	119.90
44	5	1033	U	C6-N1-C1'	6.07	129.69	121.20
44	5	643	U	N3-C2-O2	-6.06	117.96	122.20
44	5	1282	G	C5-C6-O6	6.06	132.24	128.60
44	5	1267	U	C5-C6-N1	6.06	125.73	122.70
44	5	3118	C	N1-C2-O2	6.06	122.53	118.90
44	5	787	G	C6-C5-N7	-6.06	126.77	130.40
44	5	526	C	C5-C6-N1	6.05	124.03	121.00
44	5	2233	A	N7-C8-N9	6.05	116.83	113.80
45	8	120	C	C6-N1-C2	-6.05	117.88	120.30
44	5	177	U	C5-C6-N1	6.05	125.72	122.70
44	5	723	U	N3-C2-O2	-6.05	117.97	122.20
44	5	3157	U	N1-C2-O2	6.05	127.03	122.80
44	5	2416	U	N1-C2-O2	6.05	127.03	122.80
44	5	1248	C	N3-C4-C5	6.05	124.32	121.90
44	5	1311	G	C8-N9-C4	-6.05	103.98	106.40
44	5	1876	U	C2-N1-C1'	6.05	124.96	117.70
44	5	2291	A	N9-C4-C5	-6.05	103.38	105.80
44	5	3109	G	C8-N9-C4	6.05	108.82	106.40
44	5	2202	C	C5-C6-N1	6.04	124.02	121.00
44	5	2821	C	C6-N1-C2	-6.04	117.88	120.30
44	5	2822	U	N1-C2-O2	6.04	127.03	122.80
44	5	2668	U	C5-C6-N1	6.04	125.72	122.70
46	7	26	C	C5-C6-N1	6.04	124.02	121.00
44	5	575	G	N9-C4-C5	-6.04	102.98	105.40
44	5	907	G	N3-C4-N9	-6.04	122.38	126.00
44	5	1749	A	C6-N1-C2	6.04	122.22	118.60
44	5	2507	C	C6-N1-C2	-6.04	117.88	120.30
44	5	2684	C	C2-N1-C1'	6.04	125.45	118.80
44	5	3064	U	N3-C2-O2	-6.04	117.97	122.20
44	5	2961	G	C4-C5-N7	6.04	113.22	110.80
44	5	3362	A	C4-C5-N7	6.04	113.72	110.70
44	5	441	U	C5'-C4'-O4'	6.04	116.35	109.10
44	5	1951	C	C6-N1-C2	-6.04	117.88	120.30
45	8	148	G	C8-N9-C1'	6.04	134.85	127.00
46	7	6	C	C6-N1-C2	-6.04	117.89	120.30
44	5	1040	A	C5-N7-C8	-6.03	100.88	103.90

Continued on next page...

Continued from previous page...

Mol	Chain	Res	Type	Atoms	Z	Observed(°)	Ideal(°)
44	5	1235	U	C6-N1-C2	6.03	124.62	121.00
44	5	3072	C	C5-C6-N1	6.03	124.02	121.00
44	5	2510	U	N3-C2-O2	-6.03	117.98	122.20
44	5	2863	G	N7-C8-N9	6.03	116.12	113.10
44	5	1556	C	C2-N1-C1'	6.03	125.43	118.80
44	5	816	A	C5-C6-N1	6.02	120.71	117.70
44	5	803	C	C6-N1-C2	-6.02	117.89	120.30
44	5	429	U	N3-C2-O2	-6.02	117.99	122.20
44	5	1904	C	C5-C6-N1	6.02	124.01	121.00
44	5	2110	G	O4'-C1'-N9	6.02	113.02	108.20
45	8	8	C	C2-N1-C1'	6.02	125.42	118.80
44	5	838	G	N1-C6-O6	6.01	123.51	119.90
44	5	3223	A	N9-C4-C5	-6.01	103.39	105.80
44	5	3306	U	C6-N1-C1'	-6.01	112.78	121.20
44	5	141	C	C6-N1-C2	-6.01	117.90	120.30
44	5	500	C	C6-N1-C1'	-6.01	113.59	120.80
44	5	3057	U	C2-N1-C1'	6.01	124.91	117.70
44	5	306	A	C5-C6-N6	-6.01	118.89	123.70
44	5	568	G	N9-C4-C5	-6.01	103.00	105.40
44	5	736	A	N7-C8-N9	6.01	116.81	113.80
44	5	1168	U	N3-C2-O2	-6.00	118.00	122.20
44	5	354	U	C5-C6-N1	6.00	125.70	122.70
44	5	679	U	O4'-C1'-N1	6.00	113.00	108.20
46	7	19	C	C6-N1-C2	-6.00	117.90	120.30
44	5	1766	G	N1-C6-O6	6.00	123.50	119.90
44	5	737	G	C4-C5-N7	6.00	113.20	110.80
44	5	1303	A	N7-C8-N9	-6.00	110.80	113.80
44	5	590	G	N1-C6-O6	5.99	123.50	119.90
44	5	3249	C	C6-N1-C2	-5.99	117.90	120.30
45	8	41	A	N9-C4-C5	-5.99	103.40	105.80
44	5	1351	U	C6-N1-C1'	-5.99	112.82	121.20
44	5	3122	A	C5-N7-C8	-5.99	100.91	103.90
44	5	547	G	C5-C6-O6	-5.99	125.01	128.60
44	5	3099	C	N3-C2-O2	-5.99	117.71	121.90
44	5	3200	G	N1-C2-N2	5.99	121.59	116.20
45	8	69	U	O4'-C1'-N1	5.98	112.99	108.20
44	5	93	C	C5-C6-N1	-5.98	118.01	121.00
44	5	1355	A	N9-C4-C5	-5.98	103.41	105.80
44	5	3121	U	C6-N1-C1'	-5.98	112.83	121.20
44	5	234	G	C6-C5-N7	-5.98	126.81	130.40
44	5	258	G	N9-C4-C5	-5.98	103.01	105.40
44	5	1717	U	N3-C4-O4	5.98	123.58	119.40

Continued on next page...

Continued from previous page...

Mol	Chain	Res	Type	Atoms	Z	Observed(°)	Ideal(°)
44	5	3260	G	C6-C5-N7	-5.98	126.81	130.40
44	5	736	A	C5-N7-C8	-5.98	100.91	103.90
44	5	1038	C	C6-N1-C2	-5.98	117.91	120.30
19	R	312	VAL	CA-C-O	5.97	132.64	120.10
40	m	85	LEU	CA-CB-CG	5.97	129.04	115.30
44	5	2476	C	N3-C4-N4	-5.97	113.82	118.00
44	5	2496	C	N3-C4-N4	-5.97	113.82	118.00
44	5	3292	A	N7-C8-N9	5.97	116.78	113.80
44	5	397	A	N1-C6-N6	5.97	122.18	118.60
44	5	3318	G	N3-C4-C5	5.97	131.58	128.60
44	5	192	C	C6-N1-C1'	-5.97	113.64	120.80
44	5	1373	A	N9-C4-C5	-5.97	103.41	105.80
44	5	164	A	C4-C5-C6	-5.96	114.02	117.00
44	5	756	U	N1-C2-O2	5.96	126.98	122.80
44	5	1752	A	N9-C4-C5	-5.96	103.41	105.80
44	5	1961	G	N3-C4-N9	5.96	129.58	126.00
44	5	538	G	C6-C5-N7	-5.96	126.82	130.40
45	8	15	G	C4-N9-C1'	-5.96	118.75	126.50
44	5	1346	G	N3-C4-N9	-5.96	122.43	126.00
44	5	2294	U	N1-C2-O2	5.96	126.97	122.80
44	5	217	U	N3-C2-O2	-5.95	118.03	122.20
46	7	63	A	N3-C4-C5	5.95	130.97	126.80
44	5	3106	A	C5-N7-C8	-5.95	100.93	103.90
44	5	3174	A	O4'-C1'-N9	5.95	112.96	108.20
44	5	2196	C	C4-C5-C6	-5.95	114.43	117.40
44	5	1420	C	N1-C2-O2	5.95	122.47	118.90
44	5	1457	U	N3-C2-O2	-5.95	118.04	122.20
44	5	2151	C	C6-N1-C2	-5.95	117.92	120.30
44	5	103	G	N9-C4-C5	-5.94	103.02	105.40
44	5	767	U	O4'-C1'-N1	5.94	112.95	108.20
44	5	138	U	C5-C6-N1	5.94	125.67	122.70
44	5	1627	U	C5-C6-N1	5.94	125.67	122.70
45	8	66	A	N9-C4-C5	-5.94	103.42	105.80
30	c	41	LEU	CA-CB-CG	5.94	128.96	115.30
44	5	680	G	C4-C5-N7	-5.94	108.42	110.80
44	5	835	G	C8-N9-C4	5.94	108.78	106.40
44	5	955	U	N3-C2-O2	-5.94	118.04	122.20
44	5	1311	G	O5'-P-OP1	-5.94	100.36	105.70
44	5	93	C	C6-N1-C2	5.93	122.67	120.30
44	5	2913	C	N1-C2-O2	5.93	122.46	118.90
44	5	1591	G	N9-C4-C5	-5.93	103.03	105.40
44	5	2375	G	N3-C4-C5	5.93	131.57	128.60

Continued on next page...

Continued from previous page...

Mol	Chain	Res	Type	Atoms	Z	Observed(°)	Ideal(°)
44	5	1254	C	N3-C4-C5	-5.93	119.53	121.90
44	5	2353	G	C4-C5-N7	5.93	113.17	110.80
44	5	3317	U	N1-C2-O2	5.93	126.95	122.80
44	5	1604	G	N3-C4-C5	-5.93	125.64	128.60
44	5	284	A	C5-C6-N1	5.93	120.66	117.70
44	5	837	A	C5-C6-N1	5.93	120.66	117.70
44	5	2702	A	C4-C5-C6	-5.93	114.04	117.00
44	5	3269	U	C6-N1-C1'	-5.93	112.90	121.20
44	5	3337	G	C5-N7-C8	-5.92	101.34	104.30
44	5	2492	C	N3-C4-C5	-5.92	119.53	121.90
45	8	87	G	C6-C5-N7	5.92	133.95	130.40
44	5	307	A	C4-C5-C6	-5.92	114.04	117.00
38	k	16	ARG	NE-CZ-NH2	5.92	123.26	120.30
44	5	315	C	C6-N1-C2	-5.92	117.93	120.30
44	5	1544	G	C2-N3-C4	5.92	114.86	111.90
44	5	1098	A	N9-C4-C5	-5.91	103.44	105.80
44	5	1155	C	C6-N1-C1'	-5.91	113.71	120.80
44	5	1956	A	C2-N3-C4	5.91	113.56	110.60
44	5	2283	G	C8-N9-C4	5.91	108.76	106.40
44	5	201	A	C5-N7-C8	-5.91	100.95	103.90
44	5	1742	U	C2-N3-C4	5.91	130.54	127.00
44	5	3369	G	C4-N9-C1'	5.91	134.18	126.50
44	5	2189	U	C2-N1-C1'	5.91	124.79	117.70
44	5	2234	G	N7-C8-N9	5.91	116.05	113.10
44	5	631	U	N1-C2-O2	5.90	126.93	122.80
44	5	1923	C	C4-C5-C6	-5.90	114.45	117.40
44	5	1943	C	C5-C6-N1	5.90	123.95	121.00
44	5	3309	G	C4-N9-C1'	5.90	134.18	126.50
44	5	430	U	N3-C2-O2	-5.90	118.07	122.20
46	7	75	G	N7-C8-N9	5.90	116.05	113.10
46	7	120	C	C5-C4-N4	-5.90	116.07	120.20
44	5	283	G	C4-N9-C1'	5.90	134.17	126.50
44	5	1128	U	N3-C2-O2	-5.90	118.07	122.20
44	5	2562	A	C6-C5-N7	-5.90	128.17	132.30
44	5	2534	G	C8-N9-C1'	5.90	134.67	127.00
44	5	3325	G	C8-N9-C1'	-5.90	119.33	127.00
44	5	748	U	N3-C2-O2	-5.90	118.07	122.20
44	5	1246	G	N1-C2-N2	5.90	121.51	116.20
44	5	1230	G	N1-C2-N2	-5.90	110.89	116.20
44	5	1854	C	C2-N1-C1'	5.90	125.29	118.80
44	5	2467	G	N1-C2-N3	5.90	127.44	123.90
44	5	3104	U	C2-N1-C1'	5.90	124.78	117.70

Continued on next page...

Continued from previous page...

Mol	Chain	Res	Type	Atoms	Z	Observed(°)	Ideal(°)
44	5	518	G	C4-N9-C1'	5.89	134.16	126.50
44	5	787	G	N1-C6-O6	5.89	123.44	119.90
44	5	120	G	C8-N9-C4	5.89	108.76	106.40
44	5	191	U	N1-C2-O2	5.89	126.92	122.80
44	5	322	U	N3-C2-O2	-5.89	118.08	122.20
44	5	1604	G	N3-C4-N9	5.89	129.54	126.00
44	5	2584	G	C4-C5-N7	5.89	113.16	110.80
44	5	161	G	N3-C4-N9	-5.89	122.47	126.00
44	5	193	C	N1-C2-O2	5.89	122.43	118.90
44	5	2647	A	C8-N9-C4	5.89	108.16	105.80
44	5	1372	C	N1-C2-O2	5.88	122.43	118.90
44	5	65	A	C5-C6-N6	-5.88	119.00	123.70
44	5	2477	G	C4-N9-C1'	5.88	134.15	126.50
44	5	1035	G	C6-C5-N7	-5.88	126.87	130.40
44	5	1254	C	C2-N1-C1'	5.88	125.27	118.80
44	5	2197	C	C6-N1-C2	5.88	122.65	120.30
44	5	575	G	C5-N7-C8	-5.88	101.36	104.30
44	5	1035	G	C5-C6-O6	-5.88	125.07	128.60
44	5	2913	C	C5-C6-N1	5.88	123.94	121.00
44	5	615	U	N1-C2-O2	5.88	126.91	122.80
44	5	1573	G	N7-C8-N9	5.87	116.04	113.10
44	5	2769	A	C5-N7-C8	-5.87	100.96	103.90
44	5	172	G	N1-C2-N2	5.87	121.48	116.20
44	5	2534	G	C6-C5-N7	5.87	133.92	130.40
45	8	19	C	C6-N1-C2	-5.87	117.95	120.30
44	5	168	U	C6-N1-C1'	5.87	129.41	121.20
26	Y	126	LEU	CA-CB-CG	5.87	128.79	115.30
44	5	1646	G	N3-C4-N9	-5.87	122.48	126.00
45	8	37	A	N9-C4-C5	-5.87	103.45	105.80
44	5	3214	U	C2-N1-C1'	5.86	124.73	117.70
46	7	39	C	C6-N1-C1'	-5.86	113.76	120.80
44	5	1742	U	C6-N1-C2	-5.86	117.48	121.00
44	5	1184	A	C8-N9-C4	5.86	108.14	105.80
45	8	24	G	C6-C5-N7	-5.86	126.88	130.40
44	5	1448	U	N3-C2-O2	-5.86	118.10	122.20
44	5	59	G	C4-N9-C1'	-5.86	118.89	126.50
44	5	202	G	N3-C4-N9	5.86	129.51	126.00
44	5	623	U	N1-C2-O2	5.86	126.90	122.80
44	5	1278	A	C5-C6-N1	5.86	120.63	117.70
44	5	1563	C	C6-N1-C1'	5.86	127.83	120.80
44	5	2181	C	C6-N1-C2	-5.85	117.96	120.30
44	5	3292	A	C5-N7-C8	-5.85	100.97	103.90

Continued on next page...

Continued from previous page...

Mol	Chain	Res	Type	Atoms	Z	Observed(°)	Ideal(°)
44	5	308	A	C4-N9-C1'	5.85	136.83	126.30
44	5	812	G	C2-N3-C4	5.85	114.83	111.90
44	5	3031	G	C4-C5-N7	5.85	113.14	110.80
44	5	1201	C	N3-C2-O2	-5.85	117.81	121.90
44	5	3225	C	C5-C6-N1	5.85	123.92	121.00
46	7	19	C	C5-C6-N1	5.85	123.92	121.00
44	5	1288	U	N1-C2-O2	5.84	126.89	122.80
44	5	247	C	N1-C2-O2	5.84	122.41	118.90
44	5	1376	C	N3-C2-O2	-5.84	117.81	121.90
44	5	1706	C	N1-C2-O2	5.84	122.40	118.90
44	5	3362	A	N9-C4-C5	-5.84	103.47	105.80
44	5	446	U	N3-C4-C5	5.84	118.10	114.60
44	5	1355	A	C8-N9-C4	5.83	108.13	105.80
44	5	1475	A	N9-C4-C5	-5.83	103.47	105.80
44	5	528	U	C5-C6-N1	5.83	125.62	122.70
44	5	1077	U	N1-C2-O2	5.83	126.88	122.80
44	5	1174	G	C4-N9-C1'	5.83	134.08	126.50
44	5	1190	A	C6-C5-N7	-5.83	128.22	132.30
44	5	3378	C	N1-C2-O2	5.83	122.40	118.90
45	8	55	U	N1-C2-O2	5.83	126.88	122.80
44	5	835	G	O4'-C1'-N9	5.83	112.86	108.20
44	5	1376	C	N1-C2-O2	5.83	122.40	118.90
44	5	2488	A	C4-N9-C1'	5.83	136.79	126.30
44	5	3201	C	C5-C6-N1	5.83	123.92	121.00
44	5	743	C	C2-N1-C1'	5.83	125.21	118.80
45	8	96	A	N3-C4-C5	5.83	130.88	126.80
44	5	433	A	C8-N9-C4	-5.83	103.47	105.80
44	5	1035	G	C5-N7-C8	-5.83	101.39	104.30
44	5	1775	G	N9-C4-C5	-5.83	103.07	105.40
44	5	2844	C	C4-C5-C6	-5.83	114.49	117.40
44	5	2900	A	C5-C6-N6	-5.83	119.04	123.70
44	5	2355	G	C4-C5-N7	5.83	113.13	110.80
44	5	1750	A	N9-C4-C5	-5.83	103.47	105.80
44	5	3266	G	C8-N9-C1'	5.83	134.57	127.00
46	7	64	A	C4-C5-C6	-5.83	114.09	117.00
44	5	679	U	N3-C2-O2	-5.82	118.12	122.20
44	5	681	U	C5-C6-N1	5.82	125.61	122.70
44	5	2118	C	C6-N1-C1'	-5.81	113.82	120.80
44	5	2790	A	N9-C4-C5	-5.81	103.47	105.80
44	5	18	G	N1-C2-N2	-5.81	110.97	116.20
44	5	1867	A	C5-C6-N6	-5.81	119.05	123.70
44	5	2171	G	N3-C2-N2	-5.81	115.83	119.90

Continued on next page...

Continued from previous page...

Mol	Chain	Res	Type	Atoms	Z	Observed(°)	Ideal(°)
44	5	2585	G	C8-N9-C1'	-5.81	119.45	127.00
44	5	3111	U	N1-C2-O2	5.81	126.87	122.80
44	5	55	G	C4-N9-C1'	-5.81	118.95	126.50
44	5	536	U	N1-C2-O2	5.81	126.86	122.80
44	5	1130	A	C8-N9-C4	-5.81	103.48	105.80
44	5	1706	C	N3-C2-O2	-5.81	117.83	121.90
44	5	818	C	N1-C2-O2	5.80	122.38	118.90
44	5	1447	G	O4'-C1'-N9	5.80	112.84	108.20
44	5	2506	U	N1-C2-O2	5.80	126.86	122.80
44	5	321	C	C5-C6-N1	5.80	123.90	121.00
44	5	1009	A	N1-C2-N3	-5.80	126.40	129.30
44	5	770	G	C8-N9-C1'	5.80	134.54	127.00
44	5	3005	A	N3-C4-C5	5.80	130.86	126.80
44	5	368	G	C2-N3-C4	5.80	114.80	111.90
44	5	399	A	C5-N7-C8	-5.80	101.00	103.90
44	5	3272	C	N3-C2-O2	-5.80	117.84	121.90
1	z	345	ASP	CB-CG-OD1	5.80	123.52	118.30
44	5	988	U	C5-C6-N1	5.80	125.60	122.70
44	5	1872	C	N1-C2-O2	5.80	122.38	118.90
44	5	175	C	C2-N3-C4	5.79	122.80	119.90
44	5	1226	G	N3-C4-N9	-5.79	122.52	126.00
44	5	1306	G	C5-C6-O6	-5.79	125.12	128.60
44	5	213	A	C8-N9-C4	5.79	108.12	105.80
44	5	758	C	C2-N1-C1'	5.79	125.17	118.80
44	5	2506	U	C5-C6-N1	5.79	125.59	122.70
46	7	70	U	N3-C2-O2	-5.79	118.15	122.20
44	5	515	C	C2-N1-C1'	5.79	125.17	118.80
44	5	3344	A	N1-C6-N6	5.79	122.07	118.60
46	7	70	U	N1-C2-O2	5.79	126.85	122.80
44	5	2537	U	C5-C6-N1	-5.79	119.81	122.70
44	5	3153	U	C6-N1-C2	5.79	124.47	121.00
44	5	1238	C	O5'-P-OP2	5.79	117.64	110.70
44	5	1299	U	N1-C2-O2	5.79	126.85	122.80
44	5	705	A	N1-C6-N6	5.78	122.07	118.60
44	5	1060	U	N3-C2-O2	-5.78	118.15	122.20
44	5	569	A	N9-C4-C5	-5.78	103.49	105.80
44	5	1316	C	C6-N1-C2	-5.78	117.99	120.30
44	5	2604	U	N3-C2-O2	-5.78	118.15	122.20
44	5	777	U	N3-C2-O2	-5.78	118.16	122.20
44	5	621	A	N9-C4-C5	-5.77	103.49	105.80
44	5	3293	U	O4'-C1'-N1	-5.77	103.58	108.20
46	7	28	C	C5-C6-N1	5.77	123.89	121.00

Continued on next page...

Continued from previous page...

Mol	Chain	Res	Type	Atoms	Z	Observed(°)	Ideal(°)
44	5	1392	G	N7-C8-N9	-5.77	110.21	113.10
44	5	16	A	C5-C6-N6	-5.77	119.08	123.70
44	5	1727	G	N9-C4-C5	-5.77	103.09	105.40
44	5	2972	G	C4-C5-N7	5.77	113.11	110.80
44	5	8	C	C4-C5-C6	-5.77	114.52	117.40
44	5	838	G	N9-C4-C5	-5.77	103.09	105.40
44	5	2197	C	O4'-C1'-N1	-5.77	103.59	108.20
44	5	177	U	C6-N1-C2	-5.76	117.54	121.00
44	5	812	G	N1-C6-O6	-5.76	116.44	119.90
44	5	729	C	C2-N1-C1'	5.76	125.14	118.80
44	5	1242	G	C2-N3-C4	5.76	114.78	111.90
44	5	1958	U	OP1-P-O3'	5.76	117.87	105.20
44	5	568	G	C5-C6-O6	-5.75	125.15	128.60
44	5	1042	U	N1-C2-O2	5.75	126.83	122.80
44	5	680	G	N3-C4-N9	-5.75	122.55	126.00
44	5	2184	U	N3-C2-O2	-5.75	118.17	122.20
44	5	2452	G	C4-C5-N7	5.75	113.10	110.80
44	5	2585	G	C2-N3-C4	5.75	114.78	111.90
44	5	340	C	C5-C6-N1	5.75	123.88	121.00
44	5	1312	C	N1-C2-O2	5.75	122.35	118.90
44	5	1411	C	C5-C6-N1	5.75	123.88	121.00
44	5	1867	A	N9-C4-C5	-5.75	103.50	105.80
44	5	1306	G	C4-C5-N7	5.75	113.10	110.80
44	5	2622	C	C5-C6-N1	5.75	123.88	121.00
44	5	786	A	N7-C8-N9	-5.75	110.92	113.80
44	5	2353	G	C5-C6-O6	-5.75	125.15	128.60
44	5	380	U	C5-C6-N1	5.75	125.57	122.70
44	5	1806	A	C6-C5-N7	-5.75	128.28	132.30
44	5	758	C	C6-N1-C2	-5.74	118.00	120.30
44	5	201	A	C4-C5-N7	5.74	113.57	110.70
44	5	1736	G	N3-C4-N9	5.74	129.44	126.00
44	5	150	A	N9-C4-C5	-5.74	103.50	105.80
44	5	3003	G	N9-C4-C5	-5.74	103.11	105.40
44	5	665	A	C5-N7-C8	-5.74	101.03	103.90
44	5	1263	A	C2-N3-C4	5.74	113.47	110.60
44	5	1514	G	N3-C4-C5	-5.74	125.73	128.60
44	5	2146	C	C5-C6-N1	5.74	123.87	121.00
44	5	1421	G	C5-C6-O6	5.73	132.04	128.60
44	5	2533	G	N3-C4-C5	5.73	131.47	128.60
44	5	3288	G	C8-N9-C4	5.73	108.69	106.40
45	8	146	U	C2-N1-C1'	-5.73	110.82	117.70
44	5	414	U	N3-C2-O2	-5.73	118.19	122.20

Continued on next page...

Continued from previous page...

Mol	Chain	Res	Type	Atoms	Z	Observed(°)	Ideal(°)
44	5	502	U	N1-C2-O2	5.73	126.81	122.80
44	5	1096	U	C2-N3-C4	5.73	130.44	127.00
44	5	2932	U	N1-C2-O2	5.73	126.81	122.80
44	5	650	C	N3-C2-O2	-5.73	117.89	121.90
44	5	1392	G	O4'-C1'-N9	5.72	112.78	108.20
44	5	386	A	C5-N7-C8	-5.72	101.04	103.90
44	5	1381	A	N1-C2-N3	-5.72	126.44	129.30
44	5	1907	C	N3-C2-O2	-5.72	117.89	121.90
44	5	1697	A	N7-C8-N9	5.72	116.66	113.80
44	5	2231	C	C6-N1-C2	-5.72	118.01	120.30
44	5	2389	C	C5-C6-N1	5.72	123.86	121.00
44	5	3253	G	N1-C2-N2	5.72	121.35	116.20
45	8	72	A	N3-C4-C5	-5.72	122.80	126.80
44	5	400	G	C6-C5-N7	-5.72	126.97	130.40
44	5	1170	A	O5'-P-OP1	-5.72	100.56	105.70
44	5	2961	G	C5-N7-C8	-5.72	101.44	104.30
44	5	2821	C	C5-C6-N1	5.71	123.86	121.00
44	5	3383	G	N7-C8-N9	5.71	115.96	113.10
44	5	373	A	C5-N7-C8	-5.71	101.04	103.90
44	5	3385	U	C6-N1-C2	-5.71	117.57	121.00
44	5	803	C	C5-C6-N1	5.71	123.86	121.00
44	5	1082	U	C2-N1-C1'	5.71	124.55	117.70
44	5	1206	G	N3-C4-N9	5.71	129.43	126.00
44	5	2748	A	N1-C6-N6	5.71	122.03	118.60
44	5	748	U	N1-C2-O2	5.71	126.80	122.80
44	5	596	C	N3-C2-O2	-5.71	117.91	121.90
44	5	758	C	N3-C2-O2	-5.71	117.91	121.90
44	5	3388	C	C6-N1-C1'	5.71	127.65	120.80
44	5	31	C	C6-N1-C2	-5.70	118.02	120.30
44	5	374	A	N3-C4-N9	-5.70	122.84	127.40
44	5	1766	G	C5-C6-O6	-5.70	125.18	128.60
44	5	3121	U	OP1-P-O3'	5.70	117.75	105.20
44	5	2750	U	N3-C2-O2	-5.70	118.21	122.20
44	5	547	G	N1-C6-O6	5.70	123.32	119.90
44	5	2603	G	N1-C2-N2	5.70	121.33	116.20
44	5	54	C	C6-N1-C2	-5.70	118.02	120.30
44	5	679	U	N1-C2-O2	5.70	126.79	122.80
44	5	2846	U	N3-C2-O2	-5.70	118.21	122.20
46	7	45	A	N1-C2-N3	-5.70	126.45	129.30
44	5	1255	C	C2-N1-C1'	5.70	125.06	118.80
44	5	137	G	C4-N9-C1'	-5.69	119.10	126.50
44	5	1059	G	N3-C2-N2	-5.69	115.92	119.90

Continued on next page...

Continued from previous page...

Mol	Chain	Res	Type	Atoms	Z	Observed(°)	Ideal(°)
44	5	2711	C	C6-N1-C1'	-5.69	113.97	120.80
44	5	430	U	N1-C2-O2	5.69	126.78	122.80
44	5	752	C	C5-C6-N1	5.69	123.85	121.00
45	8	39	G	C8-N9-C4	5.69	108.68	106.40
44	5	1088	U	N3-C2-O2	-5.69	118.22	122.20
44	5	1496	C	N1-C2-O2	5.69	122.31	118.90
46	7	63	A	N9-C4-C5	-5.69	103.53	105.80
44	5	1483	G	N3-C4-C5	5.69	131.44	128.60
44	5	321	C	N3-C2-O2	-5.68	117.92	121.90
44	5	1960	A	N3-C4-N9	5.68	131.95	127.40
45	8	87	G	N9-C4-C5	5.68	107.67	105.40
45	8	120	C	C4-C5-C6	-5.68	114.56	117.40
44	5	207	U	C2-N3-C4	5.68	130.41	127.00
44	5	2907	G	N3-C2-N2	-5.68	115.92	119.90
44	5	3223	A	C4-C5-N7	5.68	113.54	110.70
44	5	2188	A	C4-C5-N7	5.68	113.54	110.70
44	5	2606	G	C2-N3-C4	5.68	114.74	111.90
44	5	3345	G	C4-C5-N7	5.68	113.07	110.80
44	5	1174	G	C8-N9-C1'	-5.68	119.62	127.00
45	8	25	G	C6-C5-N7	-5.68	126.99	130.40
46	7	24	A	C5-N7-C8	-5.68	101.06	103.90
44	5	1057	A	C4-C5-N7	5.68	113.54	110.70
44	5	2193	U	N1-C2-O2	5.68	126.77	122.80
45	8	83	C	N3-C4-C5	5.68	124.17	121.90
18	Q	151	LEU	CA-CB-CG	5.67	128.35	115.30
44	5	339	C	C2-N1-C1'	5.67	125.04	118.80
44	5	613	G	N3-C4-N9	5.67	129.41	126.00
44	5	12	A	C4-N9-C1'	-5.67	116.09	126.30
44	5	2794	G	N3-C4-N9	-5.67	122.60	126.00
44	5	3353	G	N3-C2-N2	-5.67	115.93	119.90
44	5	353	G	C8-N9-C1'	5.67	134.37	127.00
44	5	788	C	C4-C5-C6	-5.67	114.56	117.40
44	5	2995	A	C5-N7-C8	-5.67	101.07	103.90
44	5	2449	A	C5-N7-C8	-5.67	101.07	103.90
44	5	3072	C	C6-N1-C2	-5.67	118.03	120.30
44	5	2204	C	C4-C5-C6	-5.66	114.57	117.40
44	5	1315	U	C2-N3-C4	-5.66	123.60	127.00
44	5	406	G	C4-N9-C1'	-5.66	119.14	126.50
44	5	1057	A	C5-N7-C8	-5.66	101.07	103.90
44	5	1871	U	N1-C2-O2	5.66	126.76	122.80
44	5	1567	U	N1-C2-O2	5.66	126.76	122.80
45	8	102	U	N1-C2-O2	5.66	126.76	122.80

Continued on next page...

Continued from previous page...

Mol	Chain	Res	Type	Atoms	Z	Observed(°)	Ideal(°)
44	5	162	G	N7-C8-N9	5.66	115.93	113.10
44	5	230	U	C2-N3-C4	5.66	130.39	127.00
44	5	1870	C	C5-C6-N1	5.66	123.83	121.00
44	5	540	U	N1-C2-O2	5.66	126.76	122.80
44	5	1242	G	N3-C4-C5	-5.66	125.77	128.60
44	5	2612	U	C5-C4-O4	-5.66	122.51	125.90
44	5	308	A	C5-N7-C8	-5.65	101.07	103.90
44	5	627	U	C6-N1-C2	-5.65	117.61	121.00
44	5	2213	A	N1-C6-N6	5.65	121.99	118.60
44	5	2689	A	N7-C8-N9	5.65	116.62	113.80
45	8	118	C	C5-C6-N1	5.65	123.82	121.00
44	5	1321	G	C8-N9-C4	5.65	108.66	106.40
44	5	2366	C	N3-C2-O2	-5.65	117.95	121.90
44	5	561	C	C2-N3-C4	5.64	122.72	119.90
44	5	2477	G	N3-C4-N9	5.64	129.39	126.00
44	5	1040	A	C2-N3-C4	-5.64	107.78	110.60
44	5	1057	A	N1-C2-N3	-5.64	126.48	129.30
44	5	3166	C	C4-C5-C6	-5.64	114.58	117.40
44	5	2118	C	C5-C6-N1	5.64	123.82	121.00
44	5	2514	U	C2-N1-C1'	-5.64	110.93	117.70
44	5	1951	C	N1-C2-O2	5.64	122.28	118.90
44	5	50	U	C5-C6-N1	5.64	125.52	122.70
44	5	1229	G	N3-C4-N9	5.64	129.38	126.00
44	5	336	A	N3-C4-N9	5.63	131.91	127.40
44	5	1941	C	C4-C5-C6	-5.63	114.58	117.40
44	5	2515	A	C5-C6-N6	-5.63	119.20	123.70
44	5	2550	U	C2-N1-C1'	5.63	124.45	117.70
44	5	778	U	N1-C2-O2	5.63	126.74	122.80
44	5	1411	C	N3-C2-O2	-5.63	117.96	121.90
44	5	330	G	N3-C4-C5	5.62	131.41	128.60
44	5	352	A	C4-N9-C1'	-5.62	116.18	126.30
44	5	2208	A	N3-C4-C5	5.62	130.74	126.80
44	5	3091	A	C4-C5-N7	5.62	113.51	110.70
44	5	3285	C	C5-C6-N1	5.62	123.81	121.00
44	5	3305	A	C8-N9-C4	5.62	108.05	105.80
44	5	1279	C	C6-N1-C2	-5.62	118.05	120.30
44	5	1749	A	N9-C4-C5	-5.62	103.55	105.80
44	5	3161	C	C5-C6-N1	5.62	123.81	121.00
44	5	3224	G	N3-C4-N9	5.62	129.37	126.00
44	5	551	A	C8-N9-C4	5.62	108.05	105.80
44	5	615	U	N1-C2-N3	-5.61	111.53	114.90
44	5	3345	G	N1-C6-O6	5.61	123.27	119.90

Continued on next page...

Continued from previous page...

Mol	Chain	Res	Type	Atoms	Z	Observed(°)	Ideal(°)
46	7	80	G	N7-C8-N9	5.61	115.91	113.10
44	5	65	A	N1-C6-N6	5.61	121.97	118.60
44	5	149	U	C5-C6-N1	5.61	125.51	122.70
46	7	75	G	C8-N9-C4	-5.61	104.16	106.40
44	5	176	G	C4-N9-C1'	5.61	133.79	126.50
44	5	518	G	N3-C4-N9	5.61	129.37	126.00
44	5	2553	U	N1-C2-O2	5.61	126.73	122.80
44	5	2576	G	N9-C4-C5	-5.61	103.16	105.40
44	5	2967	A	N7-C8-N9	5.61	116.61	113.80
46	7	1	G	N9-C4-C5	-5.61	103.16	105.40
46	7	28	C	N1-C2-O2	5.61	122.27	118.90
44	5	299	G	C6-C5-N7	-5.61	127.03	130.40
44	5	3181	C	N3-C2-O2	-5.61	117.97	121.90
44	5	1854	C	N1-C2-O2	5.61	122.26	118.90
44	5	1927	G	N9-C4-C5	-5.61	103.16	105.40
44	5	2307	G	C2-N3-C4	-5.61	109.10	111.90
44	5	1473	G	C6-C5-N7	-5.60	127.04	130.40
44	5	3333	G	C4-N9-C1'	-5.60	119.22	126.50
46	7	64	A	C6-C5-N7	5.60	136.22	132.30
44	5	77	A	C5-C6-N1	5.60	120.50	117.70
45	8	24	G	C2-N3-C4	-5.60	109.10	111.90
44	5	3121	U	O4'-C1'-N1	-5.60	103.72	108.20
44	5	5	G	N3-C4-C5	5.60	131.40	128.60
44	5	607	A	C4-N9-C1'	5.60	136.38	126.30
44	5	2531	C	C2-N1-C1'	5.60	124.96	118.80
44	5	3228	C	P-O3'-C3'	5.60	126.42	119.70
44	5	2427	U	C5-C6-N1	5.60	125.50	122.70
44	5	3145	C	N3-C2-O2	-5.60	117.98	121.90
45	8	4	C	C5-C6-N1	5.60	123.80	121.00
44	5	1087	G	N1-C6-O6	5.59	123.26	119.90
44	5	1280	C	C2-N1-C1'	-5.59	112.65	118.80
44	5	1826	C	C5-C6-N1	5.59	123.80	121.00
44	5	1934	G	N3-C2-N2	-5.59	115.98	119.90
44	5	2337	C	C5-C4-N4	5.59	124.12	120.20
44	5	2794	G	C2-N3-C4	-5.59	109.10	111.90
44	5	2861	U	C6-N1-C1'	5.59	129.02	121.20
44	5	3342	A	N1-C2-N3	5.59	132.09	129.30
44	5	3334	U	N3-C4-C5	5.59	117.95	114.60
44	5	529	A	N9-C4-C5	-5.59	103.56	105.80
44	5	1311	G	C5-N7-C8	-5.59	101.51	104.30
44	5	1125	U	N1-C2-O2	5.58	126.71	122.80
44	5	128	G	N7-C8-N9	5.58	115.89	113.10

Continued on next page...

Continued from previous page...

Mol	Chain	Res	Type	Atoms	Z	Observed(°)	Ideal(°)
44	5	356	C	C6-N1-C2	-5.58	118.07	120.30
44	5	1018	G	C5-C6-O6	-5.58	125.25	128.60
44	5	2244	A	N1-C2-N3	-5.58	126.51	129.30
44	5	5	G	C5-C6-N1	-5.58	108.71	111.50
44	5	59	G	C8-N9-C1'	5.58	134.25	127.00
44	5	2114	C	C6-N1-C2	-5.58	118.07	120.30
44	5	2838	A	N9-C4-C5	-5.58	103.57	105.80
38	k	16	ARG	NE-CZ-NH1	-5.58	117.51	120.30
44	5	954	U	N3-C2-O2	-5.58	118.30	122.20
44	5	1312	C	N3-C2-O2	-5.58	118.00	121.90
44	5	2416	U	N3-C2-O2	-5.58	118.30	122.20
44	5	178	U	N1-C2-O2	5.58	126.70	122.80
44	5	286	U	N1-C2-O2	5.58	126.70	122.80
44	5	536	U	N3-C2-O2	-5.57	118.30	122.20
44	5	51	A	C6-C5-N7	-5.57	128.40	132.30
44	5	786	A	N3-C4-C5	5.57	130.70	126.80
44	5	2950	G	N3-C4-C5	-5.56	125.82	128.60
44	5	966	U	C5-C6-N1	5.56	125.48	122.70
44	5	1927	G	N1-C6-O6	5.56	123.24	119.90
44	5	2203	U	N1-C2-O2	5.56	126.69	122.80
44	5	2666	C	C5-C6-N1	5.56	123.78	121.00
45	8	24	G	C4-C5-N7	5.56	113.03	110.80
44	5	3083	G	C4-C5-N7	5.56	113.03	110.80
44	5	2901	G	C4-N9-C1'	5.56	133.73	126.50
44	5	3326	G	N3-C2-N2	-5.56	116.01	119.90
44	5	2296	A	N1-C2-N3	5.56	132.08	129.30
44	5	612	U	N1-C2-O2	5.56	126.69	122.80
44	5	2981	U	N3-C2-O2	-5.56	118.31	122.20
44	5	705	A	C5-C6-N6	-5.55	119.26	123.70
44	5	3122	A	C4-C5-N7	5.55	113.48	110.70
44	5	3161	C	C6-N1-C2	-5.55	118.08	120.30
44	5	3266	G	N1-C2-N2	5.55	121.20	116.20
45	8	153	U	N3-C2-O2	-5.55	118.31	122.20
44	5	1514	G	C8-N9-C1'	-5.55	119.78	127.00
44	5	1544	G	N1-C2-N2	5.55	121.20	116.20
44	5	551	A	N3-C4-C5	5.55	130.69	126.80
44	5	862	U	N3-C2-O2	-5.55	118.31	122.20
44	5	664	U	N3-C2-O2	-5.55	118.32	122.20
44	5	1231	A	C6-C5-N7	-5.55	128.42	132.30
44	5	12	A	C4-C5-C6	-5.55	114.23	117.00
44	5	161	G	C8-N9-C4	-5.55	104.18	106.40
44	5	1349	G	C8-N9-C1'	-5.55	119.79	127.00

Continued on next page...

Continued from previous page...

Mol	Chain	Res	Type	Atoms	Z	Observed(°)	Ideal(°)
44	5	1424	C	C5-C6-N1	5.55	123.77	121.00
44	5	2593	A	N9-C4-C5	-5.55	103.58	105.80
44	5	2720	G	N7-C8-N9	5.55	115.87	113.10
44	5	2920	U	N1-C2-O2	5.55	126.68	122.80
45	8	140	G	N9-C4-C5	-5.55	103.18	105.40
44	5	2684	C	C2-N3-C4	5.54	122.67	119.90
44	5	3200	G	N3-C4-N9	-5.54	122.67	126.00
44	5	860	G	O5'-P-OP1	-5.54	100.71	105.70
44	5	1266	G	N7-C8-N9	5.54	115.87	113.10
44	5	2788	C	N1-C2-O2	5.54	122.23	118.90
45	8	87	G	N3-C2-N2	-5.54	116.02	119.90
44	5	688	G	N7-C8-N9	5.54	115.87	113.10
44	5	915	A	C2-N3-C4	5.54	113.37	110.60
44	5	2766	U	N3-C2-O2	-5.54	118.32	122.20
44	5	1577	G	C2-N3-C4	-5.54	109.13	111.90
44	5	1252	A	N7-C8-N9	5.53	116.57	113.80
44	5	2792	A	N9-C4-C5	-5.53	103.59	105.80
44	5	1805	C	N1-C2-N3	5.53	123.07	119.20
44	5	30	G	N3-C4-N9	5.53	129.32	126.00
44	5	376	G	O4'-C1'-N9	5.53	112.62	108.20
44	5	1228	C	C2-N3-C4	5.53	122.66	119.90
44	5	3239	G	N3-C2-N2	-5.53	116.03	119.90
44	5	1040	A	N7-C8-N9	5.53	116.56	113.80
44	5	1700	G	N3-C4-C5	5.53	131.36	128.60
45	8	118	C	C2-N1-C1'	5.52	124.88	118.80
44	5	1515	A	N9-C4-C5	-5.52	103.59	105.80
44	5	331	G	C8-N9-C1'	5.52	134.18	127.00
44	5	3219	G	C4-N9-C1'	-5.52	119.32	126.50
44	5	3373	U	C5-C6-N1	5.52	125.46	122.70
45	8	37	A	C5-C6-N6	-5.52	119.28	123.70
44	5	675	C	C6-N1-C2	-5.52	118.09	120.30
44	5	1010	G	N3-C2-N2	-5.52	116.04	119.90
44	5	3317	U	N3-C2-O2	-5.52	118.34	122.20
44	5	560	G	C5-C6-O6	-5.52	125.29	128.60
45	8	30	C	N3-C2-O2	-5.52	118.04	121.90
46	7	17	A	C5-N7-C8	-5.52	101.14	103.90
44	5	517	G	N3-C4-N9	-5.51	122.69	126.00
44	5	27	C	C5-C6-N1	5.51	123.76	121.00
44	5	2988	C	N3-C4-N4	-5.51	114.14	118.00
44	5	436	A	C4-C5-C6	-5.51	114.25	117.00
44	5	2205	U	C5-C6-N1	5.51	125.45	122.70
44	5	3058	U	C6-N1-C1'	-5.51	113.49	121.20

Continued on next page...

Continued from previous page...

Mol	Chain	Res	Type	Atoms	Z	Observed(°)	Ideal(°)
44	5	55	G	N3-C2-N2	-5.51	116.05	119.90
44	5	1565	G	C4-N9-C1'	5.51	133.66	126.50
46	7	1	G	N1-C2-N3	-5.51	120.60	123.90
44	5	1113	G	N3-C4-N9	-5.50	122.70	126.00
44	5	2513	U	N3-C2-O2	-5.50	118.35	122.20
44	5	698	U	C5-C6-N1	5.50	125.45	122.70
44	5	1447	G	C4-N9-C1'	-5.50	119.35	126.50
44	5	1640	G	C4-N9-C1'	-5.50	119.35	126.50
44	5	1701	C	N1-C2-O2	5.50	122.20	118.90
44	5	2966	G	C4-N9-C1'	-5.49	119.36	126.50
44	5	3360	C	C6-N1-C1'	-5.49	114.21	120.80
44	5	2626	A	C4-C5-N7	5.49	113.45	110.70
44	5	3197	G	C8-N9-C1'	5.49	134.14	127.00
44	5	1660	C	C5-C6-N1	5.49	123.75	121.00
46	7	44	C	N3-C4-N4	5.49	121.84	118.00
44	5	69	C	N1-C2-O2	5.49	122.19	118.90
44	5	110	G	C2-N3-C4	-5.49	109.16	111.90
44	5	1525	G	C4-N9-C1'	5.49	133.63	126.50
44	5	2568	C	C2-N1-C1'	-5.49	112.76	118.80
44	5	1869	C	C6-N1-C2	-5.49	118.11	120.30
44	5	922	U	C2-N3-C4	5.49	130.29	127.00
44	5	1097	G	N3-C4-C5	-5.49	125.86	128.60
44	5	561	C	C2-N1-C1'	5.48	124.83	118.80
44	5	3311	C	N1-C2-O2	5.48	122.19	118.90
44	5	1275	C	C6-N1-C2	-5.48	118.11	120.30
44	5	2572	C	C2-N1-C1'	5.48	124.83	118.80
44	5	2594	C	N3-C4-C5	5.48	124.09	121.90
44	5	1060	U	N1-C2-O2	5.48	126.64	122.80
44	5	3234	A	N3-C4-C5	5.48	130.63	126.80
44	5	1417	G	O4'-C1'-N9	5.48	112.58	108.20
44	5	336	A	N1-C2-N3	-5.47	126.56	129.30
44	5	1086	C	C6-N1-C1'	5.47	127.37	120.80
44	5	3383	G	N1-C2-N3	5.47	127.19	123.90
44	5	137	G	C2-N3-C4	-5.47	109.16	111.90
44	5	2953	U	C5-C6-N1	5.47	125.44	122.70
45	8	135	G	N9-C4-C5	-5.47	103.21	105.40
44	5	283	G	N3-C4-N9	5.47	129.28	126.00
9	H	291	ARG	NE-CZ-NH1	5.47	123.03	120.30
44	5	2206	G	N3-C2-N2	-5.47	116.07	119.90
44	5	2606	G	C4-N9-C1'	5.47	133.61	126.50
44	5	1527	C	P-O3'-C3'	5.47	126.26	119.70
44	5	3039	C	C2-N1-C1'	5.47	124.81	118.80

Continued on next page...

Continued from previous page...

Mol	Chain	Res	Type	Atoms	Z	Observed(°)	Ideal(°)
44	5	3278	C	C6-N1-C2	-5.47	118.11	120.30
45	8	96	A	N3-C4-N9	-5.47	123.03	127.40
44	5	2786	G	N3-C2-N2	-5.47	116.07	119.90
44	5	2544	U	N1-C2-O2	5.46	126.62	122.80
44	5	1595	U	C5-C6-N1	-5.46	119.97	122.70
44	5	2562	A	N1-C6-N6	5.46	121.88	118.60
44	5	2838	A	C4-C5-N7	5.46	113.43	110.70
44	5	12	A	C6-C5-N7	5.46	136.12	132.30
44	5	499	G	C8-N9-C4	5.46	108.58	106.40
44	5	518	G	C6-C5-N7	-5.46	127.12	130.40
44	5	527	A	C5-N7-C8	-5.46	101.17	103.90
44	5	1565	G	C8-N9-C4	-5.46	104.22	106.40
44	5	2118	C	C6-N1-C2	-5.46	118.11	120.30
44	5	2711	C	N3-C2-O2	-5.46	118.08	121.90
44	5	3217	C	C2-N1-C1'	5.46	124.81	118.80
45	8	49	G	N9-C4-C5	-5.46	103.22	105.40
44	5	140	C	C6-N1-C2	-5.46	118.12	120.30
44	5	1663	C	C6-N1-C2	-5.46	118.12	120.30
44	5	1223	A	C4-C5-N7	5.46	113.43	110.70
44	5	1296	C	C4-C5-C6	-5.46	114.67	117.40
44	5	2337	C	C6-N1-C2	-5.46	118.12	120.30
44	5	2714	G	N3-C4-C5	5.46	131.33	128.60
44	5	3199	G	C6-C5-N7	-5.46	127.12	130.40
45	8	72	A	N3-C4-N9	5.46	131.77	127.40
44	5	130	A	N9-C4-C5	-5.46	103.62	105.80
44	5	1672	U	N1-C2-O2	5.46	126.62	122.80
44	5	335	G	C8-N9-C1'	-5.46	119.91	127.00
44	5	62	A	P-O3'-C3'	5.45	126.24	119.70
44	5	1837	U	N1-C2-O2	5.45	126.62	122.80
44	5	3158	G	N9-C4-C5	-5.45	103.22	105.40
45	8	23	U	C5-C4-O4	-5.45	122.63	125.90
44	5	1404	G	O5'-P-OP2	-5.45	100.79	105.70
44	5	1824	U	C5-C6-N1	5.45	125.42	122.70
45	8	155	A	N1-C6-N6	-5.45	115.33	118.60
3	B	351	LEU	CA-CB-CG	5.45	127.83	115.30
44	5	158	G	C4-C5-N7	5.45	112.98	110.80
44	5	2531	C	C6-N1-C2	-5.45	118.12	120.30
44	5	2553	U	N3-C2-O2	-5.45	118.39	122.20
44	5	1281	G	N3-C4-N9	5.45	129.27	126.00
44	5	955	U	C2-N1-C1'	5.45	124.23	117.70
44	5	1592	G	N3-C2-N2	-5.45	116.09	119.90
44	5	1064	A	N7-C8-N9	-5.44	111.08	113.80

Continued on next page...

Continued from previous page...

Mol	Chain	Res	Type	Atoms	Z	Observed(°)	Ideal(°)
44	5	3173	G	N3-C4-N9	5.44	129.27	126.00
44	5	602	A	C5-N7-C8	-5.44	101.18	103.90
44	5	1759	C	C2-N3-C4	5.44	122.62	119.90
44	5	2656	A	C6-N1-C2	5.44	121.86	118.60
44	5	1061	A	C5-N7-C8	-5.44	101.18	103.90
44	5	1087	G	C8-N9-C4	5.44	108.58	106.40
46	7	87	G	C2-N3-C4	5.44	114.62	111.90
44	5	185	C	C4-C5-C6	-5.43	114.68	117.40
44	5	2283	G	N3-C4-C5	5.43	131.32	128.60
46	7	40	C	C6-N1-C2	-5.43	118.13	120.30
44	5	11	A	N9-C4-C5	-5.43	103.63	105.80
44	5	137	G	C8-N9-C1'	5.43	134.06	127.00
44	5	283	G	C8-N9-C1'	-5.43	119.94	127.00
44	5	340	C	C2-N3-C4	5.43	122.62	119.90
44	5	2499	U	N3-C2-O2	-5.43	118.40	122.20
44	5	235	A	C8-N9-C4	-5.43	103.63	105.80
44	5	1750	A	O4'-C1'-N9	5.43	112.54	108.20
44	5	546	C	C6-N1-C2	5.43	122.47	120.30
44	5	3123	A	C4-C5-C6	-5.43	114.28	117.00
45	8	26	U	C5-C6-N1	-5.43	119.98	122.70
44	5	1262	G	N3-C4-C5	5.43	131.31	128.60
44	5	2523	A	C8-N9-C4	5.43	107.97	105.80
44	5	3308	C	C6-N1-C2	-5.43	118.13	120.30
44	5	143	G	N3-C2-N2	-5.43	116.10	119.90
44	5	242	C	N3-C4-C5	5.43	124.07	121.90
44	5	2962	U	N1-C2-O2	5.43	126.60	122.80
44	5	1298	C	N1-C2-O2	5.42	122.15	118.90
44	5	2209	U	C5-C6-N1	-5.42	119.99	122.70
45	8	149	A	N3-C4-C5	5.42	130.60	126.80
44	5	1676	A	N9-C4-C5	-5.42	103.63	105.80
44	5	1766	G	C6-C5-N7	-5.42	127.15	130.40
44	5	2470	C	C5-C6-N1	-5.42	118.29	121.00
44	5	3289	G	N3-C2-N2	-5.42	116.11	119.90
44	5	2101	C	OP1-P-O3'	5.42	117.12	105.20
44	5	3254	G	N3-C4-C5	5.42	131.31	128.60
44	5	1464	G	C5-N7-C8	-5.42	101.59	104.30
44	5	2541	U	C5-C4-O4	-5.42	122.65	125.90
44	5	1259	A	C8-N9-C4	5.42	107.97	105.80
45	8	69	U	N3-C2-O2	-5.42	118.41	122.20
44	5	439	C	N1-C2-O2	5.41	122.15	118.90
44	5	1759	C	C6-N1-C2	-5.41	118.13	120.30
32	e	226	LEU	CA-CB-CG	5.41	127.75	115.30

Continued on next page...

Continued from previous page...

Mol	Chain	Res	Type	Atoms	Z	Observed(°)	Ideal(°)
44	5	233	C	C6-N1-C2	-5.41	118.14	120.30
44	5	2196	C	N1-C2-O2	5.41	122.15	118.90
44	5	2299	A	C5-C6-N6	-5.41	119.37	123.70
46	7	100	C	C5-C6-N1	5.41	123.70	121.00
44	5	627	U	C5-C6-N1	5.41	125.40	122.70
44	5	793	C	N3-C2-O2	-5.41	118.11	121.90
44	5	1907	C	N1-C2-O2	5.41	122.14	118.90
44	5	2299	A	N1-C6-N6	5.41	121.84	118.60
44	5	311	C	N1-C2-O2	5.41	122.14	118.90
44	5	1087	G	C5-C6-O6	-5.41	125.36	128.60
44	5	1483	G	C4-N9-C1'	-5.41	119.47	126.50
44	5	2195	C	C2-N3-C4	5.41	122.60	119.90
44	5	2947	G	N1-C6-O6	-5.41	116.66	119.90
44	5	1061	A	N1-C6-N6	5.40	121.84	118.60
44	5	2687	G	N9-C4-C5	-5.40	103.24	105.40
44	5	3263	G	N1-C6-O6	5.40	123.14	119.90
44	5	852	U	N1-C2-O2	5.40	126.58	122.80
44	5	2810	C	N1-C2-O2	5.40	122.14	118.90
44	5	3147	G	C8-N9-C4	5.40	108.56	106.40
44	5	3161	C	C2-N3-C4	5.40	122.60	119.90
44	5	3163	A	N9-C4-C5	-5.40	103.64	105.80
44	5	127	G	C5-N7-C8	-5.40	101.60	104.30
44	5	373	A	N7-C8-N9	5.40	116.50	113.80
44	5	1306	G	C8-N9-C4	5.40	108.56	106.40
44	5	1409	G	C8-N9-C4	5.40	108.56	106.40
44	5	2283	G	C8-N9-C1'	5.40	134.02	127.00
44	5	1922	A	C6-C5-N7	-5.40	128.52	132.30
44	5	2353	G	N9-C4-C5	-5.40	103.24	105.40
44	5	2790	A	N1-C2-N3	-5.40	126.60	129.30
44	5	2855	U	C5-C6-N1	5.40	125.40	122.70
46	7	106	U	N1-C2-O2	5.40	126.58	122.80
44	5	3041	U	N3-C2-O2	-5.39	118.42	122.20
44	5	120	G	C2-N3-C4	-5.39	109.20	111.90
44	5	525	C	C5-C6-N1	5.39	123.69	121.00
44	5	2488	A	C8-N9-C1'	-5.39	118.00	127.70
44	5	3007	U	C2-N1-C1'	5.39	124.17	117.70
44	5	3273	A	C4-C5-N7	5.39	113.39	110.70
44	5	2234	G	C8-N9-C4	-5.39	104.25	106.40
44	5	446	U	C4-C5-C6	-5.38	116.47	119.70
44	5	1262	G	C4-N9-C1'	-5.38	119.50	126.50
44	5	1544	G	N3-C2-N2	-5.38	116.13	119.90
44	5	2490	C	C5-C6-N1	5.38	123.69	121.00

Continued on next page...

Continued from previous page...

Mol	Chain	Res	Type	Atoms	Z	Observed(°)	Ideal(°)
44	5	2899	C	C2-N3-C4	5.38	122.59	119.90
44	5	1532	C	N1-C2-O2	5.38	122.13	118.90
44	5	1881	A	N9-C4-C5	-5.38	103.65	105.80
44	5	2486	A	N7-C8-N9	-5.38	111.11	113.80
44	5	2606	G	N3-C4-N9	5.38	129.23	126.00
44	5	2748	A	C5-N7-C8	-5.38	101.21	103.90
44	5	3016	A	N1-C2-N3	-5.38	126.61	129.30
44	5	3016	A	N9-C4-C5	-5.38	103.65	105.80
44	5	446	U	N3-C4-O4	-5.38	115.63	119.40
44	5	3133	C	C4-C5-C6	-5.38	114.71	117.40
44	5	1346	G	C6-C5-N7	5.38	133.63	130.40
44	5	1594	A	O4'-C1'-N9	5.38	112.50	108.20
44	5	2494	A	N1-C2-N3	-5.38	126.61	129.30
44	5	2626	A	N1-C6-N6	5.38	121.83	118.60
44	5	569	A	C4-C5-N7	5.38	113.39	110.70
44	5	1321	G	N9-C4-C5	-5.38	103.25	105.40
44	5	3233	C	C6-N1-C2	-5.38	118.15	120.30
44	5	529	A	N1-C6-N6	5.38	121.83	118.60
44	5	2291	A	C4-C5-N7	5.38	113.39	110.70
44	5	1222	G	N3-C4-C5	5.37	131.29	128.60
44	5	1266	G	N9-C4-C5	-5.37	103.25	105.40
44	5	2513	U	C4-C5-C6	-5.37	116.47	119.70
44	5	3278	C	N3-C2-O2	-5.37	118.14	121.90
44	5	613	G	C5-C6-O6	-5.37	125.38	128.60
44	5	946	U	N1-C2-O2	5.37	126.56	122.80
44	5	2706	G	C8-N9-C4	5.37	108.55	106.40
44	5	3242	G	C5-C6-O6	-5.37	125.38	128.60
44	5	568	G	C5-N7-C8	-5.37	101.61	104.30
44	5	2167	A	C5-N7-C8	-5.37	101.22	103.90
44	5	1483	G	N3-C4-N9	-5.37	122.78	126.00
44	5	3076	C	C6-N1-C2	-5.37	118.15	120.30
44	5	861	C	C5-C6-N1	5.37	123.68	121.00
44	5	1288	U	N3-C2-O2	-5.37	118.44	122.20
44	5	1595	U	C2-N1-C1'	-5.37	111.26	117.70
44	5	2337	C	N3-C4-N4	-5.37	114.25	118.00
44	5	3278	C	N1-C2-O2	5.37	122.12	118.90
46	7	8	G	N3-C4-C5	5.37	131.28	128.60
44	5	150	A	C8-N9-C4	5.36	107.95	105.80
44	5	678	G	C5-N7-C8	-5.36	101.62	104.30
44	5	1817	G	C4-N9-C1'	-5.36	119.53	126.50
44	5	2582	C	C6-N1-C2	-5.36	118.16	120.30
44	5	3228	C	OP2-P-O3'	5.36	117.00	105.20

Continued on next page...

Continued from previous page...

Mol	Chain	Res	Type	Atoms	Z	Observed(°)	Ideal(°)
44	5	581	U	C2-N1-C1'	5.36	124.13	117.70
44	5	654	C	N1-C2-O2	5.36	122.12	118.90
44	5	1268	G	C4-C5-N7	5.36	112.94	110.80
44	5	2098	C	C5-C6-N1	5.36	123.68	121.00
44	5	2346	C	C5-C6-N1	5.36	123.68	121.00
44	5	3202	G	N3-C4-N9	5.36	129.22	126.00
44	5	1671	C	N1-C2-O2	5.36	122.11	118.90
44	5	2149	A	C5-C6-N6	-5.36	119.42	123.70
1	z	399	LEU	CA-CB-CG	5.35	127.61	115.30
44	5	141	C	C5-C6-N1	5.35	123.68	121.00
44	5	660	A	N3-C4-N9	-5.35	123.12	127.40
45	8	94	C	C5-C6-N1	5.35	123.68	121.00
44	5	1061	A	C4-C5-N7	5.35	113.38	110.70
44	5	1685	C	C5-C6-N1	5.35	123.67	121.00
44	5	3146	G	N9-C4-C5	-5.35	103.26	105.40
44	5	1346	G	N1-C6-O6	-5.35	116.69	119.90
44	5	3110	C	N3-C2-O2	-5.35	118.16	121.90
44	5	437	G	C5-C6-O6	-5.35	125.39	128.60
44	5	3260	G	C4-C5-N7	5.35	112.94	110.80
44	5	2200	U	C5-C6-N1	5.34	125.37	122.70
44	5	2436	U	C5-C6-N1	5.34	125.37	122.70
44	5	2148	U	N1-C2-O2	5.34	126.54	122.80
44	5	243	G	C4-C5-N7	5.34	112.94	110.80
44	5	1836	C	N3-C2-O2	-5.34	118.16	121.90
44	5	1238	C	C2-N3-C4	5.34	122.57	119.90
44	5	1422	G	C8-N9-C4	5.34	108.54	106.40
44	5	1953	G	O5'-P-OP1	-5.34	100.89	105.70
44	5	2146	C	C6-N1-C2	-5.34	118.16	120.30
44	5	3023	U	N3-C2-O2	-5.34	118.46	122.20
44	5	1268	G	N1-C6-O6	5.34	123.10	119.90
44	5	3112	G	C4-C5-N7	5.34	112.94	110.80
44	5	234	G	N9-C4-C5	-5.34	103.27	105.40
44	5	374	A	C4-N9-C1'	-5.34	116.69	126.30
44	5	1141	C	C6-N1-C2	-5.34	118.17	120.30
44	5	2638	C	N3-C2-O2	-5.34	118.17	121.90
44	5	3135	U	N1-C2-O2	5.34	126.54	122.80
44	5	3248	C	C5-C6-N1	5.33	123.67	121.00
44	5	677	A	C5-N7-C8	-5.33	101.23	103.90
44	5	2354	C	C5-C6-N1	5.33	123.67	121.00
44	5	2969	A	C8-N9-C4	5.33	107.93	105.80
44	5	1756	C	N1-C2-O2	5.33	122.10	118.90
44	5	3023	U	C6-N1-C2	-5.33	117.80	121.00

Continued on next page...

Continued from previous page...

Mol	Chain	Res	Type	Atoms	Z	Observed(°)	Ideal(°)
44	5	1231	A	C4-C5-N7	5.33	113.36	110.70
44	5	224	C	C2-N1-C1'	5.33	124.66	118.80
44	5	537	A	C5-N7-C8	-5.33	101.24	103.90
44	5	2928	C	C6-N1-C1'	-5.33	114.41	120.80
44	5	31	C	C6-N1-C1'	-5.33	114.41	120.80
44	5	1227	C	N3-C4-N4	-5.33	114.27	118.00
44	5	1750	A	C4-C5-N7	5.33	113.36	110.70
45	8	149	A	N3-C4-N9	-5.33	123.14	127.40
44	5	1358	C	C6-N1-C2	-5.32	118.17	120.30
44	5	1057	A	N9-C4-C5	-5.32	103.67	105.80
44	5	175	C	C6-N1-C2	-5.32	118.17	120.30
44	5	600	G	N9-C4-C5	-5.32	103.27	105.40
44	5	1922	A	N9-C4-C5	-5.32	103.67	105.80
44	5	2596	U	C5-C4-O4	-5.32	122.71	125.90
44	5	1039	U	N1-C2-O2	5.32	126.52	122.80
46	7	35	C	C5-C6-N1	5.32	123.66	121.00
44	5	55	G	C8-N9-C1'	5.32	133.91	127.00
44	5	1566	A	C6-C5-N7	-5.32	128.58	132.30
44	5	3017	A	C5-N7-C8	-5.32	101.24	103.90
44	5	1816	A	P-O3'-C3'	5.32	126.08	119.70
44	5	2375	G	C8-N9-C4	5.32	108.53	106.40
44	5	3191	G	C6-C5-N7	-5.32	127.21	130.40
44	5	555	U	N3-C2-O2	5.31	125.92	122.20
44	5	1874	A	N9-C4-C5	-5.31	103.67	105.80
45	8	77	A	C2-N3-C4	5.31	113.25	110.60
44	5	393	U	N1-C2-O2	5.31	126.52	122.80
44	5	949	C	N1-C2-O2	5.31	122.08	118.90
44	5	1646	G	N3-C4-C5	5.31	131.25	128.60
44	5	2238	G	C5-N7-C8	-5.31	101.65	104.30
44	5	3153	U	O4'-C1'-N1	5.31	112.45	108.20
28	a	159	LEU	CA-CB-CG	5.30	127.50	115.30
44	5	31	C	C5-C6-N1	5.30	123.65	121.00
44	5	121	A	C4-C5-C6	-5.30	114.35	117.00
44	5	242	C	C4-C5-C6	-5.30	114.75	117.40
44	5	120	G	C4-N9-C1'	-5.30	119.61	126.50
44	5	200	C	N3-C4-C5	5.30	124.02	121.90
45	8	15	G	C8-N9-C4	5.30	108.52	106.40
44	5	397	A	C5-N7-C8	-5.30	101.25	103.90
44	5	919	U	N3-C2-O2	-5.30	118.49	122.20
44	5	1190	A	C4-C5-N7	5.30	113.35	110.70
44	5	3337	G	C4-C5-N7	5.30	112.92	110.80
44	5	445	G	N3-C4-N9	5.30	129.18	126.00

Continued on next page...

Continued from previous page...

Mol	Chain	Res	Type	Atoms	Z	Observed(°)	Ideal(°)
44	5	1901	A	C4-N9-C1'	5.30	135.84	126.30
44	5	2550	U	N1-C2-O2	5.30	126.51	122.80
44	5	433	A	C5-N7-C8	-5.29	101.25	103.90
44	5	638	C	C2-N1-C1'	5.29	124.62	118.80
44	5	1447	G	N3-C4-C5	5.29	131.25	128.60
44	5	1825	G	N3-C4-C5	-5.29	125.96	128.60
44	5	2556	C	C5-C6-N1	5.29	123.64	121.00
44	5	732	C	C6-N1-C2	-5.29	118.19	120.30
44	5	2995	A	C4-C5-N7	5.29	113.34	110.70
44	5	835	G	N3-C4-C5	5.29	131.24	128.60
44	5	1292	C	C2-N1-C1'	5.29	124.61	118.80
44	5	1898	G	N1-C6-O6	-5.29	116.73	119.90
44	5	2683	U	C5-C6-N1	-5.29	120.06	122.70
44	5	637	C	P-O3'-C3'	5.28	126.04	119.70
44	5	855	U	N3-C2-O2	-5.28	118.50	122.20
44	5	130	A	N1-C6-N6	5.28	121.77	118.60
44	5	390	G	C4-C5-N7	5.28	112.91	110.80
44	5	998	A	C4-C5-N7	5.28	113.34	110.70
44	5	1190	A	C8-N9-C1'	-5.28	118.20	127.70
44	5	3005	A	C4-N9-C1'	-5.28	116.80	126.30
44	5	1145	G	N9-C4-C5	-5.28	103.29	105.40
44	5	2981	U	N1-C2-O2	5.28	126.50	122.80
45	8	93	U	N3-C2-O2	-5.27	118.51	122.20
46	7	79	A	C5-N7-C8	-5.27	101.26	103.90
44	5	1005	G	C6-C5-N7	5.27	133.56	130.40
44	5	1888	U	N3-C2-O2	-5.27	118.51	122.20
44	5	2129	U	N1-C2-O2	5.27	126.49	122.80
44	5	2492	C	P-O3'-C3'	5.27	126.03	119.70
44	5	3369	G	C2-N3-C4	5.27	114.54	111.90
45	8	140	G	C8-N9-C4	5.27	108.51	106.40
44	5	975	C	C6-N1-C2	-5.27	118.19	120.30
44	5	1432	C	N3-C4-C5	5.27	124.01	121.90
44	5	2529	A	N7-C8-N9	5.27	116.44	113.80
44	5	3193	C	C5-C6-N1	5.27	123.64	121.00
44	5	1301	A	N1-C6-N6	-5.27	115.44	118.60
44	5	1464	G	C4-C5-N7	5.27	112.91	110.80
44	5	289	A	N7-C8-N9	5.27	116.43	113.80
44	5	772	U	C5-C6-N1	5.27	125.33	122.70
44	5	1817	G	C8-N9-C1'	5.27	133.85	127.00
44	5	2731	U	N3-C2-O2	-5.27	118.51	122.20
44	5	564	G	N9-C4-C5	-5.26	103.30	105.40
44	5	949	C	C5-C6-N1	5.26	123.63	121.00

Continued on next page...

Continued from previous page...

Mol	Chain	Res	Type	Atoms	Z	Observed(°)	Ideal(°)
44	5	1145	G	C4-C5-N7	5.26	112.91	110.80
44	5	1280	C	C6-N1-C1'	5.26	127.12	120.80
44	5	1535	A	C4-C5-N7	5.26	113.33	110.70
44	5	3200	G	C4-N9-C1'	-5.26	119.66	126.50
44	5	3121	U	C2-N1-C1'	5.26	124.02	117.70
44	5	501	A	N9-C4-C5	-5.26	103.70	105.80
44	5	1849	C	N3-C4-C5	5.26	124.00	121.90
44	5	1924	U	N1-C2-O2	5.26	126.48	122.80
44	5	103	G	N3-C4-N9	5.26	129.16	126.00
44	5	414	U	N1-C2-O2	5.26	126.48	122.80
46	7	80	G	C8-N9-C4	-5.26	104.30	106.40
44	5	1749	A	N3-C4-N9	-5.26	123.19	127.40
44	5	786	A	N3-C4-N9	-5.26	123.19	127.40
44	5	1242	G	C4-N9-C1'	5.26	133.33	126.50
44	5	1742	U	N1-C2-O2	5.26	126.48	122.80
46	7	26	C	C2-N1-C1'	5.26	124.58	118.80
44	5	352	A	N7-C8-N9	-5.25	111.17	113.80
44	5	352	A	O4'-C1'-N9	5.25	112.40	108.20
44	5	2720	G	N3-C4-C5	-5.25	125.97	128.60
44	5	202	G	C2-N3-C4	5.25	114.53	111.90
44	5	1066	G	C5-N7-C8	-5.25	101.67	104.30
44	5	1759	C	C5-C4-N4	-5.25	116.52	120.20
44	5	3029	A	C5-N7-C8	-5.25	101.28	103.90
44	5	1239	C	N3-C4-N4	-5.25	114.33	118.00
44	5	1947	G	N3-C2-N2	-5.25	116.22	119.90
44	5	2096	A	N9-C4-C5	-5.25	103.70	105.80
44	5	2541	U	C6-N1-C2	5.25	124.15	121.00
44	5	2562	A	C5-N7-C8	-5.25	101.28	103.90
44	5	258	G	C4-C5-N7	5.25	112.90	110.80
44	5	2096	A	C4-C5-N7	5.24	113.32	110.70
44	5	129	U	C5-C6-N1	5.24	125.32	122.70
44	5	3185	U	N3-C2-O2	5.24	125.87	122.20
44	5	1869	C	C5-C6-N1	5.24	123.62	121.00
44	5	120	G	N3-C4-N9	-5.24	122.86	126.00
44	5	1873	U	C5-C6-N1	5.24	125.32	122.70
44	5	3230	G	C2-N3-C4	-5.24	109.28	111.90
44	5	2253	G	P-O3'-C3'	5.24	125.98	119.70
44	5	308	A	C6-C5-N7	-5.24	128.63	132.30
44	5	909	G	P-O3'-C3'	5.24	125.98	119.70
44	5	3158	G	C4-C5-N7	5.24	112.89	110.80
44	5	3193	C	C4-C5-C6	-5.24	114.78	117.40
44	5	439	C	C2-N1-C1'	5.23	124.56	118.80

Continued on next page...

Continued from previous page...

Mol	Chain	Res	Type	Atoms	Z	Observed(°)	Ideal(°)
44	5	1961	G	C4-N9-C1'	5.23	133.30	126.50
46	7	17	A	N9-C4-C5	-5.23	103.71	105.80
44	5	2748	A	N7-C8-N9	5.23	116.42	113.80
44	5	3023	U	C5-C6-N1	5.23	125.32	122.70
44	5	3191	G	C5-N7-C8	-5.23	101.69	104.30
44	5	2391	G	N1-C6-O6	-5.23	116.76	119.90
44	5	2848	G	N3-C2-N2	-5.23	116.24	119.90
44	5	64	G	N1-C6-O6	5.23	123.04	119.90
44	5	445	G	C4-N9-C1'	5.23	133.30	126.50
44	5	607	A	C8-N9-C1'	-5.23	118.29	127.70
44	5	2841	G	N7-C8-N9	5.23	115.71	113.10
45	8	148	G	N1-C2-N2	5.23	120.90	116.20
44	5	353	G	N3-C2-N2	-5.23	116.24	119.90
44	5	2221	G	N3-C4-C5	5.23	131.21	128.60
44	5	2948	C	C6-N1-C2	-5.23	118.21	120.30
44	5	123	A	N3-C4-N9	5.22	131.58	127.40
44	5	920	A	C8-N9-C4	5.22	107.89	105.80
44	5	1563	C	C2-N1-C1'	-5.22	113.05	118.80
44	5	1590	G	C4-C5-N7	5.22	112.89	110.80
45	8	4	C	C6-N1-C2	-5.22	118.21	120.30
46	7	59	U	C5-C6-N1	5.22	125.31	122.70
44	5	2114	C	C5-C6-N1	5.22	123.61	121.00
44	5	64	G	C5-C6-O6	-5.22	125.47	128.60
44	5	1216	C	C6-N1-C2	-5.22	118.21	120.30
44	5	2965	U	O4'-C1'-N1	5.22	112.38	108.20
44	5	3326	G	N1-C2-N2	5.22	120.90	116.20
44	5	2193	U	C6-N1-C1'	-5.22	113.89	121.20
44	5	1263	A	C6-C5-N7	-5.22	128.65	132.30
44	5	2552	C	N3-C2-O2	-5.22	118.25	121.90
44	5	1066	G	N9-C4-C5	-5.21	103.31	105.40
44	5	1487	G	N9-C4-C5	-5.21	103.31	105.40
44	5	1825	G	C4-N9-C1'	5.21	133.28	126.50
46	7	17	A	C4-C5-N7	5.21	113.31	110.70
44	5	3354	U	C6-N1-C1'	-5.21	113.90	121.20
44	5	3365	U	N1-C2-O2	5.21	126.45	122.80
44	5	526	C	C6-N1-C2	-5.21	118.22	120.30
44	5	665	A	C4-C5-N7	5.21	113.31	110.70
44	5	1345	G	C2-N3-C4	5.21	114.50	111.90
44	5	660	A	C2-N3-C4	-5.21	108.00	110.60
44	5	1376	C	O4'-C1'-N1	5.21	112.37	108.20
44	5	342	A	C5-C6-N6	5.21	127.87	123.70
44	5	542	G	C4-C5-N7	5.21	112.88	110.80

Continued on next page...

Continued from previous page...

Mol	Chain	Res	Type	Atoms	Z	Observed(°)	Ideal(°)
44	5	863	C	C2-N1-C1'	5.21	124.53	118.80
44	5	1878	G	C2-N3-C4	5.21	114.50	111.90
44	5	2078	C	C6-N1-C2	-5.21	118.22	120.30
45	8	154	C	C6-N1-C1'	5.21	127.05	120.80
44	5	3033	A	C5-C6-N1	5.21	120.30	117.70
44	5	347	G	C2-N3-C4	5.20	114.50	111.90
44	5	113	C	N1-C2-O2	5.20	122.02	118.90
44	5	428	A	N9-C4-C5	-5.20	103.72	105.80
44	5	55	G	C6-C5-N7	5.20	133.52	130.40
44	5	390	G	N3-C4-N9	5.20	129.12	126.00
44	5	518	G	C4-C5-N7	5.20	112.88	110.80
44	5	656	A	N7-C8-N9	5.20	116.40	113.80
44	5	2322	C	N1-C2-O2	5.20	122.02	118.90
44	5	2577	C	C5-C6-N1	5.20	123.60	121.00
44	5	2782	U	C2-N3-C4	5.20	130.12	127.00
44	5	2868	U	N1-C2-O2	5.20	126.44	122.80
28	a	214	LEU	CA-CB-CG	5.20	127.25	115.30
44	5	1420	C	N3-C2-O2	-5.20	118.26	121.90
44	5	859	G	N7-C8-N9	5.20	115.70	113.10
44	5	2531	C	C5-C6-N1	5.20	123.60	121.00
44	5	2918	G	C2-N3-C4	5.20	114.50	111.90
45	8	92	A	N9-C4-C5	-5.20	103.72	105.80
44	5	1749	A	C4-N9-C1'	-5.19	116.95	126.30
44	5	3272	C	C5'-C4'-O4'	5.19	115.33	109.10
44	5	333	G	O5'-P-OP2	-5.19	101.03	105.70
44	5	1126	G	N1-C6-O6	-5.19	116.78	119.90
44	5	1046	A	C4-C5-N7	5.19	113.30	110.70
44	5	1718	G	C5-C6-O6	-5.19	125.49	128.60
44	5	1736	G	C2-N3-C4	5.19	114.49	111.90
44	5	623	U	N3-C4-C5	5.19	117.71	114.60
44	5	3303	G	C4-C5-N7	5.19	112.88	110.80
46	7	77	G	N3-C4-C5	5.19	131.19	128.60
44	5	3388	C	C2-N1-C1'	-5.19	113.10	118.80
44	5	540	U	C5-C6-N1	5.18	125.29	122.70
44	5	1245	A	N9-C4-C5	-5.18	103.73	105.80
44	5	2439	A	N7-C8-N9	5.18	116.39	113.80
44	5	781	G	C4-C5-N7	5.18	112.87	110.80
44	5	1310	G	OP1-P-O3'	5.18	116.60	105.20
45	8	35	C	N3-C2-O2	-5.18	118.27	121.90
44	5	978	G	C4-C5-N7	5.18	112.87	110.80
44	5	1733	G	N1-C6-O6	-5.18	116.79	119.90
44	5	1953	G	C2-N3-C4	5.18	114.49	111.90

Continued on next page...

Continued from previous page...

Mol	Chain	Res	Type	Atoms	Z	Observed(°)	Ideal(°)
44	5	2584	G	N9-C4-C5	-5.18	103.33	105.40
44	5	2873	U	N1-C2-O2	5.18	126.43	122.80
44	5	110	G	N3-C4-C5	5.18	131.19	128.60
44	5	1217	A	C4-C5-N7	5.18	113.29	110.70
44	5	1263	A	C8-N9-C1'	-5.18	118.38	127.70
44	5	1877	U	C5-C6-N1	5.18	125.29	122.70
44	5	2483	G	C8-N9-C4	-5.18	104.33	106.40
44	5	3034	C	C5-C6-N1	5.18	123.59	121.00
44	5	439	C	C6-N1-C1'	-5.18	114.59	120.80
44	5	551	A	C4-C5-C6	-5.18	114.41	117.00
44	5	1838	G	C8-N9-C4	5.18	108.47	106.40
44	5	2779	A	C2-N3-C4	5.18	113.19	110.60
44	5	10	C	C2-N1-C1'	-5.17	113.11	118.80
44	5	677	A	N3-C4-C5	5.17	130.42	126.80
44	5	3199	G	C4-C5-N7	5.17	112.87	110.80
5	D	553	LEU	CA-CB-CG	5.17	127.20	115.30
44	5	196	G	N1-C2-N2	-5.17	111.55	116.20
44	5	1400	G	C4-C5-N7	5.17	112.87	110.80
44	5	1960	A	N3-C4-C5	-5.17	123.18	126.80
44	5	2447	A	N9-C4-C5	-5.17	103.73	105.80
44	5	2545	C	N3-C2-O2	-5.17	118.28	121.90
44	5	3393	U	N3-C2-O2	-5.17	118.58	122.20
44	5	503	C	C5-C6-N1	5.17	123.58	121.00
44	5	1349	G	N3-C2-N2	5.17	123.52	119.90
44	5	1574	C	C5-C6-N1	5.17	123.58	121.00
44	5	1867	A	C4-C5-N7	5.17	113.28	110.70
46	7	24	A	N7-C8-N9	5.17	116.38	113.80
44	5	515	C	N3-C2-O2	-5.17	118.28	121.90
44	5	1279	C	C5-C6-N1	5.17	123.58	121.00
44	5	2183	A	C8-N9-C4	5.17	107.87	105.80
44	5	915	A	C4-N9-C1'	5.17	135.60	126.30
44	5	1039	U	C5-C6-N1	5.17	125.28	122.70
44	5	399	A	C4-C5-N7	5.16	113.28	110.70
44	5	1226	G	C8-N9-C4	-5.16	104.33	106.40
44	5	1766	G	C5-N7-C8	-5.16	101.72	104.30
44	5	2568	C	C5-C6-N1	-5.16	118.42	121.00
45	8	25	G	C5-N7-C8	-5.16	101.72	104.30
46	7	105	C	C6-N1-C2	-5.16	118.23	120.30
44	5	2816	G	O4'-C1'-N9	-5.16	104.07	108.20
44	5	92	G	O4'-C1'-N9	5.16	112.33	108.20
44	5	552	G	N3-C2-N2	-5.16	116.29	119.90
44	5	2965	U	N3-C2-O2	-5.16	118.59	122.20

Continued on next page...

Continued from previous page...

Mol	Chain	Res	Type	Atoms	Z	Observed(°)	Ideal(°)
44	5	3257	C	C2-N1-C1'	-5.16	113.12	118.80
44	5	212	G	N1-C6-O6	-5.16	116.81	119.90
44	5	379	C	N1-C2-O2	5.16	122.00	118.90
44	5	2106	A	N1-C2-N3	-5.16	126.72	129.30
44	5	2192	C	C2-N3-C4	5.16	122.48	119.90
44	5	3324	C	C6-N1-C2	-5.16	118.24	120.30
44	5	937	G	C4-N9-C1'	5.16	133.20	126.50
44	5	2432	A	C5-C6-N6	-5.16	119.58	123.70
44	5	3318	G	C8-N9-C4	5.16	108.46	106.40
44	5	3333	G	N3-C4-N9	-5.16	122.91	126.00
44	5	564	G	C4-C5-N7	5.15	112.86	110.80
44	5	2995	A	N9-C4-C5	-5.15	103.74	105.80
44	5	787	G	C4-C5-N7	5.15	112.86	110.80
45	8	120	C	C2-N3-C4	5.15	122.47	119.90
44	5	870	G	N7-C8-N9	5.15	115.67	113.10
44	5	2526	C	C6-N1-C2	-5.15	118.24	120.30
44	5	2505	U	N1-C2-O2	-5.15	119.20	122.80
44	5	2687	G	N3-C2-N2	5.15	123.50	119.90
44	5	124	U	N1-C2-O2	5.15	126.40	122.80
44	5	411	U	N3-C2-O2	-5.15	118.60	122.20
44	5	1056	U	N3-C2-O2	-5.14	118.60	122.20
44	5	2838	A	C5-C6-N1	5.14	120.27	117.70
45	8	18	U	N3-C2-O2	-5.14	118.60	122.20
44	5	2873	U	N3-C2-O2	-5.14	118.60	122.20
44	5	349	A	N1-C6-N6	-5.14	115.52	118.60
44	5	1396	C	C2-N1-C1'	5.14	124.45	118.80
44	5	1217	A	C5-N7-C8	-5.14	101.33	103.90
44	5	681	U	C6-N1-C1'	-5.13	114.01	121.20
44	5	1759	C	C4-C5-C6	-5.13	114.83	117.40
44	5	2769	A	C4-C5-N7	5.13	113.27	110.70
44	5	775	A	C8-N9-C4	5.13	107.85	105.80
44	5	3212	C	C6-N1-C2	-5.13	118.25	120.30
45	8	61	A	C2-N3-C4	-5.13	108.03	110.60
44	5	726	G	C5-C6-O6	-5.13	125.52	128.60
44	5	113	C	C5-C6-N1	5.13	123.56	121.00
44	5	1756	C	C2-N1-C1'	5.13	124.44	118.80
44	5	3211	C	C5-C6-N1	5.13	123.56	121.00
29	b	88	LYS	C-N-CA	5.12	134.51	121.70
44	5	607	A	N3-C4-N9	5.12	131.50	127.40
44	5	1735	G	C4-C5-N7	5.12	112.85	110.80
45	8	12	A	N9-C4-C5	-5.12	103.75	105.80
45	8	88	A	N9-C1'-C2'	5.12	120.66	114.00

Continued on next page...

Continued from previous page...

Mol	Chain	Res	Type	Atoms	Z	Observed(°)	Ideal(°)
44	5	1890	U	C5-C6-N1	5.12	125.26	122.70
44	5	2782	U	C5-C6-N1	5.12	125.26	122.70
44	5	850	U	C5-C6-N1	5.12	125.26	122.70
44	5	1084	A	C4-C5-C6	-5.12	114.44	117.00
44	5	1482	A	C2-N3-C4	5.12	113.16	110.60
44	5	2468	A	C6-N1-C2	5.12	121.67	118.60
44	5	55	G	O4'-C1'-N9	5.12	112.30	108.20
44	5	1813	A	C2-N3-C4	5.12	113.16	110.60
44	5	2193	U	C5-C6-N1	5.12	125.26	122.70
44	5	527	A	N7-C8-N9	5.12	116.36	113.80
44	5	1690	C	C6-N1-C2	-5.12	118.25	120.30
44	5	344	A	N9-C4-C5	-5.11	103.75	105.80
44	5	2137	U	C2-N1-C1'	5.11	123.84	117.70
44	5	2298	U	N3-C2-O2	-5.11	118.62	122.20
44	5	2794	G	C8-N9-C4	5.11	108.44	106.40
44	5	239	G	C2-N3-C4	-5.11	109.34	111.90
44	5	2349	U	N3-C2-O2	-5.11	118.62	122.20
44	5	923	C	N3-C4-C5	5.11	123.94	121.90
44	5	2922	G	C6-C5-N7	-5.11	127.33	130.40
44	5	1927	G	N3-C4-N9	5.11	129.06	126.00
44	5	2788	C	C2-N1-C1'	5.11	124.42	118.80
44	5	67	A	N3-C4-C5	5.11	130.37	126.80
44	5	1254	C	N3-C2-O2	-5.11	118.33	121.90
44	5	770	G	N3-C4-N9	-5.10	122.94	126.00
44	5	2722	U	N1-C2-O2	5.10	126.37	122.80
44	5	2989	U	C5-C6-N1	-5.10	120.15	122.70
44	5	3266	G	C4-N9-C1'	-5.10	119.87	126.50
45	8	3	A	N7-C8-N9	5.10	116.35	113.80
44	5	3288	G	C6-C5-N7	5.10	133.46	130.40
44	5	1150	A	C2-N3-C4	5.10	113.15	110.60
44	5	1328	C	C6-N1-C2	-5.10	118.26	120.30
44	5	2671	A	N9-C4-C5	-5.10	103.76	105.80
44	5	3064	U	N1-C2-O2	5.10	126.37	122.80
44	5	3122	A	N1-C6-N6	5.10	121.66	118.60
44	5	3368	U	C6-N1-C2	5.10	124.06	121.00
45	8	132	G	C8-N9-C4	5.10	108.44	106.40
46	7	100	C	C6-N1-C2	-5.10	118.26	120.30
44	5	443	G	N3-C4-C5	5.09	131.15	128.60
44	5	659	G	C4-C5-N7	5.09	112.84	110.80
44	5	2829	U	C6-N1-C2	-5.09	117.94	121.00
44	5	2296	A	C2-N3-C4	-5.09	108.05	110.60
44	5	3166	C	C6-N1-C2	-5.09	118.26	120.30

Continued on next page...

Continued from previous page...

Mol	Chain	Res	Type	Atoms	Z	Observed(°)	Ideal(°)
44	5	2519	A	C8-N9-C4	5.09	107.84	105.80
44	5	711	A	C5-N7-C8	-5.09	101.36	103.90
44	5	2901	G	N1-C2-N3	5.09	126.95	123.90
44	5	3060	C	N1-C2-O2	5.09	121.95	118.90
44	5	733	G	C4-C5-N7	5.09	112.83	110.80
46	7	13	A	C8-N9-C4	5.09	107.83	105.80
44	5	622	A	N1-C6-N6	5.09	121.65	118.60
44	5	1236	G	C8-N9-C1'	-5.09	120.39	127.00
44	5	2375	G	C4-N9-C1'	-5.09	119.89	126.50
44	5	209	A	N1-C6-N6	5.08	121.65	118.60
44	5	1011	A	N9-C4-C5	-5.08	103.77	105.80
44	5	1113	G	N3-C4-C5	5.08	131.14	128.60
44	5	2223	A	N7-C8-N9	5.08	116.34	113.80
44	5	3325	G	C6-C5-N7	-5.08	127.35	130.40
46	7	29	C	N3-C4-N4	-5.08	114.44	118.00
46	7	38	U	N3-C2-O2	-5.08	118.64	122.20
44	5	518	G	N9-C4-C5	-5.08	103.37	105.40
44	5	1093	A	N1-C6-N6	-5.08	115.55	118.60
44	5	2146	C	N1-C2-O2	5.08	121.95	118.90
44	5	3118	C	N3-C4-C5	5.08	123.93	121.90
44	5	335	G	O4'-C1'-N9	-5.08	104.14	108.20
44	5	537	A	C5-C6-N6	-5.08	119.64	123.70
44	5	2199	G	N7-C8-N9	5.08	115.64	113.10
44	5	2721	A	C8-N9-C4	5.08	107.83	105.80
44	5	882	A	C2-N3-C4	5.08	113.14	110.60
44	5	2576	G	C6-C5-N7	-5.08	127.35	130.40
44	5	3368	U	N3-C4-C5	5.08	117.64	114.60
44	5	2449	A	N7-C8-N9	5.07	116.34	113.80
44	5	2683	U	O4'-C1'-N1	5.07	112.26	108.20
44	5	433	A	N1-C2-N3	5.07	131.84	129.30
44	5	949	C	C6-N1-C2	-5.07	118.27	120.30
44	5	3370	A	C8-N9-C4	5.07	107.83	105.80
44	5	123	A	C4-N9-C1'	5.07	135.43	126.30
44	5	641	C	C6-N1-C2	-5.07	118.27	120.30
44	5	938	C	N1-C2-O2	5.07	121.94	118.90
44	5	656	A	C5-N7-C8	-5.07	101.37	103.90
44	5	1363	A	C5-N7-C8	-5.07	101.37	103.90
44	5	2240	G	C5-N7-C8	-5.07	101.77	104.30
44	5	2858	U	C2-N1-C1'	-5.07	111.62	117.70
44	5	2704	A	O4'-C1'-N9	5.07	112.25	108.20
44	5	3344	A	N9-C4-C5	-5.07	103.77	105.80
45	8	146	U	C6-N1-C1'	5.06	128.29	121.20

Continued on next page...

Continued from previous page...

Mol	Chain	Res	Type	Atoms	Z	Observed(°)	Ideal(°)
44	5	122	A	C8-N9-C4	5.06	107.83	105.80
44	5	1229	G	N3-C2-N2	5.06	123.44	119.90
44	5	2233	A	C5-N7-C8	-5.06	101.37	103.90
44	5	2623	G	N3-C2-N2	-5.06	116.36	119.90
44	5	30	G	N9-C4-C5	-5.06	103.38	105.40
44	5	386	A	N1-C6-N6	5.06	121.64	118.60
44	5	1251	A	C5-C6-N6	5.06	127.75	123.70
44	5	1263	A	C5-C6-N1	5.06	120.23	117.70
44	5	3110	C	N3-C4-C5	-5.06	119.88	121.90
45	8	93	U	N1-C2-O2	5.06	126.34	122.80
44	5	1124	U	N1-C2-O2	5.06	126.34	122.80
44	5	911	C	C4-C5-C6	-5.05	114.87	117.40
44	5	207	U	N1-C2-N3	-5.05	111.87	114.90
44	5	2834	G	N3-C4-N9	5.05	129.03	126.00
44	5	139	G	N1-C2-N2	5.05	120.75	116.20
44	5	228	U	O4'-C1'-N1	5.05	112.24	108.20
44	5	2190	U	N3-C2-O2	-5.05	118.66	122.20
44	5	3211	C	C6-N1-C2	-5.05	118.28	120.30
44	5	3237	U	N1-C2-O2	5.05	126.34	122.80
45	8	155	A	C5-C6-N1	5.05	120.23	117.70
46	7	6	C	C4-C5-C6	-5.05	114.87	117.40
44	5	3173	G	C5-C6-O6	-5.05	125.57	128.60
44	5	663	C	C6-N1-C2	-5.05	118.28	120.30
44	5	2237	C	C6-N1-C2	-5.05	118.28	120.30
44	5	3372	A	C5-N7-C8	-5.05	101.38	103.90
45	8	28	C	C4-C5-C6	-5.05	114.88	117.40
46	7	56	A	C4-C5-N7	5.05	113.22	110.70
44	5	64	G	C4-C5-N7	5.04	112.82	110.80
44	5	1450	G	C5-C6-O6	5.04	131.63	128.60
44	5	2224	A	N7-C8-N9	5.04	116.32	113.80
44	5	2858	U	C6-N1-C1'	5.04	128.26	121.20
44	5	258	G	C6-C5-N7	-5.04	127.37	130.40
44	5	2084	C	C6-N1-C1'	5.04	126.85	120.80
44	5	2352	A	C4-C5-C6	-5.04	114.48	117.00
44	5	715	A	O4'-C1'-N9	5.04	112.23	108.20
44	5	1463	U	C5-C6-N1	5.04	125.22	122.70
45	8	33	A	N3-C4-N9	-5.04	123.37	127.40
44	5	1749	A	C4-C5-N7	5.04	113.22	110.70
44	5	2562	A	N3-C4-N9	5.04	131.43	127.40
46	7	28	C	C2-N1-C1'	5.04	124.34	118.80
44	5	734	C	C2-N1-C1'	5.04	124.34	118.80
44	5	2228	A	C5-N7-C8	-5.04	101.38	103.90

Continued on next page...

Continued from previous page...

Mol	Chain	Res	Type	Atoms	Z	Observed(°)	Ideal(°)
44	5	12	A	P-O3'-C3'	5.03	125.74	119.70
44	5	1239	C	O4'-C1'-N1	5.03	112.23	108.20
44	5	1272	C	N3-C2-O2	-5.03	118.38	121.90
44	5	1824	U	C2-N1-C1'	5.03	123.74	117.70
44	5	2966	G	C2-N3-C4	-5.03	109.38	111.90
44	5	22	G	C8-N9-C4	-5.03	104.39	106.40
44	5	347	G	C8-N9-C4	-5.03	104.39	106.40
44	5	986	U	C2-N1-C1'	5.03	123.74	117.70
44	5	2184	U	N1-C2-O2	5.03	126.32	122.80
44	5	3201	C	C4-C5-C6	-5.03	114.88	117.40
45	8	26	U	C2-N1-C1'	-5.03	111.66	117.70
45	8	62	C	N1-C2-O2	-5.03	115.88	118.90
44	5	2921	U	N1-C2-O2	5.03	126.32	122.80
44	5	3030	G	N1-C2-N2	5.03	120.73	116.20
44	5	3197	G	C4-N9-C1'	-5.03	119.96	126.50
44	5	937	G	N3-C4-N9	5.03	129.02	126.00
44	5	55	G	N1-C2-N2	5.03	120.72	116.20
44	5	653	A	N9-C4-C5	-5.03	103.79	105.80
44	5	2928	C	C4-C5-C6	-5.03	114.89	117.40
44	5	3041	U	N1-C2-O2	5.03	126.32	122.80
44	5	289	A	C5-N7-C8	-5.02	101.39	103.90
44	5	2714	G	C4-N9-C1'	-5.02	119.97	126.50
44	5	1622	U	C5-C6-N1	5.02	125.21	122.70
44	5	1838	G	N3-C4-C5	5.02	131.11	128.60
44	5	1883	A	C8-N9-C4	5.02	107.81	105.80
44	5	2449	A	C2-N3-C4	-5.02	108.09	110.60
44	5	3023	U	N1-C2-O2	5.02	126.32	122.80
44	5	729	C	N1-C2-O2	5.02	121.91	118.90
44	5	2966	G	C8-N9-C1'	5.02	133.53	127.00
44	5	3372	A	N7-C8-N9	5.02	116.31	113.80
44	5	437	G	C8-N9-C4	-5.02	104.39	106.40
44	5	1331	U	C5-C4-O4	-5.02	122.89	125.90
44	5	1722	U	O4'-C1'-N1	5.02	112.22	108.20
44	5	2148	U	C2-N1-C1'	5.02	123.72	117.70
44	5	17	G	N1-C2-N2	5.02	120.72	116.20
44	5	2582	C	C2-N3-C4	5.02	122.41	119.90
44	5	489	U	C6-N1-C1'	-5.02	114.18	121.20
44	5	736	A	C4-C5-N7	5.02	113.21	110.70
44	5	1440	G	C4-C5-N7	5.02	112.81	110.80
44	5	2232	A	N7-C8-N9	5.02	116.31	113.80
44	5	2547	A	N9-C4-C5	-5.02	103.79	105.80
44	5	161	G	N7-C8-N9	5.01	115.61	113.10

Continued on next page...

Continued from previous page...

Mol	Chain	Res	Type	Atoms	Z	Observed(°)	Ideal(°)
44	5	322	U	N1-C2-O2	5.01	126.31	122.80
44	5	2493	U	C6-N1-C1'	5.01	128.22	121.20
44	5	2965	U	N1-C2-O2	5.01	126.31	122.80
44	5	3219	G	N7-C8-N9	-5.01	110.59	113.10
44	5	3294	A	C4-C5-N7	5.01	113.21	110.70
44	5	1292	C	N3-C2-O2	-5.01	118.39	121.90
44	5	24	G	N7-C8-N9	5.01	115.61	113.10
44	5	148	G	N9-C4-C5	-5.01	103.39	105.40
44	5	186	U	C6-N1-C2	-5.01	117.99	121.00
44	5	1775	G	C4-C5-N7	5.01	112.80	110.80
44	5	2451	G	N3-C2-N2	-5.01	116.39	119.90
44	5	1722	U	N1-C2-O2	5.01	126.31	122.80
45	8	33	A	N3-C4-C5	5.01	130.31	126.80
46	7	28	C	C6-N1-C2	-5.01	118.30	120.30
44	5	1325	U	N1-C2-O2	5.01	126.30	122.80
44	5	1333	C	N3-C2-O2	-5.01	118.39	121.90
44	5	2616	C	N1-C2-O2	5.01	121.90	118.90
44	5	3110	C	C6-N1-C2	-5.01	118.30	120.30
45	8	96	A	C2-N3-C4	-5.01	108.10	110.60
44	5	1227	C	C5-C4-N4	5.00	123.70	120.20
44	5	1232	C	C6-N1-C1'	5.00	126.81	120.80
44	5	1365	G	N7-C8-N9	5.00	115.60	113.10
44	5	1464	G	C2-N3-C4	-5.00	109.40	111.90
44	5	1686	U	C5-C6-N1	5.00	125.20	122.70
44	5	2509	U	C2-N1-C1'	5.00	123.70	117.70
44	5	307	A	N3-C4-N9	-5.00	123.40	127.40
44	5	1565	G	N7-C8-N9	5.00	115.60	113.10
44	5	2998	U	C5-C6-N1	5.00	125.20	122.70

There are no chirality outliers.

All (85) planarity outliers are listed below:

Mol	Chain	Res	Type	Group
2	A	241	ARG	Peptide
2	A	247	ARG	Peptide
4	C	106	TRP	Peptide
4	C	107	ARG	Peptide
4	C	179	LEU	Peptide
4	C	182	LEU	Peptide
4	C	231	ALA	Peptide
4	C	233	LEU	Peptide
4	C	250	TRP	Peptide

Continued on next page...

Continued from previous page...

Mol	Chain	Res	Type	Group
4	C	270	SER	Peptide
4	C	293	SER	Peptide
4	C	299	ILE	Peptide
4	C	360	LYS	Peptide
5	D	325	ILE	Peptide
5	D	446	GLU	Peptide
6	E	227	ALA	Peptide
6	E	231	PRO	Peptide
6	E	283	GLU	Peptide
6	E	384	SER	Peptide
7	F	302	ILE	Peptide
7	F	366	ILE	Peptide
7	F	368	LYS	Peptide
7	F	427	PRO	Peptide
8	G	240	ALA	Peptide
9	H	203	TYR	Peptide
9	H	222	SER	Peptide
10	I	375	VAL	Peptide
11	J	101	ARG	Peptide
11	J	192	ASN	Peptide
13	L	152	THR	Peptide
13	L	47	ALA	Peptide
13	L	62	THR	Peptide
14	M	214	LEU	Peptide
15	N	72	LYS	Peptide
17	P	103	GLU	Peptide
17	P	171	ARG	Peptide
18	Q	134	GLN	Peptide
18	Q	231	PHE	Peptide
19	R	264	GLY	Peptide
19	R	314	GLU	Peptide
19	R	319	LEU	Peptide
20	S	13	ARG	Peptide
20	S	163	PHE	Peptide
20	S	22	PRO	Peptide
21	T	115	LYS	Peptide
21	T	126	VAL	Peptide
21	T	17	ARG	Peptide
21	T	92	ARG	Peptide
24	W	171	SER	Peptide
24	W	189	LYS	Peptide
24	W	270	ALA	Peptide

Continued on next page...

Continued from previous page...

Mol	Chain	Res	Type	Group
25	X	179	GLN	Peptide
25	X	208	GLN	Peptide
26	Y	10	SER	Peptide
26	Y	125	LYS	Peptide
26	Y	20	PHE	Peptide
26	Y	24	SER	Peptide
26	Y	75	ARG	Peptide
26	Y	81	GLN	Peptide
27	Z	32	SER	Peptide
28	a	120	HIS	Peptide
29	b	83	HIS	Peptide
29	b	85	ASN	Peptide
32	e	208	TYR	Peptide
32	e	272	ASN	Peptide
33	f	358	ASP	Peptide
34	g	4	ARG	Peptide
37	j	796	LYS	Peptide
37	j	810	ARG	Peptide
42	p	17	ARG	Peptide
43	q	32	ASN	Peptide
43	q	83	ASN	Peptide
43	q	91	GLU	Peptide
12	s	257	SER	Peptide
12	s	258	PHE	Peptide
12	s	275	SER	Peptide
12	s	276	VAL	Peptide
1	z	345	ASP	Peptide
1	z	347	ARG	Peptide
1	z	355	LYS	Peptide
1	z	361	ALA	Peptide
1	z	367	VAL	Peptide
1	z	378	ILE	Peptide
1	z	391	LYS	Peptide
1	z	401	VAL	Peptide

5.2 Too-close contacts [\(i\)](#)

Due to software issues we are unable to calculate clashes - this section is therefore empty.

5.3 Torsion angles [i](#)

5.3.1 Protein backbone [i](#)

In the following table, the Percentiles column shows the percent Ramachandran outliers of the chain as a percentile score with respect to all PDB entries followed by that with respect to all EM entries.

The Analysed column shows the number of residues for which the backbone conformation was analysed, and the total number of residues.

Mol	Chain	Analysed	Favoured	Allowed	Outliers	Percentiles	
1	z	199/204 (98%)	138 (69%)	61 (31%)	0	100	100
2	A	250/252 (99%)	204 (82%)	46 (18%)	0	100	100
3	B	384/386 (100%)	315 (82%)	67 (17%)	2 (0%)	29	66
4	C	359/361 (99%)	292 (81%)	65 (18%)	2 (1%)	25	62
5	D	294/296 (99%)	263 (90%)	31 (10%)	0	100	100
6	E	152/175 (87%)	133 (88%)	19 (12%)	0	100	100
7	F	220/222 (99%)	188 (86%)	31 (14%)	1 (0%)	29	66
8	G	231/233 (99%)	199 (86%)	32 (14%)	0	100	100
9	H	189/191 (99%)	159 (84%)	30 (16%)	0	100	100
10	I	207/220 (94%)	173 (84%)	34 (16%)	0	100	100
11	J	167/169 (99%)	140 (84%)	27 (16%)	0	100	100
12	s	144/155 (93%)	93 (65%)	51 (35%)	0	100	100
13	L	191/193 (99%)	161 (84%)	27 (14%)	3 (2%)	9	44
14	M	134/136 (98%)	117 (87%)	17 (13%)	0	100	100
15	N	201/203 (99%)	171 (85%)	29 (14%)	1 (0%)	29	66
16	O	195/197 (99%)	171 (88%)	24 (12%)	0	100	100
17	P	181/183 (99%)	156 (86%)	25 (14%)	0	100	100
18	Q	183/185 (99%)	157 (86%)	26 (14%)	0	100	100
19	R	186/188 (99%)	159 (86%)	26 (14%)	1 (0%)	29	66
20	S	170/172 (99%)	143 (84%)	27 (16%)	0	100	100
21	T	157/159 (99%)	136 (87%)	21 (13%)	0	100	100
22	U	98/100 (98%)	86 (88%)	12 (12%)	0	100	100
23	V	134/136 (98%)	113 (84%)	21 (16%)	0	100	100
24	W	126/135 (93%)	101 (80%)	24 (19%)	1 (1%)	19	57
25	X	119/121 (98%)	102 (86%)	17 (14%)	0	100	100

Continued on next page...

Continued from previous page...

Mol	Chain	Analysed	Favoured	Allowed	Outliers	Percentiles	
26	Y	124/126 (98%)	105 (85%)	19 (15%)	0	100	100
27	Z	133/135 (98%)	114 (86%)	18 (14%)	1 (1%)	19	57
28	a	146/148 (99%)	124 (85%)	21 (14%)	1 (1%)	22	60
29	b	56/58 (97%)	47 (84%)	8 (14%)	1 (2%)	8	42
30	c	95/97 (98%)	86 (90%)	9 (10%)	0	100	100
31	d	107/109 (98%)	88 (82%)	19 (18%)	0	100	100
32	e	125/127 (98%)	105 (84%)	20 (16%)	0	100	100
33	f	104/106 (98%)	86 (83%)	18 (17%)	0	100	100
34	g	110/112 (98%)	101 (92%)	9 (8%)	0	100	100
35	h	117/119 (98%)	103 (88%)	14 (12%)	0	100	100
36	i	97/99 (98%)	85 (88%)	12 (12%)	0	100	100
37	j	85/87 (98%)	70 (82%)	15 (18%)	0	100	100
38	k	75/77 (97%)	69 (92%)	6 (8%)	0	100	100
39	l	48/50 (96%)	41 (85%)	6 (12%)	1 (2%)	7	40
40	m	50/52 (96%)	37 (74%)	13 (26%)	0	100	100
41	o	103/105 (98%)	83 (81%)	20 (19%)	0	100	100
42	p	89/91 (98%)	75 (84%)	13 (15%)	1 (1%)	14	51
43	q	117/219 (53%)	91 (78%)	26 (22%)	0	100	100
All	All	6652/6889 (97%)	5580 (84%)	1056 (16%)	16 (0%)	50	79

All (16) Ramachandran outliers are listed below:

Mol	Chain	Res	Type
7	F	369	GLN
13	L	62	THR
27	Z	33	LYS
13	L	61	PRO
15	N	146	ALA
28	a	121	HIS
42	p	18	TYR
3	B	4	ARG
4	C	339	LEU
19	R	266	ALA
4	C	232	SER
13	L	166	ALA
24	W	278	THR

Continued on next page...

Continued from previous page...

Mol	Chain	Res	Type
39	l	22	PRO
3	B	188	ILE
29	b	90	PRO

5.3.2 Protein sidechains [i](#)

In the following table, the Percentiles column shows the percent sidechain outliers of the chain as a percentile score with respect to all PDB entries followed by that with respect to all EM entries.

The Analysed column shows the number of residues for which the sidechain conformation was analysed, and the total number of residues.

Mol	Chain	Analysed	Rotameric	Outliers	Percentiles	
1	z	179/185 (97%)	171 (96%)	8 (4%)	27	57
2	A	194/194 (100%)	190 (98%)	4 (2%)	53	74
3	B	322/322 (100%)	319 (99%)	3 (1%)	78	88
4	C	288/288 (100%)	282 (98%)	6 (2%)	53	74
5	D	244/244 (100%)	243 (100%)	1 (0%)	91	95
6	E	134/152 (88%)	132 (98%)	2 (2%)	65	81
7	F	186/186 (100%)	184 (99%)	2 (1%)	73	85
8	G	191/191 (100%)	187 (98%)	4 (2%)	53	74
9	H	171/171 (100%)	167 (98%)	4 (2%)	50	72
10	I	180/186 (97%)	172 (96%)	8 (4%)	28	57
11	J	147/147 (100%)	143 (97%)	4 (3%)	44	69
13	L	154/154 (100%)	150 (97%)	4 (3%)	46	69
14	M	107/107 (100%)	106 (99%)	1 (1%)	78	88
15	N	175/175 (100%)	173 (99%)	2 (1%)	73	85
16	O	160/160 (100%)	158 (99%)	2 (1%)	69	82
17	P	145/145 (100%)	142 (98%)	3 (2%)	53	74
18	Q	150/150 (100%)	148 (99%)	2 (1%)	69	82
19	R	153/153 (100%)	148 (97%)	5 (3%)	38	65
20	S	156/156 (100%)	154 (99%)	2 (1%)	69	82
21	T	136/136 (100%)	133 (98%)	3 (2%)	52	72
22	U	87/87 (100%)	86 (99%)	1 (1%)	73	85

Continued on next page...

Continued from previous page...

Mol	Chain	Analysed	Rotameric	Outliers	Percentiles	
23	V	104/104 (100%)	102 (98%)	2 (2%)	57	76
24	W	114/114 (100%)	111 (97%)	3 (3%)	46	69
25	X	105/105 (100%)	103 (98%)	2 (2%)	57	76
26	Y	109/109 (100%)	106 (97%)	3 (3%)	43	68
27	Z	115/115 (100%)	114 (99%)	1 (1%)	78	88
28	a	118/118 (100%)	115 (98%)	3 (2%)	47	70
29	b	46/46 (100%)	44 (96%)	2 (4%)	29	58
30	c	81/81 (100%)	80 (99%)	1 (1%)	71	84
31	d	96/96 (100%)	96 (100%)	0	100	100
32	e	109/109 (100%)	108 (99%)	1 (1%)	78	88
33	f	90/90 (100%)	86 (96%)	4 (4%)	28	57
34	g	95/95 (100%)	93 (98%)	2 (2%)	53	74
35	h	104/104 (100%)	102 (98%)	2 (2%)	57	76
36	i	81/81 (100%)	78 (96%)	3 (4%)	34	62
37	j	70/70 (100%)	66 (94%)	4 (6%)	20	52
38	k	68/68 (100%)	67 (98%)	1 (2%)	65	81
39	l	45/45 (100%)	43 (96%)	2 (4%)	28	57
40	m	47/47 (100%)	47 (100%)	0	100	100
41	o	90/90 (100%)	90 (100%)	0	100	100
42	p	71/71 (100%)	70 (99%)	1 (1%)	67	81
43	q	105/165 (64%)	103 (98%)	2 (2%)	57	76
All	All	5522/5612 (98%)	5412 (98%)	110 (2%)	57	75

All (110) residues with a non-rotameric sidechain are listed below:

Mol	Chain	Res	Type
1	z	209	LYS
1	z	252	ASN
1	z	303	ASN
1	z	343	VAL
1	z	344	THR
1	z	356	LYS
1	z	360	LEU
1	z	410	ARG
2	A	70	ARG

Continued on next page...

Continued from previous page...

Mol	Chain	Res	Type
2	A	193	ARG
2	A	241	ARG
2	A	242	ARG
3	B	70	ARG
3	B	332	ARG
3	B	345	ASN
4	C	93	MET
4	C	95	ARG
4	C	170	LYS
4	C	212	ASP
4	C	221	ASN
4	C	320	ASN
5	D	345	ARG
6	E	255	ARG
6	E	303	VAL
7	F	370	ARG
7	F	426	VAL
8	G	221	ARG
8	G	243	GLN
8	G	286	LYS
8	G	368	ARG
9	H	262	ARG
9	H	269	ARG
9	H	316	ASN
9	H	357	ASN
10	I	192	ARG
10	I	209	ARG
10	I	225	LYS
10	I	254	ARG
10	I	324	ARG
10	I	354	LYS
10	I	388	LYS
10	I	394	ASN
11	J	101	ARG
11	J	103	LEU
11	J	183	ARG
11	J	232	ARG
13	L	54	LEU
13	L	67	ARG
13	L	100	ARG
13	L	104	ARG
14	M	276	LYS

Continued on next page...

Continued from previous page...

Mol	Chain	Res	Type
15	N	159	ARG
15	N	187	ARG
16	O	59	ARG
16	O	117	ARG
17	P	30	ARG
17	P	159	LYS
17	P	171	ARG
18	Q	145	LYS
18	Q	276	ARG
19	R	174	ASN
19	R	177	ARG
19	R	220	ARG
19	R	239	ARG
19	R	301	ASN
20	S	12	ARG
20	S	13	ARG
21	T	127	GLN
21	T	128	LEU
21	T	139	ARG
22	U	183	ARG
23	V	141	ARG
23	V	257	ARG
24	W	216	ARG
24	W	218	ARG
24	W	225	ARG
25	X	136	LYS
25	X	147	ARG
26	Y	12	ARG
26	Y	59	VAL
26	Y	114	ASP
27	Z	13	VAL
28	a	85	ARG
28	a	115	MET
28	a	125	ASN
29	b	116	THR
29	b	125	LYS
30	c	16	LEU
32	e	178	ARG
33	f	383	ARG
33	f	391	ARG
33	f	405	ASN
33	f	424	ASN

Continued on next page...

Continued from previous page...

Mol	Chain	Res	Type
34	g	4	ARG
34	g	18	ASN
35	h	10	ARG
35	h	49	LYS
36	i	18	THR
36	i	36	ARG
36	i	57	LEU
37	j	831	ARG
37	j	842	ARG
37	j	851	ARG
37	j	871	LYS
38	k	46	ARG
39	l	5	LYS
39	l	43	ASN
42	p	17	ARG
43	q	52	LEU
43	q	76	LEU

Sometimes sidechains can be flipped to improve hydrogen bonding and reduce clashes. All (103) such sidechains are listed below:

Mol	Chain	Res	Type
1	z	252	ASN
1	z	257	ASN
2	A	83	HIS
2	A	132	ASN
2	A	215	ASN
3	B	212	ASN
3	B	259	HIS
3	B	269	GLN
3	B	345	ASN
4	C	58	HIS
4	C	213	ASN
4	C	307	GLN
4	C	320	ASN
5	D	305	ASN
5	D	323	GLN
7	F	271	ASN
8	G	202	GLN
8	G	223	GLN
8	G	309	ASN
8	G	385	ASN
8	G	404	ASN

Continued on next page...

Continued from previous page...

Mol	Chain	Res	Type
8	G	407	GLN
8	G	416	ASN
9	H	208	GLN
9	H	209	GLN
9	H	250	ASN
9	H	264	HIS
9	H	277	ASN
9	H	316	ASN
9	H	362	GLN
10	I	208	ASN
10	I	240	ASN
11	J	111	ASN
11	J	186	ASN
13	L	12	ASN
13	L	37	ASN
14	M	190	GLN
15	N	57	GLN
15	N	86	ASN
16	O	14	HIS
16	O	31	GLN
16	O	182	ASN
17	P	34	GLN
17	P	96	GLN
18	Q	134	GLN
18	Q	270	ASN
18	Q	277	HIS
19	R	174	ASN
19	R	203	GLN
19	R	227	GLN
19	R	253	HIS
19	R	269	HIS
19	R	301	ASN
20	S	157	GLN
21	T	54	HIS
21	T	90	ASN
21	T	127	GLN
21	T	146	ASN
23	V	227	ASN
24	W	249	ASN
25	X	194	ASN
27	Z	56	HIS
27	Z	77	ASN

Continued on next page...

Continued from previous page...

Mol	Chain	Res	Type
27	Z	121	HIS
28	a	106	HIS
28	a	125	ASN
28	a	143	HIS
28	a	145	GLN
28	a	201	ASN
29	b	72	ASN
29	b	111	HIS
31	d	115	GLN
31	d	145	ASN
32	e	171	HIS
32	e	177	HIS
32	e	182	ASN
33	f	360	GLN
33	f	405	ASN
33	f	406	ASN
33	f	424	ASN
34	g	18	ASN
35	h	59	ASN
35	h	104	GLN
35	h	108	GLN
35	h	113	GLN
36	i	63	ASN
36	i	91	ASN
36	i	92	ASN
36	i	100	HIS
37	j	798	HIS
37	j	814	HIS
38	k	67	GLN
39	l	25	GLN
39	l	33	ASN
39	l	38	ASN
39	l	43	ASN
41	o	22	GLN
41	o	82	GLN
42	p	32	GLN
42	p	34	HIS
43	q	32	ASN
43	q	56	ASN
43	q	98	ASN

5.3.3 RNA [i](#)

Mol	Chain	Analysed	Backbone Outliers	Pucker Outliers
44	5	3231/3394 (95%)	1469 (45%)	32 (0%)
45	8	157/158 (99%)	85 (54%)	0
46	7	120/121 (99%)	41 (34%)	0
All	All	3508/3673 (95%)	1595 (45%)	32 (0%)

All (1595) RNA backbone outliers are listed below:

Mol	Chain	Res	Type
44	5	4	U
44	5	5	G
44	5	6	A
44	5	7	C
44	5	8	C
44	5	11	A
44	5	12	A
44	5	13	A
44	5	14	U
44	5	15	C
44	5	18	G
44	5	19	U
44	5	21	G
44	5	26	A
44	5	30	G
44	5	31	C
44	5	37	U
44	5	38	U
44	5	40	A
44	5	42	C
44	5	43	A
44	5	46	U
44	5	47	C
44	5	49	A
44	5	50	U
44	5	53	G
44	5	54	C
44	5	55	G
44	5	57	A
44	5	58	G
44	5	59	G
44	5	60	A
44	5	63	A
44	5	66	A
44	5	67	A

Continued on next page...

Continued from previous page...

Mol	Chain	Res	Type
44	5	71	A
44	5	72	C
44	5	74	G
44	5	77	A
44	5	79	U
44	5	82	C
44	5	83	U
44	5	87	U
44	5	92	G
44	5	96	G
44	5	102	C
44	5	104	G
44	5	109	A
44	5	110	G
44	5	111	C
44	5	112	U
44	5	113	C
44	5	114	A
44	5	115	A
44	5	116	A
44	5	117	U
44	5	118	U
44	5	120	G
44	5	121	A
44	5	122	A
44	5	129	U
44	5	130	A
44	5	131	C
44	5	132	C
44	5	134	U
44	5	135	C
44	5	136	G
44	5	138	U
44	5	139	G
44	5	144	A
44	5	145	G
44	5	146	U
44	5	148	G
44	5	150	A
44	5	151	A
44	5	153	U
44	5	154	U

Continued on next page...

Continued from previous page...

Mol	Chain	Res	Type
44	5	155	G
44	5	156	G
44	5	157	A
44	5	158	G
44	5	159	A
44	5	160	G
44	5	161	G
44	5	162	G
44	5	163	C
44	5	164	A
44	5	166	C
44	5	168	U
44	5	169	U
44	5	170	G
44	5	172	G
44	5	173	G
44	5	174	C
44	5	175	C
44	5	176	G
44	5	177	U
44	5	178	U
44	5	182	U
44	5	183	G
44	5	185	C
44	5	187	A
44	5	188	U
44	5	189	G
44	5	190	U
44	5	191	U
44	5	192	C
44	5	193	C
44	5	194	U
44	5	196	G
44	5	199	A
44	5	200	C
44	5	203	G
44	5	204	A
44	5	206	G
44	5	209	A
44	5	210	U
44	5	211	A
44	5	212	G

Continued on next page...

Continued from previous page...

Mol	Chain	Res	Type
44	5	213	A
44	5	215	G
44	5	216	G
44	5	217	U
44	5	218	G
44	5	219	A
44	5	220	G
44	5	221	A
44	5	222	A
44	5	224	C
44	5	227	G
44	5	228	U
44	5	229	G
44	5	230	U
44	5	234	G
44	5	236	G
44	5	237	G
44	5	238	A
44	5	240	U
44	5	241	G
44	5	242	C
44	5	243	G
44	5	244	G
44	5	247	C
44	5	248	U
44	5	249	U
44	5	251	G
44	5	252	U
44	5	256	G
44	5	257	U
44	5	258	G
44	5	259	C
44	5	260	C
44	5	261	U
44	5	263	C
44	5	264	G
44	5	265	A
44	5	266	A
44	5	267	G
44	5	268	A
44	5	269	G
44	5	273	A

Continued on next page...

Continued from previous page...

Mol	Chain	Res	Type
44	5	274	G
44	5	283	G
44	5	284	A
44	5	286	U
44	5	295	A
44	5	305	U
44	5	306	A
44	5	307	A
44	5	309	U
44	5	311	C
44	5	316	U
44	5	319	A
44	5	322	U
44	5	324	A
44	5	325	A
44	5	329	U
44	5	330	G
44	5	331	G
44	5	332	C
44	5	333	G
44	5	334	A
44	5	335	G
44	5	336	A
44	5	337	G
44	5	338	A
44	5	339	C
44	5	341	G
44	5	342	A
44	5	348	A
44	5	349	A
44	5	350	C
44	5	351	A
44	5	352	A
44	5	354	U
44	5	361	A
44	5	362	U
44	5	368	G
44	5	369	A
44	5	370	U
44	5	374	A
44	5	375	A
44	5	376	G

Continued on next page...

Continued from previous page...

Mol	Chain	Res	Type
44	5	380	U
44	5	387	A
44	5	388	G
44	5	390	G
44	5	397	A
44	5	398	A
44	5	401	U
44	5	402	A
44	5	403	C
44	5	404	G
44	5	407	A
44	5	408	A
44	5	411	U
44	5	412	G
44	5	413	U
44	5	415	G
44	5	420	G
44	5	421	G
44	5	422	A
44	5	426	G
44	5	430	U
44	5	439	C
44	5	440	A
44	5	441	U
44	5	442	G
44	5	446	U
44	5	447	U
44	5	489	U
44	5	490	C
44	5	492	C
44	5	493	U
44	5	494	G
44	5	495	G
44	5	497	C
44	5	498	A
44	5	503	C
44	5	504	A
44	5	510	G
44	5	515	C
44	5	516	A
44	5	517	G
44	5	518	G

Continued on next page...

Continued from previous page...

Mol	Chain	Res	Type
44	5	519	A
44	5	520	U
44	5	521	A
44	5	523	A
44	5	533	A
44	5	534	U
44	5	535	G
44	5	536	U
44	5	537	A
44	5	540	U
44	5	542	G
44	5	543	C
44	5	545	U
44	5	546	C
44	5	547	G
44	5	549	U
44	5	550	A
44	5	551	A
44	5	552	G
44	5	554	A
44	5	555	U
44	5	556	U
44	5	557	A
44	5	558	U
44	5	559	A
44	5	565	U
44	5	569	A
44	5	578	A
44	5	579	G
44	5	581	U
44	5	582	G
44	5	585	A
44	5	586	C
44	5	588	G
44	5	589	A
44	5	594	U
44	5	595	G
44	5	597	G
44	5	607	A
44	5	608	A
44	5	609	G
44	5	610	G

Continued on next page...

Continued from previous page...

Mol	Chain	Res	Type
44	5	611	A
44	5	612	U
44	5	614	C
44	5	616	G
44	5	620	U
44	5	621	A
44	5	623	U
44	5	625	G
44	5	632	G
44	5	636	C
44	5	637	C
44	5	638	C
44	5	643	U
44	5	645	A
44	5	646	A
44	5	649	A
44	5	651	G
44	5	653	A
44	5	656	A
44	5	657	A
44	5	661	G
44	5	665	A
44	5	666	A
44	5	674	G
44	5	675	C
44	5	677	A
44	5	679	U
44	5	681	U
44	5	682	U
44	5	690	A
44	5	691	A
44	5	692	A
44	5	696	C
44	5	699	A
44	5	700	C
44	5	705	A
44	5	712	G
44	5	715	A
44	5	716	A
44	5	719	U
44	5	720	A
44	5	721	G

Continued on next page...

Continued from previous page...

Mol	Chain	Res	Type
44	5	724	U
44	5	725	G
44	5	726	G
44	5	730	C
44	5	731	U
44	5	737	G
44	5	738	A
44	5	739	G
44	5	740	G
44	5	742	G
44	5	743	C
44	5	747	A
44	5	750	G
44	5	751	A
44	5	752	C
44	5	753	C
44	5	761	A
44	5	762	U
44	5	763	G
44	5	765	C
44	5	766	U
44	5	767	U
44	5	770	G
44	5	771	A
44	5	774	G
44	5	776	U
44	5	777	U
44	5	779	G
44	5	780	A
44	5	781	G
44	5	785	G
44	5	786	A
44	5	790	U
44	5	793	C
44	5	795	G
44	5	799	G
44	5	801	A
44	5	806	A
44	5	811	U
44	5	812	G
44	5	813	G
44	5	816	A

Continued on next page...

Continued from previous page...

Mol	Chain	Res	Type
44	5	817	A
44	5	818	C
44	5	826	G
44	5	830	A
44	5	832	G
44	5	835	G
44	5	836	A
44	5	837	A
44	5	838	G
44	5	839	C
44	5	844	G
44	5	849	C
44	5	850	U
44	5	851	C
44	5	852	U
44	5	854	G
44	5	856	G
44	5	857	G
44	5	860	G
44	5	861	C
44	5	866	A
44	5	868	C
44	5	874	U
44	5	875	G
44	5	876	A
44	5	879	U
44	5	880	G
44	5	884	A
44	5	896	A
44	5	897	U
44	5	901	G
44	5	904	A
44	5	907	G
44	5	908	G
44	5	910	G
44	5	913	A
44	5	914	A
44	5	916	G
44	5	917	A
44	5	920	A
44	5	921	A
44	5	923	C

Continued on next page...

Continued from previous page...

Mol	Chain	Res	Type
44	5	924	G
44	5	925	A
44	5	926	A
44	5	932	U
44	5	935	U
44	5	937	G
44	5	938	C
44	5	939	U
44	5	943	U
44	5	944	C
44	5	955	U
44	5	956	U
44	5	959	C
44	5	960	U
44	5	962	A
44	5	963	G
44	5	964	G
44	5	969	C
44	5	974	G
44	5	979	U
44	5	981	U
44	5	984	G
44	5	985	U
44	5	990	U
44	5	991	G
44	5	993	G
44	5	995	U
44	5	999	G
44	5	1000	C
44	5	1001	G
44	5	1002	A
44	5	1003	A
44	5	1004	U
44	5	1010	G
44	5	1012	G
44	5	1013	G
44	5	1014	U
44	5	1015	U
44	5	1016	C
44	5	1017	C
44	5	1020	G
44	5	1024	G

Continued on next page...

Continued from previous page...

Mol	Chain	Res	Type
44	5	1025	A
44	5	1027	A
44	5	1028	U
44	5	1029	G
44	5	1032	C
44	5	1034	U
44	5	1035	G
44	5	1036	A
44	5	1037	C
44	5	1041	U
44	5	1044	U
44	5	1045	C
44	5	1047	A
44	5	1049	C
44	5	1057	A
44	5	1058	U
44	5	1062	A
44	5	1063	G
44	5	1064	A
44	5	1065	A
44	5	1066	G
44	5	1069	C
44	5	1070	U
44	5	1071	U
44	5	1072	G
44	5	1074	U
44	5	1075	A
44	5	1081	U
44	5	1087	G
44	5	1088	U
44	5	1089	G
44	5	1094	U
44	5	1095	U
44	5	1096	U
44	5	1097	G
44	5	1098	A
44	5	1103	A
44	5	1104	G
44	5	1105	A
44	5	1109	U
44	5	1110	U
44	5	1113	G

Continued on next page...

Continued from previous page...

Mol	Chain	Res	Type
44	5	1114	U
44	5	1115	G
44	5	1117	G
44	5	1118	C
44	5	1126	G
44	5	1128	U
44	5	1131	G
44	5	1135	A
44	5	1137	C
44	5	1140	G
44	5	1143	A
44	5	1144	U
44	5	1148	G
44	5	1151	U
44	5	1152	G
44	5	1154	A
44	5	1156	C
44	5	1159	A
44	5	1160	C
44	5	1161	G
44	5	1163	A
44	5	1165	A
44	5	1172	G
44	5	1173	U
44	5	1174	G
44	5	1175	C
44	5	1177	G
44	5	1178	G
44	5	1179	A
44	5	1180	A
44	5	1181	U
44	5	1182	A
44	5	1189	C
44	5	1190	A
44	5	1191	U
44	5	1195	A
44	5	1196	C
44	5	1197	A
44	5	1198	C
44	5	1199	C
44	5	1201	C
44	5	1206	G

Continued on next page...

Continued from previous page...

Mol	Chain	Res	Type
44	5	1208	U
44	5	1210	U
44	5	1214	U
44	5	1218	U
44	5	1219	C
44	5	1220	U
44	5	1221	A
44	5	1222	G
44	5	1223	A
44	5	1225	A
44	5	1229	G
44	5	1230	G
44	5	1232	C
44	5	1233	G
44	5	1235	U
44	5	1236	G
44	5	1237	G
44	5	1238	C
44	5	1239	C
44	5	1241	U
44	5	1243	G
44	5	1244	A
44	5	1245	A
44	5	1246	G
44	5	1248	C
44	5	1252	A
44	5	1253	U
44	5	1256	G
44	5	1257	C
44	5	1258	U
44	5	1259	A
44	5	1260	A
44	5	1262	G
44	5	1263	A
44	5	1264	G
44	5	1265	U
44	5	1269	U
44	5	1271	A
44	5	1272	C
44	5	1280	C
44	5	1281	G
44	5	1282	G

Continued on next page...

Continued from previous page...

Mol	Chain	Res	Type
44	5	1284	C
44	5	1285	G
44	5	1286	A
44	5	1288	U
44	5	1292	C
44	5	1293	U
44	5	1294	A
44	5	1295	G
44	5	1297	C
44	5	1301	A
44	5	1302	A
44	5	1303	A
44	5	1305	U
44	5	1308	A
44	5	1309	U
44	5	1312	C
44	5	1316	C
44	5	1317	A
44	5	1319	G
44	5	1324	U
44	5	1330	A
44	5	1334	U
44	5	1335	C
44	5	1341	U
44	5	1346	G
44	5	1348	U
44	5	1350	A
44	5	1351	U
44	5	1352	A
44	5	1354	G
44	5	1355	A
44	5	1357	G
44	5	1358	C
44	5	1359	C
44	5	1365	G
44	5	1366	A
44	5	1370	G
44	5	1383	G
44	5	1386	A
44	5	1387	G
44	5	1390	A
44	5	1391	C

Continued on next page...

Continued from previous page...

Mol	Chain	Res	Type
44	5	1392	G
44	5	1393	A
44	5	1399	A
44	5	1400	G
44	5	1404	G
44	5	1405	U
44	5	1406	A
44	5	1407	A
44	5	1408	G
44	5	1411	C
44	5	1413	G
44	5	1417	G
44	5	1418	A
44	5	1419	A
44	5	1423	C
44	5	1425	U
44	5	1428	A
44	5	1429	G
44	5	1430	U
44	5	1431	G
44	5	1432	C
44	5	1434	G
44	5	1435	A
44	5	1436	U
44	5	1437	C
44	5	1440	G
44	5	1441	G
44	5	1446	A
44	5	1448	U
44	5	1450	G
44	5	1452	A
44	5	1455	U
44	5	1458	U
44	5	1460	A
44	5	1461	A
44	5	1463	U
44	5	1466	G
44	5	1467	A
44	5	1469	C
44	5	1470	U
44	5	1473	G
44	5	1476	G

Continued on next page...

Continued from previous page...

Mol	Chain	Res	Type
44	5	1480	G
44	5	1481	A
44	5	1482	A
44	5	1485	G
44	5	1487	G
44	5	1489	A
44	5	1492	G
44	5	1497	C
44	5	1498	A
44	5	1499	C
44	5	1500	G
44	5	1501	U
44	5	1502	C
44	5	1504	A
44	5	1508	C
44	5	1511	U
44	5	1513	G
44	5	1514	G
44	5	1515	A
44	5	1516	C
44	5	1518	U
44	5	1523	U
44	5	1524	A
44	5	1527	C
44	5	1528	G
44	5	1536	G
44	5	1542	G
44	5	1543	G
44	5	1544	G
44	5	1549	U
44	5	1550	C
44	5	1551	C
44	5	1552	G
44	5	1553	U
44	5	1555	U
44	5	1556	C
44	5	1557	A
44	5	1558	A
44	5	1559	A
44	5	1561	G
44	5	1562	C
44	5	1563	C

Continued on next page...

Continued from previous page...

Mol	Chain	Res	Type
44	5	1567	U
44	5	1568	U
44	5	1569	U
44	5	1570	U
44	5	1572	U
44	5	1574	C
44	5	1578	C
44	5	1580	A
44	5	1581	C
44	5	1583	A
44	5	1585	C
44	5	1589	A
44	5	1592	G
44	5	1593	A
44	5	1594	A
44	5	1598	G
44	5	1601	U
44	5	1602	A
44	5	1604	G
44	5	1605	A
44	5	1606	U
44	5	1608	C
44	5	1618	G
44	5	1619	A
44	5	1621	A
44	5	1622	U
44	5	1623	G
44	5	1626	U
44	5	1627	U
44	5	1629	U
44	5	1630	U
44	5	1631	C
44	5	1632	A
44	5	1633	C
44	5	1634	G
44	5	1638	A
44	5	1639	C
44	5	1640	G
44	5	1641	U
44	5	1642	A
44	5	1643	A
44	5	1644	C

Continued on next page...

Continued from previous page...

Mol	Chain	Res	Type
44	5	1645	U
44	5	1647	A
44	5	1648	A
44	5	1650	G
44	5	1651	U
44	5	1653	G
44	5	1657	C
44	5	1663	C
44	5	1666	G
44	5	1667	A
44	5	1675	G
44	5	1676	A
44	5	1677	G
44	5	1680	G
44	5	1683	A
44	5	1687	U
44	5	1688	U
44	5	1690	C
44	5	1692	U
44	5	1693	C
44	5	1694	U
44	5	1696	A
44	5	1697	A
44	5	1700	G
44	5	1701	C
44	5	1702	U
44	5	1705	U
44	5	1708	C
44	5	1709	C
44	5	1710	C
44	5	1711	C
44	5	1713	G
44	5	1714	A
44	5	1715	A
44	5	1717	U
44	5	1724	U
44	5	1725	C
44	5	1729	A
44	5	1730	G
44	5	1731	A
44	5	1734	G
44	5	1735	G

Continued on next page...

Continued from previous page...

Mol	Chain	Res	Type
44	5	1736	G
44	5	1737	U
44	5	1741	A
44	5	1745	C
44	5	1746	U
44	5	1747	G
44	5	1749	A
44	5	1750	A
44	5	1751	G
44	5	1752	A
44	5	1753	G
44	5	1755	C
44	5	1756	C
44	5	1757	A
44	5	1759	C
44	5	1760	A
44	5	1761	C
44	5	1763	U
44	5	1764	U
44	5	1765	U
44	5	1768	U
44	5	1769	G
44	5	1770	G
44	5	1771	C
44	5	1773	C
44	5	1775	G
44	5	1777	U
44	5	1778	G
44	5	1780	G
44	5	1784	G
44	5	1787	A
44	5	1789	G
44	5	1791	C
44	5	1792	C
44	5	1793	C
44	5	1795	U
44	5	1797	A
44	5	1803	C
44	5	1804	A
44	5	1805	C
44	5	1806	A
44	5	1807	G

Continued on next page...

Continued from previous page...

Mol	Chain	Res	Type
44	5	1808	G
44	5	1809	A
44	5	1812	G
44	5	1813	A
44	5	1814	A
44	5	1815	U
44	5	1816	A
44	5	1817	G
44	5	1819	U
44	5	1820	U
44	5	1821	U
44	5	1822	C
44	5	1824	U
44	5	1825	G
44	5	1826	C
44	5	1829	G
44	5	1830	G
44	5	1835	A
44	5	1839	A
44	5	1841	A
44	5	1842	A
44	5	1846	C
44	5	1847	A
44	5	1848	G
44	5	1849	C
44	5	1850	A
44	5	1851	G
44	5	1857	C
44	5	1858	A
44	5	1859	A
44	5	1866	C
44	5	1868	G
44	5	1869	C
44	5	1873	U
44	5	1874	A
44	5	1875	G
44	5	1877	U
44	5	1878	G
44	5	1879	A
44	5	1880	U
44	5	1881	A
44	5	1882	G

Continued on next page...

Continued from previous page...

Mol	Chain	Res	Type
44	5	1884	A
44	5	1886	A
44	5	1890	U
44	5	1893	A
44	5	1894	U
44	5	1895	A
44	5	1896	A
44	5	1897	G
44	5	1899	G
44	5	1900	A
44	5	1901	A
44	5	1906	G
44	5	1912	U
44	5	1925	U
44	5	1926	C
44	5	1927	G
44	5	1930	A
44	5	1931	U
44	5	1932	A
44	5	1935	G
44	5	1939	G
44	5	1948	G
44	5	1950	U
44	5	1952	G
44	5	1953	G
44	5	1954	G
44	5	1955	U
44	5	1956	A
44	5	1957	G
44	5	1958	U
44	5	1959	G
44	5	1960	A
44	5	1961	G
44	5	1962	G
44	5	2077	U
44	5	2079	G
44	5	2081	U
44	5	2082	U
44	5	2083	G
44	5	2086	A
44	5	2088	A
44	5	2094	C

Continued on next page...

Continued from previous page...

Mol	Chain	Res	Type
44	5	2095	G
44	5	2096	A
44	5	2098	C
44	5	2100	A
44	5	2101	C
44	5	2102	U
44	5	2105	G
44	5	2106	A
44	5	2107	A
44	5	2109	U
44	5	2110	G
44	5	2111	G
44	5	2112	U
44	5	2113	A
44	5	2114	C
44	5	2115	G
44	5	2116	G
44	5	2119	A
44	5	2121	G
44	5	2122	G
44	5	2131	A
44	5	2132	C
44	5	2134	G
44	5	2138	A
44	5	2139	A
44	5	2142	A
44	5	2144	A
44	5	2145	A
44	5	2153	U
44	5	2154	U
44	5	2158	A
44	5	2159	U
44	5	2160	G
44	5	2162	U
44	5	2164	A
44	5	2169	G
44	5	2175	U
44	5	2176	U
44	5	2177	G
44	5	2178	A
44	5	2184	U
44	5	2186	U

Continued on next page...

Continued from previous page...

Mol	Chain	Res	Type
44	5	2187	G
44	5	2188	A
44	5	2198	A
44	5	2201	G
44	5	2202	C
44	5	2205	U
44	5	2206	G
44	5	2208	A
44	5	2209	U
44	5	2210	G
44	5	2222	A
44	5	2223	A
44	5	2232	A
44	5	2239	G
44	5	2243	A
44	5	2244	A
44	5	2245	C
44	5	2246	G
44	5	2255	A
44	5	2256	A
44	5	2260	U
44	5	2264	U
44	5	2273	G
44	5	2280	A
44	5	2281	A
44	5	2282	U
44	5	2284	C
44	5	2287	C
44	5	2288	G
44	5	2289	U
44	5	2290	C
44	5	2291	A
44	5	2292	U
44	5	2293	C
44	5	2297	U
44	5	2298	U
44	5	2301	U
44	5	2303	A
44	5	2304	C
44	5	2306	C
44	5	2307	G
44	5	2308	C

Continued on next page...

Continued from previous page...

Mol	Chain	Res	Type
44	5	2310	U
44	5	2312	A
44	5	2313	A
44	5	2314	U
44	5	2315	G
44	5	2319	U
44	5	2325	G
44	5	2332	A
44	5	2335	G
44	5	2336	U
44	5	2339	C
44	5	2347	U
44	5	2352	A
44	5	2361	A
44	5	2365	C
44	5	2367	A
44	5	2372	A
44	5	2373	A
44	5	2374	C
44	5	2375	G
44	5	2376	G
44	5	2385	G
44	5	2386	A
44	5	2393	G
44	5	2394	G
44	5	2395	G
44	5	2396	G
44	5	2397	A
44	5	2398	A
44	5	2400	G
44	5	2401	A
44	5	2402	A
44	5	2403	G
44	5	2404	A
44	5	2406	C
44	5	2411	U
44	5	2418	G
44	5	2419	A
44	5	2420	C
44	5	2430	A
44	5	2432	A
44	5	2433	U

Continued on next page...

Continued from previous page...

Mol	Chain	Res	Type
44	5	2434	U
44	5	2437	G
44	5	2440	G
44	5	2441	A
44	5	2443	A
44	5	2447	A
44	5	2452	G
44	5	2453	U
44	5	2454	G
44	5	2457	G
44	5	2458	A
44	5	2459	A
44	5	2460	U
44	5	2461	A
44	5	2462	A
44	5	2463	G
44	5	2464	U
44	5	2465	G
44	5	2468	A
44	5	2469	G
44	5	2470	C
44	5	2471	U
44	5	2473	C
44	5	2474	G
44	5	2475	G
44	5	2476	C
44	5	2477	G
44	5	2479	C
44	5	2480	A
44	5	2482	U
44	5	2485	A
44	5	2486	A
44	5	2487	U
44	5	2488	A
44	5	2489	C
44	5	2490	C
44	5	2491	A
44	5	2492	C
44	5	2493	U
44	5	2494	A
44	5	2496	C
44	5	2498	U

Continued on next page...

Continued from previous page...

Mol	Chain	Res	Type
44	5	2499	U
44	5	2501	U
44	5	2503	G
44	5	2504	U
44	5	2506	U
44	5	2507	C
44	5	2508	U
44	5	2509	U
44	5	2510	U
44	5	2513	U
44	5	2516	U
44	5	2517	U
44	5	2518	C
44	5	2520	A
44	5	2521	U
44	5	2522	G
44	5	2523	A
44	5	2524	A
44	5	2526	C
44	5	2533	G
44	5	2534	G
44	5	2535	A
44	5	2537	U
44	5	2538	U
44	5	2539	C
44	5	2540	A
44	5	2541	U
44	5	2542	U
44	5	2543	U
44	5	2547	A
44	5	2549	G
44	5	2550	U
44	5	2552	C
44	5	2553	U
44	5	2554	A
44	5	2558	U
44	5	2561	A
44	5	2562	A
44	5	2563	G
44	5	2566	C
44	5	2568	C
44	5	2569	A

Continued on next page...

Continued from previous page...

Mol	Chain	Res	Type
44	5	2571	U
44	5	2572	C
44	5	2573	G
44	5	2576	G
44	5	2581	U
44	5	2582	C
44	5	2583	C
44	5	2584	G
44	5	2585	G
44	5	2586	G
44	5	2590	A
44	5	2591	A
44	5	2593	A
44	5	2595	A
44	5	2596	U
44	5	2606	G
44	5	2607	G
44	5	2608	G
44	5	2610	G
44	5	2614	G
44	5	2616	C
44	5	2619	G
44	5	2621	G
44	5	2622	C
44	5	2623	G
44	5	2624	G
44	5	2626	A
44	5	2627	C
44	5	2628	A
44	5	2630	C
44	5	2637	A
44	5	2640	A
44	5	2643	A
44	5	2645	G
44	5	2651	G
44	5	2652	U
44	5	2656	A
44	5	2662	G
44	5	2672	G
44	5	2674	A
44	5	2676	A
44	5	2677	G

Continued on next page...

Continued from previous page...

Mol	Chain	Res	Type
44	5	2678	A
44	5	2679	A
44	5	2681	U
44	5	2682	C
44	5	2688	U
44	5	2689	A
44	5	2690	G
44	5	2694	A
44	5	2695	A
44	5	2696	A
44	5	2699	G
44	5	2700	G
44	5	2702	A
44	5	2704	A
44	5	2706	G
44	5	2711	C
44	5	2712	U
44	5	2713	U
44	5	2714	G
44	5	2727	A
44	5	2728	G
44	5	2729	U
44	5	2736	A
44	5	2737	C
44	5	2740	A
44	5	2741	C
44	5	2743	A
44	5	2744	U
44	5	2749	G
44	5	2752	U
44	5	2753	G
44	5	2755	C
44	5	2760	C
44	5	2761	G
44	5	2762	A
44	5	2772	C
44	5	2773	C
44	5	2777	G
44	5	2778	G
44	5	2780	A
44	5	2781	U
44	5	2783	U

Continued on next page...

Continued from previous page...

Mol	Chain	Res	Type
44	5	2786	G
44	5	2792	A
44	5	2794	G
44	5	2795	U
44	5	2796	G
44	5	2797	C
44	5	2799	A
44	5	2800	G
44	5	2801	A
44	5	2803	A
44	5	2804	A
44	5	2806	U
44	5	2810	C
44	5	2813	A
44	5	2817	A
44	5	2828	G
44	5	2834	G
44	5	2838	A
44	5	2840	C
44	5	2844	C
44	5	2845	A
44	5	2847	A
44	5	2849	C
44	5	2854	U
44	5	2859	U
44	5	2860	U
44	5	2861	U
44	5	2863	G
44	5	2864	A
44	5	2866	U
44	5	2867	C
44	5	2871	G
44	5	2872	A
44	5	2873	U
44	5	2874	G
44	5	2879	C
44	5	2880	U
44	5	2881	C
44	5	2885	C
44	5	2886	U
44	5	2887	A
44	5	2888	U

Continued on next page...

Continued from previous page...

Mol	Chain	Res	Type
44	5	2895	G
44	5	2896	A
44	5	2899	C
44	5	2900	A
44	5	2906	C
44	5	2910	A
44	5	2913	C
44	5	2916	U
44	5	2922	G
44	5	2923	U
44	5	2927	C
44	5	2929	C
44	5	2932	U
44	5	2933	A
44	5	2934	A
44	5	2935	U
44	5	2936	A
44	5	2941	A
44	5	2942	C
44	5	2943	G
44	5	2945	G
44	5	2946	A
44	5	2952	G
44	5	2954	U
44	5	2955	U
44	5	2967	A
44	5	2971	A
44	5	2972	G
44	5	2973	G
44	5	2974	U
44	5	2977	G
44	5	2979	U
44	5	2980	U
44	5	2983	C
44	5	2984	C
44	5	2988	C
44	5	2992	U
44	5	2996	U
44	5	2997	G
44	5	3011	A
44	5	3012	A
44	5	3017	A

Continued on next page...

Continued from previous page...

Mol	Chain	Res	Type
44	5	3020	U
44	5	3021	A
44	5	3022	G
44	5	3023	U
44	5	3026	G
44	5	3030	G
44	5	3033	A
44	5	3034	C
44	5	3036	G
44	5	3042	U
44	5	3049	A
44	5	3054	U
44	5	3055	U
44	5	3056	U
44	5	3059	G
44	5	3069	G
44	5	3074	G
44	5	3076	C
44	5	3078	U
44	5	3079	U
44	5	3080	G
44	5	3081	C
44	5	3085	G
44	5	3086	A
44	5	3091	A
44	5	3092	C
44	5	3093	C
44	5	3094	A
44	5	3096	C
44	5	3097	C
44	5	3099	C
44	5	3101	G
44	5	3109	G
44	5	3116	G
44	5	3118	C
44	5	3119	U
44	5	3122	A
44	5	3124	G
44	5	3125	U
44	5	3128	G
44	5	3130	A
44	5	3131	U

Continued on next page...

Continued from previous page...

Mol	Chain	Res	Type
44	5	3141	A
44	5	3142	A
44	5	3143	C
44	5	3144	G
44	5	3148	U
44	5	3149	G
44	5	3150	A
44	5	3151	U
44	5	3152	U
44	5	3154	C
44	5	3155	U
44	5	3156	U
44	5	3157	U
44	5	3159	C
44	5	3162	C
44	5	3164	C
44	5	3165	A
44	5	3167	A
44	5	3170	A
44	5	3173	G
44	5	3174	A
44	5	3176	G
44	5	3179	U
44	5	3180	A
44	5	3181	C
44	5	3186	A
44	5	3187	A
44	5	3190	C
44	5	3192	U
44	5	3193	C
44	5	3195	U
44	5	3196	U
44	5	3197	G
44	5	3198	U
44	5	3199	G
44	5	3202	G
44	5	3203	U
44	5	3204	C
44	5	3205	G
44	5	3207	U
44	5	3208	G
44	5	3209	A

Continued on next page...

Continued from previous page...

Mol	Chain	Res	Type
44	5	3210	A
44	5	3214	U
44	5	3215	A
44	5	3216	G
44	5	3217	C
44	5	3218	A
44	5	3219	G
44	5	3220	G
44	5	3221	C
44	5	3222	U
44	5	3223	A
44	5	3224	G
44	5	3227	A
44	5	3228	C
44	5	3229	G
44	5	3230	G
44	5	3233	C
44	5	3243	A
44	5	3244	A
44	5	3247	G
44	5	3250	U
44	5	3258	U
44	5	3259	U
44	5	3260	G
44	5	3263	G
44	5	3265	C
44	5	3266	G
44	5	3267	A
44	5	3268	A
44	5	3269	U
44	5	3271	G
44	5	3272	C
44	5	3273	A
44	5	3274	A
44	5	3275	U
44	5	3276	G
44	5	3277	U
44	5	3278	C
44	5	3279	A
44	5	3281	U
44	5	3286	G
44	5	3287	U

Continued on next page...

Continued from previous page...

Mol	Chain	Res	Type
44	5	3288	G
44	5	3289	G
44	5	3293	U
44	5	3294	A
44	5	3299	A
44	5	3303	G
44	5	3304	U
44	5	3305	A
44	5	3307	A
44	5	3308	C
44	5	3315	G
44	5	3316	A
44	5	3317	U
44	5	3319	U
44	5	3320	A
44	5	3323	A
44	5	3324	C
44	5	3325	G
44	5	3326	G
44	5	3330	A
44	5	3331	U
44	5	3333	G
44	5	3334	U
44	5	3336	A
44	5	3342	A
44	5	3343	G
44	5	3347	A
44	5	3348	G
44	5	3351	U
44	5	3352	U
44	5	3354	U
44	5	3355	U
44	5	3360	C
44	5	3366	G
44	5	3368	U
44	5	3369	G
44	5	3371	G
44	5	3373	U
44	5	3375	A
44	5	3377	G
44	5	3378	C
44	5	3379	C

Continued on next page...

Continued from previous page...

Mol	Chain	Res	Type
44	5	3382	U
44	5	3383	G
44	5	3384	U
44	5	3389	U
44	5	3390	G
44	5	3391	A
45	8	7	U
45	8	9	A
45	8	11	C
45	8	13	A
45	8	14	C
45	8	15	G
45	8	16	G
45	8	17	A
45	8	19	C
45	8	21	C
45	8	22	U
45	8	23	U
45	8	24	G
45	8	29	U
45	8	30	C
45	8	32	C
45	8	34	U
45	8	35	C
45	8	37	A
45	8	38	U
45	8	40	A
45	8	45	C
45	8	49	G
45	8	51	G
45	8	52	A
45	8	53	A
45	8	59	A
45	8	60	U
45	8	61	A
45	8	62	C
45	8	63	G
45	8	65	A
45	8	66	A
45	8	67	U
45	8	69	U
45	8	71	A

Continued on next page...

Continued from previous page...

Mol	Chain	Res	Type
45	8	73	U
45	8	75	G
45	8	79	A
45	8	80	A
45	8	81	U
45	8	82	U
45	8	83	C
45	8	84	C
45	8	85	G
45	8	86	U
45	8	87	G
45	8	88	A
45	8	90	U
45	8	91	C
45	8	93	U
45	8	95	G
45	8	96	A
45	8	100	U
45	8	101	U
45	8	104	A
45	8	105	A
45	8	106	C
45	8	107	G
45	8	109	A
45	8	111	A
45	8	112	U
45	8	113	U
45	8	114	G
45	8	116	G
45	8	117	C
45	8	119	C
45	8	120	C
45	8	121	U
45	8	124	G
45	8	125	U
45	8	126	A
45	8	127	U
45	8	136	G
45	8	138	A
45	8	142	C
45	8	143	U
45	8	144	G

Continued on next page...

Continued from previous page...

Mol	Chain	Res	Type
45	8	146	U
45	8	148	G
45	8	149	A
45	8	150	G
45	8	151	C
45	8	152	G
45	8	158	U
46	7	2	G
46	7	8	G
46	7	11	A
46	7	13	A
46	7	14	U
46	7	17	A
46	7	18	C
46	7	22	A
46	7	31	U
46	7	32	U
46	7	33	U
46	7	35	C
46	7	38	U
46	7	41	G
46	7	42	A
46	7	46	A
46	7	47	C
46	7	51	A
46	7	52	G
46	7	54	U
46	7	55	A
46	7	64	A
46	7	65	G
46	7	69	C
46	7	74	C
46	7	76	A
46	7	78	U
46	7	79	A
46	7	82	G
46	7	85	G
46	7	86	U
46	7	88	G
46	7	93	C
46	7	96	U
46	7	99	G

Continued on next page...

Continued from previous page...

Mol	Chain	Res	Type
46	7	102	A
46	7	112	G
46	7	115	G
46	7	116	C
46	7	120	C
46	7	121	U

All (32) RNA pucker outliers are listed below:

Mol	Chain	Res	Type
44	5	11	A
44	5	12	A
44	5	14	U
44	5	62	A
44	5	117	U
44	5	121	A
44	5	150	A
44	5	187	A
44	5	441	U
44	5	555	U
44	5	588	G
44	5	637	C
44	5	705	A
44	5	909	G
44	5	1154	A
44	5	1263	A
44	5	1307	G
44	5	1527	C
44	5	1625	A
44	5	1816	A
44	5	1958	U
44	5	2101	C
44	5	2209	U
44	5	2263	C
44	5	2279	A
44	5	2305	G
44	5	2392	C
44	5	2525	G
44	5	2541	U
44	5	3121	U
44	5	3228	C
44	5	3334	U

5.4 Non-standard residues in protein, DNA, RNA chains [i](#)

There are no non-standard protein/DNA/RNA residues in this entry.

5.5 Carbohydrates [i](#)

There are no monosaccharides in this entry.

5.6 Ligand geometry [i](#)

There are no ligands in this entry.

5.7 Other polymers [i](#)

There are no such residues in this entry.

5.8 Polymer linkage issues [i](#)

The following chains have linkage breaks:

Mol	Chain	Number of breaks
44	5	9
24	W	4

All chain breaks are listed below:

Model	Chain	Residue-1	Atom-1	Residue-2	Atom-2	Distance (Å)
1	5	2083:G	O3'	2084:C	P	19.95
1	W	217:SER	C	218:ARG	N	12.39
1	W	219:LYS	C	220:THR	N	9.79
1	W	229:GLY	C	230:ALA	N	9.10
1	5	2513:U	O3'	2514:U	P	8.49
1	5	2501:U	O3'	2502:A	P	7.73
1	5	2447:A	O3'	2448:G	P	6.97
1	5	2445:A	O3'	2446:U	P	6.77
1	W	228:THR	C	229:GLY	N	5.68
1	5	2435:G	O3'	2436:U	P	4.30
1	5	2246:G	O3'	2247:G	P	2.70
1	5	2279:A	O3'	2280:A	P	1.96
1	5	2263:C	O3'	2264:U	P	0.61

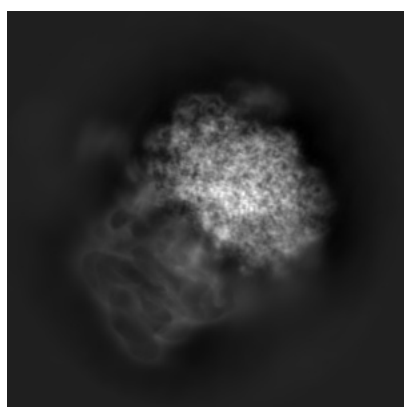
6 Map visualisation [i](#)

This section contains visualisations of the EMDB entry EMD-20077. These allow visual inspection of the internal detail of the map and identification of artifacts.

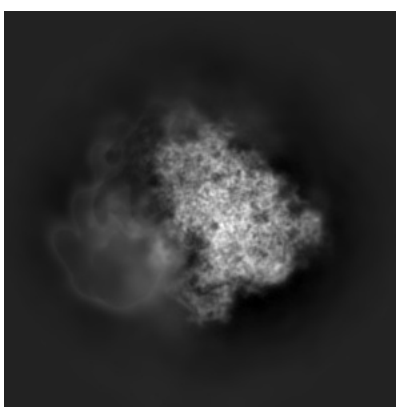
No raw map or half-maps were deposited for this entry and therefore no images, graphs, etc. pertaining to the raw map can be shown.

6.1 Orthogonal projections [i](#)

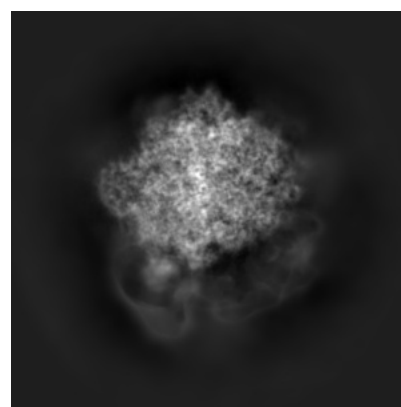
6.1.1 Primary map



X



Y

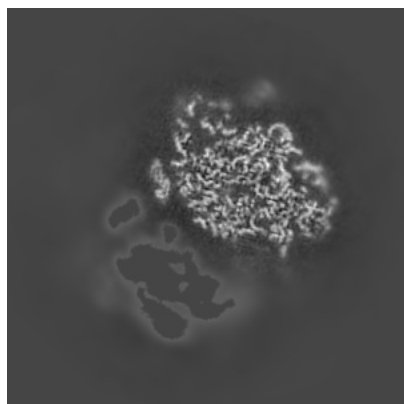


Z

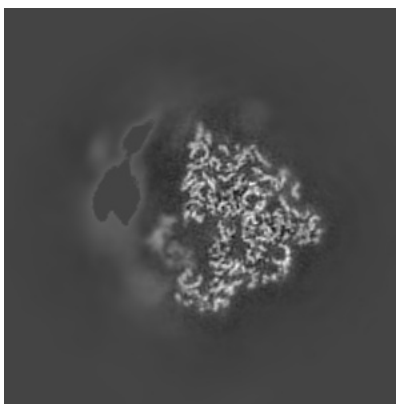
The images above show the map projected in three orthogonal directions.

6.2 Central slices [i](#)

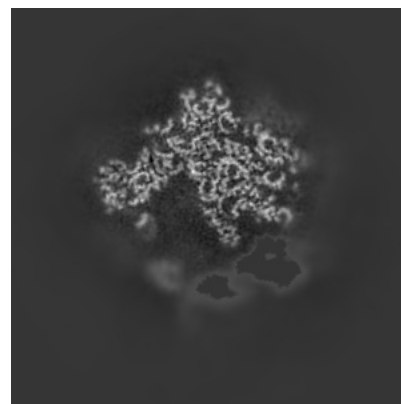
6.2.1 Primary map



X Index: 192



Y Index: 192

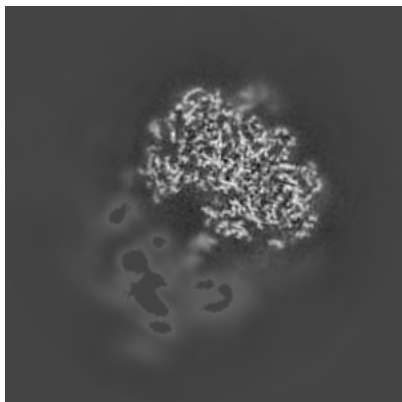


Z Index: 192

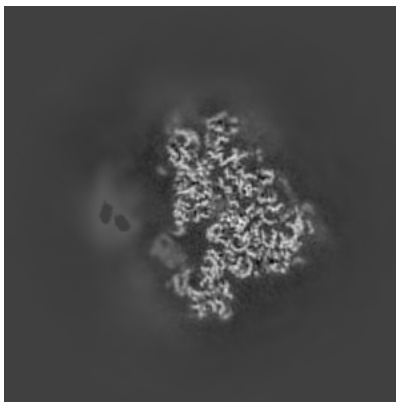
The images above show central slices of the map in three orthogonal directions.

6.3 Largest variance slices [i](#)

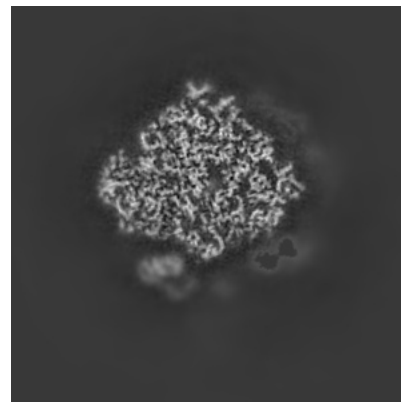
6.3.1 Primary map



X Index: 179



Y Index: 209

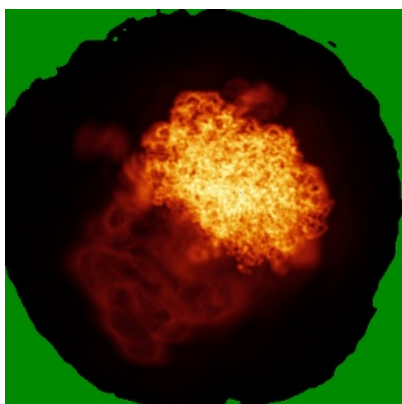


Z Index: 209


The images above show the largest variance slices of the map in three orthogonal directions.

6.4 Orthogonal standard-deviation projections (False-color) [i](#)


6.4.1 Primary map



X



Y

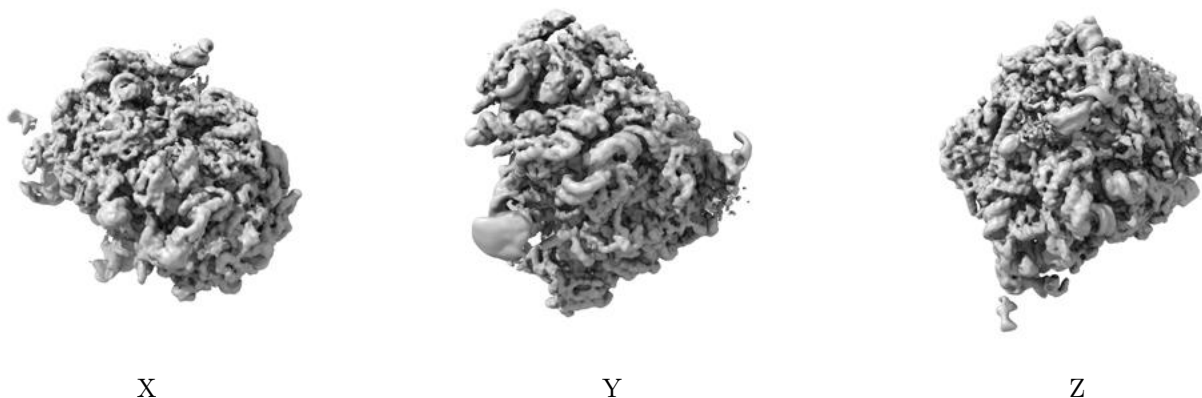


Z

The images above show the map standard deviation projections with false color in three orthogonal directions. Minimum values are shown in green, max in blue, and dark to light orange shades represent small to large values respectively.

6.5 Orthogonal surface views [i](#)

6.5.1 Primary map



The images above show the 3D surface view of the map at the recommended contour level 0.03. These images, in conjunction with the slice images, may facilitate assessment of whether an appropriate contour level has been provided.

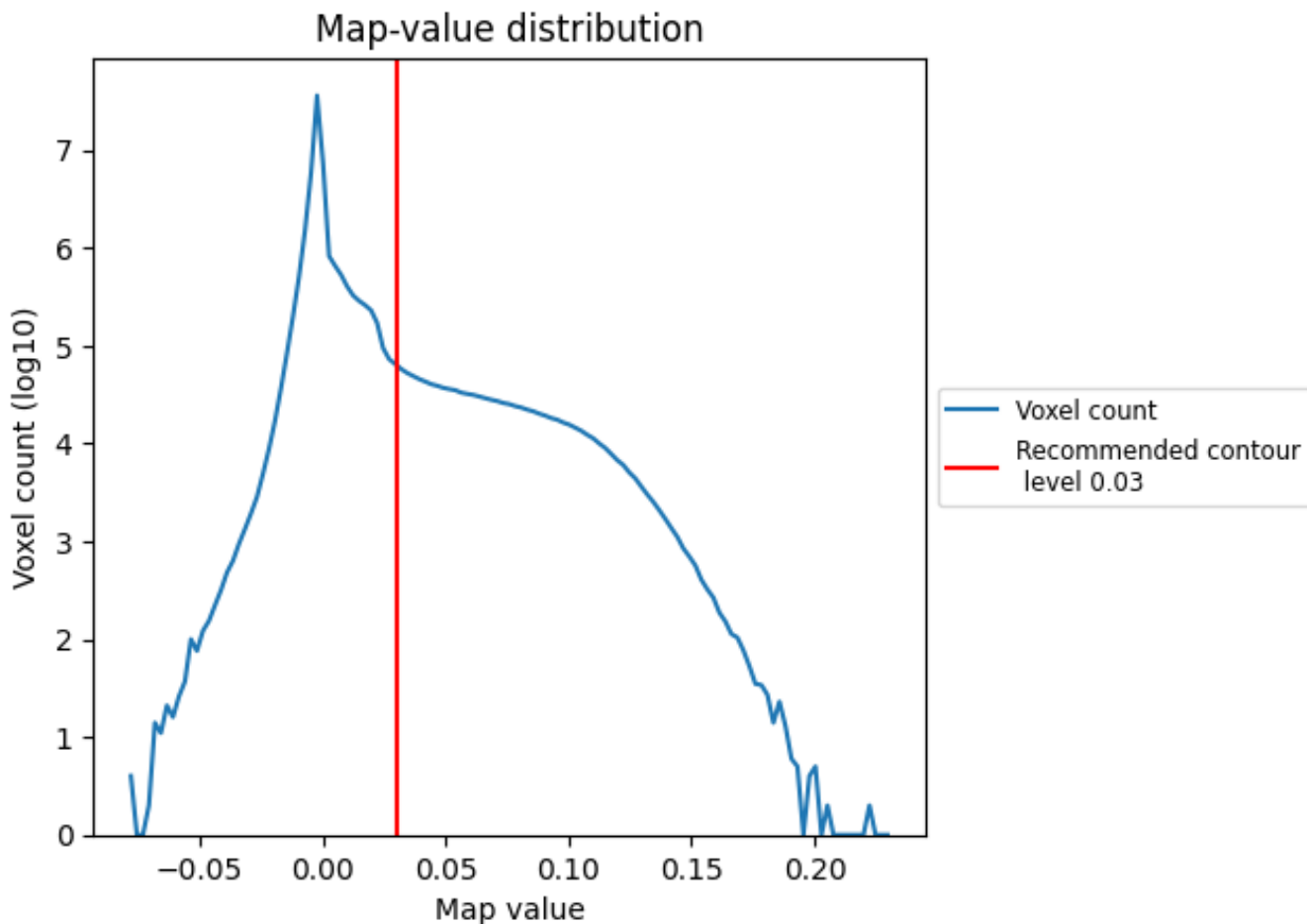
6.6 Mask visualisation [i](#)

This section was not generated. No masks/segmentation were deposited.

7 Map analysis [i](#)

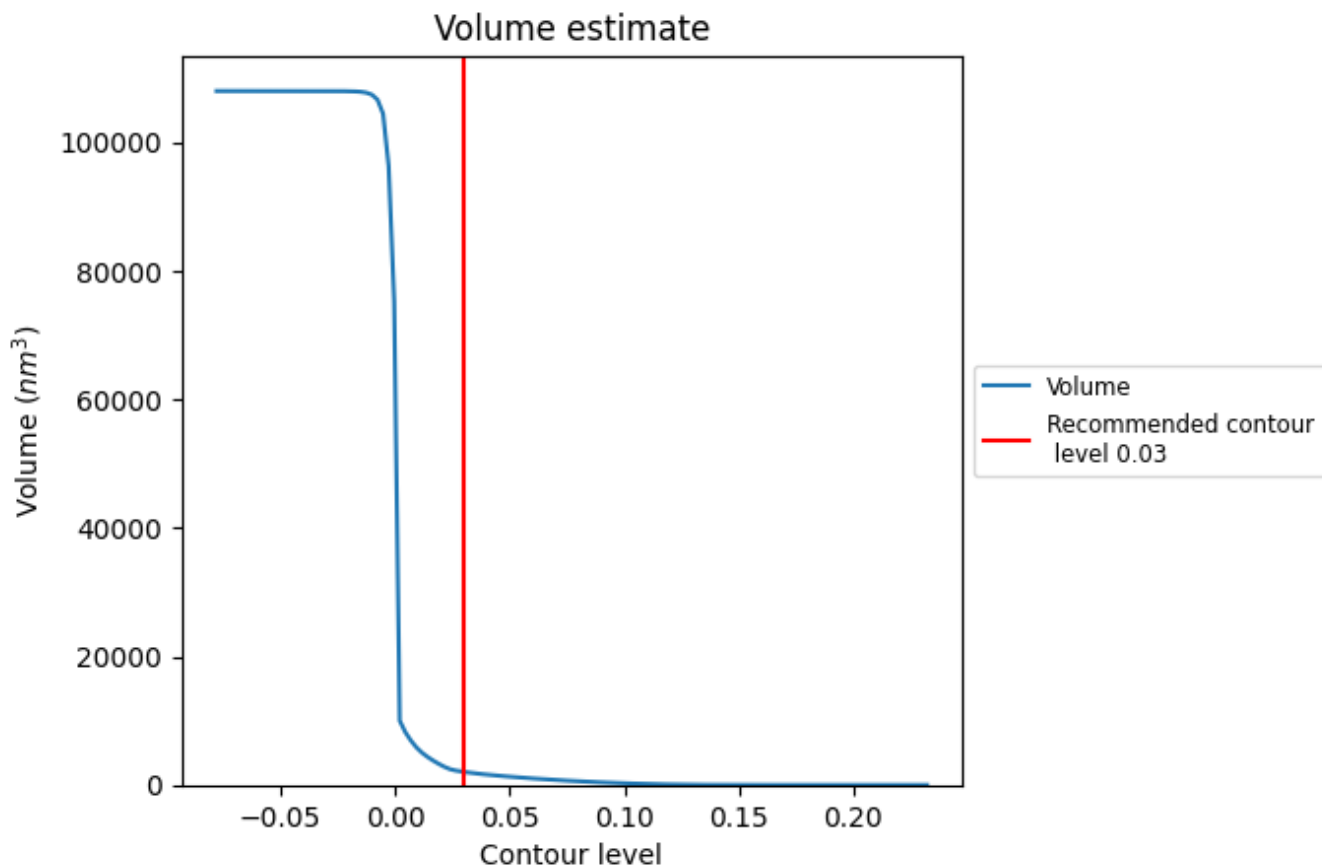
This section contains the results of statistical analysis of the map.

7.1 Map-value distribution [i](#)



The map-value distribution is plotted in 128 intervals along the x-axis. The y-axis is logarithmic. A spike in this graph at zero usually indicates that the volume has been masked.

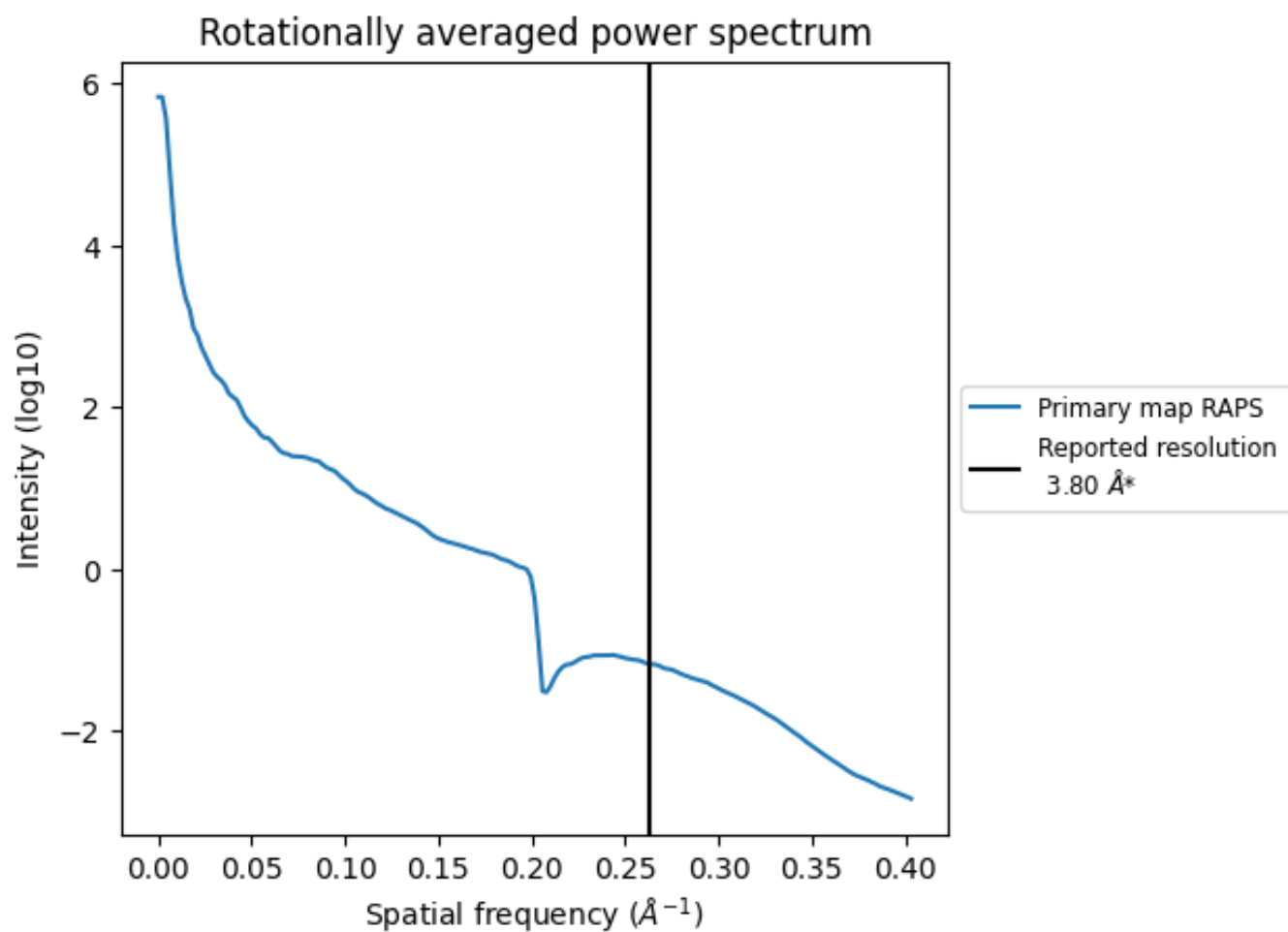
7.2 Volume estimate [i](#)



The volume at the recommended contour level is 2037 nm^3 ; this corresponds to an approximate mass of 1840 kDa.

The volume estimate graph shows how the enclosed volume varies with the contour level. The recommended contour level is shown as a vertical line and the intersection between the line and the curve gives the volume of the enclosed surface at the given level.

7.3 Rotationally averaged power spectrum [i](#)



*Reported resolution corresponds to spatial frequency of 0.263 Å⁻¹

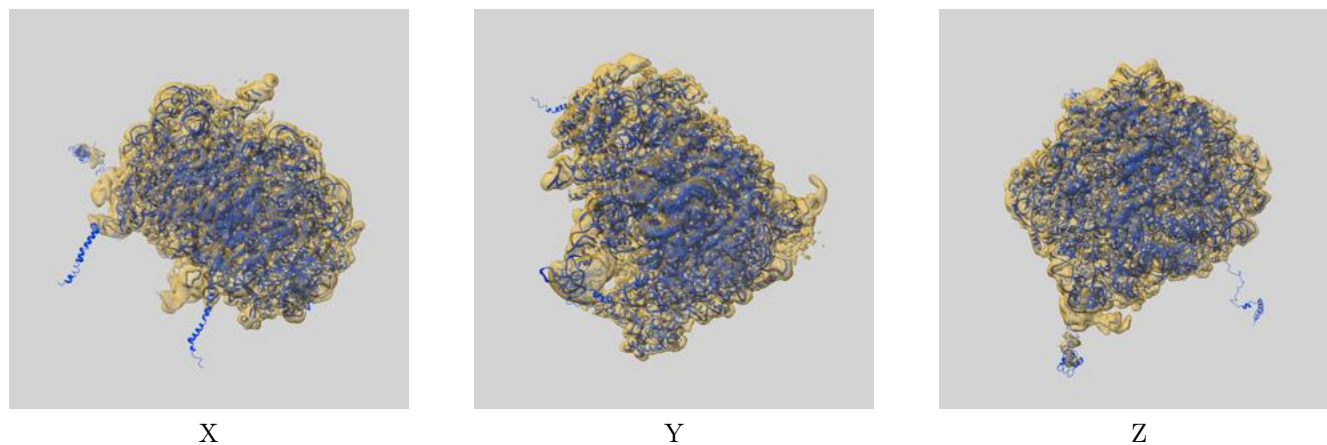
8 Fourier-Shell correlation

This section was not generated. No FSC curve or half-maps provided.

9 Map-model fit [i](#)

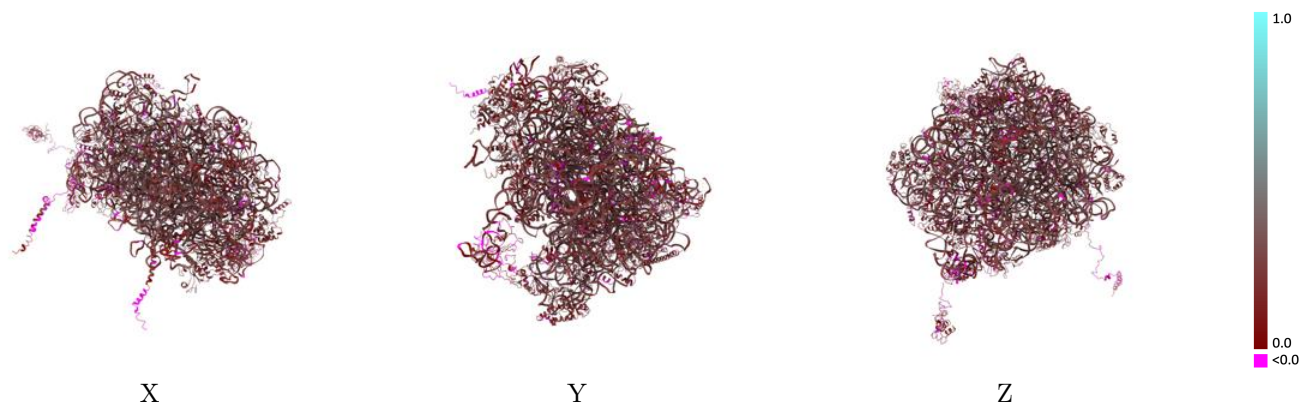
This section contains information regarding the fit between EMDB map EMD-20077 and PDB model 6OIG. Per-residue inclusion information can be found in section 3 on page 12.

9.1 Map-model overlay [i](#)



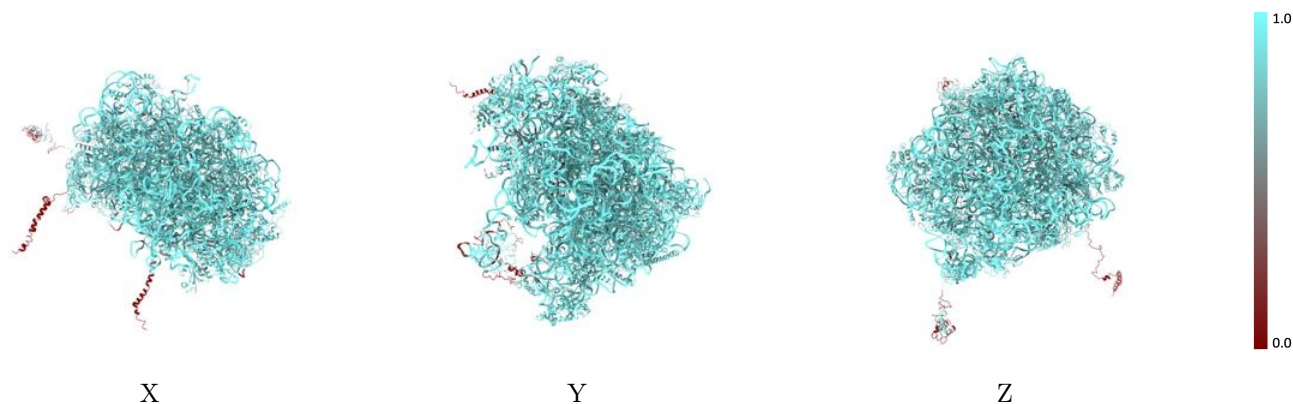
The images above show the 3D surface view of the map at the recommended contour level 0.03 at 50% transparency in yellow overlaid with a ribbon representation of the model coloured in blue. These images allow for the visual assessment of the quality of fit between the atomic model and the map.

9.2 Q-score mapped to coordinate model [i](#)



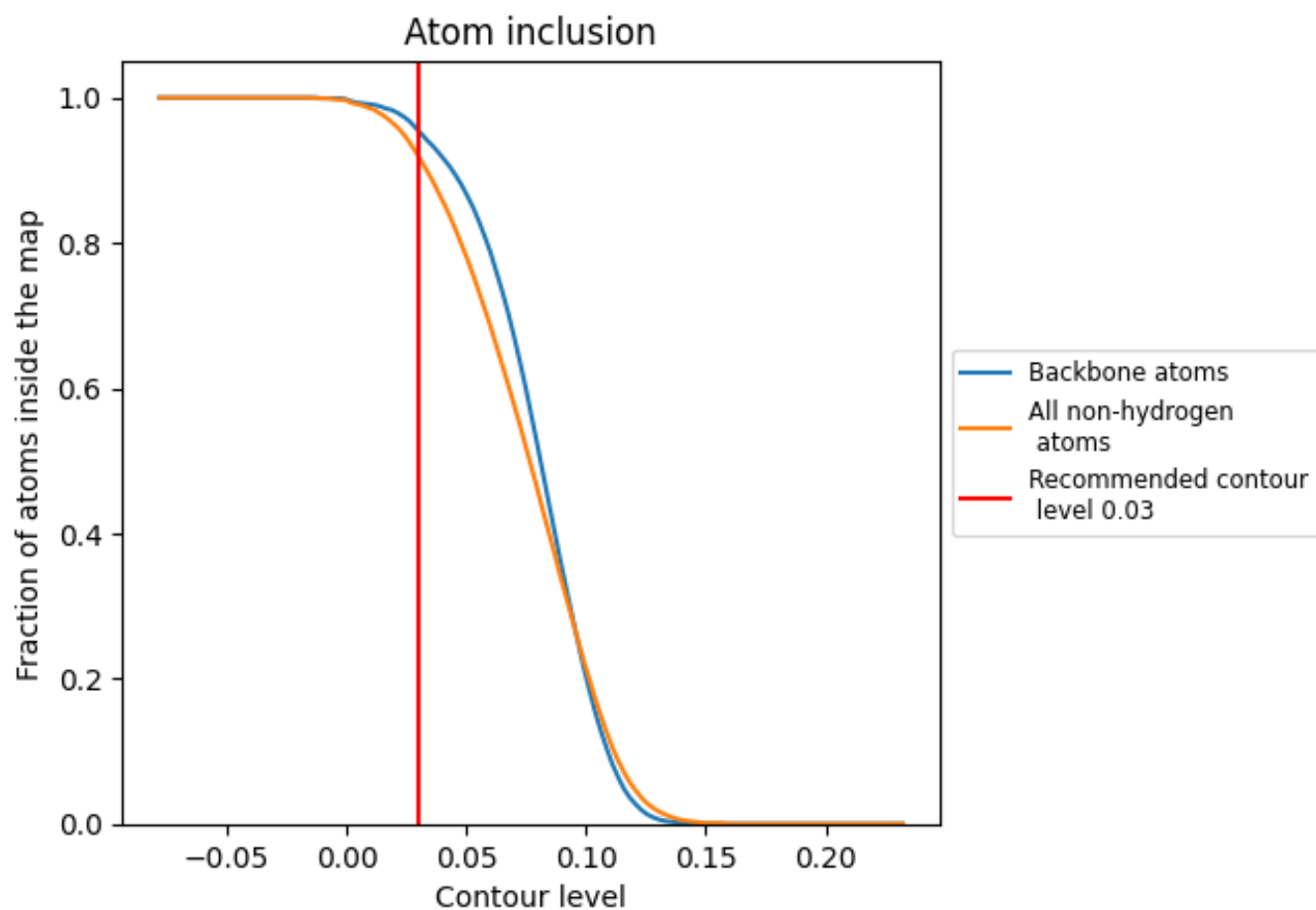
The images above show the model with each residue coloured according to its Q-score. This shows their resolvability in the map with higher Q-score values reflecting better resolvability. Please note: Q-score is calculating the resolvability of atoms, and thus high values are only expected at resolutions at which atoms can be resolved. Low Q-score values may therefore be expected for many entries.

9.3 Atom inclusion mapped to coordinate model [i](#)



The images above show the model with each residue coloured according to its atom inclusion. This shows to what extent they are inside the map at the recommended contour level (0.03).







































































9.4 Atom inclusion [i](#)



At the recommended contour level, 96% of all backbone atoms, 92% of all non-hydrogen atoms, are inside the map.

9.5 Map-model fit summary





























The table lists the average atom inclusion at the recommended contour level (0.03) and Q-score for the entire model and for each chain.

Chain	Atom inclusion	Q-score
All	 0.9200	 0.2310
5	 0.9800	 0.2690
7	 0.9960	 0.2860
8	 0.9810	 0.2620
A	 0.8420	 0.2020
B	 0.8840	 0.2050
C	 0.8760	 0.1820
D	 0.8790	 0.1900
E	 0.8750	 0.1800
F	 0.8720	 0.2000
G	 0.8760	 0.2030
H	 0.8720	 0.1790
I	 0.8260	 0.1350
J	 0.8600	 0.1810
L	 0.8950	 0.1870
M	 0.8800	 0.1810
N	 0.6720	 0.0710
O	 0.8790	 0.2020
P	 0.8680	 0.1890
Q	 0.8710	 0.2090
R	 0.7120	 0.1660
S	 0.8790	 0.2100
T	 0.9010	 0.2100
U	 0.8750	 0.2240
V	 0.7970	 0.2140
W	 0.3950	 0.0920
X	 0.8300	 0.1850
Y	 0.8830	 0.1610
Z	 0.8780	 0.2180
a	 0.8790	 0.2060
b	 0.8210	 0.1460
c	 0.8660	 0.2460
d	 0.8480	 0.1830
e	 0.8290	 0.1620
f	 0.8670	 0.1840



Continued on next page...

Continued from previous page...

Chain	Atom inclusion	Q-score
g	 0.8580	 0.1910
h	 0.8750	 0.1740
i	 0.8740	 0.2150
j	 0.8810	 0.1430
k	 0.8570	 0.2030
l	 0.8370	 0.1750
m	 0.8740	 0.2340
o	 0.8350	 0.1790
p	 0.8600	 0.2020
q	 0.7010	 0.0560
s	 0.9010	 0.0890
x	 0.4720	 0.1690
y	 0.2520	 0.1190
z	 0.6650	 0.0620