



Full wwPDB X-ray Structure Validation Report ⓘ

May 21, 2020 – 04:45 pm BST

PDB ID : 3P1Z
Title : Crystal structure of the *Aperopyrum pernix* RNA splicing endonuclease
Authors : Hirata, A.
Deposited on : 2010-10-01
Resolution : 2.80 Å(reported)

This is a Full wwPDB X-ray Structure Validation Report for a publicly released PDB entry.

We welcome your comments at validation@mail.wwpdb.org

A user guide is available at

<https://www.wwpdb.org/validation/2017/XrayValidationReportHelp>

with specific help available everywhere you see the ⓘ symbol.

The following versions of software and data (see [references ⓘ](#)) were used in the production of this report:

MolProbity : 4.02b-467
Xtriage (Phenix) : 1.13
EDS : 2.11
Percentile statistics : 20191225.v01 (using entries in the PDB archive December 25th 2019)
Refmac : 5.8.0158
CCP4 : 7.0.044 (Gargrove)
Ideal geometry (proteins) : Engh & Huber (2001)
Ideal geometry (DNA, RNA) : Parkinson et al. (1996)
Validation Pipeline (wwPDB-VP) : 2.11

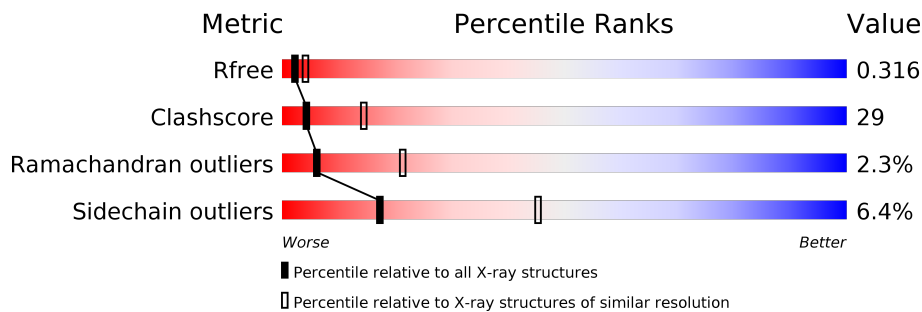
1 Overall quality at a glance

The following experimental techniques were used to determine the structure:

X-RAY DIFFRACTION

The reported resolution of this entry is 2.80 Å.

Percentile scores (ranging between 0-100) for global validation metrics of the entry are shown in the following graphic. The table shows the number of entries on which the scores are based.







Metric	Whole archive (#Entries)	Similar resolution (#Entries, resolution range(Å))
R_{free}	130704	3140 (2.80-2.80)
Clashscore	141614	3569 (2.80-2.80)
Ramachandran outliers	138981	3498 (2.80-2.80)
Sidechain outliers	138945	3500 (2.80-2.80)

The table below summarises the geometric issues observed across the polymeric chains and their fit to the electron density. The red, orange, yellow and green segments on the lower bar indicate the fraction of residues that contain outliers for ≥ 3 , 2, 1 and 0 types of geometric quality criteria respectively. A grey segment represents the fraction of residues that are not modelled. The numeric value for each fraction is indicated below the corresponding segment, with a dot representing fractions $\leq 5\%$

Mol	Chain	Length	Quality of chain
1	A	170	58% (green), 38% (yellow), 4% (orange), 0% (red), 0% (grey)
1	C	170	67% (green), 27% (yellow), 4% (orange), 0% (red), 0% (grey)
1	E	170	53% (green), 43% (yellow), 4% (orange), 0% (red), 0% (grey)
1	G	170	48% (green), 41% (yellow), 6% (orange), 5% (red), 0% (grey)
1	I	170	50% (green), 46% (yellow), 4% (orange), 0% (red), 0% (grey)
1	K	170	58% (green), 35% (yellow), 7% (orange), 0% (red), 0% (grey)
2	B	186	55% (green), 35% (yellow), 7% (orange), 0% (red), 0% (grey)

Continued on next page...

Continued from previous page...

Mol	Chain	Length	Quality of chain
2	D	186	 58% 35% . . .
2	F	186	 49% 43% 5% .
2	H	186	 57% 36% . . .
2	J	186	 53% 39% 5% .
2	L	186	 47% 42% 8% . .

2 Entry composition [i](#)

There are 3 unique types of molecules in this entry. The entry contains 16581 atoms, of which 0 are hydrogens and 0 are deuteriums.

In the tables below, the ZeroOcc column contains the number of atoms modelled with zero occupancy, the AltConf column contains the number of residues with at least one atom in alternate conformation and the Trace column contains the number of residues modelled with at most 2 atoms.

- Molecule 1 is a protein called Putative uncharacterized protein.

Mol	Chain	Residues	Atoms					ZeroOcc	AltConf	Trace
			Total	C	N	O	S			
1	A	168	Total 1292	C 814	N 235	O 236	S 7	0	0	0
1	C	161	Total 1245	C 786	N 227	O 225	S 7	0	0	0
1	E	168	Total 1292	C 814	N 235	O 236	S 7	0	0	0
1	G	161	Total 1245	C 786	N 227	O 225	S 7	0	0	0
1	I	168	Total 1292	C 814	N 235	O 236	S 7	0	0	0
1	K	161	Total 1245	C 786	N 227	O 225	S 7	0	0	0

- Molecule 2 is a protein called tRNA-splicing endonuclease.

Mol	Chain	Residues	Atoms					ZeroOcc	AltConf	Trace
			Total	C	N	O	S			
2	B	180	Total 1412	C 903	N 247	O 259	S 3	0	0	0
2	D	184	Total 1442	C 919	N 254	O 265	S 4	0	0	0
2	F	180	Total 1412	C 903	N 247	O 259	S 3	0	0	0
2	H	184	Total 1442	C 919	N 254	O 265	S 4	0	0	0
2	J	180	Total 1412	C 903	N 247	O 259	S 3	0	0	0
2	L	184	Total 1442	C 919	N 254	O 265	S 4	0	0	0

- Molecule 3 is water.

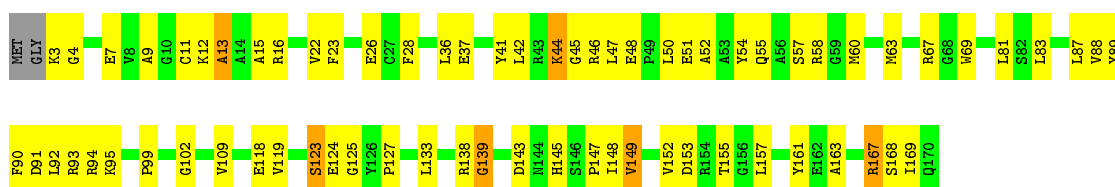
Mol	Chain	Residues	Atoms	ZeroOcc	AltConf
3	A	35	Total O 35 35	0	0
3	B	40	Total O 40 40	0	0
3	C	36	Total O 36 36	0	0
3	D	45	Total O 45 45	0	0
3	E	33	Total O 33 33	0	0
3	F	41	Total O 41 41	0	0
3	G	21	Total O 21 21	0	0
3	H	32	Total O 32 32	0	0
3	I	38	Total O 38 38	0	0
3	J	23	Total O 23 23	0	0
3	K	28	Total O 28 28	0	0
3	L	36	Total O 36 36	0	0

3 Residue-property plots [i](#)

These plots are drawn for all protein, RNA and DNA chains in the entry. The first graphic for a chain summarises the proportions of the various outlier classes displayed in the second graphic. The second graphic shows the sequence view annotated by issues in geometry. Residues are color-coded according to the number of geometric quality criteria for which they contain at least one outlier: green = 0, yellow = 1, orange = 2 and red = 3 or more. Stretches of 2 or more consecutive residues without any outlier are shown as a green connector. Residues present in the sample, but not in the model, are shown in grey.

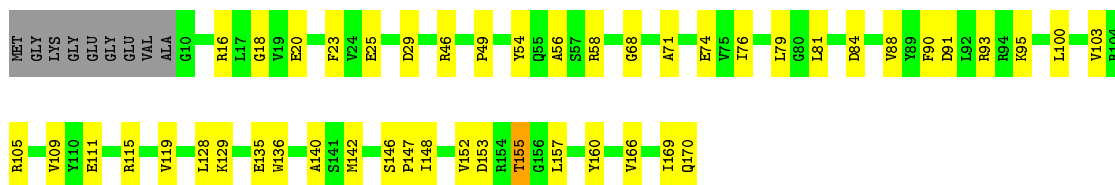
- Molecule 1: Putative uncharacterized protein

Chain A: 



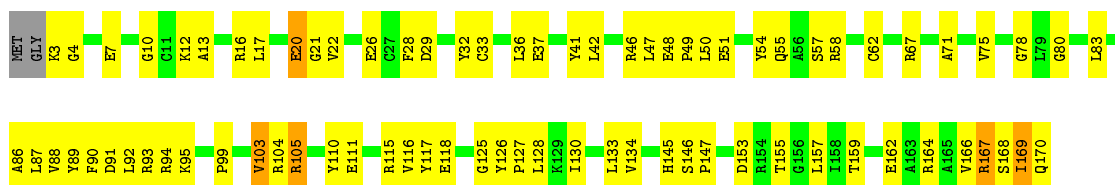
- Molecule 1: Putative uncharacterized protein

Chain C: 



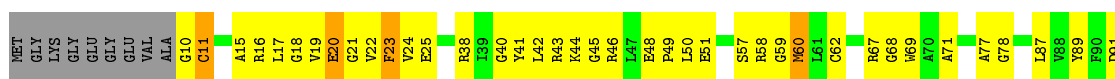
- Molecule 1: Putative uncharacterized protein

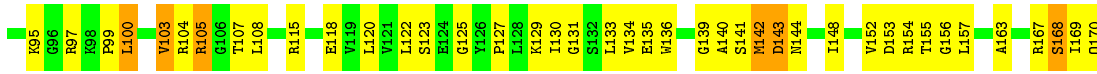
Chain E: 



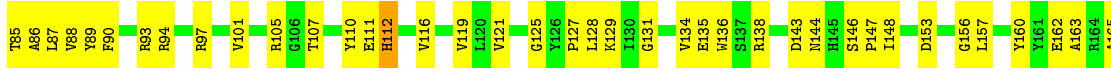
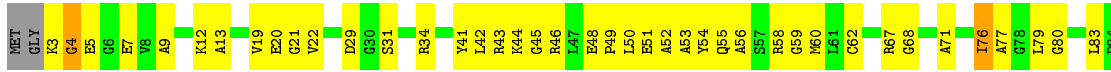
- Molecule 1: Putative uncharacterized protein

Chain G: 

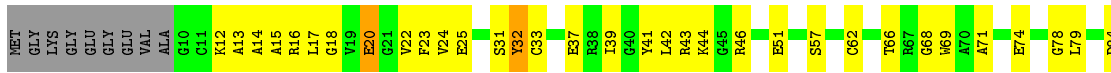




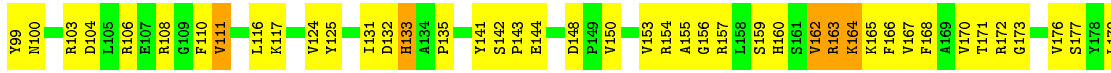
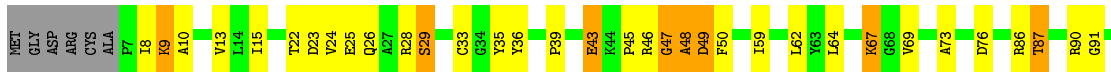
- Molecule 1: Putative uncharacterized protein



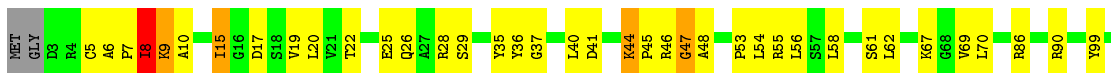
- Molecule 1: Putative uncharacterized protein



- Molecule 2: tRNA-splicing endonuclease

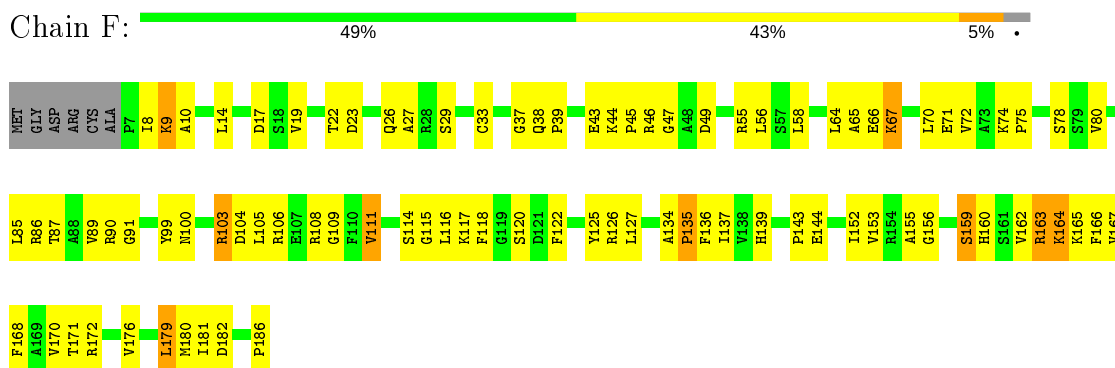


- Molecule 2: tRNA-splicing endonuclease



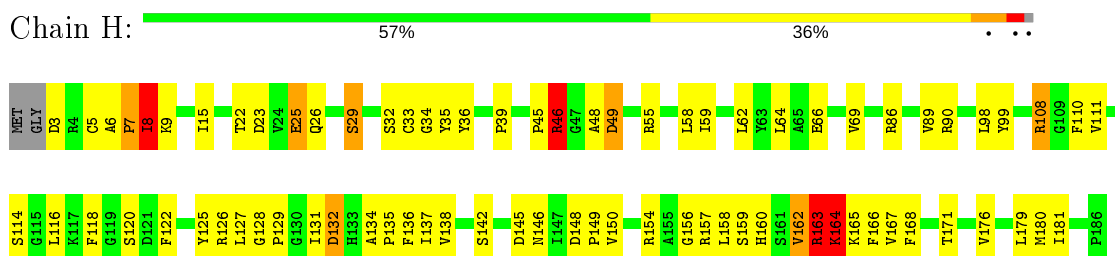
- Molecule 2: tRNA-splicing endonuclease

Chain F:



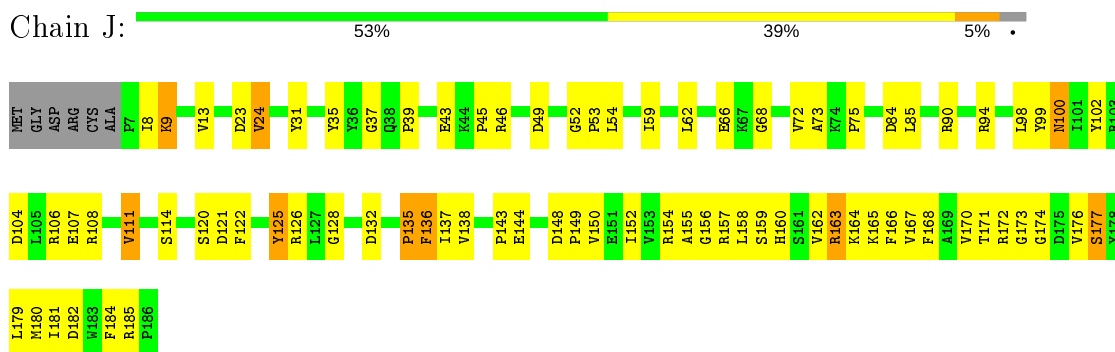
- Molecule 2: tRNA-splicing endonuclease

Chain H:



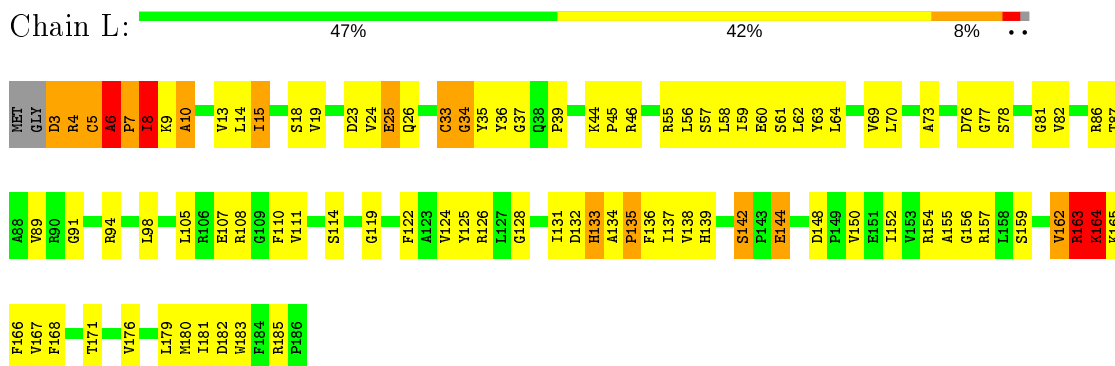
- Molecule 2: tRNA-splicing endonuclease

Chain J:



- Molecule 2: tRNA-splicing endonuclease

Chain L:



4 Data and refinement statistics

Property	Value	Source
Space group	P 31	Depositor
Cell constants a, b, c, α , β , γ	135.04Å 135.04Å 156.25Å 90.00° 90.00° 120.00°	Depositor
Resolution (Å)	41.24 – 2.80 41.24 – 2.69	Depositor EDS
% Data completeness (in resolution range)	96.5 (41.24-2.80) 94.4 (41.24-2.69)	Depositor EDS
R_{merge}	0.06	Depositor
R_{sym}	(Not available)	Depositor
$\langle I/\sigma(I) \rangle$ ¹	1.21 (at 2.69Å)	Xtriage
Refinement program	PHENIX	Depositor
R, R_{free}	0.260 , 0.318 0.257 , 0.316	Depositor DCC
R_{free} test set	4419 reflections (5.05%)	wwPDB-VP
Wilson B-factor (Å ²)	62.1	Xtriage
Anisotropy	0.389	Xtriage
Bulk solvent k_{sol} (e/Å ³), B_{sol} (Å ²)	0.34 , 40.0	EDS
L-test for twinning ²	$\langle L \rangle = 0.41$, $\langle L^2 \rangle = 0.23$	Xtriage
Estimated twinning fraction	0.085 for -h,-k,l 0.315 for h,-h-k,-l 0.085 for -k,-h,-l	Xtriage
F_o, F_c correlation	0.94	EDS
Total number of atoms	16581	wwPDB-VP
Average B, all atoms (Å ²)	68.0	wwPDB-VP

Xtriage's analysis on translational NCS is as follows: *The largest off-origin peak in the Patterson function is 3.27% of the height of the origin peak. No significant pseudotranslation is detected.*

¹ Intensities estimated from amplitudes.

² Theoretical values of $\langle |L| \rangle$, $\langle L^2 \rangle$ for acentric reflections are 0.5, 0.333 respectively for untwinned datasets, and 0.375, 0.2 for perfectly twinned datasets.

5 Model quality [i](#)

5.1 Standard geometry [i](#)

The Z score for a bond length (or angle) is the number of standard deviations the observed value is removed from the expected value. A bond length (or angle) with $|Z| > 5$ is considered an outlier worth inspection. RMSZ is the root-mean-square of all Z scores of the bond lengths (or angles).

Mol	Chain	Bond lengths		Bond angles	
		RMSZ	# Z >5	RMSZ	# Z >5
1	A	0.41	0/1313	0.62	0/1767
1	C	0.40	0/1266	0.59	0/1705
1	E	0.40	0/1313	0.58	0/1767
1	G	0.44	0/1266	0.63	0/1705
1	I	0.42	0/1313	0.58	0/1767
1	K	0.41	0/1266	0.60	0/1705
2	B	0.46	0/1445	0.69	2/1954 (0.1%)
2	D	0.50	0/1475	0.70	0/1995
2	F	0.43	0/1445	0.63	0/1954
2	H	0.47	0/1475	0.70	0/1995
2	J	0.46	0/1445	0.67	0/1954
2	L	0.51	0/1475	0.78	4/1995 (0.2%)
All	All	0.45	0/16497	0.65	6/22263 (0.0%)

There are no bond length outliers.

All (6) bond angle outliers are listed below:

Mol	Chain	Res	Type	Atoms	Z	Observed(°)	Ideal(°)
2	L	33	CYS	N-CA-C	9.04	135.41	111.00
2	B	48	ALA	N-CA-C	6.74	129.20	111.00
2	L	6	ALA	N-CA-C	-6.20	94.26	111.00
2	B	49	ASP	N-CA-CB	5.64	120.76	110.60
2	L	163	ARG	N-CA-C	-5.62	95.83	111.00
2	L	34	GLY	N-CA-C	-5.11	100.32	113.10

There are no chirality outliers.

There are no planarity outliers.

5.2 Too-close contacts [i](#)

In the following table, the Non-H and H(model) columns list the number of non-hydrogen atoms and hydrogen atoms in the chain respectively. The H(added) column lists the number of hydrogen

atoms added and optimized by MolProbity. The Clashes column lists the number of clashes within the asymmetric unit, whereas Symm-Clashes lists symmetry related clashes.

Mol	Chain	Non-H	H(model)	H(added)	Clashes	Symm-Clashes
1	A	1292	0	1303	59	0
1	C	1245	0	1258	39	0
1	E	1292	0	1303	69	0
1	G	1245	0	1258	111	0
1	I	1292	0	1303	105	0
1	K	1245	0	1258	56	0
2	B	1412	0	1409	75	0
2	D	1442	0	1433	92	0
2	F	1412	0	1409	87	0
2	H	1442	0	1435	94	0
2	J	1412	0	1409	110	0
2	L	1442	0	1434	156	0
3	A	35	0	0	3	0
3	B	40	0	0	5	0
3	C	36	0	0	2	0
3	D	45	0	0	2	0
3	E	33	0	0	5	0
3	F	41	0	0	9	0
3	G	21	0	0	2	0
3	H	32	0	0	5	0
3	I	38	0	0	11	0
3	J	23	0	0	8	0
3	K	28	0	0	0	0
3	L	36	0	0	15	0
All	All	16581	0	16212	945	0

The all-atom clashscore is defined as the number of clashes found per 1000 atoms (including hydrogen atoms). The all-atom clashscore for this structure is 29.

All (945) close contacts within the same asymmetric unit are listed below, sorted by their clash magnitude.

Atom-1	Atom-2	Interatomic distance (Å)	Clash overlap (Å)
2:L:5:CYS:HB2	2:L:33:CYS:SG	1.46	1.51
2:L:5:CYS:CB	2:L:33:CYS:SG	2.05	1.44
2:D:8:ILE:CA	2:D:9:LYS:HB2	1.63	1.28
2:D:8:ILE:HG22	2:D:9:LYS:CB	1.65	1.25
2:D:8:ILE:HG22	2:D:9:LYS:CD	1.68	1.22
2:L:9:LYS:HD2	3:L:346:HOH:O	1.40	1.17
2:D:8:ILE:CB	2:D:9:LYS:HB3	1.75	1.16

Continued on next page...

Continued from previous page...

Atom-1	Atom-2	Interatomic distance (Å)	Clash overlap (Å)
2:L:9:LYS:CD	3:L:346:HOH:O	1.92	1.15
2:L:8:ILE:CG1	2:L:9:LYS:HG2	1.79	1.11
1:E:47:LEU:HB3	3:E:337:HOH:O	1.49	1.11
2:D:7:PRO:O	2:D:8:ILE:HG23	1.47	1.10
2:D:8:ILE:CB	2:D:9:LYS:CB	2.30	1.09
2:D:8:ILE:CG2	2:D:9:LYS:CB	2.30	1.08
2:L:7:PRO:CB	2:L:69:VAL:HG22	1.82	1.08
2:B:163:ARG:HH11	2:B:163:ARG:HG2	1.15	1.08
2:D:8:ILE:CA	2:D:9:LYS:CB	2.30	1.08
2:L:8:ILE:HG12	2:L:9:LYS:N	1.42	1.06
2:D:8:ILE:HA	2:D:9:LYS:CB	1.85	1.06
2:L:6:ALA:HB1	2:L:7:PRO:CD	1.87	1.05
2:L:5:CYS:C	2:L:6:ALA:O	1.89	1.04
2:L:7:PRO:HB3	2:L:69:VAL:CG2	1.87	1.03
2:L:8:ILE:HG12	2:L:9:LYS:H	0.88	1.03
2:D:8:ILE:HG22	2:D:9:LYS:CG	1.89	1.01
2:D:8:ILE:CG2	2:D:9:LYS:HB3	1.87	1.00
2:L:8:ILE:HG12	2:L:9:LYS:HG2	1.40	1.00
2:L:159:SER:HG	2:L:166:PHE:HD2	1.11	0.99
2:L:10:ALA:HB3	2:L:69:VAL:O	1.62	0.99
2:L:6:ALA:HB1	2:L:7:PRO:HD2	1.43	0.98
2:J:163:ARG:HH11	2:J:163:ARG:HG2	1.29	0.97
2:L:7:PRO:HB3	2:L:69:VAL:HG22	0.99	0.97
2:D:8:ILE:HB	2:D:9:LYS:HB3	1.43	0.97
2:L:5:CYS:O	2:L:6:ALA:O	1.84	0.96
2:D:9:LYS:O	2:D:9:LYS:HG2	1.67	0.95
2:D:8:ILE:HA	2:D:9:LYS:HB2	0.97	0.94
1:E:3:LYS:HG2	1:E:4:GLY:H	1.31	0.93
1:I:55:GLN:HA	3:I:223:HOH:O	1.67	0.93
2:D:8:ILE:CG2	2:D:9:LYS:CD	2.48	0.92
2:L:8:ILE:CG1	2:L:9:LYS:N	2.29	0.92
2:L:5:CYS:O	2:L:6:ALA:C	2.05	0.90
2:L:8:ILE:CG1	2:L:9:LYS:H	1.81	0.90
2:D:8:ILE:HG22	2:D:9:LYS:HD2	1.50	0.90
1:E:7:GLU:HG2	1:E:67:ARG:HH21	1.35	0.90
1:A:54:TYR:CZ	1:A:58:ARG:HD2	2.07	0.90
1:I:131:GLY:O	1:I:135:GLU:HG3	1.72	0.89
2:L:5:CYS:SG	2:L:6:ALA:O	2.30	0.89
2:J:90:ARG:HH12	2:J:100:ASN:HD21	1.20	0.89
1:G:16:ARG:CZ	1:I:20:GLU:HG3	2.04	0.88
2:B:163:ARG:CG	2:B:163:ARG:HH11	1.88	0.86

Continued on next page...

Continued from previous page...

Atom-1	Atom-2	Interatomic distance (Å)	Clash overlap (Å)
2:D:165:LYS:HZ1	2:D:180:MET:HB3	1.41	0.84
1:E:167:ARG:NH1	2:F:108:ARG:HH21	1.74	0.84
2:L:6:ALA:CB	2:L:7:PRO:CD	2.46	0.84
2:L:159:SER:HB3	2:L:163:ARG:O	1.78	0.83
1:E:130:ILE:O	1:E:134:VAL:HG23	1.78	0.83
1:I:168:SER:HB2	2:J:108:ARG:NH1	1.93	0.82
1:I:7:GLU:HG2	1:I:67:ARG:HH21	1.43	0.82
2:L:9:LYS:O	2:L:10:ALA:HB3	1.75	0.82
2:L:8:ILE:HG13	2:L:9:LYS:HG2	1.61	0.82
2:L:185:ARG:HA	3:L:398:HOH:O	1.80	0.82
1:A:23:PHE:HB2	3:A:348:HOH:O	1.80	0.81
1:I:160:TYR:HB3	3:I:285:HOH:O	1.80	0.81
2:J:138:VAL:HG22	2:J:167:VAL:HB	1.62	0.81
1:A:7:GLU:HG2	1:A:67:ARG:HH21	1.46	0.81
2:H:168:PHE:HB2	2:H:179:LEU:HB2	1.61	0.80
2:D:8:ILE:HG22	2:D:9:LYS:HB3	1.50	0.80
2:F:156:GLY:HA2	2:F:166:PHE:HE2	1.46	0.80
2:B:163:ARG:NH1	2:B:163:ARG:HG2	1.86	0.80
2:L:7:PRO:O	2:L:8:ILE:CG2	2.29	0.80
2:J:165:LYS:HE3	2:J:180:MET:CE	2.12	0.80
1:A:26:GLU:HB3	1:A:28:PHE:CE1	2.17	0.80
2:B:166:PHE:HA	3:B:208:HOH:O	1.80	0.80
2:D:8:ILE:CG2	2:D:9:LYS:HD2	2.11	0.80
2:D:8:ILE:CG2	2:D:9:LYS:HB2	2.09	0.80
2:D:120:SER:OG	2:D:137:ILE:HG23	1.82	0.79
2:D:8:ILE:CB	2:D:9:LYS:HB2	2.05	0.79
2:L:9:LYS:O	2:L:10:ALA:CB	2.30	0.79
2:H:136:PHE:HB2	3:H:255:HOH:O	1.81	0.79
1:E:26:GLU:HB3	1:E:28:PHE:CE1	2.17	0.78
2:D:7:PRO:O	2:D:8:ILE:CG2	2.30	0.78
1:I:58:ARG:HD3	3:I:223:HOH:O	1.83	0.78
2:D:111:VAL:CG1	2:D:125:TYR:HB2	2.13	0.78
2:D:165:LYS:NZ	2:D:180:MET:HB3	1.99	0.77
2:H:98:LEU:HD22	2:H:122:PHE:CZ	2.19	0.77
2:B:90:ARG:HH22	2:B:100:ASN:HD21	1.33	0.77
2:H:34:GLY:HA3	3:H:253:HOH:O	1.84	0.77
2:B:154:ARG:HG2	3:B:362:HOH:O	1.86	0.76
2:B:155:ALA:HB1	2:B:166:PHE:CE1	2.20	0.76
2:F:136:PHE:O	2:F:137:ILE:HG12	1.84	0.76
1:I:153:ASP:OD2	1:I:157:LEU:HB2	1.85	0.76
2:D:111:VAL:HG12	2:D:125:TYR:HB2	1.68	0.76

Continued on next page...

Continued from previous page...

Atom-1	Atom-2	Interatomic distance (Å)	Clash overlap (Å)
1:G:129:LYS:HG2	2:H:146:ASN:ND2	2.00	0.76
2:F:156:GLY:HA2	2:F:166:PHE:CE2	2.21	0.76
1:G:23:PHE:CD2	1:G:23:PHE:N	2.54	0.76
1:A:168:SER:HB2	2:B:108:ARG:NH1	2.00	0.75
2:L:8:ILE:HG13	2:L:9:LYS:HD3	1.69	0.75
1:G:23:PHE:N	1:G:23:PHE:HD2	1.83	0.75
2:H:111:VAL:CG1	2:H:125:TYR:HB2	2.17	0.75
2:F:166:PHE:HE1	2:F:181:ILE:HD12	1.51	0.74
2:D:7:PRO:C	2:D:8:ILE:HG12	2.06	0.74
1:G:42:LEU:HD12	1:G:46:ARG:O	1.86	0.74
2:F:23:ASP:HB3	2:F:26:GLN:HB2	1.68	0.74
2:L:125:TYR:CZ	2:L:135:PRO:HG3	2.23	0.74
2:D:8:ILE:HG22	2:D:9:LYS:HB2	1.65	0.74
2:F:111:VAL:HG13	2:F:125:TYR:HB2	1.68	0.74
2:B:62:LEU:HD23	2:B:99:TYR:CE1	2.23	0.74
1:A:91:ASP:OD2	1:A:95:LYS:HE2	1.87	0.74
1:K:17:LEU:HD11	1:K:79:LEU:HG	1.69	0.74
2:J:125:TYR:CZ	2:J:135:PRO:HG3	2.21	0.74
2:J:163:ARG:HH11	2:J:163:ARG:CG	2.01	0.74
2:J:156:GLY:HA2	2:J:166:PHE:CE2	2.23	0.73
2:L:125:TYR:CE1	2:L:135:PRO:HG3	2.24	0.73
2:H:126:ARG:HD3	2:H:136:PHE:HE2	1.54	0.73
2:F:9:LYS:NZ	2:F:71:GLU:HG3	2.02	0.72
2:H:108:ARG:HG2	2:H:108:ARG:HH11	1.54	0.72
2:J:163:ARG:O	2:J:165:LYS:N	2.20	0.72
1:A:7:GLU:HG2	1:A:67:ARG:NH2	2.04	0.72
1:C:84:ASP:O	1:C:88:VAL:HG23	1.88	0.72
2:F:153:VAL:HG11	2:H:116:LEU:HD11	1.70	0.72
2:F:166:PHE:CE1	2:F:181:ILE:HB	2.24	0.72
1:G:141:SER:O	2:J:172:ARG:NH2	2.23	0.72
1:G:20:GLU:HG2	1:I:101:VAL:HG21	1.72	0.72
2:J:104:ASP:O	2:J:108:ARG:HG2	1.89	0.72
2:L:148:ASP:OD2	2:L:150:VAL:HG22	1.89	0.72
2:L:34:GLY:O	2:L:35:TYR:C	2.23	0.72
1:C:76:ILE:HA	1:C:81:LEU:HD12	1.72	0.71
2:H:111:VAL:HG13	2:H:125:TYR:HB2	1.71	0.71
1:A:169:ILE:HD11	2:B:167:VAL:HG11	1.72	0.71
1:G:129:LYS:HG2	2:H:146:ASN:HD21	1.55	0.71
1:G:23:PHE:HB2	1:I:20:GLU:HB2	1.73	0.71
2:J:111:VAL:HG11	2:J:128:GLY:HA2	1.71	0.71
2:D:157:ARG:O	2:D:160:HIS:N	2.22	0.71

Continued on next page...

Continued from previous page...

Atom-1	Atom-2	Interatomic distance (Å)	Clash overlap (Å)
2:F:125:TYR:CZ	2:F:135:PRO:HG3	2.25	0.71
2:F:74:LYS:HE3	2:F:78:SER:OG	1.89	0.71
2:H:32:SER:OG	2:H:48:ALA:HB2	1.90	0.71
2:F:44:LYS:HE3	3:F:297:HOH:O	1.92	0.70
2:L:8:ILE:CG1	2:L:9:LYS:CG	2.64	0.70
1:C:23:PHE:CE1	1:C:46:ARG:HG2	2.27	0.70
2:H:164:LYS:H	2:H:164:LYS:CD	2.04	0.70
2:L:7:PRO:O	2:L:8:ILE:HG23	1.90	0.70
1:G:19:VAL:HG21	1:I:48:GLU:HG2	1.73	0.70
2:J:125:TYR:HD1	2:J:132:ASP:HB2	1.56	0.70
2:H:7:PRO:O	2:H:8:ILE:C	2.30	0.70
2:B:9:LYS:HB3	2:B:9:LYS:NZ	2.08	0.69
2:H:164:LYS:HD3	2:H:164:LYS:H	1.56	0.69
2:L:8:ILE:HG13	2:L:9:LYS:CG	2.22	0.69
2:L:111:VAL:HG13	2:L:125:TYR:HB2	1.74	0.69
1:G:91:ASP:O	1:G:95:LYS:HG3	1.93	0.69
1:G:142:MET:HE1	2:J:172:ARG:HB3	1.73	0.69
1:I:51:GLU:HA	1:I:51:GLU:OE1	1.92	0.69
2:B:46:ARG:O	2:B:48:ALA:N	2.26	0.69
2:F:144:GLU:OE1	2:F:172:ARG:NH1	2.26	0.69
2:L:58:LEU:HG	2:L:89:VAL:HG23	1.75	0.69
2:J:128:GLY:N	2:J:132:ASP:OD2	2.23	0.69
2:L:6:ALA:HB1	2:L:7:PRO:HD3	1.73	0.68
2:H:23:ASP:HB3	2:H:26:GLN:HB2	1.75	0.68
2:D:9:LYS:O	2:D:9:LYS:CG	2.40	0.68
2:F:90:ARG:HH22	2:F:100:ASN:HD21	1.40	0.68
1:K:151:ILE:HD12	1:K:151:ILE:N	2.09	0.68
2:L:7:PRO:C	2:L:8:ILE:HG23	2.14	0.68
2:J:46:ARG:HG2	2:J:49:ASP:OD2	1.94	0.68
1:I:105:ARG:O	1:I:107:THR:HG23	1.94	0.67
2:L:6:ALA:CB	2:L:7:PRO:HD2	2.19	0.67
2:F:159:SER:HB3	2:F:164:LYS:HA	1.77	0.67
2:J:157:ARG:HD2	3:J:339:HOH:O	1.92	0.67
2:L:122:PHE:HB2	2:L:138:VAL:HB	1.75	0.67
1:G:17:LEU:HD21	1:G:78:GLY:HA3	1.74	0.67
2:H:108:ARG:CG	2:H:108:ARG:HH11	2.07	0.67
2:H:5:CYS:SG	2:H:33:CYS:O	2.52	0.67
2:J:163:ARG:HG2	2:J:163:ARG:NH1	2.02	0.67
1:E:3:LYS:HG2	1:E:4:GLY:N	2.07	0.67
1:E:153:ASP:OD2	1:E:157:LEU:HB2	1.94	0.66
2:J:102:TYR:CE2	2:J:106:ARG:HG3	2.31	0.66

Continued on next page...

Continued from previous page...

Atom-1	Atom-2	Interatomic distance (Å)	Clash overlap (Å)
1:E:62:CYS:SG	1:E:67:ARG:HG2	2.35	0.66
2:L:155:ALA:HB1	2:L:166:PHE:CE1	2.31	0.66
1:I:56:ALA:HB1	1:I:71:ALA:HB3	1.77	0.66
1:I:101:VAL:HG13	3:I:182:HOH:O	1.96	0.66
2:J:111:VAL:HG13	2:J:125:TYR:HB2	1.78	0.66
2:L:163:ARG:C	2:L:165:LYS:H	1.99	0.66
2:B:111:VAL:HG13	2:B:125:TYR:HB2	1.78	0.66
2:D:22:THR:HG22	2:D:53:PRO:HG3	1.76	0.66
2:D:8:ILE:HB	2:D:69:VAL:HG13	1.77	0.66
2:J:90:ARG:NH1	2:J:100:ASN:HD21	1.92	0.66
1:C:100:LEU:HD23	1:C:109:VAL:O	1.95	0.66
1:G:143:ASP:O	1:G:144:ASN:HB2	1.95	0.66
1:I:167:ARG:NH1	2:J:108:ARG:HH21	1.93	0.66
2:J:156:GLY:O	2:J:160:HIS:ND1	2.29	0.66
2:B:35:TYR:OH	2:B:131:ILE:HD11	1.96	0.65
2:J:120:SER:OG	2:J:137:ILE:HG23	1.96	0.65
1:K:169:ILE:HD11	2:L:167:VAL:HG11	1.78	0.65
2:B:156:GLY:HA2	2:B:166:PHE:HE2	1.61	0.65
1:G:100:LEU:N	1:G:100:LEU:HD23	2.12	0.65
2:J:100:ASN:OD1	2:J:174:GLY:HA2	1.95	0.65
2:L:91:GLY:HA2	3:L:196:HOH:O	1.96	0.65
2:H:66:GLU:OE2	2:H:86:ARG:NH2	2.28	0.65
1:E:22:VAL:HB	3:E:337:HOH:O	1.95	0.65
2:J:156:GLY:HA2	2:J:166:PHE:HE2	1.62	0.65
1:C:54:TYR:CZ	1:C:58:ARG:HD2	2.32	0.65
1:C:16:ARG:HG2	1:C:25:GLU:HG2	1.79	0.64
1:I:125:GLY:O	1:I:127:PRO:HD3	1.97	0.64
2:J:135:PRO:C	2:J:136:PHE:CD1	2.70	0.64
2:D:17:ASP:O	2:D:58:LEU:HB2	1.98	0.64
2:J:159:SER:OG	2:J:166:PHE:CD2	2.50	0.64
2:B:132:ASP:O	2:B:133:HIS:ND1	2.31	0.64
2:J:148:ASP:OD1	2:L:94:ARG:HD3	1.97	0.64
2:H:148:ASP:OD2	2:H:150:VAL:HG22	1.98	0.64
2:J:43:GLU:HG3	1:K:157:LEU:CD2	2.27	0.64
2:J:125:TYR:CE2	2:J:135:PRO:HG3	2.32	0.64
1:I:111:GLU:HG2	1:I:116:VAL:HG22	1.80	0.64
1:G:131:GLY:O	1:G:135:GLU:HG3	1.97	0.63
1:I:167:ARG:NH1	2:J:108:ARG:NH2	2.45	0.63
2:L:164:LYS:CD	2:L:164:LYS:H	2.12	0.63
2:H:39:PRO:HG2	2:H:45:PRO:HG3	1.79	0.63
1:I:148:ILE:HD12	2:J:184:PHE:CE2	2.34	0.63

Continued on next page...

Continued from previous page...

Atom-1	Atom-2	Interatomic distance (Å)	Clash overlap (Å)
2:L:57:SER:OG	2:L:59:ILE:HG12	1.98	0.63
1:E:167:ARG:CZ	2:F:108:ARG:HH21	2.11	0.63
1:G:107:THR:O	1:G:108:LEU:HD23	1.98	0.63
2:H:156:GLY:HA2	2:H:166:PHE:CE2	2.34	0.63
1:A:168:SER:HB2	2:B:108:ARG:HH12	1.63	0.63
2:J:135:PRO:O	2:J:136:PHE:HD1	1.80	0.63
1:A:54:TYR:OH	1:A:58:ARG:HD2	1.98	0.63
1:E:168:SER:HB2	2:F:108:ARG:NH1	2.14	0.63
2:F:163:ARG:HH11	2:F:163:ARG:HG2	1.64	0.63
2:H:156:GLY:HA2	2:H:166:PHE:HE2	1.64	0.63
2:L:8:ILE:HG13	2:L:9:LYS:CD	2.28	0.63
1:A:155:THR:HB	3:D:211:HOH:O	1.98	0.63
1:C:68:GLY:O	1:C:71:ALA:HB3	1.99	0.63
1:C:119:VAL:HA	1:C:148:ILE:O	1.99	0.62
1:C:166:VAL:HG12	3:C:328:HOH:O	1.98	0.62
2:J:165:LYS:HE3	2:J:180:MET:HE2	1.80	0.62
2:L:7:PRO:O	2:L:8:ILE:HG22	1.98	0.62
2:D:8:ILE:CG2	2:D:9:LYS:HD3	2.28	0.62
2:H:171:THR:HB	2:H:176:VAL:HG22	1.81	0.62
2:L:63:TYR:HE1	2:L:107:GLU:OE2	1.82	0.62
3:I:174:HOH:O	2:L:59:ILE:HD11	1.99	0.62
2:L:76:ASP:OD1	2:L:78:SER:N	2.25	0.62
1:I:97:ARG:HD2	1:I:110:TYR:CE1	2.34	0.62
2:J:152:ILE:O	2:J:152:ILE:HG22	1.99	0.62
2:D:8:ILE:HG22	2:D:9:LYS:HD3	1.71	0.61
1:G:125:GLY:O	1:G:127:PRO:HD3	1.99	0.61
1:I:54:TYR:HA	1:I:90:PHE:CE1	2.34	0.61
1:G:129:LYS:CG	2:H:146:ASN:HD21	2.13	0.61
2:L:19:VAL:O	2:L:19:VAL:HG12	2.00	0.61
2:B:154:ARG:CG	3:B:362:HOH:O	2.46	0.61
1:K:20:GLU:OE2	1:K:23:PHE:CZ	2.53	0.61
1:K:42:LEU:HD12	1:K:43:ARG:H	1.64	0.61
2:L:166:PHE:HE1	2:L:181:ILE:HD12	1.64	0.61
2:J:126:ARG:HD2	2:J:136:PHE:HZ	1.65	0.61
1:E:118:GLU:OE2	1:E:145:HIS:HD2	1.83	0.61
2:L:44:LYS:HA	3:L:351:HOH:O	1.99	0.61
2:F:70:LEU:HG	2:F:71:GLU:N	2.16	0.61
2:J:173:GLY:HA2	3:J:197:HOH:O	2.00	0.61
2:D:128:GLY:O	2:D:131:ILE:HB	2.00	0.61
1:A:15:ALA:O	1:A:63:MET:HA	2.01	0.61
1:A:9:ALA:O	1:A:67:ARG:NH2	2.34	0.61

Continued on next page...

Continued from previous page...

Atom-1	Atom-2	Interatomic distance (Å)	Clash overlap (Å)
2:H:159:SER:HB3	2:H:163:ARG:O	2.00	0.61
1:I:168:SER:HB2	2:J:108:ARG:HH11	1.63	0.61
2:F:163:ARG:HD3	2:F:164:LYS:N	2.16	0.60
1:G:43:ARG:HH22	1:G:44:LYS:NZ	1.99	0.60
1:E:7:GLU:CG	1:E:67:ARG:HH21	2.12	0.60
1:K:169:ILE:HD12	2:L:167:VAL:HG21	1.82	0.60
2:D:6:ALA:HB2	3:D:187:HOH:O	2.01	0.60
2:D:26:GLN:O	2:D:29:SER:HB3	2.01	0.60
1:C:23:PHE:HE1	1:C:46:ARG:HG2	1.65	0.60
2:J:43:GLU:HG3	1:K:157:LEU:HD21	1.84	0.60
2:L:39:PRO:HG2	2:L:45:PRO:HG3	1.83	0.60
1:G:120:LEU:HB2	1:G:136:TRP:CZ2	2.37	0.60
1:G:16:ARG:NE	1:I:20:GLU:HG3	2.16	0.60
1:G:40:GLY:HA2	3:G:176:HOH:O	2.01	0.60
2:F:72:VAL:HG21	2:F:85:LEU:HD11	1.83	0.60
1:G:21:GLY:HA3	1:G:23:PHE:HE2	1.66	0.60
1:G:58:ARG:O	1:G:60:MET:HE3	2.02	0.60
1:I:129:LYS:HE3	3:I:180:HOH:O	2.02	0.59
2:J:100:ASN:N	2:J:100:ASN:HD22	1.98	0.59
2:J:136:PHE:N	2:J:136:PHE:CD1	2.71	0.59
1:K:78:GLY:O	1:K:79:LEU:HD23	2.03	0.59
2:L:164:LYS:H	2:L:164:LYS:HD3	1.67	0.59
2:L:5:CYS:CA	2:L:33:CYS:SG	2.88	0.59
1:K:18:GLY:HA3	1:K:23:PHE:HE2	1.67	0.59
2:H:6:ALA:HA	2:H:69:VAL:HG22	1.85	0.59
1:K:20:GLU:OE2	1:K:23:PHE:HZ	1.86	0.59
2:J:37:GLY:HA3	2:J:54:LEU:HD21	1.85	0.59
2:B:155:ALA:CB	2:B:166:PHE:CE1	2.86	0.59
1:G:103:VAL:CG1	1:I:136:TRP:HB2	2.33	0.59
1:G:44:LYS:HD3	1:I:80:GLY:HA2	1.84	0.59
1:A:118:GLU:OE2	1:A:145:HIS:HD2	1.85	0.58
1:A:167:ARG:HG3	3:B:371:HOH:O	2.03	0.58
2:D:46:ARG:O	2:D:47:GLY:C	2.41	0.58
2:J:158:LEU:HD21	3:L:286:HOH:O	2.01	0.58
1:K:51:GLU:OE1	1:K:51:GLU:HA	2.04	0.58
2:L:63:TYR:CE1	2:L:107:GLU:OE2	2.56	0.58
2:L:156:GLY:HA2	2:L:166:PHE:HE2	1.67	0.58
2:D:35:TYR:HB2	2:D:111:VAL:HG21	1.84	0.58
2:F:55:ARG:HD3	1:G:156:GLY:HA3	1.83	0.58
2:H:35:TYR:HB2	2:H:111:VAL:HG21	1.84	0.58
2:L:135:PRO:C	2:L:136:PHE:HD2	2.06	0.58

Continued on next page...

Continued from previous page...

Atom-1	Atom-2	Interatomic distance (Å)	Clash overlap (Å)
1:E:33:CYS:O	1:E:37:GLU:HG3	2.04	0.58
1:I:62:CYS:SG	1:I:67:ARG:HG2	2.43	0.58
2:D:151:GLU:HG2	2:D:154:ARG:NH2	2.19	0.58
2:F:163:ARG:O	2:F:165:LYS:N	2.32	0.58
1:G:100:LEU:H	1:G:100:LEU:HD23	1.67	0.58
2:F:14:LEU:HA	2:F:19:VAL:HG22	1.85	0.58
1:G:38:ARG:O	1:G:38:ARG:HG2	2.03	0.58
1:G:120:LEU:CD2	1:G:122:LEU:HD21	2.34	0.57
1:G:68:GLY:O	1:G:71:ALA:HB3	2.03	0.57
2:F:9:LYS:HZ1	2:F:71:GLU:HG3	1.65	0.57
2:H:128:GLY:N	2:H:131:ILE:HD12	2.19	0.57
1:K:85:THR:HA	1:K:121:VAL:HG11	1.86	0.57
2:L:156:GLY:HA2	2:L:166:PHE:CE2	2.39	0.57
2:L:7:PRO:C	2:L:8:ILE:CG2	2.73	0.57
1:E:51:GLU:HA	1:E:51:GLU:OE1	2.03	0.57
1:C:135:GLU:HG2	1:E:20:GLU:CG	2.34	0.57
2:D:163:ARG:O	2:D:165:LYS:N	2.37	0.57
2:L:142:SER:HB3	3:L:303:HOH:O	2.03	0.57
1:E:71:ALA:O	1:E:75:VAL:HG23	2.05	0.57
1:G:41:TYR:CG	1:G:51:GLU:HG2	2.39	0.57
2:H:62:LEU:HD23	2:H:99:TYR:CE1	2.39	0.57
1:I:83:LEU:O	1:I:86:ALA:HB3	2.05	0.57
1:G:130:ILE:O	1:G:134:VAL:HG23	2.04	0.57
2:H:6:ALA:N	2:H:7:PRO:CD	2.68	0.57
2:D:133:HIS:O	2:D:134:ALA:HB3	2.04	0.57
2:F:134:ALA:HB1	2:F:135:PRO:CD	2.34	0.57
1:E:167:ARG:CZ	2:F:108:ARG:NH2	2.68	0.56
2:H:125:TYR:CZ	2:H:135:PRO:HG3	2.40	0.56
1:A:90:PHE:O	1:A:94:ARG:HG3	2.05	0.56
2:F:166:PHE:CE1	2:F:181:ILE:HD12	2.37	0.56
1:K:42:LEU:HD12	1:K:46:ARG:O	2.06	0.56
1:I:3:LYS:HG2	1:I:4:GLY:H	1.70	0.56
2:J:75:PRO:HB2	3:J:258:HOH:O	2.05	0.56
2:L:10:ALA:CB	2:L:69:VAL:O	2.44	0.56
2:L:8:ILE:HG12	2:L:9:LYS:CG	2.24	0.56
1:K:99:PRO:HA	1:K:110:TYR:HB3	1.86	0.56
2:L:139:HIS:HB3	3:L:189:HOH:O	2.04	0.56
2:L:9:LYS:HB3	3:L:346:HOH:O	2.04	0.56
1:G:41:TYR:HB3	1:G:51:GLU:HG2	1.87	0.56
1:I:42:LEU:HD11	1:I:45:GLY:HA2	1.88	0.56
1:A:3:LYS:HG2	1:A:4:GLY:H	1.71	0.56

Continued on next page...

Continued from previous page...

Atom-1	Atom-2	Interatomic distance (Å)	Clash overlap (Å)
2:F:153:VAL:HG11	2:H:116:LEU:CD1	2.35	0.56
2:J:157:ARG:NH1	3:J:339:HOH:O	2.39	0.56
2:J:9:LYS:HE2	2:J:68:GLY:O	2.06	0.56
1:K:23:PHE:CE1	1:K:46:ARG:HG2	2.40	0.56
1:I:43:ARG:NE	1:I:44:LYS:HG3	2.21	0.55
2:D:163:ARG:C	2:D:165:LYS:H	2.10	0.55
1:I:88:VAL:HG13	1:I:160:TYR:OH	2.06	0.55
1:G:142:MET:HE2	1:G:142:MET:HA	1.86	0.55
2:J:163:ARG:C	2:J:165:LYS:H	2.07	0.55
1:G:136:TRP:HH2	1:G:148:ILE:O	1.89	0.55
1:G:142:MET:CE	2:J:172:ARG:HB3	2.36	0.55
2:L:162:VAL:CG2	2:L:163:ARG:N	2.69	0.55
1:A:58:ARG:O	1:A:60:MET:HE2	2.06	0.55
2:B:156:GLY:HA2	2:B:166:PHE:CE2	2.41	0.55
1:G:41:TYR:O	1:G:48:GLU:HG3	2.06	0.55
1:I:56:ALA:O	1:I:68:GLY:HA2	2.06	0.55
2:J:98:LEU:HD22	2:J:122:PHE:CZ	2.42	0.55
2:B:90:ARG:HH22	2:B:100:ASN:ND2	2.00	0.55
1:E:29:ASP:O	1:E:32:TYR:HB3	2.06	0.55
2:F:90:ARG:HH22	2:F:100:ASN:ND2	2.05	0.55
1:I:7:GLU:HG2	1:I:67:ARG:NH2	2.17	0.55
2:L:142:SER:CB	3:L:303:HOH:O	2.53	0.55
2:L:34:GLY:HA3	2:L:36:TYR:CE2	2.42	0.55
2:H:165:LYS:HZ1	2:H:180:MET:HE2	1.71	0.55
2:B:46:ARG:O	2:B:47:GLY:C	2.46	0.55
1:G:103:VAL:HG11	1:I:136:TRP:HB2	1.89	0.55
2:J:46:ARG:O	2:J:49:ASP:OD1	2.25	0.55
1:K:17:LEU:HD21	1:K:78:GLY:O	2.07	0.55
2:L:159:SER:OG	2:L:166:PHE:CD2	2.55	0.55
1:E:88:VAL:O	1:E:92:LEU:HG	2.06	0.55
2:F:136:PHE:C	2:F:137:ILE:HG12	2.26	0.55
2:H:6:ALA:C	2:H:7:PRO:O	2.39	0.54
2:J:39:PRO:HA	3:J:343:HOH:O	2.07	0.54
2:L:105:LEU:HD13	2:L:124:VAL:HG21	1.88	0.54
2:L:23:ASP:OD2	2:L:25:GLU:HG2	2.06	0.54
1:E:7:GLU:HG2	1:E:67:ARG:NH2	2.15	0.54
1:G:16:ARG:NH1	1:I:20:GLU:O	2.39	0.54
2:H:25:GLU:O	2:H:29:SER:HB2	2.07	0.54
2:H:36:TYR:CE1	2:H:64:LEU:HD21	2.42	0.54
1:C:169:ILE:HD11	2:D:167:VAL:HG11	1.89	0.54
1:E:103:VAL:HG23	1:E:104:ARG:H	1.72	0.54

Continued on next page...

Continued from previous page...

Atom-1	Atom-2	Interatomic distance (Å)	Clash overlap (Å)
2:L:136:PHE:N	2:L:136:PHE:HD2	2.05	0.54
1:E:162:GLU:O	2:F:181:ILE:HA	2.07	0.54
1:I:54:TYR:CZ	1:I:58:ARG:HD2	2.42	0.54
1:A:41:TYR:CG	1:A:51:GLU:HG2	2.42	0.54
1:G:104:ARG:NH2	1:I:135:GLU:CD	2.61	0.54
1:G:104:ARG:NH2	1:I:135:GLU:OE1	2.41	0.54
1:I:49:PRO:HB3	1:I:79:LEU:HD12	1.90	0.54
2:J:62:LEU:HD23	2:J:99:TYR:CE1	2.43	0.54
2:J:59:ILE:HD12	1:K:154:ARG:HD2	1.89	0.54
2:L:166:PHE:CE1	2:L:181:ILE:HD12	2.43	0.54
2:H:6:ALA:N	2:H:7:PRO:HD2	2.22	0.54
1:C:76:ILE:HG23	1:C:81:LEU:HB2	1.90	0.54
1:E:20:GLU:OE2	1:E:20:GLU:C	2.46	0.54
2:F:106:ARG:O	2:F:109:GLY:N	2.35	0.54
1:G:23:PHE:CE1	1:G:46:ARG:HG2	2.43	0.54
2:H:159:SER:OG	2:H:166:PHE:HB3	2.07	0.54
2:J:13:VAL:HA	2:J:73:ALA:O	2.08	0.54
2:L:162:VAL:CG2	2:L:163:ARG:H	2.21	0.54
1:C:135:GLU:HG2	1:E:20:GLU:HG3	1.88	0.54
1:E:20:GLU:OE2	1:E:21:GLY:N	2.41	0.54
1:G:51:GLU:HA	1:G:51:GLU:OE1	2.08	0.54
1:G:15:ALA:HB1	1:G:23:PHE:O	2.07	0.53
2:B:13:VAL:O	2:B:13:VAL:HG13	2.08	0.53
1:C:169:ILE:HD12	2:D:167:VAL:HG21	1.89	0.53
1:E:46:ARG:HB3	1:E:46:ARG:NH2	2.23	0.53
1:E:86:ALA:O	1:E:89:TYR:HB3	2.09	0.53
2:H:3:ASP:HA	3:H:190:HOH:O	2.08	0.53
2:L:14:LEU:HD12	2:L:18:SER:O	2.09	0.53
2:B:106:ARG:HD3	2:B:110:PHE:O	2.09	0.53
2:F:43:GLU:HB3	3:F:297:HOH:O	2.09	0.53
1:G:23:PHE:HB3	1:G:45:GLY:O	2.09	0.53
2:F:186:PRO:HA	3:F:342:HOH:O	2.07	0.53
2:F:37:GLY:HA2	2:F:56:LEU:HD23	1.90	0.53
2:L:10:ALA:HB3	2:L:70:LEU:HA	1.91	0.53
1:G:104:ARG:HH22	1:I:135:GLU:CD	2.12	0.53
1:K:15:ALA:HB2	1:K:24:VAL:HA	1.90	0.53
2:F:44:LYS:HB2	3:F:297:HOH:O	2.07	0.53
1:G:50:LEU:HB3	1:G:89:TYR:CD2	2.44	0.53
1:I:9:ALA:O	1:I:67:ARG:NH2	2.37	0.53
1:A:138:ARG:HD2	3:A:203:HOH:O	2.08	0.53
2:F:156:GLY:CA	2:F:166:PHE:CE2	2.90	0.53

Continued on next page...

Continued from previous page...

Atom-1	Atom-2	Interatomic distance (Å)	Clash overlap (Å)
2:F:55:ARG:HH11	1:G:87:LEU:HD11	1.73	0.53
2:L:110:PHE:HE1	2:L:126:ARG:HD3	1.73	0.53
2:J:8:ILE:O	2:J:9:LYS:HG2	2.08	0.52
2:J:154:ARG:HG3	2:L:119:GLY:O	2.08	0.52
2:B:143:PRO:HD3	2:B:170:VAL:HG12	1.91	0.52
2:B:10:ALA:HA	2:B:26:GLN:OE1	2.08	0.52
2:F:114:SER:HB2	1:G:155:THR:HG21	1.91	0.52
2:B:141:TYR:O	2:B:170:VAL:HA	2.09	0.52
2:D:118:PHE:O	2:D:158:LEU:HD22	2.09	0.52
1:E:3:LYS:CG	1:E:4:GLY:H	2.13	0.52
1:K:167:ARG:CZ	2:L:108:ARG:NH2	2.72	0.52
2:L:37:GLY:CA	2:L:56:LEU:HD23	2.40	0.52
1:G:133:LEU:HG	2:H:179:LEU:HD11	1.91	0.52
2:J:159:SER:OG	2:J:166:PHE:HB3	2.10	0.52
1:I:138:ARG:HH12	2:J:177:SER:HB3	1.75	0.52
1:K:23:PHE:CD1	1:K:46:ARG:HG2	2.44	0.52
1:K:162:GLU:HB3	2:L:182:ASP:OD1	2.09	0.52
2:J:94:ARG:HG3	2:J:94:ARG:HH11	1.74	0.52
1:C:56:ALA:HB1	1:C:71:ALA:HB3	1.92	0.52
1:G:15:ALA:HB2	1:G:24:VAL:HA	1.92	0.52
2:H:49:ASP:HB3	3:H:193:HOH:O	2.09	0.52
2:D:86:ARG:O	2:D:90:ARG:HG2	2.10	0.52
2:J:9:LYS:HB3	2:J:9:LYS:HZ2	1.74	0.52
2:B:62:LEU:HD23	2:B:99:TYR:CZ	2.45	0.52
1:C:111:GLU:HG3	1:C:115:ARG:O	2.09	0.52
1:G:50:LEU:HB3	1:G:89:TYR:CE2	2.44	0.52
2:H:168:PHE:CD1	2:H:181:ILE:CD1	2.93	0.52
1:A:12:LYS:O	1:A:13:ALA:HB2	2.10	0.52
2:H:6:ALA:O	2:H:7:PRO:O	2.28	0.52
1:I:168:SER:O	1:I:170:GLN:HG2	2.10	0.52
2:J:111:VAL:HG11	2:J:128:GLY:CA	2.38	0.51
1:I:134:VAL:HG21	2:J:170:VAL:HG21	1.92	0.51
1:K:68:GLY:O	1:K:71:ALA:HB3	2.10	0.51
1:A:16:ARG:CZ	1:A:23:PHE:HD2	2.23	0.51
2:B:168:PHE:HB2	2:B:179:LEU:HB2	1.91	0.51
2:L:136:PHE:N	2:L:136:PHE:CD2	2.76	0.51
2:B:24:VAL:O	2:B:28:ARG:HG3	2.10	0.51
1:C:74:GLU:HG3	3:C:180:HOH:O	2.10	0.51
2:H:163:ARG:C	2:H:165:LYS:H	2.13	0.51
1:I:168:SER:O	1:I:170:GLN:NE2	2.43	0.51
2:L:159:SER:OG	2:L:166:PHE:HD2	1.86	0.51

Continued on next page...

Continued from previous page...

Atom-1	Atom-2	Interatomic distance (Å)	Clash overlap (Å)
1:A:37:GLU:HG2	1:A:42:LEU:O	2.11	0.51
2:D:20:LEU:CD2	2:D:40:LEU:HD11	2.41	0.51
1:E:162:GLU:HG2	1:E:164:ARG:HG3	1.92	0.51
1:G:170:GLN:O	2:H:180:MET:HE2	2.10	0.51
2:L:98:LEU:HD22	2:L:122:PHE:CZ	2.44	0.51
1:E:91:ASP:OD2	1:E:95:LYS:HE2	2.11	0.51
1:K:161:TYR:OH	2:L:156:GLY:HA3	2.11	0.51
1:K:42:LEU:HD12	1:K:43:ARG:N	2.25	0.51
2:F:29:SER:O	2:F:33:CYS:SG	2.53	0.51
2:B:163:ARG:O	2:B:165:LYS:N	2.30	0.51
2:B:43:GLU:O	2:B:45:PRO:HD3	2.10	0.51
1:I:167:ARG:CZ	2:J:108:ARG:NH2	2.74	0.51
1:I:83:LEU:HD22	2:L:15:ILE:HG23	1.93	0.51
1:G:41:TYR:CB	1:G:51:GLU:HG2	2.40	0.51
1:K:39:ILE:HD11	1:K:41:TYR:HD2	1.76	0.51
1:A:123:SER:O	1:A:124:GLU:C	2.49	0.51
1:A:42:LEU:HB2	1:A:47:LEU:HD13	1.92	0.51
1:C:91:ASP:OD2	1:C:95:LYS:HE2	2.10	0.51
2:D:154:ARG:O	2:D:157:ARG:HB2	2.11	0.51
1:E:169:ILE:HD11	2:F:167:VAL:HG11	1.92	0.51
1:G:21:GLY:HA3	1:G:23:PHE:CE2	2.45	0.51
2:H:122:PHE:HB2	2:H:138:VAL:HB	1.93	0.51
1:I:19:VAL:HG12	1:I:19:VAL:O	2.10	0.51
1:I:49:PRO:HB3	1:I:79:LEU:CD1	2.41	0.50
2:J:135:PRO:O	2:J:136:PHE:CD1	2.63	0.50
2:F:44:LYS:N	3:F:297:HOH:O	2.44	0.50
2:L:23:ASP:CG	2:L:25:GLU:HG2	2.32	0.50
2:B:155:ALA:CB	2:B:166:PHE:CZ	2.94	0.50
2:F:55:ARG:HD3	1:G:156:GLY:CA	2.42	0.50
2:H:162:VAL:O	2:H:163:ARG:HD2	2.11	0.50
1:I:51:GLU:OE1	1:I:51:GLU:CA	2.59	0.50
2:B:62:LEU:HD23	2:B:99:TYR:CD1	2.46	0.50
1:G:169:ILE:HD11	2:H:167:VAL:HG11	1.94	0.50
2:L:4:ARG:N	2:L:4:ARG:HD2	2.24	0.50
1:C:140:ALA:HB3	1:C:147:PRO:HG3	1.91	0.50
1:G:16:ARG:HH11	1:I:21:GLY:HA2	1.76	0.50
2:H:7:PRO:O	2:H:8:ILE:O	2.28	0.50
1:I:42:LEU:HD11	1:I:45:GLY:CA	2.41	0.50
2:L:35:TYR:HB2	2:L:111:VAL:HG21	1.93	0.50
1:A:57:SER:HB2	1:A:69:TRP:CE2	2.47	0.50
2:B:124:VAL:O	2:B:135:PRO:HA	2.12	0.50

Continued on next page...

Continued from previous page...

Atom-1	Atom-2	Interatomic distance (Å)	Clash overlap (Å)
3:F:206:HOH:O	2:H:158:LEU:HD21	2.12	0.50
2:L:171:THR:HB	2:L:176:VAL:HG22	1.94	0.50
2:L:168:PHE:CE1	2:L:181:ILE:HD12	2.47	0.50
2:D:10:ALA:O	2:D:70:LEU:HA	2.11	0.50
1:I:138:ARG:NH1	2:J:177:SER:HB3	2.27	0.50
2:L:9:LYS:HD3	3:L:346:HOH:O	1.80	0.50
2:B:76:ASP:OD1	2:B:76:ASP:C	2.50	0.50
2:D:35:TYR:HB2	2:D:111:VAL:CG2	2.41	0.50
1:E:83:LEU:O	1:E:87:LEU:HG	2.11	0.50
2:D:111:VAL:O	2:D:111:VAL:HG13	2.11	0.50
1:E:115:ARG:HB2	1:E:117:TYR:CE2	2.46	0.49
1:I:41:TYR:CD2	1:I:51:GLU:HG2	2.46	0.49
2:L:125:TYR:CD2	2:L:125:TYR:N	2.79	0.49
2:L:155:ALA:CB	2:L:166:PHE:CE1	2.95	0.49
2:L:185:ARG:HG2	3:L:398:HOH:O	2.12	0.49
1:A:41:TYR:CB	1:A:51:GLU:HG2	2.41	0.49
1:G:104:ARG:NE	1:G:118:GLU:OE2	2.44	0.49
2:B:157:ARG:HD2	2:D:117:LYS:O	2.12	0.49
2:B:28:ARG:HA	2:B:50:PHE:CZ	2.47	0.49
1:G:142:MET:HA	2:J:172:ARG:HH21	1.77	0.49
1:G:139:GLY:O	1:G:142:MET:HB2	2.12	0.49
1:G:23:PHE:CD1	1:G:46:ARG:HG2	2.48	0.49
1:K:14:ALA:HA	1:K:62:CYS:O	2.12	0.49
2:L:25:GLU:HB2	3:L:199:HOH:O	2.12	0.49
1:A:42:LEU:HD11	1:A:45:GLY:HA2	1.95	0.49
2:D:106:ARG:HH22	2:D:111:VAL:HG23	1.77	0.49
2:F:168:PHE:HB2	2:F:179:LEU:HB2	1.95	0.49
2:F:45:PRO:HB2	2:F:47:GLY:O	2.13	0.49
2:D:157:ARG:O	2:D:158:LEU:C	2.47	0.49
2:D:37:GLY:CA	2:D:56:LEU:HD23	2.43	0.49
1:E:128:LEU:H	1:E:128:LEU:HD23	1.78	0.49
1:G:144:ASN:OD1	2:J:144:GLU:CD	2.51	0.49
1:C:49:PRO:HB3	1:C:79:LEU:HD12	1.94	0.49
1:E:36:LEU:HD21	1:E:55:GLN:NE2	2.27	0.49
1:G:23:PHE:H	1:G:23:PHE:HD2	1.60	0.49
1:G:59:GLY:C	1:G:60:MET:HE3	2.33	0.49
2:H:148:ASP:OD2	2:H:149:PRO:HD2	2.12	0.49
1:E:16:ARG:HG3	1:E:16:ARG:O	2.12	0.49
2:D:8:ILE:HB	2:D:9:LYS:CB	2.19	0.49
1:I:51:GLU:OE1	1:I:54:TYR:HD2	1.96	0.49
1:K:71:ALA:O	1:K:74:GLU:HB3	2.13	0.49

Continued on next page...

Continued from previous page...

Atom-1	Atom-2	Interatomic distance (Å)	Clash overlap (Å)
2:D:111:VAL:CG1	2:D:111:VAL:O	2.61	0.49
1:E:10:GLY:HA3	1:E:67:ARG:HH12	1.78	0.49
2:H:163:ARG:HA	3:H:273:HOH:O	2.12	0.49
1:G:163:ALA:HA	2:H:180:MET:O	2.13	0.49
1:I:50:LEU:O	1:I:53:ALA:HB3	2.13	0.49
2:J:159:SER:OG	2:J:166:PHE:HD2	1.94	0.49
1:G:24:VAL:HG21	1:G:42:LEU:HD22	1.95	0.48
1:A:36:LEU:HD21	1:A:55:GLN:NE2	2.28	0.48
2:F:155:ALA:HB1	2:F:166:PHE:CE1	2.48	0.48
2:F:153:VAL:CG1	2:H:116:LEU:HD11	2.42	0.48
1:K:100:LEU:N	1:K:100:LEU:HD23	2.28	0.48
2:L:163:ARG:C	2:L:165:LYS:N	2.65	0.48
2:B:104:ASP:O	2:B:108:ARG:HG2	2.12	0.48
2:F:115:GLY:O	2:F:116:LEU:C	2.50	0.48
1:G:62:CYS:SG	1:G:67:ARG:HG3	2.53	0.48
2:J:157:ARG:HA	2:J:160:HIS:HD1	1.77	0.48
2:L:154:ARG:HG2	3:L:286:HOH:O	2.12	0.48
2:B:39:PRO:HG2	2:B:45:PRO:HG3	1.96	0.48
2:B:43:GLU:O	2:B:45:PRO:CD	2.61	0.48
2:H:69:VAL:O	2:H:69:VAL:HG12	2.13	0.48
2:H:127:LEU:HB3	2:H:131:ILE:HD13	1.95	0.48
1:I:143:ASP:O	1:I:144:ASN:HB3	2.12	0.48
1:I:146:SER:O	1:I:148:ILE:HG12	2.13	0.48
2:J:159:SER:CB	2:J:166:PHE:HD2	2.27	0.48
2:D:162:VAL:O	2:D:163:ARG:HD2	2.13	0.48
1:C:160:TYR:CE2	2:D:186:PRO:HG2	2.48	0.48
2:F:72:VAL:HB	2:F:80:VAL:HB	1.96	0.48
1:G:21:GLY:CA	1:G:23:PHE:HE2	2.27	0.48
2:J:111:VAL:CG1	2:J:125:TYR:HB2	2.42	0.48
1:K:12:LYS:O	1:K:13:ALA:HB2	2.14	0.48
1:K:137:SER:OG	1:K:163:ALA:O	2.29	0.48
2:L:162:VAL:HG23	2:L:163:ARG:N	2.27	0.48
2:L:25:GLU:CD	2:L:25:GLU:H	2.16	0.48
1:A:168:SER:CB	2:B:108:ARG:NH1	2.75	0.48
2:D:152:ILE:O	2:D:155:ALA:HB3	2.14	0.48
1:I:20:GLU:OE1	1:I:20:GLU:O	2.32	0.48
2:L:19:VAL:HG11	2:L:70:LEU:HD21	1.95	0.48
2:B:99:TYR:CE2	2:B:103:ARG:HD3	2.49	0.47
1:G:167:ARG:HD2	1:G:167:ARG:O	2.13	0.47
2:L:132:ASP:O	2:L:133:HIS:C	2.53	0.47
2:L:44:LYS:O	2:L:45:PRO:C	2.50	0.47

Continued on next page...

Continued from previous page...

Atom-1	Atom-2	Interatomic distance (Å)	Clash overlap (Å)
2:F:75:PRO:HG2	1:G:77:ALA:CB	2.44	0.47
2:L:152:ILE:O	2:L:155:ALA:HB3	2.14	0.47
1:I:147:PRO:HB2	1:I:163:ALA:O	2.14	0.47
2:D:141:TYR:O	2:D:170:VAL:HA	2.15	0.47
1:K:167:ARG:CZ	2:L:108:ARG:HH22	2.28	0.47
1:K:84:ASP:O	1:K:88:VAL:HG23	2.14	0.47
1:E:17:LEU:HD21	1:E:78:GLY:HA3	1.94	0.47
2:F:9:LYS:HZ2	2:F:71:GLU:HG3	1.78	0.47
2:F:10:ALA:O	2:F:70:LEU:HD12	2.13	0.47
1:I:41:TYR:CG	1:I:51:GLU:HG2	2.49	0.47
1:I:41:TYR:O	1:I:48:GLU:HG3	2.14	0.47
1:I:89:TYR:O	1:I:90:PHE:C	2.52	0.47
1:K:16:ARG:HG2	1:K:25:GLU:HG2	1.97	0.47
1:K:170:GLN:H	2:L:180:MET:HE1	1.79	0.47
1:A:41:TYR:O	1:A:48:GLU:HG3	2.15	0.47
2:B:50:PHE:CD2	2:B:50:PHE:C	2.88	0.47
2:F:105:LEU:O	2:F:108:ARG:HB2	2.14	0.47
1:I:119:VAL:HG22	1:I:148:ILE:HB	1.96	0.47
1:I:56:ALA:HB1	1:I:71:ALA:CB	2.44	0.47
1:A:147:PRO:HB2	1:A:163:ALA:O	2.14	0.47
1:G:20:GLU:HG2	1:I:101:VAL:CG2	2.43	0.47
1:G:17:LEU:CD2	1:G:78:GLY:HA3	2.42	0.47
2:L:111:VAL:CG1	2:L:125:TYR:HB2	2.44	0.47
2:B:25:GLU:O	2:B:29:SER:HB2	2.14	0.47
2:F:136:PHE:HE2	2:F:180:MET:HE1	1.80	0.47
1:G:91:ASP:CG	1:G:95:LYS:HE2	2.35	0.47
1:G:19:VAL:HG11	1:I:48:GLU:OE1	2.15	0.47
1:I:83:LEU:O	1:I:87:LEU:HG	2.15	0.47
1:K:125:GLY:O	1:K:127:PRO:HD3	2.15	0.47
2:L:163:ARG:O	2:L:165:LYS:N	2.48	0.47
1:A:152:VAL:HA	1:A:157:LEU:O	2.14	0.47
2:B:67:LYS:HA	2:B:67:LYS:HD2	1.56	0.47
2:F:171:THR:HB	2:F:176:VAL:HG22	1.96	0.47
1:E:155:THR:O	2:H:55:ARG:HD3	2.15	0.47
1:K:154:ARG:HH11	1:K:154:ARG:HG2	1.80	0.47
2:B:62:LEU:CD2	2:B:99:TYR:CZ	2.98	0.46
1:E:110:TYR:CD1	1:E:110:TYR:C	2.89	0.46
1:G:15:ALA:HA	1:G:25:GLU:H	1.78	0.46
1:I:12:LYS:O	1:I:13:ALA:HB2	2.15	0.46
2:L:157:ARG:HA	2:L:157:ARG:HD3	1.71	0.46
2:L:34:GLY:O	2:L:35:TYR:O	2.33	0.46

Continued on next page...

Continued from previous page...

Atom-1	Atom-2	Interatomic distance (Å)	Clash overlap (Å)
2:L:56:LEU:HD22	2:L:60:GLU:HB3	1.96	0.46
1:A:149:VAL:HG12	1:A:161:TYR:HB2	1.96	0.46
2:D:168:PHE:HB2	2:D:179:LEU:HB2	1.97	0.46
2:D:8:ILE:HG13	2:D:69:VAL:HG13	1.97	0.46
1:E:162:GLU:HB3	2:F:182:ASP:OD1	2.15	0.46
2:F:38:GLN:NE2	2:F:39:PRO:HD2	2.30	0.46
2:H:125:TYR:CE1	2:H:135:PRO:HG3	2.51	0.46
1:I:156:GLY:HA3	2:L:55:ARG:HD3	1.97	0.46
2:L:62:LEU:HD22	2:L:86:ARG:HA	1.97	0.46
1:A:44:LYS:HB3	1:A:44:LYS:HE3	1.54	0.46
1:C:152:VAL:HA	1:C:157:LEU:O	2.16	0.46
1:E:90:PHE:O	1:E:93:ARG:HB2	2.15	0.46
2:F:136:PHE:O	2:F:137:ILE:CG1	2.59	0.46
1:G:136:TRP:CH2	1:G:148:ILE:O	2.68	0.46
2:J:171:THR:HB	2:J:176:VAL:HG22	1.96	0.46
2:J:185:ARG:NH2	3:J:288:HOH:O	2.48	0.46
2:D:157:ARG:O	2:D:159:SER:N	2.49	0.46
1:G:42:LEU:CD1	1:G:46:ARG:O	2.62	0.46
2:H:46:ARG:HH21	2:H:46:ARG:CB	2.28	0.46
1:I:148:ILE:HD12	2:J:184:PHE:CD2	2.50	0.46
1:I:76:ILE:HG21	2:L:15:ILE:HD11	1.98	0.46
2:B:163:ARG:C	2:B:165:LYS:H	2.15	0.46
1:C:129:LYS:HB2	1:C:129:LYS:HE3	1.66	0.46
2:H:25:GLU:CD	2:H:25:GLU:H	2.18	0.46
1:I:31:SER:O	1:I:34:ARG:N	2.48	0.46
1:I:5:GLU:HB2	3:I:220:HOH:O	2.15	0.46
2:F:139:HIS:HB3	3:F:187:HOH:O	2.15	0.46
2:J:154:ARG:NH1	2:L:154:ARG:NH2	2.63	0.46
2:B:62:LEU:CD2	2:B:99:TYR:CE1	2.97	0.46
2:L:23:ASP:OD2	2:L:26:GLN:HG3	2.16	0.46
2:B:125:TYR:CE1	2:B:135:PRO:HD3	2.50	0.46
2:D:62:LEU:HD23	2:D:99:TYR:CE1	2.51	0.46
1:E:126:TYR:N	1:E:127:PRO:HD3	2.30	0.46
2:F:17:ASP:O	2:F:58:LEU:HB2	2.16	0.46
1:K:151:ILE:CD1	1:K:151:ILE:N	2.78	0.46
2:B:162:VAL:HB	2:B:163:ARG:H	1.52	0.46
1:E:115:ARG:HB2	1:E:117:TYR:HE2	1.80	0.46
1:G:153:ASP:OD2	1:G:157:LEU:HB2	2.16	0.46
1:G:22:VAL:O	1:G:22:VAL:HG12	2.15	0.46
2:J:168:PHE:HB2	2:J:179:LEU:HB2	1.97	0.46
2:L:165:LYS:NZ	2:L:180:MET:HE3	2.30	0.46

Continued on next page...

Continued from previous page...

Atom-1	Atom-2	Interatomic distance (Å)	Clash overlap (Å)
1:A:42:LEU:HD11	1:A:45:GLY:CA	2.46	0.46
2:D:8:ILE:CB	2:D:69:VAL:HG13	2.44	0.46
1:E:133:LEU:HD22	2:F:152:ILE:HD11	1.98	0.46
2:J:172:ARG:CG	2:J:173:GLY:N	2.78	0.46
2:D:157:ARG:HA	2:D:157:ARG:HD3	1.50	0.45
2:L:162:VAL:HG22	2:L:163:ARG:H	1.82	0.45
2:D:162:VAL:HG23	2:D:163:ARG:N	2.31	0.45
1:E:10:GLY:HA3	1:E:67:ARG:NH1	2.31	0.45
2:J:171:THR:CB	2:J:176:VAL:HG22	2.46	0.45
2:B:59:ILE:HG23	2:B:99:TYR:HD1	1.81	0.45
1:C:90:PHE:O	1:C:93:ARG:N	2.49	0.45
2:D:124:VAL:O	2:D:135:PRO:HD2	2.16	0.45
1:E:125:GLY:C	1:E:127:PRO:HD3	2.37	0.45
2:H:163:ARG:O	2:H:165:LYS:N	2.50	0.45
2:J:148:ASP:OD2	2:J:149:PRO:HD2	2.16	0.45
3:F:206:HOH:O	2:H:154:ARG:HD2	2.14	0.45
1:I:20:GLU:CD	1:I:20:GLU:O	2.55	0.45
1:A:22:VAL:HG21	1:A:52:ALA:HB1	1.99	0.45
2:D:36:TYR:O	2:D:54:LEU:HD21	2.17	0.45
2:F:126:ARG:O	2:F:127:LEU:HD23	2.17	0.45
2:B:9:LYS:HZ3	2:B:9:LYS:HB3	1.81	0.45
1:E:99:PRO:HA	1:E:110:TYR:HB3	1.99	0.45
2:H:108:ARG:NH1	2:H:108:ARG:CG	2.71	0.45
2:J:155:ALA:HB1	2:J:166:PHE:CE1	2.52	0.45
2:L:110:PHE:CE1	2:L:126:ARG:HD3	2.52	0.45
2:L:165:LYS:HZ2	2:L:180:MET:HE3	1.81	0.45
2:L:166:PHE:CE1	2:L:181:ILE:HB	2.52	0.45
1:A:138:ARG:O	1:A:139:GLY:C	2.55	0.45
1:A:54:TYR:HA	1:A:90:PHE:CE1	2.52	0.45
2:F:163:ARG:NH1	2:F:163:ARG:HG2	2.30	0.45
2:F:37:GLY:CA	2:F:56:LEU:HD23	2.46	0.45
2:F:99:TYR:HE2	2:F:103:ARG:NH1	2.15	0.45
2:H:157:ARG:HD3	2:H:157:ARG:HA	1.70	0.45
1:I:111:GLU:O	1:I:112:HIS:HB2	2.16	0.45
1:I:19:VAL:CG1	1:I:19:VAL:O	2.65	0.45
2:J:49:ASP:O	2:J:49:ASP:CG	2.53	0.45
2:L:165:LYS:HZ1	2:L:180:MET:CE	2.30	0.45
2:B:150:VAL:O	2:B:153:VAL:N	2.45	0.45
1:I:85:THR:HA	1:I:121:VAL:HG11	1.99	0.45
2:L:144:GLU:HA	2:L:144:GLU:OE2	2.16	0.45
2:B:148:ASP:OD2	2:B:150:VAL:HG22	2.16	0.44

Continued on next page...

Continued from previous page...

Atom-1	Atom-2	Interatomic distance (Å)	Clash overlap (Å)
1:C:153:ASP:OD2	1:C:157:LEU:HB2	2.16	0.44
2:D:19:VAL:CG2	2:D:61:SER:OG	2.65	0.44
2:D:7:PRO:C	2:D:8:ILE:CG1	2.74	0.44
1:E:41:TYR:O	1:E:47:LEU:HD12	2.17	0.44
1:G:57:SER:HB2	1:G:69:TRP:CE2	2.52	0.44
2:H:58:LEU:HG	2:H:89:VAL:HG23	1.99	0.44
1:A:41:TYR:HB3	1:A:51:GLU:HG2	1.98	0.44
1:C:128:LEU:HD23	1:C:128:LEU:H	1.82	0.44
1:G:48:GLU:HA	1:G:49:PRO:HD3	1.91	0.44
1:K:15:ALA:HB1	1:K:23:PHE:O	2.18	0.44
1:C:23:PHE:CD1	1:C:46:ARG:HG2	2.52	0.44
2:D:28:ARG:HG2	2:D:48:ALA:O	2.16	0.44
1:G:168:SER:CB	2:H:108:ARG:HE	2.30	0.44
2:H:168:PHE:CD1	2:H:181:ILE:HD12	2.52	0.44
2:H:86:ARG:O	2:H:90:ARG:HG2	2.17	0.44
1:I:42:LEU:HA	1:I:46:ARG:O	2.17	0.44
1:K:37:GLU:HA	1:K:42:LEU:O	2.17	0.44
2:J:150:VAL:HG21	2:L:94:ARG:HH21	1.82	0.44
1:G:43:ARG:HH22	1:G:44:LYS:HZ2	1.65	0.44
1:A:93:ARG:HD3	1:A:99:PRO:HD2	2.00	0.44
2:B:86:ARG:O	2:B:90:ARG:HG2	2.17	0.44
1:G:97:ARG:O	1:G:99:PRO:HD3	2.15	0.44
1:I:89:TYR:CE2	1:I:93:ARG:HG3	2.51	0.44
1:K:42:LEU:CD1	1:K:46:ARG:O	2.65	0.44
1:K:17:LEU:HD21	1:K:78:GLY:HA3	1.99	0.44
2:L:110:PHE:HB3	2:L:124:VAL:HG13	1.98	0.44
2:L:157:ARG:HB3	3:L:313:HOH:O	2.17	0.44
2:L:3:ASP:O	2:L:4:ARG:HG3	2.17	0.44
1:C:115:ARG:HG2	1:C:115:ARG:HH11	1.81	0.44
2:F:134:ALA:HB1	2:F:135:PRO:HD2	1.99	0.44
1:G:168:SER:HB2	2:H:108:ARG:HE	1.83	0.44
1:I:58:ARG:HB2	3:I:223:HOH:O	2.16	0.44
2:J:94:ARG:HG3	2:J:94:ARG:NH1	2.32	0.44
1:I:128:LEU:N	1:I:128:LEU:HD23	2.32	0.44
2:D:67:LYS:HB3	2:D:67:LYS:HE3	1.85	0.44
2:F:143:PRO:HD3	2:F:170:VAL:HG12	1.99	0.44
2:F:89:VAL:C	2:F:91:GLY:H	2.21	0.44
1:G:168:SER:HB2	2:H:108:ARG:NE	2.31	0.44
2:H:118:PHE:HD1	2:H:162:VAL:HG11	1.83	0.44
1:I:138:ARG:HG3	1:I:165:ALA:CB	2.48	0.44
1:I:29:ASP:OD1	1:I:29:ASP:C	2.55	0.44

Continued on next page...

Continued from previous page...

Atom-1	Atom-2	Interatomic distance (Å)	Clash overlap (Å)
2:L:111:VAL:HG11	2:L:128:GLY:CA	2.47	0.44
2:L:134:ALA:HB1	2:L:135:PRO:CD	2.47	0.44
2:L:76:ASP:OD1	2:L:77:GLY:N	2.51	0.44
1:A:102:GLY:CA	1:A:109:VAL:HG23	2.47	0.44
1:A:36:LEU:O	1:A:42:LEU:HB3	2.18	0.44
2:F:44:LYS:O	2:F:46:ARG:HD2	2.18	0.44
2:L:165:LYS:HZ1	2:L:180:MET:HE2	1.83	0.44
2:F:64:LEU:O	2:F:65:ALA:C	2.56	0.43
2:F:67:LYS:HA	2:F:67:LYS:HD2	1.61	0.43
2:J:100:ASN:HD22	2:J:100:ASN:H	1.65	0.43
2:J:158:LEU:HA	2:J:158:LEU:HD23	1.93	0.43
1:K:152:VAL:HG22	1:K:158:ILE:HG12	2.00	0.43
2:L:44:LYS:HB2	2:L:44:LYS:HE2	1.63	0.43
1:A:12:LYS:NZ	3:A:171:HOH:O	2.50	0.43
2:B:116:LEU:HD13	1:C:153:ASP:HB3	2.00	0.43
1:K:168:SER:O	1:K:170:GLN:HG2	2.18	0.43
2:L:36:TYR:CE1	2:L:64:LEU:HD21	2.53	0.43
2:B:155:ALA:HB1	2:B:166:PHE:CZ	2.52	0.43
2:H:120:SER:OG	2:H:137:ILE:HG23	2.18	0.43
1:A:125:GLY:O	1:A:127:PRO:HD3	2.19	0.43
1:E:111:GLU:HG2	1:E:116:VAL:HG22	2.01	0.43
1:K:109:VAL:HG13	1:K:117:TYR:O	2.18	0.43
2:L:44:LYS:O	2:L:45:PRO:O	2.37	0.43
2:D:105:LEU:HD23	2:D:105:LEU:HA	1.73	0.43
2:H:126:ARG:HD3	2:H:136:PHE:CE2	2.43	0.43
2:J:35:TYR:HB2	2:J:111:VAL:HG21	2.01	0.43
1:G:144:ASN:ND2	2:J:172:ARG:NH1	2.66	0.43
1:A:50:LEU:HD23	1:A:81:LEU:HD13	2.00	0.43
2:D:167:VAL:CG1	2:D:178:TYR:HB3	2.49	0.43
2:D:37:GLY:HA2	2:D:56:LEU:HD23	1.99	0.43
1:C:129:LYS:NZ	1:E:80:GLY:HA3	2.33	0.43
1:E:133:LEU:CD2	2:F:152:ILE:HD11	2.48	0.43
1:I:9:ALA:HA	3:I:344:HOH:O	2.18	0.43
1:K:15:ALA:CB	1:K:24:VAL:HA	2.49	0.43
2:L:57:SER:HG	2:L:59:ILE:HG12	1.81	0.43
1:G:152:VAL:HA	1:G:157:LEU:O	2.18	0.43
2:H:23:ASP:OD2	2:H:25:GLU:HG2	2.19	0.43
2:J:106:ARG:C	2:J:108:ARG:H	2.20	0.43
2:B:13:VAL:HA	2:B:73:ALA:O	2.19	0.43
1:E:12:LYS:O	1:E:13:ALA:HB2	2.18	0.43
2:H:46:ARG:HH21	2:H:46:ARG:HB2	1.83	0.43

Continued on next page...

Continued from previous page...

Atom-1	Atom-2	Interatomic distance (Å)	Clash overlap (Å)
1:I:3:LYS:HG2	1:I:4:GLY:N	2.33	0.43
1:I:48:GLU:O	1:I:51:GLU:N	2.52	0.43
1:I:9:ALA:HB3	3:I:280:HOH:O	2.18	0.43
2:H:36:TYR:CZ	2:H:64:LEU:HD21	2.53	0.43
1:G:23:PHE:HE1	1:I:79:LEU:O	2.02	0.43
1:K:111:GLU:HG3	1:K:116:VAL:HG22	2.01	0.43
1:K:32:TYR:O	1:K:33:CYS:C	2.57	0.43
1:K:57:SER:HB2	1:K:69:TRP:CE2	2.54	0.43
2:D:155:ALA:HB1	2:D:166:PHE:CE1	2.53	0.43
1:G:170:GLN:H	2:H:180:MET:HE1	1.83	0.43
1:I:59:GLY:C	1:I:60:MET:HE2	2.40	0.43
2:J:163:ARG:C	2:J:165:LYS:N	2.69	0.43
1:K:126:TYR:N	1:K:126:TYR:CD2	2.87	0.43
1:A:23:PHE:HE1	1:A:45:GLY:HA3	1.84	0.42
2:B:87:THR:O	2:B:91:GLY:N	2.50	0.42
2:D:40:LEU:HD21	2:D:55:ARG:HB2	2.01	0.42
2:F:120:SER:OG	2:F:137:ILE:HG23	2.20	0.42
2:F:118:PHE:CB	2:F:137:ILE:HD12	2.49	0.42
2:F:166:PHE:CE1	2:F:181:ILE:CB	3.00	0.42
1:I:90:PHE:O	1:I:94:ARG:HG3	2.18	0.42
1:A:83:LEU:O	1:A:87:LEU:HG	2.20	0.42
1:C:135:GLU:O	1:C:136:TRP:C	2.57	0.42
2:F:104:ASP:O	2:F:108:ARG:HG2	2.19	0.42
2:F:55:ARG:HH11	1:G:87:LEU:CD1	2.30	0.42
2:H:159:SER:O	2:H:160:HIS:C	2.58	0.42
1:A:58:ARG:NH1	1:A:60:MET:HG3	2.35	0.42
2:D:164:LYS:HB2	2:D:164:LYS:HE2	1.67	0.42
2:D:44:LYS:HA	2:D:45:PRO:HD2	1.80	0.42
1:G:19:VAL:HG13	3:I:385:HOH:O	2.18	0.42
1:G:42:LEU:HA	1:G:46:ARG:O	2.18	0.42
2:J:120:SER:HB2	2:J:121:ASP:H	1.71	0.42
2:J:37:GLY:HA3	2:J:54:LEU:CD2	2.49	0.42
2:L:168:PHE:HB2	2:L:179:LEU:HB2	2.00	0.42
1:A:119:VAL:HG22	1:A:148:ILE:HB	2.01	0.42
1:A:89:TYR:CE2	1:A:93:ARG:HG3	2.55	0.42
1:I:41:TYR:CD2	1:I:51:GLU:OE2	2.72	0.42
2:J:13:VAL:HG23	2:J:73:ALA:O	2.19	0.42
1:C:105:ARG:HE	1:E:105:ARG:HD3	1.84	0.42
1:E:146:SER:HA	1:E:147:PRO:HD3	1.86	0.42
1:I:129:LYS:HB3	2:J:143:PRO:O	2.19	0.42
2:J:165:LYS:CE	2:J:180:MET:HE2	2.48	0.42

Continued on next page...

Continued from previous page...

Atom-1	Atom-2	Interatomic distance (Å)	Clash overlap (Å)
1:A:133:LEU:HD12	1:A:133:LEU:HA	1.88	0.42
1:C:29:ASP:OD1	1:C:29:ASP:C	2.58	0.42
2:F:46:ARG:HG2	2:F:49:ASP:OD2	2.19	0.42
1:K:146:SER:HA	1:K:147:PRO:HD3	1.84	0.42
1:G:105:ARG:HD3	1:I:143:ASP:OD1	2.20	0.42
1:G:144:ASN:ND2	2:J:172:ARG:HH12	2.18	0.42
1:I:76:ILE:O	1:I:77:ALA:C	2.57	0.42
2:J:171:THR:O	2:J:171:THR:HG23	2.20	0.42
1:E:128:LEU:HA	3:E:321:HOH:O	2.20	0.42
1:E:167:ARG:HD2	1:E:167:ARG:HA	1.69	0.42
2:F:44:LYS:HE3	2:F:44:LYS:HB2	1.86	0.42
1:G:120:LEU:HD23	1:G:122:LEU:HD21	2.02	0.42
2:J:121:ASP:HB2	2:J:138:VAL:O	2.20	0.42
2:L:132:ASP:C	2:L:134:ALA:N	2.72	0.42
1:A:46:ARG:NH2	1:A:46:ARG:HB3	2.34	0.42
2:B:171:THR:HB	2:B:176:VAL:HG22	2.00	0.42
2:F:90:ARG:NH2	2:F:100:ASN:HD21	2.13	0.42
2:J:31:TYR:OH	2:J:45:PRO:HG2	2.20	0.42
2:J:72:VAL:HG21	2:J:85:LEU:HD11	2.02	0.42
2:B:8:ILE:HG13	2:B:69:VAL:CG1	2.50	0.42
1:E:37:GLU:HG3	1:E:42:LEU:HD23	2.02	0.42
1:E:90:PHE:CB	1:E:94:ARG:HH21	2.33	0.42
1:G:16:ARG:HH22	1:I:46:ARG:HH11	1.68	0.41
2:H:132:ASP:C	2:H:134:ALA:N	2.70	0.41
1:I:22:VAL:HG11	1:I:52:ALA:HB2	2.02	0.41
1:K:22:VAL:HG23	1:K:79:LEU:HD11	2.02	0.41
2:F:122:PHE:CE1	1:G:154:ARG:NH2	2.87	0.41
2:F:75:PRO:HG2	1:G:77:ALA:HB1	2.02	0.41
1:G:140:ALA:O	1:G:141:SER:C	2.59	0.41
2:L:111:VAL:HG11	2:L:128:GLY:HA2	2.02	0.41
2:L:165:LYS:NZ	2:L:180:MET:CE	2.83	0.41
1:E:166:VAL:HG12	3:E:375:HOH:O	2.19	0.41
2:H:165:LYS:NZ	2:H:180:MET:CE	2.84	0.41
2:L:23:ASP:OD1	2:L:25:GLU:HG2	2.20	0.41
2:L:3:ASP:HB3	2:L:4:ARG:H	1.73	0.41
2:L:81:GLY:O	2:L:82:VAL:C	2.58	0.41
1:A:46:ARG:CZ	1:A:46:ARG:HB3	2.50	0.41
1:E:55:GLN:HA	1:E:55:GLN:OE1	2.20	0.41
2:F:66:GLU:OE2	2:F:86:ARG:NH2	2.51	0.41
1:G:143:ASP:OD1	1:I:131:GLY:HA3	2.21	0.41
2:J:66:GLU:O	2:J:66:GLU:HG2	2.19	0.41

Continued on next page...

Continued from previous page...

Atom-1	Atom-2	Interatomic distance (Å)	Clash overlap (Å)
1:A:167:ARG:HA	1:A:167:ARG:HD2	1.84	0.41
2:D:133:HIS:O	2:D:134:ALA:CB	2.68	0.41
2:L:136:PHE:O	2:L:137:ILE:HD13	2.21	0.41
1:C:153:ASP:OD1	1:C:155:THR:HG23	2.20	0.41
1:C:148:ILE:HD12	2:D:184:PHE:CD2	2.55	0.41
3:F:206:HOH:O	2:H:158:LEU:HD11	2.20	0.41
2:H:171:THR:O	2:H:171:THR:HG23	2.20	0.41
2:J:94:ARG:HE	1:K:124:GLU:CG	2.34	0.41
2:L:23:ASP:O	2:L:26:GLN:N	2.53	0.41
2:B:168:PHE:CD1	2:B:168:PHE:N	2.88	0.41
2:F:117:LYS:HE2	1:G:157:LEU:CD1	2.51	0.41
1:I:167:ARG:HA	1:I:167:ARG:HD2	1.71	0.41
1:K:43:ARG:NH2	1:K:44:LYS:NZ	2.68	0.41
2:B:36:TYR:CE1	2:B:64:LEU:HD21	2.56	0.41
2:D:166:PHE:CZ	2:D:181:ILE:HG21	2.55	0.41
1:G:10:GLY:O	1:G:11:CYS:O	2.39	0.41
1:G:144:ASN:HD22	1:G:144:ASN:HA	1.69	0.41
2:H:165:LYS:HZ1	2:H:180:MET:CE	2.34	0.41
1:I:138:ARG:HH12	2:J:177:SER:CB	2.33	0.41
1:K:17:LEU:HD21	1:K:78:GLY:CA	2.50	0.41
2:L:13:VAL:HA	2:L:73:ALA:O	2.19	0.41
2:L:164:LYS:HE2	2:L:164:LYS:HB2	1.78	0.41
1:A:47:LEU:HD23	1:A:52:ALA:HA	2.02	0.41
2:D:41:ASP:OD1	2:D:41:ASP:N	2.54	0.41
2:D:9:LYS:HE2	2:D:29:SER:OG	2.21	0.41
1:E:54:TYR:O	1:E:57:SER:N	2.54	0.41
3:G:185:HOH:O	2:H:110:PHE:HE2	2.03	0.41
2:H:142:SER:O	2:H:145:ASP:HB2	2.21	0.41
2:H:159:SER:HG	2:H:166:PHE:HB3	1.85	0.41
2:H:62:LEU:HD23	2:H:99:TYR:CD1	2.56	0.41
2:J:125:TYR:CD2	2:J:125:TYR:N	2.88	0.41
2:B:142:SER:O	2:B:144:GLU:N	2.54	0.41
2:B:165:LYS:O	3:B:208:HOH:O	2.21	0.41
1:C:71:ALA:O	1:C:74:GLU:HB3	2.21	0.41
1:E:54:TYR:CZ	1:E:58:ARG:HD2	2.56	0.41
2:J:23:ASP:O	2:J:24:VAL:C	2.58	0.41
2:B:155:ALA:HB3	2:B:166:PHE:CZ	2.56	0.41
2:B:172:ARG:O	2:B:173:GLY:C	2.59	0.41
1:A:83:LEU:HD13	2:D:15:ILE:HD11	2.02	0.41
2:J:102:TYR:HE1	3:J:193:HOH:O	2.04	0.41
1:A:88:VAL:O	1:A:92:LEU:HG	2.20	0.40

Continued on next page...

Continued from previous page...

Atom-1	Atom-2	Interatomic distance (Å)	Clash overlap (Å)
1:A:89:TYR:CE2	1:A:93:ARG:CG	3.04	0.40
2:B:23:ASP:OD2	2:B:25:GLU:N	2.53	0.40
2:D:6:ALA:HB1	2:D:7:PRO:CD	2.52	0.40
1:E:48:GLU:HA	1:E:49:PRO:HD3	1.96	0.40
1:I:143:ASP:O	1:I:144:ASN:CB	2.68	0.40
2:L:60:GLU:O	2:L:61:SER:C	2.60	0.40
1:C:68:GLY:O	1:C:71:ALA:N	2.54	0.40
1:E:36:LEU:HD21	1:E:55:GLN:HE21	1.86	0.40
1:E:50:LEU:HD22	1:E:86:ALA:HA	2.03	0.40
1:G:18:GLY:HA3	1:I:20:GLU:OE2	2.21	0.40
3:E:199:HOH:O	2:H:116:LEU:CD2	2.69	0.40
2:H:34:GLY:O	2:H:35:TYR:C	2.58	0.40
1:I:162:GLU:O	2:J:181:ILE:HA	2.20	0.40
2:J:52:GLY:CA	2:J:53:PRO:C	2.89	0.40
2:B:163:ARG:HD3	2:B:165:LYS:HB3	2.03	0.40
2:B:159:SER:HB3	2:B:164:LYS:HA	2.03	0.40
1:G:89:TYR:CD1	1:G:99:PRO:HG2	2.56	0.40
1:G:169:ILE:HG23	2:H:180:MET:HE1	2.03	0.40
2:J:84:ASP:O	2:J:85:LEU:C	2.58	0.40
2:L:159:SER:OG	2:L:166:PHE:HB3	2.21	0.40
2:B:163:ARG:CG	2:B:163:ARG:NH1	2.58	0.40
1:C:56:ALA:O	1:C:68:GLY:HA2	2.22	0.40
1:E:116:VAL:HG11	1:E:145:HIS:CE1	2.56	0.40
2:F:179:LEU:HD23	2:F:179:LEU:HA	1.73	0.40
1:G:104:ARG:HH21	1:G:118:GLU:CD	2.24	0.40
2:H:116:LEU:HA	2:H:116:LEU:HD12	1.86	0.40
2:H:163:ARG:C	2:H:165:LYS:N	2.74	0.40
2:J:54:LEU:HA	3:J:343:HOH:O	2.20	0.40
2:B:124:VAL:HG12	2:B:124:VAL:O	2.20	0.40
2:B:168:PHE:CE1	2:B:181:ILE:CD1	3.05	0.40
2:B:59:ILE:CG2	2:B:99:TYR:HA	2.52	0.40
2:D:155:ALA:CB	2:D:166:PHE:CZ	3.04	0.40
2:D:20:LEU:HD21	2:D:40:LEU:HD11	2.03	0.40
2:H:134:ALA:HA	2:H:135:PRO:HD3	1.90	0.40
1:K:161:TYR:CD1	2:L:183:TRP:HA	2.57	0.40
2:L:179:LEU:HA	2:L:179:LEU:HD23	1.76	0.40

There are no symmetry-related clashes.

5.3 Torsion angles [i](#)

5.3.1 Protein backbone [i](#)

In the following table, the Percentiles column shows the percent Ramachandran outliers of the chain as a percentile score with respect to all X-ray entries followed by that with respect to entries of similar resolution.

The Analysed column shows the number of residues for which the backbone conformation was analysed, and the total number of residues.

Mol	Chain	Analysed	Favoured	Allowed	Outliers	Percentiles	
1	A	166/170 (98%)	154 (93%)	10 (6%)	2 (1%)	13	39
1	C	159/170 (94%)	149 (94%)	8 (5%)	2 (1%)	12	36
1	E	166/170 (98%)	154 (93%)	12 (7%)	0	100	100
1	G	159/170 (94%)	142 (89%)	15 (9%)	2 (1%)	12	36
1	I	166/170 (98%)	148 (89%)	15 (9%)	3 (2%)	8	28
1	K	159/170 (94%)	146 (92%)	12 (8%)	1 (1%)	25	56
2	B	178/186 (96%)	166 (93%)	8 (4%)	4 (2%)	6	22
2	D	182/186 (98%)	158 (87%)	16 (9%)	8 (4%)	2	8
2	F	178/186 (96%)	157 (88%)	16 (9%)	5 (3%)	5	17
2	H	182/186 (98%)	163 (90%)	13 (7%)	6 (3%)	4	13
2	J	178/186 (96%)	158 (89%)	15 (8%)	5 (3%)	5	17
2	L	182/186 (98%)	148 (81%)	25 (14%)	9 (5%)	2	7
All	All	2055/2136 (96%)	1843 (90%)	165 (8%)	47 (2%)	6	21

All (47) Ramachandran outliers are listed below:

Mol	Chain	Res	Type
2	B	162	VAL
2	D	9	LYS
2	F	162	VAL
2	H	8	ILE
2	J	164	LYS
2	L	6	ALA
2	L	7	PRO
2	L	8	ILE
2	L	24	VAL
2	L	131	ILE
2	L	164	LYS
2	B	47	GLY

Continued on next page...

Continued from previous page...

Mol	Chain	Res	Type
1	C	18	GLY
2	D	5	CYS
2	D	47	GLY
2	D	163	ARG
2	D	164	LYS
2	F	164	LYS
2	H	164	LYS
1	I	76	ILE
2	L	10	ALA
1	A	13	ALA
2	B	164	LYS
1	C	103	VAL
2	F	27	ALA
2	F	135	PRO
1	G	11	CYS
2	H	7	PRO
2	H	46	ARG
2	H	163	ARG
1	I	112	HIS
2	D	157	ARG
2	F	103	ARG
2	J	107	GLU
2	L	133	HIS
2	L	135	PRO
1	A	139	GLY
2	B	43	GLU
2	H	129	PRO
2	J	162	VAL
2	J	24	VAL
2	J	135	PRO
1	K	32	TYR
2	D	8	ILE
2	D	134	ALA
1	I	4	GLY
1	G	103	VAL

5.3.2 Protein sidechains

In the following table, the Percentiles column shows the percent sidechain outliers of the chain as a percentile score with respect to all X-ray entries followed by that with respect to entries of similar resolution.

The Analysed column shows the number of residues for which the sidechain conformation was

analysed, and the total number of residues.

Mol	Chain	Analysed	Rotameric	Outliers	Percentiles	
1	A	130/131 (99%)	123 (95%)	7 (5%)	22	53
1	C	126/131 (96%)	121 (96%)	5 (4%)	31	65
1	E	130/131 (99%)	123 (95%)	7 (5%)	22	53
1	G	126/131 (96%)	116 (92%)	10 (8%)	12	34
1	I	130/131 (99%)	129 (99%)	1 (1%)	81	94
1	K	126/131 (96%)	120 (95%)	6 (5%)	25	58
2	B	151/155 (97%)	137 (91%)	14 (9%)	9	26
2	D	154/155 (99%)	144 (94%)	10 (6%)	17	44
2	F	151/155 (97%)	141 (93%)	10 (7%)	16	44
2	H	154/155 (99%)	139 (90%)	15 (10%)	8	24
2	J	151/155 (97%)	142 (94%)	9 (6%)	19	48
2	L	154/155 (99%)	140 (91%)	14 (9%)	9	27
All	All	1683/1716 (98%)	1575 (94%)	108 (6%)	17	45

All (108) residues with a non-rotameric sidechain are listed below:

Mol	Chain	Res	Type
1	A	11	CYS
1	A	44	LYS
1	A	123	SER
1	A	143	ASP
1	A	149	VAL
1	A	153	ASP
1	A	167	ARG
2	B	9	LYS
2	B	15	ILE
2	B	22	THR
2	B	29	SER
2	B	33	CYS
2	B	49	ASP
2	B	67	LYS
2	B	87	THR
2	B	111	VAL
2	B	117	LYS
2	B	133	HIS
2	B	160	HIS
2	B	163	ARG

Continued on next page...

Continued from previous page...

Mol	Chain	Res	Type
2	B	177	SER
1	C	20	GLU
1	C	142	MET
1	C	146	SER
1	C	155	THR
1	C	170	GLN
2	D	8	ILE
2	D	15	ILE
2	D	25	GLU
2	D	44	LYS
2	D	114	SER
2	D	133	HIS
2	D	144	GLU
2	D	159	SER
2	D	163	ARG
2	D	164	LYS
1	E	20	GLU
1	E	103	VAL
1	E	105	ARG
1	E	159	THR
1	E	167	ARG
1	E	169	ILE
1	E	170	GLN
2	F	8	ILE
2	F	9	LYS
2	F	22	THR
2	F	67	LYS
2	F	87	THR
2	F	111	VAL
2	F	159	SER
2	F	160	HIS
2	F	163	ARG
2	F	179	LEU
1	G	20	GLU
1	G	23	PHE
1	G	60	MET
1	G	100	LEU
1	G	105	ARG
1	G	115	ARG
1	G	123	SER
1	G	142	MET
1	G	143	ASP

Continued on next page...

Continued from previous page...

Mol	Chain	Res	Type
1	G	168	SER
2	H	8	ILE
2	H	9	LYS
2	H	15	ILE
2	H	22	THR
2	H	25	GLU
2	H	29	SER
2	H	46	ARG
2	H	49	ASP
2	H	59	ILE
2	H	108	ARG
2	H	114	SER
2	H	132	ASP
2	H	162	VAL
2	H	163	ARG
2	H	164	LYS
1	I	167	ARG
2	J	9	LYS
2	J	100	ASN
2	J	111	VAL
2	J	114	SER
2	J	125	TYR
2	J	136	PHE
2	J	163	ARG
2	J	177	SER
2	J	182	ASP
1	K	20	GLU
1	K	31	SER
1	K	66	THR
1	K	100	LEU
1	K	126	TYR
1	K	142	MET
2	L	3	ASP
2	L	4	ARG
2	L	5	CYS
2	L	8	ILE
2	L	15	ILE
2	L	25	GLU
2	L	46	ARG
2	L	87	THR
2	L	114	SER
2	L	142	SER

Continued on next page...

Continued from previous page...

Mol	Chain	Res	Type
2	L	144	GLU
2	L	162	VAL
2	L	163	ARG
2	L	164	LYS

Some sidechains can be flipped to improve hydrogen bonding and reduce clashes. All (20) such sidechains are listed below:

Mol	Chain	Res	Type
1	A	144	ASN
1	A	145	HIS
1	A	170	GLN
2	B	100	ASN
2	B	146	ASN
1	C	170	GLN
1	E	112	HIS
1	E	145	HIS
1	E	170	GLN
2	F	100	ASN
2	F	146	ASN
1	G	170	GLN
2	H	38	GLN
2	H	133	HIS
2	H	146	ASN
1	I	144	ASN
2	J	100	ASN
2	J	146	ASN
1	K	144	ASN
1	K	170	GLN

5.3.3 RNA [i](#)

There are no RNA molecules in this entry.

5.4 Non-standard residues in protein, DNA, RNA chains [i](#)

There are no non-standard protein/DNA/RNA residues in this entry.

5.5 Carbohydrates [i](#)

There are no carbohydrates in this entry.

5.6 Ligand geometry [i](#)

There are no ligands in this entry.

5.7 Other polymers [i](#)

There are no such residues in this entry.

5.8 Polymer linkage issues [i](#)

There are no chain breaks in this entry.

6 Fit of model and data

6.1 Protein, DNA and RNA chains

Unable to reproduce the depositors R factor - this section is therefore empty.

6.2 Non-standard residues in protein, DNA, RNA chains

Unable to reproduce the depositors R factor - this section is therefore empty.

6.3 Carbohydrates

Unable to reproduce the depositors R factor - this section is therefore empty.

6.4 Ligands

Unable to reproduce the depositors R factor - this section is therefore empty.

6.5 Other polymers

Unable to reproduce the depositors R factor - this section is therefore empty.