



Full wwPDB EM Validation Report ⓘ

Nov 2, 2024 – 08:40 pm GMT

PDB ID : 6Q8Y
EMDB ID : EMD-4474
Title : Cryo-EM structure of the mRNA translating and degrading yeast 80S ribosome-Xrn1 nuclease complex
Authors : Tesina, P.; Heckel, E.; Cheng, J.; Buschauer, R.; Kater, L.; Berninghausen, O.; Becker, T.; Beckmann, R.
Deposited on : 2018-12-16
Resolution : 3.10 Å(reported)

This is a Full wwPDB EM Validation Report for a publicly released PDB entry.

We welcome your comments at validation@mail.wwpdb.org

A user guide is available at

<https://www.wwpdb.org/validation/2017/EMValidationReportHelp>

with specific help available everywhere you see the ⓘ symbol.

The types of validation reports are described at

<http://www.wwpdb.org/validation/2017/FAQs#types>.

The following versions of software and data (see [references ⓘ](#)) were used in the production of this report:

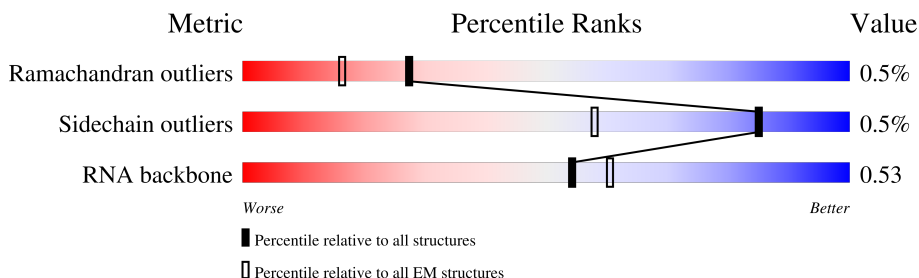
EMDB validation analysis : 0.0.1.dev113
MolProbity : 4.02b-467
Percentile statistics : 20231227.v01 (using entries in the PDB archive December 27th 2023)
MapQ : 1.9.13
Ideal geometry (proteins) : Engh & Huber (2001)
Ideal geometry (DNA, RNA) : Parkinson et al. (1996)
Validation Pipeline (wwPDB-VP) : 2.39

1 Overall quality at a glance i

The following experimental techniques were used to determine the structure:
ELECTRON MICROSCOPY

The reported resolution of this entry is 3.10 Å.

Percentile scores (ranging between 0-100) for global validation metrics of the entry are shown in the following graphic. The table shows the number of entries on which the scores are based.



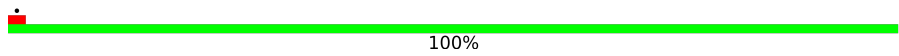
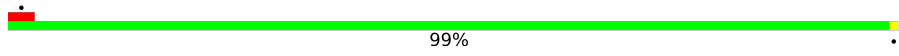
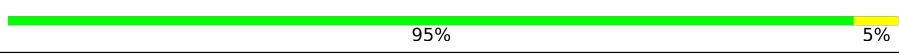
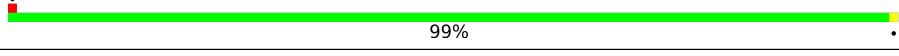
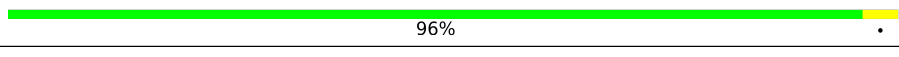
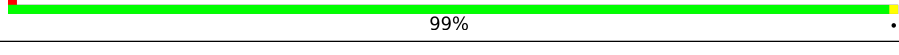
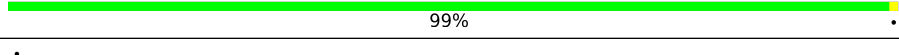
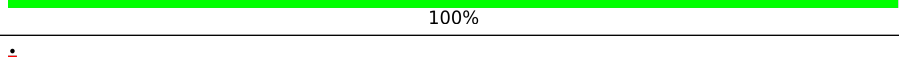
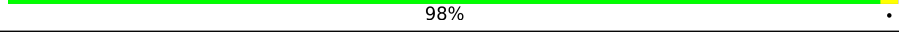
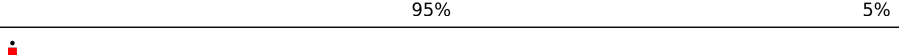
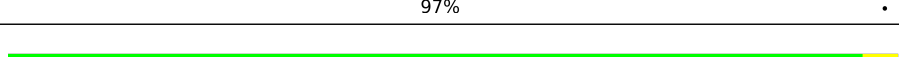
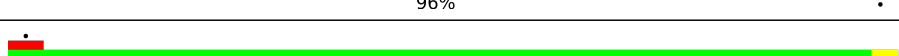
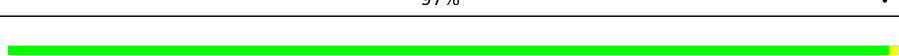

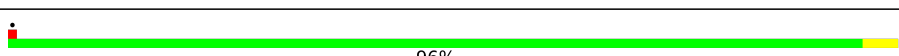
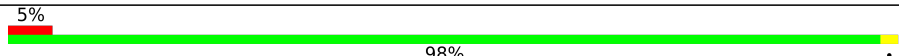
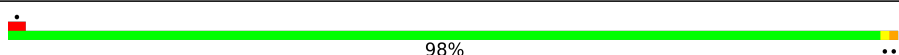
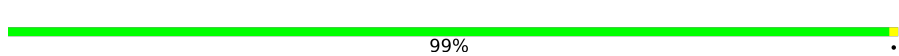
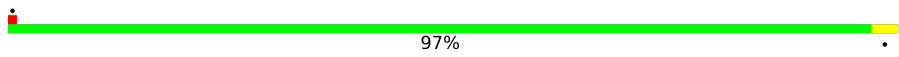
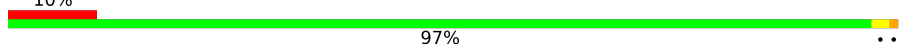
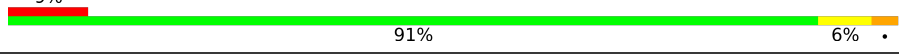
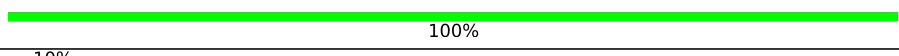
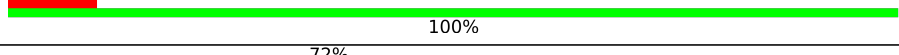
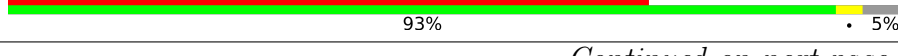

| Metric | Whole archive (#Entries) | EM structures (#Entries) |
|-----------------------|-----------------------------|-----------------------------|
| Ramachandran outliers | 207382 | 16835 |
| Sidechain outliers | 206894 | 16415 |
| RNA backbone | 6643 | 2191 |

The table below summarises the geometric issues observed across the polymeric chains and their fit to the map. The red, orange, yellow and green segments of the bar indicate the fraction of residues that contain outliers for ≥ 3 , 2, 1 and 0 types of geometric quality criteria respectively. A grey segment represents the fraction of residues that are not modelled. The numeric value for each fraction is indicated below the corresponding segment, with a dot representing fractions $\leq 5\%$. The upper red bar (where present) indicates the fraction of residues that have poor fit to the EM map (all-atom inclusion $< 40\%$). The numeric value is given above the bar.

| Mol | Chain | Length | Quality of chain |
|-----|-------|--------|------------------|
| 1 | 2 | 1797 | |
| 2 | AA | 233 | |
| 3 | AB | 136 | |
| 4 | AC | 100 | |
| 5 | AD | 191 | |
| 6 | AE | 67 | |
| 7 | AF | 87 | |
| 8 | AG | 169 | |

Continued on next page...

Continued from previous page...

| Mol | Chain | Length | Quality of chain |
|-----|-------|--------|---|
| 9 | AH | 121 |  100% |
| 10 | AI | 77 |  99% |
| 11 | AJ | 193 |  95% 5% |
| 12 | AK | 126 |  99% |
| 13 | AL | 50 |  96% |
| 14 | AM | 136 |  99% |
| 15 | AN | 135 |  99% |
| 16 | AO | 52 |  100% |
| 17 | AP | 105 |  98% |
| 18 | AQ | 203 |  95% 5% |
| 19 | AR | 148 |  97% |
| 20 | AS | 25 |  96% |
| 21 | AT | 91 |  97% |
| 22 | AU | 197 |  99% |
| 23 | AV | 58 |  7% 100% |
| 24 | AW | 252 |  96% |
| 25 | AX | 183 |  5% 98% |
| 26 | a | 87 |  98% |
| 27 | b | 129 |  99% |
| 28 | c | 144 |  97% |
| 29 | d | 132 |  10% 97% |
| 30 | e | 97 |  9% 91% 6% |
| 31 | f | 81 |  100% |
| 32 | g | 60 |  10% 100% |
| 33 | z | 916 |  72% 93% 5% |

Continued on next page...

Continued from previous page...

| Mol | Chain | Length | Quality of chain |
|-----|-------|--------|-------------------|
| 34 | l | 17 | 12% 53% 47% |
| 35 | n | 76 | 5% 80% 20% |
| 36 | m | 75 | 5% 72% 27% |
| 37 | AY | 97 | 99% |
| 38 | BA | 386 | 98% |
| 39 | BB | 185 | 98% |
| 40 | BC | 109 | 97% |
| 41 | BD | 220 | 5% 98% |
| 42 | BE | 361 | 98% |
| 43 | BF | 188 | 97% |
| 44 | BG | 127 | 99% |
| 45 | BH | 172 | 100% |
| 46 | BI | 296 | 99% |
| 47 | BJ | 159 | 97% |
| 48 | BK | 106 | 100% |
| 49 | BL | 100 | 100% |
| 50 | BM | 175 | 88% 11% |
| 51 | BN | 112 | 98% |
| 52 | BO | 222 | 98% |
| 53 | BP | 119 | 93% 6% |
| 54 | BQ | 3396 | 68% 23% 7% |
| 55 | BR | 121 | 80% 19% |
| 56 | BS | 158 | 72% 27% |
| 57 | A | 223 | 99% |
| 58 | B | 206 | 97% |

Continued on next page...

Continued from previous page...

| Mol | Chain | Length | Quality of chain |
|-----|-------|--------|-----------------------|
| 59 | C | 96 | 5% 100% |
| 60 | D | 121 | 12% 98% |
| 61 | E | 121 | 9% 99% |
| 62 | F | 141 | 98% .. |
| 63 | G | 125 | 98% . |
| 64 | H | 139 | 99% . |
| 65 | J | 107 | 5% 99% |
| 66 | K | 70 | 6% 94% 6% |
| 67 | L | 63 | 6% 100% |
| 68 | M | 53 | 100% |
| 69 | N | 51 | 16% 100% |
| 70 | O | 318 | 100% |
| 71 | P | 219 | 98% . |
| 72 | Q | 214 | 99% . |
| 73 | R | 220 | 100% |
| 74 | S | 260 | 98% . |
| 75 | T | 226 | 5% 98% |
| 76 | U | 184 | 96% .. |
| 77 | V | 199 | 7% 88% 6% 6% |
| 78 | W | 178 | 97% . |
| 79 | X | 155 | 10% 97% . |
| 80 | Y | 150 | 97% . |
| 81 | Z | 127 | 100% |
| 82 | I | 143 | 99% . |

2 Entry composition

There are 84 unique types of molecules in this entry. The entry contains 209410 atoms, of which 0 are hydrogens and 0 are deuteriums.

In the tables below, the AltConf column contains the number of residues with at least one atom in alternate conformation and the Trace column contains the number of residues modelled with at most 2 atoms.

- Molecule 1 is a RNA chain called 18S ribosomal RNA.

| Mol | Chain | Residues | Atoms | | | | | AltConf | Trace |
|-----|-------|----------|-------|-------|------|-------|------|---------|-------|
| | | | Total | C | N | O | P | | |
| 1 | 2 | 1767 | 37645 | 16830 | 6656 | 12392 | 1767 | 0 | 0 |

There is a discrepancy between the modelled and reference sequences:

| Chain | Residue | Modelled | Actual | Comment | Reference |
|-------|---------|----------|--------|----------|---------------|
| 2 | 1570 | G | A | conflict | GB 1329886537 |

- Molecule 2 is a protein called 60S ribosomal protein L8-A.

| Mol | Chain | Residues | Atoms | | | | | AltConf | Trace |
|-----|-------|----------|-------|------|-----|-----|---|---------|-------|
| | | | Total | C | N | O | S | | |
| 2 | AA | 233 | 1804 | 1151 | 323 | 327 | 3 | 0 | 0 |

- Molecule 3 is a protein called 60S ribosomal protein L23-A.

| Mol | Chain | Residues | Atoms | | | | | AltConf | Trace |
|-----|-------|----------|-------|-----|-----|-----|---|---------|-------|
| | | | Total | C | N | O | S | | |
| 3 | AB | 136 | 1003 | 628 | 189 | 179 | 7 | 0 | 0 |

- Molecule 4 is a protein called 60S ribosomal protein L36-A.

| Mol | Chain | Residues | Atoms | | | | | AltConf | Trace |
|-----|-------|----------|-------|-----|-----|-----|---|---------|-------|
| | | | Total | C | N | O | S | | |
| 4 | AC | 99 | 771 | 481 | 156 | 132 | 2 | 0 | 0 |

- Molecule 5 is a protein called 60S ribosomal protein L9-A.

| Mol | Chain | Residues | Atoms | | | | | AltConf | Trace |
|-----|-------|----------|-------|-----|-----|-----|---|---------|-------|
| | | | Total | C | N | O | S | | |
| 5 | AD | 191 | 1518 | 963 | 274 | 277 | 4 | 0 | 0 |

- Molecule 6 is a protein called 60S ribosomal protein L24-A.

| Mol | Chain | Residues | Atoms | | | | | AltConf | Trace |
|-----|-------|----------|-------|-----|-----|----|---|---------|-------|
| 6 | AE | 67 | Total | C | N | O | S | 0 | 0 |
| | | | 543 | 349 | 106 | 87 | 1 | | |

- Molecule 7 is a protein called 60S ribosomal protein L37-A.

| Mol | Chain | Residues | Atoms | | | | | AltConf | Trace |
|-----|-------|----------|-------|-----|-----|-----|---|---------|-------|
| 7 | AF | 87 | Total | C | N | O | S | 0 | 0 |
| | | | 681 | 414 | 148 | 114 | 5 | | |

- Molecule 8 is a protein called 60S ribosomal protein L11-B.

| Mol | Chain | Residues | Atoms | | | | | AltConf | Trace |
|-----|-------|----------|-------|-----|-----|-----|---|---------|-------|
| 8 | AG | 169 | Total | C | N | O | S | 0 | 0 |
| | | | 1353 | 847 | 253 | 249 | 4 | | |

- Molecule 9 is a protein called 60S ribosomal protein L25.

| Mol | Chain | Residues | Atoms | | | | | AltConf | Trace |
|-----|-------|----------|-------|-----|-----|-----|---|---------|-------|
| 9 | AH | 121 | Total | C | N | O | S | 0 | 0 |
| | | | 964 | 620 | 169 | 173 | 2 | | |

- Molecule 10 is a protein called 60S ribosomal protein L38.

| Mol | Chain | Residues | Atoms | | | | AltConf | Trace |
|-----|-------|----------|-------|-----|-----|-----|---------|-------|
| 10 | AI | 77 | Total | C | N | O | 0 | 0 |
| | | | 612 | 391 | 115 | 106 | | |

- Molecule 11 is a protein called 60S ribosomal protein L13-A.

| Mol | Chain | Residues | Atoms | | | | AltConf | Trace |
|-----|-------|----------|-------|-----|-----|-----|---------|-------|
| 11 | AJ | 193 | Total | C | N | O | 0 | 0 |
| | | | 1543 | 962 | 315 | 266 | | |

- Molecule 12 is a protein called 60S ribosomal protein L26-A.

| Mol | Chain | Residues | Atoms | | | | AltConf | Trace |
|-----|-------|----------|-------|-----|-----|-----|---------|-------|
| 12 | AK | 126 | Total | C | N | O | 0 | 0 |
| | | | 993 | 625 | 192 | 176 | | |

- Molecule 13 is a protein called 60S ribosomal protein L39.

| Mol | Chain | Residues | Atoms | | | | | AltConf | Trace |
|-----|-------|----------|-------|-----|----|----|---|---------|-------|
| 13 | AL | 50 | Total | C | N | O | S | 0 | 0 |
| | | | 436 | 272 | 97 | 65 | 2 | | |

- Molecule 14 is a protein called 60S ribosomal protein L14-A.

| Mol | Chain | Residues | Atoms | | | | | AltConf | Trace |
|-----|-------|----------|-------|-----|-----|-----|---|---------|-------|
| 14 | AM | 136 | Total | C | N | O | S | 0 | 0 |
| | | | 1053 | 675 | 199 | 177 | 2 | | |

- Molecule 15 is a protein called 60S ribosomal protein L27-A.

| Mol | Chain | Residues | Atoms | | | | AltConf | Trace |
|-----|-------|----------|-------|-----|-----|-----|---------|-------|
| 15 | AN | 135 | Total | C | N | O | 0 | 0 |
| | | | 1092 | 710 | 202 | 180 | | |

- Molecule 16 is a protein called Ubiquitin-60S ribosomal protein L40.

| Mol | Chain | Residues | Atoms | | | | | AltConf | Trace |
|-----|-------|----------|-------|-----|----|----|---|---------|-------|
| 16 | AO | 52 | Total | C | N | O | S | 0 | 0 |
| | | | 417 | 259 | 86 | 67 | 5 | | |

- Molecule 17 is a protein called 60S ribosomal protein L42-A.

| Mol | Chain | Residues | Atoms | | | | | AltConf | Trace |
|-----|-------|----------|-------|-----|-----|-----|---|---------|-------|
| 17 | AP | 105 | Total | C | N | O | S | 0 | 0 |
| | | | 847 | 534 | 170 | 138 | 5 | | |

- Molecule 18 is a protein called 60S ribosomal protein L15-A.

| Mol | Chain | Residues | Atoms | | | | | AltConf | Trace |
|-----|-------|----------|-------|------|-----|-----|---|---------|-------|
| 18 | AQ | 203 | Total | C | N | O | S | 0 | 0 |
| | | | 1720 | 1077 | 361 | 281 | 1 | | |

- Molecule 19 is a protein called 60S ribosomal protein L28.

| Mol | Chain | Residues | Atoms | | | | | AltConf | Trace |
|-----|-------|----------|-------|-----|-----|-----|---|---------|-------|
| 19 | AR | 148 | Total | C | N | O | S | 0 | 0 |
| | | | 1173 | 749 | 231 | 190 | 3 | | |

- Molecule 20 is a protein called 60S ribosomal protein L41-B.

| Mol | Chain | Residues | Atoms | | | | | AltConf | Trace |
|-----|-------|----------|-------|-----|----|----|---|---------|-------|
| 20 | AS | 25 | Total | C | N | O | S | 0 | 0 |
| | | | 233 | 142 | 63 | 27 | 1 | | |

- Molecule 21 is a protein called 60S ribosomal protein L43-A.

| Mol | Chain | Residues | Atoms | | | | | AltConf | Trace |
|-----|-------|----------|-------|-----|-----|-----|---|---------|-------|
| 21 | AT | 91 | Total | C | N | O | S | 0 | 0 |
| | | | 694 | 429 | 138 | 121 | 6 | | |

- Molecule 22 is a protein called 60S ribosomal protein L16-A.

| Mol | Chain | Residues | Atoms | | | | | AltConf | Trace |
|-----|-------|----------|-------|------|-----|-----|---|---------|-------|
| 22 | AU | 197 | Total | C | N | O | S | 0 | 0 |
| | | | 1555 | 1003 | 289 | 262 | 1 | | |

- Molecule 23 is a protein called 60S ribosomal protein L29.

| Mol | Chain | Residues | Atoms | | | | AltConf | Trace |
|-----|-------|----------|-------|-----|-----|----|---------|-------|
| 23 | AV | 58 | Total | C | N | O | 0 | 0 |
| | | | 462 | 289 | 100 | 73 | | |

- Molecule 24 is a protein called 60S ribosomal protein L2-A.

| Mol | Chain | Residues | Atoms | | | | | AltConf | Trace |
|-----|-------|----------|-------|------|-----|-----|---|---------|-------|
| 24 | AW | 252 | Total | C | N | O | S | 0 | 0 |
| | | | 1914 | 1191 | 388 | 334 | 1 | | |

- Molecule 25 is a protein called 60S ribosomal protein L17-A.

| Mol | Chain | Residues | Atoms | | | | AltConf | Trace |
|-----|-------|----------|-------|-----|-----|-----|---------|-------|
| 25 | AX | 183 | Total | C | N | O | 0 | 0 |
| | | | 1420 | 882 | 281 | 257 | | |

- Molecule 26 is a protein called 40S ribosomal protein S21-A.

| Mol | Chain | Residues | Atoms | | | | | AltConf | Trace |
|-----|-------|----------|-------|-----|-----|-----|---|---------|-------|
| 26 | a | 87 | Total | C | N | O | S | 0 | 0 |
| | | | 684 | 420 | 125 | 137 | 2 | | |

- Molecule 27 is a protein called 40S ribosomal protein S22-A.

| Mol | Chain | Residues | Atoms | | | | | AltConf | Trace |
|-----|-------|----------|-------|-----|-----|-----|---|---------|-------|
| | | | Total | C | N | O | S | | |
| 27 | b | 129 | 1021 | 650 | 188 | 180 | 3 | 0 | 0 |

- Molecule 28 is a protein called 40S ribosomal protein S23-A.

| Mol | Chain | Residues | Atoms | | | | | AltConf | Trace |
|-----|-------|----------|-------|-----|-----|-----|---|---------|-------|
| | | | Total | C | N | O | S | | |
| 28 | c | 144 | 1121 | 708 | 220 | 191 | 2 | 0 | 0 |

- Molecule 29 is a protein called 40S ribosomal protein S24-A.

| Mol | Chain | Residues | Atoms | | | | | AltConf | Trace |
|-----|-------|----------|-------|-----|-----|-----|---|---------|-------|
| | | | Total | C | N | O | S | | |
| 29 | d | 132 | 1060 | 669 | 206 | 185 | | 0 | 0 |

- Molecule 30 is a protein called 40S ribosomal protein S26-B.

| Mol | Chain | Residues | Atoms | | | | | AltConf | Trace |
|-----|-------|----------|-------|-----|-----|-----|---|---------|-------|
| | | | Total | C | N | O | S | | |
| 30 | e | 97 | 769 | 475 | 160 | 129 | 5 | 0 | 0 |

- Molecule 31 is a protein called 40S ribosomal protein S27-A.

| Mol | Chain | Residues | Atoms | | | | | AltConf | Trace |
|-----|-------|----------|-------|-----|-----|-----|---|---------|-------|
| | | | Total | C | N | O | S | | |
| 31 | f | 81 | 610 | 382 | 110 | 113 | 5 | 0 | 0 |

- Molecule 32 is a protein called 40S ribosomal protein S30-A.

| Mol | Chain | Residues | Atoms | | | | | AltConf | Trace |
|-----|-------|----------|-------|-----|----|----|---|---------|-------|
| | | | Total | C | N | O | S | | |
| 32 | g | 60 | 473 | 297 | 98 | 77 | 1 | 0 | 0 |

- Molecule 33 is a protein called 5'-3' exoribonuclease 1.

| Mol | Chain | Residues | Atoms | | | | | AltConf | Trace |
|-----|-------|----------|-------|------|------|------|----|---------|-------|
| | | | Total | C | N | O | S | | |
| 33 | z | 874 | 7181 | 4639 | 1194 | 1320 | 28 | 0 | 0 |

- Molecule 34 is a RNA chain called mRNA.

| Mol | Chain | Residues | Atoms | | | | | AltConf | Trace |
|-----|-------|----------|-------|-----|----|-----|----|---------|-------|
| | | | Total | C | N | O | P | | |
| 34 | l | 17 | 367 | 164 | 70 | 116 | 17 | 0 | 0 |

- Molecule 35 is a RNA chain called P-site tRNA.

| Mol | Chain | Residues | Atoms | | | | | AltConf | Trace |
|-----|-------|----------|-------|-----|-----|-----|----|---------|-------|
| | | | Total | C | N | O | P | | |
| 35 | n | 76 | 1621 | 723 | 291 | 531 | 76 | 0 | 0 |

There are 3 discrepancies between the modelled and reference sequences:

| Chain | Residue | Modelled | Actual | Comment | Reference |
|-------|---------|----------|--------|-----------|---------------|
| n | 74 | C | - | insertion | GB 1329886529 |
| n | 75 | C | - | insertion | GB 1329886529 |
| n | 76 | A | - | insertion | GB 1329886529 |

- Molecule 36 is a RNA chain called E-site tRNA.

| Mol | Chain | Residues | Atoms | | | | | AltConf | Trace |
|-----|-------|----------|-------|-----|-----|-----|----|---------|-------|
| | | | Total | C | N | O | P | | |
| 36 | m | 75 | 1589 | 710 | 279 | 525 | 75 | 0 | 0 |

There is a discrepancy between the modelled and reference sequences:

| Chain | Residue | Modelled | Actual | Comment | Reference |
|-------|---------|----------|--------|----------|-----------|
| m | 11 | C | U | conflict | GB 176418 |

- Molecule 37 is a protein called 60S ribosomal protein L30.

| Mol | Chain | Residues | Atoms | | | | | AltConf | Trace |
|-----|-------|----------|-------|-----|-----|-----|---|---------|-------|
| | | | Total | C | N | O | S | | |
| 37 | AY | 97 | 742 | 479 | 124 | 138 | 1 | 0 | 0 |

- Molecule 38 is a protein called 60S ribosomal protein L3.

| Mol | Chain | Residues | Atoms | | | | | AltConf | Trace |
|-----|-------|----------|-------|------|-----|-----|---|---------|-------|
| | | | Total | C | N | O | S | | |
| 38 | BA | 386 | 3075 | 1950 | 584 | 533 | 8 | 0 | 0 |

- Molecule 39 is a protein called 60S ribosomal protein L18-A.

| Mol | Chain | Residues | Atoms | | | | | AltConf | Trace |
|-----|-------|----------|-------|-----|-----|-----|---|---------|-------|
| | | | Total | C | N | O | S | | |
| 39 | BB | 185 | 1441 | 908 | 290 | 241 | 2 | 0 | 0 |

- Molecule 40 is a protein called 60S ribosomal protein L31-A.

| Mol | Chain | Residues | Atoms | | | | | AltConf | Trace |
|-----|-------|----------|-------|-----|-----|-----|---|---------|-------|
| | | | Total | C | N | O | S | | |
| 40 | BC | 109 | 876 | 556 | 167 | 152 | 1 | 0 | 0 |

- Molecule 41 is a protein called 60S ribosomal protein L10.

| Mol | Chain | Residues | Atoms | | | | | AltConf | Trace |
|-----|-------|----------|-------|------|-----|-----|---|---------|-------|
| | | | Total | C | N | O | S | | |
| 41 | BD | 220 | 1770 | 1121 | 335 | 307 | 7 | 0 | 0 |

- Molecule 42 is a protein called 60S ribosomal protein L4-A.

| Mol | Chain | Residues | Atoms | | | | | AltConf | Trace |
|-----|-------|----------|-------|------|-----|-----|---|---------|-------|
| | | | Total | C | N | O | S | | |
| 42 | BE | 361 | 2748 | 1729 | 522 | 494 | 3 | 0 | 0 |

- Molecule 43 is a protein called 60S ribosomal protein L19-A.

| Mol | Chain | Residues | Atoms | | | | AltConf | Trace |
|-----|-------|----------|-------|-----|-----|-----|---------|-------|
| | | | Total | C | N | O | | |
| 43 | BF | 188 | 1521 | 935 | 326 | 260 | 0 | 0 |

- Molecule 44 is a protein called 60S ribosomal protein L32.

| Mol | Chain | Residues | Atoms | | | | | AltConf | Trace |
|-----|-------|----------|-------|-----|-----|-----|---|---------|-------|
| | | | Total | C | N | O | S | | |
| 44 | BG | 127 | 1020 | 647 | 205 | 167 | 1 | 0 | 0 |

- Molecule 45 is a protein called 60S ribosomal protein L20-A.

| Mol | Chain | Residues | Atoms | | | | | AltConf | Trace |
|-----|-------|----------|-------|-----|-----|-----|---|---------|-------|
| | | | Total | C | N | O | S | | |
| 45 | BH | 172 | 1445 | 930 | 267 | 244 | 4 | 0 | 0 |

- Molecule 46 is a protein called 60S ribosomal protein L5.

| Mol | Chain | Residues | Atoms | | | | | AltConf | Trace |
|-----|-------|----------|-------|------|-----|-----|---|---------|-------|
| 46 | BI | 296 | Total | C | N | O | S | 0 | 0 |
| | | | 2375 | 1501 | 414 | 458 | 2 | | |

- Molecule 47 is a protein called 60S ribosomal protein L21-A.

| Mol | Chain | Residues | Atoms | | | | | AltConf | Trace |
|-----|-------|----------|-------|-----|-----|-----|---|---------|-------|
| 47 | BJ | 159 | Total | C | N | O | S | 0 | 0 |
| | | | 1276 | 805 | 246 | 221 | 4 | | |

- Molecule 48 is a protein called 60S ribosomal protein L33-A.

| Mol | Chain | Residues | Atoms | | | | | AltConf | Trace |
|-----|-------|----------|-------|-----|-----|-----|---|---------|-------|
| 48 | BK | 106 | Total | C | N | O | S | 0 | 0 |
| | | | 850 | 540 | 165 | 144 | 1 | | |

- Molecule 49 is a protein called 60S ribosomal protein L22-A.

| Mol | Chain | Residues | Atoms | | | | AltConf | Trace |
|-----|-------|----------|-------|-----|-----|-----|---------|-------|
| 49 | BL | 100 | Total | C | N | O | 0 | 0 |
| | | | 796 | 516 | 131 | 149 | | |

- Molecule 50 is a protein called 60S ribosomal protein L6-A.

| Mol | Chain | Residues | Atoms | | | | | AltConf | Trace |
|-----|-------|----------|-------|-----|-----|-----|---|---------|-------|
| 50 | BM | 156 | Total | C | N | O | S | 0 | 0 |
| | | | 1239 | 800 | 222 | 216 | 1 | | |

- Molecule 51 is a protein called 60S ribosomal protein L34-A.

| Mol | Chain | Residues | Atoms | | | | | AltConf | Trace |
|-----|-------|----------|-------|-----|-----|-----|---|---------|-------|
| 51 | BN | 112 | Total | C | N | O | S | 0 | 0 |
| | | | 880 | 545 | 179 | 152 | 4 | | |

- Molecule 52 is a protein called 60S ribosomal protein L7-A.

| Mol | Chain | Residues | Atoms | | | | | AltConf | Trace |
|-----|-------|----------|-------|------|-----|-----|---|---------|-------|
| 52 | BO | 222 | Total | C | N | O | S | 0 | 0 |
| | | | 1784 | 1151 | 324 | 308 | 1 | | |

- Molecule 53 is a protein called 60S ribosomal protein L35-A.

| Mol | Chain | Residues | Atoms | | | | | AltConf | Trace |
|-----|-------|----------|-------|-----|-----|-----|---|---------|-------|
| 53 | BP | 119 | Total | C | N | O | S | 0 | 0 |
| | | | 969 | 615 | 186 | 167 | 1 | | |

- Molecule 54 is a RNA chain called 25S ribosomal RNA.

| Mol | Chain | Residues | Atoms | | | | | AltConf | Trace |
|-----|-------|----------|-------|-------|-------|-------|------|---------|-------|
| 54 | BQ | 3161 | Total | C | N | O | P | 0 | 0 |
| | | | 67610 | 30200 | 12186 | 22063 | 3161 | | |

- Molecule 55 is a RNA chain called 5S ribosomal RNA.

| Mol | Chain | Residues | Atoms | | | | | AltConf | Trace |
|-----|-------|----------|-------|------|-----|-----|-----|---------|-------|
| 55 | BR | 121 | Total | C | N | O | P | 0 | 0 |
| | | | 2579 | 1152 | 461 | 845 | 121 | | |

- Molecule 56 is a RNA chain called 5.8S ribosomal RNA.

| Mol | Chain | Residues | Atoms | | | | | AltConf | Trace |
|-----|-------|----------|-------|------|-----|------|-----|---------|-------|
| 56 | BS | 158 | Total | C | N | O | P | 0 | 0 |
| | | | 3352 | 1500 | 586 | 1108 | 158 | | |

- Molecule 57 is a protein called 40S ribosomal protein S3.

| Mol | Chain | Residues | Atoms | | | | | AltConf | Trace |
|-----|-------|----------|-------|------|-----|-----|---|---------|-------|
| 57 | A | 223 | Total | C | N | O | S | 0 | 0 |
| | | | 1734 | 1101 | 313 | 314 | 6 | | |

- Molecule 58 is a protein called Rps5p.

| Mol | Chain | Residues | Atoms | | | | | AltConf | Trace |
|-----|-------|----------|-------|------|-----|-----|---|---------|-------|
| 58 | B | 206 | Total | C | N | O | S | 0 | 0 |
| | | | 1603 | 1004 | 297 | 299 | 3 | | |

- Molecule 59 is a protein called 40S ribosomal protein S10-A.

| Mol | Chain | Residues | Atoms | | | | | AltConf | Trace |
|-----|-------|----------|-------|-----|-----|-----|---|---------|-------|
| 59 | C | 96 | Total | C | N | O | S | 0 | 0 |
| | | | 813 | 527 | 133 | 151 | 2 | | |

- Molecule 60 is a protein called 40S ribosomal protein S12.

| Mol | Chain | Residues | Atoms | | | | | AltConf | Trace |
|-----|-------|----------|-------|-----|-----|-----|---|---------|-------|
| | | | Total | C | N | O | S | | |
| 60 | D | 121 | 877 | 552 | 153 | 170 | 2 | 0 | 0 |

- Molecule 61 is a protein called 40S ribosomal protein S15.

| Mol | Chain | Residues | Atoms | | | | | AltConf | Trace |
|-----|-------|----------|-------|-----|-----|-----|---|---------|-------|
| | | | Total | C | N | O | S | | |
| 61 | E | 121 | 957 | 611 | 176 | 163 | 7 | 0 | 0 |

- Molecule 62 is a protein called 40S ribosomal protein S16-A.

| Mol | Chain | Residues | Atoms | | | | AltConf | Trace |
|-----|-------|----------|-------|-----|-----|-----|---------|-------|
| | | | Total | C | N | O | | |
| 62 | F | 141 | 1099 | 704 | 202 | 193 | 0 | 0 |

- Molecule 63 is a protein called 40S ribosomal protein S17-A.

| Mol | Chain | Residues | Atoms | | | | | AltConf | Trace |
|-----|-------|----------|-------|-----|-----|-----|---|---------|-------|
| | | | Total | C | N | O | S | | |
| 63 | G | 125 | 1001 | 625 | 188 | 186 | 2 | 0 | 0 |

- Molecule 64 is a protein called 40S ribosomal protein S18-A.

| Mol | Chain | Residues | Atoms | | | | | AltConf | Trace |
|-----|-------|----------|-------|-----|-----|-----|---|---------|-------|
| | | | Total | C | N | O | S | | |
| 64 | H | 139 | 1143 | 716 | 222 | 203 | 2 | 0 | 0 |

- Molecule 65 is a protein called 40S ribosomal protein S20.

| Mol | Chain | Residues | Atoms | | | | | AltConf | Trace |
|-----|-------|----------|-------|-----|-----|-----|---|---------|-------|
| | | | Total | C | N | O | S | | |
| 65 | J | 107 | 855 | 539 | 156 | 159 | 1 | 0 | 0 |

- Molecule 66 is a protein called 40S ribosomal protein S25-A.

| Mol | Chain | Residues | Atoms | | | | AltConf | Trace |
|-----|-------|----------|-------|-----|-----|----|---------|-------|
| | | | Total | C | N | O | | |
| 66 | K | 70 | 563 | 360 | 104 | 99 | 0 | 0 |

- Molecule 67 is a protein called 40S ribosomal protein S28-A.

| Mol | Chain | Residues | Atoms | | | | | AltConf | Trace |
|-----|-------|----------|-------|-----|----|----|---|---------|-------|
| 67 | L | 63 | Total | C | N | O | S | 0 | 0 |
| | | | 497 | 306 | 99 | 91 | 1 | | |

- Molecule 68 is a protein called 40S ribosomal protein S29-A.

| Mol | Chain | Residues | Atoms | | | | | AltConf | Trace |
|-----|-------|----------|-------|-----|----|----|---|---------|-------|
| 68 | M | 53 | Total | C | N | O | S | 0 | 0 |
| | | | 442 | 274 | 92 | 72 | 4 | | |

- Molecule 69 is a protein called Ubiquitin-40S ribosomal protein S31.

| Mol | Chain | Residues | Atoms | | | | | AltConf | Trace |
|-----|-------|----------|-------|-----|----|----|---|---------|-------|
| 69 | N | 51 | Total | C | N | O | S | 0 | 0 |
| | | | 397 | 249 | 73 | 71 | 4 | | |

- Molecule 70 is a protein called Guanine nucleotide-binding protein subunit beta-like protein.

| Mol | Chain | Residues | Atoms | | | | | AltConf | Trace |
|-----|-------|----------|-------|------|-----|-----|---|---------|-------|
| 70 | O | 318 | Total | C | N | O | S | 0 | 0 |
| | | | 2436 | 1541 | 418 | 469 | 8 | | |

- Molecule 71 is a protein called 40S ribosomal protein S0-A.

| Mol | Chain | Residues | Atoms | | | | | AltConf | Trace |
|-----|-------|----------|-------|------|-----|-----|---|---------|-------|
| 71 | P | 219 | Total | C | N | O | S | 0 | 0 |
| | | | 1691 | 1082 | 296 | 311 | 2 | | |

- Molecule 72 is a protein called 40S ribosomal protein S1-A.

| Mol | Chain | Residues | Atoms | | | | | AltConf | Trace |
|-----|-------|----------|-------|------|-----|-----|---|---------|-------|
| 72 | Q | 214 | Total | C | N | O | S | 0 | 0 |
| | | | 1709 | 1084 | 310 | 311 | 4 | | |

- Molecule 73 is a protein called 40S ribosomal protein S2.

| Mol | Chain | Residues | Atoms | | | | | AltConf | Trace |
|-----|-------|----------|-------|------|-----|-----|---|---------|-------|
| 73 | R | 220 | Total | C | N | O | S | 0 | 0 |
| | | | 1671 | 1072 | 297 | 300 | 2 | | |

- Molecule 74 is a protein called 40S ribosomal protein S4-A.

| Mol | Chain | Residues | Atoms | | | | | AltConf | Trace |
|-----|-------|----------|-------|------|-----|-----|---|---------|-------|
| 74 | S | 260 | Total | C | N | O | S | 0 | 0 |
| | | | 2061 | 1309 | 389 | 360 | 3 | | |

- Molecule 75 is a protein called 40S ribosomal protein S6-A.

| Mol | Chain | Residues | Atoms | | | | | AltConf | Trace |
|-----|-------|----------|-------|------|-----|-----|---|---------|-------|
| 75 | T | 226 | Total | C | N | O | S | 0 | 0 |
| | | | 1799 | 1129 | 346 | 321 | 3 | | |

- Molecule 76 is a protein called 40S ribosomal protein S7-A.

| Mol | Chain | Residues | Atoms | | | | AltConf | Trace |
|-----|-------|----------|-------|-----|-----|-----|---------|-------|
| 76 | U | 179 | Total | C | N | O | 0 | 0 |
| | | | 1442 | 926 | 259 | 257 | | |

- Molecule 77 is a protein called 40S ribosomal protein S8-A.

| Mol | Chain | Residues | Atoms | | | | | AltConf | Trace |
|-----|-------|----------|-------|-----|-----|-----|---|---------|-------|
| 77 | V | 188 | Total | C | N | O | S | 0 | 0 |
| | | | 1489 | 925 | 298 | 264 | 2 | | |

- Molecule 78 is a protein called 40S ribosomal protein S9-A.

| Mol | Chain | Residues | Atoms | | | | | AltConf | Trace |
|-----|-------|----------|-------|-----|-----|-----|---|---------|-------|
| 78 | W | 178 | Total | C | N | O | S | 0 | 0 |
| | | | 1434 | 905 | 276 | 252 | 1 | | |

- Molecule 79 is a protein called 40S ribosomal protein S11-A.

| Mol | Chain | Residues | Atoms | | | | | AltConf | Trace |
|-----|-------|----------|-------|-----|-----|-----|---|---------|-------|
| 79 | X | 155 | Total | C | N | O | S | 0 | 0 |
| | | | 1213 | 774 | 230 | 206 | 3 | | |

- Molecule 80 is a protein called 40S ribosomal protein S13.

| Mol | Chain | Residues | Atoms | | | | | AltConf | Trace |
|-----|-------|----------|-------|-----|-----|-----|---|---------|-------|
| 80 | Y | 150 | Total | C | N | O | S | 0 | 0 |
| | | | 1192 | 759 | 224 | 207 | 2 | | |

- Molecule 81 is a protein called 40S ribosomal protein S14-B.

| Mol | Chain | Residues | Atoms | | | | | AltConf | Trace |
|-----|-------|----------|-------|-----|-----|-----|---|---------|-------|
| 81 | Z | 127 | Total | C | N | O | S | 0 | 0 |
| | | | 891 | 545 | 182 | 163 | 1 | | |

- Molecule 82 is a protein called 40S ribosomal protein S19-A.

| Mol | Chain | Residues | Atoms | | | | | AltConf | Trace |
|-----|-------|----------|-------|-----|-----|-----|---|---------|-------|
| 82 | I | 143 | Total | C | N | O | S | 0 | 0 |
| | | | 1101 | 688 | 204 | 207 | 2 | | |

- Molecule 83 is ZINC ION (three-letter code: ZN) (formula: Zn).

| Mol | Chain | Residues | Atoms | | AltConf |
|-----|-------|----------|-------|----|---------|
| 83 | AF | 1 | Total | Zn | 0 |
| | | | 1 | 1 | |
| 83 | AO | 1 | Total | Zn | 0 |
| | | | 1 | 1 | |
| 83 | AP | 1 | Total | Zn | 0 |
| | | | 1 | 1 | |
| 83 | AT | 1 | Total | Zn | 0 |
| | | | 1 | 1 | |
| 83 | e | 1 | Total | Zn | 0 |
| | | | 1 | 1 | |
| 83 | BN | 1 | Total | Zn | 0 |
| | | | 1 | 1 | |
| 83 | M | 1 | Total | Zn | 0 |
| | | | 1 | 1 | |
| 83 | N | 1 | Total | Zn | 0 |
| | | | 1 | 1 | |

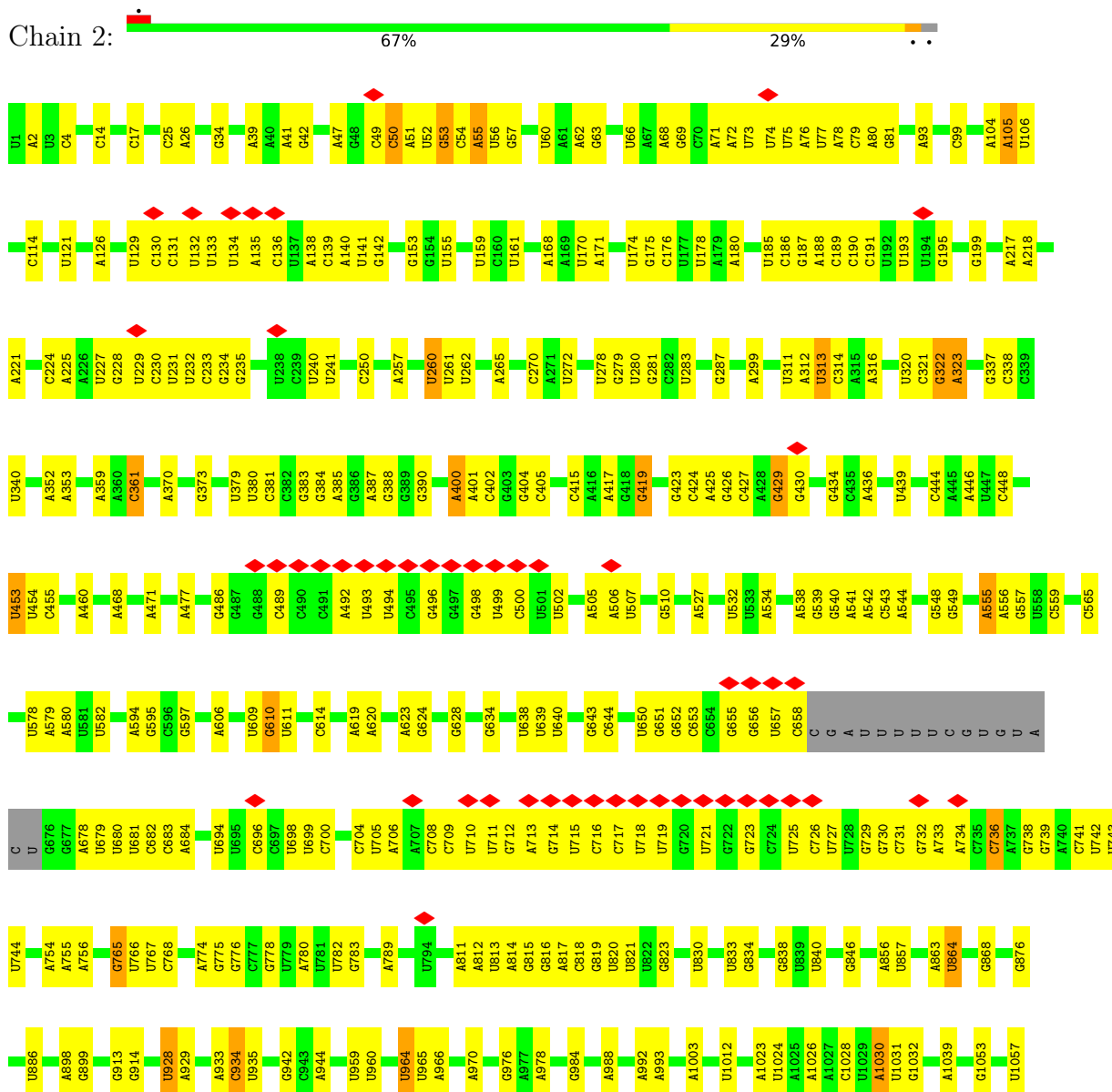
- Molecule 84 is MAGNESIUM ION (three-letter code: MG) (formula: Mg).

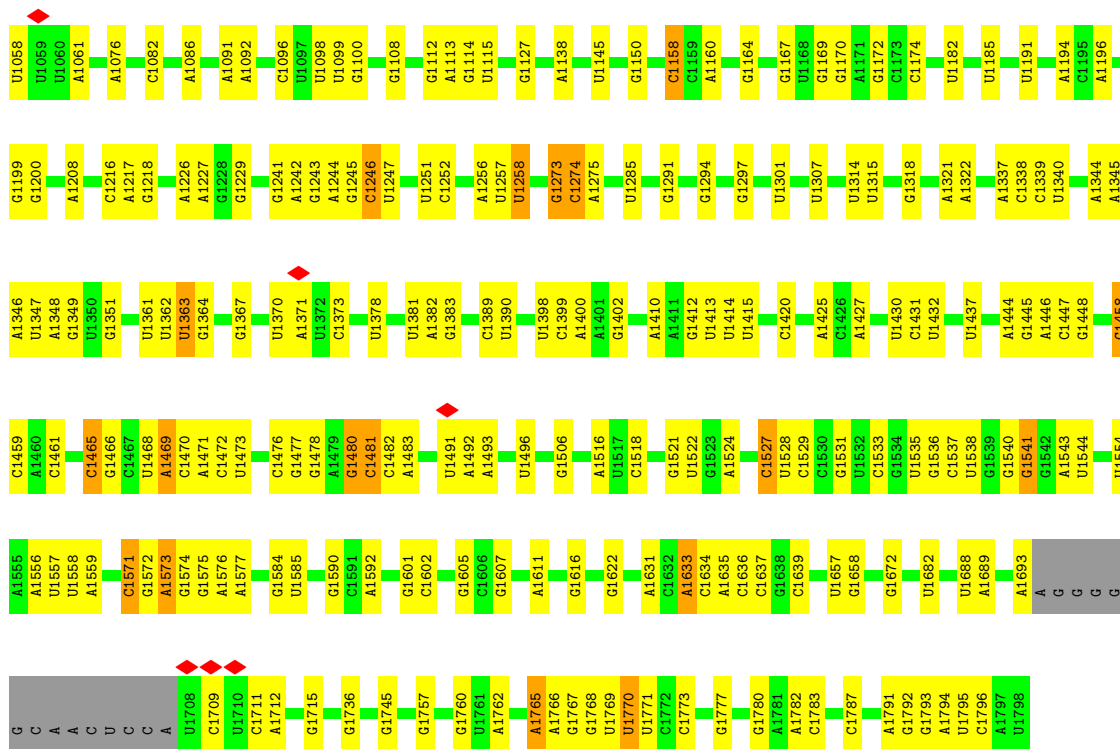
| Mol | Chain | Residues | Atoms | | AltConf |
|-----|-------|----------|-------|----|---------|
| 84 | z | 1 | Total | Mg | 0 |
| | | | 1 | 1 | |
| 84 | l | 1 | Total | Mg | 0 |
| | | | 1 | 1 | |

3 Residue-property plots

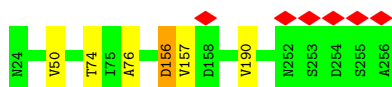
These plots are drawn for all protein, RNA, DNA and oligosaccharide chains in the entry. The first graphic for a chain summarises the proportions of the various outlier classes displayed in the second graphic. The second graphic shows the sequence view annotated by issues in geometry and atom inclusion in map density. Residues are color-coded according to the number of geometric quality criteria for which they contain at least one outlier: green = 0, yellow = 1, orange = 2 and red = 3 or more. A red diamond above a residue indicates a poor fit to the EM map for this residue (all-atom inclusion < 40%). Stretches of 2 or more consecutive residues without any outlier are shown as a green connector. Residues present in the sample, but not in the model, are shown in grey.

- Molecule 1: 18S ribosomal RNA

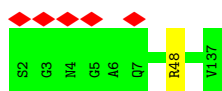




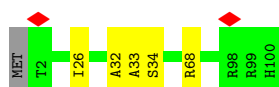
• Molecule 2: 60S ribosomal protein L8-A



• Molecule 3: 60S ribosomal protein L23-A

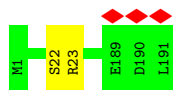


• Molecule 4: 60S ribosomal protein L36-A

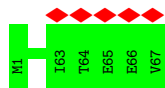


• Molecule 5: 60S ribosomal protein L9-A





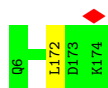
- Molecule 6: 60S ribosomal protein L24-A



- Molecule 7: 60S ribosomal protein L37-A



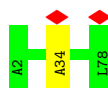
- Molecule 8: 60S ribosomal protein L11-B



- Molecule 9: 60S ribosomal protein L25



- Molecule 10: 60S ribosomal protein L38

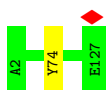


- Molecule 11: 60S ribosomal protein L13-A



- Molecule 12: 60S ribosomal protein L26-A

Chain AK:  99%



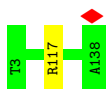
- Molecule 13: 60S ribosomal protein L39

Chain AL:  96%



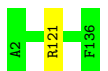
- Molecule 14: 60S ribosomal protein L14-A

Chain AM:  99%



- Molecule 15: 60S ribosomal protein L27-A

Chain AN:  99%



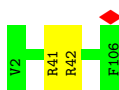
- Molecule 16: Ubiquitin-60S ribosomal protein L40

Chain AO:  100%



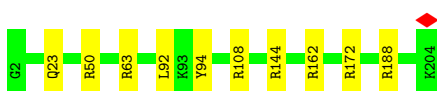
- Molecule 17: 60S ribosomal protein L42-A

Chain AP:  98%



- Molecule 18: 60S ribosomal protein L15-A

Chain AQ:  95% 5%



- Molecule 19: 60S ribosomal protein L28

Chain AR:  97%



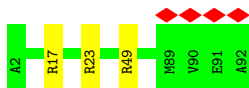
- Molecule 20: 60S ribosomal protein L41-B

Chain AS:  96%



- Molecule 21: 60S ribosomal protein L43-A

Chain AT:  97%



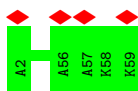
- Molecule 22: 60S ribosomal protein L16-A

Chain AU:  99%



- Molecule 23: 60S ribosomal protein L29

Chain AV:  7% 100%



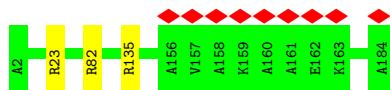
- Molecule 24: 60S ribosomal protein L2-A

Chain AW:  96%

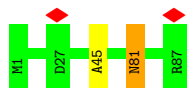


- Molecule 25: 60S ribosomal protein L17-A

Chain AX:  5% 98%



- Molecule 26: 40S ribosomal protein S21-A



- Molecule 27: 40S ribosomal protein S22-A



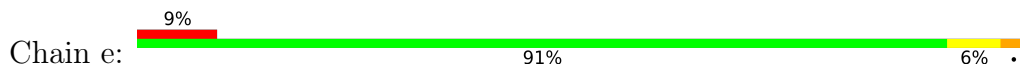
- Molecule 28: 40S ribosomal protein S23-A



- Molecule 29: 40S ribosomal protein S24-A



- Molecule 30: 40S ribosomal protein S26-B



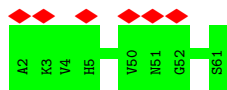
- Molecule 31: 40S ribosomal protein S27-A



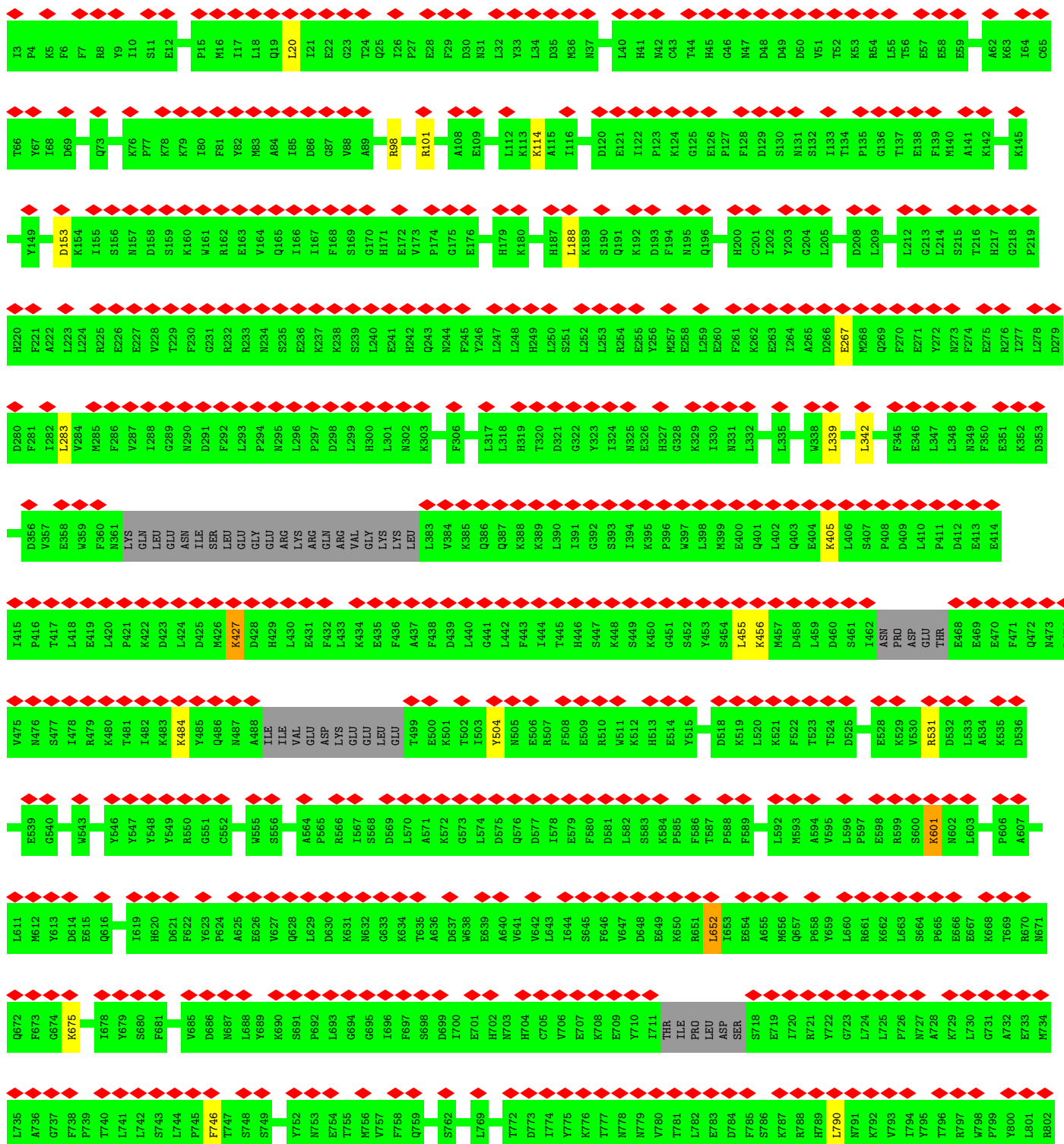
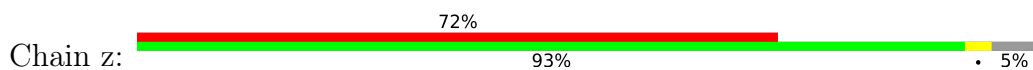
There are no outlier residues recorded for this chain.

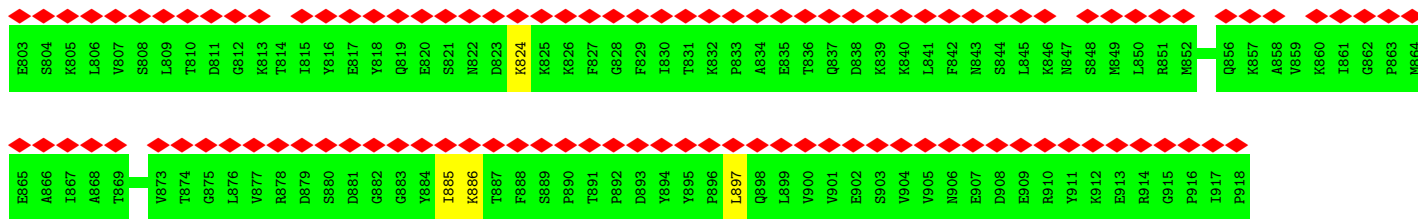
- Molecule 32: 40S ribosomal protein S30-A



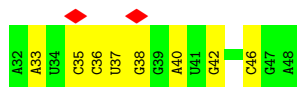


• Molecule 33: 5'-3' exoribonuclease 1

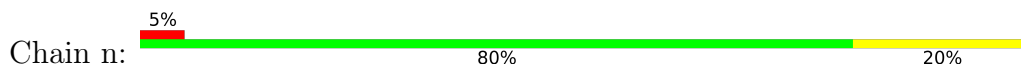




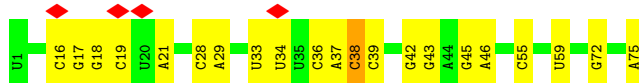
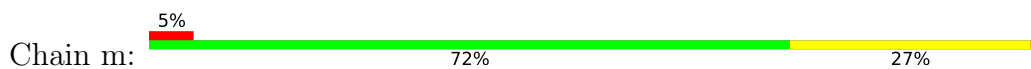
- Molecule 34: mRNA



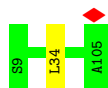
- Molecule 35: P-site tRNA



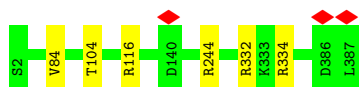
- Molecule 36: E-site tRNA



- Molecule 37: 60S ribosomal protein L30



- Molecule 38: 60S ribosomal protein L3

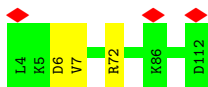


- Molecule 39: 60S ribosomal protein L18-A

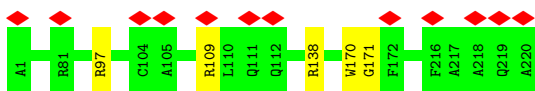




- Molecule 40: 60S ribosomal protein L31-A



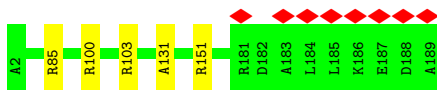
- Molecule 41: 60S ribosomal protein L10



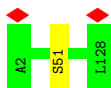
- Molecule 42: 60S ribosomal protein L4-A



- Molecule 43: 60S ribosomal protein L19-A



- Molecule 44: 60S ribosomal protein L32

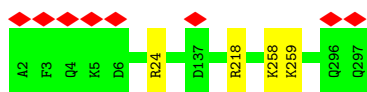


- Molecule 45: 60S ribosomal protein L20-A



- Molecule 46: 60S ribosomal protein L5

Chain BI:  99%



- Molecule 47: 60S ribosomal protein L21-A

Chain BJ:  97%



- Molecule 48: 60S ribosomal protein L33-A

Chain BK:  100%

There are no outlier residues recorded for this chain.

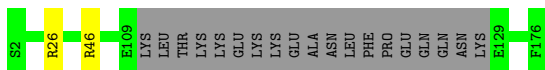
- Molecule 49: 60S ribosomal protein L22-A

Chain BL:  100%



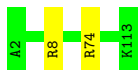
- Molecule 50: 60S ribosomal protein L6-A

Chain BM:  88% 11%



- Molecule 51: 60S ribosomal protein L34-A

Chain BN:  98%



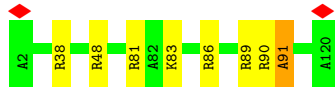
- Molecule 52: 60S ribosomal protein L7-A

Chain BO:  98%




- Molecule 53: 60S ribosomal protein L35-A

Chain BP:  93% 6%




• Molecule 54: 25S ribosomal RNA

Chain BQ: 68% 23% 7%



| | | | | | | | | | | | |
|-------|-------|-------|-------|-------|-------|-------|-------|-------|-------|-------|-------|
| A3279 | U3151 | G2950 | C2825 | A2656 | U2497 | C2420 | G2272 | G2111 | C1869 | A1729 | G1565 |
| U3287 | U3152 | A2968 | G2828 | U2665 | U2499 | U2434 | U2274 | U2112 | A1879 | G1730 | A1566 |
| G3288 | C2959 | C2968 | G2836 | C2666 | A2500 | G2435 | U2273 | A2113 | U1880 | A1741 | U1567 |
| G3289 | C2960 | G2961 | C2836 | U2667 | U2501 | U2436 | A2281 | C2114 | G1750 | A1750 | U1568 |
| U3293 | U3155 | G2964 | U2842 | A2674 | A2502 | A2437 | U2282 | G2121 | G1751 | G1751 | U1569 |
| A3294 | U3156 | G2969 | U2842 | G2677 | U2513 | A2438 | C2283 | G2122 | A1752 | A1752 | U1570 |
| A3295 | U3157 | A2969 | U2845 | A2678 | U2514 | A2439 | C2284 | A2131 | A1760 | A1760 | U1572 |
| U3300 | U3158 | C2970 | U2846 | A2679 | A2515 | C2444 | C2285 | C2132 | C1761 | C1761 | G1573 |
| U3306 | U3171 | G2972 | A2847 | A2680 | G2522 | U2446 | G2307 | A2138 | A1900 | A1900 | G1576 |
| U3313 | A3172 | C2972 | C2857 | U2681 | A2523 | U2450 | U2310 | A2139 | A1901 | A1901 | C1577 |
| U3316 | G3173 | G2977 | U2860 | A2689 | A2524 | G2451 | A2310 | A2142 | G1905 | U1764 | C1577 |
| U3317 | U3174 | U2978 | U2860 | G2690 | G2530 | G | A2313 | A2147 | G1906 | U1765 | C1579 |
| U3318 | G3176 | U2979 | C2867 | A2691 | C2531 | U | U2314 | U2148 | G1907 | U1766 | A1580 |
| U3319 | G3176 | C2983 | C2867 | A2694 | U2538 | U | G2315 | A2149 | C1908 | G1770 | C1581 |
| A3344 | U3179 | G2990 | C2870 | A2703 | A2539 | A | A2321 | A2157 | A1909 | G1770 | A1583 |
| G3345 | A3180 | C2990 | G2871 | A2704 | G2540 | G | C2322 | U2158 | A1910 | G1780 | A1588 |
| U3346 | A3187 | U2996 | U2873 | A2715 | U2541 | U | U2334 | A2159 | A1914 | G1790 | A1589 |
| A3347 | A3187 | G2997 | U2873 | G2716 | U2542 | A | U2336 | G2157 | G1914 | G1796 | G1592 |
| G3348 | C3206 | A3012 | C2876 | U2716 | U2549 | A | U2336 | U2159 | U1920 | A1797 | A1593 |
| C3349 | U3207 | G3022 | U2880 | C2726 | G2552 | U | U2340 | G2165 | A1930 | G1808 | G1604 |
| C3350 | G3208 | U3023 | C2881 | A2727 | U2553 | U | C2354 | G2169 | U1931 | A1809 | A1605 |
| U3351 | A3209 | U3047 | C2887 | G2728 | A2554 | G | G2355 | U2170 | A1932 | A1809 | A1605 |
| U3352 | A3210 | U3047 | U2888 | U2729 | C2560 | G | C2362 | A2178 | G1940 | A1813 | C1608 |
| G3353 | A3210 | A3048 | C2889 | C2737 | A2561 | A | C2362 | C2179 | G1952 | A1814 | U1620 |
| U3354 | C3217 | A3049 | C2894 | A2740 | A2562 | G | C2366 | A2188 | G1953 | U1815 | U1620 |
| U3355 | A3218 | U3055 | G2898 | C2741 | U2570 | C | C2371 | G2188 | G1954 | U1816 | U1629 |
| G3356 | G3220 | U3057 | C2912 | C2742 | U2571 | U | A2373 | C2199 | U1955 | G1817 | U1630 |
| A3362 | G3224 | U3058 | G2913 | G2753 | C2572 | U | C2374 | U2193 | A | U1820 | C1631 |
| G3369 | G3241 | U3078 | G2914 | A2762 | G2585 | G | G2375 | G2199 | C | U1821 | A1642 |
| A3372 | A3242 | U3078 | U2915 | A2762 | G2586 | G | G2376 | C2197 | C | A1835 | A1643 |
| A3375 | A3243 | G3030 | U2915 | C2772 | C2586 | C | C2376 | C2201 | A | C1836 | C1644 |
| C3378 | A3244 | A3086 | U2923 | C2773 | A2593 | C | C2388 | G2205 | G | U1837 | G1646 |
| U3382 | G3246 | C3086 | U2928 | C2777 | A2594 | A | A2390 | G2206 | C | A1839 | G1655 |
| G3383 | G3247 | C3089 | C2928 | G2778 | A2595 | G | A2390 | G2206 | C | C1657 | C1657 |
| G3386 | U3259 | C3092 | U2935 | G2778 | C2600 | U | G2393 | A2208 | C | A1841 | C1660 |
| G3390 | G3260 | C3117 | A2936 | G2800 | G2606 | A | A2397 | U2209 | C | A1842 | C1660 |
| U3386 | G3263 | C3117 | G2938 | A2802 | G2607 | A | A2398 | G2210 | C | C1843 | C1663 |
| U3386 | A3268 | G3128 | C2942 | A2804 | G2619 | U | A2402 | C2237 | C | A1844 | A1667 |
| U3269 | U3270 | A3129 | A2941 | A2803 | G2620 | A | A2404 | A2243 | C | A1844 | G1668 |
| G3271 | G3271 | U3131 | G2945 | A2810 | C2627 | C | C2407 | A2244 | C | A1850 | A1683 |
| C3272 | C3272 | U3131 | G2945 | A2813 | A2635 | U | U2411 | G2249 | C | C1849 | A1667 |
| G3276 | G3276 | A3141 | A2948 | G2816 | A2644 | C | A2419 | A2256 | C | A1850 | G1668 |
| U3277 | C3277 | C3143 | U2949 | A2817 | U2652 | A | A2419 | C2257 | C | A1850 | A1683 |
| C3277 | C3277 | C3143 | U2949 | A2817 | U2652 | A | A2419 | C2257 | C | A1850 | A1683 |

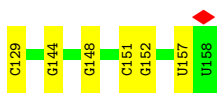
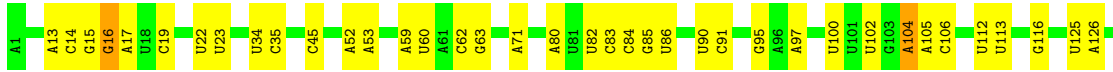
- Molecule 55: 5S ribosomal RNA

Chain BR:  80% 19%



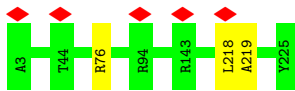
- Molecule 56: 5.8S ribosomal RNA

Chain BS:  72% 27%



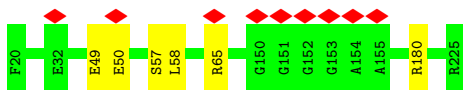
- Molecule 57: 40S ribosomal protein S3

Chain A:  99%



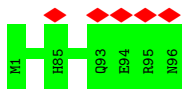
- Molecule 58: Rps5p

Chain B:  97%



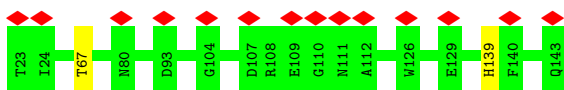
- Molecule 59: 40S ribosomal protein S10-A

Chain C:  5% 100%

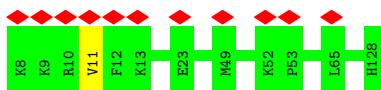


- Molecule 60: 40S ribosomal protein S12

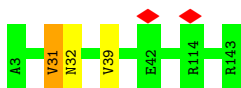
Chain D:  12% 98%



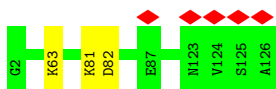
- Molecule 61: 40S ribosomal protein S15



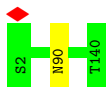
- Molecule 62: 40S ribosomal protein S16-A



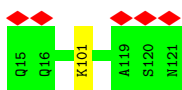
- Molecule 63: 40S ribosomal protein S17-A



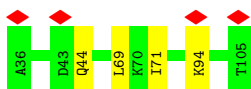
- Molecule 64: 40S ribosomal protein S18-A



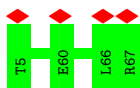
- Molecule 65: 40S ribosomal protein S20



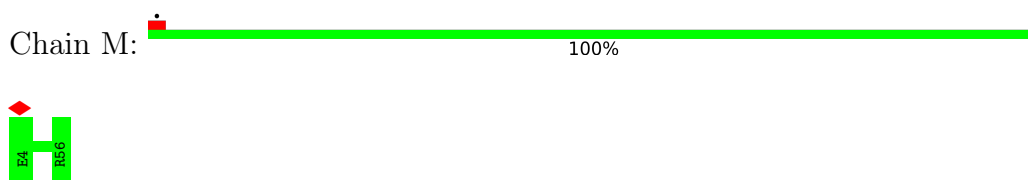
- Molecule 66: 40S ribosomal protein S25-A



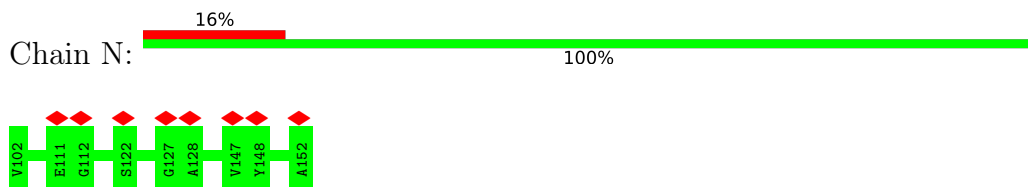
- Molecule 67: 40S ribosomal protein S28-A



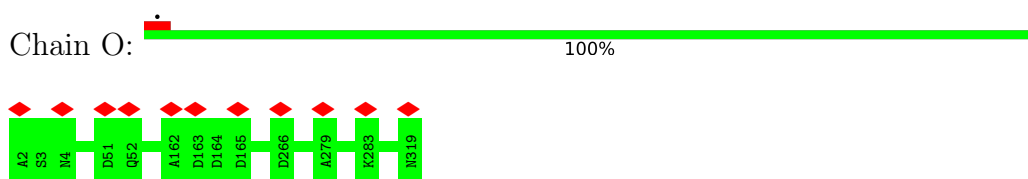
- Molecule 68: 40S ribosomal protein S29-A



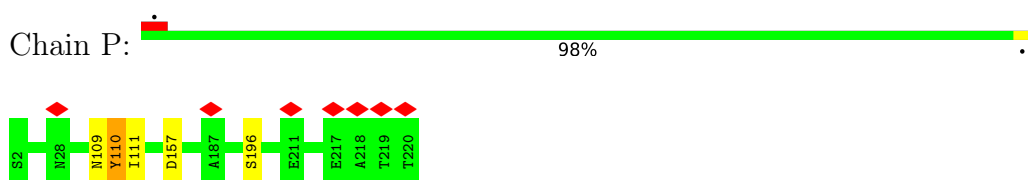
- Molecule 69: Ubiquitin-40S ribosomal protein S31



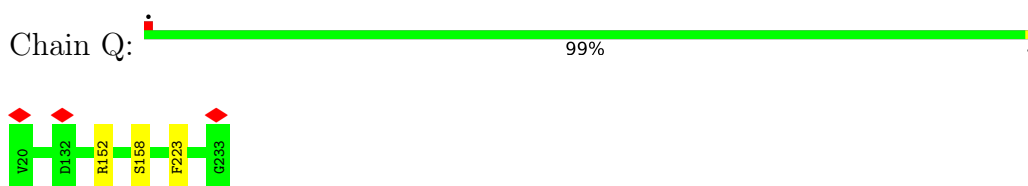
- Molecule 70: Guanine nucleotide-binding protein subunit beta-like protein



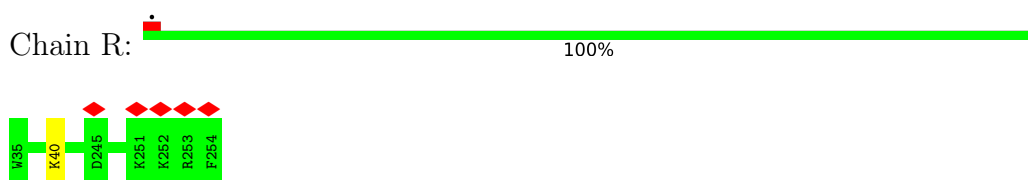
- Molecule 71: 40S ribosomal protein S0-A



- Molecule 72: 40S ribosomal protein S1-A

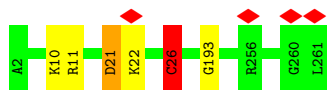


- Molecule 73: 40S ribosomal protein S2

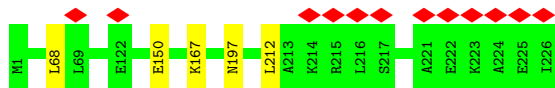


- Molecule 74: 40S ribosomal protein S4-A

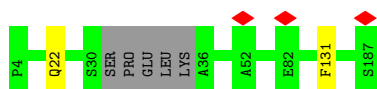




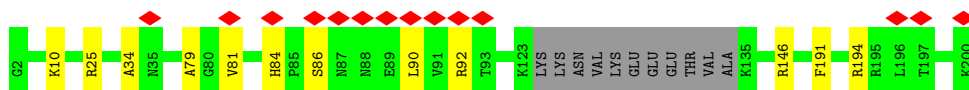
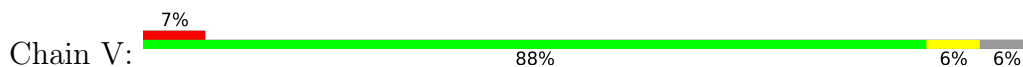
- Molecule 75: 40S ribosomal protein S6-A



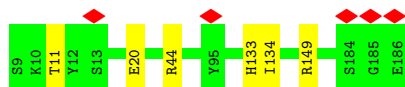
- Molecule 76: 40S ribosomal protein S7-A



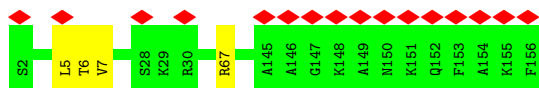
- Molecule 77: 40S ribosomal protein S8-A



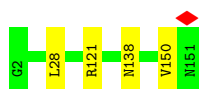
- Molecule 78: 40S ribosomal protein S9-A



- Molecule 79: 40S ribosomal protein S11-A



- Molecule 80: 40S ribosomal protein S13



- Molecule 81: 40S ribosomal protein S14-B

Chain Z:  100%

There are no outlier residues recorded for this chain.

- Molecule 82: 40S ribosomal protein S19-A

Chain I:  99%



4 Experimental information

| Property | Value | Source |
|--------------------------------------|---|-----------|
| EM reconstruction method | SINGLE PARTICLE | Depositor |
| Imposed symmetry | POINT, Not provided | |
| Number of particles used | 217000 | Depositor |
| Resolution determination method | FSC 0.143 CUT-OFF | Depositor |
| CTF correction method | PHASE FLIPPING AND AMPLITUDE CORRECTION | Depositor |
| Microscope | FEI TITAN KRIOS | Depositor |
| Voltage (kV) | 300 | Depositor |
| Electron dose ($e^-/\text{\AA}^2$) | 2.5 | Depositor |
| Minimum defocus (nm) | Not provided | |
| Maximum defocus (nm) | Not provided | |
| Magnification | Not provided | |
| Image detector | FEI FALCON II (4k x 4k) | Depositor |
| Maximum map value | 0.470 | Depositor |
| Minimum map value | -0.232 | Depositor |
| Average map value | 0.001 | Depositor |
| Map value standard deviation | 0.019 | Depositor |
| Recommended contour level | 0.04 | Depositor |
| Map size (Å) | 433.6, 433.6, 433.6 | wwPDB |
| Map dimensions | 400, 400, 400 | wwPDB |
| Map angles (°) | 90.0, 90.0, 90.0 | wwPDB |
| Pixel spacing (Å) | 1.084, 1.084, 1.084 | Depositor |

5 Model quality i

5.1 Standard geometry i

Bond lengths and bond angles in the following residue types are not validated in this section: MG, ZN

The Z score for a bond length (or angle) is the number of standard deviations the observed value is removed from the expected value. A bond length (or angle) with $|Z| > 5$ is considered an outlier worth inspection. RMSZ is the root-mean-square of all Z scores of the bond lengths (or angles).

| Mol | Chain | Bond lengths | | Bond angles | |
|-----|-------|--------------|----------------|-------------|------------------|
| | | RMSZ | # Z >5 | RMSZ | # Z >5 |
| 1 | 2 | 1.09 | 8/42103 (0.0%) | 1.12 | 119/65603 (0.2%) |
| 2 | AA | 0.65 | 1/1836 (0.1%) | 0.66 | 0/2481 |
| 3 | AB | 0.70 | 0/1018 | 0.75 | 2/1369 (0.1%) |
| 4 | AC | 0.56 | 0/778 | 0.70 | 0/1034 |
| 5 | AD | 0.59 | 0/1539 | 0.68 | 0/2073 |
| 6 | AE | 0.72 | 0/555 | 0.67 | 0/738 |
| 7 | AF | 0.88 | 0/696 | 0.92 | 2/923 (0.2%) |
| 8 | AG | 0.48 | 0/1374 | 0.66 | 0/1842 |
| 9 | AH | 0.72 | 0/979 | 0.70 | 0/1321 |
| 10 | AI | 0.57 | 0/618 | 0.64 | 0/826 |
| 11 | AJ | 0.73 | 0/1568 | 0.82 | 4/2106 (0.2%) |
| 12 | AK | 0.68 | 0/1004 | 0.72 | 0/1341 |
| 13 | AL | 0.79 | 0/443 | 0.90 | 2/588 (0.3%) |
| 14 | AM | 0.60 | 0/1068 | 0.73 | 1/1438 (0.1%) |
| 15 | AN | 0.69 | 0/1118 | 0.63 | 0/1497 |
| 16 | AO | 0.58 | 0/423 | 0.73 | 0/562 |
| 17 | AP | 0.70 | 0/860 | 0.74 | 2/1136 (0.2%) |
| 18 | AQ | 0.94 | 0/1757 | 0.92 | 9/2354 (0.4%) |
| 19 | AR | 0.79 | 0/1204 | 0.79 | 3/1612 (0.2%) |
| 20 | AS | 0.73 | 0/234 | 1.04 | 1/300 (0.3%) |
| 21 | AT | 0.80 | 0/701 | 0.82 | 1/934 (0.1%) |
| 22 | AU | 0.75 | 0/1585 | 0.70 | 2/2128 (0.1%) |
| 23 | AV | 0.57 | 0/473 | 0.66 | 0/629 |
| 24 | AW | 0.84 | 1/1948 (0.1%) | 0.87 | 11/2617 (0.4%) |
| 25 | AX | 0.74 | 0/1443 | 0.79 | 4/1944 (0.2%) |
| 26 | a | 0.60 | 0/693 | 0.69 | 0/935 |
| 27 | b | 0.71 | 0/1038 | 0.67 | 0/1395 |
| 28 | c | 0.66 | 0/1139 | 0.78 | 2/1518 (0.1%) |
| 29 | d | 0.48 | 0/1074 | 0.71 | 0/1431 |
| 30 | e | 0.68 | 0/782 | 0.98 | 3/1047 (0.3%) |
| 31 | f | 0.55 | 0/620 | 0.67 | 0/838 |
| 32 | g | 0.44 | 0/481 | 0.65 | 0/640 |

| Mol | Chain | Bond lengths | | Bond angles | |
|-----|-------|--------------|-----------------|-------------|-------------------|
| | | RMSZ | # Z >5 | RMSZ | # Z >5 |
| 33 | z | 0.37 | 0/7362 | 0.69 | 6/9944 (0.1%) |
| 34 | l | 0.69 | 0/411 | 0.95 | 0/639 |
| 35 | n | 0.76 | 0/1811 | 1.03 | 4/2821 (0.1%) |
| 36 | m | 0.54 | 0/1773 | 0.99 | 2/2759 (0.1%) |
| 37 | AY | 0.67 | 0/750 | 0.67 | 1/1008 (0.1%) |
| 38 | BA | 0.77 | 1/3146 (0.0%) | 0.75 | 3/4228 (0.1%) |
| 39 | BB | 0.70 | 0/1465 | 0.80 | 3/1965 (0.2%) |
| 40 | BC | 0.70 | 0/890 | 0.76 | 1/1196 (0.1%) |
| 41 | BD | 0.62 | 0/1807 | 0.71 | 1/2425 (0.0%) |
| 42 | BE | 0.74 | 1/2800 (0.0%) | 0.73 | 2/3790 (0.1%) |
| 43 | BF | 0.70 | 0/1538 | 0.79 | 4/2050 (0.2%) |
| 44 | BG | 0.74 | 1/1041 (0.1%) | 0.73 | 0/1394 |
| 45 | BH | 0.72 | 0/1481 | 0.70 | 0/1990 |
| 46 | BI | 0.56 | 0/2425 | 0.63 | 1/3271 (0.0%) |
| 47 | BJ | 0.71 | 0/1300 | 0.73 | 2/1743 (0.1%) |
| 48 | BK | 0.85 | 0/868 | 0.74 | 0/1168 |
| 49 | BL | 0.56 | 0/812 | 0.56 | 0/1099 |
| 50 | BM | 0.56 | 0/1260 | 0.65 | 1/1694 (0.1%) |
| 51 | BN | 0.82 | 0/890 | 0.79 | 2/1189 (0.2%) |
| 52 | BO | 0.74 | 0/1821 | 0.68 | 2/2451 (0.1%) |
| 53 | BP | 0.65 | 0/978 | 0.78 | 5/1301 (0.4%) |
| 54 | BQ | 1.43 | 82/75679 (0.1%) | 1.24 | 287/117989 (0.2%) |
| 55 | BR | 1.08 | 0/2883 | 1.03 | 2/4491 (0.0%) |
| 56 | BS | 1.47 | 4/3745 (0.1%) | 1.21 | 6/5829 (0.1%) |
| 57 | A | 0.46 | 0/1759 | 0.60 | 1/2368 (0.0%) |
| 58 | B | 0.43 | 0/1623 | 0.65 | 1/2195 (0.0%) |
| 59 | C | 0.40 | 0/833 | 0.56 | 0/1126 |
| 60 | D | 0.35 | 0/885 | 0.65 | 0/1202 |
| 61 | E | 0.39 | 0/978 | 0.66 | 0/1315 |
| 62 | F | 0.52 | 0/1119 | 0.64 | 0/1503 |
| 63 | G | 0.45 | 0/1011 | 0.68 | 0/1355 |
| 64 | H | 0.39 | 0/1162 | 0.68 | 0/1564 |
| 65 | J | 0.44 | 0/865 | 0.61 | 0/1169 |
| 66 | K | 0.38 | 0/571 | 0.74 | 1/768 (0.1%) |
| 67 | L | 0.46 | 0/499 | 0.72 | 0/670 |
| 68 | M | 0.54 | 0/452 | 0.64 | 0/600 |
| 69 | N | 0.32 | 0/404 | 0.64 | 0/542 |
| 70 | O | 0.35 | 0/2489 | 0.58 | 0/3389 |
| 71 | P | 0.52 | 0/1732 | 0.65 | 0/2371 |
| 72 | Q | 0.53 | 0/1735 | 0.71 | 0/2335 |
| 73 | R | 0.62 | 0/1702 | 0.68 | 0/2310 |
| 74 | S | 0.57 | 0/2102 | 0.68 | 2/2829 (0.1%) |
| 75 | T | 0.44 | 0/1823 | 0.71 | 0/2439 |

| Mol | Chain | Bond lengths | | Bond angles | |
|-----|-------|--------------|-------------------|-------------|-------------------|
| | | RMSZ | # Z >5 | RMSZ | # Z >5 |
| 76 | U | 0.46 | 0/1465 | 0.62 | 0/1971 |
| 77 | V | 0.63 | 1/1514 (0.1%) | 0.81 | 3/2021 (0.1%) |
| 78 | W | 0.53 | 0/1456 | 0.74 | 1/1949 (0.1%) |
| 79 | X | 0.76 | 0/1239 | 0.70 | 1/1673 (0.1%) |
| 80 | Y | 0.65 | 0/1215 | 0.77 | 2/1638 (0.1%) |
| 81 | Z | 0.63 | 0/901 | 0.80 | 0/1217 |
| 82 | I | 0.46 | 0/1119 | 0.59 | 0/1504 |
| All | All | 1.07 | 100/224741 (0.0%) | 1.03 | 515/329657 (0.2%) |

Chiral center outliers are detected by calculating the chiral volume of a chiral center and verifying if the center is modelled as a planar moiety or with the opposite hand. A planarity outlier is detected by checking planarity of atoms in a peptide group, atoms in a mainchain group or atoms of a sidechain that are expected to be planar.

| Mol | Chain | #Chirality outliers | #Planarity outliers |
|-----|-------|---------------------|---------------------|
| 2 | AA | 0 | 3 |
| 4 | AC | 0 | 2 |
| 5 | AD | 0 | 1 |
| 10 | AI | 0 | 1 |
| 11 | AJ | 0 | 1 |
| 18 | AQ | 0 | 1 |
| 19 | AR | 0 | 1 |
| 21 | AT | 0 | 1 |
| 26 | a | 0 | 1 |
| 27 | b | 0 | 1 |
| 29 | d | 0 | 3 |
| 30 | e | 0 | 7 |
| 33 | z | 0 | 5 |
| 40 | BC | 0 | 1 |
| 41 | BD | 0 | 3 |
| 42 | BE | 0 | 1 |
| 46 | BI | 0 | 1 |
| 52 | BO | 0 | 1 |
| 53 | BP | 0 | 2 |
| 57 | A | 0 | 1 |
| 58 | B | 0 | 2 |
| 61 | E | 0 | 1 |
| 64 | H | 0 | 1 |
| 66 | K | 0 | 1 |
| 71 | P | 0 | 2 |
| 72 | Q | 0 | 2 |
| 74 | S | 0 | 1 |

Continued on next page...

Continued from previous page...

| Mol | Chain | #Chirality outliers | #Planarity outliers |
|-----|-------|---------------------|---------------------|
| 75 | T | 0 | 3 |
| 76 | U | 0 | 1 |
| 77 | V | 0 | 6 |
| 78 | W | 0 | 2 |
| 79 | X | 0 | 1 |
| 80 | Y | 0 | 1 |
| All | All | 0 | 62 |

All (100) bond length outliers are listed below:

| Mol | Chain | Res | Type | Atoms | Z | Observed(Å) | Ideal(Å) |
|-----|-------|------|------|--------|-------|-------------|----------|
| 54 | BQ | 1835 | A | N9-C4 | -6.43 | 1.33 | 1.37 |
| 54 | BQ | 906 | A | N9-C4 | -6.40 | 1.34 | 1.37 |
| 54 | BQ | 42 | C | C4-C5 | -6.31 | 1.38 | 1.43 |
| 54 | BQ | 2145 | A | C8-N7 | -6.31 | 1.27 | 1.31 |
| 54 | BQ | 3344 | A | N9-C4 | -6.07 | 1.34 | 1.37 |
| 54 | BQ | 1524 | A | N9-C4 | -5.96 | 1.34 | 1.37 |
| 54 | BQ | 2321 | A | N9-C4 | -5.92 | 1.34 | 1.37 |
| 54 | BQ | 820 | A | C6-N6 | -5.90 | 1.29 | 1.33 |
| 54 | BQ | 914 | A | N9-C4 | -5.89 | 1.34 | 1.37 |
| 54 | BQ | 650 | C | C5-C6 | -5.85 | 1.29 | 1.34 |
| 54 | BQ | 94 | G | C6-N1 | -5.84 | 1.35 | 1.39 |
| 54 | BQ | 279 | U | C2-N3 | -5.83 | 1.33 | 1.37 |
| 54 | BQ | 2321 | A | C6-N6 | -5.82 | 1.29 | 1.33 |
| 54 | BQ | 657 | A | C6-N6 | -5.81 | 1.29 | 1.33 |
| 54 | BQ | 665 | A | N9-C4 | -5.78 | 1.34 | 1.37 |
| 54 | BQ | 2407 | C | C4-C5 | -5.74 | 1.38 | 1.43 |
| 54 | BQ | 361 | A | N9-C4 | -5.72 | 1.34 | 1.37 |
| 1 | 2 | 978 | A | C6-N6 | -5.71 | 1.29 | 1.33 |
| 54 | BQ | 1432 | C | C4-N4 | -5.70 | 1.28 | 1.33 |
| 54 | BQ | 1496 | C | C4-C5 | -5.68 | 1.38 | 1.43 |
| 54 | BQ | 34 | A | N7-C5 | -5.68 | 1.35 | 1.39 |
| 54 | BQ | 1433 | A | N9-C4 | -5.67 | 1.34 | 1.37 |
| 54 | BQ | 360 | G | C6-N1 | -5.67 | 1.35 | 1.39 |
| 54 | BQ | 906 | A | C6-N6 | -5.65 | 1.29 | 1.33 |
| 54 | BQ | 963 | G | C8-N7 | -5.65 | 1.27 | 1.30 |
| 54 | BQ | 929 | A | N9-C4 | -5.63 | 1.34 | 1.37 |
| 54 | BQ | 2876 | C | C4-C5 | -5.62 | 1.38 | 1.43 |
| 42 | BE | 52 | VAL | CB-CG2 | -5.60 | 1.41 | 1.52 |
| 54 | BQ | 2948 | C | C4-C5 | -5.59 | 1.38 | 1.43 |
| 54 | BQ | 647 | A | N9-C4 | -5.58 | 1.34 | 1.37 |
| 54 | BQ | 2828 | G | N9-C8 | -5.58 | 1.33 | 1.37 |

Continued on next page...

Continued from previous page...

| Mol | Chain | Res | Type | Atoms | Z | Observed(Å) | Ideal(Å) |
|-----|-------|------|------|--------|-------|-------------|----------|
| 54 | BQ | 1143 | A | N9-C4 | -5.57 | 1.34 | 1.37 |
| 54 | BQ | 1835 | A | N7-C5 | -5.51 | 1.35 | 1.39 |
| 54 | BQ | 2149 | A | C6-N6 | -5.50 | 1.29 | 1.33 |
| 54 | BQ | 2828 | G | N7-C5 | -5.50 | 1.35 | 1.39 |
| 54 | BQ | 409 | A | C6-N6 | -5.49 | 1.29 | 1.33 |
| 54 | BQ | 927 | C | C4-C5 | -5.47 | 1.38 | 1.43 |
| 54 | BQ | 1843 | C | C5-C6 | -5.47 | 1.29 | 1.34 |
| 54 | BQ | 2149 | A | N9-C4 | -5.46 | 1.34 | 1.37 |
| 54 | BQ | 656 | A | N7-C5 | -5.43 | 1.35 | 1.39 |
| 54 | BQ | 1835 | A | C6-N1 | -5.43 | 1.31 | 1.35 |
| 54 | BQ | 42 | C | C5-C6 | -5.42 | 1.30 | 1.34 |
| 54 | BQ | 63 | A | C6-N6 | -5.37 | 1.29 | 1.33 |
| 77 | V | 81 | VAL | CB-CG1 | 5.37 | 1.64 | 1.52 |
| 38 | BA | 84 | VAL | CB-CG1 | -5.35 | 1.41 | 1.52 |
| 54 | BQ | 940 | G | N7-C5 | -5.34 | 1.36 | 1.39 |
| 2 | AA | 50 | VAL | CB-CG2 | -5.32 | 1.41 | 1.52 |
| 54 | BQ | 1842 | A | N9-C4 | -5.32 | 1.34 | 1.37 |
| 54 | BQ | 345 | G | C6-N1 | -5.30 | 1.35 | 1.39 |
| 1 | 2 | 1777 | G | C8-N7 | -5.30 | 1.27 | 1.30 |
| 54 | BQ | 937 | G | C6-N1 | -5.29 | 1.35 | 1.39 |
| 54 | BQ | 1843 | C | C4-C5 | -5.29 | 1.38 | 1.43 |
| 54 | BQ | 340 | C | C4-N4 | -5.27 | 1.29 | 1.33 |
| 54 | BQ | 2407 | C | C5-C6 | -5.26 | 1.30 | 1.34 |
| 54 | BQ | 2969 | A | N7-C5 | -5.25 | 1.36 | 1.39 |
| 54 | BQ | 900 | G | C8-N7 | -5.24 | 1.27 | 1.30 |
| 54 | BQ | 39 | A | C6-N6 | -5.22 | 1.29 | 1.33 |
| 54 | BQ | 98 | G | C6-N1 | -5.22 | 1.35 | 1.39 |
| 1 | 2 | 1351 | G | O3'-P | -5.21 | 1.54 | 1.61 |
| 54 | BQ | 837 | A | C6-N6 | -5.21 | 1.29 | 1.33 |
| 56 | BS | 45 | C | C4-C5 | -5.20 | 1.38 | 1.43 |
| 56 | BS | 104 | A | C6-N6 | -5.18 | 1.29 | 1.33 |
| 54 | BQ | 2958 | A | N9-C4 | -5.17 | 1.34 | 1.37 |
| 54 | BQ | 803 | C | C5-C6 | -5.16 | 1.30 | 1.34 |
| 54 | BQ | 1869 | C | C4-C5 | -5.16 | 1.38 | 1.43 |
| 1 | 2 | 1091 | A | N9-C4 | -5.16 | 1.34 | 1.37 |
| 1 | 2 | 1633 | A | C6-N1 | -5.15 | 1.31 | 1.35 |
| 54 | BQ | 1836 | C | C5-C6 | -5.14 | 1.30 | 1.34 |
| 54 | BQ | 963 | G | N7-C5 | -5.14 | 1.36 | 1.39 |
| 44 | BG | 51 | SER | C-N | -5.14 | 1.22 | 1.34 |
| 56 | BS | 14 | C | C5-C6 | -5.14 | 1.30 | 1.34 |
| 54 | BQ | 920 | A | N9-C4 | -5.13 | 1.34 | 1.37 |
| 54 | BQ | 268 | A | N9-C4 | -5.13 | 1.34 | 1.37 |

Continued on next page...

Continued from previous page...

| Mol | Chain | Res | Type | Atoms | Z | Observed(Å) | Ideal(Å) |
|-----|-------|------|------|--------|-------|-------------|----------|
| 1 | 2 | 14 | C | C4-C5 | -5.13 | 1.38 | 1.43 |
| 56 | BS | 13 | A | C6-N6 | -5.12 | 1.29 | 1.33 |
| 54 | BQ | 1844 | C | C5-C6 | -5.12 | 1.30 | 1.34 |
| 54 | BQ | 2620 | G | N9-C4 | -5.11 | 1.33 | 1.38 |
| 54 | BQ | 913 | A | C6-N6 | -5.11 | 1.29 | 1.33 |
| 54 | BQ | 319 | A | C6-N6 | -5.10 | 1.29 | 1.33 |
| 54 | BQ | 2813 | A | C6-N1 | -5.09 | 1.31 | 1.35 |
| 1 | 2 | 1787 | C | C4-C5 | -5.09 | 1.38 | 1.43 |
| 54 | BQ | 1304 | A | O3'-P | -5.09 | 1.55 | 1.61 |
| 54 | BQ | 2355 | G | C8-N7 | -5.09 | 1.27 | 1.30 |
| 54 | BQ | 349 | A | C6-N6 | -5.08 | 1.29 | 1.33 |
| 54 | BQ | 2132 | C | C5-C6 | -5.08 | 1.30 | 1.34 |
| 54 | BQ | 857 | G | C2-N3 | -5.07 | 1.28 | 1.32 |
| 54 | BQ | 2322 | C | C4-C5 | -5.07 | 1.38 | 1.43 |
| 54 | BQ | 1141 | C | C4-C5 | -5.07 | 1.38 | 1.43 |
| 54 | BQ | 920 | A | C5-C6 | -5.06 | 1.36 | 1.41 |
| 54 | BQ | 1608 | C | C4-C5 | -5.06 | 1.39 | 1.43 |
| 54 | BQ | 2157 | G | C6-N1 | -5.06 | 1.36 | 1.39 |
| 24 | AW | 207 | VAL | CB-CG1 | -5.05 | 1.42 | 1.52 |
| 54 | BQ | 1432 | C | C5-C6 | -5.05 | 1.30 | 1.34 |
| 1 | 2 | 1012 | U | C2-N3 | -5.04 | 1.34 | 1.37 |
| 54 | BQ | 361 | A | C6-N6 | -5.04 | 1.29 | 1.33 |
| 54 | BQ | 658 | G | N7-C5 | -5.03 | 1.36 | 1.39 |
| 54 | BQ | 340 | C | C5-C6 | -5.02 | 1.30 | 1.34 |
| 54 | BQ | 2390 | A | C6-N6 | -5.02 | 1.29 | 1.33 |
| 54 | BQ | 2354 | C | C5-C6 | -5.01 | 1.30 | 1.34 |
| 54 | BQ | 1529 | A | N9-C4 | -5.00 | 1.34 | 1.37 |

All (515) bond angle outliers are listed below:

| Mol | Chain | Res | Type | Atoms | Z | Observed(°) | Ideal(°) |
|-----|-------|------|------|-------------|-------|-------------|----------|
| 54 | BQ | 3152 | U | C2-N1-C1' | 10.51 | 130.31 | 117.70 |
| 54 | BQ | 406 | G | O4'-C1'-N9 | 9.53 | 115.82 | 108.20 |
| 54 | BQ | 1303 | A | C1'-C2'-O2' | -9.52 | 82.04 | 110.60 |
| 54 | BQ | 895 | A | N9-C4-C5 | -9.39 | 102.04 | 105.80 |
| 54 | BQ | 3344 | A | N1-C6-N6 | 9.33 | 124.20 | 118.60 |
| 1 | 2 | 50 | C | C2-N1-C1' | 9.14 | 128.85 | 118.80 |
| 35 | n | 75 | C | N3-C2-O2 | -9.06 | 115.55 | 121.90 |
| 24 | AW | 9 | ARG | NE-CZ-NH1 | -8.89 | 115.85 | 120.30 |
| 54 | BQ | 1144 | U | N3-C4-O4 | 8.83 | 125.58 | 119.40 |
| 54 | BQ | 556 | U | C5-C4-O4 | -8.77 | 120.64 | 125.90 |
| 54 | BQ | 2828 | G | N7-C8-N9 | 8.48 | 117.34 | 113.10 |

Continued on next page...

Continued from previous page...

| Mol | Chain | Res | Type | Atoms | Z | Observed(°) | Ideal(°) |
|-----|-------|------|------|-------------|-------|-------------|----------|
| 54 | BQ | 895 | A | N3-C4-N9 | 8.38 | 134.10 | 127.40 |
| 1 | 2 | 54 | C | N3-C2-O2 | -8.18 | 116.17 | 121.90 |
| 1 | 2 | 1458 | G | C4-N9-C1' | 8.09 | 137.01 | 126.50 |
| 1 | 2 | 1246 | C | N1-C2-O2 | 8.02 | 123.71 | 118.90 |
| 54 | BQ | 1840 | U | C2-N1-C1' | 8.00 | 127.30 | 117.70 |
| 1 | 2 | 1465 | C | C2'-C3'-O3' | 7.91 | 126.90 | 109.50 |
| 54 | BQ | 556 | U | N3-C4-O4 | 7.78 | 124.85 | 119.40 |
| 54 | BQ | 3344 | A | C5-N7-C8 | -7.76 | 100.02 | 103.90 |
| 36 | m | 38 | C | C6-N1-C2 | -7.74 | 117.20 | 120.30 |
| 54 | BQ | 1144 | U | C5-C4-O4 | -7.64 | 121.31 | 125.90 |
| 24 | AW | 3 | ARG | NE-CZ-NH2 | -7.58 | 116.51 | 120.30 |
| 54 | BQ | 1496 | C | C6-N1-C2 | -7.53 | 117.29 | 120.30 |
| 1 | 2 | 1791 | A | N1-C6-N6 | 7.46 | 123.08 | 118.60 |
| 54 | BQ | 1483 | G | C8-N9-C4 | -7.39 | 103.44 | 106.40 |
| 25 | AX | 82 | ARG | NE-CZ-NH1 | 7.38 | 123.99 | 120.30 |
| 1 | 2 | 1246 | C | N3-C2-O2 | -7.37 | 116.75 | 121.90 |
| 1 | 2 | 1533 | C | N1-C2-O2 | 7.35 | 123.31 | 118.90 |
| 1 | 2 | 1458 | G | C8-N9-C1' | -7.34 | 117.46 | 127.00 |
| 1 | 2 | 1389 | C | C2-N1-C1' | 7.33 | 126.87 | 118.80 |
| 54 | BQ | 895 | A | C4-C5-N7 | 7.32 | 114.36 | 110.70 |
| 1 | 2 | 1791 | A | C5-C6-N6 | -7.31 | 117.85 | 123.70 |
| 13 | AL | 42 | ARG | NE-CZ-NH2 | -7.26 | 116.67 | 120.30 |
| 25 | AX | 82 | ARG | NE-CZ-NH2 | -7.25 | 116.67 | 120.30 |
| 54 | BQ | 2857 | C | N1-C2-O2 | 7.24 | 123.25 | 118.90 |
| 1 | 2 | 1145 | U | C2-N1-C1' | 7.23 | 126.38 | 117.70 |
| 1 | 2 | 54 | C | N1-C2-O2 | 7.23 | 123.24 | 118.90 |
| 1 | 2 | 656 | G | C4-N9-C1' | 7.21 | 135.88 | 126.50 |
| 54 | BQ | 915 | A | N7-C8-N9 | 7.21 | 117.41 | 113.80 |
| 54 | BQ | 656 | A | N7-C8-N9 | 7.14 | 117.37 | 113.80 |
| 1 | 2 | 361 | C | N1-C2-O2 | 7.12 | 123.17 | 118.90 |
| 30 | e | 10 | ARG | NE-CZ-NH2 | 7.12 | 123.86 | 120.30 |
| 54 | BQ | 3152 | U | C6-N1-C1' | -7.12 | 111.24 | 121.20 |
| 54 | BQ | 1432 | C | N3-C4-C5 | 7.10 | 124.74 | 121.90 |
| 1 | 2 | 1533 | C | N3-C2-O2 | -7.09 | 116.94 | 121.90 |
| 33 | z | 188 | LEU | CA-CB-CG | 7.06 | 131.54 | 115.30 |
| 1 | 2 | 53 | G | N3-C4-N9 | 7.06 | 130.23 | 126.00 |
| 1 | 2 | 1765 | A | O4'-C1'-N9 | 7.05 | 113.84 | 108.20 |
| 18 | AQ | 162 | ARG | NE-CZ-NH2 | -7.04 | 116.78 | 120.30 |
| 54 | BQ | 1144 | U | C6-N1-C2 | -7.01 | 116.79 | 121.00 |
| 1 | 2 | 55 | A | O4'-C1'-N9 | 7.01 | 113.81 | 108.20 |
| 1 | 2 | 50 | C | C6-N1-C1' | -6.99 | 112.41 | 120.80 |
| 24 | AW | 3 | ARG | NE-CZ-NH1 | 6.95 | 123.78 | 120.30 |

Continued on next page...

Continued from previous page...

| Mol | Chain | Res | Type | Atoms | Z | Observed(°) | Ideal(°) |
|-----|-------|------|------|-----------|-------|-------------|----------|
| 1 | 2 | 1258 | U | N3-C2-O2 | -6.90 | 117.37 | 122.20 |
| 35 | n | 75 | C | C6-N1-C2 | -6.90 | 117.54 | 120.30 |
| 54 | BQ | 2407 | C | N1-C2-O2 | 6.88 | 123.03 | 118.90 |
| 54 | BQ | 2094 | C | N3-C2-O2 | -6.82 | 117.13 | 121.90 |
| 18 | AQ | 162 | ARG | NE-CZ-NH1 | 6.77 | 123.69 | 120.30 |
| 54 | BQ | 800 | G | C4-N9-C1' | 6.75 | 135.27 | 126.50 |
| 54 | BQ | 922 | U | C2-N1-C1' | 6.74 | 125.79 | 117.70 |
| 24 | AW | 200 | ARG | NE-CZ-NH2 | 6.73 | 123.67 | 120.30 |
| 54 | BQ | 1447 | G | P-O3'-C3' | 6.73 | 127.78 | 119.70 |
| 1 | 2 | 1541 | G | N3-C2-N2 | -6.71 | 115.21 | 119.90 |
| 54 | BQ | 3152 | U | N1-C2-O2 | 6.69 | 127.48 | 122.80 |
| 54 | BQ | 211 | A | P-O3'-C3' | 6.64 | 127.67 | 119.70 |
| 54 | BQ | 1496 | C | C2-N1-C1' | 6.64 | 126.11 | 118.80 |
| 54 | BQ | 3344 | A | C4-C5-N7 | 6.63 | 114.02 | 110.70 |
| 54 | BQ | 1904 | C | C5-C4-N4 | -6.63 | 115.56 | 120.20 |
| 1 | 2 | 1480 | G | C4-N9-C1' | 6.62 | 135.10 | 126.50 |
| 54 | BQ | 3362 | A | N1-C6-N6 | 6.62 | 122.57 | 118.60 |
| 54 | BQ | 1808 | G | C8-N9-C4 | -6.59 | 103.76 | 106.40 |
| 1 | 2 | 1363 | U | N1-C2-O2 | 6.58 | 127.40 | 122.80 |
| 54 | BQ | 3362 | A | C5-N7-C8 | -6.57 | 100.61 | 103.90 |
| 1 | 2 | 1158 | C | C6-N1-C2 | -6.57 | 117.67 | 120.30 |
| 54 | BQ | 3141 | A | N1-C6-N6 | 6.57 | 122.54 | 118.60 |
| 1 | 2 | 934 | C | C2-N1-C1' | 6.56 | 126.01 | 118.80 |
| 54 | BQ | 98 | G | C2-N3-C4 | -6.55 | 108.62 | 111.90 |
| 54 | BQ | 3344 | A | C5-C6-N6 | -6.54 | 118.46 | 123.70 |
| 1 | 2 | 1363 | U | N3-C2-O2 | -6.52 | 117.63 | 122.20 |
| 24 | AW | 227 | ARG | NE-CZ-NH2 | -6.52 | 117.04 | 120.30 |
| 38 | BA | 244 | ARG | NE-CZ-NH1 | 6.50 | 123.55 | 120.30 |
| 54 | BQ | 42 | C | N1-C2-O2 | 6.50 | 122.80 | 118.90 |
| 54 | BQ | 2407 | C | C5-C6-N1 | 6.48 | 124.24 | 121.00 |
| 54 | BQ | 2237 | C | N1-C2-O2 | 6.48 | 122.79 | 118.90 |
| 57 | A | 218 | LEU | CA-CB-CG | 6.48 | 130.20 | 115.30 |
| 54 | BQ | 895 | A | C6-C5-N7 | -6.48 | 127.77 | 132.30 |
| 1 | 2 | 50 | C | C5-C4-N4 | -6.47 | 115.67 | 120.20 |
| 33 | z | 342 | LEU | CA-CB-CG | 6.47 | 130.18 | 115.30 |
| 1 | 2 | 427 | C | N1-C2-O2 | 6.46 | 122.78 | 118.90 |
| 1 | 2 | 1274 | C | P-O3'-C3' | 6.45 | 127.44 | 119.70 |
| 54 | BQ | 963 | G | C6-C5-N7 | -6.44 | 126.53 | 130.40 |
| 54 | BQ | 3217 | C | C2-N1-C1' | 6.40 | 125.84 | 118.80 |
| 54 | BQ | 3047 | U | C2-N1-C1' | 6.40 | 125.38 | 117.70 |
| 54 | BQ | 3152 | U | N3-C2-O2 | -6.39 | 117.72 | 122.20 |
| 54 | BQ | 2870 | C | N3-C2-O2 | -6.39 | 117.43 | 121.90 |

Continued on next page...

Continued from previous page...

| Mol | Chain | Res | Type | Atoms | Z | Observed(°) | Ideal(°) |
|-----|-------|------|------|-------------|-------|-------------|----------|
| 22 | AU | 18 | ARG | NE-CZ-NH1 | 6.39 | 123.50 | 120.30 |
| 1 | 2 | 610 | G | C4-N9-C1' | 6.38 | 134.80 | 126.50 |
| 17 | AP | 41 | ARG | NE-CZ-NH1 | 6.38 | 123.49 | 120.30 |
| 54 | BQ | 1144 | U | C5-C6-N1 | 6.38 | 125.89 | 122.70 |
| 30 | e | 8 | ASN | CB-CA-C | 6.38 | 123.16 | 110.40 |
| 79 | X | 5 | LEU | CA-CB-CG | 6.38 | 129.97 | 115.30 |
| 54 | BQ | 1483 | G | N7-C8-N9 | 6.38 | 116.29 | 113.10 |
| 37 | AY | 34 | LEU | CA-CB-CG | 6.36 | 129.92 | 115.30 |
| 33 | z | 339 | LEU | CA-CB-CG | 6.36 | 129.92 | 115.30 |
| 54 | BQ | 1657 | C | N3-C2-O2 | -6.35 | 117.45 | 121.90 |
| 1 | 2 | 978 | A | C5-C6-N1 | 6.35 | 120.87 | 117.70 |
| 54 | BQ | 1657 | C | N1-C2-O2 | 6.34 | 122.70 | 118.90 |
| 1 | 2 | 830 | U | C5-C4-O4 | -6.34 | 122.10 | 125.90 |
| 18 | AQ | 108 | ARG | NE-CZ-NH1 | 6.33 | 123.46 | 120.30 |
| 54 | BQ | 800 | G | C8-N9-C1' | -6.33 | 118.78 | 127.00 |
| 54 | BQ | 3022 | G | P-O3'-C3' | 6.31 | 127.27 | 119.70 |
| 54 | BQ | 1418 | A | N7-C8-N9 | 6.29 | 116.94 | 113.80 |
| 54 | BQ | 659 | G | C2-N3-C4 | -6.29 | 108.76 | 111.90 |
| 54 | BQ | 1578 | C | N3-C2-O2 | -6.29 | 117.50 | 121.90 |
| 54 | BQ | 1858 | A | O4'-C1'-N9 | 6.28 | 113.23 | 108.20 |
| 1 | 2 | 190 | C | N3-C2-O2 | -6.28 | 117.51 | 121.90 |
| 54 | BQ | 2193 | U | N3-C2-O2 | -6.27 | 117.81 | 122.20 |
| 54 | BQ | 648 | C | C5-C4-N4 | -6.25 | 115.82 | 120.20 |
| 54 | BQ | 2828 | G | C4-N9-C1' | 6.25 | 134.62 | 126.50 |
| 1 | 2 | 555 | A | N1-C2-N3 | 6.24 | 132.42 | 129.30 |
| 51 | BN | 74 | ARG | NE-CZ-NH2 | -6.23 | 117.19 | 120.30 |
| 54 | BQ | 2273 | G | P-O3'-C3' | 6.23 | 127.17 | 119.70 |
| 1 | 2 | 1469 | A | C2'-C3'-O3' | 6.21 | 123.64 | 113.70 |
| 54 | BQ | 2281 | A | O4'-C1'-N9 | 6.21 | 113.17 | 108.20 |
| 1 | 2 | 656 | G | C8-N9-C1' | -6.18 | 118.97 | 127.00 |
| 54 | BQ | 1307 | G | C2'-C3'-O3' | 6.18 | 123.59 | 113.70 |
| 1 | 2 | 1291 | G | N3-C4-N9 | -6.17 | 122.30 | 126.00 |
| 54 | BQ | 1317 | A | O4'-C1'-N9 | 6.17 | 113.14 | 108.20 |
| 54 | BQ | 963 | G | C4-C5-N7 | 6.17 | 113.27 | 110.80 |
| 54 | BQ | 900 | G | C2-N3-C4 | -6.16 | 108.82 | 111.90 |
| 54 | BQ | 2876 | C | C6-N1-C2 | -6.16 | 117.84 | 120.30 |
| 53 | BP | 86 | ARG | NE-CZ-NH2 | -6.15 | 117.22 | 120.30 |
| 54 | BQ | 2285 | C | C5-C4-N4 | -6.14 | 115.90 | 120.20 |
| 54 | BQ | 2620 | G | N3-C4-N9 | -6.14 | 122.32 | 126.00 |
| 54 | BQ | 657 | A | C5-C6-N6 | -6.13 | 118.79 | 123.70 |
| 54 | BQ | 155 | G | P-O3'-C3' | 6.12 | 127.04 | 119.70 |
| 54 | BQ | 3048 | A | O4'-C1'-N9 | 6.12 | 113.09 | 108.20 |

Continued on next page...

Continued from previous page...

| Mol | Chain | Res | Type | Atoms | Z | Observed(°) | Ideal(°) |
|-----|-------|------|------|-------------|-------|-------------|----------|
| 1 | 2 | 260 | U | C6-N1-C2 | -6.11 | 117.34 | 121.00 |
| 54 | BQ | 1277 | C | N1-C2-O2 | 6.09 | 122.55 | 118.90 |
| 54 | BQ | 35 | A | C5-C6-N6 | -6.07 | 118.85 | 123.70 |
| 1 | 2 | 1773 | C | C6-N1-C2 | -6.06 | 117.88 | 120.30 |
| 55 | BR | 77 | G | O4'-C1'-N9 | 6.05 | 113.04 | 108.20 |
| 1 | 2 | 1777 | G | C4-C5-N7 | 6.04 | 113.22 | 110.80 |
| 54 | BQ | 3181 | C | N1-C2-O2 | 6.04 | 122.52 | 118.90 |
| 7 | AF | 65 | ARG | NE-CZ-NH2 | -6.03 | 117.29 | 120.30 |
| 54 | BQ | 422 | A | C5-C6-N6 | -6.02 | 118.89 | 123.70 |
| 54 | BQ | 3306 | U | N3-C2-O2 | -6.01 | 117.99 | 122.20 |
| 54 | BQ | 1910 | A | C5-N7-C8 | -6.00 | 100.90 | 103.90 |
| 1 | 2 | 50 | C | N1-C2-O2 | 6.00 | 122.50 | 118.90 |
| 54 | BQ | 2407 | C | C6-N1-C2 | -6.00 | 117.90 | 120.30 |
| 1 | 2 | 361 | C | N3-C2-O2 | -5.99 | 117.70 | 121.90 |
| 19 | AR | 4 | ARG | NE-CZ-NH1 | 5.99 | 123.30 | 120.30 |
| 54 | BQ | 1558 | A | P-O3'-C3' | 5.99 | 126.89 | 119.70 |
| 54 | BQ | 1724 | U | O4'-C1'-N1 | 5.99 | 112.99 | 108.20 |
| 53 | BP | 86 | ARG | NE-CZ-NH1 | 5.98 | 123.29 | 120.30 |
| 54 | BQ | 2941 | A | P-O3'-C3' | 5.97 | 126.87 | 119.70 |
| 54 | BQ | 2870 | C | N1-C2-O2 | 5.97 | 122.48 | 118.90 |
| 54 | BQ | 1808 | G | N7-C8-N9 | 5.97 | 116.08 | 113.10 |
| 54 | BQ | 3278 | C | C2-N1-C1' | 5.95 | 125.35 | 118.80 |
| 54 | BQ | 1064 | A | P-O3'-C3' | 5.93 | 126.82 | 119.70 |
| 54 | BQ | 1796 | G | N3-C4-N9 | -5.93 | 122.44 | 126.00 |
| 1 | 2 | 976 | G | C2-N3-C4 | -5.93 | 108.93 | 111.90 |
| 54 | BQ | 3344 | A | N7-C8-N9 | 5.93 | 116.77 | 113.80 |
| 36 | m | 38 | C | O4'-C1'-N1 | 5.93 | 112.94 | 108.20 |
| 54 | BQ | 42 | C | C5-C4-N4 | -5.93 | 116.05 | 120.20 |
| 1 | 2 | 260 | U | N3-C2-O2 | -5.92 | 118.06 | 122.20 |
| 40 | BC | 72 | ARG | NE-CZ-NH2 | -5.92 | 117.34 | 120.30 |
| 54 | BQ | 2836 | C | C2-N1-C1' | 5.92 | 125.31 | 118.80 |
| 54 | BQ | 1333 | C | N1-C2-O2 | 5.89 | 122.44 | 118.90 |
| 54 | BQ | 1481 | A | C3'-C2'-C1' | 5.89 | 106.21 | 101.50 |
| 54 | BQ | 650 | C | N1-C2-O2 | 5.88 | 122.42 | 118.90 |
| 54 | BQ | 1838 | G | C2-N3-C4 | -5.87 | 108.96 | 111.90 |
| 54 | BQ | 2803 | A | C5-C6-N6 | -5.86 | 119.01 | 123.70 |
| 54 | BQ | 1200 | A | O4'-C1'-N9 | 5.85 | 112.88 | 108.20 |
| 1 | 2 | 1258 | U | N1-C2-O2 | 5.85 | 126.89 | 122.80 |
| 54 | BQ | 2816 | G | N3-C2-N2 | -5.84 | 115.81 | 119.90 |
| 54 | BQ | 2593 | A | P-O3'-C3' | 5.83 | 126.70 | 119.70 |
| 1 | 2 | 1571 | C | C2-N1-C1' | 5.78 | 125.16 | 118.80 |
| 54 | BQ | 360 | G | N1-C2-N2 | -5.78 | 111.00 | 116.20 |

Continued on next page...

Continued from previous page...

| Mol | Chain | Res | Type | Atoms | Z | Observed(°) | Ideal(°) |
|-----|-------|------|------|-----------|-------|-------------|----------|
| 54 | BQ | 1364 | C | N1-C2-O2 | 5.78 | 122.36 | 118.90 |
| 54 | BQ | 3141 | A | C5-C6-N6 | -5.77 | 119.08 | 123.70 |
| 1 | 2 | 1297 | G | N3-C4-N9 | -5.77 | 122.54 | 126.00 |
| 7 | AF | 56 | ARG | NE-CZ-NH1 | 5.76 | 123.18 | 120.30 |
| 54 | BQ | 890 | C | C6-N1-C2 | -5.76 | 118.00 | 120.30 |
| 54 | BQ | 2192 | C | C6-N1-C2 | -5.76 | 118.00 | 120.30 |
| 54 | BQ | 2192 | C | N1-C2-O2 | 5.76 | 122.35 | 118.90 |
| 54 | BQ | 269 | G | P-O3'-C3' | 5.74 | 126.59 | 119.70 |
| 54 | BQ | 2727 | A | P-O3'-C3' | 5.74 | 126.59 | 119.70 |
| 54 | BQ | 2145 | A | N7-C8-N9 | 5.73 | 116.67 | 113.80 |
| 1 | 2 | 965 | U | C2-N1-C1' | 5.73 | 124.57 | 117.70 |
| 1 | 2 | 736 | C | N3-C2-O2 | -5.72 | 117.89 | 121.90 |
| 54 | BQ | 1866 | C | C6-N1-C2 | -5.72 | 118.01 | 120.30 |
| 54 | BQ | 1910 | A | N1-C6-N6 | 5.72 | 122.03 | 118.60 |
| 54 | BQ | 2961 | G | N7-C8-N9 | 5.72 | 115.96 | 113.10 |
| 54 | BQ | 269 | G | C8-N9-C4 | -5.71 | 104.11 | 106.40 |
| 54 | BQ | 2355 | G | C4-C5-N7 | 5.71 | 113.09 | 110.80 |
| 24 | AW | 179 | LEU | CA-CB-CG | 5.71 | 128.44 | 115.30 |
| 1 | 2 | 322 | G | P-O3'-C3' | 5.71 | 126.55 | 119.70 |
| 54 | BQ | 3152 | U | C5-C6-N1 | 5.71 | 125.56 | 122.70 |
| 1 | 2 | 864 | U | N3-C2-O2 | -5.71 | 118.21 | 122.20 |
| 24 | AW | 21 | ARG | NE-CZ-NH1 | 5.70 | 123.15 | 120.30 |
| 47 | BJ | 18 | ASP | CB-CG-OD1 | 5.70 | 123.43 | 118.30 |
| 54 | BQ | 1491 | A | C4-C5-N7 | 5.69 | 113.55 | 110.70 |
| 54 | BQ | 691 | A | C5-C6-N6 | -5.69 | 119.15 | 123.70 |
| 54 | BQ | 2600 | C | N1-C2-O2 | 5.68 | 122.31 | 118.90 |
| 1 | 2 | 1389 | C | C6-N1-C1' | -5.68 | 113.98 | 120.80 |
| 54 | BQ | 35 | A | N1-C6-N6 | 5.68 | 122.01 | 118.60 |
| 54 | BQ | 36 | C | N3-C4-C5 | 5.68 | 124.17 | 121.90 |
| 54 | BQ | 360 | G | N3-C2-N2 | 5.68 | 123.88 | 119.90 |
| 1 | 2 | 400 | A | C8-N9-C4 | -5.68 | 103.53 | 105.80 |
| 24 | AW | 227 | ARG | NE-CZ-NH1 | 5.68 | 123.14 | 120.30 |
| 42 | BE | 107 | ARG | NE-CZ-NH1 | 5.67 | 123.14 | 120.30 |
| 54 | BQ | 2876 | C | C5-C6-N1 | 5.67 | 123.83 | 121.00 |
| 1 | 2 | 1273 | G | P-O3'-C3' | 5.66 | 126.50 | 119.70 |
| 1 | 2 | 1481 | C | N3-C4-N4 | -5.66 | 114.04 | 118.00 |
| 33 | z | 98 | ARG | NE-CZ-NH1 | 5.66 | 123.13 | 120.30 |
| 1 | 2 | 1481 | C | C5-C4-N4 | 5.66 | 124.16 | 120.20 |
| 1 | 2 | 1291 | G | N3-C4-C5 | 5.66 | 131.43 | 128.60 |
| 11 | AJ | 35 | ARG | NE-CZ-NH1 | 5.66 | 123.13 | 120.30 |
| 54 | BQ | 2193 | U | N1-C2-O2 | 5.65 | 126.75 | 122.80 |
| 54 | BQ | 1910 | A | N7-C8-N9 | 5.65 | 116.62 | 113.80 |

Continued on next page...

Continued from previous page...

| Mol | Chain | Res | Type | Atoms | Z | Observed(°) | Ideal(°) |
|-----|-------|------|------|-----------|-------|-------------|----------|
| 54 | BQ | 970 | A | C4-C5-N7 | 5.64 | 113.52 | 110.70 |
| 54 | BQ | 2366 | C | C6-N1-C2 | -5.63 | 118.05 | 120.30 |
| 24 | AW | 190 | ARG | NE-CZ-NH1 | -5.62 | 117.49 | 120.30 |
| 54 | BQ | 3293 | U | P-O3'-C3' | 5.62 | 126.44 | 119.70 |
| 54 | BQ | 1283 | C | N3-C2-O2 | -5.62 | 117.97 | 121.90 |
| 1 | 2 | 830 | U | N3-C4-O4 | 5.62 | 123.33 | 119.40 |
| 54 | BQ | 1730 | G | P-O3'-C3' | 5.62 | 126.44 | 119.70 |
| 54 | BQ | 938 | C | N1-C2-O2 | 5.61 | 122.27 | 118.90 |
| 1 | 2 | 53 | G | N3-C4-C5 | -5.61 | 125.80 | 128.60 |
| 54 | BQ | 364 | G | C2-N3-C4 | -5.61 | 109.10 | 111.90 |
| 54 | BQ | 1808 | G | P-O3'-C3' | 5.61 | 126.43 | 119.70 |
| 54 | BQ | 906 | A | C5-N7-C8 | -5.60 | 101.10 | 103.90 |
| 54 | BQ | 2881 | C | C5-C4-N4 | -5.60 | 116.28 | 120.20 |
| 39 | BB | 176 | ARG | NE-CZ-NH2 | 5.57 | 123.09 | 120.30 |
| 54 | BQ | 2627 | C | C6-N1-C2 | -5.57 | 118.07 | 120.30 |
| 1 | 2 | 959 | U | C2-N1-C1' | 5.57 | 124.38 | 117.70 |
| 24 | AW | 9 | ARG | NE-CZ-NH2 | 5.56 | 123.08 | 120.30 |
| 54 | BQ | 1496 | C | C5-C6-N1 | 5.56 | 123.78 | 121.00 |
| 54 | BQ | 2680 | A | P-O3'-C3' | 5.56 | 126.38 | 119.70 |
| 54 | BQ | 190 | U | N3-C2-O2 | -5.56 | 118.31 | 122.20 |
| 1 | 2 | 614 | C | N1-C2-O2 | 5.56 | 122.24 | 118.90 |
| 1 | 2 | 610 | G | C8-N9-C1' | -5.55 | 119.78 | 127.00 |
| 21 | AT | 23 | ARG | NE-CZ-NH1 | 5.55 | 123.08 | 120.30 |
| 1 | 2 | 1258 | U | C6-N1-C2 | -5.55 | 117.67 | 121.00 |
| 54 | BQ | 2514 | U | P-O3'-C3' | 5.54 | 126.35 | 119.70 |
| 54 | BQ | 2714 | G | C4-C5-N7 | 5.54 | 113.02 | 110.80 |
| 1 | 2 | 864 | U | N1-C2-O2 | 5.54 | 126.68 | 122.80 |
| 1 | 2 | 628 | G | C2-N3-C4 | -5.54 | 109.13 | 111.90 |
| 38 | BA | 334 | ARG | NE-CZ-NH2 | -5.54 | 117.53 | 120.30 |
| 1 | 2 | 1458 | G | N3-C4-N9 | 5.54 | 129.32 | 126.00 |
| 1 | 2 | 555 | A | C8-N9-C4 | -5.54 | 103.59 | 105.80 |
| 1 | 2 | 1770 | U | N3-C4-O4 | 5.54 | 123.27 | 119.40 |
| 54 | BQ | 1908 | A | C4-C5-N7 | 5.54 | 113.47 | 110.70 |
| 54 | BQ | 915 | A | C8-N9-C4 | -5.53 | 103.59 | 105.80 |
| 54 | BQ | 2960 | C | C6-N1-C2 | -5.53 | 118.09 | 120.30 |
| 54 | BQ | 2165 | G | C2-N3-C4 | -5.52 | 109.14 | 111.90 |
| 54 | BQ | 2375 | G | N3-C2-N2 | -5.52 | 116.03 | 119.90 |
| 54 | BQ | 893 | C | C5-C4-N4 | -5.52 | 116.34 | 120.20 |
| 54 | BQ | 3362 | A | C4-C5-N7 | 5.52 | 113.46 | 110.70 |
| 17 | AP | 42 | ARG | NE-CZ-NH1 | 5.51 | 123.06 | 120.30 |
| 54 | BQ | 1940 | G | C5-C6-O6 | 5.51 | 131.91 | 128.60 |
| 3 | AB | 48 | ARG | NE-CZ-NH2 | -5.51 | 117.54 | 120.30 |

Continued on next page...

Continued from previous page...

| Mol | Chain | Res | Type | Atoms | Z | Observed(°) | Ideal(°) |
|-----|-------|------|------|------------|-------|-------------|----------|
| 1 | 2 | 1533 | C | C6-N1-C2 | -5.51 | 118.10 | 120.30 |
| 54 | BQ | 1525 | G | C4-N9-C1' | 5.51 | 133.66 | 126.50 |
| 54 | BQ | 3057 | U | O5'-P-OP2 | -5.51 | 100.74 | 105.70 |
| 1 | 2 | 656 | G | N3-C4-N9 | 5.50 | 129.30 | 126.00 |
| 3 | AB | 48 | ARG | NE-CZ-NH1 | 5.50 | 123.05 | 120.30 |
| 56 | BS | 16 | G | C2-N3-C4 | -5.50 | 109.15 | 111.90 |
| 18 | AQ | 50 | ARG | NE-CZ-NH1 | 5.50 | 123.05 | 120.30 |
| 25 | AX | 135 | ARG | NE-CZ-NH1 | 5.50 | 123.05 | 120.30 |
| 54 | BQ | 2813 | A | C5-N7-C8 | -5.50 | 101.15 | 103.90 |
| 54 | BQ | 691 | A | O4'-C1'-N9 | 5.50 | 112.60 | 108.20 |
| 54 | BQ | 1655 | G | C2-N3-C4 | -5.49 | 109.15 | 111.90 |
| 54 | BQ | 2595 | A | C4-C5-N7 | 5.49 | 113.44 | 110.70 |
| 54 | BQ | 656 | A | C5-N7-C8 | -5.49 | 101.16 | 103.90 |
| 54 | BQ | 1491 | A | N9-C4-C5 | -5.49 | 103.61 | 105.80 |
| 54 | BQ | 1579 | C | N3-C2-O2 | -5.49 | 118.06 | 121.90 |
| 54 | BQ | 1469 | C | N1-C2-O2 | 5.49 | 122.19 | 118.90 |
| 1 | 2 | 1461 | C | N1-C2-O2 | 5.48 | 122.19 | 118.90 |
| 11 | AJ | 70 | ARG | NE-CZ-NH1 | 5.48 | 123.04 | 120.30 |
| 54 | BQ | 1839 | A | N7-C8-N9 | 5.48 | 116.54 | 113.80 |
| 54 | BQ | 3375 | A | C4-N9-C1' | 5.48 | 136.16 | 126.30 |
| 1 | 2 | 1012 | U | N3-C4-O4 | 5.47 | 123.23 | 119.40 |
| 47 | BJ | 83 | ARG | NE-CZ-NH2 | -5.47 | 117.56 | 120.30 |
| 54 | BQ | 3058 | U | C2-N1-C1' | 5.47 | 124.26 | 117.70 |
| 1 | 2 | 1030 | A | N1-C6-N6 | -5.46 | 115.32 | 118.60 |
| 1 | 2 | 1541 | G | N3-C4-N9 | -5.46 | 122.72 | 126.00 |
| 1 | 2 | 555 | A | N7-C8-N9 | 5.46 | 116.53 | 113.80 |
| 54 | BQ | 970 | A | C5-N7-C8 | -5.46 | 101.17 | 103.90 |
| 54 | BQ | 1546 | A | C5-C6-N6 | -5.46 | 119.33 | 123.70 |
| 54 | BQ | 1604 | G | C4-N9-C1' | 5.46 | 133.59 | 126.50 |
| 54 | BQ | 885 | U | C5-C6-N1 | 5.45 | 125.43 | 122.70 |
| 54 | BQ | 916 | G | P-O3'-C3' | 5.45 | 126.24 | 119.70 |
| 54 | BQ | 950 | G | C2-N3-C4 | -5.45 | 109.17 | 111.90 |
| 54 | BQ | 1869 | C | C5-C4-N4 | -5.45 | 116.39 | 120.20 |
| 1 | 2 | 1527 | C | C5-C4-N4 | -5.45 | 116.39 | 120.20 |
| 54 | BQ | 890 | C | N3-C2-O2 | -5.44 | 118.09 | 121.90 |
| 1 | 2 | 1127 | G | C2-N3-C4 | -5.43 | 109.18 | 111.90 |
| 11 | AJ | 49 | ARG | NE-CZ-NH2 | 5.43 | 123.02 | 120.30 |
| 18 | AQ | 172 | ARG | NE-CZ-NH2 | -5.43 | 117.58 | 120.30 |
| 54 | BQ | 2147 | A | N7-C8-N9 | 5.43 | 116.52 | 113.80 |
| 11 | AJ | 36 | ARG | NE-CZ-NH1 | 5.43 | 123.01 | 120.30 |
| 1 | 2 | 53 | G | N3-C2-N2 | 5.43 | 123.70 | 119.90 |
| 1 | 2 | 1458 | G | C6-C5-N7 | -5.43 | 127.14 | 130.40 |

Continued on next page...

Continued from previous page...

| Mol | Chain | Res | Type | Atoms | Z | Observed(°) | Ideal(°) |
|-----|-------|------|------|------------|-------|-------------|----------|
| 1 | 2 | 1571 | C | N1-C2-O2 | 5.42 | 122.16 | 118.90 |
| 1 | 2 | 1246 | C | C2-N1-C1' | 5.42 | 124.76 | 118.80 |
| 54 | BQ | 1729 | A | N7-C8-N9 | 5.41 | 116.51 | 113.80 |
| 1 | 2 | 1246 | C | C6-N1-C2 | -5.41 | 118.14 | 120.30 |
| 18 | AQ | 63 | ARG | NE-CZ-NH1 | 5.41 | 123.00 | 120.30 |
| 54 | BQ | 2524 | A | O4'-C1'-N9 | 5.41 | 112.53 | 108.20 |
| 54 | BQ | 3362 | A | N7-C8-N9 | 5.41 | 116.50 | 113.80 |
| 24 | AW | 64 | ARG | NE-CZ-NH1 | 5.40 | 123.00 | 120.30 |
| 54 | BQ | 657 | A | C4-C5-N7 | 5.40 | 113.40 | 110.70 |
| 77 | V | 90 | LEU | CA-CB-CG | 5.40 | 127.73 | 115.30 |
| 54 | BQ | 2971 | A | P-O3'-C3' | 5.40 | 126.18 | 119.70 |
| 54 | BQ | 1418 | A | C5-N7-C8 | -5.39 | 101.20 | 103.90 |
| 54 | BQ | 1277 | C | N3-C2-O2 | -5.39 | 118.13 | 121.90 |
| 54 | BQ | 2873 | U | C2-N1-C1' | 5.39 | 124.17 | 117.70 |
| 54 | BQ | 1913 | A | OP1-P-O3' | 5.38 | 117.04 | 105.20 |
| 20 | AS | 17 | ARG | NE-CZ-NH1 | 5.38 | 122.99 | 120.30 |
| 54 | BQ | 320 | G | N3-C4-N9 | -5.38 | 122.77 | 126.00 |
| 54 | BQ | 154 | U | P-O3'-C3' | 5.38 | 126.15 | 119.70 |
| 54 | BQ | 374 | A | P-O3'-C3' | 5.37 | 126.15 | 119.70 |
| 54 | BQ | 1910 | A | C5-C6-N6 | -5.37 | 119.41 | 123.70 |
| 54 | BQ | 2828 | G | C5-N7-C8 | -5.37 | 101.62 | 104.30 |
| 1 | 2 | 1480 | G | C8-N9-C1' | -5.36 | 120.03 | 127.00 |
| 54 | BQ | 2145 | A | C4-C5-N7 | 5.36 | 113.38 | 110.70 |
| 1 | 2 | 1420 | C | C5-C4-N4 | -5.36 | 116.45 | 120.20 |
| 1 | 2 | 1787 | C | N1-C2-O2 | 5.36 | 122.11 | 118.90 |
| 54 | BQ | 2846 | U | C2-N1-C1' | 5.36 | 124.13 | 117.70 |
| 80 | Y | 121 | ARG | NE-CZ-NH1 | 5.36 | 122.98 | 120.30 |
| 54 | BQ | 3306 | U | N1-C2-O2 | 5.35 | 126.55 | 122.80 |
| 54 | BQ | 1145 | G | C2-N3-C4 | -5.35 | 109.23 | 111.90 |
| 55 | BR | 77 | G | P-O3'-C3' | 5.35 | 126.12 | 119.70 |
| 51 | BN | 74 | ARG | NE-CZ-NH1 | 5.34 | 122.97 | 120.30 |
| 54 | BQ | 1578 | C | N1-C2-O2 | 5.34 | 122.10 | 118.90 |
| 54 | BQ | 1663 | C | N1-C2-O2 | 5.34 | 122.10 | 118.90 |
| 54 | BQ | 2828 | G | C6-C5-N7 | -5.33 | 127.20 | 130.40 |
| 1 | 2 | 323 | A | N7-C8-N9 | 5.33 | 116.47 | 113.80 |
| 14 | AM | 117 | ARG | NE-CZ-NH1 | 5.33 | 122.97 | 120.30 |
| 54 | BQ | 1790 | G | C2-N3-C4 | -5.33 | 109.23 | 111.90 |
| 54 | BQ | 1657 | C | N3-C4-N4 | -5.33 | 114.27 | 118.00 |
| 54 | BQ | 1283 | C | N1-C2-O2 | 5.33 | 122.10 | 118.90 |
| 54 | BQ | 3378 | C | N1-C2-O2 | 5.33 | 122.10 | 118.90 |
| 1 | 2 | 50 | C | N3-C4-N4 | 5.33 | 121.73 | 118.00 |
| 56 | BS | 15 | G | C2-N3-C4 | -5.33 | 109.24 | 111.90 |

Continued on next page...

Continued from previous page...

| Mol | Chain | Res | Type | Atoms | Z | Observed(°) | Ideal(°) |
|-----|-------|------|------|------------|-------|-------------|----------|
| 54 | BQ | 2873 | U | N3-C2-O2 | -5.32 | 118.48 | 122.20 |
| 54 | BQ | 2362 | C | N1-C2-O2 | 5.32 | 122.09 | 118.90 |
| 78 | W | 44 | ARG | NE-CZ-NH1 | 5.32 | 122.96 | 120.30 |
| 1 | 2 | 868 | G | N3-C4-N9 | -5.31 | 122.81 | 126.00 |
| 54 | BQ | 340 | C | N1-C2-O2 | 5.31 | 122.09 | 118.90 |
| 1 | 2 | 1571 | C | N3-C2-O2 | -5.30 | 118.19 | 121.90 |
| 52 | BO | 151 | ARG | NE-CZ-NH1 | 5.30 | 122.95 | 120.30 |
| 42 | BE | 95 | ARG | NE-CZ-NH2 | -5.30 | 117.65 | 120.30 |
| 54 | BQ | 657 | A | C5-C6-N1 | 5.30 | 120.35 | 117.70 |
| 54 | BQ | 3372 | A | N7-C8-N9 | 5.29 | 116.45 | 113.80 |
| 1 | 2 | 105 | A | O4'-C1'-N9 | 5.29 | 112.43 | 108.20 |
| 54 | BQ | 2397 | A | N9-C4-C5 | -5.29 | 103.68 | 105.80 |
| 39 | BB | 180 | ARG | NE-CZ-NH1 | 5.29 | 122.95 | 120.30 |
| 54 | BQ | 2371 | G | C2-N3-C4 | -5.29 | 109.25 | 111.90 |
| 54 | BQ | 3089 | C | N1-C2-O2 | 5.29 | 122.07 | 118.90 |
| 1 | 2 | 1672 | G | C4-N9-C1' | 5.29 | 133.38 | 126.50 |
| 50 | BM | 26 | ARG | NE-CZ-NH1 | 5.29 | 122.94 | 120.30 |
| 54 | BQ | 1667 | A | N7-C8-N9 | 5.29 | 116.44 | 113.80 |
| 54 | BQ | 968 | G | N7-C8-N9 | 5.29 | 115.74 | 113.10 |
| 54 | BQ | 970 | A | N9-C4-C5 | -5.28 | 103.69 | 105.80 |
| 54 | BQ | 1900 | A | C8-N9-C4 | -5.28 | 103.69 | 105.80 |
| 54 | BQ | 1908 | A | N9-C4-C5 | -5.28 | 103.69 | 105.80 |
| 74 | S | 26 | CYS | N-CA-C | 5.28 | 125.25 | 111.00 |
| 1 | 2 | 765 | G | OP1-P-O3' | 5.27 | 116.80 | 105.20 |
| 54 | BQ | 915 | A | C5-N7-C8 | -5.27 | 101.26 | 103.90 |
| 54 | BQ | 771 | A | N1-C6-N6 | 5.26 | 121.76 | 118.60 |
| 56 | BS | 100 | U | C5-C6-N1 | 5.26 | 125.33 | 122.70 |
| 54 | BQ | 2876 | C | C2-N1-C1' | 5.26 | 124.59 | 118.80 |
| 1 | 2 | 54 | C | C6-N1-C2 | -5.26 | 118.20 | 120.30 |
| 54 | BQ | 2145 | A | C5-N7-C8 | -5.26 | 101.27 | 103.90 |
| 1 | 2 | 419 | G | C2-N3-C4 | -5.25 | 109.27 | 111.90 |
| 1 | 2 | 1182 | U | C2-N1-C1' | 5.25 | 124.00 | 117.70 |
| 54 | BQ | 2961 | G | C8-N9-C4 | -5.25 | 104.30 | 106.40 |
| 66 | K | 69 | LEU | CA-CB-CG | 5.25 | 127.38 | 115.30 |
| 54 | BQ | 3181 | C | C2-N1-C1' | 5.25 | 124.57 | 118.80 |
| 1 | 2 | 313 | U | P-O3'-C3' | 5.25 | 126.00 | 119.70 |
| 38 | BA | 334 | ARG | NE-CZ-NH1 | 5.25 | 122.92 | 120.30 |
| 1 | 2 | 400 | A | N7-C8-N9 | 5.25 | 116.42 | 113.80 |
| 54 | BQ | 1729 | A | N1-C6-N6 | 5.24 | 121.75 | 118.60 |
| 54 | BQ | 2514 | U | OP1-P-O3' | 5.24 | 116.73 | 105.20 |
| 54 | BQ | 3362 | A | C5-C6-N6 | -5.24 | 119.51 | 123.70 |
| 54 | BQ | 1194 | G | N1-C6-O6 | 5.24 | 123.04 | 119.90 |

Continued on next page...

Continued from previous page...

| Mol | Chain | Res | Type | Atoms | Z | Observed(°) | Ideal(°) |
|-----|-------|------|------|------------|-------|-------------|----------|
| 53 | BP | 89 | ARG | NE-CZ-NH1 | 5.24 | 122.92 | 120.30 |
| 54 | BQ | 2620 | G | C2-N3-C4 | -5.24 | 109.28 | 111.90 |
| 54 | BQ | 340 | C | N3-C4-C5 | 5.23 | 123.99 | 121.90 |
| 54 | BQ | 657 | A | C5-N7-C8 | -5.23 | 101.28 | 103.90 |
| 54 | BQ | 895 | A | C8-N9-C1' | -5.23 | 118.28 | 127.70 |
| 54 | BQ | 1869 | C | N3-C4-C5 | 5.23 | 123.99 | 121.90 |
| 28 | c | 13 | ARG | NE-CZ-NH1 | 5.23 | 122.92 | 120.30 |
| 54 | BQ | 2142 | A | C5-C6-N6 | -5.23 | 119.52 | 123.70 |
| 33 | z | 652 | LEU | CA-CB-CG | 5.22 | 127.31 | 115.30 |
| 54 | BQ | 1120 | A | C4-C5-N7 | 5.22 | 113.31 | 110.70 |
| 54 | BQ | 2950 | G | O4'-C1'-N9 | 5.22 | 112.38 | 108.20 |
| 54 | BQ | 2964 | G | N3-C4-N9 | -5.22 | 122.87 | 126.00 |
| 54 | BQ | 58 | G | C5-C6-O6 | 5.21 | 131.73 | 128.60 |
| 18 | AQ | 108 | ARG | NE-CZ-NH2 | -5.21 | 117.69 | 120.30 |
| 56 | BS | 45 | C | N1-C2-O2 | 5.21 | 122.03 | 118.90 |
| 80 | Y | 28 | LEU | CA-CB-CG | 5.21 | 127.28 | 115.30 |
| 1 | 2 | 429 | G | C2-N3-C4 | 5.21 | 114.50 | 111.90 |
| 1 | 2 | 453 | U | C6-N1-C2 | -5.21 | 117.88 | 121.00 |
| 54 | BQ | 422 | A | N1-C6-N6 | 5.21 | 121.72 | 118.60 |
| 54 | BQ | 2773 | C | C6-N1-C2 | -5.20 | 118.22 | 120.30 |
| 77 | V | 25 | ARG | NE-CZ-NH2 | -5.20 | 117.70 | 120.30 |
| 1 | 2 | 1573 | A | P-O3'-C3' | 5.19 | 125.93 | 119.70 |
| 1 | 2 | 1745 | G | C2-N3-C4 | -5.19 | 109.30 | 111.90 |
| 35 | n | 34 | A | C5-C6-N6 | -5.19 | 119.55 | 123.70 |
| 54 | BQ | 1910 | A | C4-C5-N7 | 5.19 | 113.30 | 110.70 |
| 54 | BQ | 2283 | G | P-O3'-C3' | 5.19 | 125.93 | 119.70 |
| 56 | BS | 19 | C | N1-C2-O2 | 5.19 | 122.01 | 118.90 |
| 1 | 2 | 1791 | A | C4-C5-N7 | 5.18 | 113.29 | 110.70 |
| 54 | BQ | 42 | C | N3-C4-N4 | 5.18 | 121.63 | 118.00 |
| 54 | BQ | 1483 | G | N1-C2-N2 | -5.18 | 111.54 | 116.20 |
| 54 | BQ | 1118 | C | C6-N1-C2 | -5.18 | 118.23 | 120.30 |
| 1 | 2 | 765 | G | P-O3'-C3' | 5.17 | 125.91 | 119.70 |
| 1 | 2 | 429 | G | N3-C4-C5 | -5.17 | 126.02 | 128.60 |
| 54 | BQ | 8 | C | N1-C2-O2 | 5.17 | 122.00 | 118.90 |
| 54 | BQ | 543 | C | N1-C2-O2 | 5.17 | 122.00 | 118.90 |
| 39 | BB | 38 | ARG | NE-CZ-NH1 | 5.16 | 122.88 | 120.30 |
| 54 | BQ | 2726 | C | N3-C2-O2 | -5.16 | 118.29 | 121.90 |
| 54 | BQ | 927 | C | C6-N1-C2 | -5.16 | 118.24 | 120.30 |
| 1 | 2 | 1169 | G | C2-N3-C4 | -5.15 | 109.33 | 111.90 |
| 43 | BF | 100 | ARG | NE-CZ-NH2 | -5.15 | 117.72 | 120.30 |
| 53 | BP | 48 | ARG | NE-CZ-NH1 | 5.15 | 122.88 | 120.30 |
| 54 | BQ | 33 | G | C2-N3-C4 | -5.15 | 109.33 | 111.90 |

Continued on next page...

Continued from previous page...

| Mol | Chain | Res | Type | Atoms | Z | Observed(°) | Ideal(°) |
|-----|-------|------|------|-----------|-------|-------------|----------|
| 1 | 2 | 656 | G | N3-C4-C5 | -5.15 | 126.03 | 128.60 |
| 46 | BI | 24 | ARG | NE-CZ-NH1 | 5.15 | 122.87 | 120.30 |
| 19 | AR | 42 | ARG | NE-CZ-NH1 | 5.14 | 122.87 | 120.30 |
| 19 | AR | 42 | ARG | NE-CZ-NH2 | -5.14 | 117.73 | 120.30 |
| 25 | AX | 23 | ARG | NE-CZ-NH1 | 5.14 | 122.87 | 120.30 |
| 1 | 2 | 1770 | U | C5-C4-O4 | -5.13 | 122.82 | 125.90 |
| 54 | BQ | 2813 | A | C4-C5-N7 | 5.13 | 113.27 | 110.70 |
| 54 | BQ | 1189 | C | C5-C4-N4 | -5.13 | 116.61 | 120.20 |
| 1 | 2 | 1145 | U | C6-N1-C1' | -5.13 | 114.02 | 121.20 |
| 1 | 2 | 964 | U | C5-C6-N1 | 5.13 | 125.26 | 122.70 |
| 54 | BQ | 2828 | G | C8-N9-C4 | -5.13 | 104.35 | 106.40 |
| 54 | BQ | 1835 | A | C5-N7-C8 | -5.12 | 101.34 | 103.90 |
| 54 | BQ | 1424 | C | C5-C4-N4 | -5.12 | 116.61 | 120.20 |
| 54 | BQ | 1448 | U | C5-C6-N1 | 5.12 | 125.26 | 122.70 |
| 1 | 2 | 1361 | U | N1-C2-O2 | 5.12 | 126.38 | 122.80 |
| 41 | BD | 97 | ARG | NE-CZ-NH1 | 5.12 | 122.86 | 120.30 |
| 54 | BQ | 21 | G | C8-N9-C4 | -5.11 | 104.35 | 106.40 |
| 54 | BQ | 288 | C | C5-C4-N4 | -5.11 | 116.62 | 120.20 |
| 54 | BQ | 638 | C | N1-C2-O2 | 5.11 | 121.97 | 118.90 |
| 54 | BQ | 909 | G | C2-N3-C4 | -5.11 | 109.35 | 111.90 |
| 54 | BQ | 1496 | C | N3-C4-N4 | 5.11 | 121.57 | 118.00 |
| 54 | BQ | 2825 | C | C5-C4-N4 | -5.11 | 116.63 | 120.20 |
| 1 | 2 | 1791 | A | N9-C4-C5 | -5.10 | 103.76 | 105.80 |
| 54 | BQ | 1667 | A | C5-N7-C8 | -5.10 | 101.35 | 103.90 |
| 1 | 2 | 1258 | U | C5-C6-N1 | 5.10 | 125.25 | 122.70 |
| 1 | 2 | 1461 | C | N3-C2-O2 | -5.10 | 118.33 | 121.90 |
| 54 | BQ | 3293 | U | OP1-P-O3' | 5.10 | 116.41 | 105.20 |
| 54 | BQ | 857 | G | C2-N3-C4 | -5.10 | 109.35 | 111.90 |
| 52 | BO | 160 | ARG | NE-CZ-NH1 | 5.09 | 122.85 | 120.30 |
| 54 | BQ | 1417 | G | P-O3'-C3' | 5.09 | 125.81 | 119.70 |
| 54 | BQ | 1496 | C | N1-C2-O2 | 5.09 | 121.96 | 118.90 |
| 54 | BQ | 2355 | G | C6-C5-N7 | -5.09 | 127.34 | 130.40 |
| 54 | BQ | 2644 | C | N1-C2-O2 | 5.09 | 121.95 | 118.90 |
| 54 | BQ | 920 | A | C4-C5-N7 | 5.09 | 113.24 | 110.70 |
| 74 | S | 193 | GLY | N-CA-C | 5.08 | 125.81 | 113.10 |
| 54 | BQ | 2390 | A | C5-N7-C8 | -5.08 | 101.36 | 103.90 |
| 1 | 2 | 1592 | A | N7-C8-N9 | 5.08 | 116.34 | 113.80 |
| 1 | 2 | 1773 | C | C5-C6-N1 | 5.08 | 123.54 | 121.00 |
| 54 | BQ | 2273 | G | C8-N9-C4 | -5.08 | 104.37 | 106.40 |
| 54 | BQ | 3378 | C | C6-N1-C2 | -5.08 | 118.27 | 120.30 |
| 54 | BQ | 1437 | C | C6-N1-C2 | -5.08 | 118.27 | 120.30 |
| 43 | BF | 151 | ARG | NE-CZ-NH1 | 5.07 | 122.84 | 120.30 |

Continued on next page...

Continued from previous page...

| Mol | Chain | Res | Type | Atoms | Z | Observed(°) | Ideal(°) |
|-----|-------|------|------|------------|-------|-------------|----------|
| 54 | BQ | 543 | C | N3-C2-O2 | -5.07 | 118.35 | 121.90 |
| 54 | BQ | 1448 | U | C2-N1-C1' | 5.07 | 123.78 | 117.70 |
| 54 | BQ | 1808 | G | N1-C2-N2 | -5.07 | 111.64 | 116.20 |
| 1 | 2 | 1112 | G | C2-N3-C4 | -5.06 | 109.37 | 111.90 |
| 54 | BQ | 1592 | G | C2-N3-C4 | -5.06 | 109.37 | 111.90 |
| 54 | BQ | 2880 | U | C5-C6-N1 | 5.06 | 125.23 | 122.70 |
| 54 | BQ | 1840 | U | C6-N1-C2 | -5.06 | 117.97 | 121.00 |
| 54 | BQ | 2390 | A | C4-C5-N7 | 5.06 | 113.23 | 110.70 |
| 30 | e | 61 | GLU | C-N-CA | 5.05 | 134.34 | 121.70 |
| 58 | B | 180 | ARG | NE-CZ-NH1 | 5.05 | 122.83 | 120.30 |
| 54 | BQ | 906 | A | C4-C5-C6 | -5.05 | 114.47 | 117.00 |
| 13 | AL | 41 | ARG | NE-CZ-NH1 | 5.05 | 122.83 | 120.30 |
| 56 | BS | 45 | C | C2-N1-C1' | 5.05 | 124.35 | 118.80 |
| 54 | BQ | 938 | C | N3-C4-N4 | 5.04 | 121.53 | 118.00 |
| 1 | 2 | 1003 | A | O4'-C1'-N9 | 5.04 | 112.23 | 108.20 |
| 54 | BQ | 2407 | C | C2-N1-C1' | 5.04 | 124.34 | 118.80 |
| 54 | BQ | 3344 | A | C6-C5-N7 | -5.04 | 128.77 | 132.30 |
| 54 | BQ | 651 | G | N7-C8-N9 | 5.04 | 115.62 | 113.10 |
| 28 | c | 144 | ARG | NE-CZ-NH2 | 5.03 | 122.82 | 120.30 |
| 54 | BQ | 818 | C | N3-C4-C5 | 5.03 | 123.91 | 121.90 |
| 54 | BQ | 1660 | C | N1-C2-O2 | 5.03 | 121.92 | 118.90 |
| 43 | BF | 103 | ARG | NE-CZ-NH1 | 5.03 | 122.81 | 120.30 |
| 1 | 2 | 928 | U | P-O3'-C3' | 5.03 | 125.73 | 119.70 |
| 54 | BQ | 2114 | C | C6-N1-C2 | -5.03 | 118.29 | 120.30 |
| 54 | BQ | 1303 | A | N9-C1'-C2' | 5.02 | 120.53 | 114.00 |
| 22 | AU | 101 | ARG | NE-CZ-NH1 | 5.02 | 122.81 | 120.30 |
| 54 | BQ | 1668 | G | N7-C8-N9 | 5.02 | 115.61 | 113.10 |
| 77 | V | 146 | ARG | NE-CZ-NH1 | 5.02 | 122.81 | 120.30 |
| 54 | BQ | 1194 | G | C4-C5-N7 | 5.01 | 112.81 | 110.80 |
| 54 | BQ | 2420 | C | N1-C2-O2 | 5.01 | 121.91 | 118.90 |
| 35 | n | 34 | A | N1-C6-N6 | 5.01 | 121.61 | 118.60 |
| 54 | BQ | 895 | A | C5-C6-N1 | 5.01 | 120.21 | 117.70 |
| 54 | BQ | 1142 | G | C2-N3-C4 | -5.01 | 109.39 | 111.90 |
| 54 | BQ | 1796 | G | C8-N9-C1' | 5.01 | 133.51 | 127.00 |
| 18 | AQ | 144 | ARG | NE-CZ-NH1 | 5.01 | 122.80 | 120.30 |
| 18 | AQ | 188 | ARG | NE-CZ-NH1 | 5.01 | 122.80 | 120.30 |
| 54 | BQ | 1840 | U | N1-C2-O2 | 5.00 | 126.30 | 122.80 |
| 54 | BQ | 2192 | C | C2-N1-C1' | 5.00 | 124.31 | 118.80 |
| 43 | BF | 85 | ARG | NE-CZ-NH1 | 5.00 | 122.80 | 120.30 |
| 53 | BP | 38 | ARG | NE-CZ-NH1 | 5.00 | 122.80 | 120.30 |
| 33 | z | 455 | LEU | CA-CB-CG | 5.00 | 126.80 | 115.30 |
| 54 | BQ | 359 | U | C5-C6-N1 | 5.00 | 125.20 | 122.70 |

There are no chirality outliers.

All (62) planarity outliers are listed below:

| Mol | Chain | Res | Type | Group |
|-----|-------|-----|------|---------|
| 57 | A | 219 | ALA | Peptide |
| 2 | AA | 156 | ASP | Peptide |
| 2 | AA | 74 | THR | Peptide |
| 2 | AA | 76 | ALA | Peptide |
| 4 | AC | 26 | ILE | Peptide |
| 4 | AC | 32 | ALA | Peptide |
| 5 | AD | 22 | SER | Peptide |
| 10 | AI | 34 | ALA | Peptide |
| 11 | AJ | 74 | GLY | Peptide |
| 18 | AQ | 92 | LEU | Peptide |
| 19 | AR | 2 | PRO | Peptide |
| 21 | AT | 49 | ARG | Peptide |
| 58 | B | 57 | SER | Peptide |
| 58 | B | 65 | ARG | Peptide |
| 40 | BC | 6 | ASP | Peptide |
| 41 | BD | 109 | ARG | Peptide |
| 41 | BD | 170 | TRP | Peptide |
| 41 | BD | 171 | GLY | Peptide |
| 42 | BE | 318 | LEU | Peptide |
| 46 | BI | 258 | LYS | Peptide |
| 52 | BO | 232 | ARG | Peptide |
| 53 | BP | 83 | LYS | Peptide |
| 53 | BP | 91 | ALA | Peptide |
| 61 | E | 11 | VAL | Peptide |
| 64 | H | 90 | ASN | Peptide |
| 66 | K | 44 | GLN | Peptide |
| 71 | P | 110 | TYR | Peptide |
| 71 | P | 157 | ASP | Peptide |
| 72 | Q | 152 | ARG | Peptide |
| 72 | Q | 223 | PHE | Peptide |
| 74 | S | 22 | LYS | Peptide |
| 75 | T | 150 | GLU | Peptide |
| 75 | T | 197 | ASN | Peptide |
| 75 | T | 212 | LEU | Peptide |
| 76 | U | 131 | PHE | Peptide |
| 77 | V | 191 | PHE | Peptide |
| 77 | V | 34 | ALA | Peptide |
| 77 | V | 79 | ALA | Peptide |
| 77 | V | 84 | HIS | Peptide |
| 77 | V | 86 | SER | Peptide |

Continued on next page...

Continued from previous page...

| Mol | Chain | Res | Type | Group |
|-----|-------|-----|------|---------|
| 77 | V | 92 | ARG | Peptide |
| 78 | W | 11 | THR | Peptide |
| 78 | W | 133 | HIS | Peptide |
| 79 | X | 6 | THR | Peptide |
| 80 | Y | 150 | VAL | Peptide |
| 26 | a | 81 | ASN | Peptide |
| 27 | b | 54 | ASP | Peptide |
| 29 | d | 119 | PHE | Peptide |
| 29 | d | 51 | GLU | Peptide |
| 29 | d | 52 | LYS | Peptide |
| 30 | e | 10 | ARG | Peptide |
| 30 | e | 15 | ARG | Peptide |
| 30 | e | 34 | LYS | Peptide |
| 30 | e | 61 | GLU | Peptide |
| 30 | e | 62 | TYR | Peptide |
| 30 | e | 7 | SER | Peptide |
| 30 | e | 84 | VAL | Peptide |
| 33 | z | 20 | LEU | Peptide |
| 33 | z | 267 | GLU | Peptide |
| 33 | z | 427 | LYS | Peptide |
| 33 | z | 675 | LYS | Peptide |
| 33 | z | 885 | ILE | Peptide |

5.2 Too-close contacts [i](#)

Due to software issues we are unable to calculate clashes - this section is therefore empty.

5.3 Torsion angles [i](#)

5.3.1 Protein backbone [i](#)

In the following table, the Percentiles column shows the percent Ramachandran outliers of the chain as a percentile score with respect to all PDB entries followed by that with respect to all EM entries.

The Analysed column shows the number of residues for which the backbone conformation was analysed, and the total number of residues.

| Mol | Chain | Analysed | Favoured | Allowed | Outliers | Percentiles | |
|-----|-------|---------------|-----------|----------|----------|-------------|-----|
| 2 | AA | 231/233 (99%) | 204 (88%) | 25 (11%) | 2 (1%) | 14 | 45 |
| 3 | AB | 134/136 (98%) | 129 (96%) | 5 (4%) | 0 | 100 | 100 |

Continued on next page...

Continued from previous page...

| Mol | Chain | Analysed | Favoured | Allowed | Outliers | Percentiles | |
|-----|-------|---------------|-----------|----------|----------|-------------|-----|
| 4 | AC | 97/100 (97%) | 90 (93%) | 5 (5%) | 2 (2%) | 5 | 25 |
| 5 | AD | 189/191 (99%) | 175 (93%) | 13 (7%) | 1 (0%) | 25 | 58 |
| 6 | AE | 65/67 (97%) | 61 (94%) | 4 (6%) | 0 | 100 | 100 |
| 7 | AF | 85/87 (98%) | 77 (91%) | 8 (9%) | 0 | 100 | 100 |
| 8 | AG | 167/169 (99%) | 154 (92%) | 12 (7%) | 1 (1%) | 22 | 53 |
| 9 | AH | 119/121 (98%) | 115 (97%) | 4 (3%) | 0 | 100 | 100 |
| 10 | AI | 75/77 (97%) | 69 (92%) | 6 (8%) | 0 | 100 | 100 |
| 11 | AJ | 191/193 (99%) | 168 (88%) | 19 (10%) | 4 (2%) | 5 | 25 |
| 12 | AK | 124/126 (98%) | 123 (99%) | 1 (1%) | 0 | 100 | 100 |
| 13 | AL | 48/50 (96%) | 45 (94%) | 3 (6%) | 0 | 100 | 100 |
| 14 | AM | 134/136 (98%) | 121 (90%) | 13 (10%) | 0 | 100 | 100 |
| 15 | AN | 133/135 (98%) | 117 (88%) | 16 (12%) | 0 | 100 | 100 |
| 16 | AO | 50/52 (96%) | 47 (94%) | 3 (6%) | 0 | 100 | 100 |
| 17 | AP | 103/105 (98%) | 92 (89%) | 11 (11%) | 0 | 100 | 100 |
| 18 | AQ | 201/203 (99%) | 184 (92%) | 16 (8%) | 1 (0%) | 25 | 58 |
| 19 | AR | 146/148 (99%) | 125 (86%) | 19 (13%) | 2 (1%) | 9 | 34 |
| 20 | AS | 23/25 (92%) | 23 (100%) | 0 | 0 | 100 | 100 |
| 21 | AT | 89/91 (98%) | 81 (91%) | 8 (9%) | 0 | 100 | 100 |
| 22 | AU | 195/197 (99%) | 188 (96%) | 7 (4%) | 0 | 100 | 100 |
| 23 | AV | 56/58 (97%) | 53 (95%) | 3 (5%) | 0 | 100 | 100 |
| 24 | AW | 250/252 (99%) | 238 (95%) | 12 (5%) | 0 | 100 | 100 |
| 25 | AX | 181/183 (99%) | 174 (96%) | 7 (4%) | 0 | 100 | 100 |
| 26 | a | 85/87 (98%) | 70 (82%) | 13 (15%) | 2 (2%) | 5 | 22 |
| 27 | b | 127/129 (98%) | 123 (97%) | 4 (3%) | 0 | 100 | 100 |
| 28 | c | 142/144 (99%) | 125 (88%) | 16 (11%) | 1 (1%) | 19 | 51 |
| 29 | d | 130/132 (98%) | 112 (86%) | 16 (12%) | 2 (2%) | 8 | 33 |
| 30 | e | 95/97 (98%) | 73 (77%) | 21 (22%) | 1 (1%) | 12 | 39 |
| 31 | f | 79/81 (98%) | 69 (87%) | 10 (13%) | 0 | 100 | 100 |
| 32 | g | 58/60 (97%) | 49 (84%) | 9 (16%) | 0 | 100 | 100 |
| 33 | z | 864/916 (94%) | 783 (91%) | 80 (9%) | 1 (0%) | 48 | 79 |
| 37 | AY | 95/97 (98%) | 94 (99%) | 1 (1%) | 0 | 100 | 100 |

Continued on next page...

Continued from previous page...

| Mol | Chain | Analysed | Favoured | Allowed | Outliers | Percentiles | |
|-----|-------|----------------|-----------|----------|----------|-------------|-----|
| 38 | BA | 384/386 (100%) | 354 (92%) | 30 (8%) | 0 | 100 | 100 |
| 39 | BB | 183/185 (99%) | 169 (92%) | 14 (8%) | 0 | 100 | 100 |
| 40 | BC | 107/109 (98%) | 97 (91%) | 9 (8%) | 1 (1%) | 14 | 45 |
| 41 | BD | 218/220 (99%) | 198 (91%) | 19 (9%) | 1 (0%) | 25 | 58 |
| 42 | BE | 359/361 (99%) | 322 (90%) | 35 (10%) | 2 (1%) | 22 | 53 |
| 43 | BF | 186/188 (99%) | 173 (93%) | 12 (6%) | 1 (0%) | 25 | 58 |
| 44 | BG | 125/127 (98%) | 122 (98%) | 3 (2%) | 0 | 100 | 100 |
| 45 | BH | 170/172 (99%) | 159 (94%) | 11 (6%) | 0 | 100 | 100 |
| 46 | BI | 294/296 (99%) | 271 (92%) | 22 (8%) | 1 (0%) | 37 | 68 |
| 47 | BJ | 157/159 (99%) | 140 (89%) | 15 (10%) | 2 (1%) | 10 | 36 |
| 48 | BK | 104/106 (98%) | 97 (93%) | 7 (7%) | 0 | 100 | 100 |
| 49 | BL | 98/100 (98%) | 87 (89%) | 11 (11%) | 0 | 100 | 100 |
| 50 | BM | 152/175 (87%) | 144 (95%) | 8 (5%) | 0 | 100 | 100 |
| 51 | BN | 110/112 (98%) | 105 (96%) | 5 (4%) | 0 | 100 | 100 |
| 52 | BO | 220/222 (99%) | 206 (94%) | 13 (6%) | 1 (0%) | 25 | 58 |
| 53 | BP | 117/119 (98%) | 110 (94%) | 5 (4%) | 2 (2%) | 7 | 30 |
| 57 | A | 221/223 (99%) | 205 (93%) | 16 (7%) | 0 | 100 | 100 |
| 58 | B | 204/206 (99%) | 167 (82%) | 34 (17%) | 3 (2%) | 8 | 33 |
| 59 | C | 94/96 (98%) | 79 (84%) | 15 (16%) | 0 | 100 | 100 |
| 60 | D | 119/121 (98%) | 81 (68%) | 37 (31%) | 1 (1%) | 16 | 48 |
| 61 | E | 119/121 (98%) | 98 (82%) | 21 (18%) | 0 | 100 | 100 |
| 62 | F | 139/141 (99%) | 120 (86%) | 16 (12%) | 3 (2%) | 5 | 24 |
| 63 | G | 123/125 (98%) | 103 (84%) | 18 (15%) | 2 (2%) | 8 | 31 |
| 64 | H | 137/139 (99%) | 117 (85%) | 20 (15%) | 0 | 100 | 100 |
| 65 | J | 105/107 (98%) | 94 (90%) | 11 (10%) | 0 | 100 | 100 |
| 66 | K | 68/70 (97%) | 56 (82%) | 11 (16%) | 1 (2%) | 8 | 33 |
| 67 | L | 61/63 (97%) | 55 (90%) | 6 (10%) | 0 | 100 | 100 |
| 68 | M | 51/53 (96%) | 50 (98%) | 1 (2%) | 0 | 100 | 100 |
| 69 | N | 49/51 (96%) | 38 (78%) | 11 (22%) | 0 | 100 | 100 |
| 70 | O | 316/318 (99%) | 294 (93%) | 22 (7%) | 0 | 100 | 100 |
| 71 | P | 217/219 (99%) | 191 (88%) | 23 (11%) | 3 (1%) | 9 | 34 |

Continued on next page...

Continued from previous page...

| Mol | Chain | Analysed | Favoured | Allowed | Outliers | Percentiles | |
|-----|-------|-------------------|-------------|-----------|----------|-------------|-----|
| 72 | Q | 212/214 (99%) | 179 (84%) | 32 (15%) | 1 (0%) | 25 | 58 |
| 73 | R | 218/220 (99%) | 196 (90%) | 21 (10%) | 1 (0%) | 25 | 58 |
| 74 | S | 258/260 (99%) | 225 (87%) | 31 (12%) | 2 (1%) | 16 | 48 |
| 75 | T | 224/226 (99%) | 199 (89%) | 24 (11%) | 1 (0%) | 30 | 63 |
| 76 | U | 175/184 (95%) | 160 (91%) | 15 (9%) | 0 | 100 | 100 |
| 77 | V | 184/199 (92%) | 158 (86%) | 25 (14%) | 1 (0%) | 25 | 58 |
| 78 | W | 176/178 (99%) | 144 (82%) | 30 (17%) | 2 (1%) | 12 | 39 |
| 79 | X | 153/155 (99%) | 140 (92%) | 12 (8%) | 1 (1%) | 19 | 51 |
| 80 | Y | 148/150 (99%) | 138 (93%) | 10 (7%) | 0 | 100 | 100 |
| 81 | Z | 125/127 (98%) | 112 (90%) | 13 (10%) | 0 | 100 | 100 |
| 82 | I | 141/143 (99%) | 131 (93%) | 9 (6%) | 1 (1%) | 19 | 51 |
| All | All | 11782/12024 (98%) | 10635 (90%) | 1093 (9%) | 54 (0%) | 27 | 58 |

All (54) Ramachandran outliers are listed below:

| Mol | Chain | Res | Type |
|-----|-------|-----|------|
| 2 | AA | 156 | ASP |
| 2 | AA | 157 | VAL |
| 11 | AJ | 62 | THR |
| 42 | BE | 339 | LEU |
| 53 | BP | 91 | ALA |
| 58 | B | 50 | GLU |
| 58 | B | 58 | LEU |
| 63 | G | 82 | ASP |
| 71 | P | 110 | TYR |
| 71 | P | 111 | ILE |
| 11 | AJ | 77 | LEU |
| 26 | a | 81 | ASN |
| 29 | d | 35 | VAL |
| 30 | e | 63 | ALA |
| 62 | F | 32 | ASN |
| 73 | R | 40 | LYS |
| 74 | S | 21 | ASP |
| 74 | S | 26 | CYS |
| 78 | W | 134 | ILE |
| 4 | AC | 33 | ALA |
| 11 | AJ | 61 | PRO |
| 19 | AR | 47 | LYS |

Continued on next page...

Continued from previous page...

| Mol | Chain | Res | Type |
|-----|-------|-----|------|
| 26 | a | 45 | ALA |
| 42 | BE | 292 | SER |
| 47 | BJ | 125 | ALA |
| 53 | BP | 90 | ARG |
| 62 | F | 31 | VAL |
| 72 | Q | 158 | SER |
| 5 | AD | 23 | ARG |
| 11 | AJ | 76 | THR |
| 19 | AR | 4 | ARG |
| 41 | BD | 138 | ARG |
| 46 | BI | 259 | LYS |
| 58 | B | 49 | GLU |
| 71 | P | 196 | SER |
| 77 | V | 10 | LYS |
| 4 | AC | 34 | SER |
| 8 | AG | 172 | LEU |
| 18 | AQ | 94 | TYR |
| 28 | c | 90 | ASP |
| 29 | d | 52 | LYS |
| 33 | z | 601 | LYS |
| 40 | BC | 7 | VAL |
| 47 | BJ | 18 | ASP |
| 52 | BO | 164 | SER |
| 60 | D | 67 | THR |
| 63 | G | 81 | LYS |
| 66 | K | 71 | ILE |
| 75 | T | 68 | LEU |
| 78 | W | 20 | GLU |
| 82 | I | 28 | LEU |
| 43 | BF | 131 | ALA |
| 62 | F | 39 | VAL |
| 79 | X | 7 | VAL |

5.3.2 Protein sidechains [i](#)

In the following table, the Percentiles column shows the percent sidechain outliers of the chain as a percentile score with respect to all PDB entries followed by that with respect to all EM entries.

The Analysed column shows the number of residues for which the sidechain conformation was analysed, and the total number of residues.

| Mol | Chain | Analysed | Rotameric | Outliers | Percentiles | |
|-----|-------|----------------|------------|----------|-------------|-----|
| 2 | AA | 187/191 (98%) | 186 (100%) | 1 (0%) | 86 | 92 |
| 3 | AB | 104/104 (100%) | 104 (100%) | 0 | 100 | 100 |
| 4 | AC | 81/82 (99%) | 80 (99%) | 1 (1%) | 67 | 83 |
| 5 | AD | 171/171 (100%) | 171 (100%) | 0 | 100 | 100 |
| 6 | AE | 56/59 (95%) | 56 (100%) | 0 | 100 | 100 |
| 7 | AF | 70/70 (100%) | 70 (100%) | 0 | 100 | 100 |
| 8 | AG | 147/147 (100%) | 147 (100%) | 0 | 100 | 100 |
| 9 | AH | 104/105 (99%) | 104 (100%) | 0 | 100 | 100 |
| 10 | AI | 68/68 (100%) | 68 (100%) | 0 | 100 | 100 |
| 11 | AJ | 154/154 (100%) | 153 (99%) | 1 (1%) | 84 | 91 |
| 12 | AK | 109/109 (100%) | 108 (99%) | 1 (1%) | 75 | 88 |
| 13 | AL | 45/45 (100%) | 45 (100%) | 0 | 100 | 100 |
| 14 | AM | 107/107 (100%) | 107 (100%) | 0 | 100 | 100 |
| 15 | AN | 115/115 (100%) | 114 (99%) | 1 (1%) | 75 | 88 |
| 16 | AO | 47/47 (100%) | 47 (100%) | 0 | 100 | 100 |
| 17 | AP | 90/90 (100%) | 90 (100%) | 0 | 100 | 100 |
| 18 | AQ | 175/175 (100%) | 174 (99%) | 1 (1%) | 84 | 91 |
| 19 | AR | 118/118 (100%) | 117 (99%) | 1 (1%) | 79 | 89 |
| 20 | AS | 23/23 (100%) | 23 (100%) | 0 | 100 | 100 |
| 21 | AT | 71/71 (100%) | 70 (99%) | 1 (1%) | 62 | 81 |
| 22 | AU | 160/160 (100%) | 160 (100%) | 0 | 100 | 100 |
| 23 | AV | 46/46 (100%) | 46 (100%) | 0 | 100 | 100 |
| 24 | AW | 193/194 (100%) | 192 (100%) | 1 (0%) | 86 | 92 |
| 25 | AX | 140/145 (97%) | 140 (100%) | 0 | 100 | 100 |
| 26 | a | 74/74 (100%) | 74 (100%) | 0 | 100 | 100 |
| 27 | b | 110/110 (100%) | 110 (100%) | 0 | 100 | 100 |
| 28 | c | 119/119 (100%) | 118 (99%) | 1 (1%) | 79 | 89 |
| 29 | d | 111/111 (100%) | 111 (100%) | 0 | 100 | 100 |
| 30 | e | 83/83 (100%) | 82 (99%) | 1 (1%) | 67 | 83 |
| 31 | f | 70/70 (100%) | 70 (100%) | 0 | 100 | 100 |
| 32 | g | 50/51 (98%) | 50 (100%) | 0 | 100 | 100 |
| 33 | z | 783/842 (93%) | 766 (98%) | 17 (2%) | 47 | 71 |

Continued on next page...

Continued from previous page...

| Mol | Chain | Analysed | Rotameric | Outliers | Percentiles | |
|-----|-------|----------------|------------|----------|-------------|-----|
| 37 | AY | 81/81 (100%) | 81 (100%) | 0 | 100 | 100 |
| 38 | BA | 320/322 (99%) | 317 (99%) | 3 (1%) | 75 | 88 |
| 39 | BB | 150/150 (100%) | 150 (100%) | 0 | 100 | 100 |
| 40 | BC | 92/96 (96%) | 92 (100%) | 0 | 100 | 100 |
| 41 | BD | 184/186 (99%) | 184 (100%) | 0 | 100 | 100 |
| 42 | BE | 288/288 (100%) | 288 (100%) | 0 | 100 | 100 |
| 43 | BF | 153/153 (100%) | 153 (100%) | 0 | 100 | 100 |
| 44 | BG | 109/109 (100%) | 109 (100%) | 0 | 100 | 100 |
| 45 | BH | 156/156 (100%) | 156 (100%) | 0 | 100 | 100 |
| 46 | BI | 244/244 (100%) | 243 (100%) | 1 (0%) | 89 | 94 |
| 47 | BJ | 136/136 (100%) | 135 (99%) | 1 (1%) | 81 | 90 |
| 48 | BK | 90/90 (100%) | 90 (100%) | 0 | 100 | 100 |
| 49 | BL | 87/87 (100%) | 87 (100%) | 0 | 100 | 100 |
| 50 | BM | 134/152 (88%) | 133 (99%) | 1 (1%) | 81 | 90 |
| 51 | BN | 95/95 (100%) | 94 (99%) | 1 (1%) | 70 | 84 |
| 52 | BO | 186/186 (100%) | 185 (100%) | 1 (0%) | 86 | 92 |
| 53 | BP | 104/104 (100%) | 103 (99%) | 1 (1%) | 73 | 86 |
| 57 | A | 182/182 (100%) | 181 (100%) | 1 (0%) | 86 | 92 |
| 58 | B | 172/173 (99%) | 172 (100%) | 0 | 100 | 100 |
| 59 | C | 88/89 (99%) | 88 (100%) | 0 | 100 | 100 |
| 60 | D | 89/98 (91%) | 88 (99%) | 1 (1%) | 70 | 84 |
| 61 | E | 100/103 (97%) | 100 (100%) | 0 | 100 | 100 |
| 62 | F | 115/117 (98%) | 114 (99%) | 1 (1%) | 75 | 88 |
| 63 | G | 113/113 (100%) | 112 (99%) | 1 (1%) | 75 | 88 |
| 64 | H | 124/124 (100%) | 124 (100%) | 0 | 100 | 100 |
| 65 | J | 100/100 (100%) | 99 (99%) | 1 (1%) | 73 | 86 |
| 66 | K | 61/61 (100%) | 60 (98%) | 1 (2%) | 58 | 79 |
| 67 | L | 56/56 (100%) | 56 (100%) | 0 | 100 | 100 |
| 68 | M | 47/47 (100%) | 47 (100%) | 0 | 100 | 100 |
| 69 | N | 43/43 (100%) | 43 (100%) | 0 | 100 | 100 |
| 70 | O | 259/261 (99%) | 259 (100%) | 0 | 100 | 100 |

Continued on next page...

Continued from previous page...

| Mol | Chain | Analysed | Rotameric | Outliers | Percentiles | |
|-----|-------|-------------------|-------------|----------|-------------|-----|
| 71 | P | 177/184 (96%) | 176 (99%) | 1 (1%) | 84 | 91 |
| 72 | Q | 191/191 (100%) | 191 (100%) | 0 | 100 | 100 |
| 73 | R | 180/180 (100%) | 180 (100%) | 0 | 100 | 100 |
| 74 | S | 219/221 (99%) | 215 (98%) | 4 (2%) | 54 | 76 |
| 75 | T | 188/193 (97%) | 187 (100%) | 1 (0%) | 86 | 92 |
| 76 | U | 160/165 (97%) | 159 (99%) | 1 (1%) | 84 | 91 |
| 77 | V | 150/160 (94%) | 149 (99%) | 1 (1%) | 81 | 90 |
| 78 | W | 152/152 (100%) | 151 (99%) | 1 (1%) | 81 | 90 |
| 79 | X | 129/136 (95%) | 128 (99%) | 1 (1%) | 79 | 89 |
| 80 | Y | 127/127 (100%) | 126 (99%) | 1 (1%) | 79 | 89 |
| 81 | Z | 81/96 (84%) | 81 (100%) | 0 | 100 | 100 |
| 82 | I | 112/115 (97%) | 112 (100%) | 0 | 100 | 100 |
| All | All | 10005/10178 (98%) | 9951 (100%) | 54 (0%) | 85 | 92 |

All (54) residues with a non-rotameric sidechain are listed below:

| Mol | Chain | Res | Type |
|-----|-------|-----|------|
| 2 | AA | 190 | VAL |
| 4 | AC | 68 | ARG |
| 11 | AJ | 104 | ARG |
| 12 | AK | 74 | TYR |
| 15 | AN | 121 | ARG |
| 18 | AQ | 23 | GLN |
| 19 | AR | 60 | TYR |
| 21 | AT | 17 | ARG |
| 24 | AW | 147 | ARG |
| 28 | c | 109 | ARG |
| 30 | e | 62 | TYR |
| 33 | z | 101 | ARG |
| 33 | z | 114 | LYS |
| 33 | z | 153 | ASP |
| 33 | z | 283 | LEU |
| 33 | z | 405 | LYS |
| 33 | z | 427 | LYS |
| 33 | z | 456 | LYS |
| 33 | z | 484 | LYS |
| 33 | z | 504 | TYR |
| 33 | z | 531 | ARG |

Continued on next page...

Continued from previous page...

| Mol | Chain | Res | Type |
|-----|-------|-----|------|
| 33 | z | 601 | LYS |
| 33 | z | 652 | LEU |
| 33 | z | 746 | PHE |
| 33 | z | 790 | LEU |
| 33 | z | 824 | LYS |
| 33 | z | 886 | LYS |
| 33 | z | 897 | LEU |
| 38 | BA | 104 | THR |
| 38 | BA | 116 | ARG |
| 38 | BA | 332 | ARG |
| 46 | BI | 218 | ARG |
| 47 | BJ | 139 | ARG |
| 50 | BM | 46 | ARG |
| 51 | BN | 8 | ARG |
| 52 | BO | 93 | ASN |
| 53 | BP | 81 | ARG |
| 57 | A | 76 | ARG |
| 60 | D | 139 | HIS |
| 62 | F | 31 | VAL |
| 63 | G | 63 | LYS |
| 65 | J | 101 | LYS |
| 66 | K | 94 | LYS |
| 71 | P | 109 | ASN |
| 74 | S | 10 | LYS |
| 74 | S | 11 | ARG |
| 74 | S | 21 | ASP |
| 74 | S | 26 | CYS |
| 75 | T | 167 | LYS |
| 76 | U | 22 | GLN |
| 77 | V | 194 | ARG |
| 78 | W | 149 | ARG |
| 79 | X | 67 | ARG |
| 80 | Y | 138 | ASN |

Sometimes sidechains can be flipped to improve hydrogen bonding and reduce clashes. All (42) such sidechains are listed below:

| Mol | Chain | Res | Type |
|-----|-------|-----|------|
| 2 | AA | 138 | HIS |
| 2 | AA | 252 | ASN |
| 5 | AD | 163 | GLN |
| 7 | AF | 30 | GLN |
| 8 | AG | 39 | GLN |

Continued on next page...

Continued from previous page...

| Mol | Chain | Res | Type |
|------------|--------------|------------|-------------|
| 10 | AI | 67 | GLN |
| 14 | AM | 126 | GLN |
| 17 | AP | 99 | GLN |
| 23 | AV | 12 | GLN |
| 24 | AW | 211 | HIS |
| 24 | AW | 215 | ASN |
| 27 | b | 15 | ASN |
| 33 | z | 37 | ASN |
| 33 | z | 73 | GLN |
| 33 | z | 96 | GLN |
| 33 | z | 200 | HIS |
| 33 | z | 349 | ASN |
| 33 | z | 602 | ASN |
| 38 | BA | 293 | ASN |
| 41 | BD | 207 | ASN |
| 42 | BE | 160 | GLN |
| 42 | BE | 291 | ASN |
| 44 | BG | 104 | ASN |
| 45 | BH | 65 | ASN |
| 46 | BI | 40 | HIS |
| 49 | BL | 9 | GLN |
| 50 | BM | 167 | ASN |
| 57 | A | 67 | ASN |
| 59 | C | 9 | ASN |
| 65 | J | 48 | HIS |
| 70 | O | 182 | ASN |
| 70 | O | 185 | GLN |
| 70 | O | 268 | GLN |
| 72 | Q | 74 | GLN |
| 75 | T | 201 | GLN |
| 76 | U | 110 | GLN |
| 77 | V | 35 | ASN |
| 77 | V | 87 | ASN |
| 80 | Y | 5 | HIS |
| 80 | Y | 105 | ASN |
| 82 | I | 23 | GLN |
| 82 | I | 101 | ASN |

5.3.3 RNA

Continued on next page...

Continued from previous page...

| Mol | Chain | Analysed | Backbone Outliers | Pucker Outliers |
|-----|-------|-----------------|-------------------|-----------------|
| 1 | 2 | 1763/1797 (98%) | 508 (28%) | 66 (3%) |
| 34 | l | 16/17 (94%) | 8 (50%) | 0 |
| 35 | n | 75/76 (98%) | 13 (17%) | 0 |
| 36 | m | 74/75 (98%) | 21 (28%) | 0 |
| 54 | BQ | 3158/3396 (92%) | 644 (20%) | 92 (2%) |
| 55 | BR | 120/121 (99%) | 22 (18%) | 3 (2%) |
| 56 | BS | 157/158 (99%) | 37 (23%) | 4 (2%) |
| All | All | 5363/5640 (95%) | 1253 (23%) | 165 (3%) |

All (1253) RNA backbone outliers are listed below:

| Mol | Chain | Res | Type |
|-----|-------|-----|------|
| 1 | 2 | 2 | A |
| 1 | 2 | 4 | C |
| 1 | 2 | 17 | C |
| 1 | 2 | 25 | C |
| 1 | 2 | 26 | A |
| 1 | 2 | 34 | G |
| 1 | 2 | 39 | A |
| 1 | 2 | 41 | A |
| 1 | 2 | 42 | G |
| 1 | 2 | 47 | A |
| 1 | 2 | 49 | C |
| 1 | 2 | 50 | C |
| 1 | 2 | 51 | A |
| 1 | 2 | 52 | U |
| 1 | 2 | 53 | G |
| 1 | 2 | 55 | A |
| 1 | 2 | 56 | U |
| 1 | 2 | 57 | G |
| 1 | 2 | 60 | U |
| 1 | 2 | 62 | A |
| 1 | 2 | 63 | G |
| 1 | 2 | 66 | U |
| 1 | 2 | 68 | A |
| 1 | 2 | 69 | G |
| 1 | 2 | 71 | A |
| 1 | 2 | 72 | A |
| 1 | 2 | 73 | U |
| 1 | 2 | 74 | U |
| 1 | 2 | 75 | U |

Continued on next page...

Continued from previous page...

| Mol | Chain | Res | Type |
|------------|--------------|------------|-------------|
| 1 | 2 | 76 | A |
| 1 | 2 | 78 | A |
| 1 | 2 | 79 | C |
| 1 | 2 | 81 | G |
| 1 | 2 | 93 | A |
| 1 | 2 | 99 | C |
| 1 | 2 | 104 | A |
| 1 | 2 | 105 | A |
| 1 | 2 | 106 | U |
| 1 | 2 | 114 | C |
| 1 | 2 | 121 | U |
| 1 | 2 | 126 | A |
| 1 | 2 | 129 | U |
| 1 | 2 | 130 | C |
| 1 | 2 | 131 | C |
| 1 | 2 | 133 | U |
| 1 | 2 | 134 | U |
| 1 | 2 | 135 | A |
| 1 | 2 | 136 | C |
| 1 | 2 | 138 | A |
| 1 | 2 | 140 | A |
| 1 | 2 | 141 | U |
| 1 | 2 | 142 | G |
| 1 | 2 | 153 | G |
| 1 | 2 | 155 | U |
| 1 | 2 | 159 | U |
| 1 | 2 | 161 | U |
| 1 | 2 | 168 | A |
| 1 | 2 | 171 | A |
| 1 | 2 | 174 | U |
| 1 | 2 | 175 | G |
| 1 | 2 | 176 | C |
| 1 | 2 | 178 | U |
| 1 | 2 | 180 | A |
| 1 | 2 | 185 | U |
| 1 | 2 | 186 | C |
| 1 | 2 | 187 | G |
| 1 | 2 | 188 | A |
| 1 | 2 | 189 | C |
| 1 | 2 | 191 | C |
| 1 | 2 | 193 | U |
| 1 | 2 | 195 | G |

Continued on next page...

Continued from previous page...

| Mol | Chain | Res | Type |
|------------|--------------|------------|-------------|
| 1 | 2 | 199 | G |
| 1 | 2 | 218 | A |
| 1 | 2 | 221 | A |
| 1 | 2 | 225 | A |
| 1 | 2 | 227 | U |
| 1 | 2 | 228 | G |
| 1 | 2 | 229 | U |
| 1 | 2 | 230 | C |
| 1 | 2 | 231 | U |
| 1 | 2 | 232 | U |
| 1 | 2 | 233 | C |
| 1 | 2 | 234 | G |
| 1 | 2 | 235 | G |
| 1 | 2 | 240 | U |
| 1 | 2 | 241 | U |
| 1 | 2 | 250 | C |
| 1 | 2 | 257 | A |
| 1 | 2 | 260 | U |
| 1 | 2 | 262 | U |
| 1 | 2 | 265 | A |
| 1 | 2 | 270 | C |
| 1 | 2 | 272 | U |
| 1 | 2 | 279 | G |
| 1 | 2 | 280 | U |
| 1 | 2 | 281 | G |
| 1 | 2 | 283 | U |
| 1 | 2 | 287 | G |
| 1 | 2 | 299 | A |
| 1 | 2 | 311 | U |
| 1 | 2 | 313 | U |
| 1 | 2 | 314 | C |
| 1 | 2 | 316 | A |
| 1 | 2 | 320 | U |
| 1 | 2 | 321 | C |
| 1 | 2 | 322 | G |
| 1 | 2 | 323 | A |
| 1 | 2 | 337 | G |
| 1 | 2 | 338 | C |
| 1 | 2 | 340 | U |
| 1 | 2 | 352 | A |
| 1 | 2 | 353 | A |
| 1 | 2 | 359 | A |

Continued on next page...

Continued from previous page...

| Mol | Chain | Res | Type |
|------------|--------------|------------|-------------|
| 1 | 2 | 361 | C |
| 1 | 2 | 370 | A |
| 1 | 2 | 373 | G |
| 1 | 2 | 379 | U |
| 1 | 2 | 380 | U |
| 1 | 2 | 381 | C |
| 1 | 2 | 383 | G |
| 1 | 2 | 384 | G |
| 1 | 2 | 385 | A |
| 1 | 2 | 388 | G |
| 1 | 2 | 390 | G |
| 1 | 2 | 400 | A |
| 1 | 2 | 401 | A |
| 1 | 2 | 402 | C |
| 1 | 2 | 404 | G |
| 1 | 2 | 405 | C |
| 1 | 2 | 415 | C |
| 1 | 2 | 417 | A |
| 1 | 2 | 419 | G |
| 1 | 2 | 423 | G |
| 1 | 2 | 424 | C |
| 1 | 2 | 425 | A |
| 1 | 2 | 426 | G |
| 1 | 2 | 429 | G |
| 1 | 2 | 430 | G |
| 1 | 2 | 434 | G |
| 1 | 2 | 436 | A |
| 1 | 2 | 439 | U |
| 1 | 2 | 444 | C |
| 1 | 2 | 446 | A |
| 1 | 2 | 448 | C |
| 1 | 2 | 453 | U |
| 1 | 2 | 454 | U |
| 1 | 2 | 455 | C |
| 1 | 2 | 460 | A |
| 1 | 2 | 468 | A |
| 1 | 2 | 471 | A |
| 1 | 2 | 477 | A |
| 1 | 2 | 486 | G |
| 1 | 2 | 489 | C |
| 1 | 2 | 492 | A |
| 1 | 2 | 493 | U |

Continued on next page...

Continued from previous page...

| Mol | Chain | Res | Type |
|------------|--------------|------------|-------------|
| 1 | 2 | 494 | U |
| 1 | 2 | 496 | G |
| 1 | 2 | 498 | G |
| 1 | 2 | 499 | U |
| 1 | 2 | 500 | C |
| 1 | 2 | 502 | U |
| 1 | 2 | 505 | A |
| 1 | 2 | 506 | A |
| 1 | 2 | 507 | U |
| 1 | 2 | 510 | G |
| 1 | 2 | 527 | A |
| 1 | 2 | 532 | U |
| 1 | 2 | 534 | A |
| 1 | 2 | 538 | A |
| 1 | 2 | 540 | G |
| 1 | 2 | 541 | A |
| 1 | 2 | 542 | A |
| 1 | 2 | 543 | C |
| 1 | 2 | 544 | A |
| 1 | 2 | 548 | G |
| 1 | 2 | 549 | G |
| 1 | 2 | 555 | A |
| 1 | 2 | 556 | A |
| 1 | 2 | 557 | G |
| 1 | 2 | 559 | C |
| 1 | 2 | 565 | C |
| 1 | 2 | 578 | U |
| 1 | 2 | 579 | A |
| 1 | 2 | 580 | A |
| 1 | 2 | 582 | U |
| 1 | 2 | 594 | A |
| 1 | 2 | 595 | G |
| 1 | 2 | 597 | G |
| 1 | 2 | 606 | A |
| 1 | 2 | 610 | G |
| 1 | 2 | 611 | U |
| 1 | 2 | 619 | A |
| 1 | 2 | 620 | A |
| 1 | 2 | 623 | A |
| 1 | 2 | 624 | G |
| 1 | 2 | 634 | G |
| 1 | 2 | 638 | U |

Continued on next page...

Continued from previous page...

| Mol | Chain | Res | Type |
|------------|--------------|------------|-------------|
| 1 | 2 | 639 | U |
| 1 | 2 | 640 | U |
| 1 | 2 | 643 | G |
| 1 | 2 | 644 | C |
| 1 | 2 | 650 | U |
| 1 | 2 | 651 | G |
| 1 | 2 | 652 | G |
| 1 | 2 | 653 | C |
| 1 | 2 | 655 | G |
| 1 | 2 | 657 | U |
| 1 | 2 | 658 | C |
| 1 | 2 | 678 | A |
| 1 | 2 | 679 | U |
| 1 | 2 | 680 | U |
| 1 | 2 | 681 | U |
| 1 | 2 | 682 | C |
| 1 | 2 | 683 | C |
| 1 | 2 | 684 | A |
| 1 | 2 | 694 | U |
| 1 | 2 | 696 | C |
| 1 | 2 | 698 | U |
| 1 | 2 | 699 | U |
| 1 | 2 | 700 | C |
| 1 | 2 | 704 | C |
| 1 | 2 | 705 | U |
| 1 | 2 | 706 | A |
| 1 | 2 | 708 | C |
| 1 | 2 | 709 | C |
| 1 | 2 | 710 | U |
| 1 | 2 | 711 | U |
| 1 | 2 | 712 | G |
| 1 | 2 | 713 | A |
| 1 | 2 | 714 | G |
| 1 | 2 | 715 | U |
| 1 | 2 | 716 | C |
| 1 | 2 | 717 | C |
| 1 | 2 | 718 | U |
| 1 | 2 | 719 | U |
| 1 | 2 | 721 | U |
| 1 | 2 | 723 | G |
| 1 | 2 | 725 | U |
| 1 | 2 | 726 | C |

Continued on next page...

Continued from previous page...

| Mol | Chain | Res | Type |
|------------|--------------|------------|-------------|
| 1 | 2 | 727 | U |
| 1 | 2 | 729 | G |
| 1 | 2 | 730 | G |
| 1 | 2 | 731 | C |
| 1 | 2 | 732 | G |
| 1 | 2 | 733 | A |
| 1 | 2 | 734 | A |
| 1 | 2 | 736 | C |
| 1 | 2 | 738 | G |
| 1 | 2 | 739 | G |
| 1 | 2 | 741 | C |
| 1 | 2 | 742 | U |
| 1 | 2 | 743 | U |
| 1 | 2 | 744 | U |
| 1 | 2 | 754 | A |
| 1 | 2 | 755 | A |
| 1 | 2 | 756 | A |
| 1 | 2 | 765 | G |
| 1 | 2 | 766 | U |
| 1 | 2 | 767 | U |
| 1 | 2 | 768 | C |
| 1 | 2 | 774 | A |
| 1 | 2 | 775 | G |
| 1 | 2 | 776 | G |
| 1 | 2 | 778 | G |
| 1 | 2 | 780 | A |
| 1 | 2 | 782 | U |
| 1 | 2 | 783 | G |
| 1 | 2 | 789 | A |
| 1 | 2 | 811 | A |
| 1 | 2 | 812 | A |
| 1 | 2 | 813 | U |
| 1 | 2 | 814 | A |
| 1 | 2 | 815 | G |
| 1 | 2 | 816 | G |
| 1 | 2 | 817 | A |
| 1 | 2 | 818 | C |
| 1 | 2 | 820 | U |
| 1 | 2 | 821 | U |
| 1 | 2 | 823 | G |
| 1 | 2 | 833 | U |
| 1 | 2 | 834 | G |

Continued on next page...

Continued from previous page...

| Mol | Chain | Res | Type |
|------------|--------------|------------|-------------|
| 1 | 2 | 838 | G |
| 1 | 2 | 840 | U |
| 1 | 2 | 846 | G |
| 1 | 2 | 856 | A |
| 1 | 2 | 857 | U |
| 1 | 2 | 863 | A |
| 1 | 2 | 864 | U |
| 1 | 2 | 876 | G |
| 1 | 2 | 886 | U |
| 1 | 2 | 898 | A |
| 1 | 2 | 899 | G |
| 1 | 2 | 913 | G |
| 1 | 2 | 914 | G |
| 1 | 2 | 928 | U |
| 1 | 2 | 929 | A |
| 1 | 2 | 933 | A |
| 1 | 2 | 934 | C |
| 1 | 2 | 935 | U |
| 1 | 2 | 942 | G |
| 1 | 2 | 944 | A |
| 1 | 2 | 960 | U |
| 1 | 2 | 964 | U |
| 1 | 2 | 966 | A |
| 1 | 2 | 970 | A |
| 1 | 2 | 984 | G |
| 1 | 2 | 988 | A |
| 1 | 2 | 992 | A |
| 1 | 2 | 993 | A |
| 1 | 2 | 1024 | U |
| 1 | 2 | 1026 | A |
| 1 | 2 | 1028 | C |
| 1 | 2 | 1030 | A |
| 1 | 2 | 1031 | U |
| 1 | 2 | 1032 | G |
| 1 | 2 | 1039 | A |
| 1 | 2 | 1053 | G |
| 1 | 2 | 1057 | U |
| 1 | 2 | 1058 | U |
| 1 | 2 | 1061 | A |
| 1 | 2 | 1076 | A |
| 1 | 2 | 1082 | C |
| 1 | 2 | 1086 | A |

Continued on next page...

Continued from previous page...

| Mol | Chain | Res | Type |
|------------|--------------|------------|-------------|
| 1 | 2 | 1092 | A |
| 1 | 2 | 1096 | C |
| 1 | 2 | 1098 | U |
| 1 | 2 | 1099 | U |
| 1 | 2 | 1100 | G |
| 1 | 2 | 1113 | A |
| 1 | 2 | 1114 | G |
| 1 | 2 | 1115 | U |
| 1 | 2 | 1138 | A |
| 1 | 2 | 1150 | G |
| 1 | 2 | 1158 | C |
| 1 | 2 | 1160 | A |
| 1 | 2 | 1164 | G |
| 1 | 2 | 1167 | G |
| 1 | 2 | 1170 | G |
| 1 | 2 | 1172 | G |
| 1 | 2 | 1174 | C |
| 1 | 2 | 1185 | U |
| 1 | 2 | 1191 | U |
| 1 | 2 | 1194 | A |
| 1 | 2 | 1196 | A |
| 1 | 2 | 1199 | G |
| 1 | 2 | 1200 | G |
| 1 | 2 | 1208 | A |
| 1 | 2 | 1217 | A |
| 1 | 2 | 1218 | G |
| 1 | 2 | 1227 | A |
| 1 | 2 | 1229 | G |
| 1 | 2 | 1241 | G |
| 1 | 2 | 1242 | A |
| 1 | 2 | 1243 | G |
| 1 | 2 | 1244 | A |
| 1 | 2 | 1245 | G |
| 1 | 2 | 1246 | C |
| 1 | 2 | 1247 | U |
| 1 | 2 | 1251 | U |
| 1 | 2 | 1252 | C |
| 1 | 2 | 1256 | A |
| 1 | 2 | 1257 | U |
| 1 | 2 | 1258 | U |
| 1 | 2 | 1273 | G |
| 1 | 2 | 1274 | C |

Continued on next page...

Continued from previous page...

| Mol | Chain | Res | Type |
|------------|--------------|------------|-------------|
| 1 | 2 | 1275 | A |
| 1 | 2 | 1285 | U |
| 1 | 2 | 1294 | G |
| 1 | 2 | 1301 | U |
| 1 | 2 | 1307 | U |
| 1 | 2 | 1314 | U |
| 1 | 2 | 1315 | U |
| 1 | 2 | 1318 | G |
| 1 | 2 | 1321 | A |
| 1 | 2 | 1322 | A |
| 1 | 2 | 1337 | A |
| 1 | 2 | 1338 | C |
| 1 | 2 | 1339 | C |
| 1 | 2 | 1340 | U |
| 1 | 2 | 1344 | A |
| 1 | 2 | 1345 | A |
| 1 | 2 | 1346 | A |
| 1 | 2 | 1347 | U |
| 1 | 2 | 1348 | A |
| 1 | 2 | 1349 | G |
| 1 | 2 | 1362 | U |
| 1 | 2 | 1363 | U |
| 1 | 2 | 1364 | G |
| 1 | 2 | 1367 | G |
| 1 | 2 | 1370 | U |
| 1 | 2 | 1371 | A |
| 1 | 2 | 1373 | C |
| 1 | 2 | 1378 | U |
| 1 | 2 | 1381 | U |
| 1 | 2 | 1382 | A |
| 1 | 2 | 1383 | G |
| 1 | 2 | 1390 | U |
| 1 | 2 | 1398 | U |
| 1 | 2 | 1399 | C |
| 1 | 2 | 1400 | A |
| 1 | 2 | 1402 | G |
| 1 | 2 | 1410 | A |
| 1 | 2 | 1412 | G |
| 1 | 2 | 1414 | U |
| 1 | 2 | 1415 | U |
| 1 | 2 | 1425 | A |
| 1 | 2 | 1427 | A |

Continued on next page...

Continued from previous page...

| Mol | Chain | Res | Type |
|------------|--------------|------------|-------------|
| 1 | 2 | 1431 | C |
| 1 | 2 | 1432 | U |
| 1 | 2 | 1437 | U |
| 1 | 2 | 1444 | A |
| 1 | 2 | 1445 | G |
| 1 | 2 | 1446 | A |
| 1 | 2 | 1447 | C |
| 1 | 2 | 1448 | G |
| 1 | 2 | 1458 | G |
| 1 | 2 | 1459 | C |
| 1 | 2 | 1465 | C |
| 1 | 2 | 1466 | G |
| 1 | 2 | 1468 | U |
| 1 | 2 | 1469 | A |
| 1 | 2 | 1470 | C |
| 1 | 2 | 1471 | A |
| 1 | 2 | 1472 | C |
| 1 | 2 | 1473 | U |
| 1 | 2 | 1476 | C |
| 1 | 2 | 1477 | G |
| 1 | 2 | 1478 | G |
| 1 | 2 | 1480 | G |
| 1 | 2 | 1481 | C |
| 1 | 2 | 1482 | C |
| 1 | 2 | 1483 | A |
| 1 | 2 | 1491 | U |
| 1 | 2 | 1492 | A |
| 1 | 2 | 1493 | A |
| 1 | 2 | 1496 | U |
| 1 | 2 | 1506 | G |
| 1 | 2 | 1516 | A |
| 1 | 2 | 1518 | C |
| 1 | 2 | 1521 | G |
| 1 | 2 | 1522 | U |
| 1 | 2 | 1524 | A |
| 1 | 2 | 1527 | C |
| 1 | 2 | 1528 | U |
| 1 | 2 | 1529 | C |
| 1 | 2 | 1531 | G |
| 1 | 2 | 1535 | U |
| 1 | 2 | 1536 | G |
| 1 | 2 | 1537 | C |

Continued on next page...

Continued from previous page...

| Mol | Chain | Res | Type |
|------------|--------------|------------|-------------|
| 1 | 2 | 1538 | U |
| 1 | 2 | 1540 | G |
| 1 | 2 | 1541 | G |
| 1 | 2 | 1543 | A |
| 1 | 2 | 1544 | U |
| 1 | 2 | 1554 | U |
| 1 | 2 | 1557 | U |
| 1 | 2 | 1558 | U |
| 1 | 2 | 1559 | A |
| 1 | 2 | 1571 | C |
| 1 | 2 | 1572 | G |
| 1 | 2 | 1574 | G |
| 1 | 2 | 1575 | G |
| 1 | 2 | 1576 | A |
| 1 | 2 | 1577 | A |
| 1 | 2 | 1584 | G |
| 1 | 2 | 1585 | U |
| 1 | 2 | 1590 | G |
| 1 | 2 | 1601 | G |
| 1 | 2 | 1602 | C |
| 1 | 2 | 1605 | G |
| 1 | 2 | 1607 | G |
| 1 | 2 | 1611 | A |
| 1 | 2 | 1616 | G |
| 1 | 2 | 1622 | G |
| 1 | 2 | 1631 | A |
| 1 | 2 | 1634 | C |
| 1 | 2 | 1635 | A |
| 1 | 2 | 1637 | C |
| 1 | 2 | 1639 | C |
| 1 | 2 | 1657 | U |
| 1 | 2 | 1658 | G |
| 1 | 2 | 1682 | U |
| 1 | 2 | 1688 | U |
| 1 | 2 | 1689 | A |
| 1 | 2 | 1693 | A |
| 1 | 2 | 1709 | C |
| 1 | 2 | 1711 | C |
| 1 | 2 | 1712 | A |
| 1 | 2 | 1715 | G |
| 1 | 2 | 1736 | G |
| 1 | 2 | 1757 | G |

Continued on next page...

Continued from previous page...

| Mol | Chain | Res | Type |
|------------|--------------|------------|-------------|
| 1 | 2 | 1760 | G |
| 1 | 2 | 1762 | A |
| 1 | 2 | 1765 | A |
| 1 | 2 | 1766 | A |
| 1 | 2 | 1767 | G |
| 1 | 2 | 1768 | G |
| 1 | 2 | 1769 | U |
| 1 | 2 | 1770 | U |
| 1 | 2 | 1771 | U |
| 1 | 2 | 1780 | G |
| 1 | 2 | 1782 | A |
| 1 | 2 | 1783 | C |
| 1 | 2 | 1792 | G |
| 1 | 2 | 1793 | G |
| 1 | 2 | 1794 | A |
| 1 | 2 | 1795 | U |
| 1 | 2 | 1796 | C |
| 34 | l | 33 | A |
| 34 | l | 35 | C |
| 34 | l | 36 | C |
| 34 | l | 37 | U |
| 34 | l | 38 | G |
| 34 | l | 40 | A |
| 34 | l | 42 | G |
| 34 | l | 46 | C |
| 35 | n | 16 | U |
| 35 | n | 17 | G |
| 35 | n | 19 | U |
| 35 | n | 24 | G |
| 35 | n | 32 | C |
| 35 | n | 41 | A |
| 35 | n | 42 | G |
| 35 | n | 47 | U |
| 35 | n | 48 | U |
| 35 | n | 58 | A |
| 35 | n | 59 | G |
| 35 | n | 73 | G |
| 35 | n | 76 | A |
| 36 | m | 16 | C |
| 36 | m | 17 | G |
| 36 | m | 18 | G |
| 36 | m | 19 | C |

Continued on next page...

Continued from previous page...

| Mol | Chain | Res | Type |
|------------|--------------|------------|-------------|
| 36 | m | 21 | A |
| 36 | m | 28 | C |
| 36 | m | 29 | A |
| 36 | m | 33 | U |
| 36 | m | 34 | U |
| 36 | m | 36 | C |
| 36 | m | 37 | A |
| 36 | m | 38 | C |
| 36 | m | 39 | C |
| 36 | m | 42 | G |
| 36 | m | 43 | G |
| 36 | m | 45 | G |
| 36 | m | 46 | A |
| 36 | m | 55 | C |
| 36 | m | 59 | U |
| 36 | m | 72 | G |
| 36 | m | 75 | A |
| 54 | BQ | 13 | A |
| 54 | BQ | 14 | U |
| 54 | BQ | 26 | A |
| 54 | BQ | 30 | G |
| 54 | BQ | 40 | A |
| 54 | BQ | 43 | A |
| 54 | BQ | 45 | A |
| 54 | BQ | 49 | A |
| 54 | BQ | 59 | G |
| 54 | BQ | 60 | A |
| 54 | BQ | 65 | A |
| 54 | BQ | 66 | A |
| 54 | BQ | 73 | C |
| 54 | BQ | 77 | A |
| 54 | BQ | 83 | U |
| 54 | BQ | 85 | A |
| 54 | BQ | 86 | G |
| 54 | BQ | 87 | U |
| 54 | BQ | 92 | G |
| 54 | BQ | 111 | C |
| 54 | BQ | 119 | U |
| 54 | BQ | 120 | G |
| 54 | BQ | 122 | A |
| 54 | BQ | 134 | U |
| 54 | BQ | 135 | C |

Continued on next page...

Continued from previous page...

| Mol | Chain | Res | Type |
|------------|--------------|------------|-------------|
| 54 | BQ | 136 | G |
| 54 | BQ | 146 | U |
| 54 | BQ | 147 | U |
| 54 | BQ | 148 | G |
| 54 | BQ | 155 | G |
| 54 | BQ | 156 | G |
| 54 | BQ | 157 | A |
| 54 | BQ | 161 | G |
| 54 | BQ | 165 | A |
| 54 | BQ | 166 | C |
| 54 | BQ | 168 | U |
| 54 | BQ | 187 | A |
| 54 | BQ | 188 | U |
| 54 | BQ | 189 | G |
| 54 | BQ | 190 | U |
| 54 | BQ | 191 | U |
| 54 | BQ | 200 | C |
| 54 | BQ | 206 | G |
| 54 | BQ | 210 | U |
| 54 | BQ | 211 | A |
| 54 | BQ | 212 | G |
| 54 | BQ | 213 | A |
| 54 | BQ | 218 | G |
| 54 | BQ | 219 | A |
| 54 | BQ | 221 | A |
| 54 | BQ | 222 | A |
| 54 | BQ | 234 | G |
| 54 | BQ | 240 | U |
| 54 | BQ | 241 | G |
| 54 | BQ | 244 | G |
| 54 | BQ | 249 | U |
| 54 | BQ | 251 | G |
| 54 | BQ | 252 | U |
| 54 | BQ | 253 | A |
| 54 | BQ | 269 | G |
| 54 | BQ | 270 | U |
| 54 | BQ | 283 | G |
| 54 | BQ | 286 | U |
| 54 | BQ | 295 | A |
| 54 | BQ | 298 | U |
| 54 | BQ | 311 | C |
| 54 | BQ | 323 | A |

Continued on next page...

Continued from previous page...

| Mol | Chain | Res | Type |
|------------|--------------|------------|-------------|
| 54 | BQ | 329 | U |
| 54 | BQ | 330 | G |
| 54 | BQ | 334 | A |
| 54 | BQ | 346 | C |
| 54 | BQ | 352 | A |
| 54 | BQ | 375 | A |
| 54 | BQ | 376 | G |
| 54 | BQ | 395 | A |
| 54 | BQ | 398 | A |
| 54 | BQ | 399 | A |
| 54 | BQ | 401 | U |
| 54 | BQ | 402 | A |
| 54 | BQ | 403 | C |
| 54 | BQ | 421 | G |
| 54 | BQ | 422 | A |
| 54 | BQ | 429 | U |
| 54 | BQ | 440 | A |
| 54 | BQ | 495 | G |
| 54 | BQ | 507 | U |
| 54 | BQ | 510 | G |
| 54 | BQ | 521 | A |
| 54 | BQ | 523 | A |
| 54 | BQ | 525 | C |
| 54 | BQ | 533 | A |
| 54 | BQ | 535 | G |
| 54 | BQ | 544 | C |
| 54 | BQ | 546 | C |
| 54 | BQ | 547 | G |
| 54 | BQ | 548 | G |
| 54 | BQ | 549 | U |
| 54 | BQ | 550 | A |
| 54 | BQ | 551 | A |
| 54 | BQ | 556 | U |
| 54 | BQ | 557 | A |
| 54 | BQ | 559 | A |
| 54 | BQ | 578 | A |
| 54 | BQ | 579 | G |
| 54 | BQ | 592 | A |
| 54 | BQ | 600 | G |
| 54 | BQ | 604 | G |
| 54 | BQ | 609 | G |
| 54 | BQ | 612 | U |

Continued on next page...

Continued from previous page...

| Mol | Chain | Res | Type |
|------------|--------------|------------|-------------|
| 54 | BQ | 620 | U |
| 54 | BQ | 621 | A |
| 54 | BQ | 622 | A |
| 54 | BQ | 636 | C |
| 54 | BQ | 637 | C |
| 54 | BQ | 649 | A |
| 54 | BQ | 660 | A |
| 54 | BQ | 667 | C |
| 54 | BQ | 671 | U |
| 54 | BQ | 675 | C |
| 54 | BQ | 677 | A |
| 54 | BQ | 678 | G |
| 54 | BQ | 681 | U |
| 54 | BQ | 684 | G |
| 54 | BQ | 690 | A |
| 54 | BQ | 691 | A |
| 54 | BQ | 692 | A |
| 54 | BQ | 705 | A |
| 54 | BQ | 712 | G |
| 54 | BQ | 715 | A |
| 54 | BQ | 716 | A |
| 54 | BQ | 719 | U |
| 54 | BQ | 720 | A |
| 54 | BQ | 735 | A |
| 54 | BQ | 758 | C |
| 54 | BQ | 764 | U |
| 54 | BQ | 765 | C |
| 54 | BQ | 766 | U |
| 54 | BQ | 767 | U |
| 54 | BQ | 768 | C |
| 54 | BQ | 777 | U |
| 54 | BQ | 780 | A |
| 54 | BQ | 781 | G |
| 54 | BQ | 784 | A |
| 54 | BQ | 785 | G |
| 54 | BQ | 786 | A |
| 54 | BQ | 800 | G |
| 54 | BQ | 801 | A |
| 54 | BQ | 806 | A |
| 54 | BQ | 816 | A |
| 54 | BQ | 817 | A |
| 54 | BQ | 830 | A |

Continued on next page...

Continued from previous page...

| Mol | Chain | Res | Type |
|------------|--------------|------------|-------------|
| 54 | BQ | 849 | C |
| 54 | BQ | 861 | C |
| 54 | BQ | 867 | G |
| 54 | BQ | 874 | U |
| 54 | BQ | 879 | U |
| 54 | BQ | 885 | U |
| 54 | BQ | 895 | A |
| 54 | BQ | 896 | A |
| 54 | BQ | 907 | G |
| 54 | BQ | 908 | G |
| 54 | BQ | 914 | A |
| 54 | BQ | 916 | G |
| 54 | BQ | 917 | A |
| 54 | BQ | 923 | C |
| 54 | BQ | 926 | A |
| 54 | BQ | 934 | G |
| 54 | BQ | 937 | G |
| 54 | BQ | 944 | C |
| 54 | BQ | 953 | G |
| 54 | BQ | 959 | C |
| 54 | BQ | 960 | U |
| 54 | BQ | 974 | G |
| 54 | BQ | 980 | A |
| 54 | BQ | 981 | U |
| 54 | BQ | 994 | G |
| 54 | BQ | 995 | U |
| 54 | BQ | 1001 | G |
| 54 | BQ | 1005 | G |
| 54 | BQ | 1010 | G |
| 54 | BQ | 1015 | U |
| 54 | BQ | 1016 | C |
| 54 | BQ | 1017 | C |
| 54 | BQ | 1018 | G |
| 54 | BQ | 1028 | U |
| 54 | BQ | 1029 | G |
| 54 | BQ | 1030 | A |
| 54 | BQ | 1032 | C |
| 54 | BQ | 1036 | A |
| 54 | BQ | 1041 | U |
| 54 | BQ | 1047 | A |
| 54 | BQ | 1049 | C |
| 54 | BQ | 1065 | A |

Continued on next page...

Continued from previous page...

| Mol | Chain | Res | Type |
|------------|--------------|------------|-------------|
| 54 | BQ | 1072 | G |
| 54 | BQ | 1076 | C |
| 54 | BQ | 1081 | U |
| 54 | BQ | 1082 | U |
| 54 | BQ | 1083 | G |
| 54 | BQ | 1093 | A |
| 54 | BQ | 1095 | U |
| 54 | BQ | 1096 | U |
| 54 | BQ | 1097 | G |
| 54 | BQ | 1098 | A |
| 54 | BQ | 1103 | A |
| 54 | BQ | 1104 | G |
| 54 | BQ | 1117 | G |
| 54 | BQ | 1131 | G |
| 54 | BQ | 1135 | A |
| 54 | BQ | 1144 | U |
| 54 | BQ | 1145 | G |
| 54 | BQ | 1153 | A |
| 54 | BQ | 1155 | C |
| 54 | BQ | 1159 | A |
| 54 | BQ | 1180 | A |
| 54 | BQ | 1181 | U |
| 54 | BQ | 1191 | U |
| 54 | BQ | 1192 | C |
| 54 | BQ | 1197 | A |
| 54 | BQ | 1200 | A |
| 54 | BQ | 1201 | C |
| 54 | BQ | 1202 | A |
| 54 | BQ | 1206 | G |
| 54 | BQ | 1217 | A |
| 54 | BQ | 1219 | C |
| 54 | BQ | 1221 | A |
| 54 | BQ | 1222 | G |
| 54 | BQ | 1225 | A |
| 54 | BQ | 1230 | G |
| 54 | BQ | 1233 | G |
| 54 | BQ | 1235 | U |
| 54 | BQ | 1236 | G |
| 54 | BQ | 1237 | G |
| 54 | BQ | 1238 | C |
| 54 | BQ | 1239 | C |
| 54 | BQ | 1241 | U |

Continued on next page...

Continued from previous page...

| Mol | Chain | Res | Type |
|------------|--------------|------------|-------------|
| 54 | BQ | 1245 | A |
| 54 | BQ | 1246 | G |
| 54 | BQ | 1248 | C |
| 54 | BQ | 1250 | G |
| 54 | BQ | 1252 | A |
| 54 | BQ | 1253 | U |
| 54 | BQ | 1254 | C |
| 54 | BQ | 1257 | C |
| 54 | BQ | 1260 | A |
| 54 | BQ | 1262 | G |
| 54 | BQ | 1263 | A |
| 54 | BQ | 1264 | G |
| 54 | BQ | 1265 | U |
| 54 | BQ | 1266 | G |
| 54 | BQ | 1268 | G |
| 54 | BQ | 1270 | A |
| 54 | BQ | 1271 | A |
| 54 | BQ | 1272 | C |
| 54 | BQ | 1274 | A |
| 54 | BQ | 1276 | U |
| 54 | BQ | 1281 | G |
| 54 | BQ | 1282 | G |
| 54 | BQ | 1286 | A |
| 54 | BQ | 1287 | A |
| 54 | BQ | 1294 | A |
| 54 | BQ | 1301 | A |
| 54 | BQ | 1303 | A |
| 54 | BQ | 1307 | G |
| 54 | BQ | 1308 | A |
| 54 | BQ | 1309 | U |
| 54 | BQ | 1313 | G |
| 54 | BQ | 1315 | U |
| 54 | BQ | 1316 | C |
| 54 | BQ | 1325 | U |
| 54 | BQ | 1330 | A |
| 54 | BQ | 1331 | U |
| 54 | BQ | 1345 | G |
| 54 | BQ | 1348 | U |
| 54 | BQ | 1350 | A |
| 54 | BQ | 1351 | U |
| 54 | BQ | 1352 | A |
| 54 | BQ | 1355 | A |

Continued on next page...

Continued from previous page...

| Mol | Chain | Res | Type |
|------------|--------------|------------|-------------|
| 54 | BQ | 1356 | U |
| 54 | BQ | 1357 | G |
| 54 | BQ | 1380 | G |
| 54 | BQ | 1386 | A |
| 54 | BQ | 1392 | G |
| 54 | BQ | 1399 | A |
| 54 | BQ | 1400 | G |
| 54 | BQ | 1408 | G |
| 54 | BQ | 1418 | A |
| 54 | BQ | 1419 | A |
| 54 | BQ | 1421 | G |
| 54 | BQ | 1434 | G |
| 54 | BQ | 1437 | C |
| 54 | BQ | 1443 | G |
| 54 | BQ | 1446 | A |
| 54 | BQ | 1447 | G |
| 54 | BQ | 1448 | U |
| 54 | BQ | 1450 | G |
| 54 | BQ | 1456 | A |
| 54 | BQ | 1475 | A |
| 54 | BQ | 1481 | A |
| 54 | BQ | 1482 | A |
| 54 | BQ | 1483 | G |
| 54 | BQ | 1484 | U |
| 54 | BQ | 1485 | G |
| 54 | BQ | 1487 | G |
| 54 | BQ | 1503 | A |
| 54 | BQ | 1508 | C |
| 54 | BQ | 1523 | U |
| 54 | BQ | 1528 | G |
| 54 | BQ | 1533 | U |
| 54 | BQ | 1536 | G |
| 54 | BQ | 1542 | G |
| 54 | BQ | 1554 | U |
| 54 | BQ | 1555 | U |
| 54 | BQ | 1556 | C |
| 54 | BQ | 1557 | A |
| 54 | BQ | 1559 | A |
| 54 | BQ | 1560 | G |
| 54 | BQ | 1561 | G |
| 54 | BQ | 1563 | C |
| 54 | BQ | 1565 | G |

Continued on next page...

Continued from previous page...

| Mol | Chain | Res | Type |
|------------|--------------|------------|-------------|
| 54 | BQ | 1566 | A |
| 54 | BQ | 1567 | U |
| 54 | BQ | 1568 | U |
| 54 | BQ | 1569 | U |
| 54 | BQ | 1570 | U |
| 54 | BQ | 1571 | A |
| 54 | BQ | 1572 | U |
| 54 | BQ | 1573 | G |
| 54 | BQ | 1576 | G |
| 54 | BQ | 1579 | C |
| 54 | BQ | 1580 | A |
| 54 | BQ | 1581 | C |
| 54 | BQ | 1582 | C |
| 54 | BQ | 1583 | A |
| 54 | BQ | 1588 | A |
| 54 | BQ | 1589 | A |
| 54 | BQ | 1593 | A |
| 54 | BQ | 1605 | A |
| 54 | BQ | 1620 | U |
| 54 | BQ | 1629 | U |
| 54 | BQ | 1630 | U |
| 54 | BQ | 1631 | C |
| 54 | BQ | 1642 | A |
| 54 | BQ | 1643 | A |
| 54 | BQ | 1645 | U |
| 54 | BQ | 1646 | G |
| 54 | BQ | 1657 | C |
| 54 | BQ | 1683 | A |
| 54 | BQ | 1714 | A |
| 54 | BQ | 1724 | U |
| 54 | BQ | 1729 | A |
| 54 | BQ | 1730 | G |
| 54 | BQ | 1741 | A |
| 54 | BQ | 1750 | A |
| 54 | BQ | 1751 | G |
| 54 | BQ | 1752 | A |
| 54 | BQ | 1760 | A |
| 54 | BQ | 1762 | C |
| 54 | BQ | 1763 | U |
| 54 | BQ | 1765 | U |
| 54 | BQ | 1766 | G |
| 54 | BQ | 1770 | G |

Continued on next page...

Continued from previous page...

| Mol | Chain | Res | Type |
|------------|--------------|------------|-------------|
| 54 | BQ | 1780 | G |
| 54 | BQ | 1797 | A |
| 54 | BQ | 1809 | A |
| 54 | BQ | 1813 | A |
| 54 | BQ | 1814 | A |
| 54 | BQ | 1815 | U |
| 54 | BQ | 1816 | A |
| 54 | BQ | 1817 | G |
| 54 | BQ | 1818 | U |
| 54 | BQ | 1819 | U |
| 54 | BQ | 1820 | U |
| 54 | BQ | 1821 | U |
| 54 | BQ | 1835 | A |
| 54 | BQ | 1839 | A |
| 54 | BQ | 1840 | U |
| 54 | BQ | 1841 | A |
| 54 | BQ | 1845 | G |
| 54 | BQ | 1846 | C |
| 54 | BQ | 1849 | C |
| 54 | BQ | 1850 | A |
| 54 | BQ | 1866 | C |
| 54 | BQ | 1868 | G |
| 54 | BQ | 1879 | A |
| 54 | BQ | 1880 | U |
| 54 | BQ | 1885 | U |
| 54 | BQ | 1886 | A |
| 54 | BQ | 1893 | A |
| 54 | BQ | 1900 | A |
| 54 | BQ | 1901 | A |
| 54 | BQ | 1906 | G |
| 54 | BQ | 1914 | G |
| 54 | BQ | 1920 | U |
| 54 | BQ | 1930 | A |
| 54 | BQ | 1932 | A |
| 54 | BQ | 1952 | G |
| 54 | BQ | 1953 | G |
| 54 | BQ | 1954 | G |
| 54 | BQ | 2094 | C |
| 54 | BQ | 2101 | C |
| 54 | BQ | 2102 | U |
| 54 | BQ | 2107 | A |
| 54 | BQ | 2111 | G |

Continued on next page...

Continued from previous page...

| Mol | Chain | Res | Type |
|------------|--------------|------------|-------------|
| 54 | BQ | 2112 | U |
| 54 | BQ | 2113 | A |
| 54 | BQ | 2114 | C |
| 54 | BQ | 2121 | G |
| 54 | BQ | 2122 | G |
| 54 | BQ | 2131 | A |
| 54 | BQ | 2139 | A |
| 54 | BQ | 2158 | A |
| 54 | BQ | 2159 | U |
| 54 | BQ | 2169 | G |
| 54 | BQ | 2170 | U |
| 54 | BQ | 2179 | C |
| 54 | BQ | 2188 | A |
| 54 | BQ | 2197 | C |
| 54 | BQ | 2201 | G |
| 54 | BQ | 2205 | U |
| 54 | BQ | 2206 | G |
| 54 | BQ | 2209 | U |
| 54 | BQ | 2210 | G |
| 54 | BQ | 2243 | A |
| 54 | BQ | 2244 | A |
| 54 | BQ | 2249 | G |
| 54 | BQ | 2256 | A |
| 54 | BQ | 2257 | C |
| 54 | BQ | 2272 | G |
| 54 | BQ | 2273 | G |
| 54 | BQ | 2274 | U |
| 54 | BQ | 2281 | A |
| 54 | BQ | 2282 | U |
| 54 | BQ | 2284 | C |
| 54 | BQ | 2307 | G |
| 54 | BQ | 2310 | U |
| 54 | BQ | 2313 | A |
| 54 | BQ | 2314 | U |
| 54 | BQ | 2315 | G |
| 54 | BQ | 2334 | U |
| 54 | BQ | 2336 | U |
| 54 | BQ | 2340 | U |
| 54 | BQ | 2373 | A |
| 54 | BQ | 2374 | C |
| 54 | BQ | 2375 | G |
| 54 | BQ | 2376 | G |

Continued on next page...

Continued from previous page...

| Mol | Chain | Res | Type |
|------------|--------------|------------|-------------|
| 54 | BQ | 2388 | U |
| 54 | BQ | 2393 | G |
| 54 | BQ | 2397 | A |
| 54 | BQ | 2398 | A |
| 54 | BQ | 2402 | A |
| 54 | BQ | 2403 | G |
| 54 | BQ | 2404 | A |
| 54 | BQ | 2411 | U |
| 54 | BQ | 2419 | A |
| 54 | BQ | 2434 | U |
| 54 | BQ | 2435 | G |
| 54 | BQ | 2437 | G |
| 54 | BQ | 2439 | A |
| 54 | BQ | 2444 | C |
| 54 | BQ | 2446 | U |
| 54 | BQ | 2451 | G |
| 54 | BQ | 2496 | C |
| 54 | BQ | 2498 | U |
| 54 | BQ | 2501 | U |
| 54 | BQ | 2502 | A |
| 54 | BQ | 2514 | U |
| 54 | BQ | 2515 | A |
| 54 | BQ | 2522 | G |
| 54 | BQ | 2523 | A |
| 54 | BQ | 2524 | A |
| 54 | BQ | 2530 | G |
| 54 | BQ | 2531 | C |
| 54 | BQ | 2538 | U |
| 54 | BQ | 2540 | A |
| 54 | BQ | 2541 | U |
| 54 | BQ | 2542 | U |
| 54 | BQ | 2549 | G |
| 54 | BQ | 2552 | C |
| 54 | BQ | 2553 | U |
| 54 | BQ | 2554 | A |
| 54 | BQ | 2560 | C |
| 54 | BQ | 2562 | A |
| 54 | BQ | 2570 | U |
| 54 | BQ | 2571 | U |
| 54 | BQ | 2572 | C |
| 54 | BQ | 2585 | G |
| 54 | BQ | 2586 | G |

Continued on next page...

Continued from previous page...

| Mol | Chain | Res | Type |
|------------|--------------|------------|-------------|
| 54 | BQ | 2593 | A |
| 54 | BQ | 2594 | C |
| 54 | BQ | 2606 | G |
| 54 | BQ | 2607 | G |
| 54 | BQ | 2619 | G |
| 54 | BQ | 2627 | C |
| 54 | BQ | 2635 | A |
| 54 | BQ | 2652 | U |
| 54 | BQ | 2656 | A |
| 54 | BQ | 2666 | C |
| 54 | BQ | 2674 | A |
| 54 | BQ | 2677 | G |
| 54 | BQ | 2679 | A |
| 54 | BQ | 2681 | U |
| 54 | BQ | 2689 | A |
| 54 | BQ | 2691 | A |
| 54 | BQ | 2694 | A |
| 54 | BQ | 2703 | A |
| 54 | BQ | 2704 | A |
| 54 | BQ | 2714 | G |
| 54 | BQ | 2716 | U |
| 54 | BQ | 2727 | A |
| 54 | BQ | 2728 | G |
| 54 | BQ | 2729 | U |
| 54 | BQ | 2737 | C |
| 54 | BQ | 2740 | A |
| 54 | BQ | 2742 | C |
| 54 | BQ | 2753 | G |
| 54 | BQ | 2762 | A |
| 54 | BQ | 2772 | C |
| 54 | BQ | 2777 | G |
| 54 | BQ | 2778 | G |
| 54 | BQ | 2800 | G |
| 54 | BQ | 2801 | A |
| 54 | BQ | 2802 | A |
| 54 | BQ | 2804 | A |
| 54 | BQ | 2810 | C |
| 54 | BQ | 2816 | G |
| 54 | BQ | 2817 | A |
| 54 | BQ | 2842 | U |
| 54 | BQ | 2845 | A |
| 54 | BQ | 2847 | A |

Continued on next page...

Continued from previous page...

| Mol | Chain | Res | Type |
|------------|--------------|------------|-------------|
| 54 | BQ | 2860 | U |
| 54 | BQ | 2867 | C |
| 54 | BQ | 2871 | G |
| 54 | BQ | 2872 | A |
| 54 | BQ | 2887 | A |
| 54 | BQ | 2888 | U |
| 54 | BQ | 2889 | C |
| 54 | BQ | 2894 | C |
| 54 | BQ | 2898 | G |
| 54 | BQ | 2911 | A |
| 54 | BQ | 2912 | G |
| 54 | BQ | 2914 | G |
| 54 | BQ | 2915 | U |
| 54 | BQ | 2923 | U |
| 54 | BQ | 2928 | C |
| 54 | BQ | 2935 | U |
| 54 | BQ | 2936 | A |
| 54 | BQ | 2938 | G |
| 54 | BQ | 2941 | A |
| 54 | BQ | 2942 | C |
| 54 | BQ | 2945 | G |
| 54 | BQ | 2947 | G |
| 54 | BQ | 2971 | A |
| 54 | BQ | 2972 | G |
| 54 | BQ | 2977 | G |
| 54 | BQ | 2978 | U |
| 54 | BQ | 2979 | U |
| 54 | BQ | 2983 | C |
| 54 | BQ | 2990 | G |
| 54 | BQ | 2996 | U |
| 54 | BQ | 2997 | G |
| 54 | BQ | 3012 | A |
| 54 | BQ | 3022 | G |
| 54 | BQ | 3023 | U |
| 54 | BQ | 3049 | A |
| 54 | BQ | 3055 | U |
| 54 | BQ | 3056 | U |
| 54 | BQ | 3058 | U |
| 54 | BQ | 3078 | U |
| 54 | BQ | 3080 | G |
| 54 | BQ | 3086 | A |
| 54 | BQ | 3092 | C |

Continued on next page...

Continued from previous page...

| Mol | Chain | Res | Type |
|------------|--------------|------------|-------------|
| 54 | BQ | 3117 | C |
| 54 | BQ | 3128 | G |
| 54 | BQ | 3130 | A |
| 54 | BQ | 3131 | U |
| 54 | BQ | 3141 | A |
| 54 | BQ | 3142 | A |
| 54 | BQ | 3143 | C |
| 54 | BQ | 3151 | U |
| 54 | BQ | 3152 | U |
| 54 | BQ | 3153 | U |
| 54 | BQ | 3154 | C |
| 54 | BQ | 3156 | U |
| 54 | BQ | 3157 | U |
| 54 | BQ | 3158 | G |
| 54 | BQ | 3170 | A |
| 54 | BQ | 3172 | A |
| 54 | BQ | 3174 | A |
| 54 | BQ | 3176 | G |
| 54 | BQ | 3179 | U |
| 54 | BQ | 3180 | A |
| 54 | BQ | 3181 | C |
| 54 | BQ | 3186 | A |
| 54 | BQ | 3187 | A |
| 54 | BQ | 3206 | C |
| 54 | BQ | 3207 | U |
| 54 | BQ | 3208 | G |
| 54 | BQ | 3210 | A |
| 54 | BQ | 3217 | C |
| 54 | BQ | 3218 | A |
| 54 | BQ | 3220 | G |
| 54 | BQ | 3224 | G |
| 54 | BQ | 3241 | G |
| 54 | BQ | 3242 | G |
| 54 | BQ | 3243 | A |
| 54 | BQ | 3245 | A |
| 54 | BQ | 3247 | G |
| 54 | BQ | 3259 | U |
| 54 | BQ | 3260 | G |
| 54 | BQ | 3263 | G |
| 54 | BQ | 3268 | A |
| 54 | BQ | 3270 | U |
| 54 | BQ | 3271 | G |

Continued on next page...

Continued from previous page...

| Mol | Chain | Res | Type |
|------------|--------------|------------|-------------|
| 54 | BQ | 3272 | C |
| 54 | BQ | 3276 | G |
| 54 | BQ | 3277 | U |
| 54 | BQ | 3279 | A |
| 54 | BQ | 3287 | U |
| 54 | BQ | 3289 | G |
| 54 | BQ | 3294 | A |
| 54 | BQ | 3295 | A |
| 54 | BQ | 3304 | U |
| 54 | BQ | 3313 | U |
| 54 | BQ | 3316 | A |
| 54 | BQ | 3318 | G |
| 54 | BQ | 3319 | U |
| 54 | BQ | 3345 | G |
| 54 | BQ | 3346 | U |
| 54 | BQ | 3347 | A |
| 54 | BQ | 3348 | G |
| 54 | BQ | 3349 | C |
| 54 | BQ | 3351 | U |
| 54 | BQ | 3352 | U |
| 54 | BQ | 3353 | G |
| 54 | BQ | 3354 | U |
| 54 | BQ | 3355 | U |
| 54 | BQ | 3356 | G |
| 54 | BQ | 3369 | G |
| 54 | BQ | 3375 | A |
| 54 | BQ | 3378 | C |
| 54 | BQ | 3382 | U |
| 54 | BQ | 3383 | G |
| 54 | BQ | 3386 | G |
| 54 | BQ | 3390 | G |
| 55 | BR | 7 | G |
| 55 | BR | 11 | A |
| 55 | BR | 13 | A |
| 55 | BR | 22 | A |
| 55 | BR | 29 | C |
| 55 | BR | 33 | U |
| 55 | BR | 42 | A |
| 55 | BR | 49 | G |
| 55 | BR | 50 | U |
| 55 | BR | 55 | A |
| 55 | BR | 65 | G |

Continued on next page...

Continued from previous page...

| Mol | Chain | Res | Type |
|------------|--------------|------------|-------------|
| 55 | BR | 74 | C |
| 55 | BR | 76 | A |
| 55 | BR | 77 | G |
| 55 | BR | 78 | U |
| 55 | BR | 79 | A |
| 55 | BR | 87 | G |
| 55 | BR | 91 | G |
| 55 | BR | 102 | A |
| 55 | BR | 104 | A |
| 55 | BR | 112 | G |
| 55 | BR | 121 | U |
| 56 | BS | 17 | A |
| 56 | BS | 22 | U |
| 56 | BS | 23 | U |
| 56 | BS | 34 | U |
| 56 | BS | 35 | C |
| 56 | BS | 52 | A |
| 56 | BS | 53 | A |
| 56 | BS | 59 | A |
| 56 | BS | 60 | U |
| 56 | BS | 62 | C |
| 56 | BS | 63 | G |
| 56 | BS | 71 | A |
| 56 | BS | 80 | A |
| 56 | BS | 82 | U |
| 56 | BS | 83 | C |
| 56 | BS | 84 | C |
| 56 | BS | 85 | G |
| 56 | BS | 86 | U |
| 56 | BS | 90 | U |
| 56 | BS | 91 | C |
| 56 | BS | 95 | G |
| 56 | BS | 97 | A |
| 56 | BS | 102 | U |
| 56 | BS | 104 | A |
| 56 | BS | 105 | A |
| 56 | BS | 106 | C |
| 56 | BS | 112 | U |
| 56 | BS | 113 | U |
| 56 | BS | 116 | G |
| 56 | BS | 125 | U |
| 56 | BS | 126 | A |

Continued on next page...

Continued from previous page...

| Mol | Chain | Res | Type |
|------------|--------------|------------|-------------|
| 56 | BS | 129 | C |
| 56 | BS | 144 | G |
| 56 | BS | 148 | G |
| 56 | BS | 151 | C |
| 56 | BS | 152 | G |
| 56 | BS | 157 | U |

All (165) RNA pucker outliers are listed below:

| Mol | Chain | Res | Type |
|------------|--------------|------------|-------------|
| 1 | 2 | 52 | U |
| 1 | 2 | 68 | A |
| 1 | 2 | 77 | U |
| 1 | 2 | 80 | A |
| 1 | 2 | 132 | U |
| 1 | 2 | 139 | C |
| 1 | 2 | 170 | U |
| 1 | 2 | 174 | U |
| 1 | 2 | 217 | A |
| 1 | 2 | 224 | C |
| 1 | 2 | 228 | G |
| 1 | 2 | 261 | U |
| 1 | 2 | 278 | U |
| 1 | 2 | 312 | A |
| 1 | 2 | 313 | U |
| 1 | 2 | 321 | C |
| 1 | 2 | 322 | G |
| 1 | 2 | 352 | A |
| 1 | 2 | 380 | U |
| 1 | 2 | 387 | A |
| 1 | 2 | 400 | A |
| 1 | 2 | 423 | G |
| 1 | 2 | 454 | U |
| 1 | 2 | 539 | G |
| 1 | 2 | 541 | A |
| 1 | 2 | 555 | A |
| 1 | 2 | 609 | U |
| 1 | 2 | 639 | U |
| 1 | 2 | 705 | U |
| 1 | 2 | 711 | U |
| 1 | 2 | 714 | G |
| 1 | 2 | 754 | A |

Continued on next page...

Continued from previous page...

| Mol | Chain | Res | Type |
|------------|--------------|------------|-------------|
| 1 | 2 | 755 | A |
| 1 | 2 | 765 | G |
| 1 | 2 | 766 | U |
| 1 | 2 | 819 | G |
| 1 | 2 | 863 | A |
| 1 | 2 | 928 | U |
| 1 | 2 | 1023 | A |
| 1 | 2 | 1108 | G |
| 1 | 2 | 1114 | G |
| 1 | 2 | 1216 | C |
| 1 | 2 | 1217 | A |
| 1 | 2 | 1226 | A |
| 1 | 2 | 1244 | A |
| 1 | 2 | 1245 | G |
| 1 | 2 | 1246 | C |
| 1 | 2 | 1251 | U |
| 1 | 2 | 1256 | A |
| 1 | 2 | 1273 | G |
| 1 | 2 | 1274 | C |
| 1 | 2 | 1344 | A |
| 1 | 2 | 1373 | C |
| 1 | 2 | 1382 | A |
| 1 | 2 | 1399 | C |
| 1 | 2 | 1413 | U |
| 1 | 2 | 1430 | U |
| 1 | 2 | 1465 | C |
| 1 | 2 | 1469 | A |
| 1 | 2 | 1535 | U |
| 1 | 2 | 1540 | G |
| 1 | 2 | 1556 | A |
| 1 | 2 | 1573 | A |
| 1 | 2 | 1584 | G |
| 1 | 2 | 1633 | A |
| 1 | 2 | 1636 | C |
| 54 | BQ | 13 | A |
| 54 | BQ | 40 | A |
| 54 | BQ | 86 | G |
| 54 | BQ | 154 | U |
| 54 | BQ | 155 | G |
| 54 | BQ | 211 | A |
| 54 | BQ | 221 | A |
| 54 | BQ | 269 | G |

Continued on next page...

Continued from previous page...

| Mol | Chain | Res | Type |
|------------|--------------|------------|-------------|
| 54 | BQ | 282 | G |
| 54 | BQ | 297 | G |
| 54 | BQ | 374 | A |
| 54 | BQ | 400 | G |
| 54 | BQ | 520 | U |
| 54 | BQ | 547 | G |
| 54 | BQ | 588 | G |
| 54 | BQ | 677 | A |
| 54 | BQ | 764 | U |
| 54 | BQ | 767 | U |
| 54 | BQ | 784 | A |
| 54 | BQ | 800 | G |
| 54 | BQ | 896 | A |
| 54 | BQ | 916 | G |
| 54 | BQ | 925 | A |
| 54 | BQ | 979 | U |
| 54 | BQ | 993 | G |
| 54 | BQ | 1064 | A |
| 54 | BQ | 1095 | U |
| 54 | BQ | 1103 | A |
| 54 | BQ | 1144 | U |
| 54 | BQ | 1307 | G |
| 54 | BQ | 1315 | U |
| 54 | BQ | 1355 | A |
| 54 | BQ | 1417 | G |
| 54 | BQ | 1447 | G |
| 54 | BQ | 1481 | A |
| 54 | BQ | 1483 | G |
| 54 | BQ | 1553 | U |
| 54 | BQ | 1554 | U |
| 54 | BQ | 1558 | A |
| 54 | BQ | 1572 | U |
| 54 | BQ | 1580 | A |
| 54 | BQ | 1642 | A |
| 54 | BQ | 1657 | C |
| 54 | BQ | 1713 | G |
| 54 | BQ | 1729 | A |
| 54 | BQ | 1751 | G |
| 54 | BQ | 1808 | G |
| 54 | BQ | 1815 | U |
| 54 | BQ | 1816 | A |
| 54 | BQ | 1820 | U |

Continued on next page...

Continued from previous page...

| Mol | Chain | Res | Type |
|------------|--------------|------------|-------------|
| 54 | BQ | 1839 | A |
| 54 | BQ | 1840 | U |
| 54 | BQ | 1900 | A |
| 54 | BQ | 1913 | A |
| 54 | BQ | 2101 | C |
| 54 | BQ | 2112 | U |
| 54 | BQ | 2138 | A |
| 54 | BQ | 2178 | A |
| 54 | BQ | 2208 | A |
| 54 | BQ | 2273 | G |
| 54 | BQ | 2281 | A |
| 54 | BQ | 2283 | G |
| 54 | BQ | 2434 | U |
| 54 | BQ | 2445 | A |
| 54 | BQ | 2495 | C |
| 54 | BQ | 2500 | A |
| 54 | BQ | 2501 | U |
| 54 | BQ | 2513 | U |
| 54 | BQ | 2514 | U |
| 54 | BQ | 2523 | A |
| 54 | BQ | 2541 | U |
| 54 | BQ | 2593 | A |
| 54 | BQ | 2665 | U |
| 54 | BQ | 2680 | A |
| 54 | BQ | 2727 | A |
| 54 | BQ | 2816 | G |
| 54 | BQ | 2941 | A |
| 54 | BQ | 2971 | A |
| 54 | BQ | 3022 | G |
| 54 | BQ | 3140 | G |
| 54 | BQ | 3156 | U |
| 54 | BQ | 3175 | U |
| 54 | BQ | 3219 | G |
| 54 | BQ | 3242 | G |
| 54 | BQ | 3243 | A |
| 54 | BQ | 3269 | U |
| 54 | BQ | 3293 | U |
| 54 | BQ | 3345 | G |
| 54 | BQ | 3350 | C |
| 54 | BQ | 3353 | G |
| 54 | BQ | 3355 | U |
| 54 | BQ | 3382 | U |

Continued on next page...

Continued from previous page...

| Mol | Chain | Res | Type |
|-----|-------|-----|------|
| 55 | BR | 41 | G |
| 55 | BR | 77 | G |
| 55 | BR | 86 | U |
| 56 | BS | 16 | G |
| 56 | BS | 22 | U |
| 56 | BS | 85 | G |
| 56 | BS | 105 | A |

5.4 Non-standard residues in protein, DNA, RNA chains [i](#)

There are no non-standard protein/DNA/RNA residues in this entry.

5.5 Carbohydrates [i](#)

There are no oligosaccharides in this entry.

5.6 Ligand geometry [i](#)

Of 10 ligands modelled in this entry, 10 are monoatomic - leaving 0 for Mogul analysis.

There are no bond length outliers.

There are no bond angle outliers.

There are no chirality outliers.

There are no torsion outliers.

There are no ring outliers.

No monomer is involved in short contacts.

5.7 Other polymers [i](#)

There are no such residues in this entry.

5.8 Polymer linkage issues [i](#)

There are no chain breaks in this entry.

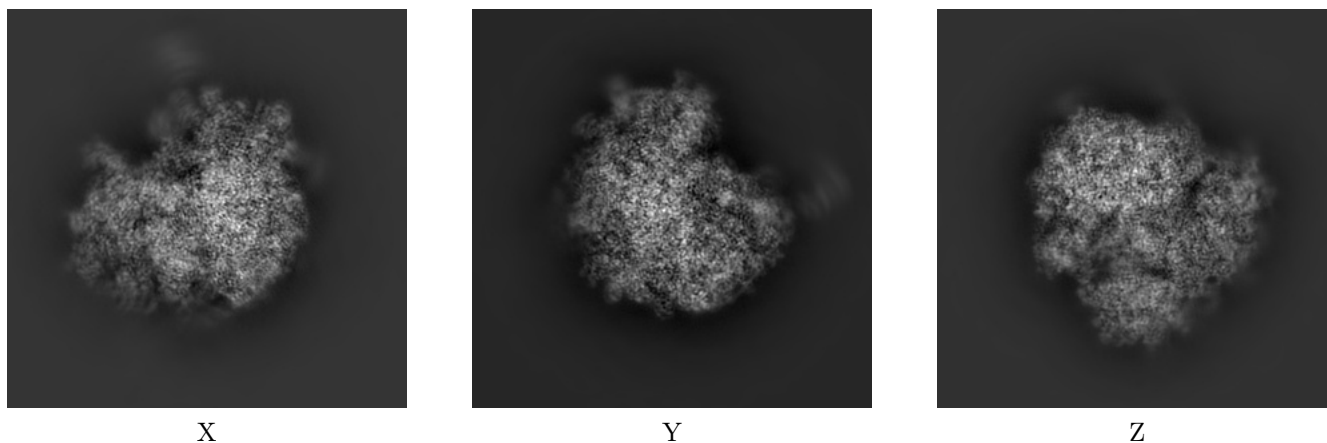
6 Map visualisation [i](#)

This section contains visualisations of the EMDB entry EMD-4474. These allow visual inspection of the internal detail of the map and identification of artifacts.

No raw map or half-maps were deposited for this entry and therefore no images, graphs, etc. pertaining to the raw map can be shown.

6.1 Orthogonal projections [i](#)


6.1.1 Primary map



The images above show the map projected in three orthogonal directions.

6.2 Central slices [i](#)


6.2.1 Primary map



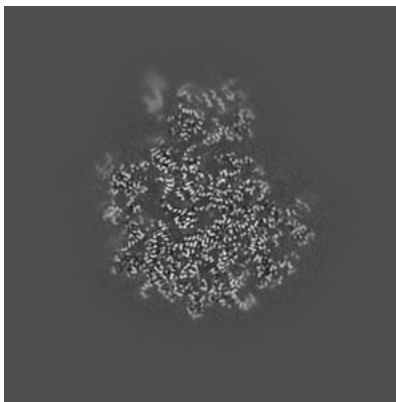
The images above show central slices of the map in three orthogonal directions.

6.3 Largest variance slices [\(i\)](#)

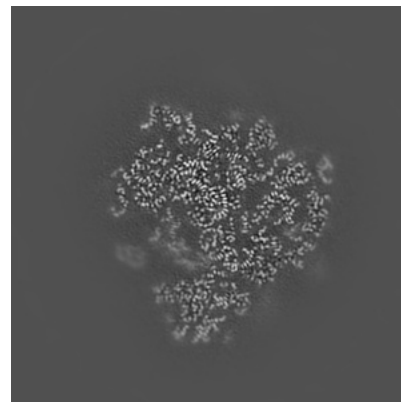
6.3.1 Primary map



X Index: 203



Y Index: 226

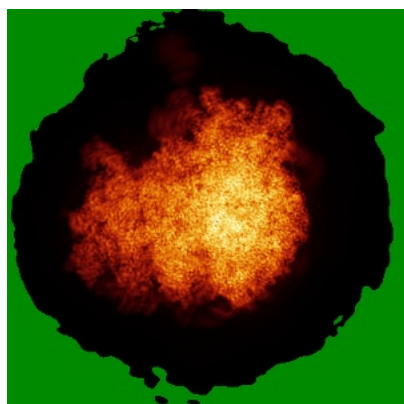


Z Index: 180

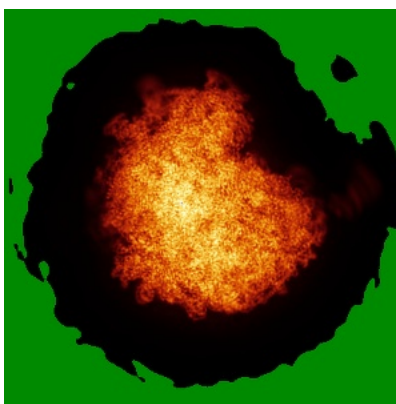
The images above show the largest variance slices of the map in three orthogonal directions.

6.4 Orthogonal standard-deviation projections (False-color) [\(i\)](#)

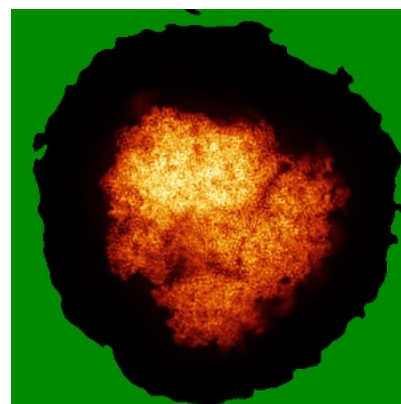
6.4.1 Primary map



X



Y




Z

The images above show the map standard deviation projections with false color in three orthogonal directions. Minimum values are shown in green, max in blue, and dark to light orange shades represent small to large values respectively.

6.5 Orthogonal surface views [i](#)

6.5.1 Primary map



The images above show the 3D surface view of the map at the recommended contour level 0.04. These images, in conjunction with the slice images, may facilitate assessment of whether an appropriate contour level has been provided.

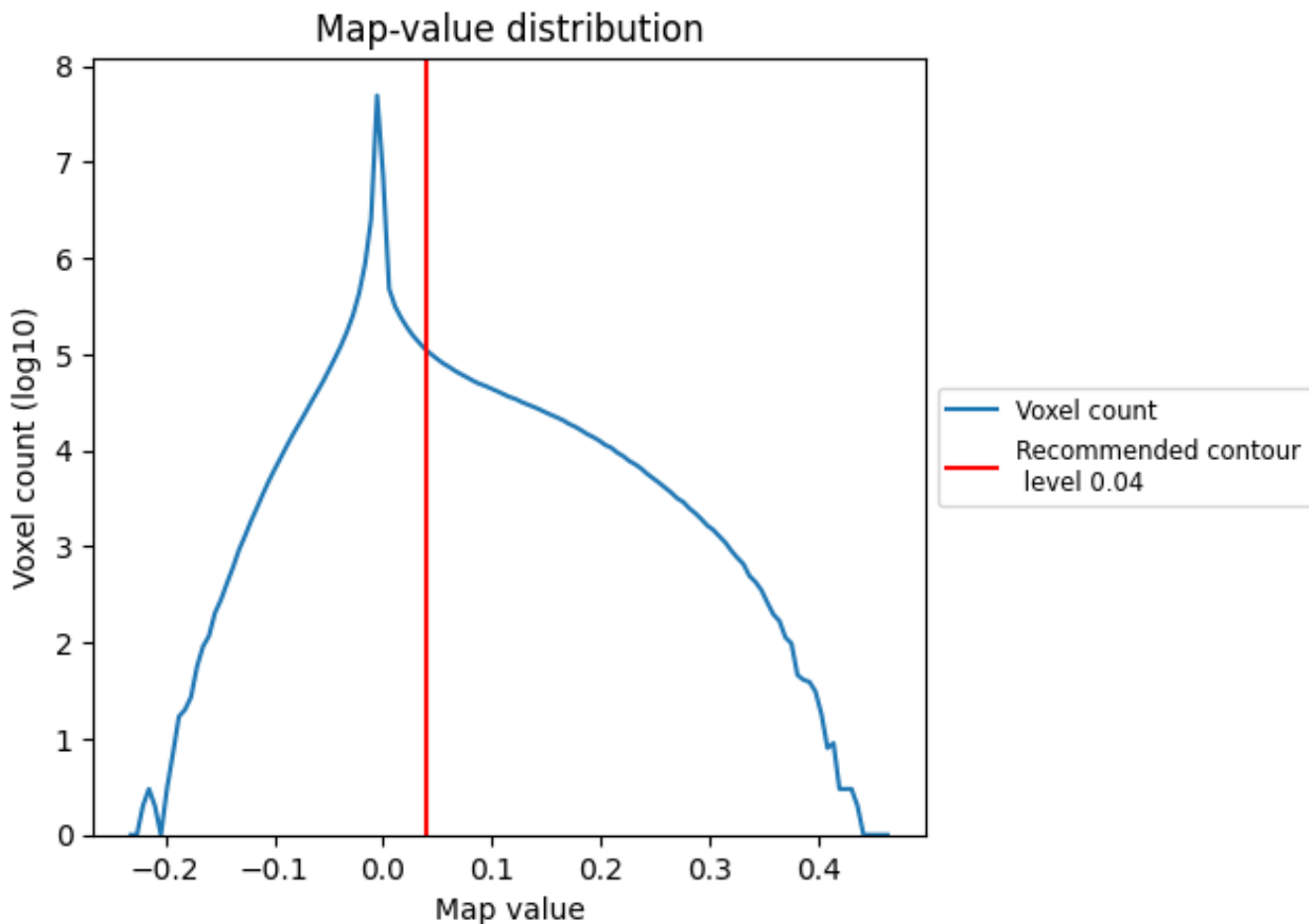
6.6 Mask visualisation [i](#)

This section was not generated. No masks/segmentation were deposited.

7 Map analysis [i](#)

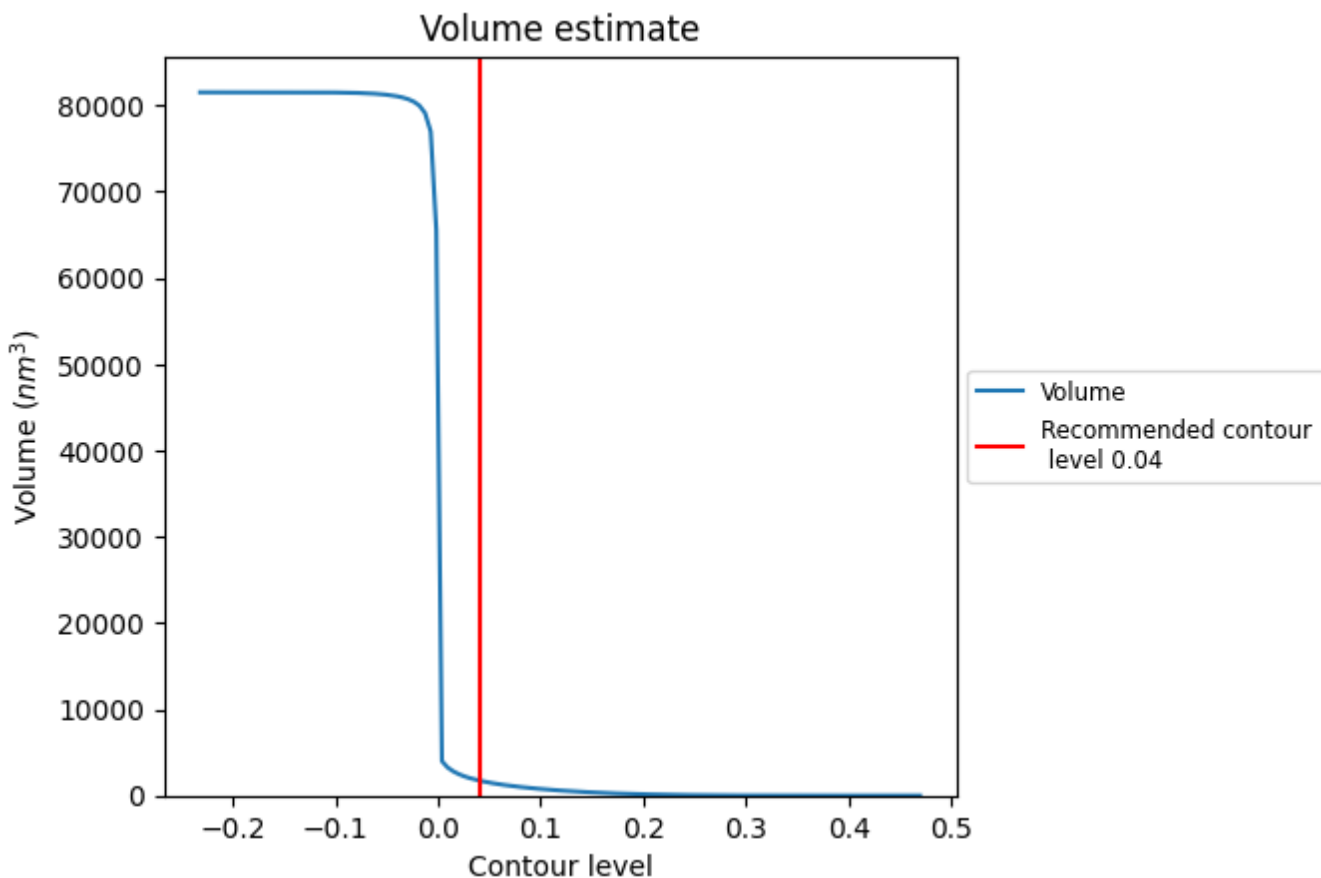
This section contains the results of statistical analysis of the map.

7.1 Map-value distribution [i](#)



The map-value distribution is plotted in 128 intervals along the x-axis. The y-axis is logarithmic. A spike in this graph at zero usually indicates that the volume has been masked.

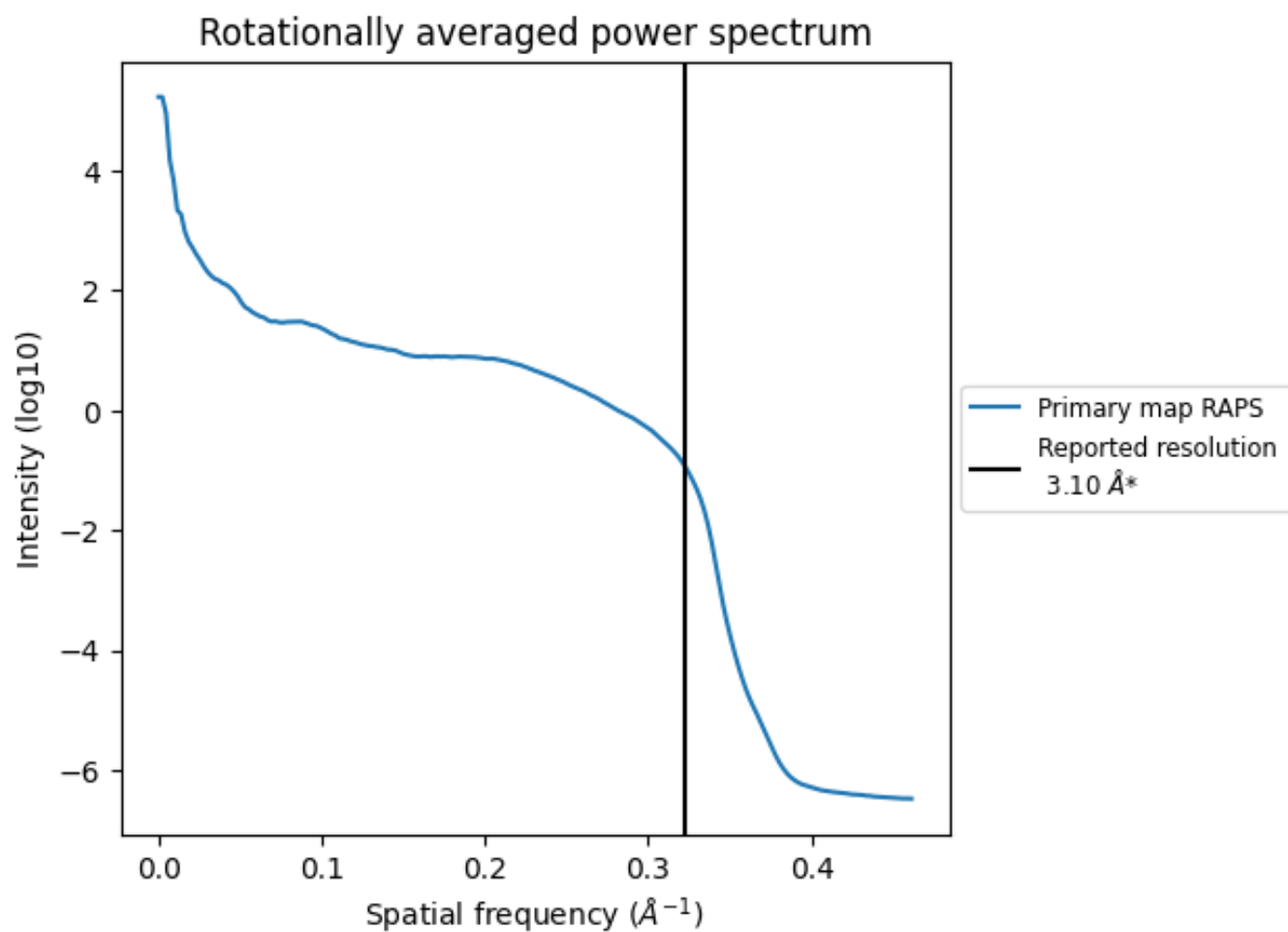
7.2 Volume estimate [i](#)



The volume at the recommended contour level is 1744 nm³; this corresponds to an approximate mass of 1575 kDa.

The volume estimate graph shows how the enclosed volume varies with the contour level. The recommended contour level is shown as a vertical line and the intersection between the line and the curve gives the volume of the enclosed surface at the given level.

7.3 Rotationally averaged power spectrum [i](#)

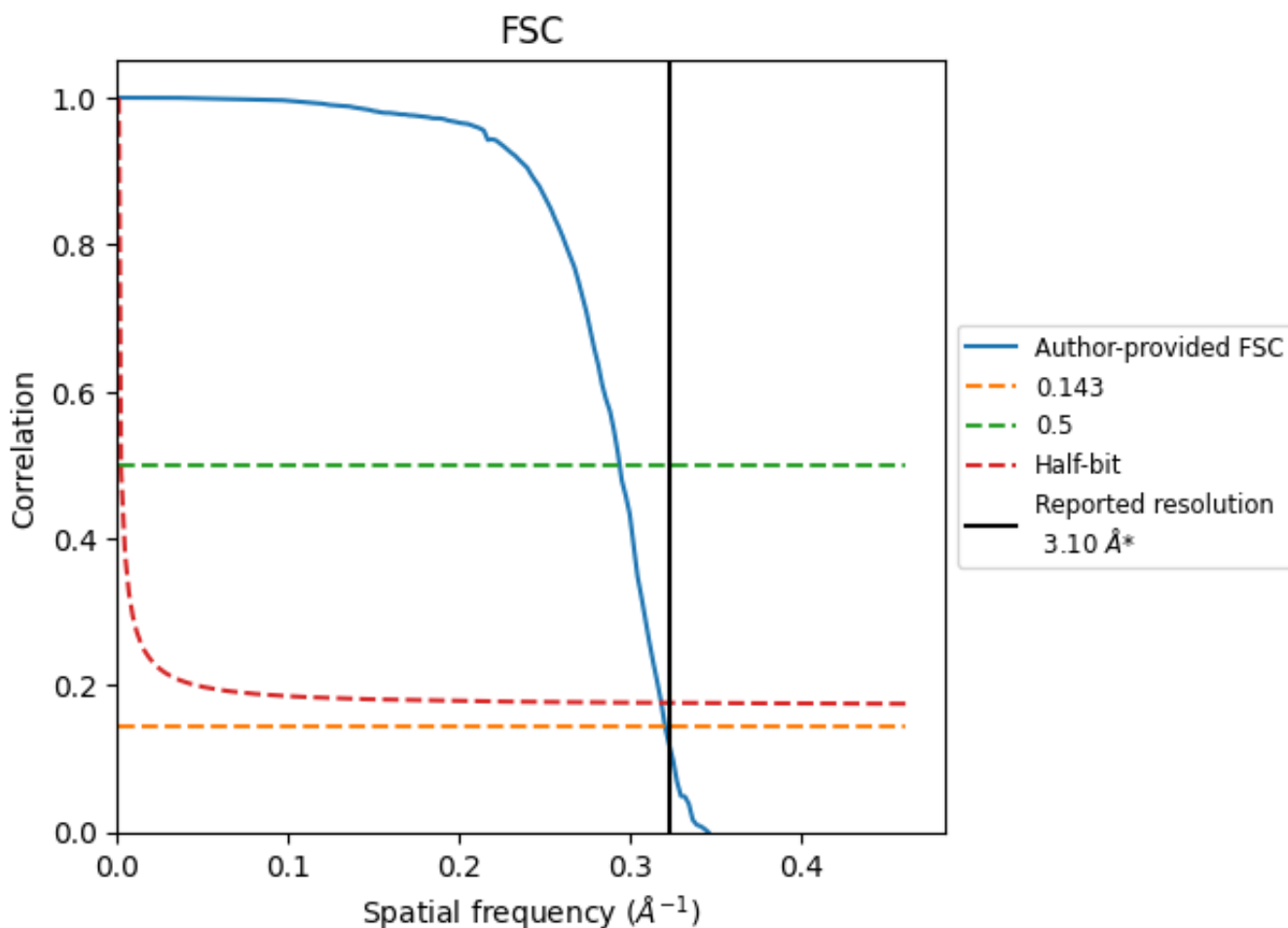


*Reported resolution corresponds to spatial frequency of 0.323\AA^{-1}

8 Fourier-Shell correlation [i](#)

Fourier-Shell Correlation (FSC) is the most commonly used method to estimate the resolution of single-particle and subtomogram-averaged maps. The shape of the curve depends on the imposed symmetry, mask and whether or not the two 3D reconstructions used were processed from a common reference. The reported resolution is shown as a black line. A curve is displayed for the half-bit criterion in addition to lines showing the 0.143 gold standard cut-off and 0.5 cut-off.

8.1 FSC [i](#)



*Reported resolution corresponds to spatial frequency of 0.323 Å⁻¹

8.2 Resolution estimates [i](#)

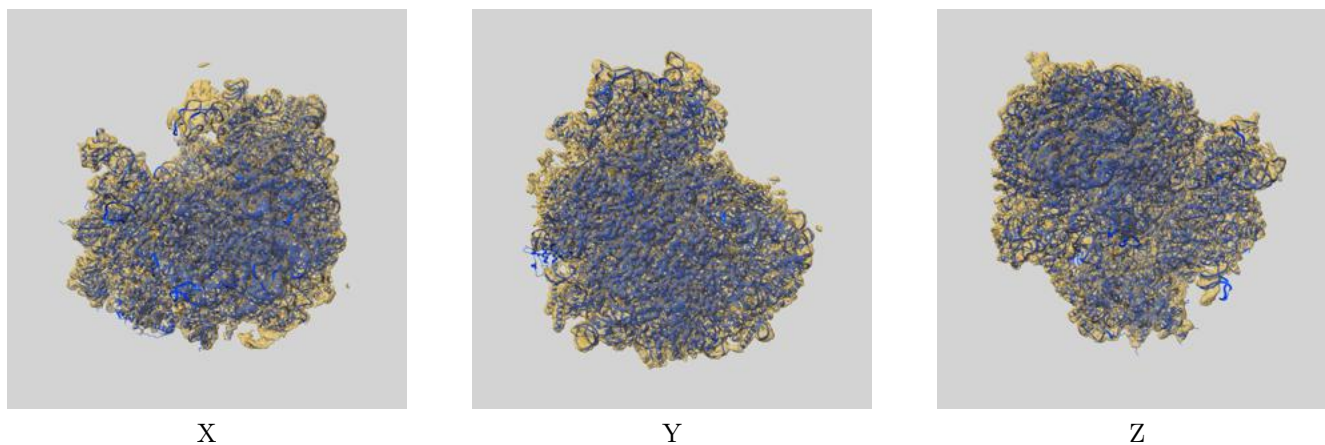
| Resolution estimate (Å) | Estimation criterion (FSC cut-off) | | |
|---------------------------|------------------------------------|------|----------|
| | 0.143 | 0.5 | Half-bit |
| Reported by author | 3.10 | - | - |
| Author-provided FSC curve | 3.12 | 3.40 | 3.14 |
| Unmasked-calculated* | - | - | - |

*Resolution estimate based on FSC curve calculated by comparison of deposited half-maps.

9 Map-model fit [i](#)

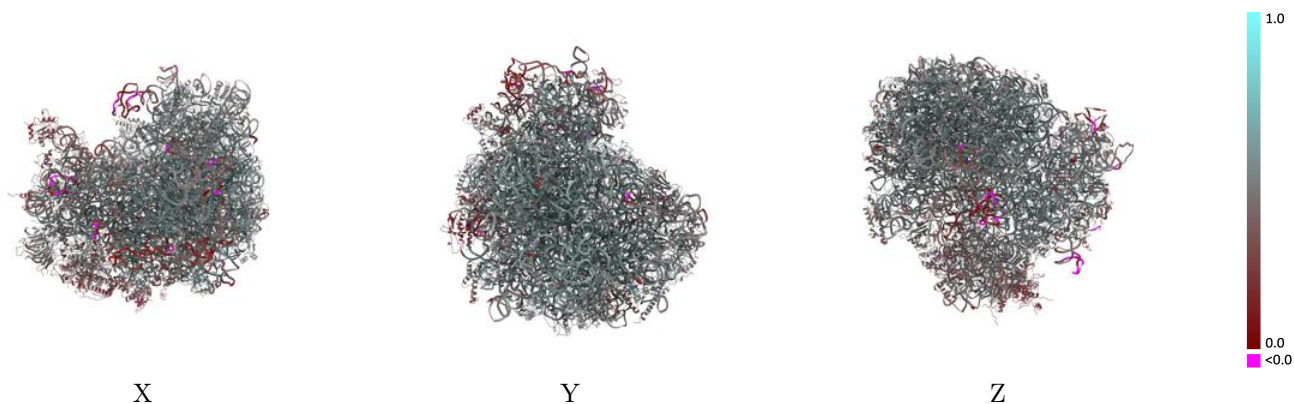
This section contains information regarding the fit between EMDB map EMD-4474 and PDB model 6Q8Y. Per-residue inclusion information can be found in section 3 on page 19.

9.1 Map-model overlay [i](#)



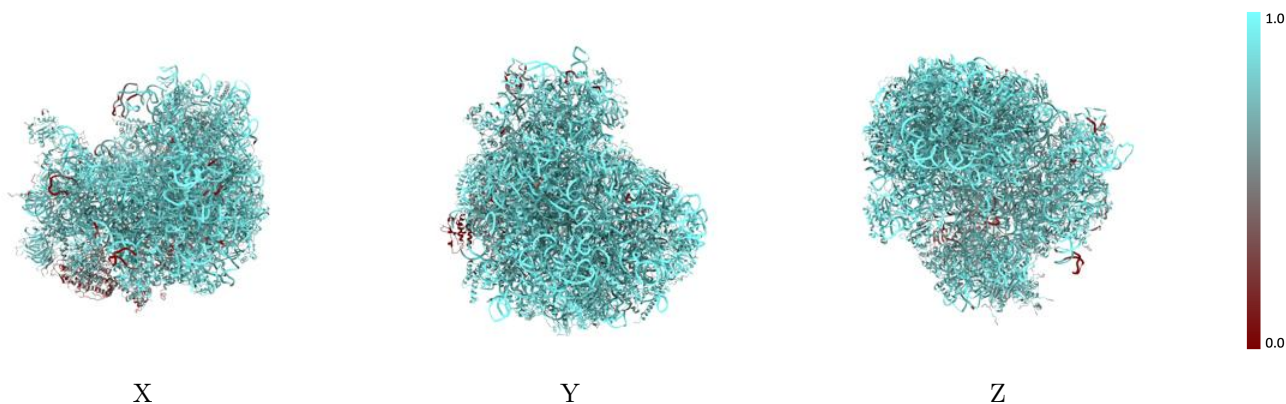
The images above show the 3D surface view of the map at the recommended contour level 0.04 at 50% transparency in yellow overlaid with a ribbon representation of the model coloured in blue. These images allow for the visual assessment of the quality of fit between the atomic model and the map.

9.2 Q-score mapped to coordinate model [i](#)



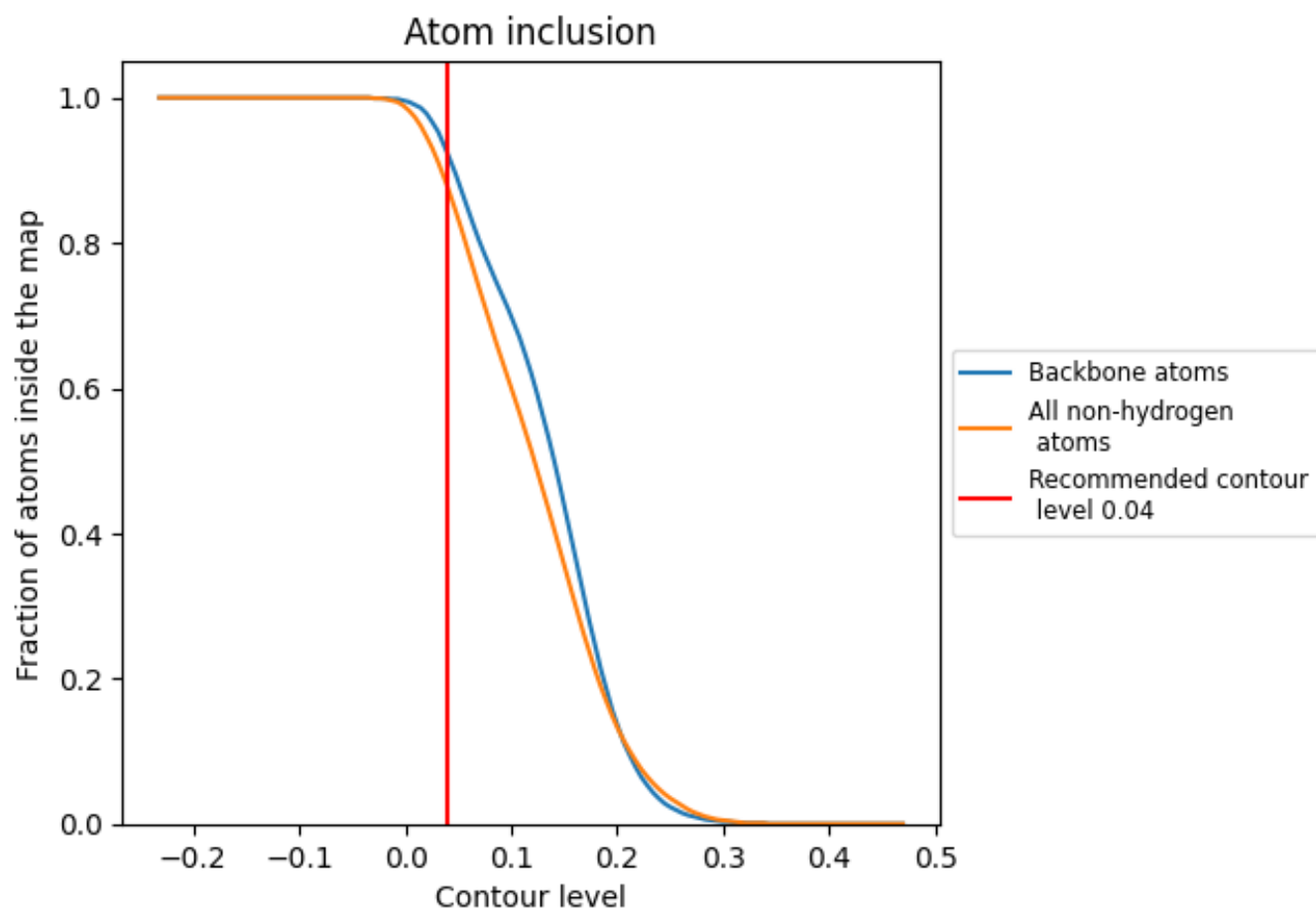
The images above show the model with each residue coloured according to its Q-score. This shows their resolvability in the map with higher Q-score values reflecting better resolvability. Please note: Q-score is calculating the resolvability of atoms, and thus high values are only expected at resolutions at which atoms can be resolved. Low Q-score values may therefore be expected for many entries.

9.3 Atom inclusion mapped to coordinate model [i](#)



The images above show the model with each residue coloured according to its atom inclusion. This shows to what extent they are inside the map at the recommended contour level (0.04).







































































9.4 Atom inclusion [i](#)



At the recommended contour level, 92% of all backbone atoms, 88% of all non-hydrogen atoms, are inside the map.

9.5 Map-model fit summary





















































































The table lists the average atom inclusion at the recommended contour level (0.04) and Q-score for the entire model and for each chain.

| Chain | Atom inclusion | Q-score |
|-------|--|--|
| All |  0.8770 |  0.4840 |
| 2 |  0.9310 |  0.4700 |
| A |  0.8000 |  0.4360 |
| AA |  0.8540 |  0.4920 |
| AB |  0.8430 |  0.5260 |
| AC |  0.8460 |  0.4920 |
| AD |  0.8400 |  0.4890 |
| AE |  0.8330 |  0.5120 |
| AF |  0.8980 |  0.5580 |
| AG |  0.8160 |  0.4490 |
| AH |  0.8720 |  0.5240 |
| AI |  0.8100 |  0.4740 |
| AJ |  0.8720 |  0.5100 |
| AK |  0.8760 |  0.5100 |
| AL |  0.8720 |  0.5360 |
| AM |  0.8700 |  0.4830 |
| AN |  0.8760 |  0.5090 |
| AO |  0.8490 |  0.5030 |
| AP |  0.8340 |  0.5250 |
| AQ |  0.8770 |  0.5510 |
| AR |  0.8810 |  0.5320 |
| AS |  0.7920 |  0.5220 |
| AT |  0.8390 |  0.5320 |
| AU |  0.8670 |  0.5120 |
| AV |  0.8030 |  0.4750 |
| AW |  0.8750 |  0.5530 |
| AX |  0.8690 |  0.5180 |
| AY |  0.8640 |  0.5170 |
| B |  0.7710 |  0.4210 |
| BA |  0.8840 |  0.5280 |
| BB |  0.8820 |  0.5210 |
| BC |  0.8530 |  0.5110 |
| BD |  0.8040 |  0.4710 |
| BE |  0.8830 |  0.5210 |
| BF |  0.8230 |  0.4880 |















Continued on next page...

Continued from previous page...

| Chain | Atom inclusion | Q-score |
|-------|--|--|
| BG |  0.8650 |  0.5330 |
| BH |  0.8520 |  0.5090 |
| BI |  0.8420 |  0.4480 |
| BJ |  0.8500 |  0.5060 |
| BK |  0.8870 |  0.5440 |
| BL |  0.8630 |  0.4760 |
| BM |  0.8620 |  0.4890 |
| BN |  0.8700 |  0.5320 |
| BO |  0.8740 |  0.5020 |
| BP |  0.8670 |  0.5070 |
| BQ |  0.9600 |  0.5200 |
| BR |  0.9820 |  0.4980 |
| BS |  0.9720 |  0.5500 |
| C |  0.7510 |  0.3850 |
| D |  0.6740 |  0.2640 |
| E |  0.7540 |  0.3870 |
| F |  0.8240 |  0.4640 |
| G |  0.7890 |  0.4330 |
| H |  0.7920 |  0.4120 |
| I |  0.8080 |  0.4130 |
| J |  0.7360 |  0.4070 |
| K |  0.8010 |  0.3730 |
| L |  0.7500 |  0.4470 |
| M |  0.8770 |  0.4910 |
| N |  0.7090 |  0.2760 |
| O |  0.7880 |  0.4260 |
| P |  0.8280 |  0.4600 |
| Q |  0.8230 |  0.4760 |
| R |  0.8310 |  0.4910 |
| S |  0.8350 |  0.4980 |
| T |  0.7900 |  0.4180 |
| U |  0.8130 |  0.4330 |
| V |  0.7850 |  0.4590 |
| W |  0.8120 |  0.4480 |
| X |  0.8110 |  0.5070 |
| Y |  0.8390 |  0.5020 |
| Z |  0.8820 |  0.5040 |
| a |  0.8360 |  0.4730 |
| b |  0.8700 |  0.5270 |
| c |  0.8270 |  0.5180 |
| d |  0.7740 |  0.4190 |
| e |  0.7590 |  0.4340 |

Continued on next page...

Continued from previous page...

| Chain | Atom inclusion | Q-score |
|-------|--|--|
| f |  0.8450 |  0.4920 |
| g |  0.7830 |  0.4470 |
| l |  0.6680 |  0.3580 |
| m |  0.8190 |  0.3660 |
| n |  0.9080 |  0.4430 |
| z |  0.2310 |  0.2590 |