



## Full wwPDB EM Validation Report ⓘ

Jan 29, 2022 – 06:22 am GMT

PDB ID : 7QJ5  
EMDB ID : EMD-14010  
Title : Structure of recombinant human gamma-Tubulin Ring Complex (spokes 1-14)  
Authors : Zupa, E.; Pfeffer, S.  
Deposited on : 2021-12-16  
Resolution : 8.70 Å (reported)  
Based on initial models : 6L81, 6V6S, 6X0U, 7AS4

This is a Full wwPDB EM Validation Report for a publicly released PDB entry.

We welcome your comments at [validation@mail.wwpdb.org](mailto:validation@mail.wwpdb.org)

A user guide is available at

<https://www.wwpdb.org/validation/2017/EMValidationReportHelp>

with specific help available everywhere you see the ⓘ symbol.

---

The following versions of software and data (see [references ⓘ](#)) were used in the production of this report:

EMDB validation analysis : 0.0.0.dev97  
MolProbity : 4.02b-467  
Percentile statistics : 20191225.v01 (using entries in the PDB archive December 25th 2019)  
Ideal geometry (proteins) : Engh & Huber (2001)  
Ideal geometry (DNA, RNA) : Parkinson et al. (1996)  
Validation Pipeline (wwPDB-VP) : 2.26

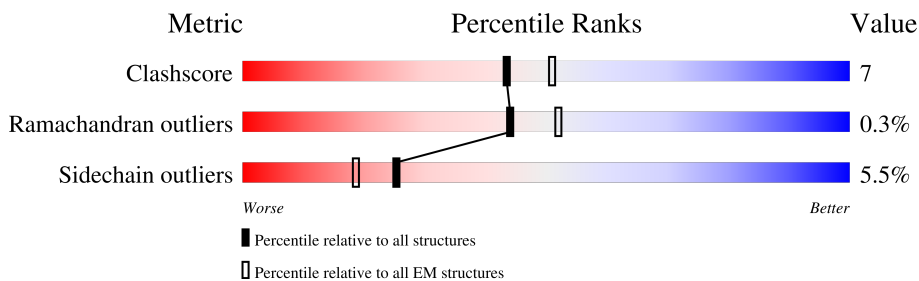
# 1 Overall quality at a glance

The following experimental techniques were used to determine the structure:

*ELECTRON MICROSCOPY*

The reported resolution of this entry is 8.70 Å.

Percentile scores (ranging between 0-100) for global validation metrics of the entry are shown in the following graphic. The table shows the number of entries on which the scores are based.













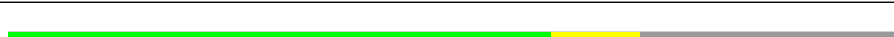














Metric	Whole archive (#Entries)	EM structures (#Entries)
Clashscore	158937	4297
Ramachandran outliers	154571	4023
Sidechain outliers	154315	3826

The table below summarises the geometric issues observed across the polymeric chains and their fit to the map. The red, orange, yellow and green segments of the bar indicate the fraction of residues that contain outliers for  $\geq 3$ , 2, 1 and 0 types of geometric quality criteria respectively. A grey segment represents the fraction of residues that are not modelled. The numeric value for each fraction is indicated below the corresponding segment, with a dot representing fractions  $\leq 5\%$ . The upper red bar (where present) indicates the fraction of residues that have poor fit to the EM map (all-atom inclusion  $< 40\%$ ). The numeric value is given above the bar.

Mol	Chain	Length	Quality of chain
1	1	451	
1	2	451	
1	O	451	
1	P	451	
1	Q	451	
1	R	451	
1	S	451	
1	T	451	









Continued on next page...

Continued from previous page...

Mol	Chain	Length	Quality of chain
1	U	451	 64% 24% 7%
1	V	451	 65% 23% 7%
1	W	451	 65% 24% 7%
1	X	451	 63% 26% 7%
1	Y	451	 61% 27% 7%
1	Z	451	 62% 27% 7%
2	e	375	 33% 93% 7% 7%
3	A	902	 10% 58% 9% 32%
3	C	902	 61% 8% 31%
3	E	902	 61% 9% 29%
3	G	902	 61% 10% 29%
3	M	902	 26% 59% 10% 29%
4	B	907	 8% 56% 11% 33%
4	D	907	 56% 7% 36%
4	F	907	 57% 9% 34%
4	H	907	 57% 8% 35%
4	N	907	 24% 53% 12% 35%
4	a	907	 13% 87%
4	f	907	 11% 88%
4	h	907	 11% 88%
4	j	907	 11% 88%
5	b	82	 78% 21%
5	d	82	 9% 71% 28%
5	g	82	 29% 77% 21%
5	i	82	 10% 79% 21%

Continued on next page...

*Continued from previous page...*

Mol	Chain	Length	Quality of chain
5	k	82	 78% 21%
5	m	82	 78% 21%
6	I	667	 66% 11% 22%
6	K	667	 74% 8% 16%
7	J	1024	 44% 7% 48%
7	l	1024	 10% 89%
8	L	1819	 28% 69%
8	c	1819	 9% 91%

## 2 Entry composition [i](#)

There are 8 unique types of molecules in this entry. The entry contains 126600 atoms, of which 0 are hydrogens and 0 are deuteriums.

In the tables below, the AltConf column contains the number of residues with at least one atom in alternate conformation and the Trace column contains the number of residues modelled with at most 2 atoms.

- Molecule 1 is a protein called Tubulin gamma-1 chain.

Mol	Chain	Residues	Atoms					AltConf	Trace
			Total	C	N	O	S		
1	1	420	3373	2134	586	638	15	0	0
1	2	420	3373	2134	586	638	15	0	0
1	O	420	3373	2134	586	638	15	0	0
1	P	420	3373	2134	586	638	15	0	0
1	Q	420	3373	2134	586	638	15	0	0
1	R	420	3373	2134	586	638	15	0	0
1	S	420	3373	2134	586	638	15	0	0
1	T	420	3373	2134	586	638	15	0	0
1	U	420	3373	2134	586	638	15	0	0
1	V	420	3373	2134	586	638	15	0	0
1	W	420	3373	2134	586	638	15	0	0
1	X	420	3373	2134	586	638	15	0	0
1	Y	420	3373	2134	586	638	15	0	0
1	Z	420	3373	2134	586	638	15	0	0

- Molecule 2 is a protein called actin, cytoplasmic 1.

Mol	Chain	Residues	Atoms					AltConf	Trace
			Total	C	N	O	S		
2	e	364	2847	1803	476	548	20	0	0

- Molecule 3 is a protein called Gamma-tubulin complex component 2.

Mol	Chain	Residues	Atoms					AltConf	Trace
3	A	613	Total	C	N	O	S	0	0
			4978	3212	831	903	32		
3	C	620	Total	C	N	O	S	0	0
			5044	3257	845	910	32		
3	G	640	Total	C	N	O	S	0	0
			5216	3359	878	946	33		
3	M	636	Total	C	N	O	S	0	0
			5186	3342	871	940	33		
3	E	640	Total	C	N	O	S	0	0
			5216	3359	878	946	33		

- Molecule 4 is a protein called Gamma-tubulin complex component 3.

Mol	Chain	Residues	Atoms					AltConf	Trace
4	B	610	Total	C	N	O	S	0	0
			5029	3203	888	913	25		
4	D	581	Total	C	N	O	S	0	0
			4796	3061	842	868	25		
4	F	599	Total	C	N	O	S	0	0
			4941	3151	871	894	25		
4	H	594	Total	C	N	O	S	0	0
			4907	3130	864	888	25		
4	N	594	Total	C	N	O	S	0	0
			4907	3130	864	888	25		
4	a	116	Total	C	N	O	S	0	0
			933	591	171	169	2		
4	j	107	Total	C	N	O	S	0	0
			863	545	161	155	2		
4	h	107	Total	C	N	O	S	0	0
			863	545	161	155	2		
4	f	107	Total	C	N	O	S	0	0
			863	545	161	155	2		

- Molecule 5 is a protein called Mitotic-spindle organizing protein 1.

Mol	Chain	Residues	Atoms					AltConf	Trace
5	b	65	Total	C	N	O	S	0	0
			484	299	85	96	4		
5	g	65	Total	C	N	O	S	0	0
			484	299	85	96	4		
5	i	65	Total	C	N	O	S	0	0
			484	299	85	96	4		

*Continued on next page...*

*Continued from previous page...*

Mol	Chain	Residues	Atoms					AltConf	Trace
5	m	65	Total	C	N	O	S	0	0
			484	299	85	96	4		
5	k	65	Total	C	N	O	S	0	0
			484	299	85	96	4		
5	d	59	Total	C	N	O	S	0	0
			454	281	79	90	4		

- Molecule 6 is a protein called Gamma-tubulin complex component 4.

Mol	Chain	Residues	Atoms					AltConf	Trace
6	I	521	Total	C	N	O	S	0	0
			4225	2737	720	750	18		
6	K	562	Total	C	N	O	S	0	0
			4579	2964	781	816	18		

- Molecule 7 is a protein called Gamma-tubulin complex component 5.

Mol	Chain	Residues	Atoms					AltConf	Trace
7	J	534	Total	C	N	O	S	0	0
			4429	2893	737	776	23		
7	l	108	Total	C	N	O	S	0	0
			875	556	151	167	1		

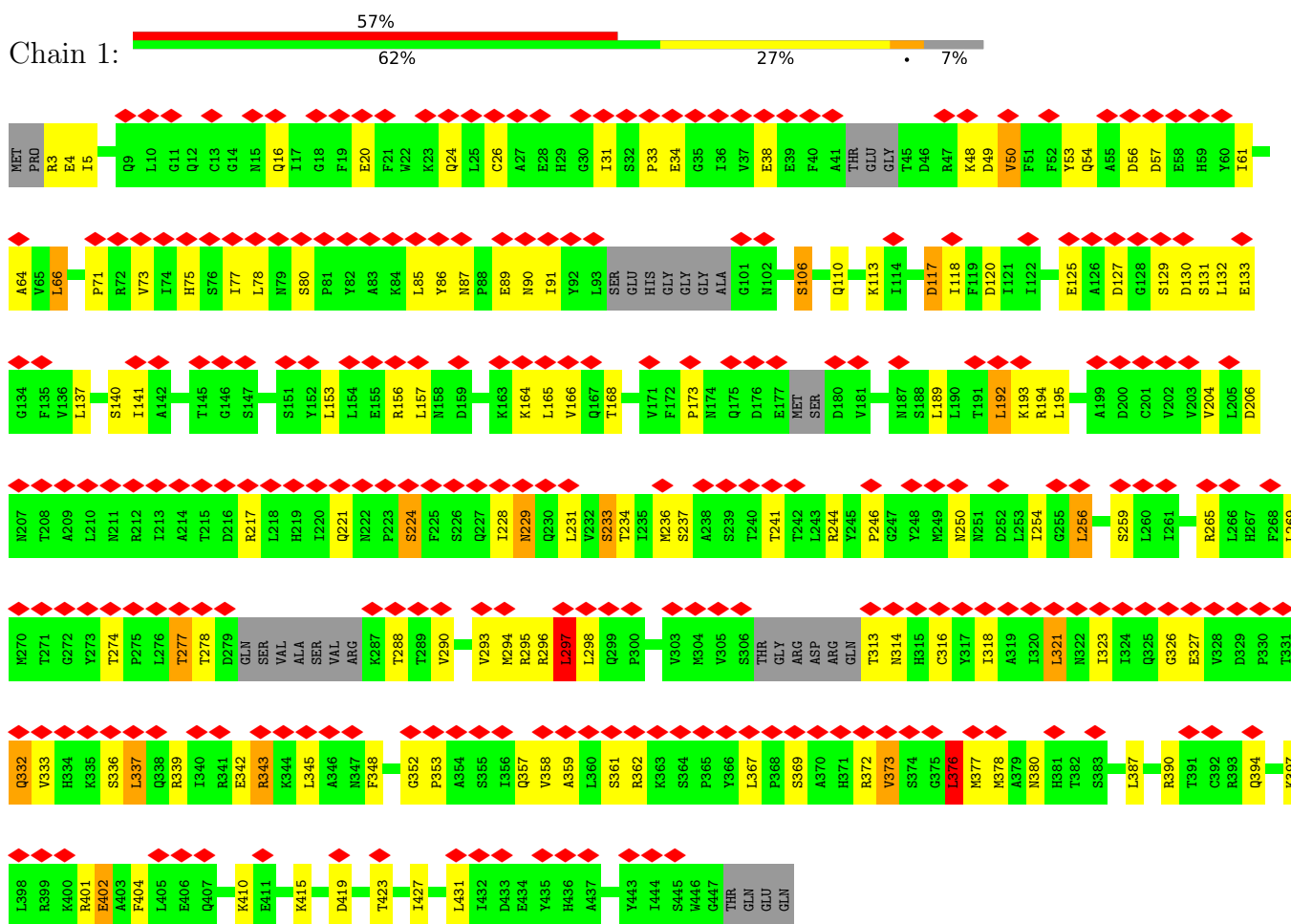
- Molecule 8 is a protein called Gamma-tubulin complex component 6.

Mol	Chain	Residues	Atoms					AltConf	Trace
8	L	566	Total	C	N	O	S	0	0
			4587	3000	773	789	25		
8	c	158	Total	C	N	O	S	0	0
			1220	771	209	232	8		

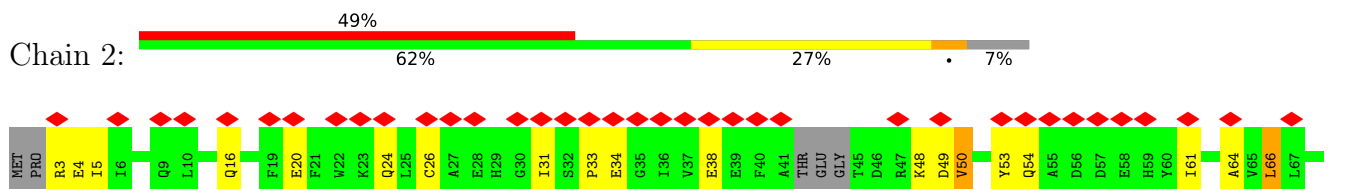
### 3 Residue-property plots

These plots are drawn for all protein, RNA, DNA and oligosaccharide chains in the entry. The first graphic for a chain summarises the proportions of the various outlier classes displayed in the second graphic. The second graphic shows the sequence view annotated by issues in geometry and atom inclusion in map density. Residues are color-coded according to the number of geometric quality criteria for which they contain at least one outlier: green = 0, yellow = 1, orange = 2 and red = 3 or more. A red diamond above a residue indicates a poor fit to the EM map for this residue (all-atom inclusion < 40%). Stretches of 2 or more consecutive residues without any outlier are shown as a green connector. Residues present in the sample, but not in the model, are shown in grey.

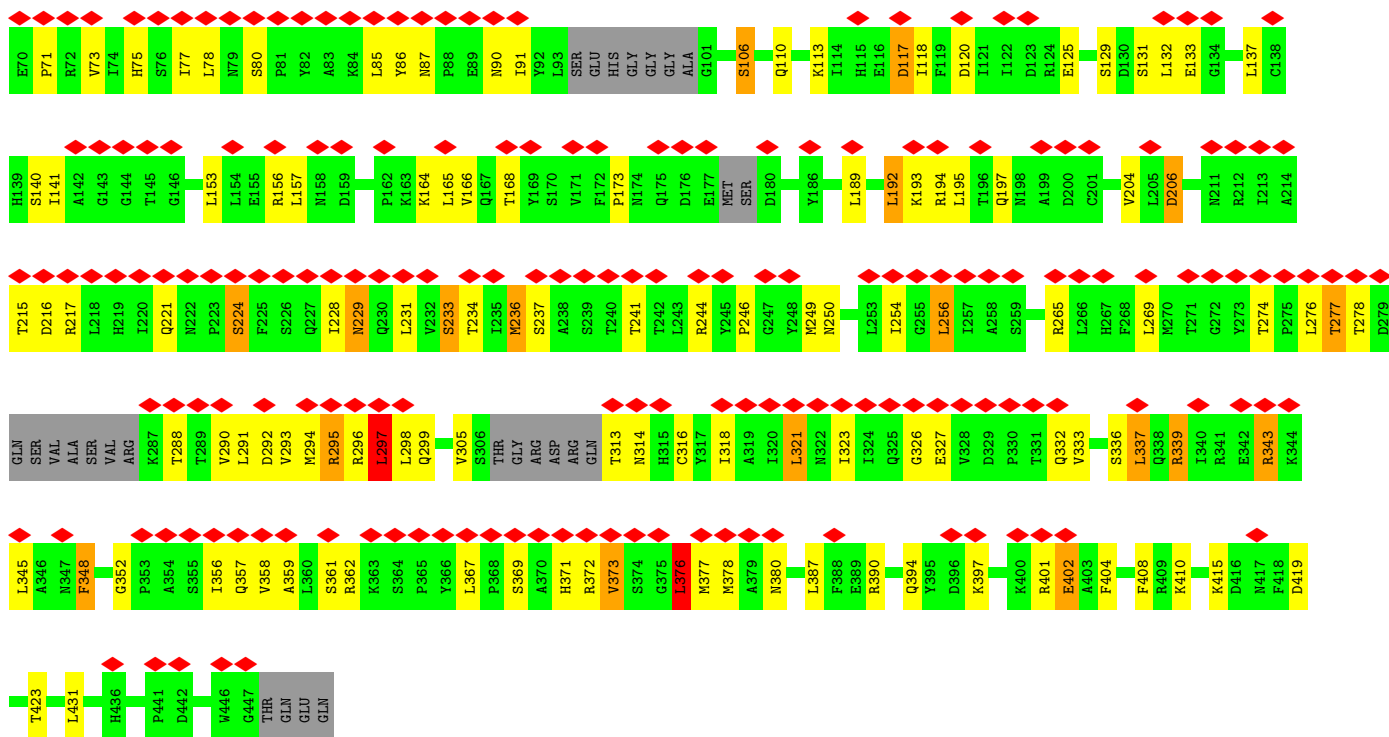
- Molecule 1: Tubulin gamma-1 chain



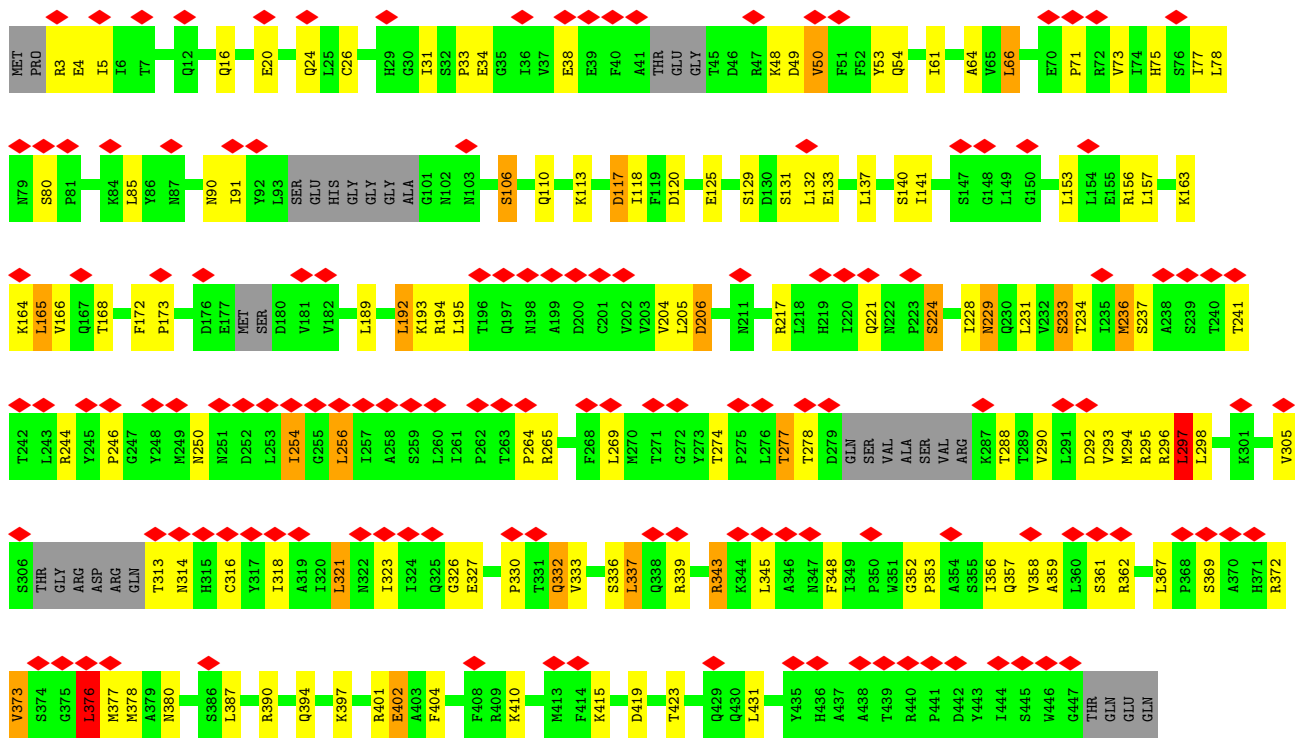
- Molecule 1: Tubulin gamma-1 chain



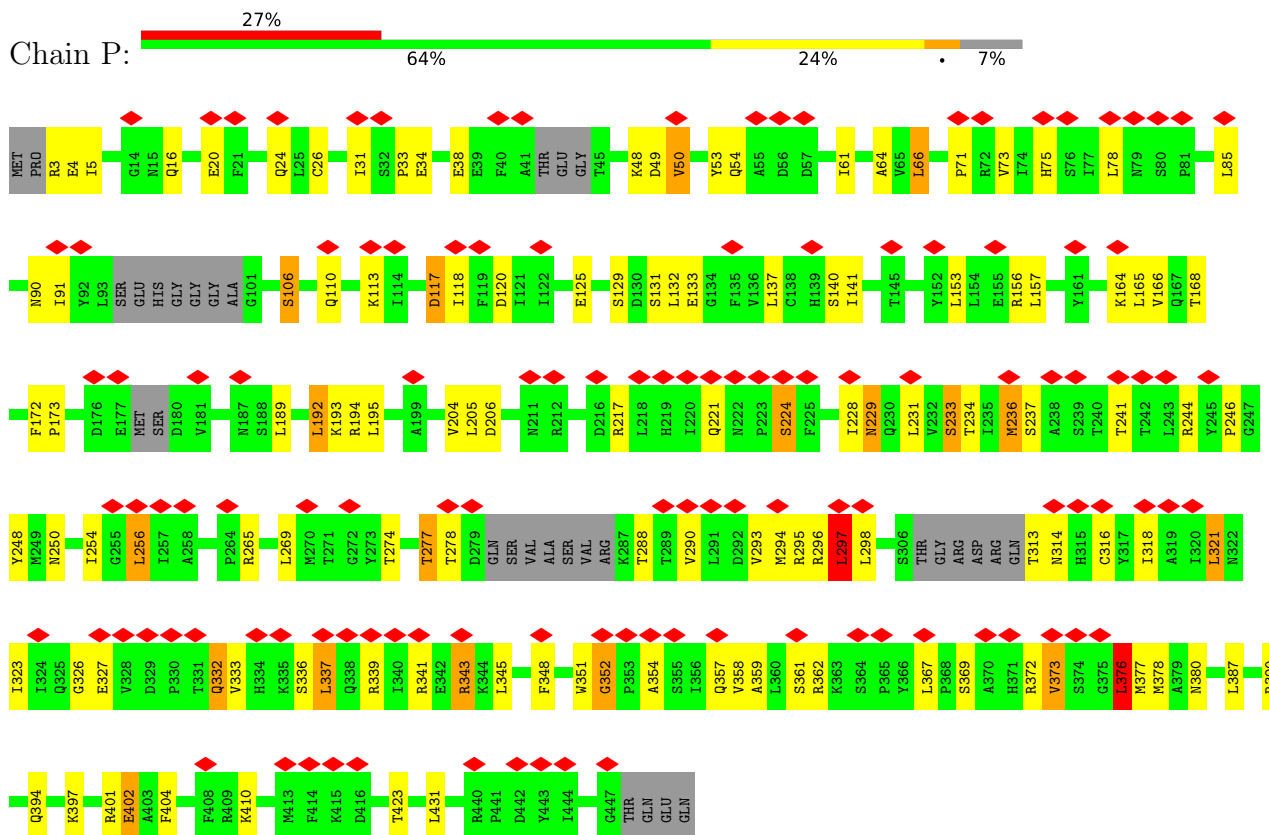




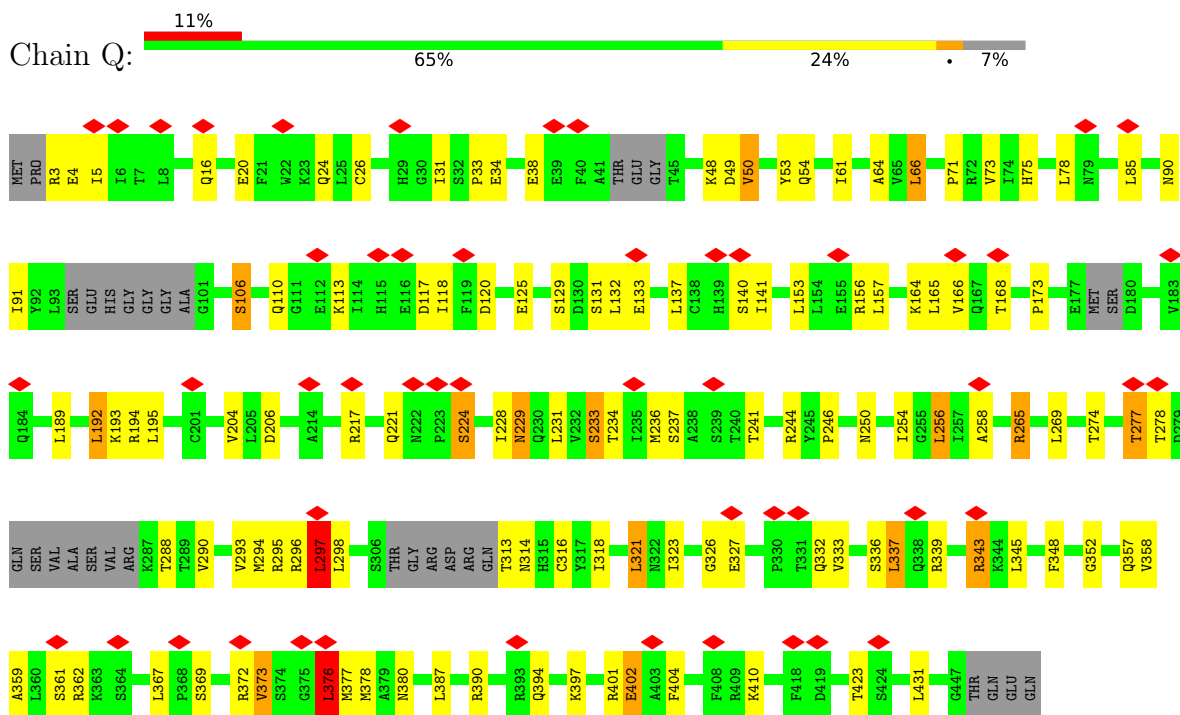
• Molecule 1: Tubulin gamma-1 chain



• Molecule 1: Tubulin gamma-1 chain

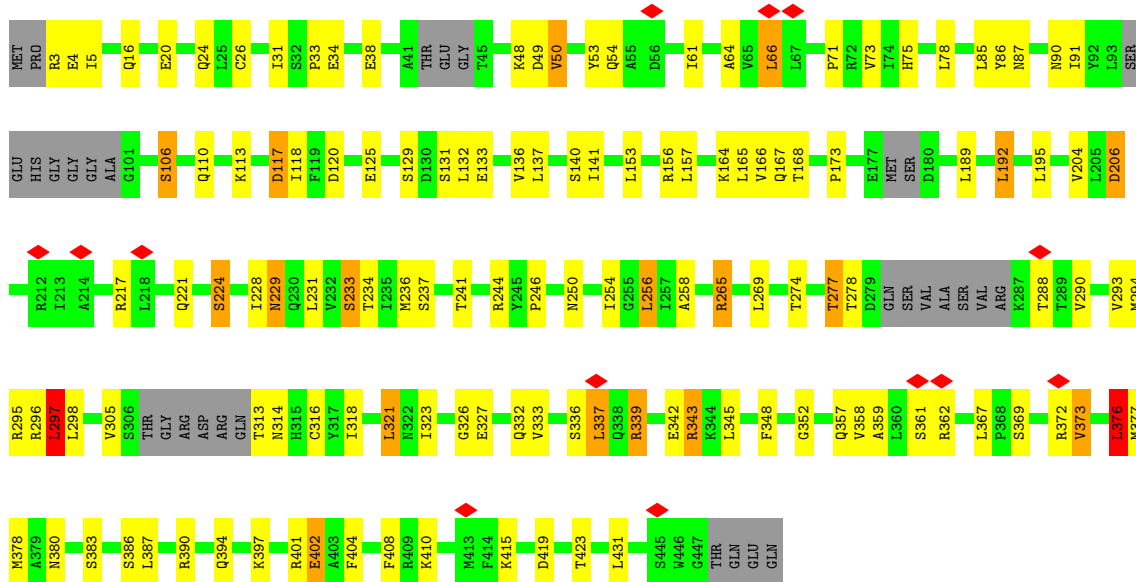


• Molecule 1: Tubulin gamma-1 chain

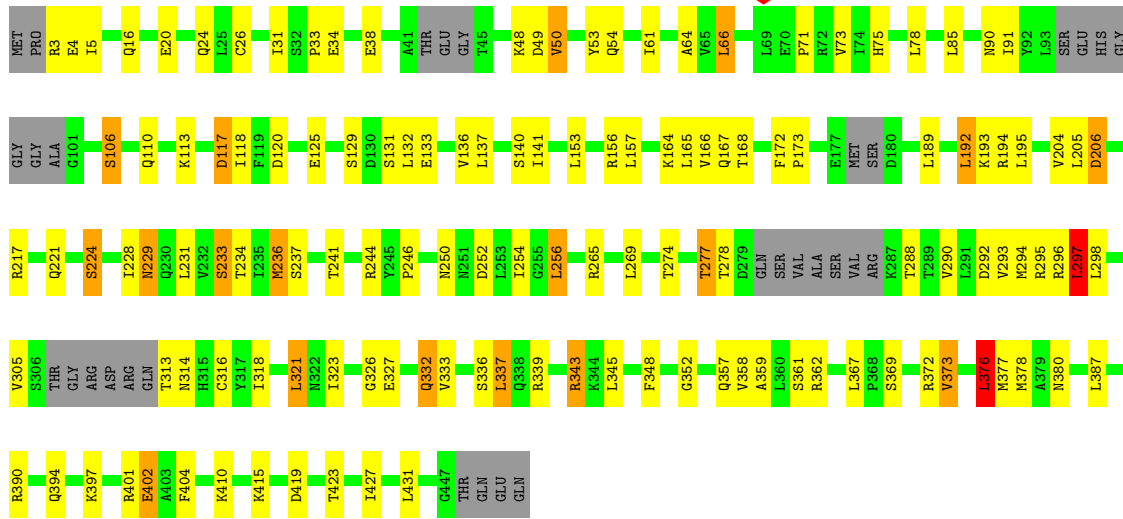


• Molecule 1: Tubulin gamma-1 chain

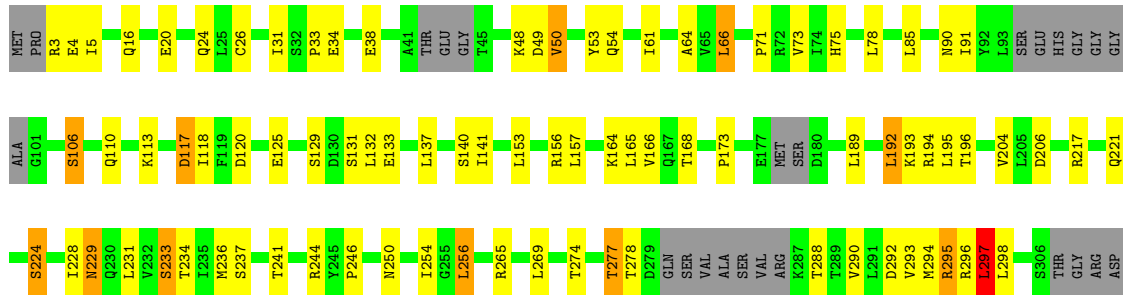
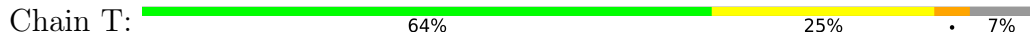


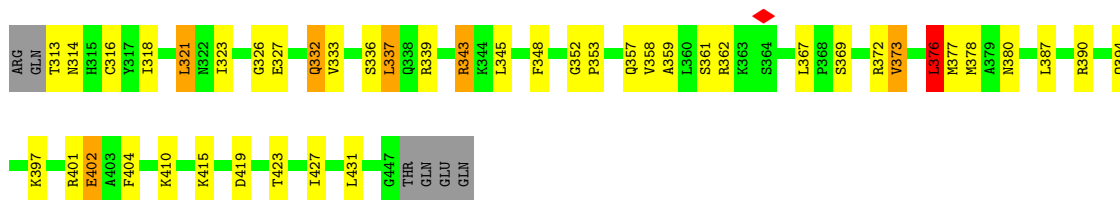


• Molecule 1: Tubulin gamma-1 chain

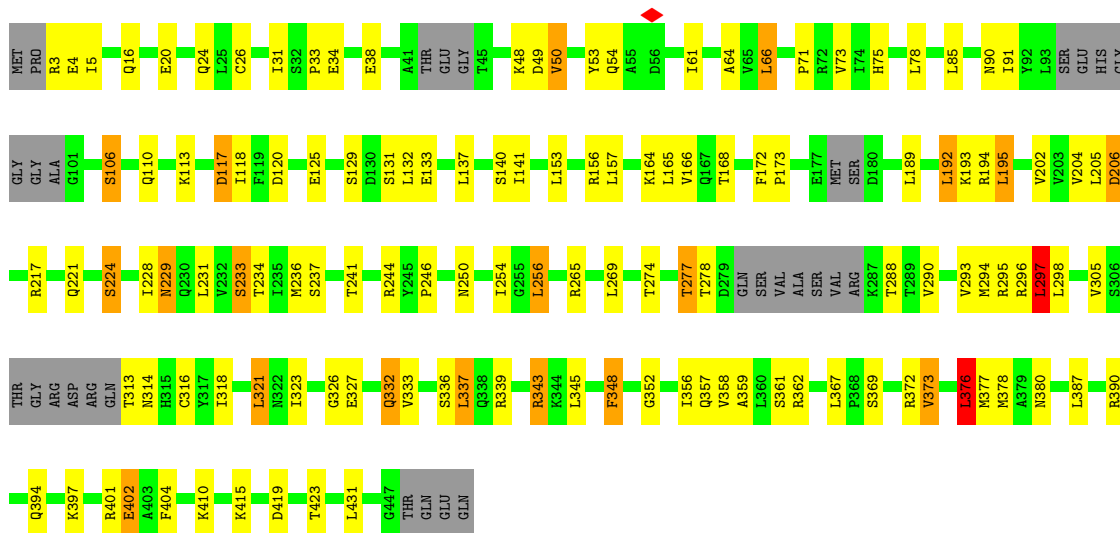


• Molecule 1: Tubulin gamma-1 chain

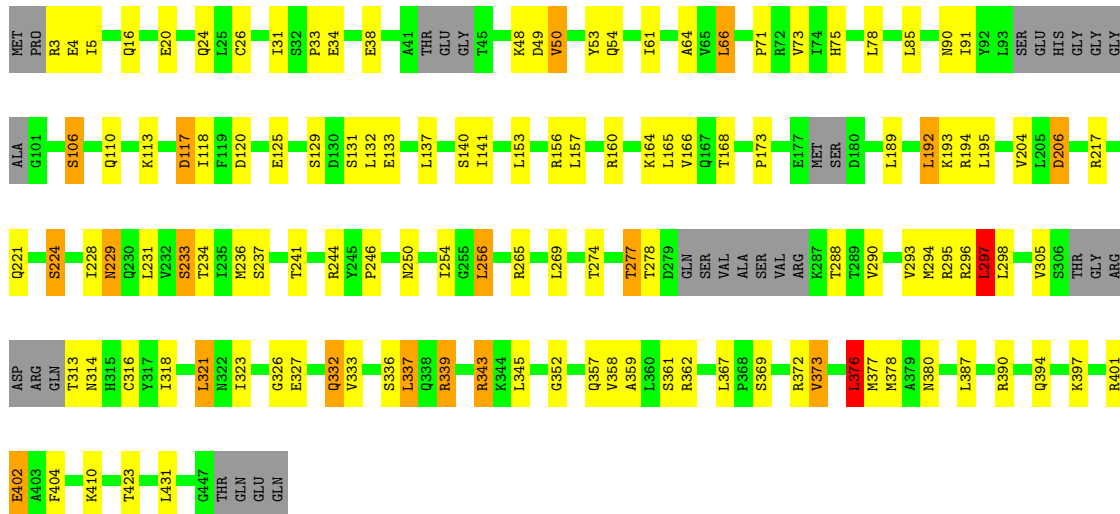




• Molecule 1: Tubulin gamma-1 chain

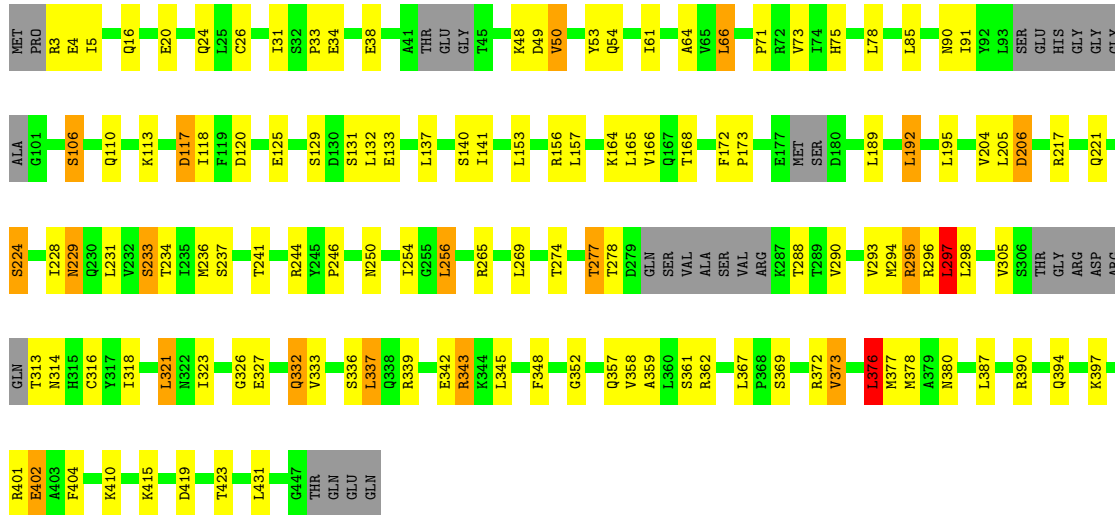


• Molecule 1: Tubulin gamma-1 chain

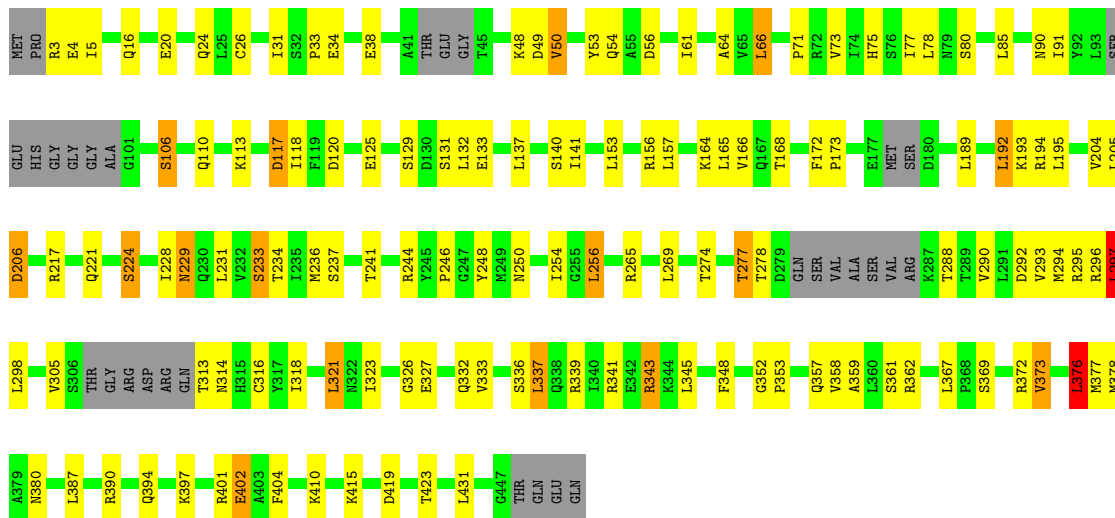


• Molecule 1: Tubulin gamma-1 chain

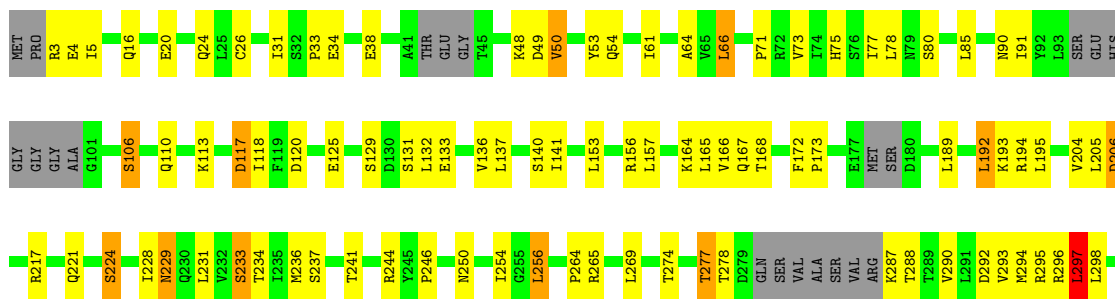


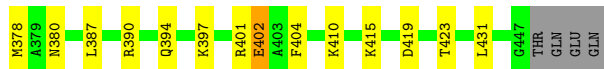


• Molecule 1: Tubulin gamma-1 chain

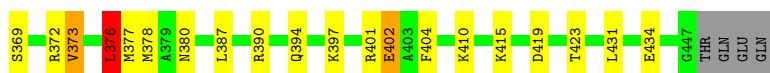
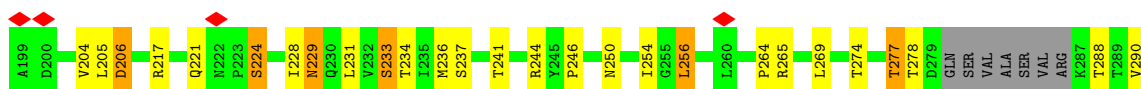
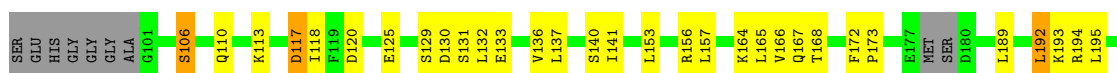
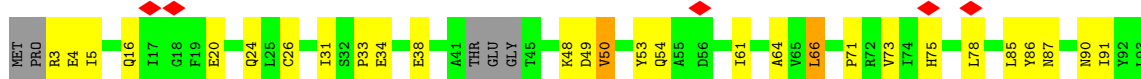


• Molecule 1: Tubulin gamma-1 chain

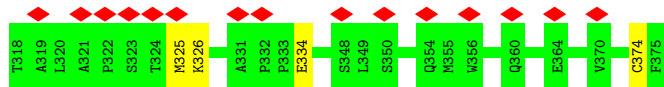
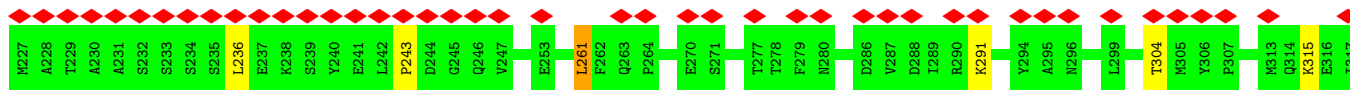
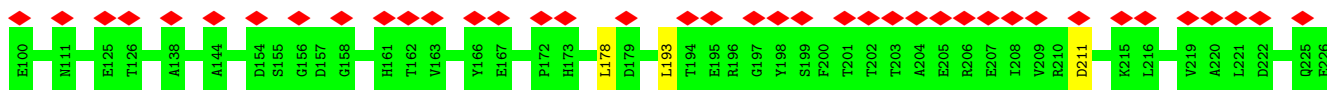
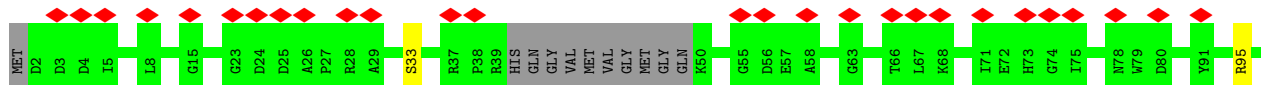
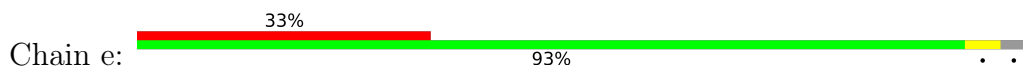




• Molecule 1: Tubulin gamma-1 chain

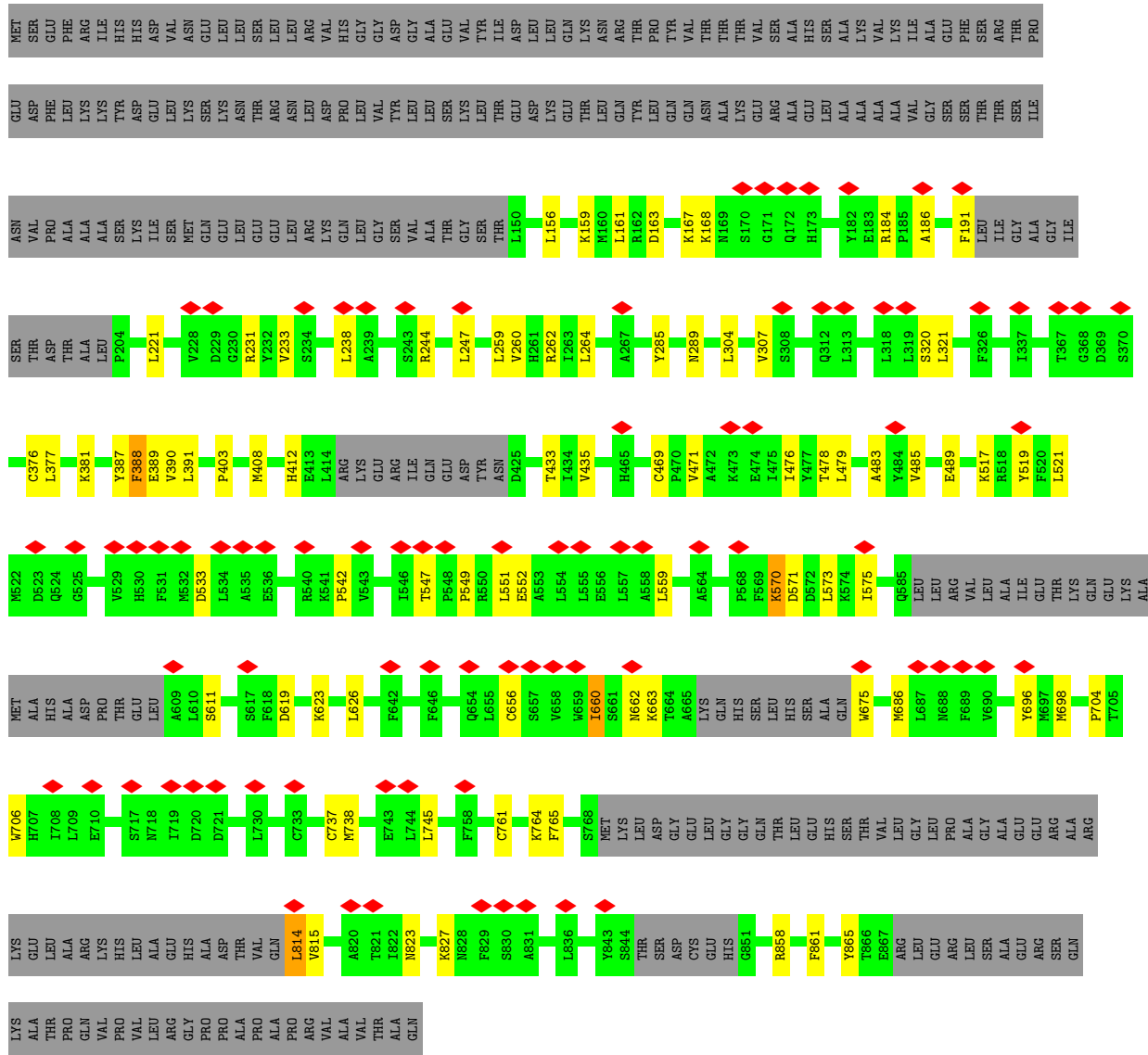


• Molecule 2: actin, cytoplasmic 1

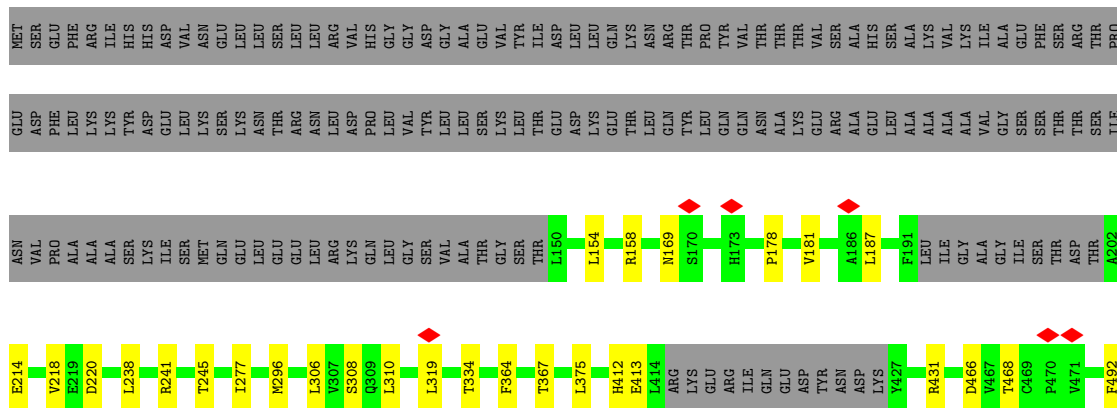


• Molecule 3: Gamma-tubulin complex component 2






• Molecule 3: Gamma-tubulin complex component 2



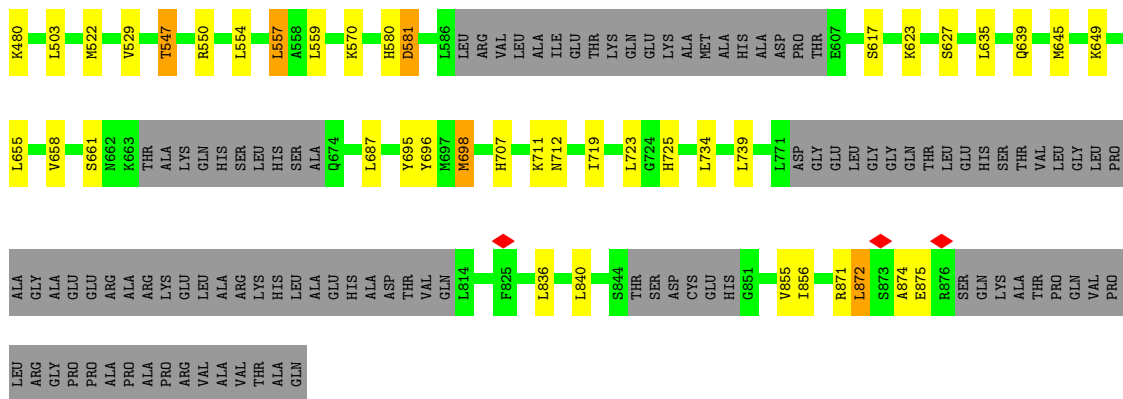




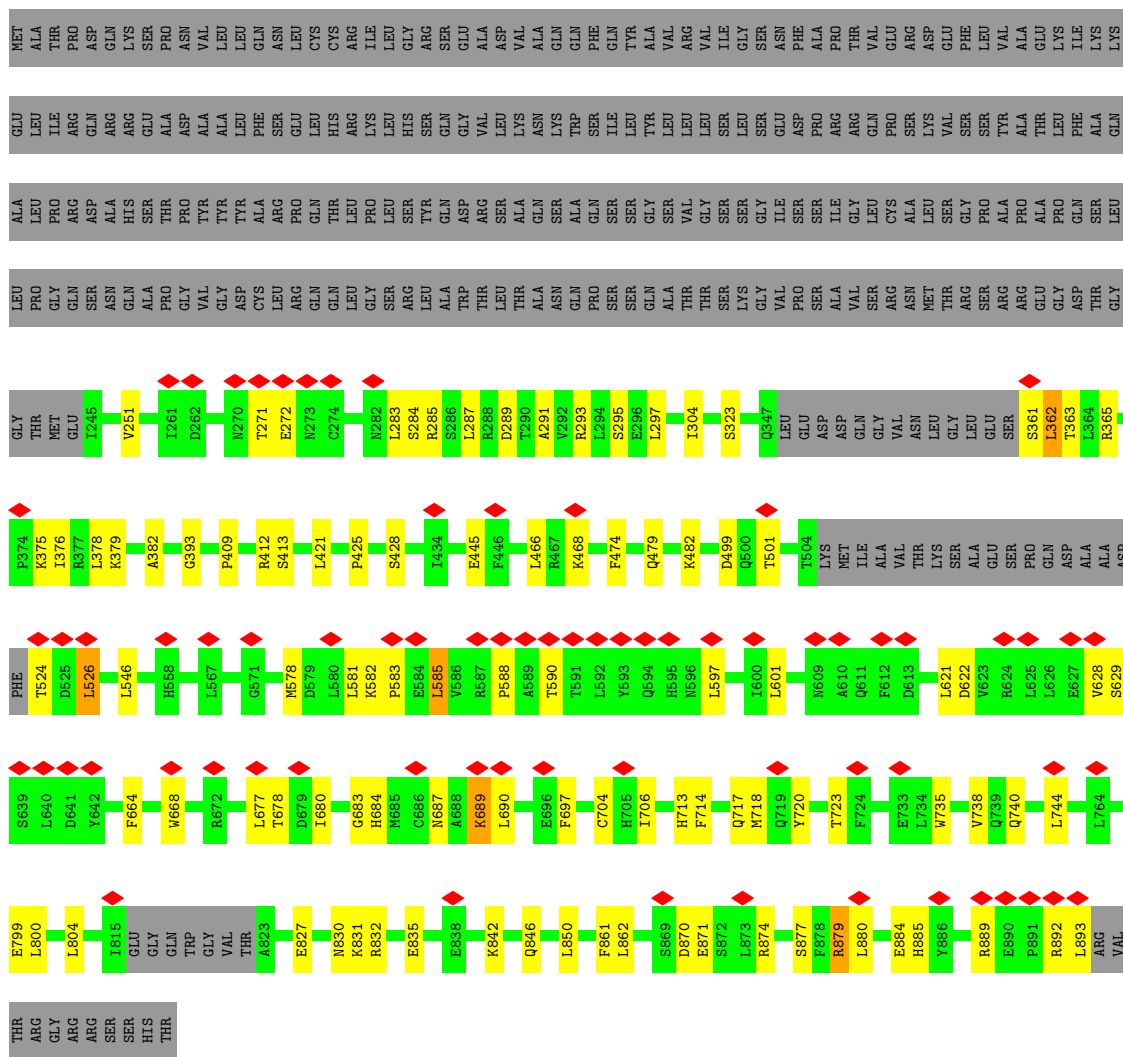


• Molecule 3: Gamma-tubulin complex component 2





• Molecule 4: Gamma-tubulin complex component 3



• Molecule 4: Gamma-tubulin complex component 3











PHE	ARG	LEU	ASP	PHE	ASN	GLU	HIS	TYR	ALA	ALA	ARG	GLU	PRO	ARG	LEU	LEU	GLY	THR	ARG	GLY	ARG	ARG	SER	SER	HIS	THR
-----	-----	-----	-----	-----	-----	-----	-----	-----	-----	-----	-----	-----	-----	-----	-----	-----	-----	-----	-----	-----	-----	-----	-----	-----	-----	-----

● Molecule 4: Gamma-tubulin complex component 3

Chain h: 11% 88%

MET	ALA	THR	PRO	ASP	GLN	K7	L12	L20	V64	E61	L77	P108	V111	S112	S113	TYR	ALA	THR	ARG	GLY	ARG	ARG	SER	SER	HIS	THR
-----	-----	-----	-----	-----	-----	----	-----	-----	-----	-----	-----	------	------	------	------	-----	-----	-----	-----	-----	-----	-----	-----	-----	-----	-----

ALA	GLN	SER	SER	GLY	VAL	GLY	GLY	ILE	SER	ILE	CYS	ALA	LEU	SER	ALA	LEU	SER	GLN	PRO	GLY	GLY	PRO	ALA	GLN	ALA	SER
-----	-----	-----	-----	-----	-----	-----	-----	-----	-----	-----	-----	-----	-----	-----	-----	-----	-----	-----	-----	-----	-----	-----	-----	-----	-----	-----

GLN	PRO	SER	GLN	ALA	THR	THR	VAL	VAL	PRO	ALA	VAL	MET	THR	ARG	ARG	GLU	GLY	THR	ASP	GLN	THR	GLY	ALA	GLN	ALA	ASN
-----	-----	-----	-----	-----	-----	-----	-----	-----	-----	-----	-----	-----	-----	-----	-----	-----	-----	-----	-----	-----	-----	-----	-----	-----	-----	-----

THR	GLU	ASN	CYS	TYR	LYS	VAL	GLY	ALA	ASN	LEU	SER	THR	ALA	VAL	ARG	GLY	THR	TRP	LEU	HIS	ASN	THR	MET	GLN	ALA	ASN
-----	-----	-----	-----	-----	-----	-----	-----	-----	-----	-----	-----	-----	-----	-----	-----	-----	-----	-----	-----	-----	-----	-----	-----	-----	-----	-----

GLU	LEU	ARG	GLU	TYR	TYR	ARG	LEU	LEU	VAL	HIS	GLN	ASP	ASP	ASP	ASP	LEU	THR	TRP	THR	ASN	THR	GLY	VAL	ALA	GLY	ASN
-----	-----	-----	-----	-----	-----	-----	-----	-----	-----	-----	-----	-----	-----	-----	-----	-----	-----	-----	-----	-----	-----	-----	-----	-----	-----	-----

ARG	LYS	GLY	GLY	LEU	LEU	ALA	SER	ALA	HIS	HIS	THR	THR	TYR	THR	PRO	GLY	VAL	VAL	GLN	HIS	ILE	LEU	SER	THR	VAL	SER
-----	-----	-----	-----	-----	-----	-----	-----	-----	-----	-----	-----	-----	-----	-----	-----	-----	-----	-----	-----	-----	-----	-----	-----	-----	-----	-----

ASP	PRO	THR	VAL	THR	ASP	ARG	LEU	TRP	HIS	ASP	GLY	THR	THR	TYR	MET	ILE	MET	THR	MET	VAL	VAL	GLN	LEU	GLY	THR	THR
-----	-----	-----	-----	-----	-----	-----	-----	-----	-----	-----	-----	-----	-----	-----	-----	-----	-----	-----	-----	-----	-----	-----	-----	-----	-----	-----

LYS	SER	ALA	GLU	SER	PRO	GLN	ASP	ALA	ASP	LEU	THR	THR	ASP	ALA	PHE	ALA	ALA	ALA	THR	LYS	THR	SER	LEU	THR	GLY	GLN
-----	-----	-----	-----	-----	-----	-----	-----	-----	-----	-----	-----	-----	-----	-----	-----	-----	-----	-----	-----	-----	-----	-----	-----	-----	-----	-----

GLY	ASP	PHE	ILE	ARG	HIS	LEU	MET	ASP	LEU	VAL	VAL	VAL	THR	ALA	ALA	THR	THR	THR	THR	THR	THR	THR	THR	THR	THR	PRO
-----	-----	-----	-----	-----	-----	-----	-----	-----	-----	-----	-----	-----	-----	-----	-----	-----	-----	-----	-----	-----	-----	-----	-----	-----	-----	-----

GLY	ASP	THR	GLY	TRP	ASP	VAL	PHE	SER	THR	ASP	VAL	THR	THR	VAL	THR	THR	THR	THR	THR	THR	THR	THR	THR	THR	THR	LEU
-----	-----	-----	-----	-----	-----	-----	-----	-----	-----	-----	-----	-----	-----	-----	-----	-----	-----	-----	-----	-----	-----	-----	-----	-----	-----	-----

LEU	ARG	ASN	MET	PRO	GLU	PHE	SER	GLY	HIS	HIS	GLN	GLU	THR	THR	THR	THR	THR	THR	THR	THR	THR	THR	THR	THR	THR	ALA
-----	-----	-----	-----	-----	-----	-----	-----	-----	-----	-----	-----	-----	-----	-----	-----	-----	-----	-----	-----	-----	-----	-----	-----	-----	-----	-----

HIS	GLU	PHE	VAL	ASP	GLY	THR	ILE	ARG	THR	THR	THR	THR	THR	THR	THR	THR	THR	THR	THR	THR	THR	THR	THR	THR	THR	LYS
-----	-----	-----	-----	-----	-----	-----	-----	-----	-----	-----	-----	-----	-----	-----	-----	-----	-----	-----	-----	-----	-----	-----	-----	-----	-----	-----

LYS	GLN	ARG	GLU	TRP	GLY	VAL	ARG	VAL	THR	THR	THR	THR	THR	THR	THR	THR	THR	THR	THR	THR	THR	THR	THR	THR	THR	ASP
-----	-----	-----	-----	-----	-----	-----	-----	-----	-----	-----	-----	-----	-----	-----	-----	-----	-----	-----	-----	-----	-----	-----	-----	-----	-----	-----

GLU	SER	LEU	ARG	PHE	LEU	SER	PHE	LEU	VAL	VAL	VAL	VAL	VAL	VAL	VAL	VAL	VAL	VAL	VAL	VAL	VAL	VAL	VAL	VAL	VAL	THR
-----	-----	-----	-----	-----	-----	-----	-----	-----	-----	-----	-----	-----	-----	-----	-----	-----	-----	-----	-----	-----	-----	-----	-----	-----	-----	-----

● Molecule 4: Gamma-tubulin complex component 3

Chain f: 11% 88%

MET	ALA	THR	PRO	ASP	GLN	K7	S8	P9	M10	V11	L16	A26	D27	Q31	V36	R37	G40	S41	N42	F43	A44	P45	T46	V47	E48	V54	A55	E61	L62	E68	A69	H78	R79	K80	S83	Q84	P104	R105	R106	Q107	P108	S109	K110	S113	TYR	ALA	THR
-----	-----	-----	-----	-----	-----	----	----	----	-----	-----	-----	-----	-----	-----	-----	-----	-----	-----	-----	-----	-----	-----	-----	-----	-----	-----	-----	-----	-----	-----	-----	-----	-----	-----	-----	-----	------	------	------	------	------	------	------	------	-----	-----	-----











MET PHE LEU VAL THR ILE LEU ASN  
LEU LEU ASP ALA VAL VAL CYS ARG GLY  
SER PHE SER PHE PRO HIS HIS LEU LEU  
LEU LEU LEU LEU LEU LEU LEU LEU LEU

Molecule 8: Gamma-tubulin complex component 6

Chain L: 28% 69%

MET ALA SER LEU THR LEU PHE ASP ASP MET CYS GLY ALA PHE THR VAL MET LEU ASP

MET SER LYS LEU PRO ALA ARG ASN ASN PHE LEU LEU LEU LEU LEU LEU LEU LEU LEU LEU  
SER MET ASN ASP LEU LEU MET CYS VAL LEU LEU LEU LEU LEU LEU LEU LEU LEU LEU

GLY PRO GLN LEU VAL ASP GLY LEU LEU LEU LEU LEU LEU LEU LEU LEU LEU LEU LEU  
SER ASP MET LEU LEU LEU LEU LEU LEU LEU LEU LEU LEU LEU LEU LEU LEU LEU LEU LEU

VAL MET GLU ALA PRO GLY THR VAL THR VAL THR LEU LEU LEU LEU LEU LEU LEU LEU LEU  
SER MET ASP ASP ASP ASP ASP ASP ASP ASP ASP ASP ASP ASP ASP ASP ASP ASP ASP

LEU SER LEU LEU LEU LEU LEU LEU LEU LEU LEU LEU LEU LEU LEU LEU LEU LEU LEU  
SER LEU LEU LEU LEU LEU LEU LEU LEU LEU LEU LEU LEU LEU LEU LEU LEU LEU LEU  
SER LEU LEU LEU LEU LEU LEU LEU LEU LEU LEU LEU LEU LEU LEU LEU LEU LEU

F368 S389 L370 CYS GLN PRO PHE LEU LEU LEU LEU LEU LEU LEU LEU LEU LEU LEU  
K409 H412 P417 VAL LEU LEU LEU LEU LEU LEU LEU LEU LEU LEU LEU LEU LEU LEU  
SER LEU LEU LEU LEU LEU LEU LEU LEU LEU LEU LEU LEU LEU LEU LEU LEU LEU LEU

GLY THR CYS GLY VAL VAL VAL VAL VAL VAL VAL VAL VAL VAL VAL VAL VAL VAL  
M553 I554 Q585 V586 ASN HIS LEU LEU LEU LEU LEU LEU LEU LEU LEU LEU LEU LEU  
SER LEU LEU LEU LEU LEU LEU LEU LEU LEU LEU LEU LEU LEU LEU LEU LEU LEU LEU

TRP SER ASP VAL VAL VAL VAL VAL VAL VAL VAL VAL VAL VAL VAL VAL VAL VAL  
SER LEU LEU LEU LEU LEU LEU LEU LEU LEU LEU LEU LEU LEU LEU LEU LEU LEU LEU  
SER LEU LEU LEU LEU LEU LEU LEU LEU LEU LEU LEU LEU LEU LEU LEU LEU LEU LEU

ALA ARG GLU LEU ASP VAL VAL VAL VAL VAL VAL VAL VAL VAL VAL VAL VAL VAL  
SER LEU LEU LEU LEU LEU LEU LEU LEU LEU LEU LEU LEU LEU LEU LEU LEU LEU LEU  
SER LEU LEU LEU LEU LEU LEU LEU LEU LEU LEU LEU LEU LEU LEU LEU LEU LEU LEU

ARG GLU LEU ASP VAL VAL VAL VAL VAL VAL VAL VAL VAL VAL VAL VAL VAL VAL  
SER LEU LEU LEU LEU LEU LEU LEU LEU LEU LEU LEU LEU LEU LEU LEU LEU LEU LEU  
SER LEU LEU LEU LEU LEU LEU LEU LEU LEU LEU LEU LEU LEU LEU LEU LEU LEU LEU

LEU GLU ASP GLY HIS ILE LEU LEU LEU LEU LEU LEU LEU LEU LEU LEU LEU LEU LEU  
SER LEU LEU LEU LEU LEU LEU LEU LEU LEU LEU LEU LEU LEU LEU LEU LEU LEU LEU  
SER LEU LEU LEU LEU LEU LEU LEU LEU LEU LEU LEU LEU LEU LEU LEU LEU LEU LEU

ASP GLY TRP ASN VAL PRO GLY LEU LEU LEU LEU LEU LEU LEU LEU LEU LEU LEU  
SER LEU LEU LEU LEU LEU LEU LEU LEU LEU LEU LEU LEU LEU LEU LEU LEU LEU LEU  
SER LEU LEU LEU LEU LEU LEU LEU LEU LEU LEU LEU LEU LEU LEU LEU LEU LEU LEU

PRO LEU LEU LEU VAL ILE ASP LEU LEU LEU LEU LEU LEU LEU LEU LEU LEU LEU  
SER LEU LEU LEU LEU LEU LEU LEU LEU LEU LEU LEU LEU LEU LEU LEU LEU LEU LEU  
SER LEU LEU LEU LEU LEU LEU LEU LEU LEU LEU LEU LEU LEU LEU LEU LEU LEU LEU

SER LEU LEU LEU TRP ASP LEU LEU LEU LEU LEU LEU LEU LEU LEU LEU LEU LEU  
SER LEU LEU LEU LEU LEU LEU LEU LEU LEU LEU LEU LEU LEU LEU LEU LEU LEU LEU  
SER LEU LEU LEU LEU LEU LEU LEU LEU LEU LEU LEU LEU LEU LEU LEU LEU LEU LEU

THR GLY ASP TYR SER ALA ARG ALA LEU LEU LEU LEU LEU LEU LEU LEU LEU LEU  
SER LEU LEU LEU LEU LEU LEU LEU LEU LEU LEU LEU LEU LEU LEU LEU LEU LEU LEU  
SER LEU LEU LEU LEU LEU LEU LEU LEU LEU LEU LEU LEU LEU LEU LEU LEU LEU LEU

ASP VAL ALA PRO THR ARG PRO HIS LEU LEU LEU LEU LEU LEU LEU LEU LEU LEU  
SER LEU LEU LEU LEU LEU LEU LEU LEU LEU LEU LEU LEU LEU LEU LEU LEU LEU LEU  
SER LEU LEU LEU LEU LEU LEU LEU LEU LEU LEU LEU LEU LEU LEU LEU LEU LEU LEU

PRO ARG TRP VAL ASP VAL VAL VAL VAL VAL VAL VAL VAL VAL VAL VAL VAL VAL  
SER LEU LEU LEU LEU LEU LEU LEU LEU LEU LEU LEU LEU LEU LEU LEU LEU LEU LEU  
SER LEU LEU LEU LEU LEU LEU LEU LEU LEU LEU LEU LEU LEU LEU LEU LEU LEU LEU





## 4 Experimental information

Property	Value	Source
EM reconstruction method	SINGLE PARTICLE	Depositor
Imposed symmetry	POINT, Not provided	
Number of particles used	36881	Depositor
Resolution determination method	FSC 0.143 CUT-OFF	Depositor
CTF correction method	PHASE FLIPPING AND AMPLITUDE CORRECTION	Depositor
Microscope	FEI TITAN KRIOS	Depositor
Voltage (kV)	300	Depositor
Electron dose ( $e^-/\text{\AA}^2$ )	35	Depositor
Minimum defocus (nm)	2000	Depositor
Maximum defocus (nm)	2500	Depositor
Magnification	Not provided	
Image detector	GATAN K3 (6k x 4k)	Depositor
Maximum map value	0.292	Depositor
Minimum map value	-0.125	Depositor
Average map value	0.001	Depositor
Map value standard deviation	0.010	Depositor
Recommended contour level	0.0224	Depositor
Map size (Å)	532.0, 532.0, 532.0	wwPDB
Map dimensions	200, 200, 200	wwPDB
Map angles (°)	90.0, 90.0, 90.0	wwPDB
Pixel spacing (Å)	2.66, 2.66, 2.66	Depositor

## 5 Model quality

### 5.1 Standard geometry

The Z score for a bond length (or angle) is the number of standard deviations the observed value is removed from the expected value. A bond length (or angle) with  $|Z| > 5$  is considered an outlier worth inspection. RMSZ is the root-mean-square of all Z scores of the bond lengths (or angles).

Mol	Chain	Bond lengths		Bond angles	
		RMSZ	# Z  >5	RMSZ	# Z  >5
1	1	0.36	0/3441	0.65	8/4661 (0.2%)
1	2	0.36	0/3441	0.65	8/4661 (0.2%)
1	O	0.36	0/3441	0.65	8/4661 (0.2%)
1	P	0.36	0/3441	0.65	8/4661 (0.2%)
1	Q	0.36	0/3441	0.65	8/4661 (0.2%)
1	R	0.36	0/3441	0.65	8/4661 (0.2%)
1	S	0.36	0/3441	0.65	8/4661 (0.2%)
1	T	0.36	0/3441	0.65	9/4661 (0.2%)
1	U	0.36	0/3441	0.65	8/4661 (0.2%)
1	V	0.36	0/3441	0.65	8/4661 (0.2%)
1	W	0.36	0/3441	0.65	9/4661 (0.2%)
1	X	0.36	0/3441	0.65	8/4661 (0.2%)
1	Y	0.36	0/3441	0.65	8/4661 (0.2%)
1	Z	0.36	0/3441	0.65	8/4661 (0.2%)
2	e	0.52	1/2908 (0.0%)	0.76	7/3938 (0.2%)
3	A	0.43	0/5085	0.72	3/6866 (0.0%)
3	C	0.38	0/5151	0.69	6/6955 (0.1%)
3	E	0.39	0/5325	0.69	8/7187 (0.1%)
3	G	0.41	0/5325	0.71	9/7187 (0.1%)
3	M	0.56	6/5295 (0.1%)	0.79	13/7147 (0.2%)
4	B	0.42	0/5133	0.74	4/6930 (0.1%)
4	D	0.39	2/4897 (0.0%)	0.66	5/6610 (0.1%)
4	F	0.43	0/5044	0.70	3/6809 (0.0%)
4	H	0.44	0/5009	0.68	4/6761 (0.1%)
4	N	0.42	0/5009	0.75	5/6761 (0.1%)
4	a	0.35	0/948	0.65	0/1277
4	f	0.35	0/876	0.78	2/1178 (0.2%)
4	h	0.38	0/876	0.75	1/1178 (0.1%)
4	j	0.36	0/876	0.71	3/1178 (0.3%)
5	b	0.43	0/484	0.79	0/653
5	d	0.41	0/454	0.70	1/611 (0.2%)
5	g	0.35	0/484	0.68	0/653
5	i	0.36	0/484	0.62	0/653
5	k	0.34	0/484	0.60	0/653



Mol	Chain	Bond lengths		Bond angles	
		RMSZ	# Z  >5	RMSZ	# Z  >5
5	m	0.33	0/484	0.60	1/653 (0.2%)
6	I	0.48	5/4322 (0.1%)	0.70	7/5853 (0.1%)
6	K	0.44	1/4683 (0.0%)	0.75	12/6338 (0.2%)
7	J	0.44	0/4525	0.78	5/6119 (0.1%)
7	l	0.43	0/894	0.71	3/1209 (0.2%)
8	L	0.39	0/4697	0.66	3/6348 (0.0%)
8	c	0.36	0/1235	0.67	2/1664 (0.1%)
All	All	0.40	15/129161 (0.0%)	0.69	221/174623 (0.1%)

Chiral center outliers are detected by calculating the chiral volume of a chiral center and verifying if the center is modelled as a planar moiety or with the opposite hand. A planarity outlier is detected by checking planarity of atoms in a peptide group, atoms in a mainchain group or atoms of a sidechain that are expected to be planar.

Mol	Chain	#Chirality outliers	#Planarity outliers
1	1	0	1
1	2	0	1
1	O	0	1
1	P	0	1
1	Q	0	1
1	R	0	1
1	S	0	1
1	T	0	1
1	U	0	1
1	V	0	1
1	W	0	1
1	X	0	1
1	Y	0	1
1	Z	0	1
3	C	0	1
3	E	0	2
3	G	0	2
3	M	0	5
4	B	0	1
4	N	0	4
4	f	0	3
4	h	0	1
6	I	0	2
6	K	0	3
7	J	0	5
8	L	0	1
All	All	0	44

All (15) bond length outliers are listed below:

Mol	Chain	Res	Type	Atoms	Z	Observed(Å)	Ideal(Å)
3	M	404	TYR	CD1-CE1	18.70	1.67	1.39
2	e	243	PRO	N-CD	16.91	1.71	1.47
3	M	404	TYR	CD2-CE2	10.76	1.55	1.39
6	I	361	TYR	CG-CD2	-7.79	1.29	1.39
6	I	530	TYR	CB-CG	-7.23	1.40	1.51
3	M	404	TYR	CE1-CZ	-7.02	1.29	1.38
6	I	530	TYR	CD1-CE1	-6.65	1.29	1.39
6	I	450	TRP	CB-CG	-6.24	1.39	1.50
3	M	406	GLU	CG-CD	-6.15	1.42	1.51
4	D	660	TYR	CD1-CE1	-5.73	1.30	1.39
3	M	404	TYR	CB-CG	-5.70	1.43	1.51
6	K	651	TYR	CD1-CE1	-5.69	1.30	1.39
3	M	404	TYR	CE2-CZ	5.41	1.45	1.38
4	D	660	TYR	CE2-CZ	5.19	1.45	1.38
6	I	530	TYR	CG-CD1	-5.10	1.32	1.39

All (221) bond angle outliers are listed below:

Mol	Chain	Res	Type	Atoms	Z	Observed(°)	Ideal(°)
4	f	107	GLN	C-N-CD	-12.75	92.56	120.60
4	f	108	PRO	CA-N-CD	-9.57	98.10	111.50
3	C	220	ASP	CB-CG-OD1	9.48	126.83	118.30
4	j	108	PRO	CA-N-CD	-9.05	98.82	111.50
7	l	121	PRO	CA-N-CD	-8.64	99.41	111.50
6	I	361	TYR	CB-CG-CD2	-8.44	115.93	121.00
6	K	645	LEU	CA-CB-CG	8.33	134.46	115.30
4	h	108	PRO	CA-N-CD	-8.31	99.87	111.50
6	K	410	LEU	CA-CB-CG	7.92	133.51	115.30
6	K	615	LEU	CB-CG-CD2	7.86	124.36	111.00
3	M	503	LEU	CA-CB-CG	7.83	133.31	115.30
3	E	557	LEU	CA-CB-CG	7.79	133.22	115.30
7	l	130	PRO	CA-N-CD	-7.77	100.62	111.50
3	G	723	LEU	CA-CB-CG	7.61	132.81	115.30
6	K	649	LEU	CA-CB-CG	7.59	132.76	115.30
2	e	261	LEU	CB-CG-CD1	-7.48	98.28	111.00
3	E	581	ASP	CB-CG-OD2	7.37	124.93	118.30
4	B	879	ARG	NE-CZ-NH1	-7.24	116.68	120.30
4	B	362	LEU	CA-CB-CG	7.21	131.88	115.30
4	F	581	LEU	CA-CB-CG	7.14	131.72	115.30
6	I	361	TYR	CB-CG-CD1	7.11	125.27	121.00
4	F	790	ASP	CB-CG-OD1	7.03	124.62	118.30
4	D	880	LEU	CB-CG-CD2	-6.99	99.12	111.00

*Continued on next page...*

*Continued from previous page...*

Mol	Chain	Res	Type	Atoms	Z	Observed(°)	Ideal(°)
6	K	5	LEU	CA-CB-CG	6.89	131.14	115.30
3	A	264	LEU	CA-CB-CG	6.88	131.12	115.30
3	A	161	LEU	CA-CB-CG	6.85	131.04	115.30
2	e	193	LEU	CB-CG-CD2	-6.81	99.42	111.00
4	N	581	LEU	CA-CB-CG	6.79	130.92	115.30
1	2	376	LEU	CA-CB-CG	6.79	130.91	115.30
1	V	376	LEU	CA-CB-CG	6.78	130.90	115.30
1	Z	376	LEU	CA-CB-CG	6.78	130.90	115.30
1	P	376	LEU	CA-CB-CG	6.78	130.89	115.30
1	1	376	LEU	CA-CB-CG	6.77	130.88	115.30
1	Q	376	LEU	CA-CB-CG	6.77	130.88	115.30
1	S	376	LEU	CA-CB-CG	6.77	130.88	115.30
1	Y	376	LEU	CA-CB-CG	6.77	130.88	115.30
1	T	376	LEU	CA-CB-CG	6.77	130.87	115.30
1	U	376	LEU	CA-CB-CG	6.77	130.87	115.30
1	R	376	LEU	CA-CB-CG	6.75	130.84	115.30
1	X	376	LEU	CA-CB-CG	6.75	130.83	115.30
1	O	376	LEU	CA-CB-CG	6.75	130.81	115.30
1	W	376	LEU	CA-CB-CG	6.75	130.82	115.30
1	Q	195	LEU	CA-CB-CG	6.62	130.52	115.30
1	1	195	LEU	CA-CB-CG	6.62	130.52	115.30
1	O	195	LEU	CA-CB-CG	6.61	130.50	115.30
1	Z	195	LEU	CA-CB-CG	6.60	130.49	115.30
1	2	195	LEU	CA-CB-CG	6.60	130.49	115.30
1	R	195	LEU	CA-CB-CG	6.60	130.47	115.30
1	V	195	LEU	CA-CB-CG	6.60	130.47	115.30
1	W	195	LEU	CA-CB-CG	6.60	130.47	115.30
1	X	195	LEU	CA-CB-CG	6.60	130.47	115.30
1	P	195	LEU	CA-CB-CG	6.59	130.47	115.30
1	T	195	LEU	CA-CB-CG	6.59	130.46	115.30
1	Y	195	LEU	CA-CB-CG	6.59	130.46	115.30
1	S	195	LEU	CA-CB-CG	6.58	130.44	115.30
1	U	195	LEU	CA-CB-CG	6.58	130.44	115.30
4	j	107	GLN	C-N-CD	6.55	142.15	128.40
3	G	559	LEU	CA-CB-CG	6.51	130.27	115.30
7	J	716	LEU	CB-CG-CD1	-6.47	100.00	111.00
1	R	297	LEU	CA-CB-CG	6.41	130.04	115.30
1	U	297	LEU	CA-CB-CG	6.41	130.04	115.30
1	1	297	LEU	CA-CB-CG	6.40	130.03	115.30
1	T	297	LEU	CA-CB-CG	6.40	130.02	115.30
1	S	297	LEU	CA-CB-CG	6.39	130.00	115.30
1	Q	297	LEU	CA-CB-CG	6.39	130.00	115.30

*Continued on next page...*

*Continued from previous page...*

Mol	Chain	Res	Type	Atoms	Z	Observed(°)	Ideal(°)
1	W	297	LEU	CA-CB-CG	6.39	129.99	115.30
1	Y	297	LEU	CA-CB-CG	6.39	130.00	115.30
1	O	297	LEU	CA-CB-CG	6.39	129.99	115.30
1	V	297	LEU	CA-CB-CG	6.39	129.99	115.30
1	X	297	LEU	CA-CB-CG	6.38	129.98	115.30
1	Z	297	LEU	CA-CB-CG	6.38	129.98	115.30
1	2	297	LEU	CA-CB-CG	6.38	129.97	115.30
7	J	801	LEU	CB-CG-CD1	-6.37	100.17	111.00
1	P	297	LEU	CA-CB-CG	6.37	129.96	115.30
3	M	404	TYR	CB-CG-CD1	6.37	124.82	121.00
3	M	557	LEU	CA-CB-CG	-6.33	100.73	115.30
3	G	218	VAL	CG1-CB-CG2	-6.33	100.78	110.90
6	K	513	ILE	CG1-CB-CG2	-6.29	97.56	111.40
4	H	568	LEU	CA-CB-CG	6.26	129.70	115.30
7	J	728	LEU	CA-CB-CG	6.24	129.65	115.30
4	B	585	LEU	CB-CG-CD1	-6.23	100.41	111.00
4	N	592	LEU	CA-CB-CG	6.16	129.47	115.30
6	I	361	TYR	CZ-CE2-CD2	6.16	125.34	119.80
8	c	134	LEU	CB-CG-CD2	-6.16	100.54	111.00
3	M	834	LEU	CA-CB-CG	6.12	129.38	115.30
3	G	859	LEU	CA-CB-CG	6.12	129.37	115.30
7	J	762	LEU	CA-CB-CG	6.11	129.35	115.30
6	K	107	LEU	CA-CB-CG	6.10	129.32	115.30
1	2	192	LEU	CA-CB-CG	6.04	129.20	115.30
1	O	192	LEU	CA-CB-CG	6.04	129.19	115.30
1	S	192	LEU	CA-CB-CG	6.04	129.18	115.30
1	U	192	LEU	CA-CB-CG	6.04	129.18	115.30
1	T	192	LEU	CA-CB-CG	6.03	129.18	115.30
1	Y	192	LEU	CA-CB-CG	6.03	129.18	115.30
1	R	192	LEU	CA-CB-CG	6.03	129.17	115.30
1	Q	192	LEU	CA-CB-CG	6.02	129.16	115.30
1	Z	192	LEU	CA-CB-CG	6.02	129.15	115.30
1	1	192	LEU	CA-CB-CG	6.02	129.15	115.30
1	X	192	LEU	CA-CB-CG	6.02	129.15	115.30
1	P	192	LEU	CA-CB-CG	6.02	129.14	115.30
1	W	192	LEU	CA-CB-CG	6.02	129.14	115.30
1	V	192	LEU	CA-CB-CG	6.01	129.12	115.30
3	M	324	LEU	CB-CG-CD1	-5.99	100.82	111.00
3	E	222	LEU	CA-CB-CG	5.97	129.04	115.30
4	N	701	LEU	CA-CB-CG	5.96	129.02	115.30
2	e	236	LEU	CA-CB-CG	5.87	128.79	115.30
6	K	524	LEU	CA-CB-CG	-5.86	101.82	115.30

*Continued on next page...*

*Continued from previous page...*

Mol	Chain	Res	Type	Atoms	Z	Observed(°)	Ideal(°)
2	e	261	LEU	CA-CB-CG	5.83	128.70	115.30
4	D	660	TYR	CZ-CE2-CD2	-5.83	114.56	119.80
6	K	526	ASP	CB-CG-OD2	5.79	123.51	118.30
6	K	568	LEU	CA-CB-CG	5.78	128.58	115.30
4	N	339	LEU	CB-CG-CD2	-5.75	101.22	111.00
4	H	578	MET	CB-CG-SD	-5.72	95.24	112.40
8	L	1764	LEU	CA-CB-CG	5.67	128.33	115.30
3	M	509	LEU	CA-CB-CG	5.65	128.28	115.30
8	c	190	LEU	CA-CB-CG	5.60	128.17	115.30
3	M	404	TYR	CG-CD1-CE1	5.58	125.76	121.30
4	D	847	LEU	CB-CG-CD2	5.58	120.49	111.00
3	M	734	LEU	CA-CB-CG	5.56	128.09	115.30
6	I	368	LEU	CA-CB-CG	5.55	128.07	115.30
1	V	339	ARG	CB-CG-CD	-5.53	97.21	111.60
1	Z	339	ARG	CB-CG-CD	-5.53	97.21	111.60
1	T	339	ARG	CB-CG-CD	-5.53	97.22	111.60
1	Q	339	ARG	CB-CG-CD	-5.53	97.22	111.60
1	1	339	ARG	CB-CG-CD	-5.53	97.23	111.60
1	U	339	ARG	CB-CG-CD	-5.53	97.23	111.60
1	Y	339	ARG	CB-CG-CD	-5.52	97.24	111.60
1	S	339	ARG	CB-CG-CD	-5.52	97.24	111.60
1	O	339	ARG	CB-CG-CD	-5.52	97.24	111.60
1	W	339	ARG	CB-CG-CD	-5.52	97.25	111.60
1	P	339	ARG	CB-CG-CD	-5.52	97.25	111.60
1	R	339	ARG	CB-CG-CD	-5.52	97.25	111.60
1	2	339	ARG	CB-CG-CD	-5.51	97.27	111.60
3	C	468	THR	C-N-CA	5.51	135.47	121.70
1	X	339	ARG	CB-CG-CD	-5.50	97.29	111.60
7	J	235	SER	C-N-CA	5.50	135.46	121.70
3	E	872	LEU	CA-CB-CG	5.49	127.93	115.30
4	B	526	LEU	CA-CB-CG	5.45	127.83	115.30
4	H	732	ASP	CB-CG-OD1	5.44	123.20	118.30
6	I	45	LEU	CB-CG-CD1	-5.43	101.77	111.00
8	L	1512	LEU	CA-CB-CG	5.43	127.79	115.30
4	N	405	LYS	CB-CG-CD	5.41	125.68	111.60
4	H	396	LEU	CA-CB-CG	5.41	127.73	115.30
3	C	723	LEU	CA-CB-CG	5.40	127.73	115.30
2	e	211	ASP	CB-CG-OD2	5.38	123.14	118.30
1	X	376	LEU	CB-CG-CD1	5.37	120.13	111.00
1	2	376	LEU	CB-CG-CD1	5.37	120.13	111.00
1	1	376	LEU	CB-CG-CD1	5.36	120.11	111.00
1	W	376	LEU	CB-CG-CD1	5.36	120.11	111.00

*Continued on next page...*

*Continued from previous page...*

Mol	Chain	Res	Type	Atoms	Z	Observed(°)	Ideal(°)
3	M	240	GLY	C-N-CA	5.36	135.09	121.70
1	S	376	LEU	CB-CG-CD1	5.36	120.11	111.00
1	Q	376	LEU	CB-CG-CD1	5.35	120.10	111.00
1	U	376	LEU	CB-CG-CD1	5.35	120.10	111.00
6	I	587	LEU	CA-CB-CG	5.35	127.60	115.30
3	G	190	ASP	CB-CG-OD1	-5.35	113.49	118.30
1	T	376	LEU	CB-CG-CD1	5.35	120.09	111.00
1	P	376	LEU	CB-CG-CD1	5.34	120.08	111.00
1	R	376	LEU	CB-CG-CD1	5.34	120.08	111.00
1	V	376	LEU	CB-CG-CD1	5.34	120.08	111.00
1	O	376	LEU	CB-CG-CD1	5.34	120.08	111.00
1	Y	376	LEU	CB-CG-CD1	5.34	120.08	111.00
6	K	589	LEU	CA-CB-CG	5.33	127.57	115.30
1	Z	376	LEU	CB-CG-CD1	5.33	120.06	111.00
3	G	872	LEU	CA-CB-CG	5.32	127.54	115.30
4	D	451	ASP	CB-CG-OD2	5.29	123.06	118.30
1	X	402	GLU	CA-CB-CG	5.27	124.99	113.40
1	1	402	GLU	CA-CB-CG	5.25	124.96	113.40
1	Z	402	GLU	CA-CB-CG	5.25	124.95	113.40
1	2	402	GLU	CA-CB-CG	5.25	124.95	113.40
3	G	581	ASP	N-CA-CB	-5.25	101.16	110.60
5	m	29	LEU	CA-CB-CG	5.25	127.36	115.30
1	R	402	GLU	CA-CB-CG	5.24	124.92	113.40
1	P	402	GLU	CA-CB-CG	5.24	124.92	113.40
1	O	402	GLU	CA-CB-CG	5.23	124.92	113.40
1	S	402	GLU	CA-CB-CG	5.23	124.91	113.40
3	G	324	LEU	CA-CB-CG	5.23	127.33	115.30
1	T	402	GLU	CA-CB-CG	5.23	124.91	113.40
1	U	402	GLU	CA-CB-CG	5.23	124.91	113.40
1	Y	402	GLU	CA-CB-CG	5.23	124.91	113.40
1	W	402	GLU	CA-CB-CG	5.22	124.90	113.40
6	I	524	LEU	CA-CB-CG	-5.22	103.29	115.30
1	V	402	GLU	CA-CB-CG	5.22	124.89	113.40
1	Q	402	GLU	CA-CB-CG	5.22	124.88	113.40
2	e	261	LEU	CB-CG-CD2	5.22	119.87	111.00
6	K	615	LEU	CA-CB-CG	5.21	127.29	115.30
7	l	119	ASP	CB-CG-OD2	5.21	122.99	118.30
3	E	221	LEU	CA-CB-CG	5.20	127.25	115.30
5	d	33	ARG	NE-CZ-NH2	5.19	122.89	120.30
3	C	869	LEU	CA-CB-CG	5.18	127.23	115.30
3	M	292	LEU	CA-CB-CG	5.17	127.18	115.30
3	C	739	LEU	CA-CB-CG	5.13	127.11	115.30

*Continued on next page...*

Continued from previous page...

Mol	Chain	Res	Type	Atoms	Z	Observed(°)	Ideal(°)
3	A	814	LEU	CA-CB-CG	5.12	127.08	115.30
2	e	178	LEU	CA-CB-CG	5.12	127.08	115.30
4	D	850	LEU	CB-CG-CD2	-5.12	102.30	111.00
1	Z	195	LEU	CB-CG-CD2	-5.12	102.30	111.00
1	X	195	LEU	CB-CG-CD2	-5.12	102.30	111.00
1	P	195	LEU	CB-CG-CD2	-5.11	102.31	111.00
3	E	836	LEU	CA-CB-CG	5.11	127.05	115.30
8	L	1698	LEU	CA-CB-CG	5.11	127.05	115.30
1	S	195	LEU	CB-CG-CD2	-5.11	102.32	111.00
1	R	195	LEU	CB-CG-CD2	-5.11	102.32	111.00
1	U	195	LEU	CB-CG-CD2	-5.10	102.32	111.00
3	E	522	MET	CA-CB-CG	5.09	121.96	113.30
1	2	195	LEU	CB-CG-CD2	-5.09	102.35	111.00
1	T	195	LEU	CB-CG-CD2	-5.09	102.35	111.00
1	W	195	LEU	CB-CG-CD2	-5.09	102.35	111.00
1	O	195	LEU	CB-CG-CD2	-5.08	102.36	111.00
1	V	195	LEU	CB-CG-CD2	-5.08	102.37	111.00
1	1	195	LEU	CB-CG-CD2	-5.08	102.37	111.00
3	M	561	MET	CG-SD-CE	-5.08	92.08	100.20
3	M	641	LEU	CA-CB-CG	5.08	126.97	115.30
1	Y	195	LEU	CB-CG-CD2	-5.07	102.38	111.00
1	Q	195	LEU	CB-CG-CD2	-5.07	102.38	111.00
4	F	771	LEU	CA-CB-CG	5.05	126.92	115.30
3	G	723	LEU	CB-CG-CD1	5.05	119.58	111.00
1	W	295	ARG	NE-CZ-NH2	-5.04	117.78	120.30
3	M	561	MET	CB-CG-SD	-5.04	97.28	112.40
3	E	554	LEU	CB-CG-CD2	-5.04	102.43	111.00
4	j	98	LEU	CA-CB-CG	5.03	126.88	115.30
1	T	295	ARG	NE-CZ-NH2	-5.03	117.79	120.30
3	C	836	LEU	CA-CB-CG	5.00	126.81	115.30

There are no chirality outliers.

All (44) planarity outliers are listed below:

Mol	Chain	Res	Type	Group
1	1	352	GLY	Peptide
1	2	352	GLY	Peptide
4	B	740	GLN	Peptide
3	C	238	LEU	Peptide
3	E	430	GLN	Peptide
3	E	580	HIS	Peptide
3	G	240	GLY	Peptide

Continued on next page...

*Continued from previous page...*

Mol	Chain	Res	Type	Group
3	G	580	HIS	Peptide
6	I	407	ASP	Peptide
6	I	507	SER	Peptide
7	J	235	SER	Peptide
7	J	236	LEU	Mainchain
7	J	237	HIS	Peptide
7	J	256	LEU	Peptide
7	J	726	PHE	Peptide
6	K	408	ASP	Peptide
6	K	409	ASN	Mainchain
6	K	649	LEU	Peptide
8	L	306	HIS	Peptide
3	M	240	GLY	Peptide
3	M	404	TYR	Sidechain
3	M	580	HIS	Peptide
3	M	674	GLN	Mainchain,Peptide
4	N	405	LYS	Peptide
4	N	454	VAL	Peptide
4	N	497	CYS	Peptide
4	N	498	HIS	Mainchain
1	O	352	GLY	Peptide
1	P	352	GLY	Peptide
1	Q	352	GLY	Peptide
1	R	352	GLY	Peptide
1	S	352	GLY	Peptide
1	T	352	GLY	Peptide
1	U	352	GLY	Peptide
1	V	352	GLY	Peptide
1	W	352	GLY	Peptide
1	X	352	GLY	Peptide
1	Y	352	GLY	Peptide
1	Z	352	GLY	Peptide
4	f	104	PRO	Peptide
4	f	107	GLN	Peptide
4	f	108	PRO	Mainchain
4	h	111	VAL	Peptide

## 5.2 Too-close contacts

In the following table, the Non-H and H(model) columns list the number of non-hydrogen atoms and hydrogen atoms in the chain respectively. The H(added) column lists the number of hydrogen atoms added and optimized by MolProbity. The Clashes column lists the number of clashes within



the asymmetric unit, whereas Symm-Clashes lists symmetry-related clashes.

Mol	Chain	Non-H	H(model)	H(added)	Clashes	Symm-Clashes
1	1	3373	0	3325	74	0
1	2	3373	0	3325	77	0
1	O	3373	0	3325	69	0
1	P	3373	0	3325	65	0
1	Q	3373	0	3325	52	0
1	R	3373	0	3325	61	0
1	S	3373	0	3325	60	0
1	T	3373	0	3325	58	0
1	U	3373	0	3325	58	0
1	V	3373	0	3325	56	0
1	W	3373	0	3325	56	0
1	X	3373	0	3325	62	0
1	Y	3373	0	3325	71	0
1	Z	3373	0	3325	68	0
2	e	2847	0	2810	0	0
3	A	4978	0	4996	54	0
3	C	5044	0	5081	39	0
3	E	5216	0	5248	44	0
3	G	5216	0	5246	50	0
3	M	5186	0	5219	63	0
4	B	5029	0	5018	68	0
4	D	4796	0	4775	48	0
4	F	4941	0	4935	56	0
4	H	4907	0	4896	42	0
4	N	4907	0	4896	70	0
4	a	933	0	953	0	0
4	f	863	0	896	0	0
4	h	863	0	896	0	0
4	j	863	0	896	0	0
5	b	484	0	512	0	0
5	d	454	0	482	0	0
5	g	484	0	512	0	0
5	i	484	0	512	0	0
5	k	484	0	512	0	0
5	m	484	0	512	0	0
6	I	4225	0	4259	41	0
6	K	4579	0	4586	46	0
7	J	4429	0	4482	42	0
7	l	875	0	842	0	0
8	L	4587	0	4636	35	0
8	c	1220	0	1231	0	0
All	All	126600	0	126389	1485	0

The all-atom clashscore is defined as the number of clashes found per 1000 atoms (including hydrogen atoms). The all-atom clashscore for this structure is 7.

All (1485) close contacts within the same asymmetric unit are listed below, sorted by their clash magnitude.

Atom-1	Atom-2	Interatomic distance (Å)	Clash overlap (Å)
3:M:696:TYR:O	3:M:700:GLU:HB2	1.75	0.86
1:1:130:ASP:CG	1:2:295:ARG:HH22	1.79	0.86
6:I:361:TYR:HE2	6:I:475:TYR:HB3	1.45	0.81
1:2:358:VAL:HG13	4:N:879:ARG:HH12	1.50	0.75
1:1:56:ASP:OD2	1:2:277:THR:N	2.19	0.75
4:B:323:SER:HB3	4:B:421:LEU:HG	1.69	0.74
3:C:763:GLN:HG3	3:C:766:THR:H	1.53	0.73
3:G:507:LYS:HE2	3:G:623:LYS:HE3	1.70	0.73
6:K:649:LEU:O	1:Y:344:LYS:NZ	2.23	0.72
3:E:242:GLN:HE21	3:E:343:THR:HA	1.54	0.72
3:A:186:ALA:HB1	4:B:293:ARG:HA	1.71	0.72
1:1:353:PRO:HA	3:M:862:ASN:HD22	1.54	0.72
4:N:589:ALA:HA	4:N:592:LEU:HG	1.70	0.71
4:B:884:GLU:OE2	1:P:341:ARG:NH2	2.23	0.71
4:D:624:ARG:O	4:D:639:SER:HB2	1.92	0.70
6:K:9:LEU:HD22	6:K:104:LEU:HD13	1.73	0.70
3:A:259:LEU:HD23	3:A:262:ARG:HH12	1.56	0.70
1:1:343:ARG:NH1	1:Z:130:ASP:OD1	2.20	0.69
4:B:409:PRO:HA	4:B:412:ARG:HG3	1.72	0.69
4:N:586:VAL:HG13	4:N:587:ARG:HE	1.58	0.69
4:B:684:HIS:HE2	4:B:704:CYS:HG	1.38	0.69
3:G:572:ASP:HB3	3:G:621:ILE:H	1.58	0.69
6:I:361:TYR:CE2	6:I:475:TYR:HB3	2.28	0.68
8:L:1590:VAL:HG11	8:L:1733:PHE:HB3	1.76	0.68
3:M:304:LEU:HD11	4:N:364:LEU:HB3	1.75	0.68
4:B:720:TYR:OH	1:P:250:ASN:ND2	2.27	0.68
4:B:479:GLN:HG2	4:B:482:LYS:HE2	1.76	0.67
3:G:607:GLU:HG3	3:G:609:ALA:H	1.61	0.66
8:L:1800:LEU:HB2	1:Z:341:ARG:HG3	1.77	0.65
4:H:703:GLN:HE21	4:H:847:LEU:HD13	1.62	0.65
1:V:323:ILE:HG12	1:V:359:ALA:HB3	1.79	0.65
1:2:323:ILE:HG12	1:2:359:ALA:HB3	1.79	0.65
8:L:409:ARG:HA	8:L:412:HIS:HB3	1.77	0.65
6:K:358:LYS:O	6:K:358:LYS:NZ	2.29	0.65
7:J:889:LYS:HA	1:X:353:PRO:HD2	1.79	0.65
1:S:323:ILE:HG12	1:S:359:ALA:HB3	1.79	0.65
1:1:130:ASP:OD1	1:2:295:ARG:NH2	2.30	0.65

*Continued on next page...*

*Continued from previous page...*

Atom-1	Atom-2	Interatomic distance (Å)	Clash overlap (Å)
1:Z:323:ILE:HG12	1:Z:359:ALA:HB3	1.79	0.65
1:U:323:ILE:HG12	1:U:359:ALA:HB3	1.79	0.64
1:1:127:ASP:O	1:2:299:GLN:NE2	2.31	0.64
1:1:323:ILE:HG12	1:1:359:ALA:HB3	1.79	0.64
3:C:557:LEU:HB2	1:R:339:ARG:HH11	1.63	0.64
6:K:358:LYS:HE2	6:K:537:LEU:HD21	1.79	0.64
1:W:323:ILE:HG12	1:W:359:ALA:HB3	1.79	0.64
1:O:323:ILE:HG12	1:O:359:ALA:HB3	1.79	0.64
1:T:323:ILE:HG12	1:T:359:ALA:HB3	1.79	0.64
4:F:601:LEU:HD22	4:F:623:VAL:HG23	1.79	0.64
1:P:323:ILE:HG12	1:P:359:ALA:HB3	1.79	0.64
1:R:323:ILE:HG12	1:R:359:ALA:HB3	1.79	0.64
1:X:323:ILE:HG12	1:X:359:ALA:HB3	1.79	0.63
1:Q:323:ILE:HG12	1:Q:359:ALA:HB3	1.79	0.63
6:K:579:VAL:HA	6:K:626:LEU:HD21	1.81	0.63
4:D:862:LEU:HD21	4:D:880:LEU:HD22	1.81	0.63
1:Y:323:ILE:HG12	1:Y:359:ALA:HB3	1.79	0.63
3:C:310:LEU:HB3	3:C:319:LEU:HD11	1.81	0.63
4:F:259:GLN:HE21	4:F:339:LEU:HD13	1.62	0.62
6:K:499:GLN:HB3	6:K:516:ARG:HE	1.62	0.62
3:M:181:VAL:HG13	3:M:186:ALA:HB3	1.81	0.62
3:M:224:VAL:HG21	3:M:233:VAL:HB	1.82	0.62
4:D:703:GLN:HG2	4:D:847:LEU:HD22	1.82	0.62
4:N:563:ARG:NH2	4:N:660:TYR:OH	2.33	0.62
3:E:734:LEU:HB2	3:E:739:LEU:HD11	1.80	0.62
4:F:486:ILE:HD11	4:F:538:TYR:HD1	1.65	0.62
3:M:509:LEU:HD23	3:M:629:ILE:HD13	1.82	0.62
4:N:564:ARG:HB3	4:N:570:GLN:HB2	1.79	0.62
7:J:562:ALA:HB2	7:J:699:TYR:HD1	1.65	0.62
8:L:1656:ARG:NH1	1:Z:434:GLU:OE2	2.30	0.61
1:1:56:ASP:OD2	1:2:276:LEU:N	2.32	0.61
3:A:388:PHE:CE1	3:A:391:LEU:HD22	2.35	0.61
1:U:64:ALA:O	1:U:90:ASN:ND2	2.34	0.61
3:E:223:TYR:HB3	3:E:228:VAL:HG23	1.81	0.61
3:A:168:LYS:HD3	3:A:403:PRO:HB3	1.83	0.61
4:N:391:ARG:HB3	4:N:395:GLU:HG3	1.83	0.61
3:E:559:LEU:HD21	3:E:570:LYS:HB2	1.83	0.61
1:X:64:ALA:O	1:X:90:ASN:ND2	2.34	0.61
4:F:317:PHE:HB3	4:F:322:GLN:HE22	1.66	0.60
3:A:388:PHE:CZ	3:A:391:LEU:HD22	2.36	0.60
3:A:619:ASP:N	3:A:619:ASP:OD2	2.34	0.60

*Continued on next page...*

*Continued from previous page...*

Atom-1	Atom-2	Interatomic distance (Å)	Clash overlap (Å)
1:T:64:ALA:O	1:T:90:ASN:ND2	2.34	0.60
1:W:64:ALA:O	1:W:90:ASN:ND2	2.34	0.60
6:I:544:LEU:HD12	6:I:547:GLN:HE21	1.66	0.60
3:C:277:ILE:HD11	3:C:296:MET:HG2	1.84	0.60
1:V:64:ALA:O	1:V:90:ASN:ND2	2.34	0.60
6:K:90:CYS:HA	6:K:93:LEU:HD12	1.84	0.60
1:Q:64:ALA:O	1:Q:90:ASN:ND2	2.34	0.60
3:G:370:SER:HA	3:G:373:GLN:HB3	1.83	0.60
3:G:557:LEU:HA	1:V:339:ARG:HG2	1.84	0.60
3:M:834:LEU:HD11	3:M:869:LEU:H	1.67	0.60
1:P:64:ALA:O	1:P:90:ASN:ND2	2.34	0.60
3:C:680:PHE:HD2	3:C:683:ARG:HH21	1.50	0.60
1:O:64:ALA:O	1:O:90:ASN:ND2	2.34	0.60
4:N:765:ASP:O	4:N:769:ARG:NH1	2.35	0.59
4:N:763:LEU:O	4:N:769:ARG:NH2	2.35	0.59
1:I:64:ALA:O	1:I:90:ASN:ND2	2.34	0.59
4:D:859:GLN:HE22	4:D:887:LYS:H	1.51	0.59
4:F:561:ALA:HA	4:F:564:ARG:HE	1.67	0.59
6:K:651:TYR:CE1	1:Y:355:SER:HA	2.37	0.59
1:Z:64:ALA:O	1:Z:90:ASN:ND2	2.34	0.59
1:S:64:ALA:O	1:S:90:ASN:ND2	2.34	0.59
4:F:586:VAL:HG12	4:F:635:TRP:HE1	1.66	0.59
6:I:357:ILE:O	6:I:361:TYR:HB3	2.02	0.59
3:M:164:LYS:HA	3:M:167:LYS:HG2	1.85	0.59
1:Y:64:ALA:O	1:Y:90:ASN:ND2	2.34	0.59
4:N:626:LEU:HD21	4:N:661:LEU:HD11	1.84	0.59
1:2:249:MET:SD	4:N:575:ARG:NH2	2.76	0.59
3:E:428:TRP:HE1	3:E:723:LEU:HD22	1.68	0.59
1:2:64:ALA:O	1:2:90:ASN:ND2	2.34	0.59
8:L:496:PRO:HB3	8:L:500:LYS:HG3	1.85	0.59
3:G:509:LEU:HD13	3:G:626:LEU:HD22	1.85	0.58
3:M:164:LYS:HG2	3:M:404:TYR:HE1	1.68	0.58
4:B:524:THR:HG22	4:B:526:LEU:H	1.68	0.58
4:B:879:ARG:HE	1:P:337:LEU:HD22	1.69	0.58
1:R:64:ALA:O	1:R:90:ASN:ND2	2.34	0.58
4:N:269:ASN:HD22	4:N:276:LYS:HD2	1.68	0.58
3:E:418:ARG:HB2	3:E:426:LYS:HD3	1.86	0.58
1:2:16:GLN:HE21	1:2:73:VAL:HG11	1.69	0.58
4:B:289:ASP:HB3	4:B:293:ARG:HH21	1.69	0.58
4:B:546:LEU:HD21	4:B:744:LEU:HG	1.84	0.58
1:Y:16:GLN:HE21	1:Y:73:VAL:HG11	1.69	0.58

*Continued on next page...*

*Continued from previous page...*

Atom-1	Atom-2	Interatomic distance (Å)	Clash overlap (Å)
3:A:704:PRO:HG3	1:O:330:PRO:HG2	1.86	0.58
1:Q:217:ARG:HB2	1:Q:277:THR:HG23	1.86	0.58
1:T:217:ARG:HB2	1:T:277:THR:HG23	1.86	0.58
1:V:16:GLN:HE21	1:V:73:VAL:HG11	1.69	0.58
3:A:547:THR:HG22	3:A:549:PRO:HD2	1.83	0.58
1:2:217:ARG:HB2	1:2:277:THR:HG23	1.86	0.57
4:B:885:HIS:CE1	1:P:352:GLY:HA2	2.39	0.57
4:D:734:LEU:HD11	4:D:751:HIS:HD2	1.68	0.57
1:P:217:ARG:HB2	1:P:277:THR:HG23	1.86	0.57
4:N:252:ARG:HG2	4:N:346:LEU:HD21	1.87	0.57
1:T:16:GLN:HE21	1:T:73:VAL:HG11	1.69	0.57
1:U:117:ASP:OD1	1:U:117:ASP:N	2.36	0.57
1:Z:16:GLN:HE21	1:Z:73:VAL:HG11	1.69	0.57
1:1:16:GLN:HE21	1:1:73:VAL:HG11	1.69	0.57
1:1:89:GLU:HB2	1:2:215:THR:O	2.04	0.57
1:O:16:GLN:HE21	1:O:73:VAL:HG11	1.69	0.57
1:S:217:ARG:HB2	1:S:277:THR:HG23	1.86	0.57
1:2:229:ASN:O	1:2:233:SER:OG	2.21	0.57
1:O:217:ARG:HB2	1:O:277:THR:HG23	1.86	0.57
1:P:16:GLN:HE21	1:P:73:VAL:HG11	1.69	0.57
1:Q:16:GLN:HE21	1:Q:73:VAL:HG11	1.69	0.57
1:R:16:GLN:HE21	1:R:73:VAL:HG11	1.69	0.57
1:W:16:GLN:HE21	1:W:73:VAL:HG11	1.69	0.57
1:W:217:ARG:HB2	1:W:277:THR:HG23	1.86	0.57
1:X:16:GLN:HE21	1:X:73:VAL:HG11	1.69	0.57
1:1:217:ARG:HB2	1:1:277:THR:HG23	1.86	0.57
6:K:118:SER:O	6:K:121:HIS:ND1	2.37	0.57
1:O:217:ARG:HH21	1:O:278:THR:H	1.53	0.57
1:U:16:GLN:HE21	1:U:73:VAL:HG11	1.69	0.57
1:W:117:ASP:OD1	1:W:117:ASP:N	2.36	0.57
1:O:229:ASN:O	1:O:233:SER:OG	2.21	0.57
1:V:217:ARG:HB2	1:V:277:THR:HG23	1.86	0.57
1:Y:217:ARG:HB2	1:Y:277:THR:HG23	1.86	0.57
1:1:217:ARG:HH21	1:1:278:THR:H	1.53	0.57
8:L:1676:ILE:HG23	8:L:1680:ILE:HD12	1.87	0.57
1:2:117:ASP:OD1	1:2:117:ASP:N	2.36	0.57
1:1:229:ASN:O	1:1:233:SER:OG	2.21	0.56
4:B:677:LEU:HA	4:B:680:ILE:HD12	1.86	0.56
6:K:630:LEU:HB3	6:K:645:LEU:HD21	1.87	0.56
4:N:247:GLU:HG2	4:N:366:ARG:HH11	1.69	0.56
1:Z:217:ARG:HH21	1:Z:278:THR:H	1.53	0.56

*Continued on next page...*

*Continued from previous page...*

Atom-1	Atom-2	Interatomic distance (Å)	Clash overlap (Å)
4:B:297:LEU:HD21	4:B:375:LYS:HA	1.87	0.56
3:G:297:ARG:HG2	3:G:301:LYS:HE3	1.87	0.56
3:E:150:LEU:HD12	3:E:240:GLY:H	1.69	0.56
3:E:183:GLU:HB2	3:E:184:ARG:HH11	1.70	0.56
4:D:659:HIS:HB2	4:D:755:LEU:HD11	1.88	0.56
6:I:403:VAL:HG22	6:I:404:LEU:HG	1.88	0.56
3:M:450:ILE:O	3:M:453:THR:OG1	2.23	0.56
1:Q:217:ARG:HH21	1:Q:278:THR:H	1.53	0.56
1:R:217:ARG:HB2	1:R:277:THR:HG23	1.86	0.56
1:S:16:GLN:HE21	1:S:73:VAL:HG11	1.69	0.56
1:V:217:ARG:HH21	1:V:278:THR:H	1.53	0.56
1:X:290:VAL:HG21	1:X:333:VAL:HG12	1.88	0.56
1:1:290:VAL:HG21	1:1:333:VAL:HG12	1.88	0.56
1:1:337:LEU:HD11	1:1:358:VAL:HG11	1.88	0.56
4:H:416:GLN:O	4:H:420:SER:OG	2.23	0.56
1:U:337:LEU:HD11	1:U:358:VAL:HG11	1.88	0.56
4:H:625:LEU:HD12	4:H:637:VAL:HG12	1.88	0.56
4:H:869:SER:H	4:H:873:LEU:HD12	1.71	0.56
1:O:337:LEU:HD11	1:O:358:VAL:HG11	1.88	0.56
1:R:290:VAL:HG21	1:R:333:VAL:HG12	1.88	0.56
1:R:337:LEU:HD11	1:R:358:VAL:HG11	1.88	0.56
1:S:217:ARG:HH21	1:S:278:THR:H	1.53	0.56
1:T:290:VAL:HG21	1:T:333:VAL:HG12	1.88	0.56
4:F:430:LEU:HD11	4:F:483:VAL:HG21	1.87	0.56
1:S:337:LEU:HD11	1:S:358:VAL:HG11	1.88	0.56
1:W:290:VAL:HG21	1:W:333:VAL:HG12	1.88	0.56
4:F:581:LEU:HG	4:F:585:LEU:HG	1.88	0.56
1:T:229:ASN:O	1:T:233:SER:OG	2.21	0.56
1:Y:217:ARG:HH21	1:Y:278:THR:H	1.53	0.56
1:Y:290:VAL:HG21	1:Y:333:VAL:HG12	1.88	0.56
4:B:723:THR:HG22	1:P:248:TYR:HD2	1.71	0.56
1:O:290:VAL:HG21	1:O:333:VAL:HG12	1.88	0.56
1:Y:337:LEU:HD11	1:Y:358:VAL:HG11	1.88	0.56
1:2:290:VAL:HG21	1:2:333:VAL:HG12	1.88	0.56
6:I:392:VAL:HG22	6:I:414:LEU:HD13	1.87	0.56
1:U:217:ARG:HB2	1:U:277:THR:HG23	1.86	0.56
3:G:439:ILE:HG22	3:G:441:SER:H	1.69	0.56
1:S:290:VAL:HG21	1:S:333:VAL:HG12	1.88	0.56
1:T:337:LEU:HD11	1:T:358:VAL:HG11	1.88	0.56
4:B:284:SER:OG	4:B:285:ARG:NH2	2.39	0.55
1:P:229:ASN:O	1:P:233:SER:OG	2.21	0.55

*Continued on next page...*

*Continued from previous page...*

Atom-1	Atom-2	Interatomic distance (Å)	Clash overlap (Å)
1:R:217:ARG:HH21	1:R:278:THR:H	1.53	0.55
1:X:217:ARG:HB2	1:X:277:THR:HG23	1.86	0.55
4:B:291:ALA:O	4:B:295:SER:HB2	2.05	0.55
8:L:1663:HIS:O	8:L:1666:GLN:NE2	2.39	0.55
1:U:290:VAL:HG21	1:U:333:VAL:HG12	1.88	0.55
1:Z:290:VAL:HG21	1:Z:333:VAL:HG12	1.88	0.55
4:D:681:ARG:HG2	1:R:258:ALA:HB1	1.89	0.55
1:P:290:VAL:HG21	1:P:333:VAL:HG12	1.88	0.55
1:T:217:ARG:HH21	1:T:278:THR:H	1.53	0.55
1:Z:217:ARG:HB2	1:Z:277:THR:HG23	1.86	0.55
1:P:337:LEU:HD11	1:P:358:VAL:HG11	1.88	0.55
1:Z:229:ASN:O	1:Z:233:SER:OG	2.21	0.55
1:2:337:LEU:HD11	1:2:358:VAL:HG11	1.88	0.55
1:Q:50:VAL:HG21	1:Q:244:ARG:HG2	1.89	0.55
1:Q:337:LEU:HD11	1:Q:358:VAL:HG11	1.88	0.55
1:V:337:LEU:HD11	1:V:358:VAL:HG11	1.88	0.55
1:X:337:LEU:HD11	1:X:358:VAL:HG11	1.88	0.55
1:2:217:ARG:HH21	1:2:278:THR:H	1.53	0.55
4:B:376:ILE:HD13	4:B:379:LYS:HZ1	1.72	0.55
1:T:50:VAL:HG21	1:T:244:ARG:HG2	1.89	0.55
1:U:217:ARG:HH21	1:U:278:THR:H	1.53	0.55
1:V:50:VAL:HG21	1:V:244:ARG:HG2	1.89	0.55
1:W:50:VAL:HG21	1:W:244:ARG:HG2	1.89	0.55
3:G:638:TYR:HA	3:G:641:LEU:HD12	1.87	0.55
3:M:233:VAL:HG22	3:M:248:VAL:HG23	1.89	0.55
3:M:578:MET:SD	3:M:639:GLN:NE2	2.79	0.55
1:O:50:VAL:HG21	1:O:244:ARG:HG2	1.89	0.55
1:U:50:VAL:HG21	1:U:244:ARG:HG2	1.89	0.55
1:Q:290:VAL:HG21	1:Q:333:VAL:HG12	1.88	0.55
1:V:290:VAL:HG21	1:V:333:VAL:HG12	1.88	0.55
1:V:343:ARG:HG3	1:V:345:LEU:HB2	1.89	0.55
1:W:229:ASN:O	1:W:233:SER:OG	2.21	0.55
1:Y:50:VAL:HG21	1:Y:244:ARG:HG2	1.89	0.55
1:1:50:VAL:HG21	1:1:244:ARG:HG2	1.89	0.55
4:F:567:LEU:HD23	4:F:727:LEU:HD22	1.88	0.55
8:L:461:PHE:HA	8:L:464:LYS:HD3	1.88	0.55
1:W:337:LEU:HD11	1:W:358:VAL:HG11	1.88	0.55
1:X:343:ARG:HG3	1:X:345:LEU:HB2	1.89	0.55
1:Z:337:LEU:HD11	1:Z:358:VAL:HG11	1.88	0.55
1:2:50:VAL:HG21	1:2:244:ARG:HG2	1.89	0.54
7:J:275:LEU:HD23	7:J:278:LEU:HD12	1.89	0.54

*Continued on next page...*

*Continued from previous page...*

Atom-1	Atom-2	Interatomic distance (Å)	Clash overlap (Å)
8:L:1553:VAL:HA	8:L:1556:LYS:HG2	1.89	0.54
1:P:217:ARG:HH21	1:P:278:THR:H	1.53	0.54
4:N:482:LYS:HG3	4:N:534:ILE:HG21	1.89	0.54
1:Y:343:ARG:HG3	1:Y:345:LEU:HB2	1.89	0.54
4:D:714:PHE:HD1	4:D:880:LEU:HD21	1.72	0.54
1:Q:343:ARG:HG3	1:Q:345:LEU:HB2	1.89	0.54
1:R:343:ARG:HG3	1:R:345:LEU:HB2	1.89	0.54
1:S:229:ASN:O	1:S:233:SER:OG	2.21	0.54
1:U:229:ASN:O	1:U:233:SER:OG	2.21	0.54
1:X:50:VAL:HG21	1:X:244:ARG:HG2	1.89	0.54
1:P:343:ARG:HG3	1:P:345:LEU:HB2	1.89	0.54
4:F:707:LEU:HD22	4:F:851:THR:HG22	1.90	0.54
3:G:359:LEU:HB3	3:G:380:THR:HG22	1.89	0.54
6:K:500:MET:HA	1:Y:264:PRO:HB3	1.90	0.54
4:F:734:LEU:HD11	4:F:751:HIS:HD2	1.72	0.54
3:G:175:PRO:HB3	4:H:403:TYR:HE1	1.72	0.54
8:L:1659:GLN:HA	8:L:1662:LYS:HG3	1.88	0.54
1:1:89:GLU:HG2	1:2:215:THR:HB	1.89	0.54
6:I:612:LEU:HA	6:I:615:LEU:HD12	1.90	0.54
1:P:50:VAL:HG21	1:P:244:ARG:HG2	1.89	0.54
1:S:343:ARG:HG3	1:S:345:LEU:HB2	1.89	0.54
1:T:343:ARG:HG3	1:T:345:LEU:HB2	1.89	0.54
1:X:217:ARG:HH21	1:X:278:THR:H	1.53	0.54
3:C:187:LEU:HD23	4:D:379:LYS:HG3	1.89	0.54
4:D:594:GLN:HG2	4:D:623:VAL:HG13	1.90	0.54
6:K:131:LEU:HD12	6:K:165:LEU:HD23	1.89	0.54
1:W:217:ARG:HH21	1:W:278:THR:H	1.53	0.54
1:X:229:ASN:O	1:X:233:SER:OG	2.21	0.54
1:Z:343:ARG:HG3	1:Z:345:LEU:HB2	1.89	0.54
7:J:437:LEU:HD22	7:J:549:VAL:HG11	1.90	0.54
3:M:691:GLN:O	3:M:694:GLN:NE2	2.41	0.54
1:2:343:ARG:HG3	1:2:345:LEU:HB2	1.89	0.54
4:F:490:ILE:HG13	4:F:494:HIS:HE1	1.73	0.54
4:H:388:CYS:HB2	4:H:396:LEU:HD13	1.90	0.54
1:R:50:VAL:HG21	1:R:244:ARG:HG2	1.89	0.54
1:S:50:VAL:HG21	1:S:244:ARG:HG2	1.89	0.54
1:U:343:ARG:HG3	1:U:345:LEU:HB2	1.89	0.54
4:F:807:GLU:HG3	4:F:811:LYS:HE2	1.90	0.53
4:F:847:LEU:HA	4:F:850:LEU:HD12	1.90	0.53
4:N:626:LEU:HG	4:N:639:SER:HB2	1.90	0.53
1:W:231:LEU:O	1:W:234:THR:OG1	2.26	0.53

*Continued on next page...*



*Continued from previous page...*

Atom-1	Atom-2	Interatomic distance (Å)	Clash overlap (Å)
1:Z:50:VAL:HG21	1:Z:244:ARG:HG2	1.89	0.53
3:M:494:TYR:HA	3:M:497:LYS:HG2	1.90	0.53
4:F:364:LEU:HD12	4:F:370:TRP:HE1	1.74	0.53
3:G:509:LEU:HD21	3:G:726:HIS:HE1	1.72	0.53
1:Q:229:ASN:O	1:Q:233:SER:OG	2.21	0.53
4:N:245:ILE:HD13	4:N:265:ASN:HD21	1.74	0.53
4:N:680:ILE:HD11	4:N:786:GLN:HA	1.91	0.53
7:J:716:LEU:HD11	7:J:812:VAL:HG21	1.91	0.53
6:K:518:ARG:HH12	6:K:589:LEU:HD13	1.72	0.53
3:M:377:LEU:HD11	3:M:479:LEU:HD22	1.91	0.53
1:R:321:LEU:HA	1:R:357:GLN:HB2	1.90	0.53
1:Z:321:LEU:HA	1:Z:357:GLN:HB2	1.91	0.53
3:E:356:LEU:HG	3:E:440:PRO:HB3	1.90	0.53
4:F:490:ILE:O	4:F:494:HIS:ND1	2.29	0.53
6:K:143:ILE:HD13	6:K:148:ILE:HD12	1.91	0.53
1:V:321:LEU:HA	1:V:357:GLN:HB2	1.91	0.53
3:M:821:THR:HG23	3:M:822:ILE:HD13	1.89	0.53
1:S:294:MET:SD	1:S:336:SER:OG	2.64	0.53
1:Y:321:LEU:HA	1:Y:357:GLN:HB2	1.91	0.53
1:X:321:LEU:HA	1:X:357:GLN:HB2	1.90	0.53
4:B:714:PHE:HA	4:B:717:GLN:HE21	1.74	0.53
4:D:326:ALA:HB2	3:E:333:ARG:HH22	1.74	0.53
3:M:201:THR:OG1	3:M:202:ALA:N	2.41	0.53
4:N:717:GLN:HB2	4:N:880:LEU:HD23	1.91	0.53
1:P:321:LEU:HA	1:P:357:GLN:HB2	1.90	0.53
1:R:231:LEU:O	1:R:234:THR:OG1	2.26	0.53
1:U:321:LEU:HA	1:U:357:GLN:HB2	1.91	0.53
1:W:343:ARG:HG3	1:W:345:LEU:HB2	1.89	0.53
1:1:48:LYS:O	1:1:54:GLN:NE2	2.42	0.53
1:2:321:LEU:HA	1:2:357:GLN:HB2	1.90	0.53
8:L:1590:VAL:HG13	8:L:1628:LEU:HD22	1.89	0.53
1:O:343:ARG:HG3	1:O:345:LEU:HB2	1.89	0.53
1:2:48:LYS:O	1:2:54:GLN:NE2	2.42	0.52
6:K:119:ILE:HB	8:L:313:THR:HG21	1.91	0.52
1:T:48:LYS:O	1:T:54:GLN:NE2	2.42	0.52
1:U:48:LYS:O	1:U:54:GLN:NE2	2.43	0.52
1:V:229:ASN:O	1:V:233:SER:OG	2.21	0.52
1:W:48:LYS:O	1:W:54:GLN:NE2	2.42	0.52
4:B:832:ARG:NH1	4:B:835:GLU:OE2	2.40	0.52
1:R:318:ILE:HB	1:R:380:ASN:HB3	1.92	0.52
1:W:250:ASN:HB3	1:W:256:LEU:HB2	1.92	0.52

*Continued on next page...*

*Continued from previous page...*

Atom-1	Atom-2	Interatomic distance (Å)	Clash overlap (Å)
4:F:677:LEU:HD21	4:F:712:VAL:HG22	1.90	0.52
6:I:7:LEU:HG	6:I:12:TYR:HB2	1.91	0.52
3:M:244:ARG:HB2	3:M:275:ARG:HH22	1.74	0.52
1:P:250:ASN:HB3	1:P:256:LEU:HB2	1.92	0.52
1:Z:48:LYS:O	1:Z:54:GLN:NE2	2.42	0.52
1:Z:318:ILE:HB	1:Z:380:ASN:HB3	1.92	0.52
1:2:318:ILE:HB	1:2:380:ASN:HB3	1.92	0.52
6:K:117:LEU:HB3	6:K:121:HIS:CE1	2.45	0.52
1:P:318:ILE:HB	1:P:380:ASN:HB3	1.92	0.52
1:U:318:ILE:HB	1:U:380:ASN:HB3	1.92	0.52
1:V:48:LYS:O	1:V:54:GLN:NE2	2.42	0.52
1:W:321:LEU:HA	1:W:357:GLN:HB2	1.90	0.52
1:Z:250:ASN:HB3	1:Z:256:LEU:HB2	1.92	0.52
1:1:117:ASP:OD1	1:1:117:ASP:N	2.36	0.52
1:Q:321:LEU:HA	1:Q:357:GLN:HB2	1.90	0.52
1:S:321:LEU:HA	1:S:357:GLN:HB2	1.91	0.52
1:U:294:MET:SD	1:U:336:SER:OG	2.64	0.52
4:F:734:LEU:HD11	4:F:751:HIS:CD2	2.44	0.52
3:G:302:GLU:HA	3:G:305:ILE:HD12	1.90	0.52
3:M:326:PHE:HA	3:M:329:GLN:HE21	1.74	0.52
1:O:48:LYS:O	1:O:54:GLN:NE2	2.42	0.52
1:O:321:LEU:HA	1:O:357:GLN:HB2	1.91	0.52
1:R:250:ASN:HB3	1:R:256:LEU:HB2	1.92	0.52
1:T:250:ASN:HB3	1:T:256:LEU:HB2	1.92	0.52
1:Y:48:LYS:O	1:Y:54:GLN:NE2	2.42	0.52
1:1:250:ASN:HB3	1:1:256:LEU:HB2	1.92	0.52
3:A:307:VAL:HG12	4:B:365:ARG:HD2	1.92	0.52
3:C:181:VAL:HG13	3:C:187:LEU:HD22	1.92	0.52
1:O:132:LEU:HD23	1:O:164:LYS:HG3	1.92	0.52
1:R:48:LYS:O	1:R:54:GLN:NE2	2.42	0.52
1:S:132:LEU:HD23	1:S:164:LYS:HG3	1.92	0.52
1:V:250:ASN:HB3	1:V:256:LEU:HB2	1.92	0.52
1:Y:318:ILE:HB	1:Y:380:ASN:HB3	1.92	0.52
1:1:321:LEU:HA	1:1:357:GLN:HB2	1.90	0.52
3:G:175:PRO:HB3	4:H:403:TYR:CE1	2.44	0.52
1:T:321:LEU:HA	1:T:357:GLN:HB2	1.91	0.52
1:U:132:LEU:HD23	1:U:164:LYS:HG3	1.92	0.52
1:W:318:ILE:HB	1:W:380:ASN:HB3	1.92	0.52
4:H:565:TYR:OH	4:H:613:ASP:OD2	2.24	0.52
7:J:243:ALA:HA	7:J:306:THR:HG22	1.91	0.52
7:J:358:PHE:HD2	7:J:361:TYR:H	1.58	0.52

*Continued on next page...*

*Continued from previous page...*

Atom-1	Atom-2	Interatomic distance (Å)	Clash overlap (Å)
8:L:454:LEU:HD22	8:L:458:THR:HG21	1.92	0.52
3:M:559:LEU:HD21	3:M:570:LYS:HE2	1.92	0.52
1:P:48:LYS:O	1:P:54:GLN:NE2	2.43	0.52
1:R:117:ASP:OD1	1:R:117:ASP:N	2.36	0.52
1:S:48:LYS:O	1:S:54:GLN:NE2	2.42	0.52
1:V:231:LEU:O	1:V:234:THR:OG1	2.26	0.52
1:Y:132:LEU:HD23	1:Y:164:LYS:HG3	1.92	0.52
1:1:318:ILE:HB	1:1:380:ASN:HB3	1.92	0.52
1:2:132:LEU:HD23	1:2:164:LYS:HG3	1.92	0.52
1:O:231:LEU:O	1:O:234:THR:OG1	2.26	0.52
1:Q:48:LYS:O	1:Q:54:GLN:NE2	2.42	0.52
1:Q:250:ASN:HB3	1:Q:256:LEU:HB2	1.92	0.52
1:T:231:LEU:O	1:T:234:THR:OG1	2.26	0.52
1:U:250:ASN:HB3	1:U:256:LEU:HB2	1.92	0.52
1:X:48:LYS:O	1:X:54:GLN:NE2	2.42	0.51
1:X:250:ASN:HB3	1:X:256:LEU:HB2	1.92	0.51
1:Y:117:ASP:OD1	1:Y:117:ASP:N	2.36	0.51
1:Z:132:LEU:HD23	1:Z:164:LYS:HG3	1.92	0.51
3:E:150:LEU:HD21	3:E:275:ARG:HD2	1.91	0.51
1:1:343:ARG:HH11	1:Z:130:ASP:CG	2.12	0.51
1:S:318:ILE:HB	1:S:380:ASN:HB3	1.92	0.51
1:W:132:LEU:HD23	1:W:164:LYS:HG3	1.92	0.51
1:1:132:LEU:HD23	1:1:164:LYS:HG3	1.92	0.51
3:C:641:LEU:HG	3:C:734:LEU:HD13	1.93	0.51
4:D:400:VAL:HG21	4:D:422:VAL:HG21	1.92	0.51
6:I:529:GLN:HE22	6:I:533:GLN:HE21	1.59	0.51
3:M:164:LYS:HG2	3:M:404:TYR:CE1	2.45	0.51
1:O:318:ILE:HB	1:O:380:ASN:HB3	1.92	0.51
1:Q:237:SER:O	1:Q:244:ARG:NH2	2.44	0.51
1:S:250:ASN:HB3	1:S:256:LEU:HB2	1.92	0.51
3:A:191:PHE:HE2	4:B:293:ARG:HH12	1.58	0.51
1:R:237:SER:O	1:R:244:ARG:NH2	2.44	0.51
1:T:132:LEU:HD23	1:T:164:LYS:HG3	1.92	0.51
1:V:237:SER:O	1:V:244:ARG:NH2	2.44	0.51
1:Z:237:SER:O	1:Z:244:ARG:NH2	2.44	0.51
1:1:237:SER:O	1:1:244:ARG:NH2	2.44	0.51
3:A:156:LEU:HA	3:A:159:LYS:HG2	1.92	0.51
4:B:590:THR:HA	4:B:628:VAL:HG21	1.92	0.51
4:B:680:ILE:HD13	4:B:785:LEU:HD23	1.92	0.51
3:C:713:LEU:HD22	3:C:722:VAL:HG23	1.93	0.51
4:H:317:PHE:HD1	4:H:392:LYS:HZ3	1.58	0.51

*Continued on next page...*

*Continued from previous page...*

Atom-1	Atom-2	Interatomic distance (Å)	Clash overlap (Å)
1:W:237:SER:O	1:W:244:ARG:NH2	2.44	0.51
1:X:56:ASP:O	1:Y:287:LYS:HD3	2.10	0.51
7:J:222:HIS:HA	7:J:225:TRP:NE1	2.26	0.51
7:J:1015:LEU:HD11	1:X:341:ARG:HG3	1.92	0.51
3:M:674:GLN:HG2	3:M:769:MET:HG2	1.92	0.51
1:T:237:SER:O	1:T:244:ARG:NH2	2.44	0.51
1:Z:231:LEU:O	1:Z:234:THR:OG1	2.26	0.51
1:1:57:ASP:HA	1:2:371:HIS:CD2	2.45	0.51
7:J:902:MET:HG3	1:X:248:TYR:HD2	1.76	0.51
1:O:237:SER:O	1:O:244:ARG:NH2	2.44	0.51
1:Q:313:THR:OG1	1:Q:314:ASN:N	2.44	0.51
1:R:294:MET:SD	1:R:336:SER:OG	2.64	0.51
1:S:237:SER:O	1:S:244:ARG:NH2	2.44	0.51
1:1:294:MET:SD	1:1:336:SER:OG	2.64	0.51
3:A:408:MET:HA	3:A:435:VAL:HG22	1.92	0.51
4:D:563:ARG:HD2	4:D:731:TRP:CD1	2.46	0.51
4:D:782:ILE:O	4:D:785:LEU:HB2	2.11	0.51
3:G:684:GLN:HE22	3:G:687:LEU:HD22	1.75	0.51
4:H:677:LEU:HD21	4:H:712:VAL:HG22	1.93	0.51
4:N:769:ARG:HH21	4:N:772:LEU:HB2	1.76	0.51
1:U:237:SER:O	1:U:244:ARG:NH2	2.44	0.51
1:X:313:THR:OG1	1:X:314:ASN:N	2.44	0.51
1:2:237:SER:O	1:2:244:ARG:NH2	2.44	0.51
3:A:765:PHE:HZ	1:O:163:LYS:HE3	1.74	0.51
4:B:479:GLN:HA	4:B:482:LYS:HG2	1.93	0.51
6:I:564:PHE:HD2	6:I:565:LEU:HD12	1.75	0.51
4:N:576:HIS:HD2	4:N:604:ALA:HA	1.75	0.51
1:Q:125:GLU:O	1:Q:129:SER:N	2.42	0.51
1:Q:318:ILE:HB	1:Q:380:ASN:HB3	1.92	0.51
1:R:313:THR:OG1	1:R:314:ASN:N	2.44	0.51
1:V:132:LEU:HD23	1:V:164:LYS:HG3	1.92	0.51
3:A:221:LEU:HD11	3:A:260:VAL:HG23	1.93	0.51
4:B:713:HIS:NE2	1:P:354:ALA:HA	2.26	0.51
4:F:276:LYS:NZ	4:F:277:VAL:O	2.41	0.51
3:G:869:LEU:HG	3:G:871:ARG:H	1.75	0.51
6:K:530:TYR:O	6:K:534:VAL:HG23	2.10	0.51
4:N:485:LEU:HA	4:N:488:LYS:HE2	1.93	0.51
1:O:250:ASN:HB3	1:O:256:LEU:HB2	1.92	0.51
1:P:231:LEU:O	1:P:234:THR:OG1	2.26	0.51
1:P:237:SER:O	1:P:244:ARG:NH2	2.44	0.51
1:1:313:THR:OG1	1:1:314:ASN:N	2.44	0.50

*Continued on next page...*

*Continued from previous page...*

Atom-1	Atom-2	Interatomic distance (Å)	Clash overlap (Å)
3:A:552:GLU:HG2	3:A:575:ILE:HB	1.94	0.50
4:H:697:PHE:HB3	4:H:701:LEU:HD23	1.93	0.50
6:I:59:ILE:HD11	6:I:93:LEU:HG	1.94	0.50
8:L:1481:THR:HA	8:L:1484:LEU:HD12	1.93	0.50
1:Q:132:LEU:HD23	1:Q:164:LYS:HG3	1.92	0.50
1:X:237:SER:O	1:X:244:ARG:NH2	2.44	0.50
1:Y:237:SER:O	1:Y:244:ARG:NH2	2.44	0.50
1:Y:250:ASN:HB3	1:Y:256:LEU:HB2	1.92	0.50
1:2:197:GLN:HB2	4:N:689:LYS:HE3	1.93	0.50
4:N:608:THR:HG23	4:N:610:ALA:H	1.76	0.50
1:O:313:THR:OG1	1:O:314:ASN:N	2.44	0.50
1:R:132:LEU:HD23	1:R:164:LYS:HG3	1.92	0.50
1:V:318:ILE:HB	1:V:380:ASN:HB3	1.92	0.50
1:X:132:LEU:HD23	1:X:164:LYS:HG3	1.92	0.50
1:X:318:ILE:HB	1:X:380:ASN:HB3	1.92	0.50
3:C:539:LEU:HB3	3:C:613:LEU:HD23	1.93	0.50
8:L:1667:HIS:CE1	1:Z:354:ALA:HA	2.46	0.50
4:N:297:LEU:HB3	4:N:378:LEU:HD13	1.92	0.50
1:S:117:ASP:OD1	1:S:117:ASP:N	2.36	0.50
3:C:241:ARG:HH12	3:C:245:THR:H	1.58	0.50
1:O:125:GLU:O	1:O:129:SER:N	2.42	0.50
1:P:132:LEU:HD23	1:P:164:LYS:HG3	1.92	0.50
1:S:125:GLU:O	1:S:129:SER:N	2.42	0.50
1:I:259:SER:O	3:M:684:GLN:NE2	2.44	0.50
6:I:35:HIS:HB3	6:I:38:GLU:HG2	1.93	0.50
8:L:296:CYS:SG	8:L:297:TRP:N	2.84	0.50
4:N:493:LEU:HD21	4:N:545:LEU:HA	1.94	0.50
1:P:394:GLN:HA	1:P:397:LYS:HE2	1.94	0.50
1:V:313:THR:OG1	1:V:314:ASN:N	2.44	0.50
1:W:394:GLN:HA	1:W:397:LYS:HE2	1.94	0.50
3:E:617:SER:HB2	3:E:639:GLN:HE21	1.76	0.50
3:G:446:MET:HG3	3:G:450:ILE:HG13	1.93	0.50
1:T:318:ILE:HB	1:T:380:ASN:HB3	1.92	0.50
1:Y:313:THR:OG1	1:Y:314:ASN:N	2.44	0.50
1:2:250:ASN:HB3	1:2:256:LEU:HB2	1.92	0.50
3:A:559:LEU:HD11	3:A:570:LYS:HB2	1.93	0.50
1:W:294:MET:SD	1:W:336:SER:OG	2.64	0.50
1:Z:294:MET:SD	1:Z:336:SER:OG	2.64	0.50
3:A:469:CYS:HB2	3:A:471:VAL:HG22	1.93	0.50
6:K:639:ASN:O	6:K:643:ALA:HB2	2.12	0.50
1:Y:394:GLN:HA	1:Y:397:LYS:HE2	1.94	0.50

*Continued on next page...*

*Continued from previous page...*

Atom-1	Atom-2	Interatomic distance (Å)	Clash overlap (Å)
3:M:158:ARG:HE	3:M:159:LYS:HE3	1.77	0.50
1:V:125:GLU:O	1:V:129:SER:N	2.42	0.50
3:A:738:MET:HG3	3:A:745:LEU:HD12	1.94	0.49
4:F:430:LEU:HD13	4:F:446:PHE:HZ	1.77	0.49
6:I:481:TYR:O	6:I:484:SER:OG	2.27	0.49
7:J:276:TRP:O	7:J:279:SER:OG	2.24	0.49
1:W:125:GLU:O	1:W:129:SER:N	2.42	0.49
1:X:394:GLN:HA	1:X:397:LYS:HE2	1.94	0.49
4:B:304:ILE:HD11	4:B:382:ALA:HA	1.94	0.49
4:B:861:PHE:HD2	4:B:862:LEU:HD22	1.77	0.49
4:H:689:LYS:HA	4:H:692:ARG:HH21	1.76	0.49
4:N:649:ALA:HB1	4:N:654:ARG:HH22	1.78	0.49
1:T:313:THR:OG1	1:T:314:ASN:N	2.44	0.49
1:U:313:THR:OG1	1:U:314:ASN:N	2.44	0.49
3:A:519:TYR:CD2	3:A:573:LEU:HD11	2.47	0.49
1:U:125:GLU:O	1:U:129:SER:N	2.42	0.49
3:C:659:TRP:CZ2	1:Q:258:ALA:HA	2.48	0.49
7:J:935:SER:O	7:J:944:ARG:NH1	2.45	0.49
6:K:653:LYS:HE3	1:Y:351:TRP:HA	1.94	0.49
1:S:394:GLN:HA	1:S:397:LYS:HE2	1.94	0.49
3:A:551:LEU:HD22	3:A:575:ILE:HG13	1.94	0.49
4:F:568:LEU:HD23	4:F:574:ILE:HG21	1.93	0.49
4:N:573:PHE:HA	4:N:608:THR:HG21	1.95	0.49
4:N:589:ALA:HB2	4:N:634:GLY:HA2	1.93	0.49
1:S:66:LEU:HB3	1:S:91:ILE:HA	1.95	0.49
1:Y:66:LEU:HB3	1:Y:91:ILE:HA	1.95	0.49
3:C:308:SER:HB2	4:D:369:VAL:HG21	1.95	0.49
4:N:500:GLN:HG2	4:N:502:PRO:HD3	1.94	0.49
1:Q:5:ILE:HG12	1:Q:133:GLU:HB3	1.95	0.49
1:Q:394:GLN:HA	1:Q:397:LYS:HE2	1.94	0.49
1:T:394:GLN:HA	1:T:397:LYS:HE2	1.94	0.49
1:V:5:ILE:HG12	1:V:133:GLU:HB3	1.95	0.49
1:V:394:GLN:HA	1:V:397:LYS:HE2	1.94	0.49
1:Z:66:LEU:HB3	1:Z:91:ILE:HA	1.95	0.49
3:E:871:ARG:HH21	3:E:872:LEU:HD23	1.78	0.49
4:H:778:VAL:HA	4:H:781:GLN:HE22	1.78	0.49
1:S:4:GLU:HG3	1:S:131:SER:H	1.78	0.49
1:U:5:ILE:HG12	1:U:133:GLU:HB3	1.95	0.49
7:J:909:THR:HA	7:J:912:GLU:HG3	1.93	0.49
6:K:648:ARG:HG3	6:K:649:LEU:HD12	1.95	0.49
1:R:229:ASN:O	1:R:233:SER:OG	2.21	0.49

*Continued on next page...*

*Continued from previous page...*

Atom-1	Atom-2	Interatomic distance (Å)	Clash overlap (Å)
1:W:5:ILE:HG12	1:W:133:GLU:HB3	1.95	0.49
4:F:799:GLU:HG3	4:F:836:PHE:HZ	1.78	0.49
3:M:734:LEU:HB2	3:M:739:LEU:HD22	1.95	0.49
1:O:66:LEU:HB3	1:O:91:ILE:HA	1.95	0.49
1:O:394:GLN:HA	1:O:397:LYS:HE2	1.94	0.49
1:P:313:THR:OG1	1:P:314:ASN:N	2.44	0.49
1:T:66:LEU:HB3	1:T:91:ILE:HA	1.95	0.49
1:U:4:GLU:HG3	1:U:131:SER:H	1.78	0.49
1:U:66:LEU:HB3	1:U:91:ILE:HA	1.95	0.49
1:X:4:GLU:HG3	1:X:131:SER:H	1.78	0.49
3:E:205:ILE:HD12	3:E:208:LEU:HD12	1.95	0.49
3:A:412:HIS:HE1	3:A:433:THR:HG22	1.78	0.48
4:F:365:ARG:HG2	3:E:308:SER:HB3	1.95	0.48
6:K:649:LEU:HB2	1:Y:341:ARG:NH2	2.28	0.48
1:V:4:GLU:HG3	1:V:131:SER:H	1.78	0.48
1:X:231:LEU:O	1:X:234:THR:OG1	2.26	0.48
1:Z:5:ILE:HG12	1:Z:133:GLU:HB3	1.95	0.48
1:2:5:ILE:HG12	1:2:133:GLU:HB3	1.95	0.48
1:2:394:GLN:HA	1:2:397:LYS:HE2	1.94	0.48
3:G:183:GLU:OE2	3:G:184:ARG:NH1	2.46	0.48
3:M:693:ILE:HD13	3:M:858:ARG:HH12	1.78	0.48
1:P:66:LEU:HB3	1:P:91:ILE:HA	1.95	0.48
1:P:294:MET:SD	1:P:336:SER:OG	2.64	0.48
1:S:231:LEU:O	1:S:234:THR:OG1	2.26	0.48
1:W:313:THR:OG1	1:W:314:ASN:N	2.44	0.48
1:1:394:GLN:HA	1:1:397:LYS:HE2	1.94	0.48
4:N:862:LEU:HD11	4:N:886:TYR:HD2	1.78	0.48
1:O:5:ILE:HG12	1:O:133:GLU:HB3	1.95	0.48
1:P:5:ILE:HG12	1:P:133:GLU:HB3	1.95	0.48
1:R:5:ILE:HG12	1:R:133:GLU:HB3	1.95	0.48
1:R:125:GLU:O	1:R:129:SER:N	2.42	0.48
1:W:66:LEU:HB3	1:W:91:ILE:HA	1.95	0.48
1:Y:229:ASN:O	1:Y:233:SER:OG	2.21	0.48
1:Q:4:GLU:HG3	1:Q:131:SER:H	1.78	0.48
1:U:394:GLN:HA	1:U:397:LYS:HE2	1.94	0.48
1:W:4:GLU:HG3	1:W:131:SER:H	1.78	0.48
1:Z:125:GLU:O	1:Z:129:SER:N	2.42	0.48
8:L:347:VAL:HG21	8:L:352:LEU:HD13	1.96	0.48
1:R:293:VAL:HA	1:R:296:ARG:HD2	1.96	0.48
1:T:4:GLU:HG3	1:T:131:SER:H	1.78	0.48
3:E:319:LEU:HD13	3:E:324:LEU:HD21	1.95	0.48

*Continued on next page...*

*Continued from previous page...*

Atom-1	Atom-2	Interatomic distance (Å)	Clash overlap (Å)
4:D:319:LEU:N	4:D:445:GLU:OE2	2.47	0.48
3:M:304:LEU:HD21	4:N:364:LEU:HD13	1.96	0.48
1:P:4:GLU:HG3	1:P:131:SER:H	1.78	0.48
1:R:4:GLU:HG3	1:R:131:SER:H	1.78	0.48
1:Y:4:GLU:HG3	1:Y:131:SER:H	1.78	0.48
1:Z:293:VAL:HA	1:Z:296:ARG:HD2	1.96	0.48
1:1:66:LEU:HB3	1:1:91:ILE:HA	1.95	0.48
1:2:4:GLU:HG3	1:2:131:SER:H	1.78	0.48
1:2:231:LEU:O	1:2:234:THR:OG1	2.26	0.48
1:2:294:MET:SD	1:2:336:SER:OG	2.64	0.48
3:A:656:CYS:HB3	1:O:254:ILE:HG12	1.96	0.48
1:O:332:GLN:H	1:O:332:GLN:HG3	1.53	0.48
1:Q:66:LEU:HB3	1:Q:91:ILE:HA	1.95	0.48
1:T:125:GLU:O	1:T:129:SER:N	2.42	0.48
1:X:5:ILE:HG12	1:X:133:GLU:HB3	1.95	0.48
1:X:294:MET:SD	1:X:336:SER:OG	2.64	0.48
3:A:163:ASP:O	3:A:167:LYS:NZ	2.46	0.48
3:G:637:ARG:NH2	3:G:640:MET:SD	2.86	0.48
7:J:223:GLN:HB3	7:J:228:ARG:HH21	1.77	0.48
1:P:125:GLU:O	1:P:129:SER:N	2.42	0.48
1:R:241:THR:OG1	1:R:244:ARG:NH2	2.47	0.48
1:V:326:GLY:HA3	1:V:373:VAL:HA	1.96	0.48
1:Z:394:GLN:HA	1:Z:397:LYS:HE2	1.94	0.48
1:1:4:GLU:HG3	1:1:131:SER:H	1.78	0.48
4:F:277:VAL:HG21	4:F:291:ALA:HB3	1.95	0.48
8:L:1800:LEU:HD22	1:Z:338:GLN:OE1	2.14	0.48
1:S:332:GLN:H	1:S:332:GLN:HG3	1.53	0.48
1:T:293:VAL:HA	1:T:296:ARG:HD2	1.96	0.48
1:T:326:GLY:HA3	1:T:373:VAL:HA	1.96	0.48
1:W:241:THR:OG1	1:W:244:ARG:NH2	2.47	0.48
1:1:5:ILE:HG12	1:1:133:GLU:HB3	1.95	0.48
3:C:719:ILE:HA	3:C:722:VAL:HG12	1.95	0.48
3:C:764:LYS:HD3	3:C:767:GLN:HA	1.96	0.48
4:F:554:SER:O	4:F:554:SER:OG	2.31	0.48
7:J:712:LYS:HG3	7:J:715:ARG:HH11	1.79	0.48
6:K:339:HIS:HA	6:K:342:LYS:HE2	1.95	0.48
1:V:66:LEU:HB3	1:V:91:ILE:HA	1.95	0.48
1:V:241:THR:OG1	1:V:244:ARG:NH2	2.47	0.48
1:1:241:THR:OG1	1:1:244:ARG:NH2	2.47	0.47
4:D:847:LEU:O	4:D:850:LEU:HB3	2.13	0.47
3:G:428:TRP:HZ2	3:G:723:LEU:HD23	1.79	0.47

*Continued on next page...*



*Continued from previous page...*

Atom-1	Atom-2	Interatomic distance (Å)	Clash overlap (Å)
8:L:1804:PHE:HZ	1:Z:340:ILE:HG22	1.79	0.47
1:R:66:LEU:HB3	1:R:91:ILE:HA	1.95	0.47
1:R:394:GLN:HA	1:R:397:LYS:HE2	1.94	0.47
1:S:313:THR:OG1	1:S:314:ASN:N	2.44	0.47
1:T:294:MET:SD	1:T:336:SER:OG	2.64	0.47
1:V:294:MET:SD	1:V:336:SER:OG	2.64	0.47
1:2:66:LEU:HB3	1:2:91:ILE:HA	1.95	0.47
4:D:714:PHE:CD1	4:D:880:LEU:HD21	2.49	0.47
8:L:1636:VAL:O	8:L:1662:LYS:NZ	2.44	0.47
1:O:294:MET:SD	1:O:336:SER:OG	2.64	0.47
1:Q:293:VAL:HA	1:Q:296:ARG:HD2	1.96	0.47
1:S:293:VAL:O	1:S:297:LEU:HB3	2.14	0.47
1:S:326:GLY:HA3	1:S:373:VAL:HA	1.96	0.47
1:V:293:VAL:HA	1:V:296:ARG:HD2	1.96	0.47
3:A:814:LEU:HG	3:A:815:VAL:H	1.80	0.47
4:B:588:PRO:HA	4:B:633:THR:HA	1.96	0.47
7:J:294:VAL:HG23	7:J:318:ALA:HB1	1.96	0.47
7:J:419:GLY:HA2	7:J:436:LEU:HD11	1.95	0.47
6:K:653:LYS:HD2	6:K:653:LYS:HA	1.65	0.47
1:P:293:VAL:HA	1:P:296:ARG:HD2	1.96	0.47
1:X:241:THR:OG1	1:X:244:ARG:NH2	2.47	0.47
3:E:242:GLN:HE22	3:E:346:ASP:HB3	1.78	0.47
1:1:3:ARG:NH1	1:1:131:SER:OG	2.48	0.47
1:2:241:THR:OG1	1:2:244:ARG:NH2	2.47	0.47
4:B:581:LEU:HD11	4:B:597:LEU:HD13	1.95	0.47
6:I:199:GLN:HE21	6:I:200:HIS:CD2	2.32	0.47
3:M:315:ARG:HH12	4:N:363:THR:HG22	1.79	0.47
3:M:321:LEU:HD12	3:M:324:LEU:HD22	1.95	0.47
3:M:701:VAL:O	3:M:705:THR:OG1	2.31	0.47
1:O:241:THR:OG1	1:O:244:ARG:NH2	2.47	0.47
1:R:110:GLN:HA	1:R:113:LYS:HE3	1.97	0.47
1:X:3:ARG:NH1	1:X:131:SER:OG	2.48	0.47
1:Y:231:LEU:O	1:Y:234:THR:OG1	2.26	0.47
1:Z:326:GLY:HA3	1:Z:373:VAL:HA	1.96	0.47
1:1:110:GLN:HA	1:1:113:LYS:HE3	1.97	0.47
4:H:377:ARG:CZ	4:H:414:LEU:HB2	2.44	0.47
6:I:621:ARG:O	6:I:624:SER:OG	2.31	0.47
1:O:293:VAL:O	1:O:297:LEU:HB3	2.15	0.47
1:P:326:GLY:HA3	1:P:373:VAL:HA	1.96	0.47
1:U:241:THR:OG1	1:U:244:ARG:NH2	2.47	0.47
1:U:293:VAL:HA	1:U:296:ARG:HD2	1.96	0.47

*Continued on next page...*

*Continued from previous page...*

Atom-1	Atom-2	Interatomic distance (Å)	Clash overlap (Å)
1:U:332:GLN:H	1:U:332:GLN:HG3	1.53	0.47
1:W:110:GLN:HA	1:W:113:LYS:HE3	1.97	0.47
1:X:326:GLY:HA3	1:X:373:VAL:HA	1.96	0.47
1:Z:241:THR:OG1	1:Z:244:ARG:NH2	2.47	0.47
1:Z:293:VAL:O	1:Z:297:LEU:HB3	2.15	0.47
3:E:617:SER:HB2	3:E:639:GLN:NE2	2.29	0.47
1:1:231:LEU:O	1:1:234:THR:OG1	2.26	0.47
1:1:326:GLY:HA3	1:1:373:VAL:HA	1.96	0.47
1:2:326:GLY:HA3	1:2:373:VAL:HA	1.96	0.47
3:C:644:HIS:HB2	3:C:739:LEU:HD21	1.96	0.47
6:K:651:TYR:CE2	1:Y:354:ALA:HB3	2.50	0.47
4:N:568:LEU:HD22	4:N:574:ILE:HD12	1.96	0.47
1:O:293:VAL:HA	1:O:296:ARG:HD2	1.96	0.47
1:R:293:VAL:O	1:R:297:LEU:HB3	2.15	0.47
1:S:5:ILE:HG12	1:S:133:GLU:HB3	1.95	0.47
1:T:5:ILE:HG12	1:T:133:GLU:HB3	1.95	0.47
1:Y:3:ARG:NH1	1:Y:131:SER:OG	2.48	0.47
1:Y:5:ILE:HG12	1:Y:133:GLU:HB3	1.95	0.47
1:2:110:GLN:HA	1:2:113:LYS:HE3	1.97	0.47
3:A:233:VAL:HA	3:A:247:LEU:O	2.15	0.47
4:D:685:MET:O	4:D:689:LYS:NZ	2.40	0.47
4:H:375:LYS:HG3	4:H:376:ILE:HG12	1.96	0.47
8:L:1800:LEU:HG	8:L:1801:ARG:N	2.30	0.47
1:O:4:GLU:HG3	1:O:131:SER:H	1.78	0.47
1:O:326:GLY:HA3	1:O:373:VAL:HA	1.96	0.47
1:Q:293:VAL:O	1:Q:297:LEU:HB3	2.15	0.47
1:R:3:ARG:NH1	1:R:131:SER:OG	2.48	0.47
1:S:293:VAL:HA	1:S:296:ARG:HD2	1.96	0.47
1:T:3:ARG:NH1	1:T:131:SER:OG	2.48	0.47
1:T:241:THR:OG1	1:T:244:ARG:NH2	2.47	0.47
1:V:293:VAL:O	1:V:297:LEU:HB3	2.15	0.47
1:W:293:VAL:O	1:W:297:LEU:HB3	2.15	0.47
1:W:323:ILE:HD12	1:W:376:LEU:HD11	1.97	0.47
1:X:66:LEU:HB3	1:X:91:ILE:HA	1.95	0.47
1:X:293:VAL:HA	1:X:296:ARG:HD2	1.96	0.47
1:Y:293:VAL:HA	1:Y:296:ARG:HD2	1.96	0.47
1:1:71:PRO:O	1:1:75:HIS:NE2	2.48	0.47
1:1:293:VAL:HA	1:1:296:ARG:HD2	1.96	0.47
1:2:293:VAL:HA	1:2:296:ARG:HD2	1.96	0.47
3:C:154:LEU:O	3:C:158:ARG:HG2	2.14	0.47
4:D:848:ARG:HB3	4:D:852:HIS:CE1	2.50	0.47

*Continued on next page...*

*Continued from previous page...*

Atom-1	Atom-2	Interatomic distance (Å)	Clash overlap (Å)
1:P:241:THR:OG1	1:P:244:ARG:NH2	2.47	0.47
1:P:293:VAL:O	1:P:297:LEU:HB3	2.15	0.47
1:Q:3:ARG:NH1	1:Q:131:SER:OG	2.48	0.47
1:Q:71:PRO:O	1:Q:75:HIS:NE2	2.48	0.47
1:Q:241:THR:OG1	1:Q:244:ARG:NH2	2.47	0.47
1:R:297:LEU:HD13	1:R:377:MET:HB2	1.97	0.47
1:T:293:VAL:O	1:T:297:LEU:HB3	2.15	0.47
1:T:323:ILE:HD12	1:T:376:LEU:HD11	1.97	0.47
1:V:71:PRO:O	1:V:75:HIS:NE2	2.48	0.47
1:X:110:GLN:HA	1:X:113:LYS:HE3	1.97	0.47
1:Z:53:TYR:HD1	1:Z:61:ILE:HB	1.80	0.47
1:Z:71:PRO:O	1:Z:75:HIS:NE2	2.48	0.47
1:1:297:LEU:HD13	1:1:377:MET:HB2	1.97	0.47
1:2:297:LEU:HD13	1:2:377:MET:HB2	1.97	0.47
3:A:485:VAL:O	3:A:489:GLU:HG2	2.15	0.47
6:I:369:PHE:HA	6:I:372:PHE:HB3	1.97	0.47
3:M:413:GLU:OE2	3:M:416:LYS:NZ	2.48	0.47
3:M:689:PHE:O	3:M:693:ILE:HG12	2.15	0.47
1:S:3:ARG:NH1	1:S:131:SER:OG	2.48	0.47
1:X:293:VAL:O	1:X:297:LEU:HB3	2.15	0.47
1:2:71:PRO:O	1:2:75:HIS:NE2	2.48	0.47
3:A:865:TYR:CZ	1:O:353:PRO:HG3	2.50	0.47
1:O:71:PRO:O	1:O:75:HIS:NE2	2.48	0.47
1:O:297:LEU:HD13	1:O:377:MET:HB2	1.97	0.47
1:Q:53:TYR:HD1	1:Q:61:ILE:HB	1.80	0.47
1:Q:323:ILE:HD12	1:Q:376:LEU:HD11	1.97	0.47
1:Q:326:GLY:HA3	1:Q:373:VAL:HA	1.96	0.47
1:T:297:LEU:HD13	1:T:377:MET:HB2	1.97	0.47
1:V:297:LEU:HD13	1:V:377:MET:HB2	1.97	0.47
1:X:297:LEU:HD13	1:X:377:MET:HB2	1.97	0.47
1:Z:3:ARG:NH1	1:Z:131:SER:OG	2.48	0.47
1:Z:4:GLU:HG3	1:Z:131:SER:H	1.78	0.47
1:1:130:ASP:OD2	1:2:295:ARG:NH2	2.35	0.46
1:1:293:VAL:O	1:1:297:LEU:HB3	2.15	0.46
4:B:706:ILE:HD11	1:P:351:TRP:CZ3	2.49	0.46
4:F:365:ARG:HA	4:F:365:ARG:HD2	1.71	0.46
6:I:363:LEU:HD12	6:I:482:LEU:HB2	1.97	0.46
7:J:283:LYS:HD2	7:J:283:LYS:HA	1.68	0.46
7:J:432:ARG:O	7:J:436:LEU:HD13	2.15	0.46
1:P:3:ARG:NH1	1:P:131:SER:OG	2.48	0.46
1:P:110:GLN:HA	1:P:113:LYS:HE3	1.97	0.46

*Continued on next page...*

*Continued from previous page...*

Atom-1	Atom-2	Interatomic distance (Å)	Clash overlap (Å)
1:S:53:TYR:HD1	1:S:61:ILE:HB	1.80	0.46
1:X:71:PRO:O	1:X:75:HIS:NE2	2.48	0.46
1:Y:110:GLN:HA	1:Y:113:LYS:HE3	1.97	0.46
1:Y:241:THR:OG1	1:Y:244:ARG:NH2	2.47	0.46
1:Z:323:ILE:HD12	1:Z:376:LEU:HD11	1.97	0.46
3:E:658:VAL:O	3:E:661:SER:OG	2.30	0.46
1:2:53:TYR:HD1	1:2:61:ILE:HB	1.80	0.46
1:2:293:VAL:O	1:2:297:LEU:HB3	2.15	0.46
4:B:846:GLN:O	4:B:850:LEU:HG	2.16	0.46
4:D:247:GLU:HB2	4:D:366:ARG:CZ	2.46	0.46
6:I:262:GLU:HG3	6:I:263:ILE:HG23	1.97	0.46
4:N:706:ILE:O	4:N:709:SER:OG	2.30	0.46
4:N:771:LEU:HD11	4:N:873:LEU:HD13	1.97	0.46
1:T:164:LYS:HD3	1:T:164:LYS:HA	1.71	0.46
1:U:71:PRO:O	1:U:75:HIS:NE2	2.48	0.46
1:U:164:LYS:HA	1:U:164:LYS:HD3	1.71	0.46
1:V:3:ARG:NH1	1:V:131:SER:OG	2.48	0.46
1:W:3:ARG:NH1	1:W:131:SER:OG	2.48	0.46
1:W:293:VAL:HA	1:W:296:ARG:HD2	1.96	0.46
6:I:279:VAL:HG13	6:I:336:VAL:HG11	1.98	0.46
3:M:403:PRO:HD2	4:N:412:ARG:HH22	1.80	0.46
1:O:53:TYR:HD1	1:O:61:ILE:HB	1.80	0.46
1:Y:293:VAL:O	1:Y:297:LEU:HB3	2.15	0.46
1:Y:387:LEU:HD13	1:Y:390:ARG:HD3	1.98	0.46
3:E:695:TYR:HA	3:E:698:MET:HG2	1.98	0.46
1:2:3:ARG:NH1	1:2:131:SER:OG	2.48	0.46
1:2:323:ILE:HD12	1:2:376:LEU:HD11	1.97	0.46
4:B:689:LYS:HA	4:B:689:LYS:HD2	1.46	0.46
6:I:151:CYS:SG	6:I:260:ARG:NH2	2.88	0.46
6:K:626:LEU:HD23	6:K:626:LEU:HA	1.74	0.46
1:O:3:ARG:NH1	1:O:131:SER:OG	2.48	0.46
1:O:110:GLN:HA	1:O:113:LYS:HE3	1.97	0.46
1:P:71:PRO:O	1:P:75:HIS:NE2	2.48	0.46
1:Q:297:LEU:HD13	1:Q:377:MET:HB2	1.97	0.46
1:Q:387:LEU:HD13	1:Q:390:ARG:HD3	1.98	0.46
1:R:71:PRO:O	1:R:75:HIS:NE2	2.48	0.46
1:W:297:LEU:HD13	1:W:377:MET:HB2	1.97	0.46
1:W:326:GLY:HA3	1:W:373:VAL:HA	1.96	0.46
1:Y:294:MET:SD	1:Y:336:SER:OG	2.64	0.46
1:Y:326:GLY:HA3	1:Y:373:VAL:HA	1.96	0.46
1:1:387:LEU:HD13	1:1:390:ARG:HD3	1.98	0.46

*Continued on next page...*

*Continued from previous page...*

Atom-1	Atom-2	Interatomic distance (Å)	Clash overlap (Å)
3:A:517:LYS:HE2	3:A:521:LEU:HD22	1.96	0.46
3:M:161:LEU:HG	3:M:174:LEU:HD12	1.97	0.46
1:O:323:ILE:HD12	1:O:376:LEU:HD11	1.97	0.46
1:Q:110:GLN:HA	1:Q:113:LYS:HE3	1.97	0.46
1:R:53:TYR:HD1	1:R:61:ILE:HB	1.80	0.46
1:R:387:LEU:HD13	1:R:390:ARG:HD3	1.98	0.46
1:S:241:THR:OG1	1:S:244:ARG:NH2	2.47	0.46
1:U:323:ILE:HD12	1:U:376:LEU:HD11	1.97	0.46
1:Z:297:LEU:HD13	1:Z:377:MET:HB2	1.97	0.46
4:B:683:GLY:O	4:B:687:ASN:ND2	2.49	0.46
3:C:412:HIS:HB2	3:C:431:ARG:HA	1.97	0.46
4:H:589:ALA:HB3	4:H:632:ASP:HB3	1.97	0.46
4:N:453:THR:HG23	4:N:455:LYS:HE2	1.97	0.46
4:N:763:LEU:C	4:N:769:ARG:HH22	2.19	0.46
1:P:297:LEU:HD13	1:P:377:MET:HB2	1.97	0.46
1:R:326:GLY:HA3	1:R:373:VAL:HA	1.96	0.46
1:S:71:PRO:O	1:S:75:HIS:NE2	2.48	0.46
1:S:110:GLN:HA	1:S:113:LYS:HE3	1.97	0.46
1:T:71:PRO:O	1:T:75:HIS:NE2	2.48	0.46
1:T:387:LEU:HD13	1:T:390:ARG:HD3	1.98	0.46
1:U:326:GLY:HA3	1:U:373:VAL:HA	1.96	0.46
1:U:387:LEU:HD13	1:U:390:ARG:HD3	1.98	0.46
1:Y:71:PRO:O	1:Y:75:HIS:NE2	2.48	0.46
1:I:125:GLU:O	1:I:129:SER:N	2.42	0.46
6:I:85:TYR:HH	6:I:151:CYS:HG	1.58	0.46
6:I:136:VAL:HG22	6:I:172:LEU:HD21	1.97	0.46
4:N:692:ARG:HH11	4:N:701:LEU:HD21	1.81	0.46
1:T:110:GLN:HA	1:T:113:LYS:HE3	1.97	0.46
1:I:53:TYR:HD1	1:I:61:ILE:HB	1.80	0.46
1:I:89:GLU:HB2	1:2:216:ASP:HA	1.97	0.46
3:A:660:ILE:HG13	1:O:165:LEU:HD12	1.98	0.46
3:C:582:LEU:HD13	3:C:739:LEU:HD11	1.98	0.46
6:I:54:ARG:HG3	6:I:58:PHE:CZ	2.50	0.46
1:U:293:VAL:O	1:U:297:LEU:HB3	2.15	0.46
1:U:297:LEU:HD13	1:U:377:MET:HB2	1.97	0.46
1:X:125:GLU:O	1:X:129:SER:N	2.42	0.46
3:E:331:ALA:O	3:E:335:MET:HG3	2.16	0.46
3:A:285:TYR:O	3:A:289:ASN:ND2	2.40	0.46
3:A:304:LEU:HD22	4:B:365:ARG:HH22	1.81	0.46
3:G:222:LEU:HD11	4:H:365:ARG:HH22	1.81	0.46
6:K:639:ASN:O	6:K:643:ALA:CB	2.63	0.46

*Continued on next page...*

*Continued from previous page...*

Atom-1	Atom-2	Interatomic distance (Å)	Clash overlap (Å)
3:M:315:ARG:NH1	4:N:363:THR:HG22	2.31	0.46
3:M:405:SER:O	3:M:405:SER:OG	2.22	0.46
3:M:834:LEU:HD13	3:M:867:GLU:HA	1.98	0.46
4:N:468:LYS:HG2	4:N:471:ILE:HD12	1.98	0.46
1:S:387:LEU:HD13	1:S:390:ARG:HD3	1.98	0.46
1:U:3:ARG:NH1	1:U:131:SER:OG	2.48	0.46
1:U:53:TYR:HD1	1:U:61:ILE:HB	1.80	0.46
1:U:323:ILE:HB	1:U:376:LEU:HG	1.98	0.46
1:V:110:GLN:HA	1:V:113:LYS:HE3	1.97	0.46
1:X:53:TYR:HD1	1:X:61:ILE:HB	1.80	0.46
1:X:323:ILE:HD12	1:X:376:LEU:HD11	1.97	0.46
1:2:291:LEU:HD11	3:M:557:LEU:HA	1.98	0.46
3:A:231:ARG:NH2	4:B:285:ARG:HB2	2.31	0.46
4:B:361:SER:OG	4:B:362:LEU:N	2.47	0.46
4:H:589:ALA:HA	4:H:592:LEU:HG	1.98	0.46
4:H:723:THR:HA	4:H:727:LEU:HG	1.98	0.46
1:T:415:LYS:HZ2	1:T:419:ASP:H	1.64	0.46
1:U:110:GLN:HA	1:U:113:LYS:HE3	1.97	0.46
1:Z:323:ILE:HB	1:Z:376:LEU:HG	1.98	0.46
4:B:283:LEU:HD12	4:B:287:LEU:HD23	1.98	0.45
3:G:222:LEU:HG	4:H:365:ARG:HH12	1.80	0.45
4:H:568:LEU:HD23	4:H:667:LEU:HD13	1.98	0.45
4:H:783:ILE:O	4:H:786:GLN:HG2	2.16	0.45
6:I:450:TRP:HD1	6:I:453:LEU:HD22	1.81	0.45
8:L:348:LYS:HG2	8:L:349:GLU:H	1.80	0.45
8:L:1659:GLN:HE21	1:Z:264:PRO:HD3	1.81	0.45
1:P:323:ILE:HB	1:P:376:LEU:HG	1.98	0.45
1:Q:323:ILE:HB	1:Q:376:LEU:HG	1.98	0.45
1:T:53:TYR:HD1	1:T:61:ILE:HB	1.80	0.45
1:V:323:ILE:HD12	1:V:376:LEU:HD11	1.97	0.45
1:W:156:ARG:HD3	1:W:156:ARG:HA	1.75	0.45
1:Y:323:ILE:HD12	1:Y:376:LEU:HD11	1.97	0.45
1:Z:110:GLN:HA	1:Z:113:LYS:HE3	1.97	0.45
4:D:341:VAL:O	4:D:344:SER:OG	2.34	0.45
6:I:7:LEU:HD12	6:I:7:LEU:HA	1.83	0.45
6:I:85:TYR:OH	6:I:151:CYS:SG	2.69	0.45
1:R:323:ILE:HD12	1:R:376:LEU:HD11	1.97	0.45
1:R:323:ILE:HB	1:R:376:LEU:HG	1.98	0.45
1:T:117:ASP:OD1	1:T:117:ASP:N	2.36	0.45
1:W:71:PRO:O	1:W:75:HIS:NE2	2.48	0.45
1:Z:313:THR:OG1	1:Z:314:ASN:N	2.44	0.45

*Continued on next page...*

*Continued from previous page...*

Atom-1	Atom-2	Interatomic distance (Å)	Clash overlap (Å)
1:2:125:GLU:O	1:2:129:SER:N	2.42	0.45
1:2:164:LYS:HA	1:2:164:LYS:HD3	1.71	0.45
4:B:718:MET:HG3	4:B:880:LEU:HD11	1.98	0.45
3:C:550:ARG:HG3	1:R:342:GLU:HB3	1.98	0.45
1:O:387:LEU:HD13	1:O:390:ARG:HD3	1.98	0.45
1:V:117:ASP:OD1	1:V:117:ASP:N	2.36	0.45
1:W:323:ILE:HB	1:W:376:LEU:HG	1.98	0.45
1:W:332:GLN:H	1:W:332:GLN:HG3	1.53	0.45
1:Y:53:TYR:HD1	1:Y:61:ILE:HB	1.80	0.45
1:1:323:ILE:HB	1:1:376:LEU:HG	1.98	0.45
3:A:478:THR:OG1	3:A:479:LEU:N	2.50	0.45
4:H:364:LEU:HD13	4:H:364:LEU:HA	1.77	0.45
6:I:190:TRP:CE2	6:I:280:GLY:HA3	2.51	0.45
4:N:576:HIS:CD2	4:N:604:ALA:HA	2.51	0.45
1:Q:231:LEU:O	1:Q:234:THR:OG1	2.26	0.45
1:S:297:LEU:HD13	1:S:377:MET:HB2	1.97	0.45
1:V:53:TYR:HD1	1:V:61:ILE:HB	1.80	0.45
1:X:117:ASP:OD1	1:X:117:ASP:N	2.36	0.45
3:E:370:SER:HA	3:E:373:GLN:HB3	1.98	0.45
1:2:323:ILE:HB	1:2:376:LEU:HG	1.98	0.45
3:A:184:ARG:HG3	3:A:186:ALA:H	1.79	0.45
6:I:181:GLY:HA3	6:I:315:LYS:HD3	1.98	0.45
1:O:164:LYS:HD3	1:O:164:LYS:HA	1.71	0.45
1:P:53:TYR:HD1	1:P:61:ILE:HB	1.80	0.45
1:S:323:ILE:HB	1:S:376:LEU:HG	1.98	0.45
3:E:655:LEU:HD22	3:E:687:LEU:HD13	1.98	0.45
1:1:323:ILE:HD12	1:1:376:LEU:HD11	1.97	0.45
1:1:332:GLN:H	1:1:332:GLN:HG3	1.53	0.45
1:2:348:PHE:HZ	1:2:356:ILE:CD1	2.29	0.45
4:F:490:ILE:HG13	4:F:494:HIS:CE1	2.52	0.45
1:O:323:ILE:HB	1:O:376:LEU:HG	1.98	0.45
1:V:332:GLN:H	1:V:332:GLN:HG3	1.53	0.45
1:X:323:ILE:HB	1:X:376:LEU:HG	1.98	0.45
1:Y:323:ILE:HB	1:Y:376:LEU:HG	1.98	0.45
1:Z:164:LYS:HD3	1:Z:164:LYS:HA	1.71	0.45
3:A:542:PRO:HA	3:A:611:SER:HA	1.98	0.45
3:A:623:LYS:H	3:A:626:LEU:HB2	1.81	0.45
4:D:433:TRP:HE1	4:D:484:LEU:HA	1.81	0.45
4:D:684:HIS:HE1	4:D:708:ALA:HB2	1.81	0.45
4:F:391:ARG:HB2	4:F:396:LEU:HD13	1.98	0.45
7:J:902:MET:HG3	1:X:248:TYR:CD2	2.51	0.45

*Continued on next page...*

*Continued from previous page...*

Atom-1	Atom-2	Interatomic distance (Å)	Clash overlap (Å)
3:M:454:GLY:O	3:M:458:ASN:ND2	2.50	0.45
3:M:693:ILE:HA	3:M:858:ARG:HH12	1.81	0.45
1:2:415:LYS:HZ2	1:2:419:ASP:H	1.65	0.45
4:B:297:LEU:HD22	4:B:378:LEU:HD23	1.98	0.45
4:B:425:PRO:O	4:B:428:SER:OG	2.33	0.45
4:F:642:TYR:HD2	4:F:657:MET:HE1	1.81	0.45
3:G:551:LEU:HD13	3:G:575:ILE:HB	1.99	0.45
4:H:621:LEU:HD11	4:H:640:LEU:HD13	1.99	0.45
4:N:375:LYS:O	4:N:379:LYS:HG3	2.17	0.45
1:Q:294:MET:SD	1:Q:336:SER:OG	2.64	0.45
1:U:231:LEU:O	1:U:234:THR:OG1	2.26	0.45
1:W:387:LEU:HD13	1:W:390:ARG:HD3	1.98	0.45
1:Y:297:LEU:HD13	1:Y:377:MET:HB2	1.97	0.45
3:G:356:LEU:HB2	3:G:440:PRO:HB3	1.99	0.45
4:N:297:LEU:HD23	4:N:300:LEU:HD12	1.99	0.45
1:P:323:ILE:HD12	1:P:376:LEU:HD11	1.97	0.45
1:P:387:LEU:HD13	1:P:390:ARG:HD3	1.98	0.45
1:S:156:ARG:HA	1:S:156:ARG:HD3	1.75	0.45
1:V:387:LEU:HD13	1:V:390:ARG:HD3	1.98	0.45
1:W:53:TYR:HD1	1:W:61:ILE:HB	1.80	0.45
1:X:387:LEU:HD13	1:X:390:ARG:HD3	1.98	0.45
1:X:415:LYS:HZ2	1:X:419:ASP:H	1.65	0.45
3:E:547:THR:HG23	3:E:550:ARG:HB2	1.99	0.45
3:E:696:TYR:CZ	3:E:855:VAL:HB	2.52	0.45
3:C:306:LEU:O	3:C:310:LEU:HG	2.17	0.45
4:H:644:VAL:H	4:H:654:ARG:HH22	1.65	0.45
6:I:368:LEU:HD21	6:I:396:PHE:CE1	2.52	0.45
7:J:565:SER:HA	7:J:568:LEU:HD12	1.99	0.45
1:S:252:ASP:HB3	3:E:529:VAL:HG21	1.98	0.45
1:U:156:ARG:HA	1:U:156:ARG:HD3	1.75	0.45
1:Z:387:LEU:HD13	1:Z:390:ARG:HD3	1.98	0.45
1:2:387:LEU:HD13	1:2:390:ARG:HD3	1.98	0.44
3:C:334:THR:HG23	3:C:375:LEU:HD22	1.99	0.44
1:S:323:ILE:HD12	1:S:376:LEU:HD11	1.97	0.44
1:V:323:ILE:HB	1:V:376:LEU:HG	1.98	0.44
3:E:219:GLU:O	3:E:222:LEU:HG	2.17	0.44
3:E:840:LEU:HG	3:E:856:ILE:HG12	1.99	0.44
3:A:381:LYS:HE2	3:A:478:THR:HG22	1.98	0.44
4:B:690:LEU:HD21	4:B:800:LEU:HD22	1.99	0.44
3:C:654:GLN:HB3	3:C:759:THR:HG21	1.98	0.44
4:F:493:LEU:HG	4:F:545:LEU:HD13	1.99	0.44

*Continued on next page...*



*Continued from previous page...*

Atom-1	Atom-2	Interatomic distance (Å)	Clash overlap (Å)
3:G:561:MET:HB2	1:V:339:ARG:HH11	1.82	0.44
6:I:478:VAL:O	6:I:482:LEU:HG	2.16	0.44
6:K:255:LYS:HD2	6:K:255:LYS:HA	1.86	0.44
6:K:649:LEU:HD22	1:Y:341:ARG:HH22	1.82	0.44
1:2:313:THR:OG1	1:2:314:ASN:N	2.44	0.44
4:F:651:VAL:HG23	4:F:748:ILE:HG12	1.99	0.44
3:G:356:LEU:HD12	3:G:440:PRO:HG3	1.98	0.44
1:S:415:LYS:HZ2	1:S:419:ASP:H	1.65	0.44
1:Z:415:LYS:HZ2	1:Z:419:ASP:H	1.64	0.44
3:A:737:CYS:SG	3:A:738:MET:N	2.87	0.44
4:D:251:VAL:HB	4:D:366:ARG:HH22	1.83	0.44
4:D:433:TRP:CD2	4:D:487:GLY:HA3	2.52	0.44
3:G:397:ARG:HA	3:G:457:LEU:HD13	1.99	0.44
3:G:484:TYR:O	3:G:488:ILE:HG12	2.17	0.44
1:R:246:PRO:HD2	1:R:362:ARG:HH21	1.83	0.44
1:V:156:ARG:HD3	1:V:156:ARG:HA	1.75	0.44
4:H:320:VAL:HG12	4:H:396:LEU:HD23	1.99	0.44
7:J:212:ASP:OD1	7:J:212:ASP:N	2.50	0.44
6:K:2:ILE:HG13	6:K:3:HIS:H	1.83	0.44
6:K:3:HIS:HA	6:K:6:LEU:HD12	1.98	0.44
3:M:320:SER:H	3:M:323:LYS:HD2	1.83	0.44
4:N:866:THR:HG23	4:N:867:THR:HG22	2.00	0.44
1:T:246:PRO:HD2	1:T:362:ARG:HH21	1.83	0.44
1:X:156:ARG:HD3	1:X:156:ARG:HA	1.75	0.44
1:Y:156:ARG:HA	1:Y:156:ARG:HD3	1.75	0.44
4:B:578:MET:HE1	4:B:585:LEU:HD11	1.99	0.44
4:D:887:LYS:HD3	4:D:889:ARG:HH22	1.82	0.44
7:J:246:TRP:CD1	7:J:306:THR:HG21	2.53	0.44
7:J:358:PHE:CE1	7:J:429:ASN:HB2	2.53	0.44
8:L:1609:THR:HG23	8:L:1612:CYS:H	1.83	0.44
4:N:542:SER:O	4:N:546:LEU:HG	2.18	0.44
1:P:246:PRO:HD2	1:P:362:ARG:HH21	1.83	0.44
1:W:164:LYS:HD3	1:W:164:LYS:HA	1.71	0.44
1:X:246:PRO:HD2	1:X:362:ARG:HH21	1.83	0.44
3:E:444:GLN:HA	3:E:447:ALA:HB2	1.98	0.44
4:D:613:ASP:HB3	4:D:617:ILE:HD11	1.99	0.44
4:D:657:MET:O	4:D:661:LEU:HG	2.17	0.44
4:F:681:ARG:O	4:F:685:MET:HG2	2.18	0.44
4:H:321:GLY:HA2	4:H:324:PHE:HB3	2.00	0.44
7:J:720:LEU:HB3	7:J:724:ARG:HH12	1.83	0.44
7:J:802:SER:OG	7:J:803:TYR:N	2.51	0.44

*Continued on next page...*

*Continued from previous page...*

Atom-1	Atom-2	Interatomic distance (Å)	Clash overlap (Å)
1:Q:246:PRO:HD2	1:Q:362:ARG:HH21	1.83	0.44
1:R:221:GLN:O	1:R:224:SER:OG	2.36	0.44
1:W:246:PRO:HD2	1:W:362:ARG:HH21	1.83	0.44
1:1:246:PRO:HD2	1:1:362:ARG:HH21	1.83	0.44
1:1:342:GLU:OE1	8:L:1556:LYS:HB3	2.17	0.44
1:2:156:ARG:HD3	1:2:156:ARG:HA	1.75	0.44
3:A:238:LEU:HD13	3:A:244:ARG:HD2	2.00	0.44
3:A:663:LYS:HG2	1:O:264:PRO:HB3	2.00	0.44
3:G:205:ILE:HG13	3:G:213:GLN:HG2	1.99	0.44
3:M:512:HIS:CE1	3:M:630:ILE:HD13	2.53	0.44
1:T:323:ILE:HB	1:T:376:LEU:HG	1.98	0.44
1:Y:172:PHE:N	1:Y:205:LEU:O	2.50	0.44
3:E:503:LEU:HD12	3:E:719:ILE:HG12	2.00	0.44
3:E:874:ALA:O	3:E:875:GLU:HG3	2.17	0.44
1:2:221:GLN:O	1:2:224:SER:OG	2.36	0.44
4:D:726:VAL:HA	4:D:761:ARG:HD3	1.99	0.44
3:G:565:ASN:OD1	3:G:565:ASN:N	2.51	0.44
6:K:358:LYS:HZ1	6:K:364:GLY:CA	2.30	0.44
6:K:481:TYR:O	6:K:484:SER:OG	2.35	0.44
1:S:221:GLN:O	1:S:224:SER:OG	2.36	0.44
1:U:246:PRO:HD2	1:U:362:ARG:HH21	1.83	0.44
4:B:879:ARG:NE	1:P:337:LEU:HD22	2.32	0.43
4:D:433:TRP:CE2	4:D:487:GLY:HA3	2.53	0.43
3:G:651:VAL:O	3:G:655:LEU:HG	2.17	0.43
3:G:746:LYS:O	3:G:749:SER:OG	2.30	0.43
3:M:311:GLU:O	3:M:315:ARG:HD3	2.18	0.43
4:N:862:LEU:HD23	4:N:865:LEU:HD23	1.99	0.43
1:Q:4:GLU:O	1:Q:133:GLU:N	2.51	0.43
1:Y:221:GLN:O	1:Y:224:SER:OG	2.36	0.43
1:2:246:PRO:HD2	1:2:362:ARG:HH21	1.83	0.43
4:B:393:GLY:HA2	4:B:445:GLU:HB3	2.00	0.43
3:C:860:ASP:HB3	3:C:866:THR:HG23	2.00	0.43
4:D:391:ARG:HG2	4:D:395:GLU:HG3	2.00	0.43
6:K:630:LEU:HD22	6:K:645:LEU:HG	2.00	0.43
8:L:365:SER:H	8:L:368:PHE:HB2	1.82	0.43
4:N:666:PHE:HB2	4:N:764:LEU:HD11	1.99	0.43
1:O:246:PRO:HD2	1:O:362:ARG:HH21	1.83	0.43
1:S:246:PRO:HD2	1:S:362:ARG:HH21	1.83	0.43
1:U:415:LYS:HZ2	1:U:419:ASP:H	1.66	0.43
1:Y:4:GLU:O	1:Y:133:GLU:N	2.51	0.43
1:Z:172:PHE:N	1:Z:205:LEU:O	2.50	0.43

*Continued on next page...*

*Continued from previous page...*

Atom-1	Atom-2	Interatomic distance (Å)	Clash overlap (Å)
1:Z:246:PRO:HD2	1:Z:362:ARG:HH21	1.83	0.43
3:A:696:TYR:CD2	3:A:858:ARG:HG3	2.52	0.43
4:B:409:PRO:O	4:B:413:SER:OG	2.31	0.43
4:N:320:VAL:HG21	4:N:393:GLY:HA2	1.98	0.43
1:O:221:GLN:O	1:O:224:SER:OG	2.36	0.43
1:P:221:GLN:O	1:P:224:SER:OG	2.36	0.43
1:R:401:ARG:HD3	1:R:404:PHE:HE2	1.84	0.43
1:V:33:PRO:HA	1:V:85:LEU:HD13	2.01	0.43
1:V:401:ARG:HD3	1:V:404:PHE:HE2	1.84	0.43
1:X:321:LEU:HD23	1:X:378:MET:HB2	2.01	0.43
1:Y:246:PRO:HD2	1:Y:362:ARG:HH21	1.83	0.43
3:E:448:ASP:OD1	3:E:448:ASP:N	2.50	0.43
1:1:164:LYS:HA	1:1:164:LYS:HD3	1.71	0.43
1:1:224:SER:O	1:1:228:ILE:HG12	2.19	0.43
1:1:321:LEU:HD23	1:1:378:MET:HB2	2.01	0.43
1:2:401:ARG:HD3	1:2:404:PHE:HE2	1.84	0.43
3:A:388:PHE:C	3:A:390:VAL:N	2.69	0.43
3:A:517:LYS:HD2	3:A:706:TRP:CE2	2.53	0.43
3:A:861:PHE:CE1	1:O:356:ILE:HD13	2.53	0.43
4:F:663:VAL:O	4:F:667:LEU:HG	2.18	0.43
3:G:283:PHE:HA	3:G:290:HIS:CE1	2.54	0.43
7:J:479:TRP:CD1	7:J:485:LEU:HG	2.54	0.43
1:R:321:LEU:HD23	1:R:378:MET:HB2	2.01	0.43
1:T:221:GLN:O	1:T:224:SER:OG	2.36	0.43
1:V:246:PRO:HD2	1:V:362:ARG:HH21	1.83	0.43
1:Y:321:LEU:HD23	1:Y:378:MET:HB2	2.01	0.43
1:Z:224:SER:O	1:Z:228:ILE:HG12	2.19	0.43
3:E:449:LYS:O	3:E:453:THR:OG1	2.31	0.43
4:B:827:GLU:O	4:B:831:LYS:NZ	2.50	0.43
7:J:930:HIS:O	7:J:934:LEU:HG	2.19	0.43
1:O:33:PRO:HA	1:O:85:LEU:HD13	2.01	0.43
1:P:33:PRO:HA	1:P:85:LEU:HD13	2.01	0.43
1:U:106:SER:HB3	1:U:410:LYS:HG3	2.01	0.43
1:U:221:GLN:O	1:U:224:SER:OG	2.36	0.43
1:1:401:ARG:HD3	1:1:404:PHE:HE2	1.84	0.43
4:F:430:LEU:HA	4:F:430:LEU:HD12	1.77	0.43
4:F:563:ARG:HA	4:F:567:LEU:HD13	1.99	0.43
4:H:335:TYR:O	4:H:338:LEU:HG	2.18	0.43
3:M:655:LEU:HA	3:M:658:VAL:HG12	2.01	0.43
1:O:401:ARG:HD3	1:O:404:PHE:HE2	1.84	0.43
1:S:224:SER:O	1:S:228:ILE:HG12	2.19	0.43

*Continued on next page...*

*Continued from previous page...*

Atom-1	Atom-2	Interatomic distance (Å)	Clash overlap (Å)
1:T:4:GLU:O	1:T:133:GLU:N	2.51	0.43
1:T:106:SER:HB3	1:T:410:LYS:HG3	2.01	0.43
1:T:156:ARG:HD3	1:T:156:ARG:HA	1.75	0.43
1:U:33:PRO:HA	1:U:85:LEU:HD13	2.01	0.43
1:W:401:ARG:HD3	1:W:404:PHE:HE2	1.84	0.43
1:X:224:SER:O	1:X:228:ILE:HG12	2.19	0.43
3:E:427:TYR:HA	3:E:431:ARG:HD3	2.01	0.43
1:1:33:PRO:HA	1:1:85:LEU:HD13	2.01	0.43
1:1:221:GLN:O	1:1:224:SER:OG	2.36	0.43
1:2:141:ILE:HB	1:2:173:PRO:HD3	2.01	0.43
4:B:697:PHE:HE2	4:B:799:GLU:HG2	1.83	0.43
4:D:300:LEU:O	4:D:304:ILE:HG12	2.19	0.43
4:F:608:THR:HG23	4:F:610:ALA:H	1.84	0.43
6:K:647:LEU:HD21	1:Y:337:LEU:HD22	2.00	0.43
1:P:332:GLN:H	1:P:332:GLN:HG3	1.53	0.43
1:P:401:ARG:HD3	1:P:404:PHE:HE2	1.84	0.43
1:Q:141:ILE:HB	1:Q:173:PRO:HD3	2.01	0.43
1:Q:321:LEU:HD23	1:Q:378:MET:HB2	2.01	0.43
1:V:106:SER:HB3	1:V:410:LYS:HG3	2.01	0.43
1:V:321:LEU:HD23	1:V:378:MET:HB2	2.01	0.43
1:Y:106:SER:HB3	1:Y:410:LYS:HG3	2.01	0.43
1:1:26:CYS:HA	1:1:31:ILE:HD11	2.01	0.43
3:A:662:ASN:HD21	3:A:675:TRP:N	2.16	0.43
7:J:758:LEU:HD22	7:J:801:LEU:HD11	2.00	0.43
6:K:649:LEU:HD22	1:Y:341:ARG:NH2	2.34	0.43
8:L:438:ARG:HG2	3:M:333:ARG:HH22	1.83	0.43
4:N:384:LEU:HD22	4:N:400:VAL:HG12	2.00	0.43
4:N:577:LEU:HD11	4:N:601:LEU:HD12	1.99	0.43
1:R:26:CYS:HA	1:R:31:ILE:HD11	2.01	0.43
1:T:332:GLN:H	1:T:332:GLN:HG3	1.53	0.43
1:X:26:CYS:HA	1:X:31:ILE:HD11	2.01	0.43
1:Y:141:ILE:HB	1:Y:173:PRO:HD3	2.01	0.43
1:Z:221:GLN:O	1:Z:224:SER:OG	2.36	0.43
1:Z:321:LEU:HD23	1:Z:378:MET:HB2	2.01	0.43
3:E:479:LEU:HG	3:E:480:LYS:HG2	2.00	0.43
1:1:4:GLU:O	1:1:133:GLU:N	2.51	0.43
1:2:321:LEU:HD23	1:2:378:MET:HB2	2.01	0.43
4:B:582:LYS:HG2	4:B:583:PRO:HD3	2.01	0.43
4:B:633:THR:HG22	4:B:636:ASP:HB2	2.00	0.43
4:F:713:HIS:CD2	1:T:353:PRO:HB2	2.53	0.43
7:J:334:VAL:HG13	7:J:362:GLN:HE22	1.82	0.43

*Continued on next page...*

*Continued from previous page...*

Atom-1	Atom-2	Interatomic distance (Å)	Clash overlap (Å)
3:M:453:THR:HG22	3:M:492:PHE:HA	2.00	0.43
4:N:400:VAL:HG21	4:N:422:VAL:HG11	2.01	0.43
1:O:321:LEU:HD23	1:O:378:MET:HB2	2.01	0.43
1:P:141:ILE:HB	1:P:173:PRO:HD3	2.01	0.43
1:R:156:ARG:HD3	1:R:156:ARG:HA	1.75	0.43
1:U:224:SER:O	1:U:228:ILE:HG12	2.19	0.43
1:W:224:SER:O	1:W:228:ILE:HG12	2.19	0.43
1:X:106:SER:HB3	1:X:410:LYS:HG3	2.01	0.43
1:2:33:PRO:HA	1:2:85:LEU:HD13	2.01	0.43
1:2:106:SER:HB3	1:2:410:LYS:HG3	2.01	0.43
4:B:601:LEU:HD21	4:B:621:LEU:HD23	2.01	0.43
4:B:664:PHE:O	4:B:668:TRP:HB2	2.18	0.43
4:B:782:ILE:HG22	4:B:786:GLN:HE21	1.84	0.43
6:I:165:LEU:HA	6:I:166:PRO:HD3	1.89	0.43
7:J:805:VAL:HG12	7:J:809:VAL:HG13	2.00	0.43
3:M:285:TYR:N	3:M:290:HIS:HE1	2.16	0.43
1:R:4:GLU:O	1:R:133:GLU:N	2.51	0.43
1:R:369:SER:HB3	1:R:372:ARG:HD3	2.01	0.43
1:S:401:ARG:HD3	1:S:404:PHE:HE2	1.84	0.43
1:U:141:ILE:HB	1:U:173:PRO:HD3	2.01	0.43
1:X:141:ILE:HB	1:X:173:PRO:HD3	2.01	0.43
1:1:342:GLU:OE1	8:L:1556:LYS:HE3	2.18	0.42
4:D:688:ALA:HB3	4:D:689:LYS:NZ	2.34	0.42
7:J:291:ASP:N	7:J:291:ASP:OD1	2.52	0.42
3:M:509:LEU:O	3:M:513:LEU:HG	2.19	0.42
1:O:141:ILE:HB	1:O:173:PRO:HD3	2.01	0.42
1:P:106:SER:HB3	1:P:410:LYS:HG3	2.01	0.42
1:P:321:LEU:HD23	1:P:378:MET:HB2	2.01	0.42
1:R:224:SER:O	1:R:228:ILE:HG12	2.19	0.42
1:V:224:SER:O	1:V:228:ILE:HG12	2.19	0.42
1:X:401:ARG:HD3	1:X:404:PHE:HE2	1.84	0.42
1:Y:125:GLU:O	1:Y:129:SER:N	2.42	0.42
1:Y:401:ARG:HD3	1:Y:404:PHE:HE2	1.84	0.42
1:Z:106:SER:HB3	1:Z:410:LYS:HG3	2.01	0.42
3:E:623:LYS:O	3:E:627:SER:OG	2.35	0.42
1:1:369:SER:HB3	1:1:372:ARG:HD3	2.01	0.42
4:B:879:ARG:CZ	1:P:337:LEU:HB3	2.49	0.42
4:D:680:ILE:HG23	4:D:789:GLN:HG2	2.01	0.42
1:O:224:SER:O	1:O:228:ILE:HG12	2.19	0.42
1:P:4:GLU:O	1:P:133:GLU:N	2.51	0.42
1:Q:221:GLN:O	1:Q:224:SER:OG	2.36	0.42

*Continued on next page...*

*Continued from previous page...*

Atom-1	Atom-2	Interatomic distance (Å)	Clash overlap (Å)
1:S:4:GLU:O	1:S:133:GLU:N	2.51	0.42
1:T:369:SER:HB3	1:T:372:ARG:HD3	2.01	0.42
1:V:141:ILE:HB	1:V:173:PRO:HD3	2.01	0.42
1:W:106:SER:HB3	1:W:410:LYS:HG3	2.01	0.42
1:X:4:GLU:O	1:X:133:GLU:N	2.51	0.42
3:E:707:HIS:O	3:E:711:LYS:NZ	2.50	0.42
3:E:712:ASN:HB3	3:E:725:HIS:CG	2.54	0.42
3:A:823:ASN:O	3:A:827:LYS:HE3	2.18	0.42
4:D:702:HIS:CD2	1:R:265:ARG:HH12	2.37	0.42
4:F:493:LEU:HD11	4:F:545:LEU:HB2	2.00	0.42
6:I:408:ASP:HB2	6:I:409:ASN:H	1.67	0.42
6:K:410:LEU:HA	6:K:413:LEU:HD22	2.00	0.42
1:Q:106:SER:HB3	1:Q:410:LYS:HG3	2.01	0.42
1:S:321:LEU:HD23	1:S:378:MET:HB2	2.01	0.42
1:U:401:ARG:HD3	1:U:404:PHE:HE2	1.84	0.42
1:W:141:ILE:HB	1:W:173:PRO:HD3	2.01	0.42
1:Y:369:SER:HB3	1:Y:372:ARG:HD3	2.01	0.42
4:H:327:ALA:HA	4:H:330:GLN:HE21	1.85	0.42
4:H:620:ARG:HA	4:H:643:HIS:NE2	2.34	0.42
4:H:671:LYS:HA	4:H:674:GLU:HG3	2.01	0.42
7:J:274:THR:O	7:J:278:LEU:HG	2.20	0.42
8:L:1800:LEU:HD11	1:Z:337:LEU:HB3	2.00	0.42
1:O:156:ARG:HD3	1:O:156:ARG:HA	1.75	0.42
1:O:415:LYS:HZ2	1:O:419:ASP:H	1.67	0.42
1:T:224:SER:O	1:T:228:ILE:HG12	2.19	0.42
1:T:321:LEU:HD23	1:T:378:MET:HB2	2.01	0.42
1:U:369:SER:HB3	1:U:372:ARG:HD3	2.01	0.42
1:V:369:SER:HB3	1:V:372:ARG:HD3	2.01	0.42
1:W:321:LEU:HD23	1:W:378:MET:HB2	2.01	0.42
1:Z:401:ARG:HD3	1:Z:404:PHE:HE2	1.84	0.42
1:1:156:ARG:HA	1:1:156:ARG:HD3	1.75	0.42
1:2:224:SER:O	1:2:228:ILE:HG12	2.19	0.42
1:2:339:ARG:CZ	3:M:557:LEU:HB2	2.49	0.42
3:A:533:ASP:OD2	1:O:3:ARG:NH1	2.52	0.42
3:C:518:ARG:HG2	3:C:524:GLN:HG2	2.02	0.42
4:D:457:ASP:N	4:D:457:ASP:OD1	2.50	0.42
4:D:848:ARG:HD2	4:D:848:ARG:HA	1.92	0.42
4:F:283:LEU:HB2	4:F:287:LEU:H	1.85	0.42
4:F:419:LEU:HA	4:F:422:VAL:HG22	2.00	0.42
8:L:1512:LEU:HA	8:L:1568:HIS:NE2	2.33	0.42
3:M:240:GLY:O	3:M:275:ARG:NH1	2.52	0.42

*Continued on next page...*

*Continued from previous page...*

Atom-1	Atom-2	Interatomic distance (Å)	Clash overlap (Å)
1:O:4:GLU:O	1:O:133:GLU:N	2.51	0.42
1:Q:156:ARG:HA	1:Q:156:ARG:HD3	1.75	0.42
1:Q:224:SER:O	1:Q:228:ILE:HG12	2.19	0.42
1:W:415:LYS:HZ2	1:W:419:ASP:H	1.66	0.42
1:X:221:GLN:O	1:X:224:SER:OG	2.36	0.42
1:2:4:GLU:O	1:2:133:GLU:N	2.51	0.42
3:A:517:LYS:HD2	3:A:706:TRP:CD2	2.54	0.42
3:A:686:MET:H	3:A:686:MET:HG2	1.69	0.42
3:C:154:LEU:O	3:C:158:ARG:NH1	2.53	0.42
4:F:458:ARG:HH12	4:F:654:ARG:HE	1.68	0.42
4:F:752:GLU:O	4:F:755:LEU:HG	2.18	0.42
3:G:548:PRO:HA	3:G:551:LEU:HG	2.01	0.42
6:I:315:LYS:HA	6:I:315:LYS:HD2	1.87	0.42
7:J:360:THR:O	7:J:364:PHE:N	2.52	0.42
1:O:369:SER:HB3	1:O:372:ARG:HD3	2.01	0.42
1:R:383:SER:O	1:R:386:SER:OG	2.32	0.42
1:S:106:SER:HB3	1:S:410:LYS:HG3	2.01	0.42
1:V:221:GLN:O	1:V:224:SER:OG	2.36	0.42
1:Z:26:CYS:HA	1:Z:31:ILE:HD11	2.01	0.42
4:F:589:ALA:HA	4:F:592:LEU:HD13	2.01	0.42
3:M:855:VAL:HG23	3:M:858:ARG:NH1	2.35	0.42
1:O:26:CYS:HA	1:O:31:ILE:HD11	2.01	0.42
1:Q:369:SER:HB3	1:Q:372:ARG:HD3	2.01	0.42
1:Y:348:PHE:HZ	1:Y:356:ILE:HD11	1.85	0.42
1:1:106:SER:HB3	1:1:410:LYS:HG3	2.01	0.42
1:2:26:CYS:HA	1:2:31:ILE:HD11	2.01	0.42
4:B:271:THR:OG1	4:B:272:GLU:OE2	2.35	0.42
4:B:697:PHE:CE2	4:B:799:GLU:HG2	2.54	0.42
4:N:768:SER:O	4:N:768:SER:OG	2.37	0.42
4:N:803:ARG:HH21	4:N:829:GLU:HG2	1.84	0.42
1:P:193:LYS:HD3	1:P:194:ARG:HD2	2.02	0.42
1:P:224:SER:O	1:P:228:ILE:HG12	2.19	0.42
1:R:141:ILE:HB	1:R:173:PRO:HD3	2.01	0.42
1:T:141:ILE:HB	1:T:173:PRO:HD3	2.01	0.42
1:U:4:GLU:O	1:U:133:GLU:N	2.51	0.42
1:W:172:PHE:N	1:W:205:LEU:O	2.50	0.42
1:W:327:GLU:HG2	1:W:372:ARG:HB2	2.02	0.42
1:X:33:PRO:HA	1:X:85:LEU:HD13	2.01	0.42
1:X:369:SER:HB3	1:X:372:ARG:HD3	2.01	0.42
1:Z:332:GLN:H	1:Z:332:GLN:HG3	1.53	0.42
1:2:327:GLU:HG2	1:2:372:ARG:HB2	2.02	0.42

*Continued on next page...*

*Continued from previous page...*

Atom-1	Atom-2	Interatomic distance (Å)	Clash overlap (Å)
4:B:499:ASP:HB3	4:B:501:THR:HG22	2.00	0.42
3:C:214:GLU:O	3:C:218:VAL:HG23	2.20	0.42
4:D:887:LYS:HD3	4:D:887:LYS:HA	1.84	0.42
4:F:554:SER:O	4:F:558:HIS:ND1	2.53	0.42
4:F:583:PRO:HA	4:F:586:VAL:HG22	2.01	0.42
3:G:508:GLU:O	3:G:512:HIS:ND1	2.46	0.42
6:I:104:LEU:HD12	6:I:107:LEU:HD12	2.02	0.42
6:I:259:LEU:HD12	6:I:259:LEU:HA	1.89	0.42
7:J:912:GLU:O	7:J:916:GLN:HG2	2.19	0.42
6:K:478:VAL:HG21	6:K:568:LEU:HD13	2.01	0.42
3:M:550:ARG:O	3:M:554:LEU:HG	2.20	0.42
1:P:26:CYS:HA	1:P:31:ILE:HD11	2.01	0.42
1:R:86:TYR:HB2	1:R:87:ASN:H	1.68	0.42
1:T:427:ILE:HD13	1:T:427:ILE:HA	1.95	0.42
1:U:26:CYS:HA	1:U:31:ILE:HD11	2.01	0.42
1:U:193:LYS:HD3	1:U:194:ARG:HD2	2.02	0.42
1:V:26:CYS:HA	1:V:31:ILE:HD11	2.01	0.42
1:W:26:CYS:HA	1:W:31:ILE:HD11	2.01	0.42
1:Y:33:PRO:HA	1:Y:85:LEU:HD13	2.01	0.42
1:Z:33:PRO:HA	1:Z:85:LEU:HD13	2.01	0.42
1:Z:86:TYR:HB2	1:Z:87:ASN:H	1.68	0.42
1:Z:141:ILE:HB	1:Z:173:PRO:HD3	2.01	0.42
3:E:363:SER:HA	3:E:376:CYS:SG	2.60	0.42
4:B:251:VAL:HG21	4:B:363:THR:HG22	2.02	0.42
4:B:830:ASN:HB2	4:B:831:LYS:HZ2	1.85	0.42
3:C:517:LYS:HG2	3:C:521:LEU:HB2	2.02	0.42
4:F:325:CYS:HA	4:F:328:LEU:HG	2.02	0.42
3:G:408:MET:HG3	3:G:439:ILE:HG12	2.02	0.42
4:N:304:ILE:O	4:N:308:THR:HG23	2.19	0.42
1:Q:26:CYS:HA	1:Q:31:ILE:HD11	2.01	0.42
1:R:106:SER:HB3	1:R:410:LYS:HG3	2.01	0.42
1:S:33:PRO:HA	1:S:85:LEU:HD13	2.01	0.42
1:S:193:LYS:HD3	1:S:194:ARG:HD2	2.02	0.42
1:V:4:GLU:O	1:V:133:GLU:N	2.51	0.42
1:V:327:GLU:HG2	1:V:372:ARG:HB2	2.02	0.42
1:W:33:PRO:HA	1:W:85:LEU:HD13	2.01	0.42
1:W:221:GLN:O	1:W:224:SER:OG	2.36	0.42
1:W:369:SER:HB3	1:W:372:ARG:HD3	2.01	0.42
1:Y:26:CYS:HA	1:Y:31:ILE:HD11	2.01	0.42
1:Y:77:ILE:O	1:Y:80:SER:OG	2.37	0.42
1:Y:224:SER:O	1:Y:228:ILE:HG12	2.19	0.42

*Continued on next page...*



*Continued from previous page...*

Atom-1	Atom-2	Interatomic distance (Å)	Clash overlap (Å)
1:Z:369:SER:HB3	1:Z:372:ARG:HD3	2.01	0.42
1:1:141:ILE:HB	1:1:173:PRO:HD3	2.01	0.41
1:1:237:SER:O	1:1:241:THR:OG1	2.31	0.41
1:2:369:SER:HB3	1:2:372:ARG:HD3	2.01	0.41
3:C:641:LEU:HD21	3:C:734:LEU:HA	2.01	0.41
3:C:818:PHE:O	3:C:821:THR:OG1	2.33	0.41
3:M:295:ALA:O	3:M:298:THR:OG1	2.37	0.41
3:M:522:MET:HG2	3:M:528:PHE:CE2	2.54	0.41
3:M:547:THR:HA	3:M:548:PRO:HD3	1.92	0.41
1:U:321:LEU:HD23	1:U:378:MET:HB2	2.01	0.41
1:V:193:LYS:HD3	1:V:194:ARG:HD2	2.02	0.41
1:Y:206:ASP:HB2	1:Y:305:VAL:HG13	2.02	0.41
1:1:86:TYR:HB2	1:1:87:ASN:H	1.68	0.41
3:A:320:SER:OG	3:A:321:LEU:N	2.53	0.41
4:B:466:LEU:HG	4:B:468:LYS:HG3	2.01	0.41
4:F:494:HIS:CD2	4:F:500:GLN:HG3	2.55	0.41
4:F:559:MET:HE2	4:F:559:MET:HB3	1.92	0.41
4:F:671:LYS:HE3	4:F:671:LYS:HB3	1.83	0.41
4:F:689:LYS:NZ	1:T:196:THR:O	2.53	0.41
3:G:313:LEU:HD11	3:G:318:LEU:HD23	2.02	0.41
6:K:19:TRP:HH2	6:K:54:ARG:HE	1.66	0.41
8:L:503:SER:O	8:L:506:TYR:HB3	2.21	0.41
8:L:1773:LYS:HD2	8:L:1773:LYS:HA	1.76	0.41
3:M:461:ARG:HD3	3:M:467:VAL:HG22	2.02	0.41
4:N:341:VAL:O	4:N:345:GLN:HG2	2.20	0.41
1:Q:33:PRO:HA	1:Q:85:LEU:HD13	2.01	0.41
1:T:193:LYS:HD3	1:T:194:ARG:HD2	2.02	0.41
1:2:206:ASP:HB2	1:2:305:VAL:HG13	2.03	0.41
3:A:376:CYS:SG	3:A:377:LEU:N	2.93	0.41
4:B:474:PHE:HB2	4:B:524:THR:HG21	2.01	0.41
3:C:364:PHE:HA	3:C:367:THR:HB	2.02	0.41
3:G:398:GLY:N	3:G:457:LEU:HD22	2.35	0.41
6:I:3:HIS:HB2	8:L:297:TRP:CZ2	2.55	0.41
6:I:582:CYS:O	6:I:586:ILE:HG12	2.20	0.41
6:K:646:LEU:HD12	1:Y:338:GLN:OE1	2.20	0.41
4:N:737:LYS:HA	4:N:740:GLN:HE21	1.85	0.41
1:O:106:SER:HB3	1:O:410:LYS:HG3	2.01	0.41
1:P:156:ARG:HA	1:P:156:ARG:HD3	1.75	0.41
1:P:369:SER:HB3	1:P:372:ARG:HD3	2.01	0.41
1:Q:401:ARG:HD3	1:Q:404:PHE:HE2	1.84	0.41
1:S:427:ILE:HD13	1:S:427:ILE:HA	1.95	0.41

*Continued on next page...*

*Continued from previous page...*

Atom-1	Atom-2	Interatomic distance (Å)	Clash overlap (Å)
1:X:164:LYS:HD3	1:X:164:LYS:HA	1.71	0.41
1:X:193:LYS:HD3	1:X:194:ARG:HD2	2.02	0.41
1:Z:4:GLU:O	1:Z:133:GLU:N	2.51	0.41
3:A:476:ILE:H	3:A:483:ALA:HB2	1.86	0.41
3:C:613:LEU:HD22	3:C:650:HIS:CE1	2.55	0.41
3:C:661:SER:O	3:C:770:LYS:HD3	2.19	0.41
3:C:674:GLN:O	1:Q:265:ARG:NH2	2.53	0.41
4:D:879:ARG:HA	4:D:879:ARG:NH2	2.35	0.41
3:G:689:PHE:O	3:G:693:ILE:HG12	2.21	0.41
7:J:473:LEU:HA	7:J:476:VAL:HG22	2.01	0.41
7:J:485:LEU:HD23	7:J:485:LEU:HA	1.88	0.41
4:N:377:ARG:HE	4:N:377:ARG:HB3	1.77	0.41
4:N:444:HIS:HD2	4:N:467:ARG:NH2	2.18	0.41
1:O:206:ASP:HB2	1:O:305:VAL:HG13	2.03	0.41
1:P:327:GLU:HG2	1:P:372:ARG:HB2	2.02	0.41
1:R:164:LYS:HD3	1:R:164:LYS:HA	1.71	0.41
1:R:327:GLU:HG2	1:R:372:ARG:HB2	2.02	0.41
1:S:26:CYS:HA	1:S:31:ILE:HD11	2.01	0.41
1:S:206:ASP:HB2	1:S:305:VAL:HG13	2.03	0.41
1:T:401:ARG:HD3	1:T:404:PHE:HE2	1.84	0.41
1:X:172:PHE:N	1:X:205:LEU:O	2.50	0.41
4:B:889:ARG:HB2	4:B:893:LEU:HG	2.03	0.41
6:K:48:LEU:H	6:K:48:LEU:HG	1.72	0.41
3:M:565:ASN:HA	3:M:570:LYS:HE3	2.02	0.41
3:M:651:VAL:O	3:M:654:GLN:HG2	2.20	0.41
3:M:691:GLN:HA	3:M:694:GLN:HE21	1.86	0.41
1:O:172:PHE:N	1:O:205:LEU:O	2.50	0.41
1:S:327:GLU:HG2	1:S:372:ARG:HB2	2.02	0.41
1:T:33:PRO:HA	1:T:85:LEU:HD13	2.01	0.41
1:U:327:GLU:HG2	1:U:372:ARG:HB2	2.02	0.41
1:1:77:ILE:O	1:1:80:SER:OG	2.37	0.41
1:1:327:GLU:HG2	1:1:372:ARG:HB2	2.02	0.41
1:1:415:LYS:HZ2	1:1:419:ASP:H	1.68	0.41
3:C:178:PRO:HG2	4:D:383:ALA:HB1	2.02	0.41
3:C:574:LYS:HD3	3:C:574:LYS:HA	1.89	0.41
3:G:298:THR:HA	3:G:301:LYS:HD2	2.03	0.41
3:G:624:TRP:O	3:G:627:SER:OG	2.32	0.41
3:G:766:THR:O	3:G:770:LYS:HG2	2.21	0.41
4:H:846:GLN:O	4:H:850:LEU:HG	2.21	0.41
6:K:341:TRP:CE2	6:K:552:ARG:HA	2.56	0.41
1:Q:327:GLU:HG2	1:Q:372:ARG:HB2	2.02	0.41

*Continued on next page...*

*Continued from previous page...*

Atom-1	Atom-2	Interatomic distance (Å)	Clash overlap (Å)
3:E:645:MET:H	3:E:645:MET:HG2	1.67	0.41
1:1:353:PRO:HD3	3:M:864:PHE:CD2	2.56	0.41
1:2:193:LYS:HD3	1:2:194:ARG:HD2	2.02	0.41
4:B:800:LEU:O	4:B:804:LEU:HG	2.20	0.41
7:J:942:LEU:HD12	7:J:942:LEU:HA	1.84	0.41
6:K:540:GLN:HG3	6:K:564:PHE:CD1	2.56	0.41
4:N:451:ASP:O	4:N:463:LYS:NZ	2.49	0.41
4:N:697:PHE:HB2	4:N:701:LEU:HD23	2.01	0.41
1:O:77:ILE:O	1:O:80:SER:OG	2.37	0.41
1:O:237:SER:O	1:O:241:THR:OG1	2.31	0.41
1:R:33:PRO:HA	1:R:85:LEU:HD13	2.01	0.41
1:T:26:CYS:HA	1:T:31:ILE:HD11	2.01	0.41
1:U:206:ASP:HB2	1:U:305:VAL:HG13	2.03	0.41
1:X:327:GLU:HG2	1:X:372:ARG:HB2	2.02	0.41
1:1:427:ILE:HD13	1:1:427:ILE:HA	1.95	0.41
3:A:571:ASP:N	3:A:571:ASP:OD2	2.48	0.41
3:G:319:LEU:HD21	3:G:327:TYR:HE2	1.84	0.41
4:H:669:ARG:O	4:H:673:MET:HG2	2.21	0.41
6:I:93:LEU:HA	6:I:96:VAL:HG22	2.03	0.41
7:J:826:LEU:O	7:J:829:LEU:HG	2.21	0.41
6:K:356:ILE:HG13	6:K:360:PHE:CD1	2.56	0.41
1:Q:193:LYS:HD3	1:Q:194:ARG:HD2	2.02	0.41
1:Z:327:GLU:HG2	1:Z:372:ARG:HB2	2.02	0.41
1:2:77:ILE:O	1:2:80:SER:OG	2.37	0.41
1:2:233:SER:HA	1:2:236:MET:HG3	2.03	0.41
1:2:339:ARG:HG2	3:M:554:LEU:HD23	2.03	0.41
1:2:408:PHE:HD1	1:2:408:PHE:HA	1.80	0.41
3:A:861:PHE:CD1	1:O:356:ILE:HD13	2.55	0.41
3:C:492:PHE:O	3:C:496:SER:OG	2.32	0.41
4:D:535:ASP:OD1	4:D:535:ASP:N	2.54	0.41
3:G:319:LEU:HD23	3:G:319:LEU:HA	1.86	0.41
3:G:333:ARG:O	3:G:337:ILE:HG12	2.21	0.41
4:H:703:GLN:HG2	4:H:847:LEU:HD22	2.02	0.41
4:H:715:ILE:HD12	4:H:715:ILE:HG23	1.90	0.41
4:H:887:LYS:HD3	4:H:887:LYS:HA	1.99	0.41
7:J:702:CYS:SG	7:J:703:CYS:N	2.94	0.41
8:L:1545:LEU:HA	8:L:1579:LEU:HD12	2.03	0.41
3:M:509:LEU:HD12	3:M:509:LEU:H	1.86	0.41
1:P:233:SER:HA	1:P:236:MET:HG3	2.03	0.41
1:R:408:PHE:HD1	1:R:408:PHE:HA	1.80	0.41
1:T:292:ASP:HB3	1:T:296:ARG:CZ	2.51	0.41

*Continued on next page...*

*Continued from previous page...*

Atom-1	Atom-2	Interatomic distance (Å)	Clash overlap (Å)
1:V:206:ASP:HB2	1:V:305:VAL:HG13	2.03	0.41
1:W:206:ASP:HB2	1:W:305:VAL:HG13	2.03	0.41
1:X:292:ASP:HB3	1:X:296:ARG:CZ	2.51	0.41
1:Y:292:ASP:HB3	1:Y:296:ARG:CZ	2.51	0.41
1:Z:193:LYS:HD3	1:Z:194:ARG:HD2	2.02	0.41
1:Z:206:ASP:HB2	1:Z:305:VAL:HG13	2.03	0.41
3:E:635:LEU:O	3:E:639:GLN:HG2	2.20	0.41
4:F:305:ARG:NE	4:F:306:ARG:HH12	2.19	0.41
4:F:416:GLN:HA	4:F:419:LEU:HD22	2.01	0.41
4:H:681:ARG:CZ	4:H:712:VAL:HG21	2.51	0.41
4:H:681:ARG:O	4:H:685:MET:HG2	2.21	0.41
4:N:494:HIS:NE2	4:N:500:GLN:HG3	2.36	0.41
4:N:680:ILE:HG21	4:N:785:LEU:HD21	2.03	0.41
4:N:880:LEU:HD23	4:N:880:LEU:HA	1.95	0.41
1:O:292:ASP:HB3	1:O:296:ARG:CZ	2.51	0.41
1:O:327:GLU:HG2	1:O:372:ARG:HB2	2.02	0.41
1:P:117:ASP:OD1	1:P:117:ASP:N	2.36	0.41
1:R:415:LYS:HZ2	1:R:419:ASP:H	1.68	0.41
3:E:306:LEU:O	3:E:310:LEU:HG	2.21	0.41
1:2:249:MET:HA	4:N:575:ARG:HH12	1.86	0.40
4:D:862:LEU:HD23	4:D:862:LEU:HA	1.91	0.40
4:F:543:LYS:HD2	4:F:543:LYS:HA	1.80	0.40
4:H:377:ARG:HH12	4:H:410:TYR:C	2.25	0.40
6:I:535:ASP:HA	6:I:538:GLU:HG2	2.02	0.40
6:K:6:LEU:HD21	6:K:111:PHE:HE1	1.86	0.40
4:N:455:LYS:H	4:N:455:LYS:HG2	1.51	0.40
1:O:233:SER:HA	1:O:236:MET:HG3	2.03	0.40
1:P:164:LYS:HD3	1:P:164:LYS:HA	1.71	0.40
1:S:141:ILE:HB	1:S:173:PRO:HD3	2.01	0.40
1:S:292:ASP:HB3	1:S:296:ARG:CZ	2.51	0.40
1:W:4:GLU:O	1:W:133:GLU:N	2.51	0.40
1:Y:415:LYS:HZ2	1:Y:419:ASP:H	1.68	0.40
1:2:86:TYR:HB2	1:2:87:ASN:H	1.68	0.40
4:D:251:VAL:HB	4:D:366:ARG:NH2	2.36	0.40
4:D:304:ILE:HG22	4:D:328:LEU:HD21	2.03	0.40
4:F:667:LEU:O	4:F:671:LYS:HG3	2.21	0.40
3:G:521:LEU:HD12	3:G:521:LEU:HA	1.88	0.40
4:H:736:ASN:HA	4:H:739:GLN:HE21	1.85	0.40
7:J:556:LEU:HA	7:J:559:ILE:HD12	2.03	0.40
6:K:653:LYS:HG2	1:Y:351:TRP:O	2.21	0.40
1:O:193:LYS:HD3	1:O:194:ARG:HD2	2.02	0.40

*Continued on next page...*

*Continued from previous page...*

Atom-1	Atom-2	Interatomic distance (Å)	Clash overlap (Å)
1:R:206:ASP:HB2	1:R:305:VAL:HG13	2.02	0.40
1:S:369:SER:HB3	1:S:372:ARG:HD3	2.01	0.40
1:U:172:PHE:N	1:U:205:LEU:O	2.50	0.40
1:Y:193:LYS:HD3	1:Y:194:ARG:HD2	2.02	0.40
1:Y:332:GLN:H	1:Y:332:GLN:HG3	1.53	0.40
3:E:645:MET:O	3:E:649:LYS:HE3	2.21	0.40
4:B:874:ARG:O	4:B:877:SER:OG	2.38	0.40
3:C:552:GLU:O	3:C:556:GLU:HG2	2.22	0.40
4:H:603:THR:HG21	1:W:342:GLU:HB2	2.03	0.40
6:I:549:ASN:OD1	6:I:549:ASN:N	2.53	0.40
7:J:938:HIS:NE2	7:J:943:LEU:HB2	2.36	0.40
3:M:504:MET:SD	3:M:510:VAL:HG23	2.61	0.40
1:S:136:VAL:HG22	1:S:167:GLN:HB3	2.04	0.40
1:U:348:PHE:HZ	1:U:356:ILE:HD12	1.85	0.40
1:V:160:ARG:HD2	1:V:160:ARG:HA	1.98	0.40
1:X:206:ASP:HB2	1:X:305:VAL:HG13	2.03	0.40
1:Z:136:VAL:HG22	1:Z:167:GLN:HB3	2.04	0.40
1:1:193:LYS:HD3	1:1:194:ARG:HD2	2.02	0.40
4:B:578:MET:HE2	4:B:581:LEU:HB3	2.04	0.40
4:B:735:TRP:HA	4:B:738:VAL:HG22	2.02	0.40
3:C:169:ASN:HD22	3:C:413:GLU:HB3	1.87	0.40
4:D:679:ASP:HA	4:D:682:LYS:HG3	2.04	0.40
4:F:490:ILE:HD12	4:F:490:ILE:HA	1.90	0.40
3:G:190:ASP:OD1	3:G:271:SER:HA	2.21	0.40
3:G:266:VAL:HA	3:G:269:SER:HB3	2.03	0.40
3:G:449:LYS:O	3:G:453:THR:OG1	2.33	0.40
6:I:486:ARG:HH21	6:I:490:ALA:HA	1.86	0.40
6:K:52:TYR:OH	6:K:101:ARG:NH1	2.55	0.40
8:L:554:ILE:HD11	8:L:595:ILE:HG23	2.02	0.40
4:N:484:LEU:O	4:N:488:LYS:HG3	2.22	0.40
4:N:498:HIS:HB2	4:N:499:ASP:H	1.69	0.40
4:N:656:CYS:SG	4:N:751:HIS:HE1	2.45	0.40
1:P:172:PHE:N	1:P:205:LEU:O	2.50	0.40
1:R:136:VAL:HG22	1:R:167:GLN:HB3	2.04	0.40
1:S:233:SER:HA	1:S:236:MET:HG3	2.03	0.40
1:T:327:GLU:HG2	1:T:372:ARG:HB2	2.02	0.40
1:U:195:LEU:HD21	1:U:202:VAL:HG11	2.04	0.40
1:X:77:ILE:O	1:X:80:SER:OG	2.37	0.40
1:Z:117:ASP:OD1	1:Z:117:ASP:N	2.36	0.40
1:2:292:ASP:HB3	1:2:296:ARG:CZ	2.51	0.40
4:B:622:ASP:OD2	4:B:622:ASP:N	2.55	0.40

*Continued on next page...*

Continued from previous page...

Atom-1	Atom-2	Interatomic distance (Å)	Clash overlap (Å)
4:B:885:HIS:NE2	1:P:352:GLY:HA2	2.36	0.40
4:D:548:VAL:HG23	4:D:549:LEU:HD22	2.03	0.40
4:D:588:PRO:HA	4:D:633:THR:HA	2.03	0.40
4:F:721:TYR:CG	4:F:876:LEU:HD13	2.56	0.40
3:G:753:SER:O	3:G:757:MET:HG2	2.22	0.40
4:H:287:LEU:H	4:H:287:LEU:HG	1.67	0.40
1:O:117:ASP:OD1	1:O:117:ASP:N	2.36	0.40
1:S:172:PHE:N	1:S:205:LEU:O	2.50	0.40
1:Y:136:VAL:HG22	1:Y:167:GLN:HB3	2.04	0.40
1:Y:327:GLU:HG2	1:Y:372:ARG:HB2	2.02	0.40
1:Z:156:ARG:HD3	1:Z:156:ARG:HA	1.75	0.40
1:Z:348:PHE:HZ	1:Z:356:ILE:HD12	1.87	0.40
3:E:415:ARG:HA	3:E:415:ARG:HD3	1.72	0.40

There are no symmetry-related clashes.

## 5.3 Torsion angles [i](#)

### 5.3.1 Protein backbone [i](#)

In the following table, the Percentiles column shows the percent Ramachandran outliers of the chain as a percentile score with respect to all PDB entries followed by that with respect to all EM entries.

The Analysed column shows the number of residues for which the backbone conformation was analysed, and the total number of residues.

Mol	Chain	Analysed	Favoured	Allowed	Outliers	Percentiles	
1	1	408/451 (90%)	382 (94%)	26 (6%)	0	100	100
1	2	408/451 (90%)	383 (94%)	24 (6%)	1 (0%)	47	81
1	O	408/451 (90%)	383 (94%)	24 (6%)	1 (0%)	47	81
1	P	408/451 (90%)	383 (94%)	24 (6%)	1 (0%)	47	81
1	Q	408/451 (90%)	383 (94%)	24 (6%)	1 (0%)	47	81
1	R	408/451 (90%)	383 (94%)	24 (6%)	1 (0%)	47	81
1	S	408/451 (90%)	383 (94%)	24 (6%)	1 (0%)	47	81
1	T	408/451 (90%)	383 (94%)	24 (6%)	1 (0%)	47	81
1	U	408/451 (90%)	383 (94%)	24 (6%)	1 (0%)	47	81
1	V	408/451 (90%)	383 (94%)	25 (6%)	0	100	100

Continued on next page...

Continued from previous page...

Mol	Chain	Analysed	Favoured	Allowed	Outliers	Percentiles	
1	W	408/451 (90%)	383 (94%)	24 (6%)	1 (0%)	47	81
1	X	408/451 (90%)	383 (94%)	24 (6%)	1 (0%)	47	81
1	Y	408/451 (90%)	383 (94%)	24 (6%)	1 (0%)	47	81
1	Z	408/451 (90%)	383 (94%)	24 (6%)	1 (0%)	47	81
2	e	360/375 (96%)	340 (94%)	20 (6%)	0	100	100
3	A	599/902 (66%)	567 (95%)	32 (5%)	0	100	100
3	C	606/902 (67%)	563 (93%)	42 (7%)	1 (0%)	47	81
3	E	628/902 (70%)	594 (95%)	32 (5%)	2 (0%)	41	77
3	G	628/902 (70%)	591 (94%)	33 (5%)	4 (1%)	25	66
3	M	624/902 (69%)	590 (95%)	32 (5%)	2 (0%)	41	77
4	B	602/907 (66%)	581 (96%)	19 (3%)	2 (0%)	41	77
4	D	571/907 (63%)	554 (97%)	17 (3%)	0	100	100
4	F	591/907 (65%)	566 (96%)	25 (4%)	0	100	100
4	H	584/907 (64%)	563 (96%)	20 (3%)	1 (0%)	47	81
4	N	584/907 (64%)	553 (95%)	28 (5%)	3 (0%)	29	69
4	a	112/907 (12%)	107 (96%)	5 (4%)	0	100	100
4	f	105/907 (12%)	97 (92%)	5 (5%)	3 (3%)	4	29
4	h	105/907 (12%)	97 (92%)	6 (6%)	2 (2%)	8	38
4	j	105/907 (12%)	98 (93%)	6 (6%)	1 (1%)	15	55
5	b	63/82 (77%)	60 (95%)	3 (5%)	0	100	100
5	d	57/82 (70%)	56 (98%)	1 (2%)	0	100	100
5	g	63/82 (77%)	61 (97%)	2 (3%)	0	100	100
5	i	63/82 (77%)	62 (98%)	1 (2%)	0	100	100
5	k	63/82 (77%)	62 (98%)	1 (2%)	0	100	100
5	m	63/82 (77%)	63 (100%)	0	0	100	100
6	I	511/667 (77%)	487 (95%)	20 (4%)	4 (1%)	19	60
6	K	548/667 (82%)	534 (97%)	12 (2%)	2 (0%)	34	72
7	J	506/1024 (49%)	473 (94%)	30 (6%)	3 (1%)	25	66
7	l	104/1024 (10%)	100 (96%)	2 (2%)	2 (2%)	8	38
8	L	540/1819 (30%)	504 (93%)	33 (6%)	3 (1%)	25	66
8	c	148/1819 (8%)	140 (95%)	8 (5%)	0	100	100

Continued on next page...

*Continued from previous page...*

Mol	Chain	Analysed	Favoured	Allowed	Outliers	Percentiles	
All	All	15245/26874 (57%)	14424 (95%)	774 (5%)	47 (0%)	44	77

All (47) Ramachandran outliers are listed below:

Mol	Chain	Res	Type
4	B	871	GLU
3	G	241	ARG
6	I	408	ASP
6	I	508	ASN
7	J	236	LEU
7	J	238	LEU
7	J	257	TYR
6	K	255	LYS
6	K	409	ASN
3	M	241	ARG
3	M	675	TRP
4	N	455	LYS
4	N	498	HIS
3	E	241	ARG
4	h	112	SER
4	f	105	ARG
4	f	108	PRO
3	G	581	ASP
6	I	405	LEU
8	L	307	ARG
8	L	451	PRO
1	2	348	PHE
1	P	348	PHE
1	Q	348	PHE
1	W	348	PHE
1	Y	348	PHE
3	C	466	ASP
3	G	676	PHE
4	N	499	ASP
1	R	348	PHE
1	T	348	PHE
1	X	348	PHE
1	Z	348	PHE
4	j	108	PRO
3	E	581	ASP
4	B	870	ASP
3	G	675	TRP

*Continued on next page...*



*Continued from previous page...*

Mol	Chain	Res	Type
4	H	455	LYS
1	O	348	PHE
1	S	348	PHE
1	U	348	PHE
7	l	129	THR
4	h	108	PRO
4	f	107	GLN
6	I	404	LEU
7	l	120	SER
8	L	452	PRO

### 5.3.2 Protein sidechains [i](#)

In the following table, the Percentiles column shows the percent sidechain outliers of the chain as a percentile score with respect to all PDB entries followed by that with respect to all EM entries.

The Analysed column shows the number of residues for which the sidechain conformation was analysed, and the total number of residues.

Mol	Chain	Analysed	Rotameric	Outliers	Percentiles	
1	1	376/400 (94%)	325 (86%)	51 (14%)	3	17
1	2	376/400 (94%)	327 (87%)	49 (13%)	4	18
1	O	376/400 (94%)	327 (87%)	49 (13%)	4	18
1	P	376/400 (94%)	327 (87%)	49 (13%)	4	18
1	Q	376/400 (94%)	327 (87%)	49 (13%)	4	18
1	R	376/400 (94%)	327 (87%)	49 (13%)	4	18
1	S	376/400 (94%)	327 (87%)	49 (13%)	4	18
1	T	376/400 (94%)	327 (87%)	49 (13%)	4	18
1	U	376/400 (94%)	327 (87%)	49 (13%)	4	18
1	V	376/400 (94%)	327 (87%)	49 (13%)	4	18
1	W	376/400 (94%)	327 (87%)	49 (13%)	4	18
1	X	376/400 (94%)	327 (87%)	49 (13%)	4	18
1	Y	376/400 (94%)	327 (87%)	49 (13%)	4	18
1	Z	376/400 (94%)	327 (87%)	49 (13%)	4	18
2	e	310/318 (98%)	300 (97%)	10 (3%)	39	61
3	A	549/791 (69%)	541 (98%)	8 (2%)	65	80

*Continued on next page...*

Continued from previous page...

Mol	Chain	Analysed	Rotameric	Outliers	Percentiles	
3	C	556/791 (70%)	553 (100%)	3 (0%)	88	93
3	E	575/791 (73%)	571 (99%)	4 (1%)	84	90
3	G	575/791 (73%)	573 (100%)	2 (0%)	92	95
3	M	572/791 (72%)	567 (99%)	5 (1%)	78	87
4	B	551/798 (69%)	546 (99%)	5 (1%)	78	87
4	D	525/798 (66%)	524 (100%)	1 (0%)	93	96
4	F	542/798 (68%)	538 (99%)	4 (1%)	84	90
4	H	539/798 (68%)	533 (99%)	6 (1%)	73	84
4	N	539/798 (68%)	530 (98%)	9 (2%)	60	78
4	a	101/798 (13%)	100 (99%)	1 (1%)	76	86
4	f	96/798 (12%)	96 (100%)	0	100	100
4	h	96/798 (12%)	96 (100%)	0	100	100
4	j	96/798 (12%)	96 (100%)	0	100	100
5	b	53/62 (86%)	52 (98%)	1 (2%)	57	75
5	d	53/62 (86%)	53 (100%)	0	100	100
5	g	53/62 (86%)	51 (96%)	2 (4%)	33	57
5	i	53/62 (86%)	53 (100%)	0	100	100
5	k	53/62 (86%)	52 (98%)	1 (2%)	57	75
5	m	53/62 (86%)	53 (100%)	0	100	100
6	I	472/594 (80%)	467 (99%)	5 (1%)	73	84
6	K	509/594 (86%)	505 (99%)	4 (1%)	81	89
7	J	498/933 (53%)	493 (99%)	5 (1%)	76	86
7	l	96/933 (10%)	93 (97%)	3 (3%)	40	62
8	L	501/1546 (32%)	497 (99%)	4 (1%)	81	89
8	c	135/1546 (9%)	134 (99%)	1 (1%)	84	90
All	All	14015/23573 (60%)	13243 (94%)	772 (6%)	25	47

All (772) residues with a non-rotameric sidechain are listed below:

Mol	Chain	Res	Type
1	1	20	GLU
1	1	24	GLN
1	1	34	GLU

Continued on next page...

*Continued from previous page...*

<b>Mol</b>	<b>Chain</b>	<b>Res</b>	<b>Type</b>
1	1	38	GLU
1	1	49	ASP
1	1	50	VAL
1	1	66	LEU
1	1	78	LEU
1	1	106	SER
1	1	117	ASP
1	1	118	ILE
1	1	120	ASP
1	1	137	LEU
1	1	140	SER
1	1	153	LEU
1	1	157	LEU
1	1	165	LEU
1	1	166	VAL
1	1	168	THR
1	1	189	LEU
1	1	192	LEU
1	1	204	VAL
1	1	206	ASP
1	1	224	SER
1	1	229	ASN
1	1	233	SER
1	1	236	MET
1	1	254	ILE
1	1	256	LEU
1	1	265	ARG
1	1	269	LEU
1	1	274	THR
1	1	277	THR
1	1	288	THR
1	1	295	ARG
1	1	297	LEU
1	1	298	LEU
1	1	316	CYS
1	1	321	LEU
1	1	332	GLN
1	1	337	LEU
1	1	343	ARG
1	1	345	LEU
1	1	348	PHE
1	1	361	SER

*Continued on next page...*

*Continued from previous page...*

<b>Mol</b>	<b>Chain</b>	<b>Res</b>	<b>Type</b>
1	1	367	LEU
1	1	373	VAL
1	1	376	LEU
1	1	402	GLU
1	1	423	THR
1	1	431	LEU
1	2	20	GLU
1	2	24	GLN
1	2	34	GLU
1	2	38	GLU
1	2	49	ASP
1	2	50	VAL
1	2	66	LEU
1	2	78	LEU
1	2	106	SER
1	2	117	ASP
1	2	118	ILE
1	2	120	ASP
1	2	137	LEU
1	2	140	SER
1	2	153	LEU
1	2	157	LEU
1	2	165	LEU
1	2	166	VAL
1	2	168	THR
1	2	189	LEU
1	2	192	LEU
1	2	204	VAL
1	2	206	ASP
1	2	224	SER
1	2	229	ASN
1	2	233	SER
1	2	236	MET
1	2	254	ILE
1	2	256	LEU
1	2	265	ARG
1	2	269	LEU
1	2	274	THR
1	2	277	THR
1	2	288	THR
1	2	295	ARG
1	2	297	LEU

*Continued on next page...*

*Continued from previous page...*

<b>Mol</b>	<b>Chain</b>	<b>Res</b>	<b>Type</b>
1	2	298	LEU
1	2	316	CYS
1	2	321	LEU
1	2	332	GLN
1	2	337	LEU
1	2	343	ARG
1	2	361	SER
1	2	367	LEU
1	2	373	VAL
1	2	376	LEU
1	2	402	GLU
1	2	423	THR
1	2	431	LEU
2	e	33	SER
2	e	95	ARG
2	e	261	LEU
2	e	291	LYS
2	e	304	THR
2	e	315	LYS
2	e	325	MET
2	e	326	LYS
2	e	334	GLU
2	e	374	CYS
3	A	387	TYR
3	A	388	PHE
3	A	389	GLU
3	A	570	LYS
3	A	660	ILE
3	A	698	MET
3	A	761	CYS
3	A	764	LYS
4	B	629	SER
4	B	678	THR
4	B	689	LYS
4	B	842	LYS
4	B	892	ARG
3	C	532	MET
3	C	762	MET
3	C	866	THR
4	D	483	VAL
5	b	65	LYS
4	F	285	ARG

*Continued on next page...*

*Continued from previous page...*

<b>Mol</b>	<b>Chain</b>	<b>Res</b>	<b>Type</b>
4	F	406	THR
4	F	419	LEU
4	F	677	LEU
3	G	190	ASP
3	G	241	ARG
4	H	454	VAL
4	H	574	ILE
4	H	603	THR
4	H	694	MET
4	H	778	VAL
4	H	879	ARG
6	I	126	LEU
6	I	168	VAL
6	I	176	LEU
6	I	523	PHE
6	I	530	TYR
7	J	442	LYS
7	J	702	CYS
7	J	824	VAL
7	J	835	LYS
7	J	944	ARG
6	K	260	ARG
6	K	500	MET
6	K	646	LEU
6	K	653	LYS
8	L	444	ARG
8	L	540	VAL
8	L	1800	LEU
8	L	1805	ASN
3	M	304	LEU
3	M	313	LEU
3	M	507	LYS
3	M	549	PRO
3	M	822	ILE
4	N	361	SER
4	N	404	THR
4	N	453	THR
4	N	592	LEU
4	N	606	ARG
4	N	621	LEU
4	N	656	CYS
4	N	685	MET

*Continued on next page...*

*Continued from previous page...*

<b>Mol</b>	<b>Chain</b>	<b>Res</b>	<b>Type</b>
4	N	712	VAL
1	O	20	GLU
1	O	24	GLN
1	O	34	GLU
1	O	38	GLU
1	O	49	ASP
1	O	50	VAL
1	O	66	LEU
1	O	78	LEU
1	O	106	SER
1	O	117	ASP
1	O	118	ILE
1	O	120	ASP
1	O	137	LEU
1	O	140	SER
1	O	153	LEU
1	O	157	LEU
1	O	165	LEU
1	O	166	VAL
1	O	168	THR
1	O	189	LEU
1	O	192	LEU
1	O	204	VAL
1	O	206	ASP
1	O	224	SER
1	O	229	ASN
1	O	233	SER
1	O	236	MET
1	O	254	ILE
1	O	256	LEU
1	O	265	ARG
1	O	269	LEU
1	O	274	THR
1	O	277	THR
1	O	288	THR
1	O	295	ARG
1	O	297	LEU
1	O	298	LEU
1	O	316	CYS
1	O	321	LEU
1	O	332	GLN
1	O	337	LEU

*Continued on next page...*

*Continued from previous page...*

<b>Mol</b>	<b>Chain</b>	<b>Res</b>	<b>Type</b>
1	O	343	ARG
1	O	361	SER
1	O	367	LEU
1	O	373	VAL
1	O	376	LEU
1	O	402	GLU
1	O	423	THR
1	O	431	LEU
1	P	20	GLU
1	P	24	GLN
1	P	34	GLU
1	P	38	GLU
1	P	49	ASP
1	P	50	VAL
1	P	66	LEU
1	P	78	LEU
1	P	106	SER
1	P	117	ASP
1	P	118	ILE
1	P	120	ASP
1	P	137	LEU
1	P	140	SER
1	P	153	LEU
1	P	157	LEU
1	P	165	LEU
1	P	166	VAL
1	P	168	THR
1	P	189	LEU
1	P	192	LEU
1	P	204	VAL
1	P	206	ASP
1	P	224	SER
1	P	229	ASN
1	P	233	SER
1	P	236	MET
1	P	254	ILE
1	P	256	LEU
1	P	265	ARG
1	P	269	LEU
1	P	274	THR
1	P	277	THR
1	P	288	THR

*Continued on next page...*



*Continued from previous page...*

<b>Mol</b>	<b>Chain</b>	<b>Res</b>	<b>Type</b>
1	P	295	ARG
1	P	297	LEU
1	P	298	LEU
1	P	316	CYS
1	P	321	LEU
1	P	332	GLN
1	P	337	LEU
1	P	343	ARG
1	P	361	SER
1	P	367	LEU
1	P	373	VAL
1	P	376	LEU
1	P	402	GLU
1	P	423	THR
1	P	431	LEU
1	Q	20	GLU
1	Q	24	GLN
1	Q	34	GLU
1	Q	38	GLU
1	Q	49	ASP
1	Q	50	VAL
1	Q	66	LEU
1	Q	78	LEU
1	Q	106	SER
1	Q	117	ASP
1	Q	118	ILE
1	Q	120	ASP
1	Q	137	LEU
1	Q	140	SER
1	Q	153	LEU
1	Q	157	LEU
1	Q	165	LEU
1	Q	166	VAL
1	Q	168	THR
1	Q	189	LEU
1	Q	192	LEU
1	Q	204	VAL
1	Q	206	ASP
1	Q	224	SER
1	Q	229	ASN
1	Q	233	SER
1	Q	236	MET

*Continued on next page...*

*Continued from previous page...*

<b>Mol</b>	<b>Chain</b>	<b>Res</b>	<b>Type</b>
1	Q	254	ILE
1	Q	256	LEU
1	Q	265	ARG
1	Q	269	LEU
1	Q	274	THR
1	Q	277	THR
1	Q	288	THR
1	Q	295	ARG
1	Q	297	LEU
1	Q	298	LEU
1	Q	316	CYS
1	Q	321	LEU
1	Q	332	GLN
1	Q	337	LEU
1	Q	343	ARG
1	Q	361	SER
1	Q	367	LEU
1	Q	373	VAL
1	Q	376	LEU
1	Q	402	GLU
1	Q	423	THR
1	Q	431	LEU
1	R	20	GLU
1	R	24	GLN
1	R	34	GLU
1	R	38	GLU
1	R	49	ASP
1	R	50	VAL
1	R	66	LEU
1	R	78	LEU
1	R	106	SER
1	R	117	ASP
1	R	118	ILE
1	R	120	ASP
1	R	137	LEU
1	R	140	SER
1	R	153	LEU
1	R	157	LEU
1	R	165	LEU
1	R	166	VAL
1	R	168	THR
1	R	189	LEU

*Continued on next page...*

*Continued from previous page...*

<b>Mol</b>	<b>Chain</b>	<b>Res</b>	<b>Type</b>
1	R	192	LEU
1	R	204	VAL
1	R	206	ASP
1	R	224	SER
1	R	229	ASN
1	R	233	SER
1	R	236	MET
1	R	254	ILE
1	R	256	LEU
1	R	265	ARG
1	R	269	LEU
1	R	274	THR
1	R	277	THR
1	R	288	THR
1	R	295	ARG
1	R	297	LEU
1	R	298	LEU
1	R	316	CYS
1	R	321	LEU
1	R	332	GLN
1	R	337	LEU
1	R	343	ARG
1	R	361	SER
1	R	367	LEU
1	R	373	VAL
1	R	376	LEU
1	R	402	GLU
1	R	423	THR
1	R	431	LEU
1	S	20	GLU
1	S	24	GLN
1	S	34	GLU
1	S	38	GLU
1	S	49	ASP
1	S	50	VAL
1	S	66	LEU
1	S	78	LEU
1	S	106	SER
1	S	117	ASP
1	S	118	ILE
1	S	120	ASP
1	S	137	LEU

*Continued on next page...*

*Continued from previous page...*

<b>Mol</b>	<b>Chain</b>	<b>Res</b>	<b>Type</b>
1	S	140	SER
1	S	153	LEU
1	S	157	LEU
1	S	165	LEU
1	S	166	VAL
1	S	168	THR
1	S	189	LEU
1	S	192	LEU
1	S	204	VAL
1	S	206	ASP
1	S	224	SER
1	S	229	ASN
1	S	233	SER
1	S	236	MET
1	S	254	ILE
1	S	256	LEU
1	S	265	ARG
1	S	269	LEU
1	S	274	THR
1	S	277	THR
1	S	288	THR
1	S	295	ARG
1	S	297	LEU
1	S	298	LEU
1	S	316	CYS
1	S	321	LEU
1	S	332	GLN
1	S	337	LEU
1	S	343	ARG
1	S	361	SER
1	S	367	LEU
1	S	373	VAL
1	S	376	LEU
1	S	402	GLU
1	S	423	THR
1	S	431	LEU
1	T	20	GLU
1	T	24	GLN
1	T	34	GLU
1	T	38	GLU
1	T	49	ASP
1	T	50	VAL

*Continued on next page...*

*Continued from previous page...*

<b>Mol</b>	<b>Chain</b>	<b>Res</b>	<b>Type</b>
1	T	66	LEU
1	T	78	LEU
1	T	106	SER
1	T	117	ASP
1	T	118	ILE
1	T	120	ASP
1	T	137	LEU
1	T	140	SER
1	T	153	LEU
1	T	157	LEU
1	T	165	LEU
1	T	166	VAL
1	T	168	THR
1	T	189	LEU
1	T	192	LEU
1	T	204	VAL
1	T	206	ASP
1	T	224	SER
1	T	229	ASN
1	T	233	SER
1	T	236	MET
1	T	254	ILE
1	T	256	LEU
1	T	265	ARG
1	T	269	LEU
1	T	274	THR
1	T	277	THR
1	T	288	THR
1	T	295	ARG
1	T	297	LEU
1	T	298	LEU
1	T	316	CYS
1	T	321	LEU
1	T	332	GLN
1	T	337	LEU
1	T	343	ARG
1	T	361	SER
1	T	367	LEU
1	T	373	VAL
1	T	376	LEU
1	T	402	GLU
1	T	423	THR

*Continued on next page...*

*Continued from previous page...*

<b>Mol</b>	<b>Chain</b>	<b>Res</b>	<b>Type</b>
1	T	431	LEU
1	U	20	GLU
1	U	24	GLN
1	U	34	GLU
1	U	38	GLU
1	U	49	ASP
1	U	50	VAL
1	U	66	LEU
1	U	78	LEU
1	U	106	SER
1	U	117	ASP
1	U	118	ILE
1	U	120	ASP
1	U	137	LEU
1	U	140	SER
1	U	153	LEU
1	U	157	LEU
1	U	165	LEU
1	U	166	VAL
1	U	168	THR
1	U	189	LEU
1	U	192	LEU
1	U	204	VAL
1	U	206	ASP
1	U	224	SER
1	U	229	ASN
1	U	233	SER
1	U	236	MET
1	U	254	ILE
1	U	256	LEU
1	U	265	ARG
1	U	269	LEU
1	U	274	THR
1	U	277	THR
1	U	288	THR
1	U	295	ARG
1	U	297	LEU
1	U	298	LEU
1	U	316	CYS
1	U	321	LEU
1	U	332	GLN
1	U	337	LEU

*Continued on next page...*

*Continued from previous page...*

<b>Mol</b>	<b>Chain</b>	<b>Res</b>	<b>Type</b>
1	U	343	ARG
1	U	361	SER
1	U	367	LEU
1	U	373	VAL
1	U	376	LEU
1	U	402	GLU
1	U	423	THR
1	U	431	LEU
1	V	20	GLU
1	V	24	GLN
1	V	34	GLU
1	V	38	GLU
1	V	49	ASP
1	V	50	VAL
1	V	66	LEU
1	V	78	LEU
1	V	106	SER
1	V	117	ASP
1	V	118	ILE
1	V	120	ASP
1	V	137	LEU
1	V	140	SER
1	V	153	LEU
1	V	157	LEU
1	V	165	LEU
1	V	166	VAL
1	V	168	THR
1	V	189	LEU
1	V	192	LEU
1	V	204	VAL
1	V	206	ASP
1	V	224	SER
1	V	229	ASN
1	V	233	SER
1	V	236	MET
1	V	254	ILE
1	V	256	LEU
1	V	265	ARG
1	V	269	LEU
1	V	274	THR
1	V	277	THR
1	V	288	THR

*Continued on next page...*

*Continued from previous page...*

<b>Mol</b>	<b>Chain</b>	<b>Res</b>	<b>Type</b>
1	V	295	ARG
1	V	297	LEU
1	V	298	LEU
1	V	316	CYS
1	V	321	LEU
1	V	332	GLN
1	V	337	LEU
1	V	343	ARG
1	V	361	SER
1	V	367	LEU
1	V	373	VAL
1	V	376	LEU
1	V	402	GLU
1	V	423	THR
1	V	431	LEU
1	W	20	GLU
1	W	24	GLN
1	W	34	GLU
1	W	38	GLU
1	W	49	ASP
1	W	50	VAL
1	W	66	LEU
1	W	78	LEU
1	W	106	SER
1	W	117	ASP
1	W	118	ILE
1	W	120	ASP
1	W	137	LEU
1	W	140	SER
1	W	153	LEU
1	W	157	LEU
1	W	165	LEU
1	W	166	VAL
1	W	168	THR
1	W	189	LEU
1	W	192	LEU
1	W	204	VAL
1	W	206	ASP
1	W	224	SER
1	W	229	ASN
1	W	233	SER
1	W	236	MET

*Continued on next page...*



*Continued from previous page...*

<b>Mol</b>	<b>Chain</b>	<b>Res</b>	<b>Type</b>
1	W	254	ILE
1	W	256	LEU
1	W	265	ARG
1	W	269	LEU
1	W	274	THR
1	W	277	THR
1	W	288	THR
1	W	295	ARG
1	W	297	LEU
1	W	298	LEU
1	W	316	CYS
1	W	321	LEU
1	W	332	GLN
1	W	337	LEU
1	W	343	ARG
1	W	361	SER
1	W	367	LEU
1	W	373	VAL
1	W	376	LEU
1	W	402	GLU
1	W	423	THR
1	W	431	LEU
1	X	20	GLU
1	X	24	GLN
1	X	34	GLU
1	X	38	GLU
1	X	49	ASP
1	X	50	VAL
1	X	66	LEU
1	X	78	LEU
1	X	106	SER
1	X	117	ASP
1	X	118	ILE
1	X	120	ASP
1	X	137	LEU
1	X	140	SER
1	X	153	LEU
1	X	157	LEU
1	X	165	LEU
1	X	166	VAL
1	X	168	THR
1	X	189	LEU

*Continued on next page...*

*Continued from previous page...*

<b>Mol</b>	<b>Chain</b>	<b>Res</b>	<b>Type</b>
1	X	192	LEU
1	X	204	VAL
1	X	206	ASP
1	X	224	SER
1	X	229	ASN
1	X	233	SER
1	X	236	MET
1	X	254	ILE
1	X	256	LEU
1	X	265	ARG
1	X	269	LEU
1	X	274	THR
1	X	277	THR
1	X	288	THR
1	X	295	ARG
1	X	297	LEU
1	X	298	LEU
1	X	316	CYS
1	X	321	LEU
1	X	332	GLN
1	X	337	LEU
1	X	343	ARG
1	X	361	SER
1	X	367	LEU
1	X	373	VAL
1	X	376	LEU
1	X	402	GLU
1	X	423	THR
1	X	431	LEU
1	Y	20	GLU
1	Y	24	GLN
1	Y	34	GLU
1	Y	38	GLU
1	Y	49	ASP
1	Y	50	VAL
1	Y	66	LEU
1	Y	78	LEU
1	Y	106	SER
1	Y	117	ASP
1	Y	118	ILE
1	Y	120	ASP
1	Y	137	LEU

*Continued on next page...*

*Continued from previous page...*

<b>Mol</b>	<b>Chain</b>	<b>Res</b>	<b>Type</b>
1	Y	140	SER
1	Y	153	LEU
1	Y	157	LEU
1	Y	165	LEU
1	Y	166	VAL
1	Y	168	THR
1	Y	189	LEU
1	Y	192	LEU
1	Y	204	VAL
1	Y	206	ASP
1	Y	224	SER
1	Y	229	ASN
1	Y	233	SER
1	Y	236	MET
1	Y	254	ILE
1	Y	256	LEU
1	Y	265	ARG
1	Y	269	LEU
1	Y	274	THR
1	Y	277	THR
1	Y	288	THR
1	Y	295	ARG
1	Y	297	LEU
1	Y	298	LEU
1	Y	316	CYS
1	Y	321	LEU
1	Y	332	GLN
1	Y	337	LEU
1	Y	343	ARG
1	Y	361	SER
1	Y	367	LEU
1	Y	373	VAL
1	Y	376	LEU
1	Y	402	GLU
1	Y	423	THR
1	Y	431	LEU
1	Z	20	GLU
1	Z	24	GLN
1	Z	34	GLU
1	Z	38	GLU
1	Z	49	ASP
1	Z	50	VAL

*Continued on next page...*

*Continued from previous page...*

<b>Mol</b>	<b>Chain</b>	<b>Res</b>	<b>Type</b>
1	Z	66	LEU
1	Z	78	LEU
1	Z	106	SER
1	Z	117	ASP
1	Z	118	ILE
1	Z	120	ASP
1	Z	137	LEU
1	Z	140	SER
1	Z	153	LEU
1	Z	157	LEU
1	Z	165	LEU
1	Z	166	VAL
1	Z	168	THR
1	Z	189	LEU
1	Z	192	LEU
1	Z	204	VAL
1	Z	206	ASP
1	Z	224	SER
1	Z	229	ASN
1	Z	233	SER
1	Z	236	MET
1	Z	254	ILE
1	Z	256	LEU
1	Z	265	ARG
1	Z	269	LEU
1	Z	274	THR
1	Z	277	THR
1	Z	288	THR
1	Z	295	ARG
1	Z	297	LEU
1	Z	298	LEU
1	Z	316	CYS
1	Z	321	LEU
1	Z	332	GLN
1	Z	337	LEU
1	Z	343	ARG
1	Z	361	SER
1	Z	367	LEU
1	Z	373	VAL
1	Z	376	LEU
1	Z	402	GLU
1	Z	423	THR

*Continued on next page...*

*Continued from previous page...*

<b>Mol</b>	<b>Chain</b>	<b>Res</b>	<b>Type</b>
1	Z	431	LEU
5	g	53	GLN
5	g	62	SER
7	l	52	ARG
7	l	63	LYS
7	l	85	LYS
5	k	65	LYS
4	a	60	LYS
8	c	3	SER
3	E	233	VAL
3	E	547	THR
3	E	557	LEU
3	E	698	MET

Sometimes sidechains can be flipped to improve hydrogen bonding and reduce clashes. All (252) such sidechains are listed below:

<b>Mol</b>	<b>Chain</b>	<b>Res</b>	<b>Type</b>
1	1	16	GLN
1	1	54	GLN
1	1	167	GLN
1	1	174	ASN
1	1	227	GLN
1	1	251	ASN
1	1	334	HIS
1	2	16	GLN
1	2	54	GLN
1	2	59	HIS
1	2	167	GLN
1	2	174	ASN
1	2	227	GLN
1	2	251	ASN
1	2	314	ASN
1	2	347	ASN
1	2	394	GLN
2	e	225	GLN
2	e	246	GLN
2	e	360	GLN
3	A	165	GLN
3	A	412	HIS
3	A	688	ASN
4	B	301	HIS
4	B	329	HIS

*Continued on next page...*

*Continued from previous page...*

<b>Mol</b>	<b>Chain</b>	<b>Res</b>	<b>Type</b>
4	B	416	GLN
4	B	528	ASN
4	B	786	GLN
4	B	830	ASN
3	C	166	ASN
3	C	242	GLN
3	C	322	GLN
3	C	371	GLN
3	C	639	GLN
3	C	707	HIS
4	D	322	GLN
4	D	491	ASN
4	D	684	HIS
4	D	687	ASN
4	D	693	ASN
4	D	751	HIS
4	D	773	ASN
4	D	774	GLN
4	D	859	GLN
4	F	259	GLN
4	F	322	GLN
4	F	329	HIS
4	F	570	GLN
4	F	713	HIS
4	F	717	GLN
4	F	751	HIS
4	F	773	ASN
3	G	166	ASN
3	G	412	HIS
3	G	430	GLN
3	G	585	GLN
3	G	684	GLN
3	G	694	GLN
3	G	726	HIS
4	H	330	GLN
4	H	343	HIS
4	H	387	HIS
4	H	389	GLN
4	H	401	HIS
4	H	494	HIS
4	H	703	GLN
4	H	717	GLN

*Continued on next page...*

*Continued from previous page...*

<b>Mol</b>	<b>Chain</b>	<b>Res</b>	<b>Type</b>
4	H	739	GLN
4	H	773	ASN
6	I	102	GLN
6	I	116	HIS
6	I	186	GLN
6	I	199	GLN
6	I	460	GLN
6	I	489	GLN
6	I	529	GLN
6	I	547	GLN
7	J	482	HIS
7	J	698	GLN
7	J	761	GLN
7	J	830	GLN
7	J	879	GLN
7	J	892	HIS
6	K	43	ASN
6	K	65	HIS
6	K	142	GLN
6	K	186	GLN
6	K	339	HIS
6	K	393	ASN
6	K	398	GLN
6	K	519	ASN
6	K	591	HIS
6	K	639	ASN
6	K	652	ASN
8	L	1492	ASN
8	L	1767	GLN
8	L	1770	ASN
8	L	1806	ASN
3	M	172	GLN
3	M	329	GLN
3	M	424	ASN
3	M	458	ASN
3	M	585	GLN
3	M	639	GLN
3	M	684	GLN
3	M	692	ASN
3	M	694	GLN
3	M	760	ASN
3	M	862	ASN

*Continued on next page...*

*Continued from previous page...*

<b>Mol</b>	<b>Chain</b>	<b>Res</b>	<b>Type</b>
4	N	269	ASN
4	N	273	ASN
4	N	302	ASN
4	N	416	GLN
4	N	444	HIS
4	N	495	GLN
4	N	570	GLN
4	N	576	HIS
4	N	609	ASN
4	N	665	ASN
4	N	740	GLN
4	N	751	HIS
4	N	787	ASN
1	O	16	GLN
1	O	54	GLN
1	O	59	HIS
1	O	167	GLN
1	O	174	ASN
1	O	251	ASN
1	O	314	ASN
1	O	334	HIS
1	O	347	ASN
1	P	16	GLN
1	P	54	GLN
1	P	59	HIS
1	P	167	GLN
1	P	174	ASN
1	P	198	ASN
1	P	227	GLN
1	P	250	ASN
1	P	251	ASN
1	P	314	ASN
1	P	334	HIS
1	P	347	ASN
1	Q	16	GLN
1	Q	54	GLN
1	Q	59	HIS
1	Q	167	GLN
1	Q	174	ASN
1	Q	251	ASN
1	Q	314	ASN
1	Q	334	HIS

*Continued on next page...*



*Continued from previous page...*

<b>Mol</b>	<b>Chain</b>	<b>Res</b>	<b>Type</b>
1	Q	347	ASN
1	R	16	GLN
1	R	54	GLN
1	R	59	HIS
1	R	167	GLN
1	R	174	ASN
1	R	227	GLN
1	R	251	ASN
1	R	334	HIS
1	S	16	GLN
1	S	54	GLN
1	S	59	HIS
1	S	167	GLN
1	S	174	ASN
1	S	227	GLN
1	S	251	ASN
1	S	334	HIS
1	S	338	GLN
1	S	394	GLN
1	T	16	GLN
1	T	54	GLN
1	T	59	HIS
1	T	167	GLN
1	T	174	ASN
1	T	251	ASN
1	T	314	ASN
1	T	347	ASN
1	U	16	GLN
1	U	54	GLN
1	U	59	HIS
1	U	167	GLN
1	U	174	ASN
1	U	227	GLN
1	U	251	ASN
1	U	314	ASN
1	U	334	HIS
1	U	347	ASN
1	U	394	GLN
1	V	16	GLN
1	V	54	GLN
1	V	59	HIS
1	V	167	GLN

*Continued on next page...*

*Continued from previous page...*

<b>Mol</b>	<b>Chain</b>	<b>Res</b>	<b>Type</b>
1	V	174	ASN
1	V	227	GLN
1	V	251	ASN
1	V	314	ASN
1	V	334	HIS
1	V	347	ASN
1	V	394	GLN
1	W	16	GLN
1	W	54	GLN
1	W	59	HIS
1	W	167	GLN
1	W	174	ASN
1	W	251	ASN
1	W	314	ASN
1	W	334	HIS
1	W	347	ASN
1	X	16	GLN
1	X	54	GLN
1	X	59	HIS
1	X	167	GLN
1	X	174	ASN
1	X	227	GLN
1	X	251	ASN
1	X	314	ASN
1	X	334	HIS
1	X	347	ASN
1	Y	16	GLN
1	Y	54	GLN
1	Y	59	HIS
1	Y	167	GLN
1	Y	174	ASN
1	Y	227	GLN
1	Y	251	ASN
1	Y	314	ASN
1	Y	347	ASN
1	Y	394	GLN
1	Z	16	GLN
1	Z	54	GLN
1	Z	59	HIS
1	Z	167	GLN
1	Z	174	ASN
1	Z	227	GLN

*Continued on next page...*

*Continued from previous page...*

Mol	Chain	Res	Type
1	Z	251	ASN
1	Z	334	HIS
5	m	53	GLN
4	a	15	ASN
4	a	31	GLN
5	d	19	ASN
5	d	53	GLN
4	j	84	GLN
4	j	89	ASN
3	E	261	HIS
3	E	314	HIS
3	E	420	GLN
3	E	639	GLN
4	h	31	GLN
4	h	107	GLN
4	f	10	ASN
4	f	42	ASN

### 5.3.3 RNA [i](#)

There are no RNA molecules in this entry.

### 5.4 Non-standard residues in protein, DNA, RNA chains [i](#)

There are no non-standard protein/DNA/RNA residues in this entry.

### 5.5 Carbohydrates [i](#)

There are no monosaccharides in this entry.

### 5.6 Ligand geometry [i](#)

There are no ligands in this entry.

### 5.7 Other polymers [i](#)

There are no such residues in this entry.

## 5.8 Polymer linkage issues

There are no chain breaks in this entry.

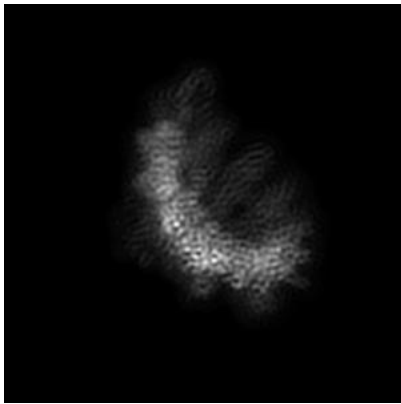
## 6 Map visualisation [i](#)

This section contains visualisations of the EMDB entry EMD-14010. These allow visual inspection of the internal detail of the map and identification of artifacts.

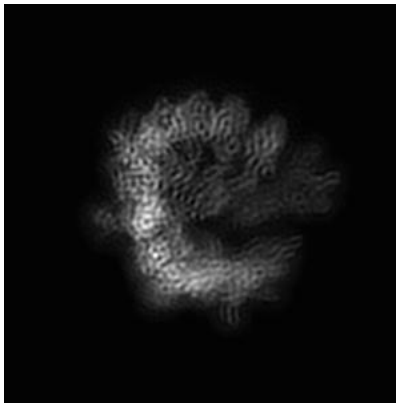
No raw map or half-maps were deposited for this entry and therefore no images, graphs, etc. pertaining to the raw map can be shown.

### 6.1 Orthogonal projections [i](#)

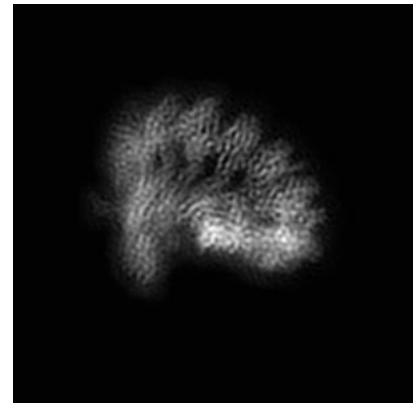
#### 6.1.1 Primary map



X



Y



Z

The images above show the map projected in three orthogonal directions.

### 6.2 Central slices [i](#)

#### 6.2.1 Primary map



X Index: 100



Y Index: 100



Z Index: 100


The images above show central slices of the map in three orthogonal directions.

## 6.3 Largest variance slices [i](#)

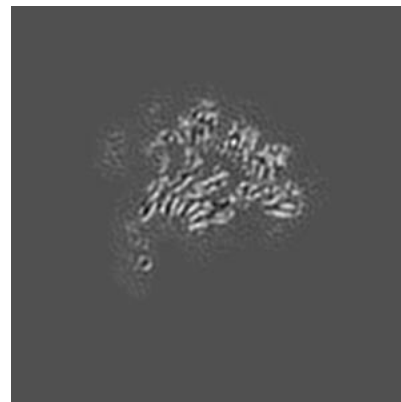
### 6.3.1 Primary map



X Index: 134



Y Index: 82



Z Index: 72

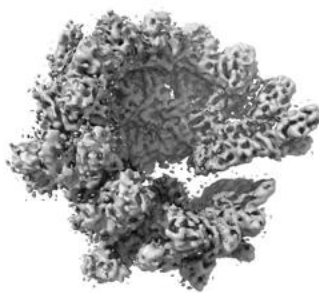
The images above show the largest variance slices of the map in three orthogonal directions.

## 6.4 Orthogonal surface views [i](#)

### 6.4.1 Primary map



X



Y



Z

The images above show the 3D surface view of the map at the recommended contour level 0.0224. These images, in conjunction with the slice images, may facilitate assessment of whether an appropriate contour level has been provided.

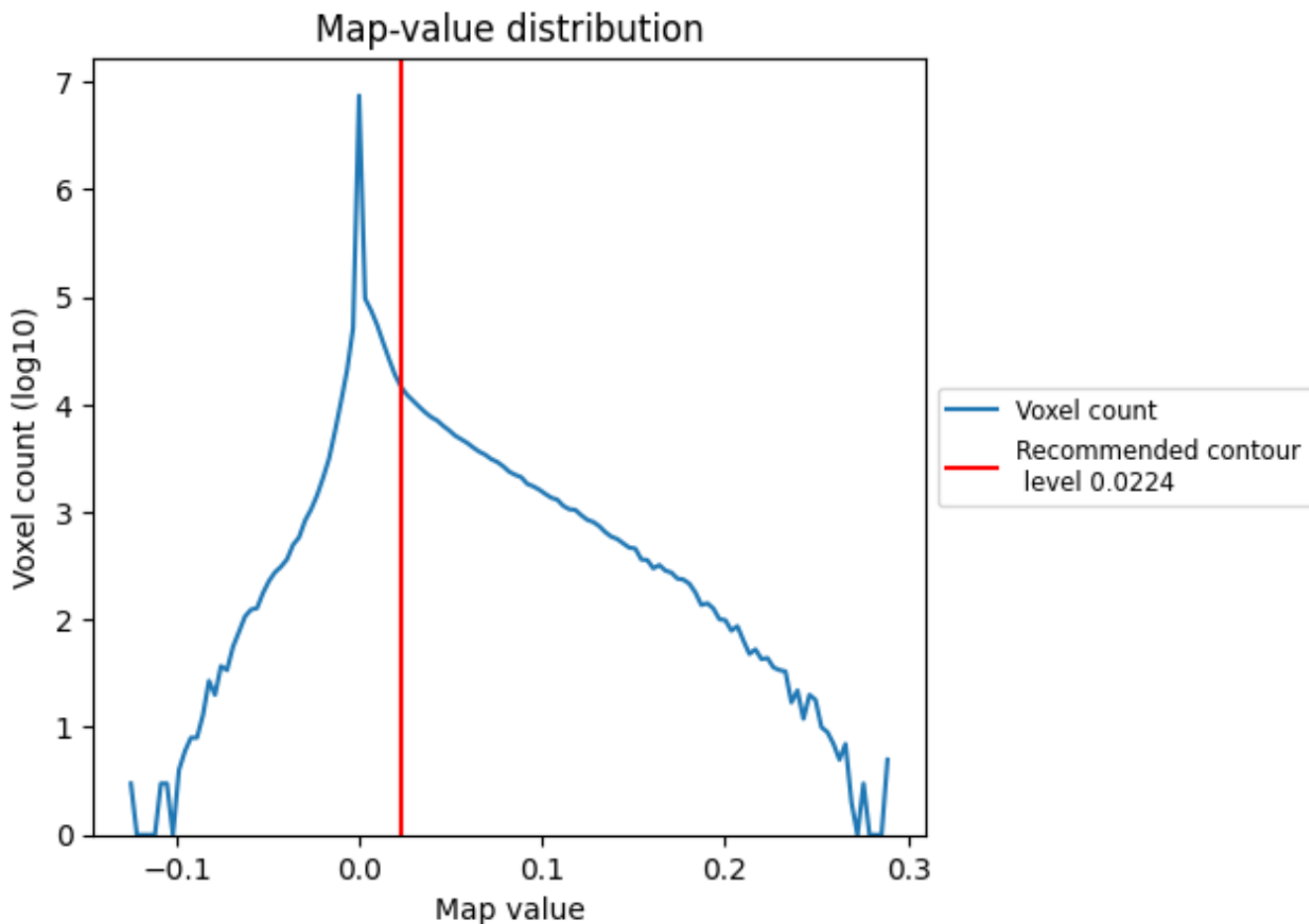
## 6.5 Mask visualisation

This section was not generated. No masks/segmentation were deposited.

## 7 Map analysis [i](#)

This section contains the results of statistical analysis of the map.

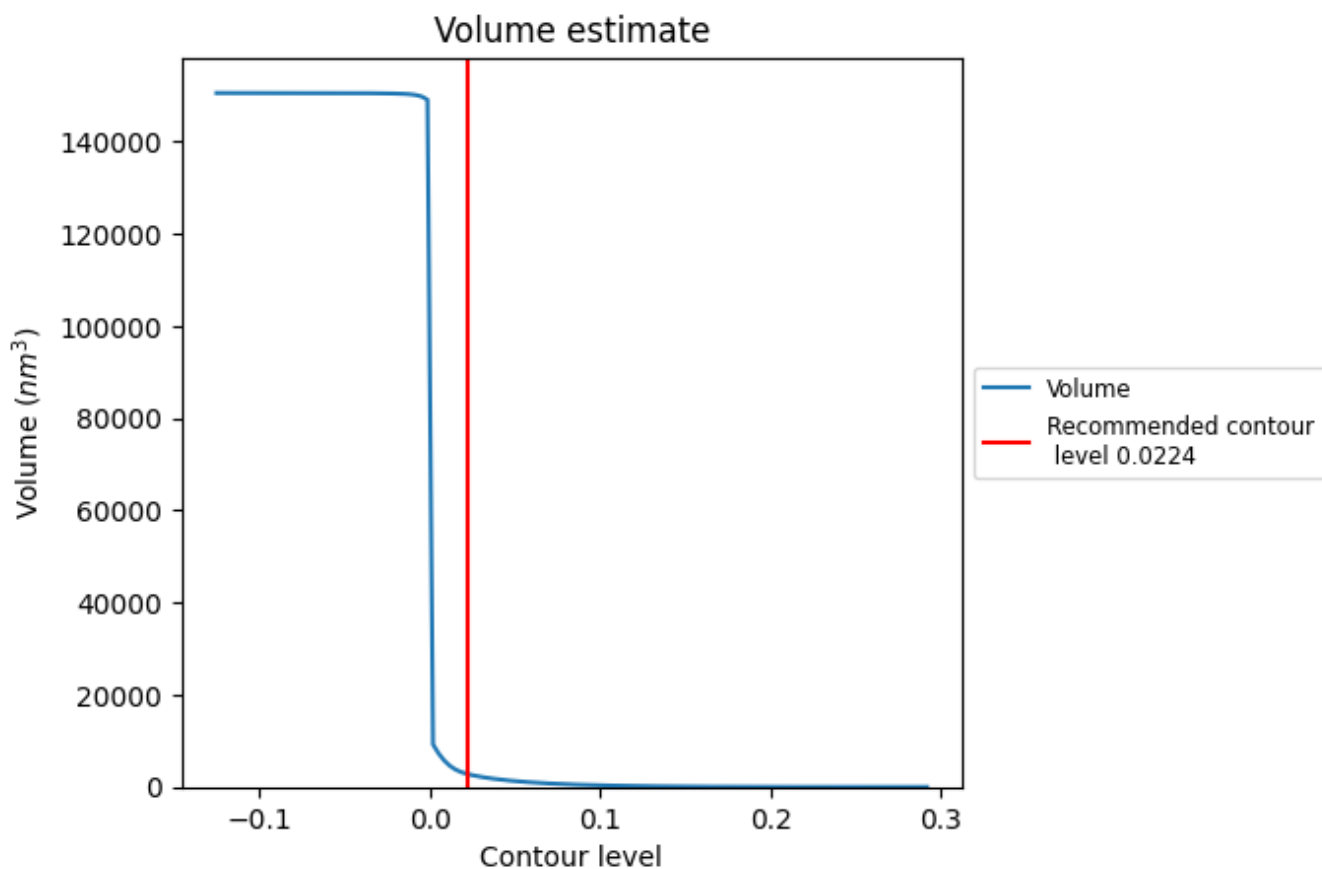
### 7.1 Map-value distribution [i](#)



The map-value distribution is plotted in 128 intervals along the x-axis. The y-axis is logarithmic. A spike in this graph at zero usually indicates that the volume has been masked.



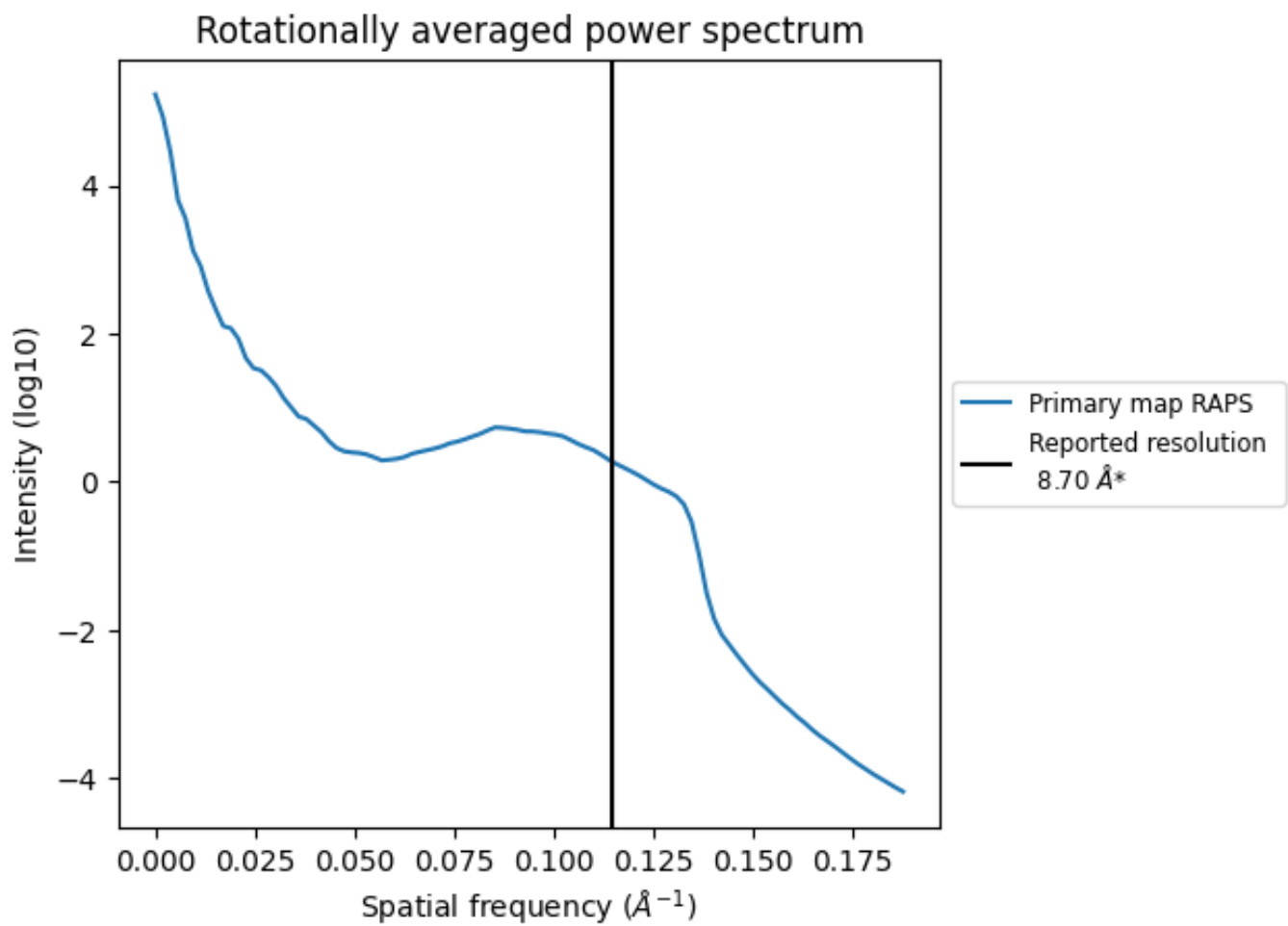
## 7.2 Volume estimate [i](#)



The volume at the recommended contour level is 2805  $\text{nm}^3$ ; this corresponds to an approximate mass of 2533 kDa.

The volume estimate graph shows how the enclosed volume varies with the contour level. The recommended contour level is shown as a vertical line and the intersection between the line and the curve gives the volume of the enclosed surface at the given level.

### 7.3 Rotationally averaged power spectrum [i](#)



\*Reported resolution corresponds to spatial frequency of 0.115 Å<sup>-1</sup>

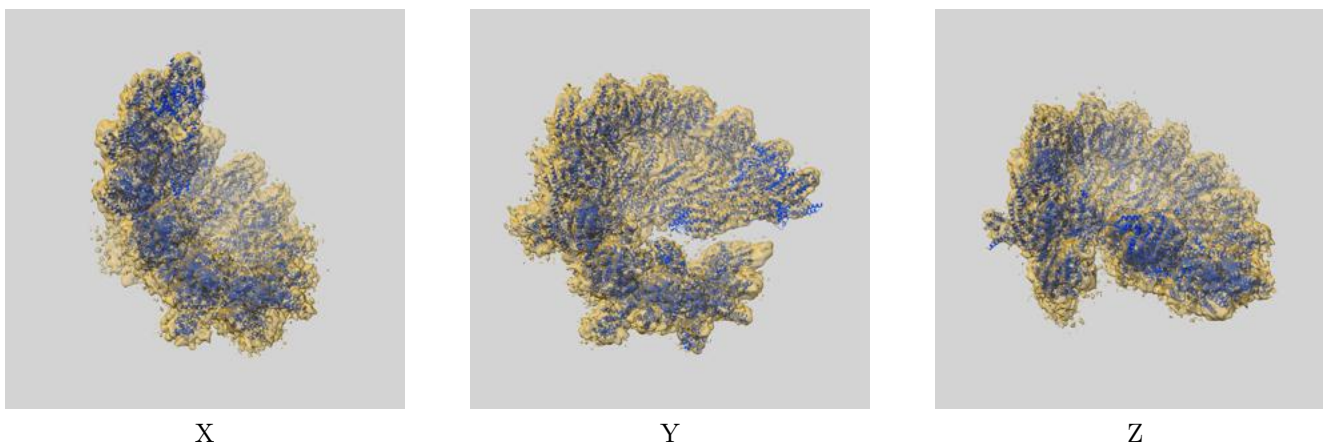
## 8 Fourier-Shell correlation

This section was not generated. No FSC curve or half-maps provided.

## 9 Map-model fit [i](#)

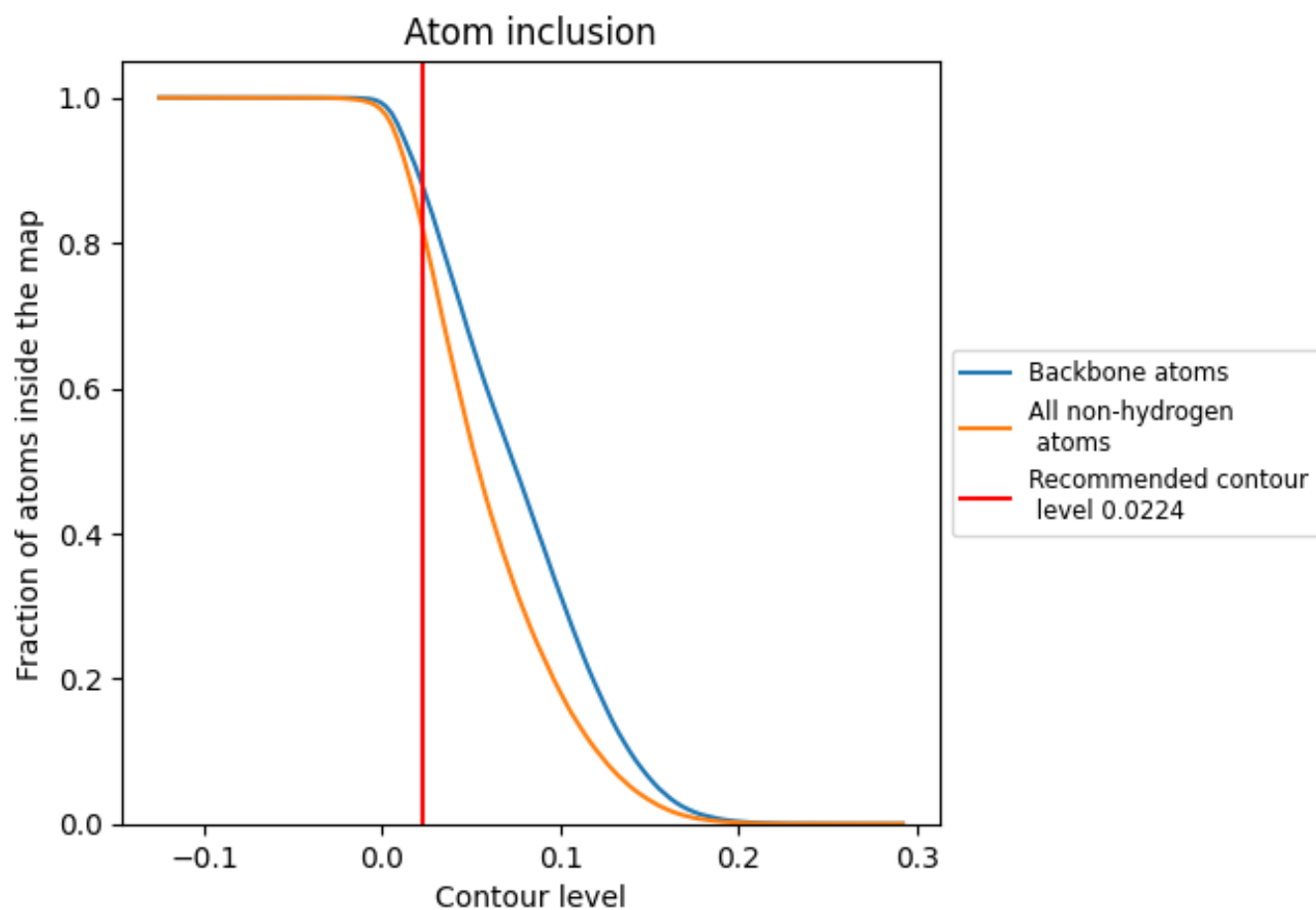
This section contains information regarding the fit between EMDB map EMD-14010 and PDB model 7QJ5. Per-residue inclusion information can be found in section 3 on page 8.

### 9.1 Map-model overlay [i](#)



The images above show the 3D surface view of the map at the recommended contour level 0.0224 at 50% transparency in yellow overlaid with a ribbon representation of the model coloured in blue. These images allow for the visual assessment of the quality of fit between the atomic model and the map.

## 9.2 Atom inclusion [i](#)



At the recommended contour level, 88% of all backbone atoms, 82% of all non-hydrogen atoms, are inside the map.