



# Full wwPDB X-ray Structure Validation Report ⓘ

Jun 18, 2024 – 11:34 AM EDT

PDB ID : 5QU6  
Title : Crystal Structure of swapped human Nck SH3.1 domain, 1.8Å, triclinic  
Authors : Rudolph, M.G.  
Deposited on : 2019-12-13  
Resolution : 1.82 Å(reported)

This is a Full wwPDB X-ray Structure Validation Report for a publicly released PDB entry.

We welcome your comments at [validation@mail.wwpdb.org](mailto:validation@mail.wwpdb.org)

A user guide is available at

<https://www.wwpdb.org/validation/2017/XrayValidationReportHelp>

with specific help available everywhere you see the ⓘ symbol.

The types of validation reports are described at

<http://www.wwpdb.org/validation/2017/FAQs#types>.

---

The following versions of software and data (see [references ⓘ](#)) were used in the production of this report:

MolProbity : 4.02b-467  
Xtriage (Phenix) : 1.13  
EDS : 2.37.1  
Percentile statistics : 20191225.v01 (using entries in the PDB archive December 25th 2019)  
Refmac : 5.8.0158  
CCP4 : 7.0.044 (Gargrove)  
Ideal geometry (proteins) : Engh & Huber (2001)  
Ideal geometry (DNA, RNA) : Parkinson et al. (1996)  
Validation Pipeline (wwPDB-VP) : 2.37.1

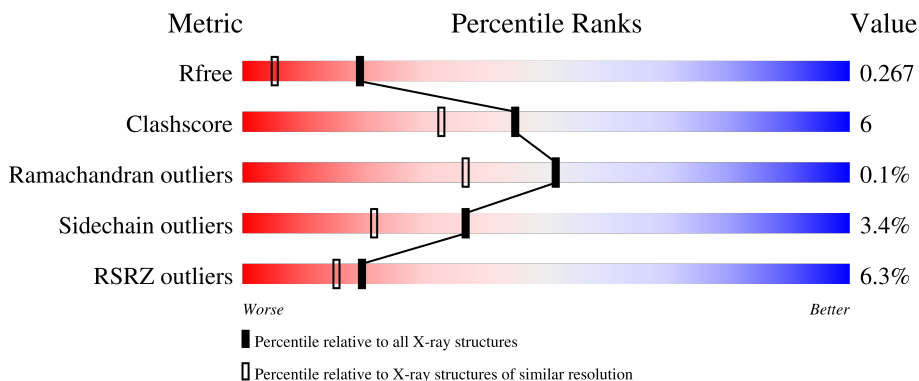
# 1 Overall quality at a glance i

The following experimental techniques were used to determine the structure:

*X-RAY DIFFRACTION*

The reported resolution of this entry is 1.82 Å.

Percentile scores (ranging between 0-100) for global validation metrics of the entry are shown in the following graphic. The table shows the number of entries on which the scores are based.



Metric	Whole archive (#Entries)	Similar resolution (#Entries, resolution range(Å))
$R_{free}$	130704	7484 (1.84-1.80)
Clashscore	141614	8401 (1.84-1.80)
Ramachandran outliers	138981	8290 (1.84-1.80)
Sidechain outliers	138945	8290 (1.84-1.80)
RSRZ outliers	127900	7371 (1.84-1.80)

The table below summarises the geometric issues observed across the polymeric chains and their fit to the electron density. The red, orange, yellow and green segments of the lower bar indicate the fraction of residues that contain outliers for  $\geq 3$ , 2, 1 and 0 types of geometric quality criteria respectively. A grey segment represents the fraction of residues that are not modelled. The numeric value for each fraction is indicated below the corresponding segment, with a dot representing fractions  $\leq 5\%$ . The upper red bar (where present) indicates the fraction of residues that have poor fit to the electron density. The numeric value is given above the bar.

Mol	Chain	Length	Quality of chain
1	1	87	<div style="display: flex; justify-content: space-between; align-items: center;"> <div style="text-align: right;">10%</div> <div style="width: 100%; height: 15px; background: linear-gradient(to right, red 10%, orange 10%, yellow 18%, green 44%, grey 38%);"></div> <div style="text-align: left;">44% 18% 38%</div> </div>
1	2	87	<div style="display: flex; justify-content: space-between; align-items: center;"> <div style="text-align: right;">11%</div> <div style="width: 100%; height: 15px; background: linear-gradient(to right, red 11%, orange 11%, yellow 21%, green 32%, grey 47%);"></div> <div style="text-align: left;">32% 21% 47%</div> </div>
1	A	87	<div style="display: flex; justify-content: space-between; align-items: center;"> <div style="width: 100%; height: 15px; background: linear-gradient(to right, green 54%, yellow 9%, grey 37%);"></div> <div style="text-align: left;">54% 9% 37%</div> </div>
1	B	87	<div style="display: flex; justify-content: space-between; align-items: center;"> <div style="width: 100%; height: 15px; background: linear-gradient(to right, green 55%, yellow 8%, grey 37%);"></div> <div style="text-align: left;">55% 8% 37%</div> </div>
1	C	87	<div style="display: flex; justify-content: space-between; align-items: center;"> <div style="text-align: right;">%</div> <div style="width: 100%; height: 15px; background: linear-gradient(to right, red %, orange %, yellow 6%, green 56%, grey 37%);"></div> <div style="text-align: left;">56% 6% 37%</div> </div>

*Continued on next page...*

Continued from previous page...

Mol	Chain	Length	Quality of chain
1	D	87	2% 56% 7% 37%
1	E	87	59% 9% 32%
1	F	87	61% 5% 34%
1	G	87	47% 17% 36%
1	H	87	56% 8% 33%
1	I	87	56% 8% 36%
1	J	87	55% 11% 33%
1	K	87	45% 17% 5% 33%
1	L	87	60% 8% 32%
1	M	87	61% 37%
1	N	87	2% 56% 8% 36%
1	O	87	57% 9% 33%
1	P	87	2% 57% 6% 37%
1	Q	87	54% 10% 36%
1	R	87	2% 56% 6% 37%
1	S	87	55% 8% 36%
1	T	87	2% 49% 14% 37%
1	U	87	9% 48% 13% 39%
1	V	87	2% 48% 9% 39%
1	W	87	21% 37% 26% 37%
1	X	87	8% 43% 18% 38%
1	Y	87	16% 36% 21% 43%
1	Z	87	14% 43% 17% 38%

## 2 Entry composition

There are 2 unique types of molecules in this entry. The entry contains 13353 atoms, of which 0 are hydrogens and 0 are deuteriums.

In the tables below, the ZeroOcc column contains the number of atoms modelled with zero occupancy, the AltConf column contains the number of residues with at least one atom in alternate conformation and the Trace column contains the number of residues modelled with at most 2 atoms.

- Molecule 1 is a protein called Cytoplasmic protein NCK1.

Mol	Chain	Residues	Atoms					ZeroOcc	AltConf	Trace
			Total	C	N	O	S			
1	A	55	469	299	82	87	1	0	0	0
1	B	55	469	299	82	87	1	0	0	0
1	C	55	470	300	82	87	1	0	0	0
1	D	55	469	299	82	87	1	0	0	0
1	E	59	497	315	86	94	2	0	0	0
1	F	57	486	309	86	90	1	0	0	0
1	G	56	478	305	84	88	1	0	0	0
1	H	58	492	312	87	92	1	0	0	0
1	I	56	472	301	80	90	1	0	0	0
1	J	58	492	312	87	92	1	0	0	0
1	K	58	494	314	85	93	2	0	1	0
1	L	59	497	315	86	94	2	0	0	0
1	M	55	469	299	82	87	1	0	0	0
1	N	56	472	301	80	90	1	0	0	0
1	O	58	486	309	82	93	2	0	0	0
1	P	55	469	299	82	87	1	0	0	0

*Continued on next page...*

Continued from previous page...

Mol	Chain	Residues	Atoms					ZeroOcc	AltConf	Trace
			Total	C	N	O	S			
1	Q	56	478	305	84	88	1	0	0	0
1	R	55	469	299	82	87	1	0	0	0
1	S	56	478	305	84	88	1	0	0	0
1	T	55	469	299	82	87	1	0	0	0
1	U	53	456	294	81	80	1	0	0	0
1	V	53	449	288	77	83	1	0	0	0
1	W	55	469	300	83	85	1	0	0	0
1	X	54	458	293	78	86	1	0	0	0
1	Y	50	425	273	75	76	1	0	0	0
1	Z	54	458	293	78	86	1	0	0	0
1	1	54	458	293	78	86	1	0	0	0
1	2	46	392	255	67	69	1	0	0	0

There are 728 discrepancies between the modelled and reference sequences:

Chain	Residue	Modelled	Actual	Comment	Reference
A	-24	SER	-	expression tag	UNP P16333
A	-23	GLY	-	expression tag	UNP P16333
A	-22	GLY	-	expression tag	UNP P16333
A	-21	LEU	-	expression tag	UNP P16333
A	-20	ASN	-	expression tag	UNP P16333
A	-19	ASP	-	expression tag	UNP P16333
A	-18	ILE	-	expression tag	UNP P16333
A	-17	PHE	-	expression tag	UNP P16333
A	-16	GLU	-	expression tag	UNP P16333
A	-15	ALA	-	expression tag	UNP P16333
A	-14	GLN	-	expression tag	UNP P16333
A	-13	LYS	-	expression tag	UNP P16333
A	-12	ILE	-	expression tag	UNP P16333
A	-11	GLU	-	expression tag	UNP P16333
A	-10	TRP	-	expression tag	UNP P16333

Continued on next page...

*Continued from previous page...*

Chain	Residue	Modelled	Actual	Comment	Reference
A	-9	HIS	-	expression tag	UNP P16333
A	-8	GLU	-	expression tag	UNP P16333
A	-7	GLY	-	expression tag	UNP P16333
A	-6	SER	-	expression tag	UNP P16333
A	-5	GLU	-	expression tag	UNP P16333
A	-4	ASN	-	expression tag	UNP P16333
A	-3	LEU	-	expression tag	UNP P16333
A	-2	TYR	-	expression tag	UNP P16333
A	-1	PHE	-	expression tag	UNP P16333
A	0	GLN	-	expression tag	UNP P16333
A	1	SER	-	expression tag	UNP P16333
B	-24	SER	-	expression tag	UNP P16333
B	-23	GLY	-	expression tag	UNP P16333
B	-22	GLY	-	expression tag	UNP P16333
B	-21	LEU	-	expression tag	UNP P16333
B	-20	ASN	-	expression tag	UNP P16333
B	-19	ASP	-	expression tag	UNP P16333
B	-18	ILE	-	expression tag	UNP P16333
B	-17	PHE	-	expression tag	UNP P16333
B	-16	GLU	-	expression tag	UNP P16333
B	-15	ALA	-	expression tag	UNP P16333
B	-14	GLN	-	expression tag	UNP P16333
B	-13	LYS	-	expression tag	UNP P16333
B	-12	ILE	-	expression tag	UNP P16333
B	-11	GLU	-	expression tag	UNP P16333
B	-10	TRP	-	expression tag	UNP P16333
B	-9	HIS	-	expression tag	UNP P16333
B	-8	GLU	-	expression tag	UNP P16333
B	-7	GLY	-	expression tag	UNP P16333
B	-6	SER	-	expression tag	UNP P16333
B	-5	GLU	-	expression tag	UNP P16333
B	-4	ASN	-	expression tag	UNP P16333
B	-3	LEU	-	expression tag	UNP P16333
B	-2	TYR	-	expression tag	UNP P16333
B	-1	PHE	-	expression tag	UNP P16333
B	0	GLN	-	expression tag	UNP P16333
B	1	SER	-	expression tag	UNP P16333
C	-24	SER	-	expression tag	UNP P16333
C	-23	GLY	-	expression tag	UNP P16333
C	-22	GLY	-	expression tag	UNP P16333
C	-21	LEU	-	expression tag	UNP P16333
C	-20	ASN	-	expression tag	UNP P16333

*Continued on next page...*

*Continued from previous page...*

Chain	Residue	Modelled	Actual	Comment	Reference
C	-19	ASP	-	expression tag	UNP P16333
C	-18	ILE	-	expression tag	UNP P16333
C	-17	PHE	-	expression tag	UNP P16333
C	-16	GLU	-	expression tag	UNP P16333
C	-15	ALA	-	expression tag	UNP P16333
C	-14	GLN	-	expression tag	UNP P16333
C	-13	LYS	-	expression tag	UNP P16333
C	-12	ILE	-	expression tag	UNP P16333
C	-11	GLU	-	expression tag	UNP P16333
C	-10	TRP	-	expression tag	UNP P16333
C	-9	HIS	-	expression tag	UNP P16333
C	-8	GLU	-	expression tag	UNP P16333
C	-7	GLY	-	expression tag	UNP P16333
C	-6	SER	-	expression tag	UNP P16333
C	-5	GLU	-	expression tag	UNP P16333
C	-4	ASN	-	expression tag	UNP P16333
C	-3	LEU	-	expression tag	UNP P16333
C	-2	TYR	-	expression tag	UNP P16333
C	-1	PHE	-	expression tag	UNP P16333
C	0	GLN	-	expression tag	UNP P16333
C	1	SER	-	expression tag	UNP P16333
D	-24	SER	-	expression tag	UNP P16333
D	-23	GLY	-	expression tag	UNP P16333
D	-22	GLY	-	expression tag	UNP P16333
D	-21	LEU	-	expression tag	UNP P16333
D	-20	ASN	-	expression tag	UNP P16333
D	-19	ASP	-	expression tag	UNP P16333
D	-18	ILE	-	expression tag	UNP P16333
D	-17	PHE	-	expression tag	UNP P16333
D	-16	GLU	-	expression tag	UNP P16333
D	-15	ALA	-	expression tag	UNP P16333
D	-14	GLN	-	expression tag	UNP P16333
D	-13	LYS	-	expression tag	UNP P16333
D	-12	ILE	-	expression tag	UNP P16333
D	-11	GLU	-	expression tag	UNP P16333
D	-10	TRP	-	expression tag	UNP P16333
D	-9	HIS	-	expression tag	UNP P16333
D	-8	GLU	-	expression tag	UNP P16333
D	-7	GLY	-	expression tag	UNP P16333
D	-6	SER	-	expression tag	UNP P16333
D	-5	GLU	-	expression tag	UNP P16333
D	-4	ASN	-	expression tag	UNP P16333

*Continued on next page...*

*Continued from previous page...*

Chain	Residue	Modelled	Actual	Comment	Reference
D	-3	LEU	-	expression tag	UNP P16333
D	-2	TYR	-	expression tag	UNP P16333
D	-1	PHE	-	expression tag	UNP P16333
D	0	GLN	-	expression tag	UNP P16333
D	1	SER	-	expression tag	UNP P16333
E	-24	SER	-	expression tag	UNP P16333
E	-23	GLY	-	expression tag	UNP P16333
E	-22	GLY	-	expression tag	UNP P16333
E	-21	LEU	-	expression tag	UNP P16333
E	-20	ASN	-	expression tag	UNP P16333
E	-19	ASP	-	expression tag	UNP P16333
E	-18	ILE	-	expression tag	UNP P16333
E	-17	PHE	-	expression tag	UNP P16333
E	-16	GLU	-	expression tag	UNP P16333
E	-15	ALA	-	expression tag	UNP P16333
E	-14	GLN	-	expression tag	UNP P16333
E	-13	LYS	-	expression tag	UNP P16333
E	-12	ILE	-	expression tag	UNP P16333
E	-11	GLU	-	expression tag	UNP P16333
E	-10	TRP	-	expression tag	UNP P16333
E	-9	HIS	-	expression tag	UNP P16333
E	-8	GLU	-	expression tag	UNP P16333
E	-7	GLY	-	expression tag	UNP P16333
E	-6	SER	-	expression tag	UNP P16333
E	-5	GLU	-	expression tag	UNP P16333
E	-4	ASN	-	expression tag	UNP P16333
E	-3	LEU	-	expression tag	UNP P16333
E	-2	TYR	-	expression tag	UNP P16333
E	-1	PHE	-	expression tag	UNP P16333
E	0	GLN	-	expression tag	UNP P16333
E	1	SER	-	expression tag	UNP P16333
F	-24	SER	-	expression tag	UNP P16333
F	-23	GLY	-	expression tag	UNP P16333
F	-22	GLY	-	expression tag	UNP P16333
F	-21	LEU	-	expression tag	UNP P16333
F	-20	ASN	-	expression tag	UNP P16333
F	-19	ASP	-	expression tag	UNP P16333
F	-18	ILE	-	expression tag	UNP P16333
F	-17	PHE	-	expression tag	UNP P16333
F	-16	GLU	-	expression tag	UNP P16333
F	-15	ALA	-	expression tag	UNP P16333
F	-14	GLN	-	expression tag	UNP P16333

*Continued on next page...*



*Continued from previous page...*

Chain	Residue	Modelled	Actual	Comment	Reference
F	-13	LYS	-	expression tag	UNP P16333
F	-12	ILE	-	expression tag	UNP P16333
F	-11	GLU	-	expression tag	UNP P16333
F	-10	TRP	-	expression tag	UNP P16333
F	-9	HIS	-	expression tag	UNP P16333
F	-8	GLU	-	expression tag	UNP P16333
F	-7	GLY	-	expression tag	UNP P16333
F	-6	SER	-	expression tag	UNP P16333
F	-5	GLU	-	expression tag	UNP P16333
F	-4	ASN	-	expression tag	UNP P16333
F	-3	LEU	-	expression tag	UNP P16333
F	-2	TYR	-	expression tag	UNP P16333
F	-1	PHE	-	expression tag	UNP P16333
F	0	GLN	-	expression tag	UNP P16333
F	1	SER	-	expression tag	UNP P16333
G	-24	SER	-	expression tag	UNP P16333
G	-23	GLY	-	expression tag	UNP P16333
G	-22	GLY	-	expression tag	UNP P16333
G	-21	LEU	-	expression tag	UNP P16333
G	-20	ASN	-	expression tag	UNP P16333
G	-19	ASP	-	expression tag	UNP P16333
G	-18	ILE	-	expression tag	UNP P16333
G	-17	PHE	-	expression tag	UNP P16333
G	-16	GLU	-	expression tag	UNP P16333
G	-15	ALA	-	expression tag	UNP P16333
G	-14	GLN	-	expression tag	UNP P16333
G	-13	LYS	-	expression tag	UNP P16333
G	-12	ILE	-	expression tag	UNP P16333
G	-11	GLU	-	expression tag	UNP P16333
G	-10	TRP	-	expression tag	UNP P16333
G	-9	HIS	-	expression tag	UNP P16333
G	-8	GLU	-	expression tag	UNP P16333
G	-7	GLY	-	expression tag	UNP P16333
G	-6	SER	-	expression tag	UNP P16333
G	-5	GLU	-	expression tag	UNP P16333
G	-4	ASN	-	expression tag	UNP P16333
G	-3	LEU	-	expression tag	UNP P16333
G	-2	TYR	-	expression tag	UNP P16333
G	-1	PHE	-	expression tag	UNP P16333
G	0	GLN	-	expression tag	UNP P16333
G	1	SER	-	expression tag	UNP P16333
H	-24	SER	-	expression tag	UNP P16333

*Continued on next page...*

*Continued from previous page...*

Chain	Residue	Modelled	Actual	Comment	Reference
H	-23	GLY	-	expression tag	UNP P16333
H	-22	GLY	-	expression tag	UNP P16333
H	-21	LEU	-	expression tag	UNP P16333
H	-20	ASN	-	expression tag	UNP P16333
H	-19	ASP	-	expression tag	UNP P16333
H	-18	ILE	-	expression tag	UNP P16333
H	-17	PHE	-	expression tag	UNP P16333
H	-16	GLU	-	expression tag	UNP P16333
H	-15	ALA	-	expression tag	UNP P16333
H	-14	GLN	-	expression tag	UNP P16333
H	-13	LYS	-	expression tag	UNP P16333
H	-12	ILE	-	expression tag	UNP P16333
H	-11	GLU	-	expression tag	UNP P16333
H	-10	TRP	-	expression tag	UNP P16333
H	-9	HIS	-	expression tag	UNP P16333
H	-8	GLU	-	expression tag	UNP P16333
H	-7	GLY	-	expression tag	UNP P16333
H	-6	SER	-	expression tag	UNP P16333
H	-5	GLU	-	expression tag	UNP P16333
H	-4	ASN	-	expression tag	UNP P16333
H	-3	LEU	-	expression tag	UNP P16333
H	-2	TYR	-	expression tag	UNP P16333
H	-1	PHE	-	expression tag	UNP P16333
H	0	GLN	-	expression tag	UNP P16333
H	1	SER	-	expression tag	UNP P16333
I	-24	SER	-	expression tag	UNP P16333
I	-23	GLY	-	expression tag	UNP P16333
I	-22	GLY	-	expression tag	UNP P16333
I	-21	LEU	-	expression tag	UNP P16333
I	-20	ASN	-	expression tag	UNP P16333
I	-19	ASP	-	expression tag	UNP P16333
I	-18	ILE	-	expression tag	UNP P16333
I	-17	PHE	-	expression tag	UNP P16333
I	-16	GLU	-	expression tag	UNP P16333
I	-15	ALA	-	expression tag	UNP P16333
I	-14	GLN	-	expression tag	UNP P16333
I	-13	LYS	-	expression tag	UNP P16333
I	-12	ILE	-	expression tag	UNP P16333
I	-11	GLU	-	expression tag	UNP P16333
I	-10	TRP	-	expression tag	UNP P16333
I	-9	HIS	-	expression tag	UNP P16333
I	-8	GLU	-	expression tag	UNP P16333

*Continued on next page...*

*Continued from previous page...*

Chain	Residue	Modelled	Actual	Comment	Reference
I	-7	GLY	-	expression tag	UNP P16333
I	-6	SER	-	expression tag	UNP P16333
I	-5	GLU	-	expression tag	UNP P16333
I	-4	ASN	-	expression tag	UNP P16333
I	-3	LEU	-	expression tag	UNP P16333
I	-2	TYR	-	expression tag	UNP P16333
I	-1	PHE	-	expression tag	UNP P16333
I	0	GLN	-	expression tag	UNP P16333
I	1	SER	-	expression tag	UNP P16333
J	-24	SER	-	expression tag	UNP P16333
J	-23	GLY	-	expression tag	UNP P16333
J	-22	GLY	-	expression tag	UNP P16333
J	-21	LEU	-	expression tag	UNP P16333
J	-20	ASN	-	expression tag	UNP P16333
J	-19	ASP	-	expression tag	UNP P16333
J	-18	ILE	-	expression tag	UNP P16333
J	-17	PHE	-	expression tag	UNP P16333
J	-16	GLU	-	expression tag	UNP P16333
J	-15	ALA	-	expression tag	UNP P16333
J	-14	GLN	-	expression tag	UNP P16333
J	-13	LYS	-	expression tag	UNP P16333
J	-12	ILE	-	expression tag	UNP P16333
J	-11	GLU	-	expression tag	UNP P16333
J	-10	TRP	-	expression tag	UNP P16333
J	-9	HIS	-	expression tag	UNP P16333
J	-8	GLU	-	expression tag	UNP P16333
J	-7	GLY	-	expression tag	UNP P16333
J	-6	SER	-	expression tag	UNP P16333
J	-5	GLU	-	expression tag	UNP P16333
J	-4	ASN	-	expression tag	UNP P16333
J	-3	LEU	-	expression tag	UNP P16333
J	-2	TYR	-	expression tag	UNP P16333
J	-1	PHE	-	expression tag	UNP P16333
J	0	GLN	-	expression tag	UNP P16333
J	1	SER	-	expression tag	UNP P16333
K	-24	SER	-	expression tag	UNP P16333
K	-23	GLY	-	expression tag	UNP P16333
K	-22	GLY	-	expression tag	UNP P16333
K	-21	LEU	-	expression tag	UNP P16333
K	-20	ASN	-	expression tag	UNP P16333
K	-19	ASP	-	expression tag	UNP P16333
K	-18	ILE	-	expression tag	UNP P16333

*Continued on next page...*

*Continued from previous page...*

Chain	Residue	Modelled	Actual	Comment	Reference
K	-17	PHE	-	expression tag	UNP P16333
K	-16	GLU	-	expression tag	UNP P16333
K	-15	ALA	-	expression tag	UNP P16333
K	-14	GLN	-	expression tag	UNP P16333
K	-13	LYS	-	expression tag	UNP P16333
K	-12	ILE	-	expression tag	UNP P16333
K	-11	GLU	-	expression tag	UNP P16333
K	-10	TRP	-	expression tag	UNP P16333
K	-9	HIS	-	expression tag	UNP P16333
K	-8	GLU	-	expression tag	UNP P16333
K	-7	GLY	-	expression tag	UNP P16333
K	-6	SER	-	expression tag	UNP P16333
K	-5	GLU	-	expression tag	UNP P16333
K	-4	ASN	-	expression tag	UNP P16333
K	-3	LEU	-	expression tag	UNP P16333
K	-2	TYR	-	expression tag	UNP P16333
K	-1	PHE	-	expression tag	UNP P16333
K	0	GLN	-	expression tag	UNP P16333
K	1	SER	-	expression tag	UNP P16333
L	-24	SER	-	expression tag	UNP P16333
L	-23	GLY	-	expression tag	UNP P16333
L	-22	GLY	-	expression tag	UNP P16333
L	-21	LEU	-	expression tag	UNP P16333
L	-20	ASN	-	expression tag	UNP P16333
L	-19	ASP	-	expression tag	UNP P16333
L	-18	ILE	-	expression tag	UNP P16333
L	-17	PHE	-	expression tag	UNP P16333
L	-16	GLU	-	expression tag	UNP P16333
L	-15	ALA	-	expression tag	UNP P16333
L	-14	GLN	-	expression tag	UNP P16333
L	-13	LYS	-	expression tag	UNP P16333
L	-12	ILE	-	expression tag	UNP P16333
L	-11	GLU	-	expression tag	UNP P16333
L	-10	TRP	-	expression tag	UNP P16333
L	-9	HIS	-	expression tag	UNP P16333
L	-8	GLU	-	expression tag	UNP P16333
L	-7	GLY	-	expression tag	UNP P16333
L	-6	SER	-	expression tag	UNP P16333
L	-5	GLU	-	expression tag	UNP P16333
L	-4	ASN	-	expression tag	UNP P16333
L	-3	LEU	-	expression tag	UNP P16333
L	-2	TYR	-	expression tag	UNP P16333

*Continued on next page...*

*Continued from previous page...*

Chain	Residue	Modelled	Actual	Comment	Reference
L	-1	PHE	-	expression tag	UNP P16333
L	0	GLN	-	expression tag	UNP P16333
L	1	SER	-	expression tag	UNP P16333
M	-24	SER	-	expression tag	UNP P16333
M	-23	GLY	-	expression tag	UNP P16333
M	-22	GLY	-	expression tag	UNP P16333
M	-21	LEU	-	expression tag	UNP P16333
M	-20	ASN	-	expression tag	UNP P16333
M	-19	ASP	-	expression tag	UNP P16333
M	-18	ILE	-	expression tag	UNP P16333
M	-17	PHE	-	expression tag	UNP P16333
M	-16	GLU	-	expression tag	UNP P16333
M	-15	ALA	-	expression tag	UNP P16333
M	-14	GLN	-	expression tag	UNP P16333
M	-13	LYS	-	expression tag	UNP P16333
M	-12	ILE	-	expression tag	UNP P16333
M	-11	GLU	-	expression tag	UNP P16333
M	-10	TRP	-	expression tag	UNP P16333
M	-9	HIS	-	expression tag	UNP P16333
M	-8	GLU	-	expression tag	UNP P16333
M	-7	GLY	-	expression tag	UNP P16333
M	-6	SER	-	expression tag	UNP P16333
M	-5	GLU	-	expression tag	UNP P16333
M	-4	ASN	-	expression tag	UNP P16333
M	-3	LEU	-	expression tag	UNP P16333
M	-2	TYR	-	expression tag	UNP P16333
M	-1	PHE	-	expression tag	UNP P16333
M	0	GLN	-	expression tag	UNP P16333
M	1	SER	-	expression tag	UNP P16333
N	-24	SER	-	expression tag	UNP P16333
N	-23	GLY	-	expression tag	UNP P16333
N	-22	GLY	-	expression tag	UNP P16333
N	-21	LEU	-	expression tag	UNP P16333
N	-20	ASN	-	expression tag	UNP P16333
N	-19	ASP	-	expression tag	UNP P16333
N	-18	ILE	-	expression tag	UNP P16333
N	-17	PHE	-	expression tag	UNP P16333
N	-16	GLU	-	expression tag	UNP P16333
N	-15	ALA	-	expression tag	UNP P16333
N	-14	GLN	-	expression tag	UNP P16333
N	-13	LYS	-	expression tag	UNP P16333
N	-12	ILE	-	expression tag	UNP P16333

*Continued on next page...*

*Continued from previous page...*

Chain	Residue	Modelled	Actual	Comment	Reference
N	-11	GLU	-	expression tag	UNP P16333
N	-10	TRP	-	expression tag	UNP P16333
N	-9	HIS	-	expression tag	UNP P16333
N	-8	GLU	-	expression tag	UNP P16333
N	-7	GLY	-	expression tag	UNP P16333
N	-6	SER	-	expression tag	UNP P16333
N	-5	GLU	-	expression tag	UNP P16333
N	-4	ASN	-	expression tag	UNP P16333
N	-3	LEU	-	expression tag	UNP P16333
N	-2	TYR	-	expression tag	UNP P16333
N	-1	PHE	-	expression tag	UNP P16333
N	0	GLN	-	expression tag	UNP P16333
N	1	SER	-	expression tag	UNP P16333
O	-24	SER	-	expression tag	UNP P16333
O	-23	GLY	-	expression tag	UNP P16333
O	-22	GLY	-	expression tag	UNP P16333
O	-21	LEU	-	expression tag	UNP P16333
O	-20	ASN	-	expression tag	UNP P16333
O	-19	ASP	-	expression tag	UNP P16333
O	-18	ILE	-	expression tag	UNP P16333
O	-17	PHE	-	expression tag	UNP P16333
O	-16	GLU	-	expression tag	UNP P16333
O	-15	ALA	-	expression tag	UNP P16333
O	-14	GLN	-	expression tag	UNP P16333
O	-13	LYS	-	expression tag	UNP P16333
O	-12	ILE	-	expression tag	UNP P16333
O	-11	GLU	-	expression tag	UNP P16333
O	-10	TRP	-	expression tag	UNP P16333
O	-9	HIS	-	expression tag	UNP P16333
O	-8	GLU	-	expression tag	UNP P16333
O	-7	GLY	-	expression tag	UNP P16333
O	-6	SER	-	expression tag	UNP P16333
O	-5	GLU	-	expression tag	UNP P16333
O	-4	ASN	-	expression tag	UNP P16333
O	-3	LEU	-	expression tag	UNP P16333
O	-2	TYR	-	expression tag	UNP P16333
O	-1	PHE	-	expression tag	UNP P16333
O	0	GLN	-	expression tag	UNP P16333
O	1	SER	-	expression tag	UNP P16333
P	-24	SER	-	expression tag	UNP P16333
P	-23	GLY	-	expression tag	UNP P16333
P	-22	GLY	-	expression tag	UNP P16333

*Continued on next page...*

*Continued from previous page...*

Chain	Residue	Modelled	Actual	Comment	Reference
P	-21	LEU	-	expression tag	UNP P16333
P	-20	ASN	-	expression tag	UNP P16333
P	-19	ASP	-	expression tag	UNP P16333
P	-18	ILE	-	expression tag	UNP P16333
P	-17	PHE	-	expression tag	UNP P16333
P	-16	GLU	-	expression tag	UNP P16333
P	-15	ALA	-	expression tag	UNP P16333
P	-14	GLN	-	expression tag	UNP P16333
P	-13	LYS	-	expression tag	UNP P16333
P	-12	ILE	-	expression tag	UNP P16333
P	-11	GLU	-	expression tag	UNP P16333
P	-10	TRP	-	expression tag	UNP P16333
P	-9	HIS	-	expression tag	UNP P16333
P	-8	GLU	-	expression tag	UNP P16333
P	-7	GLY	-	expression tag	UNP P16333
P	-6	SER	-	expression tag	UNP P16333
P	-5	GLU	-	expression tag	UNP P16333
P	-4	ASN	-	expression tag	UNP P16333
P	-3	LEU	-	expression tag	UNP P16333
P	-2	TYR	-	expression tag	UNP P16333
P	-1	PHE	-	expression tag	UNP P16333
P	0	GLN	-	expression tag	UNP P16333
P	1	SER	-	expression tag	UNP P16333
Q	-24	SER	-	expression tag	UNP P16333
Q	-23	GLY	-	expression tag	UNP P16333
Q	-22	GLY	-	expression tag	UNP P16333
Q	-21	LEU	-	expression tag	UNP P16333
Q	-20	ASN	-	expression tag	UNP P16333
Q	-19	ASP	-	expression tag	UNP P16333
Q	-18	ILE	-	expression tag	UNP P16333
Q	-17	PHE	-	expression tag	UNP P16333
Q	-16	GLU	-	expression tag	UNP P16333
Q	-15	ALA	-	expression tag	UNP P16333
Q	-14	GLN	-	expression tag	UNP P16333
Q	-13	LYS	-	expression tag	UNP P16333
Q	-12	ILE	-	expression tag	UNP P16333
Q	-11	GLU	-	expression tag	UNP P16333
Q	-10	TRP	-	expression tag	UNP P16333
Q	-9	HIS	-	expression tag	UNP P16333
Q	-8	GLU	-	expression tag	UNP P16333
Q	-7	GLY	-	expression tag	UNP P16333
Q	-6	SER	-	expression tag	UNP P16333

*Continued on next page...*

*Continued from previous page...*

Chain	Residue	Modelled	Actual	Comment	Reference
Q	-5	GLU	-	expression tag	UNP P16333
Q	-4	ASN	-	expression tag	UNP P16333
Q	-3	LEU	-	expression tag	UNP P16333
Q	-2	TYR	-	expression tag	UNP P16333
Q	-1	PHE	-	expression tag	UNP P16333
Q	0	GLN	-	expression tag	UNP P16333
Q	1	SER	-	expression tag	UNP P16333
R	-24	SER	-	expression tag	UNP P16333
R	-23	GLY	-	expression tag	UNP P16333
R	-22	GLY	-	expression tag	UNP P16333
R	-21	LEU	-	expression tag	UNP P16333
R	-20	ASN	-	expression tag	UNP P16333
R	-19	ASP	-	expression tag	UNP P16333
R	-18	ILE	-	expression tag	UNP P16333
R	-17	PHE	-	expression tag	UNP P16333
R	-16	GLU	-	expression tag	UNP P16333
R	-15	ALA	-	expression tag	UNP P16333
R	-14	GLN	-	expression tag	UNP P16333
R	-13	LYS	-	expression tag	UNP P16333
R	-12	ILE	-	expression tag	UNP P16333
R	-11	GLU	-	expression tag	UNP P16333
R	-10	TRP	-	expression tag	UNP P16333
R	-9	HIS	-	expression tag	UNP P16333
R	-8	GLU	-	expression tag	UNP P16333
R	-7	GLY	-	expression tag	UNP P16333
R	-6	SER	-	expression tag	UNP P16333
R	-5	GLU	-	expression tag	UNP P16333
R	-4	ASN	-	expression tag	UNP P16333
R	-3	LEU	-	expression tag	UNP P16333
R	-2	TYR	-	expression tag	UNP P16333
R	-1	PHE	-	expression tag	UNP P16333
R	0	GLN	-	expression tag	UNP P16333
R	1	SER	-	expression tag	UNP P16333
S	-24	SER	-	expression tag	UNP P16333
S	-23	GLY	-	expression tag	UNP P16333
S	-22	GLY	-	expression tag	UNP P16333
S	-21	LEU	-	expression tag	UNP P16333
S	-20	ASN	-	expression tag	UNP P16333
S	-19	ASP	-	expression tag	UNP P16333
S	-18	ILE	-	expression tag	UNP P16333
S	-17	PHE	-	expression tag	UNP P16333
S	-16	GLU	-	expression tag	UNP P16333

*Continued on next page...*



*Continued from previous page...*

Chain	Residue	Modelled	Actual	Comment	Reference
S	-15	ALA	-	expression tag	UNP P16333
S	-14	GLN	-	expression tag	UNP P16333
S	-13	LYS	-	expression tag	UNP P16333
S	-12	ILE	-	expression tag	UNP P16333
S	-11	GLU	-	expression tag	UNP P16333
S	-10	TRP	-	expression tag	UNP P16333
S	-9	HIS	-	expression tag	UNP P16333
S	-8	GLU	-	expression tag	UNP P16333
S	-7	GLY	-	expression tag	UNP P16333
S	-6	SER	-	expression tag	UNP P16333
S	-5	GLU	-	expression tag	UNP P16333
S	-4	ASN	-	expression tag	UNP P16333
S	-3	LEU	-	expression tag	UNP P16333
S	-2	TYR	-	expression tag	UNP P16333
S	-1	PHE	-	expression tag	UNP P16333
S	0	GLN	-	expression tag	UNP P16333
S	1	SER	-	expression tag	UNP P16333
T	-24	SER	-	expression tag	UNP P16333
T	-23	GLY	-	expression tag	UNP P16333
T	-22	GLY	-	expression tag	UNP P16333
T	-21	LEU	-	expression tag	UNP P16333
T	-20	ASN	-	expression tag	UNP P16333
T	-19	ASP	-	expression tag	UNP P16333
T	-18	ILE	-	expression tag	UNP P16333
T	-17	PHE	-	expression tag	UNP P16333
T	-16	GLU	-	expression tag	UNP P16333
T	-15	ALA	-	expression tag	UNP P16333
T	-14	GLN	-	expression tag	UNP P16333
T	-13	LYS	-	expression tag	UNP P16333
T	-12	ILE	-	expression tag	UNP P16333
T	-11	GLU	-	expression tag	UNP P16333
T	-10	TRP	-	expression tag	UNP P16333
T	-9	HIS	-	expression tag	UNP P16333
T	-8	GLU	-	expression tag	UNP P16333
T	-7	GLY	-	expression tag	UNP P16333
T	-6	SER	-	expression tag	UNP P16333
T	-5	GLU	-	expression tag	UNP P16333
T	-4	ASN	-	expression tag	UNP P16333
T	-3	LEU	-	expression tag	UNP P16333
T	-2	TYR	-	expression tag	UNP P16333
T	-1	PHE	-	expression tag	UNP P16333
T	0	GLN	-	expression tag	UNP P16333

*Continued on next page...*

*Continued from previous page...*

Chain	Residue	Modelled	Actual	Comment	Reference
T	1	SER	-	expression tag	UNP P16333
U	-24	SER	-	expression tag	UNP P16333
U	-23	GLY	-	expression tag	UNP P16333
U	-22	GLY	-	expression tag	UNP P16333
U	-21	LEU	-	expression tag	UNP P16333
U	-20	ASN	-	expression tag	UNP P16333
U	-19	ASP	-	expression tag	UNP P16333
U	-18	ILE	-	expression tag	UNP P16333
U	-17	PHE	-	expression tag	UNP P16333
U	-16	GLU	-	expression tag	UNP P16333
U	-15	ALA	-	expression tag	UNP P16333
U	-14	GLN	-	expression tag	UNP P16333
U	-13	LYS	-	expression tag	UNP P16333
U	-12	ILE	-	expression tag	UNP P16333
U	-11	GLU	-	expression tag	UNP P16333
U	-10	TRP	-	expression tag	UNP P16333
U	-9	HIS	-	expression tag	UNP P16333
U	-8	GLU	-	expression tag	UNP P16333
U	-7	GLY	-	expression tag	UNP P16333
U	-6	SER	-	expression tag	UNP P16333
U	-5	GLU	-	expression tag	UNP P16333
U	-4	ASN	-	expression tag	UNP P16333
U	-3	LEU	-	expression tag	UNP P16333
U	-2	TYR	-	expression tag	UNP P16333
U	-1	PHE	-	expression tag	UNP P16333
U	0	GLN	-	expression tag	UNP P16333
U	1	SER	-	expression tag	UNP P16333
V	-24	SER	-	expression tag	UNP P16333
V	-23	GLY	-	expression tag	UNP P16333
V	-22	GLY	-	expression tag	UNP P16333
V	-21	LEU	-	expression tag	UNP P16333
V	-20	ASN	-	expression tag	UNP P16333
V	-19	ASP	-	expression tag	UNP P16333
V	-18	ILE	-	expression tag	UNP P16333
V	-17	PHE	-	expression tag	UNP P16333
V	-16	GLU	-	expression tag	UNP P16333
V	-15	ALA	-	expression tag	UNP P16333
V	-14	GLN	-	expression tag	UNP P16333
V	-13	LYS	-	expression tag	UNP P16333
V	-12	ILE	-	expression tag	UNP P16333
V	-11	GLU	-	expression tag	UNP P16333
V	-10	TRP	-	expression tag	UNP P16333

*Continued on next page...*

*Continued from previous page...*

Chain	Residue	Modelled	Actual	Comment	Reference
V	-9	HIS	-	expression tag	UNP P16333
V	-8	GLU	-	expression tag	UNP P16333
V	-7	GLY	-	expression tag	UNP P16333
V	-6	SER	-	expression tag	UNP P16333
V	-5	GLU	-	expression tag	UNP P16333
V	-4	ASN	-	expression tag	UNP P16333
V	-3	LEU	-	expression tag	UNP P16333
V	-2	TYR	-	expression tag	UNP P16333
V	-1	PHE	-	expression tag	UNP P16333
V	0	GLN	-	expression tag	UNP P16333
V	1	SER	-	expression tag	UNP P16333
W	-24	SER	-	expression tag	UNP P16333
W	-23	GLY	-	expression tag	UNP P16333
W	-22	GLY	-	expression tag	UNP P16333
W	-21	LEU	-	expression tag	UNP P16333
W	-20	ASN	-	expression tag	UNP P16333
W	-19	ASP	-	expression tag	UNP P16333
W	-18	ILE	-	expression tag	UNP P16333
W	-17	PHE	-	expression tag	UNP P16333
W	-16	GLU	-	expression tag	UNP P16333
W	-15	ALA	-	expression tag	UNP P16333
W	-14	GLN	-	expression tag	UNP P16333
W	-13	LYS	-	expression tag	UNP P16333
W	-12	ILE	-	expression tag	UNP P16333
W	-11	GLU	-	expression tag	UNP P16333
W	-10	TRP	-	expression tag	UNP P16333
W	-9	HIS	-	expression tag	UNP P16333
W	-8	GLU	-	expression tag	UNP P16333
W	-7	GLY	-	expression tag	UNP P16333
W	-6	SER	-	expression tag	UNP P16333
W	-5	GLU	-	expression tag	UNP P16333
W	-4	ASN	-	expression tag	UNP P16333
W	-3	LEU	-	expression tag	UNP P16333
W	-2	TYR	-	expression tag	UNP P16333
W	-1	PHE	-	expression tag	UNP P16333
W	0	GLN	-	expression tag	UNP P16333
W	1	SER	-	expression tag	UNP P16333
X	-24	SER	-	expression tag	UNP P16333
X	-23	GLY	-	expression tag	UNP P16333
X	-22	GLY	-	expression tag	UNP P16333
X	-21	LEU	-	expression tag	UNP P16333
X	-20	ASN	-	expression tag	UNP P16333

*Continued on next page...*

*Continued from previous page...*

Chain	Residue	Modelled	Actual	Comment	Reference
X	-19	ASP	-	expression tag	UNP P16333
X	-18	ILE	-	expression tag	UNP P16333
X	-17	PHE	-	expression tag	UNP P16333
X	-16	GLU	-	expression tag	UNP P16333
X	-15	ALA	-	expression tag	UNP P16333
X	-14	GLN	-	expression tag	UNP P16333
X	-13	LYS	-	expression tag	UNP P16333
X	-12	ILE	-	expression tag	UNP P16333
X	-11	GLU	-	expression tag	UNP P16333
X	-10	TRP	-	expression tag	UNP P16333
X	-9	HIS	-	expression tag	UNP P16333
X	-8	GLU	-	expression tag	UNP P16333
X	-7	GLY	-	expression tag	UNP P16333
X	-6	SER	-	expression tag	UNP P16333
X	-5	GLU	-	expression tag	UNP P16333
X	-4	ASN	-	expression tag	UNP P16333
X	-3	LEU	-	expression tag	UNP P16333
X	-2	TYR	-	expression tag	UNP P16333
X	-1	PHE	-	expression tag	UNP P16333
X	0	GLN	-	expression tag	UNP P16333
X	1	SER	-	expression tag	UNP P16333
Y	-24	SER	-	expression tag	UNP P16333
Y	-23	GLY	-	expression tag	UNP P16333
Y	-22	GLY	-	expression tag	UNP P16333
Y	-21	LEU	-	expression tag	UNP P16333
Y	-20	ASN	-	expression tag	UNP P16333
Y	-19	ASP	-	expression tag	UNP P16333
Y	-18	ILE	-	expression tag	UNP P16333
Y	-17	PHE	-	expression tag	UNP P16333
Y	-16	GLU	-	expression tag	UNP P16333
Y	-15	ALA	-	expression tag	UNP P16333
Y	-14	GLN	-	expression tag	UNP P16333
Y	-13	LYS	-	expression tag	UNP P16333
Y	-12	ILE	-	expression tag	UNP P16333
Y	-11	GLU	-	expression tag	UNP P16333
Y	-10	TRP	-	expression tag	UNP P16333
Y	-9	HIS	-	expression tag	UNP P16333
Y	-8	GLU	-	expression tag	UNP P16333
Y	-7	GLY	-	expression tag	UNP P16333
Y	-6	SER	-	expression tag	UNP P16333
Y	-5	GLU	-	expression tag	UNP P16333
Y	-4	ASN	-	expression tag	UNP P16333

*Continued on next page...*

*Continued from previous page...*

Chain	Residue	Modelled	Actual	Comment	Reference
Y	-3	LEU	-	expression tag	UNP P16333
Y	-2	TYR	-	expression tag	UNP P16333
Y	-1	PHE	-	expression tag	UNP P16333
Y	0	GLN	-	expression tag	UNP P16333
Y	1	SER	-	expression tag	UNP P16333
Z	-24	SER	-	expression tag	UNP P16333
Z	-23	GLY	-	expression tag	UNP P16333
Z	-22	GLY	-	expression tag	UNP P16333
Z	-21	LEU	-	expression tag	UNP P16333
Z	-20	ASN	-	expression tag	UNP P16333
Z	-19	ASP	-	expression tag	UNP P16333
Z	-18	ILE	-	expression tag	UNP P16333
Z	-17	PHE	-	expression tag	UNP P16333
Z	-16	GLU	-	expression tag	UNP P16333
Z	-15	ALA	-	expression tag	UNP P16333
Z	-14	GLN	-	expression tag	UNP P16333
Z	-13	LYS	-	expression tag	UNP P16333
Z	-12	ILE	-	expression tag	UNP P16333
Z	-11	GLU	-	expression tag	UNP P16333
Z	-10	TRP	-	expression tag	UNP P16333
Z	-9	HIS	-	expression tag	UNP P16333
Z	-8	GLU	-	expression tag	UNP P16333
Z	-7	GLY	-	expression tag	UNP P16333
Z	-6	SER	-	expression tag	UNP P16333
Z	-5	GLU	-	expression tag	UNP P16333
Z	-4	ASN	-	expression tag	UNP P16333
Z	-3	LEU	-	expression tag	UNP P16333
Z	-2	TYR	-	expression tag	UNP P16333
Z	-1	PHE	-	expression tag	UNP P16333
Z	0	GLN	-	expression tag	UNP P16333
Z	1	SER	-	expression tag	UNP P16333
1	-24	SER	-	expression tag	UNP P16333
1	-23	GLY	-	expression tag	UNP P16333
1	-22	GLY	-	expression tag	UNP P16333
1	-21	LEU	-	expression tag	UNP P16333
1	-20	ASN	-	expression tag	UNP P16333
1	-19	ASP	-	expression tag	UNP P16333
1	-18	ILE	-	expression tag	UNP P16333
1	-17	PHE	-	expression tag	UNP P16333
1	-16	GLU	-	expression tag	UNP P16333
1	-15	ALA	-	expression tag	UNP P16333
1	-14	GLN	-	expression tag	UNP P16333

*Continued on next page...*

*Continued from previous page...*

Chain	Residue	Modelled	Actual	Comment	Reference
1	-13	LYS	-	expression tag	UNP P16333
1	-12	ILE	-	expression tag	UNP P16333
1	-11	GLU	-	expression tag	UNP P16333
1	-10	TRP	-	expression tag	UNP P16333
1	-9	HIS	-	expression tag	UNP P16333
1	-8	GLU	-	expression tag	UNP P16333
1	-7	GLY	-	expression tag	UNP P16333
1	-6	SER	-	expression tag	UNP P16333
1	-5	GLU	-	expression tag	UNP P16333
1	-4	ASN	-	expression tag	UNP P16333
1	-3	LEU	-	expression tag	UNP P16333
1	-2	TYR	-	expression tag	UNP P16333
1	-1	PHE	-	expression tag	UNP P16333
1	0	GLN	-	expression tag	UNP P16333
1	1	SER	-	expression tag	UNP P16333
2	-24	SER	-	expression tag	UNP P16333
2	-23	GLY	-	expression tag	UNP P16333
2	-22	GLY	-	expression tag	UNP P16333
2	-21	LEU	-	expression tag	UNP P16333
2	-20	ASN	-	expression tag	UNP P16333
2	-19	ASP	-	expression tag	UNP P16333
2	-18	ILE	-	expression tag	UNP P16333
2	-17	PHE	-	expression tag	UNP P16333
2	-16	GLU	-	expression tag	UNP P16333
2	-15	ALA	-	expression tag	UNP P16333
2	-14	GLN	-	expression tag	UNP P16333
2	-13	LYS	-	expression tag	UNP P16333
2	-12	ILE	-	expression tag	UNP P16333
2	-11	GLU	-	expression tag	UNP P16333
2	-10	TRP	-	expression tag	UNP P16333
2	-9	HIS	-	expression tag	UNP P16333
2	-8	GLU	-	expression tag	UNP P16333
2	-7	GLY	-	expression tag	UNP P16333
2	-6	SER	-	expression tag	UNP P16333
2	-5	GLU	-	expression tag	UNP P16333
2	-4	ASN	-	expression tag	UNP P16333
2	-3	LEU	-	expression tag	UNP P16333
2	-2	TYR	-	expression tag	UNP P16333
2	-1	PHE	-	expression tag	UNP P16333
2	0	GLN	-	expression tag	UNP P16333
2	1	SER	-	expression tag	UNP P16333

- Molecule 2 is water.

Mol	Chain	Residues	Atoms	ZeroOcc	AltConf
2	A	12	Total O 12 12	0	0
2	B	20	Total O 20 20	0	0
2	C	8	Total O 8 8	0	0
2	D	11	Total O 11 11	0	0
2	E	22	Total O 22 22	0	0
2	F	8	Total O 8 8	0	0
2	G	18	Total O 18 18	0	0
2	H	12	Total O 12 12	0	0
2	I	14	Total O 14 14	0	0
2	J	6	Total O 6 6	0	0
2	K	16	Total O 16 16	0	0
2	L	9	Total O 9 9	0	0
2	M	6	Total O 6 6	0	0
2	N	5	Total O 5 5	0	0
2	O	4	Total O 4 4	0	0
2	P	7	Total O 7 7	0	0
2	Q	8	Total O 8 8	0	0
2	R	6	Total O 6 6	0	0
2	S	6	Total O 6 6	0	0
2	T	4	Total O 4 4	0	0
2	U	3	Total O 3 3	0	0
2	V	3	Total O 3 3	0	0

*Continued on next page...*

*Continued from previous page...*

<b>Mol</b>	<b>Chain</b>	<b>Residues</b>	<b>Atoms</b>	<b>ZeroOcc</b>	<b>AltConf</b>
2	W	3	Total O 3 3	0	0
2	X	2	Total O 2 2	0	0

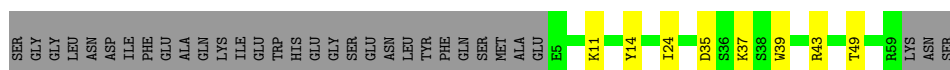


### 3 Residue-property plots [i](#)

These plots are drawn for all protein, RNA, DNA and oligosaccharide chains in the entry. The first graphic for a chain summarises the proportions of the various outlier classes displayed in the second graphic. The second graphic shows the sequence view annotated by issues in geometry and electron density. Residues are color-coded according to the number of geometric quality criteria for which they contain at least one outlier: green = 0, yellow = 1, orange = 2 and red = 3 or more. A red dot above a residue indicates a poor fit to the electron density ( $RSRZ > 2$ ). Stretches of 2 or more consecutive residues without any outlier are shown as a green connector. Residues present in the sample, but not in the model, are shown in grey.

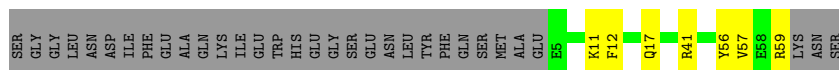
- Molecule 1: Cytoplasmic protein NCK1

Chain A: 



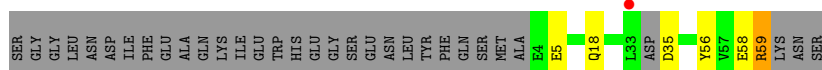
- Molecule 1: Cytoplasmic protein NCK1

Chain B: 



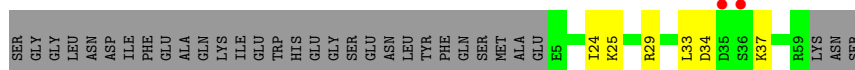
- Molecule 1: Cytoplasmic protein NCK1

Chain C: 



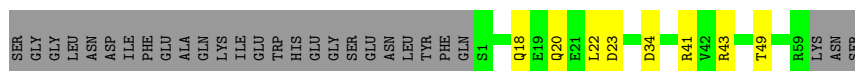
- Molecule 1: Cytoplasmic protein NCK1

Chain D: 

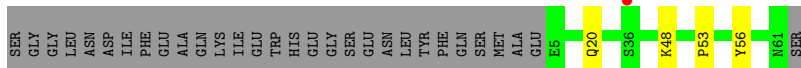


- Molecule 1: Cytoplasmic protein NCK1

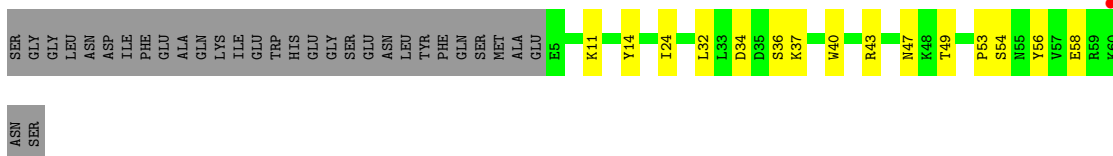
Chain E: 



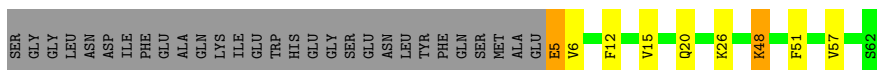
- Molecule 1: Cytoplasmic protein NCK1



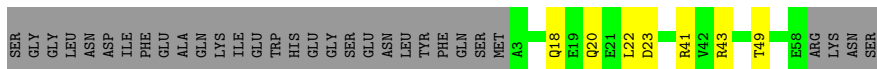
- Molecule 1: Cytoplasmic protein NCK1



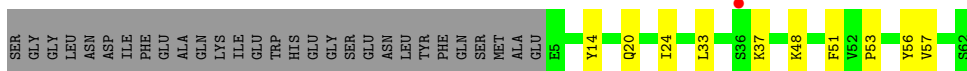
- Molecule 1: Cytoplasmic protein NCK1



- Molecule 1: Cytoplasmic protein NCK1



- Molecule 1: Cytoplasmic protein NCK1

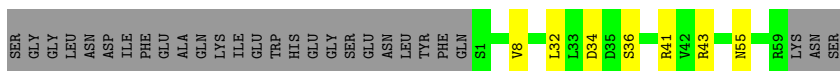


- Molecule 1: Cytoplasmic protein NCK1

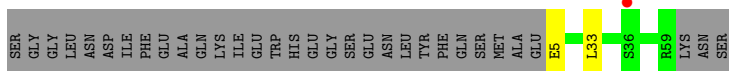


- Molecule 1: Cytoplasmic protein NCK1

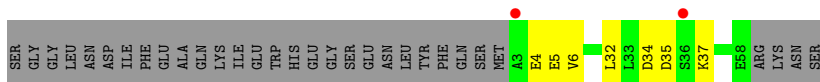




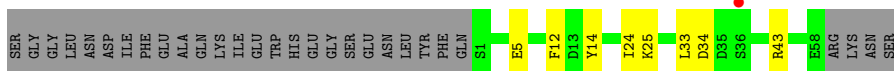
- Molecule 1: Cytoplasmic protein NCK1



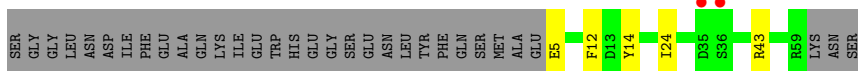
- Molecule 1: Cytoplasmic protein NCK1



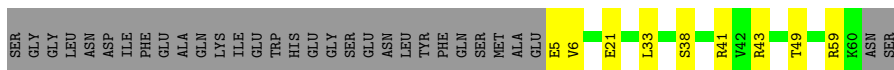
- Molecule 1: Cytoplasmic protein NCK1



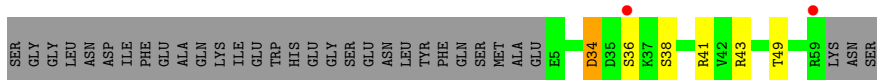
- Molecule 1: Cytoplasmic protein NCK1



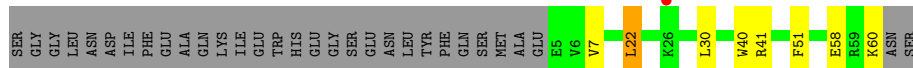
- Molecule 1: Cytoplasmic protein NCK1



- Molecule 1: Cytoplasmic protein NCK1



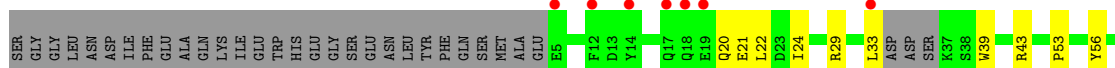
- Molecule 1: Cytoplasmic protein NCK1



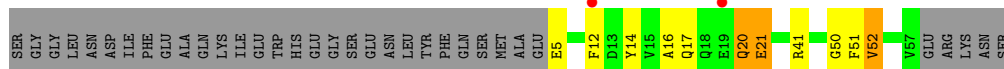
● Molecule 1: Cytoplasmic protein NCK1



● Molecule 1: Cytoplasmic protein NCK1



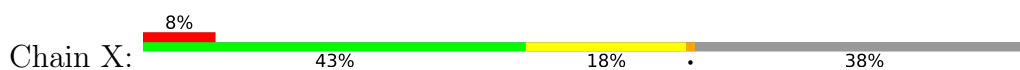
● Molecule 1: Cytoplasmic protein NCK1



● Molecule 1: Cytoplasmic protein NCK1

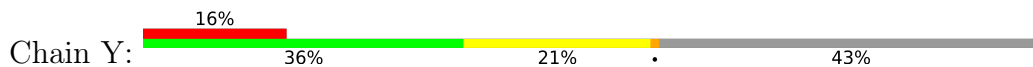


● Molecule 1: Cytoplasmic protein NCK1

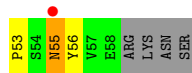
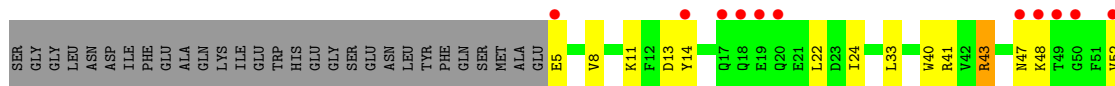




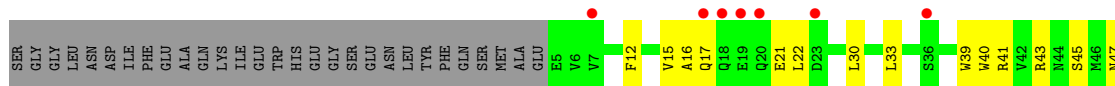
● Molecule 1: Cytoplasmic protein NCK1



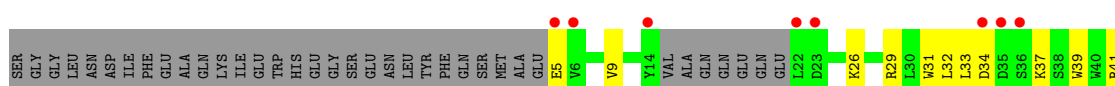
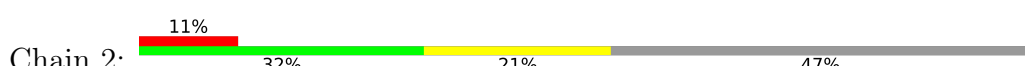
● Molecule 1: Cytoplasmic protein NCK1



● Molecule 1: Cytoplasmic protein NCK1



● Molecule 1: Cytoplasmic protein NCK1



## 4 Data and refinement statistics i

Property	Value	Source
Space group	P 1	Depositor
Cell constants a, b, c, $\alpha$ , $\beta$ , $\gamma$	49.08Å 92.05Å 114.75Å 103.02° 91.63° 88.57°	Depositor
Resolution (Å)	53.08 – 1.82 55.88 – 1.82	Depositor EDS
% Data completeness (in resolution range)	62.1 (53.08-1.82) 59.5 (55.88-1.82)	Depositor EDS
$R_{merge}$	0.05	Depositor
$R_{sym}$	(Not available)	Depositor
$\langle I/\sigma(I) \rangle$ <sup>1</sup>	1.74 (at 1.82Å)	Xtrriage
Refinement program	PHENIX 1.12rc1_2801	Depositor
R, $R_{free}$	0.208 , 0.263 0.210 , 0.267	Depositor DCC
$R_{free}$ test set	5423 reflections (4.94%)	wwPDB-VP
Wilson B-factor (Å <sup>2</sup> )	30.3	Xtrriage
Anisotropy	0.025	Xtrriage
Bulk solvent $k_{sol}$ (e/Å <sup>3</sup> ), $B_{sol}$ (Å <sup>2</sup> )	0.31 , 42.7	EDS
L-test for twinning <sup>2</sup>	$\langle  L  \rangle = 0.50$ , $\langle L^2 \rangle = 0.34$	Xtrriage
Estimated twinning fraction	0.079 for h,-k,-l	Xtrriage
$F_o, F_c$ correlation	0.95	EDS
Total number of atoms	13353	wwPDB-VP
Average B, all atoms (Å <sup>2</sup> )	57.0	wwPDB-VP

Xtrriage's analysis on translational NCS is as follows: *The largest off-origin peak in the Patterson function is 4.91% of the height of the origin peak. No significant pseudotranslation is detected.*

<sup>1</sup>Intensities estimated from amplitudes.

<sup>2</sup>Theoretical values of  $\langle |L| \rangle$ ,  $\langle L^2 \rangle$  for acentric reflections are 0.5, 0.333 respectively for untwinned datasets, and 0.375, 0.2 for perfectly twinned datasets.

## 5 Model quality

### 5.1 Standard geometry

The Z score for a bond length (or angle) is the number of standard deviations the observed value is removed from the expected value. A bond length (or angle) with  $|Z| > 5$  is considered an outlier worth inspection. RMSZ is the root-mean-square of all Z scores of the bond lengths (or angles).

Mol	Chain	Bond lengths		Bond angles	
		RMSZ	# Z  >5	RMSZ	# Z  >5
1	1	0.32	0/468	0.54	0/633
1	2	0.33	0/401	0.52	0/541
1	A	0.42	0/479	0.62	0/647
1	B	0.48	0/479	0.66	0/647
1	C	0.45	0/479	0.67	0/645
1	D	0.46	0/479	0.62	0/647
1	E	0.44	0/507	0.63	0/684
1	F	0.45	0/496	0.58	0/669
1	G	0.45	0/488	0.62	0/658
1	H	0.45	0/502	0.54	0/677
1	I	0.46	0/482	0.58	0/652
1	J	0.41	0/502	0.59	0/677
1	K	0.43	0/507	0.57	0/684
1	L	0.43	0/507	0.56	0/684
1	M	0.39	0/479	0.55	0/647
1	N	0.42	0/482	0.63	0/652
1	O	0.41	0/496	0.56	0/670
1	P	0.43	0/479	0.63	0/647
1	Q	0.36	0/488	0.54	0/658
1	R	0.42	0/479	0.60	0/647
1	S	0.38	0/488	0.52	0/658
1	T	0.41	0/479	0.59	0/647
1	U	0.37	0/465	0.55	0/625
1	V	0.34	0/459	0.51	0/621
1	W	0.32	0/479	0.50	0/646
1	X	0.35	0/468	0.53	0/633
1	Y	0.32	0/434	0.50	0/585
1	Z	0.35	0/468	0.57	0/633
All	All	0.41	0/13419	0.58	0/18114

There are no bond length outliers.

There are no bond angle outliers.

There are no chirality outliers.

There are no planarity outliers.

## 5.2 Too-close contacts [i](#)

In the following table, the Non-H and H(model) columns list the number of non-hydrogen atoms and hydrogen atoms in the chain respectively. The H(added) column lists the number of hydrogen atoms added and optimized by MolProbity. The Clashes column lists the number of clashes within the asymmetric unit, whereas Symm-Clashes lists symmetry-related clashes.

Mol	Chain	Non-H	H(model)	H(added)	Clashes	Symm-Clashes
1	1	458	0	446	12	0
1	2	392	0	389	16	0
1	A	469	0	459	6	0
1	B	469	0	459	4	0
1	C	470	0	460	4	0
1	D	469	0	459	3	0
1	E	497	0	487	7	0
1	F	486	0	478	4	0
1	G	478	0	472	10	0
1	H	492	0	483	4	0
1	I	472	0	457	7	0
1	J	492	0	483	7	0
1	K	494	0	487	16	0
1	L	497	0	487	6	0
1	M	469	0	459	1	0
1	N	472	0	457	3	0
1	O	486	0	474	5	0
1	P	469	0	459	4	0
1	Q	478	0	472	6	0
1	R	469	0	459	5	0
1	S	478	0	472	7	0
1	T	469	0	459	8	0
1	U	456	0	458	14	0
1	V	449	0	440	12	0
1	W	469	0	466	25	0
1	X	458	0	446	19	0
1	Y	425	0	419	14	0
1	Z	458	0	446	14	0
2	A	12	0	0	0	0
2	B	20	0	0	0	0
2	C	8	0	0	0	0
2	D	11	0	0	0	0
2	E	22	0	0	0	0
2	F	8	0	0	0	0

*Continued on next page...*



Continued from previous page...

Mol	Chain	Non-H	H(model)	H(added)	Clashes	Symm-Clashes
2	G	18	0	0	0	0
2	H	12	0	0	0	0
2	I	14	0	0	1	0
2	J	6	0	0	0	0
2	K	16	0	0	1	0
2	L	9	0	0	0	0
2	M	6	0	0	0	0
2	N	5	0	0	0	0
2	O	4	0	0	0	0
2	P	7	0	0	0	0
2	Q	8	0	0	0	0
2	R	6	0	0	0	0
2	S	6	0	0	1	0
2	T	4	0	0	0	0
2	U	3	0	0	0	0
2	V	3	0	0	0	0
2	W	3	0	0	0	0
2	X	2	0	0	0	0
All	All	13353	0	12892	169	0

The all-atom clashscore is defined as the number of clashes found per 1000 atoms (including hydrogen atoms). The all-atom clashscore for this structure is 6.

All (169) close contacts within the same asymmetric unit are listed below, sorted by their clash magnitude.

Atom-1	Atom-2	Interatomic distance (Å)	Clash overlap (Å)
1:W:21:GLU:HA	1:X:51:PHE:H	1.38	0.89
1:X:43:ARG:HB2	1:X:49:THR:HG22	1.61	0.83
1:W:20:GLN:NE2	1:X:20:GLN:O	2.13	0.80
1:U:20:GLN:HE21	1:V:20:GLN:HA	1.46	0.78
1:2:43:ARG:HB2	1:2:49:THR:HG22	1.66	0.76
1:A:11:LYS:HD2	1:C:58:GLU:HB2	1.67	0.75
1:K:41[A]:ARG:NH1	1:L:34:ASP:OD2	2.20	0.75
1:A:43:ARG:NH2	1:C:5:GLU:OE2	2.21	0.73
1:H:20:GLN:HG3	1:H:51:PHE:HE2	1.53	0.71
1:S:58:GLU:HB2	1:T:11:LYS:HE2	1.74	0.70
1:1:33:LEU:HD12	1:2:41:ARG:HG2	1.73	0.69
1:J:37:LYS:HZ1	1:J:53:PRO:HG3	1.58	0.68
1:2:34:ASP:HB3	1:2:37:LYS:HB3	1.78	0.66
1:Y:50:GLY:HA3	1:Z:22:LEU:HB2	1.76	0.66
1:W:20:GLN:HG2	1:X:20:GLN:HB3	1.77	0.65

Continued on next page...

Continued from previous page...

Atom-1	Atom-2	Interatomic distance (Å)	Clash overlap (Å)
1:U:53:PRO:HG2	1:U:56:TYR:CD2	2.31	0.65
1:I:20:GLN:OE1	1:I:41:ARG:NH2	2.30	0.65
1:Y:43:ARG:NH1	1:Z:5:GLU:OE2	2.30	0.63
1:J:20:GLN:HG3	1:J:51:PHE:HE1	1.63	0.63
1:E:22:LEU:HD11	1:F:48:LYS:HG2	1.80	0.61
1:X:14:TYR:HB3	1:X:24:ILE:HG12	1.83	0.61
1:Y:37:LYS:HE3	1:Y:53:PRO:HB3	1.82	0.60
1:2:37:LYS:HE2	1:2:53:PRO:HB3	1.82	0.60
1:K:34:ASP:OD2	1:L:41:ARG:NH1	2.32	0.59
1:V:14:TYR:OH	1:V:21:GLU:OE1	2.21	0.58
1:Q:43:ARG:HB2	1:Q:49:THR:HG22	1.86	0.58
1:A:35:ASP:HB2	1:C:59:ARG:HH22	1.69	0.57
1:W:14:TYR:OH	1:W:21:GLU:OE2	2.18	0.56
1:I:18:GLN:NE2	2:I:102:HOH:O	2.39	0.56
1:B:11:LYS:HD2	1:B:12:PHE:CE2	2.41	0.55
1:U:33:LEU:HD12	1:V:41:ARG:HG3	1.88	0.55
1:X:37:LYS:HE3	1:X:53:PRO:HB3	1.88	0.55
1:W:55:ASN:O	1:X:11:LYS:NZ	2.34	0.54
1:K:18:GLN:HG3	1:K:41[B]:ARG:HH12	1.73	0.54
1:Q:59:ARG:NH2	1:R:36:SER:OG	2.40	0.54
1:Y:13:ASP:OD1	1:Y:25:LYS:HA	2.08	0.54
1:1:16:ALA:HB1	1:1:21:GLU:HB2	1.89	0.54
1:T:14:TYR:HB3	1:T:24:ILE:HG12	1.90	0.54
1:B:56:TYR:CZ	1:T:19:GLU:HG3	2.42	0.53
1:W:16:ALA:HB1	1:W:21:GLU:HB2	1.90	0.53
1:1:22:LEU:HB2	1:2:50:GLY:HA3	1.89	0.53
1:Y:59:ARG:HG2	1:Z:8:VAL:HG12	1.91	0.53
1:V:16:ALA:HB1	1:V:21:GLU:HG3	1.91	0.53
1:W:41:ARG:HG2	1:W:51:PHE:CE1	2.44	0.53
1:E:18:GLN:HG3	1:E:41:ARG:NH2	2.24	0.52
1:R:43:ARG:HB2	1:R:49:THR:HG22	1.90	0.52
1:W:20:GLN:HA	1:X:20:GLN:HG2	1.90	0.52
1:U:21:GLU:HA	1:V:51:PHE:H	1.74	0.52
1:A:43:ARG:HG3	1:A:49:THR:HG22	1.91	0.52
1:G:34:ASP:HB3	1:G:37:LYS:HD3	1.92	0.52
1:W:43:ARG:HB2	1:W:49:THR:HG22	1.92	0.52
1:U:24:ILE:HD13	1:V:52:VAL:HG21	1.91	0.51
1:C:56:TYR:CZ	1:H:48:LYS:HE2	2.45	0.51
1:Y:32:LEU:HD13	1:Z:40:TRP:HB3	1.92	0.51
1:K:2:MET:HE1	1:K:6:VAL:HG13	1.93	0.51
1:S:60:LYS:HZ2	1:T:29:ARG:HE	1.59	0.51

Continued on next page...

*Continued from previous page...*

Atom-1	Atom-2	Interatomic distance (Å)	Clash overlap (Å)
1:W:22:LEU:HB2	1:X:50:GLY:HA3	1.92	0.51
1:K:14:TYR:HB3	1:K:24:ILE:HG12	1.93	0.50
1:E:43:ARG:HG3	1:E:49:THR:HG22	1.92	0.50
1:W:10:ALA:HA	1:X:57:VAL:HG12	1.94	0.50
1:G:37:LYS:HE3	1:G:53:PRO:HB3	1.94	0.50
1:W:56:TYR:HD2	1:X:14:TYR:HB2	1.76	0.50
1:G:43:ARG:HD2	1:G:47:ASN:HA	1.93	0.50
1:Y:34:ASP:O	1:Y:36:SER:N	2.46	0.49
1:1:43:ARG:NH2	1:2:5:GLU:OE2	2.39	0.49
1:2:9:VAL:HG22	1:2:29:ARG:HD3	1.93	0.49
1:Y:12:PHE:HA	1:Y:26:LYS:HG2	1.95	0.49
1:1:39:TRP:CD2	1:2:51:PHE:HE2	2.30	0.49
1:W:8:VAL:HG21	1:W:32:LEU:HB2	1.92	0.49
1:2:37:LYS:HD3	1:2:39:TRP:CZ2	2.48	0.49
1:S:60:LYS:NZ	2:S:101:HOH:O	2.43	0.49
1:G:43:ARG:NH2	1:H:5:GLU:OE1	2.43	0.48
1:P:14:TYR:HB3	1:P:24:ILE:HG12	1.95	0.48
1:J:20:GLN:HG3	1:J:51:PHE:CE1	2.46	0.48
1:N:34:ASP:CB	1:N:37:LYS:HB3	2.44	0.48
1:O:5:GLU:OE1	1:P:43:ARG:NH2	2.39	0.48
1:A:14:TYR:HB3	1:A:24:ILE:HG12	1.96	0.48
1:E:23:ASP:OD2	1:U:59:ARG:NH1	2.45	0.48
1:G:40:TRP:CD1	1:G:54:SER:HA	2.49	0.48
1:1:12:PHE:HB2	1:2:56:TYR:CD2	2.48	0.48
1:T:14:TYR:OH	1:T:21:GLU:OE1	2.20	0.47
1:I:43:ARG:HB3	1:I:49:THR:HG22	1.95	0.47
1:Q:21:GLU:OE2	1:Q:41:ARG:NH2	2.47	0.47
1:S:22:LEU:HB2	1:T:50:GLY:HA3	1.96	0.47
1:W:34:ASP:HB3	1:W:37:LYS:HB3	1.97	0.47
1:J:14:TYR:HB3	1:J:24:ILE:HG12	1.97	0.47
1:K:1:SER:OG	1:K:2:MET:N	2.46	0.47
1:D:34:ASP:OD2	1:D:37:LYS:HD2	2.14	0.47
1:I:23:ASP:OD2	1:W:59:ARG:NH1	2.47	0.47
1:Y:33:LEU:HD12	1:Z:41:ARG:HG2	1.97	0.47
1:S:41:ARG:HD3	1:S:51:PHE:CZ	2.50	0.46
1:W:56:TYR:CD2	1:X:14:TYR:HB2	2.50	0.46
1:U:53:PRO:HG2	1:U:56:TYR:HD2	1.78	0.46
1:F:53:PRO:HB2	1:F:56:TYR:CD1	2.51	0.46
1:Y:58:GLU:HB2	1:Z:11:LYS:HG3	1.97	0.46
1:U:39:TRP:CZ3	1:U:53:PRO:HD3	2.50	0.46
1:I:22:LEU:CD1	1:J:48:LYS:HD2	2.46	0.46

*Continued on next page...*

*Continued from previous page...*

Atom-1	Atom-2	Interatomic distance (Å)	Clash overlap (Å)
1:O:43:ARG:NH2	1:P:5:GLU:OE1	2.48	0.46
1:U:33:LEU:HB2	1:V:41:ARG:HG3	1.98	0.46
1:Z:53:PRO:HB2	1:Z:56:TYR:CD1	2.50	0.45
1:Y:24:ILE:HD13	1:Z:52:VAL:HG11	1.98	0.45
1:K:33:LEU:HD12	1:L:41:ARG:HG2	1.99	0.45
1:V:21:GLU:H	1:V:21:GLU:HG2	1.49	0.45
1:W:39:TRP:CZ3	1:X:21:GLU:HG2	2.52	0.45
1:B:41:ARG:HD3	1:D:33:LEU:HD12	1.97	0.45
1:G:14:TYR:HB3	1:G:24:ILE:HG12	1.98	0.45
1:K:20:GLN:H	1:K:20:GLN:CD	2.20	0.45
1:W:14:TYR:HB2	1:X:56:TYR:CD2	2.52	0.45
1:B:17:GLN:O	1:K:6:VAL:HG11	2.16	0.45
1:N:5:GLU:HB3	1:N:32:LEU:O	2.17	0.45
1:U:43:ARG:NH2	1:V:5:GLU:OE1	2.46	0.44
1:Z:55:ASN:N	1:Z:55:ASN:OD1	2.51	0.44
1:K:17:GLN:C	1:K:18:GLN:HG2	2.37	0.44
1:Z:43:ARG:CZ	1:Z:47:ASN:HA	2.48	0.44
1:W:20:GLN:CG	1:X:20:GLN:HB3	2.44	0.44
1:Z:48:LYS:HE3	1:Z:48:LYS:HB2	1.64	0.43
1:I:41:ARG:HD3	1:J:33:LEU:HD12	1.99	0.43
1:K:11:LYS:HE3	1:K:12:PHE:CE2	2.53	0.43
1:L:32:LEU:HD21	1:L:36:SER:HB2	2.01	0.43
1:U:22:LEU:HB2	1:V:50:GLY:HA3	1.99	0.43
1:O:25:LYS:HE3	1:O:25:LYS:HB2	1.75	0.43
1:1:15:VAL:O	1:1:17:GLN:NE2	2.44	0.43
1:X:17:GLN:OE1	1:2:26:LYS:NZ	2.51	0.43
1:T:43:ARG:HG2	1:T:44:ASN:N	2.34	0.43
1:W:12:PHE:HA	1:W:26:LYS:HB2	2.00	0.43
1:Z:14:TYR:HB3	1:Z:24:ILE:HG12	2.01	0.43
1:I:43:ARG:CB	1:I:49:THR:HG22	2.48	0.43
1:D:34:ASP:HB3	1:D:37:LYS:HB3	2.01	0.43
1:G:53:PRO:HB2	1:G:56:TYR:HD1	1.84	0.43
1:K:2:MET:SD	1:K:35:ASP:HB2	2.59	0.43
1:J:53:PRO:HB2	1:J:56:TYR:CD1	2.54	0.42
1:H:12:PHE:HA	1:H:26:LYS:HG2	2.01	0.42
1:W:41:ARG:NH2	1:X:33:LEU:HD13	2.33	0.42
1:K:36:SER:O	1:K:36:SER:OG	2.33	0.42
1:1:30:LEU:HD23	1:2:44:ASN:HA	2.01	0.42
1:1:43:ARG:HD2	1:1:47:ASN:OD1	2.20	0.42
1:G:32:LEU:HD21	1:G:36:SER:HA	2.01	0.42
1:K:35:ASP:HB3	2:K:108:HOH:O	2.20	0.42

*Continued on next page...*

Continued from previous page...

Atom-1	Atom-2	Interatomic distance (Å)	Clash overlap (Å)
1:2:32:LEU:HD12	1:2:32:LEU:HA	1.86	0.42
1:G:43:ARG:HG3	1:G:49:THR:HG22	2.00	0.42
1:K:5:GLU:CD	1:L:43:ARG:HH12	2.22	0.42
1:N:34:ASP:HB2	1:N:37:LYS:HB3	2.01	0.42
1:A:37:LYS:HD3	1:A:39:TRP:CZ2	2.55	0.41
1:M:5:GLU:HG3	1:M:33:LEU:HA	2.01	0.41
1:Y:58:GLU:HB2	1:Z:11:LYS:CG	2.50	0.41
1:O:14:TYR:HB3	1:O:24:ILE:HG12	2.02	0.41
1:Q:41:ARG:NH1	1:R:34:ASP:OD2	2.53	0.41
1:W:41:ARG:HH21	1:X:33:LEU:HD13	1.85	0.41
1:W:29:ARG:HA	1:W:29:ARG:HD3	1.80	0.41
1:Y:33:LEU:HD23	1:Y:33:LEU:HA	1.89	0.41
1:S:7:VAL:HA	1:S:30:LEU:O	2.20	0.41
1:U:20:GLN:HB3	1:V:20:GLN:HB3	2.02	0.41
1:W:38:SER:HB2	1:X:38:SER:OG	2.21	0.41
1:1:45:SER:HA	1:2:31:TRP:HZ3	1.85	0.41
1:W:12:PHE:HD1	1:W:26:LYS:HE3	1.86	0.41
1:Q:5:GLU:OE2	1:R:43:ARG:NH1	2.53	0.41
1:S:40:TRP:HE1	1:T:38:SER:HB3	1.86	0.41
1:1:40:TRP:HB3	1:2:32:LEU:HD11	2.03	0.41
1:E:20:GLN:HA	1:F:20:GLN:HG2	2.03	0.41
1:E:34:ASP:OD2	1:G:11:LYS:NZ	2.38	0.41
1:K:40:TRP:CZ3	1:K:57:VAL:HG12	2.56	0.41
1:O:33:LEU:HD11	1:P:43:ARG:HB2	2.03	0.41
1:U:56:TYR:CE1	1:V:12:PHE:HB2	2.56	0.41
1:Q:33:LEU:HD12	1:R:41:ARG:HG2	2.03	0.41
1:E:22:LEU:CD1	1:F:48:LYS:HG2	2.50	0.40
1:L:8:VAL:HG11	1:L:32:LEU:HD22	2.03	0.40
1:Y:41:ARG:HG2	1:Z:33:LEU:HD12	2.03	0.40
1:1:41:ARG:HD2	1:2:33:LEU:HD12	2.02	0.40
1:U:59:ARG:HH21	1:U:59:ARG:HD2	1.75	0.40

There are no symmetry-related clashes.

## 5.3 Torsion angles

### 5.3.1 Protein backbone

In the following table, the Percentiles column shows the percent Ramachandran outliers of the chain as a percentile score with respect to all X-ray entries followed by that with respect to entries of similar resolution.

The Analysed column shows the number of residues for which the backbone conformation was analysed, and the total number of residues.

Mol	Chain	Analysed	Favoured	Allowed	Outliers	Percentiles	
1	1	52/87 (60%)	52 (100%)	0	0	100	100
1	2	42/87 (48%)	39 (93%)	3 (7%)	0	100	100
1	A	53/87 (61%)	53 (100%)	0	0	100	100
1	B	53/87 (61%)	52 (98%)	1 (2%)	0	100	100
1	C	51/87 (59%)	50 (98%)	1 (2%)	0	100	100
1	D	53/87 (61%)	52 (98%)	1 (2%)	0	100	100
1	E	57/87 (66%)	56 (98%)	1 (2%)	0	100	100
1	F	55/87 (63%)	54 (98%)	1 (2%)	0	100	100
1	G	54/87 (62%)	54 (100%)	0	0	100	100
1	H	56/87 (64%)	54 (96%)	2 (4%)	0	100	100
1	I	54/87 (62%)	53 (98%)	1 (2%)	0	100	100
1	J	56/87 (64%)	54 (96%)	2 (4%)	0	100	100
1	K	57/87 (66%)	56 (98%)	1 (2%)	0	100	100
1	L	57/87 (66%)	55 (96%)	2 (4%)	0	100	100
1	M	53/87 (61%)	50 (94%)	3 (6%)	0	100	100
1	N	54/87 (62%)	52 (96%)	2 (4%)	0	100	100
1	O	56/87 (64%)	55 (98%)	1 (2%)	0	100	100
1	P	53/87 (61%)	51 (96%)	2 (4%)	0	100	100
1	Q	54/87 (62%)	54 (100%)	0	0	100	100
1	R	53/87 (61%)	51 (96%)	2 (4%)	0	100	100
1	S	54/87 (62%)	52 (96%)	2 (4%)	0	100	100
1	T	53/87 (61%)	53 (100%)	0	0	100	100
1	U	49/87 (56%)	48 (98%)	1 (2%)	0	100	100
1	V	51/87 (59%)	50 (98%)	1 (2%)	0	100	100
1	W	53/87 (61%)	52 (98%)	1 (2%)	0	100	100
1	X	52/87 (60%)	47 (90%)	5 (10%)	0	100	100
1	Y	46/87 (53%)	41 (89%)	4 (9%)	1 (2%)	6	1
1	Z	52/87 (60%)	48 (92%)	4 (8%)	0	100	100
All	All	1483/2436 (61%)	1438 (97%)	44 (3%)	1 (0%)	51	37

All (1) Ramachandran outliers are listed below:

Mol	Chain	Res	Type
1	Y	35	ASP

### 5.3.2 Protein sidechains [i](#)

In the following table, the Percentiles column shows the percent sidechain outliers of the chain as a percentile score with respect to all X-ray entries followed by that with respect to entries of similar resolution.

The Analysed column shows the number of residues for which the sidechain conformation was analysed, and the total number of residues.

Mol	Chain	Analysed	Rotameric	Outliers	Percentiles	
1	1	51/79 (65%)	49 (96%)	2 (4%)	32	17
1	2	44/79 (56%)	44 (100%)	0	100	100
1	A	52/79 (66%)	52 (100%)	0	100	100
1	B	52/79 (66%)	50 (96%)	2 (4%)	33	18
1	C	52/79 (66%)	49 (94%)	3 (6%)	20	7
1	D	52/79 (66%)	49 (94%)	3 (6%)	20	7
1	E	55/79 (70%)	55 (100%)	0	100	100
1	F	54/79 (68%)	54 (100%)	0	100	100
1	G	53/79 (67%)	52 (98%)	1 (2%)	57	45
1	H	55/79 (70%)	50 (91%)	5 (9%)	9	2
1	I	52/79 (66%)	52 (100%)	0	100	100
1	J	55/79 (70%)	54 (98%)	1 (2%)	59	48
1	K	55/79 (70%)	50 (91%)	5 (9%)	9	2
1	L	55/79 (70%)	54 (98%)	1 (2%)	59	48
1	M	52/79 (66%)	52 (100%)	0	100	100
1	N	52/79 (66%)	49 (94%)	3 (6%)	20	7
1	O	54/79 (68%)	52 (96%)	2 (4%)	34	19
1	P	52/79 (66%)	51 (98%)	1 (2%)	57	45
1	Q	53/79 (67%)	51 (96%)	2 (4%)	33	18
1	R	52/79 (66%)	50 (96%)	2 (4%)	33	18
1	S	53/79 (67%)	52 (98%)	1 (2%)	57	45
1	T	52/79 (66%)	50 (96%)	2 (4%)	33	18
1	U	50/79 (63%)	49 (98%)	1 (2%)	55	43

Continued on next page...

*Continued from previous page...*

Mol	Chain	Analysed	Rotameric	Outliers	Percentiles
1	V	50/79 (63%)	46 (92%)	4 (8%)	12 3
1	W	52/79 (66%)	51 (98%)	1 (2%)	57 45
1	X	51/79 (65%)	49 (96%)	2 (4%)	32 17
1	Y	47/79 (60%)	44 (94%)	3 (6%)	17 6
1	Z	51/79 (65%)	48 (94%)	3 (6%)	19 7
All	All	1458/2212 (66%)	1408 (97%)	50 (3%)	37 22

All (50) residues with a non-rotameric sidechain are listed below:

Mol	Chain	Res	Type
1	B	57	VAL
1	B	59	ARG
1	C	18	GLN
1	C	35	ASP
1	C	59	ARG
1	D	24	ILE
1	D	25	LYS
1	D	29	ARG
1	G	58	GLU
1	H	5	GLU
1	H	6	VAL
1	H	15	VAL
1	H	48	LYS
1	H	57	VAL
1	J	57	VAL
1	K	18	GLN
1	K	34	ASP
1	K	36	SER
1	K	38	SER
1	K	57	VAL
1	L	55	ASN
1	N	4	GLU
1	N	6	VAL
1	N	35	ASP
1	O	12	PHE
1	O	34	ASP
1	P	12	PHE
1	Q	6	VAL
1	Q	38	SER
1	R	34	ASP

*Continued on next page...*



*Continued from previous page...*

Mol	Chain	Res	Type
1	R	38	SER
1	S	22	LEU
1	T	12	PHE
1	T	20	GLN
1	U	29	ARG
1	V	17	GLN
1	V	20	GLN
1	V	21	GLU
1	V	52	VAL
1	W	13	ASP
1	X	20	GLN
1	X	23	ASP
1	Y	5	GLU
1	Y	12	PHE
1	Y	23	ASP
1	Z	13	ASP
1	Z	43	ARG
1	Z	55	ASN
1	1	55	ASN
1	1	57	VAL

Sometimes sidechains can be flipped to improve hydrogen bonding and reduce clashes. All (1) such sidechains are listed below:

Mol	Chain	Res	Type
1	U	20	GLN

### 5.3.3 RNA [i](#)

There are no RNA molecules in this entry.

### 5.4 Non-standard residues in protein, DNA, RNA chains [i](#)

There are no non-standard protein/DNA/RNA residues in this entry.

### 5.5 Carbohydrates [i](#)

There are no monosaccharides in this entry.

## 5.6 Ligand geometry [i](#)

There are no ligands in this entry.

## 5.7 Other polymers [i](#)

There are no such residues in this entry.

## 5.8 Polymer linkage issues [i](#)

There are no chain breaks in this entry.

## 6 Fit of model and data [i](#)

### 6.1 Protein, DNA and RNA chains [i](#)

In the following table, the column labelled ‘#RSRZ> 2’ contains the number (and percentage) of RSRZ outliers, followed by percent RSRZ outliers for the chain as percentile scores relative to all X-ray entries and entries of similar resolution. The OWAB column contains the minimum, median, 95<sup>th</sup> percentile and maximum values of the occupancy-weighted average B-factor per residue. The column labelled ‘Q< 0.9’ lists the number of (and percentage) of residues with an average occupancy less than 0.9.

Mol	Chain	Analysed	<RSRZ>	#RSRZ>2	OWAB(Å <sup>2</sup> )	Q<0.9
1	1	54/87 (62%)	0.88	9 (16%) 1 1	62, 81, 122, 144	0
1	2	46/87 (52%)	1.20	10 (21%) 0 0	61, 83, 126, 161	0
1	A	55/87 (63%)	-0.13	0 100 100	25, 37, 68, 102	0
1	B	55/87 (63%)	-0.10	0 100 100	20, 33, 60, 77	0
1	C	55/87 (63%)	-0.13	1 (1%) 68 64	23, 39, 72, 85	0
1	D	55/87 (63%)	0.10	2 (3%) 42 37	22, 39, 80, 117	0
1	E	59/87 (67%)	-0.24	0 100 100	22, 34, 64, 85	0
1	F	57/87 (65%)	-0.15	1 (1%) 68 64	21, 41, 84, 89	0
1	G	56/87 (64%)	0.01	1 (1%) 68 64	19, 39, 73, 99	0
1	H	58/87 (66%)	0.09	0 100 100	19, 51, 88, 93	0
1	I	56/87 (64%)	-0.34	0 100 100	23, 42, 69, 90	0
1	J	58/87 (66%)	-0.05	1 (1%) 70 66	24, 43, 92, 112	0
1	K	58/87 (66%)	-0.11	1 (1%) 70 66	26, 46, 77, 106	0
1	L	59/87 (67%)	-0.20	0 100 100	29, 42, 81, 99	0
1	M	55/87 (63%)	-0.16	1 (1%) 68 64	32, 50, 73, 122	0
1	N	56/87 (64%)	-0.00	2 (3%) 42 37	32, 47, 93, 123	0
1	O	58/87 (66%)	-0.11	1 (1%) 70 66	34, 47, 78, 118	0
1	P	55/87 (63%)	-0.09	2 (3%) 42 37	32, 51, 84, 128	0
1	Q	56/87 (64%)	-0.25	0 100 100	28, 48, 83, 95	0
1	R	55/87 (63%)	-0.02	2 (3%) 42 37	27, 51, 86, 113	0
1	S	56/87 (64%)	0.21	1 (1%) 68 64	24, 61, 95, 106	0
1	T	55/87 (63%)	-0.00	2 (3%) 42 37	27, 49, 81, 96	0
1	U	53/87 (60%)	0.67	8 (15%) 2 1	44, 72, 104, 125	0
1	V	53/87 (60%)	0.25	2 (3%) 40 35	33, 64, 101, 130	0

Continued on next page...

*Continued from previous page...*

Mol	Chain	Analysed	<RSRZ>	#RSRZ>2	OWAB(Å <sup>2</sup> )	Q<0.9
1	W	55/87 (63%)	1.59	18 (32%) 0 0	54, 92, 136, 155	0
1	X	54/87 (62%)	0.79	7 (12%) 3 2	36, 81, 112, 124	0
1	Y	50/87 (57%)	1.48	14 (28%) 0 0	73, 98, 129, 146	0
1	Z	54/87 (62%)	1.17	12 (22%) 0 0	68, 91, 113, 127	0
All	All	1546/2436 (63%)	0.21	98 (6%) 20 15	19, 51, 105, 161	0

All (98) RSRZ outliers are listed below:

Mol	Chain	Res	Type	RSRZ
1	W	36	SER	9.4
1	2	36	SER	8.9
1	X	15	VAL	7.2
1	2	35	ASP	7.0
1	D	36	SER	6.7
1	O	36	SER	6.0
1	W	12	PHE	5.8
1	W	22	LEU	5.7
1	N	36	SER	5.5
1	R	59	ARG	5.4
1	W	15	VAL	5.4
1	J	36	SER	5.3
1	U	12	PHE	5.3
1	1	36	SER	5.1
1	P	36	SER	4.9
1	1	20	GLN	4.9
1	N	3	ALA	4.6
1	Y	39	TRP	4.5
1	Y	32	LEU	4.4
1	W	19	GLU	4.4
1	Y	56	TYR	4.3
1	Y	35	ASP	4.2
1	2	23	ASP	4.0
1	W	13	ASP	3.8
1	T	56	TYR	3.8
1	W	33	LEU	3.8
1	P	35	ASP	3.7
1	W	56	TYR	3.7
1	M	36	SER	3.6
1	Y	17	GLN	3.6
1	Z	47	ASN	3.6
1	Y	59	ARG	3.5

*Continued on next page...*

*Continued from previous page...*

<b>Mol</b>	<b>Chain</b>	<b>Res</b>	<b>Type</b>	<b>RSRZ</b>
1	Z	17	GLN	3.5
1	W	31	TRP	3.5
1	1	18	GLN	3.5
1	Z	49	THR	3.4
1	W	14	TYR	3.4
1	Y	31	TRP	3.3
1	Z	19	GLU	3.2
1	X	16	ALA	3.2
1	W	35	ASP	3.1
1	2	14	TYR	3.1
1	W	23	ASP	3.1
1	U	14	TYR	3.1
1	W	17	GLN	3.0
1	V	12	PHE	3.0
1	Y	36	SER	3.0
1	U	33	LEU	2.9
1	Z	18	GLN	2.9
1	U	60	LYS	2.9
1	W	34	ASP	2.8
1	V	19	GLU	2.8
1	U	19	GLU	2.8
1	W	16	ALA	2.8
1	Z	50	GLY	2.8
1	Y	37	LYS	2.7
1	Z	5	GLU	2.7
1	1	19	GLU	2.7
1	U	18	GLN	2.7
1	K	36	SER	2.7
1	F	36	SER	2.7
1	R	36	SER	2.6
1	2	34	ASP	2.6
1	Y	24	ILE	2.6
1	D	35	ASP	2.6
1	W	18	GLN	2.6
1	Y	55	ASN	2.6
1	2	22	LEU	2.6
1	X	57	VAL	2.5
1	X	55	ASN	2.5
1	1	49	THR	2.5
1	S	26	LYS	2.5
1	Y	58	GLU	2.5
1	2	49	THR	2.5

*Continued on next page...*

*Continued from previous page...*

Mol	Chain	Res	Type	RSRZ
1	Z	48	LYS	2.4
1	Z	14	TYR	2.4
1	1	7	VAL	2.4
1	Y	33	LEU	2.4
1	Z	55	ASN	2.4
1	X	39	TRP	2.3
1	U	5	GLU	2.3
1	Y	14	TYR	2.3
1	2	56	TYR	2.3
1	1	55	ASN	2.3
1	2	5	GLU	2.3
1	Z	20	GLN	2.3
1	1	17	GLN	2.3
1	T	57	VAL	2.2
1	X	40	TRP	2.2
1	C	33	LEU	2.2
1	G	60	LYS	2.2
1	W	21	GLU	2.2
1	U	17	GLN	2.2
1	1	23	ASP	2.2
1	2	6	VAL	2.1
1	X	17	GLN	2.0
1	Z	52	VAL	2.0
1	W	6	VAL	2.0

## 6.2 Non-standard residues in protein, DNA, RNA chains [i](#)

There are no non-standard protein/DNA/RNA residues in this entry.

## 6.3 Carbohydrates [i](#)

There are no monosaccharides in this entry.

## 6.4 Ligands [i](#)

There are no ligands in this entry.

## 6.5 Other polymers [i](#)

There are no such residues in this entry.