



Full wwPDB X-ray Structure Validation Report ⓘ

Jun 16, 2024 – 08:53 PM EDT

PDB ID : 3R1F
Title : Crystal structure of a key regulator of virulence in Mycobacterium tuberculosis
Authors : Rosenberg, O.S.; Dovey, C.; Finer-Moore, J.; Stroud, R.M.; Cox, J.S.
Deposited on : 2011-03-10
Resolution : 2.50 Å(reported)

This is a Full wwPDB X-ray Structure Validation Report for a publicly released PDB entry.

We welcome your comments at validation@mail.wwpdb.org

A user guide is available at

<https://www.wwpdb.org/validation/2017/XrayValidationReportHelp>

with specific help available everywhere you see the ⓘ symbol.

The types of validation reports are described at

<http://www.wwpdb.org/validation/2017/FAQs#types>.

The following versions of software and data (see [references ⓘ](#)) were used in the production of this report:

MolProbity : 4.02b-467
Mogul : 2022.3.0, CSD as543be (2022)
Xtriage (Phenix) : 1.20.1
EDS : 2.37.1
Percentile statistics : 20191225.v01 (using entries in the PDB archive December 25th 2019)
Refmac : 5.8.0158
CCP4 : 7.0.044 (Gargrove)
Ideal geometry (proteins) : Engh & Huber (2001)
Ideal geometry (DNA, RNA) : Parkinson et al. (1996)
Validation Pipeline (wwPDB-VP) : 2.37.1

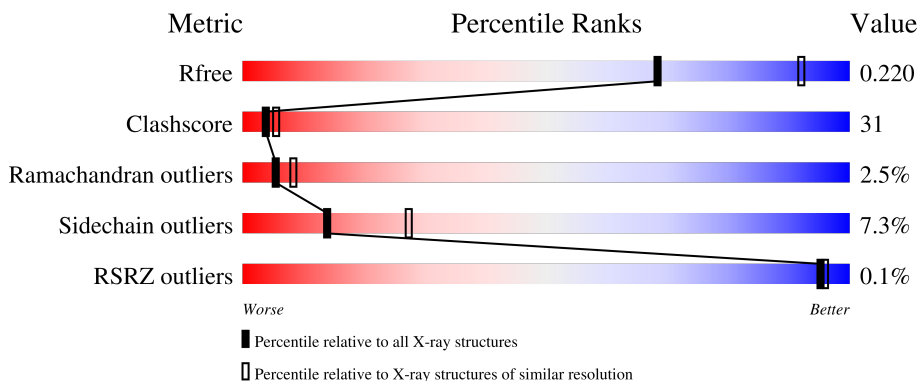
1 Overall quality at a glance i

The following experimental techniques were used to determine the structure:

X-RAY DIFFRACTION

The reported resolution of this entry is 2.50 Å.

Percentile scores (ranging between 0-100) for global validation metrics of the entry are shown in the following graphic. The table shows the number of entries on which the scores are based.







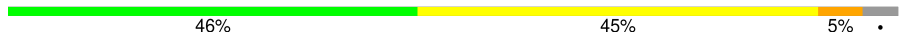



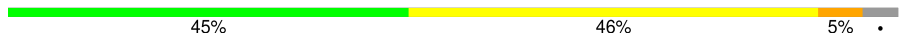
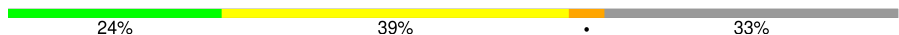
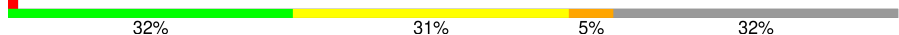
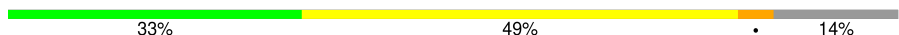

Metric	Whole archive (#Entries)	Similar resolution (#Entries, resolution range(Å))
R_{free}	130704	4661 (2.50-2.50)
Clashscore	141614	5346 (2.50-2.50)
Ramachandran outliers	138981	5231 (2.50-2.50)
Sidechain outliers	138945	5233 (2.50-2.50)
RSRZ outliers	127900	4559 (2.50-2.50)

The table below summarises the geometric issues observed across the polymeric chains and their fit to the electron density. The red, orange, yellow and green segments of the lower bar indicate the fraction of residues that contain outliers for ≥ 3 , 2, 1 and 0 types of geometric quality criteria respectively. A grey segment represents the fraction of residues that are not modelled. The numeric value for each fraction is indicated below the corresponding segment, with a dot representing fractions $\leq 5\%$. The upper red bar (where present) indicates the fraction of residues that have poor fit to the electron density. The numeric value is given above the bar.

Mol	Chain	Length	Quality of chain
1	A	135	
1	B	135	
1	C	135	
1	D	135	
1	E	135	

Continued on next page...

Continued from previous page...

Mol	Chain	Length	Quality of chain
1	F	135	 45% 44% 7% .
1	G	135	 47% 39% 5% 9%
1	H	135	 53% 38% 6% .
1	I	135	 50% 39% . 8%
1	J	135	 46% 45% 5% .
1	K	135	 % 60% 28% . . 8%
1	L	135	 51% 41% . .
1	M	135	 51% 33% . 12%
1	N	135	 45% 46% 5% .
1	O	135	 24% 39% . 33%
1	P	135	 % 32% 31% 5% 32%
1	Q	135	 33% 49% . 14%
1	R	135	 % 40% 42% 7% . 9%

2 Entry composition

There are 2 unique types of molecules in this entry. The entry contains 17208 atoms, of which 0 are hydrogens and 0 are deuteriums.

In the tables below, the ZeroOcc column contains the number of atoms modelled with zero occupancy, the AltConf column contains the number of residues with at least one atom in alternate conformation and the Trace column contains the number of residues modelled with at most 2 atoms.

- Molecule 1 is a protein called ESX-1 secretion-associated regulator EspR.

Mol	Chain	Residues	Atoms						ZeroOcc	AltConf	Trace
			Total	C	N	O	S	Se			
1	A	123	Total 967	C 606	N 178	O 179	S 1	Se 3	0	0	0
1	B	130	Total 1019	C 636	N 188	O 191	S 1	Se 3	0	0	0
1	C	123	Total 960	C 603	N 175	O 178	S 1	Se 3	0	0	0
1	D	130	Total 1019	C 636	N 188	O 191	S 1	Se 3	0	0	0
1	E	125	Total 986	C 617	N 183	O 182	S 1	Se 3	0	0	0
1	F	130	Total 1019	C 636	N 188	O 191	S 1	Se 3	0	0	0
1	G	123	Total 966	C 606	N 178	O 178	S 1	Se 3	0	0	0
1	H	130	Total 1016	C 633	N 188	O 191	S 1	Se 3	0	0	0
1	I	124	Total 974	C 610	N 179	O 181	S 1	Se 3	0	0	0
1	J	130	Total 1019	C 636	N 188	O 191	S 1	Se 3	0	0	0
1	K	124	Total 973	C 609	N 179	O 181	S 1	Se 3	0	0	0
1	L	129	Total 1013	C 633	N 187	O 189	S 1	Se 3	0	0	0
1	M	119	Total 932	C 587	N 170	O 171	S 1	Se 3	0	0	0
1	N	130	Total 1019	C 636	N 188	O 191	S 1	Se 3	0	0	0
1	O	90	Total 706	C 450	N 121	O 132	S 1	Se 2	0	0	0
1	P	92	Total 721	C 459	N 123	O 135	S 1	Se 3	0	0	0

Continued on next page...

Continued from previous page...

Mol	Chain	Residues	Atoms					ZeroOcc	AltConf	Trace	
1	Q	116	Total	C	N	O	S	Se	0	0	0
			906	570	165	167	1	3			
1	R	123	Total	C	N	O	S	Se	0	0	0
			974	608	179	183	1	3			

There are 54 discrepancies between the modelled and reference sequences:

Chain	Residue	Modelled	Actual	Comment	Reference
A	-2	SER	-	EXPRESSION TAG	UNP P96228
A	-1	ASN	-	EXPRESSION TAG	UNP P96228
A	0	ALA	-	EXPRESSION TAG	UNP P96228
B	-2	SER	-	EXPRESSION TAG	UNP P96228
B	-1	ASN	-	EXPRESSION TAG	UNP P96228
B	0	ALA	-	EXPRESSION TAG	UNP P96228
C	-2	SER	-	EXPRESSION TAG	UNP P96228
C	-1	ASN	-	EXPRESSION TAG	UNP P96228
C	0	ALA	-	EXPRESSION TAG	UNP P96228
D	-2	SER	-	EXPRESSION TAG	UNP P96228
D	-1	ASN	-	EXPRESSION TAG	UNP P96228
D	0	ALA	-	EXPRESSION TAG	UNP P96228
E	-2	SER	-	EXPRESSION TAG	UNP P96228
E	-1	ASN	-	EXPRESSION TAG	UNP P96228
E	0	ALA	-	EXPRESSION TAG	UNP P96228
F	-2	SER	-	EXPRESSION TAG	UNP P96228
F	-1	ASN	-	EXPRESSION TAG	UNP P96228
F	0	ALA	-	EXPRESSION TAG	UNP P96228
G	-2	SER	-	EXPRESSION TAG	UNP P96228
G	-1	ASN	-	EXPRESSION TAG	UNP P96228
G	0	ALA	-	EXPRESSION TAG	UNP P96228
H	-2	SER	-	EXPRESSION TAG	UNP P96228
H	-1	ASN	-	EXPRESSION TAG	UNP P96228
H	0	ALA	-	EXPRESSION TAG	UNP P96228
I	-2	SER	-	EXPRESSION TAG	UNP P96228
I	-1	ASN	-	EXPRESSION TAG	UNP P96228
I	0	ALA	-	EXPRESSION TAG	UNP P96228
J	-2	SER	-	EXPRESSION TAG	UNP P96228
J	-1	ASN	-	EXPRESSION TAG	UNP P96228
J	0	ALA	-	EXPRESSION TAG	UNP P96228
K	-2	SER	-	EXPRESSION TAG	UNP P96228
K	-1	ASN	-	EXPRESSION TAG	UNP P96228
K	0	ALA	-	EXPRESSION TAG	UNP P96228
L	-2	SER	-	EXPRESSION TAG	UNP P96228

Continued on next page...

Continued from previous page...

Chain	Residue	Modelled	Actual	Comment	Reference
L	-1	ASN	-	EXPRESSION TAG	UNP P96228
L	0	ALA	-	EXPRESSION TAG	UNP P96228
M	-2	SER	-	EXPRESSION TAG	UNP P96228
M	-1	ASN	-	EXPRESSION TAG	UNP P96228
M	0	ALA	-	EXPRESSION TAG	UNP P96228
N	-2	SER	-	EXPRESSION TAG	UNP P96228
N	-1	ASN	-	EXPRESSION TAG	UNP P96228
N	0	ALA	-	EXPRESSION TAG	UNP P96228
O	-2	SER	-	EXPRESSION TAG	UNP P96228
O	-1	ASN	-	EXPRESSION TAG	UNP P96228
O	0	ALA	-	EXPRESSION TAG	UNP P96228
P	-2	SER	-	EXPRESSION TAG	UNP P96228
P	-1	ASN	-	EXPRESSION TAG	UNP P96228
P	0	ALA	-	EXPRESSION TAG	UNP P96228
Q	-2	SER	-	EXPRESSION TAG	UNP P96228
Q	-1	ASN	-	EXPRESSION TAG	UNP P96228
Q	0	ALA	-	EXPRESSION TAG	UNP P96228
R	-2	SER	-	EXPRESSION TAG	UNP P96228
R	-1	ASN	-	EXPRESSION TAG	UNP P96228
R	0	ALA	-	EXPRESSION TAG	UNP P96228

- Molecule 2 is water.

Mol	Chain	Residues	Atoms	ZeroOcc	AltConf
2	A	2	Total O 2 2	0	0
2	B	1	Total O 1 1	0	0
2	C	1	Total O 1 1	0	0
2	D	2	Total O 2 2	0	0
2	F	1	Total O 1 1	0	0
2	H	1	Total O 1 1	0	0
2	I	1	Total O 1 1	0	0
2	L	3	Total O 3 3	0	0
2	M	1	Total O 1 1	0	0

Continued on next page...

Continued from previous page...

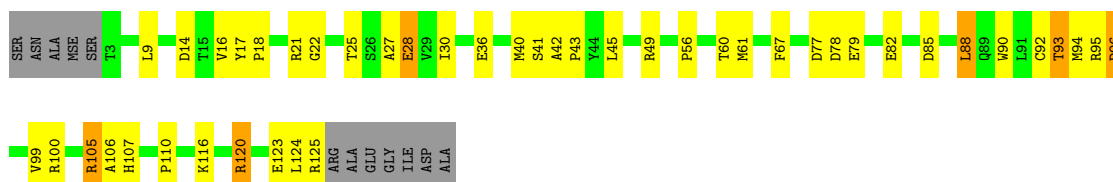
Mol	Chain	Residues	Atoms	ZeroOcc	AltConf
2	N	4	Total O 4 4	0	0
2	P	2	Total O 2 2	0	0

3 Residue-property plots [i](#)

These plots are drawn for all protein, RNA, DNA and oligosaccharide chains in the entry. The first graphic for a chain summarises the proportions of the various outlier classes displayed in the second graphic. The second graphic shows the sequence view annotated by issues in geometry and electron density. Residues are color-coded according to the number of geometric quality criteria for which they contain at least one outlier: green = 0, yellow = 1, orange = 2 and red = 3 or more. A red dot above a residue indicates a poor fit to the electron density ($RSRZ > 2$). Stretches of 2 or more consecutive residues without any outlier are shown as a green connector. Residues present in the sample, but not in the model, are shown in grey.

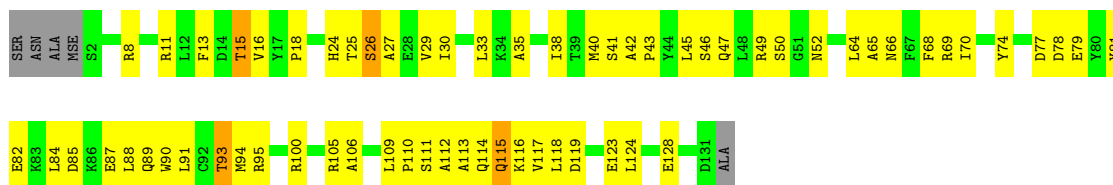
- Molecule 1: ESX-1 secretion-associated regulator EspR

Chain A: 

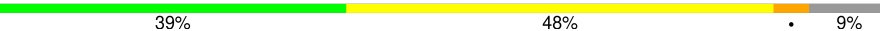


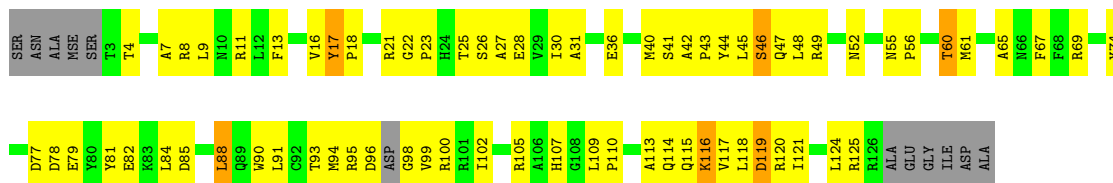
- Molecule 1: ESX-1 secretion-associated regulator EspR

Chain B: 



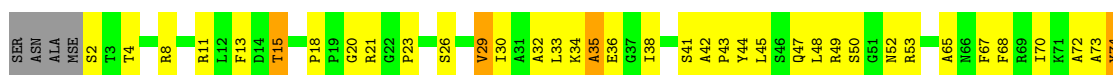
- Molecule 1: ESX-1 secretion-associated regulator EspR

Chain C: 



- Molecule 1: ESX-1 secretion-associated regulator EspR

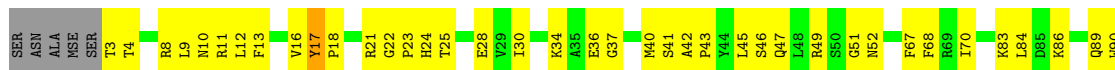
Chain D: 





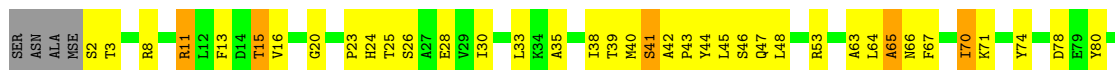
- Molecule 1: ESX-1 secretion-associated regulator EspR

Chain E: 48% 40% 7%



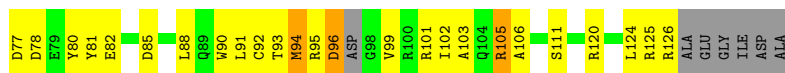
- Molecule 1: ESX-1 secretion-associated regulator EspR

Chain F: 45% 44% 7%



- Molecule 1: ESX-1 secretion-associated regulator EspR

Chain G: 47% 39% 5% 9%



- Molecule 1: ESX-1 secretion-associated regulator EspR

Chain H: 53% 38% 6%



- Molecule 1: ESX-1 secretion-associated regulator EspR

Chain I: 50% 39% 8%





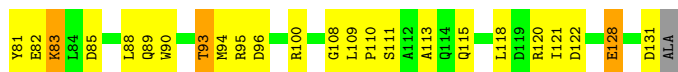
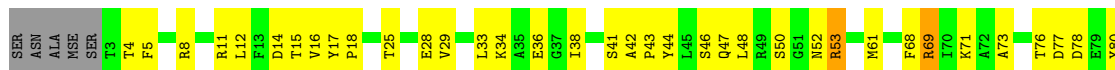
- Molecule 1: ESX-1 secretion-associated regulator EspR




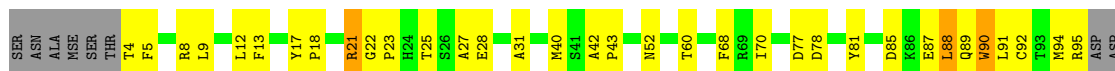
- Molecule 1: ESX-1 secretion-associated regulator EspR



- Molecule 1: ESX-1 secretion-associated regulator EspR

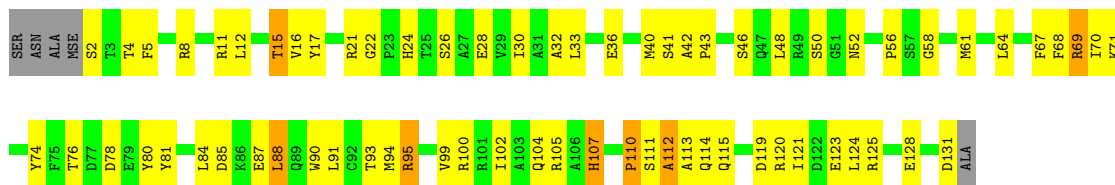


- Molecule 1: ESX-1 secretion-associated regulator EspR

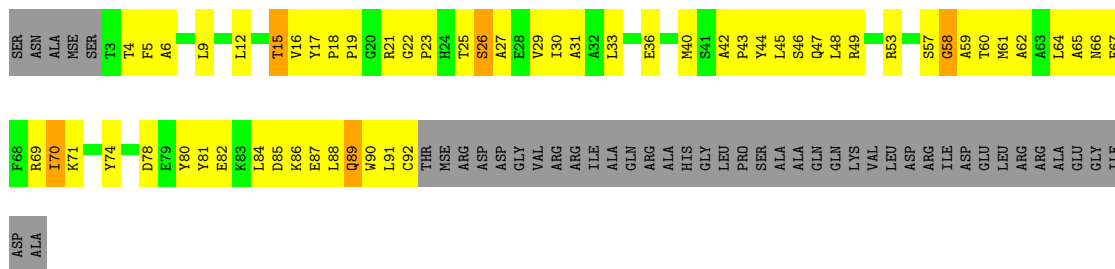
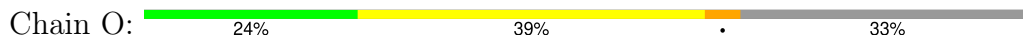


- Molecule 1: ESX-1 secretion-associated regulator EspR

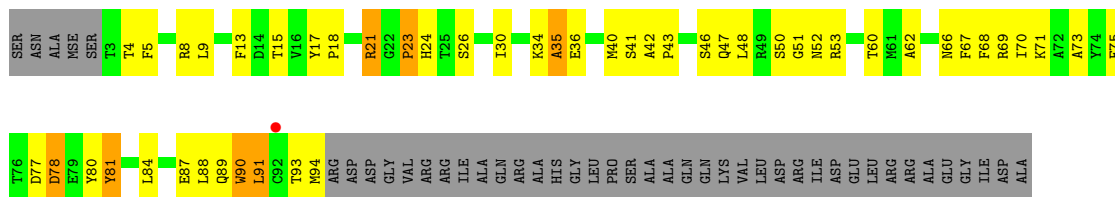




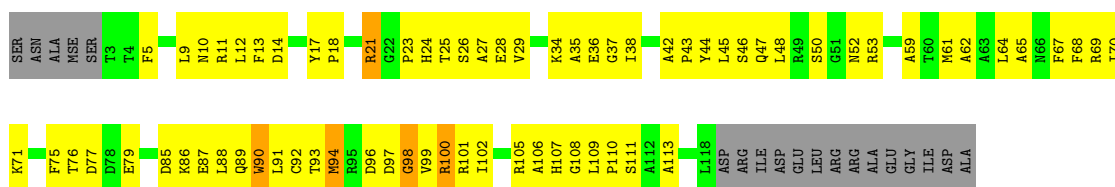
- Molecule 1: ESX-1 secretion-associated regulator EspR



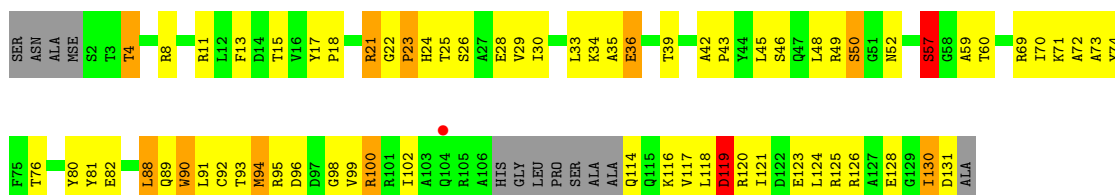
- Molecule 1: ESX-1 secretion-associated regulator EspR



- Molecule 1: ESX-1 secretion-associated regulator EspR



- Molecule 1: ESX-1 secretion-associated regulator EspR



4 Data and refinement statistics i

Property	Value	Source
Space group	P 32	Depositor
Cell constants a, b, c, α , β , γ	148.49Å 148.49Å 129.67Å 90.00° 90.00° 120.00°	Depositor
Resolution (Å)	48.84 – 2.50 48.84 – 2.40	Depositor EDS
% Data completeness (in resolution range)	91.0 (48.84-2.50) 90.4 (48.84-2.40)	Depositor EDS
R_{merge}	(Not available)	Depositor
R_{sym}	(Not available)	Depositor
$\langle I/\sigma(I) \rangle$ ¹	1.44 (at 2.39Å)	Xtrriage
Refinement program	PHENIX 1.7.1_743	Depositor
R, R_{free}	0.197 , 0.232 0.197 , 0.220	Depositor DCC
R_{free} test set	5688 reflections (5.03%)	wwPDB-VP
Wilson B-factor (Å ²)	32.1	Xtrriage
Anisotropy	0.261	Xtrriage
Bulk solvent k_{sol} (e/Å ³), B_{sol} (Å ²)	0.32 , 11.4	EDS
L-test for twinning ²	$\langle L \rangle = 0.44$, $\langle L^2 \rangle = 0.27$	Xtrriage
Estimated twinning fraction	0.045 for -h,-k,l 0.048 for h,-h-k,-l 0.438 for -k,-h,-l	Xtrriage
F_o, F_c correlation	0.94	EDS
Total number of atoms	17208	wwPDB-VP
Average B, all atoms (Å ²)	35.0	wwPDB-VP

Xtrriage's analysis on translational NCS is as follows: *The analyses of the Patterson function reveals a significant off-origin peak that is 71.56 % of the origin peak, indicating pseudo-translational symmetry. The chance of finding a peak of this or larger height randomly in a structure without pseudo-translational symmetry is equal to 2.5717e-06. The detected translational NCS is most likely also responsible for the elevated intensity ratio.*

¹Intensities estimated from amplitudes.

²Theoretical values of $\langle |L| \rangle$, $\langle L^2 \rangle$ for acentric reflections are 0.5, 0.333 respectively for untwinned datasets, and 0.375, 0.2 for perfectly twinned datasets.

5 Model quality [i](#)

5.1 Standard geometry [i](#)

The Z score for a bond length (or angle) is the number of standard deviations the observed value is removed from the expected value. A bond length (or angle) with $|Z| > 5$ is considered an outlier worth inspection. RMSZ is the root-mean-square of all Z scores of the bond lengths (or angles).

Mol	Chain	Bond lengths		Bond angles	
		RMSZ	# Z >5	RMSZ	# Z >5
1	A	0.49	0/983	0.62	0/1324
1	B	0.48	0/1035	0.64	0/1393
1	C	0.50	0/975	0.66	0/1313
1	D	0.47	0/1035	0.64	0/1393
1	E	0.49	0/1001	0.65	0/1346
1	F	0.47	0/1035	0.63	0/1393
1	G	0.47	0/981	0.63	0/1320
1	H	0.49	0/1032	0.63	0/1389
1	I	0.47	0/990	0.63	0/1334
1	J	0.51	0/1035	0.67	0/1393
1	K	0.49	0/989	0.65	0/1332
1	L	0.50	0/1029	0.66	0/1385
1	M	0.44	0/947	0.60	0/1276
1	N	0.48	0/1035	0.68	0/1393
1	O	0.49	0/721	0.66	0/975
1	P	0.45	0/735	0.62	0/992
1	Q	0.44	0/922	0.63	0/1243
1	R	0.43	0/987	0.59	0/1325
All	All	0.48	0/17467	0.64	0/23519

There are no bond length outliers.

There are no bond angle outliers.

There are no chirality outliers.

There are no planarity outliers.

5.2 Too-close contacts [i](#)

In the following table, the Non-H and H(model) columns list the number of non-hydrogen atoms and hydrogen atoms in the chain respectively. The H(added) column lists the number of hydrogen atoms added and optimized by MolProbity. The Clashes column lists the number of clashes within the asymmetric unit, whereas Symm-Clashes lists symmetry-related clashes.

Mol	Chain	Non-H	H(model)	H(added)	Clashes	Symm-Clashes
1	A	967	0	957	54	0
1	B	1019	0	1009	62	0
1	C	960	0	948	68	0
1	D	1019	0	1009	70	0
1	E	986	0	981	65	0
1	F	1019	0	1009	82	1
1	G	966	0	959	67	2
1	H	1016	0	1000	71	0
1	I	974	0	964	55	0
1	J	1019	0	1009	74	1
1	K	973	0	960	52	0
1	L	1013	0	1004	62	0
1	M	932	0	921	66	1
1	N	1019	0	1009	74	2
1	O	706	0	691	62	0
1	P	721	0	707	59	0
1	Q	906	0	900	92	0
1	R	974	0	965	89	0
2	A	2	0	0	0	0
2	B	1	0	0	1	0
2	C	1	0	0	0	0
2	D	2	0	0	0	0
2	F	1	0	0	0	0
2	H	1	0	0	0	0
2	I	1	0	0	0	0
2	L	3	0	0	0	0
2	M	1	0	0	0	1
2	N	4	0	0	0	0
2	P	2	0	0	0	0
All	All	17208	0	17002	1052	4

The all-atom clashscore is defined as the number of clashes found per 1000 atoms (including hydrogen atoms). The all-atom clashscore for this structure is 31.

All (1052) close contacts within the same asymmetric unit are listed below, sorted by their clash magnitude.

Atom-1	Atom-2	Interatomic distance (Å)	Clash overlap (Å)
1:G:94:MSE:HE2	1:H:94:MSE:CG	1.54	1.36
1:G:94:MSE:HE1	1:H:94:MSE:HA	1.28	1.13
1:O:15:THR:HG21	1:O:88:LEU:HG	1.25	1.12
1:G:94:MSE:HE2	1:H:94:MSE:HG3	1.17	1.10
1:M:94:MSE:HB2	1:N:94:MSE:HE2	1.33	1.09

Continued on next page...

Continued from previous page...

Atom-1	Atom-2	Interatomic distance (Å)	Clash overlap (Å)
1:G:105:ARG:HH11	1:G:105:ARG:HG2	1.20	1.06
1:J:90:TRP:HE1	1:J:94:MSE:HE3	1.21	1.05
1:M:21:ARG:HG2	1:M:21:ARG:HH11	1.22	1.04
1:C:21:ARG:NH1	1:C:22:GLY:O	1.92	1.02
1:Q:34:LYS:O	1:Q:37:GLY:N	1.91	1.02
1:G:94:MSE:HE2	1:H:94:MSE:HG2	1.41	1.01
1:G:94:MSE:HE1	1:H:94:MSE:CA	1.88	1.01
1:G:94:MSE:CE	1:H:94:MSE:HA	1.94	0.98
1:A:21:ARG:NH1	1:A:22:GLY:O	1.97	0.97
1:B:26:SER:OG	1:B:49:ARG:NH1	1.98	0.95
1:G:94:MSE:CE	1:H:94:MSE:HG3	1.95	0.94
1:E:21:ARG:NH1	1:E:22:GLY:O	2.00	0.93
1:O:15:THR:HG22	1:O:16:VAL:HG23	1.48	0.93
1:H:15:THR:HG21	1:H:88:LEU:HG	1.52	0.92
1:R:94:MSE:O	1:R:96:ASP:N	2.02	0.92
1:N:41:SER:HB2	1:N:43:PRO:HD2	1.48	0.92
1:G:94:MSE:CE	1:H:94:MSE:CG	2.47	0.91
1:C:125:ARG:NH2	1:D:105:ARG:O	2.03	0.91
1:M:94:MSE:CB	1:N:94:MSE:HE2	2.01	0.91
1:F:15:THR:HG22	1:F:16:VAL:HG23	1.52	0.90
1:J:90:TRP:NE1	1:J:94:MSE:HE3	1.86	0.89
1:Q:97:ASP:O	1:Q:99:VAL:N	2.06	0.88
1:D:53:ARG:HG3	1:D:53:ARG:HH11	1.37	0.88
1:B:50:SER:OG	1:B:52:ASN:ND2	2.06	0.87
1:F:106:ALA:O	1:F:114:GLN:NE2	2.06	0.87
1:Q:94:MSE:HE2	1:R:94:MSE:HA	1.56	0.87
1:J:15:THR:HG21	1:J:88:LEU:HG	1.57	0.86
1:N:90:TRP:NE1	1:N:94:MSE:HE3	1.91	0.86
1:J:11:ARG:NH2	1:J:89:GLN:OE1	2.09	0.85
1:H:89:GLN:O	1:H:93:THR:HG22	1.77	0.85
1:Q:102:ILE:HA	1:R:118:LEU:HD21	1.57	0.84
1:B:106:ALA:O	1:B:114:GLN:NE2	2.09	0.83
1:F:90:TRP:NE1	1:F:94:MSE:HE3	1.92	0.83
1:H:43:PRO:O	1:H:47:GLN:HG3	1.77	0.83
1:K:105:ARG:HD3	1:L:118:LEU:HD11	1.61	0.83
1:G:105:ARG:HG2	1:G:105:ARG:NH1	1.92	0.83
1:A:94:MSE:HB2	1:B:94:MSE:HE2	1.61	0.82
1:P:90:TRP:CZ3	1:P:94:MSE:HE3	2.14	0.82
1:N:15:THR:CG2	1:N:16:VAL:HG23	2.09	0.82
1:C:94:MSE:HB2	1:D:94:MSE:HE2	1.61	0.81
1:A:25:THR:OG1	1:A:28:GLU:HG3	1.79	0.81

Continued on next page...

Continued from previous page...

Atom-1	Atom-2	Interatomic distance (Å)	Clash overlap (Å)
1:I:105:ARG:HH11	1:I:105:ARG:HG2	1.44	0.81
1:A:40:MSE:HE2	1:A:45:LEU:HB2	1.62	0.80
1:C:18:PRO:HD2	1:C:21:ARG:HD3	1.64	0.80
1:F:11:ARG:NE	1:F:85:ASP:OD1	2.14	0.80
1:N:15:THR:HG23	1:N:16:VAL:HG23	1.64	0.79
1:N:32:ALA:O	1:N:36:GLU:HG3	1.82	0.79
1:I:21:ARG:NH1	1:I:22:GLY:O	2.16	0.79
1:H:40:MSE:HE2	1:H:60:THR:HG23	1.65	0.79
1:C:36:GLU:HA	1:D:35:ALA:O	1.82	0.79
1:G:94:MSE:CE	1:H:94:MSE:CA	2.56	0.79
1:H:118:LEU:O	1:H:118:LEU:HG	1.83	0.79
1:I:26:SER:HB3	1:I:45:LEU:HD23	1.63	0.79
1:K:96:ASP:O	1:K:99:VAL:HB	1.82	0.78
1:O:26:SER:OG	1:O:49:ARG:NH1	2.16	0.78
1:G:94:MSE:HG2	1:H:90:TRP:CZ2	2.19	0.78
1:M:87:GLU:OE2	1:N:100:ARG:NH1	2.15	0.78
1:N:90:TRP:HE1	1:N:94:MSE:HE3	1.49	0.78
1:O:36:GLU:HG2	1:P:36:GLU:HG2	1.64	0.78
1:O:58:GLY:HA2	1:O:61:MSE:HE3	1.65	0.78
1:G:91:LEU:O	1:G:95:ARG:NE	2.17	0.77
1:C:40:MSE:HE2	1:C:45:LEU:HB2	1.67	0.77
1:I:91:LEU:O	1:I:95:ARG:NE	2.17	0.77
1:G:94:MSE:HG2	1:H:90:TRP:CH2	2.19	0.77
1:C:116:LYS:HD3	1:D:124:LEU:HD21	1.67	0.77
1:N:90:TRP:CE2	1:N:94:MSE:HE3	2.19	0.77
1:E:116:LYS:HD3	1:F:124:LEU:HD21	1.67	0.77
1:L:41:SER:HB2	1:L:43:PRO:HD2	1.65	0.77
1:F:11:ARG:NH2	1:F:85:ASP:OD1	2.18	0.76
1:M:85:ASP:HA	1:M:88:LEU:HB2	1.67	0.76
1:I:94:MSE:HB2	1:J:94:MSE:HE2	1.67	0.76
1:G:11:ARG:O	1:G:15:THR:HG23	1.85	0.76
1:J:25:THR:OG1	1:J:28:GLU:HG3	1.85	0.76
1:A:116:LYS:HD3	1:B:124:LEU:HD21	1.68	0.75
1:K:67:PHE:O	1:L:69:ARG:NH2	2.19	0.75
1:M:95:ARG:HD3	1:N:94:MSE:HE1	1.67	0.75
1:A:41:SER:OG	1:A:43:PRO:HG2	1.87	0.75
1:B:77:ASP:OD2	1:B:79:GLU:HB2	1.87	0.75
1:F:15:THR:HG21	1:F:88:LEU:HG	1.69	0.74
1:L:90:TRP:NE1	1:L:94:MSE:HE3	2.02	0.74
1:Q:100:ARG:NH1	1:R:90:TRP:HE1	1.85	0.74
1:Q:94:MSE:HB3	1:R:94:MSE:HE2	1.68	0.74

Continued on next page...

Continued from previous page...

Atom-1	Atom-2	Interatomic distance (Å)	Clash overlap (Å)
1:R:94:MSE:C	1:R:96:ASP:H	1.89	0.74
1:A:107:HIS:CE1	1:B:93:THR:HG22	2.23	0.74
1:M:110:PRO:O	1:M:114:GLN:HG3	1.86	0.74
1:K:26:SER:OG	1:K:49:ARG:NH1	2.21	0.74
1:A:90:TRP:HE3	1:A:94:MSE:HE2	1.53	0.73
1:A:90:TRP:CE3	1:A:94:MSE:HE2	2.22	0.73
1:I:94:MSE:CB	1:J:94:MSE:HE2	2.18	0.73
1:Q:34:LYS:O	1:Q:36:GLU:N	2.21	0.73
1:Q:21:ARG:NH2	1:Q:28:GLU:OE1	2.21	0.73
1:Q:90:TRP:HZ2	1:R:100:ARG:HG2	1.54	0.73
1:E:109:LEU:HD23	1:F:130:ILE:CD1	2.18	0.73
1:K:41:SER:HB3	1:K:44:TYR:HB3	1.71	0.73
1:L:25:THR:OG1	1:L:28:GLU:HG3	1.88	0.73
1:I:96:ASP:O	1:I:99:VAL:HB	1.89	0.72
1:O:43:PRO:O	1:O:47:GLN:HG3	1.88	0.72
1:K:21:ARG:NH1	1:K:23:PRO:O	2.17	0.72
1:N:11:ARG:O	1:N:15:THR:HB	1.89	0.72
1:Q:21:ARG:HH22	1:Q:28:GLU:CD	1.93	0.72
1:M:21:ARG:HH11	1:M:21:ARG:CG	1.99	0.72
1:C:110:PRO:HG3	1:D:128:GLU:HG2	1.70	0.71
1:Q:107:HIS:ND1	1:R:93:THR:HG22	2.05	0.71
1:J:44:TYR:HE1	1:J:53:ARG:NH1	1.88	0.71
1:N:90:TRP:CZ2	1:N:94:MSE:HE3	2.25	0.71
1:I:101:ARG:HG2	1:I:101:ARG:HH11	1.55	0.71
1:E:125:ARG:NH2	1:F:105:ARG:O	2.20	0.71
1:N:30:ILE:HD12	1:N:40:MSE:O	1.90	0.71
1:A:93:THR:O	1:A:96:ASP:HB2	1.90	0.71
1:M:107:HIS:ND1	1:N:93:THR:HG22	2.05	0.71
1:R:18:PRO:HD3	1:R:24:HIS:NE2	2.06	0.71
1:H:73:ALA:HA	1:H:76:THR:HB	1.72	0.71
1:P:62:ALA:O	1:P:66:ASN:HB2	1.91	0.71
1:R:50:SER:OG	1:R:52:ASN:ND2	2.23	0.71
1:G:94:MSE:HB3	1:H:94:MSE:HE2	1.73	0.71
1:J:109:LEU:O	1:J:114:GLN:NE2	2.23	0.71
1:Q:90:TRP:HZ2	1:R:100:ARG:CG	2.04	0.71
1:I:67:PHE:O	1:J:69:ARG:NH2	2.19	0.70
1:F:15:THR:CG2	1:F:16:VAL:HG23	2.21	0.70
1:M:90:TRP:CE3	1:M:94:MSE:HE2	2.27	0.70
1:G:94:MSE:HB3	1:H:94:MSE:CE	2.22	0.70
1:K:41:SER:HB3	1:K:44:TYR:CB	2.22	0.70
1:Q:17:TYR:HB2	1:Q:18:PRO:HD2	1.74	0.70

Continued on next page...

Continued from previous page...

Atom-1	Atom-2	Interatomic distance (Å)	Clash overlap (Å)
1:O:18:PRO:HD2	1:O:21:ARG:HD3	1.74	0.70
1:G:43:PRO:O	1:G:47:GLN:HG3	1.92	0.69
1:Q:70:ILE:HG22	1:Q:71:LYS:N	2.07	0.69
1:R:125:ARG:HB3	1:R:130:ILE:HB	1.74	0.69
1:B:26:SER:HG	1:B:49:ARG:HH11	1.41	0.69
1:D:41:SER:HB2	1:D:43:PRO:HD2	1.73	0.69
1:J:48:LEU:HD23	1:J:53:ARG:HB3	1.74	0.69
1:Q:90:TRP:CZ2	1:R:100:ARG:NE	2.60	0.69
1:K:105:ARG:HG2	1:K:105:ARG:HH11	1.58	0.69
1:O:71:LYS:HB2	1:O:80:TYR:CE2	2.28	0.69
1:F:120:ARG:HD2	1:F:123:GLU:OE2	1.93	0.69
1:D:26:SER:OG	1:D:49:ARG:NH1	2.25	0.68
1:F:90:TRP:HE1	1:F:94:MSE:HE3	1.58	0.68
1:J:4:THR:O	1:J:8:ARG:HG3	1.94	0.68
1:P:73:ALA:O	1:P:77:ASP:HB3	1.93	0.68
1:J:53:ARG:HG3	1:J:53:ARG:HH11	1.58	0.68
1:L:47:GLN:NE2	1:L:53:ARG:HE	1.89	0.68
1:D:53:ARG:HG3	1:D:53:ARG:NH1	2.01	0.68
1:H:73:ALA:O	1:H:77:ASP:N	2.19	0.68
1:A:90:TRP:O	1:A:94:MSE:HG2	1.94	0.68
1:R:120:ARG:O	1:R:124:LEU:HB2	1.92	0.68
1:B:11:ARG:O	1:B:15:THR:HB	1.94	0.68
1:G:21:ARG:NH1	1:G:22:GLY:O	2.25	0.68
1:P:46:SER:O	1:P:50:SER:HB3	1.94	0.68
1:E:94:MSE:CB	1:F:94:MSE:HE2	2.24	0.68
1:F:90:TRP:CE2	1:F:94:MSE:HE3	2.29	0.67
1:E:117:VAL:HG23	1:F:124:LEU:HD12	1.75	0.67
1:L:43:PRO:O	1:L:47:GLN:HG3	1.95	0.67
1:B:119:ASP:O	1:B:123:GLU:HG3	1.94	0.67
1:D:26:SER:HB3	1:D:45:LEU:HD23	1.76	0.67
1:P:50:SER:OG	1:P:52:ASN:ND2	2.28	0.67
1:B:43:PRO:O	1:B:47:GLN:HG3	1.94	0.67
1:F:26:SER:HB3	1:F:45:LEU:CD2	2.25	0.67
1:R:34:LYS:O	1:R:36:GLU:N	2.28	0.67
1:A:94:MSE:CB	1:B:94:MSE:HE2	2.26	0.66
1:C:16:VAL:HG12	1:C:16:VAL:O	1.96	0.66
1:Q:44:TYR:CE2	1:Q:48:LEU:HD11	2.29	0.66
1:C:94:MSE:CE	1:D:100:ARG:HG2	2.24	0.66
1:F:11:ARG:HH21	1:F:85:ASP:CG	1.98	0.66
1:Q:61:MSE:HE1	1:Q:76:THR:HG21	1.78	0.66
1:R:123:GLU:HA	1:R:126:ARG:HB2	1.77	0.66

Continued on next page...

Continued from previous page...

Atom-1	Atom-2	Interatomic distance (Å)	Clash overlap (Å)
1:N:17:TYR:CE1	1:N:22:GLY:HA2	2.31	0.66
1:Q:109:LEU:HG	1:Q:110:PRO:HD2	1.76	0.66
1:B:11:ARG:NE	1:B:85:ASP:OD1	2.25	0.66
1:L:73:ALA:O	1:L:77:ASP:N	2.29	0.66
1:G:25:THR:OG1	1:G:28:GLU:HG3	1.95	0.66
1:I:114:GLN:OE1	1:J:98:GLY:HA3	1.95	0.66
1:L:71:LYS:HD3	1:L:80:TYR:CZ	2.30	0.66
1:M:90:TRP:CD1	1:N:100:ARG:NH1	2.64	0.66
1:H:92:CYS:O	1:H:94:MSE:O	2.14	0.65
1:R:121:ILE:O	1:R:125:ARG:HG3	1.96	0.65
1:A:110:PRO:HG3	1:B:128:GLU:HG2	1.77	0.65
1:K:105:ARG:NH2	1:L:131:ASP:OD2	2.29	0.65
1:N:110:PRO:O	1:N:114:GLN:HG3	1.97	0.65
1:A:107:HIS:ND1	1:B:93:THR:HG22	2.12	0.65
1:C:88:LEU:HA	1:C:91:LEU:HD12	1.79	0.65
1:L:47:GLN:HB3	1:L:53:ARG:HB2	1.77	0.65
1:G:21:ARG:NH2	1:G:28:GLU:OE1	2.28	0.65
1:R:128:GLU:HA	1:R:128:GLU:OE1	1.96	0.65
1:B:74:TYR:CD1	1:B:84:LEU:HD23	2.32	0.65
1:J:40:MSE:CE	1:J:60:THR:HG23	2.27	0.65
1:E:10:ASN:OD1	1:E:49:ARG:HG2	1.97	0.65
1:F:26:SER:HB3	1:F:45:LEU:HD23	1.77	0.65
1:H:40:MSE:CE	1:H:60:THR:HG23	2.27	0.65
1:N:41:SER:CB	1:N:43:PRO:HD2	2.25	0.65
1:N:125:ARG:NH2	1:N:131:ASP:OD2	2.29	0.65
1:E:122:ASP:HA	1:E:125:ARG:HG3	1.77	0.65
1:M:110:PRO:HG2	1:M:113:ALA:HB2	1.78	0.65
1:M:12:LEU:HD11	1:M:70:ILE:HD11	1.79	0.64
1:P:21:ARG:NH2	1:P:24:HIS:HA	2.12	0.64
1:J:29:VAL:O	1:J:33:LEU:HD13	1.96	0.64
1:L:90:TRP:HE1	1:L:94:MSE:HE3	1.61	0.64
1:Q:94:MSE:CE	1:R:94:MSE:HA	2.27	0.64
1:C:47:GLN:HG2	1:C:52:ASN:HB2	1.78	0.64
1:O:57:SER:O	1:O:59:ALA:N	2.31	0.64
1:I:105:ARG:HG2	1:I:105:ARG:NH1	2.10	0.64
1:N:15:THR:HG21	1:N:88:LEU:HG	1.80	0.64
1:G:93:THR:HG22	1:G:93:THR:O	1.97	0.64
1:L:80:TYR:CD1	1:L:83:LYS:HD3	2.32	0.64
1:P:4:THR:O	1:P:8:ARG:HG3	1.98	0.64
1:J:44:TYR:CE1	1:J:53:ARG:NH1	2.65	0.64
1:A:21:ARG:NH2	1:A:28:GLU:OE2	2.31	0.63

Continued on next page...

Continued from previous page...

Atom-1	Atom-2	Interatomic distance (Å)	Clash overlap (Å)
1:G:94:MSE:HE1	1:H:94:MSE:N	2.13	0.63
1:P:47:GLN:HE22	1:P:53:ARG:NH1	1.95	0.63
1:Q:18:PRO:HD3	1:Q:24:HIS:NE2	2.13	0.63
1:C:56:PRO:O	1:C:61:MSE:HE2	1.97	0.63
1:C:74:TYR:CD1	1:C:84:LEU:HD23	2.33	0.63
1:R:26:SER:O	1:R:30:ILE:HD12	1.98	0.63
1:Q:107:HIS:C	1:Q:109:LEU:H	2.01	0.63
1:R:90:TRP:CE3	1:R:94:MSE:HG3	2.33	0.63
1:Q:29:VAL:HG22	1:Q:67:PHE:CE2	2.33	0.63
1:D:2:SER:N	1:D:78:ASP:OD1	2.32	0.63
1:A:96:ASP:O	1:A:99:VAL:HB	1.99	0.63
1:H:96:ASP:OD2	1:H:99:VAL:HG23	1.99	0.63
1:Q:93:THR:O	1:Q:96:ASP:OD2	2.17	0.63
1:B:114:GLN:O	1:B:117:VAL:HB	1.99	0.62
1:P:34:LYS:C	1:P:36:GLU:H	2.03	0.62
1:C:90:TRP:CE3	1:C:94:MSE:HE2	2.34	0.62
1:R:90:TRP:CZ3	1:R:94:MSE:HG3	2.33	0.62
1:D:112:ALA:O	1:D:116:LYS:HG3	1.99	0.62
1:N:74:TYR:CD1	1:N:84:LEU:HD23	2.34	0.62
1:R:34:LYS:C	1:R:36:GLU:H	2.02	0.62
1:H:90:TRP:HA	1:H:93:THR:HG23	1.81	0.62
1:E:21:ARG:NH2	1:E:28:GLU:OE2	2.32	0.62
1:H:26:SER:O	1:H:30:ILE:HG12	1.99	0.62
1:O:15:THR:HG21	1:O:88:LEU:CG	2.17	0.62
1:B:25:THR:O	1:B:27:ALA:N	2.33	0.62
1:B:8:ARG:NH1	1:B:81:TYR:HB2	2.15	0.62
1:F:44:TYR:HE1	1:F:53:ARG:HH12	1.46	0.62
1:G:101:ARG:HG2	1:G:101:ARG:HH11	1.65	0.62
1:A:105:ARG:HG2	1:A:105:ARG:NH1	2.14	0.61
1:E:40:MSE:HE2	1:E:45:LEU:HB2	1.82	0.61
1:R:89:GLN:O	1:R:93:THR:HG23	1.99	0.61
1:P:17:TYR:HB2	1:P:18:PRO:CD	2.28	0.61
1:J:17:TYR:HB2	1:J:18:PRO:CD	2.30	0.61
1:Q:90:TRP:CE2	1:R:100:ARG:NE	2.68	0.61
1:R:74:TYR:CE1	1:R:81:TYR:HD1	2.19	0.61
1:E:42:ALA:N	1:E:43:PRO:HD2	2.16	0.61
1:F:112:ALA:O	1:F:116:LYS:HG3	2.01	0.61
1:N:107:HIS:ND1	1:N:107:HIS:C	2.54	0.61
1:D:125:ARG:HB3	1:D:131:ASP:HB2	1.82	0.61
1:M:27:ALA:O	1:M:31:ALA:N	2.33	0.61
1:A:77:ASP:OD2	1:A:79:GLU:N	2.31	0.61

Continued on next page...

Continued from previous page...

Atom-1	Atom-2	Interatomic distance (Å)	Clash overlap (Å)
1:D:26:SER:O	1:D:30:ILE:HG12	2.00	0.61
1:E:110:PRO:CG	1:F:128:GLU:HG2	2.31	0.61
1:L:5:PHE:HE1	1:L:61:MSE:HG2	1.65	0.61
1:E:94:MSE:HB2	1:F:94:MSE:HE2	1.83	0.61
1:H:78:ASP:O	1:H:81:TYR:HB3	2.00	0.61
1:M:90:TRP:O	1:M:94:MSE:HG2	2.01	0.61
1:D:41:SER:OG	1:D:44:TYR:HB2	2.00	0.61
1:K:21:ARG:NH2	1:K:28:GLU:OE1	2.34	0.61
1:N:5:PHE:HE2	1:N:48:LEU:HD13	1.66	0.61
1:K:21:ARG:HH12	1:K:23:PRO:C	2.04	0.61
1:L:50:SER:OG	1:L:52:ASN:ND2	2.34	0.61
1:P:42:ALA:N	1:P:43:PRO:HD2	2.16	0.61
1:J:50:SER:OG	1:J:52:ASN:ND2	2.33	0.60
1:O:19:PRO:HG2	1:P:70:ILE:HD11	1.83	0.60
1:E:100:ARG:HG3	1:F:90:TRP:CH2	2.36	0.60
1:N:68:PHE:O	1:N:69:ARG:HB2	2.00	0.60
1:B:26:SER:HB3	1:B:45:LEU:CD2	2.31	0.60
1:B:90:TRP:CZ2	1:B:94:MSE:HE3	2.37	0.60
1:D:65:ALA:O	1:D:70:ILE:O	2.19	0.60
1:Q:94:MSE:HE2	1:R:94:MSE:HG2	1.83	0.60
1:E:18:PRO:HD2	1:E:21:ARG:HD3	1.82	0.60
1:N:125:ARG:NE	1:N:131:ASP:OD2	2.35	0.60
1:E:110:PRO:HG3	1:F:128:GLU:HG2	1.82	0.60
1:P:70:ILE:CG2	1:P:71:LYS:N	2.65	0.60
1:J:42:ALA:HB3	1:J:43:PRO:HD3	1.82	0.60
1:R:114:GLN:O	1:R:117:VAL:HG22	2.01	0.60
1:E:42:ALA:HB3	1:E:43:PRO:HD3	1.82	0.60
1:R:96:ASP:C	1:R:100:ARG:HG3	2.23	0.60
1:A:105:ARG:HG2	1:A:105:ARG:HH11	1.66	0.60
1:C:107:HIS:ND1	1:D:93:THR:HG22	2.17	0.60
1:A:125:ARG:NH2	1:B:105:ARG:O	2.35	0.59
1:J:91:LEU:O	1:J:94:MSE:O	2.20	0.59
1:P:70:ILE:HD12	1:P:84:LEU:HD21	1.83	0.59
1:A:105:ARG:O	1:A:107:HIS:N	2.35	0.59
1:K:94:MSE:HB2	1:L:94:MSE:HE2	1.84	0.59
1:A:105:ARG:C	1:A:107:HIS:H	2.06	0.59
1:C:119:ASP:OD1	1:C:119:ASP:N	2.34	0.59
1:I:25:THR:OG1	1:I:28:GLU:HG3	2.02	0.59
1:M:125:ARG:NH2	1:N:105:ARG:O	2.31	0.59
1:G:18:PRO:HD3	1:G:24:HIS:CE1	2.37	0.59
1:O:62:ALA:O	1:O:66:ASN:HB2	2.02	0.59

Continued on next page...

Continued from previous page...

Atom-1	Atom-2	Interatomic distance (Å)	Clash overlap (Å)
1:A:120:ARG:HG3	1:A:120:ARG:O	2.02	0.59
1:M:21:ARG:HG2	1:M:21:ARG:NH1	2.03	0.59
1:Q:26:SER:HB3	1:Q:45:LEU:HD23	1.84	0.59
1:A:116:LYS:HB3	1:B:124:LEU:HD11	1.85	0.59
1:D:44:TYR:HD1	1:D:53:ARG:HH12	1.50	0.59
1:E:12:LEU:HD11	1:E:70:ILE:HD11	1.84	0.59
1:G:120:ARG:O	1:G:124:LEU:HG	2.01	0.59
1:H:71:LYS:HB2	1:H:80:TYR:CE2	2.37	0.59
1:B:42:ALA:HB3	1:B:43:PRO:HD3	1.85	0.58
1:H:90:TRP:HA	1:H:93:THR:CG2	2.33	0.58
1:I:44:TYR:HE1	1:I:53:ARG:HD3	1.68	0.58
1:C:26:SER:O	1:C:30:ILE:HG12	2.04	0.58
1:E:25:THR:OG1	1:E:28:GLU:HG3	2.03	0.58
1:F:11:ARG:CZ	1:F:85:ASP:OD1	2.50	0.58
1:P:40:MSE:HE1	1:P:60:THR:HG23	1.85	0.58
1:L:5:PHE:CE1	1:L:61:MSE:HG2	2.39	0.58
1:Q:18:PRO:HG2	1:Q:21:ARG:HD2	1.83	0.58
1:A:56:PRO:O	1:A:61:MSE:HE2	2.02	0.58
1:L:42:ALA:N	1:L:43:PRO:CD	2.67	0.58
1:P:15:THR:HG21	1:P:88:LEU:HB3	1.85	0.58
1:R:116:LYS:HA	1:R:119:ASP:OD2	2.04	0.58
1:B:25:THR:C	1:B:27:ALA:H	2.07	0.58
1:K:11:ARG:NH2	1:K:85:ASP:OD1	2.37	0.58
1:L:90:TRP:CE2	1:L:94:MSE:HE3	2.39	0.58
1:O:15:THR:HG23	1:O:91:LEU:HD12	1.86	0.58
1:A:36:GLU:HA	1:B:35:ALA:O	2.04	0.58
1:C:43:PRO:HA	1:C:46:SER:HB2	1.85	0.58
1:E:94:MSE:HA	1:E:99:VAL:HG11	1.84	0.58
1:K:85:ASP:HA	1:K:88:LEU:HB2	1.86	0.58
1:E:116:LYS:HD3	1:F:124:LEU:CD2	2.33	0.58
1:J:73:ALA:O	1:J:77:ASP:HB3	2.03	0.58
1:K:11:ARG:NE	1:K:85:ASP:OD1	2.37	0.58
1:Q:107:HIS:O	1:Q:109:LEU:N	2.36	0.58
1:C:42:ALA:HB3	1:C:43:PRO:HD3	1.85	0.57
1:F:95:ARG:HA	1:F:100:ARG:CZ	2.33	0.57
1:F:95:ARG:HA	1:F:100:ARG:NH2	2.19	0.57
1:J:90:TRP:HA	1:J:93:THR:HG23	1.87	0.57
1:P:90:TRP:HZ3	1:P:94:MSE:HE3	1.69	0.57
1:D:29:VAL:O	1:D:32:ALA:N	2.36	0.57
1:F:30:ILE:HD12	1:F:40:MSE:O	2.03	0.57
1:K:94:MSE:CB	1:L:94:MSE:HE2	2.34	0.57

Continued on next page...

Continued from previous page...

Atom-1	Atom-2	Interatomic distance (Å)	Clash overlap (Å)
1:O:74:TYR:CD1	1:O:84:LEU:HD23	2.40	0.57
1:E:105:ARG:HD3	1:F:118:LEU:HD11	1.86	0.57
1:J:29:VAL:HG22	1:J:67:PHE:CE2	2.39	0.57
1:H:32:ALA:O	1:H:36:GLU:HG3	2.05	0.57
1:F:41:SER:OG	1:F:43:PRO:HD2	2.03	0.57
1:L:109:LEU:HD22	1:L:113:ALA:HB1	1.85	0.57
1:J:53:ARG:HH11	1:J:53:ARG:CG	2.18	0.57
1:P:17:TYR:CE2	1:P:23:PRO:HG3	2.39	0.57
1:Q:94:MSE:C	1:Q:96:ASP:H	2.08	0.57
1:E:42:ALA:HB3	1:E:43:PRO:CD	2.35	0.57
1:P:17:TYR:HB2	1:P:18:PRO:HD3	1.86	0.57
1:C:115:GLN:O	1:C:118:LEU:N	2.37	0.57
1:K:105:ARG:HG2	1:K:105:ARG:NH1	2.20	0.57
1:O:90:TRP:HZ2	1:P:94:MSE:HA	1.69	0.57
1:R:74:TYR:CE1	1:R:81:TYR:CD1	2.93	0.56
1:M:13:PHE:O	1:M:23:PRO:HB3	2.05	0.56
1:C:25:THR:OG1	1:C:28:GLU:HG3	2.05	0.56
1:C:81:TYR:O	1:C:85:ASP:N	2.33	0.56
1:D:18:PRO:HD2	1:D:21:ARG:HD3	1.87	0.56
1:E:93:THR:O	1:E:96:ASP:HB2	2.04	0.56
1:H:70:ILE:HD12	1:H:71:LYS:O	2.05	0.56
1:I:12:LEU:HD13	1:I:68:PHE:CD2	2.40	0.56
1:M:40:MSE:HE3	1:M:60:THR:HG23	1.86	0.56
1:R:17:TYR:HB2	1:R:18:PRO:HD2	1.88	0.56
1:R:99:VAL:HA	1:R:102:ILE:CG2	2.36	0.56
1:H:17:TYR:HB2	1:H:18:PRO:CD	2.36	0.56
1:C:77:ASP:OD2	1:C:78:ASP:N	2.38	0.56
1:P:62:ALA:O	1:P:66:ASN:CB	2.52	0.56
1:A:92:CYS:O	1:A:94:MSE:N	2.39	0.56
1:D:26:SER:HG	1:D:49:ARG:HH11	1.54	0.56
1:M:124:LEU:HD13	1:N:113:ALA:HB1	1.87	0.56
1:N:95:ARG:HA	1:N:100:ARG:HH21	1.70	0.56
1:L:82:GLU:OE1	1:L:82:GLU:HA	2.04	0.56
1:M:118:LEU:CD2	1:N:102:ILE:HG12	2.35	0.56
1:J:15:THR:CG2	1:J:88:LEU:HG	2.32	0.56
1:J:71:LYS:HD3	1:J:80:TYR:CZ	2.41	0.56
1:P:70:ILE:HG22	1:P:71:LYS:N	2.21	0.56
1:G:26:SER:O	1:G:29:VAL:N	2.38	0.55
1:L:68:PHE:O	1:L:69:ARG:HB2	2.06	0.55
1:Q:29:VAL:HG22	1:Q:67:PHE:CZ	2.41	0.55
1:R:17:TYR:CE2	1:R:23:PRO:HG3	2.41	0.55

Continued on next page...

Continued from previous page...

Atom-1	Atom-2	Interatomic distance (Å)	Clash overlap (Å)
1:A:18:PRO:HD2	1:A:21:ARG:HD3	1.88	0.55
1:J:40:MSE:HE2	1:J:60:THR:HG23	1.87	0.55
1:L:15:THR:HG21	1:L:88:LEU:HG	1.88	0.55
1:G:67:PHE:O	1:H:69:ARG:NH1	2.36	0.55
1:D:47:GLN:HB3	1:D:53:ARG:HG2	1.87	0.55
1:M:106:ALA:HB2	1:N:121:ILE:HD13	1.88	0.55
1:O:29:VAL:HG22	1:O:67:PHE:CZ	2.41	0.55
1:O:80:TYR:O	1:O:84:LEU:N	2.22	0.55
1:D:50:SER:OG	1:D:52:ASN:ND2	2.40	0.55
1:F:95:ARG:HA	1:F:100:ARG:NE	2.22	0.55
1:L:128:GLU:OE2	1:L:128:GLU:HA	2.07	0.55
1:Q:98:GLY:HA2	1:Q:101:ARG:HD3	1.88	0.55
1:D:42:ALA:N	1:D:43:PRO:CD	2.70	0.55
1:J:32:ALA:O	1:J:36:GLU:HG3	2.07	0.55
1:P:35:ALA:C	1:P:36:GLU:HG3	2.27	0.55
1:A:92:CYS:C	1:A:94:MSE:H	2.11	0.55
1:F:44:TYR:CE1	1:F:53:ARG:NH1	2.75	0.55
1:H:53:ARG:HG3	1:H:53:ARG:HH11	1.72	0.55
1:M:123:GLU:O	1:M:125:ARG:N	2.40	0.55
1:Q:97:ASP:C	1:Q:99:VAL:N	2.59	0.55
1:A:77:ASP:OD2	1:A:77:ASP:C	2.44	0.54
1:J:94:MSE:O	1:J:95:ARG:HG2	2.06	0.54
1:L:81:TYR:O	1:L:85:ASP:HB2	2.07	0.54
1:M:25:THR:OG1	1:M:28:GLU:HG3	2.07	0.54
1:Q:70:ILE:CG2	1:Q:71:LYS:N	2.70	0.54
1:I:42:ALA:HB3	1:I:43:PRO:HD2	1.88	0.54
1:G:18:PRO:HD3	1:G:24:HIS:NE2	2.21	0.54
1:H:93:THR:C	1:H:94:MSE:O	2.45	0.54
1:F:94:MSE:O	1:F:95:ARG:HG3	2.07	0.54
1:I:95:ARG:NE	1:J:94:MSE:HE1	2.23	0.54
1:E:84:LEU:CD1	1:F:20:GLY:HA3	2.38	0.54
1:G:29:VAL:O	1:G:33:LEU:HG	2.08	0.54
1:C:67:PHE:C	1:C:67:PHE:CD2	2.81	0.54
1:R:118:LEU:HD23	1:R:121:ILE:HD12	1.88	0.54
1:M:105:ARG:NH2	1:N:125:ARG:NE	2.56	0.54
1:Q:90:TRP:CZ2	1:R:100:ARG:HG2	2.38	0.54
1:C:94:MSE:CB	1:D:94:MSE:HE2	2.33	0.54
1:J:80:TYR:HD1	1:J:83:LYS:HD3	1.73	0.54
1:K:21:ARG:NH2	1:K:28:GLU:OE2	2.40	0.54
1:K:62:ALA:O	1:K:66:ASN:HB2	2.08	0.54
1:L:73:ALA:HA	1:L:76:THR:HB	1.90	0.54

Continued on next page...

Continued from previous page...

Atom-1	Atom-2	Interatomic distance (Å)	Clash overlap (Å)
1:N:12:LEU:HD11	1:N:70:ILE:HD11	1.90	0.54
1:C:77:ASP:OD2	1:C:79:GLU:N	2.30	0.53
1:I:18:PRO:HD3	1:I:24:HIS:NE2	2.24	0.53
1:O:26:SER:HG	1:O:49:ARG:HH11	1.50	0.53
1:C:114:GLN:O	1:C:117:VAL:HB	2.08	0.53
1:D:107:HIS:ND1	1:D:107:HIS:C	2.61	0.53
1:G:68:PHE:O	1:G:69:ARG:HB2	2.09	0.53
1:K:42:ALA:HB3	1:K:43:PRO:CD	2.37	0.53
1:B:30:ILE:HD12	1:B:40:MSE:O	2.07	0.53
1:E:13:PHE:O	1:E:23:PRO:HB3	2.07	0.53
1:G:94:MSE:HE2	1:H:94:MSE:CB	2.34	0.53
1:H:41:SER:HB2	1:H:43:PRO:HD2	1.90	0.53
1:M:118:LEU:HD21	1:N:102:ILE:HG12	1.90	0.53
1:P:8:ARG:NH1	1:P:75:PHE:O	2.41	0.53
1:Q:18:PRO:HG2	1:Q:21:ARG:CD	2.38	0.53
1:Q:90:TRP:CZ3	1:R:94:MSE:HB3	2.43	0.53
1:Q:107:HIS:HB2	1:R:99:VAL:HG21	1.91	0.53
1:A:9:LEU:HD23	1:A:49:ARG:HG2	1.89	0.53
1:E:124:LEU:HD13	1:F:113:ALA:O	2.09	0.53
1:J:17:TYR:HB2	1:J:18:PRO:HD2	1.91	0.53
1:J:47:GLN:HB3	1:J:53:ARG:HB2	1.89	0.53
1:C:77:ASP:O	1:C:81:TYR:HB2	2.09	0.53
1:F:114:GLN:O	1:F:117:VAL:HB	2.08	0.53
1:I:44:TYR:CE1	1:I:53:ARG:HD3	2.44	0.53
1:I:112:ALA:O	1:I:115:GLN:HB3	2.09	0.53
1:O:26:SER:O	1:O:30:ILE:HG12	2.08	0.53
1:P:34:LYS:O	1:P:36:GLU:N	2.42	0.53
1:Q:102:ILE:HD11	1:R:114:GLN:HG2	1.89	0.53
1:D:44:TYR:CD1	1:D:53:ARG:NH1	2.76	0.53
1:F:74:TYR:CD1	1:F:84:LEU:HD23	2.43	0.53
1:E:16:VAL:O	1:E:16:VAL:HG12	2.09	0.53
1:E:94:MSE:HB3	1:F:94:MSE:HE2	1.90	0.53
1:I:93:THR:O	1:I:96:ASP:HB2	2.09	0.53
1:J:15:THR:HG23	1:J:16:VAL:HG23	1.89	0.53
1:O:71:LYS:HB2	1:O:80:TYR:HE2	1.72	0.53
1:L:47:GLN:CB	1:L:53:ARG:HB2	2.39	0.52
1:Q:64:LEU:O	1:Q:67:PHE:HB3	2.09	0.52
1:B:26:SER:HB3	1:B:45:LEU:HD23	1.91	0.52
1:O:82:GLU:HA	1:O:82:GLU:OE1	2.09	0.52
1:R:33:LEU:O	1:R:36:GLU:HG3	2.09	0.52
1:A:85:ASP:HA	1:A:88:LEU:HD22	1.91	0.52

Continued on next page...

Continued from previous page...

Atom-1	Atom-2	Interatomic distance (Å)	Clash overlap (Å)
1:E:124:LEU:O	1:E:128:GLU:HB2	2.10	0.52
1:M:99:VAL:HG12	1:M:100:ARG:N	2.25	0.52
1:O:15:THR:HG22	1:O:16:VAL:CG2	2.30	0.52
1:C:42:ALA:HB3	1:C:43:PRO:CD	2.39	0.52
1:E:116:LYS:HB3	1:F:124:LEU:HD11	1.91	0.52
1:J:31:ALA:O	1:J:34:LYS:N	2.42	0.52
1:L:42:ALA:N	1:L:43:PRO:HD3	2.25	0.52
1:R:45:LEU:O	1:R:49:ARG:HG3	2.10	0.52
1:B:24:HIS:N	2:B:133:HOH:O	2.22	0.52
1:N:26:SER:O	1:N:30:ILE:HG12	2.10	0.52
1:R:98:GLY:O	1:R:102:ILE:HG22	2.09	0.52
1:E:102:ILE:HG22	1:E:103:ALA:N	2.24	0.52
1:E:110:PRO:CD	1:F:128:GLU:HG2	2.39	0.52
1:O:29:VAL:HG22	1:O:67:PHE:CE2	2.45	0.52
1:O:47:GLN:HB3	1:O:53:ARG:HG2	1.92	0.52
1:G:18:PRO:HD2	1:G:21:ARG:HD3	1.90	0.52
1:Q:86:LYS:O	1:Q:90:TRP:HB2	2.09	0.52
1:C:41:SER:HB3	1:C:44:TYR:HB3	1.91	0.52
1:I:4:THR:O	1:I:8:ARG:HG3	2.10	0.52
1:C:120:ARG:O	1:C:124:LEU:HG	2.10	0.52
1:J:81:TYR:O	1:J:85:ASP:N	2.42	0.52
1:M:77:ASP:OD2	1:M:78:ASP:N	2.43	0.52
1:H:42:ALA:N	1:H:43:PRO:CD	2.73	0.52
1:O:26:SER:HB3	1:O:45:LEU:HD23	1.92	0.52
1:P:42:ALA:H	1:P:43:PRO:HD2	1.75	0.52
1:P:91:LEU:HD13	1:P:91:LEU:H	1.75	0.52
1:Q:50:SER:OG	1:Q:52:ASN:ND2	2.43	0.52
1:H:29:VAL:HG22	1:H:67:PHE:CE2	2.45	0.51
1:Q:77:ASP:OD2	1:Q:79:GLU:HB2	2.09	0.51
1:A:105:ARG:HH11	1:A:105:ARG:CG	2.24	0.51
1:L:33:LEU:HB3	1:L:38:ILE:O	2.09	0.51
1:M:110:PRO:HG2	1:M:113:ALA:CB	2.40	0.51
1:H:94:MSE:O	1:H:96:ASP:N	2.43	0.51
1:M:94:MSE:CE	1:N:100:ARG:HG2	2.41	0.51
1:Q:18:PRO:CG	1:Q:21:ARG:HD2	2.41	0.51
1:D:85:ASP:HA	1:D:88:LEU:HD22	1.92	0.51
1:L:95:ARG:O	1:L:95:ARG:HG3	2.08	0.51
1:N:95:ARG:HA	1:N:100:ARG:NH2	2.25	0.51
1:M:90:TRP:CE3	1:M:90:TRP:HA	2.46	0.51
1:N:58:GLY:HA2	1:N:61:MSE:HE3	1.92	0.51
1:P:80:TYR:O	1:P:81:TYR:C	2.49	0.51

Continued on next page...

Continued from previous page...

Atom-1	Atom-2	Interatomic distance (Å)	Clash overlap (Å)
1:A:27:ALA:O	1:A:30:ILE:HB	2.10	0.51
1:C:93:THR:O	1:C:96:ASP:HB2	2.11	0.51
1:M:115:GLN:O	1:M:118:LEU:HB2	2.10	0.51
1:Q:94:MSE:CE	1:R:99:VAL:HG12	2.40	0.51
1:H:18:PRO:HG2	1:H:21:ARG:HD3	1.93	0.51
1:H:74:TYR:CD1	1:H:84:LEU:HD23	2.46	0.51
1:M:85:ASP:O	1:M:89:GLN:N	2.40	0.51
1:O:36:GLU:HG2	1:P:36:GLU:CG	2.38	0.51
1:Q:89:GLN:O	1:Q:93:THR:HG23	2.11	0.51
1:R:42:ALA:N	1:R:43:PRO:HD2	2.25	0.51
1:C:40:MSE:CE	1:C:45:LEU:HB2	2.40	0.51
1:D:26:SER:HB3	1:D:45:LEU:CD2	2.41	0.51
1:H:68:PHE:O	1:H:69:ARG:HB2	2.11	0.51
1:Q:43:PRO:O	1:Q:44:TYR:C	2.48	0.51
1:R:90:TRP:CE3	1:R:94:MSE:HE3	2.46	0.51
1:I:117:VAL:O	1:I:121:ILE:HG13	2.11	0.51
1:R:4:THR:O	1:R:8:ARG:HG3	2.11	0.51
1:C:121:ILE:HD13	1:D:106:ALA:HB2	1.94	0.50
1:E:36:GLU:HA	1:F:35:ALA:O	2.10	0.50
1:F:98:GLY:O	1:F:102:ILE:HD12	2.11	0.50
1:M:89:GLN:O	1:M:92:CYS:N	2.44	0.50
1:O:42:ALA:N	1:O:43:PRO:HD2	2.26	0.50
1:Q:34:LYS:C	1:Q:36:GLU:N	2.64	0.50
1:E:109:LEU:HD23	1:F:130:ILE:HD12	1.91	0.50
1:K:26:SER:HG	1:K:49:ARG:NH1	2.09	0.50
1:B:15:THR:HG21	1:B:88:LEU:HD22	1.92	0.50
1:J:11:ARG:O	1:J:15:THR:HG22	2.12	0.50
1:K:12:LEU:HD13	1:K:68:PHE:CD2	2.46	0.50
1:C:27:ALA:O	1:C:31:ALA:N	2.28	0.50
1:H:110:PRO:O	1:H:113:ALA:N	2.45	0.50
1:I:94:MSE:HB3	1:J:94:MSE:HE2	1.91	0.50
1:L:33:LEU:HB3	1:L:38:ILE:HB	1.94	0.50
1:A:95:ARG:O	1:A:96:ASP:C	2.49	0.50
1:D:109:LEU:HB2	1:D:114:GLN:HE21	1.76	0.50
1:M:9:LEU:O	1:M:12:LEU:HB2	2.11	0.50
1:O:9:LEU:O	1:O:12:LEU:HB2	2.12	0.50
1:A:124:LEU:HD13	1:B:113:ALA:O	2.12	0.50
1:G:92:CYS:C	1:G:94:MSE:N	2.64	0.50
1:D:41:SER:OG	1:D:44:TYR:CB	2.60	0.50
1:E:89:GLN:O	1:E:92:CYS:HB2	2.12	0.50
1:F:87:GLU:O	1:F:90:TRP:HB3	2.12	0.50

Continued on next page...

Continued from previous page...

Atom-1	Atom-2	Interatomic distance (Å)	Clash overlap (Å)
1:N:33:LEU:HD23	1:N:40:MSE:HE3	1.94	0.50
1:P:87:GLU:OE2	1:P:87:GLU:HA	2.11	0.50
1:E:9:LEU:O	1:E:12:LEU:HB2	2.11	0.50
1:A:25:THR:O	1:A:28:GLU:HB2	2.12	0.50
1:A:92:CYS:C	1:A:94:MSE:N	2.61	0.50
1:I:88:LEU:HA	1:I:91:LEU:HD12	1.92	0.50
1:I:105:ARG:HD3	1:J:118:LEU:CD1	2.42	0.50
1:M:8:ARG:HG2	1:M:81:TYR:CE1	2.47	0.50
1:J:53:ARG:NH1	1:J:53:ARG:CG	2.75	0.49
1:K:119:ASP:O	1:K:123:GLU:HG3	2.12	0.49
1:R:70:ILE:HG22	1:R:71:LYS:N	2.27	0.49
1:C:100:ARG:HA	1:D:90:TRP:CH2	2.47	0.49
1:D:73:ALA:O	1:D:75:PHE:N	2.45	0.49
1:O:90:TRP:NE1	1:P:94:MSE:HB3	2.28	0.49
1:P:84:LEU:O	1:P:88:LEU:HD13	2.11	0.49
1:Q:43:PRO:O	1:Q:46:SER:N	2.44	0.49
1:D:84:LEU:HG	1:D:88:LEU:CD1	2.42	0.49
1:K:26:SER:HB3	1:K:45:LEU:CD2	2.42	0.49
1:Q:94:MSE:HE2	1:R:94:MSE:CA	2.37	0.49
1:A:105:ARG:C	1:A:107:HIS:N	2.65	0.49
1:G:94:MSE:HB3	1:H:94:MSE:HE3	1.95	0.49
1:H:41:SER:CB	1:H:43:PRO:HD2	2.42	0.49
1:H:44:TYR:HE1	1:H:53:ARG:HG3	1.78	0.49
1:Q:90:TRP:NE1	1:R:100:ARG:CZ	2.75	0.49
1:Q:107:HIS:C	1:Q:109:LEU:N	2.65	0.49
1:F:11:ARG:O	1:F:15:THR:HB	2.12	0.49
1:O:5:PHE:CZ	1:O:9:LEU:HD22	2.47	0.49
1:Q:94:MSE:HE3	1:R:99:VAL:HG12	1.94	0.49
1:R:92:CYS:O	1:R:94:MSE:O	2.31	0.49
1:D:11:ARG:HG3	1:D:11:ARG:O	2.13	0.49
1:J:40:MSE:HG3	1:J:44:TYR:HD2	1.78	0.49
1:K:41:SER:CB	1:K:44:TYR:CB	2.91	0.49
1:N:42:ALA:N	1:N:43:PRO:CD	2.75	0.49
1:E:47:GLN:HE21	1:E:52:ASN:HB3	1.77	0.49
1:F:47:GLN:CB	1:F:53:ARG:HG2	2.43	0.49
1:N:50:SER:OG	1:N:52:ASN:ND2	2.46	0.49
1:Q:105:ARG:O	1:R:125:ARG:NH1	2.46	0.49
1:A:94:MSE:HE1	1:B:100:ARG:HA	1.93	0.49
1:B:15:THR:HG22	1:B:16:VAL:HG23	1.95	0.49
1:D:89:GLN:OE1	1:D:89:GLN:HA	2.13	0.49
1:E:30:ILE:HD12	1:E:40:MSE:O	2.13	0.49

Continued on next page...

Continued from previous page...

Atom-1	Atom-2	Interatomic distance (Å)	Clash overlap (Å)
1:G:36:GLU:HG2	1:H:36:GLU:HG2	1.95	0.49
1:G:85:ASP:HA	1:G:88:LEU:HB2	1.95	0.49
1:M:89:GLN:HA	1:M:92:CYS:SG	2.53	0.49
1:K:110:PRO:O	1:K:113:ALA:N	2.46	0.49
1:M:21:ARG:CG	1:M:21:ARG:NH1	2.65	0.49
1:N:120:ARG:O	1:N:123:GLU:HB2	2.12	0.49
1:Q:44:TYR:O	1:Q:47:GLN:HB2	2.13	0.49
1:Q:45:LEU:O	1:Q:47:GLN:N	2.46	0.48
1:E:47:GLN:O	1:E:51:GLY:N	2.46	0.48
1:I:94:MSE:HG3	1:J:94:MSE:HG2	1.94	0.48
1:R:124:LEU:O	1:R:128:GLU:HG2	2.13	0.48
1:D:68:PHE:O	1:D:70:ILE:HG23	2.13	0.48
1:I:95:ARG:O	1:I:96:ASP:C	2.51	0.48
1:J:42:ALA:N	1:J:43:PRO:CD	2.76	0.48
1:J:121:ILE:O	1:J:125:ARG:HG3	2.12	0.48
1:P:40:MSE:CE	1:P:60:THR:HG23	2.43	0.48
1:R:126:ARG:HG2	1:R:131:ASP:CB	2.44	0.48
1:C:9:LEU:HD23	1:C:49:ARG:HG2	1.95	0.48
1:C:65:ALA:O	1:C:69:ARG:N	2.44	0.48
1:G:94:MSE:HE3	1:H:90:TRP:CH2	2.48	0.48
1:I:94:MSE:CG	1:J:94:MSE:HG2	2.43	0.48
1:M:87:GLU:OE2	1:N:100:ARG:NH2	2.46	0.48
1:G:4:THR:O	1:G:8:ARG:HG3	2.13	0.48
1:H:45:LEU:O	1:H:45:LEU:HD12	2.14	0.48
1:L:110:PRO:O	1:L:113:ALA:HB3	2.13	0.48
1:O:18:PRO:CD	1:O:21:ARG:HD3	2.42	0.48
1:Q:17:TYR:HB2	1:Q:18:PRO:CD	2.42	0.48
1:E:9:LEU:O	1:E:12:LEU:N	2.47	0.48
1:G:30:ILE:HD12	1:G:40:MSE:O	2.14	0.48
1:I:6:ALA:O	1:I:7:ALA:C	2.52	0.48
1:L:4:THR:O	1:L:8:ARG:HG3	2.14	0.48
1:I:57:SER:O	1:I:60:THR:HB	2.14	0.48
1:I:92:CYS:HA	1:I:95:ARG:HG2	1.96	0.48
1:I:120:ARG:O	1:I:124:LEU:HG	2.14	0.48
1:O:17:TYR:HB3	1:O:23:PRO:HA	1.95	0.48
1:Q:21:ARG:NH2	1:Q:28:GLU:CD	2.64	0.48
1:Q:34:LYS:C	1:Q:36:GLU:H	2.17	0.48
1:C:90:TRP:CZ3	1:C:94:MSE:HE2	2.49	0.48
1:D:67:PHE:CD2	1:D:67:PHE:C	2.87	0.48
1:K:117:VAL:HG12	1:K:117:VAL:O	2.13	0.48
1:K:121:ILE:O	1:K:125:ARG:HG3	2.14	0.48

Continued on next page...

Continued from previous page...

Atom-1	Atom-2	Interatomic distance (Å)	Clash overlap (Å)
1:C:94:MSE:HE3	1:D:100:ARG:HG2	1.94	0.48
1:D:4:THR:O	1:D:8:ARG:HG3	2.14	0.48
1:J:42:ALA:N	1:J:43:PRO:HD2	2.29	0.48
1:G:92:CYS:C	1:G:94:MSE:H	2.16	0.47
1:K:117:VAL:O	1:K:117:VAL:CG1	2.61	0.47
1:M:94:MSE:HE1	1:N:100:ARG:HA	1.96	0.47
1:N:90:TRP:HE1	1:N:94:MSE:CE	2.23	0.47
1:O:70:ILE:HD12	1:O:71:LYS:O	2.14	0.47
1:O:86:LYS:O	1:O:89:GLN:N	2.47	0.47
1:C:47:GLN:HG2	1:C:52:ASN:CB	2.43	0.47
1:D:33:LEU:HB3	1:D:38:ILE:HG22	1.95	0.47
1:D:109:LEU:HB2	1:D:114:GLN:HG3	1.95	0.47
1:F:90:TRP:HA	1:F:93:THR:HG23	1.96	0.47
1:O:42:ALA:HB3	1:O:43:PRO:HD3	1.95	0.47
1:E:8:ARG:O	1:E:11:ARG:HB3	2.15	0.47
1:G:69:ARG:NH2	1:H:67:PHE:O	2.45	0.47
1:H:86:LYS:O	1:H:89:GLN:N	2.36	0.47
1:I:103:ALA:HB1	1:J:99:VAL:HG13	1.96	0.47
1:O:30:ILE:HD12	1:O:40:MSE:O	2.14	0.47
1:Q:43:PRO:O	1:Q:46:SER:OG	2.28	0.47
1:I:43:PRO:O	1:I:47:GLN:HG3	2.14	0.47
1:J:43:PRO:O	1:J:46:SER:HB3	2.15	0.47
1:J:26:SER:O	1:J:30:ILE:HG12	2.13	0.47
1:O:4:THR:OG1	1:O:6:ALA:HB3	2.13	0.47
1:P:21:ARG:HH22	1:P:24:HIS:HA	1.77	0.47
1:B:65:ALA:O	1:B:70:ILE:O	2.32	0.47
1:D:44:TYR:CE2	1:D:48:LEU:HD11	2.50	0.47
1:F:8:ARG:NH2	1:F:78:ASP:OD2	2.45	0.47
1:K:41:SER:HB3	1:K:44:TYR:HB2	1.94	0.47
1:K:89:GLN:O	1:K:92:CYS:HB2	2.15	0.47
1:L:12:LEU:HA	1:L:15:THR:HG22	1.95	0.47
1:L:15:THR:HG23	1:L:16:VAL:HG23	1.96	0.47
1:O:58:GLY:HA2	1:O:61:MSE:CE	2.41	0.47
1:P:67:PHE:C	1:P:67:PHE:CD2	2.87	0.47
1:R:25:THR:O	1:R:29:VAL:HG23	2.14	0.47
1:R:128:GLU:OE1	1:R:128:GLU:CA	2.61	0.47
1:C:84:LEU:CD1	1:D:20:GLY:HA3	2.45	0.47
1:E:34:LYS:O	1:E:37:GLY:N	2.29	0.47
1:J:17:TYR:CB	1:J:18:PRO:CD	2.92	0.47
1:Q:14:ASP:O	1:Q:17:TYR:HE2	1.98	0.47
1:C:100:ARG:HD2	1:D:90:TRP:CZ2	2.50	0.47

Continued on next page...

Continued from previous page...

Atom-1	Atom-2	Interatomic distance (Å)	Clash overlap (Å)
1:F:64:LEU:C	1:F:66:ASN:H	2.19	0.47
1:K:95:ARG:O	1:K:96:ASP:C	2.52	0.47
1:M:18:PRO:HD2	1:M:21:ARG:HD3	1.96	0.47
1:Q:36:GLU:OE1	1:Q:38:ILE:HD12	2.14	0.47
1:H:128:GLU:HB3	1:H:130:ILE:HG13	1.96	0.47
1:Q:45:LEU:O	1:Q:46:SER:C	2.53	0.47
1:B:25:THR:C	1:B:27:ALA:N	2.67	0.46
1:L:17:TYR:HB2	1:L:18:PRO:CD	2.44	0.46
1:M:42:ALA:N	1:M:43:PRO:HD2	2.30	0.46
1:P:91:LEU:N	1:P:91:LEU:CD1	2.78	0.46
1:A:67:PHE:C	1:A:67:PHE:CD2	2.89	0.46
1:B:11:ARG:HH21	1:B:85:ASP:CG	2.18	0.46
1:C:40:MSE:HE2	1:C:45:LEU:CB	2.41	0.46
1:G:106:ALA:HB2	1:H:121:ILE:HD13	1.98	0.46
1:H:15:THR:CG2	1:H:88:LEU:HG	2.34	0.46
1:H:40:MSE:HG2	1:H:41:SER:N	2.30	0.46
1:L:15:THR:CG2	1:L:88:LEU:HG	2.46	0.46
1:O:44:TYR:CE2	1:O:48:LEU:HD11	2.50	0.46
1:B:13:PHE:CZ	1:B:29:VAL:HG21	2.50	0.46
1:G:96:ASP:O	1:G:99:VAL:HB	2.15	0.46
1:P:13:PHE:O	1:P:23:PRO:HB3	2.15	0.46
1:Q:105:ARG:HD2	1:R:118:LEU:HD22	1.97	0.46
1:E:4:THR:O	1:E:8:ARG:HG3	2.16	0.46
1:G:90:TRP:CH2	1:H:104:GLN:OE1	2.68	0.46
1:J:94:MSE:O	1:J:95:ARG:CB	2.63	0.46
1:R:18:PRO:HD3	1:R:24:HIS:CE1	2.50	0.46
1:E:90:TRP:CH2	1:F:100:ARG:HB3	2.50	0.46
1:G:88:LEU:HA	1:G:91:LEU:HD12	1.97	0.46
1:I:101:ARG:HH11	1:I:101:ARG:CG	2.26	0.46
1:L:89:GLN:O	1:L:93:THR:CG2	2.64	0.46
1:M:105:ARG:NH2	1:N:125:ARG:HE	2.12	0.46
1:N:71:LYS:HD3	1:N:80:TYR:CZ	2.50	0.46
1:K:94:MSE:O	1:L:90:TRP:HZ2	1.99	0.46
1:M:12:LEU:HD13	1:M:68:PHE:CD2	2.50	0.46
1:D:90:TRP:NE1	1:D:94:MSE:HE3	2.30	0.46
1:H:82:GLU:O	1:H:86:LYS:HG3	2.16	0.46
1:L:48:LEU:HD23	1:L:53:ARG:HB3	1.96	0.46
1:P:18:PRO:HD3	1:P:24:HIS:NE2	2.30	0.46
1:C:105:ARG:HD3	1:D:118:LEU:HD11	1.98	0.46
1:F:65:ALA:O	1:F:70:ILE:O	2.34	0.46
1:Q:59:ALA:O	1:Q:62:ALA:HB3	2.16	0.46

Continued on next page...

Continued from previous page...

Atom-1	Atom-2	Interatomic distance (Å)	Clash overlap (Å)
1:Q:90:TRP:CE2	1:R:100:ARG:CZ	2.99	0.46
1:A:95:ARG:NE	1:B:94:MSE:HE1	2.31	0.46
1:C:30:ILE:HD12	1:C:40:MSE:O	2.15	0.46
1:J:66:ASN:O	1:J:67:PHE:C	2.55	0.46
1:N:58:GLY:HA2	1:N:61:MSE:CE	2.45	0.46
1:O:57:SER:C	1:O:59:ALA:H	2.18	0.46
1:Q:45:LEU:C	1:Q:47:GLN:N	2.69	0.46
1:A:45:LEU:O	1:A:45:LEU:HD12	2.16	0.46
1:F:90:TRP:HE1	1:F:94:MSE:CE	2.28	0.46
1:G:6:ALA:HB2	1:G:48:LEU:O	2.16	0.46
1:G:60:THR:HG22	1:G:64:LEU:HD12	1.98	0.46
1:I:123:GLU:O	1:I:125:ARG:O	2.33	0.46
1:N:15:THR:HG22	1:N:16:VAL:HG23	1.93	0.46
1:C:17:TYR:HB3	1:C:23:PRO:HA	1.98	0.45
1:E:100:ARG:HA	1:F:90:TRP:HH2	1.82	0.45
1:E:116:LYS:HE2	1:F:120:ARG:HH22	1.81	0.45
1:G:47:GLN:OE1	1:G:53:ARG:HD2	2.16	0.45
1:R:94:MSE:C	1:R:96:ASP:N	2.54	0.45
1:C:77:ASP:OD2	1:C:77:ASP:C	2.53	0.45
1:E:116:LYS:HE2	1:F:120:ARG:NH2	2.31	0.45
1:F:90:TRP:CZ2	1:F:94:MSE:HE3	2.51	0.45
1:O:59:ALA:O	1:O:62:ALA:HB3	2.17	0.45
1:Q:90:TRP:CZ2	1:R:100:ARG:CG	2.92	0.45
1:R:124:LEU:HD12	1:R:124:LEU:HA	1.84	0.45
1:D:8:ARG:NH1	1:D:81:TYR:HB2	2.32	0.45
1:J:125:ARG:O	1:J:131:ASP:N	2.48	0.45
1:O:17:TYR:HB2	1:O:18:PRO:CD	2.47	0.45
1:P:47:GLN:NE2	1:P:53:ARG:NH1	2.64	0.45
1:R:126:ARG:HA	1:R:131:ASP:C	2.37	0.45
1:C:45:LEU:HD12	1:C:45:LEU:O	2.17	0.45
1:K:26:SER:HB3	1:K:45:LEU:HD23	1.97	0.45
1:K:94:MSE:O	1:L:94:MSE:HE2	2.16	0.45
1:B:64:LEU:C	1:B:66:ASN:H	2.19	0.45
1:C:13:PHE:CG	1:C:49:ARG:NH2	2.84	0.45
1:C:17:TYR:N	1:C:17:TYR:CD2	2.84	0.45
1:O:17:TYR:CE1	1:O:22:GLY:HA2	2.51	0.45
1:C:21:ARG:HG2	1:C:22:GLY:N	2.32	0.45
1:E:90:TRP:CE3	1:E:94:MSE:HE2	2.52	0.45
1:N:40:MSE:HE1	1:N:64:LEU:HD21	1.98	0.45
1:O:47:GLN:CB	1:O:53:ARG:HG2	2.47	0.45
1:D:13:PHE:O	1:D:23:PRO:HB3	2.17	0.45

Continued on next page...

Continued from previous page...

Atom-1	Atom-2	Interatomic distance (Å)	Clash overlap (Å)
1:G:42:ALA:N	1:G:43:PRO:HD2	2.31	0.45
1:K:43:PRO:HA	1:K:46:SER:HB2	1.98	0.45
1:M:94:MSE:HB2	1:N:94:MSE:CE	2.24	0.45
1:O:53:ARG:HA	1:O:53:ARG:HD3	1.79	0.45
1:A:105:ARG:HD3	1:B:118:LEU:HD11	1.98	0.45
1:L:44:TYR:CE1	1:L:53:ARG:HG2	2.52	0.45
1:L:109:LEU:HB3	1:L:113:ALA:HB3	1.99	0.45
1:M:110:PRO:HG3	1:N:128:GLU:OE1	2.16	0.45
1:N:111:SER:O	1:N:112:ALA:C	2.54	0.45
1:F:64:LEU:C	1:F:66:ASN:N	2.70	0.45
1:K:41:SER:CB	1:K:44:TYR:HB3	2.44	0.45
1:K:105:ARG:HD3	1:L:118:LEU:CD1	2.39	0.45
1:L:11:ARG:HG3	1:L:88:LEU:HD23	1.98	0.45
1:R:93:THR:O	1:R:94:MSE:O	2.35	0.45
1:D:114:GLN:O	1:D:117:VAL:HB	2.16	0.44
1:E:17:TYR:N	1:E:17:TYR:CD2	2.85	0.44
1:F:92:CYS:O	1:F:94:MSE:O	2.34	0.44
1:G:21:ARG:HH22	1:G:28:GLU:CD	2.19	0.44
1:K:21:ARG:NH2	1:K:28:GLU:CD	2.71	0.44
1:N:125:ARG:CZ	1:N:131:ASP:OD2	2.65	0.44
1:I:21:ARG:HG2	1:I:22:GLY:H	1.81	0.44
1:I:29:VAL:O	1:I:30:ILE:C	2.55	0.44
1:I:107:HIS:O	1:I:107:HIS:CD2	2.70	0.44
1:J:71:LYS:HB2	1:J:80:TYR:CE2	2.52	0.44
1:P:40:MSE:HE3	1:P:40:MSE:HB2	1.92	0.44
1:C:21:ARG:HG2	1:C:22:GLY:H	1.82	0.44
1:G:78:ASP:O	1:G:81:TYR:HB3	2.17	0.44
1:I:107:HIS:HD2	1:J:96:ASP:OD2	2.00	0.44
1:N:120:ARG:CZ	1:N:124:LEU:HD21	2.48	0.44
1:O:57:SER:C	1:O:59:ALA:N	2.70	0.44
1:Q:90:TRP:HH2	1:Q:94:MSE:CE	2.30	0.44
1:F:24:HIS:CD2	1:F:67:PHE:HE2	2.35	0.44
1:F:85:ASP:HA	1:F:88:LEU:HB2	1.99	0.44
1:L:90:TRP:CZ2	1:L:94:MSE:HE3	2.53	0.44
1:P:62:ALA:O	1:P:66:ASN:CG	2.56	0.44
1:B:94:MSE:O	1:B:95:ARG:HG2	2.18	0.44
1:E:83:LYS:O	1:E:83:LYS:HG2	2.17	0.44
1:J:124:LEU:O	1:J:128:GLU:HB2	2.18	0.44
1:O:25:THR:C	1:O:27:ALA:H	2.21	0.44
1:P:50:SER:OG	1:P:51:GLY:N	2.49	0.44
1:R:34:LYS:C	1:R:36:GLU:N	2.64	0.44

Continued on next page...

Continued from previous page...

Atom-1	Atom-2	Interatomic distance (Å)	Clash overlap (Å)
1:Q:90:TRP:HH2	1:Q:94:MSE:HE1	1.82	0.44
1:H:91:LEU:O	1:H:95:ARG:HG2	2.17	0.44
1:M:21:ARG:HG2	1:M:22:GLY:N	2.33	0.44
1:Q:90:TRP:HZ2	1:R:100:ARG:CB	2.30	0.44
1:A:16:VAL:HG12	1:A:16:VAL:O	2.18	0.44
1:C:100:ARG:HA	1:D:90:TRP:HH2	1.82	0.44
1:D:65:ALA:CB	1:D:72:ALA:HA	2.48	0.44
1:G:93:THR:O	1:G:93:THR:CG2	2.65	0.44
1:H:41:SER:HB2	1:H:44:TYR:H	1.83	0.44
1:H:110:PRO:O	1:H:111:SER:C	2.56	0.44
1:H:125:ARG:NH2	1:H:130:ILE:HG22	2.33	0.44
1:M:88:LEU:HA	1:M:91:LEU:HD12	1.99	0.44
1:M:103:ALA:HB1	1:N:99:VAL:HG13	2.00	0.44
1:P:68:PHE:O	1:P:69:ARG:HB2	2.18	0.44
1:R:114:GLN:O	1:R:114:GLN:HG2	2.17	0.44
1:A:42:ALA:HB3	1:A:43:PRO:CD	2.48	0.44
1:A:100:ARG:HD2	1:B:90:TRP:CZ2	2.53	0.44
1:J:73:ALA:O	1:J:77:ASP:N	2.51	0.44
1:O:15:THR:HG22	1:O:16:VAL:N	2.33	0.44
1:R:17:TYR:CG	1:R:23:PRO:HA	2.53	0.44
1:G:91:LEU:HD23	1:H:94:MSE:SE	2.68	0.43
1:J:95:ARG:H	1:J:100:ARG:HE	1.66	0.43
1:L:115:GLN:O	1:L:115:GLN:OE1	2.36	0.43
1:P:41:SER:OG	1:P:43:PRO:HD2	2.18	0.43
1:R:90:TRP:HE3	1:R:90:TRP:O	1.99	0.43
1:F:124:LEU:HA	1:F:124:LEU:HD23	1.72	0.43
1:G:11:ARG:HH21	1:G:85:ASP:CG	2.22	0.43
1:M:94:MSE:HB3	1:N:94:MSE:HE2	1.95	0.43
1:N:81:TYR:O	1:N:85:ASP:HB2	2.18	0.43
1:P:48:LEU:HD23	1:P:48:LEU:HA	1.90	0.43
1:B:91:LEU:O	1:B:94:MSE:O	2.36	0.43
1:D:120:ARG:HD2	1:D:123:GLU:OE2	2.18	0.43
1:F:71:LYS:HD3	1:F:80:TYR:CZ	2.53	0.43
1:C:98:GLY:O	1:C:102:ILE:HD12	2.18	0.43
1:D:84:LEU:O	1:D:88:LEU:HD13	2.18	0.43
1:F:24:HIS:CD2	1:F:67:PHE:CE2	3.07	0.43
1:G:94:MSE:CE	1:H:94:MSE:CB	2.96	0.43
1:G:103:ALA:O	1:H:99:VAL:HG13	2.19	0.43
1:I:14:ASP:O	1:I:17:TYR:HE2	2.02	0.43
1:I:94:MSE:HE3	1:J:100:ARG:HG2	2.00	0.43
1:J:65:ALA:O	1:J:70:ILE:HG13	2.19	0.43

Continued on next page...

Continued from previous page...

Atom-1	Atom-2	Interatomic distance (Å)	Clash overlap (Å)
1:K:25:THR:OG1	1:K:28:GLU:HG3	2.18	0.43
1:K:42:ALA:N	1:K:43:PRO:HD2	2.33	0.43
1:M:100:ARG:HG3	1:N:90:TRP:CZ3	2.53	0.43
1:P:91:LEU:HD13	1:P:91:LEU:N	2.33	0.43
1:B:11:ARG:HH22	1:B:89:GLN:HB2	1.84	0.43
1:B:45:LEU:O	1:B:49:ARG:HG3	2.18	0.43
1:C:95:ARG:NE	1:D:94:MSE:HE1	2.34	0.43
1:E:67:PHE:HD2	1:E:68:PHE:CD2	2.36	0.43
1:E:109:LEU:HD23	1:F:130:ILE:HD13	1.97	0.43
1:I:101:ARG:HG2	1:I:101:ARG:NH1	2.29	0.43
1:I:105:ARG:HD3	1:J:118:LEU:HD11	2.00	0.43
1:J:68:PHE:O	1:J:69:ARG:HB2	2.18	0.43
1:N:8:ARG:HG2	1:N:81:TYR:CE1	2.54	0.43
1:Q:42:ALA:N	1:Q:43:PRO:HD2	2.32	0.43
1:Q:97:ASP:HA	1:Q:100:ARG:HB3	2.00	0.43
1:B:87:GLU:O	1:B:90:TRP:HB3	2.18	0.43
1:F:25:THR:OG1	1:F:28:GLU:HG3	2.19	0.43
1:M:17:TYR:HB2	1:M:18:PRO:CD	2.49	0.43
1:M:118:LEU:HA	1:M:118:LEU:HD23	1.79	0.43
1:O:25:THR:O	1:O:27:ALA:N	2.52	0.43
1:P:34:LYS:C	1:P:36:GLU:N	2.70	0.43
1:B:78:ASP:O	1:B:82:GLU:N	2.51	0.43
1:C:94:MSE:HA	1:C:99:VAL:HG11	2.00	0.43
1:F:42:ALA:HB3	1:F:43:PRO:HD3	2.00	0.43
1:I:26:SER:O	1:I:27:ALA:C	2.57	0.43
1:I:123:GLU:O	1:I:124:LEU:C	2.56	0.43
1:J:26:SER:HB3	1:J:45:LEU:HD23	2.01	0.43
1:Q:27:ALA:O	1:Q:28:GLU:C	2.57	0.43
1:R:21:ARG:HG2	1:R:22:GLY:H	1.82	0.43
1:C:95:ARG:O	1:C:96:ASP:C	2.56	0.43
1:L:108:GLY:O	1:L:109:LEU:C	2.56	0.43
1:R:15:THR:HG21	1:R:88:LEU:HG	2.01	0.43
1:B:11:ARG:NH2	1:B:85:ASP:OD1	2.51	0.43
1:D:90:TRP:CZ2	1:D:94:MSE:HE3	2.53	0.43
1:E:12:LEU:HD23	1:E:12:LEU:HA	1.88	0.43
1:H:71:LYS:HB2	1:H:80:TYR:CZ	2.53	0.43
1:Q:87:GLU:O	1:Q:91:LEU:HD13	2.19	0.43
1:E:41:SER:OG	1:E:43:PRO:HD2	2.19	0.43
1:E:86:LYS:HB2	1:E:86:LYS:HE3	1.62	0.43
1:F:89:GLN:OE1	1:F:89:GLN:HA	2.19	0.43
1:I:85:ASP:HA	1:I:88:LEU:HB2	2.00	0.43

Continued on next page...

Continued from previous page...

Atom-1	Atom-2	Interatomic distance (Å)	Clash overlap (Å)
1:L:120:ARG:O	1:L:121:ILE:C	2.57	0.43
1:D:15:THR:O	1:D:91:LEU:HD12	2.19	0.42
1:E:105:ARG:C	1:E:107:HIS:H	2.21	0.42
1:J:105:ARG:O	1:J:105:ARG:HG2	2.19	0.42
1:L:82:GLU:O	1:L:83:LYS:C	2.58	0.42
1:R:69:ARG:O	1:R:70:ILE:HD13	2.19	0.42
1:A:120:ARG:O	1:A:123:GLU:HB2	2.19	0.42
1:B:90:TRP:CE2	1:B:94:MSE:HE3	2.53	0.42
1:D:124:LEU:HA	1:D:124:LEU:HD23	1.76	0.42
1:G:105:ARG:HH11	1:G:105:ARG:CG	2.07	0.42
1:P:89:GLN:O	1:P:93:THR:HG23	2.20	0.42
1:Q:65:ALA:HB2	1:Q:75:PHE:HE2	1.83	0.42
1:Q:107:HIS:CD2	1:R:96:ASP:OD1	2.72	0.42
1:B:33:LEU:HD23	1:B:38:ILE:HG21	2.00	0.42
1:D:89:GLN:O	1:D:93:THR:HG23	2.19	0.42
1:E:95:ARG:HD3	1:F:94:MSE:HE1	2.01	0.42
1:K:41:SER:OG	1:K:44:TYR:N	2.41	0.42
1:N:16:VAL:O	1:N:16:VAL:HG12	2.19	0.42
1:P:5:PHE:CE2	1:P:9:LEU:HD22	2.55	0.42
1:M:90:TRP:CZ2	1:N:100:ARG:HB3	2.54	0.42
1:R:13:PHE:O	1:R:23:PRO:HB3	2.19	0.42
1:A:17:TYR:N	1:A:17:TYR:CD2	2.88	0.42
1:B:64:LEU:C	1:B:66:ASN:N	2.72	0.42
1:B:89:GLN:OE1	1:B:89:GLN:HA	2.19	0.42
1:D:34:LYS:C	1:D:36:GLU:H	2.23	0.42
1:M:87:GLU:OE2	1:N:100:ARG:CZ	2.67	0.42
1:R:21:ARG:HH22	1:R:28:GLU:CD	2.22	0.42
1:A:40:MSE:HE2	1:A:45:LEU:CB	2.40	0.42
1:D:90:TRP:CE2	1:D:94:MSE:HE3	2.54	0.42
1:E:109:LEU:O	1:E:110:PRO:O	2.38	0.42
1:E:121:ILE:O	1:E:125:ARG:HG3	2.20	0.42
1:F:13:PHE:O	1:F:23:PRO:HB3	2.19	0.42
1:F:47:GLN:HB3	1:F:53:ARG:HG2	2.02	0.42
1:I:90:TRP:C	1:I:92:CYS:H	2.23	0.42
1:I:107:HIS:HB2	1:J:99:VAL:HG21	2.00	0.42
1:K:42:ALA:HB3	1:K:43:PRO:HD2	2.00	0.42
1:K:107:HIS:CD2	1:L:96:ASP:CG	2.93	0.42
1:N:115:GLN:O	1:N:119:ASP:CG	2.58	0.42
1:O:18:PRO:CG	1:O:21:ARG:HD3	2.49	0.42
1:O:42:ALA:N	1:O:43:PRO:CD	2.82	0.42
1:R:11:ARG:HG3	1:R:88:LEU:HD23	2.01	0.42

Continued on next page...

Continued from previous page...

Atom-1	Atom-2	Interatomic distance (Å)	Clash overlap (Å)
1:R:93:THR:C	1:R:94:MSE:O	2.57	0.42
1:B:18:PRO:HD3	1:B:24:HIS:CE1	2.55	0.42
1:C:67:PHE:CD2	1:C:67:PHE:O	2.73	0.42
1:D:77:ASP:OD2	1:D:80:TYR:N	2.37	0.42
1:I:123:GLU:O	1:I:125:ARG:N	2.53	0.42
1:N:21:ARG:NH2	1:N:28:GLU:OE2	2.43	0.42
1:P:26:SER:O	1:P:30:ILE:HG13	2.19	0.42
1:Q:94:MSE:HE3	1:R:99:VAL:CG1	2.49	0.42
1:R:57:SER:OG	1:R:59:ALA:N	2.52	0.42
1:R:80:TYR:O	1:R:81:TYR:C	2.58	0.42
1:D:42:ALA:N	1:D:43:PRO:HD2	2.35	0.42
1:G:12:LEU:HD13	1:G:68:PHE:CD2	2.54	0.42
1:J:115:GLN:OE1	1:J:118:LEU:HD23	2.20	0.42
1:M:91:LEU:HB3	1:M:95:ARG:HH21	1.85	0.42
1:O:88:LEU:O	1:O:91:LEU:HB2	2.19	0.42
1:Q:59:ALA:O	1:Q:62:ALA:N	2.53	0.42
1:B:115:GLN:HE21	1:B:115:GLN:HB2	1.69	0.42
1:D:74:TYR:CD1	1:D:84:LEU:HD23	2.54	0.42
1:G:57:SER:O	1:G:61:MSE:HG3	2.20	0.42
1:M:4:THR:O	1:M:5:PHE:C	2.58	0.42
1:M:18:PRO:O	1:M:21:ARG:HB3	2.20	0.42
1:M:94:MSE:HE1	1:N:100:ARG:HG2	2.01	0.42
1:R:48:LEU:HD23	1:R:48:LEU:HA	1.79	0.42
1:R:126:ARG:HG2	1:R:131:ASP:HB3	2.01	0.42
1:B:109:LEU:HB2	1:B:114:GLN:HG3	2.02	0.42
1:B:112:ALA:O	1:B:116:LYS:HG3	2.20	0.42
1:F:121:ILE:O	1:F:124:LEU:HB2	2.20	0.42
1:H:97:ASP:O	1:H:100:ARG:HB2	2.20	0.42
1:J:72:ALA:O	1:J:75:PHE:N	2.46	0.42
1:K:21:ARG:NH1	1:K:22:GLY:O	2.46	0.42
1:K:82:GLU:O	1:K:86:LYS:HE3	2.19	0.42
1:L:11:ARG:O	1:L:15:THR:HG22	2.19	0.42
1:L:94:MSE:O	1:L:95:ARG:HG2	2.19	0.42
1:M:90:TRP:CE2	1:N:100:ARG:HD3	2.54	0.42
1:N:24:HIS:CD2	1:N:67:PHE:CE2	3.08	0.42
1:P:15:THR:O	1:P:91:LEU:HD23	2.20	0.42
1:P:78:ASP:HA	1:P:81:TYR:HB3	2.02	0.42
1:Q:10:ASN:O	1:Q:13:PHE:HB2	2.20	0.42
1:F:94:MSE:O	1:F:95:ARG:CG	2.68	0.41
1:L:90:TRP:HA	1:L:93:THR:HG23	2.01	0.41
1:O:64:LEU:O	1:O:65:ALA:C	2.57	0.41

Continued on next page...

Continued from previous page...

Atom-1	Atom-2	Interatomic distance (Å)	Clash overlap (Å)
1:O:80:TYR:O	1:O:81:TYR:C	2.58	0.41
1:A:42:ALA:N	1:A:43:PRO:HD2	2.35	0.41
1:F:53:ARG:NH1	1:F:53:ARG:HG3	2.34	0.41
1:O:90:TRP:HZ2	1:P:94:MSE:CA	2.31	0.41
1:Q:25:THR:O	1:Q:26:SER:C	2.59	0.41
1:R:72:ALA:O	1:R:76:THR:HG23	2.20	0.41
1:C:109:LEU:HD22	1:C:113:ALA:HB1	2.02	0.41
1:E:120:ARG:O	1:E:120:ARG:HG3	2.20	0.41
1:I:114:GLN:CD	1:J:98:GLY:HA3	2.40	0.41
1:N:24:HIS:HA	1:N:28:GLU:OE2	2.20	0.41
1:O:87:GLU:O	1:O:91:LEU:HG	2.20	0.41
1:P:91:LEU:O	1:P:94:MSE:HB2	2.20	0.41
1:E:120:ARG:O	1:E:124:LEU:HG	2.20	0.41
1:I:42:ALA:HB3	1:I:43:PRO:CD	2.49	0.41
1:J:90:TRP:CE2	1:J:94:MSE:HE3	2.54	0.41
1:O:59:ALA:O	1:O:60:THR:C	2.58	0.41
1:Q:5:PHE:CE2	1:Q:9:LEU:HD22	2.55	0.41
1:Q:12:LEU:HD13	1:Q:68:PHE:CD2	2.55	0.41
1:Q:107:HIS:ND1	1:R:93:THR:HA	2.34	0.41
1:A:90:TRP:CE3	1:A:94:MSE:CE	3.00	0.41
1:C:18:PRO:HD2	1:C:21:ARG:CD	2.43	0.41
1:G:94:MSE:O	1:G:95:ARG:HD3	2.21	0.41
1:G:125:ARG:O	1:G:126:ARG:CB	2.66	0.41
1:P:35:ALA:O	1:P:36:GLU:HG3	2.21	0.41
1:P:80:TYR:HE2	1:P:84:LEU:HD22	1.86	0.41
1:Q:94:MSE:HG2	1:R:90:TRP:CZ3	2.54	0.41
1:A:85:ASP:OD1	1:A:85:ASP:O	2.38	0.41
1:H:9:LEU:O	1:H:10:ASN:C	2.56	0.41
1:I:107:HIS:CD2	1:J:96:ASP:OD2	2.74	0.41
1:J:33:LEU:O	1:J:38:ILE:O	2.39	0.41
1:L:8:ARG:O	1:L:11:ARG:HB3	2.19	0.41
1:M:88:LEU:HA	1:M:88:LEU:HD12	1.71	0.41
1:O:66:ASN:O	1:O:69:ARG:N	2.54	0.41
1:Q:47:GLN:HA	1:Q:50:SER:OG	2.20	0.41
1:B:33:LEU:HD23	1:B:38:ILE:CG2	2.50	0.41
1:D:44:TYR:CE1	1:D:53:ARG:NH1	2.89	0.41
1:G:30:ILE:HD11	1:G:40:MSE:HG2	2.02	0.41
1:D:88:LEU:O	1:D:91:LEU:HB2	2.21	0.41
1:G:105:ARG:NH1	1:G:105:ARG:CG	2.71	0.41
1:I:45:LEU:O	1:I:48:LEU:N	2.54	0.41
1:J:109:LEU:HB2	1:J:114:GLN:HG3	2.02	0.41

Continued on next page...

Continued from previous page...

Atom-1	Atom-2	Interatomic distance (Å)	Clash overlap (Å)
1:K:91:LEU:HD23	1:L:94:MSE:SE	2.71	0.41
1:M:87:GLU:CD	1:N:100:ARG:HH22	2.23	0.41
1:E:122:ASP:OD2	1:F:105:ARG:NH1	2.45	0.41
1:F:2:SER:N	1:F:78:ASP:OD1	2.53	0.41
1:F:44:TYR:CE2	1:F:48:LEU:HD11	2.56	0.41
1:G:105:ARG:NE	1:H:122:ASP:OD1	2.32	0.41
1:H:53:ARG:HG3	1:H:53:ARG:NH1	2.34	0.41
1:K:68:PHE:O	1:K:69:ARG:HB2	2.21	0.41
1:N:87:GLU:O	1:N:91:LEU:HG	2.21	0.41
1:O:30:ILE:O	1:O:31:ALA:C	2.60	0.41
1:O:47:GLN:O	1:O:48:LEU:C	2.59	0.41
1:O:90:TRP:O	1:O:91:LEU:C	2.59	0.41
1:Q:67:PHE:C	1:Q:69:ARG:H	2.25	0.41
1:Q:106:ALA:O	1:Q:109:LEU:HB2	2.20	0.41
1:R:71:LYS:C	1:R:73:ALA:H	2.22	0.41
1:A:78:ASP:O	1:A:82:GLU:HG3	2.21	0.41
1:E:90:TRP:CZ3	1:E:94:MSE:HE2	2.56	0.41
1:F:11:ARG:HH22	1:F:89:GLN:HB2	1.86	0.41
1:F:111:SER:O	1:F:112:ALA:C	2.59	0.41
1:K:89:GLN:O	1:K:92:CYS:N	2.51	0.41
1:L:53:ARG:HD3	1:L:53:ARG:HA	1.53	0.41
1:M:109:LEU:HA	1:M:110:PRO:HD2	1.81	0.41
1:N:104:GLN:HG3	1:N:105:ARG:N	2.35	0.41
1:Q:90:TRP:CH2	1:Q:94:MSE:CE	3.04	0.41
1:R:70:ILE:CG2	1:R:71:LYS:N	2.84	0.41
1:B:13:PHE:HZ	1:B:29:VAL:HG21	1.86	0.40
1:B:26:SER:HB3	1:B:45:LEU:HD21	2.01	0.40
1:C:48:LEU:HD23	1:C:48:LEU:HA	1.67	0.40
1:C:56:PRO:HB2	1:C:60:THR:CG2	2.51	0.40
1:G:71:LYS:HB2	1:G:80:TYR:CE2	2.55	0.40
1:H:44:TYR:CE1	1:H:53:ARG:HG3	2.56	0.40
1:I:103:ALA:HB1	1:J:99:VAL:CG1	2.50	0.40
1:M:21:ARG:NH1	1:M:22:GLY:O	2.55	0.40
1:Q:11:ARG:NH2	1:Q:85:ASP:OD2	2.52	0.40
1:Q:109:LEU:HD22	1:R:121:ILE:HG23	2.04	0.40
1:Q:110:PRO:HD2	1:Q:113:ALA:HB3	2.02	0.40
1:C:4:THR:O	1:C:7:ALA:N	2.54	0.40
1:C:8:ARG:O	1:C:11:ARG:HB3	2.22	0.40
1:F:67:PHE:CD2	1:F:67:PHE:C	2.94	0.40
1:K:21:ARG:HG2	1:K:22:GLY:N	2.37	0.40
1:N:5:PHE:CE2	1:N:56:PRO:HG3	2.56	0.40

Continued on next page...

Continued from previous page...

Atom-1	Atom-2	Interatomic distance (Å)	Clash overlap (Å)
1:P:78:ASP:OD2	1:P:78:ASP:N	2.53	0.40
1:Q:65:ALA:HB2	1:Q:75:PHE:CE2	2.56	0.40
1:R:124:LEU:O	1:R:128:GLU:HB2	2.21	0.40
1:B:46:SER:O	1:B:49:ARG:N	2.55	0.40
1:C:78:ASP:O	1:C:82:GLU:HG3	2.20	0.40
1:D:109:LEU:HB2	1:D:114:GLN:NE2	2.37	0.40
1:F:53:ARG:HG3	1:F:53:ARG:HH11	1.87	0.40
1:L:29:VAL:O	1:L:33:LEU:HD13	2.21	0.40
1:L:120:ARG:O	1:L:122:ASP:N	2.54	0.40
1:C:18:PRO:O	1:C:21:ARG:HB3	2.20	0.40
1:D:84:LEU:HG	1:D:88:LEU:HD11	2.03	0.40
1:E:10:ASN:OD1	1:E:49:ARG:NE	2.52	0.40
1:L:34:LYS:C	1:L:36:GLU:H	2.25	0.40
1:M:40:MSE:CE	1:M:60:THR:HG23	2.51	0.40
1:B:68:PHE:O	1:B:69:ARG:HB2	2.21	0.40
1:B:90:TRP:NE1	1:B:94:MSE:HE3	2.36	0.40
1:F:38:ILE:HD13	1:F:63:ALA:HB1	2.02	0.40
1:G:77:ASP:OD2	1:G:77:ASP:C	2.60	0.40
1:K:41:SER:CB	1:K:44:TYR:HB2	2.51	0.40
1:K:94:MSE:HE1	1:L:100:ARG:HA	2.04	0.40
1:M:95:ARG:CD	1:N:94:MSE:HE1	2.43	0.40
1:O:90:TRP:CE2	1:P:94:MSE:HB3	2.57	0.40

All (4) symmetry-related close contacts are listed below. The label for Atom-2 includes the symmetry operator and encoded unit-cell translations to be applied.

Atom-1	Atom-2	Interatomic distance (Å)	Clash overlap (Å)
1:F:126:ARG:NH2	1:G:126:ARG:O[3_654]	2.05	0.15
1:M:52:ASN:ND2	1:N:50:SER:O[2_544]	2.13	0.07
1:G:53:ARG:NH2	1:J:14:ASP:OD1[2_544]	2.16	0.04
1:N:4:THR:OG1	2:M:133:HOH:O[3_655]	2.17	0.03

5.3 Torsion angles [i](#)

5.3.1 Protein backbone [i](#)

In the following table, the Percentiles column shows the percent Ramachandran outliers of the chain as a percentile score with respect to all X-ray entries followed by that with respect to entries of similar resolution.

The Analysed column shows the number of residues for which the backbone conformation was analysed, and the total number of residues.

Mol	Chain	Analysed	Favoured	Allowed	Outliers	Percentiles	
1	A	121/135 (90%)	106 (88%)	11 (9%)	4 (3%)	4	5
1	B	128/135 (95%)	116 (91%)	10 (8%)	2 (2%)	9	17
1	C	119/135 (88%)	106 (89%)	12 (10%)	1 (1%)	19	35
1	D	128/135 (95%)	115 (90%)	9 (7%)	4 (3%)	4	5
1	E	121/135 (90%)	104 (86%)	14 (12%)	3 (2%)	5	8
1	F	128/135 (95%)	116 (91%)	11 (9%)	1 (1%)	19	35
1	G	119/135 (88%)	106 (89%)	9 (8%)	4 (3%)	3	5
1	H	128/135 (95%)	114 (89%)	11 (9%)	3 (2%)	6	10
1	I	122/135 (90%)	99 (81%)	21 (17%)	2 (2%)	9	17
1	J	128/135 (95%)	116 (91%)	10 (8%)	2 (2%)	9	17
1	K	122/135 (90%)	112 (92%)	9 (7%)	1 (1%)	19	35
1	L	127/135 (94%)	112 (88%)	12 (9%)	3 (2%)	6	9
1	M	115/135 (85%)	103 (90%)	11 (10%)	1 (1%)	17	31
1	N	128/135 (95%)	111 (87%)	13 (10%)	4 (3%)	4	5
1	O	88/135 (65%)	64 (73%)	21 (24%)	3 (3%)	3	5
1	P	90/135 (67%)	79 (88%)	8 (9%)	3 (3%)	4	5
1	Q	114/135 (84%)	85 (75%)	24 (21%)	5 (4%)	2	3
1	R	119/135 (88%)	99 (83%)	12 (10%)	8 (7%)	1	1
All	All	2145/2430 (88%)	1863 (87%)	228 (11%)	54 (2%)	5	8

All (54) Ramachandran outliers are listed below:

Mol	Chain	Res	Type
1	A	93	THR
1	B	26	SER
1	H	95	ARG
1	P	35	ALA
1	Q	35	ALA
1	Q	111	SER
1	R	35	ALA
1	R	94	MSE
1	R	95	ARG
1	B	110	PRO
1	C	116	LYS

Continued on next page...

Continued from previous page...

Mol	Chain	Res	Type
1	D	29	VAL
1	D	35	ALA
1	D	74	TYR
1	G	74	TYR
1	M	124	LEU
1	N	69	ARG
1	N	112	ALA
1	O	58	GLY
1	Q	98	GLY
1	Q	108	GLY
1	A	106	ALA
1	D	104	GLN
1	E	107	HIS
1	G	23	PRO
1	I	124	LEU
1	L	69	ARG
1	L	83	LYS
1	R	119	ASP
1	A	28	GLU
1	A	96	ASP
1	H	69	ARG
1	I	21	ARG
1	J	31	ALA
1	N	78	ASP
1	R	100	ARG
1	G	4	THR
1	G	69	ARG
1	H	111	SER
1	J	118	LEU
1	K	21	ARG
1	L	111	SER
1	O	26	SER
1	O	85	ASP
1	P	81	TYR
1	Q	23	PRO
1	R	57	SER
1	R	82	GLU
1	E	24	HIS
1	E	110	PRO
1	F	65	ALA
1	N	110	PRO
1	R	23	PRO

Continued on next page...

Continued from previous page...

Mol	Chain	Res	Type
1	P	23	PRO

5.3.2 Protein sidechains [i](#)

In the following table, the Percentiles column shows the percent sidechain outliers of the chain as a percentile score with respect to all X-ray entries followed by that with respect to entries of similar resolution.

The Analysed column shows the number of residues for which the sidechain conformation was analysed, and the total number of residues.

Mol	Chain	Analysed	Rotameric	Outliers	Percentiles	
1	A	98/103 (95%)	93 (95%)	5 (5%)	24	45
1	B	104/103 (101%)	99 (95%)	5 (5%)	25	48
1	C	97/103 (94%)	91 (94%)	6 (6%)	18	35
1	D	104/103 (101%)	98 (94%)	6 (6%)	20	38
1	E	100/103 (97%)	94 (94%)	6 (6%)	19	37
1	F	104/103 (101%)	90 (86%)	14 (14%)	4	7
1	G	98/103 (95%)	89 (91%)	9 (9%)	9	18
1	H	103/103 (100%)	96 (93%)	7 (7%)	16	30
1	I	99/103 (96%)	93 (94%)	6 (6%)	18	36
1	J	104/103 (101%)	98 (94%)	6 (6%)	20	38
1	K	99/103 (96%)	91 (92%)	8 (8%)	11	23
1	L	103/103 (100%)	97 (94%)	6 (6%)	20	38
1	M	94/103 (91%)	89 (95%)	5 (5%)	22	43
1	N	104/103 (101%)	97 (93%)	7 (7%)	16	31
1	O	72/103 (70%)	65 (90%)	7 (10%)	8	16
1	P	74/103 (72%)	70 (95%)	4 (5%)	22	42
1	Q	92/103 (89%)	85 (92%)	7 (8%)	13	25
1	R	100/103 (97%)	87 (87%)	13 (13%)	4	7
All	All	1749/1854 (94%)	1622 (93%)	127 (7%)	14	27

All (127) residues with a non-rotameric sidechain are listed below:

Mol	Chain	Res	Type
1	A	14	ASP

Continued on next page...

Continued from previous page...

Mol	Chain	Res	Type
1	A	60	THR
1	A	88	LEU
1	A	105	ARG
1	A	120	ARG
1	B	15	THR
1	B	41	SER
1	B	93	THR
1	B	111	SER
1	B	115	GLN
1	C	17	TYR
1	C	46	SER
1	C	55	ASN
1	C	60	THR
1	C	88	LEU
1	C	119	ASP
1	D	15	THR
1	D	76	THR
1	D	78	ASP
1	D	107	HIS
1	D	111	SER
1	D	128	GLU
1	E	3	THR
1	E	17	TYR
1	E	46	SER
1	E	96	ASP
1	E	99	VAL
1	E	125	ARG
1	F	3	THR
1	F	11	ARG
1	F	15	THR
1	F	33	LEU
1	F	39	THR
1	F	41	SER
1	F	46	SER
1	F	70	ILE
1	F	88	LEU
1	F	93	THR
1	F	95	ARG
1	F	115	GLN
1	F	126	ARG
1	F	131	ASP
1	G	11	ARG

Continued on next page...

Continued from previous page...

Mol	Chain	Res	Type
1	G	15	THR
1	G	46	SER
1	G	82	GLU
1	G	94	MSE
1	G	96	ASP
1	G	102	ILE
1	G	105	ARG
1	G	111	SER
1	H	3	THR
1	H	15	THR
1	H	41	SER
1	H	88	LEU
1	H	93	THR
1	H	128	GLU
1	H	131	ASP
1	I	41	SER
1	I	46	SER
1	I	50	SER
1	I	96	ASP
1	I	102	ILE
1	I	111	SER
1	J	15	THR
1	J	17	TYR
1	J	41	SER
1	J	53	ARG
1	J	70	ILE
1	J	93	THR
1	K	3	THR
1	K	21	ARG
1	K	39	THR
1	K	46	SER
1	K	66	ASN
1	K	88	LEU
1	K	93	THR
1	K	99	VAL
1	L	14	ASP
1	L	46	SER
1	L	53	ARG
1	L	78	ASP
1	L	93	THR
1	L	128	GLU
1	M	21	ARG

Continued on next page...

Continued from previous page...

Mol	Chain	Res	Type
1	M	88	LEU
1	M	90	TRP
1	M	99	VAL
1	M	111	SER
1	N	2	SER
1	N	15	THR
1	N	46	SER
1	N	76	THR
1	N	88	LEU
1	N	95	ARG
1	N	107	HIS
1	O	15	THR
1	O	33	LEU
1	O	46	SER
1	O	70	ILE
1	O	78	ASP
1	O	89	GLN
1	O	92	CYS
1	P	21	ARG
1	P	78	ASP
1	P	90	TRP
1	P	91	LEU
1	Q	21	ARG
1	Q	53	ARG
1	Q	88	LEU
1	Q	90	TRP
1	Q	92	CYS
1	Q	94	MSE
1	Q	100	ARG
1	R	4	THR
1	R	21	ARG
1	R	36	GLU
1	R	39	THR
1	R	46	SER
1	R	50	SER
1	R	57	SER
1	R	60	THR
1	R	88	LEU
1	R	90	TRP
1	R	91	LEU
1	R	119	ASP
1	R	130	ILE

Sometimes sidechains can be flipped to improve hydrogen bonding and reduce clashes. All (30) such sidechains are listed below:

Mol	Chain	Res	Type
1	A	89	GLN
1	A	115	GLN
1	B	24	HIS
1	B	52	ASN
1	B	115	GLN
1	D	52	ASN
1	D	66	ASN
1	D	115	GLN
1	F	24	HIS
1	F	66	ASN
1	F	115	GLN
1	G	52	ASN
1	G	107	HIS
1	G	114	GLN
1	H	52	ASN
1	I	107	HIS
1	J	52	ASN
1	K	107	HIS
1	K	115	GLN
1	L	47	GLN
1	L	52	ASN
1	N	52	ASN
1	O	52	ASN
1	P	47	GLN
1	P	52	ASN
1	Q	52	ASN
1	Q	104	GLN
1	R	47	GLN
1	R	52	ASN
1	R	114	GLN

5.3.3 RNA [i](#)

There are no RNA molecules in this entry.

5.4 Non-standard residues in protein, DNA, RNA chains [i](#)

There are no non-standard protein/DNA/RNA residues in this entry.

5.5 Carbohydrates [i](#)

There are no monosaccharides in this entry.

5.6 Ligand geometry [i](#)

There are no ligands in this entry.

5.7 Other polymers [i](#)

There are no such residues in this entry.

5.8 Polymer linkage issues [i](#)

There are no chain breaks in this entry.

6 Fit of model and data

6.1 Protein, DNA and RNA chains

In the following table, the column labelled ‘#RSRZ > 2’ contains the number (and percentage) of RSRZ outliers, followed by percent RSRZ outliers for the chain as percentile scores relative to all X-ray entries and entries of similar resolution. The OWAB column contains the minimum, median, 95th percentile and maximum values of the occupancy-weighted average B-factor per residue. The column labelled ‘Q < 0.9’ lists the number of (and percentage) of residues with an average occupancy less than 0.9.

Mol	Chain	Analysed	<RSRZ>	#RSRZ>2	OWAB(Å ²)	Q<0.9
1	A	120/135 (88%)	-0.52	0 100 100	21, 31, 61, 77	0
1	B	127/135 (94%)	-0.45	0 100 100	21, 31, 47, 57	0
1	C	120/135 (88%)	-0.50	0 100 100	19, 32, 62, 71	0
1	D	127/135 (94%)	-0.51	0 100 100	21, 30, 50, 59	0
1	E	122/135 (90%)	-0.49	0 100 100	20, 33, 57, 67	0
1	F	127/135 (94%)	-0.49	0 100 100	18, 29, 44, 54	0
1	G	120/135 (88%)	-0.50	0 100 100	21, 31, 56, 70	0
1	H	127/135 (94%)	-0.51	0 100 100	19, 28, 48, 63	0
1	I	121/135 (89%)	-0.50	0 100 100	21, 30, 60, 74	0
1	J	127/135 (94%)	-0.51	0 100 100	19, 28, 48, 62	0
1	K	121/135 (89%)	-0.54	1 (0%) 86 87	17, 29, 55, 74	0
1	L	126/135 (93%)	-0.47	0 100 100	22, 30, 47, 61	0
1	M	116/135 (85%)	-0.43	0 100 100	26, 37, 55, 64	0
1	N	127/135 (94%)	-0.63	0 100 100	23, 33, 45, 61	0
1	O	88/135 (65%)	-0.56	0 100 100	30, 36, 51, 60	0
1	P	89/135 (65%)	-0.58	1 (1%) 80 82	23, 33, 42, 53	0
1	Q	113/135 (83%)	-0.55	0 100 100	27, 36, 57, 69	0
1	R	120/135 (88%)	-0.48	1 (0%) 86 87	26, 35, 62, 75	0
All	All	2138/2430 (87%)	-0.51	3 (0%) 95 96	17, 33, 55, 77	0

All (3) RSRZ outliers are listed below:

Mol	Chain	Res	Type	RSRZ
1	R	104	GLN	2.7
1	P	92	CYS	2.3
1	K	96	ASP	2.1

6.2 Non-standard residues in protein, DNA, RNA chains [i](#)

There are no non-standard protein/DNA/RNA residues in this entry.

6.3 Carbohydrates [i](#)

There are no monosaccharides in this entry.

6.4 Ligands [i](#)

There are no ligands in this entry.

6.5 Other polymers [i](#)

There are no such residues in this entry.