



wwPDB X-ray Structure Validation Summary Report

Nov 25, 2024 – 08:47 PM EST

PDB ID : 8R8B
Title : Wnt binding to COPalpha and COPBeta2 directs secretion on extracellular vesicles
Authors : Gurriaran-Rodriguez, U.; Datzkiw, D.; Radusky, L.G.; Fisher, F.; Xiao, F.; Ming, H.; De Repentigny, Y.; Kothary, R.; Serrano, L.; Rojas, A.L.; Hierro, A.; Rudnicki, M.A.
Deposited on : 2023-11-28
Resolution : 1.81 Å(reported)

This is a wwPDB X-ray Structure Validation Summary Report for a publicly released PDB entry.

We welcome your comments at validation@mail.wwpdb.org

A user guide is available at

<https://www.wwpdb.org/validation/2017/XrayValidationReportHelp>

with specific help available everywhere you see the  symbol.

The types of validation reports are described at

<http://www.wwpdb.org/validation/2017/FAQs#types>.

The following versions of software and data (see [references](#) ) were used in the production of this report:

MolProbity : 4.02b-467
Mogul : 2022.3.0, CSD as543be (2022)
Xtrriage (Phenix) : 1.21
EDS : 3.0
Percentile statistics : 20231227.v01 (using entries in the PDB archive December 27th 2023)
CCP4 : 9.0.004 (Gargrove)
Density-Fitness : 1.0.11
Ideal geometry (proteins) : Engh & Huber (2001)
Ideal geometry (DNA, RNA) : Parkinson et al. (1996)
Validation Pipeline (wwPDB-VP) : 2.40

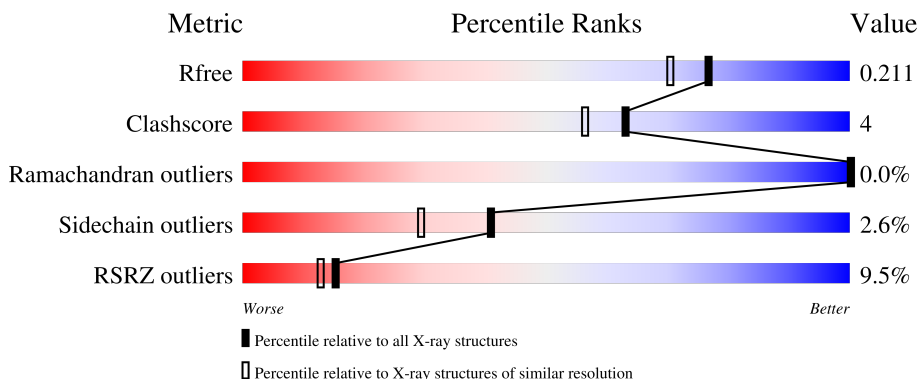
1 Overall quality at a glance

The following experimental techniques were used to determine the structure:

X-RAY DIFFRACTION

The reported resolution of this entry is 1.81 Å.

Percentile scores (ranging between 0-100) for global validation metrics of the entry are shown in the following graphic. The table shows the number of entries on which the scores are based.



| Metric | Whole archive (#Entries) | Similar resolution (#Entries, resolution range(Å)) |
|-----------------------|-----------------------------|---|
| R_{free} | 164625 | 7108 (1.80-1.80) |
| Clashscore | 180529 | 8162 (1.80-1.80) |
| Ramachandran outliers | 177936 | 8077 (1.80-1.80) |
| Sidechain outliers | 177891 | 8076 (1.80-1.80) |
| RSRZ outliers | 164620 | 7108 (1.80-1.80) |

The table below summarises the geometric issues observed across the polymeric chains and their fit to the electron density. The red, orange, yellow and green segments of the lower bar indicate the fraction of residues that contain outliers for ≥ 3 , 2, 1 and 0 types of geometric quality criteria respectively. A grey segment represents the fraction of residues that are not modelled. The numeric value for each fraction is indicated below the corresponding segment, with a dot representing fractions $\leq 5\%$.

| Mol | Chain | Length | Quality of chain |
|-----|-------|--------|------------------|
| 1 | AAA | 304 | 3% 90% 10% |
| 1 | BBB | 304 | 5% 84% 14% |
| 1 | CCC | 304 | 7% 89% 10% |
| 1 | DDD | 304 | 5% 87% 11% |
| 1 | EEE | 304 | 4% 87% 12% |

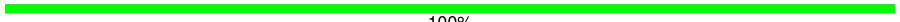














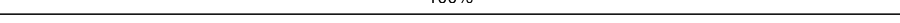
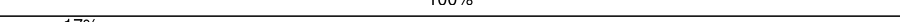
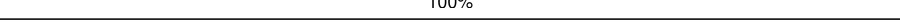
Continued on next page...

Continued from previous page...

| Mol | Chain | Length | Quality of chain |
|-----|-------|--------|------------------|
| 1 | FFF | 304 | 6% 88% 10% .. |
| 1 | GGG | 304 | 6% 89% 9% .. |
| 1 | HHH | 304 | 12% 88% 11% . |
| 1 | III | 304 | 8% 90% 9% . |
| 1 | JJJ | 304 | 20% 88% 11% . |
| 1 | KKK | 304 | 9% 88% 11% . |
| 1 | LLL | 304 | 4% 85% 13% .. |
| 1 | MMM | 304 | 10% 87% 12% .. |
| 1 | NNN | 304 | 7% 89% 10% . |
| 1 | OOO | 304 | 7% 88% 12% |
| 1 | PPP | 304 | 10% 83% 16% .. |
| 1 | QQQ | 304 | 11% 88% 10% .. |
| 1 | RRR | 304 | 25% 90% 9% .. |
| 1 | SSS | 304 | 12% 91% 8% . |
| 1 | TTT | 304 | 8% 90% 9% . |
| 1 | UUU | 304 | 11% 84% 15% . |
| 1 | VVV | 304 | 18% 90% 9% . |
| 1 | WWW | 304 | 13% 89% 10% . |
| 1 | XXX | 304 | 9% 89% 10% . |
| 2 | aaa | 6 | 100% |
| 2 | bbb | 6 | 100% |
| 2 | ccc | 6 | 17% 100% |
| 2 | ddd | 6 | 100% |
| 2 | eee | 6 | 100% |
| 2 | fff | 6 | 100% |

Continued on next page...

Continued from previous page...

| Mol | Chain | Length | Quality of chain |
|-----|-------|--------|---|
| 2 | ggg | 6 |  100% |
| 2 | hhh | 6 |  100% |
| 2 | iii | 6 |  100% |
| 2 | jjj | 6 |  100% |
| 2 | kkk | 6 |  100% |
| 2 | lll | 6 |  100% |
| 2 | mmm | 6 |  100% |
| 2 | nnn | 6 |  100% |
| 2 | ooo | 6 |  100% |
| 2 | ppp | 6 |  100% |
| 2 | qqq | 6 |  100% |
| 2 | rrr | 6 |  100% |
| 2 | sss | 6 |  100% |
| 2 | ttt | 6 |  100% |
| 2 | uuu | 6 |  100% |
| 2 | vvv | 6 |  100% |
| 2 | www | 6 |  100% |
| 2 | xxx | 6 |  100% |

The following table lists non-polymeric compounds, carbohydrate monomers and non-standard residues in protein, DNA, RNA chains that are outliers for geometric or electron-density-fit criteria:

| Mol | Type | Chain | Res | Chirality | Geometry | Clashes | Electron density |
|-----|------|-------|-----|-----------|----------|---------|------------------|
| 3 | SO4 | EEE | 405 | - | - | X | - |
| 3 | SO4 | NNN | 403 | - | - | X | - |
| 3 | SO4 | OOO | 403 | - | - | X | - |
| 4 | GOL | XXX | 411 | - | - | X | - |

2 Entry composition

There are 5 unique types of molecules in this entry. The entry contains 64338 atoms, of which 0 are hydrogens and 0 are deuteriums.

In the tables below, the ZeroOcc column contains the number of atoms modelled with zero occupancy, the AltConf column contains the number of residues with at least one atom in alternate conformation and the Trace column contains the number of residues modelled with at most 2 atoms.

- Molecule 1 is a protein called Coatomer subunit beta'.

| Mol | Chain | Residues | Atoms | | | | | ZeroOcc | AltConf | Trace |
|-----|-------|----------|-------|------|-----|-----|---|---------|---------|-------|
| | | | Total | C | N | O | S | | | |
| 1 | AAA | 302 | 2433 | 1561 | 408 | 456 | 8 | 0 | 1 | 0 |
| 1 | BBB | 302 | 2436 | 1562 | 408 | 458 | 8 | 0 | 2 | 0 |
| 1 | CCC | 302 | 2433 | 1561 | 408 | 456 | 8 | 0 | 1 | 0 |
| 1 | DDD | 302 | 2439 | 1566 | 409 | 456 | 8 | 0 | 2 | 0 |
| 1 | EEE | 302 | 2429 | 1557 | 408 | 456 | 8 | 0 | 0 | 0 |
| 1 | FFF | 302 | 2441 | 1566 | 409 | 458 | 8 | 0 | 2 | 0 |
| 1 | GGG | 302 | 2432 | 1559 | 408 | 457 | 8 | 0 | 1 | 0 |
| 1 | HHH | 302 | 2435 | 1562 | 409 | 456 | 8 | 0 | 1 | 0 |
| 1 | III | 302 | 2429 | 1557 | 408 | 456 | 8 | 0 | 0 | 0 |
| 1 | JJJ | 302 | 2429 | 1557 | 408 | 456 | 8 | 0 | 0 | 0 |
| 1 | KKK | 302 | 2439 | 1564 | 408 | 459 | 8 | 0 | 2 | 0 |
| 1 | LLL | 302 | 2429 | 1557 | 408 | 456 | 8 | 0 | 0 | 0 |
| 1 | MMM | 302 | 2435 | 1561 | 408 | 458 | 8 | 0 | 1 | 0 |
| 1 | NNN | 302 | 2439 | 1564 | 408 | 459 | 8 | 0 | 2 | 0 |
| 1 | OOO | 303 | 2441 | 1565 | 409 | 459 | 8 | 0 | 1 | 0 |
| 1 | PPP | 302 | 2438 | 1562 | 409 | 459 | 8 | 0 | 1 | 0 |

Continued on next page...

Continued from previous page...

| Mol | Chain | Residues | Atoms | | | | | ZeroOcc | AltConf | Trace |
|-----|-------|----------|-------|------|-----|-----|---|---------|---------|-------|
| 1 | QQQ | 302 | Total | C | N | O | S | 0 | 0 | 0 |
| | | | 2429 | 1557 | 408 | 456 | 8 | | | |
| 1 | RRR | 302 | Total | C | N | O | S | 0 | 0 | 0 |
| | | | 2429 | 1557 | 408 | 456 | 8 | | | |
| 1 | SSS | 300 | Total | C | N | O | S | 0 | 1 | 0 |
| | | | 2420 | 1553 | 405 | 454 | 8 | | | |
| 1 | TTT | 302 | Total | C | N | O | S | 0 | 0 | 0 |
| | | | 2429 | 1557 | 408 | 456 | 8 | | | |
| 1 | UUU | 303 | Total | C | N | O | S | 0 | 1 | 0 |
| | | | 2443 | 1565 | 409 | 461 | 8 | | | |
| 1 | VVV | 302 | Total | C | N | O | S | 0 | 0 | 0 |
| | | | 2429 | 1557 | 408 | 456 | 8 | | | |
| 1 | WWW | 302 | Total | C | N | O | S | 0 | 0 | 0 |
| | | | 2429 | 1557 | 408 | 456 | 8 | | | |
| 1 | XXX | 302 | Total | C | N | O | S | 0 | 0 | 0 |
| | | | 2429 | 1557 | 408 | 456 | 8 | | | |

- Molecule 2 is a protein called Small ribosomal subunit protein mS37.

| Mol | Chain | Residues | Atoms | | | | ZeroOcc | AltConf | Trace |
|-----|-------|----------|-------|----|---|---|---------|---------|-------|
| 2 | aaa | 6 | Total | C | N | O | 0 | 0 | 0 |
| | | | 51 | 35 | 9 | 7 | | | |
| 2 | bbb | 6 | Total | C | N | O | 0 | 0 | 0 |
| | | | 51 | 35 | 9 | 7 | | | |
| 2 | ccc | 6 | Total | C | N | O | 0 | 0 | 0 |
| | | | 51 | 35 | 9 | 7 | | | |
| 2 | ddd | 6 | Total | C | N | O | 0 | 0 | 0 |
| | | | 51 | 35 | 9 | 7 | | | |
| 2 | eee | 6 | Total | C | N | O | 0 | 0 | 0 |
| | | | 51 | 35 | 9 | 7 | | | |
| 2 | fff | 6 | Total | C | N | O | 0 | 0 | 0 |
| | | | 51 | 35 | 9 | 7 | | | |
| 2 | ggg | 6 | Total | C | N | O | 0 | 0 | 0 |
| | | | 51 | 35 | 9 | 7 | | | |
| 2 | hhh | 6 | Total | C | N | O | 0 | 0 | 0 |
| | | | 51 | 35 | 9 | 7 | | | |
| 2 | iii | 6 | Total | C | N | O | 0 | 0 | 0 |
| | | | 51 | 35 | 9 | 7 | | | |
| 2 | jjj | 6 | Total | C | N | O | 0 | 0 | 0 |
| | | | 51 | 35 | 9 | 7 | | | |
| 2 | kkk | 6 | Total | C | N | O | 0 | 0 | 0 |
| | | | 51 | 35 | 9 | 7 | | | |

Continued on next page...

Continued from previous page...

| Mol | Chain | Residues | Atoms | | | | ZeroOcc | AltConf | Trace |
|-----|-------|----------|-------|----|---|---|---------|---------|-------|
| 2 | lll | 6 | Total | C | N | O | 0 | 0 | 0 |
| | | | 51 | 35 | 9 | 7 | | | |
| 2 | mmm | 6 | Total | C | N | O | 0 | 0 | 0 |
| | | | 51 | 35 | 9 | 7 | | | |
| 2 | nnn | 6 | Total | C | N | O | 0 | 0 | 0 |
| | | | 51 | 35 | 9 | 7 | | | |
| 2 | ooo | 6 | Total | C | N | O | 0 | 0 | 0 |
| | | | 51 | 35 | 9 | 7 | | | |
| 2 | ppp | 6 | Total | C | N | O | 0 | 0 | 0 |
| | | | 51 | 35 | 9 | 7 | | | |
| 2 | qqq | 6 | Total | C | N | O | 0 | 0 | 0 |
| | | | 51 | 35 | 9 | 7 | | | |
| 2 | rrr | 6 | Total | C | N | O | 0 | 0 | 0 |
| | | | 51 | 35 | 9 | 7 | | | |
| 2 | sss | 6 | Total | C | N | O | 0 | 0 | 0 |
| | | | 51 | 35 | 9 | 7 | | | |
| 2 | ttt | 6 | Total | C | N | O | 0 | 0 | 0 |
| | | | 51 | 35 | 9 | 7 | | | |
| 2 | uuu | 6 | Total | C | N | O | 0 | 0 | 0 |
| | | | 51 | 35 | 9 | 7 | | | |
| 2 | vvv | 6 | Total | C | N | O | 0 | 0 | 0 |
| | | | 51 | 35 | 9 | 7 | | | |
| 2 | www | 6 | Total | C | N | O | 0 | 0 | 0 |
| | | | 51 | 35 | 9 | 7 | | | |
| 2 | xxx | 6 | Total | C | N | O | 0 | 0 | 0 |
| | | | 51 | 35 | 9 | 7 | | | |

There are 24 discrepancies between the modelled and reference sequences:

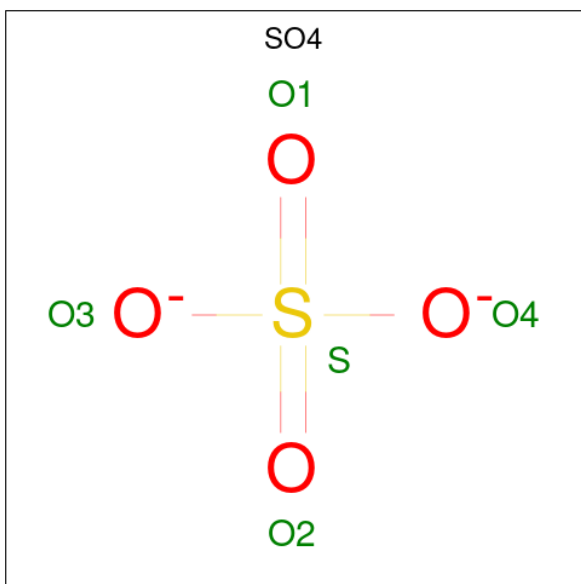
| Chain | Residue | Modelled | Actual | Comment | Reference |
|-------|---------|----------|--------|----------|------------|
| aaa | 196 | ILE | VAL | conflict | UNP O75012 |
| bbb | 196 | ILE | VAL | conflict | UNP O75012 |
| ccc | 196 | ILE | VAL | conflict | UNP O75012 |
| ddd | 196 | ILE | VAL | conflict | UNP O75012 |
| eee | 196 | ILE | VAL | conflict | UNP O75012 |
| fff | 196 | ILE | VAL | conflict | UNP O75012 |
| ggg | 196 | ILE | VAL | conflict | UNP O75012 |
| hhh | 196 | ILE | VAL | conflict | UNP O75012 |
| iii | 196 | ILE | VAL | conflict | UNP O75012 |
| jjj | 196 | ILE | VAL | conflict | UNP O75012 |
| kkk | 196 | ILE | VAL | conflict | UNP O75012 |
| lll | 196 | ILE | VAL | conflict | UNP O75012 |
| mmm | 196 | ILE | VAL | conflict | UNP O75012 |

Continued on next page...

Continued from previous page...

| Chain | Residue | Modelled | Actual | Comment | Reference |
|-------|---------|----------|--------|----------|------------|
| nnn | 196 | ILE | VAL | conflict | UNP O75012 |
| ooo | 196 | ILE | VAL | conflict | UNP O75012 |
| ppp | 196 | ILE | VAL | conflict | UNP O75012 |
| qqq | 196 | ILE | VAL | conflict | UNP O75012 |
| rrr | 196 | ILE | VAL | conflict | UNP O75012 |
| sss | 196 | ILE | VAL | conflict | UNP O75012 |
| ttt | 196 | ILE | VAL | conflict | UNP O75012 |
| uuu | 196 | ILE | VAL | conflict | UNP O75012 |
| vvv | 196 | ILE | VAL | conflict | UNP O75012 |
| www | 196 | ILE | VAL | conflict | UNP O75012 |
| xxx | 196 | ILE | VAL | conflict | UNP O75012 |

- Molecule 3 is SULFATE ION (three-letter code: SO4) (formula: O₄S).



| Mol | Chain | Residues | Atoms | | | ZeroOcc | AltConf |
|-----|-------|----------|-------|---|---|---------|---------|
| 3 | AAA | 1 | Total | O | S | 0 | 0 |
| | | | 5 | 4 | 1 | | |
| 3 | AAA | 1 | Total | O | S | 0 | 0 |
| | | | 5 | 4 | 1 | | |
| 3 | AAA | 1 | Total | O | S | 0 | 0 |
| | | | 5 | 4 | 1 | | |
| 3 | AAA | 1 | Total | O | S | 0 | 0 |
| | | | 5 | 4 | 1 | | |
| 3 | AAA | 1 | Total | O | S | 0 | 0 |
| | | | 5 | 4 | 1 | | |

Continued on next page...

Continued from previous page...

| Mol | Chain | Residues | Atoms | | | ZeroOcc | AltConf |
|-----|-------|----------|-------|---|---|---------|---------|
| 3 | AAA | 1 | Total | O | S | 0 | 0 |
| | | | 5 | 4 | 1 | | |
| 3 | AAA | 1 | Total | O | S | 0 | 0 |
| | | | 5 | 4 | 1 | | |
| 3 | AAA | 1 | Total | O | S | 0 | 0 |
| | | | 5 | 4 | 1 | | |
| 3 | AAA | 1 | Total | O | S | 0 | 0 |
| | | | 5 | 4 | 1 | | |
| 3 | AAA | 1 | Total | O | S | 0 | 0 |
| | | | 5 | 4 | 1 | | |
| 3 | AAA | 1 | Total | O | S | 0 | 0 |
| | | | 5 | 4 | 1 | | |
| 3 | AAA | 1 | Total | O | S | 0 | 0 |
| | | | 5 | 4 | 1 | | |
| 3 | BBB | 1 | Total | O | S | 0 | 0 |
| | | | 5 | 4 | 1 | | |
| 3 | BBB | 1 | Total | O | S | 0 | 0 |
| | | | 5 | 4 | 1 | | |
| 3 | BBB | 1 | Total | O | S | 0 | 0 |
| | | | 5 | 4 | 1 | | |
| 3 | BBB | 1 | Total | O | S | 0 | 0 |
| | | | 5 | 4 | 1 | | |
| 3 | BBB | 1 | Total | O | S | 0 | 0 |
| | | | 5 | 4 | 1 | | |
| 3 | BBB | 1 | Total | O | S | 0 | 0 |
| | | | 5 | 4 | 1 | | |
| 3 | BBB | 1 | Total | O | S | 0 | 0 |
| | | | 5 | 4 | 1 | | |
| 3 | CCC | 1 | Total | O | S | 0 | 0 |
| | | | 5 | 4 | 1 | | |
| 3 | CCC | 1 | Total | O | S | 0 | 0 |
| | | | 5 | 4 | 1 | | |
| 3 | CCC | 1 | Total | O | S | 0 | 0 |
| | | | 5 | 4 | 1 | | |
| 3 | CCC | 1 | Total | O | S | 0 | 0 |
| | | | 5 | 4 | 1 | | |
| 3 | CCC | 1 | Total | O | S | 0 | 0 |
| | | | 5 | 4 | 1 | | |

Continued on next page...

Continued from previous page...

| Mol | Chain | Residues | Atoms | | | ZeroOcc | AltConf |
|-----|-------|----------|-------|---|---|---------|---------|
| 3 | CCC | 1 | Total | O | S | 0 | 0 |
| | | | 5 | 4 | 1 | | |
| 3 | CCC | 1 | Total | O | S | 0 | 0 |
| | | | 5 | 4 | 1 | | |
| 3 | DDD | 1 | Total | O | S | 0 | 0 |
| | | | 5 | 4 | 1 | | |
| 3 | DDD | 1 | Total | O | S | 0 | 0 |
| | | | 5 | 4 | 1 | | |
| 3 | DDD | 1 | Total | O | S | 0 | 0 |
| | | | 5 | 4 | 1 | | |
| 3 | DDD | 1 | Total | O | S | 0 | 0 |
| | | | 5 | 4 | 1 | | |
| 3 | DDD | 1 | Total | O | S | 0 | 0 |
| | | | 5 | 4 | 1 | | |
| 3 | DDD | 1 | Total | O | S | 0 | 0 |
| | | | 5 | 4 | 1 | | |
| 3 | DDD | 1 | Total | O | S | 0 | 0 |
| | | | 5 | 4 | 1 | | |
| 3 | DDD | 1 | Total | O | S | 0 | 0 |
| | | | 5 | 4 | 1 | | |
| 3 | DDD | 1 | Total | O | S | 0 | 0 |
| | | | 5 | 4 | 1 | | |
| 3 | EEE | 1 | Total | O | S | 0 | 0 |
| | | | 5 | 4 | 1 | | |
| 3 | EEE | 1 | Total | O | S | 0 | 0 |
| | | | 5 | 4 | 1 | | |
| 3 | EEE | 1 | Total | O | S | 0 | 0 |
| | | | 5 | 4 | 1 | | |
| 3 | EEE | 1 | Total | O | S | 0 | 0 |
| | | | 5 | 4 | 1 | | |
| 3 | FFF | 1 | Total | O | S | 0 | 0 |
| | | | 5 | 4 | 1 | | |
| 3 | FFF | 1 | Total | O | S | 0 | 0 |
| | | | 5 | 4 | 1 | | |
| 3 | FFF | 1 | Total | O | S | 0 | 0 |
| | | | 5 | 4 | 1 | | |

Continued on next page...

Continued from previous page...

| Mol | Chain | Residues | Atoms | | | ZeroOcc | AltConf |
|-----|-------|----------|-------|---|---|---------|---------|
| 3 | FFF | 1 | Total | O | S | 0 | 0 |
| | | | 5 | 4 | 1 | | |
| 3 | FFF | 1 | Total | O | S | 0 | 0 |
| | | | 5 | 4 | 1 | | |
| 3 | FFF | 1 | Total | O | S | 0 | 0 |
| | | | 5 | 4 | 1 | | |
| 3 | FFF | 1 | Total | O | S | 0 | 0 |
| | | | 5 | 4 | 1 | | |
| 3 | GGG | 1 | Total | O | S | 0 | 0 |
| | | | 5 | 4 | 1 | | |
| 3 | GGG | 1 | Total | O | S | 0 | 0 |
| | | | 5 | 4 | 1 | | |
| 3 | HHH | 1 | Total | O | S | 0 | 0 |
| | | | 5 | 4 | 1 | | |
| 3 | HHH | 1 | Total | O | S | 0 | 0 |
| | | | 5 | 4 | 1 | | |
| 3 | HHH | 1 | Total | O | S | 0 | 0 |
| | | | 5 | 4 | 1 | | |
| 3 | HHH | 1 | Total | O | S | 0 | 0 |
| | | | 5 | 4 | 1 | | |
| 3 | HHH | 1 | Total | O | S | 0 | 0 |
| | | | 5 | 4 | 1 | | |
| 3 | HHH | 1 | Total | O | S | 0 | 0 |
| | | | 5 | 4 | 1 | | |
| 3 | HHH | 1 | Total | O | S | 0 | 0 |
| | | | 5 | 4 | 1 | | |
| 3 | HHH | 1 | Total | O | S | 0 | 0 |
| | | | 5 | 4 | 1 | | |
| 3 | III | 1 | Total | O | S | 0 | 0 |
| | | | 5 | 4 | 1 | | |
| 3 | III | 1 | Total | O | S | 0 | 0 |
| | | | 5 | 4 | 1 | | |
| 3 | III | 1 | Total | O | S | 0 | 0 |
| | | | 5 | 4 | 1 | | |
| 3 | III | 1 | Total | O | S | 0 | 0 |
| | | | 5 | 4 | 1 | | |

Continued on next page...

Continued from previous page...

| Mol | Chain | Residues | Atoms | | | ZeroOcc | AltConf |
|-----|-------|----------|-------|---|---|---------|---------|
| 3 | III | 1 | Total | O | S | 0 | 0 |
| | | | 5 | 4 | 1 | | |
| 3 | III | 1 | Total | O | S | 0 | 0 |
| | | | 5 | 4 | 1 | | |
| 3 | III | 1 | Total | O | S | 0 | 0 |
| | | | 5 | 4 | 1 | | |
| 3 | JJJ | 1 | Total | O | S | 0 | 0 |
| | | | 5 | 4 | 1 | | |
| 3 | JJJ | 1 | Total | O | S | 0 | 0 |
| | | | 5 | 4 | 1 | | |
| 3 | JJJ | 1 | Total | O | S | 0 | 0 |
| | | | 5 | 4 | 1 | | |
| 3 | JJJ | 1 | Total | O | S | 0 | 0 |
| | | | 5 | 4 | 1 | | |
| 3 | JJJ | 1 | Total | O | S | 0 | 0 |
| | | | 5 | 4 | 1 | | |
| 3 | JJJ | 1 | Total | O | S | 0 | 0 |
| | | | 5 | 4 | 1 | | |
| 3 | KKK | 1 | Total | O | S | 0 | 0 |
| | | | 5 | 4 | 1 | | |
| 3 | KKK | 1 | Total | O | S | 0 | 0 |
| | | | 5 | 4 | 1 | | |
| 3 | KKK | 1 | Total | O | S | 0 | 0 |
| | | | 5 | 4 | 1 | | |
| 3 | KKK | 1 | Total | O | S | 0 | 0 |
| | | | 5 | 4 | 1 | | |
| 3 | KKK | 1 | Total | O | S | 0 | 0 |
| | | | 5 | 4 | 1 | | |
| 3 | KKK | 1 | Total | O | S | 0 | 0 |
| | | | 5 | 4 | 1 | | |
| 3 | KKK | 1 | Total | O | S | 0 | 0 |
| | | | 5 | 4 | 1 | | |
| 3 | KKK | 1 | Total | O | S | 0 | 0 |
| | | | 5 | 4 | 1 | | |
| 3 | KKK | 1 | Total | O | S | 0 | 0 |
| | | | 5 | 4 | 1 | | |
| 3 | LLL | 1 | Total | O | S | 0 | 0 |
| | | | 5 | 4 | 1 | | |

Continued on next page...

Continued from previous page...

| Mol | Chain | Residues | Atoms | | | ZeroOcc | AltConf |
|-----|-------|----------|-------|---|---|---------|---------|
| 3 | LLL | 1 | Total | O | S | 0 | 0 |
| | | | 5 | 4 | 1 | | |
| 3 | LLL | 1 | Total | O | S | 0 | 0 |
| | | | 5 | 4 | 1 | | |
| 3 | LLL | 1 | Total | O | S | 0 | 0 |
| | | | 5 | 4 | 1 | | |
| 3 | LLL | 1 | Total | O | S | 0 | 0 |
| | | | 5 | 4 | 1 | | |
| 3 | LLL | 1 | Total | O | S | 0 | 0 |
| | | | 5 | 4 | 1 | | |
| 3 | LLL | 1 | Total | O | S | 0 | 0 |
| | | | 5 | 4 | 1 | | |
| 3 | LLL | 1 | Total | O | S | 0 | 0 |
| | | | 5 | 4 | 1 | | |
| 3 | MMM | 1 | Total | O | S | 0 | 0 |
| | | | 5 | 4 | 1 | | |
| 3 | MMM | 1 | Total | O | S | 0 | 0 |
| | | | 5 | 4 | 1 | | |
| 3 | MMM | 1 | Total | O | S | 0 | 0 |
| | | | 5 | 4 | 1 | | |
| 3 | MMM | 1 | Total | O | S | 0 | 0 |
| | | | 5 | 4 | 1 | | |
| 3 | MMM | 1 | Total | O | S | 0 | 0 |
| | | | 5 | 4 | 1 | | |
| 3 | MMM | 1 | Total | O | S | 0 | 0 |
| | | | 5 | 4 | 1 | | |
| 3 | NNN | 1 | Total | O | S | 0 | 0 |
| | | | 5 | 4 | 1 | | |
| 3 | NNN | 1 | Total | O | S | 0 | 0 |
| | | | 5 | 4 | 1 | | |
| 3 | NNN | 1 | Total | O | S | 0 | 0 |
| | | | 5 | 4 | 1 | | |
| 3 | NNN | 1 | Total | O | S | 0 | 0 |
| | | | 5 | 4 | 1 | | |
| 3 | NNN | 1 | Total | O | S | 0 | 0 |
| | | | 5 | 4 | 1 | | |

Continued on next page...

Continued from previous page...

| Mol | Chain | Residues | Atoms | | | ZeroOcc | AltConf |
|-----|-------|----------|-------|---|---|---------|---------|
| 3 | NNN | 1 | Total | O | S | 0 | 0 |
| | | | 5 | 4 | 1 | | |
| 3 | NNN | 1 | Total | O | S | 0 | 0 |
| | | | 5 | 4 | 1 | | |
| 3 | NNN | 1 | Total | O | S | 0 | 0 |
| | | | 5 | 4 | 1 | | |
| 3 | NNN | 1 | Total | O | S | 0 | 0 |
| | | | 5 | 4 | 1 | | |
| 3 | NNN | 1 | Total | O | S | 0 | 0 |
| | | | 5 | 4 | 1 | | |
| 3 | OOO | 1 | Total | O | S | 0 | 0 |
| | | | 5 | 4 | 1 | | |
| 3 | OOO | 1 | Total | O | S | 0 | 0 |
| | | | 5 | 4 | 1 | | |
| 3 | OOO | 1 | Total | O | S | 0 | 0 |
| | | | 5 | 4 | 1 | | |
| 3 | OOO | 1 | Total | O | S | 0 | 0 |
| | | | 5 | 4 | 1 | | |
| 3 | OOO | 1 | Total | O | S | 0 | 0 |
| | | | 5 | 4 | 1 | | |
| 3 | OOO | 1 | Total | O | S | 0 | 0 |
| | | | 5 | 4 | 1 | | |
| 3 | OOO | 1 | Total | O | S | 0 | 0 |
| | | | 5 | 4 | 1 | | |
| 3 | OOO | 1 | Total | O | S | 0 | 0 |
| | | | 5 | 4 | 1 | | |
| 3 | PPP | 1 | Total | O | S | 0 | 0 |
| | | | 5 | 4 | 1 | | |
| 3 | PPP | 1 | Total | O | S | 0 | 0 |
| | | | 5 | 4 | 1 | | |
| 3 | PPP | 1 | Total | O | S | 0 | 0 |
| | | | 5 | 4 | 1 | | |
| 3 | PPP | 1 | Total | O | S | 0 | 0 |
| | | | 5 | 4 | 1 | | |
| 3 | PPP | 1 | Total | O | S | 0 | 0 |
| | | | 5 | 4 | 1 | | |
| 3 | PPP | 1 | Total | O | S | 0 | 0 |
| | | | 5 | 4 | 1 | | |

Continued on next page...

Continued from previous page...

| Mol | Chain | Residues | Atoms | | | ZeroOcc | AltConf |
|-----|-------|----------|-------|---|---|---------|---------|
| 3 | PPP | 1 | Total | O | S | 0 | 0 |
| | | | 5 | 4 | 1 | | |
| 3 | QQQ | 1 | Total | O | S | 0 | 0 |
| | | | 5 | 4 | 1 | | |
| 3 | QQQ | 1 | Total | O | S | 0 | 0 |
| | | | 5 | 4 | 1 | | |
| 3 | QQQ | 1 | Total | O | S | 0 | 0 |
| | | | 5 | 4 | 1 | | |
| 3 | QQQ | 1 | Total | O | S | 0 | 0 |
| | | | 5 | 4 | 1 | | |
| 3 | QQQ | 1 | Total | O | S | 0 | 0 |
| | | | 5 | 4 | 1 | | |
| 3 | QQQ | 1 | Total | O | S | 0 | 0 |
| | | | 5 | 4 | 1 | | |
| 3 | RRR | 1 | Total | O | S | 0 | 0 |
| | | | 5 | 4 | 1 | | |
| 3 | RRR | 1 | Total | O | S | 0 | 0 |
| | | | 5 | 4 | 1 | | |
| 3 | RRR | 1 | Total | O | S | 0 | 0 |
| | | | 5 | 4 | 1 | | |
| 3 | RRR | 1 | Total | O | S | 0 | 0 |
| | | | 5 | 4 | 1 | | |
| 3 | RRR | 1 | Total | O | S | 0 | 0 |
| | | | 5 | 4 | 1 | | |
| 3 | RRR | 1 | Total | O | S | 0 | 0 |
| | | | 5 | 4 | 1 | | |
| 3 | RRR | 1 | Total | O | S | 0 | 0 |
| | | | 5 | 4 | 1 | | |
| 3 | SSS | 1 | Total | O | S | 0 | 0 |
| | | | 5 | 4 | 1 | | |
| 3 | SSS | 1 | Total | O | S | 0 | 0 |
| | | | 5 | 4 | 1 | | |
| 3 | SSS | 1 | Total | O | S | 0 | 0 |
| | | | 5 | 4 | 1 | | |

Continued on next page...

Continued from previous page...

| Mol | Chain | Residues | Atoms | | | ZeroOcc | AltConf |
|-----|-------|----------|-------|---|---|---------|---------|
| | | | Total | O | S | | |
| 3 | SSS | 1 | 5 | 4 | 1 | 0 | 0 |
| 3 | SSS | 1 | 5 | 4 | 1 | 0 | 0 |
| 3 | SSS | 1 | 5 | 4 | 1 | 0 | 0 |
| 3 | SSS | 1 | 5 | 4 | 1 | 0 | 0 |
| 3 | SSS | 1 | 5 | 4 | 1 | 0 | 0 |
| 3 | SSS | 1 | 5 | 4 | 1 | 0 | 0 |
| 3 | SSS | 1 | 5 | 4 | 1 | 0 | 0 |
| 3 | SSS | 1 | 5 | 4 | 1 | 0 | 0 |
| 3 | TTT | 1 | 5 | 4 | 1 | 0 | 0 |
| 3 | TTT | 1 | 5 | 4 | 1 | 0 | 0 |
| 3 | TTT | 1 | 5 | 4 | 1 | 0 | 0 |
| 3 | TTT | 1 | 5 | 4 | 1 | 0 | 0 |
| 3 | TTT | 1 | 5 | 4 | 1 | 0 | 0 |
| 3 | TTT | 1 | 5 | 4 | 1 | 0 | 0 |
| 3 | TTT | 1 | 5 | 4 | 1 | 0 | 0 |
| 3 | TTT | 1 | 5 | 4 | 1 | 0 | 0 |
| 3 | UUU | 1 | 5 | 4 | 1 | 0 | 0 |
| 3 | UUU | 1 | 5 | 4 | 1 | 0 | 0 |
| 3 | UUU | 1 | 5 | 4 | 1 | 0 | 0 |
| 3 | UUU | 1 | 5 | 4 | 1 | 0 | 0 |
| 3 | UUU | 1 | 5 | 4 | 1 | 0 | 0 |

Continued on next page...

Continued from previous page...

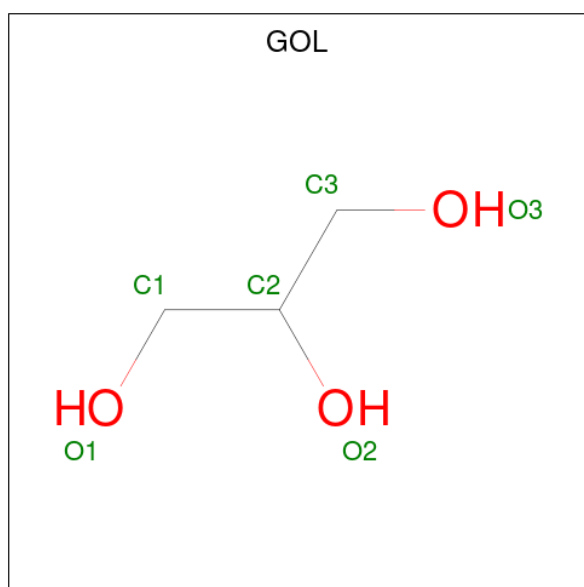
| Mol | Chain | Residues | Atoms | | | ZeroOcc | AltConf |
|-----|-------|----------|-------|---|---|---------|---------|
| 3 | UUU | 1 | Total | O | S | 0 | 0 |
| | | | 5 | 4 | 1 | | |
| 3 | UUU | 1 | Total | O | S | 0 | 0 |
| | | | 5 | 4 | 1 | | |
| 3 | UUU | 1 | Total | O | S | 0 | 0 |
| | | | 5 | 4 | 1 | | |
| 3 | UUU | 1 | Total | O | S | 0 | 0 |
| | | | 5 | 4 | 1 | | |
| 3 | UUU | 1 | Total | O | S | 0 | 0 |
| | | | 5 | 4 | 1 | | |
| 3 | VVV | 1 | Total | O | S | 0 | 0 |
| | | | 5 | 4 | 1 | | |
| 3 | VVV | 1 | Total | O | S | 0 | 0 |
| | | | 5 | 4 | 1 | | |
| 3 | VVV | 1 | Total | O | S | 0 | 0 |
| | | | 5 | 4 | 1 | | |
| 3 | VVV | 1 | Total | O | S | 0 | 0 |
| | | | 5 | 4 | 1 | | |
| 3 | VVV | 1 | Total | O | S | 0 | 0 |
| | | | 5 | 4 | 1 | | |
| 3 | VVV | 1 | Total | O | S | 0 | 0 |
| | | | 5 | 4 | 1 | | |
| 3 | WWW | 1 | Total | O | S | 0 | 0 |
| | | | 5 | 4 | 1 | | |
| 3 | WWW | 1 | Total | O | S | 0 | 0 |
| | | | 5 | 4 | 1 | | |
| 3 | WWW | 1 | Total | O | S | 0 | 0 |
| | | | 5 | 4 | 1 | | |
| 3 | WWW | 1 | Total | O | S | 0 | 0 |
| | | | 5 | 4 | 1 | | |
| 3 | XXX | 1 | Total | O | S | 0 | 0 |
| | | | 5 | 4 | 1 | | |
| 3 | XXX | 1 | Total | O | S | 0 | 0 |
| | | | 5 | 4 | 1 | | |
| 3 | XXX | 1 | Total | O | S | 0 | 0 |
| | | | 5 | 4 | 1 | | |
| 3 | XXX | 1 | Total | O | S | 0 | 0 |
| | | | 5 | 4 | 1 | | |
| 3 | XXX | 1 | Total | O | S | 0 | 0 |
| | | | 5 | 4 | 1 | | |

Continued on next page...

Continued from previous page...

| Mol | Chain | Residues | Atoms | | | ZeroOcc | AltConf |
|-----|-------|----------|-------|---|---|---------|---------|
| 3 | XXX | 1 | Total | O | S | 0 | 0 |
| | | | 5 | 4 | 1 | | |
| 3 | XXX | 1 | Total | O | S | 0 | 0 |
| | | | 5 | 4 | 1 | | |
| 3 | XXX | 1 | Total | O | S | 0 | 0 |
| | | | 5 | 4 | 1 | | |
| 3 | XXX | 1 | Total | O | S | 0 | 0 |
| | | | 5 | 4 | 1 | | |
| 3 | aaa | 1 | Total | O | S | 0 | 0 |
| | | | 5 | 4 | 1 | | |
| 3 | ccc | 1 | Total | O | S | 0 | 0 |
| | | | 5 | 4 | 1 | | |
| 3 | ggg | 1 | Total | O | S | 0 | 0 |
| | | | 5 | 4 | 1 | | |
| 3 | ggg | 1 | Total | O | S | 0 | 0 |
| | | | 5 | 4 | 1 | | |
| 3 | lll | 1 | Total | O | S | 0 | 0 |
| | | | 5 | 4 | 1 | | |
| 3 | nnn | 1 | Total | O | S | 0 | 0 |
| | | | 5 | 4 | 1 | | |
| 3 | vvv | 1 | Total | O | S | 0 | 0 |
| | | | 5 | 4 | 1 | | |

- Molecule 4 is GLYCEROL (three-letter code: GOL) (formula: C₃H₈O₃).



| Mol | Chain | Residues | Atoms | ZeroOcc | AltConf |
|-----|-------|----------|--------------------|---------|---------|
| 4 | AAA | 1 | Total C O 6 3 3 | 0 | 0 |
| 4 | AAA | 1 | Total C O 6 3 3 | 0 | 0 |
| 4 | AAA | 1 | Total C O 6 3 3 | 0 | 0 |
| 4 | BBB | 1 | Total C O 6 3 3 | 0 | 0 |
| 4 | BBB | 1 | Total C O 6 3 3 | 0 | 0 |
| 4 | BBB | 1 | Total C O 6 3 3 | 0 | 0 |
| 4 | CCC | 1 | Total C O 6 3 3 | 0 | 0 |
| 4 | CCC | 1 | Total C O 6 3 3 | 0 | 0 |
| 4 | CCC | 1 | Total C O 6 3 3 | 0 | 0 |
| 4 | DDD | 1 | Total C O 6 3 3 | 0 | 0 |
| 4 | DDD | 1 | Total C O 6 3 3 | 0 | 0 |
| 4 | EEE | 1 | Total C O 6 3 3 | 0 | 0 |
| 4 | EEE | 1 | Total C O 6 3 3 | 0 | 0 |
| 4 | EEE | 1 | Total C O 6 3 3 | 0 | 0 |
| 4 | FFF | 1 | Total C O 6 3 3 | 0 | 0 |
| 4 | FFF | 1 | Total C O 6 3 3 | 0 | 0 |
| 4 | FFF | 1 | Total C O 6 3 3 | 0 | 0 |
| 4 | GGG | 1 | Total C O 6 3 3 | 0 | 0 |
| 4 | GGG | 1 | Total C O 6 3 3 | 0 | 0 |
| 4 | HHH | 1 | Total C O 6 3 3 | 0 | 0 |
| 4 | HHH | 1 | Total C O 6 3 3 | 0 | 0 |
| 4 | HHH | 1 | Total C O 6 3 3 | 0 | 0 |

Continued on next page...

Continued from previous page...

| Mol | Chain | Residues | Atoms | | | ZeroOcc | AltConf |
|-----|-------|----------|-------|---|---|---------|---------|
| 4 | HHH | 1 | Total | C | O | 0 | 0 |
| | | | 6 | 3 | 3 | | |
| 4 | III | 1 | Total | C | O | 0 | 0 |
| | | | 6 | 3 | 3 | | |
| 4 | III | 1 | Total | C | O | 0 | 0 |
| | | | 6 | 3 | 3 | | |
| 4 | JJJ | 1 | Total | C | O | 0 | 0 |
| | | | 6 | 3 | 3 | | |
| 4 | JJJ | 1 | Total | C | O | 0 | 0 |
| | | | 6 | 3 | 3 | | |
| 4 | JJJ | 1 | Total | C | O | 0 | 0 |
| | | | 6 | 3 | 3 | | |
| 4 | JJJ | 1 | Total | C | O | 0 | 0 |
| | | | 6 | 3 | 3 | | |
| 4 | KKK | 1 | Total | C | O | 0 | 0 |
| | | | 6 | 3 | 3 | | |
| 4 | KKK | 1 | Total | C | O | 0 | 0 |
| | | | 6 | 3 | 3 | | |
| 4 | LLL | 1 | Total | C | O | 0 | 0 |
| | | | 6 | 3 | 3 | | |
| 4 | MMM | 1 | Total | C | O | 0 | 0 |
| | | | 6 | 3 | 3 | | |
| 4 | MMM | 1 | Total | C | O | 0 | 0 |
| | | | 6 | 3 | 3 | | |
| 4 | MMM | 1 | Total | C | O | 0 | 0 |
| | | | 6 | 3 | 3 | | |
| 4 | MMM | 1 | Total | C | O | 0 | 0 |
| | | | 6 | 3 | 3 | | |
| 4 | NNN | 1 | Total | C | O | 0 | 0 |
| | | | 6 | 3 | 3 | | |
| 4 | NNN | 1 | Total | C | O | 0 | 0 |
| | | | 6 | 3 | 3 | | |
| 4 | OOO | 1 | Total | C | O | 0 | 0 |
| | | | 6 | 3 | 3 | | |
| 4 | PPP | 1 | Total | C | O | 0 | 0 |
| | | | 6 | 3 | 3 | | |
| 4 | PPP | 1 | Total | C | O | 0 | 0 |
| | | | 6 | 3 | 3 | | |
| 4 | QQQ | 1 | Total | C | O | 0 | 0 |
| | | | 6 | 3 | 3 | | |
| 4 | QQQ | 1 | Total | C | O | 0 | 0 |
| | | | 6 | 3 | 3 | | |

Continued on next page...

Continued from previous page...

| Mol | Chain | Residues | Atoms | | | ZeroOcc | AltConf |
|-----|-------|----------|-------|---|---|---------|---------|
| 4 | RRR | 1 | Total | C | O | 0 | 0 |
| | | | 6 | 3 | 3 | | |
| 4 | SSS | 1 | Total | C | O | 0 | 0 |
| | | | 6 | 3 | 3 | | |
| 4 | SSS | 1 | Total | C | O | 0 | 0 |
| | | | 6 | 3 | 3 | | |
| 4 | SSS | 1 | Total | C | O | 0 | 0 |
| | | | 6 | 3 | 3 | | |
| 4 | TTT | 1 | Total | C | O | 0 | 0 |
| | | | 6 | 3 | 3 | | |
| 4 | TTT | 1 | Total | C | O | 0 | 0 |
| | | | 6 | 3 | 3 | | |
| 4 | UUU | 1 | Total | C | O | 0 | 0 |
| | | | 6 | 3 | 3 | | |
| 4 | UUU | 1 | Total | C | O | 0 | 0 |
| | | | 6 | 3 | 3 | | |
| 4 | UUU | 1 | Total | C | O | 0 | 0 |
| | | | 6 | 3 | 3 | | |
| 4 | VVV | 1 | Total | C | O | 0 | 0 |
| | | | 6 | 3 | 3 | | |
| 4 | WWW | 1 | Total | C | O | 0 | 0 |
| | | | 6 | 3 | 3 | | |
| 4 | WWW | 1 | Total | C | O | 0 | 0 |
| | | | 6 | 3 | 3 | | |
| 4 | XXX | 1 | Total | C | O | 0 | 0 |
| | | | 6 | 3 | 3 | | |
| 4 | XXX | 1 | Total | C | O | 0 | 0 |
| | | | 6 | 3 | 3 | | |

- Molecule 5 is water.

| Mol | Chain | Residues | Atoms | | ZeroOcc | AltConf |
|-----|-------|----------|-------|-----|---------|---------|
| 5 | AAA | 162 | Total | O | 0 | 0 |
| | | | 162 | 162 | | |
| 5 | BBB | 140 | Total | O | 0 | 0 |
| | | | 140 | 140 | | |
| 5 | CCC | 119 | Total | O | 0 | 0 |
| | | | 119 | 119 | | |
| 5 | DDD | 147 | Total | O | 0 | 0 |
| | | | 147 | 147 | | |
| 5 | EEE | 138 | Total | O | 0 | 0 |
| | | | 138 | 138 | | |

Continued on next page...

Continued from previous page...

| Mol | Chain | Residues | Atoms | | ZeroOcc | AltConf |
|-----|-------|----------|--------------|----------|---------|---------|
| 5 | FFF | 147 | Total 147 | O 147 | 0 | 0 |
| 5 | GGG | 145 | Total 145 | O 145 | 0 | 0 |
| 5 | HHH | 142 | Total 142 | O 142 | 0 | 0 |
| 5 | III | 137 | Total 137 | O 137 | 0 | 0 |
| 5 | JJJ | 138 | Total 138 | O 138 | 0 | 0 |
| 5 | KKK | 144 | Total 144 | O 144 | 0 | 0 |
| 5 | LLL | 125 | Total 125 | O 125 | 0 | 0 |
| 5 | MMM | 151 | Total 151 | O 151 | 0 | 0 |
| 5 | NNN | 136 | Total 136 | O 136 | 0 | 0 |
| 5 | OOO | 142 | Total 142 | O 142 | 0 | 0 |
| 5 | PPP | 118 | Total 118 | O 118 | 0 | 0 |
| 5 | QQQ | 115 | Total 115 | O 115 | 0 | 0 |
| 5 | RRR | 118 | Total 118 | O 118 | 0 | 0 |
| 5 | SSS | 122 | Total 122 | O 122 | 0 | 0 |
| 5 | TTT | 131 | Total 131 | O 131 | 0 | 0 |
| 5 | UUU | 129 | Total 129 | O 129 | 0 | 0 |
| 5 | VVV | 125 | Total 125 | O 125 | 0 | 0 |
| 5 | WWW | 110 | Total 110 | O 110 | 0 | 0 |
| 5 | XXX | 114 | Total 114 | O 114 | 0 | 0 |
| 5 | aaa | 7 | Total 7 | O 7 | 0 | 0 |
| 5 | bbb | 3 | Total 3 | O 3 | 0 | 0 |

Continued on next page...

Continued from previous page...

| Mol | Chain | Residues | Atoms | ZeroOcc | AltConf |
|-----|-------|----------|------------------|---------|---------|
| 5 | ccc | 11 | Total O 11 11 | 0 | 0 |
| 5 | ddd | 6 | Total O 6 6 | 0 | 0 |
| 5 | eee | 3 | Total O 3 3 | 0 | 0 |
| 5 | fff | 8 | Total O 8 8 | 0 | 0 |
| 5 | ggg | 13 | Total O 13 13 | 0 | 0 |
| 5 | hhh | 4 | Total O 4 4 | 0 | 0 |
| 5 | iii | 7 | Total O 7 7 | 0 | 0 |
| 5 | jjj | 6 | Total O 6 6 | 0 | 0 |
| 5 | kkk | 5 | Total O 5 5 | 0 | 0 |
| 5 | lll | 7 | Total O 7 7 | 0 | 0 |
| 5 | mmm | 8 | Total O 8 8 | 0 | 0 |
| 5 | nnn | 7 | Total O 7 7 | 0 | 0 |
| 5 | ooo | 7 | Total O 7 7 | 0 | 0 |
| 5 | ppp | 5 | Total O 5 5 | 0 | 0 |
| 5 | qqq | 5 | Total O 5 5 | 0 | 0 |
| 5 | rrr | 6 | Total O 6 6 | 0 | 0 |
| 5 | sss | 4 | Total O 4 4 | 0 | 0 |
| 5 | ttt | 5 | Total O 5 5 | 0 | 0 |
| 5 | uuu | 9 | Total O 9 9 | 0 | 0 |
| 5 | vvv | 6 | Total O 6 6 | 0 | 0 |
| 5 | www | 6 | Total O 6 6 | 0 | 0 |

Continued on next page...

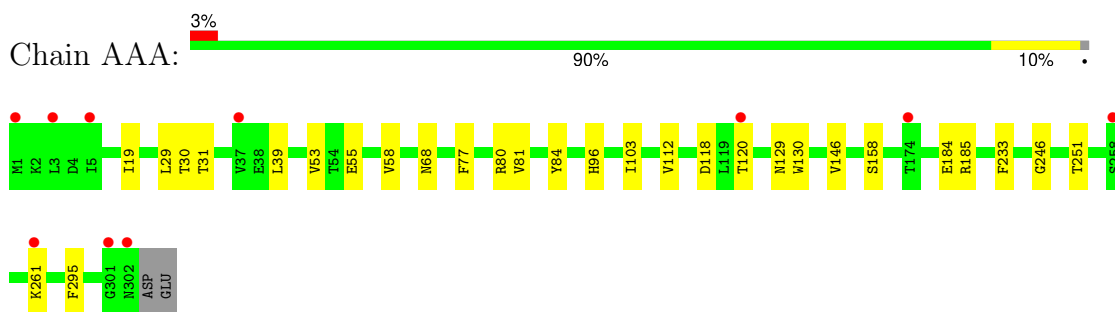
Continued from previous page...

| Mol | Chain | Residues | Atoms | | ZeroOcc | AltConf |
|------------|--------------|-----------------|--------------|---|----------------|----------------|
| 5 | xxx | 5 | Total | O | 0 | 0 |
| | | | 5 | 5 | | |

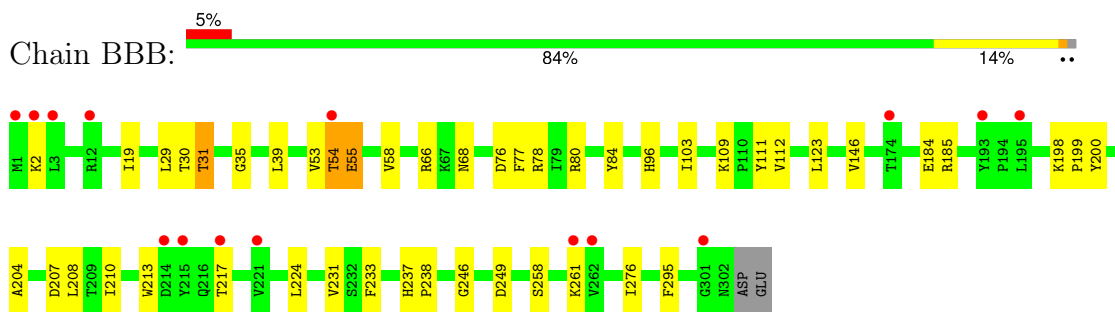
3 Residue-property plots [i](#)

These plots are drawn for all protein, RNA, DNA and oligosaccharide chains in the entry. The first graphic for a chain summarises the proportions of the various outlier classes displayed in the second graphic. The second graphic shows the sequence view annotated by issues in geometry. Residues are color-coded according to the number of geometric quality criteria for which they contain at least one outlier: green = 0, yellow = 1, orange = 2 and red = 3 or more. Stretches of 2 or more consecutive residues without any outlier are shown as a green connector. Residues present in the sample, but not in the model, are shown in grey.

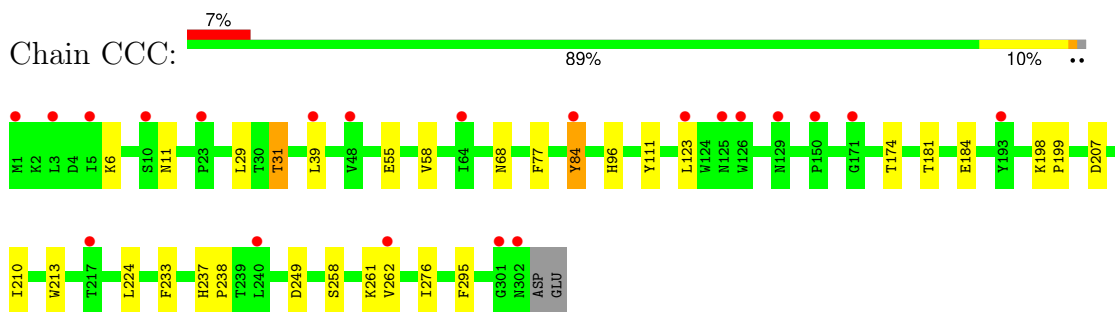
- Molecule 1: Coatomer subunit beta'



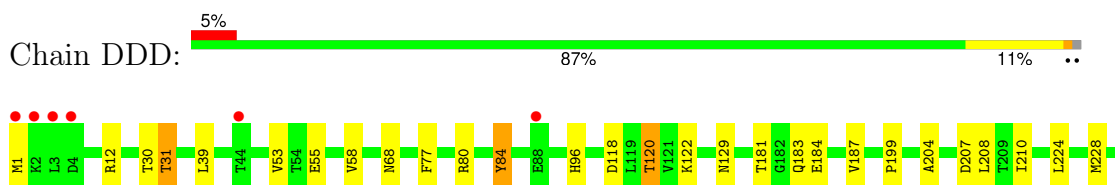
- Molecule 1: Coatomer subunit beta'



- Molecule 1: Coatomer subunit beta'

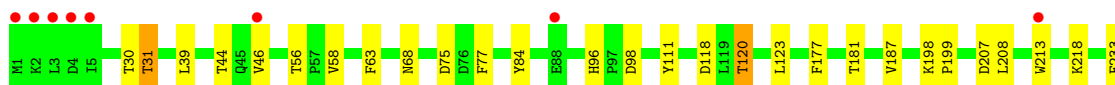
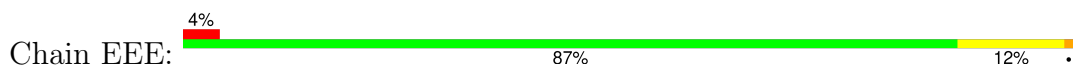


- Molecule 1: Coatomer subunit beta'

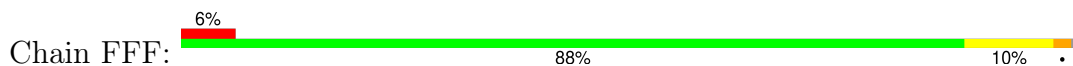




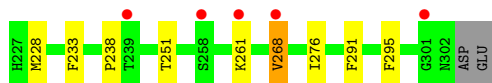
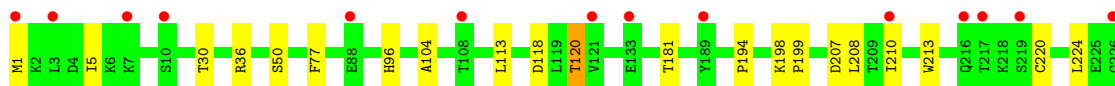
- Molecule 1: Coatomer subunit beta'



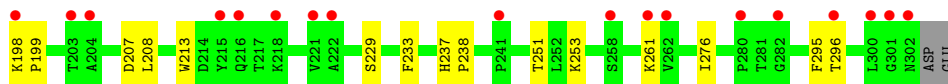
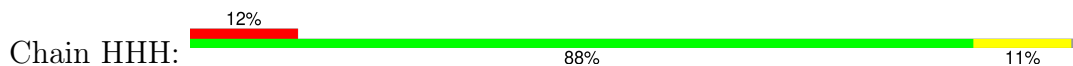
- Molecule 1: Coatomer subunit beta'



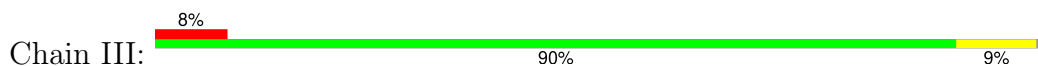
- Molecule 1: Coatomer subunit beta'

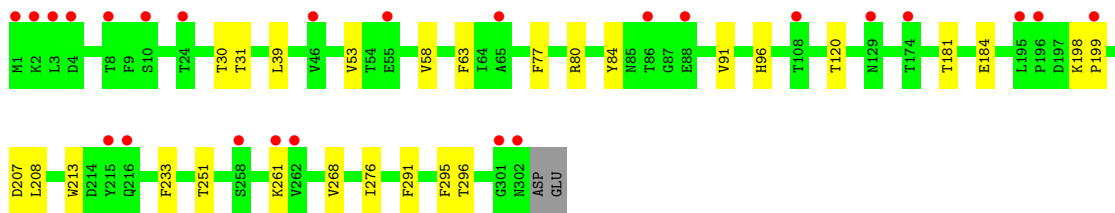


- Molecule 1: Coatomer subunit beta'

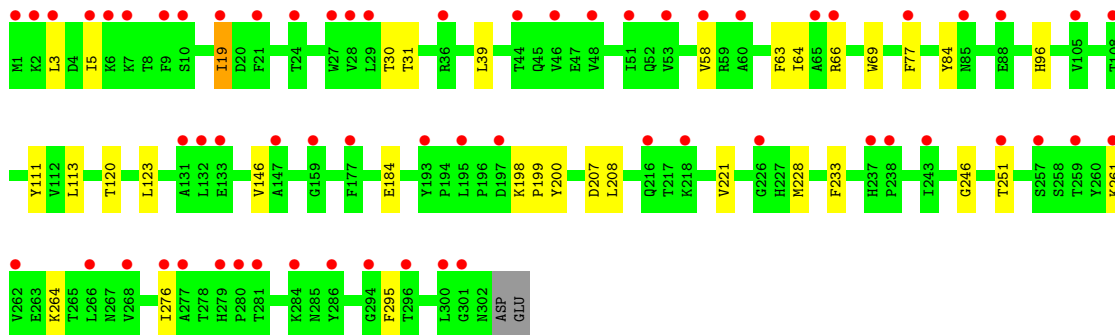
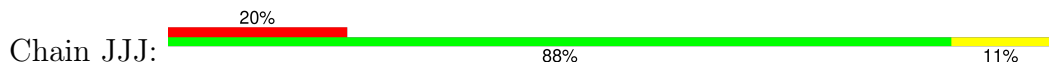


- Molecule 1: Coatomer subunit beta'

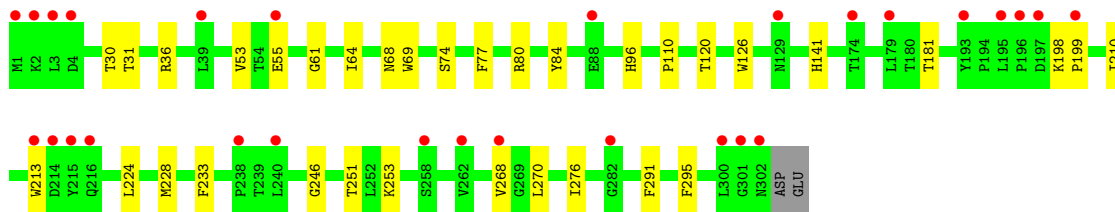




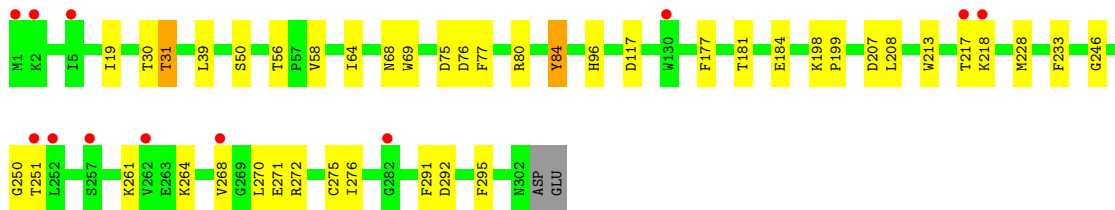
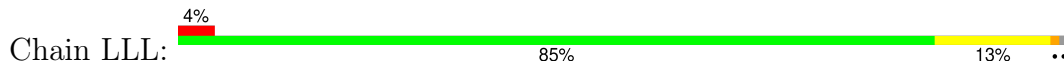
- Molecule 1: Coatomer subunit beta'



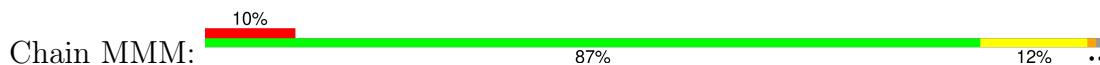
- Molecule 1: Coatomer subunit beta'

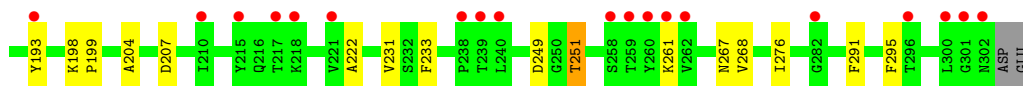


- Molecule 1: Coatomer subunit beta'



- Molecule 1: Coatomer subunit beta'





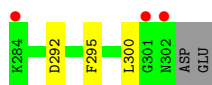
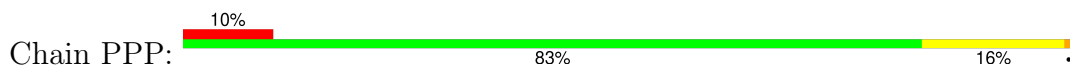
- Molecule 1: Coatomer subunit beta'



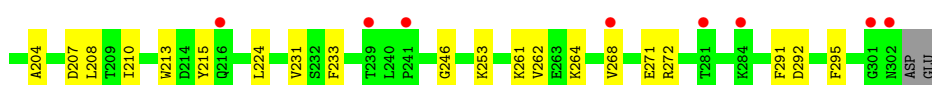
- Molecule 1: Coatomer subunit beta'



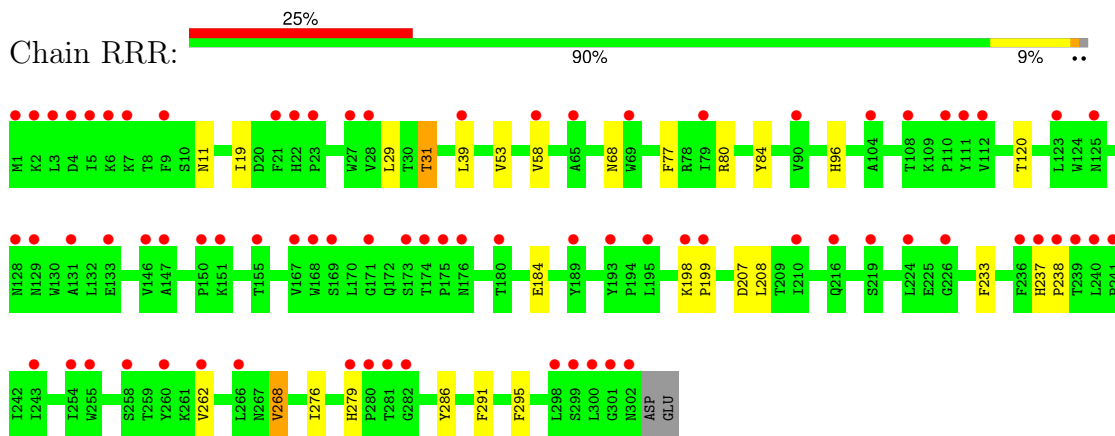
- Molecule 1: Coatomer subunit beta'



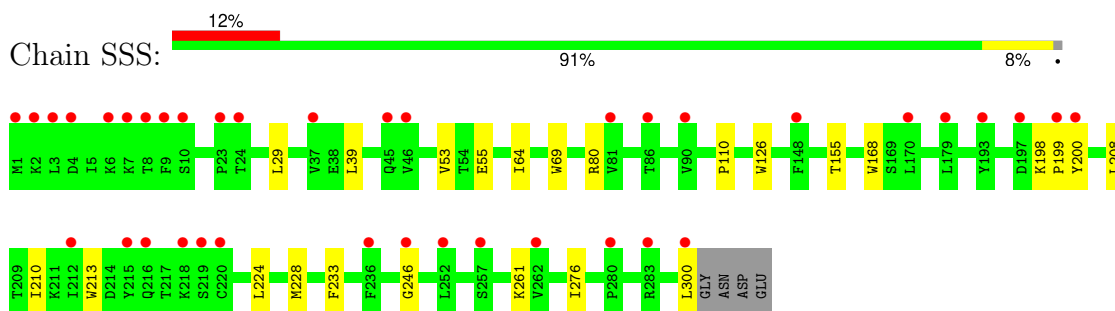
- Molecule 1: Coatomer subunit beta'



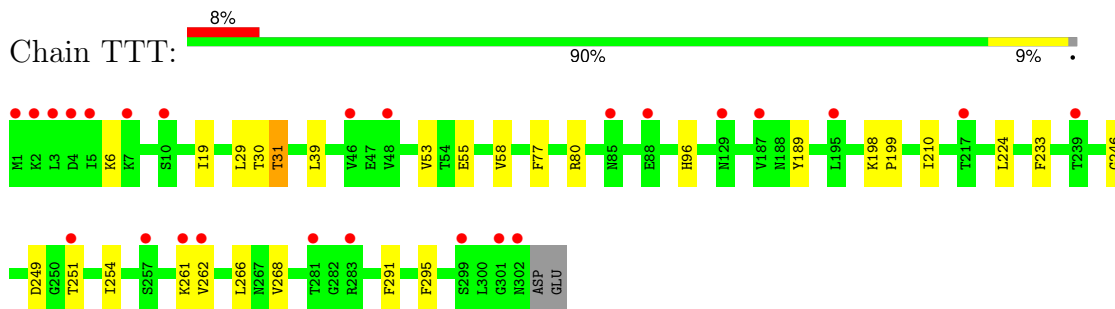
- Molecule 1: Coatomer subunit beta'



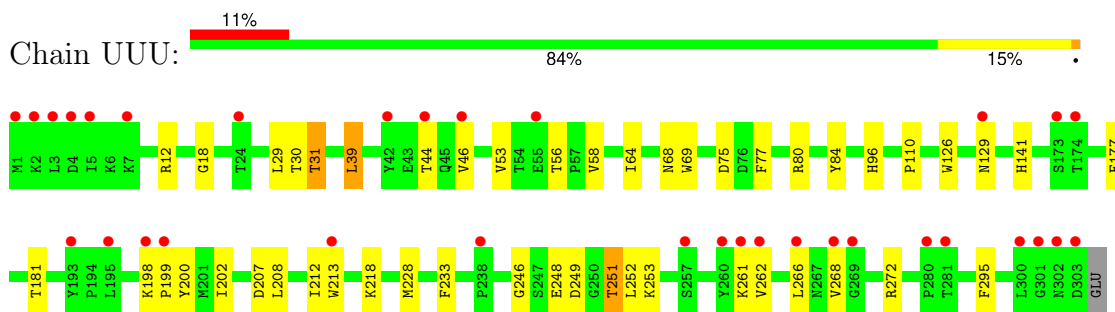
- Molecule 1: Coatomer subunit beta'



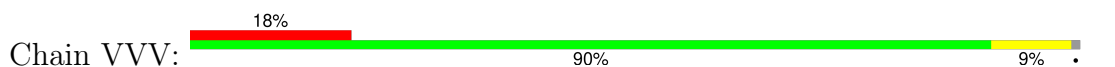
- Molecule 1: Coatomer subunit beta'

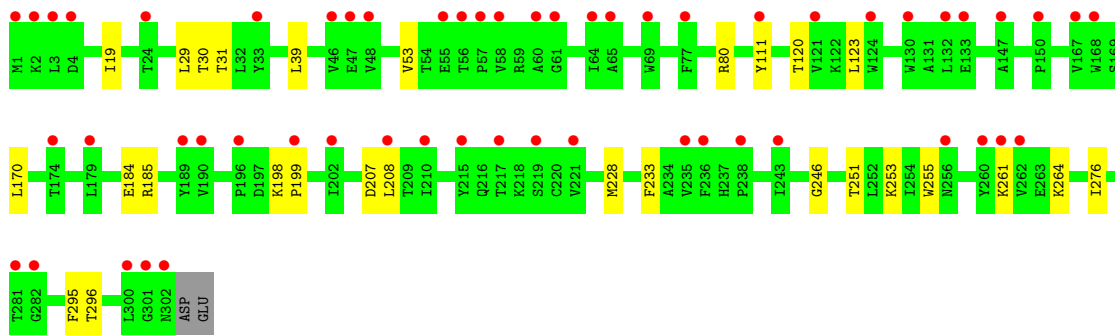


- Molecule 1: Coatomer subunit beta'

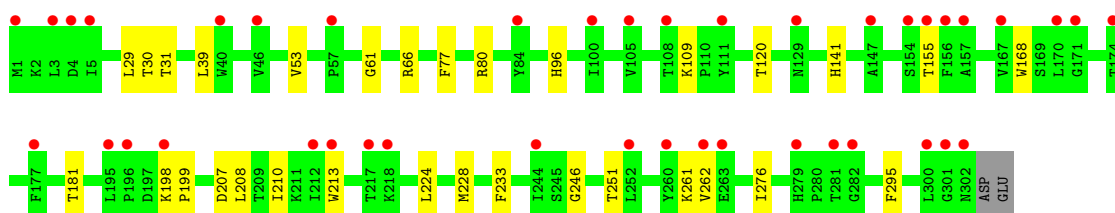


- Molecule 1: Coatomer subunit beta'

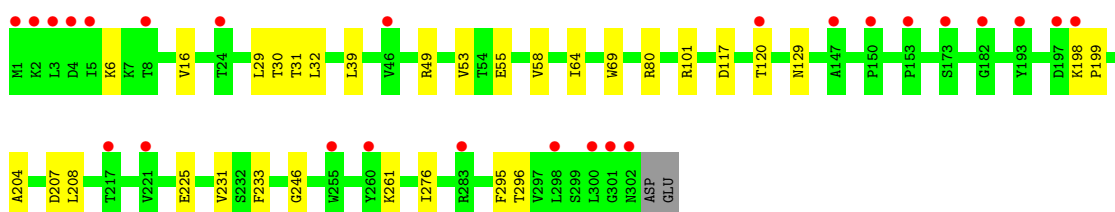
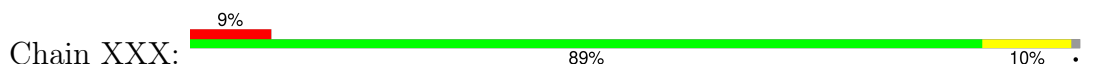




• Molecule 1: Coatomer subunit beta'



• Molecule 1: Coatomer subunit beta'



• Molecule 2: Small ribosomal subunit protein mS37



There are no outlier residues recorded for this chain.

• Molecule 2: Small ribosomal subunit protein mS37



There are no outlier residues recorded for this chain.

• Molecule 2: Small ribosomal subunit protein mS37



- Molecule 2: Small ribosomal subunit protein mS37

Chain ddd:  100%

There are no outlier residues recorded for this chain.

- Molecule 2: Small ribosomal subunit protein mS37

Chain eee:  100%

There are no outlier residues recorded for this chain.

- Molecule 2: Small ribosomal subunit protein mS37

Chain fff:  100%

There are no outlier residues recorded for this chain.

- Molecule 2: Small ribosomal subunit protein mS37

Chain ggg:  100%

There are no outlier residues recorded for this chain.

- Molecule 2: Small ribosomal subunit protein mS37

Chain hhh:  100%

There are no outlier residues recorded for this chain.

- Molecule 2: Small ribosomal subunit protein mS37

Chain iii:  100%

There are no outlier residues recorded for this chain.

- Molecule 2: Small ribosomal subunit protein mS37

Chain jjj:  100%

There are no outlier residues recorded for this chain.

- Molecule 2: Small ribosomal subunit protein mS37

Chain kkk:  100%

There are no outlier residues recorded for this chain.

- Molecule 2: Small ribosomal subunit protein mS37

Chain lll:  100%

There are no outlier residues recorded for this chain.

- Molecule 2: Small ribosomal subunit protein mS37

Chain mmm:  100%

There are no outlier residues recorded for this chain.

- Molecule 2: Small ribosomal subunit protein mS37

Chain nnn:  100%

There are no outlier residues recorded for this chain.

- Molecule 2: Small ribosomal subunit protein mS37

Chain ooo:  100%

There are no outlier residues recorded for this chain.

- Molecule 2: Small ribosomal subunit protein mS37

Chain ppp:  100%

There are no outlier residues recorded for this chain.

- Molecule 2: Small ribosomal subunit protein mS37

Chain qqq:  100%

There are no outlier residues recorded for this chain.

- Molecule 2: Small ribosomal subunit protein mS37

Chain rrr:  100%

There are no outlier residues recorded for this chain.

- Molecule 2: Small ribosomal subunit protein mS37

Chain sss:  100%

There are no outlier residues recorded for this chain.

- Molecule 2: Small ribosomal subunit protein mS37

Chain ttt:  100%

There are no outlier residues recorded for this chain.

- Molecule 2: Small ribosomal subunit protein mS37

Chain uuu:  100%

There are no outlier residues recorded for this chain.

- Molecule 2: Small ribosomal subunit protein mS37

Chain vvv: 100%

There are no outlier residues recorded for this chain.

- Molecule 2: Small ribosomal subunit protein mS37

Chain www: 100%



- Molecule 2: Small ribosomal subunit protein mS37

Chain xxx: 100%

There are no outlier residues recorded for this chain.

4 Data and refinement statistics i

| Property | Value | Source |
|---|---|------------------|
| Space group | P 1 | Depositor |
| Cell constants a, b, c, α , β , γ | 160.46Å 160.66Å 160.62Å 107.27° 107.16° 107.24° | Depositor |
| Resolution (Å) | 49.38 – 1.81 49.38 – 1.81 | Depositor EDS |
| % Data completeness (in resolution range) | 72.4 (49.38-1.81) 89.6 (49.38-1.81) | Depositor EDS |
| R_{merge} | (Not available) | Depositor |
| R_{sym} | (Not available) | Depositor |
| $\langle I/\sigma(I) \rangle$ ¹ | 1.51 (at 1.81Å) | Xtriage |
| Refinement program | REFMAC 5.8.0258 | Depositor |
| R, R_{free} | 0.159 , 0.174 0.195 , 0.211 | Depositor DCC |
| R_{free} test set | 180860 reflections (5.06%) | wwPDB-VP |
| Wilson B-factor (Å ²) | 37.1 | Xtriage |
| Anisotropy | 0.032 | Xtriage |
| Bulk solvent k_{sol} (e/Å ³), B_{sol} (Å ²) | 0.37 , 29.9 | EDS |
| L-test for twinning ² | $\langle L \rangle = 0.52$, $\langle L^2 \rangle = 0.36$ | Xtriage |
| Estimated twinning fraction | 0.247 for l,h,k 0.247 for k,l,h 0.002 for -l,-k,-h 0.013 for -k,-h,-l 0.000 for -h,-l,-k | Xtriage |
| Reported twinning fraction | 0.263 for H, K, L 0.099 for -H, -L, -K 0.109 for -L, -K, -H 0.191 for K, L, H 0.198 for L, H, K 0.141 for -K, -H, -L | Depositor |
| Outliers | 0 of 1088963 reflections | Xtriage |
| F_o, F_c correlation | 0.95 | EDS |
| Total number of atoms | 64338 | wwPDB-VP |
| Average B, all atoms (Å ²) | 32.0 | wwPDB-VP |

Xtriage's analysis on translational NCS is as follows: *The largest off-origin peak in the Patterson function is 10.78% of the height of the origin peak. No significant pseudotranslation is detected.*

¹Intensities estimated from amplitudes.

²Theoretical values of $\langle |L| \rangle$, $\langle L^2 \rangle$ for acentric reflections are 0.5, 0.333 respectively for untwinned datasets, and 0.375, 0.2 for perfectly twinned datasets.

5 Model quality [i](#)

5.1 Standard geometry [i](#)

Bond lengths and bond angles in the following residue types are not validated in this section: GOL, SO4

The Z score for a bond length (or angle) is the number of standard deviations the observed value is removed from the expected value. A bond length (or angle) with $|Z| > 5$ is considered an outlier worth inspection. RMSZ is the root-mean-square of all Z scores of the bond lengths (or angles).

| Mol | Chain | Bond lengths | | Bond angles | |
|-----|-------|--------------|---------|-------------|---------|
| | | RMSZ | # Z >5 | RMSZ | # Z >5 |
| 1 | AAA | 0.65 | 0/2505 | 0.77 | 0/3415 |
| 1 | BBB | 0.65 | 0/2511 | 0.76 | 0/3423 |
| 1 | CCC | 0.65 | 0/2505 | 0.75 | 0/3415 |
| 1 | DDD | 0.65 | 0/2514 | 0.77 | 0/3427 |
| 1 | EEE | 0.65 | 0/2498 | 0.76 | 0/3405 |
| 1 | FFF | 0.65 | 0/2516 | 0.75 | 0/3429 |
| 1 | GGG | 0.65 | 0/2504 | 0.75 | 0/3413 |
| 1 | HHH | 0.65 | 0/2507 | 0.74 | 0/3416 |
| 1 | III | 0.65 | 0/2498 | 0.74 | 0/3405 |
| 1 | JJJ | 0.65 | 0/2498 | 0.73 | 0/3405 |
| 1 | KKK | 0.65 | 0/2514 | 0.75 | 0/3427 |
| 1 | LLL | 0.64 | 0/2498 | 0.76 | 0/3405 |
| 1 | MMM | 0.65 | 0/2507 | 0.74 | 0/3417 |
| 1 | NNN | 0.65 | 0/2514 | 0.74 | 0/3427 |
| 1 | OOO | 0.65 | 0/2513 | 0.74 | 0/3426 |
| 1 | PPP | 0.65 | 0/2507 | 0.74 | 0/3417 |
| 1 | QQQ | 0.65 | 0/2498 | 0.75 | 0/3405 |
| 1 | RRR | 0.65 | 0/2498 | 0.74 | 0/3405 |
| 1 | SSS | 0.65 | 0/2492 | 0.74 | 0/3397 |
| 1 | TTT | 0.65 | 0/2498 | 0.75 | 0/3405 |
| 1 | UUU | 0.65 | 0/2515 | 0.74 | 0/3428 |
| 1 | VVV | 0.65 | 0/2498 | 0.74 | 0/3405 |
| 1 | WWW | 0.65 | 0/2498 | 0.74 | 0/3405 |
| 1 | XXX | 0.65 | 0/2498 | 0.75 | 0/3405 |
| 2 | aaa | 0.62 | 0/51 | 0.68 | 0/64 |
| 2 | bbb | 0.63 | 0/51 | 0.76 | 0/64 |
| 2 | ccc | 0.61 | 0/51 | 0.70 | 0/64 |
| 2 | ddd | 0.61 | 0/51 | 0.69 | 0/64 |
| 2 | eee | 0.60 | 0/51 | 0.71 | 0/64 |
| 2 | fff | 0.65 | 0/51 | 0.69 | 0/64 |
| 2 | ggg | 0.64 | 0/51 | 0.76 | 0/64 |
| 2 | hhh | 0.62 | 0/51 | 0.75 | 0/64 |

| Mol | Chain | Bond lengths | | Bond angles | |
|-----|-------|--------------|---------|-------------|---------|
| | | RMSZ | # Z >5 | RMSZ | # Z >5 |
| 2 | iii | 0.63 | 0/51 | 0.66 | 0/64 |
| 2 | jjj | 0.63 | 0/51 | 0.68 | 0/64 |
| 2 | kkk | 0.63 | 0/51 | 0.70 | 0/64 |
| 2 | lll | 0.63 | 0/51 | 0.70 | 0/64 |
| 2 | mmm | 0.63 | 0/51 | 0.69 | 0/64 |
| 2 | nnn | 0.65 | 0/51 | 0.69 | 0/64 |
| 2 | ooo | 0.64 | 0/51 | 0.73 | 0/64 |
| 2 | ppp | 0.64 | 0/51 | 0.71 | 0/64 |
| 2 | qqq | 0.62 | 0/51 | 0.69 | 0/64 |
| 2 | rrr | 0.61 | 0/51 | 0.67 | 0/64 |
| 2 | sss | 0.63 | 0/51 | 0.64 | 0/64 |
| 2 | ttt | 0.62 | 0/51 | 0.71 | 0/64 |
| 2 | uuu | 0.63 | 0/51 | 0.70 | 0/64 |
| 2 | vvv | 0.61 | 0/51 | 0.63 | 0/64 |
| 2 | www | 0.62 | 0/51 | 0.72 | 0/64 |
| 2 | xxx | 0.64 | 0/51 | 0.70 | 0/64 |
| All | All | 0.65 | 0/61328 | 0.75 | 0/83463 |

There are no bond length outliers.

There are no bond angle outliers.

There are no chirality outliers.

There are no planarity outliers.

5.2 Too-close contacts [i](#)

In the following table, the Non-H and H(model) columns list the number of non-hydrogen atoms and hydrogen atoms in the chain respectively. The H(added) column lists the number of hydrogen atoms added and optimized by MolProbity. The Clashes column lists the number of clashes within the asymmetric unit, whereas Symm-Clashes lists symmetry-related clashes.

| Mol | Chain | Non-H | H(model) | H(added) | Clashes | Symm-Clashes |
|-----|-------|-------|----------|----------|---------|--------------|
| 1 | AAA | 2433 | 0 | 2372 | 16 | 0 |
| 1 | BBB | 2436 | 0 | 2375 | 30 | 0 |
| 1 | CCC | 2433 | 0 | 2372 | 20 | 0 |
| 1 | DDD | 2439 | 0 | 2385 | 24 | 0 |
| 1 | EEE | 2429 | 0 | 2363 | 20 | 0 |
| 1 | FFF | 2441 | 0 | 2382 | 21 | 0 |
| 1 | GGG | 2432 | 0 | 2368 | 15 | 0 |
| 1 | HHH | 2435 | 0 | 2376 | 15 | 0 |
| 1 | III | 2429 | 0 | 2363 | 15 | 0 |

Continued on next page...

Continued from previous page...

| Mol | Chain | Non-H | H(model) | H(added) | Clashes | Symm-Clashes |
|-----|-------|-------|----------|----------|---------|--------------|
| 1 | JJJ | 2429 | 0 | 2363 | 20 | 0 |
| 1 | KKK | 2439 | 0 | 2376 | 19 | 0 |
| 1 | LLL | 2429 | 0 | 2363 | 25 | 0 |
| 1 | MMM | 2435 | 0 | 2369 | 23 | 0 |
| 1 | NNN | 2439 | 0 | 2376 | 16 | 0 |
| 1 | OOO | 2441 | 0 | 2376 | 22 | 0 |
| 1 | PPP | 2438 | 0 | 2368 | 23 | 0 |
| 1 | QQQ | 2429 | 0 | 2363 | 18 | 0 |
| 1 | RRR | 2429 | 0 | 2363 | 15 | 0 |
| 1 | SSS | 2420 | 0 | 2359 | 12 | 0 |
| 1 | TTT | 2429 | 0 | 2363 | 13 | 0 |
| 1 | UUU | 2443 | 0 | 2373 | 24 | 0 |
| 1 | VVV | 2429 | 0 | 2363 | 14 | 0 |
| 1 | WWW | 2429 | 0 | 2363 | 17 | 0 |
| 1 | XXX | 2429 | 0 | 2363 | 18 | 0 |
| 2 | aaa | 51 | 0 | 67 | 0 | 0 |
| 2 | bbb | 51 | 0 | 67 | 0 | 0 |
| 2 | ccc | 51 | 0 | 67 | 0 | 0 |
| 2 | ddd | 51 | 0 | 67 | 0 | 0 |
| 2 | eee | 51 | 0 | 67 | 0 | 0 |
| 2 | fff | 51 | 0 | 67 | 0 | 0 |
| 2 | ggg | 51 | 0 | 67 | 0 | 0 |
| 2 | hhh | 51 | 0 | 67 | 0 | 0 |
| 2 | iii | 51 | 0 | 67 | 0 | 0 |
| 2 | jjj | 51 | 0 | 67 | 0 | 0 |
| 2 | kkk | 51 | 0 | 67 | 0 | 0 |
| 2 | lll | 51 | 0 | 67 | 0 | 0 |
| 2 | mmm | 51 | 0 | 67 | 0 | 0 |
| 2 | nnn | 51 | 0 | 67 | 0 | 0 |
| 2 | ooo | 51 | 0 | 67 | 0 | 0 |
| 2 | ppp | 51 | 0 | 67 | 0 | 0 |
| 2 | qqq | 51 | 0 | 67 | 0 | 0 |
| 2 | rrr | 51 | 0 | 67 | 0 | 0 |
| 2 | sss | 51 | 0 | 67 | 0 | 0 |
| 2 | ttt | 51 | 0 | 67 | 0 | 0 |
| 2 | uuu | 51 | 0 | 67 | 0 | 0 |
| 2 | vvv | 51 | 0 | 67 | 0 | 0 |
| 2 | www | 51 | 0 | 67 | 0 | 0 |
| 2 | xxx | 51 | 0 | 67 | 0 | 0 |
| 3 | AAA | 70 | 0 | 0 | 0 | 0 |
| 3 | BBB | 35 | 0 | 0 | 0 | 0 |
| 3 | CCC | 40 | 0 | 0 | 0 | 0 |

Continued on next page...

Continued from previous page...

| Mol | Chain | Non-H | H(model) | H(added) | Clashes | Symm-Clashes |
|-----|-------|-------|----------|----------|---------|--------------|
| 3 | DDD | 50 | 0 | 0 | 1 | 0 |
| 3 | EEE | 30 | 0 | 0 | 2 | 0 |
| 3 | FFF | 35 | 0 | 0 | 0 | 0 |
| 3 | GGG | 10 | 0 | 0 | 0 | 0 |
| 3 | HHH | 50 | 0 | 0 | 0 | 0 |
| 3 | III | 40 | 0 | 0 | 0 | 0 |
| 3 | JJJ | 30 | 0 | 0 | 1 | 0 |
| 3 | KKK | 55 | 0 | 0 | 0 | 0 |
| 3 | LLL | 50 | 0 | 0 | 0 | 0 |
| 3 | MMM | 35 | 0 | 0 | 0 | 0 |
| 3 | NNN | 50 | 0 | 0 | 2 | 0 |
| 3 | OOO | 45 | 0 | 0 | 4 | 0 |
| 3 | PPP | 40 | 0 | 0 | 0 | 0 |
| 3 | QQQ | 40 | 0 | 0 | 1 | 0 |
| 3 | RRR | 45 | 0 | 0 | 0 | 0 |
| 3 | SSS | 55 | 0 | 0 | 0 | 0 |
| 3 | TTT | 35 | 0 | 0 | 0 | 0 |
| 3 | UUU | 60 | 0 | 0 | 0 | 0 |
| 3 | VVV | 30 | 0 | 0 | 0 | 0 |
| 3 | WWW | 20 | 0 | 0 | 0 | 0 |
| 3 | XXX | 45 | 0 | 0 | 0 | 0 |
| 3 | aaa | 5 | 0 | 0 | 0 | 0 |
| 3 | ccc | 5 | 0 | 0 | 0 | 0 |
| 3 | ggg | 10 | 0 | 0 | 0 | 0 |
| 3 | lll | 5 | 0 | 0 | 0 | 0 |
| 3 | nnn | 5 | 0 | 0 | 0 | 0 |
| 3 | vvv | 5 | 0 | 0 | 0 | 0 |
| 4 | AAA | 18 | 0 | 24 | 0 | 0 |
| 4 | BBB | 18 | 0 | 24 | 0 | 0 |
| 4 | CCC | 18 | 0 | 24 | 2 | 0 |
| 4 | DDD | 12 | 0 | 16 | 0 | 0 |
| 4 | EEE | 18 | 0 | 24 | 0 | 0 |
| 4 | FFF | 18 | 0 | 24 | 0 | 0 |
| 4 | GGG | 12 | 0 | 16 | 0 | 0 |
| 4 | HHH | 24 | 0 | 32 | 1 | 0 |
| 4 | III | 12 | 0 | 16 | 0 | 0 |
| 4 | JJJ | 24 | 0 | 32 | 0 | 0 |
| 4 | KKK | 12 | 0 | 16 | 0 | 0 |
| 4 | LLL | 6 | 0 | 8 | 0 | 0 |
| 4 | MMM | 24 | 0 | 32 | 3 | 0 |
| 4 | NNN | 12 | 0 | 16 | 0 | 0 |
| 4 | OOO | 6 | 0 | 8 | 0 | 0 |

Continued on next page...

Continued from previous page...

| Mol | Chain | Non-H | H(model) | H(added) | Clashes | Symm-Clashes |
|-----|-------|-------|----------|----------|---------|--------------|
| 4 | PPP | 12 | 0 | 16 | 0 | 0 |
| 4 | QQQ | 12 | 0 | 16 | 0 | 0 |
| 4 | RRR | 6 | 0 | 8 | 0 | 0 |
| 4 | SSS | 18 | 0 | 24 | 0 | 0 |
| 4 | TTT | 12 | 0 | 16 | 0 | 0 |
| 4 | UUU | 18 | 0 | 24 | 0 | 0 |
| 4 | VVV | 6 | 0 | 8 | 0 | 0 |
| 4 | WWW | 12 | 0 | 16 | 0 | 0 |
| 4 | XXX | 12 | 0 | 16 | 4 | 0 |
| 5 | AAA | 162 | 0 | 0 | 2 | 0 |
| 5 | BBB | 140 | 0 | 0 | 1 | 0 |
| 5 | CCC | 119 | 0 | 0 | 0 | 0 |
| 5 | DDD | 147 | 0 | 0 | 1 | 0 |
| 5 | EEE | 138 | 0 | 0 | 0 | 0 |
| 5 | FFF | 147 | 0 | 0 | 1 | 0 |
| 5 | GGG | 145 | 0 | 0 | 0 | 0 |
| 5 | HHH | 142 | 0 | 0 | 0 | 0 |
| 5 | III | 137 | 0 | 0 | 0 | 0 |
| 5 | JJJ | 138 | 0 | 0 | 0 | 0 |
| 5 | KKK | 144 | 0 | 0 | 1 | 0 |
| 5 | LLL | 125 | 0 | 0 | 2 | 0 |
| 5 | MMM | 151 | 0 | 0 | 0 | 0 |
| 5 | NNN | 136 | 0 | 0 | 1 | 0 |
| 5 | OOO | 142 | 0 | 0 | 2 | 0 |
| 5 | PPP | 118 | 0 | 0 | 0 | 0 |
| 5 | QQQ | 115 | 0 | 0 | 0 | 0 |
| 5 | RRR | 118 | 0 | 0 | 0 | 0 |
| 5 | SSS | 122 | 0 | 0 | 0 | 0 |
| 5 | TTT | 131 | 0 | 0 | 0 | 0 |
| 5 | UUU | 129 | 0 | 0 | 1 | 0 |
| 5 | VVV | 125 | 0 | 0 | 1 | 0 |
| 5 | WWW | 110 | 0 | 0 | 0 | 0 |
| 5 | XXX | 114 | 0 | 0 | 0 | 0 |
| 5 | aaa | 7 | 0 | 0 | 0 | 0 |
| 5 | bbb | 3 | 0 | 0 | 0 | 0 |
| 5 | ccc | 11 | 0 | 0 | 0 | 0 |
| 5 | ddd | 6 | 0 | 0 | 0 | 0 |
| 5 | eee | 3 | 0 | 0 | 0 | 0 |
| 5 | fff | 8 | 0 | 0 | 0 | 0 |
| 5 | ggg | 13 | 0 | 0 | 0 | 0 |
| 5 | hhh | 4 | 0 | 0 | 0 | 0 |
| 5 | iii | 7 | 0 | 0 | 0 | 0 |

Continued on next page...

Continued from previous page...

| Mol | Chain | Non-H | H(model) | H(added) | Clashes | Symm-Clashes |
|-----|-------|-------|----------|----------|---------|--------------|
| 5 | jjj | 6 | 0 | 0 | 0 | 0 |
| 5 | kkk | 5 | 0 | 0 | 0 | 0 |
| 5 | lll | 7 | 0 | 0 | 0 | 0 |
| 5 | mmm | 8 | 0 | 0 | 0 | 0 |
| 5 | nnn | 7 | 0 | 0 | 0 | 0 |
| 5 | ooo | 7 | 0 | 0 | 0 | 0 |
| 5 | ppp | 5 | 0 | 0 | 0 | 0 |
| 5 | qqq | 5 | 0 | 0 | 0 | 0 |
| 5 | rrr | 6 | 0 | 0 | 0 | 0 |
| 5 | sss | 4 | 0 | 0 | 0 | 0 |
| 5 | ttt | 5 | 0 | 0 | 0 | 0 |
| 5 | uuu | 9 | 0 | 0 | 0 | 0 |
| 5 | vvv | 6 | 0 | 0 | 0 | 0 |
| 5 | www | 6 | 0 | 0 | 0 | 0 |
| 5 | xxx | 5 | 0 | 0 | 0 | 0 |
| All | All | 64338 | 0 | 58921 | 440 | 0 |

The all-atom clashscore is defined as the number of clashes found per 1000 atoms (including hydrogen atoms). The all-atom clashscore for this structure is 4.

The worst 5 of 440 close contacts within the same asymmetric unit are listed below, sorted by their clash magnitude.

| Atom-1 | Atom-2 | Interatomic distance (Å) | Clash overlap (Å) |
|-----------------------|-------------------|--------------------------|-------------------|
| 1:BBB:54[B]:THR:HG21 | 1:BBB:76:ASP:OD2 | 1.71 | 0.89 |
| 1:DDD:184:GLU:HB3 | 4:XXX:411:GOL:H32 | 1.57 | 0.85 |
| 1:AAA:146[B]:VAL:HG22 | 5:AAA:624:HOH:O | 1.76 | 0.85 |
| 1:XXX:31:THR:HG22 | 1:XXX:58:VAL:O | 1.81 | 0.80 |
| 1:LLL:272:ARG:HD3 | 1:LLL:292:ASP:OD2 | 1.82 | 0.77 |

There are no symmetry-related clashes.

5.3 Torsion angles [i](#)

5.3.1 Protein backbone [i](#)

In the following table, the Percentiles column shows the percent Ramachandran outliers of the chain as a percentile score with respect to all X-ray entries followed by that with respect to entries of similar resolution.

The Analysed column shows the number of residues for which the backbone conformation was analysed, and the total number of residues.

| Mol | Chain | Analysed | Favoured | Allowed | Outliers | Percentiles | |
|-----|-------|---------------|-----------|---------|----------|-------------|-----|
| 1 | AAA | 301/304 (99%) | 284 (94%) | 17 (6%) | 0 | 100 | 100 |
| 1 | BBB | 302/304 (99%) | 285 (94%) | 17 (6%) | 0 | 100 | 100 |
| 1 | CCC | 301/304 (99%) | 286 (95%) | 15 (5%) | 0 | 100 | 100 |
| 1 | DDD | 302/304 (99%) | 287 (95%) | 15 (5%) | 0 | 100 | 100 |
| 1 | EEE | 300/304 (99%) | 278 (93%) | 22 (7%) | 0 | 100 | 100 |
| 1 | FFF | 302/304 (99%) | 286 (95%) | 16 (5%) | 0 | 100 | 100 |
| 1 | GGG | 301/304 (99%) | 282 (94%) | 19 (6%) | 0 | 100 | 100 |
| 1 | HHH | 301/304 (99%) | 280 (93%) | 21 (7%) | 0 | 100 | 100 |
| 1 | III | 300/304 (99%) | 279 (93%) | 21 (7%) | 0 | 100 | 100 |
| 1 | JJJ | 300/304 (99%) | 281 (94%) | 19 (6%) | 0 | 100 | 100 |
| 1 | KKK | 302/304 (99%) | 283 (94%) | 19 (6%) | 0 | 100 | 100 |
| 1 | LLL | 300/304 (99%) | 283 (94%) | 17 (6%) | 0 | 100 | 100 |
| 1 | MMM | 301/304 (99%) | 284 (94%) | 17 (6%) | 0 | 100 | 100 |
| 1 | NNN | 302/304 (99%) | 285 (94%) | 17 (6%) | 0 | 100 | 100 |
| 1 | OOO | 302/304 (99%) | 286 (95%) | 16 (5%) | 0 | 100 | 100 |
| 1 | PPP | 301/304 (99%) | 285 (95%) | 16 (5%) | 0 | 100 | 100 |
| 1 | QQQ | 300/304 (99%) | 276 (92%) | 23 (8%) | 1 (0%) | 37 | 25 |
| 1 | RRR | 300/304 (99%) | 281 (94%) | 19 (6%) | 0 | 100 | 100 |
| 1 | SSS | 299/304 (98%) | 279 (93%) | 20 (7%) | 0 | 100 | 100 |
| 1 | TTT | 300/304 (99%) | 287 (96%) | 13 (4%) | 0 | 100 | 100 |
| 1 | UUU | 302/304 (99%) | 289 (96%) | 13 (4%) | 0 | 100 | 100 |
| 1 | VVV | 300/304 (99%) | 279 (93%) | 21 (7%) | 0 | 100 | 100 |
| 1 | WWW | 300/304 (99%) | 285 (95%) | 15 (5%) | 0 | 100 | 100 |
| 1 | XXX | 300/304 (99%) | 282 (94%) | 18 (6%) | 0 | 100 | 100 |
| 2 | aaa | 4/6 (67%) | 4 (100%) | 0 | 0 | 100 | 100 |
| 2 | bbb | 4/6 (67%) | 4 (100%) | 0 | 0 | 100 | 100 |
| 2 | ccc | 4/6 (67%) | 4 (100%) | 0 | 0 | 100 | 100 |
| 2 | ddd | 4/6 (67%) | 4 (100%) | 0 | 0 | 100 | 100 |
| 2 | eee | 4/6 (67%) | 4 (100%) | 0 | 0 | 100 | 100 |
| 2 | fff | 4/6 (67%) | 4 (100%) | 0 | 0 | 100 | 100 |
| 2 | ggg | 4/6 (67%) | 4 (100%) | 0 | 0 | 100 | 100 |
| 2 | hhh | 4/6 (67%) | 4 (100%) | 0 | 0 | 100 | 100 |

Continued on next page...

Continued from previous page...

| Mol | Chain | Analysed | Favoured | Allowed | Outliers | Percentiles | |
|-----|-------|-----------------|------------|----------|----------|-------------|-----|
| 2 | iii | 4/6 (67%) | 4 (100%) | 0 | 0 | 100 | 100 |
| 2 | jjj | 4/6 (67%) | 4 (100%) | 0 | 0 | 100 | 100 |
| 2 | kkk | 4/6 (67%) | 4 (100%) | 0 | 0 | 100 | 100 |
| 2 | lll | 4/6 (67%) | 3 (75%) | 1 (25%) | 0 | 100 | 100 |
| 2 | mmm | 4/6 (67%) | 4 (100%) | 0 | 0 | 100 | 100 |
| 2 | nnn | 4/6 (67%) | 4 (100%) | 0 | 0 | 100 | 100 |
| 2 | ooo | 4/6 (67%) | 4 (100%) | 0 | 0 | 100 | 100 |
| 2 | ppp | 4/6 (67%) | 4 (100%) | 0 | 0 | 100 | 100 |
| 2 | qqq | 4/6 (67%) | 4 (100%) | 0 | 0 | 100 | 100 |
| 2 | rrr | 4/6 (67%) | 4 (100%) | 0 | 0 | 100 | 100 |
| 2 | sss | 4/6 (67%) | 4 (100%) | 0 | 0 | 100 | 100 |
| 2 | ttt | 4/6 (67%) | 4 (100%) | 0 | 0 | 100 | 100 |
| 2 | uuu | 4/6 (67%) | 4 (100%) | 0 | 0 | 100 | 100 |
| 2 | vvv | 4/6 (67%) | 4 (100%) | 0 | 0 | 100 | 100 |
| 2 | www | 4/6 (67%) | 4 (100%) | 0 | 0 | 100 | 100 |
| 2 | xxx | 4/6 (67%) | 4 (100%) | 0 | 0 | 100 | 100 |
| All | All | 7315/7440 (98%) | 6887 (94%) | 427 (6%) | 1 (0%) | 100 | 100 |

All (1) Ramachandran outliers are listed below:

| Mol | Chain | Res | Type |
|-----|-------|-----|------|
| 1 | QQQ | 271 | GLU |

5.3.2 Protein sidechains [i](#)

In the following table, the Percentiles column shows the percent sidechain outliers of the chain as a percentile score with respect to all X-ray entries followed by that with respect to entries of similar resolution.

The Analysed column shows the number of residues for which the sidechain conformation was analysed, and the total number of residues.

| Mol | Chain | Analysed | Rotameric | Outliers | Percentiles | |
|-----|-------|----------------|-----------|----------|-------------|----|
| 1 | AAA | 272/273 (100%) | 267 (98%) | 5 (2%) | 54 | 45 |
| 1 | BBB | 273/273 (100%) | 264 (97%) | 9 (3%) | 33 | 21 |

Continued on next page...

Continued from previous page...

| Mol | Chain | Analysed | Rotameric | Outliers | Percentiles | |
|-----|-------|----------------|-----------|----------|-------------|-----|
| 1 | CCC | 272/273 (100%) | 264 (97%) | 8 (3%) | 37 | 26 |
| 1 | DDD | 273/273 (100%) | 264 (97%) | 9 (3%) | 33 | 21 |
| 1 | EEE | 271/273 (99%) | 266 (98%) | 5 (2%) | 54 | 45 |
| 1 | FFF | 273/273 (100%) | 262 (96%) | 11 (4%) | 27 | 14 |
| 1 | GGG | 272/273 (100%) | 266 (98%) | 6 (2%) | 47 | 36 |
| 1 | HHH | 272/273 (100%) | 262 (96%) | 10 (4%) | 29 | 17 |
| 1 | III | 271/273 (99%) | 265 (98%) | 6 (2%) | 47 | 36 |
| 1 | JJJ | 271/273 (99%) | 265 (98%) | 6 (2%) | 47 | 36 |
| 1 | KKK | 273/273 (100%) | 265 (97%) | 8 (3%) | 37 | 26 |
| 1 | LLL | 271/273 (99%) | 262 (97%) | 9 (3%) | 33 | 21 |
| 1 | MMM | 272/273 (100%) | 264 (97%) | 8 (3%) | 37 | 26 |
| 1 | NNN | 273/273 (100%) | 268 (98%) | 5 (2%) | 54 | 45 |
| 1 | OOO | 273/273 (100%) | 267 (98%) | 6 (2%) | 47 | 36 |
| 1 | PPP | 272/273 (100%) | 256 (94%) | 16 (6%) | 16 | 6 |
| 1 | QQQ | 271/273 (99%) | 263 (97%) | 8 (3%) | 36 | 24 |
| 1 | RRR | 271/273 (99%) | 267 (98%) | 4 (2%) | 60 | 53 |
| 1 | SSS | 271/273 (99%) | 268 (99%) | 3 (1%) | 70 | 65 |
| 1 | TTT | 271/273 (99%) | 263 (97%) | 8 (3%) | 36 | 24 |
| 1 | UUU | 273/273 (100%) | 262 (96%) | 11 (4%) | 27 | 14 |
| 1 | VVV | 271/273 (99%) | 265 (98%) | 6 (2%) | 47 | 36 |
| 1 | WWW | 271/273 (99%) | 267 (98%) | 4 (2%) | 60 | 53 |
| 1 | XXX | 271/273 (99%) | 265 (98%) | 6 (2%) | 47 | 36 |
| 2 | aaa | 6/6 (100%) | 6 (100%) | 0 | 100 | 100 |
| 2 | bbb | 6/6 (100%) | 6 (100%) | 0 | 100 | 100 |
| 2 | ccc | 6/6 (100%) | 6 (100%) | 0 | 100 | 100 |
| 2 | ddd | 6/6 (100%) | 6 (100%) | 0 | 100 | 100 |
| 2 | eee | 6/6 (100%) | 6 (100%) | 0 | 100 | 100 |
| 2 | fff | 6/6 (100%) | 6 (100%) | 0 | 100 | 100 |
| 2 | ggg | 6/6 (100%) | 6 (100%) | 0 | 100 | 100 |
| 2 | hhh | 6/6 (100%) | 6 (100%) | 0 | 100 | 100 |
| 2 | iii | 6/6 (100%) | 6 (100%) | 0 | 100 | 100 |

Continued on next page...

Continued from previous page...

| Mol | Chain | Analysed | Rotameric | Outliers | Percentiles | |
|-----|-------|------------------|------------|----------|-------------|-----|
| 2 | jjj | 6/6 (100%) | 6 (100%) | 0 | 100 | 100 |
| 2 | kkk | 6/6 (100%) | 6 (100%) | 0 | 100 | 100 |
| 2 | lll | 6/6 (100%) | 6 (100%) | 0 | 100 | 100 |
| 2 | mmm | 6/6 (100%) | 6 (100%) | 0 | 100 | 100 |
| 2 | nnn | 6/6 (100%) | 6 (100%) | 0 | 100 | 100 |
| 2 | ooo | 6/6 (100%) | 6 (100%) | 0 | 100 | 100 |
| 2 | ppp | 6/6 (100%) | 6 (100%) | 0 | 100 | 100 |
| 2 | qqq | 6/6 (100%) | 6 (100%) | 0 | 100 | 100 |
| 2 | rrr | 6/6 (100%) | 6 (100%) | 0 | 100 | 100 |
| 2 | sss | 6/6 (100%) | 6 (100%) | 0 | 100 | 100 |
| 2 | ttt | 6/6 (100%) | 6 (100%) | 0 | 100 | 100 |
| 2 | uuu | 6/6 (100%) | 6 (100%) | 0 | 100 | 100 |
| 2 | vvv | 6/6 (100%) | 6 (100%) | 0 | 100 | 100 |
| 2 | www | 6/6 (100%) | 6 (100%) | 0 | 100 | 100 |
| 2 | xxx | 6/6 (100%) | 6 (100%) | 0 | 100 | 100 |
| All | All | 6668/6696 (100%) | 6491 (97%) | 177 (3%) | 41 | 28 |

5 of 177 residues with a non-rotameric sidechain are listed below:

| Mol | Chain | Res | Type |
|-----|-------|-----|------|
| 1 | PPP | 74 | SER |
| 1 | TTT | 31 | THR |
| 1 | PPP | 229 | SER |
| 1 | QQQ | 215 | TYR |
| 1 | UUU | 12 | ARG |

Sometimes sidechains can be flipped to improve hydrogen bonding and reduce clashes. There are no such sidechains identified.

5.3.3 RNA [i](#)

There are no RNA molecules in this entry.

5.4 Non-standard residues in protein, DNA, RNA chains [i](#)

There are no non-standard protein/DNA/RNA residues in this entry.

5.5 Carbohydrates [i](#)

There are no oligosaccharides in this entry.

5.6 Ligand geometry [i](#)

263 ligands are modelled in this entry.

In the following table, the Counts columns list the number of bonds (or angles) for which Mogul statistics could be retrieved, the number of bonds (or angles) that are observed in the model and the number of bonds (or angles) that are defined in the Chemical Component Dictionary. The Link column lists molecule types, if any, to which the group is linked. The Z score for a bond length (or angle) is the number of standard deviations the observed value is removed from the expected value. A bond length (or angle) with $|Z| > 2$ is considered an outlier worth inspection. RMSZ is the root-mean-square of all Z scores of the bond lengths (or angles).

| Mol | Type | Chain | Res | Link | Bond lengths | | | Bond angles | | |
|-----|------|-------|-----|------|--------------|------|----------|-------------|------|----------|
| | | | | | Counts | RMSZ | # Z > 2 | Counts | RMSZ | # Z > 2 |
| 3 | SO4 | BBB | 407 | - | 4,4,4 | 0.34 | 0 | 6,6,6 | 0.07 | 0 |
| 3 | SO4 | MMM | 402 | - | 4,4,4 | 0.34 | 0 | 6,6,6 | 0.07 | 0 |
| 3 | SO4 | LLL | 403 | - | 4,4,4 | 0.34 | 0 | 6,6,6 | 0.08 | 0 |
| 3 | SO4 | AAA | 406 | - | 4,4,4 | 0.34 | 0 | 6,6,6 | 0.06 | 0 |
| 3 | SO4 | KKK | 403 | - | 4,4,4 | 0.34 | 0 | 6,6,6 | 0.07 | 0 |
| 3 | SO4 | QQQ | 404 | - | 4,4,4 | 0.35 | 0 | 6,6,6 | 0.09 | 0 |
| 3 | SO4 | WWW | 403 | - | 4,4,4 | 0.33 | 0 | 6,6,6 | 0.07 | 0 |
| 3 | SO4 | TTT | 405 | - | 4,4,4 | 0.34 | 0 | 6,6,6 | 0.07 | 0 |
| 3 | SO4 | XXX | 402 | - | 4,4,4 | 0.34 | 0 | 6,6,6 | 0.07 | 0 |
| 4 | GOL | NNN | 411 | - | 5,5,5 | 0.09 | 0 | 5,5,5 | 0.33 | 0 |
| 3 | SO4 | EEE | 401 | - | 4,4,4 | 0.35 | 0 | 6,6,6 | 0.07 | 0 |
| 4 | GOL | WWW | 406 | - | 5,5,5 | 0.08 | 0 | 5,5,5 | 0.28 | 0 |
| 3 | SO4 | vvv | 201 | - | 4,4,4 | 0.34 | 0 | 6,6,6 | 0.07 | 0 |
| 3 | SO4 | LLL | 405 | - | 4,4,4 | 0.34 | 0 | 6,6,6 | 0.06 | 0 |
| 3 | SO4 | XXX | 405 | - | 4,4,4 | 0.34 | 0 | 6,6,6 | 0.05 | 0 |
| 4 | GOL | JJJ | 410 | - | 5,5,5 | 0.10 | 0 | 5,5,5 | 0.25 | 0 |
| 3 | SO4 | UUU | 401 | - | 4,4,4 | 0.34 | 0 | 6,6,6 | 0.07 | 0 |
| 3 | SO4 | UUU | 408 | - | 4,4,4 | 0.34 | 0 | 6,6,6 | 0.07 | 0 |
| 3 | SO4 | HHH | 404 | - | 4,4,4 | 0.33 | 0 | 6,6,6 | 0.07 | 0 |
| 3 | SO4 | HHH | 410 | - | 4,4,4 | 0.34 | 0 | 6,6,6 | 0.07 | 0 |
| 3 | SO4 | III | 405 | - | 4,4,4 | 0.34 | 0 | 6,6,6 | 0.06 | 0 |
| 3 | SO4 | WWW | 404 | - | 4,4,4 | 0.34 | 0 | 6,6,6 | 0.08 | 0 |
| 3 | SO4 | LLL | 407 | - | 4,4,4 | 0.34 | 0 | 6,6,6 | 0.08 | 0 |
| 3 | SO4 | XXX | 404 | - | 4,4,4 | 0.34 | 0 | 6,6,6 | 0.07 | 0 |
| 3 | SO4 | EEE | 406 | - | 4,4,4 | 0.34 | 0 | 6,6,6 | 0.08 | 0 |
| 3 | SO4 | LLL | 410 | - | 4,4,4 | 0.34 | 0 | 6,6,6 | 0.08 | 0 |
| 3 | SO4 | FFF | 403 | - | 4,4,4 | 0.35 | 0 | 6,6,6 | 0.07 | 0 |

| Mol | Type | Chain | Res | Link | Bond lengths | | | Bond angles | | |
|-----|------|-------|-----|------|--------------|------|----------|-------------|------|----------|
| | | | | | Counts | RMSZ | # Z > 2 | Counts | RMSZ | # Z > 2 |
| 3 | SO4 | III | 404 | - | 4,4,4 | 0.34 | 0 | 6,6,6 | 0.07 | 0 |
| 3 | SO4 | UUU | 402 | - | 4,4,4 | 0.34 | 0 | 6,6,6 | 0.08 | 0 |
| 3 | SO4 | NNN | 409 | - | 4,4,4 | 0.35 | 0 | 6,6,6 | 0.08 | 0 |
| 3 | SO4 | RRR | 401 | - | 4,4,4 | 0.35 | 0 | 6,6,6 | 0.08 | 0 |
| 4 | GOL | HHH | 414 | - | 5,5,5 | 0.09 | 0 | 5,5,5 | 0.27 | 0 |
| 3 | SO4 | CCC | 407 | - | 4,4,4 | 0.35 | 0 | 6,6,6 | 0.07 | 0 |
| 3 | SO4 | III | 402 | - | 4,4,4 | 0.34 | 0 | 6,6,6 | 0.08 | 0 |
| 3 | SO4 | QQQ | 403 | - | 4,4,4 | 0.34 | 0 | 6,6,6 | 0.08 | 0 |
| 4 | GOL | CCC | 411 | - | 5,5,5 | 0.09 | 0 | 5,5,5 | 0.24 | 0 |
| 4 | GOL | KKK | 413 | - | 5,5,5 | 0.10 | 0 | 5,5,5 | 0.37 | 0 |
| 3 | SO4 | UUU | 407 | - | 4,4,4 | 0.34 | 0 | 6,6,6 | 0.07 | 0 |
| 3 | SO4 | UUU | 410 | - | 4,4,4 | 0.35 | 0 | 6,6,6 | 0.07 | 0 |
| 3 | SO4 | III | 407 | - | 4,4,4 | 0.36 | 0 | 6,6,6 | 0.07 | 0 |
| 3 | SO4 | HHH | 409 | - | 4,4,4 | 0.34 | 0 | 6,6,6 | 0.08 | 0 |
| 4 | GOL | RRR | 410 | - | 5,5,5 | 0.09 | 0 | 5,5,5 | 0.24 | 0 |
| 4 | GOL | UUU | 413 | - | 5,5,5 | 0.10 | 0 | 5,5,5 | 0.28 | 0 |
| 4 | GOL | HHH | 412 | - | 5,5,5 | 0.10 | 0 | 5,5,5 | 0.32 | 0 |
| 3 | SO4 | PPP | 407 | - | 4,4,4 | 0.35 | 0 | 6,6,6 | 0.07 | 0 |
| 3 | SO4 | VVV | 402 | - | 4,4,4 | 0.34 | 0 | 6,6,6 | 0.08 | 0 |
| 3 | SO4 | OOO | 406 | - | 4,4,4 | 0.35 | 0 | 6,6,6 | 0.08 | 0 |
| 3 | SO4 | DDD | 410 | - | 4,4,4 | 0.35 | 0 | 6,6,6 | 0.07 | 0 |
| 4 | GOL | OOO | 410 | - | 5,5,5 | 0.10 | 0 | 5,5,5 | 0.33 | 0 |
| 3 | SO4 | BBB | 402 | - | 4,4,4 | 0.35 | 0 | 6,6,6 | 0.07 | 0 |
| 3 | SO4 | XXX | 403 | - | 4,4,4 | 0.35 | 0 | 6,6,6 | 0.07 | 0 |
| 3 | SO4 | LLL | 406 | - | 4,4,4 | 0.34 | 0 | 6,6,6 | 0.07 | 0 |
| 3 | SO4 | TTT | 402 | - | 4,4,4 | 0.34 | 0 | 6,6,6 | 0.07 | 0 |
| 4 | GOL | JJJ | 409 | - | 5,5,5 | 0.08 | 0 | 5,5,5 | 0.26 | 0 |
| 3 | SO4 | UUU | 406 | - | 4,4,4 | 0.34 | 0 | 6,6,6 | 0.07 | 0 |
| 3 | SO4 | SSS | 411 | - | 4,4,4 | 0.34 | 0 | 6,6,6 | 0.07 | 0 |
| 3 | SO4 | LLL | 408 | - | 4,4,4 | 0.35 | 0 | 6,6,6 | 0.08 | 0 |
| 3 | SO4 | VVV | 404 | - | 4,4,4 | 0.34 | 0 | 6,6,6 | 0.08 | 0 |
| 3 | SO4 | UUU | 411 | - | 4,4,4 | 0.35 | 0 | 6,6,6 | 0.07 | 0 |
| 3 | SO4 | PPP | 406 | - | 4,4,4 | 0.34 | 0 | 6,6,6 | 0.08 | 0 |
| 3 | SO4 | AAA | 414 | - | 4,4,4 | 0.35 | 0 | 6,6,6 | 0.07 | 0 |
| 3 | SO4 | ccc | 201 | - | 4,4,4 | 0.35 | 0 | 6,6,6 | 0.07 | 0 |
| 4 | GOL | HHH | 411 | - | 5,5,5 | 0.11 | 0 | 5,5,5 | 0.41 | 0 |
| 3 | SO4 | MMM | 401 | - | 4,4,4 | 0.34 | 0 | 6,6,6 | 0.08 | 0 |
| 3 | SO4 | OOO | 408 | - | 4,4,4 | 0.35 | 0 | 6,6,6 | 0.07 | 0 |
| 3 | SO4 | GGG | 402 | - | 4,4,4 | 0.34 | 0 | 6,6,6 | 0.07 | 0 |
| 4 | GOL | VVV | 407 | - | 5,5,5 | 0.09 | 0 | 5,5,5 | 0.28 | 0 |
| 3 | SO4 | MMM | 403 | - | 4,4,4 | 0.32 | 0 | 6,6,6 | 0.07 | 0 |
| 4 | GOL | BBB | 410 | - | 5,5,5 | 0.09 | 0 | 5,5,5 | 0.29 | 0 |
| 3 | SO4 | RRR | 403 | - | 4,4,4 | 0.33 | 0 | 6,6,6 | 0.07 | 0 |

| Mol | Type | Chain | Res | Link | Bond lengths | | | Bond angles | | |
|-----|------|-------|-----|------|--------------|------|----------|-------------|------|----------|
| | | | | | Counts | RMSZ | # Z > 2 | Counts | RMSZ | # Z > 2 |
| 4 | GOL | KKK | 412 | - | 5,5,5 | 0.08 | 0 | 5,5,5 | 0.27 | 0 |
| 3 | SO4 | LLL | 404 | - | 4,4,4 | 0.34 | 0 | 6,6,6 | 0.07 | 0 |
| 3 | SO4 | RRR | 409 | - | 4,4,4 | 0.35 | 0 | 6,6,6 | 0.08 | 0 |
| 3 | SO4 | lll | 201 | - | 4,4,4 | 0.34 | 0 | 6,6,6 | 0.06 | 0 |
| 4 | GOL | TTT | 408 | - | 5,5,5 | 0.11 | 0 | 5,5,5 | 0.31 | 0 |
| 3 | SO4 | NNN | 403 | - | 4,4,4 | 0.38 | 0 | 6,6,6 | 0.07 | 0 |
| 3 | SO4 | LLL | 402 | - | 4,4,4 | 0.35 | 0 | 6,6,6 | 0.07 | 0 |
| 4 | GOL | UUU | 414 | - | 5,5,5 | 0.09 | 0 | 5,5,5 | 0.26 | 0 |
| 3 | SO4 | WWW | 402 | - | 4,4,4 | 0.34 | 0 | 6,6,6 | 0.08 | 0 |
| 3 | SO4 | UUU | 412 | - | 4,4,4 | 0.35 | 0 | 6,6,6 | 0.07 | 0 |
| 3 | SO4 | TTT | 403 | - | 4,4,4 | 0.34 | 0 | 6,6,6 | 0.08 | 0 |
| 3 | SO4 | KKK | 408 | - | 4,4,4 | 0.36 | 0 | 6,6,6 | 0.07 | 0 |
| 3 | SO4 | NNN | 406 | - | 4,4,4 | 0.33 | 0 | 6,6,6 | 0.07 | 0 |
| 3 | SO4 | PPP | 402 | - | 4,4,4 | 0.35 | 0 | 6,6,6 | 0.07 | 0 |
| 3 | SO4 | DDD | 405 | - | 4,4,4 | 0.34 | 0 | 6,6,6 | 0.08 | 0 |
| 4 | GOL | FFF | 410 | - | 5,5,5 | 0.11 | 0 | 5,5,5 | 0.25 | 0 |
| 3 | SO4 | BBB | 404 | - | 4,4,4 | 0.34 | 0 | 6,6,6 | 0.07 | 0 |
| 3 | SO4 | SSS | 404 | - | 4,4,4 | 0.35 | 0 | 6,6,6 | 0.06 | 0 |
| 3 | SO4 | UUU | 405 | - | 4,4,4 | 0.34 | 0 | 6,6,6 | 0.08 | 0 |
| 3 | SO4 | SSS | 409 | - | 4,4,4 | 0.34 | 0 | 6,6,6 | 0.07 | 0 |
| 4 | GOL | SSS | 413 | - | 5,5,5 | 0.10 | 0 | 5,5,5 | 0.28 | 0 |
| 4 | GOL | UUU | 415 | - | 5,5,5 | 0.08 | 0 | 5,5,5 | 0.27 | 0 |
| 4 | GOL | EEE | 408 | - | 5,5,5 | 0.09 | 0 | 5,5,5 | 0.26 | 0 |
| 3 | SO4 | PPP | 404 | - | 4,4,4 | 0.34 | 0 | 6,6,6 | 0.08 | 0 |
| 3 | SO4 | HHH | 406 | - | 4,4,4 | 0.34 | 0 | 6,6,6 | 0.08 | 0 |
| 3 | SO4 | DDD | 404 | - | 4,4,4 | 0.35 | 0 | 6,6,6 | 0.07 | 0 |
| 3 | SO4 | OOO | 407 | - | 4,4,4 | 0.34 | 0 | 6,6,6 | 0.07 | 0 |
| 3 | SO4 | aaa | 201 | - | 4,4,4 | 0.33 | 0 | 6,6,6 | 0.06 | 0 |
| 3 | SO4 | BBB | 406 | - | 4,4,4 | 0.34 | 0 | 6,6,6 | 0.07 | 0 |
| 3 | SO4 | DDD | 402 | - | 4,4,4 | 0.36 | 0 | 6,6,6 | 0.08 | 0 |
| 3 | SO4 | KKK | 405 | - | 4,4,4 | 0.35 | 0 | 6,6,6 | 0.08 | 0 |
| 3 | SO4 | SSS | 410 | - | 4,4,4 | 0.35 | 0 | 6,6,6 | 0.08 | 0 |
| 3 | SO4 | HHH | 405 | - | 4,4,4 | 0.34 | 0 | 6,6,6 | 0.08 | 0 |
| 3 | SO4 | NNN | 401 | - | 4,4,4 | 0.35 | 0 | 6,6,6 | 0.07 | 0 |
| 3 | SO4 | VVV | 405 | - | 4,4,4 | 0.34 | 0 | 6,6,6 | 0.07 | 0 |
| 3 | SO4 | SSS | 407 | - | 4,4,4 | 0.34 | 0 | 6,6,6 | 0.08 | 0 |
| 3 | SO4 | VVV | 403 | - | 4,4,4 | 0.34 | 0 | 6,6,6 | 0.07 | 0 |
| 3 | SO4 | AAA | 408 | - | 4,4,4 | 0.34 | 0 | 6,6,6 | 0.08 | 0 |
| 3 | SO4 | KKK | 404 | - | 4,4,4 | 0.36 | 0 | 6,6,6 | 0.07 | 0 |
| 4 | GOL | III | 409 | - | 5,5,5 | 0.10 | 0 | 5,5,5 | 0.28 | 0 |
| 3 | SO4 | KKK | 410 | - | 4,4,4 | 0.35 | 0 | 6,6,6 | 0.07 | 0 |
| 3 | SO4 | nnn | 201 | - | 4,4,4 | 0.37 | 0 | 6,6,6 | 0.08 | 0 |
| 3 | SO4 | NNN | 402 | - | 4,4,4 | 0.33 | 0 | 6,6,6 | 0.08 | 0 |

| Mol | Type | Chain | Res | Link | Bond lengths | | | Bond angles | | |
|-----|------|-------|-----|------|--------------|------|----------|-------------|------|----------|
| | | | | | Counts | RMSZ | # Z > 2 | Counts | RMSZ | # Z > 2 |
| 4 | GOL | PPP | 409 | - | 5,5,5 | 0.09 | 0 | 5,5,5 | 0.25 | 0 |
| 3 | SO4 | EEE | 403 | - | 4,4,4 | 0.33 | 0 | 6,6,6 | 0.08 | 0 |
| 3 | SO4 | HHH | 408 | - | 4,4,4 | 0.34 | 0 | 6,6,6 | 0.08 | 0 |
| 3 | SO4 | MMM | 407 | - | 4,4,4 | 0.33 | 0 | 6,6,6 | 0.07 | 0 |
| 3 | SO4 | JJJ | 405 | - | 4,4,4 | 0.34 | 0 | 6,6,6 | 0.07 | 0 |
| 3 | SO4 | RRR | 407 | - | 4,4,4 | 0.34 | 0 | 6,6,6 | 0.07 | 0 |
| 3 | SO4 | FFF | 405 | - | 4,4,4 | 0.34 | 0 | 6,6,6 | 0.08 | 0 |
| 3 | SO4 | AAA | 401 | - | 4,4,4 | 0.35 | 0 | 6,6,6 | 0.10 | 0 |
| 3 | SO4 | EEE | 402 | - | 4,4,4 | 0.34 | 0 | 6,6,6 | 0.08 | 0 |
| 3 | SO4 | NNN | 407 | - | 4,4,4 | 0.34 | 0 | 6,6,6 | 0.07 | 0 |
| 3 | SO4 | UUU | 403 | - | 4,4,4 | 0.36 | 0 | 6,6,6 | 0.07 | 0 |
| 3 | SO4 | SSS | 402 | - | 4,4,4 | 0.34 | 0 | 6,6,6 | 0.09 | 0 |
| 3 | SO4 | EEE | 405 | - | 4,4,4 | 0.39 | 0 | 6,6,6 | 0.04 | 0 |
| 3 | SO4 | QQQ | 405 | - | 4,4,4 | 0.35 | 0 | 6,6,6 | 0.07 | 0 |
| 3 | SO4 | III | 403 | - | 4,4,4 | 0.34 | 0 | 6,6,6 | 0.08 | 0 |
| 3 | SO4 | AAA | 404 | - | 4,4,4 | 0.34 | 0 | 6,6,6 | 0.08 | 0 |
| 3 | SO4 | BBB | 403 | - | 4,4,4 | 0.36 | 0 | 6,6,6 | 0.06 | 0 |
| 3 | SO4 | HHH | 401 | - | 4,4,4 | 0.36 | 0 | 6,6,6 | 0.08 | 0 |
| 3 | SO4 | KKK | 409 | - | 4,4,4 | 0.34 | 0 | 6,6,6 | 0.08 | 0 |
| 3 | SO4 | VVV | 406 | - | 4,4,4 | 0.34 | 0 | 6,6,6 | 0.08 | 0 |
| 3 | SO4 | CCC | 408 | - | 4,4,4 | 0.34 | 0 | 6,6,6 | 0.07 | 0 |
| 3 | SO4 | MMM | 406 | - | 4,4,4 | 0.34 | 0 | 6,6,6 | 0.08 | 0 |
| 4 | GOL | EEE | 409 | - | 5,5,5 | 0.10 | 0 | 5,5,5 | 0.27 | 0 |
| 4 | GOL | SSS | 414 | - | 5,5,5 | 0.09 | 0 | 5,5,5 | 0.26 | 0 |
| 3 | SO4 | RRR | 406 | - | 4,4,4 | 0.35 | 0 | 6,6,6 | 0.10 | 0 |
| 3 | SO4 | OOO | 403 | - | 4,4,4 | 0.42 | 0 | 6,6,6 | 0.08 | 0 |
| 4 | GOL | FFF | 408 | - | 5,5,5 | 0.07 | 0 | 5,5,5 | 0.26 | 0 |
| 3 | SO4 | JJJ | 404 | - | 4,4,4 | 0.35 | 0 | 6,6,6 | 0.07 | 0 |
| 4 | GOL | XXX | 410 | - | 5,5,5 | 0.10 | 0 | 5,5,5 | 0.32 | 0 |
| 3 | SO4 | BBB | 405 | - | 4,4,4 | 0.35 | 0 | 6,6,6 | 0.07 | 0 |
| 3 | SO4 | MMM | 404 | - | 4,4,4 | 0.34 | 0 | 6,6,6 | 0.08 | 0 |
| 3 | SO4 | AAA | 407 | - | 4,4,4 | 0.35 | 0 | 6,6,6 | 0.07 | 0 |
| 4 | GOL | DDD | 411 | - | 5,5,5 | 0.08 | 0 | 5,5,5 | 0.29 | 0 |
| 4 | GOL | III | 410 | - | 5,5,5 | 0.10 | 0 | 5,5,5 | 0.26 | 0 |
| 3 | SO4 | CCC | 406 | - | 4,4,4 | 0.34 | 0 | 6,6,6 | 0.07 | 0 |
| 4 | GOL | GGG | 403 | - | 5,5,5 | 0.09 | 0 | 5,5,5 | 0.28 | 0 |
| 3 | SO4 | LLL | 409 | - | 4,4,4 | 0.35 | 0 | 6,6,6 | 0.07 | 0 |
| 3 | SO4 | OOO | 402 | - | 4,4,4 | 0.35 | 0 | 6,6,6 | 0.07 | 0 |
| 3 | SO4 | OOO | 405 | - | 4,4,4 | 0.34 | 0 | 6,6,6 | 0.07 | 0 |
| 4 | GOL | AAA | 416 | - | 5,5,5 | 0.08 | 0 | 5,5,5 | 0.26 | 0 |
| 3 | SO4 | SSS | 406 | - | 4,4,4 | 0.35 | 0 | 6,6,6 | 0.07 | 0 |
| 3 | SO4 | CCC | 405 | - | 4,4,4 | 0.35 | 0 | 6,6,6 | 0.07 | 0 |
| 3 | SO4 | DDD | 409 | - | 4,4,4 | 0.34 | 0 | 6,6,6 | 0.07 | 0 |

| Mol | Type | Chain | Res | Link | Bond lengths | | | Bond angles | | |
|-----|------|-------|-----|------|--------------|------|----------|-------------|------|----------|
| | | | | | Counts | RMSZ | # Z > 2 | Counts | RMSZ | # Z > 2 |
| 3 | SO4 | PPP | 403 | - | 4,4,4 | 0.34 | 0 | 6,6,6 | 0.07 | 0 |
| 4 | GOL | QQQ | 409 | - | 5,5,5 | 0.09 | 0 | 5,5,5 | 0.24 | 0 |
| 3 | SO4 | DDD | 403 | - | 4,4,4 | 0.35 | 0 | 6,6,6 | 0.08 | 0 |
| 3 | SO4 | HHH | 407 | - | 4,4,4 | 0.34 | 0 | 6,6,6 | 0.08 | 0 |
| 3 | SO4 | XXX | 408 | - | 4,4,4 | 0.34 | 0 | 6,6,6 | 0.08 | 0 |
| 3 | SO4 | SSS | 405 | - | 4,4,4 | 0.34 | 0 | 6,6,6 | 0.07 | 0 |
| 4 | GOL | LLL | 411 | - | 5,5,5 | 0.09 | 0 | 5,5,5 | 0.26 | 0 |
| 4 | GOL | NNN | 412 | - | 5,5,5 | 0.09 | 0 | 5,5,5 | 0.30 | 0 |
| 3 | SO4 | PPP | 408 | - | 4,4,4 | 0.35 | 0 | 6,6,6 | 0.08 | 0 |
| 3 | SO4 | FFF | 406 | - | 4,4,4 | 0.35 | 0 | 6,6,6 | 0.07 | 0 |
| 4 | GOL | XXX | 411 | - | 5,5,5 | 0.11 | 0 | 5,5,5 | 0.39 | 0 |
| 4 | GOL | GGG | 404 | - | 5,5,5 | 0.09 | 0 | 5,5,5 | 0.28 | 0 |
| 3 | SO4 | RRR | 408 | - | 4,4,4 | 0.34 | 0 | 6,6,6 | 0.08 | 0 |
| 3 | SO4 | PPP | 405 | - | 4,4,4 | 0.34 | 0 | 6,6,6 | 0.08 | 0 |
| 3 | SO4 | TTT | 401 | - | 4,4,4 | 0.35 | 0 | 6,6,6 | 0.07 | 0 |
| 4 | GOL | JJJ | 408 | - | 5,5,5 | 0.11 | 0 | 5,5,5 | 0.29 | 0 |
| 3 | SO4 | AAA | 402 | - | 4,4,4 | 0.36 | 0 | 6,6,6 | 0.06 | 0 |
| 3 | SO4 | LLL | 401 | - | 4,4,4 | 0.35 | 0 | 6,6,6 | 0.08 | 0 |
| 3 | SO4 | SSS | 408 | - | 4,4,4 | 0.34 | 0 | 6,6,6 | 0.07 | 0 |
| 4 | GOL | HHH | 413 | - | 5,5,5 | 0.08 | 0 | 5,5,5 | 0.25 | 0 |
| 3 | SO4 | WWW | 401 | - | 4,4,4 | 0.34 | 0 | 6,6,6 | 0.09 | 0 |
| 3 | SO4 | CCC | 401 | - | 4,4,4 | 0.34 | 0 | 6,6,6 | 0.07 | 0 |
| 3 | SO4 | AAA | 412 | - | 4,4,4 | 0.38 | 0 | 6,6,6 | 0.08 | 0 |
| 3 | SO4 | QQQ | 407 | - | 4,4,4 | 0.34 | 0 | 6,6,6 | 0.07 | 0 |
| 3 | SO4 | III | 408 | - | 4,4,4 | 0.34 | 0 | 6,6,6 | 0.08 | 0 |
| 3 | SO4 | XXX | 409 | - | 4,4,4 | 0.34 | 0 | 6,6,6 | 0.07 | 0 |
| 3 | SO4 | AAA | 410 | - | 4,4,4 | 0.34 | 0 | 6,6,6 | 0.08 | 0 |
| 3 | SO4 | AAA | 411 | - | 4,4,4 | 0.35 | 0 | 6,6,6 | 0.07 | 0 |
| 3 | SO4 | RRR | 404 | - | 4,4,4 | 0.34 | 0 | 6,6,6 | 0.07 | 0 |
| 4 | GOL | JJJ | 407 | - | 5,5,5 | 0.09 | 0 | 5,5,5 | 0.26 | 0 |
| 3 | SO4 | VVV | 401 | - | 4,4,4 | 0.34 | 0 | 6,6,6 | 0.08 | 0 |
| 3 | SO4 | AAA | 403 | - | 4,4,4 | 0.35 | 0 | 6,6,6 | 0.07 | 0 |
| 3 | SO4 | AAA | 409 | - | 4,4,4 | 0.34 | 0 | 6,6,6 | 0.08 | 0 |
| 3 | SO4 | OOO | 404 | - | 4,4,4 | 0.33 | 0 | 6,6,6 | 0.09 | 0 |
| 4 | GOL | CCC | 410 | - | 5,5,5 | 0.10 | 0 | 5,5,5 | 0.36 | 0 |
| 4 | GOL | TTT | 409 | - | 5,5,5 | 0.10 | 0 | 5,5,5 | 0.30 | 0 |
| 3 | SO4 | BBB | 401 | - | 4,4,4 | 0.34 | 0 | 6,6,6 | 0.08 | 0 |
| 3 | SO4 | NNN | 405 | - | 4,4,4 | 0.36 | 0 | 6,6,6 | 0.09 | 0 |
| 3 | SO4 | EEE | 404 | - | 4,4,4 | 0.34 | 0 | 6,6,6 | 0.07 | 0 |
| 3 | SO4 | FFF | 401 | - | 4,4,4 | 0.35 | 0 | 6,6,6 | 0.08 | 0 |
| 3 | SO4 | KKK | 406 | - | 4,4,4 | 0.35 | 0 | 6,6,6 | 0.07 | 0 |
| 3 | SO4 | TTT | 404 | - | 4,4,4 | 0.34 | 0 | 6,6,6 | 0.07 | 0 |
| 3 | SO4 | ggg | 201 | - | 4,4,4 | 0.34 | 0 | 6,6,6 | 0.07 | 0 |

| Mol | Type | Chain | Res | Link | Bond lengths | | | Bond angles | | |
|-----|------|-------|-----|------|--------------|------|----------|-------------|------|----------|
| | | | | | Counts | RMSZ | # Z > 2 | Counts | RMSZ | # Z > 2 |
| 4 | GOL | AAA | 415 | - | 5,5,5 | 0.09 | 0 | 5,5,5 | 0.27 | 0 |
| 3 | SO4 | JJJ | 402 | - | 4,4,4 | 0.35 | 0 | 6,6,6 | 0.08 | 0 |
| 3 | SO4 | JJJ | 403 | - | 4,4,4 | 0.34 | 0 | 6,6,6 | 0.07 | 0 |
| 3 | SO4 | DDD | 407 | - | 4,4,4 | 0.34 | 0 | 6,6,6 | 0.08 | 0 |
| 3 | SO4 | QQQ | 406 | - | 4,4,4 | 0.34 | 0 | 6,6,6 | 0.07 | 0 |
| 4 | GOL | MMM | 409 | - | 5,5,5 | 0.09 | 0 | 5,5,5 | 0.30 | 0 |
| 3 | SO4 | NNN | 410 | - | 4,4,4 | 0.35 | 0 | 6,6,6 | 0.07 | 0 |
| 3 | SO4 | XXX | 401 | - | 4,4,4 | 0.36 | 0 | 6,6,6 | 0.06 | 0 |
| 4 | GOL | CCC | 409 | - | 5,5,5 | 0.09 | 0 | 5,5,5 | 0.25 | 0 |
| 3 | SO4 | AAA | 413 | - | 4,4,4 | 0.34 | 0 | 6,6,6 | 0.06 | 0 |
| 3 | SO4 | III | 401 | - | 4,4,4 | 0.34 | 0 | 6,6,6 | 0.07 | 0 |
| 3 | SO4 | KKK | 407 | - | 4,4,4 | 0.34 | 0 | 6,6,6 | 0.08 | 0 |
| 3 | SO4 | RRR | 405 | - | 4,4,4 | 0.34 | 0 | 6,6,6 | 0.08 | 0 |
| 4 | GOL | WWW | 405 | - | 5,5,5 | 0.08 | 0 | 5,5,5 | 0.24 | 0 |
| 3 | SO4 | ggg | 202 | - | 4,4,4 | 0.36 | 0 | 6,6,6 | 0.08 | 0 |
| 3 | SO4 | DDD | 406 | - | 4,4,4 | 0.34 | 0 | 6,6,6 | 0.08 | 0 |
| 3 | SO4 | QQQ | 408 | - | 4,4,4 | 0.35 | 0 | 6,6,6 | 0.08 | 0 |
| 4 | GOL | BBB | 409 | - | 5,5,5 | 0.10 | 0 | 5,5,5 | 0.26 | 0 |
| 4 | GOL | FFF | 409 | - | 5,5,5 | 0.10 | 0 | 5,5,5 | 0.25 | 0 |
| 3 | SO4 | JJJ | 401 | - | 4,4,4 | 0.33 | 0 | 6,6,6 | 0.09 | 0 |
| 3 | SO4 | RRR | 402 | - | 4,4,4 | 0.34 | 0 | 6,6,6 | 0.08 | 0 |
| 3 | SO4 | XXX | 407 | - | 4,4,4 | 0.33 | 0 | 6,6,6 | 0.07 | 0 |
| 4 | GOL | MMM | 411 | - | 5,5,5 | 0.10 | 0 | 5,5,5 | 0.28 | 0 |
| 3 | SO4 | GGG | 401 | - | 4,4,4 | 0.35 | 0 | 6,6,6 | 0.07 | 0 |
| 3 | SO4 | TTT | 407 | - | 4,4,4 | 0.35 | 0 | 6,6,6 | 0.07 | 0 |
| 3 | SO4 | QQQ | 402 | - | 4,4,4 | 0.35 | 0 | 6,6,6 | 0.08 | 0 |
| 3 | SO4 | KKK | 411 | - | 4,4,4 | 0.34 | 0 | 6,6,6 | 0.07 | 0 |
| 4 | GOL | DDD | 412 | - | 5,5,5 | 0.09 | 0 | 5,5,5 | 0.25 | 0 |
| 3 | SO4 | AAA | 405 | - | 4,4,4 | 0.34 | 0 | 6,6,6 | 0.06 | 0 |
| 3 | SO4 | QQQ | 401 | - | 4,4,4 | 0.35 | 0 | 6,6,6 | 0.07 | 0 |
| 3 | SO4 | PPP | 401 | - | 4,4,4 | 0.34 | 0 | 6,6,6 | 0.07 | 0 |
| 3 | SO4 | FFF | 404 | - | 4,4,4 | 0.35 | 0 | 6,6,6 | 0.09 | 0 |
| 3 | SO4 | KKK | 402 | - | 4,4,4 | 0.35 | 0 | 6,6,6 | 0.07 | 0 |
| 3 | SO4 | NNN | 408 | - | 4,4,4 | 0.35 | 0 | 6,6,6 | 0.08 | 0 |
| 3 | SO4 | OOO | 401 | - | 4,4,4 | 0.35 | 0 | 6,6,6 | 0.06 | 0 |
| 3 | SO4 | UUU | 404 | - | 4,4,4 | 0.33 | 0 | 6,6,6 | 0.07 | 0 |
| 3 | SO4 | FFF | 402 | - | 4,4,4 | 0.34 | 0 | 6,6,6 | 0.08 | 0 |
| 4 | GOL | AAA | 417 | - | 5,5,5 | 0.10 | 0 | 5,5,5 | 0.27 | 0 |
| 4 | GOL | QQQ | 410 | - | 5,5,5 | 0.10 | 0 | 5,5,5 | 0.26 | 0 |
| 4 | GOL | MMM | 408 | - | 5,5,5 | 0.10 | 0 | 5,5,5 | 0.33 | 0 |
| 3 | SO4 | DDD | 408 | - | 4,4,4 | 0.34 | 0 | 6,6,6 | 0.08 | 0 |
| 3 | SO4 | TTT | 406 | - | 4,4,4 | 0.34 | 0 | 6,6,6 | 0.07 | 0 |
| 3 | SO4 | XXX | 406 | - | 4,4,4 | 0.34 | 0 | 6,6,6 | 0.08 | 0 |

| Mol | Type | Chain | Res | Link | Bond lengths | | | Bond angles | | |
|-----|------|-------|-----|------|--------------|------|----------|-------------|------|----------|
| | | | | | Counts | RMSZ | # Z > 2 | Counts | RMSZ | # Z > 2 |
| 4 | GOL | BBB | 408 | - | 5,5,5 | 0.10 | 0 | 5,5,5 | 0.24 | 0 |
| 3 | SO4 | CCC | 403 | - | 4,4,4 | 0.36 | 0 | 6,6,6 | 0.07 | 0 |
| 3 | SO4 | MMM | 405 | - | 4,4,4 | 0.35 | 0 | 6,6,6 | 0.08 | 0 |
| 3 | SO4 | SSS | 401 | - | 4,4,4 | 0.36 | 0 | 6,6,6 | 0.07 | 0 |
| 3 | SO4 | FFF | 407 | - | 4,4,4 | 0.35 | 0 | 6,6,6 | 0.07 | 0 |
| 3 | SO4 | DDD | 401 | - | 4,4,4 | 0.35 | 0 | 6,6,6 | 0.10 | 0 |
| 3 | SO4 | OOO | 409 | - | 4,4,4 | 0.35 | 0 | 6,6,6 | 0.07 | 0 |
| 3 | SO4 | SSS | 403 | - | 4,4,4 | 0.34 | 0 | 6,6,6 | 0.08 | 0 |
| 4 | GOL | PPP | 410 | - | 5,5,5 | 0.10 | 0 | 5,5,5 | 0.33 | 0 |
| 3 | SO4 | HHH | 403 | - | 4,4,4 | 0.34 | 0 | 6,6,6 | 0.07 | 0 |
| 3 | SO4 | CCC | 402 | - | 4,4,4 | 0.34 | 0 | 6,6,6 | 0.07 | 0 |
| 3 | SO4 | HHH | 402 | - | 4,4,4 | 0.34 | 0 | 6,6,6 | 0.08 | 0 |
| 4 | GOL | EEE | 407 | - | 5,5,5 | 0.10 | 0 | 5,5,5 | 0.33 | 0 |
| 3 | SO4 | UUU | 409 | - | 4,4,4 | 0.34 | 0 | 6,6,6 | 0.07 | 0 |
| 4 | GOL | SSS | 412 | - | 5,5,5 | 0.09 | 0 | 5,5,5 | 0.31 | 0 |
| 3 | SO4 | KKK | 401 | - | 4,4,4 | 0.34 | 0 | 6,6,6 | 0.07 | 0 |
| 3 | SO4 | JJJ | 406 | - | 4,4,4 | 0.34 | 0 | 6,6,6 | 0.08 | 0 |
| 3 | SO4 | NNN | 404 | - | 4,4,4 | 0.33 | 0 | 6,6,6 | 0.07 | 0 |
| 3 | SO4 | CCC | 404 | - | 4,4,4 | 0.34 | 0 | 6,6,6 | 0.07 | 0 |
| 3 | SO4 | III | 406 | - | 4,4,4 | 0.34 | 0 | 6,6,6 | 0.08 | 0 |
| 4 | GOL | MMM | 410 | - | 5,5,5 | 0.09 | 0 | 5,5,5 | 0.26 | 0 |

In the following table, the Chirals column lists the number of chiral outliers, the number of chiral centers analysed, the number of these observed in the model and the number defined in the Chemical Component Dictionary. Similar counts are reported in the Torsion and Rings columns. '2' means no outliers of that kind were identified.

| Mol | Type | Chain | Res | Link | Chirals | Torsions | Rings |
|-----|------|-------|-----|------|---------|----------|-------|
| 4 | GOL | NNN | 411 | - | - | 2/4/4/4 | - |
| 4 | GOL | EEE | 409 | - | - | 1/4/4/4 | - |
| 4 | GOL | VVV | 407 | - | - | 0/4/4/4 | - |
| 4 | GOL | CCC | 409 | - | - | 2/4/4/4 | - |
| 4 | GOL | SSS | 414 | - | - | 2/4/4/4 | - |
| 4 | GOL | WWW | 406 | - | - | 2/4/4/4 | - |
| 4 | GOL | FFF | 408 | - | - | 2/4/4/4 | - |
| 4 | GOL | XXX | 410 | - | - | 2/4/4/4 | - |
| 4 | GOL | BBB | 410 | - | - | 3/4/4/4 | - |
| 4 | GOL | WWW | 405 | - | - | 3/4/4/4 | - |
| 4 | GOL | DDD | 411 | - | - | 2/4/4/4 | - |
| 4 | GOL | III | 410 | - | - | 3/4/4/4 | - |

Continued on next page...

Continued from previous page...

| Mol | Type | Chain | Res | Link | Chirals | Torsions | Rings |
|-----|------|-------|-----|------|---------|----------|-------|
| 4 | GOL | KKK | 412 | - | - | 2/4/4/4 | - |
| 4 | GOL | TTT | 408 | - | - | 2/4/4/4 | - |
| 4 | GOL | JJJ | 410 | - | - | 0/4/4/4 | - |
| 4 | GOL | GGG | 403 | - | - | 2/4/4/4 | - |
| 4 | GOL | UUU | 414 | - | - | 2/4/4/4 | - |
| 4 | GOL | BBB | 409 | - | - | 2/4/4/4 | - |
| 4 | GOL | AAA | 416 | - | - | 2/4/4/4 | - |
| 4 | GOL | FFF | 409 | - | - | 0/4/4/4 | - |
| 4 | GOL | FFF | 410 | - | - | 0/4/4/4 | - |
| 4 | GOL | QQQ | 409 | - | - | 2/4/4/4 | - |
| 4 | GOL | MMM | 411 | - | - | 3/4/4/4 | - |
| 4 | GOL | HHH | 414 | - | - | 0/4/4/4 | - |
| 4 | GOL | LLL | 411 | - | - | 0/4/4/4 | - |
| 4 | GOL | NNN | 412 | - | - | 4/4/4/4 | - |
| 4 | GOL | SSS | 413 | - | - | 3/4/4/4 | - |
| 4 | GOL | XXX | 411 | - | - | 4/4/4/4 | - |
| 4 | GOL | CCC | 411 | - | - | 0/4/4/4 | - |
| 4 | GOL | GGG | 404 | - | - | 0/4/4/4 | - |
| 4 | GOL | UUU | 415 | - | - | 0/4/4/4 | - |
| 4 | GOL | EEE | 408 | - | - | 0/4/4/4 | - |
| 4 | GOL | DDD | 412 | - | - | 2/4/4/4 | - |
| 4 | GOL | AAA | 417 | - | - | 2/4/4/4 | - |
| 4 | GOL | KKK | 413 | - | - | 4/4/4/4 | - |
| 4 | GOL | JJJ | 408 | - | - | 2/4/4/4 | - |
| 4 | GOL | QQQ | 410 | - | - | 1/4/4/4 | - |
| 4 | GOL | RRR | 410 | - | - | 0/4/4/4 | - |
| 4 | GOL | MMM | 408 | - | - | 4/4/4/4 | - |
| 4 | GOL | UUU | 413 | - | - | 4/4/4/4 | - |
| 4 | GOL | HHH | 412 | - | - | 2/4/4/4 | - |
| 4 | GOL | HHH | 413 | - | - | 2/4/4/4 | - |
| 4 | GOL | BBB | 408 | - | - | 2/4/4/4 | - |
| 4 | GOL | OOO | 410 | - | - | 3/4/4/4 | - |
| 4 | GOL | III | 409 | - | - | 0/4/4/4 | - |
| 4 | GOL | PPP | 410 | - | - | 2/4/4/4 | - |
| 4 | GOL | PPP | 409 | - | - | 2/4/4/4 | - |
| 4 | GOL | JJJ | 409 | - | - | 4/4/4/4 | - |
| 4 | GOL | JJJ | 407 | - | - | 0/4/4/4 | - |

Continued on next page...

Continued from previous page...

| Mol | Type | Chain | Res | Link | Chirals | Torsions | Rings |
|-----|------|-------|-----|------|---------|----------|-------|
| 4 | GOL | EEE | 407 | - | - | 4/4/4/4 | - |
| 4 | GOL | TTT | 409 | - | - | 2/4/4/4 | - |
| 4 | GOL | CCC | 410 | - | - | 2/4/4/4 | - |
| 4 | GOL | SSS | 412 | - | - | 4/4/4/4 | - |
| 4 | GOL | AAA | 415 | - | - | 4/4/4/4 | - |
| 4 | GOL | MMM | 409 | - | - | 4/4/4/4 | - |
| 4 | GOL | HHH | 411 | - | - | 4/4/4/4 | - |
| 4 | GOL | MMM | 410 | - | - | 1/4/4/4 | - |

There are no bond length outliers.

There are no bond angle outliers.

There are no chirality outliers.

5 of 113 torsion outliers are listed below:

| Mol | Chain | Res | Type | Atoms |
|-----|-------|-----|------|-------------|
| 4 | AAA | 415 | GOL | O1-C1-C2-C3 |
| 4 | AAA | 415 | GOL | C1-C2-C3-O3 |
| 4 | BBB | 408 | GOL | O1-C1-C2-O2 |
| 4 | BBB | 408 | GOL | O1-C1-C2-C3 |
| 4 | BBB | 409 | GOL | O1-C1-C2-C3 |

There are no ring outliers.

11 monomers are involved in 21 short contacts:

| Mol | Chain | Res | Type | Clashes | Symm-Clashes |
|-----|-------|-----|------|---------|--------------|
| 3 | QQQ | 404 | SO4 | 1 | 0 |
| 3 | NNN | 403 | SO4 | 2 | 0 |
| 3 | EEE | 405 | SO4 | 2 | 0 |
| 3 | OOO | 403 | SO4 | 4 | 0 |
| 4 | XXX | 411 | GOL | 4 | 0 |
| 4 | HHH | 413 | GOL | 1 | 0 |
| 4 | CCC | 410 | GOL | 2 | 0 |
| 3 | JJJ | 402 | SO4 | 1 | 0 |
| 4 | MMM | 411 | GOL | 1 | 0 |
| 4 | MMM | 408 | GOL | 2 | 0 |
| 3 | DDD | 401 | SO4 | 1 | 0 |

5.7 Other polymers [i](#)

There are no such residues in this entry.

5.8 Polymer linkage issues [i](#)

There are no chain breaks in this entry.

6 Fit of model and data i

6.1 Protein, DNA and RNA chains i

Warning: The R factor obtained from EDS is 0.2136, which does not match the depositor's R factor of 0.1594. Please interpret the results in this section carefully.

In the following table, the column labelled '#RSRZ > 2' contains the number (and percentage) of RSRZ outliers, followed by percent RSRZ outliers for the chain as percentile scores relative to all X-ray entries and entries of similar resolution. The OWAB column contains the minimum, median, 95th percentile and maximum values of the occupancy-weighted average B-factor per residue. The column labelled 'Q < 0.9' lists the number of (and percentage) of residues with an average occupancy less than 0.9.

| Mol | Chain | Analysed | <RSRZ> | #RSRZ > 2 | OWAB(Å ²) | Q < 0.9 |
|-----|-------|---------------|--------|----------------|-----------------------|---------|
| 1 | AAA | 302/304 (99%) | 0.55 | 10 (3%) 49 47 | 12, 24, 36, 50 | 1 (0%) |
| 1 | BBB | 302/304 (99%) | 0.74 | 15 (4%) 35 32 | 18, 28, 40, 57 | 2 (0%) |
| 1 | CCC | 302/304 (99%) | 0.79 | 21 (6%) 24 21 | 15, 30, 40, 53 | 1 (0%) |
| 1 | DDD | 302/304 (99%) | 0.58 | 14 (4%) 38 35 | 17, 25, 37, 55 | 2 (0%) |
| 1 | EEE | 302/304 (99%) | 0.64 | 12 (3%) 43 40 | 17, 26, 38, 57 | 0 |
| 1 | FFF | 302/304 (99%) | 0.72 | 18 (5%) 29 26 | 18, 27, 41, 57 | 2 (0%) |
| 1 | GGG | 302/304 (99%) | 0.89 | 19 (6%) 27 24 | 20, 31, 43, 50 | 1 (0%) |
| 1 | HHH | 302/304 (99%) | 1.09 | 36 (11%) 10 8 | 22, 33, 47, 52 | 1 (0%) |
| 1 | III | 302/304 (99%) | 0.99 | 25 (8%) 19 16 | 22, 33, 46, 53 | 0 |
| 1 | JJJ | 302/304 (99%) | 1.34 | 62 (20%) 3 2 | 25, 37, 49, 56 | 0 |
| 1 | KKK | 302/304 (99%) | 0.91 | 28 (9%) 16 13 | 19, 29, 45, 55 | 2 (0%) |
| 1 | LLL | 302/304 (99%) | 0.75 | 12 (3%) 43 40 | 19, 28, 41, 55 | 0 |
| 1 | MMM | 302/304 (99%) | 1.04 | 29 (9%) 15 13 | 23, 33, 46, 61 | 1 (0%) |
| 1 | NNN | 302/304 (99%) | 0.84 | 22 (7%) 22 20 | 15, 29, 40, 54 | 2 (0%) |
| 1 | OOO | 303/304 (99%) | 0.82 | 21 (6%) 24 21 | 17, 29, 40, 55 | 1 (0%) |
| 1 | PPP | 302/304 (99%) | 1.11 | 31 (10%) 13 11 | 16, 34, 49, 60 | 1 (0%) |
| 1 | QQQ | 302/304 (99%) | 1.02 | 32 (10%) 13 10 | 22, 32, 43, 61 | 0 |
| 1 | RRR | 302/304 (99%) | 1.45 | 76 (25%) 2 1 | 25, 38, 50, 58 | 0 |
| 1 | SSS | 300/304 (98%) | 1.12 | 38 (12%) 9 7 | 22, 33, 46, 58 | 1 (0%) |
| 1 | TTT | 302/304 (99%) | 0.82 | 25 (8%) 19 16 | 20, 29, 43, 54 | 0 |
| 1 | UUU | 303/304 (99%) | 0.96 | 33 (10%) 12 10 | 19, 30, 45, 60 | 1 (0%) |
| 1 | VVV | 302/304 (99%) | 1.26 | 55 (18%) 4 3 | 22, 37, 49, 65 | 0 |

Continued on next page...

Continued from previous page...

| Mol | Chain | Analysed | <RSRZ> | #RSRZ>2 | OWAB(Å ²) | Q<0.9 |
|-----|-------|-----------------|--------|----------------|-----------------------|---------|
| 1 | WWW | 302/304 (99%) | 1.11 | 41 (13%) 8 6 | 22, 33, 45, 58 | 0 |
| 1 | XXX | 302/304 (99%) | 0.97 | 26 (8%) 18 15 | 19, 31, 41, 64 | 0 |
| 2 | aaa | 6/6 (100%) | -0.23 | 0 100 100 | 20, 22, 22, 24 | 0 |
| 2 | bbb | 6/6 (100%) | 0.11 | 0 100 100 | 24, 25, 29, 30 | 0 |
| 2 | ccc | 6/6 (100%) | 0.25 | 1 (16%) 5 4 | 25, 26, 29, 31 | 0 |
| 2 | ddd | 6/6 (100%) | 0.19 | 0 100 100 | 22, 23, 25, 26 | 0 |
| 2 | eee | 6/6 (100%) | 0.40 | 0 100 100 | 21, 22, 27, 28 | 0 |
| 2 | fff | 6/6 (100%) | 0.16 | 0 100 100 | 26, 27, 29, 30 | 0 |
| 2 | ggg | 6/6 (100%) | 0.39 | 0 100 100 | 25, 26, 27, 28 | 0 |
| 2 | hhh | 6/6 (100%) | 0.39 | 0 100 100 | 27, 27, 30, 31 | 0 |
| 2 | iii | 6/6 (100%) | 0.56 | 0 100 100 | 26, 28, 32, 34 | 0 |
| 2 | jjj | 6/6 (100%) | 0.80 | 0 100 100 | 30, 30, 34, 37 | 0 |
| 2 | kkk | 6/6 (100%) | 0.36 | 0 100 100 | 27, 29, 32, 32 | 0 |
| 2 | lll | 6/6 (100%) | 0.90 | 0 100 100 | 25, 27, 30, 32 | 0 |
| 2 | mmm | 6/6 (100%) | 0.24 | 0 100 100 | 28, 29, 30, 31 | 0 |
| 2 | nnn | 6/6 (100%) | 0.37 | 0 100 100 | 24, 25, 28, 28 | 0 |
| 2 | ooo | 6/6 (100%) | 0.34 | 0 100 100 | 25, 27, 30, 31 | 0 |
| 2 | ppp | 6/6 (100%) | 0.52 | 0 100 100 | 29, 31, 32, 32 | 0 |
| 2 | qqq | 6/6 (100%) | 0.30 | 0 100 100 | 25, 26, 30, 32 | 0 |
| 2 | rrr | 6/6 (100%) | 0.49 | 0 100 100 | 28, 29, 31, 33 | 0 |
| 2 | sss | 6/6 (100%) | 0.70 | 0 100 100 | 28, 30, 31, 32 | 0 |
| 2 | ttt | 6/6 (100%) | -0.08 | 0 100 100 | 22, 23, 27, 28 | 0 |
| 2 | uuu | 6/6 (100%) | 0.10 | 0 100 100 | 28, 30, 30, 31 | 0 |
| 2 | vvv | 6/6 (100%) | 0.73 | 0 100 100 | 29, 31, 33, 35 | 0 |
| 2 | www | 6/6 (100%) | 0.76 | 1 (16%) 5 4 | 28, 29, 34, 35 | 0 |
| 2 | xxx | 6/6 (100%) | 0.56 | 0 100 100 | 25, 26, 32, 32 | 0 |
| All | All | 7392/7440 (99%) | 0.93 | 703 (9%) 15 13 | 12, 31, 45, 65 | 19 (0%) |

The worst 5 of 703 RSRZ outliers are listed below:

| Mol | Chain | Res | Type | RSRZ |
|-----|-------|-----|------|------|
| 1 | MMM | 3 | LEU | 5.1 |
| 1 | XXX | 3 | LEU | 4.7 |

Continued on next page...

Continued from previous page...

| Mol | Chain | Res | Type | RSRZ |
|-----|-------|-----|------|------|
| 1 | OOO | 301 | GLY | 4.5 |
| 1 | XXX | 301 | GLY | 4.4 |
| 1 | XXX | 2 | LYS | 4.3 |

6.2 Non-standard residues in protein, DNA, RNA chains [i](#)

There are no non-standard protein/DNA/RNA residues in this entry.

6.3 Carbohydrates [i](#)

There are no monosaccharides in this entry.

6.4 Ligands [i](#)

In the following table, the Atoms column lists the number of modelled atoms in the group and the number defined in the chemical component dictionary. The B-factors column lists the minimum, median, 95th percentile and maximum values of B factors of atoms in the group. The column labelled 'Q< 0.9' lists the number of atoms with occupancy less than 0.9.

| Mol | Type | Chain | Res | Atoms | RSCC | RSR | B-factors(Å ²) | Q<0.9 |
|-----|------|-------|-----|-------|------|------|----------------------------|-------|
| 3 | SO4 | TTT | 406 | 5/5 | 0.65 | 0.23 | 68,70,70,71 | 0 |
| 3 | SO4 | RRR | 406 | 5/5 | 0.68 | 0.26 | 55,55,55,56 | 5 |
| 3 | SO4 | SSS | 411 | 5/5 | 0.77 | 0.17 | 70,70,70,70 | 5 |
| 3 | SO4 | SSS | 407 | 5/5 | 0.77 | 0.16 | 77,77,78,78 | 0 |
| 3 | SO4 | FFF | 407 | 5/5 | 0.79 | 0.24 | 36,36,36,36 | 5 |
| 4 | GOL | UUU | 414 | 6/6 | 0.79 | 0.25 | 50,50,51,51 | 0 |
| 3 | SO4 | PPP | 406 | 5/5 | 0.80 | 0.17 | 60,61,61,61 | 5 |
| 3 | SO4 | FFF | 404 | 5/5 | 0.80 | 0.27 | 48,48,49,49 | 5 |
| 3 | SO4 | NNN | 408 | 5/5 | 0.81 | 0.30 | 33,33,33,33 | 5 |
| 3 | SO4 | GGG | 401 | 5/5 | 0.81 | 0.16 | 46,47,48,48 | 5 |
| 3 | SO4 | HHH | 410 | 5/5 | 0.81 | 0.15 | 60,61,61,61 | 5 |
| 3 | SO4 | UUU | 410 | 5/5 | 0.81 | 0.28 | 48,48,49,49 | 5 |
| 3 | SO4 | VVV | 403 | 5/5 | 0.81 | 0.16 | 68,68,69,69 | 0 |
| 3 | SO4 | SSS | 406 | 5/5 | 0.81 | 0.18 | 68,68,68,69 | 0 |
| 3 | SO4 | DDD | 406 | 5/5 | 0.82 | 0.16 | 65,66,66,67 | 0 |
| 3 | SO4 | RRR | 401 | 5/5 | 0.82 | 0.16 | 65,66,66,66 | 0 |
| 3 | SO4 | UUU | 405 | 5/5 | 0.82 | 0.15 | 56,56,57,57 | 0 |
| 3 | SO4 | AAA | 409 | 5/5 | 0.82 | 0.13 | 59,59,59,60 | 0 |
| 3 | SO4 | AAA | 410 | 5/5 | 0.82 | 0.18 | 49,49,49,50 | 5 |
| 4 | GOL | DDD | 411 | 6/6 | 0.82 | 0.19 | 55,55,55,55 | 0 |

Continued on next page...

Continued from previous page...

| Mol | Type | Chain | Res | Atoms | RSCC | RSR | B-factors(\AA^2) | Q<0.9 |
|-----|------|-------|-----|-------|------|------|-----------------------------|-------|
| 4 | GOL | TTT | 408 | 6/6 | 0.82 | 0.16 | 32,33,33,34 | 0 |
| 3 | SO4 | PPP | 405 | 5/5 | 0.82 | 0.23 | 53,53,54,54 | 5 |
| 3 | SO4 | XXX | 406 | 5/5 | 0.83 | 0.18 | 56,56,57,58 | 0 |
| 3 | SO4 | TTT | 407 | 5/5 | 0.83 | 0.23 | 35,35,36,36 | 5 |
| 4 | GOL | DDD | 412 | 6/6 | 0.83 | 0.19 | 39,40,41,42 | 0 |
| 4 | GOL | EEE | 408 | 6/6 | 0.83 | 0.24 | 37,37,37,37 | 6 |
| 4 | GOL | GGG | 403 | 6/6 | 0.83 | 0.16 | 33,34,35,36 | 0 |
| 3 | SO4 | LLL | 410 | 5/5 | 0.83 | 0.18 | 55,55,56,56 | 5 |
| 3 | SO4 | XXX | 404 | 5/5 | 0.83 | 0.17 | 68,68,69,70 | 0 |
| 3 | SO4 | OOO | 407 | 5/5 | 0.84 | 0.23 | 43,43,44,44 | 5 |
| 3 | SO4 | KKK | 411 | 5/5 | 0.84 | 0.15 | 46,47,47,47 | 5 |
| 3 | SO4 | OOO | 406 | 5/5 | 0.84 | 0.18 | 44,44,44,44 | 5 |
| 4 | GOL | AAA | 415 | 6/6 | 0.84 | 0.17 | 30,32,32,33 | 0 |
| 4 | GOL | HHH | 412 | 6/6 | 0.84 | 0.15 | 33,33,33,33 | 0 |
| 4 | GOL | SSS | 412 | 6/6 | 0.84 | 0.18 | 42,43,43,44 | 0 |
| 4 | GOL | SSS | 413 | 6/6 | 0.84 | 0.18 | 47,47,47,47 | 0 |
| 4 | GOL | AAA | 417 | 6/6 | 0.84 | 0.15 | 31,32,33,33 | 0 |
| 4 | GOL | CCC | 410 | 6/6 | 0.84 | 0.13 | 34,34,35,35 | 0 |
| 4 | GOL | VVV | 407 | 6/6 | 0.84 | 0.18 | 29,30,30,30 | 0 |
| 3 | SO4 | DDD | 407 | 5/5 | 0.85 | 0.16 | 45,45,45,46 | 5 |
| 3 | SO4 | MMM | 406 | 5/5 | 0.85 | 0.14 | 54,54,54,54 | 5 |
| 3 | SO4 | HHH | 405 | 5/5 | 0.85 | 0.14 | 63,64,65,65 | 0 |
| 3 | SO4 | HHH | 407 | 5/5 | 0.85 | 0.16 | 57,58,58,58 | 0 |
| 3 | SO4 | FFF | 405 | 5/5 | 0.85 | 0.15 | 47,47,48,48 | 5 |
| 3 | SO4 | UUU | 408 | 5/5 | 0.85 | 0.23 | 36,37,37,37 | 5 |
| 3 | SO4 | UUU | 409 | 5/5 | 0.85 | 0.11 | 68,68,69,69 | 0 |
| 4 | GOL | JJJ | 410 | 6/6 | 0.85 | 0.17 | 39,40,41,41 | 0 |
| 4 | GOL | PPP | 410 | 6/6 | 0.85 | 0.16 | 35,36,37,37 | 0 |
| 3 | SO4 | JJJ | 404 | 5/5 | 0.85 | 0.14 | 66,66,66,66 | 0 |
| 3 | SO4 | JJJ | 406 | 5/5 | 0.85 | 0.12 | 60,61,61,61 | 5 |
| 3 | SO4 | KKK | 406 | 5/5 | 0.85 | 0.18 | 36,36,37,37 | 5 |
| 3 | SO4 | EEE | 406 | 5/5 | 0.85 | 0.17 | 43,43,43,43 | 5 |
| 3 | SO4 | LLL | 407 | 5/5 | 0.85 | 0.17 | 49,49,50,50 | 5 |
| 3 | SO4 | KKK | 408 | 5/5 | 0.86 | 0.22 | 39,39,40,40 | 5 |
| 3 | SO4 | KKK | 409 | 5/5 | 0.86 | 0.16 | 47,47,47,47 | 5 |
| 4 | GOL | FFF | 409 | 6/6 | 0.86 | 0.17 | 54,54,54,54 | 0 |
| 3 | SO4 | XXX | 407 | 5/5 | 0.86 | 0.14 | 54,54,55,56 | 0 |
| 3 | SO4 | nnn | 201 | 5/5 | 0.86 | 0.20 | 38,38,39,39 | 5 |
| 3 | SO4 | NNN | 406 | 5/5 | 0.86 | 0.16 | 26,27,27,27 | 5 |
| 4 | GOL | MMM | 411 | 6/6 | 0.86 | 0.20 | 54,54,55,55 | 0 |
| 4 | GOL | AAA | 416 | 6/6 | 0.86 | 0.14 | 35,35,36,36 | 0 |
| 3 | SO4 | DDD | 408 | 5/5 | 0.86 | 0.12 | 60,60,61,61 | 5 |

Continued on next page...

Continued from previous page...

| Mol | Type | Chain | Res | Atoms | RSCC | RSR | B-factors(\AA^2) | Q<0.9 |
|-----|------|-------|-----|-------|------|------|-----------------------------|-------|
| 4 | GOL | BBB | 409 | 6/6 | 0.86 | 0.18 | 34,35,35,35 | 0 |
| 4 | GOL | BBB | 410 | 6/6 | 0.86 | 0.17 | 53,54,54,55 | 0 |
| 3 | SO4 | CCC | 401 | 5/5 | 0.86 | 0.14 | 54,54,54,55 | 0 |
| 3 | SO4 | WWW | 402 | 5/5 | 0.86 | 0.14 | 63,64,64,64 | 0 |
| 4 | GOL | WWW | 405 | 6/6 | 0.86 | 0.17 | 28,28,28,28 | 6 |
| 3 | SO4 | III | 404 | 5/5 | 0.87 | 0.11 | 56,56,57,57 | 0 |
| 3 | SO4 | III | 406 | 5/5 | 0.87 | 0.15 | 53,53,54,54 | 0 |
| 3 | SO4 | SSS | 408 | 5/5 | 0.87 | 0.14 | 42,42,42,43 | 5 |
| 3 | SO4 | III | 407 | 5/5 | 0.87 | 0.25 | 27,27,28,28 | 5 |
| 3 | SO4 | TTT | 404 | 5/5 | 0.87 | 0.16 | 65,66,67,67 | 0 |
| 4 | GOL | KKK | 412 | 6/6 | 0.87 | 0.14 | 35,37,37,38 | 0 |
| 4 | GOL | KKK | 413 | 6/6 | 0.87 | 0.17 | 34,35,36,37 | 6 |
| 4 | GOL | MMM | 408 | 6/6 | 0.87 | 0.17 | 38,39,40,40 | 0 |
| 3 | SO4 | TTT | 405 | 5/5 | 0.87 | 0.14 | 59,59,60,60 | 0 |
| 4 | GOL | NNN | 412 | 6/6 | 0.87 | 0.16 | 46,47,47,48 | 0 |
| 3 | SO4 | LLL | 406 | 5/5 | 0.87 | 0.19 | 37,37,38,38 | 5 |
| 4 | GOL | RRR | 410 | 6/6 | 0.87 | 0.19 | 49,49,49,49 | 0 |
| 3 | SO4 | CCC | 406 | 5/5 | 0.87 | 0.16 | 50,50,51,51 | 5 |
| 3 | SO4 | HHH | 408 | 5/5 | 0.87 | 0.21 | 52,52,53,53 | 5 |
| 3 | SO4 | QQQ | 406 | 5/5 | 0.87 | 0.15 | 58,58,59,59 | 5 |
| 3 | SO4 | MMM | 401 | 5/5 | 0.87 | 0.14 | 53,53,53,54 | 0 |
| 3 | SO4 | BBB | 405 | 5/5 | 0.87 | 0.15 | 43,43,43,43 | 5 |
| 3 | SO4 | SSS | 405 | 5/5 | 0.87 | 0.12 | 59,60,60,61 | 0 |
| 3 | SO4 | MMM | 407 | 5/5 | 0.88 | 0.13 | 43,43,43,44 | 5 |
| 3 | SO4 | LLL | 409 | 5/5 | 0.88 | 0.20 | 46,47,47,48 | 5 |
| 3 | SO4 | OOO | 408 | 5/5 | 0.88 | 0.19 | 47,47,47,47 | 5 |
| 3 | SO4 | RRR | 407 | 5/5 | 0.88 | 0.14 | 53,53,53,53 | 5 |
| 4 | GOL | PPP | 409 | 6/6 | 0.88 | 0.13 | 34,35,36,36 | 0 |
| 3 | SO4 | VVV | 406 | 5/5 | 0.88 | 0.13 | 62,62,62,62 | 5 |
| 3 | SO4 | AAA | 414 | 5/5 | 0.88 | 0.17 | 34,35,35,36 | 5 |
| 4 | GOL | HHH | 413 | 6/6 | 0.88 | 0.19 | 37,37,38,38 | 6 |
| 4 | GOL | III | 409 | 6/6 | 0.88 | 0.15 | 34,35,36,37 | 0 |
| 4 | GOL | SSS | 414 | 6/6 | 0.88 | 0.16 | 47,48,48,48 | 0 |
| 4 | GOL | III | 410 | 6/6 | 0.88 | 0.14 | 29,30,30,30 | 0 |
| 4 | GOL | JJJ | 409 | 6/6 | 0.88 | 0.14 | 41,41,41,42 | 0 |
| 3 | SO4 | OOO | 404 | 5/5 | 0.88 | 0.15 | 36,37,37,37 | 5 |
| 3 | SO4 | QQQ | 405 | 5/5 | 0.88 | 0.11 | 58,58,59,59 | 0 |
| 3 | SO4 | RRR | 409 | 5/5 | 0.89 | 0.15 | 59,60,60,60 | 5 |
| 3 | SO4 | SSS | 404 | 5/5 | 0.89 | 0.11 | 42,42,42,43 | 0 |
| 3 | SO4 | AAA | 407 | 5/5 | 0.89 | 0.15 | 33,33,33,33 | 5 |
| 3 | SO4 | XXX | 409 | 5/5 | 0.89 | 0.16 | 45,45,45,46 | 5 |
| 4 | GOL | EEE | 409 | 6/6 | 0.89 | 0.18 | 47,47,47,47 | 0 |

Continued on next page...

Continued from previous page...

| Mol | Type | Chain | Res | Atoms | RSCC | RSR | B-factors(\AA^2) | Q<0.9 |
|-----|------|-------|-----|-------|------|------|-----------------------------|-------|
| 3 | SO4 | III | 201 | 5/5 | 0.89 | 0.13 | 40,40,41,42 | 0 |
| 4 | GOL | FFF | 410 | 6/6 | 0.89 | 0.13 | 26,26,26,26 | 0 |
| 3 | SO4 | EEE | 405 | 5/5 | 0.89 | 0.25 | 26,26,27,27 | 5 |
| 4 | GOL | HHH | 411 | 6/6 | 0.89 | 0.14 | 30,31,32,35 | 0 |
| 3 | SO4 | MMM | 404 | 5/5 | 0.89 | 0.14 | 65,65,65,65 | 0 |
| 3 | SO4 | DDD | 404 | 5/5 | 0.89 | 0.12 | 46,46,48,48 | 0 |
| 3 | SO4 | FFF | 402 | 5/5 | 0.89 | 0.13 | 42,42,43,43 | 0 |
| 4 | GOL | UUU | 413 | 6/6 | 0.89 | 0.13 | 32,33,33,34 | 0 |
| 4 | GOL | BBB | 408 | 6/6 | 0.89 | 0.13 | 28,29,29,30 | 0 |
| 4 | GOL | UUU | 415 | 6/6 | 0.89 | 0.19 | 45,45,45,45 | 6 |
| 3 | SO4 | NNN | 404 | 5/5 | 0.89 | 0.12 | 53,53,54,54 | 0 |
| 3 | SO4 | PPP | 401 | 5/5 | 0.89 | 0.12 | 47,47,49,49 | 0 |
| 4 | GOL | XXX | 411 | 6/6 | 0.89 | 0.15 | 30,30,30,30 | 0 |
| 3 | SO4 | KKK | 401 | 5/5 | 0.90 | 0.12 | 46,46,47,47 | 0 |
| 3 | SO4 | LLL | 408 | 5/5 | 0.90 | 0.14 | 53,53,53,53 | 5 |
| 3 | SO4 | NNN | 410 | 5/5 | 0.90 | 0.16 | 44,44,45,45 | 5 |
| 3 | SO4 | RRR | 408 | 5/5 | 0.90 | 0.14 | 55,55,55,55 | 5 |
| 3 | SO4 | AAA | 403 | 5/5 | 0.90 | 0.13 | 58,58,58,58 | 0 |
| 4 | GOL | NNN | 411 | 6/6 | 0.90 | 0.11 | 26,27,28,28 | 0 |
| 3 | SO4 | HHH | 404 | 5/5 | 0.90 | 0.12 | 39,40,41,41 | 0 |
| 3 | SO4 | HHH | 409 | 5/5 | 0.90 | 0.12 | 47,48,48,48 | 5 |
| 3 | SO4 | WWW | 404 | 5/5 | 0.90 | 0.12 | 55,55,56,56 | 5 |
| 4 | GOL | QQQ | 410 | 6/6 | 0.90 | 0.14 | 34,35,36,36 | 0 |
| 3 | SO4 | KKK | 410 | 5/5 | 0.90 | 0.20 | 38,38,38,39 | 5 |
| 3 | SO4 | MMM | 405 | 5/5 | 0.90 | 0.18 | 48,48,48,48 | 5 |
| 3 | SO4 | AAA | 412 | 5/5 | 0.90 | 0.17 | 23,24,25,25 | 5 |
| 4 | GOL | GGG | 404 | 6/6 | 0.90 | 0.13 | 45,45,45,45 | 0 |
| 3 | SO4 | LLL | 405 | 5/5 | 0.90 | 0.14 | 43,44,44,45 | 5 |
| 3 | SO4 | PPP | 408 | 5/5 | 0.90 | 0.10 | 57,57,57,57 | 5 |
| 3 | SO4 | NNN | 403 | 5/5 | 0.90 | 0.13 | 41,42,44,45 | 0 |
| 4 | GOL | HHH | 414 | 6/6 | 0.90 | 0.15 | 42,43,43,44 | 0 |
| 3 | SO4 | III | 402 | 5/5 | 0.90 | 0.12 | 55,55,56,56 | 0 |
| 3 | SO4 | QQQ | 408 | 5/5 | 0.90 | 0.14 | 51,51,51,52 | 5 |
| 4 | GOL | WWW | 406 | 6/6 | 0.90 | 0.14 | 46,46,46,46 | 0 |
| 3 | SO4 | UUU | 404 | 5/5 | 0.90 | 0.12 | 46,46,46,46 | 0 |
| 3 | SO4 | AAA | 413 | 5/5 | 0.91 | 0.15 | 39,39,40,40 | 5 |
| 3 | SO4 | WWW | 403 | 5/5 | 0.91 | 0.14 | 34,35,35,35 | 5 |
| 3 | SO4 | CCC | 408 | 5/5 | 0.91 | 0.11 | 52,52,52,52 | 5 |
| 3 | SO4 | XXX | 403 | 5/5 | 0.91 | 0.12 | 42,43,43,43 | 0 |
| 3 | SO4 | AAA | 406 | 5/5 | 0.91 | 0.11 | 47,48,49,49 | 0 |
| 3 | SO4 | NNN | 409 | 5/5 | 0.91 | 0.15 | 31,31,31,32 | 5 |
| 4 | GOL | JJJ | 408 | 6/6 | 0.91 | 0.17 | 48,48,49,49 | 0 |

Continued on next page...

Continued from previous page...

| Mol | Type | Chain | Res | Atoms | RSCC | RSR | B-factors(\AA^2) | Q<0.9 |
|-----|------|-------|-----|-------|------|------|-----------------------------|-------|
| 3 | SO4 | AAA | 404 | 5/5 | 0.91 | 0.13 | 20,20,20,20 | 5 |
| 3 | SO4 | XXX | 408 | 5/5 | 0.91 | 0.21 | 23,23,23,24 | 5 |
| 3 | SO4 | BBB | 406 | 5/5 | 0.91 | 0.15 | 48,48,48,49 | 5 |
| 3 | SO4 | OOO | 405 | 5/5 | 0.91 | 0.10 | 48,49,49,49 | 0 |
| 3 | SO4 | GGG | 402 | 5/5 | 0.91 | 0.17 | 37,38,39,39 | 0 |
| 4 | GOL | MMM | 409 | 6/6 | 0.91 | 0.14 | 34,37,37,39 | 0 |
| 4 | GOL | MMM | 410 | 6/6 | 0.91 | 0.13 | 36,36,37,37 | 0 |
| 3 | SO4 | vvv | 201 | 5/5 | 0.91 | 0.16 | 29,29,29,29 | 5 |
| 3 | SO4 | HHH | 403 | 5/5 | 0.91 | 0.10 | 51,51,52,52 | 0 |
| 3 | SO4 | SSS | 409 | 5/5 | 0.91 | 0.12 | 44,44,44,44 | 5 |
| 3 | SO4 | SSS | 410 | 5/5 | 0.91 | 0.16 | 50,50,50,50 | 5 |
| 3 | SO4 | JJJ | 401 | 5/5 | 0.91 | 0.11 | 44,44,45,45 | 0 |
| 3 | SO4 | OOO | 409 | 5/5 | 0.91 | 0.11 | 57,57,57,57 | 5 |
| 3 | SO4 | JJJ | 403 | 5/5 | 0.91 | 0.11 | 45,45,45,45 | 0 |
| 3 | SO4 | BBB | 407 | 5/5 | 0.91 | 0.12 | 42,42,43,43 | 5 |
| 4 | GOL | CCC | 411 | 6/6 | 0.91 | 0.13 | 27,28,28,29 | 0 |
| 3 | SO4 | JJJ | 405 | 5/5 | 0.91 | 0.13 | 53,53,53,53 | 5 |
| 3 | SO4 | AAA | 408 | 5/5 | 0.91 | 0.12 | 45,45,47,47 | 0 |
| 3 | SO4 | QQQ | 401 | 5/5 | 0.91 | 0.11 | 41,42,42,43 | 0 |
| 3 | SO4 | HHH | 406 | 5/5 | 0.91 | 0.10 | 40,40,42,42 | 0 |
| 4 | GOL | FFF | 408 | 6/6 | 0.91 | 0.10 | 24,24,25,25 | 0 |
| 3 | SO4 | KKK | 405 | 5/5 | 0.91 | 0.14 | 31,31,32,32 | 5 |
| 3 | SO4 | QQQ | 407 | 5/5 | 0.91 | 0.11 | 58,59,59,59 | 5 |
| 3 | SO4 | CCC | 405 | 5/5 | 0.91 | 0.10 | 62,62,63,63 | 0 |
| 3 | SO4 | KKK | 407 | 5/5 | 0.91 | 0.11 | 52,52,53,54 | 0 |
| 4 | GOL | CCC | 409 | 6/6 | 0.92 | 0.12 | 27,27,28,28 | 0 |
| 3 | SO4 | ggg | 201 | 5/5 | 0.92 | 0.13 | 36,37,37,38 | 0 |
| 3 | SO4 | SSS | 402 | 5/5 | 0.92 | 0.13 | 34,35,36,37 | 0 |
| 3 | SO4 | QQQ | 403 | 5/5 | 0.92 | 0.13 | 38,38,38,39 | 0 |
| 4 | GOL | TTT | 409 | 6/6 | 0.92 | 0.12 | 39,40,40,40 | 0 |
| 3 | SO4 | XXX | 402 | 5/5 | 0.92 | 0.11 | 41,41,42,42 | 0 |
| 3 | SO4 | RRR | 405 | 5/5 | 0.92 | 0.15 | 28,28,28,29 | 5 |
| 3 | SO4 | FFF | 406 | 5/5 | 0.92 | 0.11 | 47,47,47,48 | 5 |
| 3 | SO4 | III | 403 | 5/5 | 0.92 | 0.10 | 47,48,48,48 | 0 |
| 3 | SO4 | VVV | 405 | 5/5 | 0.92 | 0.12 | 38,39,39,40 | 5 |
| 3 | SO4 | NNN | 402 | 5/5 | 0.92 | 0.10 | 42,42,43,43 | 0 |
| 3 | SO4 | AAA | 411 | 5/5 | 0.92 | 0.27 | 47,47,48,48 | 5 |
| 3 | SO4 | UUU | 412 | 5/5 | 0.93 | 0.11 | 44,44,44,44 | 5 |
| 4 | GOL | QQQ | 409 | 6/6 | 0.93 | 0.12 | 36,37,37,37 | 0 |
| 3 | SO4 | VVV | 401 | 5/5 | 0.93 | 0.13 | 38,38,39,39 | 5 |
| 3 | SO4 | NNN | 405 | 5/5 | 0.93 | 0.10 | 26,26,27,27 | 5 |
| 3 | SO4 | VVV | 404 | 5/5 | 0.93 | 0.11 | 38,38,38,39 | 5 |

Continued on next page...

Continued from previous page...

| Mol | Type | Chain | Res | Atoms | RSCC | RSR | B-factors(\AA^2) | Q<0.9 |
|-----|------|-------|-----|-------|------|------|-----------------------------|-------|
| 3 | SO4 | KKK | 402 | 5/5 | 0.93 | 0.12 | 39,40,41,41 | 0 |
| 3 | SO4 | NNN | 407 | 5/5 | 0.93 | 0.10 | 48,48,48,49 | 0 |
| 3 | SO4 | III | 408 | 5/5 | 0.93 | 0.15 | 42,42,42,43 | 5 |
| 3 | SO4 | HHH | 402 | 5/5 | 0.93 | 0.10 | 44,44,44,44 | 0 |
| 3 | SO4 | LLL | 402 | 5/5 | 0.93 | 0.10 | 48,48,48,49 | 0 |
| 3 | SO4 | RRR | 403 | 5/5 | 0.93 | 0.10 | 36,37,38,38 | 0 |
| 3 | SO4 | OOO | 403 | 5/5 | 0.93 | 0.30 | 33,34,34,35 | 5 |
| 3 | SO4 | JJJ | 402 | 5/5 | 0.93 | 0.10 | 49,49,50,50 | 0 |
| 3 | SO4 | DDD | 409 | 5/5 | 0.93 | 0.10 | 45,46,46,46 | 5 |
| 4 | GOL | OOO | 410 | 6/6 | 0.93 | 0.09 | 21,22,23,23 | 0 |
| 3 | SO4 | UUU | 411 | 5/5 | 0.93 | 0.14 | 43,43,43,44 | 5 |
| 3 | SO4 | XXX | 405 | 5/5 | 0.94 | 0.11 | 36,37,38,38 | 0 |
| 3 | SO4 | UUU | 407 | 5/5 | 0.94 | 0.09 | 50,50,51,52 | 0 |
| 3 | SO4 | FFF | 403 | 5/5 | 0.94 | 0.10 | 41,41,43,43 | 0 |
| 3 | SO4 | SSS | 403 | 5/5 | 0.94 | 0.08 | 47,48,48,48 | 0 |
| 3 | SO4 | AAA | 405 | 5/5 | 0.94 | 0.15 | 30,30,31,31 | 5 |
| 3 | SO4 | aaa | 201 | 5/5 | 0.94 | 0.11 | 35,36,36,38 | 0 |
| 3 | SO4 | ccc | 201 | 5/5 | 0.94 | 0.10 | 49,49,50,50 | 0 |
| 3 | SO4 | AAA | 402 | 5/5 | 0.94 | 0.10 | 34,34,34,35 | 0 |
| 3 | SO4 | BBB | 403 | 5/5 | 0.94 | 0.12 | 40,40,41,41 | 0 |
| 3 | SO4 | DDD | 410 | 5/5 | 0.94 | 0.10 | 48,49,49,50 | 5 |
| 3 | SO4 | VVV | 402 | 5/5 | 0.94 | 0.09 | 49,49,49,49 | 0 |
| 3 | SO4 | EEE | 403 | 5/5 | 0.94 | 0.12 | 35,36,37,37 | 0 |
| 3 | SO4 | BBB | 404 | 5/5 | 0.94 | 0.09 | 46,47,48,48 | 0 |
| 3 | SO4 | III | 401 | 5/5 | 0.94 | 0.12 | 34,35,35,35 | 0 |
| 3 | SO4 | RRR | 402 | 5/5 | 0.94 | 0.10 | 24,24,25,25 | 5 |
| 3 | SO4 | PPP | 402 | 5/5 | 0.94 | 0.10 | 42,42,43,43 | 0 |
| 3 | SO4 | PPP | 403 | 5/5 | 0.94 | 0.09 | 44,45,45,46 | 0 |
| 3 | SO4 | PPP | 404 | 5/5 | 0.94 | 0.11 | 30,31,31,31 | 5 |
| 3 | SO4 | DDD | 405 | 5/5 | 0.94 | 0.10 | 50,50,51,52 | 0 |
| 4 | GOL | LLL | 411 | 6/6 | 0.94 | 0.09 | 24,24,24,25 | 0 |
| 3 | SO4 | CCC | 403 | 5/5 | 0.94 | 0.10 | 38,38,38,40 | 0 |
| 4 | GOL | XXX | 410 | 6/6 | 0.94 | 0.08 | 21,22,22,23 | 0 |
| 3 | SO4 | PPP | 407 | 5/5 | 0.94 | 0.10 | 44,44,44,44 | 5 |
| 3 | SO4 | CCC | 402 | 5/5 | 0.95 | 0.12 | 34,35,36,36 | 0 |
| 3 | SO4 | SSS | 401 | 5/5 | 0.95 | 0.11 | 39,39,40,41 | 0 |
| 3 | SO4 | TTT | 403 | 5/5 | 0.95 | 0.09 | 42,42,42,43 | 0 |
| 3 | SO4 | EEE | 402 | 5/5 | 0.95 | 0.09 | 39,39,40,40 | 0 |
| 3 | SO4 | DDD | 401 | 5/5 | 0.95 | 0.10 | 36,37,37,37 | 0 |
| 3 | SO4 | HHH | 401 | 5/5 | 0.95 | 0.10 | 40,41,41,42 | 0 |
| 3 | SO4 | CCC | 404 | 5/5 | 0.95 | 0.11 | 37,38,38,38 | 0 |
| 3 | SO4 | UUU | 401 | 5/5 | 0.95 | 0.16 | 30,30,31,32 | 0 |

Continued on next page...

Continued from previous page...

| Mol | Type | Chain | Res | Atoms | RSCC | RSR | B-factors(\AA^2) | Q<0.9 |
|-----|------|-------|-----|-------|------|------|-----------------------------|-------|
| 3 | SO4 | QQQ | 402 | 5/5 | 0.95 | 0.09 | 46,46,46,46 | 0 |
| 3 | SO4 | CCC | 407 | 5/5 | 0.95 | 0.14 | 44,44,44,44 | 5 |
| 3 | SO4 | WWW | 401 | 5/5 | 0.95 | 0.10 | 39,39,40,40 | 0 |
| 3 | SO4 | LLL | 404 | 5/5 | 0.95 | 0.12 | 33,35,36,36 | 0 |
| 3 | SO4 | MMM | 402 | 5/5 | 0.95 | 0.07 | 49,49,49,50 | 0 |
| 4 | GOL | JJJ | 407 | 6/6 | 0.95 | 0.10 | 32,33,33,33 | 0 |
| 4 | GOL | EEE | 407 | 6/6 | 0.95 | 0.10 | 25,25,26,26 | 0 |
| 3 | SO4 | TTT | 401 | 5/5 | 0.96 | 0.10 | 34,35,36,37 | 0 |
| 3 | SO4 | TTT | 402 | 5/5 | 0.96 | 0.11 | 29,30,31,31 | 0 |
| 3 | SO4 | OOO | 401 | 5/5 | 0.96 | 0.10 | 35,35,37,37 | 0 |
| 3 | SO4 | OOO | 402 | 5/5 | 0.96 | 0.11 | 36,36,37,38 | 0 |
| 3 | SO4 | EEE | 404 | 5/5 | 0.96 | 0.10 | 38,39,39,40 | 0 |
| 3 | SO4 | III | 405 | 5/5 | 0.96 | 0.08 | 44,45,45,47 | 0 |
| 3 | SO4 | MMM | 403 | 5/5 | 0.96 | 0.14 | 37,38,39,41 | 0 |
| 3 | SO4 | ggg | 202 | 5/5 | 0.96 | 0.09 | 22,23,23,23 | 5 |
| 3 | SO4 | EEE | 401 | 5/5 | 0.96 | 0.09 | 39,40,40,40 | 0 |
| 3 | SO4 | UUU | 403 | 5/5 | 0.96 | 0.10 | 42,42,43,43 | 0 |
| 3 | SO4 | KKK | 403 | 5/5 | 0.96 | 0.08 | 35,36,36,37 | 0 |
| 3 | SO4 | RRR | 404 | 5/5 | 0.96 | 0.14 | 25,26,26,26 | 5 |
| 3 | SO4 | UUU | 406 | 5/5 | 0.96 | 0.13 | 38,39,39,39 | 0 |
| 3 | SO4 | DDD | 403 | 5/5 | 0.96 | 0.08 | 40,40,41,41 | 0 |
| 3 | SO4 | DDD | 402 | 5/5 | 0.96 | 0.09 | 43,43,44,44 | 0 |
| 3 | SO4 | LLL | 403 | 5/5 | 0.96 | 0.09 | 39,39,40,40 | 0 |
| 3 | SO4 | QQQ | 404 | 5/5 | 0.96 | 0.08 | 43,43,44,44 | 0 |
| 3 | SO4 | UUU | 402 | 5/5 | 0.97 | 0.07 | 40,41,41,41 | 0 |
| 3 | SO4 | FFF | 401 | 5/5 | 0.97 | 0.09 | 38,38,39,39 | 0 |
| 3 | SO4 | BBB | 402 | 5/5 | 0.97 | 0.07 | 39,40,40,41 | 0 |
| 3 | SO4 | AAA | 401 | 5/5 | 0.97 | 0.08 | 19,20,20,20 | 5 |
| 3 | SO4 | NNN | 401 | 5/5 | 0.97 | 0.08 | 28,28,29,29 | 0 |
| 3 | SO4 | BBB | 401 | 5/5 | 0.97 | 0.09 | 31,32,32,32 | 0 |
| 3 | SO4 | KKK | 404 | 5/5 | 0.97 | 0.09 | 36,36,37,37 | 0 |
| 3 | SO4 | XXX | 401 | 5/5 | 0.97 | 0.09 | 36,36,37,38 | 0 |
| 3 | SO4 | LLL | 401 | 5/5 | 0.98 | 0.05 | 42,42,42,42 | 0 |

6.5 Other polymers [i](#)

There are no such residues in this entry.