



Full wwPDB EM Validation Report ⓘ

Oct 13, 2024 – 10:23 am BST

PDB ID : 6RFR
EMDB ID : EMD-4873
Title : Cryo-EM structure of respiratory complex I from *Yarrowia lipolytica* at 3.2 Å resolution
Authors : Parey, K.; Vonck, J.
Deposited on : 2019-04-16
Resolution : 3.20 Å (reported)
Based on initial model : 6GCS

This is a Full wwPDB EM Validation Report for a publicly released PDB entry.

We welcome your comments at validation@mail.wwpdb.org

A user guide is available at

<https://www.wwpdb.org/validation/2017/EMValidationReportHelp>

with specific help available everywhere you see the ⓘ symbol.

The types of validation reports are described at

<http://www.wwpdb.org/validation/2017/FAQs#types>.

The following versions of software and data (see [references ⓘ](#)) were used in the production of this report:

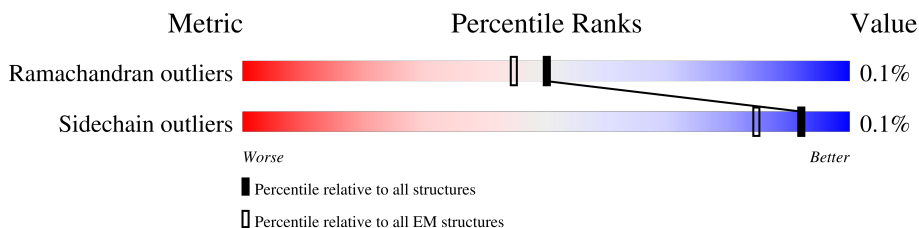
EMDB validation analysis : 0.0.1.dev113
Mogul : 1.8.4, CSD as541be (2020)
MolProbity : 4.02b-467
buster-report : 1.1.7 (2018)
Percentile statistics : 20231227.v01 (using entries in the PDB archive December 27th 2023)
MapQ : **FAILED**
Ideal geometry (proteins) : Engh & Huber (2001)
Ideal geometry (DNA, RNA) : Parkinson et al. (1996)
Validation Pipeline (wwPDB-VP) : 2.39

1 Overall quality at a glance i

The following experimental techniques were used to determine the structure:
ELECTRON MICROSCOPY

The reported resolution of this entry is 3.20 Å.

Percentile scores (ranging between 0-100) for global validation metrics of the entry are shown in the following graphic. The table shows the number of entries on which the scores are based.




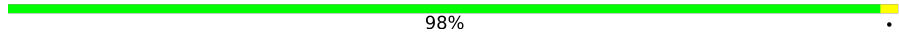


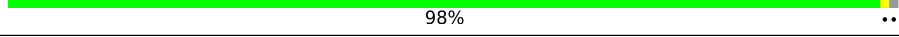

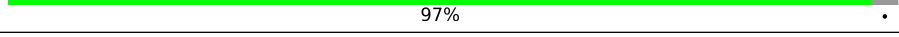

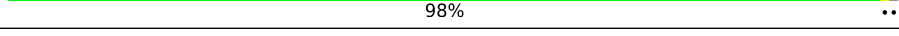
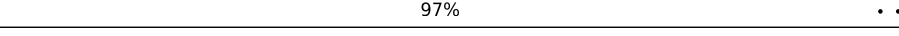
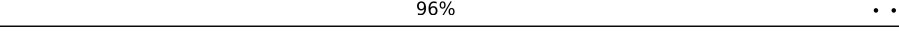

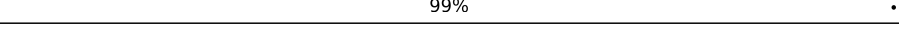



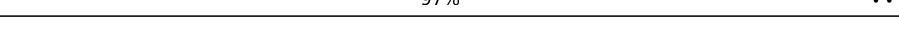








Metric	Whole archive (#Entries)	EM structures (#Entries)
Ramachandran outliers	207382	16835
Sidechain outliers	206894	16415

The table below summarises the geometric issues observed across the polymeric chains and their fit to the map. The red, orange, yellow and green segments of the bar indicate the fraction of residues that contain outliers for ≥ 3 , 2, 1 and 0 types of geometric quality criteria respectively. A grey segment represents the fraction of residues that are not modelled. The numeric value for each fraction is indicated below the corresponding segment, with a dot representing fractions $\leq 5\%$.

Mol	Chain	Length	Quality of chain
1	A	728	94% • 5%
2	B	488	93% • 7%
3	C	466	93% • 6%
4	D	87	98% ••
5	E	375	93% • 7%
6	F	144	83% • 16%
7	G	281	83% • 15%
8	H	243	87% • 11%
9	I	229	82% • 17%
10	J	198	89% • 10%

Continued on next page...

Continued from previous page...

Mol	Chain	Length	Quality of chain
11	K	210	 82% 16%
12	L	89	 98%
13	M	136	 83% 14%
14	O	109	 71% 29%
15	P	124	 98%
16	Q	132	 64% 36%
17	R	109	 97%
18	S	249	 68% 30%
19	U	172	 98%
20	W	123	 97%
21	X	169	 96%
22	Y	161	 76% 24%
23	Z	182	 99%
24	a	149	 82% 17%
25	b	74	 85% 14%
26	c	60	 70% 27%
27	d	92	 97%
28	e	67	 78% 22%
29	f	87	 90% 8%
30	g	78	 97%
31	h	138	 96%
32	i	90	 90% 8%
33	j	93	 96%
34	n	120	 95% 5%
35	1	341	 96%

Continued on next page...

Continued from previous page...

Mol	Chain	Length	Quality of chain
36	2	469	
37	3	128	
38	4	486	
39	5	655	
40	6	185	
41	8	99	
42	9	89	

2 Entry composition [i](#)

There are 55 unique types of molecules in this entry. The entry contains 65934 atoms, of which 0 are hydrogens and 0 are deuteriums.

In the tables below, the AltConf column contains the number of residues with at least one atom in alternate conformation and the Trace column contains the number of residues modelled with at most 2 atoms.

- Molecule 1 is a protein called Subunit NUAM of NADH:Ubiquinone Oxidoreductase (Complex I).

Mol	Chain	Residues	Atoms					AltConf	Trace
			Total	C	N	O	S		
1	A	692	5258	3263	926	1040	29	0	0

- Molecule 2 is a protein called Subunit NUBM of NADH:Ubiquinone Oxidoreductase (Complex I).

Mol	Chain	Residues	Atoms					AltConf	Trace
			Total	C	N	O	S		
2	B	456	3528	2229	621	654	24	0	0

- Molecule 3 is a protein called Subunit NUCM of NADH:Ubiquinone Oxidoreductase (Complex I).

Mol	Chain	Residues	Atoms					AltConf	Trace
			Total	C	N	O	S		
3	C	438	3472	2205	596	649	22	0	0

- Molecule 4 is a protein called Subunit NIMM of NADH:Ubiquinone Oxidoreductase (Complex I).

Mol	Chain	Residues	Atoms					AltConf	Trace
			Total	C	N	O	S		
4	D	86	681	432	127	119	3	0	0

- Molecule 5 is a protein called Subunit NUEM of NADH:Ubiquinone Oxidoreductase (Complex I).

Mol	Chain	Residues	Atoms					AltConf	Trace
			Total	C	N	O	S		
5	E	349	2798	1778	489	521	10	0	0

- Molecule 6 is a protein called Subunit NUFM of NADH:Ubiquinone Oxidoreductase (Com-

plex I).

Mol	Chain	Residues	Atoms					AltConf	Trace
			Total	C	N	O	S		
6	F	121	990	629	166	193	2	0	0

- Molecule 7 is a protein called Subunit NUGM of NADH:Ubiquinone Oxidoreductase (Complex I).

Mol	Chain	Residues	Atoms					AltConf	Trace
			Total	C	N	O	S		
7	G	239	1978	1272	336	366	4	0	0

- Molecule 8 is a protein called Subunit NUHM of NADH:Ubiquinone Oxidoreductase (Complex I).

Mol	Chain	Residues	Atoms					AltConf	Trace
			Total	C	N	O	S		
8	H	216	1688	1060	284	326	18	0	0

- Molecule 9 is a protein called Subunit NUIM of NADH:Ubiquinone Oxidoreductase (Complex I).

Mol	Chain	Residues	Atoms					AltConf	Trace
			Total	C	N	O	S		
9	I	190	1519	966	254	289	10	0	0

- Molecule 10 is a protein called Subunit NUJM of NADH:Ubiquinone Oxidoreductase (Complex I).

Mol	Chain	Residues	Atoms					AltConf	Trace
			Total	C	N	O	S		
10	J	179	1329	844	241	239	5	0	0

- Molecule 11 is a protein called Subunit NUKM of NADH:Ubiquinone Oxidoreductase (Complex I).

Mol	Chain	Residues	Atoms					AltConf	Trace
			Total	C	N	O	S		
11	K	177	1395	885	246	249	15	0	0

- Molecule 12 is a protein called Subunit NULM of NADH:Ubiquinone Oxidoreductase (Complex I).

Mol	Chain	Residues	Atoms					AltConf	Trace
12	L	89	Total	C	N	O	S	0	0
			691	464	109	115	3		

- Molecule 13 is a protein called Subunit NUMM of protein NADH:Ubiquinone Oxidoreductase (Complex I).

Mol	Chain	Residues	Atoms					AltConf	Trace
13	M	117	Total	C	N	O	S	0	0
			912	568	163	176	5		

- Molecule 14 is a protein called Acyl carrier protein ACPM1 of NADH:Ubiquinone Oxidoreductase (Complex I).

Mol	Chain	Residues	Atoms				AltConf	Trace
14	O	77	Total	C	N	O	0	0
			591	373	93	125		

- Molecule 15 is a protein called Subunit NB4M of protein NADH:Ubiquinone Oxidoreductase (Complex I).

Mol	Chain	Residues	Atoms					AltConf	Trace
15	P	123	Total	C	N	O	S	0	0
			1036	667	182	185	2		

- Molecule 16 is a protein called Acyl carrier protein ACPM2 of NADH:Ubiquinone Oxidoreductase (Complex I).

Mol	Chain	Residues	Atoms					AltConf	Trace
16	Q	85	Total	C	N	O	S	0	0
			648	405	103	138	2		

- Molecule 17 is a protein called Subunit NI2M of NADH:Ubiquinone Oxidoreductase (Complex I).

Mol	Chain	Residues	Atoms					AltConf	Trace
17	R	106	Total	C	N	O	S	0	0
			884	562	168	151	3		

- Molecule 18 is a protein called Subunit NESM of NADH:Ubiquinone Oxidoreductase (Complex I).

Mol	Chain	Residues	Atoms					AltConf	Trace
			Total	C	N	O	S		
18	S	174	1430	920	245	263	2	0	0

- Molecule 19 is a protein called Subunit NUPM of NADH:Ubiquinone Oxidoreductase (Complex I).

Mol	Chain	Residues	Atoms					AltConf	Trace
			Total	C	N	O	S		
19	U	171	1345	847	236	252	10	0	0

- Molecule 20 is a protein called Subunit NB6M of NADH:Ubiquinone Oxidoreductase (Complex I).

Mol	Chain	Residues	Atoms					AltConf	Trace
			Total	C	N	O	S		
20	W	121	974	623	178	168	5	0	0

- Molecule 21 is a protein called Subunit NUXM of NADH:Ubiquinone Oxidoreductase (Complex I).

Mol	Chain	Residues	Atoms					AltConf	Trace
			Total	C	N	O	S		
21	X	167	1296	839	221	232	4	0	0

- Molecule 22 is a protein called Subunit NUYM of NADH:Ubiquinone Oxidoreductase (Complex I).

Mol	Chain	Residues	Atoms					AltConf	Trace
			Total	C	N	O	S		
22	Y	123	1021	651	187	181	2	0	0

- Molecule 23 is a protein called Subunit NUZM of NADH:Ubiquinone Oxidoreductase (Complex I).

Mol	Chain	Residues	Atoms					AltConf	Trace
			Total	C	N	O	S		
23	Z	181	1389	893	240	255	1	0	0

- Molecule 24 is a protein called Subunit NIAM of NADH:Ubiquinone Oxidoreductase (Complex I).

Mol	Chain	Residues	Atoms					AltConf	Trace
			Total	C	N	O	S		
24	a	124	1030	669	165	194	2	0	0

- Molecule 25 is a protein called Subunit NEBM of NADH:Ubiquinone Oxidoreductase (Complex I).

Mol	Chain	Residues	Atoms				AltConf	Trace
			Total	C	N	O		
25	b	64	490	326	83	81	0	0

- Molecule 26 is a protein called Subunit NB2M of NADH:Ubiquinone Oxidoreductase (Complex I).

Mol	Chain	Residues	Atoms				AltConf	Trace
			Total	C	N	O		
26	c	44	353	229	67	57	0	0

- Molecule 27 is a protein called Subunit NIDM of NADH:Ubiquinone Oxidoreductase (Complex I).

Mol	Chain	Residues	Atoms					AltConf	Trace
			Total	C	N	O	S		
27	d	90	760	472	137	148	3	0	0

- Molecule 28 is a protein called Subunit NUVM of NADH:Ubiquinone Oxidoreductase (Complex I).

Mol	Chain	Residues	Atoms					AltConf	Trace
			Total	C	N	O	S		
28	e	52	436	293	75	65	3	0	0

- Molecule 29 is a protein called Subunit NI8M of NADH:Ubiquinone Oxidoreductase (Complex I).

Mol	Chain	Residues	Atoms					AltConf	Trace
			Total	C	N	O	S		
29	f	80	629	394	119	115	1	0	0

- Molecule 30 is a protein called Subunit NI9M of NADH:Ubiquinone Oxidoreductase (Complex I).

Mol	Chain	Residues	Atoms				AltConf	Trace
			Total	C	N	O		
30	g	76	617	405	112	100	0	0

There is a discrepancy between the modelled and reference sequences:

Chain	Residue	Modelled	Actual	Comment	Reference
g	71	GLY	GLN	conflict	UNP A0A1D8NJR0

- Molecule 31 is a protein called Subunit N7BM of NADH:Ubiquinone Oxidoreductase (Complex I).

Mol	Chain	Residues	Atoms					AltConf	Trace
			Total	C	N	O	S		
31	h	136	1130	727	193	208	2	0	0

- Molecule 32 is a protein called Subunit NUUM of NADH:Ubiquinone Oxidoreductase (Complex I).

Mol	Chain	Residues	Atoms					AltConf	Trace
			Total	C	N	O	S		
32	i	83	646	413	117	115	1	0	0

- Molecule 33 is a protein called Subunit NB5M of NADH:Ubiquinone Oxidoreductase (Complex I).

Mol	Chain	Residues	Atoms				AltConf	Trace
			Total	C	N	O		
33	j	90	724	465	132	127	0	0

- Molecule 34 is a protein called Subunit NUNM of NADH:Ubiquinone Oxidoreductase (Complex I).

Mol	Chain	Residues	Atoms					AltConf	Trace
			Total	C	N	O	S		
34	n	114	914	588	156	169	1	0	0

- Molecule 35 is a protein called Subunit NU1M of NADH:Ubiquinone Oxidoreductase (Complex I).

Mol	Chain	Residues	Atoms					AltConf	Trace
			Total	C	N	O	S		
35	1	340	2714	1849	393	465	7	0	0

- Molecule 36 is a protein called Subunit NU2M of NADH:Ubiquinone Oxidoreductase (Complex I).

Mol	Chain	Residues	Atoms					AltConf	Trace
			Total	C	N	O	S		
36	2	469	3774	2557	550	655	12	0	0

- Molecule 37 is a protein called Subunit NU3M of NADH:Ubiquinone Oxidoreductase (Complex I).

Mol	Chain	Residues	Atoms					AltConf	Trace
			Total	C	N	O	S		
37	3	127	1017	694	150	170	3	0	0

- Molecule 38 is a protein called Subunit NU4M of NADH:Ubiquinone Oxidoreductase (Complex I).

Mol	Chain	Residues	Atoms					AltConf	Trace
			Total	C	N	O	S		
38	4	486	3855	2600	586	654	15	0	0

- Molecule 39 is a protein called Subunit NU5M of NADH:Ubiquinone Oxidoreductase (Complex I).

Mol	Chain	Residues	Atoms					AltConf	Trace
			Total	C	N	O	S		
39	5	654	5197	3479	785	905	28	0	0

- Molecule 40 is a protein called Subunit NU6M of NADH:Ubiquinone Oxidoreductase (Complex I).

Mol	Chain	Residues	Atoms					AltConf	Trace
			Total	C	N	O	S		
40	6	183	1443	979	207	249	8	0	0

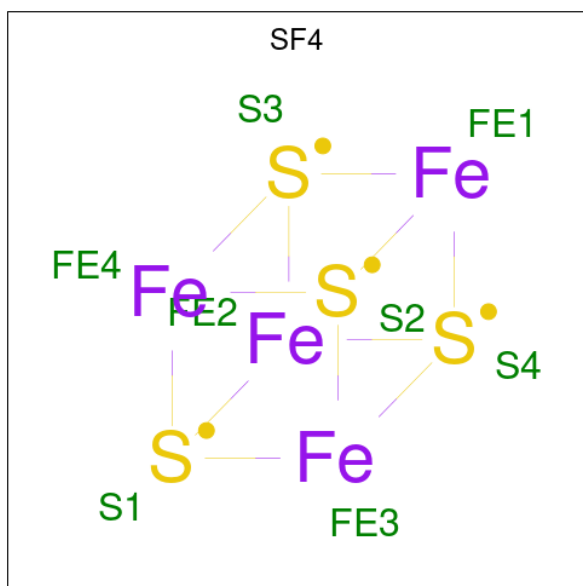
- Molecule 41 is a protein called Subunit NB8M of NADH:Ubiquinone Oxidoreductase (Complex I).

Mol	Chain	Residues	Atoms					AltConf	Trace
			Total	C	N	O	S		
41	8	82	672	426	122	116	8	0	0

- Molecule 42 is a protein called Subunit NIPM of NADH:Ubiquinone Oxidoreductase (Complex I).

Mol	Chain	Residues	Atoms					AltConf	Trace
			Total	C	N	O	S		
42	9	86	672	422	122	122	6	0	0

- Molecule 43 is IRON/SULFUR CLUSTER (three-letter code: SF4) (formula: Fe₄S₄).



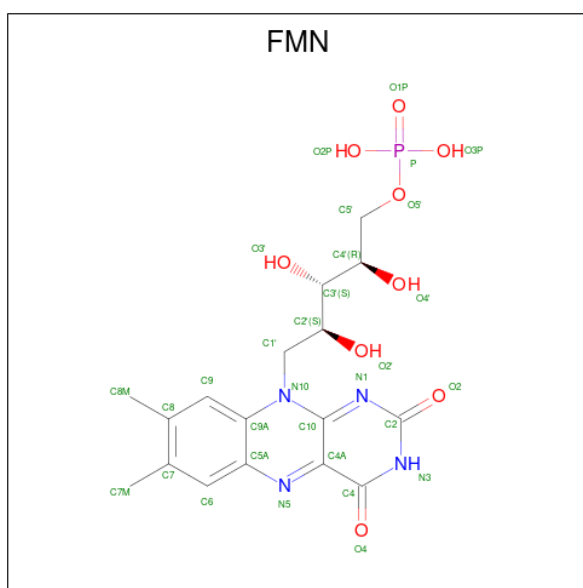
Mol	Chain	Residues	Atoms			AltConf
			Total	Fe	S	
43	A	1	8	4	4	0
43	A	1	8	4	4	0
43	B	1	8	4	4	0
43	I	1	8	4	4	0
43	I	1	8	4	4	0
43	K	1	8	4	4	0

- Molecule 44 is FE2/S2 (INORGANIC) CLUSTER (three-letter code: FES) (formula: Fe₂S₂).



Mol	Chain	Residues	Atoms			AltConf
44	A	1	Total	Fe	S	0
			4	2	2	
44	H	1	Total	Fe	S	0
			4	2	2	

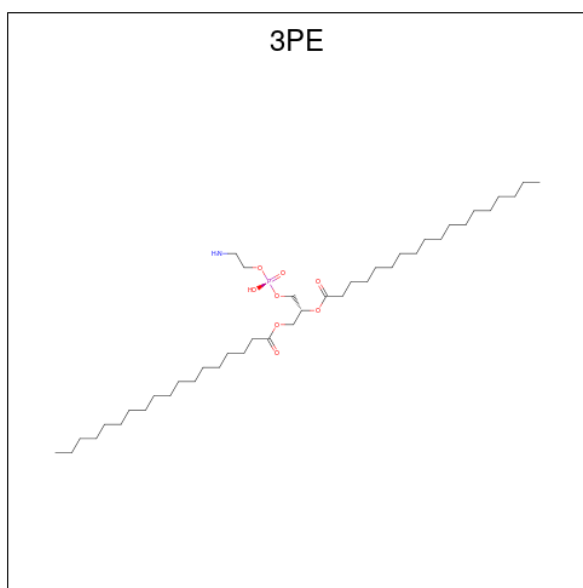
- Molecule 45 is FLAVIN MONONUCLEOTIDE (three-letter code: FMN) (formula: C₁₇H₂₁N₄O₉P).



Mol	Chain	Residues	Atoms				AltConf	
45	B	1	Total	C	N	O	P	0
			31	17	4	9	1	

- Molecule 46 is 1,2-Distearoyl-sn-glycerophosphoethanolamine (three-letter code: 3PE)

(formula: C₄₁H₈₂NO₈P).



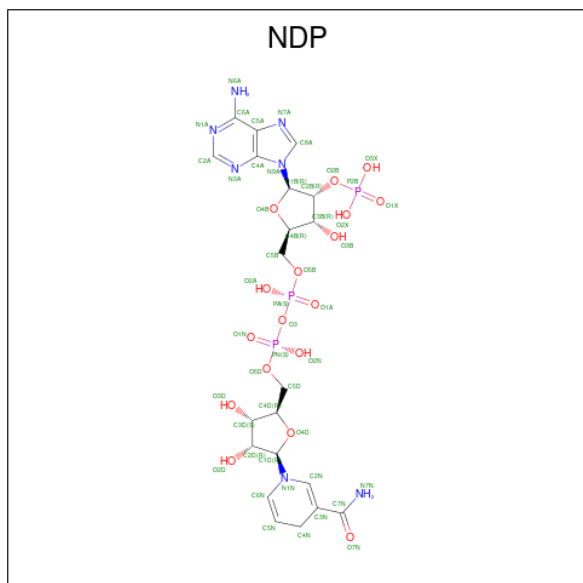
Mol	Chain	Residues	Atoms					AltConf
			Total	C	N	O	P	
46	C	1	Total 51	41	1	8	1	0
46	E	1	Total 36	26	1	8	1	0
46	J	1	Total 41	31	1	8	1	0
46	J	1	Total 44	34	1	8	1	0
46	W	1	Total 34	24	1	8	1	0
46	b	1	Total 42	32	1	8	1	0
46	g	1	Total 43	33	1	8	1	0
46	1	1	Total 36	26	1	8	1	0
46	1	1	Total 36	26	1	8	1	0
46	4	1	Total 42	32	1	8	1	0
46	4	1	Total 43	33	1	8	1	0
46	4	1	Total 42	32	1	8	1	0
46	4	1	Total 51	41	1	8	1	0

Continued on next page...

Continued from previous page...

Mol	Chain	Residues	Atoms					AltConf
			Total	C	N	O	P	
46	5	1	Total	C	N	O	P	0
			42	32	1	8	1	
46	5	1	Total	C	N	O	P	0
			51	41	1	8	1	

- Molecule 47 is NADPH DIHYDRO-NICOTINAMIDE-ADENINE-DINUCLEOTIDE PHOSPHATE (three-letter code: NDP) (formula: $C_{21}H_{30}N_7O_{17}P_3$).



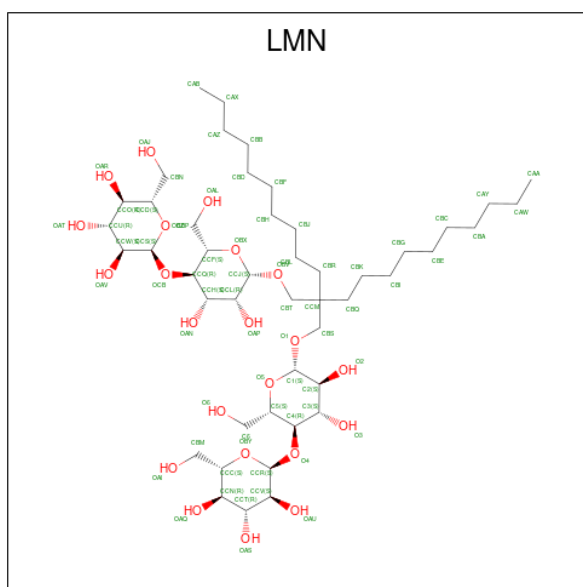
Mol	Chain	Residues	Atoms					AltConf
			Total	C	N	O	P	
47	E	1	Total	C	N	O	P	0
			48	21	7	17	3	

- Molecule 48 is CARDIOLIPIN (three-letter code: CDL) (formula: $C_{81}H_{156}O_{17}P_2$).



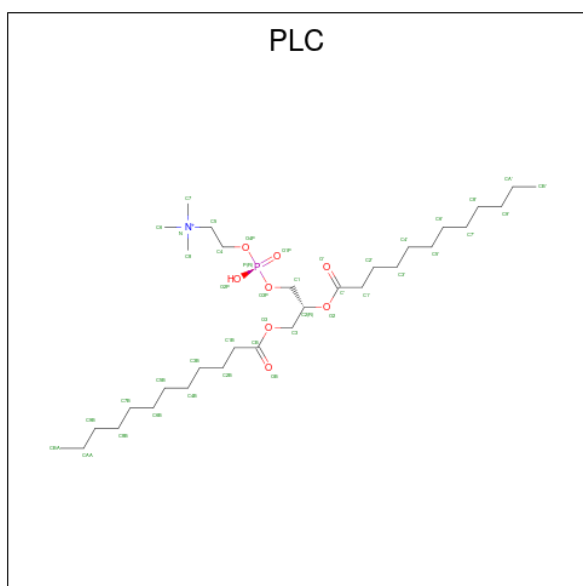
Mol	Chain	Residues	Atoms				AltConf
			Total	C	O	P	
48	E	1	72	53	17	2	0
48	X	1	86	67	17	2	0
48	Z	1	76	57	17	2	0
48	g	1	83	64	17	2	0
48	j	1	78	59	17	2	0
48	4	1	92	73	17	2	0

- Molecule 49 is Lauryl Maltose Neopentyl Glycol (three-letter code: LMN) (formula: C₄₇H₈₈O₂₂).



Mol	Chain	Residues	Atoms			AltConf
49	J	1	Total	C	O	0
			69	47	22	
49	j	1	Total	C	O	0
			65	43	22	

- Molecule 50 is DIUNDECYL PHOSPHATIDYL CHOLINE (three-letter code: PLC) (formula: $C_{32}H_{65}NO_8P$).



Mol	Chain	Residues	Atoms					AltConf
50	K	1	Total	C	N	O	P	0
			39	29	1	8	1	

Continued on next page...

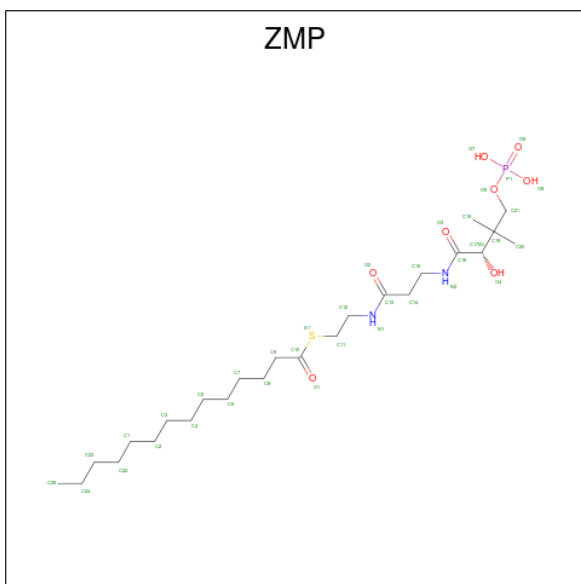
Continued from previous page...

Mol	Chain	Residues	Atoms					AltConf
50	W	1	Total	C	N	O	P	0
			41	31	1	8	1	
50	W	1	Total	C	N	O	P	0
			42	32	1	8	1	
50	W	1	Total	C	N	O	P	0
			42	32	1	8	1	
50	n	1	Total	C	N	O	P	0
			42	32	1	8	1	
50	1	1	Total	C	N	O	P	0
			35	25	1	8	1	
50	5	1	Total	C	N	O	P	0
			31	21	1	8	1	

- Molecule 51 is ZINC ION (three-letter code: ZN) (formula: Zn).

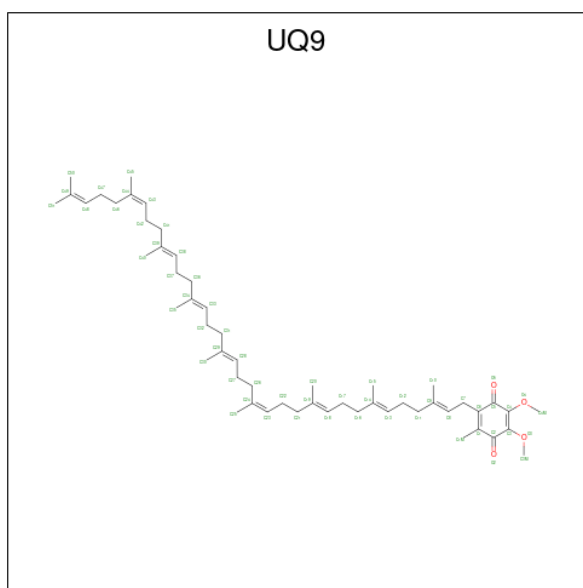
Mol	Chain	Residues	Atoms		AltConf
51	M	1	Total	Zn	0
			1	1	

- Molecule 52 is S-[2-({N-[(2S)-2-hydroxy-3,3-dimethyl-4-(phosphonoxy)butanoyl]-beta-alanyl}amino)ethyl] tetradecanethioate (three-letter code: ZMP) (formula: C₂₅H₄₉N₂O₈PS).



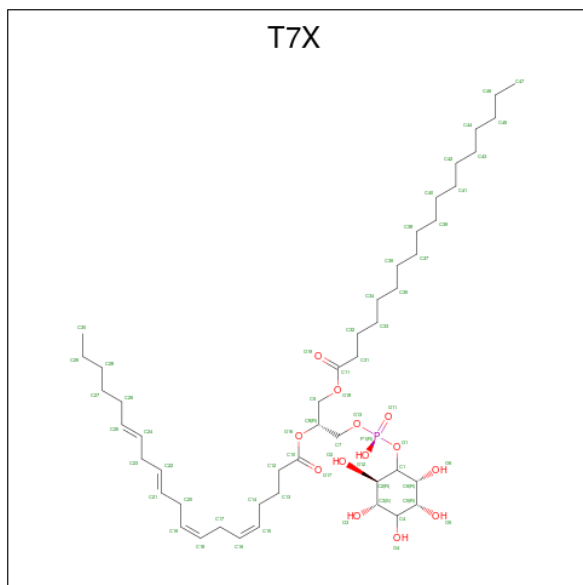
Mol	Chain	Residues	Atoms					AltConf	
52	O	1	Total	C	N	O	P	S	0
			33	22	2	7	1	1	
52	Q	1	Total	C	N	O	P	S	0
			33	22	2	7	1	1	

- Molecule 53 is Ubiquinone-9 (three-letter code: UQ9) (formula: $C_{54}H_{82}O_4$).



Mol	Chain	Residues	Atoms			AltConf
			Total	C	O	
53	1	1	35	31	4	0

- Molecule 54 is Phosphatidylinositol (three-letter code: T7X) (formula: $C_{47}H_{83}O_{13}P$).



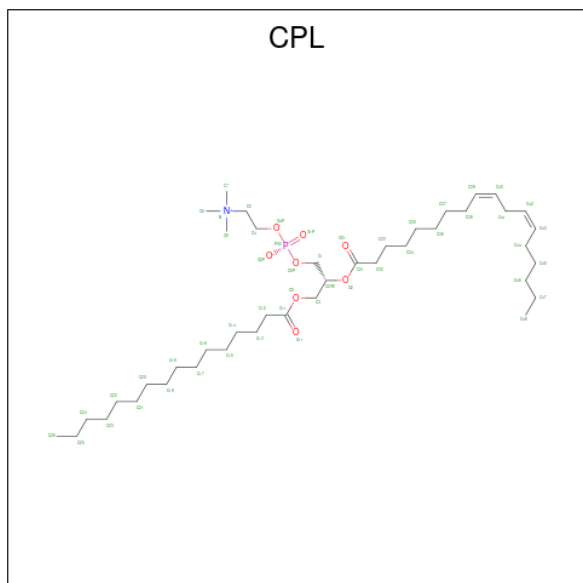
Mol	Chain	Residues	Atoms				AltConf
			Total	C	O	P	
54	2	1	48	34	13	1	0
54	2	1	52	38	13	1	0

Continued on next page...

Continued from previous page...

Mol	Chain	Residues	Atoms				AltConf
			Total	C	O	P	
54	3	1	Total	C	O	P	0
			49	35	13	1	
54	5	1	Total	C	O	P	0
			43	29	13	1	

- Molecule 55 is 1-PALMITOYL-2-LINOLEOYL-SN-GLYCERO-3-PHOSPHOCHOLINE (three-letter code: CPL) (formula: $C_{42}H_{80}NO_8P$).



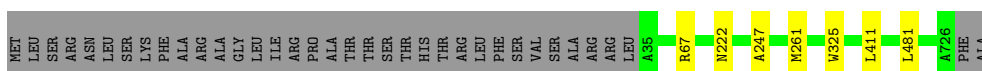
Mol	Chain	Residues	Atoms					AltConf
			Total	C	N	O	P	
55	2	1	Total	C	N	O	P	0
			52	42	1	8	1	

3 Residue-property plots

These plots are drawn for all protein, RNA, DNA and oligosaccharide chains in the entry. The first graphic for a chain summarises the proportions of the various outlier classes displayed in the second graphic. The second graphic shows the sequence view annotated by issues in geometry. Residues are color-coded according to the number of geometric quality criteria for which they contain at least one outlier: green = 0, yellow = 1, orange = 2 and red = 3 or more. Stretches of 2 or more consecutive residues without any outlier are shown as a green connector. Residues present in the sample, but not in the model, are shown in grey.

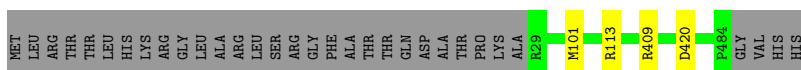
- Molecule 1: Subunit NUAM of NADH:Ubiquinone Oxidoreductase (Complex I)

Chain A:  94% 5%



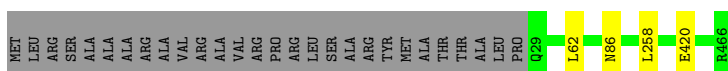
- Molecule 2: Subunit NUBM of NADH:Ubiquinone Oxidoreductase (Complex I)

Chain B:  93% 7%



- Molecule 3: Subunit NUCM of NADH:Ubiquinone Oxidoreductase (Complex I)

Chain C:  93% 6%



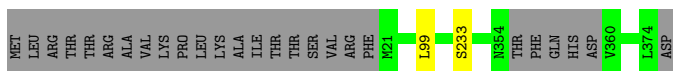
- Molecule 4: Subunit NIMM of NADH:Ubiquinone Oxidoreductase (Complex I)

Chain D:  98%




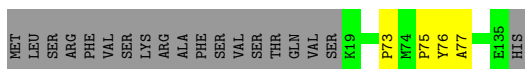
- Molecule 5: Subunit NUEM of NADH:Ubiquinone Oxidoreductase (Complex I)

Chain E:  93% 7%



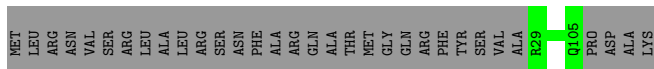
- Molecule 6: Subunit NUFM of NADH:Ubiquinone Oxidoreductase (Complex I)

Chain F:  83% 16%



- Molecule 14: Acyl carrier protein ACPM1 of NADH:Ubiquinone Oxidoreductase (Complex I)

Chain O: 71% 29%



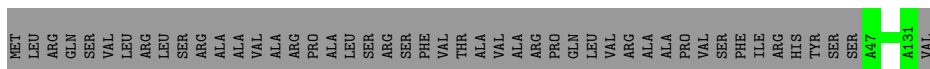
- Molecule 15: Subunit NB4M of protein NADH:Ubiquinone Oxidoreductase (Complex I)

Chain P: 98% ..



- Molecule 16: Acyl carrier protein ACPM2 of NADH:Ubiquinone Oxidoreductase (Complex I)

Chain Q: 64% 36%



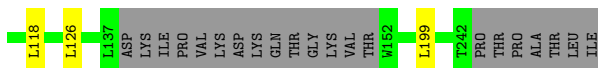
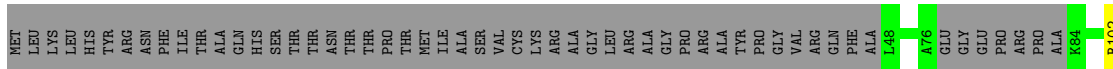
- Molecule 17: Subunit NI2M of NADH:Ubiquinone Oxidoreductase (Complex I)

Chain R: 97% .



- Molecule 18: Subunit NESM of NADH:Ubiquinone Oxidoreductase (Complex I)

Chain S: 68% . 30%



- Molecule 19: Subunit NUPM of NADH:Ubiquinone Oxidoreductase (Complex I)

Chain U: 98% ..



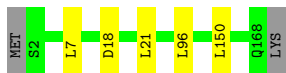
- Molecule 20: Subunit NB6M of NADH:Ubiquinone Oxidoreductase (Complex I)

Chain W:  97%



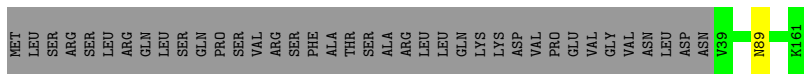
- Molecule 21: Subunit NUXM of NADH:Ubiquinone Oxidoreductase (Complex I)

Chain X:  96%



- Molecule 22: Subunit NUYM of NADH:Ubiquinone Oxidoreductase (Complex I)

Chain Y:  76%




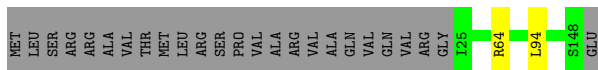
- Molecule 23: Subunit NUZM of NADH:Ubiquinone Oxidoreductase (Complex I)

Chain Z:  99%





- Molecule 24: Subunit NIAM of NADH:Ubiquinone Oxidoreductase (Complex I)

Chain a:  82%



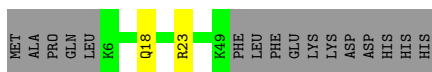
- Molecule 25: Subunit NEBM of NADH:Ubiquinone Oxidoreductase (Complex I)

Chain b:  85%



- Molecule 26: Subunit NB2M of NADH:Ubiquinone Oxidoreductase (Complex I)

Chain c:  70%




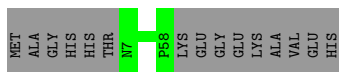
- Molecule 27: Subunit NIDM of NADH:Ubiquinone Oxidoreductase (Complex I)

Chain d:  97% ..




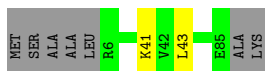
- Molecule 28: Subunit NUVM of NADH:Ubiquinone Oxidoreductase (Complex I)

Chain e:  78% 22%



- Molecule 29: Subunit NI8M of NADH:Ubiquinone Oxidoreductase (Complex I)

Chain f:  90% • 8%



- Molecule 30: Subunit NI9M of NADH:Ubiquinone Oxidoreductase (Complex I)

Chain g:  97% •




- Molecule 31: Subunit N7BM of NADH:Ubiquinone Oxidoreductase (Complex I)

Chain h:  96% ..



- Molecule 32: Subunit NUUM of NADH:Ubiquinone Oxidoreductase (Complex I)

Chain i:  90% • 8%



- Molecule 33: Subunit NB5M of NADH:Ubiquinone Oxidoreductase (Complex I)

Chain j:  96% ..



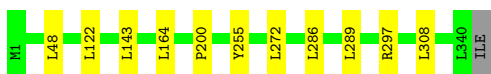
- Molecule 34: Subunit NUNM of NADH:Ubiquinone Oxidoreductase (Complex I)

Chain n:  95% 5%



- Molecule 35: Subunit NU1M of NADH:Ubiquinone Oxidoreductase (Complex I)

Chain 1:  96% .



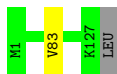
- Molecule 36: Subunit NU2M of NADH:Ubiquinone Oxidoreductase (Complex I)

Chain 2:  97% .



- Molecule 37: Subunit NU3M of NADH:Ubiquinone Oxidoreductase (Complex I)

Chain 3:  98% ..



- Molecule 38: Subunit NU4M of NADH:Ubiquinone Oxidoreductase (Complex I)

Chain 4:  97% .



- Molecule 39: Subunit NU5M of NADH:Ubiquinone Oxidoreductase (Complex I)

Chain 5:  98% .





- Molecule 40: Subunit NU6M of NADH:Ubiquinone Oxidoreductase (Complex I)

Chain 6:  97% ..



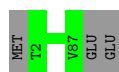
- Molecule 41: Subunit NB8M of NADH:Ubiquinone Oxidoreductase (Complex I)

Chain 8:  81% . 17%



- Molecule 42: Subunit NIPM of NADH:Ubiquinone Oxidoreductase (Complex I)

Chain 9:  97% .



4 Experimental information

Property	Value	Source
EM reconstruction method	SINGLE PARTICLE	Depositor
Imposed symmetry	POINT, C1	Depositor
Number of particles used	297066	Depositor
Resolution determination method	FSC 0.143 CUT-OFF	Depositor
CTF correction method	PHASE FLIPPING AND AMPLITUDE CORRECTION	Depositor
Microscope	FEI TITAN KRIOS	Depositor
Voltage (kV)	300	Depositor
Electron dose ($e^-/\text{\AA}^2$)	40	Depositor
Minimum defocus (nm)	-1500	Depositor
Maximum defocus (nm)	-2500	Depositor
Magnification	46425	Depositor
Image detector	GATAN K2 SUMMIT (4k x 4k)	Depositor

5 Model quality i

5.1 Standard geometry i

Bond lengths and bond angles in the following residue types are not validated in this section: T7X, 3PE, UQ9, ZN, CPL, CDL, FES, FMN, LMN, ZMP, PLC, NDP, SF4

The Z score for a bond length (or angle) is the number of standard deviations the observed value is removed from the expected value. A bond length (or angle) with $|Z| > 5$ is considered an outlier worth inspection. RMSZ is the root-mean-square of all Z scores of the bond lengths (or angles).

Mol	Chain	Bond lengths		Bond angles	
		RMSZ	# $ Z > 5$	RMSZ	# $ Z > 5$
1	A	0.53	1/5351 (0.0%)	0.69	3/7262 (0.0%)
2	B	0.49	1/3605 (0.0%)	0.68	4/4865 (0.1%)
3	C	0.63	0/3554	0.77	3/4817 (0.1%)
4	D	0.52	0/697	0.77	2/940 (0.2%)
5	E	0.48	0/2858	0.72	2/3870 (0.1%)
6	F	0.50	0/1011	0.73	1/1371 (0.1%)
7	G	0.62	1/2040 (0.0%)	0.79	7/2781 (0.3%)
8	H	0.45	0/1725	0.70	2/2343 (0.1%)
9	I	0.66	0/1557	0.76	3/2110 (0.1%)
10	J	0.44	1/1362 (0.1%)	0.69	1/1855 (0.1%)
11	K	0.63	0/1434	0.74	3/1950 (0.2%)
12	L	0.54	0/700	0.79	2/947 (0.2%)
13	M	0.51	0/935	0.68	2/1268 (0.2%)
14	O	0.34	0/598	0.57	0/813
15	P	0.54	1/1061 (0.1%)	0.69	0/1427
16	Q	0.36	0/654	0.63	0/890
17	R	0.41	0/909	0.65	0/1229
18	S	0.41	0/1454	0.72	3/1960 (0.2%)
19	U	0.45	0/1374	0.73	2/1856 (0.1%)
20	W	0.47	0/998	0.67	3/1346 (0.2%)
21	X	0.52	1/1335 (0.1%)	0.69	4/1811 (0.2%)
22	Y	0.48	0/1051	0.60	0/1420
23	Z	0.46	0/1430	0.66	1/1955 (0.1%)
24	a	0.40	0/1064	0.70	1/1439 (0.1%)
25	b	0.41	0/503	0.72	1/679 (0.1%)
26	c	0.43	0/364	0.56	0/491
27	d	0.54	0/776	0.67	1/1043 (0.1%)
28	e	0.38	0/456	0.62	0/619
29	f	0.44	0/639	0.70	1/856 (0.1%)
30	g	0.42	0/643	0.58	0/880
31	h	0.57	0/1168	0.78	2/1589 (0.1%)
32	i	0.44	0/666	0.57	1/907 (0.1%)

Mol	Chain	Bond lengths		Bond angles	
		RMSZ	# Z >5	RMSZ	# Z >5
33	j	0.45	0/745	0.60	0/1006
34	n	0.44	0/943	0.68	0/1279
35	1	0.61	0/2789	0.91	11/3808 (0.3%)
36	2	0.62	1/3854 (0.0%)	0.83	9/5252 (0.2%)
37	3	0.49	0/1041	0.80	1/1419 (0.1%)
38	4	0.56	0/3949	0.84	17/5392 (0.3%)
39	5	0.52	0/5327	0.76	12/7273 (0.2%)
40	6	0.49	0/1468	0.83	4/2003 (0.2%)
41	8	0.38	0/686	0.65	1/918 (0.1%)
42	9	0.45	0/684	0.64	0/918
All	All	0.52	7/65458 (0.0%)	0.74	110/88857 (0.1%)

Chiral center outliers are detected by calculating the chiral volume of a chiral center and verifying if the center is modelled as a planar moiety or with the opposite hand. A planarity outlier is detected by checking planarity of atoms in a peptide group, atoms in a mainchain group or atoms of a sidechain that are expected to be planar.

Mol	Chain	#Chirality outliers	#Planarity outliers
1	A	0	3
3	C	0	1
8	H	0	2
10	J	0	1
11	K	0	1
18	S	0	1
26	c	0	2
31	h	0	1
32	i	0	1
33	j	0	1
35	1	0	1
36	2	0	1
38	4	0	1
39	5	0	3
41	8	0	1
All	All	0	21

All (7) bond length outliers are listed below:

Mol	Chain	Res	Type	Atoms	Z	Observed(Å)	Ideal(Å)
2	B	101	MET	CA-CB	-5.65	1.41	1.53
7	G	180	ARG	CB-CG	-5.58	1.37	1.52
10	J	169	ARG	C-N	-5.28	1.22	1.34
1	A	325	TRP	CB-CG	-5.26	1.40	1.50

Continued on next page...

Continued from previous page...

Mol	Chain	Res	Type	Atoms	Z	Observed(Å)	Ideal(Å)
15	P	74	VAL	CB-CG1	-5.24	1.41	1.52
21	X	18	ASP	C-N	-5.21	1.22	1.34
36	2	88	TYR	CE1-CZ	-5.05	1.31	1.38

All (110) bond angle outliers are listed below:

Mol	Chain	Res	Type	Atoms	Z	Observed(°)	Ideal(°)
3	C	258	LEU	CB-CG-CD2	-12.30	90.09	111.00
35	1	255	TYR	CB-CG-CD1	9.98	126.99	121.00
38	4	36	LEU	CB-CG-CD1	-9.88	94.21	111.00
36	2	277	LEU	CA-CB-CG	9.59	137.36	115.30
6	F	126	LEU	CA-CB-CG	9.10	136.22	115.30
7	G	180	ARG	NE-CZ-NH1	-8.80	115.90	120.30
20	W	63	LEU	CA-CB-CG	8.67	135.24	115.30
25	b	48	LEU	CA-CB-CG	8.24	134.25	115.30
29	f	43	LEU	CA-CB-CG	8.22	134.21	115.30
35	1	48	LEU	CA-CB-CG	8.07	133.86	115.30
35	1	164	LEU	CA-CB-CG	7.94	133.57	115.30
31	h	57	ARG	NE-CZ-NH2	-7.92	116.34	120.30
21	X	7	LEU	CA-CB-CG	7.70	133.02	115.30
4	D	56	LEU	CB-CG-CD1	-7.65	97.99	111.00
3	C	62	LEU	CA-CB-CG	7.54	132.64	115.30
40	6	163	LEU	CA-CB-CG	7.52	132.60	115.30
38	4	265	LEU	CA-CB-CG	7.45	132.44	115.30
39	5	629	LEU	CA-CB-CG	7.45	132.44	115.30
39	5	513	LEU	CA-CB-CG	7.39	132.29	115.30
19	U	108	LEU	CA-CB-CG	7.33	132.15	115.30
24	a	94	LEU	CA-CB-CG	7.32	132.14	115.30
35	1	255	TYR	CG-CD1-CE1	7.04	126.93	121.30
7	G	44	LEU	CA-CB-CG	7.03	131.48	115.30
5	E	99	LEU	CA-CB-CG	7.03	131.46	115.30
39	5	62	LEU	CA-CB-CG	6.99	131.38	115.30
38	4	290	LEU	CA-CB-CG	6.98	131.36	115.30
18	S	118	LEU	CA-CB-CG	6.97	131.32	115.30
31	h	57	ARG	NE-CZ-NH1	6.96	123.78	120.30
35	1	297	ARG	NE-CZ-NH2	6.96	123.78	120.30
36	2	199	LEU	CA-CB-CG	6.74	130.80	115.30
35	1	122	LEU	CA-CB-CG	6.55	130.36	115.30
4	D	56	LEU	CA-CB-CG	6.54	130.35	115.30
9	I	200	LEU	CA-CB-CG	6.50	130.25	115.30
23	Z	100	LEU	CA-CB-CG	6.50	130.24	115.30
38	4	350	LEU	CA-CB-CG	6.48	130.21	115.30

Continued on next page...

Continued from previous page...

Mol	Chain	Res	Type	Atoms	Z	Observed(°)	Ideal(°)
1	A	261	MET	CA-CB-CG	6.48	124.31	113.30
40	6	101	LEU	CA-CB-CG	6.47	130.17	115.30
38	4	418	LEU	CA-CB-CG	6.43	130.09	115.30
38	4	283	LEU	CA-CB-CG	6.41	130.05	115.30
35	1	286	LEU	CA-CB-CG	6.31	129.80	115.30
39	5	161	LEU	CA-CB-CG	6.25	129.68	115.30
7	G	229	ARG	NE-CZ-NH1	6.23	123.42	120.30
35	1	308	LEU	CA-CB-CG	6.21	129.57	115.30
11	K	101	ASP	CB-CG-OD1	6.15	123.84	118.30
36	2	4	LEU	CB-CG-CD2	-6.13	100.59	111.00
39	5	68	LEU	CA-CB-CG	6.11	129.36	115.30
38	4	231	LEU	CA-CB-CG	6.08	129.29	115.30
9	I	44	GLY	N-CA-C	-6.08	97.90	113.10
11	K	108	ARG	N-CA-C	-6.04	94.70	111.00
12	L	54	LEU	CA-CB-CG	6.03	129.17	115.30
21	X	96	LEU	CA-CB-CG	6.00	129.10	115.30
27	d	38	LEU	CB-CG-CD2	-5.95	100.88	111.00
1	A	481	LEU	CA-CB-CG	5.88	128.83	115.30
36	2	285	LEU	CA-CB-CG	5.83	128.70	115.30
39	5	53	LEU	CA-CB-CG	5.78	128.58	115.30
38	4	29	LEU	CA-CB-CG	5.77	128.57	115.30
1	A	411	LEU	CA-CB-CG	5.75	128.53	115.30
8	H	124	LEU	CA-CB-CG	5.74	128.51	115.30
35	1	289	LEU	CB-CG-CD2	-5.74	101.24	111.00
38	4	206	LEU	CA-CB-CG	5.71	128.42	115.30
40	6	15	LEU	CA-CB-CG	5.71	128.43	115.30
7	G	94	ASP	CB-CG-OD1	5.70	123.43	118.30
35	1	143	LEU	CA-CB-CG	5.68	128.37	115.30
39	5	342	LEU	CA-CB-CG	5.68	128.36	115.30
2	B	409	ARG	NE-CZ-NH2	5.65	123.13	120.30
38	4	315	LEU	CA-CB-CG	5.63	128.26	115.30
8	H	82	LEU	CA-CB-CG	5.63	128.25	115.30
41	8	20	LEU	CA-CB-CG	5.62	128.24	115.30
39	5	635	MET	CB-CG-SD	-5.62	95.55	112.40
21	X	150	LEU	CA-CB-CG	5.61	128.21	115.30
7	G	180	ARG	NE-CZ-NH2	5.61	123.10	120.30
13	M	76	TYR	N-CA-C	5.60	126.12	111.00
38	4	36	LEU	CA-CB-CG	5.59	128.16	115.30
36	2	266	LEU	CA-CB-CG	5.55	128.07	115.30
38	4	78	LEU	CA-CB-CG	5.53	128.01	115.30
13	M	75	PRO	N-CA-C	5.51	126.43	112.10
36	2	92	LEU	CB-CG-CD1	-5.50	101.65	111.00

Continued on next page...

Continued from previous page...

Mol	Chain	Res	Type	Atoms	Z	Observed(°)	Ideal(°)
40	6	18	LEU	CA-CB-CG	5.48	127.91	115.30
38	4	418	LEU	CB-CG-CD1	-5.46	101.72	111.00
39	5	120	LEU	CA-CB-CG	5.42	127.75	115.30
7	G	200	MET	CA-CB-CG	5.41	122.50	113.30
38	4	283	LEU	CB-CG-CD1	-5.39	101.83	111.00
36	2	71	LEU	CA-CB-CG	5.39	127.69	115.30
20	W	84	ARG	NE-CZ-NH1	-5.38	117.61	120.30
39	5	236	LEU	CA-CB-CG	5.37	127.65	115.30
39	5	236	LEU	CB-CG-CD1	-5.37	101.88	111.00
39	5	384	LEU	CA-CB-CG	5.37	127.64	115.30
11	K	65	ASP	CB-CG-OD2	-5.34	113.49	118.30
38	4	253	LEU	CB-CG-CD1	-5.33	101.93	111.00
9	I	103	TYR	N-CA-C	5.26	125.22	111.00
18	S	126	LEU	CA-CB-CG	5.25	127.39	115.30
21	X	21	LEU	CA-CB-CG	5.25	127.38	115.30
3	C	420	GLU	C-N-CA	5.23	134.78	121.70
7	G	229	ARG	NE-CZ-NH2	-5.23	117.69	120.30
12	L	40	LEU	CB-CG-CD2	-5.23	102.11	111.00
19	U	35	LEU	CA-CB-CG	5.22	127.31	115.30
35	1	272	LEU	CA-CB-CG	5.21	127.29	115.30
10	J	169	ARG	C-N-CA	5.21	134.72	121.70
2	B	420	ASP	CB-CG-OD1	5.20	122.98	118.30
20	W	63	LEU	CB-CG-CD2	-5.20	102.17	111.00
37	3	83	VAL	CG1-CB-CG2	-5.18	102.61	110.90
36	2	215	ALA	N-CA-C	5.16	124.93	111.00
36	2	284	LEU	CB-CG-CD1	-5.16	102.23	111.00
38	4	18	LEU	CB-CG-CD1	-5.15	102.24	111.00
5	E	233	SER	C-N-CA	-5.13	108.86	121.70
32	i	28	LEU	CA-CB-CG	5.13	127.11	115.30
2	B	409	ARG	CG-CD-NE	-5.08	101.14	111.80
18	S	199	LEU	CA-CB-CG	5.05	126.92	115.30
38	4	113	LEU	CA-CB-CG	5.03	126.88	115.30
2	B	113	ARG	NE-CZ-NH1	5.02	122.81	120.30

There are no chirality outliers.

All (21) planarity outliers are listed below:

Mol	Chain	Res	Type	Group
35	1	200	PRO	Peptide
36	2	214	ILE	Peptide
38	4	228	HIS	Peptide
39	5	227	SER	Peptide

Continued on next page...

Continued from previous page...

Mol	Chain	Res	Type	Group
39	5	253	ALA	Peptide
39	5	554	LEU	Peptide
41	8	37	ARG	Sidechain
1	A	222	ASN	Peptide
1	A	247	ALA	Peptide
1	A	67	ARG	Sidechain
3	C	86	ASN	Peptide
8	H	174	ASN	Peptide
8	H	29	ILE	Peptide
10	J	182	GLY	Peptide
11	K	112	ARG	Sidechain
18	S	102	ARG	Sidechain
26	c	18	GLN	Peptide
26	c	23	ARG	Sidechain
31	h	49	ASP	Peptide
32	i	75	ARG	Sidechain
33	j	78	PHE	Peptide

5.2 Too-close contacts [i](#)

Due to software issues we are unable to calculate clashes - this section is therefore empty.

5.3 Torsion angles [i](#)

5.3.1 Protein backbone [i](#)

In the following table, the Percentiles column shows the percent Ramachandran outliers of the chain as a percentile score with respect to all PDB entries followed by that with respect to all EM entries.

The Analysed column shows the number of residues for which the backbone conformation was analysed, and the total number of residues.

Mol	Chain	Analysed	Favoured	Allowed	Outliers	Percentiles	
1	A	690/728 (95%)	638 (92%)	52 (8%)	0	100	100
2	B	454/488 (93%)	425 (94%)	29 (6%)	0	100	100
3	C	436/466 (94%)	402 (92%)	34 (8%)	0	100	100
4	D	84/87 (97%)	80 (95%)	4 (5%)	0	100	100
5	E	345/375 (92%)	323 (94%)	22 (6%)	0	100	100

Continued on next page...

Continued from previous page...

Mol	Chain	Analysed	Favoured	Allowed	Outliers	Percentiles	
6	F	119/144 (83%)	111 (93%)	8 (7%)	0	100	100
7	G	237/281 (84%)	222 (94%)	14 (6%)	1 (0%)	30	64
8	H	214/243 (88%)	191 (89%)	22 (10%)	1 (0%)	25	60
9	I	188/229 (82%)	178 (95%)	10 (5%)	0	100	100
10	J	177/198 (89%)	171 (97%)	6 (3%)	0	100	100
11	K	175/210 (83%)	161 (92%)	14 (8%)	0	100	100
12	L	87/89 (98%)	85 (98%)	2 (2%)	0	100	100
13	M	115/136 (85%)	106 (92%)	7 (6%)	2 (2%)	7	36
14	O	75/109 (69%)	71 (95%)	4 (5%)	0	100	100
15	P	121/124 (98%)	113 (93%)	8 (7%)	0	100	100
16	Q	83/132 (63%)	80 (96%)	3 (4%)	0	100	100
17	R	104/109 (95%)	98 (94%)	6 (6%)	0	100	100
18	S	168/249 (68%)	164 (98%)	4 (2%)	0	100	100
19	U	169/172 (98%)	157 (93%)	12 (7%)	0	100	100
20	W	119/123 (97%)	116 (98%)	3 (2%)	0	100	100
21	X	165/169 (98%)	160 (97%)	5 (3%)	0	100	100
22	Y	121/161 (75%)	113 (93%)	7 (6%)	1 (1%)	16	51
23	Z	179/182 (98%)	165 (92%)	14 (8%)	0	100	100
24	a	122/149 (82%)	111 (91%)	11 (9%)	0	100	100
25	b	62/74 (84%)	61 (98%)	1 (2%)	0	100	100
26	c	42/60 (70%)	37 (88%)	5 (12%)	0	100	100
27	d	88/92 (96%)	86 (98%)	2 (2%)	0	100	100
28	e	50/67 (75%)	48 (96%)	2 (4%)	0	100	100
29	f	78/87 (90%)	75 (96%)	3 (4%)	0	100	100
30	g	74/78 (95%)	66 (89%)	8 (11%)	0	100	100
31	h	134/138 (97%)	127 (95%)	6 (4%)	1 (1%)	19	54
32	i	81/90 (90%)	76 (94%)	5 (6%)	0	100	100
33	j	88/93 (95%)	83 (94%)	5 (6%)	0	100	100
34	n	112/120 (93%)	103 (92%)	9 (8%)	0	100	100
35	1	338/341 (99%)	318 (94%)	20 (6%)	0	100	100
36	2	467/469 (100%)	435 (93%)	30 (6%)	2 (0%)	30	64

Continued on next page...

Continued from previous page...

Mol	Chain	Analysed	Favoured	Allowed	Outliers	Percentiles	
37	3	125/128 (98%)	114 (91%)	11 (9%)	0	100	100
38	4	484/486 (100%)	466 (96%)	18 (4%)	0	100	100
39	5	652/655 (100%)	617 (95%)	34 (5%)	1 (0%)	44	75
40	6	181/185 (98%)	170 (94%)	11 (6%)	0	100	100
41	8	80/99 (81%)	76 (95%)	4 (5%)	0	100	100
42	9	84/89 (94%)	81 (96%)	3 (4%)	0	100	100
All	All	7967/8704 (92%)	7480 (94%)	478 (6%)	9 (0%)	50	80

All (9) Ramachandran outliers are listed below:

Mol	Chain	Res	Type
39	5	555	VAL
13	M	77	ALA
31	h	108	PRO
22	Y	89	ASN
36	2	188	ASP
7	G	94	ASP
8	H	206	PRO
36	2	340	GLN
13	M	73	PRO

5.3.2 Protein sidechains [i](#)

In the following table, the Percentiles column shows the percent sidechain outliers of the chain as a percentile score with respect to all PDB entries followed by that with respect to all EM entries.

The Analysed column shows the number of residues for which the sidechain conformation was analysed, and the total number of residues.

Mol	Chain	Analysed	Rotameric	Outliers	Percentiles	
1	A	565/595 (95%)	565 (100%)	0	100	100
2	B	364/389 (94%)	364 (100%)	0	100	100
3	C	374/394 (95%)	374 (100%)	0	100	100
4	D	68/69 (99%)	68 (100%)	0	100	100
5	E	305/329 (93%)	305 (100%)	0	100	100
6	F	109/129 (84%)	109 (100%)	0	100	100

Continued on next page...

Continued from previous page...

Mol	Chain	Analysed	Rotameric	Outliers	Percentiles	
7	G	216/245 (88%)	216 (100%)	0	100	100
8	H	191/212 (90%)	191 (100%)	0	100	100
9	I	156/187 (83%)	156 (100%)	0	100	100
10	J	130/147 (88%)	130 (100%)	0	100	100
11	K	154/180 (86%)	154 (100%)	0	100	100
12	L	77/77 (100%)	77 (100%)	0	100	100
13	M	97/115 (84%)	97 (100%)	0	100	100
14	O	65/91 (71%)	65 (100%)	0	100	100
15	P	109/110 (99%)	109 (100%)	0	100	100
16	Q	72/111 (65%)	72 (100%)	0	100	100
17	R	97/100 (97%)	97 (100%)	0	100	100
18	S	149/211 (71%)	149 (100%)	0	100	100
19	U	147/148 (99%)	147 (100%)	0	100	100
20	W	100/102 (98%)	100 (100%)	0	100	100
21	X	131/133 (98%)	131 (100%)	0	100	100
22	Y	105/140 (75%)	105 (100%)	0	100	100
23	Z	147/148 (99%)	147 (100%)	0	100	100
24	a	108/129 (84%)	107 (99%)	1 (1%)	75	89
25	b	50/59 (85%)	50 (100%)	0	100	100
26	c	30/45 (67%)	30 (100%)	0	100	100
27	d	83/85 (98%)	83 (100%)	0	100	100
28	e	44/55 (80%)	44 (100%)	0	100	100
29	f	69/73 (94%)	68 (99%)	1 (1%)	62	82
30	g	62/64 (97%)	62 (100%)	0	100	100
31	h	121/123 (98%)	120 (99%)	1 (1%)	79	90
32	i	64/68 (94%)	64 (100%)	0	100	100
33	j	71/73 (97%)	71 (100%)	0	100	100
34	n	98/102 (96%)	98 (100%)	0	100	100
35	1	301/302 (100%)	301 (100%)	0	100	100
36	2	433/433 (100%)	433 (100%)	0	100	100
37	3	113/114 (99%)	113 (100%)	0	100	100

Continued on next page...

Continued from previous page...

Mol	Chain	Analysed	Rotameric	Outliers	Percentiles	
38	4	434/434 (100%)	433 (100%)	1 (0%)	92	97
39	5	579/580 (100%)	579 (100%)	0	100	100
40	6	165/167 (99%)	165 (100%)	0	100	100
41	8	69/76 (91%)	69 (100%)	0	100	100
42	9	73/76 (96%)	73 (100%)	0	100	100
All	All	6895/7420 (93%)	6891 (100%)	4 (0%)	92	98

All (4) residues with a non-rotameric sidechain are listed below:

Mol	Chain	Res	Type
24	a	64	ARG
29	f	41	LYS
31	h	75	PRO
38	4	221	LYS

Sometimes sidechains can be flipped to improve hydrogen bonding and reduce clashes. All (52) such sidechains are listed below:

Mol	Chain	Res	Type
1	A	285	HIS
1	A	398	ASN
2	B	47	ASN
3	C	77	ASN
3	C	120	HIS
3	C	268	ASN
4	D	33	ASN
5	E	127	ASN
5	E	286	HIS
5	E	302	GLN
5	E	317	GLN
6	F	39	HIS
6	F	77	HIS
6	F	106	GLN
7	G	119	GLN
7	G	136	ASN
8	H	174	ASN
8	H	224	GLN
10	J	48	ASN
11	K	100	GLN
11	K	137	GLN

Continued on next page...

Continued from previous page...

Mol	Chain	Res	Type
11	K	158	HIS
13	M	41	ASN
13	M	116	ASN
17	R	105	ASN
18	S	115	HIS
18	S	132	ASN
20	W	53	GLN
21	X	142	ASN
21	X	161	HIS
21	X	168	GLN
22	Y	109	GLN
22	Y	135	HIS
27	d	20	HIS
28	e	11	ASN
28	e	53	HIS
31	h	107	GLN
34	n	95	HIS
35	1	49	GLN
36	2	29	ASN
36	2	110	ASN
36	2	340	GLN
37	3	22	ASN
38	4	335	HIS
38	4	424	GLN
38	4	444	ASN
38	4	480	ASN
39	5	25	GLN
39	5	233	HIS
39	5	331	HIS
40	6	152	ASN
42	9	13	ASN

5.3.3 RNA [i](#)

There are no RNA molecules in this entry.

5.4 Non-standard residues in protein, DNA, RNA chains [i](#)

There are no non-standard protein/DNA/RNA residues in this entry.

5.5 Carbohydrates [i](#)

There are no oligosaccharides in this entry.

5.6 Ligand geometry [i](#)

Of 49 ligands modelled in this entry, 1 is monoatomic - leaving 48 for Mogul analysis.

In the following table, the Counts columns list the number of bonds (or angles) for which Mogul statistics could be retrieved, the number of bonds (or angles) that are observed in the model and the number of bonds (or angles) that are defined in the Chemical Component Dictionary. The Link column lists molecule types, if any, to which the group is linked. The Z score for a bond length (or angle) is the number of standard deviations the observed value is removed from the expected value. A bond length (or angle) with $|Z| > 2$ is considered an outlier worth inspection. RMSZ is the root-mean-square of all Z scores of the bond lengths (or angles).

Mol	Type	Chain	Res	Link	Bond lengths			Bond angles		
					Counts	RMSZ	# $ Z > 2$	Counts	RMSZ	# $ Z > 2$
46	3PE	4	502	-	42,42,50	0.93	4 (9%)	45,47,55	1.14	2 (4%)
50	PLC	K	302	-	38,38,41	1.35	5 (13%)	44,46,49	1.05	2 (4%)
50	PLC	5	803	-	30,30,41	1.47	4 (13%)	36,38,49	1.12	2 (5%)
43	SF4	A	802	1	0,12,12	-	-	-	-	-
50	PLC	1	502	-	34,34,41	1.46	6 (17%)	40,42,49	1.22	2 (5%)
43	SF4	K	301	11	0,12,12	-	-	-	-	-
43	SF4	A	801	1	0,12,12	-	-	-	-	-
46	3PE	4	501	-	41,41,50	0.93	4 (9%)	44,46,55	1.11	2 (4%)
48	CDL	E	403	-	71,71,99	1.04	6 (8%)	77,83,111	1.17	4 (5%)
54	T7X	2	501	-	48,48,61	0.93	2 (4%)	57,60,73	1.41	8 (14%)
46	3PE	4	505	-	50,50,50	0.85	3 (6%)	53,55,55	1.22	2 (3%)
54	T7X	3	201	-	49,49,61	0.93	4 (8%)	59,61,73	1.33	7 (11%)
49	LMN	J	202	-	72,72,72	1.52	9 (12%)	96,98,98	1.72	19 (19%)
48	CDL	4	503	-	91,91,99	0.92	7 (7%)	97,103,111	1.22	6 (6%)
45	FMN	B	502	-	33,33,33	2.81	11 (33%)	48,50,50	1.62	11 (22%)
43	SF4	I	301	9	0,12,12	-	-	-	-	-
50	PLC	W	402	-	41,41,41	1.30	5 (12%)	47,49,49	1.22	3 (6%)
44	FES	H	301	8	0,4,4	-	-	-	-	-
48	CDL	X	201	-	85,85,99	0.92	8 (9%)	91,97,111	1.24	5 (5%)
50	PLC	n	1101	-	41,41,41	1.30	5 (12%)	47,49,49	1.09	2 (4%)
50	PLC	W	401	-	40,40,41	1.31	4 (10%)	46,48,49	1.14	3 (6%)
48	CDL	Z	201	-	75,75,99	0.99	7 (9%)	81,87,111	1.10	4 (4%)
52	ZMP	O	201	14	26,32,36	1.86	6 (23%)	31,39,45	1.93	7 (22%)

Mol	Type	Chain	Res	Link	Bond lengths			Bond angles		
					Counts	RMSZ	# Z > 2	Counts	RMSZ	# Z > 2
53	UQ9	1	501	-	35,35,58	2.48	15 (42%)	42,45,73	1.53	11 (26%)
46	3PE	b	201	-	41,41,50	0.93	4 (9%)	44,46,55	1.20	2 (4%)
46	3PE	g	202	-	42,42,50	0.94	4 (9%)	45,47,55	1.23	2 (4%)
48	CDL	g	201	-	82,82,99	0.95	6 (7%)	88,94,111	1.24	5 (5%)
46	3PE	W	404	-	33,33,50	1.03	4 (12%)	36,38,55	1.12	2 (5%)
49	LMN	j	101	-	68,68,72	1.58	13 (19%)	92,94,98	1.63	15 (16%)
44	FES	A	803	1	0,4,4	-	-	-		
48	CDL	j	102	-	77,77,99	0.99	7 (9%)	83,89,111	1.14	5 (6%)
46	3PE	J	201	-	40,40,50	0.95	4 (10%)	43,45,55	1.22	3 (6%)
46	3PE	5	804	-	50,50,50	0.89	3 (6%)	53,55,55	1.04	2 (3%)
43	SF4	B	501	2	0,12,12	-	-	-		
47	NDP	E	401	-	45,52,52	3.95	18 (40%)	53,80,80	2.31	6 (11%)
52	ZMP	Q	201	16	26,32,36	1.86	6 (23%)	31,39,45	1.84	4 (12%)
54	T7X	5	801	-	43,43,61	1.06	4 (9%)	53,55,73	1.65	10 (18%)
46	3PE	1	503	-	35,35,50	1.01	4 (11%)	38,40,55	1.20	2 (5%)
55	CPL	2	502	-	51,51,51	0.98	4 (7%)	57,59,59	0.93	3 (5%)
54	T7X	2	503	-	52,52,61	0.90	4 (7%)	62,64,73	1.29	5 (8%)
43	SF4	I	302	9	0,12,12	-	-	-		
46	3PE	4	504	-	41,41,50	0.93	4 (9%)	44,46,55	1.08	2 (4%)
46	3PE	C	501	-	50,50,50	0.89	4 (8%)	53,55,55	1.26	3 (5%)
46	3PE	E	402	-	35,35,50	1.03	4 (11%)	38,40,55	1.18	2 (5%)
50	PLC	W	403	-	41,41,41	1.30	4 (9%)	47,49,49	1.07	3 (6%)
46	3PE	5	802	-	41,41,50	0.98	4 (9%)	44,46,55	1.31	3 (6%)
46	3PE	1	504	-	35,35,50	1.01	4 (11%)	38,40,55	1.14	2 (5%)
46	3PE	J	203	-	43,43,50	0.93	4 (9%)	46,48,55	1.17	2 (4%)

In the following table, the Chirals column lists the number of chiral outliers, the number of chiral centers analysed, the number of these observed in the model and the number defined in the Chemical Component Dictionary. Similar counts are reported in the Torsion and Rings columns. '-' means no outliers of that kind were identified.

Mol	Type	Chain	Res	Link	Chirals	Torsions	Rings
46	3PE	4	502	-	-	21/46/46/54	-
50	PLC	K	302	-	-	15/42/42/45	-
50	PLC	5	803	-	-	15/34/34/45	-
43	SF4	A	802	1	-	-	0/6/5/5
50	PLC	1	502	-	-	12/38/38/45	-

Continued on next page...

Continued from previous page...

Mol	Type	Chain	Res	Link	Chirals	Torsions	Rings
46	3PE	4	501	-	-	18/45/45/54	-
43	SF4	A	801	1	-	-	0/6/5/5
48	CDL	E	403	-	-	35/82/82/110	-
43	SF4	K	301	11	-	-	0/6/5/5
54	T7X	2	501	-	-	16/43/67/80	0/1/1/1
46	3PE	4	505	-	-	22/54/54/54	-
54	T7X	3	201	-	-	21/44/68/80	0/1/1/1
49	LMN	J	202	-	-	22/50/130/130	0/4/4/4
48	CDL	4	503	-	-	48/102/102/110	-
45	FMN	B	502	-	-	10/18/18/18	0/3/3/3
50	PLC	W	402	-	-	24/45/45/45	-
43	SF4	I	301	9	-	-	0/6/5/5
44	FES	H	301	8	-	-	0/1/1/1
48	CDL	X	201	-	-	34/96/96/110	-
50	PLC	n	1101	-	-	11/45/45/45	-
50	PLC	W	401	-	-	19/44/44/45	-
48	CDL	Z	201	-	-	43/86/86/110	-
52	ZMP	O	201	14	-	5/37/39/43	-
53	UQ9	1	501	-	-	7/30/54/81	0/1/1/1
46	3PE	b	201	-	-	21/45/45/54	-
46	3PE	g	202	-	-	18/46/46/54	-
48	CDL	g	201	-	-	39/93/93/110	-
46	3PE	W	404	-	-	15/37/37/54	-
49	LMN	j	101	-	-	21/46/126/130	0/4/4/4
44	FES	A	803	1	-	-	0/1/1/1
48	CDL	j	102	-	-	32/88/88/110	-
46	3PE	J	201	-	-	13/44/44/54	-
46	3PE	5	804	-	-	12/54/54/54	-
52	ZMP	Q	201	16	-	10/37/39/43	-
47	NDP	E	401	-	-	13/30/77/77	0/5/5/5
43	SF4	B	501	2	-	-	0/6/5/5
54	T7X	5	801	-	-	15/38/62/80	0/1/1/1
46	3PE	1	503	-	-	21/39/39/54	-
55	CPL	2	502	-	-	31/55/55/55	-
54	T7X	2	503	-	-	12/47/71/80	0/1/1/1

Continued on next page...

Continued from previous page...

Mol	Type	Chain	Res	Link	Chirals	Torsions	Rings
43	SF4	I	302	9	-	-	0/6/5/5
46	3PE	4	504	-	-	23/45/45/54	-
46	3PE	C	501	-	-	28/54/54/54	-
46	3PE	E	402	-	-	14/39/39/54	-
50	PLC	W	403	-	-	18/45/45/45	-
46	3PE	5	802	-	-	19/45/45/54	-
46	3PE	1	504	-	-	21/39/39/54	-
46	3PE	J	203	-	-	21/47/47/54	-

All (228) bond length outliers are listed below:

Mol	Chain	Res	Type	Atoms	Z	Observed(Å)	Ideal(Å)
47	E	401	NDP	O4B-C1B	13.51	1.59	1.41
47	E	401	NDP	C6N-C5N	12.21	1.55	1.33
53	1	501	UQ9	C6-C1	9.39	1.52	1.35
45	B	502	FMN	C4A-N5	7.65	1.45	1.30
47	E	401	NDP	O4D-C1D	7.48	1.59	1.42
47	E	401	NDP	C2D-C1D	-7.37	1.29	1.53
47	E	401	NDP	O4D-C4D	-7.14	1.29	1.45
47	E	401	NDP	O4B-C4B	-6.51	1.30	1.45
45	B	502	FMN	C10-N1	6.36	1.46	1.33
52	Q	201	ZMP	C16-N2	5.70	1.46	1.33
49	J	202	LMN	O1-C1	-5.39	1.31	1.40
52	O	201	ZMP	C16-N2	5.38	1.45	1.33
52	O	201	ZMP	C13-N1	5.30	1.45	1.33
52	Q	201	ZMP	C13-N1	5.25	1.45	1.33
49	j	101	LMN	O1-C1	-5.10	1.31	1.40
49	j	101	LMN	O5-C1	5.09	1.54	1.41
49	J	202	LMN	O5-C1	5.06	1.54	1.41
45	B	502	FMN	C2-N1	5.02	1.48	1.36
45	B	502	FMN	C5A-N5	5.02	1.49	1.39
47	E	401	NDP	C2N-C3N	4.96	1.48	1.34
45	B	502	FMN	C9A-N10	4.78	1.49	1.41
45	B	502	FMN	C2-N3	4.37	1.49	1.39
47	E	401	NDP	O2D-C2D	4.24	1.53	1.43
53	1	501	UQ9	C4-C3	4.01	1.52	1.36
47	E	401	NDP	P2B-O2B	3.98	1.66	1.59
50	W	403	PLC	O2-C'	3.74	1.44	1.34
47	E	401	NDP	C4N-C3N	3.74	1.57	1.49
45	B	502	FMN	C10-N10	3.72	1.45	1.37
50	1	502	PLC	O2-C'	3.56	1.44	1.34

Continued on next page...

Continued from previous page...

Mol	Chain	Res	Type	Atoms	Z	Observed(Å)	Ideal(Å)
47	E	401	NDP	C7N-N7N	3.45	1.42	1.33
50	W	401	PLC	O2-C'	3.42	1.43	1.34
50	n	1101	PLC	O2-C'	3.41	1.43	1.34
50	W	402	PLC	O2-C'	3.37	1.43	1.34
50	K	302	PLC	O2-C'	3.37	1.43	1.34
50	1	502	PLC	O3-CB	3.37	1.43	1.33
45	B	502	FMN	C4-N3	3.36	1.45	1.38
50	5	803	PLC	O2-C'	3.28	1.43	1.34
50	n	1101	PLC	O3-CB	3.28	1.42	1.33
50	W	401	PLC	O3-CB	3.24	1.42	1.33
50	W	403	PLC	O3-CB	3.21	1.42	1.33
50	5	803	PLC	O3-CB	3.15	1.42	1.33
50	K	302	PLC	O3-CB	3.12	1.42	1.33
50	W	402	PLC	O3-CB	3.06	1.42	1.33
47	E	401	NDP	C6A-N6A	3.05	1.45	1.34
45	B	502	FMN	O2-C2	-3.04	1.18	1.24
49	J	202	LMN	OBY-CCR	3.00	1.49	1.41
48	g	201	CDL	OA6-CA4	-2.97	1.39	1.46
49	j	101	LMN	OBZ-CCS	2.94	1.49	1.41
47	E	401	NDP	C5A-C4A	-2.94	1.33	1.40
49	J	202	LMN	O4-C4	2.94	1.51	1.43
48	j	102	CDL	OA6-CA4	-2.92	1.39	1.46
53	1	501	UQ9	C11-C9	2.91	1.57	1.51
53	1	501	UQ9	C16-C14	2.89	1.57	1.51
49	J	202	LMN	CBT-CCM	2.87	1.60	1.53
53	1	501	UQ9	C21-C19	2.81	1.57	1.51
47	E	401	NDP	C6N-N1N	2.81	1.44	1.37
45	B	502	FMN	O4-C4	-2.80	1.18	1.23
46	C	501	3PE	O31-C3	-2.80	1.38	1.45
49	j	101	LMN	CBT-CCM	2.79	1.59	1.53
49	j	101	LMN	CBS-CCM	2.79	1.59	1.53
48	j	102	CDL	OB6-CB4	-2.78	1.39	1.46
49	j	101	LMN	OBY-CCR	2.77	1.48	1.41
46	5	804	3PE	O21-C2	-2.76	1.39	1.46
48	4	503	CDL	OB6-CB4	-2.76	1.39	1.46
52	O	201	ZMP	O5-C21	-2.75	1.38	1.44
46	J	203	3PE	O21-C2	-2.74	1.39	1.46
49	J	202	LMN	OBZ-CCS	2.69	1.48	1.41
46	J	201	3PE	O21-C2	-2.67	1.39	1.46
48	Z	201	CDL	OB6-CB4	-2.67	1.39	1.46
49	J	202	LMN	OBY-CCC	2.66	1.50	1.44
48	E	403	CDL	OA8-CA7	2.63	1.41	1.33

Continued on next page...

Continued from previous page...

Mol	Chain	Res	Type	Atoms	Z	Observed(Å)	Ideal(Å)
48	X	201	CDL	OB6-CB4	-2.60	1.40	1.46
46	4	505	3PE	O21-C2	-2.60	1.40	1.46
48	E	403	CDL	OA6-CA4	-2.60	1.40	1.46
46	C	501	3PE	O21-C2	-2.59	1.40	1.46
46	4	501	3PE	O21-C2	-2.58	1.40	1.46
54	3	201	T7X	O16-C8	-2.58	1.40	1.46
46	5	802	3PE	O21-C2	-2.57	1.40	1.46
50	5	803	PLC	O2-C2	-2.56	1.40	1.46
54	2	503	T7X	O16-C8	-2.56	1.40	1.46
53	1	501	UQ9	O5-C5	-2.56	1.17	1.23
48	g	201	CDL	OA8-CA7	2.56	1.40	1.33
50	W	402	PLC	O2-C2	-2.56	1.40	1.46
48	4	503	CDL	OA8-CA7	2.56	1.40	1.33
52	Q	201	ZMP	C9-C10	2.55	1.53	1.50
46	5	802	3PE	O31-C3	-2.54	1.39	1.45
48	4	503	CDL	OA6-CA4	-2.54	1.40	1.46
55	2	502	CPL	O2-C2	-2.54	1.40	1.46
47	E	401	NDP	C4N-C5N	2.54	1.55	1.48
53	1	501	UQ9	O4-C4M	-2.54	1.39	1.45
54	2	503	T7X	O18-C11	2.54	1.40	1.33
48	g	201	CDL	OB8-CB7	2.52	1.40	1.33
46	E	402	3PE	O21-C2	-2.52	1.40	1.46
48	E	403	CDL	OB6-CB4	-2.51	1.40	1.46
46	g	202	3PE	O21-C2	-2.51	1.40	1.46
48	Z	201	CDL	OA6-CA4	-2.51	1.40	1.46
49	j	101	LMN	OBX-CCJ	2.51	1.48	1.41
48	g	201	CDL	OB6-CB4	-2.50	1.40	1.46
53	1	501	UQ9	C26-C24	2.50	1.56	1.51
46	4	504	3PE	O21-C2	-2.49	1.40	1.46
54	5	801	T7X	O16-C10	2.49	1.41	1.34
48	E	403	CDL	OB8-CB7	2.48	1.40	1.33
46	W	404	3PE	O31-C31	2.46	1.40	1.33
48	j	102	CDL	OB8-CB7	2.46	1.40	1.33
46	1	503	3PE	O21-C2	-2.46	1.40	1.46
49	j	101	LMN	CBR-CCM	2.45	1.58	1.54
46	b	201	3PE	O21-C2	-2.44	1.40	1.46
54	5	801	T7X	O18-C9	-2.44	1.39	1.45
46	J	203	3PE	O31-C31	2.44	1.40	1.33
46	4	502	3PE	O31-C3	-2.41	1.39	1.45
46	4	502	3PE	O21-C2	-2.41	1.40	1.46
53	1	501	UQ9	C7-C8	2.40	1.54	1.50
53	1	501	UQ9	C6-C5	2.40	1.53	1.46

Continued on next page...

Continued from previous page...

Mol	Chain	Res	Type	Atoms	Z	Observed(Å)	Ideal(Å)
52	O	201	ZMP	C10-S1	2.39	1.81	1.76
46	W	404	3PE	O21-C2	-2.39	1.40	1.46
50	W	401	PLC	O2-C2	-2.39	1.40	1.46
53	1	501	UQ9	O2-C2	-2.39	1.18	1.23
54	2	501	T7X	O16-C10	2.37	1.41	1.34
50	K	302	PLC	O2-C2	-2.37	1.40	1.46
48	j	102	CDL	OA8-CA7	2.37	1.40	1.33
49	j	101	LMN	O4-C4	2.37	1.50	1.43
46	1	504	3PE	O31-C31	2.37	1.40	1.33
46	1	504	3PE	O21-C2	-2.37	1.40	1.46
54	2	501	T7X	O18-C11	2.37	1.40	1.33
47	E	401	NDP	O3B-C3B	-2.37	1.37	1.43
48	Z	201	CDL	OB8-CB6	-2.36	1.39	1.45
53	1	501	UQ9	O3-C3M	-2.36	1.39	1.45
55	2	502	CPL	O3-C3	-2.36	1.39	1.45
52	O	201	ZMP	O2-C13	-2.35	1.18	1.23
47	E	401	NDP	C5D-C4D	2.34	1.58	1.51
54	5	801	T7X	O18-C11	2.34	1.40	1.33
53	1	501	UQ9	C22-C23	2.34	1.58	1.50
46	5	804	3PE	O31-C31	2.34	1.40	1.33
50	1	502	PLC	O2-C2	-2.33	1.40	1.46
46	4	502	3PE	O31-C31	2.33	1.40	1.33
46	5	802	3PE	O31-C31	2.33	1.40	1.33
50	K	302	PLC	P-O3P	2.33	1.68	1.59
46	E	402	3PE	O31-C3	-2.32	1.39	1.45
48	X	201	CDL	OA8-CA6	-2.32	1.39	1.45
46	4	504	3PE	O31-C31	2.31	1.40	1.33
54	3	201	T7X	O18-C11	2.31	1.40	1.33
52	Q	201	ZMP	O2-C13	-2.30	1.18	1.23
48	4	503	CDL	OB8-CB7	2.30	1.40	1.33
48	X	201	CDL	OA6-CA5	2.29	1.40	1.34
52	O	201	ZMP	O3-C16	-2.29	1.18	1.23
48	Z	201	CDL	OA8-CA7	2.29	1.40	1.33
46	b	201	3PE	O31-C31	2.28	1.40	1.33
46	4	502	3PE	O21-C21	2.28	1.40	1.34
48	X	201	CDL	OB8-CB7	2.28	1.40	1.33
48	X	201	CDL	OB8-CB6	-2.28	1.40	1.45
46	g	202	3PE	O31-C31	2.27	1.40	1.33
48	X	201	CDL	OA6-CA4	-2.27	1.40	1.46
50	W	403	PLC	P-O4P	2.27	1.68	1.59
53	1	501	UQ9	C7-C6	2.27	1.55	1.51
46	1	503	3PE	O21-C21	2.26	1.40	1.34

Continued on next page...

Continued from previous page...

Mol	Chain	Res	Type	Atoms	Z	Observed(Å)	Ideal(Å)
53	1	501	UQ9	C12-C13	2.26	1.57	1.50
52	Q	201	ZMP	C10-S1	2.26	1.81	1.76
48	E	403	CDL	OB6-CB5	2.25	1.40	1.34
49	J	202	LMN	CBQ-CCM	2.25	1.58	1.54
46	5	804	3PE	O31-C3	-2.25	1.40	1.45
46	4	501	3PE	O31-C31	2.25	1.39	1.33
46	5	802	3PE	O21-C21	2.24	1.40	1.34
48	j	102	CDL	OA8-CA6	-2.24	1.40	1.45
50	1	502	PLC	P-O3P	2.24	1.68	1.59
54	3	201	T7X	O18-C9	-2.23	1.40	1.45
46	1	503	3PE	O31-C31	2.23	1.39	1.33
46	4	504	3PE	O31-C3	-2.23	1.40	1.45
46	b	201	3PE	O31-C3	-2.23	1.40	1.45
46	4	501	3PE	O31-C3	-2.23	1.40	1.45
45	B	502	FMN	C7M-C7	2.23	1.55	1.51
46	4	505	3PE	O31-C31	2.22	1.39	1.33
52	Q	201	ZMP	O3-C16	-2.22	1.19	1.23
48	E	403	CDL	OA6-CA5	2.22	1.40	1.34
46	4	505	3PE	O31-C3	-2.22	1.40	1.45
46	1	504	3PE	O31-C3	-2.22	1.40	1.45
48	Z	201	CDL	OB8-CB7	2.21	1.39	1.33
48	4	503	CDL	OB8-CB6	-2.21	1.40	1.45
50	n	1101	PLC	O2-C2	-2.21	1.41	1.46
46	J	201	3PE	O31-C31	2.21	1.39	1.33
55	2	502	CPL	O3-C11	2.20	1.39	1.33
48	X	201	CDL	OA8-CA7	2.20	1.39	1.33
55	2	502	CPL	O2-C31	2.20	1.40	1.34
46	1	504	3PE	O21-C21	2.20	1.40	1.34
47	E	401	NDP	C2A-N3A	2.20	1.35	1.32
48	g	201	CDL	OB6-CB5	2.18	1.40	1.34
49	j	101	LMN	CBQ-CCM	2.17	1.58	1.54
46	g	202	3PE	O31-C3	-2.17	1.40	1.45
46	W	404	3PE	O21-C21	2.17	1.40	1.34
50	1	502	PLC	C8-N	-2.17	1.43	1.50
46	E	402	3PE	O31-C31	2.17	1.39	1.33
46	b	201	3PE	O21-C21	2.17	1.40	1.34
50	5	803	PLC	P-O3P	2.16	1.68	1.59
46	J	203	3PE	O21-C21	2.16	1.40	1.34
46	J	201	3PE	O31-C3	-2.15	1.40	1.45
46	1	503	3PE	O31-C3	-2.14	1.40	1.45
48	Z	201	CDL	OA8-CA6	-2.14	1.40	1.45
46	4	504	3PE	O21-C21	2.13	1.40	1.34

Continued on next page...

Continued from previous page...

Mol	Chain	Res	Type	Atoms	Z	Observed(Å)	Ideal(Å)
48	4	503	CDL	OA6-CA5	2.13	1.40	1.34
46	E	402	3PE	O21-C21	2.12	1.40	1.34
50	n	1101	PLC	P-O3P	2.11	1.67	1.59
54	2	503	T7X	O16-C10	2.11	1.40	1.34
54	5	801	T7X	P1-O1	2.10	1.66	1.60
46	W	404	3PE	O31-C3	-2.08	1.40	1.45
48	j	102	CDL	OB6-CB5	2.08	1.40	1.34
49	J	202	LMN	CBS-CCM	2.08	1.58	1.53
46	C	501	3PE	O31-C31	2.07	1.39	1.33
50	W	402	PLC	P-O4P	2.07	1.67	1.59
48	j	102	CDL	OB8-CB6	-2.07	1.40	1.45
49	j	101	LMN	OAN-CCH	2.07	1.47	1.43
48	g	201	CDL	OA8-CA6	-2.06	1.40	1.45
50	W	402	PLC	P-O3P	2.06	1.67	1.59
50	n	1101	PLC	P-O4P	2.06	1.67	1.59
48	Z	201	CDL	OA6-CA5	2.05	1.40	1.34
50	K	302	PLC	P-O4P	2.05	1.67	1.59
54	3	201	T7X	O16-C10	2.04	1.40	1.34
46	J	201	3PE	O21-C21	2.04	1.40	1.34
46	4	501	3PE	O21-C21	2.04	1.40	1.34
48	4	503	CDL	OA8-CA6	-2.04	1.40	1.45
50	W	403	PLC	P-O3P	2.03	1.67	1.59
46	J	203	3PE	O31-C3	-2.03	1.40	1.45
46	g	202	3PE	O21-C21	2.03	1.40	1.34
48	X	201	CDL	OB6-CB5	2.02	1.40	1.34
50	W	401	PLC	P-O3P	2.02	1.67	1.59
50	1	502	PLC	P-O4P	2.02	1.67	1.59
46	C	501	3PE	O21-C21	2.02	1.40	1.34
49	j	101	LMN	OCB-CCQ	2.02	1.49	1.43
54	2	503	T7X	O18-C9	-2.01	1.40	1.45
49	j	101	LMN	OBY-CCC	2.00	1.49	1.44

All (185) bond angle outliers are listed below:

Mol	Chain	Res	Type	Atoms	Z	Observed(°)	Ideal(°)
47	E	401	NDP	C5A-C6A-N6A	9.69	135.07	120.35
47	E	401	NDP	C1B-N9A-C4A	-8.46	111.77	126.64
52	Q	201	ZMP	C9-C10-S1	6.79	121.36	113.46
47	E	401	NDP	N6A-C6A-N1A	-6.64	104.79	118.57
52	O	201	ZMP	C9-C10-S1	6.29	120.78	113.46
49	j	101	LMN	CBR-CBL-CBJ	6.23	131.75	113.19
54	5	801	T7X	O16-C10-C12	6.12	124.70	111.50

Continued on next page...

Continued from previous page...

Mol	Chain	Res	Type	Atoms	Z	Observed(°)	Ideal(°)
47	E	401	NDP	N3A-C2A-N1A	-5.71	119.75	128.68
50	W	402	PLC	O2-C'-C1'	5.46	123.28	111.50
49	J	202	LMN	CBR-CBL-CBJ	5.16	128.57	113.19
50	1	502	PLC	O2-C'-C1'	4.99	122.26	111.50
46	g	202	3PE	O21-C21-C22	4.89	122.05	111.50
49	j	101	LMN	OCB-CCQ-CCH	4.68	119.73	107.28
46	4	505	3PE	O21-C21-C22	4.65	121.52	111.50
46	5	802	3PE	O21-C21-C22	4.56	121.33	111.50
46	1	503	3PE	O21-C21-C22	4.55	121.32	111.50
48	4	503	CDL	OB6-CB5-C51	4.52	121.25	111.50
46	J	203	3PE	O21-C21-C22	4.35	120.89	111.50
48	g	201	CDL	OB6-CB5-C51	4.34	120.86	111.50
48	X	201	CDL	OB6-CB5-C51	4.34	120.85	111.50
49	J	202	LMN	CCL-CCH-CCQ	4.32	119.55	109.68
48	Z	201	CDL	OB6-CB5-C51	4.29	120.75	111.50
49	J	202	LMN	O3-C3-C2	-4.26	100.50	110.35
54	2	501	T7X	O16-C10-C12	4.23	120.61	111.50
50	5	803	PLC	O2-C'-C1'	4.19	120.53	111.50
50	K	302	PLC	O2-C'-C1'	4.12	120.38	111.50
46	E	402	3PE	O21-C21-C22	4.11	120.36	111.50
46	1	504	3PE	O21-C21-C22	4.10	120.33	111.50
49	J	202	LMN	OBZ-CCD-CCO	4.05	117.04	109.69
49	j	101	LMN	CCJ-CCL-CCH	4.04	118.41	110.00
49	J	202	LMN	CCW-CCU-CCO	4.04	117.87	110.82
48	4	503	CDL	OA6-CA5-C11	4.03	120.18	111.50
48	Z	201	CDL	OA6-CA5-C11	3.98	120.08	111.50
46	4	502	3PE	O21-C21-C22	3.93	119.97	111.50
46	C	501	3PE	O21-C21-C22	3.92	119.95	111.50
54	2	503	T7X	O16-C10-C12	3.92	119.94	111.50
54	2	503	T7X	C6-C1-C2	3.91	116.50	110.85
46	b	201	3PE	O21-C21-C22	3.86	119.81	111.50
52	O	201	ZMP	O1-C10-C9	-3.84	119.45	123.99
49	J	202	LMN	CCU-CCO-CCD	3.84	117.09	110.24
49	J	202	LMN	C2-C3-C4	3.84	118.44	109.68
46	J	201	3PE	O21-C21-C22	3.83	119.75	111.50
45	B	502	FMN	C4-N3-C2	-3.82	118.59	125.64
46	W	404	3PE	O21-C21-C22	3.81	119.70	111.50
50	n	1101	PLC	O2-C'-C1'	3.80	119.70	111.50
48	g	201	CDL	OA6-CA5-C11	3.80	119.69	111.50
55	2	502	CPL	O2-C31-C32	3.77	119.62	111.50
48	E	403	CDL	OA6-CA5-C11	3.76	119.60	111.50
48	E	403	CDL	OB6-CB5-C51	3.75	119.59	111.50

Continued on next page...

Continued from previous page...

Mol	Chain	Res	Type	Atoms	Z	Observed(°)	Ideal(°)
46	4	501	3PE	O21-C21-C22	3.74	119.55	111.50
46	C	501	3PE	O31-C31-C32	3.73	123.62	111.91
46	5	802	3PE	C3-C2-C1	-3.68	103.08	111.79
54	3	201	T7X	C6-C1-C2	3.68	116.15	110.85
49	j	101	LMN	CCW-CCU-CCO	3.65	117.20	110.82
52	Q	201	ZMP	O1-C10-S1	-3.65	117.87	122.61
54	3	201	T7X	O16-C10-C12	3.62	119.30	111.50
45	B	502	FMN	C7M-C7-C6	-3.61	112.82	119.49
49	J	202	LMN	O4-CCR-CCV	3.60	117.42	108.10
50	W	401	PLC	O2-C'-C1'	3.60	119.25	111.50
46	4	504	3PE	O21-C21-C22	3.59	119.24	111.50
49	J	202	LMN	CCJ-CCL-CCH	3.57	117.44	110.00
46	5	804	3PE	O21-C21-C22	3.56	119.17	111.50
48	j	102	CDL	OB6-CB5-C51	3.56	119.17	111.50
52	O	201	ZMP	C11-C12-N1	-3.55	104.95	112.42
54	5	801	T7X	O1-C1-C2	3.54	116.91	108.66
48	j	102	CDL	OA6-CA5-C11	3.50	119.05	111.50
54	2	501	T7X	C6-C1-C2	3.49	115.89	110.85
54	2	501	T7X	O18-C11-C31	3.40	122.57	111.91
48	4	503	CDL	OB8-CB7-C71	3.39	122.53	111.91
48	X	201	CDL	OA6-CA5-C11	3.32	118.66	111.50
53	1	501	UQ9	C12-C13-C14	-3.32	119.66	127.66
49	j	101	LMN	OBX-CCJ-CCL	3.30	117.33	110.35
49	J	202	LMN	CCV-CCT-CCN	3.29	116.56	110.82
45	B	502	FMN	C7M-C7-C8	3.29	127.47	120.74
46	J	201	3PE	O31-C31-C32	3.29	122.22	111.91
45	B	502	FMN	O4-C4-C4A	-3.25	117.99	126.60
49	j	101	LMN	C2-C3-C4	3.19	116.95	109.68
54	3	201	T7X	C12-C13-C14	-3.18	107.56	113.23
48	g	201	CDL	OB8-CB7-C71	3.16	121.84	111.91
48	E	403	CDL	OB8-CB7-C71	3.11	121.68	111.91
54	3	201	T7X	C3-C2-C1	3.08	116.71	109.68
53	1	501	UQ9	C25-C24-C26	3.05	120.40	115.27
54	2	501	T7X	C5-C6-C1	3.04	116.62	109.68
48	E	403	CDL	OA8-CA7-C31	3.02	121.38	111.91
52	O	201	ZMP	C15-N2-C16	-3.01	117.21	122.59
46	g	202	3PE	O31-C31-C32	3.01	121.36	111.91
54	5	801	T7X	O18-C11-C31	3.01	121.34	111.91
50	W	403	PLC	O3-CB-C1B	2.95	121.16	111.91
54	3	201	T7X	C5-C6-C1	2.94	116.40	109.68
45	B	502	FMN	C5'-C4'-C3'	-2.87	106.66	112.20
50	1	502	PLC	O3-CB-C1B	2.86	120.89	111.91

Continued on next page...

Continued from previous page...

Mol	Chain	Res	Type	Atoms	Z	Observed(°)	Ideal(°)
48	4	503	CDL	OA8-CA7-C31	2.86	120.87	111.91
54	2	503	T7X	C5-C6-C1	2.85	116.19	109.68
49	j	101	LMN	CCJ-OBX-CCF	2.83	119.24	113.69
54	2	503	T7X	C3-C2-C1	2.81	116.10	109.68
53	1	501	UQ9	C7-C8-C9	-2.80	122.13	126.79
53	1	501	UQ9	C20-C19-C21	2.79	119.96	115.27
48	X	201	CDL	OA8-CA7-C31	2.79	120.65	111.91
46	5	802	3PE	O31-C31-C32	2.78	120.62	111.91
49	J	202	LMN	CCR-O4-C4	-2.77	111.11	117.96
54	2	501	T7X	C6-C5-C4	2.77	115.65	110.82
54	5	801	T7X	C6-C5-C4	2.76	115.64	110.82
45	B	502	FMN	C4A-C4-N3	2.76	120.19	113.19
49	j	101	LMN	O1-C1-C2	2.75	112.60	108.30
49	j	101	LMN	OAN-CCH-CCL	-2.75	103.98	110.35
50	n	1101	PLC	O3-CB-C1B	2.75	120.55	111.91
50	W	401	PLC	C3-C2-C1	-2.75	105.28	111.79
46	J	203	3PE	O31-C31-C32	2.74	120.50	111.91
54	3	201	T7X	O18-C11-C31	2.74	120.50	111.91
52	Q	201	ZMP	O1-C10-C9	-2.73	120.77	123.99
45	B	502	FMN	C5A-C9A-N10	2.73	120.77	117.95
53	1	501	UQ9	C1M-C1-C6	-2.71	119.97	124.40
54	2	501	T7X	C3-C2-C1	2.71	115.86	109.68
45	B	502	FMN	C9A-C5A-N5	-2.70	119.49	122.43
49	J	202	LMN	C1-C2-C3	2.68	115.58	110.00
49	J	202	LMN	O4-C4-C3	2.67	114.38	107.28
49	j	101	LMN	CCS-CCW-CCU	2.67	115.55	110.00
46	W	404	3PE	O31-C31-C32	2.66	120.25	111.91
50	K	302	PLC	O3-CB-C1B	2.64	120.19	111.91
50	W	401	PLC	O3-CB-C1B	2.64	120.18	111.91
53	1	501	UQ9	C27-C26-C24	-2.61	110.35	114.62
48	j	102	CDL	CB2-C1-CA2	-2.60	105.13	112.79
45	B	502	FMN	C4-C4A-C10	2.58	121.13	116.79
46	4	505	3PE	O31-C31-C32	2.58	120.00	111.91
48	Z	201	CDL	OA8-CA7-C31	2.57	119.98	111.91
50	W	403	PLC	O2-C'-C1'	2.57	117.04	111.50
48	X	201	CDL	OB8-CB7-C71	2.55	119.92	111.91
48	j	102	CDL	OB8-CB7-C71	2.54	119.89	111.91
46	1	504	3PE	O31-C31-C32	2.54	119.88	111.91
49	j	101	LMN	O5-C1-C2	-2.54	104.97	110.35
52	O	201	ZMP	C17-C16-N2	2.52	121.60	116.58
49	J	202	LMN	CCS-OCB-CCQ	-2.51	111.76	117.96
54	3	201	T7X	C6-C5-C4	2.51	115.20	110.82

Continued on next page...

Continued from previous page...

Mol	Chain	Res	Type	Atoms	Z	Observed(°)	Ideal(°)
46	1	503	3PE	O31-C31-C32	2.50	119.75	111.91
47	E	401	NDP	C5B-C4B-C3B	-2.48	105.87	115.18
46	b	201	3PE	O31-C31-C32	2.48	119.68	111.91
48	g	201	CDL	OA8-CA7-C31	2.44	119.55	111.91
50	W	402	PLC	O3-CB-C1B	2.43	119.54	111.91
48	Z	201	CDL	OB8-CB7-C71	2.43	119.54	111.91
54	5	801	T7X	P1-O1-C1	2.43	128.24	119.41
46	5	804	3PE	O31-C31-C32	2.43	119.52	111.91
46	4	501	3PE	O31-C31-C32	2.43	119.52	111.91
50	5	803	PLC	O3-CB-C1B	2.42	119.50	111.91
46	4	504	3PE	O31-C31-C32	2.41	119.48	111.91
54	5	801	T7X	O18-C9-C8	2.40	115.42	108.43
54	2	503	T7X	O18-C11-C31	2.38	119.38	111.91
54	5	801	T7X	O16-C8-C7	2.36	116.96	108.40
49	j	101	LMN	OBZ-CCS-CCW	2.36	115.34	110.35
53	1	501	UQ9	C17-C18-C19	-2.36	121.98	127.66
49	j	101	LMN	CCL-CCH-CCQ	2.33	115.00	109.68
47	E	401	NDP	PN-O3-PA	-2.32	124.86	132.83
49	j	101	LMN	CCS-OBZ-CCD	2.31	118.23	113.69
48	g	201	CDL	CA4-OA6-CA5	-2.31	112.11	117.79
54	2	501	T7X	C8-O16-C10	2.31	123.47	117.79
46	4	502	3PE	O31-C31-C32	2.30	119.14	111.91
45	B	502	FMN	C4A-C10-N1	-2.30	119.40	124.73
49	J	202	LMN	OBY-CCC-CCN	2.28	113.84	109.69
53	1	501	UQ9	C22-C23-C24	-2.25	122.25	127.66
50	W	403	PLC	C2-O2-C'	2.24	123.32	117.79
54	5	801	T7X	C13-C12-C10	-2.23	105.50	113.62
53	1	501	UQ9	C15-C14-C16	2.23	119.03	115.27
49	J	202	LMN	O4-C4-C5	-2.23	103.34	109.45
46	E	402	3PE	O31-C31-C32	2.23	118.90	111.91
55	2	502	CPL	O3-C11-C12	2.19	118.79	111.91
52	O	201	ZMP	O1-C10-S1	-2.19	119.77	122.61
48	X	201	CDL	CB6-CB4-CB3	-2.17	106.65	111.79
46	J	201	3PE	C2-O21-C21	-2.16	112.46	117.79
48	j	102	CDL	OA8-CA7-C31	2.15	118.64	111.91
50	W	402	PLC	O2-C'-O'	-2.13	118.55	123.70
54	5	801	T7X	C3-C2-C1	2.13	114.55	109.68
49	J	202	LMN	CCS-OBZ-CCD	2.10	117.81	113.69
46	C	501	3PE	C33-C32-C31	-2.10	105.99	113.62
49	J	202	LMN	CBL-CBR-CCM	-2.09	110.42	117.16
53	1	501	UQ9	C21-C22-C23	-2.09	105.00	111.88
48	4	503	CDL	OB8-CB7-OB9	-2.07	118.37	123.59

Continued on next page...

Continued from previous page...

Mol	Chain	Res	Type	Atoms	Z	Observed(°)	Ideal(°)
53	1	501	UQ9	C10-C9-C11	2.07	118.75	115.27
55	2	502	CPL	C14-C13-C12	-2.05	105.81	113.19
45	B	502	FMN	C9-C9A-N10	-2.04	119.07	121.84
54	5	801	T7X	O16-C10-O17	-2.04	118.76	123.70
52	Q	201	ZMP	C14-C15-N2	-2.04	107.78	111.90
48	4	503	CDL	OB6-CB5-OB7	-2.03	118.80	123.70
52	O	201	ZMP	O3-C16-N2	-2.02	118.65	122.99
49	J	202	LMN	OCB-CCS-CCW	2.02	113.34	108.10
54	2	501	T7X	C12-C13-C14	-2.02	109.63	113.23
49	j	101	LMN	O5-C5-C4	2.02	114.01	109.75

There are no chirality outliers.

All (815) torsion outliers are listed below:

Mol	Chain	Res	Type	Atoms
45	B	502	FMN	N10-C1'-C2'-O2'
45	B	502	FMN	N10-C1'-C2'-C3'
45	B	502	FMN	C1'-C2'-C3'-O3'
45	B	502	FMN	C1'-C2'-C3'-C4'
45	B	502	FMN	O2'-C2'-C3'-O3'
45	B	502	FMN	O2'-C2'-C3'-C4'
45	B	502	FMN	O3'-C3'-C4'-C5'
46	C	501	3PE	C1-O11-P-O12
46	C	501	3PE	C1-O11-P-O13
46	C	501	3PE	C1-O11-P-O14
46	C	501	3PE	O13-C11-C12-N
46	E	402	3PE	C1-O11-P-O14
46	E	402	3PE	O13-C11-C12-N
46	J	201	3PE	C1-O11-P-O14
46	J	201	3PE	O13-C11-C12-N
46	J	203	3PE	C22-C21-O21-C2
46	W	404	3PE	C1-O11-P-O12
46	W	404	3PE	C1-O11-P-O14
46	W	404	3PE	C11-O13-P-O14
46	W	404	3PE	O13-C11-C12-N
46	b	201	3PE	C1-O11-P-O14
46	b	201	3PE	O11-C1-C2-O21
46	g	202	3PE	C1-O11-P-O14
46	g	202	3PE	C22-C21-O21-C2
46	1	503	3PE	C1-O11-P-O12
46	1	503	3PE	C1-O11-P-O13
46	1	503	3PE	C1-O11-P-O14

Continued on next page...

Continued from previous page...

Mol	Chain	Res	Type	Atoms
46	1	503	3PE	O22-C21-O21-C2
46	1	503	3PE	C22-C21-O21-C2
46	1	504	3PE	C1-O11-P-O12
46	1	504	3PE	C1-O11-P-O14
46	4	501	3PE	C1-O11-P-O12
46	4	501	3PE	C1-O11-P-O13
46	4	501	3PE	C1-O11-P-O14
46	4	502	3PE	C1-O11-P-O12
46	4	502	3PE	C1-O11-P-O14
46	4	504	3PE	C1-O11-P-O12
46	4	504	3PE	C1-O11-P-O14
46	5	802	3PE	C1-O11-P-O12
46	5	802	3PE	C1-O11-P-O13
46	5	804	3PE	C1-O11-P-O14
46	5	804	3PE	O13-C11-C12-N
47	E	401	NDP	C4B-C5B-O5B-PA
47	E	401	NDP	O4B-C4B-C5B-O5B
47	E	401	NDP	C3B-C4B-C5B-O5B
47	E	401	NDP	C2B-O2B-P2B-O1X
47	E	401	NDP	C2B-O2B-P2B-O3X
48	E	403	CDL	CA2-OA2-PA1-OA3
48	E	403	CDL	CA2-OA2-PA1-OA5
48	E	403	CDL	C11-CA5-OA6-CA4
48	E	403	CDL	CB3-OB5-PB2-OB3
48	E	403	CDL	CB3-OB5-PB2-OB4
48	X	201	CDL	CB3-OB5-PB2-OB3
48	X	201	CDL	CB3-OB5-PB2-OB4
48	Z	201	CDL	CA3-OA5-PA1-OA3
48	Z	201	CDL	CA3-OA5-PA1-OA4
48	g	201	CDL	CB2-C1-CA2-OA2
48	g	201	CDL	C11-CA5-OA6-CA4
48	g	201	CDL	CB3-OB5-PB2-OB3
48	j	102	CDL	O1-C1-CA2-OA2
48	j	102	CDL	CA2-OA2-PA1-OA3
48	j	102	CDL	C11-CA5-OA6-CA4
48	4	503	CDL	C1-CA2-OA2-PA1
48	4	503	CDL	CA2-OA2-PA1-OA4
48	4	503	CDL	CA3-OA5-PA1-OA3
48	4	503	CDL	CA3-OA5-PA1-OA4
48	4	503	CDL	CB2-OB2-PB2-OB3
48	4	503	CDL	CB2-OB2-PB2-OB4
48	4	503	CDL	CB3-OB5-PB2-OB3

Continued on next page...

Continued from previous page...

Mol	Chain	Res	Type	Atoms
48	4	503	CDL	CB3-OB5-PB2-OB4
48	4	503	CDL	OB7-CB5-OB6-CB4
49	J	202	LMN	C2-C1-O1-CBS
49	J	202	LMN	O5-C1-O1-CBS
49	J	202	LMN	OBX-CCJ-OBV-CBT
49	j	101	LMN	OBY-CCR-O4-C4
49	j	101	LMN	O1-CBS-CCM-CBQ
49	j	101	LMN	O1-CBS-CCM-CBR
49	j	101	LMN	OBX-CCJ-OBV-CBT
50	K	302	PLC	C1-O3P-P-O1P
50	W	401	PLC	C1-O3P-P-O1P
50	W	401	PLC	C4-O4P-P-O1P
50	W	401	PLC	C4-O4P-P-O3P
50	W	402	PLC	O4P-C4-C5-N
50	W	402	PLC	C1'-C'-O2-C2
50	W	402	PLC	O'-C'-O2-C2
50	W	402	PLC	C1-O3P-P-O2P
50	n	1101	PLC	C1-O3P-P-O1P
50	n	1101	PLC	C1-O3P-P-O2P
50	1	502	PLC	O4P-C4-C5-N
50	1	502	PLC	C1'-C'-O2-C2
50	1	502	PLC	O'-C'-O2-C2
50	1	502	PLC	C4-O4P-P-O2P
50	5	803	PLC	O3P-C1-C2-O2
50	5	803	PLC	O4P-C4-C5-N
50	5	803	PLC	C1'-C'-O2-C2
50	5	803	PLC	O'-C'-O2-C2
52	Q	201	ZMP	C12-C11-S1-C10
53	1	501	UQ9	C20-C19-C21-C22
53	1	501	UQ9	C18-C19-C21-C22
53	1	501	UQ9	C15-C14-C16-C17
53	1	501	UQ9	C13-C14-C16-C17
54	2	501	T7X	C7-O13-P1-O11
54	2	501	T7X	C7-O13-P1-O12
54	2	501	T7X	C12-C10-O16-C8
54	2	501	T7X	C15-C16-C17-C18
54	2	503	T7X	C7-O13-P1-O12
54	3	201	T7X	C7-O13-P1-O11
54	3	201	T7X	C7-O13-P1-O12
54	5	801	T7X	C2-C1-O1-P1
54	5	801	T7X	C6-C1-O1-P1
54	5	801	T7X	C7-O13-P1-O12

Continued on next page...

Continued from previous page...

Mol	Chain	Res	Type	Atoms
55	2	502	CPL	O2-C2-C3-O3
55	2	502	CPL	O4P-C4-C5-N
55	2	502	CPL	C40-C41-C42-C43
55	2	502	CPL	C1-O3P-P-O1P
55	2	502	CPL	C4-O4P-P-O1P
55	2	502	CPL	C4-O4P-P-O2P
49	j	101	LMN	CCH-CCQ-OCB-CCS
48	4	503	CDL	OA9-CA7-OA8-CA6
54	2	503	T7X	O19-C11-O18-C9
54	5	801	T7X	O19-C11-O18-C9
48	4	503	CDL	C31-CA7-OA8-CA6
54	2	503	T7X	C31-C11-O18-C9
54	5	801	T7X	C31-C11-O18-C9
49	j	101	LMN	OAL-CBP-CCF-CCQ
46	1	503	3PE	O32-C31-O31-C3
46	4	501	3PE	O32-C31-O31-C3
48	Z	201	CDL	OA9-CA7-OA8-CA6
48	j	102	CDL	OA9-CA7-OA8-CA6
48	4	503	CDL	OB9-CB7-OB8-CB6
54	3	201	T7X	O19-C11-O18-C9
46	J	203	3PE	O22-C21-O21-C2
46	g	202	3PE	O22-C21-O21-C2
48	E	403	CDL	OA7-CA5-OA6-CA4
48	g	201	CDL	OA7-CA5-OA6-CA4
48	j	102	CDL	OA7-CA5-OA6-CA4
54	2	501	T7X	O17-C10-O16-C8
54	5	801	T7X	O17-C10-O16-C8
46	C	501	3PE	C32-C31-O31-C3
46	1	503	3PE	C32-C31-O31-C3
46	4	501	3PE	C32-C31-O31-C3
48	X	201	CDL	C71-CB7-OB8-CB6
48	Z	201	CDL	C31-CA7-OA8-CA6
48	4	503	CDL	C71-CB7-OB8-CB6
50	W	402	PLC	C1B-CB-O3-C3
54	3	201	T7X	C31-C11-O18-C9
48	4	503	CDL	C51-CB5-OB6-CB4
54	5	801	T7X	C12-C10-O16-C8
49	j	101	LMN	O1-CBS-CCM-CBT
49	j	101	LMN	OAL-CBP-CCF-OBX
48	j	102	CDL	C31-CA7-OA8-CA6
46	C	501	3PE	O32-C31-O31-C3
50	W	402	PLC	OB-CB-O3-C3

Continued on next page...

Continued from previous page...

Mol	Chain	Res	Type	Atoms
46	C	501	3PE	C27-C28-C29-C2A
48	X	201	CDL	OB9-CB7-OB8-CB6
46	5	802	3PE	C22-C21-O21-C2
50	K	302	PLC	C1'-C'-O2-C2
49	J	202	LMN	OAL-CBP-CCF-OBX
47	E	401	NDP	O4D-C4D-C5D-O5D
49	J	202	LMN	OAL-CBP-CCF-CCQ
47	E	401	NDP	C3B-C2B-O2B-P2B
48	E	403	CDL	CB2-C1-CA2-OA2
48	j	102	CDL	CB2-C1-CA2-OA2
46	5	802	3PE	O22-C21-O21-C2
49	j	101	LMN	C4-C5-C6-O6
46	W	404	3PE	C32-C31-O31-C3
46	W	404	3PE	C31-C32-C33-C34
49	J	202	LMN	O5-C5-C6-O6
49	j	101	LMN	O5-C5-C6-O6
48	E	403	CDL	O1-C1-CA2-OA2
46	g	202	3PE	C21-C22-C23-C24
53	1	501	UQ9	C24-C26-C27-C28
46	W	404	3PE	O32-C31-O31-C3
50	K	302	PLC	O'-C'-O2-C2
48	Z	201	CDL	C11-CA5-OA6-CA4
48	4	503	CDL	C11-CA5-OA6-CA4
46	1	504	3PE	C21-C22-C23-C24
49	J	202	LMN	CBI-CBK-CBQ-CCM
46	b	201	3PE	C31-C32-C33-C34
48	Z	201	CDL	CA5-C11-C12-C13
45	B	502	FMN	O3'-C3'-C4'-O4'
46	J	203	3PE	C31-C32-C33-C34
46	4	501	3PE	C21-C22-C23-C24
50	K	302	PLC	CB-C1B-C2B-C3B
50	W	403	PLC	CB-C1B-C2B-C3B
50	5	803	PLC	CB-C1B-C2B-C3B
54	2	501	T7X	C10-C12-C13-C14
54	2	501	T7X	C11-C31-C32-C33
54	3	201	T7X	C11-C31-C32-C33
49	J	202	LMN	OAI-CBM-CCC-OBY
49	J	202	LMN	C5-C4-O4-CCR
48	X	201	CDL	OA7-CA5-OA6-CA4
48	4	503	CDL	OA7-CA5-OA6-CA4
49	J	202	LMN	CAW-CAY-CBA-CBC
46	1	503	3PE	C31-C32-C33-C34

Continued on next page...

Continued from previous page...

Mol	Chain	Res	Type	Atoms
48	Z	201	CDL	CB5-C51-C52-C53
48	4	503	CDL	CB5-C51-C52-C53
48	X	201	CDL	C11-CA5-OA6-CA4
49	J	202	LMN	C3-C4-O4-CCR
53	1	501	UQ9	C9-C11-C12-C13
48	g	201	CDL	O1-C1-CA2-OA2
48	g	201	CDL	CA5-C11-C12-C13
54	3	201	T7X	C10-C12-C13-C14
45	B	502	FMN	C2'-C3'-C4'-C5'
46	E	402	3PE	C1-O11-P-O13
46	J	203	3PE	C1-O11-P-O13
46	W	404	3PE	C11-O13-P-O11
46	g	202	3PE	C1-O11-P-O13
46	1	504	3PE	C1-O11-P-O13
46	4	502	3PE	C1-O11-P-O13
46	4	504	3PE	C1-O11-P-O13
46	5	804	3PE	C1-O11-P-O13
48	E	403	CDL	CB3-OB5-PB2-OB2
48	X	201	CDL	CB3-OB5-PB2-OB2
48	Z	201	CDL	CA3-OA5-PA1-OA2
48	g	201	CDL	CB3-OB5-PB2-OB2
48	j	102	CDL	CA2-OA2-PA1-OA5
48	j	102	CDL	CB3-OB5-PB2-OB2
48	4	503	CDL	CA2-OA2-PA1-OA5
48	4	503	CDL	CA3-OA5-PA1-OA2
48	4	503	CDL	CB2-OB2-PB2-OB5
48	4	503	CDL	CB3-OB5-PB2-OB2
50	K	302	PLC	C1-O3P-P-O4P
50	W	402	PLC	C1-O3P-P-O4P
50	W	402	PLC	C4-O4P-P-O3P
50	n	1101	PLC	C1-O3P-P-O4P
50	1	502	PLC	C1-O3P-P-O4P
50	1	502	PLC	C4-O4P-P-O3P
54	2	501	T7X	C7-O13-P1-O1
54	2	503	T7X	C7-O13-P1-O1
54	3	201	T7X	C7-O13-P1-O1
54	5	801	T7X	C7-O13-P1-O1
55	2	502	CPL	C1-O3P-P-O4P
55	2	502	CPL	C4-O4P-P-O3P
55	2	502	CPL	C12-C11-O3-C3
50	W	401	PLC	C'-C1'-C2'-C3'
49	j	101	LMN	OAI-CBM-CCC-OBY

Continued on next page...

Continued from previous page...

Mol	Chain	Res	Type	Atoms
48	Z	201	CDL	OA7-CA5-OA6-CA4
50	5	803	PLC	C'-C1'-C2'-C3'
46	J	201	3PE	C22-C21-O21-C2
47	E	401	NDP	C3D-C4D-C5D-O5D
46	C	501	3PE	C24-C25-C26-C27
46	g	202	3PE	C2D-C2E-C2F-C2G
48	g	201	CDL	C51-C52-C53-C54
49	j	101	LMN	CBH-CBJ-CBL-CBR
50	W	403	PLC	C6'-C7'-C8'-C9'
46	4	505	3PE	C36-C37-C38-C39
46	5	804	3PE	C39-C3A-C3B-C3C
46	J	201	3PE	O22-C21-O21-C2
45	B	502	FMN	C2'-C3'-C4'-O4'
48	4	503	CDL	C38-C39-C40-C41
55	2	502	CPL	C44-C45-C46-C47
46	4	504	3PE	C32-C33-C34-C35
48	Z	201	CDL	C37-C38-C39-C40
48	j	102	CDL	C16-C17-C18-C19
54	2	503	T7X	C33-C34-C35-C36
46	g	202	3PE	C24-C25-C26-C27
48	Z	201	CDL	C32-C33-C34-C35
54	2	501	T7X	C32-C33-C34-C35
46	C	501	3PE	C31-C32-C33-C34
46	C	501	3PE	C21-C22-C23-C24
48	Z	201	CDL	C33-C34-C35-C36
48	g	201	CDL	C78-C79-C80-C81
48	j	102	CDL	C76-C77-C78-C79
50	W	403	PLC	C1B-C2B-C3B-C4B
54	2	503	T7X	C32-C33-C34-C35
55	2	502	CPL	O11-C11-O3-C3
46	1	503	3PE	C24-C25-C26-C27
49	J	202	LMN	CBD-CBF-CBH-CBJ
50	W	403	PLC	C5'-C6'-C7'-C8'
48	X	201	CDL	C57-C58-C59-C60
50	1	502	PLC	C2B-C3B-C4B-C5B
50	5	803	PLC	C1B-C2B-C3B-C4B
54	3	201	T7X	C32-C33-C34-C35
46	4	505	3PE	C33-C34-C35-C36
54	3	201	T7X	O17-C10-O16-C8
46	4	505	3PE	C22-C21-O21-C2
54	3	201	T7X	C12-C10-O16-C8
48	g	201	CDL	C74-C75-C76-C77

Continued on next page...

Continued from previous page...

Mol	Chain	Res	Type	Atoms
54	5	801	T7X	C35-C36-C37-C38
46	J	203	3PE	C21-C22-C23-C24
55	2	502	CPL	C11-C12-C13-C14
46	C	501	3PE	C39-C3A-C3B-C3C
46	J	203	3PE	C29-C2A-C2B-C2C
46	b	201	3PE	C34-C35-C36-C37
46	4	505	3PE	C37-C38-C39-C3A
48	4	503	CDL	C33-C34-C35-C36
48	4	503	CDL	C35-C36-C37-C38
50	W	402	PLC	C1B-C2B-C3B-C4B
46	4	502	3PE	C26-C27-C28-C29
48	g	201	CDL	C23-C24-C25-C26
46	4	501	3PE	O13-C11-C12-N
46	C	501	3PE	C26-C27-C28-C29
46	J	203	3PE	C23-C24-C25-C26
46	4	504	3PE	C36-C37-C38-C39
46	4	505	3PE	C2B-C2C-C2D-C2E
48	g	201	CDL	C72-C73-C74-C75
54	2	503	T7X	C35-C36-C37-C38
49	J	202	LMN	C4-C5-C6-O6
46	4	501	3PE	C33-C34-C35-C36
46	4	501	3PE	C3A-C3B-C3C-C3D
48	4	503	CDL	C59-C60-C61-C62
52	O	201	ZMP	S1-C11-C12-N1
46	4	501	3PE	C23-C24-C25-C26
50	W	403	PLC	C6B-C7B-C8B-C9B
46	4	505	3PE	C38-C39-C3A-C3B
54	3	201	T7X	C33-C34-C35-C36
50	K	302	PLC	C'-C1'-C2'-C3'
55	2	502	CPL	C32-C31-O2-C2
50	W	402	PLC	C2'-C3'-C4'-C5'
48	4	503	CDL	CA7-C31-C32-C33
46	1	503	3PE	C23-C24-C25-C26
49	j	101	LMN	CBF-CBH-CBJ-CBL
48	g	201	CDL	C11-C12-C13-C14
50	W	401	PLC	C4B-C5B-C6B-C7B
46	5	802	3PE	C21-C22-C23-C24
46	4	504	3PE	C33-C34-C35-C36
48	4	503	CDL	C36-C37-C38-C39
49	j	101	LMN	CAW-CAY-CBA-CBC
46	4	505	3PE	O22-C21-O21-C2
55	2	502	CPL	O31-C31-O2-C2

Continued on next page...

Continued from previous page...

Mol	Chain	Res	Type	Atoms
50	K	302	PLC	C6B-C7B-C8B-C9B
48	j	102	CDL	C55-C56-C57-C58
50	K	302	PLC	C3B-C4B-C5B-C6B
50	W	401	PLC	C1B-C2B-C3B-C4B
54	3	201	T7X	C22-C23-C24-C25
46	J	201	3PE	C32-C33-C34-C35
48	4	503	CDL	C54-C55-C56-C57
48	g	201	CDL	C12-C13-C14-C15
48	g	201	CDL	C76-C77-C78-C79
48	E	403	CDL	C31-C32-C33-C34
48	X	201	CDL	C13-C14-C15-C16
48	X	201	CDL	C54-C55-C56-C57
49	j	101	LMN	CAY-CBA-CBC-CBE
48	Z	201	CDL	C71-CB7-OB8-CB6
48	j	102	CDL	C11-C12-C13-C14
48	j	102	CDL	C74-C75-C76-C77
50	W	402	PLC	C2B-C3B-C4B-C5B
46	E	402	3PE	C32-C33-C34-C35
46	C	501	3PE	C37-C38-C39-C3A
46	4	505	3PE	C31-C32-C33-C34
50	1	502	PLC	CB-C1B-C2B-C3B
46	J	203	3PE	C32-C33-C34-C35
48	g	201	CDL	C22-C23-C24-C25
49	J	202	LMN	CBB-CBD-CBF-CBH
52	Q	201	ZMP	C13-C14-C15-N2
46	J	203	3PE	C38-C39-C3A-C3B
48	Z	201	CDL	C31-C32-C33-C34
48	4	503	CDL	C15-C16-C17-C18
48	X	201	CDL	OA5-CA3-CA4-OA6
55	2	502	CPL	O3P-C1-C2-O2
50	W	402	PLC	C5B-C6B-C7B-C8B
46	4	502	3PE	C2D-C2E-C2F-C2G
46	5	802	3PE	C38-C39-C3A-C3B
48	X	201	CDL	C72-C73-C74-C75
46	b	201	3PE	O21-C2-C3-O31
46	4	504	3PE	O21-C2-C3-O31
49	j	101	LMN	CBG-CBI-CBK-CBQ
50	W	403	PLC	C4'-C5'-C6'-C7'
46	4	501	3PE	C37-C38-C39-C3A
55	2	502	CPL	C36-C37-C38-C39
46	b	201	3PE	C33-C34-C35-C36
48	Z	201	CDL	C38-C39-C40-C41

Continued on next page...

Continued from previous page...

Mol	Chain	Res	Type	Atoms
50	n	1101	PLC	C1B-C2B-C3B-C4B
46	W	404	3PE	C34-C35-C36-C37
46	5	804	3PE	O22-C21-O21-C2
46	5	804	3PE	C22-C21-O21-C2
46	C	501	3PE	C2B-C2C-C2D-C2E
46	W	404	3PE	C1-O11-P-O13
48	E	403	CDL	C31-CA7-OA8-CA6
46	b	201	3PE	O11-C1-C2-C3
46	g	202	3PE	O11-C1-C2-C3
48	g	201	CDL	OB5-CB3-CB4-CB6
50	5	803	PLC	O3P-C1-C2-C3
55	2	502	CPL	O3P-C1-C2-C3
49	J	202	LMN	CBG-CBI-CBK-CBQ
55	2	502	CPL	C15-C16-C17-C18
46	4	504	3PE	C31-C32-C33-C34
46	4	501	3PE	C22-C21-O21-C2
48	Z	201	CDL	OB9-CB7-OB8-CB6
46	J	203	3PE	C34-C35-C36-C37
46	E	402	3PE	C1-C2-C3-O31
46	b	201	3PE	C1-C2-C3-O31
46	1	504	3PE	C1-C2-C3-O31
48	j	102	CDL	CB3-CB4-CB6-OB8
50	K	302	PLC	C2'-C3'-C4'-C5'
50	W	402	PLC	C1-C2-C3-O3
55	2	502	CPL	C1-C2-C3-O3
48	X	201	CDL	C64-C65-C66-C67
48	Z	201	CDL	C34-C35-C36-C37
48	j	102	CDL	C31-C32-C33-C34
46	J	203	3PE	C39-C3A-C3B-C3C
46	4	505	3PE	C2F-C2G-C2H-C2I
49	J	202	LMN	CBF-CBH-CBJ-CBL
50	W	401	PLC	C7'-C8'-C9'-CA'
49	j	101	LMN	CBJ-CBL-CBR-CCM
48	X	201	CDL	CA5-C11-C12-C13
46	4	501	3PE	C32-C33-C34-C35
48	g	201	CDL	C79-C80-C81-C82
48	X	201	CDL	C63-C64-C65-C66
54	5	801	T7X	C33-C34-C35-C36
46	1	503	3PE	C37-C38-C39-C3A
48	g	201	CDL	C16-C17-C18-C19
48	g	201	CDL	CB7-C71-C72-C73
48	E	403	CDL	C71-CB7-OB8-CB6

Continued on next page...

Continued from previous page...

Mol	Chain	Res	Type	Atoms
48	Z	201	CDL	C19-C20-C21-C22
46	J	203	3PE	C27-C28-C29-C2A
48	Z	201	CDL	C12-C13-C14-C15
49	j	101	LMN	CBA-CBC-CBE-CBG
46	b	201	3PE	C22-C23-C24-C25
50	W	402	PLC	CB-C1B-C2B-C3B
48	4	503	CDL	C19-C20-C21-C22
49	j	101	LMN	CAA-CAW-CAY-CBA
48	j	102	CDL	CA7-C31-C32-C33
46	J	203	3PE	O21-C2-C3-O31
46	1	504	3PE	O21-C2-C3-O31
46	4	502	3PE	O21-C2-C3-O31
48	j	102	CDL	OB6-CB4-CB6-OB8
46	C	501	3PE	C3C-C3D-C3E-C3F
48	X	201	CDL	C12-C13-C14-C15
55	2	502	CPL	C21-C22-C23-C24
48	Z	201	CDL	CA7-C31-C32-C33
55	2	502	CPL	C37-C38-C39-C40
48	E	403	CDL	OA9-CA7-OA8-CA6
48	Z	201	CDL	C35-C36-C37-C38
48	Z	201	CDL	CA4-CA6-OA8-CA7
46	4	502	3PE	C22-C21-O21-C2
50	W	401	PLC	C1'-C'-O2-C2
46	4	502	3PE	C29-C2A-C2B-C2C
46	1	503	3PE	C35-C36-C37-C38
48	j	102	CDL	C54-C55-C56-C57
50	W	403	PLC	C1'-C2'-C3'-C4'
50	K	302	PLC	C7B-C8B-C9B-CAA
50	W	403	PLC	C4B-C5B-C6B-C7B
52	Q	201	ZMP	C1-C2-C3-C4
48	g	201	CDL	C75-C76-C77-C78
46	4	502	3PE	O11-C1-C2-C3
46	5	804	3PE	C3C-C3D-C3E-C3F
46	J	203	3PE	O13-C11-C12-N
46	J	203	3PE	C25-C26-C27-C28
48	Z	201	CDL	C72-C73-C74-C75
48	g	201	CDL	C40-C41-C42-C43
50	W	401	PLC	C5B-C6B-C7B-C8B
50	n	1101	PLC	C4'-C5'-C6'-C7'
46	1	503	3PE	C32-C33-C34-C35
50	1	502	PLC	C3B-C4B-C5B-C6B
47	E	401	NDP	C1B-C2B-O2B-P2B

Continued on next page...

Continued from previous page...

Mol	Chain	Res	Type	Atoms
48	g	201	CDL	C14-C15-C16-C17
48	E	403	CDL	C51-C52-C53-C54
48	E	403	CDL	C53-C54-C55-C56
46	C	501	3PE	C29-C2A-C2B-C2C
46	4	501	3PE	C3D-C3E-C3F-C3G
48	X	201	CDL	C21-C22-C23-C24
46	J	203	3PE	C1-C2-C3-O31
46	4	504	3PE	C1-C2-C3-O31
46	5	802	3PE	C1-C2-C3-O31
48	E	403	CDL	CA3-CA4-CA6-OA8
48	X	201	CDL	CB3-CB4-CB6-OB8
50	K	302	PLC	C1-C2-C3-O3
50	n	1101	PLC	C1-C2-C3-O3
54	3	201	T7X	C7-C8-C9-O18
46	1	504	3PE	C27-C28-C29-C2A
49	j	101	LMN	CBC-CBE-CBG-CBI
46	g	202	3PE	C29-C2A-C2B-C2C
52	Q	201	ZMP	C5-C6-C7-C8
46	4	505	3PE	C3E-C3F-C3G-C3H
46	1	504	3PE	C24-C25-C26-C27
48	g	201	CDL	C33-C34-C35-C36
46	J	201	3PE	C1-O11-P-O13
46	b	201	3PE	C1-O11-P-O13
46	b	201	3PE	C11-O13-P-O11
46	4	505	3PE	C11-O13-P-O11
54	2	501	T7X	C16-C17-C18-C19
54	5	801	T7X	C15-C16-C17-C18
46	b	201	3PE	C26-C27-C28-C29
46	1	504	3PE	O11-C1-C2-O21
48	g	201	CDL	OB5-CB3-CB4-OB6
46	5	802	3PE	C29-C2A-C2B-C2C
46	J	201	3PE	O31-C31-C32-C33
46	1	504	3PE	O21-C21-C22-C23
48	E	403	CDL	OB9-CB7-OB8-CB6
50	W	402	PLC	O2-C2-C3-O3
54	2	501	T7X	O16-C8-C9-O18
48	Z	201	CDL	CA2-C1-CB2-OB2
48	4	503	CDL	CB2-C1-CA2-OA2
46	4	502	3PE	C23-C24-C25-C26
46	4	501	3PE	O22-C21-O21-C2
50	W	401	PLC	O'-C'-O2-C2
48	E	403	CDL	C72-C73-C74-C75

Continued on next page...

Continued from previous page...

Mol	Chain	Res	Type	Atoms
48	X	201	CDL	C39-C40-C41-C42
46	b	201	3PE	C25-C26-C27-C28
46	1	504	3PE	C25-C26-C27-C28
46	5	804	3PE	C32-C33-C34-C35
48	X	201	CDL	C1-CB2-OB2-PB2
48	g	201	CDL	C1-CB2-OB2-PB2
48	E	403	CDL	C55-C56-C57-C58
52	O	201	ZMP	O1-C10-S1-C11
52	Q	201	ZMP	O1-C10-S1-C11
55	2	502	CPL	C13-C14-C15-C16
46	J	203	3PE	C24-C25-C26-C27
46	4	501	3PE	C36-C37-C38-C39
48	Z	201	CDL	C13-C14-C15-C16
55	2	502	CPL	C31-C32-C33-C34
46	4	504	3PE	C35-C36-C37-C38
46	W	404	3PE	O11-C1-C2-C3
46	1	504	3PE	O11-C1-C2-C3
48	X	201	CDL	OA5-CA3-CA4-CA6
48	4	503	CDL	O1-C1-CA2-OA2
52	O	201	ZMP	C22-C1-C2-C3
54	2	503	T7X	C12-C13-C14-C15
46	4	502	3PE	O22-C21-O21-C2
48	g	201	CDL	C31-CA7-OA8-CA6
46	b	201	3PE	C24-C25-C26-C27
50	n	1101	PLC	C8B-C9B-CAA-CBA
50	W	401	PLC	C1'-C2'-C3'-C4'
48	X	201	CDL	CA6-CA4-OA6-CA5
50	W	403	PLC	C1-C2-O2-C'
52	O	201	ZMP	C9-C10-S1-C11
52	Q	201	ZMP	C9-C10-S1-C11
54	2	501	T7X	C7-C8-O16-C10
48	4	503	CDL	C51-C52-C53-C54
50	W	401	PLC	O2-C'-C1'-C2'
46	E	402	3PE	C21-C22-C23-C24
46	4	502	3PE	C1-C2-C3-O31
48	E	403	CDL	CB3-CB4-CB6-OB8
48	X	201	CDL	CA4-CA3-OA5-PA1
48	j	102	CDL	C1-CA2-OA2-PA1
48	4	503	CDL	CB3-CB4-CB6-OB8
46	4	505	3PE	C2E-C2F-C2G-C2H
50	W	402	PLC	C1'-C2'-C3'-C4'
46	W	404	3PE	O11-C1-C2-O21

Continued on next page...

Continued from previous page...

Mol	Chain	Res	Type	Atoms
46	g	202	3PE	O11-C1-C2-O21
50	l	502	PLC	O3P-C1-C2-O2
48	E	403	CDL	C35-C36-C37-C38
52	Q	201	ZMP	C6-C7-C8-C9
48	j	102	CDL	C32-C33-C34-C35
48	g	201	CDL	OA9-CA7-OA8-CA6
50	W	401	PLC	C6B-C7B-C8B-C9B
46	E	402	3PE	O21-C2-C3-O31
48	E	403	CDL	OA6-CA4-CA6-OA8
48	X	201	CDL	OB6-CB4-CB6-OB8
48	4	503	CDL	OB6-CB4-CB6-OB8
50	n	1101	PLC	O2-C2-C3-O3
50	W	402	PLC	C6'-C7'-C8'-C9'
46	4	502	3PE	C25-C26-C27-C28
48	4	503	CDL	C12-C13-C14-C15
50	W	403	PLC	O'-C'-O2-C2
48	4	503	CDL	C37-C38-C39-C40
48	g	201	CDL	C41-C42-C43-C44
55	2	502	CPL	C35-C36-C37-C38
48	4	503	CDL	C76-C77-C78-C79
48	4	503	CDL	C44-C45-C46-C47
46	4	501	3PE	C11-O13-P-O11
46	4	502	3PE	C11-O13-P-O11
48	g	201	CDL	CB2-OB2-PB2-OB5
50	W	401	PLC	C1-O3P-P-O4P
48	Z	201	CDL	C1-CA2-OA2-PA1
54	5	801	T7X	C8-C7-O13-P1
46	g	202	3PE	C37-C38-C39-C3A
46	E	402	3PE	C1-O11-P-O12
46	E	402	3PE	C11-O13-P-O14
46	J	203	3PE	C1-O11-P-O14
46	b	201	3PE	C1-O11-P-O12
46	4	501	3PE	C11-O13-P-O14
46	4	505	3PE	C1-O11-P-O12
46	5	802	3PE	C1-O11-P-O14
46	5	804	3PE	C1-O11-P-O12
48	g	201	CDL	CB3-OB5-PB2-OB4
48	j	102	CDL	CB2-OB2-PB2-OB3
48	j	102	CDL	CB3-OB5-PB2-OB4
48	4	503	CDL	CA2-OA2-PA1-OA3
50	K	302	PLC	C1-O3P-P-O2P
50	W	402	PLC	C1-O3P-P-O1P

Continued on next page...

Continued from previous page...

Mol	Chain	Res	Type	Atoms
50	W	402	PLC	C4-O4P-P-O2P
50	1	502	PLC	C1-O3P-P-O1P
50	5	803	PLC	C1-O3P-P-O1P
50	5	803	PLC	C1-O3P-P-O2P
50	5	803	PLC	C4-O4P-P-O1P
54	2	503	T7X	C7-O13-P1-O11
50	1	502	PLC	O3P-C1-C2-C3
48	E	403	CDL	C56-C57-C58-C59
49	J	202	LMN	OAI-CBM-CCC-CCN
46	4	504	3PE	C38-C39-C3A-C3B
46	5	804	3PE	C34-C35-C36-C37
46	b	201	3PE	C29-C2A-C2B-C2C
46	4	502	3PE	C33-C34-C35-C36
48	E	403	CDL	C13-C14-C15-C16
48	g	201	CDL	C42-C43-C44-C45
48	j	102	CDL	C52-C53-C54-C55
46	4	502	3PE	O11-C1-C2-O21
48	E	403	CDL	OA5-CA3-CA4-OA6
46	E	402	3PE	C33-C34-C35-C36
48	j	102	CDL	C73-C74-C75-C76
46	4	505	3PE	C26-C27-C28-C29
46	C	501	3PE	C2D-C2E-C2F-C2G
50	W	401	PLC	C4-C5-N-C8
48	g	201	CDL	C38-C39-C40-C41
50	W	403	PLC	O4P-C4-C5-N
50	n	1101	PLC	O4P-C4-C5-N
50	n	1101	PLC	C6'-C7'-C8'-C9'
46	5	802	3PE	O21-C2-C3-O31
48	E	403	CDL	OB6-CB4-CB6-OB8
50	K	302	PLC	O2-C2-C3-O3
54	3	201	T7X	O16-C8-C9-O18
48	g	201	CDL	CB5-C51-C52-C53
46	b	201	3PE	C2-C1-O11-P
50	W	403	PLC	C5B-C6B-C7B-C8B
48	g	201	CDL	C15-C16-C17-C18
48	E	403	CDL	C57-C58-C59-C60
46	1	504	3PE	C35-C36-C37-C38
50	W	401	PLC	C4-C5-N-C7
46	C	501	3PE	C28-C29-C2A-C2B
55	2	502	CPL	C19-C20-C21-C22
55	2	502	CPL	C22-C23-C24-C25
46	J	203	3PE	C36-C37-C38-C39

Continued on next page...

Continued from previous page...

Mol	Chain	Res	Type	Atoms
48	Z	201	CDL	C18-C19-C20-C21
48	4	503	CDL	CA6-CA4-OA6-CA5
54	5	801	T7X	C9-C8-O16-C10
48	E	403	CDL	OA5-CA3-CA4-CA6
48	4	503	CDL	C71-C72-C73-C74
46	J	201	3PE	C22-C23-C24-C25
48	X	201	CDL	C18-C19-C20-C21
50	W	401	PLC	C4-C5-N-C6
48	X	201	CDL	C59-C60-C61-C62
46	1	504	3PE	C34-C35-C36-C37
50	W	401	PLC	C5'-C6'-C7'-C8'
50	W	403	PLC	C1'-C'-O2-C2
48	j	102	CDL	C33-C34-C35-C36
46	C	501	3PE	C11-O13-P-O11
46	1	504	3PE	C11-O13-P-O11
48	Z	201	CDL	CA2-OA2-PA1-OA5
48	Z	201	CDL	CB3-OB5-PB2-OB2
50	W	403	PLC	C1-O3P-P-O4P
46	g	202	3PE	C27-C28-C29-C2A
46	g	202	3PE	C2C-C2D-C2E-C2F
46	5	802	3PE	C32-C33-C34-C35
48	4	503	CDL	C32-C33-C34-C35
49	J	202	LMN	OBY-CCR-O4-C4
50	5	803	PLC	C1-C2-C3-O3
47	E	401	NDP	O4D-C1D-N1N-C6N
47	E	401	NDP	PN-O3-PA-O2A
49	J	202	LMN	CBE-CBG-CBI-CBK
46	E	402	3PE	C3A-C3B-C3C-C3D
46	4	505	3PE	C32-C31-O31-C3
46	4	502	3PE	C2-C1-O11-P
48	Z	201	CDL	CA4-CA3-OA5-PA1
49	J	202	LMN	CAZ-CBB-CBD-CBF
46	g	202	3PE	C28-C29-C2A-C2B
46	5	802	3PE	C32-C31-O31-C3
46	1	503	3PE	C21-C22-C23-C24
47	E	401	NDP	C2D-C1D-N1N-C6N
48	E	403	CDL	C52-C53-C54-C55
46	4	505	3PE	C3B-C3C-C3D-C3E
46	4	502	3PE	O13-C11-C12-N
46	5	802	3PE	O13-C11-C12-N
48	Z	201	CDL	C55-C56-C57-C58
46	5	802	3PE	O32-C31-O31-C3

Continued on next page...

Continued from previous page...

Mol	Chain	Res	Type	Atoms
46	b	201	3PE	C2B-C2C-C2D-C2E
54	2	503	T7X	C25-C26-C27-C28
46	W	404	3PE	O21-C2-C3-O31
46	g	202	3PE	O21-C2-C3-O31
48	E	403	CDL	C11-C12-C13-C14
54	2	501	T7X	C34-C35-C36-C37
54	3	201	T7X	C36-C37-C38-C39
46	1	503	3PE	C2-C1-O11-P
46	4	504	3PE	C3B-C3C-C3D-C3E
50	K	302	PLC	C1'-C2'-C3'-C4'
46	4	504	3PE	C22-C23-C24-C25
46	5	802	3PE	C3A-C3B-C3C-C3D
46	1	503	3PE	C28-C29-C2A-C2B
48	E	403	CDL	C61-C62-C63-C64
52	Q	201	ZMP	C19-C18-C21-O5
46	1	503	3PE	C34-C35-C36-C37
46	4	505	3PE	O32-C31-O31-C3
54	3	201	T7X	C9-C8-O16-C10
48	j	102	CDL	C58-C59-C60-C61
48	j	102	CDL	C17-C18-C19-C20
50	5	803	PLC	C1-O3P-P-O4P
54	2	501	T7X	C22-C23-C24-C25
54	3	201	T7X	C15-C16-C17-C18
54	3	201	T7X	C16-C17-C18-C19
54	3	201	T7X	C19-C20-C21-C22
46	4	504	3PE	C27-C28-C29-C2A
48	j	102	CDL	C72-C73-C74-C75
55	2	502	CPL	C2-C1-O3P-P
48	g	201	CDL	OA5-CA3-CA4-OA6
46	C	501	3PE	C3D-C3E-C3F-C3G
46	1	503	3PE	C25-C26-C27-C28
48	g	201	CDL	C31-C32-C33-C34
54	2	503	T7X	C10-C12-C13-C14
52	O	201	ZMP	C12-C11-S1-C10
48	X	201	CDL	C60-C61-C62-C63
55	2	502	CPL	C45-C46-C47-C48
46	C	501	3PE	C2E-C2F-C2G-C2H
46	5	802	3PE	C36-C37-C38-C39
46	4	502	3PE	C37-C38-C39-C3A
46	4	505	3PE	O31-C31-C32-C33
48	Z	201	CDL	O1-C1-CA2-OA2
46	W	404	3PE	C32-C33-C34-C35

Continued on next page...

Continued from previous page...

Mol	Chain	Res	Type	Atoms
46	1	503	3PE	C26-C27-C28-C29
46	E	402	3PE	C37-C38-C39-C3A
52	Q	201	ZMP	C2-C3-C4-C5
46	g	202	3PE	C2E-C2F-C2G-C2H
46	5	802	3PE	C23-C24-C25-C26
46	5	804	3PE	C35-C36-C37-C38
46	J	201	3PE	O11-C1-C2-O21
46	4	504	3PE	O11-C1-C2-O21
46	4	504	3PE	C3D-C3E-C3F-C3G
48	X	201	CDL	C52-C53-C54-C55
48	Z	201	CDL	OA5-CA3-CA4-CA6
46	4	504	3PE	C3A-C3B-C3C-C3D
50	W	402	PLC	C4'-C5'-C6'-C7'
48	X	201	CDL	OB7-CB5-OB6-CB4
46	E	402	3PE	C38-C39-C3A-C3B
46	5	802	3PE	O21-C21-C22-C23
50	5	803	PLC	O2-C'-C1'-C2'
46	b	201	3PE	O21-C21-C22-C23
54	2	503	T7X	C24-C25-C26-C27
48	X	201	CDL	C15-C16-C17-C18
49	J	202	LMN	CAA-CAW-CAY-CBA
46	C	501	3PE	O31-C31-C32-C33
46	4	505	3PE	O21-C21-C22-C23
54	2	501	T7X	O16-C10-C12-C13
48	j	102	CDL	C53-C54-C55-C56
46	1	504	3PE	O31-C31-C32-C33
55	2	502	CPL	C42-C43-C44-C45
46	W	404	3PE	C1-C2-C3-O31
48	4	503	CDL	CA3-CA4-CA6-OA8
48	4	503	CDL	C1-CB2-OB2-PB2
55	2	502	CPL	O2-C31-C32-C33
46	1	504	3PE	C26-C27-C28-C29
46	4	504	3PE	O31-C31-C32-C33
46	1	504	3PE	O22-C21-C22-C23
46	J	201	3PE	O32-C31-C32-C33
50	W	402	PLC	C2B-C1B-CB-O3
49	J	202	LMN	OAJ-CBN-CCD-OBZ
48	4	503	CDL	C41-C42-C43-C44
46	4	504	3PE	O21-C21-C22-C23
46	C	501	3PE	C3E-C3F-C3G-C3H
48	E	403	CDL	C36-C37-C38-C39
46	C	501	3PE	O21-C21-C22-C23

Continued on next page...

Continued from previous page...

Mol	Chain	Res	Type	Atoms
50	W	403	PLC	C2B-C1B-CB-O3
48	j	102	CDL	C18-C19-C20-C21
52	Q	201	ZMP	O4-C17-C18-C19
46	J	201	3PE	O21-C21-C22-C23
54	5	801	T7X	O18-C11-C31-C32
50	W	401	PLC	C8B-C9B-CAA-CBA
50	W	402	PLC	C3B-C4B-C5B-C6B
47	E	401	NDP	PN-O3-PA-O1A
46	E	402	3PE	C35-C36-C37-C38
53	1	501	UQ9	C5-C4-O4-C4M
48	X	201	CDL	C51-CB5-OB6-CB4
46	C	501	3PE	O32-C31-C32-C33
50	5	803	PLC	O'-C'-C1'-C2'
55	2	502	CPL	O31-C31-C32-C33
48	Z	201	CDL	C32-C31-CA7-OA8
48	Z	201	CDL	C52-C51-CB5-OB6
54	2	501	T7X	O17-C10-C12-C13
49	j	101	LMN	OAJ-CBN-CCD-OBZ
46	1	504	3PE	O32-C31-C32-C33
46	C	501	3PE	O22-C21-C22-C23
46	b	201	3PE	C2A-C2B-C2C-C2D
46	5	804	3PE	C24-C25-C26-C27
46	5	802	3PE	O22-C21-C22-C23
46	1	503	3PE	O21-C21-C22-C23
50	K	302	PLC	C1B-C2B-C3B-C4B
50	W	402	PLC	C2B-C1B-CB-OB
46	C	501	3PE	C11-O13-P-O14
46	J	203	3PE	C11-O13-P-O14
46	g	202	3PE	C11-O13-P-O14
46	1	504	3PE	C11-O13-P-O14
46	4	505	3PE	C11-O13-P-O12
48	E	403	CDL	CB2-OB2-PB2-OB3
48	X	201	CDL	CA2-OA2-PA1-OA4
48	Z	201	CDL	CA2-OA2-PA1-OA3
48	j	102	CDL	CB3-OB5-PB2-OB3
50	n	1101	PLC	C3'-C4'-C5'-C6'
46	4	504	3PE	O32-C31-C32-C33
48	Z	201	CDL	C52-C51-CB5-OB7
46	J	201	3PE	O11-C1-C2-C3
46	4	502	3PE	C22-C23-C24-C25
46	1	504	3PE	O13-C11-C12-N
46	4	504	3PE	O13-C11-C12-N

Continued on next page...

Continued from previous page...

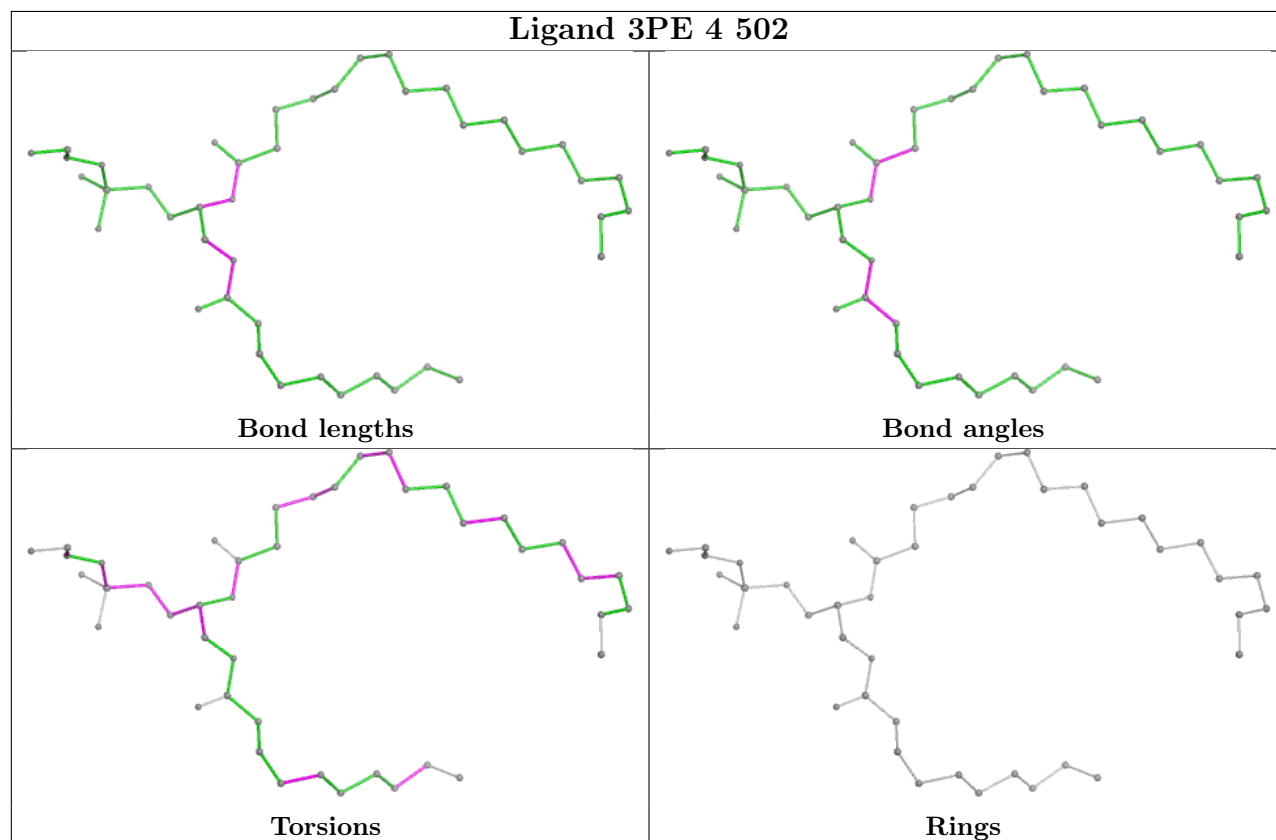
Mol	Chain	Res	Type	Atoms
46	4	504	3PE	O22-C21-C22-C23
48	E	403	CDL	C38-C39-C40-C41
46	b	201	3PE	O22-C21-C22-C23
46	J	203	3PE	O31-C31-C32-C33
46	J	201	3PE	O22-C21-C22-C23
46	4	505	3PE	O22-C21-C22-C23
54	5	801	T7X	O19-C11-C31-C32
48	X	201	CDL	C14-C15-C16-C17
54	3	201	T7X	C7-C8-O16-C10
50	W	403	PLC	OB-CB-O3-C3
46	1	503	3PE	O22-C21-C22-C23
54	3	201	T7X	C13-C14-C15-C16
48	g	201	CDL	C32-C31-CA7-OA8
48	4	503	CDL	C14-C15-C16-C17
46	g	202	3PE	C34-C35-C36-C37
46	C	501	3PE	C2C-C2D-C2E-C2F
48	4	503	CDL	C56-C57-C58-C59
50	W	403	PLC	C2B-C1B-CB-OB
48	Z	201	CDL	C15-C16-C17-C18
48	Z	201	CDL	OA5-CA3-CA4-OA6
50	W	403	PLC	O3P-C1-C2-O2
48	E	403	CDL	C32-C31-CA7-OA8
48	Z	201	CDL	C72-C71-CB7-OB8
46	4	504	3PE	C21-C22-C23-C24
48	Z	201	CDL	C72-C71-CB7-OB9
48	g	201	CDL	C32-C31-CA7-OA9
48	Z	201	CDL	C32-C31-CA7-OA9
46	4	505	3PE	C3C-C3D-C3E-C3F
48	X	201	CDL	C12-C11-CA5-OA6
50	W	402	PLC	O2-C'-C1'-C2'
46	4	502	3PE	C2C-C2D-C2E-C2F
48	Z	201	CDL	C17-C18-C19-C20

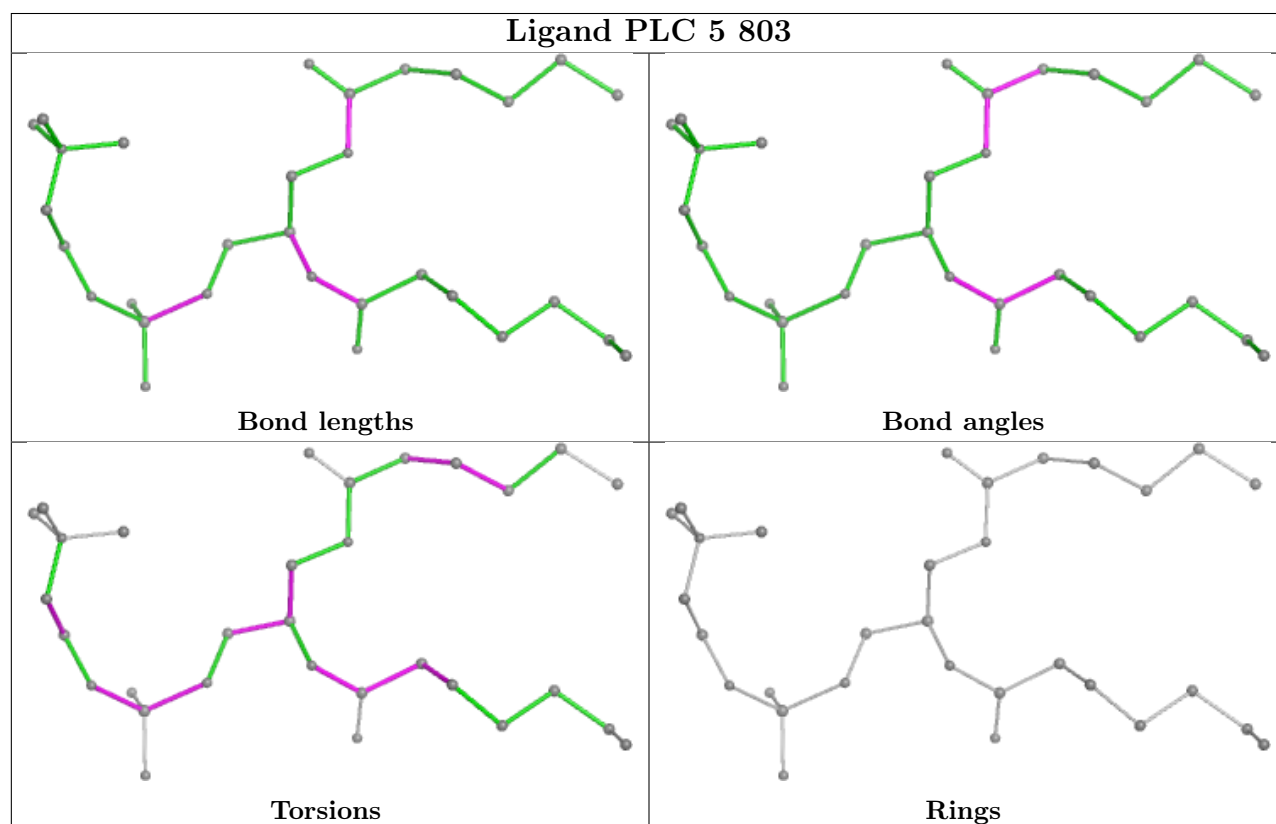
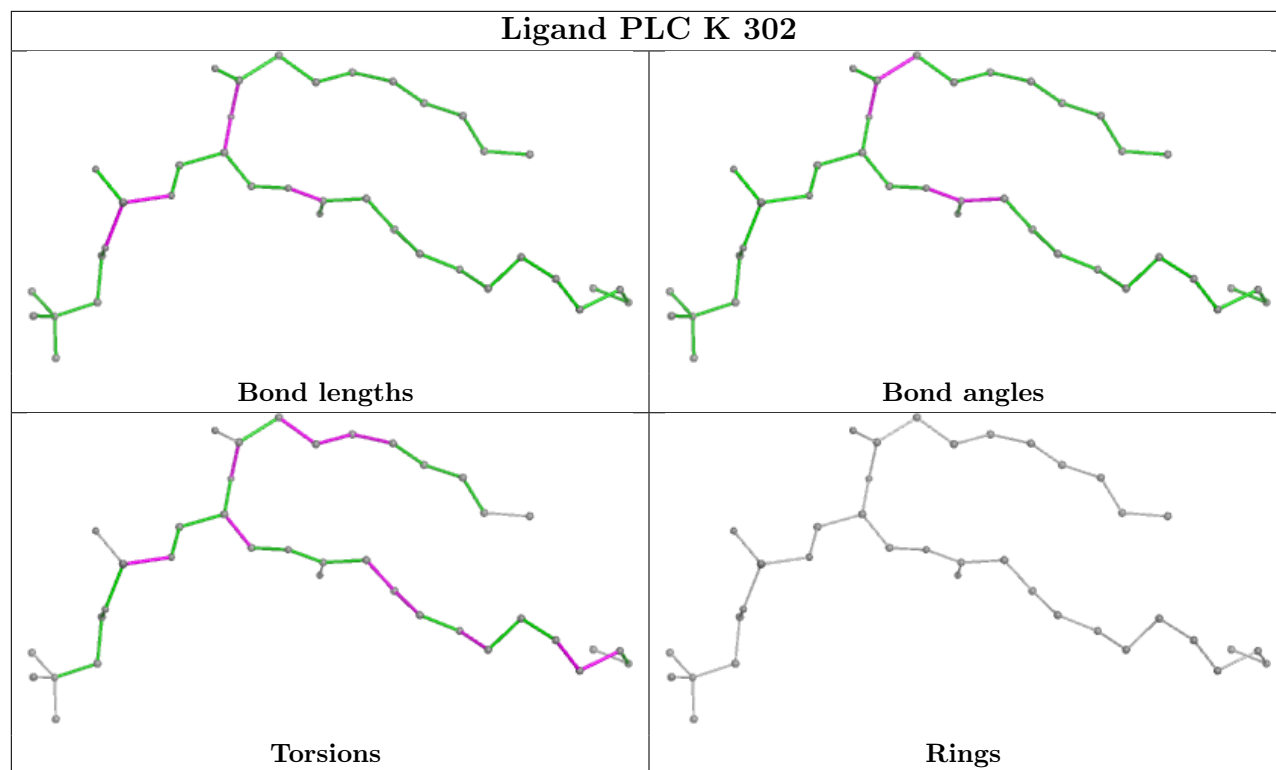
There are no ring outliers.

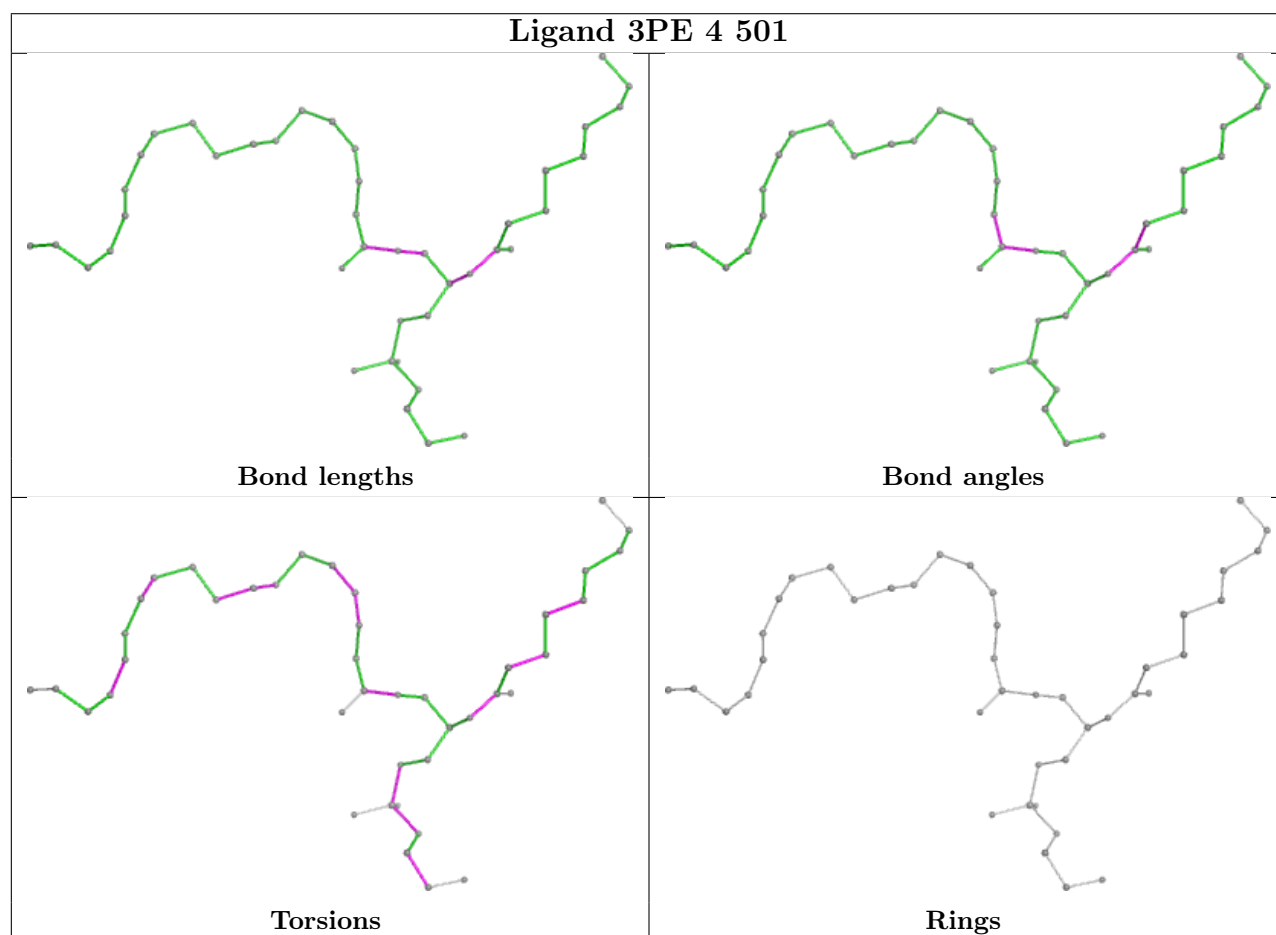
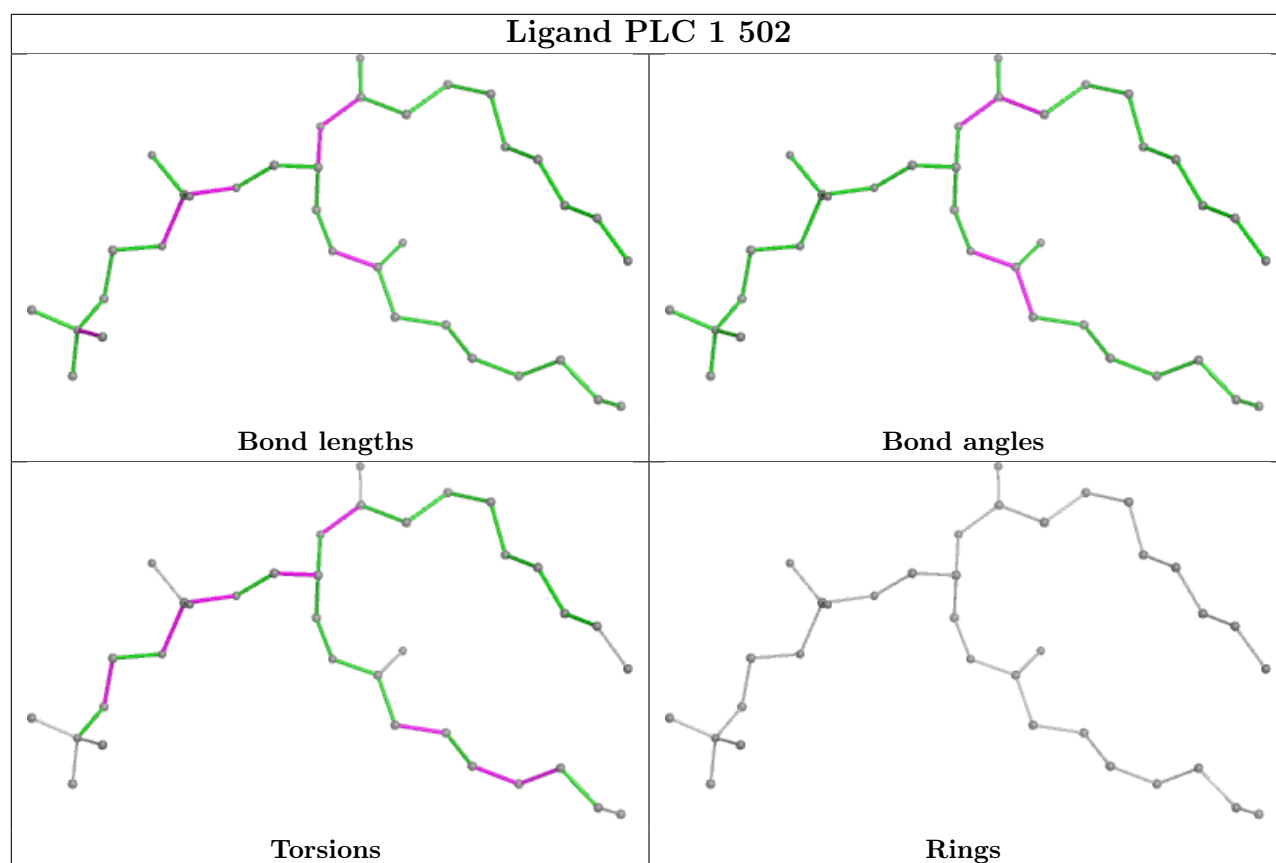
No monomer is involved in short contacts.

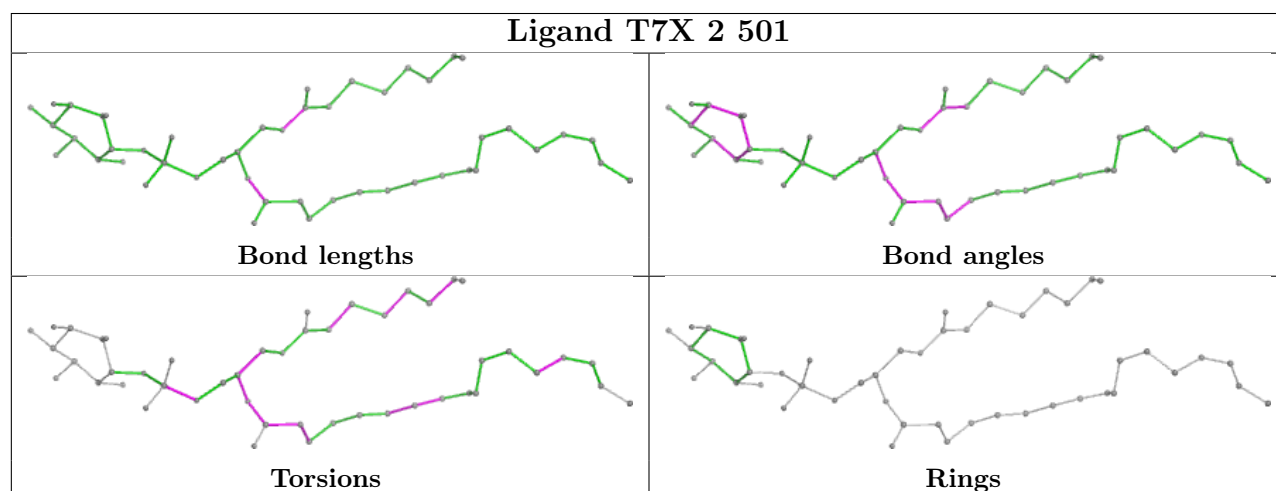
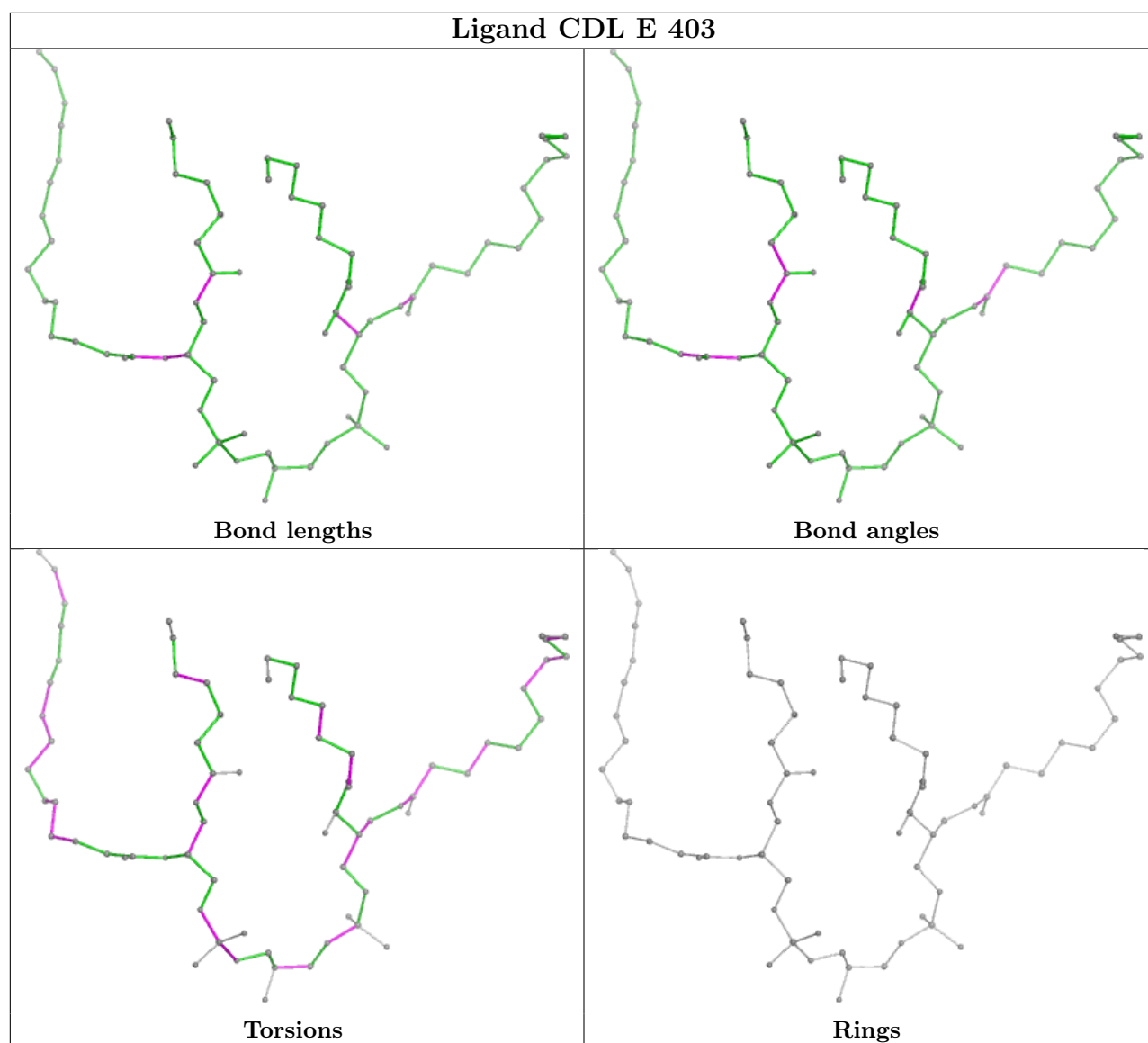
The following is a two-dimensional graphical depiction of Mogul quality analysis of bond lengths, bond angles, torsion angles, and ring geometry for all instances of the Ligand of Interest. In addition, ligands with molecular weight > 250 and outliers as shown on the validation Tables will also be included. For torsion angles, if less than 5% of the Mogul distribution of torsion angles is within 10 degrees of the torsion angle in question, then that torsion angle is considered an outlier. Any bond that is central to one or more torsion angles identified as an outlier by Mogul will be highlighted in the graph. For rings, the root-mean-square deviation (RMSD) between the ring

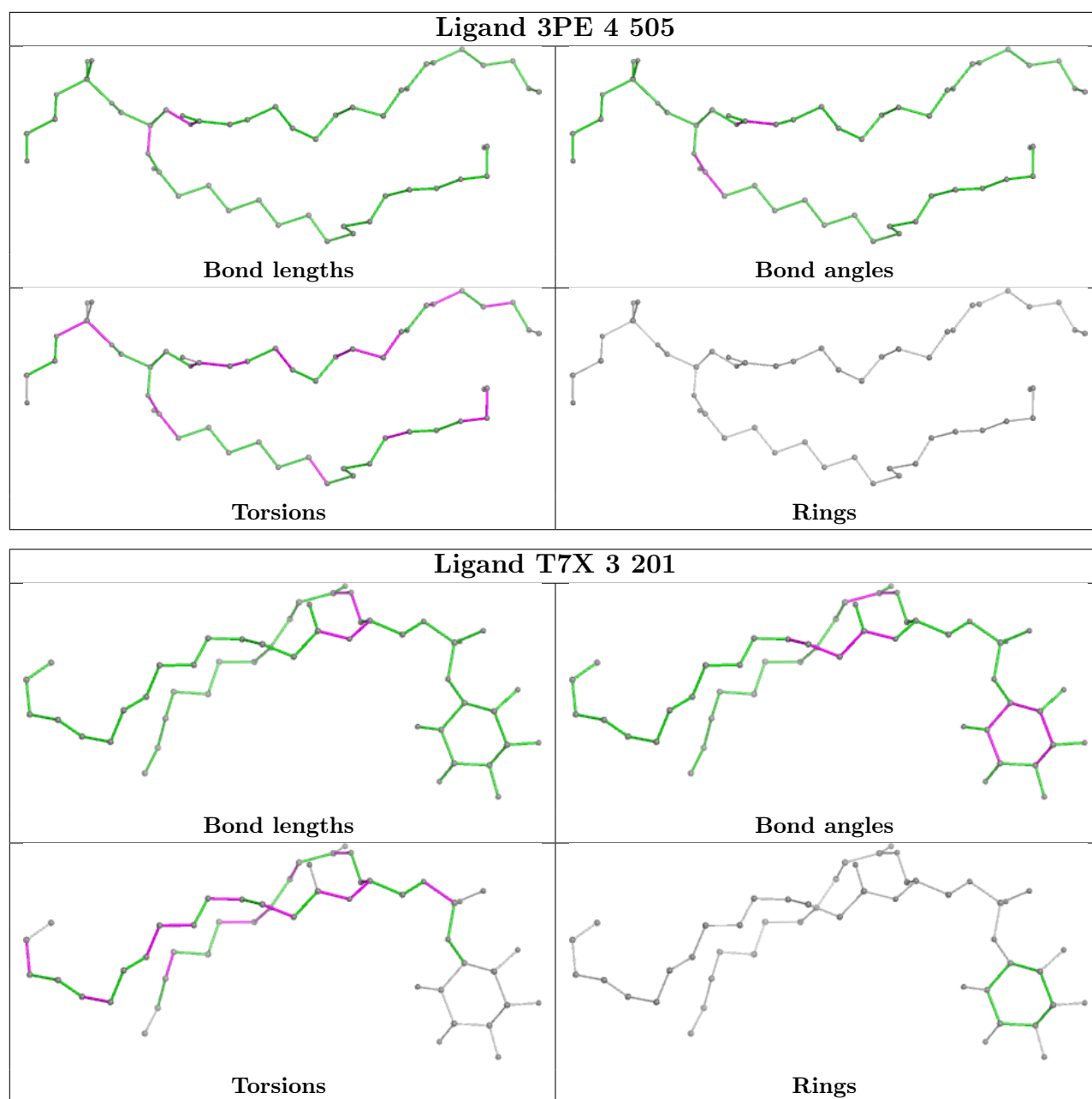
in question and similar rings identified by Mogul is calculated over all ring torsion angles. If the average RMSD is greater than 60 degrees and the minimal RMSD between the ring in question and any Mogul-identified rings is also greater than 60 degrees, then that ring is considered an outlier. The outliers are highlighted in purple. The color gray indicates Mogul did not find sufficient equivalents in the CSD to analyse the geometry.

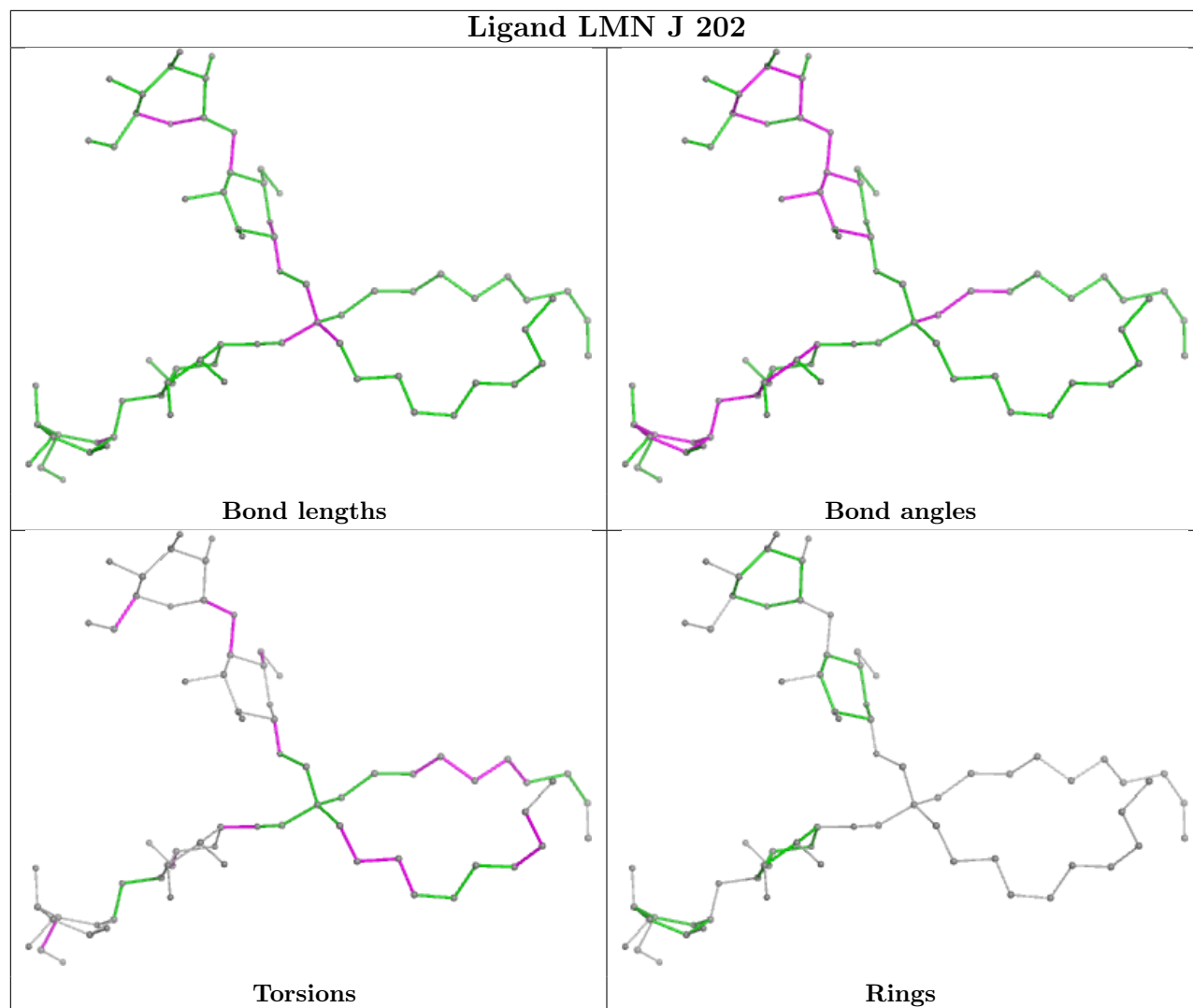


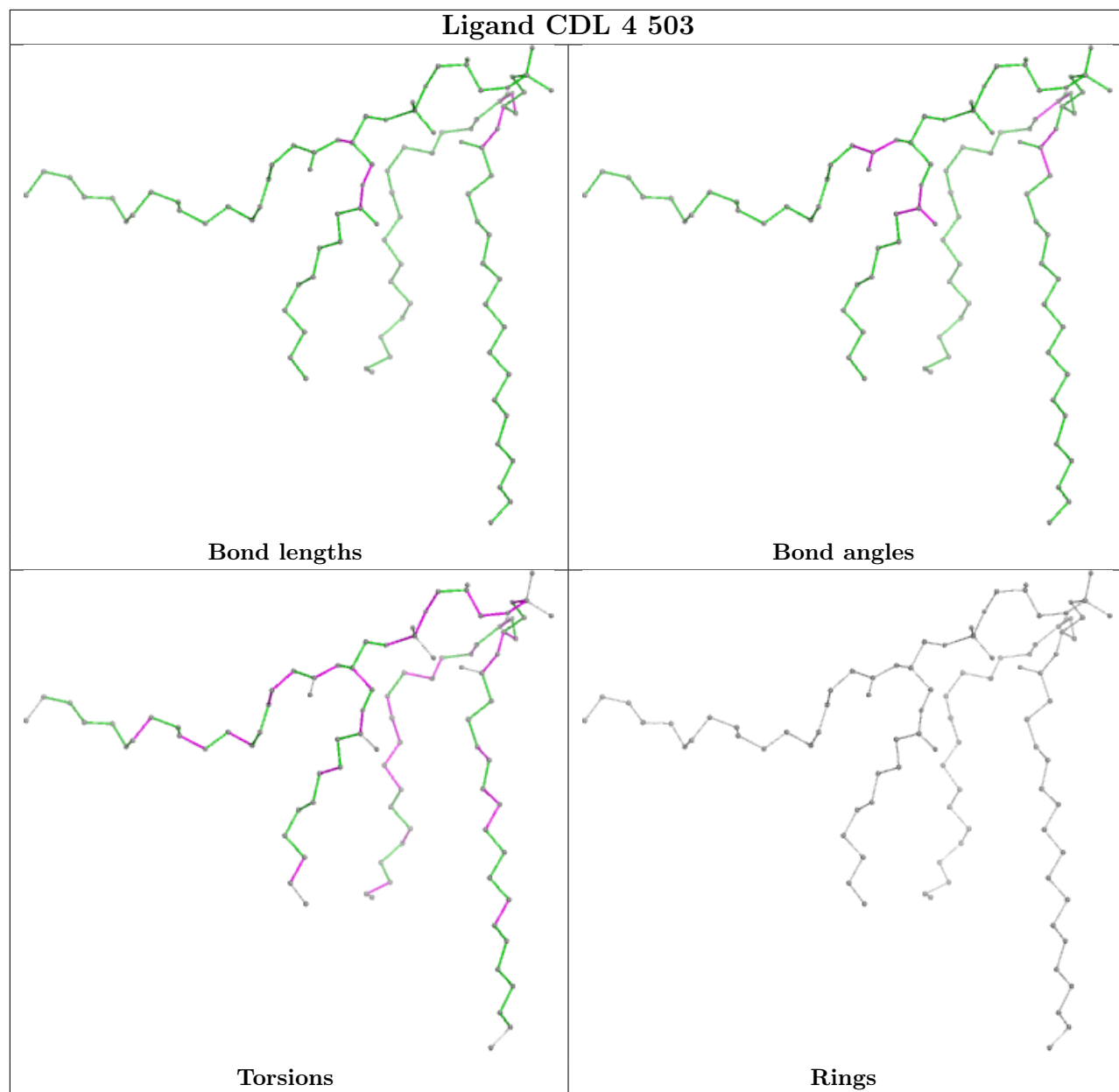


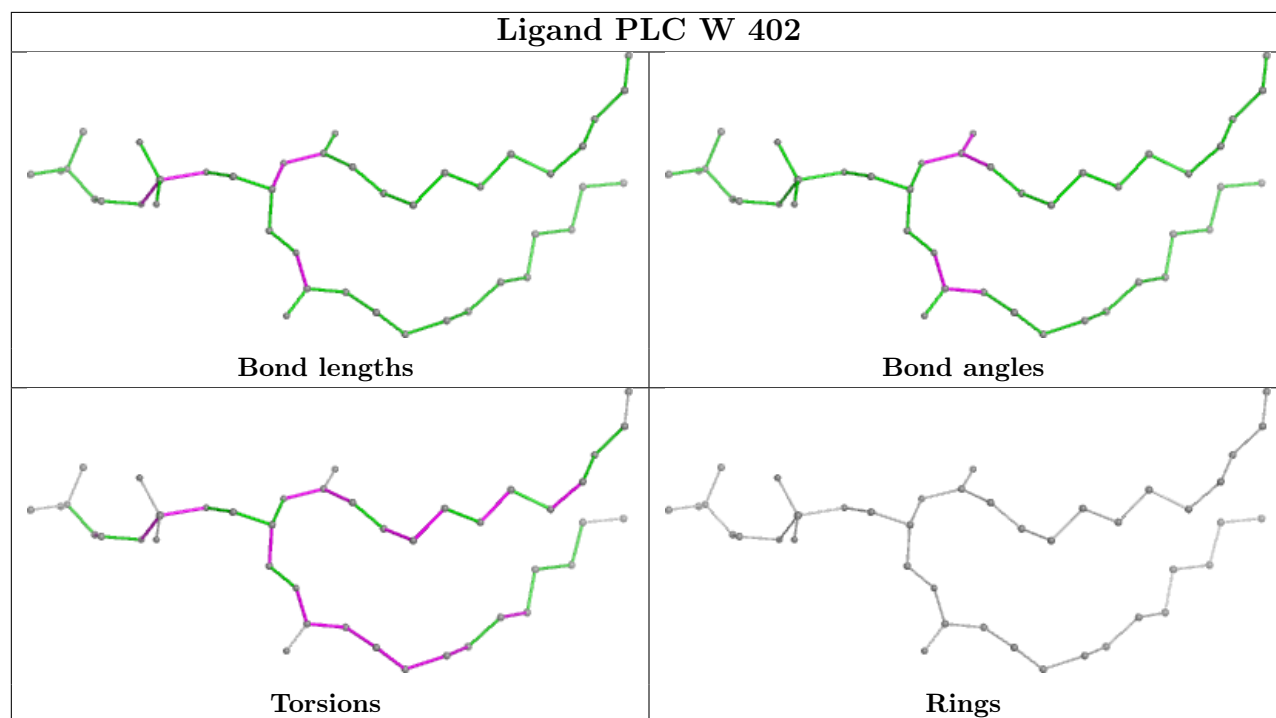
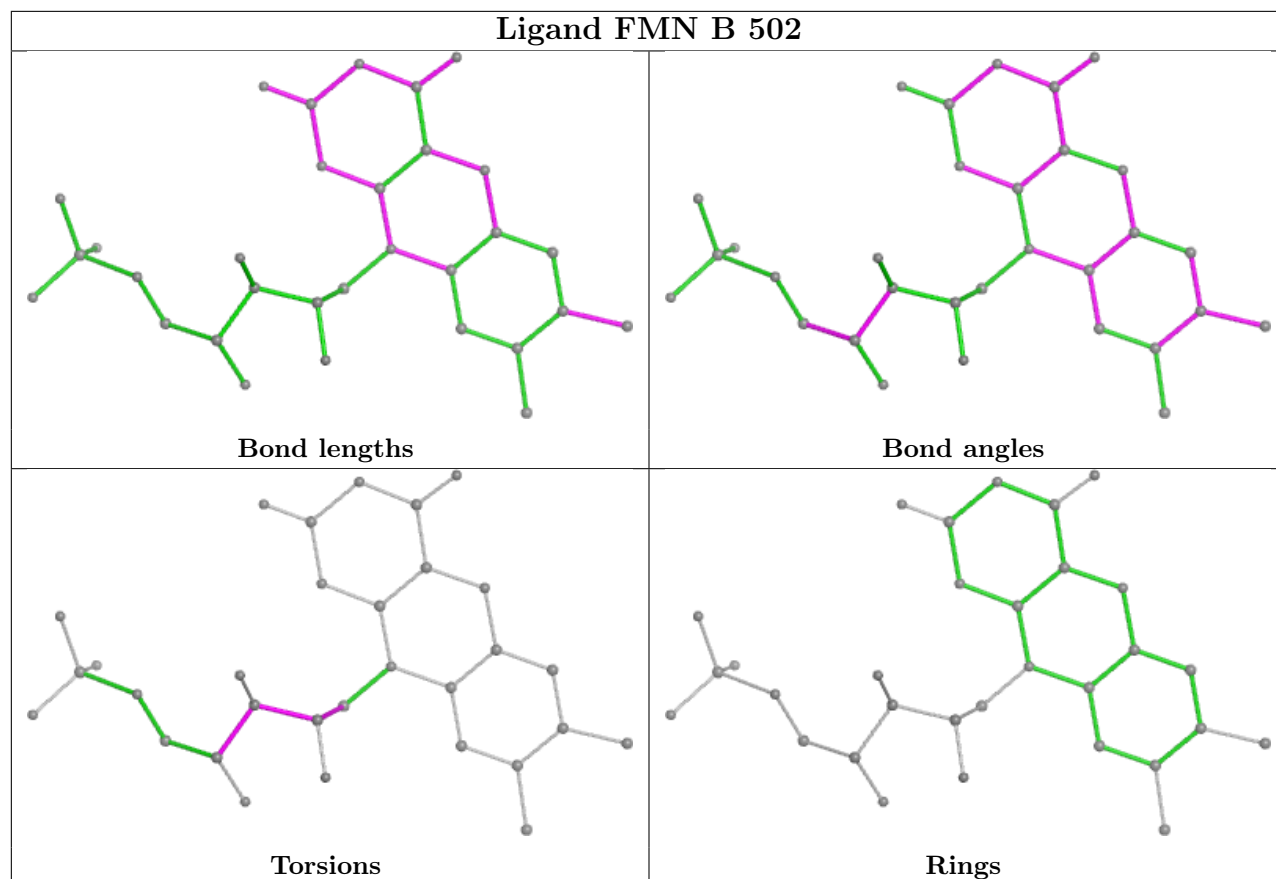


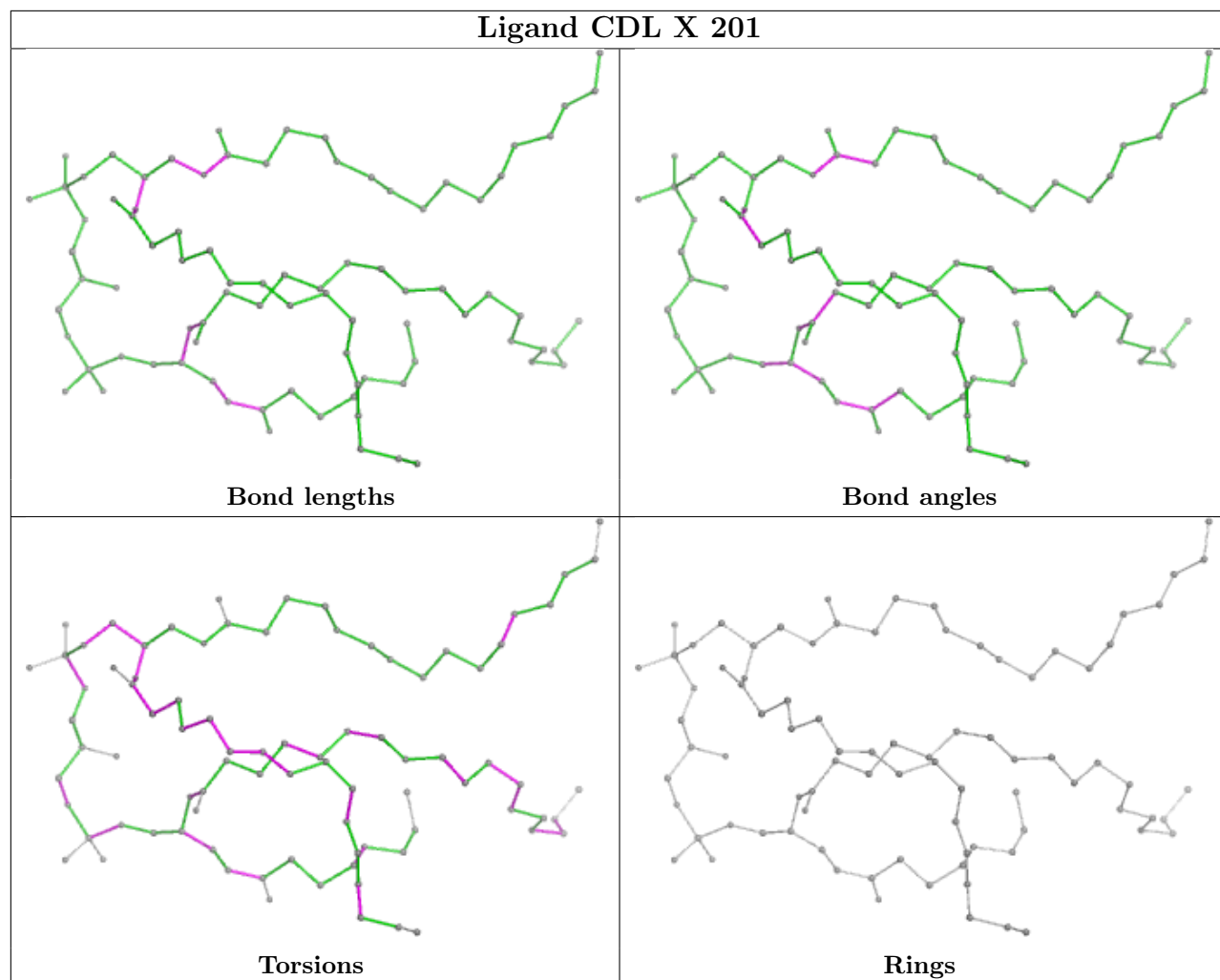


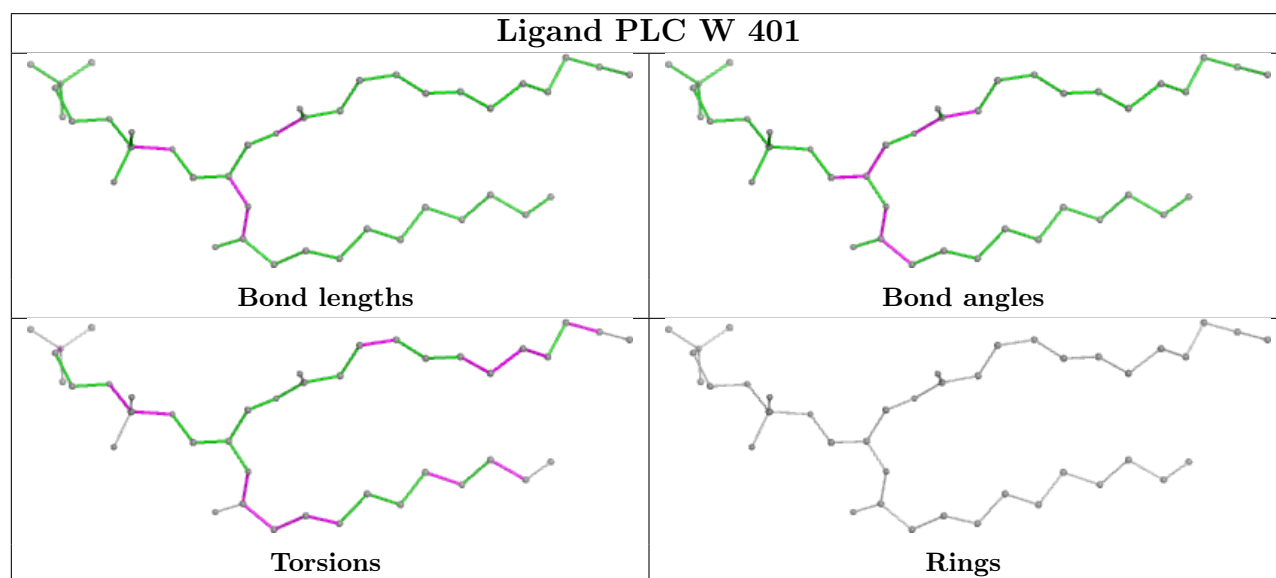
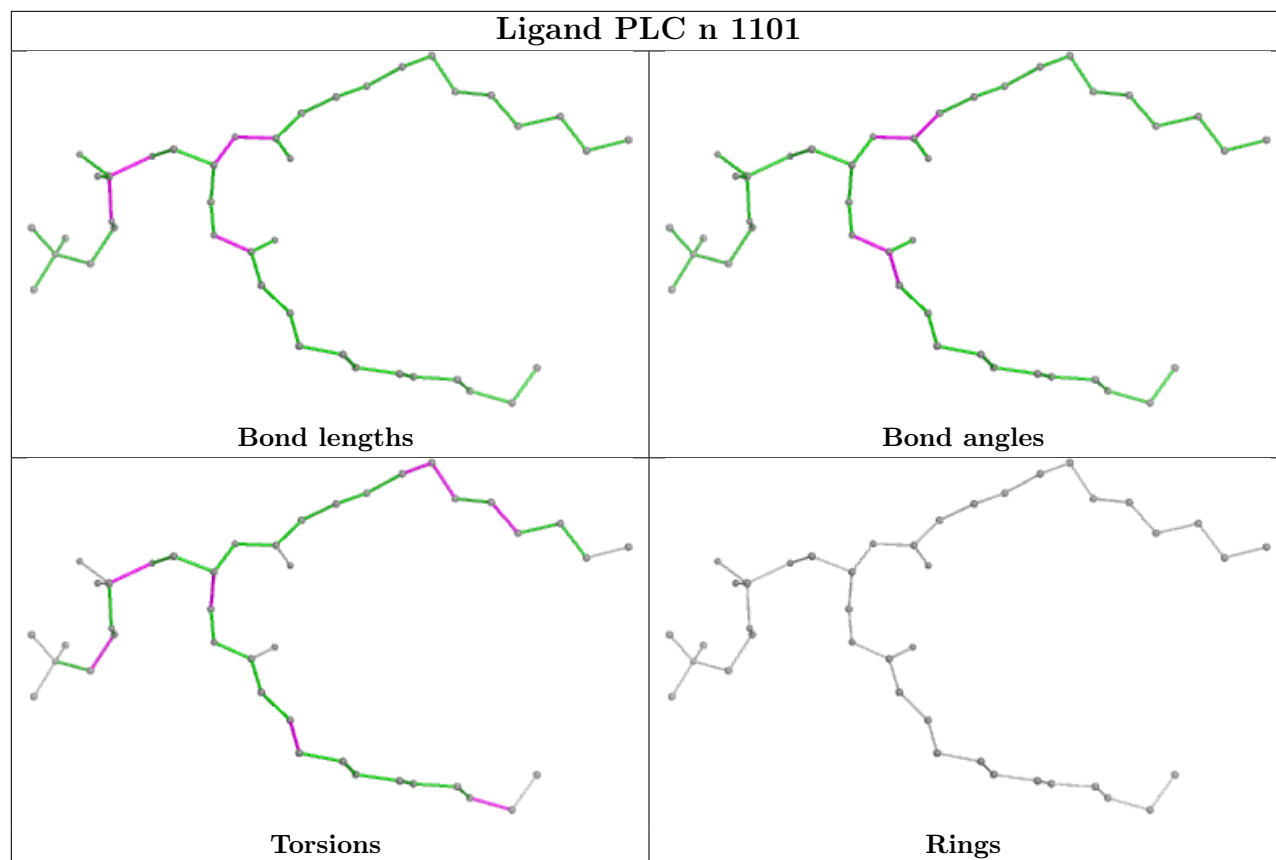


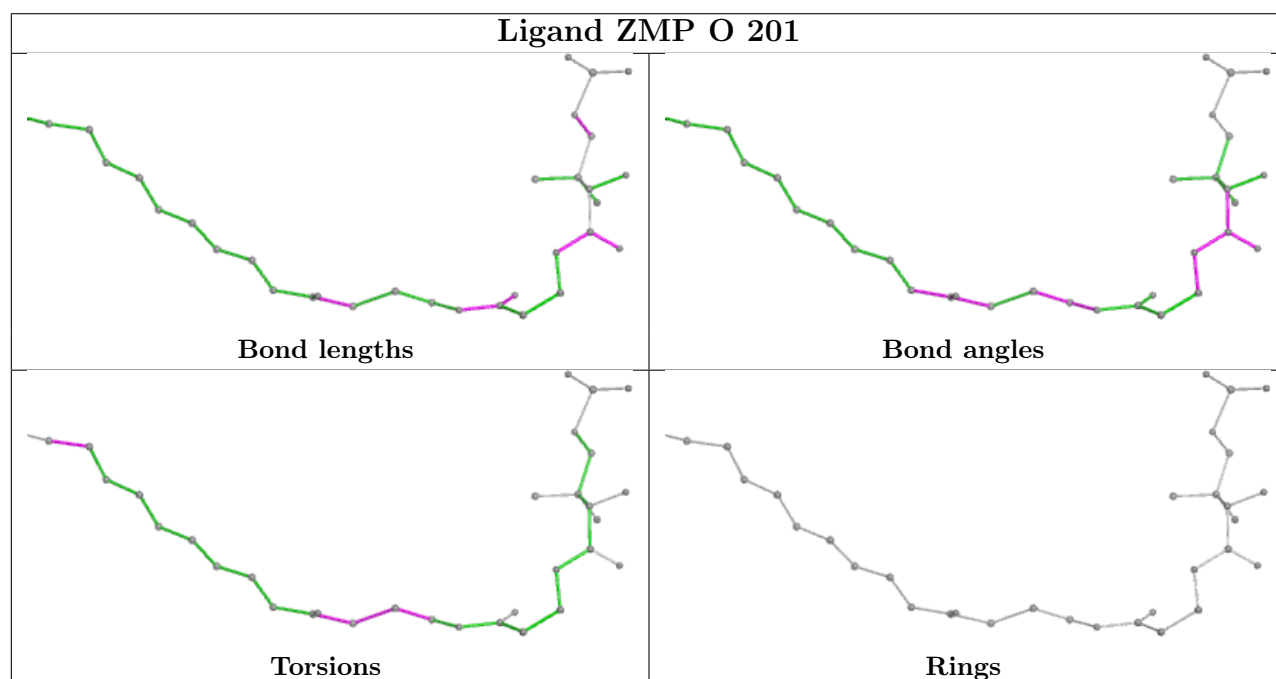
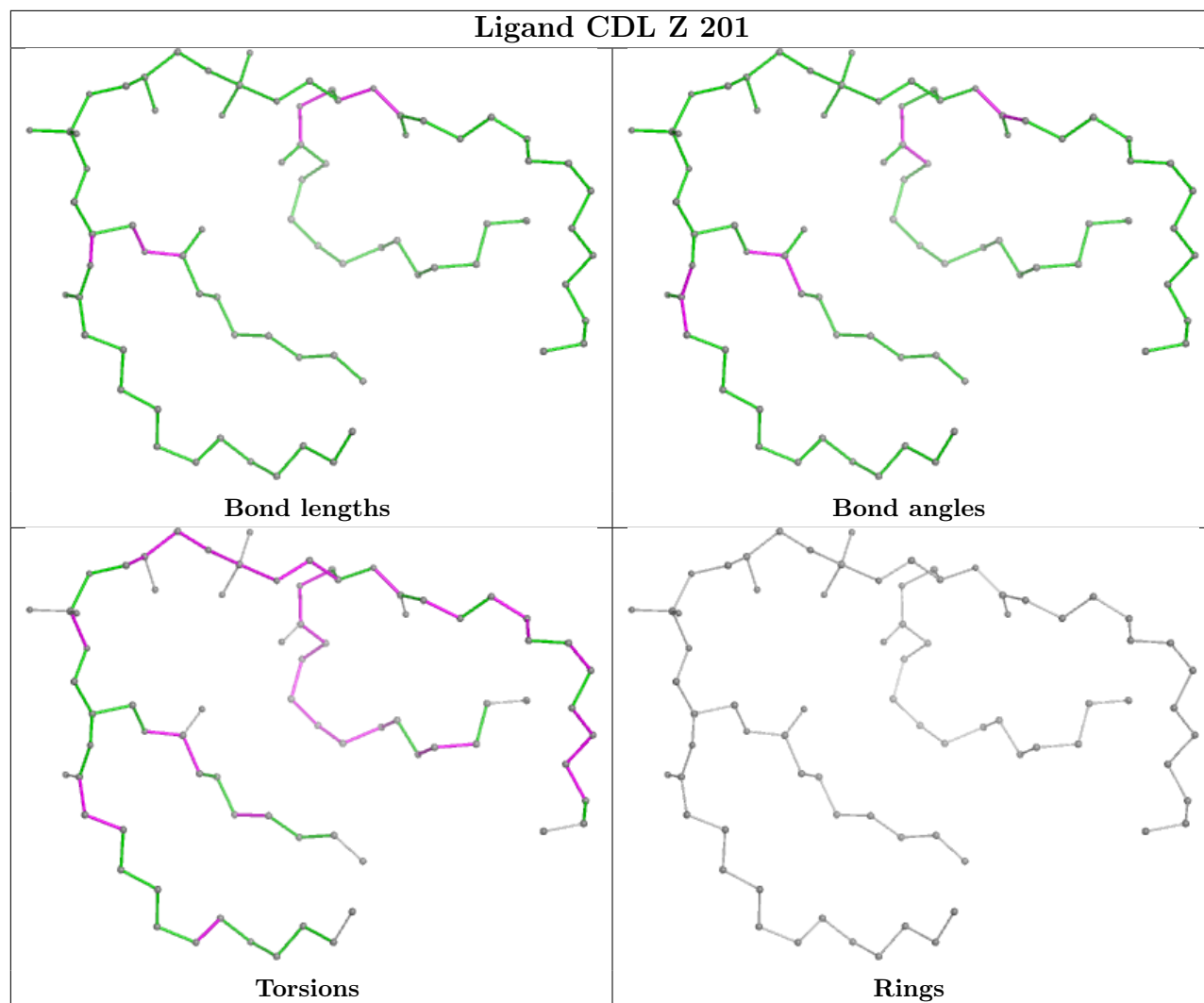


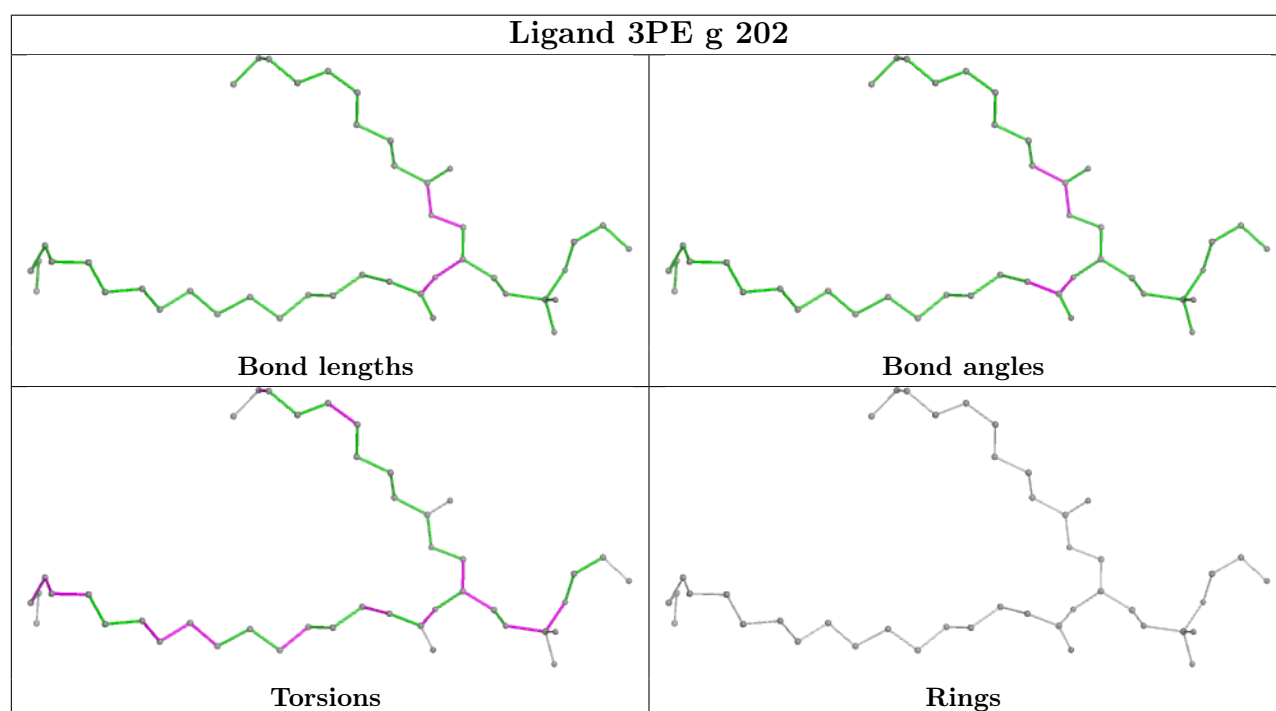
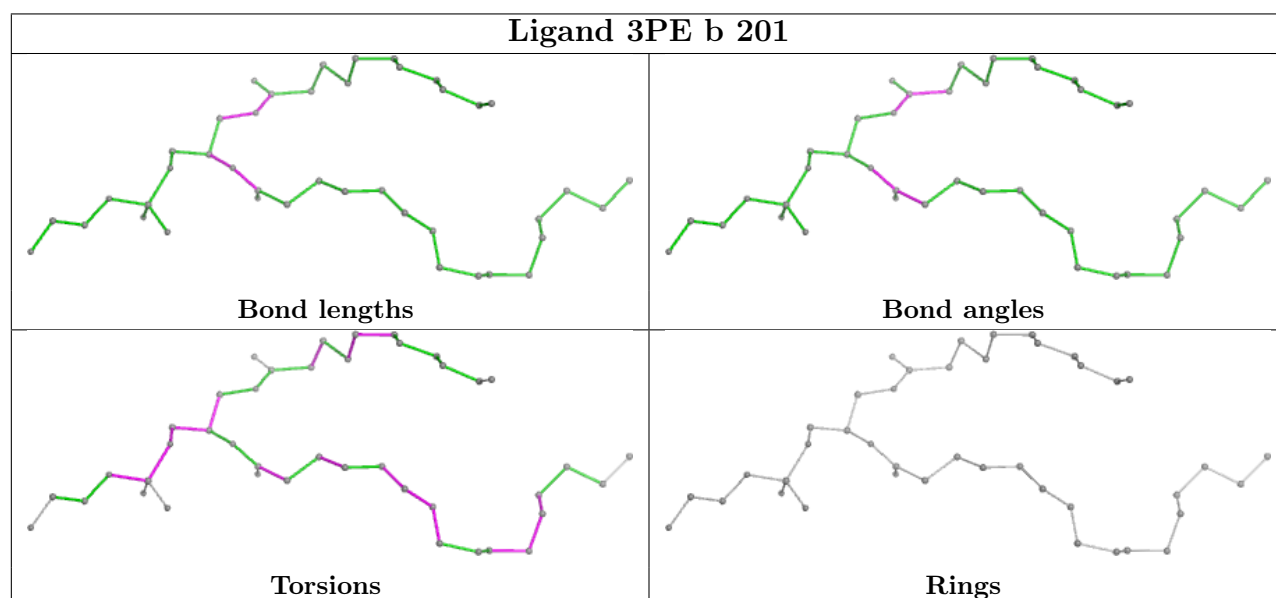
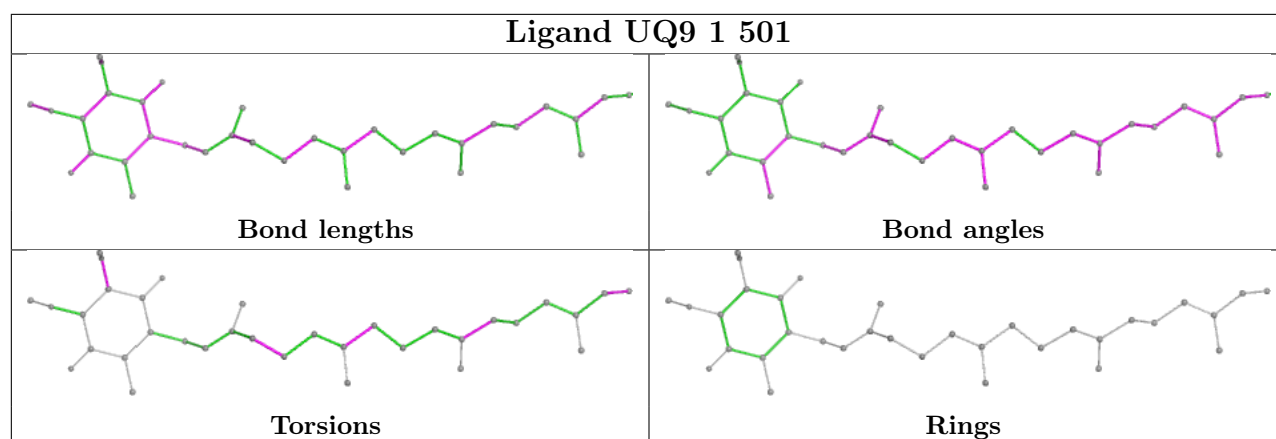


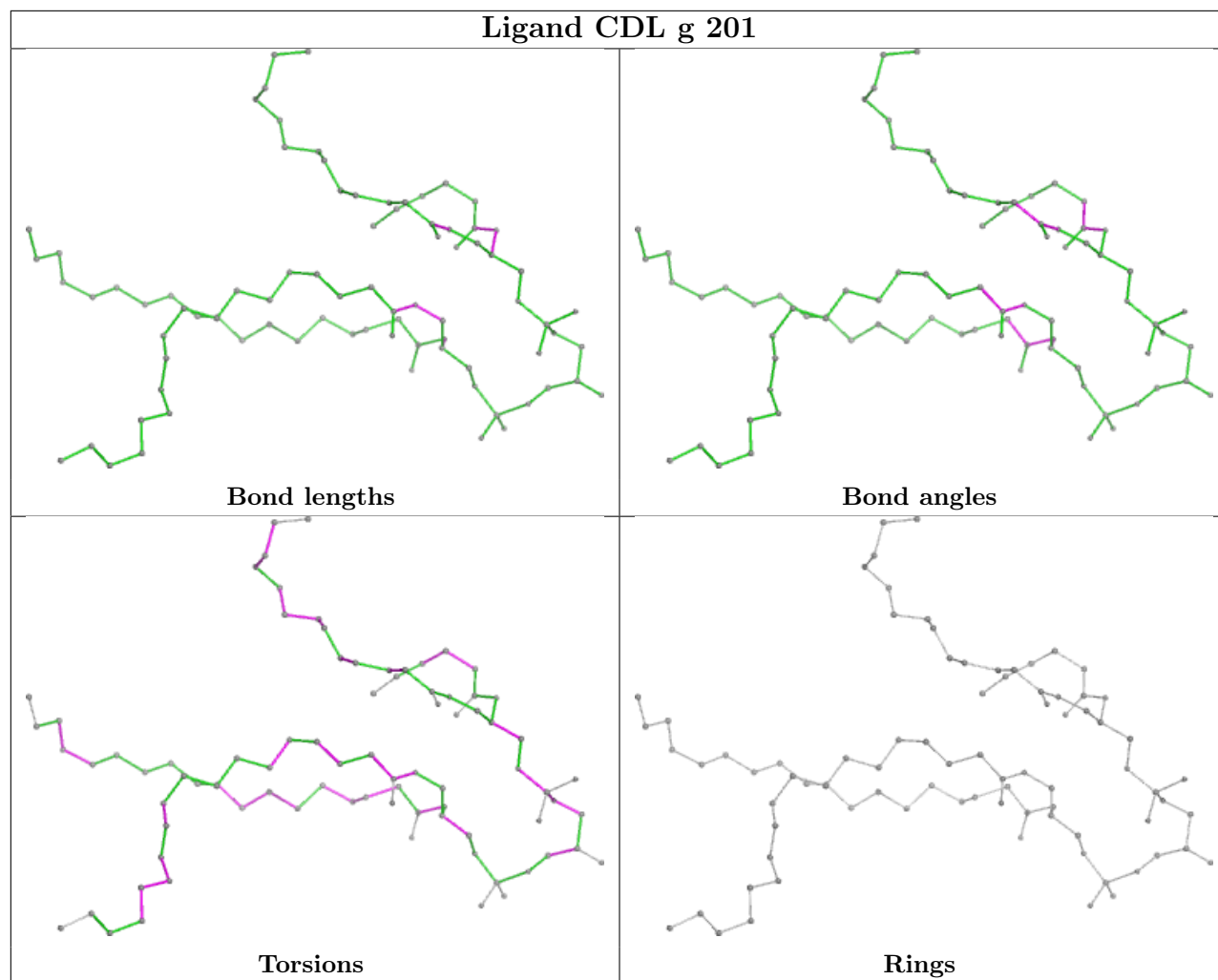


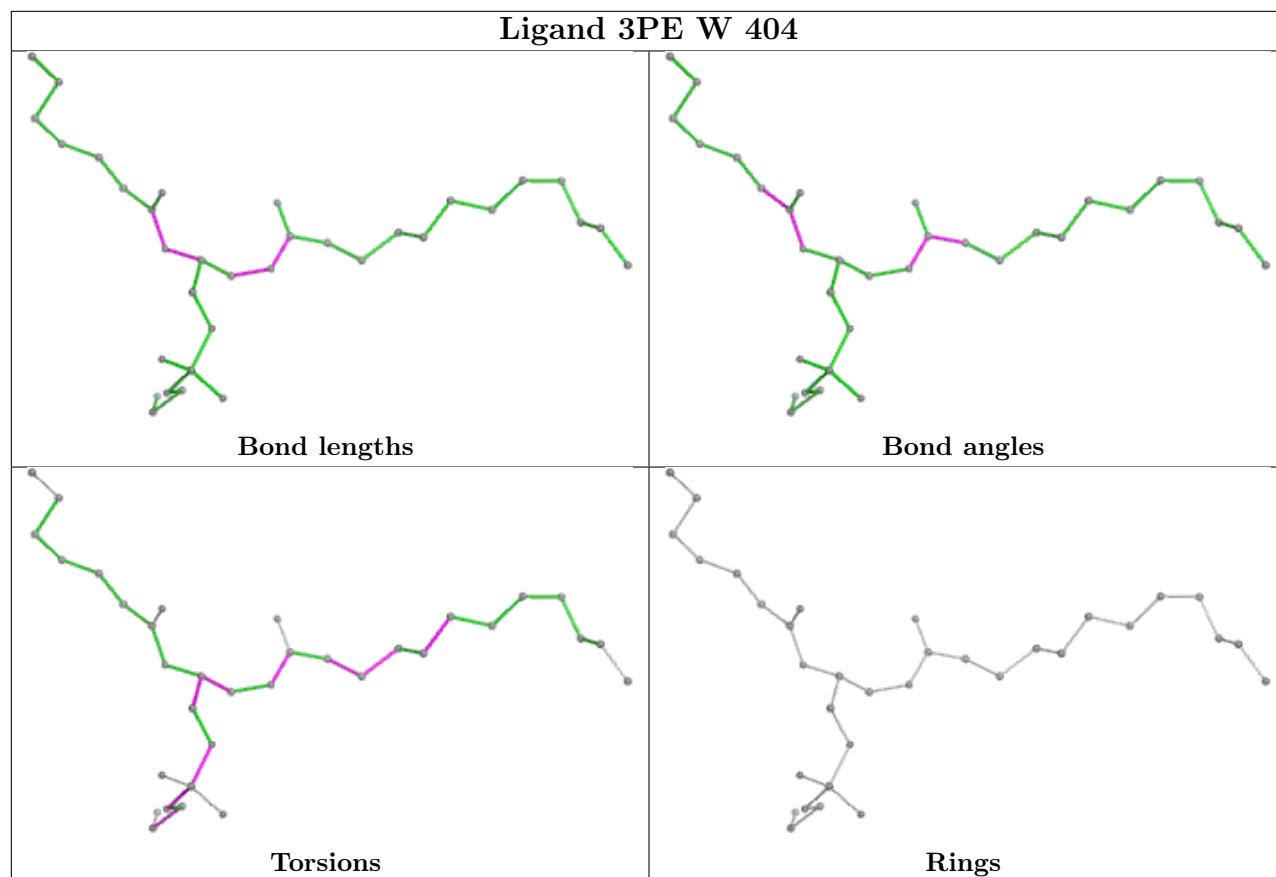


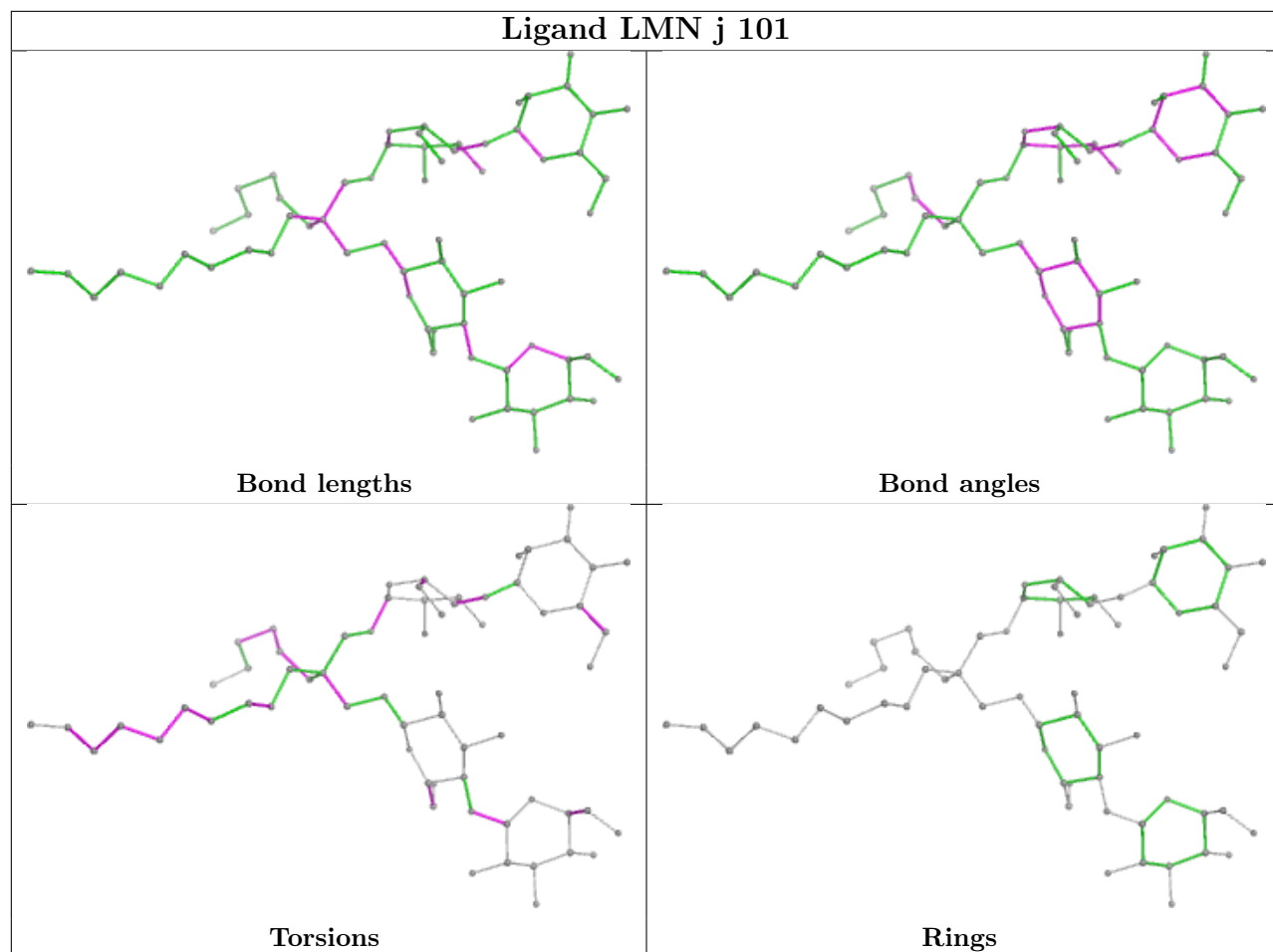


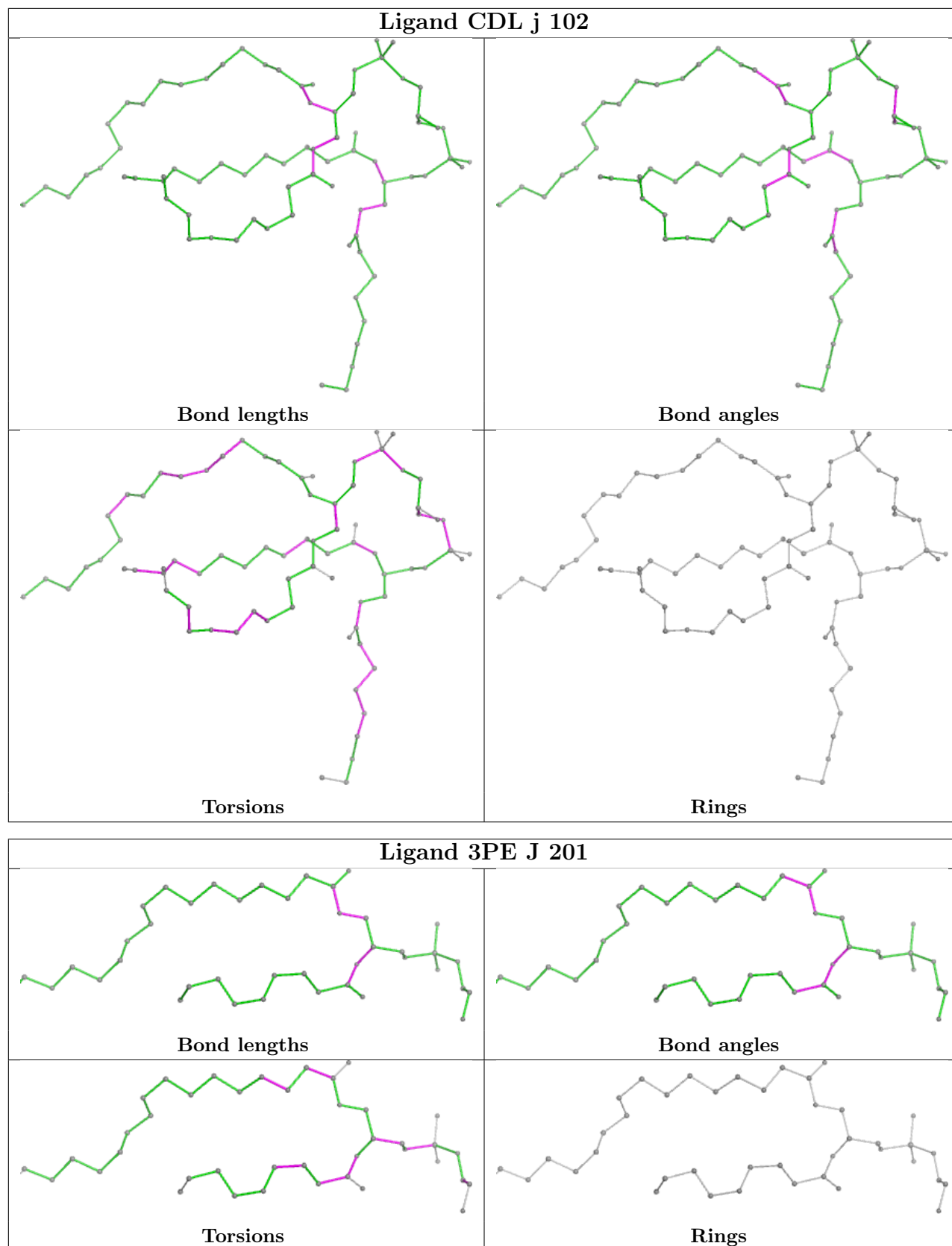


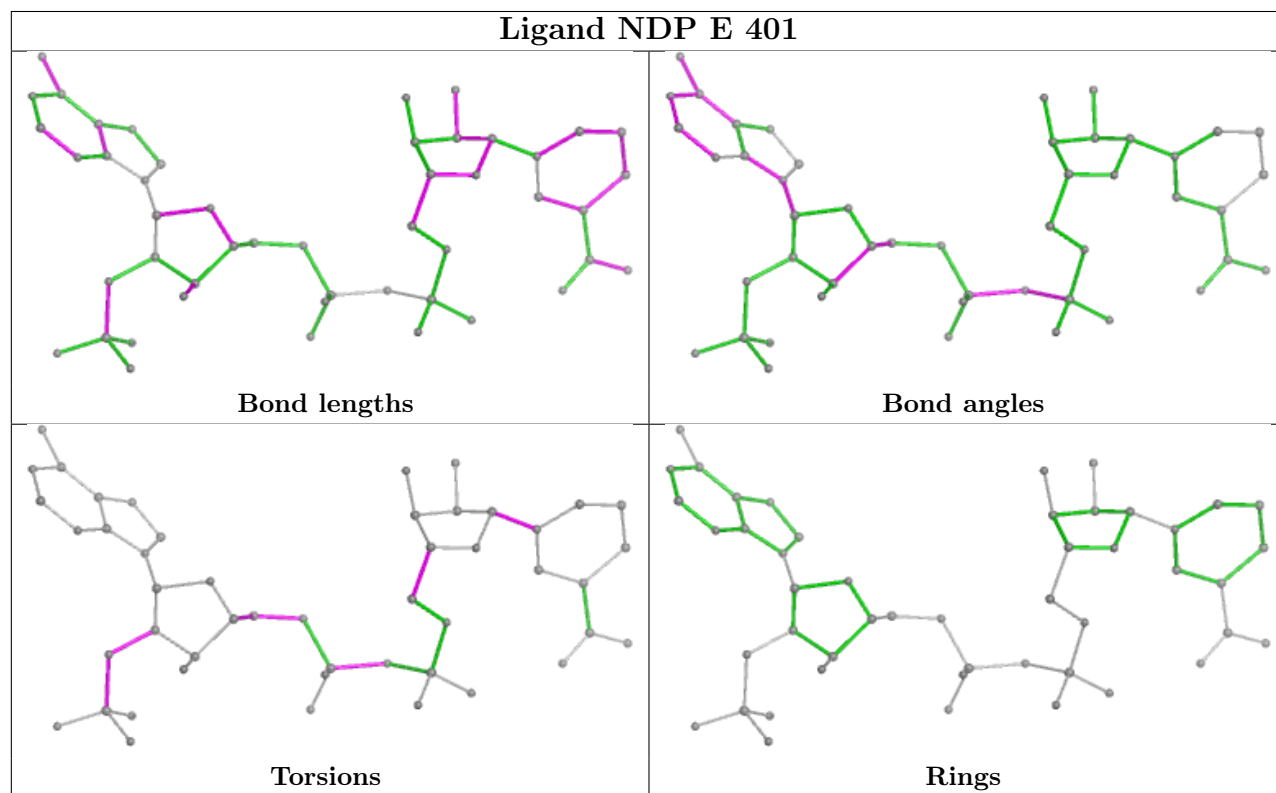
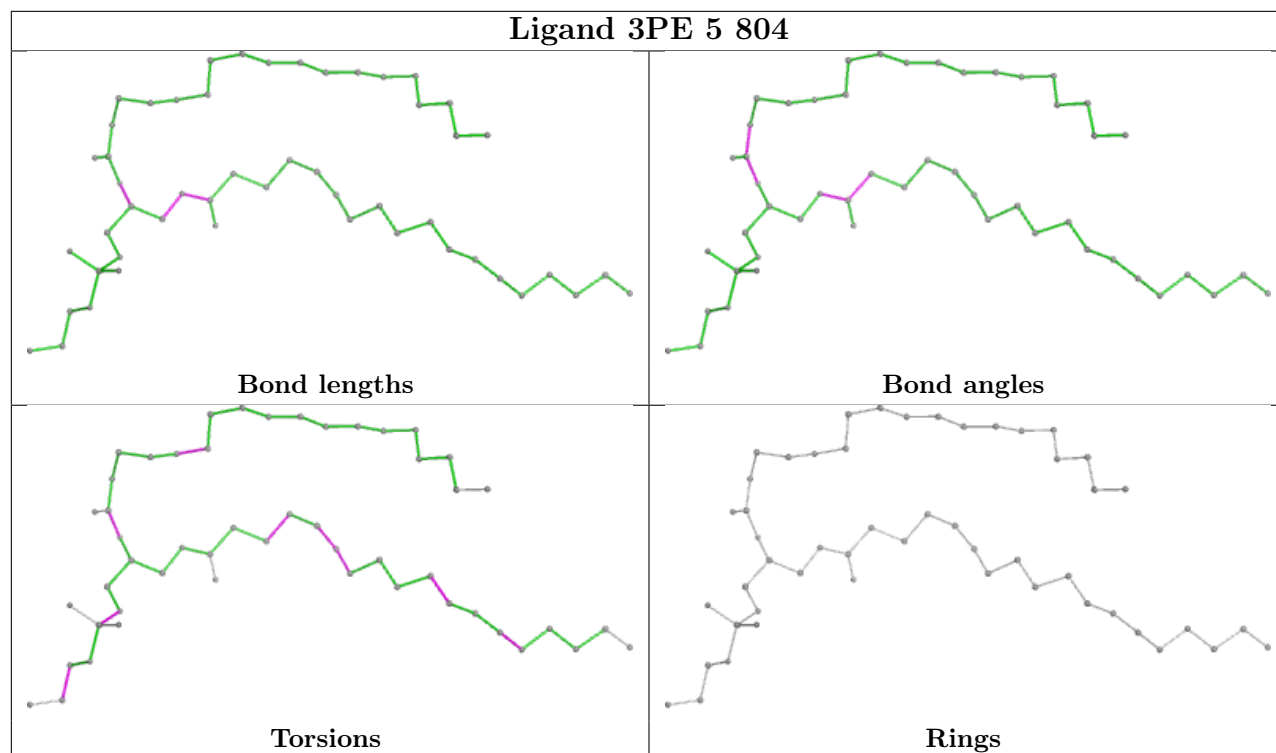


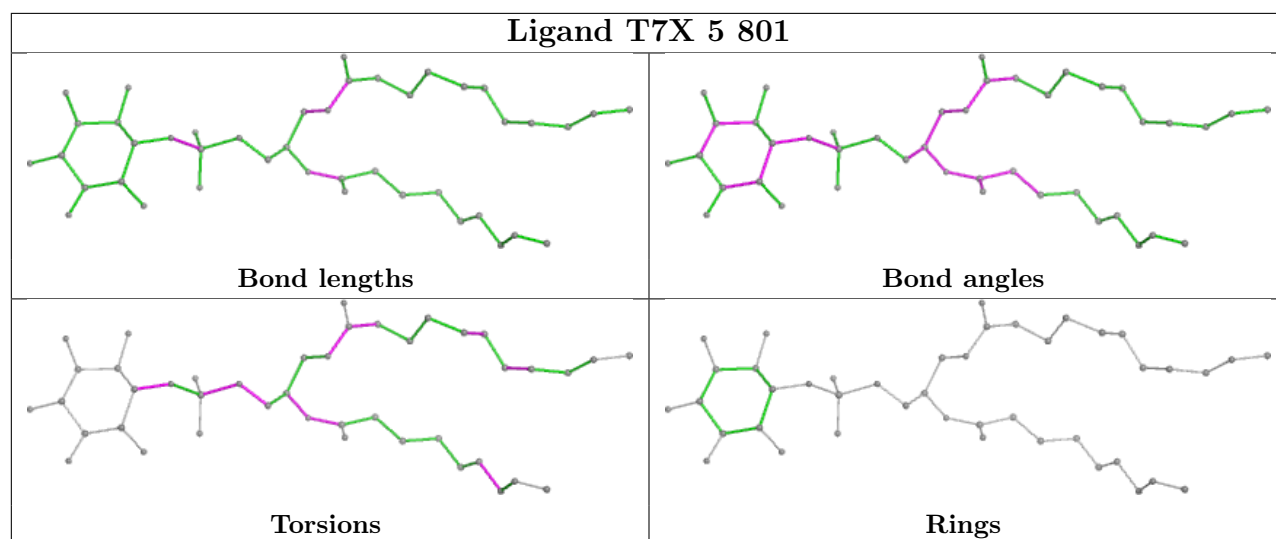
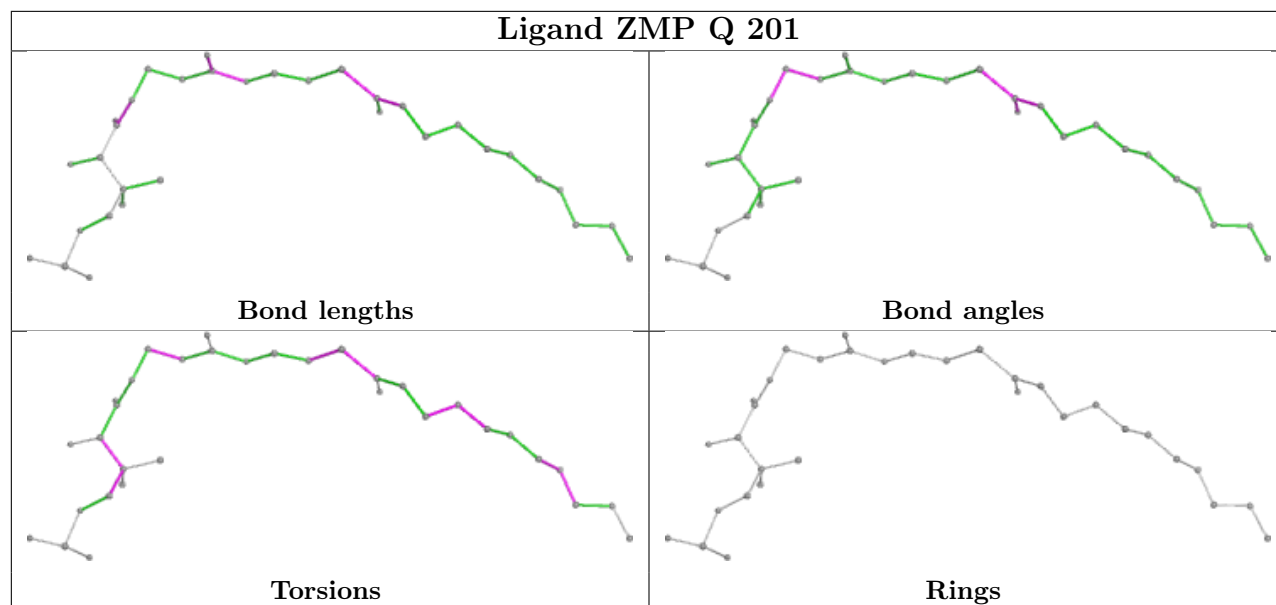


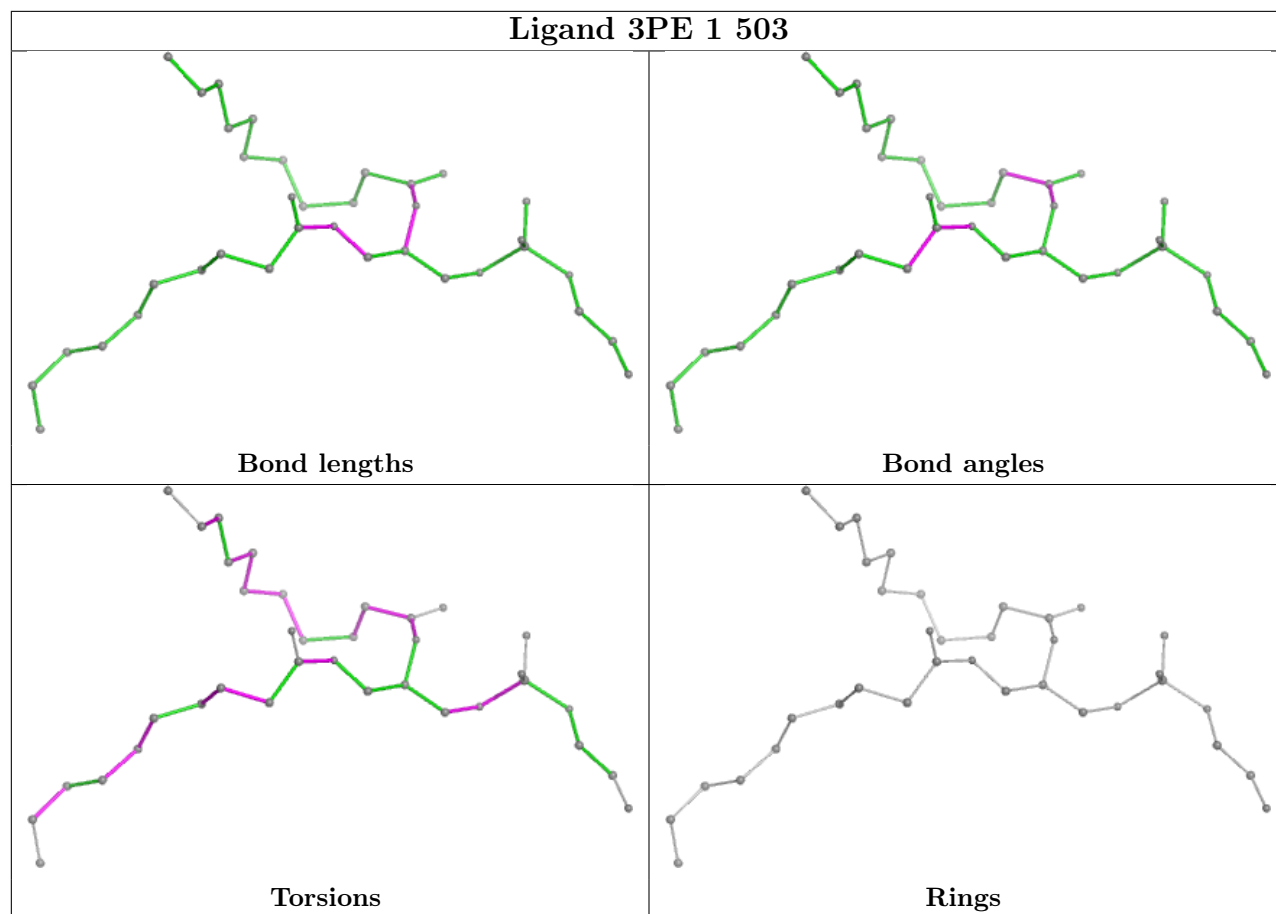


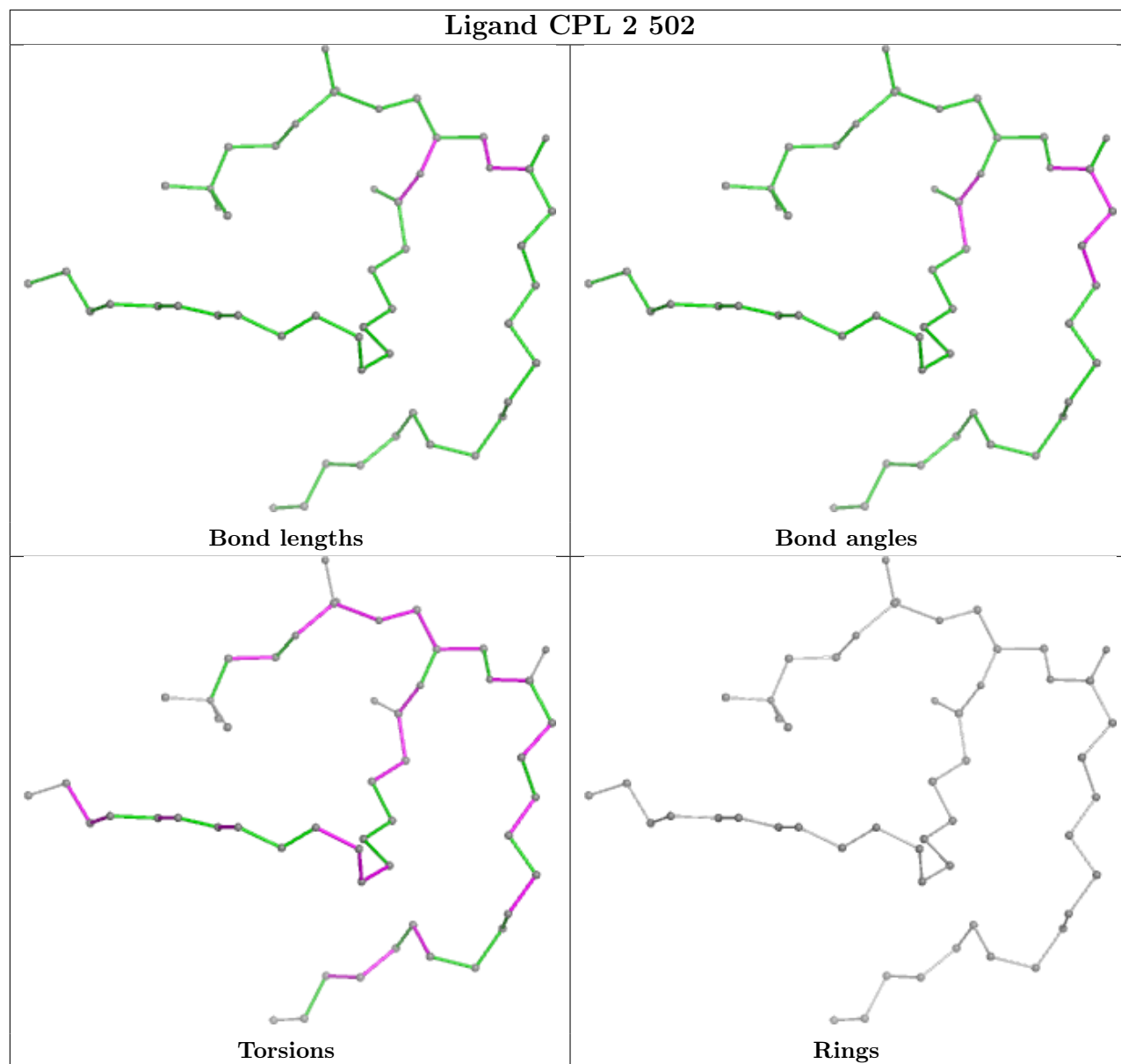


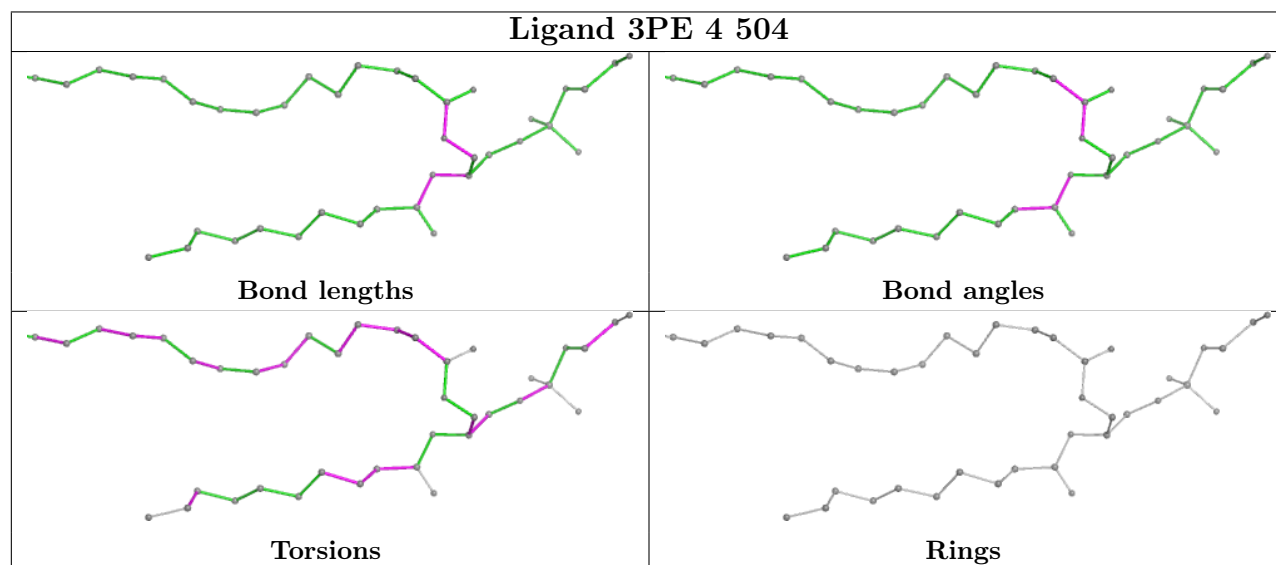
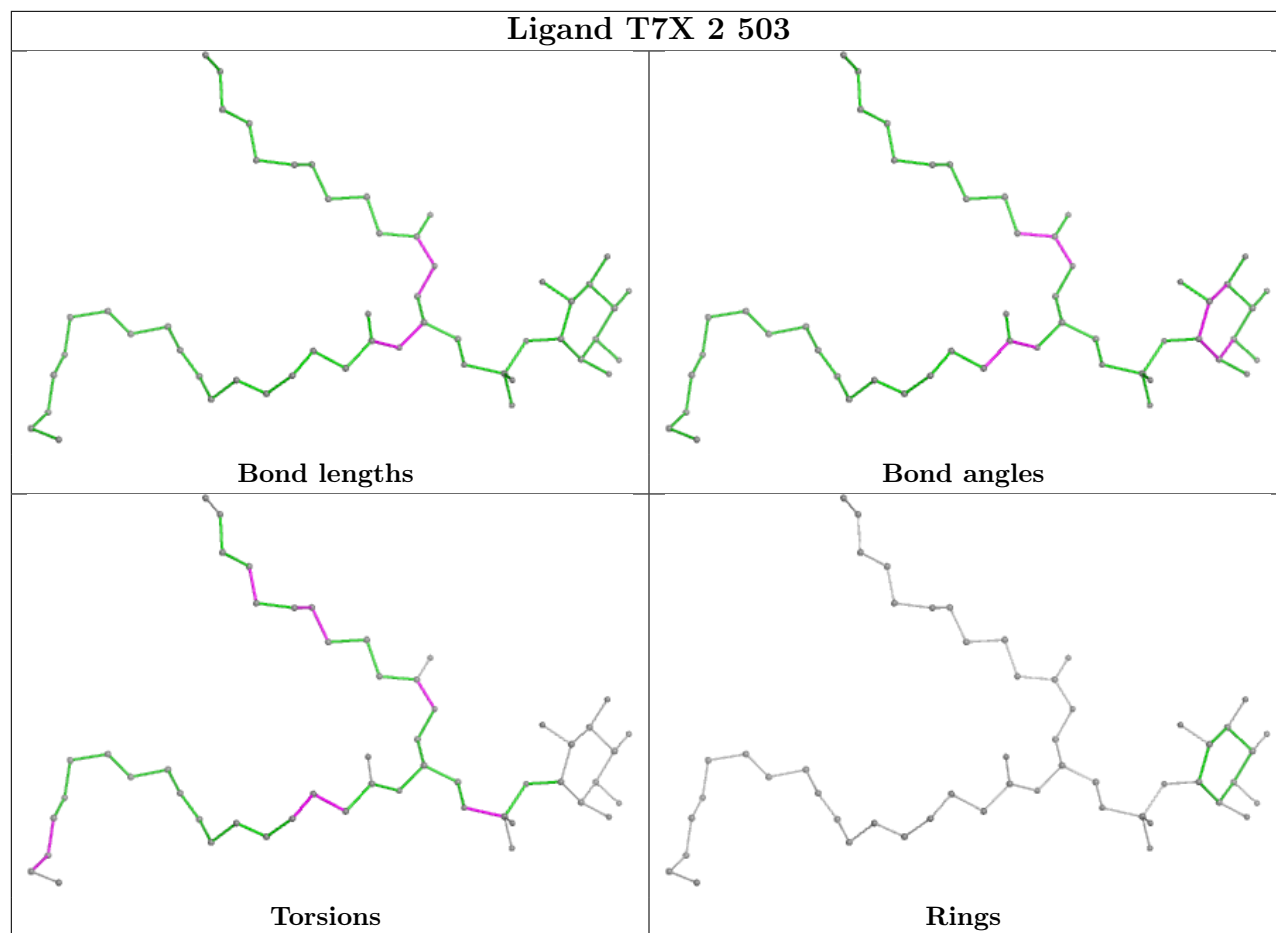


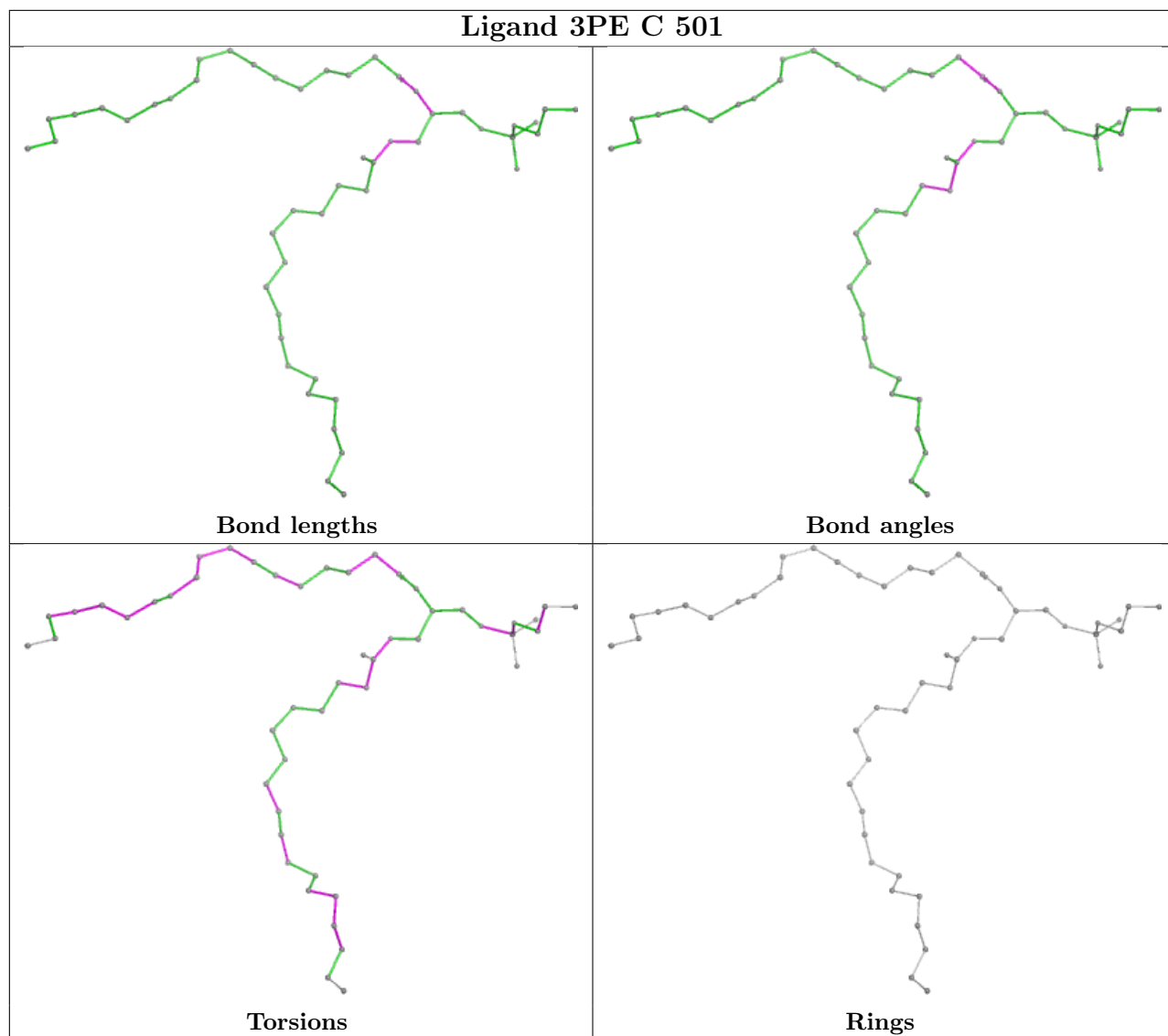


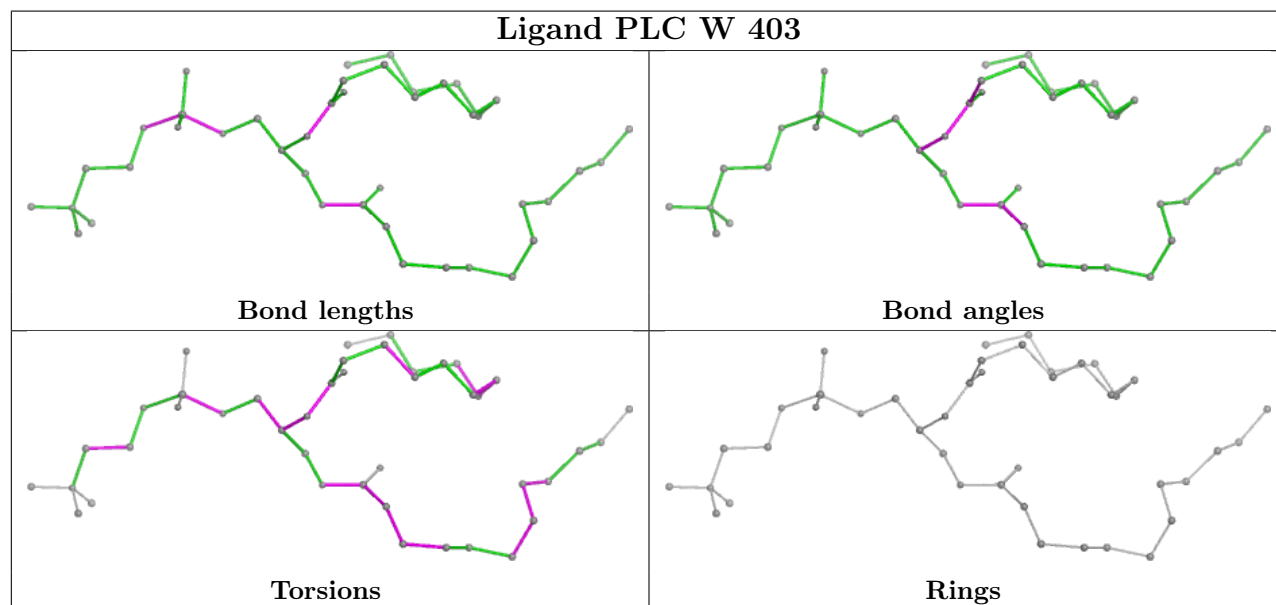
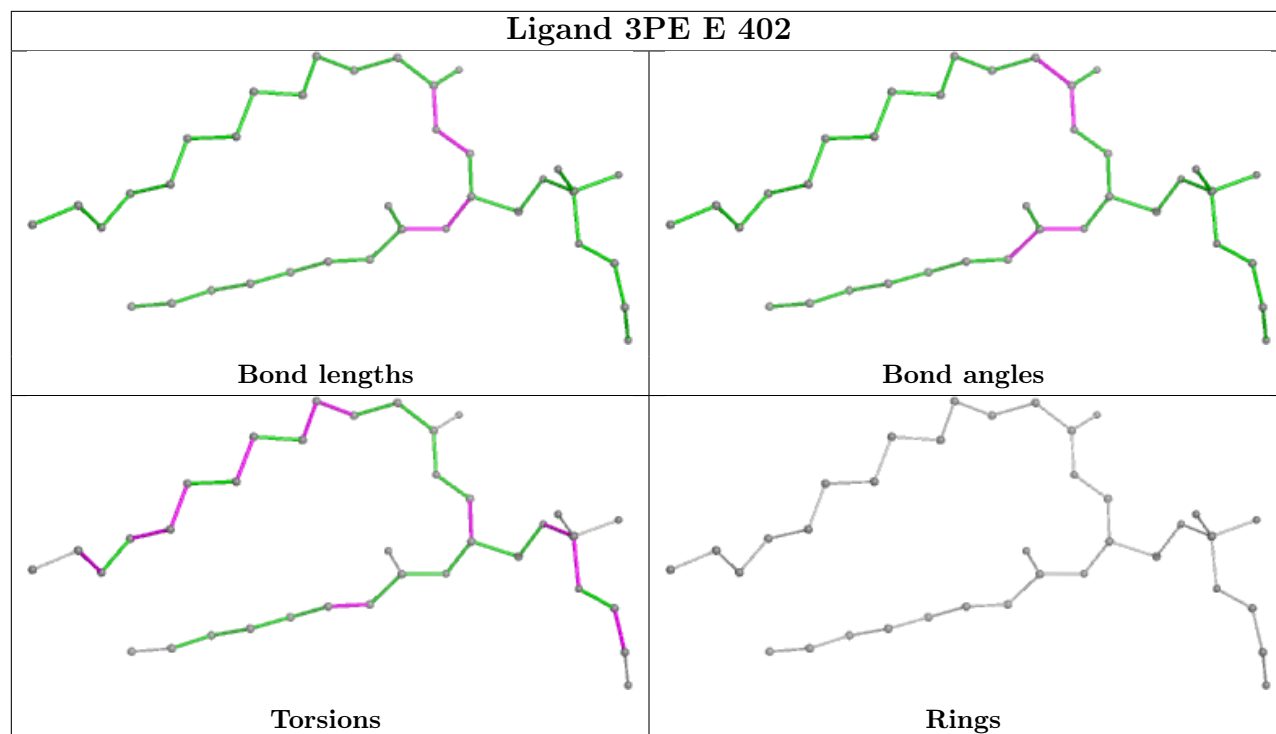


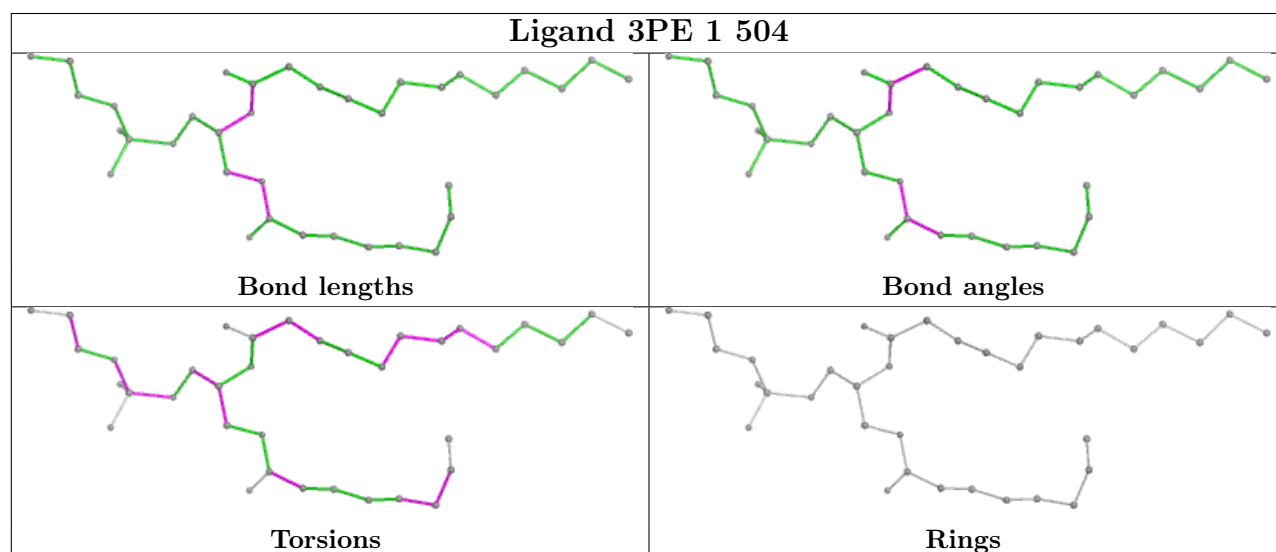
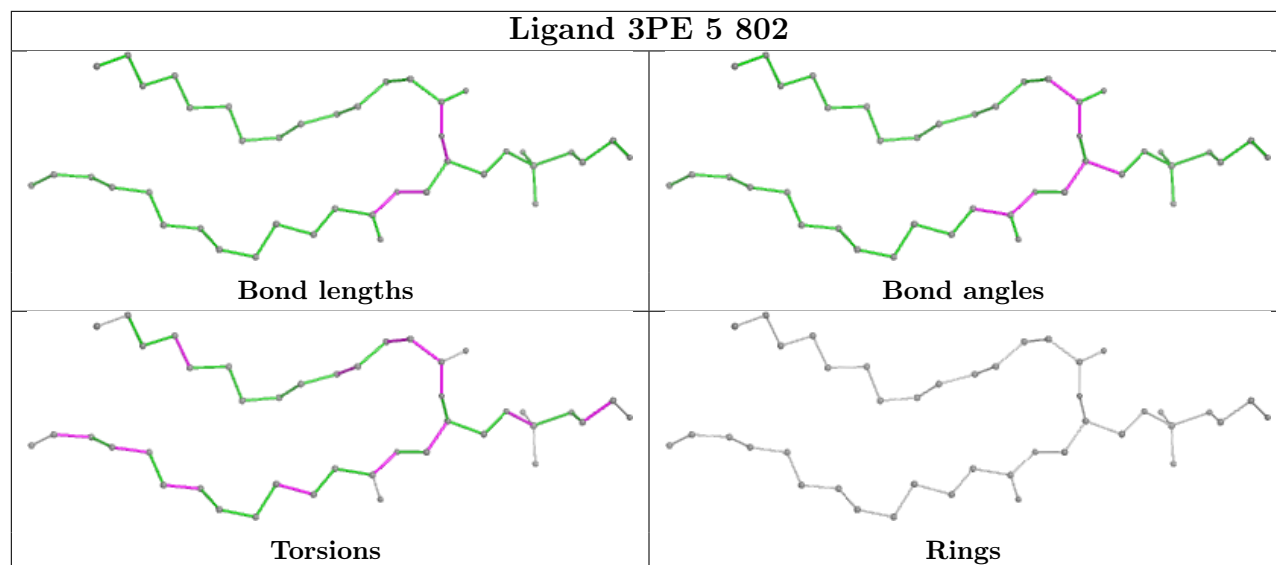


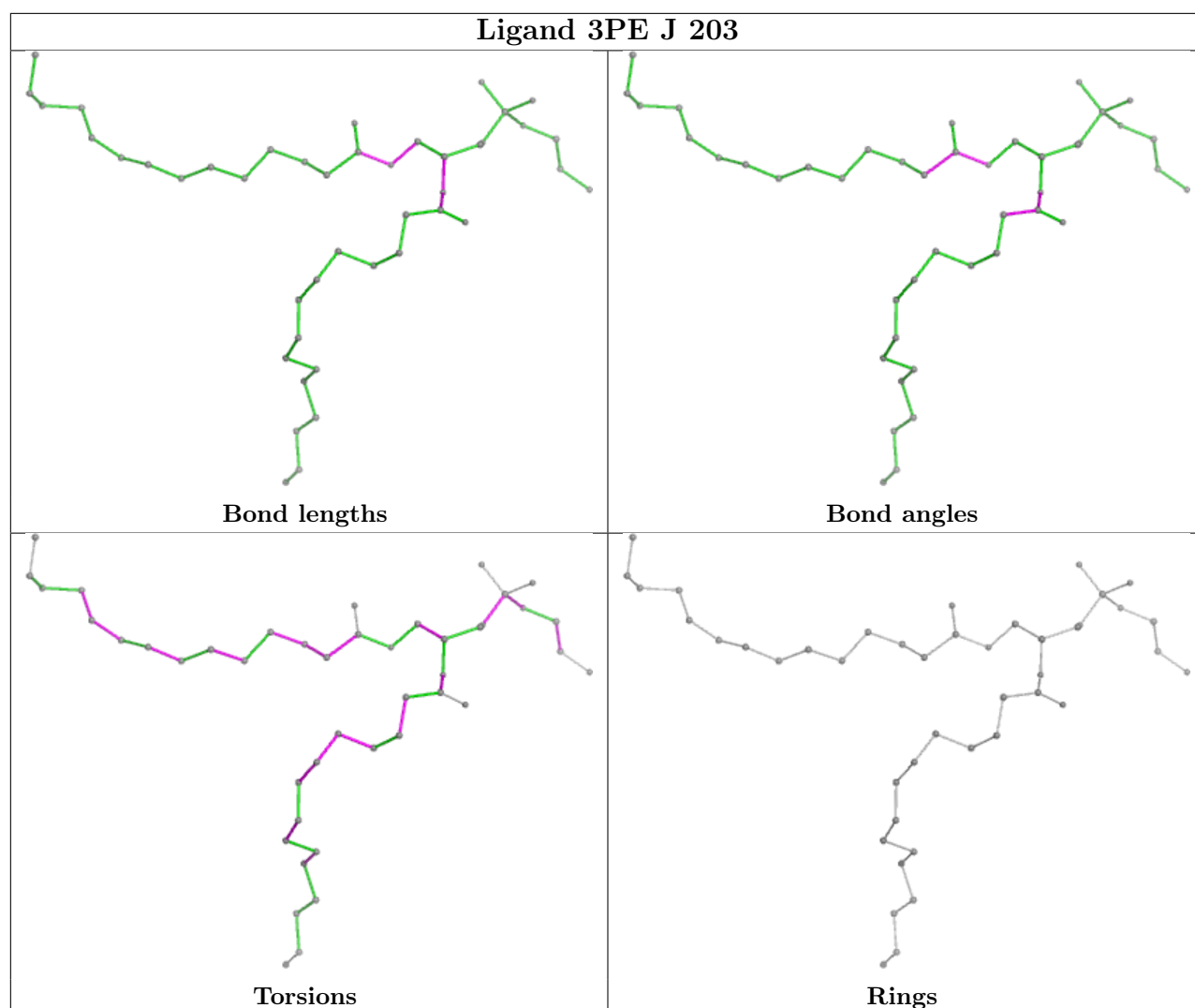












5.7 Other polymers [i](#)

There are no such residues in this entry.

5.8 Polymer linkage issues [i](#)

There are no chain breaks in this entry.

6 Map visualisation

This section contains visualisations of the EMDB entry EMD-4873. These allow visual inspection of the internal detail of the map and identification of artifacts.

No raw map or half-maps were deposited for this entry and therefore no images, graphs, etc. pertaining to the raw map can be shown.

6.1 Orthogonal projections

This section was not generated.

6.2 Central slices

This section was not generated.

6.3 Largest variance slices

This section was not generated.

6.4 Orthogonal standard-deviation projections (False-color)

This section was not generated.

6.5 Orthogonal surface views

This section was not generated.

6.6 Mask visualisation

This section was not generated. No masks/segmentation were deposited.

7 Map analysis

This section contains the results of statistical analysis of the map.

7.1 Map-value distribution

This section was not generated.

7.2 Volume estimate versus contour level

This section was not generated.

7.3 Rotationally averaged power spectrum

This section was not generated. The rotationally averaged power spectrum had issues being displayed.

8 Fourier-Shell correlation

This section was not generated. No FSC curve or half-maps provided.

9 Map-model fit

This section was not generated.