



Full wwPDB X-ray Structure Validation Report ⓘ

May 14, 2020 – 09:06 am BST

PDB ID : 1SER
Title : THE 2.9 ANGSTROMS CRYSTAL STRUCTURE OF T. THERMOPHILUS
SERYL-TRNA SYNTHETASE COMPLEXED WITH TRNA SER
Authors : Biou, S.; Cusack, V.; Yaremchuk, A.; Tukalo, M.
Deposited on : 1994-02-21
Resolution : 2.90 Å(reported)

This is a Full wwPDB X-ray Structure Validation Report for a publicly released PDB entry.

We welcome your comments at validation@mail.wwpdb.org

A user guide is available at

<https://www.wwpdb.org/validation/2017/XrayValidationReportHelp>

with specific help available everywhere you see the ⓘ symbol.

The following versions of software and data (see [references ⓘ](#)) were used in the production of this report:

MolProbity : 4.02b-467
Mogul : 1.8.5 (274361), CSD as541be (2020)
Xtrriage (Phenix) : **NOT EXECUTED**
EDS : **NOT EXECUTED**
Percentile statistics : 20191225.v01 (using entries in the PDB archive December 25th 2019)
Ideal geometry (proteins) : Engh & Huber (2001)
Ideal geometry (DNA, RNA) : Parkinson et al. (1996)
Validation Pipeline (wwPDB-VP) : 2.11

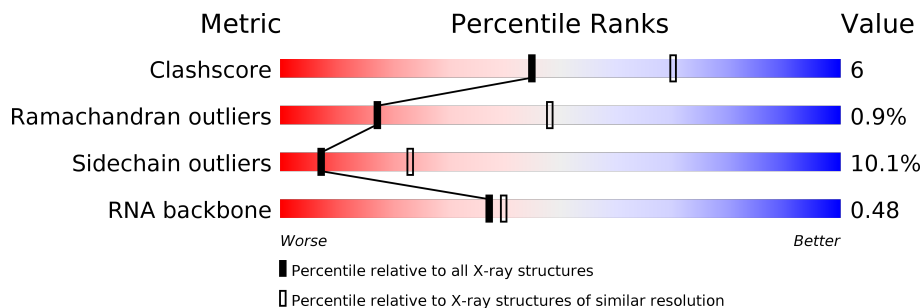
1 Overall quality at a glance

The following experimental techniques were used to determine the structure:

X-RAY DIFFRACTION

The reported resolution of this entry is 2.90 Å.

Percentile scores (ranging between 0-100) for global validation metrics of the entry are shown in the following graphic. The table shows the number of entries on which the scores are based.



| Metric | Whole archive (#Entries) | Similar resolution (#Entries, resolution range(Å)) |
|-----------------------|-----------------------------|---|
| Clashscore | 141614 | 2172 (2.90-2.90) |
| Ramachandran outliers | 138981 | 2115 (2.90-2.90) |
| Sidechain outliers | 138945 | 2117 (2.90-2.90) |
| RNA backbone | 3102 | 1007 (3.16-2.64) |

The table below summarises the geometric issues observed across the polymeric chains and their fit to the electron density. The red, orange, yellow and green segments on the lower bar indicate the fraction of residues that contain outliers for ≥ 3 , 2, 1 and 0 types of geometric quality criteria respectively. A grey segment represents the fraction of residues that are not modelled. The numeric value for each fraction is indicated below the corresponding segment, with a dot representing fractions $\leq 5\%$.

Note EDS was not executed.

| Mol | Chain | Length | Quality of chain |
|-----|-------|--------|------------------|
| 1 | T | 94 | |
| 2 | A | 421 | |
| 2 | B | 421 | |

2 Entry composition [i](#)

There are 3 unique types of molecules in this entry. The entry contains 7780 atoms, of which 0 are hydrogens and 0 are deuteriums.

In the tables below, the ZeroOcc column contains the number of atoms modelled with zero occupancy, the AltConf column contains the number of residues with at least one atom in alternate conformation and the Trace column contains the number of residues modelled with at most 2 atoms.

- Molecule 1 is a RNA chain called TRNASER.

| Mol | Chain | Residues | Atoms | | | | | ZeroOcc | AltConf | Trace |
|-----|-------|----------|-------|-----|-----|-----|----|---------|---------|-------|
| | | | Total | C | N | O | P | | | |
| 1 | T | 65 | 1381 | 613 | 247 | 456 | 65 | 60 | 0 | 0 |

- Molecule 2 is a protein called PROTEIN (SERYL-TRNA SYNTHETASE (E.C.6.1.1.11)).

| Mol | Chain | Residues | Atoms | | | | | ZeroOcc | AltConf | Trace |
|-----|-------|----------|-------|------|-----|-----|----|---------|---------|-------|
| | | | Total | C | N | O | S | | | |
| 2 | A | 372 | 2982 | 1901 | 531 | 539 | 11 | 30 | 0 | 0 |
| 2 | B | 421 | 3373 | 2143 | 606 | 613 | 11 | 0 | 0 | 0 |

There are 2 discrepancies between the modelled and reference sequences:

| Chain | Residue | Modelled | Actual | Comment | Reference |
|-------|---------|----------|--------|----------|------------|
| A | 208 | TYR | THR | CONFLICT | UNP P34945 |
| B | 708 | TYR | THR | CONFLICT | UNP P34945 |

- Molecule 3 is water.

| Mol | Chain | Residues | Atoms | | ZeroOcc | AltConf |
|-----|-------|----------|-------------|---------|---------|---------|
| 3 | T | 1 | Total 1 | O 1 | 0 | 0 |
| 3 | A | 14 | Total 14 | O 14 | 0 | 0 |
| 3 | B | 29 | Total 29 | O 29 | 0 | 0 |

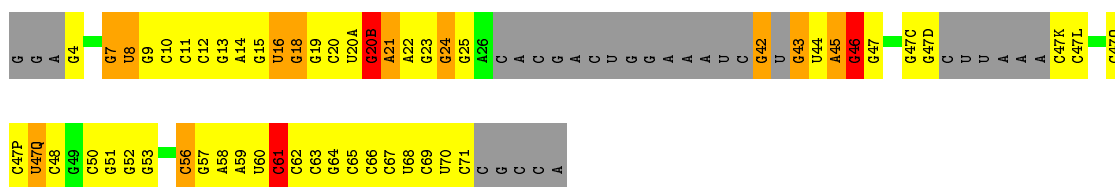
3 Residue-property plots

These plots are drawn for all protein, RNA and DNA chains in the entry. The first graphic for a chain summarises the proportions of the various outlier classes displayed in the second graphic. The second graphic shows the sequence view annotated by issues in geometry. Residues are color-coded according to the number of geometric quality criteria for which they contain at least one outlier: green = 0, yellow = 1, orange = 2 and red = 3 or more. Stretches of 2 or more consecutive residues without any outlier are shown as a green connector. Residues present in the sample, but not in the model, are shown in grey.

Note EDS was not executed.

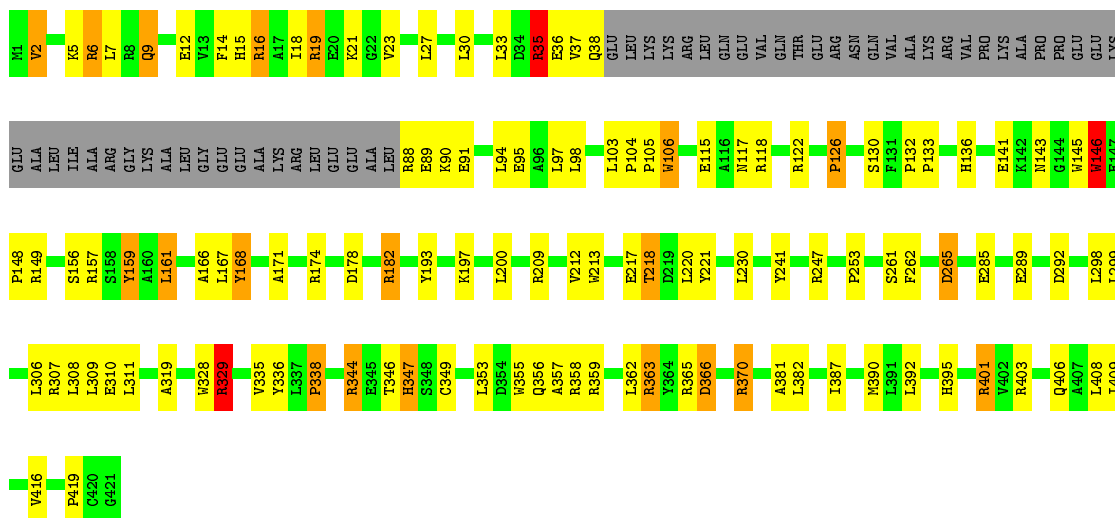
- Molecule 1: TRNASER

Chain T: 



- Molecule 2: PROTEIN (SERYL-TRNA SYNTHETASE (E.C.6.1.1.11))

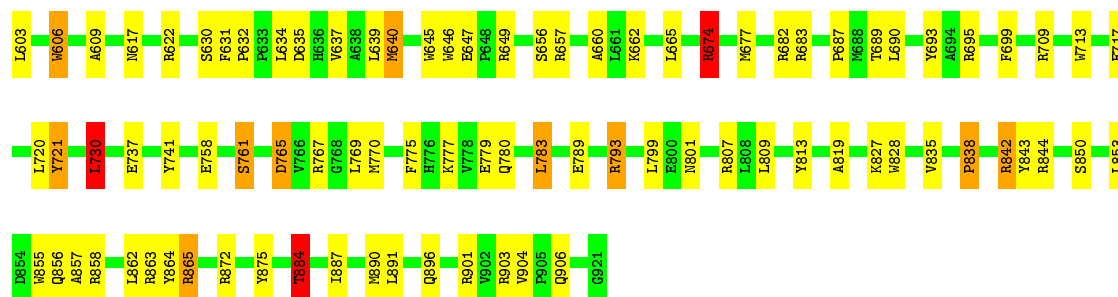
Chain A: 



- Molecule 2: PROTEIN (SERYL-TRNA SYNTHETASE (E.C.6.1.1.11))

Chain B: 





4 Data and refinement statistics

Xtrriage (Phenix) and EDS were not executed - this section is therefore incomplete.

| Property | Value | Source |
|--|---|-----------|
| Space group | P 21 21 21 | Depositor |
| Cell constants a, b, c, α , β , γ | 124.50Å 128.90Å 121.20Å 90.00° 90.00° 90.00° | Depositor |
| Resolution (Å) | 10.00 – 2.90 | Depositor |
| % Data completeness (in resolution range) | 92.9 (10.00-2.90) | Depositor |
| R_{merge} | (Not available) | Depositor |
| R_{sym} | (Not available) | Depositor |
| Refinement program | X-PLOR | Depositor |
| R, R_{free} | 0.194 , (Not available) | Depositor |
| Estimated twinning fraction | No twinning to report. | Xtrriage |
| Total number of atoms | 7780 | wwPDB-VP |
| Average B, all atoms (Å ²) | 26.0 | wwPDB-VP |

5 Model quality [i](#)

5.1 Standard geometry [i](#)

Bond lengths and bond angles in the following residue types are not validated in this section: 5MU, H2U, PSU

The Z score for a bond length (or angle) is the number of standard deviations the observed value is removed from the expected value. A bond length (or angle) with $|Z| > 5$ is considered an outlier worth inspection. RMSZ is the root-mean-square of all Z scores of the bond lengths (or angles).

| Mol | Chain | Bond lengths | | Bond angles | |
|-----|-------|--------------|---------------|-------------|------------------|
| | | RMSZ | # Z >5 | RMSZ | # Z >5 |
| 1 | T | 1.54 | 6/1472 (0.4%) | 2.24 | 96/2290 (4.2%) |
| 2 | A | 0.86 | 0/3053 | 1.60 | 53/4138 (1.3%) |
| 2 | B | 0.90 | 0/3448 | 1.73 | 75/4667 (1.6%) |
| All | All | 1.03 | 6/7973 (0.1%) | 1.80 | 224/11095 (2.0%) |

All (6) bond length outliers are listed below:

| Mol | Chain | Res | Type | Atoms | Z | Observed(Å) | Ideal(Å) |
|-----|-------|-----|------|---------|-------|-------------|----------|
| 1 | T | 58 | A | C5'-C4' | 6.34 | 1.58 | 1.51 |
| 1 | T | 18 | G | P-O5' | 6.24 | 1.66 | 1.59 |
| 1 | T | 18 | G | C2'-C1' | -6.12 | 1.46 | 1.53 |
| 1 | T | 50 | C | P-O5' | 6.07 | 1.65 | 1.59 |
| 1 | T | 18 | G | N9-C8 | -5.48 | 1.34 | 1.37 |
| 1 | T | 46 | G | C4'-C3' | -5.07 | 1.47 | 1.52 |

All (224) bond angle outliers are listed below:

| Mol | Chain | Res | Type | Atoms | Z | Observed(°) | Ideal(°) |
|-----|-------|-------|------|-------------|--------|-------------|----------|
| 1 | T | 16 | U | O4'-C1'-N1 | -14.53 | 96.58 | 108.20 |
| 2 | B | 903 | ARG | NE-CZ-NH2 | -14.46 | 113.07 | 120.30 |
| 1 | T | 18 | G | O4'-C1'-N9 | 13.52 | 119.02 | 108.20 |
| 2 | B | 657 | ARG | NE-CZ-NH2 | -12.82 | 113.89 | 120.30 |
| 2 | B | 657 | ARG | NE-CZ-NH1 | 11.41 | 126.00 | 120.30 |
| 2 | A | 122 | ARG | NE-CZ-NH2 | -11.35 | 114.62 | 120.30 |
| 1 | T | 7 | G | C5'-C4'-O4' | 10.96 | 122.25 | 109.10 |
| 2 | B | 844 | ARG | NE-CZ-NH2 | -10.79 | 114.90 | 120.30 |
| 1 | T | 47(Q) | U | O4'-C1'-N1 | 10.66 | 116.72 | 108.20 |
| 1 | T | 15 | G | O4'-C1'-N9 | 10.52 | 116.62 | 108.20 |
| 2 | B | 721 | TYR | CB-CG-CD2 | -10.50 | 114.70 | 121.00 |
| 1 | T | 52 | G | O4'-C1'-N9 | 10.23 | 116.38 | 108.20 |

Continued on next page...

Continued from previous page...

| Mol | Chain | Res | Type | Atoms | Z | Observed(°) | Ideal(°) |
|-----|-------|-------|------|-------------|-------|-------------|----------|
| 1 | T | 47(C) | G | O4'-C1'-N9 | 10.19 | 116.35 | 108.20 |
| 2 | B | 865 | ARG | NE-CZ-NH2 | -9.99 | 115.30 | 120.30 |
| 1 | T | 19 | G | O4'-C1'-N9 | -9.45 | 100.64 | 108.20 |
| 1 | T | 13 | G | C5'-C4'-C3' | -9.37 | 101.01 | 116.00 |
| 2 | A | 146 | TRP | CD1-CG-CD2 | 9.31 | 113.75 | 106.30 |
| 1 | T | 18 | G | C5'-C4'-O4' | 9.25 | 120.20 | 109.10 |
| 2 | B | 855 | TRP | CD1-CG-CD2 | 9.22 | 113.68 | 106.30 |
| 2 | B | 606 | TRP | CD1-CG-CD2 | 9.10 | 113.58 | 106.30 |
| 1 | T | 20 | C | N1-C2-O2 | 9.06 | 124.34 | 118.90 |
| 2 | A | 106 | TRP | CD1-CG-CD2 | 9.05 | 113.54 | 106.30 |
| 1 | T | 69 | C | N1-C2-O2 | 9.04 | 124.32 | 118.90 |
| 2 | B | 646 | TRP | CD1-CG-CD2 | 8.76 | 113.31 | 106.30 |
| 2 | B | 767 | ARG | NE-CZ-NH1 | 8.76 | 124.68 | 120.30 |
| 1 | T | 24 | G | P-O3'-C3' | 8.71 | 130.15 | 119.70 |
| 1 | T | 47(O) | C | N1-C2-O2 | 8.61 | 124.06 | 118.90 |
| 2 | B | 695 | ARG | NE-CZ-NH2 | -8.57 | 116.01 | 120.30 |
| 2 | B | 901 | ARG | NE-CZ-NH2 | -8.54 | 116.03 | 120.30 |
| 1 | T | 10 | C | N1-C2-O2 | 8.48 | 123.99 | 118.90 |
| 1 | T | 71 | C | N1-C2-O2 | 8.46 | 123.97 | 118.90 |
| 2 | A | 145 | TRP | CD1-CG-CD2 | 8.42 | 113.03 | 106.30 |
| 2 | B | 767 | ARG | NE-CZ-NH2 | -8.37 | 116.11 | 120.30 |
| 2 | A | 355 | TRP | CD1-CG-CD2 | 8.21 | 112.87 | 106.30 |
| 2 | B | 844 | ARG | NE-CZ-NH1 | 8.20 | 124.40 | 120.30 |
| 2 | B | 855 | TRP | CE2-CD2-CG | -8.05 | 100.86 | 107.30 |
| 2 | B | 674 | ARG | NE-CZ-NH1 | 7.98 | 124.29 | 120.30 |
| 1 | T | 64 | G | O4'-C1'-N9 | 7.98 | 114.58 | 108.20 |
| 1 | T | 20(B) | G | O4'-C1'-N9 | -7.96 | 101.83 | 108.20 |
| 2 | A | 328 | TRP | CD1-CG-CD2 | 7.76 | 112.51 | 106.30 |
| 2 | B | 606 | TRP | CE2-CD2-CG | -7.76 | 101.09 | 107.30 |
| 2 | B | 588 | ARG | NE-CZ-NH1 | 7.66 | 124.13 | 120.30 |
| 1 | T | 69 | C | O4'-C1'-N1 | 7.65 | 114.32 | 108.20 |
| 2 | A | 355 | TRP | CE2-CD2-CG | -7.62 | 101.21 | 107.30 |
| 1 | T | 44 | U | C5'-C4'-C3' | -7.59 | 103.86 | 116.00 |
| 1 | T | 11 | C | N1-C2-O2 | 7.57 | 123.44 | 118.90 |
| 2 | B | 890 | MET | CA-CB-CG | -7.54 | 100.49 | 113.30 |
| 2 | B | 713 | TRP | CD1-CG-CD2 | 7.46 | 112.27 | 106.30 |
| 1 | T | 7 | G | O4'-C1'-N9 | 7.41 | 114.13 | 108.20 |
| 1 | T | 66 | C | N1-C2-O2 | 7.39 | 123.33 | 118.90 |
| 1 | T | 47(O) | C | N3-C2-O2 | -7.36 | 116.75 | 121.90 |
| 2 | A | 363 | ARG | NE-CZ-NH1 | 7.34 | 123.97 | 120.30 |
| 1 | T | 63 | C | N1-C2-O2 | 7.33 | 123.30 | 118.90 |
| 1 | T | 50 | C | N1-C2-O2 | 7.31 | 123.28 | 118.90 |

Continued on next page...

Continued from previous page...

| Mol | Chain | Res | Type | Atoms | Z | Observed(°) | Ideal(°) |
|-----|-------|-------|------|-------------|-------|-------------|----------|
| 2 | B | 622 | ARG | NE-CZ-NH1 | 7.30 | 123.95 | 120.30 |
| 2 | A | 328 | TRP | CE2-CD2-CG | -7.26 | 101.49 | 107.30 |
| 2 | B | 646 | TRP | CE2-CD2-CG | -7.20 | 101.54 | 107.30 |
| 2 | B | 828 | TRP | CE2-CD2-CG | -7.20 | 101.54 | 107.30 |
| 2 | A | 145 | TRP | CE2-CD2-CG | -7.14 | 101.58 | 107.30 |
| 2 | A | 106 | TRP | CE2-CD2-CG | -7.14 | 101.59 | 107.30 |
| 2 | B | 530 | LEU | CA-CB-CG | 7.12 | 131.66 | 115.30 |
| 2 | A | 349 | CYS | CA-CB-SG | -7.10 | 101.23 | 114.00 |
| 2 | B | 508 | ARG | NE-CZ-NH1 | 7.09 | 123.84 | 120.30 |
| 1 | T | 46 | G | O4'-C1'-N9 | 7.08 | 113.87 | 108.20 |
| 2 | B | 783 | LEU | CA-CB-CG | 7.03 | 131.47 | 115.30 |
| 1 | T | 4 | G | C5'-C4'-C3' | -7.02 | 104.77 | 116.00 |
| 1 | T | 16 | U | N3-C2-O2 | -7.00 | 117.30 | 122.20 |
| 2 | A | 146 | TRP | CE2-CD2-CG | -6.94 | 101.75 | 107.30 |
| 1 | T | 47 | G | O4'-C1'-N9 | 6.94 | 113.75 | 108.20 |
| 2 | A | 247 | ARG | NE-CZ-NH2 | -6.94 | 116.83 | 120.30 |
| 1 | T | 61 | C | N1-C2-O2 | 6.88 | 123.03 | 118.90 |
| 2 | B | 640 | MET | CG-SD-CE | -6.85 | 89.24 | 100.20 |
| 1 | T | 66 | C | N3-C2-O2 | -6.85 | 117.11 | 121.90 |
| 1 | T | 69 | C | N3-C2-O2 | -6.85 | 117.11 | 121.90 |
| 2 | A | 213 | TRP | CE2-CD2-CG | -6.83 | 101.84 | 107.30 |
| 2 | B | 713 | TRP | CE2-CD2-CG | -6.82 | 101.85 | 107.30 |
| 2 | B | 709 | ARG | NE-CZ-NH2 | -6.73 | 116.93 | 120.30 |
| 2 | B | 828 | TRP | CD1-CG-CD2 | 6.72 | 111.68 | 106.30 |
| 2 | B | 737 | GLU | N-CA-CB | -6.72 | 98.51 | 110.60 |
| 2 | A | 403 | ARG | NE-CZ-NH2 | -6.71 | 116.94 | 120.30 |
| 1 | T | 16 | U | P-O3'-C3' | 6.71 | 127.75 | 119.70 |
| 2 | A | 344 | ARG | NE-CZ-NH1 | 6.64 | 123.62 | 120.30 |
| 1 | T | 21 | A | O4'-C1'-N9 | 6.64 | 113.51 | 108.20 |
| 2 | A | 307 | ARG | NE-CZ-NH2 | -6.62 | 116.99 | 120.30 |
| 2 | B | 645 | TRP | CD1-CG-CD2 | 6.61 | 111.59 | 106.30 |
| 1 | T | 58 | A | O4'-C1'-N9 | 6.57 | 113.45 | 108.20 |
| 2 | B | 858 | ARG | NE-CZ-NH1 | 6.54 | 123.57 | 120.30 |
| 2 | B | 903 | ARG | NE-CZ-NH1 | 6.54 | 123.57 | 120.30 |
| 1 | T | 16 | U | C2-N1-C1' | 6.50 | 125.50 | 117.70 |
| 1 | T | 16 | U | N1-C1'-C2' | 6.49 | 122.44 | 114.00 |
| 2 | B | 645 | TRP | CE2-CD2-CG | -6.46 | 102.13 | 107.30 |
| 2 | B | 683 | ARG | NE-CZ-NH1 | 6.43 | 123.52 | 120.30 |
| 1 | T | 65 | C | N1-C2-O2 | 6.43 | 122.76 | 118.90 |
| 1 | T | 42 | G | O4'-C1'-N9 | 6.43 | 113.34 | 108.20 |
| 2 | B | 856 | GLN | CA-CB-CG | 6.40 | 127.48 | 113.40 |
| 1 | T | 47(L) | C | N1-C2-O2 | 6.39 | 122.74 | 118.90 |

Continued on next page...

Continued from previous page...

| Mol | Chain | Res | Type | Atoms | Z | Observed(°) | Ideal(°) |
|-----|-------|-------|------|-------------|-------|-------------|----------|
| 1 | T | 47(P) | C | O4'-C1'-N1 | 6.39 | 113.31 | 108.20 |
| 1 | T | 10 | C | P-O3'-C3' | 6.36 | 127.33 | 119.70 |
| 2 | A | 213 | TRP | CD1-CG-CD2 | 6.36 | 111.39 | 106.30 |
| 2 | B | 557 | ARG | NE-CZ-NH1 | 6.35 | 123.48 | 120.30 |
| 1 | T | 44 | U | C5'-C4'-O4' | 6.34 | 116.71 | 109.10 |
| 1 | T | 51 | G | O4'-C1'-N9 | 6.34 | 113.27 | 108.20 |
| 1 | T | 56 | C | N1-C2-O2 | 6.33 | 122.70 | 118.90 |
| 2 | B | 903 | ARG | CG-CD-NE | -6.33 | 98.52 | 111.80 |
| 1 | T | 57 | G | C8-N9-C4 | -6.30 | 103.88 | 106.40 |
| 1 | T | 20 | C | N3-C2-O2 | -6.30 | 117.49 | 121.90 |
| 1 | T | 59 | A | P-O3'-C3' | 6.27 | 127.22 | 119.70 |
| 2 | B | 588 | ARG | NE-CZ-NH2 | -6.26 | 117.17 | 120.30 |
| 1 | T | 22 | A | O4'-C1'-N9 | 6.25 | 113.20 | 108.20 |
| 1 | T | 47(K) | C | N1-C2-O2 | 6.24 | 122.65 | 118.90 |
| 2 | B | 709 | ARG | NE-CZ-NH1 | 6.23 | 123.42 | 120.30 |
| 1 | T | 50 | C | P-O3'-C3' | 6.22 | 127.17 | 119.70 |
| 2 | B | 682 | ARG | NE-CZ-NH2 | -6.21 | 117.19 | 120.30 |
| 2 | B | 807 | ARG | NE-CZ-NH1 | 6.18 | 123.39 | 120.30 |
| 1 | T | 45 | A | C5'-C4'-O4' | 6.18 | 116.52 | 109.10 |
| 1 | T | 23 | G | C8-N9-C4 | -6.17 | 103.93 | 106.40 |
| 1 | T | 14 | A | O4'-C1'-N9 | 6.14 | 113.11 | 108.20 |
| 1 | T | 45 | A | C8-N9-C4 | -6.12 | 103.35 | 105.80 |
| 2 | B | 520 | GLU | N-CA-CB | -6.11 | 99.60 | 110.60 |
| 2 | A | 370 | ARG | NE-CZ-NH1 | 6.10 | 123.35 | 120.30 |
| 1 | T | 45 | A | P-O3'-C3' | 6.10 | 127.02 | 119.70 |
| 2 | A | 149 | ARG | NE-CZ-NH1 | 6.09 | 123.34 | 120.30 |
| 1 | T | 50 | C | N3-C2-O2 | -6.06 | 117.66 | 121.90 |
| 2 | A | 359 | ARG | NE-CZ-NH2 | -6.05 | 117.27 | 120.30 |
| 2 | B | 843 | TYR | CB-CG-CD2 | -6.05 | 117.37 | 121.00 |
| 1 | T | 53 | G | O4'-C1'-N9 | 6.04 | 113.04 | 108.20 |
| 2 | A | 2 | VAL | CA-CB-CG2 | -6.02 | 101.87 | 110.90 |
| 1 | T | 16 | U | N1-C2-O2 | 6.02 | 127.01 | 122.80 |
| 2 | A | 168 | TYR | CB-CG-CD2 | -6.01 | 117.39 | 121.00 |
| 1 | T | 44 | U | O3'-P-O5' | -6.00 | 92.59 | 104.00 |
| 1 | T | 47(P) | C | N1-C2-O2 | 5.98 | 122.49 | 118.90 |
| 2 | A | 146 | TRP | CG-CD1-NE1 | -5.97 | 104.13 | 110.10 |
| 2 | A | 157 | ARG | NE-CZ-NH1 | 5.97 | 123.28 | 120.30 |
| 1 | T | 71 | C | N1-C1'-C2' | -5.95 | 105.45 | 112.00 |
| 1 | T | 12 | C | O4'-C1'-N1 | 5.95 | 112.96 | 108.20 |
| 2 | A | 401 | ARG | NE-CZ-NH1 | 5.95 | 123.27 | 120.30 |
| 2 | B | 842 | ARG | NE-CZ-NH2 | -5.94 | 117.33 | 120.30 |
| 2 | B | 674 | ARG | NE-CZ-NH2 | -5.94 | 117.33 | 120.30 |

Continued on next page...

Continued from previous page...

| Mol | Chain | Res | Type | Atoms | Z | Observed(°) | Ideal(°) |
|-----|-------|-------|------|-------------|-------|-------------|----------|
| 2 | B | 884 | THR | N-CA-CB | -5.92 | 99.06 | 110.30 |
| 2 | A | 16 | ARG | NE-CZ-NH1 | 5.91 | 123.25 | 120.30 |
| 2 | A | 19 | ARG | NE-CZ-NH1 | 5.91 | 123.25 | 120.30 |
| 2 | B | 515 | HIS | CA-CB-CG | -5.89 | 103.59 | 113.60 |
| 1 | T | 61 | C | O4'-C1'-N1 | 5.89 | 112.91 | 108.20 |
| 2 | A | 358 | ARG | NE-CZ-NH1 | 5.87 | 123.24 | 120.30 |
| 1 | T | 12 | C | N1-C2-O2 | 5.85 | 122.41 | 118.90 |
| 1 | T | 16 | U | C5'-C4'-O4' | -5.83 | 102.11 | 109.10 |
| 1 | T | 67 | C | N3-C4-N4 | 5.82 | 122.08 | 118.00 |
| 2 | B | 863 | ARG | NE-CZ-NH1 | 5.82 | 123.21 | 120.30 |
| 1 | T | 71 | C | N3-C2-O2 | -5.75 | 117.87 | 121.90 |
| 2 | A | 265 | ASP | CA-C-N | -5.75 | 104.56 | 117.20 |
| 1 | T | 11 | C | N3-C2-O2 | -5.73 | 117.89 | 121.90 |
| 2 | B | 865 | ARG | NE-CZ-NH1 | 5.71 | 123.16 | 120.30 |
| 2 | B | 506 | ARG | NE-CZ-NH1 | 5.71 | 123.15 | 120.30 |
| 1 | T | 45 | A | C2'-C3'-O3' | 5.70 | 122.82 | 113.70 |
| 1 | T | 59 | A | N1-C6-N6 | 5.69 | 122.01 | 118.60 |
| 1 | T | 11 | C | O4'-C1'-N1 | 5.68 | 112.75 | 108.20 |
| 1 | T | 71 | C | O4'-C1'-N1 | 5.67 | 112.74 | 108.20 |
| 1 | T | 20(B) | G | N9-C1'-C2' | 5.64 | 121.33 | 114.00 |
| 2 | A | 212 | VAL | CA-CB-CG2 | -5.62 | 102.47 | 110.90 |
| 2 | A | 174 | ARG | NE-CZ-NH1 | 5.60 | 123.10 | 120.30 |
| 2 | A | 159 | TYR | CB-CG-CD2 | -5.60 | 117.64 | 121.00 |
| 2 | A | 209 | ARG | NE-CZ-NH1 | 5.58 | 123.09 | 120.30 |
| 1 | T | 42 | G | C5'-C4'-O4' | 5.57 | 115.79 | 109.10 |
| 2 | A | 106 | TRP | CG-CD1-NE1 | -5.56 | 104.54 | 110.10 |
| 2 | A | 145 | TRP | CG-CD1-NE1 | -5.55 | 104.55 | 110.10 |
| 1 | T | 47(P) | C | C5'-C4'-O4' | 5.54 | 115.74 | 109.10 |
| 2 | B | 793 | ARG | NE-CZ-NH1 | 5.52 | 123.06 | 120.30 |
| 1 | T | 65 | C | O4'-C1'-N1 | 5.51 | 112.61 | 108.20 |
| 2 | A | 329 | ARG | NE-CZ-NH1 | 5.51 | 123.05 | 120.30 |
| 1 | T | 70 | U | N1-C1'-C2' | -5.49 | 105.96 | 112.00 |
| 2 | A | 307 | ARG | NE-CZ-NH1 | 5.48 | 123.04 | 120.30 |
| 2 | A | 247 | ARG | CB-CG-CD | -5.47 | 97.37 | 111.60 |
| 2 | A | 355 | TRP | CG-CD2-CE3 | 5.47 | 138.82 | 133.90 |
| 2 | B | 765 | ASP | N-CA-C | 5.46 | 125.74 | 111.00 |
| 1 | T | 66 | C | O4'-C1'-N1 | 5.45 | 112.56 | 108.20 |
| 2 | B | 872 | ARG | NE-CZ-NH2 | -5.41 | 117.59 | 120.30 |
| 2 | A | 401 | ARG | NE-CZ-NH2 | -5.41 | 117.60 | 120.30 |
| 1 | T | 69 | C | N1-C1'-C2' | -5.41 | 106.05 | 112.00 |
| 1 | T | 13 | G | C8-N9-C4 | -5.38 | 104.25 | 106.40 |
| 1 | T | 43 | G | O4'-C1'-N9 | 5.34 | 112.47 | 108.20 |

Continued on next page...

Continued from previous page...

| Mol | Chain | Res | Type | Atoms | Z | Observed(°) | Ideal(°) |
|-----|-------|-------|------|-------------|-------|-------------|----------|
| 2 | B | 903 | ARG | N-CA-CB | -5.33 | 101.01 | 110.60 |
| 1 | T | 16 | U | C5'-C4'-C3' | -5.32 | 107.49 | 116.00 |
| 2 | B | 842 | ARG | NE-CZ-NH1 | 5.32 | 122.96 | 120.30 |
| 1 | T | 8 | U | N1-C1'-C2' | 5.27 | 120.85 | 114.00 |
| 2 | B | 855 | TRP | CG-CD2-CE3 | 5.27 | 138.64 | 133.90 |
| 2 | A | 118 | ARG | NE-CZ-NH1 | 5.26 | 122.93 | 120.30 |
| 2 | A | 146 | TRP | CB-CG-CD2 | -5.24 | 119.78 | 126.60 |
| 2 | A | 392 | LEU | CA-CB-CG | 5.24 | 127.35 | 115.30 |
| 2 | B | 730 | LEU | CA-CB-CG | 5.24 | 127.35 | 115.30 |
| 1 | T | 67 | C | C5-C4-N4 | -5.23 | 116.54 | 120.20 |
| 2 | B | 682 | ARG | NE-CZ-NH1 | 5.22 | 122.91 | 120.30 |
| 1 | T | 51 | G | P-O5'-C5' | -5.21 | 112.56 | 120.90 |
| 2 | B | 519 | ARG | NE-CZ-NH1 | 5.20 | 122.90 | 120.30 |
| 2 | B | 649 | ARG | NE-CZ-NH2 | -5.20 | 117.70 | 120.30 |
| 1 | T | 68 | U | C5'-C4'-C3' | -5.18 | 107.72 | 116.00 |
| 2 | A | 174 | ARG | NE-CZ-NH2 | -5.17 | 117.71 | 120.30 |
| 1 | T | 60 | U | N3-C2-O2 | -5.17 | 118.58 | 122.20 |
| 1 | T | 47(D) | G | C8-N9-C4 | -5.15 | 104.34 | 106.40 |
| 2 | A | 213 | TRP | CG-CD2-CE3 | 5.15 | 138.53 | 133.90 |
| 2 | B | 662 | LYS | O-C-N | -5.13 | 114.47 | 123.20 |
| 2 | B | 662 | LYS | CA-C-N | 5.13 | 126.46 | 116.20 |
| 2 | A | 356 | GLN | CA-CB-CG | 5.11 | 124.65 | 113.40 |
| 2 | B | 502 | VAL | CA-CB-CG2 | -5.11 | 103.23 | 110.90 |
| 1 | T | 45 | A | O4'-C1'-N9 | 5.10 | 112.28 | 108.20 |
| 2 | B | 646 | TRP | CG-CD1-NE1 | -5.10 | 105.00 | 110.10 |
| 1 | T | 7 | G | C8-N9-C4 | -5.10 | 104.36 | 106.40 |
| 2 | B | 506 | ARG | NE-CZ-NH2 | -5.09 | 117.75 | 120.30 |
| 1 | T | 48 | C | N1-C2-O2 | 5.09 | 121.95 | 118.90 |
| 2 | A | 292 | ASP | CB-CG-OD1 | 5.08 | 122.88 | 118.30 |
| 2 | B | 835 | VAL | CG1-CB-CG2 | -5.08 | 102.78 | 110.90 |
| 2 | A | 347 | HIS | CA-C-N | 5.07 | 128.34 | 117.20 |
| 1 | T | 47(K) | C | N1-C1'-C2' | -5.06 | 106.43 | 112.00 |
| 2 | B | 864 | TYR | CB-CG-CD2 | -5.05 | 117.97 | 121.00 |
| 2 | A | 136 | HIS | CA-CB-CG | 5.05 | 122.19 | 113.60 |
| 2 | B | 606 | TRP | CG-CD1-NE1 | -5.05 | 105.05 | 110.10 |
| 2 | A | 370 | ARG | NE-CZ-NH2 | -5.04 | 117.78 | 120.30 |
| 2 | A | 344 | ARG | NE-CZ-NH2 | -5.04 | 117.78 | 120.30 |
| 1 | T | 13 | G | N9-C1'-C2' | 5.03 | 120.55 | 114.00 |
| 2 | B | 789 | GLU | CA-CB-CG | 5.03 | 124.46 | 113.40 |
| 2 | B | 813 | TYR | CB-CG-CD1 | -5.01 | 117.99 | 121.00 |
| 2 | B | 646 | TRP | CB-CG-CD1 | -5.01 | 120.49 | 127.00 |
| 1 | T | 67 | C | N1-C2-O2 | 5.01 | 121.90 | 118.90 |

Continued on next page...

Continued from previous page...

| Mol | Chain | Res | Type | Atoms | Z | Observed(°) | Ideal(°) |
|-----|-------|-----|------|-----------|-------|-------------|----------|
| 2 | B | 770 | MET | CG-SD-CE | -5.01 | 92.19 | 100.20 |
| 2 | B | 535 | ARG | NE-CZ-NH2 | -5.00 | 117.80 | 120.30 |

There are no chirality outliers.

There are no planarity outliers.

5.2 Too-close contacts

In the following table, the Non-H and H(model) columns list the number of non-hydrogen atoms and hydrogen atoms in the chain respectively. The H(added) column lists the number of hydrogen atoms added and optimized by MolProbity. The Clashes column lists the number of clashes within the asymmetric unit, whereas Symm-Clashes lists symmetry related clashes.

| Mol | Chain | Non-H | H(model) | H(added) | Clashes | Symm-Clashes |
|-----|-------|-------|----------|----------|---------|--------------|
| 1 | T | 1381 | 0 | 701 | 7 | 0 |
| 2 | A | 2982 | 0 | 2974 | 44 | 0 |
| 2 | B | 3373 | 0 | 3391 | 48 | 0 |
| 3 | A | 14 | 0 | 0 | 0 | 0 |
| 3 | B | 29 | 0 | 0 | 0 | 0 |
| 3 | T | 1 | 0 | 0 | 0 | 0 |
| All | All | 7780 | 0 | 7066 | 95 | 0 |

The all-atom clashscore is defined as the number of clashes found per 1000 atoms (including hydrogen atoms). The all-atom clashscore for this structure is 6.

All (95) close contacts within the same asymmetric unit are listed below, sorted by their clash magnitude.

| Atom-1 | Atom-2 | Interatomic distance (Å) | Clash overlap (Å) |
|------------------|------------------|--------------------------|-------------------|
| 2:A:21:LYS:HE3 | 2:A:105:PRO:HD3 | 1.51 | 0.92 |
| 2:A:36:GLU:HB3 | 2:A:90:LYS:HG2 | 1.74 | 0.70 |
| 2:B:550:GLU:HB3 | 2:B:576:LEU:HD21 | 1.75 | 0.67 |
| 2:A:382:LEU:HD21 | 2:A:387:ILE:HG21 | 1.80 | 0.64 |
| 2:B:558:VAL:N | 2:B:559:PRO:HD2 | 2.13 | 0.64 |
| 2:B:693:TYR:HD1 | 2:B:720:LEU:HD22 | 1.64 | 0.62 |
| 2:B:775:PHE:HB2 | 2:B:884:THR:O | 2.01 | 0.61 |
| 2:B:617:ASN:ND2 | 2:B:819:ALA:H | 1.99 | 0.61 |
| 2:A:16:ARG:O | 2:A:19:ARG:HB3 | 2.03 | 0.59 |
| 2:B:640:MET:HE1 | 2:B:769:LEU:HD11 | 1.84 | 0.59 |
| 2:B:857:ALA:HA | 2:B:862:LEU:HD12 | 1.84 | 0.59 |
| 2:A:265:ASP:HB3 | 2:A:344:ARG:NH2 | 2.18 | 0.58 |

Continued on next page...

Continued from previous page...

| Atom-1 | Atom-2 | Interatomic distance (Å) | Clash overlap (Å) |
|------------------|------------------|--------------------------|-------------------|
| 2:B:504:LEU:O | 2:B:508:ARG:HG2 | 2.05 | 0.57 |
| 2:A:117:ASN:ND2 | 2:A:319:ALA:H | 2.03 | 0.56 |
| 2:A:7:LEU:HD11 | 2:A:27:LEU:HD11 | 1.88 | 0.56 |
| 2:A:171:ALA:HB2 | 2:B:674:ARG:HH21 | 1.69 | 0.56 |
| 2:A:15:HIS:CE1 | 2:A:27:LEU:HB3 | 2.42 | 0.55 |
| 2:A:366:ASP:OD1 | 2:A:370:ARG:HB2 | 2.06 | 0.55 |
| 1:T:20(B):G:O6 | 1:T:47(Q):U:H2' | 2.07 | 0.55 |
| 1:T:56:C:H1' | 2:B:558:VAL:HG21 | 1.90 | 0.54 |
| 2:A:103:LEU:HD21 | 2:A:353:LEU:HD12 | 1.91 | 0.53 |
| 2:A:178:ASP:HB3 | 2:A:182:ARG:NH1 | 2.24 | 0.52 |
| 2:B:827:LYS:HD2 | 2:B:850:SER:HB3 | 1.92 | 0.52 |
| 2:A:406:GLN:HA | 2:A:409:ILE:HD12 | 1.91 | 0.52 |
| 2:B:507:LEU:HD11 | 2:B:527:LEU:HD11 | 1.91 | 0.51 |
| 2:B:523:VAL:HG21 | 2:B:602:PRO:HG3 | 1.92 | 0.51 |
| 2:B:510:GLU:HB3 | 2:B:513:VAL:HG23 | 1.93 | 0.51 |
| 2:B:606:TRP:CD1 | 2:B:609:ALA:HB2 | 2.46 | 0.50 |
| 2:A:218:THR:HG22 | 2:A:220:LEU:H | 1.75 | 0.50 |
| 2:A:37:VAL:HG21 | 2:A:94:LEU:HD22 | 1.93 | 0.50 |
| 2:A:18:ILE:HG23 | 2:A:23:VAL:HB | 1.94 | 0.50 |
| 2:A:30:LEU:HD12 | 2:A:97:LEU:HB3 | 1.94 | 0.49 |
| 2:B:502:VAL:HG21 | 2:B:514:PHE:HE1 | 1.77 | 0.49 |
| 2:A:159:TYR:HD2 | 2:A:161:LEU:HD13 | 1.78 | 0.49 |
| 2:A:166:ALA:HB1 | 2:B:689:THR:HG23 | 1.95 | 0.49 |
| 2:A:218:THR:CG2 | 2:A:220:LEU:H | 2.26 | 0.49 |
| 2:B:502:VAL:HG21 | 2:B:514:PHE:CE1 | 2.48 | 0.49 |
| 2:B:523:VAL:HG21 | 2:B:602:PRO:CG | 2.43 | 0.49 |
| 2:A:347:HIS:HE1 | 2:A:381:ALA:O | 1.96 | 0.49 |
| 2:B:603:LEU:HD21 | 2:B:853:LEU:HD12 | 1.95 | 0.48 |
| 2:A:241:TYR:HB2 | 2:A:365:ARG:O | 2.12 | 0.48 |
| 2:B:853:LEU:O | 2:B:875:TYR:HA | 2.13 | 0.48 |
| 1:T:46:G:P | 2:B:865:ARG:HH22 | 2.37 | 0.48 |
| 2:B:690:LEU:HD11 | 2:B:730:LEU:HD13 | 1.96 | 0.48 |
| 2:A:366:ASP:HB3 | 2:A:370:ARG:O | 2.14 | 0.47 |
| 2:B:634:LEU:HB2 | 2:B:639:LEU:HD13 | 1.95 | 0.47 |
| 2:A:35:ARG:O | 2:A:38:GLN:HG2 | 2.15 | 0.47 |
| 2:A:106:TRP:CE2 | 2:A:329:ARG:HD3 | 2.50 | 0.47 |
| 2:B:640:MET:CE | 2:B:665:LEU:HD21 | 2.44 | 0.47 |
| 2:B:777:LYS:HE2 | 2:B:779:GLU:OE2 | 2.15 | 0.47 |
| 1:T:61:C:H2' | 1:T:62:C:H6 | 1.79 | 0.47 |
| 1:T:42:G:H2' | 1:T:43:G:O4' | 2.15 | 0.46 |
| 2:B:558:VAL:N | 2:B:559:PRO:CD | 2.78 | 0.46 |

Continued on next page...

Continued from previous page...

| Atom-1 | Atom-2 | Interatomic distance (Å) | Clash overlap (Å) |
|------------------|------------------|--------------------------|-------------------|
| 2:A:197:LYS:HA | 2:A:200:LEU:HD12 | 1.97 | 0.46 |
| 1:T:20(B):G:H4' | 1:T:21:A:O4' | 2.16 | 0.46 |
| 2:A:33:LEU:O | 2:A:37:VAL:HG23 | 2.17 | 0.45 |
| 2:A:311:LEU:HD13 | 2:A:335:VAL:HG11 | 1.99 | 0.45 |
| 2:A:126:PRO:HB3 | 2:A:336:TYR:CE2 | 2.52 | 0.45 |
| 2:A:104:PRO:HA | 2:A:105:PRO:HD2 | 1.89 | 0.45 |
| 2:B:809:LEU:HG | 2:B:891:LEU:HD21 | 1.99 | 0.44 |
| 2:A:346:THR:OG1 | 2:A:347:HIS:HD2 | 2.00 | 0.44 |
| 2:A:401:ARG:NH1 | 2:A:416:VAL:HG11 | 2.32 | 0.44 |
| 2:B:780:GLN:HE22 | 2:B:801:ASN:HB2 | 1.82 | 0.44 |
| 2:B:544:LEU:HA | 2:B:583:LEU:HD23 | 1.98 | 0.44 |
| 2:A:6:ARG:HA | 2:A:9:GLN:HB3 | 1.99 | 0.44 |
| 1:T:61:C:H2' | 1:T:62:C:C6 | 2.52 | 0.44 |
| 2:B:639:LEU:HD21 | 2:B:896:GLN:HB3 | 2.00 | 0.43 |
| 2:B:647:GLU:HB3 | 2:B:660:ALA:HB3 | 2.00 | 0.43 |
| 2:A:146:TRP:O | 2:A:148:PRO:HD3 | 2.18 | 0.43 |
| 2:B:505:LYS:HD2 | 2:B:505:LYS:HA | 1.82 | 0.43 |
| 2:B:677:MET:HE2 | 2:B:687:PRO:HB3 | 2.00 | 0.43 |
| 2:B:758:GLU:HG3 | 2:B:761:SER:OG | 2.19 | 0.43 |
| 2:B:504:LEU:HD13 | 2:B:598:LEU:HD11 | 2.01 | 0.43 |
| 2:A:265:ASP:HB3 | 2:A:344:ARG:HH21 | 1.84 | 0.42 |
| 2:B:699:PHE:CE2 | 2:B:721:TYR:HB2 | 2.54 | 0.42 |
| 2:A:132:PRO:HA | 2:A:133:PRO:HD2 | 1.85 | 0.42 |
| 2:B:617:ASN:HD22 | 2:B:819:ALA:H | 1.66 | 0.42 |
| 2:A:357:ALA:HA | 2:A:362:LEU:HD12 | 2.01 | 0.42 |
| 2:A:2:VAL:HG21 | 2:A:14:PHE:CE1 | 2.54 | 0.42 |
| 2:B:631:PHE:HD2 | 2:B:632:PRO:O | 2.02 | 0.42 |
| 2:B:601:VAL:HA | 2:B:602:PRO:HD3 | 1.74 | 0.42 |
| 2:A:193:TYR:HA | 2:A:221:TYR:O | 2.20 | 0.41 |
| 2:B:693:TYR:CD1 | 2:B:720:LEU:HD22 | 2.49 | 0.41 |
| 2:B:562:PRO:O | 2:B:564:GLU:N | 2.52 | 0.41 |
| 2:A:310:GLU:O | 2:A:395:HIS:HE1 | 2.03 | 0.41 |
| 2:B:543:ARG:HD3 | 2:B:543:ARG:HA | 1.93 | 0.40 |
| 2:B:574:LYS:HE3 | 2:B:574:LYS:HB3 | 1.91 | 0.40 |
| 2:A:143:ASN:OD1 | 2:A:419:PRO:HG3 | 2.21 | 0.40 |
| 2:B:559:PRO:O | 2:B:560:LYS:HB2 | 2.22 | 0.40 |
| 2:A:159:TYR:CD2 | 2:A:161:LEU:HD13 | 2.56 | 0.40 |
| 2:A:37:VAL:HG22 | 2:A:90:LYS:HB3 | 2.03 | 0.40 |
| 2:B:504:LEU:HD12 | 2:B:507:LEU:HD23 | 2.02 | 0.40 |
| 2:B:534:ASP:O | 2:B:538:GLN:HG2 | 2.22 | 0.40 |
| 2:B:741:TYR:HB2 | 2:B:865:ARG:O | 2.22 | 0.40 |

Continued on next page...

Continued from previous page...

| Atom-1 | Atom-2 | Interatomic distance (Å) | Clash overlap (Å) |
|----------------|-----------------|--------------------------|-------------------|
| 2:A:15:HIS:CD2 | 2:A:27:LEU:HD23 | 2.57 | 0.40 |

There are no symmetry-related clashes.

5.3 Torsion angles [i](#)

5.3.1 Protein backbone [i](#)

In the following table, the Percentiles column shows the percent Ramachandran outliers of the chain as a percentile score with respect to all X-ray entries followed by that with respect to entries of similar resolution.

The Analysed column shows the number of residues for which the backbone conformation was analysed, and the total number of residues.

| Mol | Chain | Analysed | Favoured | Allowed | Outliers | Percentiles | |
|-----|-------|----------------|-----------|---------|----------|-------------|----|
| 2 | A | 368/421 (87%) | 345 (94%) | 20 (5%) | 3 (1%) | 19 | 51 |
| 2 | B | 419/421 (100%) | 405 (97%) | 10 (2%) | 4 (1%) | 15 | 45 |
| All | All | 787/842 (94%) | 750 (95%) | 30 (4%) | 7 (1%) | 17 | 48 |

All (7) Ramachandran outliers are listed below:

| Mol | Chain | Res | Type |
|-----|-------|-----|------|
| 2 | B | 765 | ASP |
| 2 | A | 35 | ARG |
| 2 | B | 564 | GLU |
| 2 | A | 126 | PRO |
| 2 | A | 338 | PRO |
| 2 | B | 838 | PRO |
| 2 | B | 563 | PRO |

5.3.2 Protein sidechains [i](#)

In the following table, the Percentiles column shows the percent sidechain outliers of the chain as a percentile score with respect to all X-ray entries followed by that with respect to entries of similar resolution.

The Analysed column shows the number of residues for which the sidechain conformation was analysed, and the total number of residues.

| Mol | Chain | Analysed | Rotameric | Outliers | Percentiles | |
|-----|-------|----------------|-----------|----------|-------------|----|
| 2 | A | 307/347 (88%) | 269 (88%) | 38 (12%) | 4 | 14 |
| 2 | B | 347/347 (100%) | 319 (92%) | 28 (8%) | 11 | 33 |
| All | All | 654/694 (94%) | 588 (90%) | 66 (10%) | 7 | 23 |

All (66) residues with a non-rotameric sidechain are listed below:

| Mol | Chain | Res | Type |
|-----|-------|-----|------|
| 2 | A | 5 | LYS |
| 2 | A | 6 | ARG |
| 2 | A | 9 | GLN |
| 2 | A | 12 | GLU |
| 2 | A | 35 | ARG |
| 2 | A | 88 | ARG |
| 2 | A | 89 | GLU |
| 2 | A | 91 | GLU |
| 2 | A | 95 | GLU |
| 2 | A | 98 | LEU |
| 2 | A | 115 | GLU |
| 2 | A | 130 | SER |
| 2 | A | 141 | GLU |
| 2 | A | 146 | TRP |
| 2 | A | 156 | SER |
| 2 | A | 161 | LEU |
| 2 | A | 167 | LEU |
| 2 | A | 168 | TYR |
| 2 | A | 182 | ARG |
| 2 | A | 217 | GLU |
| 2 | A | 218 | THR |
| 2 | A | 230 | LEU |
| 2 | A | 253 | PRO |
| 2 | A | 261 | SER |
| 2 | A | 262 | PHE |
| 2 | A | 285 | GLU |
| 2 | A | 289 | GLU |
| 2 | A | 298 | LEU |
| 2 | A | 299 | LEU |
| 2 | A | 306 | LEU |
| 2 | A | 308 | LEU |
| 2 | A | 309 | LEU |
| 2 | A | 329 | ARG |
| 2 | A | 338 | PRO |
| 2 | A | 363 | ARG |

Continued on next page...

Continued from previous page...

| Mol | Chain | Res | Type |
|------------|--------------|------------|-------------|
| 2 | A | 366 | ASP |
| 2 | A | 390 | MET |
| 2 | A | 408 | LEU |
| 2 | B | 502 | VAL |
| 2 | B | 505 | LYS |
| 2 | B | 512 | GLU |
| 2 | B | 530 | LEU |
| 2 | B | 531 | LEU |
| 2 | B | 539 | GLU |
| 2 | B | 564 | GLU |
| 2 | B | 565 | GLU |
| 2 | B | 576 | LEU |
| 2 | B | 583 | LEU |
| 2 | B | 597 | LEU |
| 2 | B | 630 | SER |
| 2 | B | 635 | ASP |
| 2 | B | 637 | VAL |
| 2 | B | 656 | SER |
| 2 | B | 674 | ARG |
| 2 | B | 717 | GLU |
| 2 | B | 730 | LEU |
| 2 | B | 761 | SER |
| 2 | B | 783 | LEU |
| 2 | B | 793 | ARG |
| 2 | B | 799 | LEU |
| 2 | B | 838 | PRO |
| 2 | B | 842 | ARG |
| 2 | B | 884 | THR |
| 2 | B | 887 | ILE |
| 2 | B | 904 | VAL |
| 2 | B | 906 | GLN |

Some sidechains can be flipped to improve hydrogen bonding and reduce clashes. All (17) such sidechains are listed below:

| Mol | Chain | Res | Type |
|------------|--------------|------------|-------------|
| 2 | A | 9 | GLN |
| 2 | A | 15 | HIS |
| 2 | A | 117 | ASN |
| 2 | A | 152 | GLN |
| 2 | A | 276 | HIS |
| 2 | A | 280 | GLN |
| 2 | A | 301 | ASN |

Continued on next page...

Continued from previous page...

| Mol | Chain | Res | Type |
|-----|-------|-----|------|
| 2 | A | 347 | HIS |
| 2 | A | 395 | HIS |
| 2 | B | 538 | GLN |
| 2 | B | 617 | ASN |
| 2 | B | 636 | HIS |
| 2 | B | 643 | ASN |
| 2 | B | 776 | HIS |
| 2 | B | 780 | GLN |
| 2 | B | 801 | ASN |
| 2 | B | 879 | ASN |

5.3.3 RNA [i](#)

| Mol | Chain | Analysed | Backbone Outliers | Pucker Outliers |
|-----|-------|-------------|-------------------|-----------------|
| 1 | T | 61/94 (64%) | 11 (18%) | 5 (8%) |

All (11) RNA backbone outliers are listed below:

| Mol | Chain | Res | Type |
|-----|-------|-------|------|
| 1 | T | 7 | G |
| 1 | T | 8 | U |
| 1 | T | 9 | G |
| 1 | T | 16 | U |
| 1 | T | 18 | G |
| 1 | T | 20(A) | H2U |
| 1 | T | 20(B) | G |
| 1 | T | 25 | G |
| 1 | T | 45 | A |
| 1 | T | 46 | G |
| 1 | T | 61 | C |

All (5) RNA pucker outliers are listed below:

| Mol | Chain | Res | Type |
|-----|-------|-------|------|
| 1 | T | 7 | G |
| 1 | T | 16 | U |
| 1 | T | 20(A) | H2U |
| 1 | T | 24 | G |
| 1 | T | 45 | A |

5.4 Non-standard residues in protein, DNA, RNA chains ⓘ

3 non-standard protein/DNA/RNA residues are modelled in this entry.

In the following table, the Counts columns list the number of bonds (or angles) for which Mogul statistics could be retrieved, the number of bonds (or angles) that are observed in the model and the number of bonds (or angles) that are defined in the Chemical Component Dictionary. The Link column lists molecule types, if any, to which the group is linked. The Z score for a bond length (or angle) is the number of standard deviations the observed value is removed from the expected value. A bond length (or angle) with $|Z| > 2$ is considered an outlier worth inspection. RMSZ is the root-mean-square of all Z scores of the bond lengths (or angles).

| Mol | Type | Chain | Res | Link | Bond lengths | | | Bond angles | | |
|-----|------|-------|-------|------|--------------|------|----------|-------------|------|----------|
| | | | | | Counts | RMSZ | # Z > 2 | Counts | RMSZ | # Z > 2 |
| 1 | H2U | T | 20(A) | 1 | 18,21,22 | 1.02 | 2 (11%) | 21,30,33 | 1.09 | 2 (9%) |
| 1 | PSU | T | 55 | 1 | 17,21,22 | 1.34 | 3 (17%) | 20,30,33 | 5.43 | 9 (45%) |
| 1 | 5MU | T | 54 | 1 | 15,22,23 | 1.61 | 4 (26%) | 16,32,35 | 3.39 | 1 (6%) |

In the following table, the Chirals column lists the number of chiral outliers, the number of chiral centers analysed, the number of these observed in the model and the number defined in the Chemical Component Dictionary. Similar counts are reported in the Torsion and Rings columns. '-' means no outliers of that kind were identified.

| Mol | Type | Chain | Res | Link | Chirals | Torsions | Rings |
|-----|------|-------|-------|------|---------|-----------|---------|
| 1 | H2U | T | 20(A) | 1 | - | 0/7/38/39 | 0/2/2/2 |
| 1 | PSU | T | 55 | 1 | - | 1/7/25/26 | 0/2/2/2 |
| 1 | 5MU | T | 54 | 1 | - | 0/5/25/26 | 0/2/2/2 |

All (9) bond length outliers are listed below:

| Mol | Chain | Res | Type | Atoms | Z | Observed(Å) | Ideal(Å) |
|-----|-------|-------|------|---------|-------|-------------|----------|
| 1 | T | 54 | 5MU | C4-N3 | 3.72 | 1.39 | 1.33 |
| 1 | T | 54 | 5MU | O4'-C1' | 3.47 | 1.45 | 1.41 |
| 1 | T | 20(A) | H2U | C5-C4 | -2.68 | 1.43 | 1.50 |
| 1 | T | 55 | PSU | C6-C5 | -2.60 | 1.34 | 1.38 |
| 1 | T | 55 | PSU | C4-C5 | 2.54 | 1.46 | 1.41 |
| 1 | T | 54 | 5MU | C4-C5 | 2.41 | 1.46 | 1.41 |
| 1 | T | 55 | PSU | C4-N3 | 2.36 | 1.37 | 1.33 |
| 1 | T | 20(A) | H2U | C2-N1 | 2.29 | 1.38 | 1.35 |
| 1 | T | 54 | 5MU | C6-C5 | -2.17 | 1.34 | 1.40 |

All (12) bond angle outliers are listed below:

| Mol | Chain | Res | Type | Atoms | Z | Observed($^{\circ}$) | Ideal($^{\circ}$) |
|-----|-------|-------|------|-------------|--------|------------------------|---------------------|
| 1 | T | 54 | 5MU | C4-N3-C2 | 13.11 | 126.21 | 115.14 |
| 1 | T | 55 | PSU | C4-N3-C2 | 12.98 | 126.10 | 115.14 |
| 1 | T | 55 | PSU | N1-C2-N3 | -12.82 | 118.24 | 128.43 |
| 1 | T | 55 | PSU | C5-C4-N3 | -10.67 | 111.61 | 125.36 |
| 1 | T | 55 | PSU | O4'-C1'-C5 | 9.11 | 124.03 | 109.93 |
| 1 | T | 55 | PSU | C5-C6-N1 | -3.71 | 119.88 | 124.44 |
| 1 | T | 55 | PSU | C5-C1'-C2' | -3.63 | 108.85 | 115.32 |
| 1 | T | 55 | PSU | C6-N1-C2 | 3.35 | 120.88 | 115.36 |
| 1 | T | 55 | PSU | C5'-C4'-C3' | -2.65 | 105.25 | 115.18 |
| 1 | T | 20(A) | H2U | C5-C4-N3 | -2.51 | 113.83 | 116.65 |
| 1 | T | 55 | PSU | O3'-C3'-C4' | 2.50 | 118.28 | 111.05 |
| 1 | T | 20(A) | H2U | N3-C2-N1 | -2.32 | 114.21 | 116.65 |

There are no chirality outliers.

All (1) torsion outliers are listed below:

| Mol | Chain | Res | Type | Atoms |
|-----|-------|-----|------|-----------------|
| 1 | T | 55 | PSU | O4'-C4'-C5'-O5' |

There are no ring outliers.

No monomer is involved in short contacts.

5.5 Carbohydrates [i](#)

There are no carbohydrates in this entry.

5.6 Ligand geometry [i](#)

There are no ligands in this entry.

5.7 Other polymers [i](#)

There are no such residues in this entry.

5.8 Polymer linkage issues [i](#)

There are no chain breaks in this entry.

6 Fit of model and data

6.1 Protein, DNA and RNA chains

EDS was not executed - this section is therefore empty.

6.2 Non-standard residues in protein, DNA, RNA chains

EDS was not executed - this section is therefore empty.

6.3 Carbohydrates

EDS was not executed - this section is therefore empty.

6.4 Ligands

EDS was not executed - this section is therefore empty.

6.5 Other polymers

EDS was not executed - this section is therefore empty.