



# wwPDB NMR Structure Validation Summary Report

Jun 6, 2023 – 07:44 pm BST

PDB ID : 6TPH  
BMRB ID : 34465  
Title : Structure of a protein-RNA complex by ssNMR  
Authors : Mumdooh, A.; Marchanka, A.; Carlomagno, T.  
Deposited on : 2019-12-13

This is a wwPDB NMR Structure Validation Summary Report for a publicly released PDB entry.

We welcome your comments at [validation@mail.wwpdb.org](mailto:validation@mail.wwpdb.org)

A user guide is available at

<https://www.wwpdb.org/validation/2017/NMRValidationReportHelp>

with specific help available everywhere you see the  symbol.

The types of validation reports are described at

<http://www.wwpdb.org/validation/2017/FAQs#types>.

---

The following versions of software and data (see [references](#) ) were used in the production of this report:

MolProbity : 4.02b-467  
Percentile statistics : 20191225.v01 (using entries in the PDB archive December 25th 2019)  
wwPDB-RCI : v\_1n\_11\_5\_13\_A (Berjanski et al., 2005)  
PANAV : Wang et al. (2010)  
wwPDB-ShiftChecker : v1.2  
BMRB Restraints Analysis : v1.2  
Ideal geometry (proteins) : Engh & Huber (2001)  
Ideal geometry (DNA, RNA) : Parkinson et al. (1996)  
Validation Pipeline (wwPDB-VP) : 2.33

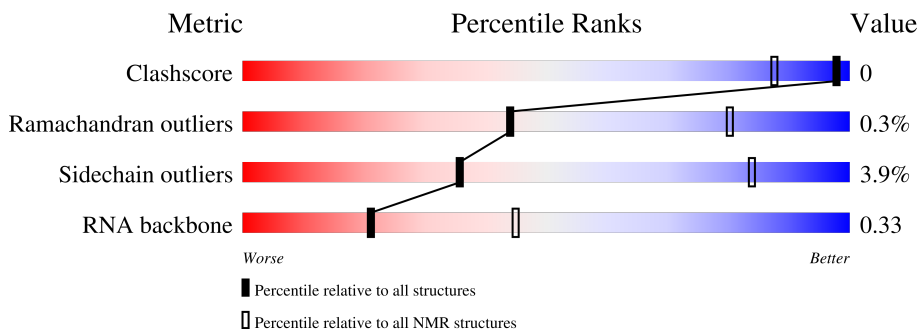
# 1 Overall quality at a glance

The following experimental techniques were used to determine the structure:

*SOLID-STATE NMR*

The overall completeness of chemical shifts assignment is 20%.

Percentile scores (ranging between 0-100) for global validation metrics of the entry are shown in the following graphic. The table shows the number of entries on which the scores are based.



Metric	Whole archive (#Entries)	NMR archive (#Entries)
Clashscore	158937	12864
Ramachandran outliers	154571	11451
Sidechain outliers	154315	11428
RNA backbone	4643	676

The table below summarises the geometric issues observed across the polymeric chains and their fit to the experimental data. The red, orange, yellow and green segments indicate the fraction of residues that contain outliers for  $\geq 3$ , 2, 1 and 0 types of geometric quality criteria. A cyan segment indicates the fraction of residues that are not part of the well-defined cores, and a grey segment represents the fraction of residues that are not modelled. The numeric value for each fraction is indicated below the corresponding segment, with a dot representing fractions  $\leq 5\%$ .

Mol	Chain	Length	Quality of chain
1	A	123	 90% 7% ..
2	B	26	 8% 81% 12%

## 2 Ensemble composition and analysis i

This entry contains 10 models. Model 7 is the overall representative, medoid model (most similar to other models). The authors have identified model 1 as representative, based on the following criterion: *closest to the average*.

The following residues are included in the computation of the global validation metrics.

Well-defined (core) protein residues			
Well-defined core	Residue range (total)	Backbone RMSD (Å)	Medoid model
1	A:5-A:124 (120)	0.53	7

Ill-defined regions of proteins are excluded from the global statistics.

Ligands and non-protein polymers are included in the analysis.

The models can be grouped into 2 clusters and 4 single-model clusters were found.

Cluster number	Models
1	3, 4, 7, 10
2	2, 6
Single-model clusters	1; 5; 8; 9

### 3 Entry composition

There are 2 unique types of molecules in this entry. The entry contains 2647 atoms, of which 1227 are hydrogens and 0 are deuteriums.

- Molecule 1 is a protein called 50S ribosomal protein L7Ae.

Mol	Chain	Residues	Atoms						Trace
			Total	C	H	N	O	S	
1	A	121	1904	591	978	153	179	3	0

- Molecule 2 is a RNA chain called RNA (26-MER).

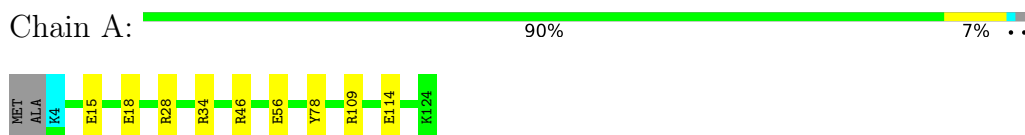
Mol	Chain	Residues	Atoms						Trace
			Total	C	H	N	O	P	
2	B	23	743	222	249	95	155	22	0

## 4 Residue-property plots [i](#)

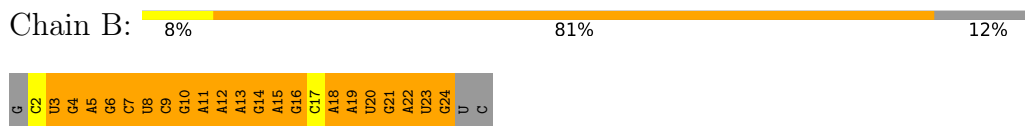
### 4.1 Average score per residue in the NMR ensemble

These plots are provided for all protein, RNA, DNA and oligosaccharide chains in the entry. The first graphic is the same as shown in the summary in section 1 of this report. The second graphic shows the sequence where residues are colour-coded according to the number of geometric quality criteria for which they contain at least one outlier: green = 0, yellow = 1, orange = 2 and red = 3 or more. Stretches of 2 or more consecutive residues without any outliers are shown as green connectors. Residues which are classified as ill-defined in the NMR ensemble, are shown in cyan with an underline colour-coded according to the previous scheme. Residues which were present in the experimental sample, but not modelled in the final structure are shown in grey.

- Molecule 1: 50S ribosomal protein L7Ae



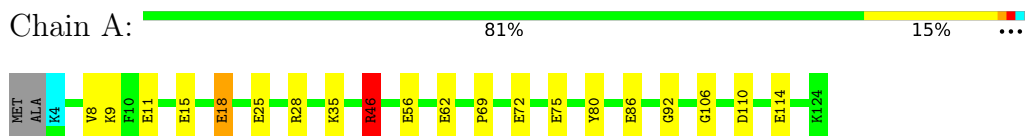
- Molecule 2: RNA (26-MER)



### 4.2 Residue scores for the representative (medoid) model from the NMR ensemble

The representative model is number 7. Colouring as in section 4.1 above.

- Molecule 1: 50S ribosomal protein L7Ae



- Molecule 2: RNA (26-MER)



## 5 Refinement protocol and experimental data overview

The models were refined using the following method: *na*.

Of the 200 calculated structures, 10 were deposited, based on the following criterion: *target function*.

The following table shows the software used for structure solution, optimisation and refinement.

Software name	Classification	Version
Amber	refinement	
HADDOCK	structure calculation	

The following table shows chemical shift validation statistics as aggregates over all chemical shift files. Detailed validation can be found in section 7 of this report.

Chemical shift file(s)	working_cs.cif
Number of chemical shift lists	1
Total number of shifts	425
Number of shifts mapped to atoms	425
Number of unparsed shifts	0
Number of shifts with mapping errors	0
Number of shifts with mapping warnings	0
Assignment completeness (well-defined parts)	20%

Note: This is a solid-state NMR structure, where hydrogen atoms are typically not assigned a chemical shift value, which may lead to lower completeness of assignment measure.

## 6 Model quality i

### 6.1 Standard geometry i

The Z score for a bond length (or angle) is the number of standard deviations the observed value is removed from the expected value. A bond length (or angle) with  $|Z| > 5$  is considered an outlier worth inspection. RMSZ is the (average) root-mean-square of all Z scores of the bond lengths (or angles).

Mol	Chain	Bond lengths		Bond angles	
		RMSZ	#Z>5	RMSZ	#Z>5
1	A	1.51±0.03	4±2/929 ( 0.4± 0.2%)	1.84±0.07	18±5/1252 ( 1.5± 0.4%)
2	B	3.18±0.04	64±8/554 ( 11.6± 1.4%)	3.93±0.15	146±12/863 ( 16.9± 1.4%)
All	All	2.28	676/14830 ( 4.6%)	2.88	1640/21150 ( 7.8%)

Chiral center outliers are detected by calculating the chiral volume of a chiral center and verifying if the center is modelled as a planar moiety or with the opposite hand. A planarity outlier is detected by checking planarity of atoms in a peptide group, atoms in a mainchain group or atoms of a sidechain that are expected to be planar.

Mol	Chain	Chirality	Planarity
1	A	0.0±0.0	1.7±1.1
2	B	0.0±0.0	14.0±2.4
All	All	0	157

5 of 360 unique bond outliers are listed below. They are sorted according to the Z-score of the worst occurrence in the ensemble.

Mol	Chain	Res	Type	Atoms	Z	Observed(Å)	Ideal(Å)	Models	
								Worst	Total
2	B	16	G	N7-C5	15.50	1.48	1.39	2	6
2	B	15	A	N9-C4	15.25	1.47	1.37	9	1
2	B	10	G	C2-N2	-14.14	1.20	1.34	10	3
2	B	21	G	N9-C8	12.21	1.46	1.37	7	4
2	B	15	A	C8-N7	-12.04	1.23	1.31	1	3

5 of 590 unique angle outliers are listed below. They are sorted according to the Z-score of the worst occurrence in the ensemble.

Mol	Chain	Res	Type	Atoms	Z	Observed(°)	Ideal(°)	Models	
								Worst	Total
2	B	15	A	N1-C6-N6	-24.08	104.15	118.60	8	10
2	B	5	A	N1-C6-N6	-23.94	104.23	118.60	2	10
2	B	12	A	N1-C6-N6	-20.60	106.24	118.60	5	10

*Continued on next page...*

Continued from previous page...

Mol	Chain	Res	Type	Atoms	Z	Observed(°)	Ideal(°)	Models	
								Worst	Total
2	B	18	A	N1-C6-N6	-20.11	106.54	118.60	9	9
2	B	13	A	N1-C6-N6	-18.48	107.51	118.60	8	8

There are no chirality outliers.

5 of 35 unique planar outliers are listed below. They are sorted by the frequency of occurrence in the ensemble.

Mol	Chain	Res	Type	Group	Models (Total)
2	B	3	U	Sidechain	10
2	B	4	G	Sidechain	9
2	B	14	G	Sidechain	8
2	B	18	A	Sidechain	8
2	B	20	U	Sidechain	8

## 6.2 Too-close contacts [i](#)

In the following table, the Non-H and H(model) columns list the number of non-hydrogen atoms and hydrogen atoms in each chain respectively. The H(added) column lists the number of hydrogen atoms added and optimized by MolProbity. The Clashes column lists the number of clashes averaged over the ensemble.

Mol	Chain	Non-H	H(model)	H(added)	Clashes
1	A	917	965	965	0±0
2	B	494	249	241	1±1
All	All	14110	12140	12073	11

The all-atom clashscore is defined as the number of clashes found per 1000 atoms (including hydrogen atoms). The all-atom clashscore for this structure is 0.

5 of 11 unique clashes are listed below, sorted by their clash magnitude.

Atom-1	Atom-2	Clash(Å)	Distance(Å)	Models	
				Worst	Total
1:A:60:PRO:O	1:A:63:ILE:HG22	0.60	1.97	4	1
1:A:46:ARG:HH22	2:B:3:U:P	0.49	2.31	7	1
1:A:51:LEU:HD23	1:A:52:VAL:H	0.47	1.68	5	1
2:B:8:U:H2'	2:B:9:C:C6	0.45	2.47	7	1
2:B:22:A:C5	2:B:23:U:C5	0.45	3.05	1	1



## 6.3 Torsion angles [i](#)

### 6.3.1 Protein backbone [i](#)

In the following table, the Percentiles column shows the percent Ramachandran outliers of the chain as a percentile score with respect to all PDB entries followed by that with respect to all NMR entries. The Analysed column shows the number of residues for which the backbone conformation was analysed and the total number of residues.

Mol	Chain	Analysed	Favoured	Allowed	Outliers	Percentiles
1	A	119/123 (97%)	111±2 (93±2%)	8±2 (6±2%)	0±0 (0±0%)	44 80
All	All	1190/1230 (97%)	1110 (93%)	76 (6%)	4 (0%)	44 80

All 4 unique Ramachandran outliers are listed below. They are sorted by the frequency of occurrence in the ensemble.

Mol	Chain	Res	Type	Models (Total)
1	A	16	LEU	1
1	A	95	VAL	1
1	A	47	GLY	1
1	A	13	PRO	1

### 6.3.2 Protein sidechains [i](#)

In the following table, the Percentiles column shows the percent sidechain outliers of the chain as a percentile score with respect to all PDB entries followed by that with respect to all NMR entries. The Analysed column shows the number of residues for which the sidechain conformation was analysed and the total number of residues.

Mol	Chain	Analysed	Rotameric	Outliers	Percentiles
1	A	97/99 (98%)	93±2 (96±2%)	4±2 (4±2%)	36 84
All	All	970/990 (98%)	932 (96%)	38 (4%)	36 84

5 of 18 unique residues with a non-rotameric sidechain are listed below. They are sorted by the frequency of occurrence in the ensemble.

Mol	Chain	Res	Type	Models (Total)
1	A	114	GLU	6
1	A	35	LYS	5
1	A	15	GLU	5
1	A	122	LEU	3
1	A	51	LEU	2

### 6.3.3 RNA [i](#)

Mol	Chain	Analysed	Backbone Outliers	Pucker Outliers	Suiteness
2	B	22/26 (85%)	3±1 (15±6%)	2±1 (7±4%)	0.33±0.05
All	All	220/260 (85%)	34 (15%)	16 (7%)	0.33

The overall RNA backbone suiteness is 0.33.

5 of 11 unique RNA backbone outliers are listed below:

Mol	Chain	Res	Type	Models (Total)
2	B	6	G	7
2	B	13	A	5
2	B	14	G	4
2	B	10	G	4
2	B	11	A	3

5 of 11 unique RNA pucker outliers are listed below:

Mol	Chain	Res	Type	Models (Total)
2	B	13	A	3
2	B	20	U	2
2	B	12	A	2
2	B	11	A	2
2	B	19	A	1

## 6.4 Non-standard residues in protein, DNA, RNA chains [i](#)

There are no non-standard protein/DNA/RNA residues in this entry.

## 6.5 Carbohydrates [i](#)

There are no monosaccharides in this entry.

## 6.6 Ligand geometry [i](#)

There are no ligands in this entry.

## 6.7 Other polymers [i](#)

There are no such molecules in this entry.

## 6.8 Polymer linkage issues

There are no chain breaks in this entry.

## 7 Chemical shift validation i

The completeness of assignment taking into account all chemical shift lists is 20% for the well-defined parts and 20% for the entire structure.

### 7.1 Chemical shift list 1

File name: working\_cs.cif

Chemical shift list name: *starch\_output*

#### 7.1.1 Bookkeeping i

The following table shows the results of parsing the chemical shift list and reports the number of nuclei with statistically unusual chemical shifts.

Total number of shifts	425
Number of shifts mapped to atoms	425
Number of unparsed shifts	0
Number of shifts with mapping errors	0
Number of shifts with mapping warnings	0
Number of shift outliers (ShiftChecker)	1

#### 7.1.2 Chemical shift referencing i

The following table shows the suggested chemical shift referencing corrections.

Nucleus	# values	Correction $\pm$ precision, ppm	Suggested action
$^{13}\text{C}_\alpha$	97	$-0.66 \pm 0.30$	Should be checked
$^{13}\text{C}_\beta$	70	$0.75 \pm 0.25$	Should be checked
$^{13}\text{C}'$	94	$-0.25 \pm 0.23$	None needed ( $< 0.5$ ppm)
$^{15}\text{N}$	98	$1.73 \pm 0.55$	Should be applied

#### 7.1.3 Completeness of resonance assignments i

The following table shows the completeness of the chemical shift assignments for the well-defined regions of the structure. The overall completeness is 20%, i.e. 414 atoms were assigned a chemical shift out of a possible 2071. 0 out of 20 assigned methyl groups (LEU and VAL) were assigned stereospecifically.

	Total	$^1\text{H}$	$^{13}\text{C}$	$^{15}\text{N}$
Backbone	280/590 (47%)	0/238 (0%)	189/240 (79%)	91/112 (81%)
Sidechain	134/1001 (13%)	0/654 (0%)	134/318 (42%)	0/29 (0%)

*Continued on next page...*

Continued from previous page...

	Total	<sup>1</sup> H	<sup>13</sup> C	<sup>15</sup> N
Aromatic	0/44 (0%)	0/21 (0%)	0/22 (0%)	0/1 (0%)
Sugar	0/253 (0%)	0/138 (0%)	0/115 (0%)	0/0 (—%)
Base	0/183 (0%)	0/114 (0%)	0/39 (0%)	0/30 (0%)
Overall	414/2071 (20%)	0/1165 (0%)	323/734 (44%)	91/172 (53%)

Note: This is a solid-state NMR structure, where hydrogen atoms are typically not assigned a chemical shift value, which may lead to lower completeness of assignment measure.

#### 7.1.4 Statistically unusual chemical shifts [i](#)

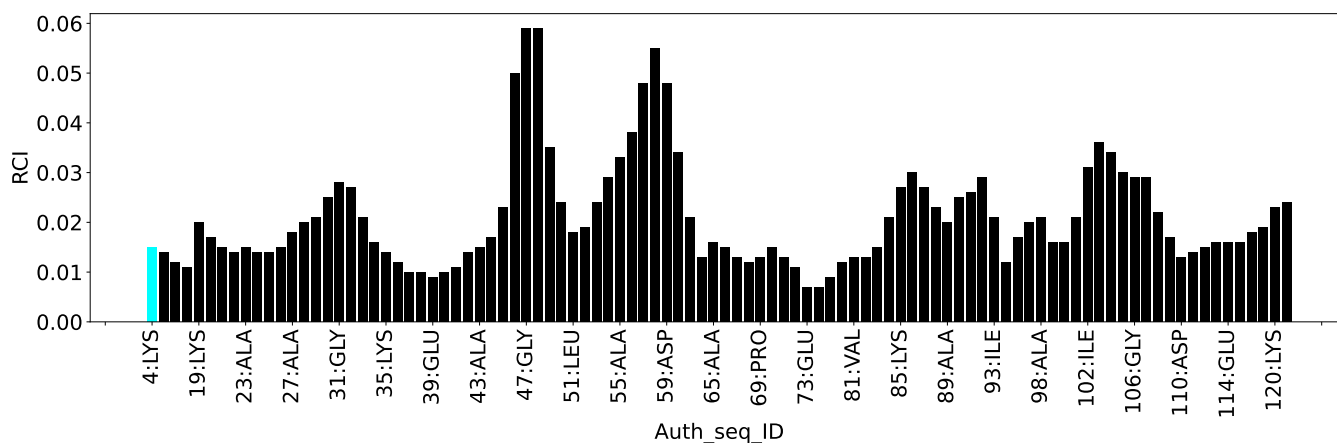
The following table lists the statistically unusual chemical shifts. These are statistical measures, and large deviations from the mean do not necessarily imply incorrect assignments. Molecules containing paramagnetic centres or hemes are expected to give rise to anomalous chemical shifts.

List Id	Chain	Res	Type	Atom	Shift, ppm	Expected range, ppm	Z-score
1	A	53	ILE	CG2	25.20	10.93 – 24.12	5.8

#### 7.1.5 Random Coil Index (RCI) plots [i](#)

The image below reports *random coil index* values for the protein chains in the structure. The height of each bar gives a probability of a given residue to be disordered, as predicted from the available chemical shifts and the amino acid sequence. A value above 0.2 is an indication of significant predicted disorder. The colour of the bar shows whether the residue is in the well-defined core (black) or in the ill-defined residue ranges (cyan), as described in section 2 on ensemble composition. If well-defined core and ill-defined regions are not identified then it is shown as gray bars.

Random coil index (RCI) for chain A:



## 8 NMR restraints analysis

### 8.1 Conformationally restricting restraints

The following table provides the summary of experimentally observed NMR restraints in different categories. Restraints are classified into different categories based on the sequence separation of the atoms involved.

Description	Value
Total distance restraints	5
Intra-residue ( $ i-j =0$ )	0
Sequential ( $ i-j =1$ )	0
Medium range ( $ i-j >1$ and $ i-j <5$ )	0
Long range ( $ i-j \geq 5$ )	0
Inter-chain	5
Hydrogen bond restraints	0
Disulfide bond restraints	0
Total dihedral-angle restraints	0
Number of unmapped restraints	0
Number of restraints per residue	0.0
Number of long range restraints per residue <sup>1</sup>	0.0

<sup>1</sup>Long range hydrogen bonds and disulfide bonds are counted as long range restraints while calculating the number of long range restraints per residue

### 8.2 Residual restraint violations

This section provides the overview of the restraint violations analysis. The violations are binned as small, medium and large violations based on its absolute value. Average number of violations per model is calculated by dividing the total number of violations in each bin by the size of the ensemble.

#### 8.2.1 Average number of distance violations per model

Distance violations less than 0.1 Å are not included in the calculation.

Bins (Å)	Average number of violations per model	Max (Å)
0.1-0.2 (Small)	0.1	0.12
0.2-0.5 (Medium)	None	None
>0.5 (Large)	0.2	1.1

### 8.2.2 Average number of dihedral-angle violations per model

Dihedral-angle violations less than  $1^\circ$  are not included in the calculation. There are no dihedral-angle violations

## 9 Distance violation analysis i

### 9.1 Summary of distance violations i

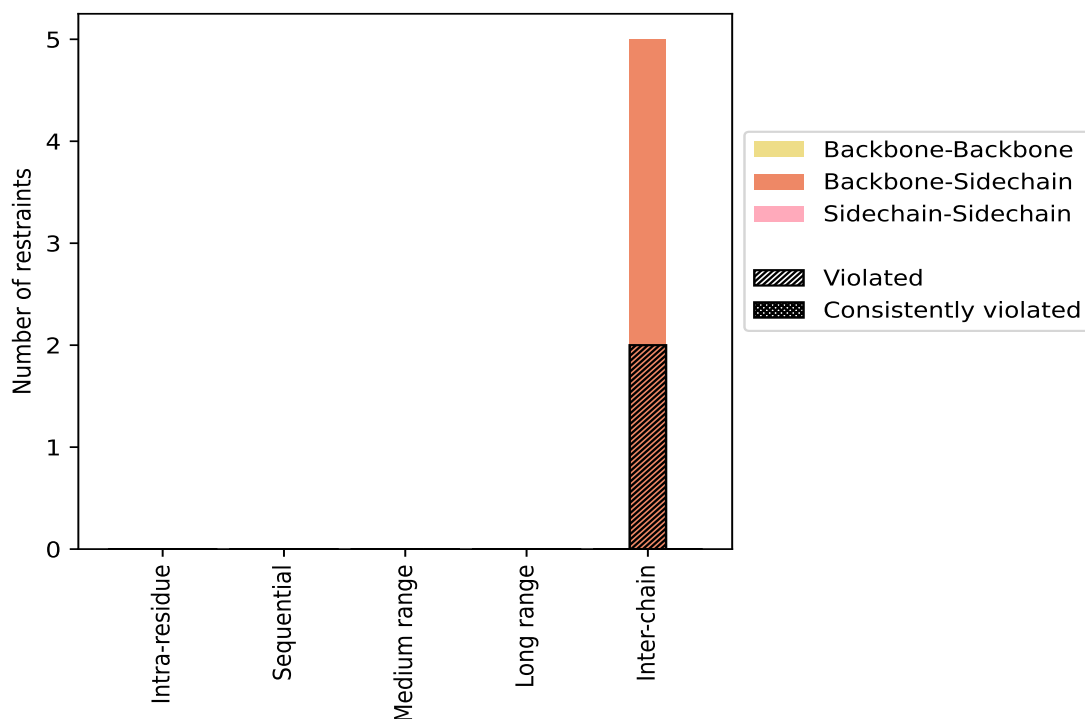
The following table shows the summary of distance violations in different restraint categories based on the sequence separation of the atoms involved. Each category is further sub-divided into three sub-categories based on the atoms involved. Violations less than 0.1 Å are not included in the statistics.

Restrains type	Count	% <sup>1</sup>	Violated <sup>3</sup>			Consistently Violated <sup>4</sup>		
			Count	% <sup>2</sup>	% <sup>1</sup>	Count	% <sup>2</sup>	% <sup>1</sup>
<b>Intra-residue ( i-j =0)</b>	0	0.0	0	0.0	0.0	0	0.0	0.0
Backbone-Backbone	0	0.0	0	0.0	0.0	0	0.0	0.0
Backbone-Sidechain	0	0.0	0	0.0	0.0	0	0.0	0.0
Sidechain-Sidechain	0	0.0	0	0.0	0.0	0	0.0	0.0
<b>Sequential ( i-j =1)</b>	0	0.0	0	0.0	0.0	0	0.0	0.0
Backbone-Backbone	0	0.0	0	0.0	0.0	0	0.0	0.0
Backbone-Sidechain	0	0.0	0	0.0	0.0	0	0.0	0.0
Sidechain-Sidechain	0	0.0	0	0.0	0.0	0	0.0	0.0
<b>Medium range ( i-j &gt;1 &amp;  i-j &lt;5)</b>	0	0.0	0	0.0	0.0	0	0.0	0.0
Backbone-Backbone	0	0.0	0	0.0	0.0	0	0.0	0.0
Backbone-Sidechain	0	0.0	0	0.0	0.0	0	0.0	0.0
Sidechain-Sidechain	0	0.0	0	0.0	0.0	0	0.0	0.0
<b>Long range ( i-j ≥5)</b>	0	0.0	0	0.0	0.0	0	0.0	0.0
Backbone-Backbone	0	0.0	0	0.0	0.0	0	0.0	0.0
Backbone-Sidechain	0	0.0	0	0.0	0.0	0	0.0	0.0
Sidechain-Sidechain	0	0.0	0	0.0	0.0	0	0.0	0.0
<b>Inter-chain</b>	5	100.0	2	40.0	40.0	0	0.0	0.0
Backbone-Backbone	0	0.0	0	0.0	0.0	0	0.0	0.0
Backbone-Sidechain	5	100.0	2	40.0	40.0	0	0.0	0.0
Sidechain-Sidechain	0	0.0	0	0.0	0.0	0	0.0	0.0
<b>Hydrogen bond</b>	0	0.0	0	0.0	0.0	0	0.0	0.0
<b>Disulfide bond</b>	0	0.0	0	0.0	0.0	0	0.0	0.0
<b>Total</b>	5	100.0	2	40.0	40.0	0	0.0	0.0
Backbone-Backbone	0	0.0	0	0.0	0.0	0	0.0	0.0
Backbone-Sidechain	5	100.0	2	40.0	40.0	0	0.0	0.0
Sidechain-Sidechain	0	0.0	0	0.0	0.0	0	0.0	0.0

<sup>1</sup> percentage calculated with respect to the total number of distance restraints, <sup>2</sup> percentage calculated with respect to the number of restraints in a particular restraint category, <sup>3</sup> violated in at least one model, <sup>4</sup> violated in all the models



### 9.1.1 Bar chart : Distribution of distance restraints and violations [i](#)



Violated and consistently violated restraints are shown using different hatch patterns in their respective categories. The hydrogen bonds and disulfid bonds are counted in their appropriate category on the x-axis

## 9.2 Distance violation statistics for each model [i](#)

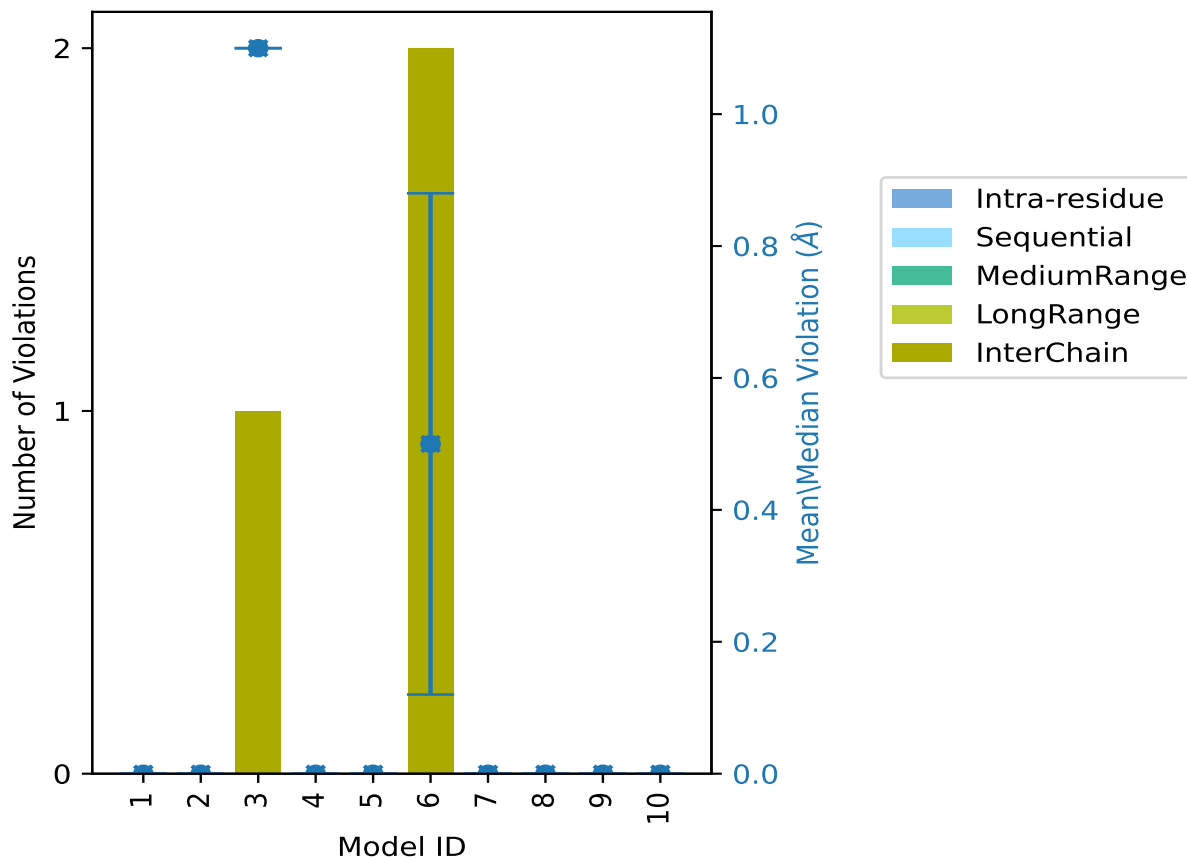
The following table provides the distance violation statistics for each model in the ensemble. Violations less than 0.1 Å are not included in the statistics.

Model ID	Number of violations						Mean (Å)	Max (Å)	SD <sup>6</sup> (Å)	Median (Å)
	IR <sup>1</sup>	SQ <sup>2</sup>	MR <sup>3</sup>	LR <sup>4</sup>	IC <sup>5</sup>	Total				
1	0	0	0	0	0	0	0.0	0.0	0.0	0.0
2	0	0	0	0	0	0	0.0	0.0	0.0	0.0
3	0	0	0	0	1	1	1.1	1.1	0.0	1.1
4	0	0	0	0	0	0	0.0	0.0	0.0	0.0
5	0	0	0	0	0	0	0.0	0.0	0.0	0.0
6	0	0	0	0	2	2	0.5	0.88	0.38	0.5
7	0	0	0	0	0	0	0.0	0.0	0.0	0.0
8	0	0	0	0	0	0	0.0	0.0	0.0	0.0
9	0	0	0	0	0	0	0.0	0.0	0.0	0.0
10	0	0	0	0	0	0	0.0	0.0	0.0	0.0

<sup>1</sup>Intra-residue restraints, <sup>2</sup>Sequential restraints, <sup>3</sup>Medium range restraints, <sup>4</sup>Long range restraints,

<sup>5</sup>Inter-chain restraints, <sup>6</sup>Standard deviation

### 9.2.1 Bar graph : Distance Violation statistics for each model [i](#)



The mean(dot),median(x) and the standard deviation are shown in blue with respect to the y axis on the right

### 9.3 Distance violation statistics for the ensemble [i](#)

Violation analysis may find that some restraints are violated in few models and some are violated in most of models. The following table provides this information as number of violated restraints for a given fraction of the ensemble. In total, 3(IR:0, SQ:0, MR:0, LR:0, IC:3) restraints are not violated in the ensemble.

Number of violated restraints						Fraction of the ensemble	
IR <sup>1</sup>	SQ <sup>2</sup>	MR <sup>3</sup>	LR <sup>4</sup>	IC <sup>5</sup>	Total	Count <sup>6</sup>	%
0	0	0	0	1	1	1	10.0
0	0	0	0	1	1	2	20.0
0	0	0	0	0	0	3	30.0
0	0	0	0	0	0	4	40.0

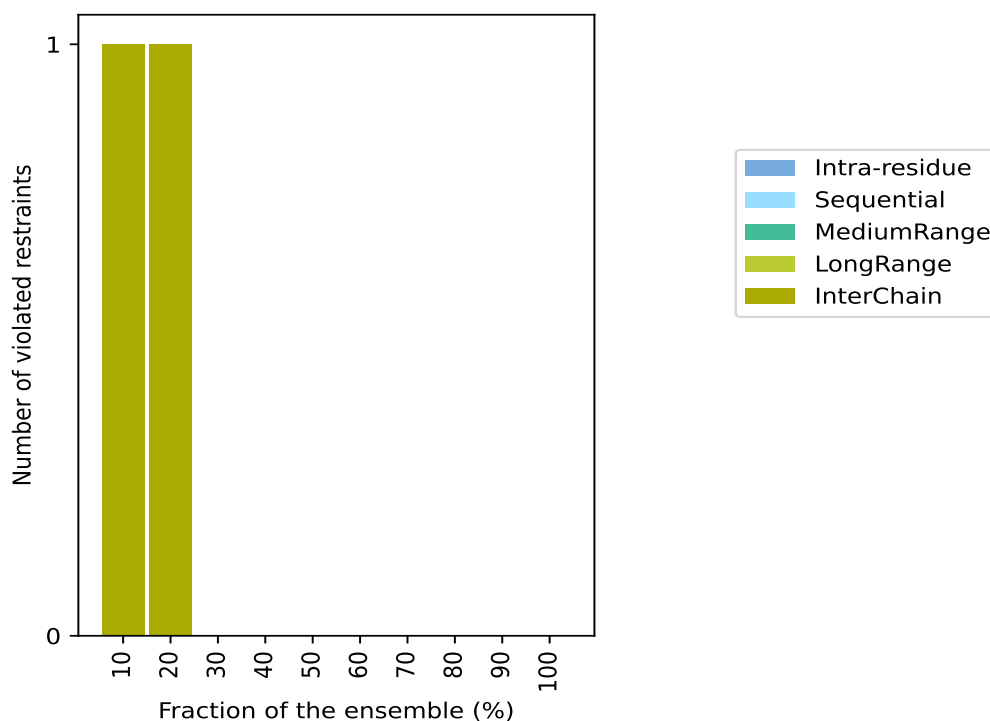
*Continued on next page...*

Continued from previous page...

Number of violated restraints						Fraction of the ensemble	
IR <sup>1</sup>	SQ <sup>2</sup>	MR <sup>3</sup>	LR <sup>4</sup>	IC <sup>5</sup>	Total	Count <sup>6</sup>	%
0	0	0	0	0	0	5	50.0
0	0	0	0	0	0	6	60.0
0	0	0	0	0	0	7	70.0
0	0	0	0	0	0	8	80.0
0	0	0	0	0	0	9	90.0
0	0	0	0	0	0	10	100.0

<sup>1</sup>Intra-residue restraints, <sup>2</sup>Sequential restraints, <sup>3</sup>Medium range restraints, <sup>4</sup>Long range restraints, <sup>5</sup>Inter-chain restraints, <sup>6</sup> Number of models with violations

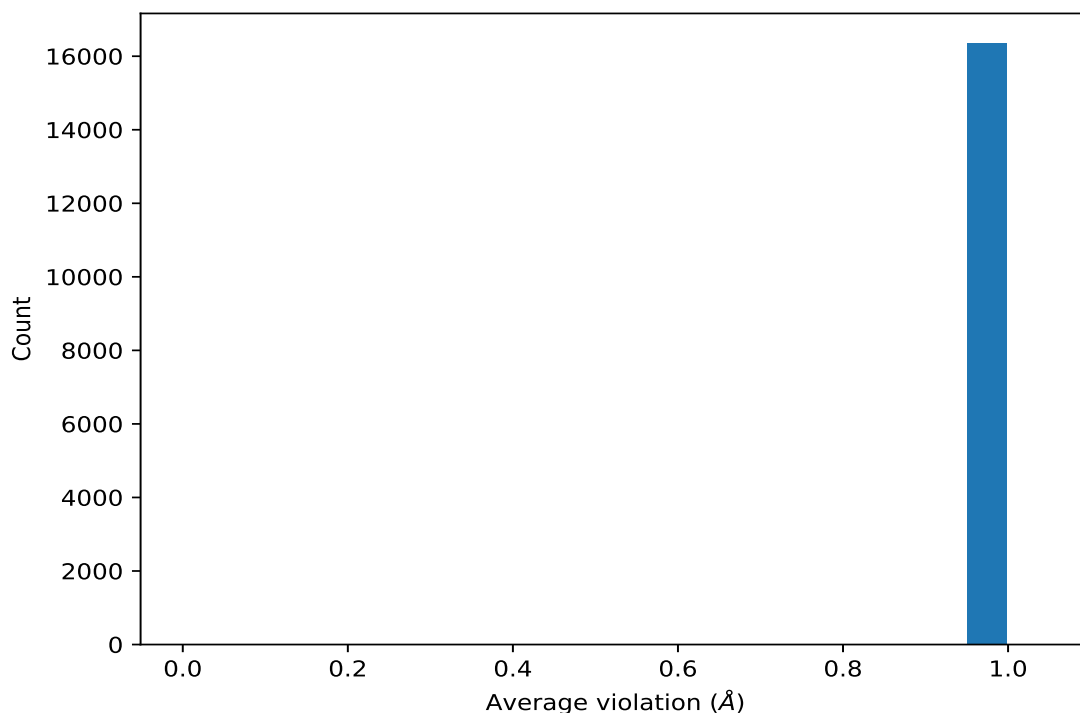
### 9.3.1 Bar graph : Distance violation statistics for the ensemble [i](#)



## 9.4 Most violated distance restraints in the ensemble [i](#)

### 9.4.1 Histogram : Distribution of mean distance violations [i](#)

The following histogram shows the distribution of the average value of the violation. The average is calculated for each restraint that is violated in more than one model over all the violated models in the ensemble



#### 9.4.2 Table: Most violated distance restraints [i](#)

The following table provides the mean and the standard deviation of the violation for each restraint sorted by number of violated models and the mean value. The Key (restraint list ID, restraint ID) is the unique identifier for a given restraint. Rows with same key represent combinatorial or ambiguous restraints and are counted as a single restraint.

Key	Atom-1	Atom-2	Models <sup>1</sup>	Mean (Å)	SD <sup>1</sup> (Å)	Median (Å)
(1,3)	1:A:84:LYS:C	2:B:2:C:C1'	2	0.99	0.11	0.99
(1,3)	1:A:84:LYS:C	2:B:2:C:C2	2	0.99	0.11	0.99
(1,3)	1:A:84:LYS:C	2:B:2:C:C2'	2	0.99	0.11	0.99
(1,3)	1:A:84:LYS:C	2:B:2:C:C3'	2	0.99	0.11	0.99
(1,3)	1:A:84:LYS:C	2:B:2:C:C4	2	0.99	0.11	0.99
(1,3)	1:A:84:LYS:C	2:B:2:C:C4'	2	0.99	0.11	0.99
(1,3)	1:A:84:LYS:C	2:B:2:C:C5	2	0.99	0.11	0.99
(1,3)	1:A:84:LYS:C	2:B:2:C:C5'	2	0.99	0.11	0.99
(1,3)	1:A:84:LYS:C	2:B:2:C:C6	2	0.99	0.11	0.99
(1,3)	1:A:84:LYS:C	2:B:2:C:H1'	2	0.99	0.11	0.99
(1,3)	1:A:84:LYS:C	2:B:2:C:H2'	2	0.99	0.11	0.99
(1,3)	1:A:84:LYS:C	2:B:2:C:H3'	2	0.99	0.11	0.99
(1,3)	1:A:84:LYS:C	2:B:2:C:H4'	2	0.99	0.11	0.99
(1,3)	1:A:84:LYS:C	2:B:2:C:H41	2	0.99	0.11	0.99
(1,3)	1:A:84:LYS:C	2:B:2:C:H42	2	0.99	0.11	0.99
(1,3)	1:A:84:LYS:C	2:B:2:C:H5	2	0.99	0.11	0.99

*Continued on next page...*

*Continued from previous page...*

Key	Atom-1	Atom-2	Models <sup>1</sup>	Mean (Å)	SD <sup>1</sup> (Å)	Median (Å)
(1,3)	1:A:84:LYS:C	2:B:2:C:H5'	2	0.99	0.11	0.99
(1,3)	1:A:84:LYS:C	2:B:2:C:H5''	2	0.99	0.11	0.99
(1,3)	1:A:84:LYS:C	2:B:2:C:H6	2	0.99	0.11	0.99
(1,3)	1:A:84:LYS:C	2:B:2:C:HO2'	2	0.99	0.11	0.99
(1,3)	1:A:84:LYS:C	2:B:2:C:N1	2	0.99	0.11	0.99
(1,3)	1:A:84:LYS:C	2:B:2:C:N3	2	0.99	0.11	0.99
(1,3)	1:A:84:LYS:C	2:B:2:C:N4	2	0.99	0.11	0.99
(1,3)	1:A:84:LYS:C	2:B:2:C:O2	2	0.99	0.11	0.99
(1,3)	1:A:84:LYS:C	2:B:2:C:O2'	2	0.99	0.11	0.99
(1,3)	1:A:84:LYS:C	2:B:2:C:O3'	2	0.99	0.11	0.99
(1,3)	1:A:84:LYS:C	2:B:2:C:O4'	2	0.99	0.11	0.99
(1,3)	1:A:84:LYS:C	2:B:2:C:O5'	2	0.99	0.11	0.99
(1,3)	1:A:84:LYS:C	2:B:3:U:C1'	2	0.99	0.11	0.99
(1,3)	1:A:84:LYS:C	2:B:3:U:C2	2	0.99	0.11	0.99
(1,3)	1:A:84:LYS:C	2:B:3:U:C2'	2	0.99	0.11	0.99
(1,3)	1:A:84:LYS:C	2:B:3:U:C3'	2	0.99	0.11	0.99
(1,3)	1:A:84:LYS:C	2:B:3:U:C4	2	0.99	0.11	0.99
(1,3)	1:A:84:LYS:C	2:B:3:U:C4'	2	0.99	0.11	0.99
(1,3)	1:A:84:LYS:C	2:B:3:U:C5	2	0.99	0.11	0.99
(1,3)	1:A:84:LYS:C	2:B:3:U:C5'	2	0.99	0.11	0.99
(1,3)	1:A:84:LYS:C	2:B:3:U:C6	2	0.99	0.11	0.99
(1,3)	1:A:84:LYS:C	2:B:3:U:H1'	2	0.99	0.11	0.99
(1,3)	1:A:84:LYS:C	2:B:3:U:H2'	2	0.99	0.11	0.99
(1,3)	1:A:84:LYS:C	2:B:3:U:H3	2	0.99	0.11	0.99
(1,3)	1:A:84:LYS:C	2:B:3:U:H3'	2	0.99	0.11	0.99
(1,3)	1:A:84:LYS:C	2:B:3:U:H4'	2	0.99	0.11	0.99
(1,3)	1:A:84:LYS:C	2:B:3:U:H5	2	0.99	0.11	0.99
(1,3)	1:A:84:LYS:C	2:B:3:U:H5'	2	0.99	0.11	0.99
(1,3)	1:A:84:LYS:C	2:B:3:U:H5''	2	0.99	0.11	0.99
(1,3)	1:A:84:LYS:C	2:B:3:U:H6	2	0.99	0.11	0.99
(1,3)	1:A:84:LYS:C	2:B:3:U:HO2'	2	0.99	0.11	0.99
(1,3)	1:A:84:LYS:C	2:B:3:U:N1	2	0.99	0.11	0.99
(1,3)	1:A:84:LYS:C	2:B:3:U:N3	2	0.99	0.11	0.99
(1,3)	1:A:84:LYS:C	2:B:3:U:O2	2	0.99	0.11	0.99
(1,3)	1:A:84:LYS:C	2:B:3:U:O2'	2	0.99	0.11	0.99
(1,3)	1:A:84:LYS:C	2:B:3:U:O3'	2	0.99	0.11	0.99
(1,3)	1:A:84:LYS:C	2:B:3:U:O4	2	0.99	0.11	0.99
(1,3)	1:A:84:LYS:C	2:B:3:U:O4'	2	0.99	0.11	0.99
(1,3)	1:A:84:LYS:C	2:B:3:U:O5'	2	0.99	0.11	0.99
(1,3)	1:A:84:LYS:C	2:B:3:U:OP1	2	0.99	0.11	0.99
(1,3)	1:A:84:LYS:C	2:B:3:U:OP2	2	0.99	0.11	0.99
(1,3)	1:A:84:LYS:C	2:B:3:U:P	2	0.99	0.11	0.99

*Continued on next page...*

*Continued from previous page...*

Key	Atom-1	Atom-2	Models <sup>1</sup>	Mean (Å)	SD <sup>1</sup> (Å)	Median (Å)
(1,3)	1:A:84:LYS:C	2:B:4:G:C1'	2	0.99	0.11	0.99
(1,3)	1:A:84:LYS:C	2:B:4:G:C2	2	0.99	0.11	0.99
(1,3)	1:A:84:LYS:C	2:B:4:G:C2'	2	0.99	0.11	0.99
(1,3)	1:A:84:LYS:C	2:B:4:G:C3'	2	0.99	0.11	0.99
(1,3)	1:A:84:LYS:C	2:B:4:G:C4	2	0.99	0.11	0.99
(1,3)	1:A:84:LYS:C	2:B:4:G:C4'	2	0.99	0.11	0.99
(1,3)	1:A:84:LYS:C	2:B:4:G:C5	2	0.99	0.11	0.99
(1,3)	1:A:84:LYS:C	2:B:4:G:C5'	2	0.99	0.11	0.99
(1,3)	1:A:84:LYS:C	2:B:4:G:C6	2	0.99	0.11	0.99
(1,3)	1:A:84:LYS:C	2:B:4:G:C8	2	0.99	0.11	0.99
(1,3)	1:A:84:LYS:C	2:B:4:G:H1	2	0.99	0.11	0.99
(1,3)	1:A:84:LYS:C	2:B:4:G:H1'	2	0.99	0.11	0.99
(1,3)	1:A:84:LYS:C	2:B:4:G:H2'	2	0.99	0.11	0.99
(1,3)	1:A:84:LYS:C	2:B:4:G:H21	2	0.99	0.11	0.99
(1,3)	1:A:84:LYS:C	2:B:4:G:H22	2	0.99	0.11	0.99
(1,3)	1:A:84:LYS:C	2:B:4:G:H3'	2	0.99	0.11	0.99
(1,3)	1:A:84:LYS:C	2:B:4:G:H4'	2	0.99	0.11	0.99
(1,3)	1:A:84:LYS:C	2:B:4:G:H5'	2	0.99	0.11	0.99
(1,3)	1:A:84:LYS:C	2:B:4:G:H5''	2	0.99	0.11	0.99
(1,3)	1:A:84:LYS:C	2:B:4:G:H8	2	0.99	0.11	0.99
(1,3)	1:A:84:LYS:C	2:B:4:G:HO2'	2	0.99	0.11	0.99
(1,3)	1:A:84:LYS:C	2:B:4:G:N1	2	0.99	0.11	0.99
(1,3)	1:A:84:LYS:C	2:B:4:G:N2	2	0.99	0.11	0.99
(1,3)	1:A:84:LYS:C	2:B:4:G:N3	2	0.99	0.11	0.99
(1,3)	1:A:84:LYS:C	2:B:4:G:N7	2	0.99	0.11	0.99
(1,3)	1:A:84:LYS:C	2:B:4:G:N9	2	0.99	0.11	0.99
(1,3)	1:A:84:LYS:C	2:B:4:G:O2'	2	0.99	0.11	0.99
(1,3)	1:A:84:LYS:C	2:B:4:G:O3'	2	0.99	0.11	0.99
(1,3)	1:A:84:LYS:C	2:B:4:G:O4'	2	0.99	0.11	0.99
(1,3)	1:A:84:LYS:C	2:B:4:G:O5'	2	0.99	0.11	0.99
(1,3)	1:A:84:LYS:C	2:B:4:G:O6	2	0.99	0.11	0.99
(1,3)	1:A:84:LYS:C	2:B:4:G:OP1	2	0.99	0.11	0.99
(1,3)	1:A:84:LYS:C	2:B:4:G:OP2	2	0.99	0.11	0.99
(1,3)	1:A:84:LYS:C	2:B:4:G:P	2	0.99	0.11	0.99
(1,3)	1:A:84:LYS:C	2:B:5:A:C1'	2	0.99	0.11	0.99
(1,3)	1:A:84:LYS:C	2:B:5:A:C2	2	0.99	0.11	0.99
(1,3)	1:A:84:LYS:C	2:B:5:A:C2'	2	0.99	0.11	0.99
(1,3)	1:A:84:LYS:C	2:B:5:A:C3'	2	0.99	0.11	0.99
(1,3)	1:A:84:LYS:C	2:B:5:A:C4	2	0.99	0.11	0.99
(1,3)	1:A:84:LYS:C	2:B:5:A:C4'	2	0.99	0.11	0.99
(1,3)	1:A:84:LYS:C	2:B:5:A:C5	2	0.99	0.11	0.99
(1,3)	1:A:84:LYS:C	2:B:5:A:C5'	2	0.99	0.11	0.99

*Continued on next page...*

*Continued from previous page...*

Key	Atom-1	Atom-2	Models <sup>1</sup>	Mean (Å)	SD <sup>1</sup> (Å)	Median (Å)
(1,3)	1:A:84:LYS:C	2:B:5:A:C6	2	0.99	0.11	0.99
(1,3)	1:A:84:LYS:C	2:B:5:A:C8	2	0.99	0.11	0.99
(1,3)	1:A:84:LYS:C	2:B:5:A:H1'	2	0.99	0.11	0.99
(1,3)	1:A:84:LYS:C	2:B:5:A:H2	2	0.99	0.11	0.99
(1,3)	1:A:84:LYS:C	2:B:5:A:H2'	2	0.99	0.11	0.99
(1,3)	1:A:84:LYS:C	2:B:5:A:H3'	2	0.99	0.11	0.99
(1,3)	1:A:84:LYS:C	2:B:5:A:H4'	2	0.99	0.11	0.99
(1,3)	1:A:84:LYS:C	2:B:5:A:H5'	2	0.99	0.11	0.99
(1,3)	1:A:84:LYS:C	2:B:5:A:H5''	2	0.99	0.11	0.99
(1,3)	1:A:84:LYS:C	2:B:5:A:H61	2	0.99	0.11	0.99
(1,3)	1:A:84:LYS:C	2:B:5:A:H62	2	0.99	0.11	0.99
(1,3)	1:A:84:LYS:C	2:B:5:A:H8	2	0.99	0.11	0.99
(1,3)	1:A:84:LYS:C	2:B:5:A:HO2'	2	0.99	0.11	0.99
(1,3)	1:A:84:LYS:C	2:B:5:A:N1	2	0.99	0.11	0.99
(1,3)	1:A:84:LYS:C	2:B:5:A:N3	2	0.99	0.11	0.99
(1,3)	1:A:84:LYS:C	2:B:5:A:N6	2	0.99	0.11	0.99
(1,3)	1:A:84:LYS:C	2:B:5:A:N7	2	0.99	0.11	0.99
(1,3)	1:A:84:LYS:C	2:B:5:A:N9	2	0.99	0.11	0.99
(1,3)	1:A:84:LYS:C	2:B:5:A:O2'	2	0.99	0.11	0.99
(1,3)	1:A:84:LYS:C	2:B:5:A:O3'	2	0.99	0.11	0.99
(1,3)	1:A:84:LYS:C	2:B:5:A:O4'	2	0.99	0.11	0.99
(1,3)	1:A:84:LYS:C	2:B:5:A:O5'	2	0.99	0.11	0.99
(1,3)	1:A:84:LYS:C	2:B:5:A:OP1	2	0.99	0.11	0.99
(1,3)	1:A:84:LYS:C	2:B:5:A:OP2	2	0.99	0.11	0.99
(1,3)	1:A:84:LYS:C	2:B:5:A:P	2	0.99	0.11	0.99
(1,3)	1:A:84:LYS:C	2:B:6:G:C1'	2	0.99	0.11	0.99
(1,3)	1:A:84:LYS:C	2:B:6:G:C2	2	0.99	0.11	0.99
(1,3)	1:A:84:LYS:C	2:B:6:G:C2'	2	0.99	0.11	0.99
(1,3)	1:A:84:LYS:C	2:B:6:G:C3'	2	0.99	0.11	0.99
(1,3)	1:A:84:LYS:C	2:B:6:G:C4	2	0.99	0.11	0.99
(1,3)	1:A:84:LYS:C	2:B:6:G:C4'	2	0.99	0.11	0.99
(1,3)	1:A:84:LYS:C	2:B:6:G:C5	2	0.99	0.11	0.99
(1,3)	1:A:84:LYS:C	2:B:6:G:C5'	2	0.99	0.11	0.99
(1,3)	1:A:84:LYS:C	2:B:6:G:C6	2	0.99	0.11	0.99
(1,3)	1:A:84:LYS:C	2:B:6:G:C8	2	0.99	0.11	0.99
(1,3)	1:A:84:LYS:C	2:B:6:G:H1	2	0.99	0.11	0.99
(1,3)	1:A:84:LYS:C	2:B:6:G:H1'	2	0.99	0.11	0.99
(1,3)	1:A:84:LYS:C	2:B:6:G:H2'	2	0.99	0.11	0.99
(1,3)	1:A:84:LYS:C	2:B:6:G:H21	2	0.99	0.11	0.99
(1,3)	1:A:84:LYS:C	2:B:6:G:H22	2	0.99	0.11	0.99
(1,3)	1:A:84:LYS:C	2:B:6:G:H3'	2	0.99	0.11	0.99
(1,3)	1:A:84:LYS:C	2:B:6:G:H4'	2	0.99	0.11	0.99

*Continued on next page...*

*Continued from previous page...*

Key	Atom-1	Atom-2	Models <sup>1</sup>	Mean (Å)	SD <sup>1</sup> (Å)	Median (Å)
(1,3)	1:A:84:LYS:C	2:B:6:G:H5'	2	0.99	0.11	0.99
(1,3)	1:A:84:LYS:C	2:B:6:G:H5''	2	0.99	0.11	0.99
(1,3)	1:A:84:LYS:C	2:B:6:G:H8	2	0.99	0.11	0.99
(1,3)	1:A:84:LYS:C	2:B:6:G:HO2'	2	0.99	0.11	0.99
(1,3)	1:A:84:LYS:C	2:B:6:G:N1	2	0.99	0.11	0.99
(1,3)	1:A:84:LYS:C	2:B:6:G:N2	2	0.99	0.11	0.99
(1,3)	1:A:84:LYS:C	2:B:6:G:N3	2	0.99	0.11	0.99
(1,3)	1:A:84:LYS:C	2:B:6:G:N7	2	0.99	0.11	0.99
(1,3)	1:A:84:LYS:C	2:B:6:G:N9	2	0.99	0.11	0.99
(1,3)	1:A:84:LYS:C	2:B:6:G:O2'	2	0.99	0.11	0.99
(1,3)	1:A:84:LYS:C	2:B:6:G:O3'	2	0.99	0.11	0.99
(1,3)	1:A:84:LYS:C	2:B:6:G:O4'	2	0.99	0.11	0.99
(1,3)	1:A:84:LYS:C	2:B:6:G:O5'	2	0.99	0.11	0.99
(1,3)	1:A:84:LYS:C	2:B:6:G:O6	2	0.99	0.11	0.99
(1,3)	1:A:84:LYS:C	2:B:6:G:OP1	2	0.99	0.11	0.99
(1,3)	1:A:84:LYS:C	2:B:6:G:OP2	2	0.99	0.11	0.99
(1,3)	1:A:84:LYS:C	2:B:6:G:P	2	0.99	0.11	0.99
(1,3)	1:A:84:LYS:C	2:B:7:C:C1'	2	0.99	0.11	0.99
(1,3)	1:A:84:LYS:C	2:B:7:C:C2	2	0.99	0.11	0.99
(1,3)	1:A:84:LYS:C	2:B:7:C:C2'	2	0.99	0.11	0.99
(1,3)	1:A:84:LYS:C	2:B:7:C:C3'	2	0.99	0.11	0.99
(1,3)	1:A:84:LYS:C	2:B:7:C:C4	2	0.99	0.11	0.99
(1,3)	1:A:84:LYS:C	2:B:7:C:C4'	2	0.99	0.11	0.99
(1,3)	1:A:84:LYS:C	2:B:7:C:C5	2	0.99	0.11	0.99
(1,3)	1:A:84:LYS:C	2:B:7:C:C5'	2	0.99	0.11	0.99
(1,3)	1:A:84:LYS:C	2:B:7:C:C6	2	0.99	0.11	0.99
(1,3)	1:A:84:LYS:C	2:B:7:C:H1'	2	0.99	0.11	0.99
(1,3)	1:A:84:LYS:C	2:B:7:C:H2'	2	0.99	0.11	0.99
(1,3)	1:A:84:LYS:C	2:B:7:C:H3'	2	0.99	0.11	0.99
(1,3)	1:A:84:LYS:C	2:B:7:C:H4'	2	0.99	0.11	0.99
(1,3)	1:A:84:LYS:C	2:B:7:C:H41	2	0.99	0.11	0.99
(1,3)	1:A:84:LYS:C	2:B:7:C:H42	2	0.99	0.11	0.99
(1,3)	1:A:84:LYS:C	2:B:7:C:H5	2	0.99	0.11	0.99
(1,3)	1:A:84:LYS:C	2:B:7:C:H5'	2	0.99	0.11	0.99
(1,3)	1:A:84:LYS:C	2:B:7:C:H5''	2	0.99	0.11	0.99
(1,3)	1:A:84:LYS:C	2:B:7:C:H6	2	0.99	0.11	0.99
(1,3)	1:A:84:LYS:C	2:B:7:C:HO2'	2	0.99	0.11	0.99
(1,3)	1:A:84:LYS:C	2:B:7:C:N1	2	0.99	0.11	0.99
(1,3)	1:A:84:LYS:C	2:B:7:C:N3	2	0.99	0.11	0.99
(1,3)	1:A:84:LYS:C	2:B:7:C:N4	2	0.99	0.11	0.99
(1,3)	1:A:84:LYS:C	2:B:7:C:O2	2	0.99	0.11	0.99
(1,3)	1:A:84:LYS:C	2:B:7:C:O2'	2	0.99	0.11	0.99

*Continued on next page...*



*Continued from previous page...*

Key	Atom-1	Atom-2	Models <sup>1</sup>	Mean (Å)	SD <sup>1</sup> (Å)	Median (Å)
(1,3)	1:A:84:LYS:C	2:B:7:C:O3'	2	0.99	0.11	0.99
(1,3)	1:A:84:LYS:C	2:B:7:C:O4'	2	0.99	0.11	0.99
(1,3)	1:A:84:LYS:C	2:B:7:C:O5'	2	0.99	0.11	0.99
(1,3)	1:A:84:LYS:C	2:B:7:C:OP1	2	0.99	0.11	0.99
(1,3)	1:A:84:LYS:C	2:B:7:C:OP2	2	0.99	0.11	0.99
(1,3)	1:A:84:LYS:C	2:B:7:C:P	2	0.99	0.11	0.99
(1,3)	1:A:84:LYS:C	2:B:8:U:C1'	2	0.99	0.11	0.99
(1,3)	1:A:84:LYS:C	2:B:8:U:C2	2	0.99	0.11	0.99
(1,3)	1:A:84:LYS:C	2:B:8:U:C2'	2	0.99	0.11	0.99
(1,3)	1:A:84:LYS:C	2:B:8:U:C3'	2	0.99	0.11	0.99
(1,3)	1:A:84:LYS:C	2:B:8:U:C4	2	0.99	0.11	0.99
(1,3)	1:A:84:LYS:C	2:B:8:U:C4'	2	0.99	0.11	0.99
(1,3)	1:A:84:LYS:C	2:B:8:U:C5	2	0.99	0.11	0.99
(1,3)	1:A:84:LYS:C	2:B:8:U:C5'	2	0.99	0.11	0.99
(1,3)	1:A:84:LYS:C	2:B:8:U:C6	2	0.99	0.11	0.99
(1,3)	1:A:84:LYS:C	2:B:8:U:H1'	2	0.99	0.11	0.99
(1,3)	1:A:84:LYS:C	2:B:8:U:H2'	2	0.99	0.11	0.99
(1,3)	1:A:84:LYS:C	2:B:8:U:H3	2	0.99	0.11	0.99
(1,3)	1:A:84:LYS:C	2:B:8:U:H3'	2	0.99	0.11	0.99
(1,3)	1:A:84:LYS:C	2:B:8:U:H4'	2	0.99	0.11	0.99
(1,3)	1:A:84:LYS:C	2:B:8:U:H5	2	0.99	0.11	0.99
(1,3)	1:A:84:LYS:C	2:B:8:U:H5'	2	0.99	0.11	0.99
(1,3)	1:A:84:LYS:C	2:B:8:U:H5''	2	0.99	0.11	0.99
(1,3)	1:A:84:LYS:C	2:B:8:U:H6	2	0.99	0.11	0.99
(1,3)	1:A:84:LYS:C	2:B:8:U:HO2'	2	0.99	0.11	0.99
(1,3)	1:A:84:LYS:C	2:B:8:U:N1	2	0.99	0.11	0.99
(1,3)	1:A:84:LYS:C	2:B:8:U:N3	2	0.99	0.11	0.99
(1,3)	1:A:84:LYS:C	2:B:8:U:O2	2	0.99	0.11	0.99
(1,3)	1:A:84:LYS:C	2:B:8:U:O2'	2	0.99	0.11	0.99
(1,3)	1:A:84:LYS:C	2:B:8:U:O3'	2	0.99	0.11	0.99
(1,3)	1:A:84:LYS:C	2:B:8:U:O4	2	0.99	0.11	0.99
(1,3)	1:A:84:LYS:C	2:B:8:U:O4'	2	0.99	0.11	0.99
(1,3)	1:A:84:LYS:C	2:B:8:U:O5'	2	0.99	0.11	0.99
(1,3)	1:A:84:LYS:C	2:B:8:U:OP1	2	0.99	0.11	0.99
(1,3)	1:A:84:LYS:C	2:B:8:U:OP2	2	0.99	0.11	0.99
(1,3)	1:A:84:LYS:C	2:B:8:U:P	2	0.99	0.11	0.99
(1,3)	1:A:84:LYS:C	2:B:9:C:C1'	2	0.99	0.11	0.99
(1,3)	1:A:84:LYS:C	2:B:9:C:C2	2	0.99	0.11	0.99
(1,3)	1:A:84:LYS:C	2:B:9:C:C2'	2	0.99	0.11	0.99
(1,3)	1:A:84:LYS:C	2:B:9:C:C3'	2	0.99	0.11	0.99
(1,3)	1:A:84:LYS:C	2:B:9:C:C4	2	0.99	0.11	0.99
(1,3)	1:A:84:LYS:C	2:B:9:C:C4'	2	0.99	0.11	0.99

*Continued on next page...*

*Continued from previous page...*

Key	Atom-1	Atom-2	Models <sup>1</sup>	Mean (Å)	SD <sup>1</sup> (Å)	Median (Å)
(1,3)	1:A:84:LYS:C	2:B:9:C:C5	2	0.99	0.11	0.99
(1,3)	1:A:84:LYS:C	2:B:9:C:C5'	2	0.99	0.11	0.99
(1,3)	1:A:84:LYS:C	2:B:9:C:C6	2	0.99	0.11	0.99
(1,3)	1:A:84:LYS:C	2:B:9:C:H1'	2	0.99	0.11	0.99
(1,3)	1:A:84:LYS:C	2:B:9:C:H2'	2	0.99	0.11	0.99
(1,3)	1:A:84:LYS:C	2:B:9:C:H3'	2	0.99	0.11	0.99
(1,3)	1:A:84:LYS:C	2:B:9:C:H4'	2	0.99	0.11	0.99
(1,3)	1:A:84:LYS:C	2:B:9:C:H41	2	0.99	0.11	0.99
(1,3)	1:A:84:LYS:C	2:B:9:C:H42	2	0.99	0.11	0.99
(1,3)	1:A:84:LYS:C	2:B:9:C:H5	2	0.99	0.11	0.99
(1,3)	1:A:84:LYS:C	2:B:9:C:H5'	2	0.99	0.11	0.99
(1,3)	1:A:84:LYS:C	2:B:9:C:H5''	2	0.99	0.11	0.99
(1,3)	1:A:84:LYS:C	2:B:9:C:H6	2	0.99	0.11	0.99
(1,3)	1:A:84:LYS:C	2:B:9:C:HO2'	2	0.99	0.11	0.99
(1,3)	1:A:84:LYS:C	2:B:9:C:N1	2	0.99	0.11	0.99
(1,3)	1:A:84:LYS:C	2:B:9:C:N3	2	0.99	0.11	0.99
(1,3)	1:A:84:LYS:C	2:B:9:C:N4	2	0.99	0.11	0.99
(1,3)	1:A:84:LYS:C	2:B:9:C:O2	2	0.99	0.11	0.99
(1,3)	1:A:84:LYS:C	2:B:9:C:O2'	2	0.99	0.11	0.99
(1,3)	1:A:84:LYS:C	2:B:9:C:O3'	2	0.99	0.11	0.99
(1,3)	1:A:84:LYS:C	2:B:9:C:O4'	2	0.99	0.11	0.99
(1,3)	1:A:84:LYS:C	2:B:9:C:O5'	2	0.99	0.11	0.99
(1,3)	1:A:84:LYS:C	2:B:9:C:OP1	2	0.99	0.11	0.99
(1,3)	1:A:84:LYS:C	2:B:9:C:OP2	2	0.99	0.11	0.99
(1,3)	1:A:84:LYS:C	2:B:9:C:P	2	0.99	0.11	0.99
(1,3)	1:A:84:LYS:C	2:B:10:G:C1'	2	0.99	0.11	0.99
(1,3)	1:A:84:LYS:C	2:B:10:G:C2	2	0.99	0.11	0.99
(1,3)	1:A:84:LYS:C	2:B:10:G:C2'	2	0.99	0.11	0.99
(1,3)	1:A:84:LYS:C	2:B:10:G:C3'	2	0.99	0.11	0.99
(1,3)	1:A:84:LYS:C	2:B:10:G:C4	2	0.99	0.11	0.99
(1,3)	1:A:84:LYS:C	2:B:10:G:C4'	2	0.99	0.11	0.99
(1,3)	1:A:84:LYS:C	2:B:10:G:C5	2	0.99	0.11	0.99
(1,3)	1:A:84:LYS:C	2:B:10:G:C5'	2	0.99	0.11	0.99
(1,3)	1:A:84:LYS:C	2:B:10:G:C6	2	0.99	0.11	0.99
(1,3)	1:A:84:LYS:C	2:B:10:G:C8	2	0.99	0.11	0.99
(1,3)	1:A:84:LYS:C	2:B:10:G:H1	2	0.99	0.11	0.99
(1,3)	1:A:84:LYS:C	2:B:10:G:H1'	2	0.99	0.11	0.99
(1,3)	1:A:84:LYS:C	2:B:10:G:H2'	2	0.99	0.11	0.99
(1,3)	1:A:84:LYS:C	2:B:10:G:H21	2	0.99	0.11	0.99
(1,3)	1:A:84:LYS:C	2:B:10:G:H22	2	0.99	0.11	0.99
(1,3)	1:A:84:LYS:C	2:B:10:G:H3'	2	0.99	0.11	0.99
(1,3)	1:A:84:LYS:C	2:B:10:G:H4'	2	0.99	0.11	0.99

*Continued on next page...*

*Continued from previous page...*

Key	Atom-1	Atom-2	Models <sup>1</sup>	Mean (Å)	SD <sup>1</sup> (Å)	Median (Å)
(1,3)	1:A:84:LYS:C	2:B:10:G:H5'	2	0.99	0.11	0.99
(1,3)	1:A:84:LYS:C	2:B:10:G:H5''	2	0.99	0.11	0.99
(1,3)	1:A:84:LYS:C	2:B:10:G:H8	2	0.99	0.11	0.99
(1,3)	1:A:84:LYS:C	2:B:10:G:HO2'	2	0.99	0.11	0.99
(1,3)	1:A:84:LYS:C	2:B:10:G:N1	2	0.99	0.11	0.99
(1,3)	1:A:84:LYS:C	2:B:10:G:N2	2	0.99	0.11	0.99
(1,3)	1:A:84:LYS:C	2:B:10:G:N3	2	0.99	0.11	0.99
(1,3)	1:A:84:LYS:C	2:B:10:G:N7	2	0.99	0.11	0.99
(1,3)	1:A:84:LYS:C	2:B:10:G:N9	2	0.99	0.11	0.99
(1,3)	1:A:84:LYS:C	2:B:10:G:O2'	2	0.99	0.11	0.99
(1,3)	1:A:84:LYS:C	2:B:10:G:O3'	2	0.99	0.11	0.99
(1,3)	1:A:84:LYS:C	2:B:10:G:O4'	2	0.99	0.11	0.99
(1,3)	1:A:84:LYS:C	2:B:10:G:O5'	2	0.99	0.11	0.99
(1,3)	1:A:84:LYS:C	2:B:10:G:O6	2	0.99	0.11	0.99
(1,3)	1:A:84:LYS:C	2:B:10:G:OP1	2	0.99	0.11	0.99
(1,3)	1:A:84:LYS:C	2:B:10:G:OP2	2	0.99	0.11	0.99
(1,3)	1:A:84:LYS:C	2:B:10:G:P	2	0.99	0.11	0.99
(1,3)	1:A:84:LYS:C	2:B:11:A:C1'	2	0.99	0.11	0.99
(1,3)	1:A:84:LYS:C	2:B:11:A:C2	2	0.99	0.11	0.99
(1,3)	1:A:84:LYS:C	2:B:11:A:C2'	2	0.99	0.11	0.99
(1,3)	1:A:84:LYS:C	2:B:11:A:C3'	2	0.99	0.11	0.99
(1,3)	1:A:84:LYS:C	2:B:11:A:C4	2	0.99	0.11	0.99
(1,3)	1:A:84:LYS:C	2:B:11:A:C4'	2	0.99	0.11	0.99
(1,3)	1:A:84:LYS:C	2:B:11:A:C5	2	0.99	0.11	0.99
(1,3)	1:A:84:LYS:C	2:B:11:A:C5'	2	0.99	0.11	0.99
(1,3)	1:A:84:LYS:C	2:B:11:A:C6	2	0.99	0.11	0.99
(1,3)	1:A:84:LYS:C	2:B:11:A:C8	2	0.99	0.11	0.99
(1,3)	1:A:84:LYS:C	2:B:11:A:H1'	2	0.99	0.11	0.99
(1,3)	1:A:84:LYS:C	2:B:11:A:H2	2	0.99	0.11	0.99
(1,3)	1:A:84:LYS:C	2:B:11:A:H2'	2	0.99	0.11	0.99
(1,3)	1:A:84:LYS:C	2:B:11:A:H3'	2	0.99	0.11	0.99
(1,3)	1:A:84:LYS:C	2:B:11:A:H4'	2	0.99	0.11	0.99
(1,3)	1:A:84:LYS:C	2:B:11:A:H5'	2	0.99	0.11	0.99
(1,3)	1:A:84:LYS:C	2:B:11:A:H5''	2	0.99	0.11	0.99
(1,3)	1:A:84:LYS:C	2:B:11:A:H61	2	0.99	0.11	0.99
(1,3)	1:A:84:LYS:C	2:B:11:A:H62	2	0.99	0.11	0.99
(1,3)	1:A:84:LYS:C	2:B:11:A:H8	2	0.99	0.11	0.99
(1,3)	1:A:84:LYS:C	2:B:11:A:HO2'	2	0.99	0.11	0.99
(1,3)	1:A:84:LYS:C	2:B:11:A:N1	2	0.99	0.11	0.99
(1,3)	1:A:84:LYS:C	2:B:11:A:N3	2	0.99	0.11	0.99
(1,3)	1:A:84:LYS:C	2:B:11:A:N6	2	0.99	0.11	0.99
(1,3)	1:A:84:LYS:C	2:B:11:A:N7	2	0.99	0.11	0.99

*Continued on next page...*

*Continued from previous page...*

Key	Atom-1	Atom-2	Models <sup>1</sup>	Mean (Å)	SD <sup>1</sup> (Å)	Median (Å)
(1,3)	1:A:84:LYS:C	2:B:11:A:N9	2	0.99	0.11	0.99
(1,3)	1:A:84:LYS:C	2:B:11:A:O2'	2	0.99	0.11	0.99
(1,3)	1:A:84:LYS:C	2:B:11:A:O3'	2	0.99	0.11	0.99
(1,3)	1:A:84:LYS:C	2:B:11:A:O4'	2	0.99	0.11	0.99
(1,3)	1:A:84:LYS:C	2:B:11:A:O5'	2	0.99	0.11	0.99
(1,3)	1:A:84:LYS:C	2:B:11:A:OP1	2	0.99	0.11	0.99
(1,3)	1:A:84:LYS:C	2:B:11:A:OP2	2	0.99	0.11	0.99
(1,3)	1:A:84:LYS:C	2:B:11:A:P	2	0.99	0.11	0.99
(1,3)	1:A:84:LYS:C	2:B:12:A:C1'	2	0.99	0.11	0.99
(1,3)	1:A:84:LYS:C	2:B:12:A:C2	2	0.99	0.11	0.99
(1,3)	1:A:84:LYS:C	2:B:12:A:C2'	2	0.99	0.11	0.99
(1,3)	1:A:84:LYS:C	2:B:12:A:C3'	2	0.99	0.11	0.99
(1,3)	1:A:84:LYS:C	2:B:12:A:C4	2	0.99	0.11	0.99
(1,3)	1:A:84:LYS:C	2:B:12:A:C4'	2	0.99	0.11	0.99
(1,3)	1:A:84:LYS:C	2:B:12:A:C5	2	0.99	0.11	0.99
(1,3)	1:A:84:LYS:C	2:B:12:A:C5'	2	0.99	0.11	0.99
(1,3)	1:A:84:LYS:C	2:B:12:A:C6	2	0.99	0.11	0.99
(1,3)	1:A:84:LYS:C	2:B:12:A:C8	2	0.99	0.11	0.99
(1,3)	1:A:84:LYS:C	2:B:12:A:H1'	2	0.99	0.11	0.99
(1,3)	1:A:84:LYS:C	2:B:12:A:H2	2	0.99	0.11	0.99
(1,3)	1:A:84:LYS:C	2:B:12:A:H2'	2	0.99	0.11	0.99
(1,3)	1:A:84:LYS:C	2:B:12:A:H3'	2	0.99	0.11	0.99
(1,3)	1:A:84:LYS:C	2:B:12:A:H4'	2	0.99	0.11	0.99
(1,3)	1:A:84:LYS:C	2:B:12:A:H5'	2	0.99	0.11	0.99
(1,3)	1:A:84:LYS:C	2:B:12:A:H5''	2	0.99	0.11	0.99
(1,3)	1:A:84:LYS:C	2:B:12:A:H61	2	0.99	0.11	0.99
(1,3)	1:A:84:LYS:C	2:B:12:A:H62	2	0.99	0.11	0.99
(1,3)	1:A:84:LYS:C	2:B:12:A:H8	2	0.99	0.11	0.99
(1,3)	1:A:84:LYS:C	2:B:12:A:HO2'	2	0.99	0.11	0.99
(1,3)	1:A:84:LYS:C	2:B:12:A:N1	2	0.99	0.11	0.99
(1,3)	1:A:84:LYS:C	2:B:12:A:N3	2	0.99	0.11	0.99
(1,3)	1:A:84:LYS:C	2:B:12:A:N6	2	0.99	0.11	0.99
(1,3)	1:A:84:LYS:C	2:B:12:A:N7	2	0.99	0.11	0.99
(1,3)	1:A:84:LYS:C	2:B:12:A:N9	2	0.99	0.11	0.99
(1,3)	1:A:84:LYS:C	2:B:12:A:O2'	2	0.99	0.11	0.99
(1,3)	1:A:84:LYS:C	2:B:12:A:O3'	2	0.99	0.11	0.99
(1,3)	1:A:84:LYS:C	2:B:12:A:O4'	2	0.99	0.11	0.99
(1,3)	1:A:84:LYS:C	2:B:12:A:O5'	2	0.99	0.11	0.99
(1,3)	1:A:84:LYS:C	2:B:12:A:OP1	2	0.99	0.11	0.99
(1,3)	1:A:84:LYS:C	2:B:12:A:OP2	2	0.99	0.11	0.99
(1,3)	1:A:84:LYS:C	2:B:12:A:P	2	0.99	0.11	0.99
(1,3)	1:A:84:LYS:C	2:B:13:A:C1'	2	0.99	0.11	0.99

*Continued on next page...*

*Continued from previous page...*

Key	Atom-1	Atom-2	Models <sup>1</sup>	Mean (Å)	SD <sup>1</sup> (Å)	Median (Å)
(1,3)	1:A:84:LYS:C	2:B:13:A:C2	2	0.99	0.11	0.99
(1,3)	1:A:84:LYS:C	2:B:13:A:C2'	2	0.99	0.11	0.99
(1,3)	1:A:84:LYS:C	2:B:13:A:C3'	2	0.99	0.11	0.99
(1,3)	1:A:84:LYS:C	2:B:13:A:C4	2	0.99	0.11	0.99
(1,3)	1:A:84:LYS:C	2:B:13:A:C4'	2	0.99	0.11	0.99
(1,3)	1:A:84:LYS:C	2:B:13:A:C5	2	0.99	0.11	0.99
(1,3)	1:A:84:LYS:C	2:B:13:A:C5'	2	0.99	0.11	0.99
(1,3)	1:A:84:LYS:C	2:B:13:A:C6	2	0.99	0.11	0.99
(1,3)	1:A:84:LYS:C	2:B:13:A:C8	2	0.99	0.11	0.99
(1,3)	1:A:84:LYS:C	2:B:13:A:H1'	2	0.99	0.11	0.99
(1,3)	1:A:84:LYS:C	2:B:13:A:H2	2	0.99	0.11	0.99
(1,3)	1:A:84:LYS:C	2:B:13:A:H2'	2	0.99	0.11	0.99
(1,3)	1:A:84:LYS:C	2:B:13:A:H3'	2	0.99	0.11	0.99
(1,3)	1:A:84:LYS:C	2:B:13:A:H4'	2	0.99	0.11	0.99
(1,3)	1:A:84:LYS:C	2:B:13:A:H5'	2	0.99	0.11	0.99
(1,3)	1:A:84:LYS:C	2:B:13:A:H5''	2	0.99	0.11	0.99
(1,3)	1:A:84:LYS:C	2:B:13:A:H61	2	0.99	0.11	0.99
(1,3)	1:A:84:LYS:C	2:B:13:A:H62	2	0.99	0.11	0.99
(1,3)	1:A:84:LYS:C	2:B:13:A:H8	2	0.99	0.11	0.99
(1,3)	1:A:84:LYS:C	2:B:13:A:HO2'	2	0.99	0.11	0.99
(1,3)	1:A:84:LYS:C	2:B:13:A:N1	2	0.99	0.11	0.99
(1,3)	1:A:84:LYS:C	2:B:13:A:N3	2	0.99	0.11	0.99
(1,3)	1:A:84:LYS:C	2:B:13:A:N6	2	0.99	0.11	0.99
(1,3)	1:A:84:LYS:C	2:B:13:A:N7	2	0.99	0.11	0.99
(1,3)	1:A:84:LYS:C	2:B:13:A:N9	2	0.99	0.11	0.99
(1,3)	1:A:84:LYS:C	2:B:13:A:O2'	2	0.99	0.11	0.99
(1,3)	1:A:84:LYS:C	2:B:13:A:O3'	2	0.99	0.11	0.99
(1,3)	1:A:84:LYS:C	2:B:13:A:O4'	2	0.99	0.11	0.99
(1,3)	1:A:84:LYS:C	2:B:13:A:O5'	2	0.99	0.11	0.99
(1,3)	1:A:84:LYS:C	2:B:13:A:OP1	2	0.99	0.11	0.99
(1,3)	1:A:84:LYS:C	2:B:13:A:OP2	2	0.99	0.11	0.99
(1,3)	1:A:84:LYS:C	2:B:13:A:P	2	0.99	0.11	0.99
(1,3)	1:A:84:LYS:C	2:B:14:G:C1'	2	0.99	0.11	0.99
(1,3)	1:A:84:LYS:C	2:B:14:G:C2	2	0.99	0.11	0.99
(1,3)	1:A:84:LYS:C	2:B:14:G:C2'	2	0.99	0.11	0.99
(1,3)	1:A:84:LYS:C	2:B:14:G:C3'	2	0.99	0.11	0.99
(1,3)	1:A:84:LYS:C	2:B:14:G:C4	2	0.99	0.11	0.99
(1,3)	1:A:84:LYS:C	2:B:14:G:C4'	2	0.99	0.11	0.99
(1,3)	1:A:84:LYS:C	2:B:14:G:C5	2	0.99	0.11	0.99
(1,3)	1:A:84:LYS:C	2:B:14:G:C5'	2	0.99	0.11	0.99
(1,3)	1:A:84:LYS:C	2:B:14:G:C6	2	0.99	0.11	0.99
(1,3)	1:A:84:LYS:C	2:B:14:G:C8	2	0.99	0.11	0.99

*Continued on next page...*

*Continued from previous page...*

Key	Atom-1	Atom-2	Models <sup>1</sup>	Mean (Å)	SD <sup>1</sup> (Å)	Median (Å)
(1,3)	1:A:84:LYS:C	2:B:14:G:H1	2	0.99	0.11	0.99
(1,3)	1:A:84:LYS:C	2:B:14:G:H1'	2	0.99	0.11	0.99
(1,3)	1:A:84:LYS:C	2:B:14:G:H2'	2	0.99	0.11	0.99
(1,3)	1:A:84:LYS:C	2:B:14:G:H21	2	0.99	0.11	0.99
(1,3)	1:A:84:LYS:C	2:B:14:G:H22	2	0.99	0.11	0.99
(1,3)	1:A:84:LYS:C	2:B:14:G:H3'	2	0.99	0.11	0.99
(1,3)	1:A:84:LYS:C	2:B:14:G:H4'	2	0.99	0.11	0.99
(1,3)	1:A:84:LYS:C	2:B:14:G:H5'	2	0.99	0.11	0.99
(1,3)	1:A:84:LYS:C	2:B:14:G:H5''	2	0.99	0.11	0.99
(1,3)	1:A:84:LYS:C	2:B:14:G:H8	2	0.99	0.11	0.99
(1,3)	1:A:84:LYS:C	2:B:14:G:HO2'	2	0.99	0.11	0.99
(1,3)	1:A:84:LYS:C	2:B:14:G:N1	2	0.99	0.11	0.99
(1,3)	1:A:84:LYS:C	2:B:14:G:N2	2	0.99	0.11	0.99
(1,3)	1:A:84:LYS:C	2:B:14:G:N3	2	0.99	0.11	0.99
(1,3)	1:A:84:LYS:C	2:B:14:G:N7	2	0.99	0.11	0.99
(1,3)	1:A:84:LYS:C	2:B:14:G:N9	2	0.99	0.11	0.99
(1,3)	1:A:84:LYS:C	2:B:14:G:O2'	2	0.99	0.11	0.99
(1,3)	1:A:84:LYS:C	2:B:14:G:O3'	2	0.99	0.11	0.99
(1,3)	1:A:84:LYS:C	2:B:14:G:O4'	2	0.99	0.11	0.99
(1,3)	1:A:84:LYS:C	2:B:14:G:O5'	2	0.99	0.11	0.99
(1,3)	1:A:84:LYS:C	2:B:14:G:O6	2	0.99	0.11	0.99
(1,3)	1:A:84:LYS:C	2:B:14:G:OP1	2	0.99	0.11	0.99
(1,3)	1:A:84:LYS:C	2:B:14:G:OP2	2	0.99	0.11	0.99
(1,3)	1:A:84:LYS:C	2:B:14:G:P	2	0.99	0.11	0.99
(1,3)	1:A:84:LYS:C	2:B:15:A:C1'	2	0.99	0.11	0.99
(1,3)	1:A:84:LYS:C	2:B:15:A:C2	2	0.99	0.11	0.99
(1,3)	1:A:84:LYS:C	2:B:15:A:C2'	2	0.99	0.11	0.99
(1,3)	1:A:84:LYS:C	2:B:15:A:C3'	2	0.99	0.11	0.99
(1,3)	1:A:84:LYS:C	2:B:15:A:C4	2	0.99	0.11	0.99
(1,3)	1:A:84:LYS:C	2:B:15:A:C4'	2	0.99	0.11	0.99
(1,3)	1:A:84:LYS:C	2:B:15:A:C5	2	0.99	0.11	0.99
(1,3)	1:A:84:LYS:C	2:B:15:A:C5'	2	0.99	0.11	0.99
(1,3)	1:A:84:LYS:C	2:B:15:A:C6	2	0.99	0.11	0.99
(1,3)	1:A:84:LYS:C	2:B:15:A:C8	2	0.99	0.11	0.99
(1,3)	1:A:84:LYS:C	2:B:15:A:H1'	2	0.99	0.11	0.99
(1,3)	1:A:84:LYS:C	2:B:15:A:H2	2	0.99	0.11	0.99
(1,3)	1:A:84:LYS:C	2:B:15:A:H2'	2	0.99	0.11	0.99
(1,3)	1:A:84:LYS:C	2:B:15:A:H3'	2	0.99	0.11	0.99
(1,3)	1:A:84:LYS:C	2:B:15:A:H4'	2	0.99	0.11	0.99
(1,3)	1:A:84:LYS:C	2:B:15:A:H5'	2	0.99	0.11	0.99
(1,3)	1:A:84:LYS:C	2:B:15:A:H5''	2	0.99	0.11	0.99
(1,3)	1:A:84:LYS:C	2:B:15:A:H61	2	0.99	0.11	0.99

*Continued on next page...*

*Continued from previous page...*

Key	Atom-1	Atom-2	Models <sup>1</sup>	Mean (Å)	SD <sup>1</sup> (Å)	Median (Å)
(1,3)	1:A:84:LYS:C	2:B:15:A:H62	2	0.99	0.11	0.99
(1,3)	1:A:84:LYS:C	2:B:15:A:H8	2	0.99	0.11	0.99
(1,3)	1:A:84:LYS:C	2:B:15:A:HO2'	2	0.99	0.11	0.99
(1,3)	1:A:84:LYS:C	2:B:15:A:N1	2	0.99	0.11	0.99
(1,3)	1:A:84:LYS:C	2:B:15:A:N3	2	0.99	0.11	0.99
(1,3)	1:A:84:LYS:C	2:B:15:A:N6	2	0.99	0.11	0.99
(1,3)	1:A:84:LYS:C	2:B:15:A:N7	2	0.99	0.11	0.99
(1,3)	1:A:84:LYS:C	2:B:15:A:N9	2	0.99	0.11	0.99
(1,3)	1:A:84:LYS:C	2:B:15:A:O2'	2	0.99	0.11	0.99
(1,3)	1:A:84:LYS:C	2:B:15:A:O3'	2	0.99	0.11	0.99
(1,3)	1:A:84:LYS:C	2:B:15:A:O4'	2	0.99	0.11	0.99
(1,3)	1:A:84:LYS:C	2:B:15:A:O5'	2	0.99	0.11	0.99
(1,3)	1:A:84:LYS:C	2:B:15:A:OP1	2	0.99	0.11	0.99
(1,3)	1:A:84:LYS:C	2:B:15:A:OP2	2	0.99	0.11	0.99
(1,3)	1:A:84:LYS:C	2:B:15:A:P	2	0.99	0.11	0.99
(1,3)	1:A:84:LYS:C	2:B:16:G:C1'	2	0.99	0.11	0.99
(1,3)	1:A:84:LYS:C	2:B:16:G:C2	2	0.99	0.11	0.99
(1,3)	1:A:84:LYS:C	2:B:16:G:C2'	2	0.99	0.11	0.99
(1,3)	1:A:84:LYS:C	2:B:16:G:C3'	2	0.99	0.11	0.99
(1,3)	1:A:84:LYS:C	2:B:16:G:C4	2	0.99	0.11	0.99
(1,3)	1:A:84:LYS:C	2:B:16:G:C4'	2	0.99	0.11	0.99
(1,3)	1:A:84:LYS:C	2:B:16:G:C5	2	0.99	0.11	0.99
(1,3)	1:A:84:LYS:C	2:B:16:G:C5'	2	0.99	0.11	0.99
(1,3)	1:A:84:LYS:C	2:B:16:G:C6	2	0.99	0.11	0.99
(1,3)	1:A:84:LYS:C	2:B:16:G:C8	2	0.99	0.11	0.99
(1,3)	1:A:84:LYS:C	2:B:16:G:H1	2	0.99	0.11	0.99
(1,3)	1:A:84:LYS:C	2:B:16:G:H1'	2	0.99	0.11	0.99
(1,3)	1:A:84:LYS:C	2:B:16:G:H2'	2	0.99	0.11	0.99
(1,3)	1:A:84:LYS:C	2:B:16:G:H21	2	0.99	0.11	0.99
(1,3)	1:A:84:LYS:C	2:B:16:G:H22	2	0.99	0.11	0.99
(1,3)	1:A:84:LYS:C	2:B:16:G:H3'	2	0.99	0.11	0.99
(1,3)	1:A:84:LYS:C	2:B:16:G:H4'	2	0.99	0.11	0.99
(1,3)	1:A:84:LYS:C	2:B:16:G:H5'	2	0.99	0.11	0.99
(1,3)	1:A:84:LYS:C	2:B:16:G:H5''	2	0.99	0.11	0.99
(1,3)	1:A:84:LYS:C	2:B:16:G:H8	2	0.99	0.11	0.99
(1,3)	1:A:84:LYS:C	2:B:16:G:HO2'	2	0.99	0.11	0.99
(1,3)	1:A:84:LYS:C	2:B:16:G:N1	2	0.99	0.11	0.99
(1,3)	1:A:84:LYS:C	2:B:16:G:N2	2	0.99	0.11	0.99
(1,3)	1:A:84:LYS:C	2:B:16:G:N3	2	0.99	0.11	0.99
(1,3)	1:A:84:LYS:C	2:B:16:G:N7	2	0.99	0.11	0.99
(1,3)	1:A:84:LYS:C	2:B:16:G:N9	2	0.99	0.11	0.99
(1,3)	1:A:84:LYS:C	2:B:16:G:O2'	2	0.99	0.11	0.99

*Continued on next page...*

*Continued from previous page...*

Key	Atom-1	Atom-2	Models <sup>1</sup>	Mean (Å)	SD <sup>1</sup> (Å)	Median (Å)
(1,3)	1:A:84:LYS:C	2:B:16:G:O3'	2	0.99	0.11	0.99
(1,3)	1:A:84:LYS:C	2:B:16:G:O4'	2	0.99	0.11	0.99
(1,3)	1:A:84:LYS:C	2:B:16:G:O5'	2	0.99	0.11	0.99
(1,3)	1:A:84:LYS:C	2:B:16:G:O6	2	0.99	0.11	0.99
(1,3)	1:A:84:LYS:C	2:B:16:G:OP1	2	0.99	0.11	0.99
(1,3)	1:A:84:LYS:C	2:B:16:G:OP2	2	0.99	0.11	0.99
(1,3)	1:A:84:LYS:C	2:B:16:G:P	2	0.99	0.11	0.99
(1,3)	1:A:84:LYS:C	2:B:17:C:C1'	2	0.99	0.11	0.99
(1,3)	1:A:84:LYS:C	2:B:17:C:C2	2	0.99	0.11	0.99
(1,3)	1:A:84:LYS:C	2:B:17:C:C2'	2	0.99	0.11	0.99
(1,3)	1:A:84:LYS:C	2:B:17:C:C3'	2	0.99	0.11	0.99
(1,3)	1:A:84:LYS:C	2:B:17:C:C4	2	0.99	0.11	0.99
(1,3)	1:A:84:LYS:C	2:B:17:C:C4'	2	0.99	0.11	0.99
(1,3)	1:A:84:LYS:C	2:B:17:C:C5	2	0.99	0.11	0.99
(1,3)	1:A:84:LYS:C	2:B:17:C:C5'	2	0.99	0.11	0.99
(1,3)	1:A:84:LYS:C	2:B:17:C:C6	2	0.99	0.11	0.99
(1,3)	1:A:84:LYS:C	2:B:17:C:H1'	2	0.99	0.11	0.99
(1,3)	1:A:84:LYS:C	2:B:17:C:H2'	2	0.99	0.11	0.99
(1,3)	1:A:84:LYS:C	2:B:17:C:H3'	2	0.99	0.11	0.99
(1,3)	1:A:84:LYS:C	2:B:17:C:H4'	2	0.99	0.11	0.99
(1,3)	1:A:84:LYS:C	2:B:17:C:H41	2	0.99	0.11	0.99
(1,3)	1:A:84:LYS:C	2:B:17:C:H42	2	0.99	0.11	0.99
(1,3)	1:A:84:LYS:C	2:B:17:C:H5	2	0.99	0.11	0.99
(1,3)	1:A:84:LYS:C	2:B:17:C:H5'	2	0.99	0.11	0.99
(1,3)	1:A:84:LYS:C	2:B:17:C:H5''	2	0.99	0.11	0.99
(1,3)	1:A:84:LYS:C	2:B:17:C:H6	2	0.99	0.11	0.99
(1,3)	1:A:84:LYS:C	2:B:17:C:HO2'	2	0.99	0.11	0.99
(1,3)	1:A:84:LYS:C	2:B:17:C:N1	2	0.99	0.11	0.99
(1,3)	1:A:84:LYS:C	2:B:17:C:N3	2	0.99	0.11	0.99
(1,3)	1:A:84:LYS:C	2:B:17:C:N4	2	0.99	0.11	0.99
(1,3)	1:A:84:LYS:C	2:B:17:C:O2	2	0.99	0.11	0.99
(1,3)	1:A:84:LYS:C	2:B:17:C:O2'	2	0.99	0.11	0.99
(1,3)	1:A:84:LYS:C	2:B:17:C:O3'	2	0.99	0.11	0.99
(1,3)	1:A:84:LYS:C	2:B:17:C:O4'	2	0.99	0.11	0.99
(1,3)	1:A:84:LYS:C	2:B:17:C:O5'	2	0.99	0.11	0.99
(1,3)	1:A:84:LYS:C	2:B:17:C:OP1	2	0.99	0.11	0.99
(1,3)	1:A:84:LYS:C	2:B:17:C:OP2	2	0.99	0.11	0.99
(1,3)	1:A:84:LYS:C	2:B:17:C:P	2	0.99	0.11	0.99
(1,3)	1:A:84:LYS:C	2:B:18:A:C1'	2	0.99	0.11	0.99
(1,3)	1:A:84:LYS:C	2:B:18:A:C2	2	0.99	0.11	0.99
(1,3)	1:A:84:LYS:C	2:B:18:A:C2'	2	0.99	0.11	0.99
(1,3)	1:A:84:LYS:C	2:B:18:A:C3'	2	0.99	0.11	0.99

*Continued on next page...*



*Continued from previous page...*

Key	Atom-1	Atom-2	Models <sup>1</sup>	Mean (Å)	SD <sup>1</sup> (Å)	Median (Å)
(1,3)	1:A:84:LYS:C	2:B:18:A:C4	2	0.99	0.11	0.99
(1,3)	1:A:84:LYS:C	2:B:18:A:C4'	2	0.99	0.11	0.99
(1,3)	1:A:84:LYS:C	2:B:18:A:C5	2	0.99	0.11	0.99
(1,3)	1:A:84:LYS:C	2:B:18:A:C5'	2	0.99	0.11	0.99
(1,3)	1:A:84:LYS:C	2:B:18:A:C6	2	0.99	0.11	0.99
(1,3)	1:A:84:LYS:C	2:B:18:A:C8	2	0.99	0.11	0.99
(1,3)	1:A:84:LYS:C	2:B:18:A:H1'	2	0.99	0.11	0.99
(1,3)	1:A:84:LYS:C	2:B:18:A:H2	2	0.99	0.11	0.99
(1,3)	1:A:84:LYS:C	2:B:18:A:H2'	2	0.99	0.11	0.99
(1,3)	1:A:84:LYS:C	2:B:18:A:H3'	2	0.99	0.11	0.99
(1,3)	1:A:84:LYS:C	2:B:18:A:H4'	2	0.99	0.11	0.99
(1,3)	1:A:84:LYS:C	2:B:18:A:H5'	2	0.99	0.11	0.99
(1,3)	1:A:84:LYS:C	2:B:18:A:H5''	2	0.99	0.11	0.99
(1,3)	1:A:84:LYS:C	2:B:18:A:H61	2	0.99	0.11	0.99
(1,3)	1:A:84:LYS:C	2:B:18:A:H62	2	0.99	0.11	0.99
(1,3)	1:A:84:LYS:C	2:B:18:A:H8	2	0.99	0.11	0.99
(1,3)	1:A:84:LYS:C	2:B:18:A:HO2'	2	0.99	0.11	0.99
(1,3)	1:A:84:LYS:C	2:B:18:A:N1	2	0.99	0.11	0.99
(1,3)	1:A:84:LYS:C	2:B:18:A:N3	2	0.99	0.11	0.99
(1,3)	1:A:84:LYS:C	2:B:18:A:N6	2	0.99	0.11	0.99
(1,3)	1:A:84:LYS:C	2:B:18:A:N7	2	0.99	0.11	0.99
(1,3)	1:A:84:LYS:C	2:B:18:A:N9	2	0.99	0.11	0.99
(1,3)	1:A:84:LYS:C	2:B:18:A:O2'	2	0.99	0.11	0.99
(1,3)	1:A:84:LYS:C	2:B:18:A:O3'	2	0.99	0.11	0.99
(1,3)	1:A:84:LYS:C	2:B:18:A:O4'	2	0.99	0.11	0.99
(1,3)	1:A:84:LYS:C	2:B:18:A:O5'	2	0.99	0.11	0.99
(1,3)	1:A:84:LYS:C	2:B:18:A:OP1	2	0.99	0.11	0.99
(1,3)	1:A:84:LYS:C	2:B:18:A:OP2	2	0.99	0.11	0.99
(1,3)	1:A:84:LYS:C	2:B:18:A:P	2	0.99	0.11	0.99
(1,3)	1:A:84:LYS:C	2:B:19:A:C1'	2	0.99	0.11	0.99
(1,3)	1:A:84:LYS:C	2:B:19:A:C2	2	0.99	0.11	0.99
(1,3)	1:A:84:LYS:C	2:B:19:A:C2'	2	0.99	0.11	0.99
(1,3)	1:A:84:LYS:C	2:B:19:A:C3'	2	0.99	0.11	0.99
(1,3)	1:A:84:LYS:C	2:B:19:A:C4	2	0.99	0.11	0.99
(1,3)	1:A:84:LYS:C	2:B:19:A:C4'	2	0.99	0.11	0.99
(1,3)	1:A:84:LYS:C	2:B:19:A:C5	2	0.99	0.11	0.99
(1,3)	1:A:84:LYS:C	2:B:19:A:C5'	2	0.99	0.11	0.99
(1,3)	1:A:84:LYS:C	2:B:19:A:C6	2	0.99	0.11	0.99
(1,3)	1:A:84:LYS:C	2:B:19:A:C8	2	0.99	0.11	0.99
(1,3)	1:A:84:LYS:C	2:B:19:A:H1'	2	0.99	0.11	0.99
(1,3)	1:A:84:LYS:C	2:B:19:A:H2	2	0.99	0.11	0.99
(1,3)	1:A:84:LYS:C	2:B:19:A:H2'	2	0.99	0.11	0.99

*Continued on next page...*

*Continued from previous page...*

Key	Atom-1	Atom-2	Models <sup>1</sup>	Mean (Å)	SD <sup>1</sup> (Å)	Median (Å)
(1,3)	1:A:84:LYS:C	2:B:19:A:H3'	2	0.99	0.11	0.99
(1,3)	1:A:84:LYS:C	2:B:19:A:H4'	2	0.99	0.11	0.99
(1,3)	1:A:84:LYS:C	2:B:19:A:H5'	2	0.99	0.11	0.99
(1,3)	1:A:84:LYS:C	2:B:19:A:H5''	2	0.99	0.11	0.99
(1,3)	1:A:84:LYS:C	2:B:19:A:H61	2	0.99	0.11	0.99
(1,3)	1:A:84:LYS:C	2:B:19:A:H62	2	0.99	0.11	0.99
(1,3)	1:A:84:LYS:C	2:B:19:A:H8	2	0.99	0.11	0.99
(1,3)	1:A:84:LYS:C	2:B:19:A:HO2'	2	0.99	0.11	0.99
(1,3)	1:A:84:LYS:C	2:B:19:A:N1	2	0.99	0.11	0.99
(1,3)	1:A:84:LYS:C	2:B:19:A:N3	2	0.99	0.11	0.99
(1,3)	1:A:84:LYS:C	2:B:19:A:N6	2	0.99	0.11	0.99
(1,3)	1:A:84:LYS:C	2:B:19:A:N7	2	0.99	0.11	0.99
(1,3)	1:A:84:LYS:C	2:B:19:A:N9	2	0.99	0.11	0.99
(1,3)	1:A:84:LYS:C	2:B:19:A:O2'	2	0.99	0.11	0.99
(1,3)	1:A:84:LYS:C	2:B:19:A:O3'	2	0.99	0.11	0.99
(1,3)	1:A:84:LYS:C	2:B:19:A:O4'	2	0.99	0.11	0.99
(1,3)	1:A:84:LYS:C	2:B:19:A:O5'	2	0.99	0.11	0.99
(1,3)	1:A:84:LYS:C	2:B:19:A:OP1	2	0.99	0.11	0.99
(1,3)	1:A:84:LYS:C	2:B:19:A:OP2	2	0.99	0.11	0.99
(1,3)	1:A:84:LYS:C	2:B:19:A:P	2	0.99	0.11	0.99
(1,3)	1:A:84:LYS:C	2:B:20:U:C1'	2	0.99	0.11	0.99
(1,3)	1:A:84:LYS:C	2:B:20:U:C2	2	0.99	0.11	0.99
(1,3)	1:A:84:LYS:C	2:B:20:U:C2'	2	0.99	0.11	0.99
(1,3)	1:A:84:LYS:C	2:B:20:U:C3'	2	0.99	0.11	0.99
(1,3)	1:A:84:LYS:C	2:B:20:U:C4	2	0.99	0.11	0.99
(1,3)	1:A:84:LYS:C	2:B:20:U:C4'	2	0.99	0.11	0.99
(1,3)	1:A:84:LYS:C	2:B:20:U:C5	2	0.99	0.11	0.99
(1,3)	1:A:84:LYS:C	2:B:20:U:C5'	2	0.99	0.11	0.99
(1,3)	1:A:84:LYS:C	2:B:20:U:C6	2	0.99	0.11	0.99
(1,3)	1:A:84:LYS:C	2:B:20:U:H1'	2	0.99	0.11	0.99
(1,3)	1:A:84:LYS:C	2:B:20:U:H2'	2	0.99	0.11	0.99
(1,3)	1:A:84:LYS:C	2:B:20:U:H3	2	0.99	0.11	0.99
(1,3)	1:A:84:LYS:C	2:B:20:U:H3'	2	0.99	0.11	0.99
(1,3)	1:A:84:LYS:C	2:B:20:U:H4'	2	0.99	0.11	0.99
(1,3)	1:A:84:LYS:C	2:B:20:U:H5	2	0.99	0.11	0.99
(1,3)	1:A:84:LYS:C	2:B:20:U:H5'	2	0.99	0.11	0.99
(1,3)	1:A:84:LYS:C	2:B:20:U:H5''	2	0.99	0.11	0.99
(1,3)	1:A:84:LYS:C	2:B:20:U:H6	2	0.99	0.11	0.99
(1,3)	1:A:84:LYS:C	2:B:20:U:HO2'	2	0.99	0.11	0.99
(1,3)	1:A:84:LYS:C	2:B:20:U:N1	2	0.99	0.11	0.99
(1,3)	1:A:84:LYS:C	2:B:20:U:N3	2	0.99	0.11	0.99
(1,3)	1:A:84:LYS:C	2:B:20:U:O2	2	0.99	0.11	0.99

*Continued on next page...*

*Continued from previous page...*

Key	Atom-1	Atom-2	Models <sup>1</sup>	Mean (Å)	SD <sup>1</sup> (Å)	Median (Å)
(1,3)	1:A:84:LYS:C	2:B:20:U:O2'	2	0.99	0.11	0.99
(1,3)	1:A:84:LYS:C	2:B:20:U:O3'	2	0.99	0.11	0.99
(1,3)	1:A:84:LYS:C	2:B:20:U:O4	2	0.99	0.11	0.99
(1,3)	1:A:84:LYS:C	2:B:20:U:O4'	2	0.99	0.11	0.99
(1,3)	1:A:84:LYS:C	2:B:20:U:O5'	2	0.99	0.11	0.99
(1,3)	1:A:84:LYS:C	2:B:20:U:OP1	2	0.99	0.11	0.99
(1,3)	1:A:84:LYS:C	2:B:20:U:OP2	2	0.99	0.11	0.99
(1,3)	1:A:84:LYS:C	2:B:20:U:P	2	0.99	0.11	0.99
(1,3)	1:A:84:LYS:C	2:B:21:G:C1'	2	0.99	0.11	0.99
(1,3)	1:A:84:LYS:C	2:B:21:G:C2	2	0.99	0.11	0.99
(1,3)	1:A:84:LYS:C	2:B:21:G:C2'	2	0.99	0.11	0.99
(1,3)	1:A:84:LYS:C	2:B:21:G:C3'	2	0.99	0.11	0.99
(1,3)	1:A:84:LYS:C	2:B:21:G:C4	2	0.99	0.11	0.99
(1,3)	1:A:84:LYS:C	2:B:21:G:C4'	2	0.99	0.11	0.99
(1,3)	1:A:84:LYS:C	2:B:21:G:C5	2	0.99	0.11	0.99
(1,3)	1:A:84:LYS:C	2:B:21:G:C5'	2	0.99	0.11	0.99
(1,3)	1:A:84:LYS:C	2:B:21:G:C6	2	0.99	0.11	0.99
(1,3)	1:A:84:LYS:C	2:B:21:G:C8	2	0.99	0.11	0.99
(1,3)	1:A:84:LYS:C	2:B:21:G:H1	2	0.99	0.11	0.99
(1,3)	1:A:84:LYS:C	2:B:21:G:H1'	2	0.99	0.11	0.99
(1,3)	1:A:84:LYS:C	2:B:21:G:H2'	2	0.99	0.11	0.99
(1,3)	1:A:84:LYS:C	2:B:21:G:H21	2	0.99	0.11	0.99
(1,3)	1:A:84:LYS:C	2:B:21:G:H22	2	0.99	0.11	0.99
(1,3)	1:A:84:LYS:C	2:B:21:G:H3'	2	0.99	0.11	0.99
(1,3)	1:A:84:LYS:C	2:B:21:G:H4'	2	0.99	0.11	0.99
(1,3)	1:A:84:LYS:C	2:B:21:G:H5'	2	0.99	0.11	0.99
(1,3)	1:A:84:LYS:C	2:B:21:G:H5''	2	0.99	0.11	0.99
(1,3)	1:A:84:LYS:C	2:B:21:G:H8	2	0.99	0.11	0.99
(1,3)	1:A:84:LYS:C	2:B:21:G:HO2'	2	0.99	0.11	0.99
(1,3)	1:A:84:LYS:C	2:B:21:G:N1	2	0.99	0.11	0.99
(1,3)	1:A:84:LYS:C	2:B:21:G:N2	2	0.99	0.11	0.99
(1,3)	1:A:84:LYS:C	2:B:21:G:N3	2	0.99	0.11	0.99
(1,3)	1:A:84:LYS:C	2:B:21:G:N7	2	0.99	0.11	0.99
(1,3)	1:A:84:LYS:C	2:B:21:G:N9	2	0.99	0.11	0.99
(1,3)	1:A:84:LYS:C	2:B:21:G:O2'	2	0.99	0.11	0.99
(1,3)	1:A:84:LYS:C	2:B:21:G:O3'	2	0.99	0.11	0.99
(1,3)	1:A:84:LYS:C	2:B:21:G:O4'	2	0.99	0.11	0.99
(1,3)	1:A:84:LYS:C	2:B:21:G:O5'	2	0.99	0.11	0.99
(1,3)	1:A:84:LYS:C	2:B:21:G:O6	2	0.99	0.11	0.99
(1,3)	1:A:84:LYS:C	2:B:21:G:OP1	2	0.99	0.11	0.99
(1,3)	1:A:84:LYS:C	2:B:21:G:OP2	2	0.99	0.11	0.99
(1,3)	1:A:84:LYS:C	2:B:21:G:P	2	0.99	0.11	0.99

*Continued on next page...*

*Continued from previous page...*

Key	Atom-1	Atom-2	Models <sup>1</sup>	Mean (Å)	SD <sup>1</sup> (Å)	Median (Å)
(1,3)	1:A:84:LYS:C	2:B:22:A:C1'	2	0.99	0.11	0.99
(1,3)	1:A:84:LYS:C	2:B:22:A:C2	2	0.99	0.11	0.99
(1,3)	1:A:84:LYS:C	2:B:22:A:C2'	2	0.99	0.11	0.99
(1,3)	1:A:84:LYS:C	2:B:22:A:C3'	2	0.99	0.11	0.99
(1,3)	1:A:84:LYS:C	2:B:22:A:C4	2	0.99	0.11	0.99
(1,3)	1:A:84:LYS:C	2:B:22:A:C4'	2	0.99	0.11	0.99
(1,3)	1:A:84:LYS:C	2:B:22:A:C5	2	0.99	0.11	0.99
(1,3)	1:A:84:LYS:C	2:B:22:A:C5'	2	0.99	0.11	0.99
(1,3)	1:A:84:LYS:C	2:B:22:A:C6	2	0.99	0.11	0.99
(1,3)	1:A:84:LYS:C	2:B:22:A:C8	2	0.99	0.11	0.99
(1,3)	1:A:84:LYS:C	2:B:22:A:H1'	2	0.99	0.11	0.99
(1,3)	1:A:84:LYS:C	2:B:22:A:H2	2	0.99	0.11	0.99
(1,3)	1:A:84:LYS:C	2:B:22:A:H2'	2	0.99	0.11	0.99
(1,3)	1:A:84:LYS:C	2:B:22:A:H3'	2	0.99	0.11	0.99
(1,3)	1:A:84:LYS:C	2:B:22:A:H4'	2	0.99	0.11	0.99
(1,3)	1:A:84:LYS:C	2:B:22:A:H5'	2	0.99	0.11	0.99
(1,3)	1:A:84:LYS:C	2:B:22:A:H5''	2	0.99	0.11	0.99
(1,3)	1:A:84:LYS:C	2:B:22:A:H61	2	0.99	0.11	0.99
(1,3)	1:A:84:LYS:C	2:B:22:A:H62	2	0.99	0.11	0.99
(1,3)	1:A:84:LYS:C	2:B:22:A:H8	2	0.99	0.11	0.99
(1,3)	1:A:84:LYS:C	2:B:22:A:HO2'	2	0.99	0.11	0.99
(1,3)	1:A:84:LYS:C	2:B:22:A:N1	2	0.99	0.11	0.99
(1,3)	1:A:84:LYS:C	2:B:22:A:N3	2	0.99	0.11	0.99
(1,3)	1:A:84:LYS:C	2:B:22:A:N6	2	0.99	0.11	0.99
(1,3)	1:A:84:LYS:C	2:B:22:A:N7	2	0.99	0.11	0.99
(1,3)	1:A:84:LYS:C	2:B:22:A:N9	2	0.99	0.11	0.99
(1,3)	1:A:84:LYS:C	2:B:22:A:O2'	2	0.99	0.11	0.99
(1,3)	1:A:84:LYS:C	2:B:22:A:O3'	2	0.99	0.11	0.99
(1,3)	1:A:84:LYS:C	2:B:22:A:O4'	2	0.99	0.11	0.99
(1,3)	1:A:84:LYS:C	2:B:22:A:O5'	2	0.99	0.11	0.99
(1,3)	1:A:84:LYS:C	2:B:22:A:OP1	2	0.99	0.11	0.99
(1,3)	1:A:84:LYS:C	2:B:22:A:OP2	2	0.99	0.11	0.99
(1,3)	1:A:84:LYS:C	2:B:22:A:P	2	0.99	0.11	0.99
(1,3)	1:A:84:LYS:C	2:B:23:U:C1'	2	0.99	0.11	0.99
(1,3)	1:A:84:LYS:C	2:B:23:U:C2	2	0.99	0.11	0.99
(1,3)	1:A:84:LYS:C	2:B:23:U:C2'	2	0.99	0.11	0.99
(1,3)	1:A:84:LYS:C	2:B:23:U:C3'	2	0.99	0.11	0.99
(1,3)	1:A:84:LYS:C	2:B:23:U:C4	2	0.99	0.11	0.99
(1,3)	1:A:84:LYS:C	2:B:23:U:C4'	2	0.99	0.11	0.99
(1,3)	1:A:84:LYS:C	2:B:23:U:C5	2	0.99	0.11	0.99
(1,3)	1:A:84:LYS:C	2:B:23:U:C5'	2	0.99	0.11	0.99
(1,3)	1:A:84:LYS:C	2:B:23:U:C6	2	0.99	0.11	0.99

*Continued on next page...*

*Continued from previous page...*

Key	Atom-1	Atom-2	Models <sup>1</sup>	Mean (Å)	SD <sup>1</sup> (Å)	Median (Å)
(1,3)	1:A:84:LYS:C	2:B:23:U:H1'	2	0.99	0.11	0.99
(1,3)	1:A:84:LYS:C	2:B:23:U:H2'	2	0.99	0.11	0.99
(1,3)	1:A:84:LYS:C	2:B:23:U:H3	2	0.99	0.11	0.99
(1,3)	1:A:84:LYS:C	2:B:23:U:H3'	2	0.99	0.11	0.99
(1,3)	1:A:84:LYS:C	2:B:23:U:H4'	2	0.99	0.11	0.99
(1,3)	1:A:84:LYS:C	2:B:23:U:H5	2	0.99	0.11	0.99
(1,3)	1:A:84:LYS:C	2:B:23:U:H5'	2	0.99	0.11	0.99
(1,3)	1:A:84:LYS:C	2:B:23:U:H5''	2	0.99	0.11	0.99
(1,3)	1:A:84:LYS:C	2:B:23:U:H6	2	0.99	0.11	0.99
(1,3)	1:A:84:LYS:C	2:B:23:U:HO2'	2	0.99	0.11	0.99
(1,3)	1:A:84:LYS:C	2:B:23:U:N1	2	0.99	0.11	0.99
(1,3)	1:A:84:LYS:C	2:B:23:U:N3	2	0.99	0.11	0.99
(1,3)	1:A:84:LYS:C	2:B:23:U:O2	2	0.99	0.11	0.99
(1,3)	1:A:84:LYS:C	2:B:23:U:O2'	2	0.99	0.11	0.99
(1,3)	1:A:84:LYS:C	2:B:23:U:O3'	2	0.99	0.11	0.99
(1,3)	1:A:84:LYS:C	2:B:23:U:O4	2	0.99	0.11	0.99
(1,3)	1:A:84:LYS:C	2:B:23:U:O4'	2	0.99	0.11	0.99
(1,3)	1:A:84:LYS:C	2:B:23:U:O5'	2	0.99	0.11	0.99
(1,3)	1:A:84:LYS:C	2:B:23:U:OP1	2	0.99	0.11	0.99
(1,3)	1:A:84:LYS:C	2:B:23:U:OP2	2	0.99	0.11	0.99
(1,3)	1:A:84:LYS:C	2:B:23:U:P	2	0.99	0.11	0.99
(1,3)	1:A:84:LYS:C	2:B:24:G:C1'	2	0.99	0.11	0.99
(1,3)	1:A:84:LYS:C	2:B:24:G:C2	2	0.99	0.11	0.99
(1,3)	1:A:84:LYS:C	2:B:24:G:C2'	2	0.99	0.11	0.99
(1,3)	1:A:84:LYS:C	2:B:24:G:C3'	2	0.99	0.11	0.99
(1,3)	1:A:84:LYS:C	2:B:24:G:C4	2	0.99	0.11	0.99
(1,3)	1:A:84:LYS:C	2:B:24:G:C4'	2	0.99	0.11	0.99
(1,3)	1:A:84:LYS:C	2:B:24:G:C5	2	0.99	0.11	0.99
(1,3)	1:A:84:LYS:C	2:B:24:G:C5'	2	0.99	0.11	0.99
(1,3)	1:A:84:LYS:C	2:B:24:G:C6	2	0.99	0.11	0.99
(1,3)	1:A:84:LYS:C	2:B:24:G:C8	2	0.99	0.11	0.99
(1,3)	1:A:84:LYS:C	2:B:24:G:H1	2	0.99	0.11	0.99
(1,3)	1:A:84:LYS:C	2:B:24:G:H1'	2	0.99	0.11	0.99
(1,3)	1:A:84:LYS:C	2:B:24:G:H2'	2	0.99	0.11	0.99
(1,3)	1:A:84:LYS:C	2:B:24:G:H21	2	0.99	0.11	0.99
(1,3)	1:A:84:LYS:C	2:B:24:G:H22	2	0.99	0.11	0.99
(1,3)	1:A:84:LYS:C	2:B:24:G:H3'	2	0.99	0.11	0.99
(1,3)	1:A:84:LYS:C	2:B:24:G:H4'	2	0.99	0.11	0.99
(1,3)	1:A:84:LYS:C	2:B:24:G:H5'	2	0.99	0.11	0.99
(1,3)	1:A:84:LYS:C	2:B:24:G:H5''	2	0.99	0.11	0.99
(1,3)	1:A:84:LYS:C	2:B:24:G:H8	2	0.99	0.11	0.99
(1,3)	1:A:84:LYS:C	2:B:24:G:HO2'	2	0.99	0.11	0.99

*Continued on next page...*

*Continued from previous page...*

Key	Atom-1	Atom-2	Models <sup>1</sup>	Mean (Å)	SD <sup>1</sup> (Å)	Median (Å)
(1,3)	1:A:84:LYS:C	2:B:24:G:N1	2	0.99	0.11	0.99
(1,3)	1:A:84:LYS:C	2:B:24:G:N2	2	0.99	0.11	0.99
(1,3)	1:A:84:LYS:C	2:B:24:G:N3	2	0.99	0.11	0.99
(1,3)	1:A:84:LYS:C	2:B:24:G:N7	2	0.99	0.11	0.99
(1,3)	1:A:84:LYS:C	2:B:24:G:N9	2	0.99	0.11	0.99
(1,3)	1:A:84:LYS:C	2:B:24:G:O2'	2	0.99	0.11	0.99
(1,3)	1:A:84:LYS:C	2:B:24:G:O3'	2	0.99	0.11	0.99
(1,3)	1:A:84:LYS:C	2:B:24:G:O4'	2	0.99	0.11	0.99
(1,3)	1:A:84:LYS:C	2:B:24:G:O5'	2	0.99	0.11	0.99
(1,3)	1:A:84:LYS:C	2:B:24:G:O6	2	0.99	0.11	0.99
(1,3)	1:A:84:LYS:C	2:B:24:G:OP1	2	0.99	0.11	0.99
(1,3)	1:A:84:LYS:C	2:B:24:G:OP2	2	0.99	0.11	0.99
(1,3)	1:A:84:LYS:C	2:B:24:G:P	2	0.99	0.11	0.99
(1,3)	1:A:84:LYS:CA	2:B:2:C:C1'	2	0.99	0.11	0.99
(1,3)	1:A:84:LYS:CA	2:B:2:C:C2	2	0.99	0.11	0.99
(1,3)	1:A:84:LYS:CA	2:B:2:C:C2'	2	0.99	0.11	0.99
(1,3)	1:A:84:LYS:CA	2:B:2:C:C3'	2	0.99	0.11	0.99
(1,3)	1:A:84:LYS:CA	2:B:2:C:C4	2	0.99	0.11	0.99
(1,3)	1:A:84:LYS:CA	2:B:2:C:C4'	2	0.99	0.11	0.99
(1,3)	1:A:84:LYS:CA	2:B:2:C:C5	2	0.99	0.11	0.99
(1,3)	1:A:84:LYS:CA	2:B:2:C:C5'	2	0.99	0.11	0.99
(1,3)	1:A:84:LYS:CA	2:B:2:C:C6	2	0.99	0.11	0.99
(1,3)	1:A:84:LYS:CA	2:B:2:C:H1'	2	0.99	0.11	0.99
(1,3)	1:A:84:LYS:CA	2:B:2:C:H2'	2	0.99	0.11	0.99
(1,3)	1:A:84:LYS:CA	2:B:2:C:H3'	2	0.99	0.11	0.99
(1,3)	1:A:84:LYS:CA	2:B:2:C:H4'	2	0.99	0.11	0.99
(1,3)	1:A:84:LYS:CA	2:B:2:C:H41	2	0.99	0.11	0.99
(1,3)	1:A:84:LYS:CA	2:B:2:C:H42	2	0.99	0.11	0.99
(1,3)	1:A:84:LYS:CA	2:B:2:C:H5	2	0.99	0.11	0.99
(1,3)	1:A:84:LYS:CA	2:B:2:C:H5'	2	0.99	0.11	0.99
(1,3)	1:A:84:LYS:CA	2:B:2:C:H5''	2	0.99	0.11	0.99
(1,3)	1:A:84:LYS:CA	2:B:2:C:H6	2	0.99	0.11	0.99
(1,3)	1:A:84:LYS:CA	2:B:2:C:HO2'	2	0.99	0.11	0.99
(1,3)	1:A:84:LYS:CA	2:B:2:C:N1	2	0.99	0.11	0.99
(1,3)	1:A:84:LYS:CA	2:B:2:C:N3	2	0.99	0.11	0.99
(1,3)	1:A:84:LYS:CA	2:B:2:C:N4	2	0.99	0.11	0.99
(1,3)	1:A:84:LYS:CA	2:B:2:C:O2	2	0.99	0.11	0.99
(1,3)	1:A:84:LYS:CA	2:B:2:C:O2'	2	0.99	0.11	0.99
(1,3)	1:A:84:LYS:CA	2:B:2:C:O3'	2	0.99	0.11	0.99
(1,3)	1:A:84:LYS:CA	2:B:2:C:O4'	2	0.99	0.11	0.99
(1,3)	1:A:84:LYS:CA	2:B:2:C:O5'	2	0.99	0.11	0.99
(1,3)	1:A:84:LYS:CA	2:B:3:U:C1'	2	0.99	0.11	0.99

*Continued on next page...*

*Continued from previous page...*

Key	Atom-1	Atom-2	Models <sup>1</sup>	Mean (Å)	SD <sup>1</sup> (Å)	Median (Å)
(1,3)	1:A:84:LYS:CA	2:B:3:U:C2	2	0.99	0.11	0.99
(1,3)	1:A:84:LYS:CA	2:B:3:U:C2'	2	0.99	0.11	0.99
(1,3)	1:A:84:LYS:CA	2:B:3:U:C3'	2	0.99	0.11	0.99
(1,3)	1:A:84:LYS:CA	2:B:3:U:C4	2	0.99	0.11	0.99
(1,3)	1:A:84:LYS:CA	2:B:3:U:C4'	2	0.99	0.11	0.99
(1,3)	1:A:84:LYS:CA	2:B:3:U:C5	2	0.99	0.11	0.99
(1,3)	1:A:84:LYS:CA	2:B:3:U:C5'	2	0.99	0.11	0.99
(1,3)	1:A:84:LYS:CA	2:B:3:U:C6	2	0.99	0.11	0.99
(1,3)	1:A:84:LYS:CA	2:B:3:U:H1'	2	0.99	0.11	0.99
(1,3)	1:A:84:LYS:CA	2:B:3:U:H2'	2	0.99	0.11	0.99
(1,3)	1:A:84:LYS:CA	2:B:3:U:H3	2	0.99	0.11	0.99
(1,3)	1:A:84:LYS:CA	2:B:3:U:H3'	2	0.99	0.11	0.99
(1,3)	1:A:84:LYS:CA	2:B:3:U:H4'	2	0.99	0.11	0.99
(1,3)	1:A:84:LYS:CA	2:B:3:U:H5	2	0.99	0.11	0.99
(1,3)	1:A:84:LYS:CA	2:B:3:U:H5'	2	0.99	0.11	0.99
(1,3)	1:A:84:LYS:CA	2:B:3:U:H5''	2	0.99	0.11	0.99
(1,3)	1:A:84:LYS:CA	2:B:3:U:H6	2	0.99	0.11	0.99
(1,3)	1:A:84:LYS:CA	2:B:3:U:HO2'	2	0.99	0.11	0.99
(1,3)	1:A:84:LYS:CA	2:B:3:U:N1	2	0.99	0.11	0.99
(1,3)	1:A:84:LYS:CA	2:B:3:U:N3	2	0.99	0.11	0.99
(1,3)	1:A:84:LYS:CA	2:B:3:U:O2	2	0.99	0.11	0.99
(1,3)	1:A:84:LYS:CA	2:B:3:U:O2'	2	0.99	0.11	0.99
(1,3)	1:A:84:LYS:CA	2:B:3:U:O3'	2	0.99	0.11	0.99
(1,3)	1:A:84:LYS:CA	2:B:3:U:O4	2	0.99	0.11	0.99
(1,3)	1:A:84:LYS:CA	2:B:3:U:O4'	2	0.99	0.11	0.99
(1,3)	1:A:84:LYS:CA	2:B:3:U:O5'	2	0.99	0.11	0.99
(1,3)	1:A:84:LYS:CA	2:B:3:U:OP1	2	0.99	0.11	0.99
(1,3)	1:A:84:LYS:CA	2:B:3:U:OP2	2	0.99	0.11	0.99
(1,3)	1:A:84:LYS:CA	2:B:3:U:P	2	0.99	0.11	0.99
(1,3)	1:A:84:LYS:CA	2:B:4:G:C1'	2	0.99	0.11	0.99
(1,3)	1:A:84:LYS:CA	2:B:4:G:C2	2	0.99	0.11	0.99
(1,3)	1:A:84:LYS:CA	2:B:4:G:C2'	2	0.99	0.11	0.99
(1,3)	1:A:84:LYS:CA	2:B:4:G:C3'	2	0.99	0.11	0.99
(1,3)	1:A:84:LYS:CA	2:B:4:G:C4	2	0.99	0.11	0.99
(1,3)	1:A:84:LYS:CA	2:B:4:G:C4'	2	0.99	0.11	0.99
(1,3)	1:A:84:LYS:CA	2:B:4:G:C5	2	0.99	0.11	0.99
(1,3)	1:A:84:LYS:CA	2:B:4:G:C5'	2	0.99	0.11	0.99
(1,3)	1:A:84:LYS:CA	2:B:4:G:C6	2	0.99	0.11	0.99
(1,3)	1:A:84:LYS:CA	2:B:4:G:C8	2	0.99	0.11	0.99
(1,3)	1:A:84:LYS:CA	2:B:4:G:H1	2	0.99	0.11	0.99
(1,3)	1:A:84:LYS:CA	2:B:4:G:H1'	2	0.99	0.11	0.99
(1,3)	1:A:84:LYS:CA	2:B:4:G:H2'	2	0.99	0.11	0.99

*Continued on next page...*

*Continued from previous page...*

Key	Atom-1	Atom-2	Models <sup>1</sup>	Mean (Å)	SD <sup>1</sup> (Å)	Median (Å)
(1,3)	1:A:84:LYS:CA	2:B:4:G:H21	2	0.99	0.11	0.99
(1,3)	1:A:84:LYS:CA	2:B:4:G:H22	2	0.99	0.11	0.99
(1,3)	1:A:84:LYS:CA	2:B:4:G:H3'	2	0.99	0.11	0.99
(1,3)	1:A:84:LYS:CA	2:B:4:G:H4'	2	0.99	0.11	0.99
(1,3)	1:A:84:LYS:CA	2:B:4:G:H5'	2	0.99	0.11	0.99
(1,3)	1:A:84:LYS:CA	2:B:4:G:H5''	2	0.99	0.11	0.99
(1,3)	1:A:84:LYS:CA	2:B:4:G:H8	2	0.99	0.11	0.99
(1,3)	1:A:84:LYS:CA	2:B:4:G:HO2'	2	0.99	0.11	0.99
(1,3)	1:A:84:LYS:CA	2:B:4:G:N1	2	0.99	0.11	0.99
(1,3)	1:A:84:LYS:CA	2:B:4:G:N2	2	0.99	0.11	0.99
(1,3)	1:A:84:LYS:CA	2:B:4:G:N3	2	0.99	0.11	0.99
(1,3)	1:A:84:LYS:CA	2:B:4:G:N7	2	0.99	0.11	0.99
(1,3)	1:A:84:LYS:CA	2:B:4:G:N9	2	0.99	0.11	0.99
(1,3)	1:A:84:LYS:CA	2:B:4:G:O2'	2	0.99	0.11	0.99
(1,3)	1:A:84:LYS:CA	2:B:4:G:O3'	2	0.99	0.11	0.99
(1,3)	1:A:84:LYS:CA	2:B:4:G:O4'	2	0.99	0.11	0.99
(1,3)	1:A:84:LYS:CA	2:B:4:G:O5'	2	0.99	0.11	0.99
(1,3)	1:A:84:LYS:CA	2:B:4:G:O6	2	0.99	0.11	0.99
(1,3)	1:A:84:LYS:CA	2:B:4:G:OP1	2	0.99	0.11	0.99
(1,3)	1:A:84:LYS:CA	2:B:4:G:OP2	2	0.99	0.11	0.99
(1,3)	1:A:84:LYS:CA	2:B:4:G:P	2	0.99	0.11	0.99
(1,3)	1:A:84:LYS:CA	2:B:5:A:C1'	2	0.99	0.11	0.99
(1,3)	1:A:84:LYS:CA	2:B:5:A:C2	2	0.99	0.11	0.99
(1,3)	1:A:84:LYS:CA	2:B:5:A:C2'	2	0.99	0.11	0.99
(1,3)	1:A:84:LYS:CA	2:B:5:A:C3'	2	0.99	0.11	0.99
(1,3)	1:A:84:LYS:CA	2:B:5:A:C4	2	0.99	0.11	0.99
(1,3)	1:A:84:LYS:CA	2:B:5:A:C4'	2	0.99	0.11	0.99
(1,3)	1:A:84:LYS:CA	2:B:5:A:C5	2	0.99	0.11	0.99
(1,3)	1:A:84:LYS:CA	2:B:5:A:C5'	2	0.99	0.11	0.99
(1,3)	1:A:84:LYS:CA	2:B:5:A:C6	2	0.99	0.11	0.99
(1,3)	1:A:84:LYS:CA	2:B:5:A:C8	2	0.99	0.11	0.99
(1,3)	1:A:84:LYS:CA	2:B:5:A:H1'	2	0.99	0.11	0.99
(1,3)	1:A:84:LYS:CA	2:B:5:A:H2	2	0.99	0.11	0.99
(1,3)	1:A:84:LYS:CA	2:B:5:A:H2'	2	0.99	0.11	0.99
(1,3)	1:A:84:LYS:CA	2:B:5:A:H3'	2	0.99	0.11	0.99
(1,3)	1:A:84:LYS:CA	2:B:5:A:H4'	2	0.99	0.11	0.99
(1,3)	1:A:84:LYS:CA	2:B:5:A:H5'	2	0.99	0.11	0.99
(1,3)	1:A:84:LYS:CA	2:B:5:A:H5''	2	0.99	0.11	0.99
(1,3)	1:A:84:LYS:CA	2:B:5:A:H61	2	0.99	0.11	0.99
(1,3)	1:A:84:LYS:CA	2:B:5:A:H62	2	0.99	0.11	0.99
(1,3)	1:A:84:LYS:CA	2:B:5:A:H8	2	0.99	0.11	0.99
(1,3)	1:A:84:LYS:CA	2:B:5:A:HO2'	2	0.99	0.11	0.99

*Continued on next page...*



*Continued from previous page...*

Key	Atom-1	Atom-2	Models <sup>1</sup>	Mean (Å)	SD <sup>1</sup> (Å)	Median (Å)
(1,3)	1:A:84:LYS:CA	2:B:5:A:N1	2	0.99	0.11	0.99
(1,3)	1:A:84:LYS:CA	2:B:5:A:N3	2	0.99	0.11	0.99
(1,3)	1:A:84:LYS:CA	2:B:5:A:N6	2	0.99	0.11	0.99
(1,3)	1:A:84:LYS:CA	2:B:5:A:N7	2	0.99	0.11	0.99
(1,3)	1:A:84:LYS:CA	2:B:5:A:N9	2	0.99	0.11	0.99
(1,3)	1:A:84:LYS:CA	2:B:5:A:O2'	2	0.99	0.11	0.99
(1,3)	1:A:84:LYS:CA	2:B:5:A:O3'	2	0.99	0.11	0.99
(1,3)	1:A:84:LYS:CA	2:B:5:A:O4'	2	0.99	0.11	0.99
(1,3)	1:A:84:LYS:CA	2:B:5:A:O5'	2	0.99	0.11	0.99
(1,3)	1:A:84:LYS:CA	2:B:5:A:OP1	2	0.99	0.11	0.99
(1,3)	1:A:84:LYS:CA	2:B:5:A:OP2	2	0.99	0.11	0.99
(1,3)	1:A:84:LYS:CA	2:B:5:A:P	2	0.99	0.11	0.99
(1,3)	1:A:84:LYS:CA	2:B:6:G:C1'	2	0.99	0.11	0.99
(1,3)	1:A:84:LYS:CA	2:B:6:G:C2	2	0.99	0.11	0.99
(1,3)	1:A:84:LYS:CA	2:B:6:G:C2'	2	0.99	0.11	0.99
(1,3)	1:A:84:LYS:CA	2:B:6:G:C3'	2	0.99	0.11	0.99
(1,3)	1:A:84:LYS:CA	2:B:6:G:C4	2	0.99	0.11	0.99
(1,3)	1:A:84:LYS:CA	2:B:6:G:C4'	2	0.99	0.11	0.99
(1,3)	1:A:84:LYS:CA	2:B:6:G:C5	2	0.99	0.11	0.99
(1,3)	1:A:84:LYS:CA	2:B:6:G:C5'	2	0.99	0.11	0.99
(1,3)	1:A:84:LYS:CA	2:B:6:G:C6	2	0.99	0.11	0.99
(1,3)	1:A:84:LYS:CA	2:B:6:G:C8	2	0.99	0.11	0.99
(1,3)	1:A:84:LYS:CA	2:B:6:G:H1	2	0.99	0.11	0.99
(1,3)	1:A:84:LYS:CA	2:B:6:G:H1'	2	0.99	0.11	0.99
(1,3)	1:A:84:LYS:CA	2:B:6:G:H2'	2	0.99	0.11	0.99
(1,3)	1:A:84:LYS:CA	2:B:6:G:H21	2	0.99	0.11	0.99
(1,3)	1:A:84:LYS:CA	2:B:6:G:H22	2	0.99	0.11	0.99
(1,3)	1:A:84:LYS:CA	2:B:6:G:H3'	2	0.99	0.11	0.99
(1,3)	1:A:84:LYS:CA	2:B:6:G:H4'	2	0.99	0.11	0.99
(1,3)	1:A:84:LYS:CA	2:B:6:G:H5'	2	0.99	0.11	0.99
(1,3)	1:A:84:LYS:CA	2:B:6:G:H5''	2	0.99	0.11	0.99
(1,3)	1:A:84:LYS:CA	2:B:6:G:H8	2	0.99	0.11	0.99
(1,3)	1:A:84:LYS:CA	2:B:6:G:HO2'	2	0.99	0.11	0.99
(1,3)	1:A:84:LYS:CA	2:B:6:G:N1	2	0.99	0.11	0.99
(1,3)	1:A:84:LYS:CA	2:B:6:G:N2	2	0.99	0.11	0.99
(1,3)	1:A:84:LYS:CA	2:B:6:G:N3	2	0.99	0.11	0.99
(1,3)	1:A:84:LYS:CA	2:B:6:G:N7	2	0.99	0.11	0.99
(1,3)	1:A:84:LYS:CA	2:B:6:G:N9	2	0.99	0.11	0.99
(1,3)	1:A:84:LYS:CA	2:B:6:G:O2'	2	0.99	0.11	0.99
(1,3)	1:A:84:LYS:CA	2:B:6:G:O3'	2	0.99	0.11	0.99
(1,3)	1:A:84:LYS:CA	2:B:6:G:O4'	2	0.99	0.11	0.99
(1,3)	1:A:84:LYS:CA	2:B:6:G:O5'	2	0.99	0.11	0.99

*Continued on next page...*

*Continued from previous page...*

Key	Atom-1	Atom-2	Models <sup>1</sup>	Mean (Å)	SD <sup>1</sup> (Å)	Median (Å)
(1,3)	1:A:84:LYS:CA	2:B:6:G:O6	2	0.99	0.11	0.99
(1,3)	1:A:84:LYS:CA	2:B:6:G:OP1	2	0.99	0.11	0.99
(1,3)	1:A:84:LYS:CA	2:B:6:G:OP2	2	0.99	0.11	0.99
(1,3)	1:A:84:LYS:CA	2:B:6:G:P	2	0.99	0.11	0.99
(1,3)	1:A:84:LYS:CA	2:B:7:C:C1'	2	0.99	0.11	0.99
(1,3)	1:A:84:LYS:CA	2:B:7:C:C2	2	0.99	0.11	0.99
(1,3)	1:A:84:LYS:CA	2:B:7:C:C2'	2	0.99	0.11	0.99
(1,3)	1:A:84:LYS:CA	2:B:7:C:C3'	2	0.99	0.11	0.99
(1,3)	1:A:84:LYS:CA	2:B:7:C:C4	2	0.99	0.11	0.99
(1,3)	1:A:84:LYS:CA	2:B:7:C:C4'	2	0.99	0.11	0.99
(1,3)	1:A:84:LYS:CA	2:B:7:C:C5	2	0.99	0.11	0.99
(1,3)	1:A:84:LYS:CA	2:B:7:C:C5'	2	0.99	0.11	0.99
(1,3)	1:A:84:LYS:CA	2:B:7:C:C6	2	0.99	0.11	0.99
(1,3)	1:A:84:LYS:CA	2:B:7:C:H1'	2	0.99	0.11	0.99
(1,3)	1:A:84:LYS:CA	2:B:7:C:H2'	2	0.99	0.11	0.99
(1,3)	1:A:84:LYS:CA	2:B:7:C:H3'	2	0.99	0.11	0.99
(1,3)	1:A:84:LYS:CA	2:B:7:C:H4'	2	0.99	0.11	0.99
(1,3)	1:A:84:LYS:CA	2:B:7:C:H41	2	0.99	0.11	0.99
(1,3)	1:A:84:LYS:CA	2:B:7:C:H42	2	0.99	0.11	0.99
(1,3)	1:A:84:LYS:CA	2:B:7:C:H5	2	0.99	0.11	0.99
(1,3)	1:A:84:LYS:CA	2:B:7:C:H5'	2	0.99	0.11	0.99
(1,3)	1:A:84:LYS:CA	2:B:7:C:H5''	2	0.99	0.11	0.99
(1,3)	1:A:84:LYS:CA	2:B:7:C:H6	2	0.99	0.11	0.99
(1,3)	1:A:84:LYS:CA	2:B:7:C:HO2'	2	0.99	0.11	0.99
(1,3)	1:A:84:LYS:CA	2:B:7:C:N1	2	0.99	0.11	0.99
(1,3)	1:A:84:LYS:CA	2:B:7:C:N3	2	0.99	0.11	0.99
(1,3)	1:A:84:LYS:CA	2:B:7:C:N4	2	0.99	0.11	0.99
(1,3)	1:A:84:LYS:CA	2:B:7:C:O2	2	0.99	0.11	0.99
(1,3)	1:A:84:LYS:CA	2:B:7:C:O2'	2	0.99	0.11	0.99
(1,3)	1:A:84:LYS:CA	2:B:7:C:O3'	2	0.99	0.11	0.99
(1,3)	1:A:84:LYS:CA	2:B:7:C:O4'	2	0.99	0.11	0.99
(1,3)	1:A:84:LYS:CA	2:B:7:C:O5'	2	0.99	0.11	0.99
(1,3)	1:A:84:LYS:CA	2:B:7:C:OP1	2	0.99	0.11	0.99
(1,3)	1:A:84:LYS:CA	2:B:7:C:OP2	2	0.99	0.11	0.99
(1,3)	1:A:84:LYS:CA	2:B:7:C:P	2	0.99	0.11	0.99
(1,3)	1:A:84:LYS:CA	2:B:8:U:C1'	2	0.99	0.11	0.99
(1,3)	1:A:84:LYS:CA	2:B:8:U:C2	2	0.99	0.11	0.99
(1,3)	1:A:84:LYS:CA	2:B:8:U:C2'	2	0.99	0.11	0.99
(1,3)	1:A:84:LYS:CA	2:B:8:U:C3'	2	0.99	0.11	0.99
(1,3)	1:A:84:LYS:CA	2:B:8:U:C4	2	0.99	0.11	0.99
(1,3)	1:A:84:LYS:CA	2:B:8:U:C4'	2	0.99	0.11	0.99
(1,3)	1:A:84:LYS:CA	2:B:8:U:C5	2	0.99	0.11	0.99

*Continued on next page...*

*Continued from previous page...*

Key	Atom-1	Atom-2	Models <sup>1</sup>	Mean (Å)	SD <sup>1</sup> (Å)	Median (Å)
(1,3)	1:A:84:LYS:CA	2:B:8:U:C5'	2	0.99	0.11	0.99
(1,3)	1:A:84:LYS:CA	2:B:8:U:C6	2	0.99	0.11	0.99
(1,3)	1:A:84:LYS:CA	2:B:8:U:H1'	2	0.99	0.11	0.99
(1,3)	1:A:84:LYS:CA	2:B:8:U:H2'	2	0.99	0.11	0.99
(1,3)	1:A:84:LYS:CA	2:B:8:U:H3	2	0.99	0.11	0.99
(1,3)	1:A:84:LYS:CA	2:B:8:U:H3'	2	0.99	0.11	0.99
(1,3)	1:A:84:LYS:CA	2:B:8:U:H4'	2	0.99	0.11	0.99
(1,3)	1:A:84:LYS:CA	2:B:8:U:H5	2	0.99	0.11	0.99
(1,3)	1:A:84:LYS:CA	2:B:8:U:H5'	2	0.99	0.11	0.99
(1,3)	1:A:84:LYS:CA	2:B:8:U:H5''	2	0.99	0.11	0.99
(1,3)	1:A:84:LYS:CA	2:B:8:U:H6	2	0.99	0.11	0.99
(1,3)	1:A:84:LYS:CA	2:B:8:U:HO2'	2	0.99	0.11	0.99
(1,3)	1:A:84:LYS:CA	2:B:8:U:N1	2	0.99	0.11	0.99
(1,3)	1:A:84:LYS:CA	2:B:8:U:N3	2	0.99	0.11	0.99
(1,3)	1:A:84:LYS:CA	2:B:8:U:O2	2	0.99	0.11	0.99
(1,3)	1:A:84:LYS:CA	2:B:8:U:O2'	2	0.99	0.11	0.99
(1,3)	1:A:84:LYS:CA	2:B:8:U:O3'	2	0.99	0.11	0.99
(1,3)	1:A:84:LYS:CA	2:B:8:U:O4	2	0.99	0.11	0.99
(1,3)	1:A:84:LYS:CA	2:B:8:U:O4'	2	0.99	0.11	0.99
(1,3)	1:A:84:LYS:CA	2:B:8:U:O5'	2	0.99	0.11	0.99
(1,3)	1:A:84:LYS:CA	2:B:8:U:OP1	2	0.99	0.11	0.99
(1,3)	1:A:84:LYS:CA	2:B:8:U:OP2	2	0.99	0.11	0.99
(1,3)	1:A:84:LYS:CA	2:B:8:U:P	2	0.99	0.11	0.99
(1,3)	1:A:84:LYS:CA	2:B:9:C:C1'	2	0.99	0.11	0.99
(1,3)	1:A:84:LYS:CA	2:B:9:C:C2	2	0.99	0.11	0.99
(1,3)	1:A:84:LYS:CA	2:B:9:C:C2'	2	0.99	0.11	0.99
(1,3)	1:A:84:LYS:CA	2:B:9:C:C3'	2	0.99	0.11	0.99
(1,3)	1:A:84:LYS:CA	2:B:9:C:C4	2	0.99	0.11	0.99
(1,3)	1:A:84:LYS:CA	2:B:9:C:C4'	2	0.99	0.11	0.99
(1,3)	1:A:84:LYS:CA	2:B:9:C:C5	2	0.99	0.11	0.99
(1,3)	1:A:84:LYS:CA	2:B:9:C:C5'	2	0.99	0.11	0.99
(1,3)	1:A:84:LYS:CA	2:B:9:C:C6	2	0.99	0.11	0.99
(1,3)	1:A:84:LYS:CA	2:B:9:C:H1'	2	0.99	0.11	0.99
(1,3)	1:A:84:LYS:CA	2:B:9:C:H2'	2	0.99	0.11	0.99
(1,3)	1:A:84:LYS:CA	2:B:9:C:H3'	2	0.99	0.11	0.99
(1,3)	1:A:84:LYS:CA	2:B:9:C:H4'	2	0.99	0.11	0.99
(1,3)	1:A:84:LYS:CA	2:B:9:C:H41	2	0.99	0.11	0.99
(1,3)	1:A:84:LYS:CA	2:B:9:C:H42	2	0.99	0.11	0.99
(1,3)	1:A:84:LYS:CA	2:B:9:C:H5	2	0.99	0.11	0.99
(1,3)	1:A:84:LYS:CA	2:B:9:C:H5'	2	0.99	0.11	0.99
(1,3)	1:A:84:LYS:CA	2:B:9:C:H5''	2	0.99	0.11	0.99
(1,3)	1:A:84:LYS:CA	2:B:9:C:H6	2	0.99	0.11	0.99

*Continued on next page...*

*Continued from previous page...*

Key	Atom-1	Atom-2	Models <sup>1</sup>	Mean (Å)	SD <sup>1</sup> (Å)	Median (Å)
(1,3)	1:A:84:LYS:CA	2:B:9:C:HO2'	2	0.99	0.11	0.99
(1,3)	1:A:84:LYS:CA	2:B:9:C:N1	2	0.99	0.11	0.99
(1,3)	1:A:84:LYS:CA	2:B:9:C:N3	2	0.99	0.11	0.99
(1,3)	1:A:84:LYS:CA	2:B:9:C:N4	2	0.99	0.11	0.99
(1,3)	1:A:84:LYS:CA	2:B:9:C:O2	2	0.99	0.11	0.99
(1,3)	1:A:84:LYS:CA	2:B:9:C:O2'	2	0.99	0.11	0.99
(1,3)	1:A:84:LYS:CA	2:B:9:C:O3'	2	0.99	0.11	0.99
(1,3)	1:A:84:LYS:CA	2:B:9:C:O4'	2	0.99	0.11	0.99
(1,3)	1:A:84:LYS:CA	2:B:9:C:O5'	2	0.99	0.11	0.99
(1,3)	1:A:84:LYS:CA	2:B:9:C:OP1	2	0.99	0.11	0.99
(1,3)	1:A:84:LYS:CA	2:B:9:C:OP2	2	0.99	0.11	0.99
(1,3)	1:A:84:LYS:CA	2:B:9:C:P	2	0.99	0.11	0.99
(1,3)	1:A:84:LYS:CA	2:B:10:G:C1'	2	0.99	0.11	0.99
(1,3)	1:A:84:LYS:CA	2:B:10:G:C2	2	0.99	0.11	0.99
(1,3)	1:A:84:LYS:CA	2:B:10:G:C2'	2	0.99	0.11	0.99
(1,3)	1:A:84:LYS:CA	2:B:10:G:C3'	2	0.99	0.11	0.99
(1,3)	1:A:84:LYS:CA	2:B:10:G:C4	2	0.99	0.11	0.99
(1,3)	1:A:84:LYS:CA	2:B:10:G:C4'	2	0.99	0.11	0.99
(1,3)	1:A:84:LYS:CA	2:B:10:G:C5	2	0.99	0.11	0.99
(1,3)	1:A:84:LYS:CA	2:B:10:G:C5'	2	0.99	0.11	0.99
(1,3)	1:A:84:LYS:CA	2:B:10:G:C6	2	0.99	0.11	0.99
(1,3)	1:A:84:LYS:CA	2:B:10:G:C8	2	0.99	0.11	0.99
(1,3)	1:A:84:LYS:CA	2:B:10:G:H1	2	0.99	0.11	0.99
(1,3)	1:A:84:LYS:CA	2:B:10:G:H1'	2	0.99	0.11	0.99
(1,3)	1:A:84:LYS:CA	2:B:10:G:H2'	2	0.99	0.11	0.99
(1,3)	1:A:84:LYS:CA	2:B:10:G:H21	2	0.99	0.11	0.99
(1,3)	1:A:84:LYS:CA	2:B:10:G:H22	2	0.99	0.11	0.99
(1,3)	1:A:84:LYS:CA	2:B:10:G:H3'	2	0.99	0.11	0.99
(1,3)	1:A:84:LYS:CA	2:B:10:G:H4'	2	0.99	0.11	0.99
(1,3)	1:A:84:LYS:CA	2:B:10:G:H5'	2	0.99	0.11	0.99
(1,3)	1:A:84:LYS:CA	2:B:10:G:H5''	2	0.99	0.11	0.99
(1,3)	1:A:84:LYS:CA	2:B:10:G:H8	2	0.99	0.11	0.99
(1,3)	1:A:84:LYS:CA	2:B:10:G:HO2'	2	0.99	0.11	0.99
(1,3)	1:A:84:LYS:CA	2:B:10:G:N1	2	0.99	0.11	0.99
(1,3)	1:A:84:LYS:CA	2:B:10:G:N2	2	0.99	0.11	0.99
(1,3)	1:A:84:LYS:CA	2:B:10:G:N3	2	0.99	0.11	0.99
(1,3)	1:A:84:LYS:CA	2:B:10:G:N7	2	0.99	0.11	0.99
(1,3)	1:A:84:LYS:CA	2:B:10:G:N9	2	0.99	0.11	0.99
(1,3)	1:A:84:LYS:CA	2:B:10:G:O2'	2	0.99	0.11	0.99
(1,3)	1:A:84:LYS:CA	2:B:10:G:O3'	2	0.99	0.11	0.99
(1,3)	1:A:84:LYS:CA	2:B:10:G:O4'	2	0.99	0.11	0.99
(1,3)	1:A:84:LYS:CA	2:B:10:G:O5'	2	0.99	0.11	0.99

*Continued on next page...*

*Continued from previous page...*

Key	Atom-1	Atom-2	Models <sup>1</sup>	Mean (Å)	SD <sup>1</sup> (Å)	Median (Å)
(1,3)	1:A:84:LYS:CA	2:B:10:G:O6	2	0.99	0.11	0.99
(1,3)	1:A:84:LYS:CA	2:B:10:G:OP1	2	0.99	0.11	0.99
(1,3)	1:A:84:LYS:CA	2:B:10:G:OP2	2	0.99	0.11	0.99
(1,3)	1:A:84:LYS:CA	2:B:10:G:P	2	0.99	0.11	0.99
(1,3)	1:A:84:LYS:CA	2:B:11:A:C1'	2	0.99	0.11	0.99
(1,3)	1:A:84:LYS:CA	2:B:11:A:C2	2	0.99	0.11	0.99
(1,3)	1:A:84:LYS:CA	2:B:11:A:C2'	2	0.99	0.11	0.99
(1,3)	1:A:84:LYS:CA	2:B:11:A:C3'	2	0.99	0.11	0.99
(1,3)	1:A:84:LYS:CA	2:B:11:A:C4	2	0.99	0.11	0.99
(1,3)	1:A:84:LYS:CA	2:B:11:A:C4'	2	0.99	0.11	0.99
(1,3)	1:A:84:LYS:CA	2:B:11:A:C5	2	0.99	0.11	0.99
(1,3)	1:A:84:LYS:CA	2:B:11:A:C5'	2	0.99	0.11	0.99
(1,3)	1:A:84:LYS:CA	2:B:11:A:C6	2	0.99	0.11	0.99
(1,3)	1:A:84:LYS:CA	2:B:11:A:C8	2	0.99	0.11	0.99
(1,3)	1:A:84:LYS:CA	2:B:11:A:H1'	2	0.99	0.11	0.99
(1,3)	1:A:84:LYS:CA	2:B:11:A:H2	2	0.99	0.11	0.99
(1,3)	1:A:84:LYS:CA	2:B:11:A:H2'	2	0.99	0.11	0.99
(1,3)	1:A:84:LYS:CA	2:B:11:A:H3'	2	0.99	0.11	0.99
(1,3)	1:A:84:LYS:CA	2:B:11:A:H4'	2	0.99	0.11	0.99
(1,3)	1:A:84:LYS:CA	2:B:11:A:H5'	2	0.99	0.11	0.99
(1,3)	1:A:84:LYS:CA	2:B:11:A:H5''	2	0.99	0.11	0.99
(1,3)	1:A:84:LYS:CA	2:B:11:A:H61	2	0.99	0.11	0.99
(1,3)	1:A:84:LYS:CA	2:B:11:A:H62	2	0.99	0.11	0.99
(1,3)	1:A:84:LYS:CA	2:B:11:A:H8	2	0.99	0.11	0.99
(1,3)	1:A:84:LYS:CA	2:B:11:A:HO2'	2	0.99	0.11	0.99
(1,3)	1:A:84:LYS:CA	2:B:11:A:N1	2	0.99	0.11	0.99
(1,3)	1:A:84:LYS:CA	2:B:11:A:N3	2	0.99	0.11	0.99
(1,3)	1:A:84:LYS:CA	2:B:11:A:N6	2	0.99	0.11	0.99
(1,3)	1:A:84:LYS:CA	2:B:11:A:N7	2	0.99	0.11	0.99
(1,3)	1:A:84:LYS:CA	2:B:11:A:N9	2	0.99	0.11	0.99
(1,3)	1:A:84:LYS:CA	2:B:11:A:O2'	2	0.99	0.11	0.99
(1,3)	1:A:84:LYS:CA	2:B:11:A:O3'	2	0.99	0.11	0.99
(1,3)	1:A:84:LYS:CA	2:B:11:A:O4'	2	0.99	0.11	0.99
(1,3)	1:A:84:LYS:CA	2:B:11:A:O5'	2	0.99	0.11	0.99
(1,3)	1:A:84:LYS:CA	2:B:11:A:OP1	2	0.99	0.11	0.99
(1,3)	1:A:84:LYS:CA	2:B:11:A:OP2	2	0.99	0.11	0.99
(1,3)	1:A:84:LYS:CA	2:B:11:A:P	2	0.99	0.11	0.99
(1,3)	1:A:84:LYS:CA	2:B:12:A:C1'	2	0.99	0.11	0.99
(1,3)	1:A:84:LYS:CA	2:B:12:A:C2	2	0.99	0.11	0.99
(1,3)	1:A:84:LYS:CA	2:B:12:A:C2'	2	0.99	0.11	0.99
(1,3)	1:A:84:LYS:CA	2:B:12:A:C3'	2	0.99	0.11	0.99
(1,3)	1:A:84:LYS:CA	2:B:12:A:C4	2	0.99	0.11	0.99

*Continued on next page...*

*Continued from previous page...*

Key	Atom-1	Atom-2	Models <sup>1</sup>	Mean (Å)	SD <sup>1</sup> (Å)	Median (Å)
(1,3)	1:A:84:LYS:CA	2:B:12:A:C4'	2	0.99	0.11	0.99
(1,3)	1:A:84:LYS:CA	2:B:12:A:C5	2	0.99	0.11	0.99
(1,3)	1:A:84:LYS:CA	2:B:12:A:C5'	2	0.99	0.11	0.99
(1,3)	1:A:84:LYS:CA	2:B:12:A:C6	2	0.99	0.11	0.99
(1,3)	1:A:84:LYS:CA	2:B:12:A:C8	2	0.99	0.11	0.99
(1,3)	1:A:84:LYS:CA	2:B:12:A:H1'	2	0.99	0.11	0.99
(1,3)	1:A:84:LYS:CA	2:B:12:A:H2	2	0.99	0.11	0.99
(1,3)	1:A:84:LYS:CA	2:B:12:A:H2'	2	0.99	0.11	0.99
(1,3)	1:A:84:LYS:CA	2:B:12:A:H3'	2	0.99	0.11	0.99
(1,3)	1:A:84:LYS:CA	2:B:12:A:H4'	2	0.99	0.11	0.99
(1,3)	1:A:84:LYS:CA	2:B:12:A:H5'	2	0.99	0.11	0.99
(1,3)	1:A:84:LYS:CA	2:B:12:A:H5''	2	0.99	0.11	0.99
(1,3)	1:A:84:LYS:CA	2:B:12:A:H61	2	0.99	0.11	0.99
(1,3)	1:A:84:LYS:CA	2:B:12:A:H62	2	0.99	0.11	0.99
(1,3)	1:A:84:LYS:CA	2:B:12:A:H8	2	0.99	0.11	0.99
(1,3)	1:A:84:LYS:CA	2:B:12:A:HO2'	2	0.99	0.11	0.99
(1,3)	1:A:84:LYS:CA	2:B:12:A:N1	2	0.99	0.11	0.99
(1,3)	1:A:84:LYS:CA	2:B:12:A:N3	2	0.99	0.11	0.99
(1,3)	1:A:84:LYS:CA	2:B:12:A:N6	2	0.99	0.11	0.99
(1,3)	1:A:84:LYS:CA	2:B:12:A:N7	2	0.99	0.11	0.99
(1,3)	1:A:84:LYS:CA	2:B:12:A:N9	2	0.99	0.11	0.99
(1,3)	1:A:84:LYS:CA	2:B:12:A:O2'	2	0.99	0.11	0.99
(1,3)	1:A:84:LYS:CA	2:B:12:A:O3'	2	0.99	0.11	0.99
(1,3)	1:A:84:LYS:CA	2:B:12:A:O4'	2	0.99	0.11	0.99
(1,3)	1:A:84:LYS:CA	2:B:12:A:O5'	2	0.99	0.11	0.99
(1,3)	1:A:84:LYS:CA	2:B:12:A:OP1	2	0.99	0.11	0.99
(1,3)	1:A:84:LYS:CA	2:B:12:A:OP2	2	0.99	0.11	0.99
(1,3)	1:A:84:LYS:CA	2:B:12:A:P	2	0.99	0.11	0.99
(1,3)	1:A:84:LYS:CA	2:B:13:A:C1'	2	0.99	0.11	0.99
(1,3)	1:A:84:LYS:CA	2:B:13:A:C2	2	0.99	0.11	0.99
(1,3)	1:A:84:LYS:CA	2:B:13:A:C2'	2	0.99	0.11	0.99
(1,3)	1:A:84:LYS:CA	2:B:13:A:C3'	2	0.99	0.11	0.99
(1,3)	1:A:84:LYS:CA	2:B:13:A:C4	2	0.99	0.11	0.99
(1,3)	1:A:84:LYS:CA	2:B:13:A:C4'	2	0.99	0.11	0.99
(1,3)	1:A:84:LYS:CA	2:B:13:A:C5	2	0.99	0.11	0.99
(1,3)	1:A:84:LYS:CA	2:B:13:A:C5'	2	0.99	0.11	0.99
(1,3)	1:A:84:LYS:CA	2:B:13:A:C6	2	0.99	0.11	0.99
(1,3)	1:A:84:LYS:CA	2:B:13:A:C8	2	0.99	0.11	0.99
(1,3)	1:A:84:LYS:CA	2:B:13:A:H1'	2	0.99	0.11	0.99
(1,3)	1:A:84:LYS:CA	2:B:13:A:H2	2	0.99	0.11	0.99
(1,3)	1:A:84:LYS:CA	2:B:13:A:H2'	2	0.99	0.11	0.99
(1,3)	1:A:84:LYS:CA	2:B:13:A:H3'	2	0.99	0.11	0.99

*Continued on next page...*

*Continued from previous page...*

Key	Atom-1	Atom-2	Models <sup>1</sup>	Mean (Å)	SD <sup>1</sup> (Å)	Median (Å)
(1,3)	1:A:84:LYS:CA	2:B:13:A:H4'	2	0.99	0.11	0.99
(1,3)	1:A:84:LYS:CA	2:B:13:A:H5'	2	0.99	0.11	0.99
(1,3)	1:A:84:LYS:CA	2:B:13:A:H5''	2	0.99	0.11	0.99
(1,3)	1:A:84:LYS:CA	2:B:13:A:H61	2	0.99	0.11	0.99
(1,3)	1:A:84:LYS:CA	2:B:13:A:H62	2	0.99	0.11	0.99
(1,3)	1:A:84:LYS:CA	2:B:13:A:H8	2	0.99	0.11	0.99
(1,3)	1:A:84:LYS:CA	2:B:13:A:HO2'	2	0.99	0.11	0.99
(1,3)	1:A:84:LYS:CA	2:B:13:A:N1	2	0.99	0.11	0.99
(1,3)	1:A:84:LYS:CA	2:B:13:A:N3	2	0.99	0.11	0.99
(1,3)	1:A:84:LYS:CA	2:B:13:A:N6	2	0.99	0.11	0.99
(1,3)	1:A:84:LYS:CA	2:B:13:A:N7	2	0.99	0.11	0.99
(1,3)	1:A:84:LYS:CA	2:B:13:A:N9	2	0.99	0.11	0.99
(1,3)	1:A:84:LYS:CA	2:B:13:A:O2'	2	0.99	0.11	0.99
(1,3)	1:A:84:LYS:CA	2:B:13:A:O3'	2	0.99	0.11	0.99
(1,3)	1:A:84:LYS:CA	2:B:13:A:O4'	2	0.99	0.11	0.99
(1,3)	1:A:84:LYS:CA	2:B:13:A:O5'	2	0.99	0.11	0.99
(1,3)	1:A:84:LYS:CA	2:B:13:A:OP1	2	0.99	0.11	0.99
(1,3)	1:A:84:LYS:CA	2:B:13:A:OP2	2	0.99	0.11	0.99
(1,3)	1:A:84:LYS:CA	2:B:13:A:P	2	0.99	0.11	0.99
(1,3)	1:A:84:LYS:CA	2:B:14:G:C1'	2	0.99	0.11	0.99
(1,3)	1:A:84:LYS:CA	2:B:14:G:C2	2	0.99	0.11	0.99
(1,3)	1:A:84:LYS:CA	2:B:14:G:C2'	2	0.99	0.11	0.99
(1,3)	1:A:84:LYS:CA	2:B:14:G:C3'	2	0.99	0.11	0.99
(1,3)	1:A:84:LYS:CA	2:B:14:G:C4	2	0.99	0.11	0.99
(1,3)	1:A:84:LYS:CA	2:B:14:G:C4'	2	0.99	0.11	0.99
(1,3)	1:A:84:LYS:CA	2:B:14:G:C5	2	0.99	0.11	0.99
(1,3)	1:A:84:LYS:CA	2:B:14:G:C5'	2	0.99	0.11	0.99
(1,3)	1:A:84:LYS:CA	2:B:14:G:C6	2	0.99	0.11	0.99
(1,3)	1:A:84:LYS:CA	2:B:14:G:C8	2	0.99	0.11	0.99
(1,3)	1:A:84:LYS:CA	2:B:14:G:H1	2	0.99	0.11	0.99
(1,3)	1:A:84:LYS:CA	2:B:14:G:H1'	2	0.99	0.11	0.99
(1,3)	1:A:84:LYS:CA	2:B:14:G:H2'	2	0.99	0.11	0.99
(1,3)	1:A:84:LYS:CA	2:B:14:G:H21	2	0.99	0.11	0.99
(1,3)	1:A:84:LYS:CA	2:B:14:G:H22	2	0.99	0.11	0.99
(1,3)	1:A:84:LYS:CA	2:B:14:G:H3'	2	0.99	0.11	0.99
(1,3)	1:A:84:LYS:CA	2:B:14:G:H4'	2	0.99	0.11	0.99
(1,3)	1:A:84:LYS:CA	2:B:14:G:H5'	2	0.99	0.11	0.99
(1,3)	1:A:84:LYS:CA	2:B:14:G:H5''	2	0.99	0.11	0.99
(1,3)	1:A:84:LYS:CA	2:B:14:G:H8	2	0.99	0.11	0.99
(1,3)	1:A:84:LYS:CA	2:B:14:G:HO2'	2	0.99	0.11	0.99
(1,3)	1:A:84:LYS:CA	2:B:14:G:N1	2	0.99	0.11	0.99
(1,3)	1:A:84:LYS:CA	2:B:14:G:N2	2	0.99	0.11	0.99

*Continued on next page...*

*Continued from previous page...*

Key	Atom-1	Atom-2	Models <sup>1</sup>	Mean (Å)	SD <sup>1</sup> (Å)	Median (Å)
(1,3)	1:A:84:LYS:CA	2:B:14:G:N3	2	0.99	0.11	0.99
(1,3)	1:A:84:LYS:CA	2:B:14:G:N7	2	0.99	0.11	0.99
(1,3)	1:A:84:LYS:CA	2:B:14:G:N9	2	0.99	0.11	0.99
(1,3)	1:A:84:LYS:CA	2:B:14:G:O2'	2	0.99	0.11	0.99
(1,3)	1:A:84:LYS:CA	2:B:14:G:O3'	2	0.99	0.11	0.99
(1,3)	1:A:84:LYS:CA	2:B:14:G:O4'	2	0.99	0.11	0.99
(1,3)	1:A:84:LYS:CA	2:B:14:G:O5'	2	0.99	0.11	0.99
(1,3)	1:A:84:LYS:CA	2:B:14:G:O6	2	0.99	0.11	0.99
(1,3)	1:A:84:LYS:CA	2:B:14:G:OP1	2	0.99	0.11	0.99
(1,3)	1:A:84:LYS:CA	2:B:14:G:OP2	2	0.99	0.11	0.99
(1,3)	1:A:84:LYS:CA	2:B:14:G:P	2	0.99	0.11	0.99
(1,3)	1:A:84:LYS:CA	2:B:15:A:C1'	2	0.99	0.11	0.99
(1,3)	1:A:84:LYS:CA	2:B:15:A:C2	2	0.99	0.11	0.99
(1,3)	1:A:84:LYS:CA	2:B:15:A:C2'	2	0.99	0.11	0.99
(1,3)	1:A:84:LYS:CA	2:B:15:A:C3'	2	0.99	0.11	0.99
(1,3)	1:A:84:LYS:CA	2:B:15:A:C4	2	0.99	0.11	0.99
(1,3)	1:A:84:LYS:CA	2:B:15:A:C4'	2	0.99	0.11	0.99
(1,3)	1:A:84:LYS:CA	2:B:15:A:C5	2	0.99	0.11	0.99
(1,3)	1:A:84:LYS:CA	2:B:15:A:C5'	2	0.99	0.11	0.99
(1,3)	1:A:84:LYS:CA	2:B:15:A:C6	2	0.99	0.11	0.99
(1,3)	1:A:84:LYS:CA	2:B:15:A:C8	2	0.99	0.11	0.99
(1,3)	1:A:84:LYS:CA	2:B:15:A:H1'	2	0.99	0.11	0.99
(1,3)	1:A:84:LYS:CA	2:B:15:A:H2	2	0.99	0.11	0.99
(1,3)	1:A:84:LYS:CA	2:B:15:A:H2'	2	0.99	0.11	0.99
(1,3)	1:A:84:LYS:CA	2:B:15:A:H3'	2	0.99	0.11	0.99
(1,3)	1:A:84:LYS:CA	2:B:15:A:H4'	2	0.99	0.11	0.99
(1,3)	1:A:84:LYS:CA	2:B:15:A:H5'	2	0.99	0.11	0.99
(1,3)	1:A:84:LYS:CA	2:B:15:A:H5''	2	0.99	0.11	0.99
(1,3)	1:A:84:LYS:CA	2:B:15:A:H61	2	0.99	0.11	0.99
(1,3)	1:A:84:LYS:CA	2:B:15:A:H62	2	0.99	0.11	0.99
(1,3)	1:A:84:LYS:CA	2:B:15:A:H8	2	0.99	0.11	0.99
(1,3)	1:A:84:LYS:CA	2:B:15:A:HO2'	2	0.99	0.11	0.99
(1,3)	1:A:84:LYS:CA	2:B:15:A:N1	2	0.99	0.11	0.99
(1,3)	1:A:84:LYS:CA	2:B:15:A:N3	2	0.99	0.11	0.99
(1,3)	1:A:84:LYS:CA	2:B:15:A:N6	2	0.99	0.11	0.99
(1,3)	1:A:84:LYS:CA	2:B:15:A:N7	2	0.99	0.11	0.99
(1,3)	1:A:84:LYS:CA	2:B:15:A:N9	2	0.99	0.11	0.99
(1,3)	1:A:84:LYS:CA	2:B:15:A:O2'	2	0.99	0.11	0.99
(1,3)	1:A:84:LYS:CA	2:B:15:A:O3'	2	0.99	0.11	0.99
(1,3)	1:A:84:LYS:CA	2:B:15:A:O4'	2	0.99	0.11	0.99
(1,3)	1:A:84:LYS:CA	2:B:15:A:O5'	2	0.99	0.11	0.99
(1,3)	1:A:84:LYS:CA	2:B:15:A:OP1	2	0.99	0.11	0.99

*Continued on next page...*



*Continued from previous page...*

Key	Atom-1	Atom-2	Models <sup>1</sup>	Mean (Å)	SD <sup>1</sup> (Å)	Median (Å)
(1,3)	1:A:84:LYS:CA	2:B:15:A:OP2	2	0.99	0.11	0.99
(1,3)	1:A:84:LYS:CA	2:B:15:A:P	2	0.99	0.11	0.99
(1,3)	1:A:84:LYS:CA	2:B:16:G:C1'	2	0.99	0.11	0.99
(1,3)	1:A:84:LYS:CA	2:B:16:G:C2	2	0.99	0.11	0.99
(1,3)	1:A:84:LYS:CA	2:B:16:G:C2'	2	0.99	0.11	0.99
(1,3)	1:A:84:LYS:CA	2:B:16:G:C3'	2	0.99	0.11	0.99
(1,3)	1:A:84:LYS:CA	2:B:16:G:C4	2	0.99	0.11	0.99
(1,3)	1:A:84:LYS:CA	2:B:16:G:C4'	2	0.99	0.11	0.99
(1,3)	1:A:84:LYS:CA	2:B:16:G:C5	2	0.99	0.11	0.99
(1,3)	1:A:84:LYS:CA	2:B:16:G:C5'	2	0.99	0.11	0.99
(1,3)	1:A:84:LYS:CA	2:B:16:G:C6	2	0.99	0.11	0.99
(1,3)	1:A:84:LYS:CA	2:B:16:G:C8	2	0.99	0.11	0.99
(1,3)	1:A:84:LYS:CA	2:B:16:G:H1	2	0.99	0.11	0.99
(1,3)	1:A:84:LYS:CA	2:B:16:G:H1'	2	0.99	0.11	0.99
(1,3)	1:A:84:LYS:CA	2:B:16:G:H2'	2	0.99	0.11	0.99
(1,3)	1:A:84:LYS:CA	2:B:16:G:H21	2	0.99	0.11	0.99
(1,3)	1:A:84:LYS:CA	2:B:16:G:H22	2	0.99	0.11	0.99
(1,3)	1:A:84:LYS:CA	2:B:16:G:H3'	2	0.99	0.11	0.99
(1,3)	1:A:84:LYS:CA	2:B:16:G:H4'	2	0.99	0.11	0.99
(1,3)	1:A:84:LYS:CA	2:B:16:G:H5'	2	0.99	0.11	0.99
(1,3)	1:A:84:LYS:CA	2:B:16:G:H5''	2	0.99	0.11	0.99
(1,3)	1:A:84:LYS:CA	2:B:16:G:H8	2	0.99	0.11	0.99
(1,3)	1:A:84:LYS:CA	2:B:16:G:HO2'	2	0.99	0.11	0.99
(1,3)	1:A:84:LYS:CA	2:B:16:G:N1	2	0.99	0.11	0.99
(1,3)	1:A:84:LYS:CA	2:B:16:G:N2	2	0.99	0.11	0.99
(1,3)	1:A:84:LYS:CA	2:B:16:G:N3	2	0.99	0.11	0.99
(1,3)	1:A:84:LYS:CA	2:B:16:G:N7	2	0.99	0.11	0.99
(1,3)	1:A:84:LYS:CA	2:B:16:G:N9	2	0.99	0.11	0.99
(1,3)	1:A:84:LYS:CA	2:B:16:G:O2'	2	0.99	0.11	0.99
(1,3)	1:A:84:LYS:CA	2:B:16:G:O3'	2	0.99	0.11	0.99
(1,3)	1:A:84:LYS:CA	2:B:16:G:O4'	2	0.99	0.11	0.99
(1,3)	1:A:84:LYS:CA	2:B:16:G:O5'	2	0.99	0.11	0.99
(1,3)	1:A:84:LYS:CA	2:B:16:G:O6	2	0.99	0.11	0.99
(1,3)	1:A:84:LYS:CA	2:B:16:G:OP1	2	0.99	0.11	0.99
(1,3)	1:A:84:LYS:CA	2:B:16:G:OP2	2	0.99	0.11	0.99
(1,3)	1:A:84:LYS:CA	2:B:16:G:P	2	0.99	0.11	0.99
(1,3)	1:A:84:LYS:CA	2:B:17:C:C1'	2	0.99	0.11	0.99
(1,3)	1:A:84:LYS:CA	2:B:17:C:C2	2	0.99	0.11	0.99
(1,3)	1:A:84:LYS:CA	2:B:17:C:C2'	2	0.99	0.11	0.99
(1,3)	1:A:84:LYS:CA	2:B:17:C:C3'	2	0.99	0.11	0.99
(1,3)	1:A:84:LYS:CA	2:B:17:C:C4	2	0.99	0.11	0.99
(1,3)	1:A:84:LYS:CA	2:B:17:C:C4'	2	0.99	0.11	0.99

*Continued on next page...*

*Continued from previous page...*

Key	Atom-1	Atom-2	Models <sup>1</sup>	Mean (Å)	SD <sup>1</sup> (Å)	Median (Å)
(1,3)	1:A:84:LYS:CA	2:B:17:C:C5	2	0.99	0.11	0.99
(1,3)	1:A:84:LYS:CA	2:B:17:C:C5'	2	0.99	0.11	0.99
(1,3)	1:A:84:LYS:CA	2:B:17:C:C6	2	0.99	0.11	0.99
(1,3)	1:A:84:LYS:CA	2:B:17:C:H1'	2	0.99	0.11	0.99
(1,3)	1:A:84:LYS:CA	2:B:17:C:H2'	2	0.99	0.11	0.99
(1,3)	1:A:84:LYS:CA	2:B:17:C:H3'	2	0.99	0.11	0.99
(1,3)	1:A:84:LYS:CA	2:B:17:C:H4'	2	0.99	0.11	0.99
(1,3)	1:A:84:LYS:CA	2:B:17:C:H41	2	0.99	0.11	0.99
(1,3)	1:A:84:LYS:CA	2:B:17:C:H42	2	0.99	0.11	0.99
(1,3)	1:A:84:LYS:CA	2:B:17:C:H5	2	0.99	0.11	0.99
(1,3)	1:A:84:LYS:CA	2:B:17:C:H5'	2	0.99	0.11	0.99
(1,3)	1:A:84:LYS:CA	2:B:17:C:H5''	2	0.99	0.11	0.99
(1,3)	1:A:84:LYS:CA	2:B:17:C:H6	2	0.99	0.11	0.99
(1,3)	1:A:84:LYS:CA	2:B:17:C:HO2'	2	0.99	0.11	0.99
(1,3)	1:A:84:LYS:CA	2:B:17:C:N1	2	0.99	0.11	0.99
(1,3)	1:A:84:LYS:CA	2:B:17:C:N3	2	0.99	0.11	0.99
(1,3)	1:A:84:LYS:CA	2:B:17:C:N4	2	0.99	0.11	0.99
(1,3)	1:A:84:LYS:CA	2:B:17:C:O2	2	0.99	0.11	0.99
(1,3)	1:A:84:LYS:CA	2:B:17:C:O2'	2	0.99	0.11	0.99
(1,3)	1:A:84:LYS:CA	2:B:17:C:O3'	2	0.99	0.11	0.99
(1,3)	1:A:84:LYS:CA	2:B:17:C:O4'	2	0.99	0.11	0.99
(1,3)	1:A:84:LYS:CA	2:B:17:C:O5'	2	0.99	0.11	0.99
(1,3)	1:A:84:LYS:CA	2:B:17:C:OP1	2	0.99	0.11	0.99
(1,3)	1:A:84:LYS:CA	2:B:17:C:OP2	2	0.99	0.11	0.99
(1,3)	1:A:84:LYS:CA	2:B:17:C:P	2	0.99	0.11	0.99
(1,3)	1:A:84:LYS:CA	2:B:18:A:C1'	2	0.99	0.11	0.99
(1,3)	1:A:84:LYS:CA	2:B:18:A:C2	2	0.99	0.11	0.99
(1,3)	1:A:84:LYS:CA	2:B:18:A:C2'	2	0.99	0.11	0.99
(1,3)	1:A:84:LYS:CA	2:B:18:A:C3'	2	0.99	0.11	0.99
(1,3)	1:A:84:LYS:CA	2:B:18:A:C4	2	0.99	0.11	0.99
(1,3)	1:A:84:LYS:CA	2:B:18:A:C4'	2	0.99	0.11	0.99
(1,3)	1:A:84:LYS:CA	2:B:18:A:C5	2	0.99	0.11	0.99
(1,3)	1:A:84:LYS:CA	2:B:18:A:C5'	2	0.99	0.11	0.99
(1,3)	1:A:84:LYS:CA	2:B:18:A:C6	2	0.99	0.11	0.99
(1,3)	1:A:84:LYS:CA	2:B:18:A:C8	2	0.99	0.11	0.99
(1,3)	1:A:84:LYS:CA	2:B:18:A:H1'	2	0.99	0.11	0.99
(1,3)	1:A:84:LYS:CA	2:B:18:A:H2	2	0.99	0.11	0.99
(1,3)	1:A:84:LYS:CA	2:B:18:A:H2'	2	0.99	0.11	0.99
(1,3)	1:A:84:LYS:CA	2:B:18:A:H3'	2	0.99	0.11	0.99
(1,3)	1:A:84:LYS:CA	2:B:18:A:H4'	2	0.99	0.11	0.99
(1,3)	1:A:84:LYS:CA	2:B:18:A:H5'	2	0.99	0.11	0.99
(1,3)	1:A:84:LYS:CA	2:B:18:A:H5''	2	0.99	0.11	0.99

*Continued on next page...*

*Continued from previous page...*

Key	Atom-1	Atom-2	Models <sup>1</sup>	Mean (Å)	SD <sup>1</sup> (Å)	Median (Å)
(1,3)	1:A:84:LYS:CA	2:B:18:A:H61	2	0.99	0.11	0.99
(1,3)	1:A:84:LYS:CA	2:B:18:A:H62	2	0.99	0.11	0.99
(1,3)	1:A:84:LYS:CA	2:B:18:A:H8	2	0.99	0.11	0.99
(1,3)	1:A:84:LYS:CA	2:B:18:A:HO2'	2	0.99	0.11	0.99
(1,3)	1:A:84:LYS:CA	2:B:18:A:N1	2	0.99	0.11	0.99
(1,3)	1:A:84:LYS:CA	2:B:18:A:N3	2	0.99	0.11	0.99
(1,3)	1:A:84:LYS:CA	2:B:18:A:N6	2	0.99	0.11	0.99
(1,3)	1:A:84:LYS:CA	2:B:18:A:N7	2	0.99	0.11	0.99
(1,3)	1:A:84:LYS:CA	2:B:18:A:N9	2	0.99	0.11	0.99
(1,3)	1:A:84:LYS:CA	2:B:18:A:O2'	2	0.99	0.11	0.99
(1,3)	1:A:84:LYS:CA	2:B:18:A:O3'	2	0.99	0.11	0.99
(1,3)	1:A:84:LYS:CA	2:B:18:A:O4'	2	0.99	0.11	0.99
(1,3)	1:A:84:LYS:CA	2:B:18:A:O5'	2	0.99	0.11	0.99
(1,3)	1:A:84:LYS:CA	2:B:18:A:OP1	2	0.99	0.11	0.99
(1,3)	1:A:84:LYS:CA	2:B:18:A:OP2	2	0.99	0.11	0.99
(1,3)	1:A:84:LYS:CA	2:B:18:A:P	2	0.99	0.11	0.99
(1,3)	1:A:84:LYS:CA	2:B:19:A:C1'	2	0.99	0.11	0.99
(1,3)	1:A:84:LYS:CA	2:B:19:A:C2	2	0.99	0.11	0.99
(1,3)	1:A:84:LYS:CA	2:B:19:A:C2'	2	0.99	0.11	0.99
(1,3)	1:A:84:LYS:CA	2:B:19:A:C3'	2	0.99	0.11	0.99
(1,3)	1:A:84:LYS:CA	2:B:19:A:C4	2	0.99	0.11	0.99
(1,3)	1:A:84:LYS:CA	2:B:19:A:C4'	2	0.99	0.11	0.99
(1,3)	1:A:84:LYS:CA	2:B:19:A:C5	2	0.99	0.11	0.99
(1,3)	1:A:84:LYS:CA	2:B:19:A:C5'	2	0.99	0.11	0.99
(1,3)	1:A:84:LYS:CA	2:B:19:A:C6	2	0.99	0.11	0.99
(1,3)	1:A:84:LYS:CA	2:B:19:A:C8	2	0.99	0.11	0.99
(1,3)	1:A:84:LYS:CA	2:B:19:A:H1'	2	0.99	0.11	0.99
(1,3)	1:A:84:LYS:CA	2:B:19:A:H2	2	0.99	0.11	0.99
(1,3)	1:A:84:LYS:CA	2:B:19:A:H2'	2	0.99	0.11	0.99
(1,3)	1:A:84:LYS:CA	2:B:19:A:H3'	2	0.99	0.11	0.99
(1,3)	1:A:84:LYS:CA	2:B:19:A:H4'	2	0.99	0.11	0.99
(1,3)	1:A:84:LYS:CA	2:B:19:A:H5'	2	0.99	0.11	0.99
(1,3)	1:A:84:LYS:CA	2:B:19:A:H5''	2	0.99	0.11	0.99
(1,3)	1:A:84:LYS:CA	2:B:19:A:H61	2	0.99	0.11	0.99
(1,3)	1:A:84:LYS:CA	2:B:19:A:H62	2	0.99	0.11	0.99
(1,3)	1:A:84:LYS:CA	2:B:19:A:H8	2	0.99	0.11	0.99
(1,3)	1:A:84:LYS:CA	2:B:19:A:HO2'	2	0.99	0.11	0.99
(1,3)	1:A:84:LYS:CA	2:B:19:A:N1	2	0.99	0.11	0.99
(1,3)	1:A:84:LYS:CA	2:B:19:A:N3	2	0.99	0.11	0.99
(1,3)	1:A:84:LYS:CA	2:B:19:A:N6	2	0.99	0.11	0.99
(1,3)	1:A:84:LYS:CA	2:B:19:A:N7	2	0.99	0.11	0.99
(1,3)	1:A:84:LYS:CA	2:B:19:A:N9	2	0.99	0.11	0.99

*Continued on next page...*

*Continued from previous page...*

Key	Atom-1	Atom-2	Models <sup>1</sup>	Mean (Å)	SD <sup>1</sup> (Å)	Median (Å)
(1,3)	1:A:84:LYS:CA	2:B:19:A:O2'	2	0.99	0.11	0.99
(1,3)	1:A:84:LYS:CA	2:B:19:A:O3'	2	0.99	0.11	0.99
(1,3)	1:A:84:LYS:CA	2:B:19:A:O4'	2	0.99	0.11	0.99
(1,3)	1:A:84:LYS:CA	2:B:19:A:O5'	2	0.99	0.11	0.99
(1,3)	1:A:84:LYS:CA	2:B:19:A:OP1	2	0.99	0.11	0.99
(1,3)	1:A:84:LYS:CA	2:B:19:A:OP2	2	0.99	0.11	0.99
(1,3)	1:A:84:LYS:CA	2:B:19:A:P	2	0.99	0.11	0.99
(1,3)	1:A:84:LYS:CA	2:B:20:U:C1'	2	0.99	0.11	0.99
(1,3)	1:A:84:LYS:CA	2:B:20:U:C2	2	0.99	0.11	0.99
(1,3)	1:A:84:LYS:CA	2:B:20:U:C2'	2	0.99	0.11	0.99
(1,3)	1:A:84:LYS:CA	2:B:20:U:C3'	2	0.99	0.11	0.99
(1,3)	1:A:84:LYS:CA	2:B:20:U:C4	2	0.99	0.11	0.99
(1,3)	1:A:84:LYS:CA	2:B:20:U:C4'	2	0.99	0.11	0.99
(1,3)	1:A:84:LYS:CA	2:B:20:U:C5	2	0.99	0.11	0.99
(1,3)	1:A:84:LYS:CA	2:B:20:U:C5'	2	0.99	0.11	0.99
(1,3)	1:A:84:LYS:CA	2:B:20:U:C6	2	0.99	0.11	0.99
(1,3)	1:A:84:LYS:CA	2:B:20:U:H1'	2	0.99	0.11	0.99
(1,3)	1:A:84:LYS:CA	2:B:20:U:H2'	2	0.99	0.11	0.99
(1,3)	1:A:84:LYS:CA	2:B:20:U:H3	2	0.99	0.11	0.99
(1,3)	1:A:84:LYS:CA	2:B:20:U:H3'	2	0.99	0.11	0.99
(1,3)	1:A:84:LYS:CA	2:B:20:U:H4'	2	0.99	0.11	0.99
(1,3)	1:A:84:LYS:CA	2:B:20:U:H5	2	0.99	0.11	0.99
(1,3)	1:A:84:LYS:CA	2:B:20:U:H5'	2	0.99	0.11	0.99
(1,3)	1:A:84:LYS:CA	2:B:20:U:H5''	2	0.99	0.11	0.99
(1,3)	1:A:84:LYS:CA	2:B:20:U:H6	2	0.99	0.11	0.99
(1,3)	1:A:84:LYS:CA	2:B:20:U:HO2'	2	0.99	0.11	0.99
(1,3)	1:A:84:LYS:CA	2:B:20:U:N1	2	0.99	0.11	0.99
(1,3)	1:A:84:LYS:CA	2:B:20:U:N3	2	0.99	0.11	0.99
(1,3)	1:A:84:LYS:CA	2:B:20:U:O2	2	0.99	0.11	0.99
(1,3)	1:A:84:LYS:CA	2:B:20:U:O2'	2	0.99	0.11	0.99
(1,3)	1:A:84:LYS:CA	2:B:20:U:O3'	2	0.99	0.11	0.99
(1,3)	1:A:84:LYS:CA	2:B:20:U:O4	2	0.99	0.11	0.99
(1,3)	1:A:84:LYS:CA	2:B:20:U:O4'	2	0.99	0.11	0.99
(1,3)	1:A:84:LYS:CA	2:B:20:U:O5'	2	0.99	0.11	0.99
(1,3)	1:A:84:LYS:CA	2:B:20:U:OP1	2	0.99	0.11	0.99
(1,3)	1:A:84:LYS:CA	2:B:20:U:OP2	2	0.99	0.11	0.99
(1,3)	1:A:84:LYS:CA	2:B:20:U:P	2	0.99	0.11	0.99
(1,3)	1:A:84:LYS:CA	2:B:21:G:C1'	2	0.99	0.11	0.99
(1,3)	1:A:84:LYS:CA	2:B:21:G:C2	2	0.99	0.11	0.99
(1,3)	1:A:84:LYS:CA	2:B:21:G:C2'	2	0.99	0.11	0.99
(1,3)	1:A:84:LYS:CA	2:B:21:G:C3'	2	0.99	0.11	0.99
(1,3)	1:A:84:LYS:CA	2:B:21:G:C4	2	0.99	0.11	0.99

*Continued on next page...*

*Continued from previous page...*

Key	Atom-1	Atom-2	Models <sup>1</sup>	Mean (Å)	SD <sup>1</sup> (Å)	Median (Å)
(1,3)	1:A:84:LYS:CA	2:B:21:G:C4'	2	0.99	0.11	0.99
(1,3)	1:A:84:LYS:CA	2:B:21:G:C5	2	0.99	0.11	0.99
(1,3)	1:A:84:LYS:CA	2:B:21:G:C5'	2	0.99	0.11	0.99
(1,3)	1:A:84:LYS:CA	2:B:21:G:C6	2	0.99	0.11	0.99
(1,3)	1:A:84:LYS:CA	2:B:21:G:C8	2	0.99	0.11	0.99
(1,3)	1:A:84:LYS:CA	2:B:21:G:H1	2	0.99	0.11	0.99
(1,3)	1:A:84:LYS:CA	2:B:21:G:H1'	2	0.99	0.11	0.99
(1,3)	1:A:84:LYS:CA	2:B:21:G:H2'	2	0.99	0.11	0.99
(1,3)	1:A:84:LYS:CA	2:B:21:G:H21	2	0.99	0.11	0.99
(1,3)	1:A:84:LYS:CA	2:B:21:G:H22	2	0.99	0.11	0.99
(1,3)	1:A:84:LYS:CA	2:B:21:G:H3'	2	0.99	0.11	0.99
(1,3)	1:A:84:LYS:CA	2:B:21:G:H4'	2	0.99	0.11	0.99
(1,3)	1:A:84:LYS:CA	2:B:21:G:H5'	2	0.99	0.11	0.99
(1,3)	1:A:84:LYS:CA	2:B:21:G:H5''	2	0.99	0.11	0.99
(1,3)	1:A:84:LYS:CA	2:B:21:G:H8	2	0.99	0.11	0.99
(1,3)	1:A:84:LYS:CA	2:B:21:G:HO2'	2	0.99	0.11	0.99
(1,3)	1:A:84:LYS:CA	2:B:21:G:N1	2	0.99	0.11	0.99
(1,3)	1:A:84:LYS:CA	2:B:21:G:N2	2	0.99	0.11	0.99
(1,3)	1:A:84:LYS:CA	2:B:21:G:N3	2	0.99	0.11	0.99
(1,3)	1:A:84:LYS:CA	2:B:21:G:N7	2	0.99	0.11	0.99
(1,3)	1:A:84:LYS:CA	2:B:21:G:N9	2	0.99	0.11	0.99
(1,3)	1:A:84:LYS:CA	2:B:21:G:O2'	2	0.99	0.11	0.99
(1,3)	1:A:84:LYS:CA	2:B:21:G:O3'	2	0.99	0.11	0.99
(1,3)	1:A:84:LYS:CA	2:B:21:G:O4'	2	0.99	0.11	0.99
(1,3)	1:A:84:LYS:CA	2:B:21:G:O5'	2	0.99	0.11	0.99
(1,3)	1:A:84:LYS:CA	2:B:21:G:O6	2	0.99	0.11	0.99
(1,3)	1:A:84:LYS:CA	2:B:21:G:OP1	2	0.99	0.11	0.99
(1,3)	1:A:84:LYS:CA	2:B:21:G:OP2	2	0.99	0.11	0.99
(1,3)	1:A:84:LYS:CA	2:B:21:G:P	2	0.99	0.11	0.99
(1,3)	1:A:84:LYS:CA	2:B:22:A:C1'	2	0.99	0.11	0.99
(1,3)	1:A:84:LYS:CA	2:B:22:A:C2	2	0.99	0.11	0.99
(1,3)	1:A:84:LYS:CA	2:B:22:A:C2'	2	0.99	0.11	0.99
(1,3)	1:A:84:LYS:CA	2:B:22:A:C3'	2	0.99	0.11	0.99
(1,3)	1:A:84:LYS:CA	2:B:22:A:C4	2	0.99	0.11	0.99
(1,3)	1:A:84:LYS:CA	2:B:22:A:C4'	2	0.99	0.11	0.99
(1,3)	1:A:84:LYS:CA	2:B:22:A:C5	2	0.99	0.11	0.99
(1,3)	1:A:84:LYS:CA	2:B:22:A:C5'	2	0.99	0.11	0.99
(1,3)	1:A:84:LYS:CA	2:B:22:A:C6	2	0.99	0.11	0.99
(1,3)	1:A:84:LYS:CA	2:B:22:A:C8	2	0.99	0.11	0.99
(1,3)	1:A:84:LYS:CA	2:B:22:A:H1'	2	0.99	0.11	0.99
(1,3)	1:A:84:LYS:CA	2:B:22:A:H2	2	0.99	0.11	0.99
(1,3)	1:A:84:LYS:CA	2:B:22:A:H2'	2	0.99	0.11	0.99

*Continued on next page...*

*Continued from previous page...*

Key	Atom-1	Atom-2	Models <sup>1</sup>	Mean (Å)	SD <sup>1</sup> (Å)	Median (Å)
(1,3)	1:A:84:LYS:CA	2:B:22:A:H3'	2	0.99	0.11	0.99
(1,3)	1:A:84:LYS:CA	2:B:22:A:H4'	2	0.99	0.11	0.99
(1,3)	1:A:84:LYS:CA	2:B:22:A:H5'	2	0.99	0.11	0.99
(1,3)	1:A:84:LYS:CA	2:B:22:A:H5''	2	0.99	0.11	0.99
(1,3)	1:A:84:LYS:CA	2:B:22:A:H61	2	0.99	0.11	0.99
(1,3)	1:A:84:LYS:CA	2:B:22:A:H62	2	0.99	0.11	0.99
(1,3)	1:A:84:LYS:CA	2:B:22:A:H8	2	0.99	0.11	0.99
(1,3)	1:A:84:LYS:CA	2:B:22:A:HO2'	2	0.99	0.11	0.99
(1,3)	1:A:84:LYS:CA	2:B:22:A:N1	2	0.99	0.11	0.99
(1,3)	1:A:84:LYS:CA	2:B:22:A:N3	2	0.99	0.11	0.99
(1,3)	1:A:84:LYS:CA	2:B:22:A:N6	2	0.99	0.11	0.99
(1,3)	1:A:84:LYS:CA	2:B:22:A:N7	2	0.99	0.11	0.99
(1,3)	1:A:84:LYS:CA	2:B:22:A:N9	2	0.99	0.11	0.99
(1,3)	1:A:84:LYS:CA	2:B:22:A:O2'	2	0.99	0.11	0.99
(1,3)	1:A:84:LYS:CA	2:B:22:A:O3'	2	0.99	0.11	0.99
(1,3)	1:A:84:LYS:CA	2:B:22:A:O4'	2	0.99	0.11	0.99
(1,3)	1:A:84:LYS:CA	2:B:22:A:O5'	2	0.99	0.11	0.99
(1,3)	1:A:84:LYS:CA	2:B:22:A:OP1	2	0.99	0.11	0.99
(1,3)	1:A:84:LYS:CA	2:B:22:A:OP2	2	0.99	0.11	0.99
(1,3)	1:A:84:LYS:CA	2:B:22:A:P	2	0.99	0.11	0.99
(1,3)	1:A:84:LYS:CA	2:B:23:U:C1'	2	0.99	0.11	0.99
(1,3)	1:A:84:LYS:CA	2:B:23:U:C2	2	0.99	0.11	0.99
(1,3)	1:A:84:LYS:CA	2:B:23:U:C2'	2	0.99	0.11	0.99
(1,3)	1:A:84:LYS:CA	2:B:23:U:C3'	2	0.99	0.11	0.99
(1,3)	1:A:84:LYS:CA	2:B:23:U:C4	2	0.99	0.11	0.99
(1,3)	1:A:84:LYS:CA	2:B:23:U:C4'	2	0.99	0.11	0.99
(1,3)	1:A:84:LYS:CA	2:B:23:U:C5	2	0.99	0.11	0.99
(1,3)	1:A:84:LYS:CA	2:B:23:U:C5'	2	0.99	0.11	0.99
(1,3)	1:A:84:LYS:CA	2:B:23:U:C6	2	0.99	0.11	0.99
(1,3)	1:A:84:LYS:CA	2:B:23:U:H1'	2	0.99	0.11	0.99
(1,3)	1:A:84:LYS:CA	2:B:23:U:H2'	2	0.99	0.11	0.99
(1,3)	1:A:84:LYS:CA	2:B:23:U:H3	2	0.99	0.11	0.99
(1,3)	1:A:84:LYS:CA	2:B:23:U:H3'	2	0.99	0.11	0.99
(1,3)	1:A:84:LYS:CA	2:B:23:U:H4'	2	0.99	0.11	0.99
(1,3)	1:A:84:LYS:CA	2:B:23:U:H5	2	0.99	0.11	0.99
(1,3)	1:A:84:LYS:CA	2:B:23:U:H5'	2	0.99	0.11	0.99
(1,3)	1:A:84:LYS:CA	2:B:23:U:H5''	2	0.99	0.11	0.99
(1,3)	1:A:84:LYS:CA	2:B:23:U:H6	2	0.99	0.11	0.99
(1,3)	1:A:84:LYS:CA	2:B:23:U:HO2'	2	0.99	0.11	0.99
(1,3)	1:A:84:LYS:CA	2:B:23:U:N1	2	0.99	0.11	0.99
(1,3)	1:A:84:LYS:CA	2:B:23:U:N3	2	0.99	0.11	0.99
(1,3)	1:A:84:LYS:CA	2:B:23:U:O2	2	0.99	0.11	0.99

*Continued on next page...*

*Continued from previous page...*

Key	Atom-1	Atom-2	Models <sup>1</sup>	Mean (Å)	SD <sup>1</sup> (Å)	Median (Å)
(1,3)	1:A:84:LYS:CA	2:B:23:U:O2'	2	0.99	0.11	0.99
(1,3)	1:A:84:LYS:CA	2:B:23:U:O3'	2	0.99	0.11	0.99
(1,3)	1:A:84:LYS:CA	2:B:23:U:O4	2	0.99	0.11	0.99
(1,3)	1:A:84:LYS:CA	2:B:23:U:O4'	2	0.99	0.11	0.99
(1,3)	1:A:84:LYS:CA	2:B:23:U:O5'	2	0.99	0.11	0.99
(1,3)	1:A:84:LYS:CA	2:B:23:U:OP1	2	0.99	0.11	0.99
(1,3)	1:A:84:LYS:CA	2:B:23:U:OP2	2	0.99	0.11	0.99
(1,3)	1:A:84:LYS:CA	2:B:23:U:P	2	0.99	0.11	0.99
(1,3)	1:A:84:LYS:CA	2:B:24:G:C1'	2	0.99	0.11	0.99
(1,3)	1:A:84:LYS:CA	2:B:24:G:C2	2	0.99	0.11	0.99
(1,3)	1:A:84:LYS:CA	2:B:24:G:C2'	2	0.99	0.11	0.99
(1,3)	1:A:84:LYS:CA	2:B:24:G:C3'	2	0.99	0.11	0.99
(1,3)	1:A:84:LYS:CA	2:B:24:G:C4	2	0.99	0.11	0.99
(1,3)	1:A:84:LYS:CA	2:B:24:G:C4'	2	0.99	0.11	0.99
(1,3)	1:A:84:LYS:CA	2:B:24:G:C5	2	0.99	0.11	0.99
(1,3)	1:A:84:LYS:CA	2:B:24:G:C5'	2	0.99	0.11	0.99
(1,3)	1:A:84:LYS:CA	2:B:24:G:C6	2	0.99	0.11	0.99
(1,3)	1:A:84:LYS:CA	2:B:24:G:C8	2	0.99	0.11	0.99
(1,3)	1:A:84:LYS:CA	2:B:24:G:H1	2	0.99	0.11	0.99
(1,3)	1:A:84:LYS:CA	2:B:24:G:H1'	2	0.99	0.11	0.99
(1,3)	1:A:84:LYS:CA	2:B:24:G:H2'	2	0.99	0.11	0.99
(1,3)	1:A:84:LYS:CA	2:B:24:G:H21	2	0.99	0.11	0.99
(1,3)	1:A:84:LYS:CA	2:B:24:G:H22	2	0.99	0.11	0.99
(1,3)	1:A:84:LYS:CA	2:B:24:G:H3'	2	0.99	0.11	0.99
(1,3)	1:A:84:LYS:CA	2:B:24:G:H4'	2	0.99	0.11	0.99
(1,3)	1:A:84:LYS:CA	2:B:24:G:H5'	2	0.99	0.11	0.99
(1,3)	1:A:84:LYS:CA	2:B:24:G:H5''	2	0.99	0.11	0.99
(1,3)	1:A:84:LYS:CA	2:B:24:G:H8	2	0.99	0.11	0.99
(1,3)	1:A:84:LYS:CA	2:B:24:G:HO2'	2	0.99	0.11	0.99
(1,3)	1:A:84:LYS:CA	2:B:24:G:N1	2	0.99	0.11	0.99
(1,3)	1:A:84:LYS:CA	2:B:24:G:N2	2	0.99	0.11	0.99
(1,3)	1:A:84:LYS:CA	2:B:24:G:N3	2	0.99	0.11	0.99
(1,3)	1:A:84:LYS:CA	2:B:24:G:N7	2	0.99	0.11	0.99
(1,3)	1:A:84:LYS:CA	2:B:24:G:N9	2	0.99	0.11	0.99
(1,3)	1:A:84:LYS:CA	2:B:24:G:O2'	2	0.99	0.11	0.99
(1,3)	1:A:84:LYS:CA	2:B:24:G:O3'	2	0.99	0.11	0.99
(1,3)	1:A:84:LYS:CA	2:B:24:G:O4'	2	0.99	0.11	0.99
(1,3)	1:A:84:LYS:CA	2:B:24:G:O5'	2	0.99	0.11	0.99
(1,3)	1:A:84:LYS:CA	2:B:24:G:O6	2	0.99	0.11	0.99
(1,3)	1:A:84:LYS:CA	2:B:24:G:OP1	2	0.99	0.11	0.99
(1,3)	1:A:84:LYS:CA	2:B:24:G:OP2	2	0.99	0.11	0.99
(1,3)	1:A:84:LYS:CA	2:B:24:G:P	2	0.99	0.11	0.99

*Continued on next page...*

*Continued from previous page...*

Key	Atom-1	Atom-2	Models <sup>1</sup>	Mean (Å)	SD <sup>1</sup> (Å)	Median (Å)
(1,3)	1:A:84:LYS:CB	2:B:2:C:C1'	2	0.99	0.11	0.99
(1,3)	1:A:84:LYS:CB	2:B:2:C:C2	2	0.99	0.11	0.99
(1,3)	1:A:84:LYS:CB	2:B:2:C:C2'	2	0.99	0.11	0.99
(1,3)	1:A:84:LYS:CB	2:B:2:C:C3'	2	0.99	0.11	0.99
(1,3)	1:A:84:LYS:CB	2:B:2:C:C4	2	0.99	0.11	0.99
(1,3)	1:A:84:LYS:CB	2:B:2:C:C4'	2	0.99	0.11	0.99
(1,3)	1:A:84:LYS:CB	2:B:2:C:C5	2	0.99	0.11	0.99
(1,3)	1:A:84:LYS:CB	2:B:2:C:C5'	2	0.99	0.11	0.99
(1,3)	1:A:84:LYS:CB	2:B:2:C:C6	2	0.99	0.11	0.99
(1,3)	1:A:84:LYS:CB	2:B:2:C:H1'	2	0.99	0.11	0.99
(1,3)	1:A:84:LYS:CB	2:B:2:C:H2'	2	0.99	0.11	0.99
(1,3)	1:A:84:LYS:CB	2:B:2:C:H3'	2	0.99	0.11	0.99
(1,3)	1:A:84:LYS:CB	2:B:2:C:H4'	2	0.99	0.11	0.99
(1,3)	1:A:84:LYS:CB	2:B:2:C:H41	2	0.99	0.11	0.99
(1,3)	1:A:84:LYS:CB	2:B:2:C:H42	2	0.99	0.11	0.99
(1,3)	1:A:84:LYS:CB	2:B:2:C:H5	2	0.99	0.11	0.99
(1,3)	1:A:84:LYS:CB	2:B:2:C:H5'	2	0.99	0.11	0.99
(1,3)	1:A:84:LYS:CB	2:B:2:C:H5''	2	0.99	0.11	0.99
(1,3)	1:A:84:LYS:CB	2:B:2:C:H6	2	0.99	0.11	0.99
(1,3)	1:A:84:LYS:CB	2:B:2:C:HO2'	2	0.99	0.11	0.99
(1,3)	1:A:84:LYS:CB	2:B:2:C:N1	2	0.99	0.11	0.99
(1,3)	1:A:84:LYS:CB	2:B:2:C:N3	2	0.99	0.11	0.99
(1,3)	1:A:84:LYS:CB	2:B:2:C:N4	2	0.99	0.11	0.99
(1,3)	1:A:84:LYS:CB	2:B:2:C:O2	2	0.99	0.11	0.99
(1,3)	1:A:84:LYS:CB	2:B:2:C:O2'	2	0.99	0.11	0.99
(1,3)	1:A:84:LYS:CB	2:B:2:C:O3'	2	0.99	0.11	0.99
(1,3)	1:A:84:LYS:CB	2:B:2:C:O4'	2	0.99	0.11	0.99
(1,3)	1:A:84:LYS:CB	2:B:2:C:O5'	2	0.99	0.11	0.99
(1,3)	1:A:84:LYS:CB	2:B:3:U:C1'	2	0.99	0.11	0.99
(1,3)	1:A:84:LYS:CB	2:B:3:U:C2	2	0.99	0.11	0.99
(1,3)	1:A:84:LYS:CB	2:B:3:U:C2'	2	0.99	0.11	0.99
(1,3)	1:A:84:LYS:CB	2:B:3:U:C3'	2	0.99	0.11	0.99
(1,3)	1:A:84:LYS:CB	2:B:3:U:C4	2	0.99	0.11	0.99
(1,3)	1:A:84:LYS:CB	2:B:3:U:C4'	2	0.99	0.11	0.99
(1,3)	1:A:84:LYS:CB	2:B:3:U:C5	2	0.99	0.11	0.99
(1,3)	1:A:84:LYS:CB	2:B:3:U:C5'	2	0.99	0.11	0.99
(1,3)	1:A:84:LYS:CB	2:B:3:U:C6	2	0.99	0.11	0.99
(1,3)	1:A:84:LYS:CB	2:B:3:U:H1'	2	0.99	0.11	0.99
(1,3)	1:A:84:LYS:CB	2:B:3:U:H2'	2	0.99	0.11	0.99
(1,3)	1:A:84:LYS:CB	2:B:3:U:H3	2	0.99	0.11	0.99
(1,3)	1:A:84:LYS:CB	2:B:3:U:H3'	2	0.99	0.11	0.99
(1,3)	1:A:84:LYS:CB	2:B:3:U:H4'	2	0.99	0.11	0.99

*Continued on next page...*



*Continued from previous page...*

Key	Atom-1	Atom-2	Models <sup>1</sup>	Mean (Å)	SD <sup>1</sup> (Å)	Median (Å)
(1,3)	1:A:84:LYS:CB	2:B:3:U:H5	2	0.99	0.11	0.99
(1,3)	1:A:84:LYS:CB	2:B:3:U:H5'	2	0.99	0.11	0.99
(1,3)	1:A:84:LYS:CB	2:B:3:U:H5''	2	0.99	0.11	0.99
(1,3)	1:A:84:LYS:CB	2:B:3:U:H6	2	0.99	0.11	0.99
(1,3)	1:A:84:LYS:CB	2:B:3:U:HO2'	2	0.99	0.11	0.99
(1,3)	1:A:84:LYS:CB	2:B:3:U:N1	2	0.99	0.11	0.99
(1,3)	1:A:84:LYS:CB	2:B:3:U:N3	2	0.99	0.11	0.99
(1,3)	1:A:84:LYS:CB	2:B:3:U:O2	2	0.99	0.11	0.99
(1,3)	1:A:84:LYS:CB	2:B:3:U:O2'	2	0.99	0.11	0.99
(1,3)	1:A:84:LYS:CB	2:B:3:U:O3'	2	0.99	0.11	0.99
(1,3)	1:A:84:LYS:CB	2:B:3:U:O4	2	0.99	0.11	0.99
(1,3)	1:A:84:LYS:CB	2:B:3:U:O4'	2	0.99	0.11	0.99
(1,3)	1:A:84:LYS:CB	2:B:3:U:O5'	2	0.99	0.11	0.99
(1,3)	1:A:84:LYS:CB	2:B:3:U:OP1	2	0.99	0.11	0.99
(1,3)	1:A:84:LYS:CB	2:B:3:U:OP2	2	0.99	0.11	0.99
(1,3)	1:A:84:LYS:CB	2:B:3:U:P	2	0.99	0.11	0.99
(1,3)	1:A:84:LYS:CB	2:B:4:G:C1'	2	0.99	0.11	0.99
(1,3)	1:A:84:LYS:CB	2:B:4:G:C2	2	0.99	0.11	0.99
(1,3)	1:A:84:LYS:CB	2:B:4:G:C2'	2	0.99	0.11	0.99
(1,3)	1:A:84:LYS:CB	2:B:4:G:C3'	2	0.99	0.11	0.99
(1,3)	1:A:84:LYS:CB	2:B:4:G:C4	2	0.99	0.11	0.99
(1,3)	1:A:84:LYS:CB	2:B:4:G:C4'	2	0.99	0.11	0.99
(1,3)	1:A:84:LYS:CB	2:B:4:G:C5	2	0.99	0.11	0.99
(1,3)	1:A:84:LYS:CB	2:B:4:G:C5'	2	0.99	0.11	0.99
(1,3)	1:A:84:LYS:CB	2:B:4:G:C6	2	0.99	0.11	0.99
(1,3)	1:A:84:LYS:CB	2:B:4:G:C8	2	0.99	0.11	0.99
(1,3)	1:A:84:LYS:CB	2:B:4:G:H1	2	0.99	0.11	0.99
(1,3)	1:A:84:LYS:CB	2:B:4:G:H1'	2	0.99	0.11	0.99
(1,3)	1:A:84:LYS:CB	2:B:4:G:H2'	2	0.99	0.11	0.99
(1,3)	1:A:84:LYS:CB	2:B:4:G:H21	2	0.99	0.11	0.99
(1,3)	1:A:84:LYS:CB	2:B:4:G:H22	2	0.99	0.11	0.99
(1,3)	1:A:84:LYS:CB	2:B:4:G:H3'	2	0.99	0.11	0.99
(1,3)	1:A:84:LYS:CB	2:B:4:G:H4'	2	0.99	0.11	0.99
(1,3)	1:A:84:LYS:CB	2:B:4:G:H5'	2	0.99	0.11	0.99
(1,3)	1:A:84:LYS:CB	2:B:4:G:H5''	2	0.99	0.11	0.99
(1,3)	1:A:84:LYS:CB	2:B:4:G:H8	2	0.99	0.11	0.99
(1,3)	1:A:84:LYS:CB	2:B:4:G:HO2'	2	0.99	0.11	0.99
(1,3)	1:A:84:LYS:CB	2:B:4:G:N1	2	0.99	0.11	0.99
(1,3)	1:A:84:LYS:CB	2:B:4:G:N2	2	0.99	0.11	0.99
(1,3)	1:A:84:LYS:CB	2:B:4:G:N3	2	0.99	0.11	0.99
(1,3)	1:A:84:LYS:CB	2:B:4:G:N7	2	0.99	0.11	0.99
(1,3)	1:A:84:LYS:CB	2:B:4:G:N9	2	0.99	0.11	0.99

*Continued on next page...*

*Continued from previous page...*

Key	Atom-1	Atom-2	Models <sup>1</sup>	Mean (Å)	SD <sup>1</sup> (Å)	Median (Å)
(1,3)	1:A:84:LYS:CB	2:B:4:G:O2'	2	0.99	0.11	0.99
(1,3)	1:A:84:LYS:CB	2:B:4:G:O3'	2	0.99	0.11	0.99
(1,3)	1:A:84:LYS:CB	2:B:4:G:O4'	2	0.99	0.11	0.99
(1,3)	1:A:84:LYS:CB	2:B:4:G:O5'	2	0.99	0.11	0.99
(1,3)	1:A:84:LYS:CB	2:B:4:G:O6	2	0.99	0.11	0.99
(1,3)	1:A:84:LYS:CB	2:B:4:G:OP1	2	0.99	0.11	0.99
(1,3)	1:A:84:LYS:CB	2:B:4:G:OP2	2	0.99	0.11	0.99
(1,3)	1:A:84:LYS:CB	2:B:4:G:P	2	0.99	0.11	0.99
(1,3)	1:A:84:LYS:CB	2:B:5:A:C1'	2	0.99	0.11	0.99
(1,3)	1:A:84:LYS:CB	2:B:5:A:C2	2	0.99	0.11	0.99
(1,3)	1:A:84:LYS:CB	2:B:5:A:C2'	2	0.99	0.11	0.99
(1,3)	1:A:84:LYS:CB	2:B:5:A:C3'	2	0.99	0.11	0.99
(1,3)	1:A:84:LYS:CB	2:B:5:A:C4	2	0.99	0.11	0.99
(1,3)	1:A:84:LYS:CB	2:B:5:A:C4'	2	0.99	0.11	0.99
(1,3)	1:A:84:LYS:CB	2:B:5:A:C5	2	0.99	0.11	0.99
(1,3)	1:A:84:LYS:CB	2:B:5:A:C5'	2	0.99	0.11	0.99
(1,3)	1:A:84:LYS:CB	2:B:5:A:C6	2	0.99	0.11	0.99
(1,3)	1:A:84:LYS:CB	2:B:5:A:C8	2	0.99	0.11	0.99
(1,3)	1:A:84:LYS:CB	2:B:5:A:H1'	2	0.99	0.11	0.99
(1,3)	1:A:84:LYS:CB	2:B:5:A:H2	2	0.99	0.11	0.99
(1,3)	1:A:84:LYS:CB	2:B:5:A:H2'	2	0.99	0.11	0.99
(1,3)	1:A:84:LYS:CB	2:B:5:A:H3'	2	0.99	0.11	0.99
(1,3)	1:A:84:LYS:CB	2:B:5:A:H4'	2	0.99	0.11	0.99
(1,3)	1:A:84:LYS:CB	2:B:5:A:H5'	2	0.99	0.11	0.99
(1,3)	1:A:84:LYS:CB	2:B:5:A:H5''	2	0.99	0.11	0.99
(1,3)	1:A:84:LYS:CB	2:B:5:A:H61	2	0.99	0.11	0.99
(1,3)	1:A:84:LYS:CB	2:B:5:A:H62	2	0.99	0.11	0.99
(1,3)	1:A:84:LYS:CB	2:B:5:A:H8	2	0.99	0.11	0.99
(1,3)	1:A:84:LYS:CB	2:B:5:A:HO2'	2	0.99	0.11	0.99
(1,3)	1:A:84:LYS:CB	2:B:5:A:N1	2	0.99	0.11	0.99
(1,3)	1:A:84:LYS:CB	2:B:5:A:N3	2	0.99	0.11	0.99
(1,3)	1:A:84:LYS:CB	2:B:5:A:N6	2	0.99	0.11	0.99
(1,3)	1:A:84:LYS:CB	2:B:5:A:N7	2	0.99	0.11	0.99
(1,3)	1:A:84:LYS:CB	2:B:5:A:N9	2	0.99	0.11	0.99
(1,3)	1:A:84:LYS:CB	2:B:5:A:O2'	2	0.99	0.11	0.99
(1,3)	1:A:84:LYS:CB	2:B:5:A:O3'	2	0.99	0.11	0.99
(1,3)	1:A:84:LYS:CB	2:B:5:A:O4'	2	0.99	0.11	0.99
(1,3)	1:A:84:LYS:CB	2:B:5:A:O5'	2	0.99	0.11	0.99
(1,3)	1:A:84:LYS:CB	2:B:5:A:OP1	2	0.99	0.11	0.99
(1,3)	1:A:84:LYS:CB	2:B:5:A:OP2	2	0.99	0.11	0.99
(1,3)	1:A:84:LYS:CB	2:B:5:A:P	2	0.99	0.11	0.99
(1,3)	1:A:84:LYS:CB	2:B:6:G:C1'	2	0.99	0.11	0.99

*Continued on next page...*

*Continued from previous page...*

Key	Atom-1	Atom-2	Models <sup>1</sup>	Mean (Å)	SD <sup>1</sup> (Å)	Median (Å)
(1,3)	1:A:84:LYS:CB	2:B:6:G:C2	2	0.99	0.11	0.99
(1,3)	1:A:84:LYS:CB	2:B:6:G:C2'	2	0.99	0.11	0.99
(1,3)	1:A:84:LYS:CB	2:B:6:G:C3'	2	0.99	0.11	0.99
(1,3)	1:A:84:LYS:CB	2:B:6:G:C4	2	0.99	0.11	0.99
(1,3)	1:A:84:LYS:CB	2:B:6:G:C4'	2	0.99	0.11	0.99
(1,3)	1:A:84:LYS:CB	2:B:6:G:C5	2	0.99	0.11	0.99
(1,3)	1:A:84:LYS:CB	2:B:6:G:C5'	2	0.99	0.11	0.99
(1,3)	1:A:84:LYS:CB	2:B:6:G:C6	2	0.99	0.11	0.99
(1,3)	1:A:84:LYS:CB	2:B:6:G:C8	2	0.99	0.11	0.99
(1,3)	1:A:84:LYS:CB	2:B:6:G:H1	2	0.99	0.11	0.99
(1,3)	1:A:84:LYS:CB	2:B:6:G:H1'	2	0.99	0.11	0.99
(1,3)	1:A:84:LYS:CB	2:B:6:G:H2'	2	0.99	0.11	0.99
(1,3)	1:A:84:LYS:CB	2:B:6:G:H21	2	0.99	0.11	0.99
(1,3)	1:A:84:LYS:CB	2:B:6:G:H22	2	0.99	0.11	0.99
(1,3)	1:A:84:LYS:CB	2:B:6:G:H3'	2	0.99	0.11	0.99
(1,3)	1:A:84:LYS:CB	2:B:6:G:H4'	2	0.99	0.11	0.99
(1,3)	1:A:84:LYS:CB	2:B:6:G:H5'	2	0.99	0.11	0.99
(1,3)	1:A:84:LYS:CB	2:B:6:G:H5''	2	0.99	0.11	0.99
(1,3)	1:A:84:LYS:CB	2:B:6:G:H8	2	0.99	0.11	0.99
(1,3)	1:A:84:LYS:CB	2:B:6:G:HO2'	2	0.99	0.11	0.99
(1,3)	1:A:84:LYS:CB	2:B:6:G:N1	2	0.99	0.11	0.99
(1,3)	1:A:84:LYS:CB	2:B:6:G:N2	2	0.99	0.11	0.99
(1,3)	1:A:84:LYS:CB	2:B:6:G:N3	2	0.99	0.11	0.99
(1,3)	1:A:84:LYS:CB	2:B:6:G:N7	2	0.99	0.11	0.99
(1,3)	1:A:84:LYS:CB	2:B:6:G:N9	2	0.99	0.11	0.99
(1,3)	1:A:84:LYS:CB	2:B:6:G:O2'	2	0.99	0.11	0.99
(1,3)	1:A:84:LYS:CB	2:B:6:G:O3'	2	0.99	0.11	0.99
(1,3)	1:A:84:LYS:CB	2:B:6:G:O4'	2	0.99	0.11	0.99
(1,3)	1:A:84:LYS:CB	2:B:6:G:O5'	2	0.99	0.11	0.99
(1,3)	1:A:84:LYS:CB	2:B:6:G:O6	2	0.99	0.11	0.99
(1,3)	1:A:84:LYS:CB	2:B:6:G:OP1	2	0.99	0.11	0.99
(1,3)	1:A:84:LYS:CB	2:B:6:G:OP2	2	0.99	0.11	0.99
(1,3)	1:A:84:LYS:CB	2:B:6:G:P	2	0.99	0.11	0.99
(1,3)	1:A:84:LYS:CB	2:B:7:C:C1'	2	0.99	0.11	0.99
(1,3)	1:A:84:LYS:CB	2:B:7:C:C2	2	0.99	0.11	0.99
(1,3)	1:A:84:LYS:CB	2:B:7:C:C2'	2	0.99	0.11	0.99
(1,3)	1:A:84:LYS:CB	2:B:7:C:C3'	2	0.99	0.11	0.99
(1,3)	1:A:84:LYS:CB	2:B:7:C:C4	2	0.99	0.11	0.99
(1,3)	1:A:84:LYS:CB	2:B:7:C:C4'	2	0.99	0.11	0.99
(1,3)	1:A:84:LYS:CB	2:B:7:C:C5	2	0.99	0.11	0.99
(1,3)	1:A:84:LYS:CB	2:B:7:C:C5'	2	0.99	0.11	0.99
(1,3)	1:A:84:LYS:CB	2:B:7:C:C6	2	0.99	0.11	0.99

*Continued on next page...*

*Continued from previous page...*

Key	Atom-1	Atom-2	Models <sup>1</sup>	Mean (Å)	SD <sup>1</sup> (Å)	Median (Å)
(1,3)	1:A:84:LYS:CB	2:B:7:C:H1'	2	0.99	0.11	0.99
(1,3)	1:A:84:LYS:CB	2:B:7:C:H2'	2	0.99	0.11	0.99
(1,3)	1:A:84:LYS:CB	2:B:7:C:H3'	2	0.99	0.11	0.99
(1,3)	1:A:84:LYS:CB	2:B:7:C:H4'	2	0.99	0.11	0.99
(1,3)	1:A:84:LYS:CB	2:B:7:C:H41	2	0.99	0.11	0.99
(1,3)	1:A:84:LYS:CB	2:B:7:C:H42	2	0.99	0.11	0.99
(1,3)	1:A:84:LYS:CB	2:B:7:C:H5	2	0.99	0.11	0.99
(1,3)	1:A:84:LYS:CB	2:B:7:C:H5'	2	0.99	0.11	0.99
(1,3)	1:A:84:LYS:CB	2:B:7:C:H5''	2	0.99	0.11	0.99
(1,3)	1:A:84:LYS:CB	2:B:7:C:H6	2	0.99	0.11	0.99
(1,3)	1:A:84:LYS:CB	2:B:7:C:HO2'	2	0.99	0.11	0.99
(1,3)	1:A:84:LYS:CB	2:B:7:C:N1	2	0.99	0.11	0.99
(1,3)	1:A:84:LYS:CB	2:B:7:C:N3	2	0.99	0.11	0.99
(1,3)	1:A:84:LYS:CB	2:B:7:C:N4	2	0.99	0.11	0.99
(1,3)	1:A:84:LYS:CB	2:B:7:C:O2	2	0.99	0.11	0.99
(1,3)	1:A:84:LYS:CB	2:B:7:C:O2'	2	0.99	0.11	0.99
(1,3)	1:A:84:LYS:CB	2:B:7:C:O3'	2	0.99	0.11	0.99
(1,3)	1:A:84:LYS:CB	2:B:7:C:O4'	2	0.99	0.11	0.99
(1,3)	1:A:84:LYS:CB	2:B:7:C:O5'	2	0.99	0.11	0.99
(1,3)	1:A:84:LYS:CB	2:B:7:C:OP1	2	0.99	0.11	0.99
(1,3)	1:A:84:LYS:CB	2:B:7:C:OP2	2	0.99	0.11	0.99
(1,3)	1:A:84:LYS:CB	2:B:7:C:P	2	0.99	0.11	0.99
(1,3)	1:A:84:LYS:CB	2:B:8:U:C1'	2	0.99	0.11	0.99
(1,3)	1:A:84:LYS:CB	2:B:8:U:C2	2	0.99	0.11	0.99
(1,3)	1:A:84:LYS:CB	2:B:8:U:C2'	2	0.99	0.11	0.99
(1,3)	1:A:84:LYS:CB	2:B:8:U:C3'	2	0.99	0.11	0.99
(1,3)	1:A:84:LYS:CB	2:B:8:U:C4	2	0.99	0.11	0.99
(1,3)	1:A:84:LYS:CB	2:B:8:U:C4'	2	0.99	0.11	0.99
(1,3)	1:A:84:LYS:CB	2:B:8:U:C5	2	0.99	0.11	0.99
(1,3)	1:A:84:LYS:CB	2:B:8:U:C5'	2	0.99	0.11	0.99
(1,3)	1:A:84:LYS:CB	2:B:8:U:C6	2	0.99	0.11	0.99
(1,3)	1:A:84:LYS:CB	2:B:8:U:H1'	2	0.99	0.11	0.99
(1,3)	1:A:84:LYS:CB	2:B:8:U:H2'	2	0.99	0.11	0.99
(1,3)	1:A:84:LYS:CB	2:B:8:U:H3	2	0.99	0.11	0.99
(1,3)	1:A:84:LYS:CB	2:B:8:U:H3'	2	0.99	0.11	0.99
(1,3)	1:A:84:LYS:CB	2:B:8:U:H4'	2	0.99	0.11	0.99
(1,3)	1:A:84:LYS:CB	2:B:8:U:H5	2	0.99	0.11	0.99
(1,3)	1:A:84:LYS:CB	2:B:8:U:H5'	2	0.99	0.11	0.99
(1,3)	1:A:84:LYS:CB	2:B:8:U:H5''	2	0.99	0.11	0.99
(1,3)	1:A:84:LYS:CB	2:B:8:U:H6	2	0.99	0.11	0.99
(1,3)	1:A:84:LYS:CB	2:B:8:U:HO2'	2	0.99	0.11	0.99
(1,3)	1:A:84:LYS:CB	2:B:8:U:N1	2	0.99	0.11	0.99

*Continued on next page...*

*Continued from previous page...*

Key	Atom-1	Atom-2	Models <sup>1</sup>	Mean (Å)	SD <sup>1</sup> (Å)	Median (Å)
(1,3)	1:A:84:LYS:CB	2:B:8:U:N3	2	0.99	0.11	0.99
(1,3)	1:A:84:LYS:CB	2:B:8:U:O2	2	0.99	0.11	0.99
(1,3)	1:A:84:LYS:CB	2:B:8:U:O2'	2	0.99	0.11	0.99
(1,3)	1:A:84:LYS:CB	2:B:8:U:O3'	2	0.99	0.11	0.99
(1,3)	1:A:84:LYS:CB	2:B:8:U:O4	2	0.99	0.11	0.99
(1,3)	1:A:84:LYS:CB	2:B:8:U:O4'	2	0.99	0.11	0.99
(1,3)	1:A:84:LYS:CB	2:B:8:U:O5'	2	0.99	0.11	0.99
(1,3)	1:A:84:LYS:CB	2:B:8:U:OP1	2	0.99	0.11	0.99
(1,3)	1:A:84:LYS:CB	2:B:8:U:OP2	2	0.99	0.11	0.99
(1,3)	1:A:84:LYS:CB	2:B:8:U:P	2	0.99	0.11	0.99
(1,3)	1:A:84:LYS:CB	2:B:9:C:C1'	2	0.99	0.11	0.99
(1,3)	1:A:84:LYS:CB	2:B:9:C:C2	2	0.99	0.11	0.99
(1,3)	1:A:84:LYS:CB	2:B:9:C:C2'	2	0.99	0.11	0.99
(1,3)	1:A:84:LYS:CB	2:B:9:C:C3'	2	0.99	0.11	0.99
(1,3)	1:A:84:LYS:CB	2:B:9:C:C4	2	0.99	0.11	0.99
(1,3)	1:A:84:LYS:CB	2:B:9:C:C4'	2	0.99	0.11	0.99
(1,3)	1:A:84:LYS:CB	2:B:9:C:C5	2	0.99	0.11	0.99
(1,3)	1:A:84:LYS:CB	2:B:9:C:C5'	2	0.99	0.11	0.99
(1,3)	1:A:84:LYS:CB	2:B:9:C:C6	2	0.99	0.11	0.99
(1,3)	1:A:84:LYS:CB	2:B:9:C:H1'	2	0.99	0.11	0.99
(1,3)	1:A:84:LYS:CB	2:B:9:C:H2'	2	0.99	0.11	0.99
(1,3)	1:A:84:LYS:CB	2:B:9:C:H3'	2	0.99	0.11	0.99
(1,3)	1:A:84:LYS:CB	2:B:9:C:H4'	2	0.99	0.11	0.99
(1,3)	1:A:84:LYS:CB	2:B:9:C:H41	2	0.99	0.11	0.99
(1,3)	1:A:84:LYS:CB	2:B:9:C:H42	2	0.99	0.11	0.99
(1,3)	1:A:84:LYS:CB	2:B:9:C:H5	2	0.99	0.11	0.99
(1,3)	1:A:84:LYS:CB	2:B:9:C:H5'	2	0.99	0.11	0.99
(1,3)	1:A:84:LYS:CB	2:B:9:C:H5''	2	0.99	0.11	0.99
(1,3)	1:A:84:LYS:CB	2:B:9:C:H6	2	0.99	0.11	0.99
(1,3)	1:A:84:LYS:CB	2:B:9:C:HO2'	2	0.99	0.11	0.99
(1,3)	1:A:84:LYS:CB	2:B:9:C:N1	2	0.99	0.11	0.99
(1,3)	1:A:84:LYS:CB	2:B:9:C:N3	2	0.99	0.11	0.99
(1,3)	1:A:84:LYS:CB	2:B:9:C:N4	2	0.99	0.11	0.99
(1,3)	1:A:84:LYS:CB	2:B:9:C:O2	2	0.99	0.11	0.99
(1,3)	1:A:84:LYS:CB	2:B:9:C:O2'	2	0.99	0.11	0.99
(1,3)	1:A:84:LYS:CB	2:B:9:C:O3'	2	0.99	0.11	0.99
(1,3)	1:A:84:LYS:CB	2:B:9:C:O4'	2	0.99	0.11	0.99
(1,3)	1:A:84:LYS:CB	2:B:9:C:O5'	2	0.99	0.11	0.99
(1,3)	1:A:84:LYS:CB	2:B:9:C:OP1	2	0.99	0.11	0.99
(1,3)	1:A:84:LYS:CB	2:B:9:C:OP2	2	0.99	0.11	0.99
(1,3)	1:A:84:LYS:CB	2:B:9:C:P	2	0.99	0.11	0.99
(1,3)	1:A:84:LYS:CB	2:B:10:G:C1'	2	0.99	0.11	0.99

*Continued on next page...*

*Continued from previous page...*

Key	Atom-1	Atom-2	Models <sup>1</sup>	Mean (Å)	SD <sup>1</sup> (Å)	Median (Å)
(1,3)	1:A:84:LYS:CB	2:B:10:G:C2	2	0.99	0.11	0.99
(1,3)	1:A:84:LYS:CB	2:B:10:G:C2'	2	0.99	0.11	0.99
(1,3)	1:A:84:LYS:CB	2:B:10:G:C3'	2	0.99	0.11	0.99
(1,3)	1:A:84:LYS:CB	2:B:10:G:C4	2	0.99	0.11	0.99
(1,3)	1:A:84:LYS:CB	2:B:10:G:C4'	2	0.99	0.11	0.99
(1,3)	1:A:84:LYS:CB	2:B:10:G:C5	2	0.99	0.11	0.99
(1,3)	1:A:84:LYS:CB	2:B:10:G:C5'	2	0.99	0.11	0.99
(1,3)	1:A:84:LYS:CB	2:B:10:G:C6	2	0.99	0.11	0.99
(1,3)	1:A:84:LYS:CB	2:B:10:G:C8	2	0.99	0.11	0.99
(1,3)	1:A:84:LYS:CB	2:B:10:G:H1	2	0.99	0.11	0.99
(1,3)	1:A:84:LYS:CB	2:B:10:G:H1'	2	0.99	0.11	0.99
(1,3)	1:A:84:LYS:CB	2:B:10:G:H2'	2	0.99	0.11	0.99
(1,3)	1:A:84:LYS:CB	2:B:10:G:H21	2	0.99	0.11	0.99
(1,3)	1:A:84:LYS:CB	2:B:10:G:H22	2	0.99	0.11	0.99
(1,3)	1:A:84:LYS:CB	2:B:10:G:H3'	2	0.99	0.11	0.99
(1,3)	1:A:84:LYS:CB	2:B:10:G:H4'	2	0.99	0.11	0.99
(1,3)	1:A:84:LYS:CB	2:B:10:G:H5'	2	0.99	0.11	0.99
(1,3)	1:A:84:LYS:CB	2:B:10:G:H5''	2	0.99	0.11	0.99
(1,3)	1:A:84:LYS:CB	2:B:10:G:H8	2	0.99	0.11	0.99
(1,3)	1:A:84:LYS:CB	2:B:10:G:HO2'	2	0.99	0.11	0.99
(1,3)	1:A:84:LYS:CB	2:B:10:G:N1	2	0.99	0.11	0.99
(1,3)	1:A:84:LYS:CB	2:B:10:G:N2	2	0.99	0.11	0.99
(1,3)	1:A:84:LYS:CB	2:B:10:G:N3	2	0.99	0.11	0.99
(1,3)	1:A:84:LYS:CB	2:B:10:G:N7	2	0.99	0.11	0.99
(1,3)	1:A:84:LYS:CB	2:B:10:G:N9	2	0.99	0.11	0.99
(1,3)	1:A:84:LYS:CB	2:B:10:G:O2'	2	0.99	0.11	0.99
(1,3)	1:A:84:LYS:CB	2:B:10:G:O3'	2	0.99	0.11	0.99
(1,3)	1:A:84:LYS:CB	2:B:10:G:O4'	2	0.99	0.11	0.99
(1,3)	1:A:84:LYS:CB	2:B:10:G:O5'	2	0.99	0.11	0.99
(1,3)	1:A:84:LYS:CB	2:B:10:G:O6	2	0.99	0.11	0.99
(1,3)	1:A:84:LYS:CB	2:B:10:G:OP1	2	0.99	0.11	0.99
(1,3)	1:A:84:LYS:CB	2:B:10:G:OP2	2	0.99	0.11	0.99
(1,3)	1:A:84:LYS:CB	2:B:10:G:P	2	0.99	0.11	0.99
(1,3)	1:A:84:LYS:CB	2:B:11:A:C1'	2	0.99	0.11	0.99
(1,3)	1:A:84:LYS:CB	2:B:11:A:C2	2	0.99	0.11	0.99
(1,3)	1:A:84:LYS:CB	2:B:11:A:C2'	2	0.99	0.11	0.99
(1,3)	1:A:84:LYS:CB	2:B:11:A:C3'	2	0.99	0.11	0.99
(1,3)	1:A:84:LYS:CB	2:B:11:A:C4	2	0.99	0.11	0.99
(1,3)	1:A:84:LYS:CB	2:B:11:A:C4'	2	0.99	0.11	0.99
(1,3)	1:A:84:LYS:CB	2:B:11:A:C5	2	0.99	0.11	0.99
(1,3)	1:A:84:LYS:CB	2:B:11:A:C5'	2	0.99	0.11	0.99
(1,3)	1:A:84:LYS:CB	2:B:11:A:C6	2	0.99	0.11	0.99

*Continued on next page...*

*Continued from previous page...*

Key	Atom-1	Atom-2	Models <sup>1</sup>	Mean (Å)	SD <sup>1</sup> (Å)	Median (Å)
(1,3)	1:A:84:LYS:CB	2:B:11:A:C8	2	0.99	0.11	0.99
(1,3)	1:A:84:LYS:CB	2:B:11:A:H1'	2	0.99	0.11	0.99
(1,3)	1:A:84:LYS:CB	2:B:11:A:H2	2	0.99	0.11	0.99
(1,3)	1:A:84:LYS:CB	2:B:11:A:H2'	2	0.99	0.11	0.99
(1,3)	1:A:84:LYS:CB	2:B:11:A:H3'	2	0.99	0.11	0.99
(1,3)	1:A:84:LYS:CB	2:B:11:A:H4'	2	0.99	0.11	0.99
(1,3)	1:A:84:LYS:CB	2:B:11:A:H5'	2	0.99	0.11	0.99
(1,3)	1:A:84:LYS:CB	2:B:11:A:H5''	2	0.99	0.11	0.99
(1,3)	1:A:84:LYS:CB	2:B:11:A:H61	2	0.99	0.11	0.99
(1,3)	1:A:84:LYS:CB	2:B:11:A:H62	2	0.99	0.11	0.99
(1,3)	1:A:84:LYS:CB	2:B:11:A:H8	2	0.99	0.11	0.99
(1,3)	1:A:84:LYS:CB	2:B:11:A:HO2'	2	0.99	0.11	0.99
(1,3)	1:A:84:LYS:CB	2:B:11:A:N1	2	0.99	0.11	0.99
(1,3)	1:A:84:LYS:CB	2:B:11:A:N3	2	0.99	0.11	0.99
(1,3)	1:A:84:LYS:CB	2:B:11:A:N6	2	0.99	0.11	0.99
(1,3)	1:A:84:LYS:CB	2:B:11:A:N7	2	0.99	0.11	0.99
(1,3)	1:A:84:LYS:CB	2:B:11:A:N9	2	0.99	0.11	0.99
(1,3)	1:A:84:LYS:CB	2:B:11:A:O2'	2	0.99	0.11	0.99
(1,3)	1:A:84:LYS:CB	2:B:11:A:O3'	2	0.99	0.11	0.99
(1,3)	1:A:84:LYS:CB	2:B:11:A:O4'	2	0.99	0.11	0.99
(1,3)	1:A:84:LYS:CB	2:B:11:A:O5'	2	0.99	0.11	0.99
(1,3)	1:A:84:LYS:CB	2:B:11:A:OP1	2	0.99	0.11	0.99
(1,3)	1:A:84:LYS:CB	2:B:11:A:OP2	2	0.99	0.11	0.99
(1,3)	1:A:84:LYS:CB	2:B:11:A:P	2	0.99	0.11	0.99
(1,3)	1:A:84:LYS:CB	2:B:12:A:C1'	2	0.99	0.11	0.99
(1,3)	1:A:84:LYS:CB	2:B:12:A:C2	2	0.99	0.11	0.99
(1,3)	1:A:84:LYS:CB	2:B:12:A:C2'	2	0.99	0.11	0.99
(1,3)	1:A:84:LYS:CB	2:B:12:A:C3'	2	0.99	0.11	0.99
(1,3)	1:A:84:LYS:CB	2:B:12:A:C4	2	0.99	0.11	0.99
(1,3)	1:A:84:LYS:CB	2:B:12:A:C4'	2	0.99	0.11	0.99
(1,3)	1:A:84:LYS:CB	2:B:12:A:C5	2	0.99	0.11	0.99
(1,3)	1:A:84:LYS:CB	2:B:12:A:C5'	2	0.99	0.11	0.99
(1,3)	1:A:84:LYS:CB	2:B:12:A:C6	2	0.99	0.11	0.99
(1,3)	1:A:84:LYS:CB	2:B:12:A:C8	2	0.99	0.11	0.99
(1,3)	1:A:84:LYS:CB	2:B:12:A:H1'	2	0.99	0.11	0.99
(1,3)	1:A:84:LYS:CB	2:B:12:A:H2	2	0.99	0.11	0.99
(1,3)	1:A:84:LYS:CB	2:B:12:A:H2'	2	0.99	0.11	0.99
(1,3)	1:A:84:LYS:CB	2:B:12:A:H3'	2	0.99	0.11	0.99
(1,3)	1:A:84:LYS:CB	2:B:12:A:H4'	2	0.99	0.11	0.99
(1,3)	1:A:84:LYS:CB	2:B:12:A:H5'	2	0.99	0.11	0.99
(1,3)	1:A:84:LYS:CB	2:B:12:A:H5''	2	0.99	0.11	0.99
(1,3)	1:A:84:LYS:CB	2:B:12:A:H61	2	0.99	0.11	0.99

*Continued on next page...*

*Continued from previous page...*

Key	Atom-1	Atom-2	Models <sup>1</sup>	Mean (Å)	SD <sup>1</sup> (Å)	Median (Å)
(1,3)	1:A:84:LYS:CB	2:B:12:A:H62	2	0.99	0.11	0.99
(1,3)	1:A:84:LYS:CB	2:B:12:A:H8	2	0.99	0.11	0.99
(1,3)	1:A:84:LYS:CB	2:B:12:A:HO2'	2	0.99	0.11	0.99
(1,3)	1:A:84:LYS:CB	2:B:12:A:N1	2	0.99	0.11	0.99
(1,3)	1:A:84:LYS:CB	2:B:12:A:N3	2	0.99	0.11	0.99
(1,3)	1:A:84:LYS:CB	2:B:12:A:N6	2	0.99	0.11	0.99
(1,3)	1:A:84:LYS:CB	2:B:12:A:N7	2	0.99	0.11	0.99
(1,3)	1:A:84:LYS:CB	2:B:12:A:N9	2	0.99	0.11	0.99
(1,3)	1:A:84:LYS:CB	2:B:12:A:O2'	2	0.99	0.11	0.99
(1,3)	1:A:84:LYS:CB	2:B:12:A:O3'	2	0.99	0.11	0.99
(1,3)	1:A:84:LYS:CB	2:B:12:A:O4'	2	0.99	0.11	0.99
(1,3)	1:A:84:LYS:CB	2:B:12:A:O5'	2	0.99	0.11	0.99
(1,3)	1:A:84:LYS:CB	2:B:12:A:OP1	2	0.99	0.11	0.99
(1,3)	1:A:84:LYS:CB	2:B:12:A:OP2	2	0.99	0.11	0.99
(1,3)	1:A:84:LYS:CB	2:B:12:A:P	2	0.99	0.11	0.99
(1,3)	1:A:84:LYS:CB	2:B:13:A:C1'	2	0.99	0.11	0.99
(1,3)	1:A:84:LYS:CB	2:B:13:A:C2	2	0.99	0.11	0.99
(1,3)	1:A:84:LYS:CB	2:B:13:A:C2'	2	0.99	0.11	0.99
(1,3)	1:A:84:LYS:CB	2:B:13:A:C3'	2	0.99	0.11	0.99
(1,3)	1:A:84:LYS:CB	2:B:13:A:C4	2	0.99	0.11	0.99
(1,3)	1:A:84:LYS:CB	2:B:13:A:C4'	2	0.99	0.11	0.99
(1,3)	1:A:84:LYS:CB	2:B:13:A:C5	2	0.99	0.11	0.99
(1,3)	1:A:84:LYS:CB	2:B:13:A:C5'	2	0.99	0.11	0.99
(1,3)	1:A:84:LYS:CB	2:B:13:A:C6	2	0.99	0.11	0.99
(1,3)	1:A:84:LYS:CB	2:B:13:A:C8	2	0.99	0.11	0.99
(1,3)	1:A:84:LYS:CB	2:B:13:A:H1'	2	0.99	0.11	0.99
(1,3)	1:A:84:LYS:CB	2:B:13:A:H2	2	0.99	0.11	0.99
(1,3)	1:A:84:LYS:CB	2:B:13:A:H2'	2	0.99	0.11	0.99
(1,3)	1:A:84:LYS:CB	2:B:13:A:H3'	2	0.99	0.11	0.99
(1,3)	1:A:84:LYS:CB	2:B:13:A:H4'	2	0.99	0.11	0.99
(1,3)	1:A:84:LYS:CB	2:B:13:A:H5'	2	0.99	0.11	0.99
(1,3)	1:A:84:LYS:CB	2:B:13:A:H5''	2	0.99	0.11	0.99
(1,3)	1:A:84:LYS:CB	2:B:13:A:H61	2	0.99	0.11	0.99
(1,3)	1:A:84:LYS:CB	2:B:13:A:H62	2	0.99	0.11	0.99
(1,3)	1:A:84:LYS:CB	2:B:13:A:H8	2	0.99	0.11	0.99
(1,3)	1:A:84:LYS:CB	2:B:13:A:HO2'	2	0.99	0.11	0.99
(1,3)	1:A:84:LYS:CB	2:B:13:A:N1	2	0.99	0.11	0.99
(1,3)	1:A:84:LYS:CB	2:B:13:A:N3	2	0.99	0.11	0.99
(1,3)	1:A:84:LYS:CB	2:B:13:A:N6	2	0.99	0.11	0.99
(1,3)	1:A:84:LYS:CB	2:B:13:A:N7	2	0.99	0.11	0.99
(1,3)	1:A:84:LYS:CB	2:B:13:A:N9	2	0.99	0.11	0.99
(1,3)	1:A:84:LYS:CB	2:B:13:A:O2'	2	0.99	0.11	0.99

*Continued on next page...*



*Continued from previous page...*

Key	Atom-1	Atom-2	Models <sup>1</sup>	Mean (Å)	SD <sup>1</sup> (Å)	Median (Å)
(1,3)	1:A:84:LYS:CB	2:B:13:A:O3'	2	0.99	0.11	0.99
(1,3)	1:A:84:LYS:CB	2:B:13:A:O4'	2	0.99	0.11	0.99
(1,3)	1:A:84:LYS:CB	2:B:13:A:O5'	2	0.99	0.11	0.99
(1,3)	1:A:84:LYS:CB	2:B:13:A:OP1	2	0.99	0.11	0.99
(1,3)	1:A:84:LYS:CB	2:B:13:A:OP2	2	0.99	0.11	0.99
(1,3)	1:A:84:LYS:CB	2:B:13:A:P	2	0.99	0.11	0.99
(1,3)	1:A:84:LYS:CB	2:B:14:G:C1'	2	0.99	0.11	0.99
(1,3)	1:A:84:LYS:CB	2:B:14:G:C2	2	0.99	0.11	0.99
(1,3)	1:A:84:LYS:CB	2:B:14:G:C2'	2	0.99	0.11	0.99
(1,3)	1:A:84:LYS:CB	2:B:14:G:C3'	2	0.99	0.11	0.99
(1,3)	1:A:84:LYS:CB	2:B:14:G:C4	2	0.99	0.11	0.99
(1,3)	1:A:84:LYS:CB	2:B:14:G:C4'	2	0.99	0.11	0.99
(1,3)	1:A:84:LYS:CB	2:B:14:G:C5	2	0.99	0.11	0.99
(1,3)	1:A:84:LYS:CB	2:B:14:G:C5'	2	0.99	0.11	0.99
(1,3)	1:A:84:LYS:CB	2:B:14:G:C6	2	0.99	0.11	0.99
(1,3)	1:A:84:LYS:CB	2:B:14:G:C8	2	0.99	0.11	0.99
(1,3)	1:A:84:LYS:CB	2:B:14:G:H1	2	0.99	0.11	0.99
(1,3)	1:A:84:LYS:CB	2:B:14:G:H1'	2	0.99	0.11	0.99
(1,3)	1:A:84:LYS:CB	2:B:14:G:H2'	2	0.99	0.11	0.99
(1,3)	1:A:84:LYS:CB	2:B:14:G:H21	2	0.99	0.11	0.99
(1,3)	1:A:84:LYS:CB	2:B:14:G:H22	2	0.99	0.11	0.99
(1,3)	1:A:84:LYS:CB	2:B:14:G:H3'	2	0.99	0.11	0.99
(1,3)	1:A:84:LYS:CB	2:B:14:G:H4'	2	0.99	0.11	0.99
(1,3)	1:A:84:LYS:CB	2:B:14:G:H5'	2	0.99	0.11	0.99
(1,3)	1:A:84:LYS:CB	2:B:14:G:H5''	2	0.99	0.11	0.99
(1,3)	1:A:84:LYS:CB	2:B:14:G:H8	2	0.99	0.11	0.99
(1,3)	1:A:84:LYS:CB	2:B:14:G:HO2'	2	0.99	0.11	0.99
(1,3)	1:A:84:LYS:CB	2:B:14:G:N1	2	0.99	0.11	0.99
(1,3)	1:A:84:LYS:CB	2:B:14:G:N2	2	0.99	0.11	0.99
(1,3)	1:A:84:LYS:CB	2:B:14:G:N3	2	0.99	0.11	0.99
(1,3)	1:A:84:LYS:CB	2:B:14:G:N7	2	0.99	0.11	0.99
(1,3)	1:A:84:LYS:CB	2:B:14:G:N9	2	0.99	0.11	0.99
(1,3)	1:A:84:LYS:CB	2:B:14:G:O2'	2	0.99	0.11	0.99
(1,3)	1:A:84:LYS:CB	2:B:14:G:O3'	2	0.99	0.11	0.99
(1,3)	1:A:84:LYS:CB	2:B:14:G:O4'	2	0.99	0.11	0.99
(1,3)	1:A:84:LYS:CB	2:B:14:G:O5'	2	0.99	0.11	0.99
(1,3)	1:A:84:LYS:CB	2:B:14:G:O6	2	0.99	0.11	0.99
(1,3)	1:A:84:LYS:CB	2:B:14:G:OP1	2	0.99	0.11	0.99
(1,3)	1:A:84:LYS:CB	2:B:14:G:OP2	2	0.99	0.11	0.99
(1,3)	1:A:84:LYS:CB	2:B:14:G:P	2	0.99	0.11	0.99
(1,3)	1:A:84:LYS:CB	2:B:15:A:C1'	2	0.99	0.11	0.99
(1,3)	1:A:84:LYS:CB	2:B:15:A:C2	2	0.99	0.11	0.99

*Continued on next page...*

*Continued from previous page...*

Key	Atom-1	Atom-2	Models <sup>1</sup>	Mean (Å)	SD <sup>1</sup> (Å)	Median (Å)
(1,3)	1:A:84:LYS:CB	2:B:15:A:C2'	2	0.99	0.11	0.99
(1,3)	1:A:84:LYS:CB	2:B:15:A:C3'	2	0.99	0.11	0.99
(1,3)	1:A:84:LYS:CB	2:B:15:A:C4	2	0.99	0.11	0.99
(1,3)	1:A:84:LYS:CB	2:B:15:A:C4'	2	0.99	0.11	0.99
(1,3)	1:A:84:LYS:CB	2:B:15:A:C5	2	0.99	0.11	0.99
(1,3)	1:A:84:LYS:CB	2:B:15:A:C5'	2	0.99	0.11	0.99
(1,3)	1:A:84:LYS:CB	2:B:15:A:C6	2	0.99	0.11	0.99
(1,3)	1:A:84:LYS:CB	2:B:15:A:C8	2	0.99	0.11	0.99
(1,3)	1:A:84:LYS:CB	2:B:15:A:H1'	2	0.99	0.11	0.99
(1,3)	1:A:84:LYS:CB	2:B:15:A:H2	2	0.99	0.11	0.99
(1,3)	1:A:84:LYS:CB	2:B:15:A:H2'	2	0.99	0.11	0.99
(1,3)	1:A:84:LYS:CB	2:B:15:A:H3'	2	0.99	0.11	0.99
(1,3)	1:A:84:LYS:CB	2:B:15:A:H4'	2	0.99	0.11	0.99
(1,3)	1:A:84:LYS:CB	2:B:15:A:H5'	2	0.99	0.11	0.99
(1,3)	1:A:84:LYS:CB	2:B:15:A:H5''	2	0.99	0.11	0.99
(1,3)	1:A:84:LYS:CB	2:B:15:A:H61	2	0.99	0.11	0.99
(1,3)	1:A:84:LYS:CB	2:B:15:A:H62	2	0.99	0.11	0.99
(1,3)	1:A:84:LYS:CB	2:B:15:A:H8	2	0.99	0.11	0.99
(1,3)	1:A:84:LYS:CB	2:B:15:A:HO2'	2	0.99	0.11	0.99
(1,3)	1:A:84:LYS:CB	2:B:15:A:N1	2	0.99	0.11	0.99
(1,3)	1:A:84:LYS:CB	2:B:15:A:N3	2	0.99	0.11	0.99
(1,3)	1:A:84:LYS:CB	2:B:15:A:N6	2	0.99	0.11	0.99
(1,3)	1:A:84:LYS:CB	2:B:15:A:N7	2	0.99	0.11	0.99
(1,3)	1:A:84:LYS:CB	2:B:15:A:N9	2	0.99	0.11	0.99
(1,3)	1:A:84:LYS:CB	2:B:15:A:O2'	2	0.99	0.11	0.99
(1,3)	1:A:84:LYS:CB	2:B:15:A:O3'	2	0.99	0.11	0.99
(1,3)	1:A:84:LYS:CB	2:B:15:A:O4'	2	0.99	0.11	0.99
(1,3)	1:A:84:LYS:CB	2:B:15:A:O5'	2	0.99	0.11	0.99
(1,3)	1:A:84:LYS:CB	2:B:15:A:OP1	2	0.99	0.11	0.99
(1,3)	1:A:84:LYS:CB	2:B:15:A:OP2	2	0.99	0.11	0.99
(1,3)	1:A:84:LYS:CB	2:B:15:A:P	2	0.99	0.11	0.99
(1,3)	1:A:84:LYS:CB	2:B:16:G:C1'	2	0.99	0.11	0.99
(1,3)	1:A:84:LYS:CB	2:B:16:G:C2	2	0.99	0.11	0.99
(1,3)	1:A:84:LYS:CB	2:B:16:G:C2'	2	0.99	0.11	0.99
(1,3)	1:A:84:LYS:CB	2:B:16:G:C3'	2	0.99	0.11	0.99
(1,3)	1:A:84:LYS:CB	2:B:16:G:C4	2	0.99	0.11	0.99
(1,3)	1:A:84:LYS:CB	2:B:16:G:C4'	2	0.99	0.11	0.99
(1,3)	1:A:84:LYS:CB	2:B:16:G:C5	2	0.99	0.11	0.99
(1,3)	1:A:84:LYS:CB	2:B:16:G:C5'	2	0.99	0.11	0.99
(1,3)	1:A:84:LYS:CB	2:B:16:G:C6	2	0.99	0.11	0.99
(1,3)	1:A:84:LYS:CB	2:B:16:G:C8	2	0.99	0.11	0.99
(1,3)	1:A:84:LYS:CB	2:B:16:G:H1	2	0.99	0.11	0.99

*Continued on next page...*

*Continued from previous page...*

Key	Atom-1	Atom-2	Models <sup>1</sup>	Mean (Å)	SD <sup>1</sup> (Å)	Median (Å)
(1,3)	1:A:84:LYS:CB	2:B:16:G:H1'	2	0.99	0.11	0.99
(1,3)	1:A:84:LYS:CB	2:B:16:G:H2'	2	0.99	0.11	0.99
(1,3)	1:A:84:LYS:CB	2:B:16:G:H21	2	0.99	0.11	0.99
(1,3)	1:A:84:LYS:CB	2:B:16:G:H22	2	0.99	0.11	0.99
(1,3)	1:A:84:LYS:CB	2:B:16:G:H3'	2	0.99	0.11	0.99
(1,3)	1:A:84:LYS:CB	2:B:16:G:H4'	2	0.99	0.11	0.99
(1,3)	1:A:84:LYS:CB	2:B:16:G:H5'	2	0.99	0.11	0.99
(1,3)	1:A:84:LYS:CB	2:B:16:G:H5''	2	0.99	0.11	0.99
(1,3)	1:A:84:LYS:CB	2:B:16:G:H8	2	0.99	0.11	0.99
(1,3)	1:A:84:LYS:CB	2:B:16:G:HO2'	2	0.99	0.11	0.99
(1,3)	1:A:84:LYS:CB	2:B:16:G:N1	2	0.99	0.11	0.99
(1,3)	1:A:84:LYS:CB	2:B:16:G:N2	2	0.99	0.11	0.99
(1,3)	1:A:84:LYS:CB	2:B:16:G:N3	2	0.99	0.11	0.99
(1,3)	1:A:84:LYS:CB	2:B:16:G:N7	2	0.99	0.11	0.99
(1,3)	1:A:84:LYS:CB	2:B:16:G:N9	2	0.99	0.11	0.99
(1,3)	1:A:84:LYS:CB	2:B:16:G:O2'	2	0.99	0.11	0.99
(1,3)	1:A:84:LYS:CB	2:B:16:G:O3'	2	0.99	0.11	0.99
(1,3)	1:A:84:LYS:CB	2:B:16:G:O4'	2	0.99	0.11	0.99
(1,3)	1:A:84:LYS:CB	2:B:16:G:O5'	2	0.99	0.11	0.99
(1,3)	1:A:84:LYS:CB	2:B:16:G:O6	2	0.99	0.11	0.99
(1,3)	1:A:84:LYS:CB	2:B:16:G:OP1	2	0.99	0.11	0.99
(1,3)	1:A:84:LYS:CB	2:B:16:G:OP2	2	0.99	0.11	0.99
(1,3)	1:A:84:LYS:CB	2:B:16:G:P	2	0.99	0.11	0.99
(1,3)	1:A:84:LYS:CB	2:B:17:C:C1'	2	0.99	0.11	0.99
(1,3)	1:A:84:LYS:CB	2:B:17:C:C2	2	0.99	0.11	0.99
(1,3)	1:A:84:LYS:CB	2:B:17:C:C2'	2	0.99	0.11	0.99
(1,3)	1:A:84:LYS:CB	2:B:17:C:C3'	2	0.99	0.11	0.99
(1,3)	1:A:84:LYS:CB	2:B:17:C:C4	2	0.99	0.11	0.99
(1,3)	1:A:84:LYS:CB	2:B:17:C:C4'	2	0.99	0.11	0.99
(1,3)	1:A:84:LYS:CB	2:B:17:C:C5	2	0.99	0.11	0.99
(1,3)	1:A:84:LYS:CB	2:B:17:C:C5'	2	0.99	0.11	0.99
(1,3)	1:A:84:LYS:CB	2:B:17:C:C6	2	0.99	0.11	0.99
(1,3)	1:A:84:LYS:CB	2:B:17:C:H1'	2	0.99	0.11	0.99
(1,3)	1:A:84:LYS:CB	2:B:17:C:H2'	2	0.99	0.11	0.99
(1,3)	1:A:84:LYS:CB	2:B:17:C:H3'	2	0.99	0.11	0.99
(1,3)	1:A:84:LYS:CB	2:B:17:C:H4'	2	0.99	0.11	0.99
(1,3)	1:A:84:LYS:CB	2:B:17:C:H41	2	0.99	0.11	0.99
(1,3)	1:A:84:LYS:CB	2:B:17:C:H42	2	0.99	0.11	0.99
(1,3)	1:A:84:LYS:CB	2:B:17:C:H5	2	0.99	0.11	0.99
(1,3)	1:A:84:LYS:CB	2:B:17:C:H5'	2	0.99	0.11	0.99
(1,3)	1:A:84:LYS:CB	2:B:17:C:H5''	2	0.99	0.11	0.99
(1,3)	1:A:84:LYS:CB	2:B:17:C:H6	2	0.99	0.11	0.99

*Continued on next page...*

*Continued from previous page...*

Key	Atom-1	Atom-2	Models <sup>1</sup>	Mean (Å)	SD <sup>1</sup> (Å)	Median (Å)
(1,3)	1:A:84:LYS:CB	2:B:17:C:HO2'	2	0.99	0.11	0.99
(1,3)	1:A:84:LYS:CB	2:B:17:C:N1	2	0.99	0.11	0.99
(1,3)	1:A:84:LYS:CB	2:B:17:C:N3	2	0.99	0.11	0.99
(1,3)	1:A:84:LYS:CB	2:B:17:C:N4	2	0.99	0.11	0.99
(1,3)	1:A:84:LYS:CB	2:B:17:C:O2	2	0.99	0.11	0.99
(1,3)	1:A:84:LYS:CB	2:B:17:C:O2'	2	0.99	0.11	0.99
(1,3)	1:A:84:LYS:CB	2:B:17:C:O3'	2	0.99	0.11	0.99
(1,3)	1:A:84:LYS:CB	2:B:17:C:O4'	2	0.99	0.11	0.99
(1,3)	1:A:84:LYS:CB	2:B:17:C:O5'	2	0.99	0.11	0.99
(1,3)	1:A:84:LYS:CB	2:B:17:C:OP1	2	0.99	0.11	0.99
(1,3)	1:A:84:LYS:CB	2:B:17:C:OP2	2	0.99	0.11	0.99
(1,3)	1:A:84:LYS:CB	2:B:17:C:P	2	0.99	0.11	0.99
(1,3)	1:A:84:LYS:CB	2:B:18:A:C1'	2	0.99	0.11	0.99
(1,3)	1:A:84:LYS:CB	2:B:18:A:C2	2	0.99	0.11	0.99
(1,3)	1:A:84:LYS:CB	2:B:18:A:C2'	2	0.99	0.11	0.99
(1,3)	1:A:84:LYS:CB	2:B:18:A:C3'	2	0.99	0.11	0.99
(1,3)	1:A:84:LYS:CB	2:B:18:A:C4	2	0.99	0.11	0.99
(1,3)	1:A:84:LYS:CB	2:B:18:A:C4'	2	0.99	0.11	0.99
(1,3)	1:A:84:LYS:CB	2:B:18:A:C5	2	0.99	0.11	0.99
(1,3)	1:A:84:LYS:CB	2:B:18:A:C5'	2	0.99	0.11	0.99
(1,3)	1:A:84:LYS:CB	2:B:18:A:C6	2	0.99	0.11	0.99
(1,3)	1:A:84:LYS:CB	2:B:18:A:C8	2	0.99	0.11	0.99
(1,3)	1:A:84:LYS:CB	2:B:18:A:H1'	2	0.99	0.11	0.99
(1,3)	1:A:84:LYS:CB	2:B:18:A:H2	2	0.99	0.11	0.99
(1,3)	1:A:84:LYS:CB	2:B:18:A:H2'	2	0.99	0.11	0.99
(1,3)	1:A:84:LYS:CB	2:B:18:A:H3'	2	0.99	0.11	0.99
(1,3)	1:A:84:LYS:CB	2:B:18:A:H4'	2	0.99	0.11	0.99
(1,3)	1:A:84:LYS:CB	2:B:18:A:H5'	2	0.99	0.11	0.99
(1,3)	1:A:84:LYS:CB	2:B:18:A:H5''	2	0.99	0.11	0.99
(1,3)	1:A:84:LYS:CB	2:B:18:A:H61	2	0.99	0.11	0.99
(1,3)	1:A:84:LYS:CB	2:B:18:A:H62	2	0.99	0.11	0.99
(1,3)	1:A:84:LYS:CB	2:B:18:A:H8	2	0.99	0.11	0.99
(1,3)	1:A:84:LYS:CB	2:B:18:A:HO2'	2	0.99	0.11	0.99
(1,3)	1:A:84:LYS:CB	2:B:18:A:N1	2	0.99	0.11	0.99
(1,3)	1:A:84:LYS:CB	2:B:18:A:N3	2	0.99	0.11	0.99
(1,3)	1:A:84:LYS:CB	2:B:18:A:N6	2	0.99	0.11	0.99
(1,3)	1:A:84:LYS:CB	2:B:18:A:N7	2	0.99	0.11	0.99
(1,3)	1:A:84:LYS:CB	2:B:18:A:N9	2	0.99	0.11	0.99
(1,3)	1:A:84:LYS:CB	2:B:18:A:O2'	2	0.99	0.11	0.99
(1,3)	1:A:84:LYS:CB	2:B:18:A:O3'	2	0.99	0.11	0.99
(1,3)	1:A:84:LYS:CB	2:B:18:A:O4'	2	0.99	0.11	0.99
(1,3)	1:A:84:LYS:CB	2:B:18:A:O5'	2	0.99	0.11	0.99

*Continued on next page...*

*Continued from previous page...*

Key	Atom-1	Atom-2	Models <sup>1</sup>	Mean (Å)	SD <sup>1</sup> (Å)	Median (Å)
(1,3)	1:A:84:LYS:CB	2:B:18:A:OP1	2	0.99	0.11	0.99
(1,3)	1:A:84:LYS:CB	2:B:18:A:OP2	2	0.99	0.11	0.99
(1,3)	1:A:84:LYS:CB	2:B:18:A:P	2	0.99	0.11	0.99
(1,3)	1:A:84:LYS:CB	2:B:19:A:C1'	2	0.99	0.11	0.99
(1,3)	1:A:84:LYS:CB	2:B:19:A:C2	2	0.99	0.11	0.99
(1,3)	1:A:84:LYS:CB	2:B:19:A:C2'	2	0.99	0.11	0.99
(1,3)	1:A:84:LYS:CB	2:B:19:A:C3'	2	0.99	0.11	0.99
(1,3)	1:A:84:LYS:CB	2:B:19:A:C4	2	0.99	0.11	0.99
(1,3)	1:A:84:LYS:CB	2:B:19:A:C4'	2	0.99	0.11	0.99
(1,3)	1:A:84:LYS:CB	2:B:19:A:C5	2	0.99	0.11	0.99
(1,3)	1:A:84:LYS:CB	2:B:19:A:C5'	2	0.99	0.11	0.99
(1,3)	1:A:84:LYS:CB	2:B:19:A:C6	2	0.99	0.11	0.99
(1,3)	1:A:84:LYS:CB	2:B:19:A:C8	2	0.99	0.11	0.99
(1,3)	1:A:84:LYS:CB	2:B:19:A:H1'	2	0.99	0.11	0.99
(1,3)	1:A:84:LYS:CB	2:B:19:A:H2	2	0.99	0.11	0.99
(1,3)	1:A:84:LYS:CB	2:B:19:A:H2'	2	0.99	0.11	0.99
(1,3)	1:A:84:LYS:CB	2:B:19:A:H3'	2	0.99	0.11	0.99
(1,3)	1:A:84:LYS:CB	2:B:19:A:H4'	2	0.99	0.11	0.99
(1,3)	1:A:84:LYS:CB	2:B:19:A:H5'	2	0.99	0.11	0.99
(1,3)	1:A:84:LYS:CB	2:B:19:A:H5''	2	0.99	0.11	0.99
(1,3)	1:A:84:LYS:CB	2:B:19:A:H61	2	0.99	0.11	0.99
(1,3)	1:A:84:LYS:CB	2:B:19:A:H62	2	0.99	0.11	0.99
(1,3)	1:A:84:LYS:CB	2:B:19:A:H8	2	0.99	0.11	0.99
(1,3)	1:A:84:LYS:CB	2:B:19:A:HO2'	2	0.99	0.11	0.99
(1,3)	1:A:84:LYS:CB	2:B:19:A:N1	2	0.99	0.11	0.99
(1,3)	1:A:84:LYS:CB	2:B:19:A:N3	2	0.99	0.11	0.99
(1,3)	1:A:84:LYS:CB	2:B:19:A:N6	2	0.99	0.11	0.99
(1,3)	1:A:84:LYS:CB	2:B:19:A:N7	2	0.99	0.11	0.99
(1,3)	1:A:84:LYS:CB	2:B:19:A:N9	2	0.99	0.11	0.99
(1,3)	1:A:84:LYS:CB	2:B:19:A:O2'	2	0.99	0.11	0.99
(1,3)	1:A:84:LYS:CB	2:B:19:A:O3'	2	0.99	0.11	0.99
(1,3)	1:A:84:LYS:CB	2:B:19:A:O4'	2	0.99	0.11	0.99
(1,3)	1:A:84:LYS:CB	2:B:19:A:O5'	2	0.99	0.11	0.99
(1,3)	1:A:84:LYS:CB	2:B:19:A:OP1	2	0.99	0.11	0.99
(1,3)	1:A:84:LYS:CB	2:B:19:A:OP2	2	0.99	0.11	0.99
(1,3)	1:A:84:LYS:CB	2:B:19:A:P	2	0.99	0.11	0.99
(1,3)	1:A:84:LYS:CB	2:B:20:U:C1'	2	0.99	0.11	0.99
(1,3)	1:A:84:LYS:CB	2:B:20:U:C2	2	0.99	0.11	0.99
(1,3)	1:A:84:LYS:CB	2:B:20:U:C2'	2	0.99	0.11	0.99
(1,3)	1:A:84:LYS:CB	2:B:20:U:C3'	2	0.99	0.11	0.99
(1,3)	1:A:84:LYS:CB	2:B:20:U:C4	2	0.99	0.11	0.99
(1,3)	1:A:84:LYS:CB	2:B:20:U:C4'	2	0.99	0.11	0.99

*Continued on next page...*

*Continued from previous page...*

Key	Atom-1	Atom-2	Models <sup>1</sup>	Mean (Å)	SD <sup>1</sup> (Å)	Median (Å)
(1,3)	1:A:84:LYS:CB	2:B:20:U:C5	2	0.99	0.11	0.99
(1,3)	1:A:84:LYS:CB	2:B:20:U:C5'	2	0.99	0.11	0.99
(1,3)	1:A:84:LYS:CB	2:B:20:U:C6	2	0.99	0.11	0.99
(1,3)	1:A:84:LYS:CB	2:B:20:U:H1'	2	0.99	0.11	0.99
(1,3)	1:A:84:LYS:CB	2:B:20:U:H2'	2	0.99	0.11	0.99
(1,3)	1:A:84:LYS:CB	2:B:20:U:H3	2	0.99	0.11	0.99
(1,3)	1:A:84:LYS:CB	2:B:20:U:H3'	2	0.99	0.11	0.99
(1,3)	1:A:84:LYS:CB	2:B:20:U:H4'	2	0.99	0.11	0.99
(1,3)	1:A:84:LYS:CB	2:B:20:U:H5	2	0.99	0.11	0.99
(1,3)	1:A:84:LYS:CB	2:B:20:U:H5'	2	0.99	0.11	0.99
(1,3)	1:A:84:LYS:CB	2:B:20:U:H5''	2	0.99	0.11	0.99
(1,3)	1:A:84:LYS:CB	2:B:20:U:H6	2	0.99	0.11	0.99
(1,3)	1:A:84:LYS:CB	2:B:20:U:HO2'	2	0.99	0.11	0.99
(1,3)	1:A:84:LYS:CB	2:B:20:U:N1	2	0.99	0.11	0.99
(1,3)	1:A:84:LYS:CB	2:B:20:U:N3	2	0.99	0.11	0.99
(1,3)	1:A:84:LYS:CB	2:B:20:U:O2	2	0.99	0.11	0.99
(1,3)	1:A:84:LYS:CB	2:B:20:U:O2'	2	0.99	0.11	0.99
(1,3)	1:A:84:LYS:CB	2:B:20:U:O3'	2	0.99	0.11	0.99
(1,3)	1:A:84:LYS:CB	2:B:20:U:O4	2	0.99	0.11	0.99
(1,3)	1:A:84:LYS:CB	2:B:20:U:O4'	2	0.99	0.11	0.99
(1,3)	1:A:84:LYS:CB	2:B:20:U:O5'	2	0.99	0.11	0.99
(1,3)	1:A:84:LYS:CB	2:B:20:U:OP1	2	0.99	0.11	0.99
(1,3)	1:A:84:LYS:CB	2:B:20:U:OP2	2	0.99	0.11	0.99
(1,3)	1:A:84:LYS:CB	2:B:20:U:P	2	0.99	0.11	0.99
(1,3)	1:A:84:LYS:CB	2:B:21:G:C1'	2	0.99	0.11	0.99
(1,3)	1:A:84:LYS:CB	2:B:21:G:C2	2	0.99	0.11	0.99
(1,3)	1:A:84:LYS:CB	2:B:21:G:C2'	2	0.99	0.11	0.99
(1,3)	1:A:84:LYS:CB	2:B:21:G:C3'	2	0.99	0.11	0.99
(1,3)	1:A:84:LYS:CB	2:B:21:G:C4	2	0.99	0.11	0.99
(1,3)	1:A:84:LYS:CB	2:B:21:G:C4'	2	0.99	0.11	0.99
(1,3)	1:A:84:LYS:CB	2:B:21:G:C5	2	0.99	0.11	0.99
(1,3)	1:A:84:LYS:CB	2:B:21:G:C5'	2	0.99	0.11	0.99
(1,3)	1:A:84:LYS:CB	2:B:21:G:C6	2	0.99	0.11	0.99
(1,3)	1:A:84:LYS:CB	2:B:21:G:C8	2	0.99	0.11	0.99
(1,3)	1:A:84:LYS:CB	2:B:21:G:H1	2	0.99	0.11	0.99
(1,3)	1:A:84:LYS:CB	2:B:21:G:H1'	2	0.99	0.11	0.99
(1,3)	1:A:84:LYS:CB	2:B:21:G:H2'	2	0.99	0.11	0.99
(1,3)	1:A:84:LYS:CB	2:B:21:G:H21	2	0.99	0.11	0.99
(1,3)	1:A:84:LYS:CB	2:B:21:G:H22	2	0.99	0.11	0.99
(1,3)	1:A:84:LYS:CB	2:B:21:G:H3'	2	0.99	0.11	0.99
(1,3)	1:A:84:LYS:CB	2:B:21:G:H4'	2	0.99	0.11	0.99
(1,3)	1:A:84:LYS:CB	2:B:21:G:H5'	2	0.99	0.11	0.99

*Continued on next page...*

*Continued from previous page...*

Key	Atom-1	Atom-2	Models <sup>1</sup>	Mean (Å)	SD <sup>1</sup> (Å)	Median (Å)
(1,3)	1:A:84:LYS:CB	2:B:21:G:H5''	2	0.99	0.11	0.99
(1,3)	1:A:84:LYS:CB	2:B:21:G:H8	2	0.99	0.11	0.99
(1,3)	1:A:84:LYS:CB	2:B:21:G:HO2'	2	0.99	0.11	0.99
(1,3)	1:A:84:LYS:CB	2:B:21:G:N1	2	0.99	0.11	0.99
(1,3)	1:A:84:LYS:CB	2:B:21:G:N2	2	0.99	0.11	0.99
(1,3)	1:A:84:LYS:CB	2:B:21:G:N3	2	0.99	0.11	0.99
(1,3)	1:A:84:LYS:CB	2:B:21:G:N7	2	0.99	0.11	0.99
(1,3)	1:A:84:LYS:CB	2:B:21:G:N9	2	0.99	0.11	0.99
(1,3)	1:A:84:LYS:CB	2:B:21:G:O2'	2	0.99	0.11	0.99
(1,3)	1:A:84:LYS:CB	2:B:21:G:O3'	2	0.99	0.11	0.99
(1,3)	1:A:84:LYS:CB	2:B:21:G:O4'	2	0.99	0.11	0.99
(1,3)	1:A:84:LYS:CB	2:B:21:G:O5'	2	0.99	0.11	0.99
(1,3)	1:A:84:LYS:CB	2:B:21:G:O6	2	0.99	0.11	0.99
(1,3)	1:A:84:LYS:CB	2:B:21:G:OP1	2	0.99	0.11	0.99
(1,3)	1:A:84:LYS:CB	2:B:21:G:OP2	2	0.99	0.11	0.99
(1,3)	1:A:84:LYS:CB	2:B:21:G:P	2	0.99	0.11	0.99
(1,3)	1:A:84:LYS:CB	2:B:22:A:C1'	2	0.99	0.11	0.99
(1,3)	1:A:84:LYS:CB	2:B:22:A:C2	2	0.99	0.11	0.99
(1,3)	1:A:84:LYS:CB	2:B:22:A:C2'	2	0.99	0.11	0.99
(1,3)	1:A:84:LYS:CB	2:B:22:A:C3'	2	0.99	0.11	0.99
(1,3)	1:A:84:LYS:CB	2:B:22:A:C4	2	0.99	0.11	0.99
(1,3)	1:A:84:LYS:CB	2:B:22:A:C4'	2	0.99	0.11	0.99
(1,3)	1:A:84:LYS:CB	2:B:22:A:C5	2	0.99	0.11	0.99
(1,3)	1:A:84:LYS:CB	2:B:22:A:C5'	2	0.99	0.11	0.99
(1,3)	1:A:84:LYS:CB	2:B:22:A:C6	2	0.99	0.11	0.99
(1,3)	1:A:84:LYS:CB	2:B:22:A:C8	2	0.99	0.11	0.99
(1,3)	1:A:84:LYS:CB	2:B:22:A:H1'	2	0.99	0.11	0.99
(1,3)	1:A:84:LYS:CB	2:B:22:A:H2	2	0.99	0.11	0.99
(1,3)	1:A:84:LYS:CB	2:B:22:A:H2'	2	0.99	0.11	0.99
(1,3)	1:A:84:LYS:CB	2:B:22:A:H3'	2	0.99	0.11	0.99
(1,3)	1:A:84:LYS:CB	2:B:22:A:H4'	2	0.99	0.11	0.99
(1,3)	1:A:84:LYS:CB	2:B:22:A:H5'	2	0.99	0.11	0.99
(1,3)	1:A:84:LYS:CB	2:B:22:A:H5''	2	0.99	0.11	0.99
(1,3)	1:A:84:LYS:CB	2:B:22:A:H61	2	0.99	0.11	0.99
(1,3)	1:A:84:LYS:CB	2:B:22:A:H62	2	0.99	0.11	0.99
(1,3)	1:A:84:LYS:CB	2:B:22:A:H8	2	0.99	0.11	0.99
(1,3)	1:A:84:LYS:CB	2:B:22:A:HO2'	2	0.99	0.11	0.99
(1,3)	1:A:84:LYS:CB	2:B:22:A:N1	2	0.99	0.11	0.99
(1,3)	1:A:84:LYS:CB	2:B:22:A:N3	2	0.99	0.11	0.99
(1,3)	1:A:84:LYS:CB	2:B:22:A:N6	2	0.99	0.11	0.99
(1,3)	1:A:84:LYS:CB	2:B:22:A:N7	2	0.99	0.11	0.99
(1,3)	1:A:84:LYS:CB	2:B:22:A:N9	2	0.99	0.11	0.99

*Continued on next page...*

*Continued from previous page...*

Key	Atom-1	Atom-2	Models <sup>1</sup>	Mean (Å)	SD <sup>1</sup> (Å)	Median (Å)
(1,3)	1:A:84:LYS:CB	2:B:22:A:O2'	2	0.99	0.11	0.99
(1,3)	1:A:84:LYS:CB	2:B:22:A:O3'	2	0.99	0.11	0.99
(1,3)	1:A:84:LYS:CB	2:B:22:A:O4'	2	0.99	0.11	0.99
(1,3)	1:A:84:LYS:CB	2:B:22:A:O5'	2	0.99	0.11	0.99
(1,3)	1:A:84:LYS:CB	2:B:22:A:OP1	2	0.99	0.11	0.99
(1,3)	1:A:84:LYS:CB	2:B:22:A:OP2	2	0.99	0.11	0.99
(1,3)	1:A:84:LYS:CB	2:B:22:A:P	2	0.99	0.11	0.99
(1,3)	1:A:84:LYS:CB	2:B:23:U:C1'	2	0.99	0.11	0.99
(1,3)	1:A:84:LYS:CB	2:B:23:U:C2	2	0.99	0.11	0.99
(1,3)	1:A:84:LYS:CB	2:B:23:U:C2'	2	0.99	0.11	0.99
(1,3)	1:A:84:LYS:CB	2:B:23:U:C3'	2	0.99	0.11	0.99
(1,3)	1:A:84:LYS:CB	2:B:23:U:C4	2	0.99	0.11	0.99
(1,3)	1:A:84:LYS:CB	2:B:23:U:C4'	2	0.99	0.11	0.99
(1,3)	1:A:84:LYS:CB	2:B:23:U:C5	2	0.99	0.11	0.99
(1,3)	1:A:84:LYS:CB	2:B:23:U:C5'	2	0.99	0.11	0.99
(1,3)	1:A:84:LYS:CB	2:B:23:U:C6	2	0.99	0.11	0.99
(1,3)	1:A:84:LYS:CB	2:B:23:U:H1'	2	0.99	0.11	0.99
(1,3)	1:A:84:LYS:CB	2:B:23:U:H2'	2	0.99	0.11	0.99
(1,3)	1:A:84:LYS:CB	2:B:23:U:H3	2	0.99	0.11	0.99
(1,3)	1:A:84:LYS:CB	2:B:23:U:H3'	2	0.99	0.11	0.99
(1,3)	1:A:84:LYS:CB	2:B:23:U:H4'	2	0.99	0.11	0.99
(1,3)	1:A:84:LYS:CB	2:B:23:U:H5	2	0.99	0.11	0.99
(1,3)	1:A:84:LYS:CB	2:B:23:U:H5'	2	0.99	0.11	0.99
(1,3)	1:A:84:LYS:CB	2:B:23:U:H5''	2	0.99	0.11	0.99
(1,3)	1:A:84:LYS:CB	2:B:23:U:H6	2	0.99	0.11	0.99
(1,3)	1:A:84:LYS:CB	2:B:23:U:HO2'	2	0.99	0.11	0.99
(1,3)	1:A:84:LYS:CB	2:B:23:U:N1	2	0.99	0.11	0.99
(1,3)	1:A:84:LYS:CB	2:B:23:U:N3	2	0.99	0.11	0.99
(1,3)	1:A:84:LYS:CB	2:B:23:U:O2	2	0.99	0.11	0.99
(1,3)	1:A:84:LYS:CB	2:B:23:U:O2'	2	0.99	0.11	0.99
(1,3)	1:A:84:LYS:CB	2:B:23:U:O3'	2	0.99	0.11	0.99
(1,3)	1:A:84:LYS:CB	2:B:23:U:O4	2	0.99	0.11	0.99
(1,3)	1:A:84:LYS:CB	2:B:23:U:O4'	2	0.99	0.11	0.99
(1,3)	1:A:84:LYS:CB	2:B:23:U:O5'	2	0.99	0.11	0.99
(1,3)	1:A:84:LYS:CB	2:B:23:U:OP1	2	0.99	0.11	0.99
(1,3)	1:A:84:LYS:CB	2:B:23:U:OP2	2	0.99	0.11	0.99
(1,3)	1:A:84:LYS:CB	2:B:23:U:P	2	0.99	0.11	0.99
(1,3)	1:A:84:LYS:CB	2:B:24:G:C1'	2	0.99	0.11	0.99
(1,3)	1:A:84:LYS:CB	2:B:24:G:C2	2	0.99	0.11	0.99
(1,3)	1:A:84:LYS:CB	2:B:24:G:C2'	2	0.99	0.11	0.99
(1,3)	1:A:84:LYS:CB	2:B:24:G:C3'	2	0.99	0.11	0.99
(1,3)	1:A:84:LYS:CB	2:B:24:G:C4	2	0.99	0.11	0.99

*Continued on next page...*



*Continued from previous page...*

Key	Atom-1	Atom-2	Models <sup>1</sup>	Mean (Å)	SD <sup>1</sup> (Å)	Median (Å)
(1,3)	1:A:84:LYS:CB	2:B:24:G:C4'	2	0.99	0.11	0.99
(1,3)	1:A:84:LYS:CB	2:B:24:G:C5	2	0.99	0.11	0.99
(1,3)	1:A:84:LYS:CB	2:B:24:G:C5'	2	0.99	0.11	0.99
(1,3)	1:A:84:LYS:CB	2:B:24:G:C6	2	0.99	0.11	0.99
(1,3)	1:A:84:LYS:CB	2:B:24:G:C8	2	0.99	0.11	0.99
(1,3)	1:A:84:LYS:CB	2:B:24:G:H1	2	0.99	0.11	0.99
(1,3)	1:A:84:LYS:CB	2:B:24:G:H1'	2	0.99	0.11	0.99
(1,3)	1:A:84:LYS:CB	2:B:24:G:H2'	2	0.99	0.11	0.99
(1,3)	1:A:84:LYS:CB	2:B:24:G:H21	2	0.99	0.11	0.99
(1,3)	1:A:84:LYS:CB	2:B:24:G:H22	2	0.99	0.11	0.99
(1,3)	1:A:84:LYS:CB	2:B:24:G:H3'	2	0.99	0.11	0.99
(1,3)	1:A:84:LYS:CB	2:B:24:G:H4'	2	0.99	0.11	0.99
(1,3)	1:A:84:LYS:CB	2:B:24:G:H5'	2	0.99	0.11	0.99
(1,3)	1:A:84:LYS:CB	2:B:24:G:H5''	2	0.99	0.11	0.99
(1,3)	1:A:84:LYS:CB	2:B:24:G:H8	2	0.99	0.11	0.99
(1,3)	1:A:84:LYS:CB	2:B:24:G:HO2'	2	0.99	0.11	0.99
(1,3)	1:A:84:LYS:CB	2:B:24:G:N1	2	0.99	0.11	0.99
(1,3)	1:A:84:LYS:CB	2:B:24:G:N2	2	0.99	0.11	0.99
(1,3)	1:A:84:LYS:CB	2:B:24:G:N3	2	0.99	0.11	0.99
(1,3)	1:A:84:LYS:CB	2:B:24:G:N7	2	0.99	0.11	0.99
(1,3)	1:A:84:LYS:CB	2:B:24:G:N9	2	0.99	0.11	0.99
(1,3)	1:A:84:LYS:CB	2:B:24:G:O2'	2	0.99	0.11	0.99
(1,3)	1:A:84:LYS:CB	2:B:24:G:O3'	2	0.99	0.11	0.99
(1,3)	1:A:84:LYS:CB	2:B:24:G:O4'	2	0.99	0.11	0.99
(1,3)	1:A:84:LYS:CB	2:B:24:G:O5'	2	0.99	0.11	0.99
(1,3)	1:A:84:LYS:CB	2:B:24:G:O6	2	0.99	0.11	0.99
(1,3)	1:A:84:LYS:CB	2:B:24:G:OP1	2	0.99	0.11	0.99
(1,3)	1:A:84:LYS:CB	2:B:24:G:OP2	2	0.99	0.11	0.99
(1,3)	1:A:84:LYS:CB	2:B:24:G:P	2	0.99	0.11	0.99
(1,3)	1:A:84:LYS:CD	2:B:2:C:C1'	2	0.99	0.11	0.99
(1,3)	1:A:84:LYS:CD	2:B:2:C:C2	2	0.99	0.11	0.99
(1,3)	1:A:84:LYS:CD	2:B:2:C:C2'	2	0.99	0.11	0.99
(1,3)	1:A:84:LYS:CD	2:B:2:C:C3'	2	0.99	0.11	0.99
(1,3)	1:A:84:LYS:CD	2:B:2:C:C4	2	0.99	0.11	0.99
(1,3)	1:A:84:LYS:CD	2:B:2:C:C4'	2	0.99	0.11	0.99
(1,3)	1:A:84:LYS:CD	2:B:2:C:C5	2	0.99	0.11	0.99
(1,3)	1:A:84:LYS:CD	2:B:2:C:C5'	2	0.99	0.11	0.99
(1,3)	1:A:84:LYS:CD	2:B:2:C:C6	2	0.99	0.11	0.99
(1,3)	1:A:84:LYS:CD	2:B:2:C:H1'	2	0.99	0.11	0.99
(1,3)	1:A:84:LYS:CD	2:B:2:C:H2'	2	0.99	0.11	0.99
(1,3)	1:A:84:LYS:CD	2:B:2:C:H3'	2	0.99	0.11	0.99
(1,3)	1:A:84:LYS:CD	2:B:2:C:H4'	2	0.99	0.11	0.99

*Continued on next page...*

*Continued from previous page...*

Key	Atom-1	Atom-2	Models <sup>1</sup>	Mean (Å)	SD <sup>1</sup> (Å)	Median (Å)
(1,3)	1:A:84:LYS:CD	2:B:2:C:H41	2	0.99	0.11	0.99
(1,3)	1:A:84:LYS:CD	2:B:2:C:H42	2	0.99	0.11	0.99
(1,3)	1:A:84:LYS:CD	2:B:2:C:H5	2	0.99	0.11	0.99
(1,3)	1:A:84:LYS:CD	2:B:2:C:H5'	2	0.99	0.11	0.99
(1,3)	1:A:84:LYS:CD	2:B:2:C:H5''	2	0.99	0.11	0.99
(1,3)	1:A:84:LYS:CD	2:B:2:C:H6	2	0.99	0.11	0.99
(1,3)	1:A:84:LYS:CD	2:B:2:C:HO2'	2	0.99	0.11	0.99
(1,3)	1:A:84:LYS:CD	2:B:2:C:N1	2	0.99	0.11	0.99
(1,3)	1:A:84:LYS:CD	2:B:2:C:N3	2	0.99	0.11	0.99
(1,3)	1:A:84:LYS:CD	2:B:2:C:N4	2	0.99	0.11	0.99
(1,3)	1:A:84:LYS:CD	2:B:2:C:O2	2	0.99	0.11	0.99
(1,3)	1:A:84:LYS:CD	2:B:2:C:O2'	2	0.99	0.11	0.99
(1,3)	1:A:84:LYS:CD	2:B:2:C:O3'	2	0.99	0.11	0.99
(1,3)	1:A:84:LYS:CD	2:B:2:C:O4'	2	0.99	0.11	0.99
(1,3)	1:A:84:LYS:CD	2:B:2:C:O5'	2	0.99	0.11	0.99
(1,3)	1:A:84:LYS:CD	2:B:3:U:C1'	2	0.99	0.11	0.99
(1,3)	1:A:84:LYS:CD	2:B:3:U:C2	2	0.99	0.11	0.99
(1,3)	1:A:84:LYS:CD	2:B:3:U:C2'	2	0.99	0.11	0.99
(1,3)	1:A:84:LYS:CD	2:B:3:U:C3'	2	0.99	0.11	0.99
(1,3)	1:A:84:LYS:CD	2:B:3:U:C4	2	0.99	0.11	0.99
(1,3)	1:A:84:LYS:CD	2:B:3:U:C4'	2	0.99	0.11	0.99
(1,3)	1:A:84:LYS:CD	2:B:3:U:C5	2	0.99	0.11	0.99
(1,3)	1:A:84:LYS:CD	2:B:3:U:C5'	2	0.99	0.11	0.99
(1,3)	1:A:84:LYS:CD	2:B:3:U:C6	2	0.99	0.11	0.99
(1,3)	1:A:84:LYS:CD	2:B:3:U:H1'	2	0.99	0.11	0.99
(1,3)	1:A:84:LYS:CD	2:B:3:U:H2'	2	0.99	0.11	0.99
(1,3)	1:A:84:LYS:CD	2:B:3:U:H3	2	0.99	0.11	0.99
(1,3)	1:A:84:LYS:CD	2:B:3:U:H3'	2	0.99	0.11	0.99
(1,3)	1:A:84:LYS:CD	2:B:3:U:H4'	2	0.99	0.11	0.99
(1,3)	1:A:84:LYS:CD	2:B:3:U:H5	2	0.99	0.11	0.99
(1,3)	1:A:84:LYS:CD	2:B:3:U:H5'	2	0.99	0.11	0.99
(1,3)	1:A:84:LYS:CD	2:B:3:U:H5''	2	0.99	0.11	0.99
(1,3)	1:A:84:LYS:CD	2:B:3:U:H6	2	0.99	0.11	0.99
(1,3)	1:A:84:LYS:CD	2:B:3:U:HO2'	2	0.99	0.11	0.99
(1,3)	1:A:84:LYS:CD	2:B:3:U:N1	2	0.99	0.11	0.99
(1,3)	1:A:84:LYS:CD	2:B:3:U:N3	2	0.99	0.11	0.99
(1,3)	1:A:84:LYS:CD	2:B:3:U:O2	2	0.99	0.11	0.99
(1,3)	1:A:84:LYS:CD	2:B:3:U:O2'	2	0.99	0.11	0.99
(1,3)	1:A:84:LYS:CD	2:B:3:U:O3'	2	0.99	0.11	0.99
(1,3)	1:A:84:LYS:CD	2:B:3:U:O4	2	0.99	0.11	0.99
(1,3)	1:A:84:LYS:CD	2:B:3:U:O4'	2	0.99	0.11	0.99
(1,3)	1:A:84:LYS:CD	2:B:3:U:O5'	2	0.99	0.11	0.99

*Continued on next page...*

*Continued from previous page...*

Key	Atom-1	Atom-2	Models <sup>1</sup>	Mean (Å)	SD <sup>1</sup> (Å)	Median (Å)
(1,3)	1:A:84:LYS:CD	2:B:3:U:OP1	2	0.99	0.11	0.99
(1,3)	1:A:84:LYS:CD	2:B:3:U:OP2	2	0.99	0.11	0.99
(1,3)	1:A:84:LYS:CD	2:B:3:U:P	2	0.99	0.11	0.99
(1,3)	1:A:84:LYS:CD	2:B:4:G:C1'	2	0.99	0.11	0.99
(1,3)	1:A:84:LYS:CD	2:B:4:G:C2	2	0.99	0.11	0.99
(1,3)	1:A:84:LYS:CD	2:B:4:G:C2'	2	0.99	0.11	0.99
(1,3)	1:A:84:LYS:CD	2:B:4:G:C3'	2	0.99	0.11	0.99
(1,3)	1:A:84:LYS:CD	2:B:4:G:C4	2	0.99	0.11	0.99
(1,3)	1:A:84:LYS:CD	2:B:4:G:C4'	2	0.99	0.11	0.99
(1,3)	1:A:84:LYS:CD	2:B:4:G:C5	2	0.99	0.11	0.99
(1,3)	1:A:84:LYS:CD	2:B:4:G:C5'	2	0.99	0.11	0.99
(1,3)	1:A:84:LYS:CD	2:B:4:G:C6	2	0.99	0.11	0.99
(1,3)	1:A:84:LYS:CD	2:B:4:G:C8	2	0.99	0.11	0.99
(1,3)	1:A:84:LYS:CD	2:B:4:G:H1	2	0.99	0.11	0.99
(1,3)	1:A:84:LYS:CD	2:B:4:G:H1'	2	0.99	0.11	0.99
(1,3)	1:A:84:LYS:CD	2:B:4:G:H2'	2	0.99	0.11	0.99
(1,3)	1:A:84:LYS:CD	2:B:4:G:H21	2	0.99	0.11	0.99
(1,3)	1:A:84:LYS:CD	2:B:4:G:H22	2	0.99	0.11	0.99
(1,3)	1:A:84:LYS:CD	2:B:4:G:H3'	2	0.99	0.11	0.99
(1,3)	1:A:84:LYS:CD	2:B:4:G:H4'	2	0.99	0.11	0.99
(1,3)	1:A:84:LYS:CD	2:B:4:G:H5'	2	0.99	0.11	0.99
(1,3)	1:A:84:LYS:CD	2:B:4:G:H5''	2	0.99	0.11	0.99
(1,3)	1:A:84:LYS:CD	2:B:4:G:H8	2	0.99	0.11	0.99
(1,3)	1:A:84:LYS:CD	2:B:4:G:HO2'	2	0.99	0.11	0.99
(1,3)	1:A:84:LYS:CD	2:B:4:G:N1	2	0.99	0.11	0.99
(1,3)	1:A:84:LYS:CD	2:B:4:G:N2	2	0.99	0.11	0.99
(1,3)	1:A:84:LYS:CD	2:B:4:G:N3	2	0.99	0.11	0.99
(1,3)	1:A:84:LYS:CD	2:B:4:G:N7	2	0.99	0.11	0.99
(1,3)	1:A:84:LYS:CD	2:B:4:G:N9	2	0.99	0.11	0.99
(1,3)	1:A:84:LYS:CD	2:B:4:G:O2'	2	0.99	0.11	0.99
(1,3)	1:A:84:LYS:CD	2:B:4:G:O3'	2	0.99	0.11	0.99
(1,3)	1:A:84:LYS:CD	2:B:4:G:O4'	2	0.99	0.11	0.99
(1,3)	1:A:84:LYS:CD	2:B:4:G:O5'	2	0.99	0.11	0.99
(1,3)	1:A:84:LYS:CD	2:B:4:G:O6	2	0.99	0.11	0.99
(1,3)	1:A:84:LYS:CD	2:B:4:G:OP1	2	0.99	0.11	0.99
(1,3)	1:A:84:LYS:CD	2:B:4:G:OP2	2	0.99	0.11	0.99
(1,3)	1:A:84:LYS:CD	2:B:4:G:P	2	0.99	0.11	0.99
(1,3)	1:A:84:LYS:CD	2:B:5:A:C1'	2	0.99	0.11	0.99
(1,3)	1:A:84:LYS:CD	2:B:5:A:C2	2	0.99	0.11	0.99
(1,3)	1:A:84:LYS:CD	2:B:5:A:C2'	2	0.99	0.11	0.99
(1,3)	1:A:84:LYS:CD	2:B:5:A:C3'	2	0.99	0.11	0.99
(1,3)	1:A:84:LYS:CD	2:B:5:A:C4	2	0.99	0.11	0.99

*Continued on next page...*

*Continued from previous page...*

Key	Atom-1	Atom-2	Models <sup>1</sup>	Mean (Å)	SD <sup>1</sup> (Å)	Median (Å)
(1,3)	1:A:84:LYS:CD	2:B:5:A:C4'	2	0.99	0.11	0.99
(1,3)	1:A:84:LYS:CD	2:B:5:A:C5	2	0.99	0.11	0.99
(1,3)	1:A:84:LYS:CD	2:B:5:A:C5'	2	0.99	0.11	0.99
(1,3)	1:A:84:LYS:CD	2:B:5:A:C6	2	0.99	0.11	0.99
(1,3)	1:A:84:LYS:CD	2:B:5:A:C8	2	0.99	0.11	0.99
(1,3)	1:A:84:LYS:CD	2:B:5:A:H1'	2	0.99	0.11	0.99
(1,3)	1:A:84:LYS:CD	2:B:5:A:H2	2	0.99	0.11	0.99
(1,3)	1:A:84:LYS:CD	2:B:5:A:H2'	2	0.99	0.11	0.99
(1,3)	1:A:84:LYS:CD	2:B:5:A:H3'	2	0.99	0.11	0.99
(1,3)	1:A:84:LYS:CD	2:B:5:A:H4'	2	0.99	0.11	0.99
(1,3)	1:A:84:LYS:CD	2:B:5:A:H5'	2	0.99	0.11	0.99
(1,3)	1:A:84:LYS:CD	2:B:5:A:H5''	2	0.99	0.11	0.99
(1,3)	1:A:84:LYS:CD	2:B:5:A:H61	2	0.99	0.11	0.99
(1,3)	1:A:84:LYS:CD	2:B:5:A:H62	2	0.99	0.11	0.99
(1,3)	1:A:84:LYS:CD	2:B:5:A:H8	2	0.99	0.11	0.99
(1,3)	1:A:84:LYS:CD	2:B:5:A:HO2'	2	0.99	0.11	0.99
(1,3)	1:A:84:LYS:CD	2:B:5:A:N1	2	0.99	0.11	0.99
(1,3)	1:A:84:LYS:CD	2:B:5:A:N3	2	0.99	0.11	0.99
(1,3)	1:A:84:LYS:CD	2:B:5:A:N6	2	0.99	0.11	0.99
(1,3)	1:A:84:LYS:CD	2:B:5:A:N7	2	0.99	0.11	0.99
(1,3)	1:A:84:LYS:CD	2:B:5:A:N9	2	0.99	0.11	0.99
(1,3)	1:A:84:LYS:CD	2:B:5:A:O2'	2	0.99	0.11	0.99
(1,3)	1:A:84:LYS:CD	2:B:5:A:O3'	2	0.99	0.11	0.99
(1,3)	1:A:84:LYS:CD	2:B:5:A:O4'	2	0.99	0.11	0.99
(1,3)	1:A:84:LYS:CD	2:B:5:A:O5'	2	0.99	0.11	0.99
(1,3)	1:A:84:LYS:CD	2:B:5:A:OP1	2	0.99	0.11	0.99
(1,3)	1:A:84:LYS:CD	2:B:5:A:OP2	2	0.99	0.11	0.99
(1,3)	1:A:84:LYS:CD	2:B:5:A:P	2	0.99	0.11	0.99
(1,3)	1:A:84:LYS:CD	2:B:6:G:C1'	2	0.99	0.11	0.99
(1,3)	1:A:84:LYS:CD	2:B:6:G:C2	2	0.99	0.11	0.99
(1,3)	1:A:84:LYS:CD	2:B:6:G:C2'	2	0.99	0.11	0.99
(1,3)	1:A:84:LYS:CD	2:B:6:G:C3'	2	0.99	0.11	0.99
(1,3)	1:A:84:LYS:CD	2:B:6:G:C4	2	0.99	0.11	0.99
(1,3)	1:A:84:LYS:CD	2:B:6:G:C4'	2	0.99	0.11	0.99
(1,3)	1:A:84:LYS:CD	2:B:6:G:C5	2	0.99	0.11	0.99
(1,3)	1:A:84:LYS:CD	2:B:6:G:C5'	2	0.99	0.11	0.99
(1,3)	1:A:84:LYS:CD	2:B:6:G:C6	2	0.99	0.11	0.99
(1,3)	1:A:84:LYS:CD	2:B:6:G:C8	2	0.99	0.11	0.99
(1,3)	1:A:84:LYS:CD	2:B:6:G:H1	2	0.99	0.11	0.99
(1,3)	1:A:84:LYS:CD	2:B:6:G:H1'	2	0.99	0.11	0.99
(1,3)	1:A:84:LYS:CD	2:B:6:G:H2'	2	0.99	0.11	0.99
(1,3)	1:A:84:LYS:CD	2:B:6:G:H21	2	0.99	0.11	0.99

*Continued on next page...*

*Continued from previous page...*

Key	Atom-1	Atom-2	Models <sup>1</sup>	Mean (Å)	SD <sup>1</sup> (Å)	Median (Å)
(1,3)	1:A:84:LYS:CD	2:B:6:G:H22	2	0.99	0.11	0.99
(1,3)	1:A:84:LYS:CD	2:B:6:G:H3'	2	0.99	0.11	0.99
(1,3)	1:A:84:LYS:CD	2:B:6:G:H4'	2	0.99	0.11	0.99
(1,3)	1:A:84:LYS:CD	2:B:6:G:H5'	2	0.99	0.11	0.99
(1,3)	1:A:84:LYS:CD	2:B:6:G:H5''	2	0.99	0.11	0.99
(1,3)	1:A:84:LYS:CD	2:B:6:G:H8	2	0.99	0.11	0.99
(1,3)	1:A:84:LYS:CD	2:B:6:G:HO2'	2	0.99	0.11	0.99
(1,3)	1:A:84:LYS:CD	2:B:6:G:N1	2	0.99	0.11	0.99
(1,3)	1:A:84:LYS:CD	2:B:6:G:N2	2	0.99	0.11	0.99
(1,3)	1:A:84:LYS:CD	2:B:6:G:N3	2	0.99	0.11	0.99
(1,3)	1:A:84:LYS:CD	2:B:6:G:N7	2	0.99	0.11	0.99
(1,3)	1:A:84:LYS:CD	2:B:6:G:N9	2	0.99	0.11	0.99
(1,3)	1:A:84:LYS:CD	2:B:6:G:O2'	2	0.99	0.11	0.99
(1,3)	1:A:84:LYS:CD	2:B:6:G:O3'	2	0.99	0.11	0.99
(1,3)	1:A:84:LYS:CD	2:B:6:G:O4'	2	0.99	0.11	0.99
(1,3)	1:A:84:LYS:CD	2:B:6:G:O5'	2	0.99	0.11	0.99
(1,3)	1:A:84:LYS:CD	2:B:6:G:O6	2	0.99	0.11	0.99
(1,3)	1:A:84:LYS:CD	2:B:6:G:OP1	2	0.99	0.11	0.99
(1,3)	1:A:84:LYS:CD	2:B:6:G:OP2	2	0.99	0.11	0.99
(1,3)	1:A:84:LYS:CD	2:B:6:G:P	2	0.99	0.11	0.99
(1,3)	1:A:84:LYS:CD	2:B:7:C:C1'	2	0.99	0.11	0.99
(1,3)	1:A:84:LYS:CD	2:B:7:C:C2	2	0.99	0.11	0.99
(1,3)	1:A:84:LYS:CD	2:B:7:C:C2'	2	0.99	0.11	0.99
(1,3)	1:A:84:LYS:CD	2:B:7:C:C3'	2	0.99	0.11	0.99
(1,3)	1:A:84:LYS:CD	2:B:7:C:C4	2	0.99	0.11	0.99
(1,3)	1:A:84:LYS:CD	2:B:7:C:C4'	2	0.99	0.11	0.99
(1,3)	1:A:84:LYS:CD	2:B:7:C:C5	2	0.99	0.11	0.99
(1,3)	1:A:84:LYS:CD	2:B:7:C:C5'	2	0.99	0.11	0.99
(1,3)	1:A:84:LYS:CD	2:B:7:C:C6	2	0.99	0.11	0.99
(1,3)	1:A:84:LYS:CD	2:B:7:C:H1'	2	0.99	0.11	0.99
(1,3)	1:A:84:LYS:CD	2:B:7:C:H2'	2	0.99	0.11	0.99
(1,3)	1:A:84:LYS:CD	2:B:7:C:H3'	2	0.99	0.11	0.99
(1,3)	1:A:84:LYS:CD	2:B:7:C:H4'	2	0.99	0.11	0.99
(1,3)	1:A:84:LYS:CD	2:B:7:C:H41	2	0.99	0.11	0.99
(1,3)	1:A:84:LYS:CD	2:B:7:C:H42	2	0.99	0.11	0.99
(1,3)	1:A:84:LYS:CD	2:B:7:C:H5	2	0.99	0.11	0.99
(1,3)	1:A:84:LYS:CD	2:B:7:C:H5'	2	0.99	0.11	0.99
(1,3)	1:A:84:LYS:CD	2:B:7:C:H5''	2	0.99	0.11	0.99
(1,3)	1:A:84:LYS:CD	2:B:7:C:H6	2	0.99	0.11	0.99
(1,3)	1:A:84:LYS:CD	2:B:7:C:HO2'	2	0.99	0.11	0.99
(1,3)	1:A:84:LYS:CD	2:B:7:C:N1	2	0.99	0.11	0.99
(1,3)	1:A:84:LYS:CD	2:B:7:C:N3	2	0.99	0.11	0.99

*Continued on next page...*

*Continued from previous page...*

Key	Atom-1	Atom-2	Models <sup>1</sup>	Mean (Å)	SD <sup>1</sup> (Å)	Median (Å)
(1,3)	1:A:84:LYS:CD	2:B:7:C:N4	2	0.99	0.11	0.99
(1,3)	1:A:84:LYS:CD	2:B:7:C:O2	2	0.99	0.11	0.99
(1,3)	1:A:84:LYS:CD	2:B:7:C:O2'	2	0.99	0.11	0.99
(1,3)	1:A:84:LYS:CD	2:B:7:C:O3'	2	0.99	0.11	0.99
(1,3)	1:A:84:LYS:CD	2:B:7:C:O4'	2	0.99	0.11	0.99
(1,3)	1:A:84:LYS:CD	2:B:7:C:O5'	2	0.99	0.11	0.99
(1,3)	1:A:84:LYS:CD	2:B:7:C:OP1	2	0.99	0.11	0.99
(1,3)	1:A:84:LYS:CD	2:B:7:C:OP2	2	0.99	0.11	0.99
(1,3)	1:A:84:LYS:CD	2:B:7:C:P	2	0.99	0.11	0.99
(1,3)	1:A:84:LYS:CD	2:B:8:U:C1'	2	0.99	0.11	0.99
(1,3)	1:A:84:LYS:CD	2:B:8:U:C2	2	0.99	0.11	0.99
(1,3)	1:A:84:LYS:CD	2:B:8:U:C2'	2	0.99	0.11	0.99
(1,3)	1:A:84:LYS:CD	2:B:8:U:C3'	2	0.99	0.11	0.99
(1,3)	1:A:84:LYS:CD	2:B:8:U:C4	2	0.99	0.11	0.99
(1,3)	1:A:84:LYS:CD	2:B:8:U:C4'	2	0.99	0.11	0.99
(1,3)	1:A:84:LYS:CD	2:B:8:U:C5	2	0.99	0.11	0.99
(1,3)	1:A:84:LYS:CD	2:B:8:U:C5'	2	0.99	0.11	0.99
(1,3)	1:A:84:LYS:CD	2:B:8:U:C6	2	0.99	0.11	0.99
(1,3)	1:A:84:LYS:CD	2:B:8:U:H1'	2	0.99	0.11	0.99
(1,3)	1:A:84:LYS:CD	2:B:8:U:H2'	2	0.99	0.11	0.99
(1,3)	1:A:84:LYS:CD	2:B:8:U:H3	2	0.99	0.11	0.99
(1,3)	1:A:84:LYS:CD	2:B:8:U:H3'	2	0.99	0.11	0.99
(1,3)	1:A:84:LYS:CD	2:B:8:U:H4'	2	0.99	0.11	0.99
(1,3)	1:A:84:LYS:CD	2:B:8:U:H5	2	0.99	0.11	0.99
(1,3)	1:A:84:LYS:CD	2:B:8:U:H5'	2	0.99	0.11	0.99
(1,3)	1:A:84:LYS:CD	2:B:8:U:H5''	2	0.99	0.11	0.99
(1,3)	1:A:84:LYS:CD	2:B:8:U:H6	2	0.99	0.11	0.99
(1,3)	1:A:84:LYS:CD	2:B:8:U:HO2'	2	0.99	0.11	0.99
(1,3)	1:A:84:LYS:CD	2:B:8:U:N1	2	0.99	0.11	0.99
(1,3)	1:A:84:LYS:CD	2:B:8:U:N3	2	0.99	0.11	0.99
(1,3)	1:A:84:LYS:CD	2:B:8:U:O2	2	0.99	0.11	0.99
(1,3)	1:A:84:LYS:CD	2:B:8:U:O2'	2	0.99	0.11	0.99
(1,3)	1:A:84:LYS:CD	2:B:8:U:O3'	2	0.99	0.11	0.99
(1,3)	1:A:84:LYS:CD	2:B:8:U:O4	2	0.99	0.11	0.99
(1,3)	1:A:84:LYS:CD	2:B:8:U:O4'	2	0.99	0.11	0.99
(1,3)	1:A:84:LYS:CD	2:B:8:U:O5'	2	0.99	0.11	0.99
(1,3)	1:A:84:LYS:CD	2:B:8:U:OP1	2	0.99	0.11	0.99
(1,3)	1:A:84:LYS:CD	2:B:8:U:OP2	2	0.99	0.11	0.99
(1,3)	1:A:84:LYS:CD	2:B:8:U:P	2	0.99	0.11	0.99
(1,3)	1:A:84:LYS:CD	2:B:9:C:C1'	2	0.99	0.11	0.99
(1,3)	1:A:84:LYS:CD	2:B:9:C:C2	2	0.99	0.11	0.99
(1,3)	1:A:84:LYS:CD	2:B:9:C:C2'	2	0.99	0.11	0.99

*Continued on next page...*

*Continued from previous page...*

Key	Atom-1	Atom-2	Models <sup>1</sup>	Mean (Å)	SD <sup>1</sup> (Å)	Median (Å)
(1,3)	1:A:84:LYS:CD	2:B:9:C:C3'	2	0.99	0.11	0.99
(1,3)	1:A:84:LYS:CD	2:B:9:C:C4	2	0.99	0.11	0.99
(1,3)	1:A:84:LYS:CD	2:B:9:C:C4'	2	0.99	0.11	0.99
(1,3)	1:A:84:LYS:CD	2:B:9:C:C5	2	0.99	0.11	0.99
(1,3)	1:A:84:LYS:CD	2:B:9:C:C5'	2	0.99	0.11	0.99
(1,3)	1:A:84:LYS:CD	2:B:9:C:C6	2	0.99	0.11	0.99
(1,3)	1:A:84:LYS:CD	2:B:9:C:H1'	2	0.99	0.11	0.99
(1,3)	1:A:84:LYS:CD	2:B:9:C:H2'	2	0.99	0.11	0.99
(1,3)	1:A:84:LYS:CD	2:B:9:C:H3'	2	0.99	0.11	0.99
(1,3)	1:A:84:LYS:CD	2:B:9:C:H4'	2	0.99	0.11	0.99
(1,3)	1:A:84:LYS:CD	2:B:9:C:H41	2	0.99	0.11	0.99
(1,3)	1:A:84:LYS:CD	2:B:9:C:H42	2	0.99	0.11	0.99
(1,3)	1:A:84:LYS:CD	2:B:9:C:H5	2	0.99	0.11	0.99
(1,3)	1:A:84:LYS:CD	2:B:9:C:H5'	2	0.99	0.11	0.99
(1,3)	1:A:84:LYS:CD	2:B:9:C:H5''	2	0.99	0.11	0.99
(1,3)	1:A:84:LYS:CD	2:B:9:C:H6	2	0.99	0.11	0.99
(1,3)	1:A:84:LYS:CD	2:B:9:C:HO2'	2	0.99	0.11	0.99
(1,3)	1:A:84:LYS:CD	2:B:9:C:N1	2	0.99	0.11	0.99
(1,3)	1:A:84:LYS:CD	2:B:9:C:N3	2	0.99	0.11	0.99
(1,3)	1:A:84:LYS:CD	2:B:9:C:N4	2	0.99	0.11	0.99
(1,3)	1:A:84:LYS:CD	2:B:9:C:O2	2	0.99	0.11	0.99
(1,3)	1:A:84:LYS:CD	2:B:9:C:O2'	2	0.99	0.11	0.99
(1,3)	1:A:84:LYS:CD	2:B:9:C:O3'	2	0.99	0.11	0.99
(1,3)	1:A:84:LYS:CD	2:B:9:C:O4'	2	0.99	0.11	0.99
(1,3)	1:A:84:LYS:CD	2:B:9:C:O5'	2	0.99	0.11	0.99
(1,3)	1:A:84:LYS:CD	2:B:9:C:OP1	2	0.99	0.11	0.99
(1,3)	1:A:84:LYS:CD	2:B:9:C:OP2	2	0.99	0.11	0.99
(1,3)	1:A:84:LYS:CD	2:B:9:C:P	2	0.99	0.11	0.99
(1,3)	1:A:84:LYS:CD	2:B:10:G:C1'	2	0.99	0.11	0.99
(1,3)	1:A:84:LYS:CD	2:B:10:G:C2	2	0.99	0.11	0.99
(1,3)	1:A:84:LYS:CD	2:B:10:G:C2'	2	0.99	0.11	0.99
(1,3)	1:A:84:LYS:CD	2:B:10:G:C3'	2	0.99	0.11	0.99
(1,3)	1:A:84:LYS:CD	2:B:10:G:C4	2	0.99	0.11	0.99
(1,3)	1:A:84:LYS:CD	2:B:10:G:C4'	2	0.99	0.11	0.99
(1,3)	1:A:84:LYS:CD	2:B:10:G:C5	2	0.99	0.11	0.99
(1,3)	1:A:84:LYS:CD	2:B:10:G:C5'	2	0.99	0.11	0.99
(1,3)	1:A:84:LYS:CD	2:B:10:G:C6	2	0.99	0.11	0.99
(1,3)	1:A:84:LYS:CD	2:B:10:G:C8	2	0.99	0.11	0.99
(1,3)	1:A:84:LYS:CD	2:B:10:G:H1	2	0.99	0.11	0.99
(1,3)	1:A:84:LYS:CD	2:B:10:G:H1'	2	0.99	0.11	0.99
(1,3)	1:A:84:LYS:CD	2:B:10:G:H2'	2	0.99	0.11	0.99
(1,3)	1:A:84:LYS:CD	2:B:10:G:H21	2	0.99	0.11	0.99

*Continued on next page...*

*Continued from previous page...*

Key	Atom-1	Atom-2	Models <sup>1</sup>	Mean (Å)	SD <sup>1</sup> (Å)	Median (Å)
(1,3)	1:A:84:LYS:CD	2:B:10:G:H22	2	0.99	0.11	0.99
(1,3)	1:A:84:LYS:CD	2:B:10:G:H3'	2	0.99	0.11	0.99
(1,3)	1:A:84:LYS:CD	2:B:10:G:H4'	2	0.99	0.11	0.99
(1,3)	1:A:84:LYS:CD	2:B:10:G:H5'	2	0.99	0.11	0.99
(1,3)	1:A:84:LYS:CD	2:B:10:G:H5''	2	0.99	0.11	0.99
(1,3)	1:A:84:LYS:CD	2:B:10:G:H8	2	0.99	0.11	0.99
(1,3)	1:A:84:LYS:CD	2:B:10:G:HO2'	2	0.99	0.11	0.99
(1,3)	1:A:84:LYS:CD	2:B:10:G:N1	2	0.99	0.11	0.99
(1,3)	1:A:84:LYS:CD	2:B:10:G:N2	2	0.99	0.11	0.99
(1,3)	1:A:84:LYS:CD	2:B:10:G:N3	2	0.99	0.11	0.99
(1,3)	1:A:84:LYS:CD	2:B:10:G:N7	2	0.99	0.11	0.99
(1,3)	1:A:84:LYS:CD	2:B:10:G:N9	2	0.99	0.11	0.99
(1,3)	1:A:84:LYS:CD	2:B:10:G:O2'	2	0.99	0.11	0.99
(1,3)	1:A:84:LYS:CD	2:B:10:G:O3'	2	0.99	0.11	0.99
(1,3)	1:A:84:LYS:CD	2:B:10:G:O4'	2	0.99	0.11	0.99
(1,3)	1:A:84:LYS:CD	2:B:10:G:O5'	2	0.99	0.11	0.99
(1,3)	1:A:84:LYS:CD	2:B:10:G:O6	2	0.99	0.11	0.99
(1,3)	1:A:84:LYS:CD	2:B:10:G:OP1	2	0.99	0.11	0.99
(1,3)	1:A:84:LYS:CD	2:B:10:G:OP2	2	0.99	0.11	0.99
(1,3)	1:A:84:LYS:CD	2:B:10:G:P	2	0.99	0.11	0.99
(1,3)	1:A:84:LYS:CD	2:B:11:A:C1'	2	0.99	0.11	0.99
(1,3)	1:A:84:LYS:CD	2:B:11:A:C2	2	0.99	0.11	0.99
(1,3)	1:A:84:LYS:CD	2:B:11:A:C2'	2	0.99	0.11	0.99
(1,3)	1:A:84:LYS:CD	2:B:11:A:C3'	2	0.99	0.11	0.99
(1,3)	1:A:84:LYS:CD	2:B:11:A:C4	2	0.99	0.11	0.99
(1,3)	1:A:84:LYS:CD	2:B:11:A:C4'	2	0.99	0.11	0.99
(1,3)	1:A:84:LYS:CD	2:B:11:A:C5	2	0.99	0.11	0.99
(1,3)	1:A:84:LYS:CD	2:B:11:A:C5'	2	0.99	0.11	0.99
(1,3)	1:A:84:LYS:CD	2:B:11:A:C6	2	0.99	0.11	0.99
(1,3)	1:A:84:LYS:CD	2:B:11:A:C8	2	0.99	0.11	0.99
(1,3)	1:A:84:LYS:CD	2:B:11:A:H1'	2	0.99	0.11	0.99
(1,3)	1:A:84:LYS:CD	2:B:11:A:H2	2	0.99	0.11	0.99
(1,3)	1:A:84:LYS:CD	2:B:11:A:H2'	2	0.99	0.11	0.99
(1,3)	1:A:84:LYS:CD	2:B:11:A:H3'	2	0.99	0.11	0.99
(1,3)	1:A:84:LYS:CD	2:B:11:A:H4'	2	0.99	0.11	0.99
(1,3)	1:A:84:LYS:CD	2:B:11:A:H5'	2	0.99	0.11	0.99
(1,3)	1:A:84:LYS:CD	2:B:11:A:H5''	2	0.99	0.11	0.99
(1,3)	1:A:84:LYS:CD	2:B:11:A:H61	2	0.99	0.11	0.99
(1,3)	1:A:84:LYS:CD	2:B:11:A:H62	2	0.99	0.11	0.99
(1,3)	1:A:84:LYS:CD	2:B:11:A:H8	2	0.99	0.11	0.99
(1,3)	1:A:84:LYS:CD	2:B:11:A:HO2'	2	0.99	0.11	0.99
(1,3)	1:A:84:LYS:CD	2:B:11:A:N1	2	0.99	0.11	0.99

*Continued on next page...*



*Continued from previous page...*

Key	Atom-1	Atom-2	Models <sup>1</sup>	Mean (Å)	SD <sup>1</sup> (Å)	Median (Å)
(1,3)	1:A:84:LYS:CD	2:B:11:A:N3	2	0.99	0.11	0.99
(1,3)	1:A:84:LYS:CD	2:B:11:A:N6	2	0.99	0.11	0.99
(1,3)	1:A:84:LYS:CD	2:B:11:A:N7	2	0.99	0.11	0.99
(1,3)	1:A:84:LYS:CD	2:B:11:A:N9	2	0.99	0.11	0.99
(1,3)	1:A:84:LYS:CD	2:B:11:A:O2'	2	0.99	0.11	0.99
(1,3)	1:A:84:LYS:CD	2:B:11:A:O3'	2	0.99	0.11	0.99
(1,3)	1:A:84:LYS:CD	2:B:11:A:O4'	2	0.99	0.11	0.99
(1,3)	1:A:84:LYS:CD	2:B:11:A:O5'	2	0.99	0.11	0.99
(1,3)	1:A:84:LYS:CD	2:B:11:A:OP1	2	0.99	0.11	0.99
(1,3)	1:A:84:LYS:CD	2:B:11:A:OP2	2	0.99	0.11	0.99
(1,3)	1:A:84:LYS:CD	2:B:11:A:P	2	0.99	0.11	0.99
(1,3)	1:A:84:LYS:CD	2:B:12:A:C1'	2	0.99	0.11	0.99
(1,3)	1:A:84:LYS:CD	2:B:12:A:C2	2	0.99	0.11	0.99
(1,3)	1:A:84:LYS:CD	2:B:12:A:C2'	2	0.99	0.11	0.99
(1,3)	1:A:84:LYS:CD	2:B:12:A:C3'	2	0.99	0.11	0.99
(1,3)	1:A:84:LYS:CD	2:B:12:A:C4	2	0.99	0.11	0.99
(1,3)	1:A:84:LYS:CD	2:B:12:A:C4'	2	0.99	0.11	0.99
(1,3)	1:A:84:LYS:CD	2:B:12:A:C5	2	0.99	0.11	0.99
(1,3)	1:A:84:LYS:CD	2:B:12:A:C5'	2	0.99	0.11	0.99
(1,3)	1:A:84:LYS:CD	2:B:12:A:C6	2	0.99	0.11	0.99
(1,3)	1:A:84:LYS:CD	2:B:12:A:C8	2	0.99	0.11	0.99
(1,3)	1:A:84:LYS:CD	2:B:12:A:H1'	2	0.99	0.11	0.99
(1,3)	1:A:84:LYS:CD	2:B:12:A:H2	2	0.99	0.11	0.99
(1,3)	1:A:84:LYS:CD	2:B:12:A:H2'	2	0.99	0.11	0.99
(1,3)	1:A:84:LYS:CD	2:B:12:A:H3'	2	0.99	0.11	0.99
(1,3)	1:A:84:LYS:CD	2:B:12:A:H4'	2	0.99	0.11	0.99
(1,3)	1:A:84:LYS:CD	2:B:12:A:H5'	2	0.99	0.11	0.99
(1,3)	1:A:84:LYS:CD	2:B:12:A:H5''	2	0.99	0.11	0.99
(1,3)	1:A:84:LYS:CD	2:B:12:A:H61	2	0.99	0.11	0.99
(1,3)	1:A:84:LYS:CD	2:B:12:A:H62	2	0.99	0.11	0.99
(1,3)	1:A:84:LYS:CD	2:B:12:A:H8	2	0.99	0.11	0.99
(1,3)	1:A:84:LYS:CD	2:B:12:A:HO2'	2	0.99	0.11	0.99
(1,3)	1:A:84:LYS:CD	2:B:12:A:N1	2	0.99	0.11	0.99
(1,3)	1:A:84:LYS:CD	2:B:12:A:N3	2	0.99	0.11	0.99
(1,3)	1:A:84:LYS:CD	2:B:12:A:N6	2	0.99	0.11	0.99
(1,3)	1:A:84:LYS:CD	2:B:12:A:N7	2	0.99	0.11	0.99
(1,3)	1:A:84:LYS:CD	2:B:12:A:N9	2	0.99	0.11	0.99
(1,3)	1:A:84:LYS:CD	2:B:12:A:O2'	2	0.99	0.11	0.99
(1,3)	1:A:84:LYS:CD	2:B:12:A:O3'	2	0.99	0.11	0.99
(1,3)	1:A:84:LYS:CD	2:B:12:A:O4'	2	0.99	0.11	0.99
(1,3)	1:A:84:LYS:CD	2:B:12:A:O5'	2	0.99	0.11	0.99
(1,3)	1:A:84:LYS:CD	2:B:12:A:OP1	2	0.99	0.11	0.99

*Continued on next page...*

*Continued from previous page...*

Key	Atom-1	Atom-2	Models <sup>1</sup>	Mean (Å)	SD <sup>1</sup> (Å)	Median (Å)
(1,3)	1:A:84:LYS:CD	2:B:12:A:OP2	2	0.99	0.11	0.99
(1,3)	1:A:84:LYS:CD	2:B:12:A:P	2	0.99	0.11	0.99
(1,3)	1:A:84:LYS:CD	2:B:13:A:C1'	2	0.99	0.11	0.99
(1,3)	1:A:84:LYS:CD	2:B:13:A:C2	2	0.99	0.11	0.99
(1,3)	1:A:84:LYS:CD	2:B:13:A:C2'	2	0.99	0.11	0.99
(1,3)	1:A:84:LYS:CD	2:B:13:A:C3'	2	0.99	0.11	0.99
(1,3)	1:A:84:LYS:CD	2:B:13:A:C4	2	0.99	0.11	0.99
(1,3)	1:A:84:LYS:CD	2:B:13:A:C4'	2	0.99	0.11	0.99
(1,3)	1:A:84:LYS:CD	2:B:13:A:C5	2	0.99	0.11	0.99
(1,3)	1:A:84:LYS:CD	2:B:13:A:C5'	2	0.99	0.11	0.99
(1,3)	1:A:84:LYS:CD	2:B:13:A:C6	2	0.99	0.11	0.99
(1,3)	1:A:84:LYS:CD	2:B:13:A:C8	2	0.99	0.11	0.99
(1,3)	1:A:84:LYS:CD	2:B:13:A:H1'	2	0.99	0.11	0.99
(1,3)	1:A:84:LYS:CD	2:B:13:A:H2	2	0.99	0.11	0.99
(1,3)	1:A:84:LYS:CD	2:B:13:A:H2'	2	0.99	0.11	0.99
(1,3)	1:A:84:LYS:CD	2:B:13:A:H3'	2	0.99	0.11	0.99
(1,3)	1:A:84:LYS:CD	2:B:13:A:H4'	2	0.99	0.11	0.99
(1,3)	1:A:84:LYS:CD	2:B:13:A:H5'	2	0.99	0.11	0.99
(1,3)	1:A:84:LYS:CD	2:B:13:A:H5''	2	0.99	0.11	0.99
(1,3)	1:A:84:LYS:CD	2:B:13:A:H61	2	0.99	0.11	0.99
(1,3)	1:A:84:LYS:CD	2:B:13:A:H62	2	0.99	0.11	0.99
(1,3)	1:A:84:LYS:CD	2:B:13:A:H8	2	0.99	0.11	0.99
(1,3)	1:A:84:LYS:CD	2:B:13:A:HO2'	2	0.99	0.11	0.99
(1,3)	1:A:84:LYS:CD	2:B:13:A:N1	2	0.99	0.11	0.99
(1,3)	1:A:84:LYS:CD	2:B:13:A:N3	2	0.99	0.11	0.99
(1,3)	1:A:84:LYS:CD	2:B:13:A:N6	2	0.99	0.11	0.99
(1,3)	1:A:84:LYS:CD	2:B:13:A:N7	2	0.99	0.11	0.99
(1,3)	1:A:84:LYS:CD	2:B:13:A:N9	2	0.99	0.11	0.99
(1,3)	1:A:84:LYS:CD	2:B:13:A:O2'	2	0.99	0.11	0.99
(1,3)	1:A:84:LYS:CD	2:B:13:A:O3'	2	0.99	0.11	0.99
(1,3)	1:A:84:LYS:CD	2:B:13:A:O4'	2	0.99	0.11	0.99
(1,3)	1:A:84:LYS:CD	2:B:13:A:O5'	2	0.99	0.11	0.99
(1,3)	1:A:84:LYS:CD	2:B:13:A:OP1	2	0.99	0.11	0.99
(1,3)	1:A:84:LYS:CD	2:B:13:A:OP2	2	0.99	0.11	0.99
(1,3)	1:A:84:LYS:CD	2:B:13:A:P	2	0.99	0.11	0.99
(1,3)	1:A:84:LYS:CD	2:B:14:G:C1'	2	0.99	0.11	0.99
(1,3)	1:A:84:LYS:CD	2:B:14:G:C2	2	0.99	0.11	0.99
(1,3)	1:A:84:LYS:CD	2:B:14:G:C2'	2	0.99	0.11	0.99
(1,3)	1:A:84:LYS:CD	2:B:14:G:C3'	2	0.99	0.11	0.99
(1,3)	1:A:84:LYS:CD	2:B:14:G:C4	2	0.99	0.11	0.99
(1,3)	1:A:84:LYS:CD	2:B:14:G:C4'	2	0.99	0.11	0.99
(1,3)	1:A:84:LYS:CD	2:B:14:G:C5	2	0.99	0.11	0.99

*Continued on next page...*

*Continued from previous page...*

Key	Atom-1	Atom-2	Models <sup>1</sup>	Mean (Å)	SD <sup>1</sup> (Å)	Median (Å)
(1,3)	1:A:84:LYS:CD	2:B:14:G:C5'	2	0.99	0.11	0.99
(1,3)	1:A:84:LYS:CD	2:B:14:G:C6	2	0.99	0.11	0.99
(1,3)	1:A:84:LYS:CD	2:B:14:G:C8	2	0.99	0.11	0.99
(1,3)	1:A:84:LYS:CD	2:B:14:G:H1	2	0.99	0.11	0.99
(1,3)	1:A:84:LYS:CD	2:B:14:G:H1'	2	0.99	0.11	0.99
(1,3)	1:A:84:LYS:CD	2:B:14:G:H2'	2	0.99	0.11	0.99
(1,3)	1:A:84:LYS:CD	2:B:14:G:H21	2	0.99	0.11	0.99
(1,3)	1:A:84:LYS:CD	2:B:14:G:H22	2	0.99	0.11	0.99
(1,3)	1:A:84:LYS:CD	2:B:14:G:H3'	2	0.99	0.11	0.99
(1,3)	1:A:84:LYS:CD	2:B:14:G:H4'	2	0.99	0.11	0.99
(1,3)	1:A:84:LYS:CD	2:B:14:G:H5'	2	0.99	0.11	0.99
(1,3)	1:A:84:LYS:CD	2:B:14:G:H5''	2	0.99	0.11	0.99
(1,3)	1:A:84:LYS:CD	2:B:14:G:H8	2	0.99	0.11	0.99
(1,3)	1:A:84:LYS:CD	2:B:14:G:HO2'	2	0.99	0.11	0.99
(1,3)	1:A:84:LYS:CD	2:B:14:G:N1	2	0.99	0.11	0.99
(1,3)	1:A:84:LYS:CD	2:B:14:G:N2	2	0.99	0.11	0.99
(1,3)	1:A:84:LYS:CD	2:B:14:G:N3	2	0.99	0.11	0.99
(1,3)	1:A:84:LYS:CD	2:B:14:G:N7	2	0.99	0.11	0.99
(1,3)	1:A:84:LYS:CD	2:B:14:G:N9	2	0.99	0.11	0.99
(1,3)	1:A:84:LYS:CD	2:B:14:G:O2'	2	0.99	0.11	0.99
(1,3)	1:A:84:LYS:CD	2:B:14:G:O3'	2	0.99	0.11	0.99
(1,3)	1:A:84:LYS:CD	2:B:14:G:O4'	2	0.99	0.11	0.99
(1,3)	1:A:84:LYS:CD	2:B:14:G:O5'	2	0.99	0.11	0.99
(1,3)	1:A:84:LYS:CD	2:B:14:G:O6	2	0.99	0.11	0.99
(1,3)	1:A:84:LYS:CD	2:B:14:G:OP1	2	0.99	0.11	0.99
(1,3)	1:A:84:LYS:CD	2:B:14:G:OP2	2	0.99	0.11	0.99
(1,3)	1:A:84:LYS:CD	2:B:14:G:P	2	0.99	0.11	0.99
(1,3)	1:A:84:LYS:CD	2:B:15:A:C1'	2	0.99	0.11	0.99
(1,3)	1:A:84:LYS:CD	2:B:15:A:C2	2	0.99	0.11	0.99
(1,3)	1:A:84:LYS:CD	2:B:15:A:C2'	2	0.99	0.11	0.99
(1,3)	1:A:84:LYS:CD	2:B:15:A:C3'	2	0.99	0.11	0.99
(1,3)	1:A:84:LYS:CD	2:B:15:A:C4	2	0.99	0.11	0.99
(1,3)	1:A:84:LYS:CD	2:B:15:A:C4'	2	0.99	0.11	0.99
(1,3)	1:A:84:LYS:CD	2:B:15:A:C5	2	0.99	0.11	0.99
(1,3)	1:A:84:LYS:CD	2:B:15:A:C5'	2	0.99	0.11	0.99
(1,3)	1:A:84:LYS:CD	2:B:15:A:C6	2	0.99	0.11	0.99
(1,3)	1:A:84:LYS:CD	2:B:15:A:C8	2	0.99	0.11	0.99
(1,3)	1:A:84:LYS:CD	2:B:15:A:H1'	2	0.99	0.11	0.99
(1,3)	1:A:84:LYS:CD	2:B:15:A:H2	2	0.99	0.11	0.99
(1,3)	1:A:84:LYS:CD	2:B:15:A:H2'	2	0.99	0.11	0.99
(1,3)	1:A:84:LYS:CD	2:B:15:A:H3'	2	0.99	0.11	0.99
(1,3)	1:A:84:LYS:CD	2:B:15:A:H4'	2	0.99	0.11	0.99

*Continued on next page...*

*Continued from previous page...*

Key	Atom-1	Atom-2	Models <sup>1</sup>	Mean (Å)	SD <sup>1</sup> (Å)	Median (Å)
(1,3)	1:A:84:LYS:CD	2:B:15:A:H5'	2	0.99	0.11	0.99
(1,3)	1:A:84:LYS:CD	2:B:15:A:H5''	2	0.99	0.11	0.99
(1,3)	1:A:84:LYS:CD	2:B:15:A:H61	2	0.99	0.11	0.99
(1,3)	1:A:84:LYS:CD	2:B:15:A:H62	2	0.99	0.11	0.99
(1,3)	1:A:84:LYS:CD	2:B:15:A:H8	2	0.99	0.11	0.99
(1,3)	1:A:84:LYS:CD	2:B:15:A:HO2'	2	0.99	0.11	0.99
(1,3)	1:A:84:LYS:CD	2:B:15:A:N1	2	0.99	0.11	0.99
(1,3)	1:A:84:LYS:CD	2:B:15:A:N3	2	0.99	0.11	0.99
(1,3)	1:A:84:LYS:CD	2:B:15:A:N6	2	0.99	0.11	0.99
(1,3)	1:A:84:LYS:CD	2:B:15:A:N7	2	0.99	0.11	0.99
(1,3)	1:A:84:LYS:CD	2:B:15:A:N9	2	0.99	0.11	0.99
(1,3)	1:A:84:LYS:CD	2:B:15:A:O2'	2	0.99	0.11	0.99
(1,3)	1:A:84:LYS:CD	2:B:15:A:O3'	2	0.99	0.11	0.99
(1,3)	1:A:84:LYS:CD	2:B:15:A:O4'	2	0.99	0.11	0.99
(1,3)	1:A:84:LYS:CD	2:B:15:A:O5'	2	0.99	0.11	0.99
(1,3)	1:A:84:LYS:CD	2:B:15:A:OP1	2	0.99	0.11	0.99
(1,3)	1:A:84:LYS:CD	2:B:15:A:OP2	2	0.99	0.11	0.99
(1,3)	1:A:84:LYS:CD	2:B:15:A:P	2	0.99	0.11	0.99
(1,3)	1:A:84:LYS:CD	2:B:16:G:C1'	2	0.99	0.11	0.99
(1,3)	1:A:84:LYS:CD	2:B:16:G:C2	2	0.99	0.11	0.99
(1,3)	1:A:84:LYS:CD	2:B:16:G:C2'	2	0.99	0.11	0.99
(1,3)	1:A:84:LYS:CD	2:B:16:G:C3'	2	0.99	0.11	0.99
(1,3)	1:A:84:LYS:CD	2:B:16:G:C4	2	0.99	0.11	0.99
(1,3)	1:A:84:LYS:CD	2:B:16:G:C4'	2	0.99	0.11	0.99
(1,3)	1:A:84:LYS:CD	2:B:16:G:C5	2	0.99	0.11	0.99
(1,3)	1:A:84:LYS:CD	2:B:16:G:C5'	2	0.99	0.11	0.99
(1,3)	1:A:84:LYS:CD	2:B:16:G:C6	2	0.99	0.11	0.99
(1,3)	1:A:84:LYS:CD	2:B:16:G:C8	2	0.99	0.11	0.99
(1,3)	1:A:84:LYS:CD	2:B:16:G:H1	2	0.99	0.11	0.99
(1,3)	1:A:84:LYS:CD	2:B:16:G:H1'	2	0.99	0.11	0.99
(1,3)	1:A:84:LYS:CD	2:B:16:G:H2'	2	0.99	0.11	0.99
(1,3)	1:A:84:LYS:CD	2:B:16:G:H21	2	0.99	0.11	0.99
(1,3)	1:A:84:LYS:CD	2:B:16:G:H22	2	0.99	0.11	0.99
(1,3)	1:A:84:LYS:CD	2:B:16:G:H3'	2	0.99	0.11	0.99
(1,3)	1:A:84:LYS:CD	2:B:16:G:H4'	2	0.99	0.11	0.99
(1,3)	1:A:84:LYS:CD	2:B:16:G:H5'	2	0.99	0.11	0.99
(1,3)	1:A:84:LYS:CD	2:B:16:G:H5''	2	0.99	0.11	0.99
(1,3)	1:A:84:LYS:CD	2:B:16:G:H8	2	0.99	0.11	0.99
(1,3)	1:A:84:LYS:CD	2:B:16:G:HO2'	2	0.99	0.11	0.99
(1,3)	1:A:84:LYS:CD	2:B:16:G:N1	2	0.99	0.11	0.99
(1,3)	1:A:84:LYS:CD	2:B:16:G:N2	2	0.99	0.11	0.99
(1,3)	1:A:84:LYS:CD	2:B:16:G:N3	2	0.99	0.11	0.99

*Continued on next page...*

*Continued from previous page...*

Key	Atom-1	Atom-2	Models <sup>1</sup>	Mean (Å)	SD <sup>1</sup> (Å)	Median (Å)
(1,3)	1:A:84:LYS:CD	2:B:16:G:N7	2	0.99	0.11	0.99
(1,3)	1:A:84:LYS:CD	2:B:16:G:N9	2	0.99	0.11	0.99
(1,3)	1:A:84:LYS:CD	2:B:16:G:O2'	2	0.99	0.11	0.99
(1,3)	1:A:84:LYS:CD	2:B:16:G:O3'	2	0.99	0.11	0.99
(1,3)	1:A:84:LYS:CD	2:B:16:G:O4'	2	0.99	0.11	0.99
(1,3)	1:A:84:LYS:CD	2:B:16:G:O5'	2	0.99	0.11	0.99
(1,3)	1:A:84:LYS:CD	2:B:16:G:O6	2	0.99	0.11	0.99
(1,3)	1:A:84:LYS:CD	2:B:16:G:OP1	2	0.99	0.11	0.99
(1,3)	1:A:84:LYS:CD	2:B:16:G:OP2	2	0.99	0.11	0.99
(1,3)	1:A:84:LYS:CD	2:B:16:G:P	2	0.99	0.11	0.99
(1,3)	1:A:84:LYS:CD	2:B:17:C:C1'	2	0.99	0.11	0.99
(1,3)	1:A:84:LYS:CD	2:B:17:C:C2	2	0.99	0.11	0.99
(1,3)	1:A:84:LYS:CD	2:B:17:C:C2'	2	0.99	0.11	0.99
(1,3)	1:A:84:LYS:CD	2:B:17:C:C3'	2	0.99	0.11	0.99
(1,3)	1:A:84:LYS:CD	2:B:17:C:C4	2	0.99	0.11	0.99
(1,3)	1:A:84:LYS:CD	2:B:17:C:C4'	2	0.99	0.11	0.99
(1,3)	1:A:84:LYS:CD	2:B:17:C:C5	2	0.99	0.11	0.99
(1,3)	1:A:84:LYS:CD	2:B:17:C:C5'	2	0.99	0.11	0.99
(1,3)	1:A:84:LYS:CD	2:B:17:C:C6	2	0.99	0.11	0.99
(1,3)	1:A:84:LYS:CD	2:B:17:C:H1'	2	0.99	0.11	0.99
(1,3)	1:A:84:LYS:CD	2:B:17:C:H2'	2	0.99	0.11	0.99
(1,3)	1:A:84:LYS:CD	2:B:17:C:H3'	2	0.99	0.11	0.99
(1,3)	1:A:84:LYS:CD	2:B:17:C:H4'	2	0.99	0.11	0.99
(1,3)	1:A:84:LYS:CD	2:B:17:C:H41	2	0.99	0.11	0.99
(1,3)	1:A:84:LYS:CD	2:B:17:C:H42	2	0.99	0.11	0.99
(1,3)	1:A:84:LYS:CD	2:B:17:C:H5	2	0.99	0.11	0.99
(1,3)	1:A:84:LYS:CD	2:B:17:C:H5'	2	0.99	0.11	0.99
(1,3)	1:A:84:LYS:CD	2:B:17:C:H5''	2	0.99	0.11	0.99
(1,3)	1:A:84:LYS:CD	2:B:17:C:H6	2	0.99	0.11	0.99
(1,3)	1:A:84:LYS:CD	2:B:17:C:HO2'	2	0.99	0.11	0.99
(1,3)	1:A:84:LYS:CD	2:B:17:C:N1	2	0.99	0.11	0.99
(1,3)	1:A:84:LYS:CD	2:B:17:C:N3	2	0.99	0.11	0.99
(1,3)	1:A:84:LYS:CD	2:B:17:C:N4	2	0.99	0.11	0.99
(1,3)	1:A:84:LYS:CD	2:B:17:C:O2	2	0.99	0.11	0.99
(1,3)	1:A:84:LYS:CD	2:B:17:C:O2'	2	0.99	0.11	0.99
(1,3)	1:A:84:LYS:CD	2:B:17:C:O3'	2	0.99	0.11	0.99
(1,3)	1:A:84:LYS:CD	2:B:17:C:O4'	2	0.99	0.11	0.99
(1,3)	1:A:84:LYS:CD	2:B:17:C:O5'	2	0.99	0.11	0.99
(1,3)	1:A:84:LYS:CD	2:B:17:C:OP1	2	0.99	0.11	0.99
(1,3)	1:A:84:LYS:CD	2:B:17:C:OP2	2	0.99	0.11	0.99
(1,3)	1:A:84:LYS:CD	2:B:17:C:P	2	0.99	0.11	0.99
(1,3)	1:A:84:LYS:CD	2:B:18:A:C1'	2	0.99	0.11	0.99

*Continued on next page...*

*Continued from previous page...*

Key	Atom-1	Atom-2	Models <sup>1</sup>	Mean (Å)	SD <sup>1</sup> (Å)	Median (Å)
(1,3)	1:A:84:LYS:CD	2:B:18:A:C2	2	0.99	0.11	0.99
(1,3)	1:A:84:LYS:CD	2:B:18:A:C2'	2	0.99	0.11	0.99
(1,3)	1:A:84:LYS:CD	2:B:18:A:C3'	2	0.99	0.11	0.99
(1,3)	1:A:84:LYS:CD	2:B:18:A:C4	2	0.99	0.11	0.99
(1,3)	1:A:84:LYS:CD	2:B:18:A:C4'	2	0.99	0.11	0.99
(1,3)	1:A:84:LYS:CD	2:B:18:A:C5	2	0.99	0.11	0.99
(1,3)	1:A:84:LYS:CD	2:B:18:A:C5'	2	0.99	0.11	0.99
(1,3)	1:A:84:LYS:CD	2:B:18:A:C6	2	0.99	0.11	0.99
(1,3)	1:A:84:LYS:CD	2:B:18:A:C8	2	0.99	0.11	0.99
(1,3)	1:A:84:LYS:CD	2:B:18:A:H1'	2	0.99	0.11	0.99
(1,3)	1:A:84:LYS:CD	2:B:18:A:H2	2	0.99	0.11	0.99
(1,3)	1:A:84:LYS:CD	2:B:18:A:H2'	2	0.99	0.11	0.99
(1,3)	1:A:84:LYS:CD	2:B:18:A:H3'	2	0.99	0.11	0.99
(1,3)	1:A:84:LYS:CD	2:B:18:A:H4'	2	0.99	0.11	0.99
(1,3)	1:A:84:LYS:CD	2:B:18:A:H5'	2	0.99	0.11	0.99
(1,3)	1:A:84:LYS:CD	2:B:18:A:H5''	2	0.99	0.11	0.99
(1,3)	1:A:84:LYS:CD	2:B:18:A:H61	2	0.99	0.11	0.99
(1,3)	1:A:84:LYS:CD	2:B:18:A:H62	2	0.99	0.11	0.99
(1,3)	1:A:84:LYS:CD	2:B:18:A:H8	2	0.99	0.11	0.99
(1,3)	1:A:84:LYS:CD	2:B:18:A:HO2'	2	0.99	0.11	0.99
(1,3)	1:A:84:LYS:CD	2:B:18:A:N1	2	0.99	0.11	0.99
(1,3)	1:A:84:LYS:CD	2:B:18:A:N3	2	0.99	0.11	0.99
(1,3)	1:A:84:LYS:CD	2:B:18:A:N6	2	0.99	0.11	0.99
(1,3)	1:A:84:LYS:CD	2:B:18:A:N7	2	0.99	0.11	0.99
(1,3)	1:A:84:LYS:CD	2:B:18:A:N9	2	0.99	0.11	0.99
(1,3)	1:A:84:LYS:CD	2:B:18:A:O2'	2	0.99	0.11	0.99
(1,3)	1:A:84:LYS:CD	2:B:18:A:O3'	2	0.99	0.11	0.99
(1,3)	1:A:84:LYS:CD	2:B:18:A:O4'	2	0.99	0.11	0.99
(1,3)	1:A:84:LYS:CD	2:B:18:A:O5'	2	0.99	0.11	0.99
(1,3)	1:A:84:LYS:CD	2:B:18:A:OP1	2	0.99	0.11	0.99
(1,3)	1:A:84:LYS:CD	2:B:18:A:OP2	2	0.99	0.11	0.99
(1,3)	1:A:84:LYS:CD	2:B:18:A:P	2	0.99	0.11	0.99
(1,3)	1:A:84:LYS:CD	2:B:19:A:C1'	2	0.99	0.11	0.99
(1,3)	1:A:84:LYS:CD	2:B:19:A:C2	2	0.99	0.11	0.99
(1,3)	1:A:84:LYS:CD	2:B:19:A:C2'	2	0.99	0.11	0.99
(1,3)	1:A:84:LYS:CD	2:B:19:A:C3'	2	0.99	0.11	0.99
(1,3)	1:A:84:LYS:CD	2:B:19:A:C4	2	0.99	0.11	0.99
(1,3)	1:A:84:LYS:CD	2:B:19:A:C4'	2	0.99	0.11	0.99
(1,3)	1:A:84:LYS:CD	2:B:19:A:C5	2	0.99	0.11	0.99
(1,3)	1:A:84:LYS:CD	2:B:19:A:C5'	2	0.99	0.11	0.99
(1,3)	1:A:84:LYS:CD	2:B:19:A:C6	2	0.99	0.11	0.99
(1,3)	1:A:84:LYS:CD	2:B:19:A:C8	2	0.99	0.11	0.99

*Continued on next page...*

*Continued from previous page...*

Key	Atom-1	Atom-2	Models <sup>1</sup>	Mean (Å)	SD <sup>1</sup> (Å)	Median (Å)
(1,3)	1:A:84:LYS:CD	2:B:19:A:H1'	2	0.99	0.11	0.99
(1,3)	1:A:84:LYS:CD	2:B:19:A:H2	2	0.99	0.11	0.99
(1,3)	1:A:84:LYS:CD	2:B:19:A:H2'	2	0.99	0.11	0.99
(1,3)	1:A:84:LYS:CD	2:B:19:A:H3'	2	0.99	0.11	0.99
(1,3)	1:A:84:LYS:CD	2:B:19:A:H4'	2	0.99	0.11	0.99
(1,3)	1:A:84:LYS:CD	2:B:19:A:H5'	2	0.99	0.11	0.99
(1,3)	1:A:84:LYS:CD	2:B:19:A:H5''	2	0.99	0.11	0.99
(1,3)	1:A:84:LYS:CD	2:B:19:A:H61	2	0.99	0.11	0.99
(1,3)	1:A:84:LYS:CD	2:B:19:A:H62	2	0.99	0.11	0.99
(1,3)	1:A:84:LYS:CD	2:B:19:A:H8	2	0.99	0.11	0.99
(1,3)	1:A:84:LYS:CD	2:B:19:A:HO2'	2	0.99	0.11	0.99
(1,3)	1:A:84:LYS:CD	2:B:19:A:N1	2	0.99	0.11	0.99
(1,3)	1:A:84:LYS:CD	2:B:19:A:N3	2	0.99	0.11	0.99
(1,3)	1:A:84:LYS:CD	2:B:19:A:N6	2	0.99	0.11	0.99
(1,3)	1:A:84:LYS:CD	2:B:19:A:N7	2	0.99	0.11	0.99
(1,3)	1:A:84:LYS:CD	2:B:19:A:N9	2	0.99	0.11	0.99
(1,3)	1:A:84:LYS:CD	2:B:19:A:O2'	2	0.99	0.11	0.99
(1,3)	1:A:84:LYS:CD	2:B:19:A:O3'	2	0.99	0.11	0.99
(1,3)	1:A:84:LYS:CD	2:B:19:A:O4'	2	0.99	0.11	0.99
(1,3)	1:A:84:LYS:CD	2:B:19:A:O5'	2	0.99	0.11	0.99
(1,3)	1:A:84:LYS:CD	2:B:19:A:OP1	2	0.99	0.11	0.99
(1,3)	1:A:84:LYS:CD	2:B:19:A:OP2	2	0.99	0.11	0.99
(1,3)	1:A:84:LYS:CD	2:B:19:A:P	2	0.99	0.11	0.99
(1,3)	1:A:84:LYS:CD	2:B:20:U:C1'	2	0.99	0.11	0.99
(1,3)	1:A:84:LYS:CD	2:B:20:U:C2	2	0.99	0.11	0.99
(1,3)	1:A:84:LYS:CD	2:B:20:U:C2'	2	0.99	0.11	0.99
(1,3)	1:A:84:LYS:CD	2:B:20:U:C3'	2	0.99	0.11	0.99
(1,3)	1:A:84:LYS:CD	2:B:20:U:C4	2	0.99	0.11	0.99
(1,3)	1:A:84:LYS:CD	2:B:20:U:C4'	2	0.99	0.11	0.99
(1,3)	1:A:84:LYS:CD	2:B:20:U:C5	2	0.99	0.11	0.99
(1,3)	1:A:84:LYS:CD	2:B:20:U:C5'	2	0.99	0.11	0.99
(1,3)	1:A:84:LYS:CD	2:B:20:U:C6	2	0.99	0.11	0.99
(1,3)	1:A:84:LYS:CD	2:B:20:U:H1'	2	0.99	0.11	0.99
(1,3)	1:A:84:LYS:CD	2:B:20:U:H2'	2	0.99	0.11	0.99
(1,3)	1:A:84:LYS:CD	2:B:20:U:H3	2	0.99	0.11	0.99
(1,3)	1:A:84:LYS:CD	2:B:20:U:H3'	2	0.99	0.11	0.99
(1,3)	1:A:84:LYS:CD	2:B:20:U:H4'	2	0.99	0.11	0.99
(1,3)	1:A:84:LYS:CD	2:B:20:U:H5	2	0.99	0.11	0.99
(1,3)	1:A:84:LYS:CD	2:B:20:U:H5'	2	0.99	0.11	0.99
(1,3)	1:A:84:LYS:CD	2:B:20:U:H5''	2	0.99	0.11	0.99
(1,3)	1:A:84:LYS:CD	2:B:20:U:H6	2	0.99	0.11	0.99
(1,3)	1:A:84:LYS:CD	2:B:20:U:HO2'	2	0.99	0.11	0.99

*Continued on next page...*

*Continued from previous page...*

Key	Atom-1	Atom-2	Models <sup>1</sup>	Mean (Å)	SD <sup>1</sup> (Å)	Median (Å)
(1,3)	1:A:84:LYS:CD	2:B:20:U:N1	2	0.99	0.11	0.99
(1,3)	1:A:84:LYS:CD	2:B:20:U:N3	2	0.99	0.11	0.99
(1,3)	1:A:84:LYS:CD	2:B:20:U:O2	2	0.99	0.11	0.99
(1,3)	1:A:84:LYS:CD	2:B:20:U:O2'	2	0.99	0.11	0.99
(1,3)	1:A:84:LYS:CD	2:B:20:U:O3'	2	0.99	0.11	0.99
(1,3)	1:A:84:LYS:CD	2:B:20:U:O4	2	0.99	0.11	0.99
(1,3)	1:A:84:LYS:CD	2:B:20:U:O4'	2	0.99	0.11	0.99
(1,3)	1:A:84:LYS:CD	2:B:20:U:O5'	2	0.99	0.11	0.99
(1,3)	1:A:84:LYS:CD	2:B:20:U:OP1	2	0.99	0.11	0.99
(1,3)	1:A:84:LYS:CD	2:B:20:U:OP2	2	0.99	0.11	0.99
(1,3)	1:A:84:LYS:CD	2:B:20:U:P	2	0.99	0.11	0.99
(1,3)	1:A:84:LYS:CD	2:B:21:G:C1'	2	0.99	0.11	0.99
(1,3)	1:A:84:LYS:CD	2:B:21:G:C2	2	0.99	0.11	0.99
(1,3)	1:A:84:LYS:CD	2:B:21:G:C2'	2	0.99	0.11	0.99
(1,3)	1:A:84:LYS:CD	2:B:21:G:C3'	2	0.99	0.11	0.99
(1,3)	1:A:84:LYS:CD	2:B:21:G:C4	2	0.99	0.11	0.99
(1,3)	1:A:84:LYS:CD	2:B:21:G:C4'	2	0.99	0.11	0.99
(1,3)	1:A:84:LYS:CD	2:B:21:G:C5	2	0.99	0.11	0.99
(1,3)	1:A:84:LYS:CD	2:B:21:G:C5'	2	0.99	0.11	0.99
(1,3)	1:A:84:LYS:CD	2:B:21:G:C6	2	0.99	0.11	0.99
(1,3)	1:A:84:LYS:CD	2:B:21:G:C8	2	0.99	0.11	0.99
(1,3)	1:A:84:LYS:CD	2:B:21:G:H1	2	0.99	0.11	0.99
(1,3)	1:A:84:LYS:CD	2:B:21:G:H1'	2	0.99	0.11	0.99
(1,3)	1:A:84:LYS:CD	2:B:21:G:H2'	2	0.99	0.11	0.99
(1,3)	1:A:84:LYS:CD	2:B:21:G:H21	2	0.99	0.11	0.99
(1,3)	1:A:84:LYS:CD	2:B:21:G:H22	2	0.99	0.11	0.99
(1,3)	1:A:84:LYS:CD	2:B:21:G:H3'	2	0.99	0.11	0.99
(1,3)	1:A:84:LYS:CD	2:B:21:G:H4'	2	0.99	0.11	0.99
(1,3)	1:A:84:LYS:CD	2:B:21:G:H5'	2	0.99	0.11	0.99
(1,3)	1:A:84:LYS:CD	2:B:21:G:H5''	2	0.99	0.11	0.99
(1,3)	1:A:84:LYS:CD	2:B:21:G:H8	2	0.99	0.11	0.99
(1,3)	1:A:84:LYS:CD	2:B:21:G:HO2'	2	0.99	0.11	0.99
(1,3)	1:A:84:LYS:CD	2:B:21:G:N1	2	0.99	0.11	0.99
(1,3)	1:A:84:LYS:CD	2:B:21:G:N2	2	0.99	0.11	0.99
(1,3)	1:A:84:LYS:CD	2:B:21:G:N3	2	0.99	0.11	0.99
(1,3)	1:A:84:LYS:CD	2:B:21:G:N7	2	0.99	0.11	0.99
(1,3)	1:A:84:LYS:CD	2:B:21:G:N9	2	0.99	0.11	0.99
(1,3)	1:A:84:LYS:CD	2:B:21:G:O2'	2	0.99	0.11	0.99
(1,3)	1:A:84:LYS:CD	2:B:21:G:O3'	2	0.99	0.11	0.99
(1,3)	1:A:84:LYS:CD	2:B:21:G:O4'	2	0.99	0.11	0.99
(1,3)	1:A:84:LYS:CD	2:B:21:G:O5'	2	0.99	0.11	0.99
(1,3)	1:A:84:LYS:CD	2:B:21:G:O6	2	0.99	0.11	0.99

*Continued on next page...*



*Continued from previous page...*

Key	Atom-1	Atom-2	Models <sup>1</sup>	Mean (Å)	SD <sup>1</sup> (Å)	Median (Å)
(1,3)	1:A:84:LYS:CD	2:B:21:G:OP1	2	0.99	0.11	0.99
(1,3)	1:A:84:LYS:CD	2:B:21:G:OP2	2	0.99	0.11	0.99
(1,3)	1:A:84:LYS:CD	2:B:21:G:P	2	0.99	0.11	0.99
(1,3)	1:A:84:LYS:CD	2:B:22:A:C1'	2	0.99	0.11	0.99
(1,3)	1:A:84:LYS:CD	2:B:22:A:C2	2	0.99	0.11	0.99
(1,3)	1:A:84:LYS:CD	2:B:22:A:C2'	2	0.99	0.11	0.99
(1,3)	1:A:84:LYS:CD	2:B:22:A:C3'	2	0.99	0.11	0.99
(1,3)	1:A:84:LYS:CD	2:B:22:A:C4	2	0.99	0.11	0.99
(1,3)	1:A:84:LYS:CD	2:B:22:A:C4'	2	0.99	0.11	0.99
(1,3)	1:A:84:LYS:CD	2:B:22:A:C5	2	0.99	0.11	0.99
(1,3)	1:A:84:LYS:CD	2:B:22:A:C5'	2	0.99	0.11	0.99
(1,3)	1:A:84:LYS:CD	2:B:22:A:C6	2	0.99	0.11	0.99
(1,3)	1:A:84:LYS:CD	2:B:22:A:C8	2	0.99	0.11	0.99
(1,3)	1:A:84:LYS:CD	2:B:22:A:H1'	2	0.99	0.11	0.99
(1,3)	1:A:84:LYS:CD	2:B:22:A:H2	2	0.99	0.11	0.99
(1,3)	1:A:84:LYS:CD	2:B:22:A:H2'	2	0.99	0.11	0.99
(1,3)	1:A:84:LYS:CD	2:B:22:A:H3'	2	0.99	0.11	0.99
(1,3)	1:A:84:LYS:CD	2:B:22:A:H4'	2	0.99	0.11	0.99
(1,3)	1:A:84:LYS:CD	2:B:22:A:H5'	2	0.99	0.11	0.99
(1,3)	1:A:84:LYS:CD	2:B:22:A:H5''	2	0.99	0.11	0.99
(1,3)	1:A:84:LYS:CD	2:B:22:A:H61	2	0.99	0.11	0.99
(1,3)	1:A:84:LYS:CD	2:B:22:A:H62	2	0.99	0.11	0.99
(1,3)	1:A:84:LYS:CD	2:B:22:A:H8	2	0.99	0.11	0.99
(1,3)	1:A:84:LYS:CD	2:B:22:A:HO2'	2	0.99	0.11	0.99
(1,3)	1:A:84:LYS:CD	2:B:22:A:N1	2	0.99	0.11	0.99
(1,3)	1:A:84:LYS:CD	2:B:22:A:N3	2	0.99	0.11	0.99
(1,3)	1:A:84:LYS:CD	2:B:22:A:N6	2	0.99	0.11	0.99
(1,3)	1:A:84:LYS:CD	2:B:22:A:N7	2	0.99	0.11	0.99
(1,3)	1:A:84:LYS:CD	2:B:22:A:N9	2	0.99	0.11	0.99
(1,3)	1:A:84:LYS:CD	2:B:22:A:O2'	2	0.99	0.11	0.99
(1,3)	1:A:84:LYS:CD	2:B:22:A:O3'	2	0.99	0.11	0.99
(1,3)	1:A:84:LYS:CD	2:B:22:A:O4'	2	0.99	0.11	0.99
(1,3)	1:A:84:LYS:CD	2:B:22:A:O5'	2	0.99	0.11	0.99
(1,3)	1:A:84:LYS:CD	2:B:22:A:OP1	2	0.99	0.11	0.99
(1,3)	1:A:84:LYS:CD	2:B:22:A:OP2	2	0.99	0.11	0.99
(1,3)	1:A:84:LYS:CD	2:B:22:A:P	2	0.99	0.11	0.99
(1,3)	1:A:84:LYS:CD	2:B:23:U:C1'	2	0.99	0.11	0.99
(1,3)	1:A:84:LYS:CD	2:B:23:U:C2	2	0.99	0.11	0.99
(1,3)	1:A:84:LYS:CD	2:B:23:U:C2'	2	0.99	0.11	0.99
(1,3)	1:A:84:LYS:CD	2:B:23:U:C3'	2	0.99	0.11	0.99
(1,3)	1:A:84:LYS:CD	2:B:23:U:C4	2	0.99	0.11	0.99
(1,3)	1:A:84:LYS:CD	2:B:23:U:C4'	2	0.99	0.11	0.99

*Continued on next page...*

*Continued from previous page...*

Key	Atom-1	Atom-2	Models <sup>1</sup>	Mean (Å)	SD <sup>1</sup> (Å)	Median (Å)
(1,3)	1:A:84:LYS:CD	2:B:23:U:C5	2	0.99	0.11	0.99
(1,3)	1:A:84:LYS:CD	2:B:23:U:C5'	2	0.99	0.11	0.99
(1,3)	1:A:84:LYS:CD	2:B:23:U:C6	2	0.99	0.11	0.99
(1,3)	1:A:84:LYS:CD	2:B:23:U:H1'	2	0.99	0.11	0.99
(1,3)	1:A:84:LYS:CD	2:B:23:U:H2'	2	0.99	0.11	0.99
(1,3)	1:A:84:LYS:CD	2:B:23:U:H3	2	0.99	0.11	0.99
(1,3)	1:A:84:LYS:CD	2:B:23:U:H3'	2	0.99	0.11	0.99
(1,3)	1:A:84:LYS:CD	2:B:23:U:H4'	2	0.99	0.11	0.99
(1,3)	1:A:84:LYS:CD	2:B:23:U:H5	2	0.99	0.11	0.99
(1,3)	1:A:84:LYS:CD	2:B:23:U:H5'	2	0.99	0.11	0.99
(1,3)	1:A:84:LYS:CD	2:B:23:U:H5''	2	0.99	0.11	0.99
(1,3)	1:A:84:LYS:CD	2:B:23:U:H6	2	0.99	0.11	0.99
(1,3)	1:A:84:LYS:CD	2:B:23:U:HO2'	2	0.99	0.11	0.99
(1,3)	1:A:84:LYS:CD	2:B:23:U:N1	2	0.99	0.11	0.99
(1,3)	1:A:84:LYS:CD	2:B:23:U:N3	2	0.99	0.11	0.99
(1,3)	1:A:84:LYS:CD	2:B:23:U:O2	2	0.99	0.11	0.99
(1,3)	1:A:84:LYS:CD	2:B:23:U:O2'	2	0.99	0.11	0.99
(1,3)	1:A:84:LYS:CD	2:B:23:U:O3'	2	0.99	0.11	0.99
(1,3)	1:A:84:LYS:CD	2:B:23:U:O4	2	0.99	0.11	0.99
(1,3)	1:A:84:LYS:CD	2:B:23:U:O4'	2	0.99	0.11	0.99
(1,3)	1:A:84:LYS:CD	2:B:23:U:O5'	2	0.99	0.11	0.99
(1,3)	1:A:84:LYS:CD	2:B:23:U:OP1	2	0.99	0.11	0.99
(1,3)	1:A:84:LYS:CD	2:B:23:U:OP2	2	0.99	0.11	0.99
(1,3)	1:A:84:LYS:CD	2:B:23:U:P	2	0.99	0.11	0.99
(1,3)	1:A:84:LYS:CD	2:B:24:G:C1'	2	0.99	0.11	0.99
(1,3)	1:A:84:LYS:CD	2:B:24:G:C2	2	0.99	0.11	0.99
(1,3)	1:A:84:LYS:CD	2:B:24:G:C2'	2	0.99	0.11	0.99
(1,3)	1:A:84:LYS:CD	2:B:24:G:C3'	2	0.99	0.11	0.99
(1,3)	1:A:84:LYS:CD	2:B:24:G:C4	2	0.99	0.11	0.99
(1,3)	1:A:84:LYS:CD	2:B:24:G:C4'	2	0.99	0.11	0.99
(1,3)	1:A:84:LYS:CD	2:B:24:G:C5	2	0.99	0.11	0.99
(1,3)	1:A:84:LYS:CD	2:B:24:G:C5'	2	0.99	0.11	0.99
(1,3)	1:A:84:LYS:CD	2:B:24:G:C6	2	0.99	0.11	0.99
(1,3)	1:A:84:LYS:CD	2:B:24:G:C8	2	0.99	0.11	0.99
(1,3)	1:A:84:LYS:CD	2:B:24:G:H1	2	0.99	0.11	0.99
(1,3)	1:A:84:LYS:CD	2:B:24:G:H1'	2	0.99	0.11	0.99
(1,3)	1:A:84:LYS:CD	2:B:24:G:H2'	2	0.99	0.11	0.99
(1,3)	1:A:84:LYS:CD	2:B:24:G:H21	2	0.99	0.11	0.99
(1,3)	1:A:84:LYS:CD	2:B:24:G:H22	2	0.99	0.11	0.99
(1,3)	1:A:84:LYS:CD	2:B:24:G:H3'	2	0.99	0.11	0.99
(1,3)	1:A:84:LYS:CD	2:B:24:G:H4'	2	0.99	0.11	0.99
(1,3)	1:A:84:LYS:CD	2:B:24:G:H5'	2	0.99	0.11	0.99

*Continued on next page...*

*Continued from previous page...*

Key	Atom-1	Atom-2	Models <sup>1</sup>	Mean (Å)	SD <sup>1</sup> (Å)	Median (Å)
(1,3)	1:A:84:LYS:CD	2:B:24:G:H5''	2	0.99	0.11	0.99
(1,3)	1:A:84:LYS:CD	2:B:24:G:H8	2	0.99	0.11	0.99
(1,3)	1:A:84:LYS:CD	2:B:24:G:HO2'	2	0.99	0.11	0.99
(1,3)	1:A:84:LYS:CD	2:B:24:G:N1	2	0.99	0.11	0.99
(1,3)	1:A:84:LYS:CD	2:B:24:G:N2	2	0.99	0.11	0.99
(1,3)	1:A:84:LYS:CD	2:B:24:G:N3	2	0.99	0.11	0.99
(1,3)	1:A:84:LYS:CD	2:B:24:G:N7	2	0.99	0.11	0.99
(1,3)	1:A:84:LYS:CD	2:B:24:G:N9	2	0.99	0.11	0.99
(1,3)	1:A:84:LYS:CD	2:B:24:G:O2'	2	0.99	0.11	0.99
(1,3)	1:A:84:LYS:CD	2:B:24:G:O3'	2	0.99	0.11	0.99
(1,3)	1:A:84:LYS:CD	2:B:24:G:O4'	2	0.99	0.11	0.99
(1,3)	1:A:84:LYS:CD	2:B:24:G:O5'	2	0.99	0.11	0.99
(1,3)	1:A:84:LYS:CD	2:B:24:G:O6	2	0.99	0.11	0.99
(1,3)	1:A:84:LYS:CD	2:B:24:G:OP1	2	0.99	0.11	0.99
(1,3)	1:A:84:LYS:CD	2:B:24:G:OP2	2	0.99	0.11	0.99
(1,3)	1:A:84:LYS:CD	2:B:24:G:P	2	0.99	0.11	0.99
(1,3)	1:A:84:LYS:CE	2:B:2:C:C1'	2	0.99	0.11	0.99
(1,3)	1:A:84:LYS:CE	2:B:2:C:C2	2	0.99	0.11	0.99
(1,3)	1:A:84:LYS:CE	2:B:2:C:C2'	2	0.99	0.11	0.99
(1,3)	1:A:84:LYS:CE	2:B:2:C:C3'	2	0.99	0.11	0.99
(1,3)	1:A:84:LYS:CE	2:B:2:C:C4	2	0.99	0.11	0.99
(1,3)	1:A:84:LYS:CE	2:B:2:C:C4'	2	0.99	0.11	0.99
(1,3)	1:A:84:LYS:CE	2:B:2:C:C5	2	0.99	0.11	0.99
(1,3)	1:A:84:LYS:CE	2:B:2:C:C5'	2	0.99	0.11	0.99
(1,3)	1:A:84:LYS:CE	2:B:2:C:C6	2	0.99	0.11	0.99
(1,3)	1:A:84:LYS:CE	2:B:2:C:H1'	2	0.99	0.11	0.99
(1,3)	1:A:84:LYS:CE	2:B:2:C:H2'	2	0.99	0.11	0.99
(1,3)	1:A:84:LYS:CE	2:B:2:C:H3'	2	0.99	0.11	0.99
(1,3)	1:A:84:LYS:CE	2:B:2:C:H4'	2	0.99	0.11	0.99
(1,3)	1:A:84:LYS:CE	2:B:2:C:H41	2	0.99	0.11	0.99
(1,3)	1:A:84:LYS:CE	2:B:2:C:H42	2	0.99	0.11	0.99
(1,3)	1:A:84:LYS:CE	2:B:2:C:H5	2	0.99	0.11	0.99
(1,3)	1:A:84:LYS:CE	2:B:2:C:H5'	2	0.99	0.11	0.99
(1,3)	1:A:84:LYS:CE	2:B:2:C:H5''	2	0.99	0.11	0.99
(1,3)	1:A:84:LYS:CE	2:B:2:C:H6	2	0.99	0.11	0.99
(1,3)	1:A:84:LYS:CE	2:B:2:C:HO2'	2	0.99	0.11	0.99
(1,3)	1:A:84:LYS:CE	2:B:2:C:N1	2	0.99	0.11	0.99
(1,3)	1:A:84:LYS:CE	2:B:2:C:N3	2	0.99	0.11	0.99
(1,3)	1:A:84:LYS:CE	2:B:2:C:N4	2	0.99	0.11	0.99
(1,3)	1:A:84:LYS:CE	2:B:2:C:O2	2	0.99	0.11	0.99
(1,3)	1:A:84:LYS:CE	2:B:2:C:O2'	2	0.99	0.11	0.99
(1,3)	1:A:84:LYS:CE	2:B:2:C:O3'	2	0.99	0.11	0.99

*Continued on next page...*

*Continued from previous page...*

Key	Atom-1	Atom-2	Models <sup>1</sup>	Mean (Å)	SD <sup>1</sup> (Å)	Median (Å)
(1,3)	1:A:84:LYS:CE	2:B:2:C:O4'	2	0.99	0.11	0.99
(1,3)	1:A:84:LYS:CE	2:B:2:C:O5'	2	0.99	0.11	0.99
(1,3)	1:A:84:LYS:CE	2:B:3:U:C1'	2	0.99	0.11	0.99
(1,3)	1:A:84:LYS:CE	2:B:3:U:C2	2	0.99	0.11	0.99
(1,3)	1:A:84:LYS:CE	2:B:3:U:C2'	2	0.99	0.11	0.99
(1,3)	1:A:84:LYS:CE	2:B:3:U:C3'	2	0.99	0.11	0.99
(1,3)	1:A:84:LYS:CE	2:B:3:U:C4	2	0.99	0.11	0.99
(1,3)	1:A:84:LYS:CE	2:B:3:U:C4'	2	0.99	0.11	0.99
(1,3)	1:A:84:LYS:CE	2:B:3:U:C5	2	0.99	0.11	0.99
(1,3)	1:A:84:LYS:CE	2:B:3:U:C5'	2	0.99	0.11	0.99
(1,3)	1:A:84:LYS:CE	2:B:3:U:C6	2	0.99	0.11	0.99
(1,3)	1:A:84:LYS:CE	2:B:3:U:H1'	2	0.99	0.11	0.99
(1,3)	1:A:84:LYS:CE	2:B:3:U:H2'	2	0.99	0.11	0.99
(1,3)	1:A:84:LYS:CE	2:B:3:U:H3	2	0.99	0.11	0.99
(1,3)	1:A:84:LYS:CE	2:B:3:U:H3'	2	0.99	0.11	0.99
(1,3)	1:A:84:LYS:CE	2:B:3:U:H4'	2	0.99	0.11	0.99
(1,3)	1:A:84:LYS:CE	2:B:3:U:H5	2	0.99	0.11	0.99
(1,3)	1:A:84:LYS:CE	2:B:3:U:H5'	2	0.99	0.11	0.99
(1,3)	1:A:84:LYS:CE	2:B:3:U:H5''	2	0.99	0.11	0.99
(1,3)	1:A:84:LYS:CE	2:B:3:U:H6	2	0.99	0.11	0.99
(1,3)	1:A:84:LYS:CE	2:B:3:U:HO2'	2	0.99	0.11	0.99
(1,3)	1:A:84:LYS:CE	2:B:3:U:N1	2	0.99	0.11	0.99
(1,3)	1:A:84:LYS:CE	2:B:3:U:N3	2	0.99	0.11	0.99
(1,3)	1:A:84:LYS:CE	2:B:3:U:O2	2	0.99	0.11	0.99
(1,3)	1:A:84:LYS:CE	2:B:3:U:O2'	2	0.99	0.11	0.99
(1,3)	1:A:84:LYS:CE	2:B:3:U:O3'	2	0.99	0.11	0.99
(1,3)	1:A:84:LYS:CE	2:B:3:U:O4	2	0.99	0.11	0.99
(1,3)	1:A:84:LYS:CE	2:B:3:U:O4'	2	0.99	0.11	0.99
(1,3)	1:A:84:LYS:CE	2:B:3:U:O5'	2	0.99	0.11	0.99
(1,3)	1:A:84:LYS:CE	2:B:3:U:OP1	2	0.99	0.11	0.99
(1,3)	1:A:84:LYS:CE	2:B:3:U:OP2	2	0.99	0.11	0.99
(1,3)	1:A:84:LYS:CE	2:B:3:U:P	2	0.99	0.11	0.99
(1,3)	1:A:84:LYS:CE	2:B:4:G:C1'	2	0.99	0.11	0.99
(1,3)	1:A:84:LYS:CE	2:B:4:G:C2	2	0.99	0.11	0.99
(1,3)	1:A:84:LYS:CE	2:B:4:G:C2'	2	0.99	0.11	0.99
(1,3)	1:A:84:LYS:CE	2:B:4:G:C3'	2	0.99	0.11	0.99
(1,3)	1:A:84:LYS:CE	2:B:4:G:C4	2	0.99	0.11	0.99
(1,3)	1:A:84:LYS:CE	2:B:4:G:C4'	2	0.99	0.11	0.99
(1,3)	1:A:84:LYS:CE	2:B:4:G:C5	2	0.99	0.11	0.99
(1,3)	1:A:84:LYS:CE	2:B:4:G:C5'	2	0.99	0.11	0.99
(1,3)	1:A:84:LYS:CE	2:B:4:G:C6	2	0.99	0.11	0.99
(1,3)	1:A:84:LYS:CE	2:B:4:G:C8	2	0.99	0.11	0.99

*Continued on next page...*

*Continued from previous page...*

Key	Atom-1	Atom-2	Models <sup>1</sup>	Mean (Å)	SD <sup>1</sup> (Å)	Median (Å)
(1,3)	1:A:84:LYS:CE	2:B:4:G:H1	2	0.99	0.11	0.99
(1,3)	1:A:84:LYS:CE	2:B:4:G:H1'	2	0.99	0.11	0.99
(1,3)	1:A:84:LYS:CE	2:B:4:G:H2'	2	0.99	0.11	0.99
(1,3)	1:A:84:LYS:CE	2:B:4:G:H21	2	0.99	0.11	0.99
(1,3)	1:A:84:LYS:CE	2:B:4:G:H22	2	0.99	0.11	0.99
(1,3)	1:A:84:LYS:CE	2:B:4:G:H3'	2	0.99	0.11	0.99
(1,3)	1:A:84:LYS:CE	2:B:4:G:H4'	2	0.99	0.11	0.99
(1,3)	1:A:84:LYS:CE	2:B:4:G:H5'	2	0.99	0.11	0.99
(1,3)	1:A:84:LYS:CE	2:B:4:G:H5''	2	0.99	0.11	0.99
(1,3)	1:A:84:LYS:CE	2:B:4:G:H8	2	0.99	0.11	0.99
(1,3)	1:A:84:LYS:CE	2:B:4:G:HO2'	2	0.99	0.11	0.99
(1,3)	1:A:84:LYS:CE	2:B:4:G:N1	2	0.99	0.11	0.99
(1,3)	1:A:84:LYS:CE	2:B:4:G:N2	2	0.99	0.11	0.99
(1,3)	1:A:84:LYS:CE	2:B:4:G:N3	2	0.99	0.11	0.99
(1,3)	1:A:84:LYS:CE	2:B:4:G:N7	2	0.99	0.11	0.99
(1,3)	1:A:84:LYS:CE	2:B:4:G:N9	2	0.99	0.11	0.99
(1,3)	1:A:84:LYS:CE	2:B:4:G:O2'	2	0.99	0.11	0.99
(1,3)	1:A:84:LYS:CE	2:B:4:G:O3'	2	0.99	0.11	0.99
(1,3)	1:A:84:LYS:CE	2:B:4:G:O4'	2	0.99	0.11	0.99
(1,3)	1:A:84:LYS:CE	2:B:4:G:O5'	2	0.99	0.11	0.99
(1,3)	1:A:84:LYS:CE	2:B:4:G:O6	2	0.99	0.11	0.99
(1,3)	1:A:84:LYS:CE	2:B:4:G:OP1	2	0.99	0.11	0.99
(1,3)	1:A:84:LYS:CE	2:B:4:G:OP2	2	0.99	0.11	0.99
(1,3)	1:A:84:LYS:CE	2:B:4:G:P	2	0.99	0.11	0.99
(1,3)	1:A:84:LYS:CE	2:B:5:A:C1'	2	0.99	0.11	0.99
(1,3)	1:A:84:LYS:CE	2:B:5:A:C2	2	0.99	0.11	0.99
(1,3)	1:A:84:LYS:CE	2:B:5:A:C2'	2	0.99	0.11	0.99
(1,3)	1:A:84:LYS:CE	2:B:5:A:C3'	2	0.99	0.11	0.99
(1,3)	1:A:84:LYS:CE	2:B:5:A:C4	2	0.99	0.11	0.99
(1,3)	1:A:84:LYS:CE	2:B:5:A:C4'	2	0.99	0.11	0.99
(1,3)	1:A:84:LYS:CE	2:B:5:A:C5	2	0.99	0.11	0.99
(1,3)	1:A:84:LYS:CE	2:B:5:A:C5'	2	0.99	0.11	0.99
(1,3)	1:A:84:LYS:CE	2:B:5:A:C6	2	0.99	0.11	0.99
(1,3)	1:A:84:LYS:CE	2:B:5:A:C8	2	0.99	0.11	0.99
(1,3)	1:A:84:LYS:CE	2:B:5:A:H1'	2	0.99	0.11	0.99
(1,3)	1:A:84:LYS:CE	2:B:5:A:H2	2	0.99	0.11	0.99
(1,3)	1:A:84:LYS:CE	2:B:5:A:H2'	2	0.99	0.11	0.99
(1,3)	1:A:84:LYS:CE	2:B:5:A:H3'	2	0.99	0.11	0.99
(1,3)	1:A:84:LYS:CE	2:B:5:A:H4'	2	0.99	0.11	0.99
(1,3)	1:A:84:LYS:CE	2:B:5:A:H5'	2	0.99	0.11	0.99
(1,3)	1:A:84:LYS:CE	2:B:5:A:H5''	2	0.99	0.11	0.99
(1,3)	1:A:84:LYS:CE	2:B:5:A:H61	2	0.99	0.11	0.99

*Continued on next page...*

*Continued from previous page...*

Key	Atom-1	Atom-2	Models <sup>1</sup>	Mean (Å)	SD <sup>1</sup> (Å)	Median (Å)
(1,3)	1:A:84:LYS:CE	2:B:5:A:H62	2	0.99	0.11	0.99
(1,3)	1:A:84:LYS:CE	2:B:5:A:H8	2	0.99	0.11	0.99
(1,3)	1:A:84:LYS:CE	2:B:5:A:HO2'	2	0.99	0.11	0.99
(1,3)	1:A:84:LYS:CE	2:B:5:A:N1	2	0.99	0.11	0.99
(1,3)	1:A:84:LYS:CE	2:B:5:A:N3	2	0.99	0.11	0.99
(1,3)	1:A:84:LYS:CE	2:B:5:A:N6	2	0.99	0.11	0.99
(1,3)	1:A:84:LYS:CE	2:B:5:A:N7	2	0.99	0.11	0.99
(1,3)	1:A:84:LYS:CE	2:B:5:A:N9	2	0.99	0.11	0.99
(1,3)	1:A:84:LYS:CE	2:B:5:A:O2'	2	0.99	0.11	0.99
(1,3)	1:A:84:LYS:CE	2:B:5:A:O3'	2	0.99	0.11	0.99
(1,3)	1:A:84:LYS:CE	2:B:5:A:O4'	2	0.99	0.11	0.99
(1,3)	1:A:84:LYS:CE	2:B:5:A:O5'	2	0.99	0.11	0.99
(1,3)	1:A:84:LYS:CE	2:B:5:A:OP1	2	0.99	0.11	0.99
(1,3)	1:A:84:LYS:CE	2:B:5:A:OP2	2	0.99	0.11	0.99
(1,3)	1:A:84:LYS:CE	2:B:5:A:P	2	0.99	0.11	0.99
(1,3)	1:A:84:LYS:CE	2:B:6:G:C1'	2	0.99	0.11	0.99
(1,3)	1:A:84:LYS:CE	2:B:6:G:C2	2	0.99	0.11	0.99
(1,3)	1:A:84:LYS:CE	2:B:6:G:C2'	2	0.99	0.11	0.99
(1,3)	1:A:84:LYS:CE	2:B:6:G:C3'	2	0.99	0.11	0.99
(1,3)	1:A:84:LYS:CE	2:B:6:G:C4	2	0.99	0.11	0.99
(1,3)	1:A:84:LYS:CE	2:B:6:G:C4'	2	0.99	0.11	0.99
(1,3)	1:A:84:LYS:CE	2:B:6:G:C5	2	0.99	0.11	0.99
(1,3)	1:A:84:LYS:CE	2:B:6:G:C5'	2	0.99	0.11	0.99
(1,3)	1:A:84:LYS:CE	2:B:6:G:C6	2	0.99	0.11	0.99
(1,3)	1:A:84:LYS:CE	2:B:6:G:C8	2	0.99	0.11	0.99
(1,3)	1:A:84:LYS:CE	2:B:6:G:H1	2	0.99	0.11	0.99
(1,3)	1:A:84:LYS:CE	2:B:6:G:H1'	2	0.99	0.11	0.99
(1,3)	1:A:84:LYS:CE	2:B:6:G:H2'	2	0.99	0.11	0.99
(1,3)	1:A:84:LYS:CE	2:B:6:G:H21	2	0.99	0.11	0.99
(1,3)	1:A:84:LYS:CE	2:B:6:G:H22	2	0.99	0.11	0.99
(1,3)	1:A:84:LYS:CE	2:B:6:G:H3'	2	0.99	0.11	0.99
(1,3)	1:A:84:LYS:CE	2:B:6:G:H4'	2	0.99	0.11	0.99
(1,3)	1:A:84:LYS:CE	2:B:6:G:H5'	2	0.99	0.11	0.99
(1,3)	1:A:84:LYS:CE	2:B:6:G:H5''	2	0.99	0.11	0.99
(1,3)	1:A:84:LYS:CE	2:B:6:G:H8	2	0.99	0.11	0.99
(1,3)	1:A:84:LYS:CE	2:B:6:G:HO2'	2	0.99	0.11	0.99
(1,3)	1:A:84:LYS:CE	2:B:6:G:N1	2	0.99	0.11	0.99
(1,3)	1:A:84:LYS:CE	2:B:6:G:N2	2	0.99	0.11	0.99
(1,3)	1:A:84:LYS:CE	2:B:6:G:N3	2	0.99	0.11	0.99
(1,3)	1:A:84:LYS:CE	2:B:6:G:N7	2	0.99	0.11	0.99
(1,3)	1:A:84:LYS:CE	2:B:6:G:N9	2	0.99	0.11	0.99
(1,3)	1:A:84:LYS:CE	2:B:6:G:O2'	2	0.99	0.11	0.99

*Continued on next page...*

*Continued from previous page...*

Key	Atom-1	Atom-2	Models <sup>1</sup>	Mean (Å)	SD <sup>1</sup> (Å)	Median (Å)
(1,3)	1:A:84:LYS:CE	2:B:6:G:O3'	2	0.99	0.11	0.99
(1,3)	1:A:84:LYS:CE	2:B:6:G:O4'	2	0.99	0.11	0.99
(1,3)	1:A:84:LYS:CE	2:B:6:G:O5'	2	0.99	0.11	0.99
(1,3)	1:A:84:LYS:CE	2:B:6:G:O6	2	0.99	0.11	0.99
(1,3)	1:A:84:LYS:CE	2:B:6:G:OP1	2	0.99	0.11	0.99
(1,3)	1:A:84:LYS:CE	2:B:6:G:OP2	2	0.99	0.11	0.99
(1,3)	1:A:84:LYS:CE	2:B:6:G:P	2	0.99	0.11	0.99
(1,3)	1:A:84:LYS:CE	2:B:7:C:C1'	2	0.99	0.11	0.99
(1,3)	1:A:84:LYS:CE	2:B:7:C:C2	2	0.99	0.11	0.99
(1,3)	1:A:84:LYS:CE	2:B:7:C:C2'	2	0.99	0.11	0.99
(1,3)	1:A:84:LYS:CE	2:B:7:C:C3'	2	0.99	0.11	0.99
(1,3)	1:A:84:LYS:CE	2:B:7:C:C4	2	0.99	0.11	0.99
(1,3)	1:A:84:LYS:CE	2:B:7:C:C4'	2	0.99	0.11	0.99
(1,3)	1:A:84:LYS:CE	2:B:7:C:C5	2	0.99	0.11	0.99
(1,3)	1:A:84:LYS:CE	2:B:7:C:C5'	2	0.99	0.11	0.99
(1,3)	1:A:84:LYS:CE	2:B:7:C:C6	2	0.99	0.11	0.99
(1,3)	1:A:84:LYS:CE	2:B:7:C:H1'	2	0.99	0.11	0.99
(1,3)	1:A:84:LYS:CE	2:B:7:C:H2'	2	0.99	0.11	0.99
(1,3)	1:A:84:LYS:CE	2:B:7:C:H3'	2	0.99	0.11	0.99
(1,3)	1:A:84:LYS:CE	2:B:7:C:H4'	2	0.99	0.11	0.99
(1,3)	1:A:84:LYS:CE	2:B:7:C:H41	2	0.99	0.11	0.99
(1,3)	1:A:84:LYS:CE	2:B:7:C:H42	2	0.99	0.11	0.99
(1,3)	1:A:84:LYS:CE	2:B:7:C:H5	2	0.99	0.11	0.99
(1,3)	1:A:84:LYS:CE	2:B:7:C:H5'	2	0.99	0.11	0.99
(1,3)	1:A:84:LYS:CE	2:B:7:C:H5''	2	0.99	0.11	0.99
(1,3)	1:A:84:LYS:CE	2:B:7:C:H6	2	0.99	0.11	0.99
(1,3)	1:A:84:LYS:CE	2:B:7:C:HO2'	2	0.99	0.11	0.99
(1,3)	1:A:84:LYS:CE	2:B:7:C:N1	2	0.99	0.11	0.99
(1,3)	1:A:84:LYS:CE	2:B:7:C:N3	2	0.99	0.11	0.99
(1,3)	1:A:84:LYS:CE	2:B:7:C:N4	2	0.99	0.11	0.99
(1,3)	1:A:84:LYS:CE	2:B:7:C:O2	2	0.99	0.11	0.99
(1,3)	1:A:84:LYS:CE	2:B:7:C:O2'	2	0.99	0.11	0.99
(1,3)	1:A:84:LYS:CE	2:B:7:C:O3'	2	0.99	0.11	0.99
(1,3)	1:A:84:LYS:CE	2:B:7:C:O4'	2	0.99	0.11	0.99
(1,3)	1:A:84:LYS:CE	2:B:7:C:O5'	2	0.99	0.11	0.99
(1,3)	1:A:84:LYS:CE	2:B:7:C:OP1	2	0.99	0.11	0.99
(1,3)	1:A:84:LYS:CE	2:B:7:C:OP2	2	0.99	0.11	0.99
(1,3)	1:A:84:LYS:CE	2:B:7:C:P	2	0.99	0.11	0.99
(1,3)	1:A:84:LYS:CE	2:B:8:U:C1'	2	0.99	0.11	0.99
(1,3)	1:A:84:LYS:CE	2:B:8:U:C2	2	0.99	0.11	0.99
(1,3)	1:A:84:LYS:CE	2:B:8:U:C2'	2	0.99	0.11	0.99
(1,3)	1:A:84:LYS:CE	2:B:8:U:C3'	2	0.99	0.11	0.99

*Continued on next page...*

*Continued from previous page...*

Key	Atom-1	Atom-2	Models <sup>1</sup>	Mean (Å)	SD <sup>1</sup> (Å)	Median (Å)
(1,3)	1:A:84:LYS:CE	2:B:8:U:C4	2	0.99	0.11	0.99
(1,3)	1:A:84:LYS:CE	2:B:8:U:C4'	2	0.99	0.11	0.99
(1,3)	1:A:84:LYS:CE	2:B:8:U:C5	2	0.99	0.11	0.99
(1,3)	1:A:84:LYS:CE	2:B:8:U:C5'	2	0.99	0.11	0.99
(1,3)	1:A:84:LYS:CE	2:B:8:U:C6	2	0.99	0.11	0.99
(1,3)	1:A:84:LYS:CE	2:B:8:U:H1'	2	0.99	0.11	0.99
(1,3)	1:A:84:LYS:CE	2:B:8:U:H2'	2	0.99	0.11	0.99
(1,3)	1:A:84:LYS:CE	2:B:8:U:H3	2	0.99	0.11	0.99
(1,3)	1:A:84:LYS:CE	2:B:8:U:H3'	2	0.99	0.11	0.99
(1,3)	1:A:84:LYS:CE	2:B:8:U:H4'	2	0.99	0.11	0.99
(1,3)	1:A:84:LYS:CE	2:B:8:U:H5	2	0.99	0.11	0.99
(1,3)	1:A:84:LYS:CE	2:B:8:U:H5'	2	0.99	0.11	0.99
(1,3)	1:A:84:LYS:CE	2:B:8:U:H5''	2	0.99	0.11	0.99
(1,3)	1:A:84:LYS:CE	2:B:8:U:H6	2	0.99	0.11	0.99
(1,3)	1:A:84:LYS:CE	2:B:8:U:HO2'	2	0.99	0.11	0.99
(1,3)	1:A:84:LYS:CE	2:B:8:U:N1	2	0.99	0.11	0.99
(1,3)	1:A:84:LYS:CE	2:B:8:U:N3	2	0.99	0.11	0.99
(1,3)	1:A:84:LYS:CE	2:B:8:U:O2	2	0.99	0.11	0.99
(1,3)	1:A:84:LYS:CE	2:B:8:U:O2'	2	0.99	0.11	0.99
(1,3)	1:A:84:LYS:CE	2:B:8:U:O3'	2	0.99	0.11	0.99
(1,3)	1:A:84:LYS:CE	2:B:8:U:O4	2	0.99	0.11	0.99
(1,3)	1:A:84:LYS:CE	2:B:8:U:O4'	2	0.99	0.11	0.99
(1,3)	1:A:84:LYS:CE	2:B:8:U:O5'	2	0.99	0.11	0.99
(1,3)	1:A:84:LYS:CE	2:B:8:U:OP1	2	0.99	0.11	0.99
(1,3)	1:A:84:LYS:CE	2:B:8:U:OP2	2	0.99	0.11	0.99
(1,3)	1:A:84:LYS:CE	2:B:8:U:P	2	0.99	0.11	0.99
(1,3)	1:A:84:LYS:CE	2:B:9:C:C1'	2	0.99	0.11	0.99
(1,3)	1:A:84:LYS:CE	2:B:9:C:C2	2	0.99	0.11	0.99
(1,3)	1:A:84:LYS:CE	2:B:9:C:C2'	2	0.99	0.11	0.99
(1,3)	1:A:84:LYS:CE	2:B:9:C:C3'	2	0.99	0.11	0.99
(1,3)	1:A:84:LYS:CE	2:B:9:C:C4	2	0.99	0.11	0.99
(1,3)	1:A:84:LYS:CE	2:B:9:C:C4'	2	0.99	0.11	0.99
(1,3)	1:A:84:LYS:CE	2:B:9:C:C5	2	0.99	0.11	0.99
(1,3)	1:A:84:LYS:CE	2:B:9:C:C5'	2	0.99	0.11	0.99
(1,3)	1:A:84:LYS:CE	2:B:9:C:C6	2	0.99	0.11	0.99
(1,3)	1:A:84:LYS:CE	2:B:9:C:H1'	2	0.99	0.11	0.99
(1,3)	1:A:84:LYS:CE	2:B:9:C:H2'	2	0.99	0.11	0.99
(1,3)	1:A:84:LYS:CE	2:B:9:C:H3'	2	0.99	0.11	0.99
(1,3)	1:A:84:LYS:CE	2:B:9:C:H4'	2	0.99	0.11	0.99
(1,3)	1:A:84:LYS:CE	2:B:9:C:H41	2	0.99	0.11	0.99
(1,3)	1:A:84:LYS:CE	2:B:9:C:H42	2	0.99	0.11	0.99
(1,3)	1:A:84:LYS:CE	2:B:9:C:H5	2	0.99	0.11	0.99

*Continued on next page...*



*Continued from previous page...*

Key	Atom-1	Atom-2	Models <sup>1</sup>	Mean (Å)	SD <sup>1</sup> (Å)	Median (Å)
(1,3)	1:A:84:LYS:CE	2:B:9:C:H5'	2	0.99	0.11	0.99
(1,3)	1:A:84:LYS:CE	2:B:9:C:H5''	2	0.99	0.11	0.99
(1,3)	1:A:84:LYS:CE	2:B:9:C:H6	2	0.99	0.11	0.99
(1,3)	1:A:84:LYS:CE	2:B:9:C:HO2'	2	0.99	0.11	0.99
(1,3)	1:A:84:LYS:CE	2:B:9:C:N1	2	0.99	0.11	0.99
(1,3)	1:A:84:LYS:CE	2:B:9:C:N3	2	0.99	0.11	0.99
(1,3)	1:A:84:LYS:CE	2:B:9:C:N4	2	0.99	0.11	0.99
(1,3)	1:A:84:LYS:CE	2:B:9:C:O2	2	0.99	0.11	0.99
(1,3)	1:A:84:LYS:CE	2:B:9:C:O2'	2	0.99	0.11	0.99
(1,3)	1:A:84:LYS:CE	2:B:9:C:O3'	2	0.99	0.11	0.99
(1,3)	1:A:84:LYS:CE	2:B:9:C:O4'	2	0.99	0.11	0.99
(1,3)	1:A:84:LYS:CE	2:B:9:C:O5'	2	0.99	0.11	0.99
(1,3)	1:A:84:LYS:CE	2:B:9:C:OP1	2	0.99	0.11	0.99
(1,3)	1:A:84:LYS:CE	2:B:9:C:OP2	2	0.99	0.11	0.99
(1,3)	1:A:84:LYS:CE	2:B:9:C:P	2	0.99	0.11	0.99
(1,3)	1:A:84:LYS:CE	2:B:10:G:C1'	2	0.99	0.11	0.99
(1,3)	1:A:84:LYS:CE	2:B:10:G:C2	2	0.99	0.11	0.99
(1,3)	1:A:84:LYS:CE	2:B:10:G:C2'	2	0.99	0.11	0.99
(1,3)	1:A:84:LYS:CE	2:B:10:G:C3'	2	0.99	0.11	0.99
(1,3)	1:A:84:LYS:CE	2:B:10:G:C4	2	0.99	0.11	0.99
(1,3)	1:A:84:LYS:CE	2:B:10:G:C4'	2	0.99	0.11	0.99
(1,3)	1:A:84:LYS:CE	2:B:10:G:C5	2	0.99	0.11	0.99
(1,3)	1:A:84:LYS:CE	2:B:10:G:C5'	2	0.99	0.11	0.99
(1,3)	1:A:84:LYS:CE	2:B:10:G:C6	2	0.99	0.11	0.99
(1,3)	1:A:84:LYS:CE	2:B:10:G:C8	2	0.99	0.11	0.99
(1,3)	1:A:84:LYS:CE	2:B:10:G:H1	2	0.99	0.11	0.99
(1,3)	1:A:84:LYS:CE	2:B:10:G:H1'	2	0.99	0.11	0.99
(1,3)	1:A:84:LYS:CE	2:B:10:G:H2'	2	0.99	0.11	0.99
(1,3)	1:A:84:LYS:CE	2:B:10:G:H21	2	0.99	0.11	0.99
(1,3)	1:A:84:LYS:CE	2:B:10:G:H22	2	0.99	0.11	0.99
(1,3)	1:A:84:LYS:CE	2:B:10:G:H3'	2	0.99	0.11	0.99
(1,3)	1:A:84:LYS:CE	2:B:10:G:H4'	2	0.99	0.11	0.99
(1,3)	1:A:84:LYS:CE	2:B:10:G:H5'	2	0.99	0.11	0.99
(1,3)	1:A:84:LYS:CE	2:B:10:G:H5''	2	0.99	0.11	0.99
(1,3)	1:A:84:LYS:CE	2:B:10:G:H8	2	0.99	0.11	0.99
(1,3)	1:A:84:LYS:CE	2:B:10:G:HO2'	2	0.99	0.11	0.99
(1,3)	1:A:84:LYS:CE	2:B:10:G:N1	2	0.99	0.11	0.99
(1,3)	1:A:84:LYS:CE	2:B:10:G:N2	2	0.99	0.11	0.99
(1,3)	1:A:84:LYS:CE	2:B:10:G:N3	2	0.99	0.11	0.99
(1,3)	1:A:84:LYS:CE	2:B:10:G:N7	2	0.99	0.11	0.99
(1,3)	1:A:84:LYS:CE	2:B:10:G:N9	2	0.99	0.11	0.99
(1,3)	1:A:84:LYS:CE	2:B:10:G:O2'	2	0.99	0.11	0.99

*Continued on next page...*

*Continued from previous page...*

Key	Atom-1	Atom-2	Models <sup>1</sup>	Mean (Å)	SD <sup>1</sup> (Å)	Median (Å)
(1,3)	1:A:84:LYS:CE	2:B:10:G:O3'	2	0.99	0.11	0.99
(1,3)	1:A:84:LYS:CE	2:B:10:G:O4'	2	0.99	0.11	0.99
(1,3)	1:A:84:LYS:CE	2:B:10:G:O5'	2	0.99	0.11	0.99
(1,3)	1:A:84:LYS:CE	2:B:10:G:O6	2	0.99	0.11	0.99
(1,3)	1:A:84:LYS:CE	2:B:10:G:OP1	2	0.99	0.11	0.99
(1,3)	1:A:84:LYS:CE	2:B:10:G:OP2	2	0.99	0.11	0.99
(1,3)	1:A:84:LYS:CE	2:B:10:G:P	2	0.99	0.11	0.99
(1,3)	1:A:84:LYS:CE	2:B:11:A:C1'	2	0.99	0.11	0.99
(1,3)	1:A:84:LYS:CE	2:B:11:A:C2	2	0.99	0.11	0.99
(1,3)	1:A:84:LYS:CE	2:B:11:A:C2'	2	0.99	0.11	0.99
(1,3)	1:A:84:LYS:CE	2:B:11:A:C3'	2	0.99	0.11	0.99
(1,3)	1:A:84:LYS:CE	2:B:11:A:C4	2	0.99	0.11	0.99
(1,3)	1:A:84:LYS:CE	2:B:11:A:C4'	2	0.99	0.11	0.99
(1,3)	1:A:84:LYS:CE	2:B:11:A:C5	2	0.99	0.11	0.99
(1,3)	1:A:84:LYS:CE	2:B:11:A:C5'	2	0.99	0.11	0.99
(1,3)	1:A:84:LYS:CE	2:B:11:A:C6	2	0.99	0.11	0.99
(1,3)	1:A:84:LYS:CE	2:B:11:A:C8	2	0.99	0.11	0.99
(1,3)	1:A:84:LYS:CE	2:B:11:A:H1'	2	0.99	0.11	0.99
(1,3)	1:A:84:LYS:CE	2:B:11:A:H2	2	0.99	0.11	0.99
(1,3)	1:A:84:LYS:CE	2:B:11:A:H2'	2	0.99	0.11	0.99
(1,3)	1:A:84:LYS:CE	2:B:11:A:H3'	2	0.99	0.11	0.99
(1,3)	1:A:84:LYS:CE	2:B:11:A:H4'	2	0.99	0.11	0.99
(1,3)	1:A:84:LYS:CE	2:B:11:A:H5'	2	0.99	0.11	0.99
(1,3)	1:A:84:LYS:CE	2:B:11:A:H5''	2	0.99	0.11	0.99
(1,3)	1:A:84:LYS:CE	2:B:11:A:H61	2	0.99	0.11	0.99
(1,3)	1:A:84:LYS:CE	2:B:11:A:H62	2	0.99	0.11	0.99
(1,3)	1:A:84:LYS:CE	2:B:11:A:H8	2	0.99	0.11	0.99
(1,3)	1:A:84:LYS:CE	2:B:11:A:HO2'	2	0.99	0.11	0.99
(1,3)	1:A:84:LYS:CE	2:B:11:A:N1	2	0.99	0.11	0.99
(1,3)	1:A:84:LYS:CE	2:B:11:A:N3	2	0.99	0.11	0.99
(1,3)	1:A:84:LYS:CE	2:B:11:A:N6	2	0.99	0.11	0.99
(1,3)	1:A:84:LYS:CE	2:B:11:A:N7	2	0.99	0.11	0.99
(1,3)	1:A:84:LYS:CE	2:B:11:A:N9	2	0.99	0.11	0.99
(1,3)	1:A:84:LYS:CE	2:B:11:A:O2'	2	0.99	0.11	0.99
(1,3)	1:A:84:LYS:CE	2:B:11:A:O3'	2	0.99	0.11	0.99
(1,3)	1:A:84:LYS:CE	2:B:11:A:O4'	2	0.99	0.11	0.99
(1,3)	1:A:84:LYS:CE	2:B:11:A:O5'	2	0.99	0.11	0.99
(1,3)	1:A:84:LYS:CE	2:B:11:A:OP1	2	0.99	0.11	0.99
(1,3)	1:A:84:LYS:CE	2:B:11:A:OP2	2	0.99	0.11	0.99
(1,3)	1:A:84:LYS:CE	2:B:11:A:P	2	0.99	0.11	0.99
(1,3)	1:A:84:LYS:CE	2:B:12:A:C1'	2	0.99	0.11	0.99
(1,3)	1:A:84:LYS:CE	2:B:12:A:C2	2	0.99	0.11	0.99

*Continued on next page...*

*Continued from previous page...*

Key	Atom-1	Atom-2	Models <sup>1</sup>	Mean (Å)	SD <sup>1</sup> (Å)	Median (Å)
(1,3)	1:A:84:LYS:CE	2:B:12:A:C2'	2	0.99	0.11	0.99
(1,3)	1:A:84:LYS:CE	2:B:12:A:C3'	2	0.99	0.11	0.99
(1,3)	1:A:84:LYS:CE	2:B:12:A:C4	2	0.99	0.11	0.99
(1,3)	1:A:84:LYS:CE	2:B:12:A:C4'	2	0.99	0.11	0.99
(1,3)	1:A:84:LYS:CE	2:B:12:A:C5	2	0.99	0.11	0.99
(1,3)	1:A:84:LYS:CE	2:B:12:A:C5'	2	0.99	0.11	0.99
(1,3)	1:A:84:LYS:CE	2:B:12:A:C6	2	0.99	0.11	0.99
(1,3)	1:A:84:LYS:CE	2:B:12:A:C8	2	0.99	0.11	0.99
(1,3)	1:A:84:LYS:CE	2:B:12:A:H1'	2	0.99	0.11	0.99
(1,3)	1:A:84:LYS:CE	2:B:12:A:H2	2	0.99	0.11	0.99
(1,3)	1:A:84:LYS:CE	2:B:12:A:H2'	2	0.99	0.11	0.99
(1,3)	1:A:84:LYS:CE	2:B:12:A:H3'	2	0.99	0.11	0.99
(1,3)	1:A:84:LYS:CE	2:B:12:A:H4'	2	0.99	0.11	0.99
(1,3)	1:A:84:LYS:CE	2:B:12:A:H5'	2	0.99	0.11	0.99
(1,3)	1:A:84:LYS:CE	2:B:12:A:H5''	2	0.99	0.11	0.99
(1,3)	1:A:84:LYS:CE	2:B:12:A:H61	2	0.99	0.11	0.99
(1,3)	1:A:84:LYS:CE	2:B:12:A:H62	2	0.99	0.11	0.99
(1,3)	1:A:84:LYS:CE	2:B:12:A:H8	2	0.99	0.11	0.99
(1,3)	1:A:84:LYS:CE	2:B:12:A:HO2'	2	0.99	0.11	0.99
(1,3)	1:A:84:LYS:CE	2:B:12:A:N1	2	0.99	0.11	0.99
(1,3)	1:A:84:LYS:CE	2:B:12:A:N3	2	0.99	0.11	0.99
(1,3)	1:A:84:LYS:CE	2:B:12:A:N6	2	0.99	0.11	0.99
(1,3)	1:A:84:LYS:CE	2:B:12:A:N7	2	0.99	0.11	0.99
(1,3)	1:A:84:LYS:CE	2:B:12:A:N9	2	0.99	0.11	0.99
(1,3)	1:A:84:LYS:CE	2:B:12:A:O2'	2	0.99	0.11	0.99
(1,3)	1:A:84:LYS:CE	2:B:12:A:O3'	2	0.99	0.11	0.99
(1,3)	1:A:84:LYS:CE	2:B:12:A:O4'	2	0.99	0.11	0.99
(1,3)	1:A:84:LYS:CE	2:B:12:A:O5'	2	0.99	0.11	0.99
(1,3)	1:A:84:LYS:CE	2:B:12:A:OP1	2	0.99	0.11	0.99
(1,3)	1:A:84:LYS:CE	2:B:12:A:OP2	2	0.99	0.11	0.99
(1,3)	1:A:84:LYS:CE	2:B:12:A:P	2	0.99	0.11	0.99
(1,3)	1:A:84:LYS:CE	2:B:13:A:C1'	2	0.99	0.11	0.99
(1,3)	1:A:84:LYS:CE	2:B:13:A:C2	2	0.99	0.11	0.99
(1,3)	1:A:84:LYS:CE	2:B:13:A:C2'	2	0.99	0.11	0.99
(1,3)	1:A:84:LYS:CE	2:B:13:A:C3'	2	0.99	0.11	0.99
(1,3)	1:A:84:LYS:CE	2:B:13:A:C4	2	0.99	0.11	0.99
(1,3)	1:A:84:LYS:CE	2:B:13:A:C4'	2	0.99	0.11	0.99
(1,3)	1:A:84:LYS:CE	2:B:13:A:C5	2	0.99	0.11	0.99
(1,3)	1:A:84:LYS:CE	2:B:13:A:C5'	2	0.99	0.11	0.99
(1,3)	1:A:84:LYS:CE	2:B:13:A:C6	2	0.99	0.11	0.99
(1,3)	1:A:84:LYS:CE	2:B:13:A:C8	2	0.99	0.11	0.99
(1,3)	1:A:84:LYS:CE	2:B:13:A:H1'	2	0.99	0.11	0.99

*Continued on next page...*

*Continued from previous page...*

Key	Atom-1	Atom-2	Models <sup>1</sup>	Mean (Å)	SD <sup>1</sup> (Å)	Median (Å)
(1,3)	1:A:84:LYS:CE	2:B:13:A:H2	2	0.99	0.11	0.99
(1,3)	1:A:84:LYS:CE	2:B:13:A:H2'	2	0.99	0.11	0.99
(1,3)	1:A:84:LYS:CE	2:B:13:A:H3'	2	0.99	0.11	0.99
(1,3)	1:A:84:LYS:CE	2:B:13:A:H4'	2	0.99	0.11	0.99
(1,3)	1:A:84:LYS:CE	2:B:13:A:H5'	2	0.99	0.11	0.99
(1,3)	1:A:84:LYS:CE	2:B:13:A:H5''	2	0.99	0.11	0.99
(1,3)	1:A:84:LYS:CE	2:B:13:A:H61	2	0.99	0.11	0.99
(1,3)	1:A:84:LYS:CE	2:B:13:A:H62	2	0.99	0.11	0.99
(1,3)	1:A:84:LYS:CE	2:B:13:A:H8	2	0.99	0.11	0.99
(1,3)	1:A:84:LYS:CE	2:B:13:A:HO2'	2	0.99	0.11	0.99
(1,3)	1:A:84:LYS:CE	2:B:13:A:N1	2	0.99	0.11	0.99
(1,3)	1:A:84:LYS:CE	2:B:13:A:N3	2	0.99	0.11	0.99
(1,3)	1:A:84:LYS:CE	2:B:13:A:N6	2	0.99	0.11	0.99
(1,3)	1:A:84:LYS:CE	2:B:13:A:N7	2	0.99	0.11	0.99
(1,3)	1:A:84:LYS:CE	2:B:13:A:N9	2	0.99	0.11	0.99
(1,3)	1:A:84:LYS:CE	2:B:13:A:O2'	2	0.99	0.11	0.99
(1,3)	1:A:84:LYS:CE	2:B:13:A:O3'	2	0.99	0.11	0.99
(1,3)	1:A:84:LYS:CE	2:B:13:A:O4'	2	0.99	0.11	0.99
(1,3)	1:A:84:LYS:CE	2:B:13:A:O5'	2	0.99	0.11	0.99
(1,3)	1:A:84:LYS:CE	2:B:13:A:OP1	2	0.99	0.11	0.99
(1,3)	1:A:84:LYS:CE	2:B:13:A:OP2	2	0.99	0.11	0.99
(1,3)	1:A:84:LYS:CE	2:B:13:A:P	2	0.99	0.11	0.99
(1,3)	1:A:84:LYS:CE	2:B:14:G:C1'	2	0.99	0.11	0.99
(1,3)	1:A:84:LYS:CE	2:B:14:G:C2	2	0.99	0.11	0.99
(1,3)	1:A:84:LYS:CE	2:B:14:G:C2'	2	0.99	0.11	0.99
(1,3)	1:A:84:LYS:CE	2:B:14:G:C3'	2	0.99	0.11	0.99
(1,3)	1:A:84:LYS:CE	2:B:14:G:C4	2	0.99	0.11	0.99
(1,3)	1:A:84:LYS:CE	2:B:14:G:C4'	2	0.99	0.11	0.99
(1,3)	1:A:84:LYS:CE	2:B:14:G:C5	2	0.99	0.11	0.99
(1,3)	1:A:84:LYS:CE	2:B:14:G:C5'	2	0.99	0.11	0.99
(1,3)	1:A:84:LYS:CE	2:B:14:G:C6	2	0.99	0.11	0.99
(1,3)	1:A:84:LYS:CE	2:B:14:G:C8	2	0.99	0.11	0.99
(1,3)	1:A:84:LYS:CE	2:B:14:G:H1	2	0.99	0.11	0.99
(1,3)	1:A:84:LYS:CE	2:B:14:G:H1'	2	0.99	0.11	0.99
(1,3)	1:A:84:LYS:CE	2:B:14:G:H2'	2	0.99	0.11	0.99
(1,3)	1:A:84:LYS:CE	2:B:14:G:H21	2	0.99	0.11	0.99
(1,3)	1:A:84:LYS:CE	2:B:14:G:H22	2	0.99	0.11	0.99
(1,3)	1:A:84:LYS:CE	2:B:14:G:H3'	2	0.99	0.11	0.99
(1,3)	1:A:84:LYS:CE	2:B:14:G:H4'	2	0.99	0.11	0.99
(1,3)	1:A:84:LYS:CE	2:B:14:G:H5'	2	0.99	0.11	0.99
(1,3)	1:A:84:LYS:CE	2:B:14:G:H5''	2	0.99	0.11	0.99
(1,3)	1:A:84:LYS:CE	2:B:14:G:H8	2	0.99	0.11	0.99

*Continued on next page...*

*Continued from previous page...*

Key	Atom-1	Atom-2	Models <sup>1</sup>	Mean (Å)	SD <sup>1</sup> (Å)	Median (Å)
(1,3)	1:A:84:LYS:CE	2:B:14:G:HO2'	2	0.99	0.11	0.99
(1,3)	1:A:84:LYS:CE	2:B:14:G:N1	2	0.99	0.11	0.99
(1,3)	1:A:84:LYS:CE	2:B:14:G:N2	2	0.99	0.11	0.99
(1,3)	1:A:84:LYS:CE	2:B:14:G:N3	2	0.99	0.11	0.99
(1,3)	1:A:84:LYS:CE	2:B:14:G:N7	2	0.99	0.11	0.99
(1,3)	1:A:84:LYS:CE	2:B:14:G:N9	2	0.99	0.11	0.99
(1,3)	1:A:84:LYS:CE	2:B:14:G:O2'	2	0.99	0.11	0.99
(1,3)	1:A:84:LYS:CE	2:B:14:G:O3'	2	0.99	0.11	0.99
(1,3)	1:A:84:LYS:CE	2:B:14:G:O4'	2	0.99	0.11	0.99
(1,3)	1:A:84:LYS:CE	2:B:14:G:O5'	2	0.99	0.11	0.99
(1,3)	1:A:84:LYS:CE	2:B:14:G:O6	2	0.99	0.11	0.99
(1,3)	1:A:84:LYS:CE	2:B:14:G:OP1	2	0.99	0.11	0.99
(1,3)	1:A:84:LYS:CE	2:B:14:G:OP2	2	0.99	0.11	0.99
(1,3)	1:A:84:LYS:CE	2:B:14:G:P	2	0.99	0.11	0.99
(1,3)	1:A:84:LYS:CE	2:B:15:A:C1'	2	0.99	0.11	0.99
(1,3)	1:A:84:LYS:CE	2:B:15:A:C2	2	0.99	0.11	0.99
(1,3)	1:A:84:LYS:CE	2:B:15:A:C2'	2	0.99	0.11	0.99
(1,3)	1:A:84:LYS:CE	2:B:15:A:C3'	2	0.99	0.11	0.99
(1,3)	1:A:84:LYS:CE	2:B:15:A:C4	2	0.99	0.11	0.99
(1,3)	1:A:84:LYS:CE	2:B:15:A:C4'	2	0.99	0.11	0.99
(1,3)	1:A:84:LYS:CE	2:B:15:A:C5	2	0.99	0.11	0.99
(1,3)	1:A:84:LYS:CE	2:B:15:A:C5'	2	0.99	0.11	0.99
(1,3)	1:A:84:LYS:CE	2:B:15:A:C6	2	0.99	0.11	0.99
(1,3)	1:A:84:LYS:CE	2:B:15:A:C8	2	0.99	0.11	0.99
(1,3)	1:A:84:LYS:CE	2:B:15:A:H1'	2	0.99	0.11	0.99
(1,3)	1:A:84:LYS:CE	2:B:15:A:H2	2	0.99	0.11	0.99
(1,3)	1:A:84:LYS:CE	2:B:15:A:H2'	2	0.99	0.11	0.99
(1,3)	1:A:84:LYS:CE	2:B:15:A:H3'	2	0.99	0.11	0.99
(1,3)	1:A:84:LYS:CE	2:B:15:A:H4'	2	0.99	0.11	0.99
(1,3)	1:A:84:LYS:CE	2:B:15:A:H5'	2	0.99	0.11	0.99
(1,3)	1:A:84:LYS:CE	2:B:15:A:H5''	2	0.99	0.11	0.99
(1,3)	1:A:84:LYS:CE	2:B:15:A:H61	2	0.99	0.11	0.99
(1,3)	1:A:84:LYS:CE	2:B:15:A:H62	2	0.99	0.11	0.99
(1,3)	1:A:84:LYS:CE	2:B:15:A:H8	2	0.99	0.11	0.99
(1,3)	1:A:84:LYS:CE	2:B:15:A:HO2'	2	0.99	0.11	0.99
(1,3)	1:A:84:LYS:CE	2:B:15:A:N1	2	0.99	0.11	0.99
(1,3)	1:A:84:LYS:CE	2:B:15:A:N3	2	0.99	0.11	0.99
(1,3)	1:A:84:LYS:CE	2:B:15:A:N6	2	0.99	0.11	0.99
(1,3)	1:A:84:LYS:CE	2:B:15:A:N7	2	0.99	0.11	0.99
(1,3)	1:A:84:LYS:CE	2:B:15:A:N9	2	0.99	0.11	0.99
(1,3)	1:A:84:LYS:CE	2:B:15:A:O2'	2	0.99	0.11	0.99
(1,3)	1:A:84:LYS:CE	2:B:15:A:O3'	2	0.99	0.11	0.99

*Continued on next page...*

*Continued from previous page...*

Key	Atom-1	Atom-2	Models <sup>1</sup>	Mean (Å)	SD <sup>1</sup> (Å)	Median (Å)
(1,3)	1:A:84:LYS:CE	2:B:15:A:O4'	2	0.99	0.11	0.99
(1,3)	1:A:84:LYS:CE	2:B:15:A:O5'	2	0.99	0.11	0.99
(1,3)	1:A:84:LYS:CE	2:B:15:A:OP1	2	0.99	0.11	0.99
(1,3)	1:A:84:LYS:CE	2:B:15:A:OP2	2	0.99	0.11	0.99
(1,3)	1:A:84:LYS:CE	2:B:15:A:P	2	0.99	0.11	0.99
(1,3)	1:A:84:LYS:CE	2:B:16:G:C1'	2	0.99	0.11	0.99
(1,3)	1:A:84:LYS:CE	2:B:16:G:C2	2	0.99	0.11	0.99
(1,3)	1:A:84:LYS:CE	2:B:16:G:C2'	2	0.99	0.11	0.99
(1,3)	1:A:84:LYS:CE	2:B:16:G:C3'	2	0.99	0.11	0.99
(1,3)	1:A:84:LYS:CE	2:B:16:G:C4	2	0.99	0.11	0.99
(1,3)	1:A:84:LYS:CE	2:B:16:G:C4'	2	0.99	0.11	0.99
(1,3)	1:A:84:LYS:CE	2:B:16:G:C5	2	0.99	0.11	0.99
(1,3)	1:A:84:LYS:CE	2:B:16:G:C5'	2	0.99	0.11	0.99
(1,3)	1:A:84:LYS:CE	2:B:16:G:C6	2	0.99	0.11	0.99
(1,3)	1:A:84:LYS:CE	2:B:16:G:C8	2	0.99	0.11	0.99
(1,3)	1:A:84:LYS:CE	2:B:16:G:H1	2	0.99	0.11	0.99
(1,3)	1:A:84:LYS:CE	2:B:16:G:H1'	2	0.99	0.11	0.99
(1,3)	1:A:84:LYS:CE	2:B:16:G:H2'	2	0.99	0.11	0.99
(1,3)	1:A:84:LYS:CE	2:B:16:G:H21	2	0.99	0.11	0.99
(1,3)	1:A:84:LYS:CE	2:B:16:G:H22	2	0.99	0.11	0.99
(1,3)	1:A:84:LYS:CE	2:B:16:G:H3'	2	0.99	0.11	0.99
(1,3)	1:A:84:LYS:CE	2:B:16:G:H4'	2	0.99	0.11	0.99
(1,3)	1:A:84:LYS:CE	2:B:16:G:H5'	2	0.99	0.11	0.99
(1,3)	1:A:84:LYS:CE	2:B:16:G:H5''	2	0.99	0.11	0.99
(1,3)	1:A:84:LYS:CE	2:B:16:G:H8	2	0.99	0.11	0.99
(1,3)	1:A:84:LYS:CE	2:B:16:G:HO2'	2	0.99	0.11	0.99
(1,3)	1:A:84:LYS:CE	2:B:16:G:N1	2	0.99	0.11	0.99
(1,3)	1:A:84:LYS:CE	2:B:16:G:N2	2	0.99	0.11	0.99
(1,3)	1:A:84:LYS:CE	2:B:16:G:N3	2	0.99	0.11	0.99
(1,3)	1:A:84:LYS:CE	2:B:16:G:N7	2	0.99	0.11	0.99
(1,3)	1:A:84:LYS:CE	2:B:16:G:N9	2	0.99	0.11	0.99
(1,3)	1:A:84:LYS:CE	2:B:16:G:O2'	2	0.99	0.11	0.99
(1,3)	1:A:84:LYS:CE	2:B:16:G:O3'	2	0.99	0.11	0.99
(1,3)	1:A:84:LYS:CE	2:B:16:G:O4'	2	0.99	0.11	0.99
(1,3)	1:A:84:LYS:CE	2:B:16:G:O5'	2	0.99	0.11	0.99
(1,3)	1:A:84:LYS:CE	2:B:16:G:O6	2	0.99	0.11	0.99
(1,3)	1:A:84:LYS:CE	2:B:16:G:OP1	2	0.99	0.11	0.99
(1,3)	1:A:84:LYS:CE	2:B:16:G:OP2	2	0.99	0.11	0.99
(1,3)	1:A:84:LYS:CE	2:B:16:G:P	2	0.99	0.11	0.99
(1,3)	1:A:84:LYS:CE	2:B:17:C:C1'	2	0.99	0.11	0.99
(1,3)	1:A:84:LYS:CE	2:B:17:C:C2	2	0.99	0.11	0.99
(1,3)	1:A:84:LYS:CE	2:B:17:C:C2'	2	0.99	0.11	0.99

*Continued on next page...*

*Continued from previous page...*

Key	Atom-1	Atom-2	Models <sup>1</sup>	Mean (Å)	SD <sup>1</sup> (Å)	Median (Å)
(1,3)	1:A:84:LYS:CE	2:B:17:C:C3'	2	0.99	0.11	0.99
(1,3)	1:A:84:LYS:CE	2:B:17:C:C4	2	0.99	0.11	0.99
(1,3)	1:A:84:LYS:CE	2:B:17:C:C4'	2	0.99	0.11	0.99
(1,3)	1:A:84:LYS:CE	2:B:17:C:C5	2	0.99	0.11	0.99
(1,3)	1:A:84:LYS:CE	2:B:17:C:C5'	2	0.99	0.11	0.99
(1,3)	1:A:84:LYS:CE	2:B:17:C:C6	2	0.99	0.11	0.99
(1,3)	1:A:84:LYS:CE	2:B:17:C:H1'	2	0.99	0.11	0.99
(1,3)	1:A:84:LYS:CE	2:B:17:C:H2'	2	0.99	0.11	0.99
(1,3)	1:A:84:LYS:CE	2:B:17:C:H3'	2	0.99	0.11	0.99
(1,3)	1:A:84:LYS:CE	2:B:17:C:H4'	2	0.99	0.11	0.99
(1,3)	1:A:84:LYS:CE	2:B:17:C:H41	2	0.99	0.11	0.99
(1,3)	1:A:84:LYS:CE	2:B:17:C:H42	2	0.99	0.11	0.99
(1,3)	1:A:84:LYS:CE	2:B:17:C:H5	2	0.99	0.11	0.99
(1,3)	1:A:84:LYS:CE	2:B:17:C:H5'	2	0.99	0.11	0.99
(1,3)	1:A:84:LYS:CE	2:B:17:C:H5''	2	0.99	0.11	0.99
(1,3)	1:A:84:LYS:CE	2:B:17:C:H6	2	0.99	0.11	0.99
(1,3)	1:A:84:LYS:CE	2:B:17:C:HO2'	2	0.99	0.11	0.99
(1,3)	1:A:84:LYS:CE	2:B:17:C:N1	2	0.99	0.11	0.99
(1,3)	1:A:84:LYS:CE	2:B:17:C:N3	2	0.99	0.11	0.99
(1,3)	1:A:84:LYS:CE	2:B:17:C:N4	2	0.99	0.11	0.99
(1,3)	1:A:84:LYS:CE	2:B:17:C:O2	2	0.99	0.11	0.99
(1,3)	1:A:84:LYS:CE	2:B:17:C:O2'	2	0.99	0.11	0.99
(1,3)	1:A:84:LYS:CE	2:B:17:C:O3'	2	0.99	0.11	0.99
(1,3)	1:A:84:LYS:CE	2:B:17:C:O4'	2	0.99	0.11	0.99
(1,3)	1:A:84:LYS:CE	2:B:17:C:O5'	2	0.99	0.11	0.99
(1,3)	1:A:84:LYS:CE	2:B:17:C:OP1	2	0.99	0.11	0.99
(1,3)	1:A:84:LYS:CE	2:B:17:C:OP2	2	0.99	0.11	0.99
(1,3)	1:A:84:LYS:CE	2:B:17:C:P	2	0.99	0.11	0.99
(1,3)	1:A:84:LYS:CE	2:B:18:A:C1'	2	0.99	0.11	0.99
(1,3)	1:A:84:LYS:CE	2:B:18:A:C2	2	0.99	0.11	0.99
(1,3)	1:A:84:LYS:CE	2:B:18:A:C2'	2	0.99	0.11	0.99
(1,3)	1:A:84:LYS:CE	2:B:18:A:C3'	2	0.99	0.11	0.99
(1,3)	1:A:84:LYS:CE	2:B:18:A:C4	2	0.99	0.11	0.99
(1,3)	1:A:84:LYS:CE	2:B:18:A:C4'	2	0.99	0.11	0.99
(1,3)	1:A:84:LYS:CE	2:B:18:A:C5	2	0.99	0.11	0.99
(1,3)	1:A:84:LYS:CE	2:B:18:A:C5'	2	0.99	0.11	0.99
(1,3)	1:A:84:LYS:CE	2:B:18:A:C6	2	0.99	0.11	0.99
(1,3)	1:A:84:LYS:CE	2:B:18:A:C8	2	0.99	0.11	0.99
(1,3)	1:A:84:LYS:CE	2:B:18:A:H1'	2	0.99	0.11	0.99
(1,3)	1:A:84:LYS:CE	2:B:18:A:H2	2	0.99	0.11	0.99
(1,3)	1:A:84:LYS:CE	2:B:18:A:H2'	2	0.99	0.11	0.99
(1,3)	1:A:84:LYS:CE	2:B:18:A:H3'	2	0.99	0.11	0.99

*Continued on next page...*

*Continued from previous page...*

Key	Atom-1	Atom-2	Models <sup>1</sup>	Mean (Å)	SD <sup>1</sup> (Å)	Median (Å)
(1,3)	1:A:84:LYS:CE	2:B:18:A:H4'	2	0.99	0.11	0.99
(1,3)	1:A:84:LYS:CE	2:B:18:A:H5'	2	0.99	0.11	0.99
(1,3)	1:A:84:LYS:CE	2:B:18:A:H5''	2	0.99	0.11	0.99
(1,3)	1:A:84:LYS:CE	2:B:18:A:H61	2	0.99	0.11	0.99
(1,3)	1:A:84:LYS:CE	2:B:18:A:H62	2	0.99	0.11	0.99
(1,3)	1:A:84:LYS:CE	2:B:18:A:H8	2	0.99	0.11	0.99
(1,3)	1:A:84:LYS:CE	2:B:18:A:HO2'	2	0.99	0.11	0.99
(1,3)	1:A:84:LYS:CE	2:B:18:A:N1	2	0.99	0.11	0.99
(1,3)	1:A:84:LYS:CE	2:B:18:A:N3	2	0.99	0.11	0.99
(1,3)	1:A:84:LYS:CE	2:B:18:A:N6	2	0.99	0.11	0.99
(1,3)	1:A:84:LYS:CE	2:B:18:A:N7	2	0.99	0.11	0.99
(1,3)	1:A:84:LYS:CE	2:B:18:A:N9	2	0.99	0.11	0.99
(1,3)	1:A:84:LYS:CE	2:B:18:A:O2'	2	0.99	0.11	0.99
(1,3)	1:A:84:LYS:CE	2:B:18:A:O3'	2	0.99	0.11	0.99
(1,3)	1:A:84:LYS:CE	2:B:18:A:O4'	2	0.99	0.11	0.99
(1,3)	1:A:84:LYS:CE	2:B:18:A:O5'	2	0.99	0.11	0.99
(1,3)	1:A:84:LYS:CE	2:B:18:A:OP1	2	0.99	0.11	0.99
(1,3)	1:A:84:LYS:CE	2:B:18:A:OP2	2	0.99	0.11	0.99
(1,3)	1:A:84:LYS:CE	2:B:18:A:P	2	0.99	0.11	0.99
(1,3)	1:A:84:LYS:CE	2:B:19:A:C1'	2	0.99	0.11	0.99
(1,3)	1:A:84:LYS:CE	2:B:19:A:C2	2	0.99	0.11	0.99
(1,3)	1:A:84:LYS:CE	2:B:19:A:C2'	2	0.99	0.11	0.99
(1,3)	1:A:84:LYS:CE	2:B:19:A:C3'	2	0.99	0.11	0.99
(1,3)	1:A:84:LYS:CE	2:B:19:A:C4	2	0.99	0.11	0.99
(1,3)	1:A:84:LYS:CE	2:B:19:A:C4'	2	0.99	0.11	0.99
(1,3)	1:A:84:LYS:CE	2:B:19:A:C5	2	0.99	0.11	0.99
(1,3)	1:A:84:LYS:CE	2:B:19:A:C5'	2	0.99	0.11	0.99
(1,3)	1:A:84:LYS:CE	2:B:19:A:C6	2	0.99	0.11	0.99
(1,3)	1:A:84:LYS:CE	2:B:19:A:C8	2	0.99	0.11	0.99
(1,3)	1:A:84:LYS:CE	2:B:19:A:H1'	2	0.99	0.11	0.99
(1,3)	1:A:84:LYS:CE	2:B:19:A:H2	2	0.99	0.11	0.99
(1,3)	1:A:84:LYS:CE	2:B:19:A:H2'	2	0.99	0.11	0.99
(1,3)	1:A:84:LYS:CE	2:B:19:A:H3'	2	0.99	0.11	0.99
(1,3)	1:A:84:LYS:CE	2:B:19:A:H4'	2	0.99	0.11	0.99
(1,3)	1:A:84:LYS:CE	2:B:19:A:H5'	2	0.99	0.11	0.99
(1,3)	1:A:84:LYS:CE	2:B:19:A:H5''	2	0.99	0.11	0.99
(1,3)	1:A:84:LYS:CE	2:B:19:A:H61	2	0.99	0.11	0.99
(1,3)	1:A:84:LYS:CE	2:B:19:A:H62	2	0.99	0.11	0.99
(1,3)	1:A:84:LYS:CE	2:B:19:A:H8	2	0.99	0.11	0.99
(1,3)	1:A:84:LYS:CE	2:B:19:A:HO2'	2	0.99	0.11	0.99
(1,3)	1:A:84:LYS:CE	2:B:19:A:N1	2	0.99	0.11	0.99
(1,3)	1:A:84:LYS:CE	2:B:19:A:N3	2	0.99	0.11	0.99

*Continued on next page...*



*Continued from previous page...*

Key	Atom-1	Atom-2	Models <sup>1</sup>	Mean (Å)	SD <sup>1</sup> (Å)	Median (Å)
(1,3)	1:A:84:LYS:CE	2:B:19:A:N6	2	0.99	0.11	0.99
(1,3)	1:A:84:LYS:CE	2:B:19:A:N7	2	0.99	0.11	0.99
(1,3)	1:A:84:LYS:CE	2:B:19:A:N9	2	0.99	0.11	0.99
(1,3)	1:A:84:LYS:CE	2:B:19:A:O2'	2	0.99	0.11	0.99
(1,3)	1:A:84:LYS:CE	2:B:19:A:O3'	2	0.99	0.11	0.99
(1,3)	1:A:84:LYS:CE	2:B:19:A:O4'	2	0.99	0.11	0.99
(1,3)	1:A:84:LYS:CE	2:B:19:A:O5'	2	0.99	0.11	0.99
(1,3)	1:A:84:LYS:CE	2:B:19:A:OP1	2	0.99	0.11	0.99
(1,3)	1:A:84:LYS:CE	2:B:19:A:OP2	2	0.99	0.11	0.99
(1,3)	1:A:84:LYS:CE	2:B:19:A:P	2	0.99	0.11	0.99
(1,3)	1:A:84:LYS:CE	2:B:20:U:C1'	2	0.99	0.11	0.99
(1,3)	1:A:84:LYS:CE	2:B:20:U:C2	2	0.99	0.11	0.99
(1,3)	1:A:84:LYS:CE	2:B:20:U:C2'	2	0.99	0.11	0.99
(1,3)	1:A:84:LYS:CE	2:B:20:U:C3'	2	0.99	0.11	0.99
(1,3)	1:A:84:LYS:CE	2:B:20:U:C4	2	0.99	0.11	0.99
(1,3)	1:A:84:LYS:CE	2:B:20:U:C4'	2	0.99	0.11	0.99
(1,3)	1:A:84:LYS:CE	2:B:20:U:C5	2	0.99	0.11	0.99
(1,3)	1:A:84:LYS:CE	2:B:20:U:C5'	2	0.99	0.11	0.99
(1,3)	1:A:84:LYS:CE	2:B:20:U:C6	2	0.99	0.11	0.99
(1,3)	1:A:84:LYS:CE	2:B:20:U:H1'	2	0.99	0.11	0.99
(1,3)	1:A:84:LYS:CE	2:B:20:U:H2'	2	0.99	0.11	0.99
(1,3)	1:A:84:LYS:CE	2:B:20:U:H3	2	0.99	0.11	0.99
(1,3)	1:A:84:LYS:CE	2:B:20:U:H3'	2	0.99	0.11	0.99
(1,3)	1:A:84:LYS:CE	2:B:20:U:H4'	2	0.99	0.11	0.99
(1,3)	1:A:84:LYS:CE	2:B:20:U:H5	2	0.99	0.11	0.99
(1,3)	1:A:84:LYS:CE	2:B:20:U:H5'	2	0.99	0.11	0.99
(1,3)	1:A:84:LYS:CE	2:B:20:U:H5''	2	0.99	0.11	0.99
(1,3)	1:A:84:LYS:CE	2:B:20:U:H6	2	0.99	0.11	0.99
(1,3)	1:A:84:LYS:CE	2:B:20:U:HO2'	2	0.99	0.11	0.99
(1,3)	1:A:84:LYS:CE	2:B:20:U:N1	2	0.99	0.11	0.99
(1,3)	1:A:84:LYS:CE	2:B:20:U:N3	2	0.99	0.11	0.99
(1,3)	1:A:84:LYS:CE	2:B:20:U:O2	2	0.99	0.11	0.99
(1,3)	1:A:84:LYS:CE	2:B:20:U:O2'	2	0.99	0.11	0.99
(1,3)	1:A:84:LYS:CE	2:B:20:U:O3'	2	0.99	0.11	0.99
(1,3)	1:A:84:LYS:CE	2:B:20:U:O4	2	0.99	0.11	0.99
(1,3)	1:A:84:LYS:CE	2:B:20:U:O4'	2	0.99	0.11	0.99
(1,3)	1:A:84:LYS:CE	2:B:20:U:O5'	2	0.99	0.11	0.99
(1,3)	1:A:84:LYS:CE	2:B:20:U:OP1	2	0.99	0.11	0.99
(1,3)	1:A:84:LYS:CE	2:B:20:U:OP2	2	0.99	0.11	0.99
(1,3)	1:A:84:LYS:CE	2:B:20:U:P	2	0.99	0.11	0.99
(1,3)	1:A:84:LYS:CE	2:B:21:G:C1'	2	0.99	0.11	0.99
(1,3)	1:A:84:LYS:CE	2:B:21:G:C2	2	0.99	0.11	0.99

*Continued on next page...*

*Continued from previous page...*

Key	Atom-1	Atom-2	Models <sup>1</sup>	Mean (Å)	SD <sup>1</sup> (Å)	Median (Å)
(1,3)	1:A:84:LYS:CE	2:B:21:G:C2'	2	0.99	0.11	0.99
(1,3)	1:A:84:LYS:CE	2:B:21:G:C3'	2	0.99	0.11	0.99
(1,3)	1:A:84:LYS:CE	2:B:21:G:C4	2	0.99	0.11	0.99
(1,3)	1:A:84:LYS:CE	2:B:21:G:C4'	2	0.99	0.11	0.99
(1,3)	1:A:84:LYS:CE	2:B:21:G:C5	2	0.99	0.11	0.99
(1,3)	1:A:84:LYS:CE	2:B:21:G:C5'	2	0.99	0.11	0.99
(1,3)	1:A:84:LYS:CE	2:B:21:G:C6	2	0.99	0.11	0.99
(1,3)	1:A:84:LYS:CE	2:B:21:G:C8	2	0.99	0.11	0.99
(1,3)	1:A:84:LYS:CE	2:B:21:G:H1	2	0.99	0.11	0.99
(1,3)	1:A:84:LYS:CE	2:B:21:G:H1'	2	0.99	0.11	0.99
(1,3)	1:A:84:LYS:CE	2:B:21:G:H2'	2	0.99	0.11	0.99
(1,3)	1:A:84:LYS:CE	2:B:21:G:H21	2	0.99	0.11	0.99
(1,3)	1:A:84:LYS:CE	2:B:21:G:H22	2	0.99	0.11	0.99
(1,3)	1:A:84:LYS:CE	2:B:21:G:H3'	2	0.99	0.11	0.99
(1,3)	1:A:84:LYS:CE	2:B:21:G:H4'	2	0.99	0.11	0.99
(1,3)	1:A:84:LYS:CE	2:B:21:G:H5'	2	0.99	0.11	0.99
(1,3)	1:A:84:LYS:CE	2:B:21:G:H5''	2	0.99	0.11	0.99
(1,3)	1:A:84:LYS:CE	2:B:21:G:H8	2	0.99	0.11	0.99
(1,3)	1:A:84:LYS:CE	2:B:21:G:HO2'	2	0.99	0.11	0.99
(1,3)	1:A:84:LYS:CE	2:B:21:G:N1	2	0.99	0.11	0.99
(1,3)	1:A:84:LYS:CE	2:B:21:G:N2	2	0.99	0.11	0.99
(1,3)	1:A:84:LYS:CE	2:B:21:G:N3	2	0.99	0.11	0.99
(1,3)	1:A:84:LYS:CE	2:B:21:G:N7	2	0.99	0.11	0.99
(1,3)	1:A:84:LYS:CE	2:B:21:G:N9	2	0.99	0.11	0.99
(1,3)	1:A:84:LYS:CE	2:B:21:G:O2'	2	0.99	0.11	0.99
(1,3)	1:A:84:LYS:CE	2:B:21:G:O3'	2	0.99	0.11	0.99
(1,3)	1:A:84:LYS:CE	2:B:21:G:O4'	2	0.99	0.11	0.99
(1,3)	1:A:84:LYS:CE	2:B:21:G:O5'	2	0.99	0.11	0.99
(1,3)	1:A:84:LYS:CE	2:B:21:G:O6	2	0.99	0.11	0.99
(1,3)	1:A:84:LYS:CE	2:B:21:G:OP1	2	0.99	0.11	0.99
(1,3)	1:A:84:LYS:CE	2:B:21:G:OP2	2	0.99	0.11	0.99
(1,3)	1:A:84:LYS:CE	2:B:21:G:P	2	0.99	0.11	0.99
(1,3)	1:A:84:LYS:CE	2:B:22:A:C1'	2	0.99	0.11	0.99
(1,3)	1:A:84:LYS:CE	2:B:22:A:C2	2	0.99	0.11	0.99
(1,3)	1:A:84:LYS:CE	2:B:22:A:C2'	2	0.99	0.11	0.99
(1,3)	1:A:84:LYS:CE	2:B:22:A:C3'	2	0.99	0.11	0.99
(1,3)	1:A:84:LYS:CE	2:B:22:A:C4	2	0.99	0.11	0.99
(1,3)	1:A:84:LYS:CE	2:B:22:A:C4'	2	0.99	0.11	0.99
(1,3)	1:A:84:LYS:CE	2:B:22:A:C5	2	0.99	0.11	0.99
(1,3)	1:A:84:LYS:CE	2:B:22:A:C5'	2	0.99	0.11	0.99
(1,3)	1:A:84:LYS:CE	2:B:22:A:C6	2	0.99	0.11	0.99
(1,3)	1:A:84:LYS:CE	2:B:22:A:C8	2	0.99	0.11	0.99

*Continued on next page...*

*Continued from previous page...*

Key	Atom-1	Atom-2	Models <sup>1</sup>	Mean (Å)	SD <sup>1</sup> (Å)	Median (Å)
(1,3)	1:A:84:LYS:CE	2:B:22:A:H1'	2	0.99	0.11	0.99
(1,3)	1:A:84:LYS:CE	2:B:22:A:H2	2	0.99	0.11	0.99
(1,3)	1:A:84:LYS:CE	2:B:22:A:H2'	2	0.99	0.11	0.99
(1,3)	1:A:84:LYS:CE	2:B:22:A:H3'	2	0.99	0.11	0.99
(1,3)	1:A:84:LYS:CE	2:B:22:A:H4'	2	0.99	0.11	0.99
(1,3)	1:A:84:LYS:CE	2:B:22:A:H5'	2	0.99	0.11	0.99
(1,3)	1:A:84:LYS:CE	2:B:22:A:H5''	2	0.99	0.11	0.99
(1,3)	1:A:84:LYS:CE	2:B:22:A:H61	2	0.99	0.11	0.99
(1,3)	1:A:84:LYS:CE	2:B:22:A:H62	2	0.99	0.11	0.99
(1,3)	1:A:84:LYS:CE	2:B:22:A:H8	2	0.99	0.11	0.99
(1,3)	1:A:84:LYS:CE	2:B:22:A:HO2'	2	0.99	0.11	0.99
(1,3)	1:A:84:LYS:CE	2:B:22:A:N1	2	0.99	0.11	0.99
(1,3)	1:A:84:LYS:CE	2:B:22:A:N3	2	0.99	0.11	0.99
(1,3)	1:A:84:LYS:CE	2:B:22:A:N6	2	0.99	0.11	0.99
(1,3)	1:A:84:LYS:CE	2:B:22:A:N7	2	0.99	0.11	0.99
(1,3)	1:A:84:LYS:CE	2:B:22:A:N9	2	0.99	0.11	0.99
(1,3)	1:A:84:LYS:CE	2:B:22:A:O2'	2	0.99	0.11	0.99
(1,3)	1:A:84:LYS:CE	2:B:22:A:O3'	2	0.99	0.11	0.99
(1,3)	1:A:84:LYS:CE	2:B:22:A:O4'	2	0.99	0.11	0.99
(1,3)	1:A:84:LYS:CE	2:B:22:A:O5'	2	0.99	0.11	0.99
(1,3)	1:A:84:LYS:CE	2:B:22:A:OP1	2	0.99	0.11	0.99
(1,3)	1:A:84:LYS:CE	2:B:22:A:OP2	2	0.99	0.11	0.99
(1,3)	1:A:84:LYS:CE	2:B:22:A:P	2	0.99	0.11	0.99
(1,3)	1:A:84:LYS:CE	2:B:23:U:C1'	2	0.99	0.11	0.99
(1,3)	1:A:84:LYS:CE	2:B:23:U:C2	2	0.99	0.11	0.99
(1,3)	1:A:84:LYS:CE	2:B:23:U:C2'	2	0.99	0.11	0.99
(1,3)	1:A:84:LYS:CE	2:B:23:U:C3'	2	0.99	0.11	0.99
(1,3)	1:A:84:LYS:CE	2:B:23:U:C4	2	0.99	0.11	0.99
(1,3)	1:A:84:LYS:CE	2:B:23:U:C4'	2	0.99	0.11	0.99
(1,3)	1:A:84:LYS:CE	2:B:23:U:C5	2	0.99	0.11	0.99
(1,3)	1:A:84:LYS:CE	2:B:23:U:C5'	2	0.99	0.11	0.99
(1,3)	1:A:84:LYS:CE	2:B:23:U:C6	2	0.99	0.11	0.99
(1,3)	1:A:84:LYS:CE	2:B:23:U:H1'	2	0.99	0.11	0.99
(1,3)	1:A:84:LYS:CE	2:B:23:U:H2'	2	0.99	0.11	0.99
(1,3)	1:A:84:LYS:CE	2:B:23:U:H3	2	0.99	0.11	0.99
(1,3)	1:A:84:LYS:CE	2:B:23:U:H3'	2	0.99	0.11	0.99
(1,3)	1:A:84:LYS:CE	2:B:23:U:H4'	2	0.99	0.11	0.99
(1,3)	1:A:84:LYS:CE	2:B:23:U:H5	2	0.99	0.11	0.99
(1,3)	1:A:84:LYS:CE	2:B:23:U:H5'	2	0.99	0.11	0.99
(1,3)	1:A:84:LYS:CE	2:B:23:U:H5''	2	0.99	0.11	0.99
(1,3)	1:A:84:LYS:CE	2:B:23:U:H6	2	0.99	0.11	0.99
(1,3)	1:A:84:LYS:CE	2:B:23:U:HO2'	2	0.99	0.11	0.99

*Continued on next page...*

*Continued from previous page...*

Key	Atom-1	Atom-2	Models <sup>1</sup>	Mean (Å)	SD <sup>1</sup> (Å)	Median (Å)
(1,3)	1:A:84:LYS:CE	2:B:23:U:N1	2	0.99	0.11	0.99
(1,3)	1:A:84:LYS:CE	2:B:23:U:N3	2	0.99	0.11	0.99
(1,3)	1:A:84:LYS:CE	2:B:23:U:O2	2	0.99	0.11	0.99
(1,3)	1:A:84:LYS:CE	2:B:23:U:O2'	2	0.99	0.11	0.99
(1,3)	1:A:84:LYS:CE	2:B:23:U:O3'	2	0.99	0.11	0.99
(1,3)	1:A:84:LYS:CE	2:B:23:U:O4	2	0.99	0.11	0.99
(1,3)	1:A:84:LYS:CE	2:B:23:U:O4'	2	0.99	0.11	0.99
(1,3)	1:A:84:LYS:CE	2:B:23:U:O5'	2	0.99	0.11	0.99
(1,3)	1:A:84:LYS:CE	2:B:23:U:OP1	2	0.99	0.11	0.99
(1,3)	1:A:84:LYS:CE	2:B:23:U:OP2	2	0.99	0.11	0.99
(1,3)	1:A:84:LYS:CE	2:B:23:U:P	2	0.99	0.11	0.99
(1,3)	1:A:84:LYS:CE	2:B:24:G:C1'	2	0.99	0.11	0.99
(1,3)	1:A:84:LYS:CE	2:B:24:G:C2	2	0.99	0.11	0.99
(1,3)	1:A:84:LYS:CE	2:B:24:G:C2'	2	0.99	0.11	0.99
(1,3)	1:A:84:LYS:CE	2:B:24:G:C3'	2	0.99	0.11	0.99
(1,3)	1:A:84:LYS:CE	2:B:24:G:C4	2	0.99	0.11	0.99
(1,3)	1:A:84:LYS:CE	2:B:24:G:C4'	2	0.99	0.11	0.99
(1,3)	1:A:84:LYS:CE	2:B:24:G:C5	2	0.99	0.11	0.99
(1,3)	1:A:84:LYS:CE	2:B:24:G:C5'	2	0.99	0.11	0.99
(1,3)	1:A:84:LYS:CE	2:B:24:G:C6	2	0.99	0.11	0.99
(1,3)	1:A:84:LYS:CE	2:B:24:G:C8	2	0.99	0.11	0.99
(1,3)	1:A:84:LYS:CE	2:B:24:G:H1	2	0.99	0.11	0.99
(1,3)	1:A:84:LYS:CE	2:B:24:G:H1'	2	0.99	0.11	0.99
(1,3)	1:A:84:LYS:CE	2:B:24:G:H2'	2	0.99	0.11	0.99
(1,3)	1:A:84:LYS:CE	2:B:24:G:H21	2	0.99	0.11	0.99
(1,3)	1:A:84:LYS:CE	2:B:24:G:H22	2	0.99	0.11	0.99
(1,3)	1:A:84:LYS:CE	2:B:24:G:H3'	2	0.99	0.11	0.99
(1,3)	1:A:84:LYS:CE	2:B:24:G:H4'	2	0.99	0.11	0.99
(1,3)	1:A:84:LYS:CE	2:B:24:G:H5'	2	0.99	0.11	0.99
(1,3)	1:A:84:LYS:CE	2:B:24:G:H5''	2	0.99	0.11	0.99
(1,3)	1:A:84:LYS:CE	2:B:24:G:H8	2	0.99	0.11	0.99
(1,3)	1:A:84:LYS:CE	2:B:24:G:HO2'	2	0.99	0.11	0.99
(1,3)	1:A:84:LYS:CE	2:B:24:G:N1	2	0.99	0.11	0.99
(1,3)	1:A:84:LYS:CE	2:B:24:G:N2	2	0.99	0.11	0.99
(1,3)	1:A:84:LYS:CE	2:B:24:G:N3	2	0.99	0.11	0.99
(1,3)	1:A:84:LYS:CE	2:B:24:G:N7	2	0.99	0.11	0.99
(1,3)	1:A:84:LYS:CE	2:B:24:G:N9	2	0.99	0.11	0.99
(1,3)	1:A:84:LYS:CE	2:B:24:G:O2'	2	0.99	0.11	0.99
(1,3)	1:A:84:LYS:CE	2:B:24:G:O3'	2	0.99	0.11	0.99
(1,3)	1:A:84:LYS:CE	2:B:24:G:O4'	2	0.99	0.11	0.99
(1,3)	1:A:84:LYS:CE	2:B:24:G:O5'	2	0.99	0.11	0.99
(1,3)	1:A:84:LYS:CE	2:B:24:G:O6	2	0.99	0.11	0.99

*Continued on next page...*

*Continued from previous page...*

Key	Atom-1	Atom-2	Models <sup>1</sup>	Mean (Å)	SD <sup>1</sup> (Å)	Median (Å)
(1,3)	1:A:84:LYS:CE	2:B:24:G:OP1	2	0.99	0.11	0.99
(1,3)	1:A:84:LYS:CE	2:B:24:G:OP2	2	0.99	0.11	0.99
(1,3)	1:A:84:LYS:CE	2:B:24:G:P	2	0.99	0.11	0.99
(1,3)	1:A:84:LYS:CG	2:B:2:C:C1'	2	0.99	0.11	0.99
(1,3)	1:A:84:LYS:CG	2:B:2:C:C2	2	0.99	0.11	0.99
(1,3)	1:A:84:LYS:CG	2:B:2:C:C2'	2	0.99	0.11	0.99
(1,3)	1:A:84:LYS:CG	2:B:2:C:C3'	2	0.99	0.11	0.99
(1,3)	1:A:84:LYS:CG	2:B:2:C:C4	2	0.99	0.11	0.99
(1,3)	1:A:84:LYS:CG	2:B:2:C:C4'	2	0.99	0.11	0.99
(1,3)	1:A:84:LYS:CG	2:B:2:C:C5	2	0.99	0.11	0.99
(1,3)	1:A:84:LYS:CG	2:B:2:C:C5'	2	0.99	0.11	0.99
(1,3)	1:A:84:LYS:CG	2:B:2:C:C6	2	0.99	0.11	0.99
(1,3)	1:A:84:LYS:CG	2:B:2:C:H1'	2	0.99	0.11	0.99
(1,3)	1:A:84:LYS:CG	2:B:2:C:H2'	2	0.99	0.11	0.99
(1,3)	1:A:84:LYS:CG	2:B:2:C:H3'	2	0.99	0.11	0.99
(1,3)	1:A:84:LYS:CG	2:B:2:C:H4'	2	0.99	0.11	0.99
(1,3)	1:A:84:LYS:CG	2:B:2:C:H41	2	0.99	0.11	0.99
(1,3)	1:A:84:LYS:CG	2:B:2:C:H42	2	0.99	0.11	0.99
(1,3)	1:A:84:LYS:CG	2:B:2:C:H5	2	0.99	0.11	0.99
(1,3)	1:A:84:LYS:CG	2:B:2:C:H5'	2	0.99	0.11	0.99
(1,3)	1:A:84:LYS:CG	2:B:2:C:H5''	2	0.99	0.11	0.99
(1,3)	1:A:84:LYS:CG	2:B:2:C:H6	2	0.99	0.11	0.99
(1,3)	1:A:84:LYS:CG	2:B:2:C:HO2'	2	0.99	0.11	0.99
(1,3)	1:A:84:LYS:CG	2:B:2:C:N1	2	0.99	0.11	0.99
(1,3)	1:A:84:LYS:CG	2:B:2:C:N3	2	0.99	0.11	0.99
(1,3)	1:A:84:LYS:CG	2:B:2:C:N4	2	0.99	0.11	0.99
(1,3)	1:A:84:LYS:CG	2:B:2:C:O2	2	0.99	0.11	0.99
(1,3)	1:A:84:LYS:CG	2:B:2:C:O2'	2	0.99	0.11	0.99
(1,3)	1:A:84:LYS:CG	2:B:2:C:O3'	2	0.99	0.11	0.99
(1,3)	1:A:84:LYS:CG	2:B:2:C:O4'	2	0.99	0.11	0.99
(1,3)	1:A:84:LYS:CG	2:B:2:C:O5'	2	0.99	0.11	0.99
(1,3)	1:A:84:LYS:CG	2:B:3:U:C1'	2	0.99	0.11	0.99
(1,3)	1:A:84:LYS:CG	2:B:3:U:C2	2	0.99	0.11	0.99
(1,3)	1:A:84:LYS:CG	2:B:3:U:C2'	2	0.99	0.11	0.99
(1,3)	1:A:84:LYS:CG	2:B:3:U:C3'	2	0.99	0.11	0.99
(1,3)	1:A:84:LYS:CG	2:B:3:U:C4	2	0.99	0.11	0.99
(1,3)	1:A:84:LYS:CG	2:B:3:U:C4'	2	0.99	0.11	0.99
(1,3)	1:A:84:LYS:CG	2:B:3:U:C5	2	0.99	0.11	0.99
(1,3)	1:A:84:LYS:CG	2:B:3:U:C5'	2	0.99	0.11	0.99
(1,3)	1:A:84:LYS:CG	2:B:3:U:C6	2	0.99	0.11	0.99
(1,3)	1:A:84:LYS:CG	2:B:3:U:H1'	2	0.99	0.11	0.99
(1,3)	1:A:84:LYS:CG	2:B:3:U:H2'	2	0.99	0.11	0.99

*Continued on next page...*

*Continued from previous page...*

Key	Atom-1	Atom-2	Models <sup>1</sup>	Mean (Å)	SD <sup>1</sup> (Å)	Median (Å)
(1,3)	1:A:84:LYS:CG	2:B:3:U:H3	2	0.99	0.11	0.99
(1,3)	1:A:84:LYS:CG	2:B:3:U:H3'	2	0.99	0.11	0.99
(1,3)	1:A:84:LYS:CG	2:B:3:U:H4'	2	0.99	0.11	0.99
(1,3)	1:A:84:LYS:CG	2:B:3:U:H5	2	0.99	0.11	0.99
(1,3)	1:A:84:LYS:CG	2:B:3:U:H5'	2	0.99	0.11	0.99
(1,3)	1:A:84:LYS:CG	2:B:3:U:H5''	2	0.99	0.11	0.99
(1,3)	1:A:84:LYS:CG	2:B:3:U:H6	2	0.99	0.11	0.99
(1,3)	1:A:84:LYS:CG	2:B:3:U:HO2'	2	0.99	0.11	0.99
(1,3)	1:A:84:LYS:CG	2:B:3:U:N1	2	0.99	0.11	0.99
(1,3)	1:A:84:LYS:CG	2:B:3:U:N3	2	0.99	0.11	0.99
(1,3)	1:A:84:LYS:CG	2:B:3:U:O2	2	0.99	0.11	0.99
(1,3)	1:A:84:LYS:CG	2:B:3:U:O2'	2	0.99	0.11	0.99
(1,3)	1:A:84:LYS:CG	2:B:3:U:O3'	2	0.99	0.11	0.99
(1,3)	1:A:84:LYS:CG	2:B:3:U:O4	2	0.99	0.11	0.99
(1,3)	1:A:84:LYS:CG	2:B:3:U:O4'	2	0.99	0.11	0.99
(1,3)	1:A:84:LYS:CG	2:B:3:U:O5'	2	0.99	0.11	0.99
(1,3)	1:A:84:LYS:CG	2:B:3:U:OP1	2	0.99	0.11	0.99
(1,3)	1:A:84:LYS:CG	2:B:3:U:OP2	2	0.99	0.11	0.99
(1,3)	1:A:84:LYS:CG	2:B:3:U:P	2	0.99	0.11	0.99
(1,3)	1:A:84:LYS:CG	2:B:4:G:C1'	2	0.99	0.11	0.99
(1,3)	1:A:84:LYS:CG	2:B:4:G:C2	2	0.99	0.11	0.99
(1,3)	1:A:84:LYS:CG	2:B:4:G:C2'	2	0.99	0.11	0.99
(1,3)	1:A:84:LYS:CG	2:B:4:G:C3'	2	0.99	0.11	0.99
(1,3)	1:A:84:LYS:CG	2:B:4:G:C4	2	0.99	0.11	0.99
(1,3)	1:A:84:LYS:CG	2:B:4:G:C4'	2	0.99	0.11	0.99
(1,3)	1:A:84:LYS:CG	2:B:4:G:C5	2	0.99	0.11	0.99
(1,3)	1:A:84:LYS:CG	2:B:4:G:C5'	2	0.99	0.11	0.99
(1,3)	1:A:84:LYS:CG	2:B:4:G:C6	2	0.99	0.11	0.99
(1,3)	1:A:84:LYS:CG	2:B:4:G:C8	2	0.99	0.11	0.99
(1,3)	1:A:84:LYS:CG	2:B:4:G:H1	2	0.99	0.11	0.99
(1,3)	1:A:84:LYS:CG	2:B:4:G:H1'	2	0.99	0.11	0.99
(1,3)	1:A:84:LYS:CG	2:B:4:G:H2'	2	0.99	0.11	0.99
(1,3)	1:A:84:LYS:CG	2:B:4:G:H21	2	0.99	0.11	0.99
(1,3)	1:A:84:LYS:CG	2:B:4:G:H22	2	0.99	0.11	0.99
(1,3)	1:A:84:LYS:CG	2:B:4:G:H3'	2	0.99	0.11	0.99
(1,3)	1:A:84:LYS:CG	2:B:4:G:H4'	2	0.99	0.11	0.99
(1,3)	1:A:84:LYS:CG	2:B:4:G:H5'	2	0.99	0.11	0.99
(1,3)	1:A:84:LYS:CG	2:B:4:G:H5''	2	0.99	0.11	0.99
(1,3)	1:A:84:LYS:CG	2:B:4:G:H8	2	0.99	0.11	0.99
(1,3)	1:A:84:LYS:CG	2:B:4:G:HO2'	2	0.99	0.11	0.99
(1,3)	1:A:84:LYS:CG	2:B:4:G:N1	2	0.99	0.11	0.99
(1,3)	1:A:84:LYS:CG	2:B:4:G:N2	2	0.99	0.11	0.99

*Continued on next page...*

*Continued from previous page...*

Key	Atom-1	Atom-2	Models <sup>1</sup>	Mean (Å)	SD <sup>1</sup> (Å)	Median (Å)
(1,3)	1:A:84:LYS:CG	2:B:4:G:N3	2	0.99	0.11	0.99
(1,3)	1:A:84:LYS:CG	2:B:4:G:N7	2	0.99	0.11	0.99
(1,3)	1:A:84:LYS:CG	2:B:4:G:N9	2	0.99	0.11	0.99
(1,3)	1:A:84:LYS:CG	2:B:4:G:O2'	2	0.99	0.11	0.99
(1,3)	1:A:84:LYS:CG	2:B:4:G:O3'	2	0.99	0.11	0.99
(1,3)	1:A:84:LYS:CG	2:B:4:G:O4'	2	0.99	0.11	0.99
(1,3)	1:A:84:LYS:CG	2:B:4:G:O5'	2	0.99	0.11	0.99
(1,3)	1:A:84:LYS:CG	2:B:4:G:O6	2	0.99	0.11	0.99
(1,3)	1:A:84:LYS:CG	2:B:4:G:OP1	2	0.99	0.11	0.99
(1,3)	1:A:84:LYS:CG	2:B:4:G:OP2	2	0.99	0.11	0.99
(1,3)	1:A:84:LYS:CG	2:B:4:G:P	2	0.99	0.11	0.99
(1,3)	1:A:84:LYS:CG	2:B:5:A:C1'	2	0.99	0.11	0.99
(1,3)	1:A:84:LYS:CG	2:B:5:A:C2	2	0.99	0.11	0.99
(1,3)	1:A:84:LYS:CG	2:B:5:A:C2'	2	0.99	0.11	0.99
(1,3)	1:A:84:LYS:CG	2:B:5:A:C3'	2	0.99	0.11	0.99
(1,3)	1:A:84:LYS:CG	2:B:5:A:C4	2	0.99	0.11	0.99
(1,3)	1:A:84:LYS:CG	2:B:5:A:C4'	2	0.99	0.11	0.99
(1,3)	1:A:84:LYS:CG	2:B:5:A:C5	2	0.99	0.11	0.99
(1,3)	1:A:84:LYS:CG	2:B:5:A:C5'	2	0.99	0.11	0.99
(1,3)	1:A:84:LYS:CG	2:B:5:A:C6	2	0.99	0.11	0.99
(1,3)	1:A:84:LYS:CG	2:B:5:A:C8	2	0.99	0.11	0.99
(1,3)	1:A:84:LYS:CG	2:B:5:A:H1'	2	0.99	0.11	0.99
(1,3)	1:A:84:LYS:CG	2:B:5:A:H2	2	0.99	0.11	0.99
(1,3)	1:A:84:LYS:CG	2:B:5:A:H2'	2	0.99	0.11	0.99
(1,3)	1:A:84:LYS:CG	2:B:5:A:H3'	2	0.99	0.11	0.99
(1,3)	1:A:84:LYS:CG	2:B:5:A:H4'	2	0.99	0.11	0.99
(1,3)	1:A:84:LYS:CG	2:B:5:A:H5'	2	0.99	0.11	0.99
(1,3)	1:A:84:LYS:CG	2:B:5:A:H5''	2	0.99	0.11	0.99
(1,3)	1:A:84:LYS:CG	2:B:5:A:H61	2	0.99	0.11	0.99
(1,3)	1:A:84:LYS:CG	2:B:5:A:H62	2	0.99	0.11	0.99
(1,3)	1:A:84:LYS:CG	2:B:5:A:H8	2	0.99	0.11	0.99
(1,3)	1:A:84:LYS:CG	2:B:5:A:HO2'	2	0.99	0.11	0.99
(1,3)	1:A:84:LYS:CG	2:B:5:A:N1	2	0.99	0.11	0.99
(1,3)	1:A:84:LYS:CG	2:B:5:A:N3	2	0.99	0.11	0.99
(1,3)	1:A:84:LYS:CG	2:B:5:A:N6	2	0.99	0.11	0.99
(1,3)	1:A:84:LYS:CG	2:B:5:A:N7	2	0.99	0.11	0.99
(1,3)	1:A:84:LYS:CG	2:B:5:A:N9	2	0.99	0.11	0.99
(1,3)	1:A:84:LYS:CG	2:B:5:A:O2'	2	0.99	0.11	0.99
(1,3)	1:A:84:LYS:CG	2:B:5:A:O3'	2	0.99	0.11	0.99
(1,3)	1:A:84:LYS:CG	2:B:5:A:O4'	2	0.99	0.11	0.99
(1,3)	1:A:84:LYS:CG	2:B:5:A:O5'	2	0.99	0.11	0.99
(1,3)	1:A:84:LYS:CG	2:B:5:A:OP1	2	0.99	0.11	0.99

*Continued on next page...*

*Continued from previous page...*

Key	Atom-1	Atom-2	Models <sup>1</sup>	Mean (Å)	SD <sup>1</sup> (Å)	Median (Å)
(1,3)	1:A:84:LYS:CG	2:B:5:A:OP2	2	0.99	0.11	0.99
(1,3)	1:A:84:LYS:CG	2:B:5:A:P	2	0.99	0.11	0.99
(1,3)	1:A:84:LYS:CG	2:B:6:G:C1'	2	0.99	0.11	0.99
(1,3)	1:A:84:LYS:CG	2:B:6:G:C2	2	0.99	0.11	0.99
(1,3)	1:A:84:LYS:CG	2:B:6:G:C2'	2	0.99	0.11	0.99
(1,3)	1:A:84:LYS:CG	2:B:6:G:C3'	2	0.99	0.11	0.99
(1,3)	1:A:84:LYS:CG	2:B:6:G:C4	2	0.99	0.11	0.99
(1,3)	1:A:84:LYS:CG	2:B:6:G:C4'	2	0.99	0.11	0.99
(1,3)	1:A:84:LYS:CG	2:B:6:G:C5	2	0.99	0.11	0.99
(1,3)	1:A:84:LYS:CG	2:B:6:G:C5'	2	0.99	0.11	0.99
(1,3)	1:A:84:LYS:CG	2:B:6:G:C6	2	0.99	0.11	0.99
(1,3)	1:A:84:LYS:CG	2:B:6:G:C8	2	0.99	0.11	0.99
(1,3)	1:A:84:LYS:CG	2:B:6:G:H1	2	0.99	0.11	0.99
(1,3)	1:A:84:LYS:CG	2:B:6:G:H1'	2	0.99	0.11	0.99
(1,3)	1:A:84:LYS:CG	2:B:6:G:H2'	2	0.99	0.11	0.99
(1,3)	1:A:84:LYS:CG	2:B:6:G:H21	2	0.99	0.11	0.99
(1,3)	1:A:84:LYS:CG	2:B:6:G:H22	2	0.99	0.11	0.99
(1,3)	1:A:84:LYS:CG	2:B:6:G:H3'	2	0.99	0.11	0.99
(1,3)	1:A:84:LYS:CG	2:B:6:G:H4'	2	0.99	0.11	0.99
(1,3)	1:A:84:LYS:CG	2:B:6:G:H5'	2	0.99	0.11	0.99
(1,3)	1:A:84:LYS:CG	2:B:6:G:H5''	2	0.99	0.11	0.99
(1,3)	1:A:84:LYS:CG	2:B:6:G:H8	2	0.99	0.11	0.99
(1,3)	1:A:84:LYS:CG	2:B:6:G:HO2'	2	0.99	0.11	0.99
(1,3)	1:A:84:LYS:CG	2:B:6:G:N1	2	0.99	0.11	0.99
(1,3)	1:A:84:LYS:CG	2:B:6:G:N2	2	0.99	0.11	0.99
(1,3)	1:A:84:LYS:CG	2:B:6:G:N3	2	0.99	0.11	0.99
(1,3)	1:A:84:LYS:CG	2:B:6:G:N7	2	0.99	0.11	0.99
(1,3)	1:A:84:LYS:CG	2:B:6:G:N9	2	0.99	0.11	0.99
(1,3)	1:A:84:LYS:CG	2:B:6:G:O2'	2	0.99	0.11	0.99
(1,3)	1:A:84:LYS:CG	2:B:6:G:O3'	2	0.99	0.11	0.99
(1,3)	1:A:84:LYS:CG	2:B:6:G:O4'	2	0.99	0.11	0.99
(1,3)	1:A:84:LYS:CG	2:B:6:G:O5'	2	0.99	0.11	0.99
(1,3)	1:A:84:LYS:CG	2:B:6:G:O6	2	0.99	0.11	0.99
(1,3)	1:A:84:LYS:CG	2:B:6:G:OP1	2	0.99	0.11	0.99
(1,3)	1:A:84:LYS:CG	2:B:6:G:OP2	2	0.99	0.11	0.99
(1,3)	1:A:84:LYS:CG	2:B:6:G:P	2	0.99	0.11	0.99
(1,3)	1:A:84:LYS:CG	2:B:7:C:C1'	2	0.99	0.11	0.99
(1,3)	1:A:84:LYS:CG	2:B:7:C:C2	2	0.99	0.11	0.99
(1,3)	1:A:84:LYS:CG	2:B:7:C:C2'	2	0.99	0.11	0.99
(1,3)	1:A:84:LYS:CG	2:B:7:C:C3'	2	0.99	0.11	0.99
(1,3)	1:A:84:LYS:CG	2:B:7:C:C4	2	0.99	0.11	0.99
(1,3)	1:A:84:LYS:CG	2:B:7:C:C4'	2	0.99	0.11	0.99

*Continued on next page...*



*Continued from previous page...*

Key	Atom-1	Atom-2	Models <sup>1</sup>	Mean (Å)	SD <sup>1</sup> (Å)	Median (Å)
(1,3)	1:A:84:LYS:CG	2:B:7:C:C5	2	0.99	0.11	0.99
(1,3)	1:A:84:LYS:CG	2:B:7:C:C5'	2	0.99	0.11	0.99
(1,3)	1:A:84:LYS:CG	2:B:7:C:C6	2	0.99	0.11	0.99
(1,3)	1:A:84:LYS:CG	2:B:7:C:H1'	2	0.99	0.11	0.99
(1,3)	1:A:84:LYS:CG	2:B:7:C:H2'	2	0.99	0.11	0.99
(1,3)	1:A:84:LYS:CG	2:B:7:C:H3'	2	0.99	0.11	0.99
(1,3)	1:A:84:LYS:CG	2:B:7:C:H4'	2	0.99	0.11	0.99
(1,3)	1:A:84:LYS:CG	2:B:7:C:H41	2	0.99	0.11	0.99
(1,3)	1:A:84:LYS:CG	2:B:7:C:H42	2	0.99	0.11	0.99
(1,3)	1:A:84:LYS:CG	2:B:7:C:H5	2	0.99	0.11	0.99
(1,3)	1:A:84:LYS:CG	2:B:7:C:H5'	2	0.99	0.11	0.99
(1,3)	1:A:84:LYS:CG	2:B:7:C:H5''	2	0.99	0.11	0.99
(1,3)	1:A:84:LYS:CG	2:B:7:C:H6	2	0.99	0.11	0.99
(1,3)	1:A:84:LYS:CG	2:B:7:C:HO2'	2	0.99	0.11	0.99
(1,3)	1:A:84:LYS:CG	2:B:7:C:N1	2	0.99	0.11	0.99
(1,3)	1:A:84:LYS:CG	2:B:7:C:N3	2	0.99	0.11	0.99
(1,3)	1:A:84:LYS:CG	2:B:7:C:N4	2	0.99	0.11	0.99
(1,3)	1:A:84:LYS:CG	2:B:7:C:O2	2	0.99	0.11	0.99
(1,3)	1:A:84:LYS:CG	2:B:7:C:O2'	2	0.99	0.11	0.99
(1,3)	1:A:84:LYS:CG	2:B:7:C:O3'	2	0.99	0.11	0.99
(1,3)	1:A:84:LYS:CG	2:B:7:C:O4'	2	0.99	0.11	0.99
(1,3)	1:A:84:LYS:CG	2:B:7:C:O5'	2	0.99	0.11	0.99
(1,3)	1:A:84:LYS:CG	2:B:7:C:OP1	2	0.99	0.11	0.99
(1,3)	1:A:84:LYS:CG	2:B:7:C:OP2	2	0.99	0.11	0.99
(1,3)	1:A:84:LYS:CG	2:B:7:C:P	2	0.99	0.11	0.99
(1,3)	1:A:84:LYS:CG	2:B:8:U:C1'	2	0.99	0.11	0.99
(1,3)	1:A:84:LYS:CG	2:B:8:U:C2	2	0.99	0.11	0.99
(1,3)	1:A:84:LYS:CG	2:B:8:U:C2'	2	0.99	0.11	0.99
(1,3)	1:A:84:LYS:CG	2:B:8:U:C3'	2	0.99	0.11	0.99
(1,3)	1:A:84:LYS:CG	2:B:8:U:C4	2	0.99	0.11	0.99
(1,3)	1:A:84:LYS:CG	2:B:8:U:C4'	2	0.99	0.11	0.99
(1,3)	1:A:84:LYS:CG	2:B:8:U:C5	2	0.99	0.11	0.99
(1,3)	1:A:84:LYS:CG	2:B:8:U:C5'	2	0.99	0.11	0.99
(1,3)	1:A:84:LYS:CG	2:B:8:U:C6	2	0.99	0.11	0.99
(1,3)	1:A:84:LYS:CG	2:B:8:U:H1'	2	0.99	0.11	0.99
(1,3)	1:A:84:LYS:CG	2:B:8:U:H2'	2	0.99	0.11	0.99
(1,3)	1:A:84:LYS:CG	2:B:8:U:H3	2	0.99	0.11	0.99
(1,3)	1:A:84:LYS:CG	2:B:8:U:H3'	2	0.99	0.11	0.99
(1,3)	1:A:84:LYS:CG	2:B:8:U:H4'	2	0.99	0.11	0.99
(1,3)	1:A:84:LYS:CG	2:B:8:U:H5	2	0.99	0.11	0.99
(1,3)	1:A:84:LYS:CG	2:B:8:U:H5'	2	0.99	0.11	0.99
(1,3)	1:A:84:LYS:CG	2:B:8:U:H5''	2	0.99	0.11	0.99

*Continued on next page...*

*Continued from previous page...*

Key	Atom-1	Atom-2	Models <sup>1</sup>	Mean (Å)	SD <sup>1</sup> (Å)	Median (Å)
(1,3)	1:A:84:LYS:CG	2:B:8:U:H6	2	0.99	0.11	0.99
(1,3)	1:A:84:LYS:CG	2:B:8:U:HO2'	2	0.99	0.11	0.99
(1,3)	1:A:84:LYS:CG	2:B:8:U:N1	2	0.99	0.11	0.99
(1,3)	1:A:84:LYS:CG	2:B:8:U:N3	2	0.99	0.11	0.99
(1,3)	1:A:84:LYS:CG	2:B:8:U:O2	2	0.99	0.11	0.99
(1,3)	1:A:84:LYS:CG	2:B:8:U:O2'	2	0.99	0.11	0.99
(1,3)	1:A:84:LYS:CG	2:B:8:U:O3'	2	0.99	0.11	0.99
(1,3)	1:A:84:LYS:CG	2:B:8:U:O4	2	0.99	0.11	0.99
(1,3)	1:A:84:LYS:CG	2:B:8:U:O4'	2	0.99	0.11	0.99
(1,3)	1:A:84:LYS:CG	2:B:8:U:O5'	2	0.99	0.11	0.99
(1,3)	1:A:84:LYS:CG	2:B:8:U:OP1	2	0.99	0.11	0.99
(1,3)	1:A:84:LYS:CG	2:B:8:U:OP2	2	0.99	0.11	0.99
(1,3)	1:A:84:LYS:CG	2:B:8:U:P	2	0.99	0.11	0.99
(1,3)	1:A:84:LYS:CG	2:B:9:C:C1'	2	0.99	0.11	0.99
(1,3)	1:A:84:LYS:CG	2:B:9:C:C2	2	0.99	0.11	0.99
(1,3)	1:A:84:LYS:CG	2:B:9:C:C2'	2	0.99	0.11	0.99
(1,3)	1:A:84:LYS:CG	2:B:9:C:C3'	2	0.99	0.11	0.99
(1,3)	1:A:84:LYS:CG	2:B:9:C:C4	2	0.99	0.11	0.99
(1,3)	1:A:84:LYS:CG	2:B:9:C:C4'	2	0.99	0.11	0.99
(1,3)	1:A:84:LYS:CG	2:B:9:C:C5	2	0.99	0.11	0.99
(1,3)	1:A:84:LYS:CG	2:B:9:C:C5'	2	0.99	0.11	0.99
(1,3)	1:A:84:LYS:CG	2:B:9:C:C6	2	0.99	0.11	0.99
(1,3)	1:A:84:LYS:CG	2:B:9:C:H1'	2	0.99	0.11	0.99
(1,3)	1:A:84:LYS:CG	2:B:9:C:H2'	2	0.99	0.11	0.99
(1,3)	1:A:84:LYS:CG	2:B:9:C:H3'	2	0.99	0.11	0.99
(1,3)	1:A:84:LYS:CG	2:B:9:C:H4'	2	0.99	0.11	0.99
(1,3)	1:A:84:LYS:CG	2:B:9:C:H41	2	0.99	0.11	0.99
(1,3)	1:A:84:LYS:CG	2:B:9:C:H42	2	0.99	0.11	0.99
(1,3)	1:A:84:LYS:CG	2:B:9:C:H5	2	0.99	0.11	0.99
(1,3)	1:A:84:LYS:CG	2:B:9:C:H5'	2	0.99	0.11	0.99
(1,3)	1:A:84:LYS:CG	2:B:9:C:H5''	2	0.99	0.11	0.99
(1,3)	1:A:84:LYS:CG	2:B:9:C:H6	2	0.99	0.11	0.99
(1,3)	1:A:84:LYS:CG	2:B:9:C:HO2'	2	0.99	0.11	0.99
(1,3)	1:A:84:LYS:CG	2:B:9:C:N1	2	0.99	0.11	0.99
(1,3)	1:A:84:LYS:CG	2:B:9:C:N3	2	0.99	0.11	0.99
(1,3)	1:A:84:LYS:CG	2:B:9:C:N4	2	0.99	0.11	0.99
(1,3)	1:A:84:LYS:CG	2:B:9:C:O2	2	0.99	0.11	0.99
(1,3)	1:A:84:LYS:CG	2:B:9:C:O2'	2	0.99	0.11	0.99
(1,3)	1:A:84:LYS:CG	2:B:9:C:O3'	2	0.99	0.11	0.99
(1,3)	1:A:84:LYS:CG	2:B:9:C:O4'	2	0.99	0.11	0.99
(1,3)	1:A:84:LYS:CG	2:B:9:C:O5'	2	0.99	0.11	0.99
(1,3)	1:A:84:LYS:CG	2:B:9:C:OP1	2	0.99	0.11	0.99

*Continued on next page...*

*Continued from previous page...*

Key	Atom-1	Atom-2	Models <sup>1</sup>	Mean (Å)	SD <sup>1</sup> (Å)	Median (Å)
(1,3)	1:A:84:LYS:CG	2:B:9:C:OP2	2	0.99	0.11	0.99
(1,3)	1:A:84:LYS:CG	2:B:9:C:P	2	0.99	0.11	0.99
(1,3)	1:A:84:LYS:CG	2:B:10:G:C1'	2	0.99	0.11	0.99
(1,3)	1:A:84:LYS:CG	2:B:10:G:C2	2	0.99	0.11	0.99
(1,3)	1:A:84:LYS:CG	2:B:10:G:C2'	2	0.99	0.11	0.99
(1,3)	1:A:84:LYS:CG	2:B:10:G:C3'	2	0.99	0.11	0.99
(1,3)	1:A:84:LYS:CG	2:B:10:G:C4	2	0.99	0.11	0.99
(1,3)	1:A:84:LYS:CG	2:B:10:G:C4'	2	0.99	0.11	0.99
(1,3)	1:A:84:LYS:CG	2:B:10:G:C5	2	0.99	0.11	0.99
(1,3)	1:A:84:LYS:CG	2:B:10:G:C5'	2	0.99	0.11	0.99
(1,3)	1:A:84:LYS:CG	2:B:10:G:C6	2	0.99	0.11	0.99
(1,3)	1:A:84:LYS:CG	2:B:10:G:C8	2	0.99	0.11	0.99
(1,3)	1:A:84:LYS:CG	2:B:10:G:H1	2	0.99	0.11	0.99
(1,3)	1:A:84:LYS:CG	2:B:10:G:H1'	2	0.99	0.11	0.99
(1,3)	1:A:84:LYS:CG	2:B:10:G:H2'	2	0.99	0.11	0.99
(1,3)	1:A:84:LYS:CG	2:B:10:G:H21	2	0.99	0.11	0.99
(1,3)	1:A:84:LYS:CG	2:B:10:G:H22	2	0.99	0.11	0.99
(1,3)	1:A:84:LYS:CG	2:B:10:G:H3'	2	0.99	0.11	0.99
(1,3)	1:A:84:LYS:CG	2:B:10:G:H4'	2	0.99	0.11	0.99
(1,3)	1:A:84:LYS:CG	2:B:10:G:H5'	2	0.99	0.11	0.99
(1,3)	1:A:84:LYS:CG	2:B:10:G:H5''	2	0.99	0.11	0.99
(1,3)	1:A:84:LYS:CG	2:B:10:G:H8	2	0.99	0.11	0.99
(1,3)	1:A:84:LYS:CG	2:B:10:G:HO2'	2	0.99	0.11	0.99
(1,3)	1:A:84:LYS:CG	2:B:10:G:N1	2	0.99	0.11	0.99
(1,3)	1:A:84:LYS:CG	2:B:10:G:N2	2	0.99	0.11	0.99
(1,3)	1:A:84:LYS:CG	2:B:10:G:N3	2	0.99	0.11	0.99
(1,3)	1:A:84:LYS:CG	2:B:10:G:N7	2	0.99	0.11	0.99
(1,3)	1:A:84:LYS:CG	2:B:10:G:N9	2	0.99	0.11	0.99
(1,3)	1:A:84:LYS:CG	2:B:10:G:O2'	2	0.99	0.11	0.99
(1,3)	1:A:84:LYS:CG	2:B:10:G:O3'	2	0.99	0.11	0.99
(1,3)	1:A:84:LYS:CG	2:B:10:G:O4'	2	0.99	0.11	0.99
(1,3)	1:A:84:LYS:CG	2:B:10:G:O5'	2	0.99	0.11	0.99
(1,3)	1:A:84:LYS:CG	2:B:10:G:O6	2	0.99	0.11	0.99
(1,3)	1:A:84:LYS:CG	2:B:10:G:OP1	2	0.99	0.11	0.99
(1,3)	1:A:84:LYS:CG	2:B:10:G:OP2	2	0.99	0.11	0.99
(1,3)	1:A:84:LYS:CG	2:B:10:G:P	2	0.99	0.11	0.99
(1,3)	1:A:84:LYS:CG	2:B:11:A:C1'	2	0.99	0.11	0.99
(1,3)	1:A:84:LYS:CG	2:B:11:A:C2	2	0.99	0.11	0.99
(1,3)	1:A:84:LYS:CG	2:B:11:A:C2'	2	0.99	0.11	0.99
(1,3)	1:A:84:LYS:CG	2:B:11:A:C3'	2	0.99	0.11	0.99
(1,3)	1:A:84:LYS:CG	2:B:11:A:C4	2	0.99	0.11	0.99
(1,3)	1:A:84:LYS:CG	2:B:11:A:C4'	2	0.99	0.11	0.99

*Continued on next page...*

*Continued from previous page...*

Key	Atom-1	Atom-2	Models <sup>1</sup>	Mean (Å)	SD <sup>1</sup> (Å)	Median (Å)
(1,3)	1:A:84:LYS:CG	2:B:11:A:C5	2	0.99	0.11	0.99
(1,3)	1:A:84:LYS:CG	2:B:11:A:C5'	2	0.99	0.11	0.99
(1,3)	1:A:84:LYS:CG	2:B:11:A:C6	2	0.99	0.11	0.99
(1,3)	1:A:84:LYS:CG	2:B:11:A:C8	2	0.99	0.11	0.99
(1,3)	1:A:84:LYS:CG	2:B:11:A:H1'	2	0.99	0.11	0.99
(1,3)	1:A:84:LYS:CG	2:B:11:A:H2	2	0.99	0.11	0.99
(1,3)	1:A:84:LYS:CG	2:B:11:A:H2'	2	0.99	0.11	0.99
(1,3)	1:A:84:LYS:CG	2:B:11:A:H3'	2	0.99	0.11	0.99
(1,3)	1:A:84:LYS:CG	2:B:11:A:H4'	2	0.99	0.11	0.99
(1,3)	1:A:84:LYS:CG	2:B:11:A:H5'	2	0.99	0.11	0.99
(1,3)	1:A:84:LYS:CG	2:B:11:A:H5''	2	0.99	0.11	0.99
(1,3)	1:A:84:LYS:CG	2:B:11:A:H61	2	0.99	0.11	0.99
(1,3)	1:A:84:LYS:CG	2:B:11:A:H62	2	0.99	0.11	0.99
(1,3)	1:A:84:LYS:CG	2:B:11:A:H8	2	0.99	0.11	0.99
(1,3)	1:A:84:LYS:CG	2:B:11:A:HO2'	2	0.99	0.11	0.99
(1,3)	1:A:84:LYS:CG	2:B:11:A:N1	2	0.99	0.11	0.99
(1,3)	1:A:84:LYS:CG	2:B:11:A:N3	2	0.99	0.11	0.99
(1,3)	1:A:84:LYS:CG	2:B:11:A:N6	2	0.99	0.11	0.99
(1,3)	1:A:84:LYS:CG	2:B:11:A:N7	2	0.99	0.11	0.99
(1,3)	1:A:84:LYS:CG	2:B:11:A:N9	2	0.99	0.11	0.99
(1,3)	1:A:84:LYS:CG	2:B:11:A:O2'	2	0.99	0.11	0.99
(1,3)	1:A:84:LYS:CG	2:B:11:A:O3'	2	0.99	0.11	0.99
(1,3)	1:A:84:LYS:CG	2:B:11:A:O4'	2	0.99	0.11	0.99
(1,3)	1:A:84:LYS:CG	2:B:11:A:O5'	2	0.99	0.11	0.99
(1,3)	1:A:84:LYS:CG	2:B:11:A:OP1	2	0.99	0.11	0.99
(1,3)	1:A:84:LYS:CG	2:B:11:A:OP2	2	0.99	0.11	0.99
(1,3)	1:A:84:LYS:CG	2:B:11:A:P	2	0.99	0.11	0.99
(1,3)	1:A:84:LYS:CG	2:B:12:A:C1'	2	0.99	0.11	0.99
(1,3)	1:A:84:LYS:CG	2:B:12:A:C2	2	0.99	0.11	0.99
(1,3)	1:A:84:LYS:CG	2:B:12:A:C2'	2	0.99	0.11	0.99
(1,3)	1:A:84:LYS:CG	2:B:12:A:C3'	2	0.99	0.11	0.99
(1,3)	1:A:84:LYS:CG	2:B:12:A:C4	2	0.99	0.11	0.99
(1,3)	1:A:84:LYS:CG	2:B:12:A:C4'	2	0.99	0.11	0.99
(1,3)	1:A:84:LYS:CG	2:B:12:A:C5	2	0.99	0.11	0.99
(1,3)	1:A:84:LYS:CG	2:B:12:A:C5'	2	0.99	0.11	0.99
(1,3)	1:A:84:LYS:CG	2:B:12:A:C6	2	0.99	0.11	0.99
(1,3)	1:A:84:LYS:CG	2:B:12:A:C8	2	0.99	0.11	0.99
(1,3)	1:A:84:LYS:CG	2:B:12:A:H1'	2	0.99	0.11	0.99
(1,3)	1:A:84:LYS:CG	2:B:12:A:H2	2	0.99	0.11	0.99
(1,3)	1:A:84:LYS:CG	2:B:12:A:H2'	2	0.99	0.11	0.99
(1,3)	1:A:84:LYS:CG	2:B:12:A:H3'	2	0.99	0.11	0.99
(1,3)	1:A:84:LYS:CG	2:B:12:A:H4'	2	0.99	0.11	0.99

*Continued on next page...*

*Continued from previous page...*

Key	Atom-1	Atom-2	Models <sup>1</sup>	Mean (Å)	SD <sup>1</sup> (Å)	Median (Å)
(1,3)	1:A:84:LYS:CG	2:B:12:A:H5'	2	0.99	0.11	0.99
(1,3)	1:A:84:LYS:CG	2:B:12:A:H5''	2	0.99	0.11	0.99
(1,3)	1:A:84:LYS:CG	2:B:12:A:H61	2	0.99	0.11	0.99
(1,3)	1:A:84:LYS:CG	2:B:12:A:H62	2	0.99	0.11	0.99
(1,3)	1:A:84:LYS:CG	2:B:12:A:H8	2	0.99	0.11	0.99
(1,3)	1:A:84:LYS:CG	2:B:12:A:HO2'	2	0.99	0.11	0.99
(1,3)	1:A:84:LYS:CG	2:B:12:A:N1	2	0.99	0.11	0.99
(1,3)	1:A:84:LYS:CG	2:B:12:A:N3	2	0.99	0.11	0.99
(1,3)	1:A:84:LYS:CG	2:B:12:A:N6	2	0.99	0.11	0.99
(1,3)	1:A:84:LYS:CG	2:B:12:A:N7	2	0.99	0.11	0.99
(1,3)	1:A:84:LYS:CG	2:B:12:A:N9	2	0.99	0.11	0.99
(1,3)	1:A:84:LYS:CG	2:B:12:A:O2'	2	0.99	0.11	0.99
(1,3)	1:A:84:LYS:CG	2:B:12:A:O3'	2	0.99	0.11	0.99
(1,3)	1:A:84:LYS:CG	2:B:12:A:O4'	2	0.99	0.11	0.99
(1,3)	1:A:84:LYS:CG	2:B:12:A:O5'	2	0.99	0.11	0.99
(1,3)	1:A:84:LYS:CG	2:B:12:A:OP1	2	0.99	0.11	0.99
(1,3)	1:A:84:LYS:CG	2:B:12:A:OP2	2	0.99	0.11	0.99
(1,3)	1:A:84:LYS:CG	2:B:12:A:P	2	0.99	0.11	0.99
(1,3)	1:A:84:LYS:CG	2:B:13:A:C1'	2	0.99	0.11	0.99
(1,3)	1:A:84:LYS:CG	2:B:13:A:C2	2	0.99	0.11	0.99
(1,3)	1:A:84:LYS:CG	2:B:13:A:C2'	2	0.99	0.11	0.99
(1,3)	1:A:84:LYS:CG	2:B:13:A:C3'	2	0.99	0.11	0.99
(1,3)	1:A:84:LYS:CG	2:B:13:A:C4	2	0.99	0.11	0.99
(1,3)	1:A:84:LYS:CG	2:B:13:A:C4'	2	0.99	0.11	0.99
(1,3)	1:A:84:LYS:CG	2:B:13:A:C5	2	0.99	0.11	0.99
(1,3)	1:A:84:LYS:CG	2:B:13:A:C5'	2	0.99	0.11	0.99
(1,3)	1:A:84:LYS:CG	2:B:13:A:C6	2	0.99	0.11	0.99
(1,3)	1:A:84:LYS:CG	2:B:13:A:C8	2	0.99	0.11	0.99
(1,3)	1:A:84:LYS:CG	2:B:13:A:H1'	2	0.99	0.11	0.99
(1,3)	1:A:84:LYS:CG	2:B:13:A:H2	2	0.99	0.11	0.99
(1,3)	1:A:84:LYS:CG	2:B:13:A:H2'	2	0.99	0.11	0.99
(1,3)	1:A:84:LYS:CG	2:B:13:A:H3'	2	0.99	0.11	0.99
(1,3)	1:A:84:LYS:CG	2:B:13:A:H4'	2	0.99	0.11	0.99
(1,3)	1:A:84:LYS:CG	2:B:13:A:H5'	2	0.99	0.11	0.99
(1,3)	1:A:84:LYS:CG	2:B:13:A:H5''	2	0.99	0.11	0.99
(1,3)	1:A:84:LYS:CG	2:B:13:A:H61	2	0.99	0.11	0.99
(1,3)	1:A:84:LYS:CG	2:B:13:A:H62	2	0.99	0.11	0.99
(1,3)	1:A:84:LYS:CG	2:B:13:A:H8	2	0.99	0.11	0.99
(1,3)	1:A:84:LYS:CG	2:B:13:A:HO2'	2	0.99	0.11	0.99
(1,3)	1:A:84:LYS:CG	2:B:13:A:N1	2	0.99	0.11	0.99
(1,3)	1:A:84:LYS:CG	2:B:13:A:N3	2	0.99	0.11	0.99
(1,3)	1:A:84:LYS:CG	2:B:13:A:N6	2	0.99	0.11	0.99

*Continued on next page...*

*Continued from previous page...*

Key	Atom-1	Atom-2	Models <sup>1</sup>	Mean (Å)	SD <sup>1</sup> (Å)	Median (Å)
(1,3)	1:A:84:LYS:CG	2:B:13:A:N7	2	0.99	0.11	0.99
(1,3)	1:A:84:LYS:CG	2:B:13:A:N9	2	0.99	0.11	0.99
(1,3)	1:A:84:LYS:CG	2:B:13:A:O2'	2	0.99	0.11	0.99
(1,3)	1:A:84:LYS:CG	2:B:13:A:O3'	2	0.99	0.11	0.99
(1,3)	1:A:84:LYS:CG	2:B:13:A:O4'	2	0.99	0.11	0.99
(1,3)	1:A:84:LYS:CG	2:B:13:A:O5'	2	0.99	0.11	0.99
(1,3)	1:A:84:LYS:CG	2:B:13:A:OP1	2	0.99	0.11	0.99
(1,3)	1:A:84:LYS:CG	2:B:13:A:OP2	2	0.99	0.11	0.99
(1,3)	1:A:84:LYS:CG	2:B:13:A:P	2	0.99	0.11	0.99
(1,3)	1:A:84:LYS:CG	2:B:14:G:C1'	2	0.99	0.11	0.99
(1,3)	1:A:84:LYS:CG	2:B:14:G:C2	2	0.99	0.11	0.99
(1,3)	1:A:84:LYS:CG	2:B:14:G:C2'	2	0.99	0.11	0.99
(1,3)	1:A:84:LYS:CG	2:B:14:G:C3'	2	0.99	0.11	0.99
(1,3)	1:A:84:LYS:CG	2:B:14:G:C4	2	0.99	0.11	0.99
(1,3)	1:A:84:LYS:CG	2:B:14:G:C4'	2	0.99	0.11	0.99
(1,3)	1:A:84:LYS:CG	2:B:14:G:C5	2	0.99	0.11	0.99
(1,3)	1:A:84:LYS:CG	2:B:14:G:C5'	2	0.99	0.11	0.99
(1,3)	1:A:84:LYS:CG	2:B:14:G:C6	2	0.99	0.11	0.99
(1,3)	1:A:84:LYS:CG	2:B:14:G:C8	2	0.99	0.11	0.99
(1,3)	1:A:84:LYS:CG	2:B:14:G:H1	2	0.99	0.11	0.99
(1,3)	1:A:84:LYS:CG	2:B:14:G:H1'	2	0.99	0.11	0.99
(1,3)	1:A:84:LYS:CG	2:B:14:G:H2'	2	0.99	0.11	0.99
(1,3)	1:A:84:LYS:CG	2:B:14:G:H21	2	0.99	0.11	0.99
(1,3)	1:A:84:LYS:CG	2:B:14:G:H22	2	0.99	0.11	0.99
(1,3)	1:A:84:LYS:CG	2:B:14:G:H3'	2	0.99	0.11	0.99
(1,3)	1:A:84:LYS:CG	2:B:14:G:H4'	2	0.99	0.11	0.99
(1,3)	1:A:84:LYS:CG	2:B:14:G:H5'	2	0.99	0.11	0.99
(1,3)	1:A:84:LYS:CG	2:B:14:G:H5''	2	0.99	0.11	0.99
(1,3)	1:A:84:LYS:CG	2:B:14:G:H8	2	0.99	0.11	0.99
(1,3)	1:A:84:LYS:CG	2:B:14:G:HO2'	2	0.99	0.11	0.99
(1,3)	1:A:84:LYS:CG	2:B:14:G:N1	2	0.99	0.11	0.99
(1,3)	1:A:84:LYS:CG	2:B:14:G:N2	2	0.99	0.11	0.99
(1,3)	1:A:84:LYS:CG	2:B:14:G:N3	2	0.99	0.11	0.99
(1,3)	1:A:84:LYS:CG	2:B:14:G:N7	2	0.99	0.11	0.99
(1,3)	1:A:84:LYS:CG	2:B:14:G:N9	2	0.99	0.11	0.99
(1,3)	1:A:84:LYS:CG	2:B:14:G:O2'	2	0.99	0.11	0.99
(1,3)	1:A:84:LYS:CG	2:B:14:G:O3'	2	0.99	0.11	0.99
(1,3)	1:A:84:LYS:CG	2:B:14:G:O4'	2	0.99	0.11	0.99
(1,3)	1:A:84:LYS:CG	2:B:14:G:O5'	2	0.99	0.11	0.99
(1,3)	1:A:84:LYS:CG	2:B:14:G:O6	2	0.99	0.11	0.99
(1,3)	1:A:84:LYS:CG	2:B:14:G:OP1	2	0.99	0.11	0.99
(1,3)	1:A:84:LYS:CG	2:B:14:G:OP2	2	0.99	0.11	0.99

*Continued on next page...*

*Continued from previous page...*

Key	Atom-1	Atom-2	Models <sup>1</sup>	Mean (Å)	SD <sup>1</sup> (Å)	Median (Å)
(1,3)	1:A:84:LYS:CG	2:B:14:G:P	2	0.99	0.11	0.99
(1,3)	1:A:84:LYS:CG	2:B:15:A:C1'	2	0.99	0.11	0.99
(1,3)	1:A:84:LYS:CG	2:B:15:A:C2	2	0.99	0.11	0.99
(1,3)	1:A:84:LYS:CG	2:B:15:A:C2'	2	0.99	0.11	0.99
(1,3)	1:A:84:LYS:CG	2:B:15:A:C3'	2	0.99	0.11	0.99
(1,3)	1:A:84:LYS:CG	2:B:15:A:C4	2	0.99	0.11	0.99
(1,3)	1:A:84:LYS:CG	2:B:15:A:C4'	2	0.99	0.11	0.99
(1,3)	1:A:84:LYS:CG	2:B:15:A:C5	2	0.99	0.11	0.99
(1,3)	1:A:84:LYS:CG	2:B:15:A:C5'	2	0.99	0.11	0.99
(1,3)	1:A:84:LYS:CG	2:B:15:A:C6	2	0.99	0.11	0.99
(1,3)	1:A:84:LYS:CG	2:B:15:A:C8	2	0.99	0.11	0.99
(1,3)	1:A:84:LYS:CG	2:B:15:A:H1'	2	0.99	0.11	0.99
(1,3)	1:A:84:LYS:CG	2:B:15:A:H2	2	0.99	0.11	0.99
(1,3)	1:A:84:LYS:CG	2:B:15:A:H2'	2	0.99	0.11	0.99
(1,3)	1:A:84:LYS:CG	2:B:15:A:H3'	2	0.99	0.11	0.99
(1,3)	1:A:84:LYS:CG	2:B:15:A:H4'	2	0.99	0.11	0.99
(1,3)	1:A:84:LYS:CG	2:B:15:A:H5'	2	0.99	0.11	0.99
(1,3)	1:A:84:LYS:CG	2:B:15:A:H5''	2	0.99	0.11	0.99
(1,3)	1:A:84:LYS:CG	2:B:15:A:H61	2	0.99	0.11	0.99
(1,3)	1:A:84:LYS:CG	2:B:15:A:H62	2	0.99	0.11	0.99
(1,3)	1:A:84:LYS:CG	2:B:15:A:H8	2	0.99	0.11	0.99
(1,3)	1:A:84:LYS:CG	2:B:15:A:HO2'	2	0.99	0.11	0.99
(1,3)	1:A:84:LYS:CG	2:B:15:A:N1	2	0.99	0.11	0.99
(1,3)	1:A:84:LYS:CG	2:B:15:A:N3	2	0.99	0.11	0.99
(1,3)	1:A:84:LYS:CG	2:B:15:A:N6	2	0.99	0.11	0.99
(1,3)	1:A:84:LYS:CG	2:B:15:A:N7	2	0.99	0.11	0.99
(1,3)	1:A:84:LYS:CG	2:B:15:A:N9	2	0.99	0.11	0.99
(1,3)	1:A:84:LYS:CG	2:B:15:A:O2'	2	0.99	0.11	0.99
(1,3)	1:A:84:LYS:CG	2:B:15:A:O3'	2	0.99	0.11	0.99
(1,3)	1:A:84:LYS:CG	2:B:15:A:O4'	2	0.99	0.11	0.99
(1,3)	1:A:84:LYS:CG	2:B:15:A:O5'	2	0.99	0.11	0.99
(1,3)	1:A:84:LYS:CG	2:B:15:A:OP1	2	0.99	0.11	0.99
(1,3)	1:A:84:LYS:CG	2:B:15:A:OP2	2	0.99	0.11	0.99
(1,3)	1:A:84:LYS:CG	2:B:15:A:P	2	0.99	0.11	0.99
(1,3)	1:A:84:LYS:CG	2:B:16:G:C1'	2	0.99	0.11	0.99
(1,3)	1:A:84:LYS:CG	2:B:16:G:C2	2	0.99	0.11	0.99
(1,3)	1:A:84:LYS:CG	2:B:16:G:C2'	2	0.99	0.11	0.99
(1,3)	1:A:84:LYS:CG	2:B:16:G:C3'	2	0.99	0.11	0.99
(1,3)	1:A:84:LYS:CG	2:B:16:G:C4	2	0.99	0.11	0.99
(1,3)	1:A:84:LYS:CG	2:B:16:G:C4'	2	0.99	0.11	0.99
(1,3)	1:A:84:LYS:CG	2:B:16:G:C5	2	0.99	0.11	0.99
(1,3)	1:A:84:LYS:CG	2:B:16:G:C5'	2	0.99	0.11	0.99

*Continued on next page...*

*Continued from previous page...*

Key	Atom-1	Atom-2	Models <sup>1</sup>	Mean (Å)	SD <sup>1</sup> (Å)	Median (Å)
(1,3)	1:A:84:LYS:CG	2:B:16:G:C6	2	0.99	0.11	0.99
(1,3)	1:A:84:LYS:CG	2:B:16:G:C8	2	0.99	0.11	0.99
(1,3)	1:A:84:LYS:CG	2:B:16:G:H1	2	0.99	0.11	0.99
(1,3)	1:A:84:LYS:CG	2:B:16:G:H1'	2	0.99	0.11	0.99
(1,3)	1:A:84:LYS:CG	2:B:16:G:H2'	2	0.99	0.11	0.99
(1,3)	1:A:84:LYS:CG	2:B:16:G:H21	2	0.99	0.11	0.99
(1,3)	1:A:84:LYS:CG	2:B:16:G:H22	2	0.99	0.11	0.99
(1,3)	1:A:84:LYS:CG	2:B:16:G:H3'	2	0.99	0.11	0.99
(1,3)	1:A:84:LYS:CG	2:B:16:G:H4'	2	0.99	0.11	0.99
(1,3)	1:A:84:LYS:CG	2:B:16:G:H5'	2	0.99	0.11	0.99
(1,3)	1:A:84:LYS:CG	2:B:16:G:H5''	2	0.99	0.11	0.99
(1,3)	1:A:84:LYS:CG	2:B:16:G:H8	2	0.99	0.11	0.99
(1,3)	1:A:84:LYS:CG	2:B:16:G:HO2'	2	0.99	0.11	0.99
(1,3)	1:A:84:LYS:CG	2:B:16:G:N1	2	0.99	0.11	0.99
(1,3)	1:A:84:LYS:CG	2:B:16:G:N2	2	0.99	0.11	0.99
(1,3)	1:A:84:LYS:CG	2:B:16:G:N3	2	0.99	0.11	0.99
(1,3)	1:A:84:LYS:CG	2:B:16:G:N7	2	0.99	0.11	0.99
(1,3)	1:A:84:LYS:CG	2:B:16:G:N9	2	0.99	0.11	0.99
(1,3)	1:A:84:LYS:CG	2:B:16:G:O2'	2	0.99	0.11	0.99
(1,3)	1:A:84:LYS:CG	2:B:16:G:O3'	2	0.99	0.11	0.99
(1,3)	1:A:84:LYS:CG	2:B:16:G:O4'	2	0.99	0.11	0.99
(1,3)	1:A:84:LYS:CG	2:B:16:G:O5'	2	0.99	0.11	0.99
(1,3)	1:A:84:LYS:CG	2:B:16:G:O6	2	0.99	0.11	0.99
(1,3)	1:A:84:LYS:CG	2:B:16:G:OP1	2	0.99	0.11	0.99
(1,3)	1:A:84:LYS:CG	2:B:16:G:OP2	2	0.99	0.11	0.99
(1,3)	1:A:84:LYS:CG	2:B:16:G:P	2	0.99	0.11	0.99
(1,3)	1:A:84:LYS:CG	2:B:17:C:C1'	2	0.99	0.11	0.99
(1,3)	1:A:84:LYS:CG	2:B:17:C:C2	2	0.99	0.11	0.99
(1,3)	1:A:84:LYS:CG	2:B:17:C:C2'	2	0.99	0.11	0.99
(1,3)	1:A:84:LYS:CG	2:B:17:C:C3'	2	0.99	0.11	0.99
(1,3)	1:A:84:LYS:CG	2:B:17:C:C4	2	0.99	0.11	0.99
(1,3)	1:A:84:LYS:CG	2:B:17:C:C4'	2	0.99	0.11	0.99
(1,3)	1:A:84:LYS:CG	2:B:17:C:C5	2	0.99	0.11	0.99
(1,3)	1:A:84:LYS:CG	2:B:17:C:C5'	2	0.99	0.11	0.99
(1,3)	1:A:84:LYS:CG	2:B:17:C:C6	2	0.99	0.11	0.99
(1,3)	1:A:84:LYS:CG	2:B:17:C:H1'	2	0.99	0.11	0.99
(1,3)	1:A:84:LYS:CG	2:B:17:C:H2'	2	0.99	0.11	0.99
(1,3)	1:A:84:LYS:CG	2:B:17:C:H3'	2	0.99	0.11	0.99
(1,3)	1:A:84:LYS:CG	2:B:17:C:H4'	2	0.99	0.11	0.99
(1,3)	1:A:84:LYS:CG	2:B:17:C:H41	2	0.99	0.11	0.99
(1,3)	1:A:84:LYS:CG	2:B:17:C:H42	2	0.99	0.11	0.99
(1,3)	1:A:84:LYS:CG	2:B:17:C:H5	2	0.99	0.11	0.99

*Continued on next page...*



*Continued from previous page...*

Key	Atom-1	Atom-2	Models <sup>1</sup>	Mean (Å)	SD <sup>1</sup> (Å)	Median (Å)
(1,3)	1:A:84:LYS:CG	2:B:17:C:H5'	2	0.99	0.11	0.99
(1,3)	1:A:84:LYS:CG	2:B:17:C:H5''	2	0.99	0.11	0.99
(1,3)	1:A:84:LYS:CG	2:B:17:C:H6	2	0.99	0.11	0.99
(1,3)	1:A:84:LYS:CG	2:B:17:C:HO2'	2	0.99	0.11	0.99
(1,3)	1:A:84:LYS:CG	2:B:17:C:N1	2	0.99	0.11	0.99
(1,3)	1:A:84:LYS:CG	2:B:17:C:N3	2	0.99	0.11	0.99
(1,3)	1:A:84:LYS:CG	2:B:17:C:N4	2	0.99	0.11	0.99
(1,3)	1:A:84:LYS:CG	2:B:17:C:O2	2	0.99	0.11	0.99
(1,3)	1:A:84:LYS:CG	2:B:17:C:O2'	2	0.99	0.11	0.99
(1,3)	1:A:84:LYS:CG	2:B:17:C:O3'	2	0.99	0.11	0.99
(1,3)	1:A:84:LYS:CG	2:B:17:C:O4'	2	0.99	0.11	0.99
(1,3)	1:A:84:LYS:CG	2:B:17:C:O5'	2	0.99	0.11	0.99
(1,3)	1:A:84:LYS:CG	2:B:17:C:OP1	2	0.99	0.11	0.99
(1,3)	1:A:84:LYS:CG	2:B:17:C:OP2	2	0.99	0.11	0.99
(1,3)	1:A:84:LYS:CG	2:B:17:C:P	2	0.99	0.11	0.99
(1,3)	1:A:84:LYS:CG	2:B:18:A:C1'	2	0.99	0.11	0.99
(1,3)	1:A:84:LYS:CG	2:B:18:A:C2	2	0.99	0.11	0.99
(1,3)	1:A:84:LYS:CG	2:B:18:A:C2'	2	0.99	0.11	0.99
(1,3)	1:A:84:LYS:CG	2:B:18:A:C3'	2	0.99	0.11	0.99
(1,3)	1:A:84:LYS:CG	2:B:18:A:C4	2	0.99	0.11	0.99
(1,3)	1:A:84:LYS:CG	2:B:18:A:C4'	2	0.99	0.11	0.99
(1,3)	1:A:84:LYS:CG	2:B:18:A:C5	2	0.99	0.11	0.99
(1,3)	1:A:84:LYS:CG	2:B:18:A:C5'	2	0.99	0.11	0.99
(1,3)	1:A:84:LYS:CG	2:B:18:A:C6	2	0.99	0.11	0.99
(1,3)	1:A:84:LYS:CG	2:B:18:A:C8	2	0.99	0.11	0.99
(1,3)	1:A:84:LYS:CG	2:B:18:A:H1'	2	0.99	0.11	0.99
(1,3)	1:A:84:LYS:CG	2:B:18:A:H2	2	0.99	0.11	0.99
(1,3)	1:A:84:LYS:CG	2:B:18:A:H2'	2	0.99	0.11	0.99
(1,3)	1:A:84:LYS:CG	2:B:18:A:H3'	2	0.99	0.11	0.99
(1,3)	1:A:84:LYS:CG	2:B:18:A:H4'	2	0.99	0.11	0.99
(1,3)	1:A:84:LYS:CG	2:B:18:A:H5'	2	0.99	0.11	0.99
(1,3)	1:A:84:LYS:CG	2:B:18:A:H5''	2	0.99	0.11	0.99
(1,3)	1:A:84:LYS:CG	2:B:18:A:H61	2	0.99	0.11	0.99
(1,3)	1:A:84:LYS:CG	2:B:18:A:H62	2	0.99	0.11	0.99
(1,3)	1:A:84:LYS:CG	2:B:18:A:H8	2	0.99	0.11	0.99
(1,3)	1:A:84:LYS:CG	2:B:18:A:HO2'	2	0.99	0.11	0.99
(1,3)	1:A:84:LYS:CG	2:B:18:A:N1	2	0.99	0.11	0.99
(1,3)	1:A:84:LYS:CG	2:B:18:A:N3	2	0.99	0.11	0.99
(1,3)	1:A:84:LYS:CG	2:B:18:A:N6	2	0.99	0.11	0.99
(1,3)	1:A:84:LYS:CG	2:B:18:A:N7	2	0.99	0.11	0.99
(1,3)	1:A:84:LYS:CG	2:B:18:A:N9	2	0.99	0.11	0.99
(1,3)	1:A:84:LYS:CG	2:B:18:A:O2'	2	0.99	0.11	0.99

*Continued on next page...*

*Continued from previous page...*

Key	Atom-1	Atom-2	Models <sup>1</sup>	Mean (Å)	SD <sup>1</sup> (Å)	Median (Å)
(1,3)	1:A:84:LYS:CG	2:B:18:A:O3'	2	0.99	0.11	0.99
(1,3)	1:A:84:LYS:CG	2:B:18:A:O4'	2	0.99	0.11	0.99
(1,3)	1:A:84:LYS:CG	2:B:18:A:O5'	2	0.99	0.11	0.99
(1,3)	1:A:84:LYS:CG	2:B:18:A:OP1	2	0.99	0.11	0.99
(1,3)	1:A:84:LYS:CG	2:B:18:A:OP2	2	0.99	0.11	0.99
(1,3)	1:A:84:LYS:CG	2:B:18:A:P	2	0.99	0.11	0.99
(1,3)	1:A:84:LYS:CG	2:B:19:A:C1'	2	0.99	0.11	0.99
(1,3)	1:A:84:LYS:CG	2:B:19:A:C2	2	0.99	0.11	0.99
(1,3)	1:A:84:LYS:CG	2:B:19:A:C2'	2	0.99	0.11	0.99
(1,3)	1:A:84:LYS:CG	2:B:19:A:C3'	2	0.99	0.11	0.99
(1,3)	1:A:84:LYS:CG	2:B:19:A:C4	2	0.99	0.11	0.99
(1,3)	1:A:84:LYS:CG	2:B:19:A:C4'	2	0.99	0.11	0.99
(1,3)	1:A:84:LYS:CG	2:B:19:A:C5	2	0.99	0.11	0.99
(1,3)	1:A:84:LYS:CG	2:B:19:A:C5'	2	0.99	0.11	0.99
(1,3)	1:A:84:LYS:CG	2:B:19:A:C6	2	0.99	0.11	0.99
(1,3)	1:A:84:LYS:CG	2:B:19:A:C8	2	0.99	0.11	0.99
(1,3)	1:A:84:LYS:CG	2:B:19:A:H1'	2	0.99	0.11	0.99
(1,3)	1:A:84:LYS:CG	2:B:19:A:H2	2	0.99	0.11	0.99
(1,3)	1:A:84:LYS:CG	2:B:19:A:H2'	2	0.99	0.11	0.99
(1,3)	1:A:84:LYS:CG	2:B:19:A:H3'	2	0.99	0.11	0.99
(1,3)	1:A:84:LYS:CG	2:B:19:A:H4'	2	0.99	0.11	0.99
(1,3)	1:A:84:LYS:CG	2:B:19:A:H5'	2	0.99	0.11	0.99
(1,3)	1:A:84:LYS:CG	2:B:19:A:H5''	2	0.99	0.11	0.99
(1,3)	1:A:84:LYS:CG	2:B:19:A:H61	2	0.99	0.11	0.99
(1,3)	1:A:84:LYS:CG	2:B:19:A:H62	2	0.99	0.11	0.99
(1,3)	1:A:84:LYS:CG	2:B:19:A:H8	2	0.99	0.11	0.99
(1,3)	1:A:84:LYS:CG	2:B:19:A:HO2'	2	0.99	0.11	0.99
(1,3)	1:A:84:LYS:CG	2:B:19:A:N1	2	0.99	0.11	0.99
(1,3)	1:A:84:LYS:CG	2:B:19:A:N3	2	0.99	0.11	0.99
(1,3)	1:A:84:LYS:CG	2:B:19:A:N6	2	0.99	0.11	0.99
(1,3)	1:A:84:LYS:CG	2:B:19:A:N7	2	0.99	0.11	0.99
(1,3)	1:A:84:LYS:CG	2:B:19:A:N9	2	0.99	0.11	0.99
(1,3)	1:A:84:LYS:CG	2:B:19:A:O2'	2	0.99	0.11	0.99
(1,3)	1:A:84:LYS:CG	2:B:19:A:O3'	2	0.99	0.11	0.99
(1,3)	1:A:84:LYS:CG	2:B:19:A:O4'	2	0.99	0.11	0.99
(1,3)	1:A:84:LYS:CG	2:B:19:A:O5'	2	0.99	0.11	0.99
(1,3)	1:A:84:LYS:CG	2:B:19:A:OP1	2	0.99	0.11	0.99
(1,3)	1:A:84:LYS:CG	2:B:19:A:OP2	2	0.99	0.11	0.99
(1,3)	1:A:84:LYS:CG	2:B:19:A:P	2	0.99	0.11	0.99
(1,3)	1:A:84:LYS:CG	2:B:20:U:C1'	2	0.99	0.11	0.99
(1,3)	1:A:84:LYS:CG	2:B:20:U:C2	2	0.99	0.11	0.99
(1,3)	1:A:84:LYS:CG	2:B:20:U:C2'	2	0.99	0.11	0.99

*Continued on next page...*

*Continued from previous page...*

Key	Atom-1	Atom-2	Models <sup>1</sup>	Mean (Å)	SD <sup>1</sup> (Å)	Median (Å)
(1,3)	1:A:84:LYS:CG	2:B:20:U:C3'	2	0.99	0.11	0.99
(1,3)	1:A:84:LYS:CG	2:B:20:U:C4	2	0.99	0.11	0.99
(1,3)	1:A:84:LYS:CG	2:B:20:U:C4'	2	0.99	0.11	0.99
(1,3)	1:A:84:LYS:CG	2:B:20:U:C5	2	0.99	0.11	0.99
(1,3)	1:A:84:LYS:CG	2:B:20:U:C5'	2	0.99	0.11	0.99
(1,3)	1:A:84:LYS:CG	2:B:20:U:C6	2	0.99	0.11	0.99
(1,3)	1:A:84:LYS:CG	2:B:20:U:H1'	2	0.99	0.11	0.99
(1,3)	1:A:84:LYS:CG	2:B:20:U:H2'	2	0.99	0.11	0.99
(1,3)	1:A:84:LYS:CG	2:B:20:U:H3	2	0.99	0.11	0.99
(1,3)	1:A:84:LYS:CG	2:B:20:U:H3'	2	0.99	0.11	0.99
(1,3)	1:A:84:LYS:CG	2:B:20:U:H4'	2	0.99	0.11	0.99
(1,3)	1:A:84:LYS:CG	2:B:20:U:H5	2	0.99	0.11	0.99
(1,3)	1:A:84:LYS:CG	2:B:20:U:H5'	2	0.99	0.11	0.99
(1,3)	1:A:84:LYS:CG	2:B:20:U:H5''	2	0.99	0.11	0.99
(1,3)	1:A:84:LYS:CG	2:B:20:U:H6	2	0.99	0.11	0.99
(1,3)	1:A:84:LYS:CG	2:B:20:U:HO2'	2	0.99	0.11	0.99
(1,3)	1:A:84:LYS:CG	2:B:20:U:N1	2	0.99	0.11	0.99
(1,3)	1:A:84:LYS:CG	2:B:20:U:N3	2	0.99	0.11	0.99
(1,3)	1:A:84:LYS:CG	2:B:20:U:O2	2	0.99	0.11	0.99
(1,3)	1:A:84:LYS:CG	2:B:20:U:O2'	2	0.99	0.11	0.99
(1,3)	1:A:84:LYS:CG	2:B:20:U:O3'	2	0.99	0.11	0.99
(1,3)	1:A:84:LYS:CG	2:B:20:U:O4	2	0.99	0.11	0.99
(1,3)	1:A:84:LYS:CG	2:B:20:U:O4'	2	0.99	0.11	0.99
(1,3)	1:A:84:LYS:CG	2:B:20:U:O5'	2	0.99	0.11	0.99
(1,3)	1:A:84:LYS:CG	2:B:20:U:OP1	2	0.99	0.11	0.99
(1,3)	1:A:84:LYS:CG	2:B:20:U:OP2	2	0.99	0.11	0.99
(1,3)	1:A:84:LYS:CG	2:B:20:U:P	2	0.99	0.11	0.99
(1,3)	1:A:84:LYS:CG	2:B:21:G:C1'	2	0.99	0.11	0.99
(1,3)	1:A:84:LYS:CG	2:B:21:G:C2	2	0.99	0.11	0.99
(1,3)	1:A:84:LYS:CG	2:B:21:G:C2'	2	0.99	0.11	0.99
(1,3)	1:A:84:LYS:CG	2:B:21:G:C3'	2	0.99	0.11	0.99
(1,3)	1:A:84:LYS:CG	2:B:21:G:C4	2	0.99	0.11	0.99
(1,3)	1:A:84:LYS:CG	2:B:21:G:C4'	2	0.99	0.11	0.99
(1,3)	1:A:84:LYS:CG	2:B:21:G:C5	2	0.99	0.11	0.99
(1,3)	1:A:84:LYS:CG	2:B:21:G:C5'	2	0.99	0.11	0.99
(1,3)	1:A:84:LYS:CG	2:B:21:G:C6	2	0.99	0.11	0.99
(1,3)	1:A:84:LYS:CG	2:B:21:G:C8	2	0.99	0.11	0.99
(1,3)	1:A:84:LYS:CG	2:B:21:G:H1	2	0.99	0.11	0.99
(1,3)	1:A:84:LYS:CG	2:B:21:G:H1'	2	0.99	0.11	0.99
(1,3)	1:A:84:LYS:CG	2:B:21:G:H2'	2	0.99	0.11	0.99
(1,3)	1:A:84:LYS:CG	2:B:21:G:H21	2	0.99	0.11	0.99
(1,3)	1:A:84:LYS:CG	2:B:21:G:H22	2	0.99	0.11	0.99

*Continued on next page...*

*Continued from previous page...*

Key	Atom-1	Atom-2	Models <sup>1</sup>	Mean (Å)	SD <sup>1</sup> (Å)	Median (Å)
(1,3)	1:A:84:LYS:CG	2:B:21:G:H3'	2	0.99	0.11	0.99
(1,3)	1:A:84:LYS:CG	2:B:21:G:H4'	2	0.99	0.11	0.99
(1,3)	1:A:84:LYS:CG	2:B:21:G:H5'	2	0.99	0.11	0.99
(1,3)	1:A:84:LYS:CG	2:B:21:G:H5''	2	0.99	0.11	0.99
(1,3)	1:A:84:LYS:CG	2:B:21:G:H8	2	0.99	0.11	0.99
(1,3)	1:A:84:LYS:CG	2:B:21:G:HO2'	2	0.99	0.11	0.99
(1,3)	1:A:84:LYS:CG	2:B:21:G:N1	2	0.99	0.11	0.99
(1,3)	1:A:84:LYS:CG	2:B:21:G:N2	2	0.99	0.11	0.99
(1,3)	1:A:84:LYS:CG	2:B:21:G:N3	2	0.99	0.11	0.99
(1,3)	1:A:84:LYS:CG	2:B:21:G:N7	2	0.99	0.11	0.99
(1,3)	1:A:84:LYS:CG	2:B:21:G:N9	2	0.99	0.11	0.99
(1,3)	1:A:84:LYS:CG	2:B:21:G:O2'	2	0.99	0.11	0.99
(1,3)	1:A:84:LYS:CG	2:B:21:G:O3'	2	0.99	0.11	0.99
(1,3)	1:A:84:LYS:CG	2:B:21:G:O4'	2	0.99	0.11	0.99
(1,3)	1:A:84:LYS:CG	2:B:21:G:O5'	2	0.99	0.11	0.99
(1,3)	1:A:84:LYS:CG	2:B:21:G:O6	2	0.99	0.11	0.99
(1,3)	1:A:84:LYS:CG	2:B:21:G:OP1	2	0.99	0.11	0.99
(1,3)	1:A:84:LYS:CG	2:B:21:G:OP2	2	0.99	0.11	0.99
(1,3)	1:A:84:LYS:CG	2:B:21:G:P	2	0.99	0.11	0.99
(1,3)	1:A:84:LYS:CG	2:B:22:A:C1'	2	0.99	0.11	0.99
(1,3)	1:A:84:LYS:CG	2:B:22:A:C2	2	0.99	0.11	0.99
(1,3)	1:A:84:LYS:CG	2:B:22:A:C2'	2	0.99	0.11	0.99
(1,3)	1:A:84:LYS:CG	2:B:22:A:C3'	2	0.99	0.11	0.99
(1,3)	1:A:84:LYS:CG	2:B:22:A:C4	2	0.99	0.11	0.99
(1,3)	1:A:84:LYS:CG	2:B:22:A:C4'	2	0.99	0.11	0.99
(1,3)	1:A:84:LYS:CG	2:B:22:A:C5	2	0.99	0.11	0.99
(1,3)	1:A:84:LYS:CG	2:B:22:A:C5'	2	0.99	0.11	0.99
(1,3)	1:A:84:LYS:CG	2:B:22:A:C6	2	0.99	0.11	0.99
(1,3)	1:A:84:LYS:CG	2:B:22:A:C8	2	0.99	0.11	0.99
(1,3)	1:A:84:LYS:CG	2:B:22:A:H1'	2	0.99	0.11	0.99
(1,3)	1:A:84:LYS:CG	2:B:22:A:H2	2	0.99	0.11	0.99
(1,3)	1:A:84:LYS:CG	2:B:22:A:H2'	2	0.99	0.11	0.99
(1,3)	1:A:84:LYS:CG	2:B:22:A:H3'	2	0.99	0.11	0.99
(1,3)	1:A:84:LYS:CG	2:B:22:A:H4'	2	0.99	0.11	0.99
(1,3)	1:A:84:LYS:CG	2:B:22:A:H5'	2	0.99	0.11	0.99
(1,3)	1:A:84:LYS:CG	2:B:22:A:H5''	2	0.99	0.11	0.99
(1,3)	1:A:84:LYS:CG	2:B:22:A:H61	2	0.99	0.11	0.99
(1,3)	1:A:84:LYS:CG	2:B:22:A:H62	2	0.99	0.11	0.99
(1,3)	1:A:84:LYS:CG	2:B:22:A:H8	2	0.99	0.11	0.99
(1,3)	1:A:84:LYS:CG	2:B:22:A:HO2'	2	0.99	0.11	0.99
(1,3)	1:A:84:LYS:CG	2:B:22:A:N1	2	0.99	0.11	0.99
(1,3)	1:A:84:LYS:CG	2:B:22:A:N3	2	0.99	0.11	0.99

*Continued on next page...*

*Continued from previous page...*

Key	Atom-1	Atom-2	Models <sup>1</sup>	Mean (Å)	SD <sup>1</sup> (Å)	Median (Å)
(1,3)	1:A:84:LYS:CG	2:B:22:A:N6	2	0.99	0.11	0.99
(1,3)	1:A:84:LYS:CG	2:B:22:A:N7	2	0.99	0.11	0.99
(1,3)	1:A:84:LYS:CG	2:B:22:A:N9	2	0.99	0.11	0.99
(1,3)	1:A:84:LYS:CG	2:B:22:A:O2'	2	0.99	0.11	0.99
(1,3)	1:A:84:LYS:CG	2:B:22:A:O3'	2	0.99	0.11	0.99
(1,3)	1:A:84:LYS:CG	2:B:22:A:O4'	2	0.99	0.11	0.99
(1,3)	1:A:84:LYS:CG	2:B:22:A:O5'	2	0.99	0.11	0.99
(1,3)	1:A:84:LYS:CG	2:B:22:A:OP1	2	0.99	0.11	0.99
(1,3)	1:A:84:LYS:CG	2:B:22:A:OP2	2	0.99	0.11	0.99
(1,3)	1:A:84:LYS:CG	2:B:22:A:P	2	0.99	0.11	0.99
(1,3)	1:A:84:LYS:CG	2:B:23:U:C1'	2	0.99	0.11	0.99
(1,3)	1:A:84:LYS:CG	2:B:23:U:C2	2	0.99	0.11	0.99
(1,3)	1:A:84:LYS:CG	2:B:23:U:C2'	2	0.99	0.11	0.99
(1,3)	1:A:84:LYS:CG	2:B:23:U:C3'	2	0.99	0.11	0.99
(1,3)	1:A:84:LYS:CG	2:B:23:U:C4	2	0.99	0.11	0.99
(1,3)	1:A:84:LYS:CG	2:B:23:U:C4'	2	0.99	0.11	0.99
(1,3)	1:A:84:LYS:CG	2:B:23:U:C5	2	0.99	0.11	0.99
(1,3)	1:A:84:LYS:CG	2:B:23:U:C5'	2	0.99	0.11	0.99
(1,3)	1:A:84:LYS:CG	2:B:23:U:C6	2	0.99	0.11	0.99
(1,3)	1:A:84:LYS:CG	2:B:23:U:H1'	2	0.99	0.11	0.99
(1,3)	1:A:84:LYS:CG	2:B:23:U:H2'	2	0.99	0.11	0.99
(1,3)	1:A:84:LYS:CG	2:B:23:U:H3	2	0.99	0.11	0.99
(1,3)	1:A:84:LYS:CG	2:B:23:U:H3'	2	0.99	0.11	0.99
(1,3)	1:A:84:LYS:CG	2:B:23:U:H4'	2	0.99	0.11	0.99
(1,3)	1:A:84:LYS:CG	2:B:23:U:H5	2	0.99	0.11	0.99
(1,3)	1:A:84:LYS:CG	2:B:23:U:H5'	2	0.99	0.11	0.99
(1,3)	1:A:84:LYS:CG	2:B:23:U:H5''	2	0.99	0.11	0.99
(1,3)	1:A:84:LYS:CG	2:B:23:U:H6	2	0.99	0.11	0.99
(1,3)	1:A:84:LYS:CG	2:B:23:U:HO2'	2	0.99	0.11	0.99
(1,3)	1:A:84:LYS:CG	2:B:23:U:N1	2	0.99	0.11	0.99
(1,3)	1:A:84:LYS:CG	2:B:23:U:N3	2	0.99	0.11	0.99
(1,3)	1:A:84:LYS:CG	2:B:23:U:O2	2	0.99	0.11	0.99
(1,3)	1:A:84:LYS:CG	2:B:23:U:O2'	2	0.99	0.11	0.99
(1,3)	1:A:84:LYS:CG	2:B:23:U:O3'	2	0.99	0.11	0.99
(1,3)	1:A:84:LYS:CG	2:B:23:U:O4	2	0.99	0.11	0.99
(1,3)	1:A:84:LYS:CG	2:B:23:U:O4'	2	0.99	0.11	0.99
(1,3)	1:A:84:LYS:CG	2:B:23:U:O5'	2	0.99	0.11	0.99
(1,3)	1:A:84:LYS:CG	2:B:23:U:OP1	2	0.99	0.11	0.99
(1,3)	1:A:84:LYS:CG	2:B:23:U:OP2	2	0.99	0.11	0.99
(1,3)	1:A:84:LYS:CG	2:B:23:U:P	2	0.99	0.11	0.99
(1,3)	1:A:84:LYS:CG	2:B:24:G:C1'	2	0.99	0.11	0.99
(1,3)	1:A:84:LYS:CG	2:B:24:G:C2	2	0.99	0.11	0.99

*Continued on next page...*

*Continued from previous page...*

Key	Atom-1	Atom-2	Models <sup>1</sup>	Mean (Å)	SD <sup>1</sup> (Å)	Median (Å)
(1,3)	1:A:84:LYS:CG	2:B:24:G:C2'	2	0.99	0.11	0.99
(1,3)	1:A:84:LYS:CG	2:B:24:G:C3'	2	0.99	0.11	0.99
(1,3)	1:A:84:LYS:CG	2:B:24:G:C4	2	0.99	0.11	0.99
(1,3)	1:A:84:LYS:CG	2:B:24:G:C4'	2	0.99	0.11	0.99
(1,3)	1:A:84:LYS:CG	2:B:24:G:C5	2	0.99	0.11	0.99
(1,3)	1:A:84:LYS:CG	2:B:24:G:C5'	2	0.99	0.11	0.99
(1,3)	1:A:84:LYS:CG	2:B:24:G:C6	2	0.99	0.11	0.99
(1,3)	1:A:84:LYS:CG	2:B:24:G:C8	2	0.99	0.11	0.99
(1,3)	1:A:84:LYS:CG	2:B:24:G:H1	2	0.99	0.11	0.99
(1,3)	1:A:84:LYS:CG	2:B:24:G:H1'	2	0.99	0.11	0.99
(1,3)	1:A:84:LYS:CG	2:B:24:G:H2'	2	0.99	0.11	0.99
(1,3)	1:A:84:LYS:CG	2:B:24:G:H21	2	0.99	0.11	0.99
(1,3)	1:A:84:LYS:CG	2:B:24:G:H22	2	0.99	0.11	0.99
(1,3)	1:A:84:LYS:CG	2:B:24:G:H3'	2	0.99	0.11	0.99
(1,3)	1:A:84:LYS:CG	2:B:24:G:H4'	2	0.99	0.11	0.99
(1,3)	1:A:84:LYS:CG	2:B:24:G:H5'	2	0.99	0.11	0.99
(1,3)	1:A:84:LYS:CG	2:B:24:G:H5''	2	0.99	0.11	0.99
(1,3)	1:A:84:LYS:CG	2:B:24:G:H8	2	0.99	0.11	0.99
(1,3)	1:A:84:LYS:CG	2:B:24:G:HO2'	2	0.99	0.11	0.99
(1,3)	1:A:84:LYS:CG	2:B:24:G:N1	2	0.99	0.11	0.99
(1,3)	1:A:84:LYS:CG	2:B:24:G:N2	2	0.99	0.11	0.99
(1,3)	1:A:84:LYS:CG	2:B:24:G:N3	2	0.99	0.11	0.99
(1,3)	1:A:84:LYS:CG	2:B:24:G:N7	2	0.99	0.11	0.99
(1,3)	1:A:84:LYS:CG	2:B:24:G:N9	2	0.99	0.11	0.99
(1,3)	1:A:84:LYS:CG	2:B:24:G:O2'	2	0.99	0.11	0.99
(1,3)	1:A:84:LYS:CG	2:B:24:G:O3'	2	0.99	0.11	0.99
(1,3)	1:A:84:LYS:CG	2:B:24:G:O4'	2	0.99	0.11	0.99
(1,3)	1:A:84:LYS:CG	2:B:24:G:O5'	2	0.99	0.11	0.99
(1,3)	1:A:84:LYS:CG	2:B:24:G:O6	2	0.99	0.11	0.99
(1,3)	1:A:84:LYS:CG	2:B:24:G:OP1	2	0.99	0.11	0.99
(1,3)	1:A:84:LYS:CG	2:B:24:G:OP2	2	0.99	0.11	0.99
(1,3)	1:A:84:LYS:CG	2:B:24:G:P	2	0.99	0.11	0.99
(1,3)	1:A:84:LYS:H	2:B:2:C:C1'	2	0.99	0.11	0.99
(1,3)	1:A:84:LYS:H	2:B:2:C:C2	2	0.99	0.11	0.99
(1,3)	1:A:84:LYS:H	2:B:2:C:C2'	2	0.99	0.11	0.99
(1,3)	1:A:84:LYS:H	2:B:2:C:C3'	2	0.99	0.11	0.99
(1,3)	1:A:84:LYS:H	2:B:2:C:C4	2	0.99	0.11	0.99
(1,3)	1:A:84:LYS:H	2:B:2:C:C4'	2	0.99	0.11	0.99
(1,3)	1:A:84:LYS:H	2:B:2:C:C5	2	0.99	0.11	0.99
(1,3)	1:A:84:LYS:H	2:B:2:C:C5'	2	0.99	0.11	0.99
(1,3)	1:A:84:LYS:H	2:B:2:C:C6	2	0.99	0.11	0.99
(1,3)	1:A:84:LYS:H	2:B:2:C:H1'	2	0.99	0.11	0.99

*Continued on next page...*

*Continued from previous page...*

Key	Atom-1	Atom-2	Models <sup>1</sup>	Mean (Å)	SD <sup>1</sup> (Å)	Median (Å)
(1,3)	1:A:84:LYS:H	2:B:2:C:H2'	2	0.99	0.11	0.99
(1,3)	1:A:84:LYS:H	2:B:2:C:H3'	2	0.99	0.11	0.99
(1,3)	1:A:84:LYS:H	2:B:2:C:H4'	2	0.99	0.11	0.99
(1,3)	1:A:84:LYS:H	2:B:2:C:H41	2	0.99	0.11	0.99
(1,3)	1:A:84:LYS:H	2:B:2:C:H42	2	0.99	0.11	0.99
(1,3)	1:A:84:LYS:H	2:B:2:C:H5	2	0.99	0.11	0.99
(1,3)	1:A:84:LYS:H	2:B:2:C:H5'	2	0.99	0.11	0.99
(1,3)	1:A:84:LYS:H	2:B:2:C:H5''	2	0.99	0.11	0.99
(1,3)	1:A:84:LYS:H	2:B:2:C:H6	2	0.99	0.11	0.99
(1,3)	1:A:84:LYS:H	2:B:2:C:HO2'	2	0.99	0.11	0.99
(1,3)	1:A:84:LYS:H	2:B:2:C:N1	2	0.99	0.11	0.99
(1,3)	1:A:84:LYS:H	2:B:2:C:N3	2	0.99	0.11	0.99
(1,3)	1:A:84:LYS:H	2:B:2:C:N4	2	0.99	0.11	0.99
(1,3)	1:A:84:LYS:H	2:B:2:C:O2	2	0.99	0.11	0.99
(1,3)	1:A:84:LYS:H	2:B:2:C:O2'	2	0.99	0.11	0.99
(1,3)	1:A:84:LYS:H	2:B:2:C:O3'	2	0.99	0.11	0.99
(1,3)	1:A:84:LYS:H	2:B:2:C:O4'	2	0.99	0.11	0.99
(1,3)	1:A:84:LYS:H	2:B:2:C:O5'	2	0.99	0.11	0.99
(1,3)	1:A:84:LYS:H	2:B:3:U:C1'	2	0.99	0.11	0.99
(1,3)	1:A:84:LYS:H	2:B:3:U:C2	2	0.99	0.11	0.99
(1,3)	1:A:84:LYS:H	2:B:3:U:C2'	2	0.99	0.11	0.99
(1,3)	1:A:84:LYS:H	2:B:3:U:C3'	2	0.99	0.11	0.99
(1,3)	1:A:84:LYS:H	2:B:3:U:C4	2	0.99	0.11	0.99
(1,3)	1:A:84:LYS:H	2:B:3:U:C4'	2	0.99	0.11	0.99
(1,3)	1:A:84:LYS:H	2:B:3:U:C5	2	0.99	0.11	0.99
(1,3)	1:A:84:LYS:H	2:B:3:U:C5'	2	0.99	0.11	0.99
(1,3)	1:A:84:LYS:H	2:B:3:U:C6	2	0.99	0.11	0.99
(1,3)	1:A:84:LYS:H	2:B:3:U:H1'	2	0.99	0.11	0.99
(1,3)	1:A:84:LYS:H	2:B:3:U:H2'	2	0.99	0.11	0.99
(1,3)	1:A:84:LYS:H	2:B:3:U:H3	2	0.99	0.11	0.99
(1,3)	1:A:84:LYS:H	2:B:3:U:H3'	2	0.99	0.11	0.99
(1,3)	1:A:84:LYS:H	2:B:3:U:H4'	2	0.99	0.11	0.99
(1,3)	1:A:84:LYS:H	2:B:3:U:H5	2	0.99	0.11	0.99
(1,3)	1:A:84:LYS:H	2:B:3:U:H5'	2	0.99	0.11	0.99
(1,3)	1:A:84:LYS:H	2:B:3:U:H5''	2	0.99	0.11	0.99
(1,3)	1:A:84:LYS:H	2:B:3:U:H6	2	0.99	0.11	0.99
(1,3)	1:A:84:LYS:H	2:B:3:U:HO2'	2	0.99	0.11	0.99
(1,3)	1:A:84:LYS:H	2:B:3:U:N1	2	0.99	0.11	0.99
(1,3)	1:A:84:LYS:H	2:B:3:U:N3	2	0.99	0.11	0.99
(1,3)	1:A:84:LYS:H	2:B:3:U:O2	2	0.99	0.11	0.99
(1,3)	1:A:84:LYS:H	2:B:3:U:O2'	2	0.99	0.11	0.99
(1,3)	1:A:84:LYS:H	2:B:3:U:O3'	2	0.99	0.11	0.99

*Continued on next page...*

*Continued from previous page...*

Key	Atom-1	Atom-2	Models <sup>1</sup>	Mean (Å)	SD <sup>1</sup> (Å)	Median (Å)
(1,3)	1:A:84:LYS:H	2:B:3:U:O4	2	0.99	0.11	0.99
(1,3)	1:A:84:LYS:H	2:B:3:U:O4'	2	0.99	0.11	0.99
(1,3)	1:A:84:LYS:H	2:B:3:U:O5'	2	0.99	0.11	0.99
(1,3)	1:A:84:LYS:H	2:B:3:U:OP1	2	0.99	0.11	0.99
(1,3)	1:A:84:LYS:H	2:B:3:U:OP2	2	0.99	0.11	0.99
(1,3)	1:A:84:LYS:H	2:B:3:U:P	2	0.99	0.11	0.99
(1,3)	1:A:84:LYS:H	2:B:4:G:C1'	2	0.99	0.11	0.99
(1,3)	1:A:84:LYS:H	2:B:4:G:C2	2	0.99	0.11	0.99
(1,3)	1:A:84:LYS:H	2:B:4:G:C2'	2	0.99	0.11	0.99
(1,3)	1:A:84:LYS:H	2:B:4:G:C3'	2	0.99	0.11	0.99
(1,3)	1:A:84:LYS:H	2:B:4:G:C4	2	0.99	0.11	0.99
(1,3)	1:A:84:LYS:H	2:B:4:G:C4'	2	0.99	0.11	0.99
(1,3)	1:A:84:LYS:H	2:B:4:G:C5	2	0.99	0.11	0.99
(1,3)	1:A:84:LYS:H	2:B:4:G:C5'	2	0.99	0.11	0.99
(1,3)	1:A:84:LYS:H	2:B:4:G:C6	2	0.99	0.11	0.99
(1,3)	1:A:84:LYS:H	2:B:4:G:C8	2	0.99	0.11	0.99
(1,3)	1:A:84:LYS:H	2:B:4:G:H1	2	0.99	0.11	0.99
(1,3)	1:A:84:LYS:H	2:B:4:G:H1'	2	0.99	0.11	0.99
(1,3)	1:A:84:LYS:H	2:B:4:G:H2'	2	0.99	0.11	0.99
(1,3)	1:A:84:LYS:H	2:B:4:G:H21	2	0.99	0.11	0.99
(1,3)	1:A:84:LYS:H	2:B:4:G:H22	2	0.99	0.11	0.99
(1,3)	1:A:84:LYS:H	2:B:4:G:H3'	2	0.99	0.11	0.99
(1,3)	1:A:84:LYS:H	2:B:4:G:H4'	2	0.99	0.11	0.99
(1,3)	1:A:84:LYS:H	2:B:4:G:H5'	2	0.99	0.11	0.99
(1,3)	1:A:84:LYS:H	2:B:4:G:H5''	2	0.99	0.11	0.99
(1,3)	1:A:84:LYS:H	2:B:4:G:H8	2	0.99	0.11	0.99
(1,3)	1:A:84:LYS:H	2:B:4:G:HO2'	2	0.99	0.11	0.99
(1,3)	1:A:84:LYS:H	2:B:4:G:N1	2	0.99	0.11	0.99
(1,3)	1:A:84:LYS:H	2:B:4:G:N2	2	0.99	0.11	0.99
(1,3)	1:A:84:LYS:H	2:B:4:G:N3	2	0.99	0.11	0.99
(1,3)	1:A:84:LYS:H	2:B:4:G:N7	2	0.99	0.11	0.99
(1,3)	1:A:84:LYS:H	2:B:4:G:N9	2	0.99	0.11	0.99
(1,3)	1:A:84:LYS:H	2:B:4:G:O2'	2	0.99	0.11	0.99
(1,3)	1:A:84:LYS:H	2:B:4:G:O3'	2	0.99	0.11	0.99
(1,3)	1:A:84:LYS:H	2:B:4:G:O4'	2	0.99	0.11	0.99
(1,3)	1:A:84:LYS:H	2:B:4:G:O5'	2	0.99	0.11	0.99
(1,3)	1:A:84:LYS:H	2:B:4:G:O6	2	0.99	0.11	0.99
(1,3)	1:A:84:LYS:H	2:B:4:G:OP1	2	0.99	0.11	0.99
(1,3)	1:A:84:LYS:H	2:B:4:G:OP2	2	0.99	0.11	0.99
(1,3)	1:A:84:LYS:H	2:B:4:G:P	2	0.99	0.11	0.99
(1,3)	1:A:84:LYS:H	2:B:5:A:C1'	2	0.99	0.11	0.99
(1,3)	1:A:84:LYS:H	2:B:5:A:C2	2	0.99	0.11	0.99

*Continued on next page...*



*Continued from previous page...*

Key	Atom-1	Atom-2	Models <sup>1</sup>	Mean (Å)	SD <sup>1</sup> (Å)	Median (Å)
(1,3)	1:A:84:LYS:H	2:B:5:A:C2'	2	0.99	0.11	0.99
(1,3)	1:A:84:LYS:H	2:B:5:A:C3'	2	0.99	0.11	0.99
(1,3)	1:A:84:LYS:H	2:B:5:A:C4	2	0.99	0.11	0.99
(1,3)	1:A:84:LYS:H	2:B:5:A:C4'	2	0.99	0.11	0.99
(1,3)	1:A:84:LYS:H	2:B:5:A:C5	2	0.99	0.11	0.99
(1,3)	1:A:84:LYS:H	2:B:5:A:C5'	2	0.99	0.11	0.99
(1,3)	1:A:84:LYS:H	2:B:5:A:C6	2	0.99	0.11	0.99
(1,3)	1:A:84:LYS:H	2:B:5:A:C8	2	0.99	0.11	0.99
(1,3)	1:A:84:LYS:H	2:B:5:A:H1'	2	0.99	0.11	0.99
(1,3)	1:A:84:LYS:H	2:B:5:A:H2	2	0.99	0.11	0.99
(1,3)	1:A:84:LYS:H	2:B:5:A:H2'	2	0.99	0.11	0.99
(1,3)	1:A:84:LYS:H	2:B:5:A:H3'	2	0.99	0.11	0.99
(1,3)	1:A:84:LYS:H	2:B:5:A:H4'	2	0.99	0.11	0.99
(1,3)	1:A:84:LYS:H	2:B:5:A:H5'	2	0.99	0.11	0.99
(1,3)	1:A:84:LYS:H	2:B:5:A:H5''	2	0.99	0.11	0.99
(1,3)	1:A:84:LYS:H	2:B:5:A:H61	2	0.99	0.11	0.99
(1,3)	1:A:84:LYS:H	2:B:5:A:H62	2	0.99	0.11	0.99
(1,3)	1:A:84:LYS:H	2:B:5:A:H8	2	0.99	0.11	0.99
(1,3)	1:A:84:LYS:H	2:B:5:A:HO2'	2	0.99	0.11	0.99
(1,3)	1:A:84:LYS:H	2:B:5:A:N1	2	0.99	0.11	0.99
(1,3)	1:A:84:LYS:H	2:B:5:A:N3	2	0.99	0.11	0.99
(1,3)	1:A:84:LYS:H	2:B:5:A:N6	2	0.99	0.11	0.99
(1,3)	1:A:84:LYS:H	2:B:5:A:N7	2	0.99	0.11	0.99
(1,3)	1:A:84:LYS:H	2:B:5:A:N9	2	0.99	0.11	0.99
(1,3)	1:A:84:LYS:H	2:B:5:A:O2'	2	0.99	0.11	0.99
(1,3)	1:A:84:LYS:H	2:B:5:A:O3'	2	0.99	0.11	0.99
(1,3)	1:A:84:LYS:H	2:B:5:A:O4'	2	0.99	0.11	0.99
(1,3)	1:A:84:LYS:H	2:B:5:A:O5'	2	0.99	0.11	0.99
(1,3)	1:A:84:LYS:H	2:B:5:A:OP1	2	0.99	0.11	0.99
(1,3)	1:A:84:LYS:H	2:B:5:A:OP2	2	0.99	0.11	0.99
(1,3)	1:A:84:LYS:H	2:B:5:A:P	2	0.99	0.11	0.99
(1,3)	1:A:84:LYS:H	2:B:6:G:C1'	2	0.99	0.11	0.99
(1,3)	1:A:84:LYS:H	2:B:6:G:C2	2	0.99	0.11	0.99
(1,3)	1:A:84:LYS:H	2:B:6:G:C2'	2	0.99	0.11	0.99
(1,3)	1:A:84:LYS:H	2:B:6:G:C3'	2	0.99	0.11	0.99
(1,3)	1:A:84:LYS:H	2:B:6:G:C4	2	0.99	0.11	0.99
(1,3)	1:A:84:LYS:H	2:B:6:G:C4'	2	0.99	0.11	0.99
(1,3)	1:A:84:LYS:H	2:B:6:G:C5	2	0.99	0.11	0.99
(1,3)	1:A:84:LYS:H	2:B:6:G:C5'	2	0.99	0.11	0.99
(1,3)	1:A:84:LYS:H	2:B:6:G:C6	2	0.99	0.11	0.99
(1,3)	1:A:84:LYS:H	2:B:6:G:C8	2	0.99	0.11	0.99
(1,3)	1:A:84:LYS:H	2:B:6:G:H1	2	0.99	0.11	0.99

*Continued on next page...*

*Continued from previous page...*

Key	Atom-1	Atom-2	Models <sup>1</sup>	Mean (Å)	SD <sup>1</sup> (Å)	Median (Å)
(1,3)	1:A:84:LYS:H	2:B:6:G:H1'	2	0.99	0.11	0.99
(1,3)	1:A:84:LYS:H	2:B:6:G:H2'	2	0.99	0.11	0.99
(1,3)	1:A:84:LYS:H	2:B:6:G:H21	2	0.99	0.11	0.99
(1,3)	1:A:84:LYS:H	2:B:6:G:H22	2	0.99	0.11	0.99
(1,3)	1:A:84:LYS:H	2:B:6:G:H3'	2	0.99	0.11	0.99
(1,3)	1:A:84:LYS:H	2:B:6:G:H4'	2	0.99	0.11	0.99
(1,3)	1:A:84:LYS:H	2:B:6:G:H5'	2	0.99	0.11	0.99
(1,3)	1:A:84:LYS:H	2:B:6:G:H5''	2	0.99	0.11	0.99
(1,3)	1:A:84:LYS:H	2:B:6:G:H8	2	0.99	0.11	0.99
(1,3)	1:A:84:LYS:H	2:B:6:G:HO2'	2	0.99	0.11	0.99
(1,3)	1:A:84:LYS:H	2:B:6:G:N1	2	0.99	0.11	0.99
(1,3)	1:A:84:LYS:H	2:B:6:G:N2	2	0.99	0.11	0.99
(1,3)	1:A:84:LYS:H	2:B:6:G:N3	2	0.99	0.11	0.99
(1,3)	1:A:84:LYS:H	2:B:6:G:N7	2	0.99	0.11	0.99
(1,3)	1:A:84:LYS:H	2:B:6:G:N9	2	0.99	0.11	0.99
(1,3)	1:A:84:LYS:H	2:B:6:G:O2'	2	0.99	0.11	0.99
(1,3)	1:A:84:LYS:H	2:B:6:G:O3'	2	0.99	0.11	0.99
(1,3)	1:A:84:LYS:H	2:B:6:G:O4'	2	0.99	0.11	0.99
(1,3)	1:A:84:LYS:H	2:B:6:G:O5'	2	0.99	0.11	0.99
(1,3)	1:A:84:LYS:H	2:B:6:G:O6	2	0.99	0.11	0.99
(1,3)	1:A:84:LYS:H	2:B:6:G:OP1	2	0.99	0.11	0.99
(1,3)	1:A:84:LYS:H	2:B:6:G:OP2	2	0.99	0.11	0.99
(1,3)	1:A:84:LYS:H	2:B:6:G:P	2	0.99	0.11	0.99
(1,3)	1:A:84:LYS:H	2:B:7:C:C1'	2	0.99	0.11	0.99
(1,3)	1:A:84:LYS:H	2:B:7:C:C2	2	0.99	0.11	0.99
(1,3)	1:A:84:LYS:H	2:B:7:C:C2'	2	0.99	0.11	0.99
(1,3)	1:A:84:LYS:H	2:B:7:C:C3'	2	0.99	0.11	0.99
(1,3)	1:A:84:LYS:H	2:B:7:C:C4	2	0.99	0.11	0.99
(1,3)	1:A:84:LYS:H	2:B:7:C:C4'	2	0.99	0.11	0.99
(1,3)	1:A:84:LYS:H	2:B:7:C:C5	2	0.99	0.11	0.99
(1,3)	1:A:84:LYS:H	2:B:7:C:C5'	2	0.99	0.11	0.99
(1,3)	1:A:84:LYS:H	2:B:7:C:C6	2	0.99	0.11	0.99
(1,3)	1:A:84:LYS:H	2:B:7:C:H1'	2	0.99	0.11	0.99
(1,3)	1:A:84:LYS:H	2:B:7:C:H2'	2	0.99	0.11	0.99
(1,3)	1:A:84:LYS:H	2:B:7:C:H3'	2	0.99	0.11	0.99
(1,3)	1:A:84:LYS:H	2:B:7:C:H4'	2	0.99	0.11	0.99
(1,3)	1:A:84:LYS:H	2:B:7:C:H41	2	0.99	0.11	0.99
(1,3)	1:A:84:LYS:H	2:B:7:C:H42	2	0.99	0.11	0.99
(1,3)	1:A:84:LYS:H	2:B:7:C:H5	2	0.99	0.11	0.99
(1,3)	1:A:84:LYS:H	2:B:7:C:H5'	2	0.99	0.11	0.99
(1,3)	1:A:84:LYS:H	2:B:7:C:H5''	2	0.99	0.11	0.99
(1,3)	1:A:84:LYS:H	2:B:7:C:H6	2	0.99	0.11	0.99

*Continued on next page...*

*Continued from previous page...*

Key	Atom-1	Atom-2	Models <sup>1</sup>	Mean (Å)	SD <sup>1</sup> (Å)	Median (Å)
(1,3)	1:A:84:LYS:H	2:B:7:C:HO2'	2	0.99	0.11	0.99
(1,3)	1:A:84:LYS:H	2:B:7:C:N1	2	0.99	0.11	0.99
(1,3)	1:A:84:LYS:H	2:B:7:C:N3	2	0.99	0.11	0.99
(1,3)	1:A:84:LYS:H	2:B:7:C:N4	2	0.99	0.11	0.99
(1,3)	1:A:84:LYS:H	2:B:7:C:O2	2	0.99	0.11	0.99
(1,3)	1:A:84:LYS:H	2:B:7:C:O2'	2	0.99	0.11	0.99
(1,3)	1:A:84:LYS:H	2:B:7:C:O3'	2	0.99	0.11	0.99
(1,3)	1:A:84:LYS:H	2:B:7:C:O4'	2	0.99	0.11	0.99
(1,3)	1:A:84:LYS:H	2:B:7:C:O5'	2	0.99	0.11	0.99
(1,3)	1:A:84:LYS:H	2:B:7:C:OP1	2	0.99	0.11	0.99
(1,3)	1:A:84:LYS:H	2:B:7:C:OP2	2	0.99	0.11	0.99
(1,3)	1:A:84:LYS:H	2:B:7:C:P	2	0.99	0.11	0.99
(1,3)	1:A:84:LYS:H	2:B:8:U:C1'	2	0.99	0.11	0.99
(1,3)	1:A:84:LYS:H	2:B:8:U:C2	2	0.99	0.11	0.99
(1,3)	1:A:84:LYS:H	2:B:8:U:C2'	2	0.99	0.11	0.99
(1,3)	1:A:84:LYS:H	2:B:8:U:C3'	2	0.99	0.11	0.99
(1,3)	1:A:84:LYS:H	2:B:8:U:C4	2	0.99	0.11	0.99
(1,3)	1:A:84:LYS:H	2:B:8:U:C4'	2	0.99	0.11	0.99
(1,3)	1:A:84:LYS:H	2:B:8:U:C5	2	0.99	0.11	0.99
(1,3)	1:A:84:LYS:H	2:B:8:U:C5'	2	0.99	0.11	0.99
(1,3)	1:A:84:LYS:H	2:B:8:U:C6	2	0.99	0.11	0.99
(1,3)	1:A:84:LYS:H	2:B:8:U:H1'	2	0.99	0.11	0.99
(1,3)	1:A:84:LYS:H	2:B:8:U:H2'	2	0.99	0.11	0.99
(1,3)	1:A:84:LYS:H	2:B:8:U:H3	2	0.99	0.11	0.99
(1,3)	1:A:84:LYS:H	2:B:8:U:H3'	2	0.99	0.11	0.99
(1,3)	1:A:84:LYS:H	2:B:8:U:H4'	2	0.99	0.11	0.99
(1,3)	1:A:84:LYS:H	2:B:8:U:H5	2	0.99	0.11	0.99
(1,3)	1:A:84:LYS:H	2:B:8:U:H5'	2	0.99	0.11	0.99
(1,3)	1:A:84:LYS:H	2:B:8:U:H5''	2	0.99	0.11	0.99
(1,3)	1:A:84:LYS:H	2:B:8:U:H6	2	0.99	0.11	0.99
(1,3)	1:A:84:LYS:H	2:B:8:U:HO2'	2	0.99	0.11	0.99
(1,3)	1:A:84:LYS:H	2:B:8:U:N1	2	0.99	0.11	0.99
(1,3)	1:A:84:LYS:H	2:B:8:U:N3	2	0.99	0.11	0.99
(1,3)	1:A:84:LYS:H	2:B:8:U:O2	2	0.99	0.11	0.99
(1,3)	1:A:84:LYS:H	2:B:8:U:O2'	2	0.99	0.11	0.99
(1,3)	1:A:84:LYS:H	2:B:8:U:O3'	2	0.99	0.11	0.99
(1,3)	1:A:84:LYS:H	2:B:8:U:O4	2	0.99	0.11	0.99
(1,3)	1:A:84:LYS:H	2:B:8:U:O4'	2	0.99	0.11	0.99
(1,3)	1:A:84:LYS:H	2:B:8:U:O5'	2	0.99	0.11	0.99
(1,3)	1:A:84:LYS:H	2:B:8:U:OP1	2	0.99	0.11	0.99
(1,3)	1:A:84:LYS:H	2:B:8:U:OP2	2	0.99	0.11	0.99
(1,3)	1:A:84:LYS:H	2:B:8:U:P	2	0.99	0.11	0.99

*Continued on next page...*

*Continued from previous page...*

Key	Atom-1	Atom-2	Models <sup>1</sup>	Mean (Å)	SD <sup>1</sup> (Å)	Median (Å)
(1,3)	1:A:84:LYS:H	2:B:9:C:C1'	2	0.99	0.11	0.99
(1,3)	1:A:84:LYS:H	2:B:9:C:C2	2	0.99	0.11	0.99
(1,3)	1:A:84:LYS:H	2:B:9:C:C2'	2	0.99	0.11	0.99
(1,3)	1:A:84:LYS:H	2:B:9:C:C3'	2	0.99	0.11	0.99
(1,3)	1:A:84:LYS:H	2:B:9:C:C4	2	0.99	0.11	0.99
(1,3)	1:A:84:LYS:H	2:B:9:C:C4'	2	0.99	0.11	0.99
(1,3)	1:A:84:LYS:H	2:B:9:C:C5	2	0.99	0.11	0.99
(1,3)	1:A:84:LYS:H	2:B:9:C:C5'	2	0.99	0.11	0.99
(1,3)	1:A:84:LYS:H	2:B:9:C:C6	2	0.99	0.11	0.99
(1,3)	1:A:84:LYS:H	2:B:9:C:H1'	2	0.99	0.11	0.99
(1,3)	1:A:84:LYS:H	2:B:9:C:H2'	2	0.99	0.11	0.99
(1,3)	1:A:84:LYS:H	2:B:9:C:H3'	2	0.99	0.11	0.99
(1,3)	1:A:84:LYS:H	2:B:9:C:H4'	2	0.99	0.11	0.99
(1,3)	1:A:84:LYS:H	2:B:9:C:H41	2	0.99	0.11	0.99
(1,3)	1:A:84:LYS:H	2:B:9:C:H42	2	0.99	0.11	0.99
(1,3)	1:A:84:LYS:H	2:B:9:C:H5	2	0.99	0.11	0.99
(1,3)	1:A:84:LYS:H	2:B:9:C:H5'	2	0.99	0.11	0.99
(1,3)	1:A:84:LYS:H	2:B:9:C:H5''	2	0.99	0.11	0.99
(1,3)	1:A:84:LYS:H	2:B:9:C:H6	2	0.99	0.11	0.99
(1,3)	1:A:84:LYS:H	2:B:9:C:HO2'	2	0.99	0.11	0.99
(1,3)	1:A:84:LYS:H	2:B:9:C:N1	2	0.99	0.11	0.99
(1,3)	1:A:84:LYS:H	2:B:9:C:N3	2	0.99	0.11	0.99
(1,3)	1:A:84:LYS:H	2:B:9:C:N4	2	0.99	0.11	0.99
(1,3)	1:A:84:LYS:H	2:B:9:C:O2	2	0.99	0.11	0.99
(1,3)	1:A:84:LYS:H	2:B:9:C:O2'	2	0.99	0.11	0.99
(1,3)	1:A:84:LYS:H	2:B:9:C:O3'	2	0.99	0.11	0.99
(1,3)	1:A:84:LYS:H	2:B:9:C:O4'	2	0.99	0.11	0.99
(1,3)	1:A:84:LYS:H	2:B:9:C:O5'	2	0.99	0.11	0.99
(1,3)	1:A:84:LYS:H	2:B:9:C:OP1	2	0.99	0.11	0.99
(1,3)	1:A:84:LYS:H	2:B:9:C:OP2	2	0.99	0.11	0.99
(1,3)	1:A:84:LYS:H	2:B:9:C:P	2	0.99	0.11	0.99
(1,3)	1:A:84:LYS:H	2:B:10:G:C1'	2	0.99	0.11	0.99
(1,3)	1:A:84:LYS:H	2:B:10:G:C2	2	0.99	0.11	0.99
(1,3)	1:A:84:LYS:H	2:B:10:G:C2'	2	0.99	0.11	0.99
(1,3)	1:A:84:LYS:H	2:B:10:G:C3'	2	0.99	0.11	0.99
(1,3)	1:A:84:LYS:H	2:B:10:G:C4	2	0.99	0.11	0.99
(1,3)	1:A:84:LYS:H	2:B:10:G:C4'	2	0.99	0.11	0.99
(1,3)	1:A:84:LYS:H	2:B:10:G:C5	2	0.99	0.11	0.99
(1,3)	1:A:84:LYS:H	2:B:10:G:C5'	2	0.99	0.11	0.99
(1,3)	1:A:84:LYS:H	2:B:10:G:C6	2	0.99	0.11	0.99
(1,3)	1:A:84:LYS:H	2:B:10:G:C8	2	0.99	0.11	0.99
(1,3)	1:A:84:LYS:H	2:B:10:G:H1	2	0.99	0.11	0.99

*Continued on next page...*

*Continued from previous page...*

Key	Atom-1	Atom-2	Models <sup>1</sup>	Mean (Å)	SD <sup>1</sup> (Å)	Median (Å)
(1,3)	1:A:84:LYS:H	2:B:10:G:H1'	2	0.99	0.11	0.99
(1,3)	1:A:84:LYS:H	2:B:10:G:H2'	2	0.99	0.11	0.99
(1,3)	1:A:84:LYS:H	2:B:10:G:H21	2	0.99	0.11	0.99
(1,3)	1:A:84:LYS:H	2:B:10:G:H22	2	0.99	0.11	0.99
(1,3)	1:A:84:LYS:H	2:B:10:G:H3'	2	0.99	0.11	0.99
(1,3)	1:A:84:LYS:H	2:B:10:G:H4'	2	0.99	0.11	0.99
(1,3)	1:A:84:LYS:H	2:B:10:G:H5'	2	0.99	0.11	0.99
(1,3)	1:A:84:LYS:H	2:B:10:G:H5''	2	0.99	0.11	0.99
(1,3)	1:A:84:LYS:H	2:B:10:G:H8	2	0.99	0.11	0.99
(1,3)	1:A:84:LYS:H	2:B:10:G:HO2'	2	0.99	0.11	0.99
(1,3)	1:A:84:LYS:H	2:B:10:G:N1	2	0.99	0.11	0.99
(1,3)	1:A:84:LYS:H	2:B:10:G:N2	2	0.99	0.11	0.99
(1,3)	1:A:84:LYS:H	2:B:10:G:N3	2	0.99	0.11	0.99
(1,3)	1:A:84:LYS:H	2:B:10:G:N7	2	0.99	0.11	0.99
(1,3)	1:A:84:LYS:H	2:B:10:G:N9	2	0.99	0.11	0.99
(1,3)	1:A:84:LYS:H	2:B:10:G:O2'	2	0.99	0.11	0.99
(1,3)	1:A:84:LYS:H	2:B:10:G:O3'	2	0.99	0.11	0.99
(1,3)	1:A:84:LYS:H	2:B:10:G:O4'	2	0.99	0.11	0.99
(1,3)	1:A:84:LYS:H	2:B:10:G:O5'	2	0.99	0.11	0.99
(1,3)	1:A:84:LYS:H	2:B:10:G:O6	2	0.99	0.11	0.99
(1,3)	1:A:84:LYS:H	2:B:10:G:OP1	2	0.99	0.11	0.99
(1,3)	1:A:84:LYS:H	2:B:10:G:OP2	2	0.99	0.11	0.99
(1,3)	1:A:84:LYS:H	2:B:10:G:P	2	0.99	0.11	0.99
(1,3)	1:A:84:LYS:H	2:B:11:A:C1'	2	0.99	0.11	0.99
(1,3)	1:A:84:LYS:H	2:B:11:A:C2	2	0.99	0.11	0.99
(1,3)	1:A:84:LYS:H	2:B:11:A:C2'	2	0.99	0.11	0.99
(1,3)	1:A:84:LYS:H	2:B:11:A:C3'	2	0.99	0.11	0.99
(1,3)	1:A:84:LYS:H	2:B:11:A:C4	2	0.99	0.11	0.99
(1,3)	1:A:84:LYS:H	2:B:11:A:C4'	2	0.99	0.11	0.99
(1,3)	1:A:84:LYS:H	2:B:11:A:C5	2	0.99	0.11	0.99
(1,3)	1:A:84:LYS:H	2:B:11:A:C5'	2	0.99	0.11	0.99
(1,3)	1:A:84:LYS:H	2:B:11:A:C6	2	0.99	0.11	0.99
(1,3)	1:A:84:LYS:H	2:B:11:A:C8	2	0.99	0.11	0.99
(1,3)	1:A:84:LYS:H	2:B:11:A:H1'	2	0.99	0.11	0.99
(1,3)	1:A:84:LYS:H	2:B:11:A:H2	2	0.99	0.11	0.99
(1,3)	1:A:84:LYS:H	2:B:11:A:H2'	2	0.99	0.11	0.99
(1,3)	1:A:84:LYS:H	2:B:11:A:H3'	2	0.99	0.11	0.99
(1,3)	1:A:84:LYS:H	2:B:11:A:H4'	2	0.99	0.11	0.99
(1,3)	1:A:84:LYS:H	2:B:11:A:H5'	2	0.99	0.11	0.99
(1,3)	1:A:84:LYS:H	2:B:11:A:H5''	2	0.99	0.11	0.99
(1,3)	1:A:84:LYS:H	2:B:11:A:H61	2	0.99	0.11	0.99
(1,3)	1:A:84:LYS:H	2:B:11:A:H62	2	0.99	0.11	0.99

*Continued on next page...*

*Continued from previous page...*

Key	Atom-1	Atom-2	Models <sup>1</sup>	Mean (Å)	SD <sup>1</sup> (Å)	Median (Å)
(1,3)	1:A:84:LYS:H	2:B:11:A:H8	2	0.99	0.11	0.99
(1,3)	1:A:84:LYS:H	2:B:11:A:HO2'	2	0.99	0.11	0.99
(1,3)	1:A:84:LYS:H	2:B:11:A:N1	2	0.99	0.11	0.99
(1,3)	1:A:84:LYS:H	2:B:11:A:N3	2	0.99	0.11	0.99
(1,3)	1:A:84:LYS:H	2:B:11:A:N6	2	0.99	0.11	0.99
(1,3)	1:A:84:LYS:H	2:B:11:A:N7	2	0.99	0.11	0.99
(1,3)	1:A:84:LYS:H	2:B:11:A:N9	2	0.99	0.11	0.99
(1,3)	1:A:84:LYS:H	2:B:11:A:O2'	2	0.99	0.11	0.99
(1,3)	1:A:84:LYS:H	2:B:11:A:O3'	2	0.99	0.11	0.99
(1,3)	1:A:84:LYS:H	2:B:11:A:O4'	2	0.99	0.11	0.99
(1,3)	1:A:84:LYS:H	2:B:11:A:O5'	2	0.99	0.11	0.99
(1,3)	1:A:84:LYS:H	2:B:11:A:OP1	2	0.99	0.11	0.99
(1,3)	1:A:84:LYS:H	2:B:11:A:OP2	2	0.99	0.11	0.99
(1,3)	1:A:84:LYS:H	2:B:11:A:P	2	0.99	0.11	0.99
(1,3)	1:A:84:LYS:H	2:B:12:A:C1'	2	0.99	0.11	0.99
(1,3)	1:A:84:LYS:H	2:B:12:A:C2	2	0.99	0.11	0.99
(1,3)	1:A:84:LYS:H	2:B:12:A:C2'	2	0.99	0.11	0.99
(1,3)	1:A:84:LYS:H	2:B:12:A:C3'	2	0.99	0.11	0.99
(1,3)	1:A:84:LYS:H	2:B:12:A:C4	2	0.99	0.11	0.99
(1,3)	1:A:84:LYS:H	2:B:12:A:C4'	2	0.99	0.11	0.99
(1,3)	1:A:84:LYS:H	2:B:12:A:C5	2	0.99	0.11	0.99
(1,3)	1:A:84:LYS:H	2:B:12:A:C5'	2	0.99	0.11	0.99
(1,3)	1:A:84:LYS:H	2:B:12:A:C6	2	0.99	0.11	0.99
(1,3)	1:A:84:LYS:H	2:B:12:A:C8	2	0.99	0.11	0.99
(1,3)	1:A:84:LYS:H	2:B:12:A:H1'	2	0.99	0.11	0.99
(1,3)	1:A:84:LYS:H	2:B:12:A:H2	2	0.99	0.11	0.99
(1,3)	1:A:84:LYS:H	2:B:12:A:H2'	2	0.99	0.11	0.99
(1,3)	1:A:84:LYS:H	2:B:12:A:H3'	2	0.99	0.11	0.99
(1,3)	1:A:84:LYS:H	2:B:12:A:H4'	2	0.99	0.11	0.99
(1,3)	1:A:84:LYS:H	2:B:12:A:H5'	2	0.99	0.11	0.99
(1,3)	1:A:84:LYS:H	2:B:12:A:H5''	2	0.99	0.11	0.99
(1,3)	1:A:84:LYS:H	2:B:12:A:H61	2	0.99	0.11	0.99
(1,3)	1:A:84:LYS:H	2:B:12:A:H62	2	0.99	0.11	0.99
(1,3)	1:A:84:LYS:H	2:B:12:A:H8	2	0.99	0.11	0.99
(1,3)	1:A:84:LYS:H	2:B:12:A:HO2'	2	0.99	0.11	0.99
(1,3)	1:A:84:LYS:H	2:B:12:A:N1	2	0.99	0.11	0.99
(1,3)	1:A:84:LYS:H	2:B:12:A:N3	2	0.99	0.11	0.99
(1,3)	1:A:84:LYS:H	2:B:12:A:N6	2	0.99	0.11	0.99
(1,3)	1:A:84:LYS:H	2:B:12:A:N7	2	0.99	0.11	0.99
(1,3)	1:A:84:LYS:H	2:B:12:A:N9	2	0.99	0.11	0.99
(1,3)	1:A:84:LYS:H	2:B:12:A:O2'	2	0.99	0.11	0.99
(1,3)	1:A:84:LYS:H	2:B:12:A:O3'	2	0.99	0.11	0.99

*Continued on next page...*

*Continued from previous page...*

Key	Atom-1	Atom-2	Models <sup>1</sup>	Mean (Å)	SD <sup>1</sup> (Å)	Median (Å)
(1,3)	1:A:84:LYS:H	2:B:12:A:O4'	2	0.99	0.11	0.99
(1,3)	1:A:84:LYS:H	2:B:12:A:O5'	2	0.99	0.11	0.99
(1,3)	1:A:84:LYS:H	2:B:12:A:OP1	2	0.99	0.11	0.99
(1,3)	1:A:84:LYS:H	2:B:12:A:OP2	2	0.99	0.11	0.99
(1,3)	1:A:84:LYS:H	2:B:12:A:P	2	0.99	0.11	0.99
(1,3)	1:A:84:LYS:H	2:B:13:A:C1'	2	0.99	0.11	0.99
(1,3)	1:A:84:LYS:H	2:B:13:A:C2	2	0.99	0.11	0.99
(1,3)	1:A:84:LYS:H	2:B:13:A:C2'	2	0.99	0.11	0.99
(1,3)	1:A:84:LYS:H	2:B:13:A:C3'	2	0.99	0.11	0.99
(1,3)	1:A:84:LYS:H	2:B:13:A:C4	2	0.99	0.11	0.99
(1,3)	1:A:84:LYS:H	2:B:13:A:C4'	2	0.99	0.11	0.99
(1,3)	1:A:84:LYS:H	2:B:13:A:C5	2	0.99	0.11	0.99
(1,3)	1:A:84:LYS:H	2:B:13:A:C5'	2	0.99	0.11	0.99
(1,3)	1:A:84:LYS:H	2:B:13:A:C6	2	0.99	0.11	0.99
(1,3)	1:A:84:LYS:H	2:B:13:A:C8	2	0.99	0.11	0.99
(1,3)	1:A:84:LYS:H	2:B:13:A:H1'	2	0.99	0.11	0.99
(1,3)	1:A:84:LYS:H	2:B:13:A:H2	2	0.99	0.11	0.99
(1,3)	1:A:84:LYS:H	2:B:13:A:H2'	2	0.99	0.11	0.99
(1,3)	1:A:84:LYS:H	2:B:13:A:H3'	2	0.99	0.11	0.99
(1,3)	1:A:84:LYS:H	2:B:13:A:H4'	2	0.99	0.11	0.99
(1,3)	1:A:84:LYS:H	2:B:13:A:H5'	2	0.99	0.11	0.99
(1,3)	1:A:84:LYS:H	2:B:13:A:H5''	2	0.99	0.11	0.99
(1,3)	1:A:84:LYS:H	2:B:13:A:H61	2	0.99	0.11	0.99
(1,3)	1:A:84:LYS:H	2:B:13:A:H62	2	0.99	0.11	0.99
(1,3)	1:A:84:LYS:H	2:B:13:A:H8	2	0.99	0.11	0.99
(1,3)	1:A:84:LYS:H	2:B:13:A:HO2'	2	0.99	0.11	0.99
(1,3)	1:A:84:LYS:H	2:B:13:A:N1	2	0.99	0.11	0.99
(1,3)	1:A:84:LYS:H	2:B:13:A:N3	2	0.99	0.11	0.99
(1,3)	1:A:84:LYS:H	2:B:13:A:N6	2	0.99	0.11	0.99
(1,3)	1:A:84:LYS:H	2:B:13:A:N7	2	0.99	0.11	0.99
(1,3)	1:A:84:LYS:H	2:B:13:A:N9	2	0.99	0.11	0.99
(1,3)	1:A:84:LYS:H	2:B:13:A:O2'	2	0.99	0.11	0.99
(1,3)	1:A:84:LYS:H	2:B:13:A:O3'	2	0.99	0.11	0.99
(1,3)	1:A:84:LYS:H	2:B:13:A:O4'	2	0.99	0.11	0.99
(1,3)	1:A:84:LYS:H	2:B:13:A:O5'	2	0.99	0.11	0.99
(1,3)	1:A:84:LYS:H	2:B:13:A:OP1	2	0.99	0.11	0.99
(1,3)	1:A:84:LYS:H	2:B:13:A:OP2	2	0.99	0.11	0.99
(1,3)	1:A:84:LYS:H	2:B:13:A:P	2	0.99	0.11	0.99
(1,3)	1:A:84:LYS:H	2:B:14:G:C1'	2	0.99	0.11	0.99
(1,3)	1:A:84:LYS:H	2:B:14:G:C2	2	0.99	0.11	0.99
(1,3)	1:A:84:LYS:H	2:B:14:G:C2'	2	0.99	0.11	0.99
(1,3)	1:A:84:LYS:H	2:B:14:G:C3'	2	0.99	0.11	0.99

*Continued on next page...*

*Continued from previous page...*

Key	Atom-1	Atom-2	Models <sup>1</sup>	Mean (Å)	SD <sup>1</sup> (Å)	Median (Å)
(1,3)	1:A:84:LYS:H	2:B:14:G:C4	2	0.99	0.11	0.99
(1,3)	1:A:84:LYS:H	2:B:14:G:C4'	2	0.99	0.11	0.99
(1,3)	1:A:84:LYS:H	2:B:14:G:C5	2	0.99	0.11	0.99
(1,3)	1:A:84:LYS:H	2:B:14:G:C5'	2	0.99	0.11	0.99
(1,3)	1:A:84:LYS:H	2:B:14:G:C6	2	0.99	0.11	0.99
(1,3)	1:A:84:LYS:H	2:B:14:G:C8	2	0.99	0.11	0.99
(1,3)	1:A:84:LYS:H	2:B:14:G:H1	2	0.99	0.11	0.99
(1,3)	1:A:84:LYS:H	2:B:14:G:H1'	2	0.99	0.11	0.99
(1,3)	1:A:84:LYS:H	2:B:14:G:H2'	2	0.99	0.11	0.99
(1,3)	1:A:84:LYS:H	2:B:14:G:H21	2	0.99	0.11	0.99
(1,3)	1:A:84:LYS:H	2:B:14:G:H22	2	0.99	0.11	0.99
(1,3)	1:A:84:LYS:H	2:B:14:G:H3'	2	0.99	0.11	0.99
(1,3)	1:A:84:LYS:H	2:B:14:G:H4'	2	0.99	0.11	0.99
(1,3)	1:A:84:LYS:H	2:B:14:G:H5'	2	0.99	0.11	0.99
(1,3)	1:A:84:LYS:H	2:B:14:G:H5''	2	0.99	0.11	0.99
(1,3)	1:A:84:LYS:H	2:B:14:G:H8	2	0.99	0.11	0.99
(1,3)	1:A:84:LYS:H	2:B:14:G:HO2'	2	0.99	0.11	0.99
(1,3)	1:A:84:LYS:H	2:B:14:G:N1	2	0.99	0.11	0.99
(1,3)	1:A:84:LYS:H	2:B:14:G:N2	2	0.99	0.11	0.99
(1,3)	1:A:84:LYS:H	2:B:14:G:N3	2	0.99	0.11	0.99
(1,3)	1:A:84:LYS:H	2:B:14:G:N7	2	0.99	0.11	0.99
(1,3)	1:A:84:LYS:H	2:B:14:G:N9	2	0.99	0.11	0.99
(1,3)	1:A:84:LYS:H	2:B:14:G:O2'	2	0.99	0.11	0.99
(1,3)	1:A:84:LYS:H	2:B:14:G:O3'	2	0.99	0.11	0.99
(1,3)	1:A:84:LYS:H	2:B:14:G:O4'	2	0.99	0.11	0.99
(1,3)	1:A:84:LYS:H	2:B:14:G:O5'	2	0.99	0.11	0.99
(1,3)	1:A:84:LYS:H	2:B:14:G:O6	2	0.99	0.11	0.99
(1,3)	1:A:84:LYS:H	2:B:14:G:OP1	2	0.99	0.11	0.99
(1,3)	1:A:84:LYS:H	2:B:14:G:OP2	2	0.99	0.11	0.99
(1,3)	1:A:84:LYS:H	2:B:14:G:P	2	0.99	0.11	0.99
(1,3)	1:A:84:LYS:H	2:B:15:A:C1'	2	0.99	0.11	0.99
(1,3)	1:A:84:LYS:H	2:B:15:A:C2	2	0.99	0.11	0.99
(1,3)	1:A:84:LYS:H	2:B:15:A:C2'	2	0.99	0.11	0.99
(1,3)	1:A:84:LYS:H	2:B:15:A:C3'	2	0.99	0.11	0.99
(1,3)	1:A:84:LYS:H	2:B:15:A:C4	2	0.99	0.11	0.99
(1,3)	1:A:84:LYS:H	2:B:15:A:C4'	2	0.99	0.11	0.99
(1,3)	1:A:84:LYS:H	2:B:15:A:C5	2	0.99	0.11	0.99
(1,3)	1:A:84:LYS:H	2:B:15:A:C5'	2	0.99	0.11	0.99
(1,3)	1:A:84:LYS:H	2:B:15:A:C6	2	0.99	0.11	0.99
(1,3)	1:A:84:LYS:H	2:B:15:A:C8	2	0.99	0.11	0.99
(1,3)	1:A:84:LYS:H	2:B:15:A:H1'	2	0.99	0.11	0.99
(1,3)	1:A:84:LYS:H	2:B:15:A:H2	2	0.99	0.11	0.99

*Continued on next page...*



*Continued from previous page...*

Key	Atom-1	Atom-2	Models <sup>1</sup>	Mean (Å)	SD <sup>1</sup> (Å)	Median (Å)
(1,3)	1:A:84:LYS:H	2:B:15:A:H2'	2	0.99	0.11	0.99
(1,3)	1:A:84:LYS:H	2:B:15:A:H3'	2	0.99	0.11	0.99
(1,3)	1:A:84:LYS:H	2:B:15:A:H4'	2	0.99	0.11	0.99
(1,3)	1:A:84:LYS:H	2:B:15:A:H5'	2	0.99	0.11	0.99
(1,3)	1:A:84:LYS:H	2:B:15:A:H5''	2	0.99	0.11	0.99
(1,3)	1:A:84:LYS:H	2:B:15:A:H61	2	0.99	0.11	0.99
(1,3)	1:A:84:LYS:H	2:B:15:A:H62	2	0.99	0.11	0.99
(1,3)	1:A:84:LYS:H	2:B:15:A:H8	2	0.99	0.11	0.99
(1,3)	1:A:84:LYS:H	2:B:15:A:HO2'	2	0.99	0.11	0.99
(1,3)	1:A:84:LYS:H	2:B:15:A:N1	2	0.99	0.11	0.99
(1,3)	1:A:84:LYS:H	2:B:15:A:N3	2	0.99	0.11	0.99
(1,3)	1:A:84:LYS:H	2:B:15:A:N6	2	0.99	0.11	0.99
(1,3)	1:A:84:LYS:H	2:B:15:A:N7	2	0.99	0.11	0.99
(1,3)	1:A:84:LYS:H	2:B:15:A:N9	2	0.99	0.11	0.99
(1,3)	1:A:84:LYS:H	2:B:15:A:O2'	2	0.99	0.11	0.99
(1,3)	1:A:84:LYS:H	2:B:15:A:O3'	2	0.99	0.11	0.99
(1,3)	1:A:84:LYS:H	2:B:15:A:O4'	2	0.99	0.11	0.99
(1,3)	1:A:84:LYS:H	2:B:15:A:O5'	2	0.99	0.11	0.99
(1,3)	1:A:84:LYS:H	2:B:15:A:OP1	2	0.99	0.11	0.99
(1,3)	1:A:84:LYS:H	2:B:15:A:OP2	2	0.99	0.11	0.99
(1,3)	1:A:84:LYS:H	2:B:15:A:P	2	0.99	0.11	0.99
(1,3)	1:A:84:LYS:H	2:B:16:G:C1'	2	0.99	0.11	0.99
(1,3)	1:A:84:LYS:H	2:B:16:G:C2	2	0.99	0.11	0.99
(1,3)	1:A:84:LYS:H	2:B:16:G:C2'	2	0.99	0.11	0.99
(1,3)	1:A:84:LYS:H	2:B:16:G:C3'	2	0.99	0.11	0.99
(1,3)	1:A:84:LYS:H	2:B:16:G:C4	2	0.99	0.11	0.99
(1,3)	1:A:84:LYS:H	2:B:16:G:C4'	2	0.99	0.11	0.99
(1,3)	1:A:84:LYS:H	2:B:16:G:C5	2	0.99	0.11	0.99
(1,3)	1:A:84:LYS:H	2:B:16:G:C5'	2	0.99	0.11	0.99
(1,3)	1:A:84:LYS:H	2:B:16:G:C6	2	0.99	0.11	0.99
(1,3)	1:A:84:LYS:H	2:B:16:G:C8	2	0.99	0.11	0.99
(1,3)	1:A:84:LYS:H	2:B:16:G:H1	2	0.99	0.11	0.99
(1,3)	1:A:84:LYS:H	2:B:16:G:H1'	2	0.99	0.11	0.99
(1,3)	1:A:84:LYS:H	2:B:16:G:H2'	2	0.99	0.11	0.99
(1,3)	1:A:84:LYS:H	2:B:16:G:H21	2	0.99	0.11	0.99
(1,3)	1:A:84:LYS:H	2:B:16:G:H22	2	0.99	0.11	0.99
(1,3)	1:A:84:LYS:H	2:B:16:G:H3'	2	0.99	0.11	0.99
(1,3)	1:A:84:LYS:H	2:B:16:G:H4'	2	0.99	0.11	0.99
(1,3)	1:A:84:LYS:H	2:B:16:G:H5'	2	0.99	0.11	0.99
(1,3)	1:A:84:LYS:H	2:B:16:G:H5''	2	0.99	0.11	0.99
(1,3)	1:A:84:LYS:H	2:B:16:G:H8	2	0.99	0.11	0.99
(1,3)	1:A:84:LYS:H	2:B:16:G:HO2'	2	0.99	0.11	0.99

*Continued on next page...*

*Continued from previous page...*

Key	Atom-1	Atom-2	Models <sup>1</sup>	Mean (Å)	SD <sup>1</sup> (Å)	Median (Å)
(1,3)	1:A:84:LYS:H	2:B:16:G:N1	2	0.99	0.11	0.99
(1,3)	1:A:84:LYS:H	2:B:16:G:N2	2	0.99	0.11	0.99
(1,3)	1:A:84:LYS:H	2:B:16:G:N3	2	0.99	0.11	0.99
(1,3)	1:A:84:LYS:H	2:B:16:G:N7	2	0.99	0.11	0.99
(1,3)	1:A:84:LYS:H	2:B:16:G:N9	2	0.99	0.11	0.99
(1,3)	1:A:84:LYS:H	2:B:16:G:O2'	2	0.99	0.11	0.99
(1,3)	1:A:84:LYS:H	2:B:16:G:O3'	2	0.99	0.11	0.99
(1,3)	1:A:84:LYS:H	2:B:16:G:O4'	2	0.99	0.11	0.99
(1,3)	1:A:84:LYS:H	2:B:16:G:O5'	2	0.99	0.11	0.99
(1,3)	1:A:84:LYS:H	2:B:16:G:O6	2	0.99	0.11	0.99
(1,3)	1:A:84:LYS:H	2:B:16:G:OP1	2	0.99	0.11	0.99
(1,3)	1:A:84:LYS:H	2:B:16:G:OP2	2	0.99	0.11	0.99
(1,3)	1:A:84:LYS:H	2:B:16:G:P	2	0.99	0.11	0.99
(1,3)	1:A:84:LYS:H	2:B:17:C:C1'	2	0.99	0.11	0.99
(1,3)	1:A:84:LYS:H	2:B:17:C:C2	2	0.99	0.11	0.99
(1,3)	1:A:84:LYS:H	2:B:17:C:C2'	2	0.99	0.11	0.99
(1,3)	1:A:84:LYS:H	2:B:17:C:C3'	2	0.99	0.11	0.99
(1,3)	1:A:84:LYS:H	2:B:17:C:C4	2	0.99	0.11	0.99
(1,3)	1:A:84:LYS:H	2:B:17:C:C4'	2	0.99	0.11	0.99
(1,3)	1:A:84:LYS:H	2:B:17:C:C5	2	0.99	0.11	0.99
(1,3)	1:A:84:LYS:H	2:B:17:C:C5'	2	0.99	0.11	0.99
(1,3)	1:A:84:LYS:H	2:B:17:C:C6	2	0.99	0.11	0.99
(1,3)	1:A:84:LYS:H	2:B:17:C:H1'	2	0.99	0.11	0.99
(1,3)	1:A:84:LYS:H	2:B:17:C:H2'	2	0.99	0.11	0.99
(1,3)	1:A:84:LYS:H	2:B:17:C:H3'	2	0.99	0.11	0.99
(1,3)	1:A:84:LYS:H	2:B:17:C:H4'	2	0.99	0.11	0.99
(1,3)	1:A:84:LYS:H	2:B:17:C:H41	2	0.99	0.11	0.99
(1,3)	1:A:84:LYS:H	2:B:17:C:H42	2	0.99	0.11	0.99
(1,3)	1:A:84:LYS:H	2:B:17:C:H5	2	0.99	0.11	0.99
(1,3)	1:A:84:LYS:H	2:B:17:C:H5'	2	0.99	0.11	0.99
(1,3)	1:A:84:LYS:H	2:B:17:C:H5''	2	0.99	0.11	0.99
(1,3)	1:A:84:LYS:H	2:B:17:C:H6	2	0.99	0.11	0.99
(1,3)	1:A:84:LYS:H	2:B:17:C:HO2'	2	0.99	0.11	0.99
(1,3)	1:A:84:LYS:H	2:B:17:C:N1	2	0.99	0.11	0.99
(1,3)	1:A:84:LYS:H	2:B:17:C:N3	2	0.99	0.11	0.99
(1,3)	1:A:84:LYS:H	2:B:17:C:N4	2	0.99	0.11	0.99
(1,3)	1:A:84:LYS:H	2:B:17:C:O2	2	0.99	0.11	0.99
(1,3)	1:A:84:LYS:H	2:B:17:C:O2'	2	0.99	0.11	0.99
(1,3)	1:A:84:LYS:H	2:B:17:C:O3'	2	0.99	0.11	0.99
(1,3)	1:A:84:LYS:H	2:B:17:C:O4'	2	0.99	0.11	0.99
(1,3)	1:A:84:LYS:H	2:B:17:C:O5'	2	0.99	0.11	0.99
(1,3)	1:A:84:LYS:H	2:B:17:C:OP1	2	0.99	0.11	0.99

*Continued on next page...*

*Continued from previous page...*

Key	Atom-1	Atom-2	Models <sup>1</sup>	Mean (Å)	SD <sup>1</sup> (Å)	Median (Å)
(1,3)	1:A:84:LYS:H	2:B:17:C:OP2	2	0.99	0.11	0.99
(1,3)	1:A:84:LYS:H	2:B:17:C:P	2	0.99	0.11	0.99
(1,3)	1:A:84:LYS:H	2:B:18:A:C1'	2	0.99	0.11	0.99
(1,3)	1:A:84:LYS:H	2:B:18:A:C2	2	0.99	0.11	0.99
(1,3)	1:A:84:LYS:H	2:B:18:A:C2'	2	0.99	0.11	0.99
(1,3)	1:A:84:LYS:H	2:B:18:A:C3'	2	0.99	0.11	0.99
(1,3)	1:A:84:LYS:H	2:B:18:A:C4	2	0.99	0.11	0.99
(1,3)	1:A:84:LYS:H	2:B:18:A:C4'	2	0.99	0.11	0.99
(1,3)	1:A:84:LYS:H	2:B:18:A:C5	2	0.99	0.11	0.99
(1,3)	1:A:84:LYS:H	2:B:18:A:C5'	2	0.99	0.11	0.99
(1,3)	1:A:84:LYS:H	2:B:18:A:C6	2	0.99	0.11	0.99
(1,3)	1:A:84:LYS:H	2:B:18:A:C8	2	0.99	0.11	0.99
(1,3)	1:A:84:LYS:H	2:B:18:A:H1'	2	0.99	0.11	0.99
(1,3)	1:A:84:LYS:H	2:B:18:A:H2	2	0.99	0.11	0.99
(1,3)	1:A:84:LYS:H	2:B:18:A:H2'	2	0.99	0.11	0.99
(1,3)	1:A:84:LYS:H	2:B:18:A:H3'	2	0.99	0.11	0.99
(1,3)	1:A:84:LYS:H	2:B:18:A:H4'	2	0.99	0.11	0.99
(1,3)	1:A:84:LYS:H	2:B:18:A:H5'	2	0.99	0.11	0.99
(1,3)	1:A:84:LYS:H	2:B:18:A:H5''	2	0.99	0.11	0.99
(1,3)	1:A:84:LYS:H	2:B:18:A:H61	2	0.99	0.11	0.99
(1,3)	1:A:84:LYS:H	2:B:18:A:H62	2	0.99	0.11	0.99
(1,3)	1:A:84:LYS:H	2:B:18:A:H8	2	0.99	0.11	0.99
(1,3)	1:A:84:LYS:H	2:B:18:A:HO2'	2	0.99	0.11	0.99
(1,3)	1:A:84:LYS:H	2:B:18:A:N1	2	0.99	0.11	0.99
(1,3)	1:A:84:LYS:H	2:B:18:A:N3	2	0.99	0.11	0.99
(1,3)	1:A:84:LYS:H	2:B:18:A:N6	2	0.99	0.11	0.99
(1,3)	1:A:84:LYS:H	2:B:18:A:N7	2	0.99	0.11	0.99
(1,3)	1:A:84:LYS:H	2:B:18:A:N9	2	0.99	0.11	0.99
(1,3)	1:A:84:LYS:H	2:B:18:A:O2'	2	0.99	0.11	0.99
(1,3)	1:A:84:LYS:H	2:B:18:A:O3'	2	0.99	0.11	0.99
(1,3)	1:A:84:LYS:H	2:B:18:A:O4'	2	0.99	0.11	0.99
(1,3)	1:A:84:LYS:H	2:B:18:A:O5'	2	0.99	0.11	0.99
(1,3)	1:A:84:LYS:H	2:B:18:A:OP1	2	0.99	0.11	0.99
(1,3)	1:A:84:LYS:H	2:B:18:A:OP2	2	0.99	0.11	0.99
(1,3)	1:A:84:LYS:H	2:B:18:A:P	2	0.99	0.11	0.99
(1,3)	1:A:84:LYS:H	2:B:19:A:C1'	2	0.99	0.11	0.99
(1,3)	1:A:84:LYS:H	2:B:19:A:C2	2	0.99	0.11	0.99
(1,3)	1:A:84:LYS:H	2:B:19:A:C2'	2	0.99	0.11	0.99
(1,3)	1:A:84:LYS:H	2:B:19:A:C3'	2	0.99	0.11	0.99
(1,3)	1:A:84:LYS:H	2:B:19:A:C4	2	0.99	0.11	0.99
(1,3)	1:A:84:LYS:H	2:B:19:A:C4'	2	0.99	0.11	0.99
(1,3)	1:A:84:LYS:H	2:B:19:A:C5	2	0.99	0.11	0.99

*Continued on next page...*

*Continued from previous page...*

Key	Atom-1	Atom-2	Models <sup>1</sup>	Mean (Å)	SD <sup>1</sup> (Å)	Median (Å)
(1,3)	1:A:84:LYS:H	2:B:19:A:C5'	2	0.99	0.11	0.99
(1,3)	1:A:84:LYS:H	2:B:19:A:C6	2	0.99	0.11	0.99
(1,3)	1:A:84:LYS:H	2:B:19:A:C8	2	0.99	0.11	0.99
(1,3)	1:A:84:LYS:H	2:B:19:A:H1'	2	0.99	0.11	0.99
(1,3)	1:A:84:LYS:H	2:B:19:A:H2	2	0.99	0.11	0.99
(1,3)	1:A:84:LYS:H	2:B:19:A:H2'	2	0.99	0.11	0.99
(1,3)	1:A:84:LYS:H	2:B:19:A:H3'	2	0.99	0.11	0.99
(1,3)	1:A:84:LYS:H	2:B:19:A:H4'	2	0.99	0.11	0.99
(1,3)	1:A:84:LYS:H	2:B:19:A:H5'	2	0.99	0.11	0.99
(1,3)	1:A:84:LYS:H	2:B:19:A:H5''	2	0.99	0.11	0.99
(1,3)	1:A:84:LYS:H	2:B:19:A:H61	2	0.99	0.11	0.99
(1,3)	1:A:84:LYS:H	2:B:19:A:H62	2	0.99	0.11	0.99
(1,3)	1:A:84:LYS:H	2:B:19:A:H8	2	0.99	0.11	0.99
(1,3)	1:A:84:LYS:H	2:B:19:A:HO2'	2	0.99	0.11	0.99
(1,3)	1:A:84:LYS:H	2:B:19:A:N1	2	0.99	0.11	0.99
(1,3)	1:A:84:LYS:H	2:B:19:A:N3	2	0.99	0.11	0.99
(1,3)	1:A:84:LYS:H	2:B:19:A:N6	2	0.99	0.11	0.99
(1,3)	1:A:84:LYS:H	2:B:19:A:N7	2	0.99	0.11	0.99
(1,3)	1:A:84:LYS:H	2:B:19:A:N9	2	0.99	0.11	0.99
(1,3)	1:A:84:LYS:H	2:B:19:A:O2'	2	0.99	0.11	0.99
(1,3)	1:A:84:LYS:H	2:B:19:A:O3'	2	0.99	0.11	0.99
(1,3)	1:A:84:LYS:H	2:B:19:A:O4'	2	0.99	0.11	0.99
(1,3)	1:A:84:LYS:H	2:B:19:A:O5'	2	0.99	0.11	0.99
(1,3)	1:A:84:LYS:H	2:B:19:A:OP1	2	0.99	0.11	0.99
(1,3)	1:A:84:LYS:H	2:B:19:A:OP2	2	0.99	0.11	0.99
(1,3)	1:A:84:LYS:H	2:B:19:A:P	2	0.99	0.11	0.99
(1,3)	1:A:84:LYS:H	2:B:20:U:C1'	2	0.99	0.11	0.99
(1,3)	1:A:84:LYS:H	2:B:20:U:C2	2	0.99	0.11	0.99
(1,3)	1:A:84:LYS:H	2:B:20:U:C2'	2	0.99	0.11	0.99
(1,3)	1:A:84:LYS:H	2:B:20:U:C3'	2	0.99	0.11	0.99
(1,3)	1:A:84:LYS:H	2:B:20:U:C4	2	0.99	0.11	0.99
(1,3)	1:A:84:LYS:H	2:B:20:U:C4'	2	0.99	0.11	0.99
(1,3)	1:A:84:LYS:H	2:B:20:U:C5	2	0.99	0.11	0.99
(1,3)	1:A:84:LYS:H	2:B:20:U:C5'	2	0.99	0.11	0.99
(1,3)	1:A:84:LYS:H	2:B:20:U:C6	2	0.99	0.11	0.99
(1,3)	1:A:84:LYS:H	2:B:20:U:H1'	2	0.99	0.11	0.99
(1,3)	1:A:84:LYS:H	2:B:20:U:H2'	2	0.99	0.11	0.99
(1,3)	1:A:84:LYS:H	2:B:20:U:H3	2	0.99	0.11	0.99
(1,3)	1:A:84:LYS:H	2:B:20:U:H3'	2	0.99	0.11	0.99
(1,3)	1:A:84:LYS:H	2:B:20:U:H4'	2	0.99	0.11	0.99
(1,3)	1:A:84:LYS:H	2:B:20:U:H5	2	0.99	0.11	0.99
(1,3)	1:A:84:LYS:H	2:B:20:U:H5'	2	0.99	0.11	0.99

*Continued on next page...*

*Continued from previous page...*

Key	Atom-1	Atom-2	Models <sup>1</sup>	Mean (Å)	SD <sup>1</sup> (Å)	Median (Å)
(1,3)	1:A:84:LYS:H	2:B:20:U:H5''	2	0.99	0.11	0.99
(1,3)	1:A:84:LYS:H	2:B:20:U:H6	2	0.99	0.11	0.99
(1,3)	1:A:84:LYS:H	2:B:20:U:HO2'	2	0.99	0.11	0.99
(1,3)	1:A:84:LYS:H	2:B:20:U:N1	2	0.99	0.11	0.99
(1,3)	1:A:84:LYS:H	2:B:20:U:N3	2	0.99	0.11	0.99
(1,3)	1:A:84:LYS:H	2:B:20:U:O2	2	0.99	0.11	0.99
(1,3)	1:A:84:LYS:H	2:B:20:U:O2'	2	0.99	0.11	0.99
(1,3)	1:A:84:LYS:H	2:B:20:U:O3'	2	0.99	0.11	0.99
(1,3)	1:A:84:LYS:H	2:B:20:U:O4	2	0.99	0.11	0.99
(1,3)	1:A:84:LYS:H	2:B:20:U:O4'	2	0.99	0.11	0.99
(1,3)	1:A:84:LYS:H	2:B:20:U:O5'	2	0.99	0.11	0.99
(1,3)	1:A:84:LYS:H	2:B:20:U:OP1	2	0.99	0.11	0.99
(1,3)	1:A:84:LYS:H	2:B:20:U:OP2	2	0.99	0.11	0.99
(1,3)	1:A:84:LYS:H	2:B:20:U:P	2	0.99	0.11	0.99
(1,3)	1:A:84:LYS:H	2:B:21:G:C1'	2	0.99	0.11	0.99
(1,3)	1:A:84:LYS:H	2:B:21:G:C2	2	0.99	0.11	0.99
(1,3)	1:A:84:LYS:H	2:B:21:G:C2'	2	0.99	0.11	0.99
(1,3)	1:A:84:LYS:H	2:B:21:G:C3'	2	0.99	0.11	0.99
(1,3)	1:A:84:LYS:H	2:B:21:G:C4	2	0.99	0.11	0.99
(1,3)	1:A:84:LYS:H	2:B:21:G:C4'	2	0.99	0.11	0.99
(1,3)	1:A:84:LYS:H	2:B:21:G:C5	2	0.99	0.11	0.99
(1,3)	1:A:84:LYS:H	2:B:21:G:C5'	2	0.99	0.11	0.99
(1,3)	1:A:84:LYS:H	2:B:21:G:C6	2	0.99	0.11	0.99
(1,3)	1:A:84:LYS:H	2:B:21:G:C8	2	0.99	0.11	0.99
(1,3)	1:A:84:LYS:H	2:B:21:G:H1	2	0.99	0.11	0.99
(1,3)	1:A:84:LYS:H	2:B:21:G:H1'	2	0.99	0.11	0.99
(1,3)	1:A:84:LYS:H	2:B:21:G:H2'	2	0.99	0.11	0.99
(1,3)	1:A:84:LYS:H	2:B:21:G:H21	2	0.99	0.11	0.99
(1,3)	1:A:84:LYS:H	2:B:21:G:H22	2	0.99	0.11	0.99
(1,3)	1:A:84:LYS:H	2:B:21:G:H3'	2	0.99	0.11	0.99
(1,3)	1:A:84:LYS:H	2:B:21:G:H4'	2	0.99	0.11	0.99
(1,3)	1:A:84:LYS:H	2:B:21:G:H5'	2	0.99	0.11	0.99
(1,3)	1:A:84:LYS:H	2:B:21:G:H5''	2	0.99	0.11	0.99
(1,3)	1:A:84:LYS:H	2:B:21:G:H8	2	0.99	0.11	0.99
(1,3)	1:A:84:LYS:H	2:B:21:G:HO2'	2	0.99	0.11	0.99
(1,3)	1:A:84:LYS:H	2:B:21:G:N1	2	0.99	0.11	0.99
(1,3)	1:A:84:LYS:H	2:B:21:G:N2	2	0.99	0.11	0.99
(1,3)	1:A:84:LYS:H	2:B:21:G:N3	2	0.99	0.11	0.99
(1,3)	1:A:84:LYS:H	2:B:21:G:N7	2	0.99	0.11	0.99
(1,3)	1:A:84:LYS:H	2:B:21:G:N9	2	0.99	0.11	0.99
(1,3)	1:A:84:LYS:H	2:B:21:G:O2'	2	0.99	0.11	0.99
(1,3)	1:A:84:LYS:H	2:B:21:G:O3'	2	0.99	0.11	0.99

*Continued on next page...*

*Continued from previous page...*

Key	Atom-1	Atom-2	Models <sup>1</sup>	Mean (Å)	SD <sup>1</sup> (Å)	Median (Å)
(1,3)	1:A:84:LYS:H	2:B:21:G:O4'	2	0.99	0.11	0.99
(1,3)	1:A:84:LYS:H	2:B:21:G:O5'	2	0.99	0.11	0.99
(1,3)	1:A:84:LYS:H	2:B:21:G:O6	2	0.99	0.11	0.99
(1,3)	1:A:84:LYS:H	2:B:21:G:OP1	2	0.99	0.11	0.99
(1,3)	1:A:84:LYS:H	2:B:21:G:OP2	2	0.99	0.11	0.99
(1,3)	1:A:84:LYS:H	2:B:21:G:P	2	0.99	0.11	0.99
(1,3)	1:A:84:LYS:H	2:B:22:A:C1'	2	0.99	0.11	0.99
(1,3)	1:A:84:LYS:H	2:B:22:A:C2	2	0.99	0.11	0.99
(1,3)	1:A:84:LYS:H	2:B:22:A:C2'	2	0.99	0.11	0.99
(1,3)	1:A:84:LYS:H	2:B:22:A:C3'	2	0.99	0.11	0.99
(1,3)	1:A:84:LYS:H	2:B:22:A:C4	2	0.99	0.11	0.99
(1,3)	1:A:84:LYS:H	2:B:22:A:C4'	2	0.99	0.11	0.99
(1,3)	1:A:84:LYS:H	2:B:22:A:C5	2	0.99	0.11	0.99
(1,3)	1:A:84:LYS:H	2:B:22:A:C5'	2	0.99	0.11	0.99
(1,3)	1:A:84:LYS:H	2:B:22:A:C6	2	0.99	0.11	0.99
(1,3)	1:A:84:LYS:H	2:B:22:A:C8	2	0.99	0.11	0.99
(1,3)	1:A:84:LYS:H	2:B:22:A:H1'	2	0.99	0.11	0.99
(1,3)	1:A:84:LYS:H	2:B:22:A:H2	2	0.99	0.11	0.99
(1,3)	1:A:84:LYS:H	2:B:22:A:H2'	2	0.99	0.11	0.99
(1,3)	1:A:84:LYS:H	2:B:22:A:H3'	2	0.99	0.11	0.99
(1,3)	1:A:84:LYS:H	2:B:22:A:H4'	2	0.99	0.11	0.99
(1,3)	1:A:84:LYS:H	2:B:22:A:H5'	2	0.99	0.11	0.99
(1,3)	1:A:84:LYS:H	2:B:22:A:H5''	2	0.99	0.11	0.99
(1,3)	1:A:84:LYS:H	2:B:22:A:H61	2	0.99	0.11	0.99
(1,3)	1:A:84:LYS:H	2:B:22:A:H62	2	0.99	0.11	0.99
(1,3)	1:A:84:LYS:H	2:B:22:A:H8	2	0.99	0.11	0.99
(1,3)	1:A:84:LYS:H	2:B:22:A:HO2'	2	0.99	0.11	0.99
(1,3)	1:A:84:LYS:H	2:B:22:A:N1	2	0.99	0.11	0.99
(1,3)	1:A:84:LYS:H	2:B:22:A:N3	2	0.99	0.11	0.99
(1,3)	1:A:84:LYS:H	2:B:22:A:N6	2	0.99	0.11	0.99
(1,3)	1:A:84:LYS:H	2:B:22:A:N7	2	0.99	0.11	0.99
(1,3)	1:A:84:LYS:H	2:B:22:A:N9	2	0.99	0.11	0.99
(1,3)	1:A:84:LYS:H	2:B:22:A:O2'	2	0.99	0.11	0.99
(1,3)	1:A:84:LYS:H	2:B:22:A:O3'	2	0.99	0.11	0.99
(1,3)	1:A:84:LYS:H	2:B:22:A:O4'	2	0.99	0.11	0.99
(1,3)	1:A:84:LYS:H	2:B:22:A:O5'	2	0.99	0.11	0.99
(1,3)	1:A:84:LYS:H	2:B:22:A:OP1	2	0.99	0.11	0.99
(1,3)	1:A:84:LYS:H	2:B:22:A:OP2	2	0.99	0.11	0.99
(1,3)	1:A:84:LYS:H	2:B:22:A:P	2	0.99	0.11	0.99
(1,3)	1:A:84:LYS:H	2:B:23:U:C1'	2	0.99	0.11	0.99
(1,3)	1:A:84:LYS:H	2:B:23:U:C2	2	0.99	0.11	0.99
(1,3)	1:A:84:LYS:H	2:B:23:U:C2'	2	0.99	0.11	0.99

*Continued on next page...*

*Continued from previous page...*

Key	Atom-1	Atom-2	Models <sup>1</sup>	Mean (Å)	SD <sup>1</sup> (Å)	Median (Å)
(1,3)	1:A:84:LYS:H	2:B:23:U:C3'	2	0.99	0.11	0.99
(1,3)	1:A:84:LYS:H	2:B:23:U:C4	2	0.99	0.11	0.99
(1,3)	1:A:84:LYS:H	2:B:23:U:C4'	2	0.99	0.11	0.99
(1,3)	1:A:84:LYS:H	2:B:23:U:C5	2	0.99	0.11	0.99
(1,3)	1:A:84:LYS:H	2:B:23:U:C5'	2	0.99	0.11	0.99
(1,3)	1:A:84:LYS:H	2:B:23:U:C6	2	0.99	0.11	0.99
(1,3)	1:A:84:LYS:H	2:B:23:U:H1'	2	0.99	0.11	0.99
(1,3)	1:A:84:LYS:H	2:B:23:U:H2'	2	0.99	0.11	0.99
(1,3)	1:A:84:LYS:H	2:B:23:U:H3	2	0.99	0.11	0.99
(1,3)	1:A:84:LYS:H	2:B:23:U:H3'	2	0.99	0.11	0.99
(1,3)	1:A:84:LYS:H	2:B:23:U:H4'	2	0.99	0.11	0.99
(1,3)	1:A:84:LYS:H	2:B:23:U:H5	2	0.99	0.11	0.99
(1,3)	1:A:84:LYS:H	2:B:23:U:H5'	2	0.99	0.11	0.99
(1,3)	1:A:84:LYS:H	2:B:23:U:H5''	2	0.99	0.11	0.99
(1,3)	1:A:84:LYS:H	2:B:23:U:H6	2	0.99	0.11	0.99
(1,3)	1:A:84:LYS:H	2:B:23:U:HO2'	2	0.99	0.11	0.99
(1,3)	1:A:84:LYS:H	2:B:23:U:N1	2	0.99	0.11	0.99
(1,3)	1:A:84:LYS:H	2:B:23:U:N3	2	0.99	0.11	0.99
(1,3)	1:A:84:LYS:H	2:B:23:U:O2	2	0.99	0.11	0.99
(1,3)	1:A:84:LYS:H	2:B:23:U:O2'	2	0.99	0.11	0.99
(1,3)	1:A:84:LYS:H	2:B:23:U:O3'	2	0.99	0.11	0.99
(1,3)	1:A:84:LYS:H	2:B:23:U:O4	2	0.99	0.11	0.99
(1,3)	1:A:84:LYS:H	2:B:23:U:O4'	2	0.99	0.11	0.99
(1,3)	1:A:84:LYS:H	2:B:23:U:O5'	2	0.99	0.11	0.99
(1,3)	1:A:84:LYS:H	2:B:23:U:OP1	2	0.99	0.11	0.99
(1,3)	1:A:84:LYS:H	2:B:23:U:OP2	2	0.99	0.11	0.99
(1,3)	1:A:84:LYS:H	2:B:23:U:P	2	0.99	0.11	0.99
(1,3)	1:A:84:LYS:H	2:B:24:G:C1'	2	0.99	0.11	0.99
(1,3)	1:A:84:LYS:H	2:B:24:G:C2	2	0.99	0.11	0.99
(1,3)	1:A:84:LYS:H	2:B:24:G:C2'	2	0.99	0.11	0.99
(1,3)	1:A:84:LYS:H	2:B:24:G:C3'	2	0.99	0.11	0.99
(1,3)	1:A:84:LYS:H	2:B:24:G:C4	2	0.99	0.11	0.99
(1,3)	1:A:84:LYS:H	2:B:24:G:C4'	2	0.99	0.11	0.99
(1,3)	1:A:84:LYS:H	2:B:24:G:C5	2	0.99	0.11	0.99
(1,3)	1:A:84:LYS:H	2:B:24:G:C5'	2	0.99	0.11	0.99
(1,3)	1:A:84:LYS:H	2:B:24:G:C6	2	0.99	0.11	0.99
(1,3)	1:A:84:LYS:H	2:B:24:G:C8	2	0.99	0.11	0.99
(1,3)	1:A:84:LYS:H	2:B:24:G:H1	2	0.99	0.11	0.99
(1,3)	1:A:84:LYS:H	2:B:24:G:H1'	2	0.99	0.11	0.99
(1,3)	1:A:84:LYS:H	2:B:24:G:H2'	2	0.99	0.11	0.99
(1,3)	1:A:84:LYS:H	2:B:24:G:H21	2	0.99	0.11	0.99
(1,3)	1:A:84:LYS:H	2:B:24:G:H22	2	0.99	0.11	0.99

*Continued on next page...*

*Continued from previous page...*

Key	Atom-1	Atom-2	Models <sup>1</sup>	Mean (Å)	SD <sup>1</sup> (Å)	Median (Å)
(1,3)	1:A:84:LYS:H	2:B:24:G:H3'	2	0.99	0.11	0.99
(1,3)	1:A:84:LYS:H	2:B:24:G:H4'	2	0.99	0.11	0.99
(1,3)	1:A:84:LYS:H	2:B:24:G:H5'	2	0.99	0.11	0.99
(1,3)	1:A:84:LYS:H	2:B:24:G:H5''	2	0.99	0.11	0.99
(1,3)	1:A:84:LYS:H	2:B:24:G:H8	2	0.99	0.11	0.99
(1,3)	1:A:84:LYS:H	2:B:24:G:HO2'	2	0.99	0.11	0.99
(1,3)	1:A:84:LYS:H	2:B:24:G:N1	2	0.99	0.11	0.99
(1,3)	1:A:84:LYS:H	2:B:24:G:N2	2	0.99	0.11	0.99
(1,3)	1:A:84:LYS:H	2:B:24:G:N3	2	0.99	0.11	0.99
(1,3)	1:A:84:LYS:H	2:B:24:G:N7	2	0.99	0.11	0.99
(1,3)	1:A:84:LYS:H	2:B:24:G:N9	2	0.99	0.11	0.99
(1,3)	1:A:84:LYS:H	2:B:24:G:O2'	2	0.99	0.11	0.99
(1,3)	1:A:84:LYS:H	2:B:24:G:O3'	2	0.99	0.11	0.99
(1,3)	1:A:84:LYS:H	2:B:24:G:O4'	2	0.99	0.11	0.99
(1,3)	1:A:84:LYS:H	2:B:24:G:O5'	2	0.99	0.11	0.99
(1,3)	1:A:84:LYS:H	2:B:24:G:O6	2	0.99	0.11	0.99
(1,3)	1:A:84:LYS:H	2:B:24:G:OP1	2	0.99	0.11	0.99
(1,3)	1:A:84:LYS:H	2:B:24:G:OP2	2	0.99	0.11	0.99
(1,3)	1:A:84:LYS:H	2:B:24:G:P	2	0.99	0.11	0.99
(1,3)	1:A:84:LYS:HA	2:B:2:C:C1'	2	0.99	0.11	0.99
(1,3)	1:A:84:LYS:HA	2:B:2:C:C2	2	0.99	0.11	0.99
(1,3)	1:A:84:LYS:HA	2:B:2:C:C2'	2	0.99	0.11	0.99
(1,3)	1:A:84:LYS:HA	2:B:2:C:C3'	2	0.99	0.11	0.99
(1,3)	1:A:84:LYS:HA	2:B:2:C:C4	2	0.99	0.11	0.99
(1,3)	1:A:84:LYS:HA	2:B:2:C:C4'	2	0.99	0.11	0.99
(1,3)	1:A:84:LYS:HA	2:B:2:C:C5	2	0.99	0.11	0.99
(1,3)	1:A:84:LYS:HA	2:B:2:C:C5'	2	0.99	0.11	0.99
(1,3)	1:A:84:LYS:HA	2:B:2:C:C6	2	0.99	0.11	0.99
(1,3)	1:A:84:LYS:HA	2:B:2:C:H1'	2	0.99	0.11	0.99
(1,3)	1:A:84:LYS:HA	2:B:2:C:H2'	2	0.99	0.11	0.99
(1,3)	1:A:84:LYS:HA	2:B:2:C:H3'	2	0.99	0.11	0.99
(1,3)	1:A:84:LYS:HA	2:B:2:C:H4'	2	0.99	0.11	0.99
(1,3)	1:A:84:LYS:HA	2:B:2:C:H41	2	0.99	0.11	0.99
(1,3)	1:A:84:LYS:HA	2:B:2:C:H42	2	0.99	0.11	0.99
(1,3)	1:A:84:LYS:HA	2:B:2:C:H5	2	0.99	0.11	0.99
(1,3)	1:A:84:LYS:HA	2:B:2:C:H5'	2	0.99	0.11	0.99
(1,3)	1:A:84:LYS:HA	2:B:2:C:H5''	2	0.99	0.11	0.99
(1,3)	1:A:84:LYS:HA	2:B:2:C:H6	2	0.99	0.11	0.99
(1,3)	1:A:84:LYS:HA	2:B:2:C:HO2'	2	0.99	0.11	0.99
(1,3)	1:A:84:LYS:HA	2:B:2:C:N1	2	0.99	0.11	0.99
(1,3)	1:A:84:LYS:HA	2:B:2:C:N3	2	0.99	0.11	0.99
(1,3)	1:A:84:LYS:HA	2:B:2:C:N4	2	0.99	0.11	0.99

*Continued on next page...*



*Continued from previous page...*

Key	Atom-1	Atom-2	Models <sup>1</sup>	Mean (Å)	SD <sup>1</sup> (Å)	Median (Å)
(1,3)	1:A:84:LYS:HA	2:B:2:C:O2	2	0.99	0.11	0.99
(1,3)	1:A:84:LYS:HA	2:B:2:C:O2'	2	0.99	0.11	0.99
(1,3)	1:A:84:LYS:HA	2:B:2:C:O3'	2	0.99	0.11	0.99
(1,3)	1:A:84:LYS:HA	2:B:2:C:O4'	2	0.99	0.11	0.99
(1,3)	1:A:84:LYS:HA	2:B:2:C:O5'	2	0.99	0.11	0.99
(1,3)	1:A:84:LYS:HA	2:B:3:U:C1'	2	0.99	0.11	0.99
(1,3)	1:A:84:LYS:HA	2:B:3:U:C2	2	0.99	0.11	0.99
(1,3)	1:A:84:LYS:HA	2:B:3:U:C2'	2	0.99	0.11	0.99
(1,3)	1:A:84:LYS:HA	2:B:3:U:C3'	2	0.99	0.11	0.99
(1,3)	1:A:84:LYS:HA	2:B:3:U:C4	2	0.99	0.11	0.99
(1,3)	1:A:84:LYS:HA	2:B:3:U:C4'	2	0.99	0.11	0.99
(1,3)	1:A:84:LYS:HA	2:B:3:U:C5	2	0.99	0.11	0.99
(1,3)	1:A:84:LYS:HA	2:B:3:U:C5'	2	0.99	0.11	0.99
(1,3)	1:A:84:LYS:HA	2:B:3:U:C6	2	0.99	0.11	0.99
(1,3)	1:A:84:LYS:HA	2:B:3:U:H1'	2	0.99	0.11	0.99
(1,3)	1:A:84:LYS:HA	2:B:3:U:H2'	2	0.99	0.11	0.99
(1,3)	1:A:84:LYS:HA	2:B:3:U:H3	2	0.99	0.11	0.99
(1,3)	1:A:84:LYS:HA	2:B:3:U:H3'	2	0.99	0.11	0.99
(1,3)	1:A:84:LYS:HA	2:B:3:U:H4'	2	0.99	0.11	0.99
(1,3)	1:A:84:LYS:HA	2:B:3:U:H5	2	0.99	0.11	0.99
(1,3)	1:A:84:LYS:HA	2:B:3:U:H5'	2	0.99	0.11	0.99
(1,3)	1:A:84:LYS:HA	2:B:3:U:H5''	2	0.99	0.11	0.99
(1,3)	1:A:84:LYS:HA	2:B:3:U:H6	2	0.99	0.11	0.99
(1,3)	1:A:84:LYS:HA	2:B:3:U:HO2'	2	0.99	0.11	0.99
(1,3)	1:A:84:LYS:HA	2:B:3:U:N1	2	0.99	0.11	0.99
(1,3)	1:A:84:LYS:HA	2:B:3:U:N3	2	0.99	0.11	0.99
(1,3)	1:A:84:LYS:HA	2:B:3:U:O2	2	0.99	0.11	0.99
(1,3)	1:A:84:LYS:HA	2:B:3:U:O2'	2	0.99	0.11	0.99
(1,3)	1:A:84:LYS:HA	2:B:3:U:O3'	2	0.99	0.11	0.99
(1,3)	1:A:84:LYS:HA	2:B:3:U:O4	2	0.99	0.11	0.99
(1,3)	1:A:84:LYS:HA	2:B:3:U:O4'	2	0.99	0.11	0.99
(1,3)	1:A:84:LYS:HA	2:B:3:U:O5'	2	0.99	0.11	0.99
(1,3)	1:A:84:LYS:HA	2:B:3:U:OP1	2	0.99	0.11	0.99
(1,3)	1:A:84:LYS:HA	2:B:3:U:OP2	2	0.99	0.11	0.99
(1,3)	1:A:84:LYS:HA	2:B:3:U:P	2	0.99	0.11	0.99
(1,3)	1:A:84:LYS:HA	2:B:4:G:C1'	2	0.99	0.11	0.99
(1,3)	1:A:84:LYS:HA	2:B:4:G:C2	2	0.99	0.11	0.99
(1,3)	1:A:84:LYS:HA	2:B:4:G:C2'	2	0.99	0.11	0.99
(1,3)	1:A:84:LYS:HA	2:B:4:G:C3'	2	0.99	0.11	0.99
(1,3)	1:A:84:LYS:HA	2:B:4:G:C4	2	0.99	0.11	0.99
(1,3)	1:A:84:LYS:HA	2:B:4:G:C4'	2	0.99	0.11	0.99
(1,3)	1:A:84:LYS:HA	2:B:4:G:C5	2	0.99	0.11	0.99

*Continued on next page...*

*Continued from previous page...*

Key	Atom-1	Atom-2	Models <sup>1</sup>	Mean (Å)	SD <sup>1</sup> (Å)	Median (Å)
(1,3)	1:A:84:LYS:HA	2:B:4:G:C5'	2	0.99	0.11	0.99
(1,3)	1:A:84:LYS:HA	2:B:4:G:C6	2	0.99	0.11	0.99
(1,3)	1:A:84:LYS:HA	2:B:4:G:C8	2	0.99	0.11	0.99
(1,3)	1:A:84:LYS:HA	2:B:4:G:H1	2	0.99	0.11	0.99
(1,3)	1:A:84:LYS:HA	2:B:4:G:H1'	2	0.99	0.11	0.99
(1,3)	1:A:84:LYS:HA	2:B:4:G:H2'	2	0.99	0.11	0.99
(1,3)	1:A:84:LYS:HA	2:B:4:G:H21	2	0.99	0.11	0.99
(1,3)	1:A:84:LYS:HA	2:B:4:G:H22	2	0.99	0.11	0.99
(1,3)	1:A:84:LYS:HA	2:B:4:G:H3'	2	0.99	0.11	0.99
(1,3)	1:A:84:LYS:HA	2:B:4:G:H4'	2	0.99	0.11	0.99
(1,3)	1:A:84:LYS:HA	2:B:4:G:H5'	2	0.99	0.11	0.99
(1,3)	1:A:84:LYS:HA	2:B:4:G:H5''	2	0.99	0.11	0.99
(1,3)	1:A:84:LYS:HA	2:B:4:G:H8	2	0.99	0.11	0.99
(1,3)	1:A:84:LYS:HA	2:B:4:G:HO2'	2	0.99	0.11	0.99
(1,3)	1:A:84:LYS:HA	2:B:4:G:N1	2	0.99	0.11	0.99
(1,3)	1:A:84:LYS:HA	2:B:4:G:N2	2	0.99	0.11	0.99
(1,3)	1:A:84:LYS:HA	2:B:4:G:N3	2	0.99	0.11	0.99
(1,3)	1:A:84:LYS:HA	2:B:4:G:N7	2	0.99	0.11	0.99
(1,3)	1:A:84:LYS:HA	2:B:4:G:N9	2	0.99	0.11	0.99
(1,3)	1:A:84:LYS:HA	2:B:4:G:O2'	2	0.99	0.11	0.99
(1,3)	1:A:84:LYS:HA	2:B:4:G:O3'	2	0.99	0.11	0.99
(1,3)	1:A:84:LYS:HA	2:B:4:G:O4'	2	0.99	0.11	0.99
(1,3)	1:A:84:LYS:HA	2:B:4:G:O5'	2	0.99	0.11	0.99
(1,3)	1:A:84:LYS:HA	2:B:4:G:O6	2	0.99	0.11	0.99
(1,3)	1:A:84:LYS:HA	2:B:4:G:OP1	2	0.99	0.11	0.99
(1,3)	1:A:84:LYS:HA	2:B:4:G:OP2	2	0.99	0.11	0.99
(1,3)	1:A:84:LYS:HA	2:B:4:G:P	2	0.99	0.11	0.99
(1,3)	1:A:84:LYS:HA	2:B:5:A:C1'	2	0.99	0.11	0.99
(1,3)	1:A:84:LYS:HA	2:B:5:A:C2	2	0.99	0.11	0.99
(1,3)	1:A:84:LYS:HA	2:B:5:A:C2'	2	0.99	0.11	0.99
(1,3)	1:A:84:LYS:HA	2:B:5:A:C3'	2	0.99	0.11	0.99
(1,3)	1:A:84:LYS:HA	2:B:5:A:C4	2	0.99	0.11	0.99
(1,3)	1:A:84:LYS:HA	2:B:5:A:C4'	2	0.99	0.11	0.99
(1,3)	1:A:84:LYS:HA	2:B:5:A:C5	2	0.99	0.11	0.99
(1,3)	1:A:84:LYS:HA	2:B:5:A:C5'	2	0.99	0.11	0.99
(1,3)	1:A:84:LYS:HA	2:B:5:A:C6	2	0.99	0.11	0.99
(1,3)	1:A:84:LYS:HA	2:B:5:A:C8	2	0.99	0.11	0.99
(1,3)	1:A:84:LYS:HA	2:B:5:A:H1'	2	0.99	0.11	0.99
(1,3)	1:A:84:LYS:HA	2:B:5:A:H2	2	0.99	0.11	0.99
(1,3)	1:A:84:LYS:HA	2:B:5:A:H2'	2	0.99	0.11	0.99
(1,3)	1:A:84:LYS:HA	2:B:5:A:H3'	2	0.99	0.11	0.99
(1,3)	1:A:84:LYS:HA	2:B:5:A:H4'	2	0.99	0.11	0.99

*Continued on next page...*

*Continued from previous page...*

Key	Atom-1	Atom-2	Models <sup>1</sup>	Mean (Å)	SD <sup>1</sup> (Å)	Median (Å)
(1,3)	1:A:84:LYS:HA	2:B:5:A:H5'	2	0.99	0.11	0.99
(1,3)	1:A:84:LYS:HA	2:B:5:A:H5''	2	0.99	0.11	0.99
(1,3)	1:A:84:LYS:HA	2:B:5:A:H61	2	0.99	0.11	0.99
(1,3)	1:A:84:LYS:HA	2:B:5:A:H62	2	0.99	0.11	0.99
(1,3)	1:A:84:LYS:HA	2:B:5:A:H8	2	0.99	0.11	0.99
(1,3)	1:A:84:LYS:HA	2:B:5:A:HO2'	2	0.99	0.11	0.99
(1,3)	1:A:84:LYS:HA	2:B:5:A:N1	2	0.99	0.11	0.99
(1,3)	1:A:84:LYS:HA	2:B:5:A:N3	2	0.99	0.11	0.99
(1,3)	1:A:84:LYS:HA	2:B:5:A:N6	2	0.99	0.11	0.99
(1,3)	1:A:84:LYS:HA	2:B:5:A:N7	2	0.99	0.11	0.99
(1,3)	1:A:84:LYS:HA	2:B:5:A:N9	2	0.99	0.11	0.99
(1,3)	1:A:84:LYS:HA	2:B:5:A:O2'	2	0.99	0.11	0.99
(1,3)	1:A:84:LYS:HA	2:B:5:A:O3'	2	0.99	0.11	0.99
(1,3)	1:A:84:LYS:HA	2:B:5:A:O4'	2	0.99	0.11	0.99
(1,3)	1:A:84:LYS:HA	2:B:5:A:O5'	2	0.99	0.11	0.99
(1,3)	1:A:84:LYS:HA	2:B:5:A:OP1	2	0.99	0.11	0.99
(1,3)	1:A:84:LYS:HA	2:B:5:A:OP2	2	0.99	0.11	0.99
(1,3)	1:A:84:LYS:HA	2:B:5:A:P	2	0.99	0.11	0.99
(1,3)	1:A:84:LYS:HA	2:B:6:G:C1'	2	0.99	0.11	0.99
(1,3)	1:A:84:LYS:HA	2:B:6:G:C2	2	0.99	0.11	0.99
(1,3)	1:A:84:LYS:HA	2:B:6:G:C2'	2	0.99	0.11	0.99
(1,3)	1:A:84:LYS:HA	2:B:6:G:C3'	2	0.99	0.11	0.99
(1,3)	1:A:84:LYS:HA	2:B:6:G:C4	2	0.99	0.11	0.99
(1,3)	1:A:84:LYS:HA	2:B:6:G:C4'	2	0.99	0.11	0.99
(1,3)	1:A:84:LYS:HA	2:B:6:G:C5	2	0.99	0.11	0.99
(1,3)	1:A:84:LYS:HA	2:B:6:G:C5'	2	0.99	0.11	0.99
(1,3)	1:A:84:LYS:HA	2:B:6:G:C6	2	0.99	0.11	0.99
(1,3)	1:A:84:LYS:HA	2:B:6:G:C8	2	0.99	0.11	0.99
(1,3)	1:A:84:LYS:HA	2:B:6:G:H1	2	0.99	0.11	0.99
(1,3)	1:A:84:LYS:HA	2:B:6:G:H1'	2	0.99	0.11	0.99
(1,3)	1:A:84:LYS:HA	2:B:6:G:H2'	2	0.99	0.11	0.99
(1,3)	1:A:84:LYS:HA	2:B:6:G:H21	2	0.99	0.11	0.99
(1,3)	1:A:84:LYS:HA	2:B:6:G:H22	2	0.99	0.11	0.99
(1,3)	1:A:84:LYS:HA	2:B:6:G:H3'	2	0.99	0.11	0.99
(1,3)	1:A:84:LYS:HA	2:B:6:G:H4'	2	0.99	0.11	0.99
(1,3)	1:A:84:LYS:HA	2:B:6:G:H5'	2	0.99	0.11	0.99
(1,3)	1:A:84:LYS:HA	2:B:6:G:H5''	2	0.99	0.11	0.99
(1,3)	1:A:84:LYS:HA	2:B:6:G:H8	2	0.99	0.11	0.99
(1,3)	1:A:84:LYS:HA	2:B:6:G:HO2'	2	0.99	0.11	0.99
(1,3)	1:A:84:LYS:HA	2:B:6:G:N1	2	0.99	0.11	0.99
(1,3)	1:A:84:LYS:HA	2:B:6:G:N2	2	0.99	0.11	0.99
(1,3)	1:A:84:LYS:HA	2:B:6:G:N3	2	0.99	0.11	0.99

*Continued on next page...*

*Continued from previous page...*

Key	Atom-1	Atom-2	Models <sup>1</sup>	Mean (Å)	SD <sup>1</sup> (Å)	Median (Å)
(1,3)	1:A:84:LYS:HA	2:B:6:G:N7	2	0.99	0.11	0.99
(1,3)	1:A:84:LYS:HA	2:B:6:G:N9	2	0.99	0.11	0.99
(1,3)	1:A:84:LYS:HA	2:B:6:G:O2'	2	0.99	0.11	0.99
(1,3)	1:A:84:LYS:HA	2:B:6:G:O3'	2	0.99	0.11	0.99
(1,3)	1:A:84:LYS:HA	2:B:6:G:O4'	2	0.99	0.11	0.99
(1,3)	1:A:84:LYS:HA	2:B:6:G:O5'	2	0.99	0.11	0.99
(1,3)	1:A:84:LYS:HA	2:B:6:G:O6	2	0.99	0.11	0.99
(1,3)	1:A:84:LYS:HA	2:B:6:G:OP1	2	0.99	0.11	0.99
(1,3)	1:A:84:LYS:HA	2:B:6:G:OP2	2	0.99	0.11	0.99
(1,3)	1:A:84:LYS:HA	2:B:6:G:P	2	0.99	0.11	0.99
(1,3)	1:A:84:LYS:HA	2:B:7:C:C1'	2	0.99	0.11	0.99
(1,3)	1:A:84:LYS:HA	2:B:7:C:C2	2	0.99	0.11	0.99
(1,3)	1:A:84:LYS:HA	2:B:7:C:C2'	2	0.99	0.11	0.99
(1,3)	1:A:84:LYS:HA	2:B:7:C:C3'	2	0.99	0.11	0.99
(1,3)	1:A:84:LYS:HA	2:B:7:C:C4	2	0.99	0.11	0.99
(1,3)	1:A:84:LYS:HA	2:B:7:C:C4'	2	0.99	0.11	0.99
(1,3)	1:A:84:LYS:HA	2:B:7:C:C5	2	0.99	0.11	0.99
(1,3)	1:A:84:LYS:HA	2:B:7:C:C5'	2	0.99	0.11	0.99
(1,3)	1:A:84:LYS:HA	2:B:7:C:C6	2	0.99	0.11	0.99
(1,3)	1:A:84:LYS:HA	2:B:7:C:H1'	2	0.99	0.11	0.99
(1,3)	1:A:84:LYS:HA	2:B:7:C:H2'	2	0.99	0.11	0.99
(1,3)	1:A:84:LYS:HA	2:B:7:C:H3'	2	0.99	0.11	0.99
(1,3)	1:A:84:LYS:HA	2:B:7:C:H4'	2	0.99	0.11	0.99
(1,3)	1:A:84:LYS:HA	2:B:7:C:H41	2	0.99	0.11	0.99
(1,3)	1:A:84:LYS:HA	2:B:7:C:H42	2	0.99	0.11	0.99
(1,3)	1:A:84:LYS:HA	2:B:7:C:H5	2	0.99	0.11	0.99
(1,3)	1:A:84:LYS:HA	2:B:7:C:H5'	2	0.99	0.11	0.99
(1,3)	1:A:84:LYS:HA	2:B:7:C:H5''	2	0.99	0.11	0.99
(1,3)	1:A:84:LYS:HA	2:B:7:C:H6	2	0.99	0.11	0.99
(1,3)	1:A:84:LYS:HA	2:B:7:C:HO2'	2	0.99	0.11	0.99
(1,3)	1:A:84:LYS:HA	2:B:7:C:N1	2	0.99	0.11	0.99
(1,3)	1:A:84:LYS:HA	2:B:7:C:N3	2	0.99	0.11	0.99
(1,3)	1:A:84:LYS:HA	2:B:7:C:N4	2	0.99	0.11	0.99
(1,3)	1:A:84:LYS:HA	2:B:7:C:O2	2	0.99	0.11	0.99
(1,3)	1:A:84:LYS:HA	2:B:7:C:O2'	2	0.99	0.11	0.99
(1,3)	1:A:84:LYS:HA	2:B:7:C:O3'	2	0.99	0.11	0.99
(1,3)	1:A:84:LYS:HA	2:B:7:C:O4'	2	0.99	0.11	0.99
(1,3)	1:A:84:LYS:HA	2:B:7:C:O5'	2	0.99	0.11	0.99
(1,3)	1:A:84:LYS:HA	2:B:7:C:OP1	2	0.99	0.11	0.99
(1,3)	1:A:84:LYS:HA	2:B:7:C:OP2	2	0.99	0.11	0.99
(1,3)	1:A:84:LYS:HA	2:B:7:C:P	2	0.99	0.11	0.99
(1,3)	1:A:84:LYS:HA	2:B:8:U:C1'	2	0.99	0.11	0.99

*Continued on next page...*

*Continued from previous page...*

Key	Atom-1	Atom-2	Models <sup>1</sup>	Mean (Å)	SD <sup>1</sup> (Å)	Median (Å)
(1,3)	1:A:84:LYS:HA	2:B:8:U:C2	2	0.99	0.11	0.99
(1,3)	1:A:84:LYS:HA	2:B:8:U:C2'	2	0.99	0.11	0.99
(1,3)	1:A:84:LYS:HA	2:B:8:U:C3'	2	0.99	0.11	0.99
(1,3)	1:A:84:LYS:HA	2:B:8:U:C4	2	0.99	0.11	0.99
(1,3)	1:A:84:LYS:HA	2:B:8:U:C4'	2	0.99	0.11	0.99
(1,3)	1:A:84:LYS:HA	2:B:8:U:C5	2	0.99	0.11	0.99
(1,3)	1:A:84:LYS:HA	2:B:8:U:C5'	2	0.99	0.11	0.99
(1,3)	1:A:84:LYS:HA	2:B:8:U:C6	2	0.99	0.11	0.99
(1,3)	1:A:84:LYS:HA	2:B:8:U:H1'	2	0.99	0.11	0.99
(1,3)	1:A:84:LYS:HA	2:B:8:U:H2'	2	0.99	0.11	0.99
(1,3)	1:A:84:LYS:HA	2:B:8:U:H3	2	0.99	0.11	0.99
(1,3)	1:A:84:LYS:HA	2:B:8:U:H3'	2	0.99	0.11	0.99
(1,3)	1:A:84:LYS:HA	2:B:8:U:H4'	2	0.99	0.11	0.99
(1,3)	1:A:84:LYS:HA	2:B:8:U:H5	2	0.99	0.11	0.99
(1,3)	1:A:84:LYS:HA	2:B:8:U:H5'	2	0.99	0.11	0.99
(1,3)	1:A:84:LYS:HA	2:B:8:U:H5''	2	0.99	0.11	0.99
(1,3)	1:A:84:LYS:HA	2:B:8:U:H6	2	0.99	0.11	0.99
(1,3)	1:A:84:LYS:HA	2:B:8:U:HO2'	2	0.99	0.11	0.99
(1,3)	1:A:84:LYS:HA	2:B:8:U:N1	2	0.99	0.11	0.99
(1,3)	1:A:84:LYS:HA	2:B:8:U:N3	2	0.99	0.11	0.99
(1,3)	1:A:84:LYS:HA	2:B:8:U:O2	2	0.99	0.11	0.99
(1,3)	1:A:84:LYS:HA	2:B:8:U:O2'	2	0.99	0.11	0.99
(1,3)	1:A:84:LYS:HA	2:B:8:U:O3'	2	0.99	0.11	0.99
(1,3)	1:A:84:LYS:HA	2:B:8:U:O4	2	0.99	0.11	0.99
(1,3)	1:A:84:LYS:HA	2:B:8:U:O4'	2	0.99	0.11	0.99
(1,3)	1:A:84:LYS:HA	2:B:8:U:O5'	2	0.99	0.11	0.99
(1,3)	1:A:84:LYS:HA	2:B:8:U:OP1	2	0.99	0.11	0.99
(1,3)	1:A:84:LYS:HA	2:B:8:U:OP2	2	0.99	0.11	0.99
(1,3)	1:A:84:LYS:HA	2:B:8:U:P	2	0.99	0.11	0.99
(1,3)	1:A:84:LYS:HA	2:B:9:C:C1'	2	0.99	0.11	0.99
(1,3)	1:A:84:LYS:HA	2:B:9:C:C2	2	0.99	0.11	0.99
(1,3)	1:A:84:LYS:HA	2:B:9:C:C2'	2	0.99	0.11	0.99
(1,3)	1:A:84:LYS:HA	2:B:9:C:C3'	2	0.99	0.11	0.99
(1,3)	1:A:84:LYS:HA	2:B:9:C:C4	2	0.99	0.11	0.99
(1,3)	1:A:84:LYS:HA	2:B:9:C:C4'	2	0.99	0.11	0.99
(1,3)	1:A:84:LYS:HA	2:B:9:C:C5	2	0.99	0.11	0.99
(1,3)	1:A:84:LYS:HA	2:B:9:C:C5'	2	0.99	0.11	0.99
(1,3)	1:A:84:LYS:HA	2:B:9:C:C6	2	0.99	0.11	0.99
(1,3)	1:A:84:LYS:HA	2:B:9:C:H1'	2	0.99	0.11	0.99
(1,3)	1:A:84:LYS:HA	2:B:9:C:H2'	2	0.99	0.11	0.99
(1,3)	1:A:84:LYS:HA	2:B:9:C:H3'	2	0.99	0.11	0.99
(1,3)	1:A:84:LYS:HA	2:B:9:C:H4'	2	0.99	0.11	0.99

*Continued on next page...*

*Continued from previous page...*

Key	Atom-1	Atom-2	Models <sup>1</sup>	Mean (Å)	SD <sup>1</sup> (Å)	Median (Å)
(1,3)	1:A:84:LYS:HA	2:B:9:C:H41	2	0.99	0.11	0.99
(1,3)	1:A:84:LYS:HA	2:B:9:C:H42	2	0.99	0.11	0.99
(1,3)	1:A:84:LYS:HA	2:B:9:C:H5	2	0.99	0.11	0.99
(1,3)	1:A:84:LYS:HA	2:B:9:C:H5'	2	0.99	0.11	0.99
(1,3)	1:A:84:LYS:HA	2:B:9:C:H5''	2	0.99	0.11	0.99
(1,3)	1:A:84:LYS:HA	2:B:9:C:H6	2	0.99	0.11	0.99
(1,3)	1:A:84:LYS:HA	2:B:9:C:HO2'	2	0.99	0.11	0.99
(1,3)	1:A:84:LYS:HA	2:B:9:C:N1	2	0.99	0.11	0.99
(1,3)	1:A:84:LYS:HA	2:B:9:C:N3	2	0.99	0.11	0.99
(1,3)	1:A:84:LYS:HA	2:B:9:C:N4	2	0.99	0.11	0.99
(1,3)	1:A:84:LYS:HA	2:B:9:C:O2	2	0.99	0.11	0.99
(1,3)	1:A:84:LYS:HA	2:B:9:C:O2'	2	0.99	0.11	0.99
(1,3)	1:A:84:LYS:HA	2:B:9:C:O3'	2	0.99	0.11	0.99
(1,3)	1:A:84:LYS:HA	2:B:9:C:O4'	2	0.99	0.11	0.99
(1,3)	1:A:84:LYS:HA	2:B:9:C:O5'	2	0.99	0.11	0.99
(1,3)	1:A:84:LYS:HA	2:B:9:C:OP1	2	0.99	0.11	0.99
(1,3)	1:A:84:LYS:HA	2:B:9:C:OP2	2	0.99	0.11	0.99
(1,3)	1:A:84:LYS:HA	2:B:9:C:P	2	0.99	0.11	0.99
(1,3)	1:A:84:LYS:HA	2:B:10:G:C1'	2	0.99	0.11	0.99
(1,3)	1:A:84:LYS:HA	2:B:10:G:C2	2	0.99	0.11	0.99
(1,3)	1:A:84:LYS:HA	2:B:10:G:C2'	2	0.99	0.11	0.99
(1,3)	1:A:84:LYS:HA	2:B:10:G:C3'	2	0.99	0.11	0.99
(1,3)	1:A:84:LYS:HA	2:B:10:G:C4	2	0.99	0.11	0.99
(1,3)	1:A:84:LYS:HA	2:B:10:G:C4'	2	0.99	0.11	0.99
(1,3)	1:A:84:LYS:HA	2:B:10:G:C5	2	0.99	0.11	0.99
(1,3)	1:A:84:LYS:HA	2:B:10:G:C5'	2	0.99	0.11	0.99
(1,3)	1:A:84:LYS:HA	2:B:10:G:C6	2	0.99	0.11	0.99
(1,3)	1:A:84:LYS:HA	2:B:10:G:C8	2	0.99	0.11	0.99
(1,3)	1:A:84:LYS:HA	2:B:10:G:H1	2	0.99	0.11	0.99
(1,3)	1:A:84:LYS:HA	2:B:10:G:H1'	2	0.99	0.11	0.99
(1,3)	1:A:84:LYS:HA	2:B:10:G:H2'	2	0.99	0.11	0.99
(1,3)	1:A:84:LYS:HA	2:B:10:G:H21	2	0.99	0.11	0.99
(1,3)	1:A:84:LYS:HA	2:B:10:G:H22	2	0.99	0.11	0.99
(1,3)	1:A:84:LYS:HA	2:B:10:G:H3'	2	0.99	0.11	0.99
(1,3)	1:A:84:LYS:HA	2:B:10:G:H4'	2	0.99	0.11	0.99
(1,3)	1:A:84:LYS:HA	2:B:10:G:H5'	2	0.99	0.11	0.99
(1,3)	1:A:84:LYS:HA	2:B:10:G:H5''	2	0.99	0.11	0.99
(1,3)	1:A:84:LYS:HA	2:B:10:G:H8	2	0.99	0.11	0.99
(1,3)	1:A:84:LYS:HA	2:B:10:G:HO2'	2	0.99	0.11	0.99
(1,3)	1:A:84:LYS:HA	2:B:10:G:N1	2	0.99	0.11	0.99
(1,3)	1:A:84:LYS:HA	2:B:10:G:N2	2	0.99	0.11	0.99
(1,3)	1:A:84:LYS:HA	2:B:10:G:N3	2	0.99	0.11	0.99

*Continued on next page...*

*Continued from previous page...*

Key	Atom-1	Atom-2	Models <sup>1</sup>	Mean (Å)	SD <sup>1</sup> (Å)	Median (Å)
(1,3)	1:A:84:LYS:HA	2:B:10:G:N7	2	0.99	0.11	0.99
(1,3)	1:A:84:LYS:HA	2:B:10:G:N9	2	0.99	0.11	0.99
(1,3)	1:A:84:LYS:HA	2:B:10:G:O2'	2	0.99	0.11	0.99
(1,3)	1:A:84:LYS:HA	2:B:10:G:O3'	2	0.99	0.11	0.99
(1,3)	1:A:84:LYS:HA	2:B:10:G:O4'	2	0.99	0.11	0.99
(1,3)	1:A:84:LYS:HA	2:B:10:G:O5'	2	0.99	0.11	0.99
(1,3)	1:A:84:LYS:HA	2:B:10:G:O6	2	0.99	0.11	0.99
(1,3)	1:A:84:LYS:HA	2:B:10:G:OP1	2	0.99	0.11	0.99
(1,3)	1:A:84:LYS:HA	2:B:10:G:OP2	2	0.99	0.11	0.99
(1,3)	1:A:84:LYS:HA	2:B:10:G:P	2	0.99	0.11	0.99
(1,3)	1:A:84:LYS:HA	2:B:11:A:C1'	2	0.99	0.11	0.99
(1,3)	1:A:84:LYS:HA	2:B:11:A:C2	2	0.99	0.11	0.99
(1,3)	1:A:84:LYS:HA	2:B:11:A:C2'	2	0.99	0.11	0.99
(1,3)	1:A:84:LYS:HA	2:B:11:A:C3'	2	0.99	0.11	0.99
(1,3)	1:A:84:LYS:HA	2:B:11:A:C4	2	0.99	0.11	0.99
(1,3)	1:A:84:LYS:HA	2:B:11:A:C4'	2	0.99	0.11	0.99
(1,3)	1:A:84:LYS:HA	2:B:11:A:C5	2	0.99	0.11	0.99
(1,3)	1:A:84:LYS:HA	2:B:11:A:C5'	2	0.99	0.11	0.99
(1,3)	1:A:84:LYS:HA	2:B:11:A:C6	2	0.99	0.11	0.99
(1,3)	1:A:84:LYS:HA	2:B:11:A:C8	2	0.99	0.11	0.99
(1,3)	1:A:84:LYS:HA	2:B:11:A:H1'	2	0.99	0.11	0.99
(1,3)	1:A:84:LYS:HA	2:B:11:A:H2	2	0.99	0.11	0.99
(1,3)	1:A:84:LYS:HA	2:B:11:A:H2'	2	0.99	0.11	0.99
(1,3)	1:A:84:LYS:HA	2:B:11:A:H3'	2	0.99	0.11	0.99
(1,3)	1:A:84:LYS:HA	2:B:11:A:H4'	2	0.99	0.11	0.99
(1,3)	1:A:84:LYS:HA	2:B:11:A:H5'	2	0.99	0.11	0.99
(1,3)	1:A:84:LYS:HA	2:B:11:A:H5''	2	0.99	0.11	0.99
(1,3)	1:A:84:LYS:HA	2:B:11:A:H61	2	0.99	0.11	0.99
(1,3)	1:A:84:LYS:HA	2:B:11:A:H62	2	0.99	0.11	0.99
(1,3)	1:A:84:LYS:HA	2:B:11:A:H8	2	0.99	0.11	0.99
(1,3)	1:A:84:LYS:HA	2:B:11:A:HO2'	2	0.99	0.11	0.99
(1,3)	1:A:84:LYS:HA	2:B:11:A:N1	2	0.99	0.11	0.99
(1,3)	1:A:84:LYS:HA	2:B:11:A:N3	2	0.99	0.11	0.99
(1,3)	1:A:84:LYS:HA	2:B:11:A:N6	2	0.99	0.11	0.99
(1,3)	1:A:84:LYS:HA	2:B:11:A:N7	2	0.99	0.11	0.99
(1,3)	1:A:84:LYS:HA	2:B:11:A:N9	2	0.99	0.11	0.99
(1,3)	1:A:84:LYS:HA	2:B:11:A:O2'	2	0.99	0.11	0.99
(1,3)	1:A:84:LYS:HA	2:B:11:A:O3'	2	0.99	0.11	0.99
(1,3)	1:A:84:LYS:HA	2:B:11:A:O4'	2	0.99	0.11	0.99
(1,3)	1:A:84:LYS:HA	2:B:11:A:O5'	2	0.99	0.11	0.99
(1,3)	1:A:84:LYS:HA	2:B:11:A:OP1	2	0.99	0.11	0.99
(1,3)	1:A:84:LYS:HA	2:B:11:A:OP2	2	0.99	0.11	0.99

*Continued on next page...*

*Continued from previous page...*

Key	Atom-1	Atom-2	Models <sup>1</sup>	Mean (Å)	SD <sup>1</sup> (Å)	Median (Å)
(1,3)	1:A:84:LYS:HA	2:B:11:A:P	2	0.99	0.11	0.99
(1,3)	1:A:84:LYS:HA	2:B:12:A:C1'	2	0.99	0.11	0.99
(1,3)	1:A:84:LYS:HA	2:B:12:A:C2	2	0.99	0.11	0.99
(1,3)	1:A:84:LYS:HA	2:B:12:A:C2'	2	0.99	0.11	0.99
(1,3)	1:A:84:LYS:HA	2:B:12:A:C3'	2	0.99	0.11	0.99
(1,3)	1:A:84:LYS:HA	2:B:12:A:C4	2	0.99	0.11	0.99
(1,3)	1:A:84:LYS:HA	2:B:12:A:C4'	2	0.99	0.11	0.99
(1,3)	1:A:84:LYS:HA	2:B:12:A:C5	2	0.99	0.11	0.99
(1,3)	1:A:84:LYS:HA	2:B:12:A:C5'	2	0.99	0.11	0.99
(1,3)	1:A:84:LYS:HA	2:B:12:A:C6	2	0.99	0.11	0.99
(1,3)	1:A:84:LYS:HA	2:B:12:A:C8	2	0.99	0.11	0.99
(1,3)	1:A:84:LYS:HA	2:B:12:A:H1'	2	0.99	0.11	0.99
(1,3)	1:A:84:LYS:HA	2:B:12:A:H2	2	0.99	0.11	0.99
(1,3)	1:A:84:LYS:HA	2:B:12:A:H2'	2	0.99	0.11	0.99
(1,3)	1:A:84:LYS:HA	2:B:12:A:H3'	2	0.99	0.11	0.99
(1,3)	1:A:84:LYS:HA	2:B:12:A:H4'	2	0.99	0.11	0.99
(1,3)	1:A:84:LYS:HA	2:B:12:A:H5'	2	0.99	0.11	0.99
(1,3)	1:A:84:LYS:HA	2:B:12:A:H5''	2	0.99	0.11	0.99
(1,3)	1:A:84:LYS:HA	2:B:12:A:H61	2	0.99	0.11	0.99
(1,3)	1:A:84:LYS:HA	2:B:12:A:H62	2	0.99	0.11	0.99
(1,3)	1:A:84:LYS:HA	2:B:12:A:H8	2	0.99	0.11	0.99
(1,3)	1:A:84:LYS:HA	2:B:12:A:HO2'	2	0.99	0.11	0.99
(1,3)	1:A:84:LYS:HA	2:B:12:A:N1	2	0.99	0.11	0.99
(1,3)	1:A:84:LYS:HA	2:B:12:A:N3	2	0.99	0.11	0.99
(1,3)	1:A:84:LYS:HA	2:B:12:A:N6	2	0.99	0.11	0.99
(1,3)	1:A:84:LYS:HA	2:B:12:A:N7	2	0.99	0.11	0.99
(1,3)	1:A:84:LYS:HA	2:B:12:A:N9	2	0.99	0.11	0.99
(1,3)	1:A:84:LYS:HA	2:B:12:A:O2'	2	0.99	0.11	0.99
(1,3)	1:A:84:LYS:HA	2:B:12:A:O3'	2	0.99	0.11	0.99
(1,3)	1:A:84:LYS:HA	2:B:12:A:O4'	2	0.99	0.11	0.99
(1,3)	1:A:84:LYS:HA	2:B:12:A:O5'	2	0.99	0.11	0.99
(1,3)	1:A:84:LYS:HA	2:B:12:A:OP1	2	0.99	0.11	0.99
(1,3)	1:A:84:LYS:HA	2:B:12:A:OP2	2	0.99	0.11	0.99
(1,3)	1:A:84:LYS:HA	2:B:12:A:P	2	0.99	0.11	0.99
(1,3)	1:A:84:LYS:HA	2:B:13:A:C1'	2	0.99	0.11	0.99
(1,3)	1:A:84:LYS:HA	2:B:13:A:C2	2	0.99	0.11	0.99
(1,3)	1:A:84:LYS:HA	2:B:13:A:C2'	2	0.99	0.11	0.99
(1,3)	1:A:84:LYS:HA	2:B:13:A:C3'	2	0.99	0.11	0.99
(1,3)	1:A:84:LYS:HA	2:B:13:A:C4	2	0.99	0.11	0.99
(1,3)	1:A:84:LYS:HA	2:B:13:A:C4'	2	0.99	0.11	0.99
(1,3)	1:A:84:LYS:HA	2:B:13:A:C5	2	0.99	0.11	0.99
(1,3)	1:A:84:LYS:HA	2:B:13:A:C5'	2	0.99	0.11	0.99

*Continued on next page...*



*Continued from previous page...*

Key	Atom-1	Atom-2	Models <sup>1</sup>	Mean (Å)	SD <sup>1</sup> (Å)	Median (Å)
(1,3)	1:A:84:LYS:HA	2:B:13:A:C6	2	0.99	0.11	0.99
(1,3)	1:A:84:LYS:HA	2:B:13:A:C8	2	0.99	0.11	0.99
(1,3)	1:A:84:LYS:HA	2:B:13:A:H1'	2	0.99	0.11	0.99
(1,3)	1:A:84:LYS:HA	2:B:13:A:H2	2	0.99	0.11	0.99
(1,3)	1:A:84:LYS:HA	2:B:13:A:H2'	2	0.99	0.11	0.99
(1,3)	1:A:84:LYS:HA	2:B:13:A:H3'	2	0.99	0.11	0.99
(1,3)	1:A:84:LYS:HA	2:B:13:A:H4'	2	0.99	0.11	0.99
(1,3)	1:A:84:LYS:HA	2:B:13:A:H5'	2	0.99	0.11	0.99
(1,3)	1:A:84:LYS:HA	2:B:13:A:H5''	2	0.99	0.11	0.99
(1,3)	1:A:84:LYS:HA	2:B:13:A:H61	2	0.99	0.11	0.99
(1,3)	1:A:84:LYS:HA	2:B:13:A:H62	2	0.99	0.11	0.99
(1,3)	1:A:84:LYS:HA	2:B:13:A:H8	2	0.99	0.11	0.99
(1,3)	1:A:84:LYS:HA	2:B:13:A:HO2'	2	0.99	0.11	0.99
(1,3)	1:A:84:LYS:HA	2:B:13:A:N1	2	0.99	0.11	0.99
(1,3)	1:A:84:LYS:HA	2:B:13:A:N3	2	0.99	0.11	0.99
(1,3)	1:A:84:LYS:HA	2:B:13:A:N6	2	0.99	0.11	0.99
(1,3)	1:A:84:LYS:HA	2:B:13:A:N7	2	0.99	0.11	0.99
(1,3)	1:A:84:LYS:HA	2:B:13:A:N9	2	0.99	0.11	0.99
(1,3)	1:A:84:LYS:HA	2:B:13:A:O2'	2	0.99	0.11	0.99
(1,3)	1:A:84:LYS:HA	2:B:13:A:O3'	2	0.99	0.11	0.99
(1,3)	1:A:84:LYS:HA	2:B:13:A:O4'	2	0.99	0.11	0.99
(1,3)	1:A:84:LYS:HA	2:B:13:A:O5'	2	0.99	0.11	0.99
(1,3)	1:A:84:LYS:HA	2:B:13:A:OP1	2	0.99	0.11	0.99
(1,3)	1:A:84:LYS:HA	2:B:13:A:OP2	2	0.99	0.11	0.99
(1,3)	1:A:84:LYS:HA	2:B:13:A:P	2	0.99	0.11	0.99
(1,3)	1:A:84:LYS:HA	2:B:14:G:C1'	2	0.99	0.11	0.99
(1,3)	1:A:84:LYS:HA	2:B:14:G:C2	2	0.99	0.11	0.99
(1,3)	1:A:84:LYS:HA	2:B:14:G:C2'	2	0.99	0.11	0.99
(1,3)	1:A:84:LYS:HA	2:B:14:G:C3'	2	0.99	0.11	0.99
(1,3)	1:A:84:LYS:HA	2:B:14:G:C4	2	0.99	0.11	0.99
(1,3)	1:A:84:LYS:HA	2:B:14:G:C4'	2	0.99	0.11	0.99
(1,3)	1:A:84:LYS:HA	2:B:14:G:C5	2	0.99	0.11	0.99
(1,3)	1:A:84:LYS:HA	2:B:14:G:C5'	2	0.99	0.11	0.99
(1,3)	1:A:84:LYS:HA	2:B:14:G:C6	2	0.99	0.11	0.99
(1,3)	1:A:84:LYS:HA	2:B:14:G:C8	2	0.99	0.11	0.99
(1,3)	1:A:84:LYS:HA	2:B:14:G:H1	2	0.99	0.11	0.99
(1,3)	1:A:84:LYS:HA	2:B:14:G:H1'	2	0.99	0.11	0.99
(1,3)	1:A:84:LYS:HA	2:B:14:G:H2'	2	0.99	0.11	0.99
(1,3)	1:A:84:LYS:HA	2:B:14:G:H21	2	0.99	0.11	0.99
(1,3)	1:A:84:LYS:HA	2:B:14:G:H22	2	0.99	0.11	0.99
(1,3)	1:A:84:LYS:HA	2:B:14:G:H3'	2	0.99	0.11	0.99
(1,3)	1:A:84:LYS:HA	2:B:14:G:H4'	2	0.99	0.11	0.99

*Continued on next page...*

*Continued from previous page...*

Key	Atom-1	Atom-2	Models <sup>1</sup>	Mean (Å)	SD <sup>1</sup> (Å)	Median (Å)
(1,3)	1:A:84:LYS:HA	2:B:14:G:H5'	2	0.99	0.11	0.99
(1,3)	1:A:84:LYS:HA	2:B:14:G:H5''	2	0.99	0.11	0.99
(1,3)	1:A:84:LYS:HA	2:B:14:G:H8	2	0.99	0.11	0.99
(1,3)	1:A:84:LYS:HA	2:B:14:G:HO2'	2	0.99	0.11	0.99
(1,3)	1:A:84:LYS:HA	2:B:14:G:N1	2	0.99	0.11	0.99
(1,3)	1:A:84:LYS:HA	2:B:14:G:N2	2	0.99	0.11	0.99
(1,3)	1:A:84:LYS:HA	2:B:14:G:N3	2	0.99	0.11	0.99
(1,3)	1:A:84:LYS:HA	2:B:14:G:N7	2	0.99	0.11	0.99
(1,3)	1:A:84:LYS:HA	2:B:14:G:N9	2	0.99	0.11	0.99
(1,3)	1:A:84:LYS:HA	2:B:14:G:O2'	2	0.99	0.11	0.99
(1,3)	1:A:84:LYS:HA	2:B:14:G:O3'	2	0.99	0.11	0.99
(1,3)	1:A:84:LYS:HA	2:B:14:G:O4'	2	0.99	0.11	0.99
(1,3)	1:A:84:LYS:HA	2:B:14:G:O5'	2	0.99	0.11	0.99
(1,3)	1:A:84:LYS:HA	2:B:14:G:O6	2	0.99	0.11	0.99
(1,3)	1:A:84:LYS:HA	2:B:14:G:OP1	2	0.99	0.11	0.99
(1,3)	1:A:84:LYS:HA	2:B:14:G:OP2	2	0.99	0.11	0.99
(1,3)	1:A:84:LYS:HA	2:B:14:G:P	2	0.99	0.11	0.99
(1,3)	1:A:84:LYS:HA	2:B:15:A:C1'	2	0.99	0.11	0.99
(1,3)	1:A:84:LYS:HA	2:B:15:A:C2	2	0.99	0.11	0.99
(1,3)	1:A:84:LYS:HA	2:B:15:A:C2'	2	0.99	0.11	0.99
(1,3)	1:A:84:LYS:HA	2:B:15:A:C3'	2	0.99	0.11	0.99
(1,3)	1:A:84:LYS:HA	2:B:15:A:C4	2	0.99	0.11	0.99
(1,3)	1:A:84:LYS:HA	2:B:15:A:C4'	2	0.99	0.11	0.99
(1,3)	1:A:84:LYS:HA	2:B:15:A:C5	2	0.99	0.11	0.99
(1,3)	1:A:84:LYS:HA	2:B:15:A:C5'	2	0.99	0.11	0.99
(1,3)	1:A:84:LYS:HA	2:B:15:A:C6	2	0.99	0.11	0.99
(1,3)	1:A:84:LYS:HA	2:B:15:A:C8	2	0.99	0.11	0.99
(1,3)	1:A:84:LYS:HA	2:B:15:A:H1'	2	0.99	0.11	0.99
(1,3)	1:A:84:LYS:HA	2:B:15:A:H2	2	0.99	0.11	0.99
(1,3)	1:A:84:LYS:HA	2:B:15:A:H2'	2	0.99	0.11	0.99
(1,3)	1:A:84:LYS:HA	2:B:15:A:H3'	2	0.99	0.11	0.99
(1,3)	1:A:84:LYS:HA	2:B:15:A:H4'	2	0.99	0.11	0.99
(1,3)	1:A:84:LYS:HA	2:B:15:A:H5'	2	0.99	0.11	0.99
(1,3)	1:A:84:LYS:HA	2:B:15:A:H5''	2	0.99	0.11	0.99
(1,3)	1:A:84:LYS:HA	2:B:15:A:H61	2	0.99	0.11	0.99
(1,3)	1:A:84:LYS:HA	2:B:15:A:H62	2	0.99	0.11	0.99
(1,3)	1:A:84:LYS:HA	2:B:15:A:H8	2	0.99	0.11	0.99
(1,3)	1:A:84:LYS:HA	2:B:15:A:HO2'	2	0.99	0.11	0.99
(1,3)	1:A:84:LYS:HA	2:B:15:A:N1	2	0.99	0.11	0.99
(1,3)	1:A:84:LYS:HA	2:B:15:A:N3	2	0.99	0.11	0.99
(1,3)	1:A:84:LYS:HA	2:B:15:A:N6	2	0.99	0.11	0.99
(1,3)	1:A:84:LYS:HA	2:B:15:A:N7	2	0.99	0.11	0.99

*Continued on next page...*

*Continued from previous page...*

Key	Atom-1	Atom-2	Models <sup>1</sup>	Mean (Å)	SD <sup>1</sup> (Å)	Median (Å)
(1,3)	1:A:84:LYS:HA	2:B:15:A:N9	2	0.99	0.11	0.99
(1,3)	1:A:84:LYS:HA	2:B:15:A:O2'	2	0.99	0.11	0.99
(1,3)	1:A:84:LYS:HA	2:B:15:A:O3'	2	0.99	0.11	0.99
(1,3)	1:A:84:LYS:HA	2:B:15:A:O4'	2	0.99	0.11	0.99
(1,3)	1:A:84:LYS:HA	2:B:15:A:O5'	2	0.99	0.11	0.99
(1,3)	1:A:84:LYS:HA	2:B:15:A:OP1	2	0.99	0.11	0.99
(1,3)	1:A:84:LYS:HA	2:B:15:A:OP2	2	0.99	0.11	0.99
(1,3)	1:A:84:LYS:HA	2:B:15:A:P	2	0.99	0.11	0.99
(1,3)	1:A:84:LYS:HA	2:B:16:G:C1'	2	0.99	0.11	0.99
(1,3)	1:A:84:LYS:HA	2:B:16:G:C2	2	0.99	0.11	0.99
(1,3)	1:A:84:LYS:HA	2:B:16:G:C2'	2	0.99	0.11	0.99
(1,3)	1:A:84:LYS:HA	2:B:16:G:C3'	2	0.99	0.11	0.99
(1,3)	1:A:84:LYS:HA	2:B:16:G:C4	2	0.99	0.11	0.99
(1,3)	1:A:84:LYS:HA	2:B:16:G:C4'	2	0.99	0.11	0.99
(1,3)	1:A:84:LYS:HA	2:B:16:G:C5	2	0.99	0.11	0.99
(1,3)	1:A:84:LYS:HA	2:B:16:G:C5'	2	0.99	0.11	0.99
(1,3)	1:A:84:LYS:HA	2:B:16:G:C6	2	0.99	0.11	0.99
(1,3)	1:A:84:LYS:HA	2:B:16:G:C8	2	0.99	0.11	0.99
(1,3)	1:A:84:LYS:HA	2:B:16:G:H1	2	0.99	0.11	0.99
(1,3)	1:A:84:LYS:HA	2:B:16:G:H1'	2	0.99	0.11	0.99
(1,3)	1:A:84:LYS:HA	2:B:16:G:H2'	2	0.99	0.11	0.99
(1,3)	1:A:84:LYS:HA	2:B:16:G:H21	2	0.99	0.11	0.99
(1,3)	1:A:84:LYS:HA	2:B:16:G:H22	2	0.99	0.11	0.99
(1,3)	1:A:84:LYS:HA	2:B:16:G:H3'	2	0.99	0.11	0.99
(1,3)	1:A:84:LYS:HA	2:B:16:G:H4'	2	0.99	0.11	0.99
(1,3)	1:A:84:LYS:HA	2:B:16:G:H5'	2	0.99	0.11	0.99
(1,3)	1:A:84:LYS:HA	2:B:16:G:H5''	2	0.99	0.11	0.99
(1,3)	1:A:84:LYS:HA	2:B:16:G:H8	2	0.99	0.11	0.99
(1,3)	1:A:84:LYS:HA	2:B:16:G:HO2'	2	0.99	0.11	0.99
(1,3)	1:A:84:LYS:HA	2:B:16:G:N1	2	0.99	0.11	0.99
(1,3)	1:A:84:LYS:HA	2:B:16:G:N2	2	0.99	0.11	0.99
(1,3)	1:A:84:LYS:HA	2:B:16:G:N3	2	0.99	0.11	0.99
(1,3)	1:A:84:LYS:HA	2:B:16:G:N7	2	0.99	0.11	0.99
(1,3)	1:A:84:LYS:HA	2:B:16:G:N9	2	0.99	0.11	0.99
(1,3)	1:A:84:LYS:HA	2:B:16:G:O2'	2	0.99	0.11	0.99
(1,3)	1:A:84:LYS:HA	2:B:16:G:O3'	2	0.99	0.11	0.99
(1,3)	1:A:84:LYS:HA	2:B:16:G:O4'	2	0.99	0.11	0.99
(1,3)	1:A:84:LYS:HA	2:B:16:G:O5'	2	0.99	0.11	0.99
(1,3)	1:A:84:LYS:HA	2:B:16:G:O6	2	0.99	0.11	0.99
(1,3)	1:A:84:LYS:HA	2:B:16:G:OP1	2	0.99	0.11	0.99
(1,3)	1:A:84:LYS:HA	2:B:16:G:OP2	2	0.99	0.11	0.99
(1,3)	1:A:84:LYS:HA	2:B:16:G:P	2	0.99	0.11	0.99

*Continued on next page...*

*Continued from previous page...*

Key	Atom-1	Atom-2	Models <sup>1</sup>	Mean (Å)	SD <sup>1</sup> (Å)	Median (Å)
(1,3)	1:A:84:LYS:HA	2:B:17:C:C1'	2	0.99	0.11	0.99
(1,3)	1:A:84:LYS:HA	2:B:17:C:C2	2	0.99	0.11	0.99
(1,3)	1:A:84:LYS:HA	2:B:17:C:C2'	2	0.99	0.11	0.99
(1,3)	1:A:84:LYS:HA	2:B:17:C:C3'	2	0.99	0.11	0.99
(1,3)	1:A:84:LYS:HA	2:B:17:C:C4	2	0.99	0.11	0.99
(1,3)	1:A:84:LYS:HA	2:B:17:C:C4'	2	0.99	0.11	0.99
(1,3)	1:A:84:LYS:HA	2:B:17:C:C5	2	0.99	0.11	0.99
(1,3)	1:A:84:LYS:HA	2:B:17:C:C5'	2	0.99	0.11	0.99
(1,3)	1:A:84:LYS:HA	2:B:17:C:C6	2	0.99	0.11	0.99
(1,3)	1:A:84:LYS:HA	2:B:17:C:H1'	2	0.99	0.11	0.99
(1,3)	1:A:84:LYS:HA	2:B:17:C:H2'	2	0.99	0.11	0.99
(1,3)	1:A:84:LYS:HA	2:B:17:C:H3'	2	0.99	0.11	0.99
(1,3)	1:A:84:LYS:HA	2:B:17:C:H4'	2	0.99	0.11	0.99
(1,3)	1:A:84:LYS:HA	2:B:17:C:H41	2	0.99	0.11	0.99
(1,3)	1:A:84:LYS:HA	2:B:17:C:H42	2	0.99	0.11	0.99
(1,3)	1:A:84:LYS:HA	2:B:17:C:H5	2	0.99	0.11	0.99
(1,3)	1:A:84:LYS:HA	2:B:17:C:H5'	2	0.99	0.11	0.99
(1,3)	1:A:84:LYS:HA	2:B:17:C:H5''	2	0.99	0.11	0.99
(1,3)	1:A:84:LYS:HA	2:B:17:C:H6	2	0.99	0.11	0.99
(1,3)	1:A:84:LYS:HA	2:B:17:C:HO2'	2	0.99	0.11	0.99
(1,3)	1:A:84:LYS:HA	2:B:17:C:N1	2	0.99	0.11	0.99
(1,3)	1:A:84:LYS:HA	2:B:17:C:N3	2	0.99	0.11	0.99
(1,3)	1:A:84:LYS:HA	2:B:17:C:N4	2	0.99	0.11	0.99
(1,3)	1:A:84:LYS:HA	2:B:17:C:O2	2	0.99	0.11	0.99
(1,3)	1:A:84:LYS:HA	2:B:17:C:O2'	2	0.99	0.11	0.99
(1,3)	1:A:84:LYS:HA	2:B:17:C:O3'	2	0.99	0.11	0.99
(1,3)	1:A:84:LYS:HA	2:B:17:C:O4'	2	0.99	0.11	0.99
(1,3)	1:A:84:LYS:HA	2:B:17:C:O5'	2	0.99	0.11	0.99
(1,3)	1:A:84:LYS:HA	2:B:17:C:OP1	2	0.99	0.11	0.99
(1,3)	1:A:84:LYS:HA	2:B:17:C:OP2	2	0.99	0.11	0.99
(1,3)	1:A:84:LYS:HA	2:B:17:C:P	2	0.99	0.11	0.99
(1,3)	1:A:84:LYS:HA	2:B:18:A:C1'	2	0.99	0.11	0.99
(1,3)	1:A:84:LYS:HA	2:B:18:A:C2	2	0.99	0.11	0.99
(1,3)	1:A:84:LYS:HA	2:B:18:A:C2'	2	0.99	0.11	0.99
(1,3)	1:A:84:LYS:HA	2:B:18:A:C3'	2	0.99	0.11	0.99
(1,3)	1:A:84:LYS:HA	2:B:18:A:C4	2	0.99	0.11	0.99
(1,3)	1:A:84:LYS:HA	2:B:18:A:C4'	2	0.99	0.11	0.99
(1,3)	1:A:84:LYS:HA	2:B:18:A:C5	2	0.99	0.11	0.99
(1,3)	1:A:84:LYS:HA	2:B:18:A:C5'	2	0.99	0.11	0.99
(1,3)	1:A:84:LYS:HA	2:B:18:A:C6	2	0.99	0.11	0.99
(1,3)	1:A:84:LYS:HA	2:B:18:A:C8	2	0.99	0.11	0.99
(1,3)	1:A:84:LYS:HA	2:B:18:A:H1'	2	0.99	0.11	0.99

*Continued on next page...*

*Continued from previous page...*

Key	Atom-1	Atom-2	Models <sup>1</sup>	Mean (Å)	SD <sup>1</sup> (Å)	Median (Å)
(1,3)	1:A:84:LYS:HA	2:B:18:A:H2	2	0.99	0.11	0.99
(1,3)	1:A:84:LYS:HA	2:B:18:A:H2'	2	0.99	0.11	0.99
(1,3)	1:A:84:LYS:HA	2:B:18:A:H3'	2	0.99	0.11	0.99
(1,3)	1:A:84:LYS:HA	2:B:18:A:H4'	2	0.99	0.11	0.99
(1,3)	1:A:84:LYS:HA	2:B:18:A:H5'	2	0.99	0.11	0.99
(1,3)	1:A:84:LYS:HA	2:B:18:A:H5''	2	0.99	0.11	0.99
(1,3)	1:A:84:LYS:HA	2:B:18:A:H61	2	0.99	0.11	0.99
(1,3)	1:A:84:LYS:HA	2:B:18:A:H62	2	0.99	0.11	0.99
(1,3)	1:A:84:LYS:HA	2:B:18:A:H8	2	0.99	0.11	0.99
(1,3)	1:A:84:LYS:HA	2:B:18:A:HO2'	2	0.99	0.11	0.99
(1,3)	1:A:84:LYS:HA	2:B:18:A:N1	2	0.99	0.11	0.99
(1,3)	1:A:84:LYS:HA	2:B:18:A:N3	2	0.99	0.11	0.99
(1,3)	1:A:84:LYS:HA	2:B:18:A:N6	2	0.99	0.11	0.99
(1,3)	1:A:84:LYS:HA	2:B:18:A:N7	2	0.99	0.11	0.99
(1,3)	1:A:84:LYS:HA	2:B:18:A:N9	2	0.99	0.11	0.99
(1,3)	1:A:84:LYS:HA	2:B:18:A:O2'	2	0.99	0.11	0.99
(1,3)	1:A:84:LYS:HA	2:B:18:A:O3'	2	0.99	0.11	0.99
(1,3)	1:A:84:LYS:HA	2:B:18:A:O4'	2	0.99	0.11	0.99
(1,3)	1:A:84:LYS:HA	2:B:18:A:O5'	2	0.99	0.11	0.99
(1,3)	1:A:84:LYS:HA	2:B:18:A:OP1	2	0.99	0.11	0.99
(1,3)	1:A:84:LYS:HA	2:B:18:A:OP2	2	0.99	0.11	0.99
(1,3)	1:A:84:LYS:HA	2:B:18:A:P	2	0.99	0.11	0.99
(1,3)	1:A:84:LYS:HA	2:B:19:A:C1'	2	0.99	0.11	0.99
(1,3)	1:A:84:LYS:HA	2:B:19:A:C2	2	0.99	0.11	0.99
(1,3)	1:A:84:LYS:HA	2:B:19:A:C2'	2	0.99	0.11	0.99
(1,3)	1:A:84:LYS:HA	2:B:19:A:C3'	2	0.99	0.11	0.99
(1,3)	1:A:84:LYS:HA	2:B:19:A:C4	2	0.99	0.11	0.99
(1,3)	1:A:84:LYS:HA	2:B:19:A:C4'	2	0.99	0.11	0.99
(1,3)	1:A:84:LYS:HA	2:B:19:A:C5	2	0.99	0.11	0.99
(1,3)	1:A:84:LYS:HA	2:B:19:A:C5'	2	0.99	0.11	0.99
(1,3)	1:A:84:LYS:HA	2:B:19:A:C6	2	0.99	0.11	0.99
(1,3)	1:A:84:LYS:HA	2:B:19:A:C8	2	0.99	0.11	0.99
(1,3)	1:A:84:LYS:HA	2:B:19:A:H1'	2	0.99	0.11	0.99
(1,3)	1:A:84:LYS:HA	2:B:19:A:H2	2	0.99	0.11	0.99
(1,3)	1:A:84:LYS:HA	2:B:19:A:H2'	2	0.99	0.11	0.99
(1,3)	1:A:84:LYS:HA	2:B:19:A:H3'	2	0.99	0.11	0.99
(1,3)	1:A:84:LYS:HA	2:B:19:A:H4'	2	0.99	0.11	0.99
(1,3)	1:A:84:LYS:HA	2:B:19:A:H5'	2	0.99	0.11	0.99
(1,3)	1:A:84:LYS:HA	2:B:19:A:H5''	2	0.99	0.11	0.99
(1,3)	1:A:84:LYS:HA	2:B:19:A:H61	2	0.99	0.11	0.99
(1,3)	1:A:84:LYS:HA	2:B:19:A:H62	2	0.99	0.11	0.99
(1,3)	1:A:84:LYS:HA	2:B:19:A:H8	2	0.99	0.11	0.99

*Continued on next page...*

*Continued from previous page...*

Key	Atom-1	Atom-2	Models <sup>1</sup>	Mean (Å)	SD <sup>1</sup> (Å)	Median (Å)
(1,3)	1:A:84:LYS:HA	2:B:19:A:HO2'	2	0.99	0.11	0.99
(1,3)	1:A:84:LYS:HA	2:B:19:A:N1	2	0.99	0.11	0.99
(1,3)	1:A:84:LYS:HA	2:B:19:A:N3	2	0.99	0.11	0.99
(1,3)	1:A:84:LYS:HA	2:B:19:A:N6	2	0.99	0.11	0.99
(1,3)	1:A:84:LYS:HA	2:B:19:A:N7	2	0.99	0.11	0.99
(1,3)	1:A:84:LYS:HA	2:B:19:A:N9	2	0.99	0.11	0.99
(1,3)	1:A:84:LYS:HA	2:B:19:A:O2'	2	0.99	0.11	0.99
(1,3)	1:A:84:LYS:HA	2:B:19:A:O3'	2	0.99	0.11	0.99
(1,3)	1:A:84:LYS:HA	2:B:19:A:O4'	2	0.99	0.11	0.99
(1,3)	1:A:84:LYS:HA	2:B:19:A:O5'	2	0.99	0.11	0.99
(1,3)	1:A:84:LYS:HA	2:B:19:A:OP1	2	0.99	0.11	0.99
(1,3)	1:A:84:LYS:HA	2:B:19:A:OP2	2	0.99	0.11	0.99
(1,3)	1:A:84:LYS:HA	2:B:19:A:P	2	0.99	0.11	0.99
(1,3)	1:A:84:LYS:HA	2:B:20:U:C1'	2	0.99	0.11	0.99
(1,3)	1:A:84:LYS:HA	2:B:20:U:C2	2	0.99	0.11	0.99
(1,3)	1:A:84:LYS:HA	2:B:20:U:C2'	2	0.99	0.11	0.99
(1,3)	1:A:84:LYS:HA	2:B:20:U:C3'	2	0.99	0.11	0.99
(1,3)	1:A:84:LYS:HA	2:B:20:U:C4	2	0.99	0.11	0.99
(1,3)	1:A:84:LYS:HA	2:B:20:U:C4'	2	0.99	0.11	0.99
(1,3)	1:A:84:LYS:HA	2:B:20:U:C5	2	0.99	0.11	0.99
(1,3)	1:A:84:LYS:HA	2:B:20:U:C5'	2	0.99	0.11	0.99
(1,3)	1:A:84:LYS:HA	2:B:20:U:C6	2	0.99	0.11	0.99
(1,3)	1:A:84:LYS:HA	2:B:20:U:H1'	2	0.99	0.11	0.99
(1,3)	1:A:84:LYS:HA	2:B:20:U:H2'	2	0.99	0.11	0.99
(1,3)	1:A:84:LYS:HA	2:B:20:U:H3	2	0.99	0.11	0.99
(1,3)	1:A:84:LYS:HA	2:B:20:U:H3'	2	0.99	0.11	0.99
(1,3)	1:A:84:LYS:HA	2:B:20:U:H4'	2	0.99	0.11	0.99
(1,3)	1:A:84:LYS:HA	2:B:20:U:H5	2	0.99	0.11	0.99
(1,3)	1:A:84:LYS:HA	2:B:20:U:H5'	2	0.99	0.11	0.99
(1,3)	1:A:84:LYS:HA	2:B:20:U:H5''	2	0.99	0.11	0.99
(1,3)	1:A:84:LYS:HA	2:B:20:U:H6	2	0.99	0.11	0.99
(1,3)	1:A:84:LYS:HA	2:B:20:U:HO2'	2	0.99	0.11	0.99
(1,3)	1:A:84:LYS:HA	2:B:20:U:N1	2	0.99	0.11	0.99
(1,3)	1:A:84:LYS:HA	2:B:20:U:N3	2	0.99	0.11	0.99
(1,3)	1:A:84:LYS:HA	2:B:20:U:O2	2	0.99	0.11	0.99
(1,3)	1:A:84:LYS:HA	2:B:20:U:O2'	2	0.99	0.11	0.99
(1,3)	1:A:84:LYS:HA	2:B:20:U:O3'	2	0.99	0.11	0.99
(1,3)	1:A:84:LYS:HA	2:B:20:U:O4	2	0.99	0.11	0.99
(1,3)	1:A:84:LYS:HA	2:B:20:U:O4'	2	0.99	0.11	0.99
(1,3)	1:A:84:LYS:HA	2:B:20:U:O5'	2	0.99	0.11	0.99
(1,3)	1:A:84:LYS:HA	2:B:20:U:OP1	2	0.99	0.11	0.99
(1,3)	1:A:84:LYS:HA	2:B:20:U:OP2	2	0.99	0.11	0.99

*Continued on next page...*

*Continued from previous page...*

Key	Atom-1	Atom-2	Models <sup>1</sup>	Mean (Å)	SD <sup>1</sup> (Å)	Median (Å)
(1,3)	1:A:84:LYS:HA	2:B:20:U:P	2	0.99	0.11	0.99
(1,3)	1:A:84:LYS:HA	2:B:21:G:C1'	2	0.99	0.11	0.99
(1,3)	1:A:84:LYS:HA	2:B:21:G:C2	2	0.99	0.11	0.99
(1,3)	1:A:84:LYS:HA	2:B:21:G:C2'	2	0.99	0.11	0.99
(1,3)	1:A:84:LYS:HA	2:B:21:G:C3'	2	0.99	0.11	0.99
(1,3)	1:A:84:LYS:HA	2:B:21:G:C4	2	0.99	0.11	0.99
(1,3)	1:A:84:LYS:HA	2:B:21:G:C4'	2	0.99	0.11	0.99
(1,3)	1:A:84:LYS:HA	2:B:21:G:C5	2	0.99	0.11	0.99
(1,3)	1:A:84:LYS:HA	2:B:21:G:C5'	2	0.99	0.11	0.99
(1,3)	1:A:84:LYS:HA	2:B:21:G:C6	2	0.99	0.11	0.99
(1,3)	1:A:84:LYS:HA	2:B:21:G:C8	2	0.99	0.11	0.99
(1,3)	1:A:84:LYS:HA	2:B:21:G:H1	2	0.99	0.11	0.99
(1,3)	1:A:84:LYS:HA	2:B:21:G:H1'	2	0.99	0.11	0.99
(1,3)	1:A:84:LYS:HA	2:B:21:G:H2'	2	0.99	0.11	0.99
(1,3)	1:A:84:LYS:HA	2:B:21:G:H21	2	0.99	0.11	0.99
(1,3)	1:A:84:LYS:HA	2:B:21:G:H22	2	0.99	0.11	0.99
(1,3)	1:A:84:LYS:HA	2:B:21:G:H3'	2	0.99	0.11	0.99
(1,3)	1:A:84:LYS:HA	2:B:21:G:H4'	2	0.99	0.11	0.99
(1,3)	1:A:84:LYS:HA	2:B:21:G:H5'	2	0.99	0.11	0.99
(1,3)	1:A:84:LYS:HA	2:B:21:G:H5''	2	0.99	0.11	0.99
(1,3)	1:A:84:LYS:HA	2:B:21:G:H8	2	0.99	0.11	0.99
(1,3)	1:A:84:LYS:HA	2:B:21:G:HO2'	2	0.99	0.11	0.99
(1,3)	1:A:84:LYS:HA	2:B:21:G:N1	2	0.99	0.11	0.99
(1,3)	1:A:84:LYS:HA	2:B:21:G:N2	2	0.99	0.11	0.99
(1,3)	1:A:84:LYS:HA	2:B:21:G:N3	2	0.99	0.11	0.99
(1,3)	1:A:84:LYS:HA	2:B:21:G:N7	2	0.99	0.11	0.99
(1,3)	1:A:84:LYS:HA	2:B:21:G:N9	2	0.99	0.11	0.99
(1,3)	1:A:84:LYS:HA	2:B:21:G:O2'	2	0.99	0.11	0.99
(1,3)	1:A:84:LYS:HA	2:B:21:G:O3'	2	0.99	0.11	0.99
(1,3)	1:A:84:LYS:HA	2:B:21:G:O4'	2	0.99	0.11	0.99
(1,3)	1:A:84:LYS:HA	2:B:21:G:O5'	2	0.99	0.11	0.99
(1,3)	1:A:84:LYS:HA	2:B:21:G:O6	2	0.99	0.11	0.99
(1,3)	1:A:84:LYS:HA	2:B:21:G:OP1	2	0.99	0.11	0.99
(1,3)	1:A:84:LYS:HA	2:B:21:G:OP2	2	0.99	0.11	0.99
(1,3)	1:A:84:LYS:HA	2:B:21:G:P	2	0.99	0.11	0.99
(1,3)	1:A:84:LYS:HA	2:B:22:A:C1'	2	0.99	0.11	0.99
(1,3)	1:A:84:LYS:HA	2:B:22:A:C2	2	0.99	0.11	0.99
(1,3)	1:A:84:LYS:HA	2:B:22:A:C2'	2	0.99	0.11	0.99
(1,3)	1:A:84:LYS:HA	2:B:22:A:C3'	2	0.99	0.11	0.99
(1,3)	1:A:84:LYS:HA	2:B:22:A:C4	2	0.99	0.11	0.99
(1,3)	1:A:84:LYS:HA	2:B:22:A:C4'	2	0.99	0.11	0.99
(1,3)	1:A:84:LYS:HA	2:B:22:A:C5	2	0.99	0.11	0.99

*Continued on next page...*

*Continued from previous page...*

Key	Atom-1	Atom-2	Models <sup>1</sup>	Mean (Å)	SD <sup>1</sup> (Å)	Median (Å)
(1,3)	1:A:84:LYS:HA	2:B:22:A:C5'	2	0.99	0.11	0.99
(1,3)	1:A:84:LYS:HA	2:B:22:A:C6	2	0.99	0.11	0.99
(1,3)	1:A:84:LYS:HA	2:B:22:A:C8	2	0.99	0.11	0.99
(1,3)	1:A:84:LYS:HA	2:B:22:A:H1'	2	0.99	0.11	0.99
(1,3)	1:A:84:LYS:HA	2:B:22:A:H2	2	0.99	0.11	0.99
(1,3)	1:A:84:LYS:HA	2:B:22:A:H2'	2	0.99	0.11	0.99
(1,3)	1:A:84:LYS:HA	2:B:22:A:H3'	2	0.99	0.11	0.99
(1,3)	1:A:84:LYS:HA	2:B:22:A:H4'	2	0.99	0.11	0.99
(1,3)	1:A:84:LYS:HA	2:B:22:A:H5'	2	0.99	0.11	0.99
(1,3)	1:A:84:LYS:HA	2:B:22:A:H5''	2	0.99	0.11	0.99
(1,3)	1:A:84:LYS:HA	2:B:22:A:H61	2	0.99	0.11	0.99
(1,3)	1:A:84:LYS:HA	2:B:22:A:H62	2	0.99	0.11	0.99
(1,3)	1:A:84:LYS:HA	2:B:22:A:H8	2	0.99	0.11	0.99
(1,3)	1:A:84:LYS:HA	2:B:22:A:HO2'	2	0.99	0.11	0.99
(1,3)	1:A:84:LYS:HA	2:B:22:A:N1	2	0.99	0.11	0.99
(1,3)	1:A:84:LYS:HA	2:B:22:A:N3	2	0.99	0.11	0.99
(1,3)	1:A:84:LYS:HA	2:B:22:A:N6	2	0.99	0.11	0.99
(1,3)	1:A:84:LYS:HA	2:B:22:A:N7	2	0.99	0.11	0.99
(1,3)	1:A:84:LYS:HA	2:B:22:A:N9	2	0.99	0.11	0.99
(1,3)	1:A:84:LYS:HA	2:B:22:A:O2'	2	0.99	0.11	0.99
(1,3)	1:A:84:LYS:HA	2:B:22:A:O3'	2	0.99	0.11	0.99
(1,3)	1:A:84:LYS:HA	2:B:22:A:O4'	2	0.99	0.11	0.99
(1,3)	1:A:84:LYS:HA	2:B:22:A:O5'	2	0.99	0.11	0.99
(1,3)	1:A:84:LYS:HA	2:B:22:A:OP1	2	0.99	0.11	0.99
(1,3)	1:A:84:LYS:HA	2:B:22:A:OP2	2	0.99	0.11	0.99
(1,3)	1:A:84:LYS:HA	2:B:22:A:P	2	0.99	0.11	0.99
(1,3)	1:A:84:LYS:HA	2:B:23:U:C1'	2	0.99	0.11	0.99
(1,3)	1:A:84:LYS:HA	2:B:23:U:C2	2	0.99	0.11	0.99
(1,3)	1:A:84:LYS:HA	2:B:23:U:C2'	2	0.99	0.11	0.99
(1,3)	1:A:84:LYS:HA	2:B:23:U:C3'	2	0.99	0.11	0.99
(1,3)	1:A:84:LYS:HA	2:B:23:U:C4	2	0.99	0.11	0.99
(1,3)	1:A:84:LYS:HA	2:B:23:U:C4'	2	0.99	0.11	0.99
(1,3)	1:A:84:LYS:HA	2:B:23:U:C5	2	0.99	0.11	0.99
(1,3)	1:A:84:LYS:HA	2:B:23:U:C5'	2	0.99	0.11	0.99
(1,3)	1:A:84:LYS:HA	2:B:23:U:C6	2	0.99	0.11	0.99
(1,3)	1:A:84:LYS:HA	2:B:23:U:H1'	2	0.99	0.11	0.99
(1,3)	1:A:84:LYS:HA	2:B:23:U:H2'	2	0.99	0.11	0.99
(1,3)	1:A:84:LYS:HA	2:B:23:U:H3	2	0.99	0.11	0.99
(1,3)	1:A:84:LYS:HA	2:B:23:U:H3'	2	0.99	0.11	0.99
(1,3)	1:A:84:LYS:HA	2:B:23:U:H4'	2	0.99	0.11	0.99
(1,3)	1:A:84:LYS:HA	2:B:23:U:H5	2	0.99	0.11	0.99
(1,3)	1:A:84:LYS:HA	2:B:23:U:H5'	2	0.99	0.11	0.99

*Continued on next page...*



*Continued from previous page...*

Key	Atom-1	Atom-2	Models <sup>1</sup>	Mean (Å)	SD <sup>1</sup> (Å)	Median (Å)
(1,3)	1:A:84:LYS:HA	2:B:23:U:H5''	2	0.99	0.11	0.99
(1,3)	1:A:84:LYS:HA	2:B:23:U:H6	2	0.99	0.11	0.99
(1,3)	1:A:84:LYS:HA	2:B:23:U:HO2'	2	0.99	0.11	0.99
(1,3)	1:A:84:LYS:HA	2:B:23:U:N1	2	0.99	0.11	0.99
(1,3)	1:A:84:LYS:HA	2:B:23:U:N3	2	0.99	0.11	0.99
(1,3)	1:A:84:LYS:HA	2:B:23:U:O2	2	0.99	0.11	0.99
(1,3)	1:A:84:LYS:HA	2:B:23:U:O2'	2	0.99	0.11	0.99
(1,3)	1:A:84:LYS:HA	2:B:23:U:O3'	2	0.99	0.11	0.99
(1,3)	1:A:84:LYS:HA	2:B:23:U:O4	2	0.99	0.11	0.99
(1,3)	1:A:84:LYS:HA	2:B:23:U:O4'	2	0.99	0.11	0.99
(1,3)	1:A:84:LYS:HA	2:B:23:U:O5'	2	0.99	0.11	0.99
(1,3)	1:A:84:LYS:HA	2:B:23:U:OP1	2	0.99	0.11	0.99
(1,3)	1:A:84:LYS:HA	2:B:23:U:OP2	2	0.99	0.11	0.99
(1,3)	1:A:84:LYS:HA	2:B:23:U:P	2	0.99	0.11	0.99
(1,3)	1:A:84:LYS:HA	2:B:24:G:C1'	2	0.99	0.11	0.99
(1,3)	1:A:84:LYS:HA	2:B:24:G:C2	2	0.99	0.11	0.99
(1,3)	1:A:84:LYS:HA	2:B:24:G:C2'	2	0.99	0.11	0.99
(1,3)	1:A:84:LYS:HA	2:B:24:G:C3'	2	0.99	0.11	0.99
(1,3)	1:A:84:LYS:HA	2:B:24:G:C4	2	0.99	0.11	0.99
(1,3)	1:A:84:LYS:HA	2:B:24:G:C4'	2	0.99	0.11	0.99
(1,3)	1:A:84:LYS:HA	2:B:24:G:C5	2	0.99	0.11	0.99
(1,3)	1:A:84:LYS:HA	2:B:24:G:C5'	2	0.99	0.11	0.99
(1,3)	1:A:84:LYS:HA	2:B:24:G:C6	2	0.99	0.11	0.99
(1,3)	1:A:84:LYS:HA	2:B:24:G:C8	2	0.99	0.11	0.99
(1,3)	1:A:84:LYS:HA	2:B:24:G:H1	2	0.99	0.11	0.99
(1,3)	1:A:84:LYS:HA	2:B:24:G:H1'	2	0.99	0.11	0.99
(1,3)	1:A:84:LYS:HA	2:B:24:G:H2'	2	0.99	0.11	0.99
(1,3)	1:A:84:LYS:HA	2:B:24:G:H21	2	0.99	0.11	0.99
(1,3)	1:A:84:LYS:HA	2:B:24:G:H22	2	0.99	0.11	0.99
(1,3)	1:A:84:LYS:HA	2:B:24:G:H3'	2	0.99	0.11	0.99
(1,3)	1:A:84:LYS:HA	2:B:24:G:H4'	2	0.99	0.11	0.99
(1,3)	1:A:84:LYS:HA	2:B:24:G:H5'	2	0.99	0.11	0.99
(1,3)	1:A:84:LYS:HA	2:B:24:G:H5''	2	0.99	0.11	0.99
(1,3)	1:A:84:LYS:HA	2:B:24:G:H8	2	0.99	0.11	0.99
(1,3)	1:A:84:LYS:HA	2:B:24:G:HO2'	2	0.99	0.11	0.99
(1,3)	1:A:84:LYS:HA	2:B:24:G:N1	2	0.99	0.11	0.99
(1,3)	1:A:84:LYS:HA	2:B:24:G:N2	2	0.99	0.11	0.99
(1,3)	1:A:84:LYS:HA	2:B:24:G:N3	2	0.99	0.11	0.99
(1,3)	1:A:84:LYS:HA	2:B:24:G:N7	2	0.99	0.11	0.99
(1,3)	1:A:84:LYS:HA	2:B:24:G:N9	2	0.99	0.11	0.99
(1,3)	1:A:84:LYS:HA	2:B:24:G:O2'	2	0.99	0.11	0.99
(1,3)	1:A:84:LYS:HA	2:B:24:G:O3'	2	0.99	0.11	0.99

*Continued on next page...*

*Continued from previous page...*

Key	Atom-1	Atom-2	Models <sup>1</sup>	Mean (Å)	SD <sup>1</sup> (Å)	Median (Å)
(1,3)	1:A:84:LYS:HA	2:B:24:G:O4'	2	0.99	0.11	0.99
(1,3)	1:A:84:LYS:HA	2:B:24:G:O5'	2	0.99	0.11	0.99
(1,3)	1:A:84:LYS:HA	2:B:24:G:O6	2	0.99	0.11	0.99
(1,3)	1:A:84:LYS:HA	2:B:24:G:OP1	2	0.99	0.11	0.99
(1,3)	1:A:84:LYS:HA	2:B:24:G:OP2	2	0.99	0.11	0.99
(1,3)	1:A:84:LYS:HA	2:B:24:G:P	2	0.99	0.11	0.99
(1,3)	1:A:84:LYS:HB2	2:B:2:C:C1'	2	0.99	0.11	0.99
(1,3)	1:A:84:LYS:HB2	2:B:2:C:C2	2	0.99	0.11	0.99
(1,3)	1:A:84:LYS:HB2	2:B:2:C:C2'	2	0.99	0.11	0.99
(1,3)	1:A:84:LYS:HB2	2:B:2:C:C3'	2	0.99	0.11	0.99
(1,3)	1:A:84:LYS:HB2	2:B:2:C:C4	2	0.99	0.11	0.99
(1,3)	1:A:84:LYS:HB2	2:B:2:C:C4'	2	0.99	0.11	0.99
(1,3)	1:A:84:LYS:HB2	2:B:2:C:C5	2	0.99	0.11	0.99
(1,3)	1:A:84:LYS:HB2	2:B:2:C:C5'	2	0.99	0.11	0.99
(1,3)	1:A:84:LYS:HB2	2:B:2:C:C6	2	0.99	0.11	0.99
(1,3)	1:A:84:LYS:HB2	2:B:2:C:H1'	2	0.99	0.11	0.99
(1,3)	1:A:84:LYS:HB2	2:B:2:C:H2'	2	0.99	0.11	0.99
(1,3)	1:A:84:LYS:HB2	2:B:2:C:H3'	2	0.99	0.11	0.99
(1,3)	1:A:84:LYS:HB2	2:B:2:C:H4'	2	0.99	0.11	0.99
(1,3)	1:A:84:LYS:HB2	2:B:2:C:H41	2	0.99	0.11	0.99
(1,3)	1:A:84:LYS:HB2	2:B:2:C:H42	2	0.99	0.11	0.99
(1,3)	1:A:84:LYS:HB2	2:B:2:C:H5	2	0.99	0.11	0.99
(1,3)	1:A:84:LYS:HB2	2:B:2:C:H5'	2	0.99	0.11	0.99
(1,3)	1:A:84:LYS:HB2	2:B:2:C:H5''	2	0.99	0.11	0.99
(1,3)	1:A:84:LYS:HB2	2:B:2:C:H6	2	0.99	0.11	0.99
(1,3)	1:A:84:LYS:HB2	2:B:2:C:HO2'	2	0.99	0.11	0.99
(1,3)	1:A:84:LYS:HB2	2:B:2:C:N1	2	0.99	0.11	0.99
(1,3)	1:A:84:LYS:HB2	2:B:2:C:N3	2	0.99	0.11	0.99
(1,3)	1:A:84:LYS:HB2	2:B:2:C:N4	2	0.99	0.11	0.99
(1,3)	1:A:84:LYS:HB2	2:B:2:C:O2	2	0.99	0.11	0.99
(1,3)	1:A:84:LYS:HB2	2:B:2:C:O2'	2	0.99	0.11	0.99
(1,3)	1:A:84:LYS:HB2	2:B:2:C:O3'	2	0.99	0.11	0.99
(1,3)	1:A:84:LYS:HB2	2:B:2:C:O4'	2	0.99	0.11	0.99
(1,3)	1:A:84:LYS:HB2	2:B:2:C:O5'	2	0.99	0.11	0.99
(1,3)	1:A:84:LYS:HB2	2:B:3:U:C1'	2	0.99	0.11	0.99
(1,3)	1:A:84:LYS:HB2	2:B:3:U:C2	2	0.99	0.11	0.99
(1,3)	1:A:84:LYS:HB2	2:B:3:U:C2'	2	0.99	0.11	0.99
(1,3)	1:A:84:LYS:HB2	2:B:3:U:C3'	2	0.99	0.11	0.99
(1,3)	1:A:84:LYS:HB2	2:B:3:U:C4	2	0.99	0.11	0.99
(1,3)	1:A:84:LYS:HB2	2:B:3:U:C4'	2	0.99	0.11	0.99
(1,3)	1:A:84:LYS:HB2	2:B:3:U:C5	2	0.99	0.11	0.99
(1,3)	1:A:84:LYS:HB2	2:B:3:U:C5'	2	0.99	0.11	0.99

*Continued on next page...*

*Continued from previous page...*

Key	Atom-1	Atom-2	Models <sup>1</sup>	Mean (Å)	SD <sup>1</sup> (Å)	Median (Å)
(1,3)	1:A:84:LYS:HB2	2:B:3:U:C6	2	0.99	0.11	0.99
(1,3)	1:A:84:LYS:HB2	2:B:3:U:H1'	2	0.99	0.11	0.99
(1,3)	1:A:84:LYS:HB2	2:B:3:U:H2'	2	0.99	0.11	0.99
(1,3)	1:A:84:LYS:HB2	2:B:3:U:H3	2	0.99	0.11	0.99
(1,3)	1:A:84:LYS:HB2	2:B:3:U:H3'	2	0.99	0.11	0.99
(1,3)	1:A:84:LYS:HB2	2:B:3:U:H4'	2	0.99	0.11	0.99
(1,3)	1:A:84:LYS:HB2	2:B:3:U:H5	2	0.99	0.11	0.99
(1,3)	1:A:84:LYS:HB2	2:B:3:U:H5'	2	0.99	0.11	0.99
(1,3)	1:A:84:LYS:HB2	2:B:3:U:H5''	2	0.99	0.11	0.99
(1,3)	1:A:84:LYS:HB2	2:B:3:U:H6	2	0.99	0.11	0.99
(1,3)	1:A:84:LYS:HB2	2:B:3:U:HO2'	2	0.99	0.11	0.99
(1,3)	1:A:84:LYS:HB2	2:B:3:U:N1	2	0.99	0.11	0.99
(1,3)	1:A:84:LYS:HB2	2:B:3:U:N3	2	0.99	0.11	0.99
(1,3)	1:A:84:LYS:HB2	2:B:3:U:O2	2	0.99	0.11	0.99
(1,3)	1:A:84:LYS:HB2	2:B:3:U:O2'	2	0.99	0.11	0.99
(1,3)	1:A:84:LYS:HB2	2:B:3:U:O3'	2	0.99	0.11	0.99
(1,3)	1:A:84:LYS:HB2	2:B:3:U:O4	2	0.99	0.11	0.99
(1,3)	1:A:84:LYS:HB2	2:B:3:U:O4'	2	0.99	0.11	0.99
(1,3)	1:A:84:LYS:HB2	2:B:3:U:O5'	2	0.99	0.11	0.99
(1,3)	1:A:84:LYS:HB2	2:B:3:U:OP1	2	0.99	0.11	0.99
(1,3)	1:A:84:LYS:HB2	2:B:3:U:OP2	2	0.99	0.11	0.99
(1,3)	1:A:84:LYS:HB2	2:B:3:U:P	2	0.99	0.11	0.99
(1,3)	1:A:84:LYS:HB2	2:B:4:G:C1'	2	0.99	0.11	0.99
(1,3)	1:A:84:LYS:HB2	2:B:4:G:C2	2	0.99	0.11	0.99
(1,3)	1:A:84:LYS:HB2	2:B:4:G:C2'	2	0.99	0.11	0.99
(1,3)	1:A:84:LYS:HB2	2:B:4:G:C3'	2	0.99	0.11	0.99
(1,3)	1:A:84:LYS:HB2	2:B:4:G:C4	2	0.99	0.11	0.99
(1,3)	1:A:84:LYS:HB2	2:B:4:G:C4'	2	0.99	0.11	0.99
(1,3)	1:A:84:LYS:HB2	2:B:4:G:C5	2	0.99	0.11	0.99
(1,3)	1:A:84:LYS:HB2	2:B:4:G:C5'	2	0.99	0.11	0.99
(1,3)	1:A:84:LYS:HB2	2:B:4:G:C6	2	0.99	0.11	0.99
(1,3)	1:A:84:LYS:HB2	2:B:4:G:C8	2	0.99	0.11	0.99
(1,3)	1:A:84:LYS:HB2	2:B:4:G:H1	2	0.99	0.11	0.99
(1,3)	1:A:84:LYS:HB2	2:B:4:G:H1'	2	0.99	0.11	0.99
(1,3)	1:A:84:LYS:HB2	2:B:4:G:H2'	2	0.99	0.11	0.99
(1,3)	1:A:84:LYS:HB2	2:B:4:G:H21	2	0.99	0.11	0.99
(1,3)	1:A:84:LYS:HB2	2:B:4:G:H22	2	0.99	0.11	0.99
(1,3)	1:A:84:LYS:HB2	2:B:4:G:H3'	2	0.99	0.11	0.99
(1,3)	1:A:84:LYS:HB2	2:B:4:G:H4'	2	0.99	0.11	0.99
(1,3)	1:A:84:LYS:HB2	2:B:4:G:H5'	2	0.99	0.11	0.99
(1,3)	1:A:84:LYS:HB2	2:B:4:G:H5''	2	0.99	0.11	0.99
(1,3)	1:A:84:LYS:HB2	2:B:4:G:H8	2	0.99	0.11	0.99

*Continued on next page...*

*Continued from previous page...*

Key	Atom-1	Atom-2	Models <sup>1</sup>	Mean (Å)	SD <sup>1</sup> (Å)	Median (Å)
(1,3)	1:A:84:LYS:HB2	2:B:4:G:HO2'	2	0.99	0.11	0.99
(1,3)	1:A:84:LYS:HB2	2:B:4:G:N1	2	0.99	0.11	0.99
(1,3)	1:A:84:LYS:HB2	2:B:4:G:N2	2	0.99	0.11	0.99
(1,3)	1:A:84:LYS:HB2	2:B:4:G:N3	2	0.99	0.11	0.99
(1,3)	1:A:84:LYS:HB2	2:B:4:G:N7	2	0.99	0.11	0.99
(1,3)	1:A:84:LYS:HB2	2:B:4:G:N9	2	0.99	0.11	0.99
(1,3)	1:A:84:LYS:HB2	2:B:4:G:O2'	2	0.99	0.11	0.99
(1,3)	1:A:84:LYS:HB2	2:B:4:G:O3'	2	0.99	0.11	0.99
(1,3)	1:A:84:LYS:HB2	2:B:4:G:O4'	2	0.99	0.11	0.99
(1,3)	1:A:84:LYS:HB2	2:B:4:G:O5'	2	0.99	0.11	0.99
(1,3)	1:A:84:LYS:HB2	2:B:4:G:O6	2	0.99	0.11	0.99
(1,3)	1:A:84:LYS:HB2	2:B:4:G:OP1	2	0.99	0.11	0.99
(1,3)	1:A:84:LYS:HB2	2:B:4:G:OP2	2	0.99	0.11	0.99
(1,3)	1:A:84:LYS:HB2	2:B:4:G:P	2	0.99	0.11	0.99
(1,3)	1:A:84:LYS:HB2	2:B:5:A:C1'	2	0.99	0.11	0.99
(1,3)	1:A:84:LYS:HB2	2:B:5:A:C2	2	0.99	0.11	0.99
(1,3)	1:A:84:LYS:HB2	2:B:5:A:C2'	2	0.99	0.11	0.99
(1,3)	1:A:84:LYS:HB2	2:B:5:A:C3'	2	0.99	0.11	0.99
(1,3)	1:A:84:LYS:HB2	2:B:5:A:C4	2	0.99	0.11	0.99
(1,3)	1:A:84:LYS:HB2	2:B:5:A:C4'	2	0.99	0.11	0.99
(1,3)	1:A:84:LYS:HB2	2:B:5:A:C5	2	0.99	0.11	0.99
(1,3)	1:A:84:LYS:HB2	2:B:5:A:C5'	2	0.99	0.11	0.99
(1,3)	1:A:84:LYS:HB2	2:B:5:A:C6	2	0.99	0.11	0.99
(1,3)	1:A:84:LYS:HB2	2:B:5:A:C8	2	0.99	0.11	0.99
(1,3)	1:A:84:LYS:HB2	2:B:5:A:H1'	2	0.99	0.11	0.99
(1,3)	1:A:84:LYS:HB2	2:B:5:A:H2	2	0.99	0.11	0.99
(1,3)	1:A:84:LYS:HB2	2:B:5:A:H2'	2	0.99	0.11	0.99
(1,3)	1:A:84:LYS:HB2	2:B:5:A:H3'	2	0.99	0.11	0.99
(1,3)	1:A:84:LYS:HB2	2:B:5:A:H4'	2	0.99	0.11	0.99
(1,3)	1:A:84:LYS:HB2	2:B:5:A:H5'	2	0.99	0.11	0.99
(1,3)	1:A:84:LYS:HB2	2:B:5:A:H5''	2	0.99	0.11	0.99
(1,3)	1:A:84:LYS:HB2	2:B:5:A:H61	2	0.99	0.11	0.99
(1,3)	1:A:84:LYS:HB2	2:B:5:A:H62	2	0.99	0.11	0.99
(1,3)	1:A:84:LYS:HB2	2:B:5:A:H8	2	0.99	0.11	0.99
(1,3)	1:A:84:LYS:HB2	2:B:5:A:HO2'	2	0.99	0.11	0.99
(1,3)	1:A:84:LYS:HB2	2:B:5:A:N1	2	0.99	0.11	0.99
(1,3)	1:A:84:LYS:HB2	2:B:5:A:N3	2	0.99	0.11	0.99
(1,3)	1:A:84:LYS:HB2	2:B:5:A:N6	2	0.99	0.11	0.99
(1,3)	1:A:84:LYS:HB2	2:B:5:A:N7	2	0.99	0.11	0.99
(1,3)	1:A:84:LYS:HB2	2:B:5:A:N9	2	0.99	0.11	0.99
(1,3)	1:A:84:LYS:HB2	2:B:5:A:O2'	2	0.99	0.11	0.99
(1,3)	1:A:84:LYS:HB2	2:B:5:A:O3'	2	0.99	0.11	0.99

*Continued on next page...*

*Continued from previous page...*

Key	Atom-1	Atom-2	Models <sup>1</sup>	Mean (Å)	SD <sup>1</sup> (Å)	Median (Å)
(1,3)	1:A:84:LYS:HB2	2:B:5:A:O4'	2	0.99	0.11	0.99
(1,3)	1:A:84:LYS:HB2	2:B:5:A:O5'	2	0.99	0.11	0.99
(1,3)	1:A:84:LYS:HB2	2:B:5:A:OP1	2	0.99	0.11	0.99
(1,3)	1:A:84:LYS:HB2	2:B:5:A:OP2	2	0.99	0.11	0.99
(1,3)	1:A:84:LYS:HB2	2:B:5:A:P	2	0.99	0.11	0.99
(1,3)	1:A:84:LYS:HB2	2:B:6:G:C1'	2	0.99	0.11	0.99
(1,3)	1:A:84:LYS:HB2	2:B:6:G:C2	2	0.99	0.11	0.99
(1,3)	1:A:84:LYS:HB2	2:B:6:G:C2'	2	0.99	0.11	0.99
(1,3)	1:A:84:LYS:HB2	2:B:6:G:C3'	2	0.99	0.11	0.99
(1,3)	1:A:84:LYS:HB2	2:B:6:G:C4	2	0.99	0.11	0.99
(1,3)	1:A:84:LYS:HB2	2:B:6:G:C4'	2	0.99	0.11	0.99
(1,3)	1:A:84:LYS:HB2	2:B:6:G:C5	2	0.99	0.11	0.99
(1,3)	1:A:84:LYS:HB2	2:B:6:G:C5'	2	0.99	0.11	0.99
(1,3)	1:A:84:LYS:HB2	2:B:6:G:C6	2	0.99	0.11	0.99
(1,3)	1:A:84:LYS:HB2	2:B:6:G:C8	2	0.99	0.11	0.99
(1,3)	1:A:84:LYS:HB2	2:B:6:G:H1	2	0.99	0.11	0.99
(1,3)	1:A:84:LYS:HB2	2:B:6:G:H1'	2	0.99	0.11	0.99
(1,3)	1:A:84:LYS:HB2	2:B:6:G:H2'	2	0.99	0.11	0.99
(1,3)	1:A:84:LYS:HB2	2:B:6:G:H21	2	0.99	0.11	0.99
(1,3)	1:A:84:LYS:HB2	2:B:6:G:H22	2	0.99	0.11	0.99
(1,3)	1:A:84:LYS:HB2	2:B:6:G:H3'	2	0.99	0.11	0.99
(1,3)	1:A:84:LYS:HB2	2:B:6:G:H4'	2	0.99	0.11	0.99
(1,3)	1:A:84:LYS:HB2	2:B:6:G:H5'	2	0.99	0.11	0.99
(1,3)	1:A:84:LYS:HB2	2:B:6:G:H5''	2	0.99	0.11	0.99
(1,3)	1:A:84:LYS:HB2	2:B:6:G:H8	2	0.99	0.11	0.99
(1,3)	1:A:84:LYS:HB2	2:B:6:G:HO2'	2	0.99	0.11	0.99
(1,3)	1:A:84:LYS:HB2	2:B:6:G:N1	2	0.99	0.11	0.99
(1,3)	1:A:84:LYS:HB2	2:B:6:G:N2	2	0.99	0.11	0.99
(1,3)	1:A:84:LYS:HB2	2:B:6:G:N3	2	0.99	0.11	0.99
(1,3)	1:A:84:LYS:HB2	2:B:6:G:N7	2	0.99	0.11	0.99
(1,3)	1:A:84:LYS:HB2	2:B:6:G:N9	2	0.99	0.11	0.99
(1,3)	1:A:84:LYS:HB2	2:B:6:G:O2'	2	0.99	0.11	0.99
(1,3)	1:A:84:LYS:HB2	2:B:6:G:O3'	2	0.99	0.11	0.99
(1,3)	1:A:84:LYS:HB2	2:B:6:G:O4'	2	0.99	0.11	0.99
(1,3)	1:A:84:LYS:HB2	2:B:6:G:O5'	2	0.99	0.11	0.99
(1,3)	1:A:84:LYS:HB2	2:B:6:G:O6	2	0.99	0.11	0.99
(1,3)	1:A:84:LYS:HB2	2:B:6:G:OP1	2	0.99	0.11	0.99
(1,3)	1:A:84:LYS:HB2	2:B:6:G:OP2	2	0.99	0.11	0.99
(1,3)	1:A:84:LYS:HB2	2:B:6:G:P	2	0.99	0.11	0.99
(1,3)	1:A:84:LYS:HB2	2:B:7:C:C1'	2	0.99	0.11	0.99
(1,3)	1:A:84:LYS:HB2	2:B:7:C:C2	2	0.99	0.11	0.99
(1,3)	1:A:84:LYS:HB2	2:B:7:C:C2'	2	0.99	0.11	0.99

*Continued on next page...*

*Continued from previous page...*

Key	Atom-1	Atom-2	Models <sup>1</sup>	Mean (Å)	SD <sup>1</sup> (Å)	Median (Å)
(1,3)	1:A:84:LYS:HB2	2:B:7:C:C3'	2	0.99	0.11	0.99
(1,3)	1:A:84:LYS:HB2	2:B:7:C:C4	2	0.99	0.11	0.99
(1,3)	1:A:84:LYS:HB2	2:B:7:C:C4'	2	0.99	0.11	0.99
(1,3)	1:A:84:LYS:HB2	2:B:7:C:C5	2	0.99	0.11	0.99
(1,3)	1:A:84:LYS:HB2	2:B:7:C:C5'	2	0.99	0.11	0.99
(1,3)	1:A:84:LYS:HB2	2:B:7:C:C6	2	0.99	0.11	0.99
(1,3)	1:A:84:LYS:HB2	2:B:7:C:H1'	2	0.99	0.11	0.99
(1,3)	1:A:84:LYS:HB2	2:B:7:C:H2'	2	0.99	0.11	0.99
(1,3)	1:A:84:LYS:HB2	2:B:7:C:H3'	2	0.99	0.11	0.99
(1,3)	1:A:84:LYS:HB2	2:B:7:C:H4'	2	0.99	0.11	0.99
(1,3)	1:A:84:LYS:HB2	2:B:7:C:H41	2	0.99	0.11	0.99
(1,3)	1:A:84:LYS:HB2	2:B:7:C:H42	2	0.99	0.11	0.99
(1,3)	1:A:84:LYS:HB2	2:B:7:C:H5	2	0.99	0.11	0.99
(1,3)	1:A:84:LYS:HB2	2:B:7:C:H5'	2	0.99	0.11	0.99
(1,3)	1:A:84:LYS:HB2	2:B:7:C:H5''	2	0.99	0.11	0.99
(1,3)	1:A:84:LYS:HB2	2:B:7:C:H6	2	0.99	0.11	0.99
(1,3)	1:A:84:LYS:HB2	2:B:7:C:HO2'	2	0.99	0.11	0.99
(1,3)	1:A:84:LYS:HB2	2:B:7:C:N1	2	0.99	0.11	0.99
(1,3)	1:A:84:LYS:HB2	2:B:7:C:N3	2	0.99	0.11	0.99
(1,3)	1:A:84:LYS:HB2	2:B:7:C:N4	2	0.99	0.11	0.99
(1,3)	1:A:84:LYS:HB2	2:B:7:C:O2	2	0.99	0.11	0.99
(1,3)	1:A:84:LYS:HB2	2:B:7:C:O2'	2	0.99	0.11	0.99
(1,3)	1:A:84:LYS:HB2	2:B:7:C:O3'	2	0.99	0.11	0.99
(1,3)	1:A:84:LYS:HB2	2:B:7:C:O4'	2	0.99	0.11	0.99
(1,3)	1:A:84:LYS:HB2	2:B:7:C:O5'	2	0.99	0.11	0.99
(1,3)	1:A:84:LYS:HB2	2:B:7:C:OP1	2	0.99	0.11	0.99
(1,3)	1:A:84:LYS:HB2	2:B:7:C:OP2	2	0.99	0.11	0.99
(1,3)	1:A:84:LYS:HB2	2:B:7:C:P	2	0.99	0.11	0.99
(1,3)	1:A:84:LYS:HB2	2:B:8:U:C1'	2	0.99	0.11	0.99
(1,3)	1:A:84:LYS:HB2	2:B:8:U:C2	2	0.99	0.11	0.99
(1,3)	1:A:84:LYS:HB2	2:B:8:U:C2'	2	0.99	0.11	0.99
(1,3)	1:A:84:LYS:HB2	2:B:8:U:C3'	2	0.99	0.11	0.99
(1,3)	1:A:84:LYS:HB2	2:B:8:U:C4	2	0.99	0.11	0.99
(1,3)	1:A:84:LYS:HB2	2:B:8:U:C4'	2	0.99	0.11	0.99
(1,3)	1:A:84:LYS:HB2	2:B:8:U:C5	2	0.99	0.11	0.99
(1,3)	1:A:84:LYS:HB2	2:B:8:U:C5'	2	0.99	0.11	0.99
(1,3)	1:A:84:LYS:HB2	2:B:8:U:C6	2	0.99	0.11	0.99
(1,3)	1:A:84:LYS:HB2	2:B:8:U:H1'	2	0.99	0.11	0.99
(1,3)	1:A:84:LYS:HB2	2:B:8:U:H2'	2	0.99	0.11	0.99
(1,3)	1:A:84:LYS:HB2	2:B:8:U:H3	2	0.99	0.11	0.99
(1,3)	1:A:84:LYS:HB2	2:B:8:U:H3'	2	0.99	0.11	0.99
(1,3)	1:A:84:LYS:HB2	2:B:8:U:H4'	2	0.99	0.11	0.99

*Continued on next page...*

*Continued from previous page...*

Key	Atom-1	Atom-2	Models <sup>1</sup>	Mean (Å)	SD <sup>1</sup> (Å)	Median (Å)
(1,3)	1:A:84:LYS:HB2	2:B:8:U:H5	2	0.99	0.11	0.99
(1,3)	1:A:84:LYS:HB2	2:B:8:U:H5'	2	0.99	0.11	0.99
(1,3)	1:A:84:LYS:HB2	2:B:8:U:H5''	2	0.99	0.11	0.99
(1,3)	1:A:84:LYS:HB2	2:B:8:U:H6	2	0.99	0.11	0.99
(1,3)	1:A:84:LYS:HB2	2:B:8:U:HO2'	2	0.99	0.11	0.99
(1,3)	1:A:84:LYS:HB2	2:B:8:U:N1	2	0.99	0.11	0.99
(1,3)	1:A:84:LYS:HB2	2:B:8:U:N3	2	0.99	0.11	0.99
(1,3)	1:A:84:LYS:HB2	2:B:8:U:O2	2	0.99	0.11	0.99
(1,3)	1:A:84:LYS:HB2	2:B:8:U:O2'	2	0.99	0.11	0.99
(1,3)	1:A:84:LYS:HB2	2:B:8:U:O3'	2	0.99	0.11	0.99
(1,3)	1:A:84:LYS:HB2	2:B:8:U:O4	2	0.99	0.11	0.99
(1,3)	1:A:84:LYS:HB2	2:B:8:U:O4'	2	0.99	0.11	0.99
(1,3)	1:A:84:LYS:HB2	2:B:8:U:O5'	2	0.99	0.11	0.99
(1,3)	1:A:84:LYS:HB2	2:B:8:U:OP1	2	0.99	0.11	0.99
(1,3)	1:A:84:LYS:HB2	2:B:8:U:OP2	2	0.99	0.11	0.99
(1,3)	1:A:84:LYS:HB2	2:B:8:U:P	2	0.99	0.11	0.99
(1,3)	1:A:84:LYS:HB2	2:B:9:C:C1'	2	0.99	0.11	0.99
(1,3)	1:A:84:LYS:HB2	2:B:9:C:C2	2	0.99	0.11	0.99
(1,3)	1:A:84:LYS:HB2	2:B:9:C:C2'	2	0.99	0.11	0.99
(1,3)	1:A:84:LYS:HB2	2:B:9:C:C3'	2	0.99	0.11	0.99
(1,3)	1:A:84:LYS:HB2	2:B:9:C:C4	2	0.99	0.11	0.99
(1,3)	1:A:84:LYS:HB2	2:B:9:C:C4'	2	0.99	0.11	0.99
(1,3)	1:A:84:LYS:HB2	2:B:9:C:C5	2	0.99	0.11	0.99
(1,3)	1:A:84:LYS:HB2	2:B:9:C:C5'	2	0.99	0.11	0.99
(1,3)	1:A:84:LYS:HB2	2:B:9:C:C6	2	0.99	0.11	0.99
(1,3)	1:A:84:LYS:HB2	2:B:9:C:H1'	2	0.99	0.11	0.99
(1,3)	1:A:84:LYS:HB2	2:B:9:C:H2'	2	0.99	0.11	0.99
(1,3)	1:A:84:LYS:HB2	2:B:9:C:H3'	2	0.99	0.11	0.99
(1,3)	1:A:84:LYS:HB2	2:B:9:C:H4'	2	0.99	0.11	0.99
(1,3)	1:A:84:LYS:HB2	2:B:9:C:H41	2	0.99	0.11	0.99
(1,3)	1:A:84:LYS:HB2	2:B:9:C:H42	2	0.99	0.11	0.99
(1,3)	1:A:84:LYS:HB2	2:B:9:C:H5	2	0.99	0.11	0.99
(1,3)	1:A:84:LYS:HB2	2:B:9:C:H5'	2	0.99	0.11	0.99
(1,3)	1:A:84:LYS:HB2	2:B:9:C:H5''	2	0.99	0.11	0.99
(1,3)	1:A:84:LYS:HB2	2:B:9:C:H6	2	0.99	0.11	0.99
(1,3)	1:A:84:LYS:HB2	2:B:9:C:HO2'	2	0.99	0.11	0.99
(1,3)	1:A:84:LYS:HB2	2:B:9:C:N1	2	0.99	0.11	0.99
(1,3)	1:A:84:LYS:HB2	2:B:9:C:N3	2	0.99	0.11	0.99
(1,3)	1:A:84:LYS:HB2	2:B:9:C:N4	2	0.99	0.11	0.99
(1,3)	1:A:84:LYS:HB2	2:B:9:C:O2	2	0.99	0.11	0.99
(1,3)	1:A:84:LYS:HB2	2:B:9:C:O2'	2	0.99	0.11	0.99
(1,3)	1:A:84:LYS:HB2	2:B:9:C:O3'	2	0.99	0.11	0.99

*Continued on next page...*

*Continued from previous page...*

Key	Atom-1	Atom-2	Models <sup>1</sup>	Mean (Å)	SD <sup>1</sup> (Å)	Median (Å)
(1,3)	1:A:84:LYS:HB2	2:B:9:C:O4'	2	0.99	0.11	0.99
(1,3)	1:A:84:LYS:HB2	2:B:9:C:O5'	2	0.99	0.11	0.99
(1,3)	1:A:84:LYS:HB2	2:B:9:C:OP1	2	0.99	0.11	0.99
(1,3)	1:A:84:LYS:HB2	2:B:9:C:OP2	2	0.99	0.11	0.99
(1,3)	1:A:84:LYS:HB2	2:B:9:C:P	2	0.99	0.11	0.99
(1,3)	1:A:84:LYS:HB2	2:B:10:G:C1'	2	0.99	0.11	0.99
(1,3)	1:A:84:LYS:HB2	2:B:10:G:C2	2	0.99	0.11	0.99
(1,3)	1:A:84:LYS:HB2	2:B:10:G:C2'	2	0.99	0.11	0.99
(1,3)	1:A:84:LYS:HB2	2:B:10:G:C3'	2	0.99	0.11	0.99
(1,3)	1:A:84:LYS:HB2	2:B:10:G:C4	2	0.99	0.11	0.99
(1,3)	1:A:84:LYS:HB2	2:B:10:G:C4'	2	0.99	0.11	0.99
(1,3)	1:A:84:LYS:HB2	2:B:10:G:C5	2	0.99	0.11	0.99
(1,3)	1:A:84:LYS:HB2	2:B:10:G:C5'	2	0.99	0.11	0.99
(1,3)	1:A:84:LYS:HB2	2:B:10:G:C6	2	0.99	0.11	0.99
(1,3)	1:A:84:LYS:HB2	2:B:10:G:C8	2	0.99	0.11	0.99
(1,3)	1:A:84:LYS:HB2	2:B:10:G:H1	2	0.99	0.11	0.99
(1,3)	1:A:84:LYS:HB2	2:B:10:G:H1'	2	0.99	0.11	0.99
(1,3)	1:A:84:LYS:HB2	2:B:10:G:H2'	2	0.99	0.11	0.99
(1,3)	1:A:84:LYS:HB2	2:B:10:G:H21	2	0.99	0.11	0.99
(1,3)	1:A:84:LYS:HB2	2:B:10:G:H22	2	0.99	0.11	0.99
(1,3)	1:A:84:LYS:HB2	2:B:10:G:H3'	2	0.99	0.11	0.99
(1,3)	1:A:84:LYS:HB2	2:B:10:G:H4'	2	0.99	0.11	0.99
(1,3)	1:A:84:LYS:HB2	2:B:10:G:H5'	2	0.99	0.11	0.99
(1,3)	1:A:84:LYS:HB2	2:B:10:G:H5''	2	0.99	0.11	0.99
(1,3)	1:A:84:LYS:HB2	2:B:10:G:H8	2	0.99	0.11	0.99
(1,3)	1:A:84:LYS:HB2	2:B:10:G:HO2'	2	0.99	0.11	0.99
(1,3)	1:A:84:LYS:HB2	2:B:10:G:N1	2	0.99	0.11	0.99
(1,3)	1:A:84:LYS:HB2	2:B:10:G:N2	2	0.99	0.11	0.99
(1,3)	1:A:84:LYS:HB2	2:B:10:G:N3	2	0.99	0.11	0.99
(1,3)	1:A:84:LYS:HB2	2:B:10:G:N7	2	0.99	0.11	0.99
(1,3)	1:A:84:LYS:HB2	2:B:10:G:N9	2	0.99	0.11	0.99
(1,3)	1:A:84:LYS:HB2	2:B:10:G:O2'	2	0.99	0.11	0.99
(1,3)	1:A:84:LYS:HB2	2:B:10:G:O3'	2	0.99	0.11	0.99
(1,3)	1:A:84:LYS:HB2	2:B:10:G:O4'	2	0.99	0.11	0.99
(1,3)	1:A:84:LYS:HB2	2:B:10:G:O5'	2	0.99	0.11	0.99
(1,3)	1:A:84:LYS:HB2	2:B:10:G:O6	2	0.99	0.11	0.99
(1,3)	1:A:84:LYS:HB2	2:B:10:G:OP1	2	0.99	0.11	0.99
(1,3)	1:A:84:LYS:HB2	2:B:10:G:OP2	2	0.99	0.11	0.99
(1,3)	1:A:84:LYS:HB2	2:B:10:G:P	2	0.99	0.11	0.99
(1,3)	1:A:84:LYS:HB2	2:B:11:A:C1'	2	0.99	0.11	0.99
(1,3)	1:A:84:LYS:HB2	2:B:11:A:C2	2	0.99	0.11	0.99
(1,3)	1:A:84:LYS:HB2	2:B:11:A:C2'	2	0.99	0.11	0.99

*Continued on next page...*



*Continued from previous page...*

Key	Atom-1	Atom-2	Models <sup>1</sup>	Mean (Å)	SD <sup>1</sup> (Å)	Median (Å)
(1,3)	1:A:84:LYS:HB2	2:B:11:A:C3'	2	0.99	0.11	0.99
(1,3)	1:A:84:LYS:HB2	2:B:11:A:C4	2	0.99	0.11	0.99
(1,3)	1:A:84:LYS:HB2	2:B:11:A:C4'	2	0.99	0.11	0.99
(1,3)	1:A:84:LYS:HB2	2:B:11:A:C5	2	0.99	0.11	0.99
(1,3)	1:A:84:LYS:HB2	2:B:11:A:C5'	2	0.99	0.11	0.99
(1,3)	1:A:84:LYS:HB2	2:B:11:A:C6	2	0.99	0.11	0.99
(1,3)	1:A:84:LYS:HB2	2:B:11:A:C8	2	0.99	0.11	0.99
(1,3)	1:A:84:LYS:HB2	2:B:11:A:H1'	2	0.99	0.11	0.99
(1,3)	1:A:84:LYS:HB2	2:B:11:A:H2	2	0.99	0.11	0.99
(1,3)	1:A:84:LYS:HB2	2:B:11:A:H2'	2	0.99	0.11	0.99
(1,3)	1:A:84:LYS:HB2	2:B:11:A:H3'	2	0.99	0.11	0.99
(1,3)	1:A:84:LYS:HB2	2:B:11:A:H4'	2	0.99	0.11	0.99
(1,3)	1:A:84:LYS:HB2	2:B:11:A:H5'	2	0.99	0.11	0.99
(1,3)	1:A:84:LYS:HB2	2:B:11:A:H5''	2	0.99	0.11	0.99
(1,3)	1:A:84:LYS:HB2	2:B:11:A:H61	2	0.99	0.11	0.99
(1,3)	1:A:84:LYS:HB2	2:B:11:A:H62	2	0.99	0.11	0.99
(1,3)	1:A:84:LYS:HB2	2:B:11:A:H8	2	0.99	0.11	0.99
(1,3)	1:A:84:LYS:HB2	2:B:11:A:HO2'	2	0.99	0.11	0.99
(1,3)	1:A:84:LYS:HB2	2:B:11:A:N1	2	0.99	0.11	0.99
(1,3)	1:A:84:LYS:HB2	2:B:11:A:N3	2	0.99	0.11	0.99
(1,3)	1:A:84:LYS:HB2	2:B:11:A:N6	2	0.99	0.11	0.99
(1,3)	1:A:84:LYS:HB2	2:B:11:A:N7	2	0.99	0.11	0.99
(1,3)	1:A:84:LYS:HB2	2:B:11:A:N9	2	0.99	0.11	0.99
(1,3)	1:A:84:LYS:HB2	2:B:11:A:O2'	2	0.99	0.11	0.99
(1,3)	1:A:84:LYS:HB2	2:B:11:A:O3'	2	0.99	0.11	0.99
(1,3)	1:A:84:LYS:HB2	2:B:11:A:O4'	2	0.99	0.11	0.99
(1,3)	1:A:84:LYS:HB2	2:B:11:A:O5'	2	0.99	0.11	0.99
(1,3)	1:A:84:LYS:HB2	2:B:11:A:OP1	2	0.99	0.11	0.99
(1,3)	1:A:84:LYS:HB2	2:B:11:A:OP2	2	0.99	0.11	0.99
(1,3)	1:A:84:LYS:HB2	2:B:11:A:P	2	0.99	0.11	0.99
(1,3)	1:A:84:LYS:HB2	2:B:12:A:C1'	2	0.99	0.11	0.99
(1,3)	1:A:84:LYS:HB2	2:B:12:A:C2	2	0.99	0.11	0.99
(1,3)	1:A:84:LYS:HB2	2:B:12:A:C2'	2	0.99	0.11	0.99
(1,3)	1:A:84:LYS:HB2	2:B:12:A:C3'	2	0.99	0.11	0.99
(1,3)	1:A:84:LYS:HB2	2:B:12:A:C4	2	0.99	0.11	0.99
(1,3)	1:A:84:LYS:HB2	2:B:12:A:C4'	2	0.99	0.11	0.99
(1,3)	1:A:84:LYS:HB2	2:B:12:A:C5	2	0.99	0.11	0.99
(1,3)	1:A:84:LYS:HB2	2:B:12:A:C5'	2	0.99	0.11	0.99
(1,3)	1:A:84:LYS:HB2	2:B:12:A:C6	2	0.99	0.11	0.99
(1,3)	1:A:84:LYS:HB2	2:B:12:A:C8	2	0.99	0.11	0.99
(1,3)	1:A:84:LYS:HB2	2:B:12:A:H1'	2	0.99	0.11	0.99
(1,3)	1:A:84:LYS:HB2	2:B:12:A:H2	2	0.99	0.11	0.99

*Continued on next page...*

*Continued from previous page...*

Key	Atom-1	Atom-2	Models <sup>1</sup>	Mean (Å)	SD <sup>1</sup> (Å)	Median (Å)
(1,3)	1:A:84:LYS:HB2	2:B:12:A:H2'	2	0.99	0.11	0.99
(1,3)	1:A:84:LYS:HB2	2:B:12:A:H3'	2	0.99	0.11	0.99
(1,3)	1:A:84:LYS:HB2	2:B:12:A:H4'	2	0.99	0.11	0.99
(1,3)	1:A:84:LYS:HB2	2:B:12:A:H5'	2	0.99	0.11	0.99
(1,3)	1:A:84:LYS:HB2	2:B:12:A:H5''	2	0.99	0.11	0.99
(1,3)	1:A:84:LYS:HB2	2:B:12:A:H61	2	0.99	0.11	0.99
(1,3)	1:A:84:LYS:HB2	2:B:12:A:H62	2	0.99	0.11	0.99
(1,3)	1:A:84:LYS:HB2	2:B:12:A:H8	2	0.99	0.11	0.99
(1,3)	1:A:84:LYS:HB2	2:B:12:A:HO2'	2	0.99	0.11	0.99
(1,3)	1:A:84:LYS:HB2	2:B:12:A:N1	2	0.99	0.11	0.99
(1,3)	1:A:84:LYS:HB2	2:B:12:A:N3	2	0.99	0.11	0.99
(1,3)	1:A:84:LYS:HB2	2:B:12:A:N6	2	0.99	0.11	0.99
(1,3)	1:A:84:LYS:HB2	2:B:12:A:N7	2	0.99	0.11	0.99
(1,3)	1:A:84:LYS:HB2	2:B:12:A:N9	2	0.99	0.11	0.99
(1,3)	1:A:84:LYS:HB2	2:B:12:A:O2'	2	0.99	0.11	0.99
(1,3)	1:A:84:LYS:HB2	2:B:12:A:O3'	2	0.99	0.11	0.99
(1,3)	1:A:84:LYS:HB2	2:B:12:A:O4'	2	0.99	0.11	0.99
(1,3)	1:A:84:LYS:HB2	2:B:12:A:O5'	2	0.99	0.11	0.99
(1,3)	1:A:84:LYS:HB2	2:B:12:A:OP1	2	0.99	0.11	0.99
(1,3)	1:A:84:LYS:HB2	2:B:12:A:OP2	2	0.99	0.11	0.99
(1,3)	1:A:84:LYS:HB2	2:B:12:A:P	2	0.99	0.11	0.99
(1,3)	1:A:84:LYS:HB2	2:B:13:A:C1'	2	0.99	0.11	0.99
(1,3)	1:A:84:LYS:HB2	2:B:13:A:C2	2	0.99	0.11	0.99
(1,3)	1:A:84:LYS:HB2	2:B:13:A:C2'	2	0.99	0.11	0.99
(1,3)	1:A:84:LYS:HB2	2:B:13:A:C3'	2	0.99	0.11	0.99
(1,3)	1:A:84:LYS:HB2	2:B:13:A:C4	2	0.99	0.11	0.99
(1,3)	1:A:84:LYS:HB2	2:B:13:A:C4'	2	0.99	0.11	0.99
(1,3)	1:A:84:LYS:HB2	2:B:13:A:C5	2	0.99	0.11	0.99
(1,3)	1:A:84:LYS:HB2	2:B:13:A:C5'	2	0.99	0.11	0.99
(1,3)	1:A:84:LYS:HB2	2:B:13:A:C6	2	0.99	0.11	0.99
(1,3)	1:A:84:LYS:HB2	2:B:13:A:C8	2	0.99	0.11	0.99
(1,3)	1:A:84:LYS:HB2	2:B:13:A:H1'	2	0.99	0.11	0.99
(1,3)	1:A:84:LYS:HB2	2:B:13:A:H2	2	0.99	0.11	0.99
(1,3)	1:A:84:LYS:HB2	2:B:13:A:H2'	2	0.99	0.11	0.99
(1,3)	1:A:84:LYS:HB2	2:B:13:A:H3'	2	0.99	0.11	0.99
(1,3)	1:A:84:LYS:HB2	2:B:13:A:H4'	2	0.99	0.11	0.99
(1,3)	1:A:84:LYS:HB2	2:B:13:A:H5'	2	0.99	0.11	0.99
(1,3)	1:A:84:LYS:HB2	2:B:13:A:H5''	2	0.99	0.11	0.99
(1,3)	1:A:84:LYS:HB2	2:B:13:A:H61	2	0.99	0.11	0.99
(1,3)	1:A:84:LYS:HB2	2:B:13:A:H62	2	0.99	0.11	0.99
(1,3)	1:A:84:LYS:HB2	2:B:13:A:H8	2	0.99	0.11	0.99
(1,3)	1:A:84:LYS:HB2	2:B:13:A:HO2'	2	0.99	0.11	0.99

*Continued on next page...*

*Continued from previous page...*

Key	Atom-1	Atom-2	Models <sup>1</sup>	Mean (Å)	SD <sup>1</sup> (Å)	Median (Å)
(1,3)	1:A:84:LYS:HB2	2:B:13:A:N1	2	0.99	0.11	0.99
(1,3)	1:A:84:LYS:HB2	2:B:13:A:N3	2	0.99	0.11	0.99
(1,3)	1:A:84:LYS:HB2	2:B:13:A:N6	2	0.99	0.11	0.99
(1,3)	1:A:84:LYS:HB2	2:B:13:A:N7	2	0.99	0.11	0.99
(1,3)	1:A:84:LYS:HB2	2:B:13:A:N9	2	0.99	0.11	0.99
(1,3)	1:A:84:LYS:HB2	2:B:13:A:O2'	2	0.99	0.11	0.99
(1,3)	1:A:84:LYS:HB2	2:B:13:A:O3'	2	0.99	0.11	0.99
(1,3)	1:A:84:LYS:HB2	2:B:13:A:O4'	2	0.99	0.11	0.99
(1,3)	1:A:84:LYS:HB2	2:B:13:A:O5'	2	0.99	0.11	0.99
(1,3)	1:A:84:LYS:HB2	2:B:13:A:OP1	2	0.99	0.11	0.99
(1,3)	1:A:84:LYS:HB2	2:B:13:A:OP2	2	0.99	0.11	0.99
(1,3)	1:A:84:LYS:HB2	2:B:13:A:P	2	0.99	0.11	0.99
(1,3)	1:A:84:LYS:HB2	2:B:14:G:C1'	2	0.99	0.11	0.99
(1,3)	1:A:84:LYS:HB2	2:B:14:G:C2	2	0.99	0.11	0.99
(1,3)	1:A:84:LYS:HB2	2:B:14:G:C2'	2	0.99	0.11	0.99
(1,3)	1:A:84:LYS:HB2	2:B:14:G:C3'	2	0.99	0.11	0.99
(1,3)	1:A:84:LYS:HB2	2:B:14:G:C4	2	0.99	0.11	0.99
(1,3)	1:A:84:LYS:HB2	2:B:14:G:C4'	2	0.99	0.11	0.99
(1,3)	1:A:84:LYS:HB2	2:B:14:G:C5	2	0.99	0.11	0.99
(1,3)	1:A:84:LYS:HB2	2:B:14:G:C5'	2	0.99	0.11	0.99
(1,3)	1:A:84:LYS:HB2	2:B:14:G:C6	2	0.99	0.11	0.99
(1,3)	1:A:84:LYS:HB2	2:B:14:G:C8	2	0.99	0.11	0.99
(1,3)	1:A:84:LYS:HB2	2:B:14:G:H1	2	0.99	0.11	0.99
(1,3)	1:A:84:LYS:HB2	2:B:14:G:H1'	2	0.99	0.11	0.99
(1,3)	1:A:84:LYS:HB2	2:B:14:G:H2'	2	0.99	0.11	0.99
(1,3)	1:A:84:LYS:HB2	2:B:14:G:H21	2	0.99	0.11	0.99
(1,3)	1:A:84:LYS:HB2	2:B:14:G:H22	2	0.99	0.11	0.99
(1,3)	1:A:84:LYS:HB2	2:B:14:G:H3'	2	0.99	0.11	0.99
(1,3)	1:A:84:LYS:HB2	2:B:14:G:H4'	2	0.99	0.11	0.99
(1,3)	1:A:84:LYS:HB2	2:B:14:G:H5'	2	0.99	0.11	0.99
(1,3)	1:A:84:LYS:HB2	2:B:14:G:H5''	2	0.99	0.11	0.99
(1,3)	1:A:84:LYS:HB2	2:B:14:G:H8	2	0.99	0.11	0.99
(1,3)	1:A:84:LYS:HB2	2:B:14:G:HO2'	2	0.99	0.11	0.99
(1,3)	1:A:84:LYS:HB2	2:B:14:G:N1	2	0.99	0.11	0.99
(1,3)	1:A:84:LYS:HB2	2:B:14:G:N2	2	0.99	0.11	0.99
(1,3)	1:A:84:LYS:HB2	2:B:14:G:N3	2	0.99	0.11	0.99
(1,3)	1:A:84:LYS:HB2	2:B:14:G:N7	2	0.99	0.11	0.99
(1,3)	1:A:84:LYS:HB2	2:B:14:G:N9	2	0.99	0.11	0.99
(1,3)	1:A:84:LYS:HB2	2:B:14:G:O2'	2	0.99	0.11	0.99
(1,3)	1:A:84:LYS:HB2	2:B:14:G:O3'	2	0.99	0.11	0.99
(1,3)	1:A:84:LYS:HB2	2:B:14:G:O4'	2	0.99	0.11	0.99
(1,3)	1:A:84:LYS:HB2	2:B:14:G:O5'	2	0.99	0.11	0.99

*Continued on next page...*

*Continued from previous page...*

Key	Atom-1	Atom-2	Models <sup>1</sup>	Mean (Å)	SD <sup>1</sup> (Å)	Median (Å)
(1,3)	1:A:84:LYS:HB2	2:B:14:G:O6	2	0.99	0.11	0.99
(1,3)	1:A:84:LYS:HB2	2:B:14:G:OP1	2	0.99	0.11	0.99
(1,3)	1:A:84:LYS:HB2	2:B:14:G:OP2	2	0.99	0.11	0.99
(1,3)	1:A:84:LYS:HB2	2:B:14:G:P	2	0.99	0.11	0.99
(1,3)	1:A:84:LYS:HB2	2:B:15:A:C1'	2	0.99	0.11	0.99
(1,3)	1:A:84:LYS:HB2	2:B:15:A:C2	2	0.99	0.11	0.99
(1,3)	1:A:84:LYS:HB2	2:B:15:A:C2'	2	0.99	0.11	0.99
(1,3)	1:A:84:LYS:HB2	2:B:15:A:C3'	2	0.99	0.11	0.99
(1,3)	1:A:84:LYS:HB2	2:B:15:A:C4	2	0.99	0.11	0.99
(1,3)	1:A:84:LYS:HB2	2:B:15:A:C4'	2	0.99	0.11	0.99
(1,3)	1:A:84:LYS:HB2	2:B:15:A:C5	2	0.99	0.11	0.99
(1,3)	1:A:84:LYS:HB2	2:B:15:A:C5'	2	0.99	0.11	0.99
(1,3)	1:A:84:LYS:HB2	2:B:15:A:C6	2	0.99	0.11	0.99
(1,3)	1:A:84:LYS:HB2	2:B:15:A:C8	2	0.99	0.11	0.99
(1,3)	1:A:84:LYS:HB2	2:B:15:A:H1'	2	0.99	0.11	0.99
(1,3)	1:A:84:LYS:HB2	2:B:15:A:H2	2	0.99	0.11	0.99
(1,3)	1:A:84:LYS:HB2	2:B:15:A:H2'	2	0.99	0.11	0.99
(1,3)	1:A:84:LYS:HB2	2:B:15:A:H3'	2	0.99	0.11	0.99
(1,3)	1:A:84:LYS:HB2	2:B:15:A:H4'	2	0.99	0.11	0.99
(1,3)	1:A:84:LYS:HB2	2:B:15:A:H5'	2	0.99	0.11	0.99
(1,3)	1:A:84:LYS:HB2	2:B:15:A:H5''	2	0.99	0.11	0.99
(1,3)	1:A:84:LYS:HB2	2:B:15:A:H61	2	0.99	0.11	0.99
(1,3)	1:A:84:LYS:HB2	2:B:15:A:H62	2	0.99	0.11	0.99
(1,3)	1:A:84:LYS:HB2	2:B:15:A:H8	2	0.99	0.11	0.99
(1,3)	1:A:84:LYS:HB2	2:B:15:A:HO2'	2	0.99	0.11	0.99
(1,3)	1:A:84:LYS:HB2	2:B:15:A:N1	2	0.99	0.11	0.99
(1,3)	1:A:84:LYS:HB2	2:B:15:A:N3	2	0.99	0.11	0.99
(1,3)	1:A:84:LYS:HB2	2:B:15:A:N6	2	0.99	0.11	0.99
(1,3)	1:A:84:LYS:HB2	2:B:15:A:N7	2	0.99	0.11	0.99
(1,3)	1:A:84:LYS:HB2	2:B:15:A:N9	2	0.99	0.11	0.99
(1,3)	1:A:84:LYS:HB2	2:B:15:A:O2'	2	0.99	0.11	0.99
(1,3)	1:A:84:LYS:HB2	2:B:15:A:O3'	2	0.99	0.11	0.99
(1,3)	1:A:84:LYS:HB2	2:B:15:A:O4'	2	0.99	0.11	0.99
(1,3)	1:A:84:LYS:HB2	2:B:15:A:O5'	2	0.99	0.11	0.99
(1,3)	1:A:84:LYS:HB2	2:B:15:A:OP1	2	0.99	0.11	0.99
(1,3)	1:A:84:LYS:HB2	2:B:15:A:OP2	2	0.99	0.11	0.99
(1,3)	1:A:84:LYS:HB2	2:B:15:A:P	2	0.99	0.11	0.99
(1,3)	1:A:84:LYS:HB2	2:B:16:G:C1'	2	0.99	0.11	0.99
(1,3)	1:A:84:LYS:HB2	2:B:16:G:C2	2	0.99	0.11	0.99
(1,3)	1:A:84:LYS:HB2	2:B:16:G:C2'	2	0.99	0.11	0.99
(1,3)	1:A:84:LYS:HB2	2:B:16:G:C3'	2	0.99	0.11	0.99
(1,3)	1:A:84:LYS:HB2	2:B:16:G:C4	2	0.99	0.11	0.99

*Continued on next page...*

*Continued from previous page...*

Key	Atom-1	Atom-2	Models <sup>1</sup>	Mean (Å)	SD <sup>1</sup> (Å)	Median (Å)
(1,3)	1:A:84:LYS:HB2	2:B:16:G:C4'	2	0.99	0.11	0.99
(1,3)	1:A:84:LYS:HB2	2:B:16:G:C5	2	0.99	0.11	0.99
(1,3)	1:A:84:LYS:HB2	2:B:16:G:C5'	2	0.99	0.11	0.99
(1,3)	1:A:84:LYS:HB2	2:B:16:G:C6	2	0.99	0.11	0.99
(1,3)	1:A:84:LYS:HB2	2:B:16:G:C8	2	0.99	0.11	0.99
(1,3)	1:A:84:LYS:HB2	2:B:16:G:H1	2	0.99	0.11	0.99
(1,3)	1:A:84:LYS:HB2	2:B:16:G:H1'	2	0.99	0.11	0.99
(1,3)	1:A:84:LYS:HB2	2:B:16:G:H2'	2	0.99	0.11	0.99
(1,3)	1:A:84:LYS:HB2	2:B:16:G:H21	2	0.99	0.11	0.99
(1,3)	1:A:84:LYS:HB2	2:B:16:G:H22	2	0.99	0.11	0.99
(1,3)	1:A:84:LYS:HB2	2:B:16:G:H3'	2	0.99	0.11	0.99
(1,3)	1:A:84:LYS:HB2	2:B:16:G:H4'	2	0.99	0.11	0.99
(1,3)	1:A:84:LYS:HB2	2:B:16:G:H5'	2	0.99	0.11	0.99
(1,3)	1:A:84:LYS:HB2	2:B:16:G:H5''	2	0.99	0.11	0.99
(1,3)	1:A:84:LYS:HB2	2:B:16:G:H8	2	0.99	0.11	0.99
(1,3)	1:A:84:LYS:HB2	2:B:16:G:HO2'	2	0.99	0.11	0.99
(1,3)	1:A:84:LYS:HB2	2:B:16:G:N1	2	0.99	0.11	0.99
(1,3)	1:A:84:LYS:HB2	2:B:16:G:N2	2	0.99	0.11	0.99
(1,3)	1:A:84:LYS:HB2	2:B:16:G:N3	2	0.99	0.11	0.99
(1,3)	1:A:84:LYS:HB2	2:B:16:G:N7	2	0.99	0.11	0.99
(1,3)	1:A:84:LYS:HB2	2:B:16:G:N9	2	0.99	0.11	0.99
(1,3)	1:A:84:LYS:HB2	2:B:16:G:O2'	2	0.99	0.11	0.99
(1,3)	1:A:84:LYS:HB2	2:B:16:G:O3'	2	0.99	0.11	0.99
(1,3)	1:A:84:LYS:HB2	2:B:16:G:O4'	2	0.99	0.11	0.99
(1,3)	1:A:84:LYS:HB2	2:B:16:G:O5'	2	0.99	0.11	0.99
(1,3)	1:A:84:LYS:HB2	2:B:16:G:O6	2	0.99	0.11	0.99
(1,3)	1:A:84:LYS:HB2	2:B:16:G:OP1	2	0.99	0.11	0.99
(1,3)	1:A:84:LYS:HB2	2:B:16:G:OP2	2	0.99	0.11	0.99
(1,3)	1:A:84:LYS:HB2	2:B:16:G:P	2	0.99	0.11	0.99
(1,3)	1:A:84:LYS:HB2	2:B:17:C:C1'	2	0.99	0.11	0.99
(1,3)	1:A:84:LYS:HB2	2:B:17:C:C2	2	0.99	0.11	0.99
(1,3)	1:A:84:LYS:HB2	2:B:17:C:C2'	2	0.99	0.11	0.99
(1,3)	1:A:84:LYS:HB2	2:B:17:C:C3'	2	0.99	0.11	0.99
(1,3)	1:A:84:LYS:HB2	2:B:17:C:C4	2	0.99	0.11	0.99
(1,3)	1:A:84:LYS:HB2	2:B:17:C:C4'	2	0.99	0.11	0.99
(1,3)	1:A:84:LYS:HB2	2:B:17:C:C5	2	0.99	0.11	0.99
(1,3)	1:A:84:LYS:HB2	2:B:17:C:C5'	2	0.99	0.11	0.99
(1,3)	1:A:84:LYS:HB2	2:B:17:C:C6	2	0.99	0.11	0.99
(1,3)	1:A:84:LYS:HB2	2:B:17:C:H1'	2	0.99	0.11	0.99
(1,3)	1:A:84:LYS:HB2	2:B:17:C:H2'	2	0.99	0.11	0.99
(1,3)	1:A:84:LYS:HB2	2:B:17:C:H3'	2	0.99	0.11	0.99
(1,3)	1:A:84:LYS:HB2	2:B:17:C:H4'	2	0.99	0.11	0.99

*Continued on next page...*

*Continued from previous page...*

Key	Atom-1	Atom-2	Models <sup>1</sup>	Mean (Å)	SD <sup>1</sup> (Å)	Median (Å)
(1,3)	1:A:84:LYS:HB2	2:B:17:C:H41	2	0.99	0.11	0.99
(1,3)	1:A:84:LYS:HB2	2:B:17:C:H42	2	0.99	0.11	0.99
(1,3)	1:A:84:LYS:HB2	2:B:17:C:H5	2	0.99	0.11	0.99
(1,3)	1:A:84:LYS:HB2	2:B:17:C:H5'	2	0.99	0.11	0.99
(1,3)	1:A:84:LYS:HB2	2:B:17:C:H5''	2	0.99	0.11	0.99
(1,3)	1:A:84:LYS:HB2	2:B:17:C:H6	2	0.99	0.11	0.99
(1,3)	1:A:84:LYS:HB2	2:B:17:C:HO2'	2	0.99	0.11	0.99
(1,3)	1:A:84:LYS:HB2	2:B:17:C:N1	2	0.99	0.11	0.99
(1,3)	1:A:84:LYS:HB2	2:B:17:C:N3	2	0.99	0.11	0.99
(1,3)	1:A:84:LYS:HB2	2:B:17:C:N4	2	0.99	0.11	0.99
(1,3)	1:A:84:LYS:HB2	2:B:17:C:O2	2	0.99	0.11	0.99
(1,3)	1:A:84:LYS:HB2	2:B:17:C:O2'	2	0.99	0.11	0.99
(1,3)	1:A:84:LYS:HB2	2:B:17:C:O3'	2	0.99	0.11	0.99
(1,3)	1:A:84:LYS:HB2	2:B:17:C:O4'	2	0.99	0.11	0.99
(1,3)	1:A:84:LYS:HB2	2:B:17:C:O5'	2	0.99	0.11	0.99
(1,3)	1:A:84:LYS:HB2	2:B:17:C:OP1	2	0.99	0.11	0.99
(1,3)	1:A:84:LYS:HB2	2:B:17:C:OP2	2	0.99	0.11	0.99
(1,3)	1:A:84:LYS:HB2	2:B:17:C:P	2	0.99	0.11	0.99
(1,3)	1:A:84:LYS:HB2	2:B:18:A:C1'	2	0.99	0.11	0.99
(1,3)	1:A:84:LYS:HB2	2:B:18:A:C2	2	0.99	0.11	0.99
(1,3)	1:A:84:LYS:HB2	2:B:18:A:C2'	2	0.99	0.11	0.99
(1,3)	1:A:84:LYS:HB2	2:B:18:A:C3'	2	0.99	0.11	0.99
(1,3)	1:A:84:LYS:HB2	2:B:18:A:C4	2	0.99	0.11	0.99
(1,3)	1:A:84:LYS:HB2	2:B:18:A:C4'	2	0.99	0.11	0.99
(1,3)	1:A:84:LYS:HB2	2:B:18:A:C5	2	0.99	0.11	0.99
(1,3)	1:A:84:LYS:HB2	2:B:18:A:C5'	2	0.99	0.11	0.99
(1,3)	1:A:84:LYS:HB2	2:B:18:A:C6	2	0.99	0.11	0.99
(1,3)	1:A:84:LYS:HB2	2:B:18:A:C8	2	0.99	0.11	0.99
(1,3)	1:A:84:LYS:HB2	2:B:18:A:H1'	2	0.99	0.11	0.99
(1,3)	1:A:84:LYS:HB2	2:B:18:A:H2	2	0.99	0.11	0.99
(1,3)	1:A:84:LYS:HB2	2:B:18:A:H2'	2	0.99	0.11	0.99
(1,3)	1:A:84:LYS:HB2	2:B:18:A:H3'	2	0.99	0.11	0.99
(1,3)	1:A:84:LYS:HB2	2:B:18:A:H4'	2	0.99	0.11	0.99
(1,3)	1:A:84:LYS:HB2	2:B:18:A:H5'	2	0.99	0.11	0.99
(1,3)	1:A:84:LYS:HB2	2:B:18:A:H5''	2	0.99	0.11	0.99
(1,3)	1:A:84:LYS:HB2	2:B:18:A:H61	2	0.99	0.11	0.99
(1,3)	1:A:84:LYS:HB2	2:B:18:A:H62	2	0.99	0.11	0.99
(1,3)	1:A:84:LYS:HB2	2:B:18:A:H8	2	0.99	0.11	0.99
(1,3)	1:A:84:LYS:HB2	2:B:18:A:HO2'	2	0.99	0.11	0.99
(1,3)	1:A:84:LYS:HB2	2:B:18:A:N1	2	0.99	0.11	0.99
(1,3)	1:A:84:LYS:HB2	2:B:18:A:N3	2	0.99	0.11	0.99
(1,3)	1:A:84:LYS:HB2	2:B:18:A:N6	2	0.99	0.11	0.99

*Continued on next page...*

*Continued from previous page...*

Key	Atom-1	Atom-2	Models <sup>1</sup>	Mean (Å)	SD <sup>1</sup> (Å)	Median (Å)
(1,3)	1:A:84:LYS:HB2	2:B:18:A:N7	2	0.99	0.11	0.99
(1,3)	1:A:84:LYS:HB2	2:B:18:A:N9	2	0.99	0.11	0.99
(1,3)	1:A:84:LYS:HB2	2:B:18:A:O2'	2	0.99	0.11	0.99
(1,3)	1:A:84:LYS:HB2	2:B:18:A:O3'	2	0.99	0.11	0.99
(1,3)	1:A:84:LYS:HB2	2:B:18:A:O4'	2	0.99	0.11	0.99
(1,3)	1:A:84:LYS:HB2	2:B:18:A:O5'	2	0.99	0.11	0.99
(1,3)	1:A:84:LYS:HB2	2:B:18:A:OP1	2	0.99	0.11	0.99
(1,3)	1:A:84:LYS:HB2	2:B:18:A:OP2	2	0.99	0.11	0.99
(1,3)	1:A:84:LYS:HB2	2:B:18:A:P	2	0.99	0.11	0.99
(1,3)	1:A:84:LYS:HB2	2:B:19:A:C1'	2	0.99	0.11	0.99
(1,3)	1:A:84:LYS:HB2	2:B:19:A:C2	2	0.99	0.11	0.99
(1,3)	1:A:84:LYS:HB2	2:B:19:A:C2'	2	0.99	0.11	0.99
(1,3)	1:A:84:LYS:HB2	2:B:19:A:C3'	2	0.99	0.11	0.99
(1,3)	1:A:84:LYS:HB2	2:B:19:A:C4	2	0.99	0.11	0.99
(1,3)	1:A:84:LYS:HB2	2:B:19:A:C4'	2	0.99	0.11	0.99
(1,3)	1:A:84:LYS:HB2	2:B:19:A:C5	2	0.99	0.11	0.99
(1,3)	1:A:84:LYS:HB2	2:B:19:A:C5'	2	0.99	0.11	0.99
(1,3)	1:A:84:LYS:HB2	2:B:19:A:C6	2	0.99	0.11	0.99
(1,3)	1:A:84:LYS:HB2	2:B:19:A:C8	2	0.99	0.11	0.99
(1,3)	1:A:84:LYS:HB2	2:B:19:A:H1'	2	0.99	0.11	0.99
(1,3)	1:A:84:LYS:HB2	2:B:19:A:H2	2	0.99	0.11	0.99
(1,3)	1:A:84:LYS:HB2	2:B:19:A:H2'	2	0.99	0.11	0.99
(1,3)	1:A:84:LYS:HB2	2:B:19:A:H3'	2	0.99	0.11	0.99
(1,3)	1:A:84:LYS:HB2	2:B:19:A:H4'	2	0.99	0.11	0.99
(1,3)	1:A:84:LYS:HB2	2:B:19:A:H5'	2	0.99	0.11	0.99
(1,3)	1:A:84:LYS:HB2	2:B:19:A:H5''	2	0.99	0.11	0.99
(1,3)	1:A:84:LYS:HB2	2:B:19:A:H61	2	0.99	0.11	0.99
(1,3)	1:A:84:LYS:HB2	2:B:19:A:H62	2	0.99	0.11	0.99
(1,3)	1:A:84:LYS:HB2	2:B:19:A:H8	2	0.99	0.11	0.99
(1,3)	1:A:84:LYS:HB2	2:B:19:A:HO2'	2	0.99	0.11	0.99
(1,3)	1:A:84:LYS:HB2	2:B:19:A:N1	2	0.99	0.11	0.99
(1,3)	1:A:84:LYS:HB2	2:B:19:A:N3	2	0.99	0.11	0.99
(1,3)	1:A:84:LYS:HB2	2:B:19:A:N6	2	0.99	0.11	0.99
(1,3)	1:A:84:LYS:HB2	2:B:19:A:N7	2	0.99	0.11	0.99
(1,3)	1:A:84:LYS:HB2	2:B:19:A:N9	2	0.99	0.11	0.99
(1,3)	1:A:84:LYS:HB2	2:B:19:A:O2'	2	0.99	0.11	0.99
(1,3)	1:A:84:LYS:HB2	2:B:19:A:O3'	2	0.99	0.11	0.99
(1,3)	1:A:84:LYS:HB2	2:B:19:A:O4'	2	0.99	0.11	0.99
(1,3)	1:A:84:LYS:HB2	2:B:19:A:O5'	2	0.99	0.11	0.99
(1,3)	1:A:84:LYS:HB2	2:B:19:A:OP1	2	0.99	0.11	0.99
(1,3)	1:A:84:LYS:HB2	2:B:19:A:OP2	2	0.99	0.11	0.99
(1,3)	1:A:84:LYS:HB2	2:B:19:A:P	2	0.99	0.11	0.99

*Continued on next page...*

*Continued from previous page...*

Key	Atom-1	Atom-2	Models <sup>1</sup>	Mean (Å)	SD <sup>1</sup> (Å)	Median (Å)
(1,3)	1:A:84:LYS:HB2	2:B:20:U:C1'	2	0.99	0.11	0.99
(1,3)	1:A:84:LYS:HB2	2:B:20:U:C2	2	0.99	0.11	0.99
(1,3)	1:A:84:LYS:HB2	2:B:20:U:C2'	2	0.99	0.11	0.99
(1,3)	1:A:84:LYS:HB2	2:B:20:U:C3'	2	0.99	0.11	0.99
(1,3)	1:A:84:LYS:HB2	2:B:20:U:C4	2	0.99	0.11	0.99
(1,3)	1:A:84:LYS:HB2	2:B:20:U:C4'	2	0.99	0.11	0.99
(1,3)	1:A:84:LYS:HB2	2:B:20:U:C5	2	0.99	0.11	0.99
(1,3)	1:A:84:LYS:HB2	2:B:20:U:C5'	2	0.99	0.11	0.99
(1,3)	1:A:84:LYS:HB2	2:B:20:U:C6	2	0.99	0.11	0.99
(1,3)	1:A:84:LYS:HB2	2:B:20:U:H1'	2	0.99	0.11	0.99
(1,3)	1:A:84:LYS:HB2	2:B:20:U:H2'	2	0.99	0.11	0.99
(1,3)	1:A:84:LYS:HB2	2:B:20:U:H3	2	0.99	0.11	0.99
(1,3)	1:A:84:LYS:HB2	2:B:20:U:H3'	2	0.99	0.11	0.99
(1,3)	1:A:84:LYS:HB2	2:B:20:U:H4'	2	0.99	0.11	0.99
(1,3)	1:A:84:LYS:HB2	2:B:20:U:H5	2	0.99	0.11	0.99
(1,3)	1:A:84:LYS:HB2	2:B:20:U:H5'	2	0.99	0.11	0.99
(1,3)	1:A:84:LYS:HB2	2:B:20:U:H5''	2	0.99	0.11	0.99
(1,3)	1:A:84:LYS:HB2	2:B:20:U:H6	2	0.99	0.11	0.99
(1,3)	1:A:84:LYS:HB2	2:B:20:U:HO2'	2	0.99	0.11	0.99
(1,3)	1:A:84:LYS:HB2	2:B:20:U:N1	2	0.99	0.11	0.99
(1,3)	1:A:84:LYS:HB2	2:B:20:U:N3	2	0.99	0.11	0.99
(1,3)	1:A:84:LYS:HB2	2:B:20:U:O2	2	0.99	0.11	0.99
(1,3)	1:A:84:LYS:HB2	2:B:20:U:O2'	2	0.99	0.11	0.99
(1,3)	1:A:84:LYS:HB2	2:B:20:U:O3'	2	0.99	0.11	0.99
(1,3)	1:A:84:LYS:HB2	2:B:20:U:O4	2	0.99	0.11	0.99
(1,3)	1:A:84:LYS:HB2	2:B:20:U:O4'	2	0.99	0.11	0.99
(1,3)	1:A:84:LYS:HB2	2:B:20:U:O5'	2	0.99	0.11	0.99
(1,3)	1:A:84:LYS:HB2	2:B:20:U:OP1	2	0.99	0.11	0.99
(1,3)	1:A:84:LYS:HB2	2:B:20:U:OP2	2	0.99	0.11	0.99
(1,3)	1:A:84:LYS:HB2	2:B:20:U:P	2	0.99	0.11	0.99
(1,3)	1:A:84:LYS:HB2	2:B:21:G:C1'	2	0.99	0.11	0.99
(1,3)	1:A:84:LYS:HB2	2:B:21:G:C2	2	0.99	0.11	0.99
(1,3)	1:A:84:LYS:HB2	2:B:21:G:C2'	2	0.99	0.11	0.99
(1,3)	1:A:84:LYS:HB2	2:B:21:G:C3'	2	0.99	0.11	0.99
(1,3)	1:A:84:LYS:HB2	2:B:21:G:C4	2	0.99	0.11	0.99
(1,3)	1:A:84:LYS:HB2	2:B:21:G:C4'	2	0.99	0.11	0.99
(1,3)	1:A:84:LYS:HB2	2:B:21:G:C5	2	0.99	0.11	0.99
(1,3)	1:A:84:LYS:HB2	2:B:21:G:C5'	2	0.99	0.11	0.99
(1,3)	1:A:84:LYS:HB2	2:B:21:G:C6	2	0.99	0.11	0.99
(1,3)	1:A:84:LYS:HB2	2:B:21:G:C8	2	0.99	0.11	0.99
(1,3)	1:A:84:LYS:HB2	2:B:21:G:H1	2	0.99	0.11	0.99
(1,3)	1:A:84:LYS:HB2	2:B:21:G:H1'	2	0.99	0.11	0.99

*Continued on next page...*



*Continued from previous page...*

Key	Atom-1	Atom-2	Models <sup>1</sup>	Mean (Å)	SD <sup>1</sup> (Å)	Median (Å)
(1,3)	1:A:84:LYS:HB2	2:B:21:G:H2'	2	0.99	0.11	0.99
(1,3)	1:A:84:LYS:HB2	2:B:21:G:H21	2	0.99	0.11	0.99
(1,3)	1:A:84:LYS:HB2	2:B:21:G:H22	2	0.99	0.11	0.99
(1,3)	1:A:84:LYS:HB2	2:B:21:G:H3'	2	0.99	0.11	0.99
(1,3)	1:A:84:LYS:HB2	2:B:21:G:H4'	2	0.99	0.11	0.99
(1,3)	1:A:84:LYS:HB2	2:B:21:G:H5'	2	0.99	0.11	0.99
(1,3)	1:A:84:LYS:HB2	2:B:21:G:H5''	2	0.99	0.11	0.99
(1,3)	1:A:84:LYS:HB2	2:B:21:G:H8	2	0.99	0.11	0.99
(1,3)	1:A:84:LYS:HB2	2:B:21:G:HO2'	2	0.99	0.11	0.99
(1,3)	1:A:84:LYS:HB2	2:B:21:G:N1	2	0.99	0.11	0.99
(1,3)	1:A:84:LYS:HB2	2:B:21:G:N2	2	0.99	0.11	0.99
(1,3)	1:A:84:LYS:HB2	2:B:21:G:N3	2	0.99	0.11	0.99
(1,3)	1:A:84:LYS:HB2	2:B:21:G:N7	2	0.99	0.11	0.99
(1,3)	1:A:84:LYS:HB2	2:B:21:G:N9	2	0.99	0.11	0.99
(1,3)	1:A:84:LYS:HB2	2:B:21:G:O2'	2	0.99	0.11	0.99
(1,3)	1:A:84:LYS:HB2	2:B:21:G:O3'	2	0.99	0.11	0.99
(1,3)	1:A:84:LYS:HB2	2:B:21:G:O4'	2	0.99	0.11	0.99
(1,3)	1:A:84:LYS:HB2	2:B:21:G:O5'	2	0.99	0.11	0.99
(1,3)	1:A:84:LYS:HB2	2:B:21:G:O6	2	0.99	0.11	0.99
(1,3)	1:A:84:LYS:HB2	2:B:21:G:OP1	2	0.99	0.11	0.99
(1,3)	1:A:84:LYS:HB2	2:B:21:G:OP2	2	0.99	0.11	0.99
(1,3)	1:A:84:LYS:HB2	2:B:21:G:P	2	0.99	0.11	0.99
(1,3)	1:A:84:LYS:HB2	2:B:22:A:C1'	2	0.99	0.11	0.99
(1,3)	1:A:84:LYS:HB2	2:B:22:A:C2	2	0.99	0.11	0.99
(1,3)	1:A:84:LYS:HB2	2:B:22:A:C2'	2	0.99	0.11	0.99
(1,3)	1:A:84:LYS:HB2	2:B:22:A:C3'	2	0.99	0.11	0.99
(1,3)	1:A:84:LYS:HB2	2:B:22:A:C4	2	0.99	0.11	0.99
(1,3)	1:A:84:LYS:HB2	2:B:22:A:C4'	2	0.99	0.11	0.99
(1,3)	1:A:84:LYS:HB2	2:B:22:A:C5	2	0.99	0.11	0.99
(1,3)	1:A:84:LYS:HB2	2:B:22:A:C5'	2	0.99	0.11	0.99
(1,3)	1:A:84:LYS:HB2	2:B:22:A:C6	2	0.99	0.11	0.99
(1,3)	1:A:84:LYS:HB2	2:B:22:A:C8	2	0.99	0.11	0.99
(1,3)	1:A:84:LYS:HB2	2:B:22:A:H1'	2	0.99	0.11	0.99
(1,3)	1:A:84:LYS:HB2	2:B:22:A:H2	2	0.99	0.11	0.99
(1,3)	1:A:84:LYS:HB2	2:B:22:A:H2'	2	0.99	0.11	0.99
(1,3)	1:A:84:LYS:HB2	2:B:22:A:H3'	2	0.99	0.11	0.99
(1,3)	1:A:84:LYS:HB2	2:B:22:A:H4'	2	0.99	0.11	0.99
(1,3)	1:A:84:LYS:HB2	2:B:22:A:H5'	2	0.99	0.11	0.99
(1,3)	1:A:84:LYS:HB2	2:B:22:A:H5''	2	0.99	0.11	0.99
(1,3)	1:A:84:LYS:HB2	2:B:22:A:H61	2	0.99	0.11	0.99
(1,3)	1:A:84:LYS:HB2	2:B:22:A:H62	2	0.99	0.11	0.99
(1,3)	1:A:84:LYS:HB2	2:B:22:A:H8	2	0.99	0.11	0.99

*Continued on next page...*

*Continued from previous page...*

Key	Atom-1	Atom-2	Models <sup>1</sup>	Mean (Å)	SD <sup>1</sup> (Å)	Median (Å)
(1,3)	1:A:84:LYS:HB2	2:B:22:A:HO2'	2	0.99	0.11	0.99
(1,3)	1:A:84:LYS:HB2	2:B:22:A:N1	2	0.99	0.11	0.99
(1,3)	1:A:84:LYS:HB2	2:B:22:A:N3	2	0.99	0.11	0.99
(1,3)	1:A:84:LYS:HB2	2:B:22:A:N6	2	0.99	0.11	0.99
(1,3)	1:A:84:LYS:HB2	2:B:22:A:N7	2	0.99	0.11	0.99
(1,3)	1:A:84:LYS:HB2	2:B:22:A:N9	2	0.99	0.11	0.99
(1,3)	1:A:84:LYS:HB2	2:B:22:A:O2'	2	0.99	0.11	0.99
(1,3)	1:A:84:LYS:HB2	2:B:22:A:O3'	2	0.99	0.11	0.99
(1,3)	1:A:84:LYS:HB2	2:B:22:A:O4'	2	0.99	0.11	0.99
(1,3)	1:A:84:LYS:HB2	2:B:22:A:O5'	2	0.99	0.11	0.99
(1,3)	1:A:84:LYS:HB2	2:B:22:A:OP1	2	0.99	0.11	0.99
(1,3)	1:A:84:LYS:HB2	2:B:22:A:OP2	2	0.99	0.11	0.99
(1,3)	1:A:84:LYS:HB2	2:B:22:A:P	2	0.99	0.11	0.99
(1,3)	1:A:84:LYS:HB2	2:B:23:U:C1'	2	0.99	0.11	0.99
(1,3)	1:A:84:LYS:HB2	2:B:23:U:C2	2	0.99	0.11	0.99
(1,3)	1:A:84:LYS:HB2	2:B:23:U:C2'	2	0.99	0.11	0.99
(1,3)	1:A:84:LYS:HB2	2:B:23:U:C3'	2	0.99	0.11	0.99
(1,3)	1:A:84:LYS:HB2	2:B:23:U:C4	2	0.99	0.11	0.99
(1,3)	1:A:84:LYS:HB2	2:B:23:U:C4'	2	0.99	0.11	0.99
(1,3)	1:A:84:LYS:HB2	2:B:23:U:C5	2	0.99	0.11	0.99
(1,3)	1:A:84:LYS:HB2	2:B:23:U:C5'	2	0.99	0.11	0.99
(1,3)	1:A:84:LYS:HB2	2:B:23:U:C6	2	0.99	0.11	0.99
(1,3)	1:A:84:LYS:HB2	2:B:23:U:H1'	2	0.99	0.11	0.99
(1,3)	1:A:84:LYS:HB2	2:B:23:U:H2'	2	0.99	0.11	0.99
(1,3)	1:A:84:LYS:HB2	2:B:23:U:H3	2	0.99	0.11	0.99
(1,3)	1:A:84:LYS:HB2	2:B:23:U:H3'	2	0.99	0.11	0.99
(1,3)	1:A:84:LYS:HB2	2:B:23:U:H4'	2	0.99	0.11	0.99
(1,3)	1:A:84:LYS:HB2	2:B:23:U:H5	2	0.99	0.11	0.99
(1,3)	1:A:84:LYS:HB2	2:B:23:U:H5'	2	0.99	0.11	0.99
(1,3)	1:A:84:LYS:HB2	2:B:23:U:H5''	2	0.99	0.11	0.99
(1,3)	1:A:84:LYS:HB2	2:B:23:U:H6	2	0.99	0.11	0.99
(1,3)	1:A:84:LYS:HB2	2:B:23:U:HO2'	2	0.99	0.11	0.99
(1,3)	1:A:84:LYS:HB2	2:B:23:U:N1	2	0.99	0.11	0.99
(1,3)	1:A:84:LYS:HB2	2:B:23:U:N3	2	0.99	0.11	0.99
(1,3)	1:A:84:LYS:HB2	2:B:23:U:O2	2	0.99	0.11	0.99
(1,3)	1:A:84:LYS:HB2	2:B:23:U:O2'	2	0.99	0.11	0.99
(1,3)	1:A:84:LYS:HB2	2:B:23:U:O3'	2	0.99	0.11	0.99
(1,3)	1:A:84:LYS:HB2	2:B:23:U:O4	2	0.99	0.11	0.99
(1,3)	1:A:84:LYS:HB2	2:B:23:U:O4'	2	0.99	0.11	0.99
(1,3)	1:A:84:LYS:HB2	2:B:23:U:O5'	2	0.99	0.11	0.99
(1,3)	1:A:84:LYS:HB2	2:B:23:U:OP1	2	0.99	0.11	0.99
(1,3)	1:A:84:LYS:HB2	2:B:23:U:OP2	2	0.99	0.11	0.99

*Continued on next page...*

*Continued from previous page...*

Key	Atom-1	Atom-2	Models <sup>1</sup>	Mean (Å)	SD <sup>1</sup> (Å)	Median (Å)
(1,3)	1:A:84:LYS:HB2	2:B:23:U:P	2	0.99	0.11	0.99
(1,3)	1:A:84:LYS:HB2	2:B:24:G:C1'	2	0.99	0.11	0.99
(1,3)	1:A:84:LYS:HB2	2:B:24:G:C2	2	0.99	0.11	0.99
(1,3)	1:A:84:LYS:HB2	2:B:24:G:C2'	2	0.99	0.11	0.99
(1,3)	1:A:84:LYS:HB2	2:B:24:G:C3'	2	0.99	0.11	0.99
(1,3)	1:A:84:LYS:HB2	2:B:24:G:C4	2	0.99	0.11	0.99
(1,3)	1:A:84:LYS:HB2	2:B:24:G:C4'	2	0.99	0.11	0.99
(1,3)	1:A:84:LYS:HB2	2:B:24:G:C5	2	0.99	0.11	0.99
(1,3)	1:A:84:LYS:HB2	2:B:24:G:C5'	2	0.99	0.11	0.99
(1,3)	1:A:84:LYS:HB2	2:B:24:G:C6	2	0.99	0.11	0.99
(1,3)	1:A:84:LYS:HB2	2:B:24:G:C8	2	0.99	0.11	0.99
(1,3)	1:A:84:LYS:HB2	2:B:24:G:H1	2	0.99	0.11	0.99
(1,3)	1:A:84:LYS:HB2	2:B:24:G:H1'	2	0.99	0.11	0.99
(1,3)	1:A:84:LYS:HB2	2:B:24:G:H2'	2	0.99	0.11	0.99
(1,3)	1:A:84:LYS:HB2	2:B:24:G:H21	2	0.99	0.11	0.99
(1,3)	1:A:84:LYS:HB2	2:B:24:G:H22	2	0.99	0.11	0.99
(1,3)	1:A:84:LYS:HB2	2:B:24:G:H3'	2	0.99	0.11	0.99
(1,3)	1:A:84:LYS:HB2	2:B:24:G:H4'	2	0.99	0.11	0.99
(1,3)	1:A:84:LYS:HB2	2:B:24:G:H5'	2	0.99	0.11	0.99
(1,3)	1:A:84:LYS:HB2	2:B:24:G:H5''	2	0.99	0.11	0.99
(1,3)	1:A:84:LYS:HB2	2:B:24:G:H8	2	0.99	0.11	0.99
(1,3)	1:A:84:LYS:HB2	2:B:24:G:HO2'	2	0.99	0.11	0.99
(1,3)	1:A:84:LYS:HB2	2:B:24:G:N1	2	0.99	0.11	0.99
(1,3)	1:A:84:LYS:HB2	2:B:24:G:N2	2	0.99	0.11	0.99
(1,3)	1:A:84:LYS:HB2	2:B:24:G:N3	2	0.99	0.11	0.99
(1,3)	1:A:84:LYS:HB2	2:B:24:G:N7	2	0.99	0.11	0.99
(1,3)	1:A:84:LYS:HB2	2:B:24:G:N9	2	0.99	0.11	0.99
(1,3)	1:A:84:LYS:HB2	2:B:24:G:O2'	2	0.99	0.11	0.99
(1,3)	1:A:84:LYS:HB2	2:B:24:G:O3'	2	0.99	0.11	0.99
(1,3)	1:A:84:LYS:HB2	2:B:24:G:O4'	2	0.99	0.11	0.99
(1,3)	1:A:84:LYS:HB2	2:B:24:G:O5'	2	0.99	0.11	0.99
(1,3)	1:A:84:LYS:HB2	2:B:24:G:O6	2	0.99	0.11	0.99
(1,3)	1:A:84:LYS:HB2	2:B:24:G:OP1	2	0.99	0.11	0.99
(1,3)	1:A:84:LYS:HB2	2:B:24:G:OP2	2	0.99	0.11	0.99
(1,3)	1:A:84:LYS:HB2	2:B:24:G:P	2	0.99	0.11	0.99
(1,3)	1:A:84:LYS:HB3	2:B:2:C:C1'	2	0.99	0.11	0.99
(1,3)	1:A:84:LYS:HB3	2:B:2:C:C2	2	0.99	0.11	0.99
(1,3)	1:A:84:LYS:HB3	2:B:2:C:C2'	2	0.99	0.11	0.99
(1,3)	1:A:84:LYS:HB3	2:B:2:C:C3'	2	0.99	0.11	0.99
(1,3)	1:A:84:LYS:HB3	2:B:2:C:C4	2	0.99	0.11	0.99
(1,3)	1:A:84:LYS:HB3	2:B:2:C:C4'	2	0.99	0.11	0.99
(1,3)	1:A:84:LYS:HB3	2:B:2:C:C5	2	0.99	0.11	0.99

*Continued on next page...*

*Continued from previous page...*

Key	Atom-1	Atom-2	Models <sup>1</sup>	Mean (Å)	SD <sup>1</sup> (Å)	Median (Å)
(1,3)	1:A:84:LYS:HB3	2:B:2:C:C5'	2	0.99	0.11	0.99
(1,3)	1:A:84:LYS:HB3	2:B:2:C:C6	2	0.99	0.11	0.99
(1,3)	1:A:84:LYS:HB3	2:B:2:C:H1'	2	0.99	0.11	0.99
(1,3)	1:A:84:LYS:HB3	2:B:2:C:H2'	2	0.99	0.11	0.99
(1,3)	1:A:84:LYS:HB3	2:B:2:C:H3'	2	0.99	0.11	0.99
(1,3)	1:A:84:LYS:HB3	2:B:2:C:H4'	2	0.99	0.11	0.99
(1,3)	1:A:84:LYS:HB3	2:B:2:C:H41	2	0.99	0.11	0.99
(1,3)	1:A:84:LYS:HB3	2:B:2:C:H42	2	0.99	0.11	0.99
(1,3)	1:A:84:LYS:HB3	2:B:2:C:H5	2	0.99	0.11	0.99
(1,3)	1:A:84:LYS:HB3	2:B:2:C:H5'	2	0.99	0.11	0.99
(1,3)	1:A:84:LYS:HB3	2:B:2:C:H5''	2	0.99	0.11	0.99
(1,3)	1:A:84:LYS:HB3	2:B:2:C:H6	2	0.99	0.11	0.99
(1,3)	1:A:84:LYS:HB3	2:B:2:C:HO2'	2	0.99	0.11	0.99
(1,3)	1:A:84:LYS:HB3	2:B:2:C:N1	2	0.99	0.11	0.99
(1,3)	1:A:84:LYS:HB3	2:B:2:C:N3	2	0.99	0.11	0.99
(1,3)	1:A:84:LYS:HB3	2:B:2:C:N4	2	0.99	0.11	0.99
(1,3)	1:A:84:LYS:HB3	2:B:2:C:O2	2	0.99	0.11	0.99
(1,3)	1:A:84:LYS:HB3	2:B:2:C:O2'	2	0.99	0.11	0.99
(1,3)	1:A:84:LYS:HB3	2:B:2:C:O3'	2	0.99	0.11	0.99
(1,3)	1:A:84:LYS:HB3	2:B:2:C:O4'	2	0.99	0.11	0.99
(1,3)	1:A:84:LYS:HB3	2:B:2:C:O5'	2	0.99	0.11	0.99
(1,3)	1:A:84:LYS:HB3	2:B:3:U:C1'	2	0.99	0.11	0.99
(1,3)	1:A:84:LYS:HB3	2:B:3:U:C2	2	0.99	0.11	0.99
(1,3)	1:A:84:LYS:HB3	2:B:3:U:C2'	2	0.99	0.11	0.99
(1,3)	1:A:84:LYS:HB3	2:B:3:U:C3'	2	0.99	0.11	0.99
(1,3)	1:A:84:LYS:HB3	2:B:3:U:C4	2	0.99	0.11	0.99
(1,3)	1:A:84:LYS:HB3	2:B:3:U:C4'	2	0.99	0.11	0.99
(1,3)	1:A:84:LYS:HB3	2:B:3:U:C5	2	0.99	0.11	0.99
(1,3)	1:A:84:LYS:HB3	2:B:3:U:C5'	2	0.99	0.11	0.99
(1,3)	1:A:84:LYS:HB3	2:B:3:U:C6	2	0.99	0.11	0.99
(1,3)	1:A:84:LYS:HB3	2:B:3:U:H1'	2	0.99	0.11	0.99
(1,3)	1:A:84:LYS:HB3	2:B:3:U:H2'	2	0.99	0.11	0.99
(1,3)	1:A:84:LYS:HB3	2:B:3:U:H3	2	0.99	0.11	0.99
(1,3)	1:A:84:LYS:HB3	2:B:3:U:H3'	2	0.99	0.11	0.99
(1,3)	1:A:84:LYS:HB3	2:B:3:U:H4'	2	0.99	0.11	0.99
(1,3)	1:A:84:LYS:HB3	2:B:3:U:H5	2	0.99	0.11	0.99
(1,3)	1:A:84:LYS:HB3	2:B:3:U:H5'	2	0.99	0.11	0.99
(1,3)	1:A:84:LYS:HB3	2:B:3:U:H5''	2	0.99	0.11	0.99
(1,3)	1:A:84:LYS:HB3	2:B:3:U:H6	2	0.99	0.11	0.99
(1,3)	1:A:84:LYS:HB3	2:B:3:U:HO2'	2	0.99	0.11	0.99
(1,3)	1:A:84:LYS:HB3	2:B:3:U:N1	2	0.99	0.11	0.99
(1,3)	1:A:84:LYS:HB3	2:B:3:U:N3	2	0.99	0.11	0.99

*Continued on next page...*

*Continued from previous page...*

Key	Atom-1	Atom-2	Models <sup>1</sup>	Mean (Å)	SD <sup>1</sup> (Å)	Median (Å)
(1,3)	1:A:84:LYS:HB3	2:B:3:U:O2	2	0.99	0.11	0.99
(1,3)	1:A:84:LYS:HB3	2:B:3:U:O2'	2	0.99	0.11	0.99
(1,3)	1:A:84:LYS:HB3	2:B:3:U:O3'	2	0.99	0.11	0.99
(1,3)	1:A:84:LYS:HB3	2:B:3:U:O4	2	0.99	0.11	0.99
(1,3)	1:A:84:LYS:HB3	2:B:3:U:O4'	2	0.99	0.11	0.99
(1,3)	1:A:84:LYS:HB3	2:B:3:U:O5'	2	0.99	0.11	0.99
(1,3)	1:A:84:LYS:HB3	2:B:3:U:OP1	2	0.99	0.11	0.99
(1,3)	1:A:84:LYS:HB3	2:B:3:U:OP2	2	0.99	0.11	0.99
(1,3)	1:A:84:LYS:HB3	2:B:3:U:P	2	0.99	0.11	0.99
(1,3)	1:A:84:LYS:HB3	2:B:4:G:C1'	2	0.99	0.11	0.99
(1,3)	1:A:84:LYS:HB3	2:B:4:G:C2	2	0.99	0.11	0.99
(1,3)	1:A:84:LYS:HB3	2:B:4:G:C2'	2	0.99	0.11	0.99
(1,3)	1:A:84:LYS:HB3	2:B:4:G:C3'	2	0.99	0.11	0.99
(1,3)	1:A:84:LYS:HB3	2:B:4:G:C4	2	0.99	0.11	0.99
(1,3)	1:A:84:LYS:HB3	2:B:4:G:C4'	2	0.99	0.11	0.99
(1,3)	1:A:84:LYS:HB3	2:B:4:G:C5	2	0.99	0.11	0.99
(1,3)	1:A:84:LYS:HB3	2:B:4:G:C5'	2	0.99	0.11	0.99
(1,3)	1:A:84:LYS:HB3	2:B:4:G:C6	2	0.99	0.11	0.99
(1,3)	1:A:84:LYS:HB3	2:B:4:G:C8	2	0.99	0.11	0.99
(1,3)	1:A:84:LYS:HB3	2:B:4:G:H1	2	0.99	0.11	0.99
(1,3)	1:A:84:LYS:HB3	2:B:4:G:H1'	2	0.99	0.11	0.99
(1,3)	1:A:84:LYS:HB3	2:B:4:G:H2'	2	0.99	0.11	0.99
(1,3)	1:A:84:LYS:HB3	2:B:4:G:H21	2	0.99	0.11	0.99
(1,3)	1:A:84:LYS:HB3	2:B:4:G:H22	2	0.99	0.11	0.99
(1,3)	1:A:84:LYS:HB3	2:B:4:G:H3'	2	0.99	0.11	0.99
(1,3)	1:A:84:LYS:HB3	2:B:4:G:H4'	2	0.99	0.11	0.99
(1,3)	1:A:84:LYS:HB3	2:B:4:G:H5'	2	0.99	0.11	0.99
(1,3)	1:A:84:LYS:HB3	2:B:4:G:H5''	2	0.99	0.11	0.99
(1,3)	1:A:84:LYS:HB3	2:B:4:G:H8	2	0.99	0.11	0.99
(1,3)	1:A:84:LYS:HB3	2:B:4:G:HO2'	2	0.99	0.11	0.99
(1,3)	1:A:84:LYS:HB3	2:B:4:G:N1	2	0.99	0.11	0.99
(1,3)	1:A:84:LYS:HB3	2:B:4:G:N2	2	0.99	0.11	0.99
(1,3)	1:A:84:LYS:HB3	2:B:4:G:N3	2	0.99	0.11	0.99
(1,3)	1:A:84:LYS:HB3	2:B:4:G:N7	2	0.99	0.11	0.99
(1,3)	1:A:84:LYS:HB3	2:B:4:G:N9	2	0.99	0.11	0.99
(1,3)	1:A:84:LYS:HB3	2:B:4:G:O2'	2	0.99	0.11	0.99
(1,3)	1:A:84:LYS:HB3	2:B:4:G:O3'	2	0.99	0.11	0.99
(1,3)	1:A:84:LYS:HB3	2:B:4:G:O4'	2	0.99	0.11	0.99
(1,3)	1:A:84:LYS:HB3	2:B:4:G:O5'	2	0.99	0.11	0.99
(1,3)	1:A:84:LYS:HB3	2:B:4:G:O6	2	0.99	0.11	0.99
(1,3)	1:A:84:LYS:HB3	2:B:4:G:OP1	2	0.99	0.11	0.99
(1,3)	1:A:84:LYS:HB3	2:B:4:G:OP2	2	0.99	0.11	0.99

*Continued on next page...*

*Continued from previous page...*

Key	Atom-1	Atom-2	Models <sup>1</sup>	Mean (Å)	SD <sup>1</sup> (Å)	Median (Å)
(1,3)	1:A:84:LYS:HB3	2:B:4:G:P	2	0.99	0.11	0.99
(1,3)	1:A:84:LYS:HB3	2:B:5:A:C1'	2	0.99	0.11	0.99
(1,3)	1:A:84:LYS:HB3	2:B:5:A:C2	2	0.99	0.11	0.99
(1,3)	1:A:84:LYS:HB3	2:B:5:A:C2'	2	0.99	0.11	0.99
(1,3)	1:A:84:LYS:HB3	2:B:5:A:C3'	2	0.99	0.11	0.99
(1,3)	1:A:84:LYS:HB3	2:B:5:A:C4	2	0.99	0.11	0.99
(1,3)	1:A:84:LYS:HB3	2:B:5:A:C4'	2	0.99	0.11	0.99
(1,3)	1:A:84:LYS:HB3	2:B:5:A:C5	2	0.99	0.11	0.99
(1,3)	1:A:84:LYS:HB3	2:B:5:A:C5'	2	0.99	0.11	0.99
(1,3)	1:A:84:LYS:HB3	2:B:5:A:C6	2	0.99	0.11	0.99
(1,3)	1:A:84:LYS:HB3	2:B:5:A:C8	2	0.99	0.11	0.99
(1,3)	1:A:84:LYS:HB3	2:B:5:A:H1'	2	0.99	0.11	0.99
(1,3)	1:A:84:LYS:HB3	2:B:5:A:H2	2	0.99	0.11	0.99
(1,3)	1:A:84:LYS:HB3	2:B:5:A:H2'	2	0.99	0.11	0.99
(1,3)	1:A:84:LYS:HB3	2:B:5:A:H3'	2	0.99	0.11	0.99
(1,3)	1:A:84:LYS:HB3	2:B:5:A:H4'	2	0.99	0.11	0.99
(1,3)	1:A:84:LYS:HB3	2:B:5:A:H5'	2	0.99	0.11	0.99
(1,3)	1:A:84:LYS:HB3	2:B:5:A:H5''	2	0.99	0.11	0.99
(1,3)	1:A:84:LYS:HB3	2:B:5:A:H61	2	0.99	0.11	0.99
(1,3)	1:A:84:LYS:HB3	2:B:5:A:H62	2	0.99	0.11	0.99
(1,3)	1:A:84:LYS:HB3	2:B:5:A:H8	2	0.99	0.11	0.99
(1,3)	1:A:84:LYS:HB3	2:B:5:A:HO2'	2	0.99	0.11	0.99
(1,3)	1:A:84:LYS:HB3	2:B:5:A:N1	2	0.99	0.11	0.99
(1,3)	1:A:84:LYS:HB3	2:B:5:A:N3	2	0.99	0.11	0.99
(1,3)	1:A:84:LYS:HB3	2:B:5:A:N6	2	0.99	0.11	0.99
(1,3)	1:A:84:LYS:HB3	2:B:5:A:N7	2	0.99	0.11	0.99
(1,3)	1:A:84:LYS:HB3	2:B:5:A:N9	2	0.99	0.11	0.99
(1,3)	1:A:84:LYS:HB3	2:B:5:A:O2'	2	0.99	0.11	0.99
(1,3)	1:A:84:LYS:HB3	2:B:5:A:O3'	2	0.99	0.11	0.99
(1,3)	1:A:84:LYS:HB3	2:B:5:A:O4'	2	0.99	0.11	0.99
(1,3)	1:A:84:LYS:HB3	2:B:5:A:O5'	2	0.99	0.11	0.99
(1,3)	1:A:84:LYS:HB3	2:B:5:A:OP1	2	0.99	0.11	0.99
(1,3)	1:A:84:LYS:HB3	2:B:5:A:OP2	2	0.99	0.11	0.99
(1,3)	1:A:84:LYS:HB3	2:B:5:A:P	2	0.99	0.11	0.99
(1,3)	1:A:84:LYS:HB3	2:B:6:G:C1'	2	0.99	0.11	0.99
(1,3)	1:A:84:LYS:HB3	2:B:6:G:C2	2	0.99	0.11	0.99
(1,3)	1:A:84:LYS:HB3	2:B:6:G:C2'	2	0.99	0.11	0.99
(1,3)	1:A:84:LYS:HB3	2:B:6:G:C3'	2	0.99	0.11	0.99
(1,3)	1:A:84:LYS:HB3	2:B:6:G:C4	2	0.99	0.11	0.99
(1,3)	1:A:84:LYS:HB3	2:B:6:G:C4'	2	0.99	0.11	0.99
(1,3)	1:A:84:LYS:HB3	2:B:6:G:C5	2	0.99	0.11	0.99
(1,3)	1:A:84:LYS:HB3	2:B:6:G:C5'	2	0.99	0.11	0.99

*Continued on next page...*

*Continued from previous page...*

Key	Atom-1	Atom-2	Models <sup>1</sup>	Mean (Å)	SD <sup>1</sup> (Å)	Median (Å)
(1,3)	1:A:84:LYS:HB3	2:B:6:G:C6	2	0.99	0.11	0.99
(1,3)	1:A:84:LYS:HB3	2:B:6:G:C8	2	0.99	0.11	0.99
(1,3)	1:A:84:LYS:HB3	2:B:6:G:H1	2	0.99	0.11	0.99
(1,3)	1:A:84:LYS:HB3	2:B:6:G:H1'	2	0.99	0.11	0.99
(1,3)	1:A:84:LYS:HB3	2:B:6:G:H2'	2	0.99	0.11	0.99
(1,3)	1:A:84:LYS:HB3	2:B:6:G:H21	2	0.99	0.11	0.99
(1,3)	1:A:84:LYS:HB3	2:B:6:G:H22	2	0.99	0.11	0.99
(1,3)	1:A:84:LYS:HB3	2:B:6:G:H3'	2	0.99	0.11	0.99
(1,3)	1:A:84:LYS:HB3	2:B:6:G:H4'	2	0.99	0.11	0.99
(1,3)	1:A:84:LYS:HB3	2:B:6:G:H5'	2	0.99	0.11	0.99
(1,3)	1:A:84:LYS:HB3	2:B:6:G:H5''	2	0.99	0.11	0.99
(1,3)	1:A:84:LYS:HB3	2:B:6:G:H8	2	0.99	0.11	0.99
(1,3)	1:A:84:LYS:HB3	2:B:6:G:HO2'	2	0.99	0.11	0.99
(1,3)	1:A:84:LYS:HB3	2:B:6:G:N1	2	0.99	0.11	0.99
(1,3)	1:A:84:LYS:HB3	2:B:6:G:N2	2	0.99	0.11	0.99
(1,3)	1:A:84:LYS:HB3	2:B:6:G:N3	2	0.99	0.11	0.99
(1,3)	1:A:84:LYS:HB3	2:B:6:G:N7	2	0.99	0.11	0.99
(1,3)	1:A:84:LYS:HB3	2:B:6:G:N9	2	0.99	0.11	0.99
(1,3)	1:A:84:LYS:HB3	2:B:6:G:O2'	2	0.99	0.11	0.99
(1,3)	1:A:84:LYS:HB3	2:B:6:G:O3'	2	0.99	0.11	0.99
(1,3)	1:A:84:LYS:HB3	2:B:6:G:O4'	2	0.99	0.11	0.99
(1,3)	1:A:84:LYS:HB3	2:B:6:G:O5'	2	0.99	0.11	0.99
(1,3)	1:A:84:LYS:HB3	2:B:6:G:O6	2	0.99	0.11	0.99
(1,3)	1:A:84:LYS:HB3	2:B:6:G:OP1	2	0.99	0.11	0.99
(1,3)	1:A:84:LYS:HB3	2:B:6:G:OP2	2	0.99	0.11	0.99
(1,3)	1:A:84:LYS:HB3	2:B:6:G:P	2	0.99	0.11	0.99
(1,3)	1:A:84:LYS:HB3	2:B:7:C:C1'	2	0.99	0.11	0.99
(1,3)	1:A:84:LYS:HB3	2:B:7:C:C2	2	0.99	0.11	0.99
(1,3)	1:A:84:LYS:HB3	2:B:7:C:C2'	2	0.99	0.11	0.99
(1,3)	1:A:84:LYS:HB3	2:B:7:C:C3'	2	0.99	0.11	0.99
(1,3)	1:A:84:LYS:HB3	2:B:7:C:C4	2	0.99	0.11	0.99
(1,3)	1:A:84:LYS:HB3	2:B:7:C:C4'	2	0.99	0.11	0.99
(1,3)	1:A:84:LYS:HB3	2:B:7:C:C5	2	0.99	0.11	0.99
(1,3)	1:A:84:LYS:HB3	2:B:7:C:C5'	2	0.99	0.11	0.99
(1,3)	1:A:84:LYS:HB3	2:B:7:C:C6	2	0.99	0.11	0.99
(1,3)	1:A:84:LYS:HB3	2:B:7:C:H1'	2	0.99	0.11	0.99
(1,3)	1:A:84:LYS:HB3	2:B:7:C:H2'	2	0.99	0.11	0.99
(1,3)	1:A:84:LYS:HB3	2:B:7:C:H3'	2	0.99	0.11	0.99
(1,3)	1:A:84:LYS:HB3	2:B:7:C:H4'	2	0.99	0.11	0.99
(1,3)	1:A:84:LYS:HB3	2:B:7:C:H41	2	0.99	0.11	0.99
(1,3)	1:A:84:LYS:HB3	2:B:7:C:H42	2	0.99	0.11	0.99
(1,3)	1:A:84:LYS:HB3	2:B:7:C:H5	2	0.99	0.11	0.99

*Continued on next page...*

*Continued from previous page...*

Key	Atom-1	Atom-2	Models <sup>1</sup>	Mean (Å)	SD <sup>1</sup> (Å)	Median (Å)
(1,3)	1:A:84:LYS:HB3	2:B:7:C:H5'	2	0.99	0.11	0.99
(1,3)	1:A:84:LYS:HB3	2:B:7:C:H5''	2	0.99	0.11	0.99
(1,3)	1:A:84:LYS:HB3	2:B:7:C:H6	2	0.99	0.11	0.99
(1,3)	1:A:84:LYS:HB3	2:B:7:C:HO2'	2	0.99	0.11	0.99
(1,3)	1:A:84:LYS:HB3	2:B:7:C:N1	2	0.99	0.11	0.99
(1,3)	1:A:84:LYS:HB3	2:B:7:C:N3	2	0.99	0.11	0.99
(1,3)	1:A:84:LYS:HB3	2:B:7:C:N4	2	0.99	0.11	0.99
(1,3)	1:A:84:LYS:HB3	2:B:7:C:O2	2	0.99	0.11	0.99
(1,3)	1:A:84:LYS:HB3	2:B:7:C:O2'	2	0.99	0.11	0.99
(1,3)	1:A:84:LYS:HB3	2:B:7:C:O3'	2	0.99	0.11	0.99
(1,3)	1:A:84:LYS:HB3	2:B:7:C:O4'	2	0.99	0.11	0.99
(1,3)	1:A:84:LYS:HB3	2:B:7:C:O5'	2	0.99	0.11	0.99
(1,3)	1:A:84:LYS:HB3	2:B:7:C:OP1	2	0.99	0.11	0.99
(1,3)	1:A:84:LYS:HB3	2:B:7:C:OP2	2	0.99	0.11	0.99
(1,3)	1:A:84:LYS:HB3	2:B:7:C:P	2	0.99	0.11	0.99
(1,3)	1:A:84:LYS:HB3	2:B:8:U:C1'	2	0.99	0.11	0.99
(1,3)	1:A:84:LYS:HB3	2:B:8:U:C2	2	0.99	0.11	0.99
(1,3)	1:A:84:LYS:HB3	2:B:8:U:C2'	2	0.99	0.11	0.99
(1,3)	1:A:84:LYS:HB3	2:B:8:U:C3'	2	0.99	0.11	0.99
(1,3)	1:A:84:LYS:HB3	2:B:8:U:C4	2	0.99	0.11	0.99
(1,3)	1:A:84:LYS:HB3	2:B:8:U:C4'	2	0.99	0.11	0.99
(1,3)	1:A:84:LYS:HB3	2:B:8:U:C5	2	0.99	0.11	0.99
(1,3)	1:A:84:LYS:HB3	2:B:8:U:C5'	2	0.99	0.11	0.99
(1,3)	1:A:84:LYS:HB3	2:B:8:U:C6	2	0.99	0.11	0.99
(1,3)	1:A:84:LYS:HB3	2:B:8:U:H1'	2	0.99	0.11	0.99
(1,3)	1:A:84:LYS:HB3	2:B:8:U:H2'	2	0.99	0.11	0.99
(1,3)	1:A:84:LYS:HB3	2:B:8:U:H3	2	0.99	0.11	0.99
(1,3)	1:A:84:LYS:HB3	2:B:8:U:H3'	2	0.99	0.11	0.99
(1,3)	1:A:84:LYS:HB3	2:B:8:U:H4'	2	0.99	0.11	0.99
(1,3)	1:A:84:LYS:HB3	2:B:8:U:H5	2	0.99	0.11	0.99
(1,3)	1:A:84:LYS:HB3	2:B:8:U:H5'	2	0.99	0.11	0.99
(1,3)	1:A:84:LYS:HB3	2:B:8:U:H5''	2	0.99	0.11	0.99
(1,3)	1:A:84:LYS:HB3	2:B:8:U:H6	2	0.99	0.11	0.99
(1,3)	1:A:84:LYS:HB3	2:B:8:U:HO2'	2	0.99	0.11	0.99
(1,3)	1:A:84:LYS:HB3	2:B:8:U:N1	2	0.99	0.11	0.99
(1,3)	1:A:84:LYS:HB3	2:B:8:U:N3	2	0.99	0.11	0.99
(1,3)	1:A:84:LYS:HB3	2:B:8:U:O2	2	0.99	0.11	0.99
(1,3)	1:A:84:LYS:HB3	2:B:8:U:O2'	2	0.99	0.11	0.99
(1,3)	1:A:84:LYS:HB3	2:B:8:U:O3'	2	0.99	0.11	0.99
(1,3)	1:A:84:LYS:HB3	2:B:8:U:O4	2	0.99	0.11	0.99
(1,3)	1:A:84:LYS:HB3	2:B:8:U:O4'	2	0.99	0.11	0.99
(1,3)	1:A:84:LYS:HB3	2:B:8:U:O5'	2	0.99	0.11	0.99

*Continued on next page...*



*Continued from previous page...*

Key	Atom-1	Atom-2	Models <sup>1</sup>	Mean (Å)	SD <sup>1</sup> (Å)	Median (Å)
(1,3)	1:A:84:LYS:HB3	2:B:8:U:OP1	2	0.99	0.11	0.99
(1,3)	1:A:84:LYS:HB3	2:B:8:U:OP2	2	0.99	0.11	0.99
(1,3)	1:A:84:LYS:HB3	2:B:8:U:P	2	0.99	0.11	0.99
(1,3)	1:A:84:LYS:HB3	2:B:9:C:C1'	2	0.99	0.11	0.99
(1,3)	1:A:84:LYS:HB3	2:B:9:C:C2	2	0.99	0.11	0.99
(1,3)	1:A:84:LYS:HB3	2:B:9:C:C2'	2	0.99	0.11	0.99
(1,3)	1:A:84:LYS:HB3	2:B:9:C:C3'	2	0.99	0.11	0.99
(1,3)	1:A:84:LYS:HB3	2:B:9:C:C4	2	0.99	0.11	0.99
(1,3)	1:A:84:LYS:HB3	2:B:9:C:C4'	2	0.99	0.11	0.99
(1,3)	1:A:84:LYS:HB3	2:B:9:C:C5	2	0.99	0.11	0.99
(1,3)	1:A:84:LYS:HB3	2:B:9:C:C5'	2	0.99	0.11	0.99
(1,3)	1:A:84:LYS:HB3	2:B:9:C:C6	2	0.99	0.11	0.99
(1,3)	1:A:84:LYS:HB3	2:B:9:C:H1'	2	0.99	0.11	0.99
(1,3)	1:A:84:LYS:HB3	2:B:9:C:H2'	2	0.99	0.11	0.99
(1,3)	1:A:84:LYS:HB3	2:B:9:C:H3'	2	0.99	0.11	0.99
(1,3)	1:A:84:LYS:HB3	2:B:9:C:H4'	2	0.99	0.11	0.99
(1,3)	1:A:84:LYS:HB3	2:B:9:C:H41	2	0.99	0.11	0.99
(1,3)	1:A:84:LYS:HB3	2:B:9:C:H42	2	0.99	0.11	0.99
(1,3)	1:A:84:LYS:HB3	2:B:9:C:H5	2	0.99	0.11	0.99
(1,3)	1:A:84:LYS:HB3	2:B:9:C:H5'	2	0.99	0.11	0.99
(1,3)	1:A:84:LYS:HB3	2:B:9:C:H5''	2	0.99	0.11	0.99
(1,3)	1:A:84:LYS:HB3	2:B:9:C:H6	2	0.99	0.11	0.99
(1,3)	1:A:84:LYS:HB3	2:B:9:C:HO2'	2	0.99	0.11	0.99
(1,3)	1:A:84:LYS:HB3	2:B:9:C:N1	2	0.99	0.11	0.99
(1,3)	1:A:84:LYS:HB3	2:B:9:C:N3	2	0.99	0.11	0.99
(1,3)	1:A:84:LYS:HB3	2:B:9:C:N4	2	0.99	0.11	0.99
(1,3)	1:A:84:LYS:HB3	2:B:9:C:O2	2	0.99	0.11	0.99
(1,3)	1:A:84:LYS:HB3	2:B:9:C:O2'	2	0.99	0.11	0.99
(1,3)	1:A:84:LYS:HB3	2:B:9:C:O3'	2	0.99	0.11	0.99
(1,3)	1:A:84:LYS:HB3	2:B:9:C:O4'	2	0.99	0.11	0.99
(1,3)	1:A:84:LYS:HB3	2:B:9:C:O5'	2	0.99	0.11	0.99
(1,3)	1:A:84:LYS:HB3	2:B:9:C:OP1	2	0.99	0.11	0.99
(1,3)	1:A:84:LYS:HB3	2:B:9:C:OP2	2	0.99	0.11	0.99
(1,3)	1:A:84:LYS:HB3	2:B:9:C:P	2	0.99	0.11	0.99
(1,3)	1:A:84:LYS:HB3	2:B:10:G:C1'	2	0.99	0.11	0.99
(1,3)	1:A:84:LYS:HB3	2:B:10:G:C2	2	0.99	0.11	0.99
(1,3)	1:A:84:LYS:HB3	2:B:10:G:C2'	2	0.99	0.11	0.99
(1,3)	1:A:84:LYS:HB3	2:B:10:G:C3'	2	0.99	0.11	0.99
(1,3)	1:A:84:LYS:HB3	2:B:10:G:C4	2	0.99	0.11	0.99
(1,3)	1:A:84:LYS:HB3	2:B:10:G:C4'	2	0.99	0.11	0.99
(1,3)	1:A:84:LYS:HB3	2:B:10:G:C5	2	0.99	0.11	0.99
(1,3)	1:A:84:LYS:HB3	2:B:10:G:C5'	2	0.99	0.11	0.99

*Continued on next page...*

*Continued from previous page...*

Key	Atom-1	Atom-2	Models <sup>1</sup>	Mean (Å)	SD <sup>1</sup> (Å)	Median (Å)
(1,3)	1:A:84:LYS:HB3	2:B:10:G:C6	2	0.99	0.11	0.99
(1,3)	1:A:84:LYS:HB3	2:B:10:G:C8	2	0.99	0.11	0.99
(1,3)	1:A:84:LYS:HB3	2:B:10:G:H1	2	0.99	0.11	0.99
(1,3)	1:A:84:LYS:HB3	2:B:10:G:H1'	2	0.99	0.11	0.99
(1,3)	1:A:84:LYS:HB3	2:B:10:G:H2'	2	0.99	0.11	0.99
(1,3)	1:A:84:LYS:HB3	2:B:10:G:H21	2	0.99	0.11	0.99
(1,3)	1:A:84:LYS:HB3	2:B:10:G:H22	2	0.99	0.11	0.99
(1,3)	1:A:84:LYS:HB3	2:B:10:G:H3'	2	0.99	0.11	0.99
(1,3)	1:A:84:LYS:HB3	2:B:10:G:H4'	2	0.99	0.11	0.99
(1,3)	1:A:84:LYS:HB3	2:B:10:G:H5'	2	0.99	0.11	0.99
(1,3)	1:A:84:LYS:HB3	2:B:10:G:H5''	2	0.99	0.11	0.99
(1,3)	1:A:84:LYS:HB3	2:B:10:G:H8	2	0.99	0.11	0.99
(1,3)	1:A:84:LYS:HB3	2:B:10:G:HO2'	2	0.99	0.11	0.99
(1,3)	1:A:84:LYS:HB3	2:B:10:G:N1	2	0.99	0.11	0.99
(1,3)	1:A:84:LYS:HB3	2:B:10:G:N2	2	0.99	0.11	0.99
(1,3)	1:A:84:LYS:HB3	2:B:10:G:N3	2	0.99	0.11	0.99
(1,3)	1:A:84:LYS:HB3	2:B:10:G:N7	2	0.99	0.11	0.99
(1,3)	1:A:84:LYS:HB3	2:B:10:G:N9	2	0.99	0.11	0.99
(1,3)	1:A:84:LYS:HB3	2:B:10:G:O2'	2	0.99	0.11	0.99
(1,3)	1:A:84:LYS:HB3	2:B:10:G:O3'	2	0.99	0.11	0.99
(1,3)	1:A:84:LYS:HB3	2:B:10:G:O4'	2	0.99	0.11	0.99
(1,3)	1:A:84:LYS:HB3	2:B:10:G:O5'	2	0.99	0.11	0.99
(1,3)	1:A:84:LYS:HB3	2:B:10:G:O6	2	0.99	0.11	0.99
(1,3)	1:A:84:LYS:HB3	2:B:10:G:OP1	2	0.99	0.11	0.99
(1,3)	1:A:84:LYS:HB3	2:B:10:G:OP2	2	0.99	0.11	0.99
(1,3)	1:A:84:LYS:HB3	2:B:10:G:P	2	0.99	0.11	0.99
(1,3)	1:A:84:LYS:HB3	2:B:11:A:C1'	2	0.99	0.11	0.99
(1,3)	1:A:84:LYS:HB3	2:B:11:A:C2	2	0.99	0.11	0.99
(1,3)	1:A:84:LYS:HB3	2:B:11:A:C2'	2	0.99	0.11	0.99
(1,3)	1:A:84:LYS:HB3	2:B:11:A:C3'	2	0.99	0.11	0.99
(1,3)	1:A:84:LYS:HB3	2:B:11:A:C4	2	0.99	0.11	0.99
(1,3)	1:A:84:LYS:HB3	2:B:11:A:C4'	2	0.99	0.11	0.99
(1,3)	1:A:84:LYS:HB3	2:B:11:A:C5	2	0.99	0.11	0.99
(1,3)	1:A:84:LYS:HB3	2:B:11:A:C5'	2	0.99	0.11	0.99
(1,3)	1:A:84:LYS:HB3	2:B:11:A:C6	2	0.99	0.11	0.99
(1,3)	1:A:84:LYS:HB3	2:B:11:A:C8	2	0.99	0.11	0.99
(1,3)	1:A:84:LYS:HB3	2:B:11:A:H1'	2	0.99	0.11	0.99
(1,3)	1:A:84:LYS:HB3	2:B:11:A:H2	2	0.99	0.11	0.99
(1,3)	1:A:84:LYS:HB3	2:B:11:A:H2'	2	0.99	0.11	0.99
(1,3)	1:A:84:LYS:HB3	2:B:11:A:H3'	2	0.99	0.11	0.99
(1,3)	1:A:84:LYS:HB3	2:B:11:A:H4'	2	0.99	0.11	0.99
(1,3)	1:A:84:LYS:HB3	2:B:11:A:H5'	2	0.99	0.11	0.99

*Continued on next page...*

*Continued from previous page...*

Key	Atom-1	Atom-2	Models <sup>1</sup>	Mean (Å)	SD <sup>1</sup> (Å)	Median (Å)
(1,3)	1:A:84:LYS:HB3	2:B:11:A:H5''	2	0.99	0.11	0.99
(1,3)	1:A:84:LYS:HB3	2:B:11:A:H61	2	0.99	0.11	0.99
(1,3)	1:A:84:LYS:HB3	2:B:11:A:H62	2	0.99	0.11	0.99
(1,3)	1:A:84:LYS:HB3	2:B:11:A:H8	2	0.99	0.11	0.99
(1,3)	1:A:84:LYS:HB3	2:B:11:A:HO2'	2	0.99	0.11	0.99
(1,3)	1:A:84:LYS:HB3	2:B:11:A:N1	2	0.99	0.11	0.99
(1,3)	1:A:84:LYS:HB3	2:B:11:A:N3	2	0.99	0.11	0.99
(1,3)	1:A:84:LYS:HB3	2:B:11:A:N6	2	0.99	0.11	0.99
(1,3)	1:A:84:LYS:HB3	2:B:11:A:N7	2	0.99	0.11	0.99
(1,3)	1:A:84:LYS:HB3	2:B:11:A:N9	2	0.99	0.11	0.99
(1,3)	1:A:84:LYS:HB3	2:B:11:A:O2'	2	0.99	0.11	0.99
(1,3)	1:A:84:LYS:HB3	2:B:11:A:O3'	2	0.99	0.11	0.99
(1,3)	1:A:84:LYS:HB3	2:B:11:A:O4'	2	0.99	0.11	0.99
(1,3)	1:A:84:LYS:HB3	2:B:11:A:O5'	2	0.99	0.11	0.99
(1,3)	1:A:84:LYS:HB3	2:B:11:A:OP1	2	0.99	0.11	0.99
(1,3)	1:A:84:LYS:HB3	2:B:11:A:OP2	2	0.99	0.11	0.99
(1,3)	1:A:84:LYS:HB3	2:B:11:A:P	2	0.99	0.11	0.99
(1,3)	1:A:84:LYS:HB3	2:B:12:A:C1'	2	0.99	0.11	0.99
(1,3)	1:A:84:LYS:HB3	2:B:12:A:C2	2	0.99	0.11	0.99
(1,3)	1:A:84:LYS:HB3	2:B:12:A:C2'	2	0.99	0.11	0.99
(1,3)	1:A:84:LYS:HB3	2:B:12:A:C3'	2	0.99	0.11	0.99
(1,3)	1:A:84:LYS:HB3	2:B:12:A:C4	2	0.99	0.11	0.99
(1,3)	1:A:84:LYS:HB3	2:B:12:A:C4'	2	0.99	0.11	0.99
(1,3)	1:A:84:LYS:HB3	2:B:12:A:C5	2	0.99	0.11	0.99
(1,3)	1:A:84:LYS:HB3	2:B:12:A:C5'	2	0.99	0.11	0.99
(1,3)	1:A:84:LYS:HB3	2:B:12:A:C6	2	0.99	0.11	0.99
(1,3)	1:A:84:LYS:HB3	2:B:12:A:C8	2	0.99	0.11	0.99
(1,3)	1:A:84:LYS:HB3	2:B:12:A:H1'	2	0.99	0.11	0.99
(1,3)	1:A:84:LYS:HB3	2:B:12:A:H2	2	0.99	0.11	0.99
(1,3)	1:A:84:LYS:HB3	2:B:12:A:H2'	2	0.99	0.11	0.99
(1,3)	1:A:84:LYS:HB3	2:B:12:A:H3'	2	0.99	0.11	0.99
(1,3)	1:A:84:LYS:HB3	2:B:12:A:H4'	2	0.99	0.11	0.99
(1,3)	1:A:84:LYS:HB3	2:B:12:A:H5'	2	0.99	0.11	0.99
(1,3)	1:A:84:LYS:HB3	2:B:12:A:H5''	2	0.99	0.11	0.99
(1,3)	1:A:84:LYS:HB3	2:B:12:A:H61	2	0.99	0.11	0.99
(1,3)	1:A:84:LYS:HB3	2:B:12:A:H62	2	0.99	0.11	0.99
(1,3)	1:A:84:LYS:HB3	2:B:12:A:H8	2	0.99	0.11	0.99
(1,3)	1:A:84:LYS:HB3	2:B:12:A:HO2'	2	0.99	0.11	0.99
(1,3)	1:A:84:LYS:HB3	2:B:12:A:N1	2	0.99	0.11	0.99
(1,3)	1:A:84:LYS:HB3	2:B:12:A:N3	2	0.99	0.11	0.99
(1,3)	1:A:84:LYS:HB3	2:B:12:A:N6	2	0.99	0.11	0.99
(1,3)	1:A:84:LYS:HB3	2:B:12:A:N7	2	0.99	0.11	0.99

*Continued on next page...*

*Continued from previous page...*

Key	Atom-1	Atom-2	Models <sup>1</sup>	Mean (Å)	SD <sup>1</sup> (Å)	Median (Å)
(1,3)	1:A:84:LYS:HB3	2:B:12:A:N9	2	0.99	0.11	0.99
(1,3)	1:A:84:LYS:HB3	2:B:12:A:O2'	2	0.99	0.11	0.99
(1,3)	1:A:84:LYS:HB3	2:B:12:A:O3'	2	0.99	0.11	0.99
(1,3)	1:A:84:LYS:HB3	2:B:12:A:O4'	2	0.99	0.11	0.99
(1,3)	1:A:84:LYS:HB3	2:B:12:A:O5'	2	0.99	0.11	0.99
(1,3)	1:A:84:LYS:HB3	2:B:12:A:OP1	2	0.99	0.11	0.99
(1,3)	1:A:84:LYS:HB3	2:B:12:A:OP2	2	0.99	0.11	0.99
(1,3)	1:A:84:LYS:HB3	2:B:12:A:P	2	0.99	0.11	0.99
(1,3)	1:A:84:LYS:HB3	2:B:13:A:C1'	2	0.99	0.11	0.99
(1,3)	1:A:84:LYS:HB3	2:B:13:A:C2	2	0.99	0.11	0.99
(1,3)	1:A:84:LYS:HB3	2:B:13:A:C2'	2	0.99	0.11	0.99
(1,3)	1:A:84:LYS:HB3	2:B:13:A:C3'	2	0.99	0.11	0.99
(1,3)	1:A:84:LYS:HB3	2:B:13:A:C4	2	0.99	0.11	0.99
(1,3)	1:A:84:LYS:HB3	2:B:13:A:C4'	2	0.99	0.11	0.99
(1,3)	1:A:84:LYS:HB3	2:B:13:A:C5	2	0.99	0.11	0.99
(1,3)	1:A:84:LYS:HB3	2:B:13:A:C5'	2	0.99	0.11	0.99
(1,3)	1:A:84:LYS:HB3	2:B:13:A:C6	2	0.99	0.11	0.99
(1,3)	1:A:84:LYS:HB3	2:B:13:A:C8	2	0.99	0.11	0.99
(1,3)	1:A:84:LYS:HB3	2:B:13:A:H1'	2	0.99	0.11	0.99
(1,3)	1:A:84:LYS:HB3	2:B:13:A:H2	2	0.99	0.11	0.99
(1,3)	1:A:84:LYS:HB3	2:B:13:A:H2'	2	0.99	0.11	0.99
(1,3)	1:A:84:LYS:HB3	2:B:13:A:H3'	2	0.99	0.11	0.99
(1,3)	1:A:84:LYS:HB3	2:B:13:A:H4'	2	0.99	0.11	0.99
(1,3)	1:A:84:LYS:HB3	2:B:13:A:H5'	2	0.99	0.11	0.99
(1,3)	1:A:84:LYS:HB3	2:B:13:A:H5''	2	0.99	0.11	0.99
(1,3)	1:A:84:LYS:HB3	2:B:13:A:H61	2	0.99	0.11	0.99
(1,3)	1:A:84:LYS:HB3	2:B:13:A:H62	2	0.99	0.11	0.99
(1,3)	1:A:84:LYS:HB3	2:B:13:A:H8	2	0.99	0.11	0.99
(1,3)	1:A:84:LYS:HB3	2:B:13:A:HO2'	2	0.99	0.11	0.99
(1,3)	1:A:84:LYS:HB3	2:B:13:A:N1	2	0.99	0.11	0.99
(1,3)	1:A:84:LYS:HB3	2:B:13:A:N3	2	0.99	0.11	0.99
(1,3)	1:A:84:LYS:HB3	2:B:13:A:N6	2	0.99	0.11	0.99
(1,3)	1:A:84:LYS:HB3	2:B:13:A:N7	2	0.99	0.11	0.99
(1,3)	1:A:84:LYS:HB3	2:B:13:A:N9	2	0.99	0.11	0.99
(1,3)	1:A:84:LYS:HB3	2:B:13:A:O2'	2	0.99	0.11	0.99
(1,3)	1:A:84:LYS:HB3	2:B:13:A:O3'	2	0.99	0.11	0.99
(1,3)	1:A:84:LYS:HB3	2:B:13:A:O4'	2	0.99	0.11	0.99
(1,3)	1:A:84:LYS:HB3	2:B:13:A:O5'	2	0.99	0.11	0.99
(1,3)	1:A:84:LYS:HB3	2:B:13:A:OP1	2	0.99	0.11	0.99
(1,3)	1:A:84:LYS:HB3	2:B:13:A:OP2	2	0.99	0.11	0.99
(1,3)	1:A:84:LYS:HB3	2:B:13:A:P	2	0.99	0.11	0.99
(1,3)	1:A:84:LYS:HB3	2:B:14:G:C1'	2	0.99	0.11	0.99

*Continued on next page...*

*Continued from previous page...*

Key	Atom-1	Atom-2	Models <sup>1</sup>	Mean (Å)	SD <sup>1</sup> (Å)	Median (Å)
(1,3)	1:A:84:LYS:HB3	2:B:14:G:C2	2	0.99	0.11	0.99
(1,3)	1:A:84:LYS:HB3	2:B:14:G:C2'	2	0.99	0.11	0.99
(1,3)	1:A:84:LYS:HB3	2:B:14:G:C3'	2	0.99	0.11	0.99
(1,3)	1:A:84:LYS:HB3	2:B:14:G:C4	2	0.99	0.11	0.99
(1,3)	1:A:84:LYS:HB3	2:B:14:G:C4'	2	0.99	0.11	0.99
(1,3)	1:A:84:LYS:HB3	2:B:14:G:C5	2	0.99	0.11	0.99
(1,3)	1:A:84:LYS:HB3	2:B:14:G:C5'	2	0.99	0.11	0.99
(1,3)	1:A:84:LYS:HB3	2:B:14:G:C6	2	0.99	0.11	0.99
(1,3)	1:A:84:LYS:HB3	2:B:14:G:C8	2	0.99	0.11	0.99
(1,3)	1:A:84:LYS:HB3	2:B:14:G:H1	2	0.99	0.11	0.99
(1,3)	1:A:84:LYS:HB3	2:B:14:G:H1'	2	0.99	0.11	0.99
(1,3)	1:A:84:LYS:HB3	2:B:14:G:H2'	2	0.99	0.11	0.99
(1,3)	1:A:84:LYS:HB3	2:B:14:G:H21	2	0.99	0.11	0.99
(1,3)	1:A:84:LYS:HB3	2:B:14:G:H22	2	0.99	0.11	0.99
(1,3)	1:A:84:LYS:HB3	2:B:14:G:H3'	2	0.99	0.11	0.99
(1,3)	1:A:84:LYS:HB3	2:B:14:G:H4'	2	0.99	0.11	0.99
(1,3)	1:A:84:LYS:HB3	2:B:14:G:H5'	2	0.99	0.11	0.99
(1,3)	1:A:84:LYS:HB3	2:B:14:G:H5''	2	0.99	0.11	0.99
(1,3)	1:A:84:LYS:HB3	2:B:14:G:H8	2	0.99	0.11	0.99
(1,3)	1:A:84:LYS:HB3	2:B:14:G:HO2'	2	0.99	0.11	0.99
(1,3)	1:A:84:LYS:HB3	2:B:14:G:N1	2	0.99	0.11	0.99
(1,3)	1:A:84:LYS:HB3	2:B:14:G:N2	2	0.99	0.11	0.99
(1,3)	1:A:84:LYS:HB3	2:B:14:G:N3	2	0.99	0.11	0.99
(1,3)	1:A:84:LYS:HB3	2:B:14:G:N7	2	0.99	0.11	0.99
(1,3)	1:A:84:LYS:HB3	2:B:14:G:N9	2	0.99	0.11	0.99
(1,3)	1:A:84:LYS:HB3	2:B:14:G:O2'	2	0.99	0.11	0.99
(1,3)	1:A:84:LYS:HB3	2:B:14:G:O3'	2	0.99	0.11	0.99
(1,3)	1:A:84:LYS:HB3	2:B:14:G:O4'	2	0.99	0.11	0.99
(1,3)	1:A:84:LYS:HB3	2:B:14:G:O5'	2	0.99	0.11	0.99
(1,3)	1:A:84:LYS:HB3	2:B:14:G:O6	2	0.99	0.11	0.99
(1,3)	1:A:84:LYS:HB3	2:B:14:G:OP1	2	0.99	0.11	0.99
(1,3)	1:A:84:LYS:HB3	2:B:14:G:OP2	2	0.99	0.11	0.99
(1,3)	1:A:84:LYS:HB3	2:B:14:G:P	2	0.99	0.11	0.99
(1,3)	1:A:84:LYS:HB3	2:B:15:A:C1'	2	0.99	0.11	0.99
(1,3)	1:A:84:LYS:HB3	2:B:15:A:C2	2	0.99	0.11	0.99
(1,3)	1:A:84:LYS:HB3	2:B:15:A:C2'	2	0.99	0.11	0.99
(1,3)	1:A:84:LYS:HB3	2:B:15:A:C3'	2	0.99	0.11	0.99
(1,3)	1:A:84:LYS:HB3	2:B:15:A:C4	2	0.99	0.11	0.99
(1,3)	1:A:84:LYS:HB3	2:B:15:A:C4'	2	0.99	0.11	0.99
(1,3)	1:A:84:LYS:HB3	2:B:15:A:C5	2	0.99	0.11	0.99
(1,3)	1:A:84:LYS:HB3	2:B:15:A:C5'	2	0.99	0.11	0.99
(1,3)	1:A:84:LYS:HB3	2:B:15:A:C6	2	0.99	0.11	0.99

*Continued on next page...*

*Continued from previous page...*

Key	Atom-1	Atom-2	Models <sup>1</sup>	Mean (Å)	SD <sup>1</sup> (Å)	Median (Å)
(1,3)	1:A:84:LYS:HB3	2:B:15:A:C8	2	0.99	0.11	0.99
(1,3)	1:A:84:LYS:HB3	2:B:15:A:H1'	2	0.99	0.11	0.99
(1,3)	1:A:84:LYS:HB3	2:B:15:A:H2	2	0.99	0.11	0.99
(1,3)	1:A:84:LYS:HB3	2:B:15:A:H2'	2	0.99	0.11	0.99
(1,3)	1:A:84:LYS:HB3	2:B:15:A:H3'	2	0.99	0.11	0.99
(1,3)	1:A:84:LYS:HB3	2:B:15:A:H4'	2	0.99	0.11	0.99
(1,3)	1:A:84:LYS:HB3	2:B:15:A:H5'	2	0.99	0.11	0.99
(1,3)	1:A:84:LYS:HB3	2:B:15:A:H5''	2	0.99	0.11	0.99
(1,3)	1:A:84:LYS:HB3	2:B:15:A:H61	2	0.99	0.11	0.99
(1,3)	1:A:84:LYS:HB3	2:B:15:A:H62	2	0.99	0.11	0.99
(1,3)	1:A:84:LYS:HB3	2:B:15:A:H8	2	0.99	0.11	0.99
(1,3)	1:A:84:LYS:HB3	2:B:15:A:HO2'	2	0.99	0.11	0.99
(1,3)	1:A:84:LYS:HB3	2:B:15:A:N1	2	0.99	0.11	0.99
(1,3)	1:A:84:LYS:HB3	2:B:15:A:N3	2	0.99	0.11	0.99
(1,3)	1:A:84:LYS:HB3	2:B:15:A:N6	2	0.99	0.11	0.99
(1,3)	1:A:84:LYS:HB3	2:B:15:A:N7	2	0.99	0.11	0.99
(1,3)	1:A:84:LYS:HB3	2:B:15:A:N9	2	0.99	0.11	0.99
(1,3)	1:A:84:LYS:HB3	2:B:15:A:O2'	2	0.99	0.11	0.99
(1,3)	1:A:84:LYS:HB3	2:B:15:A:O3'	2	0.99	0.11	0.99
(1,3)	1:A:84:LYS:HB3	2:B:15:A:O4'	2	0.99	0.11	0.99
(1,3)	1:A:84:LYS:HB3	2:B:15:A:O5'	2	0.99	0.11	0.99
(1,3)	1:A:84:LYS:HB3	2:B:15:A:OP1	2	0.99	0.11	0.99
(1,3)	1:A:84:LYS:HB3	2:B:15:A:OP2	2	0.99	0.11	0.99
(1,3)	1:A:84:LYS:HB3	2:B:15:A:P	2	0.99	0.11	0.99
(1,3)	1:A:84:LYS:HB3	2:B:16:G:C1'	2	0.99	0.11	0.99
(1,3)	1:A:84:LYS:HB3	2:B:16:G:C2	2	0.99	0.11	0.99
(1,3)	1:A:84:LYS:HB3	2:B:16:G:C2'	2	0.99	0.11	0.99
(1,3)	1:A:84:LYS:HB3	2:B:16:G:C3'	2	0.99	0.11	0.99
(1,3)	1:A:84:LYS:HB3	2:B:16:G:C4	2	0.99	0.11	0.99
(1,3)	1:A:84:LYS:HB3	2:B:16:G:C4'	2	0.99	0.11	0.99
(1,3)	1:A:84:LYS:HB3	2:B:16:G:C5	2	0.99	0.11	0.99
(1,3)	1:A:84:LYS:HB3	2:B:16:G:C5'	2	0.99	0.11	0.99
(1,3)	1:A:84:LYS:HB3	2:B:16:G:C6	2	0.99	0.11	0.99
(1,3)	1:A:84:LYS:HB3	2:B:16:G:C8	2	0.99	0.11	0.99
(1,3)	1:A:84:LYS:HB3	2:B:16:G:H1	2	0.99	0.11	0.99
(1,3)	1:A:84:LYS:HB3	2:B:16:G:H1'	2	0.99	0.11	0.99
(1,3)	1:A:84:LYS:HB3	2:B:16:G:H2'	2	0.99	0.11	0.99
(1,3)	1:A:84:LYS:HB3	2:B:16:G:H21	2	0.99	0.11	0.99
(1,3)	1:A:84:LYS:HB3	2:B:16:G:H22	2	0.99	0.11	0.99
(1,3)	1:A:84:LYS:HB3	2:B:16:G:H3'	2	0.99	0.11	0.99
(1,3)	1:A:84:LYS:HB3	2:B:16:G:H4'	2	0.99	0.11	0.99
(1,3)	1:A:84:LYS:HB3	2:B:16:G:H5'	2	0.99	0.11	0.99

*Continued on next page...*

*Continued from previous page...*

Key	Atom-1	Atom-2	Models <sup>1</sup>	Mean (Å)	SD <sup>1</sup> (Å)	Median (Å)
(1,3)	1:A:84:LYS:HB3	2:B:16:G:H5''	2	0.99	0.11	0.99
(1,3)	1:A:84:LYS:HB3	2:B:16:G:H8	2	0.99	0.11	0.99
(1,3)	1:A:84:LYS:HB3	2:B:16:G:HO2'	2	0.99	0.11	0.99
(1,3)	1:A:84:LYS:HB3	2:B:16:G:N1	2	0.99	0.11	0.99
(1,3)	1:A:84:LYS:HB3	2:B:16:G:N2	2	0.99	0.11	0.99
(1,3)	1:A:84:LYS:HB3	2:B:16:G:N3	2	0.99	0.11	0.99
(1,3)	1:A:84:LYS:HB3	2:B:16:G:N7	2	0.99	0.11	0.99
(1,3)	1:A:84:LYS:HB3	2:B:16:G:N9	2	0.99	0.11	0.99
(1,3)	1:A:84:LYS:HB3	2:B:16:G:O2'	2	0.99	0.11	0.99
(1,3)	1:A:84:LYS:HB3	2:B:16:G:O3'	2	0.99	0.11	0.99
(1,3)	1:A:84:LYS:HB3	2:B:16:G:O4'	2	0.99	0.11	0.99
(1,3)	1:A:84:LYS:HB3	2:B:16:G:O5'	2	0.99	0.11	0.99
(1,3)	1:A:84:LYS:HB3	2:B:16:G:O6	2	0.99	0.11	0.99
(1,3)	1:A:84:LYS:HB3	2:B:16:G:OP1	2	0.99	0.11	0.99
(1,3)	1:A:84:LYS:HB3	2:B:16:G:OP2	2	0.99	0.11	0.99
(1,3)	1:A:84:LYS:HB3	2:B:16:G:P	2	0.99	0.11	0.99
(1,3)	1:A:84:LYS:HB3	2:B:17:C:C1'	2	0.99	0.11	0.99
(1,3)	1:A:84:LYS:HB3	2:B:17:C:C2	2	0.99	0.11	0.99
(1,3)	1:A:84:LYS:HB3	2:B:17:C:C2'	2	0.99	0.11	0.99
(1,3)	1:A:84:LYS:HB3	2:B:17:C:C3'	2	0.99	0.11	0.99
(1,3)	1:A:84:LYS:HB3	2:B:17:C:C4	2	0.99	0.11	0.99
(1,3)	1:A:84:LYS:HB3	2:B:17:C:C4'	2	0.99	0.11	0.99
(1,3)	1:A:84:LYS:HB3	2:B:17:C:C5	2	0.99	0.11	0.99
(1,3)	1:A:84:LYS:HB3	2:B:17:C:C5'	2	0.99	0.11	0.99
(1,3)	1:A:84:LYS:HB3	2:B:17:C:C6	2	0.99	0.11	0.99
(1,3)	1:A:84:LYS:HB3	2:B:17:C:H1'	2	0.99	0.11	0.99
(1,3)	1:A:84:LYS:HB3	2:B:17:C:H2'	2	0.99	0.11	0.99
(1,3)	1:A:84:LYS:HB3	2:B:17:C:H3'	2	0.99	0.11	0.99
(1,3)	1:A:84:LYS:HB3	2:B:17:C:H4'	2	0.99	0.11	0.99
(1,3)	1:A:84:LYS:HB3	2:B:17:C:H41	2	0.99	0.11	0.99
(1,3)	1:A:84:LYS:HB3	2:B:17:C:H42	2	0.99	0.11	0.99
(1,3)	1:A:84:LYS:HB3	2:B:17:C:H5	2	0.99	0.11	0.99
(1,3)	1:A:84:LYS:HB3	2:B:17:C:H5'	2	0.99	0.11	0.99
(1,3)	1:A:84:LYS:HB3	2:B:17:C:H5''	2	0.99	0.11	0.99
(1,3)	1:A:84:LYS:HB3	2:B:17:C:H6	2	0.99	0.11	0.99
(1,3)	1:A:84:LYS:HB3	2:B:17:C:HO2'	2	0.99	0.11	0.99
(1,3)	1:A:84:LYS:HB3	2:B:17:C:N1	2	0.99	0.11	0.99
(1,3)	1:A:84:LYS:HB3	2:B:17:C:N3	2	0.99	0.11	0.99
(1,3)	1:A:84:LYS:HB3	2:B:17:C:N4	2	0.99	0.11	0.99
(1,3)	1:A:84:LYS:HB3	2:B:17:C:O2	2	0.99	0.11	0.99
(1,3)	1:A:84:LYS:HB3	2:B:17:C:O2'	2	0.99	0.11	0.99
(1,3)	1:A:84:LYS:HB3	2:B:17:C:O3'	2	0.99	0.11	0.99

*Continued on next page...*

*Continued from previous page...*

Key	Atom-1	Atom-2	Models <sup>1</sup>	Mean (Å)	SD <sup>1</sup> (Å)	Median (Å)
(1,3)	1:A:84:LYS:HB3	2:B:17:C:O4'	2	0.99	0.11	0.99
(1,3)	1:A:84:LYS:HB3	2:B:17:C:O5'	2	0.99	0.11	0.99
(1,3)	1:A:84:LYS:HB3	2:B:17:C:OP1	2	0.99	0.11	0.99
(1,3)	1:A:84:LYS:HB3	2:B:17:C:OP2	2	0.99	0.11	0.99
(1,3)	1:A:84:LYS:HB3	2:B:17:C:P	2	0.99	0.11	0.99
(1,3)	1:A:84:LYS:HB3	2:B:18:A:C1'	2	0.99	0.11	0.99
(1,3)	1:A:84:LYS:HB3	2:B:18:A:C2	2	0.99	0.11	0.99
(1,3)	1:A:84:LYS:HB3	2:B:18:A:C2'	2	0.99	0.11	0.99
(1,3)	1:A:84:LYS:HB3	2:B:18:A:C3'	2	0.99	0.11	0.99
(1,3)	1:A:84:LYS:HB3	2:B:18:A:C4	2	0.99	0.11	0.99
(1,3)	1:A:84:LYS:HB3	2:B:18:A:C4'	2	0.99	0.11	0.99
(1,3)	1:A:84:LYS:HB3	2:B:18:A:C5	2	0.99	0.11	0.99
(1,3)	1:A:84:LYS:HB3	2:B:18:A:C5'	2	0.99	0.11	0.99
(1,3)	1:A:84:LYS:HB3	2:B:18:A:C6	2	0.99	0.11	0.99
(1,3)	1:A:84:LYS:HB3	2:B:18:A:C8	2	0.99	0.11	0.99
(1,3)	1:A:84:LYS:HB3	2:B:18:A:H1'	2	0.99	0.11	0.99
(1,3)	1:A:84:LYS:HB3	2:B:18:A:H2	2	0.99	0.11	0.99
(1,3)	1:A:84:LYS:HB3	2:B:18:A:H2'	2	0.99	0.11	0.99
(1,3)	1:A:84:LYS:HB3	2:B:18:A:H3'	2	0.99	0.11	0.99
(1,3)	1:A:84:LYS:HB3	2:B:18:A:H4'	2	0.99	0.11	0.99
(1,3)	1:A:84:LYS:HB3	2:B:18:A:H5'	2	0.99	0.11	0.99
(1,3)	1:A:84:LYS:HB3	2:B:18:A:H5''	2	0.99	0.11	0.99
(1,3)	1:A:84:LYS:HB3	2:B:18:A:H61	2	0.99	0.11	0.99
(1,3)	1:A:84:LYS:HB3	2:B:18:A:H62	2	0.99	0.11	0.99
(1,3)	1:A:84:LYS:HB3	2:B:18:A:H8	2	0.99	0.11	0.99
(1,3)	1:A:84:LYS:HB3	2:B:18:A:HO2'	2	0.99	0.11	0.99
(1,3)	1:A:84:LYS:HB3	2:B:18:A:N1	2	0.99	0.11	0.99
(1,3)	1:A:84:LYS:HB3	2:B:18:A:N3	2	0.99	0.11	0.99
(1,3)	1:A:84:LYS:HB3	2:B:18:A:N6	2	0.99	0.11	0.99
(1,3)	1:A:84:LYS:HB3	2:B:18:A:N7	2	0.99	0.11	0.99
(1,3)	1:A:84:LYS:HB3	2:B:18:A:N9	2	0.99	0.11	0.99
(1,3)	1:A:84:LYS:HB3	2:B:18:A:O2'	2	0.99	0.11	0.99
(1,3)	1:A:84:LYS:HB3	2:B:18:A:O3'	2	0.99	0.11	0.99
(1,3)	1:A:84:LYS:HB3	2:B:18:A:O4'	2	0.99	0.11	0.99
(1,3)	1:A:84:LYS:HB3	2:B:18:A:O5'	2	0.99	0.11	0.99
(1,3)	1:A:84:LYS:HB3	2:B:18:A:OP1	2	0.99	0.11	0.99
(1,3)	1:A:84:LYS:HB3	2:B:18:A:OP2	2	0.99	0.11	0.99
(1,3)	1:A:84:LYS:HB3	2:B:18:A:P	2	0.99	0.11	0.99
(1,3)	1:A:84:LYS:HB3	2:B:19:A:C1'	2	0.99	0.11	0.99
(1,3)	1:A:84:LYS:HB3	2:B:19:A:C2	2	0.99	0.11	0.99
(1,3)	1:A:84:LYS:HB3	2:B:19:A:C2'	2	0.99	0.11	0.99
(1,3)	1:A:84:LYS:HB3	2:B:19:A:C3'	2	0.99	0.11	0.99

*Continued on next page...*



*Continued from previous page...*

Key	Atom-1	Atom-2	Models <sup>1</sup>	Mean (Å)	SD <sup>1</sup> (Å)	Median (Å)
(1,3)	1:A:84:LYS:HB3	2:B:19:A:C4	2	0.99	0.11	0.99
(1,3)	1:A:84:LYS:HB3	2:B:19:A:C4'	2	0.99	0.11	0.99
(1,3)	1:A:84:LYS:HB3	2:B:19:A:C5	2	0.99	0.11	0.99
(1,3)	1:A:84:LYS:HB3	2:B:19:A:C5'	2	0.99	0.11	0.99
(1,3)	1:A:84:LYS:HB3	2:B:19:A:C6	2	0.99	0.11	0.99
(1,3)	1:A:84:LYS:HB3	2:B:19:A:C8	2	0.99	0.11	0.99
(1,3)	1:A:84:LYS:HB3	2:B:19:A:H1'	2	0.99	0.11	0.99
(1,3)	1:A:84:LYS:HB3	2:B:19:A:H2	2	0.99	0.11	0.99
(1,3)	1:A:84:LYS:HB3	2:B:19:A:H2'	2	0.99	0.11	0.99
(1,3)	1:A:84:LYS:HB3	2:B:19:A:H3'	2	0.99	0.11	0.99
(1,3)	1:A:84:LYS:HB3	2:B:19:A:H4'	2	0.99	0.11	0.99
(1,3)	1:A:84:LYS:HB3	2:B:19:A:H5'	2	0.99	0.11	0.99
(1,3)	1:A:84:LYS:HB3	2:B:19:A:H5''	2	0.99	0.11	0.99
(1,3)	1:A:84:LYS:HB3	2:B:19:A:H61	2	0.99	0.11	0.99
(1,3)	1:A:84:LYS:HB3	2:B:19:A:H62	2	0.99	0.11	0.99
(1,3)	1:A:84:LYS:HB3	2:B:19:A:H8	2	0.99	0.11	0.99
(1,3)	1:A:84:LYS:HB3	2:B:19:A:HO2'	2	0.99	0.11	0.99
(1,3)	1:A:84:LYS:HB3	2:B:19:A:N1	2	0.99	0.11	0.99
(1,3)	1:A:84:LYS:HB3	2:B:19:A:N3	2	0.99	0.11	0.99
(1,3)	1:A:84:LYS:HB3	2:B:19:A:N6	2	0.99	0.11	0.99
(1,3)	1:A:84:LYS:HB3	2:B:19:A:N7	2	0.99	0.11	0.99
(1,3)	1:A:84:LYS:HB3	2:B:19:A:N9	2	0.99	0.11	0.99
(1,3)	1:A:84:LYS:HB3	2:B:19:A:O2'	2	0.99	0.11	0.99
(1,3)	1:A:84:LYS:HB3	2:B:19:A:O3'	2	0.99	0.11	0.99
(1,3)	1:A:84:LYS:HB3	2:B:19:A:O4'	2	0.99	0.11	0.99
(1,3)	1:A:84:LYS:HB3	2:B:19:A:O5'	2	0.99	0.11	0.99
(1,3)	1:A:84:LYS:HB3	2:B:19:A:OP1	2	0.99	0.11	0.99
(1,3)	1:A:84:LYS:HB3	2:B:19:A:OP2	2	0.99	0.11	0.99
(1,3)	1:A:84:LYS:HB3	2:B:19:A:P	2	0.99	0.11	0.99
(1,3)	1:A:84:LYS:HB3	2:B:20:U:C1'	2	0.99	0.11	0.99
(1,3)	1:A:84:LYS:HB3	2:B:20:U:C2	2	0.99	0.11	0.99
(1,3)	1:A:84:LYS:HB3	2:B:20:U:C2'	2	0.99	0.11	0.99
(1,3)	1:A:84:LYS:HB3	2:B:20:U:C3'	2	0.99	0.11	0.99
(1,3)	1:A:84:LYS:HB3	2:B:20:U:C4	2	0.99	0.11	0.99
(1,3)	1:A:84:LYS:HB3	2:B:20:U:C4'	2	0.99	0.11	0.99
(1,3)	1:A:84:LYS:HB3	2:B:20:U:C5	2	0.99	0.11	0.99
(1,3)	1:A:84:LYS:HB3	2:B:20:U:C5'	2	0.99	0.11	0.99
(1,3)	1:A:84:LYS:HB3	2:B:20:U:C6	2	0.99	0.11	0.99
(1,3)	1:A:84:LYS:HB3	2:B:20:U:H1'	2	0.99	0.11	0.99
(1,3)	1:A:84:LYS:HB3	2:B:20:U:H2'	2	0.99	0.11	0.99
(1,3)	1:A:84:LYS:HB3	2:B:20:U:H3	2	0.99	0.11	0.99
(1,3)	1:A:84:LYS:HB3	2:B:20:U:H3'	2	0.99	0.11	0.99

*Continued on next page...*

*Continued from previous page...*

Key	Atom-1	Atom-2	Models <sup>1</sup>	Mean (Å)	SD <sup>1</sup> (Å)	Median (Å)
(1,3)	1:A:84:LYS:HB3	2:B:20:U:H4'	2	0.99	0.11	0.99
(1,3)	1:A:84:LYS:HB3	2:B:20:U:H5	2	0.99	0.11	0.99
(1,3)	1:A:84:LYS:HB3	2:B:20:U:H5'	2	0.99	0.11	0.99
(1,3)	1:A:84:LYS:HB3	2:B:20:U:H5''	2	0.99	0.11	0.99
(1,3)	1:A:84:LYS:HB3	2:B:20:U:H6	2	0.99	0.11	0.99
(1,3)	1:A:84:LYS:HB3	2:B:20:U:HO2'	2	0.99	0.11	0.99
(1,3)	1:A:84:LYS:HB3	2:B:20:U:N1	2	0.99	0.11	0.99
(1,3)	1:A:84:LYS:HB3	2:B:20:U:N3	2	0.99	0.11	0.99
(1,3)	1:A:84:LYS:HB3	2:B:20:U:O2	2	0.99	0.11	0.99
(1,3)	1:A:84:LYS:HB3	2:B:20:U:O2'	2	0.99	0.11	0.99
(1,3)	1:A:84:LYS:HB3	2:B:20:U:O3'	2	0.99	0.11	0.99
(1,3)	1:A:84:LYS:HB3	2:B:20:U:O4	2	0.99	0.11	0.99
(1,3)	1:A:84:LYS:HB3	2:B:20:U:O4'	2	0.99	0.11	0.99
(1,3)	1:A:84:LYS:HB3	2:B:20:U:O5'	2	0.99	0.11	0.99
(1,3)	1:A:84:LYS:HB3	2:B:20:U:OP1	2	0.99	0.11	0.99
(1,3)	1:A:84:LYS:HB3	2:B:20:U:OP2	2	0.99	0.11	0.99
(1,3)	1:A:84:LYS:HB3	2:B:20:U:P	2	0.99	0.11	0.99
(1,3)	1:A:84:LYS:HB3	2:B:21:G:C1'	2	0.99	0.11	0.99
(1,3)	1:A:84:LYS:HB3	2:B:21:G:C2	2	0.99	0.11	0.99
(1,3)	1:A:84:LYS:HB3	2:B:21:G:C2'	2	0.99	0.11	0.99
(1,3)	1:A:84:LYS:HB3	2:B:21:G:C3'	2	0.99	0.11	0.99
(1,3)	1:A:84:LYS:HB3	2:B:21:G:C4	2	0.99	0.11	0.99
(1,3)	1:A:84:LYS:HB3	2:B:21:G:C4'	2	0.99	0.11	0.99
(1,3)	1:A:84:LYS:HB3	2:B:21:G:C5	2	0.99	0.11	0.99
(1,3)	1:A:84:LYS:HB3	2:B:21:G:C5'	2	0.99	0.11	0.99
(1,3)	1:A:84:LYS:HB3	2:B:21:G:C6	2	0.99	0.11	0.99
(1,3)	1:A:84:LYS:HB3	2:B:21:G:C8	2	0.99	0.11	0.99
(1,3)	1:A:84:LYS:HB3	2:B:21:G:H1	2	0.99	0.11	0.99
(1,3)	1:A:84:LYS:HB3	2:B:21:G:H1'	2	0.99	0.11	0.99
(1,3)	1:A:84:LYS:HB3	2:B:21:G:H2'	2	0.99	0.11	0.99
(1,3)	1:A:84:LYS:HB3	2:B:21:G:H21	2	0.99	0.11	0.99
(1,3)	1:A:84:LYS:HB3	2:B:21:G:H22	2	0.99	0.11	0.99
(1,3)	1:A:84:LYS:HB3	2:B:21:G:H3'	2	0.99	0.11	0.99
(1,3)	1:A:84:LYS:HB3	2:B:21:G:H4'	2	0.99	0.11	0.99
(1,3)	1:A:84:LYS:HB3	2:B:21:G:H5'	2	0.99	0.11	0.99
(1,3)	1:A:84:LYS:HB3	2:B:21:G:H5''	2	0.99	0.11	0.99
(1,3)	1:A:84:LYS:HB3	2:B:21:G:H8	2	0.99	0.11	0.99
(1,3)	1:A:84:LYS:HB3	2:B:21:G:HO2'	2	0.99	0.11	0.99
(1,3)	1:A:84:LYS:HB3	2:B:21:G:N1	2	0.99	0.11	0.99
(1,3)	1:A:84:LYS:HB3	2:B:21:G:N2	2	0.99	0.11	0.99
(1,3)	1:A:84:LYS:HB3	2:B:21:G:N3	2	0.99	0.11	0.99
(1,3)	1:A:84:LYS:HB3	2:B:21:G:N7	2	0.99	0.11	0.99

*Continued on next page...*

*Continued from previous page...*

Key	Atom-1	Atom-2	Models <sup>1</sup>	Mean (Å)	SD <sup>1</sup> (Å)	Median (Å)
(1,3)	1:A:84:LYS:HB3	2:B:21:G:N9	2	0.99	0.11	0.99
(1,3)	1:A:84:LYS:HB3	2:B:21:G:O2'	2	0.99	0.11	0.99
(1,3)	1:A:84:LYS:HB3	2:B:21:G:O3'	2	0.99	0.11	0.99
(1,3)	1:A:84:LYS:HB3	2:B:21:G:O4'	2	0.99	0.11	0.99
(1,3)	1:A:84:LYS:HB3	2:B:21:G:O5'	2	0.99	0.11	0.99
(1,3)	1:A:84:LYS:HB3	2:B:21:G:O6	2	0.99	0.11	0.99
(1,3)	1:A:84:LYS:HB3	2:B:21:G:OP1	2	0.99	0.11	0.99
(1,3)	1:A:84:LYS:HB3	2:B:21:G:OP2	2	0.99	0.11	0.99
(1,3)	1:A:84:LYS:HB3	2:B:21:G:P	2	0.99	0.11	0.99
(1,3)	1:A:84:LYS:HB3	2:B:22:A:C1'	2	0.99	0.11	0.99
(1,3)	1:A:84:LYS:HB3	2:B:22:A:C2	2	0.99	0.11	0.99
(1,3)	1:A:84:LYS:HB3	2:B:22:A:C2'	2	0.99	0.11	0.99
(1,3)	1:A:84:LYS:HB3	2:B:22:A:C3'	2	0.99	0.11	0.99
(1,3)	1:A:84:LYS:HB3	2:B:22:A:C4	2	0.99	0.11	0.99
(1,3)	1:A:84:LYS:HB3	2:B:22:A:C4'	2	0.99	0.11	0.99
(1,3)	1:A:84:LYS:HB3	2:B:22:A:C5	2	0.99	0.11	0.99
(1,3)	1:A:84:LYS:HB3	2:B:22:A:C5'	2	0.99	0.11	0.99
(1,3)	1:A:84:LYS:HB3	2:B:22:A:C6	2	0.99	0.11	0.99
(1,3)	1:A:84:LYS:HB3	2:B:22:A:C8	2	0.99	0.11	0.99
(1,3)	1:A:84:LYS:HB3	2:B:22:A:H1'	2	0.99	0.11	0.99
(1,3)	1:A:84:LYS:HB3	2:B:22:A:H2	2	0.99	0.11	0.99
(1,3)	1:A:84:LYS:HB3	2:B:22:A:H2'	2	0.99	0.11	0.99
(1,3)	1:A:84:LYS:HB3	2:B:22:A:H3'	2	0.99	0.11	0.99
(1,3)	1:A:84:LYS:HB3	2:B:22:A:H4'	2	0.99	0.11	0.99
(1,3)	1:A:84:LYS:HB3	2:B:22:A:H5'	2	0.99	0.11	0.99
(1,3)	1:A:84:LYS:HB3	2:B:22:A:H5''	2	0.99	0.11	0.99
(1,3)	1:A:84:LYS:HB3	2:B:22:A:H61	2	0.99	0.11	0.99
(1,3)	1:A:84:LYS:HB3	2:B:22:A:H62	2	0.99	0.11	0.99
(1,3)	1:A:84:LYS:HB3	2:B:22:A:H8	2	0.99	0.11	0.99
(1,3)	1:A:84:LYS:HB3	2:B:22:A:HO2'	2	0.99	0.11	0.99
(1,3)	1:A:84:LYS:HB3	2:B:22:A:N1	2	0.99	0.11	0.99
(1,3)	1:A:84:LYS:HB3	2:B:22:A:N3	2	0.99	0.11	0.99
(1,3)	1:A:84:LYS:HB3	2:B:22:A:N6	2	0.99	0.11	0.99
(1,3)	1:A:84:LYS:HB3	2:B:22:A:N7	2	0.99	0.11	0.99
(1,3)	1:A:84:LYS:HB3	2:B:22:A:N9	2	0.99	0.11	0.99
(1,3)	1:A:84:LYS:HB3	2:B:22:A:O2'	2	0.99	0.11	0.99
(1,3)	1:A:84:LYS:HB3	2:B:22:A:O3'	2	0.99	0.11	0.99
(1,3)	1:A:84:LYS:HB3	2:B:22:A:O4'	2	0.99	0.11	0.99
(1,3)	1:A:84:LYS:HB3	2:B:22:A:O5'	2	0.99	0.11	0.99
(1,3)	1:A:84:LYS:HB3	2:B:22:A:OP1	2	0.99	0.11	0.99
(1,3)	1:A:84:LYS:HB3	2:B:22:A:OP2	2	0.99	0.11	0.99
(1,3)	1:A:84:LYS:HB3	2:B:22:A:P	2	0.99	0.11	0.99

*Continued on next page...*

*Continued from previous page...*

Key	Atom-1	Atom-2	Models <sup>1</sup>	Mean (Å)	SD <sup>1</sup> (Å)	Median (Å)
(1,3)	1:A:84:LYS:HB3	2:B:23:U:C1'	2	0.99	0.11	0.99
(1,3)	1:A:84:LYS:HB3	2:B:23:U:C2	2	0.99	0.11	0.99
(1,3)	1:A:84:LYS:HB3	2:B:23:U:C2'	2	0.99	0.11	0.99
(1,3)	1:A:84:LYS:HB3	2:B:23:U:C3'	2	0.99	0.11	0.99
(1,3)	1:A:84:LYS:HB3	2:B:23:U:C4	2	0.99	0.11	0.99
(1,3)	1:A:84:LYS:HB3	2:B:23:U:C4'	2	0.99	0.11	0.99
(1,3)	1:A:84:LYS:HB3	2:B:23:U:C5	2	0.99	0.11	0.99
(1,3)	1:A:84:LYS:HB3	2:B:23:U:C5'	2	0.99	0.11	0.99
(1,3)	1:A:84:LYS:HB3	2:B:23:U:C6	2	0.99	0.11	0.99
(1,3)	1:A:84:LYS:HB3	2:B:23:U:H1'	2	0.99	0.11	0.99
(1,3)	1:A:84:LYS:HB3	2:B:23:U:H2'	2	0.99	0.11	0.99
(1,3)	1:A:84:LYS:HB3	2:B:23:U:H3	2	0.99	0.11	0.99
(1,3)	1:A:84:LYS:HB3	2:B:23:U:H3'	2	0.99	0.11	0.99
(1,3)	1:A:84:LYS:HB3	2:B:23:U:H4'	2	0.99	0.11	0.99
(1,3)	1:A:84:LYS:HB3	2:B:23:U:H5	2	0.99	0.11	0.99
(1,3)	1:A:84:LYS:HB3	2:B:23:U:H5'	2	0.99	0.11	0.99
(1,3)	1:A:84:LYS:HB3	2:B:23:U:H5''	2	0.99	0.11	0.99
(1,3)	1:A:84:LYS:HB3	2:B:23:U:H6	2	0.99	0.11	0.99
(1,3)	1:A:84:LYS:HB3	2:B:23:U:HO2'	2	0.99	0.11	0.99
(1,3)	1:A:84:LYS:HB3	2:B:23:U:N1	2	0.99	0.11	0.99
(1,3)	1:A:84:LYS:HB3	2:B:23:U:N3	2	0.99	0.11	0.99
(1,3)	1:A:84:LYS:HB3	2:B:23:U:O2	2	0.99	0.11	0.99
(1,3)	1:A:84:LYS:HB3	2:B:23:U:O2'	2	0.99	0.11	0.99
(1,3)	1:A:84:LYS:HB3	2:B:23:U:O3'	2	0.99	0.11	0.99
(1,3)	1:A:84:LYS:HB3	2:B:23:U:O4	2	0.99	0.11	0.99
(1,3)	1:A:84:LYS:HB3	2:B:23:U:O4'	2	0.99	0.11	0.99
(1,3)	1:A:84:LYS:HB3	2:B:23:U:O5'	2	0.99	0.11	0.99
(1,3)	1:A:84:LYS:HB3	2:B:23:U:OP1	2	0.99	0.11	0.99
(1,3)	1:A:84:LYS:HB3	2:B:23:U:OP2	2	0.99	0.11	0.99
(1,3)	1:A:84:LYS:HB3	2:B:23:U:P	2	0.99	0.11	0.99
(1,3)	1:A:84:LYS:HB3	2:B:24:G:C1'	2	0.99	0.11	0.99
(1,3)	1:A:84:LYS:HB3	2:B:24:G:C2	2	0.99	0.11	0.99
(1,3)	1:A:84:LYS:HB3	2:B:24:G:C2'	2	0.99	0.11	0.99
(1,3)	1:A:84:LYS:HB3	2:B:24:G:C3'	2	0.99	0.11	0.99
(1,3)	1:A:84:LYS:HB3	2:B:24:G:C4	2	0.99	0.11	0.99
(1,3)	1:A:84:LYS:HB3	2:B:24:G:C4'	2	0.99	0.11	0.99
(1,3)	1:A:84:LYS:HB3	2:B:24:G:C5	2	0.99	0.11	0.99
(1,3)	1:A:84:LYS:HB3	2:B:24:G:C5'	2	0.99	0.11	0.99
(1,3)	1:A:84:LYS:HB3	2:B:24:G:C6	2	0.99	0.11	0.99
(1,3)	1:A:84:LYS:HB3	2:B:24:G:C8	2	0.99	0.11	0.99
(1,3)	1:A:84:LYS:HB3	2:B:24:G:H1	2	0.99	0.11	0.99
(1,3)	1:A:84:LYS:HB3	2:B:24:G:H1'	2	0.99	0.11	0.99

*Continued on next page...*

*Continued from previous page...*

Key	Atom-1	Atom-2	Models <sup>1</sup>	Mean (Å)	SD <sup>1</sup> (Å)	Median (Å)
(1,3)	1:A:84:LYS:HB3	2:B:24:G:H2'	2	0.99	0.11	0.99
(1,3)	1:A:84:LYS:HB3	2:B:24:G:H21	2	0.99	0.11	0.99
(1,3)	1:A:84:LYS:HB3	2:B:24:G:H22	2	0.99	0.11	0.99
(1,3)	1:A:84:LYS:HB3	2:B:24:G:H3'	2	0.99	0.11	0.99
(1,3)	1:A:84:LYS:HB3	2:B:24:G:H4'	2	0.99	0.11	0.99
(1,3)	1:A:84:LYS:HB3	2:B:24:G:H5'	2	0.99	0.11	0.99
(1,3)	1:A:84:LYS:HB3	2:B:24:G:H5''	2	0.99	0.11	0.99
(1,3)	1:A:84:LYS:HB3	2:B:24:G:H8	2	0.99	0.11	0.99
(1,3)	1:A:84:LYS:HB3	2:B:24:G:HO2'	2	0.99	0.11	0.99
(1,3)	1:A:84:LYS:HB3	2:B:24:G:N1	2	0.99	0.11	0.99
(1,3)	1:A:84:LYS:HB3	2:B:24:G:N2	2	0.99	0.11	0.99
(1,3)	1:A:84:LYS:HB3	2:B:24:G:N3	2	0.99	0.11	0.99
(1,3)	1:A:84:LYS:HB3	2:B:24:G:N7	2	0.99	0.11	0.99
(1,3)	1:A:84:LYS:HB3	2:B:24:G:N9	2	0.99	0.11	0.99
(1,3)	1:A:84:LYS:HB3	2:B:24:G:O2'	2	0.99	0.11	0.99
(1,3)	1:A:84:LYS:HB3	2:B:24:G:O3'	2	0.99	0.11	0.99
(1,3)	1:A:84:LYS:HB3	2:B:24:G:O4'	2	0.99	0.11	0.99
(1,3)	1:A:84:LYS:HB3	2:B:24:G:O5'	2	0.99	0.11	0.99
(1,3)	1:A:84:LYS:HB3	2:B:24:G:O6	2	0.99	0.11	0.99
(1,3)	1:A:84:LYS:HB3	2:B:24:G:OP1	2	0.99	0.11	0.99
(1,3)	1:A:84:LYS:HB3	2:B:24:G:OP2	2	0.99	0.11	0.99
(1,3)	1:A:84:LYS:HB3	2:B:24:G:P	2	0.99	0.11	0.99
(1,3)	1:A:84:LYS:HD2	2:B:2:C:C1'	2	0.99	0.11	0.99
(1,3)	1:A:84:LYS:HD2	2:B:2:C:C2	2	0.99	0.11	0.99
(1,3)	1:A:84:LYS:HD2	2:B:2:C:C2'	2	0.99	0.11	0.99
(1,3)	1:A:84:LYS:HD2	2:B:2:C:C3'	2	0.99	0.11	0.99
(1,3)	1:A:84:LYS:HD2	2:B:2:C:C4	2	0.99	0.11	0.99
(1,3)	1:A:84:LYS:HD2	2:B:2:C:C4'	2	0.99	0.11	0.99
(1,3)	1:A:84:LYS:HD2	2:B:2:C:C5	2	0.99	0.11	0.99
(1,3)	1:A:84:LYS:HD2	2:B:2:C:C5'	2	0.99	0.11	0.99
(1,3)	1:A:84:LYS:HD2	2:B:2:C:C6	2	0.99	0.11	0.99
(1,3)	1:A:84:LYS:HD2	2:B:2:C:H1'	2	0.99	0.11	0.99
(1,3)	1:A:84:LYS:HD2	2:B:2:C:H2'	2	0.99	0.11	0.99
(1,3)	1:A:84:LYS:HD2	2:B:2:C:H3'	2	0.99	0.11	0.99
(1,3)	1:A:84:LYS:HD2	2:B:2:C:H4'	2	0.99	0.11	0.99
(1,3)	1:A:84:LYS:HD2	2:B:2:C:H41	2	0.99	0.11	0.99
(1,3)	1:A:84:LYS:HD2	2:B:2:C:H42	2	0.99	0.11	0.99
(1,3)	1:A:84:LYS:HD2	2:B:2:C:H5	2	0.99	0.11	0.99
(1,3)	1:A:84:LYS:HD2	2:B:2:C:H5'	2	0.99	0.11	0.99
(1,3)	1:A:84:LYS:HD2	2:B:2:C:H5''	2	0.99	0.11	0.99
(1,3)	1:A:84:LYS:HD2	2:B:2:C:H6	2	0.99	0.11	0.99
(1,3)	1:A:84:LYS:HD2	2:B:2:C:HO2'	2	0.99	0.11	0.99

*Continued on next page...*

*Continued from previous page...*

Key	Atom-1	Atom-2	Models <sup>1</sup>	Mean (Å)	SD <sup>1</sup> (Å)	Median (Å)
(1,3)	1:A:84:LYS:HD2	2:B:2:C:N1	2	0.99	0.11	0.99
(1,3)	1:A:84:LYS:HD2	2:B:2:C:N3	2	0.99	0.11	0.99
(1,3)	1:A:84:LYS:HD2	2:B:2:C:N4	2	0.99	0.11	0.99
(1,3)	1:A:84:LYS:HD2	2:B:2:C:O2	2	0.99	0.11	0.99
(1,3)	1:A:84:LYS:HD2	2:B:2:C:O2'	2	0.99	0.11	0.99
(1,3)	1:A:84:LYS:HD2	2:B:2:C:O3'	2	0.99	0.11	0.99
(1,3)	1:A:84:LYS:HD2	2:B:2:C:O4'	2	0.99	0.11	0.99
(1,3)	1:A:84:LYS:HD2	2:B:2:C:O5'	2	0.99	0.11	0.99
(1,3)	1:A:84:LYS:HD2	2:B:3:U:C1'	2	0.99	0.11	0.99
(1,3)	1:A:84:LYS:HD2	2:B:3:U:C2	2	0.99	0.11	0.99
(1,3)	1:A:84:LYS:HD2	2:B:3:U:C2'	2	0.99	0.11	0.99
(1,3)	1:A:84:LYS:HD2	2:B:3:U:C3'	2	0.99	0.11	0.99
(1,3)	1:A:84:LYS:HD2	2:B:3:U:C4	2	0.99	0.11	0.99
(1,3)	1:A:84:LYS:HD2	2:B:3:U:C4'	2	0.99	0.11	0.99
(1,3)	1:A:84:LYS:HD2	2:B:3:U:C5	2	0.99	0.11	0.99
(1,3)	1:A:84:LYS:HD2	2:B:3:U:C5'	2	0.99	0.11	0.99
(1,3)	1:A:84:LYS:HD2	2:B:3:U:C6	2	0.99	0.11	0.99
(1,3)	1:A:84:LYS:HD2	2:B:3:U:H1'	2	0.99	0.11	0.99
(1,3)	1:A:84:LYS:HD2	2:B:3:U:H2'	2	0.99	0.11	0.99
(1,3)	1:A:84:LYS:HD2	2:B:3:U:H3	2	0.99	0.11	0.99
(1,3)	1:A:84:LYS:HD2	2:B:3:U:H3'	2	0.99	0.11	0.99
(1,3)	1:A:84:LYS:HD2	2:B:3:U:H4'	2	0.99	0.11	0.99
(1,3)	1:A:84:LYS:HD2	2:B:3:U:H5	2	0.99	0.11	0.99
(1,3)	1:A:84:LYS:HD2	2:B:3:U:H5'	2	0.99	0.11	0.99
(1,3)	1:A:84:LYS:HD2	2:B:3:U:H5''	2	0.99	0.11	0.99
(1,3)	1:A:84:LYS:HD2	2:B:3:U:H6	2	0.99	0.11	0.99
(1,3)	1:A:84:LYS:HD2	2:B:3:U:HO2'	2	0.99	0.11	0.99
(1,3)	1:A:84:LYS:HD2	2:B:3:U:N1	2	0.99	0.11	0.99
(1,3)	1:A:84:LYS:HD2	2:B:3:U:N3	2	0.99	0.11	0.99
(1,3)	1:A:84:LYS:HD2	2:B:3:U:O2	2	0.99	0.11	0.99
(1,3)	1:A:84:LYS:HD2	2:B:3:U:O2'	2	0.99	0.11	0.99
(1,3)	1:A:84:LYS:HD2	2:B:3:U:O3'	2	0.99	0.11	0.99
(1,3)	1:A:84:LYS:HD2	2:B:3:U:O4	2	0.99	0.11	0.99
(1,3)	1:A:84:LYS:HD2	2:B:3:U:O4'	2	0.99	0.11	0.99
(1,3)	1:A:84:LYS:HD2	2:B:3:U:O5'	2	0.99	0.11	0.99
(1,3)	1:A:84:LYS:HD2	2:B:3:U:OP1	2	0.99	0.11	0.99
(1,3)	1:A:84:LYS:HD2	2:B:3:U:OP2	2	0.99	0.11	0.99
(1,3)	1:A:84:LYS:HD2	2:B:3:U:P	2	0.99	0.11	0.99
(1,3)	1:A:84:LYS:HD2	2:B:4:G:C1'	2	0.99	0.11	0.99
(1,3)	1:A:84:LYS:HD2	2:B:4:G:C2	2	0.99	0.11	0.99
(1,3)	1:A:84:LYS:HD2	2:B:4:G:C2'	2	0.99	0.11	0.99
(1,3)	1:A:84:LYS:HD2	2:B:4:G:C3'	2	0.99	0.11	0.99

*Continued on next page...*

*Continued from previous page...*

Key	Atom-1	Atom-2	Models <sup>1</sup>	Mean (Å)	SD <sup>1</sup> (Å)	Median (Å)
(1,3)	1:A:84:LYS:HD2	2:B:4:G:C4	2	0.99	0.11	0.99
(1,3)	1:A:84:LYS:HD2	2:B:4:G:C4'	2	0.99	0.11	0.99
(1,3)	1:A:84:LYS:HD2	2:B:4:G:C5	2	0.99	0.11	0.99
(1,3)	1:A:84:LYS:HD2	2:B:4:G:C5'	2	0.99	0.11	0.99
(1,3)	1:A:84:LYS:HD2	2:B:4:G:C6	2	0.99	0.11	0.99
(1,3)	1:A:84:LYS:HD2	2:B:4:G:C8	2	0.99	0.11	0.99
(1,3)	1:A:84:LYS:HD2	2:B:4:G:H1	2	0.99	0.11	0.99
(1,3)	1:A:84:LYS:HD2	2:B:4:G:H1'	2	0.99	0.11	0.99
(1,3)	1:A:84:LYS:HD2	2:B:4:G:H2'	2	0.99	0.11	0.99
(1,3)	1:A:84:LYS:HD2	2:B:4:G:H21	2	0.99	0.11	0.99
(1,3)	1:A:84:LYS:HD2	2:B:4:G:H22	2	0.99	0.11	0.99
(1,3)	1:A:84:LYS:HD2	2:B:4:G:H3'	2	0.99	0.11	0.99
(1,3)	1:A:84:LYS:HD2	2:B:4:G:H4'	2	0.99	0.11	0.99
(1,3)	1:A:84:LYS:HD2	2:B:4:G:H5'	2	0.99	0.11	0.99
(1,3)	1:A:84:LYS:HD2	2:B:4:G:H5''	2	0.99	0.11	0.99
(1,3)	1:A:84:LYS:HD2	2:B:4:G:H8	2	0.99	0.11	0.99
(1,3)	1:A:84:LYS:HD2	2:B:4:G:HO2'	2	0.99	0.11	0.99
(1,3)	1:A:84:LYS:HD2	2:B:4:G:N1	2	0.99	0.11	0.99
(1,3)	1:A:84:LYS:HD2	2:B:4:G:N2	2	0.99	0.11	0.99
(1,3)	1:A:84:LYS:HD2	2:B:4:G:N3	2	0.99	0.11	0.99
(1,3)	1:A:84:LYS:HD2	2:B:4:G:N7	2	0.99	0.11	0.99
(1,3)	1:A:84:LYS:HD2	2:B:4:G:N9	2	0.99	0.11	0.99
(1,3)	1:A:84:LYS:HD2	2:B:4:G:O2'	2	0.99	0.11	0.99
(1,3)	1:A:84:LYS:HD2	2:B:4:G:O3'	2	0.99	0.11	0.99
(1,3)	1:A:84:LYS:HD2	2:B:4:G:O4'	2	0.99	0.11	0.99
(1,3)	1:A:84:LYS:HD2	2:B:4:G:O5'	2	0.99	0.11	0.99
(1,3)	1:A:84:LYS:HD2	2:B:4:G:O6	2	0.99	0.11	0.99
(1,3)	1:A:84:LYS:HD2	2:B:4:G:OP1	2	0.99	0.11	0.99
(1,3)	1:A:84:LYS:HD2	2:B:4:G:OP2	2	0.99	0.11	0.99
(1,3)	1:A:84:LYS:HD2	2:B:4:G:P	2	0.99	0.11	0.99
(1,3)	1:A:84:LYS:HD2	2:B:5:A:C1'	2	0.99	0.11	0.99
(1,3)	1:A:84:LYS:HD2	2:B:5:A:C2	2	0.99	0.11	0.99
(1,3)	1:A:84:LYS:HD2	2:B:5:A:C2'	2	0.99	0.11	0.99
(1,3)	1:A:84:LYS:HD2	2:B:5:A:C3'	2	0.99	0.11	0.99
(1,3)	1:A:84:LYS:HD2	2:B:5:A:C4	2	0.99	0.11	0.99
(1,3)	1:A:84:LYS:HD2	2:B:5:A:C4'	2	0.99	0.11	0.99
(1,3)	1:A:84:LYS:HD2	2:B:5:A:C5	2	0.99	0.11	0.99
(1,3)	1:A:84:LYS:HD2	2:B:5:A:C5'	2	0.99	0.11	0.99
(1,3)	1:A:84:LYS:HD2	2:B:5:A:C6	2	0.99	0.11	0.99
(1,3)	1:A:84:LYS:HD2	2:B:5:A:C8	2	0.99	0.11	0.99
(1,3)	1:A:84:LYS:HD2	2:B:5:A:H1'	2	0.99	0.11	0.99
(1,3)	1:A:84:LYS:HD2	2:B:5:A:H2	2	0.99	0.11	0.99

*Continued on next page...*

*Continued from previous page...*

Key	Atom-1	Atom-2	Models <sup>1</sup>	Mean (Å)	SD <sup>1</sup> (Å)	Median (Å)
(1,3)	1:A:84:LYS:HD2	2:B:5:A:H2'	2	0.99	0.11	0.99
(1,3)	1:A:84:LYS:HD2	2:B:5:A:H3'	2	0.99	0.11	0.99
(1,3)	1:A:84:LYS:HD2	2:B:5:A:H4'	2	0.99	0.11	0.99
(1,3)	1:A:84:LYS:HD2	2:B:5:A:H5'	2	0.99	0.11	0.99
(1,3)	1:A:84:LYS:HD2	2:B:5:A:H5''	2	0.99	0.11	0.99
(1,3)	1:A:84:LYS:HD2	2:B:5:A:H61	2	0.99	0.11	0.99
(1,3)	1:A:84:LYS:HD2	2:B:5:A:H62	2	0.99	0.11	0.99
(1,3)	1:A:84:LYS:HD2	2:B:5:A:H8	2	0.99	0.11	0.99
(1,3)	1:A:84:LYS:HD2	2:B:5:A:HO2'	2	0.99	0.11	0.99
(1,3)	1:A:84:LYS:HD2	2:B:5:A:N1	2	0.99	0.11	0.99
(1,3)	1:A:84:LYS:HD2	2:B:5:A:N3	2	0.99	0.11	0.99
(1,3)	1:A:84:LYS:HD2	2:B:5:A:N6	2	0.99	0.11	0.99
(1,3)	1:A:84:LYS:HD2	2:B:5:A:N7	2	0.99	0.11	0.99
(1,3)	1:A:84:LYS:HD2	2:B:5:A:N9	2	0.99	0.11	0.99
(1,3)	1:A:84:LYS:HD2	2:B:5:A:O2'	2	0.99	0.11	0.99
(1,3)	1:A:84:LYS:HD2	2:B:5:A:O3'	2	0.99	0.11	0.99
(1,3)	1:A:84:LYS:HD2	2:B:5:A:O4'	2	0.99	0.11	0.99
(1,3)	1:A:84:LYS:HD2	2:B:5:A:O5'	2	0.99	0.11	0.99
(1,3)	1:A:84:LYS:HD2	2:B:5:A:OP1	2	0.99	0.11	0.99
(1,3)	1:A:84:LYS:HD2	2:B:5:A:OP2	2	0.99	0.11	0.99
(1,3)	1:A:84:LYS:HD2	2:B:5:A:P	2	0.99	0.11	0.99
(1,3)	1:A:84:LYS:HD2	2:B:6:G:C1'	2	0.99	0.11	0.99
(1,3)	1:A:84:LYS:HD2	2:B:6:G:C2	2	0.99	0.11	0.99
(1,3)	1:A:84:LYS:HD2	2:B:6:G:C2'	2	0.99	0.11	0.99
(1,3)	1:A:84:LYS:HD2	2:B:6:G:C3'	2	0.99	0.11	0.99
(1,3)	1:A:84:LYS:HD2	2:B:6:G:C4	2	0.99	0.11	0.99
(1,3)	1:A:84:LYS:HD2	2:B:6:G:C4'	2	0.99	0.11	0.99
(1,3)	1:A:84:LYS:HD2	2:B:6:G:C5	2	0.99	0.11	0.99
(1,3)	1:A:84:LYS:HD2	2:B:6:G:C5'	2	0.99	0.11	0.99
(1,3)	1:A:84:LYS:HD2	2:B:6:G:C6	2	0.99	0.11	0.99
(1,3)	1:A:84:LYS:HD2	2:B:6:G:C8	2	0.99	0.11	0.99
(1,3)	1:A:84:LYS:HD2	2:B:6:G:H1	2	0.99	0.11	0.99
(1,3)	1:A:84:LYS:HD2	2:B:6:G:H1'	2	0.99	0.11	0.99
(1,3)	1:A:84:LYS:HD2	2:B:6:G:H2'	2	0.99	0.11	0.99
(1,3)	1:A:84:LYS:HD2	2:B:6:G:H21	2	0.99	0.11	0.99
(1,3)	1:A:84:LYS:HD2	2:B:6:G:H22	2	0.99	0.11	0.99
(1,3)	1:A:84:LYS:HD2	2:B:6:G:H3'	2	0.99	0.11	0.99
(1,3)	1:A:84:LYS:HD2	2:B:6:G:H4'	2	0.99	0.11	0.99
(1,3)	1:A:84:LYS:HD2	2:B:6:G:H5'	2	0.99	0.11	0.99
(1,3)	1:A:84:LYS:HD2	2:B:6:G:H5''	2	0.99	0.11	0.99
(1,3)	1:A:84:LYS:HD2	2:B:6:G:H8	2	0.99	0.11	0.99
(1,3)	1:A:84:LYS:HD2	2:B:6:G:HO2'	2	0.99	0.11	0.99

*Continued on next page...*



*Continued from previous page...*

Key	Atom-1	Atom-2	Models <sup>1</sup>	Mean (Å)	SD <sup>1</sup> (Å)	Median (Å)
(1,3)	1:A:84:LYS:HD2	2:B:6:G:N1	2	0.99	0.11	0.99
(1,3)	1:A:84:LYS:HD2	2:B:6:G:N2	2	0.99	0.11	0.99
(1,3)	1:A:84:LYS:HD2	2:B:6:G:N3	2	0.99	0.11	0.99
(1,3)	1:A:84:LYS:HD2	2:B:6:G:N7	2	0.99	0.11	0.99
(1,3)	1:A:84:LYS:HD2	2:B:6:G:N9	2	0.99	0.11	0.99
(1,3)	1:A:84:LYS:HD2	2:B:6:G:O2'	2	0.99	0.11	0.99
(1,3)	1:A:84:LYS:HD2	2:B:6:G:O3'	2	0.99	0.11	0.99
(1,3)	1:A:84:LYS:HD2	2:B:6:G:O4'	2	0.99	0.11	0.99
(1,3)	1:A:84:LYS:HD2	2:B:6:G:O5'	2	0.99	0.11	0.99
(1,3)	1:A:84:LYS:HD2	2:B:6:G:O6	2	0.99	0.11	0.99
(1,3)	1:A:84:LYS:HD2	2:B:6:G:OP1	2	0.99	0.11	0.99
(1,3)	1:A:84:LYS:HD2	2:B:6:G:OP2	2	0.99	0.11	0.99
(1,3)	1:A:84:LYS:HD2	2:B:6:G:P	2	0.99	0.11	0.99
(1,3)	1:A:84:LYS:HD2	2:B:7:C:C1'	2	0.99	0.11	0.99
(1,3)	1:A:84:LYS:HD2	2:B:7:C:C2	2	0.99	0.11	0.99
(1,3)	1:A:84:LYS:HD2	2:B:7:C:C2'	2	0.99	0.11	0.99
(1,3)	1:A:84:LYS:HD2	2:B:7:C:C3'	2	0.99	0.11	0.99
(1,3)	1:A:84:LYS:HD2	2:B:7:C:C4	2	0.99	0.11	0.99
(1,3)	1:A:84:LYS:HD2	2:B:7:C:C4'	2	0.99	0.11	0.99
(1,3)	1:A:84:LYS:HD2	2:B:7:C:C5	2	0.99	0.11	0.99
(1,3)	1:A:84:LYS:HD2	2:B:7:C:C5'	2	0.99	0.11	0.99
(1,3)	1:A:84:LYS:HD2	2:B:7:C:C6	2	0.99	0.11	0.99
(1,3)	1:A:84:LYS:HD2	2:B:7:C:H1'	2	0.99	0.11	0.99
(1,3)	1:A:84:LYS:HD2	2:B:7:C:H2'	2	0.99	0.11	0.99
(1,3)	1:A:84:LYS:HD2	2:B:7:C:H3'	2	0.99	0.11	0.99
(1,3)	1:A:84:LYS:HD2	2:B:7:C:H4'	2	0.99	0.11	0.99
(1,3)	1:A:84:LYS:HD2	2:B:7:C:H41	2	0.99	0.11	0.99
(1,3)	1:A:84:LYS:HD2	2:B:7:C:H42	2	0.99	0.11	0.99
(1,3)	1:A:84:LYS:HD2	2:B:7:C:H5	2	0.99	0.11	0.99
(1,3)	1:A:84:LYS:HD2	2:B:7:C:H5'	2	0.99	0.11	0.99
(1,3)	1:A:84:LYS:HD2	2:B:7:C:H5''	2	0.99	0.11	0.99
(1,3)	1:A:84:LYS:HD2	2:B:7:C:H6	2	0.99	0.11	0.99
(1,3)	1:A:84:LYS:HD2	2:B:7:C:HO2'	2	0.99	0.11	0.99
(1,3)	1:A:84:LYS:HD2	2:B:7:C:N1	2	0.99	0.11	0.99
(1,3)	1:A:84:LYS:HD2	2:B:7:C:N3	2	0.99	0.11	0.99
(1,3)	1:A:84:LYS:HD2	2:B:7:C:N4	2	0.99	0.11	0.99
(1,3)	1:A:84:LYS:HD2	2:B:7:C:O2	2	0.99	0.11	0.99
(1,3)	1:A:84:LYS:HD2	2:B:7:C:O2'	2	0.99	0.11	0.99
(1,3)	1:A:84:LYS:HD2	2:B:7:C:O3'	2	0.99	0.11	0.99
(1,3)	1:A:84:LYS:HD2	2:B:7:C:O4'	2	0.99	0.11	0.99
(1,3)	1:A:84:LYS:HD2	2:B:7:C:O5'	2	0.99	0.11	0.99
(1,3)	1:A:84:LYS:HD2	2:B:7:C:OP1	2	0.99	0.11	0.99

*Continued on next page...*

*Continued from previous page...*

Key	Atom-1	Atom-2	Models <sup>1</sup>	Mean (Å)	SD <sup>1</sup> (Å)	Median (Å)
(1,3)	1:A:84:LYS:HD2	2:B:7:C:OP2	2	0.99	0.11	0.99
(1,3)	1:A:84:LYS:HD2	2:B:7:C:P	2	0.99	0.11	0.99
(1,3)	1:A:84:LYS:HD2	2:B:8:U:C1'	2	0.99	0.11	0.99
(1,3)	1:A:84:LYS:HD2	2:B:8:U:C2	2	0.99	0.11	0.99
(1,3)	1:A:84:LYS:HD2	2:B:8:U:C2'	2	0.99	0.11	0.99
(1,3)	1:A:84:LYS:HD2	2:B:8:U:C3'	2	0.99	0.11	0.99
(1,3)	1:A:84:LYS:HD2	2:B:8:U:C4	2	0.99	0.11	0.99
(1,3)	1:A:84:LYS:HD2	2:B:8:U:C4'	2	0.99	0.11	0.99
(1,3)	1:A:84:LYS:HD2	2:B:8:U:C5	2	0.99	0.11	0.99
(1,3)	1:A:84:LYS:HD2	2:B:8:U:C5'	2	0.99	0.11	0.99
(1,3)	1:A:84:LYS:HD2	2:B:8:U:C6	2	0.99	0.11	0.99
(1,3)	1:A:84:LYS:HD2	2:B:8:U:H1'	2	0.99	0.11	0.99
(1,3)	1:A:84:LYS:HD2	2:B:8:U:H2'	2	0.99	0.11	0.99
(1,3)	1:A:84:LYS:HD2	2:B:8:U:H3	2	0.99	0.11	0.99
(1,3)	1:A:84:LYS:HD2	2:B:8:U:H3'	2	0.99	0.11	0.99
(1,3)	1:A:84:LYS:HD2	2:B:8:U:H4'	2	0.99	0.11	0.99
(1,3)	1:A:84:LYS:HD2	2:B:8:U:H5	2	0.99	0.11	0.99
(1,3)	1:A:84:LYS:HD2	2:B:8:U:H5'	2	0.99	0.11	0.99
(1,3)	1:A:84:LYS:HD2	2:B:8:U:H5''	2	0.99	0.11	0.99
(1,3)	1:A:84:LYS:HD2	2:B:8:U:H6	2	0.99	0.11	0.99
(1,3)	1:A:84:LYS:HD2	2:B:8:U:HO2'	2	0.99	0.11	0.99
(1,3)	1:A:84:LYS:HD2	2:B:8:U:N1	2	0.99	0.11	0.99
(1,3)	1:A:84:LYS:HD2	2:B:8:U:N3	2	0.99	0.11	0.99
(1,3)	1:A:84:LYS:HD2	2:B:8:U:O2	2	0.99	0.11	0.99
(1,3)	1:A:84:LYS:HD2	2:B:8:U:O2'	2	0.99	0.11	0.99
(1,3)	1:A:84:LYS:HD2	2:B:8:U:O3'	2	0.99	0.11	0.99
(1,3)	1:A:84:LYS:HD2	2:B:8:U:O4	2	0.99	0.11	0.99
(1,3)	1:A:84:LYS:HD2	2:B:8:U:O4'	2	0.99	0.11	0.99
(1,3)	1:A:84:LYS:HD2	2:B:8:U:O5'	2	0.99	0.11	0.99
(1,3)	1:A:84:LYS:HD2	2:B:8:U:OP1	2	0.99	0.11	0.99
(1,3)	1:A:84:LYS:HD2	2:B:8:U:OP2	2	0.99	0.11	0.99
(1,3)	1:A:84:LYS:HD2	2:B:8:U:P	2	0.99	0.11	0.99
(1,3)	1:A:84:LYS:HD2	2:B:9:C:C1'	2	0.99	0.11	0.99
(1,3)	1:A:84:LYS:HD2	2:B:9:C:C2	2	0.99	0.11	0.99
(1,3)	1:A:84:LYS:HD2	2:B:9:C:C2'	2	0.99	0.11	0.99
(1,3)	1:A:84:LYS:HD2	2:B:9:C:C3'	2	0.99	0.11	0.99
(1,3)	1:A:84:LYS:HD2	2:B:9:C:C4	2	0.99	0.11	0.99
(1,3)	1:A:84:LYS:HD2	2:B:9:C:C4'	2	0.99	0.11	0.99
(1,3)	1:A:84:LYS:HD2	2:B:9:C:C5	2	0.99	0.11	0.99
(1,3)	1:A:84:LYS:HD2	2:B:9:C:C5'	2	0.99	0.11	0.99
(1,3)	1:A:84:LYS:HD2	2:B:9:C:C6	2	0.99	0.11	0.99
(1,3)	1:A:84:LYS:HD2	2:B:9:C:H1'	2	0.99	0.11	0.99

*Continued on next page...*

*Continued from previous page...*

Key	Atom-1	Atom-2	Models <sup>1</sup>	Mean (Å)	SD <sup>1</sup> (Å)	Median (Å)
(1,3)	1:A:84:LYS:HD2	2:B:9:C:H2'	2	0.99	0.11	0.99
(1,3)	1:A:84:LYS:HD2	2:B:9:C:H3'	2	0.99	0.11	0.99
(1,3)	1:A:84:LYS:HD2	2:B:9:C:H4'	2	0.99	0.11	0.99
(1,3)	1:A:84:LYS:HD2	2:B:9:C:H41	2	0.99	0.11	0.99
(1,3)	1:A:84:LYS:HD2	2:B:9:C:H42	2	0.99	0.11	0.99
(1,3)	1:A:84:LYS:HD2	2:B:9:C:H5	2	0.99	0.11	0.99
(1,3)	1:A:84:LYS:HD2	2:B:9:C:H5'	2	0.99	0.11	0.99
(1,3)	1:A:84:LYS:HD2	2:B:9:C:H5''	2	0.99	0.11	0.99
(1,3)	1:A:84:LYS:HD2	2:B:9:C:H6	2	0.99	0.11	0.99
(1,3)	1:A:84:LYS:HD2	2:B:9:C:HO2'	2	0.99	0.11	0.99
(1,3)	1:A:84:LYS:HD2	2:B:9:C:N1	2	0.99	0.11	0.99
(1,3)	1:A:84:LYS:HD2	2:B:9:C:N3	2	0.99	0.11	0.99
(1,3)	1:A:84:LYS:HD2	2:B:9:C:N4	2	0.99	0.11	0.99
(1,3)	1:A:84:LYS:HD2	2:B:9:C:O2	2	0.99	0.11	0.99
(1,3)	1:A:84:LYS:HD2	2:B:9:C:O2'	2	0.99	0.11	0.99
(1,3)	1:A:84:LYS:HD2	2:B:9:C:O3'	2	0.99	0.11	0.99
(1,3)	1:A:84:LYS:HD2	2:B:9:C:O4'	2	0.99	0.11	0.99
(1,3)	1:A:84:LYS:HD2	2:B:9:C:O5'	2	0.99	0.11	0.99
(1,3)	1:A:84:LYS:HD2	2:B:9:C:OP1	2	0.99	0.11	0.99
(1,3)	1:A:84:LYS:HD2	2:B:9:C:OP2	2	0.99	0.11	0.99
(1,3)	1:A:84:LYS:HD2	2:B:9:C:P	2	0.99	0.11	0.99
(1,3)	1:A:84:LYS:HD2	2:B:10:G:C1'	2	0.99	0.11	0.99
(1,3)	1:A:84:LYS:HD2	2:B:10:G:C2	2	0.99	0.11	0.99
(1,3)	1:A:84:LYS:HD2	2:B:10:G:C2'	2	0.99	0.11	0.99
(1,3)	1:A:84:LYS:HD2	2:B:10:G:C3'	2	0.99	0.11	0.99
(1,3)	1:A:84:LYS:HD2	2:B:10:G:C4	2	0.99	0.11	0.99
(1,3)	1:A:84:LYS:HD2	2:B:10:G:C4'	2	0.99	0.11	0.99
(1,3)	1:A:84:LYS:HD2	2:B:10:G:C5	2	0.99	0.11	0.99
(1,3)	1:A:84:LYS:HD2	2:B:10:G:C5'	2	0.99	0.11	0.99
(1,3)	1:A:84:LYS:HD2	2:B:10:G:C6	2	0.99	0.11	0.99
(1,3)	1:A:84:LYS:HD2	2:B:10:G:C8	2	0.99	0.11	0.99
(1,3)	1:A:84:LYS:HD2	2:B:10:G:H1	2	0.99	0.11	0.99
(1,3)	1:A:84:LYS:HD2	2:B:10:G:H1'	2	0.99	0.11	0.99
(1,3)	1:A:84:LYS:HD2	2:B:10:G:H2'	2	0.99	0.11	0.99
(1,3)	1:A:84:LYS:HD2	2:B:10:G:H21	2	0.99	0.11	0.99
(1,3)	1:A:84:LYS:HD2	2:B:10:G:H22	2	0.99	0.11	0.99
(1,3)	1:A:84:LYS:HD2	2:B:10:G:H3'	2	0.99	0.11	0.99
(1,3)	1:A:84:LYS:HD2	2:B:10:G:H4'	2	0.99	0.11	0.99
(1,3)	1:A:84:LYS:HD2	2:B:10:G:H5'	2	0.99	0.11	0.99
(1,3)	1:A:84:LYS:HD2	2:B:10:G:H5''	2	0.99	0.11	0.99
(1,3)	1:A:84:LYS:HD2	2:B:10:G:H8	2	0.99	0.11	0.99
(1,3)	1:A:84:LYS:HD2	2:B:10:G:HO2'	2	0.99	0.11	0.99

*Continued on next page...*

*Continued from previous page...*

Key	Atom-1	Atom-2	Models <sup>1</sup>	Mean (Å)	SD <sup>1</sup> (Å)	Median (Å)
(1,3)	1:A:84:LYS:HD2	2:B:10:G:N1	2	0.99	0.11	0.99
(1,3)	1:A:84:LYS:HD2	2:B:10:G:N2	2	0.99	0.11	0.99
(1,3)	1:A:84:LYS:HD2	2:B:10:G:N3	2	0.99	0.11	0.99
(1,3)	1:A:84:LYS:HD2	2:B:10:G:N7	2	0.99	0.11	0.99
(1,3)	1:A:84:LYS:HD2	2:B:10:G:N9	2	0.99	0.11	0.99
(1,3)	1:A:84:LYS:HD2	2:B:10:G:O2'	2	0.99	0.11	0.99
(1,3)	1:A:84:LYS:HD2	2:B:10:G:O3'	2	0.99	0.11	0.99
(1,3)	1:A:84:LYS:HD2	2:B:10:G:O4'	2	0.99	0.11	0.99
(1,3)	1:A:84:LYS:HD2	2:B:10:G:O5'	2	0.99	0.11	0.99
(1,3)	1:A:84:LYS:HD2	2:B:10:G:O6	2	0.99	0.11	0.99
(1,3)	1:A:84:LYS:HD2	2:B:10:G:OP1	2	0.99	0.11	0.99
(1,3)	1:A:84:LYS:HD2	2:B:10:G:OP2	2	0.99	0.11	0.99
(1,3)	1:A:84:LYS:HD2	2:B:10:G:P	2	0.99	0.11	0.99
(1,3)	1:A:84:LYS:HD2	2:B:11:A:C1'	2	0.99	0.11	0.99
(1,3)	1:A:84:LYS:HD2	2:B:11:A:C2	2	0.99	0.11	0.99
(1,3)	1:A:84:LYS:HD2	2:B:11:A:C2'	2	0.99	0.11	0.99
(1,3)	1:A:84:LYS:HD2	2:B:11:A:C3'	2	0.99	0.11	0.99
(1,3)	1:A:84:LYS:HD2	2:B:11:A:C4	2	0.99	0.11	0.99
(1,3)	1:A:84:LYS:HD2	2:B:11:A:C4'	2	0.99	0.11	0.99
(1,3)	1:A:84:LYS:HD2	2:B:11:A:C5	2	0.99	0.11	0.99
(1,3)	1:A:84:LYS:HD2	2:B:11:A:C5'	2	0.99	0.11	0.99
(1,3)	1:A:84:LYS:HD2	2:B:11:A:C6	2	0.99	0.11	0.99
(1,3)	1:A:84:LYS:HD2	2:B:11:A:C8	2	0.99	0.11	0.99
(1,3)	1:A:84:LYS:HD2	2:B:11:A:H1'	2	0.99	0.11	0.99
(1,3)	1:A:84:LYS:HD2	2:B:11:A:H2	2	0.99	0.11	0.99
(1,3)	1:A:84:LYS:HD2	2:B:11:A:H2'	2	0.99	0.11	0.99
(1,3)	1:A:84:LYS:HD2	2:B:11:A:H3'	2	0.99	0.11	0.99
(1,3)	1:A:84:LYS:HD2	2:B:11:A:H4'	2	0.99	0.11	0.99
(1,3)	1:A:84:LYS:HD2	2:B:11:A:H5'	2	0.99	0.11	0.99
(1,3)	1:A:84:LYS:HD2	2:B:11:A:H5''	2	0.99	0.11	0.99
(1,3)	1:A:84:LYS:HD2	2:B:11:A:H61	2	0.99	0.11	0.99
(1,3)	1:A:84:LYS:HD2	2:B:11:A:H62	2	0.99	0.11	0.99
(1,3)	1:A:84:LYS:HD2	2:B:11:A:H8	2	0.99	0.11	0.99
(1,3)	1:A:84:LYS:HD2	2:B:11:A:HO2'	2	0.99	0.11	0.99
(1,3)	1:A:84:LYS:HD2	2:B:11:A:N1	2	0.99	0.11	0.99
(1,3)	1:A:84:LYS:HD2	2:B:11:A:N3	2	0.99	0.11	0.99
(1,3)	1:A:84:LYS:HD2	2:B:11:A:N6	2	0.99	0.11	0.99
(1,3)	1:A:84:LYS:HD2	2:B:11:A:N7	2	0.99	0.11	0.99
(1,3)	1:A:84:LYS:HD2	2:B:11:A:N9	2	0.99	0.11	0.99
(1,3)	1:A:84:LYS:HD2	2:B:11:A:O2'	2	0.99	0.11	0.99
(1,3)	1:A:84:LYS:HD2	2:B:11:A:O3'	2	0.99	0.11	0.99
(1,3)	1:A:84:LYS:HD2	2:B:11:A:O4'	2	0.99	0.11	0.99

*Continued on next page...*

*Continued from previous page...*

Key	Atom-1	Atom-2	Models <sup>1</sup>	Mean (Å)	SD <sup>1</sup> (Å)	Median (Å)
(1,3)	1:A:84:LYS:HD2	2:B:11:A:O5'	2	0.99	0.11	0.99
(1,3)	1:A:84:LYS:HD2	2:B:11:A:OP1	2	0.99	0.11	0.99
(1,3)	1:A:84:LYS:HD2	2:B:11:A:OP2	2	0.99	0.11	0.99
(1,3)	1:A:84:LYS:HD2	2:B:11:A:P	2	0.99	0.11	0.99
(1,3)	1:A:84:LYS:HD2	2:B:12:A:C1'	2	0.99	0.11	0.99
(1,3)	1:A:84:LYS:HD2	2:B:12:A:C2	2	0.99	0.11	0.99
(1,3)	1:A:84:LYS:HD2	2:B:12:A:C2'	2	0.99	0.11	0.99
(1,3)	1:A:84:LYS:HD2	2:B:12:A:C3'	2	0.99	0.11	0.99
(1,3)	1:A:84:LYS:HD2	2:B:12:A:C4	2	0.99	0.11	0.99
(1,3)	1:A:84:LYS:HD2	2:B:12:A:C4'	2	0.99	0.11	0.99
(1,3)	1:A:84:LYS:HD2	2:B:12:A:C5	2	0.99	0.11	0.99
(1,3)	1:A:84:LYS:HD2	2:B:12:A:C5'	2	0.99	0.11	0.99
(1,3)	1:A:84:LYS:HD2	2:B:12:A:C6	2	0.99	0.11	0.99
(1,3)	1:A:84:LYS:HD2	2:B:12:A:C8	2	0.99	0.11	0.99
(1,3)	1:A:84:LYS:HD2	2:B:12:A:H1'	2	0.99	0.11	0.99
(1,3)	1:A:84:LYS:HD2	2:B:12:A:H2	2	0.99	0.11	0.99
(1,3)	1:A:84:LYS:HD2	2:B:12:A:H2'	2	0.99	0.11	0.99
(1,3)	1:A:84:LYS:HD2	2:B:12:A:H3'	2	0.99	0.11	0.99
(1,3)	1:A:84:LYS:HD2	2:B:12:A:H4'	2	0.99	0.11	0.99
(1,3)	1:A:84:LYS:HD2	2:B:12:A:H5'	2	0.99	0.11	0.99
(1,3)	1:A:84:LYS:HD2	2:B:12:A:H5''	2	0.99	0.11	0.99
(1,3)	1:A:84:LYS:HD2	2:B:12:A:H61	2	0.99	0.11	0.99
(1,3)	1:A:84:LYS:HD2	2:B:12:A:H62	2	0.99	0.11	0.99
(1,3)	1:A:84:LYS:HD2	2:B:12:A:H8	2	0.99	0.11	0.99
(1,3)	1:A:84:LYS:HD2	2:B:12:A:HO2'	2	0.99	0.11	0.99
(1,3)	1:A:84:LYS:HD2	2:B:12:A:N1	2	0.99	0.11	0.99
(1,3)	1:A:84:LYS:HD2	2:B:12:A:N3	2	0.99	0.11	0.99
(1,3)	1:A:84:LYS:HD2	2:B:12:A:N6	2	0.99	0.11	0.99
(1,3)	1:A:84:LYS:HD2	2:B:12:A:N7	2	0.99	0.11	0.99
(1,3)	1:A:84:LYS:HD2	2:B:12:A:N9	2	0.99	0.11	0.99
(1,3)	1:A:84:LYS:HD2	2:B:12:A:O2'	2	0.99	0.11	0.99
(1,3)	1:A:84:LYS:HD2	2:B:12:A:O3'	2	0.99	0.11	0.99
(1,3)	1:A:84:LYS:HD2	2:B:12:A:O4'	2	0.99	0.11	0.99
(1,3)	1:A:84:LYS:HD2	2:B:12:A:O5'	2	0.99	0.11	0.99
(1,3)	1:A:84:LYS:HD2	2:B:12:A:OP1	2	0.99	0.11	0.99
(1,3)	1:A:84:LYS:HD2	2:B:12:A:OP2	2	0.99	0.11	0.99
(1,3)	1:A:84:LYS:HD2	2:B:12:A:P	2	0.99	0.11	0.99
(1,3)	1:A:84:LYS:HD2	2:B:13:A:C1'	2	0.99	0.11	0.99
(1,3)	1:A:84:LYS:HD2	2:B:13:A:C2	2	0.99	0.11	0.99
(1,3)	1:A:84:LYS:HD2	2:B:13:A:C2'	2	0.99	0.11	0.99
(1,3)	1:A:84:LYS:HD2	2:B:13:A:C3'	2	0.99	0.11	0.99
(1,3)	1:A:84:LYS:HD2	2:B:13:A:C4	2	0.99	0.11	0.99

*Continued on next page...*

*Continued from previous page...*

Key	Atom-1	Atom-2	Models <sup>1</sup>	Mean (Å)	SD <sup>1</sup> (Å)	Median (Å)
(1,3)	1:A:84:LYS:HD2	2:B:13:A:C4'	2	0.99	0.11	0.99
(1,3)	1:A:84:LYS:HD2	2:B:13:A:C5	2	0.99	0.11	0.99
(1,3)	1:A:84:LYS:HD2	2:B:13:A:C5'	2	0.99	0.11	0.99
(1,3)	1:A:84:LYS:HD2	2:B:13:A:C6	2	0.99	0.11	0.99
(1,3)	1:A:84:LYS:HD2	2:B:13:A:C8	2	0.99	0.11	0.99
(1,3)	1:A:84:LYS:HD2	2:B:13:A:H1'	2	0.99	0.11	0.99
(1,3)	1:A:84:LYS:HD2	2:B:13:A:H2	2	0.99	0.11	0.99
(1,3)	1:A:84:LYS:HD2	2:B:13:A:H2'	2	0.99	0.11	0.99
(1,3)	1:A:84:LYS:HD2	2:B:13:A:H3'	2	0.99	0.11	0.99
(1,3)	1:A:84:LYS:HD2	2:B:13:A:H4'	2	0.99	0.11	0.99
(1,3)	1:A:84:LYS:HD2	2:B:13:A:H5'	2	0.99	0.11	0.99
(1,3)	1:A:84:LYS:HD2	2:B:13:A:H5''	2	0.99	0.11	0.99
(1,3)	1:A:84:LYS:HD2	2:B:13:A:H61	2	0.99	0.11	0.99
(1,3)	1:A:84:LYS:HD2	2:B:13:A:H62	2	0.99	0.11	0.99
(1,3)	1:A:84:LYS:HD2	2:B:13:A:H8	2	0.99	0.11	0.99
(1,3)	1:A:84:LYS:HD2	2:B:13:A:HO2'	2	0.99	0.11	0.99
(1,3)	1:A:84:LYS:HD2	2:B:13:A:N1	2	0.99	0.11	0.99
(1,3)	1:A:84:LYS:HD2	2:B:13:A:N3	2	0.99	0.11	0.99
(1,3)	1:A:84:LYS:HD2	2:B:13:A:N6	2	0.99	0.11	0.99
(1,3)	1:A:84:LYS:HD2	2:B:13:A:N7	2	0.99	0.11	0.99
(1,3)	1:A:84:LYS:HD2	2:B:13:A:N9	2	0.99	0.11	0.99
(1,3)	1:A:84:LYS:HD2	2:B:13:A:O2'	2	0.99	0.11	0.99
(1,3)	1:A:84:LYS:HD2	2:B:13:A:O3'	2	0.99	0.11	0.99
(1,3)	1:A:84:LYS:HD2	2:B:13:A:O4'	2	0.99	0.11	0.99
(1,3)	1:A:84:LYS:HD2	2:B:13:A:O5'	2	0.99	0.11	0.99
(1,3)	1:A:84:LYS:HD2	2:B:13:A:OP1	2	0.99	0.11	0.99
(1,3)	1:A:84:LYS:HD2	2:B:13:A:OP2	2	0.99	0.11	0.99
(1,3)	1:A:84:LYS:HD2	2:B:13:A:P	2	0.99	0.11	0.99
(1,3)	1:A:84:LYS:HD2	2:B:14:G:C1'	2	0.99	0.11	0.99
(1,3)	1:A:84:LYS:HD2	2:B:14:G:C2	2	0.99	0.11	0.99
(1,3)	1:A:84:LYS:HD2	2:B:14:G:C2'	2	0.99	0.11	0.99
(1,3)	1:A:84:LYS:HD2	2:B:14:G:C3'	2	0.99	0.11	0.99
(1,3)	1:A:84:LYS:HD2	2:B:14:G:C4	2	0.99	0.11	0.99
(1,3)	1:A:84:LYS:HD2	2:B:14:G:C4'	2	0.99	0.11	0.99
(1,3)	1:A:84:LYS:HD2	2:B:14:G:C5	2	0.99	0.11	0.99
(1,3)	1:A:84:LYS:HD2	2:B:14:G:C5'	2	0.99	0.11	0.99
(1,3)	1:A:84:LYS:HD2	2:B:14:G:C6	2	0.99	0.11	0.99
(1,3)	1:A:84:LYS:HD2	2:B:14:G:C8	2	0.99	0.11	0.99
(1,3)	1:A:84:LYS:HD2	2:B:14:G:H1	2	0.99	0.11	0.99
(1,3)	1:A:84:LYS:HD2	2:B:14:G:H1'	2	0.99	0.11	0.99
(1,3)	1:A:84:LYS:HD2	2:B:14:G:H2'	2	0.99	0.11	0.99
(1,3)	1:A:84:LYS:HD2	2:B:14:G:H21	2	0.99	0.11	0.99

*Continued on next page...*

*Continued from previous page...*

Key	Atom-1	Atom-2	Models <sup>1</sup>	Mean (Å)	SD <sup>1</sup> (Å)	Median (Å)
(1,3)	1:A:84:LYS:HD2	2:B:14:G:H22	2	0.99	0.11	0.99
(1,3)	1:A:84:LYS:HD2	2:B:14:G:H3'	2	0.99	0.11	0.99
(1,3)	1:A:84:LYS:HD2	2:B:14:G:H4'	2	0.99	0.11	0.99
(1,3)	1:A:84:LYS:HD2	2:B:14:G:H5'	2	0.99	0.11	0.99
(1,3)	1:A:84:LYS:HD2	2:B:14:G:H5''	2	0.99	0.11	0.99
(1,3)	1:A:84:LYS:HD2	2:B:14:G:H8	2	0.99	0.11	0.99
(1,3)	1:A:84:LYS:HD2	2:B:14:G:HO2'	2	0.99	0.11	0.99
(1,3)	1:A:84:LYS:HD2	2:B:14:G:N1	2	0.99	0.11	0.99
(1,3)	1:A:84:LYS:HD2	2:B:14:G:N2	2	0.99	0.11	0.99
(1,3)	1:A:84:LYS:HD2	2:B:14:G:N3	2	0.99	0.11	0.99
(1,3)	1:A:84:LYS:HD2	2:B:14:G:N7	2	0.99	0.11	0.99
(1,3)	1:A:84:LYS:HD2	2:B:14:G:N9	2	0.99	0.11	0.99
(1,3)	1:A:84:LYS:HD2	2:B:14:G:O2'	2	0.99	0.11	0.99
(1,3)	1:A:84:LYS:HD2	2:B:14:G:O3'	2	0.99	0.11	0.99
(1,3)	1:A:84:LYS:HD2	2:B:14:G:O4'	2	0.99	0.11	0.99
(1,3)	1:A:84:LYS:HD2	2:B:14:G:O5'	2	0.99	0.11	0.99
(1,3)	1:A:84:LYS:HD2	2:B:14:G:O6	2	0.99	0.11	0.99
(1,3)	1:A:84:LYS:HD2	2:B:14:G:OP1	2	0.99	0.11	0.99
(1,3)	1:A:84:LYS:HD2	2:B:14:G:OP2	2	0.99	0.11	0.99
(1,3)	1:A:84:LYS:HD2	2:B:14:G:P	2	0.99	0.11	0.99
(1,3)	1:A:84:LYS:HD2	2:B:15:A:C1'	2	0.99	0.11	0.99
(1,3)	1:A:84:LYS:HD2	2:B:15:A:C2	2	0.99	0.11	0.99
(1,3)	1:A:84:LYS:HD2	2:B:15:A:C2'	2	0.99	0.11	0.99
(1,3)	1:A:84:LYS:HD2	2:B:15:A:C3'	2	0.99	0.11	0.99
(1,3)	1:A:84:LYS:HD2	2:B:15:A:C4	2	0.99	0.11	0.99
(1,3)	1:A:84:LYS:HD2	2:B:15:A:C4'	2	0.99	0.11	0.99
(1,3)	1:A:84:LYS:HD2	2:B:15:A:C5	2	0.99	0.11	0.99
(1,3)	1:A:84:LYS:HD2	2:B:15:A:C5'	2	0.99	0.11	0.99
(1,3)	1:A:84:LYS:HD2	2:B:15:A:C6	2	0.99	0.11	0.99
(1,3)	1:A:84:LYS:HD2	2:B:15:A:C8	2	0.99	0.11	0.99
(1,3)	1:A:84:LYS:HD2	2:B:15:A:H1'	2	0.99	0.11	0.99
(1,3)	1:A:84:LYS:HD2	2:B:15:A:H2	2	0.99	0.11	0.99
(1,3)	1:A:84:LYS:HD2	2:B:15:A:H2'	2	0.99	0.11	0.99
(1,3)	1:A:84:LYS:HD2	2:B:15:A:H3'	2	0.99	0.11	0.99
(1,3)	1:A:84:LYS:HD2	2:B:15:A:H4'	2	0.99	0.11	0.99
(1,3)	1:A:84:LYS:HD2	2:B:15:A:H5'	2	0.99	0.11	0.99
(1,3)	1:A:84:LYS:HD2	2:B:15:A:H5''	2	0.99	0.11	0.99
(1,3)	1:A:84:LYS:HD2	2:B:15:A:H61	2	0.99	0.11	0.99
(1,3)	1:A:84:LYS:HD2	2:B:15:A:H62	2	0.99	0.11	0.99
(1,3)	1:A:84:LYS:HD2	2:B:15:A:H8	2	0.99	0.11	0.99
(1,3)	1:A:84:LYS:HD2	2:B:15:A:HO2'	2	0.99	0.11	0.99
(1,3)	1:A:84:LYS:HD2	2:B:15:A:N1	2	0.99	0.11	0.99

*Continued on next page...*

*Continued from previous page...*

Key	Atom-1	Atom-2	Models <sup>1</sup>	Mean (Å)	SD <sup>1</sup> (Å)	Median (Å)
(1,3)	1:A:84:LYS:HD2	2:B:15:A:N3	2	0.99	0.11	0.99
(1,3)	1:A:84:LYS:HD2	2:B:15:A:N6	2	0.99	0.11	0.99
(1,3)	1:A:84:LYS:HD2	2:B:15:A:N7	2	0.99	0.11	0.99
(1,3)	1:A:84:LYS:HD2	2:B:15:A:N9	2	0.99	0.11	0.99
(1,3)	1:A:84:LYS:HD2	2:B:15:A:O2'	2	0.99	0.11	0.99
(1,3)	1:A:84:LYS:HD2	2:B:15:A:O3'	2	0.99	0.11	0.99
(1,3)	1:A:84:LYS:HD2	2:B:15:A:O4'	2	0.99	0.11	0.99
(1,3)	1:A:84:LYS:HD2	2:B:15:A:O5'	2	0.99	0.11	0.99
(1,3)	1:A:84:LYS:HD2	2:B:15:A:OP1	2	0.99	0.11	0.99
(1,3)	1:A:84:LYS:HD2	2:B:15:A:OP2	2	0.99	0.11	0.99
(1,3)	1:A:84:LYS:HD2	2:B:15:A:P	2	0.99	0.11	0.99
(1,3)	1:A:84:LYS:HD2	2:B:16:G:C1'	2	0.99	0.11	0.99
(1,3)	1:A:84:LYS:HD2	2:B:16:G:C2	2	0.99	0.11	0.99
(1,3)	1:A:84:LYS:HD2	2:B:16:G:C2'	2	0.99	0.11	0.99
(1,3)	1:A:84:LYS:HD2	2:B:16:G:C3'	2	0.99	0.11	0.99
(1,3)	1:A:84:LYS:HD2	2:B:16:G:C4	2	0.99	0.11	0.99
(1,3)	1:A:84:LYS:HD2	2:B:16:G:C4'	2	0.99	0.11	0.99
(1,3)	1:A:84:LYS:HD2	2:B:16:G:C5	2	0.99	0.11	0.99
(1,3)	1:A:84:LYS:HD2	2:B:16:G:C5'	2	0.99	0.11	0.99
(1,3)	1:A:84:LYS:HD2	2:B:16:G:C6	2	0.99	0.11	0.99
(1,3)	1:A:84:LYS:HD2	2:B:16:G:C8	2	0.99	0.11	0.99
(1,3)	1:A:84:LYS:HD2	2:B:16:G:H1	2	0.99	0.11	0.99
(1,3)	1:A:84:LYS:HD2	2:B:16:G:H1'	2	0.99	0.11	0.99
(1,3)	1:A:84:LYS:HD2	2:B:16:G:H2'	2	0.99	0.11	0.99
(1,3)	1:A:84:LYS:HD2	2:B:16:G:H21	2	0.99	0.11	0.99
(1,3)	1:A:84:LYS:HD2	2:B:16:G:H22	2	0.99	0.11	0.99
(1,3)	1:A:84:LYS:HD2	2:B:16:G:H3'	2	0.99	0.11	0.99
(1,3)	1:A:84:LYS:HD2	2:B:16:G:H4'	2	0.99	0.11	0.99
(1,3)	1:A:84:LYS:HD2	2:B:16:G:H5'	2	0.99	0.11	0.99
(1,3)	1:A:84:LYS:HD2	2:B:16:G:H5''	2	0.99	0.11	0.99
(1,3)	1:A:84:LYS:HD2	2:B:16:G:H8	2	0.99	0.11	0.99
(1,3)	1:A:84:LYS:HD2	2:B:16:G:HO2'	2	0.99	0.11	0.99
(1,3)	1:A:84:LYS:HD2	2:B:16:G:N1	2	0.99	0.11	0.99
(1,3)	1:A:84:LYS:HD2	2:B:16:G:N2	2	0.99	0.11	0.99
(1,3)	1:A:84:LYS:HD2	2:B:16:G:N3	2	0.99	0.11	0.99
(1,3)	1:A:84:LYS:HD2	2:B:16:G:N7	2	0.99	0.11	0.99
(1,3)	1:A:84:LYS:HD2	2:B:16:G:N9	2	0.99	0.11	0.99
(1,3)	1:A:84:LYS:HD2	2:B:16:G:O2'	2	0.99	0.11	0.99
(1,3)	1:A:84:LYS:HD2	2:B:16:G:O3'	2	0.99	0.11	0.99
(1,3)	1:A:84:LYS:HD2	2:B:16:G:O4'	2	0.99	0.11	0.99
(1,3)	1:A:84:LYS:HD2	2:B:16:G:O5'	2	0.99	0.11	0.99
(1,3)	1:A:84:LYS:HD2	2:B:16:G:O6	2	0.99	0.11	0.99

*Continued on next page...*



*Continued from previous page...*

Key	Atom-1	Atom-2	Models <sup>1</sup>	Mean (Å)	SD <sup>1</sup> (Å)	Median (Å)
(1,3)	1:A:84:LYS:HD2	2:B:16:G:OP1	2	0.99	0.11	0.99
(1,3)	1:A:84:LYS:HD2	2:B:16:G:OP2	2	0.99	0.11	0.99
(1,3)	1:A:84:LYS:HD2	2:B:16:G:P	2	0.99	0.11	0.99
(1,3)	1:A:84:LYS:HD2	2:B:17:C:C1'	2	0.99	0.11	0.99
(1,3)	1:A:84:LYS:HD2	2:B:17:C:C2	2	0.99	0.11	0.99
(1,3)	1:A:84:LYS:HD2	2:B:17:C:C2'	2	0.99	0.11	0.99
(1,3)	1:A:84:LYS:HD2	2:B:17:C:C3'	2	0.99	0.11	0.99
(1,3)	1:A:84:LYS:HD2	2:B:17:C:C4	2	0.99	0.11	0.99
(1,3)	1:A:84:LYS:HD2	2:B:17:C:C4'	2	0.99	0.11	0.99
(1,3)	1:A:84:LYS:HD2	2:B:17:C:C5	2	0.99	0.11	0.99
(1,3)	1:A:84:LYS:HD2	2:B:17:C:C5'	2	0.99	0.11	0.99
(1,3)	1:A:84:LYS:HD2	2:B:17:C:C6	2	0.99	0.11	0.99
(1,3)	1:A:84:LYS:HD2	2:B:17:C:H1'	2	0.99	0.11	0.99
(1,3)	1:A:84:LYS:HD2	2:B:17:C:H2'	2	0.99	0.11	0.99
(1,3)	1:A:84:LYS:HD2	2:B:17:C:H3'	2	0.99	0.11	0.99
(1,3)	1:A:84:LYS:HD2	2:B:17:C:H4'	2	0.99	0.11	0.99
(1,3)	1:A:84:LYS:HD2	2:B:17:C:H41	2	0.99	0.11	0.99
(1,3)	1:A:84:LYS:HD2	2:B:17:C:H42	2	0.99	0.11	0.99
(1,3)	1:A:84:LYS:HD2	2:B:17:C:H5	2	0.99	0.11	0.99
(1,3)	1:A:84:LYS:HD2	2:B:17:C:H5'	2	0.99	0.11	0.99
(1,3)	1:A:84:LYS:HD2	2:B:17:C:H5''	2	0.99	0.11	0.99
(1,3)	1:A:84:LYS:HD2	2:B:17:C:H6	2	0.99	0.11	0.99
(1,3)	1:A:84:LYS:HD2	2:B:17:C:HO2'	2	0.99	0.11	0.99
(1,3)	1:A:84:LYS:HD2	2:B:17:C:N1	2	0.99	0.11	0.99
(1,3)	1:A:84:LYS:HD2	2:B:17:C:N3	2	0.99	0.11	0.99
(1,3)	1:A:84:LYS:HD2	2:B:17:C:N4	2	0.99	0.11	0.99
(1,3)	1:A:84:LYS:HD2	2:B:17:C:O2	2	0.99	0.11	0.99
(1,3)	1:A:84:LYS:HD2	2:B:17:C:O2'	2	0.99	0.11	0.99
(1,3)	1:A:84:LYS:HD2	2:B:17:C:O3'	2	0.99	0.11	0.99
(1,3)	1:A:84:LYS:HD2	2:B:17:C:O4'	2	0.99	0.11	0.99
(1,3)	1:A:84:LYS:HD2	2:B:17:C:O5'	2	0.99	0.11	0.99
(1,3)	1:A:84:LYS:HD2	2:B:17:C:OP1	2	0.99	0.11	0.99
(1,3)	1:A:84:LYS:HD2	2:B:17:C:OP2	2	0.99	0.11	0.99
(1,3)	1:A:84:LYS:HD2	2:B:17:C:P	2	0.99	0.11	0.99
(1,3)	1:A:84:LYS:HD2	2:B:18:A:C1'	2	0.99	0.11	0.99
(1,3)	1:A:84:LYS:HD2	2:B:18:A:C2	2	0.99	0.11	0.99
(1,3)	1:A:84:LYS:HD2	2:B:18:A:C2'	2	0.99	0.11	0.99
(1,3)	1:A:84:LYS:HD2	2:B:18:A:C3'	2	0.99	0.11	0.99
(1,3)	1:A:84:LYS:HD2	2:B:18:A:C4	2	0.99	0.11	0.99
(1,3)	1:A:84:LYS:HD2	2:B:18:A:C4'	2	0.99	0.11	0.99
(1,3)	1:A:84:LYS:HD2	2:B:18:A:C5	2	0.99	0.11	0.99
(1,3)	1:A:84:LYS:HD2	2:B:18:A:C5'	2	0.99	0.11	0.99

*Continued on next page...*

*Continued from previous page...*

Key	Atom-1	Atom-2	Models <sup>1</sup>	Mean (Å)	SD <sup>1</sup> (Å)	Median (Å)
(1,3)	1:A:84:LYS:HD2	2:B:18:A:C6	2	0.99	0.11	0.99
(1,3)	1:A:84:LYS:HD2	2:B:18:A:C8	2	0.99	0.11	0.99
(1,3)	1:A:84:LYS:HD2	2:B:18:A:H1'	2	0.99	0.11	0.99
(1,3)	1:A:84:LYS:HD2	2:B:18:A:H2	2	0.99	0.11	0.99
(1,3)	1:A:84:LYS:HD2	2:B:18:A:H2'	2	0.99	0.11	0.99
(1,3)	1:A:84:LYS:HD2	2:B:18:A:H3'	2	0.99	0.11	0.99
(1,3)	1:A:84:LYS:HD2	2:B:18:A:H4'	2	0.99	0.11	0.99
(1,3)	1:A:84:LYS:HD2	2:B:18:A:H5'	2	0.99	0.11	0.99
(1,3)	1:A:84:LYS:HD2	2:B:18:A:H5''	2	0.99	0.11	0.99
(1,3)	1:A:84:LYS:HD2	2:B:18:A:H61	2	0.99	0.11	0.99
(1,3)	1:A:84:LYS:HD2	2:B:18:A:H62	2	0.99	0.11	0.99
(1,3)	1:A:84:LYS:HD2	2:B:18:A:H8	2	0.99	0.11	0.99
(1,3)	1:A:84:LYS:HD2	2:B:18:A:HO2'	2	0.99	0.11	0.99
(1,3)	1:A:84:LYS:HD2	2:B:18:A:N1	2	0.99	0.11	0.99
(1,3)	1:A:84:LYS:HD2	2:B:18:A:N3	2	0.99	0.11	0.99
(1,3)	1:A:84:LYS:HD2	2:B:18:A:N6	2	0.99	0.11	0.99
(1,3)	1:A:84:LYS:HD2	2:B:18:A:N7	2	0.99	0.11	0.99
(1,3)	1:A:84:LYS:HD2	2:B:18:A:N9	2	0.99	0.11	0.99
(1,3)	1:A:84:LYS:HD2	2:B:18:A:O2'	2	0.99	0.11	0.99
(1,3)	1:A:84:LYS:HD2	2:B:18:A:O3'	2	0.99	0.11	0.99
(1,3)	1:A:84:LYS:HD2	2:B:18:A:O4'	2	0.99	0.11	0.99
(1,3)	1:A:84:LYS:HD2	2:B:18:A:O5'	2	0.99	0.11	0.99
(1,3)	1:A:84:LYS:HD2	2:B:18:A:OP1	2	0.99	0.11	0.99
(1,3)	1:A:84:LYS:HD2	2:B:18:A:OP2	2	0.99	0.11	0.99
(1,3)	1:A:84:LYS:HD2	2:B:18:A:P	2	0.99	0.11	0.99
(1,3)	1:A:84:LYS:HD2	2:B:19:A:C1'	2	0.99	0.11	0.99
(1,3)	1:A:84:LYS:HD2	2:B:19:A:C2	2	0.99	0.11	0.99
(1,3)	1:A:84:LYS:HD2	2:B:19:A:C2'	2	0.99	0.11	0.99
(1,3)	1:A:84:LYS:HD2	2:B:19:A:C3'	2	0.99	0.11	0.99
(1,3)	1:A:84:LYS:HD2	2:B:19:A:C4	2	0.99	0.11	0.99
(1,3)	1:A:84:LYS:HD2	2:B:19:A:C4'	2	0.99	0.11	0.99
(1,3)	1:A:84:LYS:HD2	2:B:19:A:C5	2	0.99	0.11	0.99
(1,3)	1:A:84:LYS:HD2	2:B:19:A:C5'	2	0.99	0.11	0.99
(1,3)	1:A:84:LYS:HD2	2:B:19:A:C6	2	0.99	0.11	0.99
(1,3)	1:A:84:LYS:HD2	2:B:19:A:C8	2	0.99	0.11	0.99
(1,3)	1:A:84:LYS:HD2	2:B:19:A:H1'	2	0.99	0.11	0.99
(1,3)	1:A:84:LYS:HD2	2:B:19:A:H2	2	0.99	0.11	0.99
(1,3)	1:A:84:LYS:HD2	2:B:19:A:H2'	2	0.99	0.11	0.99
(1,3)	1:A:84:LYS:HD2	2:B:19:A:H3'	2	0.99	0.11	0.99
(1,3)	1:A:84:LYS:HD2	2:B:19:A:H4'	2	0.99	0.11	0.99
(1,3)	1:A:84:LYS:HD2	2:B:19:A:H5'	2	0.99	0.11	0.99
(1,3)	1:A:84:LYS:HD2	2:B:19:A:H5''	2	0.99	0.11	0.99

*Continued on next page...*

*Continued from previous page...*

Key	Atom-1	Atom-2	Models <sup>1</sup>	Mean (Å)	SD <sup>1</sup> (Å)	Median (Å)
(1,3)	1:A:84:LYS:HD2	2:B:19:A:H61	2	0.99	0.11	0.99
(1,3)	1:A:84:LYS:HD2	2:B:19:A:H62	2	0.99	0.11	0.99
(1,3)	1:A:84:LYS:HD2	2:B:19:A:H8	2	0.99	0.11	0.99
(1,3)	1:A:84:LYS:HD2	2:B:19:A:HO2'	2	0.99	0.11	0.99
(1,3)	1:A:84:LYS:HD2	2:B:19:A:N1	2	0.99	0.11	0.99
(1,3)	1:A:84:LYS:HD2	2:B:19:A:N3	2	0.99	0.11	0.99
(1,3)	1:A:84:LYS:HD2	2:B:19:A:N6	2	0.99	0.11	0.99
(1,3)	1:A:84:LYS:HD2	2:B:19:A:N7	2	0.99	0.11	0.99
(1,3)	1:A:84:LYS:HD2	2:B:19:A:N9	2	0.99	0.11	0.99
(1,3)	1:A:84:LYS:HD2	2:B:19:A:O2'	2	0.99	0.11	0.99
(1,3)	1:A:84:LYS:HD2	2:B:19:A:O3'	2	0.99	0.11	0.99
(1,3)	1:A:84:LYS:HD2	2:B:19:A:O4'	2	0.99	0.11	0.99
(1,3)	1:A:84:LYS:HD2	2:B:19:A:O5'	2	0.99	0.11	0.99
(1,3)	1:A:84:LYS:HD2	2:B:19:A:OP1	2	0.99	0.11	0.99
(1,3)	1:A:84:LYS:HD2	2:B:19:A:OP2	2	0.99	0.11	0.99
(1,3)	1:A:84:LYS:HD2	2:B:19:A:P	2	0.99	0.11	0.99
(1,3)	1:A:84:LYS:HD2	2:B:20:U:C1'	2	0.99	0.11	0.99
(1,3)	1:A:84:LYS:HD2	2:B:20:U:C2	2	0.99	0.11	0.99
(1,3)	1:A:84:LYS:HD2	2:B:20:U:C2'	2	0.99	0.11	0.99
(1,3)	1:A:84:LYS:HD2	2:B:20:U:C3'	2	0.99	0.11	0.99
(1,3)	1:A:84:LYS:HD2	2:B:20:U:C4	2	0.99	0.11	0.99
(1,3)	1:A:84:LYS:HD2	2:B:20:U:C4'	2	0.99	0.11	0.99
(1,3)	1:A:84:LYS:HD2	2:B:20:U:C5	2	0.99	0.11	0.99
(1,3)	1:A:84:LYS:HD2	2:B:20:U:C5'	2	0.99	0.11	0.99
(1,3)	1:A:84:LYS:HD2	2:B:20:U:C6	2	0.99	0.11	0.99
(1,3)	1:A:84:LYS:HD2	2:B:20:U:H1'	2	0.99	0.11	0.99
(1,3)	1:A:84:LYS:HD2	2:B:20:U:H2'	2	0.99	0.11	0.99
(1,3)	1:A:84:LYS:HD2	2:B:20:U:H3	2	0.99	0.11	0.99
(1,3)	1:A:84:LYS:HD2	2:B:20:U:H3'	2	0.99	0.11	0.99
(1,3)	1:A:84:LYS:HD2	2:B:20:U:H4'	2	0.99	0.11	0.99
(1,3)	1:A:84:LYS:HD2	2:B:20:U:H5	2	0.99	0.11	0.99
(1,3)	1:A:84:LYS:HD2	2:B:20:U:H5'	2	0.99	0.11	0.99
(1,3)	1:A:84:LYS:HD2	2:B:20:U:H5''	2	0.99	0.11	0.99
(1,3)	1:A:84:LYS:HD2	2:B:20:U:H6	2	0.99	0.11	0.99
(1,3)	1:A:84:LYS:HD2	2:B:20:U:HO2'	2	0.99	0.11	0.99
(1,3)	1:A:84:LYS:HD2	2:B:20:U:N1	2	0.99	0.11	0.99
(1,3)	1:A:84:LYS:HD2	2:B:20:U:N3	2	0.99	0.11	0.99
(1,3)	1:A:84:LYS:HD2	2:B:20:U:O2	2	0.99	0.11	0.99
(1,3)	1:A:84:LYS:HD2	2:B:20:U:O2'	2	0.99	0.11	0.99
(1,3)	1:A:84:LYS:HD2	2:B:20:U:O3'	2	0.99	0.11	0.99
(1,3)	1:A:84:LYS:HD2	2:B:20:U:O4	2	0.99	0.11	0.99
(1,3)	1:A:84:LYS:HD2	2:B:20:U:O4'	2	0.99	0.11	0.99

*Continued on next page...*

*Continued from previous page...*

Key	Atom-1	Atom-2	Models <sup>1</sup>	Mean (Å)	SD <sup>1</sup> (Å)	Median (Å)
(1,3)	1:A:84:LYS:HD2	2:B:20:U:O5'	2	0.99	0.11	0.99
(1,3)	1:A:84:LYS:HD2	2:B:20:U:OP1	2	0.99	0.11	0.99
(1,3)	1:A:84:LYS:HD2	2:B:20:U:OP2	2	0.99	0.11	0.99
(1,3)	1:A:84:LYS:HD2	2:B:20:U:P	2	0.99	0.11	0.99
(1,3)	1:A:84:LYS:HD2	2:B:21:G:C1'	2	0.99	0.11	0.99
(1,3)	1:A:84:LYS:HD2	2:B:21:G:C2	2	0.99	0.11	0.99
(1,3)	1:A:84:LYS:HD2	2:B:21:G:C2'	2	0.99	0.11	0.99
(1,3)	1:A:84:LYS:HD2	2:B:21:G:C3'	2	0.99	0.11	0.99
(1,3)	1:A:84:LYS:HD2	2:B:21:G:C4	2	0.99	0.11	0.99
(1,3)	1:A:84:LYS:HD2	2:B:21:G:C4'	2	0.99	0.11	0.99
(1,3)	1:A:84:LYS:HD2	2:B:21:G:C5	2	0.99	0.11	0.99
(1,3)	1:A:84:LYS:HD2	2:B:21:G:C5'	2	0.99	0.11	0.99
(1,3)	1:A:84:LYS:HD2	2:B:21:G:C6	2	0.99	0.11	0.99
(1,3)	1:A:84:LYS:HD2	2:B:21:G:C8	2	0.99	0.11	0.99
(1,3)	1:A:84:LYS:HD2	2:B:21:G:H1	2	0.99	0.11	0.99
(1,3)	1:A:84:LYS:HD2	2:B:21:G:H1'	2	0.99	0.11	0.99
(1,3)	1:A:84:LYS:HD2	2:B:21:G:H2'	2	0.99	0.11	0.99
(1,3)	1:A:84:LYS:HD2	2:B:21:G:H21	2	0.99	0.11	0.99
(1,3)	1:A:84:LYS:HD2	2:B:21:G:H22	2	0.99	0.11	0.99
(1,3)	1:A:84:LYS:HD2	2:B:21:G:H3'	2	0.99	0.11	0.99
(1,3)	1:A:84:LYS:HD2	2:B:21:G:H4'	2	0.99	0.11	0.99
(1,3)	1:A:84:LYS:HD2	2:B:21:G:H5'	2	0.99	0.11	0.99
(1,3)	1:A:84:LYS:HD2	2:B:21:G:H5''	2	0.99	0.11	0.99
(1,3)	1:A:84:LYS:HD2	2:B:21:G:H8	2	0.99	0.11	0.99
(1,3)	1:A:84:LYS:HD2	2:B:21:G:HO2'	2	0.99	0.11	0.99
(1,3)	1:A:84:LYS:HD2	2:B:21:G:N1	2	0.99	0.11	0.99
(1,3)	1:A:84:LYS:HD2	2:B:21:G:N2	2	0.99	0.11	0.99
(1,3)	1:A:84:LYS:HD2	2:B:21:G:N3	2	0.99	0.11	0.99
(1,3)	1:A:84:LYS:HD2	2:B:21:G:N7	2	0.99	0.11	0.99
(1,3)	1:A:84:LYS:HD2	2:B:21:G:N9	2	0.99	0.11	0.99
(1,3)	1:A:84:LYS:HD2	2:B:21:G:O2'	2	0.99	0.11	0.99
(1,3)	1:A:84:LYS:HD2	2:B:21:G:O3'	2	0.99	0.11	0.99
(1,3)	1:A:84:LYS:HD2	2:B:21:G:O4'	2	0.99	0.11	0.99
(1,3)	1:A:84:LYS:HD2	2:B:21:G:O5'	2	0.99	0.11	0.99
(1,3)	1:A:84:LYS:HD2	2:B:21:G:O6	2	0.99	0.11	0.99
(1,3)	1:A:84:LYS:HD2	2:B:21:G:OP1	2	0.99	0.11	0.99
(1,3)	1:A:84:LYS:HD2	2:B:21:G:OP2	2	0.99	0.11	0.99
(1,3)	1:A:84:LYS:HD2	2:B:21:G:P	2	0.99	0.11	0.99
(1,3)	1:A:84:LYS:HD2	2:B:22:A:C1'	2	0.99	0.11	0.99
(1,3)	1:A:84:LYS:HD2	2:B:22:A:C2	2	0.99	0.11	0.99
(1,3)	1:A:84:LYS:HD2	2:B:22:A:C2'	2	0.99	0.11	0.99
(1,3)	1:A:84:LYS:HD2	2:B:22:A:C3'	2	0.99	0.11	0.99

*Continued on next page...*

*Continued from previous page...*

Key	Atom-1	Atom-2	Models <sup>1</sup>	Mean (Å)	SD <sup>1</sup> (Å)	Median (Å)
(1,3)	1:A:84:LYS:HD2	2:B:22:A:C4	2	0.99	0.11	0.99
(1,3)	1:A:84:LYS:HD2	2:B:22:A:C4'	2	0.99	0.11	0.99
(1,3)	1:A:84:LYS:HD2	2:B:22:A:C5	2	0.99	0.11	0.99
(1,3)	1:A:84:LYS:HD2	2:B:22:A:C5'	2	0.99	0.11	0.99
(1,3)	1:A:84:LYS:HD2	2:B:22:A:C6	2	0.99	0.11	0.99
(1,3)	1:A:84:LYS:HD2	2:B:22:A:C8	2	0.99	0.11	0.99
(1,3)	1:A:84:LYS:HD2	2:B:22:A:H1'	2	0.99	0.11	0.99
(1,3)	1:A:84:LYS:HD2	2:B:22:A:H2	2	0.99	0.11	0.99
(1,3)	1:A:84:LYS:HD2	2:B:22:A:H2'	2	0.99	0.11	0.99
(1,3)	1:A:84:LYS:HD2	2:B:22:A:H3'	2	0.99	0.11	0.99
(1,3)	1:A:84:LYS:HD2	2:B:22:A:H4'	2	0.99	0.11	0.99
(1,3)	1:A:84:LYS:HD2	2:B:22:A:H5'	2	0.99	0.11	0.99
(1,3)	1:A:84:LYS:HD2	2:B:22:A:H5''	2	0.99	0.11	0.99
(1,3)	1:A:84:LYS:HD2	2:B:22:A:H61	2	0.99	0.11	0.99
(1,3)	1:A:84:LYS:HD2	2:B:22:A:H62	2	0.99	0.11	0.99
(1,3)	1:A:84:LYS:HD2	2:B:22:A:H8	2	0.99	0.11	0.99
(1,3)	1:A:84:LYS:HD2	2:B:22:A:HO2'	2	0.99	0.11	0.99
(1,3)	1:A:84:LYS:HD2	2:B:22:A:N1	2	0.99	0.11	0.99
(1,3)	1:A:84:LYS:HD2	2:B:22:A:N3	2	0.99	0.11	0.99
(1,3)	1:A:84:LYS:HD2	2:B:22:A:N6	2	0.99	0.11	0.99
(1,3)	1:A:84:LYS:HD2	2:B:22:A:N7	2	0.99	0.11	0.99
(1,3)	1:A:84:LYS:HD2	2:B:22:A:N9	2	0.99	0.11	0.99
(1,3)	1:A:84:LYS:HD2	2:B:22:A:O2'	2	0.99	0.11	0.99
(1,3)	1:A:84:LYS:HD2	2:B:22:A:O3'	2	0.99	0.11	0.99
(1,3)	1:A:84:LYS:HD2	2:B:22:A:O4'	2	0.99	0.11	0.99
(1,3)	1:A:84:LYS:HD2	2:B:22:A:O5'	2	0.99	0.11	0.99
(1,3)	1:A:84:LYS:HD2	2:B:22:A:OP1	2	0.99	0.11	0.99
(1,3)	1:A:84:LYS:HD2	2:B:22:A:OP2	2	0.99	0.11	0.99
(1,3)	1:A:84:LYS:HD2	2:B:22:A:P	2	0.99	0.11	0.99
(1,3)	1:A:84:LYS:HD2	2:B:23:U:C1'	2	0.99	0.11	0.99
(1,3)	1:A:84:LYS:HD2	2:B:23:U:C2	2	0.99	0.11	0.99
(1,3)	1:A:84:LYS:HD2	2:B:23:U:C2'	2	0.99	0.11	0.99
(1,3)	1:A:84:LYS:HD2	2:B:23:U:C3'	2	0.99	0.11	0.99
(1,3)	1:A:84:LYS:HD2	2:B:23:U:C4	2	0.99	0.11	0.99
(1,3)	1:A:84:LYS:HD2	2:B:23:U:C4'	2	0.99	0.11	0.99
(1,3)	1:A:84:LYS:HD2	2:B:23:U:C5	2	0.99	0.11	0.99
(1,3)	1:A:84:LYS:HD2	2:B:23:U:C5'	2	0.99	0.11	0.99
(1,3)	1:A:84:LYS:HD2	2:B:23:U:C6	2	0.99	0.11	0.99
(1,3)	1:A:84:LYS:HD2	2:B:23:U:H1'	2	0.99	0.11	0.99
(1,3)	1:A:84:LYS:HD2	2:B:23:U:H2'	2	0.99	0.11	0.99
(1,3)	1:A:84:LYS:HD2	2:B:23:U:H3	2	0.99	0.11	0.99
(1,3)	1:A:84:LYS:HD2	2:B:23:U:H3'	2	0.99	0.11	0.99

*Continued on next page...*

*Continued from previous page...*

Key	Atom-1	Atom-2	Models <sup>1</sup>	Mean (Å)	SD <sup>1</sup> (Å)	Median (Å)
(1,3)	1:A:84:LYS:HD2	2:B:23:U:H4'	2	0.99	0.11	0.99
(1,3)	1:A:84:LYS:HD2	2:B:23:U:H5	2	0.99	0.11	0.99
(1,3)	1:A:84:LYS:HD2	2:B:23:U:H5'	2	0.99	0.11	0.99
(1,3)	1:A:84:LYS:HD2	2:B:23:U:H5''	2	0.99	0.11	0.99
(1,3)	1:A:84:LYS:HD2	2:B:23:U:H6	2	0.99	0.11	0.99
(1,3)	1:A:84:LYS:HD2	2:B:23:U:HO2'	2	0.99	0.11	0.99
(1,3)	1:A:84:LYS:HD2	2:B:23:U:N1	2	0.99	0.11	0.99
(1,3)	1:A:84:LYS:HD2	2:B:23:U:N3	2	0.99	0.11	0.99
(1,3)	1:A:84:LYS:HD2	2:B:23:U:O2	2	0.99	0.11	0.99
(1,3)	1:A:84:LYS:HD2	2:B:23:U:O2'	2	0.99	0.11	0.99
(1,3)	1:A:84:LYS:HD2	2:B:23:U:O3'	2	0.99	0.11	0.99
(1,3)	1:A:84:LYS:HD2	2:B:23:U:O4	2	0.99	0.11	0.99
(1,3)	1:A:84:LYS:HD2	2:B:23:U:O4'	2	0.99	0.11	0.99
(1,3)	1:A:84:LYS:HD2	2:B:23:U:O5'	2	0.99	0.11	0.99
(1,3)	1:A:84:LYS:HD2	2:B:23:U:OP1	2	0.99	0.11	0.99
(1,3)	1:A:84:LYS:HD2	2:B:23:U:OP2	2	0.99	0.11	0.99
(1,3)	1:A:84:LYS:HD2	2:B:23:U:P	2	0.99	0.11	0.99
(1,3)	1:A:84:LYS:HD2	2:B:24:G:C1'	2	0.99	0.11	0.99
(1,3)	1:A:84:LYS:HD2	2:B:24:G:C2	2	0.99	0.11	0.99
(1,3)	1:A:84:LYS:HD2	2:B:24:G:C2'	2	0.99	0.11	0.99
(1,3)	1:A:84:LYS:HD2	2:B:24:G:C3'	2	0.99	0.11	0.99
(1,3)	1:A:84:LYS:HD2	2:B:24:G:C4	2	0.99	0.11	0.99
(1,3)	1:A:84:LYS:HD2	2:B:24:G:C4'	2	0.99	0.11	0.99
(1,3)	1:A:84:LYS:HD2	2:B:24:G:C5	2	0.99	0.11	0.99
(1,3)	1:A:84:LYS:HD2	2:B:24:G:C5'	2	0.99	0.11	0.99
(1,3)	1:A:84:LYS:HD2	2:B:24:G:C6	2	0.99	0.11	0.99
(1,3)	1:A:84:LYS:HD2	2:B:24:G:C8	2	0.99	0.11	0.99
(1,3)	1:A:84:LYS:HD2	2:B:24:G:H1	2	0.99	0.11	0.99
(1,3)	1:A:84:LYS:HD2	2:B:24:G:H1'	2	0.99	0.11	0.99
(1,3)	1:A:84:LYS:HD2	2:B:24:G:H2'	2	0.99	0.11	0.99
(1,3)	1:A:84:LYS:HD2	2:B:24:G:H21	2	0.99	0.11	0.99
(1,3)	1:A:84:LYS:HD2	2:B:24:G:H22	2	0.99	0.11	0.99
(1,3)	1:A:84:LYS:HD2	2:B:24:G:H3'	2	0.99	0.11	0.99
(1,3)	1:A:84:LYS:HD2	2:B:24:G:H4'	2	0.99	0.11	0.99
(1,3)	1:A:84:LYS:HD2	2:B:24:G:H5'	2	0.99	0.11	0.99
(1,3)	1:A:84:LYS:HD2	2:B:24:G:H5''	2	0.99	0.11	0.99
(1,3)	1:A:84:LYS:HD2	2:B:24:G:H8	2	0.99	0.11	0.99
(1,3)	1:A:84:LYS:HD2	2:B:24:G:HO2'	2	0.99	0.11	0.99
(1,3)	1:A:84:LYS:HD2	2:B:24:G:N1	2	0.99	0.11	0.99
(1,3)	1:A:84:LYS:HD2	2:B:24:G:N2	2	0.99	0.11	0.99
(1,3)	1:A:84:LYS:HD2	2:B:24:G:N3	2	0.99	0.11	0.99
(1,3)	1:A:84:LYS:HD2	2:B:24:G:N7	2	0.99	0.11	0.99

*Continued on next page...*

*Continued from previous page...*

Key	Atom-1	Atom-2	Models <sup>1</sup>	Mean (Å)	SD <sup>1</sup> (Å)	Median (Å)
(1,3)	1:A:84:LYS:HD2	2:B:24:G:N9	2	0.99	0.11	0.99
(1,3)	1:A:84:LYS:HD2	2:B:24:G:O2'	2	0.99	0.11	0.99
(1,3)	1:A:84:LYS:HD2	2:B:24:G:O3'	2	0.99	0.11	0.99
(1,3)	1:A:84:LYS:HD2	2:B:24:G:O4'	2	0.99	0.11	0.99
(1,3)	1:A:84:LYS:HD2	2:B:24:G:O5'	2	0.99	0.11	0.99
(1,3)	1:A:84:LYS:HD2	2:B:24:G:O6	2	0.99	0.11	0.99
(1,3)	1:A:84:LYS:HD2	2:B:24:G:OP1	2	0.99	0.11	0.99
(1,3)	1:A:84:LYS:HD2	2:B:24:G:OP2	2	0.99	0.11	0.99
(1,3)	1:A:84:LYS:HD2	2:B:24:G:P	2	0.99	0.11	0.99
(1,3)	1:A:84:LYS:HD3	2:B:2:C:C1'	2	0.99	0.11	0.99
(1,3)	1:A:84:LYS:HD3	2:B:2:C:C2	2	0.99	0.11	0.99
(1,3)	1:A:84:LYS:HD3	2:B:2:C:C2'	2	0.99	0.11	0.99
(1,3)	1:A:84:LYS:HD3	2:B:2:C:C3'	2	0.99	0.11	0.99
(1,3)	1:A:84:LYS:HD3	2:B:2:C:C4	2	0.99	0.11	0.99
(1,3)	1:A:84:LYS:HD3	2:B:2:C:C4'	2	0.99	0.11	0.99
(1,3)	1:A:84:LYS:HD3	2:B:2:C:C5	2	0.99	0.11	0.99
(1,3)	1:A:84:LYS:HD3	2:B:2:C:C5'	2	0.99	0.11	0.99
(1,3)	1:A:84:LYS:HD3	2:B:2:C:C6	2	0.99	0.11	0.99
(1,3)	1:A:84:LYS:HD3	2:B:2:C:H1'	2	0.99	0.11	0.99
(1,3)	1:A:84:LYS:HD3	2:B:2:C:H2'	2	0.99	0.11	0.99
(1,3)	1:A:84:LYS:HD3	2:B:2:C:H3'	2	0.99	0.11	0.99
(1,3)	1:A:84:LYS:HD3	2:B:2:C:H4'	2	0.99	0.11	0.99
(1,3)	1:A:84:LYS:HD3	2:B:2:C:H41	2	0.99	0.11	0.99
(1,3)	1:A:84:LYS:HD3	2:B:2:C:H42	2	0.99	0.11	0.99
(1,3)	1:A:84:LYS:HD3	2:B:2:C:H5	2	0.99	0.11	0.99
(1,3)	1:A:84:LYS:HD3	2:B:2:C:H5'	2	0.99	0.11	0.99
(1,3)	1:A:84:LYS:HD3	2:B:2:C:H5''	2	0.99	0.11	0.99
(1,3)	1:A:84:LYS:HD3	2:B:2:C:H6	2	0.99	0.11	0.99
(1,3)	1:A:84:LYS:HD3	2:B:2:C:HO2'	2	0.99	0.11	0.99
(1,3)	1:A:84:LYS:HD3	2:B:2:C:N1	2	0.99	0.11	0.99
(1,3)	1:A:84:LYS:HD3	2:B:2:C:N3	2	0.99	0.11	0.99
(1,3)	1:A:84:LYS:HD3	2:B:2:C:N4	2	0.99	0.11	0.99
(1,3)	1:A:84:LYS:HD3	2:B:2:C:O2	2	0.99	0.11	0.99
(1,3)	1:A:84:LYS:HD3	2:B:2:C:O2'	2	0.99	0.11	0.99
(1,3)	1:A:84:LYS:HD3	2:B:2:C:O3'	2	0.99	0.11	0.99
(1,3)	1:A:84:LYS:HD3	2:B:2:C:O4'	2	0.99	0.11	0.99
(1,3)	1:A:84:LYS:HD3	2:B:2:C:O5'	2	0.99	0.11	0.99
(1,3)	1:A:84:LYS:HD3	2:B:3:U:C1'	2	0.99	0.11	0.99
(1,3)	1:A:84:LYS:HD3	2:B:3:U:C2	2	0.99	0.11	0.99
(1,3)	1:A:84:LYS:HD3	2:B:3:U:C2'	2	0.99	0.11	0.99
(1,3)	1:A:84:LYS:HD3	2:B:3:U:C3'	2	0.99	0.11	0.99
(1,3)	1:A:84:LYS:HD3	2:B:3:U:C4	2	0.99	0.11	0.99

*Continued on next page...*

*Continued from previous page...*

Key	Atom-1	Atom-2	Models <sup>1</sup>	Mean (Å)	SD <sup>1</sup> (Å)	Median (Å)
(1,3)	1:A:84:LYS:HD3	2:B:3:U:C4'	2	0.99	0.11	0.99
(1,3)	1:A:84:LYS:HD3	2:B:3:U:C5	2	0.99	0.11	0.99
(1,3)	1:A:84:LYS:HD3	2:B:3:U:C5'	2	0.99	0.11	0.99
(1,3)	1:A:84:LYS:HD3	2:B:3:U:C6	2	0.99	0.11	0.99
(1,3)	1:A:84:LYS:HD3	2:B:3:U:H1'	2	0.99	0.11	0.99
(1,3)	1:A:84:LYS:HD3	2:B:3:U:H2'	2	0.99	0.11	0.99
(1,3)	1:A:84:LYS:HD3	2:B:3:U:H3	2	0.99	0.11	0.99
(1,3)	1:A:84:LYS:HD3	2:B:3:U:H3'	2	0.99	0.11	0.99
(1,3)	1:A:84:LYS:HD3	2:B:3:U:H4'	2	0.99	0.11	0.99
(1,3)	1:A:84:LYS:HD3	2:B:3:U:H5	2	0.99	0.11	0.99
(1,3)	1:A:84:LYS:HD3	2:B:3:U:H5'	2	0.99	0.11	0.99
(1,3)	1:A:84:LYS:HD3	2:B:3:U:H5''	2	0.99	0.11	0.99
(1,3)	1:A:84:LYS:HD3	2:B:3:U:H6	2	0.99	0.11	0.99
(1,3)	1:A:84:LYS:HD3	2:B:3:U:HO2'	2	0.99	0.11	0.99
(1,3)	1:A:84:LYS:HD3	2:B:3:U:N1	2	0.99	0.11	0.99
(1,3)	1:A:84:LYS:HD3	2:B:3:U:N3	2	0.99	0.11	0.99
(1,3)	1:A:84:LYS:HD3	2:B:3:U:O2	2	0.99	0.11	0.99
(1,3)	1:A:84:LYS:HD3	2:B:3:U:O2'	2	0.99	0.11	0.99
(1,3)	1:A:84:LYS:HD3	2:B:3:U:O3'	2	0.99	0.11	0.99
(1,3)	1:A:84:LYS:HD3	2:B:3:U:O4	2	0.99	0.11	0.99
(1,3)	1:A:84:LYS:HD3	2:B:3:U:O4'	2	0.99	0.11	0.99
(1,3)	1:A:84:LYS:HD3	2:B:3:U:O5'	2	0.99	0.11	0.99
(1,3)	1:A:84:LYS:HD3	2:B:3:U:OP1	2	0.99	0.11	0.99
(1,3)	1:A:84:LYS:HD3	2:B:3:U:OP2	2	0.99	0.11	0.99
(1,3)	1:A:84:LYS:HD3	2:B:3:U:P	2	0.99	0.11	0.99
(1,3)	1:A:84:LYS:HD3	2:B:4:G:C1'	2	0.99	0.11	0.99
(1,3)	1:A:84:LYS:HD3	2:B:4:G:C2	2	0.99	0.11	0.99
(1,3)	1:A:84:LYS:HD3	2:B:4:G:C2'	2	0.99	0.11	0.99
(1,3)	1:A:84:LYS:HD3	2:B:4:G:C3'	2	0.99	0.11	0.99
(1,3)	1:A:84:LYS:HD3	2:B:4:G:C4	2	0.99	0.11	0.99
(1,3)	1:A:84:LYS:HD3	2:B:4:G:C4'	2	0.99	0.11	0.99
(1,3)	1:A:84:LYS:HD3	2:B:4:G:C5	2	0.99	0.11	0.99
(1,3)	1:A:84:LYS:HD3	2:B:4:G:C5'	2	0.99	0.11	0.99
(1,3)	1:A:84:LYS:HD3	2:B:4:G:C6	2	0.99	0.11	0.99
(1,3)	1:A:84:LYS:HD3	2:B:4:G:C8	2	0.99	0.11	0.99
(1,3)	1:A:84:LYS:HD3	2:B:4:G:H1	2	0.99	0.11	0.99
(1,3)	1:A:84:LYS:HD3	2:B:4:G:H1'	2	0.99	0.11	0.99
(1,3)	1:A:84:LYS:HD3	2:B:4:G:H2'	2	0.99	0.11	0.99
(1,3)	1:A:84:LYS:HD3	2:B:4:G:H21	2	0.99	0.11	0.99
(1,3)	1:A:84:LYS:HD3	2:B:4:G:H22	2	0.99	0.11	0.99
(1,3)	1:A:84:LYS:HD3	2:B:4:G:H3'	2	0.99	0.11	0.99
(1,3)	1:A:84:LYS:HD3	2:B:4:G:H4'	2	0.99	0.11	0.99

*Continued on next page...*



*Continued from previous page...*

Key	Atom-1	Atom-2	Models <sup>1</sup>	Mean (Å)	SD <sup>1</sup> (Å)	Median (Å)
(1,3)	1:A:84:LYS:HD3	2:B:4:G:H5'	2	0.99	0.11	0.99
(1,3)	1:A:84:LYS:HD3	2:B:4:G:H5''	2	0.99	0.11	0.99
(1,3)	1:A:84:LYS:HD3	2:B:4:G:H8	2	0.99	0.11	0.99
(1,3)	1:A:84:LYS:HD3	2:B:4:G:HO2'	2	0.99	0.11	0.99
(1,3)	1:A:84:LYS:HD3	2:B:4:G:N1	2	0.99	0.11	0.99
(1,3)	1:A:84:LYS:HD3	2:B:4:G:N2	2	0.99	0.11	0.99
(1,3)	1:A:84:LYS:HD3	2:B:4:G:N3	2	0.99	0.11	0.99
(1,3)	1:A:84:LYS:HD3	2:B:4:G:N7	2	0.99	0.11	0.99
(1,3)	1:A:84:LYS:HD3	2:B:4:G:N9	2	0.99	0.11	0.99
(1,3)	1:A:84:LYS:HD3	2:B:4:G:O2'	2	0.99	0.11	0.99
(1,3)	1:A:84:LYS:HD3	2:B:4:G:O3'	2	0.99	0.11	0.99
(1,3)	1:A:84:LYS:HD3	2:B:4:G:O4'	2	0.99	0.11	0.99
(1,3)	1:A:84:LYS:HD3	2:B:4:G:O5'	2	0.99	0.11	0.99
(1,3)	1:A:84:LYS:HD3	2:B:4:G:O6	2	0.99	0.11	0.99
(1,3)	1:A:84:LYS:HD3	2:B:4:G:OP1	2	0.99	0.11	0.99
(1,3)	1:A:84:LYS:HD3	2:B:4:G:OP2	2	0.99	0.11	0.99
(1,3)	1:A:84:LYS:HD3	2:B:4:G:P	2	0.99	0.11	0.99
(1,3)	1:A:84:LYS:HD3	2:B:5:A:C1'	2	0.99	0.11	0.99
(1,3)	1:A:84:LYS:HD3	2:B:5:A:C2	2	0.99	0.11	0.99
(1,3)	1:A:84:LYS:HD3	2:B:5:A:C2'	2	0.99	0.11	0.99
(1,3)	1:A:84:LYS:HD3	2:B:5:A:C3'	2	0.99	0.11	0.99
(1,3)	1:A:84:LYS:HD3	2:B:5:A:C4	2	0.99	0.11	0.99
(1,3)	1:A:84:LYS:HD3	2:B:5:A:C4'	2	0.99	0.11	0.99
(1,3)	1:A:84:LYS:HD3	2:B:5:A:C5	2	0.99	0.11	0.99
(1,3)	1:A:84:LYS:HD3	2:B:5:A:C5'	2	0.99	0.11	0.99
(1,3)	1:A:84:LYS:HD3	2:B:5:A:C6	2	0.99	0.11	0.99
(1,3)	1:A:84:LYS:HD3	2:B:5:A:C8	2	0.99	0.11	0.99
(1,3)	1:A:84:LYS:HD3	2:B:5:A:H1'	2	0.99	0.11	0.99
(1,3)	1:A:84:LYS:HD3	2:B:5:A:H2	2	0.99	0.11	0.99
(1,3)	1:A:84:LYS:HD3	2:B:5:A:H2'	2	0.99	0.11	0.99
(1,3)	1:A:84:LYS:HD3	2:B:5:A:H3'	2	0.99	0.11	0.99
(1,3)	1:A:84:LYS:HD3	2:B:5:A:H4'	2	0.99	0.11	0.99
(1,3)	1:A:84:LYS:HD3	2:B:5:A:H5'	2	0.99	0.11	0.99
(1,3)	1:A:84:LYS:HD3	2:B:5:A:H5''	2	0.99	0.11	0.99
(1,3)	1:A:84:LYS:HD3	2:B:5:A:H61	2	0.99	0.11	0.99
(1,3)	1:A:84:LYS:HD3	2:B:5:A:H62	2	0.99	0.11	0.99
(1,3)	1:A:84:LYS:HD3	2:B:5:A:H8	2	0.99	0.11	0.99
(1,3)	1:A:84:LYS:HD3	2:B:5:A:HO2'	2	0.99	0.11	0.99
(1,3)	1:A:84:LYS:HD3	2:B:5:A:N1	2	0.99	0.11	0.99
(1,3)	1:A:84:LYS:HD3	2:B:5:A:N3	2	0.99	0.11	0.99
(1,3)	1:A:84:LYS:HD3	2:B:5:A:N6	2	0.99	0.11	0.99
(1,3)	1:A:84:LYS:HD3	2:B:5:A:N7	2	0.99	0.11	0.99

*Continued on next page...*

*Continued from previous page...*

Key	Atom-1	Atom-2	Models <sup>1</sup>	Mean (Å)	SD <sup>1</sup> (Å)	Median (Å)
(1,3)	1:A:84:LYS:HD3	2:B:5:A:N9	2	0.99	0.11	0.99
(1,3)	1:A:84:LYS:HD3	2:B:5:A:O2'	2	0.99	0.11	0.99
(1,3)	1:A:84:LYS:HD3	2:B:5:A:O3'	2	0.99	0.11	0.99
(1,3)	1:A:84:LYS:HD3	2:B:5:A:O4'	2	0.99	0.11	0.99
(1,3)	1:A:84:LYS:HD3	2:B:5:A:O5'	2	0.99	0.11	0.99
(1,3)	1:A:84:LYS:HD3	2:B:5:A:OP1	2	0.99	0.11	0.99
(1,3)	1:A:84:LYS:HD3	2:B:5:A:OP2	2	0.99	0.11	0.99
(1,3)	1:A:84:LYS:HD3	2:B:5:A:P	2	0.99	0.11	0.99
(1,3)	1:A:84:LYS:HD3	2:B:6:G:C1'	2	0.99	0.11	0.99
(1,3)	1:A:84:LYS:HD3	2:B:6:G:C2	2	0.99	0.11	0.99
(1,3)	1:A:84:LYS:HD3	2:B:6:G:C2'	2	0.99	0.11	0.99
(1,3)	1:A:84:LYS:HD3	2:B:6:G:C3'	2	0.99	0.11	0.99
(1,3)	1:A:84:LYS:HD3	2:B:6:G:C4	2	0.99	0.11	0.99
(1,3)	1:A:84:LYS:HD3	2:B:6:G:C4'	2	0.99	0.11	0.99
(1,3)	1:A:84:LYS:HD3	2:B:6:G:C5	2	0.99	0.11	0.99
(1,3)	1:A:84:LYS:HD3	2:B:6:G:C5'	2	0.99	0.11	0.99
(1,3)	1:A:84:LYS:HD3	2:B:6:G:C6	2	0.99	0.11	0.99
(1,3)	1:A:84:LYS:HD3	2:B:6:G:C8	2	0.99	0.11	0.99
(1,3)	1:A:84:LYS:HD3	2:B:6:G:H1	2	0.99	0.11	0.99
(1,3)	1:A:84:LYS:HD3	2:B:6:G:H1'	2	0.99	0.11	0.99
(1,3)	1:A:84:LYS:HD3	2:B:6:G:H2'	2	0.99	0.11	0.99
(1,3)	1:A:84:LYS:HD3	2:B:6:G:H21	2	0.99	0.11	0.99
(1,3)	1:A:84:LYS:HD3	2:B:6:G:H22	2	0.99	0.11	0.99
(1,3)	1:A:84:LYS:HD3	2:B:6:G:H3'	2	0.99	0.11	0.99
(1,3)	1:A:84:LYS:HD3	2:B:6:G:H4'	2	0.99	0.11	0.99
(1,3)	1:A:84:LYS:HD3	2:B:6:G:H5'	2	0.99	0.11	0.99
(1,3)	1:A:84:LYS:HD3	2:B:6:G:H5''	2	0.99	0.11	0.99
(1,3)	1:A:84:LYS:HD3	2:B:6:G:H8	2	0.99	0.11	0.99
(1,3)	1:A:84:LYS:HD3	2:B:6:G:HO2'	2	0.99	0.11	0.99
(1,3)	1:A:84:LYS:HD3	2:B:6:G:N1	2	0.99	0.11	0.99
(1,3)	1:A:84:LYS:HD3	2:B:6:G:N2	2	0.99	0.11	0.99
(1,3)	1:A:84:LYS:HD3	2:B:6:G:N3	2	0.99	0.11	0.99
(1,3)	1:A:84:LYS:HD3	2:B:6:G:N7	2	0.99	0.11	0.99
(1,3)	1:A:84:LYS:HD3	2:B:6:G:N9	2	0.99	0.11	0.99
(1,3)	1:A:84:LYS:HD3	2:B:6:G:O2'	2	0.99	0.11	0.99
(1,3)	1:A:84:LYS:HD3	2:B:6:G:O3'	2	0.99	0.11	0.99
(1,3)	1:A:84:LYS:HD3	2:B:6:G:O4'	2	0.99	0.11	0.99
(1,3)	1:A:84:LYS:HD3	2:B:6:G:O5'	2	0.99	0.11	0.99
(1,3)	1:A:84:LYS:HD3	2:B:6:G:O6	2	0.99	0.11	0.99
(1,3)	1:A:84:LYS:HD3	2:B:6:G:OP1	2	0.99	0.11	0.99
(1,3)	1:A:84:LYS:HD3	2:B:6:G:OP2	2	0.99	0.11	0.99
(1,3)	1:A:84:LYS:HD3	2:B:6:G:P	2	0.99	0.11	0.99

*Continued on next page...*

*Continued from previous page...*

Key	Atom-1	Atom-2	Models <sup>1</sup>	Mean (Å)	SD <sup>1</sup> (Å)	Median (Å)
(1,3)	1:A:84:LYS:HD3	2:B:7:C:C1'	2	0.99	0.11	0.99
(1,3)	1:A:84:LYS:HD3	2:B:7:C:C2	2	0.99	0.11	0.99
(1,3)	1:A:84:LYS:HD3	2:B:7:C:C2'	2	0.99	0.11	0.99
(1,3)	1:A:84:LYS:HD3	2:B:7:C:C3'	2	0.99	0.11	0.99
(1,3)	1:A:84:LYS:HD3	2:B:7:C:C4	2	0.99	0.11	0.99
(1,3)	1:A:84:LYS:HD3	2:B:7:C:C4'	2	0.99	0.11	0.99
(1,3)	1:A:84:LYS:HD3	2:B:7:C:C5	2	0.99	0.11	0.99
(1,3)	1:A:84:LYS:HD3	2:B:7:C:C5'	2	0.99	0.11	0.99
(1,3)	1:A:84:LYS:HD3	2:B:7:C:C6	2	0.99	0.11	0.99
(1,3)	1:A:84:LYS:HD3	2:B:7:C:H1'	2	0.99	0.11	0.99
(1,3)	1:A:84:LYS:HD3	2:B:7:C:H2'	2	0.99	0.11	0.99
(1,3)	1:A:84:LYS:HD3	2:B:7:C:H3'	2	0.99	0.11	0.99
(1,3)	1:A:84:LYS:HD3	2:B:7:C:H4'	2	0.99	0.11	0.99
(1,3)	1:A:84:LYS:HD3	2:B:7:C:H41	2	0.99	0.11	0.99
(1,3)	1:A:84:LYS:HD3	2:B:7:C:H42	2	0.99	0.11	0.99
(1,3)	1:A:84:LYS:HD3	2:B:7:C:H5	2	0.99	0.11	0.99
(1,3)	1:A:84:LYS:HD3	2:B:7:C:H5'	2	0.99	0.11	0.99
(1,3)	1:A:84:LYS:HD3	2:B:7:C:H5''	2	0.99	0.11	0.99
(1,3)	1:A:84:LYS:HD3	2:B:7:C:H6	2	0.99	0.11	0.99
(1,3)	1:A:84:LYS:HD3	2:B:7:C:HO2'	2	0.99	0.11	0.99
(1,3)	1:A:84:LYS:HD3	2:B:7:C:N1	2	0.99	0.11	0.99
(1,3)	1:A:84:LYS:HD3	2:B:7:C:N3	2	0.99	0.11	0.99
(1,3)	1:A:84:LYS:HD3	2:B:7:C:N4	2	0.99	0.11	0.99
(1,3)	1:A:84:LYS:HD3	2:B:7:C:O2	2	0.99	0.11	0.99
(1,3)	1:A:84:LYS:HD3	2:B:7:C:O2'	2	0.99	0.11	0.99
(1,3)	1:A:84:LYS:HD3	2:B:7:C:O3'	2	0.99	0.11	0.99
(1,3)	1:A:84:LYS:HD3	2:B:7:C:O4'	2	0.99	0.11	0.99
(1,3)	1:A:84:LYS:HD3	2:B:7:C:O5'	2	0.99	0.11	0.99
(1,3)	1:A:84:LYS:HD3	2:B:7:C:OP1	2	0.99	0.11	0.99
(1,3)	1:A:84:LYS:HD3	2:B:7:C:OP2	2	0.99	0.11	0.99
(1,3)	1:A:84:LYS:HD3	2:B:7:C:P	2	0.99	0.11	0.99
(1,3)	1:A:84:LYS:HD3	2:B:8:U:C1'	2	0.99	0.11	0.99
(1,3)	1:A:84:LYS:HD3	2:B:8:U:C2	2	0.99	0.11	0.99
(1,3)	1:A:84:LYS:HD3	2:B:8:U:C2'	2	0.99	0.11	0.99
(1,3)	1:A:84:LYS:HD3	2:B:8:U:C3'	2	0.99	0.11	0.99
(1,3)	1:A:84:LYS:HD3	2:B:8:U:C4	2	0.99	0.11	0.99
(1,3)	1:A:84:LYS:HD3	2:B:8:U:C4'	2	0.99	0.11	0.99
(1,3)	1:A:84:LYS:HD3	2:B:8:U:C5	2	0.99	0.11	0.99
(1,3)	1:A:84:LYS:HD3	2:B:8:U:C5'	2	0.99	0.11	0.99
(1,3)	1:A:84:LYS:HD3	2:B:8:U:C6	2	0.99	0.11	0.99
(1,3)	1:A:84:LYS:HD3	2:B:8:U:H1'	2	0.99	0.11	0.99
(1,3)	1:A:84:LYS:HD3	2:B:8:U:H2'	2	0.99	0.11	0.99

*Continued on next page...*

*Continued from previous page...*

Key	Atom-1	Atom-2	Models <sup>1</sup>	Mean (Å)	SD <sup>1</sup> (Å)	Median (Å)
(1,3)	1:A:84:LYS:HD3	2:B:8:U:H3	2	0.99	0.11	0.99
(1,3)	1:A:84:LYS:HD3	2:B:8:U:H3'	2	0.99	0.11	0.99
(1,3)	1:A:84:LYS:HD3	2:B:8:U:H4'	2	0.99	0.11	0.99
(1,3)	1:A:84:LYS:HD3	2:B:8:U:H5	2	0.99	0.11	0.99
(1,3)	1:A:84:LYS:HD3	2:B:8:U:H5'	2	0.99	0.11	0.99
(1,3)	1:A:84:LYS:HD3	2:B:8:U:H5''	2	0.99	0.11	0.99
(1,3)	1:A:84:LYS:HD3	2:B:8:U:H6	2	0.99	0.11	0.99
(1,3)	1:A:84:LYS:HD3	2:B:8:U:HO2'	2	0.99	0.11	0.99
(1,3)	1:A:84:LYS:HD3	2:B:8:U:N1	2	0.99	0.11	0.99
(1,3)	1:A:84:LYS:HD3	2:B:8:U:N3	2	0.99	0.11	0.99
(1,3)	1:A:84:LYS:HD3	2:B:8:U:O2	2	0.99	0.11	0.99
(1,3)	1:A:84:LYS:HD3	2:B:8:U:O2'	2	0.99	0.11	0.99
(1,3)	1:A:84:LYS:HD3	2:B:8:U:O3'	2	0.99	0.11	0.99
(1,3)	1:A:84:LYS:HD3	2:B:8:U:O4	2	0.99	0.11	0.99
(1,3)	1:A:84:LYS:HD3	2:B:8:U:O4'	2	0.99	0.11	0.99
(1,3)	1:A:84:LYS:HD3	2:B:8:U:O5'	2	0.99	0.11	0.99
(1,3)	1:A:84:LYS:HD3	2:B:8:U:OP1	2	0.99	0.11	0.99
(1,3)	1:A:84:LYS:HD3	2:B:8:U:OP2	2	0.99	0.11	0.99
(1,3)	1:A:84:LYS:HD3	2:B:8:U:P	2	0.99	0.11	0.99
(1,3)	1:A:84:LYS:HD3	2:B:9:C:C1'	2	0.99	0.11	0.99
(1,3)	1:A:84:LYS:HD3	2:B:9:C:C2	2	0.99	0.11	0.99
(1,3)	1:A:84:LYS:HD3	2:B:9:C:C2'	2	0.99	0.11	0.99
(1,3)	1:A:84:LYS:HD3	2:B:9:C:C3'	2	0.99	0.11	0.99
(1,3)	1:A:84:LYS:HD3	2:B:9:C:C4	2	0.99	0.11	0.99
(1,3)	1:A:84:LYS:HD3	2:B:9:C:C4'	2	0.99	0.11	0.99
(1,3)	1:A:84:LYS:HD3	2:B:9:C:C5	2	0.99	0.11	0.99
(1,3)	1:A:84:LYS:HD3	2:B:9:C:C5'	2	0.99	0.11	0.99
(1,3)	1:A:84:LYS:HD3	2:B:9:C:C6	2	0.99	0.11	0.99
(1,3)	1:A:84:LYS:HD3	2:B:9:C:H1'	2	0.99	0.11	0.99
(1,3)	1:A:84:LYS:HD3	2:B:9:C:H2'	2	0.99	0.11	0.99
(1,3)	1:A:84:LYS:HD3	2:B:9:C:H3'	2	0.99	0.11	0.99
(1,3)	1:A:84:LYS:HD3	2:B:9:C:H4'	2	0.99	0.11	0.99
(1,3)	1:A:84:LYS:HD3	2:B:9:C:H41	2	0.99	0.11	0.99
(1,3)	1:A:84:LYS:HD3	2:B:9:C:H42	2	0.99	0.11	0.99
(1,3)	1:A:84:LYS:HD3	2:B:9:C:H5	2	0.99	0.11	0.99
(1,3)	1:A:84:LYS:HD3	2:B:9:C:H5'	2	0.99	0.11	0.99
(1,3)	1:A:84:LYS:HD3	2:B:9:C:H5''	2	0.99	0.11	0.99
(1,3)	1:A:84:LYS:HD3	2:B:9:C:H6	2	0.99	0.11	0.99
(1,3)	1:A:84:LYS:HD3	2:B:9:C:HO2'	2	0.99	0.11	0.99
(1,3)	1:A:84:LYS:HD3	2:B:9:C:N1	2	0.99	0.11	0.99
(1,3)	1:A:84:LYS:HD3	2:B:9:C:N3	2	0.99	0.11	0.99
(1,3)	1:A:84:LYS:HD3	2:B:9:C:N4	2	0.99	0.11	0.99

*Continued on next page...*

*Continued from previous page...*

Key	Atom-1	Atom-2	Models <sup>1</sup>	Mean (Å)	SD <sup>1</sup> (Å)	Median (Å)
(1,3)	1:A:84:LYS:HD3	2:B:9:C:O2	2	0.99	0.11	0.99
(1,3)	1:A:84:LYS:HD3	2:B:9:C:O2'	2	0.99	0.11	0.99
(1,3)	1:A:84:LYS:HD3	2:B:9:C:O3'	2	0.99	0.11	0.99
(1,3)	1:A:84:LYS:HD3	2:B:9:C:O4'	2	0.99	0.11	0.99
(1,3)	1:A:84:LYS:HD3	2:B:9:C:O5'	2	0.99	0.11	0.99
(1,3)	1:A:84:LYS:HD3	2:B:9:C:OP1	2	0.99	0.11	0.99
(1,3)	1:A:84:LYS:HD3	2:B:9:C:OP2	2	0.99	0.11	0.99
(1,3)	1:A:84:LYS:HD3	2:B:9:C:P	2	0.99	0.11	0.99
(1,3)	1:A:84:LYS:HD3	2:B:10:G:C1'	2	0.99	0.11	0.99
(1,3)	1:A:84:LYS:HD3	2:B:10:G:C2	2	0.99	0.11	0.99
(1,3)	1:A:84:LYS:HD3	2:B:10:G:C2'	2	0.99	0.11	0.99
(1,3)	1:A:84:LYS:HD3	2:B:10:G:C3'	2	0.99	0.11	0.99
(1,3)	1:A:84:LYS:HD3	2:B:10:G:C4	2	0.99	0.11	0.99
(1,3)	1:A:84:LYS:HD3	2:B:10:G:C4'	2	0.99	0.11	0.99
(1,3)	1:A:84:LYS:HD3	2:B:10:G:C5	2	0.99	0.11	0.99
(1,3)	1:A:84:LYS:HD3	2:B:10:G:C5'	2	0.99	0.11	0.99
(1,3)	1:A:84:LYS:HD3	2:B:10:G:C6	2	0.99	0.11	0.99
(1,3)	1:A:84:LYS:HD3	2:B:10:G:C8	2	0.99	0.11	0.99
(1,3)	1:A:84:LYS:HD3	2:B:10:G:H1	2	0.99	0.11	0.99
(1,3)	1:A:84:LYS:HD3	2:B:10:G:H1'	2	0.99	0.11	0.99
(1,3)	1:A:84:LYS:HD3	2:B:10:G:H2'	2	0.99	0.11	0.99
(1,3)	1:A:84:LYS:HD3	2:B:10:G:H21	2	0.99	0.11	0.99
(1,3)	1:A:84:LYS:HD3	2:B:10:G:H22	2	0.99	0.11	0.99
(1,3)	1:A:84:LYS:HD3	2:B:10:G:H3'	2	0.99	0.11	0.99
(1,3)	1:A:84:LYS:HD3	2:B:10:G:H4'	2	0.99	0.11	0.99
(1,3)	1:A:84:LYS:HD3	2:B:10:G:H5'	2	0.99	0.11	0.99
(1,3)	1:A:84:LYS:HD3	2:B:10:G:H5''	2	0.99	0.11	0.99
(1,3)	1:A:84:LYS:HD3	2:B:10:G:H8	2	0.99	0.11	0.99
(1,3)	1:A:84:LYS:HD3	2:B:10:G:HO2'	2	0.99	0.11	0.99
(1,3)	1:A:84:LYS:HD3	2:B:10:G:N1	2	0.99	0.11	0.99
(1,3)	1:A:84:LYS:HD3	2:B:10:G:N2	2	0.99	0.11	0.99
(1,3)	1:A:84:LYS:HD3	2:B:10:G:N3	2	0.99	0.11	0.99
(1,3)	1:A:84:LYS:HD3	2:B:10:G:N7	2	0.99	0.11	0.99
(1,3)	1:A:84:LYS:HD3	2:B:10:G:N9	2	0.99	0.11	0.99
(1,3)	1:A:84:LYS:HD3	2:B:10:G:O2'	2	0.99	0.11	0.99
(1,3)	1:A:84:LYS:HD3	2:B:10:G:O3'	2	0.99	0.11	0.99
(1,3)	1:A:84:LYS:HD3	2:B:10:G:O4'	2	0.99	0.11	0.99
(1,3)	1:A:84:LYS:HD3	2:B:10:G:O5'	2	0.99	0.11	0.99
(1,3)	1:A:84:LYS:HD3	2:B:10:G:O6	2	0.99	0.11	0.99
(1,3)	1:A:84:LYS:HD3	2:B:10:G:OP1	2	0.99	0.11	0.99
(1,3)	1:A:84:LYS:HD3	2:B:10:G:OP2	2	0.99	0.11	0.99
(1,3)	1:A:84:LYS:HD3	2:B:10:G:P	2	0.99	0.11	0.99

*Continued on next page...*

*Continued from previous page...*

Key	Atom-1	Atom-2	Models <sup>1</sup>	Mean (Å)	SD <sup>1</sup> (Å)	Median (Å)
(1,3)	1:A:84:LYS:HD3	2:B:11:A:C1'	2	0.99	0.11	0.99
(1,3)	1:A:84:LYS:HD3	2:B:11:A:C2	2	0.99	0.11	0.99
(1,3)	1:A:84:LYS:HD3	2:B:11:A:C2'	2	0.99	0.11	0.99
(1,3)	1:A:84:LYS:HD3	2:B:11:A:C3'	2	0.99	0.11	0.99
(1,3)	1:A:84:LYS:HD3	2:B:11:A:C4	2	0.99	0.11	0.99
(1,3)	1:A:84:LYS:HD3	2:B:11:A:C4'	2	0.99	0.11	0.99
(1,3)	1:A:84:LYS:HD3	2:B:11:A:C5	2	0.99	0.11	0.99
(1,3)	1:A:84:LYS:HD3	2:B:11:A:C5'	2	0.99	0.11	0.99
(1,3)	1:A:84:LYS:HD3	2:B:11:A:C6	2	0.99	0.11	0.99
(1,3)	1:A:84:LYS:HD3	2:B:11:A:C8	2	0.99	0.11	0.99
(1,3)	1:A:84:LYS:HD3	2:B:11:A:H1'	2	0.99	0.11	0.99
(1,3)	1:A:84:LYS:HD3	2:B:11:A:H2	2	0.99	0.11	0.99
(1,3)	1:A:84:LYS:HD3	2:B:11:A:H2'	2	0.99	0.11	0.99
(1,3)	1:A:84:LYS:HD3	2:B:11:A:H3'	2	0.99	0.11	0.99
(1,3)	1:A:84:LYS:HD3	2:B:11:A:H4'	2	0.99	0.11	0.99
(1,3)	1:A:84:LYS:HD3	2:B:11:A:H5'	2	0.99	0.11	0.99
(1,3)	1:A:84:LYS:HD3	2:B:11:A:H5''	2	0.99	0.11	0.99
(1,3)	1:A:84:LYS:HD3	2:B:11:A:H61	2	0.99	0.11	0.99
(1,3)	1:A:84:LYS:HD3	2:B:11:A:H62	2	0.99	0.11	0.99
(1,3)	1:A:84:LYS:HD3	2:B:11:A:H8	2	0.99	0.11	0.99
(1,3)	1:A:84:LYS:HD3	2:B:11:A:HO2'	2	0.99	0.11	0.99
(1,3)	1:A:84:LYS:HD3	2:B:11:A:N1	2	0.99	0.11	0.99
(1,3)	1:A:84:LYS:HD3	2:B:11:A:N3	2	0.99	0.11	0.99
(1,3)	1:A:84:LYS:HD3	2:B:11:A:N6	2	0.99	0.11	0.99
(1,3)	1:A:84:LYS:HD3	2:B:11:A:N7	2	0.99	0.11	0.99
(1,3)	1:A:84:LYS:HD3	2:B:11:A:N9	2	0.99	0.11	0.99
(1,3)	1:A:84:LYS:HD3	2:B:11:A:O2'	2	0.99	0.11	0.99
(1,3)	1:A:84:LYS:HD3	2:B:11:A:O3'	2	0.99	0.11	0.99
(1,3)	1:A:84:LYS:HD3	2:B:11:A:O4'	2	0.99	0.11	0.99
(1,3)	1:A:84:LYS:HD3	2:B:11:A:O5'	2	0.99	0.11	0.99
(1,3)	1:A:84:LYS:HD3	2:B:11:A:OP1	2	0.99	0.11	0.99
(1,3)	1:A:84:LYS:HD3	2:B:11:A:OP2	2	0.99	0.11	0.99
(1,3)	1:A:84:LYS:HD3	2:B:11:A:P	2	0.99	0.11	0.99
(1,3)	1:A:84:LYS:HD3	2:B:12:A:C1'	2	0.99	0.11	0.99
(1,3)	1:A:84:LYS:HD3	2:B:12:A:C2	2	0.99	0.11	0.99
(1,3)	1:A:84:LYS:HD3	2:B:12:A:C2'	2	0.99	0.11	0.99
(1,3)	1:A:84:LYS:HD3	2:B:12:A:C3'	2	0.99	0.11	0.99
(1,3)	1:A:84:LYS:HD3	2:B:12:A:C4	2	0.99	0.11	0.99
(1,3)	1:A:84:LYS:HD3	2:B:12:A:C4'	2	0.99	0.11	0.99
(1,3)	1:A:84:LYS:HD3	2:B:12:A:C5	2	0.99	0.11	0.99
(1,3)	1:A:84:LYS:HD3	2:B:12:A:C5'	2	0.99	0.11	0.99
(1,3)	1:A:84:LYS:HD3	2:B:12:A:C6	2	0.99	0.11	0.99

*Continued on next page...*

*Continued from previous page...*

Key	Atom-1	Atom-2	Models <sup>1</sup>	Mean (Å)	SD <sup>1</sup> (Å)	Median (Å)
(1,3)	1:A:84:LYS:HD3	2:B:12:A:C8	2	0.99	0.11	0.99
(1,3)	1:A:84:LYS:HD3	2:B:12:A:H1'	2	0.99	0.11	0.99
(1,3)	1:A:84:LYS:HD3	2:B:12:A:H2	2	0.99	0.11	0.99
(1,3)	1:A:84:LYS:HD3	2:B:12:A:H2'	2	0.99	0.11	0.99
(1,3)	1:A:84:LYS:HD3	2:B:12:A:H3'	2	0.99	0.11	0.99
(1,3)	1:A:84:LYS:HD3	2:B:12:A:H4'	2	0.99	0.11	0.99
(1,3)	1:A:84:LYS:HD3	2:B:12:A:H5'	2	0.99	0.11	0.99
(1,3)	1:A:84:LYS:HD3	2:B:12:A:H5''	2	0.99	0.11	0.99
(1,3)	1:A:84:LYS:HD3	2:B:12:A:H61	2	0.99	0.11	0.99
(1,3)	1:A:84:LYS:HD3	2:B:12:A:H62	2	0.99	0.11	0.99
(1,3)	1:A:84:LYS:HD3	2:B:12:A:H8	2	0.99	0.11	0.99
(1,3)	1:A:84:LYS:HD3	2:B:12:A:HO2'	2	0.99	0.11	0.99
(1,3)	1:A:84:LYS:HD3	2:B:12:A:N1	2	0.99	0.11	0.99
(1,3)	1:A:84:LYS:HD3	2:B:12:A:N3	2	0.99	0.11	0.99
(1,3)	1:A:84:LYS:HD3	2:B:12:A:N6	2	0.99	0.11	0.99
(1,3)	1:A:84:LYS:HD3	2:B:12:A:N7	2	0.99	0.11	0.99
(1,3)	1:A:84:LYS:HD3	2:B:12:A:N9	2	0.99	0.11	0.99
(1,3)	1:A:84:LYS:HD3	2:B:12:A:O2'	2	0.99	0.11	0.99
(1,3)	1:A:84:LYS:HD3	2:B:12:A:O3'	2	0.99	0.11	0.99
(1,3)	1:A:84:LYS:HD3	2:B:12:A:O4'	2	0.99	0.11	0.99
(1,3)	1:A:84:LYS:HD3	2:B:12:A:O5'	2	0.99	0.11	0.99
(1,3)	1:A:84:LYS:HD3	2:B:12:A:OP1	2	0.99	0.11	0.99
(1,3)	1:A:84:LYS:HD3	2:B:12:A:OP2	2	0.99	0.11	0.99
(1,3)	1:A:84:LYS:HD3	2:B:12:A:P	2	0.99	0.11	0.99
(1,3)	1:A:84:LYS:HD3	2:B:13:A:C1'	2	0.99	0.11	0.99
(1,3)	1:A:84:LYS:HD3	2:B:13:A:C2	2	0.99	0.11	0.99
(1,3)	1:A:84:LYS:HD3	2:B:13:A:C2'	2	0.99	0.11	0.99
(1,3)	1:A:84:LYS:HD3	2:B:13:A:C3'	2	0.99	0.11	0.99
(1,3)	1:A:84:LYS:HD3	2:B:13:A:C4	2	0.99	0.11	0.99
(1,3)	1:A:84:LYS:HD3	2:B:13:A:C4'	2	0.99	0.11	0.99
(1,3)	1:A:84:LYS:HD3	2:B:13:A:C5	2	0.99	0.11	0.99
(1,3)	1:A:84:LYS:HD3	2:B:13:A:C5'	2	0.99	0.11	0.99
(1,3)	1:A:84:LYS:HD3	2:B:13:A:C6	2	0.99	0.11	0.99
(1,3)	1:A:84:LYS:HD3	2:B:13:A:C8	2	0.99	0.11	0.99
(1,3)	1:A:84:LYS:HD3	2:B:13:A:H1'	2	0.99	0.11	0.99
(1,3)	1:A:84:LYS:HD3	2:B:13:A:H2	2	0.99	0.11	0.99
(1,3)	1:A:84:LYS:HD3	2:B:13:A:H2'	2	0.99	0.11	0.99
(1,3)	1:A:84:LYS:HD3	2:B:13:A:H3'	2	0.99	0.11	0.99
(1,3)	1:A:84:LYS:HD3	2:B:13:A:H4'	2	0.99	0.11	0.99
(1,3)	1:A:84:LYS:HD3	2:B:13:A:H5'	2	0.99	0.11	0.99
(1,3)	1:A:84:LYS:HD3	2:B:13:A:H5''	2	0.99	0.11	0.99
(1,3)	1:A:84:LYS:HD3	2:B:13:A:H61	2	0.99	0.11	0.99

*Continued on next page...*

*Continued from previous page...*

Key	Atom-1	Atom-2	Models <sup>1</sup>	Mean (Å)	SD <sup>1</sup> (Å)	Median (Å)
(1,3)	1:A:84:LYS:HD3	2:B:13:A:H62	2	0.99	0.11	0.99
(1,3)	1:A:84:LYS:HD3	2:B:13:A:H8	2	0.99	0.11	0.99
(1,3)	1:A:84:LYS:HD3	2:B:13:A:HO2'	2	0.99	0.11	0.99
(1,3)	1:A:84:LYS:HD3	2:B:13:A:N1	2	0.99	0.11	0.99
(1,3)	1:A:84:LYS:HD3	2:B:13:A:N3	2	0.99	0.11	0.99
(1,3)	1:A:84:LYS:HD3	2:B:13:A:N6	2	0.99	0.11	0.99
(1,3)	1:A:84:LYS:HD3	2:B:13:A:N7	2	0.99	0.11	0.99
(1,3)	1:A:84:LYS:HD3	2:B:13:A:N9	2	0.99	0.11	0.99
(1,3)	1:A:84:LYS:HD3	2:B:13:A:O2'	2	0.99	0.11	0.99
(1,3)	1:A:84:LYS:HD3	2:B:13:A:O3'	2	0.99	0.11	0.99
(1,3)	1:A:84:LYS:HD3	2:B:13:A:O4'	2	0.99	0.11	0.99
(1,3)	1:A:84:LYS:HD3	2:B:13:A:O5'	2	0.99	0.11	0.99
(1,3)	1:A:84:LYS:HD3	2:B:13:A:OP1	2	0.99	0.11	0.99
(1,3)	1:A:84:LYS:HD3	2:B:13:A:OP2	2	0.99	0.11	0.99
(1,3)	1:A:84:LYS:HD3	2:B:13:A:P	2	0.99	0.11	0.99
(1,3)	1:A:84:LYS:HD3	2:B:14:G:C1'	2	0.99	0.11	0.99
(1,3)	1:A:84:LYS:HD3	2:B:14:G:C2	2	0.99	0.11	0.99
(1,3)	1:A:84:LYS:HD3	2:B:14:G:C2'	2	0.99	0.11	0.99
(1,3)	1:A:84:LYS:HD3	2:B:14:G:C3'	2	0.99	0.11	0.99
(1,3)	1:A:84:LYS:HD3	2:B:14:G:C4	2	0.99	0.11	0.99
(1,3)	1:A:84:LYS:HD3	2:B:14:G:C4'	2	0.99	0.11	0.99
(1,3)	1:A:84:LYS:HD3	2:B:14:G:C5	2	0.99	0.11	0.99
(1,3)	1:A:84:LYS:HD3	2:B:14:G:C5'	2	0.99	0.11	0.99
(1,3)	1:A:84:LYS:HD3	2:B:14:G:C6	2	0.99	0.11	0.99
(1,3)	1:A:84:LYS:HD3	2:B:14:G:C8	2	0.99	0.11	0.99
(1,3)	1:A:84:LYS:HD3	2:B:14:G:H1	2	0.99	0.11	0.99
(1,3)	1:A:84:LYS:HD3	2:B:14:G:H1'	2	0.99	0.11	0.99
(1,3)	1:A:84:LYS:HD3	2:B:14:G:H2'	2	0.99	0.11	0.99
(1,3)	1:A:84:LYS:HD3	2:B:14:G:H21	2	0.99	0.11	0.99
(1,3)	1:A:84:LYS:HD3	2:B:14:G:H22	2	0.99	0.11	0.99
(1,3)	1:A:84:LYS:HD3	2:B:14:G:H3'	2	0.99	0.11	0.99
(1,3)	1:A:84:LYS:HD3	2:B:14:G:H4'	2	0.99	0.11	0.99
(1,3)	1:A:84:LYS:HD3	2:B:14:G:H5'	2	0.99	0.11	0.99
(1,3)	1:A:84:LYS:HD3	2:B:14:G:H5''	2	0.99	0.11	0.99
(1,3)	1:A:84:LYS:HD3	2:B:14:G:H8	2	0.99	0.11	0.99
(1,3)	1:A:84:LYS:HD3	2:B:14:G:HO2'	2	0.99	0.11	0.99
(1,3)	1:A:84:LYS:HD3	2:B:14:G:N1	2	0.99	0.11	0.99
(1,3)	1:A:84:LYS:HD3	2:B:14:G:N2	2	0.99	0.11	0.99
(1,3)	1:A:84:LYS:HD3	2:B:14:G:N3	2	0.99	0.11	0.99
(1,3)	1:A:84:LYS:HD3	2:B:14:G:N7	2	0.99	0.11	0.99
(1,3)	1:A:84:LYS:HD3	2:B:14:G:N9	2	0.99	0.11	0.99
(1,3)	1:A:84:LYS:HD3	2:B:14:G:O2'	2	0.99	0.11	0.99

*Continued on next page...*



*Continued from previous page...*

Key	Atom-1	Atom-2	Models <sup>1</sup>	Mean (Å)	SD <sup>1</sup> (Å)	Median (Å)
(1,3)	1:A:84:LYS:HD3	2:B:14:G:O3'	2	0.99	0.11	0.99
(1,3)	1:A:84:LYS:HD3	2:B:14:G:O4'	2	0.99	0.11	0.99
(1,3)	1:A:84:LYS:HD3	2:B:14:G:O5'	2	0.99	0.11	0.99
(1,3)	1:A:84:LYS:HD3	2:B:14:G:O6	2	0.99	0.11	0.99
(1,3)	1:A:84:LYS:HD3	2:B:14:G:OP1	2	0.99	0.11	0.99
(1,3)	1:A:84:LYS:HD3	2:B:14:G:OP2	2	0.99	0.11	0.99
(1,3)	1:A:84:LYS:HD3	2:B:14:G:P	2	0.99	0.11	0.99
(1,3)	1:A:84:LYS:HD3	2:B:15:A:C1'	2	0.99	0.11	0.99
(1,3)	1:A:84:LYS:HD3	2:B:15:A:C2	2	0.99	0.11	0.99
(1,3)	1:A:84:LYS:HD3	2:B:15:A:C2'	2	0.99	0.11	0.99
(1,3)	1:A:84:LYS:HD3	2:B:15:A:C3'	2	0.99	0.11	0.99
(1,3)	1:A:84:LYS:HD3	2:B:15:A:C4	2	0.99	0.11	0.99
(1,3)	1:A:84:LYS:HD3	2:B:15:A:C4'	2	0.99	0.11	0.99
(1,3)	1:A:84:LYS:HD3	2:B:15:A:C5	2	0.99	0.11	0.99
(1,3)	1:A:84:LYS:HD3	2:B:15:A:C5'	2	0.99	0.11	0.99
(1,3)	1:A:84:LYS:HD3	2:B:15:A:C6	2	0.99	0.11	0.99
(1,3)	1:A:84:LYS:HD3	2:B:15:A:C8	2	0.99	0.11	0.99
(1,3)	1:A:84:LYS:HD3	2:B:15:A:H1'	2	0.99	0.11	0.99
(1,3)	1:A:84:LYS:HD3	2:B:15:A:H2	2	0.99	0.11	0.99
(1,3)	1:A:84:LYS:HD3	2:B:15:A:H2'	2	0.99	0.11	0.99
(1,3)	1:A:84:LYS:HD3	2:B:15:A:H3'	2	0.99	0.11	0.99
(1,3)	1:A:84:LYS:HD3	2:B:15:A:H4'	2	0.99	0.11	0.99
(1,3)	1:A:84:LYS:HD3	2:B:15:A:H5'	2	0.99	0.11	0.99
(1,3)	1:A:84:LYS:HD3	2:B:15:A:H5''	2	0.99	0.11	0.99
(1,3)	1:A:84:LYS:HD3	2:B:15:A:H61	2	0.99	0.11	0.99
(1,3)	1:A:84:LYS:HD3	2:B:15:A:H62	2	0.99	0.11	0.99
(1,3)	1:A:84:LYS:HD3	2:B:15:A:H8	2	0.99	0.11	0.99
(1,3)	1:A:84:LYS:HD3	2:B:15:A:HO2'	2	0.99	0.11	0.99
(1,3)	1:A:84:LYS:HD3	2:B:15:A:N1	2	0.99	0.11	0.99
(1,3)	1:A:84:LYS:HD3	2:B:15:A:N3	2	0.99	0.11	0.99
(1,3)	1:A:84:LYS:HD3	2:B:15:A:N6	2	0.99	0.11	0.99
(1,3)	1:A:84:LYS:HD3	2:B:15:A:N7	2	0.99	0.11	0.99
(1,3)	1:A:84:LYS:HD3	2:B:15:A:N9	2	0.99	0.11	0.99
(1,3)	1:A:84:LYS:HD3	2:B:15:A:O2'	2	0.99	0.11	0.99
(1,3)	1:A:84:LYS:HD3	2:B:15:A:O3'	2	0.99	0.11	0.99
(1,3)	1:A:84:LYS:HD3	2:B:15:A:O4'	2	0.99	0.11	0.99
(1,3)	1:A:84:LYS:HD3	2:B:15:A:O5'	2	0.99	0.11	0.99
(1,3)	1:A:84:LYS:HD3	2:B:15:A:OP1	2	0.99	0.11	0.99
(1,3)	1:A:84:LYS:HD3	2:B:15:A:OP2	2	0.99	0.11	0.99
(1,3)	1:A:84:LYS:HD3	2:B:15:A:P	2	0.99	0.11	0.99
(1,3)	1:A:84:LYS:HD3	2:B:16:G:C1'	2	0.99	0.11	0.99
(1,3)	1:A:84:LYS:HD3	2:B:16:G:C2	2	0.99	0.11	0.99

*Continued on next page...*

*Continued from previous page...*

Key	Atom-1	Atom-2	Models <sup>1</sup>	Mean (Å)	SD <sup>1</sup> (Å)	Median (Å)
(1,3)	1:A:84:LYS:HD3	2:B:16:G:C2'	2	0.99	0.11	0.99
(1,3)	1:A:84:LYS:HD3	2:B:16:G:C3'	2	0.99	0.11	0.99
(1,3)	1:A:84:LYS:HD3	2:B:16:G:C4	2	0.99	0.11	0.99
(1,3)	1:A:84:LYS:HD3	2:B:16:G:C4'	2	0.99	0.11	0.99
(1,3)	1:A:84:LYS:HD3	2:B:16:G:C5	2	0.99	0.11	0.99
(1,3)	1:A:84:LYS:HD3	2:B:16:G:C5'	2	0.99	0.11	0.99
(1,3)	1:A:84:LYS:HD3	2:B:16:G:C6	2	0.99	0.11	0.99
(1,3)	1:A:84:LYS:HD3	2:B:16:G:C8	2	0.99	0.11	0.99
(1,3)	1:A:84:LYS:HD3	2:B:16:G:H1	2	0.99	0.11	0.99
(1,3)	1:A:84:LYS:HD3	2:B:16:G:H1'	2	0.99	0.11	0.99
(1,3)	1:A:84:LYS:HD3	2:B:16:G:H2'	2	0.99	0.11	0.99
(1,3)	1:A:84:LYS:HD3	2:B:16:G:H21	2	0.99	0.11	0.99
(1,3)	1:A:84:LYS:HD3	2:B:16:G:H22	2	0.99	0.11	0.99
(1,3)	1:A:84:LYS:HD3	2:B:16:G:H3'	2	0.99	0.11	0.99
(1,3)	1:A:84:LYS:HD3	2:B:16:G:H4'	2	0.99	0.11	0.99
(1,3)	1:A:84:LYS:HD3	2:B:16:G:H5'	2	0.99	0.11	0.99
(1,3)	1:A:84:LYS:HD3	2:B:16:G:H5''	2	0.99	0.11	0.99
(1,3)	1:A:84:LYS:HD3	2:B:16:G:H8	2	0.99	0.11	0.99
(1,3)	1:A:84:LYS:HD3	2:B:16:G:HO2'	2	0.99	0.11	0.99
(1,3)	1:A:84:LYS:HD3	2:B:16:G:N1	2	0.99	0.11	0.99
(1,3)	1:A:84:LYS:HD3	2:B:16:G:N2	2	0.99	0.11	0.99
(1,3)	1:A:84:LYS:HD3	2:B:16:G:N3	2	0.99	0.11	0.99
(1,3)	1:A:84:LYS:HD3	2:B:16:G:N7	2	0.99	0.11	0.99
(1,3)	1:A:84:LYS:HD3	2:B:16:G:N9	2	0.99	0.11	0.99
(1,3)	1:A:84:LYS:HD3	2:B:16:G:O2'	2	0.99	0.11	0.99
(1,3)	1:A:84:LYS:HD3	2:B:16:G:O3'	2	0.99	0.11	0.99
(1,3)	1:A:84:LYS:HD3	2:B:16:G:O4'	2	0.99	0.11	0.99
(1,3)	1:A:84:LYS:HD3	2:B:16:G:O5'	2	0.99	0.11	0.99
(1,3)	1:A:84:LYS:HD3	2:B:16:G:O6	2	0.99	0.11	0.99
(1,3)	1:A:84:LYS:HD3	2:B:16:G:OP1	2	0.99	0.11	0.99
(1,3)	1:A:84:LYS:HD3	2:B:16:G:OP2	2	0.99	0.11	0.99
(1,3)	1:A:84:LYS:HD3	2:B:16:G:P	2	0.99	0.11	0.99
(1,3)	1:A:84:LYS:HD3	2:B:17:C:C1'	2	0.99	0.11	0.99
(1,3)	1:A:84:LYS:HD3	2:B:17:C:C2	2	0.99	0.11	0.99
(1,3)	1:A:84:LYS:HD3	2:B:17:C:C2'	2	0.99	0.11	0.99
(1,3)	1:A:84:LYS:HD3	2:B:17:C:C3'	2	0.99	0.11	0.99
(1,3)	1:A:84:LYS:HD3	2:B:17:C:C4	2	0.99	0.11	0.99
(1,3)	1:A:84:LYS:HD3	2:B:17:C:C4'	2	0.99	0.11	0.99
(1,3)	1:A:84:LYS:HD3	2:B:17:C:C5	2	0.99	0.11	0.99
(1,3)	1:A:84:LYS:HD3	2:B:17:C:C5'	2	0.99	0.11	0.99
(1,3)	1:A:84:LYS:HD3	2:B:17:C:C6	2	0.99	0.11	0.99
(1,3)	1:A:84:LYS:HD3	2:B:17:C:H1'	2	0.99	0.11	0.99

*Continued on next page...*

*Continued from previous page...*

Key	Atom-1	Atom-2	Models <sup>1</sup>	Mean (Å)	SD <sup>1</sup> (Å)	Median (Å)
(1,3)	1:A:84:LYS:HD3	2:B:17:C:H2'	2	0.99	0.11	0.99
(1,3)	1:A:84:LYS:HD3	2:B:17:C:H3'	2	0.99	0.11	0.99
(1,3)	1:A:84:LYS:HD3	2:B:17:C:H4'	2	0.99	0.11	0.99
(1,3)	1:A:84:LYS:HD3	2:B:17:C:H41	2	0.99	0.11	0.99
(1,3)	1:A:84:LYS:HD3	2:B:17:C:H42	2	0.99	0.11	0.99
(1,3)	1:A:84:LYS:HD3	2:B:17:C:H5	2	0.99	0.11	0.99
(1,3)	1:A:84:LYS:HD3	2:B:17:C:H5'	2	0.99	0.11	0.99
(1,3)	1:A:84:LYS:HD3	2:B:17:C:H5''	2	0.99	0.11	0.99
(1,3)	1:A:84:LYS:HD3	2:B:17:C:H6	2	0.99	0.11	0.99
(1,3)	1:A:84:LYS:HD3	2:B:17:C:HO2'	2	0.99	0.11	0.99
(1,3)	1:A:84:LYS:HD3	2:B:17:C:N1	2	0.99	0.11	0.99
(1,3)	1:A:84:LYS:HD3	2:B:17:C:N3	2	0.99	0.11	0.99
(1,3)	1:A:84:LYS:HD3	2:B:17:C:N4	2	0.99	0.11	0.99
(1,3)	1:A:84:LYS:HD3	2:B:17:C:O2	2	0.99	0.11	0.99
(1,3)	1:A:84:LYS:HD3	2:B:17:C:O2'	2	0.99	0.11	0.99
(1,3)	1:A:84:LYS:HD3	2:B:17:C:O3'	2	0.99	0.11	0.99
(1,3)	1:A:84:LYS:HD3	2:B:17:C:O4'	2	0.99	0.11	0.99
(1,3)	1:A:84:LYS:HD3	2:B:17:C:O5'	2	0.99	0.11	0.99
(1,3)	1:A:84:LYS:HD3	2:B:17:C:OP1	2	0.99	0.11	0.99
(1,3)	1:A:84:LYS:HD3	2:B:17:C:OP2	2	0.99	0.11	0.99
(1,3)	1:A:84:LYS:HD3	2:B:17:C:P	2	0.99	0.11	0.99
(1,3)	1:A:84:LYS:HD3	2:B:18:A:C1'	2	0.99	0.11	0.99
(1,3)	1:A:84:LYS:HD3	2:B:18:A:C2	2	0.99	0.11	0.99
(1,3)	1:A:84:LYS:HD3	2:B:18:A:C2'	2	0.99	0.11	0.99
(1,3)	1:A:84:LYS:HD3	2:B:18:A:C3'	2	0.99	0.11	0.99
(1,3)	1:A:84:LYS:HD3	2:B:18:A:C4	2	0.99	0.11	0.99
(1,3)	1:A:84:LYS:HD3	2:B:18:A:C4'	2	0.99	0.11	0.99
(1,3)	1:A:84:LYS:HD3	2:B:18:A:C5	2	0.99	0.11	0.99
(1,3)	1:A:84:LYS:HD3	2:B:18:A:C5'	2	0.99	0.11	0.99
(1,3)	1:A:84:LYS:HD3	2:B:18:A:C6	2	0.99	0.11	0.99
(1,3)	1:A:84:LYS:HD3	2:B:18:A:C8	2	0.99	0.11	0.99
(1,3)	1:A:84:LYS:HD3	2:B:18:A:H1'	2	0.99	0.11	0.99
(1,3)	1:A:84:LYS:HD3	2:B:18:A:H2	2	0.99	0.11	0.99
(1,3)	1:A:84:LYS:HD3	2:B:18:A:H2'	2	0.99	0.11	0.99
(1,3)	1:A:84:LYS:HD3	2:B:18:A:H3'	2	0.99	0.11	0.99
(1,3)	1:A:84:LYS:HD3	2:B:18:A:H4'	2	0.99	0.11	0.99
(1,3)	1:A:84:LYS:HD3	2:B:18:A:H5'	2	0.99	0.11	0.99
(1,3)	1:A:84:LYS:HD3	2:B:18:A:H5''	2	0.99	0.11	0.99
(1,3)	1:A:84:LYS:HD3	2:B:18:A:H61	2	0.99	0.11	0.99
(1,3)	1:A:84:LYS:HD3	2:B:18:A:H62	2	0.99	0.11	0.99
(1,3)	1:A:84:LYS:HD3	2:B:18:A:H8	2	0.99	0.11	0.99
(1,3)	1:A:84:LYS:HD3	2:B:18:A:HO2'	2	0.99	0.11	0.99

*Continued on next page...*

*Continued from previous page...*

Key	Atom-1	Atom-2	Models <sup>1</sup>	Mean (Å)	SD <sup>1</sup> (Å)	Median (Å)
(1,3)	1:A:84:LYS:HD3	2:B:18:A:N1	2	0.99	0.11	0.99
(1,3)	1:A:84:LYS:HD3	2:B:18:A:N3	2	0.99	0.11	0.99
(1,3)	1:A:84:LYS:HD3	2:B:18:A:N6	2	0.99	0.11	0.99
(1,3)	1:A:84:LYS:HD3	2:B:18:A:N7	2	0.99	0.11	0.99
(1,3)	1:A:84:LYS:HD3	2:B:18:A:N9	2	0.99	0.11	0.99
(1,3)	1:A:84:LYS:HD3	2:B:18:A:O2'	2	0.99	0.11	0.99
(1,3)	1:A:84:LYS:HD3	2:B:18:A:O3'	2	0.99	0.11	0.99
(1,3)	1:A:84:LYS:HD3	2:B:18:A:O4'	2	0.99	0.11	0.99
(1,3)	1:A:84:LYS:HD3	2:B:18:A:O5'	2	0.99	0.11	0.99
(1,3)	1:A:84:LYS:HD3	2:B:18:A:OP1	2	0.99	0.11	0.99
(1,3)	1:A:84:LYS:HD3	2:B:18:A:OP2	2	0.99	0.11	0.99
(1,3)	1:A:84:LYS:HD3	2:B:18:A:P	2	0.99	0.11	0.99
(1,3)	1:A:84:LYS:HD3	2:B:19:A:C1'	2	0.99	0.11	0.99
(1,3)	1:A:84:LYS:HD3	2:B:19:A:C2	2	0.99	0.11	0.99
(1,3)	1:A:84:LYS:HD3	2:B:19:A:C2'	2	0.99	0.11	0.99
(1,3)	1:A:84:LYS:HD3	2:B:19:A:C3'	2	0.99	0.11	0.99
(1,3)	1:A:84:LYS:HD3	2:B:19:A:C4	2	0.99	0.11	0.99
(1,3)	1:A:84:LYS:HD3	2:B:19:A:C4'	2	0.99	0.11	0.99
(1,3)	1:A:84:LYS:HD3	2:B:19:A:C5	2	0.99	0.11	0.99
(1,3)	1:A:84:LYS:HD3	2:B:19:A:C5'	2	0.99	0.11	0.99
(1,3)	1:A:84:LYS:HD3	2:B:19:A:C6	2	0.99	0.11	0.99
(1,3)	1:A:84:LYS:HD3	2:B:19:A:C8	2	0.99	0.11	0.99
(1,3)	1:A:84:LYS:HD3	2:B:19:A:H1'	2	0.99	0.11	0.99
(1,3)	1:A:84:LYS:HD3	2:B:19:A:H2	2	0.99	0.11	0.99
(1,3)	1:A:84:LYS:HD3	2:B:19:A:H2'	2	0.99	0.11	0.99
(1,3)	1:A:84:LYS:HD3	2:B:19:A:H3'	2	0.99	0.11	0.99
(1,3)	1:A:84:LYS:HD3	2:B:19:A:H4'	2	0.99	0.11	0.99
(1,3)	1:A:84:LYS:HD3	2:B:19:A:H5'	2	0.99	0.11	0.99
(1,3)	1:A:84:LYS:HD3	2:B:19:A:H5''	2	0.99	0.11	0.99
(1,3)	1:A:84:LYS:HD3	2:B:19:A:H61	2	0.99	0.11	0.99
(1,3)	1:A:84:LYS:HD3	2:B:19:A:H62	2	0.99	0.11	0.99
(1,3)	1:A:84:LYS:HD3	2:B:19:A:H8	2	0.99	0.11	0.99
(1,3)	1:A:84:LYS:HD3	2:B:19:A:HO2'	2	0.99	0.11	0.99
(1,3)	1:A:84:LYS:HD3	2:B:19:A:N1	2	0.99	0.11	0.99
(1,3)	1:A:84:LYS:HD3	2:B:19:A:N3	2	0.99	0.11	0.99
(1,3)	1:A:84:LYS:HD3	2:B:19:A:N6	2	0.99	0.11	0.99
(1,3)	1:A:84:LYS:HD3	2:B:19:A:N7	2	0.99	0.11	0.99
(1,3)	1:A:84:LYS:HD3	2:B:19:A:N9	2	0.99	0.11	0.99
(1,3)	1:A:84:LYS:HD3	2:B:19:A:O2'	2	0.99	0.11	0.99
(1,3)	1:A:84:LYS:HD3	2:B:19:A:O3'	2	0.99	0.11	0.99
(1,3)	1:A:84:LYS:HD3	2:B:19:A:O4'	2	0.99	0.11	0.99
(1,3)	1:A:84:LYS:HD3	2:B:19:A:O5'	2	0.99	0.11	0.99

*Continued on next page...*

*Continued from previous page...*

Key	Atom-1	Atom-2	Models <sup>1</sup>	Mean (Å)	SD <sup>1</sup> (Å)	Median (Å)
(1,3)	1:A:84:LYS:HD3	2:B:19:A:OP1	2	0.99	0.11	0.99
(1,3)	1:A:84:LYS:HD3	2:B:19:A:OP2	2	0.99	0.11	0.99
(1,3)	1:A:84:LYS:HD3	2:B:19:A:P	2	0.99	0.11	0.99
(1,3)	1:A:84:LYS:HD3	2:B:20:U:C1'	2	0.99	0.11	0.99
(1,3)	1:A:84:LYS:HD3	2:B:20:U:C2	2	0.99	0.11	0.99
(1,3)	1:A:84:LYS:HD3	2:B:20:U:C2'	2	0.99	0.11	0.99
(1,3)	1:A:84:LYS:HD3	2:B:20:U:C3'	2	0.99	0.11	0.99
(1,3)	1:A:84:LYS:HD3	2:B:20:U:C4	2	0.99	0.11	0.99
(1,3)	1:A:84:LYS:HD3	2:B:20:U:C4'	2	0.99	0.11	0.99
(1,3)	1:A:84:LYS:HD3	2:B:20:U:C5	2	0.99	0.11	0.99
(1,3)	1:A:84:LYS:HD3	2:B:20:U:C5'	2	0.99	0.11	0.99
(1,3)	1:A:84:LYS:HD3	2:B:20:U:C6	2	0.99	0.11	0.99
(1,3)	1:A:84:LYS:HD3	2:B:20:U:H1'	2	0.99	0.11	0.99
(1,3)	1:A:84:LYS:HD3	2:B:20:U:H2'	2	0.99	0.11	0.99
(1,3)	1:A:84:LYS:HD3	2:B:20:U:H3	2	0.99	0.11	0.99
(1,3)	1:A:84:LYS:HD3	2:B:20:U:H3'	2	0.99	0.11	0.99
(1,3)	1:A:84:LYS:HD3	2:B:20:U:H4'	2	0.99	0.11	0.99
(1,3)	1:A:84:LYS:HD3	2:B:20:U:H5	2	0.99	0.11	0.99
(1,3)	1:A:84:LYS:HD3	2:B:20:U:H5'	2	0.99	0.11	0.99
(1,3)	1:A:84:LYS:HD3	2:B:20:U:H5''	2	0.99	0.11	0.99
(1,3)	1:A:84:LYS:HD3	2:B:20:U:H6	2	0.99	0.11	0.99
(1,3)	1:A:84:LYS:HD3	2:B:20:U:HO2'	2	0.99	0.11	0.99
(1,3)	1:A:84:LYS:HD3	2:B:20:U:N1	2	0.99	0.11	0.99
(1,3)	1:A:84:LYS:HD3	2:B:20:U:N3	2	0.99	0.11	0.99
(1,3)	1:A:84:LYS:HD3	2:B:20:U:O2	2	0.99	0.11	0.99
(1,3)	1:A:84:LYS:HD3	2:B:20:U:O2'	2	0.99	0.11	0.99
(1,3)	1:A:84:LYS:HD3	2:B:20:U:O3'	2	0.99	0.11	0.99
(1,3)	1:A:84:LYS:HD3	2:B:20:U:O4	2	0.99	0.11	0.99
(1,3)	1:A:84:LYS:HD3	2:B:20:U:O4'	2	0.99	0.11	0.99
(1,3)	1:A:84:LYS:HD3	2:B:20:U:O5'	2	0.99	0.11	0.99
(1,3)	1:A:84:LYS:HD3	2:B:20:U:OP1	2	0.99	0.11	0.99
(1,3)	1:A:84:LYS:HD3	2:B:20:U:OP2	2	0.99	0.11	0.99
(1,3)	1:A:84:LYS:HD3	2:B:20:U:P	2	0.99	0.11	0.99
(1,3)	1:A:84:LYS:HD3	2:B:21:G:C1'	2	0.99	0.11	0.99
(1,3)	1:A:84:LYS:HD3	2:B:21:G:C2	2	0.99	0.11	0.99
(1,3)	1:A:84:LYS:HD3	2:B:21:G:C2'	2	0.99	0.11	0.99
(1,3)	1:A:84:LYS:HD3	2:B:21:G:C3'	2	0.99	0.11	0.99
(1,3)	1:A:84:LYS:HD3	2:B:21:G:C4	2	0.99	0.11	0.99
(1,3)	1:A:84:LYS:HD3	2:B:21:G:C4'	2	0.99	0.11	0.99
(1,3)	1:A:84:LYS:HD3	2:B:21:G:C5	2	0.99	0.11	0.99
(1,3)	1:A:84:LYS:HD3	2:B:21:G:C5'	2	0.99	0.11	0.99
(1,3)	1:A:84:LYS:HD3	2:B:21:G:C6	2	0.99	0.11	0.99

*Continued on next page...*

*Continued from previous page...*

Key	Atom-1	Atom-2	Models <sup>1</sup>	Mean (Å)	SD <sup>1</sup> (Å)	Median (Å)
(1,3)	1:A:84:LYS:HD3	2:B:21:G:C8	2	0.99	0.11	0.99
(1,3)	1:A:84:LYS:HD3	2:B:21:G:H1	2	0.99	0.11	0.99
(1,3)	1:A:84:LYS:HD3	2:B:21:G:H1'	2	0.99	0.11	0.99
(1,3)	1:A:84:LYS:HD3	2:B:21:G:H2'	2	0.99	0.11	0.99
(1,3)	1:A:84:LYS:HD3	2:B:21:G:H21	2	0.99	0.11	0.99
(1,3)	1:A:84:LYS:HD3	2:B:21:G:H22	2	0.99	0.11	0.99
(1,3)	1:A:84:LYS:HD3	2:B:21:G:H3'	2	0.99	0.11	0.99
(1,3)	1:A:84:LYS:HD3	2:B:21:G:H4'	2	0.99	0.11	0.99
(1,3)	1:A:84:LYS:HD3	2:B:21:G:H5'	2	0.99	0.11	0.99
(1,3)	1:A:84:LYS:HD3	2:B:21:G:H5''	2	0.99	0.11	0.99
(1,3)	1:A:84:LYS:HD3	2:B:21:G:H8	2	0.99	0.11	0.99
(1,3)	1:A:84:LYS:HD3	2:B:21:G:HO2'	2	0.99	0.11	0.99
(1,3)	1:A:84:LYS:HD3	2:B:21:G:N1	2	0.99	0.11	0.99
(1,3)	1:A:84:LYS:HD3	2:B:21:G:N2	2	0.99	0.11	0.99
(1,3)	1:A:84:LYS:HD3	2:B:21:G:N3	2	0.99	0.11	0.99
(1,3)	1:A:84:LYS:HD3	2:B:21:G:N7	2	0.99	0.11	0.99
(1,3)	1:A:84:LYS:HD3	2:B:21:G:N9	2	0.99	0.11	0.99
(1,3)	1:A:84:LYS:HD3	2:B:21:G:O2'	2	0.99	0.11	0.99
(1,3)	1:A:84:LYS:HD3	2:B:21:G:O3'	2	0.99	0.11	0.99
(1,3)	1:A:84:LYS:HD3	2:B:21:G:O4'	2	0.99	0.11	0.99
(1,3)	1:A:84:LYS:HD3	2:B:21:G:O5'	2	0.99	0.11	0.99
(1,3)	1:A:84:LYS:HD3	2:B:21:G:O6	2	0.99	0.11	0.99
(1,3)	1:A:84:LYS:HD3	2:B:21:G:OP1	2	0.99	0.11	0.99
(1,3)	1:A:84:LYS:HD3	2:B:21:G:OP2	2	0.99	0.11	0.99
(1,3)	1:A:84:LYS:HD3	2:B:21:G:P	2	0.99	0.11	0.99
(1,3)	1:A:84:LYS:HD3	2:B:22:A:C1'	2	0.99	0.11	0.99
(1,3)	1:A:84:LYS:HD3	2:B:22:A:C2	2	0.99	0.11	0.99
(1,3)	1:A:84:LYS:HD3	2:B:22:A:C2'	2	0.99	0.11	0.99
(1,3)	1:A:84:LYS:HD3	2:B:22:A:C3'	2	0.99	0.11	0.99
(1,3)	1:A:84:LYS:HD3	2:B:22:A:C4	2	0.99	0.11	0.99
(1,3)	1:A:84:LYS:HD3	2:B:22:A:C4'	2	0.99	0.11	0.99
(1,3)	1:A:84:LYS:HD3	2:B:22:A:C5	2	0.99	0.11	0.99
(1,3)	1:A:84:LYS:HD3	2:B:22:A:C5'	2	0.99	0.11	0.99
(1,3)	1:A:84:LYS:HD3	2:B:22:A:C6	2	0.99	0.11	0.99
(1,3)	1:A:84:LYS:HD3	2:B:22:A:C8	2	0.99	0.11	0.99
(1,3)	1:A:84:LYS:HD3	2:B:22:A:H1'	2	0.99	0.11	0.99
(1,3)	1:A:84:LYS:HD3	2:B:22:A:H2	2	0.99	0.11	0.99
(1,3)	1:A:84:LYS:HD3	2:B:22:A:H2'	2	0.99	0.11	0.99
(1,3)	1:A:84:LYS:HD3	2:B:22:A:H3'	2	0.99	0.11	0.99
(1,3)	1:A:84:LYS:HD3	2:B:22:A:H4'	2	0.99	0.11	0.99
(1,3)	1:A:84:LYS:HD3	2:B:22:A:H5'	2	0.99	0.11	0.99
(1,3)	1:A:84:LYS:HD3	2:B:22:A:H5''	2	0.99	0.11	0.99

*Continued on next page...*

*Continued from previous page...*

Key	Atom-1	Atom-2	Models <sup>1</sup>	Mean (Å)	SD <sup>1</sup> (Å)	Median (Å)
(1,3)	1:A:84:LYS:HD3	2:B:22:A:H61	2	0.99	0.11	0.99
(1,3)	1:A:84:LYS:HD3	2:B:22:A:H62	2	0.99	0.11	0.99
(1,3)	1:A:84:LYS:HD3	2:B:22:A:H8	2	0.99	0.11	0.99
(1,3)	1:A:84:LYS:HD3	2:B:22:A:HO2'	2	0.99	0.11	0.99
(1,3)	1:A:84:LYS:HD3	2:B:22:A:N1	2	0.99	0.11	0.99
(1,3)	1:A:84:LYS:HD3	2:B:22:A:N3	2	0.99	0.11	0.99
(1,3)	1:A:84:LYS:HD3	2:B:22:A:N6	2	0.99	0.11	0.99
(1,3)	1:A:84:LYS:HD3	2:B:22:A:N7	2	0.99	0.11	0.99
(1,3)	1:A:84:LYS:HD3	2:B:22:A:N9	2	0.99	0.11	0.99
(1,3)	1:A:84:LYS:HD3	2:B:22:A:O2'	2	0.99	0.11	0.99
(1,3)	1:A:84:LYS:HD3	2:B:22:A:O3'	2	0.99	0.11	0.99
(1,3)	1:A:84:LYS:HD3	2:B:22:A:O4'	2	0.99	0.11	0.99
(1,3)	1:A:84:LYS:HD3	2:B:22:A:O5'	2	0.99	0.11	0.99
(1,3)	1:A:84:LYS:HD3	2:B:22:A:OP1	2	0.99	0.11	0.99
(1,3)	1:A:84:LYS:HD3	2:B:22:A:OP2	2	0.99	0.11	0.99
(1,3)	1:A:84:LYS:HD3	2:B:22:A:P	2	0.99	0.11	0.99
(1,3)	1:A:84:LYS:HD3	2:B:23:U:C1'	2	0.99	0.11	0.99
(1,3)	1:A:84:LYS:HD3	2:B:23:U:C2	2	0.99	0.11	0.99
(1,3)	1:A:84:LYS:HD3	2:B:23:U:C2'	2	0.99	0.11	0.99
(1,3)	1:A:84:LYS:HD3	2:B:23:U:C3'	2	0.99	0.11	0.99
(1,3)	1:A:84:LYS:HD3	2:B:23:U:C4	2	0.99	0.11	0.99
(1,3)	1:A:84:LYS:HD3	2:B:23:U:C4'	2	0.99	0.11	0.99
(1,3)	1:A:84:LYS:HD3	2:B:23:U:C5	2	0.99	0.11	0.99
(1,3)	1:A:84:LYS:HD3	2:B:23:U:C5'	2	0.99	0.11	0.99
(1,3)	1:A:84:LYS:HD3	2:B:23:U:C6	2	0.99	0.11	0.99
(1,3)	1:A:84:LYS:HD3	2:B:23:U:H1'	2	0.99	0.11	0.99
(1,3)	1:A:84:LYS:HD3	2:B:23:U:H2'	2	0.99	0.11	0.99
(1,3)	1:A:84:LYS:HD3	2:B:23:U:H3	2	0.99	0.11	0.99
(1,3)	1:A:84:LYS:HD3	2:B:23:U:H3'	2	0.99	0.11	0.99
(1,3)	1:A:84:LYS:HD3	2:B:23:U:H4'	2	0.99	0.11	0.99
(1,3)	1:A:84:LYS:HD3	2:B:23:U:H5	2	0.99	0.11	0.99
(1,3)	1:A:84:LYS:HD3	2:B:23:U:H5'	2	0.99	0.11	0.99
(1,3)	1:A:84:LYS:HD3	2:B:23:U:H5''	2	0.99	0.11	0.99
(1,3)	1:A:84:LYS:HD3	2:B:23:U:H6	2	0.99	0.11	0.99
(1,3)	1:A:84:LYS:HD3	2:B:23:U:HO2'	2	0.99	0.11	0.99
(1,3)	1:A:84:LYS:HD3	2:B:23:U:N1	2	0.99	0.11	0.99
(1,3)	1:A:84:LYS:HD3	2:B:23:U:N3	2	0.99	0.11	0.99
(1,3)	1:A:84:LYS:HD3	2:B:23:U:O2	2	0.99	0.11	0.99
(1,3)	1:A:84:LYS:HD3	2:B:23:U:O2'	2	0.99	0.11	0.99
(1,3)	1:A:84:LYS:HD3	2:B:23:U:O3'	2	0.99	0.11	0.99
(1,3)	1:A:84:LYS:HD3	2:B:23:U:O4	2	0.99	0.11	0.99
(1,3)	1:A:84:LYS:HD3	2:B:23:U:O4'	2	0.99	0.11	0.99

*Continued on next page...*

*Continued from previous page...*

Key	Atom-1	Atom-2	Models <sup>1</sup>	Mean (Å)	SD <sup>1</sup> (Å)	Median (Å)
(1,3)	1:A:84:LYS:HD3	2:B:23:U:O5'	2	0.99	0.11	0.99
(1,3)	1:A:84:LYS:HD3	2:B:23:U:OP1	2	0.99	0.11	0.99
(1,3)	1:A:84:LYS:HD3	2:B:23:U:OP2	2	0.99	0.11	0.99
(1,3)	1:A:84:LYS:HD3	2:B:23:U:P	2	0.99	0.11	0.99
(1,3)	1:A:84:LYS:HD3	2:B:24:G:C1'	2	0.99	0.11	0.99
(1,3)	1:A:84:LYS:HD3	2:B:24:G:C2	2	0.99	0.11	0.99
(1,3)	1:A:84:LYS:HD3	2:B:24:G:C2'	2	0.99	0.11	0.99
(1,3)	1:A:84:LYS:HD3	2:B:24:G:C3'	2	0.99	0.11	0.99
(1,3)	1:A:84:LYS:HD3	2:B:24:G:C4	2	0.99	0.11	0.99
(1,3)	1:A:84:LYS:HD3	2:B:24:G:C4'	2	0.99	0.11	0.99
(1,3)	1:A:84:LYS:HD3	2:B:24:G:C5	2	0.99	0.11	0.99
(1,3)	1:A:84:LYS:HD3	2:B:24:G:C5'	2	0.99	0.11	0.99
(1,3)	1:A:84:LYS:HD3	2:B:24:G:C6	2	0.99	0.11	0.99
(1,3)	1:A:84:LYS:HD3	2:B:24:G:C8	2	0.99	0.11	0.99
(1,3)	1:A:84:LYS:HD3	2:B:24:G:H1	2	0.99	0.11	0.99
(1,3)	1:A:84:LYS:HD3	2:B:24:G:H1'	2	0.99	0.11	0.99
(1,3)	1:A:84:LYS:HD3	2:B:24:G:H2'	2	0.99	0.11	0.99
(1,3)	1:A:84:LYS:HD3	2:B:24:G:H21	2	0.99	0.11	0.99
(1,3)	1:A:84:LYS:HD3	2:B:24:G:H22	2	0.99	0.11	0.99
(1,3)	1:A:84:LYS:HD3	2:B:24:G:H3'	2	0.99	0.11	0.99
(1,3)	1:A:84:LYS:HD3	2:B:24:G:H4'	2	0.99	0.11	0.99
(1,3)	1:A:84:LYS:HD3	2:B:24:G:H5'	2	0.99	0.11	0.99
(1,3)	1:A:84:LYS:HD3	2:B:24:G:H5''	2	0.99	0.11	0.99
(1,3)	1:A:84:LYS:HD3	2:B:24:G:H8	2	0.99	0.11	0.99
(1,3)	1:A:84:LYS:HD3	2:B:24:G:HO2'	2	0.99	0.11	0.99
(1,3)	1:A:84:LYS:HD3	2:B:24:G:N1	2	0.99	0.11	0.99
(1,3)	1:A:84:LYS:HD3	2:B:24:G:N2	2	0.99	0.11	0.99
(1,3)	1:A:84:LYS:HD3	2:B:24:G:N3	2	0.99	0.11	0.99
(1,3)	1:A:84:LYS:HD3	2:B:24:G:N7	2	0.99	0.11	0.99
(1,3)	1:A:84:LYS:HD3	2:B:24:G:N9	2	0.99	0.11	0.99
(1,3)	1:A:84:LYS:HD3	2:B:24:G:O2'	2	0.99	0.11	0.99
(1,3)	1:A:84:LYS:HD3	2:B:24:G:O3'	2	0.99	0.11	0.99
(1,3)	1:A:84:LYS:HD3	2:B:24:G:O4'	2	0.99	0.11	0.99
(1,3)	1:A:84:LYS:HD3	2:B:24:G:O5'	2	0.99	0.11	0.99
(1,3)	1:A:84:LYS:HD3	2:B:24:G:O6	2	0.99	0.11	0.99
(1,3)	1:A:84:LYS:HD3	2:B:24:G:OP1	2	0.99	0.11	0.99
(1,3)	1:A:84:LYS:HD3	2:B:24:G:OP2	2	0.99	0.11	0.99
(1,3)	1:A:84:LYS:HD3	2:B:24:G:P	2	0.99	0.11	0.99
(1,3)	1:A:84:LYS:HE2	2:B:2:C:C1'	2	0.99	0.11	0.99
(1,3)	1:A:84:LYS:HE2	2:B:2:C:C2	2	0.99	0.11	0.99
(1,3)	1:A:84:LYS:HE2	2:B:2:C:C2'	2	0.99	0.11	0.99
(1,3)	1:A:84:LYS:HE2	2:B:2:C:C3'	2	0.99	0.11	0.99

*Continued on next page...*



*Continued from previous page...*

Key	Atom-1	Atom-2	Models <sup>1</sup>	Mean (Å)	SD <sup>1</sup> (Å)	Median (Å)
(1,3)	1:A:84:LYS:HE2	2:B:2:C:C4	2	0.99	0.11	0.99
(1,3)	1:A:84:LYS:HE2	2:B:2:C:C4'	2	0.99	0.11	0.99
(1,3)	1:A:84:LYS:HE2	2:B:2:C:C5	2	0.99	0.11	0.99
(1,3)	1:A:84:LYS:HE2	2:B:2:C:C5'	2	0.99	0.11	0.99
(1,3)	1:A:84:LYS:HE2	2:B:2:C:C6	2	0.99	0.11	0.99
(1,3)	1:A:84:LYS:HE2	2:B:2:C:H1'	2	0.99	0.11	0.99
(1,3)	1:A:84:LYS:HE2	2:B:2:C:H2'	2	0.99	0.11	0.99
(1,3)	1:A:84:LYS:HE2	2:B:2:C:H3'	2	0.99	0.11	0.99
(1,3)	1:A:84:LYS:HE2	2:B:2:C:H4'	2	0.99	0.11	0.99
(1,3)	1:A:84:LYS:HE2	2:B:2:C:H41	2	0.99	0.11	0.99
(1,3)	1:A:84:LYS:HE2	2:B:2:C:H42	2	0.99	0.11	0.99
(1,3)	1:A:84:LYS:HE2	2:B:2:C:H5	2	0.99	0.11	0.99
(1,3)	1:A:84:LYS:HE2	2:B:2:C:H5'	2	0.99	0.11	0.99
(1,3)	1:A:84:LYS:HE2	2:B:2:C:H5''	2	0.99	0.11	0.99
(1,3)	1:A:84:LYS:HE2	2:B:2:C:H6	2	0.99	0.11	0.99
(1,3)	1:A:84:LYS:HE2	2:B:2:C:HO2'	2	0.99	0.11	0.99
(1,3)	1:A:84:LYS:HE2	2:B:2:C:N1	2	0.99	0.11	0.99
(1,3)	1:A:84:LYS:HE2	2:B:2:C:N3	2	0.99	0.11	0.99
(1,3)	1:A:84:LYS:HE2	2:B:2:C:N4	2	0.99	0.11	0.99
(1,3)	1:A:84:LYS:HE2	2:B:2:C:O2	2	0.99	0.11	0.99
(1,3)	1:A:84:LYS:HE2	2:B:2:C:O2'	2	0.99	0.11	0.99
(1,3)	1:A:84:LYS:HE2	2:B:2:C:O3'	2	0.99	0.11	0.99
(1,3)	1:A:84:LYS:HE2	2:B:2:C:O4'	2	0.99	0.11	0.99
(1,3)	1:A:84:LYS:HE2	2:B:2:C:O5'	2	0.99	0.11	0.99
(1,3)	1:A:84:LYS:HE2	2:B:3:U:C1'	2	0.99	0.11	0.99
(1,3)	1:A:84:LYS:HE2	2:B:3:U:C2	2	0.99	0.11	0.99
(1,3)	1:A:84:LYS:HE2	2:B:3:U:C2'	2	0.99	0.11	0.99
(1,3)	1:A:84:LYS:HE2	2:B:3:U:C3'	2	0.99	0.11	0.99
(1,3)	1:A:84:LYS:HE2	2:B:3:U:C4	2	0.99	0.11	0.99
(1,3)	1:A:84:LYS:HE2	2:B:3:U:C4'	2	0.99	0.11	0.99
(1,3)	1:A:84:LYS:HE2	2:B:3:U:C5	2	0.99	0.11	0.99
(1,3)	1:A:84:LYS:HE2	2:B:3:U:C5'	2	0.99	0.11	0.99
(1,3)	1:A:84:LYS:HE2	2:B:3:U:C6	2	0.99	0.11	0.99
(1,3)	1:A:84:LYS:HE2	2:B:3:U:H1'	2	0.99	0.11	0.99
(1,3)	1:A:84:LYS:HE2	2:B:3:U:H2'	2	0.99	0.11	0.99
(1,3)	1:A:84:LYS:HE2	2:B:3:U:H3	2	0.99	0.11	0.99
(1,3)	1:A:84:LYS:HE2	2:B:3:U:H3'	2	0.99	0.11	0.99
(1,3)	1:A:84:LYS:HE2	2:B:3:U:H4'	2	0.99	0.11	0.99
(1,3)	1:A:84:LYS:HE2	2:B:3:U:H5	2	0.99	0.11	0.99
(1,3)	1:A:84:LYS:HE2	2:B:3:U:H5'	2	0.99	0.11	0.99
(1,3)	1:A:84:LYS:HE2	2:B:3:U:H5''	2	0.99	0.11	0.99
(1,3)	1:A:84:LYS:HE2	2:B:3:U:H6	2	0.99	0.11	0.99

*Continued on next page...*

*Continued from previous page...*

Key	Atom-1	Atom-2	Models <sup>1</sup>	Mean (Å)	SD <sup>1</sup> (Å)	Median (Å)
(1,3)	1:A:84:LYS:HE2	2:B:3:U:HO2'	2	0.99	0.11	0.99
(1,3)	1:A:84:LYS:HE2	2:B:3:U:N1	2	0.99	0.11	0.99
(1,3)	1:A:84:LYS:HE2	2:B:3:U:N3	2	0.99	0.11	0.99
(1,3)	1:A:84:LYS:HE2	2:B:3:U:O2	2	0.99	0.11	0.99
(1,3)	1:A:84:LYS:HE2	2:B:3:U:O2'	2	0.99	0.11	0.99
(1,3)	1:A:84:LYS:HE2	2:B:3:U:O3'	2	0.99	0.11	0.99
(1,3)	1:A:84:LYS:HE2	2:B:3:U:O4	2	0.99	0.11	0.99
(1,3)	1:A:84:LYS:HE2	2:B:3:U:O4'	2	0.99	0.11	0.99
(1,3)	1:A:84:LYS:HE2	2:B:3:U:O5'	2	0.99	0.11	0.99
(1,3)	1:A:84:LYS:HE2	2:B:3:U:OP1	2	0.99	0.11	0.99
(1,3)	1:A:84:LYS:HE2	2:B:3:U:OP2	2	0.99	0.11	0.99
(1,3)	1:A:84:LYS:HE2	2:B:3:U:P	2	0.99	0.11	0.99
(1,3)	1:A:84:LYS:HE2	2:B:4:G:C1'	2	0.99	0.11	0.99
(1,3)	1:A:84:LYS:HE2	2:B:4:G:C2	2	0.99	0.11	0.99
(1,3)	1:A:84:LYS:HE2	2:B:4:G:C2'	2	0.99	0.11	0.99
(1,3)	1:A:84:LYS:HE2	2:B:4:G:C3'	2	0.99	0.11	0.99
(1,3)	1:A:84:LYS:HE2	2:B:4:G:C4	2	0.99	0.11	0.99
(1,3)	1:A:84:LYS:HE2	2:B:4:G:C4'	2	0.99	0.11	0.99
(1,3)	1:A:84:LYS:HE2	2:B:4:G:C5	2	0.99	0.11	0.99
(1,3)	1:A:84:LYS:HE2	2:B:4:G:C5'	2	0.99	0.11	0.99
(1,3)	1:A:84:LYS:HE2	2:B:4:G:C6	2	0.99	0.11	0.99
(1,3)	1:A:84:LYS:HE2	2:B:4:G:C8	2	0.99	0.11	0.99
(1,3)	1:A:84:LYS:HE2	2:B:4:G:H1	2	0.99	0.11	0.99
(1,3)	1:A:84:LYS:HE2	2:B:4:G:H1'	2	0.99	0.11	0.99
(1,3)	1:A:84:LYS:HE2	2:B:4:G:H2'	2	0.99	0.11	0.99
(1,3)	1:A:84:LYS:HE2	2:B:4:G:H21	2	0.99	0.11	0.99
(1,3)	1:A:84:LYS:HE2	2:B:4:G:H22	2	0.99	0.11	0.99
(1,3)	1:A:84:LYS:HE2	2:B:4:G:H3'	2	0.99	0.11	0.99
(1,3)	1:A:84:LYS:HE2	2:B:4:G:H4'	2	0.99	0.11	0.99
(1,3)	1:A:84:LYS:HE2	2:B:4:G:H5'	2	0.99	0.11	0.99
(1,3)	1:A:84:LYS:HE2	2:B:4:G:H5''	2	0.99	0.11	0.99
(1,3)	1:A:84:LYS:HE2	2:B:4:G:H8	2	0.99	0.11	0.99
(1,3)	1:A:84:LYS:HE2	2:B:4:G:HO2'	2	0.99	0.11	0.99
(1,3)	1:A:84:LYS:HE2	2:B:4:G:N1	2	0.99	0.11	0.99
(1,3)	1:A:84:LYS:HE2	2:B:4:G:N2	2	0.99	0.11	0.99
(1,3)	1:A:84:LYS:HE2	2:B:4:G:N3	2	0.99	0.11	0.99
(1,3)	1:A:84:LYS:HE2	2:B:4:G:N7	2	0.99	0.11	0.99
(1,3)	1:A:84:LYS:HE2	2:B:4:G:N9	2	0.99	0.11	0.99
(1,3)	1:A:84:LYS:HE2	2:B:4:G:O2'	2	0.99	0.11	0.99
(1,3)	1:A:84:LYS:HE2	2:B:4:G:O3'	2	0.99	0.11	0.99
(1,3)	1:A:84:LYS:HE2	2:B:4:G:O4'	2	0.99	0.11	0.99
(1,3)	1:A:84:LYS:HE2	2:B:4:G:O5'	2	0.99	0.11	0.99

*Continued on next page...*

*Continued from previous page...*

Key	Atom-1	Atom-2	Models <sup>1</sup>	Mean (Å)	SD <sup>1</sup> (Å)	Median (Å)
(1,3)	1:A:84:LYS:HE2	2:B:4:G:O6	2	0.99	0.11	0.99
(1,3)	1:A:84:LYS:HE2	2:B:4:G:OP1	2	0.99	0.11	0.99
(1,3)	1:A:84:LYS:HE2	2:B:4:G:OP2	2	0.99	0.11	0.99
(1,3)	1:A:84:LYS:HE2	2:B:4:G:P	2	0.99	0.11	0.99
(1,3)	1:A:84:LYS:HE2	2:B:5:A:C1'	2	0.99	0.11	0.99
(1,3)	1:A:84:LYS:HE2	2:B:5:A:C2	2	0.99	0.11	0.99
(1,3)	1:A:84:LYS:HE2	2:B:5:A:C2'	2	0.99	0.11	0.99
(1,3)	1:A:84:LYS:HE2	2:B:5:A:C3'	2	0.99	0.11	0.99
(1,3)	1:A:84:LYS:HE2	2:B:5:A:C4	2	0.99	0.11	0.99
(1,3)	1:A:84:LYS:HE2	2:B:5:A:C4'	2	0.99	0.11	0.99
(1,3)	1:A:84:LYS:HE2	2:B:5:A:C5	2	0.99	0.11	0.99
(1,3)	1:A:84:LYS:HE2	2:B:5:A:C5'	2	0.99	0.11	0.99
(1,3)	1:A:84:LYS:HE2	2:B:5:A:C6	2	0.99	0.11	0.99
(1,3)	1:A:84:LYS:HE2	2:B:5:A:C8	2	0.99	0.11	0.99
(1,3)	1:A:84:LYS:HE2	2:B:5:A:H1'	2	0.99	0.11	0.99
(1,3)	1:A:84:LYS:HE2	2:B:5:A:H2	2	0.99	0.11	0.99
(1,3)	1:A:84:LYS:HE2	2:B:5:A:H2'	2	0.99	0.11	0.99
(1,3)	1:A:84:LYS:HE2	2:B:5:A:H3'	2	0.99	0.11	0.99
(1,3)	1:A:84:LYS:HE2	2:B:5:A:H4'	2	0.99	0.11	0.99
(1,3)	1:A:84:LYS:HE2	2:B:5:A:H5'	2	0.99	0.11	0.99
(1,3)	1:A:84:LYS:HE2	2:B:5:A:H5''	2	0.99	0.11	0.99
(1,3)	1:A:84:LYS:HE2	2:B:5:A:H61	2	0.99	0.11	0.99
(1,3)	1:A:84:LYS:HE2	2:B:5:A:H62	2	0.99	0.11	0.99
(1,3)	1:A:84:LYS:HE2	2:B:5:A:H8	2	0.99	0.11	0.99
(1,3)	1:A:84:LYS:HE2	2:B:5:A:HO2'	2	0.99	0.11	0.99
(1,3)	1:A:84:LYS:HE2	2:B:5:A:N1	2	0.99	0.11	0.99
(1,3)	1:A:84:LYS:HE2	2:B:5:A:N3	2	0.99	0.11	0.99
(1,3)	1:A:84:LYS:HE2	2:B:5:A:N6	2	0.99	0.11	0.99
(1,3)	1:A:84:LYS:HE2	2:B:5:A:N7	2	0.99	0.11	0.99
(1,3)	1:A:84:LYS:HE2	2:B:5:A:N9	2	0.99	0.11	0.99
(1,3)	1:A:84:LYS:HE2	2:B:5:A:O2'	2	0.99	0.11	0.99
(1,3)	1:A:84:LYS:HE2	2:B:5:A:O3'	2	0.99	0.11	0.99
(1,3)	1:A:84:LYS:HE2	2:B:5:A:O4'	2	0.99	0.11	0.99
(1,3)	1:A:84:LYS:HE2	2:B:5:A:O5'	2	0.99	0.11	0.99
(1,3)	1:A:84:LYS:HE2	2:B:5:A:OP1	2	0.99	0.11	0.99
(1,3)	1:A:84:LYS:HE2	2:B:5:A:OP2	2	0.99	0.11	0.99
(1,3)	1:A:84:LYS:HE2	2:B:5:A:P	2	0.99	0.11	0.99
(1,3)	1:A:84:LYS:HE2	2:B:6:G:C1'	2	0.99	0.11	0.99
(1,3)	1:A:84:LYS:HE2	2:B:6:G:C2	2	0.99	0.11	0.99
(1,3)	1:A:84:LYS:HE2	2:B:6:G:C2'	2	0.99	0.11	0.99
(1,3)	1:A:84:LYS:HE2	2:B:6:G:C3'	2	0.99	0.11	0.99
(1,3)	1:A:84:LYS:HE2	2:B:6:G:C4	2	0.99	0.11	0.99

*Continued on next page...*

*Continued from previous page...*

Key	Atom-1	Atom-2	Models <sup>1</sup>	Mean (Å)	SD <sup>1</sup> (Å)	Median (Å)
(1,3)	1:A:84:LYS:HE2	2:B:6:G:C4'	2	0.99	0.11	0.99
(1,3)	1:A:84:LYS:HE2	2:B:6:G:C5	2	0.99	0.11	0.99
(1,3)	1:A:84:LYS:HE2	2:B:6:G:C5'	2	0.99	0.11	0.99
(1,3)	1:A:84:LYS:HE2	2:B:6:G:C6	2	0.99	0.11	0.99
(1,3)	1:A:84:LYS:HE2	2:B:6:G:C8	2	0.99	0.11	0.99
(1,3)	1:A:84:LYS:HE2	2:B:6:G:H1	2	0.99	0.11	0.99
(1,3)	1:A:84:LYS:HE2	2:B:6:G:H1'	2	0.99	0.11	0.99
(1,3)	1:A:84:LYS:HE2	2:B:6:G:H2'	2	0.99	0.11	0.99
(1,3)	1:A:84:LYS:HE2	2:B:6:G:H21	2	0.99	0.11	0.99
(1,3)	1:A:84:LYS:HE2	2:B:6:G:H22	2	0.99	0.11	0.99
(1,3)	1:A:84:LYS:HE2	2:B:6:G:H3'	2	0.99	0.11	0.99
(1,3)	1:A:84:LYS:HE2	2:B:6:G:H4'	2	0.99	0.11	0.99
(1,3)	1:A:84:LYS:HE2	2:B:6:G:H5'	2	0.99	0.11	0.99
(1,3)	1:A:84:LYS:HE2	2:B:6:G:H5''	2	0.99	0.11	0.99
(1,3)	1:A:84:LYS:HE2	2:B:6:G:H8	2	0.99	0.11	0.99
(1,3)	1:A:84:LYS:HE2	2:B:6:G:HO2'	2	0.99	0.11	0.99
(1,3)	1:A:84:LYS:HE2	2:B:6:G:N1	2	0.99	0.11	0.99
(1,3)	1:A:84:LYS:HE2	2:B:6:G:N2	2	0.99	0.11	0.99
(1,3)	1:A:84:LYS:HE2	2:B:6:G:N3	2	0.99	0.11	0.99
(1,3)	1:A:84:LYS:HE2	2:B:6:G:N7	2	0.99	0.11	0.99
(1,3)	1:A:84:LYS:HE2	2:B:6:G:N9	2	0.99	0.11	0.99
(1,3)	1:A:84:LYS:HE2	2:B:6:G:O2'	2	0.99	0.11	0.99
(1,3)	1:A:84:LYS:HE2	2:B:6:G:O3'	2	0.99	0.11	0.99
(1,3)	1:A:84:LYS:HE2	2:B:6:G:O4'	2	0.99	0.11	0.99
(1,3)	1:A:84:LYS:HE2	2:B:6:G:O5'	2	0.99	0.11	0.99
(1,3)	1:A:84:LYS:HE2	2:B:6:G:O6	2	0.99	0.11	0.99
(1,3)	1:A:84:LYS:HE2	2:B:6:G:OP1	2	0.99	0.11	0.99
(1,3)	1:A:84:LYS:HE2	2:B:6:G:OP2	2	0.99	0.11	0.99
(1,3)	1:A:84:LYS:HE2	2:B:6:G:P	2	0.99	0.11	0.99
(1,3)	1:A:84:LYS:HE2	2:B:7:C:C1'	2	0.99	0.11	0.99
(1,3)	1:A:84:LYS:HE2	2:B:7:C:C2	2	0.99	0.11	0.99
(1,3)	1:A:84:LYS:HE2	2:B:7:C:C2'	2	0.99	0.11	0.99
(1,3)	1:A:84:LYS:HE2	2:B:7:C:C3'	2	0.99	0.11	0.99
(1,3)	1:A:84:LYS:HE2	2:B:7:C:C4	2	0.99	0.11	0.99
(1,3)	1:A:84:LYS:HE2	2:B:7:C:C4'	2	0.99	0.11	0.99
(1,3)	1:A:84:LYS:HE2	2:B:7:C:C5	2	0.99	0.11	0.99
(1,3)	1:A:84:LYS:HE2	2:B:7:C:C5'	2	0.99	0.11	0.99
(1,3)	1:A:84:LYS:HE2	2:B:7:C:C6	2	0.99	0.11	0.99
(1,3)	1:A:84:LYS:HE2	2:B:7:C:H1'	2	0.99	0.11	0.99
(1,3)	1:A:84:LYS:HE2	2:B:7:C:H2'	2	0.99	0.11	0.99
(1,3)	1:A:84:LYS:HE2	2:B:7:C:H3'	2	0.99	0.11	0.99
(1,3)	1:A:84:LYS:HE2	2:B:7:C:H4'	2	0.99	0.11	0.99

*Continued on next page...*

*Continued from previous page...*

Key	Atom-1	Atom-2	Models <sup>1</sup>	Mean (Å)	SD <sup>1</sup> (Å)	Median (Å)
(1,3)	1:A:84:LYS:HE2	2:B:7:C:H41	2	0.99	0.11	0.99
(1,3)	1:A:84:LYS:HE2	2:B:7:C:H42	2	0.99	0.11	0.99
(1,3)	1:A:84:LYS:HE2	2:B:7:C:H5	2	0.99	0.11	0.99
(1,3)	1:A:84:LYS:HE2	2:B:7:C:H5'	2	0.99	0.11	0.99
(1,3)	1:A:84:LYS:HE2	2:B:7:C:H5''	2	0.99	0.11	0.99
(1,3)	1:A:84:LYS:HE2	2:B:7:C:H6	2	0.99	0.11	0.99
(1,3)	1:A:84:LYS:HE2	2:B:7:C:HO2'	2	0.99	0.11	0.99
(1,3)	1:A:84:LYS:HE2	2:B:7:C:N1	2	0.99	0.11	0.99
(1,3)	1:A:84:LYS:HE2	2:B:7:C:N3	2	0.99	0.11	0.99
(1,3)	1:A:84:LYS:HE2	2:B:7:C:N4	2	0.99	0.11	0.99
(1,3)	1:A:84:LYS:HE2	2:B:7:C:O2	2	0.99	0.11	0.99
(1,3)	1:A:84:LYS:HE2	2:B:7:C:O2'	2	0.99	0.11	0.99
(1,3)	1:A:84:LYS:HE2	2:B:7:C:O3'	2	0.99	0.11	0.99
(1,3)	1:A:84:LYS:HE2	2:B:7:C:O4'	2	0.99	0.11	0.99
(1,3)	1:A:84:LYS:HE2	2:B:7:C:O5'	2	0.99	0.11	0.99
(1,3)	1:A:84:LYS:HE2	2:B:7:C:OP1	2	0.99	0.11	0.99
(1,3)	1:A:84:LYS:HE2	2:B:7:C:OP2	2	0.99	0.11	0.99
(1,3)	1:A:84:LYS:HE2	2:B:7:C:P	2	0.99	0.11	0.99
(1,3)	1:A:84:LYS:HE2	2:B:8:U:C1'	2	0.99	0.11	0.99
(1,3)	1:A:84:LYS:HE2	2:B:8:U:C2	2	0.99	0.11	0.99
(1,3)	1:A:84:LYS:HE2	2:B:8:U:C2'	2	0.99	0.11	0.99
(1,3)	1:A:84:LYS:HE2	2:B:8:U:C3'	2	0.99	0.11	0.99
(1,3)	1:A:84:LYS:HE2	2:B:8:U:C4	2	0.99	0.11	0.99
(1,3)	1:A:84:LYS:HE2	2:B:8:U:C4'	2	0.99	0.11	0.99
(1,3)	1:A:84:LYS:HE2	2:B:8:U:C5	2	0.99	0.11	0.99
(1,3)	1:A:84:LYS:HE2	2:B:8:U:C5'	2	0.99	0.11	0.99
(1,3)	1:A:84:LYS:HE2	2:B:8:U:C6	2	0.99	0.11	0.99
(1,3)	1:A:84:LYS:HE2	2:B:8:U:H1'	2	0.99	0.11	0.99
(1,3)	1:A:84:LYS:HE2	2:B:8:U:H2'	2	0.99	0.11	0.99
(1,3)	1:A:84:LYS:HE2	2:B:8:U:H3	2	0.99	0.11	0.99
(1,3)	1:A:84:LYS:HE2	2:B:8:U:H3'	2	0.99	0.11	0.99
(1,3)	1:A:84:LYS:HE2	2:B:8:U:H4'	2	0.99	0.11	0.99
(1,3)	1:A:84:LYS:HE2	2:B:8:U:H5	2	0.99	0.11	0.99
(1,3)	1:A:84:LYS:HE2	2:B:8:U:H5'	2	0.99	0.11	0.99
(1,3)	1:A:84:LYS:HE2	2:B:8:U:H5''	2	0.99	0.11	0.99
(1,3)	1:A:84:LYS:HE2	2:B:8:U:H6	2	0.99	0.11	0.99
(1,3)	1:A:84:LYS:HE2	2:B:8:U:HO2'	2	0.99	0.11	0.99
(1,3)	1:A:84:LYS:HE2	2:B:8:U:N1	2	0.99	0.11	0.99
(1,3)	1:A:84:LYS:HE2	2:B:8:U:N3	2	0.99	0.11	0.99
(1,3)	1:A:84:LYS:HE2	2:B:8:U:O2	2	0.99	0.11	0.99
(1,3)	1:A:84:LYS:HE2	2:B:8:U:O2'	2	0.99	0.11	0.99
(1,3)	1:A:84:LYS:HE2	2:B:8:U:O3'	2	0.99	0.11	0.99

*Continued on next page...*

*Continued from previous page...*

Key	Atom-1	Atom-2	Models <sup>1</sup>	Mean (Å)	SD <sup>1</sup> (Å)	Median (Å)
(1,3)	1:A:84:LYS:HE2	2:B:8:U:O4	2	0.99	0.11	0.99
(1,3)	1:A:84:LYS:HE2	2:B:8:U:O4'	2	0.99	0.11	0.99
(1,3)	1:A:84:LYS:HE2	2:B:8:U:O5'	2	0.99	0.11	0.99
(1,3)	1:A:84:LYS:HE2	2:B:8:U:OP1	2	0.99	0.11	0.99
(1,3)	1:A:84:LYS:HE2	2:B:8:U:OP2	2	0.99	0.11	0.99
(1,3)	1:A:84:LYS:HE2	2:B:8:U:P	2	0.99	0.11	0.99
(1,3)	1:A:84:LYS:HE2	2:B:9:C:C1'	2	0.99	0.11	0.99
(1,3)	1:A:84:LYS:HE2	2:B:9:C:C2	2	0.99	0.11	0.99
(1,3)	1:A:84:LYS:HE2	2:B:9:C:C2'	2	0.99	0.11	0.99
(1,3)	1:A:84:LYS:HE2	2:B:9:C:C3'	2	0.99	0.11	0.99
(1,3)	1:A:84:LYS:HE2	2:B:9:C:C4	2	0.99	0.11	0.99
(1,3)	1:A:84:LYS:HE2	2:B:9:C:C4'	2	0.99	0.11	0.99
(1,3)	1:A:84:LYS:HE2	2:B:9:C:C5	2	0.99	0.11	0.99
(1,3)	1:A:84:LYS:HE2	2:B:9:C:C5'	2	0.99	0.11	0.99
(1,3)	1:A:84:LYS:HE2	2:B:9:C:C6	2	0.99	0.11	0.99
(1,3)	1:A:84:LYS:HE2	2:B:9:C:H1'	2	0.99	0.11	0.99
(1,3)	1:A:84:LYS:HE2	2:B:9:C:H2'	2	0.99	0.11	0.99
(1,3)	1:A:84:LYS:HE2	2:B:9:C:H3'	2	0.99	0.11	0.99
(1,3)	1:A:84:LYS:HE2	2:B:9:C:H4'	2	0.99	0.11	0.99
(1,3)	1:A:84:LYS:HE2	2:B:9:C:H41	2	0.99	0.11	0.99
(1,3)	1:A:84:LYS:HE2	2:B:9:C:H42	2	0.99	0.11	0.99
(1,3)	1:A:84:LYS:HE2	2:B:9:C:H5	2	0.99	0.11	0.99
(1,3)	1:A:84:LYS:HE2	2:B:9:C:H5'	2	0.99	0.11	0.99
(1,3)	1:A:84:LYS:HE2	2:B:9:C:H5''	2	0.99	0.11	0.99
(1,3)	1:A:84:LYS:HE2	2:B:9:C:H6	2	0.99	0.11	0.99
(1,3)	1:A:84:LYS:HE2	2:B:9:C:HO2'	2	0.99	0.11	0.99
(1,3)	1:A:84:LYS:HE2	2:B:9:C:N1	2	0.99	0.11	0.99
(1,3)	1:A:84:LYS:HE2	2:B:9:C:N3	2	0.99	0.11	0.99
(1,3)	1:A:84:LYS:HE2	2:B:9:C:N4	2	0.99	0.11	0.99
(1,3)	1:A:84:LYS:HE2	2:B:9:C:O2	2	0.99	0.11	0.99
(1,3)	1:A:84:LYS:HE2	2:B:9:C:O2'	2	0.99	0.11	0.99
(1,3)	1:A:84:LYS:HE2	2:B:9:C:O3'	2	0.99	0.11	0.99
(1,3)	1:A:84:LYS:HE2	2:B:9:C:O4'	2	0.99	0.11	0.99
(1,3)	1:A:84:LYS:HE2	2:B:9:C:O5'	2	0.99	0.11	0.99
(1,3)	1:A:84:LYS:HE2	2:B:9:C:OP1	2	0.99	0.11	0.99
(1,3)	1:A:84:LYS:HE2	2:B:9:C:OP2	2	0.99	0.11	0.99
(1,3)	1:A:84:LYS:HE2	2:B:9:C:P	2	0.99	0.11	0.99
(1,3)	1:A:84:LYS:HE2	2:B:10:G:C1'	2	0.99	0.11	0.99
(1,3)	1:A:84:LYS:HE2	2:B:10:G:C2	2	0.99	0.11	0.99
(1,3)	1:A:84:LYS:HE2	2:B:10:G:C2'	2	0.99	0.11	0.99
(1,3)	1:A:84:LYS:HE2	2:B:10:G:C3'	2	0.99	0.11	0.99
(1,3)	1:A:84:LYS:HE2	2:B:10:G:C4	2	0.99	0.11	0.99

*Continued on next page...*

*Continued from previous page...*

Key	Atom-1	Atom-2	Models <sup>1</sup>	Mean (Å)	SD <sup>1</sup> (Å)	Median (Å)
(1,3)	1:A:84:LYS:HE2	2:B:10:G:C4'	2	0.99	0.11	0.99
(1,3)	1:A:84:LYS:HE2	2:B:10:G:C5	2	0.99	0.11	0.99
(1,3)	1:A:84:LYS:HE2	2:B:10:G:C5'	2	0.99	0.11	0.99
(1,3)	1:A:84:LYS:HE2	2:B:10:G:C6	2	0.99	0.11	0.99
(1,3)	1:A:84:LYS:HE2	2:B:10:G:C8	2	0.99	0.11	0.99
(1,3)	1:A:84:LYS:HE2	2:B:10:G:H1	2	0.99	0.11	0.99
(1,3)	1:A:84:LYS:HE2	2:B:10:G:H1'	2	0.99	0.11	0.99
(1,3)	1:A:84:LYS:HE2	2:B:10:G:H2'	2	0.99	0.11	0.99
(1,3)	1:A:84:LYS:HE2	2:B:10:G:H21	2	0.99	0.11	0.99
(1,3)	1:A:84:LYS:HE2	2:B:10:G:H22	2	0.99	0.11	0.99
(1,3)	1:A:84:LYS:HE2	2:B:10:G:H3'	2	0.99	0.11	0.99
(1,3)	1:A:84:LYS:HE2	2:B:10:G:H4'	2	0.99	0.11	0.99
(1,3)	1:A:84:LYS:HE2	2:B:10:G:H5'	2	0.99	0.11	0.99
(1,3)	1:A:84:LYS:HE2	2:B:10:G:H5''	2	0.99	0.11	0.99
(1,3)	1:A:84:LYS:HE2	2:B:10:G:H8	2	0.99	0.11	0.99
(1,3)	1:A:84:LYS:HE2	2:B:10:G:HO2'	2	0.99	0.11	0.99
(1,3)	1:A:84:LYS:HE2	2:B:10:G:N1	2	0.99	0.11	0.99
(1,3)	1:A:84:LYS:HE2	2:B:10:G:N2	2	0.99	0.11	0.99
(1,3)	1:A:84:LYS:HE2	2:B:10:G:N3	2	0.99	0.11	0.99
(1,3)	1:A:84:LYS:HE2	2:B:10:G:N7	2	0.99	0.11	0.99
(1,3)	1:A:84:LYS:HE2	2:B:10:G:N9	2	0.99	0.11	0.99
(1,3)	1:A:84:LYS:HE2	2:B:10:G:O2'	2	0.99	0.11	0.99
(1,3)	1:A:84:LYS:HE2	2:B:10:G:O3'	2	0.99	0.11	0.99
(1,3)	1:A:84:LYS:HE2	2:B:10:G:O4'	2	0.99	0.11	0.99
(1,3)	1:A:84:LYS:HE2	2:B:10:G:O5'	2	0.99	0.11	0.99
(1,3)	1:A:84:LYS:HE2	2:B:10:G:O6	2	0.99	0.11	0.99
(1,3)	1:A:84:LYS:HE2	2:B:10:G:OP1	2	0.99	0.11	0.99
(1,3)	1:A:84:LYS:HE2	2:B:10:G:OP2	2	0.99	0.11	0.99
(1,3)	1:A:84:LYS:HE2	2:B:10:G:P	2	0.99	0.11	0.99
(1,3)	1:A:84:LYS:HE2	2:B:11:A:C1'	2	0.99	0.11	0.99
(1,3)	1:A:84:LYS:HE2	2:B:11:A:C2	2	0.99	0.11	0.99
(1,3)	1:A:84:LYS:HE2	2:B:11:A:C2'	2	0.99	0.11	0.99
(1,3)	1:A:84:LYS:HE2	2:B:11:A:C3'	2	0.99	0.11	0.99
(1,3)	1:A:84:LYS:HE2	2:B:11:A:C4	2	0.99	0.11	0.99
(1,3)	1:A:84:LYS:HE2	2:B:11:A:C4'	2	0.99	0.11	0.99
(1,3)	1:A:84:LYS:HE2	2:B:11:A:C5	2	0.99	0.11	0.99
(1,3)	1:A:84:LYS:HE2	2:B:11:A:C5'	2	0.99	0.11	0.99
(1,3)	1:A:84:LYS:HE2	2:B:11:A:C6	2	0.99	0.11	0.99
(1,3)	1:A:84:LYS:HE2	2:B:11:A:C8	2	0.99	0.11	0.99
(1,3)	1:A:84:LYS:HE2	2:B:11:A:H1'	2	0.99	0.11	0.99
(1,3)	1:A:84:LYS:HE2	2:B:11:A:H2	2	0.99	0.11	0.99
(1,3)	1:A:84:LYS:HE2	2:B:11:A:H2'	2	0.99	0.11	0.99

*Continued on next page...*

*Continued from previous page...*

Key	Atom-1	Atom-2	Models <sup>1</sup>	Mean (Å)	SD <sup>1</sup> (Å)	Median (Å)
(1,3)	1:A:84:LYS:HE2	2:B:11:A:H3'	2	0.99	0.11	0.99
(1,3)	1:A:84:LYS:HE2	2:B:11:A:H4'	2	0.99	0.11	0.99
(1,3)	1:A:84:LYS:HE2	2:B:11:A:H5'	2	0.99	0.11	0.99
(1,3)	1:A:84:LYS:HE2	2:B:11:A:H5''	2	0.99	0.11	0.99
(1,3)	1:A:84:LYS:HE2	2:B:11:A:H61	2	0.99	0.11	0.99
(1,3)	1:A:84:LYS:HE2	2:B:11:A:H62	2	0.99	0.11	0.99
(1,3)	1:A:84:LYS:HE2	2:B:11:A:H8	2	0.99	0.11	0.99
(1,3)	1:A:84:LYS:HE2	2:B:11:A:HO2'	2	0.99	0.11	0.99
(1,3)	1:A:84:LYS:HE2	2:B:11:A:N1	2	0.99	0.11	0.99
(1,3)	1:A:84:LYS:HE2	2:B:11:A:N3	2	0.99	0.11	0.99
(1,3)	1:A:84:LYS:HE2	2:B:11:A:N6	2	0.99	0.11	0.99
(1,3)	1:A:84:LYS:HE2	2:B:11:A:N7	2	0.99	0.11	0.99
(1,3)	1:A:84:LYS:HE2	2:B:11:A:N9	2	0.99	0.11	0.99
(1,3)	1:A:84:LYS:HE2	2:B:11:A:O2'	2	0.99	0.11	0.99
(1,3)	1:A:84:LYS:HE2	2:B:11:A:O3'	2	0.99	0.11	0.99
(1,3)	1:A:84:LYS:HE2	2:B:11:A:O4'	2	0.99	0.11	0.99
(1,3)	1:A:84:LYS:HE2	2:B:11:A:O5'	2	0.99	0.11	0.99
(1,3)	1:A:84:LYS:HE2	2:B:11:A:OP1	2	0.99	0.11	0.99
(1,3)	1:A:84:LYS:HE2	2:B:11:A:OP2	2	0.99	0.11	0.99
(1,3)	1:A:84:LYS:HE2	2:B:11:A:P	2	0.99	0.11	0.99
(1,3)	1:A:84:LYS:HE2	2:B:12:A:C1'	2	0.99	0.11	0.99
(1,3)	1:A:84:LYS:HE2	2:B:12:A:C2	2	0.99	0.11	0.99
(1,3)	1:A:84:LYS:HE2	2:B:12:A:C2'	2	0.99	0.11	0.99
(1,3)	1:A:84:LYS:HE2	2:B:12:A:C3'	2	0.99	0.11	0.99
(1,3)	1:A:84:LYS:HE2	2:B:12:A:C4	2	0.99	0.11	0.99
(1,3)	1:A:84:LYS:HE2	2:B:12:A:C4'	2	0.99	0.11	0.99
(1,3)	1:A:84:LYS:HE2	2:B:12:A:C5	2	0.99	0.11	0.99
(1,3)	1:A:84:LYS:HE2	2:B:12:A:C5'	2	0.99	0.11	0.99
(1,3)	1:A:84:LYS:HE2	2:B:12:A:C6	2	0.99	0.11	0.99
(1,3)	1:A:84:LYS:HE2	2:B:12:A:C8	2	0.99	0.11	0.99
(1,3)	1:A:84:LYS:HE2	2:B:12:A:H1'	2	0.99	0.11	0.99
(1,3)	1:A:84:LYS:HE2	2:B:12:A:H2	2	0.99	0.11	0.99
(1,3)	1:A:84:LYS:HE2	2:B:12:A:H2'	2	0.99	0.11	0.99
(1,3)	1:A:84:LYS:HE2	2:B:12:A:H3'	2	0.99	0.11	0.99
(1,3)	1:A:84:LYS:HE2	2:B:12:A:H4'	2	0.99	0.11	0.99
(1,3)	1:A:84:LYS:HE2	2:B:12:A:H5'	2	0.99	0.11	0.99
(1,3)	1:A:84:LYS:HE2	2:B:12:A:H5''	2	0.99	0.11	0.99
(1,3)	1:A:84:LYS:HE2	2:B:12:A:H61	2	0.99	0.11	0.99
(1,3)	1:A:84:LYS:HE2	2:B:12:A:H62	2	0.99	0.11	0.99
(1,3)	1:A:84:LYS:HE2	2:B:12:A:H8	2	0.99	0.11	0.99
(1,3)	1:A:84:LYS:HE2	2:B:12:A:HO2'	2	0.99	0.11	0.99
(1,3)	1:A:84:LYS:HE2	2:B:12:A:N1	2	0.99	0.11	0.99

*Continued on next page...*



*Continued from previous page...*

Key	Atom-1	Atom-2	Models <sup>1</sup>	Mean (Å)	SD <sup>1</sup> (Å)	Median (Å)
(1,3)	1:A:84:LYS:HE2	2:B:12:A:N3	2	0.99	0.11	0.99
(1,3)	1:A:84:LYS:HE2	2:B:12:A:N6	2	0.99	0.11	0.99
(1,3)	1:A:84:LYS:HE2	2:B:12:A:N7	2	0.99	0.11	0.99
(1,3)	1:A:84:LYS:HE2	2:B:12:A:N9	2	0.99	0.11	0.99
(1,3)	1:A:84:LYS:HE2	2:B:12:A:O2'	2	0.99	0.11	0.99
(1,3)	1:A:84:LYS:HE2	2:B:12:A:O3'	2	0.99	0.11	0.99
(1,3)	1:A:84:LYS:HE2	2:B:12:A:O4'	2	0.99	0.11	0.99
(1,3)	1:A:84:LYS:HE2	2:B:12:A:O5'	2	0.99	0.11	0.99
(1,3)	1:A:84:LYS:HE2	2:B:12:A:OP1	2	0.99	0.11	0.99
(1,3)	1:A:84:LYS:HE2	2:B:12:A:OP2	2	0.99	0.11	0.99
(1,3)	1:A:84:LYS:HE2	2:B:12:A:P	2	0.99	0.11	0.99
(1,3)	1:A:84:LYS:HE2	2:B:13:A:C1'	2	0.99	0.11	0.99
(1,3)	1:A:84:LYS:HE2	2:B:13:A:C2	2	0.99	0.11	0.99
(1,3)	1:A:84:LYS:HE2	2:B:13:A:C2'	2	0.99	0.11	0.99
(1,3)	1:A:84:LYS:HE2	2:B:13:A:C3'	2	0.99	0.11	0.99
(1,3)	1:A:84:LYS:HE2	2:B:13:A:C4	2	0.99	0.11	0.99
(1,3)	1:A:84:LYS:HE2	2:B:13:A:C4'	2	0.99	0.11	0.99
(1,3)	1:A:84:LYS:HE2	2:B:13:A:C5	2	0.99	0.11	0.99
(1,3)	1:A:84:LYS:HE2	2:B:13:A:C5'	2	0.99	0.11	0.99
(1,3)	1:A:84:LYS:HE2	2:B:13:A:C6	2	0.99	0.11	0.99
(1,3)	1:A:84:LYS:HE2	2:B:13:A:C8	2	0.99	0.11	0.99
(1,3)	1:A:84:LYS:HE2	2:B:13:A:H1'	2	0.99	0.11	0.99
(1,3)	1:A:84:LYS:HE2	2:B:13:A:H2	2	0.99	0.11	0.99
(1,3)	1:A:84:LYS:HE2	2:B:13:A:H2'	2	0.99	0.11	0.99
(1,3)	1:A:84:LYS:HE2	2:B:13:A:H3'	2	0.99	0.11	0.99
(1,3)	1:A:84:LYS:HE2	2:B:13:A:H4'	2	0.99	0.11	0.99
(1,3)	1:A:84:LYS:HE2	2:B:13:A:H5'	2	0.99	0.11	0.99
(1,3)	1:A:84:LYS:HE2	2:B:13:A:H5''	2	0.99	0.11	0.99
(1,3)	1:A:84:LYS:HE2	2:B:13:A:H61	2	0.99	0.11	0.99
(1,3)	1:A:84:LYS:HE2	2:B:13:A:H62	2	0.99	0.11	0.99
(1,3)	1:A:84:LYS:HE2	2:B:13:A:H8	2	0.99	0.11	0.99
(1,3)	1:A:84:LYS:HE2	2:B:13:A:HO2'	2	0.99	0.11	0.99
(1,3)	1:A:84:LYS:HE2	2:B:13:A:N1	2	0.99	0.11	0.99
(1,3)	1:A:84:LYS:HE2	2:B:13:A:N3	2	0.99	0.11	0.99
(1,3)	1:A:84:LYS:HE2	2:B:13:A:N6	2	0.99	0.11	0.99
(1,3)	1:A:84:LYS:HE2	2:B:13:A:N7	2	0.99	0.11	0.99
(1,3)	1:A:84:LYS:HE2	2:B:13:A:N9	2	0.99	0.11	0.99
(1,3)	1:A:84:LYS:HE2	2:B:13:A:O2'	2	0.99	0.11	0.99
(1,3)	1:A:84:LYS:HE2	2:B:13:A:O3'	2	0.99	0.11	0.99
(1,3)	1:A:84:LYS:HE2	2:B:13:A:O4'	2	0.99	0.11	0.99
(1,3)	1:A:84:LYS:HE2	2:B:13:A:O5'	2	0.99	0.11	0.99
(1,3)	1:A:84:LYS:HE2	2:B:13:A:OP1	2	0.99	0.11	0.99

*Continued on next page...*

*Continued from previous page...*

Key	Atom-1	Atom-2	Models <sup>1</sup>	Mean (Å)	SD <sup>1</sup> (Å)	Median (Å)
(1,3)	1:A:84:LYS:HE2	2:B:13:A:OP2	2	0.99	0.11	0.99
(1,3)	1:A:84:LYS:HE2	2:B:13:A:P	2	0.99	0.11	0.99
(1,3)	1:A:84:LYS:HE2	2:B:14:G:C1'	2	0.99	0.11	0.99
(1,3)	1:A:84:LYS:HE2	2:B:14:G:C2	2	0.99	0.11	0.99
(1,3)	1:A:84:LYS:HE2	2:B:14:G:C2'	2	0.99	0.11	0.99
(1,3)	1:A:84:LYS:HE2	2:B:14:G:C3'	2	0.99	0.11	0.99
(1,3)	1:A:84:LYS:HE2	2:B:14:G:C4	2	0.99	0.11	0.99
(1,3)	1:A:84:LYS:HE2	2:B:14:G:C4'	2	0.99	0.11	0.99
(1,3)	1:A:84:LYS:HE2	2:B:14:G:C5	2	0.99	0.11	0.99
(1,3)	1:A:84:LYS:HE2	2:B:14:G:C5'	2	0.99	0.11	0.99
(1,3)	1:A:84:LYS:HE2	2:B:14:G:C6	2	0.99	0.11	0.99
(1,3)	1:A:84:LYS:HE2	2:B:14:G:C8	2	0.99	0.11	0.99
(1,3)	1:A:84:LYS:HE2	2:B:14:G:H1	2	0.99	0.11	0.99
(1,3)	1:A:84:LYS:HE2	2:B:14:G:H1'	2	0.99	0.11	0.99
(1,3)	1:A:84:LYS:HE2	2:B:14:G:H2'	2	0.99	0.11	0.99
(1,3)	1:A:84:LYS:HE2	2:B:14:G:H21	2	0.99	0.11	0.99
(1,3)	1:A:84:LYS:HE2	2:B:14:G:H22	2	0.99	0.11	0.99
(1,3)	1:A:84:LYS:HE2	2:B:14:G:H3'	2	0.99	0.11	0.99
(1,3)	1:A:84:LYS:HE2	2:B:14:G:H4'	2	0.99	0.11	0.99
(1,3)	1:A:84:LYS:HE2	2:B:14:G:H5'	2	0.99	0.11	0.99
(1,3)	1:A:84:LYS:HE2	2:B:14:G:H5''	2	0.99	0.11	0.99
(1,3)	1:A:84:LYS:HE2	2:B:14:G:H8	2	0.99	0.11	0.99
(1,3)	1:A:84:LYS:HE2	2:B:14:G:HO2'	2	0.99	0.11	0.99
(1,3)	1:A:84:LYS:HE2	2:B:14:G:N1	2	0.99	0.11	0.99
(1,3)	1:A:84:LYS:HE2	2:B:14:G:N2	2	0.99	0.11	0.99
(1,3)	1:A:84:LYS:HE2	2:B:14:G:N3	2	0.99	0.11	0.99
(1,3)	1:A:84:LYS:HE2	2:B:14:G:N7	2	0.99	0.11	0.99
(1,3)	1:A:84:LYS:HE2	2:B:14:G:N9	2	0.99	0.11	0.99
(1,3)	1:A:84:LYS:HE2	2:B:14:G:O2'	2	0.99	0.11	0.99
(1,3)	1:A:84:LYS:HE2	2:B:14:G:O3'	2	0.99	0.11	0.99
(1,3)	1:A:84:LYS:HE2	2:B:14:G:O4'	2	0.99	0.11	0.99
(1,3)	1:A:84:LYS:HE2	2:B:14:G:O5'	2	0.99	0.11	0.99
(1,3)	1:A:84:LYS:HE2	2:B:14:G:O6	2	0.99	0.11	0.99
(1,3)	1:A:84:LYS:HE2	2:B:14:G:OP1	2	0.99	0.11	0.99
(1,3)	1:A:84:LYS:HE2	2:B:14:G:OP2	2	0.99	0.11	0.99
(1,3)	1:A:84:LYS:HE2	2:B:14:G:P	2	0.99	0.11	0.99
(1,3)	1:A:84:LYS:HE2	2:B:15:A:C1'	2	0.99	0.11	0.99
(1,3)	1:A:84:LYS:HE2	2:B:15:A:C2	2	0.99	0.11	0.99
(1,3)	1:A:84:LYS:HE2	2:B:15:A:C2'	2	0.99	0.11	0.99
(1,3)	1:A:84:LYS:HE2	2:B:15:A:C3'	2	0.99	0.11	0.99
(1,3)	1:A:84:LYS:HE2	2:B:15:A:C4	2	0.99	0.11	0.99
(1,3)	1:A:84:LYS:HE2	2:B:15:A:C4'	2	0.99	0.11	0.99

*Continued on next page...*

*Continued from previous page...*

Key	Atom-1	Atom-2	Models <sup>1</sup>	Mean (Å)	SD <sup>1</sup> (Å)	Median (Å)
(1,3)	1:A:84:LYS:HE2	2:B:15:A:C5	2	0.99	0.11	0.99
(1,3)	1:A:84:LYS:HE2	2:B:15:A:C5'	2	0.99	0.11	0.99
(1,3)	1:A:84:LYS:HE2	2:B:15:A:C6	2	0.99	0.11	0.99
(1,3)	1:A:84:LYS:HE2	2:B:15:A:C8	2	0.99	0.11	0.99
(1,3)	1:A:84:LYS:HE2	2:B:15:A:H1'	2	0.99	0.11	0.99
(1,3)	1:A:84:LYS:HE2	2:B:15:A:H2	2	0.99	0.11	0.99
(1,3)	1:A:84:LYS:HE2	2:B:15:A:H2'	2	0.99	0.11	0.99
(1,3)	1:A:84:LYS:HE2	2:B:15:A:H3'	2	0.99	0.11	0.99
(1,3)	1:A:84:LYS:HE2	2:B:15:A:H4'	2	0.99	0.11	0.99
(1,3)	1:A:84:LYS:HE2	2:B:15:A:H5'	2	0.99	0.11	0.99
(1,3)	1:A:84:LYS:HE2	2:B:15:A:H5''	2	0.99	0.11	0.99
(1,3)	1:A:84:LYS:HE2	2:B:15:A:H61	2	0.99	0.11	0.99
(1,3)	1:A:84:LYS:HE2	2:B:15:A:H62	2	0.99	0.11	0.99
(1,3)	1:A:84:LYS:HE2	2:B:15:A:H8	2	0.99	0.11	0.99
(1,3)	1:A:84:LYS:HE2	2:B:15:A:HO2'	2	0.99	0.11	0.99
(1,3)	1:A:84:LYS:HE2	2:B:15:A:N1	2	0.99	0.11	0.99
(1,3)	1:A:84:LYS:HE2	2:B:15:A:N3	2	0.99	0.11	0.99
(1,3)	1:A:84:LYS:HE2	2:B:15:A:N6	2	0.99	0.11	0.99
(1,3)	1:A:84:LYS:HE2	2:B:15:A:N7	2	0.99	0.11	0.99
(1,3)	1:A:84:LYS:HE2	2:B:15:A:N9	2	0.99	0.11	0.99
(1,3)	1:A:84:LYS:HE2	2:B:15:A:O2'	2	0.99	0.11	0.99
(1,3)	1:A:84:LYS:HE2	2:B:15:A:O3'	2	0.99	0.11	0.99
(1,3)	1:A:84:LYS:HE2	2:B:15:A:O4'	2	0.99	0.11	0.99
(1,3)	1:A:84:LYS:HE2	2:B:15:A:O5'	2	0.99	0.11	0.99
(1,3)	1:A:84:LYS:HE2	2:B:15:A:OP1	2	0.99	0.11	0.99
(1,3)	1:A:84:LYS:HE2	2:B:15:A:OP2	2	0.99	0.11	0.99
(1,3)	1:A:84:LYS:HE2	2:B:15:A:P	2	0.99	0.11	0.99
(1,3)	1:A:84:LYS:HE2	2:B:16:G:C1'	2	0.99	0.11	0.99
(1,3)	1:A:84:LYS:HE2	2:B:16:G:C2	2	0.99	0.11	0.99
(1,3)	1:A:84:LYS:HE2	2:B:16:G:C2'	2	0.99	0.11	0.99
(1,3)	1:A:84:LYS:HE2	2:B:16:G:C3'	2	0.99	0.11	0.99
(1,3)	1:A:84:LYS:HE2	2:B:16:G:C4	2	0.99	0.11	0.99
(1,3)	1:A:84:LYS:HE2	2:B:16:G:C4'	2	0.99	0.11	0.99
(1,3)	1:A:84:LYS:HE2	2:B:16:G:C5	2	0.99	0.11	0.99
(1,3)	1:A:84:LYS:HE2	2:B:16:G:C5'	2	0.99	0.11	0.99
(1,3)	1:A:84:LYS:HE2	2:B:16:G:C6	2	0.99	0.11	0.99
(1,3)	1:A:84:LYS:HE2	2:B:16:G:C8	2	0.99	0.11	0.99
(1,3)	1:A:84:LYS:HE2	2:B:16:G:H1	2	0.99	0.11	0.99
(1,3)	1:A:84:LYS:HE2	2:B:16:G:H1'	2	0.99	0.11	0.99
(1,3)	1:A:84:LYS:HE2	2:B:16:G:H2'	2	0.99	0.11	0.99
(1,3)	1:A:84:LYS:HE2	2:B:16:G:H21	2	0.99	0.11	0.99
(1,3)	1:A:84:LYS:HE2	2:B:16:G:H22	2	0.99	0.11	0.99

*Continued on next page...*

*Continued from previous page...*

Key	Atom-1	Atom-2	Models <sup>1</sup>	Mean (Å)	SD <sup>1</sup> (Å)	Median (Å)
(1,3)	1:A:84:LYS:HE2	2:B:16:G:H3'	2	0.99	0.11	0.99
(1,3)	1:A:84:LYS:HE2	2:B:16:G:H4'	2	0.99	0.11	0.99
(1,3)	1:A:84:LYS:HE2	2:B:16:G:H5'	2	0.99	0.11	0.99
(1,3)	1:A:84:LYS:HE2	2:B:16:G:H5''	2	0.99	0.11	0.99
(1,3)	1:A:84:LYS:HE2	2:B:16:G:H8	2	0.99	0.11	0.99
(1,3)	1:A:84:LYS:HE2	2:B:16:G:HO2'	2	0.99	0.11	0.99
(1,3)	1:A:84:LYS:HE2	2:B:16:G:N1	2	0.99	0.11	0.99
(1,3)	1:A:84:LYS:HE2	2:B:16:G:N2	2	0.99	0.11	0.99
(1,3)	1:A:84:LYS:HE2	2:B:16:G:N3	2	0.99	0.11	0.99
(1,3)	1:A:84:LYS:HE2	2:B:16:G:N7	2	0.99	0.11	0.99
(1,3)	1:A:84:LYS:HE2	2:B:16:G:N9	2	0.99	0.11	0.99
(1,3)	1:A:84:LYS:HE2	2:B:16:G:O2'	2	0.99	0.11	0.99
(1,3)	1:A:84:LYS:HE2	2:B:16:G:O3'	2	0.99	0.11	0.99
(1,3)	1:A:84:LYS:HE2	2:B:16:G:O4'	2	0.99	0.11	0.99
(1,3)	1:A:84:LYS:HE2	2:B:16:G:O5'	2	0.99	0.11	0.99
(1,3)	1:A:84:LYS:HE2	2:B:16:G:O6	2	0.99	0.11	0.99
(1,3)	1:A:84:LYS:HE2	2:B:16:G:OP1	2	0.99	0.11	0.99
(1,3)	1:A:84:LYS:HE2	2:B:16:G:OP2	2	0.99	0.11	0.99
(1,3)	1:A:84:LYS:HE2	2:B:16:G:P	2	0.99	0.11	0.99
(1,3)	1:A:84:LYS:HE2	2:B:17:C:C1'	2	0.99	0.11	0.99
(1,3)	1:A:84:LYS:HE2	2:B:17:C:C2	2	0.99	0.11	0.99
(1,3)	1:A:84:LYS:HE2	2:B:17:C:C2'	2	0.99	0.11	0.99
(1,3)	1:A:84:LYS:HE2	2:B:17:C:C3'	2	0.99	0.11	0.99
(1,3)	1:A:84:LYS:HE2	2:B:17:C:C4	2	0.99	0.11	0.99
(1,3)	1:A:84:LYS:HE2	2:B:17:C:C4'	2	0.99	0.11	0.99
(1,3)	1:A:84:LYS:HE2	2:B:17:C:C5	2	0.99	0.11	0.99
(1,3)	1:A:84:LYS:HE2	2:B:17:C:C5'	2	0.99	0.11	0.99
(1,3)	1:A:84:LYS:HE2	2:B:17:C:C6	2	0.99	0.11	0.99
(1,3)	1:A:84:LYS:HE2	2:B:17:C:H1'	2	0.99	0.11	0.99
(1,3)	1:A:84:LYS:HE2	2:B:17:C:H2'	2	0.99	0.11	0.99
(1,3)	1:A:84:LYS:HE2	2:B:17:C:H3'	2	0.99	0.11	0.99
(1,3)	1:A:84:LYS:HE2	2:B:17:C:H4'	2	0.99	0.11	0.99
(1,3)	1:A:84:LYS:HE2	2:B:17:C:H41	2	0.99	0.11	0.99
(1,3)	1:A:84:LYS:HE2	2:B:17:C:H42	2	0.99	0.11	0.99
(1,3)	1:A:84:LYS:HE2	2:B:17:C:H5	2	0.99	0.11	0.99
(1,3)	1:A:84:LYS:HE2	2:B:17:C:H5'	2	0.99	0.11	0.99
(1,3)	1:A:84:LYS:HE2	2:B:17:C:H5''	2	0.99	0.11	0.99
(1,3)	1:A:84:LYS:HE2	2:B:17:C:H6	2	0.99	0.11	0.99
(1,3)	1:A:84:LYS:HE2	2:B:17:C:HO2'	2	0.99	0.11	0.99
(1,3)	1:A:84:LYS:HE2	2:B:17:C:N1	2	0.99	0.11	0.99
(1,3)	1:A:84:LYS:HE2	2:B:17:C:N3	2	0.99	0.11	0.99
(1,3)	1:A:84:LYS:HE2	2:B:17:C:N4	2	0.99	0.11	0.99

*Continued on next page...*

*Continued from previous page...*

Key	Atom-1	Atom-2	Models <sup>1</sup>	Mean (Å)	SD <sup>1</sup> (Å)	Median (Å)
(1,3)	1:A:84:LYS:HE2	2:B:17:C:O2	2	0.99	0.11	0.99
(1,3)	1:A:84:LYS:HE2	2:B:17:C:O2'	2	0.99	0.11	0.99
(1,3)	1:A:84:LYS:HE2	2:B:17:C:O3'	2	0.99	0.11	0.99
(1,3)	1:A:84:LYS:HE2	2:B:17:C:O4'	2	0.99	0.11	0.99
(1,3)	1:A:84:LYS:HE2	2:B:17:C:O5'	2	0.99	0.11	0.99
(1,3)	1:A:84:LYS:HE2	2:B:17:C:OP1	2	0.99	0.11	0.99
(1,3)	1:A:84:LYS:HE2	2:B:17:C:OP2	2	0.99	0.11	0.99
(1,3)	1:A:84:LYS:HE2	2:B:17:C:P	2	0.99	0.11	0.99
(1,3)	1:A:84:LYS:HE2	2:B:18:A:C1'	2	0.99	0.11	0.99
(1,3)	1:A:84:LYS:HE2	2:B:18:A:C2	2	0.99	0.11	0.99
(1,3)	1:A:84:LYS:HE2	2:B:18:A:C2'	2	0.99	0.11	0.99
(1,3)	1:A:84:LYS:HE2	2:B:18:A:C3'	2	0.99	0.11	0.99
(1,3)	1:A:84:LYS:HE2	2:B:18:A:C4	2	0.99	0.11	0.99
(1,3)	1:A:84:LYS:HE2	2:B:18:A:C4'	2	0.99	0.11	0.99
(1,3)	1:A:84:LYS:HE2	2:B:18:A:C5	2	0.99	0.11	0.99
(1,3)	1:A:84:LYS:HE2	2:B:18:A:C5'	2	0.99	0.11	0.99
(1,3)	1:A:84:LYS:HE2	2:B:18:A:C6	2	0.99	0.11	0.99
(1,3)	1:A:84:LYS:HE2	2:B:18:A:C8	2	0.99	0.11	0.99
(1,3)	1:A:84:LYS:HE2	2:B:18:A:H1'	2	0.99	0.11	0.99
(1,3)	1:A:84:LYS:HE2	2:B:18:A:H2	2	0.99	0.11	0.99
(1,3)	1:A:84:LYS:HE2	2:B:18:A:H2'	2	0.99	0.11	0.99
(1,3)	1:A:84:LYS:HE2	2:B:18:A:H3'	2	0.99	0.11	0.99
(1,3)	1:A:84:LYS:HE2	2:B:18:A:H4'	2	0.99	0.11	0.99
(1,3)	1:A:84:LYS:HE2	2:B:18:A:H5'	2	0.99	0.11	0.99
(1,3)	1:A:84:LYS:HE2	2:B:18:A:H5''	2	0.99	0.11	0.99
(1,3)	1:A:84:LYS:HE2	2:B:18:A:H61	2	0.99	0.11	0.99
(1,3)	1:A:84:LYS:HE2	2:B:18:A:H62	2	0.99	0.11	0.99
(1,3)	1:A:84:LYS:HE2	2:B:18:A:H8	2	0.99	0.11	0.99
(1,3)	1:A:84:LYS:HE2	2:B:18:A:HO2'	2	0.99	0.11	0.99
(1,3)	1:A:84:LYS:HE2	2:B:18:A:N1	2	0.99	0.11	0.99
(1,3)	1:A:84:LYS:HE2	2:B:18:A:N3	2	0.99	0.11	0.99
(1,3)	1:A:84:LYS:HE2	2:B:18:A:N6	2	0.99	0.11	0.99
(1,3)	1:A:84:LYS:HE2	2:B:18:A:N7	2	0.99	0.11	0.99
(1,3)	1:A:84:LYS:HE2	2:B:18:A:N9	2	0.99	0.11	0.99
(1,3)	1:A:84:LYS:HE2	2:B:18:A:O2'	2	0.99	0.11	0.99
(1,3)	1:A:84:LYS:HE2	2:B:18:A:O3'	2	0.99	0.11	0.99
(1,3)	1:A:84:LYS:HE2	2:B:18:A:O4'	2	0.99	0.11	0.99
(1,3)	1:A:84:LYS:HE2	2:B:18:A:O5'	2	0.99	0.11	0.99
(1,3)	1:A:84:LYS:HE2	2:B:18:A:OP1	2	0.99	0.11	0.99
(1,3)	1:A:84:LYS:HE2	2:B:18:A:OP2	2	0.99	0.11	0.99
(1,3)	1:A:84:LYS:HE2	2:B:18:A:P	2	0.99	0.11	0.99
(1,3)	1:A:84:LYS:HE2	2:B:19:A:C1'	2	0.99	0.11	0.99

*Continued on next page...*

*Continued from previous page...*

Key	Atom-1	Atom-2	Models <sup>1</sup>	Mean (Å)	SD <sup>1</sup> (Å)	Median (Å)
(1,3)	1:A:84:LYS:HE2	2:B:19:A:C2	2	0.99	0.11	0.99
(1,3)	1:A:84:LYS:HE2	2:B:19:A:C2'	2	0.99	0.11	0.99
(1,3)	1:A:84:LYS:HE2	2:B:19:A:C3'	2	0.99	0.11	0.99
(1,3)	1:A:84:LYS:HE2	2:B:19:A:C4	2	0.99	0.11	0.99
(1,3)	1:A:84:LYS:HE2	2:B:19:A:C4'	2	0.99	0.11	0.99
(1,3)	1:A:84:LYS:HE2	2:B:19:A:C5	2	0.99	0.11	0.99
(1,3)	1:A:84:LYS:HE2	2:B:19:A:C5'	2	0.99	0.11	0.99
(1,3)	1:A:84:LYS:HE2	2:B:19:A:C6	2	0.99	0.11	0.99
(1,3)	1:A:84:LYS:HE2	2:B:19:A:C8	2	0.99	0.11	0.99
(1,3)	1:A:84:LYS:HE2	2:B:19:A:H1'	2	0.99	0.11	0.99
(1,3)	1:A:84:LYS:HE2	2:B:19:A:H2	2	0.99	0.11	0.99
(1,3)	1:A:84:LYS:HE2	2:B:19:A:H2'	2	0.99	0.11	0.99
(1,3)	1:A:84:LYS:HE2	2:B:19:A:H3'	2	0.99	0.11	0.99
(1,3)	1:A:84:LYS:HE2	2:B:19:A:H4'	2	0.99	0.11	0.99
(1,3)	1:A:84:LYS:HE2	2:B:19:A:H5'	2	0.99	0.11	0.99
(1,3)	1:A:84:LYS:HE2	2:B:19:A:H5''	2	0.99	0.11	0.99
(1,3)	1:A:84:LYS:HE2	2:B:19:A:H61	2	0.99	0.11	0.99
(1,3)	1:A:84:LYS:HE2	2:B:19:A:H62	2	0.99	0.11	0.99
(1,3)	1:A:84:LYS:HE2	2:B:19:A:H8	2	0.99	0.11	0.99
(1,3)	1:A:84:LYS:HE2	2:B:19:A:HO2'	2	0.99	0.11	0.99
(1,3)	1:A:84:LYS:HE2	2:B:19:A:N1	2	0.99	0.11	0.99
(1,3)	1:A:84:LYS:HE2	2:B:19:A:N3	2	0.99	0.11	0.99
(1,3)	1:A:84:LYS:HE2	2:B:19:A:N6	2	0.99	0.11	0.99
(1,3)	1:A:84:LYS:HE2	2:B:19:A:N7	2	0.99	0.11	0.99
(1,3)	1:A:84:LYS:HE2	2:B:19:A:N9	2	0.99	0.11	0.99
(1,3)	1:A:84:LYS:HE2	2:B:19:A:O2'	2	0.99	0.11	0.99
(1,3)	1:A:84:LYS:HE2	2:B:19:A:O3'	2	0.99	0.11	0.99
(1,3)	1:A:84:LYS:HE2	2:B:19:A:O4'	2	0.99	0.11	0.99
(1,3)	1:A:84:LYS:HE2	2:B:19:A:O5'	2	0.99	0.11	0.99
(1,3)	1:A:84:LYS:HE2	2:B:19:A:OP1	2	0.99	0.11	0.99
(1,3)	1:A:84:LYS:HE2	2:B:19:A:OP2	2	0.99	0.11	0.99
(1,3)	1:A:84:LYS:HE2	2:B:19:A:P	2	0.99	0.11	0.99
(1,3)	1:A:84:LYS:HE2	2:B:20:U:C1'	2	0.99	0.11	0.99
(1,3)	1:A:84:LYS:HE2	2:B:20:U:C2	2	0.99	0.11	0.99
(1,3)	1:A:84:LYS:HE2	2:B:20:U:C2'	2	0.99	0.11	0.99
(1,3)	1:A:84:LYS:HE2	2:B:20:U:C3'	2	0.99	0.11	0.99
(1,3)	1:A:84:LYS:HE2	2:B:20:U:C4	2	0.99	0.11	0.99
(1,3)	1:A:84:LYS:HE2	2:B:20:U:C4'	2	0.99	0.11	0.99
(1,3)	1:A:84:LYS:HE2	2:B:20:U:C5	2	0.99	0.11	0.99
(1,3)	1:A:84:LYS:HE2	2:B:20:U:C5'	2	0.99	0.11	0.99
(1,3)	1:A:84:LYS:HE2	2:B:20:U:C6	2	0.99	0.11	0.99
(1,3)	1:A:84:LYS:HE2	2:B:20:U:H1'	2	0.99	0.11	0.99

*Continued on next page...*

*Continued from previous page...*

Key	Atom-1	Atom-2	Models <sup>1</sup>	Mean (Å)	SD <sup>1</sup> (Å)	Median (Å)
(1,3)	1:A:84:LYS:HE2	2:B:20:U:H2'	2	0.99	0.11	0.99
(1,3)	1:A:84:LYS:HE2	2:B:20:U:H3	2	0.99	0.11	0.99
(1,3)	1:A:84:LYS:HE2	2:B:20:U:H3'	2	0.99	0.11	0.99
(1,3)	1:A:84:LYS:HE2	2:B:20:U:H4'	2	0.99	0.11	0.99
(1,3)	1:A:84:LYS:HE2	2:B:20:U:H5	2	0.99	0.11	0.99
(1,3)	1:A:84:LYS:HE2	2:B:20:U:H5'	2	0.99	0.11	0.99
(1,3)	1:A:84:LYS:HE2	2:B:20:U:H5''	2	0.99	0.11	0.99
(1,3)	1:A:84:LYS:HE2	2:B:20:U:H6	2	0.99	0.11	0.99
(1,3)	1:A:84:LYS:HE2	2:B:20:U:HO2'	2	0.99	0.11	0.99
(1,3)	1:A:84:LYS:HE2	2:B:20:U:N1	2	0.99	0.11	0.99
(1,3)	1:A:84:LYS:HE2	2:B:20:U:N3	2	0.99	0.11	0.99
(1,3)	1:A:84:LYS:HE2	2:B:20:U:O2	2	0.99	0.11	0.99
(1,3)	1:A:84:LYS:HE2	2:B:20:U:O2'	2	0.99	0.11	0.99
(1,3)	1:A:84:LYS:HE2	2:B:20:U:O3'	2	0.99	0.11	0.99
(1,3)	1:A:84:LYS:HE2	2:B:20:U:O4	2	0.99	0.11	0.99
(1,3)	1:A:84:LYS:HE2	2:B:20:U:O4'	2	0.99	0.11	0.99
(1,3)	1:A:84:LYS:HE2	2:B:20:U:O5'	2	0.99	0.11	0.99
(1,3)	1:A:84:LYS:HE2	2:B:20:U:OP1	2	0.99	0.11	0.99
(1,3)	1:A:84:LYS:HE2	2:B:20:U:OP2	2	0.99	0.11	0.99
(1,3)	1:A:84:LYS:HE2	2:B:20:U:P	2	0.99	0.11	0.99
(1,3)	1:A:84:LYS:HE2	2:B:21:G:C1'	2	0.99	0.11	0.99
(1,3)	1:A:84:LYS:HE2	2:B:21:G:C2	2	0.99	0.11	0.99
(1,3)	1:A:84:LYS:HE2	2:B:21:G:C2'	2	0.99	0.11	0.99
(1,3)	1:A:84:LYS:HE2	2:B:21:G:C3'	2	0.99	0.11	0.99
(1,3)	1:A:84:LYS:HE2	2:B:21:G:C4	2	0.99	0.11	0.99
(1,3)	1:A:84:LYS:HE2	2:B:21:G:C4'	2	0.99	0.11	0.99
(1,3)	1:A:84:LYS:HE2	2:B:21:G:C5	2	0.99	0.11	0.99
(1,3)	1:A:84:LYS:HE2	2:B:21:G:C5'	2	0.99	0.11	0.99
(1,3)	1:A:84:LYS:HE2	2:B:21:G:C6	2	0.99	0.11	0.99
(1,3)	1:A:84:LYS:HE2	2:B:21:G:C8	2	0.99	0.11	0.99
(1,3)	1:A:84:LYS:HE2	2:B:21:G:H1	2	0.99	0.11	0.99
(1,3)	1:A:84:LYS:HE2	2:B:21:G:H1'	2	0.99	0.11	0.99
(1,3)	1:A:84:LYS:HE2	2:B:21:G:H2'	2	0.99	0.11	0.99
(1,3)	1:A:84:LYS:HE2	2:B:21:G:H21	2	0.99	0.11	0.99
(1,3)	1:A:84:LYS:HE2	2:B:21:G:H22	2	0.99	0.11	0.99
(1,3)	1:A:84:LYS:HE2	2:B:21:G:H3'	2	0.99	0.11	0.99
(1,3)	1:A:84:LYS:HE2	2:B:21:G:H4'	2	0.99	0.11	0.99
(1,3)	1:A:84:LYS:HE2	2:B:21:G:H5'	2	0.99	0.11	0.99
(1,3)	1:A:84:LYS:HE2	2:B:21:G:H5''	2	0.99	0.11	0.99
(1,3)	1:A:84:LYS:HE2	2:B:21:G:H8	2	0.99	0.11	0.99
(1,3)	1:A:84:LYS:HE2	2:B:21:G:HO2'	2	0.99	0.11	0.99
(1,3)	1:A:84:LYS:HE2	2:B:21:G:N1	2	0.99	0.11	0.99

*Continued on next page...*

*Continued from previous page...*

Key	Atom-1	Atom-2	Models <sup>1</sup>	Mean (Å)	SD <sup>1</sup> (Å)	Median (Å)
(1,3)	1:A:84:LYS:HE2	2:B:21:G:N2	2	0.99	0.11	0.99
(1,3)	1:A:84:LYS:HE2	2:B:21:G:N3	2	0.99	0.11	0.99
(1,3)	1:A:84:LYS:HE2	2:B:21:G:N7	2	0.99	0.11	0.99
(1,3)	1:A:84:LYS:HE2	2:B:21:G:N9	2	0.99	0.11	0.99
(1,3)	1:A:84:LYS:HE2	2:B:21:G:O2'	2	0.99	0.11	0.99
(1,3)	1:A:84:LYS:HE2	2:B:21:G:O3'	2	0.99	0.11	0.99
(1,3)	1:A:84:LYS:HE2	2:B:21:G:O4'	2	0.99	0.11	0.99
(1,3)	1:A:84:LYS:HE2	2:B:21:G:O5'	2	0.99	0.11	0.99
(1,3)	1:A:84:LYS:HE2	2:B:21:G:O6	2	0.99	0.11	0.99
(1,3)	1:A:84:LYS:HE2	2:B:21:G:OP1	2	0.99	0.11	0.99
(1,3)	1:A:84:LYS:HE2	2:B:21:G:OP2	2	0.99	0.11	0.99
(1,3)	1:A:84:LYS:HE2	2:B:21:G:P	2	0.99	0.11	0.99
(1,3)	1:A:84:LYS:HE2	2:B:22:A:C1'	2	0.99	0.11	0.99
(1,3)	1:A:84:LYS:HE2	2:B:22:A:C2	2	0.99	0.11	0.99
(1,3)	1:A:84:LYS:HE2	2:B:22:A:C2'	2	0.99	0.11	0.99
(1,3)	1:A:84:LYS:HE2	2:B:22:A:C3'	2	0.99	0.11	0.99
(1,3)	1:A:84:LYS:HE2	2:B:22:A:C4	2	0.99	0.11	0.99
(1,3)	1:A:84:LYS:HE2	2:B:22:A:C4'	2	0.99	0.11	0.99
(1,3)	1:A:84:LYS:HE2	2:B:22:A:C5	2	0.99	0.11	0.99
(1,3)	1:A:84:LYS:HE2	2:B:22:A:C5'	2	0.99	0.11	0.99
(1,3)	1:A:84:LYS:HE2	2:B:22:A:C6	2	0.99	0.11	0.99
(1,3)	1:A:84:LYS:HE2	2:B:22:A:C8	2	0.99	0.11	0.99
(1,3)	1:A:84:LYS:HE2	2:B:22:A:H1'	2	0.99	0.11	0.99
(1,3)	1:A:84:LYS:HE2	2:B:22:A:H2	2	0.99	0.11	0.99
(1,3)	1:A:84:LYS:HE2	2:B:22:A:H2'	2	0.99	0.11	0.99
(1,3)	1:A:84:LYS:HE2	2:B:22:A:H3'	2	0.99	0.11	0.99
(1,3)	1:A:84:LYS:HE2	2:B:22:A:H4'	2	0.99	0.11	0.99
(1,3)	1:A:84:LYS:HE2	2:B:22:A:H5'	2	0.99	0.11	0.99
(1,3)	1:A:84:LYS:HE2	2:B:22:A:H5''	2	0.99	0.11	0.99
(1,3)	1:A:84:LYS:HE2	2:B:22:A:H61	2	0.99	0.11	0.99
(1,3)	1:A:84:LYS:HE2	2:B:22:A:H62	2	0.99	0.11	0.99
(1,3)	1:A:84:LYS:HE2	2:B:22:A:H8	2	0.99	0.11	0.99
(1,3)	1:A:84:LYS:HE2	2:B:22:A:HO2'	2	0.99	0.11	0.99
(1,3)	1:A:84:LYS:HE2	2:B:22:A:N1	2	0.99	0.11	0.99
(1,3)	1:A:84:LYS:HE2	2:B:22:A:N3	2	0.99	0.11	0.99
(1,3)	1:A:84:LYS:HE2	2:B:22:A:N6	2	0.99	0.11	0.99
(1,3)	1:A:84:LYS:HE2	2:B:22:A:N7	2	0.99	0.11	0.99
(1,3)	1:A:84:LYS:HE2	2:B:22:A:N9	2	0.99	0.11	0.99
(1,3)	1:A:84:LYS:HE2	2:B:22:A:O2'	2	0.99	0.11	0.99
(1,3)	1:A:84:LYS:HE2	2:B:22:A:O3'	2	0.99	0.11	0.99
(1,3)	1:A:84:LYS:HE2	2:B:22:A:O4'	2	0.99	0.11	0.99
(1,3)	1:A:84:LYS:HE2	2:B:22:A:O5'	2	0.99	0.11	0.99

*Continued on next page...*



*Continued from previous page...*

Key	Atom-1	Atom-2	Models <sup>1</sup>	Mean (Å)	SD <sup>1</sup> (Å)	Median (Å)
(1,3)	1:A:84:LYS:HE2	2:B:22:A:OP1	2	0.99	0.11	0.99
(1,3)	1:A:84:LYS:HE2	2:B:22:A:OP2	2	0.99	0.11	0.99
(1,3)	1:A:84:LYS:HE2	2:B:22:A:P	2	0.99	0.11	0.99
(1,3)	1:A:84:LYS:HE2	2:B:23:U:C1'	2	0.99	0.11	0.99
(1,3)	1:A:84:LYS:HE2	2:B:23:U:C2	2	0.99	0.11	0.99
(1,3)	1:A:84:LYS:HE2	2:B:23:U:C2'	2	0.99	0.11	0.99
(1,3)	1:A:84:LYS:HE2	2:B:23:U:C3'	2	0.99	0.11	0.99
(1,3)	1:A:84:LYS:HE2	2:B:23:U:C4	2	0.99	0.11	0.99
(1,3)	1:A:84:LYS:HE2	2:B:23:U:C4'	2	0.99	0.11	0.99
(1,3)	1:A:84:LYS:HE2	2:B:23:U:C5	2	0.99	0.11	0.99
(1,3)	1:A:84:LYS:HE2	2:B:23:U:C5'	2	0.99	0.11	0.99
(1,3)	1:A:84:LYS:HE2	2:B:23:U:C6	2	0.99	0.11	0.99
(1,3)	1:A:84:LYS:HE2	2:B:23:U:H1'	2	0.99	0.11	0.99
(1,3)	1:A:84:LYS:HE2	2:B:23:U:H2'	2	0.99	0.11	0.99
(1,3)	1:A:84:LYS:HE2	2:B:23:U:H3	2	0.99	0.11	0.99
(1,3)	1:A:84:LYS:HE2	2:B:23:U:H3'	2	0.99	0.11	0.99
(1,3)	1:A:84:LYS:HE2	2:B:23:U:H4'	2	0.99	0.11	0.99
(1,3)	1:A:84:LYS:HE2	2:B:23:U:H5	2	0.99	0.11	0.99
(1,3)	1:A:84:LYS:HE2	2:B:23:U:H5'	2	0.99	0.11	0.99
(1,3)	1:A:84:LYS:HE2	2:B:23:U:H5''	2	0.99	0.11	0.99
(1,3)	1:A:84:LYS:HE2	2:B:23:U:H6	2	0.99	0.11	0.99
(1,3)	1:A:84:LYS:HE2	2:B:23:U:HO2'	2	0.99	0.11	0.99
(1,3)	1:A:84:LYS:HE2	2:B:23:U:N1	2	0.99	0.11	0.99
(1,3)	1:A:84:LYS:HE2	2:B:23:U:N3	2	0.99	0.11	0.99
(1,3)	1:A:84:LYS:HE2	2:B:23:U:O2	2	0.99	0.11	0.99
(1,3)	1:A:84:LYS:HE2	2:B:23:U:O2'	2	0.99	0.11	0.99
(1,3)	1:A:84:LYS:HE2	2:B:23:U:O3'	2	0.99	0.11	0.99
(1,3)	1:A:84:LYS:HE2	2:B:23:U:O4	2	0.99	0.11	0.99
(1,3)	1:A:84:LYS:HE2	2:B:23:U:O4'	2	0.99	0.11	0.99
(1,3)	1:A:84:LYS:HE2	2:B:23:U:O5'	2	0.99	0.11	0.99
(1,3)	1:A:84:LYS:HE2	2:B:23:U:OP1	2	0.99	0.11	0.99
(1,3)	1:A:84:LYS:HE2	2:B:23:U:OP2	2	0.99	0.11	0.99
(1,3)	1:A:84:LYS:HE2	2:B:23:U:P	2	0.99	0.11	0.99
(1,3)	1:A:84:LYS:HE2	2:B:24:G:C1'	2	0.99	0.11	0.99
(1,3)	1:A:84:LYS:HE2	2:B:24:G:C2	2	0.99	0.11	0.99
(1,3)	1:A:84:LYS:HE2	2:B:24:G:C2'	2	0.99	0.11	0.99
(1,3)	1:A:84:LYS:HE2	2:B:24:G:C3'	2	0.99	0.11	0.99
(1,3)	1:A:84:LYS:HE2	2:B:24:G:C4	2	0.99	0.11	0.99
(1,3)	1:A:84:LYS:HE2	2:B:24:G:C4'	2	0.99	0.11	0.99
(1,3)	1:A:84:LYS:HE2	2:B:24:G:C5	2	0.99	0.11	0.99
(1,3)	1:A:84:LYS:HE2	2:B:24:G:C5'	2	0.99	0.11	0.99
(1,3)	1:A:84:LYS:HE2	2:B:24:G:C6	2	0.99	0.11	0.99

*Continued on next page...*

*Continued from previous page...*

Key	Atom-1	Atom-2	Models <sup>1</sup>	Mean (Å)	SD <sup>1</sup> (Å)	Median (Å)
(1,3)	1:A:84:LYS:HE2	2:B:24:G:C8	2	0.99	0.11	0.99
(1,3)	1:A:84:LYS:HE2	2:B:24:G:H1	2	0.99	0.11	0.99
(1,3)	1:A:84:LYS:HE2	2:B:24:G:H1'	2	0.99	0.11	0.99
(1,3)	1:A:84:LYS:HE2	2:B:24:G:H2'	2	0.99	0.11	0.99
(1,3)	1:A:84:LYS:HE2	2:B:24:G:H21	2	0.99	0.11	0.99
(1,3)	1:A:84:LYS:HE2	2:B:24:G:H22	2	0.99	0.11	0.99
(1,3)	1:A:84:LYS:HE2	2:B:24:G:H3'	2	0.99	0.11	0.99
(1,3)	1:A:84:LYS:HE2	2:B:24:G:H4'	2	0.99	0.11	0.99
(1,3)	1:A:84:LYS:HE2	2:B:24:G:H5'	2	0.99	0.11	0.99
(1,3)	1:A:84:LYS:HE2	2:B:24:G:H5''	2	0.99	0.11	0.99
(1,3)	1:A:84:LYS:HE2	2:B:24:G:H8	2	0.99	0.11	0.99
(1,3)	1:A:84:LYS:HE2	2:B:24:G:HO2'	2	0.99	0.11	0.99
(1,3)	1:A:84:LYS:HE2	2:B:24:G:N1	2	0.99	0.11	0.99
(1,3)	1:A:84:LYS:HE2	2:B:24:G:N2	2	0.99	0.11	0.99
(1,3)	1:A:84:LYS:HE2	2:B:24:G:N3	2	0.99	0.11	0.99
(1,3)	1:A:84:LYS:HE2	2:B:24:G:N7	2	0.99	0.11	0.99
(1,3)	1:A:84:LYS:HE2	2:B:24:G:N9	2	0.99	0.11	0.99
(1,3)	1:A:84:LYS:HE2	2:B:24:G:O2'	2	0.99	0.11	0.99
(1,3)	1:A:84:LYS:HE2	2:B:24:G:O3'	2	0.99	0.11	0.99
(1,3)	1:A:84:LYS:HE2	2:B:24:G:O4'	2	0.99	0.11	0.99
(1,3)	1:A:84:LYS:HE2	2:B:24:G:O5'	2	0.99	0.11	0.99
(1,3)	1:A:84:LYS:HE2	2:B:24:G:O6	2	0.99	0.11	0.99
(1,3)	1:A:84:LYS:HE2	2:B:24:G:OP1	2	0.99	0.11	0.99
(1,3)	1:A:84:LYS:HE2	2:B:24:G:OP2	2	0.99	0.11	0.99
(1,3)	1:A:84:LYS:HE2	2:B:24:G:P	2	0.99	0.11	0.99
(1,3)	1:A:84:LYS:HE3	2:B:2:C:C1'	2	0.99	0.11	0.99
(1,3)	1:A:84:LYS:HE3	2:B:2:C:C2	2	0.99	0.11	0.99
(1,3)	1:A:84:LYS:HE3	2:B:2:C:C2'	2	0.99	0.11	0.99
(1,3)	1:A:84:LYS:HE3	2:B:2:C:C3'	2	0.99	0.11	0.99
(1,3)	1:A:84:LYS:HE3	2:B:2:C:C4	2	0.99	0.11	0.99
(1,3)	1:A:84:LYS:HE3	2:B:2:C:C4'	2	0.99	0.11	0.99
(1,3)	1:A:84:LYS:HE3	2:B:2:C:C5	2	0.99	0.11	0.99
(1,3)	1:A:84:LYS:HE3	2:B:2:C:C5'	2	0.99	0.11	0.99
(1,3)	1:A:84:LYS:HE3	2:B:2:C:C6	2	0.99	0.11	0.99
(1,3)	1:A:84:LYS:HE3	2:B:2:C:H1'	2	0.99	0.11	0.99
(1,3)	1:A:84:LYS:HE3	2:B:2:C:H2'	2	0.99	0.11	0.99
(1,3)	1:A:84:LYS:HE3	2:B:2:C:H3'	2	0.99	0.11	0.99
(1,3)	1:A:84:LYS:HE3	2:B:2:C:H4'	2	0.99	0.11	0.99
(1,3)	1:A:84:LYS:HE3	2:B:2:C:H41	2	0.99	0.11	0.99
(1,3)	1:A:84:LYS:HE3	2:B:2:C:H42	2	0.99	0.11	0.99
(1,3)	1:A:84:LYS:HE3	2:B:2:C:H5	2	0.99	0.11	0.99
(1,3)	1:A:84:LYS:HE3	2:B:2:C:H5'	2	0.99	0.11	0.99

*Continued on next page...*

*Continued from previous page...*

Key	Atom-1	Atom-2	Models <sup>1</sup>	Mean (Å)	SD <sup>1</sup> (Å)	Median (Å)
(1,3)	1:A:84:LYS:HE3	2:B:2:C:H5''	2	0.99	0.11	0.99
(1,3)	1:A:84:LYS:HE3	2:B:2:C:H6	2	0.99	0.11	0.99
(1,3)	1:A:84:LYS:HE3	2:B:2:C:HO2'	2	0.99	0.11	0.99
(1,3)	1:A:84:LYS:HE3	2:B:2:C:N1	2	0.99	0.11	0.99
(1,3)	1:A:84:LYS:HE3	2:B:2:C:N3	2	0.99	0.11	0.99
(1,3)	1:A:84:LYS:HE3	2:B:2:C:N4	2	0.99	0.11	0.99
(1,3)	1:A:84:LYS:HE3	2:B:2:C:O2	2	0.99	0.11	0.99
(1,3)	1:A:84:LYS:HE3	2:B:2:C:O2'	2	0.99	0.11	0.99
(1,3)	1:A:84:LYS:HE3	2:B:2:C:O3'	2	0.99	0.11	0.99
(1,3)	1:A:84:LYS:HE3	2:B:2:C:O4'	2	0.99	0.11	0.99
(1,3)	1:A:84:LYS:HE3	2:B:2:C:O5'	2	0.99	0.11	0.99
(1,3)	1:A:84:LYS:HE3	2:B:3:U:C1'	2	0.99	0.11	0.99
(1,3)	1:A:84:LYS:HE3	2:B:3:U:C2	2	0.99	0.11	0.99
(1,3)	1:A:84:LYS:HE3	2:B:3:U:C2'	2	0.99	0.11	0.99
(1,3)	1:A:84:LYS:HE3	2:B:3:U:C3'	2	0.99	0.11	0.99
(1,3)	1:A:84:LYS:HE3	2:B:3:U:C4	2	0.99	0.11	0.99
(1,3)	1:A:84:LYS:HE3	2:B:3:U:C4'	2	0.99	0.11	0.99
(1,3)	1:A:84:LYS:HE3	2:B:3:U:C5	2	0.99	0.11	0.99
(1,3)	1:A:84:LYS:HE3	2:B:3:U:C5'	2	0.99	0.11	0.99
(1,3)	1:A:84:LYS:HE3	2:B:3:U:C6	2	0.99	0.11	0.99
(1,3)	1:A:84:LYS:HE3	2:B:3:U:H1'	2	0.99	0.11	0.99
(1,3)	1:A:84:LYS:HE3	2:B:3:U:H2'	2	0.99	0.11	0.99
(1,3)	1:A:84:LYS:HE3	2:B:3:U:H3	2	0.99	0.11	0.99
(1,3)	1:A:84:LYS:HE3	2:B:3:U:H3'	2	0.99	0.11	0.99
(1,3)	1:A:84:LYS:HE3	2:B:3:U:H4'	2	0.99	0.11	0.99
(1,3)	1:A:84:LYS:HE3	2:B:3:U:H5	2	0.99	0.11	0.99
(1,3)	1:A:84:LYS:HE3	2:B:3:U:H5''	2	0.99	0.11	0.99
(1,3)	1:A:84:LYS:HE3	2:B:3:U:H6	2	0.99	0.11	0.99
(1,3)	1:A:84:LYS:HE3	2:B:3:U:HO2'	2	0.99	0.11	0.99
(1,3)	1:A:84:LYS:HE3	2:B:3:U:N1	2	0.99	0.11	0.99
(1,3)	1:A:84:LYS:HE3	2:B:3:U:N3	2	0.99	0.11	0.99
(1,3)	1:A:84:LYS:HE3	2:B:3:U:O2	2	0.99	0.11	0.99
(1,3)	1:A:84:LYS:HE3	2:B:3:U:O2'	2	0.99	0.11	0.99
(1,3)	1:A:84:LYS:HE3	2:B:3:U:O3'	2	0.99	0.11	0.99
(1,3)	1:A:84:LYS:HE3	2:B:3:U:O4	2	0.99	0.11	0.99
(1,3)	1:A:84:LYS:HE3	2:B:3:U:O4'	2	0.99	0.11	0.99
(1,3)	1:A:84:LYS:HE3	2:B:3:U:O5'	2	0.99	0.11	0.99
(1,3)	1:A:84:LYS:HE3	2:B:3:U:OP1	2	0.99	0.11	0.99
(1,3)	1:A:84:LYS:HE3	2:B:3:U:OP2	2	0.99	0.11	0.99
(1,3)	1:A:84:LYS:HE3	2:B:3:U:P	2	0.99	0.11	0.99
(1,3)	1:A:84:LYS:HE3	2:B:4:G:C1'	2	0.99	0.11	0.99

*Continued on next page...*

*Continued from previous page...*

Key	Atom-1	Atom-2	Models <sup>1</sup>	Mean (Å)	SD <sup>1</sup> (Å)	Median (Å)
(1,3)	1:A:84:LYS:HE3	2:B:4:G:C2	2	0.99	0.11	0.99
(1,3)	1:A:84:LYS:HE3	2:B:4:G:C2'	2	0.99	0.11	0.99
(1,3)	1:A:84:LYS:HE3	2:B:4:G:C3'	2	0.99	0.11	0.99
(1,3)	1:A:84:LYS:HE3	2:B:4:G:C4	2	0.99	0.11	0.99
(1,3)	1:A:84:LYS:HE3	2:B:4:G:C4'	2	0.99	0.11	0.99
(1,3)	1:A:84:LYS:HE3	2:B:4:G:C5	2	0.99	0.11	0.99
(1,3)	1:A:84:LYS:HE3	2:B:4:G:C5'	2	0.99	0.11	0.99
(1,3)	1:A:84:LYS:HE3	2:B:4:G:C6	2	0.99	0.11	0.99
(1,3)	1:A:84:LYS:HE3	2:B:4:G:C8	2	0.99	0.11	0.99
(1,3)	1:A:84:LYS:HE3	2:B:4:G:H1	2	0.99	0.11	0.99
(1,3)	1:A:84:LYS:HE3	2:B:4:G:H1'	2	0.99	0.11	0.99
(1,3)	1:A:84:LYS:HE3	2:B:4:G:H2'	2	0.99	0.11	0.99
(1,3)	1:A:84:LYS:HE3	2:B:4:G:H21	2	0.99	0.11	0.99
(1,3)	1:A:84:LYS:HE3	2:B:4:G:H22	2	0.99	0.11	0.99
(1,3)	1:A:84:LYS:HE3	2:B:4:G:H3'	2	0.99	0.11	0.99
(1,3)	1:A:84:LYS:HE3	2:B:4:G:H4'	2	0.99	0.11	0.99
(1,3)	1:A:84:LYS:HE3	2:B:4:G:H5'	2	0.99	0.11	0.99
(1,3)	1:A:84:LYS:HE3	2:B:4:G:H5''	2	0.99	0.11	0.99
(1,3)	1:A:84:LYS:HE3	2:B:4:G:H8	2	0.99	0.11	0.99
(1,3)	1:A:84:LYS:HE3	2:B:4:G:HO2'	2	0.99	0.11	0.99
(1,3)	1:A:84:LYS:HE3	2:B:4:G:N1	2	0.99	0.11	0.99
(1,3)	1:A:84:LYS:HE3	2:B:4:G:N2	2	0.99	0.11	0.99
(1,3)	1:A:84:LYS:HE3	2:B:4:G:N3	2	0.99	0.11	0.99
(1,3)	1:A:84:LYS:HE3	2:B:4:G:N7	2	0.99	0.11	0.99
(1,3)	1:A:84:LYS:HE3	2:B:4:G:N9	2	0.99	0.11	0.99
(1,3)	1:A:84:LYS:HE3	2:B:4:G:O2'	2	0.99	0.11	0.99
(1,3)	1:A:84:LYS:HE3	2:B:4:G:O3'	2	0.99	0.11	0.99
(1,3)	1:A:84:LYS:HE3	2:B:4:G:O4'	2	0.99	0.11	0.99
(1,3)	1:A:84:LYS:HE3	2:B:4:G:O5'	2	0.99	0.11	0.99
(1,3)	1:A:84:LYS:HE3	2:B:4:G:O6	2	0.99	0.11	0.99
(1,3)	1:A:84:LYS:HE3	2:B:4:G:OP1	2	0.99	0.11	0.99
(1,3)	1:A:84:LYS:HE3	2:B:4:G:OP2	2	0.99	0.11	0.99
(1,3)	1:A:84:LYS:HE3	2:B:4:G:P	2	0.99	0.11	0.99
(1,3)	1:A:84:LYS:HE3	2:B:5:A:C1'	2	0.99	0.11	0.99
(1,3)	1:A:84:LYS:HE3	2:B:5:A:C2	2	0.99	0.11	0.99
(1,3)	1:A:84:LYS:HE3	2:B:5:A:C2'	2	0.99	0.11	0.99
(1,3)	1:A:84:LYS:HE3	2:B:5:A:C3'	2	0.99	0.11	0.99
(1,3)	1:A:84:LYS:HE3	2:B:5:A:C4	2	0.99	0.11	0.99
(1,3)	1:A:84:LYS:HE3	2:B:5:A:C4'	2	0.99	0.11	0.99
(1,3)	1:A:84:LYS:HE3	2:B:5:A:C5	2	0.99	0.11	0.99
(1,3)	1:A:84:LYS:HE3	2:B:5:A:C5'	2	0.99	0.11	0.99
(1,3)	1:A:84:LYS:HE3	2:B:5:A:C6	2	0.99	0.11	0.99

*Continued on next page...*

*Continued from previous page...*

Key	Atom-1	Atom-2	Models <sup>1</sup>	Mean (Å)	SD <sup>1</sup> (Å)	Median (Å)
(1,3)	1:A:84:LYS:HE3	2:B:5:A:C8	2	0.99	0.11	0.99
(1,3)	1:A:84:LYS:HE3	2:B:5:A:H1'	2	0.99	0.11	0.99
(1,3)	1:A:84:LYS:HE3	2:B:5:A:H2	2	0.99	0.11	0.99
(1,3)	1:A:84:LYS:HE3	2:B:5:A:H2'	2	0.99	0.11	0.99
(1,3)	1:A:84:LYS:HE3	2:B:5:A:H3'	2	0.99	0.11	0.99
(1,3)	1:A:84:LYS:HE3	2:B:5:A:H4'	2	0.99	0.11	0.99
(1,3)	1:A:84:LYS:HE3	2:B:5:A:H5'	2	0.99	0.11	0.99
(1,3)	1:A:84:LYS:HE3	2:B:5:A:H5''	2	0.99	0.11	0.99
(1,3)	1:A:84:LYS:HE3	2:B:5:A:H61	2	0.99	0.11	0.99
(1,3)	1:A:84:LYS:HE3	2:B:5:A:H62	2	0.99	0.11	0.99
(1,3)	1:A:84:LYS:HE3	2:B:5:A:H8	2	0.99	0.11	0.99
(1,3)	1:A:84:LYS:HE3	2:B:5:A:HO2'	2	0.99	0.11	0.99
(1,3)	1:A:84:LYS:HE3	2:B:5:A:N1	2	0.99	0.11	0.99
(1,3)	1:A:84:LYS:HE3	2:B:5:A:N3	2	0.99	0.11	0.99
(1,3)	1:A:84:LYS:HE3	2:B:5:A:N6	2	0.99	0.11	0.99
(1,3)	1:A:84:LYS:HE3	2:B:5:A:N7	2	0.99	0.11	0.99
(1,3)	1:A:84:LYS:HE3	2:B:5:A:N9	2	0.99	0.11	0.99
(1,3)	1:A:84:LYS:HE3	2:B:5:A:O2'	2	0.99	0.11	0.99
(1,3)	1:A:84:LYS:HE3	2:B:5:A:O3'	2	0.99	0.11	0.99
(1,3)	1:A:84:LYS:HE3	2:B:5:A:O4'	2	0.99	0.11	0.99
(1,3)	1:A:84:LYS:HE3	2:B:5:A:O5'	2	0.99	0.11	0.99
(1,3)	1:A:84:LYS:HE3	2:B:5:A:OP1	2	0.99	0.11	0.99
(1,3)	1:A:84:LYS:HE3	2:B:5:A:OP2	2	0.99	0.11	0.99
(1,3)	1:A:84:LYS:HE3	2:B:5:A:P	2	0.99	0.11	0.99
(1,3)	1:A:84:LYS:HE3	2:B:6:G:C1'	2	0.99	0.11	0.99
(1,3)	1:A:84:LYS:HE3	2:B:6:G:C2	2	0.99	0.11	0.99
(1,3)	1:A:84:LYS:HE3	2:B:6:G:C2'	2	0.99	0.11	0.99
(1,3)	1:A:84:LYS:HE3	2:B:6:G:C3'	2	0.99	0.11	0.99
(1,3)	1:A:84:LYS:HE3	2:B:6:G:C4	2	0.99	0.11	0.99
(1,3)	1:A:84:LYS:HE3	2:B:6:G:C4'	2	0.99	0.11	0.99
(1,3)	1:A:84:LYS:HE3	2:B:6:G:C5	2	0.99	0.11	0.99
(1,3)	1:A:84:LYS:HE3	2:B:6:G:C5'	2	0.99	0.11	0.99
(1,3)	1:A:84:LYS:HE3	2:B:6:G:C6	2	0.99	0.11	0.99
(1,3)	1:A:84:LYS:HE3	2:B:6:G:C8	2	0.99	0.11	0.99
(1,3)	1:A:84:LYS:HE3	2:B:6:G:H1	2	0.99	0.11	0.99
(1,3)	1:A:84:LYS:HE3	2:B:6:G:H1'	2	0.99	0.11	0.99
(1,3)	1:A:84:LYS:HE3	2:B:6:G:H2'	2	0.99	0.11	0.99
(1,3)	1:A:84:LYS:HE3	2:B:6:G:H21	2	0.99	0.11	0.99
(1,3)	1:A:84:LYS:HE3	2:B:6:G:H22	2	0.99	0.11	0.99
(1,3)	1:A:84:LYS:HE3	2:B:6:G:H3'	2	0.99	0.11	0.99
(1,3)	1:A:84:LYS:HE3	2:B:6:G:H4'	2	0.99	0.11	0.99
(1,3)	1:A:84:LYS:HE3	2:B:6:G:H5'	2	0.99	0.11	0.99

*Continued on next page...*

*Continued from previous page...*

Key	Atom-1	Atom-2	Models <sup>1</sup>	Mean (Å)	SD <sup>1</sup> (Å)	Median (Å)
(1,3)	1:A:84:LYS:HE3	2:B:6:G:H5''	2	0.99	0.11	0.99
(1,3)	1:A:84:LYS:HE3	2:B:6:G:H8	2	0.99	0.11	0.99
(1,3)	1:A:84:LYS:HE3	2:B:6:G:HO2'	2	0.99	0.11	0.99
(1,3)	1:A:84:LYS:HE3	2:B:6:G:N1	2	0.99	0.11	0.99
(1,3)	1:A:84:LYS:HE3	2:B:6:G:N2	2	0.99	0.11	0.99
(1,3)	1:A:84:LYS:HE3	2:B:6:G:N3	2	0.99	0.11	0.99
(1,3)	1:A:84:LYS:HE3	2:B:6:G:N7	2	0.99	0.11	0.99
(1,3)	1:A:84:LYS:HE3	2:B:6:G:N9	2	0.99	0.11	0.99
(1,3)	1:A:84:LYS:HE3	2:B:6:G:O2'	2	0.99	0.11	0.99
(1,3)	1:A:84:LYS:HE3	2:B:6:G:O3'	2	0.99	0.11	0.99
(1,3)	1:A:84:LYS:HE3	2:B:6:G:O4'	2	0.99	0.11	0.99
(1,3)	1:A:84:LYS:HE3	2:B:6:G:O5'	2	0.99	0.11	0.99
(1,3)	1:A:84:LYS:HE3	2:B:6:G:O6	2	0.99	0.11	0.99
(1,3)	1:A:84:LYS:HE3	2:B:6:G:OP1	2	0.99	0.11	0.99
(1,3)	1:A:84:LYS:HE3	2:B:6:G:OP2	2	0.99	0.11	0.99
(1,3)	1:A:84:LYS:HE3	2:B:6:G:P	2	0.99	0.11	0.99
(1,3)	1:A:84:LYS:HE3	2:B:7:C:C1'	2	0.99	0.11	0.99
(1,3)	1:A:84:LYS:HE3	2:B:7:C:C2	2	0.99	0.11	0.99
(1,3)	1:A:84:LYS:HE3	2:B:7:C:C2'	2	0.99	0.11	0.99
(1,3)	1:A:84:LYS:HE3	2:B:7:C:C3'	2	0.99	0.11	0.99
(1,3)	1:A:84:LYS:HE3	2:B:7:C:C4	2	0.99	0.11	0.99
(1,3)	1:A:84:LYS:HE3	2:B:7:C:C4'	2	0.99	0.11	0.99
(1,3)	1:A:84:LYS:HE3	2:B:7:C:C5	2	0.99	0.11	0.99
(1,3)	1:A:84:LYS:HE3	2:B:7:C:C5'	2	0.99	0.11	0.99
(1,3)	1:A:84:LYS:HE3	2:B:7:C:C6	2	0.99	0.11	0.99
(1,3)	1:A:84:LYS:HE3	2:B:7:C:H1'	2	0.99	0.11	0.99
(1,3)	1:A:84:LYS:HE3	2:B:7:C:H2'	2	0.99	0.11	0.99
(1,3)	1:A:84:LYS:HE3	2:B:7:C:H3'	2	0.99	0.11	0.99
(1,3)	1:A:84:LYS:HE3	2:B:7:C:H4'	2	0.99	0.11	0.99
(1,3)	1:A:84:LYS:HE3	2:B:7:C:H41	2	0.99	0.11	0.99
(1,3)	1:A:84:LYS:HE3	2:B:7:C:H42	2	0.99	0.11	0.99
(1,3)	1:A:84:LYS:HE3	2:B:7:C:H5	2	0.99	0.11	0.99
(1,3)	1:A:84:LYS:HE3	2:B:7:C:H5'	2	0.99	0.11	0.99
(1,3)	1:A:84:LYS:HE3	2:B:7:C:H5''	2	0.99	0.11	0.99
(1,3)	1:A:84:LYS:HE3	2:B:7:C:H6	2	0.99	0.11	0.99
(1,3)	1:A:84:LYS:HE3	2:B:7:C:HO2'	2	0.99	0.11	0.99
(1,3)	1:A:84:LYS:HE3	2:B:7:C:N1	2	0.99	0.11	0.99
(1,3)	1:A:84:LYS:HE3	2:B:7:C:N3	2	0.99	0.11	0.99
(1,3)	1:A:84:LYS:HE3	2:B:7:C:N4	2	0.99	0.11	0.99
(1,3)	1:A:84:LYS:HE3	2:B:7:C:O2	2	0.99	0.11	0.99
(1,3)	1:A:84:LYS:HE3	2:B:7:C:O2'	2	0.99	0.11	0.99
(1,3)	1:A:84:LYS:HE3	2:B:7:C:O3'	2	0.99	0.11	0.99

*Continued on next page...*

*Continued from previous page...*

Key	Atom-1	Atom-2	Models <sup>1</sup>	Mean (Å)	SD <sup>1</sup> (Å)	Median (Å)
(1,3)	1:A:84:LYS:HE3	2:B:7:C:O4'	2	0.99	0.11	0.99
(1,3)	1:A:84:LYS:HE3	2:B:7:C:O5'	2	0.99	0.11	0.99
(1,3)	1:A:84:LYS:HE3	2:B:7:C:OP1	2	0.99	0.11	0.99
(1,3)	1:A:84:LYS:HE3	2:B:7:C:OP2	2	0.99	0.11	0.99
(1,3)	1:A:84:LYS:HE3	2:B:7:C:P	2	0.99	0.11	0.99
(1,3)	1:A:84:LYS:HE3	2:B:8:U:C1'	2	0.99	0.11	0.99
(1,3)	1:A:84:LYS:HE3	2:B:8:U:C2	2	0.99	0.11	0.99
(1,3)	1:A:84:LYS:HE3	2:B:8:U:C2'	2	0.99	0.11	0.99
(1,3)	1:A:84:LYS:HE3	2:B:8:U:C3'	2	0.99	0.11	0.99
(1,3)	1:A:84:LYS:HE3	2:B:8:U:C4	2	0.99	0.11	0.99
(1,3)	1:A:84:LYS:HE3	2:B:8:U:C4'	2	0.99	0.11	0.99
(1,3)	1:A:84:LYS:HE3	2:B:8:U:C5	2	0.99	0.11	0.99
(1,3)	1:A:84:LYS:HE3	2:B:8:U:C5'	2	0.99	0.11	0.99
(1,3)	1:A:84:LYS:HE3	2:B:8:U:C6	2	0.99	0.11	0.99
(1,3)	1:A:84:LYS:HE3	2:B:8:U:H1'	2	0.99	0.11	0.99
(1,3)	1:A:84:LYS:HE3	2:B:8:U:H2'	2	0.99	0.11	0.99
(1,3)	1:A:84:LYS:HE3	2:B:8:U:H3	2	0.99	0.11	0.99
(1,3)	1:A:84:LYS:HE3	2:B:8:U:H3'	2	0.99	0.11	0.99
(1,3)	1:A:84:LYS:HE3	2:B:8:U:H4'	2	0.99	0.11	0.99
(1,3)	1:A:84:LYS:HE3	2:B:8:U:H5	2	0.99	0.11	0.99
(1,3)	1:A:84:LYS:HE3	2:B:8:U:H5'	2	0.99	0.11	0.99
(1,3)	1:A:84:LYS:HE3	2:B:8:U:H5''	2	0.99	0.11	0.99
(1,3)	1:A:84:LYS:HE3	2:B:8:U:H6	2	0.99	0.11	0.99
(1,3)	1:A:84:LYS:HE3	2:B:8:U:HO2'	2	0.99	0.11	0.99
(1,3)	1:A:84:LYS:HE3	2:B:8:U:N1	2	0.99	0.11	0.99
(1,3)	1:A:84:LYS:HE3	2:B:8:U:N3	2	0.99	0.11	0.99
(1,3)	1:A:84:LYS:HE3	2:B:8:U:O2	2	0.99	0.11	0.99
(1,3)	1:A:84:LYS:HE3	2:B:8:U:O2'	2	0.99	0.11	0.99
(1,3)	1:A:84:LYS:HE3	2:B:8:U:O3'	2	0.99	0.11	0.99
(1,3)	1:A:84:LYS:HE3	2:B:8:U:O4	2	0.99	0.11	0.99
(1,3)	1:A:84:LYS:HE3	2:B:8:U:O4'	2	0.99	0.11	0.99
(1,3)	1:A:84:LYS:HE3	2:B:8:U:O5'	2	0.99	0.11	0.99
(1,3)	1:A:84:LYS:HE3	2:B:8:U:OP1	2	0.99	0.11	0.99
(1,3)	1:A:84:LYS:HE3	2:B:8:U:OP2	2	0.99	0.11	0.99
(1,3)	1:A:84:LYS:HE3	2:B:8:U:P	2	0.99	0.11	0.99
(1,3)	1:A:84:LYS:HE3	2:B:9:C:C1'	2	0.99	0.11	0.99
(1,3)	1:A:84:LYS:HE3	2:B:9:C:C2	2	0.99	0.11	0.99
(1,3)	1:A:84:LYS:HE3	2:B:9:C:C2'	2	0.99	0.11	0.99
(1,3)	1:A:84:LYS:HE3	2:B:9:C:C3'	2	0.99	0.11	0.99
(1,3)	1:A:84:LYS:HE3	2:B:9:C:C4	2	0.99	0.11	0.99
(1,3)	1:A:84:LYS:HE3	2:B:9:C:C4'	2	0.99	0.11	0.99
(1,3)	1:A:84:LYS:HE3	2:B:9:C:C5	2	0.99	0.11	0.99

*Continued on next page...*

*Continued from previous page...*

Key	Atom-1	Atom-2	Models <sup>1</sup>	Mean (Å)	SD <sup>1</sup> (Å)	Median (Å)
(1,3)	1:A:84:LYS:HE3	2:B:9:C:C5'	2	0.99	0.11	0.99
(1,3)	1:A:84:LYS:HE3	2:B:9:C:C6	2	0.99	0.11	0.99
(1,3)	1:A:84:LYS:HE3	2:B:9:C:H1'	2	0.99	0.11	0.99
(1,3)	1:A:84:LYS:HE3	2:B:9:C:H2'	2	0.99	0.11	0.99
(1,3)	1:A:84:LYS:HE3	2:B:9:C:H3'	2	0.99	0.11	0.99
(1,3)	1:A:84:LYS:HE3	2:B:9:C:H4'	2	0.99	0.11	0.99
(1,3)	1:A:84:LYS:HE3	2:B:9:C:H41	2	0.99	0.11	0.99
(1,3)	1:A:84:LYS:HE3	2:B:9:C:H42	2	0.99	0.11	0.99
(1,3)	1:A:84:LYS:HE3	2:B:9:C:H5	2	0.99	0.11	0.99
(1,3)	1:A:84:LYS:HE3	2:B:9:C:H5'	2	0.99	0.11	0.99
(1,3)	1:A:84:LYS:HE3	2:B:9:C:H5''	2	0.99	0.11	0.99
(1,3)	1:A:84:LYS:HE3	2:B:9:C:H6	2	0.99	0.11	0.99
(1,3)	1:A:84:LYS:HE3	2:B:9:C:HO2'	2	0.99	0.11	0.99
(1,3)	1:A:84:LYS:HE3	2:B:9:C:N1	2	0.99	0.11	0.99
(1,3)	1:A:84:LYS:HE3	2:B:9:C:N3	2	0.99	0.11	0.99
(1,3)	1:A:84:LYS:HE3	2:B:9:C:N4	2	0.99	0.11	0.99
(1,3)	1:A:84:LYS:HE3	2:B:9:C:O2	2	0.99	0.11	0.99
(1,3)	1:A:84:LYS:HE3	2:B:9:C:O2'	2	0.99	0.11	0.99
(1,3)	1:A:84:LYS:HE3	2:B:9:C:O3'	2	0.99	0.11	0.99
(1,3)	1:A:84:LYS:HE3	2:B:9:C:O4'	2	0.99	0.11	0.99
(1,3)	1:A:84:LYS:HE3	2:B:9:C:O5'	2	0.99	0.11	0.99
(1,3)	1:A:84:LYS:HE3	2:B:9:C:OP1	2	0.99	0.11	0.99
(1,3)	1:A:84:LYS:HE3	2:B:9:C:OP2	2	0.99	0.11	0.99
(1,3)	1:A:84:LYS:HE3	2:B:9:C:P	2	0.99	0.11	0.99
(1,3)	1:A:84:LYS:HE3	2:B:10:G:C1'	2	0.99	0.11	0.99
(1,3)	1:A:84:LYS:HE3	2:B:10:G:C2	2	0.99	0.11	0.99
(1,3)	1:A:84:LYS:HE3	2:B:10:G:C2'	2	0.99	0.11	0.99
(1,3)	1:A:84:LYS:HE3	2:B:10:G:C3'	2	0.99	0.11	0.99
(1,3)	1:A:84:LYS:HE3	2:B:10:G:C4	2	0.99	0.11	0.99
(1,3)	1:A:84:LYS:HE3	2:B:10:G:C4'	2	0.99	0.11	0.99
(1,3)	1:A:84:LYS:HE3	2:B:10:G:C5	2	0.99	0.11	0.99
(1,3)	1:A:84:LYS:HE3	2:B:10:G:C5'	2	0.99	0.11	0.99
(1,3)	1:A:84:LYS:HE3	2:B:10:G:C6	2	0.99	0.11	0.99
(1,3)	1:A:84:LYS:HE3	2:B:10:G:C8	2	0.99	0.11	0.99
(1,3)	1:A:84:LYS:HE3	2:B:10:G:H1	2	0.99	0.11	0.99
(1,3)	1:A:84:LYS:HE3	2:B:10:G:H1'	2	0.99	0.11	0.99
(1,3)	1:A:84:LYS:HE3	2:B:10:G:H2'	2	0.99	0.11	0.99
(1,3)	1:A:84:LYS:HE3	2:B:10:G:H21	2	0.99	0.11	0.99
(1,3)	1:A:84:LYS:HE3	2:B:10:G:H22	2	0.99	0.11	0.99
(1,3)	1:A:84:LYS:HE3	2:B:10:G:H3'	2	0.99	0.11	0.99
(1,3)	1:A:84:LYS:HE3	2:B:10:G:H4'	2	0.99	0.11	0.99
(1,3)	1:A:84:LYS:HE3	2:B:10:G:H5'	2	0.99	0.11	0.99

*Continued on next page...*



*Continued from previous page...*

Key	Atom-1	Atom-2	Models <sup>1</sup>	Mean (Å)	SD <sup>1</sup> (Å)	Median (Å)
(1,3)	1:A:84:LYS:HE3	2:B:10:G:H5''	2	0.99	0.11	0.99
(1,3)	1:A:84:LYS:HE3	2:B:10:G:H8	2	0.99	0.11	0.99
(1,3)	1:A:84:LYS:HE3	2:B:10:G:HO2'	2	0.99	0.11	0.99
(1,3)	1:A:84:LYS:HE3	2:B:10:G:N1	2	0.99	0.11	0.99
(1,3)	1:A:84:LYS:HE3	2:B:10:G:N2	2	0.99	0.11	0.99
(1,3)	1:A:84:LYS:HE3	2:B:10:G:N3	2	0.99	0.11	0.99
(1,3)	1:A:84:LYS:HE3	2:B:10:G:N7	2	0.99	0.11	0.99
(1,3)	1:A:84:LYS:HE3	2:B:10:G:N9	2	0.99	0.11	0.99
(1,3)	1:A:84:LYS:HE3	2:B:10:G:O2'	2	0.99	0.11	0.99
(1,3)	1:A:84:LYS:HE3	2:B:10:G:O3'	2	0.99	0.11	0.99
(1,3)	1:A:84:LYS:HE3	2:B:10:G:O4'	2	0.99	0.11	0.99
(1,3)	1:A:84:LYS:HE3	2:B:10:G:O5'	2	0.99	0.11	0.99
(1,3)	1:A:84:LYS:HE3	2:B:10:G:O6	2	0.99	0.11	0.99
(1,3)	1:A:84:LYS:HE3	2:B:10:G:OP1	2	0.99	0.11	0.99
(1,3)	1:A:84:LYS:HE3	2:B:10:G:OP2	2	0.99	0.11	0.99
(1,3)	1:A:84:LYS:HE3	2:B:10:G:P	2	0.99	0.11	0.99
(1,3)	1:A:84:LYS:HE3	2:B:11:A:C1'	2	0.99	0.11	0.99
(1,3)	1:A:84:LYS:HE3	2:B:11:A:C2	2	0.99	0.11	0.99
(1,3)	1:A:84:LYS:HE3	2:B:11:A:C2'	2	0.99	0.11	0.99
(1,3)	1:A:84:LYS:HE3	2:B:11:A:C3'	2	0.99	0.11	0.99
(1,3)	1:A:84:LYS:HE3	2:B:11:A:C4	2	0.99	0.11	0.99
(1,3)	1:A:84:LYS:HE3	2:B:11:A:C4'	2	0.99	0.11	0.99
(1,3)	1:A:84:LYS:HE3	2:B:11:A:C5	2	0.99	0.11	0.99
(1,3)	1:A:84:LYS:HE3	2:B:11:A:C5'	2	0.99	0.11	0.99
(1,3)	1:A:84:LYS:HE3	2:B:11:A:C6	2	0.99	0.11	0.99
(1,3)	1:A:84:LYS:HE3	2:B:11:A:C8	2	0.99	0.11	0.99
(1,3)	1:A:84:LYS:HE3	2:B:11:A:H1'	2	0.99	0.11	0.99
(1,3)	1:A:84:LYS:HE3	2:B:11:A:H2	2	0.99	0.11	0.99
(1,3)	1:A:84:LYS:HE3	2:B:11:A:H2'	2	0.99	0.11	0.99
(1,3)	1:A:84:LYS:HE3	2:B:11:A:H3'	2	0.99	0.11	0.99
(1,3)	1:A:84:LYS:HE3	2:B:11:A:H4'	2	0.99	0.11	0.99
(1,3)	1:A:84:LYS:HE3	2:B:11:A:H5'	2	0.99	0.11	0.99
(1,3)	1:A:84:LYS:HE3	2:B:11:A:H5''	2	0.99	0.11	0.99
(1,3)	1:A:84:LYS:HE3	2:B:11:A:H61	2	0.99	0.11	0.99
(1,3)	1:A:84:LYS:HE3	2:B:11:A:H62	2	0.99	0.11	0.99
(1,3)	1:A:84:LYS:HE3	2:B:11:A:H8	2	0.99	0.11	0.99
(1,3)	1:A:84:LYS:HE3	2:B:11:A:HO2'	2	0.99	0.11	0.99
(1,3)	1:A:84:LYS:HE3	2:B:11:A:N1	2	0.99	0.11	0.99
(1,3)	1:A:84:LYS:HE3	2:B:11:A:N3	2	0.99	0.11	0.99
(1,3)	1:A:84:LYS:HE3	2:B:11:A:N6	2	0.99	0.11	0.99
(1,3)	1:A:84:LYS:HE3	2:B:11:A:N7	2	0.99	0.11	0.99
(1,3)	1:A:84:LYS:HE3	2:B:11:A:N9	2	0.99	0.11	0.99

*Continued on next page...*

*Continued from previous page...*

Key	Atom-1	Atom-2	Models <sup>1</sup>	Mean (Å)	SD <sup>1</sup> (Å)	Median (Å)
(1,3)	1:A:84:LYS:HE3	2:B:11:A:O2'	2	0.99	0.11	0.99
(1,3)	1:A:84:LYS:HE3	2:B:11:A:O3'	2	0.99	0.11	0.99
(1,3)	1:A:84:LYS:HE3	2:B:11:A:O4'	2	0.99	0.11	0.99
(1,3)	1:A:84:LYS:HE3	2:B:11:A:O5'	2	0.99	0.11	0.99
(1,3)	1:A:84:LYS:HE3	2:B:11:A:OP1	2	0.99	0.11	0.99
(1,3)	1:A:84:LYS:HE3	2:B:11:A:OP2	2	0.99	0.11	0.99
(1,3)	1:A:84:LYS:HE3	2:B:11:A:P	2	0.99	0.11	0.99
(1,3)	1:A:84:LYS:HE3	2:B:12:A:C1'	2	0.99	0.11	0.99
(1,3)	1:A:84:LYS:HE3	2:B:12:A:C2	2	0.99	0.11	0.99
(1,3)	1:A:84:LYS:HE3	2:B:12:A:C2'	2	0.99	0.11	0.99
(1,3)	1:A:84:LYS:HE3	2:B:12:A:C3'	2	0.99	0.11	0.99
(1,3)	1:A:84:LYS:HE3	2:B:12:A:C4	2	0.99	0.11	0.99
(1,3)	1:A:84:LYS:HE3	2:B:12:A:C4'	2	0.99	0.11	0.99
(1,3)	1:A:84:LYS:HE3	2:B:12:A:C5	2	0.99	0.11	0.99
(1,3)	1:A:84:LYS:HE3	2:B:12:A:C5'	2	0.99	0.11	0.99
(1,3)	1:A:84:LYS:HE3	2:B:12:A:C6	2	0.99	0.11	0.99
(1,3)	1:A:84:LYS:HE3	2:B:12:A:C8	2	0.99	0.11	0.99
(1,3)	1:A:84:LYS:HE3	2:B:12:A:H1'	2	0.99	0.11	0.99
(1,3)	1:A:84:LYS:HE3	2:B:12:A:H2	2	0.99	0.11	0.99
(1,3)	1:A:84:LYS:HE3	2:B:12:A:H2'	2	0.99	0.11	0.99
(1,3)	1:A:84:LYS:HE3	2:B:12:A:H3'	2	0.99	0.11	0.99
(1,3)	1:A:84:LYS:HE3	2:B:12:A:H4'	2	0.99	0.11	0.99
(1,3)	1:A:84:LYS:HE3	2:B:12:A:H5'	2	0.99	0.11	0.99
(1,3)	1:A:84:LYS:HE3	2:B:12:A:H5''	2	0.99	0.11	0.99
(1,3)	1:A:84:LYS:HE3	2:B:12:A:H61	2	0.99	0.11	0.99
(1,3)	1:A:84:LYS:HE3	2:B:12:A:H62	2	0.99	0.11	0.99
(1,3)	1:A:84:LYS:HE3	2:B:12:A:H8	2	0.99	0.11	0.99
(1,3)	1:A:84:LYS:HE3	2:B:12:A:HO2'	2	0.99	0.11	0.99
(1,3)	1:A:84:LYS:HE3	2:B:12:A:N1	2	0.99	0.11	0.99
(1,3)	1:A:84:LYS:HE3	2:B:12:A:N3	2	0.99	0.11	0.99
(1,3)	1:A:84:LYS:HE3	2:B:12:A:N6	2	0.99	0.11	0.99
(1,3)	1:A:84:LYS:HE3	2:B:12:A:N7	2	0.99	0.11	0.99
(1,3)	1:A:84:LYS:HE3	2:B:12:A:N9	2	0.99	0.11	0.99
(1,3)	1:A:84:LYS:HE3	2:B:12:A:O2'	2	0.99	0.11	0.99
(1,3)	1:A:84:LYS:HE3	2:B:12:A:O3'	2	0.99	0.11	0.99
(1,3)	1:A:84:LYS:HE3	2:B:12:A:O4'	2	0.99	0.11	0.99
(1,3)	1:A:84:LYS:HE3	2:B:12:A:O5'	2	0.99	0.11	0.99
(1,3)	1:A:84:LYS:HE3	2:B:12:A:OP1	2	0.99	0.11	0.99
(1,3)	1:A:84:LYS:HE3	2:B:12:A:OP2	2	0.99	0.11	0.99
(1,3)	1:A:84:LYS:HE3	2:B:12:A:P	2	0.99	0.11	0.99
(1,3)	1:A:84:LYS:HE3	2:B:13:A:C1'	2	0.99	0.11	0.99
(1,3)	1:A:84:LYS:HE3	2:B:13:A:C2	2	0.99	0.11	0.99

*Continued on next page...*

*Continued from previous page...*

Key	Atom-1	Atom-2	Models <sup>1</sup>	Mean (Å)	SD <sup>1</sup> (Å)	Median (Å)
(1,3)	1:A:84:LYS:HE3	2:B:13:A:C2'	2	0.99	0.11	0.99
(1,3)	1:A:84:LYS:HE3	2:B:13:A:C3'	2	0.99	0.11	0.99
(1,3)	1:A:84:LYS:HE3	2:B:13:A:C4	2	0.99	0.11	0.99
(1,3)	1:A:84:LYS:HE3	2:B:13:A:C4'	2	0.99	0.11	0.99
(1,3)	1:A:84:LYS:HE3	2:B:13:A:C5	2	0.99	0.11	0.99
(1,3)	1:A:84:LYS:HE3	2:B:13:A:C5'	2	0.99	0.11	0.99
(1,3)	1:A:84:LYS:HE3	2:B:13:A:C6	2	0.99	0.11	0.99
(1,3)	1:A:84:LYS:HE3	2:B:13:A:C8	2	0.99	0.11	0.99
(1,3)	1:A:84:LYS:HE3	2:B:13:A:H1'	2	0.99	0.11	0.99
(1,3)	1:A:84:LYS:HE3	2:B:13:A:H2	2	0.99	0.11	0.99
(1,3)	1:A:84:LYS:HE3	2:B:13:A:H2'	2	0.99	0.11	0.99
(1,3)	1:A:84:LYS:HE3	2:B:13:A:H3'	2	0.99	0.11	0.99
(1,3)	1:A:84:LYS:HE3	2:B:13:A:H4'	2	0.99	0.11	0.99
(1,3)	1:A:84:LYS:HE3	2:B:13:A:H5'	2	0.99	0.11	0.99
(1,3)	1:A:84:LYS:HE3	2:B:13:A:H5''	2	0.99	0.11	0.99
(1,3)	1:A:84:LYS:HE3	2:B:13:A:H61	2	0.99	0.11	0.99
(1,3)	1:A:84:LYS:HE3	2:B:13:A:H62	2	0.99	0.11	0.99
(1,3)	1:A:84:LYS:HE3	2:B:13:A:H8	2	0.99	0.11	0.99
(1,3)	1:A:84:LYS:HE3	2:B:13:A:HO2'	2	0.99	0.11	0.99
(1,3)	1:A:84:LYS:HE3	2:B:13:A:N1	2	0.99	0.11	0.99
(1,3)	1:A:84:LYS:HE3	2:B:13:A:N3	2	0.99	0.11	0.99
(1,3)	1:A:84:LYS:HE3	2:B:13:A:N6	2	0.99	0.11	0.99
(1,3)	1:A:84:LYS:HE3	2:B:13:A:N7	2	0.99	0.11	0.99
(1,3)	1:A:84:LYS:HE3	2:B:13:A:N9	2	0.99	0.11	0.99
(1,3)	1:A:84:LYS:HE3	2:B:13:A:O2'	2	0.99	0.11	0.99
(1,3)	1:A:84:LYS:HE3	2:B:13:A:O3'	2	0.99	0.11	0.99
(1,3)	1:A:84:LYS:HE3	2:B:13:A:O4'	2	0.99	0.11	0.99
(1,3)	1:A:84:LYS:HE3	2:B:13:A:O5'	2	0.99	0.11	0.99
(1,3)	1:A:84:LYS:HE3	2:B:13:A:OP1	2	0.99	0.11	0.99
(1,3)	1:A:84:LYS:HE3	2:B:13:A:OP2	2	0.99	0.11	0.99
(1,3)	1:A:84:LYS:HE3	2:B:13:A:P	2	0.99	0.11	0.99
(1,3)	1:A:84:LYS:HE3	2:B:14:G:C1'	2	0.99	0.11	0.99
(1,3)	1:A:84:LYS:HE3	2:B:14:G:C2	2	0.99	0.11	0.99
(1,3)	1:A:84:LYS:HE3	2:B:14:G:C2'	2	0.99	0.11	0.99
(1,3)	1:A:84:LYS:HE3	2:B:14:G:C3'	2	0.99	0.11	0.99
(1,3)	1:A:84:LYS:HE3	2:B:14:G:C4	2	0.99	0.11	0.99
(1,3)	1:A:84:LYS:HE3	2:B:14:G:C4'	2	0.99	0.11	0.99
(1,3)	1:A:84:LYS:HE3	2:B:14:G:C5	2	0.99	0.11	0.99
(1,3)	1:A:84:LYS:HE3	2:B:14:G:C5'	2	0.99	0.11	0.99
(1,3)	1:A:84:LYS:HE3	2:B:14:G:C6	2	0.99	0.11	0.99
(1,3)	1:A:84:LYS:HE3	2:B:14:G:C8	2	0.99	0.11	0.99
(1,3)	1:A:84:LYS:HE3	2:B:14:G:H1	2	0.99	0.11	0.99

*Continued on next page...*

*Continued from previous page...*

Key	Atom-1	Atom-2	Models <sup>1</sup>	Mean (Å)	SD <sup>1</sup> (Å)	Median (Å)
(1,3)	1:A:84:LYS:HE3	2:B:14:G:H1'	2	0.99	0.11	0.99
(1,3)	1:A:84:LYS:HE3	2:B:14:G:H2'	2	0.99	0.11	0.99
(1,3)	1:A:84:LYS:HE3	2:B:14:G:H21	2	0.99	0.11	0.99
(1,3)	1:A:84:LYS:HE3	2:B:14:G:H22	2	0.99	0.11	0.99
(1,3)	1:A:84:LYS:HE3	2:B:14:G:H3'	2	0.99	0.11	0.99
(1,3)	1:A:84:LYS:HE3	2:B:14:G:H4'	2	0.99	0.11	0.99
(1,3)	1:A:84:LYS:HE3	2:B:14:G:H5'	2	0.99	0.11	0.99
(1,3)	1:A:84:LYS:HE3	2:B:14:G:H5''	2	0.99	0.11	0.99
(1,3)	1:A:84:LYS:HE3	2:B:14:G:H8	2	0.99	0.11	0.99
(1,3)	1:A:84:LYS:HE3	2:B:14:G:HO2'	2	0.99	0.11	0.99
(1,3)	1:A:84:LYS:HE3	2:B:14:G:N1	2	0.99	0.11	0.99
(1,3)	1:A:84:LYS:HE3	2:B:14:G:N2	2	0.99	0.11	0.99
(1,3)	1:A:84:LYS:HE3	2:B:14:G:N3	2	0.99	0.11	0.99
(1,3)	1:A:84:LYS:HE3	2:B:14:G:N7	2	0.99	0.11	0.99
(1,3)	1:A:84:LYS:HE3	2:B:14:G:N9	2	0.99	0.11	0.99
(1,3)	1:A:84:LYS:HE3	2:B:14:G:O2'	2	0.99	0.11	0.99
(1,3)	1:A:84:LYS:HE3	2:B:14:G:O3'	2	0.99	0.11	0.99
(1,3)	1:A:84:LYS:HE3	2:B:14:G:O4'	2	0.99	0.11	0.99
(1,3)	1:A:84:LYS:HE3	2:B:14:G:O5'	2	0.99	0.11	0.99
(1,3)	1:A:84:LYS:HE3	2:B:14:G:O6	2	0.99	0.11	0.99
(1,3)	1:A:84:LYS:HE3	2:B:14:G:OP1	2	0.99	0.11	0.99
(1,3)	1:A:84:LYS:HE3	2:B:14:G:OP2	2	0.99	0.11	0.99
(1,3)	1:A:84:LYS:HE3	2:B:14:G:P	2	0.99	0.11	0.99
(1,3)	1:A:84:LYS:HE3	2:B:15:A:C1'	2	0.99	0.11	0.99
(1,3)	1:A:84:LYS:HE3	2:B:15:A:C2	2	0.99	0.11	0.99
(1,3)	1:A:84:LYS:HE3	2:B:15:A:C2'	2	0.99	0.11	0.99
(1,3)	1:A:84:LYS:HE3	2:B:15:A:C3'	2	0.99	0.11	0.99
(1,3)	1:A:84:LYS:HE3	2:B:15:A:C4	2	0.99	0.11	0.99
(1,3)	1:A:84:LYS:HE3	2:B:15:A:C4'	2	0.99	0.11	0.99
(1,3)	1:A:84:LYS:HE3	2:B:15:A:C5	2	0.99	0.11	0.99
(1,3)	1:A:84:LYS:HE3	2:B:15:A:C5'	2	0.99	0.11	0.99
(1,3)	1:A:84:LYS:HE3	2:B:15:A:C6	2	0.99	0.11	0.99
(1,3)	1:A:84:LYS:HE3	2:B:15:A:C8	2	0.99	0.11	0.99
(1,3)	1:A:84:LYS:HE3	2:B:15:A:H1'	2	0.99	0.11	0.99
(1,3)	1:A:84:LYS:HE3	2:B:15:A:H2	2	0.99	0.11	0.99
(1,3)	1:A:84:LYS:HE3	2:B:15:A:H2'	2	0.99	0.11	0.99
(1,3)	1:A:84:LYS:HE3	2:B:15:A:H3'	2	0.99	0.11	0.99
(1,3)	1:A:84:LYS:HE3	2:B:15:A:H4'	2	0.99	0.11	0.99
(1,3)	1:A:84:LYS:HE3	2:B:15:A:H5'	2	0.99	0.11	0.99
(1,3)	1:A:84:LYS:HE3	2:B:15:A:H5''	2	0.99	0.11	0.99
(1,3)	1:A:84:LYS:HE3	2:B:15:A:H61	2	0.99	0.11	0.99
(1,3)	1:A:84:LYS:HE3	2:B:15:A:H62	2	0.99	0.11	0.99

*Continued on next page...*

*Continued from previous page...*

Key	Atom-1	Atom-2	Models <sup>1</sup>	Mean (Å)	SD <sup>1</sup> (Å)	Median (Å)
(1,3)	1:A:84:LYS:HE3	2:B:15:A:H8	2	0.99	0.11	0.99
(1,3)	1:A:84:LYS:HE3	2:B:15:A:HO2'	2	0.99	0.11	0.99
(1,3)	1:A:84:LYS:HE3	2:B:15:A:N1	2	0.99	0.11	0.99
(1,3)	1:A:84:LYS:HE3	2:B:15:A:N3	2	0.99	0.11	0.99
(1,3)	1:A:84:LYS:HE3	2:B:15:A:N6	2	0.99	0.11	0.99
(1,3)	1:A:84:LYS:HE3	2:B:15:A:N7	2	0.99	0.11	0.99
(1,3)	1:A:84:LYS:HE3	2:B:15:A:N9	2	0.99	0.11	0.99
(1,3)	1:A:84:LYS:HE3	2:B:15:A:O2'	2	0.99	0.11	0.99
(1,3)	1:A:84:LYS:HE3	2:B:15:A:O3'	2	0.99	0.11	0.99
(1,3)	1:A:84:LYS:HE3	2:B:15:A:O4'	2	0.99	0.11	0.99
(1,3)	1:A:84:LYS:HE3	2:B:15:A:O5'	2	0.99	0.11	0.99
(1,3)	1:A:84:LYS:HE3	2:B:15:A:OP1	2	0.99	0.11	0.99
(1,3)	1:A:84:LYS:HE3	2:B:15:A:OP2	2	0.99	0.11	0.99
(1,3)	1:A:84:LYS:HE3	2:B:15:A:P	2	0.99	0.11	0.99
(1,3)	1:A:84:LYS:HE3	2:B:16:G:C1'	2	0.99	0.11	0.99
(1,3)	1:A:84:LYS:HE3	2:B:16:G:C2	2	0.99	0.11	0.99
(1,3)	1:A:84:LYS:HE3	2:B:16:G:C2'	2	0.99	0.11	0.99
(1,3)	1:A:84:LYS:HE3	2:B:16:G:C3'	2	0.99	0.11	0.99
(1,3)	1:A:84:LYS:HE3	2:B:16:G:C4	2	0.99	0.11	0.99
(1,3)	1:A:84:LYS:HE3	2:B:16:G:C4'	2	0.99	0.11	0.99
(1,3)	1:A:84:LYS:HE3	2:B:16:G:C5	2	0.99	0.11	0.99
(1,3)	1:A:84:LYS:HE3	2:B:16:G:C5'	2	0.99	0.11	0.99
(1,3)	1:A:84:LYS:HE3	2:B:16:G:C6	2	0.99	0.11	0.99
(1,3)	1:A:84:LYS:HE3	2:B:16:G:C8	2	0.99	0.11	0.99
(1,3)	1:A:84:LYS:HE3	2:B:16:G:H1	2	0.99	0.11	0.99
(1,3)	1:A:84:LYS:HE3	2:B:16:G:H1'	2	0.99	0.11	0.99
(1,3)	1:A:84:LYS:HE3	2:B:16:G:H2'	2	0.99	0.11	0.99
(1,3)	1:A:84:LYS:HE3	2:B:16:G:H21	2	0.99	0.11	0.99
(1,3)	1:A:84:LYS:HE3	2:B:16:G:H22	2	0.99	0.11	0.99
(1,3)	1:A:84:LYS:HE3	2:B:16:G:H3'	2	0.99	0.11	0.99
(1,3)	1:A:84:LYS:HE3	2:B:16:G:H4'	2	0.99	0.11	0.99
(1,3)	1:A:84:LYS:HE3	2:B:16:G:H5'	2	0.99	0.11	0.99
(1,3)	1:A:84:LYS:HE3	2:B:16:G:H5''	2	0.99	0.11	0.99
(1,3)	1:A:84:LYS:HE3	2:B:16:G:H8	2	0.99	0.11	0.99
(1,3)	1:A:84:LYS:HE3	2:B:16:G:HO2'	2	0.99	0.11	0.99
(1,3)	1:A:84:LYS:HE3	2:B:16:G:N1	2	0.99	0.11	0.99
(1,3)	1:A:84:LYS:HE3	2:B:16:G:N2	2	0.99	0.11	0.99
(1,3)	1:A:84:LYS:HE3	2:B:16:G:N3	2	0.99	0.11	0.99
(1,3)	1:A:84:LYS:HE3	2:B:16:G:N7	2	0.99	0.11	0.99
(1,3)	1:A:84:LYS:HE3	2:B:16:G:N9	2	0.99	0.11	0.99
(1,3)	1:A:84:LYS:HE3	2:B:16:G:O2'	2	0.99	0.11	0.99
(1,3)	1:A:84:LYS:HE3	2:B:16:G:O3'	2	0.99	0.11	0.99

*Continued on next page...*

*Continued from previous page...*

Key	Atom-1	Atom-2	Models <sup>1</sup>	Mean (Å)	SD <sup>1</sup> (Å)	Median (Å)
(1,3)	1:A:84:LYS:HE3	2:B:16:G:O4'	2	0.99	0.11	0.99
(1,3)	1:A:84:LYS:HE3	2:B:16:G:O5'	2	0.99	0.11	0.99
(1,3)	1:A:84:LYS:HE3	2:B:16:G:O6	2	0.99	0.11	0.99
(1,3)	1:A:84:LYS:HE3	2:B:16:G:OP1	2	0.99	0.11	0.99
(1,3)	1:A:84:LYS:HE3	2:B:16:G:OP2	2	0.99	0.11	0.99
(1,3)	1:A:84:LYS:HE3	2:B:16:G:P	2	0.99	0.11	0.99
(1,3)	1:A:84:LYS:HE3	2:B:17:C:C1'	2	0.99	0.11	0.99
(1,3)	1:A:84:LYS:HE3	2:B:17:C:C2	2	0.99	0.11	0.99
(1,3)	1:A:84:LYS:HE3	2:B:17:C:C2'	2	0.99	0.11	0.99
(1,3)	1:A:84:LYS:HE3	2:B:17:C:C3'	2	0.99	0.11	0.99
(1,3)	1:A:84:LYS:HE3	2:B:17:C:C4	2	0.99	0.11	0.99
(1,3)	1:A:84:LYS:HE3	2:B:17:C:C4'	2	0.99	0.11	0.99
(1,3)	1:A:84:LYS:HE3	2:B:17:C:C5	2	0.99	0.11	0.99
(1,3)	1:A:84:LYS:HE3	2:B:17:C:C5'	2	0.99	0.11	0.99
(1,3)	1:A:84:LYS:HE3	2:B:17:C:C6	2	0.99	0.11	0.99
(1,3)	1:A:84:LYS:HE3	2:B:17:C:H1'	2	0.99	0.11	0.99
(1,3)	1:A:84:LYS:HE3	2:B:17:C:H2'	2	0.99	0.11	0.99
(1,3)	1:A:84:LYS:HE3	2:B:17:C:H3'	2	0.99	0.11	0.99
(1,3)	1:A:84:LYS:HE3	2:B:17:C:H4'	2	0.99	0.11	0.99
(1,3)	1:A:84:LYS:HE3	2:B:17:C:H41	2	0.99	0.11	0.99
(1,3)	1:A:84:LYS:HE3	2:B:17:C:H42	2	0.99	0.11	0.99
(1,3)	1:A:84:LYS:HE3	2:B:17:C:H5	2	0.99	0.11	0.99
(1,3)	1:A:84:LYS:HE3	2:B:17:C:H5'	2	0.99	0.11	0.99
(1,3)	1:A:84:LYS:HE3	2:B:17:C:H5''	2	0.99	0.11	0.99
(1,3)	1:A:84:LYS:HE3	2:B:17:C:H6	2	0.99	0.11	0.99
(1,3)	1:A:84:LYS:HE3	2:B:17:C:HO2'	2	0.99	0.11	0.99
(1,3)	1:A:84:LYS:HE3	2:B:17:C:N1	2	0.99	0.11	0.99
(1,3)	1:A:84:LYS:HE3	2:B:17:C:N3	2	0.99	0.11	0.99
(1,3)	1:A:84:LYS:HE3	2:B:17:C:N4	2	0.99	0.11	0.99
(1,3)	1:A:84:LYS:HE3	2:B:17:C:O2	2	0.99	0.11	0.99
(1,3)	1:A:84:LYS:HE3	2:B:17:C:O2'	2	0.99	0.11	0.99
(1,3)	1:A:84:LYS:HE3	2:B:17:C:O3'	2	0.99	0.11	0.99
(1,3)	1:A:84:LYS:HE3	2:B:17:C:O4'	2	0.99	0.11	0.99
(1,3)	1:A:84:LYS:HE3	2:B:17:C:O5'	2	0.99	0.11	0.99
(1,3)	1:A:84:LYS:HE3	2:B:17:C:OP1	2	0.99	0.11	0.99
(1,3)	1:A:84:LYS:HE3	2:B:17:C:OP2	2	0.99	0.11	0.99
(1,3)	1:A:84:LYS:HE3	2:B:17:C:P	2	0.99	0.11	0.99
(1,3)	1:A:84:LYS:HE3	2:B:18:A:C1'	2	0.99	0.11	0.99
(1,3)	1:A:84:LYS:HE3	2:B:18:A:C2	2	0.99	0.11	0.99
(1,3)	1:A:84:LYS:HE3	2:B:18:A:C2'	2	0.99	0.11	0.99
(1,3)	1:A:84:LYS:HE3	2:B:18:A:C3'	2	0.99	0.11	0.99
(1,3)	1:A:84:LYS:HE3	2:B:18:A:C4	2	0.99	0.11	0.99

*Continued on next page...*

*Continued from previous page...*

Key	Atom-1	Atom-2	Models <sup>1</sup>	Mean (Å)	SD <sup>1</sup> (Å)	Median (Å)
(1,3)	1:A:84:LYS:HE3	2:B:18:A:C4'	2	0.99	0.11	0.99
(1,3)	1:A:84:LYS:HE3	2:B:18:A:C5	2	0.99	0.11	0.99
(1,3)	1:A:84:LYS:HE3	2:B:18:A:C5'	2	0.99	0.11	0.99
(1,3)	1:A:84:LYS:HE3	2:B:18:A:C6	2	0.99	0.11	0.99
(1,3)	1:A:84:LYS:HE3	2:B:18:A:C8	2	0.99	0.11	0.99
(1,3)	1:A:84:LYS:HE3	2:B:18:A:H1'	2	0.99	0.11	0.99
(1,3)	1:A:84:LYS:HE3	2:B:18:A:H2	2	0.99	0.11	0.99
(1,3)	1:A:84:LYS:HE3	2:B:18:A:H2'	2	0.99	0.11	0.99
(1,3)	1:A:84:LYS:HE3	2:B:18:A:H3'	2	0.99	0.11	0.99
(1,3)	1:A:84:LYS:HE3	2:B:18:A:H4'	2	0.99	0.11	0.99
(1,3)	1:A:84:LYS:HE3	2:B:18:A:H5'	2	0.99	0.11	0.99
(1,3)	1:A:84:LYS:HE3	2:B:18:A:H5''	2	0.99	0.11	0.99
(1,3)	1:A:84:LYS:HE3	2:B:18:A:H61	2	0.99	0.11	0.99
(1,3)	1:A:84:LYS:HE3	2:B:18:A:H62	2	0.99	0.11	0.99
(1,3)	1:A:84:LYS:HE3	2:B:18:A:H8	2	0.99	0.11	0.99
(1,3)	1:A:84:LYS:HE3	2:B:18:A:HO2'	2	0.99	0.11	0.99
(1,3)	1:A:84:LYS:HE3	2:B:18:A:N1	2	0.99	0.11	0.99
(1,3)	1:A:84:LYS:HE3	2:B:18:A:N3	2	0.99	0.11	0.99
(1,3)	1:A:84:LYS:HE3	2:B:18:A:N6	2	0.99	0.11	0.99
(1,3)	1:A:84:LYS:HE3	2:B:18:A:N7	2	0.99	0.11	0.99
(1,3)	1:A:84:LYS:HE3	2:B:18:A:N9	2	0.99	0.11	0.99
(1,3)	1:A:84:LYS:HE3	2:B:18:A:O2'	2	0.99	0.11	0.99
(1,3)	1:A:84:LYS:HE3	2:B:18:A:O3'	2	0.99	0.11	0.99
(1,3)	1:A:84:LYS:HE3	2:B:18:A:O4'	2	0.99	0.11	0.99
(1,3)	1:A:84:LYS:HE3	2:B:18:A:O5'	2	0.99	0.11	0.99
(1,3)	1:A:84:LYS:HE3	2:B:18:A:OP1	2	0.99	0.11	0.99
(1,3)	1:A:84:LYS:HE3	2:B:18:A:OP2	2	0.99	0.11	0.99
(1,3)	1:A:84:LYS:HE3	2:B:18:A:P	2	0.99	0.11	0.99
(1,3)	1:A:84:LYS:HE3	2:B:19:A:C1'	2	0.99	0.11	0.99
(1,3)	1:A:84:LYS:HE3	2:B:19:A:C2	2	0.99	0.11	0.99
(1,3)	1:A:84:LYS:HE3	2:B:19:A:C2'	2	0.99	0.11	0.99
(1,3)	1:A:84:LYS:HE3	2:B:19:A:C3'	2	0.99	0.11	0.99
(1,3)	1:A:84:LYS:HE3	2:B:19:A:C4	2	0.99	0.11	0.99
(1,3)	1:A:84:LYS:HE3	2:B:19:A:C4'	2	0.99	0.11	0.99
(1,3)	1:A:84:LYS:HE3	2:B:19:A:C5	2	0.99	0.11	0.99
(1,3)	1:A:84:LYS:HE3	2:B:19:A:C5'	2	0.99	0.11	0.99
(1,3)	1:A:84:LYS:HE3	2:B:19:A:C6	2	0.99	0.11	0.99
(1,3)	1:A:84:LYS:HE3	2:B:19:A:C8	2	0.99	0.11	0.99
(1,3)	1:A:84:LYS:HE3	2:B:19:A:H1'	2	0.99	0.11	0.99
(1,3)	1:A:84:LYS:HE3	2:B:19:A:H2	2	0.99	0.11	0.99
(1,3)	1:A:84:LYS:HE3	2:B:19:A:H2'	2	0.99	0.11	0.99
(1,3)	1:A:84:LYS:HE3	2:B:19:A:H3'	2	0.99	0.11	0.99

*Continued on next page...*

*Continued from previous page...*

Key	Atom-1	Atom-2	Models <sup>1</sup>	Mean (Å)	SD <sup>1</sup> (Å)	Median (Å)
(1,3)	1:A:84:LYS:HE3	2:B:19:A:H4'	2	0.99	0.11	0.99
(1,3)	1:A:84:LYS:HE3	2:B:19:A:H5'	2	0.99	0.11	0.99
(1,3)	1:A:84:LYS:HE3	2:B:19:A:H5''	2	0.99	0.11	0.99
(1,3)	1:A:84:LYS:HE3	2:B:19:A:H61	2	0.99	0.11	0.99
(1,3)	1:A:84:LYS:HE3	2:B:19:A:H62	2	0.99	0.11	0.99
(1,3)	1:A:84:LYS:HE3	2:B:19:A:H8	2	0.99	0.11	0.99
(1,3)	1:A:84:LYS:HE3	2:B:19:A:HO2'	2	0.99	0.11	0.99
(1,3)	1:A:84:LYS:HE3	2:B:19:A:N1	2	0.99	0.11	0.99
(1,3)	1:A:84:LYS:HE3	2:B:19:A:N3	2	0.99	0.11	0.99
(1,3)	1:A:84:LYS:HE3	2:B:19:A:N6	2	0.99	0.11	0.99
(1,3)	1:A:84:LYS:HE3	2:B:19:A:N7	2	0.99	0.11	0.99
(1,3)	1:A:84:LYS:HE3	2:B:19:A:N9	2	0.99	0.11	0.99
(1,3)	1:A:84:LYS:HE3	2:B:19:A:O2'	2	0.99	0.11	0.99
(1,3)	1:A:84:LYS:HE3	2:B:19:A:O3'	2	0.99	0.11	0.99
(1,3)	1:A:84:LYS:HE3	2:B:19:A:O4'	2	0.99	0.11	0.99
(1,3)	1:A:84:LYS:HE3	2:B:19:A:O5'	2	0.99	0.11	0.99
(1,3)	1:A:84:LYS:HE3	2:B:19:A:OP1	2	0.99	0.11	0.99
(1,3)	1:A:84:LYS:HE3	2:B:19:A:OP2	2	0.99	0.11	0.99
(1,3)	1:A:84:LYS:HE3	2:B:19:A:P	2	0.99	0.11	0.99
(1,3)	1:A:84:LYS:HE3	2:B:20:U:C1'	2	0.99	0.11	0.99
(1,3)	1:A:84:LYS:HE3	2:B:20:U:C2	2	0.99	0.11	0.99
(1,3)	1:A:84:LYS:HE3	2:B:20:U:C2'	2	0.99	0.11	0.99
(1,3)	1:A:84:LYS:HE3	2:B:20:U:C3'	2	0.99	0.11	0.99
(1,3)	1:A:84:LYS:HE3	2:B:20:U:C4	2	0.99	0.11	0.99
(1,3)	1:A:84:LYS:HE3	2:B:20:U:C4'	2	0.99	0.11	0.99
(1,3)	1:A:84:LYS:HE3	2:B:20:U:C5	2	0.99	0.11	0.99
(1,3)	1:A:84:LYS:HE3	2:B:20:U:C5'	2	0.99	0.11	0.99
(1,3)	1:A:84:LYS:HE3	2:B:20:U:C6	2	0.99	0.11	0.99
(1,3)	1:A:84:LYS:HE3	2:B:20:U:H1'	2	0.99	0.11	0.99
(1,3)	1:A:84:LYS:HE3	2:B:20:U:H2'	2	0.99	0.11	0.99
(1,3)	1:A:84:LYS:HE3	2:B:20:U:H3	2	0.99	0.11	0.99
(1,3)	1:A:84:LYS:HE3	2:B:20:U:H3'	2	0.99	0.11	0.99
(1,3)	1:A:84:LYS:HE3	2:B:20:U:H4'	2	0.99	0.11	0.99
(1,3)	1:A:84:LYS:HE3	2:B:20:U:H5	2	0.99	0.11	0.99
(1,3)	1:A:84:LYS:HE3	2:B:20:U:H5'	2	0.99	0.11	0.99
(1,3)	1:A:84:LYS:HE3	2:B:20:U:H5''	2	0.99	0.11	0.99
(1,3)	1:A:84:LYS:HE3	2:B:20:U:H6	2	0.99	0.11	0.99
(1,3)	1:A:84:LYS:HE3	2:B:20:U:HO2'	2	0.99	0.11	0.99
(1,3)	1:A:84:LYS:HE3	2:B:20:U:N1	2	0.99	0.11	0.99
(1,3)	1:A:84:LYS:HE3	2:B:20:U:N3	2	0.99	0.11	0.99
(1,3)	1:A:84:LYS:HE3	2:B:20:U:O2	2	0.99	0.11	0.99
(1,3)	1:A:84:LYS:HE3	2:B:20:U:O2'	2	0.99	0.11	0.99

*Continued on next page...*



*Continued from previous page...*

Key	Atom-1	Atom-2	Models <sup>1</sup>	Mean (Å)	SD <sup>1</sup> (Å)	Median (Å)
(1,3)	1:A:84:LYS:HE3	2:B:20:U:O3'	2	0.99	0.11	0.99
(1,3)	1:A:84:LYS:HE3	2:B:20:U:O4	2	0.99	0.11	0.99
(1,3)	1:A:84:LYS:HE3	2:B:20:U:O4'	2	0.99	0.11	0.99
(1,3)	1:A:84:LYS:HE3	2:B:20:U:O5'	2	0.99	0.11	0.99
(1,3)	1:A:84:LYS:HE3	2:B:20:U:OP1	2	0.99	0.11	0.99
(1,3)	1:A:84:LYS:HE3	2:B:20:U:OP2	2	0.99	0.11	0.99
(1,3)	1:A:84:LYS:HE3	2:B:20:U:P	2	0.99	0.11	0.99
(1,3)	1:A:84:LYS:HE3	2:B:21:G:C1'	2	0.99	0.11	0.99
(1,3)	1:A:84:LYS:HE3	2:B:21:G:C2	2	0.99	0.11	0.99
(1,3)	1:A:84:LYS:HE3	2:B:21:G:C2'	2	0.99	0.11	0.99
(1,3)	1:A:84:LYS:HE3	2:B:21:G:C3'	2	0.99	0.11	0.99
(1,3)	1:A:84:LYS:HE3	2:B:21:G:C4	2	0.99	0.11	0.99
(1,3)	1:A:84:LYS:HE3	2:B:21:G:C4'	2	0.99	0.11	0.99
(1,3)	1:A:84:LYS:HE3	2:B:21:G:C5	2	0.99	0.11	0.99
(1,3)	1:A:84:LYS:HE3	2:B:21:G:C5'	2	0.99	0.11	0.99
(1,3)	1:A:84:LYS:HE3	2:B:21:G:C6	2	0.99	0.11	0.99
(1,3)	1:A:84:LYS:HE3	2:B:21:G:C8	2	0.99	0.11	0.99
(1,3)	1:A:84:LYS:HE3	2:B:21:G:H1	2	0.99	0.11	0.99
(1,3)	1:A:84:LYS:HE3	2:B:21:G:H1'	2	0.99	0.11	0.99
(1,3)	1:A:84:LYS:HE3	2:B:21:G:H2'	2	0.99	0.11	0.99
(1,3)	1:A:84:LYS:HE3	2:B:21:G:H21	2	0.99	0.11	0.99
(1,3)	1:A:84:LYS:HE3	2:B:21:G:H22	2	0.99	0.11	0.99
(1,3)	1:A:84:LYS:HE3	2:B:21:G:H3'	2	0.99	0.11	0.99
(1,3)	1:A:84:LYS:HE3	2:B:21:G:H4'	2	0.99	0.11	0.99
(1,3)	1:A:84:LYS:HE3	2:B:21:G:H5'	2	0.99	0.11	0.99
(1,3)	1:A:84:LYS:HE3	2:B:21:G:H5''	2	0.99	0.11	0.99
(1,3)	1:A:84:LYS:HE3	2:B:21:G:H8	2	0.99	0.11	0.99
(1,3)	1:A:84:LYS:HE3	2:B:21:G:HO2'	2	0.99	0.11	0.99
(1,3)	1:A:84:LYS:HE3	2:B:21:G:N1	2	0.99	0.11	0.99
(1,3)	1:A:84:LYS:HE3	2:B:21:G:N2	2	0.99	0.11	0.99
(1,3)	1:A:84:LYS:HE3	2:B:21:G:N3	2	0.99	0.11	0.99
(1,3)	1:A:84:LYS:HE3	2:B:21:G:N7	2	0.99	0.11	0.99
(1,3)	1:A:84:LYS:HE3	2:B:21:G:N9	2	0.99	0.11	0.99
(1,3)	1:A:84:LYS:HE3	2:B:21:G:O2'	2	0.99	0.11	0.99
(1,3)	1:A:84:LYS:HE3	2:B:21:G:O3'	2	0.99	0.11	0.99
(1,3)	1:A:84:LYS:HE3	2:B:21:G:O4'	2	0.99	0.11	0.99
(1,3)	1:A:84:LYS:HE3	2:B:21:G:O5'	2	0.99	0.11	0.99
(1,3)	1:A:84:LYS:HE3	2:B:21:G:O6	2	0.99	0.11	0.99
(1,3)	1:A:84:LYS:HE3	2:B:21:G:OP1	2	0.99	0.11	0.99
(1,3)	1:A:84:LYS:HE3	2:B:21:G:OP2	2	0.99	0.11	0.99
(1,3)	1:A:84:LYS:HE3	2:B:21:G:P	2	0.99	0.11	0.99
(1,3)	1:A:84:LYS:HE3	2:B:22:A:C1'	2	0.99	0.11	0.99

*Continued on next page...*

*Continued from previous page...*

Key	Atom-1	Atom-2	Models <sup>1</sup>	Mean (Å)	SD <sup>1</sup> (Å)	Median (Å)
(1,3)	1:A:84:LYS:HE3	2:B:22:A:C2	2	0.99	0.11	0.99
(1,3)	1:A:84:LYS:HE3	2:B:22:A:C2'	2	0.99	0.11	0.99
(1,3)	1:A:84:LYS:HE3	2:B:22:A:C3'	2	0.99	0.11	0.99
(1,3)	1:A:84:LYS:HE3	2:B:22:A:C4	2	0.99	0.11	0.99
(1,3)	1:A:84:LYS:HE3	2:B:22:A:C4'	2	0.99	0.11	0.99
(1,3)	1:A:84:LYS:HE3	2:B:22:A:C5	2	0.99	0.11	0.99
(1,3)	1:A:84:LYS:HE3	2:B:22:A:C5'	2	0.99	0.11	0.99
(1,3)	1:A:84:LYS:HE3	2:B:22:A:C6	2	0.99	0.11	0.99
(1,3)	1:A:84:LYS:HE3	2:B:22:A:C8	2	0.99	0.11	0.99
(1,3)	1:A:84:LYS:HE3	2:B:22:A:H1'	2	0.99	0.11	0.99
(1,3)	1:A:84:LYS:HE3	2:B:22:A:H2	2	0.99	0.11	0.99
(1,3)	1:A:84:LYS:HE3	2:B:22:A:H2'	2	0.99	0.11	0.99
(1,3)	1:A:84:LYS:HE3	2:B:22:A:H3'	2	0.99	0.11	0.99
(1,3)	1:A:84:LYS:HE3	2:B:22:A:H4'	2	0.99	0.11	0.99
(1,3)	1:A:84:LYS:HE3	2:B:22:A:H5'	2	0.99	0.11	0.99
(1,3)	1:A:84:LYS:HE3	2:B:22:A:H5''	2	0.99	0.11	0.99
(1,3)	1:A:84:LYS:HE3	2:B:22:A:H61	2	0.99	0.11	0.99
(1,3)	1:A:84:LYS:HE3	2:B:22:A:H62	2	0.99	0.11	0.99
(1,3)	1:A:84:LYS:HE3	2:B:22:A:H8	2	0.99	0.11	0.99
(1,3)	1:A:84:LYS:HE3	2:B:22:A:HO2'	2	0.99	0.11	0.99
(1,3)	1:A:84:LYS:HE3	2:B:22:A:N1	2	0.99	0.11	0.99
(1,3)	1:A:84:LYS:HE3	2:B:22:A:N3	2	0.99	0.11	0.99
(1,3)	1:A:84:LYS:HE3	2:B:22:A:N6	2	0.99	0.11	0.99
(1,3)	1:A:84:LYS:HE3	2:B:22:A:N7	2	0.99	0.11	0.99
(1,3)	1:A:84:LYS:HE3	2:B:22:A:N9	2	0.99	0.11	0.99
(1,3)	1:A:84:LYS:HE3	2:B:22:A:O2'	2	0.99	0.11	0.99
(1,3)	1:A:84:LYS:HE3	2:B:22:A:O3'	2	0.99	0.11	0.99
(1,3)	1:A:84:LYS:HE3	2:B:22:A:O4'	2	0.99	0.11	0.99
(1,3)	1:A:84:LYS:HE3	2:B:22:A:O5'	2	0.99	0.11	0.99
(1,3)	1:A:84:LYS:HE3	2:B:22:A:OP1	2	0.99	0.11	0.99
(1,3)	1:A:84:LYS:HE3	2:B:22:A:OP2	2	0.99	0.11	0.99
(1,3)	1:A:84:LYS:HE3	2:B:22:A:P	2	0.99	0.11	0.99
(1,3)	1:A:84:LYS:HE3	2:B:23:U:C1'	2	0.99	0.11	0.99
(1,3)	1:A:84:LYS:HE3	2:B:23:U:C2	2	0.99	0.11	0.99
(1,3)	1:A:84:LYS:HE3	2:B:23:U:C2'	2	0.99	0.11	0.99
(1,3)	1:A:84:LYS:HE3	2:B:23:U:C3'	2	0.99	0.11	0.99
(1,3)	1:A:84:LYS:HE3	2:B:23:U:C4	2	0.99	0.11	0.99
(1,3)	1:A:84:LYS:HE3	2:B:23:U:C4'	2	0.99	0.11	0.99
(1,3)	1:A:84:LYS:HE3	2:B:23:U:C5	2	0.99	0.11	0.99
(1,3)	1:A:84:LYS:HE3	2:B:23:U:C5'	2	0.99	0.11	0.99
(1,3)	1:A:84:LYS:HE3	2:B:23:U:C6	2	0.99	0.11	0.99
(1,3)	1:A:84:LYS:HE3	2:B:23:U:H1'	2	0.99	0.11	0.99

*Continued on next page...*

*Continued from previous page...*

Key	Atom-1	Atom-2	Models <sup>1</sup>	Mean (Å)	SD <sup>1</sup> (Å)	Median (Å)
(1,3)	1:A:84:LYS:HE3	2:B:23:U:H2'	2	0.99	0.11	0.99
(1,3)	1:A:84:LYS:HE3	2:B:23:U:H3	2	0.99	0.11	0.99
(1,3)	1:A:84:LYS:HE3	2:B:23:U:H3'	2	0.99	0.11	0.99
(1,3)	1:A:84:LYS:HE3	2:B:23:U:H4'	2	0.99	0.11	0.99
(1,3)	1:A:84:LYS:HE3	2:B:23:U:H5	2	0.99	0.11	0.99
(1,3)	1:A:84:LYS:HE3	2:B:23:U:H5'	2	0.99	0.11	0.99
(1,3)	1:A:84:LYS:HE3	2:B:23:U:H5''	2	0.99	0.11	0.99
(1,3)	1:A:84:LYS:HE3	2:B:23:U:H6	2	0.99	0.11	0.99
(1,3)	1:A:84:LYS:HE3	2:B:23:U:HO2'	2	0.99	0.11	0.99
(1,3)	1:A:84:LYS:HE3	2:B:23:U:N1	2	0.99	0.11	0.99
(1,3)	1:A:84:LYS:HE3	2:B:23:U:N3	2	0.99	0.11	0.99
(1,3)	1:A:84:LYS:HE3	2:B:23:U:O2	2	0.99	0.11	0.99
(1,3)	1:A:84:LYS:HE3	2:B:23:U:O2'	2	0.99	0.11	0.99
(1,3)	1:A:84:LYS:HE3	2:B:23:U:O3'	2	0.99	0.11	0.99
(1,3)	1:A:84:LYS:HE3	2:B:23:U:O4	2	0.99	0.11	0.99
(1,3)	1:A:84:LYS:HE3	2:B:23:U:O4'	2	0.99	0.11	0.99
(1,3)	1:A:84:LYS:HE3	2:B:23:U:O5'	2	0.99	0.11	0.99
(1,3)	1:A:84:LYS:HE3	2:B:23:U:OP1	2	0.99	0.11	0.99
(1,3)	1:A:84:LYS:HE3	2:B:23:U:OP2	2	0.99	0.11	0.99
(1,3)	1:A:84:LYS:HE3	2:B:23:U:P	2	0.99	0.11	0.99
(1,3)	1:A:84:LYS:HE3	2:B:24:G:C1'	2	0.99	0.11	0.99
(1,3)	1:A:84:LYS:HE3	2:B:24:G:C2	2	0.99	0.11	0.99
(1,3)	1:A:84:LYS:HE3	2:B:24:G:C2'	2	0.99	0.11	0.99
(1,3)	1:A:84:LYS:HE3	2:B:24:G:C3'	2	0.99	0.11	0.99
(1,3)	1:A:84:LYS:HE3	2:B:24:G:C4	2	0.99	0.11	0.99
(1,3)	1:A:84:LYS:HE3	2:B:24:G:C4'	2	0.99	0.11	0.99
(1,3)	1:A:84:LYS:HE3	2:B:24:G:C5	2	0.99	0.11	0.99
(1,3)	1:A:84:LYS:HE3	2:B:24:G:C5'	2	0.99	0.11	0.99
(1,3)	1:A:84:LYS:HE3	2:B:24:G:C6	2	0.99	0.11	0.99
(1,3)	1:A:84:LYS:HE3	2:B:24:G:C8	2	0.99	0.11	0.99
(1,3)	1:A:84:LYS:HE3	2:B:24:G:H1	2	0.99	0.11	0.99
(1,3)	1:A:84:LYS:HE3	2:B:24:G:H1'	2	0.99	0.11	0.99
(1,3)	1:A:84:LYS:HE3	2:B:24:G:H2'	2	0.99	0.11	0.99
(1,3)	1:A:84:LYS:HE3	2:B:24:G:H21	2	0.99	0.11	0.99
(1,3)	1:A:84:LYS:HE3	2:B:24:G:H22	2	0.99	0.11	0.99
(1,3)	1:A:84:LYS:HE3	2:B:24:G:H3'	2	0.99	0.11	0.99
(1,3)	1:A:84:LYS:HE3	2:B:24:G:H4'	2	0.99	0.11	0.99
(1,3)	1:A:84:LYS:HE3	2:B:24:G:H5'	2	0.99	0.11	0.99
(1,3)	1:A:84:LYS:HE3	2:B:24:G:H5''	2	0.99	0.11	0.99
(1,3)	1:A:84:LYS:HE3	2:B:24:G:H8	2	0.99	0.11	0.99
(1,3)	1:A:84:LYS:HE3	2:B:24:G:HO2'	2	0.99	0.11	0.99
(1,3)	1:A:84:LYS:HE3	2:B:24:G:N1	2	0.99	0.11	0.99

*Continued on next page...*

*Continued from previous page...*

Key	Atom-1	Atom-2	Models <sup>1</sup>	Mean (Å)	SD <sup>1</sup> (Å)	Median (Å)
(1,3)	1:A:84:LYS:HE3	2:B:24:G:N2	2	0.99	0.11	0.99
(1,3)	1:A:84:LYS:HE3	2:B:24:G:N3	2	0.99	0.11	0.99
(1,3)	1:A:84:LYS:HE3	2:B:24:G:N7	2	0.99	0.11	0.99
(1,3)	1:A:84:LYS:HE3	2:B:24:G:N9	2	0.99	0.11	0.99
(1,3)	1:A:84:LYS:HE3	2:B:24:G:O2'	2	0.99	0.11	0.99
(1,3)	1:A:84:LYS:HE3	2:B:24:G:O3'	2	0.99	0.11	0.99
(1,3)	1:A:84:LYS:HE3	2:B:24:G:O4'	2	0.99	0.11	0.99
(1,3)	1:A:84:LYS:HE3	2:B:24:G:O5'	2	0.99	0.11	0.99
(1,3)	1:A:84:LYS:HE3	2:B:24:G:O6	2	0.99	0.11	0.99
(1,3)	1:A:84:LYS:HE3	2:B:24:G:OP1	2	0.99	0.11	0.99
(1,3)	1:A:84:LYS:HE3	2:B:24:G:OP2	2	0.99	0.11	0.99
(1,3)	1:A:84:LYS:HE3	2:B:24:G:P	2	0.99	0.11	0.99
(1,3)	1:A:84:LYS:HG2	2:B:2:C:C1'	2	0.99	0.11	0.99
(1,3)	1:A:84:LYS:HG2	2:B:2:C:C2	2	0.99	0.11	0.99
(1,3)	1:A:84:LYS:HG2	2:B:2:C:C2'	2	0.99	0.11	0.99
(1,3)	1:A:84:LYS:HG2	2:B:2:C:C3'	2	0.99	0.11	0.99
(1,3)	1:A:84:LYS:HG2	2:B:2:C:C4	2	0.99	0.11	0.99
(1,3)	1:A:84:LYS:HG2	2:B:2:C:C4'	2	0.99	0.11	0.99
(1,3)	1:A:84:LYS:HG2	2:B:2:C:C5	2	0.99	0.11	0.99
(1,3)	1:A:84:LYS:HG2	2:B:2:C:C5'	2	0.99	0.11	0.99
(1,3)	1:A:84:LYS:HG2	2:B:2:C:C6	2	0.99	0.11	0.99
(1,3)	1:A:84:LYS:HG2	2:B:2:C:H1'	2	0.99	0.11	0.99
(1,3)	1:A:84:LYS:HG2	2:B:2:C:H2'	2	0.99	0.11	0.99
(1,3)	1:A:84:LYS:HG2	2:B:2:C:H3'	2	0.99	0.11	0.99
(1,3)	1:A:84:LYS:HG2	2:B:2:C:H4'	2	0.99	0.11	0.99
(1,3)	1:A:84:LYS:HG2	2:B:2:C:H41	2	0.99	0.11	0.99
(1,3)	1:A:84:LYS:HG2	2:B:2:C:H42	2	0.99	0.11	0.99
(1,3)	1:A:84:LYS:HG2	2:B:2:C:H5	2	0.99	0.11	0.99
(1,3)	1:A:84:LYS:HG2	2:B:2:C:H5'	2	0.99	0.11	0.99
(1,3)	1:A:84:LYS:HG2	2:B:2:C:H5''	2	0.99	0.11	0.99
(1,3)	1:A:84:LYS:HG2	2:B:2:C:H6	2	0.99	0.11	0.99
(1,3)	1:A:84:LYS:HG2	2:B:2:C:HO2'	2	0.99	0.11	0.99
(1,3)	1:A:84:LYS:HG2	2:B:2:C:N1	2	0.99	0.11	0.99
(1,3)	1:A:84:LYS:HG2	2:B:2:C:N3	2	0.99	0.11	0.99
(1,3)	1:A:84:LYS:HG2	2:B:2:C:N4	2	0.99	0.11	0.99
(1,3)	1:A:84:LYS:HG2	2:B:2:C:O2	2	0.99	0.11	0.99
(1,3)	1:A:84:LYS:HG2	2:B:2:C:O2'	2	0.99	0.11	0.99
(1,3)	1:A:84:LYS:HG2	2:B:2:C:O3'	2	0.99	0.11	0.99
(1,3)	1:A:84:LYS:HG2	2:B:2:C:O4'	2	0.99	0.11	0.99
(1,3)	1:A:84:LYS:HG2	2:B:2:C:O5'	2	0.99	0.11	0.99
(1,3)	1:A:84:LYS:HG2	2:B:3:U:C1'	2	0.99	0.11	0.99
(1,3)	1:A:84:LYS:HG2	2:B:3:U:C2	2	0.99	0.11	0.99

*Continued on next page...*

*Continued from previous page...*

Key	Atom-1	Atom-2	Models <sup>1</sup>	Mean (Å)	SD <sup>1</sup> (Å)	Median (Å)
(1,3)	1:A:84:LYS:HG2	2:B:3:U:C2'	2	0.99	0.11	0.99
(1,3)	1:A:84:LYS:HG2	2:B:3:U:C3'	2	0.99	0.11	0.99
(1,3)	1:A:84:LYS:HG2	2:B:3:U:C4	2	0.99	0.11	0.99
(1,3)	1:A:84:LYS:HG2	2:B:3:U:C4'	2	0.99	0.11	0.99
(1,3)	1:A:84:LYS:HG2	2:B:3:U:C5	2	0.99	0.11	0.99
(1,3)	1:A:84:LYS:HG2	2:B:3:U:C5'	2	0.99	0.11	0.99
(1,3)	1:A:84:LYS:HG2	2:B:3:U:C6	2	0.99	0.11	0.99
(1,3)	1:A:84:LYS:HG2	2:B:3:U:H1'	2	0.99	0.11	0.99
(1,3)	1:A:84:LYS:HG2	2:B:3:U:H2'	2	0.99	0.11	0.99
(1,3)	1:A:84:LYS:HG2	2:B:3:U:H3	2	0.99	0.11	0.99
(1,3)	1:A:84:LYS:HG2	2:B:3:U:H3'	2	0.99	0.11	0.99
(1,3)	1:A:84:LYS:HG2	2:B:3:U:H4'	2	0.99	0.11	0.99
(1,3)	1:A:84:LYS:HG2	2:B:3:U:H5	2	0.99	0.11	0.99
(1,3)	1:A:84:LYS:HG2	2:B:3:U:H5'	2	0.99	0.11	0.99
(1,3)	1:A:84:LYS:HG2	2:B:3:U:H5''	2	0.99	0.11	0.99
(1,3)	1:A:84:LYS:HG2	2:B:3:U:H6	2	0.99	0.11	0.99
(1,3)	1:A:84:LYS:HG2	2:B:3:U:HO2'	2	0.99	0.11	0.99
(1,3)	1:A:84:LYS:HG2	2:B:3:U:N1	2	0.99	0.11	0.99
(1,3)	1:A:84:LYS:HG2	2:B:3:U:N3	2	0.99	0.11	0.99
(1,3)	1:A:84:LYS:HG2	2:B:3:U:O2	2	0.99	0.11	0.99
(1,3)	1:A:84:LYS:HG2	2:B:3:U:O2'	2	0.99	0.11	0.99
(1,3)	1:A:84:LYS:HG2	2:B:3:U:O3'	2	0.99	0.11	0.99
(1,3)	1:A:84:LYS:HG2	2:B:3:U:O4	2	0.99	0.11	0.99
(1,3)	1:A:84:LYS:HG2	2:B:3:U:O4'	2	0.99	0.11	0.99
(1,3)	1:A:84:LYS:HG2	2:B:3:U:O5'	2	0.99	0.11	0.99
(1,3)	1:A:84:LYS:HG2	2:B:3:U:OP1	2	0.99	0.11	0.99
(1,3)	1:A:84:LYS:HG2	2:B:3:U:OP2	2	0.99	0.11	0.99
(1,3)	1:A:84:LYS:HG2	2:B:3:U:P	2	0.99	0.11	0.99
(1,3)	1:A:84:LYS:HG2	2:B:4:G:C1'	2	0.99	0.11	0.99
(1,3)	1:A:84:LYS:HG2	2:B:4:G:C2	2	0.99	0.11	0.99
(1,3)	1:A:84:LYS:HG2	2:B:4:G:C2'	2	0.99	0.11	0.99
(1,3)	1:A:84:LYS:HG2	2:B:4:G:C3'	2	0.99	0.11	0.99
(1,3)	1:A:84:LYS:HG2	2:B:4:G:C4	2	0.99	0.11	0.99
(1,3)	1:A:84:LYS:HG2	2:B:4:G:C4'	2	0.99	0.11	0.99
(1,3)	1:A:84:LYS:HG2	2:B:4:G:C5	2	0.99	0.11	0.99
(1,3)	1:A:84:LYS:HG2	2:B:4:G:C5'	2	0.99	0.11	0.99
(1,3)	1:A:84:LYS:HG2	2:B:4:G:C6	2	0.99	0.11	0.99
(1,3)	1:A:84:LYS:HG2	2:B:4:G:C8	2	0.99	0.11	0.99
(1,3)	1:A:84:LYS:HG2	2:B:4:G:H1	2	0.99	0.11	0.99
(1,3)	1:A:84:LYS:HG2	2:B:4:G:H1'	2	0.99	0.11	0.99
(1,3)	1:A:84:LYS:HG2	2:B:4:G:H2'	2	0.99	0.11	0.99
(1,3)	1:A:84:LYS:HG2	2:B:4:G:H21	2	0.99	0.11	0.99

*Continued on next page...*

*Continued from previous page...*

Key	Atom-1	Atom-2	Models <sup>1</sup>	Mean (Å)	SD <sup>1</sup> (Å)	Median (Å)
(1,3)	1:A:84:LYS:HG2	2:B:4:G:H22	2	0.99	0.11	0.99
(1,3)	1:A:84:LYS:HG2	2:B:4:G:H3'	2	0.99	0.11	0.99
(1,3)	1:A:84:LYS:HG2	2:B:4:G:H4'	2	0.99	0.11	0.99
(1,3)	1:A:84:LYS:HG2	2:B:4:G:H5'	2	0.99	0.11	0.99
(1,3)	1:A:84:LYS:HG2	2:B:4:G:H5''	2	0.99	0.11	0.99
(1,3)	1:A:84:LYS:HG2	2:B:4:G:H8	2	0.99	0.11	0.99
(1,3)	1:A:84:LYS:HG2	2:B:4:G:HO2'	2	0.99	0.11	0.99
(1,3)	1:A:84:LYS:HG2	2:B:4:G:N1	2	0.99	0.11	0.99
(1,3)	1:A:84:LYS:HG2	2:B:4:G:N2	2	0.99	0.11	0.99
(1,3)	1:A:84:LYS:HG2	2:B:4:G:N3	2	0.99	0.11	0.99
(1,3)	1:A:84:LYS:HG2	2:B:4:G:N7	2	0.99	0.11	0.99
(1,3)	1:A:84:LYS:HG2	2:B:4:G:N9	2	0.99	0.11	0.99
(1,3)	1:A:84:LYS:HG2	2:B:4:G:O2'	2	0.99	0.11	0.99
(1,3)	1:A:84:LYS:HG2	2:B:4:G:O3'	2	0.99	0.11	0.99
(1,3)	1:A:84:LYS:HG2	2:B:4:G:O4'	2	0.99	0.11	0.99
(1,3)	1:A:84:LYS:HG2	2:B:4:G:O5'	2	0.99	0.11	0.99
(1,3)	1:A:84:LYS:HG2	2:B:4:G:O6	2	0.99	0.11	0.99
(1,3)	1:A:84:LYS:HG2	2:B:4:G:OP1	2	0.99	0.11	0.99
(1,3)	1:A:84:LYS:HG2	2:B:4:G:OP2	2	0.99	0.11	0.99
(1,3)	1:A:84:LYS:HG2	2:B:4:G:P	2	0.99	0.11	0.99
(1,3)	1:A:84:LYS:HG2	2:B:5:A:C1'	2	0.99	0.11	0.99
(1,3)	1:A:84:LYS:HG2	2:B:5:A:C2	2	0.99	0.11	0.99
(1,3)	1:A:84:LYS:HG2	2:B:5:A:C2'	2	0.99	0.11	0.99
(1,3)	1:A:84:LYS:HG2	2:B:5:A:C3'	2	0.99	0.11	0.99
(1,3)	1:A:84:LYS:HG2	2:B:5:A:C4	2	0.99	0.11	0.99
(1,3)	1:A:84:LYS:HG2	2:B:5:A:C4'	2	0.99	0.11	0.99
(1,3)	1:A:84:LYS:HG2	2:B:5:A:C5	2	0.99	0.11	0.99
(1,3)	1:A:84:LYS:HG2	2:B:5:A:C5'	2	0.99	0.11	0.99
(1,3)	1:A:84:LYS:HG2	2:B:5:A:C6	2	0.99	0.11	0.99
(1,3)	1:A:84:LYS:HG2	2:B:5:A:C8	2	0.99	0.11	0.99
(1,3)	1:A:84:LYS:HG2	2:B:5:A:H1'	2	0.99	0.11	0.99
(1,3)	1:A:84:LYS:HG2	2:B:5:A:H2	2	0.99	0.11	0.99
(1,3)	1:A:84:LYS:HG2	2:B:5:A:H2'	2	0.99	0.11	0.99
(1,3)	1:A:84:LYS:HG2	2:B:5:A:H3'	2	0.99	0.11	0.99
(1,3)	1:A:84:LYS:HG2	2:B:5:A:H4'	2	0.99	0.11	0.99
(1,3)	1:A:84:LYS:HG2	2:B:5:A:H5'	2	0.99	0.11	0.99
(1,3)	1:A:84:LYS:HG2	2:B:5:A:H5''	2	0.99	0.11	0.99
(1,3)	1:A:84:LYS:HG2	2:B:5:A:H61	2	0.99	0.11	0.99
(1,3)	1:A:84:LYS:HG2	2:B:5:A:H62	2	0.99	0.11	0.99
(1,3)	1:A:84:LYS:HG2	2:B:5:A:H8	2	0.99	0.11	0.99
(1,3)	1:A:84:LYS:HG2	2:B:5:A:HO2'	2	0.99	0.11	0.99
(1,3)	1:A:84:LYS:HG2	2:B:5:A:N1	2	0.99	0.11	0.99

*Continued on next page...*

*Continued from previous page...*

Key	Atom-1	Atom-2	Models <sup>1</sup>	Mean (Å)	SD <sup>1</sup> (Å)	Median (Å)
(1,3)	1:A:84:LYS:HG2	2:B:5:A:N3	2	0.99	0.11	0.99
(1,3)	1:A:84:LYS:HG2	2:B:5:A:N6	2	0.99	0.11	0.99
(1,3)	1:A:84:LYS:HG2	2:B:5:A:N7	2	0.99	0.11	0.99
(1,3)	1:A:84:LYS:HG2	2:B:5:A:N9	2	0.99	0.11	0.99
(1,3)	1:A:84:LYS:HG2	2:B:5:A:O2'	2	0.99	0.11	0.99
(1,3)	1:A:84:LYS:HG2	2:B:5:A:O3'	2	0.99	0.11	0.99
(1,3)	1:A:84:LYS:HG2	2:B:5:A:O4'	2	0.99	0.11	0.99
(1,3)	1:A:84:LYS:HG2	2:B:5:A:O5'	2	0.99	0.11	0.99
(1,3)	1:A:84:LYS:HG2	2:B:5:A:OP1	2	0.99	0.11	0.99
(1,3)	1:A:84:LYS:HG2	2:B:5:A:OP2	2	0.99	0.11	0.99
(1,3)	1:A:84:LYS:HG2	2:B:5:A:P	2	0.99	0.11	0.99
(1,3)	1:A:84:LYS:HG2	2:B:6:G:C1'	2	0.99	0.11	0.99
(1,3)	1:A:84:LYS:HG2	2:B:6:G:C2	2	0.99	0.11	0.99
(1,3)	1:A:84:LYS:HG2	2:B:6:G:C2'	2	0.99	0.11	0.99
(1,3)	1:A:84:LYS:HG2	2:B:6:G:C3'	2	0.99	0.11	0.99
(1,3)	1:A:84:LYS:HG2	2:B:6:G:C4	2	0.99	0.11	0.99
(1,3)	1:A:84:LYS:HG2	2:B:6:G:C4'	2	0.99	0.11	0.99
(1,3)	1:A:84:LYS:HG2	2:B:6:G:C5	2	0.99	0.11	0.99
(1,3)	1:A:84:LYS:HG2	2:B:6:G:C5'	2	0.99	0.11	0.99
(1,3)	1:A:84:LYS:HG2	2:B:6:G:C6	2	0.99	0.11	0.99
(1,3)	1:A:84:LYS:HG2	2:B:6:G:C8	2	0.99	0.11	0.99
(1,3)	1:A:84:LYS:HG2	2:B:6:G:H1	2	0.99	0.11	0.99
(1,3)	1:A:84:LYS:HG2	2:B:6:G:H1'	2	0.99	0.11	0.99
(1,3)	1:A:84:LYS:HG2	2:B:6:G:H2'	2	0.99	0.11	0.99
(1,3)	1:A:84:LYS:HG2	2:B:6:G:H21	2	0.99	0.11	0.99
(1,3)	1:A:84:LYS:HG2	2:B:6:G:H22	2	0.99	0.11	0.99
(1,3)	1:A:84:LYS:HG2	2:B:6:G:H3'	2	0.99	0.11	0.99
(1,3)	1:A:84:LYS:HG2	2:B:6:G:H4'	2	0.99	0.11	0.99
(1,3)	1:A:84:LYS:HG2	2:B:6:G:H5'	2	0.99	0.11	0.99
(1,3)	1:A:84:LYS:HG2	2:B:6:G:H5''	2	0.99	0.11	0.99
(1,3)	1:A:84:LYS:HG2	2:B:6:G:H8	2	0.99	0.11	0.99
(1,3)	1:A:84:LYS:HG2	2:B:6:G:HO2'	2	0.99	0.11	0.99
(1,3)	1:A:84:LYS:HG2	2:B:6:G:N1	2	0.99	0.11	0.99
(1,3)	1:A:84:LYS:HG2	2:B:6:G:N2	2	0.99	0.11	0.99
(1,3)	1:A:84:LYS:HG2	2:B:6:G:N3	2	0.99	0.11	0.99
(1,3)	1:A:84:LYS:HG2	2:B:6:G:N7	2	0.99	0.11	0.99
(1,3)	1:A:84:LYS:HG2	2:B:6:G:N9	2	0.99	0.11	0.99
(1,3)	1:A:84:LYS:HG2	2:B:6:G:O2'	2	0.99	0.11	0.99
(1,3)	1:A:84:LYS:HG2	2:B:6:G:O3'	2	0.99	0.11	0.99
(1,3)	1:A:84:LYS:HG2	2:B:6:G:O4'	2	0.99	0.11	0.99
(1,3)	1:A:84:LYS:HG2	2:B:6:G:O5'	2	0.99	0.11	0.99
(1,3)	1:A:84:LYS:HG2	2:B:6:G:O6	2	0.99	0.11	0.99

*Continued on next page...*

*Continued from previous page...*

Key	Atom-1	Atom-2	Models <sup>1</sup>	Mean (Å)	SD <sup>1</sup> (Å)	Median (Å)
(1,3)	1:A:84:LYS:HG2	2:B:6:G:OP1	2	0.99	0.11	0.99
(1,3)	1:A:84:LYS:HG2	2:B:6:G:OP2	2	0.99	0.11	0.99
(1,3)	1:A:84:LYS:HG2	2:B:6:G:P	2	0.99	0.11	0.99
(1,3)	1:A:84:LYS:HG2	2:B:7:C:C1'	2	0.99	0.11	0.99
(1,3)	1:A:84:LYS:HG2	2:B:7:C:C2	2	0.99	0.11	0.99
(1,3)	1:A:84:LYS:HG2	2:B:7:C:C2'	2	0.99	0.11	0.99
(1,3)	1:A:84:LYS:HG2	2:B:7:C:C3'	2	0.99	0.11	0.99
(1,3)	1:A:84:LYS:HG2	2:B:7:C:C4	2	0.99	0.11	0.99
(1,3)	1:A:84:LYS:HG2	2:B:7:C:C4'	2	0.99	0.11	0.99
(1,3)	1:A:84:LYS:HG2	2:B:7:C:C5	2	0.99	0.11	0.99
(1,3)	1:A:84:LYS:HG2	2:B:7:C:C5'	2	0.99	0.11	0.99
(1,3)	1:A:84:LYS:HG2	2:B:7:C:C6	2	0.99	0.11	0.99
(1,3)	1:A:84:LYS:HG2	2:B:7:C:H1'	2	0.99	0.11	0.99
(1,3)	1:A:84:LYS:HG2	2:B:7:C:H2'	2	0.99	0.11	0.99
(1,3)	1:A:84:LYS:HG2	2:B:7:C:H3'	2	0.99	0.11	0.99
(1,3)	1:A:84:LYS:HG2	2:B:7:C:H4'	2	0.99	0.11	0.99
(1,3)	1:A:84:LYS:HG2	2:B:7:C:H41	2	0.99	0.11	0.99
(1,3)	1:A:84:LYS:HG2	2:B:7:C:H42	2	0.99	0.11	0.99
(1,3)	1:A:84:LYS:HG2	2:B:7:C:H5	2	0.99	0.11	0.99
(1,3)	1:A:84:LYS:HG2	2:B:7:C:H5'	2	0.99	0.11	0.99
(1,3)	1:A:84:LYS:HG2	2:B:7:C:H5''	2	0.99	0.11	0.99
(1,3)	1:A:84:LYS:HG2	2:B:7:C:H6	2	0.99	0.11	0.99
(1,3)	1:A:84:LYS:HG2	2:B:7:C:HO2'	2	0.99	0.11	0.99
(1,3)	1:A:84:LYS:HG2	2:B:7:C:N1	2	0.99	0.11	0.99
(1,3)	1:A:84:LYS:HG2	2:B:7:C:N3	2	0.99	0.11	0.99
(1,3)	1:A:84:LYS:HG2	2:B:7:C:N4	2	0.99	0.11	0.99
(1,3)	1:A:84:LYS:HG2	2:B:7:C:O2	2	0.99	0.11	0.99
(1,3)	1:A:84:LYS:HG2	2:B:7:C:O2'	2	0.99	0.11	0.99
(1,3)	1:A:84:LYS:HG2	2:B:7:C:O3'	2	0.99	0.11	0.99
(1,3)	1:A:84:LYS:HG2	2:B:7:C:O4'	2	0.99	0.11	0.99
(1,3)	1:A:84:LYS:HG2	2:B:7:C:O5'	2	0.99	0.11	0.99
(1,3)	1:A:84:LYS:HG2	2:B:7:C:OP1	2	0.99	0.11	0.99
(1,3)	1:A:84:LYS:HG2	2:B:7:C:OP2	2	0.99	0.11	0.99
(1,3)	1:A:84:LYS:HG2	2:B:7:C:P	2	0.99	0.11	0.99
(1,3)	1:A:84:LYS:HG2	2:B:8:U:C1'	2	0.99	0.11	0.99
(1,3)	1:A:84:LYS:HG2	2:B:8:U:C2	2	0.99	0.11	0.99
(1,3)	1:A:84:LYS:HG2	2:B:8:U:C2'	2	0.99	0.11	0.99
(1,3)	1:A:84:LYS:HG2	2:B:8:U:C3'	2	0.99	0.11	0.99
(1,3)	1:A:84:LYS:HG2	2:B:8:U:C4	2	0.99	0.11	0.99
(1,3)	1:A:84:LYS:HG2	2:B:8:U:C4'	2	0.99	0.11	0.99
(1,3)	1:A:84:LYS:HG2	2:B:8:U:C5	2	0.99	0.11	0.99
(1,3)	1:A:84:LYS:HG2	2:B:8:U:C5'	2	0.99	0.11	0.99

*Continued on next page...*



*Continued from previous page...*

Key	Atom-1	Atom-2	Models <sup>1</sup>	Mean (Å)	SD <sup>1</sup> (Å)	Median (Å)
(1,3)	1:A:84:LYS:HG2	2:B:8:U:C6	2	0.99	0.11	0.99
(1,3)	1:A:84:LYS:HG2	2:B:8:U:H1'	2	0.99	0.11	0.99
(1,3)	1:A:84:LYS:HG2	2:B:8:U:H2'	2	0.99	0.11	0.99
(1,3)	1:A:84:LYS:HG2	2:B:8:U:H3	2	0.99	0.11	0.99
(1,3)	1:A:84:LYS:HG2	2:B:8:U:H3'	2	0.99	0.11	0.99
(1,3)	1:A:84:LYS:HG2	2:B:8:U:H4'	2	0.99	0.11	0.99
(1,3)	1:A:84:LYS:HG2	2:B:8:U:H5	2	0.99	0.11	0.99
(1,3)	1:A:84:LYS:HG2	2:B:8:U:H5'	2	0.99	0.11	0.99
(1,3)	1:A:84:LYS:HG2	2:B:8:U:H5''	2	0.99	0.11	0.99
(1,3)	1:A:84:LYS:HG2	2:B:8:U:H6	2	0.99	0.11	0.99
(1,3)	1:A:84:LYS:HG2	2:B:8:U:HO2'	2	0.99	0.11	0.99
(1,3)	1:A:84:LYS:HG2	2:B:8:U:N1	2	0.99	0.11	0.99
(1,3)	1:A:84:LYS:HG2	2:B:8:U:N3	2	0.99	0.11	0.99
(1,3)	1:A:84:LYS:HG2	2:B:8:U:O2	2	0.99	0.11	0.99
(1,3)	1:A:84:LYS:HG2	2:B:8:U:O2'	2	0.99	0.11	0.99
(1,3)	1:A:84:LYS:HG2	2:B:8:U:O3'	2	0.99	0.11	0.99
(1,3)	1:A:84:LYS:HG2	2:B:8:U:O4	2	0.99	0.11	0.99
(1,3)	1:A:84:LYS:HG2	2:B:8:U:O4'	2	0.99	0.11	0.99
(1,3)	1:A:84:LYS:HG2	2:B:8:U:O5'	2	0.99	0.11	0.99
(1,3)	1:A:84:LYS:HG2	2:B:8:U:OP1	2	0.99	0.11	0.99
(1,3)	1:A:84:LYS:HG2	2:B:8:U:OP2	2	0.99	0.11	0.99
(1,3)	1:A:84:LYS:HG2	2:B:8:U:P	2	0.99	0.11	0.99
(1,3)	1:A:84:LYS:HG2	2:B:9:C:C1'	2	0.99	0.11	0.99
(1,3)	1:A:84:LYS:HG2	2:B:9:C:C2	2	0.99	0.11	0.99
(1,3)	1:A:84:LYS:HG2	2:B:9:C:C2'	2	0.99	0.11	0.99
(1,3)	1:A:84:LYS:HG2	2:B:9:C:C3'	2	0.99	0.11	0.99
(1,3)	1:A:84:LYS:HG2	2:B:9:C:C4	2	0.99	0.11	0.99
(1,3)	1:A:84:LYS:HG2	2:B:9:C:C4'	2	0.99	0.11	0.99
(1,3)	1:A:84:LYS:HG2	2:B:9:C:C5	2	0.99	0.11	0.99
(1,3)	1:A:84:LYS:HG2	2:B:9:C:C5'	2	0.99	0.11	0.99
(1,3)	1:A:84:LYS:HG2	2:B:9:C:C6	2	0.99	0.11	0.99
(1,3)	1:A:84:LYS:HG2	2:B:9:C:H1'	2	0.99	0.11	0.99
(1,3)	1:A:84:LYS:HG2	2:B:9:C:H2'	2	0.99	0.11	0.99
(1,3)	1:A:84:LYS:HG2	2:B:9:C:H3'	2	0.99	0.11	0.99
(1,3)	1:A:84:LYS:HG2	2:B:9:C:H4'	2	0.99	0.11	0.99
(1,3)	1:A:84:LYS:HG2	2:B:9:C:H41	2	0.99	0.11	0.99
(1,3)	1:A:84:LYS:HG2	2:B:9:C:H42	2	0.99	0.11	0.99
(1,3)	1:A:84:LYS:HG2	2:B:9:C:H5	2	0.99	0.11	0.99
(1,3)	1:A:84:LYS:HG2	2:B:9:C:H5'	2	0.99	0.11	0.99
(1,3)	1:A:84:LYS:HG2	2:B:9:C:H5''	2	0.99	0.11	0.99
(1,3)	1:A:84:LYS:HG2	2:B:9:C:H6	2	0.99	0.11	0.99
(1,3)	1:A:84:LYS:HG2	2:B:9:C:HO2'	2	0.99	0.11	0.99

*Continued on next page...*

*Continued from previous page...*

Key	Atom-1	Atom-2	Models <sup>1</sup>	Mean (Å)	SD <sup>1</sup> (Å)	Median (Å)
(1,3)	1:A:84:LYS:HG2	2:B:9:C:N1	2	0.99	0.11	0.99
(1,3)	1:A:84:LYS:HG2	2:B:9:C:N3	2	0.99	0.11	0.99
(1,3)	1:A:84:LYS:HG2	2:B:9:C:N4	2	0.99	0.11	0.99
(1,3)	1:A:84:LYS:HG2	2:B:9:C:O2	2	0.99	0.11	0.99
(1,3)	1:A:84:LYS:HG2	2:B:9:C:O2'	2	0.99	0.11	0.99
(1,3)	1:A:84:LYS:HG2	2:B:9:C:O3'	2	0.99	0.11	0.99
(1,3)	1:A:84:LYS:HG2	2:B:9:C:O4'	2	0.99	0.11	0.99
(1,3)	1:A:84:LYS:HG2	2:B:9:C:O5'	2	0.99	0.11	0.99
(1,3)	1:A:84:LYS:HG2	2:B:9:C:OP1	2	0.99	0.11	0.99
(1,3)	1:A:84:LYS:HG2	2:B:9:C:OP2	2	0.99	0.11	0.99
(1,3)	1:A:84:LYS:HG2	2:B:9:C:P	2	0.99	0.11	0.99
(1,3)	1:A:84:LYS:HG2	2:B:10:G:C1'	2	0.99	0.11	0.99
(1,3)	1:A:84:LYS:HG2	2:B:10:G:C2	2	0.99	0.11	0.99
(1,3)	1:A:84:LYS:HG2	2:B:10:G:C2'	2	0.99	0.11	0.99
(1,3)	1:A:84:LYS:HG2	2:B:10:G:C3'	2	0.99	0.11	0.99
(1,3)	1:A:84:LYS:HG2	2:B:10:G:C4	2	0.99	0.11	0.99
(1,3)	1:A:84:LYS:HG2	2:B:10:G:C4'	2	0.99	0.11	0.99
(1,3)	1:A:84:LYS:HG2	2:B:10:G:C5	2	0.99	0.11	0.99
(1,3)	1:A:84:LYS:HG2	2:B:10:G:C5'	2	0.99	0.11	0.99
(1,3)	1:A:84:LYS:HG2	2:B:10:G:C6	2	0.99	0.11	0.99
(1,3)	1:A:84:LYS:HG2	2:B:10:G:C8	2	0.99	0.11	0.99
(1,3)	1:A:84:LYS:HG2	2:B:10:G:H1	2	0.99	0.11	0.99
(1,3)	1:A:84:LYS:HG2	2:B:10:G:H1'	2	0.99	0.11	0.99
(1,3)	1:A:84:LYS:HG2	2:B:10:G:H2'	2	0.99	0.11	0.99
(1,3)	1:A:84:LYS:HG2	2:B:10:G:H21	2	0.99	0.11	0.99
(1,3)	1:A:84:LYS:HG2	2:B:10:G:H22	2	0.99	0.11	0.99
(1,3)	1:A:84:LYS:HG2	2:B:10:G:H3'	2	0.99	0.11	0.99
(1,3)	1:A:84:LYS:HG2	2:B:10:G:H4'	2	0.99	0.11	0.99
(1,3)	1:A:84:LYS:HG2	2:B:10:G:H5'	2	0.99	0.11	0.99
(1,3)	1:A:84:LYS:HG2	2:B:10:G:H5''	2	0.99	0.11	0.99
(1,3)	1:A:84:LYS:HG2	2:B:10:G:H8	2	0.99	0.11	0.99
(1,3)	1:A:84:LYS:HG2	2:B:10:G:HO2'	2	0.99	0.11	0.99
(1,3)	1:A:84:LYS:HG2	2:B:10:G:N1	2	0.99	0.11	0.99
(1,3)	1:A:84:LYS:HG2	2:B:10:G:N2	2	0.99	0.11	0.99
(1,3)	1:A:84:LYS:HG2	2:B:10:G:N3	2	0.99	0.11	0.99
(1,3)	1:A:84:LYS:HG2	2:B:10:G:N7	2	0.99	0.11	0.99
(1,3)	1:A:84:LYS:HG2	2:B:10:G:N9	2	0.99	0.11	0.99
(1,3)	1:A:84:LYS:HG2	2:B:10:G:O2'	2	0.99	0.11	0.99
(1,3)	1:A:84:LYS:HG2	2:B:10:G:O3'	2	0.99	0.11	0.99
(1,3)	1:A:84:LYS:HG2	2:B:10:G:O4'	2	0.99	0.11	0.99
(1,3)	1:A:84:LYS:HG2	2:B:10:G:O5'	2	0.99	0.11	0.99
(1,3)	1:A:84:LYS:HG2	2:B:10:G:O6	2	0.99	0.11	0.99

*Continued on next page...*

*Continued from previous page...*

Key	Atom-1	Atom-2	Models <sup>1</sup>	Mean (Å)	SD <sup>1</sup> (Å)	Median (Å)
(1,3)	1:A:84:LYS:HG2	2:B:10:G:OP1	2	0.99	0.11	0.99
(1,3)	1:A:84:LYS:HG2	2:B:10:G:OP2	2	0.99	0.11	0.99
(1,3)	1:A:84:LYS:HG2	2:B:10:G:P	2	0.99	0.11	0.99
(1,3)	1:A:84:LYS:HG2	2:B:11:A:C1'	2	0.99	0.11	0.99
(1,3)	1:A:84:LYS:HG2	2:B:11:A:C2	2	0.99	0.11	0.99
(1,3)	1:A:84:LYS:HG2	2:B:11:A:C2'	2	0.99	0.11	0.99
(1,3)	1:A:84:LYS:HG2	2:B:11:A:C3'	2	0.99	0.11	0.99
(1,3)	1:A:84:LYS:HG2	2:B:11:A:C4	2	0.99	0.11	0.99
(1,3)	1:A:84:LYS:HG2	2:B:11:A:C4'	2	0.99	0.11	0.99
(1,3)	1:A:84:LYS:HG2	2:B:11:A:C5	2	0.99	0.11	0.99
(1,3)	1:A:84:LYS:HG2	2:B:11:A:C5'	2	0.99	0.11	0.99
(1,3)	1:A:84:LYS:HG2	2:B:11:A:C6	2	0.99	0.11	0.99
(1,3)	1:A:84:LYS:HG2	2:B:11:A:C8	2	0.99	0.11	0.99
(1,3)	1:A:84:LYS:HG2	2:B:11:A:H1'	2	0.99	0.11	0.99
(1,3)	1:A:84:LYS:HG2	2:B:11:A:H2	2	0.99	0.11	0.99
(1,3)	1:A:84:LYS:HG2	2:B:11:A:H2'	2	0.99	0.11	0.99
(1,3)	1:A:84:LYS:HG2	2:B:11:A:H3'	2	0.99	0.11	0.99
(1,3)	1:A:84:LYS:HG2	2:B:11:A:H4'	2	0.99	0.11	0.99
(1,3)	1:A:84:LYS:HG2	2:B:11:A:H5'	2	0.99	0.11	0.99
(1,3)	1:A:84:LYS:HG2	2:B:11:A:H5''	2	0.99	0.11	0.99
(1,3)	1:A:84:LYS:HG2	2:B:11:A:H61	2	0.99	0.11	0.99
(1,3)	1:A:84:LYS:HG2	2:B:11:A:H62	2	0.99	0.11	0.99
(1,3)	1:A:84:LYS:HG2	2:B:11:A:H8	2	0.99	0.11	0.99
(1,3)	1:A:84:LYS:HG2	2:B:11:A:HO2'	2	0.99	0.11	0.99
(1,3)	1:A:84:LYS:HG2	2:B:11:A:N1	2	0.99	0.11	0.99
(1,3)	1:A:84:LYS:HG2	2:B:11:A:N3	2	0.99	0.11	0.99
(1,3)	1:A:84:LYS:HG2	2:B:11:A:N6	2	0.99	0.11	0.99
(1,3)	1:A:84:LYS:HG2	2:B:11:A:N7	2	0.99	0.11	0.99
(1,3)	1:A:84:LYS:HG2	2:B:11:A:N9	2	0.99	0.11	0.99
(1,3)	1:A:84:LYS:HG2	2:B:11:A:O2'	2	0.99	0.11	0.99
(1,3)	1:A:84:LYS:HG2	2:B:11:A:O3'	2	0.99	0.11	0.99
(1,3)	1:A:84:LYS:HG2	2:B:11:A:O4'	2	0.99	0.11	0.99
(1,3)	1:A:84:LYS:HG2	2:B:11:A:O5'	2	0.99	0.11	0.99
(1,3)	1:A:84:LYS:HG2	2:B:11:A:OP1	2	0.99	0.11	0.99
(1,3)	1:A:84:LYS:HG2	2:B:11:A:OP2	2	0.99	0.11	0.99
(1,3)	1:A:84:LYS:HG2	2:B:11:A:P	2	0.99	0.11	0.99
(1,3)	1:A:84:LYS:HG2	2:B:12:A:C1'	2	0.99	0.11	0.99
(1,3)	1:A:84:LYS:HG2	2:B:12:A:C2	2	0.99	0.11	0.99
(1,3)	1:A:84:LYS:HG2	2:B:12:A:C2'	2	0.99	0.11	0.99
(1,3)	1:A:84:LYS:HG2	2:B:12:A:C3'	2	0.99	0.11	0.99
(1,3)	1:A:84:LYS:HG2	2:B:12:A:C4	2	0.99	0.11	0.99
(1,3)	1:A:84:LYS:HG2	2:B:12:A:C4'	2	0.99	0.11	0.99

*Continued on next page...*

*Continued from previous page...*

Key	Atom-1	Atom-2	Models <sup>1</sup>	Mean (Å)	SD <sup>1</sup> (Å)	Median (Å)
(1,3)	1:A:84:LYS:HG2	2:B:12:A:C5	2	0.99	0.11	0.99
(1,3)	1:A:84:LYS:HG2	2:B:12:A:C5'	2	0.99	0.11	0.99
(1,3)	1:A:84:LYS:HG2	2:B:12:A:C6	2	0.99	0.11	0.99
(1,3)	1:A:84:LYS:HG2	2:B:12:A:C8	2	0.99	0.11	0.99
(1,3)	1:A:84:LYS:HG2	2:B:12:A:H1'	2	0.99	0.11	0.99
(1,3)	1:A:84:LYS:HG2	2:B:12:A:H2	2	0.99	0.11	0.99
(1,3)	1:A:84:LYS:HG2	2:B:12:A:H2'	2	0.99	0.11	0.99
(1,3)	1:A:84:LYS:HG2	2:B:12:A:H3'	2	0.99	0.11	0.99
(1,3)	1:A:84:LYS:HG2	2:B:12:A:H4'	2	0.99	0.11	0.99
(1,3)	1:A:84:LYS:HG2	2:B:12:A:H5'	2	0.99	0.11	0.99
(1,3)	1:A:84:LYS:HG2	2:B:12:A:H5''	2	0.99	0.11	0.99
(1,3)	1:A:84:LYS:HG2	2:B:12:A:H61	2	0.99	0.11	0.99
(1,3)	1:A:84:LYS:HG2	2:B:12:A:H62	2	0.99	0.11	0.99
(1,3)	1:A:84:LYS:HG2	2:B:12:A:H8	2	0.99	0.11	0.99
(1,3)	1:A:84:LYS:HG2	2:B:12:A:HO2'	2	0.99	0.11	0.99
(1,3)	1:A:84:LYS:HG2	2:B:12:A:N1	2	0.99	0.11	0.99
(1,3)	1:A:84:LYS:HG2	2:B:12:A:N3	2	0.99	0.11	0.99
(1,3)	1:A:84:LYS:HG2	2:B:12:A:N6	2	0.99	0.11	0.99
(1,3)	1:A:84:LYS:HG2	2:B:12:A:N7	2	0.99	0.11	0.99
(1,3)	1:A:84:LYS:HG2	2:B:12:A:N9	2	0.99	0.11	0.99
(1,3)	1:A:84:LYS:HG2	2:B:12:A:O2'	2	0.99	0.11	0.99
(1,3)	1:A:84:LYS:HG2	2:B:12:A:O3'	2	0.99	0.11	0.99
(1,3)	1:A:84:LYS:HG2	2:B:12:A:O4'	2	0.99	0.11	0.99
(1,3)	1:A:84:LYS:HG2	2:B:12:A:O5'	2	0.99	0.11	0.99
(1,3)	1:A:84:LYS:HG2	2:B:12:A:OP1	2	0.99	0.11	0.99
(1,3)	1:A:84:LYS:HG2	2:B:12:A:OP2	2	0.99	0.11	0.99
(1,3)	1:A:84:LYS:HG2	2:B:12:A:P	2	0.99	0.11	0.99
(1,3)	1:A:84:LYS:HG2	2:B:13:A:C1'	2	0.99	0.11	0.99
(1,3)	1:A:84:LYS:HG2	2:B:13:A:C2	2	0.99	0.11	0.99
(1,3)	1:A:84:LYS:HG2	2:B:13:A:C2'	2	0.99	0.11	0.99
(1,3)	1:A:84:LYS:HG2	2:B:13:A:C3'	2	0.99	0.11	0.99
(1,3)	1:A:84:LYS:HG2	2:B:13:A:C4	2	0.99	0.11	0.99
(1,3)	1:A:84:LYS:HG2	2:B:13:A:C4'	2	0.99	0.11	0.99
(1,3)	1:A:84:LYS:HG2	2:B:13:A:C5	2	0.99	0.11	0.99
(1,3)	1:A:84:LYS:HG2	2:B:13:A:C5'	2	0.99	0.11	0.99
(1,3)	1:A:84:LYS:HG2	2:B:13:A:C6	2	0.99	0.11	0.99
(1,3)	1:A:84:LYS:HG2	2:B:13:A:C8	2	0.99	0.11	0.99
(1,3)	1:A:84:LYS:HG2	2:B:13:A:H1'	2	0.99	0.11	0.99
(1,3)	1:A:84:LYS:HG2	2:B:13:A:H2	2	0.99	0.11	0.99
(1,3)	1:A:84:LYS:HG2	2:B:13:A:H2'	2	0.99	0.11	0.99
(1,3)	1:A:84:LYS:HG2	2:B:13:A:H3'	2	0.99	0.11	0.99
(1,3)	1:A:84:LYS:HG2	2:B:13:A:H4'	2	0.99	0.11	0.99

*Continued on next page...*

*Continued from previous page...*

Key	Atom-1	Atom-2	Models <sup>1</sup>	Mean (Å)	SD <sup>1</sup> (Å)	Median (Å)
(1,3)	1:A:84:LYS:HG2	2:B:13:A:H5'	2	0.99	0.11	0.99
(1,3)	1:A:84:LYS:HG2	2:B:13:A:H5''	2	0.99	0.11	0.99
(1,3)	1:A:84:LYS:HG2	2:B:13:A:H61	2	0.99	0.11	0.99
(1,3)	1:A:84:LYS:HG2	2:B:13:A:H62	2	0.99	0.11	0.99
(1,3)	1:A:84:LYS:HG2	2:B:13:A:H8	2	0.99	0.11	0.99
(1,3)	1:A:84:LYS:HG2	2:B:13:A:HO2'	2	0.99	0.11	0.99
(1,3)	1:A:84:LYS:HG2	2:B:13:A:N1	2	0.99	0.11	0.99
(1,3)	1:A:84:LYS:HG2	2:B:13:A:N3	2	0.99	0.11	0.99
(1,3)	1:A:84:LYS:HG2	2:B:13:A:N6	2	0.99	0.11	0.99
(1,3)	1:A:84:LYS:HG2	2:B:13:A:N7	2	0.99	0.11	0.99
(1,3)	1:A:84:LYS:HG2	2:B:13:A:N9	2	0.99	0.11	0.99
(1,3)	1:A:84:LYS:HG2	2:B:13:A:O2'	2	0.99	0.11	0.99
(1,3)	1:A:84:LYS:HG2	2:B:13:A:O3'	2	0.99	0.11	0.99
(1,3)	1:A:84:LYS:HG2	2:B:13:A:O4'	2	0.99	0.11	0.99
(1,3)	1:A:84:LYS:HG2	2:B:13:A:O5'	2	0.99	0.11	0.99
(1,3)	1:A:84:LYS:HG2	2:B:13:A:OP1	2	0.99	0.11	0.99
(1,3)	1:A:84:LYS:HG2	2:B:13:A:OP2	2	0.99	0.11	0.99
(1,3)	1:A:84:LYS:HG2	2:B:13:A:P	2	0.99	0.11	0.99
(1,3)	1:A:84:LYS:HG2	2:B:14:G:C1'	2	0.99	0.11	0.99
(1,3)	1:A:84:LYS:HG2	2:B:14:G:C2	2	0.99	0.11	0.99
(1,3)	1:A:84:LYS:HG2	2:B:14:G:C2'	2	0.99	0.11	0.99
(1,3)	1:A:84:LYS:HG2	2:B:14:G:C3'	2	0.99	0.11	0.99
(1,3)	1:A:84:LYS:HG2	2:B:14:G:C4	2	0.99	0.11	0.99
(1,3)	1:A:84:LYS:HG2	2:B:14:G:C4'	2	0.99	0.11	0.99
(1,3)	1:A:84:LYS:HG2	2:B:14:G:C5	2	0.99	0.11	0.99
(1,3)	1:A:84:LYS:HG2	2:B:14:G:C5'	2	0.99	0.11	0.99
(1,3)	1:A:84:LYS:HG2	2:B:14:G:C6	2	0.99	0.11	0.99
(1,3)	1:A:84:LYS:HG2	2:B:14:G:C8	2	0.99	0.11	0.99
(1,3)	1:A:84:LYS:HG2	2:B:14:G:H1	2	0.99	0.11	0.99
(1,3)	1:A:84:LYS:HG2	2:B:14:G:H1'	2	0.99	0.11	0.99
(1,3)	1:A:84:LYS:HG2	2:B:14:G:H2'	2	0.99	0.11	0.99
(1,3)	1:A:84:LYS:HG2	2:B:14:G:H21	2	0.99	0.11	0.99
(1,3)	1:A:84:LYS:HG2	2:B:14:G:H22	2	0.99	0.11	0.99
(1,3)	1:A:84:LYS:HG2	2:B:14:G:H3'	2	0.99	0.11	0.99
(1,3)	1:A:84:LYS:HG2	2:B:14:G:H4'	2	0.99	0.11	0.99
(1,3)	1:A:84:LYS:HG2	2:B:14:G:H5'	2	0.99	0.11	0.99
(1,3)	1:A:84:LYS:HG2	2:B:14:G:H5''	2	0.99	0.11	0.99
(1,3)	1:A:84:LYS:HG2	2:B:14:G:H8	2	0.99	0.11	0.99
(1,3)	1:A:84:LYS:HG2	2:B:14:G:HO2'	2	0.99	0.11	0.99
(1,3)	1:A:84:LYS:HG2	2:B:14:G:N1	2	0.99	0.11	0.99
(1,3)	1:A:84:LYS:HG2	2:B:14:G:N2	2	0.99	0.11	0.99
(1,3)	1:A:84:LYS:HG2	2:B:14:G:N3	2	0.99	0.11	0.99

*Continued on next page...*

*Continued from previous page...*

Key	Atom-1	Atom-2	Models <sup>1</sup>	Mean (Å)	SD <sup>1</sup> (Å)	Median (Å)
(1,3)	1:A:84:LYS:HG2	2:B:14:G:N7	2	0.99	0.11	0.99
(1,3)	1:A:84:LYS:HG2	2:B:14:G:N9	2	0.99	0.11	0.99
(1,3)	1:A:84:LYS:HG2	2:B:14:G:O2'	2	0.99	0.11	0.99
(1,3)	1:A:84:LYS:HG2	2:B:14:G:O3'	2	0.99	0.11	0.99
(1,3)	1:A:84:LYS:HG2	2:B:14:G:O4'	2	0.99	0.11	0.99
(1,3)	1:A:84:LYS:HG2	2:B:14:G:O5'	2	0.99	0.11	0.99
(1,3)	1:A:84:LYS:HG2	2:B:14:G:O6	2	0.99	0.11	0.99
(1,3)	1:A:84:LYS:HG2	2:B:14:G:OP1	2	0.99	0.11	0.99
(1,3)	1:A:84:LYS:HG2	2:B:14:G:OP2	2	0.99	0.11	0.99
(1,3)	1:A:84:LYS:HG2	2:B:14:G:P	2	0.99	0.11	0.99
(1,3)	1:A:84:LYS:HG2	2:B:15:A:C1'	2	0.99	0.11	0.99
(1,3)	1:A:84:LYS:HG2	2:B:15:A:C2	2	0.99	0.11	0.99
(1,3)	1:A:84:LYS:HG2	2:B:15:A:C2'	2	0.99	0.11	0.99
(1,3)	1:A:84:LYS:HG2	2:B:15:A:C3'	2	0.99	0.11	0.99
(1,3)	1:A:84:LYS:HG2	2:B:15:A:C4	2	0.99	0.11	0.99
(1,3)	1:A:84:LYS:HG2	2:B:15:A:C4'	2	0.99	0.11	0.99
(1,3)	1:A:84:LYS:HG2	2:B:15:A:C5	2	0.99	0.11	0.99
(1,3)	1:A:84:LYS:HG2	2:B:15:A:C5'	2	0.99	0.11	0.99
(1,3)	1:A:84:LYS:HG2	2:B:15:A:C6	2	0.99	0.11	0.99
(1,3)	1:A:84:LYS:HG2	2:B:15:A:C8	2	0.99	0.11	0.99
(1,3)	1:A:84:LYS:HG2	2:B:15:A:H1'	2	0.99	0.11	0.99
(1,3)	1:A:84:LYS:HG2	2:B:15:A:H2	2	0.99	0.11	0.99
(1,3)	1:A:84:LYS:HG2	2:B:15:A:H2'	2	0.99	0.11	0.99
(1,3)	1:A:84:LYS:HG2	2:B:15:A:H3'	2	0.99	0.11	0.99
(1,3)	1:A:84:LYS:HG2	2:B:15:A:H4'	2	0.99	0.11	0.99
(1,3)	1:A:84:LYS:HG2	2:B:15:A:H5'	2	0.99	0.11	0.99
(1,3)	1:A:84:LYS:HG2	2:B:15:A:H5''	2	0.99	0.11	0.99
(1,3)	1:A:84:LYS:HG2	2:B:15:A:H61	2	0.99	0.11	0.99
(1,3)	1:A:84:LYS:HG2	2:B:15:A:H62	2	0.99	0.11	0.99
(1,3)	1:A:84:LYS:HG2	2:B:15:A:H8	2	0.99	0.11	0.99
(1,3)	1:A:84:LYS:HG2	2:B:15:A:HO2'	2	0.99	0.11	0.99
(1,3)	1:A:84:LYS:HG2	2:B:15:A:N1	2	0.99	0.11	0.99
(1,3)	1:A:84:LYS:HG2	2:B:15:A:N3	2	0.99	0.11	0.99
(1,3)	1:A:84:LYS:HG2	2:B:15:A:N6	2	0.99	0.11	0.99
(1,3)	1:A:84:LYS:HG2	2:B:15:A:N7	2	0.99	0.11	0.99
(1,3)	1:A:84:LYS:HG2	2:B:15:A:N9	2	0.99	0.11	0.99
(1,3)	1:A:84:LYS:HG2	2:B:15:A:O2'	2	0.99	0.11	0.99
(1,3)	1:A:84:LYS:HG2	2:B:15:A:O3'	2	0.99	0.11	0.99
(1,3)	1:A:84:LYS:HG2	2:B:15:A:O4'	2	0.99	0.11	0.99
(1,3)	1:A:84:LYS:HG2	2:B:15:A:O5'	2	0.99	0.11	0.99
(1,3)	1:A:84:LYS:HG2	2:B:15:A:OP1	2	0.99	0.11	0.99
(1,3)	1:A:84:LYS:HG2	2:B:15:A:OP2	2	0.99	0.11	0.99

*Continued on next page...*

*Continued from previous page...*

Key	Atom-1	Atom-2	Models <sup>1</sup>	Mean (Å)	SD <sup>1</sup> (Å)	Median (Å)
(1,3)	1:A:84:LYS:HG2	2:B:15:A:P	2	0.99	0.11	0.99
(1,3)	1:A:84:LYS:HG2	2:B:16:G:C1'	2	0.99	0.11	0.99
(1,3)	1:A:84:LYS:HG2	2:B:16:G:C2	2	0.99	0.11	0.99
(1,3)	1:A:84:LYS:HG2	2:B:16:G:C2'	2	0.99	0.11	0.99
(1,3)	1:A:84:LYS:HG2	2:B:16:G:C3'	2	0.99	0.11	0.99
(1,3)	1:A:84:LYS:HG2	2:B:16:G:C4	2	0.99	0.11	0.99
(1,3)	1:A:84:LYS:HG2	2:B:16:G:C4'	2	0.99	0.11	0.99
(1,3)	1:A:84:LYS:HG2	2:B:16:G:C5	2	0.99	0.11	0.99
(1,3)	1:A:84:LYS:HG2	2:B:16:G:C5'	2	0.99	0.11	0.99
(1,3)	1:A:84:LYS:HG2	2:B:16:G:C6	2	0.99	0.11	0.99
(1,3)	1:A:84:LYS:HG2	2:B:16:G:C8	2	0.99	0.11	0.99
(1,3)	1:A:84:LYS:HG2	2:B:16:G:H1	2	0.99	0.11	0.99
(1,3)	1:A:84:LYS:HG2	2:B:16:G:H1'	2	0.99	0.11	0.99
(1,3)	1:A:84:LYS:HG2	2:B:16:G:H2'	2	0.99	0.11	0.99
(1,3)	1:A:84:LYS:HG2	2:B:16:G:H21	2	0.99	0.11	0.99
(1,3)	1:A:84:LYS:HG2	2:B:16:G:H22	2	0.99	0.11	0.99
(1,3)	1:A:84:LYS:HG2	2:B:16:G:H3'	2	0.99	0.11	0.99
(1,3)	1:A:84:LYS:HG2	2:B:16:G:H4'	2	0.99	0.11	0.99
(1,3)	1:A:84:LYS:HG2	2:B:16:G:H5'	2	0.99	0.11	0.99
(1,3)	1:A:84:LYS:HG2	2:B:16:G:H5''	2	0.99	0.11	0.99
(1,3)	1:A:84:LYS:HG2	2:B:16:G:H8	2	0.99	0.11	0.99
(1,3)	1:A:84:LYS:HG2	2:B:16:G:HO2'	2	0.99	0.11	0.99
(1,3)	1:A:84:LYS:HG2	2:B:16:G:N1	2	0.99	0.11	0.99
(1,3)	1:A:84:LYS:HG2	2:B:16:G:N2	2	0.99	0.11	0.99
(1,3)	1:A:84:LYS:HG2	2:B:16:G:N3	2	0.99	0.11	0.99
(1,3)	1:A:84:LYS:HG2	2:B:16:G:N7	2	0.99	0.11	0.99
(1,3)	1:A:84:LYS:HG2	2:B:16:G:N9	2	0.99	0.11	0.99
(1,3)	1:A:84:LYS:HG2	2:B:16:G:O2'	2	0.99	0.11	0.99
(1,3)	1:A:84:LYS:HG2	2:B:16:G:O3'	2	0.99	0.11	0.99
(1,3)	1:A:84:LYS:HG2	2:B:16:G:O4'	2	0.99	0.11	0.99
(1,3)	1:A:84:LYS:HG2	2:B:16:G:O5'	2	0.99	0.11	0.99
(1,3)	1:A:84:LYS:HG2	2:B:16:G:O6	2	0.99	0.11	0.99
(1,3)	1:A:84:LYS:HG2	2:B:16:G:OP1	2	0.99	0.11	0.99
(1,3)	1:A:84:LYS:HG2	2:B:16:G:OP2	2	0.99	0.11	0.99
(1,3)	1:A:84:LYS:HG2	2:B:16:G:P	2	0.99	0.11	0.99
(1,3)	1:A:84:LYS:HG2	2:B:17:C:C1'	2	0.99	0.11	0.99
(1,3)	1:A:84:LYS:HG2	2:B:17:C:C2	2	0.99	0.11	0.99
(1,3)	1:A:84:LYS:HG2	2:B:17:C:C2'	2	0.99	0.11	0.99
(1,3)	1:A:84:LYS:HG2	2:B:17:C:C3'	2	0.99	0.11	0.99
(1,3)	1:A:84:LYS:HG2	2:B:17:C:C4	2	0.99	0.11	0.99
(1,3)	1:A:84:LYS:HG2	2:B:17:C:C4'	2	0.99	0.11	0.99
(1,3)	1:A:84:LYS:HG2	2:B:17:C:C5	2	0.99	0.11	0.99

*Continued on next page...*

*Continued from previous page...*

Key	Atom-1	Atom-2	Models <sup>1</sup>	Mean (Å)	SD <sup>1</sup> (Å)	Median (Å)
(1,3)	1:A:84:LYS:HG2	2:B:17:C:C5'	2	0.99	0.11	0.99
(1,3)	1:A:84:LYS:HG2	2:B:17:C:C6	2	0.99	0.11	0.99
(1,3)	1:A:84:LYS:HG2	2:B:17:C:H1'	2	0.99	0.11	0.99
(1,3)	1:A:84:LYS:HG2	2:B:17:C:H2'	2	0.99	0.11	0.99
(1,3)	1:A:84:LYS:HG2	2:B:17:C:H3'	2	0.99	0.11	0.99
(1,3)	1:A:84:LYS:HG2	2:B:17:C:H4'	2	0.99	0.11	0.99
(1,3)	1:A:84:LYS:HG2	2:B:17:C:H41	2	0.99	0.11	0.99
(1,3)	1:A:84:LYS:HG2	2:B:17:C:H42	2	0.99	0.11	0.99
(1,3)	1:A:84:LYS:HG2	2:B:17:C:H5	2	0.99	0.11	0.99
(1,3)	1:A:84:LYS:HG2	2:B:17:C:H5'	2	0.99	0.11	0.99
(1,3)	1:A:84:LYS:HG2	2:B:17:C:H5''	2	0.99	0.11	0.99
(1,3)	1:A:84:LYS:HG2	2:B:17:C:H6	2	0.99	0.11	0.99
(1,3)	1:A:84:LYS:HG2	2:B:17:C:HO2'	2	0.99	0.11	0.99
(1,3)	1:A:84:LYS:HG2	2:B:17:C:N1	2	0.99	0.11	0.99
(1,3)	1:A:84:LYS:HG2	2:B:17:C:N3	2	0.99	0.11	0.99
(1,3)	1:A:84:LYS:HG2	2:B:17:C:N4	2	0.99	0.11	0.99
(1,3)	1:A:84:LYS:HG2	2:B:17:C:O2	2	0.99	0.11	0.99
(1,3)	1:A:84:LYS:HG2	2:B:17:C:O2'	2	0.99	0.11	0.99
(1,3)	1:A:84:LYS:HG2	2:B:17:C:O3'	2	0.99	0.11	0.99
(1,3)	1:A:84:LYS:HG2	2:B:17:C:O4'	2	0.99	0.11	0.99
(1,3)	1:A:84:LYS:HG2	2:B:17:C:O5'	2	0.99	0.11	0.99
(1,3)	1:A:84:LYS:HG2	2:B:17:C:OP1	2	0.99	0.11	0.99
(1,3)	1:A:84:LYS:HG2	2:B:17:C:OP2	2	0.99	0.11	0.99
(1,3)	1:A:84:LYS:HG2	2:B:17:C:P	2	0.99	0.11	0.99
(1,3)	1:A:84:LYS:HG2	2:B:18:A:C1'	2	0.99	0.11	0.99
(1,3)	1:A:84:LYS:HG2	2:B:18:A:C2	2	0.99	0.11	0.99
(1,3)	1:A:84:LYS:HG2	2:B:18:A:C2'	2	0.99	0.11	0.99
(1,3)	1:A:84:LYS:HG2	2:B:18:A:C3'	2	0.99	0.11	0.99
(1,3)	1:A:84:LYS:HG2	2:B:18:A:C4	2	0.99	0.11	0.99
(1,3)	1:A:84:LYS:HG2	2:B:18:A:C4'	2	0.99	0.11	0.99
(1,3)	1:A:84:LYS:HG2	2:B:18:A:C5	2	0.99	0.11	0.99
(1,3)	1:A:84:LYS:HG2	2:B:18:A:C5'	2	0.99	0.11	0.99
(1,3)	1:A:84:LYS:HG2	2:B:18:A:C6	2	0.99	0.11	0.99
(1,3)	1:A:84:LYS:HG2	2:B:18:A:C8	2	0.99	0.11	0.99
(1,3)	1:A:84:LYS:HG2	2:B:18:A:H1'	2	0.99	0.11	0.99
(1,3)	1:A:84:LYS:HG2	2:B:18:A:H2	2	0.99	0.11	0.99
(1,3)	1:A:84:LYS:HG2	2:B:18:A:H2'	2	0.99	0.11	0.99
(1,3)	1:A:84:LYS:HG2	2:B:18:A:H3'	2	0.99	0.11	0.99
(1,3)	1:A:84:LYS:HG2	2:B:18:A:H4'	2	0.99	0.11	0.99
(1,3)	1:A:84:LYS:HG2	2:B:18:A:H5'	2	0.99	0.11	0.99
(1,3)	1:A:84:LYS:HG2	2:B:18:A:H5''	2	0.99	0.11	0.99
(1,3)	1:A:84:LYS:HG2	2:B:18:A:H61	2	0.99	0.11	0.99

*Continued on next page...*



*Continued from previous page...*

Key	Atom-1	Atom-2	Models <sup>1</sup>	Mean (Å)	SD <sup>1</sup> (Å)	Median (Å)
(1,3)	1:A:84:LYS:HG2	2:B:18:A:H62	2	0.99	0.11	0.99
(1,3)	1:A:84:LYS:HG2	2:B:18:A:H8	2	0.99	0.11	0.99
(1,3)	1:A:84:LYS:HG2	2:B:18:A:HO2'	2	0.99	0.11	0.99
(1,3)	1:A:84:LYS:HG2	2:B:18:A:N1	2	0.99	0.11	0.99
(1,3)	1:A:84:LYS:HG2	2:B:18:A:N3	2	0.99	0.11	0.99
(1,3)	1:A:84:LYS:HG2	2:B:18:A:N6	2	0.99	0.11	0.99
(1,3)	1:A:84:LYS:HG2	2:B:18:A:N7	2	0.99	0.11	0.99
(1,3)	1:A:84:LYS:HG2	2:B:18:A:N9	2	0.99	0.11	0.99
(1,3)	1:A:84:LYS:HG2	2:B:18:A:O2'	2	0.99	0.11	0.99
(1,3)	1:A:84:LYS:HG2	2:B:18:A:O3'	2	0.99	0.11	0.99
(1,3)	1:A:84:LYS:HG2	2:B:18:A:O4'	2	0.99	0.11	0.99
(1,3)	1:A:84:LYS:HG2	2:B:18:A:O5'	2	0.99	0.11	0.99
(1,3)	1:A:84:LYS:HG2	2:B:18:A:OP1	2	0.99	0.11	0.99
(1,3)	1:A:84:LYS:HG2	2:B:18:A:OP2	2	0.99	0.11	0.99
(1,3)	1:A:84:LYS:HG2	2:B:18:A:P	2	0.99	0.11	0.99
(1,3)	1:A:84:LYS:HG2	2:B:19:A:C1'	2	0.99	0.11	0.99
(1,3)	1:A:84:LYS:HG2	2:B:19:A:C2	2	0.99	0.11	0.99
(1,3)	1:A:84:LYS:HG2	2:B:19:A:C2'	2	0.99	0.11	0.99
(1,3)	1:A:84:LYS:HG2	2:B:19:A:C3'	2	0.99	0.11	0.99
(1,3)	1:A:84:LYS:HG2	2:B:19:A:C4	2	0.99	0.11	0.99
(1,3)	1:A:84:LYS:HG2	2:B:19:A:C4'	2	0.99	0.11	0.99
(1,3)	1:A:84:LYS:HG2	2:B:19:A:C5	2	0.99	0.11	0.99
(1,3)	1:A:84:LYS:HG2	2:B:19:A:C5'	2	0.99	0.11	0.99
(1,3)	1:A:84:LYS:HG2	2:B:19:A:C6	2	0.99	0.11	0.99
(1,3)	1:A:84:LYS:HG2	2:B:19:A:C8	2	0.99	0.11	0.99
(1,3)	1:A:84:LYS:HG2	2:B:19:A:H1'	2	0.99	0.11	0.99
(1,3)	1:A:84:LYS:HG2	2:B:19:A:H2	2	0.99	0.11	0.99
(1,3)	1:A:84:LYS:HG2	2:B:19:A:H2'	2	0.99	0.11	0.99
(1,3)	1:A:84:LYS:HG2	2:B:19:A:H3'	2	0.99	0.11	0.99
(1,3)	1:A:84:LYS:HG2	2:B:19:A:H4'	2	0.99	0.11	0.99
(1,3)	1:A:84:LYS:HG2	2:B:19:A:H5'	2	0.99	0.11	0.99
(1,3)	1:A:84:LYS:HG2	2:B:19:A:H5''	2	0.99	0.11	0.99
(1,3)	1:A:84:LYS:HG2	2:B:19:A:H61	2	0.99	0.11	0.99
(1,3)	1:A:84:LYS:HG2	2:B:19:A:H62	2	0.99	0.11	0.99
(1,3)	1:A:84:LYS:HG2	2:B:19:A:H8	2	0.99	0.11	0.99
(1,3)	1:A:84:LYS:HG2	2:B:19:A:HO2'	2	0.99	0.11	0.99
(1,3)	1:A:84:LYS:HG2	2:B:19:A:N1	2	0.99	0.11	0.99
(1,3)	1:A:84:LYS:HG2	2:B:19:A:N3	2	0.99	0.11	0.99
(1,3)	1:A:84:LYS:HG2	2:B:19:A:N6	2	0.99	0.11	0.99
(1,3)	1:A:84:LYS:HG2	2:B:19:A:N7	2	0.99	0.11	0.99
(1,3)	1:A:84:LYS:HG2	2:B:19:A:N9	2	0.99	0.11	0.99
(1,3)	1:A:84:LYS:HG2	2:B:19:A:O2'	2	0.99	0.11	0.99

*Continued on next page...*

*Continued from previous page...*

Key	Atom-1	Atom-2	Models <sup>1</sup>	Mean (Å)	SD <sup>1</sup> (Å)	Median (Å)
(1,3)	1:A:84:LYS:HG2	2:B:19:A:O3'	2	0.99	0.11	0.99
(1,3)	1:A:84:LYS:HG2	2:B:19:A:O4'	2	0.99	0.11	0.99
(1,3)	1:A:84:LYS:HG2	2:B:19:A:O5'	2	0.99	0.11	0.99
(1,3)	1:A:84:LYS:HG2	2:B:19:A:OP1	2	0.99	0.11	0.99
(1,3)	1:A:84:LYS:HG2	2:B:19:A:OP2	2	0.99	0.11	0.99
(1,3)	1:A:84:LYS:HG2	2:B:19:A:P	2	0.99	0.11	0.99
(1,3)	1:A:84:LYS:HG2	2:B:20:U:C1'	2	0.99	0.11	0.99
(1,3)	1:A:84:LYS:HG2	2:B:20:U:C2	2	0.99	0.11	0.99
(1,3)	1:A:84:LYS:HG2	2:B:20:U:C2'	2	0.99	0.11	0.99
(1,3)	1:A:84:LYS:HG2	2:B:20:U:C3'	2	0.99	0.11	0.99
(1,3)	1:A:84:LYS:HG2	2:B:20:U:C4	2	0.99	0.11	0.99
(1,3)	1:A:84:LYS:HG2	2:B:20:U:C4'	2	0.99	0.11	0.99
(1,3)	1:A:84:LYS:HG2	2:B:20:U:C5	2	0.99	0.11	0.99
(1,3)	1:A:84:LYS:HG2	2:B:20:U:C5'	2	0.99	0.11	0.99
(1,3)	1:A:84:LYS:HG2	2:B:20:U:C6	2	0.99	0.11	0.99
(1,3)	1:A:84:LYS:HG2	2:B:20:U:H1'	2	0.99	0.11	0.99
(1,3)	1:A:84:LYS:HG2	2:B:20:U:H2'	2	0.99	0.11	0.99
(1,3)	1:A:84:LYS:HG2	2:B:20:U:H3	2	0.99	0.11	0.99
(1,3)	1:A:84:LYS:HG2	2:B:20:U:H3'	2	0.99	0.11	0.99
(1,3)	1:A:84:LYS:HG2	2:B:20:U:H4'	2	0.99	0.11	0.99
(1,3)	1:A:84:LYS:HG2	2:B:20:U:H5	2	0.99	0.11	0.99
(1,3)	1:A:84:LYS:HG2	2:B:20:U:H5'	2	0.99	0.11	0.99
(1,3)	1:A:84:LYS:HG2	2:B:20:U:H5''	2	0.99	0.11	0.99
(1,3)	1:A:84:LYS:HG2	2:B:20:U:H6	2	0.99	0.11	0.99
(1,3)	1:A:84:LYS:HG2	2:B:20:U:HO2'	2	0.99	0.11	0.99
(1,3)	1:A:84:LYS:HG2	2:B:20:U:N1	2	0.99	0.11	0.99
(1,3)	1:A:84:LYS:HG2	2:B:20:U:N3	2	0.99	0.11	0.99
(1,3)	1:A:84:LYS:HG2	2:B:20:U:O2	2	0.99	0.11	0.99
(1,3)	1:A:84:LYS:HG2	2:B:20:U:O2'	2	0.99	0.11	0.99
(1,3)	1:A:84:LYS:HG2	2:B:20:U:O3'	2	0.99	0.11	0.99
(1,3)	1:A:84:LYS:HG2	2:B:20:U:O4	2	0.99	0.11	0.99
(1,3)	1:A:84:LYS:HG2	2:B:20:U:O4'	2	0.99	0.11	0.99
(1,3)	1:A:84:LYS:HG2	2:B:20:U:O5'	2	0.99	0.11	0.99
(1,3)	1:A:84:LYS:HG2	2:B:20:U:OP1	2	0.99	0.11	0.99
(1,3)	1:A:84:LYS:HG2	2:B:20:U:OP2	2	0.99	0.11	0.99
(1,3)	1:A:84:LYS:HG2	2:B:20:U:P	2	0.99	0.11	0.99
(1,3)	1:A:84:LYS:HG2	2:B:21:G:C1'	2	0.99	0.11	0.99
(1,3)	1:A:84:LYS:HG2	2:B:21:G:C2	2	0.99	0.11	0.99
(1,3)	1:A:84:LYS:HG2	2:B:21:G:C2'	2	0.99	0.11	0.99
(1,3)	1:A:84:LYS:HG2	2:B:21:G:C3'	2	0.99	0.11	0.99
(1,3)	1:A:84:LYS:HG2	2:B:21:G:C4	2	0.99	0.11	0.99
(1,3)	1:A:84:LYS:HG2	2:B:21:G:C4'	2	0.99	0.11	0.99

*Continued on next page...*

*Continued from previous page...*

Key	Atom-1	Atom-2	Models <sup>1</sup>	Mean (Å)	SD <sup>1</sup> (Å)	Median (Å)
(1,3)	1:A:84:LYS:HG2	2:B:21:G:C5	2	0.99	0.11	0.99
(1,3)	1:A:84:LYS:HG2	2:B:21:G:C5'	2	0.99	0.11	0.99
(1,3)	1:A:84:LYS:HG2	2:B:21:G:C6	2	0.99	0.11	0.99
(1,3)	1:A:84:LYS:HG2	2:B:21:G:C8	2	0.99	0.11	0.99
(1,3)	1:A:84:LYS:HG2	2:B:21:G:H1	2	0.99	0.11	0.99
(1,3)	1:A:84:LYS:HG2	2:B:21:G:H1'	2	0.99	0.11	0.99
(1,3)	1:A:84:LYS:HG2	2:B:21:G:H2'	2	0.99	0.11	0.99
(1,3)	1:A:84:LYS:HG2	2:B:21:G:H21	2	0.99	0.11	0.99
(1,3)	1:A:84:LYS:HG2	2:B:21:G:H22	2	0.99	0.11	0.99
(1,3)	1:A:84:LYS:HG2	2:B:21:G:H3'	2	0.99	0.11	0.99
(1,3)	1:A:84:LYS:HG2	2:B:21:G:H4'	2	0.99	0.11	0.99
(1,3)	1:A:84:LYS:HG2	2:B:21:G:H5'	2	0.99	0.11	0.99
(1,3)	1:A:84:LYS:HG2	2:B:21:G:H5''	2	0.99	0.11	0.99
(1,3)	1:A:84:LYS:HG2	2:B:21:G:H8	2	0.99	0.11	0.99
(1,3)	1:A:84:LYS:HG2	2:B:21:G:HO2'	2	0.99	0.11	0.99
(1,3)	1:A:84:LYS:HG2	2:B:21:G:N1	2	0.99	0.11	0.99
(1,3)	1:A:84:LYS:HG2	2:B:21:G:N2	2	0.99	0.11	0.99
(1,3)	1:A:84:LYS:HG2	2:B:21:G:N3	2	0.99	0.11	0.99
(1,3)	1:A:84:LYS:HG2	2:B:21:G:N7	2	0.99	0.11	0.99
(1,3)	1:A:84:LYS:HG2	2:B:21:G:N9	2	0.99	0.11	0.99
(1,3)	1:A:84:LYS:HG2	2:B:21:G:O2'	2	0.99	0.11	0.99
(1,3)	1:A:84:LYS:HG2	2:B:21:G:O3'	2	0.99	0.11	0.99
(1,3)	1:A:84:LYS:HG2	2:B:21:G:O4'	2	0.99	0.11	0.99
(1,3)	1:A:84:LYS:HG2	2:B:21:G:O5'	2	0.99	0.11	0.99
(1,3)	1:A:84:LYS:HG2	2:B:21:G:O6	2	0.99	0.11	0.99
(1,3)	1:A:84:LYS:HG2	2:B:21:G:OP1	2	0.99	0.11	0.99
(1,3)	1:A:84:LYS:HG2	2:B:21:G:OP2	2	0.99	0.11	0.99
(1,3)	1:A:84:LYS:HG2	2:B:21:G:P	2	0.99	0.11	0.99
(1,3)	1:A:84:LYS:HG2	2:B:22:A:C1'	2	0.99	0.11	0.99
(1,3)	1:A:84:LYS:HG2	2:B:22:A:C2	2	0.99	0.11	0.99
(1,3)	1:A:84:LYS:HG2	2:B:22:A:C2'	2	0.99	0.11	0.99
(1,3)	1:A:84:LYS:HG2	2:B:22:A:C3'	2	0.99	0.11	0.99
(1,3)	1:A:84:LYS:HG2	2:B:22:A:C4	2	0.99	0.11	0.99
(1,3)	1:A:84:LYS:HG2	2:B:22:A:C4'	2	0.99	0.11	0.99
(1,3)	1:A:84:LYS:HG2	2:B:22:A:C5	2	0.99	0.11	0.99
(1,3)	1:A:84:LYS:HG2	2:B:22:A:C5'	2	0.99	0.11	0.99
(1,3)	1:A:84:LYS:HG2	2:B:22:A:C6	2	0.99	0.11	0.99
(1,3)	1:A:84:LYS:HG2	2:B:22:A:C8	2	0.99	0.11	0.99
(1,3)	1:A:84:LYS:HG2	2:B:22:A:H1'	2	0.99	0.11	0.99
(1,3)	1:A:84:LYS:HG2	2:B:22:A:H2	2	0.99	0.11	0.99
(1,3)	1:A:84:LYS:HG2	2:B:22:A:H2'	2	0.99	0.11	0.99
(1,3)	1:A:84:LYS:HG2	2:B:22:A:H3'	2	0.99	0.11	0.99

*Continued on next page...*

*Continued from previous page...*

Key	Atom-1	Atom-2	Models <sup>1</sup>	Mean (Å)	SD <sup>1</sup> (Å)	Median (Å)
(1,3)	1:A:84:LYS:HG2	2:B:22:A:H4'	2	0.99	0.11	0.99
(1,3)	1:A:84:LYS:HG2	2:B:22:A:H5'	2	0.99	0.11	0.99
(1,3)	1:A:84:LYS:HG2	2:B:22:A:H5''	2	0.99	0.11	0.99
(1,3)	1:A:84:LYS:HG2	2:B:22:A:H61	2	0.99	0.11	0.99
(1,3)	1:A:84:LYS:HG2	2:B:22:A:H62	2	0.99	0.11	0.99
(1,3)	1:A:84:LYS:HG2	2:B:22:A:H8	2	0.99	0.11	0.99
(1,3)	1:A:84:LYS:HG2	2:B:22:A:HO2'	2	0.99	0.11	0.99
(1,3)	1:A:84:LYS:HG2	2:B:22:A:N1	2	0.99	0.11	0.99
(1,3)	1:A:84:LYS:HG2	2:B:22:A:N3	2	0.99	0.11	0.99
(1,3)	1:A:84:LYS:HG2	2:B:22:A:N6	2	0.99	0.11	0.99
(1,3)	1:A:84:LYS:HG2	2:B:22:A:N7	2	0.99	0.11	0.99
(1,3)	1:A:84:LYS:HG2	2:B:22:A:N9	2	0.99	0.11	0.99
(1,3)	1:A:84:LYS:HG2	2:B:22:A:O2'	2	0.99	0.11	0.99
(1,3)	1:A:84:LYS:HG2	2:B:22:A:O3'	2	0.99	0.11	0.99
(1,3)	1:A:84:LYS:HG2	2:B:22:A:O4'	2	0.99	0.11	0.99
(1,3)	1:A:84:LYS:HG2	2:B:22:A:O5'	2	0.99	0.11	0.99
(1,3)	1:A:84:LYS:HG2	2:B:22:A:OP1	2	0.99	0.11	0.99
(1,3)	1:A:84:LYS:HG2	2:B:22:A:OP2	2	0.99	0.11	0.99
(1,3)	1:A:84:LYS:HG2	2:B:22:A:P	2	0.99	0.11	0.99
(1,3)	1:A:84:LYS:HG2	2:B:23:U:C1'	2	0.99	0.11	0.99
(1,3)	1:A:84:LYS:HG2	2:B:23:U:C2	2	0.99	0.11	0.99
(1,3)	1:A:84:LYS:HG2	2:B:23:U:C2'	2	0.99	0.11	0.99
(1,3)	1:A:84:LYS:HG2	2:B:23:U:C3'	2	0.99	0.11	0.99
(1,3)	1:A:84:LYS:HG2	2:B:23:U:C4	2	0.99	0.11	0.99
(1,3)	1:A:84:LYS:HG2	2:B:23:U:C4'	2	0.99	0.11	0.99
(1,3)	1:A:84:LYS:HG2	2:B:23:U:C5	2	0.99	0.11	0.99
(1,3)	1:A:84:LYS:HG2	2:B:23:U:C5'	2	0.99	0.11	0.99
(1,3)	1:A:84:LYS:HG2	2:B:23:U:C6	2	0.99	0.11	0.99
(1,3)	1:A:84:LYS:HG2	2:B:23:U:H1'	2	0.99	0.11	0.99
(1,3)	1:A:84:LYS:HG2	2:B:23:U:H2'	2	0.99	0.11	0.99
(1,3)	1:A:84:LYS:HG2	2:B:23:U:H3	2	0.99	0.11	0.99
(1,3)	1:A:84:LYS:HG2	2:B:23:U:H3'	2	0.99	0.11	0.99
(1,3)	1:A:84:LYS:HG2	2:B:23:U:H4'	2	0.99	0.11	0.99
(1,3)	1:A:84:LYS:HG2	2:B:23:U:H5	2	0.99	0.11	0.99
(1,3)	1:A:84:LYS:HG2	2:B:23:U:H5'	2	0.99	0.11	0.99
(1,3)	1:A:84:LYS:HG2	2:B:23:U:H5''	2	0.99	0.11	0.99
(1,3)	1:A:84:LYS:HG2	2:B:23:U:H6	2	0.99	0.11	0.99
(1,3)	1:A:84:LYS:HG2	2:B:23:U:HO2'	2	0.99	0.11	0.99
(1,3)	1:A:84:LYS:HG2	2:B:23:U:N1	2	0.99	0.11	0.99
(1,3)	1:A:84:LYS:HG2	2:B:23:U:N3	2	0.99	0.11	0.99
(1,3)	1:A:84:LYS:HG2	2:B:23:U:O2	2	0.99	0.11	0.99
(1,3)	1:A:84:LYS:HG2	2:B:23:U:O2'	2	0.99	0.11	0.99

*Continued on next page...*

*Continued from previous page...*

Key	Atom-1	Atom-2	Models <sup>1</sup>	Mean (Å)	SD <sup>1</sup> (Å)	Median (Å)
(1,3)	1:A:84:LYS:HG2	2:B:23:U:O3'	2	0.99	0.11	0.99
(1,3)	1:A:84:LYS:HG2	2:B:23:U:O4	2	0.99	0.11	0.99
(1,3)	1:A:84:LYS:HG2	2:B:23:U:O4'	2	0.99	0.11	0.99
(1,3)	1:A:84:LYS:HG2	2:B:23:U:O5'	2	0.99	0.11	0.99
(1,3)	1:A:84:LYS:HG2	2:B:23:U:OP1	2	0.99	0.11	0.99
(1,3)	1:A:84:LYS:HG2	2:B:23:U:OP2	2	0.99	0.11	0.99
(1,3)	1:A:84:LYS:HG2	2:B:23:U:P	2	0.99	0.11	0.99
(1,3)	1:A:84:LYS:HG2	2:B:24:G:C1'	2	0.99	0.11	0.99
(1,3)	1:A:84:LYS:HG2	2:B:24:G:C2	2	0.99	0.11	0.99
(1,3)	1:A:84:LYS:HG2	2:B:24:G:C2'	2	0.99	0.11	0.99
(1,3)	1:A:84:LYS:HG2	2:B:24:G:C3'	2	0.99	0.11	0.99
(1,3)	1:A:84:LYS:HG2	2:B:24:G:C4	2	0.99	0.11	0.99
(1,3)	1:A:84:LYS:HG2	2:B:24:G:C4'	2	0.99	0.11	0.99
(1,3)	1:A:84:LYS:HG2	2:B:24:G:C5	2	0.99	0.11	0.99
(1,3)	1:A:84:LYS:HG2	2:B:24:G:C5'	2	0.99	0.11	0.99
(1,3)	1:A:84:LYS:HG2	2:B:24:G:C6	2	0.99	0.11	0.99
(1,3)	1:A:84:LYS:HG2	2:B:24:G:C8	2	0.99	0.11	0.99
(1,3)	1:A:84:LYS:HG2	2:B:24:G:H1	2	0.99	0.11	0.99
(1,3)	1:A:84:LYS:HG2	2:B:24:G:H1'	2	0.99	0.11	0.99
(1,3)	1:A:84:LYS:HG2	2:B:24:G:H2'	2	0.99	0.11	0.99
(1,3)	1:A:84:LYS:HG2	2:B:24:G:H21	2	0.99	0.11	0.99
(1,3)	1:A:84:LYS:HG2	2:B:24:G:H22	2	0.99	0.11	0.99
(1,3)	1:A:84:LYS:HG2	2:B:24:G:H3'	2	0.99	0.11	0.99
(1,3)	1:A:84:LYS:HG2	2:B:24:G:H4'	2	0.99	0.11	0.99
(1,3)	1:A:84:LYS:HG2	2:B:24:G:H5'	2	0.99	0.11	0.99
(1,3)	1:A:84:LYS:HG2	2:B:24:G:H5''	2	0.99	0.11	0.99
(1,3)	1:A:84:LYS:HG2	2:B:24:G:H8	2	0.99	0.11	0.99
(1,3)	1:A:84:LYS:HG2	2:B:24:G:HO2'	2	0.99	0.11	0.99
(1,3)	1:A:84:LYS:HG2	2:B:24:G:N1	2	0.99	0.11	0.99
(1,3)	1:A:84:LYS:HG2	2:B:24:G:N2	2	0.99	0.11	0.99
(1,3)	1:A:84:LYS:HG2	2:B:24:G:N3	2	0.99	0.11	0.99
(1,3)	1:A:84:LYS:HG2	2:B:24:G:N7	2	0.99	0.11	0.99
(1,3)	1:A:84:LYS:HG2	2:B:24:G:N9	2	0.99	0.11	0.99
(1,3)	1:A:84:LYS:HG2	2:B:24:G:O2'	2	0.99	0.11	0.99
(1,3)	1:A:84:LYS:HG2	2:B:24:G:O3'	2	0.99	0.11	0.99
(1,3)	1:A:84:LYS:HG2	2:B:24:G:O4'	2	0.99	0.11	0.99
(1,3)	1:A:84:LYS:HG2	2:B:24:G:O5'	2	0.99	0.11	0.99
(1,3)	1:A:84:LYS:HG2	2:B:24:G:O6	2	0.99	0.11	0.99
(1,3)	1:A:84:LYS:HG2	2:B:24:G:OP1	2	0.99	0.11	0.99
(1,3)	1:A:84:LYS:HG2	2:B:24:G:OP2	2	0.99	0.11	0.99
(1,3)	1:A:84:LYS:HG2	2:B:24:G:P	2	0.99	0.11	0.99
(1,3)	1:A:84:LYS:HG3	2:B:2:C:C1'	2	0.99	0.11	0.99

*Continued on next page...*

*Continued from previous page...*

Key	Atom-1	Atom-2	Models <sup>1</sup>	Mean (Å)	SD <sup>1</sup> (Å)	Median (Å)
(1,3)	1:A:84:LYS:HG3	2:B:2:C:C2	2	0.99	0.11	0.99
(1,3)	1:A:84:LYS:HG3	2:B:2:C:C2'	2	0.99	0.11	0.99
(1,3)	1:A:84:LYS:HG3	2:B:2:C:C3'	2	0.99	0.11	0.99
(1,3)	1:A:84:LYS:HG3	2:B:2:C:C4	2	0.99	0.11	0.99
(1,3)	1:A:84:LYS:HG3	2:B:2:C:C4'	2	0.99	0.11	0.99
(1,3)	1:A:84:LYS:HG3	2:B:2:C:C5	2	0.99	0.11	0.99
(1,3)	1:A:84:LYS:HG3	2:B:2:C:C5'	2	0.99	0.11	0.99
(1,3)	1:A:84:LYS:HG3	2:B:2:C:C6	2	0.99	0.11	0.99
(1,3)	1:A:84:LYS:HG3	2:B:2:C:H1'	2	0.99	0.11	0.99
(1,3)	1:A:84:LYS:HG3	2:B:2:C:H2'	2	0.99	0.11	0.99
(1,3)	1:A:84:LYS:HG3	2:B:2:C:H3'	2	0.99	0.11	0.99
(1,3)	1:A:84:LYS:HG3	2:B:2:C:H4'	2	0.99	0.11	0.99
(1,3)	1:A:84:LYS:HG3	2:B:2:C:H41	2	0.99	0.11	0.99
(1,3)	1:A:84:LYS:HG3	2:B:2:C:H42	2	0.99	0.11	0.99
(1,3)	1:A:84:LYS:HG3	2:B:2:C:H5	2	0.99	0.11	0.99
(1,3)	1:A:84:LYS:HG3	2:B:2:C:H5'	2	0.99	0.11	0.99
(1,3)	1:A:84:LYS:HG3	2:B:2:C:H5''	2	0.99	0.11	0.99
(1,3)	1:A:84:LYS:HG3	2:B:2:C:H6	2	0.99	0.11	0.99
(1,3)	1:A:84:LYS:HG3	2:B:2:C:HO2'	2	0.99	0.11	0.99
(1,3)	1:A:84:LYS:HG3	2:B:2:C:N1	2	0.99	0.11	0.99
(1,3)	1:A:84:LYS:HG3	2:B:2:C:N3	2	0.99	0.11	0.99
(1,3)	1:A:84:LYS:HG3	2:B:2:C:N4	2	0.99	0.11	0.99
(1,3)	1:A:84:LYS:HG3	2:B:2:C:O2	2	0.99	0.11	0.99
(1,3)	1:A:84:LYS:HG3	2:B:2:C:O2'	2	0.99	0.11	0.99
(1,3)	1:A:84:LYS:HG3	2:B:2:C:O3'	2	0.99	0.11	0.99
(1,3)	1:A:84:LYS:HG3	2:B:2:C:O4'	2	0.99	0.11	0.99
(1,3)	1:A:84:LYS:HG3	2:B:2:C:O5'	2	0.99	0.11	0.99
(1,3)	1:A:84:LYS:HG3	2:B:3:U:C1'	2	0.99	0.11	0.99
(1,3)	1:A:84:LYS:HG3	2:B:3:U:C2	2	0.99	0.11	0.99
(1,3)	1:A:84:LYS:HG3	2:B:3:U:C2'	2	0.99	0.11	0.99
(1,3)	1:A:84:LYS:HG3	2:B:3:U:C3'	2	0.99	0.11	0.99
(1,3)	1:A:84:LYS:HG3	2:B:3:U:C4	2	0.99	0.11	0.99
(1,3)	1:A:84:LYS:HG3	2:B:3:U:C4'	2	0.99	0.11	0.99
(1,3)	1:A:84:LYS:HG3	2:B:3:U:C5	2	0.99	0.11	0.99
(1,3)	1:A:84:LYS:HG3	2:B:3:U:C5'	2	0.99	0.11	0.99
(1,3)	1:A:84:LYS:HG3	2:B:3:U:C6	2	0.99	0.11	0.99
(1,3)	1:A:84:LYS:HG3	2:B:3:U:H1'	2	0.99	0.11	0.99
(1,3)	1:A:84:LYS:HG3	2:B:3:U:H2'	2	0.99	0.11	0.99
(1,3)	1:A:84:LYS:HG3	2:B:3:U:H3	2	0.99	0.11	0.99
(1,3)	1:A:84:LYS:HG3	2:B:3:U:H3'	2	0.99	0.11	0.99
(1,3)	1:A:84:LYS:HG3	2:B:3:U:H4'	2	0.99	0.11	0.99
(1,3)	1:A:84:LYS:HG3	2:B:3:U:H5	2	0.99	0.11	0.99

*Continued on next page...*

*Continued from previous page...*

Key	Atom-1	Atom-2	Models <sup>1</sup>	Mean (Å)	SD <sup>1</sup> (Å)	Median (Å)
(1,3)	1:A:84:LYS:HG3	2:B:3:U:H5'	2	0.99	0.11	0.99
(1,3)	1:A:84:LYS:HG3	2:B:3:U:H5''	2	0.99	0.11	0.99
(1,3)	1:A:84:LYS:HG3	2:B:3:U:H6	2	0.99	0.11	0.99
(1,3)	1:A:84:LYS:HG3	2:B:3:U:HO2'	2	0.99	0.11	0.99
(1,3)	1:A:84:LYS:HG3	2:B:3:U:N1	2	0.99	0.11	0.99
(1,3)	1:A:84:LYS:HG3	2:B:3:U:N3	2	0.99	0.11	0.99
(1,3)	1:A:84:LYS:HG3	2:B:3:U:O2	2	0.99	0.11	0.99
(1,3)	1:A:84:LYS:HG3	2:B:3:U:O2'	2	0.99	0.11	0.99
(1,3)	1:A:84:LYS:HG3	2:B:3:U:O3'	2	0.99	0.11	0.99
(1,3)	1:A:84:LYS:HG3	2:B:3:U:O4	2	0.99	0.11	0.99
(1,3)	1:A:84:LYS:HG3	2:B:3:U:O4'	2	0.99	0.11	0.99
(1,3)	1:A:84:LYS:HG3	2:B:3:U:O5'	2	0.99	0.11	0.99
(1,3)	1:A:84:LYS:HG3	2:B:3:U:OP1	2	0.99	0.11	0.99
(1,3)	1:A:84:LYS:HG3	2:B:3:U:OP2	2	0.99	0.11	0.99
(1,3)	1:A:84:LYS:HG3	2:B:3:U:P	2	0.99	0.11	0.99
(1,3)	1:A:84:LYS:HG3	2:B:4:G:C1'	2	0.99	0.11	0.99
(1,3)	1:A:84:LYS:HG3	2:B:4:G:C2	2	0.99	0.11	0.99
(1,3)	1:A:84:LYS:HG3	2:B:4:G:C2'	2	0.99	0.11	0.99
(1,3)	1:A:84:LYS:HG3	2:B:4:G:C3'	2	0.99	0.11	0.99
(1,3)	1:A:84:LYS:HG3	2:B:4:G:C4	2	0.99	0.11	0.99
(1,3)	1:A:84:LYS:HG3	2:B:4:G:C4'	2	0.99	0.11	0.99
(1,3)	1:A:84:LYS:HG3	2:B:4:G:C5	2	0.99	0.11	0.99
(1,3)	1:A:84:LYS:HG3	2:B:4:G:C5'	2	0.99	0.11	0.99
(1,3)	1:A:84:LYS:HG3	2:B:4:G:C6	2	0.99	0.11	0.99
(1,3)	1:A:84:LYS:HG3	2:B:4:G:C8	2	0.99	0.11	0.99
(1,3)	1:A:84:LYS:HG3	2:B:4:G:H1	2	0.99	0.11	0.99
(1,3)	1:A:84:LYS:HG3	2:B:4:G:H1'	2	0.99	0.11	0.99
(1,3)	1:A:84:LYS:HG3	2:B:4:G:H2'	2	0.99	0.11	0.99
(1,3)	1:A:84:LYS:HG3	2:B:4:G:H21	2	0.99	0.11	0.99
(1,3)	1:A:84:LYS:HG3	2:B:4:G:H22	2	0.99	0.11	0.99
(1,3)	1:A:84:LYS:HG3	2:B:4:G:H3'	2	0.99	0.11	0.99
(1,3)	1:A:84:LYS:HG3	2:B:4:G:H4'	2	0.99	0.11	0.99
(1,3)	1:A:84:LYS:HG3	2:B:4:G:H5'	2	0.99	0.11	0.99
(1,3)	1:A:84:LYS:HG3	2:B:4:G:H5''	2	0.99	0.11	0.99
(1,3)	1:A:84:LYS:HG3	2:B:4:G:H8	2	0.99	0.11	0.99
(1,3)	1:A:84:LYS:HG3	2:B:4:G:HO2'	2	0.99	0.11	0.99
(1,3)	1:A:84:LYS:HG3	2:B:4:G:N1	2	0.99	0.11	0.99
(1,3)	1:A:84:LYS:HG3	2:B:4:G:N2	2	0.99	0.11	0.99
(1,3)	1:A:84:LYS:HG3	2:B:4:G:N3	2	0.99	0.11	0.99
(1,3)	1:A:84:LYS:HG3	2:B:4:G:N7	2	0.99	0.11	0.99
(1,3)	1:A:84:LYS:HG3	2:B:4:G:N9	2	0.99	0.11	0.99
(1,3)	1:A:84:LYS:HG3	2:B:4:G:O2'	2	0.99	0.11	0.99

*Continued on next page...*

*Continued from previous page...*

Key	Atom-1	Atom-2	Models <sup>1</sup>	Mean (Å)	SD <sup>1</sup> (Å)	Median (Å)
(1,3)	1:A:84:LYS:HG3	2:B:4:G:O3'	2	0.99	0.11	0.99
(1,3)	1:A:84:LYS:HG3	2:B:4:G:O4'	2	0.99	0.11	0.99
(1,3)	1:A:84:LYS:HG3	2:B:4:G:O5'	2	0.99	0.11	0.99
(1,3)	1:A:84:LYS:HG3	2:B:4:G:O6	2	0.99	0.11	0.99
(1,3)	1:A:84:LYS:HG3	2:B:4:G:OP1	2	0.99	0.11	0.99
(1,3)	1:A:84:LYS:HG3	2:B:4:G:OP2	2	0.99	0.11	0.99
(1,3)	1:A:84:LYS:HG3	2:B:4:G:P	2	0.99	0.11	0.99
(1,3)	1:A:84:LYS:HG3	2:B:5:A:C1'	2	0.99	0.11	0.99
(1,3)	1:A:84:LYS:HG3	2:B:5:A:C2	2	0.99	0.11	0.99
(1,3)	1:A:84:LYS:HG3	2:B:5:A:C2'	2	0.99	0.11	0.99
(1,3)	1:A:84:LYS:HG3	2:B:5:A:C3'	2	0.99	0.11	0.99
(1,3)	1:A:84:LYS:HG3	2:B:5:A:C4	2	0.99	0.11	0.99
(1,3)	1:A:84:LYS:HG3	2:B:5:A:C4'	2	0.99	0.11	0.99
(1,3)	1:A:84:LYS:HG3	2:B:5:A:C5	2	0.99	0.11	0.99
(1,3)	1:A:84:LYS:HG3	2:B:5:A:C5'	2	0.99	0.11	0.99
(1,3)	1:A:84:LYS:HG3	2:B:5:A:C6	2	0.99	0.11	0.99
(1,3)	1:A:84:LYS:HG3	2:B:5:A:C8	2	0.99	0.11	0.99
(1,3)	1:A:84:LYS:HG3	2:B:5:A:H1'	2	0.99	0.11	0.99
(1,3)	1:A:84:LYS:HG3	2:B:5:A:H2	2	0.99	0.11	0.99
(1,3)	1:A:84:LYS:HG3	2:B:5:A:H2'	2	0.99	0.11	0.99
(1,3)	1:A:84:LYS:HG3	2:B:5:A:H3'	2	0.99	0.11	0.99
(1,3)	1:A:84:LYS:HG3	2:B:5:A:H4'	2	0.99	0.11	0.99
(1,3)	1:A:84:LYS:HG3	2:B:5:A:H5'	2	0.99	0.11	0.99
(1,3)	1:A:84:LYS:HG3	2:B:5:A:H5''	2	0.99	0.11	0.99
(1,3)	1:A:84:LYS:HG3	2:B:5:A:H61	2	0.99	0.11	0.99
(1,3)	1:A:84:LYS:HG3	2:B:5:A:H62	2	0.99	0.11	0.99
(1,3)	1:A:84:LYS:HG3	2:B:5:A:H8	2	0.99	0.11	0.99
(1,3)	1:A:84:LYS:HG3	2:B:5:A:HO2'	2	0.99	0.11	0.99
(1,3)	1:A:84:LYS:HG3	2:B:5:A:N1	2	0.99	0.11	0.99
(1,3)	1:A:84:LYS:HG3	2:B:5:A:N3	2	0.99	0.11	0.99
(1,3)	1:A:84:LYS:HG3	2:B:5:A:N6	2	0.99	0.11	0.99
(1,3)	1:A:84:LYS:HG3	2:B:5:A:N7	2	0.99	0.11	0.99
(1,3)	1:A:84:LYS:HG3	2:B:5:A:N9	2	0.99	0.11	0.99
(1,3)	1:A:84:LYS:HG3	2:B:5:A:O2'	2	0.99	0.11	0.99
(1,3)	1:A:84:LYS:HG3	2:B:5:A:O3'	2	0.99	0.11	0.99
(1,3)	1:A:84:LYS:HG3	2:B:5:A:O4'	2	0.99	0.11	0.99
(1,3)	1:A:84:LYS:HG3	2:B:5:A:O5'	2	0.99	0.11	0.99
(1,3)	1:A:84:LYS:HG3	2:B:5:A:OP1	2	0.99	0.11	0.99
(1,3)	1:A:84:LYS:HG3	2:B:5:A:OP2	2	0.99	0.11	0.99
(1,3)	1:A:84:LYS:HG3	2:B:5:A:P	2	0.99	0.11	0.99
(1,3)	1:A:84:LYS:HG3	2:B:6:G:C1'	2	0.99	0.11	0.99
(1,3)	1:A:84:LYS:HG3	2:B:6:G:C2	2	0.99	0.11	0.99

*Continued on next page...*



*Continued from previous page...*

Key	Atom-1	Atom-2	Models <sup>1</sup>	Mean (Å)	SD <sup>1</sup> (Å)	Median (Å)
(1,3)	1:A:84:LYS:HG3	2:B:6:G:C2'	2	0.99	0.11	0.99
(1,3)	1:A:84:LYS:HG3	2:B:6:G:C3'	2	0.99	0.11	0.99
(1,3)	1:A:84:LYS:HG3	2:B:6:G:C4	2	0.99	0.11	0.99
(1,3)	1:A:84:LYS:HG3	2:B:6:G:C4'	2	0.99	0.11	0.99
(1,3)	1:A:84:LYS:HG3	2:B:6:G:C5	2	0.99	0.11	0.99
(1,3)	1:A:84:LYS:HG3	2:B:6:G:C5'	2	0.99	0.11	0.99
(1,3)	1:A:84:LYS:HG3	2:B:6:G:C6	2	0.99	0.11	0.99
(1,3)	1:A:84:LYS:HG3	2:B:6:G:C8	2	0.99	0.11	0.99
(1,3)	1:A:84:LYS:HG3	2:B:6:G:H1	2	0.99	0.11	0.99
(1,3)	1:A:84:LYS:HG3	2:B:6:G:H1'	2	0.99	0.11	0.99
(1,3)	1:A:84:LYS:HG3	2:B:6:G:H2'	2	0.99	0.11	0.99
(1,3)	1:A:84:LYS:HG3	2:B:6:G:H21	2	0.99	0.11	0.99
(1,3)	1:A:84:LYS:HG3	2:B:6:G:H22	2	0.99	0.11	0.99
(1,3)	1:A:84:LYS:HG3	2:B:6:G:H3'	2	0.99	0.11	0.99
(1,3)	1:A:84:LYS:HG3	2:B:6:G:H4'	2	0.99	0.11	0.99
(1,3)	1:A:84:LYS:HG3	2:B:6:G:H5'	2	0.99	0.11	0.99
(1,3)	1:A:84:LYS:HG3	2:B:6:G:H5''	2	0.99	0.11	0.99
(1,3)	1:A:84:LYS:HG3	2:B:6:G:H8	2	0.99	0.11	0.99
(1,3)	1:A:84:LYS:HG3	2:B:6:G:HO2'	2	0.99	0.11	0.99
(1,3)	1:A:84:LYS:HG3	2:B:6:G:N1	2	0.99	0.11	0.99
(1,3)	1:A:84:LYS:HG3	2:B:6:G:N2	2	0.99	0.11	0.99
(1,3)	1:A:84:LYS:HG3	2:B:6:G:N3	2	0.99	0.11	0.99
(1,3)	1:A:84:LYS:HG3	2:B:6:G:N7	2	0.99	0.11	0.99
(1,3)	1:A:84:LYS:HG3	2:B:6:G:N9	2	0.99	0.11	0.99
(1,3)	1:A:84:LYS:HG3	2:B:6:G:O2'	2	0.99	0.11	0.99
(1,3)	1:A:84:LYS:HG3	2:B:6:G:O3'	2	0.99	0.11	0.99
(1,3)	1:A:84:LYS:HG3	2:B:6:G:O4'	2	0.99	0.11	0.99
(1,3)	1:A:84:LYS:HG3	2:B:6:G:O5'	2	0.99	0.11	0.99
(1,3)	1:A:84:LYS:HG3	2:B:6:G:O6	2	0.99	0.11	0.99
(1,3)	1:A:84:LYS:HG3	2:B:6:G:OP1	2	0.99	0.11	0.99
(1,3)	1:A:84:LYS:HG3	2:B:6:G:OP2	2	0.99	0.11	0.99
(1,3)	1:A:84:LYS:HG3	2:B:6:G:P	2	0.99	0.11	0.99
(1,3)	1:A:84:LYS:HG3	2:B:7:C:C1'	2	0.99	0.11	0.99
(1,3)	1:A:84:LYS:HG3	2:B:7:C:C2	2	0.99	0.11	0.99
(1,3)	1:A:84:LYS:HG3	2:B:7:C:C2'	2	0.99	0.11	0.99
(1,3)	1:A:84:LYS:HG3	2:B:7:C:C3'	2	0.99	0.11	0.99
(1,3)	1:A:84:LYS:HG3	2:B:7:C:C4	2	0.99	0.11	0.99
(1,3)	1:A:84:LYS:HG3	2:B:7:C:C4'	2	0.99	0.11	0.99
(1,3)	1:A:84:LYS:HG3	2:B:7:C:C5	2	0.99	0.11	0.99
(1,3)	1:A:84:LYS:HG3	2:B:7:C:C5'	2	0.99	0.11	0.99
(1,3)	1:A:84:LYS:HG3	2:B:7:C:C6	2	0.99	0.11	0.99
(1,3)	1:A:84:LYS:HG3	2:B:7:C:H1'	2	0.99	0.11	0.99

*Continued on next page...*

*Continued from previous page...*

Key	Atom-1	Atom-2	Models <sup>1</sup>	Mean (Å)	SD <sup>1</sup> (Å)	Median (Å)
(1,3)	1:A:84:LYS:HG3	2:B:7:C:H2'	2	0.99	0.11	0.99
(1,3)	1:A:84:LYS:HG3	2:B:7:C:H3'	2	0.99	0.11	0.99
(1,3)	1:A:84:LYS:HG3	2:B:7:C:H4'	2	0.99	0.11	0.99
(1,3)	1:A:84:LYS:HG3	2:B:7:C:H41	2	0.99	0.11	0.99
(1,3)	1:A:84:LYS:HG3	2:B:7:C:H42	2	0.99	0.11	0.99
(1,3)	1:A:84:LYS:HG3	2:B:7:C:H5	2	0.99	0.11	0.99
(1,3)	1:A:84:LYS:HG3	2:B:7:C:H5'	2	0.99	0.11	0.99
(1,3)	1:A:84:LYS:HG3	2:B:7:C:H5''	2	0.99	0.11	0.99
(1,3)	1:A:84:LYS:HG3	2:B:7:C:H6	2	0.99	0.11	0.99
(1,3)	1:A:84:LYS:HG3	2:B:7:C:HO2'	2	0.99	0.11	0.99
(1,3)	1:A:84:LYS:HG3	2:B:7:C:N1	2	0.99	0.11	0.99
(1,3)	1:A:84:LYS:HG3	2:B:7:C:N3	2	0.99	0.11	0.99
(1,3)	1:A:84:LYS:HG3	2:B:7:C:N4	2	0.99	0.11	0.99
(1,3)	1:A:84:LYS:HG3	2:B:7:C:O2	2	0.99	0.11	0.99
(1,3)	1:A:84:LYS:HG3	2:B:7:C:O2'	2	0.99	0.11	0.99
(1,3)	1:A:84:LYS:HG3	2:B:7:C:O3'	2	0.99	0.11	0.99
(1,3)	1:A:84:LYS:HG3	2:B:7:C:O4'	2	0.99	0.11	0.99
(1,3)	1:A:84:LYS:HG3	2:B:7:C:O5'	2	0.99	0.11	0.99
(1,3)	1:A:84:LYS:HG3	2:B:7:C:OP1	2	0.99	0.11	0.99
(1,3)	1:A:84:LYS:HG3	2:B:7:C:OP2	2	0.99	0.11	0.99
(1,3)	1:A:84:LYS:HG3	2:B:7:C:P	2	0.99	0.11	0.99
(1,3)	1:A:84:LYS:HG3	2:B:8:U:C1'	2	0.99	0.11	0.99
(1,3)	1:A:84:LYS:HG3	2:B:8:U:C2	2	0.99	0.11	0.99
(1,3)	1:A:84:LYS:HG3	2:B:8:U:C2'	2	0.99	0.11	0.99
(1,3)	1:A:84:LYS:HG3	2:B:8:U:C3'	2	0.99	0.11	0.99
(1,3)	1:A:84:LYS:HG3	2:B:8:U:C4	2	0.99	0.11	0.99
(1,3)	1:A:84:LYS:HG3	2:B:8:U:C4'	2	0.99	0.11	0.99
(1,3)	1:A:84:LYS:HG3	2:B:8:U:C5	2	0.99	0.11	0.99
(1,3)	1:A:84:LYS:HG3	2:B:8:U:C5'	2	0.99	0.11	0.99
(1,3)	1:A:84:LYS:HG3	2:B:8:U:C6	2	0.99	0.11	0.99
(1,3)	1:A:84:LYS:HG3	2:B:8:U:H1'	2	0.99	0.11	0.99
(1,3)	1:A:84:LYS:HG3	2:B:8:U:H2'	2	0.99	0.11	0.99
(1,3)	1:A:84:LYS:HG3	2:B:8:U:H3	2	0.99	0.11	0.99
(1,3)	1:A:84:LYS:HG3	2:B:8:U:H3'	2	0.99	0.11	0.99
(1,3)	1:A:84:LYS:HG3	2:B:8:U:H4'	2	0.99	0.11	0.99
(1,3)	1:A:84:LYS:HG3	2:B:8:U:H5	2	0.99	0.11	0.99
(1,3)	1:A:84:LYS:HG3	2:B:8:U:H5'	2	0.99	0.11	0.99
(1,3)	1:A:84:LYS:HG3	2:B:8:U:H5''	2	0.99	0.11	0.99
(1,3)	1:A:84:LYS:HG3	2:B:8:U:H6	2	0.99	0.11	0.99
(1,3)	1:A:84:LYS:HG3	2:B:8:U:HO2'	2	0.99	0.11	0.99
(1,3)	1:A:84:LYS:HG3	2:B:8:U:N1	2	0.99	0.11	0.99
(1,3)	1:A:84:LYS:HG3	2:B:8:U:N3	2	0.99	0.11	0.99

*Continued on next page...*

*Continued from previous page...*

Key	Atom-1	Atom-2	Models <sup>1</sup>	Mean (Å)	SD <sup>1</sup> (Å)	Median (Å)
(1,3)	1:A:84:LYS:HG3	2:B:8:U:O2	2	0.99	0.11	0.99
(1,3)	1:A:84:LYS:HG3	2:B:8:U:O2'	2	0.99	0.11	0.99
(1,3)	1:A:84:LYS:HG3	2:B:8:U:O3'	2	0.99	0.11	0.99
(1,3)	1:A:84:LYS:HG3	2:B:8:U:O4	2	0.99	0.11	0.99
(1,3)	1:A:84:LYS:HG3	2:B:8:U:O4'	2	0.99	0.11	0.99
(1,3)	1:A:84:LYS:HG3	2:B:8:U:O5'	2	0.99	0.11	0.99
(1,3)	1:A:84:LYS:HG3	2:B:8:U:OP1	2	0.99	0.11	0.99
(1,3)	1:A:84:LYS:HG3	2:B:8:U:OP2	2	0.99	0.11	0.99
(1,3)	1:A:84:LYS:HG3	2:B:8:U:P	2	0.99	0.11	0.99
(1,3)	1:A:84:LYS:HG3	2:B:9:C:C1'	2	0.99	0.11	0.99
(1,3)	1:A:84:LYS:HG3	2:B:9:C:C2	2	0.99	0.11	0.99
(1,3)	1:A:84:LYS:HG3	2:B:9:C:C2'	2	0.99	0.11	0.99
(1,3)	1:A:84:LYS:HG3	2:B:9:C:C3'	2	0.99	0.11	0.99
(1,3)	1:A:84:LYS:HG3	2:B:9:C:C4	2	0.99	0.11	0.99
(1,3)	1:A:84:LYS:HG3	2:B:9:C:C4'	2	0.99	0.11	0.99
(1,3)	1:A:84:LYS:HG3	2:B:9:C:C5	2	0.99	0.11	0.99
(1,3)	1:A:84:LYS:HG3	2:B:9:C:C5'	2	0.99	0.11	0.99
(1,3)	1:A:84:LYS:HG3	2:B:9:C:C6	2	0.99	0.11	0.99
(1,3)	1:A:84:LYS:HG3	2:B:9:C:H1'	2	0.99	0.11	0.99
(1,3)	1:A:84:LYS:HG3	2:B:9:C:H2'	2	0.99	0.11	0.99
(1,3)	1:A:84:LYS:HG3	2:B:9:C:H3'	2	0.99	0.11	0.99
(1,3)	1:A:84:LYS:HG3	2:B:9:C:H4'	2	0.99	0.11	0.99
(1,3)	1:A:84:LYS:HG3	2:B:9:C:H41	2	0.99	0.11	0.99
(1,3)	1:A:84:LYS:HG3	2:B:9:C:H42	2	0.99	0.11	0.99
(1,3)	1:A:84:LYS:HG3	2:B:9:C:H5	2	0.99	0.11	0.99
(1,3)	1:A:84:LYS:HG3	2:B:9:C:H5'	2	0.99	0.11	0.99
(1,3)	1:A:84:LYS:HG3	2:B:9:C:H5''	2	0.99	0.11	0.99
(1,3)	1:A:84:LYS:HG3	2:B:9:C:H6	2	0.99	0.11	0.99
(1,3)	1:A:84:LYS:HG3	2:B:9:C:HO2'	2	0.99	0.11	0.99
(1,3)	1:A:84:LYS:HG3	2:B:9:C:N1	2	0.99	0.11	0.99
(1,3)	1:A:84:LYS:HG3	2:B:9:C:N3	2	0.99	0.11	0.99
(1,3)	1:A:84:LYS:HG3	2:B:9:C:N4	2	0.99	0.11	0.99
(1,3)	1:A:84:LYS:HG3	2:B:9:C:O2	2	0.99	0.11	0.99
(1,3)	1:A:84:LYS:HG3	2:B:9:C:O2'	2	0.99	0.11	0.99
(1,3)	1:A:84:LYS:HG3	2:B:9:C:O3'	2	0.99	0.11	0.99
(1,3)	1:A:84:LYS:HG3	2:B:9:C:O4'	2	0.99	0.11	0.99
(1,3)	1:A:84:LYS:HG3	2:B:9:C:O5'	2	0.99	0.11	0.99
(1,3)	1:A:84:LYS:HG3	2:B:9:C:OP1	2	0.99	0.11	0.99
(1,3)	1:A:84:LYS:HG3	2:B:9:C:OP2	2	0.99	0.11	0.99
(1,3)	1:A:84:LYS:HG3	2:B:9:C:P	2	0.99	0.11	0.99
(1,3)	1:A:84:LYS:HG3	2:B:10:G:C1'	2	0.99	0.11	0.99
(1,3)	1:A:84:LYS:HG3	2:B:10:G:C2	2	0.99	0.11	0.99

*Continued on next page...*

*Continued from previous page...*

Key	Atom-1	Atom-2	Models <sup>1</sup>	Mean (Å)	SD <sup>1</sup> (Å)	Median (Å)
(1,3)	1:A:84:LYS:HG3	2:B:10:G:C2'	2	0.99	0.11	0.99
(1,3)	1:A:84:LYS:HG3	2:B:10:G:C3'	2	0.99	0.11	0.99
(1,3)	1:A:84:LYS:HG3	2:B:10:G:C4	2	0.99	0.11	0.99
(1,3)	1:A:84:LYS:HG3	2:B:10:G:C4'	2	0.99	0.11	0.99
(1,3)	1:A:84:LYS:HG3	2:B:10:G:C5	2	0.99	0.11	0.99
(1,3)	1:A:84:LYS:HG3	2:B:10:G:C5'	2	0.99	0.11	0.99
(1,3)	1:A:84:LYS:HG3	2:B:10:G:C6	2	0.99	0.11	0.99
(1,3)	1:A:84:LYS:HG3	2:B:10:G:C8	2	0.99	0.11	0.99
(1,3)	1:A:84:LYS:HG3	2:B:10:G:H1	2	0.99	0.11	0.99
(1,3)	1:A:84:LYS:HG3	2:B:10:G:H1'	2	0.99	0.11	0.99
(1,3)	1:A:84:LYS:HG3	2:B:10:G:H2'	2	0.99	0.11	0.99
(1,3)	1:A:84:LYS:HG3	2:B:10:G:H21	2	0.99	0.11	0.99
(1,3)	1:A:84:LYS:HG3	2:B:10:G:H22	2	0.99	0.11	0.99
(1,3)	1:A:84:LYS:HG3	2:B:10:G:H3'	2	0.99	0.11	0.99
(1,3)	1:A:84:LYS:HG3	2:B:10:G:H4'	2	0.99	0.11	0.99
(1,3)	1:A:84:LYS:HG3	2:B:10:G:H5'	2	0.99	0.11	0.99
(1,3)	1:A:84:LYS:HG3	2:B:10:G:H5''	2	0.99	0.11	0.99
(1,3)	1:A:84:LYS:HG3	2:B:10:G:H8	2	0.99	0.11	0.99
(1,3)	1:A:84:LYS:HG3	2:B:10:G:HO2'	2	0.99	0.11	0.99
(1,3)	1:A:84:LYS:HG3	2:B:10:G:N1	2	0.99	0.11	0.99
(1,3)	1:A:84:LYS:HG3	2:B:10:G:N2	2	0.99	0.11	0.99
(1,3)	1:A:84:LYS:HG3	2:B:10:G:N3	2	0.99	0.11	0.99
(1,3)	1:A:84:LYS:HG3	2:B:10:G:N7	2	0.99	0.11	0.99
(1,3)	1:A:84:LYS:HG3	2:B:10:G:N9	2	0.99	0.11	0.99
(1,3)	1:A:84:LYS:HG3	2:B:10:G:O2'	2	0.99	0.11	0.99
(1,3)	1:A:84:LYS:HG3	2:B:10:G:O3'	2	0.99	0.11	0.99
(1,3)	1:A:84:LYS:HG3	2:B:10:G:O4'	2	0.99	0.11	0.99
(1,3)	1:A:84:LYS:HG3	2:B:10:G:O5'	2	0.99	0.11	0.99
(1,3)	1:A:84:LYS:HG3	2:B:10:G:O6	2	0.99	0.11	0.99
(1,3)	1:A:84:LYS:HG3	2:B:10:G:OP1	2	0.99	0.11	0.99
(1,3)	1:A:84:LYS:HG3	2:B:10:G:OP2	2	0.99	0.11	0.99
(1,3)	1:A:84:LYS:HG3	2:B:10:G:P	2	0.99	0.11	0.99
(1,3)	1:A:84:LYS:HG3	2:B:11:A:C1'	2	0.99	0.11	0.99
(1,3)	1:A:84:LYS:HG3	2:B:11:A:C2	2	0.99	0.11	0.99
(1,3)	1:A:84:LYS:HG3	2:B:11:A:C2'	2	0.99	0.11	0.99
(1,3)	1:A:84:LYS:HG3	2:B:11:A:C3'	2	0.99	0.11	0.99
(1,3)	1:A:84:LYS:HG3	2:B:11:A:C4	2	0.99	0.11	0.99
(1,3)	1:A:84:LYS:HG3	2:B:11:A:C4'	2	0.99	0.11	0.99
(1,3)	1:A:84:LYS:HG3	2:B:11:A:C5	2	0.99	0.11	0.99
(1,3)	1:A:84:LYS:HG3	2:B:11:A:C5'	2	0.99	0.11	0.99
(1,3)	1:A:84:LYS:HG3	2:B:11:A:C6	2	0.99	0.11	0.99
(1,3)	1:A:84:LYS:HG3	2:B:11:A:C8	2	0.99	0.11	0.99

*Continued on next page...*

*Continued from previous page...*

Key	Atom-1	Atom-2	Models <sup>1</sup>	Mean (Å)	SD <sup>1</sup> (Å)	Median (Å)
(1,3)	1:A:84:LYS:HG3	2:B:11:A:H1'	2	0.99	0.11	0.99
(1,3)	1:A:84:LYS:HG3	2:B:11:A:H2	2	0.99	0.11	0.99
(1,3)	1:A:84:LYS:HG3	2:B:11:A:H2'	2	0.99	0.11	0.99
(1,3)	1:A:84:LYS:HG3	2:B:11:A:H3'	2	0.99	0.11	0.99
(1,3)	1:A:84:LYS:HG3	2:B:11:A:H4'	2	0.99	0.11	0.99
(1,3)	1:A:84:LYS:HG3	2:B:11:A:H5'	2	0.99	0.11	0.99
(1,3)	1:A:84:LYS:HG3	2:B:11:A:H5''	2	0.99	0.11	0.99
(1,3)	1:A:84:LYS:HG3	2:B:11:A:H61	2	0.99	0.11	0.99
(1,3)	1:A:84:LYS:HG3	2:B:11:A:H62	2	0.99	0.11	0.99
(1,3)	1:A:84:LYS:HG3	2:B:11:A:H8	2	0.99	0.11	0.99
(1,3)	1:A:84:LYS:HG3	2:B:11:A:HO2'	2	0.99	0.11	0.99
(1,3)	1:A:84:LYS:HG3	2:B:11:A:N1	2	0.99	0.11	0.99
(1,3)	1:A:84:LYS:HG3	2:B:11:A:N3	2	0.99	0.11	0.99
(1,3)	1:A:84:LYS:HG3	2:B:11:A:N6	2	0.99	0.11	0.99
(1,3)	1:A:84:LYS:HG3	2:B:11:A:N7	2	0.99	0.11	0.99
(1,3)	1:A:84:LYS:HG3	2:B:11:A:N9	2	0.99	0.11	0.99
(1,3)	1:A:84:LYS:HG3	2:B:11:A:O2'	2	0.99	0.11	0.99
(1,3)	1:A:84:LYS:HG3	2:B:11:A:O3'	2	0.99	0.11	0.99
(1,3)	1:A:84:LYS:HG3	2:B:11:A:O4'	2	0.99	0.11	0.99
(1,3)	1:A:84:LYS:HG3	2:B:11:A:O5'	2	0.99	0.11	0.99
(1,3)	1:A:84:LYS:HG3	2:B:11:A:OP1	2	0.99	0.11	0.99
(1,3)	1:A:84:LYS:HG3	2:B:11:A:OP2	2	0.99	0.11	0.99
(1,3)	1:A:84:LYS:HG3	2:B:11:A:P	2	0.99	0.11	0.99
(1,3)	1:A:84:LYS:HG3	2:B:12:A:C1'	2	0.99	0.11	0.99
(1,3)	1:A:84:LYS:HG3	2:B:12:A:C2	2	0.99	0.11	0.99
(1,3)	1:A:84:LYS:HG3	2:B:12:A:C2'	2	0.99	0.11	0.99
(1,3)	1:A:84:LYS:HG3	2:B:12:A:C3'	2	0.99	0.11	0.99
(1,3)	1:A:84:LYS:HG3	2:B:12:A:C4	2	0.99	0.11	0.99
(1,3)	1:A:84:LYS:HG3	2:B:12:A:C4'	2	0.99	0.11	0.99
(1,3)	1:A:84:LYS:HG3	2:B:12:A:C5	2	0.99	0.11	0.99
(1,3)	1:A:84:LYS:HG3	2:B:12:A:C5'	2	0.99	0.11	0.99
(1,3)	1:A:84:LYS:HG3	2:B:12:A:C6	2	0.99	0.11	0.99
(1,3)	1:A:84:LYS:HG3	2:B:12:A:C8	2	0.99	0.11	0.99
(1,3)	1:A:84:LYS:HG3	2:B:12:A:H1'	2	0.99	0.11	0.99
(1,3)	1:A:84:LYS:HG3	2:B:12:A:H2	2	0.99	0.11	0.99
(1,3)	1:A:84:LYS:HG3	2:B:12:A:H2'	2	0.99	0.11	0.99
(1,3)	1:A:84:LYS:HG3	2:B:12:A:H3'	2	0.99	0.11	0.99
(1,3)	1:A:84:LYS:HG3	2:B:12:A:H4'	2	0.99	0.11	0.99
(1,3)	1:A:84:LYS:HG3	2:B:12:A:H5'	2	0.99	0.11	0.99
(1,3)	1:A:84:LYS:HG3	2:B:12:A:H5''	2	0.99	0.11	0.99
(1,3)	1:A:84:LYS:HG3	2:B:12:A:H61	2	0.99	0.11	0.99
(1,3)	1:A:84:LYS:HG3	2:B:12:A:H62	2	0.99	0.11	0.99

*Continued on next page...*

*Continued from previous page...*

Key	Atom-1	Atom-2	Models <sup>1</sup>	Mean (Å)	SD <sup>1</sup> (Å)	Median (Å)
(1,3)	1:A:84:LYS:HG3	2:B:12:A:H8	2	0.99	0.11	0.99
(1,3)	1:A:84:LYS:HG3	2:B:12:A:HO2'	2	0.99	0.11	0.99
(1,3)	1:A:84:LYS:HG3	2:B:12:A:N1	2	0.99	0.11	0.99
(1,3)	1:A:84:LYS:HG3	2:B:12:A:N3	2	0.99	0.11	0.99
(1,3)	1:A:84:LYS:HG3	2:B:12:A:N6	2	0.99	0.11	0.99
(1,3)	1:A:84:LYS:HG3	2:B:12:A:N7	2	0.99	0.11	0.99
(1,3)	1:A:84:LYS:HG3	2:B:12:A:N9	2	0.99	0.11	0.99
(1,3)	1:A:84:LYS:HG3	2:B:12:A:O2'	2	0.99	0.11	0.99
(1,3)	1:A:84:LYS:HG3	2:B:12:A:O3'	2	0.99	0.11	0.99
(1,3)	1:A:84:LYS:HG3	2:B:12:A:O4'	2	0.99	0.11	0.99
(1,3)	1:A:84:LYS:HG3	2:B:12:A:O5'	2	0.99	0.11	0.99
(1,3)	1:A:84:LYS:HG3	2:B:12:A:OP1	2	0.99	0.11	0.99
(1,3)	1:A:84:LYS:HG3	2:B:12:A:OP2	2	0.99	0.11	0.99
(1,3)	1:A:84:LYS:HG3	2:B:12:A:P	2	0.99	0.11	0.99
(1,3)	1:A:84:LYS:HG3	2:B:13:A:C1'	2	0.99	0.11	0.99
(1,3)	1:A:84:LYS:HG3	2:B:13:A:C2	2	0.99	0.11	0.99
(1,3)	1:A:84:LYS:HG3	2:B:13:A:C2'	2	0.99	0.11	0.99
(1,3)	1:A:84:LYS:HG3	2:B:13:A:C3'	2	0.99	0.11	0.99
(1,3)	1:A:84:LYS:HG3	2:B:13:A:C4	2	0.99	0.11	0.99
(1,3)	1:A:84:LYS:HG3	2:B:13:A:C4'	2	0.99	0.11	0.99
(1,3)	1:A:84:LYS:HG3	2:B:13:A:C5	2	0.99	0.11	0.99
(1,3)	1:A:84:LYS:HG3	2:B:13:A:C5'	2	0.99	0.11	0.99
(1,3)	1:A:84:LYS:HG3	2:B:13:A:C6	2	0.99	0.11	0.99
(1,3)	1:A:84:LYS:HG3	2:B:13:A:C8	2	0.99	0.11	0.99
(1,3)	1:A:84:LYS:HG3	2:B:13:A:H1'	2	0.99	0.11	0.99
(1,3)	1:A:84:LYS:HG3	2:B:13:A:H2	2	0.99	0.11	0.99
(1,3)	1:A:84:LYS:HG3	2:B:13:A:H2'	2	0.99	0.11	0.99
(1,3)	1:A:84:LYS:HG3	2:B:13:A:H3'	2	0.99	0.11	0.99
(1,3)	1:A:84:LYS:HG3	2:B:13:A:H4'	2	0.99	0.11	0.99
(1,3)	1:A:84:LYS:HG3	2:B:13:A:H5'	2	0.99	0.11	0.99
(1,3)	1:A:84:LYS:HG3	2:B:13:A:H5''	2	0.99	0.11	0.99
(1,3)	1:A:84:LYS:HG3	2:B:13:A:H61	2	0.99	0.11	0.99
(1,3)	1:A:84:LYS:HG3	2:B:13:A:H62	2	0.99	0.11	0.99
(1,3)	1:A:84:LYS:HG3	2:B:13:A:H8	2	0.99	0.11	0.99
(1,3)	1:A:84:LYS:HG3	2:B:13:A:HO2'	2	0.99	0.11	0.99
(1,3)	1:A:84:LYS:HG3	2:B:13:A:N1	2	0.99	0.11	0.99
(1,3)	1:A:84:LYS:HG3	2:B:13:A:N3	2	0.99	0.11	0.99
(1,3)	1:A:84:LYS:HG3	2:B:13:A:N6	2	0.99	0.11	0.99
(1,3)	1:A:84:LYS:HG3	2:B:13:A:N7	2	0.99	0.11	0.99
(1,3)	1:A:84:LYS:HG3	2:B:13:A:N9	2	0.99	0.11	0.99
(1,3)	1:A:84:LYS:HG3	2:B:13:A:O2'	2	0.99	0.11	0.99
(1,3)	1:A:84:LYS:HG3	2:B:13:A:O3'	2	0.99	0.11	0.99

*Continued on next page...*

*Continued from previous page...*

Key	Atom-1	Atom-2	Models <sup>1</sup>	Mean (Å)	SD <sup>1</sup> (Å)	Median (Å)
(1,3)	1:A:84:LYS:HG3	2:B:13:A:O4'	2	0.99	0.11	0.99
(1,3)	1:A:84:LYS:HG3	2:B:13:A:O5'	2	0.99	0.11	0.99
(1,3)	1:A:84:LYS:HG3	2:B:13:A:OP1	2	0.99	0.11	0.99
(1,3)	1:A:84:LYS:HG3	2:B:13:A:OP2	2	0.99	0.11	0.99
(1,3)	1:A:84:LYS:HG3	2:B:13:A:P	2	0.99	0.11	0.99
(1,3)	1:A:84:LYS:HG3	2:B:14:G:C1'	2	0.99	0.11	0.99
(1,3)	1:A:84:LYS:HG3	2:B:14:G:C2	2	0.99	0.11	0.99
(1,3)	1:A:84:LYS:HG3	2:B:14:G:C2'	2	0.99	0.11	0.99
(1,3)	1:A:84:LYS:HG3	2:B:14:G:C3'	2	0.99	0.11	0.99
(1,3)	1:A:84:LYS:HG3	2:B:14:G:C4	2	0.99	0.11	0.99
(1,3)	1:A:84:LYS:HG3	2:B:14:G:C4'	2	0.99	0.11	0.99
(1,3)	1:A:84:LYS:HG3	2:B:14:G:C5	2	0.99	0.11	0.99
(1,3)	1:A:84:LYS:HG3	2:B:14:G:C5'	2	0.99	0.11	0.99
(1,3)	1:A:84:LYS:HG3	2:B:14:G:C6	2	0.99	0.11	0.99
(1,3)	1:A:84:LYS:HG3	2:B:14:G:C8	2	0.99	0.11	0.99
(1,3)	1:A:84:LYS:HG3	2:B:14:G:H1	2	0.99	0.11	0.99
(1,3)	1:A:84:LYS:HG3	2:B:14:G:H1'	2	0.99	0.11	0.99
(1,3)	1:A:84:LYS:HG3	2:B:14:G:H2'	2	0.99	0.11	0.99
(1,3)	1:A:84:LYS:HG3	2:B:14:G:H21	2	0.99	0.11	0.99
(1,3)	1:A:84:LYS:HG3	2:B:14:G:H22	2	0.99	0.11	0.99
(1,3)	1:A:84:LYS:HG3	2:B:14:G:H3'	2	0.99	0.11	0.99
(1,3)	1:A:84:LYS:HG3	2:B:14:G:H4'	2	0.99	0.11	0.99
(1,3)	1:A:84:LYS:HG3	2:B:14:G:H5'	2	0.99	0.11	0.99
(1,3)	1:A:84:LYS:HG3	2:B:14:G:H5''	2	0.99	0.11	0.99
(1,3)	1:A:84:LYS:HG3	2:B:14:G:H8	2	0.99	0.11	0.99
(1,3)	1:A:84:LYS:HG3	2:B:14:G:HO2'	2	0.99	0.11	0.99
(1,3)	1:A:84:LYS:HG3	2:B:14:G:N1	2	0.99	0.11	0.99
(1,3)	1:A:84:LYS:HG3	2:B:14:G:N2	2	0.99	0.11	0.99
(1,3)	1:A:84:LYS:HG3	2:B:14:G:N3	2	0.99	0.11	0.99
(1,3)	1:A:84:LYS:HG3	2:B:14:G:N7	2	0.99	0.11	0.99
(1,3)	1:A:84:LYS:HG3	2:B:14:G:N9	2	0.99	0.11	0.99
(1,3)	1:A:84:LYS:HG3	2:B:14:G:O2'	2	0.99	0.11	0.99
(1,3)	1:A:84:LYS:HG3	2:B:14:G:O3'	2	0.99	0.11	0.99
(1,3)	1:A:84:LYS:HG3	2:B:14:G:O4'	2	0.99	0.11	0.99
(1,3)	1:A:84:LYS:HG3	2:B:14:G:O5'	2	0.99	0.11	0.99
(1,3)	1:A:84:LYS:HG3	2:B:14:G:O6	2	0.99	0.11	0.99
(1,3)	1:A:84:LYS:HG3	2:B:14:G:OP1	2	0.99	0.11	0.99
(1,3)	1:A:84:LYS:HG3	2:B:14:G:OP2	2	0.99	0.11	0.99
(1,3)	1:A:84:LYS:HG3	2:B:14:G:P	2	0.99	0.11	0.99
(1,3)	1:A:84:LYS:HG3	2:B:15:A:C1'	2	0.99	0.11	0.99
(1,3)	1:A:84:LYS:HG3	2:B:15:A:C2	2	0.99	0.11	0.99
(1,3)	1:A:84:LYS:HG3	2:B:15:A:C2'	2	0.99	0.11	0.99

*Continued on next page...*

*Continued from previous page...*

Key	Atom-1	Atom-2	Models <sup>1</sup>	Mean (Å)	SD <sup>1</sup> (Å)	Median (Å)
(1,3)	1:A:84:LYS:HG3	2:B:15:A:C3'	2	0.99	0.11	0.99
(1,3)	1:A:84:LYS:HG3	2:B:15:A:C4	2	0.99	0.11	0.99
(1,3)	1:A:84:LYS:HG3	2:B:15:A:C4'	2	0.99	0.11	0.99
(1,3)	1:A:84:LYS:HG3	2:B:15:A:C5	2	0.99	0.11	0.99
(1,3)	1:A:84:LYS:HG3	2:B:15:A:C5'	2	0.99	0.11	0.99
(1,3)	1:A:84:LYS:HG3	2:B:15:A:C6	2	0.99	0.11	0.99
(1,3)	1:A:84:LYS:HG3	2:B:15:A:C8	2	0.99	0.11	0.99
(1,3)	1:A:84:LYS:HG3	2:B:15:A:H1'	2	0.99	0.11	0.99
(1,3)	1:A:84:LYS:HG3	2:B:15:A:H2	2	0.99	0.11	0.99
(1,3)	1:A:84:LYS:HG3	2:B:15:A:H2'	2	0.99	0.11	0.99
(1,3)	1:A:84:LYS:HG3	2:B:15:A:H3'	2	0.99	0.11	0.99
(1,3)	1:A:84:LYS:HG3	2:B:15:A:H4'	2	0.99	0.11	0.99
(1,3)	1:A:84:LYS:HG3	2:B:15:A:H5'	2	0.99	0.11	0.99
(1,3)	1:A:84:LYS:HG3	2:B:15:A:H5''	2	0.99	0.11	0.99
(1,3)	1:A:84:LYS:HG3	2:B:15:A:H61	2	0.99	0.11	0.99
(1,3)	1:A:84:LYS:HG3	2:B:15:A:H62	2	0.99	0.11	0.99
(1,3)	1:A:84:LYS:HG3	2:B:15:A:H8	2	0.99	0.11	0.99
(1,3)	1:A:84:LYS:HG3	2:B:15:A:HO2'	2	0.99	0.11	0.99
(1,3)	1:A:84:LYS:HG3	2:B:15:A:N1	2	0.99	0.11	0.99
(1,3)	1:A:84:LYS:HG3	2:B:15:A:N3	2	0.99	0.11	0.99
(1,3)	1:A:84:LYS:HG3	2:B:15:A:N6	2	0.99	0.11	0.99
(1,3)	1:A:84:LYS:HG3	2:B:15:A:N7	2	0.99	0.11	0.99
(1,3)	1:A:84:LYS:HG3	2:B:15:A:N9	2	0.99	0.11	0.99
(1,3)	1:A:84:LYS:HG3	2:B:15:A:O2'	2	0.99	0.11	0.99
(1,3)	1:A:84:LYS:HG3	2:B:15:A:O3'	2	0.99	0.11	0.99
(1,3)	1:A:84:LYS:HG3	2:B:15:A:O4'	2	0.99	0.11	0.99
(1,3)	1:A:84:LYS:HG3	2:B:15:A:O5'	2	0.99	0.11	0.99
(1,3)	1:A:84:LYS:HG3	2:B:15:A:OP1	2	0.99	0.11	0.99
(1,3)	1:A:84:LYS:HG3	2:B:15:A:OP2	2	0.99	0.11	0.99
(1,3)	1:A:84:LYS:HG3	2:B:15:A:P	2	0.99	0.11	0.99
(1,3)	1:A:84:LYS:HG3	2:B:16:G:C1'	2	0.99	0.11	0.99
(1,3)	1:A:84:LYS:HG3	2:B:16:G:C2	2	0.99	0.11	0.99
(1,3)	1:A:84:LYS:HG3	2:B:16:G:C2'	2	0.99	0.11	0.99
(1,3)	1:A:84:LYS:HG3	2:B:16:G:C3'	2	0.99	0.11	0.99
(1,3)	1:A:84:LYS:HG3	2:B:16:G:C4	2	0.99	0.11	0.99
(1,3)	1:A:84:LYS:HG3	2:B:16:G:C4'	2	0.99	0.11	0.99
(1,3)	1:A:84:LYS:HG3	2:B:16:G:C5	2	0.99	0.11	0.99
(1,3)	1:A:84:LYS:HG3	2:B:16:G:C5'	2	0.99	0.11	0.99
(1,3)	1:A:84:LYS:HG3	2:B:16:G:C6	2	0.99	0.11	0.99
(1,3)	1:A:84:LYS:HG3	2:B:16:G:C8	2	0.99	0.11	0.99
(1,3)	1:A:84:LYS:HG3	2:B:16:G:H1	2	0.99	0.11	0.99
(1,3)	1:A:84:LYS:HG3	2:B:16:G:H1'	2	0.99	0.11	0.99

*Continued on next page...*



*Continued from previous page...*

Key	Atom-1	Atom-2	Models <sup>1</sup>	Mean (Å)	SD <sup>1</sup> (Å)	Median (Å)
(1,3)	1:A:84:LYS:HG3	2:B:16:G:H2'	2	0.99	0.11	0.99
(1,3)	1:A:84:LYS:HG3	2:B:16:G:H21	2	0.99	0.11	0.99
(1,3)	1:A:84:LYS:HG3	2:B:16:G:H22	2	0.99	0.11	0.99
(1,3)	1:A:84:LYS:HG3	2:B:16:G:H3'	2	0.99	0.11	0.99
(1,3)	1:A:84:LYS:HG3	2:B:16:G:H4'	2	0.99	0.11	0.99
(1,3)	1:A:84:LYS:HG3	2:B:16:G:H5'	2	0.99	0.11	0.99
(1,3)	1:A:84:LYS:HG3	2:B:16:G:H5''	2	0.99	0.11	0.99
(1,3)	1:A:84:LYS:HG3	2:B:16:G:H8	2	0.99	0.11	0.99
(1,3)	1:A:84:LYS:HG3	2:B:16:G:HO2'	2	0.99	0.11	0.99
(1,3)	1:A:84:LYS:HG3	2:B:16:G:N1	2	0.99	0.11	0.99
(1,3)	1:A:84:LYS:HG3	2:B:16:G:N2	2	0.99	0.11	0.99
(1,3)	1:A:84:LYS:HG3	2:B:16:G:N3	2	0.99	0.11	0.99
(1,3)	1:A:84:LYS:HG3	2:B:16:G:N7	2	0.99	0.11	0.99
(1,3)	1:A:84:LYS:HG3	2:B:16:G:N9	2	0.99	0.11	0.99
(1,3)	1:A:84:LYS:HG3	2:B:16:G:O2'	2	0.99	0.11	0.99
(1,3)	1:A:84:LYS:HG3	2:B:16:G:O3'	2	0.99	0.11	0.99
(1,3)	1:A:84:LYS:HG3	2:B:16:G:O4'	2	0.99	0.11	0.99
(1,3)	1:A:84:LYS:HG3	2:B:16:G:O5'	2	0.99	0.11	0.99
(1,3)	1:A:84:LYS:HG3	2:B:16:G:O6	2	0.99	0.11	0.99
(1,3)	1:A:84:LYS:HG3	2:B:16:G:OP1	2	0.99	0.11	0.99
(1,3)	1:A:84:LYS:HG3	2:B:16:G:OP2	2	0.99	0.11	0.99
(1,3)	1:A:84:LYS:HG3	2:B:16:G:P	2	0.99	0.11	0.99
(1,3)	1:A:84:LYS:HG3	2:B:17:C:C1'	2	0.99	0.11	0.99
(1,3)	1:A:84:LYS:HG3	2:B:17:C:C2	2	0.99	0.11	0.99
(1,3)	1:A:84:LYS:HG3	2:B:17:C:C2'	2	0.99	0.11	0.99
(1,3)	1:A:84:LYS:HG3	2:B:17:C:C3'	2	0.99	0.11	0.99
(1,3)	1:A:84:LYS:HG3	2:B:17:C:C4	2	0.99	0.11	0.99
(1,3)	1:A:84:LYS:HG3	2:B:17:C:C4'	2	0.99	0.11	0.99
(1,3)	1:A:84:LYS:HG3	2:B:17:C:C5	2	0.99	0.11	0.99
(1,3)	1:A:84:LYS:HG3	2:B:17:C:C5'	2	0.99	0.11	0.99
(1,3)	1:A:84:LYS:HG3	2:B:17:C:C6	2	0.99	0.11	0.99
(1,3)	1:A:84:LYS:HG3	2:B:17:C:H1'	2	0.99	0.11	0.99
(1,3)	1:A:84:LYS:HG3	2:B:17:C:H2'	2	0.99	0.11	0.99
(1,3)	1:A:84:LYS:HG3	2:B:17:C:H3'	2	0.99	0.11	0.99
(1,3)	1:A:84:LYS:HG3	2:B:17:C:H4'	2	0.99	0.11	0.99
(1,3)	1:A:84:LYS:HG3	2:B:17:C:H41	2	0.99	0.11	0.99
(1,3)	1:A:84:LYS:HG3	2:B:17:C:H42	2	0.99	0.11	0.99
(1,3)	1:A:84:LYS:HG3	2:B:17:C:H5	2	0.99	0.11	0.99
(1,3)	1:A:84:LYS:HG3	2:B:17:C:H5'	2	0.99	0.11	0.99
(1,3)	1:A:84:LYS:HG3	2:B:17:C:H5''	2	0.99	0.11	0.99
(1,3)	1:A:84:LYS:HG3	2:B:17:C:H6	2	0.99	0.11	0.99
(1,3)	1:A:84:LYS:HG3	2:B:17:C:HO2'	2	0.99	0.11	0.99

*Continued on next page...*

*Continued from previous page...*

Key	Atom-1	Atom-2	Models <sup>1</sup>	Mean (Å)	SD <sup>1</sup> (Å)	Median (Å)
(1,3)	1:A:84:LYS:HG3	2:B:17:C:N1	2	0.99	0.11	0.99
(1,3)	1:A:84:LYS:HG3	2:B:17:C:N3	2	0.99	0.11	0.99
(1,3)	1:A:84:LYS:HG3	2:B:17:C:N4	2	0.99	0.11	0.99
(1,3)	1:A:84:LYS:HG3	2:B:17:C:O2	2	0.99	0.11	0.99
(1,3)	1:A:84:LYS:HG3	2:B:17:C:O2'	2	0.99	0.11	0.99
(1,3)	1:A:84:LYS:HG3	2:B:17:C:O3'	2	0.99	0.11	0.99
(1,3)	1:A:84:LYS:HG3	2:B:17:C:O4'	2	0.99	0.11	0.99
(1,3)	1:A:84:LYS:HG3	2:B:17:C:O5'	2	0.99	0.11	0.99
(1,3)	1:A:84:LYS:HG3	2:B:17:C:OP1	2	0.99	0.11	0.99
(1,3)	1:A:84:LYS:HG3	2:B:17:C:OP2	2	0.99	0.11	0.99
(1,3)	1:A:84:LYS:HG3	2:B:17:C:P	2	0.99	0.11	0.99
(1,3)	1:A:84:LYS:HG3	2:B:18:A:C1'	2	0.99	0.11	0.99
(1,3)	1:A:84:LYS:HG3	2:B:18:A:C2	2	0.99	0.11	0.99
(1,3)	1:A:84:LYS:HG3	2:B:18:A:C2'	2	0.99	0.11	0.99
(1,3)	1:A:84:LYS:HG3	2:B:18:A:C3'	2	0.99	0.11	0.99
(1,3)	1:A:84:LYS:HG3	2:B:18:A:C4	2	0.99	0.11	0.99
(1,3)	1:A:84:LYS:HG3	2:B:18:A:C4'	2	0.99	0.11	0.99
(1,3)	1:A:84:LYS:HG3	2:B:18:A:C5	2	0.99	0.11	0.99
(1,3)	1:A:84:LYS:HG3	2:B:18:A:C5'	2	0.99	0.11	0.99
(1,3)	1:A:84:LYS:HG3	2:B:18:A:C6	2	0.99	0.11	0.99
(1,3)	1:A:84:LYS:HG3	2:B:18:A:C8	2	0.99	0.11	0.99
(1,3)	1:A:84:LYS:HG3	2:B:18:A:H1'	2	0.99	0.11	0.99
(1,3)	1:A:84:LYS:HG3	2:B:18:A:H2	2	0.99	0.11	0.99
(1,3)	1:A:84:LYS:HG3	2:B:18:A:H2'	2	0.99	0.11	0.99
(1,3)	1:A:84:LYS:HG3	2:B:18:A:H3'	2	0.99	0.11	0.99
(1,3)	1:A:84:LYS:HG3	2:B:18:A:H4'	2	0.99	0.11	0.99
(1,3)	1:A:84:LYS:HG3	2:B:18:A:H5'	2	0.99	0.11	0.99
(1,3)	1:A:84:LYS:HG3	2:B:18:A:H5''	2	0.99	0.11	0.99
(1,3)	1:A:84:LYS:HG3	2:B:18:A:H61	2	0.99	0.11	0.99
(1,3)	1:A:84:LYS:HG3	2:B:18:A:H62	2	0.99	0.11	0.99
(1,3)	1:A:84:LYS:HG3	2:B:18:A:H8	2	0.99	0.11	0.99
(1,3)	1:A:84:LYS:HG3	2:B:18:A:HO2'	2	0.99	0.11	0.99
(1,3)	1:A:84:LYS:HG3	2:B:18:A:N1	2	0.99	0.11	0.99
(1,3)	1:A:84:LYS:HG3	2:B:18:A:N3	2	0.99	0.11	0.99
(1,3)	1:A:84:LYS:HG3	2:B:18:A:N6	2	0.99	0.11	0.99
(1,3)	1:A:84:LYS:HG3	2:B:18:A:N7	2	0.99	0.11	0.99
(1,3)	1:A:84:LYS:HG3	2:B:18:A:N9	2	0.99	0.11	0.99
(1,3)	1:A:84:LYS:HG3	2:B:18:A:O2'	2	0.99	0.11	0.99
(1,3)	1:A:84:LYS:HG3	2:B:18:A:O3'	2	0.99	0.11	0.99
(1,3)	1:A:84:LYS:HG3	2:B:18:A:O4'	2	0.99	0.11	0.99
(1,3)	1:A:84:LYS:HG3	2:B:18:A:O5'	2	0.99	0.11	0.99
(1,3)	1:A:84:LYS:HG3	2:B:18:A:OP1	2	0.99	0.11	0.99

*Continued on next page...*

*Continued from previous page...*

Key	Atom-1	Atom-2	Models <sup>1</sup>	Mean (Å)	SD <sup>1</sup> (Å)	Median (Å)
(1,3)	1:A:84:LYS:HG3	2:B:18:A:OP2	2	0.99	0.11	0.99
(1,3)	1:A:84:LYS:HG3	2:B:18:A:P	2	0.99	0.11	0.99
(1,3)	1:A:84:LYS:HG3	2:B:19:A:C1'	2	0.99	0.11	0.99
(1,3)	1:A:84:LYS:HG3	2:B:19:A:C2	2	0.99	0.11	0.99
(1,3)	1:A:84:LYS:HG3	2:B:19:A:C2'	2	0.99	0.11	0.99
(1,3)	1:A:84:LYS:HG3	2:B:19:A:C3'	2	0.99	0.11	0.99
(1,3)	1:A:84:LYS:HG3	2:B:19:A:C4	2	0.99	0.11	0.99
(1,3)	1:A:84:LYS:HG3	2:B:19:A:C4'	2	0.99	0.11	0.99
(1,3)	1:A:84:LYS:HG3	2:B:19:A:C5	2	0.99	0.11	0.99
(1,3)	1:A:84:LYS:HG3	2:B:19:A:C5'	2	0.99	0.11	0.99
(1,3)	1:A:84:LYS:HG3	2:B:19:A:C6	2	0.99	0.11	0.99
(1,3)	1:A:84:LYS:HG3	2:B:19:A:C8	2	0.99	0.11	0.99
(1,3)	1:A:84:LYS:HG3	2:B:19:A:H1'	2	0.99	0.11	0.99
(1,3)	1:A:84:LYS:HG3	2:B:19:A:H2	2	0.99	0.11	0.99
(1,3)	1:A:84:LYS:HG3	2:B:19:A:H2'	2	0.99	0.11	0.99
(1,3)	1:A:84:LYS:HG3	2:B:19:A:H3'	2	0.99	0.11	0.99
(1,3)	1:A:84:LYS:HG3	2:B:19:A:H4'	2	0.99	0.11	0.99
(1,3)	1:A:84:LYS:HG3	2:B:19:A:H5'	2	0.99	0.11	0.99
(1,3)	1:A:84:LYS:HG3	2:B:19:A:H5''	2	0.99	0.11	0.99
(1,3)	1:A:84:LYS:HG3	2:B:19:A:H61	2	0.99	0.11	0.99
(1,3)	1:A:84:LYS:HG3	2:B:19:A:H62	2	0.99	0.11	0.99
(1,3)	1:A:84:LYS:HG3	2:B:19:A:H8	2	0.99	0.11	0.99
(1,3)	1:A:84:LYS:HG3	2:B:19:A:HO2'	2	0.99	0.11	0.99
(1,3)	1:A:84:LYS:HG3	2:B:19:A:N1	2	0.99	0.11	0.99
(1,3)	1:A:84:LYS:HG3	2:B:19:A:N3	2	0.99	0.11	0.99
(1,3)	1:A:84:LYS:HG3	2:B:19:A:N6	2	0.99	0.11	0.99
(1,3)	1:A:84:LYS:HG3	2:B:19:A:N7	2	0.99	0.11	0.99
(1,3)	1:A:84:LYS:HG3	2:B:19:A:N9	2	0.99	0.11	0.99
(1,3)	1:A:84:LYS:HG3	2:B:19:A:O2'	2	0.99	0.11	0.99
(1,3)	1:A:84:LYS:HG3	2:B:19:A:O3'	2	0.99	0.11	0.99
(1,3)	1:A:84:LYS:HG3	2:B:19:A:O4'	2	0.99	0.11	0.99
(1,3)	1:A:84:LYS:HG3	2:B:19:A:O5'	2	0.99	0.11	0.99
(1,3)	1:A:84:LYS:HG3	2:B:19:A:OP1	2	0.99	0.11	0.99
(1,3)	1:A:84:LYS:HG3	2:B:19:A:OP2	2	0.99	0.11	0.99
(1,3)	1:A:84:LYS:HG3	2:B:19:A:P	2	0.99	0.11	0.99
(1,3)	1:A:84:LYS:HG3	2:B:20:U:C1'	2	0.99	0.11	0.99
(1,3)	1:A:84:LYS:HG3	2:B:20:U:C2	2	0.99	0.11	0.99
(1,3)	1:A:84:LYS:HG3	2:B:20:U:C2'	2	0.99	0.11	0.99
(1,3)	1:A:84:LYS:HG3	2:B:20:U:C3'	2	0.99	0.11	0.99
(1,3)	1:A:84:LYS:HG3	2:B:20:U:C4	2	0.99	0.11	0.99
(1,3)	1:A:84:LYS:HG3	2:B:20:U:C4'	2	0.99	0.11	0.99
(1,3)	1:A:84:LYS:HG3	2:B:20:U:C5	2	0.99	0.11	0.99

*Continued on next page...*

*Continued from previous page...*

Key	Atom-1	Atom-2	Models <sup>1</sup>	Mean (Å)	SD <sup>1</sup> (Å)	Median (Å)
(1,3)	1:A:84:LYS:HG3	2:B:20:U:C5'	2	0.99	0.11	0.99
(1,3)	1:A:84:LYS:HG3	2:B:20:U:C6	2	0.99	0.11	0.99
(1,3)	1:A:84:LYS:HG3	2:B:20:U:H1'	2	0.99	0.11	0.99
(1,3)	1:A:84:LYS:HG3	2:B:20:U:H2'	2	0.99	0.11	0.99
(1,3)	1:A:84:LYS:HG3	2:B:20:U:H3	2	0.99	0.11	0.99
(1,3)	1:A:84:LYS:HG3	2:B:20:U:H3'	2	0.99	0.11	0.99
(1,3)	1:A:84:LYS:HG3	2:B:20:U:H4'	2	0.99	0.11	0.99
(1,3)	1:A:84:LYS:HG3	2:B:20:U:H5	2	0.99	0.11	0.99
(1,3)	1:A:84:LYS:HG3	2:B:20:U:H5'	2	0.99	0.11	0.99
(1,3)	1:A:84:LYS:HG3	2:B:20:U:H5''	2	0.99	0.11	0.99
(1,3)	1:A:84:LYS:HG3	2:B:20:U:H6	2	0.99	0.11	0.99
(1,3)	1:A:84:LYS:HG3	2:B:20:U:HO2'	2	0.99	0.11	0.99
(1,3)	1:A:84:LYS:HG3	2:B:20:U:N1	2	0.99	0.11	0.99
(1,3)	1:A:84:LYS:HG3	2:B:20:U:N3	2	0.99	0.11	0.99
(1,3)	1:A:84:LYS:HG3	2:B:20:U:O2	2	0.99	0.11	0.99
(1,3)	1:A:84:LYS:HG3	2:B:20:U:O2'	2	0.99	0.11	0.99
(1,3)	1:A:84:LYS:HG3	2:B:20:U:O3'	2	0.99	0.11	0.99
(1,3)	1:A:84:LYS:HG3	2:B:20:U:O4	2	0.99	0.11	0.99
(1,3)	1:A:84:LYS:HG3	2:B:20:U:O4'	2	0.99	0.11	0.99
(1,3)	1:A:84:LYS:HG3	2:B:20:U:O5'	2	0.99	0.11	0.99
(1,3)	1:A:84:LYS:HG3	2:B:20:U:OP1	2	0.99	0.11	0.99
(1,3)	1:A:84:LYS:HG3	2:B:20:U:OP2	2	0.99	0.11	0.99
(1,3)	1:A:84:LYS:HG3	2:B:20:U:P	2	0.99	0.11	0.99
(1,3)	1:A:84:LYS:HG3	2:B:21:G:C1'	2	0.99	0.11	0.99
(1,3)	1:A:84:LYS:HG3	2:B:21:G:C2	2	0.99	0.11	0.99
(1,3)	1:A:84:LYS:HG3	2:B:21:G:C2'	2	0.99	0.11	0.99
(1,3)	1:A:84:LYS:HG3	2:B:21:G:C3'	2	0.99	0.11	0.99
(1,3)	1:A:84:LYS:HG3	2:B:21:G:C4	2	0.99	0.11	0.99
(1,3)	1:A:84:LYS:HG3	2:B:21:G:C4'	2	0.99	0.11	0.99
(1,3)	1:A:84:LYS:HG3	2:B:21:G:C5	2	0.99	0.11	0.99
(1,3)	1:A:84:LYS:HG3	2:B:21:G:C5'	2	0.99	0.11	0.99
(1,3)	1:A:84:LYS:HG3	2:B:21:G:C6	2	0.99	0.11	0.99
(1,3)	1:A:84:LYS:HG3	2:B:21:G:C8	2	0.99	0.11	0.99
(1,3)	1:A:84:LYS:HG3	2:B:21:G:H1	2	0.99	0.11	0.99
(1,3)	1:A:84:LYS:HG3	2:B:21:G:H1'	2	0.99	0.11	0.99
(1,3)	1:A:84:LYS:HG3	2:B:21:G:H2'	2	0.99	0.11	0.99
(1,3)	1:A:84:LYS:HG3	2:B:21:G:H21	2	0.99	0.11	0.99
(1,3)	1:A:84:LYS:HG3	2:B:21:G:H22	2	0.99	0.11	0.99
(1,3)	1:A:84:LYS:HG3	2:B:21:G:H3'	2	0.99	0.11	0.99
(1,3)	1:A:84:LYS:HG3	2:B:21:G:H4'	2	0.99	0.11	0.99
(1,3)	1:A:84:LYS:HG3	2:B:21:G:H5'	2	0.99	0.11	0.99
(1,3)	1:A:84:LYS:HG3	2:B:21:G:H5''	2	0.99	0.11	0.99

*Continued on next page...*

*Continued from previous page...*

Key	Atom-1	Atom-2	Models <sup>1</sup>	Mean (Å)	SD <sup>1</sup> (Å)	Median (Å)
(1,3)	1:A:84:LYS:HG3	2:B:21:G:H8	2	0.99	0.11	0.99
(1,3)	1:A:84:LYS:HG3	2:B:21:G:HO2'	2	0.99	0.11	0.99
(1,3)	1:A:84:LYS:HG3	2:B:21:G:N1	2	0.99	0.11	0.99
(1,3)	1:A:84:LYS:HG3	2:B:21:G:N2	2	0.99	0.11	0.99
(1,3)	1:A:84:LYS:HG3	2:B:21:G:N3	2	0.99	0.11	0.99
(1,3)	1:A:84:LYS:HG3	2:B:21:G:N7	2	0.99	0.11	0.99
(1,3)	1:A:84:LYS:HG3	2:B:21:G:N9	2	0.99	0.11	0.99
(1,3)	1:A:84:LYS:HG3	2:B:21:G:O2'	2	0.99	0.11	0.99
(1,3)	1:A:84:LYS:HG3	2:B:21:G:O3'	2	0.99	0.11	0.99
(1,3)	1:A:84:LYS:HG3	2:B:21:G:O4'	2	0.99	0.11	0.99
(1,3)	1:A:84:LYS:HG3	2:B:21:G:O5'	2	0.99	0.11	0.99
(1,3)	1:A:84:LYS:HG3	2:B:21:G:O6	2	0.99	0.11	0.99
(1,3)	1:A:84:LYS:HG3	2:B:21:G:OP1	2	0.99	0.11	0.99
(1,3)	1:A:84:LYS:HG3	2:B:21:G:OP2	2	0.99	0.11	0.99
(1,3)	1:A:84:LYS:HG3	2:B:21:G:P	2	0.99	0.11	0.99
(1,3)	1:A:84:LYS:HG3	2:B:22:A:C1'	2	0.99	0.11	0.99
(1,3)	1:A:84:LYS:HG3	2:B:22:A:C2	2	0.99	0.11	0.99
(1,3)	1:A:84:LYS:HG3	2:B:22:A:C2'	2	0.99	0.11	0.99
(1,3)	1:A:84:LYS:HG3	2:B:22:A:C3'	2	0.99	0.11	0.99
(1,3)	1:A:84:LYS:HG3	2:B:22:A:C4	2	0.99	0.11	0.99
(1,3)	1:A:84:LYS:HG3	2:B:22:A:C4'	2	0.99	0.11	0.99
(1,3)	1:A:84:LYS:HG3	2:B:22:A:C5	2	0.99	0.11	0.99
(1,3)	1:A:84:LYS:HG3	2:B:22:A:C5'	2	0.99	0.11	0.99
(1,3)	1:A:84:LYS:HG3	2:B:22:A:C6	2	0.99	0.11	0.99
(1,3)	1:A:84:LYS:HG3	2:B:22:A:C8	2	0.99	0.11	0.99
(1,3)	1:A:84:LYS:HG3	2:B:22:A:H1'	2	0.99	0.11	0.99
(1,3)	1:A:84:LYS:HG3	2:B:22:A:H2	2	0.99	0.11	0.99
(1,3)	1:A:84:LYS:HG3	2:B:22:A:H2'	2	0.99	0.11	0.99
(1,3)	1:A:84:LYS:HG3	2:B:22:A:H3'	2	0.99	0.11	0.99
(1,3)	1:A:84:LYS:HG3	2:B:22:A:H4'	2	0.99	0.11	0.99
(1,3)	1:A:84:LYS:HG3	2:B:22:A:H5'	2	0.99	0.11	0.99
(1,3)	1:A:84:LYS:HG3	2:B:22:A:H5''	2	0.99	0.11	0.99
(1,3)	1:A:84:LYS:HG3	2:B:22:A:H61	2	0.99	0.11	0.99
(1,3)	1:A:84:LYS:HG3	2:B:22:A:H62	2	0.99	0.11	0.99
(1,3)	1:A:84:LYS:HG3	2:B:22:A:H8	2	0.99	0.11	0.99
(1,3)	1:A:84:LYS:HG3	2:B:22:A:HO2'	2	0.99	0.11	0.99
(1,3)	1:A:84:LYS:HG3	2:B:22:A:N1	2	0.99	0.11	0.99
(1,3)	1:A:84:LYS:HG3	2:B:22:A:N3	2	0.99	0.11	0.99
(1,3)	1:A:84:LYS:HG3	2:B:22:A:N6	2	0.99	0.11	0.99
(1,3)	1:A:84:LYS:HG3	2:B:22:A:N7	2	0.99	0.11	0.99
(1,3)	1:A:84:LYS:HG3	2:B:22:A:N9	2	0.99	0.11	0.99
(1,3)	1:A:84:LYS:HG3	2:B:22:A:O2'	2	0.99	0.11	0.99

*Continued on next page...*

*Continued from previous page...*

Key	Atom-1	Atom-2	Models <sup>1</sup>	Mean (Å)	SD <sup>1</sup> (Å)	Median (Å)
(1,3)	1:A:84:LYS:HG3	2:B:22:A:O3'	2	0.99	0.11	0.99
(1,3)	1:A:84:LYS:HG3	2:B:22:A:O4'	2	0.99	0.11	0.99
(1,3)	1:A:84:LYS:HG3	2:B:22:A:O5'	2	0.99	0.11	0.99
(1,3)	1:A:84:LYS:HG3	2:B:22:A:OP1	2	0.99	0.11	0.99
(1,3)	1:A:84:LYS:HG3	2:B:22:A:OP2	2	0.99	0.11	0.99
(1,3)	1:A:84:LYS:HG3	2:B:22:A:P	2	0.99	0.11	0.99
(1,3)	1:A:84:LYS:HG3	2:B:23:U:C1'	2	0.99	0.11	0.99
(1,3)	1:A:84:LYS:HG3	2:B:23:U:C2	2	0.99	0.11	0.99
(1,3)	1:A:84:LYS:HG3	2:B:23:U:C2'	2	0.99	0.11	0.99
(1,3)	1:A:84:LYS:HG3	2:B:23:U:C3'	2	0.99	0.11	0.99
(1,3)	1:A:84:LYS:HG3	2:B:23:U:C4	2	0.99	0.11	0.99
(1,3)	1:A:84:LYS:HG3	2:B:23:U:C4'	2	0.99	0.11	0.99
(1,3)	1:A:84:LYS:HG3	2:B:23:U:C5	2	0.99	0.11	0.99
(1,3)	1:A:84:LYS:HG3	2:B:23:U:C5'	2	0.99	0.11	0.99
(1,3)	1:A:84:LYS:HG3	2:B:23:U:C6	2	0.99	0.11	0.99
(1,3)	1:A:84:LYS:HG3	2:B:23:U:H1'	2	0.99	0.11	0.99
(1,3)	1:A:84:LYS:HG3	2:B:23:U:H2'	2	0.99	0.11	0.99
(1,3)	1:A:84:LYS:HG3	2:B:23:U:H3	2	0.99	0.11	0.99
(1,3)	1:A:84:LYS:HG3	2:B:23:U:H3'	2	0.99	0.11	0.99
(1,3)	1:A:84:LYS:HG3	2:B:23:U:H4'	2	0.99	0.11	0.99
(1,3)	1:A:84:LYS:HG3	2:B:23:U:H5	2	0.99	0.11	0.99
(1,3)	1:A:84:LYS:HG3	2:B:23:U:H5'	2	0.99	0.11	0.99
(1,3)	1:A:84:LYS:HG3	2:B:23:U:H5''	2	0.99	0.11	0.99
(1,3)	1:A:84:LYS:HG3	2:B:23:U:H6	2	0.99	0.11	0.99
(1,3)	1:A:84:LYS:HG3	2:B:23:U:HO2'	2	0.99	0.11	0.99
(1,3)	1:A:84:LYS:HG3	2:B:23:U:N1	2	0.99	0.11	0.99
(1,3)	1:A:84:LYS:HG3	2:B:23:U:N3	2	0.99	0.11	0.99
(1,3)	1:A:84:LYS:HG3	2:B:23:U:O2	2	0.99	0.11	0.99
(1,3)	1:A:84:LYS:HG3	2:B:23:U:O2'	2	0.99	0.11	0.99
(1,3)	1:A:84:LYS:HG3	2:B:23:U:O3'	2	0.99	0.11	0.99
(1,3)	1:A:84:LYS:HG3	2:B:23:U:O4	2	0.99	0.11	0.99
(1,3)	1:A:84:LYS:HG3	2:B:23:U:O4'	2	0.99	0.11	0.99
(1,3)	1:A:84:LYS:HG3	2:B:23:U:O5'	2	0.99	0.11	0.99
(1,3)	1:A:84:LYS:HG3	2:B:23:U:OP1	2	0.99	0.11	0.99
(1,3)	1:A:84:LYS:HG3	2:B:23:U:OP2	2	0.99	0.11	0.99
(1,3)	1:A:84:LYS:HG3	2:B:23:U:P	2	0.99	0.11	0.99
(1,3)	1:A:84:LYS:HG3	2:B:24:G:C1'	2	0.99	0.11	0.99
(1,3)	1:A:84:LYS:HG3	2:B:24:G:C2	2	0.99	0.11	0.99
(1,3)	1:A:84:LYS:HG3	2:B:24:G:C2'	2	0.99	0.11	0.99
(1,3)	1:A:84:LYS:HG3	2:B:24:G:C3'	2	0.99	0.11	0.99
(1,3)	1:A:84:LYS:HG3	2:B:24:G:C4	2	0.99	0.11	0.99
(1,3)	1:A:84:LYS:HG3	2:B:24:G:C4'	2	0.99	0.11	0.99

*Continued on next page...*

*Continued from previous page...*

Key	Atom-1	Atom-2	Models <sup>1</sup>	Mean (Å)	SD <sup>1</sup> (Å)	Median (Å)
(1,3)	1:A:84:LYS:HG3	2:B:24:G:C5	2	0.99	0.11	0.99
(1,3)	1:A:84:LYS:HG3	2:B:24:G:C5'	2	0.99	0.11	0.99
(1,3)	1:A:84:LYS:HG3	2:B:24:G:C6	2	0.99	0.11	0.99
(1,3)	1:A:84:LYS:HG3	2:B:24:G:C8	2	0.99	0.11	0.99
(1,3)	1:A:84:LYS:HG3	2:B:24:G:H1	2	0.99	0.11	0.99
(1,3)	1:A:84:LYS:HG3	2:B:24:G:H1'	2	0.99	0.11	0.99
(1,3)	1:A:84:LYS:HG3	2:B:24:G:H2'	2	0.99	0.11	0.99
(1,3)	1:A:84:LYS:HG3	2:B:24:G:H21	2	0.99	0.11	0.99
(1,3)	1:A:84:LYS:HG3	2:B:24:G:H22	2	0.99	0.11	0.99
(1,3)	1:A:84:LYS:HG3	2:B:24:G:H3'	2	0.99	0.11	0.99
(1,3)	1:A:84:LYS:HG3	2:B:24:G:H4'	2	0.99	0.11	0.99
(1,3)	1:A:84:LYS:HG3	2:B:24:G:H5'	2	0.99	0.11	0.99
(1,3)	1:A:84:LYS:HG3	2:B:24:G:H5''	2	0.99	0.11	0.99
(1,3)	1:A:84:LYS:HG3	2:B:24:G:H8	2	0.99	0.11	0.99
(1,3)	1:A:84:LYS:HG3	2:B:24:G:HO2'	2	0.99	0.11	0.99
(1,3)	1:A:84:LYS:HG3	2:B:24:G:N1	2	0.99	0.11	0.99
(1,3)	1:A:84:LYS:HG3	2:B:24:G:N2	2	0.99	0.11	0.99
(1,3)	1:A:84:LYS:HG3	2:B:24:G:N3	2	0.99	0.11	0.99
(1,3)	1:A:84:LYS:HG3	2:B:24:G:N7	2	0.99	0.11	0.99
(1,3)	1:A:84:LYS:HG3	2:B:24:G:N9	2	0.99	0.11	0.99
(1,3)	1:A:84:LYS:HG3	2:B:24:G:O2'	2	0.99	0.11	0.99
(1,3)	1:A:84:LYS:HG3	2:B:24:G:O3'	2	0.99	0.11	0.99
(1,3)	1:A:84:LYS:HG3	2:B:24:G:O4'	2	0.99	0.11	0.99
(1,3)	1:A:84:LYS:HG3	2:B:24:G:O5'	2	0.99	0.11	0.99
(1,3)	1:A:84:LYS:HG3	2:B:24:G:O6	2	0.99	0.11	0.99
(1,3)	1:A:84:LYS:HG3	2:B:24:G:OP1	2	0.99	0.11	0.99
(1,3)	1:A:84:LYS:HG3	2:B:24:G:OP2	2	0.99	0.11	0.99
(1,3)	1:A:84:LYS:HG3	2:B:24:G:P	2	0.99	0.11	0.99
(1,3)	1:A:84:LYS:HZ1	2:B:2:C:C1'	2	0.99	0.11	0.99
(1,3)	1:A:84:LYS:HZ1	2:B:2:C:C2	2	0.99	0.11	0.99
(1,3)	1:A:84:LYS:HZ1	2:B:2:C:C2'	2	0.99	0.11	0.99
(1,3)	1:A:84:LYS:HZ1	2:B:2:C:C3'	2	0.99	0.11	0.99
(1,3)	1:A:84:LYS:HZ1	2:B:2:C:C4	2	0.99	0.11	0.99
(1,3)	1:A:84:LYS:HZ1	2:B:2:C:C4'	2	0.99	0.11	0.99
(1,3)	1:A:84:LYS:HZ1	2:B:2:C:C5	2	0.99	0.11	0.99
(1,3)	1:A:84:LYS:HZ1	2:B:2:C:C5'	2	0.99	0.11	0.99
(1,3)	1:A:84:LYS:HZ1	2:B:2:C:C6	2	0.99	0.11	0.99
(1,3)	1:A:84:LYS:HZ1	2:B:2:C:H1'	2	0.99	0.11	0.99
(1,3)	1:A:84:LYS:HZ1	2:B:2:C:H2'	2	0.99	0.11	0.99
(1,3)	1:A:84:LYS:HZ1	2:B:2:C:H3'	2	0.99	0.11	0.99
(1,3)	1:A:84:LYS:HZ1	2:B:2:C:H4'	2	0.99	0.11	0.99
(1,3)	1:A:84:LYS:HZ1	2:B:2:C:H41	2	0.99	0.11	0.99

*Continued on next page...*

*Continued from previous page...*

Key	Atom-1	Atom-2	Models <sup>1</sup>	Mean (Å)	SD <sup>1</sup> (Å)	Median (Å)
(1,3)	1:A:84:LYS:HZ1	2:B:2:C:H42	2	0.99	0.11	0.99
(1,3)	1:A:84:LYS:HZ1	2:B:2:C:H5	2	0.99	0.11	0.99
(1,3)	1:A:84:LYS:HZ1	2:B:2:C:H5'	2	0.99	0.11	0.99
(1,3)	1:A:84:LYS:HZ1	2:B:2:C:H5''	2	0.99	0.11	0.99
(1,3)	1:A:84:LYS:HZ1	2:B:2:C:H6	2	0.99	0.11	0.99
(1,3)	1:A:84:LYS:HZ1	2:B:2:C:HO2'	2	0.99	0.11	0.99
(1,3)	1:A:84:LYS:HZ1	2:B:2:C:N1	2	0.99	0.11	0.99
(1,3)	1:A:84:LYS:HZ1	2:B:2:C:N3	2	0.99	0.11	0.99
(1,3)	1:A:84:LYS:HZ1	2:B:2:C:N4	2	0.99	0.11	0.99
(1,3)	1:A:84:LYS:HZ1	2:B:2:C:O2	2	0.99	0.11	0.99
(1,3)	1:A:84:LYS:HZ1	2:B:2:C:O2'	2	0.99	0.11	0.99
(1,3)	1:A:84:LYS:HZ1	2:B:2:C:O3'	2	0.99	0.11	0.99
(1,3)	1:A:84:LYS:HZ1	2:B:2:C:O4'	2	0.99	0.11	0.99
(1,3)	1:A:84:LYS:HZ1	2:B:2:C:O5'	2	0.99	0.11	0.99
(1,3)	1:A:84:LYS:HZ1	2:B:3:U:C1'	2	0.99	0.11	0.99
(1,3)	1:A:84:LYS:HZ1	2:B:3:U:C2	2	0.99	0.11	0.99
(1,3)	1:A:84:LYS:HZ1	2:B:3:U:C2'	2	0.99	0.11	0.99
(1,3)	1:A:84:LYS:HZ1	2:B:3:U:C3'	2	0.99	0.11	0.99
(1,3)	1:A:84:LYS:HZ1	2:B:3:U:C4	2	0.99	0.11	0.99
(1,3)	1:A:84:LYS:HZ1	2:B:3:U:C4'	2	0.99	0.11	0.99
(1,3)	1:A:84:LYS:HZ1	2:B:3:U:C5	2	0.99	0.11	0.99
(1,3)	1:A:84:LYS:HZ1	2:B:3:U:C5'	2	0.99	0.11	0.99
(1,3)	1:A:84:LYS:HZ1	2:B:3:U:C6	2	0.99	0.11	0.99
(1,3)	1:A:84:LYS:HZ1	2:B:3:U:H1'	2	0.99	0.11	0.99
(1,3)	1:A:84:LYS:HZ1	2:B:3:U:H2'	2	0.99	0.11	0.99
(1,3)	1:A:84:LYS:HZ1	2:B:3:U:H3	2	0.99	0.11	0.99
(1,3)	1:A:84:LYS:HZ1	2:B:3:U:H3'	2	0.99	0.11	0.99
(1,3)	1:A:84:LYS:HZ1	2:B:3:U:H4'	2	0.99	0.11	0.99
(1,3)	1:A:84:LYS:HZ1	2:B:3:U:H5	2	0.99	0.11	0.99
(1,3)	1:A:84:LYS:HZ1	2:B:3:U:H5'	2	0.99	0.11	0.99
(1,3)	1:A:84:LYS:HZ1	2:B:3:U:H5''	2	0.99	0.11	0.99
(1,3)	1:A:84:LYS:HZ1	2:B:3:U:H6	2	0.99	0.11	0.99
(1,3)	1:A:84:LYS:HZ1	2:B:3:U:HO2'	2	0.99	0.11	0.99
(1,3)	1:A:84:LYS:HZ1	2:B:3:U:N1	2	0.99	0.11	0.99
(1,3)	1:A:84:LYS:HZ1	2:B:3:U:N3	2	0.99	0.11	0.99
(1,3)	1:A:84:LYS:HZ1	2:B:3:U:O2	2	0.99	0.11	0.99
(1,3)	1:A:84:LYS:HZ1	2:B:3:U:O2'	2	0.99	0.11	0.99
(1,3)	1:A:84:LYS:HZ1	2:B:3:U:O3'	2	0.99	0.11	0.99
(1,3)	1:A:84:LYS:HZ1	2:B:3:U:O4	2	0.99	0.11	0.99
(1,3)	1:A:84:LYS:HZ1	2:B:3:U:O4'	2	0.99	0.11	0.99
(1,3)	1:A:84:LYS:HZ1	2:B:3:U:O5'	2	0.99	0.11	0.99
(1,3)	1:A:84:LYS:HZ1	2:B:3:U:OP1	2	0.99	0.11	0.99

*Continued on next page...*



*Continued from previous page...*

Key	Atom-1	Atom-2	Models <sup>1</sup>	Mean (Å)	SD <sup>1</sup> (Å)	Median (Å)
(1,3)	1:A:84:LYS:HZ1	2:B:3:U:OP2	2	0.99	0.11	0.99
(1,3)	1:A:84:LYS:HZ1	2:B:3:U:P	2	0.99	0.11	0.99
(1,3)	1:A:84:LYS:HZ1	2:B:4:G:C1'	2	0.99	0.11	0.99
(1,3)	1:A:84:LYS:HZ1	2:B:4:G:C2	2	0.99	0.11	0.99
(1,3)	1:A:84:LYS:HZ1	2:B:4:G:C2'	2	0.99	0.11	0.99
(1,3)	1:A:84:LYS:HZ1	2:B:4:G:C3'	2	0.99	0.11	0.99
(1,3)	1:A:84:LYS:HZ1	2:B:4:G:C4	2	0.99	0.11	0.99
(1,3)	1:A:84:LYS:HZ1	2:B:4:G:C4'	2	0.99	0.11	0.99
(1,3)	1:A:84:LYS:HZ1	2:B:4:G:C5	2	0.99	0.11	0.99
(1,3)	1:A:84:LYS:HZ1	2:B:4:G:C5'	2	0.99	0.11	0.99
(1,3)	1:A:84:LYS:HZ1	2:B:4:G:C6	2	0.99	0.11	0.99
(1,3)	1:A:84:LYS:HZ1	2:B:4:G:C8	2	0.99	0.11	0.99
(1,3)	1:A:84:LYS:HZ1	2:B:4:G:H1	2	0.99	0.11	0.99
(1,3)	1:A:84:LYS:HZ1	2:B:4:G:H1'	2	0.99	0.11	0.99
(1,3)	1:A:84:LYS:HZ1	2:B:4:G:H2'	2	0.99	0.11	0.99
(1,3)	1:A:84:LYS:HZ1	2:B:4:G:H21	2	0.99	0.11	0.99
(1,3)	1:A:84:LYS:HZ1	2:B:4:G:H22	2	0.99	0.11	0.99
(1,3)	1:A:84:LYS:HZ1	2:B:4:G:H3'	2	0.99	0.11	0.99
(1,3)	1:A:84:LYS:HZ1	2:B:4:G:H4'	2	0.99	0.11	0.99
(1,3)	1:A:84:LYS:HZ1	2:B:4:G:H5'	2	0.99	0.11	0.99
(1,3)	1:A:84:LYS:HZ1	2:B:4:G:H5''	2	0.99	0.11	0.99
(1,3)	1:A:84:LYS:HZ1	2:B:4:G:H8	2	0.99	0.11	0.99
(1,3)	1:A:84:LYS:HZ1	2:B:4:G:HO2'	2	0.99	0.11	0.99
(1,3)	1:A:84:LYS:HZ1	2:B:4:G:N1	2	0.99	0.11	0.99
(1,3)	1:A:84:LYS:HZ1	2:B:4:G:N2	2	0.99	0.11	0.99
(1,3)	1:A:84:LYS:HZ1	2:B:4:G:N3	2	0.99	0.11	0.99
(1,3)	1:A:84:LYS:HZ1	2:B:4:G:N7	2	0.99	0.11	0.99
(1,3)	1:A:84:LYS:HZ1	2:B:4:G:N9	2	0.99	0.11	0.99
(1,3)	1:A:84:LYS:HZ1	2:B:4:G:O2'	2	0.99	0.11	0.99
(1,3)	1:A:84:LYS:HZ1	2:B:4:G:O3'	2	0.99	0.11	0.99
(1,3)	1:A:84:LYS:HZ1	2:B:4:G:O4'	2	0.99	0.11	0.99
(1,3)	1:A:84:LYS:HZ1	2:B:4:G:O5'	2	0.99	0.11	0.99
(1,3)	1:A:84:LYS:HZ1	2:B:4:G:O6	2	0.99	0.11	0.99
(1,3)	1:A:84:LYS:HZ1	2:B:4:G:OP1	2	0.99	0.11	0.99
(1,3)	1:A:84:LYS:HZ1	2:B:4:G:OP2	2	0.99	0.11	0.99
(1,3)	1:A:84:LYS:HZ1	2:B:4:G:P	2	0.99	0.11	0.99
(1,3)	1:A:84:LYS:HZ1	2:B:5:A:C1'	2	0.99	0.11	0.99
(1,3)	1:A:84:LYS:HZ1	2:B:5:A:C2	2	0.99	0.11	0.99
(1,3)	1:A:84:LYS:HZ1	2:B:5:A:C2'	2	0.99	0.11	0.99
(1,3)	1:A:84:LYS:HZ1	2:B:5:A:C3'	2	0.99	0.11	0.99
(1,3)	1:A:84:LYS:HZ1	2:B:5:A:C4	2	0.99	0.11	0.99
(1,3)	1:A:84:LYS:HZ1	2:B:5:A:C4'	2	0.99	0.11	0.99

*Continued on next page...*

*Continued from previous page...*

Key	Atom-1	Atom-2	Models <sup>1</sup>	Mean (Å)	SD <sup>1</sup> (Å)	Median (Å)
(1,3)	1:A:84:LYS:HZ1	2:B:5:A:C5	2	0.99	0.11	0.99
(1,3)	1:A:84:LYS:HZ1	2:B:5:A:C5'	2	0.99	0.11	0.99
(1,3)	1:A:84:LYS:HZ1	2:B:5:A:C6	2	0.99	0.11	0.99
(1,3)	1:A:84:LYS:HZ1	2:B:5:A:C8	2	0.99	0.11	0.99
(1,3)	1:A:84:LYS:HZ1	2:B:5:A:H1'	2	0.99	0.11	0.99
(1,3)	1:A:84:LYS:HZ1	2:B:5:A:H2	2	0.99	0.11	0.99
(1,3)	1:A:84:LYS:HZ1	2:B:5:A:H2'	2	0.99	0.11	0.99
(1,3)	1:A:84:LYS:HZ1	2:B:5:A:H3'	2	0.99	0.11	0.99
(1,3)	1:A:84:LYS:HZ1	2:B:5:A:H4'	2	0.99	0.11	0.99
(1,3)	1:A:84:LYS:HZ1	2:B:5:A:H5'	2	0.99	0.11	0.99
(1,3)	1:A:84:LYS:HZ1	2:B:5:A:H5''	2	0.99	0.11	0.99
(1,3)	1:A:84:LYS:HZ1	2:B:5:A:H61	2	0.99	0.11	0.99
(1,3)	1:A:84:LYS:HZ1	2:B:5:A:H62	2	0.99	0.11	0.99
(1,3)	1:A:84:LYS:HZ1	2:B:5:A:H8	2	0.99	0.11	0.99
(1,3)	1:A:84:LYS:HZ1	2:B:5:A:HO2'	2	0.99	0.11	0.99
(1,3)	1:A:84:LYS:HZ1	2:B:5:A:N1	2	0.99	0.11	0.99
(1,3)	1:A:84:LYS:HZ1	2:B:5:A:N3	2	0.99	0.11	0.99
(1,3)	1:A:84:LYS:HZ1	2:B:5:A:N6	2	0.99	0.11	0.99
(1,3)	1:A:84:LYS:HZ1	2:B:5:A:N7	2	0.99	0.11	0.99
(1,3)	1:A:84:LYS:HZ1	2:B:5:A:N9	2	0.99	0.11	0.99
(1,3)	1:A:84:LYS:HZ1	2:B:5:A:O2'	2	0.99	0.11	0.99
(1,3)	1:A:84:LYS:HZ1	2:B:5:A:O3'	2	0.99	0.11	0.99
(1,3)	1:A:84:LYS:HZ1	2:B:5:A:O4'	2	0.99	0.11	0.99
(1,3)	1:A:84:LYS:HZ1	2:B:5:A:O5'	2	0.99	0.11	0.99
(1,3)	1:A:84:LYS:HZ1	2:B:5:A:OP1	2	0.99	0.11	0.99
(1,3)	1:A:84:LYS:HZ1	2:B:5:A:OP2	2	0.99	0.11	0.99
(1,3)	1:A:84:LYS:HZ1	2:B:5:A:P	2	0.99	0.11	0.99
(1,3)	1:A:84:LYS:HZ1	2:B:6:G:C1'	2	0.99	0.11	0.99
(1,3)	1:A:84:LYS:HZ1	2:B:6:G:C2	2	0.99	0.11	0.99
(1,3)	1:A:84:LYS:HZ1	2:B:6:G:C2'	2	0.99	0.11	0.99
(1,3)	1:A:84:LYS:HZ1	2:B:6:G:C3'	2	0.99	0.11	0.99
(1,3)	1:A:84:LYS:HZ1	2:B:6:G:C4	2	0.99	0.11	0.99
(1,3)	1:A:84:LYS:HZ1	2:B:6:G:C4'	2	0.99	0.11	0.99
(1,3)	1:A:84:LYS:HZ1	2:B:6:G:C5	2	0.99	0.11	0.99
(1,3)	1:A:84:LYS:HZ1	2:B:6:G:C5'	2	0.99	0.11	0.99
(1,3)	1:A:84:LYS:HZ1	2:B:6:G:C6	2	0.99	0.11	0.99
(1,3)	1:A:84:LYS:HZ1	2:B:6:G:C8	2	0.99	0.11	0.99
(1,3)	1:A:84:LYS:HZ1	2:B:6:G:H1	2	0.99	0.11	0.99
(1,3)	1:A:84:LYS:HZ1	2:B:6:G:H1'	2	0.99	0.11	0.99
(1,3)	1:A:84:LYS:HZ1	2:B:6:G:H2'	2	0.99	0.11	0.99
(1,3)	1:A:84:LYS:HZ1	2:B:6:G:H21	2	0.99	0.11	0.99
(1,3)	1:A:84:LYS:HZ1	2:B:6:G:H22	2	0.99	0.11	0.99

*Continued on next page...*

*Continued from previous page...*

Key	Atom-1	Atom-2	Models <sup>1</sup>	Mean (Å)	SD <sup>1</sup> (Å)	Median (Å)
(1,3)	1:A:84:LYS:HZ1	2:B:6:G:H3'	2	0.99	0.11	0.99
(1,3)	1:A:84:LYS:HZ1	2:B:6:G:H4'	2	0.99	0.11	0.99
(1,3)	1:A:84:LYS:HZ1	2:B:6:G:H5'	2	0.99	0.11	0.99
(1,3)	1:A:84:LYS:HZ1	2:B:6:G:H5''	2	0.99	0.11	0.99
(1,3)	1:A:84:LYS:HZ1	2:B:6:G:H8	2	0.99	0.11	0.99
(1,3)	1:A:84:LYS:HZ1	2:B:6:G:HO2'	2	0.99	0.11	0.99
(1,3)	1:A:84:LYS:HZ1	2:B:6:G:N1	2	0.99	0.11	0.99
(1,3)	1:A:84:LYS:HZ1	2:B:6:G:N2	2	0.99	0.11	0.99
(1,3)	1:A:84:LYS:HZ1	2:B:6:G:N3	2	0.99	0.11	0.99
(1,3)	1:A:84:LYS:HZ1	2:B:6:G:N7	2	0.99	0.11	0.99
(1,3)	1:A:84:LYS:HZ1	2:B:6:G:N9	2	0.99	0.11	0.99
(1,3)	1:A:84:LYS:HZ1	2:B:6:G:O2'	2	0.99	0.11	0.99
(1,3)	1:A:84:LYS:HZ1	2:B:6:G:O3'	2	0.99	0.11	0.99
(1,3)	1:A:84:LYS:HZ1	2:B:6:G:O4'	2	0.99	0.11	0.99
(1,3)	1:A:84:LYS:HZ1	2:B:6:G:O5'	2	0.99	0.11	0.99
(1,3)	1:A:84:LYS:HZ1	2:B:6:G:O6	2	0.99	0.11	0.99
(1,3)	1:A:84:LYS:HZ1	2:B:6:G:OP1	2	0.99	0.11	0.99
(1,3)	1:A:84:LYS:HZ1	2:B:6:G:OP2	2	0.99	0.11	0.99
(1,3)	1:A:84:LYS:HZ1	2:B:6:G:P	2	0.99	0.11	0.99
(1,3)	1:A:84:LYS:HZ1	2:B:7:C:C1'	2	0.99	0.11	0.99
(1,3)	1:A:84:LYS:HZ1	2:B:7:C:C2	2	0.99	0.11	0.99
(1,3)	1:A:84:LYS:HZ1	2:B:7:C:C2'	2	0.99	0.11	0.99
(1,3)	1:A:84:LYS:HZ1	2:B:7:C:C3'	2	0.99	0.11	0.99
(1,3)	1:A:84:LYS:HZ1	2:B:7:C:C4	2	0.99	0.11	0.99
(1,3)	1:A:84:LYS:HZ1	2:B:7:C:C4'	2	0.99	0.11	0.99
(1,3)	1:A:84:LYS:HZ1	2:B:7:C:C5	2	0.99	0.11	0.99
(1,3)	1:A:84:LYS:HZ1	2:B:7:C:C5'	2	0.99	0.11	0.99
(1,3)	1:A:84:LYS:HZ1	2:B:7:C:C6	2	0.99	0.11	0.99
(1,3)	1:A:84:LYS:HZ1	2:B:7:C:H1'	2	0.99	0.11	0.99
(1,3)	1:A:84:LYS:HZ1	2:B:7:C:H2'	2	0.99	0.11	0.99
(1,3)	1:A:84:LYS:HZ1	2:B:7:C:H3'	2	0.99	0.11	0.99
(1,3)	1:A:84:LYS:HZ1	2:B:7:C:H4'	2	0.99	0.11	0.99
(1,3)	1:A:84:LYS:HZ1	2:B:7:C:H41	2	0.99	0.11	0.99
(1,3)	1:A:84:LYS:HZ1	2:B:7:C:H42	2	0.99	0.11	0.99
(1,3)	1:A:84:LYS:HZ1	2:B:7:C:H5	2	0.99	0.11	0.99
(1,3)	1:A:84:LYS:HZ1	2:B:7:C:H5'	2	0.99	0.11	0.99
(1,3)	1:A:84:LYS:HZ1	2:B:7:C:H5''	2	0.99	0.11	0.99
(1,3)	1:A:84:LYS:HZ1	2:B:7:C:H6	2	0.99	0.11	0.99
(1,3)	1:A:84:LYS:HZ1	2:B:7:C:HO2'	2	0.99	0.11	0.99
(1,3)	1:A:84:LYS:HZ1	2:B:7:C:N1	2	0.99	0.11	0.99
(1,3)	1:A:84:LYS:HZ1	2:B:7:C:N3	2	0.99	0.11	0.99
(1,3)	1:A:84:LYS:HZ1	2:B:7:C:N4	2	0.99	0.11	0.99

*Continued on next page...*

*Continued from previous page...*

Key	Atom-1	Atom-2	Models <sup>1</sup>	Mean (Å)	SD <sup>1</sup> (Å)	Median (Å)
(1,3)	1:A:84:LYS:HZ1	2:B:7:C:O2	2	0.99	0.11	0.99
(1,3)	1:A:84:LYS:HZ1	2:B:7:C:O2'	2	0.99	0.11	0.99
(1,3)	1:A:84:LYS:HZ1	2:B:7:C:O3'	2	0.99	0.11	0.99
(1,3)	1:A:84:LYS:HZ1	2:B:7:C:O4'	2	0.99	0.11	0.99
(1,3)	1:A:84:LYS:HZ1	2:B:7:C:O5'	2	0.99	0.11	0.99
(1,3)	1:A:84:LYS:HZ1	2:B:7:C:OP1	2	0.99	0.11	0.99
(1,3)	1:A:84:LYS:HZ1	2:B:7:C:OP2	2	0.99	0.11	0.99
(1,3)	1:A:84:LYS:HZ1	2:B:7:C:P	2	0.99	0.11	0.99
(1,3)	1:A:84:LYS:HZ1	2:B:8:U:C1'	2	0.99	0.11	0.99
(1,3)	1:A:84:LYS:HZ1	2:B:8:U:C2	2	0.99	0.11	0.99
(1,3)	1:A:84:LYS:HZ1	2:B:8:U:C2'	2	0.99	0.11	0.99
(1,3)	1:A:84:LYS:HZ1	2:B:8:U:C3'	2	0.99	0.11	0.99
(1,3)	1:A:84:LYS:HZ1	2:B:8:U:C4	2	0.99	0.11	0.99
(1,3)	1:A:84:LYS:HZ1	2:B:8:U:C4'	2	0.99	0.11	0.99
(1,3)	1:A:84:LYS:HZ1	2:B:8:U:C5	2	0.99	0.11	0.99
(1,3)	1:A:84:LYS:HZ1	2:B:8:U:C5'	2	0.99	0.11	0.99
(1,3)	1:A:84:LYS:HZ1	2:B:8:U:C6	2	0.99	0.11	0.99
(1,3)	1:A:84:LYS:HZ1	2:B:8:U:H1'	2	0.99	0.11	0.99
(1,3)	1:A:84:LYS:HZ1	2:B:8:U:H2'	2	0.99	0.11	0.99
(1,3)	1:A:84:LYS:HZ1	2:B:8:U:H3	2	0.99	0.11	0.99
(1,3)	1:A:84:LYS:HZ1	2:B:8:U:H3'	2	0.99	0.11	0.99
(1,3)	1:A:84:LYS:HZ1	2:B:8:U:H4'	2	0.99	0.11	0.99
(1,3)	1:A:84:LYS:HZ1	2:B:8:U:H5	2	0.99	0.11	0.99
(1,3)	1:A:84:LYS:HZ1	2:B:8:U:H5'	2	0.99	0.11	0.99
(1,3)	1:A:84:LYS:HZ1	2:B:8:U:H5''	2	0.99	0.11	0.99
(1,3)	1:A:84:LYS:HZ1	2:B:8:U:H6	2	0.99	0.11	0.99
(1,3)	1:A:84:LYS:HZ1	2:B:8:U:HO2'	2	0.99	0.11	0.99
(1,3)	1:A:84:LYS:HZ1	2:B:8:U:N1	2	0.99	0.11	0.99
(1,3)	1:A:84:LYS:HZ1	2:B:8:U:N3	2	0.99	0.11	0.99
(1,3)	1:A:84:LYS:HZ1	2:B:8:U:O2	2	0.99	0.11	0.99
(1,3)	1:A:84:LYS:HZ1	2:B:8:U:O2'	2	0.99	0.11	0.99
(1,3)	1:A:84:LYS:HZ1	2:B:8:U:O3'	2	0.99	0.11	0.99
(1,3)	1:A:84:LYS:HZ1	2:B:8:U:O4	2	0.99	0.11	0.99
(1,3)	1:A:84:LYS:HZ1	2:B:8:U:O4'	2	0.99	0.11	0.99
(1,3)	1:A:84:LYS:HZ1	2:B:8:U:O5'	2	0.99	0.11	0.99
(1,3)	1:A:84:LYS:HZ1	2:B:8:U:OP1	2	0.99	0.11	0.99
(1,3)	1:A:84:LYS:HZ1	2:B:8:U:OP2	2	0.99	0.11	0.99
(1,3)	1:A:84:LYS:HZ1	2:B:8:U:P	2	0.99	0.11	0.99
(1,3)	1:A:84:LYS:HZ1	2:B:9:C:C1'	2	0.99	0.11	0.99
(1,3)	1:A:84:LYS:HZ1	2:B:9:C:C2	2	0.99	0.11	0.99
(1,3)	1:A:84:LYS:HZ1	2:B:9:C:C2'	2	0.99	0.11	0.99
(1,3)	1:A:84:LYS:HZ1	2:B:9:C:C3'	2	0.99	0.11	0.99

*Continued on next page...*

*Continued from previous page...*

Key	Atom-1	Atom-2	Models <sup>1</sup>	Mean (Å)	SD <sup>1</sup> (Å)	Median (Å)
(1,3)	1:A:84:LYS:HZ1	2:B:9:C:C4	2	0.99	0.11	0.99
(1,3)	1:A:84:LYS:HZ1	2:B:9:C:C4'	2	0.99	0.11	0.99
(1,3)	1:A:84:LYS:HZ1	2:B:9:C:C5	2	0.99	0.11	0.99
(1,3)	1:A:84:LYS:HZ1	2:B:9:C:C5'	2	0.99	0.11	0.99
(1,3)	1:A:84:LYS:HZ1	2:B:9:C:C6	2	0.99	0.11	0.99
(1,3)	1:A:84:LYS:HZ1	2:B:9:C:H1'	2	0.99	0.11	0.99
(1,3)	1:A:84:LYS:HZ1	2:B:9:C:H2'	2	0.99	0.11	0.99
(1,3)	1:A:84:LYS:HZ1	2:B:9:C:H3'	2	0.99	0.11	0.99
(1,3)	1:A:84:LYS:HZ1	2:B:9:C:H4'	2	0.99	0.11	0.99
(1,3)	1:A:84:LYS:HZ1	2:B:9:C:H41	2	0.99	0.11	0.99
(1,3)	1:A:84:LYS:HZ1	2:B:9:C:H42	2	0.99	0.11	0.99
(1,3)	1:A:84:LYS:HZ1	2:B:9:C:H5	2	0.99	0.11	0.99
(1,3)	1:A:84:LYS:HZ1	2:B:9:C:H5'	2	0.99	0.11	0.99
(1,3)	1:A:84:LYS:HZ1	2:B:9:C:H5''	2	0.99	0.11	0.99
(1,3)	1:A:84:LYS:HZ1	2:B:9:C:H6	2	0.99	0.11	0.99
(1,3)	1:A:84:LYS:HZ1	2:B:9:C:HO2'	2	0.99	0.11	0.99
(1,3)	1:A:84:LYS:HZ1	2:B:9:C:N1	2	0.99	0.11	0.99
(1,3)	1:A:84:LYS:HZ1	2:B:9:C:N3	2	0.99	0.11	0.99
(1,3)	1:A:84:LYS:HZ1	2:B:9:C:N4	2	0.99	0.11	0.99
(1,3)	1:A:84:LYS:HZ1	2:B:9:C:O2	2	0.99	0.11	0.99
(1,3)	1:A:84:LYS:HZ1	2:B:9:C:O2'	2	0.99	0.11	0.99
(1,3)	1:A:84:LYS:HZ1	2:B:9:C:O3'	2	0.99	0.11	0.99
(1,3)	1:A:84:LYS:HZ1	2:B:9:C:O4'	2	0.99	0.11	0.99
(1,3)	1:A:84:LYS:HZ1	2:B:9:C:O5'	2	0.99	0.11	0.99
(1,3)	1:A:84:LYS:HZ1	2:B:9:C:OP1	2	0.99	0.11	0.99
(1,3)	1:A:84:LYS:HZ1	2:B:9:C:OP2	2	0.99	0.11	0.99
(1,3)	1:A:84:LYS:HZ1	2:B:9:C:P	2	0.99	0.11	0.99
(1,3)	1:A:84:LYS:HZ1	2:B:10:G:C1'	2	0.99	0.11	0.99
(1,3)	1:A:84:LYS:HZ1	2:B:10:G:C2	2	0.99	0.11	0.99
(1,3)	1:A:84:LYS:HZ1	2:B:10:G:C2'	2	0.99	0.11	0.99
(1,3)	1:A:84:LYS:HZ1	2:B:10:G:C3'	2	0.99	0.11	0.99
(1,3)	1:A:84:LYS:HZ1	2:B:10:G:C4	2	0.99	0.11	0.99
(1,3)	1:A:84:LYS:HZ1	2:B:10:G:C4'	2	0.99	0.11	0.99
(1,3)	1:A:84:LYS:HZ1	2:B:10:G:C5	2	0.99	0.11	0.99
(1,3)	1:A:84:LYS:HZ1	2:B:10:G:C5'	2	0.99	0.11	0.99
(1,3)	1:A:84:LYS:HZ1	2:B:10:G:C6	2	0.99	0.11	0.99
(1,3)	1:A:84:LYS:HZ1	2:B:10:G:C8	2	0.99	0.11	0.99
(1,3)	1:A:84:LYS:HZ1	2:B:10:G:H1	2	0.99	0.11	0.99
(1,3)	1:A:84:LYS:HZ1	2:B:10:G:H1'	2	0.99	0.11	0.99
(1,3)	1:A:84:LYS:HZ1	2:B:10:G:H2'	2	0.99	0.11	0.99
(1,3)	1:A:84:LYS:HZ1	2:B:10:G:H21	2	0.99	0.11	0.99
(1,3)	1:A:84:LYS:HZ1	2:B:10:G:H22	2	0.99	0.11	0.99

*Continued on next page...*

*Continued from previous page...*

Key	Atom-1	Atom-2	Models <sup>1</sup>	Mean (Å)	SD <sup>1</sup> (Å)	Median (Å)
(1,3)	1:A:84:LYS:HZ1	2:B:10:G:H3'	2	0.99	0.11	0.99
(1,3)	1:A:84:LYS:HZ1	2:B:10:G:H4'	2	0.99	0.11	0.99
(1,3)	1:A:84:LYS:HZ1	2:B:10:G:H5'	2	0.99	0.11	0.99
(1,3)	1:A:84:LYS:HZ1	2:B:10:G:H5''	2	0.99	0.11	0.99
(1,3)	1:A:84:LYS:HZ1	2:B:10:G:H8	2	0.99	0.11	0.99
(1,3)	1:A:84:LYS:HZ1	2:B:10:G:HO2'	2	0.99	0.11	0.99
(1,3)	1:A:84:LYS:HZ1	2:B:10:G:N1	2	0.99	0.11	0.99
(1,3)	1:A:84:LYS:HZ1	2:B:10:G:N2	2	0.99	0.11	0.99
(1,3)	1:A:84:LYS:HZ1	2:B:10:G:N3	2	0.99	0.11	0.99
(1,3)	1:A:84:LYS:HZ1	2:B:10:G:N7	2	0.99	0.11	0.99
(1,3)	1:A:84:LYS:HZ1	2:B:10:G:N9	2	0.99	0.11	0.99
(1,3)	1:A:84:LYS:HZ1	2:B:10:G:O2'	2	0.99	0.11	0.99
(1,3)	1:A:84:LYS:HZ1	2:B:10:G:O3'	2	0.99	0.11	0.99
(1,3)	1:A:84:LYS:HZ1	2:B:10:G:O4'	2	0.99	0.11	0.99
(1,3)	1:A:84:LYS:HZ1	2:B:10:G:O5'	2	0.99	0.11	0.99
(1,3)	1:A:84:LYS:HZ1	2:B:10:G:O6	2	0.99	0.11	0.99
(1,3)	1:A:84:LYS:HZ1	2:B:10:G:OP1	2	0.99	0.11	0.99
(1,3)	1:A:84:LYS:HZ1	2:B:10:G:OP2	2	0.99	0.11	0.99
(1,3)	1:A:84:LYS:HZ1	2:B:10:G:P	2	0.99	0.11	0.99
(1,3)	1:A:84:LYS:HZ1	2:B:11:A:C1'	2	0.99	0.11	0.99
(1,3)	1:A:84:LYS:HZ1	2:B:11:A:C2	2	0.99	0.11	0.99
(1,3)	1:A:84:LYS:HZ1	2:B:11:A:C2'	2	0.99	0.11	0.99
(1,3)	1:A:84:LYS:HZ1	2:B:11:A:C3'	2	0.99	0.11	0.99
(1,3)	1:A:84:LYS:HZ1	2:B:11:A:C4	2	0.99	0.11	0.99
(1,3)	1:A:84:LYS:HZ1	2:B:11:A:C4'	2	0.99	0.11	0.99
(1,3)	1:A:84:LYS:HZ1	2:B:11:A:C5	2	0.99	0.11	0.99
(1,3)	1:A:84:LYS:HZ1	2:B:11:A:C5'	2	0.99	0.11	0.99
(1,3)	1:A:84:LYS:HZ1	2:B:11:A:C6	2	0.99	0.11	0.99
(1,3)	1:A:84:LYS:HZ1	2:B:11:A:C8	2	0.99	0.11	0.99
(1,3)	1:A:84:LYS:HZ1	2:B:11:A:H1'	2	0.99	0.11	0.99
(1,3)	1:A:84:LYS:HZ1	2:B:11:A:H2	2	0.99	0.11	0.99
(1,3)	1:A:84:LYS:HZ1	2:B:11:A:H2'	2	0.99	0.11	0.99
(1,3)	1:A:84:LYS:HZ1	2:B:11:A:H3'	2	0.99	0.11	0.99
(1,3)	1:A:84:LYS:HZ1	2:B:11:A:H4'	2	0.99	0.11	0.99
(1,3)	1:A:84:LYS:HZ1	2:B:11:A:H5'	2	0.99	0.11	0.99
(1,3)	1:A:84:LYS:HZ1	2:B:11:A:H5''	2	0.99	0.11	0.99
(1,3)	1:A:84:LYS:HZ1	2:B:11:A:H61	2	0.99	0.11	0.99
(1,3)	1:A:84:LYS:HZ1	2:B:11:A:H62	2	0.99	0.11	0.99
(1,3)	1:A:84:LYS:HZ1	2:B:11:A:H8	2	0.99	0.11	0.99
(1,3)	1:A:84:LYS:HZ1	2:B:11:A:HO2'	2	0.99	0.11	0.99
(1,3)	1:A:84:LYS:HZ1	2:B:11:A:N1	2	0.99	0.11	0.99
(1,3)	1:A:84:LYS:HZ1	2:B:11:A:N3	2	0.99	0.11	0.99

*Continued on next page...*

*Continued from previous page...*

Key	Atom-1	Atom-2	Models <sup>1</sup>	Mean (Å)	SD <sup>1</sup> (Å)	Median (Å)
(1,3)	1:A:84:LYS:HZ1	2:B:11:A:N6	2	0.99	0.11	0.99
(1,3)	1:A:84:LYS:HZ1	2:B:11:A:N7	2	0.99	0.11	0.99
(1,3)	1:A:84:LYS:HZ1	2:B:11:A:N9	2	0.99	0.11	0.99
(1,3)	1:A:84:LYS:HZ1	2:B:11:A:O2'	2	0.99	0.11	0.99
(1,3)	1:A:84:LYS:HZ1	2:B:11:A:O3'	2	0.99	0.11	0.99
(1,3)	1:A:84:LYS:HZ1	2:B:11:A:O4'	2	0.99	0.11	0.99
(1,3)	1:A:84:LYS:HZ1	2:B:11:A:O5'	2	0.99	0.11	0.99
(1,3)	1:A:84:LYS:HZ1	2:B:11:A:OP1	2	0.99	0.11	0.99
(1,3)	1:A:84:LYS:HZ1	2:B:11:A:OP2	2	0.99	0.11	0.99
(1,3)	1:A:84:LYS:HZ1	2:B:11:A:P	2	0.99	0.11	0.99
(1,3)	1:A:84:LYS:HZ1	2:B:12:A:C1'	2	0.99	0.11	0.99
(1,3)	1:A:84:LYS:HZ1	2:B:12:A:C2	2	0.99	0.11	0.99
(1,3)	1:A:84:LYS:HZ1	2:B:12:A:C2'	2	0.99	0.11	0.99
(1,3)	1:A:84:LYS:HZ1	2:B:12:A:C3'	2	0.99	0.11	0.99
(1,3)	1:A:84:LYS:HZ1	2:B:12:A:C4	2	0.99	0.11	0.99
(1,3)	1:A:84:LYS:HZ1	2:B:12:A:C4'	2	0.99	0.11	0.99
(1,3)	1:A:84:LYS:HZ1	2:B:12:A:C5	2	0.99	0.11	0.99
(1,3)	1:A:84:LYS:HZ1	2:B:12:A:C5'	2	0.99	0.11	0.99
(1,3)	1:A:84:LYS:HZ1	2:B:12:A:C6	2	0.99	0.11	0.99
(1,3)	1:A:84:LYS:HZ1	2:B:12:A:C8	2	0.99	0.11	0.99
(1,3)	1:A:84:LYS:HZ1	2:B:12:A:H1'	2	0.99	0.11	0.99
(1,3)	1:A:84:LYS:HZ1	2:B:12:A:H2	2	0.99	0.11	0.99
(1,3)	1:A:84:LYS:HZ1	2:B:12:A:H2'	2	0.99	0.11	0.99
(1,3)	1:A:84:LYS:HZ1	2:B:12:A:H3'	2	0.99	0.11	0.99
(1,3)	1:A:84:LYS:HZ1	2:B:12:A:H4'	2	0.99	0.11	0.99
(1,3)	1:A:84:LYS:HZ1	2:B:12:A:H5'	2	0.99	0.11	0.99
(1,3)	1:A:84:LYS:HZ1	2:B:12:A:H5''	2	0.99	0.11	0.99
(1,3)	1:A:84:LYS:HZ1	2:B:12:A:H61	2	0.99	0.11	0.99
(1,3)	1:A:84:LYS:HZ1	2:B:12:A:H62	2	0.99	0.11	0.99
(1,3)	1:A:84:LYS:HZ1	2:B:12:A:H8	2	0.99	0.11	0.99
(1,3)	1:A:84:LYS:HZ1	2:B:12:A:HO2'	2	0.99	0.11	0.99
(1,3)	1:A:84:LYS:HZ1	2:B:12:A:N1	2	0.99	0.11	0.99
(1,3)	1:A:84:LYS:HZ1	2:B:12:A:N3	2	0.99	0.11	0.99
(1,3)	1:A:84:LYS:HZ1	2:B:12:A:N6	2	0.99	0.11	0.99
(1,3)	1:A:84:LYS:HZ1	2:B:12:A:N7	2	0.99	0.11	0.99
(1,3)	1:A:84:LYS:HZ1	2:B:12:A:N9	2	0.99	0.11	0.99
(1,3)	1:A:84:LYS:HZ1	2:B:12:A:O2'	2	0.99	0.11	0.99
(1,3)	1:A:84:LYS:HZ1	2:B:12:A:O3'	2	0.99	0.11	0.99
(1,3)	1:A:84:LYS:HZ1	2:B:12:A:O4'	2	0.99	0.11	0.99
(1,3)	1:A:84:LYS:HZ1	2:B:12:A:O5'	2	0.99	0.11	0.99
(1,3)	1:A:84:LYS:HZ1	2:B:12:A:OP1	2	0.99	0.11	0.99
(1,3)	1:A:84:LYS:HZ1	2:B:12:A:OP2	2	0.99	0.11	0.99

*Continued on next page...*

*Continued from previous page...*

Key	Atom-1	Atom-2	Models <sup>1</sup>	Mean (Å)	SD <sup>1</sup> (Å)	Median (Å)
(1,3)	1:A:84:LYS:HZ1	2:B:12:A:P	2	0.99	0.11	0.99
(1,3)	1:A:84:LYS:HZ1	2:B:13:A:C1'	2	0.99	0.11	0.99
(1,3)	1:A:84:LYS:HZ1	2:B:13:A:C2	2	0.99	0.11	0.99
(1,3)	1:A:84:LYS:HZ1	2:B:13:A:C2'	2	0.99	0.11	0.99
(1,3)	1:A:84:LYS:HZ1	2:B:13:A:C3'	2	0.99	0.11	0.99
(1,3)	1:A:84:LYS:HZ1	2:B:13:A:C4	2	0.99	0.11	0.99
(1,3)	1:A:84:LYS:HZ1	2:B:13:A:C4'	2	0.99	0.11	0.99
(1,3)	1:A:84:LYS:HZ1	2:B:13:A:C5	2	0.99	0.11	0.99
(1,3)	1:A:84:LYS:HZ1	2:B:13:A:C5'	2	0.99	0.11	0.99
(1,3)	1:A:84:LYS:HZ1	2:B:13:A:C6	2	0.99	0.11	0.99
(1,3)	1:A:84:LYS:HZ1	2:B:13:A:C8	2	0.99	0.11	0.99
(1,3)	1:A:84:LYS:HZ1	2:B:13:A:H1'	2	0.99	0.11	0.99
(1,3)	1:A:84:LYS:HZ1	2:B:13:A:H2	2	0.99	0.11	0.99
(1,3)	1:A:84:LYS:HZ1	2:B:13:A:H2'	2	0.99	0.11	0.99
(1,3)	1:A:84:LYS:HZ1	2:B:13:A:H3'	2	0.99	0.11	0.99
(1,3)	1:A:84:LYS:HZ1	2:B:13:A:H4'	2	0.99	0.11	0.99
(1,3)	1:A:84:LYS:HZ1	2:B:13:A:H5'	2	0.99	0.11	0.99
(1,3)	1:A:84:LYS:HZ1	2:B:13:A:H5''	2	0.99	0.11	0.99
(1,3)	1:A:84:LYS:HZ1	2:B:13:A:H61	2	0.99	0.11	0.99
(1,3)	1:A:84:LYS:HZ1	2:B:13:A:H62	2	0.99	0.11	0.99
(1,3)	1:A:84:LYS:HZ1	2:B:13:A:H8	2	0.99	0.11	0.99
(1,3)	1:A:84:LYS:HZ1	2:B:13:A:HO2'	2	0.99	0.11	0.99
(1,3)	1:A:84:LYS:HZ1	2:B:13:A:N1	2	0.99	0.11	0.99
(1,3)	1:A:84:LYS:HZ1	2:B:13:A:N3	2	0.99	0.11	0.99
(1,3)	1:A:84:LYS:HZ1	2:B:13:A:N6	2	0.99	0.11	0.99
(1,3)	1:A:84:LYS:HZ1	2:B:13:A:N7	2	0.99	0.11	0.99
(1,3)	1:A:84:LYS:HZ1	2:B:13:A:N9	2	0.99	0.11	0.99
(1,3)	1:A:84:LYS:HZ1	2:B:13:A:O2'	2	0.99	0.11	0.99
(1,3)	1:A:84:LYS:HZ1	2:B:13:A:O3'	2	0.99	0.11	0.99
(1,3)	1:A:84:LYS:HZ1	2:B:13:A:O4'	2	0.99	0.11	0.99
(1,3)	1:A:84:LYS:HZ1	2:B:13:A:O5'	2	0.99	0.11	0.99
(1,3)	1:A:84:LYS:HZ1	2:B:13:A:OP1	2	0.99	0.11	0.99
(1,3)	1:A:84:LYS:HZ1	2:B:13:A:OP2	2	0.99	0.11	0.99
(1,3)	1:A:84:LYS:HZ1	2:B:13:A:P	2	0.99	0.11	0.99
(1,3)	1:A:84:LYS:HZ1	2:B:14:G:C1'	2	0.99	0.11	0.99
(1,3)	1:A:84:LYS:HZ1	2:B:14:G:C2	2	0.99	0.11	0.99
(1,3)	1:A:84:LYS:HZ1	2:B:14:G:C2'	2	0.99	0.11	0.99
(1,3)	1:A:84:LYS:HZ1	2:B:14:G:C3'	2	0.99	0.11	0.99
(1,3)	1:A:84:LYS:HZ1	2:B:14:G:C4	2	0.99	0.11	0.99
(1,3)	1:A:84:LYS:HZ1	2:B:14:G:C4'	2	0.99	0.11	0.99
(1,3)	1:A:84:LYS:HZ1	2:B:14:G:C5	2	0.99	0.11	0.99
(1,3)	1:A:84:LYS:HZ1	2:B:14:G:C5'	2	0.99	0.11	0.99

*Continued on next page...*



*Continued from previous page...*

Key	Atom-1	Atom-2	Models <sup>1</sup>	Mean (Å)	SD <sup>1</sup> (Å)	Median (Å)
(1,3)	1:A:84:LYS:HZ1	2:B:14:G:C6	2	0.99	0.11	0.99
(1,3)	1:A:84:LYS:HZ1	2:B:14:G:C8	2	0.99	0.11	0.99
(1,3)	1:A:84:LYS:HZ1	2:B:14:G:H1	2	0.99	0.11	0.99
(1,3)	1:A:84:LYS:HZ1	2:B:14:G:H1'	2	0.99	0.11	0.99
(1,3)	1:A:84:LYS:HZ1	2:B:14:G:H2'	2	0.99	0.11	0.99
(1,3)	1:A:84:LYS:HZ1	2:B:14:G:H21	2	0.99	0.11	0.99
(1,3)	1:A:84:LYS:HZ1	2:B:14:G:H22	2	0.99	0.11	0.99
(1,3)	1:A:84:LYS:HZ1	2:B:14:G:H3'	2	0.99	0.11	0.99
(1,3)	1:A:84:LYS:HZ1	2:B:14:G:H4'	2	0.99	0.11	0.99
(1,3)	1:A:84:LYS:HZ1	2:B:14:G:H5'	2	0.99	0.11	0.99
(1,3)	1:A:84:LYS:HZ1	2:B:14:G:H5''	2	0.99	0.11	0.99
(1,3)	1:A:84:LYS:HZ1	2:B:14:G:H8	2	0.99	0.11	0.99
(1,3)	1:A:84:LYS:HZ1	2:B:14:G:HO2'	2	0.99	0.11	0.99
(1,3)	1:A:84:LYS:HZ1	2:B:14:G:N1	2	0.99	0.11	0.99
(1,3)	1:A:84:LYS:HZ1	2:B:14:G:N2	2	0.99	0.11	0.99
(1,3)	1:A:84:LYS:HZ1	2:B:14:G:N3	2	0.99	0.11	0.99
(1,3)	1:A:84:LYS:HZ1	2:B:14:G:N7	2	0.99	0.11	0.99
(1,3)	1:A:84:LYS:HZ1	2:B:14:G:N9	2	0.99	0.11	0.99
(1,3)	1:A:84:LYS:HZ1	2:B:14:G:O2'	2	0.99	0.11	0.99
(1,3)	1:A:84:LYS:HZ1	2:B:14:G:O3'	2	0.99	0.11	0.99
(1,3)	1:A:84:LYS:HZ1	2:B:14:G:O4'	2	0.99	0.11	0.99
(1,3)	1:A:84:LYS:HZ1	2:B:14:G:O5'	2	0.99	0.11	0.99
(1,3)	1:A:84:LYS:HZ1	2:B:14:G:O6	2	0.99	0.11	0.99
(1,3)	1:A:84:LYS:HZ1	2:B:14:G:OP1	2	0.99	0.11	0.99
(1,3)	1:A:84:LYS:HZ1	2:B:14:G:OP2	2	0.99	0.11	0.99
(1,3)	1:A:84:LYS:HZ1	2:B:14:G:P	2	0.99	0.11	0.99
(1,3)	1:A:84:LYS:HZ1	2:B:15:A:C1'	2	0.99	0.11	0.99
(1,3)	1:A:84:LYS:HZ1	2:B:15:A:C2	2	0.99	0.11	0.99
(1,3)	1:A:84:LYS:HZ1	2:B:15:A:C2'	2	0.99	0.11	0.99
(1,3)	1:A:84:LYS:HZ1	2:B:15:A:C3'	2	0.99	0.11	0.99
(1,3)	1:A:84:LYS:HZ1	2:B:15:A:C4	2	0.99	0.11	0.99
(1,3)	1:A:84:LYS:HZ1	2:B:15:A:C4'	2	0.99	0.11	0.99
(1,3)	1:A:84:LYS:HZ1	2:B:15:A:C5	2	0.99	0.11	0.99
(1,3)	1:A:84:LYS:HZ1	2:B:15:A:C5'	2	0.99	0.11	0.99
(1,3)	1:A:84:LYS:HZ1	2:B:15:A:C6	2	0.99	0.11	0.99
(1,3)	1:A:84:LYS:HZ1	2:B:15:A:C8	2	0.99	0.11	0.99
(1,3)	1:A:84:LYS:HZ1	2:B:15:A:H1'	2	0.99	0.11	0.99
(1,3)	1:A:84:LYS:HZ1	2:B:15:A:H2	2	0.99	0.11	0.99
(1,3)	1:A:84:LYS:HZ1	2:B:15:A:H2'	2	0.99	0.11	0.99
(1,3)	1:A:84:LYS:HZ1	2:B:15:A:H3'	2	0.99	0.11	0.99
(1,3)	1:A:84:LYS:HZ1	2:B:15:A:H4'	2	0.99	0.11	0.99
(1,3)	1:A:84:LYS:HZ1	2:B:15:A:H5'	2	0.99	0.11	0.99

*Continued on next page...*

*Continued from previous page...*

Key	Atom-1	Atom-2	Models <sup>1</sup>	Mean (Å)	SD <sup>1</sup> (Å)	Median (Å)
(1,3)	1:A:84:LYS:HZ1	2:B:15:A:H5''	2	0.99	0.11	0.99
(1,3)	1:A:84:LYS:HZ1	2:B:15:A:H61	2	0.99	0.11	0.99
(1,3)	1:A:84:LYS:HZ1	2:B:15:A:H62	2	0.99	0.11	0.99
(1,3)	1:A:84:LYS:HZ1	2:B:15:A:H8	2	0.99	0.11	0.99
(1,3)	1:A:84:LYS:HZ1	2:B:15:A:HO2'	2	0.99	0.11	0.99
(1,3)	1:A:84:LYS:HZ1	2:B:15:A:N1	2	0.99	0.11	0.99
(1,3)	1:A:84:LYS:HZ1	2:B:15:A:N3	2	0.99	0.11	0.99
(1,3)	1:A:84:LYS:HZ1	2:B:15:A:N6	2	0.99	0.11	0.99
(1,3)	1:A:84:LYS:HZ1	2:B:15:A:N7	2	0.99	0.11	0.99
(1,3)	1:A:84:LYS:HZ1	2:B:15:A:N9	2	0.99	0.11	0.99
(1,3)	1:A:84:LYS:HZ1	2:B:15:A:O2'	2	0.99	0.11	0.99
(1,3)	1:A:84:LYS:HZ1	2:B:15:A:O3'	2	0.99	0.11	0.99
(1,3)	1:A:84:LYS:HZ1	2:B:15:A:O4'	2	0.99	0.11	0.99
(1,3)	1:A:84:LYS:HZ1	2:B:15:A:O5'	2	0.99	0.11	0.99
(1,3)	1:A:84:LYS:HZ1	2:B:15:A:OP1	2	0.99	0.11	0.99
(1,3)	1:A:84:LYS:HZ1	2:B:15:A:OP2	2	0.99	0.11	0.99
(1,3)	1:A:84:LYS:HZ1	2:B:15:A:P	2	0.99	0.11	0.99
(1,3)	1:A:84:LYS:HZ1	2:B:16:G:C1'	2	0.99	0.11	0.99
(1,3)	1:A:84:LYS:HZ1	2:B:16:G:C2	2	0.99	0.11	0.99
(1,3)	1:A:84:LYS:HZ1	2:B:16:G:C2'	2	0.99	0.11	0.99
(1,3)	1:A:84:LYS:HZ1	2:B:16:G:C3'	2	0.99	0.11	0.99
(1,3)	1:A:84:LYS:HZ1	2:B:16:G:C4	2	0.99	0.11	0.99
(1,3)	1:A:84:LYS:HZ1	2:B:16:G:C4'	2	0.99	0.11	0.99
(1,3)	1:A:84:LYS:HZ1	2:B:16:G:C5	2	0.99	0.11	0.99
(1,3)	1:A:84:LYS:HZ1	2:B:16:G:C5'	2	0.99	0.11	0.99
(1,3)	1:A:84:LYS:HZ1	2:B:16:G:C6	2	0.99	0.11	0.99
(1,3)	1:A:84:LYS:HZ1	2:B:16:G:C8	2	0.99	0.11	0.99
(1,3)	1:A:84:LYS:HZ1	2:B:16:G:H1	2	0.99	0.11	0.99
(1,3)	1:A:84:LYS:HZ1	2:B:16:G:H1'	2	0.99	0.11	0.99
(1,3)	1:A:84:LYS:HZ1	2:B:16:G:H2'	2	0.99	0.11	0.99
(1,3)	1:A:84:LYS:HZ1	2:B:16:G:H21	2	0.99	0.11	0.99
(1,3)	1:A:84:LYS:HZ1	2:B:16:G:H22	2	0.99	0.11	0.99
(1,3)	1:A:84:LYS:HZ1	2:B:16:G:H3'	2	0.99	0.11	0.99
(1,3)	1:A:84:LYS:HZ1	2:B:16:G:H4'	2	0.99	0.11	0.99
(1,3)	1:A:84:LYS:HZ1	2:B:16:G:H5'	2	0.99	0.11	0.99
(1,3)	1:A:84:LYS:HZ1	2:B:16:G:H5''	2	0.99	0.11	0.99
(1,3)	1:A:84:LYS:HZ1	2:B:16:G:H8	2	0.99	0.11	0.99
(1,3)	1:A:84:LYS:HZ1	2:B:16:G:HO2'	2	0.99	0.11	0.99
(1,3)	1:A:84:LYS:HZ1	2:B:16:G:N1	2	0.99	0.11	0.99
(1,3)	1:A:84:LYS:HZ1	2:B:16:G:N2	2	0.99	0.11	0.99
(1,3)	1:A:84:LYS:HZ1	2:B:16:G:N3	2	0.99	0.11	0.99
(1,3)	1:A:84:LYS:HZ1	2:B:16:G:N7	2	0.99	0.11	0.99

*Continued on next page...*

*Continued from previous page...*

Key	Atom-1	Atom-2	Models <sup>1</sup>	Mean (Å)	SD <sup>1</sup> (Å)	Median (Å)
(1,3)	1:A:84:LYS:HZ1	2:B:16:G:N9	2	0.99	0.11	0.99
(1,3)	1:A:84:LYS:HZ1	2:B:16:G:O2'	2	0.99	0.11	0.99
(1,3)	1:A:84:LYS:HZ1	2:B:16:G:O3'	2	0.99	0.11	0.99
(1,3)	1:A:84:LYS:HZ1	2:B:16:G:O4'	2	0.99	0.11	0.99
(1,3)	1:A:84:LYS:HZ1	2:B:16:G:O5'	2	0.99	0.11	0.99
(1,3)	1:A:84:LYS:HZ1	2:B:16:G:O6	2	0.99	0.11	0.99
(1,3)	1:A:84:LYS:HZ1	2:B:16:G:OP1	2	0.99	0.11	0.99
(1,3)	1:A:84:LYS:HZ1	2:B:16:G:OP2	2	0.99	0.11	0.99
(1,3)	1:A:84:LYS:HZ1	2:B:16:G:P	2	0.99	0.11	0.99
(1,3)	1:A:84:LYS:HZ1	2:B:17:C:C1'	2	0.99	0.11	0.99
(1,3)	1:A:84:LYS:HZ1	2:B:17:C:C2	2	0.99	0.11	0.99
(1,3)	1:A:84:LYS:HZ1	2:B:17:C:C2'	2	0.99	0.11	0.99
(1,3)	1:A:84:LYS:HZ1	2:B:17:C:C3'	2	0.99	0.11	0.99
(1,3)	1:A:84:LYS:HZ1	2:B:17:C:C4	2	0.99	0.11	0.99
(1,3)	1:A:84:LYS:HZ1	2:B:17:C:C4'	2	0.99	0.11	0.99
(1,3)	1:A:84:LYS:HZ1	2:B:17:C:C5	2	0.99	0.11	0.99
(1,3)	1:A:84:LYS:HZ1	2:B:17:C:C5'	2	0.99	0.11	0.99
(1,3)	1:A:84:LYS:HZ1	2:B:17:C:C6	2	0.99	0.11	0.99
(1,3)	1:A:84:LYS:HZ1	2:B:17:C:H1'	2	0.99	0.11	0.99
(1,3)	1:A:84:LYS:HZ1	2:B:17:C:H2'	2	0.99	0.11	0.99
(1,3)	1:A:84:LYS:HZ1	2:B:17:C:H3'	2	0.99	0.11	0.99
(1,3)	1:A:84:LYS:HZ1	2:B:17:C:H4'	2	0.99	0.11	0.99
(1,3)	1:A:84:LYS:HZ1	2:B:17:C:H41	2	0.99	0.11	0.99
(1,3)	1:A:84:LYS:HZ1	2:B:17:C:H42	2	0.99	0.11	0.99
(1,3)	1:A:84:LYS:HZ1	2:B:17:C:H5	2	0.99	0.11	0.99
(1,3)	1:A:84:LYS:HZ1	2:B:17:C:H5'	2	0.99	0.11	0.99
(1,3)	1:A:84:LYS:HZ1	2:B:17:C:H5''	2	0.99	0.11	0.99
(1,3)	1:A:84:LYS:HZ1	2:B:17:C:H6	2	0.99	0.11	0.99
(1,3)	1:A:84:LYS:HZ1	2:B:17:C:HO2'	2	0.99	0.11	0.99
(1,3)	1:A:84:LYS:HZ1	2:B:17:C:N1	2	0.99	0.11	0.99
(1,3)	1:A:84:LYS:HZ1	2:B:17:C:N3	2	0.99	0.11	0.99
(1,3)	1:A:84:LYS:HZ1	2:B:17:C:N4	2	0.99	0.11	0.99
(1,3)	1:A:84:LYS:HZ1	2:B:17:C:O2	2	0.99	0.11	0.99
(1,3)	1:A:84:LYS:HZ1	2:B:17:C:O2'	2	0.99	0.11	0.99
(1,3)	1:A:84:LYS:HZ1	2:B:17:C:O3'	2	0.99	0.11	0.99
(1,3)	1:A:84:LYS:HZ1	2:B:17:C:O4'	2	0.99	0.11	0.99
(1,3)	1:A:84:LYS:HZ1	2:B:17:C:O5'	2	0.99	0.11	0.99
(1,3)	1:A:84:LYS:HZ1	2:B:17:C:OP1	2	0.99	0.11	0.99
(1,3)	1:A:84:LYS:HZ1	2:B:17:C:OP2	2	0.99	0.11	0.99
(1,3)	1:A:84:LYS:HZ1	2:B:17:C:P	2	0.99	0.11	0.99
(1,3)	1:A:84:LYS:HZ1	2:B:18:A:C1'	2	0.99	0.11	0.99
(1,3)	1:A:84:LYS:HZ1	2:B:18:A:C2	2	0.99	0.11	0.99

*Continued on next page...*

*Continued from previous page...*

Key	Atom-1	Atom-2	Models <sup>1</sup>	Mean (Å)	SD <sup>1</sup> (Å)	Median (Å)
(1,3)	1:A:84:LYS:HZ1	2:B:18:A:C2'	2	0.99	0.11	0.99
(1,3)	1:A:84:LYS:HZ1	2:B:18:A:C3'	2	0.99	0.11	0.99
(1,3)	1:A:84:LYS:HZ1	2:B:18:A:C4	2	0.99	0.11	0.99
(1,3)	1:A:84:LYS:HZ1	2:B:18:A:C4'	2	0.99	0.11	0.99
(1,3)	1:A:84:LYS:HZ1	2:B:18:A:C5	2	0.99	0.11	0.99
(1,3)	1:A:84:LYS:HZ1	2:B:18:A:C5'	2	0.99	0.11	0.99
(1,3)	1:A:84:LYS:HZ1	2:B:18:A:C6	2	0.99	0.11	0.99
(1,3)	1:A:84:LYS:HZ1	2:B:18:A:C8	2	0.99	0.11	0.99
(1,3)	1:A:84:LYS:HZ1	2:B:18:A:H1'	2	0.99	0.11	0.99
(1,3)	1:A:84:LYS:HZ1	2:B:18:A:H2	2	0.99	0.11	0.99
(1,3)	1:A:84:LYS:HZ1	2:B:18:A:H2'	2	0.99	0.11	0.99
(1,3)	1:A:84:LYS:HZ1	2:B:18:A:H3'	2	0.99	0.11	0.99
(1,3)	1:A:84:LYS:HZ1	2:B:18:A:H4'	2	0.99	0.11	0.99
(1,3)	1:A:84:LYS:HZ1	2:B:18:A:H5'	2	0.99	0.11	0.99
(1,3)	1:A:84:LYS:HZ1	2:B:18:A:H5''	2	0.99	0.11	0.99
(1,3)	1:A:84:LYS:HZ1	2:B:18:A:H61	2	0.99	0.11	0.99
(1,3)	1:A:84:LYS:HZ1	2:B:18:A:H62	2	0.99	0.11	0.99
(1,3)	1:A:84:LYS:HZ1	2:B:18:A:H8	2	0.99	0.11	0.99
(1,3)	1:A:84:LYS:HZ1	2:B:18:A:HO2'	2	0.99	0.11	0.99
(1,3)	1:A:84:LYS:HZ1	2:B:18:A:N1	2	0.99	0.11	0.99
(1,3)	1:A:84:LYS:HZ1	2:B:18:A:N3	2	0.99	0.11	0.99
(1,3)	1:A:84:LYS:HZ1	2:B:18:A:N6	2	0.99	0.11	0.99
(1,3)	1:A:84:LYS:HZ1	2:B:18:A:N7	2	0.99	0.11	0.99
(1,3)	1:A:84:LYS:HZ1	2:B:18:A:N9	2	0.99	0.11	0.99
(1,3)	1:A:84:LYS:HZ1	2:B:18:A:O2'	2	0.99	0.11	0.99
(1,3)	1:A:84:LYS:HZ1	2:B:18:A:O3'	2	0.99	0.11	0.99
(1,3)	1:A:84:LYS:HZ1	2:B:18:A:O4'	2	0.99	0.11	0.99
(1,3)	1:A:84:LYS:HZ1	2:B:18:A:O5'	2	0.99	0.11	0.99
(1,3)	1:A:84:LYS:HZ1	2:B:18:A:OP1	2	0.99	0.11	0.99
(1,3)	1:A:84:LYS:HZ1	2:B:18:A:OP2	2	0.99	0.11	0.99
(1,3)	1:A:84:LYS:HZ1	2:B:18:A:P	2	0.99	0.11	0.99
(1,3)	1:A:84:LYS:HZ1	2:B:19:A:C1'	2	0.99	0.11	0.99
(1,3)	1:A:84:LYS:HZ1	2:B:19:A:C2	2	0.99	0.11	0.99
(1,3)	1:A:84:LYS:HZ1	2:B:19:A:C2'	2	0.99	0.11	0.99
(1,3)	1:A:84:LYS:HZ1	2:B:19:A:C3'	2	0.99	0.11	0.99
(1,3)	1:A:84:LYS:HZ1	2:B:19:A:C4	2	0.99	0.11	0.99
(1,3)	1:A:84:LYS:HZ1	2:B:19:A:C4'	2	0.99	0.11	0.99
(1,3)	1:A:84:LYS:HZ1	2:B:19:A:C5	2	0.99	0.11	0.99
(1,3)	1:A:84:LYS:HZ1	2:B:19:A:C5'	2	0.99	0.11	0.99
(1,3)	1:A:84:LYS:HZ1	2:B:19:A:C6	2	0.99	0.11	0.99
(1,3)	1:A:84:LYS:HZ1	2:B:19:A:C8	2	0.99	0.11	0.99
(1,3)	1:A:84:LYS:HZ1	2:B:19:A:H1'	2	0.99	0.11	0.99

*Continued on next page...*

*Continued from previous page...*

Key	Atom-1	Atom-2	Models <sup>1</sup>	Mean (Å)	SD <sup>1</sup> (Å)	Median (Å)
(1,3)	1:A:84:LYS:HZ1	2:B:19:A:H2	2	0.99	0.11	0.99
(1,3)	1:A:84:LYS:HZ1	2:B:19:A:H2'	2	0.99	0.11	0.99
(1,3)	1:A:84:LYS:HZ1	2:B:19:A:H3'	2	0.99	0.11	0.99
(1,3)	1:A:84:LYS:HZ1	2:B:19:A:H4'	2	0.99	0.11	0.99
(1,3)	1:A:84:LYS:HZ1	2:B:19:A:H5'	2	0.99	0.11	0.99
(1,3)	1:A:84:LYS:HZ1	2:B:19:A:H5''	2	0.99	0.11	0.99
(1,3)	1:A:84:LYS:HZ1	2:B:19:A:H61	2	0.99	0.11	0.99
(1,3)	1:A:84:LYS:HZ1	2:B:19:A:H62	2	0.99	0.11	0.99
(1,3)	1:A:84:LYS:HZ1	2:B:19:A:H8	2	0.99	0.11	0.99
(1,3)	1:A:84:LYS:HZ1	2:B:19:A:HO2'	2	0.99	0.11	0.99
(1,3)	1:A:84:LYS:HZ1	2:B:19:A:N1	2	0.99	0.11	0.99
(1,3)	1:A:84:LYS:HZ1	2:B:19:A:N3	2	0.99	0.11	0.99
(1,3)	1:A:84:LYS:HZ1	2:B:19:A:N6	2	0.99	0.11	0.99
(1,3)	1:A:84:LYS:HZ1	2:B:19:A:N7	2	0.99	0.11	0.99
(1,3)	1:A:84:LYS:HZ1	2:B:19:A:N9	2	0.99	0.11	0.99
(1,3)	1:A:84:LYS:HZ1	2:B:19:A:O2'	2	0.99	0.11	0.99
(1,3)	1:A:84:LYS:HZ1	2:B:19:A:O3'	2	0.99	0.11	0.99
(1,3)	1:A:84:LYS:HZ1	2:B:19:A:O4'	2	0.99	0.11	0.99
(1,3)	1:A:84:LYS:HZ1	2:B:19:A:O5'	2	0.99	0.11	0.99
(1,3)	1:A:84:LYS:HZ1	2:B:19:A:OP1	2	0.99	0.11	0.99
(1,3)	1:A:84:LYS:HZ1	2:B:19:A:OP2	2	0.99	0.11	0.99
(1,3)	1:A:84:LYS:HZ1	2:B:19:A:P	2	0.99	0.11	0.99
(1,3)	1:A:84:LYS:HZ1	2:B:20:U:C1'	2	0.99	0.11	0.99
(1,3)	1:A:84:LYS:HZ1	2:B:20:U:C2	2	0.99	0.11	0.99
(1,3)	1:A:84:LYS:HZ1	2:B:20:U:C2'	2	0.99	0.11	0.99
(1,3)	1:A:84:LYS:HZ1	2:B:20:U:C3'	2	0.99	0.11	0.99
(1,3)	1:A:84:LYS:HZ1	2:B:20:U:C4	2	0.99	0.11	0.99
(1,3)	1:A:84:LYS:HZ1	2:B:20:U:C4'	2	0.99	0.11	0.99
(1,3)	1:A:84:LYS:HZ1	2:B:20:U:C5	2	0.99	0.11	0.99
(1,3)	1:A:84:LYS:HZ1	2:B:20:U:C5'	2	0.99	0.11	0.99
(1,3)	1:A:84:LYS:HZ1	2:B:20:U:C6	2	0.99	0.11	0.99
(1,3)	1:A:84:LYS:HZ1	2:B:20:U:H1'	2	0.99	0.11	0.99
(1,3)	1:A:84:LYS:HZ1	2:B:20:U:H2'	2	0.99	0.11	0.99
(1,3)	1:A:84:LYS:HZ1	2:B:20:U:H3	2	0.99	0.11	0.99
(1,3)	1:A:84:LYS:HZ1	2:B:20:U:H3'	2	0.99	0.11	0.99
(1,3)	1:A:84:LYS:HZ1	2:B:20:U:H4'	2	0.99	0.11	0.99
(1,3)	1:A:84:LYS:HZ1	2:B:20:U:H5	2	0.99	0.11	0.99
(1,3)	1:A:84:LYS:HZ1	2:B:20:U:H5'	2	0.99	0.11	0.99
(1,3)	1:A:84:LYS:HZ1	2:B:20:U:H5''	2	0.99	0.11	0.99
(1,3)	1:A:84:LYS:HZ1	2:B:20:U:H6	2	0.99	0.11	0.99
(1,3)	1:A:84:LYS:HZ1	2:B:20:U:HO2'	2	0.99	0.11	0.99
(1,3)	1:A:84:LYS:HZ1	2:B:20:U:N1	2	0.99	0.11	0.99

*Continued on next page...*

*Continued from previous page...*

Key	Atom-1	Atom-2	Models <sup>1</sup>	Mean (Å)	SD <sup>1</sup> (Å)	Median (Å)
(1,3)	1:A:84:LYS:HZ1	2:B:20:U:N3	2	0.99	0.11	0.99
(1,3)	1:A:84:LYS:HZ1	2:B:20:U:O2	2	0.99	0.11	0.99
(1,3)	1:A:84:LYS:HZ1	2:B:20:U:O2'	2	0.99	0.11	0.99
(1,3)	1:A:84:LYS:HZ1	2:B:20:U:O3'	2	0.99	0.11	0.99
(1,3)	1:A:84:LYS:HZ1	2:B:20:U:O4	2	0.99	0.11	0.99
(1,3)	1:A:84:LYS:HZ1	2:B:20:U:O4'	2	0.99	0.11	0.99
(1,3)	1:A:84:LYS:HZ1	2:B:20:U:O5'	2	0.99	0.11	0.99
(1,3)	1:A:84:LYS:HZ1	2:B:20:U:OP1	2	0.99	0.11	0.99
(1,3)	1:A:84:LYS:HZ1	2:B:20:U:OP2	2	0.99	0.11	0.99
(1,3)	1:A:84:LYS:HZ1	2:B:20:U:P	2	0.99	0.11	0.99
(1,3)	1:A:84:LYS:HZ1	2:B:21:G:C1'	2	0.99	0.11	0.99
(1,3)	1:A:84:LYS:HZ1	2:B:21:G:C2	2	0.99	0.11	0.99
(1,3)	1:A:84:LYS:HZ1	2:B:21:G:C2'	2	0.99	0.11	0.99
(1,3)	1:A:84:LYS:HZ1	2:B:21:G:C3'	2	0.99	0.11	0.99
(1,3)	1:A:84:LYS:HZ1	2:B:21:G:C4	2	0.99	0.11	0.99
(1,3)	1:A:84:LYS:HZ1	2:B:21:G:C4'	2	0.99	0.11	0.99
(1,3)	1:A:84:LYS:HZ1	2:B:21:G:C5	2	0.99	0.11	0.99
(1,3)	1:A:84:LYS:HZ1	2:B:21:G:C5'	2	0.99	0.11	0.99
(1,3)	1:A:84:LYS:HZ1	2:B:21:G:C6	2	0.99	0.11	0.99
(1,3)	1:A:84:LYS:HZ1	2:B:21:G:C8	2	0.99	0.11	0.99
(1,3)	1:A:84:LYS:HZ1	2:B:21:G:H1	2	0.99	0.11	0.99
(1,3)	1:A:84:LYS:HZ1	2:B:21:G:H1'	2	0.99	0.11	0.99
(1,3)	1:A:84:LYS:HZ1	2:B:21:G:H2'	2	0.99	0.11	0.99
(1,3)	1:A:84:LYS:HZ1	2:B:21:G:H21	2	0.99	0.11	0.99
(1,3)	1:A:84:LYS:HZ1	2:B:21:G:H22	2	0.99	0.11	0.99
(1,3)	1:A:84:LYS:HZ1	2:B:21:G:H3'	2	0.99	0.11	0.99
(1,3)	1:A:84:LYS:HZ1	2:B:21:G:H4'	2	0.99	0.11	0.99
(1,3)	1:A:84:LYS:HZ1	2:B:21:G:H5'	2	0.99	0.11	0.99
(1,3)	1:A:84:LYS:HZ1	2:B:21:G:H5''	2	0.99	0.11	0.99
(1,3)	1:A:84:LYS:HZ1	2:B:21:G:H8	2	0.99	0.11	0.99
(1,3)	1:A:84:LYS:HZ1	2:B:21:G:HO2'	2	0.99	0.11	0.99
(1,3)	1:A:84:LYS:HZ1	2:B:21:G:N1	2	0.99	0.11	0.99
(1,3)	1:A:84:LYS:HZ1	2:B:21:G:N2	2	0.99	0.11	0.99
(1,3)	1:A:84:LYS:HZ1	2:B:21:G:N3	2	0.99	0.11	0.99
(1,3)	1:A:84:LYS:HZ1	2:B:21:G:N7	2	0.99	0.11	0.99
(1,3)	1:A:84:LYS:HZ1	2:B:21:G:N9	2	0.99	0.11	0.99
(1,3)	1:A:84:LYS:HZ1	2:B:21:G:O2'	2	0.99	0.11	0.99
(1,3)	1:A:84:LYS:HZ1	2:B:21:G:O3'	2	0.99	0.11	0.99
(1,3)	1:A:84:LYS:HZ1	2:B:21:G:O4'	2	0.99	0.11	0.99
(1,3)	1:A:84:LYS:HZ1	2:B:21:G:O5'	2	0.99	0.11	0.99
(1,3)	1:A:84:LYS:HZ1	2:B:21:G:O6	2	0.99	0.11	0.99
(1,3)	1:A:84:LYS:HZ1	2:B:21:G:OP1	2	0.99	0.11	0.99

*Continued on next page...*

*Continued from previous page...*

Key	Atom-1	Atom-2	Models <sup>1</sup>	Mean (Å)	SD <sup>1</sup> (Å)	Median (Å)
(1,3)	1:A:84:LYS:HZ1	2:B:21:G:OP2	2	0.99	0.11	0.99
(1,3)	1:A:84:LYS:HZ1	2:B:21:G:P	2	0.99	0.11	0.99
(1,3)	1:A:84:LYS:HZ1	2:B:22:A:C1'	2	0.99	0.11	0.99
(1,3)	1:A:84:LYS:HZ1	2:B:22:A:C2	2	0.99	0.11	0.99
(1,3)	1:A:84:LYS:HZ1	2:B:22:A:C2'	2	0.99	0.11	0.99
(1,3)	1:A:84:LYS:HZ1	2:B:22:A:C3'	2	0.99	0.11	0.99
(1,3)	1:A:84:LYS:HZ1	2:B:22:A:C4	2	0.99	0.11	0.99
(1,3)	1:A:84:LYS:HZ1	2:B:22:A:C4'	2	0.99	0.11	0.99
(1,3)	1:A:84:LYS:HZ1	2:B:22:A:C5	2	0.99	0.11	0.99
(1,3)	1:A:84:LYS:HZ1	2:B:22:A:C5'	2	0.99	0.11	0.99
(1,3)	1:A:84:LYS:HZ1	2:B:22:A:C6	2	0.99	0.11	0.99
(1,3)	1:A:84:LYS:HZ1	2:B:22:A:C8	2	0.99	0.11	0.99
(1,3)	1:A:84:LYS:HZ1	2:B:22:A:H1'	2	0.99	0.11	0.99
(1,3)	1:A:84:LYS:HZ1	2:B:22:A:H2	2	0.99	0.11	0.99
(1,3)	1:A:84:LYS:HZ1	2:B:22:A:H2'	2	0.99	0.11	0.99
(1,3)	1:A:84:LYS:HZ1	2:B:22:A:H3'	2	0.99	0.11	0.99
(1,3)	1:A:84:LYS:HZ1	2:B:22:A:H4'	2	0.99	0.11	0.99
(1,3)	1:A:84:LYS:HZ1	2:B:22:A:H5'	2	0.99	0.11	0.99
(1,3)	1:A:84:LYS:HZ1	2:B:22:A:H5''	2	0.99	0.11	0.99
(1,3)	1:A:84:LYS:HZ1	2:B:22:A:H61	2	0.99	0.11	0.99
(1,3)	1:A:84:LYS:HZ1	2:B:22:A:H62	2	0.99	0.11	0.99
(1,3)	1:A:84:LYS:HZ1	2:B:22:A:H8	2	0.99	0.11	0.99
(1,3)	1:A:84:LYS:HZ1	2:B:22:A:HO2'	2	0.99	0.11	0.99
(1,3)	1:A:84:LYS:HZ1	2:B:22:A:N1	2	0.99	0.11	0.99
(1,3)	1:A:84:LYS:HZ1	2:B:22:A:N3	2	0.99	0.11	0.99
(1,3)	1:A:84:LYS:HZ1	2:B:22:A:N6	2	0.99	0.11	0.99
(1,3)	1:A:84:LYS:HZ1	2:B:22:A:N7	2	0.99	0.11	0.99
(1,3)	1:A:84:LYS:HZ1	2:B:22:A:N9	2	0.99	0.11	0.99
(1,3)	1:A:84:LYS:HZ1	2:B:22:A:O2'	2	0.99	0.11	0.99
(1,3)	1:A:84:LYS:HZ1	2:B:22:A:O3'	2	0.99	0.11	0.99
(1,3)	1:A:84:LYS:HZ1	2:B:22:A:O4'	2	0.99	0.11	0.99
(1,3)	1:A:84:LYS:HZ1	2:B:22:A:O5'	2	0.99	0.11	0.99
(1,3)	1:A:84:LYS:HZ1	2:B:22:A:OP1	2	0.99	0.11	0.99
(1,3)	1:A:84:LYS:HZ1	2:B:22:A:OP2	2	0.99	0.11	0.99
(1,3)	1:A:84:LYS:HZ1	2:B:22:A:P	2	0.99	0.11	0.99
(1,3)	1:A:84:LYS:HZ1	2:B:23:U:C1'	2	0.99	0.11	0.99
(1,3)	1:A:84:LYS:HZ1	2:B:23:U:C2	2	0.99	0.11	0.99
(1,3)	1:A:84:LYS:HZ1	2:B:23:U:C2'	2	0.99	0.11	0.99
(1,3)	1:A:84:LYS:HZ1	2:B:23:U:C3'	2	0.99	0.11	0.99
(1,3)	1:A:84:LYS:HZ1	2:B:23:U:C4	2	0.99	0.11	0.99
(1,3)	1:A:84:LYS:HZ1	2:B:23:U:C4'	2	0.99	0.11	0.99
(1,3)	1:A:84:LYS:HZ1	2:B:23:U:C5	2	0.99	0.11	0.99

*Continued on next page...*

*Continued from previous page...*

Key	Atom-1	Atom-2	Models <sup>1</sup>	Mean (Å)	SD <sup>1</sup> (Å)	Median (Å)
(1,3)	1:A:84:LYS:HZ1	2:B:23:U:C5'	2	0.99	0.11	0.99
(1,3)	1:A:84:LYS:HZ1	2:B:23:U:C6	2	0.99	0.11	0.99
(1,3)	1:A:84:LYS:HZ1	2:B:23:U:H1'	2	0.99	0.11	0.99
(1,3)	1:A:84:LYS:HZ1	2:B:23:U:H2'	2	0.99	0.11	0.99
(1,3)	1:A:84:LYS:HZ1	2:B:23:U:H3	2	0.99	0.11	0.99
(1,3)	1:A:84:LYS:HZ1	2:B:23:U:H3'	2	0.99	0.11	0.99
(1,3)	1:A:84:LYS:HZ1	2:B:23:U:H4'	2	0.99	0.11	0.99
(1,3)	1:A:84:LYS:HZ1	2:B:23:U:H5	2	0.99	0.11	0.99
(1,3)	1:A:84:LYS:HZ1	2:B:23:U:H5'	2	0.99	0.11	0.99
(1,3)	1:A:84:LYS:HZ1	2:B:23:U:H5''	2	0.99	0.11	0.99
(1,3)	1:A:84:LYS:HZ1	2:B:23:U:H6	2	0.99	0.11	0.99
(1,3)	1:A:84:LYS:HZ1	2:B:23:U:HO2'	2	0.99	0.11	0.99
(1,3)	1:A:84:LYS:HZ1	2:B:23:U:N1	2	0.99	0.11	0.99
(1,3)	1:A:84:LYS:HZ1	2:B:23:U:N3	2	0.99	0.11	0.99
(1,3)	1:A:84:LYS:HZ1	2:B:23:U:O2	2	0.99	0.11	0.99
(1,3)	1:A:84:LYS:HZ1	2:B:23:U:O2'	2	0.99	0.11	0.99
(1,3)	1:A:84:LYS:HZ1	2:B:23:U:O3'	2	0.99	0.11	0.99
(1,3)	1:A:84:LYS:HZ1	2:B:23:U:O4	2	0.99	0.11	0.99
(1,3)	1:A:84:LYS:HZ1	2:B:23:U:O4'	2	0.99	0.11	0.99
(1,3)	1:A:84:LYS:HZ1	2:B:23:U:O5'	2	0.99	0.11	0.99
(1,3)	1:A:84:LYS:HZ1	2:B:23:U:OP1	2	0.99	0.11	0.99
(1,3)	1:A:84:LYS:HZ1	2:B:23:U:OP2	2	0.99	0.11	0.99
(1,3)	1:A:84:LYS:HZ1	2:B:23:U:P	2	0.99	0.11	0.99
(1,3)	1:A:84:LYS:HZ1	2:B:24:G:C1'	2	0.99	0.11	0.99
(1,3)	1:A:84:LYS:HZ1	2:B:24:G:C2	2	0.99	0.11	0.99
(1,3)	1:A:84:LYS:HZ1	2:B:24:G:C2'	2	0.99	0.11	0.99
(1,3)	1:A:84:LYS:HZ1	2:B:24:G:C3'	2	0.99	0.11	0.99
(1,3)	1:A:84:LYS:HZ1	2:B:24:G:C4	2	0.99	0.11	0.99
(1,3)	1:A:84:LYS:HZ1	2:B:24:G:C4'	2	0.99	0.11	0.99
(1,3)	1:A:84:LYS:HZ1	2:B:24:G:C5	2	0.99	0.11	0.99
(1,3)	1:A:84:LYS:HZ1	2:B:24:G:C5'	2	0.99	0.11	0.99
(1,3)	1:A:84:LYS:HZ1	2:B:24:G:C6	2	0.99	0.11	0.99
(1,3)	1:A:84:LYS:HZ1	2:B:24:G:C8	2	0.99	0.11	0.99
(1,3)	1:A:84:LYS:HZ1	2:B:24:G:H1	2	0.99	0.11	0.99
(1,3)	1:A:84:LYS:HZ1	2:B:24:G:H1'	2	0.99	0.11	0.99
(1,3)	1:A:84:LYS:HZ1	2:B:24:G:H2'	2	0.99	0.11	0.99
(1,3)	1:A:84:LYS:HZ1	2:B:24:G:H21	2	0.99	0.11	0.99
(1,3)	1:A:84:LYS:HZ1	2:B:24:G:H22	2	0.99	0.11	0.99
(1,3)	1:A:84:LYS:HZ1	2:B:24:G:H3'	2	0.99	0.11	0.99
(1,3)	1:A:84:LYS:HZ1	2:B:24:G:H4'	2	0.99	0.11	0.99
(1,3)	1:A:84:LYS:HZ1	2:B:24:G:H5'	2	0.99	0.11	0.99
(1,3)	1:A:84:LYS:HZ1	2:B:24:G:H5''	2	0.99	0.11	0.99

*Continued on next page...*



*Continued from previous page...*

Key	Atom-1	Atom-2	Models <sup>1</sup>	Mean (Å)	SD <sup>1</sup> (Å)	Median (Å)
(1,3)	1:A:84:LYS:HZ1	2:B:24:G:H8	2	0.99	0.11	0.99
(1,3)	1:A:84:LYS:HZ1	2:B:24:G:HO2'	2	0.99	0.11	0.99
(1,3)	1:A:84:LYS:HZ1	2:B:24:G:N1	2	0.99	0.11	0.99
(1,3)	1:A:84:LYS:HZ1	2:B:24:G:N2	2	0.99	0.11	0.99
(1,3)	1:A:84:LYS:HZ1	2:B:24:G:N3	2	0.99	0.11	0.99
(1,3)	1:A:84:LYS:HZ1	2:B:24:G:N7	2	0.99	0.11	0.99
(1,3)	1:A:84:LYS:HZ1	2:B:24:G:N9	2	0.99	0.11	0.99
(1,3)	1:A:84:LYS:HZ1	2:B:24:G:O2'	2	0.99	0.11	0.99
(1,3)	1:A:84:LYS:HZ1	2:B:24:G:O3'	2	0.99	0.11	0.99
(1,3)	1:A:84:LYS:HZ1	2:B:24:G:O4'	2	0.99	0.11	0.99
(1,3)	1:A:84:LYS:HZ1	2:B:24:G:O5'	2	0.99	0.11	0.99
(1,3)	1:A:84:LYS:HZ1	2:B:24:G:O6	2	0.99	0.11	0.99
(1,3)	1:A:84:LYS:HZ1	2:B:24:G:OP1	2	0.99	0.11	0.99
(1,3)	1:A:84:LYS:HZ1	2:B:24:G:OP2	2	0.99	0.11	0.99
(1,3)	1:A:84:LYS:HZ1	2:B:24:G:P	2	0.99	0.11	0.99
(1,3)	1:A:84:LYS:HZ2	2:B:2:C:C1'	2	0.99	0.11	0.99
(1,3)	1:A:84:LYS:HZ2	2:B:2:C:C2	2	0.99	0.11	0.99
(1,3)	1:A:84:LYS:HZ2	2:B:2:C:C2'	2	0.99	0.11	0.99
(1,3)	1:A:84:LYS:HZ2	2:B:2:C:C3'	2	0.99	0.11	0.99
(1,3)	1:A:84:LYS:HZ2	2:B:2:C:C4	2	0.99	0.11	0.99
(1,3)	1:A:84:LYS:HZ2	2:B:2:C:C4'	2	0.99	0.11	0.99
(1,3)	1:A:84:LYS:HZ2	2:B:2:C:C5	2	0.99	0.11	0.99
(1,3)	1:A:84:LYS:HZ2	2:B:2:C:C5'	2	0.99	0.11	0.99
(1,3)	1:A:84:LYS:HZ2	2:B:2:C:C6	2	0.99	0.11	0.99
(1,3)	1:A:84:LYS:HZ2	2:B:2:C:H1'	2	0.99	0.11	0.99
(1,3)	1:A:84:LYS:HZ2	2:B:2:C:H2'	2	0.99	0.11	0.99
(1,3)	1:A:84:LYS:HZ2	2:B:2:C:H3'	2	0.99	0.11	0.99
(1,3)	1:A:84:LYS:HZ2	2:B:2:C:H4'	2	0.99	0.11	0.99
(1,3)	1:A:84:LYS:HZ2	2:B:2:C:H41	2	0.99	0.11	0.99
(1,3)	1:A:84:LYS:HZ2	2:B:2:C:H42	2	0.99	0.11	0.99
(1,3)	1:A:84:LYS:HZ2	2:B:2:C:H5	2	0.99	0.11	0.99
(1,3)	1:A:84:LYS:HZ2	2:B:2:C:H5'	2	0.99	0.11	0.99
(1,3)	1:A:84:LYS:HZ2	2:B:2:C:H5''	2	0.99	0.11	0.99
(1,3)	1:A:84:LYS:HZ2	2:B:2:C:H6	2	0.99	0.11	0.99
(1,3)	1:A:84:LYS:HZ2	2:B:2:C:HO2'	2	0.99	0.11	0.99
(1,3)	1:A:84:LYS:HZ2	2:B:2:C:N1	2	0.99	0.11	0.99
(1,3)	1:A:84:LYS:HZ2	2:B:2:C:N3	2	0.99	0.11	0.99
(1,3)	1:A:84:LYS:HZ2	2:B:2:C:N4	2	0.99	0.11	0.99
(1,3)	1:A:84:LYS:HZ2	2:B:2:C:O2	2	0.99	0.11	0.99
(1,3)	1:A:84:LYS:HZ2	2:B:2:C:O2'	2	0.99	0.11	0.99
(1,3)	1:A:84:LYS:HZ2	2:B:2:C:O3'	2	0.99	0.11	0.99
(1,3)	1:A:84:LYS:HZ2	2:B:2:C:O4'	2	0.99	0.11	0.99

*Continued on next page...*

*Continued from previous page...*

Key	Atom-1	Atom-2	Models <sup>1</sup>	Mean (Å)	SD <sup>1</sup> (Å)	Median (Å)
(1,3)	1:A:84:LYS:HZ2	2:B:2:C:O5'	2	0.99	0.11	0.99
(1,3)	1:A:84:LYS:HZ2	2:B:3:U:C1'	2	0.99	0.11	0.99
(1,3)	1:A:84:LYS:HZ2	2:B:3:U:C2	2	0.99	0.11	0.99
(1,3)	1:A:84:LYS:HZ2	2:B:3:U:C2'	2	0.99	0.11	0.99
(1,3)	1:A:84:LYS:HZ2	2:B:3:U:C3'	2	0.99	0.11	0.99
(1,3)	1:A:84:LYS:HZ2	2:B:3:U:C4	2	0.99	0.11	0.99
(1,3)	1:A:84:LYS:HZ2	2:B:3:U:C4'	2	0.99	0.11	0.99
(1,3)	1:A:84:LYS:HZ2	2:B:3:U:C5	2	0.99	0.11	0.99
(1,3)	1:A:84:LYS:HZ2	2:B:3:U:C5'	2	0.99	0.11	0.99
(1,3)	1:A:84:LYS:HZ2	2:B:3:U:C6	2	0.99	0.11	0.99
(1,3)	1:A:84:LYS:HZ2	2:B:3:U:H1'	2	0.99	0.11	0.99
(1,3)	1:A:84:LYS:HZ2	2:B:3:U:H2'	2	0.99	0.11	0.99
(1,3)	1:A:84:LYS:HZ2	2:B:3:U:H3	2	0.99	0.11	0.99
(1,3)	1:A:84:LYS:HZ2	2:B:3:U:H3'	2	0.99	0.11	0.99
(1,3)	1:A:84:LYS:HZ2	2:B:3:U:H4'	2	0.99	0.11	0.99
(1,3)	1:A:84:LYS:HZ2	2:B:3:U:H5	2	0.99	0.11	0.99
(1,3)	1:A:84:LYS:HZ2	2:B:3:U:H5'	2	0.99	0.11	0.99
(1,3)	1:A:84:LYS:HZ2	2:B:3:U:H5''	2	0.99	0.11	0.99
(1,3)	1:A:84:LYS:HZ2	2:B:3:U:H6	2	0.99	0.11	0.99
(1,3)	1:A:84:LYS:HZ2	2:B:3:U:HO2'	2	0.99	0.11	0.99
(1,3)	1:A:84:LYS:HZ2	2:B:3:U:N1	2	0.99	0.11	0.99
(1,3)	1:A:84:LYS:HZ2	2:B:3:U:N3	2	0.99	0.11	0.99
(1,3)	1:A:84:LYS:HZ2	2:B:3:U:O2	2	0.99	0.11	0.99
(1,3)	1:A:84:LYS:HZ2	2:B:3:U:O2'	2	0.99	0.11	0.99
(1,3)	1:A:84:LYS:HZ2	2:B:3:U:O3'	2	0.99	0.11	0.99
(1,3)	1:A:84:LYS:HZ2	2:B:3:U:O4	2	0.99	0.11	0.99
(1,3)	1:A:84:LYS:HZ2	2:B:3:U:O4'	2	0.99	0.11	0.99
(1,3)	1:A:84:LYS:HZ2	2:B:3:U:O5'	2	0.99	0.11	0.99
(1,3)	1:A:84:LYS:HZ2	2:B:3:U:OP1	2	0.99	0.11	0.99
(1,3)	1:A:84:LYS:HZ2	2:B:3:U:OP2	2	0.99	0.11	0.99
(1,3)	1:A:84:LYS:HZ2	2:B:3:U:P	2	0.99	0.11	0.99
(1,3)	1:A:84:LYS:HZ2	2:B:4:G:C1'	2	0.99	0.11	0.99
(1,3)	1:A:84:LYS:HZ2	2:B:4:G:C2	2	0.99	0.11	0.99
(1,3)	1:A:84:LYS:HZ2	2:B:4:G:C2'	2	0.99	0.11	0.99
(1,3)	1:A:84:LYS:HZ2	2:B:4:G:C3'	2	0.99	0.11	0.99
(1,3)	1:A:84:LYS:HZ2	2:B:4:G:C4	2	0.99	0.11	0.99
(1,3)	1:A:84:LYS:HZ2	2:B:4:G:C4'	2	0.99	0.11	0.99
(1,3)	1:A:84:LYS:HZ2	2:B:4:G:C5	2	0.99	0.11	0.99
(1,3)	1:A:84:LYS:HZ2	2:B:4:G:C5'	2	0.99	0.11	0.99
(1,3)	1:A:84:LYS:HZ2	2:B:4:G:C6	2	0.99	0.11	0.99
(1,3)	1:A:84:LYS:HZ2	2:B:4:G:C8	2	0.99	0.11	0.99
(1,3)	1:A:84:LYS:HZ2	2:B:4:G:H1	2	0.99	0.11	0.99

*Continued on next page...*

*Continued from previous page...*

Key	Atom-1	Atom-2	Models <sup>1</sup>	Mean (Å)	SD <sup>1</sup> (Å)	Median (Å)
(1,3)	1:A:84:LYS:HZ2	2:B:4:G:H1'	2	0.99	0.11	0.99
(1,3)	1:A:84:LYS:HZ2	2:B:4:G:H2'	2	0.99	0.11	0.99
(1,3)	1:A:84:LYS:HZ2	2:B:4:G:H21	2	0.99	0.11	0.99
(1,3)	1:A:84:LYS:HZ2	2:B:4:G:H22	2	0.99	0.11	0.99
(1,3)	1:A:84:LYS:HZ2	2:B:4:G:H3'	2	0.99	0.11	0.99
(1,3)	1:A:84:LYS:HZ2	2:B:4:G:H4'	2	0.99	0.11	0.99
(1,3)	1:A:84:LYS:HZ2	2:B:4:G:H5'	2	0.99	0.11	0.99
(1,3)	1:A:84:LYS:HZ2	2:B:4:G:H5''	2	0.99	0.11	0.99
(1,3)	1:A:84:LYS:HZ2	2:B:4:G:H8	2	0.99	0.11	0.99
(1,3)	1:A:84:LYS:HZ2	2:B:4:G:HO2'	2	0.99	0.11	0.99
(1,3)	1:A:84:LYS:HZ2	2:B:4:G:N1	2	0.99	0.11	0.99
(1,3)	1:A:84:LYS:HZ2	2:B:4:G:N2	2	0.99	0.11	0.99
(1,3)	1:A:84:LYS:HZ2	2:B:4:G:N3	2	0.99	0.11	0.99
(1,3)	1:A:84:LYS:HZ2	2:B:4:G:N7	2	0.99	0.11	0.99
(1,3)	1:A:84:LYS:HZ2	2:B:4:G:N9	2	0.99	0.11	0.99
(1,3)	1:A:84:LYS:HZ2	2:B:4:G:O2'	2	0.99	0.11	0.99
(1,3)	1:A:84:LYS:HZ2	2:B:4:G:O3'	2	0.99	0.11	0.99
(1,3)	1:A:84:LYS:HZ2	2:B:4:G:O4'	2	0.99	0.11	0.99
(1,3)	1:A:84:LYS:HZ2	2:B:4:G:O5'	2	0.99	0.11	0.99
(1,3)	1:A:84:LYS:HZ2	2:B:4:G:O6	2	0.99	0.11	0.99
(1,3)	1:A:84:LYS:HZ2	2:B:4:G:OP1	2	0.99	0.11	0.99
(1,3)	1:A:84:LYS:HZ2	2:B:4:G:OP2	2	0.99	0.11	0.99
(1,3)	1:A:84:LYS:HZ2	2:B:4:G:P	2	0.99	0.11	0.99
(1,3)	1:A:84:LYS:HZ2	2:B:5:A:C1'	2	0.99	0.11	0.99
(1,3)	1:A:84:LYS:HZ2	2:B:5:A:C2	2	0.99	0.11	0.99
(1,3)	1:A:84:LYS:HZ2	2:B:5:A:C2'	2	0.99	0.11	0.99
(1,3)	1:A:84:LYS:HZ2	2:B:5:A:C3'	2	0.99	0.11	0.99
(1,3)	1:A:84:LYS:HZ2	2:B:5:A:C4	2	0.99	0.11	0.99
(1,3)	1:A:84:LYS:HZ2	2:B:5:A:C4'	2	0.99	0.11	0.99
(1,3)	1:A:84:LYS:HZ2	2:B:5:A:C5	2	0.99	0.11	0.99
(1,3)	1:A:84:LYS:HZ2	2:B:5:A:C5'	2	0.99	0.11	0.99
(1,3)	1:A:84:LYS:HZ2	2:B:5:A:C6	2	0.99	0.11	0.99
(1,3)	1:A:84:LYS:HZ2	2:B:5:A:C8	2	0.99	0.11	0.99
(1,3)	1:A:84:LYS:HZ2	2:B:5:A:H1'	2	0.99	0.11	0.99
(1,3)	1:A:84:LYS:HZ2	2:B:5:A:H2	2	0.99	0.11	0.99
(1,3)	1:A:84:LYS:HZ2	2:B:5:A:H2'	2	0.99	0.11	0.99
(1,3)	1:A:84:LYS:HZ2	2:B:5:A:H3'	2	0.99	0.11	0.99
(1,3)	1:A:84:LYS:HZ2	2:B:5:A:H4'	2	0.99	0.11	0.99
(1,3)	1:A:84:LYS:HZ2	2:B:5:A:H5'	2	0.99	0.11	0.99
(1,3)	1:A:84:LYS:HZ2	2:B:5:A:H5''	2	0.99	0.11	0.99
(1,3)	1:A:84:LYS:HZ2	2:B:5:A:H61	2	0.99	0.11	0.99
(1,3)	1:A:84:LYS:HZ2	2:B:5:A:H62	2	0.99	0.11	0.99

*Continued on next page...*

*Continued from previous page...*

Key	Atom-1	Atom-2	Models <sup>1</sup>	Mean (Å)	SD <sup>1</sup> (Å)	Median (Å)
(1,3)	1:A:84:LYS:HZ2	2:B:5:A:H8	2	0.99	0.11	0.99
(1,3)	1:A:84:LYS:HZ2	2:B:5:A:HO2'	2	0.99	0.11	0.99
(1,3)	1:A:84:LYS:HZ2	2:B:5:A:N1	2	0.99	0.11	0.99
(1,3)	1:A:84:LYS:HZ2	2:B:5:A:N3	2	0.99	0.11	0.99
(1,3)	1:A:84:LYS:HZ2	2:B:5:A:N6	2	0.99	0.11	0.99
(1,3)	1:A:84:LYS:HZ2	2:B:5:A:N7	2	0.99	0.11	0.99
(1,3)	1:A:84:LYS:HZ2	2:B:5:A:N9	2	0.99	0.11	0.99
(1,3)	1:A:84:LYS:HZ2	2:B:5:A:O2'	2	0.99	0.11	0.99
(1,3)	1:A:84:LYS:HZ2	2:B:5:A:O3'	2	0.99	0.11	0.99
(1,3)	1:A:84:LYS:HZ2	2:B:5:A:O4'	2	0.99	0.11	0.99
(1,3)	1:A:84:LYS:HZ2	2:B:5:A:O5'	2	0.99	0.11	0.99
(1,3)	1:A:84:LYS:HZ2	2:B:5:A:OP1	2	0.99	0.11	0.99
(1,3)	1:A:84:LYS:HZ2	2:B:5:A:OP2	2	0.99	0.11	0.99
(1,3)	1:A:84:LYS:HZ2	2:B:5:A:P	2	0.99	0.11	0.99
(1,3)	1:A:84:LYS:HZ2	2:B:6:G:C1'	2	0.99	0.11	0.99
(1,3)	1:A:84:LYS:HZ2	2:B:6:G:C2	2	0.99	0.11	0.99
(1,3)	1:A:84:LYS:HZ2	2:B:6:G:C2'	2	0.99	0.11	0.99
(1,3)	1:A:84:LYS:HZ2	2:B:6:G:C3'	2	0.99	0.11	0.99
(1,3)	1:A:84:LYS:HZ2	2:B:6:G:C4	2	0.99	0.11	0.99
(1,3)	1:A:84:LYS:HZ2	2:B:6:G:C4'	2	0.99	0.11	0.99
(1,3)	1:A:84:LYS:HZ2	2:B:6:G:C5	2	0.99	0.11	0.99
(1,3)	1:A:84:LYS:HZ2	2:B:6:G:C5'	2	0.99	0.11	0.99
(1,3)	1:A:84:LYS:HZ2	2:B:6:G:C6	2	0.99	0.11	0.99
(1,3)	1:A:84:LYS:HZ2	2:B:6:G:C8	2	0.99	0.11	0.99
(1,3)	1:A:84:LYS:HZ2	2:B:6:G:H1	2	0.99	0.11	0.99
(1,3)	1:A:84:LYS:HZ2	2:B:6:G:H1'	2	0.99	0.11	0.99
(1,3)	1:A:84:LYS:HZ2	2:B:6:G:H2'	2	0.99	0.11	0.99
(1,3)	1:A:84:LYS:HZ2	2:B:6:G:H21	2	0.99	0.11	0.99
(1,3)	1:A:84:LYS:HZ2	2:B:6:G:H22	2	0.99	0.11	0.99
(1,3)	1:A:84:LYS:HZ2	2:B:6:G:H3'	2	0.99	0.11	0.99
(1,3)	1:A:84:LYS:HZ2	2:B:6:G:H4'	2	0.99	0.11	0.99
(1,3)	1:A:84:LYS:HZ2	2:B:6:G:H5'	2	0.99	0.11	0.99
(1,3)	1:A:84:LYS:HZ2	2:B:6:G:H5''	2	0.99	0.11	0.99
(1,3)	1:A:84:LYS:HZ2	2:B:6:G:H8	2	0.99	0.11	0.99
(1,3)	1:A:84:LYS:HZ2	2:B:6:G:HO2'	2	0.99	0.11	0.99
(1,3)	1:A:84:LYS:HZ2	2:B:6:G:N1	2	0.99	0.11	0.99
(1,3)	1:A:84:LYS:HZ2	2:B:6:G:N2	2	0.99	0.11	0.99
(1,3)	1:A:84:LYS:HZ2	2:B:6:G:N3	2	0.99	0.11	0.99
(1,3)	1:A:84:LYS:HZ2	2:B:6:G:N7	2	0.99	0.11	0.99
(1,3)	1:A:84:LYS:HZ2	2:B:6:G:N9	2	0.99	0.11	0.99
(1,3)	1:A:84:LYS:HZ2	2:B:6:G:O2'	2	0.99	0.11	0.99
(1,3)	1:A:84:LYS:HZ2	2:B:6:G:O3'	2	0.99	0.11	0.99

*Continued on next page...*

*Continued from previous page...*

Key	Atom-1	Atom-2	Models <sup>1</sup>	Mean (Å)	SD <sup>1</sup> (Å)	Median (Å)
(1,3)	1:A:84:LYS:HZ2	2:B:6:G:O4'	2	0.99	0.11	0.99
(1,3)	1:A:84:LYS:HZ2	2:B:6:G:O5'	2	0.99	0.11	0.99
(1,3)	1:A:84:LYS:HZ2	2:B:6:G:O6	2	0.99	0.11	0.99
(1,3)	1:A:84:LYS:HZ2	2:B:6:G:OP1	2	0.99	0.11	0.99
(1,3)	1:A:84:LYS:HZ2	2:B:6:G:OP2	2	0.99	0.11	0.99
(1,3)	1:A:84:LYS:HZ2	2:B:6:G:P	2	0.99	0.11	0.99
(1,3)	1:A:84:LYS:HZ2	2:B:7:C:C1'	2	0.99	0.11	0.99
(1,3)	1:A:84:LYS:HZ2	2:B:7:C:C2	2	0.99	0.11	0.99
(1,3)	1:A:84:LYS:HZ2	2:B:7:C:C2'	2	0.99	0.11	0.99
(1,3)	1:A:84:LYS:HZ2	2:B:7:C:C3'	2	0.99	0.11	0.99
(1,3)	1:A:84:LYS:HZ2	2:B:7:C:C4	2	0.99	0.11	0.99
(1,3)	1:A:84:LYS:HZ2	2:B:7:C:C4'	2	0.99	0.11	0.99
(1,3)	1:A:84:LYS:HZ2	2:B:7:C:C5	2	0.99	0.11	0.99
(1,3)	1:A:84:LYS:HZ2	2:B:7:C:C5'	2	0.99	0.11	0.99
(1,3)	1:A:84:LYS:HZ2	2:B:7:C:C6	2	0.99	0.11	0.99
(1,3)	1:A:84:LYS:HZ2	2:B:7:C:H1'	2	0.99	0.11	0.99
(1,3)	1:A:84:LYS:HZ2	2:B:7:C:H2'	2	0.99	0.11	0.99
(1,3)	1:A:84:LYS:HZ2	2:B:7:C:H3'	2	0.99	0.11	0.99
(1,3)	1:A:84:LYS:HZ2	2:B:7:C:H4'	2	0.99	0.11	0.99
(1,3)	1:A:84:LYS:HZ2	2:B:7:C:H41	2	0.99	0.11	0.99
(1,3)	1:A:84:LYS:HZ2	2:B:7:C:H42	2	0.99	0.11	0.99
(1,3)	1:A:84:LYS:HZ2	2:B:7:C:H5	2	0.99	0.11	0.99
(1,3)	1:A:84:LYS:HZ2	2:B:7:C:H5'	2	0.99	0.11	0.99
(1,3)	1:A:84:LYS:HZ2	2:B:7:C:H5''	2	0.99	0.11	0.99
(1,3)	1:A:84:LYS:HZ2	2:B:7:C:H6	2	0.99	0.11	0.99
(1,3)	1:A:84:LYS:HZ2	2:B:7:C:HO2'	2	0.99	0.11	0.99
(1,3)	1:A:84:LYS:HZ2	2:B:7:C:N1	2	0.99	0.11	0.99
(1,3)	1:A:84:LYS:HZ2	2:B:7:C:N3	2	0.99	0.11	0.99
(1,3)	1:A:84:LYS:HZ2	2:B:7:C:N4	2	0.99	0.11	0.99
(1,3)	1:A:84:LYS:HZ2	2:B:7:C:O2	2	0.99	0.11	0.99
(1,3)	1:A:84:LYS:HZ2	2:B:7:C:O2'	2	0.99	0.11	0.99
(1,3)	1:A:84:LYS:HZ2	2:B:7:C:O3'	2	0.99	0.11	0.99
(1,3)	1:A:84:LYS:HZ2	2:B:7:C:O4'	2	0.99	0.11	0.99
(1,3)	1:A:84:LYS:HZ2	2:B:7:C:O5'	2	0.99	0.11	0.99
(1,3)	1:A:84:LYS:HZ2	2:B:7:C:OP1	2	0.99	0.11	0.99
(1,3)	1:A:84:LYS:HZ2	2:B:7:C:OP2	2	0.99	0.11	0.99
(1,3)	1:A:84:LYS:HZ2	2:B:7:C:P	2	0.99	0.11	0.99
(1,3)	1:A:84:LYS:HZ2	2:B:8:U:C1'	2	0.99	0.11	0.99
(1,3)	1:A:84:LYS:HZ2	2:B:8:U:C2	2	0.99	0.11	0.99
(1,3)	1:A:84:LYS:HZ2	2:B:8:U:C2'	2	0.99	0.11	0.99
(1,3)	1:A:84:LYS:HZ2	2:B:8:U:C3'	2	0.99	0.11	0.99
(1,3)	1:A:84:LYS:HZ2	2:B:8:U:C4	2	0.99	0.11	0.99

*Continued on next page...*

*Continued from previous page...*

Key	Atom-1	Atom-2	Models <sup>1</sup>	Mean (Å)	SD <sup>1</sup> (Å)	Median (Å)
(1,3)	1:A:84:LYS:HZ2	2:B:8:U:C4'	2	0.99	0.11	0.99
(1,3)	1:A:84:LYS:HZ2	2:B:8:U:C5	2	0.99	0.11	0.99
(1,3)	1:A:84:LYS:HZ2	2:B:8:U:C5'	2	0.99	0.11	0.99
(1,3)	1:A:84:LYS:HZ2	2:B:8:U:C6	2	0.99	0.11	0.99
(1,3)	1:A:84:LYS:HZ2	2:B:8:U:H1'	2	0.99	0.11	0.99
(1,3)	1:A:84:LYS:HZ2	2:B:8:U:H2'	2	0.99	0.11	0.99
(1,3)	1:A:84:LYS:HZ2	2:B:8:U:H3	2	0.99	0.11	0.99
(1,3)	1:A:84:LYS:HZ2	2:B:8:U:H3'	2	0.99	0.11	0.99
(1,3)	1:A:84:LYS:HZ2	2:B:8:U:H4'	2	0.99	0.11	0.99
(1,3)	1:A:84:LYS:HZ2	2:B:8:U:H5	2	0.99	0.11	0.99
(1,3)	1:A:84:LYS:HZ2	2:B:8:U:H5'	2	0.99	0.11	0.99
(1,3)	1:A:84:LYS:HZ2	2:B:8:U:H5''	2	0.99	0.11	0.99
(1,3)	1:A:84:LYS:HZ2	2:B:8:U:H6	2	0.99	0.11	0.99
(1,3)	1:A:84:LYS:HZ2	2:B:8:U:HO2'	2	0.99	0.11	0.99
(1,3)	1:A:84:LYS:HZ2	2:B:8:U:N1	2	0.99	0.11	0.99
(1,3)	1:A:84:LYS:HZ2	2:B:8:U:N3	2	0.99	0.11	0.99
(1,3)	1:A:84:LYS:HZ2	2:B:8:U:O2	2	0.99	0.11	0.99
(1,3)	1:A:84:LYS:HZ2	2:B:8:U:O2'	2	0.99	0.11	0.99
(1,3)	1:A:84:LYS:HZ2	2:B:8:U:O3'	2	0.99	0.11	0.99
(1,3)	1:A:84:LYS:HZ2	2:B:8:U:O4	2	0.99	0.11	0.99
(1,3)	1:A:84:LYS:HZ2	2:B:8:U:O4'	2	0.99	0.11	0.99
(1,3)	1:A:84:LYS:HZ2	2:B:8:U:O5'	2	0.99	0.11	0.99
(1,3)	1:A:84:LYS:HZ2	2:B:8:U:OP1	2	0.99	0.11	0.99
(1,3)	1:A:84:LYS:HZ2	2:B:8:U:OP2	2	0.99	0.11	0.99
(1,3)	1:A:84:LYS:HZ2	2:B:8:U:P	2	0.99	0.11	0.99
(1,3)	1:A:84:LYS:HZ2	2:B:9:C:C1'	2	0.99	0.11	0.99
(1,3)	1:A:84:LYS:HZ2	2:B:9:C:C2	2	0.99	0.11	0.99
(1,3)	1:A:84:LYS:HZ2	2:B:9:C:C2'	2	0.99	0.11	0.99
(1,3)	1:A:84:LYS:HZ2	2:B:9:C:C3'	2	0.99	0.11	0.99
(1,3)	1:A:84:LYS:HZ2	2:B:9:C:C4	2	0.99	0.11	0.99
(1,3)	1:A:84:LYS:HZ2	2:B:9:C:C4'	2	0.99	0.11	0.99
(1,3)	1:A:84:LYS:HZ2	2:B:9:C:C5	2	0.99	0.11	0.99
(1,3)	1:A:84:LYS:HZ2	2:B:9:C:C5'	2	0.99	0.11	0.99
(1,3)	1:A:84:LYS:HZ2	2:B:9:C:C6	2	0.99	0.11	0.99
(1,3)	1:A:84:LYS:HZ2	2:B:9:C:H1'	2	0.99	0.11	0.99
(1,3)	1:A:84:LYS:HZ2	2:B:9:C:H2'	2	0.99	0.11	0.99
(1,3)	1:A:84:LYS:HZ2	2:B:9:C:H3'	2	0.99	0.11	0.99
(1,3)	1:A:84:LYS:HZ2	2:B:9:C:H4'	2	0.99	0.11	0.99
(1,3)	1:A:84:LYS:HZ2	2:B:9:C:H41	2	0.99	0.11	0.99
(1,3)	1:A:84:LYS:HZ2	2:B:9:C:H42	2	0.99	0.11	0.99
(1,3)	1:A:84:LYS:HZ2	2:B:9:C:H5	2	0.99	0.11	0.99
(1,3)	1:A:84:LYS:HZ2	2:B:9:C:H5'	2	0.99	0.11	0.99

*Continued on next page...*

*Continued from previous page...*

Key	Atom-1	Atom-2	Models <sup>1</sup>	Mean (Å)	SD <sup>1</sup> (Å)	Median (Å)
(1,3)	1:A:84:LYS:HZ2	2:B:9:C:H5''	2	0.99	0.11	0.99
(1,3)	1:A:84:LYS:HZ2	2:B:9:C:H6	2	0.99	0.11	0.99
(1,3)	1:A:84:LYS:HZ2	2:B:9:C:HO2'	2	0.99	0.11	0.99
(1,3)	1:A:84:LYS:HZ2	2:B:9:C:N1	2	0.99	0.11	0.99
(1,3)	1:A:84:LYS:HZ2	2:B:9:C:N3	2	0.99	0.11	0.99
(1,3)	1:A:84:LYS:HZ2	2:B:9:C:N4	2	0.99	0.11	0.99
(1,3)	1:A:84:LYS:HZ2	2:B:9:C:O2	2	0.99	0.11	0.99
(1,3)	1:A:84:LYS:HZ2	2:B:9:C:O2'	2	0.99	0.11	0.99
(1,3)	1:A:84:LYS:HZ2	2:B:9:C:O3'	2	0.99	0.11	0.99
(1,3)	1:A:84:LYS:HZ2	2:B:9:C:O4'	2	0.99	0.11	0.99
(1,3)	1:A:84:LYS:HZ2	2:B:9:C:O5'	2	0.99	0.11	0.99
(1,3)	1:A:84:LYS:HZ2	2:B:9:C:OP1	2	0.99	0.11	0.99
(1,3)	1:A:84:LYS:HZ2	2:B:9:C:OP2	2	0.99	0.11	0.99
(1,3)	1:A:84:LYS:HZ2	2:B:9:C:P	2	0.99	0.11	0.99
(1,3)	1:A:84:LYS:HZ2	2:B:10:G:C1'	2	0.99	0.11	0.99
(1,3)	1:A:84:LYS:HZ2	2:B:10:G:C2	2	0.99	0.11	0.99
(1,3)	1:A:84:LYS:HZ2	2:B:10:G:C2'	2	0.99	0.11	0.99
(1,3)	1:A:84:LYS:HZ2	2:B:10:G:C3'	2	0.99	0.11	0.99
(1,3)	1:A:84:LYS:HZ2	2:B:10:G:C4	2	0.99	0.11	0.99
(1,3)	1:A:84:LYS:HZ2	2:B:10:G:C4'	2	0.99	0.11	0.99
(1,3)	1:A:84:LYS:HZ2	2:B:10:G:C5	2	0.99	0.11	0.99
(1,3)	1:A:84:LYS:HZ2	2:B:10:G:C5'	2	0.99	0.11	0.99
(1,3)	1:A:84:LYS:HZ2	2:B:10:G:C6	2	0.99	0.11	0.99
(1,3)	1:A:84:LYS:HZ2	2:B:10:G:C8	2	0.99	0.11	0.99
(1,3)	1:A:84:LYS:HZ2	2:B:10:G:H1	2	0.99	0.11	0.99
(1,3)	1:A:84:LYS:HZ2	2:B:10:G:H1'	2	0.99	0.11	0.99
(1,3)	1:A:84:LYS:HZ2	2:B:10:G:H2'	2	0.99	0.11	0.99
(1,3)	1:A:84:LYS:HZ2	2:B:10:G:H21	2	0.99	0.11	0.99
(1,3)	1:A:84:LYS:HZ2	2:B:10:G:H22	2	0.99	0.11	0.99
(1,3)	1:A:84:LYS:HZ2	2:B:10:G:H3'	2	0.99	0.11	0.99
(1,3)	1:A:84:LYS:HZ2	2:B:10:G:H4'	2	0.99	0.11	0.99
(1,3)	1:A:84:LYS:HZ2	2:B:10:G:H5'	2	0.99	0.11	0.99
(1,3)	1:A:84:LYS:HZ2	2:B:10:G:H5''	2	0.99	0.11	0.99
(1,3)	1:A:84:LYS:HZ2	2:B:10:G:H8	2	0.99	0.11	0.99
(1,3)	1:A:84:LYS:HZ2	2:B:10:G:HO2'	2	0.99	0.11	0.99
(1,3)	1:A:84:LYS:HZ2	2:B:10:G:N1	2	0.99	0.11	0.99
(1,3)	1:A:84:LYS:HZ2	2:B:10:G:N2	2	0.99	0.11	0.99
(1,3)	1:A:84:LYS:HZ2	2:B:10:G:N3	2	0.99	0.11	0.99
(1,3)	1:A:84:LYS:HZ2	2:B:10:G:N7	2	0.99	0.11	0.99
(1,3)	1:A:84:LYS:HZ2	2:B:10:G:N9	2	0.99	0.11	0.99
(1,3)	1:A:84:LYS:HZ2	2:B:10:G:O2'	2	0.99	0.11	0.99
(1,3)	1:A:84:LYS:HZ2	2:B:10:G:O3'	2	0.99	0.11	0.99

*Continued on next page...*

*Continued from previous page...*

Key	Atom-1	Atom-2	Models <sup>1</sup>	Mean (Å)	SD <sup>1</sup> (Å)	Median (Å)
(1,3)	1:A:84:LYS:HZ2	2:B:10:G:O4'	2	0.99	0.11	0.99
(1,3)	1:A:84:LYS:HZ2	2:B:10:G:O5'	2	0.99	0.11	0.99
(1,3)	1:A:84:LYS:HZ2	2:B:10:G:O6	2	0.99	0.11	0.99
(1,3)	1:A:84:LYS:HZ2	2:B:10:G:OP1	2	0.99	0.11	0.99
(1,3)	1:A:84:LYS:HZ2	2:B:10:G:OP2	2	0.99	0.11	0.99
(1,3)	1:A:84:LYS:HZ2	2:B:10:G:P	2	0.99	0.11	0.99
(1,3)	1:A:84:LYS:HZ2	2:B:11:A:C1'	2	0.99	0.11	0.99
(1,3)	1:A:84:LYS:HZ2	2:B:11:A:C2	2	0.99	0.11	0.99
(1,3)	1:A:84:LYS:HZ2	2:B:11:A:C2'	2	0.99	0.11	0.99
(1,3)	1:A:84:LYS:HZ2	2:B:11:A:C3'	2	0.99	0.11	0.99
(1,3)	1:A:84:LYS:HZ2	2:B:11:A:C4	2	0.99	0.11	0.99
(1,3)	1:A:84:LYS:HZ2	2:B:11:A:C4'	2	0.99	0.11	0.99
(1,3)	1:A:84:LYS:HZ2	2:B:11:A:C5	2	0.99	0.11	0.99
(1,3)	1:A:84:LYS:HZ2	2:B:11:A:C5'	2	0.99	0.11	0.99
(1,3)	1:A:84:LYS:HZ2	2:B:11:A:C6	2	0.99	0.11	0.99
(1,3)	1:A:84:LYS:HZ2	2:B:11:A:C8	2	0.99	0.11	0.99
(1,3)	1:A:84:LYS:HZ2	2:B:11:A:H1'	2	0.99	0.11	0.99
(1,3)	1:A:84:LYS:HZ2	2:B:11:A:H2	2	0.99	0.11	0.99
(1,3)	1:A:84:LYS:HZ2	2:B:11:A:H2'	2	0.99	0.11	0.99
(1,3)	1:A:84:LYS:HZ2	2:B:11:A:H3'	2	0.99	0.11	0.99
(1,3)	1:A:84:LYS:HZ2	2:B:11:A:H4'	2	0.99	0.11	0.99
(1,3)	1:A:84:LYS:HZ2	2:B:11:A:H5'	2	0.99	0.11	0.99
(1,3)	1:A:84:LYS:HZ2	2:B:11:A:H5''	2	0.99	0.11	0.99
(1,3)	1:A:84:LYS:HZ2	2:B:11:A:H61	2	0.99	0.11	0.99
(1,3)	1:A:84:LYS:HZ2	2:B:11:A:H62	2	0.99	0.11	0.99
(1,3)	1:A:84:LYS:HZ2	2:B:11:A:H8	2	0.99	0.11	0.99
(1,3)	1:A:84:LYS:HZ2	2:B:11:A:HO2'	2	0.99	0.11	0.99
(1,3)	1:A:84:LYS:HZ2	2:B:11:A:N1	2	0.99	0.11	0.99
(1,3)	1:A:84:LYS:HZ2	2:B:11:A:N3	2	0.99	0.11	0.99
(1,3)	1:A:84:LYS:HZ2	2:B:11:A:N6	2	0.99	0.11	0.99
(1,3)	1:A:84:LYS:HZ2	2:B:11:A:N7	2	0.99	0.11	0.99
(1,3)	1:A:84:LYS:HZ2	2:B:11:A:N9	2	0.99	0.11	0.99
(1,3)	1:A:84:LYS:HZ2	2:B:11:A:O2'	2	0.99	0.11	0.99
(1,3)	1:A:84:LYS:HZ2	2:B:11:A:O3'	2	0.99	0.11	0.99
(1,3)	1:A:84:LYS:HZ2	2:B:11:A:O4'	2	0.99	0.11	0.99
(1,3)	1:A:84:LYS:HZ2	2:B:11:A:O5'	2	0.99	0.11	0.99
(1,3)	1:A:84:LYS:HZ2	2:B:11:A:OP1	2	0.99	0.11	0.99
(1,3)	1:A:84:LYS:HZ2	2:B:11:A:OP2	2	0.99	0.11	0.99
(1,3)	1:A:84:LYS:HZ2	2:B:11:A:P	2	0.99	0.11	0.99
(1,3)	1:A:84:LYS:HZ2	2:B:12:A:C1'	2	0.99	0.11	0.99
(1,3)	1:A:84:LYS:HZ2	2:B:12:A:C2	2	0.99	0.11	0.99
(1,3)	1:A:84:LYS:HZ2	2:B:12:A:C2'	2	0.99	0.11	0.99

*Continued on next page...*



*Continued from previous page...*

Key	Atom-1	Atom-2	Models <sup>1</sup>	Mean (Å)	SD <sup>1</sup> (Å)	Median (Å)
(1,3)	1:A:84:LYS:HZ2	2:B:12:A:C3'	2	0.99	0.11	0.99
(1,3)	1:A:84:LYS:HZ2	2:B:12:A:C4	2	0.99	0.11	0.99
(1,3)	1:A:84:LYS:HZ2	2:B:12:A:C4'	2	0.99	0.11	0.99
(1,3)	1:A:84:LYS:HZ2	2:B:12:A:C5	2	0.99	0.11	0.99
(1,3)	1:A:84:LYS:HZ2	2:B:12:A:C5'	2	0.99	0.11	0.99
(1,3)	1:A:84:LYS:HZ2	2:B:12:A:C6	2	0.99	0.11	0.99
(1,3)	1:A:84:LYS:HZ2	2:B:12:A:C8	2	0.99	0.11	0.99
(1,3)	1:A:84:LYS:HZ2	2:B:12:A:H1'	2	0.99	0.11	0.99
(1,3)	1:A:84:LYS:HZ2	2:B:12:A:H2	2	0.99	0.11	0.99
(1,3)	1:A:84:LYS:HZ2	2:B:12:A:H2'	2	0.99	0.11	0.99
(1,3)	1:A:84:LYS:HZ2	2:B:12:A:H3'	2	0.99	0.11	0.99
(1,3)	1:A:84:LYS:HZ2	2:B:12:A:H4'	2	0.99	0.11	0.99
(1,3)	1:A:84:LYS:HZ2	2:B:12:A:H5'	2	0.99	0.11	0.99
(1,3)	1:A:84:LYS:HZ2	2:B:12:A:H5''	2	0.99	0.11	0.99
(1,3)	1:A:84:LYS:HZ2	2:B:12:A:H61	2	0.99	0.11	0.99
(1,3)	1:A:84:LYS:HZ2	2:B:12:A:H62	2	0.99	0.11	0.99
(1,3)	1:A:84:LYS:HZ2	2:B:12:A:H8	2	0.99	0.11	0.99
(1,3)	1:A:84:LYS:HZ2	2:B:12:A:HO2'	2	0.99	0.11	0.99
(1,3)	1:A:84:LYS:HZ2	2:B:12:A:N1	2	0.99	0.11	0.99
(1,3)	1:A:84:LYS:HZ2	2:B:12:A:N3	2	0.99	0.11	0.99
(1,3)	1:A:84:LYS:HZ2	2:B:12:A:N6	2	0.99	0.11	0.99
(1,3)	1:A:84:LYS:HZ2	2:B:12:A:N7	2	0.99	0.11	0.99
(1,3)	1:A:84:LYS:HZ2	2:B:12:A:N9	2	0.99	0.11	0.99
(1,3)	1:A:84:LYS:HZ2	2:B:12:A:O2'	2	0.99	0.11	0.99
(1,3)	1:A:84:LYS:HZ2	2:B:12:A:O3'	2	0.99	0.11	0.99
(1,3)	1:A:84:LYS:HZ2	2:B:12:A:O4'	2	0.99	0.11	0.99
(1,3)	1:A:84:LYS:HZ2	2:B:12:A:O5'	2	0.99	0.11	0.99
(1,3)	1:A:84:LYS:HZ2	2:B:12:A:OP1	2	0.99	0.11	0.99
(1,3)	1:A:84:LYS:HZ2	2:B:12:A:OP2	2	0.99	0.11	0.99
(1,3)	1:A:84:LYS:HZ2	2:B:12:A:P	2	0.99	0.11	0.99
(1,3)	1:A:84:LYS:HZ2	2:B:13:A:C1'	2	0.99	0.11	0.99
(1,3)	1:A:84:LYS:HZ2	2:B:13:A:C2	2	0.99	0.11	0.99
(1,3)	1:A:84:LYS:HZ2	2:B:13:A:C2'	2	0.99	0.11	0.99
(1,3)	1:A:84:LYS:HZ2	2:B:13:A:C3'	2	0.99	0.11	0.99
(1,3)	1:A:84:LYS:HZ2	2:B:13:A:C4	2	0.99	0.11	0.99
(1,3)	1:A:84:LYS:HZ2	2:B:13:A:C4'	2	0.99	0.11	0.99
(1,3)	1:A:84:LYS:HZ2	2:B:13:A:C5	2	0.99	0.11	0.99
(1,3)	1:A:84:LYS:HZ2	2:B:13:A:C5'	2	0.99	0.11	0.99
(1,3)	1:A:84:LYS:HZ2	2:B:13:A:C6	2	0.99	0.11	0.99
(1,3)	1:A:84:LYS:HZ2	2:B:13:A:C8	2	0.99	0.11	0.99
(1,3)	1:A:84:LYS:HZ2	2:B:13:A:H1'	2	0.99	0.11	0.99
(1,3)	1:A:84:LYS:HZ2	2:B:13:A:H2	2	0.99	0.11	0.99

*Continued on next page...*

*Continued from previous page...*

Key	Atom-1	Atom-2	Models <sup>1</sup>	Mean (Å)	SD <sup>1</sup> (Å)	Median (Å)
(1,3)	1:A:84:LYS:HZ2	2:B:13:A:H2'	2	0.99	0.11	0.99
(1,3)	1:A:84:LYS:HZ2	2:B:13:A:H3'	2	0.99	0.11	0.99
(1,3)	1:A:84:LYS:HZ2	2:B:13:A:H4'	2	0.99	0.11	0.99
(1,3)	1:A:84:LYS:HZ2	2:B:13:A:H5'	2	0.99	0.11	0.99
(1,3)	1:A:84:LYS:HZ2	2:B:13:A:H5''	2	0.99	0.11	0.99
(1,3)	1:A:84:LYS:HZ2	2:B:13:A:H61	2	0.99	0.11	0.99
(1,3)	1:A:84:LYS:HZ2	2:B:13:A:H62	2	0.99	0.11	0.99
(1,3)	1:A:84:LYS:HZ2	2:B:13:A:H8	2	0.99	0.11	0.99
(1,3)	1:A:84:LYS:HZ2	2:B:13:A:HO2'	2	0.99	0.11	0.99
(1,3)	1:A:84:LYS:HZ2	2:B:13:A:N1	2	0.99	0.11	0.99
(1,3)	1:A:84:LYS:HZ2	2:B:13:A:N3	2	0.99	0.11	0.99
(1,3)	1:A:84:LYS:HZ2	2:B:13:A:N6	2	0.99	0.11	0.99
(1,3)	1:A:84:LYS:HZ2	2:B:13:A:N7	2	0.99	0.11	0.99
(1,3)	1:A:84:LYS:HZ2	2:B:13:A:N9	2	0.99	0.11	0.99
(1,3)	1:A:84:LYS:HZ2	2:B:13:A:O2'	2	0.99	0.11	0.99
(1,3)	1:A:84:LYS:HZ2	2:B:13:A:O3'	2	0.99	0.11	0.99
(1,3)	1:A:84:LYS:HZ2	2:B:13:A:O4'	2	0.99	0.11	0.99
(1,3)	1:A:84:LYS:HZ2	2:B:13:A:O5'	2	0.99	0.11	0.99
(1,3)	1:A:84:LYS:HZ2	2:B:13:A:OP1	2	0.99	0.11	0.99
(1,3)	1:A:84:LYS:HZ2	2:B:13:A:OP2	2	0.99	0.11	0.99
(1,3)	1:A:84:LYS:HZ2	2:B:13:A:P	2	0.99	0.11	0.99
(1,3)	1:A:84:LYS:HZ2	2:B:14:G:C1'	2	0.99	0.11	0.99
(1,3)	1:A:84:LYS:HZ2	2:B:14:G:C2	2	0.99	0.11	0.99
(1,3)	1:A:84:LYS:HZ2	2:B:14:G:C2'	2	0.99	0.11	0.99
(1,3)	1:A:84:LYS:HZ2	2:B:14:G:C3'	2	0.99	0.11	0.99
(1,3)	1:A:84:LYS:HZ2	2:B:14:G:C4	2	0.99	0.11	0.99
(1,3)	1:A:84:LYS:HZ2	2:B:14:G:C4'	2	0.99	0.11	0.99
(1,3)	1:A:84:LYS:HZ2	2:B:14:G:C5	2	0.99	0.11	0.99
(1,3)	1:A:84:LYS:HZ2	2:B:14:G:C5'	2	0.99	0.11	0.99
(1,3)	1:A:84:LYS:HZ2	2:B:14:G:C6	2	0.99	0.11	0.99
(1,3)	1:A:84:LYS:HZ2	2:B:14:G:C8	2	0.99	0.11	0.99
(1,3)	1:A:84:LYS:HZ2	2:B:14:G:H1	2	0.99	0.11	0.99
(1,3)	1:A:84:LYS:HZ2	2:B:14:G:H1'	2	0.99	0.11	0.99
(1,3)	1:A:84:LYS:HZ2	2:B:14:G:H2'	2	0.99	0.11	0.99
(1,3)	1:A:84:LYS:HZ2	2:B:14:G:H21	2	0.99	0.11	0.99
(1,3)	1:A:84:LYS:HZ2	2:B:14:G:H22	2	0.99	0.11	0.99
(1,3)	1:A:84:LYS:HZ2	2:B:14:G:H3'	2	0.99	0.11	0.99
(1,3)	1:A:84:LYS:HZ2	2:B:14:G:H4'	2	0.99	0.11	0.99
(1,3)	1:A:84:LYS:HZ2	2:B:14:G:H5'	2	0.99	0.11	0.99
(1,3)	1:A:84:LYS:HZ2	2:B:14:G:H5''	2	0.99	0.11	0.99
(1,3)	1:A:84:LYS:HZ2	2:B:14:G:H8	2	0.99	0.11	0.99
(1,3)	1:A:84:LYS:HZ2	2:B:14:G:HO2'	2	0.99	0.11	0.99

*Continued on next page...*

*Continued from previous page...*

Key	Atom-1	Atom-2	Models <sup>1</sup>	Mean (Å)	SD <sup>1</sup> (Å)	Median (Å)
(1,3)	1:A:84:LYS:HZ2	2:B:14:G:N1	2	0.99	0.11	0.99
(1,3)	1:A:84:LYS:HZ2	2:B:14:G:N2	2	0.99	0.11	0.99
(1,3)	1:A:84:LYS:HZ2	2:B:14:G:N3	2	0.99	0.11	0.99
(1,3)	1:A:84:LYS:HZ2	2:B:14:G:N7	2	0.99	0.11	0.99
(1,3)	1:A:84:LYS:HZ2	2:B:14:G:N9	2	0.99	0.11	0.99
(1,3)	1:A:84:LYS:HZ2	2:B:14:G:O2'	2	0.99	0.11	0.99
(1,3)	1:A:84:LYS:HZ2	2:B:14:G:O3'	2	0.99	0.11	0.99
(1,3)	1:A:84:LYS:HZ2	2:B:14:G:O4'	2	0.99	0.11	0.99
(1,3)	1:A:84:LYS:HZ2	2:B:14:G:O5'	2	0.99	0.11	0.99
(1,3)	1:A:84:LYS:HZ2	2:B:14:G:O6	2	0.99	0.11	0.99
(1,3)	1:A:84:LYS:HZ2	2:B:14:G:OP1	2	0.99	0.11	0.99
(1,3)	1:A:84:LYS:HZ2	2:B:14:G:OP2	2	0.99	0.11	0.99
(1,3)	1:A:84:LYS:HZ2	2:B:14:G:P	2	0.99	0.11	0.99
(1,3)	1:A:84:LYS:HZ2	2:B:15:A:C1'	2	0.99	0.11	0.99
(1,3)	1:A:84:LYS:HZ2	2:B:15:A:C2	2	0.99	0.11	0.99
(1,3)	1:A:84:LYS:HZ2	2:B:15:A:C2'	2	0.99	0.11	0.99
(1,3)	1:A:84:LYS:HZ2	2:B:15:A:C3'	2	0.99	0.11	0.99
(1,3)	1:A:84:LYS:HZ2	2:B:15:A:C4	2	0.99	0.11	0.99
(1,3)	1:A:84:LYS:HZ2	2:B:15:A:C4'	2	0.99	0.11	0.99
(1,3)	1:A:84:LYS:HZ2	2:B:15:A:C5	2	0.99	0.11	0.99
(1,3)	1:A:84:LYS:HZ2	2:B:15:A:C5'	2	0.99	0.11	0.99
(1,3)	1:A:84:LYS:HZ2	2:B:15:A:C6	2	0.99	0.11	0.99
(1,3)	1:A:84:LYS:HZ2	2:B:15:A:C8	2	0.99	0.11	0.99
(1,3)	1:A:84:LYS:HZ2	2:B:15:A:H1'	2	0.99	0.11	0.99
(1,3)	1:A:84:LYS:HZ2	2:B:15:A:H2	2	0.99	0.11	0.99
(1,3)	1:A:84:LYS:HZ2	2:B:15:A:H2'	2	0.99	0.11	0.99
(1,3)	1:A:84:LYS:HZ2	2:B:15:A:H3'	2	0.99	0.11	0.99
(1,3)	1:A:84:LYS:HZ2	2:B:15:A:H4'	2	0.99	0.11	0.99
(1,3)	1:A:84:LYS:HZ2	2:B:15:A:H5'	2	0.99	0.11	0.99
(1,3)	1:A:84:LYS:HZ2	2:B:15:A:H5''	2	0.99	0.11	0.99
(1,3)	1:A:84:LYS:HZ2	2:B:15:A:H61	2	0.99	0.11	0.99
(1,3)	1:A:84:LYS:HZ2	2:B:15:A:H62	2	0.99	0.11	0.99
(1,3)	1:A:84:LYS:HZ2	2:B:15:A:H8	2	0.99	0.11	0.99
(1,3)	1:A:84:LYS:HZ2	2:B:15:A:HO2'	2	0.99	0.11	0.99
(1,3)	1:A:84:LYS:HZ2	2:B:15:A:N1	2	0.99	0.11	0.99
(1,3)	1:A:84:LYS:HZ2	2:B:15:A:N3	2	0.99	0.11	0.99
(1,3)	1:A:84:LYS:HZ2	2:B:15:A:N6	2	0.99	0.11	0.99
(1,3)	1:A:84:LYS:HZ2	2:B:15:A:N7	2	0.99	0.11	0.99
(1,3)	1:A:84:LYS:HZ2	2:B:15:A:N9	2	0.99	0.11	0.99
(1,3)	1:A:84:LYS:HZ2	2:B:15:A:O2'	2	0.99	0.11	0.99
(1,3)	1:A:84:LYS:HZ2	2:B:15:A:O3'	2	0.99	0.11	0.99
(1,3)	1:A:84:LYS:HZ2	2:B:15:A:O4'	2	0.99	0.11	0.99

*Continued on next page...*

*Continued from previous page...*

Key	Atom-1	Atom-2	Models <sup>1</sup>	Mean (Å)	SD <sup>1</sup> (Å)	Median (Å)
(1,3)	1:A:84:LYS:HZ2	2:B:15:A:O5'	2	0.99	0.11	0.99
(1,3)	1:A:84:LYS:HZ2	2:B:15:A:OP1	2	0.99	0.11	0.99
(1,3)	1:A:84:LYS:HZ2	2:B:15:A:OP2	2	0.99	0.11	0.99
(1,3)	1:A:84:LYS:HZ2	2:B:15:A:P	2	0.99	0.11	0.99
(1,3)	1:A:84:LYS:HZ2	2:B:16:G:C1'	2	0.99	0.11	0.99
(1,3)	1:A:84:LYS:HZ2	2:B:16:G:C2	2	0.99	0.11	0.99
(1,3)	1:A:84:LYS:HZ2	2:B:16:G:C2'	2	0.99	0.11	0.99
(1,3)	1:A:84:LYS:HZ2	2:B:16:G:C3'	2	0.99	0.11	0.99
(1,3)	1:A:84:LYS:HZ2	2:B:16:G:C4	2	0.99	0.11	0.99
(1,3)	1:A:84:LYS:HZ2	2:B:16:G:C4'	2	0.99	0.11	0.99
(1,3)	1:A:84:LYS:HZ2	2:B:16:G:C5	2	0.99	0.11	0.99
(1,3)	1:A:84:LYS:HZ2	2:B:16:G:C5'	2	0.99	0.11	0.99
(1,3)	1:A:84:LYS:HZ2	2:B:16:G:C6	2	0.99	0.11	0.99
(1,3)	1:A:84:LYS:HZ2	2:B:16:G:C8	2	0.99	0.11	0.99
(1,3)	1:A:84:LYS:HZ2	2:B:16:G:H1	2	0.99	0.11	0.99
(1,3)	1:A:84:LYS:HZ2	2:B:16:G:H1'	2	0.99	0.11	0.99
(1,3)	1:A:84:LYS:HZ2	2:B:16:G:H2'	2	0.99	0.11	0.99
(1,3)	1:A:84:LYS:HZ2	2:B:16:G:H21	2	0.99	0.11	0.99
(1,3)	1:A:84:LYS:HZ2	2:B:16:G:H22	2	0.99	0.11	0.99
(1,3)	1:A:84:LYS:HZ2	2:B:16:G:H3'	2	0.99	0.11	0.99
(1,3)	1:A:84:LYS:HZ2	2:B:16:G:H4'	2	0.99	0.11	0.99
(1,3)	1:A:84:LYS:HZ2	2:B:16:G:H5'	2	0.99	0.11	0.99
(1,3)	1:A:84:LYS:HZ2	2:B:16:G:H5''	2	0.99	0.11	0.99
(1,3)	1:A:84:LYS:HZ2	2:B:16:G:H8	2	0.99	0.11	0.99
(1,3)	1:A:84:LYS:HZ2	2:B:16:G:HO2'	2	0.99	0.11	0.99
(1,3)	1:A:84:LYS:HZ2	2:B:16:G:N1	2	0.99	0.11	0.99
(1,3)	1:A:84:LYS:HZ2	2:B:16:G:N2	2	0.99	0.11	0.99
(1,3)	1:A:84:LYS:HZ2	2:B:16:G:N3	2	0.99	0.11	0.99
(1,3)	1:A:84:LYS:HZ2	2:B:16:G:N7	2	0.99	0.11	0.99
(1,3)	1:A:84:LYS:HZ2	2:B:16:G:N9	2	0.99	0.11	0.99
(1,3)	1:A:84:LYS:HZ2	2:B:16:G:O2'	2	0.99	0.11	0.99
(1,3)	1:A:84:LYS:HZ2	2:B:16:G:O3'	2	0.99	0.11	0.99
(1,3)	1:A:84:LYS:HZ2	2:B:16:G:O4'	2	0.99	0.11	0.99
(1,3)	1:A:84:LYS:HZ2	2:B:16:G:O5'	2	0.99	0.11	0.99
(1,3)	1:A:84:LYS:HZ2	2:B:16:G:O6	2	0.99	0.11	0.99
(1,3)	1:A:84:LYS:HZ2	2:B:16:G:OP1	2	0.99	0.11	0.99
(1,3)	1:A:84:LYS:HZ2	2:B:16:G:OP2	2	0.99	0.11	0.99
(1,3)	1:A:84:LYS:HZ2	2:B:16:G:P	2	0.99	0.11	0.99
(1,3)	1:A:84:LYS:HZ2	2:B:17:C:C1'	2	0.99	0.11	0.99
(1,3)	1:A:84:LYS:HZ2	2:B:17:C:C2	2	0.99	0.11	0.99
(1,3)	1:A:84:LYS:HZ2	2:B:17:C:C2'	2	0.99	0.11	0.99
(1,3)	1:A:84:LYS:HZ2	2:B:17:C:C3'	2	0.99	0.11	0.99

*Continued on next page...*

*Continued from previous page...*

Key	Atom-1	Atom-2	Models <sup>1</sup>	Mean (Å)	SD <sup>1</sup> (Å)	Median (Å)
(1,3)	1:A:84:LYS:HZ2	2:B:17:C:C4	2	0.99	0.11	0.99
(1,3)	1:A:84:LYS:HZ2	2:B:17:C:C4'	2	0.99	0.11	0.99
(1,3)	1:A:84:LYS:HZ2	2:B:17:C:C5	2	0.99	0.11	0.99
(1,3)	1:A:84:LYS:HZ2	2:B:17:C:C5'	2	0.99	0.11	0.99
(1,3)	1:A:84:LYS:HZ2	2:B:17:C:C6	2	0.99	0.11	0.99
(1,3)	1:A:84:LYS:HZ2	2:B:17:C:H1'	2	0.99	0.11	0.99
(1,3)	1:A:84:LYS:HZ2	2:B:17:C:H2'	2	0.99	0.11	0.99
(1,3)	1:A:84:LYS:HZ2	2:B:17:C:H3'	2	0.99	0.11	0.99
(1,3)	1:A:84:LYS:HZ2	2:B:17:C:H4'	2	0.99	0.11	0.99
(1,3)	1:A:84:LYS:HZ2	2:B:17:C:H41	2	0.99	0.11	0.99
(1,3)	1:A:84:LYS:HZ2	2:B:17:C:H42	2	0.99	0.11	0.99
(1,3)	1:A:84:LYS:HZ2	2:B:17:C:H5	2	0.99	0.11	0.99
(1,3)	1:A:84:LYS:HZ2	2:B:17:C:H5'	2	0.99	0.11	0.99
(1,3)	1:A:84:LYS:HZ2	2:B:17:C:H5''	2	0.99	0.11	0.99
(1,3)	1:A:84:LYS:HZ2	2:B:17:C:H6	2	0.99	0.11	0.99
(1,3)	1:A:84:LYS:HZ2	2:B:17:C:HO2'	2	0.99	0.11	0.99
(1,3)	1:A:84:LYS:HZ2	2:B:17:C:N1	2	0.99	0.11	0.99
(1,3)	1:A:84:LYS:HZ2	2:B:17:C:N3	2	0.99	0.11	0.99
(1,3)	1:A:84:LYS:HZ2	2:B:17:C:N4	2	0.99	0.11	0.99
(1,3)	1:A:84:LYS:HZ2	2:B:17:C:O2	2	0.99	0.11	0.99
(1,3)	1:A:84:LYS:HZ2	2:B:17:C:O2'	2	0.99	0.11	0.99
(1,3)	1:A:84:LYS:HZ2	2:B:17:C:O3'	2	0.99	0.11	0.99
(1,3)	1:A:84:LYS:HZ2	2:B:17:C:O4'	2	0.99	0.11	0.99
(1,3)	1:A:84:LYS:HZ2	2:B:17:C:O5'	2	0.99	0.11	0.99
(1,3)	1:A:84:LYS:HZ2	2:B:17:C:OP1	2	0.99	0.11	0.99
(1,3)	1:A:84:LYS:HZ2	2:B:17:C:OP2	2	0.99	0.11	0.99
(1,3)	1:A:84:LYS:HZ2	2:B:17:C:P	2	0.99	0.11	0.99
(1,3)	1:A:84:LYS:HZ2	2:B:18:A:C1'	2	0.99	0.11	0.99
(1,3)	1:A:84:LYS:HZ2	2:B:18:A:C2	2	0.99	0.11	0.99
(1,3)	1:A:84:LYS:HZ2	2:B:18:A:C2'	2	0.99	0.11	0.99
(1,3)	1:A:84:LYS:HZ2	2:B:18:A:C3'	2	0.99	0.11	0.99
(1,3)	1:A:84:LYS:HZ2	2:B:18:A:C4	2	0.99	0.11	0.99
(1,3)	1:A:84:LYS:HZ2	2:B:18:A:C4'	2	0.99	0.11	0.99
(1,3)	1:A:84:LYS:HZ2	2:B:18:A:C5	2	0.99	0.11	0.99
(1,3)	1:A:84:LYS:HZ2	2:B:18:A:C5'	2	0.99	0.11	0.99
(1,3)	1:A:84:LYS:HZ2	2:B:18:A:C6	2	0.99	0.11	0.99
(1,3)	1:A:84:LYS:HZ2	2:B:18:A:C8	2	0.99	0.11	0.99
(1,3)	1:A:84:LYS:HZ2	2:B:18:A:H1'	2	0.99	0.11	0.99
(1,3)	1:A:84:LYS:HZ2	2:B:18:A:H2	2	0.99	0.11	0.99
(1,3)	1:A:84:LYS:HZ2	2:B:18:A:H2'	2	0.99	0.11	0.99
(1,3)	1:A:84:LYS:HZ2	2:B:18:A:H3'	2	0.99	0.11	0.99
(1,3)	1:A:84:LYS:HZ2	2:B:18:A:H4'	2	0.99	0.11	0.99

*Continued on next page...*

*Continued from previous page...*

Key	Atom-1	Atom-2	Models <sup>1</sup>	Mean (Å)	SD <sup>1</sup> (Å)	Median (Å)
(1,3)	1:A:84:LYS:HZ2	2:B:18:A:H5'	2	0.99	0.11	0.99
(1,3)	1:A:84:LYS:HZ2	2:B:18:A:H5''	2	0.99	0.11	0.99
(1,3)	1:A:84:LYS:HZ2	2:B:18:A:H61	2	0.99	0.11	0.99
(1,3)	1:A:84:LYS:HZ2	2:B:18:A:H62	2	0.99	0.11	0.99
(1,3)	1:A:84:LYS:HZ2	2:B:18:A:H8	2	0.99	0.11	0.99
(1,3)	1:A:84:LYS:HZ2	2:B:18:A:HO2'	2	0.99	0.11	0.99
(1,3)	1:A:84:LYS:HZ2	2:B:18:A:N1	2	0.99	0.11	0.99
(1,3)	1:A:84:LYS:HZ2	2:B:18:A:N3	2	0.99	0.11	0.99
(1,3)	1:A:84:LYS:HZ2	2:B:18:A:N6	2	0.99	0.11	0.99
(1,3)	1:A:84:LYS:HZ2	2:B:18:A:N7	2	0.99	0.11	0.99
(1,3)	1:A:84:LYS:HZ2	2:B:18:A:N9	2	0.99	0.11	0.99
(1,3)	1:A:84:LYS:HZ2	2:B:18:A:O2'	2	0.99	0.11	0.99
(1,3)	1:A:84:LYS:HZ2	2:B:18:A:O3'	2	0.99	0.11	0.99
(1,3)	1:A:84:LYS:HZ2	2:B:18:A:O4'	2	0.99	0.11	0.99
(1,3)	1:A:84:LYS:HZ2	2:B:18:A:O5'	2	0.99	0.11	0.99
(1,3)	1:A:84:LYS:HZ2	2:B:18:A:OP1	2	0.99	0.11	0.99
(1,3)	1:A:84:LYS:HZ2	2:B:18:A:OP2	2	0.99	0.11	0.99
(1,3)	1:A:84:LYS:HZ2	2:B:18:A:P	2	0.99	0.11	0.99
(1,3)	1:A:84:LYS:HZ2	2:B:19:A:C1'	2	0.99	0.11	0.99
(1,3)	1:A:84:LYS:HZ2	2:B:19:A:C2	2	0.99	0.11	0.99
(1,3)	1:A:84:LYS:HZ2	2:B:19:A:C2'	2	0.99	0.11	0.99
(1,3)	1:A:84:LYS:HZ2	2:B:19:A:C3'	2	0.99	0.11	0.99
(1,3)	1:A:84:LYS:HZ2	2:B:19:A:C4	2	0.99	0.11	0.99
(1,3)	1:A:84:LYS:HZ2	2:B:19:A:C4'	2	0.99	0.11	0.99
(1,3)	1:A:84:LYS:HZ2	2:B:19:A:C5	2	0.99	0.11	0.99
(1,3)	1:A:84:LYS:HZ2	2:B:19:A:C5'	2	0.99	0.11	0.99
(1,3)	1:A:84:LYS:HZ2	2:B:19:A:C6	2	0.99	0.11	0.99
(1,3)	1:A:84:LYS:HZ2	2:B:19:A:C8	2	0.99	0.11	0.99
(1,3)	1:A:84:LYS:HZ2	2:B:19:A:H1'	2	0.99	0.11	0.99
(1,3)	1:A:84:LYS:HZ2	2:B:19:A:H2	2	0.99	0.11	0.99
(1,3)	1:A:84:LYS:HZ2	2:B:19:A:H2'	2	0.99	0.11	0.99
(1,3)	1:A:84:LYS:HZ2	2:B:19:A:H3'	2	0.99	0.11	0.99
(1,3)	1:A:84:LYS:HZ2	2:B:19:A:H4'	2	0.99	0.11	0.99
(1,3)	1:A:84:LYS:HZ2	2:B:19:A:H5'	2	0.99	0.11	0.99
(1,3)	1:A:84:LYS:HZ2	2:B:19:A:H5''	2	0.99	0.11	0.99
(1,3)	1:A:84:LYS:HZ2	2:B:19:A:H61	2	0.99	0.11	0.99
(1,3)	1:A:84:LYS:HZ2	2:B:19:A:H62	2	0.99	0.11	0.99
(1,3)	1:A:84:LYS:HZ2	2:B:19:A:H8	2	0.99	0.11	0.99
(1,3)	1:A:84:LYS:HZ2	2:B:19:A:HO2'	2	0.99	0.11	0.99
(1,3)	1:A:84:LYS:HZ2	2:B:19:A:N1	2	0.99	0.11	0.99
(1,3)	1:A:84:LYS:HZ2	2:B:19:A:N3	2	0.99	0.11	0.99
(1,3)	1:A:84:LYS:HZ2	2:B:19:A:N6	2	0.99	0.11	0.99

*Continued on next page...*

*Continued from previous page...*

Key	Atom-1	Atom-2	Models <sup>1</sup>	Mean (Å)	SD <sup>1</sup> (Å)	Median (Å)
(1,3)	1:A:84:LYS:HZ2	2:B:19:A:N7	2	0.99	0.11	0.99
(1,3)	1:A:84:LYS:HZ2	2:B:19:A:N9	2	0.99	0.11	0.99
(1,3)	1:A:84:LYS:HZ2	2:B:19:A:O2'	2	0.99	0.11	0.99
(1,3)	1:A:84:LYS:HZ2	2:B:19:A:O3'	2	0.99	0.11	0.99
(1,3)	1:A:84:LYS:HZ2	2:B:19:A:O4'	2	0.99	0.11	0.99
(1,3)	1:A:84:LYS:HZ2	2:B:19:A:O5'	2	0.99	0.11	0.99
(1,3)	1:A:84:LYS:HZ2	2:B:19:A:OP1	2	0.99	0.11	0.99
(1,3)	1:A:84:LYS:HZ2	2:B:19:A:OP2	2	0.99	0.11	0.99
(1,3)	1:A:84:LYS:HZ2	2:B:19:A:P	2	0.99	0.11	0.99
(1,3)	1:A:84:LYS:HZ2	2:B:20:U:C1'	2	0.99	0.11	0.99
(1,3)	1:A:84:LYS:HZ2	2:B:20:U:C2	2	0.99	0.11	0.99
(1,3)	1:A:84:LYS:HZ2	2:B:20:U:C2'	2	0.99	0.11	0.99
(1,3)	1:A:84:LYS:HZ2	2:B:20:U:C3'	2	0.99	0.11	0.99
(1,3)	1:A:84:LYS:HZ2	2:B:20:U:C4	2	0.99	0.11	0.99
(1,3)	1:A:84:LYS:HZ2	2:B:20:U:C4'	2	0.99	0.11	0.99
(1,3)	1:A:84:LYS:HZ2	2:B:20:U:C5	2	0.99	0.11	0.99
(1,3)	1:A:84:LYS:HZ2	2:B:20:U:C5'	2	0.99	0.11	0.99
(1,3)	1:A:84:LYS:HZ2	2:B:20:U:C6	2	0.99	0.11	0.99
(1,3)	1:A:84:LYS:HZ2	2:B:20:U:H1'	2	0.99	0.11	0.99
(1,3)	1:A:84:LYS:HZ2	2:B:20:U:H2'	2	0.99	0.11	0.99
(1,3)	1:A:84:LYS:HZ2	2:B:20:U:H3	2	0.99	0.11	0.99
(1,3)	1:A:84:LYS:HZ2	2:B:20:U:H3'	2	0.99	0.11	0.99
(1,3)	1:A:84:LYS:HZ2	2:B:20:U:H4'	2	0.99	0.11	0.99
(1,3)	1:A:84:LYS:HZ2	2:B:20:U:H5	2	0.99	0.11	0.99
(1,3)	1:A:84:LYS:HZ2	2:B:20:U:H5'	2	0.99	0.11	0.99
(1,3)	1:A:84:LYS:HZ2	2:B:20:U:H5''	2	0.99	0.11	0.99
(1,3)	1:A:84:LYS:HZ2	2:B:20:U:H6	2	0.99	0.11	0.99
(1,3)	1:A:84:LYS:HZ2	2:B:20:U:HO2'	2	0.99	0.11	0.99
(1,3)	1:A:84:LYS:HZ2	2:B:20:U:N1	2	0.99	0.11	0.99
(1,3)	1:A:84:LYS:HZ2	2:B:20:U:N3	2	0.99	0.11	0.99
(1,3)	1:A:84:LYS:HZ2	2:B:20:U:O2	2	0.99	0.11	0.99
(1,3)	1:A:84:LYS:HZ2	2:B:20:U:O2'	2	0.99	0.11	0.99
(1,3)	1:A:84:LYS:HZ2	2:B:20:U:O3'	2	0.99	0.11	0.99
(1,3)	1:A:84:LYS:HZ2	2:B:20:U:O4	2	0.99	0.11	0.99
(1,3)	1:A:84:LYS:HZ2	2:B:20:U:O4'	2	0.99	0.11	0.99
(1,3)	1:A:84:LYS:HZ2	2:B:20:U:O5'	2	0.99	0.11	0.99
(1,3)	1:A:84:LYS:HZ2	2:B:20:U:OP1	2	0.99	0.11	0.99
(1,3)	1:A:84:LYS:HZ2	2:B:20:U:OP2	2	0.99	0.11	0.99
(1,3)	1:A:84:LYS:HZ2	2:B:20:U:P	2	0.99	0.11	0.99
(1,3)	1:A:84:LYS:HZ2	2:B:21:G:C1'	2	0.99	0.11	0.99
(1,3)	1:A:84:LYS:HZ2	2:B:21:G:C2	2	0.99	0.11	0.99
(1,3)	1:A:84:LYS:HZ2	2:B:21:G:C2'	2	0.99	0.11	0.99

*Continued on next page...*

*Continued from previous page...*

Key	Atom-1	Atom-2	Models <sup>1</sup>	Mean (Å)	SD <sup>1</sup> (Å)	Median (Å)
(1,3)	1:A:84:LYS:HZ2	2:B:21:G:C3'	2	0.99	0.11	0.99
(1,3)	1:A:84:LYS:HZ2	2:B:21:G:C4	2	0.99	0.11	0.99
(1,3)	1:A:84:LYS:HZ2	2:B:21:G:C4'	2	0.99	0.11	0.99
(1,3)	1:A:84:LYS:HZ2	2:B:21:G:C5	2	0.99	0.11	0.99
(1,3)	1:A:84:LYS:HZ2	2:B:21:G:C5'	2	0.99	0.11	0.99
(1,3)	1:A:84:LYS:HZ2	2:B:21:G:C6	2	0.99	0.11	0.99
(1,3)	1:A:84:LYS:HZ2	2:B:21:G:C8	2	0.99	0.11	0.99
(1,3)	1:A:84:LYS:HZ2	2:B:21:G:H1	2	0.99	0.11	0.99
(1,3)	1:A:84:LYS:HZ2	2:B:21:G:H1'	2	0.99	0.11	0.99
(1,3)	1:A:84:LYS:HZ2	2:B:21:G:H2'	2	0.99	0.11	0.99
(1,3)	1:A:84:LYS:HZ2	2:B:21:G:H21	2	0.99	0.11	0.99
(1,3)	1:A:84:LYS:HZ2	2:B:21:G:H22	2	0.99	0.11	0.99
(1,3)	1:A:84:LYS:HZ2	2:B:21:G:H3'	2	0.99	0.11	0.99
(1,3)	1:A:84:LYS:HZ2	2:B:21:G:H4'	2	0.99	0.11	0.99
(1,3)	1:A:84:LYS:HZ2	2:B:21:G:H5'	2	0.99	0.11	0.99
(1,3)	1:A:84:LYS:HZ2	2:B:21:G:H5''	2	0.99	0.11	0.99
(1,3)	1:A:84:LYS:HZ2	2:B:21:G:H8	2	0.99	0.11	0.99
(1,3)	1:A:84:LYS:HZ2	2:B:21:G:HO2'	2	0.99	0.11	0.99
(1,3)	1:A:84:LYS:HZ2	2:B:21:G:N1	2	0.99	0.11	0.99
(1,3)	1:A:84:LYS:HZ2	2:B:21:G:N2	2	0.99	0.11	0.99
(1,3)	1:A:84:LYS:HZ2	2:B:21:G:N3	2	0.99	0.11	0.99
(1,3)	1:A:84:LYS:HZ2	2:B:21:G:N7	2	0.99	0.11	0.99
(1,3)	1:A:84:LYS:HZ2	2:B:21:G:N9	2	0.99	0.11	0.99
(1,3)	1:A:84:LYS:HZ2	2:B:21:G:O2'	2	0.99	0.11	0.99
(1,3)	1:A:84:LYS:HZ2	2:B:21:G:O3'	2	0.99	0.11	0.99
(1,3)	1:A:84:LYS:HZ2	2:B:21:G:O4'	2	0.99	0.11	0.99
(1,3)	1:A:84:LYS:HZ2	2:B:21:G:O5'	2	0.99	0.11	0.99
(1,3)	1:A:84:LYS:HZ2	2:B:21:G:O6	2	0.99	0.11	0.99
(1,3)	1:A:84:LYS:HZ2	2:B:21:G:OP1	2	0.99	0.11	0.99
(1,3)	1:A:84:LYS:HZ2	2:B:21:G:OP2	2	0.99	0.11	0.99
(1,3)	1:A:84:LYS:HZ2	2:B:21:G:P	2	0.99	0.11	0.99
(1,3)	1:A:84:LYS:HZ2	2:B:22:A:C1'	2	0.99	0.11	0.99
(1,3)	1:A:84:LYS:HZ2	2:B:22:A:C2	2	0.99	0.11	0.99
(1,3)	1:A:84:LYS:HZ2	2:B:22:A:C2'	2	0.99	0.11	0.99
(1,3)	1:A:84:LYS:HZ2	2:B:22:A:C3'	2	0.99	0.11	0.99
(1,3)	1:A:84:LYS:HZ2	2:B:22:A:C4	2	0.99	0.11	0.99
(1,3)	1:A:84:LYS:HZ2	2:B:22:A:C4'	2	0.99	0.11	0.99
(1,3)	1:A:84:LYS:HZ2	2:B:22:A:C5	2	0.99	0.11	0.99
(1,3)	1:A:84:LYS:HZ2	2:B:22:A:C5'	2	0.99	0.11	0.99
(1,3)	1:A:84:LYS:HZ2	2:B:22:A:C6	2	0.99	0.11	0.99
(1,3)	1:A:84:LYS:HZ2	2:B:22:A:C8	2	0.99	0.11	0.99
(1,3)	1:A:84:LYS:HZ2	2:B:22:A:H1'	2	0.99	0.11	0.99

*Continued on next page...*



*Continued from previous page...*

Key	Atom-1	Atom-2	Models <sup>1</sup>	Mean (Å)	SD <sup>1</sup> (Å)	Median (Å)
(1,3)	1:A:84:LYS:HZ2	2:B:22:A:H2	2	0.99	0.11	0.99
(1,3)	1:A:84:LYS:HZ2	2:B:22:A:H2'	2	0.99	0.11	0.99
(1,3)	1:A:84:LYS:HZ2	2:B:22:A:H3'	2	0.99	0.11	0.99
(1,3)	1:A:84:LYS:HZ2	2:B:22:A:H4'	2	0.99	0.11	0.99
(1,3)	1:A:84:LYS:HZ2	2:B:22:A:H5'	2	0.99	0.11	0.99
(1,3)	1:A:84:LYS:HZ2	2:B:22:A:H5''	2	0.99	0.11	0.99
(1,3)	1:A:84:LYS:HZ2	2:B:22:A:H61	2	0.99	0.11	0.99
(1,3)	1:A:84:LYS:HZ2	2:B:22:A:H62	2	0.99	0.11	0.99
(1,3)	1:A:84:LYS:HZ2	2:B:22:A:H8	2	0.99	0.11	0.99
(1,3)	1:A:84:LYS:HZ2	2:B:22:A:HO2'	2	0.99	0.11	0.99
(1,3)	1:A:84:LYS:HZ2	2:B:22:A:N1	2	0.99	0.11	0.99
(1,3)	1:A:84:LYS:HZ2	2:B:22:A:N3	2	0.99	0.11	0.99
(1,3)	1:A:84:LYS:HZ2	2:B:22:A:N6	2	0.99	0.11	0.99
(1,3)	1:A:84:LYS:HZ2	2:B:22:A:N7	2	0.99	0.11	0.99
(1,3)	1:A:84:LYS:HZ2	2:B:22:A:N9	2	0.99	0.11	0.99
(1,3)	1:A:84:LYS:HZ2	2:B:22:A:O2'	2	0.99	0.11	0.99
(1,3)	1:A:84:LYS:HZ2	2:B:22:A:O3'	2	0.99	0.11	0.99
(1,3)	1:A:84:LYS:HZ2	2:B:22:A:O4'	2	0.99	0.11	0.99
(1,3)	1:A:84:LYS:HZ2	2:B:22:A:O5'	2	0.99	0.11	0.99
(1,3)	1:A:84:LYS:HZ2	2:B:22:A:OP1	2	0.99	0.11	0.99
(1,3)	1:A:84:LYS:HZ2	2:B:22:A:OP2	2	0.99	0.11	0.99
(1,3)	1:A:84:LYS:HZ2	2:B:22:A:P	2	0.99	0.11	0.99
(1,3)	1:A:84:LYS:HZ2	2:B:23:U:C1'	2	0.99	0.11	0.99
(1,3)	1:A:84:LYS:HZ2	2:B:23:U:C2	2	0.99	0.11	0.99
(1,3)	1:A:84:LYS:HZ2	2:B:23:U:C2'	2	0.99	0.11	0.99
(1,3)	1:A:84:LYS:HZ2	2:B:23:U:C3'	2	0.99	0.11	0.99
(1,3)	1:A:84:LYS:HZ2	2:B:23:U:C4	2	0.99	0.11	0.99
(1,3)	1:A:84:LYS:HZ2	2:B:23:U:C4'	2	0.99	0.11	0.99
(1,3)	1:A:84:LYS:HZ2	2:B:23:U:C5	2	0.99	0.11	0.99
(1,3)	1:A:84:LYS:HZ2	2:B:23:U:C5'	2	0.99	0.11	0.99
(1,3)	1:A:84:LYS:HZ2	2:B:23:U:C6	2	0.99	0.11	0.99
(1,3)	1:A:84:LYS:HZ2	2:B:23:U:H1'	2	0.99	0.11	0.99
(1,3)	1:A:84:LYS:HZ2	2:B:23:U:H2'	2	0.99	0.11	0.99
(1,3)	1:A:84:LYS:HZ2	2:B:23:U:H3	2	0.99	0.11	0.99
(1,3)	1:A:84:LYS:HZ2	2:B:23:U:H3'	2	0.99	0.11	0.99
(1,3)	1:A:84:LYS:HZ2	2:B:23:U:H4'	2	0.99	0.11	0.99
(1,3)	1:A:84:LYS:HZ2	2:B:23:U:H5	2	0.99	0.11	0.99
(1,3)	1:A:84:LYS:HZ2	2:B:23:U:H5'	2	0.99	0.11	0.99
(1,3)	1:A:84:LYS:HZ2	2:B:23:U:H5''	2	0.99	0.11	0.99
(1,3)	1:A:84:LYS:HZ2	2:B:23:U:H6	2	0.99	0.11	0.99
(1,3)	1:A:84:LYS:HZ2	2:B:23:U:HO2'	2	0.99	0.11	0.99
(1,3)	1:A:84:LYS:HZ2	2:B:23:U:N1	2	0.99	0.11	0.99

*Continued on next page...*

*Continued from previous page...*

Key	Atom-1	Atom-2	Models <sup>1</sup>	Mean (Å)	SD <sup>1</sup> (Å)	Median (Å)
(1,3)	1:A:84:LYS:HZ2	2:B:23:U:N3	2	0.99	0.11	0.99
(1,3)	1:A:84:LYS:HZ2	2:B:23:U:O2	2	0.99	0.11	0.99
(1,3)	1:A:84:LYS:HZ2	2:B:23:U:O2'	2	0.99	0.11	0.99
(1,3)	1:A:84:LYS:HZ2	2:B:23:U:O3'	2	0.99	0.11	0.99
(1,3)	1:A:84:LYS:HZ2	2:B:23:U:O4	2	0.99	0.11	0.99
(1,3)	1:A:84:LYS:HZ2	2:B:23:U:O4'	2	0.99	0.11	0.99
(1,3)	1:A:84:LYS:HZ2	2:B:23:U:O5'	2	0.99	0.11	0.99
(1,3)	1:A:84:LYS:HZ2	2:B:23:U:OP1	2	0.99	0.11	0.99
(1,3)	1:A:84:LYS:HZ2	2:B:23:U:OP2	2	0.99	0.11	0.99
(1,3)	1:A:84:LYS:HZ2	2:B:23:U:P	2	0.99	0.11	0.99
(1,3)	1:A:84:LYS:HZ2	2:B:24:G:C1'	2	0.99	0.11	0.99
(1,3)	1:A:84:LYS:HZ2	2:B:24:G:C2	2	0.99	0.11	0.99
(1,3)	1:A:84:LYS:HZ2	2:B:24:G:C2'	2	0.99	0.11	0.99
(1,3)	1:A:84:LYS:HZ2	2:B:24:G:C3'	2	0.99	0.11	0.99
(1,3)	1:A:84:LYS:HZ2	2:B:24:G:C4	2	0.99	0.11	0.99
(1,3)	1:A:84:LYS:HZ2	2:B:24:G:C4'	2	0.99	0.11	0.99
(1,3)	1:A:84:LYS:HZ2	2:B:24:G:C5	2	0.99	0.11	0.99
(1,3)	1:A:84:LYS:HZ2	2:B:24:G:C5'	2	0.99	0.11	0.99
(1,3)	1:A:84:LYS:HZ2	2:B:24:G:C6	2	0.99	0.11	0.99
(1,3)	1:A:84:LYS:HZ2	2:B:24:G:C8	2	0.99	0.11	0.99
(1,3)	1:A:84:LYS:HZ2	2:B:24:G:H1	2	0.99	0.11	0.99
(1,3)	1:A:84:LYS:HZ2	2:B:24:G:H1'	2	0.99	0.11	0.99
(1,3)	1:A:84:LYS:HZ2	2:B:24:G:H2'	2	0.99	0.11	0.99
(1,3)	1:A:84:LYS:HZ2	2:B:24:G:H21	2	0.99	0.11	0.99
(1,3)	1:A:84:LYS:HZ2	2:B:24:G:H22	2	0.99	0.11	0.99
(1,3)	1:A:84:LYS:HZ2	2:B:24:G:H3'	2	0.99	0.11	0.99
(1,3)	1:A:84:LYS:HZ2	2:B:24:G:H4'	2	0.99	0.11	0.99
(1,3)	1:A:84:LYS:HZ2	2:B:24:G:H5'	2	0.99	0.11	0.99
(1,3)	1:A:84:LYS:HZ2	2:B:24:G:H5''	2	0.99	0.11	0.99
(1,3)	1:A:84:LYS:HZ2	2:B:24:G:H8	2	0.99	0.11	0.99
(1,3)	1:A:84:LYS:HZ2	2:B:24:G:HO2'	2	0.99	0.11	0.99
(1,3)	1:A:84:LYS:HZ2	2:B:24:G:N1	2	0.99	0.11	0.99
(1,3)	1:A:84:LYS:HZ2	2:B:24:G:N2	2	0.99	0.11	0.99
(1,3)	1:A:84:LYS:HZ2	2:B:24:G:N3	2	0.99	0.11	0.99
(1,3)	1:A:84:LYS:HZ2	2:B:24:G:N7	2	0.99	0.11	0.99
(1,3)	1:A:84:LYS:HZ2	2:B:24:G:N9	2	0.99	0.11	0.99
(1,3)	1:A:84:LYS:HZ2	2:B:24:G:O2'	2	0.99	0.11	0.99
(1,3)	1:A:84:LYS:HZ2	2:B:24:G:O3'	2	0.99	0.11	0.99
(1,3)	1:A:84:LYS:HZ2	2:B:24:G:O4'	2	0.99	0.11	0.99
(1,3)	1:A:84:LYS:HZ2	2:B:24:G:O5'	2	0.99	0.11	0.99
(1,3)	1:A:84:LYS:HZ2	2:B:24:G:O6	2	0.99	0.11	0.99
(1,3)	1:A:84:LYS:HZ2	2:B:24:G:OP1	2	0.99	0.11	0.99

*Continued on next page...*

*Continued from previous page...*

Key	Atom-1	Atom-2	Models <sup>1</sup>	Mean (Å)	SD <sup>1</sup> (Å)	Median (Å)
(1,3)	1:A:84:LYS:HZ2	2:B:24:G:OP2	2	0.99	0.11	0.99
(1,3)	1:A:84:LYS:HZ2	2:B:24:G:P	2	0.99	0.11	0.99
(1,3)	1:A:84:LYS:HZ3	2:B:2:C:C1'	2	0.99	0.11	0.99
(1,3)	1:A:84:LYS:HZ3	2:B:2:C:C2	2	0.99	0.11	0.99
(1,3)	1:A:84:LYS:HZ3	2:B:2:C:C2'	2	0.99	0.11	0.99
(1,3)	1:A:84:LYS:HZ3	2:B:2:C:C3'	2	0.99	0.11	0.99
(1,3)	1:A:84:LYS:HZ3	2:B:2:C:C4	2	0.99	0.11	0.99
(1,3)	1:A:84:LYS:HZ3	2:B:2:C:C4'	2	0.99	0.11	0.99
(1,3)	1:A:84:LYS:HZ3	2:B:2:C:C5	2	0.99	0.11	0.99
(1,3)	1:A:84:LYS:HZ3	2:B:2:C:C5'	2	0.99	0.11	0.99
(1,3)	1:A:84:LYS:HZ3	2:B:2:C:C6	2	0.99	0.11	0.99
(1,3)	1:A:84:LYS:HZ3	2:B:2:C:H1'	2	0.99	0.11	0.99
(1,3)	1:A:84:LYS:HZ3	2:B:2:C:H2'	2	0.99	0.11	0.99
(1,3)	1:A:84:LYS:HZ3	2:B:2:C:H3'	2	0.99	0.11	0.99
(1,3)	1:A:84:LYS:HZ3	2:B:2:C:H4'	2	0.99	0.11	0.99
(1,3)	1:A:84:LYS:HZ3	2:B:2:C:H41	2	0.99	0.11	0.99
(1,3)	1:A:84:LYS:HZ3	2:B:2:C:H42	2	0.99	0.11	0.99
(1,3)	1:A:84:LYS:HZ3	2:B:2:C:H5	2	0.99	0.11	0.99
(1,3)	1:A:84:LYS:HZ3	2:B:2:C:H5'	2	0.99	0.11	0.99
(1,3)	1:A:84:LYS:HZ3	2:B:2:C:H5''	2	0.99	0.11	0.99
(1,3)	1:A:84:LYS:HZ3	2:B:2:C:H6	2	0.99	0.11	0.99
(1,3)	1:A:84:LYS:HZ3	2:B:2:C:HO2'	2	0.99	0.11	0.99
(1,3)	1:A:84:LYS:HZ3	2:B:2:C:N1	2	0.99	0.11	0.99
(1,3)	1:A:84:LYS:HZ3	2:B:2:C:N3	2	0.99	0.11	0.99
(1,3)	1:A:84:LYS:HZ3	2:B:2:C:N4	2	0.99	0.11	0.99
(1,3)	1:A:84:LYS:HZ3	2:B:2:C:O2	2	0.99	0.11	0.99
(1,3)	1:A:84:LYS:HZ3	2:B:2:C:O2'	2	0.99	0.11	0.99
(1,3)	1:A:84:LYS:HZ3	2:B:2:C:O3'	2	0.99	0.11	0.99
(1,3)	1:A:84:LYS:HZ3	2:B:2:C:O4'	2	0.99	0.11	0.99
(1,3)	1:A:84:LYS:HZ3	2:B:2:C:O5'	2	0.99	0.11	0.99
(1,3)	1:A:84:LYS:HZ3	2:B:3:U:C1'	2	0.99	0.11	0.99
(1,3)	1:A:84:LYS:HZ3	2:B:3:U:C2	2	0.99	0.11	0.99
(1,3)	1:A:84:LYS:HZ3	2:B:3:U:C2'	2	0.99	0.11	0.99
(1,3)	1:A:84:LYS:HZ3	2:B:3:U:C3'	2	0.99	0.11	0.99
(1,3)	1:A:84:LYS:HZ3	2:B:3:U:C4	2	0.99	0.11	0.99
(1,3)	1:A:84:LYS:HZ3	2:B:3:U:C4'	2	0.99	0.11	0.99
(1,3)	1:A:84:LYS:HZ3	2:B:3:U:C5	2	0.99	0.11	0.99
(1,3)	1:A:84:LYS:HZ3	2:B:3:U:C5'	2	0.99	0.11	0.99
(1,3)	1:A:84:LYS:HZ3	2:B:3:U:C6	2	0.99	0.11	0.99
(1,3)	1:A:84:LYS:HZ3	2:B:3:U:H1'	2	0.99	0.11	0.99
(1,3)	1:A:84:LYS:HZ3	2:B:3:U:H2'	2	0.99	0.11	0.99
(1,3)	1:A:84:LYS:HZ3	2:B:3:U:H3	2	0.99	0.11	0.99

*Continued on next page...*

*Continued from previous page...*

Key	Atom-1	Atom-2	Models <sup>1</sup>	Mean (Å)	SD <sup>1</sup> (Å)	Median (Å)
(1,3)	1:A:84:LYS:HZ3	2:B:3:U:H3'	2	0.99	0.11	0.99
(1,3)	1:A:84:LYS:HZ3	2:B:3:U:H4'	2	0.99	0.11	0.99
(1,3)	1:A:84:LYS:HZ3	2:B:3:U:H5	2	0.99	0.11	0.99
(1,3)	1:A:84:LYS:HZ3	2:B:3:U:H5'	2	0.99	0.11	0.99
(1,3)	1:A:84:LYS:HZ3	2:B:3:U:H5''	2	0.99	0.11	0.99
(1,3)	1:A:84:LYS:HZ3	2:B:3:U:H6	2	0.99	0.11	0.99
(1,3)	1:A:84:LYS:HZ3	2:B:3:U:HO2'	2	0.99	0.11	0.99
(1,3)	1:A:84:LYS:HZ3	2:B:3:U:N1	2	0.99	0.11	0.99
(1,3)	1:A:84:LYS:HZ3	2:B:3:U:N3	2	0.99	0.11	0.99
(1,3)	1:A:84:LYS:HZ3	2:B:3:U:O2	2	0.99	0.11	0.99
(1,3)	1:A:84:LYS:HZ3	2:B:3:U:O2'	2	0.99	0.11	0.99
(1,3)	1:A:84:LYS:HZ3	2:B:3:U:O3'	2	0.99	0.11	0.99
(1,3)	1:A:84:LYS:HZ3	2:B:3:U:O4	2	0.99	0.11	0.99
(1,3)	1:A:84:LYS:HZ3	2:B:3:U:O4'	2	0.99	0.11	0.99
(1,3)	1:A:84:LYS:HZ3	2:B:3:U:O5'	2	0.99	0.11	0.99
(1,3)	1:A:84:LYS:HZ3	2:B:3:U:OP1	2	0.99	0.11	0.99
(1,3)	1:A:84:LYS:HZ3	2:B:3:U:OP2	2	0.99	0.11	0.99
(1,3)	1:A:84:LYS:HZ3	2:B:3:U:P	2	0.99	0.11	0.99
(1,3)	1:A:84:LYS:HZ3	2:B:4:G:C1'	2	0.99	0.11	0.99
(1,3)	1:A:84:LYS:HZ3	2:B:4:G:C2	2	0.99	0.11	0.99
(1,3)	1:A:84:LYS:HZ3	2:B:4:G:C2'	2	0.99	0.11	0.99
(1,3)	1:A:84:LYS:HZ3	2:B:4:G:C3'	2	0.99	0.11	0.99
(1,3)	1:A:84:LYS:HZ3	2:B:4:G:C4	2	0.99	0.11	0.99
(1,3)	1:A:84:LYS:HZ3	2:B:4:G:C4'	2	0.99	0.11	0.99
(1,3)	1:A:84:LYS:HZ3	2:B:4:G:C5	2	0.99	0.11	0.99
(1,3)	1:A:84:LYS:HZ3	2:B:4:G:C5'	2	0.99	0.11	0.99
(1,3)	1:A:84:LYS:HZ3	2:B:4:G:C6	2	0.99	0.11	0.99
(1,3)	1:A:84:LYS:HZ3	2:B:4:G:C8	2	0.99	0.11	0.99
(1,3)	1:A:84:LYS:HZ3	2:B:4:G:H1	2	0.99	0.11	0.99
(1,3)	1:A:84:LYS:HZ3	2:B:4:G:H1'	2	0.99	0.11	0.99
(1,3)	1:A:84:LYS:HZ3	2:B:4:G:H2'	2	0.99	0.11	0.99
(1,3)	1:A:84:LYS:HZ3	2:B:4:G:H21	2	0.99	0.11	0.99
(1,3)	1:A:84:LYS:HZ3	2:B:4:G:H22	2	0.99	0.11	0.99
(1,3)	1:A:84:LYS:HZ3	2:B:4:G:H3'	2	0.99	0.11	0.99
(1,3)	1:A:84:LYS:HZ3	2:B:4:G:H4'	2	0.99	0.11	0.99
(1,3)	1:A:84:LYS:HZ3	2:B:4:G:H5'	2	0.99	0.11	0.99
(1,3)	1:A:84:LYS:HZ3	2:B:4:G:H5''	2	0.99	0.11	0.99
(1,3)	1:A:84:LYS:HZ3	2:B:4:G:H8	2	0.99	0.11	0.99
(1,3)	1:A:84:LYS:HZ3	2:B:4:G:HO2'	2	0.99	0.11	0.99
(1,3)	1:A:84:LYS:HZ3	2:B:4:G:N1	2	0.99	0.11	0.99
(1,3)	1:A:84:LYS:HZ3	2:B:4:G:N2	2	0.99	0.11	0.99
(1,3)	1:A:84:LYS:HZ3	2:B:4:G:N3	2	0.99	0.11	0.99

*Continued on next page...*

*Continued from previous page...*

Key	Atom-1	Atom-2	Models <sup>1</sup>	Mean (Å)	SD <sup>1</sup> (Å)	Median (Å)
(1,3)	1:A:84:LYS:HZ3	2:B:4:G:N7	2	0.99	0.11	0.99
(1,3)	1:A:84:LYS:HZ3	2:B:4:G:N9	2	0.99	0.11	0.99
(1,3)	1:A:84:LYS:HZ3	2:B:4:G:O2'	2	0.99	0.11	0.99
(1,3)	1:A:84:LYS:HZ3	2:B:4:G:O3'	2	0.99	0.11	0.99
(1,3)	1:A:84:LYS:HZ3	2:B:4:G:O4'	2	0.99	0.11	0.99
(1,3)	1:A:84:LYS:HZ3	2:B:4:G:O5'	2	0.99	0.11	0.99
(1,3)	1:A:84:LYS:HZ3	2:B:4:G:O6	2	0.99	0.11	0.99
(1,3)	1:A:84:LYS:HZ3	2:B:4:G:OP1	2	0.99	0.11	0.99
(1,3)	1:A:84:LYS:HZ3	2:B:4:G:OP2	2	0.99	0.11	0.99
(1,3)	1:A:84:LYS:HZ3	2:B:4:G:P	2	0.99	0.11	0.99
(1,3)	1:A:84:LYS:HZ3	2:B:5:A:C1'	2	0.99	0.11	0.99
(1,3)	1:A:84:LYS:HZ3	2:B:5:A:C2	2	0.99	0.11	0.99
(1,3)	1:A:84:LYS:HZ3	2:B:5:A:C2'	2	0.99	0.11	0.99
(1,3)	1:A:84:LYS:HZ3	2:B:5:A:C3'	2	0.99	0.11	0.99
(1,3)	1:A:84:LYS:HZ3	2:B:5:A:C4	2	0.99	0.11	0.99
(1,3)	1:A:84:LYS:HZ3	2:B:5:A:C4'	2	0.99	0.11	0.99
(1,3)	1:A:84:LYS:HZ3	2:B:5:A:C5	2	0.99	0.11	0.99
(1,3)	1:A:84:LYS:HZ3	2:B:5:A:C5'	2	0.99	0.11	0.99
(1,3)	1:A:84:LYS:HZ3	2:B:5:A:C6	2	0.99	0.11	0.99
(1,3)	1:A:84:LYS:HZ3	2:B:5:A:C8	2	0.99	0.11	0.99
(1,3)	1:A:84:LYS:HZ3	2:B:5:A:H1'	2	0.99	0.11	0.99
(1,3)	1:A:84:LYS:HZ3	2:B:5:A:H2	2	0.99	0.11	0.99
(1,3)	1:A:84:LYS:HZ3	2:B:5:A:H2'	2	0.99	0.11	0.99
(1,3)	1:A:84:LYS:HZ3	2:B:5:A:H3'	2	0.99	0.11	0.99
(1,3)	1:A:84:LYS:HZ3	2:B:5:A:H4'	2	0.99	0.11	0.99
(1,3)	1:A:84:LYS:HZ3	2:B:5:A:H5'	2	0.99	0.11	0.99
(1,3)	1:A:84:LYS:HZ3	2:B:5:A:H5''	2	0.99	0.11	0.99
(1,3)	1:A:84:LYS:HZ3	2:B:5:A:H61	2	0.99	0.11	0.99
(1,3)	1:A:84:LYS:HZ3	2:B:5:A:H62	2	0.99	0.11	0.99
(1,3)	1:A:84:LYS:HZ3	2:B:5:A:H8	2	0.99	0.11	0.99
(1,3)	1:A:84:LYS:HZ3	2:B:5:A:HO2'	2	0.99	0.11	0.99
(1,3)	1:A:84:LYS:HZ3	2:B:5:A:N1	2	0.99	0.11	0.99
(1,3)	1:A:84:LYS:HZ3	2:B:5:A:N3	2	0.99	0.11	0.99
(1,3)	1:A:84:LYS:HZ3	2:B:5:A:N6	2	0.99	0.11	0.99
(1,3)	1:A:84:LYS:HZ3	2:B:5:A:N7	2	0.99	0.11	0.99
(1,3)	1:A:84:LYS:HZ3	2:B:5:A:N9	2	0.99	0.11	0.99
(1,3)	1:A:84:LYS:HZ3	2:B:5:A:O2'	2	0.99	0.11	0.99
(1,3)	1:A:84:LYS:HZ3	2:B:5:A:O3'	2	0.99	0.11	0.99
(1,3)	1:A:84:LYS:HZ3	2:B:5:A:O4'	2	0.99	0.11	0.99
(1,3)	1:A:84:LYS:HZ3	2:B:5:A:O5'	2	0.99	0.11	0.99
(1,3)	1:A:84:LYS:HZ3	2:B:5:A:OP1	2	0.99	0.11	0.99
(1,3)	1:A:84:LYS:HZ3	2:B:5:A:OP2	2	0.99	0.11	0.99

*Continued on next page...*

*Continued from previous page...*

Key	Atom-1	Atom-2	Models <sup>1</sup>	Mean (Å)	SD <sup>1</sup> (Å)	Median (Å)
(1,3)	1:A:84:LYS:HZ3	2:B:5:A:P	2	0.99	0.11	0.99
(1,3)	1:A:84:LYS:HZ3	2:B:6:G:C1'	2	0.99	0.11	0.99
(1,3)	1:A:84:LYS:HZ3	2:B:6:G:C2	2	0.99	0.11	0.99
(1,3)	1:A:84:LYS:HZ3	2:B:6:G:C2'	2	0.99	0.11	0.99
(1,3)	1:A:84:LYS:HZ3	2:B:6:G:C3'	2	0.99	0.11	0.99
(1,3)	1:A:84:LYS:HZ3	2:B:6:G:C4	2	0.99	0.11	0.99
(1,3)	1:A:84:LYS:HZ3	2:B:6:G:C4'	2	0.99	0.11	0.99
(1,3)	1:A:84:LYS:HZ3	2:B:6:G:C5	2	0.99	0.11	0.99
(1,3)	1:A:84:LYS:HZ3	2:B:6:G:C5'	2	0.99	0.11	0.99
(1,3)	1:A:84:LYS:HZ3	2:B:6:G:C6	2	0.99	0.11	0.99
(1,3)	1:A:84:LYS:HZ3	2:B:6:G:C8	2	0.99	0.11	0.99
(1,3)	1:A:84:LYS:HZ3	2:B:6:G:H1	2	0.99	0.11	0.99
(1,3)	1:A:84:LYS:HZ3	2:B:6:G:H1'	2	0.99	0.11	0.99
(1,3)	1:A:84:LYS:HZ3	2:B:6:G:H2'	2	0.99	0.11	0.99
(1,3)	1:A:84:LYS:HZ3	2:B:6:G:H21	2	0.99	0.11	0.99
(1,3)	1:A:84:LYS:HZ3	2:B:6:G:H22	2	0.99	0.11	0.99
(1,3)	1:A:84:LYS:HZ3	2:B:6:G:H3'	2	0.99	0.11	0.99
(1,3)	1:A:84:LYS:HZ3	2:B:6:G:H4'	2	0.99	0.11	0.99
(1,3)	1:A:84:LYS:HZ3	2:B:6:G:H5'	2	0.99	0.11	0.99
(1,3)	1:A:84:LYS:HZ3	2:B:6:G:H5''	2	0.99	0.11	0.99
(1,3)	1:A:84:LYS:HZ3	2:B:6:G:H8	2	0.99	0.11	0.99
(1,3)	1:A:84:LYS:HZ3	2:B:6:G:HO2'	2	0.99	0.11	0.99
(1,3)	1:A:84:LYS:HZ3	2:B:6:G:N1	2	0.99	0.11	0.99
(1,3)	1:A:84:LYS:HZ3	2:B:6:G:N2	2	0.99	0.11	0.99
(1,3)	1:A:84:LYS:HZ3	2:B:6:G:N3	2	0.99	0.11	0.99
(1,3)	1:A:84:LYS:HZ3	2:B:6:G:N7	2	0.99	0.11	0.99
(1,3)	1:A:84:LYS:HZ3	2:B:6:G:N9	2	0.99	0.11	0.99
(1,3)	1:A:84:LYS:HZ3	2:B:6:G:O2'	2	0.99	0.11	0.99
(1,3)	1:A:84:LYS:HZ3	2:B:6:G:O3'	2	0.99	0.11	0.99
(1,3)	1:A:84:LYS:HZ3	2:B:6:G:O4'	2	0.99	0.11	0.99
(1,3)	1:A:84:LYS:HZ3	2:B:6:G:O5'	2	0.99	0.11	0.99
(1,3)	1:A:84:LYS:HZ3	2:B:6:G:O6	2	0.99	0.11	0.99
(1,3)	1:A:84:LYS:HZ3	2:B:6:G:OP1	2	0.99	0.11	0.99
(1,3)	1:A:84:LYS:HZ3	2:B:6:G:OP2	2	0.99	0.11	0.99
(1,3)	1:A:84:LYS:HZ3	2:B:6:G:P	2	0.99	0.11	0.99
(1,3)	1:A:84:LYS:HZ3	2:B:7:C:C1'	2	0.99	0.11	0.99
(1,3)	1:A:84:LYS:HZ3	2:B:7:C:C2	2	0.99	0.11	0.99
(1,3)	1:A:84:LYS:HZ3	2:B:7:C:C2'	2	0.99	0.11	0.99
(1,3)	1:A:84:LYS:HZ3	2:B:7:C:C3'	2	0.99	0.11	0.99
(1,3)	1:A:84:LYS:HZ3	2:B:7:C:C4	2	0.99	0.11	0.99
(1,3)	1:A:84:LYS:HZ3	2:B:7:C:C4'	2	0.99	0.11	0.99
(1,3)	1:A:84:LYS:HZ3	2:B:7:C:C5	2	0.99	0.11	0.99

*Continued on next page...*

*Continued from previous page...*

Key	Atom-1	Atom-2	Models <sup>1</sup>	Mean (Å)	SD <sup>1</sup> (Å)	Median (Å)
(1,3)	1:A:84:LYS:HZ3	2:B:7:C:C5'	2	0.99	0.11	0.99
(1,3)	1:A:84:LYS:HZ3	2:B:7:C:C6	2	0.99	0.11	0.99
(1,3)	1:A:84:LYS:HZ3	2:B:7:C:H1'	2	0.99	0.11	0.99
(1,3)	1:A:84:LYS:HZ3	2:B:7:C:H2'	2	0.99	0.11	0.99
(1,3)	1:A:84:LYS:HZ3	2:B:7:C:H3'	2	0.99	0.11	0.99
(1,3)	1:A:84:LYS:HZ3	2:B:7:C:H4'	2	0.99	0.11	0.99
(1,3)	1:A:84:LYS:HZ3	2:B:7:C:H41	2	0.99	0.11	0.99
(1,3)	1:A:84:LYS:HZ3	2:B:7:C:H42	2	0.99	0.11	0.99
(1,3)	1:A:84:LYS:HZ3	2:B:7:C:H5	2	0.99	0.11	0.99
(1,3)	1:A:84:LYS:HZ3	2:B:7:C:H5'	2	0.99	0.11	0.99
(1,3)	1:A:84:LYS:HZ3	2:B:7:C:H5''	2	0.99	0.11	0.99
(1,3)	1:A:84:LYS:HZ3	2:B:7:C:H6	2	0.99	0.11	0.99
(1,3)	1:A:84:LYS:HZ3	2:B:7:C:HO2'	2	0.99	0.11	0.99
(1,3)	1:A:84:LYS:HZ3	2:B:7:C:N1	2	0.99	0.11	0.99
(1,3)	1:A:84:LYS:HZ3	2:B:7:C:N3	2	0.99	0.11	0.99
(1,3)	1:A:84:LYS:HZ3	2:B:7:C:N4	2	0.99	0.11	0.99
(1,3)	1:A:84:LYS:HZ3	2:B:7:C:O2	2	0.99	0.11	0.99
(1,3)	1:A:84:LYS:HZ3	2:B:7:C:O2'	2	0.99	0.11	0.99
(1,3)	1:A:84:LYS:HZ3	2:B:7:C:O3'	2	0.99	0.11	0.99
(1,3)	1:A:84:LYS:HZ3	2:B:7:C:O4'	2	0.99	0.11	0.99
(1,3)	1:A:84:LYS:HZ3	2:B:7:C:O5'	2	0.99	0.11	0.99
(1,3)	1:A:84:LYS:HZ3	2:B:7:C:OP1	2	0.99	0.11	0.99
(1,3)	1:A:84:LYS:HZ3	2:B:7:C:OP2	2	0.99	0.11	0.99
(1,3)	1:A:84:LYS:HZ3	2:B:7:C:P	2	0.99	0.11	0.99
(1,3)	1:A:84:LYS:HZ3	2:B:8:U:C1'	2	0.99	0.11	0.99
(1,3)	1:A:84:LYS:HZ3	2:B:8:U:C2	2	0.99	0.11	0.99
(1,3)	1:A:84:LYS:HZ3	2:B:8:U:C2'	2	0.99	0.11	0.99
(1,3)	1:A:84:LYS:HZ3	2:B:8:U:C3'	2	0.99	0.11	0.99
(1,3)	1:A:84:LYS:HZ3	2:B:8:U:C4	2	0.99	0.11	0.99
(1,3)	1:A:84:LYS:HZ3	2:B:8:U:C4'	2	0.99	0.11	0.99
(1,3)	1:A:84:LYS:HZ3	2:B:8:U:C5	2	0.99	0.11	0.99
(1,3)	1:A:84:LYS:HZ3	2:B:8:U:C5'	2	0.99	0.11	0.99
(1,3)	1:A:84:LYS:HZ3	2:B:8:U:C6	2	0.99	0.11	0.99
(1,3)	1:A:84:LYS:HZ3	2:B:8:U:H1'	2	0.99	0.11	0.99
(1,3)	1:A:84:LYS:HZ3	2:B:8:U:H2'	2	0.99	0.11	0.99
(1,3)	1:A:84:LYS:HZ3	2:B:8:U:H3	2	0.99	0.11	0.99
(1,3)	1:A:84:LYS:HZ3	2:B:8:U:H3'	2	0.99	0.11	0.99
(1,3)	1:A:84:LYS:HZ3	2:B:8:U:H4'	2	0.99	0.11	0.99
(1,3)	1:A:84:LYS:HZ3	2:B:8:U:H5	2	0.99	0.11	0.99
(1,3)	1:A:84:LYS:HZ3	2:B:8:U:H5'	2	0.99	0.11	0.99
(1,3)	1:A:84:LYS:HZ3	2:B:8:U:H5''	2	0.99	0.11	0.99
(1,3)	1:A:84:LYS:HZ3	2:B:8:U:H6	2	0.99	0.11	0.99

*Continued on next page...*

*Continued from previous page...*

Key	Atom-1	Atom-2	Models <sup>1</sup>	Mean (Å)	SD <sup>1</sup> (Å)	Median (Å)
(1,3)	1:A:84:LYS:HZ3	2:B:8:U:HO2'	2	0.99	0.11	0.99
(1,3)	1:A:84:LYS:HZ3	2:B:8:U:N1	2	0.99	0.11	0.99
(1,3)	1:A:84:LYS:HZ3	2:B:8:U:N3	2	0.99	0.11	0.99
(1,3)	1:A:84:LYS:HZ3	2:B:8:U:O2	2	0.99	0.11	0.99
(1,3)	1:A:84:LYS:HZ3	2:B:8:U:O2'	2	0.99	0.11	0.99
(1,3)	1:A:84:LYS:HZ3	2:B:8:U:O3'	2	0.99	0.11	0.99
(1,3)	1:A:84:LYS:HZ3	2:B:8:U:O4	2	0.99	0.11	0.99
(1,3)	1:A:84:LYS:HZ3	2:B:8:U:O4'	2	0.99	0.11	0.99
(1,3)	1:A:84:LYS:HZ3	2:B:8:U:O5'	2	0.99	0.11	0.99
(1,3)	1:A:84:LYS:HZ3	2:B:8:U:OP1	2	0.99	0.11	0.99
(1,3)	1:A:84:LYS:HZ3	2:B:8:U:OP2	2	0.99	0.11	0.99
(1,3)	1:A:84:LYS:HZ3	2:B:8:U:P	2	0.99	0.11	0.99
(1,3)	1:A:84:LYS:HZ3	2:B:9:C:C1'	2	0.99	0.11	0.99
(1,3)	1:A:84:LYS:HZ3	2:B:9:C:C2	2	0.99	0.11	0.99
(1,3)	1:A:84:LYS:HZ3	2:B:9:C:C2'	2	0.99	0.11	0.99
(1,3)	1:A:84:LYS:HZ3	2:B:9:C:C3'	2	0.99	0.11	0.99
(1,3)	1:A:84:LYS:HZ3	2:B:9:C:C4	2	0.99	0.11	0.99
(1,3)	1:A:84:LYS:HZ3	2:B:9:C:C4'	2	0.99	0.11	0.99
(1,3)	1:A:84:LYS:HZ3	2:B:9:C:C5	2	0.99	0.11	0.99
(1,3)	1:A:84:LYS:HZ3	2:B:9:C:C5'	2	0.99	0.11	0.99
(1,3)	1:A:84:LYS:HZ3	2:B:9:C:C6	2	0.99	0.11	0.99
(1,3)	1:A:84:LYS:HZ3	2:B:9:C:H1'	2	0.99	0.11	0.99
(1,3)	1:A:84:LYS:HZ3	2:B:9:C:H2'	2	0.99	0.11	0.99
(1,3)	1:A:84:LYS:HZ3	2:B:9:C:H3'	2	0.99	0.11	0.99
(1,3)	1:A:84:LYS:HZ3	2:B:9:C:H4'	2	0.99	0.11	0.99
(1,3)	1:A:84:LYS:HZ3	2:B:9:C:H41	2	0.99	0.11	0.99
(1,3)	1:A:84:LYS:HZ3	2:B:9:C:H42	2	0.99	0.11	0.99
(1,3)	1:A:84:LYS:HZ3	2:B:9:C:H5	2	0.99	0.11	0.99
(1,3)	1:A:84:LYS:HZ3	2:B:9:C:H5'	2	0.99	0.11	0.99
(1,3)	1:A:84:LYS:HZ3	2:B:9:C:H5''	2	0.99	0.11	0.99
(1,3)	1:A:84:LYS:HZ3	2:B:9:C:H6	2	0.99	0.11	0.99
(1,3)	1:A:84:LYS:HZ3	2:B:9:C:HO2'	2	0.99	0.11	0.99
(1,3)	1:A:84:LYS:HZ3	2:B:9:C:N1	2	0.99	0.11	0.99
(1,3)	1:A:84:LYS:HZ3	2:B:9:C:N3	2	0.99	0.11	0.99
(1,3)	1:A:84:LYS:HZ3	2:B:9:C:N4	2	0.99	0.11	0.99
(1,3)	1:A:84:LYS:HZ3	2:B:9:C:O2	2	0.99	0.11	0.99
(1,3)	1:A:84:LYS:HZ3	2:B:9:C:O2'	2	0.99	0.11	0.99
(1,3)	1:A:84:LYS:HZ3	2:B:9:C:O3'	2	0.99	0.11	0.99
(1,3)	1:A:84:LYS:HZ3	2:B:9:C:O4'	2	0.99	0.11	0.99
(1,3)	1:A:84:LYS:HZ3	2:B:9:C:O5'	2	0.99	0.11	0.99
(1,3)	1:A:84:LYS:HZ3	2:B:9:C:OP1	2	0.99	0.11	0.99
(1,3)	1:A:84:LYS:HZ3	2:B:9:C:OP2	2	0.99	0.11	0.99

*Continued on next page...*



*Continued from previous page...*

Key	Atom-1	Atom-2	Models <sup>1</sup>	Mean (Å)	SD <sup>1</sup> (Å)	Median (Å)
(1,3)	1:A:84:LYS:HZ3	2:B:9:C:P	2	0.99	0.11	0.99
(1,3)	1:A:84:LYS:HZ3	2:B:10:G:C1'	2	0.99	0.11	0.99
(1,3)	1:A:84:LYS:HZ3	2:B:10:G:C2	2	0.99	0.11	0.99
(1,3)	1:A:84:LYS:HZ3	2:B:10:G:C2'	2	0.99	0.11	0.99
(1,3)	1:A:84:LYS:HZ3	2:B:10:G:C3'	2	0.99	0.11	0.99
(1,3)	1:A:84:LYS:HZ3	2:B:10:G:C4	2	0.99	0.11	0.99
(1,3)	1:A:84:LYS:HZ3	2:B:10:G:C4'	2	0.99	0.11	0.99
(1,3)	1:A:84:LYS:HZ3	2:B:10:G:C5	2	0.99	0.11	0.99
(1,3)	1:A:84:LYS:HZ3	2:B:10:G:C5'	2	0.99	0.11	0.99
(1,3)	1:A:84:LYS:HZ3	2:B:10:G:C6	2	0.99	0.11	0.99
(1,3)	1:A:84:LYS:HZ3	2:B:10:G:C8	2	0.99	0.11	0.99
(1,3)	1:A:84:LYS:HZ3	2:B:10:G:H1	2	0.99	0.11	0.99
(1,3)	1:A:84:LYS:HZ3	2:B:10:G:H1'	2	0.99	0.11	0.99
(1,3)	1:A:84:LYS:HZ3	2:B:10:G:H2'	2	0.99	0.11	0.99
(1,3)	1:A:84:LYS:HZ3	2:B:10:G:H21	2	0.99	0.11	0.99
(1,3)	1:A:84:LYS:HZ3	2:B:10:G:H22	2	0.99	0.11	0.99
(1,3)	1:A:84:LYS:HZ3	2:B:10:G:H3'	2	0.99	0.11	0.99
(1,3)	1:A:84:LYS:HZ3	2:B:10:G:H4'	2	0.99	0.11	0.99
(1,3)	1:A:84:LYS:HZ3	2:B:10:G:H5'	2	0.99	0.11	0.99
(1,3)	1:A:84:LYS:HZ3	2:B:10:G:H5''	2	0.99	0.11	0.99
(1,3)	1:A:84:LYS:HZ3	2:B:10:G:H8	2	0.99	0.11	0.99
(1,3)	1:A:84:LYS:HZ3	2:B:10:G:HO2'	2	0.99	0.11	0.99
(1,3)	1:A:84:LYS:HZ3	2:B:10:G:N1	2	0.99	0.11	0.99
(1,3)	1:A:84:LYS:HZ3	2:B:10:G:N2	2	0.99	0.11	0.99
(1,3)	1:A:84:LYS:HZ3	2:B:10:G:N3	2	0.99	0.11	0.99
(1,3)	1:A:84:LYS:HZ3	2:B:10:G:N7	2	0.99	0.11	0.99
(1,3)	1:A:84:LYS:HZ3	2:B:10:G:N9	2	0.99	0.11	0.99
(1,3)	1:A:84:LYS:HZ3	2:B:10:G:O2'	2	0.99	0.11	0.99
(1,3)	1:A:84:LYS:HZ3	2:B:10:G:O3'	2	0.99	0.11	0.99
(1,3)	1:A:84:LYS:HZ3	2:B:10:G:O4'	2	0.99	0.11	0.99
(1,3)	1:A:84:LYS:HZ3	2:B:10:G:O5'	2	0.99	0.11	0.99
(1,3)	1:A:84:LYS:HZ3	2:B:10:G:O6	2	0.99	0.11	0.99
(1,3)	1:A:84:LYS:HZ3	2:B:10:G:OP1	2	0.99	0.11	0.99
(1,3)	1:A:84:LYS:HZ3	2:B:10:G:OP2	2	0.99	0.11	0.99
(1,3)	1:A:84:LYS:HZ3	2:B:10:G:P	2	0.99	0.11	0.99
(1,3)	1:A:84:LYS:HZ3	2:B:11:A:C1'	2	0.99	0.11	0.99
(1,3)	1:A:84:LYS:HZ3	2:B:11:A:C2	2	0.99	0.11	0.99
(1,3)	1:A:84:LYS:HZ3	2:B:11:A:C2'	2	0.99	0.11	0.99
(1,3)	1:A:84:LYS:HZ3	2:B:11:A:C3'	2	0.99	0.11	0.99
(1,3)	1:A:84:LYS:HZ3	2:B:11:A:C4	2	0.99	0.11	0.99
(1,3)	1:A:84:LYS:HZ3	2:B:11:A:C4'	2	0.99	0.11	0.99
(1,3)	1:A:84:LYS:HZ3	2:B:11:A:C5	2	0.99	0.11	0.99

*Continued on next page...*

*Continued from previous page...*

Key	Atom-1	Atom-2	Models <sup>1</sup>	Mean (Å)	SD <sup>1</sup> (Å)	Median (Å)
(1,3)	1:A:84:LYS:HZ3	2:B:11:A:C5'	2	0.99	0.11	0.99
(1,3)	1:A:84:LYS:HZ3	2:B:11:A:C6	2	0.99	0.11	0.99
(1,3)	1:A:84:LYS:HZ3	2:B:11:A:C8	2	0.99	0.11	0.99
(1,3)	1:A:84:LYS:HZ3	2:B:11:A:H1'	2	0.99	0.11	0.99
(1,3)	1:A:84:LYS:HZ3	2:B:11:A:H2	2	0.99	0.11	0.99
(1,3)	1:A:84:LYS:HZ3	2:B:11:A:H2'	2	0.99	0.11	0.99
(1,3)	1:A:84:LYS:HZ3	2:B:11:A:H3'	2	0.99	0.11	0.99
(1,3)	1:A:84:LYS:HZ3	2:B:11:A:H4'	2	0.99	0.11	0.99
(1,3)	1:A:84:LYS:HZ3	2:B:11:A:H5'	2	0.99	0.11	0.99
(1,3)	1:A:84:LYS:HZ3	2:B:11:A:H5''	2	0.99	0.11	0.99
(1,3)	1:A:84:LYS:HZ3	2:B:11:A:H61	2	0.99	0.11	0.99
(1,3)	1:A:84:LYS:HZ3	2:B:11:A:H62	2	0.99	0.11	0.99
(1,3)	1:A:84:LYS:HZ3	2:B:11:A:H8	2	0.99	0.11	0.99
(1,3)	1:A:84:LYS:HZ3	2:B:11:A:HO2'	2	0.99	0.11	0.99
(1,3)	1:A:84:LYS:HZ3	2:B:11:A:N1	2	0.99	0.11	0.99
(1,3)	1:A:84:LYS:HZ3	2:B:11:A:N3	2	0.99	0.11	0.99
(1,3)	1:A:84:LYS:HZ3	2:B:11:A:N6	2	0.99	0.11	0.99
(1,3)	1:A:84:LYS:HZ3	2:B:11:A:N7	2	0.99	0.11	0.99
(1,3)	1:A:84:LYS:HZ3	2:B:11:A:N9	2	0.99	0.11	0.99
(1,3)	1:A:84:LYS:HZ3	2:B:11:A:O2'	2	0.99	0.11	0.99
(1,3)	1:A:84:LYS:HZ3	2:B:11:A:O3'	2	0.99	0.11	0.99
(1,3)	1:A:84:LYS:HZ3	2:B:11:A:O4'	2	0.99	0.11	0.99
(1,3)	1:A:84:LYS:HZ3	2:B:11:A:O5'	2	0.99	0.11	0.99
(1,3)	1:A:84:LYS:HZ3	2:B:11:A:OP1	2	0.99	0.11	0.99
(1,3)	1:A:84:LYS:HZ3	2:B:11:A:OP2	2	0.99	0.11	0.99
(1,3)	1:A:84:LYS:HZ3	2:B:11:A:P	2	0.99	0.11	0.99
(1,3)	1:A:84:LYS:HZ3	2:B:12:A:C1'	2	0.99	0.11	0.99
(1,3)	1:A:84:LYS:HZ3	2:B:12:A:C2	2	0.99	0.11	0.99
(1,3)	1:A:84:LYS:HZ3	2:B:12:A:C2'	2	0.99	0.11	0.99
(1,3)	1:A:84:LYS:HZ3	2:B:12:A:C3'	2	0.99	0.11	0.99
(1,3)	1:A:84:LYS:HZ3	2:B:12:A:C4	2	0.99	0.11	0.99
(1,3)	1:A:84:LYS:HZ3	2:B:12:A:C4'	2	0.99	0.11	0.99
(1,3)	1:A:84:LYS:HZ3	2:B:12:A:C5	2	0.99	0.11	0.99
(1,3)	1:A:84:LYS:HZ3	2:B:12:A:C5'	2	0.99	0.11	0.99
(1,3)	1:A:84:LYS:HZ3	2:B:12:A:C6	2	0.99	0.11	0.99
(1,3)	1:A:84:LYS:HZ3	2:B:12:A:C8	2	0.99	0.11	0.99
(1,3)	1:A:84:LYS:HZ3	2:B:12:A:H1'	2	0.99	0.11	0.99
(1,3)	1:A:84:LYS:HZ3	2:B:12:A:H2	2	0.99	0.11	0.99
(1,3)	1:A:84:LYS:HZ3	2:B:12:A:H2'	2	0.99	0.11	0.99
(1,3)	1:A:84:LYS:HZ3	2:B:12:A:H3'	2	0.99	0.11	0.99
(1,3)	1:A:84:LYS:HZ3	2:B:12:A:H4'	2	0.99	0.11	0.99
(1,3)	1:A:84:LYS:HZ3	2:B:12:A:H5'	2	0.99	0.11	0.99

*Continued on next page...*

*Continued from previous page...*

Key	Atom-1	Atom-2	Models <sup>1</sup>	Mean (Å)	SD <sup>1</sup> (Å)	Median (Å)
(1,3)	1:A:84:LYS:HZ3	2:B:12:A:H5''	2	0.99	0.11	0.99
(1,3)	1:A:84:LYS:HZ3	2:B:12:A:H61	2	0.99	0.11	0.99
(1,3)	1:A:84:LYS:HZ3	2:B:12:A:H62	2	0.99	0.11	0.99
(1,3)	1:A:84:LYS:HZ3	2:B:12:A:H8	2	0.99	0.11	0.99
(1,3)	1:A:84:LYS:HZ3	2:B:12:A:HO2'	2	0.99	0.11	0.99
(1,3)	1:A:84:LYS:HZ3	2:B:12:A:N1	2	0.99	0.11	0.99
(1,3)	1:A:84:LYS:HZ3	2:B:12:A:N3	2	0.99	0.11	0.99
(1,3)	1:A:84:LYS:HZ3	2:B:12:A:N6	2	0.99	0.11	0.99
(1,3)	1:A:84:LYS:HZ3	2:B:12:A:N7	2	0.99	0.11	0.99
(1,3)	1:A:84:LYS:HZ3	2:B:12:A:N9	2	0.99	0.11	0.99
(1,3)	1:A:84:LYS:HZ3	2:B:12:A:O2'	2	0.99	0.11	0.99
(1,3)	1:A:84:LYS:HZ3	2:B:12:A:O3'	2	0.99	0.11	0.99
(1,3)	1:A:84:LYS:HZ3	2:B:12:A:O4'	2	0.99	0.11	0.99
(1,3)	1:A:84:LYS:HZ3	2:B:12:A:O5'	2	0.99	0.11	0.99
(1,3)	1:A:84:LYS:HZ3	2:B:12:A:OP1	2	0.99	0.11	0.99
(1,3)	1:A:84:LYS:HZ3	2:B:12:A:OP2	2	0.99	0.11	0.99
(1,3)	1:A:84:LYS:HZ3	2:B:12:A:P	2	0.99	0.11	0.99
(1,3)	1:A:84:LYS:HZ3	2:B:13:A:C1'	2	0.99	0.11	0.99
(1,3)	1:A:84:LYS:HZ3	2:B:13:A:C2	2	0.99	0.11	0.99
(1,3)	1:A:84:LYS:HZ3	2:B:13:A:C2'	2	0.99	0.11	0.99
(1,3)	1:A:84:LYS:HZ3	2:B:13:A:C3'	2	0.99	0.11	0.99
(1,3)	1:A:84:LYS:HZ3	2:B:13:A:C4	2	0.99	0.11	0.99
(1,3)	1:A:84:LYS:HZ3	2:B:13:A:C4'	2	0.99	0.11	0.99
(1,3)	1:A:84:LYS:HZ3	2:B:13:A:C5	2	0.99	0.11	0.99
(1,3)	1:A:84:LYS:HZ3	2:B:13:A:C5'	2	0.99	0.11	0.99
(1,3)	1:A:84:LYS:HZ3	2:B:13:A:C6	2	0.99	0.11	0.99
(1,3)	1:A:84:LYS:HZ3	2:B:13:A:C8	2	0.99	0.11	0.99
(1,3)	1:A:84:LYS:HZ3	2:B:13:A:H1'	2	0.99	0.11	0.99
(1,3)	1:A:84:LYS:HZ3	2:B:13:A:H2	2	0.99	0.11	0.99
(1,3)	1:A:84:LYS:HZ3	2:B:13:A:H2'	2	0.99	0.11	0.99
(1,3)	1:A:84:LYS:HZ3	2:B:13:A:H3'	2	0.99	0.11	0.99
(1,3)	1:A:84:LYS:HZ3	2:B:13:A:H4'	2	0.99	0.11	0.99
(1,3)	1:A:84:LYS:HZ3	2:B:13:A:H5'	2	0.99	0.11	0.99
(1,3)	1:A:84:LYS:HZ3	2:B:13:A:H5''	2	0.99	0.11	0.99
(1,3)	1:A:84:LYS:HZ3	2:B:13:A:H61	2	0.99	0.11	0.99
(1,3)	1:A:84:LYS:HZ3	2:B:13:A:H62	2	0.99	0.11	0.99
(1,3)	1:A:84:LYS:HZ3	2:B:13:A:H8	2	0.99	0.11	0.99
(1,3)	1:A:84:LYS:HZ3	2:B:13:A:HO2'	2	0.99	0.11	0.99
(1,3)	1:A:84:LYS:HZ3	2:B:13:A:N1	2	0.99	0.11	0.99
(1,3)	1:A:84:LYS:HZ3	2:B:13:A:N3	2	0.99	0.11	0.99
(1,3)	1:A:84:LYS:HZ3	2:B:13:A:N6	2	0.99	0.11	0.99
(1,3)	1:A:84:LYS:HZ3	2:B:13:A:N7	2	0.99	0.11	0.99

*Continued on next page...*

*Continued from previous page...*

Key	Atom-1	Atom-2	Models <sup>1</sup>	Mean (Å)	SD <sup>1</sup> (Å)	Median (Å)
(1,3)	1:A:84:LYS:HZ3	2:B:13:A:N9	2	0.99	0.11	0.99
(1,3)	1:A:84:LYS:HZ3	2:B:13:A:O2'	2	0.99	0.11	0.99
(1,3)	1:A:84:LYS:HZ3	2:B:13:A:O3'	2	0.99	0.11	0.99
(1,3)	1:A:84:LYS:HZ3	2:B:13:A:O4'	2	0.99	0.11	0.99
(1,3)	1:A:84:LYS:HZ3	2:B:13:A:O5'	2	0.99	0.11	0.99
(1,3)	1:A:84:LYS:HZ3	2:B:13:A:OP1	2	0.99	0.11	0.99
(1,3)	1:A:84:LYS:HZ3	2:B:13:A:OP2	2	0.99	0.11	0.99
(1,3)	1:A:84:LYS:HZ3	2:B:13:A:P	2	0.99	0.11	0.99
(1,3)	1:A:84:LYS:HZ3	2:B:14:G:C1'	2	0.99	0.11	0.99
(1,3)	1:A:84:LYS:HZ3	2:B:14:G:C2	2	0.99	0.11	0.99
(1,3)	1:A:84:LYS:HZ3	2:B:14:G:C2'	2	0.99	0.11	0.99
(1,3)	1:A:84:LYS:HZ3	2:B:14:G:C3'	2	0.99	0.11	0.99
(1,3)	1:A:84:LYS:HZ3	2:B:14:G:C4	2	0.99	0.11	0.99
(1,3)	1:A:84:LYS:HZ3	2:B:14:G:C4'	2	0.99	0.11	0.99
(1,3)	1:A:84:LYS:HZ3	2:B:14:G:C5	2	0.99	0.11	0.99
(1,3)	1:A:84:LYS:HZ3	2:B:14:G:C5'	2	0.99	0.11	0.99
(1,3)	1:A:84:LYS:HZ3	2:B:14:G:C6	2	0.99	0.11	0.99
(1,3)	1:A:84:LYS:HZ3	2:B:14:G:C8	2	0.99	0.11	0.99
(1,3)	1:A:84:LYS:HZ3	2:B:14:G:H1	2	0.99	0.11	0.99
(1,3)	1:A:84:LYS:HZ3	2:B:14:G:H1'	2	0.99	0.11	0.99
(1,3)	1:A:84:LYS:HZ3	2:B:14:G:H2'	2	0.99	0.11	0.99
(1,3)	1:A:84:LYS:HZ3	2:B:14:G:H21	2	0.99	0.11	0.99
(1,3)	1:A:84:LYS:HZ3	2:B:14:G:H22	2	0.99	0.11	0.99
(1,3)	1:A:84:LYS:HZ3	2:B:14:G:H3'	2	0.99	0.11	0.99
(1,3)	1:A:84:LYS:HZ3	2:B:14:G:H4'	2	0.99	0.11	0.99
(1,3)	1:A:84:LYS:HZ3	2:B:14:G:H5'	2	0.99	0.11	0.99
(1,3)	1:A:84:LYS:HZ3	2:B:14:G:H5''	2	0.99	0.11	0.99
(1,3)	1:A:84:LYS:HZ3	2:B:14:G:H8	2	0.99	0.11	0.99
(1,3)	1:A:84:LYS:HZ3	2:B:14:G:HO2'	2	0.99	0.11	0.99
(1,3)	1:A:84:LYS:HZ3	2:B:14:G:N1	2	0.99	0.11	0.99
(1,3)	1:A:84:LYS:HZ3	2:B:14:G:N2	2	0.99	0.11	0.99
(1,3)	1:A:84:LYS:HZ3	2:B:14:G:N3	2	0.99	0.11	0.99
(1,3)	1:A:84:LYS:HZ3	2:B:14:G:N7	2	0.99	0.11	0.99
(1,3)	1:A:84:LYS:HZ3	2:B:14:G:N9	2	0.99	0.11	0.99
(1,3)	1:A:84:LYS:HZ3	2:B:14:G:O2'	2	0.99	0.11	0.99
(1,3)	1:A:84:LYS:HZ3	2:B:14:G:O3'	2	0.99	0.11	0.99
(1,3)	1:A:84:LYS:HZ3	2:B:14:G:O4'	2	0.99	0.11	0.99
(1,3)	1:A:84:LYS:HZ3	2:B:14:G:O5'	2	0.99	0.11	0.99
(1,3)	1:A:84:LYS:HZ3	2:B:14:G:O6	2	0.99	0.11	0.99
(1,3)	1:A:84:LYS:HZ3	2:B:14:G:OP1	2	0.99	0.11	0.99
(1,3)	1:A:84:LYS:HZ3	2:B:14:G:OP2	2	0.99	0.11	0.99
(1,3)	1:A:84:LYS:HZ3	2:B:14:G:P	2	0.99	0.11	0.99

*Continued on next page...*

*Continued from previous page...*

Key	Atom-1	Atom-2	Models <sup>1</sup>	Mean (Å)	SD <sup>1</sup> (Å)	Median (Å)
(1,3)	1:A:84:LYS:HZ3	2:B:15:A:C1'	2	0.99	0.11	0.99
(1,3)	1:A:84:LYS:HZ3	2:B:15:A:C2	2	0.99	0.11	0.99
(1,3)	1:A:84:LYS:HZ3	2:B:15:A:C2'	2	0.99	0.11	0.99
(1,3)	1:A:84:LYS:HZ3	2:B:15:A:C3'	2	0.99	0.11	0.99
(1,3)	1:A:84:LYS:HZ3	2:B:15:A:C4	2	0.99	0.11	0.99
(1,3)	1:A:84:LYS:HZ3	2:B:15:A:C4'	2	0.99	0.11	0.99
(1,3)	1:A:84:LYS:HZ3	2:B:15:A:C5	2	0.99	0.11	0.99
(1,3)	1:A:84:LYS:HZ3	2:B:15:A:C5'	2	0.99	0.11	0.99
(1,3)	1:A:84:LYS:HZ3	2:B:15:A:C6	2	0.99	0.11	0.99
(1,3)	1:A:84:LYS:HZ3	2:B:15:A:C8	2	0.99	0.11	0.99
(1,3)	1:A:84:LYS:HZ3	2:B:15:A:H1'	2	0.99	0.11	0.99
(1,3)	1:A:84:LYS:HZ3	2:B:15:A:H2	2	0.99	0.11	0.99
(1,3)	1:A:84:LYS:HZ3	2:B:15:A:H2'	2	0.99	0.11	0.99
(1,3)	1:A:84:LYS:HZ3	2:B:15:A:H3'	2	0.99	0.11	0.99
(1,3)	1:A:84:LYS:HZ3	2:B:15:A:H4'	2	0.99	0.11	0.99
(1,3)	1:A:84:LYS:HZ3	2:B:15:A:H5'	2	0.99	0.11	0.99
(1,3)	1:A:84:LYS:HZ3	2:B:15:A:H5''	2	0.99	0.11	0.99
(1,3)	1:A:84:LYS:HZ3	2:B:15:A:H61	2	0.99	0.11	0.99
(1,3)	1:A:84:LYS:HZ3	2:B:15:A:H62	2	0.99	0.11	0.99
(1,3)	1:A:84:LYS:HZ3	2:B:15:A:H8	2	0.99	0.11	0.99
(1,3)	1:A:84:LYS:HZ3	2:B:15:A:HO2'	2	0.99	0.11	0.99
(1,3)	1:A:84:LYS:HZ3	2:B:15:A:N1	2	0.99	0.11	0.99
(1,3)	1:A:84:LYS:HZ3	2:B:15:A:N3	2	0.99	0.11	0.99
(1,3)	1:A:84:LYS:HZ3	2:B:15:A:N6	2	0.99	0.11	0.99
(1,3)	1:A:84:LYS:HZ3	2:B:15:A:N7	2	0.99	0.11	0.99
(1,3)	1:A:84:LYS:HZ3	2:B:15:A:N9	2	0.99	0.11	0.99
(1,3)	1:A:84:LYS:HZ3	2:B:15:A:O2'	2	0.99	0.11	0.99
(1,3)	1:A:84:LYS:HZ3	2:B:15:A:O3'	2	0.99	0.11	0.99
(1,3)	1:A:84:LYS:HZ3	2:B:15:A:O4'	2	0.99	0.11	0.99
(1,3)	1:A:84:LYS:HZ3	2:B:15:A:O5'	2	0.99	0.11	0.99
(1,3)	1:A:84:LYS:HZ3	2:B:15:A:OP1	2	0.99	0.11	0.99
(1,3)	1:A:84:LYS:HZ3	2:B:15:A:OP2	2	0.99	0.11	0.99
(1,3)	1:A:84:LYS:HZ3	2:B:15:A:P	2	0.99	0.11	0.99
(1,3)	1:A:84:LYS:HZ3	2:B:16:G:C1'	2	0.99	0.11	0.99
(1,3)	1:A:84:LYS:HZ3	2:B:16:G:C2	2	0.99	0.11	0.99
(1,3)	1:A:84:LYS:HZ3	2:B:16:G:C2'	2	0.99	0.11	0.99
(1,3)	1:A:84:LYS:HZ3	2:B:16:G:C3'	2	0.99	0.11	0.99
(1,3)	1:A:84:LYS:HZ3	2:B:16:G:C4	2	0.99	0.11	0.99
(1,3)	1:A:84:LYS:HZ3	2:B:16:G:C4'	2	0.99	0.11	0.99
(1,3)	1:A:84:LYS:HZ3	2:B:16:G:C5	2	0.99	0.11	0.99
(1,3)	1:A:84:LYS:HZ3	2:B:16:G:C5'	2	0.99	0.11	0.99
(1,3)	1:A:84:LYS:HZ3	2:B:16:G:C6	2	0.99	0.11	0.99

*Continued on next page...*

*Continued from previous page...*

Key	Atom-1	Atom-2	Models <sup>1</sup>	Mean (Å)	SD <sup>1</sup> (Å)	Median (Å)
(1,3)	1:A:84:LYS:HZ3	2:B:16:G:C8	2	0.99	0.11	0.99
(1,3)	1:A:84:LYS:HZ3	2:B:16:G:H1	2	0.99	0.11	0.99
(1,3)	1:A:84:LYS:HZ3	2:B:16:G:H1'	2	0.99	0.11	0.99
(1,3)	1:A:84:LYS:HZ3	2:B:16:G:H2'	2	0.99	0.11	0.99
(1,3)	1:A:84:LYS:HZ3	2:B:16:G:H21	2	0.99	0.11	0.99
(1,3)	1:A:84:LYS:HZ3	2:B:16:G:H22	2	0.99	0.11	0.99
(1,3)	1:A:84:LYS:HZ3	2:B:16:G:H3'	2	0.99	0.11	0.99
(1,3)	1:A:84:LYS:HZ3	2:B:16:G:H4'	2	0.99	0.11	0.99
(1,3)	1:A:84:LYS:HZ3	2:B:16:G:H5'	2	0.99	0.11	0.99
(1,3)	1:A:84:LYS:HZ3	2:B:16:G:H5''	2	0.99	0.11	0.99
(1,3)	1:A:84:LYS:HZ3	2:B:16:G:H8	2	0.99	0.11	0.99
(1,3)	1:A:84:LYS:HZ3	2:B:16:G:HO2'	2	0.99	0.11	0.99
(1,3)	1:A:84:LYS:HZ3	2:B:16:G:N1	2	0.99	0.11	0.99
(1,3)	1:A:84:LYS:HZ3	2:B:16:G:N2	2	0.99	0.11	0.99
(1,3)	1:A:84:LYS:HZ3	2:B:16:G:N3	2	0.99	0.11	0.99
(1,3)	1:A:84:LYS:HZ3	2:B:16:G:N7	2	0.99	0.11	0.99
(1,3)	1:A:84:LYS:HZ3	2:B:16:G:N9	2	0.99	0.11	0.99
(1,3)	1:A:84:LYS:HZ3	2:B:16:G:O2'	2	0.99	0.11	0.99
(1,3)	1:A:84:LYS:HZ3	2:B:16:G:O3'	2	0.99	0.11	0.99
(1,3)	1:A:84:LYS:HZ3	2:B:16:G:O4'	2	0.99	0.11	0.99
(1,3)	1:A:84:LYS:HZ3	2:B:16:G:O5'	2	0.99	0.11	0.99
(1,3)	1:A:84:LYS:HZ3	2:B:16:G:O6	2	0.99	0.11	0.99
(1,3)	1:A:84:LYS:HZ3	2:B:16:G:OP1	2	0.99	0.11	0.99
(1,3)	1:A:84:LYS:HZ3	2:B:16:G:OP2	2	0.99	0.11	0.99
(1,3)	1:A:84:LYS:HZ3	2:B:16:G:P	2	0.99	0.11	0.99
(1,3)	1:A:84:LYS:HZ3	2:B:17:C:C1'	2	0.99	0.11	0.99
(1,3)	1:A:84:LYS:HZ3	2:B:17:C:C2	2	0.99	0.11	0.99
(1,3)	1:A:84:LYS:HZ3	2:B:17:C:C2'	2	0.99	0.11	0.99
(1,3)	1:A:84:LYS:HZ3	2:B:17:C:C3'	2	0.99	0.11	0.99
(1,3)	1:A:84:LYS:HZ3	2:B:17:C:C4	2	0.99	0.11	0.99
(1,3)	1:A:84:LYS:HZ3	2:B:17:C:C4'	2	0.99	0.11	0.99
(1,3)	1:A:84:LYS:HZ3	2:B:17:C:C5	2	0.99	0.11	0.99
(1,3)	1:A:84:LYS:HZ3	2:B:17:C:C5'	2	0.99	0.11	0.99
(1,3)	1:A:84:LYS:HZ3	2:B:17:C:C6	2	0.99	0.11	0.99
(1,3)	1:A:84:LYS:HZ3	2:B:17:C:H1'	2	0.99	0.11	0.99
(1,3)	1:A:84:LYS:HZ3	2:B:17:C:H2'	2	0.99	0.11	0.99
(1,3)	1:A:84:LYS:HZ3	2:B:17:C:H3'	2	0.99	0.11	0.99
(1,3)	1:A:84:LYS:HZ3	2:B:17:C:H4'	2	0.99	0.11	0.99
(1,3)	1:A:84:LYS:HZ3	2:B:17:C:H41	2	0.99	0.11	0.99
(1,3)	1:A:84:LYS:HZ3	2:B:17:C:H42	2	0.99	0.11	0.99
(1,3)	1:A:84:LYS:HZ3	2:B:17:C:H5	2	0.99	0.11	0.99
(1,3)	1:A:84:LYS:HZ3	2:B:17:C:H5'	2	0.99	0.11	0.99

*Continued on next page...*

*Continued from previous page...*

Key	Atom-1	Atom-2	Models <sup>1</sup>	Mean (Å)	SD <sup>1</sup> (Å)	Median (Å)
(1,3)	1:A:84:LYS:HZ3	2:B:17:C:H5''	2	0.99	0.11	0.99
(1,3)	1:A:84:LYS:HZ3	2:B:17:C:H6	2	0.99	0.11	0.99
(1,3)	1:A:84:LYS:HZ3	2:B:17:C:HO2'	2	0.99	0.11	0.99
(1,3)	1:A:84:LYS:HZ3	2:B:17:C:N1	2	0.99	0.11	0.99
(1,3)	1:A:84:LYS:HZ3	2:B:17:C:N3	2	0.99	0.11	0.99
(1,3)	1:A:84:LYS:HZ3	2:B:17:C:N4	2	0.99	0.11	0.99
(1,3)	1:A:84:LYS:HZ3	2:B:17:C:O2	2	0.99	0.11	0.99
(1,3)	1:A:84:LYS:HZ3	2:B:17:C:O2'	2	0.99	0.11	0.99
(1,3)	1:A:84:LYS:HZ3	2:B:17:C:O3'	2	0.99	0.11	0.99
(1,3)	1:A:84:LYS:HZ3	2:B:17:C:O4'	2	0.99	0.11	0.99
(1,3)	1:A:84:LYS:HZ3	2:B:17:C:O5'	2	0.99	0.11	0.99
(1,3)	1:A:84:LYS:HZ3	2:B:17:C:OP1	2	0.99	0.11	0.99
(1,3)	1:A:84:LYS:HZ3	2:B:17:C:OP2	2	0.99	0.11	0.99
(1,3)	1:A:84:LYS:HZ3	2:B:17:C:P	2	0.99	0.11	0.99
(1,3)	1:A:84:LYS:HZ3	2:B:18:A:C1'	2	0.99	0.11	0.99
(1,3)	1:A:84:LYS:HZ3	2:B:18:A:C2	2	0.99	0.11	0.99
(1,3)	1:A:84:LYS:HZ3	2:B:18:A:C2'	2	0.99	0.11	0.99
(1,3)	1:A:84:LYS:HZ3	2:B:18:A:C3'	2	0.99	0.11	0.99
(1,3)	1:A:84:LYS:HZ3	2:B:18:A:C4	2	0.99	0.11	0.99
(1,3)	1:A:84:LYS:HZ3	2:B:18:A:C4'	2	0.99	0.11	0.99
(1,3)	1:A:84:LYS:HZ3	2:B:18:A:C5	2	0.99	0.11	0.99
(1,3)	1:A:84:LYS:HZ3	2:B:18:A:C5'	2	0.99	0.11	0.99
(1,3)	1:A:84:LYS:HZ3	2:B:18:A:C6	2	0.99	0.11	0.99
(1,3)	1:A:84:LYS:HZ3	2:B:18:A:C8	2	0.99	0.11	0.99
(1,3)	1:A:84:LYS:HZ3	2:B:18:A:H1'	2	0.99	0.11	0.99
(1,3)	1:A:84:LYS:HZ3	2:B:18:A:H2	2	0.99	0.11	0.99
(1,3)	1:A:84:LYS:HZ3	2:B:18:A:H2'	2	0.99	0.11	0.99
(1,3)	1:A:84:LYS:HZ3	2:B:18:A:H3'	2	0.99	0.11	0.99
(1,3)	1:A:84:LYS:HZ3	2:B:18:A:H4'	2	0.99	0.11	0.99
(1,3)	1:A:84:LYS:HZ3	2:B:18:A:H5'	2	0.99	0.11	0.99
(1,3)	1:A:84:LYS:HZ3	2:B:18:A:H5''	2	0.99	0.11	0.99
(1,3)	1:A:84:LYS:HZ3	2:B:18:A:H61	2	0.99	0.11	0.99
(1,3)	1:A:84:LYS:HZ3	2:B:18:A:H62	2	0.99	0.11	0.99
(1,3)	1:A:84:LYS:HZ3	2:B:18:A:H8	2	0.99	0.11	0.99
(1,3)	1:A:84:LYS:HZ3	2:B:18:A:HO2'	2	0.99	0.11	0.99
(1,3)	1:A:84:LYS:HZ3	2:B:18:A:N1	2	0.99	0.11	0.99
(1,3)	1:A:84:LYS:HZ3	2:B:18:A:N3	2	0.99	0.11	0.99
(1,3)	1:A:84:LYS:HZ3	2:B:18:A:N6	2	0.99	0.11	0.99
(1,3)	1:A:84:LYS:HZ3	2:B:18:A:N7	2	0.99	0.11	0.99
(1,3)	1:A:84:LYS:HZ3	2:B:18:A:N9	2	0.99	0.11	0.99
(1,3)	1:A:84:LYS:HZ3	2:B:18:A:O2'	2	0.99	0.11	0.99
(1,3)	1:A:84:LYS:HZ3	2:B:18:A:O3'	2	0.99	0.11	0.99

*Continued on next page...*

*Continued from previous page...*

Key	Atom-1	Atom-2	Models <sup>1</sup>	Mean (Å)	SD <sup>1</sup> (Å)	Median (Å)
(1,3)	1:A:84:LYS:HZ3	2:B:18:A:O4'	2	0.99	0.11	0.99
(1,3)	1:A:84:LYS:HZ3	2:B:18:A:O5'	2	0.99	0.11	0.99
(1,3)	1:A:84:LYS:HZ3	2:B:18:A:OP1	2	0.99	0.11	0.99
(1,3)	1:A:84:LYS:HZ3	2:B:18:A:OP2	2	0.99	0.11	0.99
(1,3)	1:A:84:LYS:HZ3	2:B:18:A:P	2	0.99	0.11	0.99
(1,3)	1:A:84:LYS:HZ3	2:B:19:A:C1'	2	0.99	0.11	0.99
(1,3)	1:A:84:LYS:HZ3	2:B:19:A:C2	2	0.99	0.11	0.99
(1,3)	1:A:84:LYS:HZ3	2:B:19:A:C2'	2	0.99	0.11	0.99
(1,3)	1:A:84:LYS:HZ3	2:B:19:A:C3'	2	0.99	0.11	0.99
(1,3)	1:A:84:LYS:HZ3	2:B:19:A:C4	2	0.99	0.11	0.99
(1,3)	1:A:84:LYS:HZ3	2:B:19:A:C4'	2	0.99	0.11	0.99
(1,3)	1:A:84:LYS:HZ3	2:B:19:A:C5	2	0.99	0.11	0.99
(1,3)	1:A:84:LYS:HZ3	2:B:19:A:C5'	2	0.99	0.11	0.99
(1,3)	1:A:84:LYS:HZ3	2:B:19:A:C6	2	0.99	0.11	0.99
(1,3)	1:A:84:LYS:HZ3	2:B:19:A:C8	2	0.99	0.11	0.99
(1,3)	1:A:84:LYS:HZ3	2:B:19:A:H1'	2	0.99	0.11	0.99
(1,3)	1:A:84:LYS:HZ3	2:B:19:A:H2	2	0.99	0.11	0.99
(1,3)	1:A:84:LYS:HZ3	2:B:19:A:H2'	2	0.99	0.11	0.99
(1,3)	1:A:84:LYS:HZ3	2:B:19:A:H3'	2	0.99	0.11	0.99
(1,3)	1:A:84:LYS:HZ3	2:B:19:A:H4'	2	0.99	0.11	0.99
(1,3)	1:A:84:LYS:HZ3	2:B:19:A:H5'	2	0.99	0.11	0.99
(1,3)	1:A:84:LYS:HZ3	2:B:19:A:H5''	2	0.99	0.11	0.99
(1,3)	1:A:84:LYS:HZ3	2:B:19:A:H61	2	0.99	0.11	0.99
(1,3)	1:A:84:LYS:HZ3	2:B:19:A:H62	2	0.99	0.11	0.99
(1,3)	1:A:84:LYS:HZ3	2:B:19:A:H8	2	0.99	0.11	0.99
(1,3)	1:A:84:LYS:HZ3	2:B:19:A:HO2'	2	0.99	0.11	0.99
(1,3)	1:A:84:LYS:HZ3	2:B:19:A:N1	2	0.99	0.11	0.99
(1,3)	1:A:84:LYS:HZ3	2:B:19:A:N3	2	0.99	0.11	0.99
(1,3)	1:A:84:LYS:HZ3	2:B:19:A:N6	2	0.99	0.11	0.99
(1,3)	1:A:84:LYS:HZ3	2:B:19:A:N7	2	0.99	0.11	0.99
(1,3)	1:A:84:LYS:HZ3	2:B:19:A:N9	2	0.99	0.11	0.99
(1,3)	1:A:84:LYS:HZ3	2:B:19:A:O2'	2	0.99	0.11	0.99
(1,3)	1:A:84:LYS:HZ3	2:B:19:A:O3'	2	0.99	0.11	0.99
(1,3)	1:A:84:LYS:HZ3	2:B:19:A:O4'	2	0.99	0.11	0.99
(1,3)	1:A:84:LYS:HZ3	2:B:19:A:O5'	2	0.99	0.11	0.99
(1,3)	1:A:84:LYS:HZ3	2:B:19:A:OP1	2	0.99	0.11	0.99
(1,3)	1:A:84:LYS:HZ3	2:B:19:A:OP2	2	0.99	0.11	0.99
(1,3)	1:A:84:LYS:HZ3	2:B:19:A:P	2	0.99	0.11	0.99
(1,3)	1:A:84:LYS:HZ3	2:B:20:U:C1'	2	0.99	0.11	0.99
(1,3)	1:A:84:LYS:HZ3	2:B:20:U:C2	2	0.99	0.11	0.99
(1,3)	1:A:84:LYS:HZ3	2:B:20:U:C2'	2	0.99	0.11	0.99
(1,3)	1:A:84:LYS:HZ3	2:B:20:U:C3'	2	0.99	0.11	0.99

*Continued on next page...*



*Continued from previous page...*

Key	Atom-1	Atom-2	Models <sup>1</sup>	Mean (Å)	SD <sup>1</sup> (Å)	Median (Å)
(1,3)	1:A:84:LYS:HZ3	2:B:20:U:C4	2	0.99	0.11	0.99
(1,3)	1:A:84:LYS:HZ3	2:B:20:U:C4'	2	0.99	0.11	0.99
(1,3)	1:A:84:LYS:HZ3	2:B:20:U:C5	2	0.99	0.11	0.99
(1,3)	1:A:84:LYS:HZ3	2:B:20:U:C5'	2	0.99	0.11	0.99
(1,3)	1:A:84:LYS:HZ3	2:B:20:U:C6	2	0.99	0.11	0.99
(1,3)	1:A:84:LYS:HZ3	2:B:20:U:H1'	2	0.99	0.11	0.99
(1,3)	1:A:84:LYS:HZ3	2:B:20:U:H2'	2	0.99	0.11	0.99
(1,3)	1:A:84:LYS:HZ3	2:B:20:U:H3	2	0.99	0.11	0.99
(1,3)	1:A:84:LYS:HZ3	2:B:20:U:H3'	2	0.99	0.11	0.99
(1,3)	1:A:84:LYS:HZ3	2:B:20:U:H4'	2	0.99	0.11	0.99
(1,3)	1:A:84:LYS:HZ3	2:B:20:U:H5	2	0.99	0.11	0.99
(1,3)	1:A:84:LYS:HZ3	2:B:20:U:H5'	2	0.99	0.11	0.99
(1,3)	1:A:84:LYS:HZ3	2:B:20:U:H5''	2	0.99	0.11	0.99
(1,3)	1:A:84:LYS:HZ3	2:B:20:U:H6	2	0.99	0.11	0.99
(1,3)	1:A:84:LYS:HZ3	2:B:20:U:HO2'	2	0.99	0.11	0.99
(1,3)	1:A:84:LYS:HZ3	2:B:20:U:N1	2	0.99	0.11	0.99
(1,3)	1:A:84:LYS:HZ3	2:B:20:U:N3	2	0.99	0.11	0.99
(1,3)	1:A:84:LYS:HZ3	2:B:20:U:O2	2	0.99	0.11	0.99
(1,3)	1:A:84:LYS:HZ3	2:B:20:U:O2'	2	0.99	0.11	0.99
(1,3)	1:A:84:LYS:HZ3	2:B:20:U:O3'	2	0.99	0.11	0.99
(1,3)	1:A:84:LYS:HZ3	2:B:20:U:O4	2	0.99	0.11	0.99
(1,3)	1:A:84:LYS:HZ3	2:B:20:U:O4'	2	0.99	0.11	0.99
(1,3)	1:A:84:LYS:HZ3	2:B:20:U:O5'	2	0.99	0.11	0.99
(1,3)	1:A:84:LYS:HZ3	2:B:20:U:OP1	2	0.99	0.11	0.99
(1,3)	1:A:84:LYS:HZ3	2:B:20:U:OP2	2	0.99	0.11	0.99
(1,3)	1:A:84:LYS:HZ3	2:B:20:U:P	2	0.99	0.11	0.99
(1,3)	1:A:84:LYS:HZ3	2:B:21:G:C1'	2	0.99	0.11	0.99
(1,3)	1:A:84:LYS:HZ3	2:B:21:G:C2	2	0.99	0.11	0.99
(1,3)	1:A:84:LYS:HZ3	2:B:21:G:C2'	2	0.99	0.11	0.99
(1,3)	1:A:84:LYS:HZ3	2:B:21:G:C3'	2	0.99	0.11	0.99
(1,3)	1:A:84:LYS:HZ3	2:B:21:G:C4	2	0.99	0.11	0.99
(1,3)	1:A:84:LYS:HZ3	2:B:21:G:C4'	2	0.99	0.11	0.99
(1,3)	1:A:84:LYS:HZ3	2:B:21:G:C5	2	0.99	0.11	0.99
(1,3)	1:A:84:LYS:HZ3	2:B:21:G:C5'	2	0.99	0.11	0.99
(1,3)	1:A:84:LYS:HZ3	2:B:21:G:C6	2	0.99	0.11	0.99
(1,3)	1:A:84:LYS:HZ3	2:B:21:G:C8	2	0.99	0.11	0.99
(1,3)	1:A:84:LYS:HZ3	2:B:21:G:H1	2	0.99	0.11	0.99
(1,3)	1:A:84:LYS:HZ3	2:B:21:G:H1'	2	0.99	0.11	0.99
(1,3)	1:A:84:LYS:HZ3	2:B:21:G:H2'	2	0.99	0.11	0.99
(1,3)	1:A:84:LYS:HZ3	2:B:21:G:H21	2	0.99	0.11	0.99
(1,3)	1:A:84:LYS:HZ3	2:B:21:G:H22	2	0.99	0.11	0.99
(1,3)	1:A:84:LYS:HZ3	2:B:21:G:H3'	2	0.99	0.11	0.99

*Continued on next page...*

*Continued from previous page...*

Key	Atom-1	Atom-2	Models <sup>1</sup>	Mean (Å)	SD <sup>1</sup> (Å)	Median (Å)
(1,3)	1:A:84:LYS:HZ3	2:B:21:G:H4'	2	0.99	0.11	0.99
(1,3)	1:A:84:LYS:HZ3	2:B:21:G:H5'	2	0.99	0.11	0.99
(1,3)	1:A:84:LYS:HZ3	2:B:21:G:H5''	2	0.99	0.11	0.99
(1,3)	1:A:84:LYS:HZ3	2:B:21:G:H8	2	0.99	0.11	0.99
(1,3)	1:A:84:LYS:HZ3	2:B:21:G:HO2'	2	0.99	0.11	0.99
(1,3)	1:A:84:LYS:HZ3	2:B:21:G:N1	2	0.99	0.11	0.99
(1,3)	1:A:84:LYS:HZ3	2:B:21:G:N2	2	0.99	0.11	0.99
(1,3)	1:A:84:LYS:HZ3	2:B:21:G:N3	2	0.99	0.11	0.99
(1,3)	1:A:84:LYS:HZ3	2:B:21:G:N7	2	0.99	0.11	0.99
(1,3)	1:A:84:LYS:HZ3	2:B:21:G:N9	2	0.99	0.11	0.99
(1,3)	1:A:84:LYS:HZ3	2:B:21:G:O2'	2	0.99	0.11	0.99
(1,3)	1:A:84:LYS:HZ3	2:B:21:G:O3'	2	0.99	0.11	0.99
(1,3)	1:A:84:LYS:HZ3	2:B:21:G:O4'	2	0.99	0.11	0.99
(1,3)	1:A:84:LYS:HZ3	2:B:21:G:O5'	2	0.99	0.11	0.99
(1,3)	1:A:84:LYS:HZ3	2:B:21:G:O6	2	0.99	0.11	0.99
(1,3)	1:A:84:LYS:HZ3	2:B:21:G:OP1	2	0.99	0.11	0.99
(1,3)	1:A:84:LYS:HZ3	2:B:21:G:OP2	2	0.99	0.11	0.99
(1,3)	1:A:84:LYS:HZ3	2:B:21:G:P	2	0.99	0.11	0.99
(1,3)	1:A:84:LYS:HZ3	2:B:22:A:C1'	2	0.99	0.11	0.99
(1,3)	1:A:84:LYS:HZ3	2:B:22:A:C2	2	0.99	0.11	0.99
(1,3)	1:A:84:LYS:HZ3	2:B:22:A:C2'	2	0.99	0.11	0.99
(1,3)	1:A:84:LYS:HZ3	2:B:22:A:C3'	2	0.99	0.11	0.99
(1,3)	1:A:84:LYS:HZ3	2:B:22:A:C4	2	0.99	0.11	0.99
(1,3)	1:A:84:LYS:HZ3	2:B:22:A:C4'	2	0.99	0.11	0.99
(1,3)	1:A:84:LYS:HZ3	2:B:22:A:C5	2	0.99	0.11	0.99
(1,3)	1:A:84:LYS:HZ3	2:B:22:A:C5'	2	0.99	0.11	0.99
(1,3)	1:A:84:LYS:HZ3	2:B:22:A:C6	2	0.99	0.11	0.99
(1,3)	1:A:84:LYS:HZ3	2:B:22:A:C8	2	0.99	0.11	0.99
(1,3)	1:A:84:LYS:HZ3	2:B:22:A:H1'	2	0.99	0.11	0.99
(1,3)	1:A:84:LYS:HZ3	2:B:22:A:H2	2	0.99	0.11	0.99
(1,3)	1:A:84:LYS:HZ3	2:B:22:A:H2'	2	0.99	0.11	0.99
(1,3)	1:A:84:LYS:HZ3	2:B:22:A:H3'	2	0.99	0.11	0.99
(1,3)	1:A:84:LYS:HZ3	2:B:22:A:H4'	2	0.99	0.11	0.99
(1,3)	1:A:84:LYS:HZ3	2:B:22:A:H5'	2	0.99	0.11	0.99
(1,3)	1:A:84:LYS:HZ3	2:B:22:A:H5''	2	0.99	0.11	0.99
(1,3)	1:A:84:LYS:HZ3	2:B:22:A:H61	2	0.99	0.11	0.99
(1,3)	1:A:84:LYS:HZ3	2:B:22:A:H62	2	0.99	0.11	0.99
(1,3)	1:A:84:LYS:HZ3	2:B:22:A:H8	2	0.99	0.11	0.99
(1,3)	1:A:84:LYS:HZ3	2:B:22:A:HO2'	2	0.99	0.11	0.99
(1,3)	1:A:84:LYS:HZ3	2:B:22:A:N1	2	0.99	0.11	0.99
(1,3)	1:A:84:LYS:HZ3	2:B:22:A:N3	2	0.99	0.11	0.99
(1,3)	1:A:84:LYS:HZ3	2:B:22:A:N6	2	0.99	0.11	0.99

*Continued on next page...*

*Continued from previous page...*

Key	Atom-1	Atom-2	Models <sup>1</sup>	Mean (Å)	SD <sup>1</sup> (Å)	Median (Å)
(1,3)	1:A:84:LYS:HZ3	2:B:22:A:N7	2	0.99	0.11	0.99
(1,3)	1:A:84:LYS:HZ3	2:B:22:A:N9	2	0.99	0.11	0.99
(1,3)	1:A:84:LYS:HZ3	2:B:22:A:O2'	2	0.99	0.11	0.99
(1,3)	1:A:84:LYS:HZ3	2:B:22:A:O3'	2	0.99	0.11	0.99
(1,3)	1:A:84:LYS:HZ3	2:B:22:A:O4'	2	0.99	0.11	0.99
(1,3)	1:A:84:LYS:HZ3	2:B:22:A:O5'	2	0.99	0.11	0.99
(1,3)	1:A:84:LYS:HZ3	2:B:22:A:OP1	2	0.99	0.11	0.99
(1,3)	1:A:84:LYS:HZ3	2:B:22:A:OP2	2	0.99	0.11	0.99
(1,3)	1:A:84:LYS:HZ3	2:B:22:A:P	2	0.99	0.11	0.99
(1,3)	1:A:84:LYS:HZ3	2:B:23:U:C1'	2	0.99	0.11	0.99
(1,3)	1:A:84:LYS:HZ3	2:B:23:U:C2	2	0.99	0.11	0.99
(1,3)	1:A:84:LYS:HZ3	2:B:23:U:C2'	2	0.99	0.11	0.99
(1,3)	1:A:84:LYS:HZ3	2:B:23:U:C3'	2	0.99	0.11	0.99
(1,3)	1:A:84:LYS:HZ3	2:B:23:U:C4	2	0.99	0.11	0.99
(1,3)	1:A:84:LYS:HZ3	2:B:23:U:C4'	2	0.99	0.11	0.99
(1,3)	1:A:84:LYS:HZ3	2:B:23:U:C5	2	0.99	0.11	0.99
(1,3)	1:A:84:LYS:HZ3	2:B:23:U:C5'	2	0.99	0.11	0.99
(1,3)	1:A:84:LYS:HZ3	2:B:23:U:C6	2	0.99	0.11	0.99
(1,3)	1:A:84:LYS:HZ3	2:B:23:U:H1'	2	0.99	0.11	0.99
(1,3)	1:A:84:LYS:HZ3	2:B:23:U:H2'	2	0.99	0.11	0.99
(1,3)	1:A:84:LYS:HZ3	2:B:23:U:H3	2	0.99	0.11	0.99
(1,3)	1:A:84:LYS:HZ3	2:B:23:U:H3'	2	0.99	0.11	0.99
(1,3)	1:A:84:LYS:HZ3	2:B:23:U:H4'	2	0.99	0.11	0.99
(1,3)	1:A:84:LYS:HZ3	2:B:23:U:H5	2	0.99	0.11	0.99
(1,3)	1:A:84:LYS:HZ3	2:B:23:U:H5'	2	0.99	0.11	0.99
(1,3)	1:A:84:LYS:HZ3	2:B:23:U:H5''	2	0.99	0.11	0.99
(1,3)	1:A:84:LYS:HZ3	2:B:23:U:H6	2	0.99	0.11	0.99
(1,3)	1:A:84:LYS:HZ3	2:B:23:U:HO2'	2	0.99	0.11	0.99
(1,3)	1:A:84:LYS:HZ3	2:B:23:U:N1	2	0.99	0.11	0.99
(1,3)	1:A:84:LYS:HZ3	2:B:23:U:N3	2	0.99	0.11	0.99
(1,3)	1:A:84:LYS:HZ3	2:B:23:U:O2	2	0.99	0.11	0.99
(1,3)	1:A:84:LYS:HZ3	2:B:23:U:O2'	2	0.99	0.11	0.99
(1,3)	1:A:84:LYS:HZ3	2:B:23:U:O3'	2	0.99	0.11	0.99
(1,3)	1:A:84:LYS:HZ3	2:B:23:U:O4	2	0.99	0.11	0.99
(1,3)	1:A:84:LYS:HZ3	2:B:23:U:O4'	2	0.99	0.11	0.99
(1,3)	1:A:84:LYS:HZ3	2:B:23:U:O5'	2	0.99	0.11	0.99
(1,3)	1:A:84:LYS:HZ3	2:B:23:U:OP1	2	0.99	0.11	0.99
(1,3)	1:A:84:LYS:HZ3	2:B:23:U:OP2	2	0.99	0.11	0.99
(1,3)	1:A:84:LYS:HZ3	2:B:23:U:P	2	0.99	0.11	0.99
(1,3)	1:A:84:LYS:HZ3	2:B:24:G:C1'	2	0.99	0.11	0.99
(1,3)	1:A:84:LYS:HZ3	2:B:24:G:C2	2	0.99	0.11	0.99
(1,3)	1:A:84:LYS:HZ3	2:B:24:G:C2'	2	0.99	0.11	0.99

*Continued on next page...*

Continued from previous page...

Key	Atom-1	Atom-2	Models <sup>1</sup>	Mean (Å)	SD <sup>1</sup> (Å)	Median (Å)
(1,3)	1:A:84:LYS:HZ3	2:B:24:G:C3'	2	0.99	0.11	0.99
(1,3)	1:A:84:LYS:HZ3	2:B:24:G:C4	2	0.99	0.11	0.99
(1,3)	1:A:84:LYS:HZ3	2:B:24:G:C4'	2	0.99	0.11	0.99
(1,3)	1:A:84:LYS:HZ3	2:B:24:G:C5	2	0.99	0.11	0.99
(1,3)	1:A:84:LYS:HZ3	2:B:24:G:C5'	2	0.99	0.11	0.99
(1,3)	1:A:84:LYS:HZ3	2:B:24:G:C6	2	0.99	0.11	0.99
(1,3)	1:A:84:LYS:HZ3	2:B:24:G:C8	2	0.99	0.11	0.99
(1,3)	1:A:84:LYS:HZ3	2:B:24:G:H1	2	0.99	0.11	0.99
(1,3)	1:A:84:LYS:HZ3	2:B:24:G:H1'	2	0.99	0.11	0.99
(1,3)	1:A:84:LYS:HZ3	2:B:24:G:H2'	2	0.99	0.11	0.99
(1,3)	1:A:84:LYS:HZ3	2:B:24:G:H21	2	0.99	0.11	0.99
(1,3)	1:A:84:LYS:HZ3	2:B:24:G:H22	2	0.99	0.11	0.99
(1,3)	1:A:84:LYS:HZ3	2:B:24:G:H3'	2	0.99	0.11	0.99
(1,3)	1:A:84:LYS:HZ3	2:B:24:G:H4'	2	0.99	0.11	0.99
(1,3)	1:A:84:LYS:HZ3	2:B:24:G:H5'	2	0.99	0.11	0.99
(1,3)	1:A:84:LYS:HZ3	2:B:24:G:H5''	2	0.99	0.11	0.99
(1,3)	1:A:84:LYS:HZ3	2:B:24:G:H8	2	0.99	0.11	0.99
(1,3)	1:A:84:LYS:HZ3	2:B:24:G:HO2'	2	0.99	0.11	0.99
(1,3)	1:A:84:LYS:HZ3	2:B:24:G:N1	2	0.99	0.11	0.99
(1,3)	1:A:84:LYS:HZ3	2:B:24:G:N2	2	0.99	0.11	0.99
(1,3)	1:A:84:LYS:HZ3	2:B:24:G:N3	2	0.99	0.11	0.99
(1,3)	1:A:84:LYS:HZ3	2:B:24:G:N7	2	0.99	0.11	0.99
(1,3)	1:A:84:LYS:HZ3	2:B:24:G:N9	2	0.99	0.11	0.99
(1,3)	1:A:84:LYS:HZ3	2:B:24:G:O2'	2	0.99	0.11	0.99
(1,3)	1:A:84:LYS:HZ3	2:B:24:G:O3'	2	0.99	0.11	0.99
(1,3)	1:A:84:LYS:HZ3	2:B:24:G:O4'	2	0.99	0.11	0.99
(1,3)	1:A:84:LYS:HZ3	2:B:24:G:O5'	2	0.99	0.11	0.99
(1,3)	1:A:84:LYS:HZ3	2:B:24:G:O6	2	0.99	0.11	0.99
(1,3)	1:A:84:LYS:HZ3	2:B:24:G:OP1	2	0.99	0.11	0.99
(1,3)	1:A:84:LYS:HZ3	2:B:24:G:OP2	2	0.99	0.11	0.99
(1,3)	1:A:84:LYS:HZ3	2:B:24:G:P	2	0.99	0.11	0.99
(1,3)	1:A:84:LYS:N	2:B:2:C:C1'	2	0.99	0.11	0.99
(1,3)	1:A:84:LYS:N	2:B:2:C:C2	2	0.99	0.11	0.99
(1,3)	1:A:84:LYS:N	2:B:2:C:C2'	2	0.99	0.11	0.99
(1,3)	1:A:84:LYS:N	2:B:2:C:C3'	2	0.99	0.11	0.99
(1,3)	1:A:84:LYS:N	2:B:2:C:C4	2	0.99	0.11	0.99
(1,3)	1:A:84:LYS:N	2:B:2:C:C4'	2	0.99	0.11	0.99
(1,3)	1:A:84:LYS:N	2:B:2:C:C5	2	0.99	0.11	0.99
(1,3)	1:A:84:LYS:N	2:B:2:C:C5'	2	0.99	0.11	0.99
(1,3)	1:A:84:LYS:N	2:B:2:C:C6	2	0.99	0.11	0.99
(1,3)	1:A:84:LYS:N	2:B:2:C:H1'	2	0.99	0.11	0.99
(1,3)	1:A:84:LYS:N	2:B:2:C:H2'	2	0.99	0.11	0.99

Continued on next page...

*Continued from previous page...*

Key	Atom-1	Atom-2	Models <sup>1</sup>	Mean (Å)	SD <sup>1</sup> (Å)	Median (Å)
(1,3)	1:A:84:LYS:N	2:B:2:C:H3'	2	0.99	0.11	0.99
(1,3)	1:A:84:LYS:N	2:B:2:C:H4'	2	0.99	0.11	0.99
(1,3)	1:A:84:LYS:N	2:B:2:C:H41	2	0.99	0.11	0.99
(1,3)	1:A:84:LYS:N	2:B:2:C:H42	2	0.99	0.11	0.99
(1,3)	1:A:84:LYS:N	2:B:2:C:H5	2	0.99	0.11	0.99
(1,3)	1:A:84:LYS:N	2:B:2:C:H5'	2	0.99	0.11	0.99
(1,3)	1:A:84:LYS:N	2:B:2:C:H5''	2	0.99	0.11	0.99
(1,3)	1:A:84:LYS:N	2:B:2:C:H6	2	0.99	0.11	0.99
(1,3)	1:A:84:LYS:N	2:B:2:C:HO2'	2	0.99	0.11	0.99
(1,3)	1:A:84:LYS:N	2:B:2:C:N1	2	0.99	0.11	0.99
(1,3)	1:A:84:LYS:N	2:B:2:C:N3	2	0.99	0.11	0.99
(1,3)	1:A:84:LYS:N	2:B:2:C:N4	2	0.99	0.11	0.99
(1,3)	1:A:84:LYS:N	2:B:2:C:O2	2	0.99	0.11	0.99
(1,3)	1:A:84:LYS:N	2:B:2:C:O2'	2	0.99	0.11	0.99
(1,3)	1:A:84:LYS:N	2:B:2:C:O3'	2	0.99	0.11	0.99
(1,3)	1:A:84:LYS:N	2:B:2:C:O4'	2	0.99	0.11	0.99
(1,3)	1:A:84:LYS:N	2:B:2:C:O5'	2	0.99	0.11	0.99
(1,3)	1:A:84:LYS:N	2:B:3:U:C1'	2	0.99	0.11	0.99
(1,3)	1:A:84:LYS:N	2:B:3:U:C2	2	0.99	0.11	0.99
(1,3)	1:A:84:LYS:N	2:B:3:U:C2'	2	0.99	0.11	0.99
(1,3)	1:A:84:LYS:N	2:B:3:U:C3'	2	0.99	0.11	0.99
(1,3)	1:A:84:LYS:N	2:B:3:U:C4	2	0.99	0.11	0.99
(1,3)	1:A:84:LYS:N	2:B:3:U:C4'	2	0.99	0.11	0.99
(1,3)	1:A:84:LYS:N	2:B:3:U:C5	2	0.99	0.11	0.99
(1,3)	1:A:84:LYS:N	2:B:3:U:C5'	2	0.99	0.11	0.99
(1,3)	1:A:84:LYS:N	2:B:3:U:C6	2	0.99	0.11	0.99
(1,3)	1:A:84:LYS:N	2:B:3:U:H1'	2	0.99	0.11	0.99
(1,3)	1:A:84:LYS:N	2:B:3:U:H2'	2	0.99	0.11	0.99
(1,3)	1:A:84:LYS:N	2:B:3:U:H3	2	0.99	0.11	0.99
(1,3)	1:A:84:LYS:N	2:B:3:U:H3'	2	0.99	0.11	0.99
(1,3)	1:A:84:LYS:N	2:B:3:U:H4'	2	0.99	0.11	0.99
(1,3)	1:A:84:LYS:N	2:B:3:U:H5	2	0.99	0.11	0.99
(1,3)	1:A:84:LYS:N	2:B:3:U:H5'	2	0.99	0.11	0.99
(1,3)	1:A:84:LYS:N	2:B:3:U:H5''	2	0.99	0.11	0.99
(1,3)	1:A:84:LYS:N	2:B:3:U:H6	2	0.99	0.11	0.99
(1,3)	1:A:84:LYS:N	2:B:3:U:HO2'	2	0.99	0.11	0.99
(1,3)	1:A:84:LYS:N	2:B:3:U:N1	2	0.99	0.11	0.99
(1,3)	1:A:84:LYS:N	2:B:3:U:N3	2	0.99	0.11	0.99
(1,3)	1:A:84:LYS:N	2:B:3:U:O2	2	0.99	0.11	0.99
(1,3)	1:A:84:LYS:N	2:B:3:U:O2'	2	0.99	0.11	0.99
(1,3)	1:A:84:LYS:N	2:B:3:U:O3'	2	0.99	0.11	0.99
(1,3)	1:A:84:LYS:N	2:B:3:U:O4	2	0.99	0.11	0.99

*Continued on next page...*

*Continued from previous page...*

Key	Atom-1	Atom-2	Models <sup>1</sup>	Mean (Å)	SD <sup>1</sup> (Å)	Median (Å)
(1,3)	1:A:84:LYS:N	2:B:3:U:O4'	2	0.99	0.11	0.99
(1,3)	1:A:84:LYS:N	2:B:3:U:O5'	2	0.99	0.11	0.99
(1,3)	1:A:84:LYS:N	2:B:3:U:OP1	2	0.99	0.11	0.99
(1,3)	1:A:84:LYS:N	2:B:3:U:OP2	2	0.99	0.11	0.99
(1,3)	1:A:84:LYS:N	2:B:3:U:P	2	0.99	0.11	0.99
(1,3)	1:A:84:LYS:N	2:B:4:G:C1'	2	0.99	0.11	0.99
(1,3)	1:A:84:LYS:N	2:B:4:G:C2	2	0.99	0.11	0.99
(1,3)	1:A:84:LYS:N	2:B:4:G:C2'	2	0.99	0.11	0.99
(1,3)	1:A:84:LYS:N	2:B:4:G:C3'	2	0.99	0.11	0.99
(1,3)	1:A:84:LYS:N	2:B:4:G:C4	2	0.99	0.11	0.99
(1,3)	1:A:84:LYS:N	2:B:4:G:C4'	2	0.99	0.11	0.99
(1,3)	1:A:84:LYS:N	2:B:4:G:C5	2	0.99	0.11	0.99
(1,3)	1:A:84:LYS:N	2:B:4:G:C5'	2	0.99	0.11	0.99
(1,3)	1:A:84:LYS:N	2:B:4:G:C6	2	0.99	0.11	0.99
(1,3)	1:A:84:LYS:N	2:B:4:G:C8	2	0.99	0.11	0.99
(1,3)	1:A:84:LYS:N	2:B:4:G:H1	2	0.99	0.11	0.99
(1,3)	1:A:84:LYS:N	2:B:4:G:H1'	2	0.99	0.11	0.99
(1,3)	1:A:84:LYS:N	2:B:4:G:H2'	2	0.99	0.11	0.99
(1,3)	1:A:84:LYS:N	2:B:4:G:H21	2	0.99	0.11	0.99
(1,3)	1:A:84:LYS:N	2:B:4:G:H22	2	0.99	0.11	0.99
(1,3)	1:A:84:LYS:N	2:B:4:G:H3'	2	0.99	0.11	0.99
(1,3)	1:A:84:LYS:N	2:B:4:G:H4'	2	0.99	0.11	0.99
(1,3)	1:A:84:LYS:N	2:B:4:G:H5'	2	0.99	0.11	0.99
(1,3)	1:A:84:LYS:N	2:B:4:G:H5''	2	0.99	0.11	0.99
(1,3)	1:A:84:LYS:N	2:B:4:G:H8	2	0.99	0.11	0.99
(1,3)	1:A:84:LYS:N	2:B:4:G:HO2'	2	0.99	0.11	0.99
(1,3)	1:A:84:LYS:N	2:B:4:G:N1	2	0.99	0.11	0.99
(1,3)	1:A:84:LYS:N	2:B:4:G:N2	2	0.99	0.11	0.99
(1,3)	1:A:84:LYS:N	2:B:4:G:N3	2	0.99	0.11	0.99
(1,3)	1:A:84:LYS:N	2:B:4:G:N7	2	0.99	0.11	0.99
(1,3)	1:A:84:LYS:N	2:B:4:G:N9	2	0.99	0.11	0.99
(1,3)	1:A:84:LYS:N	2:B:4:G:O2'	2	0.99	0.11	0.99
(1,3)	1:A:84:LYS:N	2:B:4:G:O3'	2	0.99	0.11	0.99
(1,3)	1:A:84:LYS:N	2:B:4:G:O4'	2	0.99	0.11	0.99
(1,3)	1:A:84:LYS:N	2:B:4:G:O5'	2	0.99	0.11	0.99
(1,3)	1:A:84:LYS:N	2:B:4:G:O6	2	0.99	0.11	0.99
(1,3)	1:A:84:LYS:N	2:B:4:G:OP1	2	0.99	0.11	0.99
(1,3)	1:A:84:LYS:N	2:B:4:G:OP2	2	0.99	0.11	0.99
(1,3)	1:A:84:LYS:N	2:B:4:G:P	2	0.99	0.11	0.99
(1,3)	1:A:84:LYS:N	2:B:5:A:C1'	2	0.99	0.11	0.99
(1,3)	1:A:84:LYS:N	2:B:5:A:C2	2	0.99	0.11	0.99
(1,3)	1:A:84:LYS:N	2:B:5:A:C2'	2	0.99	0.11	0.99

*Continued on next page...*

*Continued from previous page...*

Key	Atom-1	Atom-2	Models <sup>1</sup>	Mean (Å)	SD <sup>1</sup> (Å)	Median (Å)
(1,3)	1:A:84:LYS:N	2:B:5:A:C3'	2	0.99	0.11	0.99
(1,3)	1:A:84:LYS:N	2:B:5:A:C4	2	0.99	0.11	0.99
(1,3)	1:A:84:LYS:N	2:B:5:A:C4'	2	0.99	0.11	0.99
(1,3)	1:A:84:LYS:N	2:B:5:A:C5	2	0.99	0.11	0.99
(1,3)	1:A:84:LYS:N	2:B:5:A:C5'	2	0.99	0.11	0.99
(1,3)	1:A:84:LYS:N	2:B:5:A:C6	2	0.99	0.11	0.99
(1,3)	1:A:84:LYS:N	2:B:5:A:C8	2	0.99	0.11	0.99
(1,3)	1:A:84:LYS:N	2:B:5:A:H1'	2	0.99	0.11	0.99
(1,3)	1:A:84:LYS:N	2:B:5:A:H2	2	0.99	0.11	0.99
(1,3)	1:A:84:LYS:N	2:B:5:A:H2'	2	0.99	0.11	0.99
(1,3)	1:A:84:LYS:N	2:B:5:A:H3'	2	0.99	0.11	0.99
(1,3)	1:A:84:LYS:N	2:B:5:A:H4'	2	0.99	0.11	0.99
(1,3)	1:A:84:LYS:N	2:B:5:A:H5'	2	0.99	0.11	0.99
(1,3)	1:A:84:LYS:N	2:B:5:A:H5''	2	0.99	0.11	0.99
(1,3)	1:A:84:LYS:N	2:B:5:A:H61	2	0.99	0.11	0.99
(1,3)	1:A:84:LYS:N	2:B:5:A:H62	2	0.99	0.11	0.99
(1,3)	1:A:84:LYS:N	2:B:5:A:H8	2	0.99	0.11	0.99
(1,3)	1:A:84:LYS:N	2:B:5:A:HO2'	2	0.99	0.11	0.99
(1,3)	1:A:84:LYS:N	2:B:5:A:N1	2	0.99	0.11	0.99
(1,3)	1:A:84:LYS:N	2:B:5:A:N3	2	0.99	0.11	0.99
(1,3)	1:A:84:LYS:N	2:B:5:A:N6	2	0.99	0.11	0.99
(1,3)	1:A:84:LYS:N	2:B:5:A:N7	2	0.99	0.11	0.99
(1,3)	1:A:84:LYS:N	2:B:5:A:N9	2	0.99	0.11	0.99
(1,3)	1:A:84:LYS:N	2:B:5:A:O2'	2	0.99	0.11	0.99
(1,3)	1:A:84:LYS:N	2:B:5:A:O3'	2	0.99	0.11	0.99
(1,3)	1:A:84:LYS:N	2:B:5:A:O4'	2	0.99	0.11	0.99
(1,3)	1:A:84:LYS:N	2:B:5:A:O5'	2	0.99	0.11	0.99
(1,3)	1:A:84:LYS:N	2:B:5:A:OP1	2	0.99	0.11	0.99
(1,3)	1:A:84:LYS:N	2:B:5:A:OP2	2	0.99	0.11	0.99
(1,3)	1:A:84:LYS:N	2:B:5:A:P	2	0.99	0.11	0.99
(1,3)	1:A:84:LYS:N	2:B:6:G:C1'	2	0.99	0.11	0.99
(1,3)	1:A:84:LYS:N	2:B:6:G:C2	2	0.99	0.11	0.99
(1,3)	1:A:84:LYS:N	2:B:6:G:C2'	2	0.99	0.11	0.99
(1,3)	1:A:84:LYS:N	2:B:6:G:C3'	2	0.99	0.11	0.99
(1,3)	1:A:84:LYS:N	2:B:6:G:C4	2	0.99	0.11	0.99
(1,3)	1:A:84:LYS:N	2:B:6:G:C4'	2	0.99	0.11	0.99
(1,3)	1:A:84:LYS:N	2:B:6:G:C5	2	0.99	0.11	0.99
(1,3)	1:A:84:LYS:N	2:B:6:G:C5'	2	0.99	0.11	0.99
(1,3)	1:A:84:LYS:N	2:B:6:G:C6	2	0.99	0.11	0.99
(1,3)	1:A:84:LYS:N	2:B:6:G:C8	2	0.99	0.11	0.99
(1,3)	1:A:84:LYS:N	2:B:6:G:H1	2	0.99	0.11	0.99
(1,3)	1:A:84:LYS:N	2:B:6:G:H1'	2	0.99	0.11	0.99

*Continued on next page...*

*Continued from previous page...*

Key	Atom-1	Atom-2	Models <sup>1</sup>	Mean (Å)	SD <sup>1</sup> (Å)	Median (Å)
(1,3)	1:A:84:LYS:N	2:B:6:G:H2'	2	0.99	0.11	0.99
(1,3)	1:A:84:LYS:N	2:B:6:G:H21	2	0.99	0.11	0.99
(1,3)	1:A:84:LYS:N	2:B:6:G:H22	2	0.99	0.11	0.99
(1,3)	1:A:84:LYS:N	2:B:6:G:H3'	2	0.99	0.11	0.99
(1,3)	1:A:84:LYS:N	2:B:6:G:H4'	2	0.99	0.11	0.99
(1,3)	1:A:84:LYS:N	2:B:6:G:H5'	2	0.99	0.11	0.99
(1,3)	1:A:84:LYS:N	2:B:6:G:H5''	2	0.99	0.11	0.99
(1,3)	1:A:84:LYS:N	2:B:6:G:H8	2	0.99	0.11	0.99
(1,3)	1:A:84:LYS:N	2:B:6:G:HO2'	2	0.99	0.11	0.99
(1,3)	1:A:84:LYS:N	2:B:6:G:N1	2	0.99	0.11	0.99
(1,3)	1:A:84:LYS:N	2:B:6:G:N2	2	0.99	0.11	0.99
(1,3)	1:A:84:LYS:N	2:B:6:G:N3	2	0.99	0.11	0.99
(1,3)	1:A:84:LYS:N	2:B:6:G:N7	2	0.99	0.11	0.99
(1,3)	1:A:84:LYS:N	2:B:6:G:N9	2	0.99	0.11	0.99
(1,3)	1:A:84:LYS:N	2:B:6:G:O2'	2	0.99	0.11	0.99
(1,3)	1:A:84:LYS:N	2:B:6:G:O3'	2	0.99	0.11	0.99
(1,3)	1:A:84:LYS:N	2:B:6:G:O4'	2	0.99	0.11	0.99
(1,3)	1:A:84:LYS:N	2:B:6:G:O5'	2	0.99	0.11	0.99
(1,3)	1:A:84:LYS:N	2:B:6:G:O6	2	0.99	0.11	0.99
(1,3)	1:A:84:LYS:N	2:B:6:G:OP1	2	0.99	0.11	0.99
(1,3)	1:A:84:LYS:N	2:B:6:G:OP2	2	0.99	0.11	0.99
(1,3)	1:A:84:LYS:N	2:B:6:G:P	2	0.99	0.11	0.99
(1,3)	1:A:84:LYS:N	2:B:7:C:C1'	2	0.99	0.11	0.99
(1,3)	1:A:84:LYS:N	2:B:7:C:C2	2	0.99	0.11	0.99
(1,3)	1:A:84:LYS:N	2:B:7:C:C2'	2	0.99	0.11	0.99
(1,3)	1:A:84:LYS:N	2:B:7:C:C3'	2	0.99	0.11	0.99
(1,3)	1:A:84:LYS:N	2:B:7:C:C4	2	0.99	0.11	0.99
(1,3)	1:A:84:LYS:N	2:B:7:C:C4'	2	0.99	0.11	0.99
(1,3)	1:A:84:LYS:N	2:B:7:C:C5	2	0.99	0.11	0.99
(1,3)	1:A:84:LYS:N	2:B:7:C:C5'	2	0.99	0.11	0.99
(1,3)	1:A:84:LYS:N	2:B:7:C:C6	2	0.99	0.11	0.99
(1,3)	1:A:84:LYS:N	2:B:7:C:H1'	2	0.99	0.11	0.99
(1,3)	1:A:84:LYS:N	2:B:7:C:H2'	2	0.99	0.11	0.99
(1,3)	1:A:84:LYS:N	2:B:7:C:H3'	2	0.99	0.11	0.99
(1,3)	1:A:84:LYS:N	2:B:7:C:H4'	2	0.99	0.11	0.99
(1,3)	1:A:84:LYS:N	2:B:7:C:H41	2	0.99	0.11	0.99
(1,3)	1:A:84:LYS:N	2:B:7:C:H42	2	0.99	0.11	0.99
(1,3)	1:A:84:LYS:N	2:B:7:C:H5	2	0.99	0.11	0.99
(1,3)	1:A:84:LYS:N	2:B:7:C:H5'	2	0.99	0.11	0.99
(1,3)	1:A:84:LYS:N	2:B:7:C:H5''	2	0.99	0.11	0.99
(1,3)	1:A:84:LYS:N	2:B:7:C:H6	2	0.99	0.11	0.99
(1,3)	1:A:84:LYS:N	2:B:7:C:HO2'	2	0.99	0.11	0.99

*Continued on next page...*



*Continued from previous page...*

Key	Atom-1	Atom-2	Models <sup>1</sup>	Mean (Å)	SD <sup>1</sup> (Å)	Median (Å)
(1,3)	1:A:84:LYS:N	2:B:7:C:N1	2	0.99	0.11	0.99
(1,3)	1:A:84:LYS:N	2:B:7:C:N3	2	0.99	0.11	0.99
(1,3)	1:A:84:LYS:N	2:B:7:C:N4	2	0.99	0.11	0.99
(1,3)	1:A:84:LYS:N	2:B:7:C:O2	2	0.99	0.11	0.99
(1,3)	1:A:84:LYS:N	2:B:7:C:O2'	2	0.99	0.11	0.99
(1,3)	1:A:84:LYS:N	2:B:7:C:O3'	2	0.99	0.11	0.99
(1,3)	1:A:84:LYS:N	2:B:7:C:O4'	2	0.99	0.11	0.99
(1,3)	1:A:84:LYS:N	2:B:7:C:O5'	2	0.99	0.11	0.99
(1,3)	1:A:84:LYS:N	2:B:7:C:OP1	2	0.99	0.11	0.99
(1,3)	1:A:84:LYS:N	2:B:7:C:OP2	2	0.99	0.11	0.99
(1,3)	1:A:84:LYS:N	2:B:7:C:P	2	0.99	0.11	0.99
(1,3)	1:A:84:LYS:N	2:B:8:U:C1'	2	0.99	0.11	0.99
(1,3)	1:A:84:LYS:N	2:B:8:U:C2	2	0.99	0.11	0.99
(1,3)	1:A:84:LYS:N	2:B:8:U:C2'	2	0.99	0.11	0.99
(1,3)	1:A:84:LYS:N	2:B:8:U:C3'	2	0.99	0.11	0.99
(1,3)	1:A:84:LYS:N	2:B:8:U:C4	2	0.99	0.11	0.99
(1,3)	1:A:84:LYS:N	2:B:8:U:C4'	2	0.99	0.11	0.99
(1,3)	1:A:84:LYS:N	2:B:8:U:C5	2	0.99	0.11	0.99
(1,3)	1:A:84:LYS:N	2:B:8:U:C5'	2	0.99	0.11	0.99
(1,3)	1:A:84:LYS:N	2:B:8:U:C6	2	0.99	0.11	0.99
(1,3)	1:A:84:LYS:N	2:B:8:U:H1'	2	0.99	0.11	0.99
(1,3)	1:A:84:LYS:N	2:B:8:U:H2'	2	0.99	0.11	0.99
(1,3)	1:A:84:LYS:N	2:B:8:U:H3	2	0.99	0.11	0.99
(1,3)	1:A:84:LYS:N	2:B:8:U:H3'	2	0.99	0.11	0.99
(1,3)	1:A:84:LYS:N	2:B:8:U:H4'	2	0.99	0.11	0.99
(1,3)	1:A:84:LYS:N	2:B:8:U:H5	2	0.99	0.11	0.99
(1,3)	1:A:84:LYS:N	2:B:8:U:H5'	2	0.99	0.11	0.99
(1,3)	1:A:84:LYS:N	2:B:8:U:H5''	2	0.99	0.11	0.99
(1,3)	1:A:84:LYS:N	2:B:8:U:H6	2	0.99	0.11	0.99
(1,3)	1:A:84:LYS:N	2:B:8:U:HO2'	2	0.99	0.11	0.99
(1,3)	1:A:84:LYS:N	2:B:8:U:N1	2	0.99	0.11	0.99
(1,3)	1:A:84:LYS:N	2:B:8:U:N3	2	0.99	0.11	0.99
(1,3)	1:A:84:LYS:N	2:B:8:U:O2	2	0.99	0.11	0.99
(1,3)	1:A:84:LYS:N	2:B:8:U:O2'	2	0.99	0.11	0.99
(1,3)	1:A:84:LYS:N	2:B:8:U:O3'	2	0.99	0.11	0.99
(1,3)	1:A:84:LYS:N	2:B:8:U:O4	2	0.99	0.11	0.99
(1,3)	1:A:84:LYS:N	2:B:8:U:O4'	2	0.99	0.11	0.99
(1,3)	1:A:84:LYS:N	2:B:8:U:O5'	2	0.99	0.11	0.99
(1,3)	1:A:84:LYS:N	2:B:8:U:OP1	2	0.99	0.11	0.99
(1,3)	1:A:84:LYS:N	2:B:8:U:OP2	2	0.99	0.11	0.99
(1,3)	1:A:84:LYS:N	2:B:8:U:P	2	0.99	0.11	0.99
(1,3)	1:A:84:LYS:N	2:B:9:C:C1'	2	0.99	0.11	0.99

*Continued on next page...*

*Continued from previous page...*

Key	Atom-1	Atom-2	Models <sup>1</sup>	Mean (Å)	SD <sup>1</sup> (Å)	Median (Å)
(1,3)	1:A:84:LYS:N	2:B:9:C:C2	2	0.99	0.11	0.99
(1,3)	1:A:84:LYS:N	2:B:9:C:C2'	2	0.99	0.11	0.99
(1,3)	1:A:84:LYS:N	2:B:9:C:C3'	2	0.99	0.11	0.99
(1,3)	1:A:84:LYS:N	2:B:9:C:C4	2	0.99	0.11	0.99
(1,3)	1:A:84:LYS:N	2:B:9:C:C4'	2	0.99	0.11	0.99
(1,3)	1:A:84:LYS:N	2:B:9:C:C5	2	0.99	0.11	0.99
(1,3)	1:A:84:LYS:N	2:B:9:C:C5'	2	0.99	0.11	0.99
(1,3)	1:A:84:LYS:N	2:B:9:C:C6	2	0.99	0.11	0.99
(1,3)	1:A:84:LYS:N	2:B:9:C:H1'	2	0.99	0.11	0.99
(1,3)	1:A:84:LYS:N	2:B:9:C:H2'	2	0.99	0.11	0.99
(1,3)	1:A:84:LYS:N	2:B:9:C:H3'	2	0.99	0.11	0.99
(1,3)	1:A:84:LYS:N	2:B:9:C:H4'	2	0.99	0.11	0.99
(1,3)	1:A:84:LYS:N	2:B:9:C:H41	2	0.99	0.11	0.99
(1,3)	1:A:84:LYS:N	2:B:9:C:H42	2	0.99	0.11	0.99
(1,3)	1:A:84:LYS:N	2:B:9:C:H5	2	0.99	0.11	0.99
(1,3)	1:A:84:LYS:N	2:B:9:C:H5'	2	0.99	0.11	0.99
(1,3)	1:A:84:LYS:N	2:B:9:C:H5''	2	0.99	0.11	0.99
(1,3)	1:A:84:LYS:N	2:B:9:C:H6	2	0.99	0.11	0.99
(1,3)	1:A:84:LYS:N	2:B:9:C:HO2'	2	0.99	0.11	0.99
(1,3)	1:A:84:LYS:N	2:B:9:C:N1	2	0.99	0.11	0.99
(1,3)	1:A:84:LYS:N	2:B:9:C:N3	2	0.99	0.11	0.99
(1,3)	1:A:84:LYS:N	2:B:9:C:N4	2	0.99	0.11	0.99
(1,3)	1:A:84:LYS:N	2:B:9:C:O2	2	0.99	0.11	0.99
(1,3)	1:A:84:LYS:N	2:B:9:C:O2'	2	0.99	0.11	0.99
(1,3)	1:A:84:LYS:N	2:B:9:C:O3'	2	0.99	0.11	0.99
(1,3)	1:A:84:LYS:N	2:B:9:C:O4'	2	0.99	0.11	0.99
(1,3)	1:A:84:LYS:N	2:B:9:C:O5'	2	0.99	0.11	0.99
(1,3)	1:A:84:LYS:N	2:B:9:C:OP1	2	0.99	0.11	0.99
(1,3)	1:A:84:LYS:N	2:B:9:C:OP2	2	0.99	0.11	0.99
(1,3)	1:A:84:LYS:N	2:B:9:C:P	2	0.99	0.11	0.99
(1,3)	1:A:84:LYS:N	2:B:10:G:C1'	2	0.99	0.11	0.99
(1,3)	1:A:84:LYS:N	2:B:10:G:C2	2	0.99	0.11	0.99
(1,3)	1:A:84:LYS:N	2:B:10:G:C2'	2	0.99	0.11	0.99
(1,3)	1:A:84:LYS:N	2:B:10:G:C3'	2	0.99	0.11	0.99
(1,3)	1:A:84:LYS:N	2:B:10:G:C4	2	0.99	0.11	0.99
(1,3)	1:A:84:LYS:N	2:B:10:G:C4'	2	0.99	0.11	0.99
(1,3)	1:A:84:LYS:N	2:B:10:G:C5	2	0.99	0.11	0.99
(1,3)	1:A:84:LYS:N	2:B:10:G:C5'	2	0.99	0.11	0.99
(1,3)	1:A:84:LYS:N	2:B:10:G:C6	2	0.99	0.11	0.99
(1,3)	1:A:84:LYS:N	2:B:10:G:C8	2	0.99	0.11	0.99
(1,3)	1:A:84:LYS:N	2:B:10:G:H1	2	0.99	0.11	0.99
(1,3)	1:A:84:LYS:N	2:B:10:G:H1'	2	0.99	0.11	0.99

*Continued on next page...*

*Continued from previous page...*

Key	Atom-1	Atom-2	Models <sup>1</sup>	Mean (Å)	SD <sup>1</sup> (Å)	Median (Å)
(1,3)	1:A:84:LYS:N	2:B:10:G:H2'	2	0.99	0.11	0.99
(1,3)	1:A:84:LYS:N	2:B:10:G:H21	2	0.99	0.11	0.99
(1,3)	1:A:84:LYS:N	2:B:10:G:H22	2	0.99	0.11	0.99
(1,3)	1:A:84:LYS:N	2:B:10:G:H3'	2	0.99	0.11	0.99
(1,3)	1:A:84:LYS:N	2:B:10:G:H4'	2	0.99	0.11	0.99
(1,3)	1:A:84:LYS:N	2:B:10:G:H5'	2	0.99	0.11	0.99
(1,3)	1:A:84:LYS:N	2:B:10:G:H5''	2	0.99	0.11	0.99
(1,3)	1:A:84:LYS:N	2:B:10:G:H8	2	0.99	0.11	0.99
(1,3)	1:A:84:LYS:N	2:B:10:G:HO2'	2	0.99	0.11	0.99
(1,3)	1:A:84:LYS:N	2:B:10:G:N1	2	0.99	0.11	0.99
(1,3)	1:A:84:LYS:N	2:B:10:G:N2	2	0.99	0.11	0.99
(1,3)	1:A:84:LYS:N	2:B:10:G:N3	2	0.99	0.11	0.99
(1,3)	1:A:84:LYS:N	2:B:10:G:N7	2	0.99	0.11	0.99
(1,3)	1:A:84:LYS:N	2:B:10:G:N9	2	0.99	0.11	0.99
(1,3)	1:A:84:LYS:N	2:B:10:G:O2'	2	0.99	0.11	0.99
(1,3)	1:A:84:LYS:N	2:B:10:G:O3'	2	0.99	0.11	0.99
(1,3)	1:A:84:LYS:N	2:B:10:G:O4'	2	0.99	0.11	0.99
(1,3)	1:A:84:LYS:N	2:B:10:G:O5'	2	0.99	0.11	0.99
(1,3)	1:A:84:LYS:N	2:B:10:G:O6	2	0.99	0.11	0.99
(1,3)	1:A:84:LYS:N	2:B:10:G:OP1	2	0.99	0.11	0.99
(1,3)	1:A:84:LYS:N	2:B:10:G:OP2	2	0.99	0.11	0.99
(1,3)	1:A:84:LYS:N	2:B:10:G:P	2	0.99	0.11	0.99
(1,3)	1:A:84:LYS:N	2:B:11:A:C1'	2	0.99	0.11	0.99
(1,3)	1:A:84:LYS:N	2:B:11:A:C2	2	0.99	0.11	0.99
(1,3)	1:A:84:LYS:N	2:B:11:A:C2'	2	0.99	0.11	0.99
(1,3)	1:A:84:LYS:N	2:B:11:A:C3'	2	0.99	0.11	0.99
(1,3)	1:A:84:LYS:N	2:B:11:A:C4	2	0.99	0.11	0.99
(1,3)	1:A:84:LYS:N	2:B:11:A:C4'	2	0.99	0.11	0.99
(1,3)	1:A:84:LYS:N	2:B:11:A:C5	2	0.99	0.11	0.99
(1,3)	1:A:84:LYS:N	2:B:11:A:C5'	2	0.99	0.11	0.99
(1,3)	1:A:84:LYS:N	2:B:11:A:C6	2	0.99	0.11	0.99
(1,3)	1:A:84:LYS:N	2:B:11:A:C8	2	0.99	0.11	0.99
(1,3)	1:A:84:LYS:N	2:B:11:A:H1'	2	0.99	0.11	0.99
(1,3)	1:A:84:LYS:N	2:B:11:A:H2	2	0.99	0.11	0.99
(1,3)	1:A:84:LYS:N	2:B:11:A:H2'	2	0.99	0.11	0.99
(1,3)	1:A:84:LYS:N	2:B:11:A:H3'	2	0.99	0.11	0.99
(1,3)	1:A:84:LYS:N	2:B:11:A:H4'	2	0.99	0.11	0.99
(1,3)	1:A:84:LYS:N	2:B:11:A:H5'	2	0.99	0.11	0.99
(1,3)	1:A:84:LYS:N	2:B:11:A:H5''	2	0.99	0.11	0.99
(1,3)	1:A:84:LYS:N	2:B:11:A:H61	2	0.99	0.11	0.99
(1,3)	1:A:84:LYS:N	2:B:11:A:H62	2	0.99	0.11	0.99
(1,3)	1:A:84:LYS:N	2:B:11:A:H8	2	0.99	0.11	0.99

*Continued on next page...*

*Continued from previous page...*

Key	Atom-1	Atom-2	Models <sup>1</sup>	Mean (Å)	SD <sup>1</sup> (Å)	Median (Å)
(1,3)	1:A:84:LYS:N	2:B:11:A:HO2'	2	0.99	0.11	0.99
(1,3)	1:A:84:LYS:N	2:B:11:A:N1	2	0.99	0.11	0.99
(1,3)	1:A:84:LYS:N	2:B:11:A:N3	2	0.99	0.11	0.99
(1,3)	1:A:84:LYS:N	2:B:11:A:N6	2	0.99	0.11	0.99
(1,3)	1:A:84:LYS:N	2:B:11:A:N7	2	0.99	0.11	0.99
(1,3)	1:A:84:LYS:N	2:B:11:A:N9	2	0.99	0.11	0.99
(1,3)	1:A:84:LYS:N	2:B:11:A:O2'	2	0.99	0.11	0.99
(1,3)	1:A:84:LYS:N	2:B:11:A:O3'	2	0.99	0.11	0.99
(1,3)	1:A:84:LYS:N	2:B:11:A:O4'	2	0.99	0.11	0.99
(1,3)	1:A:84:LYS:N	2:B:11:A:O5'	2	0.99	0.11	0.99
(1,3)	1:A:84:LYS:N	2:B:11:A:OP1	2	0.99	0.11	0.99
(1,3)	1:A:84:LYS:N	2:B:11:A:OP2	2	0.99	0.11	0.99
(1,3)	1:A:84:LYS:N	2:B:11:A:P	2	0.99	0.11	0.99
(1,3)	1:A:84:LYS:N	2:B:12:A:C1'	2	0.99	0.11	0.99
(1,3)	1:A:84:LYS:N	2:B:12:A:C2	2	0.99	0.11	0.99
(1,3)	1:A:84:LYS:N	2:B:12:A:C2'	2	0.99	0.11	0.99
(1,3)	1:A:84:LYS:N	2:B:12:A:C3'	2	0.99	0.11	0.99
(1,3)	1:A:84:LYS:N	2:B:12:A:C4	2	0.99	0.11	0.99
(1,3)	1:A:84:LYS:N	2:B:12:A:C4'	2	0.99	0.11	0.99
(1,3)	1:A:84:LYS:N	2:B:12:A:C5	2	0.99	0.11	0.99
(1,3)	1:A:84:LYS:N	2:B:12:A:C5'	2	0.99	0.11	0.99
(1,3)	1:A:84:LYS:N	2:B:12:A:C6	2	0.99	0.11	0.99
(1,3)	1:A:84:LYS:N	2:B:12:A:C8	2	0.99	0.11	0.99
(1,3)	1:A:84:LYS:N	2:B:12:A:H1'	2	0.99	0.11	0.99
(1,3)	1:A:84:LYS:N	2:B:12:A:H2	2	0.99	0.11	0.99
(1,3)	1:A:84:LYS:N	2:B:12:A:H2'	2	0.99	0.11	0.99
(1,3)	1:A:84:LYS:N	2:B:12:A:H3'	2	0.99	0.11	0.99
(1,3)	1:A:84:LYS:N	2:B:12:A:H4'	2	0.99	0.11	0.99
(1,3)	1:A:84:LYS:N	2:B:12:A:H5'	2	0.99	0.11	0.99
(1,3)	1:A:84:LYS:N	2:B:12:A:H5''	2	0.99	0.11	0.99
(1,3)	1:A:84:LYS:N	2:B:12:A:H61	2	0.99	0.11	0.99
(1,3)	1:A:84:LYS:N	2:B:12:A:H62	2	0.99	0.11	0.99
(1,3)	1:A:84:LYS:N	2:B:12:A:H8	2	0.99	0.11	0.99
(1,3)	1:A:84:LYS:N	2:B:12:A:HO2'	2	0.99	0.11	0.99
(1,3)	1:A:84:LYS:N	2:B:12:A:N1	2	0.99	0.11	0.99
(1,3)	1:A:84:LYS:N	2:B:12:A:N3	2	0.99	0.11	0.99
(1,3)	1:A:84:LYS:N	2:B:12:A:N6	2	0.99	0.11	0.99
(1,3)	1:A:84:LYS:N	2:B:12:A:N7	2	0.99	0.11	0.99
(1,3)	1:A:84:LYS:N	2:B:12:A:N9	2	0.99	0.11	0.99
(1,3)	1:A:84:LYS:N	2:B:12:A:O2'	2	0.99	0.11	0.99
(1,3)	1:A:84:LYS:N	2:B:12:A:O3'	2	0.99	0.11	0.99
(1,3)	1:A:84:LYS:N	2:B:12:A:O4'	2	0.99	0.11	0.99

*Continued on next page...*

*Continued from previous page...*

Key	Atom-1	Atom-2	Models <sup>1</sup>	Mean (Å)	SD <sup>1</sup> (Å)	Median (Å)
(1,3)	1:A:84:LYS:N	2:B:12:A:O5'	2	0.99	0.11	0.99
(1,3)	1:A:84:LYS:N	2:B:12:A:OP1	2	0.99	0.11	0.99
(1,3)	1:A:84:LYS:N	2:B:12:A:OP2	2	0.99	0.11	0.99
(1,3)	1:A:84:LYS:N	2:B:12:A:P	2	0.99	0.11	0.99
(1,3)	1:A:84:LYS:N	2:B:13:A:C1'	2	0.99	0.11	0.99
(1,3)	1:A:84:LYS:N	2:B:13:A:C2	2	0.99	0.11	0.99
(1,3)	1:A:84:LYS:N	2:B:13:A:C2'	2	0.99	0.11	0.99
(1,3)	1:A:84:LYS:N	2:B:13:A:C3'	2	0.99	0.11	0.99
(1,3)	1:A:84:LYS:N	2:B:13:A:C4	2	0.99	0.11	0.99
(1,3)	1:A:84:LYS:N	2:B:13:A:C4'	2	0.99	0.11	0.99
(1,3)	1:A:84:LYS:N	2:B:13:A:C5	2	0.99	0.11	0.99
(1,3)	1:A:84:LYS:N	2:B:13:A:C5'	2	0.99	0.11	0.99
(1,3)	1:A:84:LYS:N	2:B:13:A:C6	2	0.99	0.11	0.99
(1,3)	1:A:84:LYS:N	2:B:13:A:C8	2	0.99	0.11	0.99
(1,3)	1:A:84:LYS:N	2:B:13:A:H1'	2	0.99	0.11	0.99
(1,3)	1:A:84:LYS:N	2:B:13:A:H2	2	0.99	0.11	0.99
(1,3)	1:A:84:LYS:N	2:B:13:A:H2'	2	0.99	0.11	0.99
(1,3)	1:A:84:LYS:N	2:B:13:A:H3'	2	0.99	0.11	0.99
(1,3)	1:A:84:LYS:N	2:B:13:A:H4'	2	0.99	0.11	0.99
(1,3)	1:A:84:LYS:N	2:B:13:A:H5'	2	0.99	0.11	0.99
(1,3)	1:A:84:LYS:N	2:B:13:A:H5''	2	0.99	0.11	0.99
(1,3)	1:A:84:LYS:N	2:B:13:A:H61	2	0.99	0.11	0.99
(1,3)	1:A:84:LYS:N	2:B:13:A:H62	2	0.99	0.11	0.99
(1,3)	1:A:84:LYS:N	2:B:13:A:H8	2	0.99	0.11	0.99
(1,3)	1:A:84:LYS:N	2:B:13:A:HO2'	2	0.99	0.11	0.99
(1,3)	1:A:84:LYS:N	2:B:13:A:N1	2	0.99	0.11	0.99
(1,3)	1:A:84:LYS:N	2:B:13:A:N3	2	0.99	0.11	0.99
(1,3)	1:A:84:LYS:N	2:B:13:A:N6	2	0.99	0.11	0.99
(1,3)	1:A:84:LYS:N	2:B:13:A:N7	2	0.99	0.11	0.99
(1,3)	1:A:84:LYS:N	2:B:13:A:N9	2	0.99	0.11	0.99
(1,3)	1:A:84:LYS:N	2:B:13:A:O2'	2	0.99	0.11	0.99
(1,3)	1:A:84:LYS:N	2:B:13:A:O3'	2	0.99	0.11	0.99
(1,3)	1:A:84:LYS:N	2:B:13:A:O4'	2	0.99	0.11	0.99
(1,3)	1:A:84:LYS:N	2:B:13:A:O5'	2	0.99	0.11	0.99
(1,3)	1:A:84:LYS:N	2:B:13:A:OP1	2	0.99	0.11	0.99
(1,3)	1:A:84:LYS:N	2:B:13:A:OP2	2	0.99	0.11	0.99
(1,3)	1:A:84:LYS:N	2:B:13:A:P	2	0.99	0.11	0.99
(1,3)	1:A:84:LYS:N	2:B:14:G:C1'	2	0.99	0.11	0.99
(1,3)	1:A:84:LYS:N	2:B:14:G:C2	2	0.99	0.11	0.99
(1,3)	1:A:84:LYS:N	2:B:14:G:C2'	2	0.99	0.11	0.99
(1,3)	1:A:84:LYS:N	2:B:14:G:C3'	2	0.99	0.11	0.99
(1,3)	1:A:84:LYS:N	2:B:14:G:C4	2	0.99	0.11	0.99

*Continued on next page...*

*Continued from previous page...*

Key	Atom-1	Atom-2	Models <sup>1</sup>	Mean (Å)	SD <sup>1</sup> (Å)	Median (Å)
(1,3)	1:A:84:LYS:N	2:B:14:G:C4'	2	0.99	0.11	0.99
(1,3)	1:A:84:LYS:N	2:B:14:G:C5	2	0.99	0.11	0.99
(1,3)	1:A:84:LYS:N	2:B:14:G:C5'	2	0.99	0.11	0.99
(1,3)	1:A:84:LYS:N	2:B:14:G:C6	2	0.99	0.11	0.99
(1,3)	1:A:84:LYS:N	2:B:14:G:C8	2	0.99	0.11	0.99
(1,3)	1:A:84:LYS:N	2:B:14:G:H1	2	0.99	0.11	0.99
(1,3)	1:A:84:LYS:N	2:B:14:G:H1'	2	0.99	0.11	0.99
(1,3)	1:A:84:LYS:N	2:B:14:G:H2'	2	0.99	0.11	0.99
(1,3)	1:A:84:LYS:N	2:B:14:G:H21	2	0.99	0.11	0.99
(1,3)	1:A:84:LYS:N	2:B:14:G:H22	2	0.99	0.11	0.99
(1,3)	1:A:84:LYS:N	2:B:14:G:H3'	2	0.99	0.11	0.99
(1,3)	1:A:84:LYS:N	2:B:14:G:H4'	2	0.99	0.11	0.99
(1,3)	1:A:84:LYS:N	2:B:14:G:H5'	2	0.99	0.11	0.99
(1,3)	1:A:84:LYS:N	2:B:14:G:H5''	2	0.99	0.11	0.99
(1,3)	1:A:84:LYS:N	2:B:14:G:H8	2	0.99	0.11	0.99
(1,3)	1:A:84:LYS:N	2:B:14:G:HO2'	2	0.99	0.11	0.99
(1,3)	1:A:84:LYS:N	2:B:14:G:N1	2	0.99	0.11	0.99
(1,3)	1:A:84:LYS:N	2:B:14:G:N2	2	0.99	0.11	0.99
(1,3)	1:A:84:LYS:N	2:B:14:G:N3	2	0.99	0.11	0.99
(1,3)	1:A:84:LYS:N	2:B:14:G:N7	2	0.99	0.11	0.99
(1,3)	1:A:84:LYS:N	2:B:14:G:N9	2	0.99	0.11	0.99
(1,3)	1:A:84:LYS:N	2:B:14:G:O2'	2	0.99	0.11	0.99
(1,3)	1:A:84:LYS:N	2:B:14:G:O3'	2	0.99	0.11	0.99
(1,3)	1:A:84:LYS:N	2:B:14:G:O4'	2	0.99	0.11	0.99
(1,3)	1:A:84:LYS:N	2:B:14:G:O5'	2	0.99	0.11	0.99
(1,3)	1:A:84:LYS:N	2:B:14:G:O6	2	0.99	0.11	0.99
(1,3)	1:A:84:LYS:N	2:B:14:G:OP1	2	0.99	0.11	0.99
(1,3)	1:A:84:LYS:N	2:B:14:G:OP2	2	0.99	0.11	0.99
(1,3)	1:A:84:LYS:N	2:B:14:G:P	2	0.99	0.11	0.99
(1,3)	1:A:84:LYS:N	2:B:15:A:C1'	2	0.99	0.11	0.99
(1,3)	1:A:84:LYS:N	2:B:15:A:C2	2	0.99	0.11	0.99
(1,3)	1:A:84:LYS:N	2:B:15:A:C2'	2	0.99	0.11	0.99
(1,3)	1:A:84:LYS:N	2:B:15:A:C3'	2	0.99	0.11	0.99
(1,3)	1:A:84:LYS:N	2:B:15:A:C4	2	0.99	0.11	0.99
(1,3)	1:A:84:LYS:N	2:B:15:A:C4'	2	0.99	0.11	0.99
(1,3)	1:A:84:LYS:N	2:B:15:A:C5	2	0.99	0.11	0.99
(1,3)	1:A:84:LYS:N	2:B:15:A:C5'	2	0.99	0.11	0.99
(1,3)	1:A:84:LYS:N	2:B:15:A:C6	2	0.99	0.11	0.99
(1,3)	1:A:84:LYS:N	2:B:15:A:C8	2	0.99	0.11	0.99
(1,3)	1:A:84:LYS:N	2:B:15:A:H1'	2	0.99	0.11	0.99
(1,3)	1:A:84:LYS:N	2:B:15:A:H2	2	0.99	0.11	0.99
(1,3)	1:A:84:LYS:N	2:B:15:A:H2'	2	0.99	0.11	0.99

*Continued on next page...*

*Continued from previous page...*

Key	Atom-1	Atom-2	Models <sup>1</sup>	Mean (Å)	SD <sup>1</sup> (Å)	Median (Å)
(1,3)	1:A:84:LYS:N	2:B:15:A:H3'	2	0.99	0.11	0.99
(1,3)	1:A:84:LYS:N	2:B:15:A:H4'	2	0.99	0.11	0.99
(1,3)	1:A:84:LYS:N	2:B:15:A:H5'	2	0.99	0.11	0.99
(1,3)	1:A:84:LYS:N	2:B:15:A:H5''	2	0.99	0.11	0.99
(1,3)	1:A:84:LYS:N	2:B:15:A:H61	2	0.99	0.11	0.99
(1,3)	1:A:84:LYS:N	2:B:15:A:H62	2	0.99	0.11	0.99
(1,3)	1:A:84:LYS:N	2:B:15:A:H8	2	0.99	0.11	0.99
(1,3)	1:A:84:LYS:N	2:B:15:A:HO2'	2	0.99	0.11	0.99
(1,3)	1:A:84:LYS:N	2:B:15:A:N1	2	0.99	0.11	0.99
(1,3)	1:A:84:LYS:N	2:B:15:A:N3	2	0.99	0.11	0.99
(1,3)	1:A:84:LYS:N	2:B:15:A:N6	2	0.99	0.11	0.99
(1,3)	1:A:84:LYS:N	2:B:15:A:N7	2	0.99	0.11	0.99
(1,3)	1:A:84:LYS:N	2:B:15:A:N9	2	0.99	0.11	0.99
(1,3)	1:A:84:LYS:N	2:B:15:A:O2'	2	0.99	0.11	0.99
(1,3)	1:A:84:LYS:N	2:B:15:A:O3'	2	0.99	0.11	0.99
(1,3)	1:A:84:LYS:N	2:B:15:A:O4'	2	0.99	0.11	0.99
(1,3)	1:A:84:LYS:N	2:B:15:A:O5'	2	0.99	0.11	0.99
(1,3)	1:A:84:LYS:N	2:B:15:A:OP1	2	0.99	0.11	0.99
(1,3)	1:A:84:LYS:N	2:B:15:A:OP2	2	0.99	0.11	0.99
(1,3)	1:A:84:LYS:N	2:B:15:A:P	2	0.99	0.11	0.99
(1,3)	1:A:84:LYS:N	2:B:16:G:C1'	2	0.99	0.11	0.99
(1,3)	1:A:84:LYS:N	2:B:16:G:C2	2	0.99	0.11	0.99
(1,3)	1:A:84:LYS:N	2:B:16:G:C2'	2	0.99	0.11	0.99
(1,3)	1:A:84:LYS:N	2:B:16:G:C3'	2	0.99	0.11	0.99
(1,3)	1:A:84:LYS:N	2:B:16:G:C4	2	0.99	0.11	0.99
(1,3)	1:A:84:LYS:N	2:B:16:G:C4'	2	0.99	0.11	0.99
(1,3)	1:A:84:LYS:N	2:B:16:G:C5	2	0.99	0.11	0.99
(1,3)	1:A:84:LYS:N	2:B:16:G:C5'	2	0.99	0.11	0.99
(1,3)	1:A:84:LYS:N	2:B:16:G:C6	2	0.99	0.11	0.99
(1,3)	1:A:84:LYS:N	2:B:16:G:C8	2	0.99	0.11	0.99
(1,3)	1:A:84:LYS:N	2:B:16:G:H1	2	0.99	0.11	0.99
(1,3)	1:A:84:LYS:N	2:B:16:G:H1'	2	0.99	0.11	0.99
(1,3)	1:A:84:LYS:N	2:B:16:G:H2'	2	0.99	0.11	0.99
(1,3)	1:A:84:LYS:N	2:B:16:G:H21	2	0.99	0.11	0.99
(1,3)	1:A:84:LYS:N	2:B:16:G:H22	2	0.99	0.11	0.99
(1,3)	1:A:84:LYS:N	2:B:16:G:H3'	2	0.99	0.11	0.99
(1,3)	1:A:84:LYS:N	2:B:16:G:H4'	2	0.99	0.11	0.99
(1,3)	1:A:84:LYS:N	2:B:16:G:H5'	2	0.99	0.11	0.99
(1,3)	1:A:84:LYS:N	2:B:16:G:H5''	2	0.99	0.11	0.99
(1,3)	1:A:84:LYS:N	2:B:16:G:H8	2	0.99	0.11	0.99
(1,3)	1:A:84:LYS:N	2:B:16:G:HO2'	2	0.99	0.11	0.99
(1,3)	1:A:84:LYS:N	2:B:16:G:N1	2	0.99	0.11	0.99

*Continued on next page...*

*Continued from previous page...*

Key	Atom-1	Atom-2	Models <sup>1</sup>	Mean (Å)	SD <sup>1</sup> (Å)	Median (Å)
(1,3)	1:A:84:LYS:N	2:B:16:G:N2	2	0.99	0.11	0.99
(1,3)	1:A:84:LYS:N	2:B:16:G:N3	2	0.99	0.11	0.99
(1,3)	1:A:84:LYS:N	2:B:16:G:N7	2	0.99	0.11	0.99
(1,3)	1:A:84:LYS:N	2:B:16:G:N9	2	0.99	0.11	0.99
(1,3)	1:A:84:LYS:N	2:B:16:G:O2'	2	0.99	0.11	0.99
(1,3)	1:A:84:LYS:N	2:B:16:G:O3'	2	0.99	0.11	0.99
(1,3)	1:A:84:LYS:N	2:B:16:G:O4'	2	0.99	0.11	0.99
(1,3)	1:A:84:LYS:N	2:B:16:G:O5'	2	0.99	0.11	0.99
(1,3)	1:A:84:LYS:N	2:B:16:G:O6	2	0.99	0.11	0.99
(1,3)	1:A:84:LYS:N	2:B:16:G:OP1	2	0.99	0.11	0.99
(1,3)	1:A:84:LYS:N	2:B:16:G:OP2	2	0.99	0.11	0.99
(1,3)	1:A:84:LYS:N	2:B:16:G:P	2	0.99	0.11	0.99
(1,3)	1:A:84:LYS:N	2:B:17:C:C1'	2	0.99	0.11	0.99
(1,3)	1:A:84:LYS:N	2:B:17:C:C2	2	0.99	0.11	0.99
(1,3)	1:A:84:LYS:N	2:B:17:C:C2'	2	0.99	0.11	0.99
(1,3)	1:A:84:LYS:N	2:B:17:C:C3'	2	0.99	0.11	0.99
(1,3)	1:A:84:LYS:N	2:B:17:C:C4	2	0.99	0.11	0.99
(1,3)	1:A:84:LYS:N	2:B:17:C:C4'	2	0.99	0.11	0.99
(1,3)	1:A:84:LYS:N	2:B:17:C:C5	2	0.99	0.11	0.99
(1,3)	1:A:84:LYS:N	2:B:17:C:C5'	2	0.99	0.11	0.99
(1,3)	1:A:84:LYS:N	2:B:17:C:C6	2	0.99	0.11	0.99
(1,3)	1:A:84:LYS:N	2:B:17:C:H1'	2	0.99	0.11	0.99
(1,3)	1:A:84:LYS:N	2:B:17:C:H2'	2	0.99	0.11	0.99
(1,3)	1:A:84:LYS:N	2:B:17:C:H3'	2	0.99	0.11	0.99
(1,3)	1:A:84:LYS:N	2:B:17:C:H4'	2	0.99	0.11	0.99
(1,3)	1:A:84:LYS:N	2:B:17:C:H41	2	0.99	0.11	0.99
(1,3)	1:A:84:LYS:N	2:B:17:C:H42	2	0.99	0.11	0.99
(1,3)	1:A:84:LYS:N	2:B:17:C:H5	2	0.99	0.11	0.99
(1,3)	1:A:84:LYS:N	2:B:17:C:H5'	2	0.99	0.11	0.99
(1,3)	1:A:84:LYS:N	2:B:17:C:H5''	2	0.99	0.11	0.99
(1,3)	1:A:84:LYS:N	2:B:17:C:H6	2	0.99	0.11	0.99
(1,3)	1:A:84:LYS:N	2:B:17:C:HO2'	2	0.99	0.11	0.99
(1,3)	1:A:84:LYS:N	2:B:17:C:N1	2	0.99	0.11	0.99
(1,3)	1:A:84:LYS:N	2:B:17:C:N3	2	0.99	0.11	0.99
(1,3)	1:A:84:LYS:N	2:B:17:C:N4	2	0.99	0.11	0.99
(1,3)	1:A:84:LYS:N	2:B:17:C:O2	2	0.99	0.11	0.99
(1,3)	1:A:84:LYS:N	2:B:17:C:O2'	2	0.99	0.11	0.99
(1,3)	1:A:84:LYS:N	2:B:17:C:O3'	2	0.99	0.11	0.99
(1,3)	1:A:84:LYS:N	2:B:17:C:O4'	2	0.99	0.11	0.99
(1,3)	1:A:84:LYS:N	2:B:17:C:O5'	2	0.99	0.11	0.99
(1,3)	1:A:84:LYS:N	2:B:17:C:OP1	2	0.99	0.11	0.99
(1,3)	1:A:84:LYS:N	2:B:17:C:OP2	2	0.99	0.11	0.99

*Continued on next page...*



*Continued from previous page...*

Key	Atom-1	Atom-2	Models <sup>1</sup>	Mean (Å)	SD <sup>1</sup> (Å)	Median (Å)
(1,3)	1:A:84:LYS:N	2:B:17:C:P	2	0.99	0.11	0.99
(1,3)	1:A:84:LYS:N	2:B:18:A:C1'	2	0.99	0.11	0.99
(1,3)	1:A:84:LYS:N	2:B:18:A:C2	2	0.99	0.11	0.99
(1,3)	1:A:84:LYS:N	2:B:18:A:C2'	2	0.99	0.11	0.99
(1,3)	1:A:84:LYS:N	2:B:18:A:C3'	2	0.99	0.11	0.99
(1,3)	1:A:84:LYS:N	2:B:18:A:C4	2	0.99	0.11	0.99
(1,3)	1:A:84:LYS:N	2:B:18:A:C4'	2	0.99	0.11	0.99
(1,3)	1:A:84:LYS:N	2:B:18:A:C5	2	0.99	0.11	0.99
(1,3)	1:A:84:LYS:N	2:B:18:A:C5'	2	0.99	0.11	0.99
(1,3)	1:A:84:LYS:N	2:B:18:A:C6	2	0.99	0.11	0.99
(1,3)	1:A:84:LYS:N	2:B:18:A:C8	2	0.99	0.11	0.99
(1,3)	1:A:84:LYS:N	2:B:18:A:H1'	2	0.99	0.11	0.99
(1,3)	1:A:84:LYS:N	2:B:18:A:H2	2	0.99	0.11	0.99
(1,3)	1:A:84:LYS:N	2:B:18:A:H2'	2	0.99	0.11	0.99
(1,3)	1:A:84:LYS:N	2:B:18:A:H3'	2	0.99	0.11	0.99
(1,3)	1:A:84:LYS:N	2:B:18:A:H4'	2	0.99	0.11	0.99
(1,3)	1:A:84:LYS:N	2:B:18:A:H5'	2	0.99	0.11	0.99
(1,3)	1:A:84:LYS:N	2:B:18:A:H5''	2	0.99	0.11	0.99
(1,3)	1:A:84:LYS:N	2:B:18:A:H61	2	0.99	0.11	0.99
(1,3)	1:A:84:LYS:N	2:B:18:A:H62	2	0.99	0.11	0.99
(1,3)	1:A:84:LYS:N	2:B:18:A:H8	2	0.99	0.11	0.99
(1,3)	1:A:84:LYS:N	2:B:18:A:HO2'	2	0.99	0.11	0.99
(1,3)	1:A:84:LYS:N	2:B:18:A:N1	2	0.99	0.11	0.99
(1,3)	1:A:84:LYS:N	2:B:18:A:N3	2	0.99	0.11	0.99
(1,3)	1:A:84:LYS:N	2:B:18:A:N6	2	0.99	0.11	0.99
(1,3)	1:A:84:LYS:N	2:B:18:A:N7	2	0.99	0.11	0.99
(1,3)	1:A:84:LYS:N	2:B:18:A:N9	2	0.99	0.11	0.99
(1,3)	1:A:84:LYS:N	2:B:18:A:O2'	2	0.99	0.11	0.99
(1,3)	1:A:84:LYS:N	2:B:18:A:O3'	2	0.99	0.11	0.99
(1,3)	1:A:84:LYS:N	2:B:18:A:O4'	2	0.99	0.11	0.99
(1,3)	1:A:84:LYS:N	2:B:18:A:O5'	2	0.99	0.11	0.99
(1,3)	1:A:84:LYS:N	2:B:18:A:OP1	2	0.99	0.11	0.99
(1,3)	1:A:84:LYS:N	2:B:18:A:OP2	2	0.99	0.11	0.99
(1,3)	1:A:84:LYS:N	2:B:18:A:P	2	0.99	0.11	0.99
(1,3)	1:A:84:LYS:N	2:B:19:A:C1'	2	0.99	0.11	0.99
(1,3)	1:A:84:LYS:N	2:B:19:A:C2	2	0.99	0.11	0.99
(1,3)	1:A:84:LYS:N	2:B:19:A:C2'	2	0.99	0.11	0.99
(1,3)	1:A:84:LYS:N	2:B:19:A:C3'	2	0.99	0.11	0.99
(1,3)	1:A:84:LYS:N	2:B:19:A:C4	2	0.99	0.11	0.99
(1,3)	1:A:84:LYS:N	2:B:19:A:C4'	2	0.99	0.11	0.99
(1,3)	1:A:84:LYS:N	2:B:19:A:C5	2	0.99	0.11	0.99
(1,3)	1:A:84:LYS:N	2:B:19:A:C5'	2	0.99	0.11	0.99

*Continued on next page...*

*Continued from previous page...*

Key	Atom-1	Atom-2	Models <sup>1</sup>	Mean (Å)	SD <sup>1</sup> (Å)	Median (Å)
(1,3)	1:A:84:LYS:N	2:B:19:A:C6	2	0.99	0.11	0.99
(1,3)	1:A:84:LYS:N	2:B:19:A:C8	2	0.99	0.11	0.99
(1,3)	1:A:84:LYS:N	2:B:19:A:H1'	2	0.99	0.11	0.99
(1,3)	1:A:84:LYS:N	2:B:19:A:H2	2	0.99	0.11	0.99
(1,3)	1:A:84:LYS:N	2:B:19:A:H2'	2	0.99	0.11	0.99
(1,3)	1:A:84:LYS:N	2:B:19:A:H3'	2	0.99	0.11	0.99
(1,3)	1:A:84:LYS:N	2:B:19:A:H4'	2	0.99	0.11	0.99
(1,3)	1:A:84:LYS:N	2:B:19:A:H5'	2	0.99	0.11	0.99
(1,3)	1:A:84:LYS:N	2:B:19:A:H5''	2	0.99	0.11	0.99
(1,3)	1:A:84:LYS:N	2:B:19:A:H61	2	0.99	0.11	0.99
(1,3)	1:A:84:LYS:N	2:B:19:A:H62	2	0.99	0.11	0.99
(1,3)	1:A:84:LYS:N	2:B:19:A:H8	2	0.99	0.11	0.99
(1,3)	1:A:84:LYS:N	2:B:19:A:HO2'	2	0.99	0.11	0.99
(1,3)	1:A:84:LYS:N	2:B:19:A:N1	2	0.99	0.11	0.99
(1,3)	1:A:84:LYS:N	2:B:19:A:N3	2	0.99	0.11	0.99
(1,3)	1:A:84:LYS:N	2:B:19:A:N6	2	0.99	0.11	0.99
(1,3)	1:A:84:LYS:N	2:B:19:A:N7	2	0.99	0.11	0.99
(1,3)	1:A:84:LYS:N	2:B:19:A:N9	2	0.99	0.11	0.99
(1,3)	1:A:84:LYS:N	2:B:19:A:O2'	2	0.99	0.11	0.99
(1,3)	1:A:84:LYS:N	2:B:19:A:O3'	2	0.99	0.11	0.99
(1,3)	1:A:84:LYS:N	2:B:19:A:O4'	2	0.99	0.11	0.99
(1,3)	1:A:84:LYS:N	2:B:19:A:O5'	2	0.99	0.11	0.99
(1,3)	1:A:84:LYS:N	2:B:19:A:OP1	2	0.99	0.11	0.99
(1,3)	1:A:84:LYS:N	2:B:19:A:OP2	2	0.99	0.11	0.99
(1,3)	1:A:84:LYS:N	2:B:19:A:P	2	0.99	0.11	0.99
(1,3)	1:A:84:LYS:N	2:B:20:U:C1'	2	0.99	0.11	0.99
(1,3)	1:A:84:LYS:N	2:B:20:U:C2	2	0.99	0.11	0.99
(1,3)	1:A:84:LYS:N	2:B:20:U:C2'	2	0.99	0.11	0.99
(1,3)	1:A:84:LYS:N	2:B:20:U:C3'	2	0.99	0.11	0.99
(1,3)	1:A:84:LYS:N	2:B:20:U:C4	2	0.99	0.11	0.99
(1,3)	1:A:84:LYS:N	2:B:20:U:C4'	2	0.99	0.11	0.99
(1,3)	1:A:84:LYS:N	2:B:20:U:C5	2	0.99	0.11	0.99
(1,3)	1:A:84:LYS:N	2:B:20:U:C5'	2	0.99	0.11	0.99
(1,3)	1:A:84:LYS:N	2:B:20:U:C6	2	0.99	0.11	0.99
(1,3)	1:A:84:LYS:N	2:B:20:U:H1'	2	0.99	0.11	0.99
(1,3)	1:A:84:LYS:N	2:B:20:U:H2'	2	0.99	0.11	0.99
(1,3)	1:A:84:LYS:N	2:B:20:U:H3	2	0.99	0.11	0.99
(1,3)	1:A:84:LYS:N	2:B:20:U:H3'	2	0.99	0.11	0.99
(1,3)	1:A:84:LYS:N	2:B:20:U:H4'	2	0.99	0.11	0.99
(1,3)	1:A:84:LYS:N	2:B:20:U:H5	2	0.99	0.11	0.99
(1,3)	1:A:84:LYS:N	2:B:20:U:H5'	2	0.99	0.11	0.99
(1,3)	1:A:84:LYS:N	2:B:20:U:H5''	2	0.99	0.11	0.99

*Continued on next page...*

*Continued from previous page...*

Key	Atom-1	Atom-2	Models <sup>1</sup>	Mean (Å)	SD <sup>1</sup> (Å)	Median (Å)
(1,3)	1:A:84:LYS:N	2:B:20:U:H6	2	0.99	0.11	0.99
(1,3)	1:A:84:LYS:N	2:B:20:U:HO2'	2	0.99	0.11	0.99
(1,3)	1:A:84:LYS:N	2:B:20:U:N1	2	0.99	0.11	0.99
(1,3)	1:A:84:LYS:N	2:B:20:U:N3	2	0.99	0.11	0.99
(1,3)	1:A:84:LYS:N	2:B:20:U:O2	2	0.99	0.11	0.99
(1,3)	1:A:84:LYS:N	2:B:20:U:O2'	2	0.99	0.11	0.99
(1,3)	1:A:84:LYS:N	2:B:20:U:O3'	2	0.99	0.11	0.99
(1,3)	1:A:84:LYS:N	2:B:20:U:O4	2	0.99	0.11	0.99
(1,3)	1:A:84:LYS:N	2:B:20:U:O4'	2	0.99	0.11	0.99
(1,3)	1:A:84:LYS:N	2:B:20:U:O5'	2	0.99	0.11	0.99
(1,3)	1:A:84:LYS:N	2:B:20:U:OP1	2	0.99	0.11	0.99
(1,3)	1:A:84:LYS:N	2:B:20:U:OP2	2	0.99	0.11	0.99
(1,3)	1:A:84:LYS:N	2:B:20:U:P	2	0.99	0.11	0.99
(1,3)	1:A:84:LYS:N	2:B:21:G:C1'	2	0.99	0.11	0.99
(1,3)	1:A:84:LYS:N	2:B:21:G:C2	2	0.99	0.11	0.99
(1,3)	1:A:84:LYS:N	2:B:21:G:C2'	2	0.99	0.11	0.99
(1,3)	1:A:84:LYS:N	2:B:21:G:C3'	2	0.99	0.11	0.99
(1,3)	1:A:84:LYS:N	2:B:21:G:C4	2	0.99	0.11	0.99
(1,3)	1:A:84:LYS:N	2:B:21:G:C4'	2	0.99	0.11	0.99
(1,3)	1:A:84:LYS:N	2:B:21:G:C5	2	0.99	0.11	0.99
(1,3)	1:A:84:LYS:N	2:B:21:G:C5'	2	0.99	0.11	0.99
(1,3)	1:A:84:LYS:N	2:B:21:G:C6	2	0.99	0.11	0.99
(1,3)	1:A:84:LYS:N	2:B:21:G:C8	2	0.99	0.11	0.99
(1,3)	1:A:84:LYS:N	2:B:21:G:H1	2	0.99	0.11	0.99
(1,3)	1:A:84:LYS:N	2:B:21:G:H1'	2	0.99	0.11	0.99
(1,3)	1:A:84:LYS:N	2:B:21:G:H2'	2	0.99	0.11	0.99
(1,3)	1:A:84:LYS:N	2:B:21:G:H21	2	0.99	0.11	0.99
(1,3)	1:A:84:LYS:N	2:B:21:G:H22	2	0.99	0.11	0.99
(1,3)	1:A:84:LYS:N	2:B:21:G:H3'	2	0.99	0.11	0.99
(1,3)	1:A:84:LYS:N	2:B:21:G:H4'	2	0.99	0.11	0.99
(1,3)	1:A:84:LYS:N	2:B:21:G:H5'	2	0.99	0.11	0.99
(1,3)	1:A:84:LYS:N	2:B:21:G:H5''	2	0.99	0.11	0.99
(1,3)	1:A:84:LYS:N	2:B:21:G:H8	2	0.99	0.11	0.99
(1,3)	1:A:84:LYS:N	2:B:21:G:HO2'	2	0.99	0.11	0.99
(1,3)	1:A:84:LYS:N	2:B:21:G:N1	2	0.99	0.11	0.99
(1,3)	1:A:84:LYS:N	2:B:21:G:N2	2	0.99	0.11	0.99
(1,3)	1:A:84:LYS:N	2:B:21:G:N3	2	0.99	0.11	0.99
(1,3)	1:A:84:LYS:N	2:B:21:G:N7	2	0.99	0.11	0.99
(1,3)	1:A:84:LYS:N	2:B:21:G:N9	2	0.99	0.11	0.99
(1,3)	1:A:84:LYS:N	2:B:21:G:O2'	2	0.99	0.11	0.99
(1,3)	1:A:84:LYS:N	2:B:21:G:O3'	2	0.99	0.11	0.99
(1,3)	1:A:84:LYS:N	2:B:21:G:O4'	2	0.99	0.11	0.99

*Continued on next page...*

*Continued from previous page...*

Key	Atom-1	Atom-2	Models <sup>1</sup>	Mean (Å)	SD <sup>1</sup> (Å)	Median (Å)
(1,3)	1:A:84:LYS:N	2:B:21:G:O5'	2	0.99	0.11	0.99
(1,3)	1:A:84:LYS:N	2:B:21:G:O6	2	0.99	0.11	0.99
(1,3)	1:A:84:LYS:N	2:B:21:G:OP1	2	0.99	0.11	0.99
(1,3)	1:A:84:LYS:N	2:B:21:G:OP2	2	0.99	0.11	0.99
(1,3)	1:A:84:LYS:N	2:B:21:G:P	2	0.99	0.11	0.99
(1,3)	1:A:84:LYS:N	2:B:22:A:C1'	2	0.99	0.11	0.99
(1,3)	1:A:84:LYS:N	2:B:22:A:C2	2	0.99	0.11	0.99
(1,3)	1:A:84:LYS:N	2:B:22:A:C2'	2	0.99	0.11	0.99
(1,3)	1:A:84:LYS:N	2:B:22:A:C3'	2	0.99	0.11	0.99
(1,3)	1:A:84:LYS:N	2:B:22:A:C4	2	0.99	0.11	0.99
(1,3)	1:A:84:LYS:N	2:B:22:A:C4'	2	0.99	0.11	0.99
(1,3)	1:A:84:LYS:N	2:B:22:A:C5	2	0.99	0.11	0.99
(1,3)	1:A:84:LYS:N	2:B:22:A:C5'	2	0.99	0.11	0.99
(1,3)	1:A:84:LYS:N	2:B:22:A:C6	2	0.99	0.11	0.99
(1,3)	1:A:84:LYS:N	2:B:22:A:C8	2	0.99	0.11	0.99
(1,3)	1:A:84:LYS:N	2:B:22:A:H1'	2	0.99	0.11	0.99
(1,3)	1:A:84:LYS:N	2:B:22:A:H2	2	0.99	0.11	0.99
(1,3)	1:A:84:LYS:N	2:B:22:A:H2'	2	0.99	0.11	0.99
(1,3)	1:A:84:LYS:N	2:B:22:A:H3'	2	0.99	0.11	0.99
(1,3)	1:A:84:LYS:N	2:B:22:A:H4'	2	0.99	0.11	0.99
(1,3)	1:A:84:LYS:N	2:B:22:A:H5'	2	0.99	0.11	0.99
(1,3)	1:A:84:LYS:N	2:B:22:A:H5''	2	0.99	0.11	0.99
(1,3)	1:A:84:LYS:N	2:B:22:A:H61	2	0.99	0.11	0.99
(1,3)	1:A:84:LYS:N	2:B:22:A:H62	2	0.99	0.11	0.99
(1,3)	1:A:84:LYS:N	2:B:22:A:H8	2	0.99	0.11	0.99
(1,3)	1:A:84:LYS:N	2:B:22:A:HO2'	2	0.99	0.11	0.99
(1,3)	1:A:84:LYS:N	2:B:22:A:N1	2	0.99	0.11	0.99
(1,3)	1:A:84:LYS:N	2:B:22:A:N3	2	0.99	0.11	0.99
(1,3)	1:A:84:LYS:N	2:B:22:A:N6	2	0.99	0.11	0.99
(1,3)	1:A:84:LYS:N	2:B:22:A:N7	2	0.99	0.11	0.99
(1,3)	1:A:84:LYS:N	2:B:22:A:N9	2	0.99	0.11	0.99
(1,3)	1:A:84:LYS:N	2:B:22:A:O2'	2	0.99	0.11	0.99
(1,3)	1:A:84:LYS:N	2:B:22:A:O3'	2	0.99	0.11	0.99
(1,3)	1:A:84:LYS:N	2:B:22:A:O4'	2	0.99	0.11	0.99
(1,3)	1:A:84:LYS:N	2:B:22:A:O5'	2	0.99	0.11	0.99
(1,3)	1:A:84:LYS:N	2:B:22:A:OP1	2	0.99	0.11	0.99
(1,3)	1:A:84:LYS:N	2:B:22:A:OP2	2	0.99	0.11	0.99
(1,3)	1:A:84:LYS:N	2:B:22:A:P	2	0.99	0.11	0.99
(1,3)	1:A:84:LYS:N	2:B:23:U:C1'	2	0.99	0.11	0.99
(1,3)	1:A:84:LYS:N	2:B:23:U:C2	2	0.99	0.11	0.99
(1,3)	1:A:84:LYS:N	2:B:23:U:C2'	2	0.99	0.11	0.99
(1,3)	1:A:84:LYS:N	2:B:23:U:C3'	2	0.99	0.11	0.99

*Continued on next page...*

*Continued from previous page...*

Key	Atom-1	Atom-2	Models <sup>1</sup>	Mean (Å)	SD <sup>1</sup> (Å)	Median (Å)
(1,3)	1:A:84:LYS:N	2:B:23:U:C4	2	0.99	0.11	0.99
(1,3)	1:A:84:LYS:N	2:B:23:U:C4'	2	0.99	0.11	0.99
(1,3)	1:A:84:LYS:N	2:B:23:U:C5	2	0.99	0.11	0.99
(1,3)	1:A:84:LYS:N	2:B:23:U:C5'	2	0.99	0.11	0.99
(1,3)	1:A:84:LYS:N	2:B:23:U:C6	2	0.99	0.11	0.99
(1,3)	1:A:84:LYS:N	2:B:23:U:H1'	2	0.99	0.11	0.99
(1,3)	1:A:84:LYS:N	2:B:23:U:H2'	2	0.99	0.11	0.99
(1,3)	1:A:84:LYS:N	2:B:23:U:H3	2	0.99	0.11	0.99
(1,3)	1:A:84:LYS:N	2:B:23:U:H3'	2	0.99	0.11	0.99
(1,3)	1:A:84:LYS:N	2:B:23:U:H4'	2	0.99	0.11	0.99
(1,3)	1:A:84:LYS:N	2:B:23:U:H5	2	0.99	0.11	0.99
(1,3)	1:A:84:LYS:N	2:B:23:U:H5'	2	0.99	0.11	0.99
(1,3)	1:A:84:LYS:N	2:B:23:U:H5''	2	0.99	0.11	0.99
(1,3)	1:A:84:LYS:N	2:B:23:U:H6	2	0.99	0.11	0.99
(1,3)	1:A:84:LYS:N	2:B:23:U:HO2'	2	0.99	0.11	0.99
(1,3)	1:A:84:LYS:N	2:B:23:U:N1	2	0.99	0.11	0.99
(1,3)	1:A:84:LYS:N	2:B:23:U:N3	2	0.99	0.11	0.99
(1,3)	1:A:84:LYS:N	2:B:23:U:O2	2	0.99	0.11	0.99
(1,3)	1:A:84:LYS:N	2:B:23:U:O2'	2	0.99	0.11	0.99
(1,3)	1:A:84:LYS:N	2:B:23:U:O3'	2	0.99	0.11	0.99
(1,3)	1:A:84:LYS:N	2:B:23:U:O4	2	0.99	0.11	0.99
(1,3)	1:A:84:LYS:N	2:B:23:U:O4'	2	0.99	0.11	0.99
(1,3)	1:A:84:LYS:N	2:B:23:U:O5'	2	0.99	0.11	0.99
(1,3)	1:A:84:LYS:N	2:B:23:U:OP1	2	0.99	0.11	0.99
(1,3)	1:A:84:LYS:N	2:B:23:U:OP2	2	0.99	0.11	0.99
(1,3)	1:A:84:LYS:N	2:B:23:U:P	2	0.99	0.11	0.99
(1,3)	1:A:84:LYS:N	2:B:24:G:C1'	2	0.99	0.11	0.99
(1,3)	1:A:84:LYS:N	2:B:24:G:C2	2	0.99	0.11	0.99
(1,3)	1:A:84:LYS:N	2:B:24:G:C2'	2	0.99	0.11	0.99
(1,3)	1:A:84:LYS:N	2:B:24:G:C3'	2	0.99	0.11	0.99
(1,3)	1:A:84:LYS:N	2:B:24:G:C4	2	0.99	0.11	0.99
(1,3)	1:A:84:LYS:N	2:B:24:G:C4'	2	0.99	0.11	0.99
(1,3)	1:A:84:LYS:N	2:B:24:G:C5	2	0.99	0.11	0.99
(1,3)	1:A:84:LYS:N	2:B:24:G:C5'	2	0.99	0.11	0.99
(1,3)	1:A:84:LYS:N	2:B:24:G:C6	2	0.99	0.11	0.99
(1,3)	1:A:84:LYS:N	2:B:24:G:C8	2	0.99	0.11	0.99
(1,3)	1:A:84:LYS:N	2:B:24:G:H1	2	0.99	0.11	0.99
(1,3)	1:A:84:LYS:N	2:B:24:G:H1'	2	0.99	0.11	0.99
(1,3)	1:A:84:LYS:N	2:B:24:G:H2'	2	0.99	0.11	0.99
(1,3)	1:A:84:LYS:N	2:B:24:G:H21	2	0.99	0.11	0.99
(1,3)	1:A:84:LYS:N	2:B:24:G:H22	2	0.99	0.11	0.99
(1,3)	1:A:84:LYS:N	2:B:24:G:H3'	2	0.99	0.11	0.99

*Continued on next page...*

*Continued from previous page...*

Key	Atom-1	Atom-2	Models <sup>1</sup>	Mean (Å)	SD <sup>1</sup> (Å)	Median (Å)
(1,3)	1:A:84:LYS:N	2:B:24:G:H4'	2	0.99	0.11	0.99
(1,3)	1:A:84:LYS:N	2:B:24:G:H5'	2	0.99	0.11	0.99
(1,3)	1:A:84:LYS:N	2:B:24:G:H5''	2	0.99	0.11	0.99
(1,3)	1:A:84:LYS:N	2:B:24:G:H8	2	0.99	0.11	0.99
(1,3)	1:A:84:LYS:N	2:B:24:G:HO2'	2	0.99	0.11	0.99
(1,3)	1:A:84:LYS:N	2:B:24:G:N1	2	0.99	0.11	0.99
(1,3)	1:A:84:LYS:N	2:B:24:G:N2	2	0.99	0.11	0.99
(1,3)	1:A:84:LYS:N	2:B:24:G:N3	2	0.99	0.11	0.99
(1,3)	1:A:84:LYS:N	2:B:24:G:N7	2	0.99	0.11	0.99
(1,3)	1:A:84:LYS:N	2:B:24:G:N9	2	0.99	0.11	0.99
(1,3)	1:A:84:LYS:N	2:B:24:G:O2'	2	0.99	0.11	0.99
(1,3)	1:A:84:LYS:N	2:B:24:G:O3'	2	0.99	0.11	0.99
(1,3)	1:A:84:LYS:N	2:B:24:G:O4'	2	0.99	0.11	0.99
(1,3)	1:A:84:LYS:N	2:B:24:G:O5'	2	0.99	0.11	0.99
(1,3)	1:A:84:LYS:N	2:B:24:G:O6	2	0.99	0.11	0.99
(1,3)	1:A:84:LYS:N	2:B:24:G:OP1	2	0.99	0.11	0.99
(1,3)	1:A:84:LYS:N	2:B:24:G:OP2	2	0.99	0.11	0.99
(1,3)	1:A:84:LYS:N	2:B:24:G:P	2	0.99	0.11	0.99
(1,3)	1:A:84:LYS:NZ	2:B:2:C:C1'	2	0.99	0.11	0.99
(1,3)	1:A:84:LYS:NZ	2:B:2:C:C2	2	0.99	0.11	0.99
(1,3)	1:A:84:LYS:NZ	2:B:2:C:C2'	2	0.99	0.11	0.99
(1,3)	1:A:84:LYS:NZ	2:B:2:C:C3'	2	0.99	0.11	0.99
(1,3)	1:A:84:LYS:NZ	2:B:2:C:C4	2	0.99	0.11	0.99
(1,3)	1:A:84:LYS:NZ	2:B:2:C:C4'	2	0.99	0.11	0.99
(1,3)	1:A:84:LYS:NZ	2:B:2:C:C5	2	0.99	0.11	0.99
(1,3)	1:A:84:LYS:NZ	2:B:2:C:C5'	2	0.99	0.11	0.99
(1,3)	1:A:84:LYS:NZ	2:B:2:C:C6	2	0.99	0.11	0.99
(1,3)	1:A:84:LYS:NZ	2:B:2:C:H1'	2	0.99	0.11	0.99
(1,3)	1:A:84:LYS:NZ	2:B:2:C:H2'	2	0.99	0.11	0.99
(1,3)	1:A:84:LYS:NZ	2:B:2:C:H3'	2	0.99	0.11	0.99
(1,3)	1:A:84:LYS:NZ	2:B:2:C:H4'	2	0.99	0.11	0.99
(1,3)	1:A:84:LYS:NZ	2:B:2:C:H41	2	0.99	0.11	0.99
(1,3)	1:A:84:LYS:NZ	2:B:2:C:H42	2	0.99	0.11	0.99
(1,3)	1:A:84:LYS:NZ	2:B:2:C:H5	2	0.99	0.11	0.99
(1,3)	1:A:84:LYS:NZ	2:B:2:C:H5'	2	0.99	0.11	0.99
(1,3)	1:A:84:LYS:NZ	2:B:2:C:H5''	2	0.99	0.11	0.99
(1,3)	1:A:84:LYS:NZ	2:B:2:C:H6	2	0.99	0.11	0.99
(1,3)	1:A:84:LYS:NZ	2:B:2:C:HO2'	2	0.99	0.11	0.99
(1,3)	1:A:84:LYS:NZ	2:B:2:C:N1	2	0.99	0.11	0.99
(1,3)	1:A:84:LYS:NZ	2:B:2:C:N3	2	0.99	0.11	0.99
(1,3)	1:A:84:LYS:NZ	2:B:2:C:N4	2	0.99	0.11	0.99
(1,3)	1:A:84:LYS:NZ	2:B:2:C:O2	2	0.99	0.11	0.99

*Continued on next page...*

*Continued from previous page...*

Key	Atom-1	Atom-2	Models <sup>1</sup>	Mean (Å)	SD <sup>1</sup> (Å)	Median (Å)
(1,3)	1:A:84:LYS:NZ	2:B:2:C:O2'	2	0.99	0.11	0.99
(1,3)	1:A:84:LYS:NZ	2:B:2:C:O3'	2	0.99	0.11	0.99
(1,3)	1:A:84:LYS:NZ	2:B:2:C:O4'	2	0.99	0.11	0.99
(1,3)	1:A:84:LYS:NZ	2:B:2:C:O5'	2	0.99	0.11	0.99
(1,3)	1:A:84:LYS:NZ	2:B:3:U:C1'	2	0.99	0.11	0.99
(1,3)	1:A:84:LYS:NZ	2:B:3:U:C2	2	0.99	0.11	0.99
(1,3)	1:A:84:LYS:NZ	2:B:3:U:C2'	2	0.99	0.11	0.99
(1,3)	1:A:84:LYS:NZ	2:B:3:U:C3'	2	0.99	0.11	0.99
(1,3)	1:A:84:LYS:NZ	2:B:3:U:C4	2	0.99	0.11	0.99
(1,3)	1:A:84:LYS:NZ	2:B:3:U:C4'	2	0.99	0.11	0.99
(1,3)	1:A:84:LYS:NZ	2:B:3:U:C5	2	0.99	0.11	0.99
(1,3)	1:A:84:LYS:NZ	2:B:3:U:C5'	2	0.99	0.11	0.99
(1,3)	1:A:84:LYS:NZ	2:B:3:U:C6	2	0.99	0.11	0.99
(1,3)	1:A:84:LYS:NZ	2:B:3:U:H1'	2	0.99	0.11	0.99
(1,3)	1:A:84:LYS:NZ	2:B:3:U:H2'	2	0.99	0.11	0.99
(1,3)	1:A:84:LYS:NZ	2:B:3:U:H3	2	0.99	0.11	0.99
(1,3)	1:A:84:LYS:NZ	2:B:3:U:H3'	2	0.99	0.11	0.99
(1,3)	1:A:84:LYS:NZ	2:B:3:U:H4'	2	0.99	0.11	0.99
(1,3)	1:A:84:LYS:NZ	2:B:3:U:H5	2	0.99	0.11	0.99
(1,3)	1:A:84:LYS:NZ	2:B:3:U:H5'	2	0.99	0.11	0.99
(1,3)	1:A:84:LYS:NZ	2:B:3:U:H5''	2	0.99	0.11	0.99
(1,3)	1:A:84:LYS:NZ	2:B:3:U:H6	2	0.99	0.11	0.99
(1,3)	1:A:84:LYS:NZ	2:B:3:U:HO2'	2	0.99	0.11	0.99
(1,3)	1:A:84:LYS:NZ	2:B:3:U:N1	2	0.99	0.11	0.99
(1,3)	1:A:84:LYS:NZ	2:B:3:U:N3	2	0.99	0.11	0.99
(1,3)	1:A:84:LYS:NZ	2:B:3:U:O2	2	0.99	0.11	0.99
(1,3)	1:A:84:LYS:NZ	2:B:3:U:O2'	2	0.99	0.11	0.99
(1,3)	1:A:84:LYS:NZ	2:B:3:U:O3'	2	0.99	0.11	0.99
(1,3)	1:A:84:LYS:NZ	2:B:3:U:O4	2	0.99	0.11	0.99
(1,3)	1:A:84:LYS:NZ	2:B:3:U:O4'	2	0.99	0.11	0.99
(1,3)	1:A:84:LYS:NZ	2:B:3:U:O5'	2	0.99	0.11	0.99
(1,3)	1:A:84:LYS:NZ	2:B:3:U:OP1	2	0.99	0.11	0.99
(1,3)	1:A:84:LYS:NZ	2:B:3:U:OP2	2	0.99	0.11	0.99
(1,3)	1:A:84:LYS:NZ	2:B:3:U:P	2	0.99	0.11	0.99
(1,3)	1:A:84:LYS:NZ	2:B:4:G:C1'	2	0.99	0.11	0.99
(1,3)	1:A:84:LYS:NZ	2:B:4:G:C2	2	0.99	0.11	0.99
(1,3)	1:A:84:LYS:NZ	2:B:4:G:C2'	2	0.99	0.11	0.99
(1,3)	1:A:84:LYS:NZ	2:B:4:G:C3'	2	0.99	0.11	0.99
(1,3)	1:A:84:LYS:NZ	2:B:4:G:C4	2	0.99	0.11	0.99
(1,3)	1:A:84:LYS:NZ	2:B:4:G:C4'	2	0.99	0.11	0.99
(1,3)	1:A:84:LYS:NZ	2:B:4:G:C5	2	0.99	0.11	0.99
(1,3)	1:A:84:LYS:NZ	2:B:4:G:C5'	2	0.99	0.11	0.99

*Continued on next page...*

*Continued from previous page...*

Key	Atom-1	Atom-2	Models <sup>1</sup>	Mean (Å)	SD <sup>1</sup> (Å)	Median (Å)
(1,3)	1:A:84:LYS:NZ	2:B:4:G:C6	2	0.99	0.11	0.99
(1,3)	1:A:84:LYS:NZ	2:B:4:G:C8	2	0.99	0.11	0.99
(1,3)	1:A:84:LYS:NZ	2:B:4:G:H1	2	0.99	0.11	0.99
(1,3)	1:A:84:LYS:NZ	2:B:4:G:H1'	2	0.99	0.11	0.99
(1,3)	1:A:84:LYS:NZ	2:B:4:G:H2'	2	0.99	0.11	0.99
(1,3)	1:A:84:LYS:NZ	2:B:4:G:H21	2	0.99	0.11	0.99
(1,3)	1:A:84:LYS:NZ	2:B:4:G:H22	2	0.99	0.11	0.99
(1,3)	1:A:84:LYS:NZ	2:B:4:G:H3'	2	0.99	0.11	0.99
(1,3)	1:A:84:LYS:NZ	2:B:4:G:H4'	2	0.99	0.11	0.99
(1,3)	1:A:84:LYS:NZ	2:B:4:G:H5'	2	0.99	0.11	0.99
(1,3)	1:A:84:LYS:NZ	2:B:4:G:H5''	2	0.99	0.11	0.99
(1,3)	1:A:84:LYS:NZ	2:B:4:G:H8	2	0.99	0.11	0.99
(1,3)	1:A:84:LYS:NZ	2:B:4:G:HO2'	2	0.99	0.11	0.99
(1,3)	1:A:84:LYS:NZ	2:B:4:G:N1	2	0.99	0.11	0.99
(1,3)	1:A:84:LYS:NZ	2:B:4:G:N2	2	0.99	0.11	0.99
(1,3)	1:A:84:LYS:NZ	2:B:4:G:N3	2	0.99	0.11	0.99
(1,3)	1:A:84:LYS:NZ	2:B:4:G:N7	2	0.99	0.11	0.99
(1,3)	1:A:84:LYS:NZ	2:B:4:G:N9	2	0.99	0.11	0.99
(1,3)	1:A:84:LYS:NZ	2:B:4:G:O2'	2	0.99	0.11	0.99
(1,3)	1:A:84:LYS:NZ	2:B:4:G:O3'	2	0.99	0.11	0.99
(1,3)	1:A:84:LYS:NZ	2:B:4:G:O4'	2	0.99	0.11	0.99
(1,3)	1:A:84:LYS:NZ	2:B:4:G:O5'	2	0.99	0.11	0.99
(1,3)	1:A:84:LYS:NZ	2:B:4:G:O6	2	0.99	0.11	0.99
(1,3)	1:A:84:LYS:NZ	2:B:4:G:OP1	2	0.99	0.11	0.99
(1,3)	1:A:84:LYS:NZ	2:B:4:G:OP2	2	0.99	0.11	0.99
(1,3)	1:A:84:LYS:NZ	2:B:4:G:P	2	0.99	0.11	0.99
(1,3)	1:A:84:LYS:NZ	2:B:5:A:C1'	2	0.99	0.11	0.99
(1,3)	1:A:84:LYS:NZ	2:B:5:A:C2	2	0.99	0.11	0.99
(1,3)	1:A:84:LYS:NZ	2:B:5:A:C2'	2	0.99	0.11	0.99
(1,3)	1:A:84:LYS:NZ	2:B:5:A:C3'	2	0.99	0.11	0.99
(1,3)	1:A:84:LYS:NZ	2:B:5:A:C4	2	0.99	0.11	0.99
(1,3)	1:A:84:LYS:NZ	2:B:5:A:C4'	2	0.99	0.11	0.99
(1,3)	1:A:84:LYS:NZ	2:B:5:A:C5	2	0.99	0.11	0.99
(1,3)	1:A:84:LYS:NZ	2:B:5:A:C5'	2	0.99	0.11	0.99
(1,3)	1:A:84:LYS:NZ	2:B:5:A:C6	2	0.99	0.11	0.99
(1,3)	1:A:84:LYS:NZ	2:B:5:A:C8	2	0.99	0.11	0.99
(1,3)	1:A:84:LYS:NZ	2:B:5:A:H1'	2	0.99	0.11	0.99
(1,3)	1:A:84:LYS:NZ	2:B:5:A:H2	2	0.99	0.11	0.99
(1,3)	1:A:84:LYS:NZ	2:B:5:A:H2'	2	0.99	0.11	0.99
(1,3)	1:A:84:LYS:NZ	2:B:5:A:H3'	2	0.99	0.11	0.99
(1,3)	1:A:84:LYS:NZ	2:B:5:A:H4'	2	0.99	0.11	0.99
(1,3)	1:A:84:LYS:NZ	2:B:5:A:H5'	2	0.99	0.11	0.99

*Continued on next page...*



*Continued from previous page...*

Key	Atom-1	Atom-2	Models <sup>1</sup>	Mean (Å)	SD <sup>1</sup> (Å)	Median (Å)
(1,3)	1:A:84:LYS:NZ	2:B:5:A:H5''	2	0.99	0.11	0.99
(1,3)	1:A:84:LYS:NZ	2:B:5:A:H61	2	0.99	0.11	0.99
(1,3)	1:A:84:LYS:NZ	2:B:5:A:H62	2	0.99	0.11	0.99
(1,3)	1:A:84:LYS:NZ	2:B:5:A:H8	2	0.99	0.11	0.99
(1,3)	1:A:84:LYS:NZ	2:B:5:A:HO2'	2	0.99	0.11	0.99
(1,3)	1:A:84:LYS:NZ	2:B:5:A:N1	2	0.99	0.11	0.99
(1,3)	1:A:84:LYS:NZ	2:B:5:A:N3	2	0.99	0.11	0.99
(1,3)	1:A:84:LYS:NZ	2:B:5:A:N6	2	0.99	0.11	0.99
(1,3)	1:A:84:LYS:NZ	2:B:5:A:N7	2	0.99	0.11	0.99
(1,3)	1:A:84:LYS:NZ	2:B:5:A:N9	2	0.99	0.11	0.99
(1,3)	1:A:84:LYS:NZ	2:B:5:A:O2'	2	0.99	0.11	0.99
(1,3)	1:A:84:LYS:NZ	2:B:5:A:O3'	2	0.99	0.11	0.99
(1,3)	1:A:84:LYS:NZ	2:B:5:A:O4'	2	0.99	0.11	0.99
(1,3)	1:A:84:LYS:NZ	2:B:5:A:O5'	2	0.99	0.11	0.99
(1,3)	1:A:84:LYS:NZ	2:B:5:A:OP1	2	0.99	0.11	0.99
(1,3)	1:A:84:LYS:NZ	2:B:5:A:OP2	2	0.99	0.11	0.99
(1,3)	1:A:84:LYS:NZ	2:B:5:A:P	2	0.99	0.11	0.99
(1,3)	1:A:84:LYS:NZ	2:B:6:G:C1'	2	0.99	0.11	0.99
(1,3)	1:A:84:LYS:NZ	2:B:6:G:C2	2	0.99	0.11	0.99
(1,3)	1:A:84:LYS:NZ	2:B:6:G:C2'	2	0.99	0.11	0.99
(1,3)	1:A:84:LYS:NZ	2:B:6:G:C3'	2	0.99	0.11	0.99
(1,3)	1:A:84:LYS:NZ	2:B:6:G:C4	2	0.99	0.11	0.99
(1,3)	1:A:84:LYS:NZ	2:B:6:G:C4'	2	0.99	0.11	0.99
(1,3)	1:A:84:LYS:NZ	2:B:6:G:C5	2	0.99	0.11	0.99
(1,3)	1:A:84:LYS:NZ	2:B:6:G:C5'	2	0.99	0.11	0.99
(1,3)	1:A:84:LYS:NZ	2:B:6:G:C6	2	0.99	0.11	0.99
(1,3)	1:A:84:LYS:NZ	2:B:6:G:C8	2	0.99	0.11	0.99
(1,3)	1:A:84:LYS:NZ	2:B:6:G:H1	2	0.99	0.11	0.99
(1,3)	1:A:84:LYS:NZ	2:B:6:G:H1'	2	0.99	0.11	0.99
(1,3)	1:A:84:LYS:NZ	2:B:6:G:H2'	2	0.99	0.11	0.99
(1,3)	1:A:84:LYS:NZ	2:B:6:G:H21	2	0.99	0.11	0.99
(1,3)	1:A:84:LYS:NZ	2:B:6:G:H22	2	0.99	0.11	0.99
(1,3)	1:A:84:LYS:NZ	2:B:6:G:H3'	2	0.99	0.11	0.99
(1,3)	1:A:84:LYS:NZ	2:B:6:G:H4'	2	0.99	0.11	0.99
(1,3)	1:A:84:LYS:NZ	2:B:6:G:H5'	2	0.99	0.11	0.99
(1,3)	1:A:84:LYS:NZ	2:B:6:G:H5''	2	0.99	0.11	0.99
(1,3)	1:A:84:LYS:NZ	2:B:6:G:H8	2	0.99	0.11	0.99
(1,3)	1:A:84:LYS:NZ	2:B:6:G:HO2'	2	0.99	0.11	0.99
(1,3)	1:A:84:LYS:NZ	2:B:6:G:N1	2	0.99	0.11	0.99
(1,3)	1:A:84:LYS:NZ	2:B:6:G:N2	2	0.99	0.11	0.99
(1,3)	1:A:84:LYS:NZ	2:B:6:G:N3	2	0.99	0.11	0.99
(1,3)	1:A:84:LYS:NZ	2:B:6:G:N7	2	0.99	0.11	0.99

*Continued on next page...*

*Continued from previous page...*

Key	Atom-1	Atom-2	Models <sup>1</sup>	Mean (Å)	SD <sup>1</sup> (Å)	Median (Å)
(1,3)	1:A:84:LYS:NZ	2:B:6:G:N9	2	0.99	0.11	0.99
(1,3)	1:A:84:LYS:NZ	2:B:6:G:O2'	2	0.99	0.11	0.99
(1,3)	1:A:84:LYS:NZ	2:B:6:G:O3'	2	0.99	0.11	0.99
(1,3)	1:A:84:LYS:NZ	2:B:6:G:O4'	2	0.99	0.11	0.99
(1,3)	1:A:84:LYS:NZ	2:B:6:G:O5'	2	0.99	0.11	0.99
(1,3)	1:A:84:LYS:NZ	2:B:6:G:O6	2	0.99	0.11	0.99
(1,3)	1:A:84:LYS:NZ	2:B:6:G:OP1	2	0.99	0.11	0.99
(1,3)	1:A:84:LYS:NZ	2:B:6:G:OP2	2	0.99	0.11	0.99
(1,3)	1:A:84:LYS:NZ	2:B:6:G:P	2	0.99	0.11	0.99
(1,3)	1:A:84:LYS:NZ	2:B:7:C:C1'	2	0.99	0.11	0.99
(1,3)	1:A:84:LYS:NZ	2:B:7:C:C2	2	0.99	0.11	0.99
(1,3)	1:A:84:LYS:NZ	2:B:7:C:C2'	2	0.99	0.11	0.99
(1,3)	1:A:84:LYS:NZ	2:B:7:C:C3'	2	0.99	0.11	0.99
(1,3)	1:A:84:LYS:NZ	2:B:7:C:C4	2	0.99	0.11	0.99
(1,3)	1:A:84:LYS:NZ	2:B:7:C:C4'	2	0.99	0.11	0.99
(1,3)	1:A:84:LYS:NZ	2:B:7:C:C5	2	0.99	0.11	0.99
(1,3)	1:A:84:LYS:NZ	2:B:7:C:C5'	2	0.99	0.11	0.99
(1,3)	1:A:84:LYS:NZ	2:B:7:C:C6	2	0.99	0.11	0.99
(1,3)	1:A:84:LYS:NZ	2:B:7:C:H1'	2	0.99	0.11	0.99
(1,3)	1:A:84:LYS:NZ	2:B:7:C:H2'	2	0.99	0.11	0.99
(1,3)	1:A:84:LYS:NZ	2:B:7:C:H3'	2	0.99	0.11	0.99
(1,3)	1:A:84:LYS:NZ	2:B:7:C:H4'	2	0.99	0.11	0.99
(1,3)	1:A:84:LYS:NZ	2:B:7:C:H41	2	0.99	0.11	0.99
(1,3)	1:A:84:LYS:NZ	2:B:7:C:H42	2	0.99	0.11	0.99
(1,3)	1:A:84:LYS:NZ	2:B:7:C:H5	2	0.99	0.11	0.99
(1,3)	1:A:84:LYS:NZ	2:B:7:C:H5'	2	0.99	0.11	0.99
(1,3)	1:A:84:LYS:NZ	2:B:7:C:H5''	2	0.99	0.11	0.99
(1,3)	1:A:84:LYS:NZ	2:B:7:C:H6	2	0.99	0.11	0.99
(1,3)	1:A:84:LYS:NZ	2:B:7:C:HO2'	2	0.99	0.11	0.99
(1,3)	1:A:84:LYS:NZ	2:B:7:C:N1	2	0.99	0.11	0.99
(1,3)	1:A:84:LYS:NZ	2:B:7:C:N3	2	0.99	0.11	0.99
(1,3)	1:A:84:LYS:NZ	2:B:7:C:N4	2	0.99	0.11	0.99
(1,3)	1:A:84:LYS:NZ	2:B:7:C:O2	2	0.99	0.11	0.99
(1,3)	1:A:84:LYS:NZ	2:B:7:C:O2'	2	0.99	0.11	0.99
(1,3)	1:A:84:LYS:NZ	2:B:7:C:O3'	2	0.99	0.11	0.99
(1,3)	1:A:84:LYS:NZ	2:B:7:C:O4'	2	0.99	0.11	0.99
(1,3)	1:A:84:LYS:NZ	2:B:7:C:O5'	2	0.99	0.11	0.99
(1,3)	1:A:84:LYS:NZ	2:B:7:C:OP1	2	0.99	0.11	0.99
(1,3)	1:A:84:LYS:NZ	2:B:7:C:OP2	2	0.99	0.11	0.99
(1,3)	1:A:84:LYS:NZ	2:B:7:C:P	2	0.99	0.11	0.99
(1,3)	1:A:84:LYS:NZ	2:B:8:U:C1'	2	0.99	0.11	0.99
(1,3)	1:A:84:LYS:NZ	2:B:8:U:C2	2	0.99	0.11	0.99

*Continued on next page...*

*Continued from previous page...*

Key	Atom-1	Atom-2	Models <sup>1</sup>	Mean (Å)	SD <sup>1</sup> (Å)	Median (Å)
(1,3)	1:A:84:LYS:NZ	2:B:8:U:C2'	2	0.99	0.11	0.99
(1,3)	1:A:84:LYS:NZ	2:B:8:U:C3'	2	0.99	0.11	0.99
(1,3)	1:A:84:LYS:NZ	2:B:8:U:C4	2	0.99	0.11	0.99
(1,3)	1:A:84:LYS:NZ	2:B:8:U:C4'	2	0.99	0.11	0.99
(1,3)	1:A:84:LYS:NZ	2:B:8:U:C5	2	0.99	0.11	0.99
(1,3)	1:A:84:LYS:NZ	2:B:8:U:C5'	2	0.99	0.11	0.99
(1,3)	1:A:84:LYS:NZ	2:B:8:U:C6	2	0.99	0.11	0.99
(1,3)	1:A:84:LYS:NZ	2:B:8:U:H1'	2	0.99	0.11	0.99
(1,3)	1:A:84:LYS:NZ	2:B:8:U:H2'	2	0.99	0.11	0.99
(1,3)	1:A:84:LYS:NZ	2:B:8:U:H3	2	0.99	0.11	0.99
(1,3)	1:A:84:LYS:NZ	2:B:8:U:H3'	2	0.99	0.11	0.99
(1,3)	1:A:84:LYS:NZ	2:B:8:U:H4'	2	0.99	0.11	0.99
(1,3)	1:A:84:LYS:NZ	2:B:8:U:H5	2	0.99	0.11	0.99
(1,3)	1:A:84:LYS:NZ	2:B:8:U:H5'	2	0.99	0.11	0.99
(1,3)	1:A:84:LYS:NZ	2:B:8:U:H5''	2	0.99	0.11	0.99
(1,3)	1:A:84:LYS:NZ	2:B:8:U:H6	2	0.99	0.11	0.99
(1,3)	1:A:84:LYS:NZ	2:B:8:U:HO2'	2	0.99	0.11	0.99
(1,3)	1:A:84:LYS:NZ	2:B:8:U:N1	2	0.99	0.11	0.99
(1,3)	1:A:84:LYS:NZ	2:B:8:U:N3	2	0.99	0.11	0.99
(1,3)	1:A:84:LYS:NZ	2:B:8:U:O2	2	0.99	0.11	0.99
(1,3)	1:A:84:LYS:NZ	2:B:8:U:O2'	2	0.99	0.11	0.99
(1,3)	1:A:84:LYS:NZ	2:B:8:U:O3'	2	0.99	0.11	0.99
(1,3)	1:A:84:LYS:NZ	2:B:8:U:O4	2	0.99	0.11	0.99
(1,3)	1:A:84:LYS:NZ	2:B:8:U:O4'	2	0.99	0.11	0.99
(1,3)	1:A:84:LYS:NZ	2:B:8:U:O5'	2	0.99	0.11	0.99
(1,3)	1:A:84:LYS:NZ	2:B:8:U:OP1	2	0.99	0.11	0.99
(1,3)	1:A:84:LYS:NZ	2:B:8:U:OP2	2	0.99	0.11	0.99
(1,3)	1:A:84:LYS:NZ	2:B:8:U:P	2	0.99	0.11	0.99
(1,3)	1:A:84:LYS:NZ	2:B:9:C:C1'	2	0.99	0.11	0.99
(1,3)	1:A:84:LYS:NZ	2:B:9:C:C2	2	0.99	0.11	0.99
(1,3)	1:A:84:LYS:NZ	2:B:9:C:C2'	2	0.99	0.11	0.99
(1,3)	1:A:84:LYS:NZ	2:B:9:C:C3'	2	0.99	0.11	0.99
(1,3)	1:A:84:LYS:NZ	2:B:9:C:C4	2	0.99	0.11	0.99
(1,3)	1:A:84:LYS:NZ	2:B:9:C:C4'	2	0.99	0.11	0.99
(1,3)	1:A:84:LYS:NZ	2:B:9:C:C5	2	0.99	0.11	0.99
(1,3)	1:A:84:LYS:NZ	2:B:9:C:C5'	2	0.99	0.11	0.99
(1,3)	1:A:84:LYS:NZ	2:B:9:C:C6	2	0.99	0.11	0.99
(1,3)	1:A:84:LYS:NZ	2:B:9:C:H1'	2	0.99	0.11	0.99
(1,3)	1:A:84:LYS:NZ	2:B:9:C:H2'	2	0.99	0.11	0.99
(1,3)	1:A:84:LYS:NZ	2:B:9:C:H3'	2	0.99	0.11	0.99
(1,3)	1:A:84:LYS:NZ	2:B:9:C:H4'	2	0.99	0.11	0.99
(1,3)	1:A:84:LYS:NZ	2:B:9:C:H41	2	0.99	0.11	0.99

*Continued on next page...*

*Continued from previous page...*

Key	Atom-1	Atom-2	Models <sup>1</sup>	Mean (Å)	SD <sup>1</sup> (Å)	Median (Å)
(1,3)	1:A:84:LYS:NZ	2:B:9:C:H42	2	0.99	0.11	0.99
(1,3)	1:A:84:LYS:NZ	2:B:9:C:H5	2	0.99	0.11	0.99
(1,3)	1:A:84:LYS:NZ	2:B:9:C:H5'	2	0.99	0.11	0.99
(1,3)	1:A:84:LYS:NZ	2:B:9:C:H5''	2	0.99	0.11	0.99
(1,3)	1:A:84:LYS:NZ	2:B:9:C:H6	2	0.99	0.11	0.99
(1,3)	1:A:84:LYS:NZ	2:B:9:C:HO2'	2	0.99	0.11	0.99
(1,3)	1:A:84:LYS:NZ	2:B:9:C:N1	2	0.99	0.11	0.99
(1,3)	1:A:84:LYS:NZ	2:B:9:C:N3	2	0.99	0.11	0.99
(1,3)	1:A:84:LYS:NZ	2:B:9:C:N4	2	0.99	0.11	0.99
(1,3)	1:A:84:LYS:NZ	2:B:9:C:O2	2	0.99	0.11	0.99
(1,3)	1:A:84:LYS:NZ	2:B:9:C:O2'	2	0.99	0.11	0.99
(1,3)	1:A:84:LYS:NZ	2:B:9:C:O3'	2	0.99	0.11	0.99
(1,3)	1:A:84:LYS:NZ	2:B:9:C:O4'	2	0.99	0.11	0.99
(1,3)	1:A:84:LYS:NZ	2:B:9:C:O5'	2	0.99	0.11	0.99
(1,3)	1:A:84:LYS:NZ	2:B:9:C:OP1	2	0.99	0.11	0.99
(1,3)	1:A:84:LYS:NZ	2:B:9:C:OP2	2	0.99	0.11	0.99
(1,3)	1:A:84:LYS:NZ	2:B:9:C:P	2	0.99	0.11	0.99
(1,3)	1:A:84:LYS:NZ	2:B:10:G:C1'	2	0.99	0.11	0.99
(1,3)	1:A:84:LYS:NZ	2:B:10:G:C2	2	0.99	0.11	0.99
(1,3)	1:A:84:LYS:NZ	2:B:10:G:C2'	2	0.99	0.11	0.99
(1,3)	1:A:84:LYS:NZ	2:B:10:G:C3'	2	0.99	0.11	0.99
(1,3)	1:A:84:LYS:NZ	2:B:10:G:C4	2	0.99	0.11	0.99
(1,3)	1:A:84:LYS:NZ	2:B:10:G:C4'	2	0.99	0.11	0.99
(1,3)	1:A:84:LYS:NZ	2:B:10:G:C5	2	0.99	0.11	0.99
(1,3)	1:A:84:LYS:NZ	2:B:10:G:C5'	2	0.99	0.11	0.99
(1,3)	1:A:84:LYS:NZ	2:B:10:G:C6	2	0.99	0.11	0.99
(1,3)	1:A:84:LYS:NZ	2:B:10:G:C8	2	0.99	0.11	0.99
(1,3)	1:A:84:LYS:NZ	2:B:10:G:H1	2	0.99	0.11	0.99
(1,3)	1:A:84:LYS:NZ	2:B:10:G:H1'	2	0.99	0.11	0.99
(1,3)	1:A:84:LYS:NZ	2:B:10:G:H2'	2	0.99	0.11	0.99
(1,3)	1:A:84:LYS:NZ	2:B:10:G:H21	2	0.99	0.11	0.99
(1,3)	1:A:84:LYS:NZ	2:B:10:G:H22	2	0.99	0.11	0.99
(1,3)	1:A:84:LYS:NZ	2:B:10:G:H3'	2	0.99	0.11	0.99
(1,3)	1:A:84:LYS:NZ	2:B:10:G:H4'	2	0.99	0.11	0.99
(1,3)	1:A:84:LYS:NZ	2:B:10:G:H5'	2	0.99	0.11	0.99
(1,3)	1:A:84:LYS:NZ	2:B:10:G:H5''	2	0.99	0.11	0.99
(1,3)	1:A:84:LYS:NZ	2:B:10:G:H8	2	0.99	0.11	0.99
(1,3)	1:A:84:LYS:NZ	2:B:10:G:HO2'	2	0.99	0.11	0.99
(1,3)	1:A:84:LYS:NZ	2:B:10:G:N1	2	0.99	0.11	0.99
(1,3)	1:A:84:LYS:NZ	2:B:10:G:N2	2	0.99	0.11	0.99
(1,3)	1:A:84:LYS:NZ	2:B:10:G:N3	2	0.99	0.11	0.99
(1,3)	1:A:84:LYS:NZ	2:B:10:G:N7	2	0.99	0.11	0.99

*Continued on next page...*

*Continued from previous page...*

Key	Atom-1	Atom-2	Models <sup>1</sup>	Mean (Å)	SD <sup>1</sup> (Å)	Median (Å)
(1,3)	1:A:84:LYS:NZ	2:B:10:G:N9	2	0.99	0.11	0.99
(1,3)	1:A:84:LYS:NZ	2:B:10:G:O2'	2	0.99	0.11	0.99
(1,3)	1:A:84:LYS:NZ	2:B:10:G:O3'	2	0.99	0.11	0.99
(1,3)	1:A:84:LYS:NZ	2:B:10:G:O4'	2	0.99	0.11	0.99
(1,3)	1:A:84:LYS:NZ	2:B:10:G:O5'	2	0.99	0.11	0.99
(1,3)	1:A:84:LYS:NZ	2:B:10:G:O6	2	0.99	0.11	0.99
(1,3)	1:A:84:LYS:NZ	2:B:10:G:OP1	2	0.99	0.11	0.99
(1,3)	1:A:84:LYS:NZ	2:B:10:G:OP2	2	0.99	0.11	0.99
(1,3)	1:A:84:LYS:NZ	2:B:10:G:P	2	0.99	0.11	0.99
(1,3)	1:A:84:LYS:NZ	2:B:11:A:C1'	2	0.99	0.11	0.99
(1,3)	1:A:84:LYS:NZ	2:B:11:A:C2	2	0.99	0.11	0.99
(1,3)	1:A:84:LYS:NZ	2:B:11:A:C2'	2	0.99	0.11	0.99
(1,3)	1:A:84:LYS:NZ	2:B:11:A:C3'	2	0.99	0.11	0.99
(1,3)	1:A:84:LYS:NZ	2:B:11:A:C4	2	0.99	0.11	0.99
(1,3)	1:A:84:LYS:NZ	2:B:11:A:C4'	2	0.99	0.11	0.99
(1,3)	1:A:84:LYS:NZ	2:B:11:A:C5	2	0.99	0.11	0.99
(1,3)	1:A:84:LYS:NZ	2:B:11:A:C5'	2	0.99	0.11	0.99
(1,3)	1:A:84:LYS:NZ	2:B:11:A:C6	2	0.99	0.11	0.99
(1,3)	1:A:84:LYS:NZ	2:B:11:A:C8	2	0.99	0.11	0.99
(1,3)	1:A:84:LYS:NZ	2:B:11:A:H1'	2	0.99	0.11	0.99
(1,3)	1:A:84:LYS:NZ	2:B:11:A:H2	2	0.99	0.11	0.99
(1,3)	1:A:84:LYS:NZ	2:B:11:A:H2'	2	0.99	0.11	0.99
(1,3)	1:A:84:LYS:NZ	2:B:11:A:H3'	2	0.99	0.11	0.99
(1,3)	1:A:84:LYS:NZ	2:B:11:A:H4'	2	0.99	0.11	0.99
(1,3)	1:A:84:LYS:NZ	2:B:11:A:H5'	2	0.99	0.11	0.99
(1,3)	1:A:84:LYS:NZ	2:B:11:A:H5''	2	0.99	0.11	0.99
(1,3)	1:A:84:LYS:NZ	2:B:11:A:H61	2	0.99	0.11	0.99
(1,3)	1:A:84:LYS:NZ	2:B:11:A:H62	2	0.99	0.11	0.99
(1,3)	1:A:84:LYS:NZ	2:B:11:A:H8	2	0.99	0.11	0.99
(1,3)	1:A:84:LYS:NZ	2:B:11:A:HO2'	2	0.99	0.11	0.99
(1,3)	1:A:84:LYS:NZ	2:B:11:A:N1	2	0.99	0.11	0.99
(1,3)	1:A:84:LYS:NZ	2:B:11:A:N3	2	0.99	0.11	0.99
(1,3)	1:A:84:LYS:NZ	2:B:11:A:N6	2	0.99	0.11	0.99
(1,3)	1:A:84:LYS:NZ	2:B:11:A:N7	2	0.99	0.11	0.99
(1,3)	1:A:84:LYS:NZ	2:B:11:A:N9	2	0.99	0.11	0.99
(1,3)	1:A:84:LYS:NZ	2:B:11:A:O2'	2	0.99	0.11	0.99
(1,3)	1:A:84:LYS:NZ	2:B:11:A:O3'	2	0.99	0.11	0.99
(1,3)	1:A:84:LYS:NZ	2:B:11:A:O4'	2	0.99	0.11	0.99
(1,3)	1:A:84:LYS:NZ	2:B:11:A:O5'	2	0.99	0.11	0.99
(1,3)	1:A:84:LYS:NZ	2:B:11:A:OP1	2	0.99	0.11	0.99
(1,3)	1:A:84:LYS:NZ	2:B:11:A:OP2	2	0.99	0.11	0.99
(1,3)	1:A:84:LYS:NZ	2:B:11:A:P	2	0.99	0.11	0.99

*Continued on next page...*

*Continued from previous page...*

Key	Atom-1	Atom-2	Models <sup>1</sup>	Mean (Å)	SD <sup>1</sup> (Å)	Median (Å)
(1,3)	1:A:84:LYS:NZ	2:B:12:A:C1'	2	0.99	0.11	0.99
(1,3)	1:A:84:LYS:NZ	2:B:12:A:C2	2	0.99	0.11	0.99
(1,3)	1:A:84:LYS:NZ	2:B:12:A:C2'	2	0.99	0.11	0.99
(1,3)	1:A:84:LYS:NZ	2:B:12:A:C3'	2	0.99	0.11	0.99
(1,3)	1:A:84:LYS:NZ	2:B:12:A:C4	2	0.99	0.11	0.99
(1,3)	1:A:84:LYS:NZ	2:B:12:A:C4'	2	0.99	0.11	0.99
(1,3)	1:A:84:LYS:NZ	2:B:12:A:C5	2	0.99	0.11	0.99
(1,3)	1:A:84:LYS:NZ	2:B:12:A:C5'	2	0.99	0.11	0.99
(1,3)	1:A:84:LYS:NZ	2:B:12:A:C6	2	0.99	0.11	0.99
(1,3)	1:A:84:LYS:NZ	2:B:12:A:C8	2	0.99	0.11	0.99
(1,3)	1:A:84:LYS:NZ	2:B:12:A:H1'	2	0.99	0.11	0.99
(1,3)	1:A:84:LYS:NZ	2:B:12:A:H2	2	0.99	0.11	0.99
(1,3)	1:A:84:LYS:NZ	2:B:12:A:H2'	2	0.99	0.11	0.99
(1,3)	1:A:84:LYS:NZ	2:B:12:A:H3'	2	0.99	0.11	0.99
(1,3)	1:A:84:LYS:NZ	2:B:12:A:H4'	2	0.99	0.11	0.99
(1,3)	1:A:84:LYS:NZ	2:B:12:A:H5'	2	0.99	0.11	0.99
(1,3)	1:A:84:LYS:NZ	2:B:12:A:H5''	2	0.99	0.11	0.99
(1,3)	1:A:84:LYS:NZ	2:B:12:A:H61	2	0.99	0.11	0.99
(1,3)	1:A:84:LYS:NZ	2:B:12:A:H62	2	0.99	0.11	0.99
(1,3)	1:A:84:LYS:NZ	2:B:12:A:H8	2	0.99	0.11	0.99
(1,3)	1:A:84:LYS:NZ	2:B:12:A:HO2'	2	0.99	0.11	0.99
(1,3)	1:A:84:LYS:NZ	2:B:12:A:N1	2	0.99	0.11	0.99
(1,3)	1:A:84:LYS:NZ	2:B:12:A:N3	2	0.99	0.11	0.99
(1,3)	1:A:84:LYS:NZ	2:B:12:A:N6	2	0.99	0.11	0.99
(1,3)	1:A:84:LYS:NZ	2:B:12:A:N7	2	0.99	0.11	0.99
(1,3)	1:A:84:LYS:NZ	2:B:12:A:N9	2	0.99	0.11	0.99
(1,3)	1:A:84:LYS:NZ	2:B:12:A:O2'	2	0.99	0.11	0.99
(1,3)	1:A:84:LYS:NZ	2:B:12:A:O3'	2	0.99	0.11	0.99
(1,3)	1:A:84:LYS:NZ	2:B:12:A:O4'	2	0.99	0.11	0.99
(1,3)	1:A:84:LYS:NZ	2:B:12:A:O5'	2	0.99	0.11	0.99
(1,3)	1:A:84:LYS:NZ	2:B:12:A:OP1	2	0.99	0.11	0.99
(1,3)	1:A:84:LYS:NZ	2:B:12:A:OP2	2	0.99	0.11	0.99
(1,3)	1:A:84:LYS:NZ	2:B:12:A:P	2	0.99	0.11	0.99
(1,3)	1:A:84:LYS:NZ	2:B:13:A:C1'	2	0.99	0.11	0.99
(1,3)	1:A:84:LYS:NZ	2:B:13:A:C2	2	0.99	0.11	0.99
(1,3)	1:A:84:LYS:NZ	2:B:13:A:C2'	2	0.99	0.11	0.99
(1,3)	1:A:84:LYS:NZ	2:B:13:A:C3'	2	0.99	0.11	0.99
(1,3)	1:A:84:LYS:NZ	2:B:13:A:C4	2	0.99	0.11	0.99
(1,3)	1:A:84:LYS:NZ	2:B:13:A:C4'	2	0.99	0.11	0.99
(1,3)	1:A:84:LYS:NZ	2:B:13:A:C5	2	0.99	0.11	0.99
(1,3)	1:A:84:LYS:NZ	2:B:13:A:C5'	2	0.99	0.11	0.99
(1,3)	1:A:84:LYS:NZ	2:B:13:A:C6	2	0.99	0.11	0.99

*Continued on next page...*

*Continued from previous page...*

Key	Atom-1	Atom-2	Models <sup>1</sup>	Mean (Å)	SD <sup>1</sup> (Å)	Median (Å)
(1,3)	1:A:84:LYS:NZ	2:B:13:A:C8	2	0.99	0.11	0.99
(1,3)	1:A:84:LYS:NZ	2:B:13:A:H1'	2	0.99	0.11	0.99
(1,3)	1:A:84:LYS:NZ	2:B:13:A:H2	2	0.99	0.11	0.99
(1,3)	1:A:84:LYS:NZ	2:B:13:A:H2'	2	0.99	0.11	0.99
(1,3)	1:A:84:LYS:NZ	2:B:13:A:H3'	2	0.99	0.11	0.99
(1,3)	1:A:84:LYS:NZ	2:B:13:A:H4'	2	0.99	0.11	0.99
(1,3)	1:A:84:LYS:NZ	2:B:13:A:H5'	2	0.99	0.11	0.99
(1,3)	1:A:84:LYS:NZ	2:B:13:A:H5''	2	0.99	0.11	0.99
(1,3)	1:A:84:LYS:NZ	2:B:13:A:H61	2	0.99	0.11	0.99
(1,3)	1:A:84:LYS:NZ	2:B:13:A:H62	2	0.99	0.11	0.99
(1,3)	1:A:84:LYS:NZ	2:B:13:A:H8	2	0.99	0.11	0.99
(1,3)	1:A:84:LYS:NZ	2:B:13:A:HO2'	2	0.99	0.11	0.99
(1,3)	1:A:84:LYS:NZ	2:B:13:A:N1	2	0.99	0.11	0.99
(1,3)	1:A:84:LYS:NZ	2:B:13:A:N3	2	0.99	0.11	0.99
(1,3)	1:A:84:LYS:NZ	2:B:13:A:N6	2	0.99	0.11	0.99
(1,3)	1:A:84:LYS:NZ	2:B:13:A:N7	2	0.99	0.11	0.99
(1,3)	1:A:84:LYS:NZ	2:B:13:A:N9	2	0.99	0.11	0.99
(1,3)	1:A:84:LYS:NZ	2:B:13:A:O2'	2	0.99	0.11	0.99
(1,3)	1:A:84:LYS:NZ	2:B:13:A:O3'	2	0.99	0.11	0.99
(1,3)	1:A:84:LYS:NZ	2:B:13:A:O4'	2	0.99	0.11	0.99
(1,3)	1:A:84:LYS:NZ	2:B:13:A:O5'	2	0.99	0.11	0.99
(1,3)	1:A:84:LYS:NZ	2:B:13:A:OP1	2	0.99	0.11	0.99
(1,3)	1:A:84:LYS:NZ	2:B:13:A:OP2	2	0.99	0.11	0.99
(1,3)	1:A:84:LYS:NZ	2:B:13:A:P	2	0.99	0.11	0.99
(1,3)	1:A:84:LYS:NZ	2:B:14:G:C1'	2	0.99	0.11	0.99
(1,3)	1:A:84:LYS:NZ	2:B:14:G:C2	2	0.99	0.11	0.99
(1,3)	1:A:84:LYS:NZ	2:B:14:G:C2'	2	0.99	0.11	0.99
(1,3)	1:A:84:LYS:NZ	2:B:14:G:C3'	2	0.99	0.11	0.99
(1,3)	1:A:84:LYS:NZ	2:B:14:G:C4	2	0.99	0.11	0.99
(1,3)	1:A:84:LYS:NZ	2:B:14:G:C4'	2	0.99	0.11	0.99
(1,3)	1:A:84:LYS:NZ	2:B:14:G:C5	2	0.99	0.11	0.99
(1,3)	1:A:84:LYS:NZ	2:B:14:G:C5'	2	0.99	0.11	0.99
(1,3)	1:A:84:LYS:NZ	2:B:14:G:C6	2	0.99	0.11	0.99
(1,3)	1:A:84:LYS:NZ	2:B:14:G:C8	2	0.99	0.11	0.99
(1,3)	1:A:84:LYS:NZ	2:B:14:G:H1	2	0.99	0.11	0.99
(1,3)	1:A:84:LYS:NZ	2:B:14:G:H1'	2	0.99	0.11	0.99
(1,3)	1:A:84:LYS:NZ	2:B:14:G:H2'	2	0.99	0.11	0.99
(1,3)	1:A:84:LYS:NZ	2:B:14:G:H21	2	0.99	0.11	0.99
(1,3)	1:A:84:LYS:NZ	2:B:14:G:H22	2	0.99	0.11	0.99
(1,3)	1:A:84:LYS:NZ	2:B:14:G:H3'	2	0.99	0.11	0.99
(1,3)	1:A:84:LYS:NZ	2:B:14:G:H4'	2	0.99	0.11	0.99
(1,3)	1:A:84:LYS:NZ	2:B:14:G:H5'	2	0.99	0.11	0.99

*Continued on next page...*

*Continued from previous page...*

Key	Atom-1	Atom-2	Models <sup>1</sup>	Mean (Å)	SD <sup>1</sup> (Å)	Median (Å)
(1,3)	1:A:84:LYS:NZ	2:B:14:G:H5''	2	0.99	0.11	0.99
(1,3)	1:A:84:LYS:NZ	2:B:14:G:H8	2	0.99	0.11	0.99
(1,3)	1:A:84:LYS:NZ	2:B:14:G:HO2'	2	0.99	0.11	0.99
(1,3)	1:A:84:LYS:NZ	2:B:14:G:N1	2	0.99	0.11	0.99
(1,3)	1:A:84:LYS:NZ	2:B:14:G:N2	2	0.99	0.11	0.99
(1,3)	1:A:84:LYS:NZ	2:B:14:G:N3	2	0.99	0.11	0.99
(1,3)	1:A:84:LYS:NZ	2:B:14:G:N7	2	0.99	0.11	0.99
(1,3)	1:A:84:LYS:NZ	2:B:14:G:N9	2	0.99	0.11	0.99
(1,3)	1:A:84:LYS:NZ	2:B:14:G:O2'	2	0.99	0.11	0.99
(1,3)	1:A:84:LYS:NZ	2:B:14:G:O3'	2	0.99	0.11	0.99
(1,3)	1:A:84:LYS:NZ	2:B:14:G:O4'	2	0.99	0.11	0.99
(1,3)	1:A:84:LYS:NZ	2:B:14:G:O5'	2	0.99	0.11	0.99
(1,3)	1:A:84:LYS:NZ	2:B:14:G:O6	2	0.99	0.11	0.99
(1,3)	1:A:84:LYS:NZ	2:B:14:G:OP1	2	0.99	0.11	0.99
(1,3)	1:A:84:LYS:NZ	2:B:14:G:OP2	2	0.99	0.11	0.99
(1,3)	1:A:84:LYS:NZ	2:B:14:G:P	2	0.99	0.11	0.99
(1,3)	1:A:84:LYS:NZ	2:B:15:A:C1'	2	0.99	0.11	0.99
(1,3)	1:A:84:LYS:NZ	2:B:15:A:C2	2	0.99	0.11	0.99
(1,3)	1:A:84:LYS:NZ	2:B:15:A:C2'	2	0.99	0.11	0.99
(1,3)	1:A:84:LYS:NZ	2:B:15:A:C3'	2	0.99	0.11	0.99
(1,3)	1:A:84:LYS:NZ	2:B:15:A:C4	2	0.99	0.11	0.99
(1,3)	1:A:84:LYS:NZ	2:B:15:A:C4'	2	0.99	0.11	0.99
(1,3)	1:A:84:LYS:NZ	2:B:15:A:C5	2	0.99	0.11	0.99
(1,3)	1:A:84:LYS:NZ	2:B:15:A:C5'	2	0.99	0.11	0.99
(1,3)	1:A:84:LYS:NZ	2:B:15:A:C6	2	0.99	0.11	0.99
(1,3)	1:A:84:LYS:NZ	2:B:15:A:C8	2	0.99	0.11	0.99
(1,3)	1:A:84:LYS:NZ	2:B:15:A:H1'	2	0.99	0.11	0.99
(1,3)	1:A:84:LYS:NZ	2:B:15:A:H2	2	0.99	0.11	0.99
(1,3)	1:A:84:LYS:NZ	2:B:15:A:H2'	2	0.99	0.11	0.99
(1,3)	1:A:84:LYS:NZ	2:B:15:A:H3'	2	0.99	0.11	0.99
(1,3)	1:A:84:LYS:NZ	2:B:15:A:H4'	2	0.99	0.11	0.99
(1,3)	1:A:84:LYS:NZ	2:B:15:A:H5'	2	0.99	0.11	0.99
(1,3)	1:A:84:LYS:NZ	2:B:15:A:H5''	2	0.99	0.11	0.99
(1,3)	1:A:84:LYS:NZ	2:B:15:A:H61	2	0.99	0.11	0.99
(1,3)	1:A:84:LYS:NZ	2:B:15:A:H62	2	0.99	0.11	0.99
(1,3)	1:A:84:LYS:NZ	2:B:15:A:H8	2	0.99	0.11	0.99
(1,3)	1:A:84:LYS:NZ	2:B:15:A:HO2'	2	0.99	0.11	0.99
(1,3)	1:A:84:LYS:NZ	2:B:15:A:N1	2	0.99	0.11	0.99
(1,3)	1:A:84:LYS:NZ	2:B:15:A:N3	2	0.99	0.11	0.99
(1,3)	1:A:84:LYS:NZ	2:B:15:A:N6	2	0.99	0.11	0.99
(1,3)	1:A:84:LYS:NZ	2:B:15:A:N7	2	0.99	0.11	0.99
(1,3)	1:A:84:LYS:NZ	2:B:15:A:N9	2	0.99	0.11	0.99

*Continued on next page...*



*Continued from previous page...*

Key	Atom-1	Atom-2	Models <sup>1</sup>	Mean (Å)	SD <sup>1</sup> (Å)	Median (Å)
(1,3)	1:A:84:LYS:NZ	2:B:15:A:O2'	2	0.99	0.11	0.99
(1,3)	1:A:84:LYS:NZ	2:B:15:A:O3'	2	0.99	0.11	0.99
(1,3)	1:A:84:LYS:NZ	2:B:15:A:O4'	2	0.99	0.11	0.99
(1,3)	1:A:84:LYS:NZ	2:B:15:A:O5'	2	0.99	0.11	0.99
(1,3)	1:A:84:LYS:NZ	2:B:15:A:OP1	2	0.99	0.11	0.99
(1,3)	1:A:84:LYS:NZ	2:B:15:A:OP2	2	0.99	0.11	0.99
(1,3)	1:A:84:LYS:NZ	2:B:15:A:P	2	0.99	0.11	0.99
(1,3)	1:A:84:LYS:NZ	2:B:16:G:C1'	2	0.99	0.11	0.99
(1,3)	1:A:84:LYS:NZ	2:B:16:G:C2	2	0.99	0.11	0.99
(1,3)	1:A:84:LYS:NZ	2:B:16:G:C2'	2	0.99	0.11	0.99
(1,3)	1:A:84:LYS:NZ	2:B:16:G:C3'	2	0.99	0.11	0.99
(1,3)	1:A:84:LYS:NZ	2:B:16:G:C4	2	0.99	0.11	0.99
(1,3)	1:A:84:LYS:NZ	2:B:16:G:C4'	2	0.99	0.11	0.99
(1,3)	1:A:84:LYS:NZ	2:B:16:G:C5	2	0.99	0.11	0.99
(1,3)	1:A:84:LYS:NZ	2:B:16:G:C5'	2	0.99	0.11	0.99
(1,3)	1:A:84:LYS:NZ	2:B:16:G:C6	2	0.99	0.11	0.99
(1,3)	1:A:84:LYS:NZ	2:B:16:G:C8	2	0.99	0.11	0.99
(1,3)	1:A:84:LYS:NZ	2:B:16:G:H1	2	0.99	0.11	0.99
(1,3)	1:A:84:LYS:NZ	2:B:16:G:H1'	2	0.99	0.11	0.99
(1,3)	1:A:84:LYS:NZ	2:B:16:G:H2'	2	0.99	0.11	0.99
(1,3)	1:A:84:LYS:NZ	2:B:16:G:H21	2	0.99	0.11	0.99
(1,3)	1:A:84:LYS:NZ	2:B:16:G:H22	2	0.99	0.11	0.99
(1,3)	1:A:84:LYS:NZ	2:B:16:G:H3'	2	0.99	0.11	0.99
(1,3)	1:A:84:LYS:NZ	2:B:16:G:H4'	2	0.99	0.11	0.99
(1,3)	1:A:84:LYS:NZ	2:B:16:G:H5'	2	0.99	0.11	0.99
(1,3)	1:A:84:LYS:NZ	2:B:16:G:H5''	2	0.99	0.11	0.99
(1,3)	1:A:84:LYS:NZ	2:B:16:G:H8	2	0.99	0.11	0.99
(1,3)	1:A:84:LYS:NZ	2:B:16:G:HO2'	2	0.99	0.11	0.99
(1,3)	1:A:84:LYS:NZ	2:B:16:G:N1	2	0.99	0.11	0.99
(1,3)	1:A:84:LYS:NZ	2:B:16:G:N2	2	0.99	0.11	0.99
(1,3)	1:A:84:LYS:NZ	2:B:16:G:N3	2	0.99	0.11	0.99
(1,3)	1:A:84:LYS:NZ	2:B:16:G:N7	2	0.99	0.11	0.99
(1,3)	1:A:84:LYS:NZ	2:B:16:G:N9	2	0.99	0.11	0.99
(1,3)	1:A:84:LYS:NZ	2:B:16:G:O2'	2	0.99	0.11	0.99
(1,3)	1:A:84:LYS:NZ	2:B:16:G:O3'	2	0.99	0.11	0.99
(1,3)	1:A:84:LYS:NZ	2:B:16:G:O4'	2	0.99	0.11	0.99
(1,3)	1:A:84:LYS:NZ	2:B:16:G:O5'	2	0.99	0.11	0.99
(1,3)	1:A:84:LYS:NZ	2:B:16:G:O6	2	0.99	0.11	0.99
(1,3)	1:A:84:LYS:NZ	2:B:16:G:OP1	2	0.99	0.11	0.99
(1,3)	1:A:84:LYS:NZ	2:B:16:G:OP2	2	0.99	0.11	0.99
(1,3)	1:A:84:LYS:NZ	2:B:16:G:P	2	0.99	0.11	0.99
(1,3)	1:A:84:LYS:NZ	2:B:17:C:C1'	2	0.99	0.11	0.99

*Continued on next page...*

*Continued from previous page...*

Key	Atom-1	Atom-2	Models <sup>1</sup>	Mean (Å)	SD <sup>1</sup> (Å)	Median (Å)
(1,3)	1:A:84:LYS:NZ	2:B:17:C:C2	2	0.99	0.11	0.99
(1,3)	1:A:84:LYS:NZ	2:B:17:C:C2'	2	0.99	0.11	0.99
(1,3)	1:A:84:LYS:NZ	2:B:17:C:C3'	2	0.99	0.11	0.99
(1,3)	1:A:84:LYS:NZ	2:B:17:C:C4	2	0.99	0.11	0.99
(1,3)	1:A:84:LYS:NZ	2:B:17:C:C4'	2	0.99	0.11	0.99
(1,3)	1:A:84:LYS:NZ	2:B:17:C:C5	2	0.99	0.11	0.99
(1,3)	1:A:84:LYS:NZ	2:B:17:C:C5'	2	0.99	0.11	0.99
(1,3)	1:A:84:LYS:NZ	2:B:17:C:C6	2	0.99	0.11	0.99
(1,3)	1:A:84:LYS:NZ	2:B:17:C:H1'	2	0.99	0.11	0.99
(1,3)	1:A:84:LYS:NZ	2:B:17:C:H2'	2	0.99	0.11	0.99
(1,3)	1:A:84:LYS:NZ	2:B:17:C:H3'	2	0.99	0.11	0.99
(1,3)	1:A:84:LYS:NZ	2:B:17:C:H4'	2	0.99	0.11	0.99
(1,3)	1:A:84:LYS:NZ	2:B:17:C:H41	2	0.99	0.11	0.99
(1,3)	1:A:84:LYS:NZ	2:B:17:C:H42	2	0.99	0.11	0.99
(1,3)	1:A:84:LYS:NZ	2:B:17:C:H5	2	0.99	0.11	0.99
(1,3)	1:A:84:LYS:NZ	2:B:17:C:H5'	2	0.99	0.11	0.99
(1,3)	1:A:84:LYS:NZ	2:B:17:C:H5''	2	0.99	0.11	0.99
(1,3)	1:A:84:LYS:NZ	2:B:17:C:H6	2	0.99	0.11	0.99
(1,3)	1:A:84:LYS:NZ	2:B:17:C:HO2'	2	0.99	0.11	0.99
(1,3)	1:A:84:LYS:NZ	2:B:17:C:N1	2	0.99	0.11	0.99
(1,3)	1:A:84:LYS:NZ	2:B:17:C:N3	2	0.99	0.11	0.99
(1,3)	1:A:84:LYS:NZ	2:B:17:C:N4	2	0.99	0.11	0.99
(1,3)	1:A:84:LYS:NZ	2:B:17:C:O2	2	0.99	0.11	0.99
(1,3)	1:A:84:LYS:NZ	2:B:17:C:O2'	2	0.99	0.11	0.99
(1,3)	1:A:84:LYS:NZ	2:B:17:C:O3'	2	0.99	0.11	0.99
(1,3)	1:A:84:LYS:NZ	2:B:17:C:O4'	2	0.99	0.11	0.99
(1,3)	1:A:84:LYS:NZ	2:B:17:C:O5'	2	0.99	0.11	0.99
(1,3)	1:A:84:LYS:NZ	2:B:17:C:OP1	2	0.99	0.11	0.99
(1,3)	1:A:84:LYS:NZ	2:B:17:C:OP2	2	0.99	0.11	0.99
(1,3)	1:A:84:LYS:NZ	2:B:17:C:P	2	0.99	0.11	0.99
(1,3)	1:A:84:LYS:NZ	2:B:18:A:C1'	2	0.99	0.11	0.99
(1,3)	1:A:84:LYS:NZ	2:B:18:A:C2	2	0.99	0.11	0.99
(1,3)	1:A:84:LYS:NZ	2:B:18:A:C2'	2	0.99	0.11	0.99
(1,3)	1:A:84:LYS:NZ	2:B:18:A:C3'	2	0.99	0.11	0.99
(1,3)	1:A:84:LYS:NZ	2:B:18:A:C4	2	0.99	0.11	0.99
(1,3)	1:A:84:LYS:NZ	2:B:18:A:C4'	2	0.99	0.11	0.99
(1,3)	1:A:84:LYS:NZ	2:B:18:A:C5	2	0.99	0.11	0.99
(1,3)	1:A:84:LYS:NZ	2:B:18:A:C5'	2	0.99	0.11	0.99
(1,3)	1:A:84:LYS:NZ	2:B:18:A:C6	2	0.99	0.11	0.99
(1,3)	1:A:84:LYS:NZ	2:B:18:A:C8	2	0.99	0.11	0.99
(1,3)	1:A:84:LYS:NZ	2:B:18:A:H1'	2	0.99	0.11	0.99
(1,3)	1:A:84:LYS:NZ	2:B:18:A:H2	2	0.99	0.11	0.99

*Continued on next page...*

*Continued from previous page...*

Key	Atom-1	Atom-2	Models <sup>1</sup>	Mean (Å)	SD <sup>1</sup> (Å)	Median (Å)
(1,3)	1:A:84:LYS:NZ	2:B:18:A:H2'	2	0.99	0.11	0.99
(1,3)	1:A:84:LYS:NZ	2:B:18:A:H3'	2	0.99	0.11	0.99
(1,3)	1:A:84:LYS:NZ	2:B:18:A:H4'	2	0.99	0.11	0.99
(1,3)	1:A:84:LYS:NZ	2:B:18:A:H5'	2	0.99	0.11	0.99
(1,3)	1:A:84:LYS:NZ	2:B:18:A:H5''	2	0.99	0.11	0.99
(1,3)	1:A:84:LYS:NZ	2:B:18:A:H61	2	0.99	0.11	0.99
(1,3)	1:A:84:LYS:NZ	2:B:18:A:H62	2	0.99	0.11	0.99
(1,3)	1:A:84:LYS:NZ	2:B:18:A:H8	2	0.99	0.11	0.99
(1,3)	1:A:84:LYS:NZ	2:B:18:A:HO2'	2	0.99	0.11	0.99
(1,3)	1:A:84:LYS:NZ	2:B:18:A:N1	2	0.99	0.11	0.99
(1,3)	1:A:84:LYS:NZ	2:B:18:A:N3	2	0.99	0.11	0.99
(1,3)	1:A:84:LYS:NZ	2:B:18:A:N6	2	0.99	0.11	0.99
(1,3)	1:A:84:LYS:NZ	2:B:18:A:N7	2	0.99	0.11	0.99
(1,3)	1:A:84:LYS:NZ	2:B:18:A:N9	2	0.99	0.11	0.99
(1,3)	1:A:84:LYS:NZ	2:B:18:A:O2'	2	0.99	0.11	0.99
(1,3)	1:A:84:LYS:NZ	2:B:18:A:O3'	2	0.99	0.11	0.99
(1,3)	1:A:84:LYS:NZ	2:B:18:A:O4'	2	0.99	0.11	0.99
(1,3)	1:A:84:LYS:NZ	2:B:18:A:O5'	2	0.99	0.11	0.99
(1,3)	1:A:84:LYS:NZ	2:B:18:A:OP1	2	0.99	0.11	0.99
(1,3)	1:A:84:LYS:NZ	2:B:18:A:OP2	2	0.99	0.11	0.99
(1,3)	1:A:84:LYS:NZ	2:B:18:A:P	2	0.99	0.11	0.99
(1,3)	1:A:84:LYS:NZ	2:B:19:A:C1'	2	0.99	0.11	0.99
(1,3)	1:A:84:LYS:NZ	2:B:19:A:C2	2	0.99	0.11	0.99
(1,3)	1:A:84:LYS:NZ	2:B:19:A:C2'	2	0.99	0.11	0.99
(1,3)	1:A:84:LYS:NZ	2:B:19:A:C3'	2	0.99	0.11	0.99
(1,3)	1:A:84:LYS:NZ	2:B:19:A:C4	2	0.99	0.11	0.99
(1,3)	1:A:84:LYS:NZ	2:B:19:A:C4'	2	0.99	0.11	0.99
(1,3)	1:A:84:LYS:NZ	2:B:19:A:C5	2	0.99	0.11	0.99
(1,3)	1:A:84:LYS:NZ	2:B:19:A:C5'	2	0.99	0.11	0.99
(1,3)	1:A:84:LYS:NZ	2:B:19:A:C6	2	0.99	0.11	0.99
(1,3)	1:A:84:LYS:NZ	2:B:19:A:C8	2	0.99	0.11	0.99
(1,3)	1:A:84:LYS:NZ	2:B:19:A:H1'	2	0.99	0.11	0.99
(1,3)	1:A:84:LYS:NZ	2:B:19:A:H2	2	0.99	0.11	0.99
(1,3)	1:A:84:LYS:NZ	2:B:19:A:H2'	2	0.99	0.11	0.99
(1,3)	1:A:84:LYS:NZ	2:B:19:A:H3'	2	0.99	0.11	0.99
(1,3)	1:A:84:LYS:NZ	2:B:19:A:H4'	2	0.99	0.11	0.99
(1,3)	1:A:84:LYS:NZ	2:B:19:A:H5'	2	0.99	0.11	0.99
(1,3)	1:A:84:LYS:NZ	2:B:19:A:H5''	2	0.99	0.11	0.99
(1,3)	1:A:84:LYS:NZ	2:B:19:A:H61	2	0.99	0.11	0.99
(1,3)	1:A:84:LYS:NZ	2:B:19:A:H62	2	0.99	0.11	0.99
(1,3)	1:A:84:LYS:NZ	2:B:19:A:H8	2	0.99	0.11	0.99
(1,3)	1:A:84:LYS:NZ	2:B:19:A:HO2'	2	0.99	0.11	0.99

*Continued on next page...*

*Continued from previous page...*

Key	Atom-1	Atom-2	Models <sup>1</sup>	Mean (Å)	SD <sup>1</sup> (Å)	Median (Å)
(1,3)	1:A:84:LYS:NZ	2:B:19:A:N1	2	0.99	0.11	0.99
(1,3)	1:A:84:LYS:NZ	2:B:19:A:N3	2	0.99	0.11	0.99
(1,3)	1:A:84:LYS:NZ	2:B:19:A:N6	2	0.99	0.11	0.99
(1,3)	1:A:84:LYS:NZ	2:B:19:A:N7	2	0.99	0.11	0.99
(1,3)	1:A:84:LYS:NZ	2:B:19:A:N9	2	0.99	0.11	0.99
(1,3)	1:A:84:LYS:NZ	2:B:19:A:O2'	2	0.99	0.11	0.99
(1,3)	1:A:84:LYS:NZ	2:B:19:A:O3'	2	0.99	0.11	0.99
(1,3)	1:A:84:LYS:NZ	2:B:19:A:O4'	2	0.99	0.11	0.99
(1,3)	1:A:84:LYS:NZ	2:B:19:A:O5'	2	0.99	0.11	0.99
(1,3)	1:A:84:LYS:NZ	2:B:19:A:OP1	2	0.99	0.11	0.99
(1,3)	1:A:84:LYS:NZ	2:B:19:A:OP2	2	0.99	0.11	0.99
(1,3)	1:A:84:LYS:NZ	2:B:19:A:P	2	0.99	0.11	0.99
(1,3)	1:A:84:LYS:NZ	2:B:20:U:C1'	2	0.99	0.11	0.99
(1,3)	1:A:84:LYS:NZ	2:B:20:U:C2	2	0.99	0.11	0.99
(1,3)	1:A:84:LYS:NZ	2:B:20:U:C2'	2	0.99	0.11	0.99
(1,3)	1:A:84:LYS:NZ	2:B:20:U:C3'	2	0.99	0.11	0.99
(1,3)	1:A:84:LYS:NZ	2:B:20:U:C4	2	0.99	0.11	0.99
(1,3)	1:A:84:LYS:NZ	2:B:20:U:C4'	2	0.99	0.11	0.99
(1,3)	1:A:84:LYS:NZ	2:B:20:U:C5	2	0.99	0.11	0.99
(1,3)	1:A:84:LYS:NZ	2:B:20:U:C5'	2	0.99	0.11	0.99
(1,3)	1:A:84:LYS:NZ	2:B:20:U:C6	2	0.99	0.11	0.99
(1,3)	1:A:84:LYS:NZ	2:B:20:U:H1'	2	0.99	0.11	0.99
(1,3)	1:A:84:LYS:NZ	2:B:20:U:H2'	2	0.99	0.11	0.99
(1,3)	1:A:84:LYS:NZ	2:B:20:U:H3	2	0.99	0.11	0.99
(1,3)	1:A:84:LYS:NZ	2:B:20:U:H3'	2	0.99	0.11	0.99
(1,3)	1:A:84:LYS:NZ	2:B:20:U:H4'	2	0.99	0.11	0.99
(1,3)	1:A:84:LYS:NZ	2:B:20:U:H5	2	0.99	0.11	0.99
(1,3)	1:A:84:LYS:NZ	2:B:20:U:H5'	2	0.99	0.11	0.99
(1,3)	1:A:84:LYS:NZ	2:B:20:U:H5''	2	0.99	0.11	0.99
(1,3)	1:A:84:LYS:NZ	2:B:20:U:H6	2	0.99	0.11	0.99
(1,3)	1:A:84:LYS:NZ	2:B:20:U:HO2'	2	0.99	0.11	0.99
(1,3)	1:A:84:LYS:NZ	2:B:20:U:N1	2	0.99	0.11	0.99
(1,3)	1:A:84:LYS:NZ	2:B:20:U:N3	2	0.99	0.11	0.99
(1,3)	1:A:84:LYS:NZ	2:B:20:U:O2	2	0.99	0.11	0.99
(1,3)	1:A:84:LYS:NZ	2:B:20:U:O2'	2	0.99	0.11	0.99
(1,3)	1:A:84:LYS:NZ	2:B:20:U:O3'	2	0.99	0.11	0.99
(1,3)	1:A:84:LYS:NZ	2:B:20:U:O4	2	0.99	0.11	0.99
(1,3)	1:A:84:LYS:NZ	2:B:20:U:O4'	2	0.99	0.11	0.99
(1,3)	1:A:84:LYS:NZ	2:B:20:U:O5'	2	0.99	0.11	0.99
(1,3)	1:A:84:LYS:NZ	2:B:20:U:OP1	2	0.99	0.11	0.99
(1,3)	1:A:84:LYS:NZ	2:B:20:U:OP2	2	0.99	0.11	0.99
(1,3)	1:A:84:LYS:NZ	2:B:20:U:P	2	0.99	0.11	0.99

*Continued on next page...*

*Continued from previous page...*

Key	Atom-1	Atom-2	Models <sup>1</sup>	Mean (Å)	SD <sup>1</sup> (Å)	Median (Å)
(1,3)	1:A:84:LYS:NZ	2:B:21:G:C1'	2	0.99	0.11	0.99
(1,3)	1:A:84:LYS:NZ	2:B:21:G:C2	2	0.99	0.11	0.99
(1,3)	1:A:84:LYS:NZ	2:B:21:G:C2'	2	0.99	0.11	0.99
(1,3)	1:A:84:LYS:NZ	2:B:21:G:C3'	2	0.99	0.11	0.99
(1,3)	1:A:84:LYS:NZ	2:B:21:G:C4	2	0.99	0.11	0.99
(1,3)	1:A:84:LYS:NZ	2:B:21:G:C4'	2	0.99	0.11	0.99
(1,3)	1:A:84:LYS:NZ	2:B:21:G:C5	2	0.99	0.11	0.99
(1,3)	1:A:84:LYS:NZ	2:B:21:G:C5'	2	0.99	0.11	0.99
(1,3)	1:A:84:LYS:NZ	2:B:21:G:C6	2	0.99	0.11	0.99
(1,3)	1:A:84:LYS:NZ	2:B:21:G:C8	2	0.99	0.11	0.99
(1,3)	1:A:84:LYS:NZ	2:B:21:G:H1	2	0.99	0.11	0.99
(1,3)	1:A:84:LYS:NZ	2:B:21:G:H1'	2	0.99	0.11	0.99
(1,3)	1:A:84:LYS:NZ	2:B:21:G:H2'	2	0.99	0.11	0.99
(1,3)	1:A:84:LYS:NZ	2:B:21:G:H21	2	0.99	0.11	0.99
(1,3)	1:A:84:LYS:NZ	2:B:21:G:H22	2	0.99	0.11	0.99
(1,3)	1:A:84:LYS:NZ	2:B:21:G:H3'	2	0.99	0.11	0.99
(1,3)	1:A:84:LYS:NZ	2:B:21:G:H4'	2	0.99	0.11	0.99
(1,3)	1:A:84:LYS:NZ	2:B:21:G:H5'	2	0.99	0.11	0.99
(1,3)	1:A:84:LYS:NZ	2:B:21:G:H5''	2	0.99	0.11	0.99
(1,3)	1:A:84:LYS:NZ	2:B:21:G:H8	2	0.99	0.11	0.99
(1,3)	1:A:84:LYS:NZ	2:B:21:G:HO2'	2	0.99	0.11	0.99
(1,3)	1:A:84:LYS:NZ	2:B:21:G:N1	2	0.99	0.11	0.99
(1,3)	1:A:84:LYS:NZ	2:B:21:G:N2	2	0.99	0.11	0.99
(1,3)	1:A:84:LYS:NZ	2:B:21:G:N3	2	0.99	0.11	0.99
(1,3)	1:A:84:LYS:NZ	2:B:21:G:N7	2	0.99	0.11	0.99
(1,3)	1:A:84:LYS:NZ	2:B:21:G:N9	2	0.99	0.11	0.99
(1,3)	1:A:84:LYS:NZ	2:B:21:G:O2'	2	0.99	0.11	0.99
(1,3)	1:A:84:LYS:NZ	2:B:21:G:O3'	2	0.99	0.11	0.99
(1,3)	1:A:84:LYS:NZ	2:B:21:G:O4'	2	0.99	0.11	0.99
(1,3)	1:A:84:LYS:NZ	2:B:21:G:O5'	2	0.99	0.11	0.99
(1,3)	1:A:84:LYS:NZ	2:B:21:G:O6	2	0.99	0.11	0.99
(1,3)	1:A:84:LYS:NZ	2:B:21:G:OP1	2	0.99	0.11	0.99
(1,3)	1:A:84:LYS:NZ	2:B:21:G:OP2	2	0.99	0.11	0.99
(1,3)	1:A:84:LYS:NZ	2:B:21:G:P	2	0.99	0.11	0.99
(1,3)	1:A:84:LYS:NZ	2:B:22:A:C1'	2	0.99	0.11	0.99
(1,3)	1:A:84:LYS:NZ	2:B:22:A:C2	2	0.99	0.11	0.99
(1,3)	1:A:84:LYS:NZ	2:B:22:A:C2'	2	0.99	0.11	0.99
(1,3)	1:A:84:LYS:NZ	2:B:22:A:C3'	2	0.99	0.11	0.99
(1,3)	1:A:84:LYS:NZ	2:B:22:A:C4	2	0.99	0.11	0.99
(1,3)	1:A:84:LYS:NZ	2:B:22:A:C4'	2	0.99	0.11	0.99
(1,3)	1:A:84:LYS:NZ	2:B:22:A:C5	2	0.99	0.11	0.99
(1,3)	1:A:84:LYS:NZ	2:B:22:A:C5'	2	0.99	0.11	0.99

*Continued on next page...*

*Continued from previous page...*

Key	Atom-1	Atom-2	Models <sup>1</sup>	Mean (Å)	SD <sup>1</sup> (Å)	Median (Å)
(1,3)	1:A:84:LYS:NZ	2:B:22:A:C6	2	0.99	0.11	0.99
(1,3)	1:A:84:LYS:NZ	2:B:22:A:C8	2	0.99	0.11	0.99
(1,3)	1:A:84:LYS:NZ	2:B:22:A:H1'	2	0.99	0.11	0.99
(1,3)	1:A:84:LYS:NZ	2:B:22:A:H2	2	0.99	0.11	0.99
(1,3)	1:A:84:LYS:NZ	2:B:22:A:H2'	2	0.99	0.11	0.99
(1,3)	1:A:84:LYS:NZ	2:B:22:A:H3'	2	0.99	0.11	0.99
(1,3)	1:A:84:LYS:NZ	2:B:22:A:H4'	2	0.99	0.11	0.99
(1,3)	1:A:84:LYS:NZ	2:B:22:A:H5'	2	0.99	0.11	0.99
(1,3)	1:A:84:LYS:NZ	2:B:22:A:H5''	2	0.99	0.11	0.99
(1,3)	1:A:84:LYS:NZ	2:B:22:A:H61	2	0.99	0.11	0.99
(1,3)	1:A:84:LYS:NZ	2:B:22:A:H62	2	0.99	0.11	0.99
(1,3)	1:A:84:LYS:NZ	2:B:22:A:H8	2	0.99	0.11	0.99
(1,3)	1:A:84:LYS:NZ	2:B:22:A:HO2'	2	0.99	0.11	0.99
(1,3)	1:A:84:LYS:NZ	2:B:22:A:N1	2	0.99	0.11	0.99
(1,3)	1:A:84:LYS:NZ	2:B:22:A:N3	2	0.99	0.11	0.99
(1,3)	1:A:84:LYS:NZ	2:B:22:A:N6	2	0.99	0.11	0.99
(1,3)	1:A:84:LYS:NZ	2:B:22:A:N7	2	0.99	0.11	0.99
(1,3)	1:A:84:LYS:NZ	2:B:22:A:N9	2	0.99	0.11	0.99
(1,3)	1:A:84:LYS:NZ	2:B:22:A:O2'	2	0.99	0.11	0.99
(1,3)	1:A:84:LYS:NZ	2:B:22:A:O3'	2	0.99	0.11	0.99
(1,3)	1:A:84:LYS:NZ	2:B:22:A:O4'	2	0.99	0.11	0.99
(1,3)	1:A:84:LYS:NZ	2:B:22:A:O5'	2	0.99	0.11	0.99
(1,3)	1:A:84:LYS:NZ	2:B:22:A:OP1	2	0.99	0.11	0.99
(1,3)	1:A:84:LYS:NZ	2:B:22:A:OP2	2	0.99	0.11	0.99
(1,3)	1:A:84:LYS:NZ	2:B:22:A:P	2	0.99	0.11	0.99
(1,3)	1:A:84:LYS:NZ	2:B:23:U:C1'	2	0.99	0.11	0.99
(1,3)	1:A:84:LYS:NZ	2:B:23:U:C2	2	0.99	0.11	0.99
(1,3)	1:A:84:LYS:NZ	2:B:23:U:C2'	2	0.99	0.11	0.99
(1,3)	1:A:84:LYS:NZ	2:B:23:U:C3'	2	0.99	0.11	0.99
(1,3)	1:A:84:LYS:NZ	2:B:23:U:C4	2	0.99	0.11	0.99
(1,3)	1:A:84:LYS:NZ	2:B:23:U:C4'	2	0.99	0.11	0.99
(1,3)	1:A:84:LYS:NZ	2:B:23:U:C5	2	0.99	0.11	0.99
(1,3)	1:A:84:LYS:NZ	2:B:23:U:C5'	2	0.99	0.11	0.99
(1,3)	1:A:84:LYS:NZ	2:B:23:U:C6	2	0.99	0.11	0.99
(1,3)	1:A:84:LYS:NZ	2:B:23:U:H1'	2	0.99	0.11	0.99
(1,3)	1:A:84:LYS:NZ	2:B:23:U:H2'	2	0.99	0.11	0.99
(1,3)	1:A:84:LYS:NZ	2:B:23:U:H3	2	0.99	0.11	0.99
(1,3)	1:A:84:LYS:NZ	2:B:23:U:H3'	2	0.99	0.11	0.99
(1,3)	1:A:84:LYS:NZ	2:B:23:U:H4'	2	0.99	0.11	0.99
(1,3)	1:A:84:LYS:NZ	2:B:23:U:H5	2	0.99	0.11	0.99
(1,3)	1:A:84:LYS:NZ	2:B:23:U:H5'	2	0.99	0.11	0.99
(1,3)	1:A:84:LYS:NZ	2:B:23:U:H5''	2	0.99	0.11	0.99

*Continued on next page...*

*Continued from previous page...*

Key	Atom-1	Atom-2	Models <sup>1</sup>	Mean (Å)	SD <sup>1</sup> (Å)	Median (Å)
(1,3)	1:A:84:LYS:NZ	2:B:23:U:H6	2	0.99	0.11	0.99
(1,3)	1:A:84:LYS:NZ	2:B:23:U:HO2'	2	0.99	0.11	0.99
(1,3)	1:A:84:LYS:NZ	2:B:23:U:N1	2	0.99	0.11	0.99
(1,3)	1:A:84:LYS:NZ	2:B:23:U:N3	2	0.99	0.11	0.99
(1,3)	1:A:84:LYS:NZ	2:B:23:U:O2	2	0.99	0.11	0.99
(1,3)	1:A:84:LYS:NZ	2:B:23:U:O2'	2	0.99	0.11	0.99
(1,3)	1:A:84:LYS:NZ	2:B:23:U:O3'	2	0.99	0.11	0.99
(1,3)	1:A:84:LYS:NZ	2:B:23:U:O4	2	0.99	0.11	0.99
(1,3)	1:A:84:LYS:NZ	2:B:23:U:O4'	2	0.99	0.11	0.99
(1,3)	1:A:84:LYS:NZ	2:B:23:U:O5'	2	0.99	0.11	0.99
(1,3)	1:A:84:LYS:NZ	2:B:23:U:OP1	2	0.99	0.11	0.99
(1,3)	1:A:84:LYS:NZ	2:B:23:U:OP2	2	0.99	0.11	0.99
(1,3)	1:A:84:LYS:NZ	2:B:23:U:P	2	0.99	0.11	0.99
(1,3)	1:A:84:LYS:NZ	2:B:24:G:C1'	2	0.99	0.11	0.99
(1,3)	1:A:84:LYS:NZ	2:B:24:G:C2	2	0.99	0.11	0.99
(1,3)	1:A:84:LYS:NZ	2:B:24:G:C2'	2	0.99	0.11	0.99
(1,3)	1:A:84:LYS:NZ	2:B:24:G:C3'	2	0.99	0.11	0.99
(1,3)	1:A:84:LYS:NZ	2:B:24:G:C4	2	0.99	0.11	0.99
(1,3)	1:A:84:LYS:NZ	2:B:24:G:C4'	2	0.99	0.11	0.99
(1,3)	1:A:84:LYS:NZ	2:B:24:G:C5	2	0.99	0.11	0.99
(1,3)	1:A:84:LYS:NZ	2:B:24:G:C5'	2	0.99	0.11	0.99
(1,3)	1:A:84:LYS:NZ	2:B:24:G:C6	2	0.99	0.11	0.99
(1,3)	1:A:84:LYS:NZ	2:B:24:G:C8	2	0.99	0.11	0.99
(1,3)	1:A:84:LYS:NZ	2:B:24:G:H1	2	0.99	0.11	0.99
(1,3)	1:A:84:LYS:NZ	2:B:24:G:H1'	2	0.99	0.11	0.99
(1,3)	1:A:84:LYS:NZ	2:B:24:G:H2'	2	0.99	0.11	0.99
(1,3)	1:A:84:LYS:NZ	2:B:24:G:H21	2	0.99	0.11	0.99
(1,3)	1:A:84:LYS:NZ	2:B:24:G:H22	2	0.99	0.11	0.99
(1,3)	1:A:84:LYS:NZ	2:B:24:G:H3'	2	0.99	0.11	0.99
(1,3)	1:A:84:LYS:NZ	2:B:24:G:H4'	2	0.99	0.11	0.99
(1,3)	1:A:84:LYS:NZ	2:B:24:G:H5'	2	0.99	0.11	0.99
(1,3)	1:A:84:LYS:NZ	2:B:24:G:H5''	2	0.99	0.11	0.99
(1,3)	1:A:84:LYS:NZ	2:B:24:G:H8	2	0.99	0.11	0.99
(1,3)	1:A:84:LYS:NZ	2:B:24:G:HO2'	2	0.99	0.11	0.99
(1,3)	1:A:84:LYS:NZ	2:B:24:G:N1	2	0.99	0.11	0.99
(1,3)	1:A:84:LYS:NZ	2:B:24:G:N2	2	0.99	0.11	0.99
(1,3)	1:A:84:LYS:NZ	2:B:24:G:N3	2	0.99	0.11	0.99
(1,3)	1:A:84:LYS:NZ	2:B:24:G:N7	2	0.99	0.11	0.99
(1,3)	1:A:84:LYS:NZ	2:B:24:G:N9	2	0.99	0.11	0.99
(1,3)	1:A:84:LYS:NZ	2:B:24:G:O2'	2	0.99	0.11	0.99
(1,3)	1:A:84:LYS:NZ	2:B:24:G:O3'	2	0.99	0.11	0.99
(1,3)	1:A:84:LYS:NZ	2:B:24:G:O4'	2	0.99	0.11	0.99

*Continued on next page...*

*Continued from previous page...*

Key	Atom-1	Atom-2	Models <sup>1</sup>	Mean (Å)	SD <sup>1</sup> (Å)	Median (Å)
(1,3)	1:A:84:LYS:NZ	2:B:24:G:O5'	2	0.99	0.11	0.99
(1,3)	1:A:84:LYS:NZ	2:B:24:G:O6	2	0.99	0.11	0.99
(1,3)	1:A:84:LYS:NZ	2:B:24:G:OP1	2	0.99	0.11	0.99
(1,3)	1:A:84:LYS:NZ	2:B:24:G:OP2	2	0.99	0.11	0.99
(1,3)	1:A:84:LYS:NZ	2:B:24:G:P	2	0.99	0.11	0.99
(1,3)	1:A:84:LYS:O	2:B:2:C:C1'	2	0.99	0.11	0.99
(1,3)	1:A:84:LYS:O	2:B:2:C:C2	2	0.99	0.11	0.99
(1,3)	1:A:84:LYS:O	2:B:2:C:C2'	2	0.99	0.11	0.99
(1,3)	1:A:84:LYS:O	2:B:2:C:C3'	2	0.99	0.11	0.99
(1,3)	1:A:84:LYS:O	2:B:2:C:C4	2	0.99	0.11	0.99
(1,3)	1:A:84:LYS:O	2:B:2:C:C4'	2	0.99	0.11	0.99
(1,3)	1:A:84:LYS:O	2:B:2:C:C5	2	0.99	0.11	0.99
(1,3)	1:A:84:LYS:O	2:B:2:C:C5'	2	0.99	0.11	0.99
(1,3)	1:A:84:LYS:O	2:B:2:C:C6	2	0.99	0.11	0.99
(1,3)	1:A:84:LYS:O	2:B:2:C:H1'	2	0.99	0.11	0.99
(1,3)	1:A:84:LYS:O	2:B:2:C:H2'	2	0.99	0.11	0.99
(1,3)	1:A:84:LYS:O	2:B:2:C:H3'	2	0.99	0.11	0.99
(1,3)	1:A:84:LYS:O	2:B:2:C:H4'	2	0.99	0.11	0.99
(1,3)	1:A:84:LYS:O	2:B:2:C:H41	2	0.99	0.11	0.99
(1,3)	1:A:84:LYS:O	2:B:2:C:H42	2	0.99	0.11	0.99
(1,3)	1:A:84:LYS:O	2:B:2:C:H5	2	0.99	0.11	0.99
(1,3)	1:A:84:LYS:O	2:B:2:C:H5'	2	0.99	0.11	0.99
(1,3)	1:A:84:LYS:O	2:B:2:C:H5''	2	0.99	0.11	0.99
(1,3)	1:A:84:LYS:O	2:B:2:C:H6	2	0.99	0.11	0.99
(1,3)	1:A:84:LYS:O	2:B:2:C:HO2'	2	0.99	0.11	0.99
(1,3)	1:A:84:LYS:O	2:B:2:C:N1	2	0.99	0.11	0.99
(1,3)	1:A:84:LYS:O	2:B:2:C:N3	2	0.99	0.11	0.99
(1,3)	1:A:84:LYS:O	2:B:2:C:N4	2	0.99	0.11	0.99
(1,3)	1:A:84:LYS:O	2:B:2:C:O2	2	0.99	0.11	0.99
(1,3)	1:A:84:LYS:O	2:B:2:C:O2'	2	0.99	0.11	0.99
(1,3)	1:A:84:LYS:O	2:B:2:C:O3'	2	0.99	0.11	0.99
(1,3)	1:A:84:LYS:O	2:B:2:C:O4'	2	0.99	0.11	0.99
(1,3)	1:A:84:LYS:O	2:B:2:C:O5'	2	0.99	0.11	0.99
(1,3)	1:A:84:LYS:O	2:B:3:U:C1'	2	0.99	0.11	0.99
(1,3)	1:A:84:LYS:O	2:B:3:U:C2	2	0.99	0.11	0.99
(1,3)	1:A:84:LYS:O	2:B:3:U:C2'	2	0.99	0.11	0.99
(1,3)	1:A:84:LYS:O	2:B:3:U:C3'	2	0.99	0.11	0.99
(1,3)	1:A:84:LYS:O	2:B:3:U:C4	2	0.99	0.11	0.99
(1,3)	1:A:84:LYS:O	2:B:3:U:C4'	2	0.99	0.11	0.99
(1,3)	1:A:84:LYS:O	2:B:3:U:C5	2	0.99	0.11	0.99
(1,3)	1:A:84:LYS:O	2:B:3:U:C5'	2	0.99	0.11	0.99
(1,3)	1:A:84:LYS:O	2:B:3:U:C6	2	0.99	0.11	0.99

*Continued on next page...*



*Continued from previous page...*

Key	Atom-1	Atom-2	Models <sup>1</sup>	Mean (Å)	SD <sup>1</sup> (Å)	Median (Å)
(1,3)	1:A:84:LYS:O	2:B:3:U:H1'	2	0.99	0.11	0.99
(1,3)	1:A:84:LYS:O	2:B:3:U:H2'	2	0.99	0.11	0.99
(1,3)	1:A:84:LYS:O	2:B:3:U:H3	2	0.99	0.11	0.99
(1,3)	1:A:84:LYS:O	2:B:3:U:H3'	2	0.99	0.11	0.99
(1,3)	1:A:84:LYS:O	2:B:3:U:H4'	2	0.99	0.11	0.99
(1,3)	1:A:84:LYS:O	2:B:3:U:H5	2	0.99	0.11	0.99
(1,3)	1:A:84:LYS:O	2:B:3:U:H5'	2	0.99	0.11	0.99
(1,3)	1:A:84:LYS:O	2:B:3:U:H5''	2	0.99	0.11	0.99
(1,3)	1:A:84:LYS:O	2:B:3:U:H6	2	0.99	0.11	0.99
(1,3)	1:A:84:LYS:O	2:B:3:U:HO2'	2	0.99	0.11	0.99
(1,3)	1:A:84:LYS:O	2:B:3:U:N1	2	0.99	0.11	0.99
(1,3)	1:A:84:LYS:O	2:B:3:U:N3	2	0.99	0.11	0.99
(1,3)	1:A:84:LYS:O	2:B:3:U:O2	2	0.99	0.11	0.99
(1,3)	1:A:84:LYS:O	2:B:3:U:O2'	2	0.99	0.11	0.99
(1,3)	1:A:84:LYS:O	2:B:3:U:O3'	2	0.99	0.11	0.99
(1,3)	1:A:84:LYS:O	2:B:3:U:O4	2	0.99	0.11	0.99
(1,3)	1:A:84:LYS:O	2:B:3:U:O4'	2	0.99	0.11	0.99
(1,3)	1:A:84:LYS:O	2:B:3:U:O5'	2	0.99	0.11	0.99
(1,3)	1:A:84:LYS:O	2:B:3:U:OP1	2	0.99	0.11	0.99
(1,3)	1:A:84:LYS:O	2:B:3:U:OP2	2	0.99	0.11	0.99
(1,3)	1:A:84:LYS:O	2:B:3:U:P	2	0.99	0.11	0.99
(1,3)	1:A:84:LYS:O	2:B:4:G:C1'	2	0.99	0.11	0.99
(1,3)	1:A:84:LYS:O	2:B:4:G:C2	2	0.99	0.11	0.99
(1,3)	1:A:84:LYS:O	2:B:4:G:C2'	2	0.99	0.11	0.99
(1,3)	1:A:84:LYS:O	2:B:4:G:C3'	2	0.99	0.11	0.99
(1,3)	1:A:84:LYS:O	2:B:4:G:C4	2	0.99	0.11	0.99
(1,3)	1:A:84:LYS:O	2:B:4:G:C4'	2	0.99	0.11	0.99
(1,3)	1:A:84:LYS:O	2:B:4:G:C5	2	0.99	0.11	0.99
(1,3)	1:A:84:LYS:O	2:B:4:G:C5'	2	0.99	0.11	0.99
(1,3)	1:A:84:LYS:O	2:B:4:G:C6	2	0.99	0.11	0.99
(1,3)	1:A:84:LYS:O	2:B:4:G:C8	2	0.99	0.11	0.99
(1,3)	1:A:84:LYS:O	2:B:4:G:H1	2	0.99	0.11	0.99
(1,3)	1:A:84:LYS:O	2:B:4:G:H1'	2	0.99	0.11	0.99
(1,3)	1:A:84:LYS:O	2:B:4:G:H2'	2	0.99	0.11	0.99
(1,3)	1:A:84:LYS:O	2:B:4:G:H21	2	0.99	0.11	0.99
(1,3)	1:A:84:LYS:O	2:B:4:G:H22	2	0.99	0.11	0.99
(1,3)	1:A:84:LYS:O	2:B:4:G:H3'	2	0.99	0.11	0.99
(1,3)	1:A:84:LYS:O	2:B:4:G:H4'	2	0.99	0.11	0.99
(1,3)	1:A:84:LYS:O	2:B:4:G:H5'	2	0.99	0.11	0.99
(1,3)	1:A:84:LYS:O	2:B:4:G:H5''	2	0.99	0.11	0.99
(1,3)	1:A:84:LYS:O	2:B:4:G:H8	2	0.99	0.11	0.99
(1,3)	1:A:84:LYS:O	2:B:4:G:HO2'	2	0.99	0.11	0.99

*Continued on next page...*

*Continued from previous page...*

Key	Atom-1	Atom-2	Models <sup>1</sup>	Mean (Å)	SD <sup>1</sup> (Å)	Median (Å)
(1,3)	1:A:84:LYS:O	2:B:4:G:N1	2	0.99	0.11	0.99
(1,3)	1:A:84:LYS:O	2:B:4:G:N2	2	0.99	0.11	0.99
(1,3)	1:A:84:LYS:O	2:B:4:G:N3	2	0.99	0.11	0.99
(1,3)	1:A:84:LYS:O	2:B:4:G:N7	2	0.99	0.11	0.99
(1,3)	1:A:84:LYS:O	2:B:4:G:N9	2	0.99	0.11	0.99
(1,3)	1:A:84:LYS:O	2:B:4:G:O2'	2	0.99	0.11	0.99
(1,3)	1:A:84:LYS:O	2:B:4:G:O3'	2	0.99	0.11	0.99
(1,3)	1:A:84:LYS:O	2:B:4:G:O4'	2	0.99	0.11	0.99
(1,3)	1:A:84:LYS:O	2:B:4:G:O5'	2	0.99	0.11	0.99
(1,3)	1:A:84:LYS:O	2:B:4:G:O6	2	0.99	0.11	0.99
(1,3)	1:A:84:LYS:O	2:B:4:G:OP1	2	0.99	0.11	0.99
(1,3)	1:A:84:LYS:O	2:B:4:G:OP2	2	0.99	0.11	0.99
(1,3)	1:A:84:LYS:O	2:B:4:G:P	2	0.99	0.11	0.99
(1,3)	1:A:84:LYS:O	2:B:5:A:C1'	2	0.99	0.11	0.99
(1,3)	1:A:84:LYS:O	2:B:5:A:C2	2	0.99	0.11	0.99
(1,3)	1:A:84:LYS:O	2:B:5:A:C2'	2	0.99	0.11	0.99
(1,3)	1:A:84:LYS:O	2:B:5:A:C3'	2	0.99	0.11	0.99
(1,3)	1:A:84:LYS:O	2:B:5:A:C4	2	0.99	0.11	0.99
(1,3)	1:A:84:LYS:O	2:B:5:A:C4'	2	0.99	0.11	0.99
(1,3)	1:A:84:LYS:O	2:B:5:A:C5	2	0.99	0.11	0.99
(1,3)	1:A:84:LYS:O	2:B:5:A:C5'	2	0.99	0.11	0.99
(1,3)	1:A:84:LYS:O	2:B:5:A:C6	2	0.99	0.11	0.99
(1,3)	1:A:84:LYS:O	2:B:5:A:C8	2	0.99	0.11	0.99
(1,3)	1:A:84:LYS:O	2:B:5:A:H1'	2	0.99	0.11	0.99
(1,3)	1:A:84:LYS:O	2:B:5:A:H2	2	0.99	0.11	0.99
(1,3)	1:A:84:LYS:O	2:B:5:A:H2'	2	0.99	0.11	0.99
(1,3)	1:A:84:LYS:O	2:B:5:A:H3'	2	0.99	0.11	0.99
(1,3)	1:A:84:LYS:O	2:B:5:A:H4'	2	0.99	0.11	0.99
(1,3)	1:A:84:LYS:O	2:B:5:A:H5'	2	0.99	0.11	0.99
(1,3)	1:A:84:LYS:O	2:B:5:A:H5''	2	0.99	0.11	0.99
(1,3)	1:A:84:LYS:O	2:B:5:A:H61	2	0.99	0.11	0.99
(1,3)	1:A:84:LYS:O	2:B:5:A:H62	2	0.99	0.11	0.99
(1,3)	1:A:84:LYS:O	2:B:5:A:H8	2	0.99	0.11	0.99
(1,3)	1:A:84:LYS:O	2:B:5:A:HO2'	2	0.99	0.11	0.99
(1,3)	1:A:84:LYS:O	2:B:5:A:N1	2	0.99	0.11	0.99
(1,3)	1:A:84:LYS:O	2:B:5:A:N3	2	0.99	0.11	0.99
(1,3)	1:A:84:LYS:O	2:B:5:A:N6	2	0.99	0.11	0.99
(1,3)	1:A:84:LYS:O	2:B:5:A:N7	2	0.99	0.11	0.99
(1,3)	1:A:84:LYS:O	2:B:5:A:N9	2	0.99	0.11	0.99
(1,3)	1:A:84:LYS:O	2:B:5:A:O2'	2	0.99	0.11	0.99
(1,3)	1:A:84:LYS:O	2:B:5:A:O3'	2	0.99	0.11	0.99
(1,3)	1:A:84:LYS:O	2:B:5:A:O4'	2	0.99	0.11	0.99

*Continued on next page...*

*Continued from previous page...*

Key	Atom-1	Atom-2	Models <sup>1</sup>	Mean (Å)	SD <sup>1</sup> (Å)	Median (Å)
(1,3)	1:A:84:LYS:O	2:B:5:A:O5'	2	0.99	0.11	0.99
(1,3)	1:A:84:LYS:O	2:B:5:A:OP1	2	0.99	0.11	0.99
(1,3)	1:A:84:LYS:O	2:B:5:A:OP2	2	0.99	0.11	0.99
(1,3)	1:A:84:LYS:O	2:B:5:A:P	2	0.99	0.11	0.99
(1,3)	1:A:84:LYS:O	2:B:6:G:C1'	2	0.99	0.11	0.99
(1,3)	1:A:84:LYS:O	2:B:6:G:C2	2	0.99	0.11	0.99
(1,3)	1:A:84:LYS:O	2:B:6:G:C2'	2	0.99	0.11	0.99
(1,3)	1:A:84:LYS:O	2:B:6:G:C3'	2	0.99	0.11	0.99
(1,3)	1:A:84:LYS:O	2:B:6:G:C4	2	0.99	0.11	0.99
(1,3)	1:A:84:LYS:O	2:B:6:G:C4'	2	0.99	0.11	0.99
(1,3)	1:A:84:LYS:O	2:B:6:G:C5	2	0.99	0.11	0.99
(1,3)	1:A:84:LYS:O	2:B:6:G:C5'	2	0.99	0.11	0.99
(1,3)	1:A:84:LYS:O	2:B:6:G:C6	2	0.99	0.11	0.99
(1,3)	1:A:84:LYS:O	2:B:6:G:C8	2	0.99	0.11	0.99
(1,3)	1:A:84:LYS:O	2:B:6:G:H1	2	0.99	0.11	0.99
(1,3)	1:A:84:LYS:O	2:B:6:G:H1'	2	0.99	0.11	0.99
(1,3)	1:A:84:LYS:O	2:B:6:G:H2'	2	0.99	0.11	0.99
(1,3)	1:A:84:LYS:O	2:B:6:G:H21	2	0.99	0.11	0.99
(1,3)	1:A:84:LYS:O	2:B:6:G:H22	2	0.99	0.11	0.99
(1,3)	1:A:84:LYS:O	2:B:6:G:H3'	2	0.99	0.11	0.99
(1,3)	1:A:84:LYS:O	2:B:6:G:H4'	2	0.99	0.11	0.99
(1,3)	1:A:84:LYS:O	2:B:6:G:H5'	2	0.99	0.11	0.99
(1,3)	1:A:84:LYS:O	2:B:6:G:H5''	2	0.99	0.11	0.99
(1,3)	1:A:84:LYS:O	2:B:6:G:H8	2	0.99	0.11	0.99
(1,3)	1:A:84:LYS:O	2:B:6:G:HO2'	2	0.99	0.11	0.99
(1,3)	1:A:84:LYS:O	2:B:6:G:N1	2	0.99	0.11	0.99
(1,3)	1:A:84:LYS:O	2:B:6:G:N2	2	0.99	0.11	0.99
(1,3)	1:A:84:LYS:O	2:B:6:G:N3	2	0.99	0.11	0.99
(1,3)	1:A:84:LYS:O	2:B:6:G:N7	2	0.99	0.11	0.99
(1,3)	1:A:84:LYS:O	2:B:6:G:N9	2	0.99	0.11	0.99
(1,3)	1:A:84:LYS:O	2:B:6:G:O2'	2	0.99	0.11	0.99
(1,3)	1:A:84:LYS:O	2:B:6:G:O3'	2	0.99	0.11	0.99
(1,3)	1:A:84:LYS:O	2:B:6:G:O4'	2	0.99	0.11	0.99
(1,3)	1:A:84:LYS:O	2:B:6:G:O5'	2	0.99	0.11	0.99
(1,3)	1:A:84:LYS:O	2:B:6:G:O6	2	0.99	0.11	0.99
(1,3)	1:A:84:LYS:O	2:B:6:G:OP1	2	0.99	0.11	0.99
(1,3)	1:A:84:LYS:O	2:B:6:G:OP2	2	0.99	0.11	0.99
(1,3)	1:A:84:LYS:O	2:B:6:G:P	2	0.99	0.11	0.99
(1,3)	1:A:84:LYS:O	2:B:7:C:C1'	2	0.99	0.11	0.99
(1,3)	1:A:84:LYS:O	2:B:7:C:C2	2	0.99	0.11	0.99
(1,3)	1:A:84:LYS:O	2:B:7:C:C2'	2	0.99	0.11	0.99
(1,3)	1:A:84:LYS:O	2:B:7:C:C3'	2	0.99	0.11	0.99

*Continued on next page...*

*Continued from previous page...*

Key	Atom-1	Atom-2	Models <sup>1</sup>	Mean (Å)	SD <sup>1</sup> (Å)	Median (Å)
(1,3)	1:A:84:LYS:O	2:B:7:C:C4	2	0.99	0.11	0.99
(1,3)	1:A:84:LYS:O	2:B:7:C:C4'	2	0.99	0.11	0.99
(1,3)	1:A:84:LYS:O	2:B:7:C:C5	2	0.99	0.11	0.99
(1,3)	1:A:84:LYS:O	2:B:7:C:C5'	2	0.99	0.11	0.99
(1,3)	1:A:84:LYS:O	2:B:7:C:C6	2	0.99	0.11	0.99
(1,3)	1:A:84:LYS:O	2:B:7:C:H1'	2	0.99	0.11	0.99
(1,3)	1:A:84:LYS:O	2:B:7:C:H2'	2	0.99	0.11	0.99
(1,3)	1:A:84:LYS:O	2:B:7:C:H3'	2	0.99	0.11	0.99
(1,3)	1:A:84:LYS:O	2:B:7:C:H4'	2	0.99	0.11	0.99
(1,3)	1:A:84:LYS:O	2:B:7:C:H41	2	0.99	0.11	0.99
(1,3)	1:A:84:LYS:O	2:B:7:C:H42	2	0.99	0.11	0.99
(1,3)	1:A:84:LYS:O	2:B:7:C:H5	2	0.99	0.11	0.99
(1,3)	1:A:84:LYS:O	2:B:7:C:H5'	2	0.99	0.11	0.99
(1,3)	1:A:84:LYS:O	2:B:7:C:H5''	2	0.99	0.11	0.99
(1,3)	1:A:84:LYS:O	2:B:7:C:H6	2	0.99	0.11	0.99
(1,3)	1:A:84:LYS:O	2:B:7:C:HO2'	2	0.99	0.11	0.99
(1,3)	1:A:84:LYS:O	2:B:7:C:N1	2	0.99	0.11	0.99
(1,3)	1:A:84:LYS:O	2:B:7:C:N3	2	0.99	0.11	0.99
(1,3)	1:A:84:LYS:O	2:B:7:C:N4	2	0.99	0.11	0.99
(1,3)	1:A:84:LYS:O	2:B:7:C:O2	2	0.99	0.11	0.99
(1,3)	1:A:84:LYS:O	2:B:7:C:O2'	2	0.99	0.11	0.99
(1,3)	1:A:84:LYS:O	2:B:7:C:O3'	2	0.99	0.11	0.99
(1,3)	1:A:84:LYS:O	2:B:7:C:O4'	2	0.99	0.11	0.99
(1,3)	1:A:84:LYS:O	2:B:7:C:O5'	2	0.99	0.11	0.99
(1,3)	1:A:84:LYS:O	2:B:7:C:OP1	2	0.99	0.11	0.99
(1,3)	1:A:84:LYS:O	2:B:7:C:OP2	2	0.99	0.11	0.99
(1,3)	1:A:84:LYS:O	2:B:7:C:P	2	0.99	0.11	0.99
(1,3)	1:A:84:LYS:O	2:B:8:U:C1'	2	0.99	0.11	0.99
(1,3)	1:A:84:LYS:O	2:B:8:U:C2	2	0.99	0.11	0.99
(1,3)	1:A:84:LYS:O	2:B:8:U:C2'	2	0.99	0.11	0.99
(1,3)	1:A:84:LYS:O	2:B:8:U:C3'	2	0.99	0.11	0.99
(1,3)	1:A:84:LYS:O	2:B:8:U:C4	2	0.99	0.11	0.99
(1,3)	1:A:84:LYS:O	2:B:8:U:C4'	2	0.99	0.11	0.99
(1,3)	1:A:84:LYS:O	2:B:8:U:C5	2	0.99	0.11	0.99
(1,3)	1:A:84:LYS:O	2:B:8:U:C5'	2	0.99	0.11	0.99
(1,3)	1:A:84:LYS:O	2:B:8:U:C6	2	0.99	0.11	0.99
(1,3)	1:A:84:LYS:O	2:B:8:U:H1'	2	0.99	0.11	0.99
(1,3)	1:A:84:LYS:O	2:B:8:U:H2'	2	0.99	0.11	0.99
(1,3)	1:A:84:LYS:O	2:B:8:U:H3	2	0.99	0.11	0.99
(1,3)	1:A:84:LYS:O	2:B:8:U:H3'	2	0.99	0.11	0.99
(1,3)	1:A:84:LYS:O	2:B:8:U:H4'	2	0.99	0.11	0.99
(1,3)	1:A:84:LYS:O	2:B:8:U:H5	2	0.99	0.11	0.99

*Continued on next page...*

*Continued from previous page...*

Key	Atom-1	Atom-2	Models <sup>1</sup>	Mean (Å)	SD <sup>1</sup> (Å)	Median (Å)
(1,3)	1:A:84:LYS:O	2:B:8:U:H5'	2	0.99	0.11	0.99
(1,3)	1:A:84:LYS:O	2:B:8:U:H5''	2	0.99	0.11	0.99
(1,3)	1:A:84:LYS:O	2:B:8:U:H6	2	0.99	0.11	0.99
(1,3)	1:A:84:LYS:O	2:B:8:U:HO2'	2	0.99	0.11	0.99
(1,3)	1:A:84:LYS:O	2:B:8:U:N1	2	0.99	0.11	0.99
(1,3)	1:A:84:LYS:O	2:B:8:U:N3	2	0.99	0.11	0.99
(1,3)	1:A:84:LYS:O	2:B:8:U:O2	2	0.99	0.11	0.99
(1,3)	1:A:84:LYS:O	2:B:8:U:O2'	2	0.99	0.11	0.99
(1,3)	1:A:84:LYS:O	2:B:8:U:O3'	2	0.99	0.11	0.99
(1,3)	1:A:84:LYS:O	2:B:8:U:O4	2	0.99	0.11	0.99
(1,3)	1:A:84:LYS:O	2:B:8:U:O4'	2	0.99	0.11	0.99
(1,3)	1:A:84:LYS:O	2:B:8:U:O5'	2	0.99	0.11	0.99
(1,3)	1:A:84:LYS:O	2:B:8:U:OP1	2	0.99	0.11	0.99
(1,3)	1:A:84:LYS:O	2:B:8:U:OP2	2	0.99	0.11	0.99
(1,3)	1:A:84:LYS:O	2:B:8:U:P	2	0.99	0.11	0.99
(1,3)	1:A:84:LYS:O	2:B:9:C:C1'	2	0.99	0.11	0.99
(1,3)	1:A:84:LYS:O	2:B:9:C:C2	2	0.99	0.11	0.99
(1,3)	1:A:84:LYS:O	2:B:9:C:C2'	2	0.99	0.11	0.99
(1,3)	1:A:84:LYS:O	2:B:9:C:C3'	2	0.99	0.11	0.99
(1,3)	1:A:84:LYS:O	2:B:9:C:C4	2	0.99	0.11	0.99
(1,3)	1:A:84:LYS:O	2:B:9:C:C4'	2	0.99	0.11	0.99
(1,3)	1:A:84:LYS:O	2:B:9:C:C5	2	0.99	0.11	0.99
(1,3)	1:A:84:LYS:O	2:B:9:C:C5'	2	0.99	0.11	0.99
(1,3)	1:A:84:LYS:O	2:B:9:C:C6	2	0.99	0.11	0.99
(1,3)	1:A:84:LYS:O	2:B:9:C:H1'	2	0.99	0.11	0.99
(1,3)	1:A:84:LYS:O	2:B:9:C:H2'	2	0.99	0.11	0.99
(1,3)	1:A:84:LYS:O	2:B:9:C:H3'	2	0.99	0.11	0.99
(1,3)	1:A:84:LYS:O	2:B:9:C:H4'	2	0.99	0.11	0.99
(1,3)	1:A:84:LYS:O	2:B:9:C:H41	2	0.99	0.11	0.99
(1,3)	1:A:84:LYS:O	2:B:9:C:H42	2	0.99	0.11	0.99
(1,3)	1:A:84:LYS:O	2:B:9:C:H5	2	0.99	0.11	0.99
(1,3)	1:A:84:LYS:O	2:B:9:C:H5'	2	0.99	0.11	0.99
(1,3)	1:A:84:LYS:O	2:B:9:C:H5''	2	0.99	0.11	0.99
(1,3)	1:A:84:LYS:O	2:B:9:C:H6	2	0.99	0.11	0.99
(1,3)	1:A:84:LYS:O	2:B:9:C:HO2'	2	0.99	0.11	0.99
(1,3)	1:A:84:LYS:O	2:B:9:C:N1	2	0.99	0.11	0.99
(1,3)	1:A:84:LYS:O	2:B:9:C:N3	2	0.99	0.11	0.99
(1,3)	1:A:84:LYS:O	2:B:9:C:N4	2	0.99	0.11	0.99
(1,3)	1:A:84:LYS:O	2:B:9:C:O2	2	0.99	0.11	0.99
(1,3)	1:A:84:LYS:O	2:B:9:C:O2'	2	0.99	0.11	0.99
(1,3)	1:A:84:LYS:O	2:B:9:C:O3'	2	0.99	0.11	0.99
(1,3)	1:A:84:LYS:O	2:B:9:C:O4'	2	0.99	0.11	0.99

*Continued on next page...*

*Continued from previous page...*

Key	Atom-1	Atom-2	Models <sup>1</sup>	Mean (Å)	SD <sup>1</sup> (Å)	Median (Å)
(1,3)	1:A:84:LYS:O	2:B:9:C:O5'	2	0.99	0.11	0.99
(1,3)	1:A:84:LYS:O	2:B:9:C:OP1	2	0.99	0.11	0.99
(1,3)	1:A:84:LYS:O	2:B:9:C:OP2	2	0.99	0.11	0.99
(1,3)	1:A:84:LYS:O	2:B:9:C:P	2	0.99	0.11	0.99
(1,3)	1:A:84:LYS:O	2:B:10:G:C1'	2	0.99	0.11	0.99
(1,3)	1:A:84:LYS:O	2:B:10:G:C2	2	0.99	0.11	0.99
(1,3)	1:A:84:LYS:O	2:B:10:G:C2'	2	0.99	0.11	0.99
(1,3)	1:A:84:LYS:O	2:B:10:G:C3'	2	0.99	0.11	0.99
(1,3)	1:A:84:LYS:O	2:B:10:G:C4	2	0.99	0.11	0.99
(1,3)	1:A:84:LYS:O	2:B:10:G:C4'	2	0.99	0.11	0.99
(1,3)	1:A:84:LYS:O	2:B:10:G:C5	2	0.99	0.11	0.99
(1,3)	1:A:84:LYS:O	2:B:10:G:C5'	2	0.99	0.11	0.99
(1,3)	1:A:84:LYS:O	2:B:10:G:C6	2	0.99	0.11	0.99
(1,3)	1:A:84:LYS:O	2:B:10:G:C8	2	0.99	0.11	0.99
(1,3)	1:A:84:LYS:O	2:B:10:G:H1	2	0.99	0.11	0.99
(1,3)	1:A:84:LYS:O	2:B:10:G:H1'	2	0.99	0.11	0.99
(1,3)	1:A:84:LYS:O	2:B:10:G:H2'	2	0.99	0.11	0.99
(1,3)	1:A:84:LYS:O	2:B:10:G:H21	2	0.99	0.11	0.99
(1,3)	1:A:84:LYS:O	2:B:10:G:H22	2	0.99	0.11	0.99
(1,3)	1:A:84:LYS:O	2:B:10:G:H3'	2	0.99	0.11	0.99
(1,3)	1:A:84:LYS:O	2:B:10:G:H4'	2	0.99	0.11	0.99
(1,3)	1:A:84:LYS:O	2:B:10:G:H5'	2	0.99	0.11	0.99
(1,3)	1:A:84:LYS:O	2:B:10:G:H5''	2	0.99	0.11	0.99
(1,3)	1:A:84:LYS:O	2:B:10:G:H8	2	0.99	0.11	0.99
(1,3)	1:A:84:LYS:O	2:B:10:G:HO2'	2	0.99	0.11	0.99
(1,3)	1:A:84:LYS:O	2:B:10:G:N1	2	0.99	0.11	0.99
(1,3)	1:A:84:LYS:O	2:B:10:G:N2	2	0.99	0.11	0.99
(1,3)	1:A:84:LYS:O	2:B:10:G:N3	2	0.99	0.11	0.99
(1,3)	1:A:84:LYS:O	2:B:10:G:N7	2	0.99	0.11	0.99
(1,3)	1:A:84:LYS:O	2:B:10:G:N9	2	0.99	0.11	0.99
(1,3)	1:A:84:LYS:O	2:B:10:G:O2'	2	0.99	0.11	0.99
(1,3)	1:A:84:LYS:O	2:B:10:G:O3'	2	0.99	0.11	0.99
(1,3)	1:A:84:LYS:O	2:B:10:G:O4'	2	0.99	0.11	0.99
(1,3)	1:A:84:LYS:O	2:B:10:G:O5'	2	0.99	0.11	0.99
(1,3)	1:A:84:LYS:O	2:B:10:G:O6	2	0.99	0.11	0.99
(1,3)	1:A:84:LYS:O	2:B:10:G:OP1	2	0.99	0.11	0.99
(1,3)	1:A:84:LYS:O	2:B:10:G:OP2	2	0.99	0.11	0.99
(1,3)	1:A:84:LYS:O	2:B:10:G:P	2	0.99	0.11	0.99
(1,3)	1:A:84:LYS:O	2:B:11:A:C1'	2	0.99	0.11	0.99
(1,3)	1:A:84:LYS:O	2:B:11:A:C2	2	0.99	0.11	0.99
(1,3)	1:A:84:LYS:O	2:B:11:A:C2'	2	0.99	0.11	0.99
(1,3)	1:A:84:LYS:O	2:B:11:A:C3'	2	0.99	0.11	0.99

*Continued on next page...*

*Continued from previous page...*

Key	Atom-1	Atom-2	Models <sup>1</sup>	Mean (Å)	SD <sup>1</sup> (Å)	Median (Å)
(1,3)	1:A:84:LYS:O	2:B:11:A:C4	2	0.99	0.11	0.99
(1,3)	1:A:84:LYS:O	2:B:11:A:C4'	2	0.99	0.11	0.99
(1,3)	1:A:84:LYS:O	2:B:11:A:C5	2	0.99	0.11	0.99
(1,3)	1:A:84:LYS:O	2:B:11:A:C5'	2	0.99	0.11	0.99
(1,3)	1:A:84:LYS:O	2:B:11:A:C6	2	0.99	0.11	0.99
(1,3)	1:A:84:LYS:O	2:B:11:A:C8	2	0.99	0.11	0.99
(1,3)	1:A:84:LYS:O	2:B:11:A:H1'	2	0.99	0.11	0.99
(1,3)	1:A:84:LYS:O	2:B:11:A:H2	2	0.99	0.11	0.99
(1,3)	1:A:84:LYS:O	2:B:11:A:H2'	2	0.99	0.11	0.99
(1,3)	1:A:84:LYS:O	2:B:11:A:H3'	2	0.99	0.11	0.99
(1,3)	1:A:84:LYS:O	2:B:11:A:H4'	2	0.99	0.11	0.99
(1,3)	1:A:84:LYS:O	2:B:11:A:H5'	2	0.99	0.11	0.99
(1,3)	1:A:84:LYS:O	2:B:11:A:H5''	2	0.99	0.11	0.99
(1,3)	1:A:84:LYS:O	2:B:11:A:H61	2	0.99	0.11	0.99
(1,3)	1:A:84:LYS:O	2:B:11:A:H62	2	0.99	0.11	0.99
(1,3)	1:A:84:LYS:O	2:B:11:A:H8	2	0.99	0.11	0.99
(1,3)	1:A:84:LYS:O	2:B:11:A:HO2'	2	0.99	0.11	0.99
(1,3)	1:A:84:LYS:O	2:B:11:A:N1	2	0.99	0.11	0.99
(1,3)	1:A:84:LYS:O	2:B:11:A:N3	2	0.99	0.11	0.99
(1,3)	1:A:84:LYS:O	2:B:11:A:N6	2	0.99	0.11	0.99
(1,3)	1:A:84:LYS:O	2:B:11:A:N7	2	0.99	0.11	0.99
(1,3)	1:A:84:LYS:O	2:B:11:A:N9	2	0.99	0.11	0.99
(1,3)	1:A:84:LYS:O	2:B:11:A:O2'	2	0.99	0.11	0.99
(1,3)	1:A:84:LYS:O	2:B:11:A:O3'	2	0.99	0.11	0.99
(1,3)	1:A:84:LYS:O	2:B:11:A:O4'	2	0.99	0.11	0.99
(1,3)	1:A:84:LYS:O	2:B:11:A:O5'	2	0.99	0.11	0.99
(1,3)	1:A:84:LYS:O	2:B:11:A:OP1	2	0.99	0.11	0.99
(1,3)	1:A:84:LYS:O	2:B:11:A:OP2	2	0.99	0.11	0.99
(1,3)	1:A:84:LYS:O	2:B:11:A:P	2	0.99	0.11	0.99
(1,3)	1:A:84:LYS:O	2:B:12:A:C1'	2	0.99	0.11	0.99
(1,3)	1:A:84:LYS:O	2:B:12:A:C2	2	0.99	0.11	0.99
(1,3)	1:A:84:LYS:O	2:B:12:A:C2'	2	0.99	0.11	0.99
(1,3)	1:A:84:LYS:O	2:B:12:A:C3'	2	0.99	0.11	0.99
(1,3)	1:A:84:LYS:O	2:B:12:A:C4	2	0.99	0.11	0.99
(1,3)	1:A:84:LYS:O	2:B:12:A:C4'	2	0.99	0.11	0.99
(1,3)	1:A:84:LYS:O	2:B:12:A:C5	2	0.99	0.11	0.99
(1,3)	1:A:84:LYS:O	2:B:12:A:C5'	2	0.99	0.11	0.99
(1,3)	1:A:84:LYS:O	2:B:12:A:C6	2	0.99	0.11	0.99
(1,3)	1:A:84:LYS:O	2:B:12:A:C8	2	0.99	0.11	0.99
(1,3)	1:A:84:LYS:O	2:B:12:A:H1'	2	0.99	0.11	0.99
(1,3)	1:A:84:LYS:O	2:B:12:A:H2	2	0.99	0.11	0.99
(1,3)	1:A:84:LYS:O	2:B:12:A:H2'	2	0.99	0.11	0.99

*Continued on next page...*

*Continued from previous page...*

Key	Atom-1	Atom-2	Models <sup>1</sup>	Mean (Å)	SD <sup>1</sup> (Å)	Median (Å)
(1,3)	1:A:84:LYS:O	2:B:12:A:H3'	2	0.99	0.11	0.99
(1,3)	1:A:84:LYS:O	2:B:12:A:H4'	2	0.99	0.11	0.99
(1,3)	1:A:84:LYS:O	2:B:12:A:H5'	2	0.99	0.11	0.99
(1,3)	1:A:84:LYS:O	2:B:12:A:H5''	2	0.99	0.11	0.99
(1,3)	1:A:84:LYS:O	2:B:12:A:H61	2	0.99	0.11	0.99
(1,3)	1:A:84:LYS:O	2:B:12:A:H62	2	0.99	0.11	0.99
(1,3)	1:A:84:LYS:O	2:B:12:A:H8	2	0.99	0.11	0.99
(1,3)	1:A:84:LYS:O	2:B:12:A:HO2'	2	0.99	0.11	0.99
(1,3)	1:A:84:LYS:O	2:B:12:A:N1	2	0.99	0.11	0.99
(1,3)	1:A:84:LYS:O	2:B:12:A:N3	2	0.99	0.11	0.99
(1,3)	1:A:84:LYS:O	2:B:12:A:N6	2	0.99	0.11	0.99
(1,3)	1:A:84:LYS:O	2:B:12:A:N7	2	0.99	0.11	0.99
(1,3)	1:A:84:LYS:O	2:B:12:A:N9	2	0.99	0.11	0.99
(1,3)	1:A:84:LYS:O	2:B:12:A:O2'	2	0.99	0.11	0.99
(1,3)	1:A:84:LYS:O	2:B:12:A:O3'	2	0.99	0.11	0.99
(1,3)	1:A:84:LYS:O	2:B:12:A:O4'	2	0.99	0.11	0.99
(1,3)	1:A:84:LYS:O	2:B:12:A:O5'	2	0.99	0.11	0.99
(1,3)	1:A:84:LYS:O	2:B:12:A:OP1	2	0.99	0.11	0.99
(1,3)	1:A:84:LYS:O	2:B:12:A:OP2	2	0.99	0.11	0.99
(1,3)	1:A:84:LYS:O	2:B:12:A:P	2	0.99	0.11	0.99
(1,3)	1:A:84:LYS:O	2:B:13:A:C1'	2	0.99	0.11	0.99
(1,3)	1:A:84:LYS:O	2:B:13:A:C2	2	0.99	0.11	0.99
(1,3)	1:A:84:LYS:O	2:B:13:A:C2'	2	0.99	0.11	0.99
(1,3)	1:A:84:LYS:O	2:B:13:A:C3'	2	0.99	0.11	0.99
(1,3)	1:A:84:LYS:O	2:B:13:A:C4	2	0.99	0.11	0.99
(1,3)	1:A:84:LYS:O	2:B:13:A:C4'	2	0.99	0.11	0.99
(1,3)	1:A:84:LYS:O	2:B:13:A:C5	2	0.99	0.11	0.99
(1,3)	1:A:84:LYS:O	2:B:13:A:C5'	2	0.99	0.11	0.99
(1,3)	1:A:84:LYS:O	2:B:13:A:C6	2	0.99	0.11	0.99
(1,3)	1:A:84:LYS:O	2:B:13:A:C8	2	0.99	0.11	0.99
(1,3)	1:A:84:LYS:O	2:B:13:A:H1'	2	0.99	0.11	0.99
(1,3)	1:A:84:LYS:O	2:B:13:A:H2	2	0.99	0.11	0.99
(1,3)	1:A:84:LYS:O	2:B:13:A:H2'	2	0.99	0.11	0.99
(1,3)	1:A:84:LYS:O	2:B:13:A:H3'	2	0.99	0.11	0.99
(1,3)	1:A:84:LYS:O	2:B:13:A:H4'	2	0.99	0.11	0.99
(1,3)	1:A:84:LYS:O	2:B:13:A:H5'	2	0.99	0.11	0.99
(1,3)	1:A:84:LYS:O	2:B:13:A:H5''	2	0.99	0.11	0.99
(1,3)	1:A:84:LYS:O	2:B:13:A:H61	2	0.99	0.11	0.99
(1,3)	1:A:84:LYS:O	2:B:13:A:H62	2	0.99	0.11	0.99
(1,3)	1:A:84:LYS:O	2:B:13:A:H8	2	0.99	0.11	0.99
(1,3)	1:A:84:LYS:O	2:B:13:A:HO2'	2	0.99	0.11	0.99
(1,3)	1:A:84:LYS:O	2:B:13:A:N1	2	0.99	0.11	0.99

*Continued on next page...*



*Continued from previous page...*

Key	Atom-1	Atom-2	Models <sup>1</sup>	Mean (Å)	SD <sup>1</sup> (Å)	Median (Å)
(1,3)	1:A:84:LYS:O	2:B:13:A:N3	2	0.99	0.11	0.99
(1,3)	1:A:84:LYS:O	2:B:13:A:N6	2	0.99	0.11	0.99
(1,3)	1:A:84:LYS:O	2:B:13:A:N7	2	0.99	0.11	0.99
(1,3)	1:A:84:LYS:O	2:B:13:A:N9	2	0.99	0.11	0.99
(1,3)	1:A:84:LYS:O	2:B:13:A:O2'	2	0.99	0.11	0.99
(1,3)	1:A:84:LYS:O	2:B:13:A:O3'	2	0.99	0.11	0.99
(1,3)	1:A:84:LYS:O	2:B:13:A:O4'	2	0.99	0.11	0.99
(1,3)	1:A:84:LYS:O	2:B:13:A:O5'	2	0.99	0.11	0.99
(1,3)	1:A:84:LYS:O	2:B:13:A:OP1	2	0.99	0.11	0.99
(1,3)	1:A:84:LYS:O	2:B:13:A:OP2	2	0.99	0.11	0.99
(1,3)	1:A:84:LYS:O	2:B:13:A:P	2	0.99	0.11	0.99
(1,3)	1:A:84:LYS:O	2:B:14:G:C1'	2	0.99	0.11	0.99
(1,3)	1:A:84:LYS:O	2:B:14:G:C2	2	0.99	0.11	0.99
(1,3)	1:A:84:LYS:O	2:B:14:G:C2'	2	0.99	0.11	0.99
(1,3)	1:A:84:LYS:O	2:B:14:G:C3'	2	0.99	0.11	0.99
(1,3)	1:A:84:LYS:O	2:B:14:G:C4	2	0.99	0.11	0.99
(1,3)	1:A:84:LYS:O	2:B:14:G:C4'	2	0.99	0.11	0.99
(1,3)	1:A:84:LYS:O	2:B:14:G:C5	2	0.99	0.11	0.99
(1,3)	1:A:84:LYS:O	2:B:14:G:C5'	2	0.99	0.11	0.99
(1,3)	1:A:84:LYS:O	2:B:14:G:C6	2	0.99	0.11	0.99
(1,3)	1:A:84:LYS:O	2:B:14:G:C8	2	0.99	0.11	0.99
(1,3)	1:A:84:LYS:O	2:B:14:G:H1	2	0.99	0.11	0.99
(1,3)	1:A:84:LYS:O	2:B:14:G:H1'	2	0.99	0.11	0.99
(1,3)	1:A:84:LYS:O	2:B:14:G:H2'	2	0.99	0.11	0.99
(1,3)	1:A:84:LYS:O	2:B:14:G:H21	2	0.99	0.11	0.99
(1,3)	1:A:84:LYS:O	2:B:14:G:H22	2	0.99	0.11	0.99
(1,3)	1:A:84:LYS:O	2:B:14:G:H3'	2	0.99	0.11	0.99
(1,3)	1:A:84:LYS:O	2:B:14:G:H4'	2	0.99	0.11	0.99
(1,3)	1:A:84:LYS:O	2:B:14:G:H5'	2	0.99	0.11	0.99
(1,3)	1:A:84:LYS:O	2:B:14:G:H5''	2	0.99	0.11	0.99
(1,3)	1:A:84:LYS:O	2:B:14:G:H8	2	0.99	0.11	0.99
(1,3)	1:A:84:LYS:O	2:B:14:G:HO2'	2	0.99	0.11	0.99
(1,3)	1:A:84:LYS:O	2:B:14:G:N1	2	0.99	0.11	0.99
(1,3)	1:A:84:LYS:O	2:B:14:G:N2	2	0.99	0.11	0.99
(1,3)	1:A:84:LYS:O	2:B:14:G:N3	2	0.99	0.11	0.99
(1,3)	1:A:84:LYS:O	2:B:14:G:N7	2	0.99	0.11	0.99
(1,3)	1:A:84:LYS:O	2:B:14:G:N9	2	0.99	0.11	0.99
(1,3)	1:A:84:LYS:O	2:B:14:G:O2'	2	0.99	0.11	0.99
(1,3)	1:A:84:LYS:O	2:B:14:G:O3'	2	0.99	0.11	0.99
(1,3)	1:A:84:LYS:O	2:B:14:G:O4'	2	0.99	0.11	0.99
(1,3)	1:A:84:LYS:O	2:B:14:G:O5'	2	0.99	0.11	0.99
(1,3)	1:A:84:LYS:O	2:B:14:G:O6	2	0.99	0.11	0.99

*Continued on next page...*

*Continued from previous page...*

Key	Atom-1	Atom-2	Models <sup>1</sup>	Mean (Å)	SD <sup>1</sup> (Å)	Median (Å)
(1,3)	1:A:84:LYS:O	2:B:14:G:OP1	2	0.99	0.11	0.99
(1,3)	1:A:84:LYS:O	2:B:14:G:OP2	2	0.99	0.11	0.99
(1,3)	1:A:84:LYS:O	2:B:14:G:P	2	0.99	0.11	0.99
(1,3)	1:A:84:LYS:O	2:B:15:A:C1'	2	0.99	0.11	0.99
(1,3)	1:A:84:LYS:O	2:B:15:A:C2	2	0.99	0.11	0.99
(1,3)	1:A:84:LYS:O	2:B:15:A:C2'	2	0.99	0.11	0.99
(1,3)	1:A:84:LYS:O	2:B:15:A:C3'	2	0.99	0.11	0.99
(1,3)	1:A:84:LYS:O	2:B:15:A:C4	2	0.99	0.11	0.99
(1,3)	1:A:84:LYS:O	2:B:15:A:C4'	2	0.99	0.11	0.99
(1,3)	1:A:84:LYS:O	2:B:15:A:C5	2	0.99	0.11	0.99
(1,3)	1:A:84:LYS:O	2:B:15:A:C5'	2	0.99	0.11	0.99
(1,3)	1:A:84:LYS:O	2:B:15:A:C6	2	0.99	0.11	0.99
(1,3)	1:A:84:LYS:O	2:B:15:A:C8	2	0.99	0.11	0.99
(1,3)	1:A:84:LYS:O	2:B:15:A:H1'	2	0.99	0.11	0.99
(1,3)	1:A:84:LYS:O	2:B:15:A:H2	2	0.99	0.11	0.99
(1,3)	1:A:84:LYS:O	2:B:15:A:H2'	2	0.99	0.11	0.99
(1,3)	1:A:84:LYS:O	2:B:15:A:H3'	2	0.99	0.11	0.99
(1,3)	1:A:84:LYS:O	2:B:15:A:H4'	2	0.99	0.11	0.99
(1,3)	1:A:84:LYS:O	2:B:15:A:H5'	2	0.99	0.11	0.99
(1,3)	1:A:84:LYS:O	2:B:15:A:H5''	2	0.99	0.11	0.99
(1,3)	1:A:84:LYS:O	2:B:15:A:H61	2	0.99	0.11	0.99
(1,3)	1:A:84:LYS:O	2:B:15:A:H62	2	0.99	0.11	0.99
(1,3)	1:A:84:LYS:O	2:B:15:A:H8	2	0.99	0.11	0.99
(1,3)	1:A:84:LYS:O	2:B:15:A:HO2'	2	0.99	0.11	0.99
(1,3)	1:A:84:LYS:O	2:B:15:A:N1	2	0.99	0.11	0.99
(1,3)	1:A:84:LYS:O	2:B:15:A:N3	2	0.99	0.11	0.99
(1,3)	1:A:84:LYS:O	2:B:15:A:N6	2	0.99	0.11	0.99
(1,3)	1:A:84:LYS:O	2:B:15:A:N7	2	0.99	0.11	0.99
(1,3)	1:A:84:LYS:O	2:B:15:A:N9	2	0.99	0.11	0.99
(1,3)	1:A:84:LYS:O	2:B:15:A:O2'	2	0.99	0.11	0.99
(1,3)	1:A:84:LYS:O	2:B:15:A:O3'	2	0.99	0.11	0.99
(1,3)	1:A:84:LYS:O	2:B:15:A:O4'	2	0.99	0.11	0.99
(1,3)	1:A:84:LYS:O	2:B:15:A:O5'	2	0.99	0.11	0.99
(1,3)	1:A:84:LYS:O	2:B:15:A:OP1	2	0.99	0.11	0.99
(1,3)	1:A:84:LYS:O	2:B:15:A:OP2	2	0.99	0.11	0.99
(1,3)	1:A:84:LYS:O	2:B:15:A:P	2	0.99	0.11	0.99
(1,3)	1:A:84:LYS:O	2:B:16:G:C1'	2	0.99	0.11	0.99
(1,3)	1:A:84:LYS:O	2:B:16:G:C2	2	0.99	0.11	0.99
(1,3)	1:A:84:LYS:O	2:B:16:G:C2'	2	0.99	0.11	0.99
(1,3)	1:A:84:LYS:O	2:B:16:G:C3'	2	0.99	0.11	0.99
(1,3)	1:A:84:LYS:O	2:B:16:G:C4	2	0.99	0.11	0.99
(1,3)	1:A:84:LYS:O	2:B:16:G:C4'	2	0.99	0.11	0.99

*Continued on next page...*

*Continued from previous page...*

Key	Atom-1	Atom-2	Models <sup>1</sup>	Mean (Å)	SD <sup>1</sup> (Å)	Median (Å)
(1,3)	1:A:84:LYS:O	2:B:16:G:C5	2	0.99	0.11	0.99
(1,3)	1:A:84:LYS:O	2:B:16:G:C5'	2	0.99	0.11	0.99
(1,3)	1:A:84:LYS:O	2:B:16:G:C6	2	0.99	0.11	0.99
(1,3)	1:A:84:LYS:O	2:B:16:G:C8	2	0.99	0.11	0.99
(1,3)	1:A:84:LYS:O	2:B:16:G:H1	2	0.99	0.11	0.99
(1,3)	1:A:84:LYS:O	2:B:16:G:H1'	2	0.99	0.11	0.99
(1,3)	1:A:84:LYS:O	2:B:16:G:H2'	2	0.99	0.11	0.99
(1,3)	1:A:84:LYS:O	2:B:16:G:H21	2	0.99	0.11	0.99
(1,3)	1:A:84:LYS:O	2:B:16:G:H22	2	0.99	0.11	0.99
(1,3)	1:A:84:LYS:O	2:B:16:G:H3'	2	0.99	0.11	0.99
(1,3)	1:A:84:LYS:O	2:B:16:G:H4'	2	0.99	0.11	0.99
(1,3)	1:A:84:LYS:O	2:B:16:G:H5'	2	0.99	0.11	0.99
(1,3)	1:A:84:LYS:O	2:B:16:G:H5''	2	0.99	0.11	0.99
(1,3)	1:A:84:LYS:O	2:B:16:G:H8	2	0.99	0.11	0.99
(1,3)	1:A:84:LYS:O	2:B:16:G:HO2'	2	0.99	0.11	0.99
(1,3)	1:A:84:LYS:O	2:B:16:G:N1	2	0.99	0.11	0.99
(1,3)	1:A:84:LYS:O	2:B:16:G:N2	2	0.99	0.11	0.99
(1,3)	1:A:84:LYS:O	2:B:16:G:N3	2	0.99	0.11	0.99
(1,3)	1:A:84:LYS:O	2:B:16:G:N7	2	0.99	0.11	0.99
(1,3)	1:A:84:LYS:O	2:B:16:G:N9	2	0.99	0.11	0.99
(1,3)	1:A:84:LYS:O	2:B:16:G:O2'	2	0.99	0.11	0.99
(1,3)	1:A:84:LYS:O	2:B:16:G:O3'	2	0.99	0.11	0.99
(1,3)	1:A:84:LYS:O	2:B:16:G:O4'	2	0.99	0.11	0.99
(1,3)	1:A:84:LYS:O	2:B:16:G:O5'	2	0.99	0.11	0.99
(1,3)	1:A:84:LYS:O	2:B:16:G:O6	2	0.99	0.11	0.99
(1,3)	1:A:84:LYS:O	2:B:16:G:OP1	2	0.99	0.11	0.99
(1,3)	1:A:84:LYS:O	2:B:16:G:OP2	2	0.99	0.11	0.99
(1,3)	1:A:84:LYS:O	2:B:16:G:P	2	0.99	0.11	0.99
(1,3)	1:A:84:LYS:O	2:B:17:C:C1'	2	0.99	0.11	0.99
(1,3)	1:A:84:LYS:O	2:B:17:C:C2	2	0.99	0.11	0.99
(1,3)	1:A:84:LYS:O	2:B:17:C:C2'	2	0.99	0.11	0.99
(1,3)	1:A:84:LYS:O	2:B:17:C:C3'	2	0.99	0.11	0.99
(1,3)	1:A:84:LYS:O	2:B:17:C:C4	2	0.99	0.11	0.99
(1,3)	1:A:84:LYS:O	2:B:17:C:C4'	2	0.99	0.11	0.99
(1,3)	1:A:84:LYS:O	2:B:17:C:C5	2	0.99	0.11	0.99
(1,3)	1:A:84:LYS:O	2:B:17:C:C5'	2	0.99	0.11	0.99
(1,3)	1:A:84:LYS:O	2:B:17:C:C6	2	0.99	0.11	0.99
(1,3)	1:A:84:LYS:O	2:B:17:C:H1'	2	0.99	0.11	0.99
(1,3)	1:A:84:LYS:O	2:B:17:C:H2'	2	0.99	0.11	0.99
(1,3)	1:A:84:LYS:O	2:B:17:C:H3'	2	0.99	0.11	0.99
(1,3)	1:A:84:LYS:O	2:B:17:C:H4'	2	0.99	0.11	0.99
(1,3)	1:A:84:LYS:O	2:B:17:C:H41	2	0.99	0.11	0.99

*Continued on next page...*

*Continued from previous page...*

Key	Atom-1	Atom-2	Models <sup>1</sup>	Mean (Å)	SD <sup>1</sup> (Å)	Median (Å)
(1,3)	1:A:84:LYS:O	2:B:17:C:H42	2	0.99	0.11	0.99
(1,3)	1:A:84:LYS:O	2:B:17:C:H5	2	0.99	0.11	0.99
(1,3)	1:A:84:LYS:O	2:B:17:C:H5'	2	0.99	0.11	0.99
(1,3)	1:A:84:LYS:O	2:B:17:C:H5''	2	0.99	0.11	0.99
(1,3)	1:A:84:LYS:O	2:B:17:C:H6	2	0.99	0.11	0.99
(1,3)	1:A:84:LYS:O	2:B:17:C:HO2'	2	0.99	0.11	0.99
(1,3)	1:A:84:LYS:O	2:B:17:C:N1	2	0.99	0.11	0.99
(1,3)	1:A:84:LYS:O	2:B:17:C:N3	2	0.99	0.11	0.99
(1,3)	1:A:84:LYS:O	2:B:17:C:N4	2	0.99	0.11	0.99
(1,3)	1:A:84:LYS:O	2:B:17:C:O2	2	0.99	0.11	0.99
(1,3)	1:A:84:LYS:O	2:B:17:C:O2'	2	0.99	0.11	0.99
(1,3)	1:A:84:LYS:O	2:B:17:C:O3'	2	0.99	0.11	0.99
(1,3)	1:A:84:LYS:O	2:B:17:C:O4'	2	0.99	0.11	0.99
(1,3)	1:A:84:LYS:O	2:B:17:C:O5'	2	0.99	0.11	0.99
(1,3)	1:A:84:LYS:O	2:B:17:C:OP1	2	0.99	0.11	0.99
(1,3)	1:A:84:LYS:O	2:B:17:C:OP2	2	0.99	0.11	0.99
(1,3)	1:A:84:LYS:O	2:B:17:C:P	2	0.99	0.11	0.99
(1,3)	1:A:84:LYS:O	2:B:18:A:C1'	2	0.99	0.11	0.99
(1,3)	1:A:84:LYS:O	2:B:18:A:C2	2	0.99	0.11	0.99
(1,3)	1:A:84:LYS:O	2:B:18:A:C2'	2	0.99	0.11	0.99
(1,3)	1:A:84:LYS:O	2:B:18:A:C3'	2	0.99	0.11	0.99
(1,3)	1:A:84:LYS:O	2:B:18:A:C4	2	0.99	0.11	0.99
(1,3)	1:A:84:LYS:O	2:B:18:A:C4'	2	0.99	0.11	0.99
(1,3)	1:A:84:LYS:O	2:B:18:A:C5	2	0.99	0.11	0.99
(1,3)	1:A:84:LYS:O	2:B:18:A:C5'	2	0.99	0.11	0.99
(1,3)	1:A:84:LYS:O	2:B:18:A:C6	2	0.99	0.11	0.99
(1,3)	1:A:84:LYS:O	2:B:18:A:C8	2	0.99	0.11	0.99
(1,3)	1:A:84:LYS:O	2:B:18:A:H1'	2	0.99	0.11	0.99
(1,3)	1:A:84:LYS:O	2:B:18:A:H2	2	0.99	0.11	0.99
(1,3)	1:A:84:LYS:O	2:B:18:A:H2'	2	0.99	0.11	0.99
(1,3)	1:A:84:LYS:O	2:B:18:A:H3'	2	0.99	0.11	0.99
(1,3)	1:A:84:LYS:O	2:B:18:A:H4'	2	0.99	0.11	0.99
(1,3)	1:A:84:LYS:O	2:B:18:A:H5'	2	0.99	0.11	0.99
(1,3)	1:A:84:LYS:O	2:B:18:A:H5''	2	0.99	0.11	0.99
(1,3)	1:A:84:LYS:O	2:B:18:A:H61	2	0.99	0.11	0.99
(1,3)	1:A:84:LYS:O	2:B:18:A:H62	2	0.99	0.11	0.99
(1,3)	1:A:84:LYS:O	2:B:18:A:H8	2	0.99	0.11	0.99
(1,3)	1:A:84:LYS:O	2:B:18:A:HO2'	2	0.99	0.11	0.99
(1,3)	1:A:84:LYS:O	2:B:18:A:N1	2	0.99	0.11	0.99
(1,3)	1:A:84:LYS:O	2:B:18:A:N3	2	0.99	0.11	0.99
(1,3)	1:A:84:LYS:O	2:B:18:A:N6	2	0.99	0.11	0.99
(1,3)	1:A:84:LYS:O	2:B:18:A:N7	2	0.99	0.11	0.99

*Continued on next page...*

*Continued from previous page...*

Key	Atom-1	Atom-2	Models <sup>1</sup>	Mean (Å)	SD <sup>1</sup> (Å)	Median (Å)
(1,3)	1:A:84:LYS:O	2:B:18:A:N9	2	0.99	0.11	0.99
(1,3)	1:A:84:LYS:O	2:B:18:A:O2'	2	0.99	0.11	0.99
(1,3)	1:A:84:LYS:O	2:B:18:A:O3'	2	0.99	0.11	0.99
(1,3)	1:A:84:LYS:O	2:B:18:A:O4'	2	0.99	0.11	0.99
(1,3)	1:A:84:LYS:O	2:B:18:A:O5'	2	0.99	0.11	0.99
(1,3)	1:A:84:LYS:O	2:B:18:A:OP1	2	0.99	0.11	0.99
(1,3)	1:A:84:LYS:O	2:B:18:A:OP2	2	0.99	0.11	0.99
(1,3)	1:A:84:LYS:O	2:B:18:A:P	2	0.99	0.11	0.99
(1,3)	1:A:84:LYS:O	2:B:19:A:C1'	2	0.99	0.11	0.99
(1,3)	1:A:84:LYS:O	2:B:19:A:C2	2	0.99	0.11	0.99
(1,3)	1:A:84:LYS:O	2:B:19:A:C2'	2	0.99	0.11	0.99
(1,3)	1:A:84:LYS:O	2:B:19:A:C3'	2	0.99	0.11	0.99
(1,3)	1:A:84:LYS:O	2:B:19:A:C4	2	0.99	0.11	0.99
(1,3)	1:A:84:LYS:O	2:B:19:A:C4'	2	0.99	0.11	0.99
(1,3)	1:A:84:LYS:O	2:B:19:A:C5	2	0.99	0.11	0.99
(1,3)	1:A:84:LYS:O	2:B:19:A:C5'	2	0.99	0.11	0.99
(1,3)	1:A:84:LYS:O	2:B:19:A:C6	2	0.99	0.11	0.99
(1,3)	1:A:84:LYS:O	2:B:19:A:C8	2	0.99	0.11	0.99
(1,3)	1:A:84:LYS:O	2:B:19:A:H1'	2	0.99	0.11	0.99
(1,3)	1:A:84:LYS:O	2:B:19:A:H2	2	0.99	0.11	0.99
(1,3)	1:A:84:LYS:O	2:B:19:A:H2'	2	0.99	0.11	0.99
(1,3)	1:A:84:LYS:O	2:B:19:A:H3'	2	0.99	0.11	0.99
(1,3)	1:A:84:LYS:O	2:B:19:A:H4'	2	0.99	0.11	0.99
(1,3)	1:A:84:LYS:O	2:B:19:A:H5'	2	0.99	0.11	0.99
(1,3)	1:A:84:LYS:O	2:B:19:A:H5''	2	0.99	0.11	0.99
(1,3)	1:A:84:LYS:O	2:B:19:A:H61	2	0.99	0.11	0.99
(1,3)	1:A:84:LYS:O	2:B:19:A:H62	2	0.99	0.11	0.99
(1,3)	1:A:84:LYS:O	2:B:19:A:H8	2	0.99	0.11	0.99
(1,3)	1:A:84:LYS:O	2:B:19:A:HO2'	2	0.99	0.11	0.99
(1,3)	1:A:84:LYS:O	2:B:19:A:N1	2	0.99	0.11	0.99
(1,3)	1:A:84:LYS:O	2:B:19:A:N3	2	0.99	0.11	0.99
(1,3)	1:A:84:LYS:O	2:B:19:A:N6	2	0.99	0.11	0.99
(1,3)	1:A:84:LYS:O	2:B:19:A:N7	2	0.99	0.11	0.99
(1,3)	1:A:84:LYS:O	2:B:19:A:N9	2	0.99	0.11	0.99
(1,3)	1:A:84:LYS:O	2:B:19:A:O2'	2	0.99	0.11	0.99
(1,3)	1:A:84:LYS:O	2:B:19:A:O3'	2	0.99	0.11	0.99
(1,3)	1:A:84:LYS:O	2:B:19:A:O4'	2	0.99	0.11	0.99
(1,3)	1:A:84:LYS:O	2:B:19:A:O5'	2	0.99	0.11	0.99
(1,3)	1:A:84:LYS:O	2:B:19:A:OP1	2	0.99	0.11	0.99
(1,3)	1:A:84:LYS:O	2:B:19:A:OP2	2	0.99	0.11	0.99
(1,3)	1:A:84:LYS:O	2:B:19:A:P	2	0.99	0.11	0.99
(1,3)	1:A:84:LYS:O	2:B:20:U:C1'	2	0.99	0.11	0.99

*Continued on next page...*

*Continued from previous page...*

Key	Atom-1	Atom-2	Models <sup>1</sup>	Mean (Å)	SD <sup>1</sup> (Å)	Median (Å)
(1,3)	1:A:84:LYS:O	2:B:20:U:C2	2	0.99	0.11	0.99
(1,3)	1:A:84:LYS:O	2:B:20:U:C2'	2	0.99	0.11	0.99
(1,3)	1:A:84:LYS:O	2:B:20:U:C3'	2	0.99	0.11	0.99
(1,3)	1:A:84:LYS:O	2:B:20:U:C4	2	0.99	0.11	0.99
(1,3)	1:A:84:LYS:O	2:B:20:U:C4'	2	0.99	0.11	0.99
(1,3)	1:A:84:LYS:O	2:B:20:U:C5	2	0.99	0.11	0.99
(1,3)	1:A:84:LYS:O	2:B:20:U:C5'	2	0.99	0.11	0.99
(1,3)	1:A:84:LYS:O	2:B:20:U:C6	2	0.99	0.11	0.99
(1,3)	1:A:84:LYS:O	2:B:20:U:H1'	2	0.99	0.11	0.99
(1,3)	1:A:84:LYS:O	2:B:20:U:H2'	2	0.99	0.11	0.99
(1,3)	1:A:84:LYS:O	2:B:20:U:H3	2	0.99	0.11	0.99
(1,3)	1:A:84:LYS:O	2:B:20:U:H3'	2	0.99	0.11	0.99
(1,3)	1:A:84:LYS:O	2:B:20:U:H4'	2	0.99	0.11	0.99
(1,3)	1:A:84:LYS:O	2:B:20:U:H5	2	0.99	0.11	0.99
(1,3)	1:A:84:LYS:O	2:B:20:U:H5'	2	0.99	0.11	0.99
(1,3)	1:A:84:LYS:O	2:B:20:U:H5''	2	0.99	0.11	0.99
(1,3)	1:A:84:LYS:O	2:B:20:U:H6	2	0.99	0.11	0.99
(1,3)	1:A:84:LYS:O	2:B:20:U:HO2'	2	0.99	0.11	0.99
(1,3)	1:A:84:LYS:O	2:B:20:U:N1	2	0.99	0.11	0.99
(1,3)	1:A:84:LYS:O	2:B:20:U:N3	2	0.99	0.11	0.99
(1,3)	1:A:84:LYS:O	2:B:20:U:O2	2	0.99	0.11	0.99
(1,3)	1:A:84:LYS:O	2:B:20:U:O2'	2	0.99	0.11	0.99
(1,3)	1:A:84:LYS:O	2:B:20:U:O3'	2	0.99	0.11	0.99
(1,3)	1:A:84:LYS:O	2:B:20:U:O4	2	0.99	0.11	0.99
(1,3)	1:A:84:LYS:O	2:B:20:U:O4'	2	0.99	0.11	0.99
(1,3)	1:A:84:LYS:O	2:B:20:U:O5'	2	0.99	0.11	0.99
(1,3)	1:A:84:LYS:O	2:B:20:U:OP1	2	0.99	0.11	0.99
(1,3)	1:A:84:LYS:O	2:B:20:U:OP2	2	0.99	0.11	0.99
(1,3)	1:A:84:LYS:O	2:B:20:U:P	2	0.99	0.11	0.99
(1,3)	1:A:84:LYS:O	2:B:21:G:C1'	2	0.99	0.11	0.99
(1,3)	1:A:84:LYS:O	2:B:21:G:C2	2	0.99	0.11	0.99
(1,3)	1:A:84:LYS:O	2:B:21:G:C2'	2	0.99	0.11	0.99
(1,3)	1:A:84:LYS:O	2:B:21:G:C3'	2	0.99	0.11	0.99
(1,3)	1:A:84:LYS:O	2:B:21:G:C4	2	0.99	0.11	0.99
(1,3)	1:A:84:LYS:O	2:B:21:G:C4'	2	0.99	0.11	0.99
(1,3)	1:A:84:LYS:O	2:B:21:G:C5	2	0.99	0.11	0.99
(1,3)	1:A:84:LYS:O	2:B:21:G:C5'	2	0.99	0.11	0.99
(1,3)	1:A:84:LYS:O	2:B:21:G:C6	2	0.99	0.11	0.99
(1,3)	1:A:84:LYS:O	2:B:21:G:C8	2	0.99	0.11	0.99
(1,3)	1:A:84:LYS:O	2:B:21:G:H1	2	0.99	0.11	0.99
(1,3)	1:A:84:LYS:O	2:B:21:G:H1'	2	0.99	0.11	0.99
(1,3)	1:A:84:LYS:O	2:B:21:G:H2'	2	0.99	0.11	0.99

*Continued on next page...*

*Continued from previous page...*

Key	Atom-1	Atom-2	Models <sup>1</sup>	Mean (Å)	SD <sup>1</sup> (Å)	Median (Å)
(1,3)	1:A:84:LYS:O	2:B:21:G:H21	2	0.99	0.11	0.99
(1,3)	1:A:84:LYS:O	2:B:21:G:H22	2	0.99	0.11	0.99
(1,3)	1:A:84:LYS:O	2:B:21:G:H3'	2	0.99	0.11	0.99
(1,3)	1:A:84:LYS:O	2:B:21:G:H4'	2	0.99	0.11	0.99
(1,3)	1:A:84:LYS:O	2:B:21:G:H5'	2	0.99	0.11	0.99
(1,3)	1:A:84:LYS:O	2:B:21:G:H5''	2	0.99	0.11	0.99
(1,3)	1:A:84:LYS:O	2:B:21:G:H8	2	0.99	0.11	0.99
(1,3)	1:A:84:LYS:O	2:B:21:G:HO2'	2	0.99	0.11	0.99
(1,3)	1:A:84:LYS:O	2:B:21:G:N1	2	0.99	0.11	0.99
(1,3)	1:A:84:LYS:O	2:B:21:G:N2	2	0.99	0.11	0.99
(1,3)	1:A:84:LYS:O	2:B:21:G:N3	2	0.99	0.11	0.99
(1,3)	1:A:84:LYS:O	2:B:21:G:N7	2	0.99	0.11	0.99
(1,3)	1:A:84:LYS:O	2:B:21:G:N9	2	0.99	0.11	0.99
(1,3)	1:A:84:LYS:O	2:B:21:G:O2'	2	0.99	0.11	0.99
(1,3)	1:A:84:LYS:O	2:B:21:G:O3'	2	0.99	0.11	0.99
(1,3)	1:A:84:LYS:O	2:B:21:G:O4'	2	0.99	0.11	0.99
(1,3)	1:A:84:LYS:O	2:B:21:G:O5'	2	0.99	0.11	0.99
(1,3)	1:A:84:LYS:O	2:B:21:G:O6	2	0.99	0.11	0.99
(1,3)	1:A:84:LYS:O	2:B:21:G:OP1	2	0.99	0.11	0.99
(1,3)	1:A:84:LYS:O	2:B:21:G:OP2	2	0.99	0.11	0.99
(1,3)	1:A:84:LYS:O	2:B:21:G:P	2	0.99	0.11	0.99
(1,3)	1:A:84:LYS:O	2:B:22:A:C1'	2	0.99	0.11	0.99
(1,3)	1:A:84:LYS:O	2:B:22:A:C2	2	0.99	0.11	0.99
(1,3)	1:A:84:LYS:O	2:B:22:A:C2'	2	0.99	0.11	0.99
(1,3)	1:A:84:LYS:O	2:B:22:A:C3'	2	0.99	0.11	0.99
(1,3)	1:A:84:LYS:O	2:B:22:A:C4	2	0.99	0.11	0.99
(1,3)	1:A:84:LYS:O	2:B:22:A:C4'	2	0.99	0.11	0.99
(1,3)	1:A:84:LYS:O	2:B:22:A:C5	2	0.99	0.11	0.99
(1,3)	1:A:84:LYS:O	2:B:22:A:C5'	2	0.99	0.11	0.99
(1,3)	1:A:84:LYS:O	2:B:22:A:C6	2	0.99	0.11	0.99
(1,3)	1:A:84:LYS:O	2:B:22:A:C8	2	0.99	0.11	0.99
(1,3)	1:A:84:LYS:O	2:B:22:A:H1'	2	0.99	0.11	0.99
(1,3)	1:A:84:LYS:O	2:B:22:A:H2	2	0.99	0.11	0.99
(1,3)	1:A:84:LYS:O	2:B:22:A:H2'	2	0.99	0.11	0.99
(1,3)	1:A:84:LYS:O	2:B:22:A:H3'	2	0.99	0.11	0.99
(1,3)	1:A:84:LYS:O	2:B:22:A:H4'	2	0.99	0.11	0.99
(1,3)	1:A:84:LYS:O	2:B:22:A:H5'	2	0.99	0.11	0.99
(1,3)	1:A:84:LYS:O	2:B:22:A:H5''	2	0.99	0.11	0.99
(1,3)	1:A:84:LYS:O	2:B:22:A:H61	2	0.99	0.11	0.99
(1,3)	1:A:84:LYS:O	2:B:22:A:H62	2	0.99	0.11	0.99
(1,3)	1:A:84:LYS:O	2:B:22:A:H8	2	0.99	0.11	0.99
(1,3)	1:A:84:LYS:O	2:B:22:A:HO2'	2	0.99	0.11	0.99

*Continued on next page...*

*Continued from previous page...*

Key	Atom-1	Atom-2	Models <sup>1</sup>	Mean (Å)	SD <sup>1</sup> (Å)	Median (Å)
(1,3)	1:A:84:LYS:O	2:B:22:A:N1	2	0.99	0.11	0.99
(1,3)	1:A:84:LYS:O	2:B:22:A:N3	2	0.99	0.11	0.99
(1,3)	1:A:84:LYS:O	2:B:22:A:N6	2	0.99	0.11	0.99
(1,3)	1:A:84:LYS:O	2:B:22:A:N7	2	0.99	0.11	0.99
(1,3)	1:A:84:LYS:O	2:B:22:A:N9	2	0.99	0.11	0.99
(1,3)	1:A:84:LYS:O	2:B:22:A:O2'	2	0.99	0.11	0.99
(1,3)	1:A:84:LYS:O	2:B:22:A:O3'	2	0.99	0.11	0.99
(1,3)	1:A:84:LYS:O	2:B:22:A:O4'	2	0.99	0.11	0.99
(1,3)	1:A:84:LYS:O	2:B:22:A:O5'	2	0.99	0.11	0.99
(1,3)	1:A:84:LYS:O	2:B:22:A:OP1	2	0.99	0.11	0.99
(1,3)	1:A:84:LYS:O	2:B:22:A:OP2	2	0.99	0.11	0.99
(1,3)	1:A:84:LYS:O	2:B:22:A:P	2	0.99	0.11	0.99
(1,3)	1:A:84:LYS:O	2:B:23:U:C1'	2	0.99	0.11	0.99
(1,3)	1:A:84:LYS:O	2:B:23:U:C2	2	0.99	0.11	0.99
(1,3)	1:A:84:LYS:O	2:B:23:U:C2'	2	0.99	0.11	0.99
(1,3)	1:A:84:LYS:O	2:B:23:U:C3'	2	0.99	0.11	0.99
(1,3)	1:A:84:LYS:O	2:B:23:U:C4	2	0.99	0.11	0.99
(1,3)	1:A:84:LYS:O	2:B:23:U:C4'	2	0.99	0.11	0.99
(1,3)	1:A:84:LYS:O	2:B:23:U:C5	2	0.99	0.11	0.99
(1,3)	1:A:84:LYS:O	2:B:23:U:C5'	2	0.99	0.11	0.99
(1,3)	1:A:84:LYS:O	2:B:23:U:C6	2	0.99	0.11	0.99
(1,3)	1:A:84:LYS:O	2:B:23:U:H1'	2	0.99	0.11	0.99
(1,3)	1:A:84:LYS:O	2:B:23:U:H2'	2	0.99	0.11	0.99
(1,3)	1:A:84:LYS:O	2:B:23:U:H3	2	0.99	0.11	0.99
(1,3)	1:A:84:LYS:O	2:B:23:U:H3'	2	0.99	0.11	0.99
(1,3)	1:A:84:LYS:O	2:B:23:U:H4'	2	0.99	0.11	0.99
(1,3)	1:A:84:LYS:O	2:B:23:U:H5	2	0.99	0.11	0.99
(1,3)	1:A:84:LYS:O	2:B:23:U:H5'	2	0.99	0.11	0.99
(1,3)	1:A:84:LYS:O	2:B:23:U:H5''	2	0.99	0.11	0.99
(1,3)	1:A:84:LYS:O	2:B:23:U:H6	2	0.99	0.11	0.99
(1,3)	1:A:84:LYS:O	2:B:23:U:HO2'	2	0.99	0.11	0.99
(1,3)	1:A:84:LYS:O	2:B:23:U:N1	2	0.99	0.11	0.99
(1,3)	1:A:84:LYS:O	2:B:23:U:N3	2	0.99	0.11	0.99
(1,3)	1:A:84:LYS:O	2:B:23:U:O2	2	0.99	0.11	0.99
(1,3)	1:A:84:LYS:O	2:B:23:U:O2'	2	0.99	0.11	0.99
(1,3)	1:A:84:LYS:O	2:B:23:U:O3'	2	0.99	0.11	0.99
(1,3)	1:A:84:LYS:O	2:B:23:U:O4	2	0.99	0.11	0.99
(1,3)	1:A:84:LYS:O	2:B:23:U:O4'	2	0.99	0.11	0.99
(1,3)	1:A:84:LYS:O	2:B:23:U:O5'	2	0.99	0.11	0.99
(1,3)	1:A:84:LYS:O	2:B:23:U:OP1	2	0.99	0.11	0.99
(1,3)	1:A:84:LYS:O	2:B:23:U:OP2	2	0.99	0.11	0.99
(1,3)	1:A:84:LYS:O	2:B:23:U:P	2	0.99	0.11	0.99

*Continued on next page...*



*Continued from previous page...*

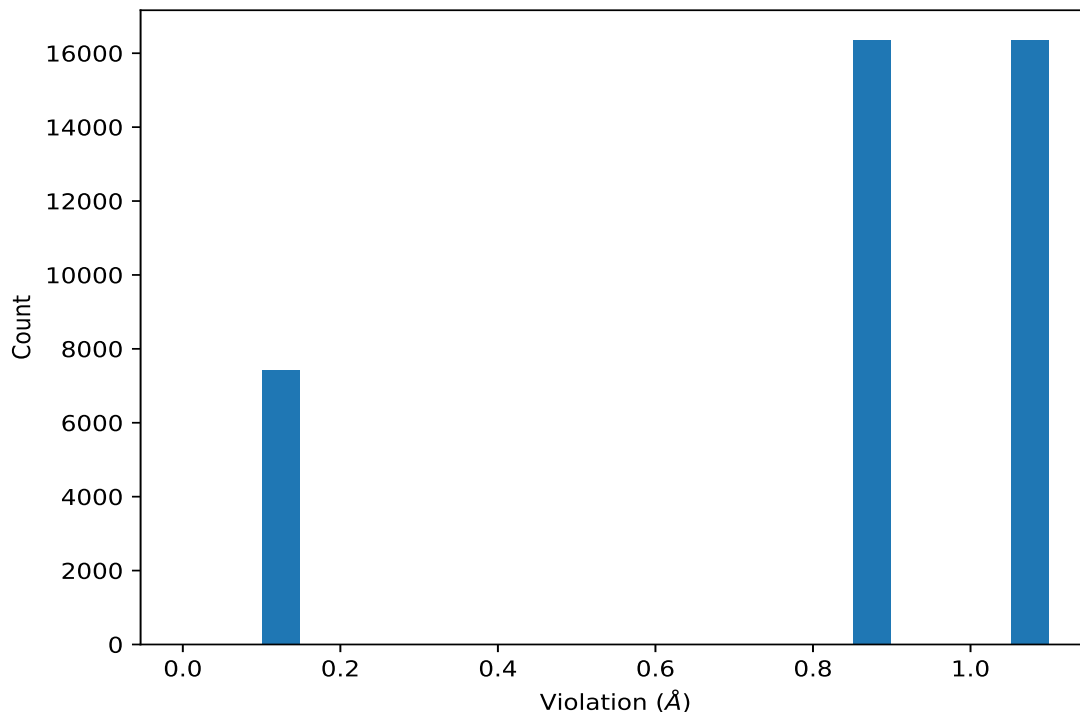
Key	Atom-1	Atom-2	Models <sup>1</sup>	Mean (Å)	SD <sup>1</sup> (Å)	Median (Å)
(1,3)	1:A:84:LYS:O	2:B:24:G:C1'	2	0.99	0.11	0.99
(1,3)	1:A:84:LYS:O	2:B:24:G:C2	2	0.99	0.11	0.99
(1,3)	1:A:84:LYS:O	2:B:24:G:C2'	2	0.99	0.11	0.99
(1,3)	1:A:84:LYS:O	2:B:24:G:C3'	2	0.99	0.11	0.99
(1,3)	1:A:84:LYS:O	2:B:24:G:C4	2	0.99	0.11	0.99
(1,3)	1:A:84:LYS:O	2:B:24:G:C4'	2	0.99	0.11	0.99
(1,3)	1:A:84:LYS:O	2:B:24:G:C5	2	0.99	0.11	0.99
(1,3)	1:A:84:LYS:O	2:B:24:G:C5'	2	0.99	0.11	0.99
(1,3)	1:A:84:LYS:O	2:B:24:G:C6	2	0.99	0.11	0.99
(1,3)	1:A:84:LYS:O	2:B:24:G:C8	2	0.99	0.11	0.99
(1,3)	1:A:84:LYS:O	2:B:24:G:H1	2	0.99	0.11	0.99
(1,3)	1:A:84:LYS:O	2:B:24:G:H1'	2	0.99	0.11	0.99
(1,3)	1:A:84:LYS:O	2:B:24:G:H2'	2	0.99	0.11	0.99
(1,3)	1:A:84:LYS:O	2:B:24:G:H21	2	0.99	0.11	0.99
(1,3)	1:A:84:LYS:O	2:B:24:G:H22	2	0.99	0.11	0.99
(1,3)	1:A:84:LYS:O	2:B:24:G:H3'	2	0.99	0.11	0.99
(1,3)	1:A:84:LYS:O	2:B:24:G:H4'	2	0.99	0.11	0.99
(1,3)	1:A:84:LYS:O	2:B:24:G:H5'	2	0.99	0.11	0.99
(1,3)	1:A:84:LYS:O	2:B:24:G:H5''	2	0.99	0.11	0.99
(1,3)	1:A:84:LYS:O	2:B:24:G:H8	2	0.99	0.11	0.99
(1,3)	1:A:84:LYS:O	2:B:24:G:HO2'	2	0.99	0.11	0.99
(1,3)	1:A:84:LYS:O	2:B:24:G:N1	2	0.99	0.11	0.99
(1,3)	1:A:84:LYS:O	2:B:24:G:N2	2	0.99	0.11	0.99
(1,3)	1:A:84:LYS:O	2:B:24:G:N3	2	0.99	0.11	0.99
(1,3)	1:A:84:LYS:O	2:B:24:G:N7	2	0.99	0.11	0.99
(1,3)	1:A:84:LYS:O	2:B:24:G:N9	2	0.99	0.11	0.99
(1,3)	1:A:84:LYS:O	2:B:24:G:O2'	2	0.99	0.11	0.99
(1,3)	1:A:84:LYS:O	2:B:24:G:O3'	2	0.99	0.11	0.99
(1,3)	1:A:84:LYS:O	2:B:24:G:O4'	2	0.99	0.11	0.99
(1,3)	1:A:84:LYS:O	2:B:24:G:O5'	2	0.99	0.11	0.99
(1,3)	1:A:84:LYS:O	2:B:24:G:O6	2	0.99	0.11	0.99
(1,3)	1:A:84:LYS:O	2:B:24:G:OP1	2	0.99	0.11	0.99
(1,3)	1:A:84:LYS:O	2:B:24:G:OP2	2	0.99	0.11	0.99
(1,3)	1:A:84:LYS:O	2:B:24:G:P	2	0.99	0.11	0.99

<sup>1</sup>Number of violated models, <sup>2</sup>Standard deviation

## 9.5 All violated distance restraints [i](#)

### 9.5.1 Histogram : Distribution of distance violations [i](#)

The following histogram shows the distribution of the absolute value of the violation for all violated restraints in the ensemble.



### 9.5.2 Table : All distance violations [i](#)

The following table lists the absolute value of the violation for each restraint in the ensemble sorted by its value. The Key (restraint list ID, restraint ID) is the unique identifier for a given restraint. Rows with same key represent combinatorial or ambiguous restraints and are counted as a single restraint.

Key	Atom-1	Atom-2	Model ID	Violation (Å)
(1,3)	1:A:84:LYS:C	2:B:2:C:C1'	3	1.1
(1,3)	1:A:84:LYS:C	2:B:2:C:C2	3	1.1
(1,3)	1:A:84:LYS:C	2:B:2:C:C2'	3	1.1
(1,3)	1:A:84:LYS:C	2:B:2:C:C3'	3	1.1
(1,3)	1:A:84:LYS:C	2:B:2:C:C4	3	1.1
(1,3)	1:A:84:LYS:C	2:B:2:C:C4'	3	1.1
(1,3)	1:A:84:LYS:C	2:B:2:C:C5	3	1.1
(1,3)	1:A:84:LYS:C	2:B:2:C:C5'	3	1.1
(1,3)	1:A:84:LYS:C	2:B:2:C:C6	3	1.1
(1,3)	1:A:84:LYS:C	2:B:2:C:H1'	3	1.1

*Continued on next page...*

*Continued from previous page...*

Key	Atom-1	Atom-2	Model ID	Violation (Å)
(1,3)	1:A:84:LYS:C	2:B:2:C:H2'	3	1.1
(1,3)	1:A:84:LYS:C	2:B:2:C:H3'	3	1.1
(1,3)	1:A:84:LYS:C	2:B:2:C:H4'	3	1.1
(1,3)	1:A:84:LYS:C	2:B:2:C:H41	3	1.1
(1,3)	1:A:84:LYS:C	2:B:2:C:H42	3	1.1
(1,3)	1:A:84:LYS:C	2:B:2:C:H5	3	1.1
(1,3)	1:A:84:LYS:C	2:B:2:C:H5'	3	1.1
(1,3)	1:A:84:LYS:C	2:B:2:C:H5''	3	1.1
(1,3)	1:A:84:LYS:C	2:B:2:C:H6	3	1.1
(1,3)	1:A:84:LYS:C	2:B:2:C:HO2'	3	1.1
(1,3)	1:A:84:LYS:C	2:B:2:C:N1	3	1.1
(1,3)	1:A:84:LYS:C	2:B:2:C:N3	3	1.1
(1,3)	1:A:84:LYS:C	2:B:2:C:N4	3	1.1
(1,3)	1:A:84:LYS:C	2:B:2:C:O2	3	1.1
(1,3)	1:A:84:LYS:C	2:B:2:C:O2'	3	1.1
(1,3)	1:A:84:LYS:C	2:B:2:C:O3'	3	1.1
(1,3)	1:A:84:LYS:C	2:B:2:C:O4'	3	1.1
(1,3)	1:A:84:LYS:C	2:B:2:C:O5'	3	1.1
(1,3)	1:A:84:LYS:C	2:B:3:U:C1'	3	1.1
(1,3)	1:A:84:LYS:C	2:B:3:U:C2	3	1.1
(1,3)	1:A:84:LYS:C	2:B:3:U:C2'	3	1.1
(1,3)	1:A:84:LYS:C	2:B:3:U:C3'	3	1.1
(1,3)	1:A:84:LYS:C	2:B:3:U:C4	3	1.1
(1,3)	1:A:84:LYS:C	2:B:3:U:C4'	3	1.1
(1,3)	1:A:84:LYS:C	2:B:3:U:C5	3	1.1
(1,3)	1:A:84:LYS:C	2:B:3:U:C5'	3	1.1
(1,3)	1:A:84:LYS:C	2:B:3:U:C6	3	1.1
(1,3)	1:A:84:LYS:C	2:B:3:U:H1'	3	1.1
(1,3)	1:A:84:LYS:C	2:B:3:U:H2'	3	1.1
(1,3)	1:A:84:LYS:C	2:B:3:U:H3	3	1.1
(1,3)	1:A:84:LYS:C	2:B:3:U:H3'	3	1.1
(1,3)	1:A:84:LYS:C	2:B:3:U:H4'	3	1.1
(1,3)	1:A:84:LYS:C	2:B:3:U:H5	3	1.1
(1,3)	1:A:84:LYS:C	2:B:3:U:H5'	3	1.1
(1,3)	1:A:84:LYS:C	2:B:3:U:H5''	3	1.1
(1,3)	1:A:84:LYS:C	2:B:3:U:H6	3	1.1
(1,3)	1:A:84:LYS:C	2:B:3:U:HO2'	3	1.1
(1,3)	1:A:84:LYS:C	2:B:3:U:N1	3	1.1
(1,3)	1:A:84:LYS:C	2:B:3:U:N3	3	1.1
(1,3)	1:A:84:LYS:C	2:B:3:U:O2	3	1.1
(1,3)	1:A:84:LYS:C	2:B:3:U:O2'	3	1.1
(1,3)	1:A:84:LYS:C	2:B:3:U:O3'	3	1.1

*Continued on next page...*

*Continued from previous page...*

Key	Atom-1	Atom-2	Model ID	Violation (Å)
(1,3)	1:A:84:LYS:C	2:B:3:U:O4	3	1.1
(1,3)	1:A:84:LYS:C	2:B:3:U:O4'	3	1.1
(1,3)	1:A:84:LYS:C	2:B:3:U:O5'	3	1.1
(1,3)	1:A:84:LYS:C	2:B:3:U:OP1	3	1.1
(1,3)	1:A:84:LYS:C	2:B:3:U:OP2	3	1.1
(1,3)	1:A:84:LYS:C	2:B:3:U:P	3	1.1
(1,3)	1:A:84:LYS:C	2:B:4:G:C1'	3	1.1
(1,3)	1:A:84:LYS:C	2:B:4:G:C2	3	1.1
(1,3)	1:A:84:LYS:C	2:B:4:G:C2'	3	1.1
(1,3)	1:A:84:LYS:C	2:B:4:G:C3'	3	1.1
(1,3)	1:A:84:LYS:C	2:B:4:G:C4	3	1.1
(1,3)	1:A:84:LYS:C	2:B:4:G:C4'	3	1.1
(1,3)	1:A:84:LYS:C	2:B:4:G:C5	3	1.1
(1,3)	1:A:84:LYS:C	2:B:4:G:C5'	3	1.1
(1,3)	1:A:84:LYS:C	2:B:4:G:C6	3	1.1
(1,3)	1:A:84:LYS:C	2:B:4:G:C8	3	1.1
(1,3)	1:A:84:LYS:C	2:B:4:G:H1	3	1.1
(1,3)	1:A:84:LYS:C	2:B:4:G:H1'	3	1.1
(1,3)	1:A:84:LYS:C	2:B:4:G:H2'	3	1.1
(1,3)	1:A:84:LYS:C	2:B:4:G:H21	3	1.1
(1,3)	1:A:84:LYS:C	2:B:4:G:H22	3	1.1
(1,3)	1:A:84:LYS:C	2:B:4:G:H3'	3	1.1
(1,3)	1:A:84:LYS:C	2:B:4:G:H4'	3	1.1
(1,3)	1:A:84:LYS:C	2:B:4:G:H5'	3	1.1
(1,3)	1:A:84:LYS:C	2:B:4:G:H5''	3	1.1
(1,3)	1:A:84:LYS:C	2:B:4:G:H8	3	1.1
(1,3)	1:A:84:LYS:C	2:B:4:G:HO2'	3	1.1
(1,3)	1:A:84:LYS:C	2:B:4:G:N1	3	1.1
(1,3)	1:A:84:LYS:C	2:B:4:G:N2	3	1.1
(1,3)	1:A:84:LYS:C	2:B:4:G:N3	3	1.1
(1,3)	1:A:84:LYS:C	2:B:4:G:N7	3	1.1
(1,3)	1:A:84:LYS:C	2:B:4:G:N9	3	1.1
(1,3)	1:A:84:LYS:C	2:B:4:G:O2'	3	1.1
(1,3)	1:A:84:LYS:C	2:B:4:G:O3'	3	1.1
(1,3)	1:A:84:LYS:C	2:B:4:G:O4'	3	1.1
(1,3)	1:A:84:LYS:C	2:B:4:G:O5'	3	1.1
(1,3)	1:A:84:LYS:C	2:B:4:G:O6	3	1.1
(1,3)	1:A:84:LYS:C	2:B:4:G:OP1	3	1.1
(1,3)	1:A:84:LYS:C	2:B:4:G:OP2	3	1.1
(1,3)	1:A:84:LYS:C	2:B:4:G:P	3	1.1
(1,3)	1:A:84:LYS:C	2:B:5:A:C1'	3	1.1
(1,3)	1:A:84:LYS:C	2:B:5:A:C2	3	1.1

*Continued on next page...*

*Continued from previous page...*

Key	Atom-1	Atom-2	Model ID	Violation (Å)
(1,3)	1:A:84:LYS:C	2:B:5:A:C2'	3	1.1
(1,3)	1:A:84:LYS:C	2:B:5:A:C3'	3	1.1
(1,3)	1:A:84:LYS:C	2:B:5:A:C4	3	1.1
(1,3)	1:A:84:LYS:C	2:B:5:A:C4'	3	1.1
(1,3)	1:A:84:LYS:C	2:B:5:A:C5	3	1.1
(1,3)	1:A:84:LYS:C	2:B:5:A:C5'	3	1.1
(1,3)	1:A:84:LYS:C	2:B:5:A:C6	3	1.1
(1,3)	1:A:84:LYS:C	2:B:5:A:C8	3	1.1
(1,3)	1:A:84:LYS:C	2:B:5:A:H1'	3	1.1
(1,3)	1:A:84:LYS:C	2:B:5:A:H2	3	1.1
(1,3)	1:A:84:LYS:C	2:B:5:A:H2'	3	1.1
(1,3)	1:A:84:LYS:C	2:B:5:A:H3'	3	1.1
(1,3)	1:A:84:LYS:C	2:B:5:A:H4'	3	1.1
(1,3)	1:A:84:LYS:C	2:B:5:A:H5'	3	1.1
(1,3)	1:A:84:LYS:C	2:B:5:A:H5''	3	1.1
(1,3)	1:A:84:LYS:C	2:B:5:A:H61	3	1.1
(1,3)	1:A:84:LYS:C	2:B:5:A:H62	3	1.1
(1,3)	1:A:84:LYS:C	2:B:5:A:H8	3	1.1
(1,3)	1:A:84:LYS:C	2:B:5:A:HO2'	3	1.1
(1,3)	1:A:84:LYS:C	2:B:5:A:N1	3	1.1
(1,3)	1:A:84:LYS:C	2:B:5:A:N3	3	1.1
(1,3)	1:A:84:LYS:C	2:B:5:A:N6	3	1.1
(1,3)	1:A:84:LYS:C	2:B:5:A:N7	3	1.1
(1,3)	1:A:84:LYS:C	2:B:5:A:N9	3	1.1
(1,3)	1:A:84:LYS:C	2:B:5:A:O2'	3	1.1
(1,3)	1:A:84:LYS:C	2:B:5:A:O3'	3	1.1
(1,3)	1:A:84:LYS:C	2:B:5:A:O4'	3	1.1
(1,3)	1:A:84:LYS:C	2:B:5:A:O5'	3	1.1
(1,3)	1:A:84:LYS:C	2:B:5:A:OP1	3	1.1
(1,3)	1:A:84:LYS:C	2:B:5:A:OP2	3	1.1
(1,3)	1:A:84:LYS:C	2:B:5:A:P	3	1.1
(1,3)	1:A:84:LYS:C	2:B:6:G:C1'	3	1.1
(1,3)	1:A:84:LYS:C	2:B:6:G:C2	3	1.1
(1,3)	1:A:84:LYS:C	2:B:6:G:C2'	3	1.1
(1,3)	1:A:84:LYS:C	2:B:6:G:C3'	3	1.1
(1,3)	1:A:84:LYS:C	2:B:6:G:C4	3	1.1
(1,3)	1:A:84:LYS:C	2:B:6:G:C4'	3	1.1
(1,3)	1:A:84:LYS:C	2:B:6:G:C5	3	1.1
(1,3)	1:A:84:LYS:C	2:B:6:G:C5'	3	1.1
(1,3)	1:A:84:LYS:C	2:B:6:G:C6	3	1.1
(1,3)	1:A:84:LYS:C	2:B:6:G:C8	3	1.1
(1,3)	1:A:84:LYS:C	2:B:6:G:H1	3	1.1

*Continued on next page...*

*Continued from previous page...*

Key	Atom-1	Atom-2	Model ID	Violation (Å)
(1,3)	1:A:84:LYS:C	2:B:6:G:H1'	3	1.1
(1,3)	1:A:84:LYS:C	2:B:6:G:H2'	3	1.1
(1,3)	1:A:84:LYS:C	2:B:6:G:H21	3	1.1
(1,3)	1:A:84:LYS:C	2:B:6:G:H22	3	1.1
(1,3)	1:A:84:LYS:C	2:B:6:G:H3'	3	1.1
(1,3)	1:A:84:LYS:C	2:B:6:G:H4'	3	1.1
(1,3)	1:A:84:LYS:C	2:B:6:G:H5'	3	1.1
(1,3)	1:A:84:LYS:C	2:B:6:G:H5''	3	1.1
(1,3)	1:A:84:LYS:C	2:B:6:G:H8	3	1.1
(1,3)	1:A:84:LYS:C	2:B:6:G:HO2'	3	1.1
(1,3)	1:A:84:LYS:C	2:B:6:G:N1	3	1.1
(1,3)	1:A:84:LYS:C	2:B:6:G:N2	3	1.1
(1,3)	1:A:84:LYS:C	2:B:6:G:N3	3	1.1
(1,3)	1:A:84:LYS:C	2:B:6:G:N7	3	1.1
(1,3)	1:A:84:LYS:C	2:B:6:G:N9	3	1.1
(1,3)	1:A:84:LYS:C	2:B:6:G:O2'	3	1.1
(1,3)	1:A:84:LYS:C	2:B:6:G:O3'	3	1.1
(1,3)	1:A:84:LYS:C	2:B:6:G:O4'	3	1.1
(1,3)	1:A:84:LYS:C	2:B:6:G:O5'	3	1.1
(1,3)	1:A:84:LYS:C	2:B:6:G:O6	3	1.1
(1,3)	1:A:84:LYS:C	2:B:6:G:OP1	3	1.1
(1,3)	1:A:84:LYS:C	2:B:6:G:OP2	3	1.1
(1,3)	1:A:84:LYS:C	2:B:6:G:P	3	1.1
(1,3)	1:A:84:LYS:C	2:B:7:C:C1'	3	1.1
(1,3)	1:A:84:LYS:C	2:B:7:C:C2	3	1.1
(1,3)	1:A:84:LYS:C	2:B:7:C:C2'	3	1.1
(1,3)	1:A:84:LYS:C	2:B:7:C:C3'	3	1.1
(1,3)	1:A:84:LYS:C	2:B:7:C:C4	3	1.1
(1,3)	1:A:84:LYS:C	2:B:7:C:C4'	3	1.1
(1,3)	1:A:84:LYS:C	2:B:7:C:C5	3	1.1
(1,3)	1:A:84:LYS:C	2:B:7:C:C5'	3	1.1
(1,3)	1:A:84:LYS:C	2:B:7:C:C6	3	1.1
(1,3)	1:A:84:LYS:C	2:B:7:C:H1'	3	1.1
(1,3)	1:A:84:LYS:C	2:B:7:C:H2'	3	1.1
(1,3)	1:A:84:LYS:C	2:B:7:C:H3'	3	1.1
(1,3)	1:A:84:LYS:C	2:B:7:C:H4'	3	1.1
(1,3)	1:A:84:LYS:C	2:B:7:C:H41	3	1.1
(1,3)	1:A:84:LYS:C	2:B:7:C:H42	3	1.1
(1,3)	1:A:84:LYS:C	2:B:7:C:H5	3	1.1
(1,3)	1:A:84:LYS:C	2:B:7:C:H5'	3	1.1
(1,3)	1:A:84:LYS:C	2:B:7:C:H5''	3	1.1
(1,3)	1:A:84:LYS:C	2:B:7:C:H6	3	1.1

*Continued on next page...*

*Continued from previous page...*

Key	Atom-1	Atom-2	Model ID	Violation (Å)
(1,3)	1:A:84:LYS:C	2:B:7:C:HO2'	3	1.1
(1,3)	1:A:84:LYS:C	2:B:7:C:N1	3	1.1
(1,3)	1:A:84:LYS:C	2:B:7:C:N3	3	1.1
(1,3)	1:A:84:LYS:C	2:B:7:C:N4	3	1.1
(1,3)	1:A:84:LYS:C	2:B:7:C:O2	3	1.1
(1,3)	1:A:84:LYS:C	2:B:7:C:O2'	3	1.1
(1,3)	1:A:84:LYS:C	2:B:7:C:O3'	3	1.1
(1,3)	1:A:84:LYS:C	2:B:7:C:O4'	3	1.1
(1,3)	1:A:84:LYS:C	2:B:7:C:O5'	3	1.1
(1,3)	1:A:84:LYS:C	2:B:7:C:OP1	3	1.1
(1,3)	1:A:84:LYS:C	2:B:7:C:OP2	3	1.1
(1,3)	1:A:84:LYS:C	2:B:7:C:P	3	1.1
(1,3)	1:A:84:LYS:C	2:B:8:U:C1'	3	1.1
(1,3)	1:A:84:LYS:C	2:B:8:U:C2	3	1.1
(1,3)	1:A:84:LYS:C	2:B:8:U:C2'	3	1.1
(1,3)	1:A:84:LYS:C	2:B:8:U:C3'	3	1.1
(1,3)	1:A:84:LYS:C	2:B:8:U:C4	3	1.1
(1,3)	1:A:84:LYS:C	2:B:8:U:C4'	3	1.1
(1,3)	1:A:84:LYS:C	2:B:8:U:C5	3	1.1
(1,3)	1:A:84:LYS:C	2:B:8:U:C5'	3	1.1
(1,3)	1:A:84:LYS:C	2:B:8:U:C6	3	1.1
(1,3)	1:A:84:LYS:C	2:B:8:U:H1'	3	1.1
(1,3)	1:A:84:LYS:C	2:B:8:U:H2'	3	1.1
(1,3)	1:A:84:LYS:C	2:B:8:U:H3	3	1.1
(1,3)	1:A:84:LYS:C	2:B:8:U:H3'	3	1.1
(1,3)	1:A:84:LYS:C	2:B:8:U:H4'	3	1.1
(1,3)	1:A:84:LYS:C	2:B:8:U:H5	3	1.1
(1,3)	1:A:84:LYS:C	2:B:8:U:H5'	3	1.1
(1,3)	1:A:84:LYS:C	2:B:8:U:H5''	3	1.1
(1,3)	1:A:84:LYS:C	2:B:8:U:H6	3	1.1
(1,3)	1:A:84:LYS:C	2:B:8:U:HO2'	3	1.1
(1,3)	1:A:84:LYS:C	2:B:8:U:N1	3	1.1
(1,3)	1:A:84:LYS:C	2:B:8:U:N3	3	1.1
(1,3)	1:A:84:LYS:C	2:B:8:U:O2	3	1.1
(1,3)	1:A:84:LYS:C	2:B:8:U:O2'	3	1.1
(1,3)	1:A:84:LYS:C	2:B:8:U:O3'	3	1.1
(1,3)	1:A:84:LYS:C	2:B:8:U:O4	3	1.1
(1,3)	1:A:84:LYS:C	2:B:8:U:O4'	3	1.1
(1,3)	1:A:84:LYS:C	2:B:8:U:O5'	3	1.1
(1,3)	1:A:84:LYS:C	2:B:8:U:OP1	3	1.1
(1,3)	1:A:84:LYS:C	2:B:8:U:OP2	3	1.1
(1,3)	1:A:84:LYS:C	2:B:8:U:P	3	1.1

*Continued on next page...*

*Continued from previous page...*

Key	Atom-1	Atom-2	Model ID	Violation (Å)
(1,3)	1:A:84:LYS:C	2:B:9:C:C1'	3	1.1
(1,3)	1:A:84:LYS:C	2:B:9:C:C2	3	1.1
(1,3)	1:A:84:LYS:C	2:B:9:C:C2'	3	1.1
(1,3)	1:A:84:LYS:C	2:B:9:C:C3'	3	1.1
(1,3)	1:A:84:LYS:C	2:B:9:C:C4	3	1.1
(1,3)	1:A:84:LYS:C	2:B:9:C:C4'	3	1.1
(1,3)	1:A:84:LYS:C	2:B:9:C:C5	3	1.1
(1,3)	1:A:84:LYS:C	2:B:9:C:C5'	3	1.1
(1,3)	1:A:84:LYS:C	2:B:9:C:C6	3	1.1
(1,3)	1:A:84:LYS:C	2:B:9:C:H1'	3	1.1
(1,3)	1:A:84:LYS:C	2:B:9:C:H2'	3	1.1
(1,3)	1:A:84:LYS:C	2:B:9:C:H3'	3	1.1
(1,3)	1:A:84:LYS:C	2:B:9:C:H4'	3	1.1
(1,3)	1:A:84:LYS:C	2:B:9:C:H41	3	1.1
(1,3)	1:A:84:LYS:C	2:B:9:C:H42	3	1.1
(1,3)	1:A:84:LYS:C	2:B:9:C:H5	3	1.1
(1,3)	1:A:84:LYS:C	2:B:9:C:H5'	3	1.1
(1,3)	1:A:84:LYS:C	2:B:9:C:H5''	3	1.1
(1,3)	1:A:84:LYS:C	2:B:9:C:H6	3	1.1
(1,3)	1:A:84:LYS:C	2:B:9:C:HO2'	3	1.1
(1,3)	1:A:84:LYS:C	2:B:9:C:N1	3	1.1
(1,3)	1:A:84:LYS:C	2:B:9:C:N3	3	1.1
(1,3)	1:A:84:LYS:C	2:B:9:C:N4	3	1.1
(1,3)	1:A:84:LYS:C	2:B:9:C:O2	3	1.1
(1,3)	1:A:84:LYS:C	2:B:9:C:O2'	3	1.1
(1,3)	1:A:84:LYS:C	2:B:9:C:O3'	3	1.1
(1,3)	1:A:84:LYS:C	2:B:9:C:O4'	3	1.1
(1,3)	1:A:84:LYS:C	2:B:9:C:O5'	3	1.1
(1,3)	1:A:84:LYS:C	2:B:9:C:OP1	3	1.1
(1,3)	1:A:84:LYS:C	2:B:9:C:OP2	3	1.1
(1,3)	1:A:84:LYS:C	2:B:9:C:P	3	1.1
(1,3)	1:A:84:LYS:C	2:B:10:G:C1'	3	1.1
(1,3)	1:A:84:LYS:C	2:B:10:G:C2	3	1.1
(1,3)	1:A:84:LYS:C	2:B:10:G:C2'	3	1.1
(1,3)	1:A:84:LYS:C	2:B:10:G:C3'	3	1.1
(1,3)	1:A:84:LYS:C	2:B:10:G:C4	3	1.1
(1,3)	1:A:84:LYS:C	2:B:10:G:C4'	3	1.1
(1,3)	1:A:84:LYS:C	2:B:10:G:C5	3	1.1
(1,3)	1:A:84:LYS:C	2:B:10:G:C5'	3	1.1
(1,3)	1:A:84:LYS:C	2:B:10:G:C6	3	1.1
(1,3)	1:A:84:LYS:C	2:B:10:G:C8	3	1.1
(1,3)	1:A:84:LYS:C	2:B:10:G:H1	3	1.1

*Continued on next page...*



*Continued from previous page...*

Key	Atom-1	Atom-2	Model ID	Violation (Å)
(1,3)	1:A:84:LYS:C	2:B:10:G:H1'	3	1.1
(1,3)	1:A:84:LYS:C	2:B:10:G:H2'	3	1.1
(1,3)	1:A:84:LYS:C	2:B:10:G:H21	3	1.1
(1,3)	1:A:84:LYS:C	2:B:10:G:H22	3	1.1
(1,3)	1:A:84:LYS:C	2:B:10:G:H3'	3	1.1
(1,3)	1:A:84:LYS:C	2:B:10:G:H4'	3	1.1
(1,3)	1:A:84:LYS:C	2:B:10:G:H5'	3	1.1
(1,3)	1:A:84:LYS:C	2:B:10:G:H5''	3	1.1
(1,3)	1:A:84:LYS:C	2:B:10:G:H8	3	1.1
(1,3)	1:A:84:LYS:C	2:B:10:G:HO2'	3	1.1
(1,3)	1:A:84:LYS:C	2:B:10:G:N1	3	1.1
(1,3)	1:A:84:LYS:C	2:B:10:G:N2	3	1.1
(1,3)	1:A:84:LYS:C	2:B:10:G:N3	3	1.1
(1,3)	1:A:84:LYS:C	2:B:10:G:N7	3	1.1
(1,3)	1:A:84:LYS:C	2:B:10:G:N9	3	1.1
(1,3)	1:A:84:LYS:C	2:B:10:G:O2'	3	1.1
(1,3)	1:A:84:LYS:C	2:B:10:G:O3'	3	1.1
(1,3)	1:A:84:LYS:C	2:B:10:G:O4'	3	1.1
(1,3)	1:A:84:LYS:C	2:B:10:G:O5'	3	1.1
(1,3)	1:A:84:LYS:C	2:B:10:G:O6	3	1.1
(1,3)	1:A:84:LYS:C	2:B:10:G:OP1	3	1.1
(1,3)	1:A:84:LYS:C	2:B:10:G:OP2	3	1.1
(1,3)	1:A:84:LYS:C	2:B:10:G:P	3	1.1
(1,3)	1:A:84:LYS:C	2:B:11:A:C1'	3	1.1
(1,3)	1:A:84:LYS:C	2:B:11:A:C2	3	1.1
(1,3)	1:A:84:LYS:C	2:B:11:A:C2'	3	1.1
(1,3)	1:A:84:LYS:C	2:B:11:A:C3'	3	1.1
(1,3)	1:A:84:LYS:C	2:B:11:A:C4	3	1.1
(1,3)	1:A:84:LYS:C	2:B:11:A:C4'	3	1.1
(1,3)	1:A:84:LYS:C	2:B:11:A:C5	3	1.1
(1,3)	1:A:84:LYS:C	2:B:11:A:C5'	3	1.1
(1,3)	1:A:84:LYS:C	2:B:11:A:C6	3	1.1
(1,3)	1:A:84:LYS:C	2:B:11:A:C8	3	1.1
(1,3)	1:A:84:LYS:C	2:B:11:A:H1'	3	1.1
(1,3)	1:A:84:LYS:C	2:B:11:A:H2	3	1.1
(1,3)	1:A:84:LYS:C	2:B:11:A:H2'	3	1.1
(1,3)	1:A:84:LYS:C	2:B:11:A:H3'	3	1.1
(1,3)	1:A:84:LYS:C	2:B:11:A:H4'	3	1.1
(1,3)	1:A:84:LYS:C	2:B:11:A:H5'	3	1.1
(1,3)	1:A:84:LYS:C	2:B:11:A:H5''	3	1.1
(1,3)	1:A:84:LYS:C	2:B:11:A:H61	3	1.1
(1,3)	1:A:84:LYS:C	2:B:11:A:H62	3	1.1

*Continued on next page...*

*Continued from previous page...*

Key	Atom-1	Atom-2	Model ID	Violation (Å)
(1,3)	1:A:84:LYS:C	2:B:11:A:H8	3	1.1
(1,3)	1:A:84:LYS:C	2:B:11:A:HO2'	3	1.1
(1,3)	1:A:84:LYS:C	2:B:11:A:N1	3	1.1
(1,3)	1:A:84:LYS:C	2:B:11:A:N3	3	1.1
(1,3)	1:A:84:LYS:C	2:B:11:A:N6	3	1.1
(1,3)	1:A:84:LYS:C	2:B:11:A:N7	3	1.1
(1,3)	1:A:84:LYS:C	2:B:11:A:N9	3	1.1
(1,3)	1:A:84:LYS:C	2:B:11:A:O2'	3	1.1
(1,3)	1:A:84:LYS:C	2:B:11:A:O3'	3	1.1
(1,3)	1:A:84:LYS:C	2:B:11:A:O4'	3	1.1
(1,3)	1:A:84:LYS:C	2:B:11:A:O5'	3	1.1
(1,3)	1:A:84:LYS:C	2:B:11:A:OP1	3	1.1
(1,3)	1:A:84:LYS:C	2:B:11:A:OP2	3	1.1
(1,3)	1:A:84:LYS:C	2:B:11:A:P	3	1.1
(1,3)	1:A:84:LYS:C	2:B:12:A:C1'	3	1.1
(1,3)	1:A:84:LYS:C	2:B:12:A:C2	3	1.1
(1,3)	1:A:84:LYS:C	2:B:12:A:C2'	3	1.1
(1,3)	1:A:84:LYS:C	2:B:12:A:C3'	3	1.1
(1,3)	1:A:84:LYS:C	2:B:12:A:C4	3	1.1
(1,3)	1:A:84:LYS:C	2:B:12:A:C4'	3	1.1
(1,3)	1:A:84:LYS:C	2:B:12:A:C5	3	1.1
(1,3)	1:A:84:LYS:C	2:B:12:A:C5'	3	1.1
(1,3)	1:A:84:LYS:C	2:B:12:A:C6	3	1.1
(1,3)	1:A:84:LYS:C	2:B:12:A:C8	3	1.1
(1,3)	1:A:84:LYS:C	2:B:12:A:H1'	3	1.1
(1,3)	1:A:84:LYS:C	2:B:12:A:H2	3	1.1
(1,3)	1:A:84:LYS:C	2:B:12:A:H2'	3	1.1
(1,3)	1:A:84:LYS:C	2:B:12:A:H3'	3	1.1
(1,3)	1:A:84:LYS:C	2:B:12:A:H4'	3	1.1
(1,3)	1:A:84:LYS:C	2:B:12:A:H5'	3	1.1
(1,3)	1:A:84:LYS:C	2:B:12:A:H5''	3	1.1
(1,3)	1:A:84:LYS:C	2:B:12:A:H61	3	1.1
(1,3)	1:A:84:LYS:C	2:B:12:A:H62	3	1.1
(1,3)	1:A:84:LYS:C	2:B:12:A:H8	3	1.1
(1,3)	1:A:84:LYS:C	2:B:12:A:HO2'	3	1.1
(1,3)	1:A:84:LYS:C	2:B:12:A:N1	3	1.1
(1,3)	1:A:84:LYS:C	2:B:12:A:N3	3	1.1
(1,3)	1:A:84:LYS:C	2:B:12:A:N6	3	1.1
(1,3)	1:A:84:LYS:C	2:B:12:A:N7	3	1.1
(1,3)	1:A:84:LYS:C	2:B:12:A:N9	3	1.1
(1,3)	1:A:84:LYS:C	2:B:12:A:O2'	3	1.1
(1,3)	1:A:84:LYS:C	2:B:12:A:O3'	3	1.1

*Continued on next page...*

*Continued from previous page...*

Key	Atom-1	Atom-2	Model ID	Violation (Å)
(1,3)	1:A:84:LYS:C	2:B:12:A:O4'	3	1.1
(1,3)	1:A:84:LYS:C	2:B:12:A:O5'	3	1.1
(1,3)	1:A:84:LYS:C	2:B:12:A:OP1	3	1.1
(1,3)	1:A:84:LYS:C	2:B:12:A:OP2	3	1.1
(1,3)	1:A:84:LYS:C	2:B:12:A:P	3	1.1
(1,3)	1:A:84:LYS:C	2:B:13:A:C1'	3	1.1
(1,3)	1:A:84:LYS:C	2:B:13:A:C2	3	1.1
(1,3)	1:A:84:LYS:C	2:B:13:A:C2'	3	1.1
(1,3)	1:A:84:LYS:C	2:B:13:A:C3'	3	1.1
(1,3)	1:A:84:LYS:C	2:B:13:A:C4	3	1.1
(1,3)	1:A:84:LYS:C	2:B:13:A:C4'	3	1.1
(1,3)	1:A:84:LYS:C	2:B:13:A:C5	3	1.1
(1,3)	1:A:84:LYS:C	2:B:13:A:C5'	3	1.1
(1,3)	1:A:84:LYS:C	2:B:13:A:C6	3	1.1
(1,3)	1:A:84:LYS:C	2:B:13:A:C8	3	1.1
(1,3)	1:A:84:LYS:C	2:B:13:A:H1'	3	1.1
(1,3)	1:A:84:LYS:C	2:B:13:A:H2	3	1.1
(1,3)	1:A:84:LYS:C	2:B:13:A:H2'	3	1.1
(1,3)	1:A:84:LYS:C	2:B:13:A:H3'	3	1.1
(1,3)	1:A:84:LYS:C	2:B:13:A:H4'	3	1.1
(1,3)	1:A:84:LYS:C	2:B:13:A:H5'	3	1.1
(1,3)	1:A:84:LYS:C	2:B:13:A:H5''	3	1.1
(1,3)	1:A:84:LYS:C	2:B:13:A:H61	3	1.1
(1,3)	1:A:84:LYS:C	2:B:13:A:H62	3	1.1
(1,3)	1:A:84:LYS:C	2:B:13:A:H8	3	1.1
(1,3)	1:A:84:LYS:C	2:B:13:A:HO2'	3	1.1
(1,3)	1:A:84:LYS:C	2:B:13:A:N1	3	1.1
(1,3)	1:A:84:LYS:C	2:B:13:A:N3	3	1.1
(1,3)	1:A:84:LYS:C	2:B:13:A:N6	3	1.1
(1,3)	1:A:84:LYS:C	2:B:13:A:N7	3	1.1
(1,3)	1:A:84:LYS:C	2:B:13:A:N9	3	1.1
(1,3)	1:A:84:LYS:C	2:B:13:A:O2'	3	1.1
(1,3)	1:A:84:LYS:C	2:B:13:A:O3'	3	1.1
(1,3)	1:A:84:LYS:C	2:B:13:A:O4'	3	1.1
(1,3)	1:A:84:LYS:C	2:B:13:A:O5'	3	1.1
(1,3)	1:A:84:LYS:C	2:B:13:A:OP1	3	1.1
(1,3)	1:A:84:LYS:C	2:B:13:A:OP2	3	1.1
(1,3)	1:A:84:LYS:C	2:B:13:A:P	3	1.1
(1,3)	1:A:84:LYS:C	2:B:14:G:C1'	3	1.1
(1,3)	1:A:84:LYS:C	2:B:14:G:C2	3	1.1
(1,3)	1:A:84:LYS:C	2:B:14:G:C2'	3	1.1
(1,3)	1:A:84:LYS:C	2:B:14:G:C3'	3	1.1

*Continued on next page...*

*Continued from previous page...*

Key	Atom-1	Atom-2	Model ID	Violation (Å)
(1,3)	1:A:84:LYS:C	2:B:14:G:C4	3	1.1
(1,3)	1:A:84:LYS:C	2:B:14:G:C4'	3	1.1
(1,3)	1:A:84:LYS:C	2:B:14:G:C5	3	1.1
(1,3)	1:A:84:LYS:C	2:B:14:G:C5'	3	1.1
(1,3)	1:A:84:LYS:C	2:B:14:G:C6	3	1.1
(1,3)	1:A:84:LYS:C	2:B:14:G:C8	3	1.1
(1,3)	1:A:84:LYS:C	2:B:14:G:H1	3	1.1
(1,3)	1:A:84:LYS:C	2:B:14:G:H1'	3	1.1
(1,3)	1:A:84:LYS:C	2:B:14:G:H2'	3	1.1
(1,3)	1:A:84:LYS:C	2:B:14:G:H21	3	1.1
(1,3)	1:A:84:LYS:C	2:B:14:G:H22	3	1.1
(1,3)	1:A:84:LYS:C	2:B:14:G:H3'	3	1.1
(1,3)	1:A:84:LYS:C	2:B:14:G:H4'	3	1.1
(1,3)	1:A:84:LYS:C	2:B:14:G:H5'	3	1.1
(1,3)	1:A:84:LYS:C	2:B:14:G:H5''	3	1.1
(1,3)	1:A:84:LYS:C	2:B:14:G:H8	3	1.1
(1,3)	1:A:84:LYS:C	2:B:14:G:HO2'	3	1.1
(1,3)	1:A:84:LYS:C	2:B:14:G:N1	3	1.1
(1,3)	1:A:84:LYS:C	2:B:14:G:N2	3	1.1
(1,3)	1:A:84:LYS:C	2:B:14:G:N3	3	1.1
(1,3)	1:A:84:LYS:C	2:B:14:G:N7	3	1.1
(1,3)	1:A:84:LYS:C	2:B:14:G:N9	3	1.1
(1,3)	1:A:84:LYS:C	2:B:14:G:O2'	3	1.1
(1,3)	1:A:84:LYS:C	2:B:14:G:O3'	3	1.1
(1,3)	1:A:84:LYS:C	2:B:14:G:O4'	3	1.1
(1,3)	1:A:84:LYS:C	2:B:14:G:O5'	3	1.1
(1,3)	1:A:84:LYS:C	2:B:14:G:O6	3	1.1
(1,3)	1:A:84:LYS:C	2:B:14:G:OP1	3	1.1
(1,3)	1:A:84:LYS:C	2:B:14:G:OP2	3	1.1
(1,3)	1:A:84:LYS:C	2:B:14:G:P	3	1.1
(1,3)	1:A:84:LYS:C	2:B:15:A:C1'	3	1.1
(1,3)	1:A:84:LYS:C	2:B:15:A:C2	3	1.1
(1,3)	1:A:84:LYS:C	2:B:15:A:C2'	3	1.1
(1,3)	1:A:84:LYS:C	2:B:15:A:C3'	3	1.1
(1,3)	1:A:84:LYS:C	2:B:15:A:C4	3	1.1
(1,3)	1:A:84:LYS:C	2:B:15:A:C4'	3	1.1
(1,3)	1:A:84:LYS:C	2:B:15:A:C5	3	1.1
(1,3)	1:A:84:LYS:C	2:B:15:A:C5'	3	1.1
(1,3)	1:A:84:LYS:C	2:B:15:A:C6	3	1.1
(1,3)	1:A:84:LYS:C	2:B:15:A:C8	3	1.1
(1,3)	1:A:84:LYS:C	2:B:15:A:H1'	3	1.1
(1,3)	1:A:84:LYS:C	2:B:15:A:H2	3	1.1

*Continued on next page...*

*Continued from previous page...*

Key	Atom-1	Atom-2	Model ID	Violation (Å)
(1,3)	1:A:84:LYS:C	2:B:15:A:H2'	3	1.1
(1,3)	1:A:84:LYS:C	2:B:15:A:H3'	3	1.1
(1,3)	1:A:84:LYS:C	2:B:15:A:H4'	3	1.1
(1,3)	1:A:84:LYS:C	2:B:15:A:H5'	3	1.1
(1,3)	1:A:84:LYS:C	2:B:15:A:H5''	3	1.1
(1,3)	1:A:84:LYS:C	2:B:15:A:H61	3	1.1
(1,3)	1:A:84:LYS:C	2:B:15:A:H62	3	1.1
(1,3)	1:A:84:LYS:C	2:B:15:A:H8	3	1.1
(1,3)	1:A:84:LYS:C	2:B:15:A:HO2'	3	1.1
(1,3)	1:A:84:LYS:C	2:B:15:A:N1	3	1.1
(1,3)	1:A:84:LYS:C	2:B:15:A:N3	3	1.1
(1,3)	1:A:84:LYS:C	2:B:15:A:N6	3	1.1
(1,3)	1:A:84:LYS:C	2:B:15:A:N7	3	1.1
(1,3)	1:A:84:LYS:C	2:B:15:A:N9	3	1.1
(1,3)	1:A:84:LYS:C	2:B:15:A:O2'	3	1.1
(1,3)	1:A:84:LYS:C	2:B:15:A:O3'	3	1.1
(1,3)	1:A:84:LYS:C	2:B:15:A:O4'	3	1.1
(1,3)	1:A:84:LYS:C	2:B:15:A:O5'	3	1.1
(1,3)	1:A:84:LYS:C	2:B:15:A:OP1	3	1.1
(1,3)	1:A:84:LYS:C	2:B:15:A:OP2	3	1.1
(1,3)	1:A:84:LYS:C	2:B:15:A:P	3	1.1
(1,3)	1:A:84:LYS:C	2:B:16:G:C1'	3	1.1
(1,3)	1:A:84:LYS:C	2:B:16:G:C2	3	1.1
(1,3)	1:A:84:LYS:C	2:B:16:G:C2'	3	1.1
(1,3)	1:A:84:LYS:C	2:B:16:G:C3'	3	1.1
(1,3)	1:A:84:LYS:C	2:B:16:G:C4	3	1.1
(1,3)	1:A:84:LYS:C	2:B:16:G:C4'	3	1.1
(1,3)	1:A:84:LYS:C	2:B:16:G:C5	3	1.1
(1,3)	1:A:84:LYS:C	2:B:16:G:C5'	3	1.1
(1,3)	1:A:84:LYS:C	2:B:16:G:C6	3	1.1
(1,3)	1:A:84:LYS:C	2:B:16:G:C8	3	1.1
(1,3)	1:A:84:LYS:C	2:B:16:G:H1	3	1.1
(1,3)	1:A:84:LYS:C	2:B:16:G:H1'	3	1.1
(1,3)	1:A:84:LYS:C	2:B:16:G:H2'	3	1.1
(1,3)	1:A:84:LYS:C	2:B:16:G:H21	3	1.1
(1,3)	1:A:84:LYS:C	2:B:16:G:H22	3	1.1
(1,3)	1:A:84:LYS:C	2:B:16:G:H3'	3	1.1
(1,3)	1:A:84:LYS:C	2:B:16:G:H4'	3	1.1
(1,3)	1:A:84:LYS:C	2:B:16:G:H5'	3	1.1
(1,3)	1:A:84:LYS:C	2:B:16:G:H5''	3	1.1
(1,3)	1:A:84:LYS:C	2:B:16:G:H8	3	1.1
(1,3)	1:A:84:LYS:C	2:B:16:G:HO2'	3	1.1

*Continued on next page...*

*Continued from previous page...*

Key	Atom-1	Atom-2	Model ID	Violation (Å)
(1,3)	1:A:84:LYS:C	2:B:16:G:N1	3	1.1
(1,3)	1:A:84:LYS:C	2:B:16:G:N2	3	1.1
(1,3)	1:A:84:LYS:C	2:B:16:G:N3	3	1.1
(1,3)	1:A:84:LYS:C	2:B:16:G:N7	3	1.1
(1,3)	1:A:84:LYS:C	2:B:16:G:N9	3	1.1
(1,3)	1:A:84:LYS:C	2:B:16:G:O2'	3	1.1
(1,3)	1:A:84:LYS:C	2:B:16:G:O3'	3	1.1
(1,3)	1:A:84:LYS:C	2:B:16:G:O4'	3	1.1
(1,3)	1:A:84:LYS:C	2:B:16:G:O5'	3	1.1
(1,3)	1:A:84:LYS:C	2:B:16:G:O6	3	1.1
(1,3)	1:A:84:LYS:C	2:B:16:G:OP1	3	1.1
(1,3)	1:A:84:LYS:C	2:B:16:G:OP2	3	1.1
(1,3)	1:A:84:LYS:C	2:B:16:G:P	3	1.1
(1,3)	1:A:84:LYS:C	2:B:17:C:C1'	3	1.1
(1,3)	1:A:84:LYS:C	2:B:17:C:C2	3	1.1
(1,3)	1:A:84:LYS:C	2:B:17:C:C2'	3	1.1
(1,3)	1:A:84:LYS:C	2:B:17:C:C3'	3	1.1
(1,3)	1:A:84:LYS:C	2:B:17:C:C4	3	1.1
(1,3)	1:A:84:LYS:C	2:B:17:C:C4'	3	1.1
(1,3)	1:A:84:LYS:C	2:B:17:C:C5	3	1.1
(1,3)	1:A:84:LYS:C	2:B:17:C:C5'	3	1.1
(1,3)	1:A:84:LYS:C	2:B:17:C:C6	3	1.1
(1,3)	1:A:84:LYS:C	2:B:17:C:H1'	3	1.1
(1,3)	1:A:84:LYS:C	2:B:17:C:H2'	3	1.1
(1,3)	1:A:84:LYS:C	2:B:17:C:H3'	3	1.1
(1,3)	1:A:84:LYS:C	2:B:17:C:H4'	3	1.1
(1,3)	1:A:84:LYS:C	2:B:17:C:H41	3	1.1
(1,3)	1:A:84:LYS:C	2:B:17:C:H42	3	1.1
(1,3)	1:A:84:LYS:C	2:B:17:C:H5	3	1.1
(1,3)	1:A:84:LYS:C	2:B:17:C:H5'	3	1.1
(1,3)	1:A:84:LYS:C	2:B:17:C:H5''	3	1.1
(1,3)	1:A:84:LYS:C	2:B:17:C:H6	3	1.1
(1,3)	1:A:84:LYS:C	2:B:17:C:HO2'	3	1.1
(1,3)	1:A:84:LYS:C	2:B:17:C:N1	3	1.1
(1,3)	1:A:84:LYS:C	2:B:17:C:N3	3	1.1
(1,3)	1:A:84:LYS:C	2:B:17:C:N4	3	1.1
(1,3)	1:A:84:LYS:C	2:B:17:C:O2	3	1.1
(1,3)	1:A:84:LYS:C	2:B:17:C:O2'	3	1.1
(1,3)	1:A:84:LYS:C	2:B:17:C:O3'	3	1.1
(1,3)	1:A:84:LYS:C	2:B:17:C:O4'	3	1.1
(1,3)	1:A:84:LYS:C	2:B:17:C:O5'	3	1.1
(1,3)	1:A:84:LYS:C	2:B:17:C:OP1	3	1.1

*Continued on next page...*

*Continued from previous page...*

Key	Atom-1	Atom-2	Model ID	Violation (Å)
(1,3)	1:A:84:LYS:C	2:B:17:C:OP2	3	1.1
(1,3)	1:A:84:LYS:C	2:B:17:C:P	3	1.1
(1,3)	1:A:84:LYS:C	2:B:18:A:C1'	3	1.1
(1,3)	1:A:84:LYS:C	2:B:18:A:C2	3	1.1
(1,3)	1:A:84:LYS:C	2:B:18:A:C2'	3	1.1
(1,3)	1:A:84:LYS:C	2:B:18:A:C3'	3	1.1
(1,3)	1:A:84:LYS:C	2:B:18:A:C4	3	1.1
(1,3)	1:A:84:LYS:C	2:B:18:A:C4'	3	1.1
(1,3)	1:A:84:LYS:C	2:B:18:A:C5	3	1.1
(1,3)	1:A:84:LYS:C	2:B:18:A:C5'	3	1.1
(1,3)	1:A:84:LYS:C	2:B:18:A:C6	3	1.1
(1,3)	1:A:84:LYS:C	2:B:18:A:C8	3	1.1
(1,3)	1:A:84:LYS:C	2:B:18:A:H1'	3	1.1
(1,3)	1:A:84:LYS:C	2:B:18:A:H2	3	1.1
(1,3)	1:A:84:LYS:C	2:B:18:A:H2'	3	1.1
(1,3)	1:A:84:LYS:C	2:B:18:A:H3'	3	1.1
(1,3)	1:A:84:LYS:C	2:B:18:A:H4'	3	1.1
(1,3)	1:A:84:LYS:C	2:B:18:A:H5'	3	1.1
(1,3)	1:A:84:LYS:C	2:B:18:A:H5''	3	1.1
(1,3)	1:A:84:LYS:C	2:B:18:A:H61	3	1.1
(1,3)	1:A:84:LYS:C	2:B:18:A:H62	3	1.1
(1,3)	1:A:84:LYS:C	2:B:18:A:H8	3	1.1
(1,3)	1:A:84:LYS:C	2:B:18:A:HO2'	3	1.1
(1,3)	1:A:84:LYS:C	2:B:18:A:N1	3	1.1
(1,3)	1:A:84:LYS:C	2:B:18:A:N3	3	1.1
(1,3)	1:A:84:LYS:C	2:B:18:A:N6	3	1.1
(1,3)	1:A:84:LYS:C	2:B:18:A:N7	3	1.1
(1,3)	1:A:84:LYS:C	2:B:18:A:N9	3	1.1
(1,3)	1:A:84:LYS:C	2:B:18:A:O2'	3	1.1
(1,3)	1:A:84:LYS:C	2:B:18:A:O3'	3	1.1
(1,3)	1:A:84:LYS:C	2:B:18:A:O4'	3	1.1
(1,3)	1:A:84:LYS:C	2:B:18:A:O5'	3	1.1
(1,3)	1:A:84:LYS:C	2:B:18:A:OP1	3	1.1
(1,3)	1:A:84:LYS:C	2:B:18:A:OP2	3	1.1
(1,3)	1:A:84:LYS:C	2:B:18:A:P	3	1.1
(1,3)	1:A:84:LYS:C	2:B:19:A:C1'	3	1.1
(1,3)	1:A:84:LYS:C	2:B:19:A:C2	3	1.1
(1,3)	1:A:84:LYS:C	2:B:19:A:C2'	3	1.1
(1,3)	1:A:84:LYS:C	2:B:19:A:C3'	3	1.1
(1,3)	1:A:84:LYS:C	2:B:19:A:C4	3	1.1
(1,3)	1:A:84:LYS:C	2:B:19:A:C4'	3	1.1
(1,3)	1:A:84:LYS:C	2:B:19:A:C5	3	1.1

*Continued on next page...*

*Continued from previous page...*

Key	Atom-1	Atom-2	Model ID	Violation (Å)
(1,3)	1:A:84:LYS:C	2:B:19:A:C5'	3	1.1
(1,3)	1:A:84:LYS:C	2:B:19:A:C6	3	1.1
(1,3)	1:A:84:LYS:C	2:B:19:A:C8	3	1.1
(1,3)	1:A:84:LYS:C	2:B:19:A:H1'	3	1.1
(1,3)	1:A:84:LYS:C	2:B:19:A:H2	3	1.1
(1,3)	1:A:84:LYS:C	2:B:19:A:H2'	3	1.1
(1,3)	1:A:84:LYS:C	2:B:19:A:H3'	3	1.1
(1,3)	1:A:84:LYS:C	2:B:19:A:H4'	3	1.1
(1,3)	1:A:84:LYS:C	2:B:19:A:H5'	3	1.1
(1,3)	1:A:84:LYS:C	2:B:19:A:H5''	3	1.1
(1,3)	1:A:84:LYS:C	2:B:19:A:H61	3	1.1
(1,3)	1:A:84:LYS:C	2:B:19:A:H62	3	1.1
(1,3)	1:A:84:LYS:C	2:B:19:A:H8	3	1.1
(1,3)	1:A:84:LYS:C	2:B:19:A:HO2'	3	1.1
(1,3)	1:A:84:LYS:C	2:B:19:A:N1	3	1.1
(1,3)	1:A:84:LYS:C	2:B:19:A:N3	3	1.1
(1,3)	1:A:84:LYS:C	2:B:19:A:N6	3	1.1
(1,3)	1:A:84:LYS:C	2:B:19:A:N7	3	1.1
(1,3)	1:A:84:LYS:C	2:B:19:A:N9	3	1.1
(1,3)	1:A:84:LYS:C	2:B:19:A:O2'	3	1.1
(1,3)	1:A:84:LYS:C	2:B:19:A:O3'	3	1.1
(1,3)	1:A:84:LYS:C	2:B:19:A:O4'	3	1.1
(1,3)	1:A:84:LYS:C	2:B:19:A:O5'	3	1.1
(1,3)	1:A:84:LYS:C	2:B:19:A:OP1	3	1.1
(1,3)	1:A:84:LYS:C	2:B:19:A:OP2	3	1.1
(1,3)	1:A:84:LYS:C	2:B:19:A:P	3	1.1
(1,3)	1:A:84:LYS:C	2:B:20:U:C1'	3	1.1
(1,3)	1:A:84:LYS:C	2:B:20:U:C2	3	1.1
(1,3)	1:A:84:LYS:C	2:B:20:U:C2'	3	1.1
(1,3)	1:A:84:LYS:C	2:B:20:U:C3'	3	1.1
(1,3)	1:A:84:LYS:C	2:B:20:U:C4	3	1.1
(1,3)	1:A:84:LYS:C	2:B:20:U:C4'	3	1.1
(1,3)	1:A:84:LYS:C	2:B:20:U:C5	3	1.1
(1,3)	1:A:84:LYS:C	2:B:20:U:C5'	3	1.1
(1,3)	1:A:84:LYS:C	2:B:20:U:C6	3	1.1
(1,3)	1:A:84:LYS:C	2:B:20:U:H1'	3	1.1
(1,3)	1:A:84:LYS:C	2:B:20:U:H2'	3	1.1
(1,3)	1:A:84:LYS:C	2:B:20:U:H3	3	1.1
(1,3)	1:A:84:LYS:C	2:B:20:U:H3'	3	1.1
(1,3)	1:A:84:LYS:C	2:B:20:U:H4'	3	1.1
(1,3)	1:A:84:LYS:C	2:B:20:U:H5	3	1.1
(1,3)	1:A:84:LYS:C	2:B:20:U:H5'	3	1.1

*Continued on next page...*



*Continued from previous page...*

Key	Atom-1	Atom-2	Model ID	Violation (Å)
(1,3)	1:A:84:LYS:C	2:B:20:U:H5''	3	1.1
(1,3)	1:A:84:LYS:C	2:B:20:U:H6	3	1.1
(1,3)	1:A:84:LYS:C	2:B:20:U:HO2'	3	1.1
(1,3)	1:A:84:LYS:C	2:B:20:U:N1	3	1.1
(1,3)	1:A:84:LYS:C	2:B:20:U:N3	3	1.1
(1,3)	1:A:84:LYS:C	2:B:20:U:O2	3	1.1
(1,3)	1:A:84:LYS:C	2:B:20:U:O2'	3	1.1
(1,3)	1:A:84:LYS:C	2:B:20:U:O3'	3	1.1
(1,3)	1:A:84:LYS:C	2:B:20:U:O4	3	1.1
(1,3)	1:A:84:LYS:C	2:B:20:U:O4'	3	1.1
(1,3)	1:A:84:LYS:C	2:B:20:U:O5'	3	1.1
(1,3)	1:A:84:LYS:C	2:B:20:U:OP1	3	1.1
(1,3)	1:A:84:LYS:C	2:B:20:U:OP2	3	1.1
(1,3)	1:A:84:LYS:C	2:B:20:U:P	3	1.1
(1,3)	1:A:84:LYS:C	2:B:21:G:C1'	3	1.1
(1,3)	1:A:84:LYS:C	2:B:21:G:C2	3	1.1
(1,3)	1:A:84:LYS:C	2:B:21:G:C2'	3	1.1
(1,3)	1:A:84:LYS:C	2:B:21:G:C3'	3	1.1
(1,3)	1:A:84:LYS:C	2:B:21:G:C4	3	1.1
(1,3)	1:A:84:LYS:C	2:B:21:G:C4'	3	1.1
(1,3)	1:A:84:LYS:C	2:B:21:G:C5	3	1.1
(1,3)	1:A:84:LYS:C	2:B:21:G:C5'	3	1.1
(1,3)	1:A:84:LYS:C	2:B:21:G:C6	3	1.1
(1,3)	1:A:84:LYS:C	2:B:21:G:C8	3	1.1
(1,3)	1:A:84:LYS:C	2:B:21:G:H1	3	1.1
(1,3)	1:A:84:LYS:C	2:B:21:G:H1'	3	1.1
(1,3)	1:A:84:LYS:C	2:B:21:G:H2'	3	1.1
(1,3)	1:A:84:LYS:C	2:B:21:G:H21	3	1.1
(1,3)	1:A:84:LYS:C	2:B:21:G:H22	3	1.1
(1,3)	1:A:84:LYS:C	2:B:21:G:H3'	3	1.1
(1,3)	1:A:84:LYS:C	2:B:21:G:H4'	3	1.1
(1,3)	1:A:84:LYS:C	2:B:21:G:H5'	3	1.1
(1,3)	1:A:84:LYS:C	2:B:21:G:H5''	3	1.1
(1,3)	1:A:84:LYS:C	2:B:21:G:H8	3	1.1
(1,3)	1:A:84:LYS:C	2:B:21:G:HO2'	3	1.1
(1,3)	1:A:84:LYS:C	2:B:21:G:N1	3	1.1
(1,3)	1:A:84:LYS:C	2:B:21:G:N2	3	1.1
(1,3)	1:A:84:LYS:C	2:B:21:G:N3	3	1.1
(1,3)	1:A:84:LYS:C	2:B:21:G:N7	3	1.1
(1,3)	1:A:84:LYS:C	2:B:21:G:N9	3	1.1
(1,3)	1:A:84:LYS:C	2:B:21:G:O2'	3	1.1
(1,3)	1:A:84:LYS:C	2:B:21:G:O3'	3	1.1

*Continued on next page...*

*Continued from previous page...*

Key	Atom-1	Atom-2	Model ID	Violation (Å)
(1,3)	1:A:84:LYS:C	2:B:21:G:O4'	3	1.1
(1,3)	1:A:84:LYS:C	2:B:21:G:O5'	3	1.1
(1,3)	1:A:84:LYS:C	2:B:21:G:O6	3	1.1
(1,3)	1:A:84:LYS:C	2:B:21:G:OP1	3	1.1
(1,3)	1:A:84:LYS:C	2:B:21:G:OP2	3	1.1
(1,3)	1:A:84:LYS:C	2:B:21:G:P	3	1.1
(1,3)	1:A:84:LYS:C	2:B:22:A:C1'	3	1.1
(1,3)	1:A:84:LYS:C	2:B:22:A:C2	3	1.1
(1,3)	1:A:84:LYS:C	2:B:22:A:C2'	3	1.1
(1,3)	1:A:84:LYS:C	2:B:22:A:C3'	3	1.1
(1,3)	1:A:84:LYS:C	2:B:22:A:C4	3	1.1
(1,3)	1:A:84:LYS:C	2:B:22:A:C4'	3	1.1
(1,3)	1:A:84:LYS:C	2:B:22:A:C5	3	1.1
(1,3)	1:A:84:LYS:C	2:B:22:A:C5'	3	1.1
(1,3)	1:A:84:LYS:C	2:B:22:A:C6	3	1.1
(1,3)	1:A:84:LYS:C	2:B:22:A:C8	3	1.1
(1,3)	1:A:84:LYS:C	2:B:22:A:H1'	3	1.1
(1,3)	1:A:84:LYS:C	2:B:22:A:H2	3	1.1
(1,3)	1:A:84:LYS:C	2:B:22:A:H2'	3	1.1
(1,3)	1:A:84:LYS:C	2:B:22:A:H3'	3	1.1
(1,3)	1:A:84:LYS:C	2:B:22:A:H4'	3	1.1
(1,3)	1:A:84:LYS:C	2:B:22:A:H5'	3	1.1
(1,3)	1:A:84:LYS:C	2:B:22:A:H5''	3	1.1
(1,3)	1:A:84:LYS:C	2:B:22:A:H61	3	1.1
(1,3)	1:A:84:LYS:C	2:B:22:A:H62	3	1.1
(1,3)	1:A:84:LYS:C	2:B:22:A:H8	3	1.1
(1,3)	1:A:84:LYS:C	2:B:22:A:HO2'	3	1.1
(1,3)	1:A:84:LYS:C	2:B:22:A:N1	3	1.1
(1,3)	1:A:84:LYS:C	2:B:22:A:N3	3	1.1
(1,3)	1:A:84:LYS:C	2:B:22:A:N6	3	1.1
(1,3)	1:A:84:LYS:C	2:B:22:A:N7	3	1.1
(1,3)	1:A:84:LYS:C	2:B:22:A:N9	3	1.1
(1,3)	1:A:84:LYS:C	2:B:22:A:O2'	3	1.1
(1,3)	1:A:84:LYS:C	2:B:22:A:O3'	3	1.1
(1,3)	1:A:84:LYS:C	2:B:22:A:O4'	3	1.1
(1,3)	1:A:84:LYS:C	2:B:22:A:O5'	3	1.1
(1,3)	1:A:84:LYS:C	2:B:22:A:OP1	3	1.1
(1,3)	1:A:84:LYS:C	2:B:22:A:OP2	3	1.1
(1,3)	1:A:84:LYS:C	2:B:22:A:P	3	1.1
(1,3)	1:A:84:LYS:C	2:B:23:U:C1'	3	1.1
(1,3)	1:A:84:LYS:C	2:B:23:U:C2	3	1.1
(1,3)	1:A:84:LYS:C	2:B:23:U:C2'	3	1.1

*Continued on next page...*

*Continued from previous page...*

Key	Atom-1	Atom-2	Model ID	Violation (Å)
(1,3)	1:A:84:LYS:C	2:B:23:U:C3'	3	1.1
(1,3)	1:A:84:LYS:C	2:B:23:U:C4	3	1.1
(1,3)	1:A:84:LYS:C	2:B:23:U:C4'	3	1.1
(1,3)	1:A:84:LYS:C	2:B:23:U:C5	3	1.1
(1,3)	1:A:84:LYS:C	2:B:23:U:C5'	3	1.1
(1,3)	1:A:84:LYS:C	2:B:23:U:C6	3	1.1
(1,3)	1:A:84:LYS:C	2:B:23:U:H1'	3	1.1
(1,3)	1:A:84:LYS:C	2:B:23:U:H2'	3	1.1
(1,3)	1:A:84:LYS:C	2:B:23:U:H3	3	1.1
(1,3)	1:A:84:LYS:C	2:B:23:U:H3'	3	1.1
(1,3)	1:A:84:LYS:C	2:B:23:U:H4'	3	1.1
(1,3)	1:A:84:LYS:C	2:B:23:U:H5	3	1.1
(1,3)	1:A:84:LYS:C	2:B:23:U:H5'	3	1.1
(1,3)	1:A:84:LYS:C	2:B:23:U:H5''	3	1.1
(1,3)	1:A:84:LYS:C	2:B:23:U:H6	3	1.1
(1,3)	1:A:84:LYS:C	2:B:23:U:HO2'	3	1.1
(1,3)	1:A:84:LYS:C	2:B:23:U:N1	3	1.1
(1,3)	1:A:84:LYS:C	2:B:23:U:N3	3	1.1
(1,3)	1:A:84:LYS:C	2:B:23:U:O2	3	1.1
(1,3)	1:A:84:LYS:C	2:B:23:U:O2'	3	1.1
(1,3)	1:A:84:LYS:C	2:B:23:U:O3'	3	1.1
(1,3)	1:A:84:LYS:C	2:B:23:U:O4	3	1.1
(1,3)	1:A:84:LYS:C	2:B:23:U:O4'	3	1.1
(1,3)	1:A:84:LYS:C	2:B:23:U:O5'	3	1.1
(1,3)	1:A:84:LYS:C	2:B:23:U:OP1	3	1.1
(1,3)	1:A:84:LYS:C	2:B:23:U:OP2	3	1.1
(1,3)	1:A:84:LYS:C	2:B:23:U:P	3	1.1
(1,3)	1:A:84:LYS:C	2:B:24:G:C1'	3	1.1
(1,3)	1:A:84:LYS:C	2:B:24:G:C2	3	1.1
(1,3)	1:A:84:LYS:C	2:B:24:G:C2'	3	1.1
(1,3)	1:A:84:LYS:C	2:B:24:G:C3'	3	1.1
(1,3)	1:A:84:LYS:C	2:B:24:G:C4	3	1.1
(1,3)	1:A:84:LYS:C	2:B:24:G:C4'	3	1.1
(1,3)	1:A:84:LYS:C	2:B:24:G:C5	3	1.1
(1,3)	1:A:84:LYS:C	2:B:24:G:C5'	3	1.1
(1,3)	1:A:84:LYS:C	2:B:24:G:C6	3	1.1
(1,3)	1:A:84:LYS:C	2:B:24:G:C8	3	1.1
(1,3)	1:A:84:LYS:C	2:B:24:G:H1	3	1.1
(1,3)	1:A:84:LYS:C	2:B:24:G:H1'	3	1.1
(1,3)	1:A:84:LYS:C	2:B:24:G:H2'	3	1.1
(1,3)	1:A:84:LYS:C	2:B:24:G:H21	3	1.1
(1,3)	1:A:84:LYS:C	2:B:24:G:H22	3	1.1

*Continued on next page...*

*Continued from previous page...*

Key	Atom-1	Atom-2	Model ID	Violation (Å)
(1,3)	1:A:84:LYS:C	2:B:24:G:H3'	3	1.1
(1,3)	1:A:84:LYS:C	2:B:24:G:H4'	3	1.1
(1,3)	1:A:84:LYS:C	2:B:24:G:H5'	3	1.1
(1,3)	1:A:84:LYS:C	2:B:24:G:H5''	3	1.1
(1,3)	1:A:84:LYS:C	2:B:24:G:H8	3	1.1
(1,3)	1:A:84:LYS:C	2:B:24:G:HO2'	3	1.1
(1,3)	1:A:84:LYS:C	2:B:24:G:N1	3	1.1
(1,3)	1:A:84:LYS:C	2:B:24:G:N2	3	1.1
(1,3)	1:A:84:LYS:C	2:B:24:G:N3	3	1.1
(1,3)	1:A:84:LYS:C	2:B:24:G:N7	3	1.1
(1,3)	1:A:84:LYS:C	2:B:24:G:N9	3	1.1
(1,3)	1:A:84:LYS:C	2:B:24:G:O2'	3	1.1
(1,3)	1:A:84:LYS:C	2:B:24:G:O3'	3	1.1
(1,3)	1:A:84:LYS:C	2:B:24:G:O4'	3	1.1
(1,3)	1:A:84:LYS:C	2:B:24:G:O5'	3	1.1
(1,3)	1:A:84:LYS:C	2:B:24:G:O6	3	1.1
(1,3)	1:A:84:LYS:C	2:B:24:G:OP1	3	1.1
(1,3)	1:A:84:LYS:C	2:B:24:G:OP2	3	1.1
(1,3)	1:A:84:LYS:C	2:B:24:G:P	3	1.1
(1,3)	1:A:84:LYS:CA	2:B:2:C:C1'	3	1.1
(1,3)	1:A:84:LYS:CA	2:B:2:C:C2	3	1.1
(1,3)	1:A:84:LYS:CA	2:B:2:C:C2'	3	1.1
(1,3)	1:A:84:LYS:CA	2:B:2:C:C3'	3	1.1
(1,3)	1:A:84:LYS:CA	2:B:2:C:C4	3	1.1
(1,3)	1:A:84:LYS:CA	2:B:2:C:C4'	3	1.1
(1,3)	1:A:84:LYS:CA	2:B:2:C:C5	3	1.1
(1,3)	1:A:84:LYS:CA	2:B:2:C:C5'	3	1.1
(1,3)	1:A:84:LYS:CA	2:B:2:C:C6	3	1.1
(1,3)	1:A:84:LYS:CA	2:B:2:C:H1'	3	1.1
(1,3)	1:A:84:LYS:CA	2:B:2:C:H2'	3	1.1
(1,3)	1:A:84:LYS:CA	2:B:2:C:H3'	3	1.1
(1,3)	1:A:84:LYS:CA	2:B:2:C:H4'	3	1.1
(1,3)	1:A:84:LYS:CA	2:B:2:C:H41	3	1.1
(1,3)	1:A:84:LYS:CA	2:B:2:C:H42	3	1.1
(1,3)	1:A:84:LYS:CA	2:B:2:C:H5	3	1.1
(1,3)	1:A:84:LYS:CA	2:B:2:C:H5'	3	1.1
(1,3)	1:A:84:LYS:CA	2:B:2:C:H5''	3	1.1
(1,3)	1:A:84:LYS:CA	2:B:2:C:H6	3	1.1
(1,3)	1:A:84:LYS:CA	2:B:2:C:HO2'	3	1.1
(1,3)	1:A:84:LYS:CA	2:B:2:C:N1	3	1.1
(1,3)	1:A:84:LYS:CA	2:B:2:C:N3	3	1.1
(1,3)	1:A:84:LYS:CA	2:B:2:C:N4	3	1.1

*Continued on next page...*

*Continued from previous page...*

Key	Atom-1	Atom-2	Model ID	Violation (Å)
(1,3)	1:A:84:LYS:CA	2:B:2:C:O2	3	1.1
(1,3)	1:A:84:LYS:CA	2:B:2:C:O2'	3	1.1
(1,3)	1:A:84:LYS:CA	2:B:2:C:O3'	3	1.1
(1,3)	1:A:84:LYS:CA	2:B:2:C:O4'	3	1.1
(1,3)	1:A:84:LYS:CA	2:B:2:C:O5'	3	1.1
(1,3)	1:A:84:LYS:CA	2:B:3:U:C1'	3	1.1
(1,3)	1:A:84:LYS:CA	2:B:3:U:C2	3	1.1
(1,3)	1:A:84:LYS:CA	2:B:3:U:C2'	3	1.1
(1,3)	1:A:84:LYS:CA	2:B:3:U:C3'	3	1.1
(1,3)	1:A:84:LYS:CA	2:B:3:U:C4	3	1.1
(1,3)	1:A:84:LYS:CA	2:B:3:U:C4'	3	1.1
(1,3)	1:A:84:LYS:CA	2:B:3:U:C5	3	1.1
(1,3)	1:A:84:LYS:CA	2:B:3:U:C5'	3	1.1
(1,3)	1:A:84:LYS:CA	2:B:3:U:C6	3	1.1
(1,3)	1:A:84:LYS:CA	2:B:3:U:H1'	3	1.1
(1,3)	1:A:84:LYS:CA	2:B:3:U:H2'	3	1.1
(1,3)	1:A:84:LYS:CA	2:B:3:U:H3	3	1.1
(1,3)	1:A:84:LYS:CA	2:B:3:U:H3'	3	1.1
(1,3)	1:A:84:LYS:CA	2:B:3:U:H4'	3	1.1
(1,3)	1:A:84:LYS:CA	2:B:3:U:H5	3	1.1
(1,3)	1:A:84:LYS:CA	2:B:3:U:H5'	3	1.1
(1,3)	1:A:84:LYS:CA	2:B:3:U:H5''	3	1.1
(1,3)	1:A:84:LYS:CA	2:B:3:U:H6	3	1.1
(1,3)	1:A:84:LYS:CA	2:B:3:U:HO2'	3	1.1
(1,3)	1:A:84:LYS:CA	2:B:3:U:N1	3	1.1
(1,3)	1:A:84:LYS:CA	2:B:3:U:N3	3	1.1
(1,3)	1:A:84:LYS:CA	2:B:3:U:O2	3	1.1
(1,3)	1:A:84:LYS:CA	2:B:3:U:O2'	3	1.1
(1,3)	1:A:84:LYS:CA	2:B:3:U:O3'	3	1.1
(1,3)	1:A:84:LYS:CA	2:B:3:U:O4	3	1.1
(1,3)	1:A:84:LYS:CA	2:B:3:U:O4'	3	1.1
(1,3)	1:A:84:LYS:CA	2:B:3:U:O5'	3	1.1
(1,3)	1:A:84:LYS:CA	2:B:3:U:OP1	3	1.1
(1,3)	1:A:84:LYS:CA	2:B:3:U:OP2	3	1.1
(1,3)	1:A:84:LYS:CA	2:B:3:U:P	3	1.1
(1,3)	1:A:84:LYS:CA	2:B:4:G:C1'	3	1.1
(1,3)	1:A:84:LYS:CA	2:B:4:G:C2	3	1.1
(1,3)	1:A:84:LYS:CA	2:B:4:G:C2'	3	1.1
(1,3)	1:A:84:LYS:CA	2:B:4:G:C3'	3	1.1
(1,3)	1:A:84:LYS:CA	2:B:4:G:C4	3	1.1
(1,3)	1:A:84:LYS:CA	2:B:4:G:C4'	3	1.1
(1,3)	1:A:84:LYS:CA	2:B:4:G:C5	3	1.1

*Continued on next page...*

*Continued from previous page...*

Key	Atom-1	Atom-2	Model ID	Violation (Å)
(1,3)	1:A:84:LYS:CA	2:B:4:G:C5'	3	1.1
(1,3)	1:A:84:LYS:CA	2:B:4:G:C6	3	1.1
(1,3)	1:A:84:LYS:CA	2:B:4:G:C8	3	1.1
(1,3)	1:A:84:LYS:CA	2:B:4:G:H1	3	1.1
(1,3)	1:A:84:LYS:CA	2:B:4:G:H1'	3	1.1
(1,3)	1:A:84:LYS:CA	2:B:4:G:H2'	3	1.1
(1,3)	1:A:84:LYS:CA	2:B:4:G:H21	3	1.1
(1,3)	1:A:84:LYS:CA	2:B:4:G:H22	3	1.1
(1,3)	1:A:84:LYS:CA	2:B:4:G:H3'	3	1.1
(1,3)	1:A:84:LYS:CA	2:B:4:G:H4'	3	1.1
(1,3)	1:A:84:LYS:CA	2:B:4:G:H5'	3	1.1
(1,3)	1:A:84:LYS:CA	2:B:4:G:H5''	3	1.1
(1,3)	1:A:84:LYS:CA	2:B:4:G:H8	3	1.1
(1,3)	1:A:84:LYS:CA	2:B:4:G:HO2'	3	1.1
(1,3)	1:A:84:LYS:CA	2:B:4:G:N1	3	1.1
(1,3)	1:A:84:LYS:CA	2:B:4:G:N2	3	1.1
(1,3)	1:A:84:LYS:CA	2:B:4:G:N3	3	1.1
(1,3)	1:A:84:LYS:CA	2:B:4:G:N7	3	1.1
(1,3)	1:A:84:LYS:CA	2:B:4:G:N9	3	1.1
(1,3)	1:A:84:LYS:CA	2:B:4:G:O2'	3	1.1
(1,3)	1:A:84:LYS:CA	2:B:4:G:O3'	3	1.1
(1,3)	1:A:84:LYS:CA	2:B:4:G:O4'	3	1.1
(1,3)	1:A:84:LYS:CA	2:B:4:G:O5'	3	1.1
(1,3)	1:A:84:LYS:CA	2:B:4:G:O6	3	1.1
(1,3)	1:A:84:LYS:CA	2:B:4:G:OP1	3	1.1
(1,3)	1:A:84:LYS:CA	2:B:4:G:OP2	3	1.1
(1,3)	1:A:84:LYS:CA	2:B:4:G:P	3	1.1
(1,3)	1:A:84:LYS:CA	2:B:5:A:C1'	3	1.1
(1,3)	1:A:84:LYS:CA	2:B:5:A:C2	3	1.1
(1,3)	1:A:84:LYS:CA	2:B:5:A:C2'	3	1.1
(1,3)	1:A:84:LYS:CA	2:B:5:A:C3'	3	1.1
(1,3)	1:A:84:LYS:CA	2:B:5:A:C4	3	1.1
(1,3)	1:A:84:LYS:CA	2:B:5:A:C4'	3	1.1
(1,3)	1:A:84:LYS:CA	2:B:5:A:C5	3	1.1
(1,3)	1:A:84:LYS:CA	2:B:5:A:C5'	3	1.1
(1,3)	1:A:84:LYS:CA	2:B:5:A:C6	3	1.1
(1,3)	1:A:84:LYS:CA	2:B:5:A:C8	3	1.1
(1,3)	1:A:84:LYS:CA	2:B:5:A:H1'	3	1.1
(1,3)	1:A:84:LYS:CA	2:B:5:A:H2	3	1.1
(1,3)	1:A:84:LYS:CA	2:B:5:A:H2'	3	1.1
(1,3)	1:A:84:LYS:CA	2:B:5:A:H3'	3	1.1
(1,3)	1:A:84:LYS:CA	2:B:5:A:H4'	3	1.1

*Continued on next page...*

*Continued from previous page...*

Key	Atom-1	Atom-2	Model ID	Violation (Å)
(1,3)	1:A:84:LYS:CA	2:B:5:A:H5'	3	1.1
(1,3)	1:A:84:LYS:CA	2:B:5:A:H5''	3	1.1
(1,3)	1:A:84:LYS:CA	2:B:5:A:H61	3	1.1
(1,3)	1:A:84:LYS:CA	2:B:5:A:H62	3	1.1
(1,3)	1:A:84:LYS:CA	2:B:5:A:H8	3	1.1
(1,3)	1:A:84:LYS:CA	2:B:5:A:HO2'	3	1.1
(1,3)	1:A:84:LYS:CA	2:B:5:A:N1	3	1.1
(1,3)	1:A:84:LYS:CA	2:B:5:A:N3	3	1.1
(1,3)	1:A:84:LYS:CA	2:B:5:A:N6	3	1.1
(1,3)	1:A:84:LYS:CA	2:B:5:A:N7	3	1.1
(1,3)	1:A:84:LYS:CA	2:B:5:A:N9	3	1.1
(1,3)	1:A:84:LYS:CA	2:B:5:A:O2'	3	1.1
(1,3)	1:A:84:LYS:CA	2:B:5:A:O3'	3	1.1
(1,3)	1:A:84:LYS:CA	2:B:5:A:O4'	3	1.1
(1,3)	1:A:84:LYS:CA	2:B:5:A:O5'	3	1.1
(1,3)	1:A:84:LYS:CA	2:B:5:A:OP1	3	1.1
(1,3)	1:A:84:LYS:CA	2:B:5:A:OP2	3	1.1
(1,3)	1:A:84:LYS:CA	2:B:5:A:P	3	1.1
(1,3)	1:A:84:LYS:CA	2:B:6:G:C1'	3	1.1
(1,3)	1:A:84:LYS:CA	2:B:6:G:C2	3	1.1
(1,3)	1:A:84:LYS:CA	2:B:6:G:C2'	3	1.1
(1,3)	1:A:84:LYS:CA	2:B:6:G:C3'	3	1.1
(1,3)	1:A:84:LYS:CA	2:B:6:G:C4	3	1.1
(1,3)	1:A:84:LYS:CA	2:B:6:G:C4'	3	1.1
(1,3)	1:A:84:LYS:CA	2:B:6:G:C5	3	1.1
(1,3)	1:A:84:LYS:CA	2:B:6:G:C5'	3	1.1
(1,3)	1:A:84:LYS:CA	2:B:6:G:C6	3	1.1
(1,3)	1:A:84:LYS:CA	2:B:6:G:C8	3	1.1
(1,3)	1:A:84:LYS:CA	2:B:6:G:H1	3	1.1
(1,3)	1:A:84:LYS:CA	2:B:6:G:H1'	3	1.1
(1,3)	1:A:84:LYS:CA	2:B:6:G:H2'	3	1.1
(1,3)	1:A:84:LYS:CA	2:B:6:G:H21	3	1.1
(1,3)	1:A:84:LYS:CA	2:B:6:G:H22	3	1.1
(1,3)	1:A:84:LYS:CA	2:B:6:G:H3'	3	1.1
(1,3)	1:A:84:LYS:CA	2:B:6:G:H4'	3	1.1
(1,3)	1:A:84:LYS:CA	2:B:6:G:H5'	3	1.1
(1,3)	1:A:84:LYS:CA	2:B:6:G:H5''	3	1.1
(1,3)	1:A:84:LYS:CA	2:B:6:G:H8	3	1.1
(1,3)	1:A:84:LYS:CA	2:B:6:G:HO2'	3	1.1
(1,3)	1:A:84:LYS:CA	2:B:6:G:N1	3	1.1
(1,3)	1:A:84:LYS:CA	2:B:6:G:N2	3	1.1
(1,3)	1:A:84:LYS:CA	2:B:6:G:N3	3	1.1

*Continued on next page...*

*Continued from previous page...*

Key	Atom-1	Atom-2	Model ID	Violation (Å)
(1,3)	1:A:84:LYS:CA	2:B:6:G:N7	3	1.1
(1,3)	1:A:84:LYS:CA	2:B:6:G:N9	3	1.1
(1,3)	1:A:84:LYS:CA	2:B:6:G:O2'	3	1.1
(1,3)	1:A:84:LYS:CA	2:B:6:G:O3'	3	1.1
(1,3)	1:A:84:LYS:CA	2:B:6:G:O4'	3	1.1
(1,3)	1:A:84:LYS:CA	2:B:6:G:O5'	3	1.1
(1,3)	1:A:84:LYS:CA	2:B:6:G:O6	3	1.1
(1,3)	1:A:84:LYS:CA	2:B:6:G:OP1	3	1.1
(1,3)	1:A:84:LYS:CA	2:B:6:G:OP2	3	1.1
(1,3)	1:A:84:LYS:CA	2:B:6:G:P	3	1.1
(1,3)	1:A:84:LYS:CA	2:B:7:C:C1'	3	1.1
(1,3)	1:A:84:LYS:CA	2:B:7:C:C2	3	1.1
(1,3)	1:A:84:LYS:CA	2:B:7:C:C2'	3	1.1
(1,3)	1:A:84:LYS:CA	2:B:7:C:C3'	3	1.1
(1,3)	1:A:84:LYS:CA	2:B:7:C:C4	3	1.1
(1,3)	1:A:84:LYS:CA	2:B:7:C:C4'	3	1.1
(1,3)	1:A:84:LYS:CA	2:B:7:C:C5	3	1.1
(1,3)	1:A:84:LYS:CA	2:B:7:C:C5'	3	1.1
(1,3)	1:A:84:LYS:CA	2:B:7:C:C6	3	1.1
(1,3)	1:A:84:LYS:CA	2:B:7:C:H1'	3	1.1
(1,3)	1:A:84:LYS:CA	2:B:7:C:H2'	3	1.1
(1,3)	1:A:84:LYS:CA	2:B:7:C:H3'	3	1.1
(1,3)	1:A:84:LYS:CA	2:B:7:C:H4'	3	1.1
(1,3)	1:A:84:LYS:CA	2:B:7:C:H41	3	1.1
(1,3)	1:A:84:LYS:CA	2:B:7:C:H42	3	1.1
(1,3)	1:A:84:LYS:CA	2:B:7:C:H5	3	1.1
(1,3)	1:A:84:LYS:CA	2:B:7:C:H5'	3	1.1
(1,3)	1:A:84:LYS:CA	2:B:7:C:H5''	3	1.1
(1,3)	1:A:84:LYS:CA	2:B:7:C:H6	3	1.1
(1,3)	1:A:84:LYS:CA	2:B:7:C:HO2'	3	1.1
(1,3)	1:A:84:LYS:CA	2:B:7:C:N1	3	1.1
(1,3)	1:A:84:LYS:CA	2:B:7:C:N3	3	1.1
(1,3)	1:A:84:LYS:CA	2:B:7:C:N4	3	1.1
(1,3)	1:A:84:LYS:CA	2:B:7:C:O2	3	1.1
(1,3)	1:A:84:LYS:CA	2:B:7:C:O2'	3	1.1
(1,3)	1:A:84:LYS:CA	2:B:7:C:O3'	3	1.1
(1,3)	1:A:84:LYS:CA	2:B:7:C:O4'	3	1.1
(1,3)	1:A:84:LYS:CA	2:B:7:C:O5'	3	1.1
(1,3)	1:A:84:LYS:CA	2:B:7:C:OP1	3	1.1
(1,3)	1:A:84:LYS:CA	2:B:7:C:OP2	3	1.1
(1,3)	1:A:84:LYS:CA	2:B:7:C:P	3	1.1
(1,3)	1:A:84:LYS:CA	2:B:8:U:C1'	3	1.1

*Continued on next page...*



*Continued from previous page...*

Key	Atom-1	Atom-2	Model ID	Violation (Å)
(1,3)	1:A:84:LYS:CA	2:B:8:U:C2	3	1.1
(1,3)	1:A:84:LYS:CA	2:B:8:U:C2'	3	1.1
(1,3)	1:A:84:LYS:CA	2:B:8:U:C3'	3	1.1
(1,3)	1:A:84:LYS:CA	2:B:8:U:C4	3	1.1
(1,3)	1:A:84:LYS:CA	2:B:8:U:C4'	3	1.1
(1,3)	1:A:84:LYS:CA	2:B:8:U:C5	3	1.1
(1,3)	1:A:84:LYS:CA	2:B:8:U:C5'	3	1.1
(1,3)	1:A:84:LYS:CA	2:B:8:U:C6	3	1.1
(1,3)	1:A:84:LYS:CA	2:B:8:U:H1'	3	1.1
(1,3)	1:A:84:LYS:CA	2:B:8:U:H2'	3	1.1
(1,3)	1:A:84:LYS:CA	2:B:8:U:H3	3	1.1
(1,3)	1:A:84:LYS:CA	2:B:8:U:H3'	3	1.1
(1,3)	1:A:84:LYS:CA	2:B:8:U:H4'	3	1.1
(1,3)	1:A:84:LYS:CA	2:B:8:U:H5	3	1.1
(1,3)	1:A:84:LYS:CA	2:B:8:U:H5'	3	1.1
(1,3)	1:A:84:LYS:CA	2:B:8:U:H5''	3	1.1
(1,3)	1:A:84:LYS:CA	2:B:8:U:H6	3	1.1
(1,3)	1:A:84:LYS:CA	2:B:8:U:HO2'	3	1.1
(1,3)	1:A:84:LYS:CA	2:B:8:U:N1	3	1.1
(1,3)	1:A:84:LYS:CA	2:B:8:U:N3	3	1.1
(1,3)	1:A:84:LYS:CA	2:B:8:U:O2	3	1.1
(1,3)	1:A:84:LYS:CA	2:B:8:U:O2'	3	1.1
(1,3)	1:A:84:LYS:CA	2:B:8:U:O3'	3	1.1
(1,3)	1:A:84:LYS:CA	2:B:8:U:O4	3	1.1
(1,3)	1:A:84:LYS:CA	2:B:8:U:O4'	3	1.1
(1,3)	1:A:84:LYS:CA	2:B:8:U:O5'	3	1.1
(1,3)	1:A:84:LYS:CA	2:B:8:U:OP1	3	1.1
(1,3)	1:A:84:LYS:CA	2:B:8:U:OP2	3	1.1
(1,3)	1:A:84:LYS:CA	2:B:8:U:P	3	1.1
(1,3)	1:A:84:LYS:CA	2:B:9:C:C1'	3	1.1
(1,3)	1:A:84:LYS:CA	2:B:9:C:C2	3	1.1
(1,3)	1:A:84:LYS:CA	2:B:9:C:C2'	3	1.1
(1,3)	1:A:84:LYS:CA	2:B:9:C:C3'	3	1.1
(1,3)	1:A:84:LYS:CA	2:B:9:C:C4	3	1.1
(1,3)	1:A:84:LYS:CA	2:B:9:C:C4'	3	1.1
(1,3)	1:A:84:LYS:CA	2:B:9:C:C5	3	1.1
(1,3)	1:A:84:LYS:CA	2:B:9:C:C5'	3	1.1
(1,3)	1:A:84:LYS:CA	2:B:9:C:C6	3	1.1
(1,3)	1:A:84:LYS:CA	2:B:9:C:H1'	3	1.1
(1,3)	1:A:84:LYS:CA	2:B:9:C:H2'	3	1.1
(1,3)	1:A:84:LYS:CA	2:B:9:C:H3'	3	1.1
(1,3)	1:A:84:LYS:CA	2:B:9:C:H4'	3	1.1

*Continued on next page...*

*Continued from previous page...*

Key	Atom-1	Atom-2	Model ID	Violation (Å)
(1,3)	1:A:84:LYS:CA	2:B:9:C:H41	3	1.1
(1,3)	1:A:84:LYS:CA	2:B:9:C:H42	3	1.1
(1,3)	1:A:84:LYS:CA	2:B:9:C:H5	3	1.1
(1,3)	1:A:84:LYS:CA	2:B:9:C:H5'	3	1.1
(1,3)	1:A:84:LYS:CA	2:B:9:C:H5''	3	1.1
(1,3)	1:A:84:LYS:CA	2:B:9:C:H6	3	1.1
(1,3)	1:A:84:LYS:CA	2:B:9:C:HO2'	3	1.1
(1,3)	1:A:84:LYS:CA	2:B:9:C:N1	3	1.1
(1,3)	1:A:84:LYS:CA	2:B:9:C:N3	3	1.1
(1,3)	1:A:84:LYS:CA	2:B:9:C:N4	3	1.1
(1,3)	1:A:84:LYS:CA	2:B:9:C:O2	3	1.1
(1,3)	1:A:84:LYS:CA	2:B:9:C:O2'	3	1.1
(1,3)	1:A:84:LYS:CA	2:B:9:C:O3'	3	1.1
(1,3)	1:A:84:LYS:CA	2:B:9:C:O4'	3	1.1
(1,3)	1:A:84:LYS:CA	2:B:9:C:O5'	3	1.1
(1,3)	1:A:84:LYS:CA	2:B:9:C:OP1	3	1.1
(1,3)	1:A:84:LYS:CA	2:B:9:C:OP2	3	1.1
(1,3)	1:A:84:LYS:CA	2:B:9:C:P	3	1.1
(1,3)	1:A:84:LYS:CA	2:B:10:G:C1'	3	1.1
(1,3)	1:A:84:LYS:CA	2:B:10:G:C2	3	1.1
(1,3)	1:A:84:LYS:CA	2:B:10:G:C2'	3	1.1
(1,3)	1:A:84:LYS:CA	2:B:10:G:C3'	3	1.1
(1,3)	1:A:84:LYS:CA	2:B:10:G:C4	3	1.1
(1,3)	1:A:84:LYS:CA	2:B:10:G:C4'	3	1.1
(1,3)	1:A:84:LYS:CA	2:B:10:G:C5	3	1.1
(1,3)	1:A:84:LYS:CA	2:B:10:G:C5'	3	1.1
(1,3)	1:A:84:LYS:CA	2:B:10:G:C6	3	1.1
(1,3)	1:A:84:LYS:CA	2:B:10:G:C8	3	1.1
(1,3)	1:A:84:LYS:CA	2:B:10:G:H1	3	1.1
(1,3)	1:A:84:LYS:CA	2:B:10:G:H1'	3	1.1
(1,3)	1:A:84:LYS:CA	2:B:10:G:H2'	3	1.1
(1,3)	1:A:84:LYS:CA	2:B:10:G:H21	3	1.1
(1,3)	1:A:84:LYS:CA	2:B:10:G:H22	3	1.1
(1,3)	1:A:84:LYS:CA	2:B:10:G:H3'	3	1.1
(1,3)	1:A:84:LYS:CA	2:B:10:G:H4'	3	1.1
(1,3)	1:A:84:LYS:CA	2:B:10:G:H5'	3	1.1
(1,3)	1:A:84:LYS:CA	2:B:10:G:H5''	3	1.1
(1,3)	1:A:84:LYS:CA	2:B:10:G:H8	3	1.1
(1,3)	1:A:84:LYS:CA	2:B:10:G:HO2'	3	1.1
(1,3)	1:A:84:LYS:CA	2:B:10:G:N1	3	1.1
(1,3)	1:A:84:LYS:CA	2:B:10:G:N2	3	1.1
(1,3)	1:A:84:LYS:CA	2:B:10:G:N3	3	1.1

*Continued on next page...*

*Continued from previous page...*

Key	Atom-1	Atom-2	Model ID	Violation (Å)
(1,3)	1:A:84:LYS:CA	2:B:10:G:N7	3	1.1
(1,3)	1:A:84:LYS:CA	2:B:10:G:N9	3	1.1
(1,3)	1:A:84:LYS:CA	2:B:10:G:O2'	3	1.1
(1,3)	1:A:84:LYS:CA	2:B:10:G:O3'	3	1.1
(1,3)	1:A:84:LYS:CA	2:B:10:G:O4'	3	1.1
(1,3)	1:A:84:LYS:CA	2:B:10:G:O5'	3	1.1
(1,3)	1:A:84:LYS:CA	2:B:10:G:O6	3	1.1
(1,3)	1:A:84:LYS:CA	2:B:10:G:OP1	3	1.1
(1,3)	1:A:84:LYS:CA	2:B:10:G:OP2	3	1.1
(1,3)	1:A:84:LYS:CA	2:B:10:G:P	3	1.1
(1,3)	1:A:84:LYS:CA	2:B:11:A:C1'	3	1.1
(1,3)	1:A:84:LYS:CA	2:B:11:A:C2	3	1.1
(1,3)	1:A:84:LYS:CA	2:B:11:A:C2'	3	1.1
(1,3)	1:A:84:LYS:CA	2:B:11:A:C3'	3	1.1
(1,3)	1:A:84:LYS:CA	2:B:11:A:C4	3	1.1
(1,3)	1:A:84:LYS:CA	2:B:11:A:C4'	3	1.1
(1,3)	1:A:84:LYS:CA	2:B:11:A:C5	3	1.1
(1,3)	1:A:84:LYS:CA	2:B:11:A:C5'	3	1.1
(1,3)	1:A:84:LYS:CA	2:B:11:A:C6	3	1.1
(1,3)	1:A:84:LYS:CA	2:B:11:A:C8	3	1.1
(1,3)	1:A:84:LYS:CA	2:B:11:A:H1'	3	1.1
(1,3)	1:A:84:LYS:CA	2:B:11:A:H2	3	1.1
(1,3)	1:A:84:LYS:CA	2:B:11:A:H2'	3	1.1
(1,3)	1:A:84:LYS:CA	2:B:11:A:H3'	3	1.1
(1,3)	1:A:84:LYS:CA	2:B:11:A:H4'	3	1.1
(1,3)	1:A:84:LYS:CA	2:B:11:A:H5'	3	1.1
(1,3)	1:A:84:LYS:CA	2:B:11:A:H5''	3	1.1
(1,3)	1:A:84:LYS:CA	2:B:11:A:H61	3	1.1
(1,3)	1:A:84:LYS:CA	2:B:11:A:H62	3	1.1
(1,3)	1:A:84:LYS:CA	2:B:11:A:H8	3	1.1
(1,3)	1:A:84:LYS:CA	2:B:11:A:HO2'	3	1.1
(1,3)	1:A:84:LYS:CA	2:B:11:A:N1	3	1.1
(1,3)	1:A:84:LYS:CA	2:B:11:A:N3	3	1.1
(1,3)	1:A:84:LYS:CA	2:B:11:A:N6	3	1.1
(1,3)	1:A:84:LYS:CA	2:B:11:A:N7	3	1.1
(1,3)	1:A:84:LYS:CA	2:B:11:A:N9	3	1.1
(1,3)	1:A:84:LYS:CA	2:B:11:A:O2'	3	1.1
(1,3)	1:A:84:LYS:CA	2:B:11:A:O3'	3	1.1
(1,3)	1:A:84:LYS:CA	2:B:11:A:O4'	3	1.1
(1,3)	1:A:84:LYS:CA	2:B:11:A:O5'	3	1.1
(1,3)	1:A:84:LYS:CA	2:B:11:A:OP1	3	1.1
(1,3)	1:A:84:LYS:CA	2:B:11:A:OP2	3	1.1

*Continued on next page...*

*Continued from previous page...*

Key	Atom-1	Atom-2	Model ID	Violation (Å)
(1,3)	1:A:84:LYS:CA	2:B:11:A:P	3	1.1
(1,3)	1:A:84:LYS:CA	2:B:12:A:C1'	3	1.1
(1,3)	1:A:84:LYS:CA	2:B:12:A:C2	3	1.1
(1,3)	1:A:84:LYS:CA	2:B:12:A:C2'	3	1.1
(1,3)	1:A:84:LYS:CA	2:B:12:A:C3'	3	1.1
(1,3)	1:A:84:LYS:CA	2:B:12:A:C4	3	1.1
(1,3)	1:A:84:LYS:CA	2:B:12:A:C4'	3	1.1
(1,3)	1:A:84:LYS:CA	2:B:12:A:C5	3	1.1
(1,3)	1:A:84:LYS:CA	2:B:12:A:C5'	3	1.1
(1,3)	1:A:84:LYS:CA	2:B:12:A:C6	3	1.1
(1,3)	1:A:84:LYS:CA	2:B:12:A:C8	3	1.1
(1,3)	1:A:84:LYS:CA	2:B:12:A:H1'	3	1.1
(1,3)	1:A:84:LYS:CA	2:B:12:A:H2	3	1.1
(1,3)	1:A:84:LYS:CA	2:B:12:A:H2'	3	1.1
(1,3)	1:A:84:LYS:CA	2:B:12:A:H3'	3	1.1
(1,3)	1:A:84:LYS:CA	2:B:12:A:H4'	3	1.1
(1,3)	1:A:84:LYS:CA	2:B:12:A:H5'	3	1.1
(1,3)	1:A:84:LYS:CA	2:B:12:A:H5''	3	1.1
(1,3)	1:A:84:LYS:CA	2:B:12:A:H61	3	1.1
(1,3)	1:A:84:LYS:CA	2:B:12:A:H62	3	1.1
(1,3)	1:A:84:LYS:CA	2:B:12:A:H8	3	1.1
(1,3)	1:A:84:LYS:CA	2:B:12:A:HO2'	3	1.1
(1,3)	1:A:84:LYS:CA	2:B:12:A:N1	3	1.1
(1,3)	1:A:84:LYS:CA	2:B:12:A:N3	3	1.1
(1,3)	1:A:84:LYS:CA	2:B:12:A:N6	3	1.1
(1,3)	1:A:84:LYS:CA	2:B:12:A:N7	3	1.1
(1,3)	1:A:84:LYS:CA	2:B:12:A:N9	3	1.1
(1,3)	1:A:84:LYS:CA	2:B:12:A:O2'	3	1.1
(1,3)	1:A:84:LYS:CA	2:B:12:A:O3'	3	1.1
(1,3)	1:A:84:LYS:CA	2:B:12:A:O4'	3	1.1
(1,3)	1:A:84:LYS:CA	2:B:12:A:O5'	3	1.1
(1,3)	1:A:84:LYS:CA	2:B:12:A:OP1	3	1.1
(1,3)	1:A:84:LYS:CA	2:B:12:A:OP2	3	1.1
(1,3)	1:A:84:LYS:CA	2:B:12:A:P	3	1.1
(1,3)	1:A:84:LYS:CA	2:B:13:A:C1'	3	1.1
(1,3)	1:A:84:LYS:CA	2:B:13:A:C2	3	1.1
(1,3)	1:A:84:LYS:CA	2:B:13:A:C2'	3	1.1
(1,3)	1:A:84:LYS:CA	2:B:13:A:C3'	3	1.1
(1,3)	1:A:84:LYS:CA	2:B:13:A:C4	3	1.1
(1,3)	1:A:84:LYS:CA	2:B:13:A:C4'	3	1.1
(1,3)	1:A:84:LYS:CA	2:B:13:A:C5	3	1.1
(1,3)	1:A:84:LYS:CA	2:B:13:A:C5'	3	1.1

*Continued on next page...*

*Continued from previous page...*

Key	Atom-1	Atom-2	Model ID	Violation (Å)
(1,3)	1:A:84:LYS:CA	2:B:13:A:C6	3	1.1
(1,3)	1:A:84:LYS:CA	2:B:13:A:C8	3	1.1
(1,3)	1:A:84:LYS:CA	2:B:13:A:H1'	3	1.1
(1,3)	1:A:84:LYS:CA	2:B:13:A:H2	3	1.1
(1,3)	1:A:84:LYS:CA	2:B:13:A:H2'	3	1.1
(1,3)	1:A:84:LYS:CA	2:B:13:A:H3'	3	1.1
(1,3)	1:A:84:LYS:CA	2:B:13:A:H4'	3	1.1
(1,3)	1:A:84:LYS:CA	2:B:13:A:H5'	3	1.1
(1,3)	1:A:84:LYS:CA	2:B:13:A:H5''	3	1.1
(1,3)	1:A:84:LYS:CA	2:B:13:A:H61	3	1.1
(1,3)	1:A:84:LYS:CA	2:B:13:A:H62	3	1.1
(1,3)	1:A:84:LYS:CA	2:B:13:A:H8	3	1.1
(1,3)	1:A:84:LYS:CA	2:B:13:A:HO2'	3	1.1
(1,3)	1:A:84:LYS:CA	2:B:13:A:N1	3	1.1
(1,3)	1:A:84:LYS:CA	2:B:13:A:N3	3	1.1
(1,3)	1:A:84:LYS:CA	2:B:13:A:N6	3	1.1
(1,3)	1:A:84:LYS:CA	2:B:13:A:N7	3	1.1
(1,3)	1:A:84:LYS:CA	2:B:13:A:N9	3	1.1
(1,3)	1:A:84:LYS:CA	2:B:13:A:O2'	3	1.1
(1,3)	1:A:84:LYS:CA	2:B:13:A:O3'	3	1.1
(1,3)	1:A:84:LYS:CA	2:B:13:A:O4'	3	1.1
(1,3)	1:A:84:LYS:CA	2:B:13:A:O5'	3	1.1
(1,3)	1:A:84:LYS:CA	2:B:13:A:OP1	3	1.1
(1,3)	1:A:84:LYS:CA	2:B:13:A:OP2	3	1.1
(1,3)	1:A:84:LYS:CA	2:B:13:A:P	3	1.1
(1,3)	1:A:84:LYS:CA	2:B:14:G:C1'	3	1.1
(1,3)	1:A:84:LYS:CA	2:B:14:G:C2	3	1.1
(1,3)	1:A:84:LYS:CA	2:B:14:G:C2'	3	1.1
(1,3)	1:A:84:LYS:CA	2:B:14:G:C3'	3	1.1
(1,3)	1:A:84:LYS:CA	2:B:14:G:C4	3	1.1
(1,3)	1:A:84:LYS:CA	2:B:14:G:C4'	3	1.1
(1,3)	1:A:84:LYS:CA	2:B:14:G:C5	3	1.1
(1,3)	1:A:84:LYS:CA	2:B:14:G:C5'	3	1.1
(1,3)	1:A:84:LYS:CA	2:B:14:G:C6	3	1.1
(1,3)	1:A:84:LYS:CA	2:B:14:G:C8	3	1.1
(1,3)	1:A:84:LYS:CA	2:B:14:G:H1	3	1.1
(1,3)	1:A:84:LYS:CA	2:B:14:G:H1'	3	1.1
(1,3)	1:A:84:LYS:CA	2:B:14:G:H2'	3	1.1
(1,3)	1:A:84:LYS:CA	2:B:14:G:H21	3	1.1
(1,3)	1:A:84:LYS:CA	2:B:14:G:H22	3	1.1
(1,3)	1:A:84:LYS:CA	2:B:14:G:H3'	3	1.1
(1,3)	1:A:84:LYS:CA	2:B:14:G:H4'	3	1.1

*Continued on next page...*

*Continued from previous page...*

Key	Atom-1	Atom-2	Model ID	Violation (Å)
(1,3)	1:A:84:LYS:CA	2:B:14:G:H5'	3	1.1
(1,3)	1:A:84:LYS:CA	2:B:14:G:H5''	3	1.1
(1,3)	1:A:84:LYS:CA	2:B:14:G:H8	3	1.1
(1,3)	1:A:84:LYS:CA	2:B:14:G:HO2'	3	1.1
(1,3)	1:A:84:LYS:CA	2:B:14:G:N1	3	1.1
(1,3)	1:A:84:LYS:CA	2:B:14:G:N2	3	1.1
(1,3)	1:A:84:LYS:CA	2:B:14:G:N3	3	1.1
(1,3)	1:A:84:LYS:CA	2:B:14:G:N7	3	1.1
(1,3)	1:A:84:LYS:CA	2:B:14:G:N9	3	1.1
(1,3)	1:A:84:LYS:CA	2:B:14:G:O2'	3	1.1
(1,3)	1:A:84:LYS:CA	2:B:14:G:O3'	3	1.1
(1,3)	1:A:84:LYS:CA	2:B:14:G:O4'	3	1.1
(1,3)	1:A:84:LYS:CA	2:B:14:G:O5'	3	1.1
(1,3)	1:A:84:LYS:CA	2:B:14:G:O6	3	1.1
(1,3)	1:A:84:LYS:CA	2:B:14:G:OP1	3	1.1
(1,3)	1:A:84:LYS:CA	2:B:14:G:OP2	3	1.1
(1,3)	1:A:84:LYS:CA	2:B:14:G:P	3	1.1
(1,3)	1:A:84:LYS:CA	2:B:15:A:C1'	3	1.1
(1,3)	1:A:84:LYS:CA	2:B:15:A:C2	3	1.1
(1,3)	1:A:84:LYS:CA	2:B:15:A:C2'	3	1.1
(1,3)	1:A:84:LYS:CA	2:B:15:A:C3'	3	1.1
(1,3)	1:A:84:LYS:CA	2:B:15:A:C4	3	1.1
(1,3)	1:A:84:LYS:CA	2:B:15:A:C4'	3	1.1
(1,3)	1:A:84:LYS:CA	2:B:15:A:C5	3	1.1
(1,3)	1:A:84:LYS:CA	2:B:15:A:C5'	3	1.1
(1,3)	1:A:84:LYS:CA	2:B:15:A:C6	3	1.1
(1,3)	1:A:84:LYS:CA	2:B:15:A:C8	3	1.1
(1,3)	1:A:84:LYS:CA	2:B:15:A:H1'	3	1.1
(1,3)	1:A:84:LYS:CA	2:B:15:A:H2	3	1.1
(1,3)	1:A:84:LYS:CA	2:B:15:A:H2'	3	1.1
(1,3)	1:A:84:LYS:CA	2:B:15:A:H3'	3	1.1
(1,3)	1:A:84:LYS:CA	2:B:15:A:H4'	3	1.1
(1,3)	1:A:84:LYS:CA	2:B:15:A:H5'	3	1.1
(1,3)	1:A:84:LYS:CA	2:B:15:A:H5''	3	1.1
(1,3)	1:A:84:LYS:CA	2:B:15:A:H61	3	1.1
(1,3)	1:A:84:LYS:CA	2:B:15:A:H62	3	1.1
(1,3)	1:A:84:LYS:CA	2:B:15:A:H8	3	1.1
(1,3)	1:A:84:LYS:CA	2:B:15:A:HO2'	3	1.1
(1,3)	1:A:84:LYS:CA	2:B:15:A:N1	3	1.1
(1,3)	1:A:84:LYS:CA	2:B:15:A:N3	3	1.1
(1,3)	1:A:84:LYS:CA	2:B:15:A:N6	3	1.1
(1,3)	1:A:84:LYS:CA	2:B:15:A:N7	3	1.1

*Continued on next page...*

*Continued from previous page...*

Key	Atom-1	Atom-2	Model ID	Violation (Å)
(1,3)	1:A:84:LYS:CA	2:B:15:A:N9	3	1.1
(1,3)	1:A:84:LYS:CA	2:B:15:A:O2'	3	1.1
(1,3)	1:A:84:LYS:CA	2:B:15:A:O3'	3	1.1
(1,3)	1:A:84:LYS:CA	2:B:15:A:O4'	3	1.1
(1,3)	1:A:84:LYS:CA	2:B:15:A:O5'	3	1.1
(1,3)	1:A:84:LYS:CA	2:B:15:A:OP1	3	1.1
(1,3)	1:A:84:LYS:CA	2:B:15:A:OP2	3	1.1
(1,3)	1:A:84:LYS:CA	2:B:15:A:P	3	1.1
(1,3)	1:A:84:LYS:CA	2:B:16:G:C1'	3	1.1
(1,3)	1:A:84:LYS:CA	2:B:16:G:C2	3	1.1
(1,3)	1:A:84:LYS:CA	2:B:16:G:C2'	3	1.1
(1,3)	1:A:84:LYS:CA	2:B:16:G:C3'	3	1.1
(1,3)	1:A:84:LYS:CA	2:B:16:G:C4	3	1.1
(1,3)	1:A:84:LYS:CA	2:B:16:G:C4'	3	1.1
(1,3)	1:A:84:LYS:CA	2:B:16:G:C5	3	1.1
(1,3)	1:A:84:LYS:CA	2:B:16:G:C5'	3	1.1
(1,3)	1:A:84:LYS:CA	2:B:16:G:C6	3	1.1
(1,3)	1:A:84:LYS:CA	2:B:16:G:C8	3	1.1
(1,3)	1:A:84:LYS:CA	2:B:16:G:H1	3	1.1
(1,3)	1:A:84:LYS:CA	2:B:16:G:H1'	3	1.1
(1,3)	1:A:84:LYS:CA	2:B:16:G:H2'	3	1.1
(1,3)	1:A:84:LYS:CA	2:B:16:G:H21	3	1.1
(1,3)	1:A:84:LYS:CA	2:B:16:G:H22	3	1.1
(1,3)	1:A:84:LYS:CA	2:B:16:G:H3'	3	1.1
(1,3)	1:A:84:LYS:CA	2:B:16:G:H4'	3	1.1
(1,3)	1:A:84:LYS:CA	2:B:16:G:H5'	3	1.1
(1,3)	1:A:84:LYS:CA	2:B:16:G:H5''	3	1.1
(1,3)	1:A:84:LYS:CA	2:B:16:G:H8	3	1.1
(1,3)	1:A:84:LYS:CA	2:B:16:G:HO2'	3	1.1
(1,3)	1:A:84:LYS:CA	2:B:16:G:N1	3	1.1
(1,3)	1:A:84:LYS:CA	2:B:16:G:N2	3	1.1
(1,3)	1:A:84:LYS:CA	2:B:16:G:N3	3	1.1
(1,3)	1:A:84:LYS:CA	2:B:16:G:N7	3	1.1
(1,3)	1:A:84:LYS:CA	2:B:16:G:N9	3	1.1
(1,3)	1:A:84:LYS:CA	2:B:16:G:O2'	3	1.1
(1,3)	1:A:84:LYS:CA	2:B:16:G:O3'	3	1.1
(1,3)	1:A:84:LYS:CA	2:B:16:G:O4'	3	1.1
(1,3)	1:A:84:LYS:CA	2:B:16:G:O5'	3	1.1
(1,3)	1:A:84:LYS:CA	2:B:16:G:O6	3	1.1
(1,3)	1:A:84:LYS:CA	2:B:16:G:OP1	3	1.1
(1,3)	1:A:84:LYS:CA	2:B:16:G:OP2	3	1.1
(1,3)	1:A:84:LYS:CA	2:B:16:G:P	3	1.1

*Continued on next page...*

*Continued from previous page...*

Key	Atom-1	Atom-2	Model ID	Violation (Å)
(1,3)	1:A:84:LYS:CA	2:B:17:C:C1'	3	1.1
(1,3)	1:A:84:LYS:CA	2:B:17:C:C2	3	1.1
(1,3)	1:A:84:LYS:CA	2:B:17:C:C2'	3	1.1
(1,3)	1:A:84:LYS:CA	2:B:17:C:C3'	3	1.1
(1,3)	1:A:84:LYS:CA	2:B:17:C:C4	3	1.1
(1,3)	1:A:84:LYS:CA	2:B:17:C:C4'	3	1.1
(1,3)	1:A:84:LYS:CA	2:B:17:C:C5	3	1.1
(1,3)	1:A:84:LYS:CA	2:B:17:C:C5'	3	1.1
(1,3)	1:A:84:LYS:CA	2:B:17:C:C6	3	1.1
(1,3)	1:A:84:LYS:CA	2:B:17:C:H1'	3	1.1
(1,3)	1:A:84:LYS:CA	2:B:17:C:H2'	3	1.1
(1,3)	1:A:84:LYS:CA	2:B:17:C:H3'	3	1.1
(1,3)	1:A:84:LYS:CA	2:B:17:C:H4'	3	1.1
(1,3)	1:A:84:LYS:CA	2:B:17:C:H41	3	1.1
(1,3)	1:A:84:LYS:CA	2:B:17:C:H42	3	1.1
(1,3)	1:A:84:LYS:CA	2:B:17:C:H5	3	1.1
(1,3)	1:A:84:LYS:CA	2:B:17:C:H5'	3	1.1
(1,3)	1:A:84:LYS:CA	2:B:17:C:H5''	3	1.1
(1,3)	1:A:84:LYS:CA	2:B:17:C:H6	3	1.1
(1,3)	1:A:84:LYS:CA	2:B:17:C:HO2'	3	1.1
(1,3)	1:A:84:LYS:CA	2:B:17:C:N1	3	1.1
(1,3)	1:A:84:LYS:CA	2:B:17:C:N3	3	1.1
(1,3)	1:A:84:LYS:CA	2:B:17:C:N4	3	1.1
(1,3)	1:A:84:LYS:CA	2:B:17:C:O2	3	1.1
(1,3)	1:A:84:LYS:CA	2:B:17:C:O2'	3	1.1
(1,3)	1:A:84:LYS:CA	2:B:17:C:O3'	3	1.1
(1,3)	1:A:84:LYS:CA	2:B:17:C:O4'	3	1.1
(1,3)	1:A:84:LYS:CA	2:B:17:C:O5'	3	1.1
(1,3)	1:A:84:LYS:CA	2:B:17:C:OP1	3	1.1
(1,3)	1:A:84:LYS:CA	2:B:17:C:OP2	3	1.1
(1,3)	1:A:84:LYS:CA	2:B:17:C:P	3	1.1
(1,3)	1:A:84:LYS:CA	2:B:18:A:C1'	3	1.1
(1,3)	1:A:84:LYS:CA	2:B:18:A:C2	3	1.1
(1,3)	1:A:84:LYS:CA	2:B:18:A:C2'	3	1.1
(1,3)	1:A:84:LYS:CA	2:B:18:A:C3'	3	1.1
(1,3)	1:A:84:LYS:CA	2:B:18:A:C4	3	1.1
(1,3)	1:A:84:LYS:CA	2:B:18:A:C4'	3	1.1
(1,3)	1:A:84:LYS:CA	2:B:18:A:C5	3	1.1
(1,3)	1:A:84:LYS:CA	2:B:18:A:C5'	3	1.1
(1,3)	1:A:84:LYS:CA	2:B:18:A:C6	3	1.1
(1,3)	1:A:84:LYS:CA	2:B:18:A:C8	3	1.1
(1,3)	1:A:84:LYS:CA	2:B:18:A:H1'	3	1.1

*Continued on next page...*



*Continued from previous page...*

Key	Atom-1	Atom-2	Model ID	Violation (Å)
(1,3)	1:A:84:LYS:CA	2:B:18:A:H2	3	1.1
(1,3)	1:A:84:LYS:CA	2:B:18:A:H2'	3	1.1
(1,3)	1:A:84:LYS:CA	2:B:18:A:H3'	3	1.1
(1,3)	1:A:84:LYS:CA	2:B:18:A:H4'	3	1.1
(1,3)	1:A:84:LYS:CA	2:B:18:A:H5'	3	1.1
(1,3)	1:A:84:LYS:CA	2:B:18:A:H5''	3	1.1
(1,3)	1:A:84:LYS:CA	2:B:18:A:H61	3	1.1
(1,3)	1:A:84:LYS:CA	2:B:18:A:H62	3	1.1
(1,3)	1:A:84:LYS:CA	2:B:18:A:H8	3	1.1
(1,3)	1:A:84:LYS:CA	2:B:18:A:HO2'	3	1.1
(1,3)	1:A:84:LYS:CA	2:B:18:A:N1	3	1.1
(1,3)	1:A:84:LYS:CA	2:B:18:A:N3	3	1.1
(1,3)	1:A:84:LYS:CA	2:B:18:A:N6	3	1.1
(1,3)	1:A:84:LYS:CA	2:B:18:A:N7	3	1.1
(1,3)	1:A:84:LYS:CA	2:B:18:A:N9	3	1.1
(1,3)	1:A:84:LYS:CA	2:B:18:A:O2'	3	1.1
(1,3)	1:A:84:LYS:CA	2:B:18:A:O3'	3	1.1
(1,3)	1:A:84:LYS:CA	2:B:18:A:O4'	3	1.1
(1,3)	1:A:84:LYS:CA	2:B:18:A:O5'	3	1.1
(1,3)	1:A:84:LYS:CA	2:B:18:A:OP1	3	1.1
(1,3)	1:A:84:LYS:CA	2:B:18:A:OP2	3	1.1
(1,3)	1:A:84:LYS:CA	2:B:18:A:P	3	1.1
(1,3)	1:A:84:LYS:CA	2:B:19:A:C1'	3	1.1
(1,3)	1:A:84:LYS:CA	2:B:19:A:C2	3	1.1
(1,3)	1:A:84:LYS:CA	2:B:19:A:C2'	3	1.1
(1,3)	1:A:84:LYS:CA	2:B:19:A:C3'	3	1.1
(1,3)	1:A:84:LYS:CA	2:B:19:A:C4	3	1.1
(1,3)	1:A:84:LYS:CA	2:B:19:A:C4'	3	1.1
(1,3)	1:A:84:LYS:CA	2:B:19:A:C5	3	1.1
(1,3)	1:A:84:LYS:CA	2:B:19:A:C5'	3	1.1
(1,3)	1:A:84:LYS:CA	2:B:19:A:C6	3	1.1
(1,3)	1:A:84:LYS:CA	2:B:19:A:C8	3	1.1
(1,3)	1:A:84:LYS:CA	2:B:19:A:H1'	3	1.1
(1,3)	1:A:84:LYS:CA	2:B:19:A:H2	3	1.1
(1,3)	1:A:84:LYS:CA	2:B:19:A:H2'	3	1.1
(1,3)	1:A:84:LYS:CA	2:B:19:A:H3'	3	1.1
(1,3)	1:A:84:LYS:CA	2:B:19:A:H4'	3	1.1
(1,3)	1:A:84:LYS:CA	2:B:19:A:H5'	3	1.1
(1,3)	1:A:84:LYS:CA	2:B:19:A:H5''	3	1.1
(1,3)	1:A:84:LYS:CA	2:B:19:A:H61	3	1.1
(1,3)	1:A:84:LYS:CA	2:B:19:A:H62	3	1.1
(1,3)	1:A:84:LYS:CA	2:B:19:A:H8	3	1.1

*Continued on next page...*

*Continued from previous page...*

Key	Atom-1	Atom-2	Model ID	Violation (Å)
(1,3)	1:A:84:LYS:CA	2:B:19:A:HO2'	3	1.1
(1,3)	1:A:84:LYS:CA	2:B:19:A:N1	3	1.1
(1,3)	1:A:84:LYS:CA	2:B:19:A:N3	3	1.1
(1,3)	1:A:84:LYS:CA	2:B:19:A:N6	3	1.1
(1,3)	1:A:84:LYS:CA	2:B:19:A:N7	3	1.1
(1,3)	1:A:84:LYS:CA	2:B:19:A:N9	3	1.1
(1,3)	1:A:84:LYS:CA	2:B:19:A:O2'	3	1.1
(1,3)	1:A:84:LYS:CA	2:B:19:A:O3'	3	1.1
(1,3)	1:A:84:LYS:CA	2:B:19:A:O4'	3	1.1
(1,3)	1:A:84:LYS:CA	2:B:19:A:O5'	3	1.1
(1,3)	1:A:84:LYS:CA	2:B:19:A:OP1	3	1.1
(1,3)	1:A:84:LYS:CA	2:B:19:A:OP2	3	1.1
(1,3)	1:A:84:LYS:CA	2:B:19:A:P	3	1.1
(1,3)	1:A:84:LYS:CA	2:B:20:U:C1'	3	1.1
(1,3)	1:A:84:LYS:CA	2:B:20:U:C2	3	1.1
(1,3)	1:A:84:LYS:CA	2:B:20:U:C2'	3	1.1
(1,3)	1:A:84:LYS:CA	2:B:20:U:C3'	3	1.1
(1,3)	1:A:84:LYS:CA	2:B:20:U:C4	3	1.1
(1,3)	1:A:84:LYS:CA	2:B:20:U:C4'	3	1.1
(1,3)	1:A:84:LYS:CA	2:B:20:U:C5	3	1.1
(1,3)	1:A:84:LYS:CA	2:B:20:U:C5'	3	1.1
(1,3)	1:A:84:LYS:CA	2:B:20:U:C6	3	1.1
(1,3)	1:A:84:LYS:CA	2:B:20:U:H1'	3	1.1
(1,3)	1:A:84:LYS:CA	2:B:20:U:H2'	3	1.1
(1,3)	1:A:84:LYS:CA	2:B:20:U:H3	3	1.1
(1,3)	1:A:84:LYS:CA	2:B:20:U:H3'	3	1.1
(1,3)	1:A:84:LYS:CA	2:B:20:U:H4'	3	1.1
(1,3)	1:A:84:LYS:CA	2:B:20:U:H5	3	1.1
(1,3)	1:A:84:LYS:CA	2:B:20:U:H5'	3	1.1
(1,3)	1:A:84:LYS:CA	2:B:20:U:H5''	3	1.1
(1,3)	1:A:84:LYS:CA	2:B:20:U:H6	3	1.1
(1,3)	1:A:84:LYS:CA	2:B:20:U:HO2'	3	1.1
(1,3)	1:A:84:LYS:CA	2:B:20:U:N1	3	1.1
(1,3)	1:A:84:LYS:CA	2:B:20:U:N3	3	1.1
(1,3)	1:A:84:LYS:CA	2:B:20:U:O2	3	1.1
(1,3)	1:A:84:LYS:CA	2:B:20:U:O2'	3	1.1
(1,3)	1:A:84:LYS:CA	2:B:20:U:O3'	3	1.1
(1,3)	1:A:84:LYS:CA	2:B:20:U:O4	3	1.1
(1,3)	1:A:84:LYS:CA	2:B:20:U:O4'	3	1.1
(1,3)	1:A:84:LYS:CA	2:B:20:U:O5'	3	1.1
(1,3)	1:A:84:LYS:CA	2:B:20:U:OP1	3	1.1
(1,3)	1:A:84:LYS:CA	2:B:20:U:OP2	3	1.1

*Continued on next page...*

*Continued from previous page...*

Key	Atom-1	Atom-2	Model ID	Violation (Å)
(1,3)	1:A:84:LYS:CA	2:B:20:U:P	3	1.1
(1,3)	1:A:84:LYS:CA	2:B:21:G:C1'	3	1.1
(1,3)	1:A:84:LYS:CA	2:B:21:G:C2	3	1.1
(1,3)	1:A:84:LYS:CA	2:B:21:G:C2'	3	1.1
(1,3)	1:A:84:LYS:CA	2:B:21:G:C3'	3	1.1
(1,3)	1:A:84:LYS:CA	2:B:21:G:C4	3	1.1
(1,3)	1:A:84:LYS:CA	2:B:21:G:C4'	3	1.1
(1,3)	1:A:84:LYS:CA	2:B:21:G:C5	3	1.1
(1,3)	1:A:84:LYS:CA	2:B:21:G:C5'	3	1.1
(1,3)	1:A:84:LYS:CA	2:B:21:G:C6	3	1.1
(1,3)	1:A:84:LYS:CA	2:B:21:G:C8	3	1.1
(1,3)	1:A:84:LYS:CA	2:B:21:G:H1	3	1.1
(1,3)	1:A:84:LYS:CA	2:B:21:G:H1'	3	1.1
(1,3)	1:A:84:LYS:CA	2:B:21:G:H2'	3	1.1
(1,3)	1:A:84:LYS:CA	2:B:21:G:H21	3	1.1
(1,3)	1:A:84:LYS:CA	2:B:21:G:H22	3	1.1
(1,3)	1:A:84:LYS:CA	2:B:21:G:H3'	3	1.1
(1,3)	1:A:84:LYS:CA	2:B:21:G:H4'	3	1.1
(1,3)	1:A:84:LYS:CA	2:B:21:G:H5'	3	1.1
(1,3)	1:A:84:LYS:CA	2:B:21:G:H5''	3	1.1
(1,3)	1:A:84:LYS:CA	2:B:21:G:H8	3	1.1
(1,3)	1:A:84:LYS:CA	2:B:21:G:HO2'	3	1.1
(1,3)	1:A:84:LYS:CA	2:B:21:G:N1	3	1.1
(1,3)	1:A:84:LYS:CA	2:B:21:G:N2	3	1.1
(1,3)	1:A:84:LYS:CA	2:B:21:G:N3	3	1.1
(1,3)	1:A:84:LYS:CA	2:B:21:G:N7	3	1.1
(1,3)	1:A:84:LYS:CA	2:B:21:G:N9	3	1.1
(1,3)	1:A:84:LYS:CA	2:B:21:G:O2'	3	1.1
(1,3)	1:A:84:LYS:CA	2:B:21:G:O3'	3	1.1
(1,3)	1:A:84:LYS:CA	2:B:21:G:O4'	3	1.1
(1,3)	1:A:84:LYS:CA	2:B:21:G:O5'	3	1.1
(1,3)	1:A:84:LYS:CA	2:B:21:G:O6	3	1.1
(1,3)	1:A:84:LYS:CA	2:B:21:G:OP1	3	1.1
(1,3)	1:A:84:LYS:CA	2:B:21:G:OP2	3	1.1
(1,3)	1:A:84:LYS:CA	2:B:21:G:P	3	1.1
(1,3)	1:A:84:LYS:CA	2:B:22:A:C1'	3	1.1
(1,3)	1:A:84:LYS:CA	2:B:22:A:C2	3	1.1
(1,3)	1:A:84:LYS:CA	2:B:22:A:C2'	3	1.1
(1,3)	1:A:84:LYS:CA	2:B:22:A:C3'	3	1.1
(1,3)	1:A:84:LYS:CA	2:B:22:A:C4	3	1.1
(1,3)	1:A:84:LYS:CA	2:B:22:A:C4'	3	1.1
(1,3)	1:A:84:LYS:CA	2:B:22:A:C5	3	1.1

*Continued on next page...*

*Continued from previous page...*

Key	Atom-1	Atom-2	Model ID	Violation (Å)
(1,3)	1:A:84:LYS:CA	2:B:22:A:C5'	3	1.1
(1,3)	1:A:84:LYS:CA	2:B:22:A:C6	3	1.1
(1,3)	1:A:84:LYS:CA	2:B:22:A:C8	3	1.1
(1,3)	1:A:84:LYS:CA	2:B:22:A:H1'	3	1.1
(1,3)	1:A:84:LYS:CA	2:B:22:A:H2	3	1.1
(1,3)	1:A:84:LYS:CA	2:B:22:A:H2'	3	1.1
(1,3)	1:A:84:LYS:CA	2:B:22:A:H3'	3	1.1
(1,3)	1:A:84:LYS:CA	2:B:22:A:H4'	3	1.1
(1,3)	1:A:84:LYS:CA	2:B:22:A:H5'	3	1.1
(1,3)	1:A:84:LYS:CA	2:B:22:A:H5''	3	1.1
(1,3)	1:A:84:LYS:CA	2:B:22:A:H61	3	1.1
(1,3)	1:A:84:LYS:CA	2:B:22:A:H62	3	1.1
(1,3)	1:A:84:LYS:CA	2:B:22:A:H8	3	1.1
(1,3)	1:A:84:LYS:CA	2:B:22:A:HO2'	3	1.1
(1,3)	1:A:84:LYS:CA	2:B:22:A:N1	3	1.1
(1,3)	1:A:84:LYS:CA	2:B:22:A:N3	3	1.1
(1,3)	1:A:84:LYS:CA	2:B:22:A:N6	3	1.1
(1,3)	1:A:84:LYS:CA	2:B:22:A:N7	3	1.1
(1,3)	1:A:84:LYS:CA	2:B:22:A:N9	3	1.1
(1,3)	1:A:84:LYS:CA	2:B:22:A:O2'	3	1.1
(1,3)	1:A:84:LYS:CA	2:B:22:A:O3'	3	1.1
(1,3)	1:A:84:LYS:CA	2:B:22:A:O4'	3	1.1
(1,3)	1:A:84:LYS:CA	2:B:22:A:O5'	3	1.1
(1,3)	1:A:84:LYS:CA	2:B:22:A:OP1	3	1.1
(1,3)	1:A:84:LYS:CA	2:B:22:A:OP2	3	1.1
(1,3)	1:A:84:LYS:CA	2:B:22:A:P	3	1.1
(1,3)	1:A:84:LYS:CA	2:B:23:U:C1'	3	1.1
(1,3)	1:A:84:LYS:CA	2:B:23:U:C2	3	1.1
(1,3)	1:A:84:LYS:CA	2:B:23:U:C2'	3	1.1
(1,3)	1:A:84:LYS:CA	2:B:23:U:C3'	3	1.1
(1,3)	1:A:84:LYS:CA	2:B:23:U:C4	3	1.1
(1,3)	1:A:84:LYS:CA	2:B:23:U:C4'	3	1.1
(1,3)	1:A:84:LYS:CA	2:B:23:U:C5	3	1.1
(1,3)	1:A:84:LYS:CA	2:B:23:U:C5'	3	1.1
(1,3)	1:A:84:LYS:CA	2:B:23:U:C6	3	1.1
(1,3)	1:A:84:LYS:CA	2:B:23:U:H1'	3	1.1
(1,3)	1:A:84:LYS:CA	2:B:23:U:H2'	3	1.1
(1,3)	1:A:84:LYS:CA	2:B:23:U:H3	3	1.1
(1,3)	1:A:84:LYS:CA	2:B:23:U:H3'	3	1.1
(1,3)	1:A:84:LYS:CA	2:B:23:U:H4'	3	1.1
(1,3)	1:A:84:LYS:CA	2:B:23:U:H5	3	1.1
(1,3)	1:A:84:LYS:CA	2:B:23:U:H5'	3	1.1

*Continued on next page...*

*Continued from previous page...*

Key	Atom-1	Atom-2	Model ID	Violation (Å)
(1,3)	1:A:84:LYS:CA	2:B:23:U:H5''	3	1.1
(1,3)	1:A:84:LYS:CA	2:B:23:U:H6	3	1.1
(1,3)	1:A:84:LYS:CA	2:B:23:U:HO2'	3	1.1
(1,3)	1:A:84:LYS:CA	2:B:23:U:N1	3	1.1
(1,3)	1:A:84:LYS:CA	2:B:23:U:N3	3	1.1
(1,3)	1:A:84:LYS:CA	2:B:23:U:O2	3	1.1
(1,3)	1:A:84:LYS:CA	2:B:23:U:O2'	3	1.1
(1,3)	1:A:84:LYS:CA	2:B:23:U:O3'	3	1.1
(1,3)	1:A:84:LYS:CA	2:B:23:U:O4	3	1.1
(1,3)	1:A:84:LYS:CA	2:B:23:U:O4'	3	1.1
(1,3)	1:A:84:LYS:CA	2:B:23:U:O5'	3	1.1
(1,3)	1:A:84:LYS:CA	2:B:23:U:OP1	3	1.1
(1,3)	1:A:84:LYS:CA	2:B:23:U:OP2	3	1.1
(1,3)	1:A:84:LYS:CA	2:B:23:U:P	3	1.1
(1,3)	1:A:84:LYS:CA	2:B:24:G:C1'	3	1.1
(1,3)	1:A:84:LYS:CA	2:B:24:G:C2	3	1.1
(1,3)	1:A:84:LYS:CA	2:B:24:G:C2'	3	1.1
(1,3)	1:A:84:LYS:CA	2:B:24:G:C3'	3	1.1
(1,3)	1:A:84:LYS:CA	2:B:24:G:C4	3	1.1
(1,3)	1:A:84:LYS:CA	2:B:24:G:C4'	3	1.1
(1,3)	1:A:84:LYS:CA	2:B:24:G:C5	3	1.1
(1,3)	1:A:84:LYS:CA	2:B:24:G:C5'	3	1.1
(1,3)	1:A:84:LYS:CA	2:B:24:G:C6	3	1.1
(1,3)	1:A:84:LYS:CA	2:B:24:G:C8	3	1.1
(1,3)	1:A:84:LYS:CA	2:B:24:G:H1	3	1.1
(1,3)	1:A:84:LYS:CA	2:B:24:G:H1'	3	1.1
(1,3)	1:A:84:LYS:CA	2:B:24:G:H2'	3	1.1
(1,3)	1:A:84:LYS:CA	2:B:24:G:H21	3	1.1
(1,3)	1:A:84:LYS:CA	2:B:24:G:H22	3	1.1
(1,3)	1:A:84:LYS:CA	2:B:24:G:H3'	3	1.1
(1,3)	1:A:84:LYS:CA	2:B:24:G:H4'	3	1.1
(1,3)	1:A:84:LYS:CA	2:B:24:G:H5'	3	1.1
(1,3)	1:A:84:LYS:CA	2:B:24:G:H5''	3	1.1
(1,3)	1:A:84:LYS:CA	2:B:24:G:H8	3	1.1
(1,3)	1:A:84:LYS:CA	2:B:24:G:HO2'	3	1.1
(1,3)	1:A:84:LYS:CA	2:B:24:G:N1	3	1.1
(1,3)	1:A:84:LYS:CA	2:B:24:G:N2	3	1.1
(1,3)	1:A:84:LYS:CA	2:B:24:G:N3	3	1.1
(1,3)	1:A:84:LYS:CA	2:B:24:G:N7	3	1.1
(1,3)	1:A:84:LYS:CA	2:B:24:G:N9	3	1.1
(1,3)	1:A:84:LYS:CA	2:B:24:G:O2'	3	1.1
(1,3)	1:A:84:LYS:CA	2:B:24:G:O3'	3	1.1

*Continued on next page...*

*Continued from previous page...*

Key	Atom-1	Atom-2	Model ID	Violation (Å)
(1,3)	1:A:84:LYS:CA	2:B:24:G:O4'	3	1.1
(1,3)	1:A:84:LYS:CA	2:B:24:G:O5'	3	1.1
(1,3)	1:A:84:LYS:CA	2:B:24:G:O6	3	1.1
(1,3)	1:A:84:LYS:CA	2:B:24:G:OP1	3	1.1
(1,3)	1:A:84:LYS:CA	2:B:24:G:OP2	3	1.1
(1,3)	1:A:84:LYS:CA	2:B:24:G:P	3	1.1
(1,3)	1:A:84:LYS:CB	2:B:2:C:C1'	3	1.1
(1,3)	1:A:84:LYS:CB	2:B:2:C:C2	3	1.1
(1,3)	1:A:84:LYS:CB	2:B:2:C:C2'	3	1.1
(1,3)	1:A:84:LYS:CB	2:B:2:C:C3'	3	1.1
(1,3)	1:A:84:LYS:CB	2:B:2:C:C4	3	1.1
(1,3)	1:A:84:LYS:CB	2:B:2:C:C4'	3	1.1
(1,3)	1:A:84:LYS:CB	2:B:2:C:C5	3	1.1
(1,3)	1:A:84:LYS:CB	2:B:2:C:C5'	3	1.1
(1,3)	1:A:84:LYS:CB	2:B:2:C:C6	3	1.1
(1,3)	1:A:84:LYS:CB	2:B:2:C:H1'	3	1.1
(1,3)	1:A:84:LYS:CB	2:B:2:C:H2'	3	1.1
(1,3)	1:A:84:LYS:CB	2:B:2:C:H3'	3	1.1
(1,3)	1:A:84:LYS:CB	2:B:2:C:H4'	3	1.1
(1,3)	1:A:84:LYS:CB	2:B:2:C:H41	3	1.1
(1,3)	1:A:84:LYS:CB	2:B:2:C:H42	3	1.1
(1,3)	1:A:84:LYS:CB	2:B:2:C:H5	3	1.1
(1,3)	1:A:84:LYS:CB	2:B:2:C:H5'	3	1.1
(1,3)	1:A:84:LYS:CB	2:B:2:C:H5''	3	1.1
(1,3)	1:A:84:LYS:CB	2:B:2:C:H6	3	1.1
(1,3)	1:A:84:LYS:CB	2:B:2:C:HO2'	3	1.1
(1,3)	1:A:84:LYS:CB	2:B:2:C:N1	3	1.1
(1,3)	1:A:84:LYS:CB	2:B:2:C:N3	3	1.1
(1,3)	1:A:84:LYS:CB	2:B:2:C:N4	3	1.1
(1,3)	1:A:84:LYS:CB	2:B:2:C:O2	3	1.1
(1,3)	1:A:84:LYS:CB	2:B:2:C:O2'	3	1.1
(1,3)	1:A:84:LYS:CB	2:B:2:C:O3'	3	1.1
(1,3)	1:A:84:LYS:CB	2:B:2:C:O4'	3	1.1
(1,3)	1:A:84:LYS:CB	2:B:2:C:O5'	3	1.1
(1,3)	1:A:84:LYS:CB	2:B:3:U:C1'	3	1.1
(1,3)	1:A:84:LYS:CB	2:B:3:U:C2	3	1.1
(1,3)	1:A:84:LYS:CB	2:B:3:U:C2'	3	1.1
(1,3)	1:A:84:LYS:CB	2:B:3:U:C3'	3	1.1
(1,3)	1:A:84:LYS:CB	2:B:3:U:C4	3	1.1
(1,3)	1:A:84:LYS:CB	2:B:3:U:C4'	3	1.1
(1,3)	1:A:84:LYS:CB	2:B:3:U:C5	3	1.1
(1,3)	1:A:84:LYS:CB	2:B:3:U:C5'	3	1.1

*Continued on next page...*

*Continued from previous page...*

Key	Atom-1	Atom-2	Model ID	Violation (Å)
(1,3)	1:A:84:LYS:CB	2:B:3:U:C6	3	1.1
(1,3)	1:A:84:LYS:CB	2:B:3:U:H1'	3	1.1
(1,3)	1:A:84:LYS:CB	2:B:3:U:H2'	3	1.1
(1,3)	1:A:84:LYS:CB	2:B:3:U:H3	3	1.1
(1,3)	1:A:84:LYS:CB	2:B:3:U:H3'	3	1.1
(1,3)	1:A:84:LYS:CB	2:B:3:U:H4'	3	1.1
(1,3)	1:A:84:LYS:CB	2:B:3:U:H5	3	1.1
(1,3)	1:A:84:LYS:CB	2:B:3:U:H5'	3	1.1
(1,3)	1:A:84:LYS:CB	2:B:3:U:H5''	3	1.1
(1,3)	1:A:84:LYS:CB	2:B:3:U:H6	3	1.1
(1,3)	1:A:84:LYS:CB	2:B:3:U:HO2'	3	1.1
(1,3)	1:A:84:LYS:CB	2:B:3:U:N1	3	1.1
(1,3)	1:A:84:LYS:CB	2:B:3:U:N3	3	1.1
(1,3)	1:A:84:LYS:CB	2:B:3:U:O2	3	1.1
(1,3)	1:A:84:LYS:CB	2:B:3:U:O2'	3	1.1
(1,3)	1:A:84:LYS:CB	2:B:3:U:O3'	3	1.1
(1,3)	1:A:84:LYS:CB	2:B:3:U:O4	3	1.1
(1,3)	1:A:84:LYS:CB	2:B:3:U:O4'	3	1.1
(1,3)	1:A:84:LYS:CB	2:B:3:U:O5'	3	1.1
(1,3)	1:A:84:LYS:CB	2:B:3:U:OP1	3	1.1
(1,3)	1:A:84:LYS:CB	2:B:3:U:OP2	3	1.1
(1,3)	1:A:84:LYS:CB	2:B:3:U:P	3	1.1
(1,3)	1:A:84:LYS:CB	2:B:4:G:C1'	3	1.1
(1,3)	1:A:84:LYS:CB	2:B:4:G:C2	3	1.1
(1,3)	1:A:84:LYS:CB	2:B:4:G:C2'	3	1.1
(1,3)	1:A:84:LYS:CB	2:B:4:G:C3'	3	1.1
(1,3)	1:A:84:LYS:CB	2:B:4:G:C4	3	1.1
(1,3)	1:A:84:LYS:CB	2:B:4:G:C4'	3	1.1
(1,3)	1:A:84:LYS:CB	2:B:4:G:C5	3	1.1
(1,3)	1:A:84:LYS:CB	2:B:4:G:C5'	3	1.1
(1,3)	1:A:84:LYS:CB	2:B:4:G:C6	3	1.1
(1,3)	1:A:84:LYS:CB	2:B:4:G:C8	3	1.1
(1,3)	1:A:84:LYS:CB	2:B:4:G:H1	3	1.1
(1,3)	1:A:84:LYS:CB	2:B:4:G:H1'	3	1.1
(1,3)	1:A:84:LYS:CB	2:B:4:G:H2'	3	1.1
(1,3)	1:A:84:LYS:CB	2:B:4:G:H21	3	1.1
(1,3)	1:A:84:LYS:CB	2:B:4:G:H22	3	1.1
(1,3)	1:A:84:LYS:CB	2:B:4:G:H3'	3	1.1
(1,3)	1:A:84:LYS:CB	2:B:4:G:H4'	3	1.1
(1,3)	1:A:84:LYS:CB	2:B:4:G:H5'	3	1.1
(1,3)	1:A:84:LYS:CB	2:B:4:G:H5''	3	1.1
(1,3)	1:A:84:LYS:CB	2:B:4:G:H8	3	1.1

*Continued on next page...*

*Continued from previous page...*

Key	Atom-1	Atom-2	Model ID	Violation (Å)
(1,3)	1:A:84:LYS:CB	2:B:4:G:HO2'	3	1.1
(1,3)	1:A:84:LYS:CB	2:B:4:G:N1	3	1.1
(1,3)	1:A:84:LYS:CB	2:B:4:G:N2	3	1.1
(1,3)	1:A:84:LYS:CB	2:B:4:G:N3	3	1.1
(1,3)	1:A:84:LYS:CB	2:B:4:G:N7	3	1.1
(1,3)	1:A:84:LYS:CB	2:B:4:G:N9	3	1.1
(1,3)	1:A:84:LYS:CB	2:B:4:G:O2'	3	1.1
(1,3)	1:A:84:LYS:CB	2:B:4:G:O3'	3	1.1
(1,3)	1:A:84:LYS:CB	2:B:4:G:O4'	3	1.1
(1,3)	1:A:84:LYS:CB	2:B:4:G:O5'	3	1.1
(1,3)	1:A:84:LYS:CB	2:B:4:G:O6	3	1.1
(1,3)	1:A:84:LYS:CB	2:B:4:G:OP1	3	1.1
(1,3)	1:A:84:LYS:CB	2:B:4:G:OP2	3	1.1
(1,3)	1:A:84:LYS:CB	2:B:4:G:P	3	1.1
(1,3)	1:A:84:LYS:CB	2:B:5:A:C1'	3	1.1
(1,3)	1:A:84:LYS:CB	2:B:5:A:C2	3	1.1
(1,3)	1:A:84:LYS:CB	2:B:5:A:C2'	3	1.1
(1,3)	1:A:84:LYS:CB	2:B:5:A:C3'	3	1.1
(1,3)	1:A:84:LYS:CB	2:B:5:A:C4	3	1.1
(1,3)	1:A:84:LYS:CB	2:B:5:A:C4'	3	1.1
(1,3)	1:A:84:LYS:CB	2:B:5:A:C5	3	1.1
(1,3)	1:A:84:LYS:CB	2:B:5:A:C5'	3	1.1
(1,3)	1:A:84:LYS:CB	2:B:5:A:C6	3	1.1
(1,3)	1:A:84:LYS:CB	2:B:5:A:C8	3	1.1
(1,3)	1:A:84:LYS:CB	2:B:5:A:H1'	3	1.1
(1,3)	1:A:84:LYS:CB	2:B:5:A:H2	3	1.1
(1,3)	1:A:84:LYS:CB	2:B:5:A:H2'	3	1.1
(1,3)	1:A:84:LYS:CB	2:B:5:A:H3'	3	1.1
(1,3)	1:A:84:LYS:CB	2:B:5:A:H4'	3	1.1
(1,3)	1:A:84:LYS:CB	2:B:5:A:H5'	3	1.1
(1,3)	1:A:84:LYS:CB	2:B:5:A:H5''	3	1.1
(1,3)	1:A:84:LYS:CB	2:B:5:A:H61	3	1.1
(1,3)	1:A:84:LYS:CB	2:B:5:A:H62	3	1.1
(1,3)	1:A:84:LYS:CB	2:B:5:A:H8	3	1.1
(1,3)	1:A:84:LYS:CB	2:B:5:A:HO2'	3	1.1
(1,3)	1:A:84:LYS:CB	2:B:5:A:N1	3	1.1
(1,3)	1:A:84:LYS:CB	2:B:5:A:N3	3	1.1
(1,3)	1:A:84:LYS:CB	2:B:5:A:N6	3	1.1
(1,3)	1:A:84:LYS:CB	2:B:5:A:N7	3	1.1
(1,3)	1:A:84:LYS:CB	2:B:5:A:N9	3	1.1
(1,3)	1:A:84:LYS:CB	2:B:5:A:O2'	3	1.1
(1,3)	1:A:84:LYS:CB	2:B:5:A:O3'	3	1.1

*Continued on next page...*



*Continued from previous page...*

Key	Atom-1	Atom-2	Model ID	Violation (Å)
(1,3)	1:A:84:LYS:CB	2:B:5:A:O4'	3	1.1
(1,3)	1:A:84:LYS:CB	2:B:5:A:O5'	3	1.1
(1,3)	1:A:84:LYS:CB	2:B:5:A:OP1	3	1.1
(1,3)	1:A:84:LYS:CB	2:B:5:A:OP2	3	1.1
(1,3)	1:A:84:LYS:CB	2:B:5:A:P	3	1.1
(1,3)	1:A:84:LYS:CB	2:B:6:G:C1'	3	1.1
(1,3)	1:A:84:LYS:CB	2:B:6:G:C2	3	1.1
(1,3)	1:A:84:LYS:CB	2:B:6:G:C2'	3	1.1
(1,3)	1:A:84:LYS:CB	2:B:6:G:C3'	3	1.1
(1,3)	1:A:84:LYS:CB	2:B:6:G:C4	3	1.1
(1,3)	1:A:84:LYS:CB	2:B:6:G:C4'	3	1.1
(1,3)	1:A:84:LYS:CB	2:B:6:G:C5	3	1.1
(1,3)	1:A:84:LYS:CB	2:B:6:G:C5'	3	1.1
(1,3)	1:A:84:LYS:CB	2:B:6:G:C6	3	1.1
(1,3)	1:A:84:LYS:CB	2:B:6:G:C8	3	1.1
(1,3)	1:A:84:LYS:CB	2:B:6:G:H1	3	1.1
(1,3)	1:A:84:LYS:CB	2:B:6:G:H1'	3	1.1
(1,3)	1:A:84:LYS:CB	2:B:6:G:H2'	3	1.1
(1,3)	1:A:84:LYS:CB	2:B:6:G:H21	3	1.1
(1,3)	1:A:84:LYS:CB	2:B:6:G:H22	3	1.1
(1,3)	1:A:84:LYS:CB	2:B:6:G:H3'	3	1.1
(1,3)	1:A:84:LYS:CB	2:B:6:G:H4'	3	1.1
(1,3)	1:A:84:LYS:CB	2:B:6:G:H5'	3	1.1
(1,3)	1:A:84:LYS:CB	2:B:6:G:H5''	3	1.1
(1,3)	1:A:84:LYS:CB	2:B:6:G:H8	3	1.1
(1,3)	1:A:84:LYS:CB	2:B:6:G:HO2'	3	1.1
(1,3)	1:A:84:LYS:CB	2:B:6:G:N1	3	1.1
(1,3)	1:A:84:LYS:CB	2:B:6:G:N2	3	1.1
(1,3)	1:A:84:LYS:CB	2:B:6:G:N3	3	1.1
(1,3)	1:A:84:LYS:CB	2:B:6:G:N7	3	1.1
(1,3)	1:A:84:LYS:CB	2:B:6:G:N9	3	1.1
(1,3)	1:A:84:LYS:CB	2:B:6:G:O2'	3	1.1
(1,3)	1:A:84:LYS:CB	2:B:6:G:O3'	3	1.1
(1,3)	1:A:84:LYS:CB	2:B:6:G:O4'	3	1.1
(1,3)	1:A:84:LYS:CB	2:B:6:G:O5'	3	1.1
(1,3)	1:A:84:LYS:CB	2:B:6:G:O6	3	1.1
(1,3)	1:A:84:LYS:CB	2:B:6:G:OP1	3	1.1
(1,3)	1:A:84:LYS:CB	2:B:6:G:OP2	3	1.1
(1,3)	1:A:84:LYS:CB	2:B:6:G:P	3	1.1
(1,3)	1:A:84:LYS:CB	2:B:7:C:C1'	3	1.1
(1,3)	1:A:84:LYS:CB	2:B:7:C:C2	3	1.1
(1,3)	1:A:84:LYS:CB	2:B:7:C:C2'	3	1.1

*Continued on next page...*

*Continued from previous page...*

Key	Atom-1	Atom-2	Model ID	Violation (Å)
(1,3)	1:A:84:LYS:CB	2:B:7:C:C3'	3	1.1
(1,3)	1:A:84:LYS:CB	2:B:7:C:C4	3	1.1
(1,3)	1:A:84:LYS:CB	2:B:7:C:C4'	3	1.1
(1,3)	1:A:84:LYS:CB	2:B:7:C:C5	3	1.1
(1,3)	1:A:84:LYS:CB	2:B:7:C:C5'	3	1.1
(1,3)	1:A:84:LYS:CB	2:B:7:C:C6	3	1.1
(1,3)	1:A:84:LYS:CB	2:B:7:C:H1'	3	1.1
(1,3)	1:A:84:LYS:CB	2:B:7:C:H2'	3	1.1
(1,3)	1:A:84:LYS:CB	2:B:7:C:H3'	3	1.1
(1,3)	1:A:84:LYS:CB	2:B:7:C:H4'	3	1.1
(1,3)	1:A:84:LYS:CB	2:B:7:C:H41	3	1.1
(1,3)	1:A:84:LYS:CB	2:B:7:C:H42	3	1.1
(1,3)	1:A:84:LYS:CB	2:B:7:C:H5	3	1.1
(1,3)	1:A:84:LYS:CB	2:B:7:C:H5'	3	1.1
(1,3)	1:A:84:LYS:CB	2:B:7:C:H5''	3	1.1
(1,3)	1:A:84:LYS:CB	2:B:7:C:H6	3	1.1
(1,3)	1:A:84:LYS:CB	2:B:7:C:HO2'	3	1.1
(1,3)	1:A:84:LYS:CB	2:B:7:C:N1	3	1.1
(1,3)	1:A:84:LYS:CB	2:B:7:C:N3	3	1.1
(1,3)	1:A:84:LYS:CB	2:B:7:C:N4	3	1.1
(1,3)	1:A:84:LYS:CB	2:B:7:C:O2	3	1.1
(1,3)	1:A:84:LYS:CB	2:B:7:C:O2'	3	1.1
(1,3)	1:A:84:LYS:CB	2:B:7:C:O3'	3	1.1
(1,3)	1:A:84:LYS:CB	2:B:7:C:O4'	3	1.1
(1,3)	1:A:84:LYS:CB	2:B:7:C:O5'	3	1.1
(1,3)	1:A:84:LYS:CB	2:B:7:C:OP1	3	1.1
(1,3)	1:A:84:LYS:CB	2:B:7:C:OP2	3	1.1
(1,3)	1:A:84:LYS:CB	2:B:7:C:P	3	1.1
(1,3)	1:A:84:LYS:CB	2:B:8:U:C1'	3	1.1
(1,3)	1:A:84:LYS:CB	2:B:8:U:C2	3	1.1
(1,3)	1:A:84:LYS:CB	2:B:8:U:C2'	3	1.1
(1,3)	1:A:84:LYS:CB	2:B:8:U:C3'	3	1.1
(1,3)	1:A:84:LYS:CB	2:B:8:U:C4	3	1.1
(1,3)	1:A:84:LYS:CB	2:B:8:U:C4'	3	1.1
(1,3)	1:A:84:LYS:CB	2:B:8:U:C5	3	1.1
(1,3)	1:A:84:LYS:CB	2:B:8:U:C5'	3	1.1
(1,3)	1:A:84:LYS:CB	2:B:8:U:C6	3	1.1
(1,3)	1:A:84:LYS:CB	2:B:8:U:H1'	3	1.1
(1,3)	1:A:84:LYS:CB	2:B:8:U:H2'	3	1.1
(1,3)	1:A:84:LYS:CB	2:B:8:U:H3	3	1.1
(1,3)	1:A:84:LYS:CB	2:B:8:U:H3'	3	1.1
(1,3)	1:A:84:LYS:CB	2:B:8:U:H4'	3	1.1

*Continued on next page...*

*Continued from previous page...*

Key	Atom-1	Atom-2	Model ID	Violation (Å)
(1,3)	1:A:84:LYS:CB	2:B:8:U:H5	3	1.1
(1,3)	1:A:84:LYS:CB	2:B:8:U:H5'	3	1.1
(1,3)	1:A:84:LYS:CB	2:B:8:U:H5''	3	1.1
(1,3)	1:A:84:LYS:CB	2:B:8:U:H6	3	1.1
(1,3)	1:A:84:LYS:CB	2:B:8:U:HO2'	3	1.1
(1,3)	1:A:84:LYS:CB	2:B:8:U:N1	3	1.1
(1,3)	1:A:84:LYS:CB	2:B:8:U:N3	3	1.1
(1,3)	1:A:84:LYS:CB	2:B:8:U:O2	3	1.1
(1,3)	1:A:84:LYS:CB	2:B:8:U:O2'	3	1.1
(1,3)	1:A:84:LYS:CB	2:B:8:U:O3'	3	1.1
(1,3)	1:A:84:LYS:CB	2:B:8:U:O4	3	1.1
(1,3)	1:A:84:LYS:CB	2:B:8:U:O4'	3	1.1
(1,3)	1:A:84:LYS:CB	2:B:8:U:O5'	3	1.1
(1,3)	1:A:84:LYS:CB	2:B:8:U:OP1	3	1.1
(1,3)	1:A:84:LYS:CB	2:B:8:U:OP2	3	1.1
(1,3)	1:A:84:LYS:CB	2:B:8:U:P	3	1.1
(1,3)	1:A:84:LYS:CB	2:B:9:C:C1'	3	1.1
(1,3)	1:A:84:LYS:CB	2:B:9:C:C2	3	1.1
(1,3)	1:A:84:LYS:CB	2:B:9:C:C2'	3	1.1
(1,3)	1:A:84:LYS:CB	2:B:9:C:C3'	3	1.1
(1,3)	1:A:84:LYS:CB	2:B:9:C:C4	3	1.1
(1,3)	1:A:84:LYS:CB	2:B:9:C:C4'	3	1.1
(1,3)	1:A:84:LYS:CB	2:B:9:C:C5	3	1.1
(1,3)	1:A:84:LYS:CB	2:B:9:C:C5'	3	1.1
(1,3)	1:A:84:LYS:CB	2:B:9:C:C6	3	1.1
(1,3)	1:A:84:LYS:CB	2:B:9:C:H1'	3	1.1
(1,3)	1:A:84:LYS:CB	2:B:9:C:H2'	3	1.1
(1,3)	1:A:84:LYS:CB	2:B:9:C:H3'	3	1.1
(1,3)	1:A:84:LYS:CB	2:B:9:C:H4'	3	1.1
(1,3)	1:A:84:LYS:CB	2:B:9:C:H41	3	1.1
(1,3)	1:A:84:LYS:CB	2:B:9:C:H42	3	1.1
(1,3)	1:A:84:LYS:CB	2:B:9:C:H5	3	1.1
(1,3)	1:A:84:LYS:CB	2:B:9:C:H5'	3	1.1
(1,3)	1:A:84:LYS:CB	2:B:9:C:H5''	3	1.1
(1,3)	1:A:84:LYS:CB	2:B:9:C:H6	3	1.1
(1,3)	1:A:84:LYS:CB	2:B:9:C:HO2'	3	1.1
(1,3)	1:A:84:LYS:CB	2:B:9:C:N1	3	1.1
(1,3)	1:A:84:LYS:CB	2:B:9:C:N3	3	1.1
(1,3)	1:A:84:LYS:CB	2:B:9:C:N4	3	1.1
(1,3)	1:A:84:LYS:CB	2:B:9:C:O2	3	1.1
(1,3)	1:A:84:LYS:CB	2:B:9:C:O2'	3	1.1
(1,3)	1:A:84:LYS:CB	2:B:9:C:O3'	3	1.1

*Continued on next page...*

*Continued from previous page...*

Key	Atom-1	Atom-2	Model ID	Violation (Å)
(1,3)	1:A:84:LYS:CB	2:B:9:C:O4'	3	1.1
(1,3)	1:A:84:LYS:CB	2:B:9:C:O5'	3	1.1
(1,3)	1:A:84:LYS:CB	2:B:9:C:OP1	3	1.1
(1,3)	1:A:84:LYS:CB	2:B:9:C:OP2	3	1.1
(1,3)	1:A:84:LYS:CB	2:B:9:C:P	3	1.1
(1,3)	1:A:84:LYS:CB	2:B:10:G:C1'	3	1.1
(1,3)	1:A:84:LYS:CB	2:B:10:G:C2	3	1.1
(1,3)	1:A:84:LYS:CB	2:B:10:G:C2'	3	1.1
(1,3)	1:A:84:LYS:CB	2:B:10:G:C3'	3	1.1
(1,3)	1:A:84:LYS:CB	2:B:10:G:C4	3	1.1
(1,3)	1:A:84:LYS:CB	2:B:10:G:C4'	3	1.1
(1,3)	1:A:84:LYS:CB	2:B:10:G:C5	3	1.1
(1,3)	1:A:84:LYS:CB	2:B:10:G:C5'	3	1.1
(1,3)	1:A:84:LYS:CB	2:B:10:G:C6	3	1.1
(1,3)	1:A:84:LYS:CB	2:B:10:G:C8	3	1.1
(1,3)	1:A:84:LYS:CB	2:B:10:G:H1	3	1.1
(1,3)	1:A:84:LYS:CB	2:B:10:G:H1'	3	1.1
(1,3)	1:A:84:LYS:CB	2:B:10:G:H2'	3	1.1
(1,3)	1:A:84:LYS:CB	2:B:10:G:H21	3	1.1
(1,3)	1:A:84:LYS:CB	2:B:10:G:H22	3	1.1
(1,3)	1:A:84:LYS:CB	2:B:10:G:H3'	3	1.1
(1,3)	1:A:84:LYS:CB	2:B:10:G:H4'	3	1.1
(1,3)	1:A:84:LYS:CB	2:B:10:G:H5'	3	1.1
(1,3)	1:A:84:LYS:CB	2:B:10:G:H5''	3	1.1
(1,3)	1:A:84:LYS:CB	2:B:10:G:H8	3	1.1
(1,3)	1:A:84:LYS:CB	2:B:10:G:HO2'	3	1.1
(1,3)	1:A:84:LYS:CB	2:B:10:G:N1	3	1.1
(1,3)	1:A:84:LYS:CB	2:B:10:G:N2	3	1.1
(1,3)	1:A:84:LYS:CB	2:B:10:G:N3	3	1.1
(1,3)	1:A:84:LYS:CB	2:B:10:G:N7	3	1.1
(1,3)	1:A:84:LYS:CB	2:B:10:G:N9	3	1.1
(1,3)	1:A:84:LYS:CB	2:B:10:G:O2'	3	1.1
(1,3)	1:A:84:LYS:CB	2:B:10:G:O3'	3	1.1
(1,3)	1:A:84:LYS:CB	2:B:10:G:O4'	3	1.1
(1,3)	1:A:84:LYS:CB	2:B:10:G:O5'	3	1.1
(1,3)	1:A:84:LYS:CB	2:B:10:G:O6	3	1.1
(1,3)	1:A:84:LYS:CB	2:B:10:G:OP1	3	1.1
(1,3)	1:A:84:LYS:CB	2:B:10:G:OP2	3	1.1
(1,3)	1:A:84:LYS:CB	2:B:10:G:P	3	1.1
(1,3)	1:A:84:LYS:CB	2:B:11:A:C1'	3	1.1
(1,3)	1:A:84:LYS:CB	2:B:11:A:C2	3	1.1
(1,3)	1:A:84:LYS:CB	2:B:11:A:C2'	3	1.1

*Continued on next page...*

*Continued from previous page...*

Key	Atom-1	Atom-2	Model ID	Violation (Å)
(1,3)	1:A:84:LYS:CB	2:B:11:A:C3'	3	1.1
(1,3)	1:A:84:LYS:CB	2:B:11:A:C4	3	1.1
(1,3)	1:A:84:LYS:CB	2:B:11:A:C4'	3	1.1
(1,3)	1:A:84:LYS:CB	2:B:11:A:C5	3	1.1
(1,3)	1:A:84:LYS:CB	2:B:11:A:C5'	3	1.1
(1,3)	1:A:84:LYS:CB	2:B:11:A:C6	3	1.1
(1,3)	1:A:84:LYS:CB	2:B:11:A:C8	3	1.1
(1,3)	1:A:84:LYS:CB	2:B:11:A:H1'	3	1.1
(1,3)	1:A:84:LYS:CB	2:B:11:A:H2	3	1.1
(1,3)	1:A:84:LYS:CB	2:B:11:A:H2'	3	1.1
(1,3)	1:A:84:LYS:CB	2:B:11:A:H3'	3	1.1
(1,3)	1:A:84:LYS:CB	2:B:11:A:H4'	3	1.1
(1,3)	1:A:84:LYS:CB	2:B:11:A:H5'	3	1.1
(1,3)	1:A:84:LYS:CB	2:B:11:A:H5''	3	1.1
(1,3)	1:A:84:LYS:CB	2:B:11:A:H61	3	1.1
(1,3)	1:A:84:LYS:CB	2:B:11:A:H62	3	1.1
(1,3)	1:A:84:LYS:CB	2:B:11:A:H8	3	1.1
(1,3)	1:A:84:LYS:CB	2:B:11:A:HO2'	3	1.1
(1,3)	1:A:84:LYS:CB	2:B:11:A:N1	3	1.1
(1,3)	1:A:84:LYS:CB	2:B:11:A:N3	3	1.1
(1,3)	1:A:84:LYS:CB	2:B:11:A:N6	3	1.1
(1,3)	1:A:84:LYS:CB	2:B:11:A:N7	3	1.1
(1,3)	1:A:84:LYS:CB	2:B:11:A:N9	3	1.1
(1,3)	1:A:84:LYS:CB	2:B:11:A:O2'	3	1.1
(1,3)	1:A:84:LYS:CB	2:B:11:A:O3'	3	1.1
(1,3)	1:A:84:LYS:CB	2:B:11:A:O4'	3	1.1
(1,3)	1:A:84:LYS:CB	2:B:11:A:O5'	3	1.1
(1,3)	1:A:84:LYS:CB	2:B:11:A:OP1	3	1.1
(1,3)	1:A:84:LYS:CB	2:B:11:A:OP2	3	1.1
(1,3)	1:A:84:LYS:CB	2:B:11:A:P	3	1.1
(1,3)	1:A:84:LYS:CB	2:B:12:A:C1'	3	1.1
(1,3)	1:A:84:LYS:CB	2:B:12:A:C2	3	1.1
(1,3)	1:A:84:LYS:CB	2:B:12:A:C2'	3	1.1
(1,3)	1:A:84:LYS:CB	2:B:12:A:C3'	3	1.1
(1,3)	1:A:84:LYS:CB	2:B:12:A:C4	3	1.1
(1,3)	1:A:84:LYS:CB	2:B:12:A:C4'	3	1.1
(1,3)	1:A:84:LYS:CB	2:B:12:A:C5	3	1.1
(1,3)	1:A:84:LYS:CB	2:B:12:A:C5'	3	1.1
(1,3)	1:A:84:LYS:CB	2:B:12:A:C6	3	1.1
(1,3)	1:A:84:LYS:CB	2:B:12:A:C8	3	1.1
(1,3)	1:A:84:LYS:CB	2:B:12:A:H1'	3	1.1
(1,3)	1:A:84:LYS:CB	2:B:12:A:H2	3	1.1

*Continued on next page...*

*Continued from previous page...*

Key	Atom-1	Atom-2	Model ID	Violation (Å)
(1,3)	1:A:84:LYS:CB	2:B:12:A:H2'	3	1.1
(1,3)	1:A:84:LYS:CB	2:B:12:A:H3'	3	1.1
(1,3)	1:A:84:LYS:CB	2:B:12:A:H4'	3	1.1
(1,3)	1:A:84:LYS:CB	2:B:12:A:H5'	3	1.1
(1,3)	1:A:84:LYS:CB	2:B:12:A:H5''	3	1.1
(1,3)	1:A:84:LYS:CB	2:B:12:A:H61	3	1.1
(1,3)	1:A:84:LYS:CB	2:B:12:A:H62	3	1.1
(1,3)	1:A:84:LYS:CB	2:B:12:A:H8	3	1.1
(1,3)	1:A:84:LYS:CB	2:B:12:A:HO2'	3	1.1
(1,3)	1:A:84:LYS:CB	2:B:12:A:N1	3	1.1
(1,3)	1:A:84:LYS:CB	2:B:12:A:N3	3	1.1
(1,3)	1:A:84:LYS:CB	2:B:12:A:N6	3	1.1
(1,3)	1:A:84:LYS:CB	2:B:12:A:N7	3	1.1
(1,3)	1:A:84:LYS:CB	2:B:12:A:N9	3	1.1
(1,3)	1:A:84:LYS:CB	2:B:12:A:O2'	3	1.1
(1,3)	1:A:84:LYS:CB	2:B:12:A:O3'	3	1.1
(1,3)	1:A:84:LYS:CB	2:B:12:A:O4'	3	1.1
(1,3)	1:A:84:LYS:CB	2:B:12:A:O5'	3	1.1
(1,3)	1:A:84:LYS:CB	2:B:12:A:OP1	3	1.1
(1,3)	1:A:84:LYS:CB	2:B:12:A:OP2	3	1.1
(1,3)	1:A:84:LYS:CB	2:B:12:A:P	3	1.1
(1,3)	1:A:84:LYS:CB	2:B:13:A:C1'	3	1.1
(1,3)	1:A:84:LYS:CB	2:B:13:A:C2	3	1.1
(1,3)	1:A:84:LYS:CB	2:B:13:A:C2'	3	1.1
(1,3)	1:A:84:LYS:CB	2:B:13:A:C3'	3	1.1
(1,3)	1:A:84:LYS:CB	2:B:13:A:C4	3	1.1
(1,3)	1:A:84:LYS:CB	2:B:13:A:C4'	3	1.1
(1,3)	1:A:84:LYS:CB	2:B:13:A:C5	3	1.1
(1,3)	1:A:84:LYS:CB	2:B:13:A:C5'	3	1.1
(1,3)	1:A:84:LYS:CB	2:B:13:A:C6	3	1.1
(1,3)	1:A:84:LYS:CB	2:B:13:A:C8	3	1.1
(1,3)	1:A:84:LYS:CB	2:B:13:A:H1'	3	1.1
(1,3)	1:A:84:LYS:CB	2:B:13:A:H2	3	1.1
(1,3)	1:A:84:LYS:CB	2:B:13:A:H2'	3	1.1
(1,3)	1:A:84:LYS:CB	2:B:13:A:H3'	3	1.1
(1,3)	1:A:84:LYS:CB	2:B:13:A:H4'	3	1.1
(1,3)	1:A:84:LYS:CB	2:B:13:A:H5'	3	1.1
(1,3)	1:A:84:LYS:CB	2:B:13:A:H5''	3	1.1
(1,3)	1:A:84:LYS:CB	2:B:13:A:H61	3	1.1
(1,3)	1:A:84:LYS:CB	2:B:13:A:H62	3	1.1
(1,3)	1:A:84:LYS:CB	2:B:13:A:H8	3	1.1
(1,3)	1:A:84:LYS:CB	2:B:13:A:HO2'	3	1.1

*Continued on next page...*

*Continued from previous page...*

Key	Atom-1	Atom-2	Model ID	Violation (Å)
(1,3)	1:A:84:LYS:CB	2:B:13:A:N1	3	1.1
(1,3)	1:A:84:LYS:CB	2:B:13:A:N3	3	1.1
(1,3)	1:A:84:LYS:CB	2:B:13:A:N6	3	1.1
(1,3)	1:A:84:LYS:CB	2:B:13:A:N7	3	1.1
(1,3)	1:A:84:LYS:CB	2:B:13:A:N9	3	1.1
(1,3)	1:A:84:LYS:CB	2:B:13:A:O2'	3	1.1
(1,3)	1:A:84:LYS:CB	2:B:13:A:O3'	3	1.1
(1,3)	1:A:84:LYS:CB	2:B:13:A:O4'	3	1.1
(1,3)	1:A:84:LYS:CB	2:B:13:A:O5'	3	1.1
(1,3)	1:A:84:LYS:CB	2:B:13:A:OP1	3	1.1
(1,3)	1:A:84:LYS:CB	2:B:13:A:OP2	3	1.1
(1,3)	1:A:84:LYS:CB	2:B:13:A:P	3	1.1
(1,3)	1:A:84:LYS:CB	2:B:14:G:C1'	3	1.1
(1,3)	1:A:84:LYS:CB	2:B:14:G:C2	3	1.1
(1,3)	1:A:84:LYS:CB	2:B:14:G:C2'	3	1.1
(1,3)	1:A:84:LYS:CB	2:B:14:G:C3'	3	1.1
(1,3)	1:A:84:LYS:CB	2:B:14:G:C4	3	1.1
(1,3)	1:A:84:LYS:CB	2:B:14:G:C4'	3	1.1
(1,3)	1:A:84:LYS:CB	2:B:14:G:C5	3	1.1
(1,3)	1:A:84:LYS:CB	2:B:14:G:C5'	3	1.1
(1,3)	1:A:84:LYS:CB	2:B:14:G:C6	3	1.1
(1,3)	1:A:84:LYS:CB	2:B:14:G:C8	3	1.1
(1,3)	1:A:84:LYS:CB	2:B:14:G:H1	3	1.1
(1,3)	1:A:84:LYS:CB	2:B:14:G:H1'	3	1.1
(1,3)	1:A:84:LYS:CB	2:B:14:G:H2'	3	1.1
(1,3)	1:A:84:LYS:CB	2:B:14:G:H21	3	1.1
(1,3)	1:A:84:LYS:CB	2:B:14:G:H22	3	1.1
(1,3)	1:A:84:LYS:CB	2:B:14:G:H3'	3	1.1
(1,3)	1:A:84:LYS:CB	2:B:14:G:H4'	3	1.1
(1,3)	1:A:84:LYS:CB	2:B:14:G:H5'	3	1.1
(1,3)	1:A:84:LYS:CB	2:B:14:G:H5''	3	1.1
(1,3)	1:A:84:LYS:CB	2:B:14:G:H8	3	1.1
(1,3)	1:A:84:LYS:CB	2:B:14:G:HO2'	3	1.1
(1,3)	1:A:84:LYS:CB	2:B:14:G:N1	3	1.1
(1,3)	1:A:84:LYS:CB	2:B:14:G:N2	3	1.1
(1,3)	1:A:84:LYS:CB	2:B:14:G:N3	3	1.1
(1,3)	1:A:84:LYS:CB	2:B:14:G:N7	3	1.1
(1,3)	1:A:84:LYS:CB	2:B:14:G:N9	3	1.1
(1,3)	1:A:84:LYS:CB	2:B:14:G:O2'	3	1.1
(1,3)	1:A:84:LYS:CB	2:B:14:G:O3'	3	1.1
(1,3)	1:A:84:LYS:CB	2:B:14:G:O4'	3	1.1
(1,3)	1:A:84:LYS:CB	2:B:14:G:O5'	3	1.1

*Continued on next page...*

*Continued from previous page...*

Key	Atom-1	Atom-2	Model ID	Violation (Å)
(1,3)	1:A:84:LYS:CB	2:B:14:G:O6	3	1.1
(1,3)	1:A:84:LYS:CB	2:B:14:G:OP1	3	1.1
(1,3)	1:A:84:LYS:CB	2:B:14:G:OP2	3	1.1
(1,3)	1:A:84:LYS:CB	2:B:14:G:P	3	1.1
(1,3)	1:A:84:LYS:CB	2:B:15:A:C1'	3	1.1
(1,3)	1:A:84:LYS:CB	2:B:15:A:C2	3	1.1
(1,3)	1:A:84:LYS:CB	2:B:15:A:C2'	3	1.1
(1,3)	1:A:84:LYS:CB	2:B:15:A:C3'	3	1.1
(1,3)	1:A:84:LYS:CB	2:B:15:A:C4	3	1.1
(1,3)	1:A:84:LYS:CB	2:B:15:A:C4'	3	1.1
(1,3)	1:A:84:LYS:CB	2:B:15:A:C5	3	1.1
(1,3)	1:A:84:LYS:CB	2:B:15:A:C5'	3	1.1
(1,3)	1:A:84:LYS:CB	2:B:15:A:C6	3	1.1
(1,3)	1:A:84:LYS:CB	2:B:15:A:C8	3	1.1
(1,3)	1:A:84:LYS:CB	2:B:15:A:H1'	3	1.1
(1,3)	1:A:84:LYS:CB	2:B:15:A:H2	3	1.1
(1,3)	1:A:84:LYS:CB	2:B:15:A:H2'	3	1.1
(1,3)	1:A:84:LYS:CB	2:B:15:A:H3'	3	1.1
(1,3)	1:A:84:LYS:CB	2:B:15:A:H4'	3	1.1
(1,3)	1:A:84:LYS:CB	2:B:15:A:H5'	3	1.1
(1,3)	1:A:84:LYS:CB	2:B:15:A:H5''	3	1.1
(1,3)	1:A:84:LYS:CB	2:B:15:A:H61	3	1.1
(1,3)	1:A:84:LYS:CB	2:B:15:A:H62	3	1.1
(1,3)	1:A:84:LYS:CB	2:B:15:A:H8	3	1.1
(1,3)	1:A:84:LYS:CB	2:B:15:A:HO2'	3	1.1
(1,3)	1:A:84:LYS:CB	2:B:15:A:N1	3	1.1
(1,3)	1:A:84:LYS:CB	2:B:15:A:N3	3	1.1
(1,3)	1:A:84:LYS:CB	2:B:15:A:N6	3	1.1
(1,3)	1:A:84:LYS:CB	2:B:15:A:N7	3	1.1
(1,3)	1:A:84:LYS:CB	2:B:15:A:N9	3	1.1
(1,3)	1:A:84:LYS:CB	2:B:15:A:O2'	3	1.1
(1,3)	1:A:84:LYS:CB	2:B:15:A:O3'	3	1.1
(1,3)	1:A:84:LYS:CB	2:B:15:A:O4'	3	1.1
(1,3)	1:A:84:LYS:CB	2:B:15:A:O5'	3	1.1
(1,3)	1:A:84:LYS:CB	2:B:15:A:OP1	3	1.1
(1,3)	1:A:84:LYS:CB	2:B:15:A:OP2	3	1.1
(1,3)	1:A:84:LYS:CB	2:B:15:A:P	3	1.1
(1,3)	1:A:84:LYS:CB	2:B:16:G:C1'	3	1.1
(1,3)	1:A:84:LYS:CB	2:B:16:G:C2	3	1.1
(1,3)	1:A:84:LYS:CB	2:B:16:G:C2'	3	1.1
(1,3)	1:A:84:LYS:CB	2:B:16:G:C3'	3	1.1
(1,3)	1:A:84:LYS:CB	2:B:16:G:C4	3	1.1

*Continued on next page...*



*Continued from previous page...*

Key	Atom-1	Atom-2	Model ID	Violation (Å)
(1,3)	1:A:84:LYS:CB	2:B:16:G:C4'	3	1.1
(1,3)	1:A:84:LYS:CB	2:B:16:G:C5	3	1.1
(1,3)	1:A:84:LYS:CB	2:B:16:G:C5'	3	1.1
(1,3)	1:A:84:LYS:CB	2:B:16:G:C6	3	1.1
(1,3)	1:A:84:LYS:CB	2:B:16:G:C8	3	1.1
(1,3)	1:A:84:LYS:CB	2:B:16:G:H1	3	1.1
(1,3)	1:A:84:LYS:CB	2:B:16:G:H1'	3	1.1
(1,3)	1:A:84:LYS:CB	2:B:16:G:H2'	3	1.1
(1,3)	1:A:84:LYS:CB	2:B:16:G:H21	3	1.1
(1,3)	1:A:84:LYS:CB	2:B:16:G:H22	3	1.1
(1,3)	1:A:84:LYS:CB	2:B:16:G:H3'	3	1.1
(1,3)	1:A:84:LYS:CB	2:B:16:G:H4'	3	1.1
(1,3)	1:A:84:LYS:CB	2:B:16:G:H5'	3	1.1
(1,3)	1:A:84:LYS:CB	2:B:16:G:H5''	3	1.1
(1,3)	1:A:84:LYS:CB	2:B:16:G:H8	3	1.1
(1,3)	1:A:84:LYS:CB	2:B:16:G:HO2'	3	1.1
(1,3)	1:A:84:LYS:CB	2:B:16:G:N1	3	1.1
(1,3)	1:A:84:LYS:CB	2:B:16:G:N2	3	1.1
(1,3)	1:A:84:LYS:CB	2:B:16:G:N3	3	1.1
(1,3)	1:A:84:LYS:CB	2:B:16:G:N7	3	1.1
(1,3)	1:A:84:LYS:CB	2:B:16:G:N9	3	1.1
(1,3)	1:A:84:LYS:CB	2:B:16:G:O2'	3	1.1
(1,3)	1:A:84:LYS:CB	2:B:16:G:O3'	3	1.1
(1,3)	1:A:84:LYS:CB	2:B:16:G:O4'	3	1.1
(1,3)	1:A:84:LYS:CB	2:B:16:G:O5'	3	1.1
(1,3)	1:A:84:LYS:CB	2:B:16:G:O6	3	1.1
(1,3)	1:A:84:LYS:CB	2:B:16:G:OP1	3	1.1
(1,3)	1:A:84:LYS:CB	2:B:16:G:OP2	3	1.1
(1,3)	1:A:84:LYS:CB	2:B:16:G:P	3	1.1
(1,3)	1:A:84:LYS:CB	2:B:17:C:C1'	3	1.1
(1,3)	1:A:84:LYS:CB	2:B:17:C:C2	3	1.1
(1,3)	1:A:84:LYS:CB	2:B:17:C:C2'	3	1.1
(1,3)	1:A:84:LYS:CB	2:B:17:C:C3'	3	1.1
(1,3)	1:A:84:LYS:CB	2:B:17:C:C4	3	1.1
(1,3)	1:A:84:LYS:CB	2:B:17:C:C4'	3	1.1
(1,3)	1:A:84:LYS:CB	2:B:17:C:C5	3	1.1
(1,3)	1:A:84:LYS:CB	2:B:17:C:C5'	3	1.1
(1,3)	1:A:84:LYS:CB	2:B:17:C:C6	3	1.1
(1,3)	1:A:84:LYS:CB	2:B:17:C:H1'	3	1.1
(1,3)	1:A:84:LYS:CB	2:B:17:C:H2'	3	1.1
(1,3)	1:A:84:LYS:CB	2:B:17:C:H3'	3	1.1
(1,3)	1:A:84:LYS:CB	2:B:17:C:H4'	3	1.1

*Continued on next page...*

*Continued from previous page...*

Key	Atom-1	Atom-2	Model ID	Violation (Å)
(1,3)	1:A:84:LYS:CB	2:B:17:C:H41	3	1.1
(1,3)	1:A:84:LYS:CB	2:B:17:C:H42	3	1.1
(1,3)	1:A:84:LYS:CB	2:B:17:C:H5	3	1.1
(1,3)	1:A:84:LYS:CB	2:B:17:C:H5'	3	1.1
(1,3)	1:A:84:LYS:CB	2:B:17:C:H5''	3	1.1
(1,3)	1:A:84:LYS:CB	2:B:17:C:H6	3	1.1
(1,3)	1:A:84:LYS:CB	2:B:17:C:HO2'	3	1.1
(1,3)	1:A:84:LYS:CB	2:B:17:C:N1	3	1.1
(1,3)	1:A:84:LYS:CB	2:B:17:C:N3	3	1.1
(1,3)	1:A:84:LYS:CB	2:B:17:C:N4	3	1.1
(1,3)	1:A:84:LYS:CB	2:B:17:C:O2	3	1.1
(1,3)	1:A:84:LYS:CB	2:B:17:C:O2'	3	1.1
(1,3)	1:A:84:LYS:CB	2:B:17:C:O3'	3	1.1
(1,3)	1:A:84:LYS:CB	2:B:17:C:O4'	3	1.1
(1,3)	1:A:84:LYS:CB	2:B:17:C:O5'	3	1.1
(1,3)	1:A:84:LYS:CB	2:B:17:C:OP1	3	1.1
(1,3)	1:A:84:LYS:CB	2:B:17:C:OP2	3	1.1
(1,3)	1:A:84:LYS:CB	2:B:17:C:P	3	1.1
(1,3)	1:A:84:LYS:CB	2:B:18:A:C1'	3	1.1
(1,3)	1:A:84:LYS:CB	2:B:18:A:C2	3	1.1
(1,3)	1:A:84:LYS:CB	2:B:18:A:C2'	3	1.1
(1,3)	1:A:84:LYS:CB	2:B:18:A:C3'	3	1.1
(1,3)	1:A:84:LYS:CB	2:B:18:A:C4	3	1.1
(1,3)	1:A:84:LYS:CB	2:B:18:A:C4'	3	1.1
(1,3)	1:A:84:LYS:CB	2:B:18:A:C5	3	1.1
(1,3)	1:A:84:LYS:CB	2:B:18:A:C5'	3	1.1
(1,3)	1:A:84:LYS:CB	2:B:18:A:C6	3	1.1
(1,3)	1:A:84:LYS:CB	2:B:18:A:C8	3	1.1
(1,3)	1:A:84:LYS:CB	2:B:18:A:H1'	3	1.1
(1,3)	1:A:84:LYS:CB	2:B:18:A:H2	3	1.1
(1,3)	1:A:84:LYS:CB	2:B:18:A:H2'	3	1.1
(1,3)	1:A:84:LYS:CB	2:B:18:A:H3'	3	1.1
(1,3)	1:A:84:LYS:CB	2:B:18:A:H4'	3	1.1
(1,3)	1:A:84:LYS:CB	2:B:18:A:H5'	3	1.1
(1,3)	1:A:84:LYS:CB	2:B:18:A:H5''	3	1.1
(1,3)	1:A:84:LYS:CB	2:B:18:A:H61	3	1.1
(1,3)	1:A:84:LYS:CB	2:B:18:A:H62	3	1.1
(1,3)	1:A:84:LYS:CB	2:B:18:A:H8	3	1.1
(1,3)	1:A:84:LYS:CB	2:B:18:A:HO2'	3	1.1
(1,3)	1:A:84:LYS:CB	2:B:18:A:N1	3	1.1
(1,3)	1:A:84:LYS:CB	2:B:18:A:N3	3	1.1
(1,3)	1:A:84:LYS:CB	2:B:18:A:N6	3	1.1

*Continued on next page...*

*Continued from previous page...*

Key	Atom-1	Atom-2	Model ID	Violation (Å)
(1,3)	1:A:84:LYS:CB	2:B:18:A:N7	3	1.1
(1,3)	1:A:84:LYS:CB	2:B:18:A:N9	3	1.1
(1,3)	1:A:84:LYS:CB	2:B:18:A:O2'	3	1.1
(1,3)	1:A:84:LYS:CB	2:B:18:A:O3'	3	1.1
(1,3)	1:A:84:LYS:CB	2:B:18:A:O4'	3	1.1
(1,3)	1:A:84:LYS:CB	2:B:18:A:O5'	3	1.1
(1,3)	1:A:84:LYS:CB	2:B:18:A:OP1	3	1.1
(1,3)	1:A:84:LYS:CB	2:B:18:A:OP2	3	1.1
(1,3)	1:A:84:LYS:CB	2:B:18:A:P	3	1.1
(1,3)	1:A:84:LYS:CB	2:B:19:A:C1'	3	1.1
(1,3)	1:A:84:LYS:CB	2:B:19:A:C2	3	1.1
(1,3)	1:A:84:LYS:CB	2:B:19:A:C2'	3	1.1
(1,3)	1:A:84:LYS:CB	2:B:19:A:C3'	3	1.1
(1,3)	1:A:84:LYS:CB	2:B:19:A:C4	3	1.1
(1,3)	1:A:84:LYS:CB	2:B:19:A:C4'	3	1.1
(1,3)	1:A:84:LYS:CB	2:B:19:A:C5	3	1.1
(1,3)	1:A:84:LYS:CB	2:B:19:A:C5'	3	1.1
(1,3)	1:A:84:LYS:CB	2:B:19:A:C6	3	1.1
(1,3)	1:A:84:LYS:CB	2:B:19:A:C8	3	1.1
(1,3)	1:A:84:LYS:CB	2:B:19:A:H1'	3	1.1
(1,3)	1:A:84:LYS:CB	2:B:19:A:H2	3	1.1
(1,3)	1:A:84:LYS:CB	2:B:19:A:H2'	3	1.1
(1,3)	1:A:84:LYS:CB	2:B:19:A:H3'	3	1.1
(1,3)	1:A:84:LYS:CB	2:B:19:A:H4'	3	1.1
(1,3)	1:A:84:LYS:CB	2:B:19:A:H5'	3	1.1
(1,3)	1:A:84:LYS:CB	2:B:19:A:H5''	3	1.1
(1,3)	1:A:84:LYS:CB	2:B:19:A:H61	3	1.1
(1,3)	1:A:84:LYS:CB	2:B:19:A:H62	3	1.1
(1,3)	1:A:84:LYS:CB	2:B:19:A:H8	3	1.1
(1,3)	1:A:84:LYS:CB	2:B:19:A:HO2'	3	1.1
(1,3)	1:A:84:LYS:CB	2:B:19:A:N1	3	1.1
(1,3)	1:A:84:LYS:CB	2:B:19:A:N3	3	1.1
(1,3)	1:A:84:LYS:CB	2:B:19:A:N6	3	1.1
(1,3)	1:A:84:LYS:CB	2:B:19:A:N7	3	1.1
(1,3)	1:A:84:LYS:CB	2:B:19:A:N9	3	1.1
(1,3)	1:A:84:LYS:CB	2:B:19:A:O2'	3	1.1
(1,3)	1:A:84:LYS:CB	2:B:19:A:O3'	3	1.1
(1,3)	1:A:84:LYS:CB	2:B:19:A:O4'	3	1.1
(1,3)	1:A:84:LYS:CB	2:B:19:A:O5'	3	1.1
(1,3)	1:A:84:LYS:CB	2:B:19:A:OP1	3	1.1
(1,3)	1:A:84:LYS:CB	2:B:19:A:OP2	3	1.1
(1,3)	1:A:84:LYS:CB	2:B:19:A:P	3	1.1

*Continued on next page...*

*Continued from previous page...*

Key	Atom-1	Atom-2	Model ID	Violation (Å)
(1,3)	1:A:84:LYS:CB	2:B:20:U:C1'	3	1.1
(1,3)	1:A:84:LYS:CB	2:B:20:U:C2	3	1.1
(1,3)	1:A:84:LYS:CB	2:B:20:U:C2'	3	1.1
(1,3)	1:A:84:LYS:CB	2:B:20:U:C3'	3	1.1
(1,3)	1:A:84:LYS:CB	2:B:20:U:C4	3	1.1
(1,3)	1:A:84:LYS:CB	2:B:20:U:C4'	3	1.1
(1,3)	1:A:84:LYS:CB	2:B:20:U:C5	3	1.1
(1,3)	1:A:84:LYS:CB	2:B:20:U:C5'	3	1.1
(1,3)	1:A:84:LYS:CB	2:B:20:U:C6	3	1.1
(1,3)	1:A:84:LYS:CB	2:B:20:U:H1'	3	1.1
(1,3)	1:A:84:LYS:CB	2:B:20:U:H2'	3	1.1
(1,3)	1:A:84:LYS:CB	2:B:20:U:H3	3	1.1
(1,3)	1:A:84:LYS:CB	2:B:20:U:H3'	3	1.1
(1,3)	1:A:84:LYS:CB	2:B:20:U:H4'	3	1.1
(1,3)	1:A:84:LYS:CB	2:B:20:U:H5	3	1.1
(1,3)	1:A:84:LYS:CB	2:B:20:U:H5'	3	1.1
(1,3)	1:A:84:LYS:CB	2:B:20:U:H5''	3	1.1
(1,3)	1:A:84:LYS:CB	2:B:20:U:H6	3	1.1
(1,3)	1:A:84:LYS:CB	2:B:20:U:HO2'	3	1.1
(1,3)	1:A:84:LYS:CB	2:B:20:U:N1	3	1.1
(1,3)	1:A:84:LYS:CB	2:B:20:U:N3	3	1.1
(1,3)	1:A:84:LYS:CB	2:B:20:U:O2	3	1.1
(1,3)	1:A:84:LYS:CB	2:B:20:U:O2'	3	1.1
(1,3)	1:A:84:LYS:CB	2:B:20:U:O3'	3	1.1
(1,3)	1:A:84:LYS:CB	2:B:20:U:O4	3	1.1
(1,3)	1:A:84:LYS:CB	2:B:20:U:O4'	3	1.1
(1,3)	1:A:84:LYS:CB	2:B:20:U:O5'	3	1.1
(1,3)	1:A:84:LYS:CB	2:B:20:U:OP1	3	1.1
(1,3)	1:A:84:LYS:CB	2:B:20:U:OP2	3	1.1
(1,3)	1:A:84:LYS:CB	2:B:20:U:P	3	1.1
(1,3)	1:A:84:LYS:CB	2:B:21:G:C1'	3	1.1
(1,3)	1:A:84:LYS:CB	2:B:21:G:C2	3	1.1
(1,3)	1:A:84:LYS:CB	2:B:21:G:C2'	3	1.1
(1,3)	1:A:84:LYS:CB	2:B:21:G:C3'	3	1.1
(1,3)	1:A:84:LYS:CB	2:B:21:G:C4	3	1.1
(1,3)	1:A:84:LYS:CB	2:B:21:G:C4'	3	1.1
(1,3)	1:A:84:LYS:CB	2:B:21:G:C5	3	1.1
(1,3)	1:A:84:LYS:CB	2:B:21:G:C5'	3	1.1
(1,3)	1:A:84:LYS:CB	2:B:21:G:C6	3	1.1
(1,3)	1:A:84:LYS:CB	2:B:21:G:C8	3	1.1
(1,3)	1:A:84:LYS:CB	2:B:21:G:H1	3	1.1
(1,3)	1:A:84:LYS:CB	2:B:21:G:H1'	3	1.1

*Continued on next page...*

*Continued from previous page...*

Key	Atom-1	Atom-2	Model ID	Violation (Å)
(1,3)	1:A:84:LYS:CB	2:B:21:G:H2'	3	1.1
(1,3)	1:A:84:LYS:CB	2:B:21:G:H21	3	1.1
(1,3)	1:A:84:LYS:CB	2:B:21:G:H22	3	1.1
(1,3)	1:A:84:LYS:CB	2:B:21:G:H3'	3	1.1
(1,3)	1:A:84:LYS:CB	2:B:21:G:H4'	3	1.1
(1,3)	1:A:84:LYS:CB	2:B:21:G:H5'	3	1.1
(1,3)	1:A:84:LYS:CB	2:B:21:G:H5''	3	1.1
(1,3)	1:A:84:LYS:CB	2:B:21:G:H8	3	1.1
(1,3)	1:A:84:LYS:CB	2:B:21:G:HO2'	3	1.1
(1,3)	1:A:84:LYS:CB	2:B:21:G:N1	3	1.1
(1,3)	1:A:84:LYS:CB	2:B:21:G:N2	3	1.1
(1,3)	1:A:84:LYS:CB	2:B:21:G:N3	3	1.1
(1,3)	1:A:84:LYS:CB	2:B:21:G:N7	3	1.1
(1,3)	1:A:84:LYS:CB	2:B:21:G:N9	3	1.1
(1,3)	1:A:84:LYS:CB	2:B:21:G:O2'	3	1.1
(1,3)	1:A:84:LYS:CB	2:B:21:G:O3'	3	1.1
(1,3)	1:A:84:LYS:CB	2:B:21:G:O4'	3	1.1
(1,3)	1:A:84:LYS:CB	2:B:21:G:O5'	3	1.1
(1,3)	1:A:84:LYS:CB	2:B:21:G:O6	3	1.1
(1,3)	1:A:84:LYS:CB	2:B:21:G:OP1	3	1.1
(1,3)	1:A:84:LYS:CB	2:B:21:G:OP2	3	1.1
(1,3)	1:A:84:LYS:CB	2:B:21:G:P	3	1.1
(1,3)	1:A:84:LYS:CB	2:B:22:A:C1'	3	1.1
(1,3)	1:A:84:LYS:CB	2:B:22:A:C2	3	1.1
(1,3)	1:A:84:LYS:CB	2:B:22:A:C2'	3	1.1
(1,3)	1:A:84:LYS:CB	2:B:22:A:C3'	3	1.1
(1,3)	1:A:84:LYS:CB	2:B:22:A:C4	3	1.1
(1,3)	1:A:84:LYS:CB	2:B:22:A:C4'	3	1.1
(1,3)	1:A:84:LYS:CB	2:B:22:A:C5	3	1.1
(1,3)	1:A:84:LYS:CB	2:B:22:A:C5'	3	1.1
(1,3)	1:A:84:LYS:CB	2:B:22:A:C6	3	1.1
(1,3)	1:A:84:LYS:CB	2:B:22:A:C8	3	1.1
(1,3)	1:A:84:LYS:CB	2:B:22:A:H1'	3	1.1
(1,3)	1:A:84:LYS:CB	2:B:22:A:H2	3	1.1
(1,3)	1:A:84:LYS:CB	2:B:22:A:H2'	3	1.1
(1,3)	1:A:84:LYS:CB	2:B:22:A:H3'	3	1.1
(1,3)	1:A:84:LYS:CB	2:B:22:A:H4'	3	1.1
(1,3)	1:A:84:LYS:CB	2:B:22:A:H5'	3	1.1
(1,3)	1:A:84:LYS:CB	2:B:22:A:H5''	3	1.1
(1,3)	1:A:84:LYS:CB	2:B:22:A:H61	3	1.1
(1,3)	1:A:84:LYS:CB	2:B:22:A:H62	3	1.1
(1,3)	1:A:84:LYS:CB	2:B:22:A:H8	3	1.1

*Continued on next page...*

*Continued from previous page...*

Key	Atom-1	Atom-2	Model ID	Violation (Å)
(1,3)	1:A:84:LYS:CB	2:B:22:A:HO2'	3	1.1
(1,3)	1:A:84:LYS:CB	2:B:22:A:N1	3	1.1
(1,3)	1:A:84:LYS:CB	2:B:22:A:N3	3	1.1
(1,3)	1:A:84:LYS:CB	2:B:22:A:N6	3	1.1
(1,3)	1:A:84:LYS:CB	2:B:22:A:N7	3	1.1
(1,3)	1:A:84:LYS:CB	2:B:22:A:N9	3	1.1
(1,3)	1:A:84:LYS:CB	2:B:22:A:O2'	3	1.1
(1,3)	1:A:84:LYS:CB	2:B:22:A:O3'	3	1.1
(1,3)	1:A:84:LYS:CB	2:B:22:A:O4'	3	1.1
(1,3)	1:A:84:LYS:CB	2:B:22:A:O5'	3	1.1
(1,3)	1:A:84:LYS:CB	2:B:22:A:OP1	3	1.1
(1,3)	1:A:84:LYS:CB	2:B:22:A:OP2	3	1.1
(1,3)	1:A:84:LYS:CB	2:B:22:A:P	3	1.1
(1,3)	1:A:84:LYS:CB	2:B:23:U:C1'	3	1.1
(1,3)	1:A:84:LYS:CB	2:B:23:U:C2	3	1.1
(1,3)	1:A:84:LYS:CB	2:B:23:U:C2'	3	1.1
(1,3)	1:A:84:LYS:CB	2:B:23:U:C3'	3	1.1
(1,3)	1:A:84:LYS:CB	2:B:23:U:C4	3	1.1
(1,3)	1:A:84:LYS:CB	2:B:23:U:C4'	3	1.1
(1,3)	1:A:84:LYS:CB	2:B:23:U:C5	3	1.1
(1,3)	1:A:84:LYS:CB	2:B:23:U:C5'	3	1.1
(1,3)	1:A:84:LYS:CB	2:B:23:U:C6	3	1.1
(1,3)	1:A:84:LYS:CB	2:B:23:U:H1'	3	1.1
(1,3)	1:A:84:LYS:CB	2:B:23:U:H2'	3	1.1
(1,3)	1:A:84:LYS:CB	2:B:23:U:H3	3	1.1
(1,3)	1:A:84:LYS:CB	2:B:23:U:H3'	3	1.1
(1,3)	1:A:84:LYS:CB	2:B:23:U:H4'	3	1.1
(1,3)	1:A:84:LYS:CB	2:B:23:U:H5	3	1.1
(1,3)	1:A:84:LYS:CB	2:B:23:U:H5'	3	1.1
(1,3)	1:A:84:LYS:CB	2:B:23:U:H5''	3	1.1
(1,3)	1:A:84:LYS:CB	2:B:23:U:H6	3	1.1
(1,3)	1:A:84:LYS:CB	2:B:23:U:HO2'	3	1.1
(1,3)	1:A:84:LYS:CB	2:B:23:U:N1	3	1.1
(1,3)	1:A:84:LYS:CB	2:B:23:U:N3	3	1.1
(1,3)	1:A:84:LYS:CB	2:B:23:U:O2	3	1.1
(1,3)	1:A:84:LYS:CB	2:B:23:U:O2'	3	1.1
(1,3)	1:A:84:LYS:CB	2:B:23:U:O3'	3	1.1
(1,3)	1:A:84:LYS:CB	2:B:23:U:O4	3	1.1
(1,3)	1:A:84:LYS:CB	2:B:23:U:O4'	3	1.1
(1,3)	1:A:84:LYS:CB	2:B:23:U:O5'	3	1.1
(1,3)	1:A:84:LYS:CB	2:B:23:U:OP1	3	1.1
(1,3)	1:A:84:LYS:CB	2:B:23:U:OP2	3	1.1

*Continued on next page...*

*Continued from previous page...*

Key	Atom-1	Atom-2	Model ID	Violation (Å)
(1,3)	1:A:84:LYS:CB	2:B:23:U:P	3	1.1
(1,3)	1:A:84:LYS:CB	2:B:24:G:C1'	3	1.1
(1,3)	1:A:84:LYS:CB	2:B:24:G:C2	3	1.1
(1,3)	1:A:84:LYS:CB	2:B:24:G:C2'	3	1.1
(1,3)	1:A:84:LYS:CB	2:B:24:G:C3'	3	1.1
(1,3)	1:A:84:LYS:CB	2:B:24:G:C4	3	1.1
(1,3)	1:A:84:LYS:CB	2:B:24:G:C4'	3	1.1
(1,3)	1:A:84:LYS:CB	2:B:24:G:C5	3	1.1
(1,3)	1:A:84:LYS:CB	2:B:24:G:C5'	3	1.1
(1,3)	1:A:84:LYS:CB	2:B:24:G:C6	3	1.1
(1,3)	1:A:84:LYS:CB	2:B:24:G:C8	3	1.1
(1,3)	1:A:84:LYS:CB	2:B:24:G:H1	3	1.1
(1,3)	1:A:84:LYS:CB	2:B:24:G:H1'	3	1.1
(1,3)	1:A:84:LYS:CB	2:B:24:G:H2'	3	1.1
(1,3)	1:A:84:LYS:CB	2:B:24:G:H21	3	1.1
(1,3)	1:A:84:LYS:CB	2:B:24:G:H22	3	1.1
(1,3)	1:A:84:LYS:CB	2:B:24:G:H3'	3	1.1
(1,3)	1:A:84:LYS:CB	2:B:24:G:H4'	3	1.1
(1,3)	1:A:84:LYS:CB	2:B:24:G:H5'	3	1.1
(1,3)	1:A:84:LYS:CB	2:B:24:G:H5''	3	1.1
(1,3)	1:A:84:LYS:CB	2:B:24:G:H8	3	1.1
(1,3)	1:A:84:LYS:CB	2:B:24:G:HO2'	3	1.1
(1,3)	1:A:84:LYS:CB	2:B:24:G:N1	3	1.1
(1,3)	1:A:84:LYS:CB	2:B:24:G:N2	3	1.1
(1,3)	1:A:84:LYS:CB	2:B:24:G:N3	3	1.1
(1,3)	1:A:84:LYS:CB	2:B:24:G:N7	3	1.1
(1,3)	1:A:84:LYS:CB	2:B:24:G:N9	3	1.1
(1,3)	1:A:84:LYS:CB	2:B:24:G:O2'	3	1.1
(1,3)	1:A:84:LYS:CB	2:B:24:G:O3'	3	1.1
(1,3)	1:A:84:LYS:CB	2:B:24:G:O4'	3	1.1
(1,3)	1:A:84:LYS:CB	2:B:24:G:O5'	3	1.1
(1,3)	1:A:84:LYS:CB	2:B:24:G:O6	3	1.1
(1,3)	1:A:84:LYS:CB	2:B:24:G:OP1	3	1.1
(1,3)	1:A:84:LYS:CB	2:B:24:G:OP2	3	1.1
(1,3)	1:A:84:LYS:CB	2:B:24:G:P	3	1.1
(1,3)	1:A:84:LYS:CD	2:B:2:C:C1'	3	1.1
(1,3)	1:A:84:LYS:CD	2:B:2:C:C2	3	1.1
(1,3)	1:A:84:LYS:CD	2:B:2:C:C2'	3	1.1
(1,3)	1:A:84:LYS:CD	2:B:2:C:C3'	3	1.1
(1,3)	1:A:84:LYS:CD	2:B:2:C:C4	3	1.1
(1,3)	1:A:84:LYS:CD	2:B:2:C:C4'	3	1.1
(1,3)	1:A:84:LYS:CD	2:B:2:C:C5	3	1.1

*Continued on next page...*

*Continued from previous page...*

Key	Atom-1	Atom-2	Model ID	Violation (Å)
(1,3)	1:A:84:LYS:CD	2:B:2:C:C5'	3	1.1
(1,3)	1:A:84:LYS:CD	2:B:2:C:C6	3	1.1
(1,3)	1:A:84:LYS:CD	2:B:2:C:H1'	3	1.1
(1,3)	1:A:84:LYS:CD	2:B:2:C:H2'	3	1.1
(1,3)	1:A:84:LYS:CD	2:B:2:C:H3'	3	1.1
(1,3)	1:A:84:LYS:CD	2:B:2:C:H4'	3	1.1
(1,3)	1:A:84:LYS:CD	2:B:2:C:H41	3	1.1
(1,3)	1:A:84:LYS:CD	2:B:2:C:H42	3	1.1
(1,3)	1:A:84:LYS:CD	2:B:2:C:H5	3	1.1
(1,3)	1:A:84:LYS:CD	2:B:2:C:H5'	3	1.1
(1,3)	1:A:84:LYS:CD	2:B:2:C:H5''	3	1.1
(1,3)	1:A:84:LYS:CD	2:B:2:C:H6	3	1.1
(1,3)	1:A:84:LYS:CD	2:B:2:C:HO2'	3	1.1
(1,3)	1:A:84:LYS:CD	2:B:2:C:N1	3	1.1
(1,3)	1:A:84:LYS:CD	2:B:2:C:N3	3	1.1
(1,3)	1:A:84:LYS:CD	2:B:2:C:N4	3	1.1
(1,3)	1:A:84:LYS:CD	2:B:2:C:O2	3	1.1
(1,3)	1:A:84:LYS:CD	2:B:2:C:O2'	3	1.1
(1,3)	1:A:84:LYS:CD	2:B:2:C:O3'	3	1.1
(1,3)	1:A:84:LYS:CD	2:B:2:C:O4'	3	1.1
(1,3)	1:A:84:LYS:CD	2:B:2:C:O5'	3	1.1
(1,3)	1:A:84:LYS:CD	2:B:3:U:C1'	3	1.1
(1,3)	1:A:84:LYS:CD	2:B:3:U:C2	3	1.1
(1,3)	1:A:84:LYS:CD	2:B:3:U:C2'	3	1.1
(1,3)	1:A:84:LYS:CD	2:B:3:U:C3'	3	1.1
(1,3)	1:A:84:LYS:CD	2:B:3:U:C4	3	1.1
(1,3)	1:A:84:LYS:CD	2:B:3:U:C4'	3	1.1
(1,3)	1:A:84:LYS:CD	2:B:3:U:C5	3	1.1
(1,3)	1:A:84:LYS:CD	2:B:3:U:C5'	3	1.1
(1,3)	1:A:84:LYS:CD	2:B:3:U:C6	3	1.1
(1,3)	1:A:84:LYS:CD	2:B:3:U:H1'	3	1.1
(1,3)	1:A:84:LYS:CD	2:B:3:U:H2'	3	1.1
(1,3)	1:A:84:LYS:CD	2:B:3:U:H3	3	1.1
(1,3)	1:A:84:LYS:CD	2:B:3:U:H3'	3	1.1
(1,3)	1:A:84:LYS:CD	2:B:3:U:H4'	3	1.1
(1,3)	1:A:84:LYS:CD	2:B:3:U:H5	3	1.1
(1,3)	1:A:84:LYS:CD	2:B:3:U:H5'	3	1.1
(1,3)	1:A:84:LYS:CD	2:B:3:U:H5''	3	1.1
(1,3)	1:A:84:LYS:CD	2:B:3:U:H6	3	1.1
(1,3)	1:A:84:LYS:CD	2:B:3:U:HO2'	3	1.1
(1,3)	1:A:84:LYS:CD	2:B:3:U:N1	3	1.1
(1,3)	1:A:84:LYS:CD	2:B:3:U:N3	3	1.1

*Continued on next page...*



*Continued from previous page...*

Key	Atom-1	Atom-2	Model ID	Violation (Å)
(1,3)	1:A:84:LYS:CD	2:B:3:U:O2	3	1.1
(1,3)	1:A:84:LYS:CD	2:B:3:U:O2'	3	1.1
(1,3)	1:A:84:LYS:CD	2:B:3:U:O3'	3	1.1
(1,3)	1:A:84:LYS:CD	2:B:3:U:O4	3	1.1
(1,3)	1:A:84:LYS:CD	2:B:3:U:O4'	3	1.1
(1,3)	1:A:84:LYS:CD	2:B:3:U:O5'	3	1.1
(1,3)	1:A:84:LYS:CD	2:B:3:U:OP1	3	1.1
(1,3)	1:A:84:LYS:CD	2:B:3:U:OP2	3	1.1
(1,3)	1:A:84:LYS:CD	2:B:3:U:P	3	1.1
(1,3)	1:A:84:LYS:CD	2:B:4:G:C1'	3	1.1
(1,3)	1:A:84:LYS:CD	2:B:4:G:C2	3	1.1
(1,3)	1:A:84:LYS:CD	2:B:4:G:C2'	3	1.1
(1,3)	1:A:84:LYS:CD	2:B:4:G:C3'	3	1.1
(1,3)	1:A:84:LYS:CD	2:B:4:G:C4	3	1.1
(1,3)	1:A:84:LYS:CD	2:B:4:G:C4'	3	1.1
(1,3)	1:A:84:LYS:CD	2:B:4:G:C5	3	1.1
(1,3)	1:A:84:LYS:CD	2:B:4:G:C5'	3	1.1
(1,3)	1:A:84:LYS:CD	2:B:4:G:C6	3	1.1
(1,3)	1:A:84:LYS:CD	2:B:4:G:C8	3	1.1
(1,3)	1:A:84:LYS:CD	2:B:4:G:H1	3	1.1
(1,3)	1:A:84:LYS:CD	2:B:4:G:H1'	3	1.1
(1,3)	1:A:84:LYS:CD	2:B:4:G:H2'	3	1.1
(1,3)	1:A:84:LYS:CD	2:B:4:G:H21	3	1.1
(1,3)	1:A:84:LYS:CD	2:B:4:G:H22	3	1.1
(1,3)	1:A:84:LYS:CD	2:B:4:G:H3'	3	1.1
(1,3)	1:A:84:LYS:CD	2:B:4:G:H4'	3	1.1
(1,3)	1:A:84:LYS:CD	2:B:4:G:H5'	3	1.1
(1,3)	1:A:84:LYS:CD	2:B:4:G:H5''	3	1.1
(1,3)	1:A:84:LYS:CD	2:B:4:G:H8	3	1.1
(1,3)	1:A:84:LYS:CD	2:B:4:G:HO2'	3	1.1
(1,3)	1:A:84:LYS:CD	2:B:4:G:N1	3	1.1
(1,3)	1:A:84:LYS:CD	2:B:4:G:N2	3	1.1
(1,3)	1:A:84:LYS:CD	2:B:4:G:N3	3	1.1
(1,3)	1:A:84:LYS:CD	2:B:4:G:N7	3	1.1
(1,3)	1:A:84:LYS:CD	2:B:4:G:N9	3	1.1
(1,3)	1:A:84:LYS:CD	2:B:4:G:O2'	3	1.1
(1,3)	1:A:84:LYS:CD	2:B:4:G:O3'	3	1.1
(1,3)	1:A:84:LYS:CD	2:B:4:G:O4'	3	1.1
(1,3)	1:A:84:LYS:CD	2:B:4:G:O5'	3	1.1
(1,3)	1:A:84:LYS:CD	2:B:4:G:O6	3	1.1
(1,3)	1:A:84:LYS:CD	2:B:4:G:OP1	3	1.1
(1,3)	1:A:84:LYS:CD	2:B:4:G:OP2	3	1.1

*Continued on next page...*

*Continued from previous page...*

Key	Atom-1	Atom-2	Model ID	Violation (Å)
(1,3)	1:A:84:LYS:CD	2:B:4:G:P	3	1.1
(1,3)	1:A:84:LYS:CD	2:B:5:A:C1'	3	1.1
(1,3)	1:A:84:LYS:CD	2:B:5:A:C2	3	1.1
(1,3)	1:A:84:LYS:CD	2:B:5:A:C2'	3	1.1
(1,3)	1:A:84:LYS:CD	2:B:5:A:C3'	3	1.1
(1,3)	1:A:84:LYS:CD	2:B:5:A:C4	3	1.1
(1,3)	1:A:84:LYS:CD	2:B:5:A:C4'	3	1.1
(1,3)	1:A:84:LYS:CD	2:B:5:A:C5	3	1.1
(1,3)	1:A:84:LYS:CD	2:B:5:A:C5'	3	1.1
(1,3)	1:A:84:LYS:CD	2:B:5:A:C6	3	1.1
(1,3)	1:A:84:LYS:CD	2:B:5:A:C8	3	1.1
(1,3)	1:A:84:LYS:CD	2:B:5:A:H1'	3	1.1
(1,3)	1:A:84:LYS:CD	2:B:5:A:H2	3	1.1
(1,3)	1:A:84:LYS:CD	2:B:5:A:H2'	3	1.1
(1,3)	1:A:84:LYS:CD	2:B:5:A:H3'	3	1.1
(1,3)	1:A:84:LYS:CD	2:B:5:A:H4'	3	1.1
(1,3)	1:A:84:LYS:CD	2:B:5:A:H5'	3	1.1
(1,3)	1:A:84:LYS:CD	2:B:5:A:H5''	3	1.1
(1,3)	1:A:84:LYS:CD	2:B:5:A:H61	3	1.1
(1,3)	1:A:84:LYS:CD	2:B:5:A:H62	3	1.1
(1,3)	1:A:84:LYS:CD	2:B:5:A:H8	3	1.1
(1,3)	1:A:84:LYS:CD	2:B:5:A:HO2'	3	1.1
(1,3)	1:A:84:LYS:CD	2:B:5:A:N1	3	1.1
(1,3)	1:A:84:LYS:CD	2:B:5:A:N3	3	1.1
(1,3)	1:A:84:LYS:CD	2:B:5:A:N6	3	1.1
(1,3)	1:A:84:LYS:CD	2:B:5:A:N7	3	1.1
(1,3)	1:A:84:LYS:CD	2:B:5:A:N9	3	1.1
(1,3)	1:A:84:LYS:CD	2:B:5:A:O2'	3	1.1
(1,3)	1:A:84:LYS:CD	2:B:5:A:O3'	3	1.1
(1,3)	1:A:84:LYS:CD	2:B:5:A:O4'	3	1.1
(1,3)	1:A:84:LYS:CD	2:B:5:A:O5'	3	1.1
(1,3)	1:A:84:LYS:CD	2:B:5:A:OP1	3	1.1
(1,3)	1:A:84:LYS:CD	2:B:5:A:OP2	3	1.1
(1,3)	1:A:84:LYS:CD	2:B:5:A:P	3	1.1
(1,3)	1:A:84:LYS:CD	2:B:6:G:C1'	3	1.1
(1,3)	1:A:84:LYS:CD	2:B:6:G:C2	3	1.1
(1,3)	1:A:84:LYS:CD	2:B:6:G:C2'	3	1.1
(1,3)	1:A:84:LYS:CD	2:B:6:G:C3'	3	1.1
(1,3)	1:A:84:LYS:CD	2:B:6:G:C4	3	1.1
(1,3)	1:A:84:LYS:CD	2:B:6:G:C4'	3	1.1
(1,3)	1:A:84:LYS:CD	2:B:6:G:C5	3	1.1
(1,3)	1:A:84:LYS:CD	2:B:6:G:C5'	3	1.1

*Continued on next page...*

*Continued from previous page...*

Key	Atom-1	Atom-2	Model ID	Violation (Å)
(1,3)	1:A:84:LYS:CD	2:B:6:G:C6	3	1.1
(1,3)	1:A:84:LYS:CD	2:B:6:G:C8	3	1.1
(1,3)	1:A:84:LYS:CD	2:B:6:G:H1	3	1.1
(1,3)	1:A:84:LYS:CD	2:B:6:G:H1'	3	1.1
(1,3)	1:A:84:LYS:CD	2:B:6:G:H2'	3	1.1
(1,3)	1:A:84:LYS:CD	2:B:6:G:H21	3	1.1
(1,3)	1:A:84:LYS:CD	2:B:6:G:H22	3	1.1
(1,3)	1:A:84:LYS:CD	2:B:6:G:H3'	3	1.1
(1,3)	1:A:84:LYS:CD	2:B:6:G:H4'	3	1.1
(1,3)	1:A:84:LYS:CD	2:B:6:G:H5'	3	1.1
(1,3)	1:A:84:LYS:CD	2:B:6:G:H5''	3	1.1
(1,3)	1:A:84:LYS:CD	2:B:6:G:H8	3	1.1
(1,3)	1:A:84:LYS:CD	2:B:6:G:HO2'	3	1.1
(1,3)	1:A:84:LYS:CD	2:B:6:G:N1	3	1.1
(1,3)	1:A:84:LYS:CD	2:B:6:G:N2	3	1.1
(1,3)	1:A:84:LYS:CD	2:B:6:G:N3	3	1.1
(1,3)	1:A:84:LYS:CD	2:B:6:G:N7	3	1.1
(1,3)	1:A:84:LYS:CD	2:B:6:G:N9	3	1.1
(1,3)	1:A:84:LYS:CD	2:B:6:G:O2'	3	1.1
(1,3)	1:A:84:LYS:CD	2:B:6:G:O3'	3	1.1
(1,3)	1:A:84:LYS:CD	2:B:6:G:O4'	3	1.1
(1,3)	1:A:84:LYS:CD	2:B:6:G:O5'	3	1.1
(1,3)	1:A:84:LYS:CD	2:B:6:G:O6	3	1.1
(1,3)	1:A:84:LYS:CD	2:B:6:G:OP1	3	1.1
(1,3)	1:A:84:LYS:CD	2:B:6:G:OP2	3	1.1
(1,3)	1:A:84:LYS:CD	2:B:6:G:P	3	1.1
(1,3)	1:A:84:LYS:CD	2:B:7:C:C1'	3	1.1
(1,3)	1:A:84:LYS:CD	2:B:7:C:C2	3	1.1
(1,3)	1:A:84:LYS:CD	2:B:7:C:C2'	3	1.1
(1,3)	1:A:84:LYS:CD	2:B:7:C:C3'	3	1.1
(1,3)	1:A:84:LYS:CD	2:B:7:C:C4	3	1.1
(1,3)	1:A:84:LYS:CD	2:B:7:C:C4'	3	1.1
(1,3)	1:A:84:LYS:CD	2:B:7:C:C5	3	1.1
(1,3)	1:A:84:LYS:CD	2:B:7:C:C5'	3	1.1
(1,3)	1:A:84:LYS:CD	2:B:7:C:C6	3	1.1
(1,3)	1:A:84:LYS:CD	2:B:7:C:H1'	3	1.1
(1,3)	1:A:84:LYS:CD	2:B:7:C:H2'	3	1.1
(1,3)	1:A:84:LYS:CD	2:B:7:C:H3'	3	1.1
(1,3)	1:A:84:LYS:CD	2:B:7:C:H4'	3	1.1
(1,3)	1:A:84:LYS:CD	2:B:7:C:H41	3	1.1
(1,3)	1:A:84:LYS:CD	2:B:7:C:H42	3	1.1
(1,3)	1:A:84:LYS:CD	2:B:7:C:H5	3	1.1

*Continued on next page...*

*Continued from previous page...*

Key	Atom-1	Atom-2	Model ID	Violation (Å)
(1,3)	1:A:84:LYS:CD	2:B:7:C:H5'	3	1.1
(1,3)	1:A:84:LYS:CD	2:B:7:C:H5''	3	1.1
(1,3)	1:A:84:LYS:CD	2:B:7:C:H6	3	1.1
(1,3)	1:A:84:LYS:CD	2:B:7:C:HO2'	3	1.1
(1,3)	1:A:84:LYS:CD	2:B:7:C:N1	3	1.1
(1,3)	1:A:84:LYS:CD	2:B:7:C:N3	3	1.1
(1,3)	1:A:84:LYS:CD	2:B:7:C:N4	3	1.1
(1,3)	1:A:84:LYS:CD	2:B:7:C:O2	3	1.1
(1,3)	1:A:84:LYS:CD	2:B:7:C:O2'	3	1.1
(1,3)	1:A:84:LYS:CD	2:B:7:C:O3'	3	1.1
(1,3)	1:A:84:LYS:CD	2:B:7:C:O4'	3	1.1
(1,3)	1:A:84:LYS:CD	2:B:7:C:O5'	3	1.1
(1,3)	1:A:84:LYS:CD	2:B:7:C:OP1	3	1.1
(1,3)	1:A:84:LYS:CD	2:B:7:C:OP2	3	1.1
(1,3)	1:A:84:LYS:CD	2:B:7:C:P	3	1.1
(1,3)	1:A:84:LYS:CD	2:B:8:U:C1'	3	1.1
(1,3)	1:A:84:LYS:CD	2:B:8:U:C2	3	1.1
(1,3)	1:A:84:LYS:CD	2:B:8:U:C2'	3	1.1
(1,3)	1:A:84:LYS:CD	2:B:8:U:C3'	3	1.1
(1,3)	1:A:84:LYS:CD	2:B:8:U:C4	3	1.1
(1,3)	1:A:84:LYS:CD	2:B:8:U:C4'	3	1.1
(1,3)	1:A:84:LYS:CD	2:B:8:U:C5	3	1.1
(1,3)	1:A:84:LYS:CD	2:B:8:U:C5'	3	1.1
(1,3)	1:A:84:LYS:CD	2:B:8:U:C6	3	1.1
(1,3)	1:A:84:LYS:CD	2:B:8:U:H1'	3	1.1
(1,3)	1:A:84:LYS:CD	2:B:8:U:H2'	3	1.1
(1,3)	1:A:84:LYS:CD	2:B:8:U:H3	3	1.1
(1,3)	1:A:84:LYS:CD	2:B:8:U:H3'	3	1.1
(1,3)	1:A:84:LYS:CD	2:B:8:U:H4'	3	1.1
(1,3)	1:A:84:LYS:CD	2:B:8:U:H5	3	1.1
(1,3)	1:A:84:LYS:CD	2:B:8:U:H5'	3	1.1
(1,3)	1:A:84:LYS:CD	2:B:8:U:H5''	3	1.1
(1,3)	1:A:84:LYS:CD	2:B:8:U:H6	3	1.1
(1,3)	1:A:84:LYS:CD	2:B:8:U:HO2'	3	1.1
(1,3)	1:A:84:LYS:CD	2:B:8:U:N1	3	1.1
(1,3)	1:A:84:LYS:CD	2:B:8:U:N3	3	1.1
(1,3)	1:A:84:LYS:CD	2:B:8:U:O2	3	1.1
(1,3)	1:A:84:LYS:CD	2:B:8:U:O2'	3	1.1
(1,3)	1:A:84:LYS:CD	2:B:8:U:O3'	3	1.1
(1,3)	1:A:84:LYS:CD	2:B:8:U:O4	3	1.1
(1,3)	1:A:84:LYS:CD	2:B:8:U:O4'	3	1.1
(1,3)	1:A:84:LYS:CD	2:B:8:U:O5'	3	1.1

*Continued on next page...*

*Continued from previous page...*

Key	Atom-1	Atom-2	Model ID	Violation (Å)
(1,3)	1:A:84:LYS:CD	2:B:8:U:OP1	3	1.1
(1,3)	1:A:84:LYS:CD	2:B:8:U:OP2	3	1.1
(1,3)	1:A:84:LYS:CD	2:B:8:U:P	3	1.1
(1,3)	1:A:84:LYS:CD	2:B:9:C:C1'	3	1.1
(1,3)	1:A:84:LYS:CD	2:B:9:C:C2	3	1.1
(1,3)	1:A:84:LYS:CD	2:B:9:C:C2'	3	1.1
(1,3)	1:A:84:LYS:CD	2:B:9:C:C3'	3	1.1
(1,3)	1:A:84:LYS:CD	2:B:9:C:C4	3	1.1
(1,3)	1:A:84:LYS:CD	2:B:9:C:C4'	3	1.1
(1,3)	1:A:84:LYS:CD	2:B:9:C:C5	3	1.1
(1,3)	1:A:84:LYS:CD	2:B:9:C:C5'	3	1.1
(1,3)	1:A:84:LYS:CD	2:B:9:C:C6	3	1.1
(1,3)	1:A:84:LYS:CD	2:B:9:C:H1'	3	1.1
(1,3)	1:A:84:LYS:CD	2:B:9:C:H2'	3	1.1
(1,3)	1:A:84:LYS:CD	2:B:9:C:H3'	3	1.1
(1,3)	1:A:84:LYS:CD	2:B:9:C:H4'	3	1.1
(1,3)	1:A:84:LYS:CD	2:B:9:C:H41	3	1.1
(1,3)	1:A:84:LYS:CD	2:B:9:C:H42	3	1.1
(1,3)	1:A:84:LYS:CD	2:B:9:C:H5	3	1.1
(1,3)	1:A:84:LYS:CD	2:B:9:C:H5'	3	1.1
(1,3)	1:A:84:LYS:CD	2:B:9:C:H5''	3	1.1
(1,3)	1:A:84:LYS:CD	2:B:9:C:H6	3	1.1
(1,3)	1:A:84:LYS:CD	2:B:9:C:HO2'	3	1.1
(1,3)	1:A:84:LYS:CD	2:B:9:C:N1	3	1.1
(1,3)	1:A:84:LYS:CD	2:B:9:C:N3	3	1.1
(1,3)	1:A:84:LYS:CD	2:B:9:C:N4	3	1.1
(1,3)	1:A:84:LYS:CD	2:B:9:C:O2	3	1.1
(1,3)	1:A:84:LYS:CD	2:B:9:C:O2'	3	1.1
(1,3)	1:A:84:LYS:CD	2:B:9:C:O3'	3	1.1
(1,3)	1:A:84:LYS:CD	2:B:9:C:O4'	3	1.1
(1,3)	1:A:84:LYS:CD	2:B:9:C:O5'	3	1.1
(1,3)	1:A:84:LYS:CD	2:B:9:C:OP1	3	1.1
(1,3)	1:A:84:LYS:CD	2:B:9:C:OP2	3	1.1
(1,3)	1:A:84:LYS:CD	2:B:9:C:P	3	1.1
(1,3)	1:A:84:LYS:CD	2:B:10:G:C1'	3	1.1
(1,3)	1:A:84:LYS:CD	2:B:10:G:C2	3	1.1
(1,3)	1:A:84:LYS:CD	2:B:10:G:C2'	3	1.1
(1,3)	1:A:84:LYS:CD	2:B:10:G:C3'	3	1.1
(1,3)	1:A:84:LYS:CD	2:B:10:G:C4	3	1.1
(1,3)	1:A:84:LYS:CD	2:B:10:G:C4'	3	1.1
(1,3)	1:A:84:LYS:CD	2:B:10:G:C5	3	1.1
(1,3)	1:A:84:LYS:CD	2:B:10:G:C5'	3	1.1

*Continued on next page...*

*Continued from previous page...*

Key	Atom-1	Atom-2	Model ID	Violation (Å)
(1,3)	1:A:84:LYS:CD	2:B:10:G:C6	3	1.1
(1,3)	1:A:84:LYS:CD	2:B:10:G:C8	3	1.1
(1,3)	1:A:84:LYS:CD	2:B:10:G:H1	3	1.1
(1,3)	1:A:84:LYS:CD	2:B:10:G:H1'	3	1.1
(1,3)	1:A:84:LYS:CD	2:B:10:G:H2'	3	1.1
(1,3)	1:A:84:LYS:CD	2:B:10:G:H21	3	1.1
(1,3)	1:A:84:LYS:CD	2:B:10:G:H22	3	1.1
(1,3)	1:A:84:LYS:CD	2:B:10:G:H3'	3	1.1
(1,3)	1:A:84:LYS:CD	2:B:10:G:H4'	3	1.1
(1,3)	1:A:84:LYS:CD	2:B:10:G:H5'	3	1.1
(1,3)	1:A:84:LYS:CD	2:B:10:G:H5''	3	1.1
(1,3)	1:A:84:LYS:CD	2:B:10:G:H8	3	1.1
(1,3)	1:A:84:LYS:CD	2:B:10:G:HO2'	3	1.1
(1,3)	1:A:84:LYS:CD	2:B:10:G:N1	3	1.1
(1,3)	1:A:84:LYS:CD	2:B:10:G:N2	3	1.1
(1,3)	1:A:84:LYS:CD	2:B:10:G:N3	3	1.1
(1,3)	1:A:84:LYS:CD	2:B:10:G:N7	3	1.1
(1,3)	1:A:84:LYS:CD	2:B:10:G:N9	3	1.1
(1,3)	1:A:84:LYS:CD	2:B:10:G:O2'	3	1.1
(1,3)	1:A:84:LYS:CD	2:B:10:G:O3'	3	1.1
(1,3)	1:A:84:LYS:CD	2:B:10:G:O4'	3	1.1
(1,3)	1:A:84:LYS:CD	2:B:10:G:O5'	3	1.1
(1,3)	1:A:84:LYS:CD	2:B:10:G:O6	3	1.1
(1,3)	1:A:84:LYS:CD	2:B:10:G:OP1	3	1.1
(1,3)	1:A:84:LYS:CD	2:B:10:G:OP2	3	1.1
(1,3)	1:A:84:LYS:CD	2:B:10:G:P	3	1.1
(1,3)	1:A:84:LYS:CD	2:B:11:A:C1'	3	1.1
(1,3)	1:A:84:LYS:CD	2:B:11:A:C2	3	1.1
(1,3)	1:A:84:LYS:CD	2:B:11:A:C2'	3	1.1
(1,3)	1:A:84:LYS:CD	2:B:11:A:C3'	3	1.1
(1,3)	1:A:84:LYS:CD	2:B:11:A:C4	3	1.1
(1,3)	1:A:84:LYS:CD	2:B:11:A:C4'	3	1.1
(1,3)	1:A:84:LYS:CD	2:B:11:A:C5	3	1.1
(1,3)	1:A:84:LYS:CD	2:B:11:A:C5'	3	1.1
(1,3)	1:A:84:LYS:CD	2:B:11:A:C6	3	1.1
(1,3)	1:A:84:LYS:CD	2:B:11:A:C8	3	1.1
(1,3)	1:A:84:LYS:CD	2:B:11:A:H1'	3	1.1
(1,3)	1:A:84:LYS:CD	2:B:11:A:H2	3	1.1
(1,3)	1:A:84:LYS:CD	2:B:11:A:H2'	3	1.1
(1,3)	1:A:84:LYS:CD	2:B:11:A:H3'	3	1.1
(1,3)	1:A:84:LYS:CD	2:B:11:A:H4'	3	1.1
(1,3)	1:A:84:LYS:CD	2:B:11:A:H5'	3	1.1

*Continued on next page...*

*Continued from previous page...*

Key	Atom-1	Atom-2	Model ID	Violation (Å)
(1,3)	1:A:84:LYS:CD	2:B:11:A:H5''	3	1.1
(1,3)	1:A:84:LYS:CD	2:B:11:A:H61	3	1.1
(1,3)	1:A:84:LYS:CD	2:B:11:A:H62	3	1.1
(1,3)	1:A:84:LYS:CD	2:B:11:A:H8	3	1.1
(1,3)	1:A:84:LYS:CD	2:B:11:A:HO2'	3	1.1
(1,3)	1:A:84:LYS:CD	2:B:11:A:N1	3	1.1
(1,3)	1:A:84:LYS:CD	2:B:11:A:N3	3	1.1
(1,3)	1:A:84:LYS:CD	2:B:11:A:N6	3	1.1
(1,3)	1:A:84:LYS:CD	2:B:11:A:N7	3	1.1
(1,3)	1:A:84:LYS:CD	2:B:11:A:N9	3	1.1
(1,3)	1:A:84:LYS:CD	2:B:11:A:O2'	3	1.1
(1,3)	1:A:84:LYS:CD	2:B:11:A:O3'	3	1.1
(1,3)	1:A:84:LYS:CD	2:B:11:A:O4'	3	1.1
(1,3)	1:A:84:LYS:CD	2:B:11:A:O5'	3	1.1
(1,3)	1:A:84:LYS:CD	2:B:11:A:OP1	3	1.1
(1,3)	1:A:84:LYS:CD	2:B:11:A:OP2	3	1.1
(1,3)	1:A:84:LYS:CD	2:B:11:A:P	3	1.1
(1,3)	1:A:84:LYS:CD	2:B:12:A:C1'	3	1.1
(1,3)	1:A:84:LYS:CD	2:B:12:A:C2	3	1.1
(1,3)	1:A:84:LYS:CD	2:B:12:A:C2'	3	1.1
(1,3)	1:A:84:LYS:CD	2:B:12:A:C3'	3	1.1
(1,3)	1:A:84:LYS:CD	2:B:12:A:C4	3	1.1
(1,3)	1:A:84:LYS:CD	2:B:12:A:C4'	3	1.1
(1,3)	1:A:84:LYS:CD	2:B:12:A:C5	3	1.1
(1,3)	1:A:84:LYS:CD	2:B:12:A:C5'	3	1.1
(1,3)	1:A:84:LYS:CD	2:B:12:A:C6	3	1.1
(1,3)	1:A:84:LYS:CD	2:B:12:A:C8	3	1.1
(1,3)	1:A:84:LYS:CD	2:B:12:A:H1'	3	1.1
(1,3)	1:A:84:LYS:CD	2:B:12:A:H2	3	1.1
(1,3)	1:A:84:LYS:CD	2:B:12:A:H2'	3	1.1
(1,3)	1:A:84:LYS:CD	2:B:12:A:H3'	3	1.1
(1,3)	1:A:84:LYS:CD	2:B:12:A:H4'	3	1.1
(1,3)	1:A:84:LYS:CD	2:B:12:A:H5'	3	1.1
(1,3)	1:A:84:LYS:CD	2:B:12:A:H5''	3	1.1
(1,3)	1:A:84:LYS:CD	2:B:12:A:H61	3	1.1
(1,3)	1:A:84:LYS:CD	2:B:12:A:H62	3	1.1
(1,3)	1:A:84:LYS:CD	2:B:12:A:H8	3	1.1
(1,3)	1:A:84:LYS:CD	2:B:12:A:HO2'	3	1.1
(1,3)	1:A:84:LYS:CD	2:B:12:A:N1	3	1.1
(1,3)	1:A:84:LYS:CD	2:B:12:A:N3	3	1.1
(1,3)	1:A:84:LYS:CD	2:B:12:A:N6	3	1.1
(1,3)	1:A:84:LYS:CD	2:B:12:A:N7	3	1.1

*Continued on next page...*

*Continued from previous page...*

Key	Atom-1	Atom-2	Model ID	Violation (Å)
(1,3)	1:A:84:LYS:CD	2:B:12:A:N9	3	1.1
(1,3)	1:A:84:LYS:CD	2:B:12:A:O2'	3	1.1
(1,3)	1:A:84:LYS:CD	2:B:12:A:O3'	3	1.1
(1,3)	1:A:84:LYS:CD	2:B:12:A:O4'	3	1.1
(1,3)	1:A:84:LYS:CD	2:B:12:A:O5'	3	1.1
(1,3)	1:A:84:LYS:CD	2:B:12:A:OP1	3	1.1
(1,3)	1:A:84:LYS:CD	2:B:12:A:OP2	3	1.1
(1,3)	1:A:84:LYS:CD	2:B:12:A:P	3	1.1
(1,3)	1:A:84:LYS:CD	2:B:13:A:C1'	3	1.1
(1,3)	1:A:84:LYS:CD	2:B:13:A:C2	3	1.1
(1,3)	1:A:84:LYS:CD	2:B:13:A:C2'	3	1.1
(1,3)	1:A:84:LYS:CD	2:B:13:A:C3'	3	1.1
(1,3)	1:A:84:LYS:CD	2:B:13:A:C4	3	1.1
(1,3)	1:A:84:LYS:CD	2:B:13:A:C4'	3	1.1
(1,3)	1:A:84:LYS:CD	2:B:13:A:C5	3	1.1
(1,3)	1:A:84:LYS:CD	2:B:13:A:C5'	3	1.1
(1,3)	1:A:84:LYS:CD	2:B:13:A:C6	3	1.1
(1,3)	1:A:84:LYS:CD	2:B:13:A:C8	3	1.1
(1,3)	1:A:84:LYS:CD	2:B:13:A:H1'	3	1.1
(1,3)	1:A:84:LYS:CD	2:B:13:A:H2	3	1.1
(1,3)	1:A:84:LYS:CD	2:B:13:A:H2'	3	1.1
(1,3)	1:A:84:LYS:CD	2:B:13:A:H3'	3	1.1
(1,3)	1:A:84:LYS:CD	2:B:13:A:H4'	3	1.1
(1,3)	1:A:84:LYS:CD	2:B:13:A:H5'	3	1.1
(1,3)	1:A:84:LYS:CD	2:B:13:A:H5''	3	1.1
(1,3)	1:A:84:LYS:CD	2:B:13:A:H61	3	1.1
(1,3)	1:A:84:LYS:CD	2:B:13:A:H62	3	1.1
(1,3)	1:A:84:LYS:CD	2:B:13:A:H8	3	1.1
(1,3)	1:A:84:LYS:CD	2:B:13:A:HO2'	3	1.1
(1,3)	1:A:84:LYS:CD	2:B:13:A:N1	3	1.1
(1,3)	1:A:84:LYS:CD	2:B:13:A:N3	3	1.1
(1,3)	1:A:84:LYS:CD	2:B:13:A:N6	3	1.1
(1,3)	1:A:84:LYS:CD	2:B:13:A:N7	3	1.1
(1,3)	1:A:84:LYS:CD	2:B:13:A:N9	3	1.1
(1,3)	1:A:84:LYS:CD	2:B:13:A:O2'	3	1.1
(1,3)	1:A:84:LYS:CD	2:B:13:A:O3'	3	1.1
(1,3)	1:A:84:LYS:CD	2:B:13:A:O4'	3	1.1
(1,3)	1:A:84:LYS:CD	2:B:13:A:O5'	3	1.1
(1,3)	1:A:84:LYS:CD	2:B:13:A:OP1	3	1.1
(1,3)	1:A:84:LYS:CD	2:B:13:A:OP2	3	1.1
(1,3)	1:A:84:LYS:CD	2:B:13:A:P	3	1.1
(1,3)	1:A:84:LYS:CD	2:B:14:G:C1'	3	1.1

*Continued on next page...*



*Continued from previous page...*

Key	Atom-1	Atom-2	Model ID	Violation (Å)
(1,3)	1:A:84:LYS:CD	2:B:14:G:C2	3	1.1
(1,3)	1:A:84:LYS:CD	2:B:14:G:C2'	3	1.1
(1,3)	1:A:84:LYS:CD	2:B:14:G:C3'	3	1.1
(1,3)	1:A:84:LYS:CD	2:B:14:G:C4	3	1.1
(1,3)	1:A:84:LYS:CD	2:B:14:G:C4'	3	1.1
(1,3)	1:A:84:LYS:CD	2:B:14:G:C5	3	1.1
(1,3)	1:A:84:LYS:CD	2:B:14:G:C5'	3	1.1
(1,3)	1:A:84:LYS:CD	2:B:14:G:C6	3	1.1
(1,3)	1:A:84:LYS:CD	2:B:14:G:C8	3	1.1
(1,3)	1:A:84:LYS:CD	2:B:14:G:H1	3	1.1
(1,3)	1:A:84:LYS:CD	2:B:14:G:H1'	3	1.1
(1,3)	1:A:84:LYS:CD	2:B:14:G:H2'	3	1.1
(1,3)	1:A:84:LYS:CD	2:B:14:G:H21	3	1.1
(1,3)	1:A:84:LYS:CD	2:B:14:G:H22	3	1.1
(1,3)	1:A:84:LYS:CD	2:B:14:G:H3'	3	1.1
(1,3)	1:A:84:LYS:CD	2:B:14:G:H4'	3	1.1
(1,3)	1:A:84:LYS:CD	2:B:14:G:H5'	3	1.1
(1,3)	1:A:84:LYS:CD	2:B:14:G:H5''	3	1.1
(1,3)	1:A:84:LYS:CD	2:B:14:G:H8	3	1.1
(1,3)	1:A:84:LYS:CD	2:B:14:G:HO2'	3	1.1
(1,3)	1:A:84:LYS:CD	2:B:14:G:N1	3	1.1
(1,3)	1:A:84:LYS:CD	2:B:14:G:N2	3	1.1
(1,3)	1:A:84:LYS:CD	2:B:14:G:N3	3	1.1
(1,3)	1:A:84:LYS:CD	2:B:14:G:N7	3	1.1
(1,3)	1:A:84:LYS:CD	2:B:14:G:N9	3	1.1
(1,3)	1:A:84:LYS:CD	2:B:14:G:O2'	3	1.1
(1,3)	1:A:84:LYS:CD	2:B:14:G:O3'	3	1.1
(1,3)	1:A:84:LYS:CD	2:B:14:G:O4'	3	1.1
(1,3)	1:A:84:LYS:CD	2:B:14:G:O5'	3	1.1
(1,3)	1:A:84:LYS:CD	2:B:14:G:O6	3	1.1
(1,3)	1:A:84:LYS:CD	2:B:14:G:OP1	3	1.1
(1,3)	1:A:84:LYS:CD	2:B:14:G:OP2	3	1.1
(1,3)	1:A:84:LYS:CD	2:B:14:G:P	3	1.1
(1,3)	1:A:84:LYS:CD	2:B:15:A:C1'	3	1.1
(1,3)	1:A:84:LYS:CD	2:B:15:A:C2	3	1.1
(1,3)	1:A:84:LYS:CD	2:B:15:A:C2'	3	1.1
(1,3)	1:A:84:LYS:CD	2:B:15:A:C3'	3	1.1
(1,3)	1:A:84:LYS:CD	2:B:15:A:C4	3	1.1
(1,3)	1:A:84:LYS:CD	2:B:15:A:C4'	3	1.1
(1,3)	1:A:84:LYS:CD	2:B:15:A:C5	3	1.1
(1,3)	1:A:84:LYS:CD	2:B:15:A:C5'	3	1.1
(1,3)	1:A:84:LYS:CD	2:B:15:A:C6	3	1.1

*Continued on next page...*

*Continued from previous page...*

Key	Atom-1	Atom-2	Model ID	Violation (Å)
(1,3)	1:A:84:LYS:CD	2:B:15:A:C8	3	1.1
(1,3)	1:A:84:LYS:CD	2:B:15:A:H1'	3	1.1
(1,3)	1:A:84:LYS:CD	2:B:15:A:H2	3	1.1
(1,3)	1:A:84:LYS:CD	2:B:15:A:H2'	3	1.1
(1,3)	1:A:84:LYS:CD	2:B:15:A:H3'	3	1.1
(1,3)	1:A:84:LYS:CD	2:B:15:A:H4'	3	1.1
(1,3)	1:A:84:LYS:CD	2:B:15:A:H5'	3	1.1
(1,3)	1:A:84:LYS:CD	2:B:15:A:H5''	3	1.1
(1,3)	1:A:84:LYS:CD	2:B:15:A:H61	3	1.1
(1,3)	1:A:84:LYS:CD	2:B:15:A:H62	3	1.1
(1,3)	1:A:84:LYS:CD	2:B:15:A:H8	3	1.1
(1,3)	1:A:84:LYS:CD	2:B:15:A:HO2'	3	1.1
(1,3)	1:A:84:LYS:CD	2:B:15:A:N1	3	1.1
(1,3)	1:A:84:LYS:CD	2:B:15:A:N3	3	1.1
(1,3)	1:A:84:LYS:CD	2:B:15:A:N6	3	1.1
(1,3)	1:A:84:LYS:CD	2:B:15:A:N7	3	1.1
(1,3)	1:A:84:LYS:CD	2:B:15:A:N9	3	1.1
(1,3)	1:A:84:LYS:CD	2:B:15:A:O2'	3	1.1
(1,3)	1:A:84:LYS:CD	2:B:15:A:O3'	3	1.1
(1,3)	1:A:84:LYS:CD	2:B:15:A:O4'	3	1.1
(1,3)	1:A:84:LYS:CD	2:B:15:A:O5'	3	1.1
(1,3)	1:A:84:LYS:CD	2:B:15:A:OP1	3	1.1
(1,3)	1:A:84:LYS:CD	2:B:15:A:OP2	3	1.1
(1,3)	1:A:84:LYS:CD	2:B:15:A:P	3	1.1
(1,3)	1:A:84:LYS:CD	2:B:16:G:C1'	3	1.1
(1,3)	1:A:84:LYS:CD	2:B:16:G:C2	3	1.1
(1,3)	1:A:84:LYS:CD	2:B:16:G:C2'	3	1.1
(1,3)	1:A:84:LYS:CD	2:B:16:G:C3'	3	1.1
(1,3)	1:A:84:LYS:CD	2:B:16:G:C4	3	1.1
(1,3)	1:A:84:LYS:CD	2:B:16:G:C4'	3	1.1
(1,3)	1:A:84:LYS:CD	2:B:16:G:C5	3	1.1
(1,3)	1:A:84:LYS:CD	2:B:16:G:C5'	3	1.1
(1,3)	1:A:84:LYS:CD	2:B:16:G:C6	3	1.1
(1,3)	1:A:84:LYS:CD	2:B:16:G:C8	3	1.1
(1,3)	1:A:84:LYS:CD	2:B:16:G:H1	3	1.1
(1,3)	1:A:84:LYS:CD	2:B:16:G:H1'	3	1.1
(1,3)	1:A:84:LYS:CD	2:B:16:G:H2'	3	1.1
(1,3)	1:A:84:LYS:CD	2:B:16:G:H21	3	1.1
(1,3)	1:A:84:LYS:CD	2:B:16:G:H22	3	1.1
(1,3)	1:A:84:LYS:CD	2:B:16:G:H3'	3	1.1
(1,3)	1:A:84:LYS:CD	2:B:16:G:H4'	3	1.1
(1,3)	1:A:84:LYS:CD	2:B:16:G:H5'	3	1.1

*Continued on next page...*

*Continued from previous page...*

Key	Atom-1	Atom-2	Model ID	Violation (Å)
(1,3)	1:A:84:LYS:CD	2:B:16:G:H5''	3	1.1
(1,3)	1:A:84:LYS:CD	2:B:16:G:H8	3	1.1
(1,3)	1:A:84:LYS:CD	2:B:16:G:HO2'	3	1.1
(1,3)	1:A:84:LYS:CD	2:B:16:G:N1	3	1.1
(1,3)	1:A:84:LYS:CD	2:B:16:G:N2	3	1.1
(1,3)	1:A:84:LYS:CD	2:B:16:G:N3	3	1.1
(1,3)	1:A:84:LYS:CD	2:B:16:G:N7	3	1.1
(1,3)	1:A:84:LYS:CD	2:B:16:G:N9	3	1.1
(1,3)	1:A:84:LYS:CD	2:B:16:G:O2'	3	1.1
(1,3)	1:A:84:LYS:CD	2:B:16:G:O3'	3	1.1
(1,3)	1:A:84:LYS:CD	2:B:16:G:O4'	3	1.1
(1,3)	1:A:84:LYS:CD	2:B:16:G:O5'	3	1.1
(1,3)	1:A:84:LYS:CD	2:B:16:G:O6	3	1.1
(1,3)	1:A:84:LYS:CD	2:B:16:G:OP1	3	1.1
(1,3)	1:A:84:LYS:CD	2:B:16:G:OP2	3	1.1
(1,3)	1:A:84:LYS:CD	2:B:16:G:P	3	1.1
(1,3)	1:A:84:LYS:CD	2:B:17:C:C1'	3	1.1
(1,3)	1:A:84:LYS:CD	2:B:17:C:C2	3	1.1
(1,3)	1:A:84:LYS:CD	2:B:17:C:C2'	3	1.1
(1,3)	1:A:84:LYS:CD	2:B:17:C:C3'	3	1.1
(1,3)	1:A:84:LYS:CD	2:B:17:C:C4	3	1.1
(1,3)	1:A:84:LYS:CD	2:B:17:C:C4'	3	1.1
(1,3)	1:A:84:LYS:CD	2:B:17:C:C5	3	1.1
(1,3)	1:A:84:LYS:CD	2:B:17:C:C5'	3	1.1
(1,3)	1:A:84:LYS:CD	2:B:17:C:C6	3	1.1
(1,3)	1:A:84:LYS:CD	2:B:17:C:H1'	3	1.1
(1,3)	1:A:84:LYS:CD	2:B:17:C:H2'	3	1.1
(1,3)	1:A:84:LYS:CD	2:B:17:C:H3'	3	1.1
(1,3)	1:A:84:LYS:CD	2:B:17:C:H4'	3	1.1
(1,3)	1:A:84:LYS:CD	2:B:17:C:H41	3	1.1
(1,3)	1:A:84:LYS:CD	2:B:17:C:H42	3	1.1
(1,3)	1:A:84:LYS:CD	2:B:17:C:H5	3	1.1
(1,3)	1:A:84:LYS:CD	2:B:17:C:H5'	3	1.1
(1,3)	1:A:84:LYS:CD	2:B:17:C:H5''	3	1.1
(1,3)	1:A:84:LYS:CD	2:B:17:C:H6	3	1.1
(1,3)	1:A:84:LYS:CD	2:B:17:C:HO2'	3	1.1
(1,3)	1:A:84:LYS:CD	2:B:17:C:N1	3	1.1
(1,3)	1:A:84:LYS:CD	2:B:17:C:N3	3	1.1
(1,3)	1:A:84:LYS:CD	2:B:17:C:N4	3	1.1
(1,3)	1:A:84:LYS:CD	2:B:17:C:O2	3	1.1
(1,3)	1:A:84:LYS:CD	2:B:17:C:O2'	3	1.1
(1,3)	1:A:84:LYS:CD	2:B:17:C:O3'	3	1.1

*Continued on next page...*

*Continued from previous page...*

Key	Atom-1	Atom-2	Model ID	Violation (Å)
(1,3)	1:A:84:LYS:CD	2:B:17:C:O4'	3	1.1
(1,3)	1:A:84:LYS:CD	2:B:17:C:O5'	3	1.1
(1,3)	1:A:84:LYS:CD	2:B:17:C:OP1	3	1.1
(1,3)	1:A:84:LYS:CD	2:B:17:C:OP2	3	1.1
(1,3)	1:A:84:LYS:CD	2:B:17:C:P	3	1.1
(1,3)	1:A:84:LYS:CD	2:B:18:A:C1'	3	1.1
(1,3)	1:A:84:LYS:CD	2:B:18:A:C2	3	1.1
(1,3)	1:A:84:LYS:CD	2:B:18:A:C2'	3	1.1
(1,3)	1:A:84:LYS:CD	2:B:18:A:C3'	3	1.1
(1,3)	1:A:84:LYS:CD	2:B:18:A:C4	3	1.1
(1,3)	1:A:84:LYS:CD	2:B:18:A:C4'	3	1.1
(1,3)	1:A:84:LYS:CD	2:B:18:A:C5	3	1.1
(1,3)	1:A:84:LYS:CD	2:B:18:A:C5'	3	1.1
(1,3)	1:A:84:LYS:CD	2:B:18:A:C6	3	1.1
(1,3)	1:A:84:LYS:CD	2:B:18:A:C8	3	1.1
(1,3)	1:A:84:LYS:CD	2:B:18:A:H1'	3	1.1
(1,3)	1:A:84:LYS:CD	2:B:18:A:H2	3	1.1
(1,3)	1:A:84:LYS:CD	2:B:18:A:H2'	3	1.1
(1,3)	1:A:84:LYS:CD	2:B:18:A:H3'	3	1.1
(1,3)	1:A:84:LYS:CD	2:B:18:A:H4'	3	1.1
(1,3)	1:A:84:LYS:CD	2:B:18:A:H5'	3	1.1
(1,3)	1:A:84:LYS:CD	2:B:18:A:H5''	3	1.1
(1,3)	1:A:84:LYS:CD	2:B:18:A:H61	3	1.1
(1,3)	1:A:84:LYS:CD	2:B:18:A:H62	3	1.1
(1,3)	1:A:84:LYS:CD	2:B:18:A:H8	3	1.1
(1,3)	1:A:84:LYS:CD	2:B:18:A:HO2'	3	1.1
(1,3)	1:A:84:LYS:CD	2:B:18:A:N1	3	1.1
(1,3)	1:A:84:LYS:CD	2:B:18:A:N3	3	1.1
(1,3)	1:A:84:LYS:CD	2:B:18:A:N6	3	1.1
(1,3)	1:A:84:LYS:CD	2:B:18:A:N7	3	1.1
(1,3)	1:A:84:LYS:CD	2:B:18:A:N9	3	1.1
(1,3)	1:A:84:LYS:CD	2:B:18:A:O2'	3	1.1
(1,3)	1:A:84:LYS:CD	2:B:18:A:O3'	3	1.1
(1,3)	1:A:84:LYS:CD	2:B:18:A:O4'	3	1.1
(1,3)	1:A:84:LYS:CD	2:B:18:A:O5'	3	1.1
(1,3)	1:A:84:LYS:CD	2:B:18:A:OP1	3	1.1
(1,3)	1:A:84:LYS:CD	2:B:18:A:OP2	3	1.1
(1,3)	1:A:84:LYS:CD	2:B:18:A:P	3	1.1
(1,3)	1:A:84:LYS:CD	2:B:19:A:C1'	3	1.1
(1,3)	1:A:84:LYS:CD	2:B:19:A:C2	3	1.1
(1,3)	1:A:84:LYS:CD	2:B:19:A:C2'	3	1.1
(1,3)	1:A:84:LYS:CD	2:B:19:A:C3'	3	1.1

*Continued on next page...*

*Continued from previous page...*

Key	Atom-1	Atom-2	Model ID	Violation (Å)
(1,3)	1:A:84:LYS:CD	2:B:19:A:C4	3	1.1
(1,3)	1:A:84:LYS:CD	2:B:19:A:C4'	3	1.1
(1,3)	1:A:84:LYS:CD	2:B:19:A:C5	3	1.1
(1,3)	1:A:84:LYS:CD	2:B:19:A:C5'	3	1.1
(1,3)	1:A:84:LYS:CD	2:B:19:A:C6	3	1.1
(1,3)	1:A:84:LYS:CD	2:B:19:A:C8	3	1.1
(1,3)	1:A:84:LYS:CD	2:B:19:A:H1'	3	1.1
(1,3)	1:A:84:LYS:CD	2:B:19:A:H2	3	1.1
(1,3)	1:A:84:LYS:CD	2:B:19:A:H2'	3	1.1
(1,3)	1:A:84:LYS:CD	2:B:19:A:H3'	3	1.1
(1,3)	1:A:84:LYS:CD	2:B:19:A:H4'	3	1.1
(1,3)	1:A:84:LYS:CD	2:B:19:A:H5'	3	1.1
(1,3)	1:A:84:LYS:CD	2:B:19:A:H5''	3	1.1
(1,3)	1:A:84:LYS:CD	2:B:19:A:H61	3	1.1
(1,3)	1:A:84:LYS:CD	2:B:19:A:H62	3	1.1
(1,3)	1:A:84:LYS:CD	2:B:19:A:H8	3	1.1
(1,3)	1:A:84:LYS:CD	2:B:19:A:HO2'	3	1.1
(1,3)	1:A:84:LYS:CD	2:B:19:A:N1	3	1.1
(1,3)	1:A:84:LYS:CD	2:B:19:A:N3	3	1.1
(1,3)	1:A:84:LYS:CD	2:B:19:A:N6	3	1.1
(1,3)	1:A:84:LYS:CD	2:B:19:A:N7	3	1.1
(1,3)	1:A:84:LYS:CD	2:B:19:A:N9	3	1.1
(1,3)	1:A:84:LYS:CD	2:B:19:A:O2'	3	1.1
(1,3)	1:A:84:LYS:CD	2:B:19:A:O3'	3	1.1
(1,3)	1:A:84:LYS:CD	2:B:19:A:O4'	3	1.1
(1,3)	1:A:84:LYS:CD	2:B:19:A:O5'	3	1.1
(1,3)	1:A:84:LYS:CD	2:B:19:A:OP1	3	1.1
(1,3)	1:A:84:LYS:CD	2:B:19:A:OP2	3	1.1
(1,3)	1:A:84:LYS:CD	2:B:19:A:P	3	1.1
(1,3)	1:A:84:LYS:CD	2:B:20:U:C1'	3	1.1
(1,3)	1:A:84:LYS:CD	2:B:20:U:C2	3	1.1
(1,3)	1:A:84:LYS:CD	2:B:20:U:C2'	3	1.1
(1,3)	1:A:84:LYS:CD	2:B:20:U:C3'	3	1.1
(1,3)	1:A:84:LYS:CD	2:B:20:U:C4	3	1.1
(1,3)	1:A:84:LYS:CD	2:B:20:U:C4'	3	1.1
(1,3)	1:A:84:LYS:CD	2:B:20:U:C5	3	1.1
(1,3)	1:A:84:LYS:CD	2:B:20:U:C5'	3	1.1
(1,3)	1:A:84:LYS:CD	2:B:20:U:C6	3	1.1
(1,3)	1:A:84:LYS:CD	2:B:20:U:H1'	3	1.1
(1,3)	1:A:84:LYS:CD	2:B:20:U:H2'	3	1.1
(1,3)	1:A:84:LYS:CD	2:B:20:U:H3	3	1.1
(1,3)	1:A:84:LYS:CD	2:B:20:U:H3'	3	1.1

*Continued on next page...*

*Continued from previous page...*

Key	Atom-1	Atom-2	Model ID	Violation (Å)
(1,3)	1:A:84:LYS:CD	2:B:20:U:H4'	3	1.1
(1,3)	1:A:84:LYS:CD	2:B:20:U:H5	3	1.1
(1,3)	1:A:84:LYS:CD	2:B:20:U:H5'	3	1.1
(1,3)	1:A:84:LYS:CD	2:B:20:U:H5''	3	1.1
(1,3)	1:A:84:LYS:CD	2:B:20:U:H6	3	1.1
(1,3)	1:A:84:LYS:CD	2:B:20:U:HO2'	3	1.1
(1,3)	1:A:84:LYS:CD	2:B:20:U:N1	3	1.1
(1,3)	1:A:84:LYS:CD	2:B:20:U:N3	3	1.1
(1,3)	1:A:84:LYS:CD	2:B:20:U:O2	3	1.1
(1,3)	1:A:84:LYS:CD	2:B:20:U:O2'	3	1.1
(1,3)	1:A:84:LYS:CD	2:B:20:U:O3'	3	1.1
(1,3)	1:A:84:LYS:CD	2:B:20:U:O4	3	1.1
(1,3)	1:A:84:LYS:CD	2:B:20:U:O4'	3	1.1
(1,3)	1:A:84:LYS:CD	2:B:20:U:O5'	3	1.1
(1,3)	1:A:84:LYS:CD	2:B:20:U:OP1	3	1.1
(1,3)	1:A:84:LYS:CD	2:B:20:U:OP2	3	1.1
(1,3)	1:A:84:LYS:CD	2:B:20:U:P	3	1.1
(1,3)	1:A:84:LYS:CD	2:B:21:G:C1'	3	1.1
(1,3)	1:A:84:LYS:CD	2:B:21:G:C2	3	1.1
(1,3)	1:A:84:LYS:CD	2:B:21:G:C2'	3	1.1
(1,3)	1:A:84:LYS:CD	2:B:21:G:C3'	3	1.1
(1,3)	1:A:84:LYS:CD	2:B:21:G:C4	3	1.1
(1,3)	1:A:84:LYS:CD	2:B:21:G:C4'	3	1.1
(1,3)	1:A:84:LYS:CD	2:B:21:G:C5	3	1.1
(1,3)	1:A:84:LYS:CD	2:B:21:G:C5'	3	1.1
(1,3)	1:A:84:LYS:CD	2:B:21:G:C6	3	1.1
(1,3)	1:A:84:LYS:CD	2:B:21:G:C8	3	1.1
(1,3)	1:A:84:LYS:CD	2:B:21:G:H1	3	1.1
(1,3)	1:A:84:LYS:CD	2:B:21:G:H1'	3	1.1
(1,3)	1:A:84:LYS:CD	2:B:21:G:H2'	3	1.1
(1,3)	1:A:84:LYS:CD	2:B:21:G:H21	3	1.1
(1,3)	1:A:84:LYS:CD	2:B:21:G:H22	3	1.1
(1,3)	1:A:84:LYS:CD	2:B:21:G:H3'	3	1.1
(1,3)	1:A:84:LYS:CD	2:B:21:G:H4'	3	1.1
(1,3)	1:A:84:LYS:CD	2:B:21:G:H5'	3	1.1
(1,3)	1:A:84:LYS:CD	2:B:21:G:H5''	3	1.1
(1,3)	1:A:84:LYS:CD	2:B:21:G:H8	3	1.1
(1,3)	1:A:84:LYS:CD	2:B:21:G:HO2'	3	1.1
(1,3)	1:A:84:LYS:CD	2:B:21:G:N1	3	1.1
(1,3)	1:A:84:LYS:CD	2:B:21:G:N2	3	1.1
(1,3)	1:A:84:LYS:CD	2:B:21:G:N3	3	1.1
(1,3)	1:A:84:LYS:CD	2:B:21:G:N7	3	1.1

*Continued on next page...*

*Continued from previous page...*

Key	Atom-1	Atom-2	Model ID	Violation (Å)
(1,3)	1:A:84:LYS:CD	2:B:21:G:N9	3	1.1
(1,3)	1:A:84:LYS:CD	2:B:21:G:O2'	3	1.1
(1,3)	1:A:84:LYS:CD	2:B:21:G:O3'	3	1.1
(1,3)	1:A:84:LYS:CD	2:B:21:G:O4'	3	1.1
(1,3)	1:A:84:LYS:CD	2:B:21:G:O5'	3	1.1
(1,3)	1:A:84:LYS:CD	2:B:21:G:O6	3	1.1
(1,3)	1:A:84:LYS:CD	2:B:21:G:OP1	3	1.1
(1,3)	1:A:84:LYS:CD	2:B:21:G:OP2	3	1.1
(1,3)	1:A:84:LYS:CD	2:B:21:G:P	3	1.1
(1,3)	1:A:84:LYS:CD	2:B:22:A:C1'	3	1.1
(1,3)	1:A:84:LYS:CD	2:B:22:A:C2	3	1.1
(1,3)	1:A:84:LYS:CD	2:B:22:A:C2'	3	1.1
(1,3)	1:A:84:LYS:CD	2:B:22:A:C3'	3	1.1
(1,3)	1:A:84:LYS:CD	2:B:22:A:C4	3	1.1
(1,3)	1:A:84:LYS:CD	2:B:22:A:C4'	3	1.1
(1,3)	1:A:84:LYS:CD	2:B:22:A:C5	3	1.1
(1,3)	1:A:84:LYS:CD	2:B:22:A:C5'	3	1.1
(1,3)	1:A:84:LYS:CD	2:B:22:A:C6	3	1.1
(1,3)	1:A:84:LYS:CD	2:B:22:A:C8	3	1.1
(1,3)	1:A:84:LYS:CD	2:B:22:A:H1'	3	1.1
(1,3)	1:A:84:LYS:CD	2:B:22:A:H2	3	1.1
(1,3)	1:A:84:LYS:CD	2:B:22:A:H2'	3	1.1
(1,3)	1:A:84:LYS:CD	2:B:22:A:H3'	3	1.1
(1,3)	1:A:84:LYS:CD	2:B:22:A:H4'	3	1.1
(1,3)	1:A:84:LYS:CD	2:B:22:A:H5'	3	1.1
(1,3)	1:A:84:LYS:CD	2:B:22:A:H5''	3	1.1
(1,3)	1:A:84:LYS:CD	2:B:22:A:H61	3	1.1
(1,3)	1:A:84:LYS:CD	2:B:22:A:H62	3	1.1
(1,3)	1:A:84:LYS:CD	2:B:22:A:H8	3	1.1
(1,3)	1:A:84:LYS:CD	2:B:22:A:HO2'	3	1.1
(1,3)	1:A:84:LYS:CD	2:B:22:A:N1	3	1.1
(1,3)	1:A:84:LYS:CD	2:B:22:A:N3	3	1.1
(1,3)	1:A:84:LYS:CD	2:B:22:A:N6	3	1.1
(1,3)	1:A:84:LYS:CD	2:B:22:A:N7	3	1.1
(1,3)	1:A:84:LYS:CD	2:B:22:A:N9	3	1.1
(1,3)	1:A:84:LYS:CD	2:B:22:A:O2'	3	1.1
(1,3)	1:A:84:LYS:CD	2:B:22:A:O3'	3	1.1
(1,3)	1:A:84:LYS:CD	2:B:22:A:O4'	3	1.1
(1,3)	1:A:84:LYS:CD	2:B:22:A:O5'	3	1.1
(1,3)	1:A:84:LYS:CD	2:B:22:A:OP1	3	1.1
(1,3)	1:A:84:LYS:CD	2:B:22:A:OP2	3	1.1
(1,3)	1:A:84:LYS:CD	2:B:22:A:P	3	1.1

*Continued on next page...*

*Continued from previous page...*

Key	Atom-1	Atom-2	Model ID	Violation (Å)
(1,3)	1:A:84:LYS:CD	2:B:23:U:C1'	3	1.1
(1,3)	1:A:84:LYS:CD	2:B:23:U:C2	3	1.1
(1,3)	1:A:84:LYS:CD	2:B:23:U:C2'	3	1.1
(1,3)	1:A:84:LYS:CD	2:B:23:U:C3'	3	1.1
(1,3)	1:A:84:LYS:CD	2:B:23:U:C4	3	1.1
(1,3)	1:A:84:LYS:CD	2:B:23:U:C4'	3	1.1
(1,3)	1:A:84:LYS:CD	2:B:23:U:C5	3	1.1
(1,3)	1:A:84:LYS:CD	2:B:23:U:C5'	3	1.1
(1,3)	1:A:84:LYS:CD	2:B:23:U:C6	3	1.1
(1,3)	1:A:84:LYS:CD	2:B:23:U:H1'	3	1.1
(1,3)	1:A:84:LYS:CD	2:B:23:U:H2'	3	1.1
(1,3)	1:A:84:LYS:CD	2:B:23:U:H3	3	1.1
(1,3)	1:A:84:LYS:CD	2:B:23:U:H3'	3	1.1
(1,3)	1:A:84:LYS:CD	2:B:23:U:H4'	3	1.1
(1,3)	1:A:84:LYS:CD	2:B:23:U:H5	3	1.1
(1,3)	1:A:84:LYS:CD	2:B:23:U:H5'	3	1.1
(1,3)	1:A:84:LYS:CD	2:B:23:U:H5''	3	1.1
(1,3)	1:A:84:LYS:CD	2:B:23:U:H6	3	1.1
(1,3)	1:A:84:LYS:CD	2:B:23:U:HO2'	3	1.1
(1,3)	1:A:84:LYS:CD	2:B:23:U:N1	3	1.1
(1,3)	1:A:84:LYS:CD	2:B:23:U:N3	3	1.1
(1,3)	1:A:84:LYS:CD	2:B:23:U:O2	3	1.1
(1,3)	1:A:84:LYS:CD	2:B:23:U:O2'	3	1.1
(1,3)	1:A:84:LYS:CD	2:B:23:U:O3'	3	1.1
(1,3)	1:A:84:LYS:CD	2:B:23:U:O4	3	1.1
(1,3)	1:A:84:LYS:CD	2:B:23:U:O4'	3	1.1
(1,3)	1:A:84:LYS:CD	2:B:23:U:O5'	3	1.1
(1,3)	1:A:84:LYS:CD	2:B:23:U:OP1	3	1.1
(1,3)	1:A:84:LYS:CD	2:B:23:U:OP2	3	1.1
(1,3)	1:A:84:LYS:CD	2:B:23:U:P	3	1.1
(1,3)	1:A:84:LYS:CD	2:B:24:G:C1'	3	1.1
(1,3)	1:A:84:LYS:CD	2:B:24:G:C2	3	1.1
(1,3)	1:A:84:LYS:CD	2:B:24:G:C2'	3	1.1
(1,3)	1:A:84:LYS:CD	2:B:24:G:C3'	3	1.1
(1,3)	1:A:84:LYS:CD	2:B:24:G:C4	3	1.1
(1,3)	1:A:84:LYS:CD	2:B:24:G:C4'	3	1.1
(1,3)	1:A:84:LYS:CD	2:B:24:G:C5	3	1.1
(1,3)	1:A:84:LYS:CD	2:B:24:G:C5'	3	1.1
(1,3)	1:A:84:LYS:CD	2:B:24:G:C6	3	1.1
(1,3)	1:A:84:LYS:CD	2:B:24:G:C8	3	1.1
(1,3)	1:A:84:LYS:CD	2:B:24:G:H1	3	1.1
(1,3)	1:A:84:LYS:CD	2:B:24:G:H1'	3	1.1

*Continued on next page...*



*Continued from previous page...*

Key	Atom-1	Atom-2	Model ID	Violation (Å)
(1,3)	1:A:84:LYS:CD	2:B:24:G:H2'	3	1.1
(1,3)	1:A:84:LYS:CD	2:B:24:G:H21	3	1.1
(1,3)	1:A:84:LYS:CD	2:B:24:G:H22	3	1.1
(1,3)	1:A:84:LYS:CD	2:B:24:G:H3'	3	1.1
(1,3)	1:A:84:LYS:CD	2:B:24:G:H4'	3	1.1
(1,3)	1:A:84:LYS:CD	2:B:24:G:H5'	3	1.1
(1,3)	1:A:84:LYS:CD	2:B:24:G:H5''	3	1.1
(1,3)	1:A:84:LYS:CD	2:B:24:G:H8	3	1.1
(1,3)	1:A:84:LYS:CD	2:B:24:G:HO2'	3	1.1
(1,3)	1:A:84:LYS:CD	2:B:24:G:N1	3	1.1
(1,3)	1:A:84:LYS:CD	2:B:24:G:N2	3	1.1
(1,3)	1:A:84:LYS:CD	2:B:24:G:N3	3	1.1
(1,3)	1:A:84:LYS:CD	2:B:24:G:N7	3	1.1
(1,3)	1:A:84:LYS:CD	2:B:24:G:N9	3	1.1
(1,3)	1:A:84:LYS:CD	2:B:24:G:O2'	3	1.1
(1,3)	1:A:84:LYS:CD	2:B:24:G:O3'	3	1.1
(1,3)	1:A:84:LYS:CD	2:B:24:G:O4'	3	1.1
(1,3)	1:A:84:LYS:CD	2:B:24:G:O5'	3	1.1
(1,3)	1:A:84:LYS:CD	2:B:24:G:O6	3	1.1
(1,3)	1:A:84:LYS:CD	2:B:24:G:OP1	3	1.1
(1,3)	1:A:84:LYS:CD	2:B:24:G:OP2	3	1.1
(1,3)	1:A:84:LYS:CD	2:B:24:G:P	3	1.1
(1,3)	1:A:84:LYS:CE	2:B:2:C:C1'	3	1.1
(1,3)	1:A:84:LYS:CE	2:B:2:C:C2	3	1.1
(1,3)	1:A:84:LYS:CE	2:B:2:C:C2'	3	1.1
(1,3)	1:A:84:LYS:CE	2:B:2:C:C3'	3	1.1
(1,3)	1:A:84:LYS:CE	2:B:2:C:C4	3	1.1
(1,3)	1:A:84:LYS:CE	2:B:2:C:C4'	3	1.1
(1,3)	1:A:84:LYS:CE	2:B:2:C:C5	3	1.1
(1,3)	1:A:84:LYS:CE	2:B:2:C:C5'	3	1.1
(1,3)	1:A:84:LYS:CE	2:B:2:C:C6	3	1.1
(1,3)	1:A:84:LYS:CE	2:B:2:C:H1'	3	1.1
(1,3)	1:A:84:LYS:CE	2:B:2:C:H2'	3	1.1
(1,3)	1:A:84:LYS:CE	2:B:2:C:H3'	3	1.1
(1,3)	1:A:84:LYS:CE	2:B:2:C:H4'	3	1.1
(1,3)	1:A:84:LYS:CE	2:B:2:C:H41	3	1.1
(1,3)	1:A:84:LYS:CE	2:B:2:C:H42	3	1.1
(1,3)	1:A:84:LYS:CE	2:B:2:C:H5	3	1.1
(1,3)	1:A:84:LYS:CE	2:B:2:C:H5'	3	1.1
(1,3)	1:A:84:LYS:CE	2:B:2:C:H5''	3	1.1
(1,3)	1:A:84:LYS:CE	2:B:2:C:H6	3	1.1
(1,3)	1:A:84:LYS:CE	2:B:2:C:HO2'	3	1.1

*Continued on next page...*

*Continued from previous page...*

Key	Atom-1	Atom-2	Model ID	Violation (Å)
(1,3)	1:A:84:LYS:CE	2:B:2:C:N1	3	1.1
(1,3)	1:A:84:LYS:CE	2:B:2:C:N3	3	1.1
(1,3)	1:A:84:LYS:CE	2:B:2:C:N4	3	1.1
(1,3)	1:A:84:LYS:CE	2:B:2:C:O2	3	1.1
(1,3)	1:A:84:LYS:CE	2:B:2:C:O2'	3	1.1
(1,3)	1:A:84:LYS:CE	2:B:2:C:O3'	3	1.1
(1,3)	1:A:84:LYS:CE	2:B:2:C:O4'	3	1.1
(1,3)	1:A:84:LYS:CE	2:B:2:C:O5'	3	1.1
(1,3)	1:A:84:LYS:CE	2:B:3:U:C1'	3	1.1
(1,3)	1:A:84:LYS:CE	2:B:3:U:C2	3	1.1
(1,3)	1:A:84:LYS:CE	2:B:3:U:C2'	3	1.1
(1,3)	1:A:84:LYS:CE	2:B:3:U:C3'	3	1.1
(1,3)	1:A:84:LYS:CE	2:B:3:U:C4	3	1.1
(1,3)	1:A:84:LYS:CE	2:B:3:U:C4'	3	1.1
(1,3)	1:A:84:LYS:CE	2:B:3:U:C5	3	1.1
(1,3)	1:A:84:LYS:CE	2:B:3:U:C5'	3	1.1
(1,3)	1:A:84:LYS:CE	2:B:3:U:C6	3	1.1
(1,3)	1:A:84:LYS:CE	2:B:3:U:H1'	3	1.1
(1,3)	1:A:84:LYS:CE	2:B:3:U:H2'	3	1.1
(1,3)	1:A:84:LYS:CE	2:B:3:U:H3	3	1.1
(1,3)	1:A:84:LYS:CE	2:B:3:U:H3'	3	1.1
(1,3)	1:A:84:LYS:CE	2:B:3:U:H4'	3	1.1
(1,3)	1:A:84:LYS:CE	2:B:3:U:H5	3	1.1
(1,3)	1:A:84:LYS:CE	2:B:3:U:H5'	3	1.1
(1,3)	1:A:84:LYS:CE	2:B:3:U:H5''	3	1.1
(1,3)	1:A:84:LYS:CE	2:B:3:U:H6	3	1.1
(1,3)	1:A:84:LYS:CE	2:B:3:U:HO2'	3	1.1
(1,3)	1:A:84:LYS:CE	2:B:3:U:N1	3	1.1
(1,3)	1:A:84:LYS:CE	2:B:3:U:N3	3	1.1
(1,3)	1:A:84:LYS:CE	2:B:3:U:O2	3	1.1
(1,3)	1:A:84:LYS:CE	2:B:3:U:O2'	3	1.1
(1,3)	1:A:84:LYS:CE	2:B:3:U:O3'	3	1.1
(1,3)	1:A:84:LYS:CE	2:B:3:U:O4	3	1.1
(1,3)	1:A:84:LYS:CE	2:B:3:U:O4'	3	1.1
(1,3)	1:A:84:LYS:CE	2:B:3:U:O5'	3	1.1
(1,3)	1:A:84:LYS:CE	2:B:3:U:OP1	3	1.1
(1,3)	1:A:84:LYS:CE	2:B:3:U:OP2	3	1.1
(1,3)	1:A:84:LYS:CE	2:B:3:U:P	3	1.1
(1,3)	1:A:84:LYS:CE	2:B:4:G:C1'	3	1.1
(1,3)	1:A:84:LYS:CE	2:B:4:G:C2	3	1.1
(1,3)	1:A:84:LYS:CE	2:B:4:G:C2'	3	1.1
(1,3)	1:A:84:LYS:CE	2:B:4:G:C3'	3	1.1

*Continued on next page...*

*Continued from previous page...*

Key	Atom-1	Atom-2	Model ID	Violation (Å)
(1,3)	1:A:84:LYS:CE	2:B:4:G:C4	3	1.1
(1,3)	1:A:84:LYS:CE	2:B:4:G:C4'	3	1.1
(1,3)	1:A:84:LYS:CE	2:B:4:G:C5	3	1.1
(1,3)	1:A:84:LYS:CE	2:B:4:G:C5'	3	1.1
(1,3)	1:A:84:LYS:CE	2:B:4:G:C6	3	1.1
(1,3)	1:A:84:LYS:CE	2:B:4:G:C8	3	1.1
(1,3)	1:A:84:LYS:CE	2:B:4:G:H1	3	1.1
(1,3)	1:A:84:LYS:CE	2:B:4:G:H1'	3	1.1
(1,3)	1:A:84:LYS:CE	2:B:4:G:H2'	3	1.1
(1,3)	1:A:84:LYS:CE	2:B:4:G:H21	3	1.1
(1,3)	1:A:84:LYS:CE	2:B:4:G:H22	3	1.1
(1,3)	1:A:84:LYS:CE	2:B:4:G:H3'	3	1.1
(1,3)	1:A:84:LYS:CE	2:B:4:G:H4'	3	1.1
(1,3)	1:A:84:LYS:CE	2:B:4:G:H5'	3	1.1
(1,3)	1:A:84:LYS:CE	2:B:4:G:H5''	3	1.1
(1,3)	1:A:84:LYS:CE	2:B:4:G:H8	3	1.1
(1,3)	1:A:84:LYS:CE	2:B:4:G:HO2'	3	1.1
(1,3)	1:A:84:LYS:CE	2:B:4:G:N1	3	1.1
(1,3)	1:A:84:LYS:CE	2:B:4:G:N2	3	1.1
(1,3)	1:A:84:LYS:CE	2:B:4:G:N3	3	1.1
(1,3)	1:A:84:LYS:CE	2:B:4:G:N7	3	1.1
(1,3)	1:A:84:LYS:CE	2:B:4:G:N9	3	1.1
(1,3)	1:A:84:LYS:CE	2:B:4:G:O2'	3	1.1
(1,3)	1:A:84:LYS:CE	2:B:4:G:O3'	3	1.1
(1,3)	1:A:84:LYS:CE	2:B:4:G:O4'	3	1.1
(1,3)	1:A:84:LYS:CE	2:B:4:G:O5'	3	1.1
(1,3)	1:A:84:LYS:CE	2:B:4:G:O6	3	1.1
(1,3)	1:A:84:LYS:CE	2:B:4:G:OP1	3	1.1
(1,3)	1:A:84:LYS:CE	2:B:4:G:OP2	3	1.1
(1,3)	1:A:84:LYS:CE	2:B:4:G:P	3	1.1
(1,3)	1:A:84:LYS:CE	2:B:5:A:C1'	3	1.1
(1,3)	1:A:84:LYS:CE	2:B:5:A:C2	3	1.1
(1,3)	1:A:84:LYS:CE	2:B:5:A:C2'	3	1.1
(1,3)	1:A:84:LYS:CE	2:B:5:A:C3'	3	1.1
(1,3)	1:A:84:LYS:CE	2:B:5:A:C4	3	1.1
(1,3)	1:A:84:LYS:CE	2:B:5:A:C4'	3	1.1
(1,3)	1:A:84:LYS:CE	2:B:5:A:C5	3	1.1
(1,3)	1:A:84:LYS:CE	2:B:5:A:C5'	3	1.1
(1,3)	1:A:84:LYS:CE	2:B:5:A:C6	3	1.1
(1,3)	1:A:84:LYS:CE	2:B:5:A:C8	3	1.1
(1,3)	1:A:84:LYS:CE	2:B:5:A:H1'	3	1.1
(1,3)	1:A:84:LYS:CE	2:B:5:A:H2	3	1.1

*Continued on next page...*

*Continued from previous page...*

Key	Atom-1	Atom-2	Model ID	Violation (Å)
(1,3)	1:A:84:LYS:CE	2:B:5:A:H2'	3	1.1
(1,3)	1:A:84:LYS:CE	2:B:5:A:H3'	3	1.1
(1,3)	1:A:84:LYS:CE	2:B:5:A:H4'	3	1.1
(1,3)	1:A:84:LYS:CE	2:B:5:A:H5'	3	1.1
(1,3)	1:A:84:LYS:CE	2:B:5:A:H5''	3	1.1
(1,3)	1:A:84:LYS:CE	2:B:5:A:H61	3	1.1
(1,3)	1:A:84:LYS:CE	2:B:5:A:H62	3	1.1
(1,3)	1:A:84:LYS:CE	2:B:5:A:H8	3	1.1
(1,3)	1:A:84:LYS:CE	2:B:5:A:HO2'	3	1.1
(1,3)	1:A:84:LYS:CE	2:B:5:A:N1	3	1.1
(1,3)	1:A:84:LYS:CE	2:B:5:A:N3	3	1.1
(1,3)	1:A:84:LYS:CE	2:B:5:A:N6	3	1.1
(1,3)	1:A:84:LYS:CE	2:B:5:A:N7	3	1.1
(1,3)	1:A:84:LYS:CE	2:B:5:A:N9	3	1.1
(1,3)	1:A:84:LYS:CE	2:B:5:A:O2'	3	1.1
(1,3)	1:A:84:LYS:CE	2:B:5:A:O3'	3	1.1
(1,3)	1:A:84:LYS:CE	2:B:5:A:O4'	3	1.1
(1,3)	1:A:84:LYS:CE	2:B:5:A:O5'	3	1.1
(1,3)	1:A:84:LYS:CE	2:B:5:A:OP1	3	1.1
(1,3)	1:A:84:LYS:CE	2:B:5:A:OP2	3	1.1
(1,3)	1:A:84:LYS:CE	2:B:5:A:P	3	1.1
(1,3)	1:A:84:LYS:CE	2:B:6:G:C1'	3	1.1
(1,3)	1:A:84:LYS:CE	2:B:6:G:C2	3	1.1
(1,3)	1:A:84:LYS:CE	2:B:6:G:C2'	3	1.1
(1,3)	1:A:84:LYS:CE	2:B:6:G:C3'	3	1.1
(1,3)	1:A:84:LYS:CE	2:B:6:G:C4	3	1.1
(1,3)	1:A:84:LYS:CE	2:B:6:G:C4'	3	1.1
(1,3)	1:A:84:LYS:CE	2:B:6:G:C5	3	1.1
(1,3)	1:A:84:LYS:CE	2:B:6:G:C5'	3	1.1
(1,3)	1:A:84:LYS:CE	2:B:6:G:C6	3	1.1
(1,3)	1:A:84:LYS:CE	2:B:6:G:C8	3	1.1
(1,3)	1:A:84:LYS:CE	2:B:6:G:H1	3	1.1
(1,3)	1:A:84:LYS:CE	2:B:6:G:H1'	3	1.1
(1,3)	1:A:84:LYS:CE	2:B:6:G:H2'	3	1.1
(1,3)	1:A:84:LYS:CE	2:B:6:G:H21	3	1.1
(1,3)	1:A:84:LYS:CE	2:B:6:G:H22	3	1.1
(1,3)	1:A:84:LYS:CE	2:B:6:G:H3'	3	1.1
(1,3)	1:A:84:LYS:CE	2:B:6:G:H4'	3	1.1
(1,3)	1:A:84:LYS:CE	2:B:6:G:H5'	3	1.1
(1,3)	1:A:84:LYS:CE	2:B:6:G:H5''	3	1.1
(1,3)	1:A:84:LYS:CE	2:B:6:G:H8	3	1.1
(1,3)	1:A:84:LYS:CE	2:B:6:G:HO2'	3	1.1

*Continued on next page...*

*Continued from previous page...*

Key	Atom-1	Atom-2	Model ID	Violation (Å)
(1,3)	1:A:84:LYS:CE	2:B:6:G:N1	3	1.1
(1,3)	1:A:84:LYS:CE	2:B:6:G:N2	3	1.1
(1,3)	1:A:84:LYS:CE	2:B:6:G:N3	3	1.1
(1,3)	1:A:84:LYS:CE	2:B:6:G:N7	3	1.1
(1,3)	1:A:84:LYS:CE	2:B:6:G:N9	3	1.1
(1,3)	1:A:84:LYS:CE	2:B:6:G:O2'	3	1.1
(1,3)	1:A:84:LYS:CE	2:B:6:G:O3'	3	1.1
(1,3)	1:A:84:LYS:CE	2:B:6:G:O4'	3	1.1
(1,3)	1:A:84:LYS:CE	2:B:6:G:O5'	3	1.1
(1,3)	1:A:84:LYS:CE	2:B:6:G:O6	3	1.1
(1,3)	1:A:84:LYS:CE	2:B:6:G:OP1	3	1.1
(1,3)	1:A:84:LYS:CE	2:B:6:G:OP2	3	1.1
(1,3)	1:A:84:LYS:CE	2:B:6:G:P	3	1.1
(1,3)	1:A:84:LYS:CE	2:B:7:C:C1'	3	1.1
(1,3)	1:A:84:LYS:CE	2:B:7:C:C2	3	1.1
(1,3)	1:A:84:LYS:CE	2:B:7:C:C2'	3	1.1
(1,3)	1:A:84:LYS:CE	2:B:7:C:C3'	3	1.1
(1,3)	1:A:84:LYS:CE	2:B:7:C:C4	3	1.1
(1,3)	1:A:84:LYS:CE	2:B:7:C:C4'	3	1.1
(1,3)	1:A:84:LYS:CE	2:B:7:C:C5	3	1.1
(1,3)	1:A:84:LYS:CE	2:B:7:C:C5'	3	1.1
(1,3)	1:A:84:LYS:CE	2:B:7:C:C6	3	1.1
(1,3)	1:A:84:LYS:CE	2:B:7:C:H1'	3	1.1
(1,3)	1:A:84:LYS:CE	2:B:7:C:H2'	3	1.1
(1,3)	1:A:84:LYS:CE	2:B:7:C:H3'	3	1.1
(1,3)	1:A:84:LYS:CE	2:B:7:C:H4'	3	1.1
(1,3)	1:A:84:LYS:CE	2:B:7:C:H41	3	1.1
(1,3)	1:A:84:LYS:CE	2:B:7:C:H42	3	1.1
(1,3)	1:A:84:LYS:CE	2:B:7:C:H5	3	1.1
(1,3)	1:A:84:LYS:CE	2:B:7:C:H5'	3	1.1
(1,3)	1:A:84:LYS:CE	2:B:7:C:H5''	3	1.1
(1,3)	1:A:84:LYS:CE	2:B:7:C:H6	3	1.1
(1,3)	1:A:84:LYS:CE	2:B:7:C:HO2'	3	1.1
(1,3)	1:A:84:LYS:CE	2:B:7:C:N1	3	1.1
(1,3)	1:A:84:LYS:CE	2:B:7:C:N3	3	1.1
(1,3)	1:A:84:LYS:CE	2:B:7:C:N4	3	1.1
(1,3)	1:A:84:LYS:CE	2:B:7:C:O2	3	1.1
(1,3)	1:A:84:LYS:CE	2:B:7:C:O2'	3	1.1
(1,3)	1:A:84:LYS:CE	2:B:7:C:O3'	3	1.1
(1,3)	1:A:84:LYS:CE	2:B:7:C:O4'	3	1.1
(1,3)	1:A:84:LYS:CE	2:B:7:C:O5'	3	1.1
(1,3)	1:A:84:LYS:CE	2:B:7:C:OP1	3	1.1

*Continued on next page...*

*Continued from previous page...*

Key	Atom-1	Atom-2	Model ID	Violation (Å)
(1,3)	1:A:84:LYS:CE	2:B:7:C:OP2	3	1.1
(1,3)	1:A:84:LYS:CE	2:B:7:C:P	3	1.1
(1,3)	1:A:84:LYS:CE	2:B:8:U:C1'	3	1.1
(1,3)	1:A:84:LYS:CE	2:B:8:U:C2	3	1.1
(1,3)	1:A:84:LYS:CE	2:B:8:U:C2'	3	1.1
(1,3)	1:A:84:LYS:CE	2:B:8:U:C3'	3	1.1
(1,3)	1:A:84:LYS:CE	2:B:8:U:C4	3	1.1
(1,3)	1:A:84:LYS:CE	2:B:8:U:C4'	3	1.1
(1,3)	1:A:84:LYS:CE	2:B:8:U:C5	3	1.1
(1,3)	1:A:84:LYS:CE	2:B:8:U:C5'	3	1.1
(1,3)	1:A:84:LYS:CE	2:B:8:U:C6	3	1.1
(1,3)	1:A:84:LYS:CE	2:B:8:U:H1'	3	1.1
(1,3)	1:A:84:LYS:CE	2:B:8:U:H2'	3	1.1
(1,3)	1:A:84:LYS:CE	2:B:8:U:H3	3	1.1
(1,3)	1:A:84:LYS:CE	2:B:8:U:H3'	3	1.1
(1,3)	1:A:84:LYS:CE	2:B:8:U:H4'	3	1.1
(1,3)	1:A:84:LYS:CE	2:B:8:U:H5	3	1.1
(1,3)	1:A:84:LYS:CE	2:B:8:U:H5'	3	1.1
(1,3)	1:A:84:LYS:CE	2:B:8:U:H5''	3	1.1
(1,3)	1:A:84:LYS:CE	2:B:8:U:H6	3	1.1
(1,3)	1:A:84:LYS:CE	2:B:8:U:HO2'	3	1.1
(1,3)	1:A:84:LYS:CE	2:B:8:U:N1	3	1.1
(1,3)	1:A:84:LYS:CE	2:B:8:U:N3	3	1.1
(1,3)	1:A:84:LYS:CE	2:B:8:U:O2	3	1.1
(1,3)	1:A:84:LYS:CE	2:B:8:U:O2'	3	1.1
(1,3)	1:A:84:LYS:CE	2:B:8:U:O3'	3	1.1
(1,3)	1:A:84:LYS:CE	2:B:8:U:O4	3	1.1
(1,3)	1:A:84:LYS:CE	2:B:8:U:O4'	3	1.1
(1,3)	1:A:84:LYS:CE	2:B:8:U:O5'	3	1.1
(1,3)	1:A:84:LYS:CE	2:B:8:U:OP1	3	1.1
(1,3)	1:A:84:LYS:CE	2:B:8:U:OP2	3	1.1
(1,3)	1:A:84:LYS:CE	2:B:8:U:P	3	1.1
(1,3)	1:A:84:LYS:CE	2:B:9:C:C1'	3	1.1
(1,3)	1:A:84:LYS:CE	2:B:9:C:C2	3	1.1
(1,3)	1:A:84:LYS:CE	2:B:9:C:C2'	3	1.1
(1,3)	1:A:84:LYS:CE	2:B:9:C:C3'	3	1.1
(1,3)	1:A:84:LYS:CE	2:B:9:C:C4	3	1.1
(1,3)	1:A:84:LYS:CE	2:B:9:C:C4'	3	1.1
(1,3)	1:A:84:LYS:CE	2:B:9:C:C5	3	1.1
(1,3)	1:A:84:LYS:CE	2:B:9:C:C5'	3	1.1
(1,3)	1:A:84:LYS:CE	2:B:9:C:C6	3	1.1
(1,3)	1:A:84:LYS:CE	2:B:9:C:H1'	3	1.1

*Continued on next page...*

*Continued from previous page...*

Key	Atom-1	Atom-2	Model ID	Violation (Å)
(1,3)	1:A:84:LYS:CE	2:B:9:C:H2'	3	1.1
(1,3)	1:A:84:LYS:CE	2:B:9:C:H3'	3	1.1
(1,3)	1:A:84:LYS:CE	2:B:9:C:H4'	3	1.1
(1,3)	1:A:84:LYS:CE	2:B:9:C:H41	3	1.1
(1,3)	1:A:84:LYS:CE	2:B:9:C:H42	3	1.1
(1,3)	1:A:84:LYS:CE	2:B:9:C:H5	3	1.1
(1,3)	1:A:84:LYS:CE	2:B:9:C:H5'	3	1.1
(1,3)	1:A:84:LYS:CE	2:B:9:C:H5''	3	1.1
(1,3)	1:A:84:LYS:CE	2:B:9:C:H6	3	1.1
(1,3)	1:A:84:LYS:CE	2:B:9:C:HO2'	3	1.1
(1,3)	1:A:84:LYS:CE	2:B:9:C:N1	3	1.1
(1,3)	1:A:84:LYS:CE	2:B:9:C:N3	3	1.1
(1,3)	1:A:84:LYS:CE	2:B:9:C:N4	3	1.1
(1,3)	1:A:84:LYS:CE	2:B:9:C:O2	3	1.1
(1,3)	1:A:84:LYS:CE	2:B:9:C:O2'	3	1.1
(1,3)	1:A:84:LYS:CE	2:B:9:C:O3'	3	1.1
(1,3)	1:A:84:LYS:CE	2:B:9:C:O4'	3	1.1
(1,3)	1:A:84:LYS:CE	2:B:9:C:O5'	3	1.1
(1,3)	1:A:84:LYS:CE	2:B:9:C:OP1	3	1.1
(1,3)	1:A:84:LYS:CE	2:B:9:C:OP2	3	1.1
(1,3)	1:A:84:LYS:CE	2:B:9:C:P	3	1.1
(1,3)	1:A:84:LYS:CE	2:B:10:G:C1'	3	1.1
(1,3)	1:A:84:LYS:CE	2:B:10:G:C2	3	1.1
(1,3)	1:A:84:LYS:CE	2:B:10:G:C2'	3	1.1
(1,3)	1:A:84:LYS:CE	2:B:10:G:C3'	3	1.1
(1,3)	1:A:84:LYS:CE	2:B:10:G:C4	3	1.1
(1,3)	1:A:84:LYS:CE	2:B:10:G:C4'	3	1.1
(1,3)	1:A:84:LYS:CE	2:B:10:G:C5	3	1.1
(1,3)	1:A:84:LYS:CE	2:B:10:G:C5'	3	1.1
(1,3)	1:A:84:LYS:CE	2:B:10:G:C6	3	1.1
(1,3)	1:A:84:LYS:CE	2:B:10:G:C8	3	1.1
(1,3)	1:A:84:LYS:CE	2:B:10:G:H1	3	1.1
(1,3)	1:A:84:LYS:CE	2:B:10:G:H1'	3	1.1
(1,3)	1:A:84:LYS:CE	2:B:10:G:H2'	3	1.1
(1,3)	1:A:84:LYS:CE	2:B:10:G:H21	3	1.1
(1,3)	1:A:84:LYS:CE	2:B:10:G:H22	3	1.1
(1,3)	1:A:84:LYS:CE	2:B:10:G:H3'	3	1.1
(1,3)	1:A:84:LYS:CE	2:B:10:G:H4'	3	1.1
(1,3)	1:A:84:LYS:CE	2:B:10:G:H5'	3	1.1
(1,3)	1:A:84:LYS:CE	2:B:10:G:H5''	3	1.1
(1,3)	1:A:84:LYS:CE	2:B:10:G:H8	3	1.1
(1,3)	1:A:84:LYS:CE	2:B:10:G:HO2'	3	1.1

*Continued on next page...*

*Continued from previous page...*

Key	Atom-1	Atom-2	Model ID	Violation (Å)
(1,3)	1:A:84:LYS:CE	2:B:10:G:N1	3	1.1
(1,3)	1:A:84:LYS:CE	2:B:10:G:N2	3	1.1
(1,3)	1:A:84:LYS:CE	2:B:10:G:N3	3	1.1
(1,3)	1:A:84:LYS:CE	2:B:10:G:N7	3	1.1
(1,3)	1:A:84:LYS:CE	2:B:10:G:N9	3	1.1
(1,3)	1:A:84:LYS:CE	2:B:10:G:O2'	3	1.1
(1,3)	1:A:84:LYS:CE	2:B:10:G:O3'	3	1.1
(1,3)	1:A:84:LYS:CE	2:B:10:G:O4'	3	1.1
(1,3)	1:A:84:LYS:CE	2:B:10:G:O5'	3	1.1
(1,3)	1:A:84:LYS:CE	2:B:10:G:O6	3	1.1
(1,3)	1:A:84:LYS:CE	2:B:10:G:OP1	3	1.1
(1,3)	1:A:84:LYS:CE	2:B:10:G:OP2	3	1.1
(1,3)	1:A:84:LYS:CE	2:B:10:G:P	3	1.1
(1,3)	1:A:84:LYS:CE	2:B:11:A:C1'	3	1.1
(1,3)	1:A:84:LYS:CE	2:B:11:A:C2	3	1.1
(1,3)	1:A:84:LYS:CE	2:B:11:A:C2'	3	1.1
(1,3)	1:A:84:LYS:CE	2:B:11:A:C3'	3	1.1
(1,3)	1:A:84:LYS:CE	2:B:11:A:C4	3	1.1
(1,3)	1:A:84:LYS:CE	2:B:11:A:C4'	3	1.1
(1,3)	1:A:84:LYS:CE	2:B:11:A:C5	3	1.1
(1,3)	1:A:84:LYS:CE	2:B:11:A:C5'	3	1.1
(1,3)	1:A:84:LYS:CE	2:B:11:A:C6	3	1.1
(1,3)	1:A:84:LYS:CE	2:B:11:A:C8	3	1.1
(1,3)	1:A:84:LYS:CE	2:B:11:A:H1'	3	1.1
(1,3)	1:A:84:LYS:CE	2:B:11:A:H2	3	1.1
(1,3)	1:A:84:LYS:CE	2:B:11:A:H2'	3	1.1
(1,3)	1:A:84:LYS:CE	2:B:11:A:H3'	3	1.1
(1,3)	1:A:84:LYS:CE	2:B:11:A:H4'	3	1.1
(1,3)	1:A:84:LYS:CE	2:B:11:A:H5'	3	1.1
(1,3)	1:A:84:LYS:CE	2:B:11:A:H5''	3	1.1
(1,3)	1:A:84:LYS:CE	2:B:11:A:H61	3	1.1
(1,3)	1:A:84:LYS:CE	2:B:11:A:H62	3	1.1
(1,3)	1:A:84:LYS:CE	2:B:11:A:H8	3	1.1
(1,3)	1:A:84:LYS:CE	2:B:11:A:HO2'	3	1.1
(1,3)	1:A:84:LYS:CE	2:B:11:A:N1	3	1.1
(1,3)	1:A:84:LYS:CE	2:B:11:A:N3	3	1.1
(1,3)	1:A:84:LYS:CE	2:B:11:A:N6	3	1.1
(1,3)	1:A:84:LYS:CE	2:B:11:A:N7	3	1.1
(1,3)	1:A:84:LYS:CE	2:B:11:A:N9	3	1.1
(1,3)	1:A:84:LYS:CE	2:B:11:A:O2'	3	1.1
(1,3)	1:A:84:LYS:CE	2:B:11:A:O3'	3	1.1
(1,3)	1:A:84:LYS:CE	2:B:11:A:O4'	3	1.1

*Continued on next page...*



*Continued from previous page...*

Key	Atom-1	Atom-2	Model ID	Violation (Å)
(1,3)	1:A:84:LYS:CE	2:B:11:A:O5'	3	1.1
(1,3)	1:A:84:LYS:CE	2:B:11:A:OP1	3	1.1
(1,3)	1:A:84:LYS:CE	2:B:11:A:OP2	3	1.1
(1,3)	1:A:84:LYS:CE	2:B:11:A:P	3	1.1
(1,3)	1:A:84:LYS:CE	2:B:12:A:C1'	3	1.1
(1,3)	1:A:84:LYS:CE	2:B:12:A:C2	3	1.1
(1,3)	1:A:84:LYS:CE	2:B:12:A:C2'	3	1.1
(1,3)	1:A:84:LYS:CE	2:B:12:A:C3'	3	1.1
(1,3)	1:A:84:LYS:CE	2:B:12:A:C4	3	1.1
(1,3)	1:A:84:LYS:CE	2:B:12:A:C4'	3	1.1
(1,3)	1:A:84:LYS:CE	2:B:12:A:C5	3	1.1
(1,3)	1:A:84:LYS:CE	2:B:12:A:C5'	3	1.1
(1,3)	1:A:84:LYS:CE	2:B:12:A:C6	3	1.1
(1,3)	1:A:84:LYS:CE	2:B:12:A:C8	3	1.1
(1,3)	1:A:84:LYS:CE	2:B:12:A:H1'	3	1.1
(1,3)	1:A:84:LYS:CE	2:B:12:A:H2	3	1.1
(1,3)	1:A:84:LYS:CE	2:B:12:A:H2'	3	1.1
(1,3)	1:A:84:LYS:CE	2:B:12:A:H3'	3	1.1
(1,3)	1:A:84:LYS:CE	2:B:12:A:H4'	3	1.1
(1,3)	1:A:84:LYS:CE	2:B:12:A:H5'	3	1.1
(1,3)	1:A:84:LYS:CE	2:B:12:A:H5''	3	1.1
(1,3)	1:A:84:LYS:CE	2:B:12:A:H61	3	1.1
(1,3)	1:A:84:LYS:CE	2:B:12:A:H62	3	1.1
(1,3)	1:A:84:LYS:CE	2:B:12:A:H8	3	1.1
(1,3)	1:A:84:LYS:CE	2:B:12:A:HO2'	3	1.1
(1,3)	1:A:84:LYS:CE	2:B:12:A:N1	3	1.1
(1,3)	1:A:84:LYS:CE	2:B:12:A:N3	3	1.1
(1,3)	1:A:84:LYS:CE	2:B:12:A:N6	3	1.1
(1,3)	1:A:84:LYS:CE	2:B:12:A:N7	3	1.1
(1,3)	1:A:84:LYS:CE	2:B:12:A:N9	3	1.1
(1,3)	1:A:84:LYS:CE	2:B:12:A:O2'	3	1.1
(1,3)	1:A:84:LYS:CE	2:B:12:A:O3'	3	1.1
(1,3)	1:A:84:LYS:CE	2:B:12:A:O4'	3	1.1
(1,3)	1:A:84:LYS:CE	2:B:12:A:O5'	3	1.1
(1,3)	1:A:84:LYS:CE	2:B:12:A:OP1	3	1.1
(1,3)	1:A:84:LYS:CE	2:B:12:A:OP2	3	1.1
(1,3)	1:A:84:LYS:CE	2:B:12:A:P	3	1.1
(1,3)	1:A:84:LYS:CE	2:B:13:A:C1'	3	1.1
(1,3)	1:A:84:LYS:CE	2:B:13:A:C2	3	1.1
(1,3)	1:A:84:LYS:CE	2:B:13:A:C2'	3	1.1
(1,3)	1:A:84:LYS:CE	2:B:13:A:C3'	3	1.1
(1,3)	1:A:84:LYS:CE	2:B:13:A:C4	3	1.1

*Continued on next page...*

*Continued from previous page...*

Key	Atom-1	Atom-2	Model ID	Violation (Å)
(1,3)	1:A:84:LYS:CE	2:B:13:A:C4'	3	1.1
(1,3)	1:A:84:LYS:CE	2:B:13:A:C5	3	1.1
(1,3)	1:A:84:LYS:CE	2:B:13:A:C5'	3	1.1
(1,3)	1:A:84:LYS:CE	2:B:13:A:C6	3	1.1
(1,3)	1:A:84:LYS:CE	2:B:13:A:C8	3	1.1
(1,3)	1:A:84:LYS:CE	2:B:13:A:H1'	3	1.1
(1,3)	1:A:84:LYS:CE	2:B:13:A:H2	3	1.1
(1,3)	1:A:84:LYS:CE	2:B:13:A:H2'	3	1.1
(1,3)	1:A:84:LYS:CE	2:B:13:A:H3'	3	1.1
(1,3)	1:A:84:LYS:CE	2:B:13:A:H4'	3	1.1
(1,3)	1:A:84:LYS:CE	2:B:13:A:H5'	3	1.1
(1,3)	1:A:84:LYS:CE	2:B:13:A:H5''	3	1.1
(1,3)	1:A:84:LYS:CE	2:B:13:A:H61	3	1.1
(1,3)	1:A:84:LYS:CE	2:B:13:A:H62	3	1.1
(1,3)	1:A:84:LYS:CE	2:B:13:A:H8	3	1.1
(1,3)	1:A:84:LYS:CE	2:B:13:A:HO2'	3	1.1
(1,3)	1:A:84:LYS:CE	2:B:13:A:N1	3	1.1
(1,3)	1:A:84:LYS:CE	2:B:13:A:N3	3	1.1
(1,3)	1:A:84:LYS:CE	2:B:13:A:N6	3	1.1
(1,3)	1:A:84:LYS:CE	2:B:13:A:N7	3	1.1
(1,3)	1:A:84:LYS:CE	2:B:13:A:N9	3	1.1
(1,3)	1:A:84:LYS:CE	2:B:13:A:O2'	3	1.1
(1,3)	1:A:84:LYS:CE	2:B:13:A:O3'	3	1.1
(1,3)	1:A:84:LYS:CE	2:B:13:A:O4'	3	1.1
(1,3)	1:A:84:LYS:CE	2:B:13:A:O5'	3	1.1
(1,3)	1:A:84:LYS:CE	2:B:13:A:OP1	3	1.1
(1,3)	1:A:84:LYS:CE	2:B:13:A:OP2	3	1.1
(1,3)	1:A:84:LYS:CE	2:B:13:A:P	3	1.1
(1,3)	1:A:84:LYS:CE	2:B:14:G:C1'	3	1.1
(1,3)	1:A:84:LYS:CE	2:B:14:G:C2	3	1.1
(1,3)	1:A:84:LYS:CE	2:B:14:G:C2'	3	1.1
(1,3)	1:A:84:LYS:CE	2:B:14:G:C3'	3	1.1
(1,3)	1:A:84:LYS:CE	2:B:14:G:C4	3	1.1
(1,3)	1:A:84:LYS:CE	2:B:14:G:C4'	3	1.1
(1,3)	1:A:84:LYS:CE	2:B:14:G:C5	3	1.1
(1,3)	1:A:84:LYS:CE	2:B:14:G:C5'	3	1.1
(1,3)	1:A:84:LYS:CE	2:B:14:G:C6	3	1.1
(1,3)	1:A:84:LYS:CE	2:B:14:G:C8	3	1.1
(1,3)	1:A:84:LYS:CE	2:B:14:G:H1	3	1.1
(1,3)	1:A:84:LYS:CE	2:B:14:G:H1'	3	1.1
(1,3)	1:A:84:LYS:CE	2:B:14:G:H2'	3	1.1
(1,3)	1:A:84:LYS:CE	2:B:14:G:H21	3	1.1

*Continued on next page...*

*Continued from previous page...*

Key	Atom-1	Atom-2	Model ID	Violation (Å)
(1,3)	1:A:84:LYS:CE	2:B:14:G:H22	3	1.1
(1,3)	1:A:84:LYS:CE	2:B:14:G:H3'	3	1.1
(1,3)	1:A:84:LYS:CE	2:B:14:G:H4'	3	1.1
(1,3)	1:A:84:LYS:CE	2:B:14:G:H5'	3	1.1
(1,3)	1:A:84:LYS:CE	2:B:14:G:H5''	3	1.1
(1,3)	1:A:84:LYS:CE	2:B:14:G:H8	3	1.1
(1,3)	1:A:84:LYS:CE	2:B:14:G:HO2'	3	1.1
(1,3)	1:A:84:LYS:CE	2:B:14:G:N1	3	1.1
(1,3)	1:A:84:LYS:CE	2:B:14:G:N2	3	1.1
(1,3)	1:A:84:LYS:CE	2:B:14:G:N3	3	1.1
(1,3)	1:A:84:LYS:CE	2:B:14:G:N7	3	1.1
(1,3)	1:A:84:LYS:CE	2:B:14:G:N9	3	1.1
(1,3)	1:A:84:LYS:CE	2:B:14:G:O2'	3	1.1
(1,3)	1:A:84:LYS:CE	2:B:14:G:O3'	3	1.1
(1,3)	1:A:84:LYS:CE	2:B:14:G:O4'	3	1.1
(1,3)	1:A:84:LYS:CE	2:B:14:G:O5'	3	1.1
(1,3)	1:A:84:LYS:CE	2:B:14:G:O6	3	1.1
(1,3)	1:A:84:LYS:CE	2:B:14:G:OP1	3	1.1
(1,3)	1:A:84:LYS:CE	2:B:14:G:OP2	3	1.1
(1,3)	1:A:84:LYS:CE	2:B:14:G:P	3	1.1
(1,3)	1:A:84:LYS:CE	2:B:15:A:C1'	3	1.1
(1,3)	1:A:84:LYS:CE	2:B:15:A:C2	3	1.1
(1,3)	1:A:84:LYS:CE	2:B:15:A:C2'	3	1.1
(1,3)	1:A:84:LYS:CE	2:B:15:A:C3'	3	1.1
(1,3)	1:A:84:LYS:CE	2:B:15:A:C4	3	1.1
(1,3)	1:A:84:LYS:CE	2:B:15:A:C4'	3	1.1
(1,3)	1:A:84:LYS:CE	2:B:15:A:C5	3	1.1
(1,3)	1:A:84:LYS:CE	2:B:15:A:C5'	3	1.1
(1,3)	1:A:84:LYS:CE	2:B:15:A:C6	3	1.1
(1,3)	1:A:84:LYS:CE	2:B:15:A:C8	3	1.1
(1,3)	1:A:84:LYS:CE	2:B:15:A:H1'	3	1.1
(1,3)	1:A:84:LYS:CE	2:B:15:A:H2	3	1.1
(1,3)	1:A:84:LYS:CE	2:B:15:A:H2'	3	1.1
(1,3)	1:A:84:LYS:CE	2:B:15:A:H3'	3	1.1
(1,3)	1:A:84:LYS:CE	2:B:15:A:H4'	3	1.1
(1,3)	1:A:84:LYS:CE	2:B:15:A:H5'	3	1.1
(1,3)	1:A:84:LYS:CE	2:B:15:A:H5''	3	1.1
(1,3)	1:A:84:LYS:CE	2:B:15:A:H61	3	1.1
(1,3)	1:A:84:LYS:CE	2:B:15:A:H62	3	1.1
(1,3)	1:A:84:LYS:CE	2:B:15:A:H8	3	1.1
(1,3)	1:A:84:LYS:CE	2:B:15:A:HO2'	3	1.1
(1,3)	1:A:84:LYS:CE	2:B:15:A:N1	3	1.1

*Continued on next page...*

*Continued from previous page...*

Key	Atom-1	Atom-2	Model ID	Violation (Å)
(1,3)	1:A:84:LYS:CE	2:B:15:A:N3	3	1.1
(1,3)	1:A:84:LYS:CE	2:B:15:A:N6	3	1.1
(1,3)	1:A:84:LYS:CE	2:B:15:A:N7	3	1.1
(1,3)	1:A:84:LYS:CE	2:B:15:A:N9	3	1.1
(1,3)	1:A:84:LYS:CE	2:B:15:A:O2'	3	1.1
(1,3)	1:A:84:LYS:CE	2:B:15:A:O3'	3	1.1
(1,3)	1:A:84:LYS:CE	2:B:15:A:O4'	3	1.1
(1,3)	1:A:84:LYS:CE	2:B:15:A:O5'	3	1.1
(1,3)	1:A:84:LYS:CE	2:B:15:A:OP1	3	1.1
(1,3)	1:A:84:LYS:CE	2:B:15:A:OP2	3	1.1
(1,3)	1:A:84:LYS:CE	2:B:15:A:P	3	1.1
(1,3)	1:A:84:LYS:CE	2:B:16:G:C1'	3	1.1
(1,3)	1:A:84:LYS:CE	2:B:16:G:C2	3	1.1
(1,3)	1:A:84:LYS:CE	2:B:16:G:C2'	3	1.1
(1,3)	1:A:84:LYS:CE	2:B:16:G:C3'	3	1.1
(1,3)	1:A:84:LYS:CE	2:B:16:G:C4	3	1.1
(1,3)	1:A:84:LYS:CE	2:B:16:G:C4'	3	1.1
(1,3)	1:A:84:LYS:CE	2:B:16:G:C5	3	1.1
(1,3)	1:A:84:LYS:CE	2:B:16:G:C5'	3	1.1
(1,3)	1:A:84:LYS:CE	2:B:16:G:C6	3	1.1
(1,3)	1:A:84:LYS:CE	2:B:16:G:C8	3	1.1
(1,3)	1:A:84:LYS:CE	2:B:16:G:H1	3	1.1
(1,3)	1:A:84:LYS:CE	2:B:16:G:H1'	3	1.1
(1,3)	1:A:84:LYS:CE	2:B:16:G:H2'	3	1.1
(1,3)	1:A:84:LYS:CE	2:B:16:G:H21	3	1.1
(1,3)	1:A:84:LYS:CE	2:B:16:G:H22	3	1.1
(1,3)	1:A:84:LYS:CE	2:B:16:G:H3'	3	1.1
(1,3)	1:A:84:LYS:CE	2:B:16:G:H4'	3	1.1
(1,3)	1:A:84:LYS:CE	2:B:16:G:H5'	3	1.1
(1,3)	1:A:84:LYS:CE	2:B:16:G:H5''	3	1.1
(1,3)	1:A:84:LYS:CE	2:B:16:G:H8	3	1.1
(1,3)	1:A:84:LYS:CE	2:B:16:G:HO2'	3	1.1
(1,3)	1:A:84:LYS:CE	2:B:16:G:N1	3	1.1
(1,3)	1:A:84:LYS:CE	2:B:16:G:N2	3	1.1
(1,3)	1:A:84:LYS:CE	2:B:16:G:N3	3	1.1
(1,3)	1:A:84:LYS:CE	2:B:16:G:N7	3	1.1
(1,3)	1:A:84:LYS:CE	2:B:16:G:N9	3	1.1
(1,3)	1:A:84:LYS:CE	2:B:16:G:O2'	3	1.1
(1,3)	1:A:84:LYS:CE	2:B:16:G:O3'	3	1.1
(1,3)	1:A:84:LYS:CE	2:B:16:G:O4'	3	1.1
(1,3)	1:A:84:LYS:CE	2:B:16:G:O5'	3	1.1
(1,3)	1:A:84:LYS:CE	2:B:16:G:O6	3	1.1

*Continued on next page...*

*Continued from previous page...*

Key	Atom-1	Atom-2	Model ID	Violation (Å)
(1,3)	1:A:84:LYS:CE	2:B:16:G:OP1	3	1.1
(1,3)	1:A:84:LYS:CE	2:B:16:G:OP2	3	1.1
(1,3)	1:A:84:LYS:CE	2:B:16:G:P	3	1.1
(1,3)	1:A:84:LYS:CE	2:B:17:C:C1'	3	1.1
(1,3)	1:A:84:LYS:CE	2:B:17:C:C2	3	1.1
(1,3)	1:A:84:LYS:CE	2:B:17:C:C2'	3	1.1
(1,3)	1:A:84:LYS:CE	2:B:17:C:C3'	3	1.1
(1,3)	1:A:84:LYS:CE	2:B:17:C:C4	3	1.1
(1,3)	1:A:84:LYS:CE	2:B:17:C:C4'	3	1.1
(1,3)	1:A:84:LYS:CE	2:B:17:C:C5	3	1.1
(1,3)	1:A:84:LYS:CE	2:B:17:C:C5'	3	1.1
(1,3)	1:A:84:LYS:CE	2:B:17:C:C6	3	1.1
(1,3)	1:A:84:LYS:CE	2:B:17:C:H1'	3	1.1
(1,3)	1:A:84:LYS:CE	2:B:17:C:H2'	3	1.1
(1,3)	1:A:84:LYS:CE	2:B:17:C:H3'	3	1.1
(1,3)	1:A:84:LYS:CE	2:B:17:C:H4'	3	1.1
(1,3)	1:A:84:LYS:CE	2:B:17:C:H41	3	1.1
(1,3)	1:A:84:LYS:CE	2:B:17:C:H42	3	1.1
(1,3)	1:A:84:LYS:CE	2:B:17:C:H5	3	1.1
(1,3)	1:A:84:LYS:CE	2:B:17:C:H5'	3	1.1
(1,3)	1:A:84:LYS:CE	2:B:17:C:H5''	3	1.1
(1,3)	1:A:84:LYS:CE	2:B:17:C:H6	3	1.1
(1,3)	1:A:84:LYS:CE	2:B:17:C:HO2'	3	1.1
(1,3)	1:A:84:LYS:CE	2:B:17:C:N1	3	1.1
(1,3)	1:A:84:LYS:CE	2:B:17:C:N3	3	1.1
(1,3)	1:A:84:LYS:CE	2:B:17:C:N4	3	1.1
(1,3)	1:A:84:LYS:CE	2:B:17:C:O2	3	1.1
(1,3)	1:A:84:LYS:CE	2:B:17:C:O2'	3	1.1
(1,3)	1:A:84:LYS:CE	2:B:17:C:O3'	3	1.1
(1,3)	1:A:84:LYS:CE	2:B:17:C:O4'	3	1.1
(1,3)	1:A:84:LYS:CE	2:B:17:C:O5'	3	1.1
(1,3)	1:A:84:LYS:CE	2:B:17:C:OP1	3	1.1
(1,3)	1:A:84:LYS:CE	2:B:17:C:OP2	3	1.1
(1,3)	1:A:84:LYS:CE	2:B:17:C:P	3	1.1
(1,3)	1:A:84:LYS:CE	2:B:18:A:C1'	3	1.1
(1,3)	1:A:84:LYS:CE	2:B:18:A:C2	3	1.1
(1,3)	1:A:84:LYS:CE	2:B:18:A:C2'	3	1.1
(1,3)	1:A:84:LYS:CE	2:B:18:A:C3'	3	1.1
(1,3)	1:A:84:LYS:CE	2:B:18:A:C4	3	1.1
(1,3)	1:A:84:LYS:CE	2:B:18:A:C4'	3	1.1
(1,3)	1:A:84:LYS:CE	2:B:18:A:C5	3	1.1
(1,3)	1:A:84:LYS:CE	2:B:18:A:C5'	3	1.1

*Continued on next page...*

*Continued from previous page...*

Key	Atom-1	Atom-2	Model ID	Violation (Å)
(1,3)	1:A:84:LYS:CE	2:B:18:A:C6	3	1.1
(1,3)	1:A:84:LYS:CE	2:B:18:A:C8	3	1.1
(1,3)	1:A:84:LYS:CE	2:B:18:A:H1'	3	1.1
(1,3)	1:A:84:LYS:CE	2:B:18:A:H2	3	1.1
(1,3)	1:A:84:LYS:CE	2:B:18:A:H2'	3	1.1
(1,3)	1:A:84:LYS:CE	2:B:18:A:H3'	3	1.1
(1,3)	1:A:84:LYS:CE	2:B:18:A:H4'	3	1.1
(1,3)	1:A:84:LYS:CE	2:B:18:A:H5'	3	1.1
(1,3)	1:A:84:LYS:CE	2:B:18:A:H5''	3	1.1
(1,3)	1:A:84:LYS:CE	2:B:18:A:H61	3	1.1
(1,3)	1:A:84:LYS:CE	2:B:18:A:H62	3	1.1
(1,3)	1:A:84:LYS:CE	2:B:18:A:H8	3	1.1
(1,3)	1:A:84:LYS:CE	2:B:18:A:HO2'	3	1.1
(1,3)	1:A:84:LYS:CE	2:B:18:A:N1	3	1.1
(1,3)	1:A:84:LYS:CE	2:B:18:A:N3	3	1.1
(1,3)	1:A:84:LYS:CE	2:B:18:A:N6	3	1.1
(1,3)	1:A:84:LYS:CE	2:B:18:A:N7	3	1.1
(1,3)	1:A:84:LYS:CE	2:B:18:A:N9	3	1.1
(1,3)	1:A:84:LYS:CE	2:B:18:A:O2'	3	1.1
(1,3)	1:A:84:LYS:CE	2:B:18:A:O3'	3	1.1
(1,3)	1:A:84:LYS:CE	2:B:18:A:O4'	3	1.1
(1,3)	1:A:84:LYS:CE	2:B:18:A:O5'	3	1.1
(1,3)	1:A:84:LYS:CE	2:B:18:A:OP1	3	1.1
(1,3)	1:A:84:LYS:CE	2:B:18:A:OP2	3	1.1
(1,3)	1:A:84:LYS:CE	2:B:18:A:P	3	1.1
(1,3)	1:A:84:LYS:CE	2:B:19:A:C1'	3	1.1
(1,3)	1:A:84:LYS:CE	2:B:19:A:C2	3	1.1
(1,3)	1:A:84:LYS:CE	2:B:19:A:C2'	3	1.1
(1,3)	1:A:84:LYS:CE	2:B:19:A:C3'	3	1.1
(1,3)	1:A:84:LYS:CE	2:B:19:A:C4	3	1.1
(1,3)	1:A:84:LYS:CE	2:B:19:A:C4'	3	1.1
(1,3)	1:A:84:LYS:CE	2:B:19:A:C5	3	1.1
(1,3)	1:A:84:LYS:CE	2:B:19:A:C5'	3	1.1
(1,3)	1:A:84:LYS:CE	2:B:19:A:C6	3	1.1
(1,3)	1:A:84:LYS:CE	2:B:19:A:C8	3	1.1
(1,3)	1:A:84:LYS:CE	2:B:19:A:H1'	3	1.1
(1,3)	1:A:84:LYS:CE	2:B:19:A:H2	3	1.1
(1,3)	1:A:84:LYS:CE	2:B:19:A:H2'	3	1.1
(1,3)	1:A:84:LYS:CE	2:B:19:A:H3'	3	1.1
(1,3)	1:A:84:LYS:CE	2:B:19:A:H4'	3	1.1
(1,3)	1:A:84:LYS:CE	2:B:19:A:H5'	3	1.1
(1,3)	1:A:84:LYS:CE	2:B:19:A:H5''	3	1.1

*Continued on next page...*

*Continued from previous page...*

Key	Atom-1	Atom-2	Model ID	Violation (Å)
(1,3)	1:A:84:LYS:CE	2:B:19:A:H61	3	1.1
(1,3)	1:A:84:LYS:CE	2:B:19:A:H62	3	1.1
(1,3)	1:A:84:LYS:CE	2:B:19:A:H8	3	1.1
(1,3)	1:A:84:LYS:CE	2:B:19:A:HO2'	3	1.1
(1,3)	1:A:84:LYS:CE	2:B:19:A:N1	3	1.1
(1,3)	1:A:84:LYS:CE	2:B:19:A:N3	3	1.1
(1,3)	1:A:84:LYS:CE	2:B:19:A:N6	3	1.1
(1,3)	1:A:84:LYS:CE	2:B:19:A:N7	3	1.1
(1,3)	1:A:84:LYS:CE	2:B:19:A:N9	3	1.1
(1,3)	1:A:84:LYS:CE	2:B:19:A:O2'	3	1.1
(1,3)	1:A:84:LYS:CE	2:B:19:A:O3'	3	1.1
(1,3)	1:A:84:LYS:CE	2:B:19:A:O4'	3	1.1
(1,3)	1:A:84:LYS:CE	2:B:19:A:O5'	3	1.1
(1,3)	1:A:84:LYS:CE	2:B:19:A:OP1	3	1.1
(1,3)	1:A:84:LYS:CE	2:B:19:A:OP2	3	1.1
(1,3)	1:A:84:LYS:CE	2:B:19:A:P	3	1.1
(1,3)	1:A:84:LYS:CE	2:B:20:U:C1'	3	1.1
(1,3)	1:A:84:LYS:CE	2:B:20:U:C2	3	1.1
(1,3)	1:A:84:LYS:CE	2:B:20:U:C2'	3	1.1
(1,3)	1:A:84:LYS:CE	2:B:20:U:C3'	3	1.1
(1,3)	1:A:84:LYS:CE	2:B:20:U:C4	3	1.1
(1,3)	1:A:84:LYS:CE	2:B:20:U:C4'	3	1.1
(1,3)	1:A:84:LYS:CE	2:B:20:U:C5	3	1.1
(1,3)	1:A:84:LYS:CE	2:B:20:U:C5'	3	1.1
(1,3)	1:A:84:LYS:CE	2:B:20:U:C6	3	1.1
(1,3)	1:A:84:LYS:CE	2:B:20:U:H1'	3	1.1
(1,3)	1:A:84:LYS:CE	2:B:20:U:H2'	3	1.1
(1,3)	1:A:84:LYS:CE	2:B:20:U:H3	3	1.1
(1,3)	1:A:84:LYS:CE	2:B:20:U:H3'	3	1.1
(1,3)	1:A:84:LYS:CE	2:B:20:U:H4'	3	1.1
(1,3)	1:A:84:LYS:CE	2:B:20:U:H5	3	1.1
(1,3)	1:A:84:LYS:CE	2:B:20:U:H5'	3	1.1
(1,3)	1:A:84:LYS:CE	2:B:20:U:H5''	3	1.1
(1,3)	1:A:84:LYS:CE	2:B:20:U:H6	3	1.1
(1,3)	1:A:84:LYS:CE	2:B:20:U:HO2'	3	1.1
(1,3)	1:A:84:LYS:CE	2:B:20:U:N1	3	1.1
(1,3)	1:A:84:LYS:CE	2:B:20:U:N3	3	1.1
(1,3)	1:A:84:LYS:CE	2:B:20:U:O2	3	1.1
(1,3)	1:A:84:LYS:CE	2:B:20:U:O2'	3	1.1
(1,3)	1:A:84:LYS:CE	2:B:20:U:O3'	3	1.1
(1,3)	1:A:84:LYS:CE	2:B:20:U:O4	3	1.1
(1,3)	1:A:84:LYS:CE	2:B:20:U:O4'	3	1.1

*Continued on next page...*

*Continued from previous page...*

Key	Atom-1	Atom-2	Model ID	Violation (Å)
(1,3)	1:A:84:LYS:CE	2:B:20:U:O5'	3	1.1
(1,3)	1:A:84:LYS:CE	2:B:20:U:OP1	3	1.1
(1,3)	1:A:84:LYS:CE	2:B:20:U:OP2	3	1.1
(1,3)	1:A:84:LYS:CE	2:B:20:U:P	3	1.1
(1,3)	1:A:84:LYS:CE	2:B:21:G:C1'	3	1.1
(1,3)	1:A:84:LYS:CE	2:B:21:G:C2	3	1.1
(1,3)	1:A:84:LYS:CE	2:B:21:G:C2'	3	1.1
(1,3)	1:A:84:LYS:CE	2:B:21:G:C3'	3	1.1
(1,3)	1:A:84:LYS:CE	2:B:21:G:C4	3	1.1
(1,3)	1:A:84:LYS:CE	2:B:21:G:C4'	3	1.1
(1,3)	1:A:84:LYS:CE	2:B:21:G:C5	3	1.1
(1,3)	1:A:84:LYS:CE	2:B:21:G:C5'	3	1.1
(1,3)	1:A:84:LYS:CE	2:B:21:G:C6	3	1.1
(1,3)	1:A:84:LYS:CE	2:B:21:G:C8	3	1.1
(1,3)	1:A:84:LYS:CE	2:B:21:G:H1	3	1.1
(1,3)	1:A:84:LYS:CE	2:B:21:G:H1'	3	1.1
(1,3)	1:A:84:LYS:CE	2:B:21:G:H2'	3	1.1
(1,3)	1:A:84:LYS:CE	2:B:21:G:H21	3	1.1
(1,3)	1:A:84:LYS:CE	2:B:21:G:H22	3	1.1
(1,3)	1:A:84:LYS:CE	2:B:21:G:H3'	3	1.1
(1,3)	1:A:84:LYS:CE	2:B:21:G:H4'	3	1.1
(1,3)	1:A:84:LYS:CE	2:B:21:G:H5'	3	1.1
(1,3)	1:A:84:LYS:CE	2:B:21:G:H5''	3	1.1
(1,3)	1:A:84:LYS:CE	2:B:21:G:H8	3	1.1
(1,3)	1:A:84:LYS:CE	2:B:21:G:HO2'	3	1.1
(1,3)	1:A:84:LYS:CE	2:B:21:G:N1	3	1.1
(1,3)	1:A:84:LYS:CE	2:B:21:G:N2	3	1.1
(1,3)	1:A:84:LYS:CE	2:B:21:G:N3	3	1.1
(1,3)	1:A:84:LYS:CE	2:B:21:G:N7	3	1.1
(1,3)	1:A:84:LYS:CE	2:B:21:G:N9	3	1.1
(1,3)	1:A:84:LYS:CE	2:B:21:G:O2'	3	1.1
(1,3)	1:A:84:LYS:CE	2:B:21:G:O3'	3	1.1
(1,3)	1:A:84:LYS:CE	2:B:21:G:O4'	3	1.1
(1,3)	1:A:84:LYS:CE	2:B:21:G:O5'	3	1.1
(1,3)	1:A:84:LYS:CE	2:B:21:G:O6	3	1.1
(1,3)	1:A:84:LYS:CE	2:B:21:G:OP1	3	1.1
(1,3)	1:A:84:LYS:CE	2:B:21:G:OP2	3	1.1
(1,3)	1:A:84:LYS:CE	2:B:21:G:P	3	1.1
(1,3)	1:A:84:LYS:CE	2:B:22:A:C1'	3	1.1
(1,3)	1:A:84:LYS:CE	2:B:22:A:C2	3	1.1
(1,3)	1:A:84:LYS:CE	2:B:22:A:C2'	3	1.1
(1,3)	1:A:84:LYS:CE	2:B:22:A:C3'	3	1.1

*Continued on next page...*



*Continued from previous page...*

Key	Atom-1	Atom-2	Model ID	Violation (Å)
(1,3)	1:A:84:LYS:CE	2:B:22:A:C4	3	1.1
(1,3)	1:A:84:LYS:CE	2:B:22:A:C4'	3	1.1
(1,3)	1:A:84:LYS:CE	2:B:22:A:C5	3	1.1
(1,3)	1:A:84:LYS:CE	2:B:22:A:C5'	3	1.1
(1,3)	1:A:84:LYS:CE	2:B:22:A:C6	3	1.1
(1,3)	1:A:84:LYS:CE	2:B:22:A:C8	3	1.1
(1,3)	1:A:84:LYS:CE	2:B:22:A:H1'	3	1.1
(1,3)	1:A:84:LYS:CE	2:B:22:A:H2	3	1.1
(1,3)	1:A:84:LYS:CE	2:B:22:A:H2'	3	1.1
(1,3)	1:A:84:LYS:CE	2:B:22:A:H3'	3	1.1
(1,3)	1:A:84:LYS:CE	2:B:22:A:H4'	3	1.1
(1,3)	1:A:84:LYS:CE	2:B:22:A:H5'	3	1.1
(1,3)	1:A:84:LYS:CE	2:B:22:A:H5''	3	1.1
(1,3)	1:A:84:LYS:CE	2:B:22:A:H61	3	1.1
(1,3)	1:A:84:LYS:CE	2:B:22:A:H62	3	1.1
(1,3)	1:A:84:LYS:CE	2:B:22:A:H8	3	1.1
(1,3)	1:A:84:LYS:CE	2:B:22:A:HO2'	3	1.1
(1,3)	1:A:84:LYS:CE	2:B:22:A:N1	3	1.1
(1,3)	1:A:84:LYS:CE	2:B:22:A:N3	3	1.1
(1,3)	1:A:84:LYS:CE	2:B:22:A:N6	3	1.1
(1,3)	1:A:84:LYS:CE	2:B:22:A:N7	3	1.1
(1,3)	1:A:84:LYS:CE	2:B:22:A:N9	3	1.1
(1,3)	1:A:84:LYS:CE	2:B:22:A:O2'	3	1.1
(1,3)	1:A:84:LYS:CE	2:B:22:A:O3'	3	1.1
(1,3)	1:A:84:LYS:CE	2:B:22:A:O4'	3	1.1
(1,3)	1:A:84:LYS:CE	2:B:22:A:O5'	3	1.1
(1,3)	1:A:84:LYS:CE	2:B:22:A:OP1	3	1.1
(1,3)	1:A:84:LYS:CE	2:B:22:A:OP2	3	1.1
(1,3)	1:A:84:LYS:CE	2:B:22:A:P	3	1.1
(1,3)	1:A:84:LYS:CE	2:B:23:U:C1'	3	1.1
(1,3)	1:A:84:LYS:CE	2:B:23:U:C2	3	1.1
(1,3)	1:A:84:LYS:CE	2:B:23:U:C2'	3	1.1
(1,3)	1:A:84:LYS:CE	2:B:23:U:C3'	3	1.1
(1,3)	1:A:84:LYS:CE	2:B:23:U:C4	3	1.1
(1,3)	1:A:84:LYS:CE	2:B:23:U:C4'	3	1.1
(1,3)	1:A:84:LYS:CE	2:B:23:U:C5	3	1.1
(1,3)	1:A:84:LYS:CE	2:B:23:U:C5'	3	1.1
(1,3)	1:A:84:LYS:CE	2:B:23:U:C6	3	1.1
(1,3)	1:A:84:LYS:CE	2:B:23:U:H1'	3	1.1
(1,3)	1:A:84:LYS:CE	2:B:23:U:H2'	3	1.1
(1,3)	1:A:84:LYS:CE	2:B:23:U:H3	3	1.1
(1,3)	1:A:84:LYS:CE	2:B:23:U:H3'	3	1.1

*Continued on next page...*

*Continued from previous page...*

Key	Atom-1	Atom-2	Model ID	Violation (Å)
(1,3)	1:A:84:LYS:CE	2:B:23:U:H4'	3	1.1
(1,3)	1:A:84:LYS:CE	2:B:23:U:H5	3	1.1
(1,3)	1:A:84:LYS:CE	2:B:23:U:H5'	3	1.1
(1,3)	1:A:84:LYS:CE	2:B:23:U:H5''	3	1.1
(1,3)	1:A:84:LYS:CE	2:B:23:U:H6	3	1.1
(1,3)	1:A:84:LYS:CE	2:B:23:U:HO2'	3	1.1
(1,3)	1:A:84:LYS:CE	2:B:23:U:N1	3	1.1
(1,3)	1:A:84:LYS:CE	2:B:23:U:N3	3	1.1
(1,3)	1:A:84:LYS:CE	2:B:23:U:O2	3	1.1
(1,3)	1:A:84:LYS:CE	2:B:23:U:O2'	3	1.1
(1,3)	1:A:84:LYS:CE	2:B:23:U:O3'	3	1.1
(1,3)	1:A:84:LYS:CE	2:B:23:U:O4	3	1.1
(1,3)	1:A:84:LYS:CE	2:B:23:U:O4'	3	1.1
(1,3)	1:A:84:LYS:CE	2:B:23:U:O5'	3	1.1
(1,3)	1:A:84:LYS:CE	2:B:23:U:OP1	3	1.1
(1,3)	1:A:84:LYS:CE	2:B:23:U:OP2	3	1.1
(1,3)	1:A:84:LYS:CE	2:B:23:U:P	3	1.1
(1,3)	1:A:84:LYS:CE	2:B:24:G:C1'	3	1.1
(1,3)	1:A:84:LYS:CE	2:B:24:G:C2	3	1.1
(1,3)	1:A:84:LYS:CE	2:B:24:G:C2'	3	1.1
(1,3)	1:A:84:LYS:CE	2:B:24:G:C3'	3	1.1
(1,3)	1:A:84:LYS:CE	2:B:24:G:C4	3	1.1
(1,3)	1:A:84:LYS:CE	2:B:24:G:C4'	3	1.1
(1,3)	1:A:84:LYS:CE	2:B:24:G:C5	3	1.1
(1,3)	1:A:84:LYS:CE	2:B:24:G:C5'	3	1.1
(1,3)	1:A:84:LYS:CE	2:B:24:G:C6	3	1.1
(1,3)	1:A:84:LYS:CE	2:B:24:G:C8	3	1.1
(1,3)	1:A:84:LYS:CE	2:B:24:G:H1	3	1.1
(1,3)	1:A:84:LYS:CE	2:B:24:G:H1'	3	1.1
(1,3)	1:A:84:LYS:CE	2:B:24:G:H2'	3	1.1
(1,3)	1:A:84:LYS:CE	2:B:24:G:H21	3	1.1
(1,3)	1:A:84:LYS:CE	2:B:24:G:H22	3	1.1
(1,3)	1:A:84:LYS:CE	2:B:24:G:H3'	3	1.1
(1,3)	1:A:84:LYS:CE	2:B:24:G:H4'	3	1.1
(1,3)	1:A:84:LYS:CE	2:B:24:G:H5'	3	1.1
(1,3)	1:A:84:LYS:CE	2:B:24:G:H5''	3	1.1
(1,3)	1:A:84:LYS:CE	2:B:24:G:H8	3	1.1
(1,3)	1:A:84:LYS:CE	2:B:24:G:HO2'	3	1.1
(1,3)	1:A:84:LYS:CE	2:B:24:G:N1	3	1.1
(1,3)	1:A:84:LYS:CE	2:B:24:G:N2	3	1.1
(1,3)	1:A:84:LYS:CE	2:B:24:G:N3	3	1.1
(1,3)	1:A:84:LYS:CE	2:B:24:G:N7	3	1.1

*Continued on next page...*

*Continued from previous page...*

Key	Atom-1	Atom-2	Model ID	Violation (Å)
(1,3)	1:A:84:LYS:CE	2:B:24:G:N9	3	1.1
(1,3)	1:A:84:LYS:CE	2:B:24:G:O2'	3	1.1
(1,3)	1:A:84:LYS:CE	2:B:24:G:O3'	3	1.1
(1,3)	1:A:84:LYS:CE	2:B:24:G:O4'	3	1.1
(1,3)	1:A:84:LYS:CE	2:B:24:G:O5'	3	1.1
(1,3)	1:A:84:LYS:CE	2:B:24:G:O6	3	1.1
(1,3)	1:A:84:LYS:CE	2:B:24:G:OP1	3	1.1
(1,3)	1:A:84:LYS:CE	2:B:24:G:OP2	3	1.1
(1,3)	1:A:84:LYS:CE	2:B:24:G:P	3	1.1
(1,3)	1:A:84:LYS:CG	2:B:2:C:C1'	3	1.1
(1,3)	1:A:84:LYS:CG	2:B:2:C:C2	3	1.1
(1,3)	1:A:84:LYS:CG	2:B:2:C:C2'	3	1.1
(1,3)	1:A:84:LYS:CG	2:B:2:C:C3'	3	1.1
(1,3)	1:A:84:LYS:CG	2:B:2:C:C4	3	1.1
(1,3)	1:A:84:LYS:CG	2:B:2:C:C4'	3	1.1
(1,3)	1:A:84:LYS:CG	2:B:2:C:C5	3	1.1
(1,3)	1:A:84:LYS:CG	2:B:2:C:C5'	3	1.1
(1,3)	1:A:84:LYS:CG	2:B:2:C:C6	3	1.1
(1,3)	1:A:84:LYS:CG	2:B:2:C:H1'	3	1.1
(1,3)	1:A:84:LYS:CG	2:B:2:C:H2'	3	1.1
(1,3)	1:A:84:LYS:CG	2:B:2:C:H3'	3	1.1
(1,3)	1:A:84:LYS:CG	2:B:2:C:H4'	3	1.1
(1,3)	1:A:84:LYS:CG	2:B:2:C:H41	3	1.1
(1,3)	1:A:84:LYS:CG	2:B:2:C:H42	3	1.1
(1,3)	1:A:84:LYS:CG	2:B:2:C:H5	3	1.1
(1,3)	1:A:84:LYS:CG	2:B:2:C:H5'	3	1.1
(1,3)	1:A:84:LYS:CG	2:B:2:C:H5''	3	1.1
(1,3)	1:A:84:LYS:CG	2:B:2:C:H6	3	1.1
(1,3)	1:A:84:LYS:CG	2:B:2:C:HO2'	3	1.1
(1,3)	1:A:84:LYS:CG	2:B:2:C:N1	3	1.1
(1,3)	1:A:84:LYS:CG	2:B:2:C:N3	3	1.1
(1,3)	1:A:84:LYS:CG	2:B:2:C:N4	3	1.1
(1,3)	1:A:84:LYS:CG	2:B:2:C:O2	3	1.1
(1,3)	1:A:84:LYS:CG	2:B:2:C:O2'	3	1.1
(1,3)	1:A:84:LYS:CG	2:B:2:C:O3'	3	1.1
(1,3)	1:A:84:LYS:CG	2:B:2:C:O4'	3	1.1
(1,3)	1:A:84:LYS:CG	2:B:2:C:O5'	3	1.1
(1,3)	1:A:84:LYS:CG	2:B:3:U:C1'	3	1.1
(1,3)	1:A:84:LYS:CG	2:B:3:U:C2	3	1.1
(1,3)	1:A:84:LYS:CG	2:B:3:U:C2'	3	1.1
(1,3)	1:A:84:LYS:CG	2:B:3:U:C3'	3	1.1
(1,3)	1:A:84:LYS:CG	2:B:3:U:C4	3	1.1

*Continued on next page...*

*Continued from previous page...*

Key	Atom-1	Atom-2	Model ID	Violation (Å)
(1,3)	1:A:84:LYS:CG	2:B:3:U:C4'	3	1.1
(1,3)	1:A:84:LYS:CG	2:B:3:U:C5	3	1.1
(1,3)	1:A:84:LYS:CG	2:B:3:U:C5'	3	1.1
(1,3)	1:A:84:LYS:CG	2:B:3:U:C6	3	1.1
(1,3)	1:A:84:LYS:CG	2:B:3:U:H1'	3	1.1
(1,3)	1:A:84:LYS:CG	2:B:3:U:H2'	3	1.1
(1,3)	1:A:84:LYS:CG	2:B:3:U:H3	3	1.1
(1,3)	1:A:84:LYS:CG	2:B:3:U:H3'	3	1.1
(1,3)	1:A:84:LYS:CG	2:B:3:U:H4'	3	1.1
(1,3)	1:A:84:LYS:CG	2:B:3:U:H5	3	1.1
(1,3)	1:A:84:LYS:CG	2:B:3:U:H5'	3	1.1
(1,3)	1:A:84:LYS:CG	2:B:3:U:H5''	3	1.1
(1,3)	1:A:84:LYS:CG	2:B:3:U:H6	3	1.1
(1,3)	1:A:84:LYS:CG	2:B:3:U:HO2'	3	1.1
(1,3)	1:A:84:LYS:CG	2:B:3:U:N1	3	1.1
(1,3)	1:A:84:LYS:CG	2:B:3:U:N3	3	1.1
(1,3)	1:A:84:LYS:CG	2:B:3:U:O2	3	1.1
(1,3)	1:A:84:LYS:CG	2:B:3:U:O2'	3	1.1
(1,3)	1:A:84:LYS:CG	2:B:3:U:O3'	3	1.1
(1,3)	1:A:84:LYS:CG	2:B:3:U:O4	3	1.1
(1,3)	1:A:84:LYS:CG	2:B:3:U:O4'	3	1.1
(1,3)	1:A:84:LYS:CG	2:B:3:U:O5'	3	1.1
(1,3)	1:A:84:LYS:CG	2:B:3:U:OP1	3	1.1
(1,3)	1:A:84:LYS:CG	2:B:3:U:OP2	3	1.1
(1,3)	1:A:84:LYS:CG	2:B:3:U:P	3	1.1
(1,3)	1:A:84:LYS:CG	2:B:4:G:C1'	3	1.1
(1,3)	1:A:84:LYS:CG	2:B:4:G:C2	3	1.1
(1,3)	1:A:84:LYS:CG	2:B:4:G:C2'	3	1.1
(1,3)	1:A:84:LYS:CG	2:B:4:G:C3'	3	1.1
(1,3)	1:A:84:LYS:CG	2:B:4:G:C4	3	1.1
(1,3)	1:A:84:LYS:CG	2:B:4:G:C4'	3	1.1
(1,3)	1:A:84:LYS:CG	2:B:4:G:C5	3	1.1
(1,3)	1:A:84:LYS:CG	2:B:4:G:C5'	3	1.1
(1,3)	1:A:84:LYS:CG	2:B:4:G:C6	3	1.1
(1,3)	1:A:84:LYS:CG	2:B:4:G:C8	3	1.1
(1,3)	1:A:84:LYS:CG	2:B:4:G:H1	3	1.1
(1,3)	1:A:84:LYS:CG	2:B:4:G:H1'	3	1.1
(1,3)	1:A:84:LYS:CG	2:B:4:G:H2'	3	1.1
(1,3)	1:A:84:LYS:CG	2:B:4:G:H21	3	1.1
(1,3)	1:A:84:LYS:CG	2:B:4:G:H22	3	1.1
(1,3)	1:A:84:LYS:CG	2:B:4:G:H3'	3	1.1
(1,3)	1:A:84:LYS:CG	2:B:4:G:H4'	3	1.1

*Continued on next page...*

*Continued from previous page...*

Key	Atom-1	Atom-2	Model ID	Violation (Å)
(1,3)	1:A:84:LYS:CG	2:B:4:G:H5'	3	1.1
(1,3)	1:A:84:LYS:CG	2:B:4:G:H5''	3	1.1
(1,3)	1:A:84:LYS:CG	2:B:4:G:H8	3	1.1
(1,3)	1:A:84:LYS:CG	2:B:4:G:HO2'	3	1.1
(1,3)	1:A:84:LYS:CG	2:B:4:G:N1	3	1.1
(1,3)	1:A:84:LYS:CG	2:B:4:G:N2	3	1.1
(1,3)	1:A:84:LYS:CG	2:B:4:G:N3	3	1.1
(1,3)	1:A:84:LYS:CG	2:B:4:G:N7	3	1.1
(1,3)	1:A:84:LYS:CG	2:B:4:G:N9	3	1.1
(1,3)	1:A:84:LYS:CG	2:B:4:G:O2'	3	1.1
(1,3)	1:A:84:LYS:CG	2:B:4:G:O3'	3	1.1
(1,3)	1:A:84:LYS:CG	2:B:4:G:O4'	3	1.1
(1,3)	1:A:84:LYS:CG	2:B:4:G:O5'	3	1.1
(1,3)	1:A:84:LYS:CG	2:B:4:G:O6	3	1.1
(1,3)	1:A:84:LYS:CG	2:B:4:G:OP1	3	1.1
(1,3)	1:A:84:LYS:CG	2:B:4:G:OP2	3	1.1
(1,3)	1:A:84:LYS:CG	2:B:4:G:P	3	1.1
(1,3)	1:A:84:LYS:CG	2:B:5:A:C1'	3	1.1
(1,3)	1:A:84:LYS:CG	2:B:5:A:C2	3	1.1
(1,3)	1:A:84:LYS:CG	2:B:5:A:C2'	3	1.1
(1,3)	1:A:84:LYS:CG	2:B:5:A:C3'	3	1.1
(1,3)	1:A:84:LYS:CG	2:B:5:A:C4	3	1.1
(1,3)	1:A:84:LYS:CG	2:B:5:A:C4'	3	1.1
(1,3)	1:A:84:LYS:CG	2:B:5:A:C5	3	1.1
(1,3)	1:A:84:LYS:CG	2:B:5:A:C5'	3	1.1
(1,3)	1:A:84:LYS:CG	2:B:5:A:C6	3	1.1
(1,3)	1:A:84:LYS:CG	2:B:5:A:C8	3	1.1
(1,3)	1:A:84:LYS:CG	2:B:5:A:H1'	3	1.1
(1,3)	1:A:84:LYS:CG	2:B:5:A:H2	3	1.1
(1,3)	1:A:84:LYS:CG	2:B:5:A:H2'	3	1.1
(1,3)	1:A:84:LYS:CG	2:B:5:A:H3'	3	1.1
(1,3)	1:A:84:LYS:CG	2:B:5:A:H4'	3	1.1
(1,3)	1:A:84:LYS:CG	2:B:5:A:H5'	3	1.1
(1,3)	1:A:84:LYS:CG	2:B:5:A:H5''	3	1.1
(1,3)	1:A:84:LYS:CG	2:B:5:A:H61	3	1.1
(1,3)	1:A:84:LYS:CG	2:B:5:A:H62	3	1.1
(1,3)	1:A:84:LYS:CG	2:B:5:A:H8	3	1.1
(1,3)	1:A:84:LYS:CG	2:B:5:A:HO2'	3	1.1
(1,3)	1:A:84:LYS:CG	2:B:5:A:N1	3	1.1
(1,3)	1:A:84:LYS:CG	2:B:5:A:N3	3	1.1
(1,3)	1:A:84:LYS:CG	2:B:5:A:N6	3	1.1
(1,3)	1:A:84:LYS:CG	2:B:5:A:N7	3	1.1

*Continued on next page...*

*Continued from previous page...*

Key	Atom-1	Atom-2	Model ID	Violation (Å)
(1,3)	1:A:84:LYS:CG	2:B:5:A:N9	3	1.1
(1,3)	1:A:84:LYS:CG	2:B:5:A:O2'	3	1.1
(1,3)	1:A:84:LYS:CG	2:B:5:A:O3'	3	1.1
(1,3)	1:A:84:LYS:CG	2:B:5:A:O4'	3	1.1
(1,3)	1:A:84:LYS:CG	2:B:5:A:O5'	3	1.1
(1,3)	1:A:84:LYS:CG	2:B:5:A:OP1	3	1.1
(1,3)	1:A:84:LYS:CG	2:B:5:A:OP2	3	1.1
(1,3)	1:A:84:LYS:CG	2:B:5:A:P	3	1.1
(1,3)	1:A:84:LYS:CG	2:B:6:G:C1'	3	1.1
(1,3)	1:A:84:LYS:CG	2:B:6:G:C2	3	1.1
(1,3)	1:A:84:LYS:CG	2:B:6:G:C2'	3	1.1
(1,3)	1:A:84:LYS:CG	2:B:6:G:C3'	3	1.1
(1,3)	1:A:84:LYS:CG	2:B:6:G:C4	3	1.1
(1,3)	1:A:84:LYS:CG	2:B:6:G:C4'	3	1.1
(1,3)	1:A:84:LYS:CG	2:B:6:G:C5	3	1.1
(1,3)	1:A:84:LYS:CG	2:B:6:G:C5'	3	1.1
(1,3)	1:A:84:LYS:CG	2:B:6:G:C6	3	1.1
(1,3)	1:A:84:LYS:CG	2:B:6:G:C8	3	1.1
(1,3)	1:A:84:LYS:CG	2:B:6:G:H1	3	1.1
(1,3)	1:A:84:LYS:CG	2:B:6:G:H1'	3	1.1
(1,3)	1:A:84:LYS:CG	2:B:6:G:H2'	3	1.1
(1,3)	1:A:84:LYS:CG	2:B:6:G:H21	3	1.1
(1,3)	1:A:84:LYS:CG	2:B:6:G:H22	3	1.1
(1,3)	1:A:84:LYS:CG	2:B:6:G:H3'	3	1.1
(1,3)	1:A:84:LYS:CG	2:B:6:G:H4'	3	1.1
(1,3)	1:A:84:LYS:CG	2:B:6:G:H5'	3	1.1
(1,3)	1:A:84:LYS:CG	2:B:6:G:H5''	3	1.1
(1,3)	1:A:84:LYS:CG	2:B:6:G:H8	3	1.1
(1,3)	1:A:84:LYS:CG	2:B:6:G:HO2'	3	1.1
(1,3)	1:A:84:LYS:CG	2:B:6:G:N1	3	1.1
(1,3)	1:A:84:LYS:CG	2:B:6:G:N2	3	1.1
(1,3)	1:A:84:LYS:CG	2:B:6:G:N3	3	1.1
(1,3)	1:A:84:LYS:CG	2:B:6:G:N7	3	1.1
(1,3)	1:A:84:LYS:CG	2:B:6:G:N9	3	1.1
(1,3)	1:A:84:LYS:CG	2:B:6:G:O2'	3	1.1
(1,3)	1:A:84:LYS:CG	2:B:6:G:O3'	3	1.1
(1,3)	1:A:84:LYS:CG	2:B:6:G:O4'	3	1.1
(1,3)	1:A:84:LYS:CG	2:B:6:G:O5'	3	1.1
(1,3)	1:A:84:LYS:CG	2:B:6:G:O6	3	1.1
(1,3)	1:A:84:LYS:CG	2:B:6:G:OP1	3	1.1
(1,3)	1:A:84:LYS:CG	2:B:6:G:OP2	3	1.1
(1,3)	1:A:84:LYS:CG	2:B:6:G:P	3	1.1

*Continued on next page...*

*Continued from previous page...*

Key	Atom-1	Atom-2	Model ID	Violation (Å)
(1,3)	1:A:84:LYS:CG	2:B:7:C:C1'	3	1.1
(1,3)	1:A:84:LYS:CG	2:B:7:C:C2	3	1.1
(1,3)	1:A:84:LYS:CG	2:B:7:C:C2'	3	1.1
(1,3)	1:A:84:LYS:CG	2:B:7:C:C3'	3	1.1
(1,3)	1:A:84:LYS:CG	2:B:7:C:C4	3	1.1
(1,3)	1:A:84:LYS:CG	2:B:7:C:C4'	3	1.1
(1,3)	1:A:84:LYS:CG	2:B:7:C:C5	3	1.1
(1,3)	1:A:84:LYS:CG	2:B:7:C:C5'	3	1.1
(1,3)	1:A:84:LYS:CG	2:B:7:C:C6	3	1.1
(1,3)	1:A:84:LYS:CG	2:B:7:C:H1'	3	1.1
(1,3)	1:A:84:LYS:CG	2:B:7:C:H2'	3	1.1
(1,3)	1:A:84:LYS:CG	2:B:7:C:H3'	3	1.1
(1,3)	1:A:84:LYS:CG	2:B:7:C:H4'	3	1.1
(1,3)	1:A:84:LYS:CG	2:B:7:C:H41	3	1.1
(1,3)	1:A:84:LYS:CG	2:B:7:C:H42	3	1.1
(1,3)	1:A:84:LYS:CG	2:B:7:C:H5	3	1.1
(1,3)	1:A:84:LYS:CG	2:B:7:C:H5'	3	1.1
(1,3)	1:A:84:LYS:CG	2:B:7:C:H5''	3	1.1
(1,3)	1:A:84:LYS:CG	2:B:7:C:H6	3	1.1
(1,3)	1:A:84:LYS:CG	2:B:7:C:HO2'	3	1.1
(1,3)	1:A:84:LYS:CG	2:B:7:C:N1	3	1.1
(1,3)	1:A:84:LYS:CG	2:B:7:C:N3	3	1.1
(1,3)	1:A:84:LYS:CG	2:B:7:C:N4	3	1.1
(1,3)	1:A:84:LYS:CG	2:B:7:C:O2	3	1.1
(1,3)	1:A:84:LYS:CG	2:B:7:C:O2'	3	1.1
(1,3)	1:A:84:LYS:CG	2:B:7:C:O3'	3	1.1
(1,3)	1:A:84:LYS:CG	2:B:7:C:O4'	3	1.1
(1,3)	1:A:84:LYS:CG	2:B:7:C:O5'	3	1.1
(1,3)	1:A:84:LYS:CG	2:B:7:C:OP1	3	1.1
(1,3)	1:A:84:LYS:CG	2:B:7:C:OP2	3	1.1
(1,3)	1:A:84:LYS:CG	2:B:7:C:P	3	1.1
(1,3)	1:A:84:LYS:CG	2:B:8:U:C1'	3	1.1
(1,3)	1:A:84:LYS:CG	2:B:8:U:C2	3	1.1
(1,3)	1:A:84:LYS:CG	2:B:8:U:C2'	3	1.1
(1,3)	1:A:84:LYS:CG	2:B:8:U:C3'	3	1.1
(1,3)	1:A:84:LYS:CG	2:B:8:U:C4	3	1.1
(1,3)	1:A:84:LYS:CG	2:B:8:U:C4'	3	1.1
(1,3)	1:A:84:LYS:CG	2:B:8:U:C5	3	1.1
(1,3)	1:A:84:LYS:CG	2:B:8:U:C5'	3	1.1
(1,3)	1:A:84:LYS:CG	2:B:8:U:C6	3	1.1
(1,3)	1:A:84:LYS:CG	2:B:8:U:H1'	3	1.1
(1,3)	1:A:84:LYS:CG	2:B:8:U:H2'	3	1.1

*Continued on next page...*

*Continued from previous page...*

Key	Atom-1	Atom-2	Model ID	Violation (Å)
(1,3)	1:A:84:LYS:CG	2:B:8:U:H3	3	1.1
(1,3)	1:A:84:LYS:CG	2:B:8:U:H3'	3	1.1
(1,3)	1:A:84:LYS:CG	2:B:8:U:H4'	3	1.1
(1,3)	1:A:84:LYS:CG	2:B:8:U:H5	3	1.1
(1,3)	1:A:84:LYS:CG	2:B:8:U:H5'	3	1.1
(1,3)	1:A:84:LYS:CG	2:B:8:U:H5''	3	1.1
(1,3)	1:A:84:LYS:CG	2:B:8:U:H6	3	1.1
(1,3)	1:A:84:LYS:CG	2:B:8:U:HO2'	3	1.1
(1,3)	1:A:84:LYS:CG	2:B:8:U:N1	3	1.1
(1,3)	1:A:84:LYS:CG	2:B:8:U:N3	3	1.1
(1,3)	1:A:84:LYS:CG	2:B:8:U:O2	3	1.1
(1,3)	1:A:84:LYS:CG	2:B:8:U:O2'	3	1.1
(1,3)	1:A:84:LYS:CG	2:B:8:U:O3'	3	1.1
(1,3)	1:A:84:LYS:CG	2:B:8:U:O4	3	1.1
(1,3)	1:A:84:LYS:CG	2:B:8:U:O4'	3	1.1
(1,3)	1:A:84:LYS:CG	2:B:8:U:O5'	3	1.1
(1,3)	1:A:84:LYS:CG	2:B:8:U:OP1	3	1.1
(1,3)	1:A:84:LYS:CG	2:B:8:U:OP2	3	1.1
(1,3)	1:A:84:LYS:CG	2:B:8:U:P	3	1.1
(1,3)	1:A:84:LYS:CG	2:B:9:C:C1'	3	1.1
(1,3)	1:A:84:LYS:CG	2:B:9:C:C2	3	1.1
(1,3)	1:A:84:LYS:CG	2:B:9:C:C2'	3	1.1
(1,3)	1:A:84:LYS:CG	2:B:9:C:C3'	3	1.1
(1,3)	1:A:84:LYS:CG	2:B:9:C:C4	3	1.1
(1,3)	1:A:84:LYS:CG	2:B:9:C:C4'	3	1.1
(1,3)	1:A:84:LYS:CG	2:B:9:C:C5	3	1.1
(1,3)	1:A:84:LYS:CG	2:B:9:C:C5'	3	1.1
(1,3)	1:A:84:LYS:CG	2:B:9:C:C6	3	1.1
(1,3)	1:A:84:LYS:CG	2:B:9:C:H1'	3	1.1
(1,3)	1:A:84:LYS:CG	2:B:9:C:H2'	3	1.1
(1,3)	1:A:84:LYS:CG	2:B:9:C:H3'	3	1.1
(1,3)	1:A:84:LYS:CG	2:B:9:C:H4'	3	1.1
(1,3)	1:A:84:LYS:CG	2:B:9:C:H41	3	1.1
(1,3)	1:A:84:LYS:CG	2:B:9:C:H42	3	1.1
(1,3)	1:A:84:LYS:CG	2:B:9:C:H5	3	1.1
(1,3)	1:A:84:LYS:CG	2:B:9:C:H5'	3	1.1
(1,3)	1:A:84:LYS:CG	2:B:9:C:H5''	3	1.1
(1,3)	1:A:84:LYS:CG	2:B:9:C:H6	3	1.1
(1,3)	1:A:84:LYS:CG	2:B:9:C:HO2'	3	1.1
(1,3)	1:A:84:LYS:CG	2:B:9:C:N1	3	1.1
(1,3)	1:A:84:LYS:CG	2:B:9:C:N3	3	1.1
(1,3)	1:A:84:LYS:CG	2:B:9:C:N4	3	1.1

*Continued on next page...*



*Continued from previous page...*

Key	Atom-1	Atom-2	Model ID	Violation (Å)
(1,3)	1:A:84:LYS:CG	2:B:9:C:O2	3	1.1
(1,3)	1:A:84:LYS:CG	2:B:9:C:O2'	3	1.1
(1,3)	1:A:84:LYS:CG	2:B:9:C:O3'	3	1.1
(1,3)	1:A:84:LYS:CG	2:B:9:C:O4'	3	1.1
(1,3)	1:A:84:LYS:CG	2:B:9:C:O5'	3	1.1
(1,3)	1:A:84:LYS:CG	2:B:9:C:OP1	3	1.1
(1,3)	1:A:84:LYS:CG	2:B:9:C:OP2	3	1.1
(1,3)	1:A:84:LYS:CG	2:B:9:C:P	3	1.1
(1,3)	1:A:84:LYS:CG	2:B:10:G:C1'	3	1.1
(1,3)	1:A:84:LYS:CG	2:B:10:G:C2	3	1.1
(1,3)	1:A:84:LYS:CG	2:B:10:G:C2'	3	1.1
(1,3)	1:A:84:LYS:CG	2:B:10:G:C3'	3	1.1
(1,3)	1:A:84:LYS:CG	2:B:10:G:C4	3	1.1
(1,3)	1:A:84:LYS:CG	2:B:10:G:C4'	3	1.1
(1,3)	1:A:84:LYS:CG	2:B:10:G:C5	3	1.1
(1,3)	1:A:84:LYS:CG	2:B:10:G:C5'	3	1.1
(1,3)	1:A:84:LYS:CG	2:B:10:G:C6	3	1.1
(1,3)	1:A:84:LYS:CG	2:B:10:G:C8	3	1.1
(1,3)	1:A:84:LYS:CG	2:B:10:G:H1	3	1.1
(1,3)	1:A:84:LYS:CG	2:B:10:G:H1'	3	1.1
(1,3)	1:A:84:LYS:CG	2:B:10:G:H2'	3	1.1
(1,3)	1:A:84:LYS:CG	2:B:10:G:H21	3	1.1
(1,3)	1:A:84:LYS:CG	2:B:10:G:H22	3	1.1
(1,3)	1:A:84:LYS:CG	2:B:10:G:H3'	3	1.1
(1,3)	1:A:84:LYS:CG	2:B:10:G:H4'	3	1.1
(1,3)	1:A:84:LYS:CG	2:B:10:G:H5'	3	1.1
(1,3)	1:A:84:LYS:CG	2:B:10:G:H5''	3	1.1
(1,3)	1:A:84:LYS:CG	2:B:10:G:H8	3	1.1
(1,3)	1:A:84:LYS:CG	2:B:10:G:HO2'	3	1.1
(1,3)	1:A:84:LYS:CG	2:B:10:G:N1	3	1.1
(1,3)	1:A:84:LYS:CG	2:B:10:G:N2	3	1.1
(1,3)	1:A:84:LYS:CG	2:B:10:G:N3	3	1.1
(1,3)	1:A:84:LYS:CG	2:B:10:G:N7	3	1.1
(1,3)	1:A:84:LYS:CG	2:B:10:G:N9	3	1.1
(1,3)	1:A:84:LYS:CG	2:B:10:G:O2'	3	1.1
(1,3)	1:A:84:LYS:CG	2:B:10:G:O3'	3	1.1
(1,3)	1:A:84:LYS:CG	2:B:10:G:O4'	3	1.1
(1,3)	1:A:84:LYS:CG	2:B:10:G:O5'	3	1.1
(1,3)	1:A:84:LYS:CG	2:B:10:G:O6	3	1.1
(1,3)	1:A:84:LYS:CG	2:B:10:G:OP1	3	1.1
(1,3)	1:A:84:LYS:CG	2:B:10:G:OP2	3	1.1
(1,3)	1:A:84:LYS:CG	2:B:10:G:P	3	1.1

*Continued on next page...*

*Continued from previous page...*

Key	Atom-1	Atom-2	Model ID	Violation (Å)
(1,3)	1:A:84:LYS:CG	2:B:11:A:C1'	3	1.1
(1,3)	1:A:84:LYS:CG	2:B:11:A:C2	3	1.1
(1,3)	1:A:84:LYS:CG	2:B:11:A:C2'	3	1.1
(1,3)	1:A:84:LYS:CG	2:B:11:A:C3'	3	1.1
(1,3)	1:A:84:LYS:CG	2:B:11:A:C4	3	1.1
(1,3)	1:A:84:LYS:CG	2:B:11:A:C4'	3	1.1
(1,3)	1:A:84:LYS:CG	2:B:11:A:C5	3	1.1
(1,3)	1:A:84:LYS:CG	2:B:11:A:C5'	3	1.1
(1,3)	1:A:84:LYS:CG	2:B:11:A:C6	3	1.1
(1,3)	1:A:84:LYS:CG	2:B:11:A:C8	3	1.1
(1,3)	1:A:84:LYS:CG	2:B:11:A:H1'	3	1.1
(1,3)	1:A:84:LYS:CG	2:B:11:A:H2	3	1.1
(1,3)	1:A:84:LYS:CG	2:B:11:A:H2'	3	1.1
(1,3)	1:A:84:LYS:CG	2:B:11:A:H3'	3	1.1
(1,3)	1:A:84:LYS:CG	2:B:11:A:H4'	3	1.1
(1,3)	1:A:84:LYS:CG	2:B:11:A:H5'	3	1.1
(1,3)	1:A:84:LYS:CG	2:B:11:A:H5''	3	1.1
(1,3)	1:A:84:LYS:CG	2:B:11:A:H61	3	1.1
(1,3)	1:A:84:LYS:CG	2:B:11:A:H62	3	1.1
(1,3)	1:A:84:LYS:CG	2:B:11:A:H8	3	1.1
(1,3)	1:A:84:LYS:CG	2:B:11:A:HO2'	3	1.1
(1,3)	1:A:84:LYS:CG	2:B:11:A:N1	3	1.1
(1,3)	1:A:84:LYS:CG	2:B:11:A:N3	3	1.1
(1,3)	1:A:84:LYS:CG	2:B:11:A:N6	3	1.1
(1,3)	1:A:84:LYS:CG	2:B:11:A:N7	3	1.1
(1,3)	1:A:84:LYS:CG	2:B:11:A:N9	3	1.1
(1,3)	1:A:84:LYS:CG	2:B:11:A:O2'	3	1.1
(1,3)	1:A:84:LYS:CG	2:B:11:A:O3'	3	1.1
(1,3)	1:A:84:LYS:CG	2:B:11:A:O4'	3	1.1
(1,3)	1:A:84:LYS:CG	2:B:11:A:O5'	3	1.1
(1,3)	1:A:84:LYS:CG	2:B:11:A:OP1	3	1.1
(1,3)	1:A:84:LYS:CG	2:B:11:A:OP2	3	1.1
(1,3)	1:A:84:LYS:CG	2:B:11:A:P	3	1.1
(1,3)	1:A:84:LYS:CG	2:B:12:A:C1'	3	1.1
(1,3)	1:A:84:LYS:CG	2:B:12:A:C2	3	1.1
(1,3)	1:A:84:LYS:CG	2:B:12:A:C2'	3	1.1
(1,3)	1:A:84:LYS:CG	2:B:12:A:C3'	3	1.1
(1,3)	1:A:84:LYS:CG	2:B:12:A:C4	3	1.1
(1,3)	1:A:84:LYS:CG	2:B:12:A:C4'	3	1.1
(1,3)	1:A:84:LYS:CG	2:B:12:A:C5	3	1.1
(1,3)	1:A:84:LYS:CG	2:B:12:A:C5'	3	1.1
(1,3)	1:A:84:LYS:CG	2:B:12:A:C6	3	1.1

*Continued on next page...*

*Continued from previous page...*

Key	Atom-1	Atom-2	Model ID	Violation (Å)
(1,3)	1:A:84:LYS:CG	2:B:12:A:C8	3	1.1
(1,3)	1:A:84:LYS:CG	2:B:12:A:H1'	3	1.1
(1,3)	1:A:84:LYS:CG	2:B:12:A:H2	3	1.1
(1,3)	1:A:84:LYS:CG	2:B:12:A:H2'	3	1.1
(1,3)	1:A:84:LYS:CG	2:B:12:A:H3'	3	1.1
(1,3)	1:A:84:LYS:CG	2:B:12:A:H4'	3	1.1
(1,3)	1:A:84:LYS:CG	2:B:12:A:H5'	3	1.1
(1,3)	1:A:84:LYS:CG	2:B:12:A:H5''	3	1.1
(1,3)	1:A:84:LYS:CG	2:B:12:A:H61	3	1.1
(1,3)	1:A:84:LYS:CG	2:B:12:A:H62	3	1.1
(1,3)	1:A:84:LYS:CG	2:B:12:A:H8	3	1.1
(1,3)	1:A:84:LYS:CG	2:B:12:A:HO2'	3	1.1
(1,3)	1:A:84:LYS:CG	2:B:12:A:N1	3	1.1
(1,3)	1:A:84:LYS:CG	2:B:12:A:N3	3	1.1
(1,3)	1:A:84:LYS:CG	2:B:12:A:N6	3	1.1
(1,3)	1:A:84:LYS:CG	2:B:12:A:N7	3	1.1
(1,3)	1:A:84:LYS:CG	2:B:12:A:N9	3	1.1
(1,3)	1:A:84:LYS:CG	2:B:12:A:O2'	3	1.1
(1,3)	1:A:84:LYS:CG	2:B:12:A:O3'	3	1.1
(1,3)	1:A:84:LYS:CG	2:B:12:A:O4'	3	1.1
(1,3)	1:A:84:LYS:CG	2:B:12:A:O5'	3	1.1
(1,3)	1:A:84:LYS:CG	2:B:12:A:OP1	3	1.1
(1,3)	1:A:84:LYS:CG	2:B:12:A:OP2	3	1.1
(1,3)	1:A:84:LYS:CG	2:B:12:A:P	3	1.1
(1,3)	1:A:84:LYS:CG	2:B:13:A:C1'	3	1.1
(1,3)	1:A:84:LYS:CG	2:B:13:A:C2	3	1.1
(1,3)	1:A:84:LYS:CG	2:B:13:A:C2'	3	1.1
(1,3)	1:A:84:LYS:CG	2:B:13:A:C3'	3	1.1
(1,3)	1:A:84:LYS:CG	2:B:13:A:C4	3	1.1
(1,3)	1:A:84:LYS:CG	2:B:13:A:C4'	3	1.1
(1,3)	1:A:84:LYS:CG	2:B:13:A:C5	3	1.1
(1,3)	1:A:84:LYS:CG	2:B:13:A:C5'	3	1.1
(1,3)	1:A:84:LYS:CG	2:B:13:A:C6	3	1.1
(1,3)	1:A:84:LYS:CG	2:B:13:A:C8	3	1.1
(1,3)	1:A:84:LYS:CG	2:B:13:A:H1'	3	1.1
(1,3)	1:A:84:LYS:CG	2:B:13:A:H2	3	1.1
(1,3)	1:A:84:LYS:CG	2:B:13:A:H2'	3	1.1
(1,3)	1:A:84:LYS:CG	2:B:13:A:H3'	3	1.1
(1,3)	1:A:84:LYS:CG	2:B:13:A:H4'	3	1.1
(1,3)	1:A:84:LYS:CG	2:B:13:A:H5'	3	1.1
(1,3)	1:A:84:LYS:CG	2:B:13:A:H5''	3	1.1
(1,3)	1:A:84:LYS:CG	2:B:13:A:H61	3	1.1

*Continued on next page...*

*Continued from previous page...*

Key	Atom-1	Atom-2	Model ID	Violation (Å)
(1,3)	1:A:84:LYS:CG	2:B:13:A:H62	3	1.1
(1,3)	1:A:84:LYS:CG	2:B:13:A:H8	3	1.1
(1,3)	1:A:84:LYS:CG	2:B:13:A:HO2'	3	1.1
(1,3)	1:A:84:LYS:CG	2:B:13:A:N1	3	1.1
(1,3)	1:A:84:LYS:CG	2:B:13:A:N3	3	1.1
(1,3)	1:A:84:LYS:CG	2:B:13:A:N6	3	1.1
(1,3)	1:A:84:LYS:CG	2:B:13:A:N7	3	1.1
(1,3)	1:A:84:LYS:CG	2:B:13:A:N9	3	1.1
(1,3)	1:A:84:LYS:CG	2:B:13:A:O2'	3	1.1
(1,3)	1:A:84:LYS:CG	2:B:13:A:O3'	3	1.1
(1,3)	1:A:84:LYS:CG	2:B:13:A:O4'	3	1.1
(1,3)	1:A:84:LYS:CG	2:B:13:A:O5'	3	1.1
(1,3)	1:A:84:LYS:CG	2:B:13:A:OP1	3	1.1
(1,3)	1:A:84:LYS:CG	2:B:13:A:OP2	3	1.1
(1,3)	1:A:84:LYS:CG	2:B:13:A:P	3	1.1
(1,3)	1:A:84:LYS:CG	2:B:14:G:C1'	3	1.1
(1,3)	1:A:84:LYS:CG	2:B:14:G:C2	3	1.1
(1,3)	1:A:84:LYS:CG	2:B:14:G:C2'	3	1.1
(1,3)	1:A:84:LYS:CG	2:B:14:G:C3'	3	1.1
(1,3)	1:A:84:LYS:CG	2:B:14:G:C4	3	1.1
(1,3)	1:A:84:LYS:CG	2:B:14:G:C4'	3	1.1
(1,3)	1:A:84:LYS:CG	2:B:14:G:C5	3	1.1
(1,3)	1:A:84:LYS:CG	2:B:14:G:C5'	3	1.1
(1,3)	1:A:84:LYS:CG	2:B:14:G:C6	3	1.1
(1,3)	1:A:84:LYS:CG	2:B:14:G:C8	3	1.1
(1,3)	1:A:84:LYS:CG	2:B:14:G:H1	3	1.1
(1,3)	1:A:84:LYS:CG	2:B:14:G:H1'	3	1.1
(1,3)	1:A:84:LYS:CG	2:B:14:G:H2'	3	1.1
(1,3)	1:A:84:LYS:CG	2:B:14:G:H21	3	1.1
(1,3)	1:A:84:LYS:CG	2:B:14:G:H22	3	1.1
(1,3)	1:A:84:LYS:CG	2:B:14:G:H3'	3	1.1
(1,3)	1:A:84:LYS:CG	2:B:14:G:H4'	3	1.1
(1,3)	1:A:84:LYS:CG	2:B:14:G:H5'	3	1.1
(1,3)	1:A:84:LYS:CG	2:B:14:G:H5''	3	1.1
(1,3)	1:A:84:LYS:CG	2:B:14:G:H8	3	1.1
(1,3)	1:A:84:LYS:CG	2:B:14:G:HO2'	3	1.1
(1,3)	1:A:84:LYS:CG	2:B:14:G:N1	3	1.1
(1,3)	1:A:84:LYS:CG	2:B:14:G:N2	3	1.1
(1,3)	1:A:84:LYS:CG	2:B:14:G:N3	3	1.1
(1,3)	1:A:84:LYS:CG	2:B:14:G:N7	3	1.1
(1,3)	1:A:84:LYS:CG	2:B:14:G:N9	3	1.1
(1,3)	1:A:84:LYS:CG	2:B:14:G:O2'	3	1.1

*Continued on next page...*

*Continued from previous page...*

Key	Atom-1	Atom-2	Model ID	Violation (Å)
(1,3)	1:A:84:LYS:CG	2:B:14:G:O3'	3	1.1
(1,3)	1:A:84:LYS:CG	2:B:14:G:O4'	3	1.1
(1,3)	1:A:84:LYS:CG	2:B:14:G:O5'	3	1.1
(1,3)	1:A:84:LYS:CG	2:B:14:G:O6	3	1.1
(1,3)	1:A:84:LYS:CG	2:B:14:G:OP1	3	1.1
(1,3)	1:A:84:LYS:CG	2:B:14:G:OP2	3	1.1
(1,3)	1:A:84:LYS:CG	2:B:14:G:P	3	1.1
(1,3)	1:A:84:LYS:CG	2:B:15:A:C1'	3	1.1
(1,3)	1:A:84:LYS:CG	2:B:15:A:C2	3	1.1
(1,3)	1:A:84:LYS:CG	2:B:15:A:C2'	3	1.1
(1,3)	1:A:84:LYS:CG	2:B:15:A:C3'	3	1.1
(1,3)	1:A:84:LYS:CG	2:B:15:A:C4	3	1.1
(1,3)	1:A:84:LYS:CG	2:B:15:A:C4'	3	1.1
(1,3)	1:A:84:LYS:CG	2:B:15:A:C5	3	1.1
(1,3)	1:A:84:LYS:CG	2:B:15:A:C5'	3	1.1
(1,3)	1:A:84:LYS:CG	2:B:15:A:C6	3	1.1
(1,3)	1:A:84:LYS:CG	2:B:15:A:C8	3	1.1
(1,3)	1:A:84:LYS:CG	2:B:15:A:H1'	3	1.1
(1,3)	1:A:84:LYS:CG	2:B:15:A:H2	3	1.1
(1,3)	1:A:84:LYS:CG	2:B:15:A:H2'	3	1.1
(1,3)	1:A:84:LYS:CG	2:B:15:A:H3'	3	1.1
(1,3)	1:A:84:LYS:CG	2:B:15:A:H4'	3	1.1
(1,3)	1:A:84:LYS:CG	2:B:15:A:H5'	3	1.1
(1,3)	1:A:84:LYS:CG	2:B:15:A:H5''	3	1.1
(1,3)	1:A:84:LYS:CG	2:B:15:A:H61	3	1.1
(1,3)	1:A:84:LYS:CG	2:B:15:A:H62	3	1.1
(1,3)	1:A:84:LYS:CG	2:B:15:A:H8	3	1.1
(1,3)	1:A:84:LYS:CG	2:B:15:A:HO2'	3	1.1
(1,3)	1:A:84:LYS:CG	2:B:15:A:N1	3	1.1
(1,3)	1:A:84:LYS:CG	2:B:15:A:N3	3	1.1
(1,3)	1:A:84:LYS:CG	2:B:15:A:N6	3	1.1
(1,3)	1:A:84:LYS:CG	2:B:15:A:N7	3	1.1
(1,3)	1:A:84:LYS:CG	2:B:15:A:N9	3	1.1
(1,3)	1:A:84:LYS:CG	2:B:15:A:O2'	3	1.1
(1,3)	1:A:84:LYS:CG	2:B:15:A:O3'	3	1.1
(1,3)	1:A:84:LYS:CG	2:B:15:A:O4'	3	1.1
(1,3)	1:A:84:LYS:CG	2:B:15:A:O5'	3	1.1
(1,3)	1:A:84:LYS:CG	2:B:15:A:OP1	3	1.1
(1,3)	1:A:84:LYS:CG	2:B:15:A:OP2	3	1.1
(1,3)	1:A:84:LYS:CG	2:B:15:A:P	3	1.1
(1,3)	1:A:84:LYS:CG	2:B:16:G:C1'	3	1.1
(1,3)	1:A:84:LYS:CG	2:B:16:G:C2	3	1.1

*Continued on next page...*

*Continued from previous page...*

Key	Atom-1	Atom-2	Model ID	Violation (Å)
(1,3)	1:A:84:LYS:CG	2:B:16:G:C2'	3	1.1
(1,3)	1:A:84:LYS:CG	2:B:16:G:C3'	3	1.1
(1,3)	1:A:84:LYS:CG	2:B:16:G:C4	3	1.1
(1,3)	1:A:84:LYS:CG	2:B:16:G:C4'	3	1.1
(1,3)	1:A:84:LYS:CG	2:B:16:G:C5	3	1.1
(1,3)	1:A:84:LYS:CG	2:B:16:G:C5'	3	1.1
(1,3)	1:A:84:LYS:CG	2:B:16:G:C6	3	1.1
(1,3)	1:A:84:LYS:CG	2:B:16:G:C8	3	1.1
(1,3)	1:A:84:LYS:CG	2:B:16:G:H1	3	1.1
(1,3)	1:A:84:LYS:CG	2:B:16:G:H1'	3	1.1
(1,3)	1:A:84:LYS:CG	2:B:16:G:H2'	3	1.1
(1,3)	1:A:84:LYS:CG	2:B:16:G:H21	3	1.1
(1,3)	1:A:84:LYS:CG	2:B:16:G:H22	3	1.1
(1,3)	1:A:84:LYS:CG	2:B:16:G:H3'	3	1.1
(1,3)	1:A:84:LYS:CG	2:B:16:G:H4'	3	1.1
(1,3)	1:A:84:LYS:CG	2:B:16:G:H5'	3	1.1
(1,3)	1:A:84:LYS:CG	2:B:16:G:H5''	3	1.1
(1,3)	1:A:84:LYS:CG	2:B:16:G:H8	3	1.1
(1,3)	1:A:84:LYS:CG	2:B:16:G:HO2'	3	1.1
(1,3)	1:A:84:LYS:CG	2:B:16:G:N1	3	1.1
(1,3)	1:A:84:LYS:CG	2:B:16:G:N2	3	1.1
(1,3)	1:A:84:LYS:CG	2:B:16:G:N3	3	1.1
(1,3)	1:A:84:LYS:CG	2:B:16:G:N7	3	1.1
(1,3)	1:A:84:LYS:CG	2:B:16:G:N9	3	1.1
(1,3)	1:A:84:LYS:CG	2:B:16:G:O2'	3	1.1
(1,3)	1:A:84:LYS:CG	2:B:16:G:O3'	3	1.1
(1,3)	1:A:84:LYS:CG	2:B:16:G:O4'	3	1.1
(1,3)	1:A:84:LYS:CG	2:B:16:G:O5'	3	1.1
(1,3)	1:A:84:LYS:CG	2:B:16:G:O6	3	1.1
(1,3)	1:A:84:LYS:CG	2:B:16:G:OP1	3	1.1
(1,3)	1:A:84:LYS:CG	2:B:16:G:OP2	3	1.1
(1,3)	1:A:84:LYS:CG	2:B:16:G:P	3	1.1
(1,3)	1:A:84:LYS:CG	2:B:17:C:C1'	3	1.1
(1,3)	1:A:84:LYS:CG	2:B:17:C:C2	3	1.1
(1,3)	1:A:84:LYS:CG	2:B:17:C:C2'	3	1.1
(1,3)	1:A:84:LYS:CG	2:B:17:C:C3'	3	1.1
(1,3)	1:A:84:LYS:CG	2:B:17:C:C4	3	1.1
(1,3)	1:A:84:LYS:CG	2:B:17:C:C4'	3	1.1
(1,3)	1:A:84:LYS:CG	2:B:17:C:C5	3	1.1
(1,3)	1:A:84:LYS:CG	2:B:17:C:C5'	3	1.1
(1,3)	1:A:84:LYS:CG	2:B:17:C:C6	3	1.1
(1,3)	1:A:84:LYS:CG	2:B:17:C:H1'	3	1.1

*Continued on next page...*

*Continued from previous page...*

Key	Atom-1	Atom-2	Model ID	Violation (Å)
(1,3)	1:A:84:LYS:CG	2:B:17:C:H2'	3	1.1
(1,3)	1:A:84:LYS:CG	2:B:17:C:H3'	3	1.1
(1,3)	1:A:84:LYS:CG	2:B:17:C:H4'	3	1.1
(1,3)	1:A:84:LYS:CG	2:B:17:C:H41	3	1.1
(1,3)	1:A:84:LYS:CG	2:B:17:C:H42	3	1.1
(1,3)	1:A:84:LYS:CG	2:B:17:C:H5	3	1.1
(1,3)	1:A:84:LYS:CG	2:B:17:C:H5'	3	1.1
(1,3)	1:A:84:LYS:CG	2:B:17:C:H5''	3	1.1
(1,3)	1:A:84:LYS:CG	2:B:17:C:H6	3	1.1
(1,3)	1:A:84:LYS:CG	2:B:17:C:HO2'	3	1.1
(1,3)	1:A:84:LYS:CG	2:B:17:C:N1	3	1.1
(1,3)	1:A:84:LYS:CG	2:B:17:C:N3	3	1.1
(1,3)	1:A:84:LYS:CG	2:B:17:C:N4	3	1.1
(1,3)	1:A:84:LYS:CG	2:B:17:C:O2	3	1.1
(1,3)	1:A:84:LYS:CG	2:B:17:C:O2'	3	1.1
(1,3)	1:A:84:LYS:CG	2:B:17:C:O3'	3	1.1
(1,3)	1:A:84:LYS:CG	2:B:17:C:O4'	3	1.1
(1,3)	1:A:84:LYS:CG	2:B:17:C:O5'	3	1.1
(1,3)	1:A:84:LYS:CG	2:B:17:C:OP1	3	1.1
(1,3)	1:A:84:LYS:CG	2:B:17:C:OP2	3	1.1
(1,3)	1:A:84:LYS:CG	2:B:17:C:P	3	1.1
(1,3)	1:A:84:LYS:CG	2:B:18:A:C1'	3	1.1
(1,3)	1:A:84:LYS:CG	2:B:18:A:C2	3	1.1
(1,3)	1:A:84:LYS:CG	2:B:18:A:C2'	3	1.1
(1,3)	1:A:84:LYS:CG	2:B:18:A:C3'	3	1.1
(1,3)	1:A:84:LYS:CG	2:B:18:A:C4	3	1.1
(1,3)	1:A:84:LYS:CG	2:B:18:A:C4'	3	1.1
(1,3)	1:A:84:LYS:CG	2:B:18:A:C5	3	1.1
(1,3)	1:A:84:LYS:CG	2:B:18:A:C5'	3	1.1
(1,3)	1:A:84:LYS:CG	2:B:18:A:C6	3	1.1
(1,3)	1:A:84:LYS:CG	2:B:18:A:C8	3	1.1
(1,3)	1:A:84:LYS:CG	2:B:18:A:H1'	3	1.1
(1,3)	1:A:84:LYS:CG	2:B:18:A:H2	3	1.1
(1,3)	1:A:84:LYS:CG	2:B:18:A:H2'	3	1.1
(1,3)	1:A:84:LYS:CG	2:B:18:A:H3'	3	1.1
(1,3)	1:A:84:LYS:CG	2:B:18:A:H4'	3	1.1
(1,3)	1:A:84:LYS:CG	2:B:18:A:H5'	3	1.1
(1,3)	1:A:84:LYS:CG	2:B:18:A:H5''	3	1.1
(1,3)	1:A:84:LYS:CG	2:B:18:A:H61	3	1.1
(1,3)	1:A:84:LYS:CG	2:B:18:A:H62	3	1.1
(1,3)	1:A:84:LYS:CG	2:B:18:A:H8	3	1.1
(1,3)	1:A:84:LYS:CG	2:B:18:A:HO2'	3	1.1

*Continued on next page...*

*Continued from previous page...*

Key	Atom-1	Atom-2	Model ID	Violation (Å)
(1,3)	1:A:84:LYS:CG	2:B:18:A:N1	3	1.1
(1,3)	1:A:84:LYS:CG	2:B:18:A:N3	3	1.1
(1,3)	1:A:84:LYS:CG	2:B:18:A:N6	3	1.1
(1,3)	1:A:84:LYS:CG	2:B:18:A:N7	3	1.1
(1,3)	1:A:84:LYS:CG	2:B:18:A:N9	3	1.1
(1,3)	1:A:84:LYS:CG	2:B:18:A:O2'	3	1.1
(1,3)	1:A:84:LYS:CG	2:B:18:A:O3'	3	1.1
(1,3)	1:A:84:LYS:CG	2:B:18:A:O4'	3	1.1
(1,3)	1:A:84:LYS:CG	2:B:18:A:O5'	3	1.1
(1,3)	1:A:84:LYS:CG	2:B:18:A:OP1	3	1.1
(1,3)	1:A:84:LYS:CG	2:B:18:A:OP2	3	1.1
(1,3)	1:A:84:LYS:CG	2:B:18:A:P	3	1.1
(1,3)	1:A:84:LYS:CG	2:B:19:A:C1'	3	1.1
(1,3)	1:A:84:LYS:CG	2:B:19:A:C2	3	1.1
(1,3)	1:A:84:LYS:CG	2:B:19:A:C2'	3	1.1
(1,3)	1:A:84:LYS:CG	2:B:19:A:C3'	3	1.1
(1,3)	1:A:84:LYS:CG	2:B:19:A:C4	3	1.1
(1,3)	1:A:84:LYS:CG	2:B:19:A:C4'	3	1.1
(1,3)	1:A:84:LYS:CG	2:B:19:A:C5	3	1.1
(1,3)	1:A:84:LYS:CG	2:B:19:A:C5'	3	1.1
(1,3)	1:A:84:LYS:CG	2:B:19:A:C6	3	1.1
(1,3)	1:A:84:LYS:CG	2:B:19:A:C8	3	1.1
(1,3)	1:A:84:LYS:CG	2:B:19:A:H1'	3	1.1
(1,3)	1:A:84:LYS:CG	2:B:19:A:H2	3	1.1
(1,3)	1:A:84:LYS:CG	2:B:19:A:H2'	3	1.1
(1,3)	1:A:84:LYS:CG	2:B:19:A:H3'	3	1.1
(1,3)	1:A:84:LYS:CG	2:B:19:A:H4'	3	1.1
(1,3)	1:A:84:LYS:CG	2:B:19:A:H5'	3	1.1
(1,3)	1:A:84:LYS:CG	2:B:19:A:H5''	3	1.1
(1,3)	1:A:84:LYS:CG	2:B:19:A:H61	3	1.1
(1,3)	1:A:84:LYS:CG	2:B:19:A:H62	3	1.1
(1,3)	1:A:84:LYS:CG	2:B:19:A:H8	3	1.1
(1,3)	1:A:84:LYS:CG	2:B:19:A:HO2'	3	1.1
(1,3)	1:A:84:LYS:CG	2:B:19:A:N1	3	1.1
(1,3)	1:A:84:LYS:CG	2:B:19:A:N3	3	1.1
(1,3)	1:A:84:LYS:CG	2:B:19:A:N6	3	1.1
(1,3)	1:A:84:LYS:CG	2:B:19:A:N7	3	1.1
(1,3)	1:A:84:LYS:CG	2:B:19:A:N9	3	1.1
(1,3)	1:A:84:LYS:CG	2:B:19:A:O2'	3	1.1
(1,3)	1:A:84:LYS:CG	2:B:19:A:O3'	3	1.1
(1,3)	1:A:84:LYS:CG	2:B:19:A:O4'	3	1.1
(1,3)	1:A:84:LYS:CG	2:B:19:A:O5'	3	1.1

*Continued on next page...*



*Continued from previous page...*

Key	Atom-1	Atom-2	Model ID	Violation (Å)
(1,3)	1:A:84:LYS:CG	2:B:19:A:OP1	3	1.1
(1,3)	1:A:84:LYS:CG	2:B:19:A:OP2	3	1.1
(1,3)	1:A:84:LYS:CG	2:B:19:A:P	3	1.1
(1,3)	1:A:84:LYS:CG	2:B:20:U:C1'	3	1.1
(1,3)	1:A:84:LYS:CG	2:B:20:U:C2	3	1.1
(1,3)	1:A:84:LYS:CG	2:B:20:U:C2'	3	1.1
(1,3)	1:A:84:LYS:CG	2:B:20:U:C3'	3	1.1
(1,3)	1:A:84:LYS:CG	2:B:20:U:C4	3	1.1
(1,3)	1:A:84:LYS:CG	2:B:20:U:C4'	3	1.1
(1,3)	1:A:84:LYS:CG	2:B:20:U:C5	3	1.1
(1,3)	1:A:84:LYS:CG	2:B:20:U:C5'	3	1.1
(1,3)	1:A:84:LYS:CG	2:B:20:U:C6	3	1.1
(1,3)	1:A:84:LYS:CG	2:B:20:U:H1'	3	1.1
(1,3)	1:A:84:LYS:CG	2:B:20:U:H2'	3	1.1
(1,3)	1:A:84:LYS:CG	2:B:20:U:H3	3	1.1
(1,3)	1:A:84:LYS:CG	2:B:20:U:H3'	3	1.1
(1,3)	1:A:84:LYS:CG	2:B:20:U:H4'	3	1.1
(1,3)	1:A:84:LYS:CG	2:B:20:U:H5	3	1.1
(1,3)	1:A:84:LYS:CG	2:B:20:U:H5'	3	1.1
(1,3)	1:A:84:LYS:CG	2:B:20:U:H5''	3	1.1
(1,3)	1:A:84:LYS:CG	2:B:20:U:H6	3	1.1
(1,3)	1:A:84:LYS:CG	2:B:20:U:HO2'	3	1.1
(1,3)	1:A:84:LYS:CG	2:B:20:U:N1	3	1.1
(1,3)	1:A:84:LYS:CG	2:B:20:U:N3	3	1.1
(1,3)	1:A:84:LYS:CG	2:B:20:U:O2	3	1.1
(1,3)	1:A:84:LYS:CG	2:B:20:U:O2'	3	1.1
(1,3)	1:A:84:LYS:CG	2:B:20:U:O3'	3	1.1
(1,3)	1:A:84:LYS:CG	2:B:20:U:O4	3	1.1
(1,3)	1:A:84:LYS:CG	2:B:20:U:O4'	3	1.1
(1,3)	1:A:84:LYS:CG	2:B:20:U:O5'	3	1.1
(1,3)	1:A:84:LYS:CG	2:B:20:U:OP1	3	1.1
(1,3)	1:A:84:LYS:CG	2:B:20:U:OP2	3	1.1
(1,3)	1:A:84:LYS:CG	2:B:20:U:P	3	1.1
(1,3)	1:A:84:LYS:CG	2:B:21:G:C1'	3	1.1
(1,3)	1:A:84:LYS:CG	2:B:21:G:C2	3	1.1
(1,3)	1:A:84:LYS:CG	2:B:21:G:C2'	3	1.1
(1,3)	1:A:84:LYS:CG	2:B:21:G:C3'	3	1.1
(1,3)	1:A:84:LYS:CG	2:B:21:G:C4	3	1.1
(1,3)	1:A:84:LYS:CG	2:B:21:G:C4'	3	1.1
(1,3)	1:A:84:LYS:CG	2:B:21:G:C5	3	1.1
(1,3)	1:A:84:LYS:CG	2:B:21:G:C5'	3	1.1
(1,3)	1:A:84:LYS:CG	2:B:21:G:C6	3	1.1

*Continued on next page...*

*Continued from previous page...*

Key	Atom-1	Atom-2	Model ID	Violation (Å)
(1,3)	1:A:84:LYS:CG	2:B:21:G:C8	3	1.1
(1,3)	1:A:84:LYS:CG	2:B:21:G:H1	3	1.1
(1,3)	1:A:84:LYS:CG	2:B:21:G:H1'	3	1.1
(1,3)	1:A:84:LYS:CG	2:B:21:G:H2'	3	1.1
(1,3)	1:A:84:LYS:CG	2:B:21:G:H21	3	1.1
(1,3)	1:A:84:LYS:CG	2:B:21:G:H22	3	1.1
(1,3)	1:A:84:LYS:CG	2:B:21:G:H3'	3	1.1
(1,3)	1:A:84:LYS:CG	2:B:21:G:H4'	3	1.1
(1,3)	1:A:84:LYS:CG	2:B:21:G:H5'	3	1.1
(1,3)	1:A:84:LYS:CG	2:B:21:G:H5''	3	1.1
(1,3)	1:A:84:LYS:CG	2:B:21:G:H8	3	1.1
(1,3)	1:A:84:LYS:CG	2:B:21:G:HO2'	3	1.1
(1,3)	1:A:84:LYS:CG	2:B:21:G:N1	3	1.1
(1,3)	1:A:84:LYS:CG	2:B:21:G:N2	3	1.1
(1,3)	1:A:84:LYS:CG	2:B:21:G:N3	3	1.1
(1,3)	1:A:84:LYS:CG	2:B:21:G:N7	3	1.1
(1,3)	1:A:84:LYS:CG	2:B:21:G:N9	3	1.1
(1,3)	1:A:84:LYS:CG	2:B:21:G:O2'	3	1.1
(1,3)	1:A:84:LYS:CG	2:B:21:G:O3'	3	1.1
(1,3)	1:A:84:LYS:CG	2:B:21:G:O4'	3	1.1
(1,3)	1:A:84:LYS:CG	2:B:21:G:O5'	3	1.1
(1,3)	1:A:84:LYS:CG	2:B:21:G:O6	3	1.1
(1,3)	1:A:84:LYS:CG	2:B:21:G:OP1	3	1.1
(1,3)	1:A:84:LYS:CG	2:B:21:G:OP2	3	1.1
(1,3)	1:A:84:LYS:CG	2:B:21:G:P	3	1.1
(1,3)	1:A:84:LYS:CG	2:B:22:A:C1'	3	1.1
(1,3)	1:A:84:LYS:CG	2:B:22:A:C2	3	1.1
(1,3)	1:A:84:LYS:CG	2:B:22:A:C2'	3	1.1
(1,3)	1:A:84:LYS:CG	2:B:22:A:C3'	3	1.1
(1,3)	1:A:84:LYS:CG	2:B:22:A:C4	3	1.1
(1,3)	1:A:84:LYS:CG	2:B:22:A:C4'	3	1.1
(1,3)	1:A:84:LYS:CG	2:B:22:A:C5	3	1.1
(1,3)	1:A:84:LYS:CG	2:B:22:A:C5'	3	1.1
(1,3)	1:A:84:LYS:CG	2:B:22:A:C6	3	1.1
(1,3)	1:A:84:LYS:CG	2:B:22:A:C8	3	1.1
(1,3)	1:A:84:LYS:CG	2:B:22:A:H1'	3	1.1
(1,3)	1:A:84:LYS:CG	2:B:22:A:H2	3	1.1
(1,3)	1:A:84:LYS:CG	2:B:22:A:H2'	3	1.1
(1,3)	1:A:84:LYS:CG	2:B:22:A:H3'	3	1.1
(1,3)	1:A:84:LYS:CG	2:B:22:A:H4'	3	1.1
(1,3)	1:A:84:LYS:CG	2:B:22:A:H5'	3	1.1
(1,3)	1:A:84:LYS:CG	2:B:22:A:H5''	3	1.1

*Continued on next page...*

*Continued from previous page...*

Key	Atom-1	Atom-2	Model ID	Violation (Å)
(1,3)	1:A:84:LYS:CG	2:B:22:A:H61	3	1.1
(1,3)	1:A:84:LYS:CG	2:B:22:A:H62	3	1.1
(1,3)	1:A:84:LYS:CG	2:B:22:A:H8	3	1.1
(1,3)	1:A:84:LYS:CG	2:B:22:A:HO2'	3	1.1
(1,3)	1:A:84:LYS:CG	2:B:22:A:N1	3	1.1
(1,3)	1:A:84:LYS:CG	2:B:22:A:N3	3	1.1
(1,3)	1:A:84:LYS:CG	2:B:22:A:N6	3	1.1
(1,3)	1:A:84:LYS:CG	2:B:22:A:N7	3	1.1
(1,3)	1:A:84:LYS:CG	2:B:22:A:N9	3	1.1
(1,3)	1:A:84:LYS:CG	2:B:22:A:O2'	3	1.1
(1,3)	1:A:84:LYS:CG	2:B:22:A:O3'	3	1.1
(1,3)	1:A:84:LYS:CG	2:B:22:A:O4'	3	1.1
(1,3)	1:A:84:LYS:CG	2:B:22:A:O5'	3	1.1
(1,3)	1:A:84:LYS:CG	2:B:22:A:OP1	3	1.1
(1,3)	1:A:84:LYS:CG	2:B:22:A:OP2	3	1.1
(1,3)	1:A:84:LYS:CG	2:B:22:A:P	3	1.1
(1,3)	1:A:84:LYS:CG	2:B:23:U:C1'	3	1.1
(1,3)	1:A:84:LYS:CG	2:B:23:U:C2	3	1.1
(1,3)	1:A:84:LYS:CG	2:B:23:U:C2'	3	1.1
(1,3)	1:A:84:LYS:CG	2:B:23:U:C3'	3	1.1
(1,3)	1:A:84:LYS:CG	2:B:23:U:C4	3	1.1
(1,3)	1:A:84:LYS:CG	2:B:23:U:C4'	3	1.1
(1,3)	1:A:84:LYS:CG	2:B:23:U:C5	3	1.1
(1,3)	1:A:84:LYS:CG	2:B:23:U:C5'	3	1.1
(1,3)	1:A:84:LYS:CG	2:B:23:U:C6	3	1.1
(1,3)	1:A:84:LYS:CG	2:B:23:U:H1'	3	1.1
(1,3)	1:A:84:LYS:CG	2:B:23:U:H2'	3	1.1
(1,3)	1:A:84:LYS:CG	2:B:23:U:H3	3	1.1
(1,3)	1:A:84:LYS:CG	2:B:23:U:H3'	3	1.1
(1,3)	1:A:84:LYS:CG	2:B:23:U:H4'	3	1.1
(1,3)	1:A:84:LYS:CG	2:B:23:U:H5	3	1.1
(1,3)	1:A:84:LYS:CG	2:B:23:U:H5'	3	1.1
(1,3)	1:A:84:LYS:CG	2:B:23:U:H5''	3	1.1
(1,3)	1:A:84:LYS:CG	2:B:23:U:H6	3	1.1
(1,3)	1:A:84:LYS:CG	2:B:23:U:HO2'	3	1.1
(1,3)	1:A:84:LYS:CG	2:B:23:U:N1	3	1.1
(1,3)	1:A:84:LYS:CG	2:B:23:U:N3	3	1.1
(1,3)	1:A:84:LYS:CG	2:B:23:U:O2	3	1.1
(1,3)	1:A:84:LYS:CG	2:B:23:U:O2'	3	1.1
(1,3)	1:A:84:LYS:CG	2:B:23:U:O3'	3	1.1
(1,3)	1:A:84:LYS:CG	2:B:23:U:O4	3	1.1
(1,3)	1:A:84:LYS:CG	2:B:23:U:O4'	3	1.1

*Continued on next page...*

*Continued from previous page...*

Key	Atom-1	Atom-2	Model ID	Violation (Å)
(1,3)	1:A:84:LYS:CG	2:B:23:U:O5'	3	1.1
(1,3)	1:A:84:LYS:CG	2:B:23:U:OP1	3	1.1
(1,3)	1:A:84:LYS:CG	2:B:23:U:OP2	3	1.1
(1,3)	1:A:84:LYS:CG	2:B:23:U:P	3	1.1
(1,3)	1:A:84:LYS:CG	2:B:24:G:C1'	3	1.1
(1,3)	1:A:84:LYS:CG	2:B:24:G:C2	3	1.1
(1,3)	1:A:84:LYS:CG	2:B:24:G:C2'	3	1.1
(1,3)	1:A:84:LYS:CG	2:B:24:G:C3'	3	1.1
(1,3)	1:A:84:LYS:CG	2:B:24:G:C4	3	1.1
(1,3)	1:A:84:LYS:CG	2:B:24:G:C4'	3	1.1
(1,3)	1:A:84:LYS:CG	2:B:24:G:C5	3	1.1
(1,3)	1:A:84:LYS:CG	2:B:24:G:C5'	3	1.1
(1,3)	1:A:84:LYS:CG	2:B:24:G:C6	3	1.1
(1,3)	1:A:84:LYS:CG	2:B:24:G:C8	3	1.1
(1,3)	1:A:84:LYS:CG	2:B:24:G:H1	3	1.1
(1,3)	1:A:84:LYS:CG	2:B:24:G:H1'	3	1.1
(1,3)	1:A:84:LYS:CG	2:B:24:G:H2'	3	1.1
(1,3)	1:A:84:LYS:CG	2:B:24:G:H21	3	1.1
(1,3)	1:A:84:LYS:CG	2:B:24:G:H22	3	1.1
(1,3)	1:A:84:LYS:CG	2:B:24:G:H3'	3	1.1
(1,3)	1:A:84:LYS:CG	2:B:24:G:H4'	3	1.1
(1,3)	1:A:84:LYS:CG	2:B:24:G:H5'	3	1.1
(1,3)	1:A:84:LYS:CG	2:B:24:G:H5''	3	1.1
(1,3)	1:A:84:LYS:CG	2:B:24:G:H8	3	1.1
(1,3)	1:A:84:LYS:CG	2:B:24:G:HO2'	3	1.1
(1,3)	1:A:84:LYS:CG	2:B:24:G:N1	3	1.1
(1,3)	1:A:84:LYS:CG	2:B:24:G:N2	3	1.1
(1,3)	1:A:84:LYS:CG	2:B:24:G:N3	3	1.1
(1,3)	1:A:84:LYS:CG	2:B:24:G:N7	3	1.1
(1,3)	1:A:84:LYS:CG	2:B:24:G:N9	3	1.1
(1,3)	1:A:84:LYS:CG	2:B:24:G:O2'	3	1.1
(1,3)	1:A:84:LYS:CG	2:B:24:G:O3'	3	1.1
(1,3)	1:A:84:LYS:CG	2:B:24:G:O4'	3	1.1
(1,3)	1:A:84:LYS:CG	2:B:24:G:O5'	3	1.1
(1,3)	1:A:84:LYS:CG	2:B:24:G:O6	3	1.1
(1,3)	1:A:84:LYS:CG	2:B:24:G:OP1	3	1.1
(1,3)	1:A:84:LYS:CG	2:B:24:G:OP2	3	1.1
(1,3)	1:A:84:LYS:CG	2:B:24:G:P	3	1.1
(1,3)	1:A:84:LYS:H	2:B:2:C:C1'	3	1.1
(1,3)	1:A:84:LYS:H	2:B:2:C:C2	3	1.1
(1,3)	1:A:84:LYS:H	2:B:2:C:C2'	3	1.1
(1,3)	1:A:84:LYS:H	2:B:2:C:C3'	3	1.1

*Continued on next page...*

*Continued from previous page...*

Key	Atom-1	Atom-2	Model ID	Violation (Å)
(1,3)	1:A:84:LYS:H	2:B:2:C:C4	3	1.1
(1,3)	1:A:84:LYS:H	2:B:2:C:C4'	3	1.1
(1,3)	1:A:84:LYS:H	2:B:2:C:C5	3	1.1
(1,3)	1:A:84:LYS:H	2:B:2:C:C5'	3	1.1
(1,3)	1:A:84:LYS:H	2:B:2:C:C6	3	1.1
(1,3)	1:A:84:LYS:H	2:B:2:C:H1'	3	1.1
(1,3)	1:A:84:LYS:H	2:B:2:C:H2'	3	1.1
(1,3)	1:A:84:LYS:H	2:B:2:C:H3'	3	1.1
(1,3)	1:A:84:LYS:H	2:B:2:C:H4'	3	1.1
(1,3)	1:A:84:LYS:H	2:B:2:C:H41	3	1.1
(1,3)	1:A:84:LYS:H	2:B:2:C:H42	3	1.1
(1,3)	1:A:84:LYS:H	2:B:2:C:H5	3	1.1
(1,3)	1:A:84:LYS:H	2:B:2:C:H5'	3	1.1
(1,3)	1:A:84:LYS:H	2:B:2:C:H5''	3	1.1
(1,3)	1:A:84:LYS:H	2:B:2:C:H6	3	1.1
(1,3)	1:A:84:LYS:H	2:B:2:C:HO2'	3	1.1
(1,3)	1:A:84:LYS:H	2:B:2:C:N1	3	1.1
(1,3)	1:A:84:LYS:H	2:B:2:C:N3	3	1.1
(1,3)	1:A:84:LYS:H	2:B:2:C:N4	3	1.1
(1,3)	1:A:84:LYS:H	2:B:2:C:O2	3	1.1
(1,3)	1:A:84:LYS:H	2:B:2:C:O2'	3	1.1
(1,3)	1:A:84:LYS:H	2:B:2:C:O3'	3	1.1
(1,3)	1:A:84:LYS:H	2:B:2:C:O4'	3	1.1
(1,3)	1:A:84:LYS:H	2:B:2:C:O5'	3	1.1
(1,3)	1:A:84:LYS:H	2:B:3:U:C1'	3	1.1
(1,3)	1:A:84:LYS:H	2:B:3:U:C2	3	1.1
(1,3)	1:A:84:LYS:H	2:B:3:U:C2'	3	1.1
(1,3)	1:A:84:LYS:H	2:B:3:U:C3'	3	1.1
(1,3)	1:A:84:LYS:H	2:B:3:U:C4	3	1.1
(1,3)	1:A:84:LYS:H	2:B:3:U:C4'	3	1.1
(1,3)	1:A:84:LYS:H	2:B:3:U:C5	3	1.1
(1,3)	1:A:84:LYS:H	2:B:3:U:C5'	3	1.1
(1,3)	1:A:84:LYS:H	2:B:3:U:C6	3	1.1
(1,3)	1:A:84:LYS:H	2:B:3:U:H1'	3	1.1
(1,3)	1:A:84:LYS:H	2:B:3:U:H2'	3	1.1
(1,3)	1:A:84:LYS:H	2:B:3:U:H3	3	1.1
(1,3)	1:A:84:LYS:H	2:B:3:U:H3'	3	1.1
(1,3)	1:A:84:LYS:H	2:B:3:U:H4'	3	1.1
(1,3)	1:A:84:LYS:H	2:B:3:U:H5	3	1.1
(1,3)	1:A:84:LYS:H	2:B:3:U:H5'	3	1.1
(1,3)	1:A:84:LYS:H	2:B:3:U:H5''	3	1.1
(1,3)	1:A:84:LYS:H	2:B:3:U:H6	3	1.1

*Continued on next page...*

*Continued from previous page...*

Key	Atom-1	Atom-2	Model ID	Violation (Å)
(1,3)	1:A:84:LYS:H	2:B:3:U:HO2'	3	1.1
(1,3)	1:A:84:LYS:H	2:B:3:U:N1	3	1.1
(1,3)	1:A:84:LYS:H	2:B:3:U:N3	3	1.1
(1,3)	1:A:84:LYS:H	2:B:3:U:O2	3	1.1
(1,3)	1:A:84:LYS:H	2:B:3:U:O2'	3	1.1
(1,3)	1:A:84:LYS:H	2:B:3:U:O3'	3	1.1
(1,3)	1:A:84:LYS:H	2:B:3:U:O4	3	1.1
(1,3)	1:A:84:LYS:H	2:B:3:U:O4'	3	1.1
(1,3)	1:A:84:LYS:H	2:B:3:U:O5'	3	1.1
(1,3)	1:A:84:LYS:H	2:B:3:U:OP1	3	1.1
(1,3)	1:A:84:LYS:H	2:B:3:U:OP2	3	1.1
(1,3)	1:A:84:LYS:H	2:B:3:U:P	3	1.1
(1,3)	1:A:84:LYS:H	2:B:4:G:C1'	3	1.1
(1,3)	1:A:84:LYS:H	2:B:4:G:C2	3	1.1
(1,3)	1:A:84:LYS:H	2:B:4:G:C2'	3	1.1
(1,3)	1:A:84:LYS:H	2:B:4:G:C3'	3	1.1
(1,3)	1:A:84:LYS:H	2:B:4:G:C4	3	1.1
(1,3)	1:A:84:LYS:H	2:B:4:G:C4'	3	1.1
(1,3)	1:A:84:LYS:H	2:B:4:G:C5	3	1.1
(1,3)	1:A:84:LYS:H	2:B:4:G:C5'	3	1.1
(1,3)	1:A:84:LYS:H	2:B:4:G:C6	3	1.1
(1,3)	1:A:84:LYS:H	2:B:4:G:C8	3	1.1
(1,3)	1:A:84:LYS:H	2:B:4:G:H1	3	1.1
(1,3)	1:A:84:LYS:H	2:B:4:G:H1'	3	1.1
(1,3)	1:A:84:LYS:H	2:B:4:G:H2'	3	1.1
(1,3)	1:A:84:LYS:H	2:B:4:G:H21	3	1.1
(1,3)	1:A:84:LYS:H	2:B:4:G:H22	3	1.1
(1,3)	1:A:84:LYS:H	2:B:4:G:H3'	3	1.1
(1,3)	1:A:84:LYS:H	2:B:4:G:H4'	3	1.1
(1,3)	1:A:84:LYS:H	2:B:4:G:H5'	3	1.1
(1,3)	1:A:84:LYS:H	2:B:4:G:H5''	3	1.1
(1,3)	1:A:84:LYS:H	2:B:4:G:H8	3	1.1
(1,3)	1:A:84:LYS:H	2:B:4:G:HO2'	3	1.1
(1,3)	1:A:84:LYS:H	2:B:4:G:N1	3	1.1
(1,3)	1:A:84:LYS:H	2:B:4:G:N2	3	1.1
(1,3)	1:A:84:LYS:H	2:B:4:G:N3	3	1.1
(1,3)	1:A:84:LYS:H	2:B:4:G:N7	3	1.1
(1,3)	1:A:84:LYS:H	2:B:4:G:N9	3	1.1
(1,3)	1:A:84:LYS:H	2:B:4:G:O2'	3	1.1
(1,3)	1:A:84:LYS:H	2:B:4:G:O3'	3	1.1
(1,3)	1:A:84:LYS:H	2:B:4:G:O4'	3	1.1
(1,3)	1:A:84:LYS:H	2:B:4:G:O5'	3	1.1

*Continued on next page...*

*Continued from previous page...*

Key	Atom-1	Atom-2	Model ID	Violation (Å)
(1,3)	1:A:84:LYS:H	2:B:4:G:O6	3	1.1
(1,3)	1:A:84:LYS:H	2:B:4:G:OP1	3	1.1
(1,3)	1:A:84:LYS:H	2:B:4:G:OP2	3	1.1
(1,3)	1:A:84:LYS:H	2:B:4:G:P	3	1.1
(1,3)	1:A:84:LYS:H	2:B:5:A:C1'	3	1.1
(1,3)	1:A:84:LYS:H	2:B:5:A:C2	3	1.1
(1,3)	1:A:84:LYS:H	2:B:5:A:C2'	3	1.1
(1,3)	1:A:84:LYS:H	2:B:5:A:C3'	3	1.1
(1,3)	1:A:84:LYS:H	2:B:5:A:C4	3	1.1
(1,3)	1:A:84:LYS:H	2:B:5:A:C4'	3	1.1
(1,3)	1:A:84:LYS:H	2:B:5:A:C5	3	1.1
(1,3)	1:A:84:LYS:H	2:B:5:A:C5'	3	1.1
(1,3)	1:A:84:LYS:H	2:B:5:A:C6	3	1.1
(1,3)	1:A:84:LYS:H	2:B:5:A:C8	3	1.1
(1,3)	1:A:84:LYS:H	2:B:5:A:H1'	3	1.1
(1,3)	1:A:84:LYS:H	2:B:5:A:H2	3	1.1
(1,3)	1:A:84:LYS:H	2:B:5:A:H2'	3	1.1
(1,3)	1:A:84:LYS:H	2:B:5:A:H3'	3	1.1
(1,3)	1:A:84:LYS:H	2:B:5:A:H4'	3	1.1
(1,3)	1:A:84:LYS:H	2:B:5:A:H5'	3	1.1
(1,3)	1:A:84:LYS:H	2:B:5:A:H5''	3	1.1
(1,3)	1:A:84:LYS:H	2:B:5:A:H61	3	1.1
(1,3)	1:A:84:LYS:H	2:B:5:A:H62	3	1.1
(1,3)	1:A:84:LYS:H	2:B:5:A:H8	3	1.1
(1,3)	1:A:84:LYS:H	2:B:5:A:HO2'	3	1.1
(1,3)	1:A:84:LYS:H	2:B:5:A:N1	3	1.1
(1,3)	1:A:84:LYS:H	2:B:5:A:N3	3	1.1
(1,3)	1:A:84:LYS:H	2:B:5:A:N6	3	1.1
(1,3)	1:A:84:LYS:H	2:B:5:A:N7	3	1.1
(1,3)	1:A:84:LYS:H	2:B:5:A:N9	3	1.1
(1,3)	1:A:84:LYS:H	2:B:5:A:O2'	3	1.1
(1,3)	1:A:84:LYS:H	2:B:5:A:O3'	3	1.1
(1,3)	1:A:84:LYS:H	2:B:5:A:O4'	3	1.1
(1,3)	1:A:84:LYS:H	2:B:5:A:O5'	3	1.1
(1,3)	1:A:84:LYS:H	2:B:5:A:OP1	3	1.1
(1,3)	1:A:84:LYS:H	2:B:5:A:OP2	3	1.1
(1,3)	1:A:84:LYS:H	2:B:5:A:P	3	1.1
(1,3)	1:A:84:LYS:H	2:B:6:G:C1'	3	1.1
(1,3)	1:A:84:LYS:H	2:B:6:G:C2	3	1.1
(1,3)	1:A:84:LYS:H	2:B:6:G:C2'	3	1.1
(1,3)	1:A:84:LYS:H	2:B:6:G:C3'	3	1.1
(1,3)	1:A:84:LYS:H	2:B:6:G:C4	3	1.1

*Continued on next page...*

*Continued from previous page...*

Key	Atom-1	Atom-2	Model ID	Violation (Å)
(1,3)	1:A:84:LYS:H	2:B:6:G:C4'	3	1.1
(1,3)	1:A:84:LYS:H	2:B:6:G:C5	3	1.1
(1,3)	1:A:84:LYS:H	2:B:6:G:C5'	3	1.1
(1,3)	1:A:84:LYS:H	2:B:6:G:C6	3	1.1
(1,3)	1:A:84:LYS:H	2:B:6:G:C8	3	1.1
(1,3)	1:A:84:LYS:H	2:B:6:G:H1	3	1.1
(1,3)	1:A:84:LYS:H	2:B:6:G:H1'	3	1.1
(1,3)	1:A:84:LYS:H	2:B:6:G:H2'	3	1.1
(1,3)	1:A:84:LYS:H	2:B:6:G:H21	3	1.1
(1,3)	1:A:84:LYS:H	2:B:6:G:H22	3	1.1
(1,3)	1:A:84:LYS:H	2:B:6:G:H3'	3	1.1
(1,3)	1:A:84:LYS:H	2:B:6:G:H4'	3	1.1
(1,3)	1:A:84:LYS:H	2:B:6:G:H5'	3	1.1
(1,3)	1:A:84:LYS:H	2:B:6:G:H5''	3	1.1
(1,3)	1:A:84:LYS:H	2:B:6:G:H8	3	1.1
(1,3)	1:A:84:LYS:H	2:B:6:G:HO2'	3	1.1
(1,3)	1:A:84:LYS:H	2:B:6:G:N1	3	1.1
(1,3)	1:A:84:LYS:H	2:B:6:G:N2	3	1.1
(1,3)	1:A:84:LYS:H	2:B:6:G:N3	3	1.1
(1,3)	1:A:84:LYS:H	2:B:6:G:N7	3	1.1
(1,3)	1:A:84:LYS:H	2:B:6:G:N9	3	1.1
(1,3)	1:A:84:LYS:H	2:B:6:G:O2'	3	1.1
(1,3)	1:A:84:LYS:H	2:B:6:G:O3'	3	1.1
(1,3)	1:A:84:LYS:H	2:B:6:G:O4'	3	1.1
(1,3)	1:A:84:LYS:H	2:B:6:G:O5'	3	1.1
(1,3)	1:A:84:LYS:H	2:B:6:G:O6	3	1.1
(1,3)	1:A:84:LYS:H	2:B:6:G:OP1	3	1.1
(1,3)	1:A:84:LYS:H	2:B:6:G:OP2	3	1.1
(1,3)	1:A:84:LYS:H	2:B:6:G:P	3	1.1
(1,3)	1:A:84:LYS:H	2:B:7:C:C1'	3	1.1
(1,3)	1:A:84:LYS:H	2:B:7:C:C2	3	1.1
(1,3)	1:A:84:LYS:H	2:B:7:C:C2'	3	1.1
(1,3)	1:A:84:LYS:H	2:B:7:C:C3'	3	1.1
(1,3)	1:A:84:LYS:H	2:B:7:C:C4	3	1.1
(1,3)	1:A:84:LYS:H	2:B:7:C:C4'	3	1.1
(1,3)	1:A:84:LYS:H	2:B:7:C:C5	3	1.1
(1,3)	1:A:84:LYS:H	2:B:7:C:C5'	3	1.1
(1,3)	1:A:84:LYS:H	2:B:7:C:C6	3	1.1
(1,3)	1:A:84:LYS:H	2:B:7:C:H1'	3	1.1
(1,3)	1:A:84:LYS:H	2:B:7:C:H2'	3	1.1
(1,3)	1:A:84:LYS:H	2:B:7:C:H3'	3	1.1
(1,3)	1:A:84:LYS:H	2:B:7:C:H4'	3	1.1

*Continued on next page...*



*Continued from previous page...*

Key	Atom-1	Atom-2	Model ID	Violation (Å)
(1,3)	1:A:84:LYS:H	2:B:7:C:H41	3	1.1
(1,3)	1:A:84:LYS:H	2:B:7:C:H42	3	1.1
(1,3)	1:A:84:LYS:H	2:B:7:C:H5	3	1.1
(1,3)	1:A:84:LYS:H	2:B:7:C:H5'	3	1.1
(1,3)	1:A:84:LYS:H	2:B:7:C:H5''	3	1.1
(1,3)	1:A:84:LYS:H	2:B:7:C:H6	3	1.1
(1,3)	1:A:84:LYS:H	2:B:7:C:HO2'	3	1.1
(1,3)	1:A:84:LYS:H	2:B:7:C:N1	3	1.1
(1,3)	1:A:84:LYS:H	2:B:7:C:N3	3	1.1
(1,3)	1:A:84:LYS:H	2:B:7:C:N4	3	1.1
(1,3)	1:A:84:LYS:H	2:B:7:C:O2	3	1.1
(1,3)	1:A:84:LYS:H	2:B:7:C:O2'	3	1.1
(1,3)	1:A:84:LYS:H	2:B:7:C:O3'	3	1.1
(1,3)	1:A:84:LYS:H	2:B:7:C:O4'	3	1.1
(1,3)	1:A:84:LYS:H	2:B:7:C:O5'	3	1.1
(1,3)	1:A:84:LYS:H	2:B:7:C:OP1	3	1.1
(1,3)	1:A:84:LYS:H	2:B:7:C:OP2	3	1.1
(1,3)	1:A:84:LYS:H	2:B:7:C:P	3	1.1
(1,3)	1:A:84:LYS:H	2:B:8:U:C1'	3	1.1
(1,3)	1:A:84:LYS:H	2:B:8:U:C2	3	1.1
(1,3)	1:A:84:LYS:H	2:B:8:U:C2'	3	1.1
(1,3)	1:A:84:LYS:H	2:B:8:U:C3'	3	1.1
(1,3)	1:A:84:LYS:H	2:B:8:U:C4	3	1.1
(1,3)	1:A:84:LYS:H	2:B:8:U:C4'	3	1.1
(1,3)	1:A:84:LYS:H	2:B:8:U:C5	3	1.1
(1,3)	1:A:84:LYS:H	2:B:8:U:C5'	3	1.1
(1,3)	1:A:84:LYS:H	2:B:8:U:C6	3	1.1
(1,3)	1:A:84:LYS:H	2:B:8:U:H1'	3	1.1
(1,3)	1:A:84:LYS:H	2:B:8:U:H2'	3	1.1
(1,3)	1:A:84:LYS:H	2:B:8:U:H3	3	1.1
(1,3)	1:A:84:LYS:H	2:B:8:U:H3'	3	1.1
(1,3)	1:A:84:LYS:H	2:B:8:U:H4'	3	1.1
(1,3)	1:A:84:LYS:H	2:B:8:U:H5	3	1.1
(1,3)	1:A:84:LYS:H	2:B:8:U:H5'	3	1.1
(1,3)	1:A:84:LYS:H	2:B:8:U:H5''	3	1.1
(1,3)	1:A:84:LYS:H	2:B:8:U:H6	3	1.1
(1,3)	1:A:84:LYS:H	2:B:8:U:HO2'	3	1.1
(1,3)	1:A:84:LYS:H	2:B:8:U:N1	3	1.1
(1,3)	1:A:84:LYS:H	2:B:8:U:N3	3	1.1
(1,3)	1:A:84:LYS:H	2:B:8:U:O2	3	1.1
(1,3)	1:A:84:LYS:H	2:B:8:U:O2'	3	1.1
(1,3)	1:A:84:LYS:H	2:B:8:U:O3'	3	1.1

*Continued on next page...*

*Continued from previous page...*

Key	Atom-1	Atom-2	Model ID	Violation (Å)
(1,3)	1:A:84:LYS:H	2:B:8:U:O4	3	1.1
(1,3)	1:A:84:LYS:H	2:B:8:U:O4'	3	1.1
(1,3)	1:A:84:LYS:H	2:B:8:U:O5'	3	1.1
(1,3)	1:A:84:LYS:H	2:B:8:U:OP1	3	1.1
(1,3)	1:A:84:LYS:H	2:B:8:U:OP2	3	1.1
(1,3)	1:A:84:LYS:H	2:B:8:U:P	3	1.1
(1,3)	1:A:84:LYS:H	2:B:9:C:C1'	3	1.1
(1,3)	1:A:84:LYS:H	2:B:9:C:C2	3	1.1
(1,3)	1:A:84:LYS:H	2:B:9:C:C2'	3	1.1
(1,3)	1:A:84:LYS:H	2:B:9:C:C3'	3	1.1
(1,3)	1:A:84:LYS:H	2:B:9:C:C4	3	1.1
(1,3)	1:A:84:LYS:H	2:B:9:C:C4'	3	1.1
(1,3)	1:A:84:LYS:H	2:B:9:C:C5	3	1.1
(1,3)	1:A:84:LYS:H	2:B:9:C:C5'	3	1.1
(1,3)	1:A:84:LYS:H	2:B:9:C:C6	3	1.1
(1,3)	1:A:84:LYS:H	2:B:9:C:H1'	3	1.1
(1,3)	1:A:84:LYS:H	2:B:9:C:H2'	3	1.1
(1,3)	1:A:84:LYS:H	2:B:9:C:H3'	3	1.1
(1,3)	1:A:84:LYS:H	2:B:9:C:H4'	3	1.1
(1,3)	1:A:84:LYS:H	2:B:9:C:H41	3	1.1
(1,3)	1:A:84:LYS:H	2:B:9:C:H42	3	1.1
(1,3)	1:A:84:LYS:H	2:B:9:C:H5	3	1.1
(1,3)	1:A:84:LYS:H	2:B:9:C:H5'	3	1.1
(1,3)	1:A:84:LYS:H	2:B:9:C:H5''	3	1.1
(1,3)	1:A:84:LYS:H	2:B:9:C:H6	3	1.1
(1,3)	1:A:84:LYS:H	2:B:9:C:HO2'	3	1.1
(1,3)	1:A:84:LYS:H	2:B:9:C:N1	3	1.1
(1,3)	1:A:84:LYS:H	2:B:9:C:N3	3	1.1
(1,3)	1:A:84:LYS:H	2:B:9:C:N4	3	1.1
(1,3)	1:A:84:LYS:H	2:B:9:C:O2	3	1.1
(1,3)	1:A:84:LYS:H	2:B:9:C:O2'	3	1.1
(1,3)	1:A:84:LYS:H	2:B:9:C:O3'	3	1.1
(1,3)	1:A:84:LYS:H	2:B:9:C:O4'	3	1.1
(1,3)	1:A:84:LYS:H	2:B:9:C:O5'	3	1.1
(1,3)	1:A:84:LYS:H	2:B:9:C:OP1	3	1.1
(1,3)	1:A:84:LYS:H	2:B:9:C:OP2	3	1.1
(1,3)	1:A:84:LYS:H	2:B:9:C:P	3	1.1
(1,3)	1:A:84:LYS:H	2:B:10:G:C1'	3	1.1
(1,3)	1:A:84:LYS:H	2:B:10:G:C2	3	1.1
(1,3)	1:A:84:LYS:H	2:B:10:G:C2'	3	1.1
(1,3)	1:A:84:LYS:H	2:B:10:G:C3'	3	1.1
(1,3)	1:A:84:LYS:H	2:B:10:G:C4	3	1.1

*Continued on next page...*

*Continued from previous page...*

Key	Atom-1	Atom-2	Model ID	Violation (Å)
(1,3)	1:A:84:LYS:H	2:B:10:G:C4'	3	1.1
(1,3)	1:A:84:LYS:H	2:B:10:G:C5	3	1.1
(1,3)	1:A:84:LYS:H	2:B:10:G:C5'	3	1.1
(1,3)	1:A:84:LYS:H	2:B:10:G:C6	3	1.1
(1,3)	1:A:84:LYS:H	2:B:10:G:C8	3	1.1
(1,3)	1:A:84:LYS:H	2:B:10:G:H1	3	1.1
(1,3)	1:A:84:LYS:H	2:B:10:G:H1'	3	1.1
(1,3)	1:A:84:LYS:H	2:B:10:G:H2'	3	1.1
(1,3)	1:A:84:LYS:H	2:B:10:G:H21	3	1.1
(1,3)	1:A:84:LYS:H	2:B:10:G:H22	3	1.1
(1,3)	1:A:84:LYS:H	2:B:10:G:H3'	3	1.1
(1,3)	1:A:84:LYS:H	2:B:10:G:H4'	3	1.1
(1,3)	1:A:84:LYS:H	2:B:10:G:H5'	3	1.1
(1,3)	1:A:84:LYS:H	2:B:10:G:H5''	3	1.1
(1,3)	1:A:84:LYS:H	2:B:10:G:H8	3	1.1
(1,3)	1:A:84:LYS:H	2:B:10:G:HO2'	3	1.1
(1,3)	1:A:84:LYS:H	2:B:10:G:N1	3	1.1
(1,3)	1:A:84:LYS:H	2:B:10:G:N2	3	1.1
(1,3)	1:A:84:LYS:H	2:B:10:G:N3	3	1.1
(1,3)	1:A:84:LYS:H	2:B:10:G:N7	3	1.1
(1,3)	1:A:84:LYS:H	2:B:10:G:N9	3	1.1
(1,3)	1:A:84:LYS:H	2:B:10:G:O2'	3	1.1
(1,3)	1:A:84:LYS:H	2:B:10:G:O3'	3	1.1
(1,3)	1:A:84:LYS:H	2:B:10:G:O4'	3	1.1
(1,3)	1:A:84:LYS:H	2:B:10:G:O5'	3	1.1
(1,3)	1:A:84:LYS:H	2:B:10:G:O6	3	1.1
(1,3)	1:A:84:LYS:H	2:B:10:G:OP1	3	1.1
(1,3)	1:A:84:LYS:H	2:B:10:G:OP2	3	1.1
(1,3)	1:A:84:LYS:H	2:B:10:G:P	3	1.1
(1,3)	1:A:84:LYS:H	2:B:11:A:C1'	3	1.1
(1,3)	1:A:84:LYS:H	2:B:11:A:C2	3	1.1
(1,3)	1:A:84:LYS:H	2:B:11:A:C2'	3	1.1
(1,3)	1:A:84:LYS:H	2:B:11:A:C3'	3	1.1
(1,3)	1:A:84:LYS:H	2:B:11:A:C4	3	1.1
(1,3)	1:A:84:LYS:H	2:B:11:A:C4'	3	1.1
(1,3)	1:A:84:LYS:H	2:B:11:A:C5	3	1.1
(1,3)	1:A:84:LYS:H	2:B:11:A:C5'	3	1.1
(1,3)	1:A:84:LYS:H	2:B:11:A:C6	3	1.1
(1,3)	1:A:84:LYS:H	2:B:11:A:C8	3	1.1
(1,3)	1:A:84:LYS:H	2:B:11:A:H1'	3	1.1
(1,3)	1:A:84:LYS:H	2:B:11:A:H2	3	1.1
(1,3)	1:A:84:LYS:H	2:B:11:A:H2'	3	1.1

*Continued on next page...*

*Continued from previous page...*

Key	Atom-1	Atom-2	Model ID	Violation (Å)
(1,3)	1:A:84:LYS:H	2:B:11:A:H3'	3	1.1
(1,3)	1:A:84:LYS:H	2:B:11:A:H4'	3	1.1
(1,3)	1:A:84:LYS:H	2:B:11:A:H5'	3	1.1
(1,3)	1:A:84:LYS:H	2:B:11:A:H5''	3	1.1
(1,3)	1:A:84:LYS:H	2:B:11:A:H61	3	1.1
(1,3)	1:A:84:LYS:H	2:B:11:A:H62	3	1.1
(1,3)	1:A:84:LYS:H	2:B:11:A:H8	3	1.1
(1,3)	1:A:84:LYS:H	2:B:11:A:HO2'	3	1.1
(1,3)	1:A:84:LYS:H	2:B:11:A:N1	3	1.1
(1,3)	1:A:84:LYS:H	2:B:11:A:N3	3	1.1
(1,3)	1:A:84:LYS:H	2:B:11:A:N6	3	1.1
(1,3)	1:A:84:LYS:H	2:B:11:A:N7	3	1.1
(1,3)	1:A:84:LYS:H	2:B:11:A:N9	3	1.1
(1,3)	1:A:84:LYS:H	2:B:11:A:O2'	3	1.1
(1,3)	1:A:84:LYS:H	2:B:11:A:O3'	3	1.1
(1,3)	1:A:84:LYS:H	2:B:11:A:O4'	3	1.1
(1,3)	1:A:84:LYS:H	2:B:11:A:O5'	3	1.1
(1,3)	1:A:84:LYS:H	2:B:11:A:OP1	3	1.1
(1,3)	1:A:84:LYS:H	2:B:11:A:OP2	3	1.1
(1,3)	1:A:84:LYS:H	2:B:11:A:P	3	1.1
(1,3)	1:A:84:LYS:H	2:B:12:A:C1'	3	1.1
(1,3)	1:A:84:LYS:H	2:B:12:A:C2	3	1.1
(1,3)	1:A:84:LYS:H	2:B:12:A:C2'	3	1.1
(1,3)	1:A:84:LYS:H	2:B:12:A:C3'	3	1.1
(1,3)	1:A:84:LYS:H	2:B:12:A:C4	3	1.1
(1,3)	1:A:84:LYS:H	2:B:12:A:C4'	3	1.1
(1,3)	1:A:84:LYS:H	2:B:12:A:C5	3	1.1
(1,3)	1:A:84:LYS:H	2:B:12:A:C5'	3	1.1
(1,3)	1:A:84:LYS:H	2:B:12:A:C6	3	1.1
(1,3)	1:A:84:LYS:H	2:B:12:A:C8	3	1.1
(1,3)	1:A:84:LYS:H	2:B:12:A:H1'	3	1.1
(1,3)	1:A:84:LYS:H	2:B:12:A:H2	3	1.1
(1,3)	1:A:84:LYS:H	2:B:12:A:H2'	3	1.1
(1,3)	1:A:84:LYS:H	2:B:12:A:H3'	3	1.1
(1,3)	1:A:84:LYS:H	2:B:12:A:H4'	3	1.1
(1,3)	1:A:84:LYS:H	2:B:12:A:H5'	3	1.1
(1,3)	1:A:84:LYS:H	2:B:12:A:H5''	3	1.1
(1,3)	1:A:84:LYS:H	2:B:12:A:H61	3	1.1
(1,3)	1:A:84:LYS:H	2:B:12:A:H62	3	1.1
(1,3)	1:A:84:LYS:H	2:B:12:A:H8	3	1.1
(1,3)	1:A:84:LYS:H	2:B:12:A:HO2'	3	1.1
(1,3)	1:A:84:LYS:H	2:B:12:A:N1	3	1.1

*Continued on next page...*

*Continued from previous page...*

Key	Atom-1	Atom-2	Model ID	Violation (Å)
(1,3)	1:A:84:LYS:H	2:B:12:A:N3	3	1.1
(1,3)	1:A:84:LYS:H	2:B:12:A:N6	3	1.1
(1,3)	1:A:84:LYS:H	2:B:12:A:N7	3	1.1
(1,3)	1:A:84:LYS:H	2:B:12:A:N9	3	1.1
(1,3)	1:A:84:LYS:H	2:B:12:A:O2'	3	1.1
(1,3)	1:A:84:LYS:H	2:B:12:A:O3'	3	1.1
(1,3)	1:A:84:LYS:H	2:B:12:A:O4'	3	1.1
(1,3)	1:A:84:LYS:H	2:B:12:A:O5'	3	1.1
(1,3)	1:A:84:LYS:H	2:B:12:A:OP1	3	1.1
(1,3)	1:A:84:LYS:H	2:B:12:A:OP2	3	1.1
(1,3)	1:A:84:LYS:H	2:B:12:A:P	3	1.1
(1,3)	1:A:84:LYS:H	2:B:13:A:C1'	3	1.1
(1,3)	1:A:84:LYS:H	2:B:13:A:C2	3	1.1
(1,3)	1:A:84:LYS:H	2:B:13:A:C2'	3	1.1
(1,3)	1:A:84:LYS:H	2:B:13:A:C3'	3	1.1
(1,3)	1:A:84:LYS:H	2:B:13:A:C4	3	1.1
(1,3)	1:A:84:LYS:H	2:B:13:A:C4'	3	1.1
(1,3)	1:A:84:LYS:H	2:B:13:A:C5	3	1.1
(1,3)	1:A:84:LYS:H	2:B:13:A:C5'	3	1.1
(1,3)	1:A:84:LYS:H	2:B:13:A:C6	3	1.1
(1,3)	1:A:84:LYS:H	2:B:13:A:C8	3	1.1
(1,3)	1:A:84:LYS:H	2:B:13:A:H1'	3	1.1
(1,3)	1:A:84:LYS:H	2:B:13:A:H2	3	1.1
(1,3)	1:A:84:LYS:H	2:B:13:A:H2'	3	1.1
(1,3)	1:A:84:LYS:H	2:B:13:A:H3'	3	1.1
(1,3)	1:A:84:LYS:H	2:B:13:A:H4'	3	1.1
(1,3)	1:A:84:LYS:H	2:B:13:A:H5'	3	1.1
(1,3)	1:A:84:LYS:H	2:B:13:A:H5''	3	1.1
(1,3)	1:A:84:LYS:H	2:B:13:A:H61	3	1.1
(1,3)	1:A:84:LYS:H	2:B:13:A:H62	3	1.1
(1,3)	1:A:84:LYS:H	2:B:13:A:H8	3	1.1
(1,3)	1:A:84:LYS:H	2:B:13:A:HO2'	3	1.1
(1,3)	1:A:84:LYS:H	2:B:13:A:N1	3	1.1
(1,3)	1:A:84:LYS:H	2:B:13:A:N3	3	1.1
(1,3)	1:A:84:LYS:H	2:B:13:A:N6	3	1.1
(1,3)	1:A:84:LYS:H	2:B:13:A:N7	3	1.1
(1,3)	1:A:84:LYS:H	2:B:13:A:N9	3	1.1
(1,3)	1:A:84:LYS:H	2:B:13:A:O2'	3	1.1
(1,3)	1:A:84:LYS:H	2:B:13:A:O3'	3	1.1
(1,3)	1:A:84:LYS:H	2:B:13:A:O4'	3	1.1
(1,3)	1:A:84:LYS:H	2:B:13:A:O5'	3	1.1
(1,3)	1:A:84:LYS:H	2:B:13:A:OP1	3	1.1

*Continued on next page...*

*Continued from previous page...*

Key	Atom-1	Atom-2	Model ID	Violation (Å)
(1,3)	1:A:84:LYS:H	2:B:13:A:OP2	3	1.1
(1,3)	1:A:84:LYS:H	2:B:13:A:P	3	1.1
(1,3)	1:A:84:LYS:H	2:B:14:G:C1'	3	1.1
(1,3)	1:A:84:LYS:H	2:B:14:G:C2	3	1.1
(1,3)	1:A:84:LYS:H	2:B:14:G:C2'	3	1.1
(1,3)	1:A:84:LYS:H	2:B:14:G:C3'	3	1.1
(1,3)	1:A:84:LYS:H	2:B:14:G:C4	3	1.1
(1,3)	1:A:84:LYS:H	2:B:14:G:C4'	3	1.1
(1,3)	1:A:84:LYS:H	2:B:14:G:C5	3	1.1
(1,3)	1:A:84:LYS:H	2:B:14:G:C5'	3	1.1
(1,3)	1:A:84:LYS:H	2:B:14:G:C6	3	1.1
(1,3)	1:A:84:LYS:H	2:B:14:G:C8	3	1.1
(1,3)	1:A:84:LYS:H	2:B:14:G:H1	3	1.1
(1,3)	1:A:84:LYS:H	2:B:14:G:H1'	3	1.1
(1,3)	1:A:84:LYS:H	2:B:14:G:H2'	3	1.1
(1,3)	1:A:84:LYS:H	2:B:14:G:H21	3	1.1
(1,3)	1:A:84:LYS:H	2:B:14:G:H22	3	1.1
(1,3)	1:A:84:LYS:H	2:B:14:G:H3'	3	1.1
(1,3)	1:A:84:LYS:H	2:B:14:G:H4'	3	1.1
(1,3)	1:A:84:LYS:H	2:B:14:G:H5'	3	1.1
(1,3)	1:A:84:LYS:H	2:B:14:G:H5''	3	1.1
(1,3)	1:A:84:LYS:H	2:B:14:G:H8	3	1.1
(1,3)	1:A:84:LYS:H	2:B:14:G:HO2'	3	1.1
(1,3)	1:A:84:LYS:H	2:B:14:G:N1	3	1.1
(1,3)	1:A:84:LYS:H	2:B:14:G:N2	3	1.1
(1,3)	1:A:84:LYS:H	2:B:14:G:N3	3	1.1
(1,3)	1:A:84:LYS:H	2:B:14:G:N7	3	1.1
(1,3)	1:A:84:LYS:H	2:B:14:G:N9	3	1.1
(1,3)	1:A:84:LYS:H	2:B:14:G:O2'	3	1.1
(1,3)	1:A:84:LYS:H	2:B:14:G:O3'	3	1.1
(1,3)	1:A:84:LYS:H	2:B:14:G:O4'	3	1.1
(1,3)	1:A:84:LYS:H	2:B:14:G:O5'	3	1.1
(1,3)	1:A:84:LYS:H	2:B:14:G:O6	3	1.1
(1,3)	1:A:84:LYS:H	2:B:14:G:OP1	3	1.1
(1,3)	1:A:84:LYS:H	2:B:14:G:OP2	3	1.1
(1,3)	1:A:84:LYS:H	2:B:14:G:P	3	1.1
(1,3)	1:A:84:LYS:H	2:B:15:A:C1'	3	1.1
(1,3)	1:A:84:LYS:H	2:B:15:A:C2	3	1.1
(1,3)	1:A:84:LYS:H	2:B:15:A:C2'	3	1.1
(1,3)	1:A:84:LYS:H	2:B:15:A:C3'	3	1.1
(1,3)	1:A:84:LYS:H	2:B:15:A:C4	3	1.1
(1,3)	1:A:84:LYS:H	2:B:15:A:C4'	3	1.1

*Continued on next page...*

*Continued from previous page...*

Key	Atom-1	Atom-2	Model ID	Violation (Å)
(1,3)	1:A:84:LYS:H	2:B:15:A:C5	3	1.1
(1,3)	1:A:84:LYS:H	2:B:15:A:C5'	3	1.1
(1,3)	1:A:84:LYS:H	2:B:15:A:C6	3	1.1
(1,3)	1:A:84:LYS:H	2:B:15:A:C8	3	1.1
(1,3)	1:A:84:LYS:H	2:B:15:A:H1'	3	1.1
(1,3)	1:A:84:LYS:H	2:B:15:A:H2	3	1.1
(1,3)	1:A:84:LYS:H	2:B:15:A:H2'	3	1.1
(1,3)	1:A:84:LYS:H	2:B:15:A:H3'	3	1.1
(1,3)	1:A:84:LYS:H	2:B:15:A:H4'	3	1.1
(1,3)	1:A:84:LYS:H	2:B:15:A:H5'	3	1.1
(1,3)	1:A:84:LYS:H	2:B:15:A:H5''	3	1.1
(1,3)	1:A:84:LYS:H	2:B:15:A:H61	3	1.1
(1,3)	1:A:84:LYS:H	2:B:15:A:H62	3	1.1
(1,3)	1:A:84:LYS:H	2:B:15:A:H8	3	1.1
(1,3)	1:A:84:LYS:H	2:B:15:A:HO2'	3	1.1
(1,3)	1:A:84:LYS:H	2:B:15:A:N1	3	1.1
(1,3)	1:A:84:LYS:H	2:B:15:A:N3	3	1.1
(1,3)	1:A:84:LYS:H	2:B:15:A:N6	3	1.1
(1,3)	1:A:84:LYS:H	2:B:15:A:N7	3	1.1
(1,3)	1:A:84:LYS:H	2:B:15:A:N9	3	1.1
(1,3)	1:A:84:LYS:H	2:B:15:A:O2'	3	1.1
(1,3)	1:A:84:LYS:H	2:B:15:A:O3'	3	1.1
(1,3)	1:A:84:LYS:H	2:B:15:A:O4'	3	1.1
(1,3)	1:A:84:LYS:H	2:B:15:A:O5'	3	1.1
(1,3)	1:A:84:LYS:H	2:B:15:A:OP1	3	1.1
(1,3)	1:A:84:LYS:H	2:B:15:A:OP2	3	1.1
(1,3)	1:A:84:LYS:H	2:B:15:A:P	3	1.1
(1,3)	1:A:84:LYS:H	2:B:16:G:C1'	3	1.1
(1,3)	1:A:84:LYS:H	2:B:16:G:C2	3	1.1
(1,3)	1:A:84:LYS:H	2:B:16:G:C2'	3	1.1
(1,3)	1:A:84:LYS:H	2:B:16:G:C3'	3	1.1
(1,3)	1:A:84:LYS:H	2:B:16:G:C4	3	1.1
(1,3)	1:A:84:LYS:H	2:B:16:G:C4'	3	1.1
(1,3)	1:A:84:LYS:H	2:B:16:G:C5	3	1.1
(1,3)	1:A:84:LYS:H	2:B:16:G:C5'	3	1.1
(1,3)	1:A:84:LYS:H	2:B:16:G:C6	3	1.1
(1,3)	1:A:84:LYS:H	2:B:16:G:C8	3	1.1
(1,3)	1:A:84:LYS:H	2:B:16:G:H1	3	1.1
(1,3)	1:A:84:LYS:H	2:B:16:G:H1'	3	1.1
(1,3)	1:A:84:LYS:H	2:B:16:G:H2'	3	1.1
(1,3)	1:A:84:LYS:H	2:B:16:G:H21	3	1.1
(1,3)	1:A:84:LYS:H	2:B:16:G:H22	3	1.1

*Continued on next page...*

*Continued from previous page...*

Key	Atom-1	Atom-2	Model ID	Violation (Å)
(1,3)	1:A:84:LYS:H	2:B:16:G:H3'	3	1.1
(1,3)	1:A:84:LYS:H	2:B:16:G:H4'	3	1.1
(1,3)	1:A:84:LYS:H	2:B:16:G:H5'	3	1.1
(1,3)	1:A:84:LYS:H	2:B:16:G:H5''	3	1.1
(1,3)	1:A:84:LYS:H	2:B:16:G:H8	3	1.1
(1,3)	1:A:84:LYS:H	2:B:16:G:HO2'	3	1.1
(1,3)	1:A:84:LYS:H	2:B:16:G:N1	3	1.1
(1,3)	1:A:84:LYS:H	2:B:16:G:N2	3	1.1
(1,3)	1:A:84:LYS:H	2:B:16:G:N3	3	1.1
(1,3)	1:A:84:LYS:H	2:B:16:G:N7	3	1.1
(1,3)	1:A:84:LYS:H	2:B:16:G:N9	3	1.1
(1,3)	1:A:84:LYS:H	2:B:16:G:O2'	3	1.1
(1,3)	1:A:84:LYS:H	2:B:16:G:O3'	3	1.1
(1,3)	1:A:84:LYS:H	2:B:16:G:O4'	3	1.1
(1,3)	1:A:84:LYS:H	2:B:16:G:O5'	3	1.1
(1,3)	1:A:84:LYS:H	2:B:16:G:O6	3	1.1
(1,3)	1:A:84:LYS:H	2:B:16:G:OP1	3	1.1
(1,3)	1:A:84:LYS:H	2:B:16:G:OP2	3	1.1
(1,3)	1:A:84:LYS:H	2:B:16:G:P	3	1.1
(1,3)	1:A:84:LYS:H	2:B:17:C:C1'	3	1.1
(1,3)	1:A:84:LYS:H	2:B:17:C:C2	3	1.1
(1,3)	1:A:84:LYS:H	2:B:17:C:C2'	3	1.1
(1,3)	1:A:84:LYS:H	2:B:17:C:C3'	3	1.1
(1,3)	1:A:84:LYS:H	2:B:17:C:C4	3	1.1
(1,3)	1:A:84:LYS:H	2:B:17:C:C4'	3	1.1
(1,3)	1:A:84:LYS:H	2:B:17:C:C5	3	1.1
(1,3)	1:A:84:LYS:H	2:B:17:C:C5'	3	1.1
(1,3)	1:A:84:LYS:H	2:B:17:C:C6	3	1.1
(1,3)	1:A:84:LYS:H	2:B:17:C:H1'	3	1.1
(1,3)	1:A:84:LYS:H	2:B:17:C:H2'	3	1.1
(1,3)	1:A:84:LYS:H	2:B:17:C:H3'	3	1.1
(1,3)	1:A:84:LYS:H	2:B:17:C:H4'	3	1.1
(1,3)	1:A:84:LYS:H	2:B:17:C:H41	3	1.1
(1,3)	1:A:84:LYS:H	2:B:17:C:H42	3	1.1
(1,3)	1:A:84:LYS:H	2:B:17:C:H5	3	1.1
(1,3)	1:A:84:LYS:H	2:B:17:C:H5'	3	1.1
(1,3)	1:A:84:LYS:H	2:B:17:C:H5''	3	1.1
(1,3)	1:A:84:LYS:H	2:B:17:C:H6	3	1.1
(1,3)	1:A:84:LYS:H	2:B:17:C:HO2'	3	1.1
(1,3)	1:A:84:LYS:H	2:B:17:C:N1	3	1.1
(1,3)	1:A:84:LYS:H	2:B:17:C:N3	3	1.1
(1,3)	1:A:84:LYS:H	2:B:17:C:N4	3	1.1

*Continued on next page...*



*Continued from previous page...*

Key	Atom-1	Atom-2	Model ID	Violation (Å)
(1,3)	1:A:84:LYS:H	2:B:17:C:O2	3	1.1
(1,3)	1:A:84:LYS:H	2:B:17:C:O2'	3	1.1
(1,3)	1:A:84:LYS:H	2:B:17:C:O3'	3	1.1
(1,3)	1:A:84:LYS:H	2:B:17:C:O4'	3	1.1
(1,3)	1:A:84:LYS:H	2:B:17:C:O5'	3	1.1
(1,3)	1:A:84:LYS:H	2:B:17:C:OP1	3	1.1
(1,3)	1:A:84:LYS:H	2:B:17:C:OP2	3	1.1
(1,3)	1:A:84:LYS:H	2:B:17:C:P	3	1.1
(1,3)	1:A:84:LYS:H	2:B:18:A:C1'	3	1.1
(1,3)	1:A:84:LYS:H	2:B:18:A:C2	3	1.1
(1,3)	1:A:84:LYS:H	2:B:18:A:C2'	3	1.1
(1,3)	1:A:84:LYS:H	2:B:18:A:C3'	3	1.1
(1,3)	1:A:84:LYS:H	2:B:18:A:C4	3	1.1
(1,3)	1:A:84:LYS:H	2:B:18:A:C4'	3	1.1
(1,3)	1:A:84:LYS:H	2:B:18:A:C5	3	1.1
(1,3)	1:A:84:LYS:H	2:B:18:A:C5'	3	1.1
(1,3)	1:A:84:LYS:H	2:B:18:A:C6	3	1.1
(1,3)	1:A:84:LYS:H	2:B:18:A:C8	3	1.1
(1,3)	1:A:84:LYS:H	2:B:18:A:H1'	3	1.1
(1,3)	1:A:84:LYS:H	2:B:18:A:H2	3	1.1
(1,3)	1:A:84:LYS:H	2:B:18:A:H2'	3	1.1
(1,3)	1:A:84:LYS:H	2:B:18:A:H3'	3	1.1
(1,3)	1:A:84:LYS:H	2:B:18:A:H4'	3	1.1
(1,3)	1:A:84:LYS:H	2:B:18:A:H5'	3	1.1
(1,3)	1:A:84:LYS:H	2:B:18:A:H5''	3	1.1
(1,3)	1:A:84:LYS:H	2:B:18:A:H61	3	1.1
(1,3)	1:A:84:LYS:H	2:B:18:A:H62	3	1.1
(1,3)	1:A:84:LYS:H	2:B:18:A:H8	3	1.1
(1,3)	1:A:84:LYS:H	2:B:18:A:HO2'	3	1.1
(1,3)	1:A:84:LYS:H	2:B:18:A:N1	3	1.1
(1,3)	1:A:84:LYS:H	2:B:18:A:N3	3	1.1
(1,3)	1:A:84:LYS:H	2:B:18:A:N6	3	1.1
(1,3)	1:A:84:LYS:H	2:B:18:A:N7	3	1.1
(1,3)	1:A:84:LYS:H	2:B:18:A:N9	3	1.1
(1,3)	1:A:84:LYS:H	2:B:18:A:O2'	3	1.1
(1,3)	1:A:84:LYS:H	2:B:18:A:O3'	3	1.1
(1,3)	1:A:84:LYS:H	2:B:18:A:O4'	3	1.1
(1,3)	1:A:84:LYS:H	2:B:18:A:O5'	3	1.1
(1,3)	1:A:84:LYS:H	2:B:18:A:OP1	3	1.1
(1,3)	1:A:84:LYS:H	2:B:18:A:OP2	3	1.1
(1,3)	1:A:84:LYS:H	2:B:18:A:P	3	1.1
(1,3)	1:A:84:LYS:H	2:B:19:A:C1'	3	1.1

*Continued on next page...*

*Continued from previous page...*

Key	Atom-1	Atom-2	Model ID	Violation (Å)
(1,3)	1:A:84:LYS:H	2:B:19:A:C2	3	1.1
(1,3)	1:A:84:LYS:H	2:B:19:A:C2'	3	1.1
(1,3)	1:A:84:LYS:H	2:B:19:A:C3'	3	1.1
(1,3)	1:A:84:LYS:H	2:B:19:A:C4	3	1.1
(1,3)	1:A:84:LYS:H	2:B:19:A:C4'	3	1.1
(1,3)	1:A:84:LYS:H	2:B:19:A:C5	3	1.1
(1,3)	1:A:84:LYS:H	2:B:19:A:C5'	3	1.1
(1,3)	1:A:84:LYS:H	2:B:19:A:C6	3	1.1
(1,3)	1:A:84:LYS:H	2:B:19:A:C8	3	1.1
(1,3)	1:A:84:LYS:H	2:B:19:A:H1'	3	1.1
(1,3)	1:A:84:LYS:H	2:B:19:A:H2	3	1.1
(1,3)	1:A:84:LYS:H	2:B:19:A:H2'	3	1.1
(1,3)	1:A:84:LYS:H	2:B:19:A:H3'	3	1.1
(1,3)	1:A:84:LYS:H	2:B:19:A:H4'	3	1.1
(1,3)	1:A:84:LYS:H	2:B:19:A:H5'	3	1.1
(1,3)	1:A:84:LYS:H	2:B:19:A:H5''	3	1.1
(1,3)	1:A:84:LYS:H	2:B:19:A:H61	3	1.1
(1,3)	1:A:84:LYS:H	2:B:19:A:H62	3	1.1
(1,3)	1:A:84:LYS:H	2:B:19:A:H8	3	1.1
(1,3)	1:A:84:LYS:H	2:B:19:A:HO2'	3	1.1
(1,3)	1:A:84:LYS:H	2:B:19:A:N1	3	1.1
(1,3)	1:A:84:LYS:H	2:B:19:A:N3	3	1.1
(1,3)	1:A:84:LYS:H	2:B:19:A:N6	3	1.1
(1,3)	1:A:84:LYS:H	2:B:19:A:N7	3	1.1
(1,3)	1:A:84:LYS:H	2:B:19:A:N9	3	1.1
(1,3)	1:A:84:LYS:H	2:B:19:A:O2'	3	1.1
(1,3)	1:A:84:LYS:H	2:B:19:A:O3'	3	1.1
(1,3)	1:A:84:LYS:H	2:B:19:A:O4'	3	1.1
(1,3)	1:A:84:LYS:H	2:B:19:A:O5'	3	1.1
(1,3)	1:A:84:LYS:H	2:B:19:A:OP1	3	1.1
(1,3)	1:A:84:LYS:H	2:B:19:A:OP2	3	1.1
(1,3)	1:A:84:LYS:H	2:B:19:A:P	3	1.1
(1,3)	1:A:84:LYS:H	2:B:20:U:C1'	3	1.1
(1,3)	1:A:84:LYS:H	2:B:20:U:C2	3	1.1
(1,3)	1:A:84:LYS:H	2:B:20:U:C2'	3	1.1
(1,3)	1:A:84:LYS:H	2:B:20:U:C3'	3	1.1
(1,3)	1:A:84:LYS:H	2:B:20:U:C4	3	1.1
(1,3)	1:A:84:LYS:H	2:B:20:U:C4'	3	1.1
(1,3)	1:A:84:LYS:H	2:B:20:U:C5	3	1.1
(1,3)	1:A:84:LYS:H	2:B:20:U:C5'	3	1.1
(1,3)	1:A:84:LYS:H	2:B:20:U:C6	3	1.1
(1,3)	1:A:84:LYS:H	2:B:20:U:H1'	3	1.1

*Continued on next page...*

*Continued from previous page...*

Key	Atom-1	Atom-2	Model ID	Violation (Å)
(1,3)	1:A:84:LYS:H	2:B:20:U:H2'	3	1.1
(1,3)	1:A:84:LYS:H	2:B:20:U:H3	3	1.1
(1,3)	1:A:84:LYS:H	2:B:20:U:H3'	3	1.1
(1,3)	1:A:84:LYS:H	2:B:20:U:H4'	3	1.1
(1,3)	1:A:84:LYS:H	2:B:20:U:H5	3	1.1
(1,3)	1:A:84:LYS:H	2:B:20:U:H5'	3	1.1
(1,3)	1:A:84:LYS:H	2:B:20:U:H5''	3	1.1
(1,3)	1:A:84:LYS:H	2:B:20:U:H6	3	1.1
(1,3)	1:A:84:LYS:H	2:B:20:U:HO2'	3	1.1
(1,3)	1:A:84:LYS:H	2:B:20:U:N1	3	1.1
(1,3)	1:A:84:LYS:H	2:B:20:U:N3	3	1.1
(1,3)	1:A:84:LYS:H	2:B:20:U:O2	3	1.1
(1,3)	1:A:84:LYS:H	2:B:20:U:O2'	3	1.1
(1,3)	1:A:84:LYS:H	2:B:20:U:O3'	3	1.1
(1,3)	1:A:84:LYS:H	2:B:20:U:O4	3	1.1
(1,3)	1:A:84:LYS:H	2:B:20:U:O4'	3	1.1
(1,3)	1:A:84:LYS:H	2:B:20:U:O5'	3	1.1
(1,3)	1:A:84:LYS:H	2:B:20:U:OP1	3	1.1
(1,3)	1:A:84:LYS:H	2:B:20:U:OP2	3	1.1
(1,3)	1:A:84:LYS:H	2:B:20:U:P	3	1.1
(1,3)	1:A:84:LYS:H	2:B:21:G:C1'	3	1.1
(1,3)	1:A:84:LYS:H	2:B:21:G:C2	3	1.1
(1,3)	1:A:84:LYS:H	2:B:21:G:C2'	3	1.1
(1,3)	1:A:84:LYS:H	2:B:21:G:C3'	3	1.1
(1,3)	1:A:84:LYS:H	2:B:21:G:C4	3	1.1
(1,3)	1:A:84:LYS:H	2:B:21:G:C4'	3	1.1
(1,3)	1:A:84:LYS:H	2:B:21:G:C5	3	1.1
(1,3)	1:A:84:LYS:H	2:B:21:G:C5'	3	1.1
(1,3)	1:A:84:LYS:H	2:B:21:G:C6	3	1.1
(1,3)	1:A:84:LYS:H	2:B:21:G:C8	3	1.1
(1,3)	1:A:84:LYS:H	2:B:21:G:H1	3	1.1
(1,3)	1:A:84:LYS:H	2:B:21:G:H1'	3	1.1
(1,3)	1:A:84:LYS:H	2:B:21:G:H2'	3	1.1
(1,3)	1:A:84:LYS:H	2:B:21:G:H21	3	1.1
(1,3)	1:A:84:LYS:H	2:B:21:G:H22	3	1.1
(1,3)	1:A:84:LYS:H	2:B:21:G:H3'	3	1.1
(1,3)	1:A:84:LYS:H	2:B:21:G:H4'	3	1.1
(1,3)	1:A:84:LYS:H	2:B:21:G:H5'	3	1.1
(1,3)	1:A:84:LYS:H	2:B:21:G:H5''	3	1.1
(1,3)	1:A:84:LYS:H	2:B:21:G:H8	3	1.1
(1,3)	1:A:84:LYS:H	2:B:21:G:HO2'	3	1.1
(1,3)	1:A:84:LYS:H	2:B:21:G:N1	3	1.1

*Continued on next page...*

*Continued from previous page...*

Key	Atom-1	Atom-2	Model ID	Violation (Å)
(1,3)	1:A:84:LYS:H	2:B:21:G:N2	3	1.1
(1,3)	1:A:84:LYS:H	2:B:21:G:N3	3	1.1
(1,3)	1:A:84:LYS:H	2:B:21:G:N7	3	1.1
(1,3)	1:A:84:LYS:H	2:B:21:G:N9	3	1.1
(1,3)	1:A:84:LYS:H	2:B:21:G:O2'	3	1.1
(1,3)	1:A:84:LYS:H	2:B:21:G:O3'	3	1.1
(1,3)	1:A:84:LYS:H	2:B:21:G:O4'	3	1.1
(1,3)	1:A:84:LYS:H	2:B:21:G:O5'	3	1.1
(1,3)	1:A:84:LYS:H	2:B:21:G:O6	3	1.1
(1,3)	1:A:84:LYS:H	2:B:21:G:OP1	3	1.1
(1,3)	1:A:84:LYS:H	2:B:21:G:OP2	3	1.1
(1,3)	1:A:84:LYS:H	2:B:21:G:P	3	1.1
(1,3)	1:A:84:LYS:H	2:B:22:A:C1'	3	1.1
(1,3)	1:A:84:LYS:H	2:B:22:A:C2	3	1.1
(1,3)	1:A:84:LYS:H	2:B:22:A:C2'	3	1.1
(1,3)	1:A:84:LYS:H	2:B:22:A:C3'	3	1.1
(1,3)	1:A:84:LYS:H	2:B:22:A:C4	3	1.1
(1,3)	1:A:84:LYS:H	2:B:22:A:C4'	3	1.1
(1,3)	1:A:84:LYS:H	2:B:22:A:C5	3	1.1
(1,3)	1:A:84:LYS:H	2:B:22:A:C5'	3	1.1
(1,3)	1:A:84:LYS:H	2:B:22:A:C6	3	1.1
(1,3)	1:A:84:LYS:H	2:B:22:A:C8	3	1.1
(1,3)	1:A:84:LYS:H	2:B:22:A:H1'	3	1.1
(1,3)	1:A:84:LYS:H	2:B:22:A:H2	3	1.1
(1,3)	1:A:84:LYS:H	2:B:22:A:H2'	3	1.1
(1,3)	1:A:84:LYS:H	2:B:22:A:H3'	3	1.1
(1,3)	1:A:84:LYS:H	2:B:22:A:H4'	3	1.1
(1,3)	1:A:84:LYS:H	2:B:22:A:H5'	3	1.1
(1,3)	1:A:84:LYS:H	2:B:22:A:H5''	3	1.1
(1,3)	1:A:84:LYS:H	2:B:22:A:H61	3	1.1
(1,3)	1:A:84:LYS:H	2:B:22:A:H62	3	1.1
(1,3)	1:A:84:LYS:H	2:B:22:A:H8	3	1.1
(1,3)	1:A:84:LYS:H	2:B:22:A:HO2'	3	1.1
(1,3)	1:A:84:LYS:H	2:B:22:A:N1	3	1.1
(1,3)	1:A:84:LYS:H	2:B:22:A:N3	3	1.1
(1,3)	1:A:84:LYS:H	2:B:22:A:N6	3	1.1
(1,3)	1:A:84:LYS:H	2:B:22:A:N7	3	1.1
(1,3)	1:A:84:LYS:H	2:B:22:A:N9	3	1.1
(1,3)	1:A:84:LYS:H	2:B:22:A:O2'	3	1.1
(1,3)	1:A:84:LYS:H	2:B:22:A:O3'	3	1.1
(1,3)	1:A:84:LYS:H	2:B:22:A:O4'	3	1.1
(1,3)	1:A:84:LYS:H	2:B:22:A:O5'	3	1.1

*Continued on next page...*

*Continued from previous page...*

Key	Atom-1	Atom-2	Model ID	Violation (Å)
(1,3)	1:A:84:LYS:H	2:B:22:A:OP1	3	1.1
(1,3)	1:A:84:LYS:H	2:B:22:A:OP2	3	1.1
(1,3)	1:A:84:LYS:H	2:B:22:A:P	3	1.1
(1,3)	1:A:84:LYS:H	2:B:23:U:C1'	3	1.1
(1,3)	1:A:84:LYS:H	2:B:23:U:C2	3	1.1
(1,3)	1:A:84:LYS:H	2:B:23:U:C2'	3	1.1
(1,3)	1:A:84:LYS:H	2:B:23:U:C3'	3	1.1
(1,3)	1:A:84:LYS:H	2:B:23:U:C4	3	1.1
(1,3)	1:A:84:LYS:H	2:B:23:U:C4'	3	1.1
(1,3)	1:A:84:LYS:H	2:B:23:U:C5	3	1.1
(1,3)	1:A:84:LYS:H	2:B:23:U:C5'	3	1.1
(1,3)	1:A:84:LYS:H	2:B:23:U:C6	3	1.1
(1,3)	1:A:84:LYS:H	2:B:23:U:H1'	3	1.1
(1,3)	1:A:84:LYS:H	2:B:23:U:H2'	3	1.1
(1,3)	1:A:84:LYS:H	2:B:23:U:H3	3	1.1
(1,3)	1:A:84:LYS:H	2:B:23:U:H3'	3	1.1
(1,3)	1:A:84:LYS:H	2:B:23:U:H4'	3	1.1
(1,3)	1:A:84:LYS:H	2:B:23:U:H5	3	1.1
(1,3)	1:A:84:LYS:H	2:B:23:U:H5'	3	1.1
(1,3)	1:A:84:LYS:H	2:B:23:U:H5''	3	1.1
(1,3)	1:A:84:LYS:H	2:B:23:U:H6	3	1.1
(1,3)	1:A:84:LYS:H	2:B:23:U:HO2'	3	1.1
(1,3)	1:A:84:LYS:H	2:B:23:U:N1	3	1.1
(1,3)	1:A:84:LYS:H	2:B:23:U:N3	3	1.1
(1,3)	1:A:84:LYS:H	2:B:23:U:O2	3	1.1
(1,3)	1:A:84:LYS:H	2:B:23:U:O2'	3	1.1
(1,3)	1:A:84:LYS:H	2:B:23:U:O3'	3	1.1
(1,3)	1:A:84:LYS:H	2:B:23:U:O4	3	1.1
(1,3)	1:A:84:LYS:H	2:B:23:U:O4'	3	1.1
(1,3)	1:A:84:LYS:H	2:B:23:U:O5'	3	1.1
(1,3)	1:A:84:LYS:H	2:B:23:U:OP1	3	1.1
(1,3)	1:A:84:LYS:H	2:B:23:U:OP2	3	1.1
(1,3)	1:A:84:LYS:H	2:B:23:U:P	3	1.1
(1,3)	1:A:84:LYS:H	2:B:24:G:C1'	3	1.1
(1,3)	1:A:84:LYS:H	2:B:24:G:C2	3	1.1
(1,3)	1:A:84:LYS:H	2:B:24:G:C2'	3	1.1
(1,3)	1:A:84:LYS:H	2:B:24:G:C3'	3	1.1
(1,3)	1:A:84:LYS:H	2:B:24:G:C4	3	1.1
(1,3)	1:A:84:LYS:H	2:B:24:G:C4'	3	1.1
(1,3)	1:A:84:LYS:H	2:B:24:G:C5	3	1.1
(1,3)	1:A:84:LYS:H	2:B:24:G:C5'	3	1.1
(1,3)	1:A:84:LYS:H	2:B:24:G:C6	3	1.1

*Continued on next page...*

*Continued from previous page...*

Key	Atom-1	Atom-2	Model ID	Violation (Å)
(1,3)	1:A:84:LYS:H	2:B:24:G:C8	3	1.1
(1,3)	1:A:84:LYS:H	2:B:24:G:H1	3	1.1
(1,3)	1:A:84:LYS:H	2:B:24:G:H1'	3	1.1
(1,3)	1:A:84:LYS:H	2:B:24:G:H2'	3	1.1
(1,3)	1:A:84:LYS:H	2:B:24:G:H21	3	1.1
(1,3)	1:A:84:LYS:H	2:B:24:G:H22	3	1.1
(1,3)	1:A:84:LYS:H	2:B:24:G:H3'	3	1.1
(1,3)	1:A:84:LYS:H	2:B:24:G:H4'	3	1.1
(1,3)	1:A:84:LYS:H	2:B:24:G:H5'	3	1.1
(1,3)	1:A:84:LYS:H	2:B:24:G:H5''	3	1.1
(1,3)	1:A:84:LYS:H	2:B:24:G:H8	3	1.1
(1,3)	1:A:84:LYS:H	2:B:24:G:HO2'	3	1.1
(1,3)	1:A:84:LYS:H	2:B:24:G:N1	3	1.1
(1,3)	1:A:84:LYS:H	2:B:24:G:N2	3	1.1
(1,3)	1:A:84:LYS:H	2:B:24:G:N3	3	1.1
(1,3)	1:A:84:LYS:H	2:B:24:G:N7	3	1.1
(1,3)	1:A:84:LYS:H	2:B:24:G:N9	3	1.1
(1,3)	1:A:84:LYS:H	2:B:24:G:O2'	3	1.1
(1,3)	1:A:84:LYS:H	2:B:24:G:O3'	3	1.1
(1,3)	1:A:84:LYS:H	2:B:24:G:O4'	3	1.1
(1,3)	1:A:84:LYS:H	2:B:24:G:O5'	3	1.1
(1,3)	1:A:84:LYS:H	2:B:24:G:O6	3	1.1
(1,3)	1:A:84:LYS:H	2:B:24:G:OP1	3	1.1
(1,3)	1:A:84:LYS:H	2:B:24:G:OP2	3	1.1
(1,3)	1:A:84:LYS:H	2:B:24:G:P	3	1.1
(1,3)	1:A:84:LYS:HA	2:B:2:C:C1'	3	1.1
(1,3)	1:A:84:LYS:HA	2:B:2:C:C2	3	1.1
(1,3)	1:A:84:LYS:HA	2:B:2:C:C2'	3	1.1
(1,3)	1:A:84:LYS:HA	2:B:2:C:C3'	3	1.1
(1,3)	1:A:84:LYS:HA	2:B:2:C:C4	3	1.1
(1,3)	1:A:84:LYS:HA	2:B:2:C:C4'	3	1.1
(1,3)	1:A:84:LYS:HA	2:B:2:C:C5	3	1.1
(1,3)	1:A:84:LYS:HA	2:B:2:C:C5'	3	1.1
(1,3)	1:A:84:LYS:HA	2:B:2:C:C6	3	1.1
(1,3)	1:A:84:LYS:HA	2:B:2:C:H1'	3	1.1
(1,3)	1:A:84:LYS:HA	2:B:2:C:H2'	3	1.1
(1,3)	1:A:84:LYS:HA	2:B:2:C:H3'	3	1.1
(1,3)	1:A:84:LYS:HA	2:B:2:C:H4'	3	1.1
(1,3)	1:A:84:LYS:HA	2:B:2:C:H41	3	1.1
(1,3)	1:A:84:LYS:HA	2:B:2:C:H42	3	1.1
(1,3)	1:A:84:LYS:HA	2:B:2:C:H5	3	1.1
(1,3)	1:A:84:LYS:HA	2:B:2:C:H5'	3	1.1

*Continued on next page...*

*Continued from previous page...*

Key	Atom-1	Atom-2	Model ID	Violation (Å)
(1,3)	1:A:84:LYS:HA	2:B:2:C:H5''	3	1.1
(1,3)	1:A:84:LYS:HA	2:B:2:C:H6	3	1.1
(1,3)	1:A:84:LYS:HA	2:B:2:C:HO2'	3	1.1
(1,3)	1:A:84:LYS:HA	2:B:2:C:N1	3	1.1
(1,3)	1:A:84:LYS:HA	2:B:2:C:N3	3	1.1
(1,3)	1:A:84:LYS:HA	2:B:2:C:N4	3	1.1
(1,3)	1:A:84:LYS:HA	2:B:2:C:O2	3	1.1
(1,3)	1:A:84:LYS:HA	2:B:2:C:O2'	3	1.1
(1,3)	1:A:84:LYS:HA	2:B:2:C:O3'	3	1.1
(1,3)	1:A:84:LYS:HA	2:B:2:C:O4'	3	1.1
(1,3)	1:A:84:LYS:HA	2:B:2:C:O5'	3	1.1
(1,3)	1:A:84:LYS:HA	2:B:3:U:C1'	3	1.1
(1,3)	1:A:84:LYS:HA	2:B:3:U:C2	3	1.1
(1,3)	1:A:84:LYS:HA	2:B:3:U:C2'	3	1.1
(1,3)	1:A:84:LYS:HA	2:B:3:U:C3'	3	1.1
(1,3)	1:A:84:LYS:HA	2:B:3:U:C4	3	1.1
(1,3)	1:A:84:LYS:HA	2:B:3:U:C4'	3	1.1
(1,3)	1:A:84:LYS:HA	2:B:3:U:C5	3	1.1
(1,3)	1:A:84:LYS:HA	2:B:3:U:C5'	3	1.1
(1,3)	1:A:84:LYS:HA	2:B:3:U:C6	3	1.1
(1,3)	1:A:84:LYS:HA	2:B:3:U:H1'	3	1.1
(1,3)	1:A:84:LYS:HA	2:B:3:U:H2'	3	1.1
(1,3)	1:A:84:LYS:HA	2:B:3:U:H3	3	1.1
(1,3)	1:A:84:LYS:HA	2:B:3:U:H3'	3	1.1
(1,3)	1:A:84:LYS:HA	2:B:3:U:H4'	3	1.1
(1,3)	1:A:84:LYS:HA	2:B:3:U:H5	3	1.1
(1,3)	1:A:84:LYS:HA	2:B:3:U:H5'	3	1.1
(1,3)	1:A:84:LYS:HA	2:B:3:U:H5''	3	1.1
(1,3)	1:A:84:LYS:HA	2:B:3:U:H6	3	1.1
(1,3)	1:A:84:LYS:HA	2:B:3:U:HO2'	3	1.1
(1,3)	1:A:84:LYS:HA	2:B:3:U:N1	3	1.1
(1,3)	1:A:84:LYS:HA	2:B:3:U:N3	3	1.1
(1,3)	1:A:84:LYS:HA	2:B:3:U:O2	3	1.1
(1,3)	1:A:84:LYS:HA	2:B:3:U:O2'	3	1.1
(1,3)	1:A:84:LYS:HA	2:B:3:U:O3'	3	1.1
(1,3)	1:A:84:LYS:HA	2:B:3:U:O4	3	1.1
(1,3)	1:A:84:LYS:HA	2:B:3:U:O4'	3	1.1
(1,3)	1:A:84:LYS:HA	2:B:3:U:O5'	3	1.1
(1,3)	1:A:84:LYS:HA	2:B:3:U:OP1	3	1.1
(1,3)	1:A:84:LYS:HA	2:B:3:U:OP2	3	1.1
(1,3)	1:A:84:LYS:HA	2:B:3:U:P	3	1.1
(1,3)	1:A:84:LYS:HA	2:B:4:G:C1'	3	1.1

*Continued on next page...*

*Continued from previous page...*

Key	Atom-1	Atom-2	Model ID	Violation (Å)
(1,3)	1:A:84:LYS:HA	2:B:4:G:C2	3	1.1
(1,3)	1:A:84:LYS:HA	2:B:4:G:C2'	3	1.1
(1,3)	1:A:84:LYS:HA	2:B:4:G:C3'	3	1.1
(1,3)	1:A:84:LYS:HA	2:B:4:G:C4	3	1.1
(1,3)	1:A:84:LYS:HA	2:B:4:G:C4'	3	1.1
(1,3)	1:A:84:LYS:HA	2:B:4:G:C5	3	1.1
(1,3)	1:A:84:LYS:HA	2:B:4:G:C5'	3	1.1
(1,3)	1:A:84:LYS:HA	2:B:4:G:C6	3	1.1
(1,3)	1:A:84:LYS:HA	2:B:4:G:C8	3	1.1
(1,3)	1:A:84:LYS:HA	2:B:4:G:H1	3	1.1
(1,3)	1:A:84:LYS:HA	2:B:4:G:H1'	3	1.1
(1,3)	1:A:84:LYS:HA	2:B:4:G:H2'	3	1.1
(1,3)	1:A:84:LYS:HA	2:B:4:G:H21	3	1.1
(1,3)	1:A:84:LYS:HA	2:B:4:G:H22	3	1.1
(1,3)	1:A:84:LYS:HA	2:B:4:G:H3'	3	1.1
(1,3)	1:A:84:LYS:HA	2:B:4:G:H4'	3	1.1
(1,3)	1:A:84:LYS:HA	2:B:4:G:H5'	3	1.1
(1,3)	1:A:84:LYS:HA	2:B:4:G:H5''	3	1.1
(1,3)	1:A:84:LYS:HA	2:B:4:G:H8	3	1.1
(1,3)	1:A:84:LYS:HA	2:B:4:G:HO2'	3	1.1
(1,3)	1:A:84:LYS:HA	2:B:4:G:N1	3	1.1
(1,3)	1:A:84:LYS:HA	2:B:4:G:N2	3	1.1
(1,3)	1:A:84:LYS:HA	2:B:4:G:N3	3	1.1
(1,3)	1:A:84:LYS:HA	2:B:4:G:N7	3	1.1
(1,3)	1:A:84:LYS:HA	2:B:4:G:N9	3	1.1
(1,3)	1:A:84:LYS:HA	2:B:4:G:O2'	3	1.1
(1,3)	1:A:84:LYS:HA	2:B:4:G:O3'	3	1.1
(1,3)	1:A:84:LYS:HA	2:B:4:G:O4'	3	1.1
(1,3)	1:A:84:LYS:HA	2:B:4:G:O5'	3	1.1
(1,3)	1:A:84:LYS:HA	2:B:4:G:O6	3	1.1
(1,3)	1:A:84:LYS:HA	2:B:4:G:OP1	3	1.1
(1,3)	1:A:84:LYS:HA	2:B:4:G:OP2	3	1.1
(1,3)	1:A:84:LYS:HA	2:B:4:G:P	3	1.1
(1,3)	1:A:84:LYS:HA	2:B:5:A:C1'	3	1.1
(1,3)	1:A:84:LYS:HA	2:B:5:A:C2	3	1.1
(1,3)	1:A:84:LYS:HA	2:B:5:A:C2'	3	1.1
(1,3)	1:A:84:LYS:HA	2:B:5:A:C3'	3	1.1
(1,3)	1:A:84:LYS:HA	2:B:5:A:C4	3	1.1
(1,3)	1:A:84:LYS:HA	2:B:5:A:C4'	3	1.1
(1,3)	1:A:84:LYS:HA	2:B:5:A:C5	3	1.1
(1,3)	1:A:84:LYS:HA	2:B:5:A:C5'	3	1.1
(1,3)	1:A:84:LYS:HA	2:B:5:A:C6	3	1.1

*Continued on next page...*



*Continued from previous page...*

Key	Atom-1	Atom-2	Model ID	Violation (Å)
(1,3)	1:A:84:LYS:HA	2:B:5:A:C8	3	1.1
(1,3)	1:A:84:LYS:HA	2:B:5:A:H1'	3	1.1
(1,3)	1:A:84:LYS:HA	2:B:5:A:H2	3	1.1
(1,3)	1:A:84:LYS:HA	2:B:5:A:H2'	3	1.1
(1,3)	1:A:84:LYS:HA	2:B:5:A:H3'	3	1.1
(1,3)	1:A:84:LYS:HA	2:B:5:A:H4'	3	1.1
(1,3)	1:A:84:LYS:HA	2:B:5:A:H5'	3	1.1
(1,3)	1:A:84:LYS:HA	2:B:5:A:H5''	3	1.1
(1,3)	1:A:84:LYS:HA	2:B:5:A:H61	3	1.1
(1,3)	1:A:84:LYS:HA	2:B:5:A:H62	3	1.1
(1,3)	1:A:84:LYS:HA	2:B:5:A:H8	3	1.1
(1,3)	1:A:84:LYS:HA	2:B:5:A:HO2'	3	1.1
(1,3)	1:A:84:LYS:HA	2:B:5:A:N1	3	1.1
(1,3)	1:A:84:LYS:HA	2:B:5:A:N3	3	1.1
(1,3)	1:A:84:LYS:HA	2:B:5:A:N6	3	1.1
(1,3)	1:A:84:LYS:HA	2:B:5:A:N7	3	1.1
(1,3)	1:A:84:LYS:HA	2:B:5:A:N9	3	1.1
(1,3)	1:A:84:LYS:HA	2:B:5:A:O2'	3	1.1
(1,3)	1:A:84:LYS:HA	2:B:5:A:O3'	3	1.1
(1,3)	1:A:84:LYS:HA	2:B:5:A:O4'	3	1.1
(1,3)	1:A:84:LYS:HA	2:B:5:A:O5'	3	1.1
(1,3)	1:A:84:LYS:HA	2:B:5:A:OP1	3	1.1
(1,3)	1:A:84:LYS:HA	2:B:5:A:OP2	3	1.1
(1,3)	1:A:84:LYS:HA	2:B:5:A:P	3	1.1
(1,3)	1:A:84:LYS:HA	2:B:6:G:C1'	3	1.1
(1,3)	1:A:84:LYS:HA	2:B:6:G:C2	3	1.1
(1,3)	1:A:84:LYS:HA	2:B:6:G:C2'	3	1.1
(1,3)	1:A:84:LYS:HA	2:B:6:G:C3'	3	1.1
(1,3)	1:A:84:LYS:HA	2:B:6:G:C4	3	1.1
(1,3)	1:A:84:LYS:HA	2:B:6:G:C4'	3	1.1
(1,3)	1:A:84:LYS:HA	2:B:6:G:C5	3	1.1
(1,3)	1:A:84:LYS:HA	2:B:6:G:C5'	3	1.1
(1,3)	1:A:84:LYS:HA	2:B:6:G:C6	3	1.1
(1,3)	1:A:84:LYS:HA	2:B:6:G:C8	3	1.1
(1,3)	1:A:84:LYS:HA	2:B:6:G:H1	3	1.1
(1,3)	1:A:84:LYS:HA	2:B:6:G:H1'	3	1.1
(1,3)	1:A:84:LYS:HA	2:B:6:G:H2'	3	1.1
(1,3)	1:A:84:LYS:HA	2:B:6:G:H21	3	1.1
(1,3)	1:A:84:LYS:HA	2:B:6:G:H22	3	1.1
(1,3)	1:A:84:LYS:HA	2:B:6:G:H3'	3	1.1
(1,3)	1:A:84:LYS:HA	2:B:6:G:H4'	3	1.1
(1,3)	1:A:84:LYS:HA	2:B:6:G:H5'	3	1.1

*Continued on next page...*

*Continued from previous page...*

Key	Atom-1	Atom-2	Model ID	Violation (Å)
(1,3)	1:A:84:LYS:HA	2:B:6:G:H5''	3	1.1
(1,3)	1:A:84:LYS:HA	2:B:6:G:H8	3	1.1
(1,3)	1:A:84:LYS:HA	2:B:6:G:HO2'	3	1.1
(1,3)	1:A:84:LYS:HA	2:B:6:G:N1	3	1.1
(1,3)	1:A:84:LYS:HA	2:B:6:G:N2	3	1.1
(1,3)	1:A:84:LYS:HA	2:B:6:G:N3	3	1.1
(1,3)	1:A:84:LYS:HA	2:B:6:G:N7	3	1.1
(1,3)	1:A:84:LYS:HA	2:B:6:G:N9	3	1.1
(1,3)	1:A:84:LYS:HA	2:B:6:G:O2'	3	1.1
(1,3)	1:A:84:LYS:HA	2:B:6:G:O3'	3	1.1
(1,3)	1:A:84:LYS:HA	2:B:6:G:O4'	3	1.1
(1,3)	1:A:84:LYS:HA	2:B:6:G:O5'	3	1.1
(1,3)	1:A:84:LYS:HA	2:B:6:G:O6	3	1.1
(1,3)	1:A:84:LYS:HA	2:B:6:G:OP1	3	1.1
(1,3)	1:A:84:LYS:HA	2:B:6:G:OP2	3	1.1
(1,3)	1:A:84:LYS:HA	2:B:6:G:P	3	1.1
(1,3)	1:A:84:LYS:HA	2:B:7:C:C1'	3	1.1
(1,3)	1:A:84:LYS:HA	2:B:7:C:C2	3	1.1
(1,3)	1:A:84:LYS:HA	2:B:7:C:C2'	3	1.1
(1,3)	1:A:84:LYS:HA	2:B:7:C:C3'	3	1.1
(1,3)	1:A:84:LYS:HA	2:B:7:C:C4	3	1.1
(1,3)	1:A:84:LYS:HA	2:B:7:C:C4'	3	1.1
(1,3)	1:A:84:LYS:HA	2:B:7:C:C5	3	1.1
(1,3)	1:A:84:LYS:HA	2:B:7:C:C5'	3	1.1
(1,3)	1:A:84:LYS:HA	2:B:7:C:C6	3	1.1
(1,3)	1:A:84:LYS:HA	2:B:7:C:H1'	3	1.1
(1,3)	1:A:84:LYS:HA	2:B:7:C:H2'	3	1.1
(1,3)	1:A:84:LYS:HA	2:B:7:C:H3'	3	1.1
(1,3)	1:A:84:LYS:HA	2:B:7:C:H4'	3	1.1
(1,3)	1:A:84:LYS:HA	2:B:7:C:H41	3	1.1
(1,3)	1:A:84:LYS:HA	2:B:7:C:H42	3	1.1
(1,3)	1:A:84:LYS:HA	2:B:7:C:H5	3	1.1
(1,3)	1:A:84:LYS:HA	2:B:7:C:H5'	3	1.1
(1,3)	1:A:84:LYS:HA	2:B:7:C:H5''	3	1.1
(1,3)	1:A:84:LYS:HA	2:B:7:C:H6	3	1.1
(1,3)	1:A:84:LYS:HA	2:B:7:C:HO2'	3	1.1
(1,3)	1:A:84:LYS:HA	2:B:7:C:N1	3	1.1
(1,3)	1:A:84:LYS:HA	2:B:7:C:N3	3	1.1
(1,3)	1:A:84:LYS:HA	2:B:7:C:N4	3	1.1
(1,3)	1:A:84:LYS:HA	2:B:7:C:O2	3	1.1
(1,3)	1:A:84:LYS:HA	2:B:7:C:O2'	3	1.1
(1,3)	1:A:84:LYS:HA	2:B:7:C:O3'	3	1.1

*Continued on next page...*

*Continued from previous page...*

Key	Atom-1	Atom-2	Model ID	Violation (Å)
(1,3)	1:A:84:LYS:HA	2:B:7:C:O4'	3	1.1
(1,3)	1:A:84:LYS:HA	2:B:7:C:O5'	3	1.1
(1,3)	1:A:84:LYS:HA	2:B:7:C:OP1	3	1.1
(1,3)	1:A:84:LYS:HA	2:B:7:C:OP2	3	1.1
(1,3)	1:A:84:LYS:HA	2:B:7:C:P	3	1.1
(1,3)	1:A:84:LYS:HA	2:B:8:U:C1'	3	1.1
(1,3)	1:A:84:LYS:HA	2:B:8:U:C2	3	1.1
(1,3)	1:A:84:LYS:HA	2:B:8:U:C2'	3	1.1
(1,3)	1:A:84:LYS:HA	2:B:8:U:C3'	3	1.1
(1,3)	1:A:84:LYS:HA	2:B:8:U:C4	3	1.1
(1,3)	1:A:84:LYS:HA	2:B:8:U:C4'	3	1.1
(1,3)	1:A:84:LYS:HA	2:B:8:U:C5	3	1.1
(1,3)	1:A:84:LYS:HA	2:B:8:U:C5'	3	1.1
(1,3)	1:A:84:LYS:HA	2:B:8:U:C6	3	1.1
(1,3)	1:A:84:LYS:HA	2:B:8:U:H1'	3	1.1
(1,3)	1:A:84:LYS:HA	2:B:8:U:H2'	3	1.1
(1,3)	1:A:84:LYS:HA	2:B:8:U:H3	3	1.1
(1,3)	1:A:84:LYS:HA	2:B:8:U:H3'	3	1.1
(1,3)	1:A:84:LYS:HA	2:B:8:U:H4'	3	1.1
(1,3)	1:A:84:LYS:HA	2:B:8:U:H5	3	1.1
(1,3)	1:A:84:LYS:HA	2:B:8:U:H5'	3	1.1
(1,3)	1:A:84:LYS:HA	2:B:8:U:H5''	3	1.1
(1,3)	1:A:84:LYS:HA	2:B:8:U:H6	3	1.1
(1,3)	1:A:84:LYS:HA	2:B:8:U:HO2'	3	1.1
(1,3)	1:A:84:LYS:HA	2:B:8:U:N1	3	1.1
(1,3)	1:A:84:LYS:HA	2:B:8:U:N3	3	1.1
(1,3)	1:A:84:LYS:HA	2:B:8:U:O2	3	1.1
(1,3)	1:A:84:LYS:HA	2:B:8:U:O2'	3	1.1
(1,3)	1:A:84:LYS:HA	2:B:8:U:O3'	3	1.1
(1,3)	1:A:84:LYS:HA	2:B:8:U:O4	3	1.1
(1,3)	1:A:84:LYS:HA	2:B:8:U:O4'	3	1.1
(1,3)	1:A:84:LYS:HA	2:B:8:U:O5'	3	1.1
(1,3)	1:A:84:LYS:HA	2:B:8:U:OP1	3	1.1
(1,3)	1:A:84:LYS:HA	2:B:8:U:OP2	3	1.1
(1,3)	1:A:84:LYS:HA	2:B:8:U:P	3	1.1
(1,3)	1:A:84:LYS:HA	2:B:9:C:C1'	3	1.1
(1,3)	1:A:84:LYS:HA	2:B:9:C:C2	3	1.1
(1,3)	1:A:84:LYS:HA	2:B:9:C:C2'	3	1.1
(1,3)	1:A:84:LYS:HA	2:B:9:C:C3'	3	1.1
(1,3)	1:A:84:LYS:HA	2:B:9:C:C4	3	1.1
(1,3)	1:A:84:LYS:HA	2:B:9:C:C4'	3	1.1
(1,3)	1:A:84:LYS:HA	2:B:9:C:C5	3	1.1

*Continued on next page...*

*Continued from previous page...*

Key	Atom-1	Atom-2	Model ID	Violation (Å)
(1,3)	1:A:84:LYS:HA	2:B:9:C:C5'	3	1.1
(1,3)	1:A:84:LYS:HA	2:B:9:C:C6	3	1.1
(1,3)	1:A:84:LYS:HA	2:B:9:C:H1'	3	1.1
(1,3)	1:A:84:LYS:HA	2:B:9:C:H2'	3	1.1
(1,3)	1:A:84:LYS:HA	2:B:9:C:H3'	3	1.1
(1,3)	1:A:84:LYS:HA	2:B:9:C:H4'	3	1.1
(1,3)	1:A:84:LYS:HA	2:B:9:C:H41	3	1.1
(1,3)	1:A:84:LYS:HA	2:B:9:C:H42	3	1.1
(1,3)	1:A:84:LYS:HA	2:B:9:C:H5	3	1.1
(1,3)	1:A:84:LYS:HA	2:B:9:C:H5'	3	1.1
(1,3)	1:A:84:LYS:HA	2:B:9:C:H5''	3	1.1
(1,3)	1:A:84:LYS:HA	2:B:9:C:H6	3	1.1
(1,3)	1:A:84:LYS:HA	2:B:9:C:HO2'	3	1.1
(1,3)	1:A:84:LYS:HA	2:B:9:C:N1	3	1.1
(1,3)	1:A:84:LYS:HA	2:B:9:C:N3	3	1.1
(1,3)	1:A:84:LYS:HA	2:B:9:C:N4	3	1.1
(1,3)	1:A:84:LYS:HA	2:B:9:C:O2	3	1.1
(1,3)	1:A:84:LYS:HA	2:B:9:C:O2'	3	1.1
(1,3)	1:A:84:LYS:HA	2:B:9:C:O3'	3	1.1
(1,3)	1:A:84:LYS:HA	2:B:9:C:O4'	3	1.1
(1,3)	1:A:84:LYS:HA	2:B:9:C:O5'	3	1.1
(1,3)	1:A:84:LYS:HA	2:B:9:C:OP1	3	1.1
(1,3)	1:A:84:LYS:HA	2:B:9:C:OP2	3	1.1
(1,3)	1:A:84:LYS:HA	2:B:9:C:P	3	1.1
(1,3)	1:A:84:LYS:HA	2:B:10:G:C1'	3	1.1
(1,3)	1:A:84:LYS:HA	2:B:10:G:C2	3	1.1
(1,3)	1:A:84:LYS:HA	2:B:10:G:C2'	3	1.1
(1,3)	1:A:84:LYS:HA	2:B:10:G:C3'	3	1.1
(1,3)	1:A:84:LYS:HA	2:B:10:G:C4	3	1.1
(1,3)	1:A:84:LYS:HA	2:B:10:G:C4'	3	1.1
(1,3)	1:A:84:LYS:HA	2:B:10:G:C5	3	1.1
(1,3)	1:A:84:LYS:HA	2:B:10:G:C5'	3	1.1
(1,3)	1:A:84:LYS:HA	2:B:10:G:C6	3	1.1
(1,3)	1:A:84:LYS:HA	2:B:10:G:C8	3	1.1
(1,3)	1:A:84:LYS:HA	2:B:10:G:H1	3	1.1
(1,3)	1:A:84:LYS:HA	2:B:10:G:H1'	3	1.1
(1,3)	1:A:84:LYS:HA	2:B:10:G:H2'	3	1.1
(1,3)	1:A:84:LYS:HA	2:B:10:G:H21	3	1.1
(1,3)	1:A:84:LYS:HA	2:B:10:G:H22	3	1.1
(1,3)	1:A:84:LYS:HA	2:B:10:G:H3'	3	1.1
(1,3)	1:A:84:LYS:HA	2:B:10:G:H4'	3	1.1
(1,3)	1:A:84:LYS:HA	2:B:10:G:H5'	3	1.1

*Continued on next page...*

*Continued from previous page...*

Key	Atom-1	Atom-2	Model ID	Violation (Å)
(1,3)	1:A:84:LYS:HA	2:B:10:G:H5''	3	1.1
(1,3)	1:A:84:LYS:HA	2:B:10:G:H8	3	1.1
(1,3)	1:A:84:LYS:HA	2:B:10:G:HO2'	3	1.1
(1,3)	1:A:84:LYS:HA	2:B:10:G:N1	3	1.1
(1,3)	1:A:84:LYS:HA	2:B:10:G:N2	3	1.1
(1,3)	1:A:84:LYS:HA	2:B:10:G:N3	3	1.1
(1,3)	1:A:84:LYS:HA	2:B:10:G:N7	3	1.1
(1,3)	1:A:84:LYS:HA	2:B:10:G:N9	3	1.1
(1,3)	1:A:84:LYS:HA	2:B:10:G:O2'	3	1.1
(1,3)	1:A:84:LYS:HA	2:B:10:G:O3'	3	1.1
(1,3)	1:A:84:LYS:HA	2:B:10:G:O4'	3	1.1
(1,3)	1:A:84:LYS:HA	2:B:10:G:O5'	3	1.1
(1,3)	1:A:84:LYS:HA	2:B:10:G:O6	3	1.1
(1,3)	1:A:84:LYS:HA	2:B:10:G:OP1	3	1.1
(1,3)	1:A:84:LYS:HA	2:B:10:G:OP2	3	1.1
(1,3)	1:A:84:LYS:HA	2:B:10:G:P	3	1.1
(1,3)	1:A:84:LYS:HA	2:B:11:A:C1'	3	1.1
(1,3)	1:A:84:LYS:HA	2:B:11:A:C2	3	1.1
(1,3)	1:A:84:LYS:HA	2:B:11:A:C2'	3	1.1
(1,3)	1:A:84:LYS:HA	2:B:11:A:C3'	3	1.1
(1,3)	1:A:84:LYS:HA	2:B:11:A:C4	3	1.1
(1,3)	1:A:84:LYS:HA	2:B:11:A:C4'	3	1.1
(1,3)	1:A:84:LYS:HA	2:B:11:A:C5	3	1.1
(1,3)	1:A:84:LYS:HA	2:B:11:A:C5'	3	1.1
(1,3)	1:A:84:LYS:HA	2:B:11:A:C6	3	1.1
(1,3)	1:A:84:LYS:HA	2:B:11:A:C8	3	1.1
(1,3)	1:A:84:LYS:HA	2:B:11:A:H1'	3	1.1
(1,3)	1:A:84:LYS:HA	2:B:11:A:H2	3	1.1
(1,3)	1:A:84:LYS:HA	2:B:11:A:H2'	3	1.1
(1,3)	1:A:84:LYS:HA	2:B:11:A:H3'	3	1.1
(1,3)	1:A:84:LYS:HA	2:B:11:A:H4'	3	1.1
(1,3)	1:A:84:LYS:HA	2:B:11:A:H5'	3	1.1
(1,3)	1:A:84:LYS:HA	2:B:11:A:H5''	3	1.1
(1,3)	1:A:84:LYS:HA	2:B:11:A:H61	3	1.1
(1,3)	1:A:84:LYS:HA	2:B:11:A:H62	3	1.1
(1,3)	1:A:84:LYS:HA	2:B:11:A:H8	3	1.1
(1,3)	1:A:84:LYS:HA	2:B:11:A:HO2'	3	1.1
(1,3)	1:A:84:LYS:HA	2:B:11:A:N1	3	1.1
(1,3)	1:A:84:LYS:HA	2:B:11:A:N3	3	1.1
(1,3)	1:A:84:LYS:HA	2:B:11:A:N6	3	1.1
(1,3)	1:A:84:LYS:HA	2:B:11:A:N7	3	1.1
(1,3)	1:A:84:LYS:HA	2:B:11:A:N9	3	1.1

*Continued on next page...*

*Continued from previous page...*

Key	Atom-1	Atom-2	Model ID	Violation (Å)
(1,3)	1:A:84:LYS:HA	2:B:11:A:O2'	3	1.1
(1,3)	1:A:84:LYS:HA	2:B:11:A:O3'	3	1.1
(1,3)	1:A:84:LYS:HA	2:B:11:A:O4'	3	1.1
(1,3)	1:A:84:LYS:HA	2:B:11:A:O5'	3	1.1
(1,3)	1:A:84:LYS:HA	2:B:11:A:OP1	3	1.1
(1,3)	1:A:84:LYS:HA	2:B:11:A:OP2	3	1.1
(1,3)	1:A:84:LYS:HA	2:B:11:A:P	3	1.1
(1,3)	1:A:84:LYS:HA	2:B:12:A:C1'	3	1.1
(1,3)	1:A:84:LYS:HA	2:B:12:A:C2	3	1.1
(1,3)	1:A:84:LYS:HA	2:B:12:A:C2'	3	1.1
(1,3)	1:A:84:LYS:HA	2:B:12:A:C3'	3	1.1
(1,3)	1:A:84:LYS:HA	2:B:12:A:C4	3	1.1
(1,3)	1:A:84:LYS:HA	2:B:12:A:C4'	3	1.1
(1,3)	1:A:84:LYS:HA	2:B:12:A:C5	3	1.1
(1,3)	1:A:84:LYS:HA	2:B:12:A:C5'	3	1.1
(1,3)	1:A:84:LYS:HA	2:B:12:A:C6	3	1.1
(1,3)	1:A:84:LYS:HA	2:B:12:A:C8	3	1.1
(1,3)	1:A:84:LYS:HA	2:B:12:A:H1'	3	1.1
(1,3)	1:A:84:LYS:HA	2:B:12:A:H2	3	1.1
(1,3)	1:A:84:LYS:HA	2:B:12:A:H2'	3	1.1
(1,3)	1:A:84:LYS:HA	2:B:12:A:H3'	3	1.1
(1,3)	1:A:84:LYS:HA	2:B:12:A:H4'	3	1.1
(1,3)	1:A:84:LYS:HA	2:B:12:A:H5'	3	1.1
(1,3)	1:A:84:LYS:HA	2:B:12:A:H5''	3	1.1
(1,3)	1:A:84:LYS:HA	2:B:12:A:H61	3	1.1
(1,3)	1:A:84:LYS:HA	2:B:12:A:H62	3	1.1
(1,3)	1:A:84:LYS:HA	2:B:12:A:H8	3	1.1
(1,3)	1:A:84:LYS:HA	2:B:12:A:HO2'	3	1.1
(1,3)	1:A:84:LYS:HA	2:B:12:A:N1	3	1.1
(1,3)	1:A:84:LYS:HA	2:B:12:A:N3	3	1.1
(1,3)	1:A:84:LYS:HA	2:B:12:A:N6	3	1.1
(1,3)	1:A:84:LYS:HA	2:B:12:A:N7	3	1.1
(1,3)	1:A:84:LYS:HA	2:B:12:A:N9	3	1.1
(1,3)	1:A:84:LYS:HA	2:B:12:A:O2'	3	1.1
(1,3)	1:A:84:LYS:HA	2:B:12:A:O3'	3	1.1
(1,3)	1:A:84:LYS:HA	2:B:12:A:O4'	3	1.1
(1,3)	1:A:84:LYS:HA	2:B:12:A:O5'	3	1.1
(1,3)	1:A:84:LYS:HA	2:B:12:A:OP1	3	1.1
(1,3)	1:A:84:LYS:HA	2:B:12:A:OP2	3	1.1
(1,3)	1:A:84:LYS:HA	2:B:12:A:P	3	1.1
(1,3)	1:A:84:LYS:HA	2:B:13:A:C1'	3	1.1
(1,3)	1:A:84:LYS:HA	2:B:13:A:C2	3	1.1

*Continued on next page...*

*Continued from previous page...*

Key	Atom-1	Atom-2	Model ID	Violation (Å)
(1,3)	1:A:84:LYS:HA	2:B:13:A:C2'	3	1.1
(1,3)	1:A:84:LYS:HA	2:B:13:A:C3'	3	1.1
(1,3)	1:A:84:LYS:HA	2:B:13:A:C4	3	1.1
(1,3)	1:A:84:LYS:HA	2:B:13:A:C4'	3	1.1
(1,3)	1:A:84:LYS:HA	2:B:13:A:C5	3	1.1
(1,3)	1:A:84:LYS:HA	2:B:13:A:C5'	3	1.1
(1,3)	1:A:84:LYS:HA	2:B:13:A:C6	3	1.1
(1,3)	1:A:84:LYS:HA	2:B:13:A:C8	3	1.1
(1,3)	1:A:84:LYS:HA	2:B:13:A:H1'	3	1.1
(1,3)	1:A:84:LYS:HA	2:B:13:A:H2	3	1.1
(1,3)	1:A:84:LYS:HA	2:B:13:A:H2'	3	1.1
(1,3)	1:A:84:LYS:HA	2:B:13:A:H3'	3	1.1
(1,3)	1:A:84:LYS:HA	2:B:13:A:H4'	3	1.1
(1,3)	1:A:84:LYS:HA	2:B:13:A:H5'	3	1.1
(1,3)	1:A:84:LYS:HA	2:B:13:A:H5''	3	1.1
(1,3)	1:A:84:LYS:HA	2:B:13:A:H61	3	1.1
(1,3)	1:A:84:LYS:HA	2:B:13:A:H62	3	1.1
(1,3)	1:A:84:LYS:HA	2:B:13:A:H8	3	1.1
(1,3)	1:A:84:LYS:HA	2:B:13:A:HO2'	3	1.1
(1,3)	1:A:84:LYS:HA	2:B:13:A:N1	3	1.1
(1,3)	1:A:84:LYS:HA	2:B:13:A:N3	3	1.1
(1,3)	1:A:84:LYS:HA	2:B:13:A:N6	3	1.1
(1,3)	1:A:84:LYS:HA	2:B:13:A:N7	3	1.1
(1,3)	1:A:84:LYS:HA	2:B:13:A:N9	3	1.1
(1,3)	1:A:84:LYS:HA	2:B:13:A:O2'	3	1.1
(1,3)	1:A:84:LYS:HA	2:B:13:A:O3'	3	1.1
(1,3)	1:A:84:LYS:HA	2:B:13:A:O4'	3	1.1
(1,3)	1:A:84:LYS:HA	2:B:13:A:O5'	3	1.1
(1,3)	1:A:84:LYS:HA	2:B:13:A:OP1	3	1.1
(1,3)	1:A:84:LYS:HA	2:B:13:A:OP2	3	1.1
(1,3)	1:A:84:LYS:HA	2:B:13:A:P	3	1.1
(1,3)	1:A:84:LYS:HA	2:B:14:G:C1'	3	1.1
(1,3)	1:A:84:LYS:HA	2:B:14:G:C2	3	1.1
(1,3)	1:A:84:LYS:HA	2:B:14:G:C2'	3	1.1
(1,3)	1:A:84:LYS:HA	2:B:14:G:C3'	3	1.1
(1,3)	1:A:84:LYS:HA	2:B:14:G:C4	3	1.1
(1,3)	1:A:84:LYS:HA	2:B:14:G:C4'	3	1.1
(1,3)	1:A:84:LYS:HA	2:B:14:G:C5	3	1.1
(1,3)	1:A:84:LYS:HA	2:B:14:G:C5'	3	1.1
(1,3)	1:A:84:LYS:HA	2:B:14:G:C6	3	1.1
(1,3)	1:A:84:LYS:HA	2:B:14:G:C8	3	1.1
(1,3)	1:A:84:LYS:HA	2:B:14:G:H1	3	1.1

*Continued on next page...*

*Continued from previous page...*

Key	Atom-1	Atom-2	Model ID	Violation (Å)
(1,3)	1:A:84:LYS:HA	2:B:14:G:H1'	3	1.1
(1,3)	1:A:84:LYS:HA	2:B:14:G:H2'	3	1.1
(1,3)	1:A:84:LYS:HA	2:B:14:G:H21	3	1.1
(1,3)	1:A:84:LYS:HA	2:B:14:G:H22	3	1.1
(1,3)	1:A:84:LYS:HA	2:B:14:G:H3'	3	1.1
(1,3)	1:A:84:LYS:HA	2:B:14:G:H4'	3	1.1
(1,3)	1:A:84:LYS:HA	2:B:14:G:H5'	3	1.1
(1,3)	1:A:84:LYS:HA	2:B:14:G:H5''	3	1.1
(1,3)	1:A:84:LYS:HA	2:B:14:G:H8	3	1.1
(1,3)	1:A:84:LYS:HA	2:B:14:G:HO2'	3	1.1
(1,3)	1:A:84:LYS:HA	2:B:14:G:N1	3	1.1
(1,3)	1:A:84:LYS:HA	2:B:14:G:N2	3	1.1
(1,3)	1:A:84:LYS:HA	2:B:14:G:N3	3	1.1
(1,3)	1:A:84:LYS:HA	2:B:14:G:N7	3	1.1
(1,3)	1:A:84:LYS:HA	2:B:14:G:N9	3	1.1
(1,3)	1:A:84:LYS:HA	2:B:14:G:O2'	3	1.1
(1,3)	1:A:84:LYS:HA	2:B:14:G:O3'	3	1.1
(1,3)	1:A:84:LYS:HA	2:B:14:G:O4'	3	1.1
(1,3)	1:A:84:LYS:HA	2:B:14:G:O5'	3	1.1
(1,3)	1:A:84:LYS:HA	2:B:14:G:O6	3	1.1
(1,3)	1:A:84:LYS:HA	2:B:14:G:OP1	3	1.1
(1,3)	1:A:84:LYS:HA	2:B:14:G:OP2	3	1.1
(1,3)	1:A:84:LYS:HA	2:B:14:G:P	3	1.1
(1,3)	1:A:84:LYS:HA	2:B:15:A:C1'	3	1.1
(1,3)	1:A:84:LYS:HA	2:B:15:A:C2	3	1.1
(1,3)	1:A:84:LYS:HA	2:B:15:A:C2'	3	1.1
(1,3)	1:A:84:LYS:HA	2:B:15:A:C3'	3	1.1
(1,3)	1:A:84:LYS:HA	2:B:15:A:C4	3	1.1
(1,3)	1:A:84:LYS:HA	2:B:15:A:C4'	3	1.1
(1,3)	1:A:84:LYS:HA	2:B:15:A:C5	3	1.1
(1,3)	1:A:84:LYS:HA	2:B:15:A:C5'	3	1.1
(1,3)	1:A:84:LYS:HA	2:B:15:A:C6	3	1.1
(1,3)	1:A:84:LYS:HA	2:B:15:A:C8	3	1.1
(1,3)	1:A:84:LYS:HA	2:B:15:A:H1'	3	1.1
(1,3)	1:A:84:LYS:HA	2:B:15:A:H2	3	1.1
(1,3)	1:A:84:LYS:HA	2:B:15:A:H2'	3	1.1
(1,3)	1:A:84:LYS:HA	2:B:15:A:H3'	3	1.1
(1,3)	1:A:84:LYS:HA	2:B:15:A:H4'	3	1.1
(1,3)	1:A:84:LYS:HA	2:B:15:A:H5'	3	1.1
(1,3)	1:A:84:LYS:HA	2:B:15:A:H5''	3	1.1
(1,3)	1:A:84:LYS:HA	2:B:15:A:H61	3	1.1
(1,3)	1:A:84:LYS:HA	2:B:15:A:H62	3	1.1

*Continued on next page...*



*Continued from previous page...*

Key	Atom-1	Atom-2	Model ID	Violation (Å)
(1,3)	1:A:84:LYS:HA	2:B:15:A:H8	3	1.1
(1,3)	1:A:84:LYS:HA	2:B:15:A:HO2'	3	1.1
(1,3)	1:A:84:LYS:HA	2:B:15:A:N1	3	1.1
(1,3)	1:A:84:LYS:HA	2:B:15:A:N3	3	1.1
(1,3)	1:A:84:LYS:HA	2:B:15:A:N6	3	1.1
(1,3)	1:A:84:LYS:HA	2:B:15:A:N7	3	1.1
(1,3)	1:A:84:LYS:HA	2:B:15:A:N9	3	1.1
(1,3)	1:A:84:LYS:HA	2:B:15:A:O2'	3	1.1
(1,3)	1:A:84:LYS:HA	2:B:15:A:O3'	3	1.1
(1,3)	1:A:84:LYS:HA	2:B:15:A:O4'	3	1.1
(1,3)	1:A:84:LYS:HA	2:B:15:A:O5'	3	1.1
(1,3)	1:A:84:LYS:HA	2:B:15:A:OP1	3	1.1
(1,3)	1:A:84:LYS:HA	2:B:15:A:OP2	3	1.1
(1,3)	1:A:84:LYS:HA	2:B:15:A:P	3	1.1
(1,3)	1:A:84:LYS:HA	2:B:16:G:C1'	3	1.1
(1,3)	1:A:84:LYS:HA	2:B:16:G:C2	3	1.1
(1,3)	1:A:84:LYS:HA	2:B:16:G:C2'	3	1.1
(1,3)	1:A:84:LYS:HA	2:B:16:G:C3'	3	1.1
(1,3)	1:A:84:LYS:HA	2:B:16:G:C4	3	1.1
(1,3)	1:A:84:LYS:HA	2:B:16:G:C4'	3	1.1
(1,3)	1:A:84:LYS:HA	2:B:16:G:C5	3	1.1
(1,3)	1:A:84:LYS:HA	2:B:16:G:C5'	3	1.1
(1,3)	1:A:84:LYS:HA	2:B:16:G:C6	3	1.1
(1,3)	1:A:84:LYS:HA	2:B:16:G:C8	3	1.1
(1,3)	1:A:84:LYS:HA	2:B:16:G:H1	3	1.1
(1,3)	1:A:84:LYS:HA	2:B:16:G:H1'	3	1.1
(1,3)	1:A:84:LYS:HA	2:B:16:G:H2'	3	1.1
(1,3)	1:A:84:LYS:HA	2:B:16:G:H21	3	1.1
(1,3)	1:A:84:LYS:HA	2:B:16:G:H22	3	1.1
(1,3)	1:A:84:LYS:HA	2:B:16:G:H3'	3	1.1
(1,3)	1:A:84:LYS:HA	2:B:16:G:H4'	3	1.1
(1,3)	1:A:84:LYS:HA	2:B:16:G:H5'	3	1.1
(1,3)	1:A:84:LYS:HA	2:B:16:G:H5''	3	1.1
(1,3)	1:A:84:LYS:HA	2:B:16:G:H8	3	1.1
(1,3)	1:A:84:LYS:HA	2:B:16:G:HO2'	3	1.1
(1,3)	1:A:84:LYS:HA	2:B:16:G:N1	3	1.1
(1,3)	1:A:84:LYS:HA	2:B:16:G:N2	3	1.1
(1,3)	1:A:84:LYS:HA	2:B:16:G:N3	3	1.1
(1,3)	1:A:84:LYS:HA	2:B:16:G:N7	3	1.1
(1,3)	1:A:84:LYS:HA	2:B:16:G:N9	3	1.1
(1,3)	1:A:84:LYS:HA	2:B:16:G:O2'	3	1.1
(1,3)	1:A:84:LYS:HA	2:B:16:G:O3'	3	1.1

*Continued on next page...*

*Continued from previous page...*

Key	Atom-1	Atom-2	Model ID	Violation (Å)
(1,3)	1:A:84:LYS:HA	2:B:16:G:O4'	3	1.1
(1,3)	1:A:84:LYS:HA	2:B:16:G:O5'	3	1.1
(1,3)	1:A:84:LYS:HA	2:B:16:G:O6	3	1.1
(1,3)	1:A:84:LYS:HA	2:B:16:G:OP1	3	1.1
(1,3)	1:A:84:LYS:HA	2:B:16:G:OP2	3	1.1
(1,3)	1:A:84:LYS:HA	2:B:16:G:P	3	1.1
(1,3)	1:A:84:LYS:HA	2:B:17:C:C1'	3	1.1
(1,3)	1:A:84:LYS:HA	2:B:17:C:C2	3	1.1
(1,3)	1:A:84:LYS:HA	2:B:17:C:C2'	3	1.1
(1,3)	1:A:84:LYS:HA	2:B:17:C:C3'	3	1.1
(1,3)	1:A:84:LYS:HA	2:B:17:C:C4	3	1.1
(1,3)	1:A:84:LYS:HA	2:B:17:C:C4'	3	1.1
(1,3)	1:A:84:LYS:HA	2:B:17:C:C5	3	1.1
(1,3)	1:A:84:LYS:HA	2:B:17:C:C5'	3	1.1
(1,3)	1:A:84:LYS:HA	2:B:17:C:C6	3	1.1
(1,3)	1:A:84:LYS:HA	2:B:17:C:H1'	3	1.1
(1,3)	1:A:84:LYS:HA	2:B:17:C:H2'	3	1.1
(1,3)	1:A:84:LYS:HA	2:B:17:C:H3'	3	1.1
(1,3)	1:A:84:LYS:HA	2:B:17:C:H4'	3	1.1
(1,3)	1:A:84:LYS:HA	2:B:17:C:H41	3	1.1
(1,3)	1:A:84:LYS:HA	2:B:17:C:H42	3	1.1
(1,3)	1:A:84:LYS:HA	2:B:17:C:H5	3	1.1
(1,3)	1:A:84:LYS:HA	2:B:17:C:H5'	3	1.1
(1,3)	1:A:84:LYS:HA	2:B:17:C:H5''	3	1.1
(1,3)	1:A:84:LYS:HA	2:B:17:C:H6	3	1.1
(1,3)	1:A:84:LYS:HA	2:B:17:C:HO2'	3	1.1
(1,3)	1:A:84:LYS:HA	2:B:17:C:N1	3	1.1
(1,3)	1:A:84:LYS:HA	2:B:17:C:N3	3	1.1
(1,3)	1:A:84:LYS:HA	2:B:17:C:N4	3	1.1
(1,3)	1:A:84:LYS:HA	2:B:17:C:O2	3	1.1
(1,3)	1:A:84:LYS:HA	2:B:17:C:O2'	3	1.1
(1,3)	1:A:84:LYS:HA	2:B:17:C:O3'	3	1.1
(1,3)	1:A:84:LYS:HA	2:B:17:C:O4'	3	1.1
(1,3)	1:A:84:LYS:HA	2:B:17:C:O5'	3	1.1
(1,3)	1:A:84:LYS:HA	2:B:17:C:OP1	3	1.1
(1,3)	1:A:84:LYS:HA	2:B:17:C:OP2	3	1.1
(1,3)	1:A:84:LYS:HA	2:B:17:C:P	3	1.1
(1,3)	1:A:84:LYS:HA	2:B:18:A:C1'	3	1.1
(1,3)	1:A:84:LYS:HA	2:B:18:A:C2	3	1.1
(1,3)	1:A:84:LYS:HA	2:B:18:A:C2'	3	1.1
(1,3)	1:A:84:LYS:HA	2:B:18:A:C3'	3	1.1
(1,3)	1:A:84:LYS:HA	2:B:18:A:C4	3	1.1

*Continued on next page...*

*Continued from previous page...*

Key	Atom-1	Atom-2	Model ID	Violation (Å)
(1,3)	1:A:84:LYS:HA	2:B:18:A:C4'	3	1.1
(1,3)	1:A:84:LYS:HA	2:B:18:A:C5	3	1.1
(1,3)	1:A:84:LYS:HA	2:B:18:A:C5'	3	1.1
(1,3)	1:A:84:LYS:HA	2:B:18:A:C6	3	1.1
(1,3)	1:A:84:LYS:HA	2:B:18:A:C8	3	1.1
(1,3)	1:A:84:LYS:HA	2:B:18:A:H1'	3	1.1
(1,3)	1:A:84:LYS:HA	2:B:18:A:H2	3	1.1
(1,3)	1:A:84:LYS:HA	2:B:18:A:H2'	3	1.1
(1,3)	1:A:84:LYS:HA	2:B:18:A:H3'	3	1.1
(1,3)	1:A:84:LYS:HA	2:B:18:A:H4'	3	1.1
(1,3)	1:A:84:LYS:HA	2:B:18:A:H5'	3	1.1
(1,3)	1:A:84:LYS:HA	2:B:18:A:H5''	3	1.1
(1,3)	1:A:84:LYS:HA	2:B:18:A:H61	3	1.1
(1,3)	1:A:84:LYS:HA	2:B:18:A:H62	3	1.1
(1,3)	1:A:84:LYS:HA	2:B:18:A:H8	3	1.1
(1,3)	1:A:84:LYS:HA	2:B:18:A:HO2'	3	1.1
(1,3)	1:A:84:LYS:HA	2:B:18:A:N1	3	1.1
(1,3)	1:A:84:LYS:HA	2:B:18:A:N3	3	1.1
(1,3)	1:A:84:LYS:HA	2:B:18:A:N6	3	1.1
(1,3)	1:A:84:LYS:HA	2:B:18:A:N7	3	1.1
(1,3)	1:A:84:LYS:HA	2:B:18:A:N9	3	1.1
(1,3)	1:A:84:LYS:HA	2:B:18:A:O2'	3	1.1
(1,3)	1:A:84:LYS:HA	2:B:18:A:O3'	3	1.1
(1,3)	1:A:84:LYS:HA	2:B:18:A:O4'	3	1.1
(1,3)	1:A:84:LYS:HA	2:B:18:A:O5'	3	1.1
(1,3)	1:A:84:LYS:HA	2:B:18:A:OP1	3	1.1
(1,3)	1:A:84:LYS:HA	2:B:18:A:OP2	3	1.1
(1,3)	1:A:84:LYS:HA	2:B:18:A:P	3	1.1
(1,3)	1:A:84:LYS:HA	2:B:19:A:C1'	3	1.1
(1,3)	1:A:84:LYS:HA	2:B:19:A:C2	3	1.1
(1,3)	1:A:84:LYS:HA	2:B:19:A:C2'	3	1.1
(1,3)	1:A:84:LYS:HA	2:B:19:A:C3'	3	1.1
(1,3)	1:A:84:LYS:HA	2:B:19:A:C4	3	1.1
(1,3)	1:A:84:LYS:HA	2:B:19:A:C4'	3	1.1
(1,3)	1:A:84:LYS:HA	2:B:19:A:C5	3	1.1
(1,3)	1:A:84:LYS:HA	2:B:19:A:C5'	3	1.1
(1,3)	1:A:84:LYS:HA	2:B:19:A:C6	3	1.1
(1,3)	1:A:84:LYS:HA	2:B:19:A:C8	3	1.1
(1,3)	1:A:84:LYS:HA	2:B:19:A:H1'	3	1.1
(1,3)	1:A:84:LYS:HA	2:B:19:A:H2	3	1.1
(1,3)	1:A:84:LYS:HA	2:B:19:A:H2'	3	1.1
(1,3)	1:A:84:LYS:HA	2:B:19:A:H3'	3	1.1

*Continued on next page...*

*Continued from previous page...*

Key	Atom-1	Atom-2	Model ID	Violation (Å)
(1,3)	1:A:84:LYS:HA	2:B:19:A:H4'	3	1.1
(1,3)	1:A:84:LYS:HA	2:B:19:A:H5'	3	1.1
(1,3)	1:A:84:LYS:HA	2:B:19:A:H5''	3	1.1
(1,3)	1:A:84:LYS:HA	2:B:19:A:H61	3	1.1
(1,3)	1:A:84:LYS:HA	2:B:19:A:H62	3	1.1
(1,3)	1:A:84:LYS:HA	2:B:19:A:H8	3	1.1
(1,3)	1:A:84:LYS:HA	2:B:19:A:HO2'	3	1.1
(1,3)	1:A:84:LYS:HA	2:B:19:A:N1	3	1.1
(1,3)	1:A:84:LYS:HA	2:B:19:A:N3	3	1.1
(1,3)	1:A:84:LYS:HA	2:B:19:A:N6	3	1.1
(1,3)	1:A:84:LYS:HA	2:B:19:A:N7	3	1.1
(1,3)	1:A:84:LYS:HA	2:B:19:A:N9	3	1.1
(1,3)	1:A:84:LYS:HA	2:B:19:A:O2'	3	1.1
(1,3)	1:A:84:LYS:HA	2:B:19:A:O3'	3	1.1
(1,3)	1:A:84:LYS:HA	2:B:19:A:O4'	3	1.1
(1,3)	1:A:84:LYS:HA	2:B:19:A:O5'	3	1.1
(1,3)	1:A:84:LYS:HA	2:B:19:A:OP1	3	1.1
(1,3)	1:A:84:LYS:HA	2:B:19:A:OP2	3	1.1
(1,3)	1:A:84:LYS:HA	2:B:19:A:P	3	1.1
(1,3)	1:A:84:LYS:HA	2:B:20:U:C1'	3	1.1
(1,3)	1:A:84:LYS:HA	2:B:20:U:C2	3	1.1
(1,3)	1:A:84:LYS:HA	2:B:20:U:C2'	3	1.1
(1,3)	1:A:84:LYS:HA	2:B:20:U:C3'	3	1.1
(1,3)	1:A:84:LYS:HA	2:B:20:U:C4	3	1.1
(1,3)	1:A:84:LYS:HA	2:B:20:U:C4'	3	1.1
(1,3)	1:A:84:LYS:HA	2:B:20:U:C5	3	1.1
(1,3)	1:A:84:LYS:HA	2:B:20:U:C5'	3	1.1
(1,3)	1:A:84:LYS:HA	2:B:20:U:C6	3	1.1
(1,3)	1:A:84:LYS:HA	2:B:20:U:H1'	3	1.1
(1,3)	1:A:84:LYS:HA	2:B:20:U:H2'	3	1.1
(1,3)	1:A:84:LYS:HA	2:B:20:U:H3	3	1.1
(1,3)	1:A:84:LYS:HA	2:B:20:U:H3'	3	1.1
(1,3)	1:A:84:LYS:HA	2:B:20:U:H4'	3	1.1
(1,3)	1:A:84:LYS:HA	2:B:20:U:H5	3	1.1
(1,3)	1:A:84:LYS:HA	2:B:20:U:H5'	3	1.1
(1,3)	1:A:84:LYS:HA	2:B:20:U:H5''	3	1.1
(1,3)	1:A:84:LYS:HA	2:B:20:U:H6	3	1.1
(1,3)	1:A:84:LYS:HA	2:B:20:U:HO2'	3	1.1
(1,3)	1:A:84:LYS:HA	2:B:20:U:N1	3	1.1
(1,3)	1:A:84:LYS:HA	2:B:20:U:N3	3	1.1
(1,3)	1:A:84:LYS:HA	2:B:20:U:O2	3	1.1
(1,3)	1:A:84:LYS:HA	2:B:20:U:O2'	3	1.1

*Continued on next page...*

*Continued from previous page...*

Key	Atom-1	Atom-2	Model ID	Violation (Å)
(1,3)	1:A:84:LYS:HA	2:B:20:U:O3'	3	1.1
(1,3)	1:A:84:LYS:HA	2:B:20:U:O4	3	1.1
(1,3)	1:A:84:LYS:HA	2:B:20:U:O4'	3	1.1
(1,3)	1:A:84:LYS:HA	2:B:20:U:O5'	3	1.1
(1,3)	1:A:84:LYS:HA	2:B:20:U:OP1	3	1.1
(1,3)	1:A:84:LYS:HA	2:B:20:U:OP2	3	1.1
(1,3)	1:A:84:LYS:HA	2:B:20:U:P	3	1.1
(1,3)	1:A:84:LYS:HA	2:B:21:G:C1'	3	1.1
(1,3)	1:A:84:LYS:HA	2:B:21:G:C2	3	1.1
(1,3)	1:A:84:LYS:HA	2:B:21:G:C2'	3	1.1
(1,3)	1:A:84:LYS:HA	2:B:21:G:C3'	3	1.1
(1,3)	1:A:84:LYS:HA	2:B:21:G:C4	3	1.1
(1,3)	1:A:84:LYS:HA	2:B:21:G:C4'	3	1.1
(1,3)	1:A:84:LYS:HA	2:B:21:G:C5	3	1.1
(1,3)	1:A:84:LYS:HA	2:B:21:G:C5'	3	1.1
(1,3)	1:A:84:LYS:HA	2:B:21:G:C6	3	1.1
(1,3)	1:A:84:LYS:HA	2:B:21:G:C8	3	1.1
(1,3)	1:A:84:LYS:HA	2:B:21:G:H1	3	1.1
(1,3)	1:A:84:LYS:HA	2:B:21:G:H1'	3	1.1
(1,3)	1:A:84:LYS:HA	2:B:21:G:H2'	3	1.1
(1,3)	1:A:84:LYS:HA	2:B:21:G:H21	3	1.1
(1,3)	1:A:84:LYS:HA	2:B:21:G:H22	3	1.1
(1,3)	1:A:84:LYS:HA	2:B:21:G:H3'	3	1.1
(1,3)	1:A:84:LYS:HA	2:B:21:G:H4'	3	1.1
(1,3)	1:A:84:LYS:HA	2:B:21:G:H5'	3	1.1
(1,3)	1:A:84:LYS:HA	2:B:21:G:H5''	3	1.1
(1,3)	1:A:84:LYS:HA	2:B:21:G:H8	3	1.1
(1,3)	1:A:84:LYS:HA	2:B:21:G:HO2'	3	1.1
(1,3)	1:A:84:LYS:HA	2:B:21:G:N1	3	1.1
(1,3)	1:A:84:LYS:HA	2:B:21:G:N2	3	1.1
(1,3)	1:A:84:LYS:HA	2:B:21:G:N3	3	1.1
(1,3)	1:A:84:LYS:HA	2:B:21:G:N7	3	1.1
(1,3)	1:A:84:LYS:HA	2:B:21:G:N9	3	1.1
(1,3)	1:A:84:LYS:HA	2:B:21:G:O2'	3	1.1
(1,3)	1:A:84:LYS:HA	2:B:21:G:O3'	3	1.1
(1,3)	1:A:84:LYS:HA	2:B:21:G:O4'	3	1.1
(1,3)	1:A:84:LYS:HA	2:B:21:G:O5'	3	1.1
(1,3)	1:A:84:LYS:HA	2:B:21:G:O6	3	1.1
(1,3)	1:A:84:LYS:HA	2:B:21:G:OP1	3	1.1
(1,3)	1:A:84:LYS:HA	2:B:21:G:OP2	3	1.1
(1,3)	1:A:84:LYS:HA	2:B:21:G:P	3	1.1
(1,3)	1:A:84:LYS:HA	2:B:22:A:C1'	3	1.1

*Continued on next page...*

*Continued from previous page...*

Key	Atom-1	Atom-2	Model ID	Violation (Å)
(1,3)	1:A:84:LYS:HA	2:B:22:A:C2	3	1.1
(1,3)	1:A:84:LYS:HA	2:B:22:A:C2'	3	1.1
(1,3)	1:A:84:LYS:HA	2:B:22:A:C3'	3	1.1
(1,3)	1:A:84:LYS:HA	2:B:22:A:C4	3	1.1
(1,3)	1:A:84:LYS:HA	2:B:22:A:C4'	3	1.1
(1,3)	1:A:84:LYS:HA	2:B:22:A:C5	3	1.1
(1,3)	1:A:84:LYS:HA	2:B:22:A:C5'	3	1.1
(1,3)	1:A:84:LYS:HA	2:B:22:A:C6	3	1.1
(1,3)	1:A:84:LYS:HA	2:B:22:A:C8	3	1.1
(1,3)	1:A:84:LYS:HA	2:B:22:A:H1'	3	1.1
(1,3)	1:A:84:LYS:HA	2:B:22:A:H2	3	1.1
(1,3)	1:A:84:LYS:HA	2:B:22:A:H2'	3	1.1
(1,3)	1:A:84:LYS:HA	2:B:22:A:H3'	3	1.1
(1,3)	1:A:84:LYS:HA	2:B:22:A:H4'	3	1.1
(1,3)	1:A:84:LYS:HA	2:B:22:A:H5'	3	1.1
(1,3)	1:A:84:LYS:HA	2:B:22:A:H5''	3	1.1
(1,3)	1:A:84:LYS:HA	2:B:22:A:H61	3	1.1
(1,3)	1:A:84:LYS:HA	2:B:22:A:H62	3	1.1
(1,3)	1:A:84:LYS:HA	2:B:22:A:H8	3	1.1
(1,3)	1:A:84:LYS:HA	2:B:22:A:HO2'	3	1.1
(1,3)	1:A:84:LYS:HA	2:B:22:A:N1	3	1.1
(1,3)	1:A:84:LYS:HA	2:B:22:A:N3	3	1.1
(1,3)	1:A:84:LYS:HA	2:B:22:A:N6	3	1.1
(1,3)	1:A:84:LYS:HA	2:B:22:A:N7	3	1.1
(1,3)	1:A:84:LYS:HA	2:B:22:A:N9	3	1.1
(1,3)	1:A:84:LYS:HA	2:B:22:A:O2'	3	1.1
(1,3)	1:A:84:LYS:HA	2:B:22:A:O3'	3	1.1
(1,3)	1:A:84:LYS:HA	2:B:22:A:O4'	3	1.1
(1,3)	1:A:84:LYS:HA	2:B:22:A:O5'	3	1.1
(1,3)	1:A:84:LYS:HA	2:B:22:A:OP1	3	1.1
(1,3)	1:A:84:LYS:HA	2:B:22:A:OP2	3	1.1
(1,3)	1:A:84:LYS:HA	2:B:22:A:P	3	1.1
(1,3)	1:A:84:LYS:HA	2:B:23:U:C1'	3	1.1
(1,3)	1:A:84:LYS:HA	2:B:23:U:C2	3	1.1
(1,3)	1:A:84:LYS:HA	2:B:23:U:C2'	3	1.1
(1,3)	1:A:84:LYS:HA	2:B:23:U:C3'	3	1.1
(1,3)	1:A:84:LYS:HA	2:B:23:U:C4	3	1.1
(1,3)	1:A:84:LYS:HA	2:B:23:U:C4'	3	1.1
(1,3)	1:A:84:LYS:HA	2:B:23:U:C5	3	1.1
(1,3)	1:A:84:LYS:HA	2:B:23:U:C5'	3	1.1
(1,3)	1:A:84:LYS:HA	2:B:23:U:C6	3	1.1
(1,3)	1:A:84:LYS:HA	2:B:23:U:H1'	3	1.1

*Continued on next page...*

*Continued from previous page...*

Key	Atom-1	Atom-2	Model ID	Violation (Å)
(1,3)	1:A:84:LYS:HA	2:B:23:U:H2'	3	1.1
(1,3)	1:A:84:LYS:HA	2:B:23:U:H3	3	1.1
(1,3)	1:A:84:LYS:HA	2:B:23:U:H3'	3	1.1
(1,3)	1:A:84:LYS:HA	2:B:23:U:H4'	3	1.1
(1,3)	1:A:84:LYS:HA	2:B:23:U:H5	3	1.1
(1,3)	1:A:84:LYS:HA	2:B:23:U:H5'	3	1.1
(1,3)	1:A:84:LYS:HA	2:B:23:U:H5''	3	1.1
(1,3)	1:A:84:LYS:HA	2:B:23:U:H6	3	1.1
(1,3)	1:A:84:LYS:HA	2:B:23:U:HO2'	3	1.1
(1,3)	1:A:84:LYS:HA	2:B:23:U:N1	3	1.1
(1,3)	1:A:84:LYS:HA	2:B:23:U:N3	3	1.1
(1,3)	1:A:84:LYS:HA	2:B:23:U:O2	3	1.1
(1,3)	1:A:84:LYS:HA	2:B:23:U:O2'	3	1.1
(1,3)	1:A:84:LYS:HA	2:B:23:U:O3'	3	1.1
(1,3)	1:A:84:LYS:HA	2:B:23:U:O4	3	1.1
(1,3)	1:A:84:LYS:HA	2:B:23:U:O4'	3	1.1
(1,3)	1:A:84:LYS:HA	2:B:23:U:O5'	3	1.1
(1,3)	1:A:84:LYS:HA	2:B:23:U:OP1	3	1.1
(1,3)	1:A:84:LYS:HA	2:B:23:U:OP2	3	1.1
(1,3)	1:A:84:LYS:HA	2:B:23:U:P	3	1.1
(1,3)	1:A:84:LYS:HA	2:B:24:G:C1'	3	1.1
(1,3)	1:A:84:LYS:HA	2:B:24:G:C2	3	1.1
(1,3)	1:A:84:LYS:HA	2:B:24:G:C2'	3	1.1
(1,3)	1:A:84:LYS:HA	2:B:24:G:C3'	3	1.1
(1,3)	1:A:84:LYS:HA	2:B:24:G:C4	3	1.1
(1,3)	1:A:84:LYS:HA	2:B:24:G:C4'	3	1.1
(1,3)	1:A:84:LYS:HA	2:B:24:G:C5	3	1.1
(1,3)	1:A:84:LYS:HA	2:B:24:G:C5'	3	1.1
(1,3)	1:A:84:LYS:HA	2:B:24:G:C6	3	1.1
(1,3)	1:A:84:LYS:HA	2:B:24:G:C8	3	1.1
(1,3)	1:A:84:LYS:HA	2:B:24:G:H1	3	1.1
(1,3)	1:A:84:LYS:HA	2:B:24:G:H1'	3	1.1
(1,3)	1:A:84:LYS:HA	2:B:24:G:H2'	3	1.1
(1,3)	1:A:84:LYS:HA	2:B:24:G:H21	3	1.1
(1,3)	1:A:84:LYS:HA	2:B:24:G:H22	3	1.1
(1,3)	1:A:84:LYS:HA	2:B:24:G:H3'	3	1.1
(1,3)	1:A:84:LYS:HA	2:B:24:G:H4'	3	1.1
(1,3)	1:A:84:LYS:HA	2:B:24:G:H5'	3	1.1
(1,3)	1:A:84:LYS:HA	2:B:24:G:H5''	3	1.1
(1,3)	1:A:84:LYS:HA	2:B:24:G:H8	3	1.1
(1,3)	1:A:84:LYS:HA	2:B:24:G:HO2'	3	1.1
(1,3)	1:A:84:LYS:HA	2:B:24:G:N1	3	1.1

*Continued on next page...*

*Continued from previous page...*

Key	Atom-1	Atom-2	Model ID	Violation (Å)
(1,3)	1:A:84:LYS:HA	2:B:24:G:N2	3	1.1
(1,3)	1:A:84:LYS:HA	2:B:24:G:N3	3	1.1
(1,3)	1:A:84:LYS:HA	2:B:24:G:N7	3	1.1
(1,3)	1:A:84:LYS:HA	2:B:24:G:N9	3	1.1
(1,3)	1:A:84:LYS:HA	2:B:24:G:O2'	3	1.1
(1,3)	1:A:84:LYS:HA	2:B:24:G:O3'	3	1.1
(1,3)	1:A:84:LYS:HA	2:B:24:G:O4'	3	1.1
(1,3)	1:A:84:LYS:HA	2:B:24:G:O5'	3	1.1
(1,3)	1:A:84:LYS:HA	2:B:24:G:O6	3	1.1
(1,3)	1:A:84:LYS:HA	2:B:24:G:OP1	3	1.1
(1,3)	1:A:84:LYS:HA	2:B:24:G:OP2	3	1.1
(1,3)	1:A:84:LYS:HA	2:B:24:G:P	3	1.1
(1,3)	1:A:84:LYS:HB2	2:B:2:C:C1'	3	1.1
(1,3)	1:A:84:LYS:HB2	2:B:2:C:C2	3	1.1
(1,3)	1:A:84:LYS:HB2	2:B:2:C:C2'	3	1.1
(1,3)	1:A:84:LYS:HB2	2:B:2:C:C3'	3	1.1
(1,3)	1:A:84:LYS:HB2	2:B:2:C:C4	3	1.1
(1,3)	1:A:84:LYS:HB2	2:B:2:C:C4'	3	1.1
(1,3)	1:A:84:LYS:HB2	2:B:2:C:C5	3	1.1
(1,3)	1:A:84:LYS:HB2	2:B:2:C:C5'	3	1.1
(1,3)	1:A:84:LYS:HB2	2:B:2:C:C6	3	1.1
(1,3)	1:A:84:LYS:HB2	2:B:2:C:H1'	3	1.1
(1,3)	1:A:84:LYS:HB2	2:B:2:C:H2'	3	1.1
(1,3)	1:A:84:LYS:HB2	2:B:2:C:H3'	3	1.1
(1,3)	1:A:84:LYS:HB2	2:B:2:C:H4'	3	1.1
(1,3)	1:A:84:LYS:HB2	2:B:2:C:H41	3	1.1
(1,3)	1:A:84:LYS:HB2	2:B:2:C:H42	3	1.1
(1,3)	1:A:84:LYS:HB2	2:B:2:C:H5	3	1.1
(1,3)	1:A:84:LYS:HB2	2:B:2:C:H5'	3	1.1
(1,3)	1:A:84:LYS:HB2	2:B:2:C:H5''	3	1.1
(1,3)	1:A:84:LYS:HB2	2:B:2:C:H6	3	1.1
(1,3)	1:A:84:LYS:HB2	2:B:2:C:HO2'	3	1.1
(1,3)	1:A:84:LYS:HB2	2:B:2:C:N1	3	1.1
(1,3)	1:A:84:LYS:HB2	2:B:2:C:N3	3	1.1
(1,3)	1:A:84:LYS:HB2	2:B:2:C:N4	3	1.1
(1,3)	1:A:84:LYS:HB2	2:B:2:C:O2	3	1.1
(1,3)	1:A:84:LYS:HB2	2:B:2:C:O2'	3	1.1
(1,3)	1:A:84:LYS:HB2	2:B:2:C:O3'	3	1.1
(1,3)	1:A:84:LYS:HB2	2:B:2:C:O4'	3	1.1
(1,3)	1:A:84:LYS:HB2	2:B:2:C:O5'	3	1.1
(1,3)	1:A:84:LYS:HB2	2:B:3:U:C1'	3	1.1
(1,3)	1:A:84:LYS:HB2	2:B:3:U:C2	3	1.1

*Continued on next page...*



*Continued from previous page...*

Key	Atom-1	Atom-2	Model ID	Violation (Å)
(1,3)	1:A:84:LYS:HB2	2:B:3:U:C2'	3	1.1
(1,3)	1:A:84:LYS:HB2	2:B:3:U:C3'	3	1.1
(1,3)	1:A:84:LYS:HB2	2:B:3:U:C4	3	1.1
(1,3)	1:A:84:LYS:HB2	2:B:3:U:C4'	3	1.1
(1,3)	1:A:84:LYS:HB2	2:B:3:U:C5	3	1.1
(1,3)	1:A:84:LYS:HB2	2:B:3:U:C5'	3	1.1
(1,3)	1:A:84:LYS:HB2	2:B:3:U:C6	3	1.1
(1,3)	1:A:84:LYS:HB2	2:B:3:U:H1'	3	1.1
(1,3)	1:A:84:LYS:HB2	2:B:3:U:H2'	3	1.1
(1,3)	1:A:84:LYS:HB2	2:B:3:U:H3	3	1.1
(1,3)	1:A:84:LYS:HB2	2:B:3:U:H3'	3	1.1
(1,3)	1:A:84:LYS:HB2	2:B:3:U:H4'	3	1.1
(1,3)	1:A:84:LYS:HB2	2:B:3:U:H5	3	1.1
(1,3)	1:A:84:LYS:HB2	2:B:3:U:H5'	3	1.1
(1,3)	1:A:84:LYS:HB2	2:B:3:U:H5''	3	1.1
(1,3)	1:A:84:LYS:HB2	2:B:3:U:H6	3	1.1
(1,3)	1:A:84:LYS:HB2	2:B:3:U:HO2'	3	1.1
(1,3)	1:A:84:LYS:HB2	2:B:3:U:N1	3	1.1
(1,3)	1:A:84:LYS:HB2	2:B:3:U:N3	3	1.1
(1,3)	1:A:84:LYS:HB2	2:B:3:U:O2	3	1.1
(1,3)	1:A:84:LYS:HB2	2:B:3:U:O2'	3	1.1
(1,3)	1:A:84:LYS:HB2	2:B:3:U:O3'	3	1.1
(1,3)	1:A:84:LYS:HB2	2:B:3:U:O4	3	1.1
(1,3)	1:A:84:LYS:HB2	2:B:3:U:O4'	3	1.1
(1,3)	1:A:84:LYS:HB2	2:B:3:U:O5'	3	1.1
(1,3)	1:A:84:LYS:HB2	2:B:3:U:OP1	3	1.1
(1,3)	1:A:84:LYS:HB2	2:B:3:U:OP2	3	1.1
(1,3)	1:A:84:LYS:HB2	2:B:3:U:P	3	1.1
(1,3)	1:A:84:LYS:HB2	2:B:4:G:C1'	3	1.1
(1,3)	1:A:84:LYS:HB2	2:B:4:G:C2	3	1.1
(1,3)	1:A:84:LYS:HB2	2:B:4:G:C2'	3	1.1
(1,3)	1:A:84:LYS:HB2	2:B:4:G:C3'	3	1.1
(1,3)	1:A:84:LYS:HB2	2:B:4:G:C4	3	1.1
(1,3)	1:A:84:LYS:HB2	2:B:4:G:C4'	3	1.1
(1,3)	1:A:84:LYS:HB2	2:B:4:G:C5	3	1.1
(1,3)	1:A:84:LYS:HB2	2:B:4:G:C5'	3	1.1
(1,3)	1:A:84:LYS:HB2	2:B:4:G:C6	3	1.1
(1,3)	1:A:84:LYS:HB2	2:B:4:G:C8	3	1.1
(1,3)	1:A:84:LYS:HB2	2:B:4:G:H1	3	1.1
(1,3)	1:A:84:LYS:HB2	2:B:4:G:H1'	3	1.1
(1,3)	1:A:84:LYS:HB2	2:B:4:G:H2'	3	1.1
(1,3)	1:A:84:LYS:HB2	2:B:4:G:H21	3	1.1

*Continued on next page...*

*Continued from previous page...*

Key	Atom-1	Atom-2	Model ID	Violation (Å)
(1,3)	1:A:84:LYS:HB2	2:B:4:G:H22	3	1.1
(1,3)	1:A:84:LYS:HB2	2:B:4:G:H3'	3	1.1
(1,3)	1:A:84:LYS:HB2	2:B:4:G:H4'	3	1.1
(1,3)	1:A:84:LYS:HB2	2:B:4:G:H5'	3	1.1
(1,3)	1:A:84:LYS:HB2	2:B:4:G:H5''	3	1.1
(1,3)	1:A:84:LYS:HB2	2:B:4:G:H8	3	1.1
(1,3)	1:A:84:LYS:HB2	2:B:4:G:HO2'	3	1.1
(1,3)	1:A:84:LYS:HB2	2:B:4:G:N1	3	1.1
(1,3)	1:A:84:LYS:HB2	2:B:4:G:N2	3	1.1
(1,3)	1:A:84:LYS:HB2	2:B:4:G:N3	3	1.1
(1,3)	1:A:84:LYS:HB2	2:B:4:G:N7	3	1.1
(1,3)	1:A:84:LYS:HB2	2:B:4:G:N9	3	1.1
(1,3)	1:A:84:LYS:HB2	2:B:4:G:O2'	3	1.1
(1,3)	1:A:84:LYS:HB2	2:B:4:G:O3'	3	1.1
(1,3)	1:A:84:LYS:HB2	2:B:4:G:O4'	3	1.1
(1,3)	1:A:84:LYS:HB2	2:B:4:G:O5'	3	1.1
(1,3)	1:A:84:LYS:HB2	2:B:4:G:O6	3	1.1
(1,3)	1:A:84:LYS:HB2	2:B:4:G:OP1	3	1.1
(1,3)	1:A:84:LYS:HB2	2:B:4:G:OP2	3	1.1
(1,3)	1:A:84:LYS:HB2	2:B:4:G:P	3	1.1
(1,3)	1:A:84:LYS:HB2	2:B:5:A:C1'	3	1.1
(1,3)	1:A:84:LYS:HB2	2:B:5:A:C2	3	1.1
(1,3)	1:A:84:LYS:HB2	2:B:5:A:C2'	3	1.1
(1,3)	1:A:84:LYS:HB2	2:B:5:A:C3'	3	1.1
(1,3)	1:A:84:LYS:HB2	2:B:5:A:C4	3	1.1
(1,3)	1:A:84:LYS:HB2	2:B:5:A:C4'	3	1.1
(1,3)	1:A:84:LYS:HB2	2:B:5:A:C5	3	1.1
(1,3)	1:A:84:LYS:HB2	2:B:5:A:C5'	3	1.1
(1,3)	1:A:84:LYS:HB2	2:B:5:A:C6	3	1.1
(1,3)	1:A:84:LYS:HB2	2:B:5:A:C8	3	1.1
(1,3)	1:A:84:LYS:HB2	2:B:5:A:H1'	3	1.1
(1,3)	1:A:84:LYS:HB2	2:B:5:A:H2	3	1.1
(1,3)	1:A:84:LYS:HB2	2:B:5:A:H2'	3	1.1
(1,3)	1:A:84:LYS:HB2	2:B:5:A:H3'	3	1.1
(1,3)	1:A:84:LYS:HB2	2:B:5:A:H4'	3	1.1
(1,3)	1:A:84:LYS:HB2	2:B:5:A:H5'	3	1.1
(1,3)	1:A:84:LYS:HB2	2:B:5:A:H5''	3	1.1
(1,3)	1:A:84:LYS:HB2	2:B:5:A:H61	3	1.1
(1,3)	1:A:84:LYS:HB2	2:B:5:A:H62	3	1.1
(1,3)	1:A:84:LYS:HB2	2:B:5:A:H8	3	1.1
(1,3)	1:A:84:LYS:HB2	2:B:5:A:HO2'	3	1.1
(1,3)	1:A:84:LYS:HB2	2:B:5:A:N1	3	1.1

*Continued on next page...*

*Continued from previous page...*

Key	Atom-1	Atom-2	Model ID	Violation (Å)
(1,3)	1:A:84:LYS:HB2	2:B:5:A:N3	3	1.1
(1,3)	1:A:84:LYS:HB2	2:B:5:A:N6	3	1.1
(1,3)	1:A:84:LYS:HB2	2:B:5:A:N7	3	1.1
(1,3)	1:A:84:LYS:HB2	2:B:5:A:N9	3	1.1
(1,3)	1:A:84:LYS:HB2	2:B:5:A:O2'	3	1.1
(1,3)	1:A:84:LYS:HB2	2:B:5:A:O3'	3	1.1
(1,3)	1:A:84:LYS:HB2	2:B:5:A:O4'	3	1.1
(1,3)	1:A:84:LYS:HB2	2:B:5:A:O5'	3	1.1
(1,3)	1:A:84:LYS:HB2	2:B:5:A:OP1	3	1.1
(1,3)	1:A:84:LYS:HB2	2:B:5:A:OP2	3	1.1
(1,3)	1:A:84:LYS:HB2	2:B:5:A:P	3	1.1
(1,3)	1:A:84:LYS:HB2	2:B:6:G:C1'	3	1.1
(1,3)	1:A:84:LYS:HB2	2:B:6:G:C2	3	1.1
(1,3)	1:A:84:LYS:HB2	2:B:6:G:C2'	3	1.1
(1,3)	1:A:84:LYS:HB2	2:B:6:G:C3'	3	1.1
(1,3)	1:A:84:LYS:HB2	2:B:6:G:C4	3	1.1
(1,3)	1:A:84:LYS:HB2	2:B:6:G:C4'	3	1.1
(1,3)	1:A:84:LYS:HB2	2:B:6:G:C5	3	1.1
(1,3)	1:A:84:LYS:HB2	2:B:6:G:C5'	3	1.1
(1,3)	1:A:84:LYS:HB2	2:B:6:G:C6	3	1.1
(1,3)	1:A:84:LYS:HB2	2:B:6:G:C8	3	1.1
(1,3)	1:A:84:LYS:HB2	2:B:6:G:H1	3	1.1
(1,3)	1:A:84:LYS:HB2	2:B:6:G:H1'	3	1.1
(1,3)	1:A:84:LYS:HB2	2:B:6:G:H2'	3	1.1
(1,3)	1:A:84:LYS:HB2	2:B:6:G:H21	3	1.1
(1,3)	1:A:84:LYS:HB2	2:B:6:G:H22	3	1.1
(1,3)	1:A:84:LYS:HB2	2:B:6:G:H3'	3	1.1
(1,3)	1:A:84:LYS:HB2	2:B:6:G:H4'	3	1.1
(1,3)	1:A:84:LYS:HB2	2:B:6:G:H5'	3	1.1
(1,3)	1:A:84:LYS:HB2	2:B:6:G:H5''	3	1.1
(1,3)	1:A:84:LYS:HB2	2:B:6:G:H8	3	1.1
(1,3)	1:A:84:LYS:HB2	2:B:6:G:HO2'	3	1.1
(1,3)	1:A:84:LYS:HB2	2:B:6:G:N1	3	1.1
(1,3)	1:A:84:LYS:HB2	2:B:6:G:N2	3	1.1
(1,3)	1:A:84:LYS:HB2	2:B:6:G:N3	3	1.1
(1,3)	1:A:84:LYS:HB2	2:B:6:G:N7	3	1.1
(1,3)	1:A:84:LYS:HB2	2:B:6:G:N9	3	1.1
(1,3)	1:A:84:LYS:HB2	2:B:6:G:O2'	3	1.1
(1,3)	1:A:84:LYS:HB2	2:B:6:G:O3'	3	1.1
(1,3)	1:A:84:LYS:HB2	2:B:6:G:O4'	3	1.1
(1,3)	1:A:84:LYS:HB2	2:B:6:G:O5'	3	1.1
(1,3)	1:A:84:LYS:HB2	2:B:6:G:O6	3	1.1

*Continued on next page...*

*Continued from previous page...*

Key	Atom-1	Atom-2	Model ID	Violation (Å)
(1,3)	1:A:84:LYS:HB2	2:B:6:G:OP1	3	1.1
(1,3)	1:A:84:LYS:HB2	2:B:6:G:OP2	3	1.1
(1,3)	1:A:84:LYS:HB2	2:B:6:G:P	3	1.1
(1,3)	1:A:84:LYS:HB2	2:B:7:C:C1'	3	1.1
(1,3)	1:A:84:LYS:HB2	2:B:7:C:C2	3	1.1
(1,3)	1:A:84:LYS:HB2	2:B:7:C:C2'	3	1.1
(1,3)	1:A:84:LYS:HB2	2:B:7:C:C3'	3	1.1
(1,3)	1:A:84:LYS:HB2	2:B:7:C:C4	3	1.1
(1,3)	1:A:84:LYS:HB2	2:B:7:C:C4'	3	1.1
(1,3)	1:A:84:LYS:HB2	2:B:7:C:C5	3	1.1
(1,3)	1:A:84:LYS:HB2	2:B:7:C:C5'	3	1.1
(1,3)	1:A:84:LYS:HB2	2:B:7:C:C6	3	1.1
(1,3)	1:A:84:LYS:HB2	2:B:7:C:H1'	3	1.1
(1,3)	1:A:84:LYS:HB2	2:B:7:C:H2'	3	1.1
(1,3)	1:A:84:LYS:HB2	2:B:7:C:H3'	3	1.1
(1,3)	1:A:84:LYS:HB2	2:B:7:C:H4'	3	1.1
(1,3)	1:A:84:LYS:HB2	2:B:7:C:H41	3	1.1
(1,3)	1:A:84:LYS:HB2	2:B:7:C:H42	3	1.1
(1,3)	1:A:84:LYS:HB2	2:B:7:C:H5	3	1.1
(1,3)	1:A:84:LYS:HB2	2:B:7:C:H5'	3	1.1
(1,3)	1:A:84:LYS:HB2	2:B:7:C:H5''	3	1.1
(1,3)	1:A:84:LYS:HB2	2:B:7:C:H6	3	1.1
(1,3)	1:A:84:LYS:HB2	2:B:7:C:HO2'	3	1.1
(1,3)	1:A:84:LYS:HB2	2:B:7:C:N1	3	1.1
(1,3)	1:A:84:LYS:HB2	2:B:7:C:N3	3	1.1
(1,3)	1:A:84:LYS:HB2	2:B:7:C:N4	3	1.1
(1,3)	1:A:84:LYS:HB2	2:B:7:C:O2	3	1.1
(1,3)	1:A:84:LYS:HB2	2:B:7:C:O2'	3	1.1
(1,3)	1:A:84:LYS:HB2	2:B:7:C:O3'	3	1.1
(1,3)	1:A:84:LYS:HB2	2:B:7:C:O4'	3	1.1
(1,3)	1:A:84:LYS:HB2	2:B:7:C:O5'	3	1.1
(1,3)	1:A:84:LYS:HB2	2:B:7:C:OP1	3	1.1
(1,3)	1:A:84:LYS:HB2	2:B:7:C:OP2	3	1.1
(1,3)	1:A:84:LYS:HB2	2:B:7:C:P	3	1.1
(1,3)	1:A:84:LYS:HB2	2:B:8:U:C1'	3	1.1
(1,3)	1:A:84:LYS:HB2	2:B:8:U:C2	3	1.1
(1,3)	1:A:84:LYS:HB2	2:B:8:U:C2'	3	1.1
(1,3)	1:A:84:LYS:HB2	2:B:8:U:C3'	3	1.1
(1,3)	1:A:84:LYS:HB2	2:B:8:U:C4	3	1.1
(1,3)	1:A:84:LYS:HB2	2:B:8:U:C4'	3	1.1
(1,3)	1:A:84:LYS:HB2	2:B:8:U:C5	3	1.1
(1,3)	1:A:84:LYS:HB2	2:B:8:U:C5'	3	1.1

*Continued on next page...*

*Continued from previous page...*

Key	Atom-1	Atom-2	Model ID	Violation (Å)
(1,3)	1:A:84:LYS:HB2	2:B:8:U:C6	3	1.1
(1,3)	1:A:84:LYS:HB2	2:B:8:U:H1'	3	1.1
(1,3)	1:A:84:LYS:HB2	2:B:8:U:H2'	3	1.1
(1,3)	1:A:84:LYS:HB2	2:B:8:U:H3	3	1.1
(1,3)	1:A:84:LYS:HB2	2:B:8:U:H3'	3	1.1
(1,3)	1:A:84:LYS:HB2	2:B:8:U:H4'	3	1.1
(1,3)	1:A:84:LYS:HB2	2:B:8:U:H5	3	1.1
(1,3)	1:A:84:LYS:HB2	2:B:8:U:H5'	3	1.1
(1,3)	1:A:84:LYS:HB2	2:B:8:U:H5''	3	1.1
(1,3)	1:A:84:LYS:HB2	2:B:8:U:H6	3	1.1
(1,3)	1:A:84:LYS:HB2	2:B:8:U:HO2'	3	1.1
(1,3)	1:A:84:LYS:HB2	2:B:8:U:N1	3	1.1
(1,3)	1:A:84:LYS:HB2	2:B:8:U:N3	3	1.1
(1,3)	1:A:84:LYS:HB2	2:B:8:U:O2	3	1.1
(1,3)	1:A:84:LYS:HB2	2:B:8:U:O2'	3	1.1
(1,3)	1:A:84:LYS:HB2	2:B:8:U:O3'	3	1.1
(1,3)	1:A:84:LYS:HB2	2:B:8:U:O4	3	1.1
(1,3)	1:A:84:LYS:HB2	2:B:8:U:O4'	3	1.1
(1,3)	1:A:84:LYS:HB2	2:B:8:U:O5'	3	1.1
(1,3)	1:A:84:LYS:HB2	2:B:8:U:OP1	3	1.1
(1,3)	1:A:84:LYS:HB2	2:B:8:U:OP2	3	1.1
(1,3)	1:A:84:LYS:HB2	2:B:8:U:P	3	1.1
(1,3)	1:A:84:LYS:HB2	2:B:9:C:C1'	3	1.1
(1,3)	1:A:84:LYS:HB2	2:B:9:C:C2	3	1.1
(1,3)	1:A:84:LYS:HB2	2:B:9:C:C2'	3	1.1
(1,3)	1:A:84:LYS:HB2	2:B:9:C:C3'	3	1.1
(1,3)	1:A:84:LYS:HB2	2:B:9:C:C4	3	1.1
(1,3)	1:A:84:LYS:HB2	2:B:9:C:C4'	3	1.1
(1,3)	1:A:84:LYS:HB2	2:B:9:C:C5	3	1.1
(1,3)	1:A:84:LYS:HB2	2:B:9:C:C5'	3	1.1
(1,3)	1:A:84:LYS:HB2	2:B:9:C:C6	3	1.1
(1,3)	1:A:84:LYS:HB2	2:B:9:C:H1'	3	1.1
(1,3)	1:A:84:LYS:HB2	2:B:9:C:H2'	3	1.1
(1,3)	1:A:84:LYS:HB2	2:B:9:C:H3'	3	1.1
(1,3)	1:A:84:LYS:HB2	2:B:9:C:H4'	3	1.1
(1,3)	1:A:84:LYS:HB2	2:B:9:C:H41	3	1.1
(1,3)	1:A:84:LYS:HB2	2:B:9:C:H42	3	1.1
(1,3)	1:A:84:LYS:HB2	2:B:9:C:H5	3	1.1
(1,3)	1:A:84:LYS:HB2	2:B:9:C:H5'	3	1.1
(1,3)	1:A:84:LYS:HB2	2:B:9:C:H5''	3	1.1
(1,3)	1:A:84:LYS:HB2	2:B:9:C:H6	3	1.1
(1,3)	1:A:84:LYS:HB2	2:B:9:C:HO2'	3	1.1

*Continued on next page...*

*Continued from previous page...*

Key	Atom-1	Atom-2	Model ID	Violation (Å)
(1,3)	1:A:84:LYS:HB2	2:B:9:C:N1	3	1.1
(1,3)	1:A:84:LYS:HB2	2:B:9:C:N3	3	1.1
(1,3)	1:A:84:LYS:HB2	2:B:9:C:N4	3	1.1
(1,3)	1:A:84:LYS:HB2	2:B:9:C:O2	3	1.1
(1,3)	1:A:84:LYS:HB2	2:B:9:C:O2'	3	1.1
(1,3)	1:A:84:LYS:HB2	2:B:9:C:O3'	3	1.1
(1,3)	1:A:84:LYS:HB2	2:B:9:C:O4'	3	1.1
(1,3)	1:A:84:LYS:HB2	2:B:9:C:O5'	3	1.1
(1,3)	1:A:84:LYS:HB2	2:B:9:C:OP1	3	1.1
(1,3)	1:A:84:LYS:HB2	2:B:9:C:OP2	3	1.1
(1,3)	1:A:84:LYS:HB2	2:B:9:C:P	3	1.1
(1,3)	1:A:84:LYS:HB2	2:B:10:G:C1'	3	1.1
(1,3)	1:A:84:LYS:HB2	2:B:10:G:C2	3	1.1
(1,3)	1:A:84:LYS:HB2	2:B:10:G:C2'	3	1.1
(1,3)	1:A:84:LYS:HB2	2:B:10:G:C3'	3	1.1
(1,3)	1:A:84:LYS:HB2	2:B:10:G:C4	3	1.1
(1,3)	1:A:84:LYS:HB2	2:B:10:G:C4'	3	1.1
(1,3)	1:A:84:LYS:HB2	2:B:10:G:C5	3	1.1
(1,3)	1:A:84:LYS:HB2	2:B:10:G:C5'	3	1.1
(1,3)	1:A:84:LYS:HB2	2:B:10:G:C6	3	1.1
(1,3)	1:A:84:LYS:HB2	2:B:10:G:C8	3	1.1
(1,3)	1:A:84:LYS:HB2	2:B:10:G:H1	3	1.1
(1,3)	1:A:84:LYS:HB2	2:B:10:G:H1'	3	1.1
(1,3)	1:A:84:LYS:HB2	2:B:10:G:H2'	3	1.1
(1,3)	1:A:84:LYS:HB2	2:B:10:G:H21	3	1.1
(1,3)	1:A:84:LYS:HB2	2:B:10:G:H22	3	1.1
(1,3)	1:A:84:LYS:HB2	2:B:10:G:H3'	3	1.1
(1,3)	1:A:84:LYS:HB2	2:B:10:G:H4'	3	1.1
(1,3)	1:A:84:LYS:HB2	2:B:10:G:H5'	3	1.1
(1,3)	1:A:84:LYS:HB2	2:B:10:G:H5''	3	1.1
(1,3)	1:A:84:LYS:HB2	2:B:10:G:H8	3	1.1
(1,3)	1:A:84:LYS:HB2	2:B:10:G:HO2'	3	1.1
(1,3)	1:A:84:LYS:HB2	2:B:10:G:N1	3	1.1
(1,3)	1:A:84:LYS:HB2	2:B:10:G:N2	3	1.1
(1,3)	1:A:84:LYS:HB2	2:B:10:G:N3	3	1.1
(1,3)	1:A:84:LYS:HB2	2:B:10:G:N7	3	1.1
(1,3)	1:A:84:LYS:HB2	2:B:10:G:N9	3	1.1
(1,3)	1:A:84:LYS:HB2	2:B:10:G:O2'	3	1.1
(1,3)	1:A:84:LYS:HB2	2:B:10:G:O3'	3	1.1
(1,3)	1:A:84:LYS:HB2	2:B:10:G:O4'	3	1.1
(1,3)	1:A:84:LYS:HB2	2:B:10:G:O5'	3	1.1
(1,3)	1:A:84:LYS:HB2	2:B:10:G:O6	3	1.1

*Continued on next page...*

*Continued from previous page...*

Key	Atom-1	Atom-2	Model ID	Violation (Å)
(1,3)	1:A:84:LYS:HB2	2:B:10:G:OP1	3	1.1
(1,3)	1:A:84:LYS:HB2	2:B:10:G:OP2	3	1.1
(1,3)	1:A:84:LYS:HB2	2:B:10:G:P	3	1.1
(1,3)	1:A:84:LYS:HB2	2:B:11:A:C1'	3	1.1
(1,3)	1:A:84:LYS:HB2	2:B:11:A:C2	3	1.1
(1,3)	1:A:84:LYS:HB2	2:B:11:A:C2'	3	1.1
(1,3)	1:A:84:LYS:HB2	2:B:11:A:C3'	3	1.1
(1,3)	1:A:84:LYS:HB2	2:B:11:A:C4	3	1.1
(1,3)	1:A:84:LYS:HB2	2:B:11:A:C4'	3	1.1
(1,3)	1:A:84:LYS:HB2	2:B:11:A:C5	3	1.1
(1,3)	1:A:84:LYS:HB2	2:B:11:A:C5'	3	1.1
(1,3)	1:A:84:LYS:HB2	2:B:11:A:C6	3	1.1
(1,3)	1:A:84:LYS:HB2	2:B:11:A:C8	3	1.1
(1,3)	1:A:84:LYS:HB2	2:B:11:A:H1'	3	1.1
(1,3)	1:A:84:LYS:HB2	2:B:11:A:H2	3	1.1
(1,3)	1:A:84:LYS:HB2	2:B:11:A:H2'	3	1.1
(1,3)	1:A:84:LYS:HB2	2:B:11:A:H3'	3	1.1
(1,3)	1:A:84:LYS:HB2	2:B:11:A:H4'	3	1.1
(1,3)	1:A:84:LYS:HB2	2:B:11:A:H5'	3	1.1
(1,3)	1:A:84:LYS:HB2	2:B:11:A:H5''	3	1.1
(1,3)	1:A:84:LYS:HB2	2:B:11:A:H61	3	1.1
(1,3)	1:A:84:LYS:HB2	2:B:11:A:H62	3	1.1
(1,3)	1:A:84:LYS:HB2	2:B:11:A:H8	3	1.1
(1,3)	1:A:84:LYS:HB2	2:B:11:A:HO2'	3	1.1
(1,3)	1:A:84:LYS:HB2	2:B:11:A:N1	3	1.1
(1,3)	1:A:84:LYS:HB2	2:B:11:A:N3	3	1.1
(1,3)	1:A:84:LYS:HB2	2:B:11:A:N6	3	1.1
(1,3)	1:A:84:LYS:HB2	2:B:11:A:N7	3	1.1
(1,3)	1:A:84:LYS:HB2	2:B:11:A:N9	3	1.1
(1,3)	1:A:84:LYS:HB2	2:B:11:A:O2'	3	1.1
(1,3)	1:A:84:LYS:HB2	2:B:11:A:O3'	3	1.1
(1,3)	1:A:84:LYS:HB2	2:B:11:A:O4'	3	1.1
(1,3)	1:A:84:LYS:HB2	2:B:11:A:O5'	3	1.1
(1,3)	1:A:84:LYS:HB2	2:B:11:A:OP1	3	1.1
(1,3)	1:A:84:LYS:HB2	2:B:11:A:OP2	3	1.1
(1,3)	1:A:84:LYS:HB2	2:B:11:A:P	3	1.1
(1,3)	1:A:84:LYS:HB2	2:B:12:A:C1'	3	1.1
(1,3)	1:A:84:LYS:HB2	2:B:12:A:C2	3	1.1
(1,3)	1:A:84:LYS:HB2	2:B:12:A:C2'	3	1.1
(1,3)	1:A:84:LYS:HB2	2:B:12:A:C3'	3	1.1
(1,3)	1:A:84:LYS:HB2	2:B:12:A:C4	3	1.1
(1,3)	1:A:84:LYS:HB2	2:B:12:A:C4'	3	1.1

*Continued on next page...*

*Continued from previous page...*

Key	Atom-1	Atom-2	Model ID	Violation (Å)
(1,3)	1:A:84:LYS:HB2	2:B:12:A:C5	3	1.1
(1,3)	1:A:84:LYS:HB2	2:B:12:A:C5'	3	1.1
(1,3)	1:A:84:LYS:HB2	2:B:12:A:C6	3	1.1
(1,3)	1:A:84:LYS:HB2	2:B:12:A:C8	3	1.1
(1,3)	1:A:84:LYS:HB2	2:B:12:A:H1'	3	1.1
(1,3)	1:A:84:LYS:HB2	2:B:12:A:H2	3	1.1
(1,3)	1:A:84:LYS:HB2	2:B:12:A:H2'	3	1.1
(1,3)	1:A:84:LYS:HB2	2:B:12:A:H3'	3	1.1
(1,3)	1:A:84:LYS:HB2	2:B:12:A:H4'	3	1.1
(1,3)	1:A:84:LYS:HB2	2:B:12:A:H5'	3	1.1
(1,3)	1:A:84:LYS:HB2	2:B:12:A:H5''	3	1.1
(1,3)	1:A:84:LYS:HB2	2:B:12:A:H61	3	1.1
(1,3)	1:A:84:LYS:HB2	2:B:12:A:H62	3	1.1
(1,3)	1:A:84:LYS:HB2	2:B:12:A:H8	3	1.1
(1,3)	1:A:84:LYS:HB2	2:B:12:A:HO2'	3	1.1
(1,3)	1:A:84:LYS:HB2	2:B:12:A:N1	3	1.1
(1,3)	1:A:84:LYS:HB2	2:B:12:A:N3	3	1.1
(1,3)	1:A:84:LYS:HB2	2:B:12:A:N6	3	1.1
(1,3)	1:A:84:LYS:HB2	2:B:12:A:N7	3	1.1
(1,3)	1:A:84:LYS:HB2	2:B:12:A:N9	3	1.1
(1,3)	1:A:84:LYS:HB2	2:B:12:A:O2'	3	1.1
(1,3)	1:A:84:LYS:HB2	2:B:12:A:O3'	3	1.1
(1,3)	1:A:84:LYS:HB2	2:B:12:A:O4'	3	1.1
(1,3)	1:A:84:LYS:HB2	2:B:12:A:O5'	3	1.1
(1,3)	1:A:84:LYS:HB2	2:B:12:A:OP1	3	1.1
(1,3)	1:A:84:LYS:HB2	2:B:12:A:OP2	3	1.1
(1,3)	1:A:84:LYS:HB2	2:B:12:A:P	3	1.1
(1,3)	1:A:84:LYS:HB2	2:B:13:A:C1'	3	1.1
(1,3)	1:A:84:LYS:HB2	2:B:13:A:C2	3	1.1
(1,3)	1:A:84:LYS:HB2	2:B:13:A:C2'	3	1.1
(1,3)	1:A:84:LYS:HB2	2:B:13:A:C3'	3	1.1
(1,3)	1:A:84:LYS:HB2	2:B:13:A:C4	3	1.1
(1,3)	1:A:84:LYS:HB2	2:B:13:A:C4'	3	1.1
(1,3)	1:A:84:LYS:HB2	2:B:13:A:C5	3	1.1
(1,3)	1:A:84:LYS:HB2	2:B:13:A:C5'	3	1.1
(1,3)	1:A:84:LYS:HB2	2:B:13:A:C6	3	1.1
(1,3)	1:A:84:LYS:HB2	2:B:13:A:C8	3	1.1
(1,3)	1:A:84:LYS:HB2	2:B:13:A:H1'	3	1.1
(1,3)	1:A:84:LYS:HB2	2:B:13:A:H2	3	1.1
(1,3)	1:A:84:LYS:HB2	2:B:13:A:H2'	3	1.1
(1,3)	1:A:84:LYS:HB2	2:B:13:A:H3'	3	1.1
(1,3)	1:A:84:LYS:HB2	2:B:13:A:H4'	3	1.1

*Continued on next page...*



*Continued from previous page...*

Key	Atom-1	Atom-2	Model ID	Violation (Å)
(1,3)	1:A:84:LYS:HB2	2:B:13:A:H5'	3	1.1
(1,3)	1:A:84:LYS:HB2	2:B:13:A:H5''	3	1.1
(1,3)	1:A:84:LYS:HB2	2:B:13:A:H61	3	1.1
(1,3)	1:A:84:LYS:HB2	2:B:13:A:H62	3	1.1
(1,3)	1:A:84:LYS:HB2	2:B:13:A:H8	3	1.1
(1,3)	1:A:84:LYS:HB2	2:B:13:A:HO2'	3	1.1
(1,3)	1:A:84:LYS:HB2	2:B:13:A:N1	3	1.1
(1,3)	1:A:84:LYS:HB2	2:B:13:A:N3	3	1.1
(1,3)	1:A:84:LYS:HB2	2:B:13:A:N6	3	1.1
(1,3)	1:A:84:LYS:HB2	2:B:13:A:N7	3	1.1
(1,3)	1:A:84:LYS:HB2	2:B:13:A:N9	3	1.1
(1,3)	1:A:84:LYS:HB2	2:B:13:A:O2'	3	1.1
(1,3)	1:A:84:LYS:HB2	2:B:13:A:O3'	3	1.1
(1,3)	1:A:84:LYS:HB2	2:B:13:A:O4'	3	1.1
(1,3)	1:A:84:LYS:HB2	2:B:13:A:O5'	3	1.1
(1,3)	1:A:84:LYS:HB2	2:B:13:A:OP1	3	1.1
(1,3)	1:A:84:LYS:HB2	2:B:13:A:OP2	3	1.1
(1,3)	1:A:84:LYS:HB2	2:B:13:A:P	3	1.1
(1,3)	1:A:84:LYS:HB2	2:B:14:G:C1'	3	1.1
(1,3)	1:A:84:LYS:HB2	2:B:14:G:C2	3	1.1
(1,3)	1:A:84:LYS:HB2	2:B:14:G:C2'	3	1.1
(1,3)	1:A:84:LYS:HB2	2:B:14:G:C3'	3	1.1
(1,3)	1:A:84:LYS:HB2	2:B:14:G:C4	3	1.1
(1,3)	1:A:84:LYS:HB2	2:B:14:G:C4'	3	1.1
(1,3)	1:A:84:LYS:HB2	2:B:14:G:C5	3	1.1
(1,3)	1:A:84:LYS:HB2	2:B:14:G:C5'	3	1.1
(1,3)	1:A:84:LYS:HB2	2:B:14:G:C6	3	1.1
(1,3)	1:A:84:LYS:HB2	2:B:14:G:C8	3	1.1
(1,3)	1:A:84:LYS:HB2	2:B:14:G:H1	3	1.1
(1,3)	1:A:84:LYS:HB2	2:B:14:G:H1'	3	1.1
(1,3)	1:A:84:LYS:HB2	2:B:14:G:H2'	3	1.1
(1,3)	1:A:84:LYS:HB2	2:B:14:G:H21	3	1.1
(1,3)	1:A:84:LYS:HB2	2:B:14:G:H22	3	1.1
(1,3)	1:A:84:LYS:HB2	2:B:14:G:H3'	3	1.1
(1,3)	1:A:84:LYS:HB2	2:B:14:G:H4'	3	1.1
(1,3)	1:A:84:LYS:HB2	2:B:14:G:H5'	3	1.1
(1,3)	1:A:84:LYS:HB2	2:B:14:G:H5''	3	1.1
(1,3)	1:A:84:LYS:HB2	2:B:14:G:H8	3	1.1
(1,3)	1:A:84:LYS:HB2	2:B:14:G:HO2'	3	1.1
(1,3)	1:A:84:LYS:HB2	2:B:14:G:N1	3	1.1
(1,3)	1:A:84:LYS:HB2	2:B:14:G:N2	3	1.1
(1,3)	1:A:84:LYS:HB2	2:B:14:G:N3	3	1.1

*Continued on next page...*

*Continued from previous page...*

Key	Atom-1	Atom-2	Model ID	Violation (Å)
(1,3)	1:A:84:LYS:HB2	2:B:14:G:N7	3	1.1
(1,3)	1:A:84:LYS:HB2	2:B:14:G:N9	3	1.1
(1,3)	1:A:84:LYS:HB2	2:B:14:G:O2'	3	1.1
(1,3)	1:A:84:LYS:HB2	2:B:14:G:O3'	3	1.1
(1,3)	1:A:84:LYS:HB2	2:B:14:G:O4'	3	1.1
(1,3)	1:A:84:LYS:HB2	2:B:14:G:O5'	3	1.1
(1,3)	1:A:84:LYS:HB2	2:B:14:G:O6	3	1.1
(1,3)	1:A:84:LYS:HB2	2:B:14:G:OP1	3	1.1
(1,3)	1:A:84:LYS:HB2	2:B:14:G:OP2	3	1.1
(1,3)	1:A:84:LYS:HB2	2:B:14:G:P	3	1.1
(1,3)	1:A:84:LYS:HB2	2:B:15:A:C1'	3	1.1
(1,3)	1:A:84:LYS:HB2	2:B:15:A:C2	3	1.1
(1,3)	1:A:84:LYS:HB2	2:B:15:A:C2'	3	1.1
(1,3)	1:A:84:LYS:HB2	2:B:15:A:C3'	3	1.1
(1,3)	1:A:84:LYS:HB2	2:B:15:A:C4	3	1.1
(1,3)	1:A:84:LYS:HB2	2:B:15:A:C4'	3	1.1
(1,3)	1:A:84:LYS:HB2	2:B:15:A:C5	3	1.1
(1,3)	1:A:84:LYS:HB2	2:B:15:A:C5'	3	1.1
(1,3)	1:A:84:LYS:HB2	2:B:15:A:C6	3	1.1
(1,3)	1:A:84:LYS:HB2	2:B:15:A:C8	3	1.1
(1,3)	1:A:84:LYS:HB2	2:B:15:A:H1'	3	1.1
(1,3)	1:A:84:LYS:HB2	2:B:15:A:H2	3	1.1
(1,3)	1:A:84:LYS:HB2	2:B:15:A:H2'	3	1.1
(1,3)	1:A:84:LYS:HB2	2:B:15:A:H3'	3	1.1
(1,3)	1:A:84:LYS:HB2	2:B:15:A:H4'	3	1.1
(1,3)	1:A:84:LYS:HB2	2:B:15:A:H5'	3	1.1
(1,3)	1:A:84:LYS:HB2	2:B:15:A:H5''	3	1.1
(1,3)	1:A:84:LYS:HB2	2:B:15:A:H61	3	1.1
(1,3)	1:A:84:LYS:HB2	2:B:15:A:H62	3	1.1
(1,3)	1:A:84:LYS:HB2	2:B:15:A:H8	3	1.1
(1,3)	1:A:84:LYS:HB2	2:B:15:A:HO2'	3	1.1
(1,3)	1:A:84:LYS:HB2	2:B:15:A:N1	3	1.1
(1,3)	1:A:84:LYS:HB2	2:B:15:A:N3	3	1.1
(1,3)	1:A:84:LYS:HB2	2:B:15:A:N6	3	1.1
(1,3)	1:A:84:LYS:HB2	2:B:15:A:N7	3	1.1
(1,3)	1:A:84:LYS:HB2	2:B:15:A:N9	3	1.1
(1,3)	1:A:84:LYS:HB2	2:B:15:A:O2'	3	1.1
(1,3)	1:A:84:LYS:HB2	2:B:15:A:O3'	3	1.1
(1,3)	1:A:84:LYS:HB2	2:B:15:A:O4'	3	1.1
(1,3)	1:A:84:LYS:HB2	2:B:15:A:O5'	3	1.1
(1,3)	1:A:84:LYS:HB2	2:B:15:A:OP1	3	1.1
(1,3)	1:A:84:LYS:HB2	2:B:15:A:OP2	3	1.1

*Continued on next page...*

*Continued from previous page...*

Key	Atom-1	Atom-2	Model ID	Violation (Å)
(1,3)	1:A:84:LYS:HB2	2:B:15:A:P	3	1.1
(1,3)	1:A:84:LYS:HB2	2:B:16:G:C1'	3	1.1
(1,3)	1:A:84:LYS:HB2	2:B:16:G:C2	3	1.1
(1,3)	1:A:84:LYS:HB2	2:B:16:G:C2'	3	1.1
(1,3)	1:A:84:LYS:HB2	2:B:16:G:C3'	3	1.1
(1,3)	1:A:84:LYS:HB2	2:B:16:G:C4	3	1.1
(1,3)	1:A:84:LYS:HB2	2:B:16:G:C4'	3	1.1
(1,3)	1:A:84:LYS:HB2	2:B:16:G:C5	3	1.1
(1,3)	1:A:84:LYS:HB2	2:B:16:G:C5'	3	1.1
(1,3)	1:A:84:LYS:HB2	2:B:16:G:C6	3	1.1
(1,3)	1:A:84:LYS:HB2	2:B:16:G:C8	3	1.1
(1,3)	1:A:84:LYS:HB2	2:B:16:G:H1	3	1.1
(1,3)	1:A:84:LYS:HB2	2:B:16:G:H1'	3	1.1
(1,3)	1:A:84:LYS:HB2	2:B:16:G:H2'	3	1.1
(1,3)	1:A:84:LYS:HB2	2:B:16:G:H21	3	1.1
(1,3)	1:A:84:LYS:HB2	2:B:16:G:H22	3	1.1
(1,3)	1:A:84:LYS:HB2	2:B:16:G:H3'	3	1.1
(1,3)	1:A:84:LYS:HB2	2:B:16:G:H4'	3	1.1
(1,3)	1:A:84:LYS:HB2	2:B:16:G:H5'	3	1.1
(1,3)	1:A:84:LYS:HB2	2:B:16:G:H5''	3	1.1
(1,3)	1:A:84:LYS:HB2	2:B:16:G:H8	3	1.1
(1,3)	1:A:84:LYS:HB2	2:B:16:G:HO2'	3	1.1
(1,3)	1:A:84:LYS:HB2	2:B:16:G:N1	3	1.1
(1,3)	1:A:84:LYS:HB2	2:B:16:G:N2	3	1.1
(1,3)	1:A:84:LYS:HB2	2:B:16:G:N3	3	1.1
(1,3)	1:A:84:LYS:HB2	2:B:16:G:N7	3	1.1
(1,3)	1:A:84:LYS:HB2	2:B:16:G:N9	3	1.1
(1,3)	1:A:84:LYS:HB2	2:B:16:G:O2'	3	1.1
(1,3)	1:A:84:LYS:HB2	2:B:16:G:O3'	3	1.1
(1,3)	1:A:84:LYS:HB2	2:B:16:G:O4'	3	1.1
(1,3)	1:A:84:LYS:HB2	2:B:16:G:O5'	3	1.1
(1,3)	1:A:84:LYS:HB2	2:B:16:G:O6	3	1.1
(1,3)	1:A:84:LYS:HB2	2:B:16:G:OP1	3	1.1
(1,3)	1:A:84:LYS:HB2	2:B:16:G:OP2	3	1.1
(1,3)	1:A:84:LYS:HB2	2:B:16:G:P	3	1.1
(1,3)	1:A:84:LYS:HB2	2:B:17:C:C1'	3	1.1
(1,3)	1:A:84:LYS:HB2	2:B:17:C:C2	3	1.1
(1,3)	1:A:84:LYS:HB2	2:B:17:C:C2'	3	1.1
(1,3)	1:A:84:LYS:HB2	2:B:17:C:C3'	3	1.1
(1,3)	1:A:84:LYS:HB2	2:B:17:C:C4	3	1.1
(1,3)	1:A:84:LYS:HB2	2:B:17:C:C4'	3	1.1
(1,3)	1:A:84:LYS:HB2	2:B:17:C:C5	3	1.1

*Continued on next page...*

*Continued from previous page...*

Key	Atom-1	Atom-2	Model ID	Violation (Å)
(1,3)	1:A:84:LYS:HB2	2:B:17:C:C5'	3	1.1
(1,3)	1:A:84:LYS:HB2	2:B:17:C:C6	3	1.1
(1,3)	1:A:84:LYS:HB2	2:B:17:C:H1'	3	1.1
(1,3)	1:A:84:LYS:HB2	2:B:17:C:H2'	3	1.1
(1,3)	1:A:84:LYS:HB2	2:B:17:C:H3'	3	1.1
(1,3)	1:A:84:LYS:HB2	2:B:17:C:H4'	3	1.1
(1,3)	1:A:84:LYS:HB2	2:B:17:C:H41	3	1.1
(1,3)	1:A:84:LYS:HB2	2:B:17:C:H42	3	1.1
(1,3)	1:A:84:LYS:HB2	2:B:17:C:H5	3	1.1
(1,3)	1:A:84:LYS:HB2	2:B:17:C:H5'	3	1.1
(1,3)	1:A:84:LYS:HB2	2:B:17:C:H5''	3	1.1
(1,3)	1:A:84:LYS:HB2	2:B:17:C:H6	3	1.1
(1,3)	1:A:84:LYS:HB2	2:B:17:C:HO2'	3	1.1
(1,3)	1:A:84:LYS:HB2	2:B:17:C:N1	3	1.1
(1,3)	1:A:84:LYS:HB2	2:B:17:C:N3	3	1.1
(1,3)	1:A:84:LYS:HB2	2:B:17:C:N4	3	1.1
(1,3)	1:A:84:LYS:HB2	2:B:17:C:O2	3	1.1
(1,3)	1:A:84:LYS:HB2	2:B:17:C:O2'	3	1.1
(1,3)	1:A:84:LYS:HB2	2:B:17:C:O3'	3	1.1
(1,3)	1:A:84:LYS:HB2	2:B:17:C:O4'	3	1.1
(1,3)	1:A:84:LYS:HB2	2:B:17:C:O5'	3	1.1
(1,3)	1:A:84:LYS:HB2	2:B:17:C:OP1	3	1.1
(1,3)	1:A:84:LYS:HB2	2:B:17:C:OP2	3	1.1
(1,3)	1:A:84:LYS:HB2	2:B:17:C:P	3	1.1
(1,3)	1:A:84:LYS:HB2	2:B:18:A:C1'	3	1.1
(1,3)	1:A:84:LYS:HB2	2:B:18:A:C2	3	1.1
(1,3)	1:A:84:LYS:HB2	2:B:18:A:C2'	3	1.1
(1,3)	1:A:84:LYS:HB2	2:B:18:A:C3'	3	1.1
(1,3)	1:A:84:LYS:HB2	2:B:18:A:C4	3	1.1
(1,3)	1:A:84:LYS:HB2	2:B:18:A:C4'	3	1.1
(1,3)	1:A:84:LYS:HB2	2:B:18:A:C5	3	1.1
(1,3)	1:A:84:LYS:HB2	2:B:18:A:C5'	3	1.1
(1,3)	1:A:84:LYS:HB2	2:B:18:A:C6	3	1.1
(1,3)	1:A:84:LYS:HB2	2:B:18:A:C8	3	1.1
(1,3)	1:A:84:LYS:HB2	2:B:18:A:H1'	3	1.1
(1,3)	1:A:84:LYS:HB2	2:B:18:A:H2	3	1.1
(1,3)	1:A:84:LYS:HB2	2:B:18:A:H2'	3	1.1
(1,3)	1:A:84:LYS:HB2	2:B:18:A:H3'	3	1.1
(1,3)	1:A:84:LYS:HB2	2:B:18:A:H4'	3	1.1
(1,3)	1:A:84:LYS:HB2	2:B:18:A:H5'	3	1.1
(1,3)	1:A:84:LYS:HB2	2:B:18:A:H5''	3	1.1
(1,3)	1:A:84:LYS:HB2	2:B:18:A:H61	3	1.1

*Continued on next page...*

*Continued from previous page...*

Key	Atom-1	Atom-2	Model ID	Violation (Å)
(1,3)	1:A:84:LYS:HB2	2:B:18:A:H62	3	1.1
(1,3)	1:A:84:LYS:HB2	2:B:18:A:H8	3	1.1
(1,3)	1:A:84:LYS:HB2	2:B:18:A:HO2'	3	1.1
(1,3)	1:A:84:LYS:HB2	2:B:18:A:N1	3	1.1
(1,3)	1:A:84:LYS:HB2	2:B:18:A:N3	3	1.1
(1,3)	1:A:84:LYS:HB2	2:B:18:A:N6	3	1.1
(1,3)	1:A:84:LYS:HB2	2:B:18:A:N7	3	1.1
(1,3)	1:A:84:LYS:HB2	2:B:18:A:N9	3	1.1
(1,3)	1:A:84:LYS:HB2	2:B:18:A:O2'	3	1.1
(1,3)	1:A:84:LYS:HB2	2:B:18:A:O3'	3	1.1
(1,3)	1:A:84:LYS:HB2	2:B:18:A:O4'	3	1.1
(1,3)	1:A:84:LYS:HB2	2:B:18:A:O5'	3	1.1
(1,3)	1:A:84:LYS:HB2	2:B:18:A:OP1	3	1.1
(1,3)	1:A:84:LYS:HB2	2:B:18:A:OP2	3	1.1
(1,3)	1:A:84:LYS:HB2	2:B:18:A:P	3	1.1
(1,3)	1:A:84:LYS:HB2	2:B:19:A:C1'	3	1.1
(1,3)	1:A:84:LYS:HB2	2:B:19:A:C2	3	1.1
(1,3)	1:A:84:LYS:HB2	2:B:19:A:C2'	3	1.1
(1,3)	1:A:84:LYS:HB2	2:B:19:A:C3'	3	1.1
(1,3)	1:A:84:LYS:HB2	2:B:19:A:C4	3	1.1
(1,3)	1:A:84:LYS:HB2	2:B:19:A:C4'	3	1.1
(1,3)	1:A:84:LYS:HB2	2:B:19:A:C5	3	1.1
(1,3)	1:A:84:LYS:HB2	2:B:19:A:C5'	3	1.1
(1,3)	1:A:84:LYS:HB2	2:B:19:A:C6	3	1.1
(1,3)	1:A:84:LYS:HB2	2:B:19:A:C8	3	1.1
(1,3)	1:A:84:LYS:HB2	2:B:19:A:H1'	3	1.1
(1,3)	1:A:84:LYS:HB2	2:B:19:A:H2	3	1.1
(1,3)	1:A:84:LYS:HB2	2:B:19:A:H2'	3	1.1
(1,3)	1:A:84:LYS:HB2	2:B:19:A:H3'	3	1.1
(1,3)	1:A:84:LYS:HB2	2:B:19:A:H4'	3	1.1
(1,3)	1:A:84:LYS:HB2	2:B:19:A:H5'	3	1.1
(1,3)	1:A:84:LYS:HB2	2:B:19:A:H5''	3	1.1
(1,3)	1:A:84:LYS:HB2	2:B:19:A:H61	3	1.1
(1,3)	1:A:84:LYS:HB2	2:B:19:A:H62	3	1.1
(1,3)	1:A:84:LYS:HB2	2:B:19:A:H8	3	1.1
(1,3)	1:A:84:LYS:HB2	2:B:19:A:HO2'	3	1.1
(1,3)	1:A:84:LYS:HB2	2:B:19:A:N1	3	1.1
(1,3)	1:A:84:LYS:HB2	2:B:19:A:N3	3	1.1
(1,3)	1:A:84:LYS:HB2	2:B:19:A:N6	3	1.1
(1,3)	1:A:84:LYS:HB2	2:B:19:A:N7	3	1.1
(1,3)	1:A:84:LYS:HB2	2:B:19:A:N9	3	1.1
(1,3)	1:A:84:LYS:HB2	2:B:19:A:O2'	3	1.1

*Continued on next page...*

*Continued from previous page...*

Key	Atom-1	Atom-2	Model ID	Violation (Å)
(1,3)	1:A:84:LYS:HB2	2:B:19:A:O3'	3	1.1
(1,3)	1:A:84:LYS:HB2	2:B:19:A:O4'	3	1.1
(1,3)	1:A:84:LYS:HB2	2:B:19:A:O5'	3	1.1
(1,3)	1:A:84:LYS:HB2	2:B:19:A:OP1	3	1.1
(1,3)	1:A:84:LYS:HB2	2:B:19:A:OP2	3	1.1
(1,3)	1:A:84:LYS:HB2	2:B:19:A:P	3	1.1
(1,3)	1:A:84:LYS:HB2	2:B:20:U:C1'	3	1.1
(1,3)	1:A:84:LYS:HB2	2:B:20:U:C2	3	1.1
(1,3)	1:A:84:LYS:HB2	2:B:20:U:C2'	3	1.1
(1,3)	1:A:84:LYS:HB2	2:B:20:U:C3'	3	1.1
(1,3)	1:A:84:LYS:HB2	2:B:20:U:C4	3	1.1
(1,3)	1:A:84:LYS:HB2	2:B:20:U:C4'	3	1.1
(1,3)	1:A:84:LYS:HB2	2:B:20:U:C5	3	1.1
(1,3)	1:A:84:LYS:HB2	2:B:20:U:C5'	3	1.1
(1,3)	1:A:84:LYS:HB2	2:B:20:U:C6	3	1.1
(1,3)	1:A:84:LYS:HB2	2:B:20:U:H1'	3	1.1
(1,3)	1:A:84:LYS:HB2	2:B:20:U:H2'	3	1.1
(1,3)	1:A:84:LYS:HB2	2:B:20:U:H3	3	1.1
(1,3)	1:A:84:LYS:HB2	2:B:20:U:H3'	3	1.1
(1,3)	1:A:84:LYS:HB2	2:B:20:U:H4'	3	1.1
(1,3)	1:A:84:LYS:HB2	2:B:20:U:H5	3	1.1
(1,3)	1:A:84:LYS:HB2	2:B:20:U:H5'	3	1.1
(1,3)	1:A:84:LYS:HB2	2:B:20:U:H5''	3	1.1
(1,3)	1:A:84:LYS:HB2	2:B:20:U:H6	3	1.1
(1,3)	1:A:84:LYS:HB2	2:B:20:U:HO2'	3	1.1
(1,3)	1:A:84:LYS:HB2	2:B:20:U:N1	3	1.1
(1,3)	1:A:84:LYS:HB2	2:B:20:U:N3	3	1.1
(1,3)	1:A:84:LYS:HB2	2:B:20:U:O2	3	1.1
(1,3)	1:A:84:LYS:HB2	2:B:20:U:O2'	3	1.1
(1,3)	1:A:84:LYS:HB2	2:B:20:U:O3'	3	1.1
(1,3)	1:A:84:LYS:HB2	2:B:20:U:O4	3	1.1
(1,3)	1:A:84:LYS:HB2	2:B:20:U:O4'	3	1.1
(1,3)	1:A:84:LYS:HB2	2:B:20:U:O5'	3	1.1
(1,3)	1:A:84:LYS:HB2	2:B:20:U:OP1	3	1.1
(1,3)	1:A:84:LYS:HB2	2:B:20:U:OP2	3	1.1
(1,3)	1:A:84:LYS:HB2	2:B:20:U:P	3	1.1
(1,3)	1:A:84:LYS:HB2	2:B:21:G:C1'	3	1.1
(1,3)	1:A:84:LYS:HB2	2:B:21:G:C2	3	1.1
(1,3)	1:A:84:LYS:HB2	2:B:21:G:C2'	3	1.1
(1,3)	1:A:84:LYS:HB2	2:B:21:G:C3'	3	1.1
(1,3)	1:A:84:LYS:HB2	2:B:21:G:C4	3	1.1
(1,3)	1:A:84:LYS:HB2	2:B:21:G:C4'	3	1.1

*Continued on next page...*

*Continued from previous page...*

Key	Atom-1	Atom-2	Model ID	Violation (Å)
(1,3)	1:A:84:LYS:HB2	2:B:21:G:C5	3	1.1
(1,3)	1:A:84:LYS:HB2	2:B:21:G:C5'	3	1.1
(1,3)	1:A:84:LYS:HB2	2:B:21:G:C6	3	1.1
(1,3)	1:A:84:LYS:HB2	2:B:21:G:C8	3	1.1
(1,3)	1:A:84:LYS:HB2	2:B:21:G:H1	3	1.1
(1,3)	1:A:84:LYS:HB2	2:B:21:G:H1'	3	1.1
(1,3)	1:A:84:LYS:HB2	2:B:21:G:H2'	3	1.1
(1,3)	1:A:84:LYS:HB2	2:B:21:G:H21	3	1.1
(1,3)	1:A:84:LYS:HB2	2:B:21:G:H22	3	1.1
(1,3)	1:A:84:LYS:HB2	2:B:21:G:H3'	3	1.1
(1,3)	1:A:84:LYS:HB2	2:B:21:G:H4'	3	1.1
(1,3)	1:A:84:LYS:HB2	2:B:21:G:H5'	3	1.1
(1,3)	1:A:84:LYS:HB2	2:B:21:G:H5''	3	1.1
(1,3)	1:A:84:LYS:HB2	2:B:21:G:H8	3	1.1
(1,3)	1:A:84:LYS:HB2	2:B:21:G:HO2'	3	1.1
(1,3)	1:A:84:LYS:HB2	2:B:21:G:N1	3	1.1
(1,3)	1:A:84:LYS:HB2	2:B:21:G:N2	3	1.1
(1,3)	1:A:84:LYS:HB2	2:B:21:G:N3	3	1.1
(1,3)	1:A:84:LYS:HB2	2:B:21:G:N7	3	1.1
(1,3)	1:A:84:LYS:HB2	2:B:21:G:N9	3	1.1
(1,3)	1:A:84:LYS:HB2	2:B:21:G:O2'	3	1.1
(1,3)	1:A:84:LYS:HB2	2:B:21:G:O3'	3	1.1
(1,3)	1:A:84:LYS:HB2	2:B:21:G:O4'	3	1.1
(1,3)	1:A:84:LYS:HB2	2:B:21:G:O5'	3	1.1
(1,3)	1:A:84:LYS:HB2	2:B:21:G:O6	3	1.1
(1,3)	1:A:84:LYS:HB2	2:B:21:G:OP1	3	1.1
(1,3)	1:A:84:LYS:HB2	2:B:21:G:OP2	3	1.1
(1,3)	1:A:84:LYS:HB2	2:B:21:G:P	3	1.1
(1,3)	1:A:84:LYS:HB2	2:B:22:A:C1'	3	1.1
(1,3)	1:A:84:LYS:HB2	2:B:22:A:C2	3	1.1
(1,3)	1:A:84:LYS:HB2	2:B:22:A:C2'	3	1.1
(1,3)	1:A:84:LYS:HB2	2:B:22:A:C3'	3	1.1
(1,3)	1:A:84:LYS:HB2	2:B:22:A:C4	3	1.1
(1,3)	1:A:84:LYS:HB2	2:B:22:A:C4'	3	1.1
(1,3)	1:A:84:LYS:HB2	2:B:22:A:C5	3	1.1
(1,3)	1:A:84:LYS:HB2	2:B:22:A:C5'	3	1.1
(1,3)	1:A:84:LYS:HB2	2:B:22:A:C6	3	1.1
(1,3)	1:A:84:LYS:HB2	2:B:22:A:C8	3	1.1
(1,3)	1:A:84:LYS:HB2	2:B:22:A:H1'	3	1.1
(1,3)	1:A:84:LYS:HB2	2:B:22:A:H2	3	1.1
(1,3)	1:A:84:LYS:HB2	2:B:22:A:H2'	3	1.1
(1,3)	1:A:84:LYS:HB2	2:B:22:A:H3'	3	1.1

*Continued on next page...*

*Continued from previous page...*

Key	Atom-1	Atom-2	Model ID	Violation (Å)
(1,3)	1:A:84:LYS:HB2	2:B:22:A:H4'	3	1.1
(1,3)	1:A:84:LYS:HB2	2:B:22:A:H5'	3	1.1
(1,3)	1:A:84:LYS:HB2	2:B:22:A:H5''	3	1.1
(1,3)	1:A:84:LYS:HB2	2:B:22:A:H61	3	1.1
(1,3)	1:A:84:LYS:HB2	2:B:22:A:H62	3	1.1
(1,3)	1:A:84:LYS:HB2	2:B:22:A:H8	3	1.1
(1,3)	1:A:84:LYS:HB2	2:B:22:A:HO2'	3	1.1
(1,3)	1:A:84:LYS:HB2	2:B:22:A:N1	3	1.1
(1,3)	1:A:84:LYS:HB2	2:B:22:A:N3	3	1.1
(1,3)	1:A:84:LYS:HB2	2:B:22:A:N6	3	1.1
(1,3)	1:A:84:LYS:HB2	2:B:22:A:N7	3	1.1
(1,3)	1:A:84:LYS:HB2	2:B:22:A:N9	3	1.1
(1,3)	1:A:84:LYS:HB2	2:B:22:A:O2'	3	1.1
(1,3)	1:A:84:LYS:HB2	2:B:22:A:O3'	3	1.1
(1,3)	1:A:84:LYS:HB2	2:B:22:A:O4'	3	1.1
(1,3)	1:A:84:LYS:HB2	2:B:22:A:O5'	3	1.1
(1,3)	1:A:84:LYS:HB2	2:B:22:A:OP1	3	1.1
(1,3)	1:A:84:LYS:HB2	2:B:22:A:OP2	3	1.1
(1,3)	1:A:84:LYS:HB2	2:B:22:A:P	3	1.1
(1,3)	1:A:84:LYS:HB2	2:B:23:U:C1'	3	1.1
(1,3)	1:A:84:LYS:HB2	2:B:23:U:C2	3	1.1
(1,3)	1:A:84:LYS:HB2	2:B:23:U:C2'	3	1.1
(1,3)	1:A:84:LYS:HB2	2:B:23:U:C3'	3	1.1
(1,3)	1:A:84:LYS:HB2	2:B:23:U:C4	3	1.1
(1,3)	1:A:84:LYS:HB2	2:B:23:U:C4'	3	1.1
(1,3)	1:A:84:LYS:HB2	2:B:23:U:C5	3	1.1
(1,3)	1:A:84:LYS:HB2	2:B:23:U:C5'	3	1.1
(1,3)	1:A:84:LYS:HB2	2:B:23:U:C6	3	1.1
(1,3)	1:A:84:LYS:HB2	2:B:23:U:H1'	3	1.1
(1,3)	1:A:84:LYS:HB2	2:B:23:U:H2'	3	1.1
(1,3)	1:A:84:LYS:HB2	2:B:23:U:H3	3	1.1
(1,3)	1:A:84:LYS:HB2	2:B:23:U:H3'	3	1.1
(1,3)	1:A:84:LYS:HB2	2:B:23:U:H4'	3	1.1
(1,3)	1:A:84:LYS:HB2	2:B:23:U:H5	3	1.1
(1,3)	1:A:84:LYS:HB2	2:B:23:U:H5'	3	1.1
(1,3)	1:A:84:LYS:HB2	2:B:23:U:H5''	3	1.1
(1,3)	1:A:84:LYS:HB2	2:B:23:U:H6	3	1.1
(1,3)	1:A:84:LYS:HB2	2:B:23:U:HO2'	3	1.1
(1,3)	1:A:84:LYS:HB2	2:B:23:U:N1	3	1.1
(1,3)	1:A:84:LYS:HB2	2:B:23:U:N3	3	1.1
(1,3)	1:A:84:LYS:HB2	2:B:23:U:O2	3	1.1
(1,3)	1:A:84:LYS:HB2	2:B:23:U:O2'	3	1.1

*Continued on next page...*



*Continued from previous page...*

Key	Atom-1	Atom-2	Model ID	Violation (Å)
(1,3)	1:A:84:LYS:HB2	2:B:23:U:O3'	3	1.1
(1,3)	1:A:84:LYS:HB2	2:B:23:U:O4	3	1.1
(1,3)	1:A:84:LYS:HB2	2:B:23:U:O4'	3	1.1
(1,3)	1:A:84:LYS:HB2	2:B:23:U:O5'	3	1.1
(1,3)	1:A:84:LYS:HB2	2:B:23:U:OP1	3	1.1
(1,3)	1:A:84:LYS:HB2	2:B:23:U:OP2	3	1.1
(1,3)	1:A:84:LYS:HB2	2:B:23:U:P	3	1.1
(1,3)	1:A:84:LYS:HB2	2:B:24:G:C1'	3	1.1
(1,3)	1:A:84:LYS:HB2	2:B:24:G:C2	3	1.1
(1,3)	1:A:84:LYS:HB2	2:B:24:G:C2'	3	1.1
(1,3)	1:A:84:LYS:HB2	2:B:24:G:C3'	3	1.1
(1,3)	1:A:84:LYS:HB2	2:B:24:G:C4	3	1.1
(1,3)	1:A:84:LYS:HB2	2:B:24:G:C4'	3	1.1
(1,3)	1:A:84:LYS:HB2	2:B:24:G:C5	3	1.1
(1,3)	1:A:84:LYS:HB2	2:B:24:G:C5'	3	1.1
(1,3)	1:A:84:LYS:HB2	2:B:24:G:C6	3	1.1
(1,3)	1:A:84:LYS:HB2	2:B:24:G:C8	3	1.1
(1,3)	1:A:84:LYS:HB2	2:B:24:G:H1	3	1.1
(1,3)	1:A:84:LYS:HB2	2:B:24:G:H1'	3	1.1
(1,3)	1:A:84:LYS:HB2	2:B:24:G:H2'	3	1.1
(1,3)	1:A:84:LYS:HB2	2:B:24:G:H21	3	1.1
(1,3)	1:A:84:LYS:HB2	2:B:24:G:H22	3	1.1
(1,3)	1:A:84:LYS:HB2	2:B:24:G:H3'	3	1.1
(1,3)	1:A:84:LYS:HB2	2:B:24:G:H4'	3	1.1
(1,3)	1:A:84:LYS:HB2	2:B:24:G:H5'	3	1.1
(1,3)	1:A:84:LYS:HB2	2:B:24:G:H5''	3	1.1
(1,3)	1:A:84:LYS:HB2	2:B:24:G:H8	3	1.1
(1,3)	1:A:84:LYS:HB2	2:B:24:G:HO2'	3	1.1
(1,3)	1:A:84:LYS:HB2	2:B:24:G:N1	3	1.1
(1,3)	1:A:84:LYS:HB2	2:B:24:G:N2	3	1.1
(1,3)	1:A:84:LYS:HB2	2:B:24:G:N3	3	1.1
(1,3)	1:A:84:LYS:HB2	2:B:24:G:N7	3	1.1
(1,3)	1:A:84:LYS:HB2	2:B:24:G:N9	3	1.1
(1,3)	1:A:84:LYS:HB2	2:B:24:G:O2'	3	1.1
(1,3)	1:A:84:LYS:HB2	2:B:24:G:O3'	3	1.1
(1,3)	1:A:84:LYS:HB2	2:B:24:G:O4'	3	1.1
(1,3)	1:A:84:LYS:HB2	2:B:24:G:O5'	3	1.1
(1,3)	1:A:84:LYS:HB2	2:B:24:G:O6	3	1.1
(1,3)	1:A:84:LYS:HB2	2:B:24:G:OP1	3	1.1
(1,3)	1:A:84:LYS:HB2	2:B:24:G:OP2	3	1.1
(1,3)	1:A:84:LYS:HB2	2:B:24:G:P	3	1.1
(1,3)	1:A:84:LYS:HB3	2:B:2:C:C1'	3	1.1

*Continued on next page...*

*Continued from previous page...*

Key	Atom-1	Atom-2	Model ID	Violation (Å)
(1,3)	1:A:84:LYS:HB3	2:B:2:C:C2	3	1.1
(1,3)	1:A:84:LYS:HB3	2:B:2:C:C2'	3	1.1
(1,3)	1:A:84:LYS:HB3	2:B:2:C:C3'	3	1.1
(1,3)	1:A:84:LYS:HB3	2:B:2:C:C4	3	1.1
(1,3)	1:A:84:LYS:HB3	2:B:2:C:C4'	3	1.1
(1,3)	1:A:84:LYS:HB3	2:B:2:C:C5	3	1.1
(1,3)	1:A:84:LYS:HB3	2:B:2:C:C5'	3	1.1
(1,3)	1:A:84:LYS:HB3	2:B:2:C:C6	3	1.1
(1,3)	1:A:84:LYS:HB3	2:B:2:C:H1'	3	1.1
(1,3)	1:A:84:LYS:HB3	2:B:2:C:H2'	3	1.1
(1,3)	1:A:84:LYS:HB3	2:B:2:C:H3'	3	1.1
(1,3)	1:A:84:LYS:HB3	2:B:2:C:H4'	3	1.1
(1,3)	1:A:84:LYS:HB3	2:B:2:C:H41	3	1.1
(1,3)	1:A:84:LYS:HB3	2:B:2:C:H42	3	1.1
(1,3)	1:A:84:LYS:HB3	2:B:2:C:H5	3	1.1
(1,3)	1:A:84:LYS:HB3	2:B:2:C:H5'	3	1.1
(1,3)	1:A:84:LYS:HB3	2:B:2:C:H5''	3	1.1
(1,3)	1:A:84:LYS:HB3	2:B:2:C:H6	3	1.1
(1,3)	1:A:84:LYS:HB3	2:B:2:C:HO2'	3	1.1
(1,3)	1:A:84:LYS:HB3	2:B:2:C:N1	3	1.1
(1,3)	1:A:84:LYS:HB3	2:B:2:C:N3	3	1.1
(1,3)	1:A:84:LYS:HB3	2:B:2:C:N4	3	1.1
(1,3)	1:A:84:LYS:HB3	2:B:2:C:O2	3	1.1
(1,3)	1:A:84:LYS:HB3	2:B:2:C:O2'	3	1.1
(1,3)	1:A:84:LYS:HB3	2:B:2:C:O3'	3	1.1
(1,3)	1:A:84:LYS:HB3	2:B:2:C:O4'	3	1.1
(1,3)	1:A:84:LYS:HB3	2:B:2:C:O5'	3	1.1
(1,3)	1:A:84:LYS:HB3	2:B:3:U:C1'	3	1.1
(1,3)	1:A:84:LYS:HB3	2:B:3:U:C2	3	1.1
(1,3)	1:A:84:LYS:HB3	2:B:3:U:C2'	3	1.1
(1,3)	1:A:84:LYS:HB3	2:B:3:U:C3'	3	1.1
(1,3)	1:A:84:LYS:HB3	2:B:3:U:C4	3	1.1
(1,3)	1:A:84:LYS:HB3	2:B:3:U:C4'	3	1.1
(1,3)	1:A:84:LYS:HB3	2:B:3:U:C5	3	1.1
(1,3)	1:A:84:LYS:HB3	2:B:3:U:C5'	3	1.1
(1,3)	1:A:84:LYS:HB3	2:B:3:U:C6	3	1.1
(1,3)	1:A:84:LYS:HB3	2:B:3:U:H1'	3	1.1
(1,3)	1:A:84:LYS:HB3	2:B:3:U:H2'	3	1.1
(1,3)	1:A:84:LYS:HB3	2:B:3:U:H3	3	1.1
(1,3)	1:A:84:LYS:HB3	2:B:3:U:H3'	3	1.1
(1,3)	1:A:84:LYS:HB3	2:B:3:U:H4'	3	1.1
(1,3)	1:A:84:LYS:HB3	2:B:3:U:H5	3	1.1

*Continued on next page...*

*Continued from previous page...*

Key	Atom-1	Atom-2	Model ID	Violation (Å)
(1,3)	1:A:84:LYS:HB3	2:B:3:U:H5'	3	1.1
(1,3)	1:A:84:LYS:HB3	2:B:3:U:H5''	3	1.1
(1,3)	1:A:84:LYS:HB3	2:B:3:U:H6	3	1.1
(1,3)	1:A:84:LYS:HB3	2:B:3:U:HO2'	3	1.1
(1,3)	1:A:84:LYS:HB3	2:B:3:U:N1	3	1.1
(1,3)	1:A:84:LYS:HB3	2:B:3:U:N3	3	1.1
(1,3)	1:A:84:LYS:HB3	2:B:3:U:O2	3	1.1
(1,3)	1:A:84:LYS:HB3	2:B:3:U:O2'	3	1.1
(1,3)	1:A:84:LYS:HB3	2:B:3:U:O3'	3	1.1
(1,3)	1:A:84:LYS:HB3	2:B:3:U:O4	3	1.1
(1,3)	1:A:84:LYS:HB3	2:B:3:U:O4'	3	1.1
(1,3)	1:A:84:LYS:HB3	2:B:3:U:O5'	3	1.1
(1,3)	1:A:84:LYS:HB3	2:B:3:U:OP1	3	1.1
(1,3)	1:A:84:LYS:HB3	2:B:3:U:OP2	3	1.1
(1,3)	1:A:84:LYS:HB3	2:B:3:U:P	3	1.1
(1,3)	1:A:84:LYS:HB3	2:B:4:G:C1'	3	1.1
(1,3)	1:A:84:LYS:HB3	2:B:4:G:C2	3	1.1
(1,3)	1:A:84:LYS:HB3	2:B:4:G:C2'	3	1.1
(1,3)	1:A:84:LYS:HB3	2:B:4:G:C3'	3	1.1
(1,3)	1:A:84:LYS:HB3	2:B:4:G:C4	3	1.1
(1,3)	1:A:84:LYS:HB3	2:B:4:G:C4'	3	1.1
(1,3)	1:A:84:LYS:HB3	2:B:4:G:C5	3	1.1
(1,3)	1:A:84:LYS:HB3	2:B:4:G:C5'	3	1.1
(1,3)	1:A:84:LYS:HB3	2:B:4:G:C6	3	1.1
(1,3)	1:A:84:LYS:HB3	2:B:4:G:C8	3	1.1
(1,3)	1:A:84:LYS:HB3	2:B:4:G:H1	3	1.1
(1,3)	1:A:84:LYS:HB3	2:B:4:G:H1'	3	1.1
(1,3)	1:A:84:LYS:HB3	2:B:4:G:H2'	3	1.1
(1,3)	1:A:84:LYS:HB3	2:B:4:G:H21	3	1.1
(1,3)	1:A:84:LYS:HB3	2:B:4:G:H22	3	1.1
(1,3)	1:A:84:LYS:HB3	2:B:4:G:H3'	3	1.1
(1,3)	1:A:84:LYS:HB3	2:B:4:G:H4'	3	1.1
(1,3)	1:A:84:LYS:HB3	2:B:4:G:H5'	3	1.1
(1,3)	1:A:84:LYS:HB3	2:B:4:G:H5''	3	1.1
(1,3)	1:A:84:LYS:HB3	2:B:4:G:H8	3	1.1
(1,3)	1:A:84:LYS:HB3	2:B:4:G:HO2'	3	1.1
(1,3)	1:A:84:LYS:HB3	2:B:4:G:N1	3	1.1
(1,3)	1:A:84:LYS:HB3	2:B:4:G:N2	3	1.1
(1,3)	1:A:84:LYS:HB3	2:B:4:G:N3	3	1.1
(1,3)	1:A:84:LYS:HB3	2:B:4:G:N7	3	1.1
(1,3)	1:A:84:LYS:HB3	2:B:4:G:N9	3	1.1
(1,3)	1:A:84:LYS:HB3	2:B:4:G:O2'	3	1.1

*Continued on next page...*

*Continued from previous page...*

Key	Atom-1	Atom-2	Model ID	Violation (Å)
(1,3)	1:A:84:LYS:HB3	2:B:4:G:O3'	3	1.1
(1,3)	1:A:84:LYS:HB3	2:B:4:G:O4'	3	1.1
(1,3)	1:A:84:LYS:HB3	2:B:4:G:O5'	3	1.1
(1,3)	1:A:84:LYS:HB3	2:B:4:G:O6	3	1.1
(1,3)	1:A:84:LYS:HB3	2:B:4:G:OP1	3	1.1
(1,3)	1:A:84:LYS:HB3	2:B:4:G:OP2	3	1.1
(1,3)	1:A:84:LYS:HB3	2:B:4:G:P	3	1.1
(1,3)	1:A:84:LYS:HB3	2:B:5:A:C1'	3	1.1
(1,3)	1:A:84:LYS:HB3	2:B:5:A:C2	3	1.1
(1,3)	1:A:84:LYS:HB3	2:B:5:A:C2'	3	1.1
(1,3)	1:A:84:LYS:HB3	2:B:5:A:C3'	3	1.1
(1,3)	1:A:84:LYS:HB3	2:B:5:A:C4	3	1.1
(1,3)	1:A:84:LYS:HB3	2:B:5:A:C4'	3	1.1
(1,3)	1:A:84:LYS:HB3	2:B:5:A:C5	3	1.1
(1,3)	1:A:84:LYS:HB3	2:B:5:A:C5'	3	1.1
(1,3)	1:A:84:LYS:HB3	2:B:5:A:C6	3	1.1
(1,3)	1:A:84:LYS:HB3	2:B:5:A:C8	3	1.1
(1,3)	1:A:84:LYS:HB3	2:B:5:A:H1'	3	1.1
(1,3)	1:A:84:LYS:HB3	2:B:5:A:H2	3	1.1
(1,3)	1:A:84:LYS:HB3	2:B:5:A:H2'	3	1.1
(1,3)	1:A:84:LYS:HB3	2:B:5:A:H3'	3	1.1
(1,3)	1:A:84:LYS:HB3	2:B:5:A:H4'	3	1.1
(1,3)	1:A:84:LYS:HB3	2:B:5:A:H5'	3	1.1
(1,3)	1:A:84:LYS:HB3	2:B:5:A:H5''	3	1.1
(1,3)	1:A:84:LYS:HB3	2:B:5:A:H61	3	1.1
(1,3)	1:A:84:LYS:HB3	2:B:5:A:H62	3	1.1
(1,3)	1:A:84:LYS:HB3	2:B:5:A:H8	3	1.1
(1,3)	1:A:84:LYS:HB3	2:B:5:A:HO2'	3	1.1
(1,3)	1:A:84:LYS:HB3	2:B:5:A:N1	3	1.1
(1,3)	1:A:84:LYS:HB3	2:B:5:A:N3	3	1.1
(1,3)	1:A:84:LYS:HB3	2:B:5:A:N6	3	1.1
(1,3)	1:A:84:LYS:HB3	2:B:5:A:N7	3	1.1
(1,3)	1:A:84:LYS:HB3	2:B:5:A:N9	3	1.1
(1,3)	1:A:84:LYS:HB3	2:B:5:A:O2'	3	1.1
(1,3)	1:A:84:LYS:HB3	2:B:5:A:O3'	3	1.1
(1,3)	1:A:84:LYS:HB3	2:B:5:A:O4'	3	1.1
(1,3)	1:A:84:LYS:HB3	2:B:5:A:O5'	3	1.1
(1,3)	1:A:84:LYS:HB3	2:B:5:A:OP1	3	1.1
(1,3)	1:A:84:LYS:HB3	2:B:5:A:OP2	3	1.1
(1,3)	1:A:84:LYS:HB3	2:B:5:A:P	3	1.1
(1,3)	1:A:84:LYS:HB3	2:B:6:G:C1'	3	1.1
(1,3)	1:A:84:LYS:HB3	2:B:6:G:C2	3	1.1

*Continued on next page...*

*Continued from previous page...*

Key	Atom-1	Atom-2	Model ID	Violation (Å)
(1,3)	1:A:84:LYS:HB3	2:B:6:G:C2'	3	1.1
(1,3)	1:A:84:LYS:HB3	2:B:6:G:C3'	3	1.1
(1,3)	1:A:84:LYS:HB3	2:B:6:G:C4	3	1.1
(1,3)	1:A:84:LYS:HB3	2:B:6:G:C4'	3	1.1
(1,3)	1:A:84:LYS:HB3	2:B:6:G:C5	3	1.1
(1,3)	1:A:84:LYS:HB3	2:B:6:G:C5'	3	1.1
(1,3)	1:A:84:LYS:HB3	2:B:6:G:C6	3	1.1
(1,3)	1:A:84:LYS:HB3	2:B:6:G:C8	3	1.1
(1,3)	1:A:84:LYS:HB3	2:B:6:G:H1	3	1.1
(1,3)	1:A:84:LYS:HB3	2:B:6:G:H1'	3	1.1
(1,3)	1:A:84:LYS:HB3	2:B:6:G:H2'	3	1.1
(1,3)	1:A:84:LYS:HB3	2:B:6:G:H21	3	1.1
(1,3)	1:A:84:LYS:HB3	2:B:6:G:H22	3	1.1
(1,3)	1:A:84:LYS:HB3	2:B:6:G:H3'	3	1.1
(1,3)	1:A:84:LYS:HB3	2:B:6:G:H4'	3	1.1
(1,3)	1:A:84:LYS:HB3	2:B:6:G:H5'	3	1.1
(1,3)	1:A:84:LYS:HB3	2:B:6:G:H5''	3	1.1
(1,3)	1:A:84:LYS:HB3	2:B:6:G:H8	3	1.1
(1,3)	1:A:84:LYS:HB3	2:B:6:G:HO2'	3	1.1
(1,3)	1:A:84:LYS:HB3	2:B:6:G:N1	3	1.1
(1,3)	1:A:84:LYS:HB3	2:B:6:G:N2	3	1.1
(1,3)	1:A:84:LYS:HB3	2:B:6:G:N3	3	1.1
(1,3)	1:A:84:LYS:HB3	2:B:6:G:N7	3	1.1
(1,3)	1:A:84:LYS:HB3	2:B:6:G:N9	3	1.1
(1,3)	1:A:84:LYS:HB3	2:B:6:G:O2'	3	1.1
(1,3)	1:A:84:LYS:HB3	2:B:6:G:O3'	3	1.1
(1,3)	1:A:84:LYS:HB3	2:B:6:G:O4'	3	1.1
(1,3)	1:A:84:LYS:HB3	2:B:6:G:O5'	3	1.1
(1,3)	1:A:84:LYS:HB3	2:B:6:G:O6	3	1.1
(1,3)	1:A:84:LYS:HB3	2:B:6:G:OP1	3	1.1
(1,3)	1:A:84:LYS:HB3	2:B:6:G:OP2	3	1.1
(1,3)	1:A:84:LYS:HB3	2:B:6:G:P	3	1.1
(1,3)	1:A:84:LYS:HB3	2:B:7:C:C1'	3	1.1
(1,3)	1:A:84:LYS:HB3	2:B:7:C:C2	3	1.1
(1,3)	1:A:84:LYS:HB3	2:B:7:C:C2'	3	1.1
(1,3)	1:A:84:LYS:HB3	2:B:7:C:C3'	3	1.1
(1,3)	1:A:84:LYS:HB3	2:B:7:C:C4	3	1.1
(1,3)	1:A:84:LYS:HB3	2:B:7:C:C4'	3	1.1
(1,3)	1:A:84:LYS:HB3	2:B:7:C:C5	3	1.1
(1,3)	1:A:84:LYS:HB3	2:B:7:C:C5'	3	1.1
(1,3)	1:A:84:LYS:HB3	2:B:7:C:C6	3	1.1
(1,3)	1:A:84:LYS:HB3	2:B:7:C:H1'	3	1.1

*Continued on next page...*

*Continued from previous page...*

Key	Atom-1	Atom-2	Model ID	Violation (Å)
(1,3)	1:A:84:LYS:HB3	2:B:7:C:H2'	3	1.1
(1,3)	1:A:84:LYS:HB3	2:B:7:C:H3'	3	1.1
(1,3)	1:A:84:LYS:HB3	2:B:7:C:H4'	3	1.1
(1,3)	1:A:84:LYS:HB3	2:B:7:C:H41	3	1.1
(1,3)	1:A:84:LYS:HB3	2:B:7:C:H42	3	1.1
(1,3)	1:A:84:LYS:HB3	2:B:7:C:H5	3	1.1
(1,3)	1:A:84:LYS:HB3	2:B:7:C:H5'	3	1.1
(1,3)	1:A:84:LYS:HB3	2:B:7:C:H5''	3	1.1
(1,3)	1:A:84:LYS:HB3	2:B:7:C:H6	3	1.1
(1,3)	1:A:84:LYS:HB3	2:B:7:C:HO2'	3	1.1
(1,3)	1:A:84:LYS:HB3	2:B:7:C:N1	3	1.1
(1,3)	1:A:84:LYS:HB3	2:B:7:C:N3	3	1.1
(1,3)	1:A:84:LYS:HB3	2:B:7:C:N4	3	1.1
(1,3)	1:A:84:LYS:HB3	2:B:7:C:O2	3	1.1
(1,3)	1:A:84:LYS:HB3	2:B:7:C:O2'	3	1.1
(1,3)	1:A:84:LYS:HB3	2:B:7:C:O3'	3	1.1
(1,3)	1:A:84:LYS:HB3	2:B:7:C:O4'	3	1.1
(1,3)	1:A:84:LYS:HB3	2:B:7:C:O5'	3	1.1
(1,3)	1:A:84:LYS:HB3	2:B:7:C:OP1	3	1.1
(1,3)	1:A:84:LYS:HB3	2:B:7:C:OP2	3	1.1
(1,3)	1:A:84:LYS:HB3	2:B:7:C:P	3	1.1
(1,3)	1:A:84:LYS:HB3	2:B:8:U:C1'	3	1.1
(1,3)	1:A:84:LYS:HB3	2:B:8:U:C2	3	1.1
(1,3)	1:A:84:LYS:HB3	2:B:8:U:C2'	3	1.1
(1,3)	1:A:84:LYS:HB3	2:B:8:U:C3'	3	1.1
(1,3)	1:A:84:LYS:HB3	2:B:8:U:C4	3	1.1
(1,3)	1:A:84:LYS:HB3	2:B:8:U:C4'	3	1.1
(1,3)	1:A:84:LYS:HB3	2:B:8:U:C5	3	1.1
(1,3)	1:A:84:LYS:HB3	2:B:8:U:C5'	3	1.1
(1,3)	1:A:84:LYS:HB3	2:B:8:U:C6	3	1.1
(1,3)	1:A:84:LYS:HB3	2:B:8:U:H1'	3	1.1
(1,3)	1:A:84:LYS:HB3	2:B:8:U:H2'	3	1.1
(1,3)	1:A:84:LYS:HB3	2:B:8:U:H3	3	1.1
(1,3)	1:A:84:LYS:HB3	2:B:8:U:H3'	3	1.1
(1,3)	1:A:84:LYS:HB3	2:B:8:U:H4'	3	1.1
(1,3)	1:A:84:LYS:HB3	2:B:8:U:H5	3	1.1
(1,3)	1:A:84:LYS:HB3	2:B:8:U:H5'	3	1.1
(1,3)	1:A:84:LYS:HB3	2:B:8:U:H5''	3	1.1
(1,3)	1:A:84:LYS:HB3	2:B:8:U:H6	3	1.1
(1,3)	1:A:84:LYS:HB3	2:B:8:U:HO2'	3	1.1
(1,3)	1:A:84:LYS:HB3	2:B:8:U:N1	3	1.1
(1,3)	1:A:84:LYS:HB3	2:B:8:U:N3	3	1.1

*Continued on next page...*

*Continued from previous page...*

Key	Atom-1	Atom-2	Model ID	Violation (Å)
(1,3)	1:A:84:LYS:HB3	2:B:8:U:O2	3	1.1
(1,3)	1:A:84:LYS:HB3	2:B:8:U:O2'	3	1.1
(1,3)	1:A:84:LYS:HB3	2:B:8:U:O3'	3	1.1
(1,3)	1:A:84:LYS:HB3	2:B:8:U:O4	3	1.1
(1,3)	1:A:84:LYS:HB3	2:B:8:U:O4'	3	1.1
(1,3)	1:A:84:LYS:HB3	2:B:8:U:O5'	3	1.1
(1,3)	1:A:84:LYS:HB3	2:B:8:U:OP1	3	1.1
(1,3)	1:A:84:LYS:HB3	2:B:8:U:OP2	3	1.1
(1,3)	1:A:84:LYS:HB3	2:B:8:U:P	3	1.1
(1,3)	1:A:84:LYS:HB3	2:B:9:C:C1'	3	1.1
(1,3)	1:A:84:LYS:HB3	2:B:9:C:C2	3	1.1
(1,3)	1:A:84:LYS:HB3	2:B:9:C:C2'	3	1.1
(1,3)	1:A:84:LYS:HB3	2:B:9:C:C3'	3	1.1
(1,3)	1:A:84:LYS:HB3	2:B:9:C:C4	3	1.1
(1,3)	1:A:84:LYS:HB3	2:B:9:C:C4'	3	1.1
(1,3)	1:A:84:LYS:HB3	2:B:9:C:C5	3	1.1
(1,3)	1:A:84:LYS:HB3	2:B:9:C:C5'	3	1.1
(1,3)	1:A:84:LYS:HB3	2:B:9:C:C6	3	1.1
(1,3)	1:A:84:LYS:HB3	2:B:9:C:H1'	3	1.1
(1,3)	1:A:84:LYS:HB3	2:B:9:C:H2'	3	1.1
(1,3)	1:A:84:LYS:HB3	2:B:9:C:H3'	3	1.1
(1,3)	1:A:84:LYS:HB3	2:B:9:C:H4'	3	1.1
(1,3)	1:A:84:LYS:HB3	2:B:9:C:H41	3	1.1
(1,3)	1:A:84:LYS:HB3	2:B:9:C:H42	3	1.1
(1,3)	1:A:84:LYS:HB3	2:B:9:C:H5	3	1.1
(1,3)	1:A:84:LYS:HB3	2:B:9:C:H5'	3	1.1
(1,3)	1:A:84:LYS:HB3	2:B:9:C:H5''	3	1.1
(1,3)	1:A:84:LYS:HB3	2:B:9:C:H6	3	1.1
(1,3)	1:A:84:LYS:HB3	2:B:9:C:HO2'	3	1.1
(1,3)	1:A:84:LYS:HB3	2:B:9:C:N1	3	1.1
(1,3)	1:A:84:LYS:HB3	2:B:9:C:N3	3	1.1
(1,3)	1:A:84:LYS:HB3	2:B:9:C:N4	3	1.1
(1,3)	1:A:84:LYS:HB3	2:B:9:C:O2	3	1.1
(1,3)	1:A:84:LYS:HB3	2:B:9:C:O2'	3	1.1
(1,3)	1:A:84:LYS:HB3	2:B:9:C:O3'	3	1.1
(1,3)	1:A:84:LYS:HB3	2:B:9:C:O4'	3	1.1
(1,3)	1:A:84:LYS:HB3	2:B:9:C:O5'	3	1.1
(1,3)	1:A:84:LYS:HB3	2:B:9:C:OP1	3	1.1
(1,3)	1:A:84:LYS:HB3	2:B:9:C:OP2	3	1.1
(1,3)	1:A:84:LYS:HB3	2:B:9:C:P	3	1.1
(1,3)	1:A:84:LYS:HB3	2:B:10:G:C1'	3	1.1
(1,3)	1:A:84:LYS:HB3	2:B:10:G:C2	3	1.1

*Continued on next page...*

*Continued from previous page...*

Key	Atom-1	Atom-2	Model ID	Violation (Å)
(1,3)	1:A:84:LYS:HB3	2:B:10:G:C2'	3	1.1
(1,3)	1:A:84:LYS:HB3	2:B:10:G:C3'	3	1.1
(1,3)	1:A:84:LYS:HB3	2:B:10:G:C4	3	1.1
(1,3)	1:A:84:LYS:HB3	2:B:10:G:C4'	3	1.1
(1,3)	1:A:84:LYS:HB3	2:B:10:G:C5	3	1.1
(1,3)	1:A:84:LYS:HB3	2:B:10:G:C5'	3	1.1
(1,3)	1:A:84:LYS:HB3	2:B:10:G:C6	3	1.1
(1,3)	1:A:84:LYS:HB3	2:B:10:G:C8	3	1.1
(1,3)	1:A:84:LYS:HB3	2:B:10:G:H1	3	1.1
(1,3)	1:A:84:LYS:HB3	2:B:10:G:H1'	3	1.1
(1,3)	1:A:84:LYS:HB3	2:B:10:G:H2'	3	1.1
(1,3)	1:A:84:LYS:HB3	2:B:10:G:H21	3	1.1
(1,3)	1:A:84:LYS:HB3	2:B:10:G:H22	3	1.1
(1,3)	1:A:84:LYS:HB3	2:B:10:G:H3'	3	1.1
(1,3)	1:A:84:LYS:HB3	2:B:10:G:H4'	3	1.1
(1,3)	1:A:84:LYS:HB3	2:B:10:G:H5'	3	1.1
(1,3)	1:A:84:LYS:HB3	2:B:10:G:H5''	3	1.1
(1,3)	1:A:84:LYS:HB3	2:B:10:G:H8	3	1.1
(1,3)	1:A:84:LYS:HB3	2:B:10:G:HO2'	3	1.1
(1,3)	1:A:84:LYS:HB3	2:B:10:G:N1	3	1.1
(1,3)	1:A:84:LYS:HB3	2:B:10:G:N2	3	1.1
(1,3)	1:A:84:LYS:HB3	2:B:10:G:N3	3	1.1
(1,3)	1:A:84:LYS:HB3	2:B:10:G:N7	3	1.1
(1,3)	1:A:84:LYS:HB3	2:B:10:G:N9	3	1.1
(1,3)	1:A:84:LYS:HB3	2:B:10:G:O2'	3	1.1
(1,3)	1:A:84:LYS:HB3	2:B:10:G:O3'	3	1.1
(1,3)	1:A:84:LYS:HB3	2:B:10:G:O4'	3	1.1
(1,3)	1:A:84:LYS:HB3	2:B:10:G:O5'	3	1.1
(1,3)	1:A:84:LYS:HB3	2:B:10:G:O6	3	1.1
(1,3)	1:A:84:LYS:HB3	2:B:10:G:OP1	3	1.1
(1,3)	1:A:84:LYS:HB3	2:B:10:G:OP2	3	1.1
(1,3)	1:A:84:LYS:HB3	2:B:10:G:P	3	1.1
(1,3)	1:A:84:LYS:HB3	2:B:11:A:C1'	3	1.1
(1,3)	1:A:84:LYS:HB3	2:B:11:A:C2	3	1.1
(1,3)	1:A:84:LYS:HB3	2:B:11:A:C2'	3	1.1
(1,3)	1:A:84:LYS:HB3	2:B:11:A:C3'	3	1.1
(1,3)	1:A:84:LYS:HB3	2:B:11:A:C4	3	1.1
(1,3)	1:A:84:LYS:HB3	2:B:11:A:C4'	3	1.1
(1,3)	1:A:84:LYS:HB3	2:B:11:A:C5	3	1.1
(1,3)	1:A:84:LYS:HB3	2:B:11:A:C5'	3	1.1
(1,3)	1:A:84:LYS:HB3	2:B:11:A:C6	3	1.1
(1,3)	1:A:84:LYS:HB3	2:B:11:A:C8	3	1.1

*Continued on next page...*



*Continued from previous page...*

Key	Atom-1	Atom-2	Model ID	Violation (Å)
(1,3)	1:A:84:LYS:HB3	2:B:11:A:H1'	3	1.1
(1,3)	1:A:84:LYS:HB3	2:B:11:A:H2	3	1.1
(1,3)	1:A:84:LYS:HB3	2:B:11:A:H2'	3	1.1
(1,3)	1:A:84:LYS:HB3	2:B:11:A:H3'	3	1.1
(1,3)	1:A:84:LYS:HB3	2:B:11:A:H4'	3	1.1
(1,3)	1:A:84:LYS:HB3	2:B:11:A:H5'	3	1.1
(1,3)	1:A:84:LYS:HB3	2:B:11:A:H5''	3	1.1
(1,3)	1:A:84:LYS:HB3	2:B:11:A:H61	3	1.1
(1,3)	1:A:84:LYS:HB3	2:B:11:A:H62	3	1.1
(1,3)	1:A:84:LYS:HB3	2:B:11:A:H8	3	1.1
(1,3)	1:A:84:LYS:HB3	2:B:11:A:HO2'	3	1.1
(1,3)	1:A:84:LYS:HB3	2:B:11:A:N1	3	1.1
(1,3)	1:A:84:LYS:HB3	2:B:11:A:N3	3	1.1
(1,3)	1:A:84:LYS:HB3	2:B:11:A:N6	3	1.1
(1,3)	1:A:84:LYS:HB3	2:B:11:A:N7	3	1.1
(1,3)	1:A:84:LYS:HB3	2:B:11:A:N9	3	1.1
(1,3)	1:A:84:LYS:HB3	2:B:11:A:O2'	3	1.1
(1,3)	1:A:84:LYS:HB3	2:B:11:A:O3'	3	1.1
(1,3)	1:A:84:LYS:HB3	2:B:11:A:O4'	3	1.1
(1,3)	1:A:84:LYS:HB3	2:B:11:A:O5'	3	1.1
(1,3)	1:A:84:LYS:HB3	2:B:11:A:OP1	3	1.1
(1,3)	1:A:84:LYS:HB3	2:B:11:A:OP2	3	1.1
(1,3)	1:A:84:LYS:HB3	2:B:11:A:P	3	1.1
(1,3)	1:A:84:LYS:HB3	2:B:12:A:C1'	3	1.1
(1,3)	1:A:84:LYS:HB3	2:B:12:A:C2	3	1.1
(1,3)	1:A:84:LYS:HB3	2:B:12:A:C2'	3	1.1
(1,3)	1:A:84:LYS:HB3	2:B:12:A:C3'	3	1.1
(1,3)	1:A:84:LYS:HB3	2:B:12:A:C4	3	1.1
(1,3)	1:A:84:LYS:HB3	2:B:12:A:C4'	3	1.1
(1,3)	1:A:84:LYS:HB3	2:B:12:A:C5	3	1.1
(1,3)	1:A:84:LYS:HB3	2:B:12:A:C5'	3	1.1
(1,3)	1:A:84:LYS:HB3	2:B:12:A:C6	3	1.1
(1,3)	1:A:84:LYS:HB3	2:B:12:A:C8	3	1.1
(1,3)	1:A:84:LYS:HB3	2:B:12:A:H1'	3	1.1
(1,3)	1:A:84:LYS:HB3	2:B:12:A:H2	3	1.1
(1,3)	1:A:84:LYS:HB3	2:B:12:A:H2'	3	1.1
(1,3)	1:A:84:LYS:HB3	2:B:12:A:H3'	3	1.1
(1,3)	1:A:84:LYS:HB3	2:B:12:A:H4'	3	1.1
(1,3)	1:A:84:LYS:HB3	2:B:12:A:H5'	3	1.1
(1,3)	1:A:84:LYS:HB3	2:B:12:A:H5''	3	1.1
(1,3)	1:A:84:LYS:HB3	2:B:12:A:H61	3	1.1
(1,3)	1:A:84:LYS:HB3	2:B:12:A:H62	3	1.1

*Continued on next page...*

*Continued from previous page...*

Key	Atom-1	Atom-2	Model ID	Violation (Å)
(1,3)	1:A:84:LYS:HB3	2:B:12:A:H8	3	1.1
(1,3)	1:A:84:LYS:HB3	2:B:12:A:HO2'	3	1.1
(1,3)	1:A:84:LYS:HB3	2:B:12:A:N1	3	1.1
(1,3)	1:A:84:LYS:HB3	2:B:12:A:N3	3	1.1
(1,3)	1:A:84:LYS:HB3	2:B:12:A:N6	3	1.1
(1,3)	1:A:84:LYS:HB3	2:B:12:A:N7	3	1.1
(1,3)	1:A:84:LYS:HB3	2:B:12:A:N9	3	1.1
(1,3)	1:A:84:LYS:HB3	2:B:12:A:O2'	3	1.1
(1,3)	1:A:84:LYS:HB3	2:B:12:A:O3'	3	1.1
(1,3)	1:A:84:LYS:HB3	2:B:12:A:O4'	3	1.1
(1,3)	1:A:84:LYS:HB3	2:B:12:A:O5'	3	1.1
(1,3)	1:A:84:LYS:HB3	2:B:12:A:OP1	3	1.1
(1,3)	1:A:84:LYS:HB3	2:B:12:A:OP2	3	1.1
(1,3)	1:A:84:LYS:HB3	2:B:12:A:P	3	1.1
(1,3)	1:A:84:LYS:HB3	2:B:13:A:C1'	3	1.1
(1,3)	1:A:84:LYS:HB3	2:B:13:A:C2	3	1.1
(1,3)	1:A:84:LYS:HB3	2:B:13:A:C2'	3	1.1
(1,3)	1:A:84:LYS:HB3	2:B:13:A:C3'	3	1.1
(1,3)	1:A:84:LYS:HB3	2:B:13:A:C4	3	1.1
(1,3)	1:A:84:LYS:HB3	2:B:13:A:C4'	3	1.1
(1,3)	1:A:84:LYS:HB3	2:B:13:A:C5	3	1.1
(1,3)	1:A:84:LYS:HB3	2:B:13:A:C5'	3	1.1
(1,3)	1:A:84:LYS:HB3	2:B:13:A:C6	3	1.1
(1,3)	1:A:84:LYS:HB3	2:B:13:A:C8	3	1.1
(1,3)	1:A:84:LYS:HB3	2:B:13:A:H1'	3	1.1
(1,3)	1:A:84:LYS:HB3	2:B:13:A:H2	3	1.1
(1,3)	1:A:84:LYS:HB3	2:B:13:A:H2'	3	1.1
(1,3)	1:A:84:LYS:HB3	2:B:13:A:H3'	3	1.1
(1,3)	1:A:84:LYS:HB3	2:B:13:A:H4'	3	1.1
(1,3)	1:A:84:LYS:HB3	2:B:13:A:H5'	3	1.1
(1,3)	1:A:84:LYS:HB3	2:B:13:A:H5''	3	1.1
(1,3)	1:A:84:LYS:HB3	2:B:13:A:H61	3	1.1
(1,3)	1:A:84:LYS:HB3	2:B:13:A:H62	3	1.1
(1,3)	1:A:84:LYS:HB3	2:B:13:A:H8	3	1.1
(1,3)	1:A:84:LYS:HB3	2:B:13:A:HO2'	3	1.1
(1,3)	1:A:84:LYS:HB3	2:B:13:A:N1	3	1.1
(1,3)	1:A:84:LYS:HB3	2:B:13:A:N3	3	1.1
(1,3)	1:A:84:LYS:HB3	2:B:13:A:N6	3	1.1
(1,3)	1:A:84:LYS:HB3	2:B:13:A:N7	3	1.1
(1,3)	1:A:84:LYS:HB3	2:B:13:A:N9	3	1.1
(1,3)	1:A:84:LYS:HB3	2:B:13:A:O2'	3	1.1
(1,3)	1:A:84:LYS:HB3	2:B:13:A:O3'	3	1.1

*Continued on next page...*

*Continued from previous page...*

Key	Atom-1	Atom-2	Model ID	Violation (Å)
(1,3)	1:A:84:LYS:HB3	2:B:13:A:O4'	3	1.1
(1,3)	1:A:84:LYS:HB3	2:B:13:A:O5'	3	1.1
(1,3)	1:A:84:LYS:HB3	2:B:13:A:OP1	3	1.1
(1,3)	1:A:84:LYS:HB3	2:B:13:A:OP2	3	1.1
(1,3)	1:A:84:LYS:HB3	2:B:13:A:P	3	1.1
(1,3)	1:A:84:LYS:HB3	2:B:14:G:C1'	3	1.1
(1,3)	1:A:84:LYS:HB3	2:B:14:G:C2	3	1.1
(1,3)	1:A:84:LYS:HB3	2:B:14:G:C2'	3	1.1
(1,3)	1:A:84:LYS:HB3	2:B:14:G:C3'	3	1.1
(1,3)	1:A:84:LYS:HB3	2:B:14:G:C4	3	1.1
(1,3)	1:A:84:LYS:HB3	2:B:14:G:C4'	3	1.1
(1,3)	1:A:84:LYS:HB3	2:B:14:G:C5	3	1.1
(1,3)	1:A:84:LYS:HB3	2:B:14:G:C5'	3	1.1
(1,3)	1:A:84:LYS:HB3	2:B:14:G:C6	3	1.1
(1,3)	1:A:84:LYS:HB3	2:B:14:G:C8	3	1.1
(1,3)	1:A:84:LYS:HB3	2:B:14:G:H1	3	1.1
(1,3)	1:A:84:LYS:HB3	2:B:14:G:H1'	3	1.1
(1,3)	1:A:84:LYS:HB3	2:B:14:G:H2'	3	1.1
(1,3)	1:A:84:LYS:HB3	2:B:14:G:H21	3	1.1
(1,3)	1:A:84:LYS:HB3	2:B:14:G:H22	3	1.1
(1,3)	1:A:84:LYS:HB3	2:B:14:G:H3'	3	1.1
(1,3)	1:A:84:LYS:HB3	2:B:14:G:H4'	3	1.1
(1,3)	1:A:84:LYS:HB3	2:B:14:G:H5'	3	1.1
(1,3)	1:A:84:LYS:HB3	2:B:14:G:H5''	3	1.1
(1,3)	1:A:84:LYS:HB3	2:B:14:G:H8	3	1.1
(1,3)	1:A:84:LYS:HB3	2:B:14:G:HO2'	3	1.1
(1,3)	1:A:84:LYS:HB3	2:B:14:G:N1	3	1.1
(1,3)	1:A:84:LYS:HB3	2:B:14:G:N2	3	1.1
(1,3)	1:A:84:LYS:HB3	2:B:14:G:N3	3	1.1
(1,3)	1:A:84:LYS:HB3	2:B:14:G:N7	3	1.1
(1,3)	1:A:84:LYS:HB3	2:B:14:G:N9	3	1.1
(1,3)	1:A:84:LYS:HB3	2:B:14:G:O2'	3	1.1
(1,3)	1:A:84:LYS:HB3	2:B:14:G:O3'	3	1.1
(1,3)	1:A:84:LYS:HB3	2:B:14:G:O4'	3	1.1
(1,3)	1:A:84:LYS:HB3	2:B:14:G:O5'	3	1.1
(1,3)	1:A:84:LYS:HB3	2:B:14:G:O6	3	1.1
(1,3)	1:A:84:LYS:HB3	2:B:14:G:OP1	3	1.1
(1,3)	1:A:84:LYS:HB3	2:B:14:G:OP2	3	1.1
(1,3)	1:A:84:LYS:HB3	2:B:14:G:P	3	1.1
(1,3)	1:A:84:LYS:HB3	2:B:15:A:C1'	3	1.1
(1,3)	1:A:84:LYS:HB3	2:B:15:A:C2	3	1.1
(1,3)	1:A:84:LYS:HB3	2:B:15:A:C2'	3	1.1

*Continued on next page...*

*Continued from previous page...*

Key	Atom-1	Atom-2	Model ID	Violation (Å)
(1,3)	1:A:84:LYS:HB3	2:B:15:A:C3'	3	1.1
(1,3)	1:A:84:LYS:HB3	2:B:15:A:C4	3	1.1
(1,3)	1:A:84:LYS:HB3	2:B:15:A:C4'	3	1.1
(1,3)	1:A:84:LYS:HB3	2:B:15:A:C5	3	1.1
(1,3)	1:A:84:LYS:HB3	2:B:15:A:C5'	3	1.1
(1,3)	1:A:84:LYS:HB3	2:B:15:A:C6	3	1.1
(1,3)	1:A:84:LYS:HB3	2:B:15:A:C8	3	1.1
(1,3)	1:A:84:LYS:HB3	2:B:15:A:H1'	3	1.1
(1,3)	1:A:84:LYS:HB3	2:B:15:A:H2	3	1.1
(1,3)	1:A:84:LYS:HB3	2:B:15:A:H2'	3	1.1
(1,3)	1:A:84:LYS:HB3	2:B:15:A:H3'	3	1.1
(1,3)	1:A:84:LYS:HB3	2:B:15:A:H4'	3	1.1
(1,3)	1:A:84:LYS:HB3	2:B:15:A:H5'	3	1.1
(1,3)	1:A:84:LYS:HB3	2:B:15:A:H5''	3	1.1
(1,3)	1:A:84:LYS:HB3	2:B:15:A:H61	3	1.1
(1,3)	1:A:84:LYS:HB3	2:B:15:A:H62	3	1.1
(1,3)	1:A:84:LYS:HB3	2:B:15:A:H8	3	1.1
(1,3)	1:A:84:LYS:HB3	2:B:15:A:HO2'	3	1.1
(1,3)	1:A:84:LYS:HB3	2:B:15:A:N1	3	1.1
(1,3)	1:A:84:LYS:HB3	2:B:15:A:N3	3	1.1
(1,3)	1:A:84:LYS:HB3	2:B:15:A:N6	3	1.1
(1,3)	1:A:84:LYS:HB3	2:B:15:A:N7	3	1.1
(1,3)	1:A:84:LYS:HB3	2:B:15:A:N9	3	1.1
(1,3)	1:A:84:LYS:HB3	2:B:15:A:O2'	3	1.1
(1,3)	1:A:84:LYS:HB3	2:B:15:A:O3'	3	1.1
(1,3)	1:A:84:LYS:HB3	2:B:15:A:O4'	3	1.1
(1,3)	1:A:84:LYS:HB3	2:B:15:A:O5'	3	1.1
(1,3)	1:A:84:LYS:HB3	2:B:15:A:OP1	3	1.1
(1,3)	1:A:84:LYS:HB3	2:B:15:A:OP2	3	1.1
(1,3)	1:A:84:LYS:HB3	2:B:15:A:P	3	1.1
(1,3)	1:A:84:LYS:HB3	2:B:16:G:C1'	3	1.1
(1,3)	1:A:84:LYS:HB3	2:B:16:G:C2	3	1.1
(1,3)	1:A:84:LYS:HB3	2:B:16:G:C2'	3	1.1
(1,3)	1:A:84:LYS:HB3	2:B:16:G:C3'	3	1.1
(1,3)	1:A:84:LYS:HB3	2:B:16:G:C4	3	1.1
(1,3)	1:A:84:LYS:HB3	2:B:16:G:C4'	3	1.1
(1,3)	1:A:84:LYS:HB3	2:B:16:G:C5	3	1.1
(1,3)	1:A:84:LYS:HB3	2:B:16:G:C5'	3	1.1
(1,3)	1:A:84:LYS:HB3	2:B:16:G:C6	3	1.1
(1,3)	1:A:84:LYS:HB3	2:B:16:G:C8	3	1.1
(1,3)	1:A:84:LYS:HB3	2:B:16:G:H1	3	1.1
(1,3)	1:A:84:LYS:HB3	2:B:16:G:H1'	3	1.1

*Continued on next page...*

*Continued from previous page...*

Key	Atom-1	Atom-2	Model ID	Violation (Å)
(1,3)	1:A:84:LYS:HB3	2:B:16:G:H2'	3	1.1
(1,3)	1:A:84:LYS:HB3	2:B:16:G:H21	3	1.1
(1,3)	1:A:84:LYS:HB3	2:B:16:G:H22	3	1.1
(1,3)	1:A:84:LYS:HB3	2:B:16:G:H3'	3	1.1
(1,3)	1:A:84:LYS:HB3	2:B:16:G:H4'	3	1.1
(1,3)	1:A:84:LYS:HB3	2:B:16:G:H5'	3	1.1
(1,3)	1:A:84:LYS:HB3	2:B:16:G:H5''	3	1.1
(1,3)	1:A:84:LYS:HB3	2:B:16:G:H8	3	1.1
(1,3)	1:A:84:LYS:HB3	2:B:16:G:HO2'	3	1.1
(1,3)	1:A:84:LYS:HB3	2:B:16:G:N1	3	1.1
(1,3)	1:A:84:LYS:HB3	2:B:16:G:N2	3	1.1
(1,3)	1:A:84:LYS:HB3	2:B:16:G:N3	3	1.1
(1,3)	1:A:84:LYS:HB3	2:B:16:G:N7	3	1.1
(1,3)	1:A:84:LYS:HB3	2:B:16:G:N9	3	1.1
(1,3)	1:A:84:LYS:HB3	2:B:16:G:O2'	3	1.1
(1,3)	1:A:84:LYS:HB3	2:B:16:G:O3'	3	1.1
(1,3)	1:A:84:LYS:HB3	2:B:16:G:O4'	3	1.1
(1,3)	1:A:84:LYS:HB3	2:B:16:G:O5'	3	1.1
(1,3)	1:A:84:LYS:HB3	2:B:16:G:O6	3	1.1
(1,3)	1:A:84:LYS:HB3	2:B:16:G:OP1	3	1.1
(1,3)	1:A:84:LYS:HB3	2:B:16:G:OP2	3	1.1
(1,3)	1:A:84:LYS:HB3	2:B:16:G:P	3	1.1
(1,3)	1:A:84:LYS:HB3	2:B:17:C:C1'	3	1.1
(1,3)	1:A:84:LYS:HB3	2:B:17:C:C2	3	1.1
(1,3)	1:A:84:LYS:HB3	2:B:17:C:C2'	3	1.1
(1,3)	1:A:84:LYS:HB3	2:B:17:C:C3'	3	1.1
(1,3)	1:A:84:LYS:HB3	2:B:17:C:C4	3	1.1
(1,3)	1:A:84:LYS:HB3	2:B:17:C:C4'	3	1.1
(1,3)	1:A:84:LYS:HB3	2:B:17:C:C5	3	1.1
(1,3)	1:A:84:LYS:HB3	2:B:17:C:C5'	3	1.1
(1,3)	1:A:84:LYS:HB3	2:B:17:C:C6	3	1.1
(1,3)	1:A:84:LYS:HB3	2:B:17:C:H1'	3	1.1
(1,3)	1:A:84:LYS:HB3	2:B:17:C:H2'	3	1.1
(1,3)	1:A:84:LYS:HB3	2:B:17:C:H3'	3	1.1
(1,3)	1:A:84:LYS:HB3	2:B:17:C:H4'	3	1.1
(1,3)	1:A:84:LYS:HB3	2:B:17:C:H41	3	1.1
(1,3)	1:A:84:LYS:HB3	2:B:17:C:H42	3	1.1
(1,3)	1:A:84:LYS:HB3	2:B:17:C:H5	3	1.1
(1,3)	1:A:84:LYS:HB3	2:B:17:C:H5'	3	1.1
(1,3)	1:A:84:LYS:HB3	2:B:17:C:H5''	3	1.1
(1,3)	1:A:84:LYS:HB3	2:B:17:C:H6	3	1.1
(1,3)	1:A:84:LYS:HB3	2:B:17:C:HO2'	3	1.1

*Continued on next page...*

*Continued from previous page...*

Key	Atom-1	Atom-2	Model ID	Violation (Å)
(1,3)	1:A:84:LYS:HB3	2:B:17:C:N1	3	1.1
(1,3)	1:A:84:LYS:HB3	2:B:17:C:N3	3	1.1
(1,3)	1:A:84:LYS:HB3	2:B:17:C:N4	3	1.1
(1,3)	1:A:84:LYS:HB3	2:B:17:C:O2	3	1.1
(1,3)	1:A:84:LYS:HB3	2:B:17:C:O2'	3	1.1
(1,3)	1:A:84:LYS:HB3	2:B:17:C:O3'	3	1.1
(1,3)	1:A:84:LYS:HB3	2:B:17:C:O4'	3	1.1
(1,3)	1:A:84:LYS:HB3	2:B:17:C:O5'	3	1.1
(1,3)	1:A:84:LYS:HB3	2:B:17:C:OP1	3	1.1
(1,3)	1:A:84:LYS:HB3	2:B:17:C:OP2	3	1.1
(1,3)	1:A:84:LYS:HB3	2:B:17:C:P	3	1.1
(1,3)	1:A:84:LYS:HB3	2:B:18:A:C1'	3	1.1
(1,3)	1:A:84:LYS:HB3	2:B:18:A:C2	3	1.1
(1,3)	1:A:84:LYS:HB3	2:B:18:A:C2'	3	1.1
(1,3)	1:A:84:LYS:HB3	2:B:18:A:C3'	3	1.1
(1,3)	1:A:84:LYS:HB3	2:B:18:A:C4	3	1.1
(1,3)	1:A:84:LYS:HB3	2:B:18:A:C4'	3	1.1
(1,3)	1:A:84:LYS:HB3	2:B:18:A:C5	3	1.1
(1,3)	1:A:84:LYS:HB3	2:B:18:A:C5'	3	1.1
(1,3)	1:A:84:LYS:HB3	2:B:18:A:C6	3	1.1
(1,3)	1:A:84:LYS:HB3	2:B:18:A:C8	3	1.1
(1,3)	1:A:84:LYS:HB3	2:B:18:A:H1'	3	1.1
(1,3)	1:A:84:LYS:HB3	2:B:18:A:H2	3	1.1
(1,3)	1:A:84:LYS:HB3	2:B:18:A:H2'	3	1.1
(1,3)	1:A:84:LYS:HB3	2:B:18:A:H3'	3	1.1
(1,3)	1:A:84:LYS:HB3	2:B:18:A:H4'	3	1.1
(1,3)	1:A:84:LYS:HB3	2:B:18:A:H5'	3	1.1
(1,3)	1:A:84:LYS:HB3	2:B:18:A:H5''	3	1.1
(1,3)	1:A:84:LYS:HB3	2:B:18:A:H61	3	1.1
(1,3)	1:A:84:LYS:HB3	2:B:18:A:H62	3	1.1
(1,3)	1:A:84:LYS:HB3	2:B:18:A:H8	3	1.1
(1,3)	1:A:84:LYS:HB3	2:B:18:A:HO2'	3	1.1
(1,3)	1:A:84:LYS:HB3	2:B:18:A:N1	3	1.1
(1,3)	1:A:84:LYS:HB3	2:B:18:A:N3	3	1.1
(1,3)	1:A:84:LYS:HB3	2:B:18:A:N6	3	1.1
(1,3)	1:A:84:LYS:HB3	2:B:18:A:N7	3	1.1
(1,3)	1:A:84:LYS:HB3	2:B:18:A:N9	3	1.1
(1,3)	1:A:84:LYS:HB3	2:B:18:A:O2'	3	1.1
(1,3)	1:A:84:LYS:HB3	2:B:18:A:O3'	3	1.1
(1,3)	1:A:84:LYS:HB3	2:B:18:A:O4'	3	1.1
(1,3)	1:A:84:LYS:HB3	2:B:18:A:O5'	3	1.1
(1,3)	1:A:84:LYS:HB3	2:B:18:A:OP1	3	1.1

*Continued on next page...*

*Continued from previous page...*

Key	Atom-1	Atom-2	Model ID	Violation (Å)
(1,3)	1:A:84:LYS:HB3	2:B:18:A:OP2	3	1.1
(1,3)	1:A:84:LYS:HB3	2:B:18:A:P	3	1.1
(1,3)	1:A:84:LYS:HB3	2:B:19:A:C1'	3	1.1
(1,3)	1:A:84:LYS:HB3	2:B:19:A:C2	3	1.1
(1,3)	1:A:84:LYS:HB3	2:B:19:A:C2'	3	1.1
(1,3)	1:A:84:LYS:HB3	2:B:19:A:C3'	3	1.1
(1,3)	1:A:84:LYS:HB3	2:B:19:A:C4	3	1.1
(1,3)	1:A:84:LYS:HB3	2:B:19:A:C4'	3	1.1
(1,3)	1:A:84:LYS:HB3	2:B:19:A:C5	3	1.1
(1,3)	1:A:84:LYS:HB3	2:B:19:A:C5'	3	1.1
(1,3)	1:A:84:LYS:HB3	2:B:19:A:C6	3	1.1
(1,3)	1:A:84:LYS:HB3	2:B:19:A:C8	3	1.1
(1,3)	1:A:84:LYS:HB3	2:B:19:A:H1'	3	1.1
(1,3)	1:A:84:LYS:HB3	2:B:19:A:H2	3	1.1
(1,3)	1:A:84:LYS:HB3	2:B:19:A:H2'	3	1.1
(1,3)	1:A:84:LYS:HB3	2:B:19:A:H3'	3	1.1
(1,3)	1:A:84:LYS:HB3	2:B:19:A:H4'	3	1.1
(1,3)	1:A:84:LYS:HB3	2:B:19:A:H5'	3	1.1
(1,3)	1:A:84:LYS:HB3	2:B:19:A:H5''	3	1.1
(1,3)	1:A:84:LYS:HB3	2:B:19:A:H61	3	1.1
(1,3)	1:A:84:LYS:HB3	2:B:19:A:H62	3	1.1
(1,3)	1:A:84:LYS:HB3	2:B:19:A:H8	3	1.1
(1,3)	1:A:84:LYS:HB3	2:B:19:A:HO2'	3	1.1
(1,3)	1:A:84:LYS:HB3	2:B:19:A:N1	3	1.1
(1,3)	1:A:84:LYS:HB3	2:B:19:A:N3	3	1.1
(1,3)	1:A:84:LYS:HB3	2:B:19:A:N6	3	1.1
(1,3)	1:A:84:LYS:HB3	2:B:19:A:N7	3	1.1
(1,3)	1:A:84:LYS:HB3	2:B:19:A:N9	3	1.1
(1,3)	1:A:84:LYS:HB3	2:B:19:A:O2'	3	1.1
(1,3)	1:A:84:LYS:HB3	2:B:19:A:O3'	3	1.1
(1,3)	1:A:84:LYS:HB3	2:B:19:A:O4'	3	1.1
(1,3)	1:A:84:LYS:HB3	2:B:19:A:O5'	3	1.1
(1,3)	1:A:84:LYS:HB3	2:B:19:A:OP1	3	1.1
(1,3)	1:A:84:LYS:HB3	2:B:19:A:OP2	3	1.1
(1,3)	1:A:84:LYS:HB3	2:B:19:A:P	3	1.1
(1,3)	1:A:84:LYS:HB3	2:B:20:U:C1'	3	1.1
(1,3)	1:A:84:LYS:HB3	2:B:20:U:C2	3	1.1
(1,3)	1:A:84:LYS:HB3	2:B:20:U:C2'	3	1.1
(1,3)	1:A:84:LYS:HB3	2:B:20:U:C3'	3	1.1
(1,3)	1:A:84:LYS:HB3	2:B:20:U:C4	3	1.1
(1,3)	1:A:84:LYS:HB3	2:B:20:U:C4'	3	1.1
(1,3)	1:A:84:LYS:HB3	2:B:20:U:C5	3	1.1

*Continued on next page...*

*Continued from previous page...*

Key	Atom-1	Atom-2	Model ID	Violation (Å)
(1,3)	1:A:84:LYS:HB3	2:B:20:U:C5'	3	1.1
(1,3)	1:A:84:LYS:HB3	2:B:20:U:C6	3	1.1
(1,3)	1:A:84:LYS:HB3	2:B:20:U:H1'	3	1.1
(1,3)	1:A:84:LYS:HB3	2:B:20:U:H2'	3	1.1
(1,3)	1:A:84:LYS:HB3	2:B:20:U:H3	3	1.1
(1,3)	1:A:84:LYS:HB3	2:B:20:U:H3'	3	1.1
(1,3)	1:A:84:LYS:HB3	2:B:20:U:H4'	3	1.1
(1,3)	1:A:84:LYS:HB3	2:B:20:U:H5	3	1.1
(1,3)	1:A:84:LYS:HB3	2:B:20:U:H5'	3	1.1
(1,3)	1:A:84:LYS:HB3	2:B:20:U:H5''	3	1.1
(1,3)	1:A:84:LYS:HB3	2:B:20:U:H6	3	1.1
(1,3)	1:A:84:LYS:HB3	2:B:20:U:HO2'	3	1.1
(1,3)	1:A:84:LYS:HB3	2:B:20:U:N1	3	1.1
(1,3)	1:A:84:LYS:HB3	2:B:20:U:N3	3	1.1
(1,3)	1:A:84:LYS:HB3	2:B:20:U:O2	3	1.1
(1,3)	1:A:84:LYS:HB3	2:B:20:U:O2'	3	1.1
(1,3)	1:A:84:LYS:HB3	2:B:20:U:O3'	3	1.1
(1,3)	1:A:84:LYS:HB3	2:B:20:U:O4	3	1.1
(1,3)	1:A:84:LYS:HB3	2:B:20:U:O4'	3	1.1
(1,3)	1:A:84:LYS:HB3	2:B:20:U:O5'	3	1.1
(1,3)	1:A:84:LYS:HB3	2:B:20:U:OP1	3	1.1
(1,3)	1:A:84:LYS:HB3	2:B:20:U:OP2	3	1.1
(1,3)	1:A:84:LYS:HB3	2:B:20:U:P	3	1.1
(1,3)	1:A:84:LYS:HB3	2:B:21:G:C1'	3	1.1
(1,3)	1:A:84:LYS:HB3	2:B:21:G:C2	3	1.1
(1,3)	1:A:84:LYS:HB3	2:B:21:G:C2'	3	1.1
(1,3)	1:A:84:LYS:HB3	2:B:21:G:C3'	3	1.1
(1,3)	1:A:84:LYS:HB3	2:B:21:G:C4	3	1.1
(1,3)	1:A:84:LYS:HB3	2:B:21:G:C4'	3	1.1
(1,3)	1:A:84:LYS:HB3	2:B:21:G:C5	3	1.1
(1,3)	1:A:84:LYS:HB3	2:B:21:G:C5'	3	1.1
(1,3)	1:A:84:LYS:HB3	2:B:21:G:C6	3	1.1
(1,3)	1:A:84:LYS:HB3	2:B:21:G:C8	3	1.1
(1,3)	1:A:84:LYS:HB3	2:B:21:G:H1	3	1.1
(1,3)	1:A:84:LYS:HB3	2:B:21:G:H1'	3	1.1
(1,3)	1:A:84:LYS:HB3	2:B:21:G:H2'	3	1.1
(1,3)	1:A:84:LYS:HB3	2:B:21:G:H21	3	1.1
(1,3)	1:A:84:LYS:HB3	2:B:21:G:H22	3	1.1
(1,3)	1:A:84:LYS:HB3	2:B:21:G:H3'	3	1.1
(1,3)	1:A:84:LYS:HB3	2:B:21:G:H4'	3	1.1
(1,3)	1:A:84:LYS:HB3	2:B:21:G:H5'	3	1.1
(1,3)	1:A:84:LYS:HB3	2:B:21:G:H5''	3	1.1

*Continued on next page...*



*Continued from previous page...*

Key	Atom-1	Atom-2	Model ID	Violation (Å)
(1,3)	1:A:84:LYS:HB3	2:B:21:G:H8	3	1.1
(1,3)	1:A:84:LYS:HB3	2:B:21:G:HO2'	3	1.1
(1,3)	1:A:84:LYS:HB3	2:B:21:G:N1	3	1.1
(1,3)	1:A:84:LYS:HB3	2:B:21:G:N2	3	1.1
(1,3)	1:A:84:LYS:HB3	2:B:21:G:N3	3	1.1
(1,3)	1:A:84:LYS:HB3	2:B:21:G:N7	3	1.1
(1,3)	1:A:84:LYS:HB3	2:B:21:G:N9	3	1.1
(1,3)	1:A:84:LYS:HB3	2:B:21:G:O2'	3	1.1
(1,3)	1:A:84:LYS:HB3	2:B:21:G:O3'	3	1.1
(1,3)	1:A:84:LYS:HB3	2:B:21:G:O4'	3	1.1
(1,3)	1:A:84:LYS:HB3	2:B:21:G:O5'	3	1.1
(1,3)	1:A:84:LYS:HB3	2:B:21:G:O6	3	1.1
(1,3)	1:A:84:LYS:HB3	2:B:21:G:OP1	3	1.1
(1,3)	1:A:84:LYS:HB3	2:B:21:G:OP2	3	1.1
(1,3)	1:A:84:LYS:HB3	2:B:21:G:P	3	1.1
(1,3)	1:A:84:LYS:HB3	2:B:22:A:C1'	3	1.1
(1,3)	1:A:84:LYS:HB3	2:B:22:A:C2	3	1.1
(1,3)	1:A:84:LYS:HB3	2:B:22:A:C2'	3	1.1
(1,3)	1:A:84:LYS:HB3	2:B:22:A:C3'	3	1.1
(1,3)	1:A:84:LYS:HB3	2:B:22:A:C4	3	1.1
(1,3)	1:A:84:LYS:HB3	2:B:22:A:C4'	3	1.1
(1,3)	1:A:84:LYS:HB3	2:B:22:A:C5	3	1.1
(1,3)	1:A:84:LYS:HB3	2:B:22:A:C5'	3	1.1
(1,3)	1:A:84:LYS:HB3	2:B:22:A:C6	3	1.1
(1,3)	1:A:84:LYS:HB3	2:B:22:A:C8	3	1.1
(1,3)	1:A:84:LYS:HB3	2:B:22:A:H1'	3	1.1
(1,3)	1:A:84:LYS:HB3	2:B:22:A:H2	3	1.1
(1,3)	1:A:84:LYS:HB3	2:B:22:A:H2'	3	1.1
(1,3)	1:A:84:LYS:HB3	2:B:22:A:H3'	3	1.1
(1,3)	1:A:84:LYS:HB3	2:B:22:A:H4'	3	1.1
(1,3)	1:A:84:LYS:HB3	2:B:22:A:H5'	3	1.1
(1,3)	1:A:84:LYS:HB3	2:B:22:A:H5''	3	1.1
(1,3)	1:A:84:LYS:HB3	2:B:22:A:H61	3	1.1
(1,3)	1:A:84:LYS:HB3	2:B:22:A:H62	3	1.1
(1,3)	1:A:84:LYS:HB3	2:B:22:A:H8	3	1.1
(1,3)	1:A:84:LYS:HB3	2:B:22:A:HO2'	3	1.1
(1,3)	1:A:84:LYS:HB3	2:B:22:A:N1	3	1.1
(1,3)	1:A:84:LYS:HB3	2:B:22:A:N3	3	1.1
(1,3)	1:A:84:LYS:HB3	2:B:22:A:N6	3	1.1
(1,3)	1:A:84:LYS:HB3	2:B:22:A:N7	3	1.1
(1,3)	1:A:84:LYS:HB3	2:B:22:A:N9	3	1.1
(1,3)	1:A:84:LYS:HB3	2:B:22:A:O2'	3	1.1

*Continued on next page...*

*Continued from previous page...*

Key	Atom-1	Atom-2	Model ID	Violation (Å)
(1,3)	1:A:84:LYS:HB3	2:B:22:A:O3'	3	1.1
(1,3)	1:A:84:LYS:HB3	2:B:22:A:O4'	3	1.1
(1,3)	1:A:84:LYS:HB3	2:B:22:A:O5'	3	1.1
(1,3)	1:A:84:LYS:HB3	2:B:22:A:OP1	3	1.1
(1,3)	1:A:84:LYS:HB3	2:B:22:A:OP2	3	1.1
(1,3)	1:A:84:LYS:HB3	2:B:22:A:P	3	1.1
(1,3)	1:A:84:LYS:HB3	2:B:23:U:C1'	3	1.1
(1,3)	1:A:84:LYS:HB3	2:B:23:U:C2	3	1.1
(1,3)	1:A:84:LYS:HB3	2:B:23:U:C2'	3	1.1
(1,3)	1:A:84:LYS:HB3	2:B:23:U:C3'	3	1.1
(1,3)	1:A:84:LYS:HB3	2:B:23:U:C4	3	1.1
(1,3)	1:A:84:LYS:HB3	2:B:23:U:C4'	3	1.1
(1,3)	1:A:84:LYS:HB3	2:B:23:U:C5	3	1.1
(1,3)	1:A:84:LYS:HB3	2:B:23:U:C5'	3	1.1
(1,3)	1:A:84:LYS:HB3	2:B:23:U:C6	3	1.1
(1,3)	1:A:84:LYS:HB3	2:B:23:U:H1'	3	1.1
(1,3)	1:A:84:LYS:HB3	2:B:23:U:H2'	3	1.1
(1,3)	1:A:84:LYS:HB3	2:B:23:U:H3	3	1.1
(1,3)	1:A:84:LYS:HB3	2:B:23:U:H3'	3	1.1
(1,3)	1:A:84:LYS:HB3	2:B:23:U:H4'	3	1.1
(1,3)	1:A:84:LYS:HB3	2:B:23:U:H5	3	1.1
(1,3)	1:A:84:LYS:HB3	2:B:23:U:H5'	3	1.1
(1,3)	1:A:84:LYS:HB3	2:B:23:U:H5''	3	1.1
(1,3)	1:A:84:LYS:HB3	2:B:23:U:H6	3	1.1
(1,3)	1:A:84:LYS:HB3	2:B:23:U:HO2'	3	1.1
(1,3)	1:A:84:LYS:HB3	2:B:23:U:N1	3	1.1
(1,3)	1:A:84:LYS:HB3	2:B:23:U:N3	3	1.1
(1,3)	1:A:84:LYS:HB3	2:B:23:U:O2	3	1.1
(1,3)	1:A:84:LYS:HB3	2:B:23:U:O2'	3	1.1
(1,3)	1:A:84:LYS:HB3	2:B:23:U:O3'	3	1.1
(1,3)	1:A:84:LYS:HB3	2:B:23:U:O4	3	1.1
(1,3)	1:A:84:LYS:HB3	2:B:23:U:O4'	3	1.1
(1,3)	1:A:84:LYS:HB3	2:B:23:U:O5'	3	1.1
(1,3)	1:A:84:LYS:HB3	2:B:23:U:OP1	3	1.1
(1,3)	1:A:84:LYS:HB3	2:B:23:U:OP2	3	1.1
(1,3)	1:A:84:LYS:HB3	2:B:23:U:P	3	1.1
(1,3)	1:A:84:LYS:HB3	2:B:24:G:C1'	3	1.1
(1,3)	1:A:84:LYS:HB3	2:B:24:G:C2	3	1.1
(1,3)	1:A:84:LYS:HB3	2:B:24:G:C2'	3	1.1
(1,3)	1:A:84:LYS:HB3	2:B:24:G:C3'	3	1.1
(1,3)	1:A:84:LYS:HB3	2:B:24:G:C4	3	1.1
(1,3)	1:A:84:LYS:HB3	2:B:24:G:C4'	3	1.1

*Continued on next page...*

*Continued from previous page...*

Key	Atom-1	Atom-2	Model ID	Violation (Å)
(1,3)	1:A:84:LYS:HB3	2:B:24:G:C5	3	1.1
(1,3)	1:A:84:LYS:HB3	2:B:24:G:C5'	3	1.1
(1,3)	1:A:84:LYS:HB3	2:B:24:G:C6	3	1.1
(1,3)	1:A:84:LYS:HB3	2:B:24:G:C8	3	1.1
(1,3)	1:A:84:LYS:HB3	2:B:24:G:H1	3	1.1
(1,3)	1:A:84:LYS:HB3	2:B:24:G:H1'	3	1.1
(1,3)	1:A:84:LYS:HB3	2:B:24:G:H2'	3	1.1
(1,3)	1:A:84:LYS:HB3	2:B:24:G:H21	3	1.1
(1,3)	1:A:84:LYS:HB3	2:B:24:G:H22	3	1.1
(1,3)	1:A:84:LYS:HB3	2:B:24:G:H3'	3	1.1
(1,3)	1:A:84:LYS:HB3	2:B:24:G:H4'	3	1.1
(1,3)	1:A:84:LYS:HB3	2:B:24:G:H5'	3	1.1
(1,3)	1:A:84:LYS:HB3	2:B:24:G:H5''	3	1.1
(1,3)	1:A:84:LYS:HB3	2:B:24:G:H8	3	1.1
(1,3)	1:A:84:LYS:HB3	2:B:24:G:HO2'	3	1.1
(1,3)	1:A:84:LYS:HB3	2:B:24:G:N1	3	1.1
(1,3)	1:A:84:LYS:HB3	2:B:24:G:N2	3	1.1
(1,3)	1:A:84:LYS:HB3	2:B:24:G:N3	3	1.1
(1,3)	1:A:84:LYS:HB3	2:B:24:G:N7	3	1.1
(1,3)	1:A:84:LYS:HB3	2:B:24:G:N9	3	1.1
(1,3)	1:A:84:LYS:HB3	2:B:24:G:O2'	3	1.1
(1,3)	1:A:84:LYS:HB3	2:B:24:G:O3'	3	1.1
(1,3)	1:A:84:LYS:HB3	2:B:24:G:O4'	3	1.1
(1,3)	1:A:84:LYS:HB3	2:B:24:G:O5'	3	1.1
(1,3)	1:A:84:LYS:HB3	2:B:24:G:O6	3	1.1
(1,3)	1:A:84:LYS:HB3	2:B:24:G:OP1	3	1.1
(1,3)	1:A:84:LYS:HB3	2:B:24:G:OP2	3	1.1
(1,3)	1:A:84:LYS:HB3	2:B:24:G:P	3	1.1
(1,3)	1:A:84:LYS:HD2	2:B:2:C:C1'	3	1.1
(1,3)	1:A:84:LYS:HD2	2:B:2:C:C2	3	1.1
(1,3)	1:A:84:LYS:HD2	2:B:2:C:C2'	3	1.1
(1,3)	1:A:84:LYS:HD2	2:B:2:C:C3'	3	1.1
(1,3)	1:A:84:LYS:HD2	2:B:2:C:C4	3	1.1
(1,3)	1:A:84:LYS:HD2	2:B:2:C:C4'	3	1.1
(1,3)	1:A:84:LYS:HD2	2:B:2:C:C5	3	1.1
(1,3)	1:A:84:LYS:HD2	2:B:2:C:C5'	3	1.1
(1,3)	1:A:84:LYS:HD2	2:B:2:C:C6	3	1.1
(1,3)	1:A:84:LYS:HD2	2:B:2:C:H1'	3	1.1
(1,3)	1:A:84:LYS:HD2	2:B:2:C:H2'	3	1.1
(1,3)	1:A:84:LYS:HD2	2:B:2:C:H3'	3	1.1
(1,3)	1:A:84:LYS:HD2	2:B:2:C:H4'	3	1.1
(1,3)	1:A:84:LYS:HD2	2:B:2:C:H41	3	1.1

*Continued on next page...*

*Continued from previous page...*

Key	Atom-1	Atom-2	Model ID	Violation (Å)
(1,3)	1:A:84:LYS:HD2	2:B:2:C:H42	3	1.1
(1,3)	1:A:84:LYS:HD2	2:B:2:C:H5	3	1.1
(1,3)	1:A:84:LYS:HD2	2:B:2:C:H5'	3	1.1
(1,3)	1:A:84:LYS:HD2	2:B:2:C:H5''	3	1.1
(1,3)	1:A:84:LYS:HD2	2:B:2:C:H6	3	1.1
(1,3)	1:A:84:LYS:HD2	2:B:2:C:HO2'	3	1.1
(1,3)	1:A:84:LYS:HD2	2:B:2:C:N1	3	1.1
(1,3)	1:A:84:LYS:HD2	2:B:2:C:N3	3	1.1
(1,3)	1:A:84:LYS:HD2	2:B:2:C:N4	3	1.1
(1,3)	1:A:84:LYS:HD2	2:B:2:C:O2	3	1.1
(1,3)	1:A:84:LYS:HD2	2:B:2:C:O2'	3	1.1
(1,3)	1:A:84:LYS:HD2	2:B:2:C:O3'	3	1.1
(1,3)	1:A:84:LYS:HD2	2:B:2:C:O4'	3	1.1
(1,3)	1:A:84:LYS:HD2	2:B:2:C:O5'	3	1.1
(1,3)	1:A:84:LYS:HD2	2:B:3:U:C1'	3	1.1
(1,3)	1:A:84:LYS:HD2	2:B:3:U:C2	3	1.1
(1,3)	1:A:84:LYS:HD2	2:B:3:U:C2'	3	1.1
(1,3)	1:A:84:LYS:HD2	2:B:3:U:C3'	3	1.1
(1,3)	1:A:84:LYS:HD2	2:B:3:U:C4	3	1.1
(1,3)	1:A:84:LYS:HD2	2:B:3:U:C4'	3	1.1
(1,3)	1:A:84:LYS:HD2	2:B:3:U:C5	3	1.1
(1,3)	1:A:84:LYS:HD2	2:B:3:U:C5'	3	1.1
(1,3)	1:A:84:LYS:HD2	2:B:3:U:C6	3	1.1
(1,3)	1:A:84:LYS:HD2	2:B:3:U:H1'	3	1.1
(1,3)	1:A:84:LYS:HD2	2:B:3:U:H2'	3	1.1
(1,3)	1:A:84:LYS:HD2	2:B:3:U:H3	3	1.1
(1,3)	1:A:84:LYS:HD2	2:B:3:U:H3'	3	1.1
(1,3)	1:A:84:LYS:HD2	2:B:3:U:H4'	3	1.1
(1,3)	1:A:84:LYS:HD2	2:B:3:U:H5	3	1.1
(1,3)	1:A:84:LYS:HD2	2:B:3:U:H5'	3	1.1
(1,3)	1:A:84:LYS:HD2	2:B:3:U:H5''	3	1.1
(1,3)	1:A:84:LYS:HD2	2:B:3:U:H6	3	1.1
(1,3)	1:A:84:LYS:HD2	2:B:3:U:HO2'	3	1.1
(1,3)	1:A:84:LYS:HD2	2:B:3:U:N1	3	1.1
(1,3)	1:A:84:LYS:HD2	2:B:3:U:N3	3	1.1
(1,3)	1:A:84:LYS:HD2	2:B:3:U:O2	3	1.1
(1,3)	1:A:84:LYS:HD2	2:B:3:U:O2'	3	1.1
(1,3)	1:A:84:LYS:HD2	2:B:3:U:O3'	3	1.1
(1,3)	1:A:84:LYS:HD2	2:B:3:U:O4	3	1.1
(1,3)	1:A:84:LYS:HD2	2:B:3:U:O4'	3	1.1
(1,3)	1:A:84:LYS:HD2	2:B:3:U:O5'	3	1.1
(1,3)	1:A:84:LYS:HD2	2:B:3:U:OP1	3	1.1

*Continued on next page...*

*Continued from previous page...*

Key	Atom-1	Atom-2	Model ID	Violation (Å)
(1,3)	1:A:84:LYS:HD2	2:B:3:U:OP2	3	1.1
(1,3)	1:A:84:LYS:HD2	2:B:3:U:P	3	1.1
(1,3)	1:A:84:LYS:HD2	2:B:4:G:C1'	3	1.1
(1,3)	1:A:84:LYS:HD2	2:B:4:G:C2	3	1.1
(1,3)	1:A:84:LYS:HD2	2:B:4:G:C2'	3	1.1
(1,3)	1:A:84:LYS:HD2	2:B:4:G:C3'	3	1.1
(1,3)	1:A:84:LYS:HD2	2:B:4:G:C4	3	1.1
(1,3)	1:A:84:LYS:HD2	2:B:4:G:C4'	3	1.1
(1,3)	1:A:84:LYS:HD2	2:B:4:G:C5	3	1.1
(1,3)	1:A:84:LYS:HD2	2:B:4:G:C5'	3	1.1
(1,3)	1:A:84:LYS:HD2	2:B:4:G:C6	3	1.1
(1,3)	1:A:84:LYS:HD2	2:B:4:G:C8	3	1.1
(1,3)	1:A:84:LYS:HD2	2:B:4:G:H1	3	1.1
(1,3)	1:A:84:LYS:HD2	2:B:4:G:H1'	3	1.1
(1,3)	1:A:84:LYS:HD2	2:B:4:G:H2'	3	1.1
(1,3)	1:A:84:LYS:HD2	2:B:4:G:H21	3	1.1
(1,3)	1:A:84:LYS:HD2	2:B:4:G:H22	3	1.1
(1,3)	1:A:84:LYS:HD2	2:B:4:G:H3'	3	1.1
(1,3)	1:A:84:LYS:HD2	2:B:4:G:H4'	3	1.1
(1,3)	1:A:84:LYS:HD2	2:B:4:G:H5'	3	1.1
(1,3)	1:A:84:LYS:HD2	2:B:4:G:H5''	3	1.1
(1,3)	1:A:84:LYS:HD2	2:B:4:G:H8	3	1.1
(1,3)	1:A:84:LYS:HD2	2:B:4:G:HO2'	3	1.1
(1,3)	1:A:84:LYS:HD2	2:B:4:G:N1	3	1.1
(1,3)	1:A:84:LYS:HD2	2:B:4:G:N2	3	1.1
(1,3)	1:A:84:LYS:HD2	2:B:4:G:N3	3	1.1
(1,3)	1:A:84:LYS:HD2	2:B:4:G:N7	3	1.1
(1,3)	1:A:84:LYS:HD2	2:B:4:G:N9	3	1.1
(1,3)	1:A:84:LYS:HD2	2:B:4:G:O2'	3	1.1
(1,3)	1:A:84:LYS:HD2	2:B:4:G:O3'	3	1.1
(1,3)	1:A:84:LYS:HD2	2:B:4:G:O4'	3	1.1
(1,3)	1:A:84:LYS:HD2	2:B:4:G:O5'	3	1.1
(1,3)	1:A:84:LYS:HD2	2:B:4:G:O6	3	1.1
(1,3)	1:A:84:LYS:HD2	2:B:4:G:OP1	3	1.1
(1,3)	1:A:84:LYS:HD2	2:B:4:G:OP2	3	1.1
(1,3)	1:A:84:LYS:HD2	2:B:4:G:P	3	1.1
(1,3)	1:A:84:LYS:HD2	2:B:5:A:C1'	3	1.1
(1,3)	1:A:84:LYS:HD2	2:B:5:A:C2	3	1.1
(1,3)	1:A:84:LYS:HD2	2:B:5:A:C2'	3	1.1
(1,3)	1:A:84:LYS:HD2	2:B:5:A:C3'	3	1.1
(1,3)	1:A:84:LYS:HD2	2:B:5:A:C4	3	1.1
(1,3)	1:A:84:LYS:HD2	2:B:5:A:C4'	3	1.1

*Continued on next page...*

*Continued from previous page...*

Key	Atom-1	Atom-2	Model ID	Violation (Å)
(1,3)	1:A:84:LYS:HD2	2:B:5:A:C5	3	1.1
(1,3)	1:A:84:LYS:HD2	2:B:5:A:C5'	3	1.1
(1,3)	1:A:84:LYS:HD2	2:B:5:A:C6	3	1.1
(1,3)	1:A:84:LYS:HD2	2:B:5:A:C8	3	1.1
(1,3)	1:A:84:LYS:HD2	2:B:5:A:H1'	3	1.1
(1,3)	1:A:84:LYS:HD2	2:B:5:A:H2	3	1.1
(1,3)	1:A:84:LYS:HD2	2:B:5:A:H2'	3	1.1
(1,3)	1:A:84:LYS:HD2	2:B:5:A:H3'	3	1.1
(1,3)	1:A:84:LYS:HD2	2:B:5:A:H4'	3	1.1
(1,3)	1:A:84:LYS:HD2	2:B:5:A:H5'	3	1.1
(1,3)	1:A:84:LYS:HD2	2:B:5:A:H5''	3	1.1
(1,3)	1:A:84:LYS:HD2	2:B:5:A:H61	3	1.1
(1,3)	1:A:84:LYS:HD2	2:B:5:A:H62	3	1.1
(1,3)	1:A:84:LYS:HD2	2:B:5:A:H8	3	1.1
(1,3)	1:A:84:LYS:HD2	2:B:5:A:HO2'	3	1.1
(1,3)	1:A:84:LYS:HD2	2:B:5:A:N1	3	1.1
(1,3)	1:A:84:LYS:HD2	2:B:5:A:N3	3	1.1
(1,3)	1:A:84:LYS:HD2	2:B:5:A:N6	3	1.1
(1,3)	1:A:84:LYS:HD2	2:B:5:A:N7	3	1.1
(1,3)	1:A:84:LYS:HD2	2:B:5:A:N9	3	1.1
(1,3)	1:A:84:LYS:HD2	2:B:5:A:O2'	3	1.1
(1,3)	1:A:84:LYS:HD2	2:B:5:A:O3'	3	1.1
(1,3)	1:A:84:LYS:HD2	2:B:5:A:O4'	3	1.1
(1,3)	1:A:84:LYS:HD2	2:B:5:A:O5'	3	1.1
(1,3)	1:A:84:LYS:HD2	2:B:5:A:OP1	3	1.1
(1,3)	1:A:84:LYS:HD2	2:B:5:A:OP2	3	1.1
(1,3)	1:A:84:LYS:HD2	2:B:5:A:P	3	1.1
(1,3)	1:A:84:LYS:HD2	2:B:6:G:C1'	3	1.1
(1,3)	1:A:84:LYS:HD2	2:B:6:G:C2	3	1.1
(1,3)	1:A:84:LYS:HD2	2:B:6:G:C2'	3	1.1
(1,3)	1:A:84:LYS:HD2	2:B:6:G:C3'	3	1.1
(1,3)	1:A:84:LYS:HD2	2:B:6:G:C4	3	1.1
(1,3)	1:A:84:LYS:HD2	2:B:6:G:C4'	3	1.1
(1,3)	1:A:84:LYS:HD2	2:B:6:G:C5	3	1.1
(1,3)	1:A:84:LYS:HD2	2:B:6:G:C5'	3	1.1
(1,3)	1:A:84:LYS:HD2	2:B:6:G:C6	3	1.1
(1,3)	1:A:84:LYS:HD2	2:B:6:G:C8	3	1.1
(1,3)	1:A:84:LYS:HD2	2:B:6:G:H1	3	1.1
(1,3)	1:A:84:LYS:HD2	2:B:6:G:H1'	3	1.1
(1,3)	1:A:84:LYS:HD2	2:B:6:G:H2'	3	1.1
(1,3)	1:A:84:LYS:HD2	2:B:6:G:H21	3	1.1
(1,3)	1:A:84:LYS:HD2	2:B:6:G:H22	3	1.1

*Continued on next page...*

*Continued from previous page...*

Key	Atom-1	Atom-2	Model ID	Violation (Å)
(1,3)	1:A:84:LYS:HD2	2:B:6:G:H3'	3	1.1
(1,3)	1:A:84:LYS:HD2	2:B:6:G:H4'	3	1.1
(1,3)	1:A:84:LYS:HD2	2:B:6:G:H5'	3	1.1
(1,3)	1:A:84:LYS:HD2	2:B:6:G:H5''	3	1.1
(1,3)	1:A:84:LYS:HD2	2:B:6:G:H8	3	1.1
(1,3)	1:A:84:LYS:HD2	2:B:6:G:HO2'	3	1.1
(1,3)	1:A:84:LYS:HD2	2:B:6:G:N1	3	1.1
(1,3)	1:A:84:LYS:HD2	2:B:6:G:N2	3	1.1
(1,3)	1:A:84:LYS:HD2	2:B:6:G:N3	3	1.1
(1,3)	1:A:84:LYS:HD2	2:B:6:G:N7	3	1.1
(1,3)	1:A:84:LYS:HD2	2:B:6:G:N9	3	1.1
(1,3)	1:A:84:LYS:HD2	2:B:6:G:O2'	3	1.1
(1,3)	1:A:84:LYS:HD2	2:B:6:G:O3'	3	1.1
(1,3)	1:A:84:LYS:HD2	2:B:6:G:O4'	3	1.1
(1,3)	1:A:84:LYS:HD2	2:B:6:G:O5'	3	1.1
(1,3)	1:A:84:LYS:HD2	2:B:6:G:O6	3	1.1
(1,3)	1:A:84:LYS:HD2	2:B:6:G:OP1	3	1.1
(1,3)	1:A:84:LYS:HD2	2:B:6:G:OP2	3	1.1
(1,3)	1:A:84:LYS:HD2	2:B:6:G:P	3	1.1
(1,3)	1:A:84:LYS:HD2	2:B:7:C:C1'	3	1.1
(1,3)	1:A:84:LYS:HD2	2:B:7:C:C2	3	1.1
(1,3)	1:A:84:LYS:HD2	2:B:7:C:C2'	3	1.1
(1,3)	1:A:84:LYS:HD2	2:B:7:C:C3'	3	1.1
(1,3)	1:A:84:LYS:HD2	2:B:7:C:C4	3	1.1
(1,3)	1:A:84:LYS:HD2	2:B:7:C:C4'	3	1.1
(1,3)	1:A:84:LYS:HD2	2:B:7:C:C5	3	1.1
(1,3)	1:A:84:LYS:HD2	2:B:7:C:C5'	3	1.1
(1,3)	1:A:84:LYS:HD2	2:B:7:C:C6	3	1.1
(1,3)	1:A:84:LYS:HD2	2:B:7:C:H1'	3	1.1
(1,3)	1:A:84:LYS:HD2	2:B:7:C:H2'	3	1.1
(1,3)	1:A:84:LYS:HD2	2:B:7:C:H3'	3	1.1
(1,3)	1:A:84:LYS:HD2	2:B:7:C:H4'	3	1.1
(1,3)	1:A:84:LYS:HD2	2:B:7:C:H41	3	1.1
(1,3)	1:A:84:LYS:HD2	2:B:7:C:H42	3	1.1
(1,3)	1:A:84:LYS:HD2	2:B:7:C:H5	3	1.1
(1,3)	1:A:84:LYS:HD2	2:B:7:C:H5'	3	1.1
(1,3)	1:A:84:LYS:HD2	2:B:7:C:H5''	3	1.1
(1,3)	1:A:84:LYS:HD2	2:B:7:C:H6	3	1.1
(1,3)	1:A:84:LYS:HD2	2:B:7:C:HO2'	3	1.1
(1,3)	1:A:84:LYS:HD2	2:B:7:C:N1	3	1.1
(1,3)	1:A:84:LYS:HD2	2:B:7:C:N3	3	1.1
(1,3)	1:A:84:LYS:HD2	2:B:7:C:N4	3	1.1

*Continued on next page...*

*Continued from previous page...*

Key	Atom-1	Atom-2	Model ID	Violation (Å)
(1,3)	1:A:84:LYS:HD2	2:B:7:C:O2	3	1.1
(1,3)	1:A:84:LYS:HD2	2:B:7:C:O2'	3	1.1
(1,3)	1:A:84:LYS:HD2	2:B:7:C:O3'	3	1.1
(1,3)	1:A:84:LYS:HD2	2:B:7:C:O4'	3	1.1
(1,3)	1:A:84:LYS:HD2	2:B:7:C:O5'	3	1.1
(1,3)	1:A:84:LYS:HD2	2:B:7:C:OP1	3	1.1
(1,3)	1:A:84:LYS:HD2	2:B:7:C:OP2	3	1.1
(1,3)	1:A:84:LYS:HD2	2:B:7:C:P	3	1.1
(1,3)	1:A:84:LYS:HD2	2:B:8:U:C1'	3	1.1
(1,3)	1:A:84:LYS:HD2	2:B:8:U:C2	3	1.1
(1,3)	1:A:84:LYS:HD2	2:B:8:U:C2'	3	1.1
(1,3)	1:A:84:LYS:HD2	2:B:8:U:C3'	3	1.1
(1,3)	1:A:84:LYS:HD2	2:B:8:U:C4	3	1.1
(1,3)	1:A:84:LYS:HD2	2:B:8:U:C4'	3	1.1
(1,3)	1:A:84:LYS:HD2	2:B:8:U:C5	3	1.1
(1,3)	1:A:84:LYS:HD2	2:B:8:U:C5'	3	1.1
(1,3)	1:A:84:LYS:HD2	2:B:8:U:C6	3	1.1
(1,3)	1:A:84:LYS:HD2	2:B:8:U:H1'	3	1.1
(1,3)	1:A:84:LYS:HD2	2:B:8:U:H2'	3	1.1
(1,3)	1:A:84:LYS:HD2	2:B:8:U:H3	3	1.1
(1,3)	1:A:84:LYS:HD2	2:B:8:U:H3'	3	1.1
(1,3)	1:A:84:LYS:HD2	2:B:8:U:H4'	3	1.1
(1,3)	1:A:84:LYS:HD2	2:B:8:U:H5	3	1.1
(1,3)	1:A:84:LYS:HD2	2:B:8:U:H5'	3	1.1
(1,3)	1:A:84:LYS:HD2	2:B:8:U:H5''	3	1.1
(1,3)	1:A:84:LYS:HD2	2:B:8:U:H6	3	1.1
(1,3)	1:A:84:LYS:HD2	2:B:8:U:HO2'	3	1.1
(1,3)	1:A:84:LYS:HD2	2:B:8:U:N1	3	1.1
(1,3)	1:A:84:LYS:HD2	2:B:8:U:N3	3	1.1
(1,3)	1:A:84:LYS:HD2	2:B:8:U:O2	3	1.1
(1,3)	1:A:84:LYS:HD2	2:B:8:U:O2'	3	1.1
(1,3)	1:A:84:LYS:HD2	2:B:8:U:O3'	3	1.1
(1,3)	1:A:84:LYS:HD2	2:B:8:U:O4	3	1.1
(1,3)	1:A:84:LYS:HD2	2:B:8:U:O4'	3	1.1
(1,3)	1:A:84:LYS:HD2	2:B:8:U:O5'	3	1.1
(1,3)	1:A:84:LYS:HD2	2:B:8:U:OP1	3	1.1
(1,3)	1:A:84:LYS:HD2	2:B:8:U:OP2	3	1.1
(1,3)	1:A:84:LYS:HD2	2:B:8:U:P	3	1.1
(1,3)	1:A:84:LYS:HD2	2:B:9:C:C1'	3	1.1
(1,3)	1:A:84:LYS:HD2	2:B:9:C:C2	3	1.1
(1,3)	1:A:84:LYS:HD2	2:B:9:C:C2'	3	1.1
(1,3)	1:A:84:LYS:HD2	2:B:9:C:C3'	3	1.1

*Continued on next page...*



*Continued from previous page...*

Key	Atom-1	Atom-2	Model ID	Violation (Å)
(1,3)	1:A:84:LYS:HD2	2:B:9:C:C4	3	1.1
(1,3)	1:A:84:LYS:HD2	2:B:9:C:C4'	3	1.1
(1,3)	1:A:84:LYS:HD2	2:B:9:C:C5	3	1.1
(1,3)	1:A:84:LYS:HD2	2:B:9:C:C5'	3	1.1
(1,3)	1:A:84:LYS:HD2	2:B:9:C:C6	3	1.1
(1,3)	1:A:84:LYS:HD2	2:B:9:C:H1'	3	1.1
(1,3)	1:A:84:LYS:HD2	2:B:9:C:H2'	3	1.1
(1,3)	1:A:84:LYS:HD2	2:B:9:C:H3'	3	1.1
(1,3)	1:A:84:LYS:HD2	2:B:9:C:H4'	3	1.1
(1,3)	1:A:84:LYS:HD2	2:B:9:C:H41	3	1.1
(1,3)	1:A:84:LYS:HD2	2:B:9:C:H42	3	1.1
(1,3)	1:A:84:LYS:HD2	2:B:9:C:H5	3	1.1
(1,3)	1:A:84:LYS:HD2	2:B:9:C:H5'	3	1.1
(1,3)	1:A:84:LYS:HD2	2:B:9:C:H5''	3	1.1
(1,3)	1:A:84:LYS:HD2	2:B:9:C:H6	3	1.1
(1,3)	1:A:84:LYS:HD2	2:B:9:C:HO2'	3	1.1
(1,3)	1:A:84:LYS:HD2	2:B:9:C:N1	3	1.1
(1,3)	1:A:84:LYS:HD2	2:B:9:C:N3	3	1.1
(1,3)	1:A:84:LYS:HD2	2:B:9:C:N4	3	1.1
(1,3)	1:A:84:LYS:HD2	2:B:9:C:O2	3	1.1
(1,3)	1:A:84:LYS:HD2	2:B:9:C:O2'	3	1.1
(1,3)	1:A:84:LYS:HD2	2:B:9:C:O3'	3	1.1
(1,3)	1:A:84:LYS:HD2	2:B:9:C:O4'	3	1.1
(1,3)	1:A:84:LYS:HD2	2:B:9:C:O5'	3	1.1
(1,3)	1:A:84:LYS:HD2	2:B:9:C:OP1	3	1.1
(1,3)	1:A:84:LYS:HD2	2:B:9:C:OP2	3	1.1
(1,3)	1:A:84:LYS:HD2	2:B:9:C:P	3	1.1
(1,3)	1:A:84:LYS:HD2	2:B:10:G:C1'	3	1.1
(1,3)	1:A:84:LYS:HD2	2:B:10:G:C2	3	1.1
(1,3)	1:A:84:LYS:HD2	2:B:10:G:C2'	3	1.1
(1,3)	1:A:84:LYS:HD2	2:B:10:G:C3'	3	1.1
(1,3)	1:A:84:LYS:HD2	2:B:10:G:C4	3	1.1
(1,3)	1:A:84:LYS:HD2	2:B:10:G:C4'	3	1.1
(1,3)	1:A:84:LYS:HD2	2:B:10:G:C5	3	1.1
(1,3)	1:A:84:LYS:HD2	2:B:10:G:C5'	3	1.1
(1,3)	1:A:84:LYS:HD2	2:B:10:G:C6	3	1.1
(1,3)	1:A:84:LYS:HD2	2:B:10:G:C8	3	1.1
(1,3)	1:A:84:LYS:HD2	2:B:10:G:H1	3	1.1
(1,3)	1:A:84:LYS:HD2	2:B:10:G:H1'	3	1.1
(1,3)	1:A:84:LYS:HD2	2:B:10:G:H2'	3	1.1
(1,3)	1:A:84:LYS:HD2	2:B:10:G:H21	3	1.1
(1,3)	1:A:84:LYS:HD2	2:B:10:G:H22	3	1.1

*Continued on next page...*

*Continued from previous page...*

Key	Atom-1	Atom-2	Model ID	Violation (Å)
(1,3)	1:A:84:LYS:HD2	2:B:10:G:H3'	3	1.1
(1,3)	1:A:84:LYS:HD2	2:B:10:G:H4'	3	1.1
(1,3)	1:A:84:LYS:HD2	2:B:10:G:H5'	3	1.1
(1,3)	1:A:84:LYS:HD2	2:B:10:G:H5''	3	1.1
(1,3)	1:A:84:LYS:HD2	2:B:10:G:H8	3	1.1
(1,3)	1:A:84:LYS:HD2	2:B:10:G:HO2'	3	1.1
(1,3)	1:A:84:LYS:HD2	2:B:10:G:N1	3	1.1
(1,3)	1:A:84:LYS:HD2	2:B:10:G:N2	3	1.1
(1,3)	1:A:84:LYS:HD2	2:B:10:G:N3	3	1.1
(1,3)	1:A:84:LYS:HD2	2:B:10:G:N7	3	1.1
(1,3)	1:A:84:LYS:HD2	2:B:10:G:N9	3	1.1
(1,3)	1:A:84:LYS:HD2	2:B:10:G:O2'	3	1.1
(1,3)	1:A:84:LYS:HD2	2:B:10:G:O3'	3	1.1
(1,3)	1:A:84:LYS:HD2	2:B:10:G:O4'	3	1.1
(1,3)	1:A:84:LYS:HD2	2:B:10:G:O5'	3	1.1
(1,3)	1:A:84:LYS:HD2	2:B:10:G:O6	3	1.1
(1,3)	1:A:84:LYS:HD2	2:B:10:G:OP1	3	1.1
(1,3)	1:A:84:LYS:HD2	2:B:10:G:OP2	3	1.1
(1,3)	1:A:84:LYS:HD2	2:B:10:G:P	3	1.1
(1,3)	1:A:84:LYS:HD2	2:B:11:A:C1'	3	1.1
(1,3)	1:A:84:LYS:HD2	2:B:11:A:C2	3	1.1
(1,3)	1:A:84:LYS:HD2	2:B:11:A:C2'	3	1.1
(1,3)	1:A:84:LYS:HD2	2:B:11:A:C3'	3	1.1
(1,3)	1:A:84:LYS:HD2	2:B:11:A:C4	3	1.1
(1,3)	1:A:84:LYS:HD2	2:B:11:A:C4'	3	1.1
(1,3)	1:A:84:LYS:HD2	2:B:11:A:C5	3	1.1
(1,3)	1:A:84:LYS:HD2	2:B:11:A:C5'	3	1.1
(1,3)	1:A:84:LYS:HD2	2:B:11:A:C6	3	1.1
(1,3)	1:A:84:LYS:HD2	2:B:11:A:C8	3	1.1
(1,3)	1:A:84:LYS:HD2	2:B:11:A:H1'	3	1.1
(1,3)	1:A:84:LYS:HD2	2:B:11:A:H2	3	1.1
(1,3)	1:A:84:LYS:HD2	2:B:11:A:H2'	3	1.1
(1,3)	1:A:84:LYS:HD2	2:B:11:A:H3'	3	1.1
(1,3)	1:A:84:LYS:HD2	2:B:11:A:H4'	3	1.1
(1,3)	1:A:84:LYS:HD2	2:B:11:A:H5'	3	1.1
(1,3)	1:A:84:LYS:HD2	2:B:11:A:H5''	3	1.1
(1,3)	1:A:84:LYS:HD2	2:B:11:A:H61	3	1.1
(1,3)	1:A:84:LYS:HD2	2:B:11:A:H62	3	1.1
(1,3)	1:A:84:LYS:HD2	2:B:11:A:H8	3	1.1
(1,3)	1:A:84:LYS:HD2	2:B:11:A:HO2'	3	1.1
(1,3)	1:A:84:LYS:HD2	2:B:11:A:N1	3	1.1
(1,3)	1:A:84:LYS:HD2	2:B:11:A:N3	3	1.1

*Continued on next page...*

*Continued from previous page...*

Key	Atom-1	Atom-2	Model ID	Violation (Å)
(1,3)	1:A:84:LYS:HD2	2:B:11:A:N6	3	1.1
(1,3)	1:A:84:LYS:HD2	2:B:11:A:N7	3	1.1
(1,3)	1:A:84:LYS:HD2	2:B:11:A:N9	3	1.1
(1,3)	1:A:84:LYS:HD2	2:B:11:A:O2'	3	1.1
(1,3)	1:A:84:LYS:HD2	2:B:11:A:O3'	3	1.1
(1,3)	1:A:84:LYS:HD2	2:B:11:A:O4'	3	1.1
(1,3)	1:A:84:LYS:HD2	2:B:11:A:O5'	3	1.1
(1,3)	1:A:84:LYS:HD2	2:B:11:A:OP1	3	1.1
(1,3)	1:A:84:LYS:HD2	2:B:11:A:OP2	3	1.1
(1,3)	1:A:84:LYS:HD2	2:B:11:A:P	3	1.1
(1,3)	1:A:84:LYS:HD2	2:B:12:A:C1'	3	1.1
(1,3)	1:A:84:LYS:HD2	2:B:12:A:C2	3	1.1
(1,3)	1:A:84:LYS:HD2	2:B:12:A:C2'	3	1.1
(1,3)	1:A:84:LYS:HD2	2:B:12:A:C3'	3	1.1
(1,3)	1:A:84:LYS:HD2	2:B:12:A:C4	3	1.1
(1,3)	1:A:84:LYS:HD2	2:B:12:A:C4'	3	1.1
(1,3)	1:A:84:LYS:HD2	2:B:12:A:C5	3	1.1
(1,3)	1:A:84:LYS:HD2	2:B:12:A:C5'	3	1.1
(1,3)	1:A:84:LYS:HD2	2:B:12:A:C6	3	1.1
(1,3)	1:A:84:LYS:HD2	2:B:12:A:C8	3	1.1
(1,3)	1:A:84:LYS:HD2	2:B:12:A:H1'	3	1.1
(1,3)	1:A:84:LYS:HD2	2:B:12:A:H2	3	1.1
(1,3)	1:A:84:LYS:HD2	2:B:12:A:H2'	3	1.1
(1,3)	1:A:84:LYS:HD2	2:B:12:A:H3'	3	1.1
(1,3)	1:A:84:LYS:HD2	2:B:12:A:H4'	3	1.1
(1,3)	1:A:84:LYS:HD2	2:B:12:A:H5'	3	1.1
(1,3)	1:A:84:LYS:HD2	2:B:12:A:H5''	3	1.1
(1,3)	1:A:84:LYS:HD2	2:B:12:A:H61	3	1.1
(1,3)	1:A:84:LYS:HD2	2:B:12:A:H62	3	1.1
(1,3)	1:A:84:LYS:HD2	2:B:12:A:H8	3	1.1
(1,3)	1:A:84:LYS:HD2	2:B:12:A:HO2'	3	1.1
(1,3)	1:A:84:LYS:HD2	2:B:12:A:N1	3	1.1
(1,3)	1:A:84:LYS:HD2	2:B:12:A:N3	3	1.1
(1,3)	1:A:84:LYS:HD2	2:B:12:A:N6	3	1.1
(1,3)	1:A:84:LYS:HD2	2:B:12:A:N7	3	1.1
(1,3)	1:A:84:LYS:HD2	2:B:12:A:N9	3	1.1
(1,3)	1:A:84:LYS:HD2	2:B:12:A:O2'	3	1.1
(1,3)	1:A:84:LYS:HD2	2:B:12:A:O3'	3	1.1
(1,3)	1:A:84:LYS:HD2	2:B:12:A:O4'	3	1.1
(1,3)	1:A:84:LYS:HD2	2:B:12:A:O5'	3	1.1
(1,3)	1:A:84:LYS:HD2	2:B:12:A:OP1	3	1.1
(1,3)	1:A:84:LYS:HD2	2:B:12:A:OP2	3	1.1

*Continued on next page...*

*Continued from previous page...*

Key	Atom-1	Atom-2	Model ID	Violation (Å)
(1,3)	1:A:84:LYS:HD2	2:B:12:A:P	3	1.1
(1,3)	1:A:84:LYS:HD2	2:B:13:A:C1'	3	1.1
(1,3)	1:A:84:LYS:HD2	2:B:13:A:C2	3	1.1
(1,3)	1:A:84:LYS:HD2	2:B:13:A:C2'	3	1.1
(1,3)	1:A:84:LYS:HD2	2:B:13:A:C3'	3	1.1
(1,3)	1:A:84:LYS:HD2	2:B:13:A:C4	3	1.1
(1,3)	1:A:84:LYS:HD2	2:B:13:A:C4'	3	1.1
(1,3)	1:A:84:LYS:HD2	2:B:13:A:C5	3	1.1
(1,3)	1:A:84:LYS:HD2	2:B:13:A:C5'	3	1.1
(1,3)	1:A:84:LYS:HD2	2:B:13:A:C6	3	1.1
(1,3)	1:A:84:LYS:HD2	2:B:13:A:C8	3	1.1
(1,3)	1:A:84:LYS:HD2	2:B:13:A:H1'	3	1.1
(1,3)	1:A:84:LYS:HD2	2:B:13:A:H2	3	1.1
(1,3)	1:A:84:LYS:HD2	2:B:13:A:H2'	3	1.1
(1,3)	1:A:84:LYS:HD2	2:B:13:A:H3'	3	1.1
(1,3)	1:A:84:LYS:HD2	2:B:13:A:H4'	3	1.1
(1,3)	1:A:84:LYS:HD2	2:B:13:A:H5'	3	1.1
(1,3)	1:A:84:LYS:HD2	2:B:13:A:H5''	3	1.1
(1,3)	1:A:84:LYS:HD2	2:B:13:A:H61	3	1.1
(1,3)	1:A:84:LYS:HD2	2:B:13:A:H62	3	1.1
(1,3)	1:A:84:LYS:HD2	2:B:13:A:H8	3	1.1
(1,3)	1:A:84:LYS:HD2	2:B:13:A:HO2'	3	1.1
(1,3)	1:A:84:LYS:HD2	2:B:13:A:N1	3	1.1
(1,3)	1:A:84:LYS:HD2	2:B:13:A:N3	3	1.1
(1,3)	1:A:84:LYS:HD2	2:B:13:A:N6	3	1.1
(1,3)	1:A:84:LYS:HD2	2:B:13:A:N7	3	1.1
(1,3)	1:A:84:LYS:HD2	2:B:13:A:N9	3	1.1
(1,3)	1:A:84:LYS:HD2	2:B:13:A:O2'	3	1.1
(1,3)	1:A:84:LYS:HD2	2:B:13:A:O3'	3	1.1
(1,3)	1:A:84:LYS:HD2	2:B:13:A:O4'	3	1.1
(1,3)	1:A:84:LYS:HD2	2:B:13:A:O5'	3	1.1
(1,3)	1:A:84:LYS:HD2	2:B:13:A:OP1	3	1.1
(1,3)	1:A:84:LYS:HD2	2:B:13:A:OP2	3	1.1
(1,3)	1:A:84:LYS:HD2	2:B:13:A:P	3	1.1
(1,3)	1:A:84:LYS:HD2	2:B:14:G:C1'	3	1.1
(1,3)	1:A:84:LYS:HD2	2:B:14:G:C2	3	1.1
(1,3)	1:A:84:LYS:HD2	2:B:14:G:C2'	3	1.1
(1,3)	1:A:84:LYS:HD2	2:B:14:G:C3'	3	1.1
(1,3)	1:A:84:LYS:HD2	2:B:14:G:C4	3	1.1
(1,3)	1:A:84:LYS:HD2	2:B:14:G:C4'	3	1.1
(1,3)	1:A:84:LYS:HD2	2:B:14:G:C5	3	1.1
(1,3)	1:A:84:LYS:HD2	2:B:14:G:C5'	3	1.1

*Continued on next page...*

*Continued from previous page...*

Key	Atom-1	Atom-2	Model ID	Violation (Å)
(1,3)	1:A:84:LYS:HD2	2:B:14:G:C6	3	1.1
(1,3)	1:A:84:LYS:HD2	2:B:14:G:C8	3	1.1
(1,3)	1:A:84:LYS:HD2	2:B:14:G:H1	3	1.1
(1,3)	1:A:84:LYS:HD2	2:B:14:G:H1'	3	1.1
(1,3)	1:A:84:LYS:HD2	2:B:14:G:H2'	3	1.1
(1,3)	1:A:84:LYS:HD2	2:B:14:G:H21	3	1.1
(1,3)	1:A:84:LYS:HD2	2:B:14:G:H22	3	1.1
(1,3)	1:A:84:LYS:HD2	2:B:14:G:H3'	3	1.1
(1,3)	1:A:84:LYS:HD2	2:B:14:G:H4'	3	1.1
(1,3)	1:A:84:LYS:HD2	2:B:14:G:H5'	3	1.1
(1,3)	1:A:84:LYS:HD2	2:B:14:G:H5''	3	1.1
(1,3)	1:A:84:LYS:HD2	2:B:14:G:H8	3	1.1
(1,3)	1:A:84:LYS:HD2	2:B:14:G:HO2'	3	1.1
(1,3)	1:A:84:LYS:HD2	2:B:14:G:N1	3	1.1
(1,3)	1:A:84:LYS:HD2	2:B:14:G:N2	3	1.1
(1,3)	1:A:84:LYS:HD2	2:B:14:G:N3	3	1.1
(1,3)	1:A:84:LYS:HD2	2:B:14:G:N7	3	1.1
(1,3)	1:A:84:LYS:HD2	2:B:14:G:N9	3	1.1
(1,3)	1:A:84:LYS:HD2	2:B:14:G:O2'	3	1.1
(1,3)	1:A:84:LYS:HD2	2:B:14:G:O3'	3	1.1
(1,3)	1:A:84:LYS:HD2	2:B:14:G:O4'	3	1.1
(1,3)	1:A:84:LYS:HD2	2:B:14:G:O5'	3	1.1
(1,3)	1:A:84:LYS:HD2	2:B:14:G:O6	3	1.1
(1,3)	1:A:84:LYS:HD2	2:B:14:G:OP1	3	1.1
(1,3)	1:A:84:LYS:HD2	2:B:14:G:OP2	3	1.1
(1,3)	1:A:84:LYS:HD2	2:B:14:G:P	3	1.1
(1,3)	1:A:84:LYS:HD2	2:B:15:A:C1'	3	1.1
(1,3)	1:A:84:LYS:HD2	2:B:15:A:C2	3	1.1
(1,3)	1:A:84:LYS:HD2	2:B:15:A:C2'	3	1.1
(1,3)	1:A:84:LYS:HD2	2:B:15:A:C3'	3	1.1
(1,3)	1:A:84:LYS:HD2	2:B:15:A:C4	3	1.1
(1,3)	1:A:84:LYS:HD2	2:B:15:A:C4'	3	1.1
(1,3)	1:A:84:LYS:HD2	2:B:15:A:C5	3	1.1
(1,3)	1:A:84:LYS:HD2	2:B:15:A:C5'	3	1.1
(1,3)	1:A:84:LYS:HD2	2:B:15:A:C6	3	1.1
(1,3)	1:A:84:LYS:HD2	2:B:15:A:C8	3	1.1
(1,3)	1:A:84:LYS:HD2	2:B:15:A:H1'	3	1.1
(1,3)	1:A:84:LYS:HD2	2:B:15:A:H2	3	1.1
(1,3)	1:A:84:LYS:HD2	2:B:15:A:H2'	3	1.1
(1,3)	1:A:84:LYS:HD2	2:B:15:A:H3'	3	1.1
(1,3)	1:A:84:LYS:HD2	2:B:15:A:H4'	3	1.1
(1,3)	1:A:84:LYS:HD2	2:B:15:A:H5'	3	1.1

*Continued on next page...*

*Continued from previous page...*

Key	Atom-1	Atom-2	Model ID	Violation (Å)
(1,3)	1:A:84:LYS:HD2	2:B:15:A:H5''	3	1.1
(1,3)	1:A:84:LYS:HD2	2:B:15:A:H61	3	1.1
(1,3)	1:A:84:LYS:HD2	2:B:15:A:H62	3	1.1
(1,3)	1:A:84:LYS:HD2	2:B:15:A:H8	3	1.1
(1,3)	1:A:84:LYS:HD2	2:B:15:A:HO2'	3	1.1
(1,3)	1:A:84:LYS:HD2	2:B:15:A:N1	3	1.1
(1,3)	1:A:84:LYS:HD2	2:B:15:A:N3	3	1.1
(1,3)	1:A:84:LYS:HD2	2:B:15:A:N6	3	1.1
(1,3)	1:A:84:LYS:HD2	2:B:15:A:N7	3	1.1
(1,3)	1:A:84:LYS:HD2	2:B:15:A:N9	3	1.1
(1,3)	1:A:84:LYS:HD2	2:B:15:A:O2'	3	1.1
(1,3)	1:A:84:LYS:HD2	2:B:15:A:O3'	3	1.1
(1,3)	1:A:84:LYS:HD2	2:B:15:A:O4'	3	1.1
(1,3)	1:A:84:LYS:HD2	2:B:15:A:O5'	3	1.1
(1,3)	1:A:84:LYS:HD2	2:B:15:A:OP1	3	1.1
(1,3)	1:A:84:LYS:HD2	2:B:15:A:OP2	3	1.1
(1,3)	1:A:84:LYS:HD2	2:B:15:A:P	3	1.1
(1,3)	1:A:84:LYS:HD2	2:B:16:G:C1'	3	1.1
(1,3)	1:A:84:LYS:HD2	2:B:16:G:C2	3	1.1
(1,3)	1:A:84:LYS:HD2	2:B:16:G:C2'	3	1.1
(1,3)	1:A:84:LYS:HD2	2:B:16:G:C3'	3	1.1
(1,3)	1:A:84:LYS:HD2	2:B:16:G:C4	3	1.1
(1,3)	1:A:84:LYS:HD2	2:B:16:G:C4'	3	1.1
(1,3)	1:A:84:LYS:HD2	2:B:16:G:C5	3	1.1
(1,3)	1:A:84:LYS:HD2	2:B:16:G:C5'	3	1.1
(1,3)	1:A:84:LYS:HD2	2:B:16:G:C6	3	1.1
(1,3)	1:A:84:LYS:HD2	2:B:16:G:C8	3	1.1
(1,3)	1:A:84:LYS:HD2	2:B:16:G:H1	3	1.1
(1,3)	1:A:84:LYS:HD2	2:B:16:G:H1'	3	1.1
(1,3)	1:A:84:LYS:HD2	2:B:16:G:H2'	3	1.1
(1,3)	1:A:84:LYS:HD2	2:B:16:G:H21	3	1.1
(1,3)	1:A:84:LYS:HD2	2:B:16:G:H22	3	1.1
(1,3)	1:A:84:LYS:HD2	2:B:16:G:H3'	3	1.1
(1,3)	1:A:84:LYS:HD2	2:B:16:G:H4'	3	1.1
(1,3)	1:A:84:LYS:HD2	2:B:16:G:H5'	3	1.1
(1,3)	1:A:84:LYS:HD2	2:B:16:G:H5''	3	1.1
(1,3)	1:A:84:LYS:HD2	2:B:16:G:H8	3	1.1
(1,3)	1:A:84:LYS:HD2	2:B:16:G:HO2'	3	1.1
(1,3)	1:A:84:LYS:HD2	2:B:16:G:N1	3	1.1
(1,3)	1:A:84:LYS:HD2	2:B:16:G:N2	3	1.1
(1,3)	1:A:84:LYS:HD2	2:B:16:G:N3	3	1.1
(1,3)	1:A:84:LYS:HD2	2:B:16:G:N7	3	1.1

*Continued on next page...*

*Continued from previous page...*

Key	Atom-1	Atom-2	Model ID	Violation (Å)
(1,3)	1:A:84:LYS:HD2	2:B:16:G:N9	3	1.1
(1,3)	1:A:84:LYS:HD2	2:B:16:G:O2'	3	1.1
(1,3)	1:A:84:LYS:HD2	2:B:16:G:O3'	3	1.1
(1,3)	1:A:84:LYS:HD2	2:B:16:G:O4'	3	1.1
(1,3)	1:A:84:LYS:HD2	2:B:16:G:O5'	3	1.1
(1,3)	1:A:84:LYS:HD2	2:B:16:G:O6	3	1.1
(1,3)	1:A:84:LYS:HD2	2:B:16:G:OP1	3	1.1
(1,3)	1:A:84:LYS:HD2	2:B:16:G:OP2	3	1.1
(1,3)	1:A:84:LYS:HD2	2:B:16:G:P	3	1.1
(1,3)	1:A:84:LYS:HD2	2:B:17:C:C1'	3	1.1
(1,3)	1:A:84:LYS:HD2	2:B:17:C:C2	3	1.1
(1,3)	1:A:84:LYS:HD2	2:B:17:C:C2'	3	1.1
(1,3)	1:A:84:LYS:HD2	2:B:17:C:C3'	3	1.1
(1,3)	1:A:84:LYS:HD2	2:B:17:C:C4	3	1.1
(1,3)	1:A:84:LYS:HD2	2:B:17:C:C4'	3	1.1
(1,3)	1:A:84:LYS:HD2	2:B:17:C:C5	3	1.1
(1,3)	1:A:84:LYS:HD2	2:B:17:C:C5'	3	1.1
(1,3)	1:A:84:LYS:HD2	2:B:17:C:C6	3	1.1
(1,3)	1:A:84:LYS:HD2	2:B:17:C:H1'	3	1.1
(1,3)	1:A:84:LYS:HD2	2:B:17:C:H2'	3	1.1
(1,3)	1:A:84:LYS:HD2	2:B:17:C:H3'	3	1.1
(1,3)	1:A:84:LYS:HD2	2:B:17:C:H4'	3	1.1
(1,3)	1:A:84:LYS:HD2	2:B:17:C:H41	3	1.1
(1,3)	1:A:84:LYS:HD2	2:B:17:C:H42	3	1.1
(1,3)	1:A:84:LYS:HD2	2:B:17:C:H5	3	1.1
(1,3)	1:A:84:LYS:HD2	2:B:17:C:H5'	3	1.1
(1,3)	1:A:84:LYS:HD2	2:B:17:C:H5''	3	1.1
(1,3)	1:A:84:LYS:HD2	2:B:17:C:H6	3	1.1
(1,3)	1:A:84:LYS:HD2	2:B:17:C:HO2'	3	1.1
(1,3)	1:A:84:LYS:HD2	2:B:17:C:N1	3	1.1
(1,3)	1:A:84:LYS:HD2	2:B:17:C:N3	3	1.1
(1,3)	1:A:84:LYS:HD2	2:B:17:C:N4	3	1.1
(1,3)	1:A:84:LYS:HD2	2:B:17:C:O2	3	1.1
(1,3)	1:A:84:LYS:HD2	2:B:17:C:O2'	3	1.1
(1,3)	1:A:84:LYS:HD2	2:B:17:C:O3'	3	1.1
(1,3)	1:A:84:LYS:HD2	2:B:17:C:O4'	3	1.1
(1,3)	1:A:84:LYS:HD2	2:B:17:C:O5'	3	1.1
(1,3)	1:A:84:LYS:HD2	2:B:17:C:OP1	3	1.1
(1,3)	1:A:84:LYS:HD2	2:B:17:C:OP2	3	1.1
(1,3)	1:A:84:LYS:HD2	2:B:17:C:P	3	1.1
(1,3)	1:A:84:LYS:HD2	2:B:18:A:C1'	3	1.1
(1,3)	1:A:84:LYS:HD2	2:B:18:A:C2	3	1.1

*Continued on next page...*

*Continued from previous page...*

Key	Atom-1	Atom-2	Model ID	Violation (Å)
(1,3)	1:A:84:LYS:HD2	2:B:18:A:C2'	3	1.1
(1,3)	1:A:84:LYS:HD2	2:B:18:A:C3'	3	1.1
(1,3)	1:A:84:LYS:HD2	2:B:18:A:C4	3	1.1
(1,3)	1:A:84:LYS:HD2	2:B:18:A:C4'	3	1.1
(1,3)	1:A:84:LYS:HD2	2:B:18:A:C5	3	1.1
(1,3)	1:A:84:LYS:HD2	2:B:18:A:C5'	3	1.1
(1,3)	1:A:84:LYS:HD2	2:B:18:A:C6	3	1.1
(1,3)	1:A:84:LYS:HD2	2:B:18:A:C8	3	1.1
(1,3)	1:A:84:LYS:HD2	2:B:18:A:H1'	3	1.1
(1,3)	1:A:84:LYS:HD2	2:B:18:A:H2	3	1.1
(1,3)	1:A:84:LYS:HD2	2:B:18:A:H2'	3	1.1
(1,3)	1:A:84:LYS:HD2	2:B:18:A:H3'	3	1.1
(1,3)	1:A:84:LYS:HD2	2:B:18:A:H4'	3	1.1
(1,3)	1:A:84:LYS:HD2	2:B:18:A:H5'	3	1.1
(1,3)	1:A:84:LYS:HD2	2:B:18:A:H5''	3	1.1
(1,3)	1:A:84:LYS:HD2	2:B:18:A:H61	3	1.1
(1,3)	1:A:84:LYS:HD2	2:B:18:A:H62	3	1.1
(1,3)	1:A:84:LYS:HD2	2:B:18:A:H8	3	1.1
(1,3)	1:A:84:LYS:HD2	2:B:18:A:HO2'	3	1.1
(1,3)	1:A:84:LYS:HD2	2:B:18:A:N1	3	1.1
(1,3)	1:A:84:LYS:HD2	2:B:18:A:N3	3	1.1
(1,3)	1:A:84:LYS:HD2	2:B:18:A:N6	3	1.1
(1,3)	1:A:84:LYS:HD2	2:B:18:A:N7	3	1.1
(1,3)	1:A:84:LYS:HD2	2:B:18:A:N9	3	1.1
(1,3)	1:A:84:LYS:HD2	2:B:18:A:O2'	3	1.1
(1,3)	1:A:84:LYS:HD2	2:B:18:A:O3'	3	1.1
(1,3)	1:A:84:LYS:HD2	2:B:18:A:O4'	3	1.1
(1,3)	1:A:84:LYS:HD2	2:B:18:A:O5'	3	1.1
(1,3)	1:A:84:LYS:HD2	2:B:18:A:OP1	3	1.1
(1,3)	1:A:84:LYS:HD2	2:B:18:A:OP2	3	1.1
(1,3)	1:A:84:LYS:HD2	2:B:18:A:P	3	1.1
(1,3)	1:A:84:LYS:HD2	2:B:19:A:C1'	3	1.1
(1,3)	1:A:84:LYS:HD2	2:B:19:A:C2	3	1.1
(1,3)	1:A:84:LYS:HD2	2:B:19:A:C2'	3	1.1
(1,3)	1:A:84:LYS:HD2	2:B:19:A:C3'	3	1.1
(1,3)	1:A:84:LYS:HD2	2:B:19:A:C4	3	1.1
(1,3)	1:A:84:LYS:HD2	2:B:19:A:C4'	3	1.1
(1,3)	1:A:84:LYS:HD2	2:B:19:A:C5	3	1.1
(1,3)	1:A:84:LYS:HD2	2:B:19:A:C5'	3	1.1
(1,3)	1:A:84:LYS:HD2	2:B:19:A:C6	3	1.1
(1,3)	1:A:84:LYS:HD2	2:B:19:A:C8	3	1.1
(1,3)	1:A:84:LYS:HD2	2:B:19:A:H1'	3	1.1

*Continued on next page...*



*Continued from previous page...*

Key	Atom-1	Atom-2	Model ID	Violation (Å)
(1,3)	1:A:84:LYS:HD2	2:B:19:A:H2	3	1.1
(1,3)	1:A:84:LYS:HD2	2:B:19:A:H2'	3	1.1
(1,3)	1:A:84:LYS:HD2	2:B:19:A:H3'	3	1.1
(1,3)	1:A:84:LYS:HD2	2:B:19:A:H4'	3	1.1
(1,3)	1:A:84:LYS:HD2	2:B:19:A:H5'	3	1.1
(1,3)	1:A:84:LYS:HD2	2:B:19:A:H5''	3	1.1
(1,3)	1:A:84:LYS:HD2	2:B:19:A:H61	3	1.1
(1,3)	1:A:84:LYS:HD2	2:B:19:A:H62	3	1.1
(1,3)	1:A:84:LYS:HD2	2:B:19:A:H8	3	1.1
(1,3)	1:A:84:LYS:HD2	2:B:19:A:HO2'	3	1.1
(1,3)	1:A:84:LYS:HD2	2:B:19:A:N1	3	1.1
(1,3)	1:A:84:LYS:HD2	2:B:19:A:N3	3	1.1
(1,3)	1:A:84:LYS:HD2	2:B:19:A:N6	3	1.1
(1,3)	1:A:84:LYS:HD2	2:B:19:A:N7	3	1.1
(1,3)	1:A:84:LYS:HD2	2:B:19:A:N9	3	1.1
(1,3)	1:A:84:LYS:HD2	2:B:19:A:O2'	3	1.1
(1,3)	1:A:84:LYS:HD2	2:B:19:A:O3'	3	1.1
(1,3)	1:A:84:LYS:HD2	2:B:19:A:O4'	3	1.1
(1,3)	1:A:84:LYS:HD2	2:B:19:A:O5'	3	1.1
(1,3)	1:A:84:LYS:HD2	2:B:19:A:OP1	3	1.1
(1,3)	1:A:84:LYS:HD2	2:B:19:A:OP2	3	1.1
(1,3)	1:A:84:LYS:HD2	2:B:19:A:P	3	1.1
(1,3)	1:A:84:LYS:HD2	2:B:20:U:C1'	3	1.1
(1,3)	1:A:84:LYS:HD2	2:B:20:U:C2	3	1.1
(1,3)	1:A:84:LYS:HD2	2:B:20:U:C2'	3	1.1
(1,3)	1:A:84:LYS:HD2	2:B:20:U:C3'	3	1.1
(1,3)	1:A:84:LYS:HD2	2:B:20:U:C4	3	1.1
(1,3)	1:A:84:LYS:HD2	2:B:20:U:C4'	3	1.1
(1,3)	1:A:84:LYS:HD2	2:B:20:U:C5	3	1.1
(1,3)	1:A:84:LYS:HD2	2:B:20:U:C5'	3	1.1
(1,3)	1:A:84:LYS:HD2	2:B:20:U:C6	3	1.1
(1,3)	1:A:84:LYS:HD2	2:B:20:U:H1'	3	1.1
(1,3)	1:A:84:LYS:HD2	2:B:20:U:H2'	3	1.1
(1,3)	1:A:84:LYS:HD2	2:B:20:U:H3	3	1.1
(1,3)	1:A:84:LYS:HD2	2:B:20:U:H3'	3	1.1
(1,3)	1:A:84:LYS:HD2	2:B:20:U:H4'	3	1.1
(1,3)	1:A:84:LYS:HD2	2:B:20:U:H5	3	1.1
(1,3)	1:A:84:LYS:HD2	2:B:20:U:H5'	3	1.1
(1,3)	1:A:84:LYS:HD2	2:B:20:U:H5''	3	1.1
(1,3)	1:A:84:LYS:HD2	2:B:20:U:H6	3	1.1
(1,3)	1:A:84:LYS:HD2	2:B:20:U:HO2'	3	1.1
(1,3)	1:A:84:LYS:HD2	2:B:20:U:N1	3	1.1

*Continued on next page...*

*Continued from previous page...*

Key	Atom-1	Atom-2	Model ID	Violation (Å)
(1,3)	1:A:84:LYS:HD2	2:B:20:U:N3	3	1.1
(1,3)	1:A:84:LYS:HD2	2:B:20:U:O2	3	1.1
(1,3)	1:A:84:LYS:HD2	2:B:20:U:O2'	3	1.1
(1,3)	1:A:84:LYS:HD2	2:B:20:U:O3'	3	1.1
(1,3)	1:A:84:LYS:HD2	2:B:20:U:O4	3	1.1
(1,3)	1:A:84:LYS:HD2	2:B:20:U:O4'	3	1.1
(1,3)	1:A:84:LYS:HD2	2:B:20:U:O5'	3	1.1
(1,3)	1:A:84:LYS:HD2	2:B:20:U:OP1	3	1.1
(1,3)	1:A:84:LYS:HD2	2:B:20:U:OP2	3	1.1
(1,3)	1:A:84:LYS:HD2	2:B:20:U:P	3	1.1
(1,3)	1:A:84:LYS:HD2	2:B:21:G:C1'	3	1.1
(1,3)	1:A:84:LYS:HD2	2:B:21:G:C2	3	1.1
(1,3)	1:A:84:LYS:HD2	2:B:21:G:C2'	3	1.1
(1,3)	1:A:84:LYS:HD2	2:B:21:G:C3'	3	1.1
(1,3)	1:A:84:LYS:HD2	2:B:21:G:C4	3	1.1
(1,3)	1:A:84:LYS:HD2	2:B:21:G:C4'	3	1.1
(1,3)	1:A:84:LYS:HD2	2:B:21:G:C5	3	1.1
(1,3)	1:A:84:LYS:HD2	2:B:21:G:C5'	3	1.1
(1,3)	1:A:84:LYS:HD2	2:B:21:G:C6	3	1.1
(1,3)	1:A:84:LYS:HD2	2:B:21:G:C8	3	1.1
(1,3)	1:A:84:LYS:HD2	2:B:21:G:H1	3	1.1
(1,3)	1:A:84:LYS:HD2	2:B:21:G:H1'	3	1.1
(1,3)	1:A:84:LYS:HD2	2:B:21:G:H2'	3	1.1
(1,3)	1:A:84:LYS:HD2	2:B:21:G:H21	3	1.1
(1,3)	1:A:84:LYS:HD2	2:B:21:G:H22	3	1.1
(1,3)	1:A:84:LYS:HD2	2:B:21:G:H3'	3	1.1
(1,3)	1:A:84:LYS:HD2	2:B:21:G:H4'	3	1.1
(1,3)	1:A:84:LYS:HD2	2:B:21:G:H5'	3	1.1
(1,3)	1:A:84:LYS:HD2	2:B:21:G:H5''	3	1.1
(1,3)	1:A:84:LYS:HD2	2:B:21:G:H8	3	1.1
(1,3)	1:A:84:LYS:HD2	2:B:21:G:HO2'	3	1.1
(1,3)	1:A:84:LYS:HD2	2:B:21:G:N1	3	1.1
(1,3)	1:A:84:LYS:HD2	2:B:21:G:N2	3	1.1
(1,3)	1:A:84:LYS:HD2	2:B:21:G:N3	3	1.1
(1,3)	1:A:84:LYS:HD2	2:B:21:G:N7	3	1.1
(1,3)	1:A:84:LYS:HD2	2:B:21:G:N9	3	1.1
(1,3)	1:A:84:LYS:HD2	2:B:21:G:O2'	3	1.1
(1,3)	1:A:84:LYS:HD2	2:B:21:G:O3'	3	1.1
(1,3)	1:A:84:LYS:HD2	2:B:21:G:O4'	3	1.1
(1,3)	1:A:84:LYS:HD2	2:B:21:G:O5'	3	1.1
(1,3)	1:A:84:LYS:HD2	2:B:21:G:O6	3	1.1
(1,3)	1:A:84:LYS:HD2	2:B:21:G:OP1	3	1.1

*Continued on next page...*

*Continued from previous page...*

Key	Atom-1	Atom-2	Model ID	Violation (Å)
(1,3)	1:A:84:LYS:HD2	2:B:21:G:OP2	3	1.1
(1,3)	1:A:84:LYS:HD2	2:B:21:G:P	3	1.1
(1,3)	1:A:84:LYS:HD2	2:B:22:A:C1'	3	1.1
(1,3)	1:A:84:LYS:HD2	2:B:22:A:C2	3	1.1
(1,3)	1:A:84:LYS:HD2	2:B:22:A:C2'	3	1.1
(1,3)	1:A:84:LYS:HD2	2:B:22:A:C3'	3	1.1
(1,3)	1:A:84:LYS:HD2	2:B:22:A:C4	3	1.1
(1,3)	1:A:84:LYS:HD2	2:B:22:A:C4'	3	1.1
(1,3)	1:A:84:LYS:HD2	2:B:22:A:C5	3	1.1
(1,3)	1:A:84:LYS:HD2	2:B:22:A:C5'	3	1.1
(1,3)	1:A:84:LYS:HD2	2:B:22:A:C6	3	1.1
(1,3)	1:A:84:LYS:HD2	2:B:22:A:C8	3	1.1
(1,3)	1:A:84:LYS:HD2	2:B:22:A:H1'	3	1.1
(1,3)	1:A:84:LYS:HD2	2:B:22:A:H2	3	1.1
(1,3)	1:A:84:LYS:HD2	2:B:22:A:H2'	3	1.1
(1,3)	1:A:84:LYS:HD2	2:B:22:A:H3'	3	1.1
(1,3)	1:A:84:LYS:HD2	2:B:22:A:H4'	3	1.1
(1,3)	1:A:84:LYS:HD2	2:B:22:A:H5'	3	1.1
(1,3)	1:A:84:LYS:HD2	2:B:22:A:H5''	3	1.1
(1,3)	1:A:84:LYS:HD2	2:B:22:A:H61	3	1.1
(1,3)	1:A:84:LYS:HD2	2:B:22:A:H62	3	1.1
(1,3)	1:A:84:LYS:HD2	2:B:22:A:H8	3	1.1
(1,3)	1:A:84:LYS:HD2	2:B:22:A:HO2'	3	1.1
(1,3)	1:A:84:LYS:HD2	2:B:22:A:N1	3	1.1
(1,3)	1:A:84:LYS:HD2	2:B:22:A:N3	3	1.1
(1,3)	1:A:84:LYS:HD2	2:B:22:A:N6	3	1.1
(1,3)	1:A:84:LYS:HD2	2:B:22:A:N7	3	1.1
(1,3)	1:A:84:LYS:HD2	2:B:22:A:N9	3	1.1
(1,3)	1:A:84:LYS:HD2	2:B:22:A:O2'	3	1.1
(1,3)	1:A:84:LYS:HD2	2:B:22:A:O3'	3	1.1
(1,3)	1:A:84:LYS:HD2	2:B:22:A:O4'	3	1.1
(1,3)	1:A:84:LYS:HD2	2:B:22:A:O5'	3	1.1
(1,3)	1:A:84:LYS:HD2	2:B:22:A:OP1	3	1.1
(1,3)	1:A:84:LYS:HD2	2:B:22:A:OP2	3	1.1
(1,3)	1:A:84:LYS:HD2	2:B:22:A:P	3	1.1
(1,3)	1:A:84:LYS:HD2	2:B:23:U:C1'	3	1.1
(1,3)	1:A:84:LYS:HD2	2:B:23:U:C2	3	1.1
(1,3)	1:A:84:LYS:HD2	2:B:23:U:C2'	3	1.1
(1,3)	1:A:84:LYS:HD2	2:B:23:U:C3'	3	1.1
(1,3)	1:A:84:LYS:HD2	2:B:23:U:C4	3	1.1
(1,3)	1:A:84:LYS:HD2	2:B:23:U:C4'	3	1.1
(1,3)	1:A:84:LYS:HD2	2:B:23:U:C5	3	1.1

*Continued on next page...*

*Continued from previous page...*

Key	Atom-1	Atom-2	Model ID	Violation (Å)
(1,3)	1:A:84:LYS:HD2	2:B:23:U:C5'	3	1.1
(1,3)	1:A:84:LYS:HD2	2:B:23:U:C6	3	1.1
(1,3)	1:A:84:LYS:HD2	2:B:23:U:H1'	3	1.1
(1,3)	1:A:84:LYS:HD2	2:B:23:U:H2'	3	1.1
(1,3)	1:A:84:LYS:HD2	2:B:23:U:H3	3	1.1
(1,3)	1:A:84:LYS:HD2	2:B:23:U:H3'	3	1.1
(1,3)	1:A:84:LYS:HD2	2:B:23:U:H4'	3	1.1
(1,3)	1:A:84:LYS:HD2	2:B:23:U:H5	3	1.1
(1,3)	1:A:84:LYS:HD2	2:B:23:U:H5'	3	1.1
(1,3)	1:A:84:LYS:HD2	2:B:23:U:H5''	3	1.1
(1,3)	1:A:84:LYS:HD2	2:B:23:U:H6	3	1.1
(1,3)	1:A:84:LYS:HD2	2:B:23:U:HO2'	3	1.1
(1,3)	1:A:84:LYS:HD2	2:B:23:U:N1	3	1.1
(1,3)	1:A:84:LYS:HD2	2:B:23:U:N3	3	1.1
(1,3)	1:A:84:LYS:HD2	2:B:23:U:O2	3	1.1
(1,3)	1:A:84:LYS:HD2	2:B:23:U:O2'	3	1.1
(1,3)	1:A:84:LYS:HD2	2:B:23:U:O3'	3	1.1
(1,3)	1:A:84:LYS:HD2	2:B:23:U:O4	3	1.1
(1,3)	1:A:84:LYS:HD2	2:B:23:U:O4'	3	1.1
(1,3)	1:A:84:LYS:HD2	2:B:23:U:O5'	3	1.1
(1,3)	1:A:84:LYS:HD2	2:B:23:U:OP1	3	1.1
(1,3)	1:A:84:LYS:HD2	2:B:23:U:OP2	3	1.1
(1,3)	1:A:84:LYS:HD2	2:B:23:U:P	3	1.1
(1,3)	1:A:84:LYS:HD2	2:B:24:G:C1'	3	1.1
(1,3)	1:A:84:LYS:HD2	2:B:24:G:C2	3	1.1
(1,3)	1:A:84:LYS:HD2	2:B:24:G:C2'	3	1.1
(1,3)	1:A:84:LYS:HD2	2:B:24:G:C3'	3	1.1
(1,3)	1:A:84:LYS:HD2	2:B:24:G:C4	3	1.1
(1,3)	1:A:84:LYS:HD2	2:B:24:G:C4'	3	1.1
(1,3)	1:A:84:LYS:HD2	2:B:24:G:C5	3	1.1
(1,3)	1:A:84:LYS:HD2	2:B:24:G:C5'	3	1.1
(1,3)	1:A:84:LYS:HD2	2:B:24:G:C6	3	1.1
(1,3)	1:A:84:LYS:HD2	2:B:24:G:C8	3	1.1
(1,3)	1:A:84:LYS:HD2	2:B:24:G:H1	3	1.1
(1,3)	1:A:84:LYS:HD2	2:B:24:G:H1'	3	1.1
(1,3)	1:A:84:LYS:HD2	2:B:24:G:H2'	3	1.1
(1,3)	1:A:84:LYS:HD2	2:B:24:G:H21	3	1.1
(1,3)	1:A:84:LYS:HD2	2:B:24:G:H22	3	1.1
(1,3)	1:A:84:LYS:HD2	2:B:24:G:H3'	3	1.1
(1,3)	1:A:84:LYS:HD2	2:B:24:G:H4'	3	1.1
(1,3)	1:A:84:LYS:HD2	2:B:24:G:H5'	3	1.1
(1,3)	1:A:84:LYS:HD2	2:B:24:G:H5''	3	1.1

*Continued on next page...*

*Continued from previous page...*

Key	Atom-1	Atom-2	Model ID	Violation (Å)
(1,3)	1:A:84:LYS:HD2	2:B:24:G:H8	3	1.1
(1,3)	1:A:84:LYS:HD2	2:B:24:G:HO2'	3	1.1
(1,3)	1:A:84:LYS:HD2	2:B:24:G:N1	3	1.1
(1,3)	1:A:84:LYS:HD2	2:B:24:G:N2	3	1.1
(1,3)	1:A:84:LYS:HD2	2:B:24:G:N3	3	1.1
(1,3)	1:A:84:LYS:HD2	2:B:24:G:N7	3	1.1
(1,3)	1:A:84:LYS:HD2	2:B:24:G:N9	3	1.1
(1,3)	1:A:84:LYS:HD2	2:B:24:G:O2'	3	1.1
(1,3)	1:A:84:LYS:HD2	2:B:24:G:O3'	3	1.1
(1,3)	1:A:84:LYS:HD2	2:B:24:G:O4'	3	1.1
(1,3)	1:A:84:LYS:HD2	2:B:24:G:O5'	3	1.1
(1,3)	1:A:84:LYS:HD2	2:B:24:G:O6	3	1.1
(1,3)	1:A:84:LYS:HD2	2:B:24:G:OP1	3	1.1
(1,3)	1:A:84:LYS:HD2	2:B:24:G:OP2	3	1.1
(1,3)	1:A:84:LYS:HD2	2:B:24:G:P	3	1.1
(1,3)	1:A:84:LYS:HD3	2:B:2:C:C1'	3	1.1
(1,3)	1:A:84:LYS:HD3	2:B:2:C:C2	3	1.1
(1,3)	1:A:84:LYS:HD3	2:B:2:C:C2'	3	1.1
(1,3)	1:A:84:LYS:HD3	2:B:2:C:C3'	3	1.1
(1,3)	1:A:84:LYS:HD3	2:B:2:C:C4	3	1.1
(1,3)	1:A:84:LYS:HD3	2:B:2:C:C4'	3	1.1
(1,3)	1:A:84:LYS:HD3	2:B:2:C:C5	3	1.1
(1,3)	1:A:84:LYS:HD3	2:B:2:C:C5'	3	1.1
(1,3)	1:A:84:LYS:HD3	2:B:2:C:C6	3	1.1
(1,3)	1:A:84:LYS:HD3	2:B:2:C:H1'	3	1.1
(1,3)	1:A:84:LYS:HD3	2:B:2:C:H2'	3	1.1
(1,3)	1:A:84:LYS:HD3	2:B:2:C:H3'	3	1.1
(1,3)	1:A:84:LYS:HD3	2:B:2:C:H4'	3	1.1
(1,3)	1:A:84:LYS:HD3	2:B:2:C:H41	3	1.1
(1,3)	1:A:84:LYS:HD3	2:B:2:C:H42	3	1.1
(1,3)	1:A:84:LYS:HD3	2:B:2:C:H5	3	1.1
(1,3)	1:A:84:LYS:HD3	2:B:2:C:H5'	3	1.1
(1,3)	1:A:84:LYS:HD3	2:B:2:C:H5''	3	1.1
(1,3)	1:A:84:LYS:HD3	2:B:2:C:H6	3	1.1
(1,3)	1:A:84:LYS:HD3	2:B:2:C:HO2'	3	1.1
(1,3)	1:A:84:LYS:HD3	2:B:2:C:N1	3	1.1
(1,3)	1:A:84:LYS:HD3	2:B:2:C:N3	3	1.1
(1,3)	1:A:84:LYS:HD3	2:B:2:C:N4	3	1.1
(1,3)	1:A:84:LYS:HD3	2:B:2:C:O2	3	1.1
(1,3)	1:A:84:LYS:HD3	2:B:2:C:O2'	3	1.1
(1,3)	1:A:84:LYS:HD3	2:B:2:C:O3'	3	1.1
(1,3)	1:A:84:LYS:HD3	2:B:2:C:O4'	3	1.1

*Continued on next page...*

*Continued from previous page...*

Key	Atom-1	Atom-2	Model ID	Violation (Å)
(1,3)	1:A:84:LYS:HD3	2:B:2:C:O5'	3	1.1
(1,3)	1:A:84:LYS:HD3	2:B:3:U:C1'	3	1.1
(1,3)	1:A:84:LYS:HD3	2:B:3:U:C2	3	1.1
(1,3)	1:A:84:LYS:HD3	2:B:3:U:C2'	3	1.1
(1,3)	1:A:84:LYS:HD3	2:B:3:U:C3'	3	1.1
(1,3)	1:A:84:LYS:HD3	2:B:3:U:C4	3	1.1
(1,3)	1:A:84:LYS:HD3	2:B:3:U:C4'	3	1.1
(1,3)	1:A:84:LYS:HD3	2:B:3:U:C5	3	1.1
(1,3)	1:A:84:LYS:HD3	2:B:3:U:C5'	3	1.1
(1,3)	1:A:84:LYS:HD3	2:B:3:U:C6	3	1.1
(1,3)	1:A:84:LYS:HD3	2:B:3:U:H1'	3	1.1
(1,3)	1:A:84:LYS:HD3	2:B:3:U:H2'	3	1.1
(1,3)	1:A:84:LYS:HD3	2:B:3:U:H3	3	1.1
(1,3)	1:A:84:LYS:HD3	2:B:3:U:H3'	3	1.1
(1,3)	1:A:84:LYS:HD3	2:B:3:U:H4'	3	1.1
(1,3)	1:A:84:LYS:HD3	2:B:3:U:H5	3	1.1
(1,3)	1:A:84:LYS:HD3	2:B:3:U:H5'	3	1.1
(1,3)	1:A:84:LYS:HD3	2:B:3:U:H5''	3	1.1
(1,3)	1:A:84:LYS:HD3	2:B:3:U:H6	3	1.1
(1,3)	1:A:84:LYS:HD3	2:B:3:U:HO2'	3	1.1
(1,3)	1:A:84:LYS:HD3	2:B:3:U:N1	3	1.1
(1,3)	1:A:84:LYS:HD3	2:B:3:U:N3	3	1.1
(1,3)	1:A:84:LYS:HD3	2:B:3:U:O2	3	1.1
(1,3)	1:A:84:LYS:HD3	2:B:3:U:O2'	3	1.1
(1,3)	1:A:84:LYS:HD3	2:B:3:U:O3'	3	1.1
(1,3)	1:A:84:LYS:HD3	2:B:3:U:O4	3	1.1
(1,3)	1:A:84:LYS:HD3	2:B:3:U:O4'	3	1.1
(1,3)	1:A:84:LYS:HD3	2:B:3:U:O5'	3	1.1
(1,3)	1:A:84:LYS:HD3	2:B:3:U:OP1	3	1.1
(1,3)	1:A:84:LYS:HD3	2:B:3:U:OP2	3	1.1
(1,3)	1:A:84:LYS:HD3	2:B:3:U:P	3	1.1
(1,3)	1:A:84:LYS:HD3	2:B:4:G:C1'	3	1.1
(1,3)	1:A:84:LYS:HD3	2:B:4:G:C2	3	1.1
(1,3)	1:A:84:LYS:HD3	2:B:4:G:C2'	3	1.1
(1,3)	1:A:84:LYS:HD3	2:B:4:G:C3'	3	1.1
(1,3)	1:A:84:LYS:HD3	2:B:4:G:C4	3	1.1
(1,3)	1:A:84:LYS:HD3	2:B:4:G:C4'	3	1.1
(1,3)	1:A:84:LYS:HD3	2:B:4:G:C5	3	1.1
(1,3)	1:A:84:LYS:HD3	2:B:4:G:C5'	3	1.1
(1,3)	1:A:84:LYS:HD3	2:B:4:G:C6	3	1.1
(1,3)	1:A:84:LYS:HD3	2:B:4:G:C8	3	1.1
(1,3)	1:A:84:LYS:HD3	2:B:4:G:H1	3	1.1

*Continued on next page...*

*Continued from previous page...*

Key	Atom-1	Atom-2	Model ID	Violation (Å)
(1,3)	1:A:84:LYS:HD3	2:B:4:G:H1'	3	1.1
(1,3)	1:A:84:LYS:HD3	2:B:4:G:H2'	3	1.1
(1,3)	1:A:84:LYS:HD3	2:B:4:G:H21	3	1.1
(1,3)	1:A:84:LYS:HD3	2:B:4:G:H22	3	1.1
(1,3)	1:A:84:LYS:HD3	2:B:4:G:H3'	3	1.1
(1,3)	1:A:84:LYS:HD3	2:B:4:G:H4'	3	1.1
(1,3)	1:A:84:LYS:HD3	2:B:4:G:H5'	3	1.1
(1,3)	1:A:84:LYS:HD3	2:B:4:G:H5''	3	1.1
(1,3)	1:A:84:LYS:HD3	2:B:4:G:H8	3	1.1
(1,3)	1:A:84:LYS:HD3	2:B:4:G:HO2'	3	1.1
(1,3)	1:A:84:LYS:HD3	2:B:4:G:N1	3	1.1
(1,3)	1:A:84:LYS:HD3	2:B:4:G:N2	3	1.1
(1,3)	1:A:84:LYS:HD3	2:B:4:G:N3	3	1.1
(1,3)	1:A:84:LYS:HD3	2:B:4:G:N7	3	1.1
(1,3)	1:A:84:LYS:HD3	2:B:4:G:N9	3	1.1
(1,3)	1:A:84:LYS:HD3	2:B:4:G:O2'	3	1.1
(1,3)	1:A:84:LYS:HD3	2:B:4:G:O3'	3	1.1
(1,3)	1:A:84:LYS:HD3	2:B:4:G:O4'	3	1.1
(1,3)	1:A:84:LYS:HD3	2:B:4:G:O5'	3	1.1
(1,3)	1:A:84:LYS:HD3	2:B:4:G:O6	3	1.1
(1,3)	1:A:84:LYS:HD3	2:B:4:G:OP1	3	1.1
(1,3)	1:A:84:LYS:HD3	2:B:4:G:OP2	3	1.1
(1,3)	1:A:84:LYS:HD3	2:B:4:G:P	3	1.1
(1,3)	1:A:84:LYS:HD3	2:B:5:A:C1'	3	1.1
(1,3)	1:A:84:LYS:HD3	2:B:5:A:C2	3	1.1
(1,3)	1:A:84:LYS:HD3	2:B:5:A:C2'	3	1.1
(1,3)	1:A:84:LYS:HD3	2:B:5:A:C3'	3	1.1
(1,3)	1:A:84:LYS:HD3	2:B:5:A:C4	3	1.1
(1,3)	1:A:84:LYS:HD3	2:B:5:A:C4'	3	1.1
(1,3)	1:A:84:LYS:HD3	2:B:5:A:C5	3	1.1
(1,3)	1:A:84:LYS:HD3	2:B:5:A:C5'	3	1.1
(1,3)	1:A:84:LYS:HD3	2:B:5:A:C6	3	1.1
(1,3)	1:A:84:LYS:HD3	2:B:5:A:C8	3	1.1
(1,3)	1:A:84:LYS:HD3	2:B:5:A:H1'	3	1.1
(1,3)	1:A:84:LYS:HD3	2:B:5:A:H2	3	1.1
(1,3)	1:A:84:LYS:HD3	2:B:5:A:H2'	3	1.1
(1,3)	1:A:84:LYS:HD3	2:B:5:A:H3'	3	1.1
(1,3)	1:A:84:LYS:HD3	2:B:5:A:H4'	3	1.1
(1,3)	1:A:84:LYS:HD3	2:B:5:A:H5'	3	1.1
(1,3)	1:A:84:LYS:HD3	2:B:5:A:H5''	3	1.1
(1,3)	1:A:84:LYS:HD3	2:B:5:A:H61	3	1.1
(1,3)	1:A:84:LYS:HD3	2:B:5:A:H62	3	1.1

*Continued on next page...*

*Continued from previous page...*

Key	Atom-1	Atom-2	Model ID	Violation (Å)
(1,3)	1:A:84:LYS:HD3	2:B:5:A:H8	3	1.1
(1,3)	1:A:84:LYS:HD3	2:B:5:A:HO2'	3	1.1
(1,3)	1:A:84:LYS:HD3	2:B:5:A:N1	3	1.1
(1,3)	1:A:84:LYS:HD3	2:B:5:A:N3	3	1.1
(1,3)	1:A:84:LYS:HD3	2:B:5:A:N6	3	1.1
(1,3)	1:A:84:LYS:HD3	2:B:5:A:N7	3	1.1
(1,3)	1:A:84:LYS:HD3	2:B:5:A:N9	3	1.1
(1,3)	1:A:84:LYS:HD3	2:B:5:A:O2'	3	1.1
(1,3)	1:A:84:LYS:HD3	2:B:5:A:O3'	3	1.1
(1,3)	1:A:84:LYS:HD3	2:B:5:A:O4'	3	1.1
(1,3)	1:A:84:LYS:HD3	2:B:5:A:O5'	3	1.1
(1,3)	1:A:84:LYS:HD3	2:B:5:A:OP1	3	1.1
(1,3)	1:A:84:LYS:HD3	2:B:5:A:OP2	3	1.1
(1,3)	1:A:84:LYS:HD3	2:B:5:A:P	3	1.1
(1,3)	1:A:84:LYS:HD3	2:B:6:G:C1'	3	1.1
(1,3)	1:A:84:LYS:HD3	2:B:6:G:C2	3	1.1
(1,3)	1:A:84:LYS:HD3	2:B:6:G:C2'	3	1.1
(1,3)	1:A:84:LYS:HD3	2:B:6:G:C3'	3	1.1
(1,3)	1:A:84:LYS:HD3	2:B:6:G:C4	3	1.1
(1,3)	1:A:84:LYS:HD3	2:B:6:G:C4'	3	1.1
(1,3)	1:A:84:LYS:HD3	2:B:6:G:C5	3	1.1
(1,3)	1:A:84:LYS:HD3	2:B:6:G:C5'	3	1.1
(1,3)	1:A:84:LYS:HD3	2:B:6:G:C6	3	1.1
(1,3)	1:A:84:LYS:HD3	2:B:6:G:C8	3	1.1
(1,3)	1:A:84:LYS:HD3	2:B:6:G:H1	3	1.1
(1,3)	1:A:84:LYS:HD3	2:B:6:G:H1'	3	1.1
(1,3)	1:A:84:LYS:HD3	2:B:6:G:H2'	3	1.1
(1,3)	1:A:84:LYS:HD3	2:B:6:G:H21	3	1.1
(1,3)	1:A:84:LYS:HD3	2:B:6:G:H22	3	1.1
(1,3)	1:A:84:LYS:HD3	2:B:6:G:H3'	3	1.1
(1,3)	1:A:84:LYS:HD3	2:B:6:G:H4'	3	1.1
(1,3)	1:A:84:LYS:HD3	2:B:6:G:H5'	3	1.1
(1,3)	1:A:84:LYS:HD3	2:B:6:G:H5''	3	1.1
(1,3)	1:A:84:LYS:HD3	2:B:6:G:H8	3	1.1
(1,3)	1:A:84:LYS:HD3	2:B:6:G:HO2'	3	1.1
(1,3)	1:A:84:LYS:HD3	2:B:6:G:N1	3	1.1
(1,3)	1:A:84:LYS:HD3	2:B:6:G:N2	3	1.1
(1,3)	1:A:84:LYS:HD3	2:B:6:G:N3	3	1.1
(1,3)	1:A:84:LYS:HD3	2:B:6:G:N7	3	1.1
(1,3)	1:A:84:LYS:HD3	2:B:6:G:N9	3	1.1
(1,3)	1:A:84:LYS:HD3	2:B:6:G:O2'	3	1.1
(1,3)	1:A:84:LYS:HD3	2:B:6:G:O3'	3	1.1

*Continued on next page...*



*Continued from previous page...*

Key	Atom-1	Atom-2	Model ID	Violation (Å)
(1,3)	1:A:84:LYS:HD3	2:B:6:G:O4'	3	1.1
(1,3)	1:A:84:LYS:HD3	2:B:6:G:O5'	3	1.1
(1,3)	1:A:84:LYS:HD3	2:B:6:G:O6	3	1.1
(1,3)	1:A:84:LYS:HD3	2:B:6:G:OP1	3	1.1
(1,3)	1:A:84:LYS:HD3	2:B:6:G:OP2	3	1.1
(1,3)	1:A:84:LYS:HD3	2:B:6:G:P	3	1.1
(1,3)	1:A:84:LYS:HD3	2:B:7:C:C1'	3	1.1
(1,3)	1:A:84:LYS:HD3	2:B:7:C:C2	3	1.1
(1,3)	1:A:84:LYS:HD3	2:B:7:C:C2'	3	1.1
(1,3)	1:A:84:LYS:HD3	2:B:7:C:C3'	3	1.1
(1,3)	1:A:84:LYS:HD3	2:B:7:C:C4	3	1.1
(1,3)	1:A:84:LYS:HD3	2:B:7:C:C4'	3	1.1
(1,3)	1:A:84:LYS:HD3	2:B:7:C:C5	3	1.1
(1,3)	1:A:84:LYS:HD3	2:B:7:C:C5'	3	1.1
(1,3)	1:A:84:LYS:HD3	2:B:7:C:C6	3	1.1
(1,3)	1:A:84:LYS:HD3	2:B:7:C:H1'	3	1.1
(1,3)	1:A:84:LYS:HD3	2:B:7:C:H2'	3	1.1
(1,3)	1:A:84:LYS:HD3	2:B:7:C:H3'	3	1.1
(1,3)	1:A:84:LYS:HD3	2:B:7:C:H4'	3	1.1
(1,3)	1:A:84:LYS:HD3	2:B:7:C:H41	3	1.1
(1,3)	1:A:84:LYS:HD3	2:B:7:C:H42	3	1.1
(1,3)	1:A:84:LYS:HD3	2:B:7:C:H5	3	1.1
(1,3)	1:A:84:LYS:HD3	2:B:7:C:H5'	3	1.1
(1,3)	1:A:84:LYS:HD3	2:B:7:C:H5''	3	1.1
(1,3)	1:A:84:LYS:HD3	2:B:7:C:H6	3	1.1
(1,3)	1:A:84:LYS:HD3	2:B:7:C:HO2'	3	1.1
(1,3)	1:A:84:LYS:HD3	2:B:7:C:N1	3	1.1
(1,3)	1:A:84:LYS:HD3	2:B:7:C:N3	3	1.1
(1,3)	1:A:84:LYS:HD3	2:B:7:C:N4	3	1.1
(1,3)	1:A:84:LYS:HD3	2:B:7:C:O2	3	1.1
(1,3)	1:A:84:LYS:HD3	2:B:7:C:O2'	3	1.1
(1,3)	1:A:84:LYS:HD3	2:B:7:C:O3'	3	1.1
(1,3)	1:A:84:LYS:HD3	2:B:7:C:O4'	3	1.1
(1,3)	1:A:84:LYS:HD3	2:B:7:C:O5'	3	1.1
(1,3)	1:A:84:LYS:HD3	2:B:7:C:OP1	3	1.1
(1,3)	1:A:84:LYS:HD3	2:B:7:C:OP2	3	1.1
(1,3)	1:A:84:LYS:HD3	2:B:7:C:P	3	1.1
(1,3)	1:A:84:LYS:HD3	2:B:8:U:C1'	3	1.1
(1,3)	1:A:84:LYS:HD3	2:B:8:U:C2	3	1.1
(1,3)	1:A:84:LYS:HD3	2:B:8:U:C2'	3	1.1
(1,3)	1:A:84:LYS:HD3	2:B:8:U:C3'	3	1.1
(1,3)	1:A:84:LYS:HD3	2:B:8:U:C4	3	1.1

*Continued on next page...*

*Continued from previous page...*

Key	Atom-1	Atom-2	Model ID	Violation (Å)
(1,3)	1:A:84:LYS:HD3	2:B:8:U:C4'	3	1.1
(1,3)	1:A:84:LYS:HD3	2:B:8:U:C5	3	1.1
(1,3)	1:A:84:LYS:HD3	2:B:8:U:C5'	3	1.1
(1,3)	1:A:84:LYS:HD3	2:B:8:U:C6	3	1.1
(1,3)	1:A:84:LYS:HD3	2:B:8:U:H1'	3	1.1
(1,3)	1:A:84:LYS:HD3	2:B:8:U:H2'	3	1.1
(1,3)	1:A:84:LYS:HD3	2:B:8:U:H3	3	1.1
(1,3)	1:A:84:LYS:HD3	2:B:8:U:H3'	3	1.1
(1,3)	1:A:84:LYS:HD3	2:B:8:U:H4'	3	1.1
(1,3)	1:A:84:LYS:HD3	2:B:8:U:H5	3	1.1
(1,3)	1:A:84:LYS:HD3	2:B:8:U:H5'	3	1.1
(1,3)	1:A:84:LYS:HD3	2:B:8:U:H5''	3	1.1
(1,3)	1:A:84:LYS:HD3	2:B:8:U:H6	3	1.1
(1,3)	1:A:84:LYS:HD3	2:B:8:U:HO2'	3	1.1
(1,3)	1:A:84:LYS:HD3	2:B:8:U:N1	3	1.1
(1,3)	1:A:84:LYS:HD3	2:B:8:U:N3	3	1.1
(1,3)	1:A:84:LYS:HD3	2:B:8:U:O2	3	1.1
(1,3)	1:A:84:LYS:HD3	2:B:8:U:O2'	3	1.1
(1,3)	1:A:84:LYS:HD3	2:B:8:U:O3'	3	1.1
(1,3)	1:A:84:LYS:HD3	2:B:8:U:O4	3	1.1
(1,3)	1:A:84:LYS:HD3	2:B:8:U:O4'	3	1.1
(1,3)	1:A:84:LYS:HD3	2:B:8:U:O5'	3	1.1
(1,3)	1:A:84:LYS:HD3	2:B:8:U:OP1	3	1.1
(1,3)	1:A:84:LYS:HD3	2:B:8:U:OP2	3	1.1
(1,3)	1:A:84:LYS:HD3	2:B:8:U:P	3	1.1
(1,3)	1:A:84:LYS:HD3	2:B:9:C:C1'	3	1.1
(1,3)	1:A:84:LYS:HD3	2:B:9:C:C2	3	1.1
(1,3)	1:A:84:LYS:HD3	2:B:9:C:C2'	3	1.1
(1,3)	1:A:84:LYS:HD3	2:B:9:C:C3'	3	1.1
(1,3)	1:A:84:LYS:HD3	2:B:9:C:C4	3	1.1
(1,3)	1:A:84:LYS:HD3	2:B:9:C:C4'	3	1.1
(1,3)	1:A:84:LYS:HD3	2:B:9:C:C5	3	1.1
(1,3)	1:A:84:LYS:HD3	2:B:9:C:C5'	3	1.1
(1,3)	1:A:84:LYS:HD3	2:B:9:C:C6	3	1.1
(1,3)	1:A:84:LYS:HD3	2:B:9:C:H1'	3	1.1
(1,3)	1:A:84:LYS:HD3	2:B:9:C:H2'	3	1.1
(1,3)	1:A:84:LYS:HD3	2:B:9:C:H3'	3	1.1
(1,3)	1:A:84:LYS:HD3	2:B:9:C:H4'	3	1.1
(1,3)	1:A:84:LYS:HD3	2:B:9:C:H41	3	1.1
(1,3)	1:A:84:LYS:HD3	2:B:9:C:H42	3	1.1
(1,3)	1:A:84:LYS:HD3	2:B:9:C:H5	3	1.1
(1,3)	1:A:84:LYS:HD3	2:B:9:C:H5'	3	1.1

*Continued on next page...*

*Continued from previous page...*

Key	Atom-1	Atom-2	Model ID	Violation (Å)
(1,3)	1:A:84:LYS:HD3	2:B:9:C:H5''	3	1.1
(1,3)	1:A:84:LYS:HD3	2:B:9:C:H6	3	1.1
(1,3)	1:A:84:LYS:HD3	2:B:9:C:HO2'	3	1.1
(1,3)	1:A:84:LYS:HD3	2:B:9:C:N1	3	1.1
(1,3)	1:A:84:LYS:HD3	2:B:9:C:N3	3	1.1
(1,3)	1:A:84:LYS:HD3	2:B:9:C:N4	3	1.1
(1,3)	1:A:84:LYS:HD3	2:B:9:C:O2	3	1.1
(1,3)	1:A:84:LYS:HD3	2:B:9:C:O2'	3	1.1
(1,3)	1:A:84:LYS:HD3	2:B:9:C:O3'	3	1.1
(1,3)	1:A:84:LYS:HD3	2:B:9:C:O4'	3	1.1
(1,3)	1:A:84:LYS:HD3	2:B:9:C:O5'	3	1.1
(1,3)	1:A:84:LYS:HD3	2:B:9:C:OP1	3	1.1
(1,3)	1:A:84:LYS:HD3	2:B:9:C:OP2	3	1.1
(1,3)	1:A:84:LYS:HD3	2:B:9:C:P	3	1.1
(1,3)	1:A:84:LYS:HD3	2:B:10:G:C1'	3	1.1
(1,3)	1:A:84:LYS:HD3	2:B:10:G:C2	3	1.1
(1,3)	1:A:84:LYS:HD3	2:B:10:G:C2'	3	1.1
(1,3)	1:A:84:LYS:HD3	2:B:10:G:C3'	3	1.1
(1,3)	1:A:84:LYS:HD3	2:B:10:G:C4	3	1.1
(1,3)	1:A:84:LYS:HD3	2:B:10:G:C4'	3	1.1
(1,3)	1:A:84:LYS:HD3	2:B:10:G:C5	3	1.1
(1,3)	1:A:84:LYS:HD3	2:B:10:G:C5'	3	1.1
(1,3)	1:A:84:LYS:HD3	2:B:10:G:C6	3	1.1
(1,3)	1:A:84:LYS:HD3	2:B:10:G:C8	3	1.1
(1,3)	1:A:84:LYS:HD3	2:B:10:G:H1	3	1.1
(1,3)	1:A:84:LYS:HD3	2:B:10:G:H1'	3	1.1
(1,3)	1:A:84:LYS:HD3	2:B:10:G:H2'	3	1.1
(1,3)	1:A:84:LYS:HD3	2:B:10:G:H21	3	1.1
(1,3)	1:A:84:LYS:HD3	2:B:10:G:H22	3	1.1
(1,3)	1:A:84:LYS:HD3	2:B:10:G:H3'	3	1.1
(1,3)	1:A:84:LYS:HD3	2:B:10:G:H4'	3	1.1
(1,3)	1:A:84:LYS:HD3	2:B:10:G:H5'	3	1.1
(1,3)	1:A:84:LYS:HD3	2:B:10:G:H5''	3	1.1
(1,3)	1:A:84:LYS:HD3	2:B:10:G:H8	3	1.1
(1,3)	1:A:84:LYS:HD3	2:B:10:G:HO2'	3	1.1
(1,3)	1:A:84:LYS:HD3	2:B:10:G:N1	3	1.1
(1,3)	1:A:84:LYS:HD3	2:B:10:G:N2	3	1.1
(1,3)	1:A:84:LYS:HD3	2:B:10:G:N3	3	1.1
(1,3)	1:A:84:LYS:HD3	2:B:10:G:N7	3	1.1
(1,3)	1:A:84:LYS:HD3	2:B:10:G:N9	3	1.1
(1,3)	1:A:84:LYS:HD3	2:B:10:G:O2'	3	1.1
(1,3)	1:A:84:LYS:HD3	2:B:10:G:O3'	3	1.1

*Continued on next page...*

*Continued from previous page...*

Key	Atom-1	Atom-2	Model ID	Violation (Å)
(1,3)	1:A:84:LYS:HD3	2:B:10:G:O4'	3	1.1
(1,3)	1:A:84:LYS:HD3	2:B:10:G:O5'	3	1.1
(1,3)	1:A:84:LYS:HD3	2:B:10:G:O6	3	1.1
(1,3)	1:A:84:LYS:HD3	2:B:10:G:OP1	3	1.1
(1,3)	1:A:84:LYS:HD3	2:B:10:G:OP2	3	1.1
(1,3)	1:A:84:LYS:HD3	2:B:10:G:P	3	1.1
(1,3)	1:A:84:LYS:HD3	2:B:11:A:C1'	3	1.1
(1,3)	1:A:84:LYS:HD3	2:B:11:A:C2	3	1.1
(1,3)	1:A:84:LYS:HD3	2:B:11:A:C2'	3	1.1
(1,3)	1:A:84:LYS:HD3	2:B:11:A:C3'	3	1.1
(1,3)	1:A:84:LYS:HD3	2:B:11:A:C4	3	1.1
(1,3)	1:A:84:LYS:HD3	2:B:11:A:C4'	3	1.1
(1,3)	1:A:84:LYS:HD3	2:B:11:A:C5	3	1.1
(1,3)	1:A:84:LYS:HD3	2:B:11:A:C5'	3	1.1
(1,3)	1:A:84:LYS:HD3	2:B:11:A:C6	3	1.1
(1,3)	1:A:84:LYS:HD3	2:B:11:A:C8	3	1.1
(1,3)	1:A:84:LYS:HD3	2:B:11:A:H1'	3	1.1
(1,3)	1:A:84:LYS:HD3	2:B:11:A:H2	3	1.1
(1,3)	1:A:84:LYS:HD3	2:B:11:A:H2'	3	1.1
(1,3)	1:A:84:LYS:HD3	2:B:11:A:H3'	3	1.1
(1,3)	1:A:84:LYS:HD3	2:B:11:A:H4'	3	1.1
(1,3)	1:A:84:LYS:HD3	2:B:11:A:H5'	3	1.1
(1,3)	1:A:84:LYS:HD3	2:B:11:A:H5''	3	1.1
(1,3)	1:A:84:LYS:HD3	2:B:11:A:H61	3	1.1
(1,3)	1:A:84:LYS:HD3	2:B:11:A:H62	3	1.1
(1,3)	1:A:84:LYS:HD3	2:B:11:A:H8	3	1.1
(1,3)	1:A:84:LYS:HD3	2:B:11:A:HO2'	3	1.1
(1,3)	1:A:84:LYS:HD3	2:B:11:A:N1	3	1.1
(1,3)	1:A:84:LYS:HD3	2:B:11:A:N3	3	1.1
(1,3)	1:A:84:LYS:HD3	2:B:11:A:N6	3	1.1
(1,3)	1:A:84:LYS:HD3	2:B:11:A:N7	3	1.1
(1,3)	1:A:84:LYS:HD3	2:B:11:A:N9	3	1.1
(1,3)	1:A:84:LYS:HD3	2:B:11:A:O2'	3	1.1
(1,3)	1:A:84:LYS:HD3	2:B:11:A:O3'	3	1.1
(1,3)	1:A:84:LYS:HD3	2:B:11:A:O4'	3	1.1
(1,3)	1:A:84:LYS:HD3	2:B:11:A:O5'	3	1.1
(1,3)	1:A:84:LYS:HD3	2:B:11:A:OP1	3	1.1
(1,3)	1:A:84:LYS:HD3	2:B:11:A:OP2	3	1.1
(1,3)	1:A:84:LYS:HD3	2:B:11:A:P	3	1.1
(1,3)	1:A:84:LYS:HD3	2:B:12:A:C1'	3	1.1
(1,3)	1:A:84:LYS:HD3	2:B:12:A:C2	3	1.1
(1,3)	1:A:84:LYS:HD3	2:B:12:A:C2'	3	1.1

*Continued on next page...*

*Continued from previous page...*

Key	Atom-1	Atom-2	Model ID	Violation (Å)
(1,3)	1:A:84:LYS:HD3	2:B:12:A:C3'	3	1.1
(1,3)	1:A:84:LYS:HD3	2:B:12:A:C4	3	1.1
(1,3)	1:A:84:LYS:HD3	2:B:12:A:C4'	3	1.1
(1,3)	1:A:84:LYS:HD3	2:B:12:A:C5	3	1.1
(1,3)	1:A:84:LYS:HD3	2:B:12:A:C5'	3	1.1
(1,3)	1:A:84:LYS:HD3	2:B:12:A:C6	3	1.1
(1,3)	1:A:84:LYS:HD3	2:B:12:A:C8	3	1.1
(1,3)	1:A:84:LYS:HD3	2:B:12:A:H1'	3	1.1
(1,3)	1:A:84:LYS:HD3	2:B:12:A:H2	3	1.1
(1,3)	1:A:84:LYS:HD3	2:B:12:A:H2'	3	1.1
(1,3)	1:A:84:LYS:HD3	2:B:12:A:H3'	3	1.1
(1,3)	1:A:84:LYS:HD3	2:B:12:A:H4'	3	1.1
(1,3)	1:A:84:LYS:HD3	2:B:12:A:H5'	3	1.1
(1,3)	1:A:84:LYS:HD3	2:B:12:A:H5''	3	1.1
(1,3)	1:A:84:LYS:HD3	2:B:12:A:H61	3	1.1
(1,3)	1:A:84:LYS:HD3	2:B:12:A:H62	3	1.1
(1,3)	1:A:84:LYS:HD3	2:B:12:A:H8	3	1.1
(1,3)	1:A:84:LYS:HD3	2:B:12:A:HO2'	3	1.1
(1,3)	1:A:84:LYS:HD3	2:B:12:A:N1	3	1.1
(1,3)	1:A:84:LYS:HD3	2:B:12:A:N3	3	1.1
(1,3)	1:A:84:LYS:HD3	2:B:12:A:N6	3	1.1
(1,3)	1:A:84:LYS:HD3	2:B:12:A:N7	3	1.1
(1,3)	1:A:84:LYS:HD3	2:B:12:A:N9	3	1.1
(1,3)	1:A:84:LYS:HD3	2:B:12:A:O2'	3	1.1
(1,3)	1:A:84:LYS:HD3	2:B:12:A:O3'	3	1.1
(1,3)	1:A:84:LYS:HD3	2:B:12:A:O4'	3	1.1
(1,3)	1:A:84:LYS:HD3	2:B:12:A:O5'	3	1.1
(1,3)	1:A:84:LYS:HD3	2:B:12:A:OP1	3	1.1
(1,3)	1:A:84:LYS:HD3	2:B:12:A:OP2	3	1.1
(1,3)	1:A:84:LYS:HD3	2:B:12:A:P	3	1.1
(1,3)	1:A:84:LYS:HD3	2:B:13:A:C1'	3	1.1
(1,3)	1:A:84:LYS:HD3	2:B:13:A:C2	3	1.1
(1,3)	1:A:84:LYS:HD3	2:B:13:A:C2'	3	1.1
(1,3)	1:A:84:LYS:HD3	2:B:13:A:C3'	3	1.1
(1,3)	1:A:84:LYS:HD3	2:B:13:A:C4	3	1.1
(1,3)	1:A:84:LYS:HD3	2:B:13:A:C4'	3	1.1
(1,3)	1:A:84:LYS:HD3	2:B:13:A:C5	3	1.1
(1,3)	1:A:84:LYS:HD3	2:B:13:A:C5'	3	1.1
(1,3)	1:A:84:LYS:HD3	2:B:13:A:C6	3	1.1
(1,3)	1:A:84:LYS:HD3	2:B:13:A:C8	3	1.1
(1,3)	1:A:84:LYS:HD3	2:B:13:A:H1'	3	1.1
(1,3)	1:A:84:LYS:HD3	2:B:13:A:H2	3	1.1

*Continued on next page...*

*Continued from previous page...*

Key	Atom-1	Atom-2	Model ID	Violation (Å)
(1,3)	1:A:84:LYS:HD3	2:B:13:A:H2'	3	1.1
(1,3)	1:A:84:LYS:HD3	2:B:13:A:H3'	3	1.1
(1,3)	1:A:84:LYS:HD3	2:B:13:A:H4'	3	1.1
(1,3)	1:A:84:LYS:HD3	2:B:13:A:H5'	3	1.1
(1,3)	1:A:84:LYS:HD3	2:B:13:A:H5''	3	1.1
(1,3)	1:A:84:LYS:HD3	2:B:13:A:H61	3	1.1
(1,3)	1:A:84:LYS:HD3	2:B:13:A:H62	3	1.1
(1,3)	1:A:84:LYS:HD3	2:B:13:A:H8	3	1.1
(1,3)	1:A:84:LYS:HD3	2:B:13:A:HO2'	3	1.1
(1,3)	1:A:84:LYS:HD3	2:B:13:A:N1	3	1.1
(1,3)	1:A:84:LYS:HD3	2:B:13:A:N3	3	1.1
(1,3)	1:A:84:LYS:HD3	2:B:13:A:N6	3	1.1
(1,3)	1:A:84:LYS:HD3	2:B:13:A:N7	3	1.1
(1,3)	1:A:84:LYS:HD3	2:B:13:A:N9	3	1.1
(1,3)	1:A:84:LYS:HD3	2:B:13:A:O2'	3	1.1
(1,3)	1:A:84:LYS:HD3	2:B:13:A:O3'	3	1.1
(1,3)	1:A:84:LYS:HD3	2:B:13:A:O4'	3	1.1
(1,3)	1:A:84:LYS:HD3	2:B:13:A:O5'	3	1.1
(1,3)	1:A:84:LYS:HD3	2:B:13:A:OP1	3	1.1
(1,3)	1:A:84:LYS:HD3	2:B:13:A:OP2	3	1.1
(1,3)	1:A:84:LYS:HD3	2:B:13:A:P	3	1.1
(1,3)	1:A:84:LYS:HD3	2:B:14:G:C1'	3	1.1
(1,3)	1:A:84:LYS:HD3	2:B:14:G:C2	3	1.1
(1,3)	1:A:84:LYS:HD3	2:B:14:G:C2'	3	1.1
(1,3)	1:A:84:LYS:HD3	2:B:14:G:C3'	3	1.1
(1,3)	1:A:84:LYS:HD3	2:B:14:G:C4	3	1.1
(1,3)	1:A:84:LYS:HD3	2:B:14:G:C4'	3	1.1
(1,3)	1:A:84:LYS:HD3	2:B:14:G:C5	3	1.1
(1,3)	1:A:84:LYS:HD3	2:B:14:G:C5'	3	1.1
(1,3)	1:A:84:LYS:HD3	2:B:14:G:C6	3	1.1
(1,3)	1:A:84:LYS:HD3	2:B:14:G:C8	3	1.1
(1,3)	1:A:84:LYS:HD3	2:B:14:G:H1	3	1.1
(1,3)	1:A:84:LYS:HD3	2:B:14:G:H1'	3	1.1
(1,3)	1:A:84:LYS:HD3	2:B:14:G:H2'	3	1.1
(1,3)	1:A:84:LYS:HD3	2:B:14:G:H21	3	1.1
(1,3)	1:A:84:LYS:HD3	2:B:14:G:H22	3	1.1
(1,3)	1:A:84:LYS:HD3	2:B:14:G:H3'	3	1.1
(1,3)	1:A:84:LYS:HD3	2:B:14:G:H4'	3	1.1
(1,3)	1:A:84:LYS:HD3	2:B:14:G:H5'	3	1.1
(1,3)	1:A:84:LYS:HD3	2:B:14:G:H5''	3	1.1
(1,3)	1:A:84:LYS:HD3	2:B:14:G:H8	3	1.1
(1,3)	1:A:84:LYS:HD3	2:B:14:G:HO2'	3	1.1

*Continued on next page...*

*Continued from previous page...*

Key	Atom-1	Atom-2	Model ID	Violation (Å)
(1,3)	1:A:84:LYS:HD3	2:B:14:G:N1	3	1.1
(1,3)	1:A:84:LYS:HD3	2:B:14:G:N2	3	1.1
(1,3)	1:A:84:LYS:HD3	2:B:14:G:N3	3	1.1
(1,3)	1:A:84:LYS:HD3	2:B:14:G:N7	3	1.1
(1,3)	1:A:84:LYS:HD3	2:B:14:G:N9	3	1.1
(1,3)	1:A:84:LYS:HD3	2:B:14:G:O2'	3	1.1
(1,3)	1:A:84:LYS:HD3	2:B:14:G:O3'	3	1.1
(1,3)	1:A:84:LYS:HD3	2:B:14:G:O4'	3	1.1
(1,3)	1:A:84:LYS:HD3	2:B:14:G:O5'	3	1.1
(1,3)	1:A:84:LYS:HD3	2:B:14:G:O6	3	1.1
(1,3)	1:A:84:LYS:HD3	2:B:14:G:OP1	3	1.1
(1,3)	1:A:84:LYS:HD3	2:B:14:G:OP2	3	1.1
(1,3)	1:A:84:LYS:HD3	2:B:14:G:P	3	1.1
(1,3)	1:A:84:LYS:HD3	2:B:15:A:C1'	3	1.1
(1,3)	1:A:84:LYS:HD3	2:B:15:A:C2	3	1.1
(1,3)	1:A:84:LYS:HD3	2:B:15:A:C2'	3	1.1
(1,3)	1:A:84:LYS:HD3	2:B:15:A:C3'	3	1.1
(1,3)	1:A:84:LYS:HD3	2:B:15:A:C4	3	1.1
(1,3)	1:A:84:LYS:HD3	2:B:15:A:C4'	3	1.1
(1,3)	1:A:84:LYS:HD3	2:B:15:A:C5	3	1.1
(1,3)	1:A:84:LYS:HD3	2:B:15:A:C5'	3	1.1
(1,3)	1:A:84:LYS:HD3	2:B:15:A:C6	3	1.1
(1,3)	1:A:84:LYS:HD3	2:B:15:A:C8	3	1.1
(1,3)	1:A:84:LYS:HD3	2:B:15:A:H1'	3	1.1
(1,3)	1:A:84:LYS:HD3	2:B:15:A:H2	3	1.1
(1,3)	1:A:84:LYS:HD3	2:B:15:A:H2'	3	1.1
(1,3)	1:A:84:LYS:HD3	2:B:15:A:H3'	3	1.1
(1,3)	1:A:84:LYS:HD3	2:B:15:A:H4'	3	1.1
(1,3)	1:A:84:LYS:HD3	2:B:15:A:H5'	3	1.1
(1,3)	1:A:84:LYS:HD3	2:B:15:A:H5''	3	1.1
(1,3)	1:A:84:LYS:HD3	2:B:15:A:H61	3	1.1
(1,3)	1:A:84:LYS:HD3	2:B:15:A:H62	3	1.1
(1,3)	1:A:84:LYS:HD3	2:B:15:A:H8	3	1.1
(1,3)	1:A:84:LYS:HD3	2:B:15:A:HO2'	3	1.1
(1,3)	1:A:84:LYS:HD3	2:B:15:A:N1	3	1.1
(1,3)	1:A:84:LYS:HD3	2:B:15:A:N3	3	1.1
(1,3)	1:A:84:LYS:HD3	2:B:15:A:N6	3	1.1
(1,3)	1:A:84:LYS:HD3	2:B:15:A:N7	3	1.1
(1,3)	1:A:84:LYS:HD3	2:B:15:A:N9	3	1.1
(1,3)	1:A:84:LYS:HD3	2:B:15:A:O2'	3	1.1
(1,3)	1:A:84:LYS:HD3	2:B:15:A:O3'	3	1.1
(1,3)	1:A:84:LYS:HD3	2:B:15:A:O4'	3	1.1

*Continued on next page...*

*Continued from previous page...*

Key	Atom-1	Atom-2	Model ID	Violation (Å)
(1,3)	1:A:84:LYS:HD3	2:B:15:A:O5'	3	1.1
(1,3)	1:A:84:LYS:HD3	2:B:15:A:OP1	3	1.1
(1,3)	1:A:84:LYS:HD3	2:B:15:A:OP2	3	1.1
(1,3)	1:A:84:LYS:HD3	2:B:15:A:P	3	1.1
(1,3)	1:A:84:LYS:HD3	2:B:16:G:C1'	3	1.1
(1,3)	1:A:84:LYS:HD3	2:B:16:G:C2	3	1.1
(1,3)	1:A:84:LYS:HD3	2:B:16:G:C2'	3	1.1
(1,3)	1:A:84:LYS:HD3	2:B:16:G:C3'	3	1.1
(1,3)	1:A:84:LYS:HD3	2:B:16:G:C4	3	1.1
(1,3)	1:A:84:LYS:HD3	2:B:16:G:C4'	3	1.1
(1,3)	1:A:84:LYS:HD3	2:B:16:G:C5	3	1.1
(1,3)	1:A:84:LYS:HD3	2:B:16:G:C5'	3	1.1
(1,3)	1:A:84:LYS:HD3	2:B:16:G:C6	3	1.1
(1,3)	1:A:84:LYS:HD3	2:B:16:G:C8	3	1.1
(1,3)	1:A:84:LYS:HD3	2:B:16:G:H1	3	1.1
(1,3)	1:A:84:LYS:HD3	2:B:16:G:H1'	3	1.1
(1,3)	1:A:84:LYS:HD3	2:B:16:G:H2'	3	1.1
(1,3)	1:A:84:LYS:HD3	2:B:16:G:H21	3	1.1
(1,3)	1:A:84:LYS:HD3	2:B:16:G:H22	3	1.1
(1,3)	1:A:84:LYS:HD3	2:B:16:G:H3'	3	1.1
(1,3)	1:A:84:LYS:HD3	2:B:16:G:H4'	3	1.1
(1,3)	1:A:84:LYS:HD3	2:B:16:G:H5'	3	1.1
(1,3)	1:A:84:LYS:HD3	2:B:16:G:H5''	3	1.1
(1,3)	1:A:84:LYS:HD3	2:B:16:G:H8	3	1.1
(1,3)	1:A:84:LYS:HD3	2:B:16:G:HO2'	3	1.1
(1,3)	1:A:84:LYS:HD3	2:B:16:G:N1	3	1.1
(1,3)	1:A:84:LYS:HD3	2:B:16:G:N2	3	1.1
(1,3)	1:A:84:LYS:HD3	2:B:16:G:N3	3	1.1
(1,3)	1:A:84:LYS:HD3	2:B:16:G:N7	3	1.1
(1,3)	1:A:84:LYS:HD3	2:B:16:G:N9	3	1.1
(1,3)	1:A:84:LYS:HD3	2:B:16:G:O2'	3	1.1
(1,3)	1:A:84:LYS:HD3	2:B:16:G:O3'	3	1.1
(1,3)	1:A:84:LYS:HD3	2:B:16:G:O4'	3	1.1
(1,3)	1:A:84:LYS:HD3	2:B:16:G:O5'	3	1.1
(1,3)	1:A:84:LYS:HD3	2:B:16:G:O6	3	1.1
(1,3)	1:A:84:LYS:HD3	2:B:16:G:OP1	3	1.1
(1,3)	1:A:84:LYS:HD3	2:B:16:G:OP2	3	1.1
(1,3)	1:A:84:LYS:HD3	2:B:16:G:P	3	1.1
(1,3)	1:A:84:LYS:HD3	2:B:17:C:C1'	3	1.1
(1,3)	1:A:84:LYS:HD3	2:B:17:C:C2	3	1.1
(1,3)	1:A:84:LYS:HD3	2:B:17:C:C2'	3	1.1
(1,3)	1:A:84:LYS:HD3	2:B:17:C:C3'	3	1.1

*Continued on next page...*



*Continued from previous page...*

Key	Atom-1	Atom-2	Model ID	Violation (Å)
(1,3)	1:A:84:LYS:HD3	2:B:17:C:C4	3	1.1
(1,3)	1:A:84:LYS:HD3	2:B:17:C:C4'	3	1.1
(1,3)	1:A:84:LYS:HD3	2:B:17:C:C5	3	1.1
(1,3)	1:A:84:LYS:HD3	2:B:17:C:C5'	3	1.1
(1,3)	1:A:84:LYS:HD3	2:B:17:C:C6	3	1.1
(1,3)	1:A:84:LYS:HD3	2:B:17:C:H1'	3	1.1
(1,3)	1:A:84:LYS:HD3	2:B:17:C:H2'	3	1.1
(1,3)	1:A:84:LYS:HD3	2:B:17:C:H3'	3	1.1
(1,3)	1:A:84:LYS:HD3	2:B:17:C:H4'	3	1.1
(1,3)	1:A:84:LYS:HD3	2:B:17:C:H41	3	1.1
(1,3)	1:A:84:LYS:HD3	2:B:17:C:H42	3	1.1
(1,3)	1:A:84:LYS:HD3	2:B:17:C:H5	3	1.1
(1,3)	1:A:84:LYS:HD3	2:B:17:C:H5'	3	1.1
(1,3)	1:A:84:LYS:HD3	2:B:17:C:H5''	3	1.1
(1,3)	1:A:84:LYS:HD3	2:B:17:C:H6	3	1.1
(1,3)	1:A:84:LYS:HD3	2:B:17:C:HO2'	3	1.1
(1,3)	1:A:84:LYS:HD3	2:B:17:C:N1	3	1.1
(1,3)	1:A:84:LYS:HD3	2:B:17:C:N3	3	1.1
(1,3)	1:A:84:LYS:HD3	2:B:17:C:N4	3	1.1
(1,3)	1:A:84:LYS:HD3	2:B:17:C:O2	3	1.1
(1,3)	1:A:84:LYS:HD3	2:B:17:C:O2'	3	1.1
(1,3)	1:A:84:LYS:HD3	2:B:17:C:O3'	3	1.1
(1,3)	1:A:84:LYS:HD3	2:B:17:C:O4'	3	1.1
(1,3)	1:A:84:LYS:HD3	2:B:17:C:O5'	3	1.1
(1,3)	1:A:84:LYS:HD3	2:B:17:C:OP1	3	1.1
(1,3)	1:A:84:LYS:HD3	2:B:17:C:OP2	3	1.1
(1,3)	1:A:84:LYS:HD3	2:B:17:C:P	3	1.1
(1,3)	1:A:84:LYS:HD3	2:B:18:A:C1'	3	1.1
(1,3)	1:A:84:LYS:HD3	2:B:18:A:C2	3	1.1
(1,3)	1:A:84:LYS:HD3	2:B:18:A:C2'	3	1.1
(1,3)	1:A:84:LYS:HD3	2:B:18:A:C3'	3	1.1
(1,3)	1:A:84:LYS:HD3	2:B:18:A:C4	3	1.1
(1,3)	1:A:84:LYS:HD3	2:B:18:A:C4'	3	1.1
(1,3)	1:A:84:LYS:HD3	2:B:18:A:C5	3	1.1
(1,3)	1:A:84:LYS:HD3	2:B:18:A:C5'	3	1.1
(1,3)	1:A:84:LYS:HD3	2:B:18:A:C6	3	1.1
(1,3)	1:A:84:LYS:HD3	2:B:18:A:C8	3	1.1
(1,3)	1:A:84:LYS:HD3	2:B:18:A:H1'	3	1.1
(1,3)	1:A:84:LYS:HD3	2:B:18:A:H2	3	1.1
(1,3)	1:A:84:LYS:HD3	2:B:18:A:H2'	3	1.1
(1,3)	1:A:84:LYS:HD3	2:B:18:A:H3'	3	1.1
(1,3)	1:A:84:LYS:HD3	2:B:18:A:H4'	3	1.1

*Continued on next page...*

*Continued from previous page...*

Key	Atom-1	Atom-2	Model ID	Violation (Å)
(1,3)	1:A:84:LYS:HD3	2:B:18:A:H5'	3	1.1
(1,3)	1:A:84:LYS:HD3	2:B:18:A:H5''	3	1.1
(1,3)	1:A:84:LYS:HD3	2:B:18:A:H61	3	1.1
(1,3)	1:A:84:LYS:HD3	2:B:18:A:H62	3	1.1
(1,3)	1:A:84:LYS:HD3	2:B:18:A:H8	3	1.1
(1,3)	1:A:84:LYS:HD3	2:B:18:A:HO2'	3	1.1
(1,3)	1:A:84:LYS:HD3	2:B:18:A:N1	3	1.1
(1,3)	1:A:84:LYS:HD3	2:B:18:A:N3	3	1.1
(1,3)	1:A:84:LYS:HD3	2:B:18:A:N6	3	1.1
(1,3)	1:A:84:LYS:HD3	2:B:18:A:N7	3	1.1
(1,3)	1:A:84:LYS:HD3	2:B:18:A:N9	3	1.1
(1,3)	1:A:84:LYS:HD3	2:B:18:A:O2'	3	1.1
(1,3)	1:A:84:LYS:HD3	2:B:18:A:O3'	3	1.1
(1,3)	1:A:84:LYS:HD3	2:B:18:A:O4'	3	1.1
(1,3)	1:A:84:LYS:HD3	2:B:18:A:O5'	3	1.1
(1,3)	1:A:84:LYS:HD3	2:B:18:A:OP1	3	1.1
(1,3)	1:A:84:LYS:HD3	2:B:18:A:OP2	3	1.1
(1,3)	1:A:84:LYS:HD3	2:B:18:A:P	3	1.1
(1,3)	1:A:84:LYS:HD3	2:B:19:A:C1'	3	1.1
(1,3)	1:A:84:LYS:HD3	2:B:19:A:C2	3	1.1
(1,3)	1:A:84:LYS:HD3	2:B:19:A:C2'	3	1.1
(1,3)	1:A:84:LYS:HD3	2:B:19:A:C3'	3	1.1
(1,3)	1:A:84:LYS:HD3	2:B:19:A:C4	3	1.1
(1,3)	1:A:84:LYS:HD3	2:B:19:A:C4'	3	1.1
(1,3)	1:A:84:LYS:HD3	2:B:19:A:C5	3	1.1
(1,3)	1:A:84:LYS:HD3	2:B:19:A:C5'	3	1.1
(1,3)	1:A:84:LYS:HD3	2:B:19:A:C6	3	1.1
(1,3)	1:A:84:LYS:HD3	2:B:19:A:C8	3	1.1
(1,3)	1:A:84:LYS:HD3	2:B:19:A:H1'	3	1.1
(1,3)	1:A:84:LYS:HD3	2:B:19:A:H2	3	1.1
(1,3)	1:A:84:LYS:HD3	2:B:19:A:H2'	3	1.1
(1,3)	1:A:84:LYS:HD3	2:B:19:A:H3'	3	1.1
(1,3)	1:A:84:LYS:HD3	2:B:19:A:H4'	3	1.1
(1,3)	1:A:84:LYS:HD3	2:B:19:A:H5'	3	1.1
(1,3)	1:A:84:LYS:HD3	2:B:19:A:H5''	3	1.1
(1,3)	1:A:84:LYS:HD3	2:B:19:A:H61	3	1.1
(1,3)	1:A:84:LYS:HD3	2:B:19:A:H62	3	1.1
(1,3)	1:A:84:LYS:HD3	2:B:19:A:H8	3	1.1
(1,3)	1:A:84:LYS:HD3	2:B:19:A:HO2'	3	1.1
(1,3)	1:A:84:LYS:HD3	2:B:19:A:N1	3	1.1
(1,3)	1:A:84:LYS:HD3	2:B:19:A:N3	3	1.1
(1,3)	1:A:84:LYS:HD3	2:B:19:A:N6	3	1.1

*Continued on next page...*

*Continued from previous page...*

Key	Atom-1	Atom-2	Model ID	Violation (Å)
(1,3)	1:A:84:LYS:HD3	2:B:19:A:N7	3	1.1
(1,3)	1:A:84:LYS:HD3	2:B:19:A:N9	3	1.1
(1,3)	1:A:84:LYS:HD3	2:B:19:A:O2'	3	1.1
(1,3)	1:A:84:LYS:HD3	2:B:19:A:O3'	3	1.1
(1,3)	1:A:84:LYS:HD3	2:B:19:A:O4'	3	1.1
(1,3)	1:A:84:LYS:HD3	2:B:19:A:O5'	3	1.1
(1,3)	1:A:84:LYS:HD3	2:B:19:A:OP1	3	1.1
(1,3)	1:A:84:LYS:HD3	2:B:19:A:OP2	3	1.1
(1,3)	1:A:84:LYS:HD3	2:B:19:A:P	3	1.1
(1,3)	1:A:84:LYS:HD3	2:B:20:U:C1'	3	1.1
(1,3)	1:A:84:LYS:HD3	2:B:20:U:C2	3	1.1
(1,3)	1:A:84:LYS:HD3	2:B:20:U:C2'	3	1.1
(1,3)	1:A:84:LYS:HD3	2:B:20:U:C3'	3	1.1
(1,3)	1:A:84:LYS:HD3	2:B:20:U:C4	3	1.1
(1,3)	1:A:84:LYS:HD3	2:B:20:U:C4'	3	1.1
(1,3)	1:A:84:LYS:HD3	2:B:20:U:C5	3	1.1
(1,3)	1:A:84:LYS:HD3	2:B:20:U:C5'	3	1.1
(1,3)	1:A:84:LYS:HD3	2:B:20:U:C6	3	1.1
(1,3)	1:A:84:LYS:HD3	2:B:20:U:H1'	3	1.1
(1,3)	1:A:84:LYS:HD3	2:B:20:U:H2'	3	1.1
(1,3)	1:A:84:LYS:HD3	2:B:20:U:H3	3	1.1
(1,3)	1:A:84:LYS:HD3	2:B:20:U:H3'	3	1.1
(1,3)	1:A:84:LYS:HD3	2:B:20:U:H4'	3	1.1
(1,3)	1:A:84:LYS:HD3	2:B:20:U:H5	3	1.1
(1,3)	1:A:84:LYS:HD3	2:B:20:U:H5'	3	1.1
(1,3)	1:A:84:LYS:HD3	2:B:20:U:H5''	3	1.1
(1,3)	1:A:84:LYS:HD3	2:B:20:U:H6	3	1.1
(1,3)	1:A:84:LYS:HD3	2:B:20:U:HO2'	3	1.1
(1,3)	1:A:84:LYS:HD3	2:B:20:U:N1	3	1.1
(1,3)	1:A:84:LYS:HD3	2:B:20:U:N3	3	1.1
(1,3)	1:A:84:LYS:HD3	2:B:20:U:O2	3	1.1
(1,3)	1:A:84:LYS:HD3	2:B:20:U:O2'	3	1.1
(1,3)	1:A:84:LYS:HD3	2:B:20:U:O3'	3	1.1
(1,3)	1:A:84:LYS:HD3	2:B:20:U:O4	3	1.1
(1,3)	1:A:84:LYS:HD3	2:B:20:U:O4'	3	1.1
(1,3)	1:A:84:LYS:HD3	2:B:20:U:O5'	3	1.1
(1,3)	1:A:84:LYS:HD3	2:B:20:U:OP1	3	1.1
(1,3)	1:A:84:LYS:HD3	2:B:20:U:OP2	3	1.1
(1,3)	1:A:84:LYS:HD3	2:B:20:U:P	3	1.1
(1,3)	1:A:84:LYS:HD3	2:B:21:G:C1'	3	1.1
(1,3)	1:A:84:LYS:HD3	2:B:21:G:C2	3	1.1
(1,3)	1:A:84:LYS:HD3	2:B:21:G:C2'	3	1.1

*Continued on next page...*

*Continued from previous page...*

Key	Atom-1	Atom-2	Model ID	Violation (Å)
(1,3)	1:A:84:LYS:HD3	2:B:21:G:C3'	3	1.1
(1,3)	1:A:84:LYS:HD3	2:B:21:G:C4	3	1.1
(1,3)	1:A:84:LYS:HD3	2:B:21:G:C4'	3	1.1
(1,3)	1:A:84:LYS:HD3	2:B:21:G:C5	3	1.1
(1,3)	1:A:84:LYS:HD3	2:B:21:G:C5'	3	1.1
(1,3)	1:A:84:LYS:HD3	2:B:21:G:C6	3	1.1
(1,3)	1:A:84:LYS:HD3	2:B:21:G:C8	3	1.1
(1,3)	1:A:84:LYS:HD3	2:B:21:G:H1	3	1.1
(1,3)	1:A:84:LYS:HD3	2:B:21:G:H1'	3	1.1
(1,3)	1:A:84:LYS:HD3	2:B:21:G:H2'	3	1.1
(1,3)	1:A:84:LYS:HD3	2:B:21:G:H21	3	1.1
(1,3)	1:A:84:LYS:HD3	2:B:21:G:H22	3	1.1
(1,3)	1:A:84:LYS:HD3	2:B:21:G:H3'	3	1.1
(1,3)	1:A:84:LYS:HD3	2:B:21:G:H4'	3	1.1
(1,3)	1:A:84:LYS:HD3	2:B:21:G:H5'	3	1.1
(1,3)	1:A:84:LYS:HD3	2:B:21:G:H5''	3	1.1
(1,3)	1:A:84:LYS:HD3	2:B:21:G:H8	3	1.1
(1,3)	1:A:84:LYS:HD3	2:B:21:G:HO2'	3	1.1
(1,3)	1:A:84:LYS:HD3	2:B:21:G:N1	3	1.1
(1,3)	1:A:84:LYS:HD3	2:B:21:G:N2	3	1.1
(1,3)	1:A:84:LYS:HD3	2:B:21:G:N3	3	1.1
(1,3)	1:A:84:LYS:HD3	2:B:21:G:N7	3	1.1
(1,3)	1:A:84:LYS:HD3	2:B:21:G:N9	3	1.1
(1,3)	1:A:84:LYS:HD3	2:B:21:G:O2'	3	1.1
(1,3)	1:A:84:LYS:HD3	2:B:21:G:O3'	3	1.1
(1,3)	1:A:84:LYS:HD3	2:B:21:G:O4'	3	1.1
(1,3)	1:A:84:LYS:HD3	2:B:21:G:O5'	3	1.1
(1,3)	1:A:84:LYS:HD3	2:B:21:G:O6	3	1.1
(1,3)	1:A:84:LYS:HD3	2:B:21:G:OP1	3	1.1
(1,3)	1:A:84:LYS:HD3	2:B:21:G:OP2	3	1.1
(1,3)	1:A:84:LYS:HD3	2:B:21:G:P	3	1.1
(1,3)	1:A:84:LYS:HD3	2:B:22:A:C1'	3	1.1
(1,3)	1:A:84:LYS:HD3	2:B:22:A:C2	3	1.1
(1,3)	1:A:84:LYS:HD3	2:B:22:A:C2'	3	1.1
(1,3)	1:A:84:LYS:HD3	2:B:22:A:C3'	3	1.1
(1,3)	1:A:84:LYS:HD3	2:B:22:A:C4	3	1.1
(1,3)	1:A:84:LYS:HD3	2:B:22:A:C4'	3	1.1
(1,3)	1:A:84:LYS:HD3	2:B:22:A:C5	3	1.1
(1,3)	1:A:84:LYS:HD3	2:B:22:A:C5'	3	1.1
(1,3)	1:A:84:LYS:HD3	2:B:22:A:C6	3	1.1
(1,3)	1:A:84:LYS:HD3	2:B:22:A:C8	3	1.1
(1,3)	1:A:84:LYS:HD3	2:B:22:A:H1'	3	1.1

*Continued on next page...*

*Continued from previous page...*

Key	Atom-1	Atom-2	Model ID	Violation (Å)
(1,3)	1:A:84:LYS:HD3	2:B:22:A:H2	3	1.1
(1,3)	1:A:84:LYS:HD3	2:B:22:A:H2'	3	1.1
(1,3)	1:A:84:LYS:HD3	2:B:22:A:H3'	3	1.1
(1,3)	1:A:84:LYS:HD3	2:B:22:A:H4'	3	1.1
(1,3)	1:A:84:LYS:HD3	2:B:22:A:H5'	3	1.1
(1,3)	1:A:84:LYS:HD3	2:B:22:A:H5''	3	1.1
(1,3)	1:A:84:LYS:HD3	2:B:22:A:H61	3	1.1
(1,3)	1:A:84:LYS:HD3	2:B:22:A:H62	3	1.1
(1,3)	1:A:84:LYS:HD3	2:B:22:A:H8	3	1.1
(1,3)	1:A:84:LYS:HD3	2:B:22:A:HO2'	3	1.1
(1,3)	1:A:84:LYS:HD3	2:B:22:A:N1	3	1.1
(1,3)	1:A:84:LYS:HD3	2:B:22:A:N3	3	1.1
(1,3)	1:A:84:LYS:HD3	2:B:22:A:N6	3	1.1
(1,3)	1:A:84:LYS:HD3	2:B:22:A:N7	3	1.1
(1,3)	1:A:84:LYS:HD3	2:B:22:A:N9	3	1.1
(1,3)	1:A:84:LYS:HD3	2:B:22:A:O2'	3	1.1
(1,3)	1:A:84:LYS:HD3	2:B:22:A:O3'	3	1.1
(1,3)	1:A:84:LYS:HD3	2:B:22:A:O4'	3	1.1
(1,3)	1:A:84:LYS:HD3	2:B:22:A:O5'	3	1.1
(1,3)	1:A:84:LYS:HD3	2:B:22:A:OP1	3	1.1
(1,3)	1:A:84:LYS:HD3	2:B:22:A:OP2	3	1.1
(1,3)	1:A:84:LYS:HD3	2:B:22:A:P	3	1.1
(1,3)	1:A:84:LYS:HD3	2:B:23:U:C1'	3	1.1
(1,3)	1:A:84:LYS:HD3	2:B:23:U:C2	3	1.1
(1,3)	1:A:84:LYS:HD3	2:B:23:U:C2'	3	1.1
(1,3)	1:A:84:LYS:HD3	2:B:23:U:C3'	3	1.1
(1,3)	1:A:84:LYS:HD3	2:B:23:U:C4	3	1.1
(1,3)	1:A:84:LYS:HD3	2:B:23:U:C4'	3	1.1
(1,3)	1:A:84:LYS:HD3	2:B:23:U:C5	3	1.1
(1,3)	1:A:84:LYS:HD3	2:B:23:U:C5'	3	1.1
(1,3)	1:A:84:LYS:HD3	2:B:23:U:C6	3	1.1
(1,3)	1:A:84:LYS:HD3	2:B:23:U:H1'	3	1.1
(1,3)	1:A:84:LYS:HD3	2:B:23:U:H2'	3	1.1
(1,3)	1:A:84:LYS:HD3	2:B:23:U:H3	3	1.1
(1,3)	1:A:84:LYS:HD3	2:B:23:U:H3'	3	1.1
(1,3)	1:A:84:LYS:HD3	2:B:23:U:H4'	3	1.1
(1,3)	1:A:84:LYS:HD3	2:B:23:U:H5	3	1.1
(1,3)	1:A:84:LYS:HD3	2:B:23:U:H5'	3	1.1
(1,3)	1:A:84:LYS:HD3	2:B:23:U:H5''	3	1.1
(1,3)	1:A:84:LYS:HD3	2:B:23:U:H6	3	1.1
(1,3)	1:A:84:LYS:HD3	2:B:23:U:HO2'	3	1.1
(1,3)	1:A:84:LYS:HD3	2:B:23:U:N1	3	1.1

*Continued on next page...*

*Continued from previous page...*

Key	Atom-1	Atom-2	Model ID	Violation (Å)
(1,3)	1:A:84:LYS:HD3	2:B:23:U:N3	3	1.1
(1,3)	1:A:84:LYS:HD3	2:B:23:U:O2	3	1.1
(1,3)	1:A:84:LYS:HD3	2:B:23:U:O2'	3	1.1
(1,3)	1:A:84:LYS:HD3	2:B:23:U:O3'	3	1.1
(1,3)	1:A:84:LYS:HD3	2:B:23:U:O4	3	1.1
(1,3)	1:A:84:LYS:HD3	2:B:23:U:O4'	3	1.1
(1,3)	1:A:84:LYS:HD3	2:B:23:U:O5'	3	1.1
(1,3)	1:A:84:LYS:HD3	2:B:23:U:OP1	3	1.1
(1,3)	1:A:84:LYS:HD3	2:B:23:U:OP2	3	1.1
(1,3)	1:A:84:LYS:HD3	2:B:23:U:P	3	1.1
(1,3)	1:A:84:LYS:HD3	2:B:24:G:C1'	3	1.1
(1,3)	1:A:84:LYS:HD3	2:B:24:G:C2	3	1.1
(1,3)	1:A:84:LYS:HD3	2:B:24:G:C2'	3	1.1
(1,3)	1:A:84:LYS:HD3	2:B:24:G:C3'	3	1.1
(1,3)	1:A:84:LYS:HD3	2:B:24:G:C4	3	1.1
(1,3)	1:A:84:LYS:HD3	2:B:24:G:C4'	3	1.1
(1,3)	1:A:84:LYS:HD3	2:B:24:G:C5	3	1.1
(1,3)	1:A:84:LYS:HD3	2:B:24:G:C5'	3	1.1
(1,3)	1:A:84:LYS:HD3	2:B:24:G:C6	3	1.1
(1,3)	1:A:84:LYS:HD3	2:B:24:G:C8	3	1.1
(1,3)	1:A:84:LYS:HD3	2:B:24:G:H1	3	1.1
(1,3)	1:A:84:LYS:HD3	2:B:24:G:H1'	3	1.1
(1,3)	1:A:84:LYS:HD3	2:B:24:G:H2'	3	1.1
(1,3)	1:A:84:LYS:HD3	2:B:24:G:H21	3	1.1
(1,3)	1:A:84:LYS:HD3	2:B:24:G:H22	3	1.1
(1,3)	1:A:84:LYS:HD3	2:B:24:G:H3'	3	1.1
(1,3)	1:A:84:LYS:HD3	2:B:24:G:H4'	3	1.1
(1,3)	1:A:84:LYS:HD3	2:B:24:G:H5'	3	1.1
(1,3)	1:A:84:LYS:HD3	2:B:24:G:H5''	3	1.1
(1,3)	1:A:84:LYS:HD3	2:B:24:G:H8	3	1.1
(1,3)	1:A:84:LYS:HD3	2:B:24:G:HO2'	3	1.1
(1,3)	1:A:84:LYS:HD3	2:B:24:G:N1	3	1.1
(1,3)	1:A:84:LYS:HD3	2:B:24:G:N2	3	1.1
(1,3)	1:A:84:LYS:HD3	2:B:24:G:N3	3	1.1
(1,3)	1:A:84:LYS:HD3	2:B:24:G:N7	3	1.1
(1,3)	1:A:84:LYS:HD3	2:B:24:G:N9	3	1.1
(1,3)	1:A:84:LYS:HD3	2:B:24:G:O2'	3	1.1
(1,3)	1:A:84:LYS:HD3	2:B:24:G:O3'	3	1.1
(1,3)	1:A:84:LYS:HD3	2:B:24:G:O4'	3	1.1
(1,3)	1:A:84:LYS:HD3	2:B:24:G:O5'	3	1.1
(1,3)	1:A:84:LYS:HD3	2:B:24:G:O6	3	1.1
(1,3)	1:A:84:LYS:HD3	2:B:24:G:OP1	3	1.1

*Continued on next page...*

*Continued from previous page...*

Key	Atom-1	Atom-2	Model ID	Violation (Å)
(1,3)	1:A:84:LYS:HD3	2:B:24:G:OP2	3	1.1
(1,3)	1:A:84:LYS:HD3	2:B:24:G:P	3	1.1
(1,3)	1:A:84:LYS:HE2	2:B:2:C:C1'	3	1.1
(1,3)	1:A:84:LYS:HE2	2:B:2:C:C2	3	1.1
(1,3)	1:A:84:LYS:HE2	2:B:2:C:C2'	3	1.1
(1,3)	1:A:84:LYS:HE2	2:B:2:C:C3'	3	1.1
(1,3)	1:A:84:LYS:HE2	2:B:2:C:C4	3	1.1
(1,3)	1:A:84:LYS:HE2	2:B:2:C:C4'	3	1.1
(1,3)	1:A:84:LYS:HE2	2:B:2:C:C5	3	1.1
(1,3)	1:A:84:LYS:HE2	2:B:2:C:C5'	3	1.1
(1,3)	1:A:84:LYS:HE2	2:B:2:C:C6	3	1.1
(1,3)	1:A:84:LYS:HE2	2:B:2:C:H1'	3	1.1
(1,3)	1:A:84:LYS:HE2	2:B:2:C:H2'	3	1.1
(1,3)	1:A:84:LYS:HE2	2:B:2:C:H3'	3	1.1
(1,3)	1:A:84:LYS:HE2	2:B:2:C:H4'	3	1.1
(1,3)	1:A:84:LYS:HE2	2:B:2:C:H41	3	1.1
(1,3)	1:A:84:LYS:HE2	2:B:2:C:H42	3	1.1
(1,3)	1:A:84:LYS:HE2	2:B:2:C:H5	3	1.1
(1,3)	1:A:84:LYS:HE2	2:B:2:C:H5'	3	1.1
(1,3)	1:A:84:LYS:HE2	2:B:2:C:H5''	3	1.1
(1,3)	1:A:84:LYS:HE2	2:B:2:C:H6	3	1.1
(1,3)	1:A:84:LYS:HE2	2:B:2:C:HO2'	3	1.1
(1,3)	1:A:84:LYS:HE2	2:B:2:C:N1	3	1.1
(1,3)	1:A:84:LYS:HE2	2:B:2:C:N3	3	1.1
(1,3)	1:A:84:LYS:HE2	2:B:2:C:N4	3	1.1
(1,3)	1:A:84:LYS:HE2	2:B:2:C:O2	3	1.1
(1,3)	1:A:84:LYS:HE2	2:B:2:C:O2'	3	1.1
(1,3)	1:A:84:LYS:HE2	2:B:2:C:O3'	3	1.1
(1,3)	1:A:84:LYS:HE2	2:B:2:C:O4'	3	1.1
(1,3)	1:A:84:LYS:HE2	2:B:2:C:O5'	3	1.1
(1,3)	1:A:84:LYS:HE2	2:B:3:U:C1'	3	1.1
(1,3)	1:A:84:LYS:HE2	2:B:3:U:C2	3	1.1
(1,3)	1:A:84:LYS:HE2	2:B:3:U:C2'	3	1.1
(1,3)	1:A:84:LYS:HE2	2:B:3:U:C3'	3	1.1
(1,3)	1:A:84:LYS:HE2	2:B:3:U:C4	3	1.1
(1,3)	1:A:84:LYS:HE2	2:B:3:U:C4'	3	1.1
(1,3)	1:A:84:LYS:HE2	2:B:3:U:C5	3	1.1
(1,3)	1:A:84:LYS:HE2	2:B:3:U:C5'	3	1.1
(1,3)	1:A:84:LYS:HE2	2:B:3:U:C6	3	1.1
(1,3)	1:A:84:LYS:HE2	2:B:3:U:H1'	3	1.1
(1,3)	1:A:84:LYS:HE2	2:B:3:U:H2'	3	1.1
(1,3)	1:A:84:LYS:HE2	2:B:3:U:H3	3	1.1

*Continued on next page...*

*Continued from previous page...*

Key	Atom-1	Atom-2	Model ID	Violation (Å)
(1,3)	1:A:84:LYS:HE2	2:B:3:U:H3'	3	1.1
(1,3)	1:A:84:LYS:HE2	2:B:3:U:H4'	3	1.1
(1,3)	1:A:84:LYS:HE2	2:B:3:U:H5	3	1.1
(1,3)	1:A:84:LYS:HE2	2:B:3:U:H5'	3	1.1
(1,3)	1:A:84:LYS:HE2	2:B:3:U:H5''	3	1.1
(1,3)	1:A:84:LYS:HE2	2:B:3:U:H6	3	1.1
(1,3)	1:A:84:LYS:HE2	2:B:3:U:HO2'	3	1.1
(1,3)	1:A:84:LYS:HE2	2:B:3:U:N1	3	1.1
(1,3)	1:A:84:LYS:HE2	2:B:3:U:N3	3	1.1
(1,3)	1:A:84:LYS:HE2	2:B:3:U:O2	3	1.1
(1,3)	1:A:84:LYS:HE2	2:B:3:U:O2'	3	1.1
(1,3)	1:A:84:LYS:HE2	2:B:3:U:O3'	3	1.1
(1,3)	1:A:84:LYS:HE2	2:B:3:U:O4	3	1.1
(1,3)	1:A:84:LYS:HE2	2:B:3:U:O4'	3	1.1
(1,3)	1:A:84:LYS:HE2	2:B:3:U:O5'	3	1.1
(1,3)	1:A:84:LYS:HE2	2:B:3:U:OP1	3	1.1
(1,3)	1:A:84:LYS:HE2	2:B:3:U:OP2	3	1.1
(1,3)	1:A:84:LYS:HE2	2:B:3:U:P	3	1.1
(1,3)	1:A:84:LYS:HE2	2:B:4:G:C1'	3	1.1
(1,3)	1:A:84:LYS:HE2	2:B:4:G:C2	3	1.1
(1,3)	1:A:84:LYS:HE2	2:B:4:G:C2'	3	1.1
(1,3)	1:A:84:LYS:HE2	2:B:4:G:C3'	3	1.1
(1,3)	1:A:84:LYS:HE2	2:B:4:G:C4	3	1.1
(1,3)	1:A:84:LYS:HE2	2:B:4:G:C4'	3	1.1
(1,3)	1:A:84:LYS:HE2	2:B:4:G:C5	3	1.1
(1,3)	1:A:84:LYS:HE2	2:B:4:G:C5'	3	1.1
(1,3)	1:A:84:LYS:HE2	2:B:4:G:C6	3	1.1
(1,3)	1:A:84:LYS:HE2	2:B:4:G:C8	3	1.1
(1,3)	1:A:84:LYS:HE2	2:B:4:G:H1	3	1.1
(1,3)	1:A:84:LYS:HE2	2:B:4:G:H1'	3	1.1
(1,3)	1:A:84:LYS:HE2	2:B:4:G:H2'	3	1.1
(1,3)	1:A:84:LYS:HE2	2:B:4:G:H21	3	1.1
(1,3)	1:A:84:LYS:HE2	2:B:4:G:H22	3	1.1
(1,3)	1:A:84:LYS:HE2	2:B:4:G:H3'	3	1.1
(1,3)	1:A:84:LYS:HE2	2:B:4:G:H4'	3	1.1
(1,3)	1:A:84:LYS:HE2	2:B:4:G:H5'	3	1.1
(1,3)	1:A:84:LYS:HE2	2:B:4:G:H5''	3	1.1
(1,3)	1:A:84:LYS:HE2	2:B:4:G:H8	3	1.1
(1,3)	1:A:84:LYS:HE2	2:B:4:G:HO2'	3	1.1
(1,3)	1:A:84:LYS:HE2	2:B:4:G:N1	3	1.1
(1,3)	1:A:84:LYS:HE2	2:B:4:G:N2	3	1.1
(1,3)	1:A:84:LYS:HE2	2:B:4:G:N3	3	1.1

*Continued on next page...*



*Continued from previous page...*

Key	Atom-1	Atom-2	Model ID	Violation (Å)
(1,3)	1:A:84:LYS:HE2	2:B:4:G:N7	3	1.1
(1,3)	1:A:84:LYS:HE2	2:B:4:G:N9	3	1.1
(1,3)	1:A:84:LYS:HE2	2:B:4:G:O2'	3	1.1
(1,3)	1:A:84:LYS:HE2	2:B:4:G:O3'	3	1.1
(1,3)	1:A:84:LYS:HE2	2:B:4:G:O4'	3	1.1
(1,3)	1:A:84:LYS:HE2	2:B:4:G:O5'	3	1.1
(1,3)	1:A:84:LYS:HE2	2:B:4:G:O6	3	1.1
(1,3)	1:A:84:LYS:HE2	2:B:4:G:OP1	3	1.1
(1,3)	1:A:84:LYS:HE2	2:B:4:G:OP2	3	1.1
(1,3)	1:A:84:LYS:HE2	2:B:4:G:P	3	1.1
(1,3)	1:A:84:LYS:HE2	2:B:5:A:C1'	3	1.1
(1,3)	1:A:84:LYS:HE2	2:B:5:A:C2	3	1.1
(1,3)	1:A:84:LYS:HE2	2:B:5:A:C2'	3	1.1
(1,3)	1:A:84:LYS:HE2	2:B:5:A:C3'	3	1.1
(1,3)	1:A:84:LYS:HE2	2:B:5:A:C4	3	1.1
(1,3)	1:A:84:LYS:HE2	2:B:5:A:C4'	3	1.1
(1,3)	1:A:84:LYS:HE2	2:B:5:A:C5	3	1.1
(1,3)	1:A:84:LYS:HE2	2:B:5:A:C5'	3	1.1
(1,3)	1:A:84:LYS:HE2	2:B:5:A:C6	3	1.1
(1,3)	1:A:84:LYS:HE2	2:B:5:A:C8	3	1.1
(1,3)	1:A:84:LYS:HE2	2:B:5:A:H1'	3	1.1
(1,3)	1:A:84:LYS:HE2	2:B:5:A:H2	3	1.1
(1,3)	1:A:84:LYS:HE2	2:B:5:A:H2'	3	1.1
(1,3)	1:A:84:LYS:HE2	2:B:5:A:H3'	3	1.1
(1,3)	1:A:84:LYS:HE2	2:B:5:A:H4'	3	1.1
(1,3)	1:A:84:LYS:HE2	2:B:5:A:H5'	3	1.1
(1,3)	1:A:84:LYS:HE2	2:B:5:A:H5''	3	1.1
(1,3)	1:A:84:LYS:HE2	2:B:5:A:H61	3	1.1
(1,3)	1:A:84:LYS:HE2	2:B:5:A:H62	3	1.1
(1,3)	1:A:84:LYS:HE2	2:B:5:A:H8	3	1.1
(1,3)	1:A:84:LYS:HE2	2:B:5:A:HO2'	3	1.1
(1,3)	1:A:84:LYS:HE2	2:B:5:A:N1	3	1.1
(1,3)	1:A:84:LYS:HE2	2:B:5:A:N3	3	1.1
(1,3)	1:A:84:LYS:HE2	2:B:5:A:N6	3	1.1
(1,3)	1:A:84:LYS:HE2	2:B:5:A:N7	3	1.1
(1,3)	1:A:84:LYS:HE2	2:B:5:A:N9	3	1.1
(1,3)	1:A:84:LYS:HE2	2:B:5:A:O2'	3	1.1
(1,3)	1:A:84:LYS:HE2	2:B:5:A:O3'	3	1.1
(1,3)	1:A:84:LYS:HE2	2:B:5:A:O4'	3	1.1
(1,3)	1:A:84:LYS:HE2	2:B:5:A:O5'	3	1.1
(1,3)	1:A:84:LYS:HE2	2:B:5:A:OP1	3	1.1
(1,3)	1:A:84:LYS:HE2	2:B:5:A:OP2	3	1.1

*Continued on next page...*

*Continued from previous page...*

Key	Atom-1	Atom-2	Model ID	Violation (Å)
(1,3)	1:A:84:LYS:HE2	2:B:5:A:P	3	1.1
(1,3)	1:A:84:LYS:HE2	2:B:6:G:C1'	3	1.1
(1,3)	1:A:84:LYS:HE2	2:B:6:G:C2	3	1.1
(1,3)	1:A:84:LYS:HE2	2:B:6:G:C2'	3	1.1
(1,3)	1:A:84:LYS:HE2	2:B:6:G:C3'	3	1.1
(1,3)	1:A:84:LYS:HE2	2:B:6:G:C4	3	1.1
(1,3)	1:A:84:LYS:HE2	2:B:6:G:C4'	3	1.1
(1,3)	1:A:84:LYS:HE2	2:B:6:G:C5	3	1.1
(1,3)	1:A:84:LYS:HE2	2:B:6:G:C5'	3	1.1
(1,3)	1:A:84:LYS:HE2	2:B:6:G:C6	3	1.1
(1,3)	1:A:84:LYS:HE2	2:B:6:G:C8	3	1.1
(1,3)	1:A:84:LYS:HE2	2:B:6:G:H1	3	1.1
(1,3)	1:A:84:LYS:HE2	2:B:6:G:H1'	3	1.1
(1,3)	1:A:84:LYS:HE2	2:B:6:G:H2'	3	1.1
(1,3)	1:A:84:LYS:HE2	2:B:6:G:H21	3	1.1
(1,3)	1:A:84:LYS:HE2	2:B:6:G:H22	3	1.1
(1,3)	1:A:84:LYS:HE2	2:B:6:G:H3'	3	1.1
(1,3)	1:A:84:LYS:HE2	2:B:6:G:H4'	3	1.1
(1,3)	1:A:84:LYS:HE2	2:B:6:G:H5'	3	1.1
(1,3)	1:A:84:LYS:HE2	2:B:6:G:H5''	3	1.1
(1,3)	1:A:84:LYS:HE2	2:B:6:G:H8	3	1.1
(1,3)	1:A:84:LYS:HE2	2:B:6:G:HO2'	3	1.1
(1,3)	1:A:84:LYS:HE2	2:B:6:G:N1	3	1.1
(1,3)	1:A:84:LYS:HE2	2:B:6:G:N2	3	1.1
(1,3)	1:A:84:LYS:HE2	2:B:6:G:N3	3	1.1
(1,3)	1:A:84:LYS:HE2	2:B:6:G:N7	3	1.1
(1,3)	1:A:84:LYS:HE2	2:B:6:G:N9	3	1.1
(1,3)	1:A:84:LYS:HE2	2:B:6:G:O2'	3	1.1
(1,3)	1:A:84:LYS:HE2	2:B:6:G:O3'	3	1.1
(1,3)	1:A:84:LYS:HE2	2:B:6:G:O4'	3	1.1
(1,3)	1:A:84:LYS:HE2	2:B:6:G:O5'	3	1.1
(1,3)	1:A:84:LYS:HE2	2:B:6:G:O6	3	1.1
(1,3)	1:A:84:LYS:HE2	2:B:6:G:OP1	3	1.1
(1,3)	1:A:84:LYS:HE2	2:B:6:G:OP2	3	1.1
(1,3)	1:A:84:LYS:HE2	2:B:6:G:P	3	1.1
(1,3)	1:A:84:LYS:HE2	2:B:7:C:C1'	3	1.1
(1,3)	1:A:84:LYS:HE2	2:B:7:C:C2	3	1.1
(1,3)	1:A:84:LYS:HE2	2:B:7:C:C2'	3	1.1
(1,3)	1:A:84:LYS:HE2	2:B:7:C:C3'	3	1.1
(1,3)	1:A:84:LYS:HE2	2:B:7:C:C4	3	1.1
(1,3)	1:A:84:LYS:HE2	2:B:7:C:C4'	3	1.1
(1,3)	1:A:84:LYS:HE2	2:B:7:C:C5	3	1.1

*Continued on next page...*

*Continued from previous page...*

Key	Atom-1	Atom-2	Model ID	Violation (Å)
(1,3)	1:A:84:LYS:HE2	2:B:7:C:C5'	3	1.1
(1,3)	1:A:84:LYS:HE2	2:B:7:C:C6	3	1.1
(1,3)	1:A:84:LYS:HE2	2:B:7:C:H1'	3	1.1
(1,3)	1:A:84:LYS:HE2	2:B:7:C:H2'	3	1.1
(1,3)	1:A:84:LYS:HE2	2:B:7:C:H3'	3	1.1
(1,3)	1:A:84:LYS:HE2	2:B:7:C:H4'	3	1.1
(1,3)	1:A:84:LYS:HE2	2:B:7:C:H41	3	1.1
(1,3)	1:A:84:LYS:HE2	2:B:7:C:H42	3	1.1
(1,3)	1:A:84:LYS:HE2	2:B:7:C:H5	3	1.1
(1,3)	1:A:84:LYS:HE2	2:B:7:C:H5'	3	1.1
(1,3)	1:A:84:LYS:HE2	2:B:7:C:H5''	3	1.1
(1,3)	1:A:84:LYS:HE2	2:B:7:C:H6	3	1.1
(1,3)	1:A:84:LYS:HE2	2:B:7:C:HO2'	3	1.1
(1,3)	1:A:84:LYS:HE2	2:B:7:C:N1	3	1.1
(1,3)	1:A:84:LYS:HE2	2:B:7:C:N3	3	1.1
(1,3)	1:A:84:LYS:HE2	2:B:7:C:N4	3	1.1
(1,3)	1:A:84:LYS:HE2	2:B:7:C:O2	3	1.1
(1,3)	1:A:84:LYS:HE2	2:B:7:C:O2'	3	1.1
(1,3)	1:A:84:LYS:HE2	2:B:7:C:O3'	3	1.1
(1,3)	1:A:84:LYS:HE2	2:B:7:C:O4'	3	1.1
(1,3)	1:A:84:LYS:HE2	2:B:7:C:O5'	3	1.1
(1,3)	1:A:84:LYS:HE2	2:B:7:C:OP1	3	1.1
(1,3)	1:A:84:LYS:HE2	2:B:7:C:OP2	3	1.1
(1,3)	1:A:84:LYS:HE2	2:B:7:C:P	3	1.1
(1,3)	1:A:84:LYS:HE2	2:B:8:U:C1'	3	1.1
(1,3)	1:A:84:LYS:HE2	2:B:8:U:C2	3	1.1
(1,3)	1:A:84:LYS:HE2	2:B:8:U:C2'	3	1.1
(1,3)	1:A:84:LYS:HE2	2:B:8:U:C3'	3	1.1
(1,3)	1:A:84:LYS:HE2	2:B:8:U:C4	3	1.1
(1,3)	1:A:84:LYS:HE2	2:B:8:U:C4'	3	1.1
(1,3)	1:A:84:LYS:HE2	2:B:8:U:C5	3	1.1
(1,3)	1:A:84:LYS:HE2	2:B:8:U:C5'	3	1.1
(1,3)	1:A:84:LYS:HE2	2:B:8:U:C6	3	1.1
(1,3)	1:A:84:LYS:HE2	2:B:8:U:H1'	3	1.1
(1,3)	1:A:84:LYS:HE2	2:B:8:U:H2'	3	1.1
(1,3)	1:A:84:LYS:HE2	2:B:8:U:H3	3	1.1
(1,3)	1:A:84:LYS:HE2	2:B:8:U:H3'	3	1.1
(1,3)	1:A:84:LYS:HE2	2:B:8:U:H4'	3	1.1
(1,3)	1:A:84:LYS:HE2	2:B:8:U:H5	3	1.1
(1,3)	1:A:84:LYS:HE2	2:B:8:U:H5'	3	1.1
(1,3)	1:A:84:LYS:HE2	2:B:8:U:H5''	3	1.1
(1,3)	1:A:84:LYS:HE2	2:B:8:U:H6	3	1.1

*Continued on next page...*

*Continued from previous page...*

Key	Atom-1	Atom-2	Model ID	Violation (Å)
(1,3)	1:A:84:LYS:HE2	2:B:8:U:HO2'	3	1.1
(1,3)	1:A:84:LYS:HE2	2:B:8:U:N1	3	1.1
(1,3)	1:A:84:LYS:HE2	2:B:8:U:N3	3	1.1
(1,3)	1:A:84:LYS:HE2	2:B:8:U:O2	3	1.1
(1,3)	1:A:84:LYS:HE2	2:B:8:U:O2'	3	1.1
(1,3)	1:A:84:LYS:HE2	2:B:8:U:O3'	3	1.1
(1,3)	1:A:84:LYS:HE2	2:B:8:U:O4	3	1.1
(1,3)	1:A:84:LYS:HE2	2:B:8:U:O4'	3	1.1
(1,3)	1:A:84:LYS:HE2	2:B:8:U:O5'	3	1.1
(1,3)	1:A:84:LYS:HE2	2:B:8:U:OP1	3	1.1
(1,3)	1:A:84:LYS:HE2	2:B:8:U:OP2	3	1.1
(1,3)	1:A:84:LYS:HE2	2:B:8:U:P	3	1.1
(1,3)	1:A:84:LYS:HE2	2:B:9:C:C1'	3	1.1
(1,3)	1:A:84:LYS:HE2	2:B:9:C:C2	3	1.1
(1,3)	1:A:84:LYS:HE2	2:B:9:C:C2'	3	1.1
(1,3)	1:A:84:LYS:HE2	2:B:9:C:C3'	3	1.1
(1,3)	1:A:84:LYS:HE2	2:B:9:C:C4	3	1.1
(1,3)	1:A:84:LYS:HE2	2:B:9:C:C4'	3	1.1
(1,3)	1:A:84:LYS:HE2	2:B:9:C:C5	3	1.1
(1,3)	1:A:84:LYS:HE2	2:B:9:C:C5'	3	1.1
(1,3)	1:A:84:LYS:HE2	2:B:9:C:C6	3	1.1
(1,3)	1:A:84:LYS:HE2	2:B:9:C:H1'	3	1.1
(1,3)	1:A:84:LYS:HE2	2:B:9:C:H2'	3	1.1
(1,3)	1:A:84:LYS:HE2	2:B:9:C:H3'	3	1.1
(1,3)	1:A:84:LYS:HE2	2:B:9:C:H4'	3	1.1
(1,3)	1:A:84:LYS:HE2	2:B:9:C:H41	3	1.1
(1,3)	1:A:84:LYS:HE2	2:B:9:C:H42	3	1.1
(1,3)	1:A:84:LYS:HE2	2:B:9:C:H5	3	1.1
(1,3)	1:A:84:LYS:HE2	2:B:9:C:H5'	3	1.1
(1,3)	1:A:84:LYS:HE2	2:B:9:C:H5''	3	1.1
(1,3)	1:A:84:LYS:HE2	2:B:9:C:H6	3	1.1
(1,3)	1:A:84:LYS:HE2	2:B:9:C:HO2'	3	1.1
(1,3)	1:A:84:LYS:HE2	2:B:9:C:N1	3	1.1
(1,3)	1:A:84:LYS:HE2	2:B:9:C:N3	3	1.1
(1,3)	1:A:84:LYS:HE2	2:B:9:C:N4	3	1.1
(1,3)	1:A:84:LYS:HE2	2:B:9:C:O2	3	1.1
(1,3)	1:A:84:LYS:HE2	2:B:9:C:O2'	3	1.1
(1,3)	1:A:84:LYS:HE2	2:B:9:C:O3'	3	1.1
(1,3)	1:A:84:LYS:HE2	2:B:9:C:O4'	3	1.1
(1,3)	1:A:84:LYS:HE2	2:B:9:C:O5'	3	1.1
(1,3)	1:A:84:LYS:HE2	2:B:9:C:OP1	3	1.1
(1,3)	1:A:84:LYS:HE2	2:B:9:C:OP2	3	1.1

*Continued on next page...*

*Continued from previous page...*

Key	Atom-1	Atom-2	Model ID	Violation (Å)
(1,3)	1:A:84:LYS:HE2	2:B:9:C:P	3	1.1
(1,3)	1:A:84:LYS:HE2	2:B:10:G:C1'	3	1.1
(1,3)	1:A:84:LYS:HE2	2:B:10:G:C2	3	1.1
(1,3)	1:A:84:LYS:HE2	2:B:10:G:C2'	3	1.1
(1,3)	1:A:84:LYS:HE2	2:B:10:G:C3'	3	1.1
(1,3)	1:A:84:LYS:HE2	2:B:10:G:C4	3	1.1
(1,3)	1:A:84:LYS:HE2	2:B:10:G:C4'	3	1.1
(1,3)	1:A:84:LYS:HE2	2:B:10:G:C5	3	1.1
(1,3)	1:A:84:LYS:HE2	2:B:10:G:C5'	3	1.1
(1,3)	1:A:84:LYS:HE2	2:B:10:G:C6	3	1.1
(1,3)	1:A:84:LYS:HE2	2:B:10:G:C8	3	1.1
(1,3)	1:A:84:LYS:HE2	2:B:10:G:H1	3	1.1
(1,3)	1:A:84:LYS:HE2	2:B:10:G:H1'	3	1.1
(1,3)	1:A:84:LYS:HE2	2:B:10:G:H2'	3	1.1
(1,3)	1:A:84:LYS:HE2	2:B:10:G:H21	3	1.1
(1,3)	1:A:84:LYS:HE2	2:B:10:G:H22	3	1.1
(1,3)	1:A:84:LYS:HE2	2:B:10:G:H3'	3	1.1
(1,3)	1:A:84:LYS:HE2	2:B:10:G:H4'	3	1.1
(1,3)	1:A:84:LYS:HE2	2:B:10:G:H5'	3	1.1
(1,3)	1:A:84:LYS:HE2	2:B:10:G:H5''	3	1.1
(1,3)	1:A:84:LYS:HE2	2:B:10:G:H8	3	1.1
(1,3)	1:A:84:LYS:HE2	2:B:10:G:HO2'	3	1.1
(1,3)	1:A:84:LYS:HE2	2:B:10:G:N1	3	1.1
(1,3)	1:A:84:LYS:HE2	2:B:10:G:N2	3	1.1
(1,3)	1:A:84:LYS:HE2	2:B:10:G:N3	3	1.1
(1,3)	1:A:84:LYS:HE2	2:B:10:G:N7	3	1.1
(1,3)	1:A:84:LYS:HE2	2:B:10:G:N9	3	1.1
(1,3)	1:A:84:LYS:HE2	2:B:10:G:O2'	3	1.1
(1,3)	1:A:84:LYS:HE2	2:B:10:G:O3'	3	1.1
(1,3)	1:A:84:LYS:HE2	2:B:10:G:O4'	3	1.1
(1,3)	1:A:84:LYS:HE2	2:B:10:G:O5'	3	1.1
(1,3)	1:A:84:LYS:HE2	2:B:10:G:O6	3	1.1
(1,3)	1:A:84:LYS:HE2	2:B:10:G:OP1	3	1.1
(1,3)	1:A:84:LYS:HE2	2:B:10:G:OP2	3	1.1
(1,3)	1:A:84:LYS:HE2	2:B:10:G:P	3	1.1
(1,3)	1:A:84:LYS:HE2	2:B:11:A:C1'	3	1.1
(1,3)	1:A:84:LYS:HE2	2:B:11:A:C2	3	1.1
(1,3)	1:A:84:LYS:HE2	2:B:11:A:C2'	3	1.1
(1,3)	1:A:84:LYS:HE2	2:B:11:A:C3'	3	1.1
(1,3)	1:A:84:LYS:HE2	2:B:11:A:C4	3	1.1
(1,3)	1:A:84:LYS:HE2	2:B:11:A:C4'	3	1.1
(1,3)	1:A:84:LYS:HE2	2:B:11:A:C5	3	1.1

*Continued on next page...*

*Continued from previous page...*

Key	Atom-1	Atom-2	Model ID	Violation (Å)
(1,3)	1:A:84:LYS:HE2	2:B:11:A:C5'	3	1.1
(1,3)	1:A:84:LYS:HE2	2:B:11:A:C6	3	1.1
(1,3)	1:A:84:LYS:HE2	2:B:11:A:C8	3	1.1
(1,3)	1:A:84:LYS:HE2	2:B:11:A:H1'	3	1.1
(1,3)	1:A:84:LYS:HE2	2:B:11:A:H2	3	1.1
(1,3)	1:A:84:LYS:HE2	2:B:11:A:H2'	3	1.1
(1,3)	1:A:84:LYS:HE2	2:B:11:A:H3'	3	1.1
(1,3)	1:A:84:LYS:HE2	2:B:11:A:H4'	3	1.1
(1,3)	1:A:84:LYS:HE2	2:B:11:A:H5'	3	1.1
(1,3)	1:A:84:LYS:HE2	2:B:11:A:H5''	3	1.1
(1,3)	1:A:84:LYS:HE2	2:B:11:A:H61	3	1.1
(1,3)	1:A:84:LYS:HE2	2:B:11:A:H62	3	1.1
(1,3)	1:A:84:LYS:HE2	2:B:11:A:H8	3	1.1
(1,3)	1:A:84:LYS:HE2	2:B:11:A:HO2'	3	1.1
(1,3)	1:A:84:LYS:HE2	2:B:11:A:N1	3	1.1
(1,3)	1:A:84:LYS:HE2	2:B:11:A:N3	3	1.1
(1,3)	1:A:84:LYS:HE2	2:B:11:A:N6	3	1.1
(1,3)	1:A:84:LYS:HE2	2:B:11:A:N7	3	1.1
(1,3)	1:A:84:LYS:HE2	2:B:11:A:N9	3	1.1
(1,3)	1:A:84:LYS:HE2	2:B:11:A:O2'	3	1.1
(1,3)	1:A:84:LYS:HE2	2:B:11:A:O3'	3	1.1
(1,3)	1:A:84:LYS:HE2	2:B:11:A:O4'	3	1.1
(1,3)	1:A:84:LYS:HE2	2:B:11:A:O5'	3	1.1
(1,3)	1:A:84:LYS:HE2	2:B:11:A:OP1	3	1.1
(1,3)	1:A:84:LYS:HE2	2:B:11:A:OP2	3	1.1
(1,3)	1:A:84:LYS:HE2	2:B:11:A:P	3	1.1
(1,3)	1:A:84:LYS:HE2	2:B:12:A:C1'	3	1.1
(1,3)	1:A:84:LYS:HE2	2:B:12:A:C2	3	1.1
(1,3)	1:A:84:LYS:HE2	2:B:12:A:C2'	3	1.1
(1,3)	1:A:84:LYS:HE2	2:B:12:A:C3'	3	1.1
(1,3)	1:A:84:LYS:HE2	2:B:12:A:C4	3	1.1
(1,3)	1:A:84:LYS:HE2	2:B:12:A:C4'	3	1.1
(1,3)	1:A:84:LYS:HE2	2:B:12:A:C5	3	1.1
(1,3)	1:A:84:LYS:HE2	2:B:12:A:C5'	3	1.1
(1,3)	1:A:84:LYS:HE2	2:B:12:A:C6	3	1.1
(1,3)	1:A:84:LYS:HE2	2:B:12:A:C8	3	1.1
(1,3)	1:A:84:LYS:HE2	2:B:12:A:H1'	3	1.1
(1,3)	1:A:84:LYS:HE2	2:B:12:A:H2	3	1.1
(1,3)	1:A:84:LYS:HE2	2:B:12:A:H2'	3	1.1
(1,3)	1:A:84:LYS:HE2	2:B:12:A:H3'	3	1.1
(1,3)	1:A:84:LYS:HE2	2:B:12:A:H4'	3	1.1
(1,3)	1:A:84:LYS:HE2	2:B:12:A:H5'	3	1.1

*Continued on next page...*

*Continued from previous page...*

Key	Atom-1	Atom-2	Model ID	Violation (Å)
(1,3)	1:A:84:LYS:HE2	2:B:12:A:H5''	3	1.1
(1,3)	1:A:84:LYS:HE2	2:B:12:A:H61	3	1.1
(1,3)	1:A:84:LYS:HE2	2:B:12:A:H62	3	1.1
(1,3)	1:A:84:LYS:HE2	2:B:12:A:H8	3	1.1
(1,3)	1:A:84:LYS:HE2	2:B:12:A:HO2'	3	1.1
(1,3)	1:A:84:LYS:HE2	2:B:12:A:N1	3	1.1
(1,3)	1:A:84:LYS:HE2	2:B:12:A:N3	3	1.1
(1,3)	1:A:84:LYS:HE2	2:B:12:A:N6	3	1.1
(1,3)	1:A:84:LYS:HE2	2:B:12:A:N7	3	1.1
(1,3)	1:A:84:LYS:HE2	2:B:12:A:N9	3	1.1
(1,3)	1:A:84:LYS:HE2	2:B:12:A:O2'	3	1.1
(1,3)	1:A:84:LYS:HE2	2:B:12:A:O3'	3	1.1
(1,3)	1:A:84:LYS:HE2	2:B:12:A:O4'	3	1.1
(1,3)	1:A:84:LYS:HE2	2:B:12:A:O5'	3	1.1
(1,3)	1:A:84:LYS:HE2	2:B:12:A:OP1	3	1.1
(1,3)	1:A:84:LYS:HE2	2:B:12:A:OP2	3	1.1
(1,3)	1:A:84:LYS:HE2	2:B:12:A:P	3	1.1
(1,3)	1:A:84:LYS:HE2	2:B:13:A:C1'	3	1.1
(1,3)	1:A:84:LYS:HE2	2:B:13:A:C2	3	1.1
(1,3)	1:A:84:LYS:HE2	2:B:13:A:C2'	3	1.1
(1,3)	1:A:84:LYS:HE2	2:B:13:A:C3'	3	1.1
(1,3)	1:A:84:LYS:HE2	2:B:13:A:C4	3	1.1
(1,3)	1:A:84:LYS:HE2	2:B:13:A:C4'	3	1.1
(1,3)	1:A:84:LYS:HE2	2:B:13:A:C5	3	1.1
(1,3)	1:A:84:LYS:HE2	2:B:13:A:C5'	3	1.1
(1,3)	1:A:84:LYS:HE2	2:B:13:A:C6	3	1.1
(1,3)	1:A:84:LYS:HE2	2:B:13:A:C8	3	1.1
(1,3)	1:A:84:LYS:HE2	2:B:13:A:H1'	3	1.1
(1,3)	1:A:84:LYS:HE2	2:B:13:A:H2	3	1.1
(1,3)	1:A:84:LYS:HE2	2:B:13:A:H2'	3	1.1
(1,3)	1:A:84:LYS:HE2	2:B:13:A:H3'	3	1.1
(1,3)	1:A:84:LYS:HE2	2:B:13:A:H4'	3	1.1
(1,3)	1:A:84:LYS:HE2	2:B:13:A:H5'	3	1.1
(1,3)	1:A:84:LYS:HE2	2:B:13:A:H5''	3	1.1
(1,3)	1:A:84:LYS:HE2	2:B:13:A:H61	3	1.1
(1,3)	1:A:84:LYS:HE2	2:B:13:A:H62	3	1.1
(1,3)	1:A:84:LYS:HE2	2:B:13:A:H8	3	1.1
(1,3)	1:A:84:LYS:HE2	2:B:13:A:HO2'	3	1.1
(1,3)	1:A:84:LYS:HE2	2:B:13:A:N1	3	1.1
(1,3)	1:A:84:LYS:HE2	2:B:13:A:N3	3	1.1
(1,3)	1:A:84:LYS:HE2	2:B:13:A:N6	3	1.1
(1,3)	1:A:84:LYS:HE2	2:B:13:A:N7	3	1.1

*Continued on next page...*

*Continued from previous page...*

Key	Atom-1	Atom-2	Model ID	Violation (Å)
(1,3)	1:A:84:LYS:HE2	2:B:13:A:N9	3	1.1
(1,3)	1:A:84:LYS:HE2	2:B:13:A:O2'	3	1.1
(1,3)	1:A:84:LYS:HE2	2:B:13:A:O3'	3	1.1
(1,3)	1:A:84:LYS:HE2	2:B:13:A:O4'	3	1.1
(1,3)	1:A:84:LYS:HE2	2:B:13:A:O5'	3	1.1
(1,3)	1:A:84:LYS:HE2	2:B:13:A:OP1	3	1.1
(1,3)	1:A:84:LYS:HE2	2:B:13:A:OP2	3	1.1
(1,3)	1:A:84:LYS:HE2	2:B:13:A:P	3	1.1
(1,3)	1:A:84:LYS:HE2	2:B:14:G:C1'	3	1.1
(1,3)	1:A:84:LYS:HE2	2:B:14:G:C2	3	1.1
(1,3)	1:A:84:LYS:HE2	2:B:14:G:C2'	3	1.1
(1,3)	1:A:84:LYS:HE2	2:B:14:G:C3'	3	1.1
(1,3)	1:A:84:LYS:HE2	2:B:14:G:C4	3	1.1
(1,3)	1:A:84:LYS:HE2	2:B:14:G:C4'	3	1.1
(1,3)	1:A:84:LYS:HE2	2:B:14:G:C5	3	1.1
(1,3)	1:A:84:LYS:HE2	2:B:14:G:C5'	3	1.1
(1,3)	1:A:84:LYS:HE2	2:B:14:G:C6	3	1.1
(1,3)	1:A:84:LYS:HE2	2:B:14:G:C8	3	1.1
(1,3)	1:A:84:LYS:HE2	2:B:14:G:H1	3	1.1
(1,3)	1:A:84:LYS:HE2	2:B:14:G:H1'	3	1.1
(1,3)	1:A:84:LYS:HE2	2:B:14:G:H2'	3	1.1
(1,3)	1:A:84:LYS:HE2	2:B:14:G:H21	3	1.1
(1,3)	1:A:84:LYS:HE2	2:B:14:G:H22	3	1.1
(1,3)	1:A:84:LYS:HE2	2:B:14:G:H3'	3	1.1
(1,3)	1:A:84:LYS:HE2	2:B:14:G:H4'	3	1.1
(1,3)	1:A:84:LYS:HE2	2:B:14:G:H5'	3	1.1
(1,3)	1:A:84:LYS:HE2	2:B:14:G:H5''	3	1.1
(1,3)	1:A:84:LYS:HE2	2:B:14:G:H8	3	1.1
(1,3)	1:A:84:LYS:HE2	2:B:14:G:HO2'	3	1.1
(1,3)	1:A:84:LYS:HE2	2:B:14:G:N1	3	1.1
(1,3)	1:A:84:LYS:HE2	2:B:14:G:N2	3	1.1
(1,3)	1:A:84:LYS:HE2	2:B:14:G:N3	3	1.1
(1,3)	1:A:84:LYS:HE2	2:B:14:G:N7	3	1.1
(1,3)	1:A:84:LYS:HE2	2:B:14:G:N9	3	1.1
(1,3)	1:A:84:LYS:HE2	2:B:14:G:O2'	3	1.1
(1,3)	1:A:84:LYS:HE2	2:B:14:G:O3'	3	1.1
(1,3)	1:A:84:LYS:HE2	2:B:14:G:O4'	3	1.1
(1,3)	1:A:84:LYS:HE2	2:B:14:G:O5'	3	1.1
(1,3)	1:A:84:LYS:HE2	2:B:14:G:O6	3	1.1
(1,3)	1:A:84:LYS:HE2	2:B:14:G:OP1	3	1.1
(1,3)	1:A:84:LYS:HE2	2:B:14:G:OP2	3	1.1
(1,3)	1:A:84:LYS:HE2	2:B:14:G:P	3	1.1

*Continued on next page...*



*Continued from previous page...*

Key	Atom-1	Atom-2	Model ID	Violation (Å)
(1,3)	1:A:84:LYS:HE2	2:B:15:A:C1'	3	1.1
(1,3)	1:A:84:LYS:HE2	2:B:15:A:C2	3	1.1
(1,3)	1:A:84:LYS:HE2	2:B:15:A:C2'	3	1.1
(1,3)	1:A:84:LYS:HE2	2:B:15:A:C3'	3	1.1
(1,3)	1:A:84:LYS:HE2	2:B:15:A:C4	3	1.1
(1,3)	1:A:84:LYS:HE2	2:B:15:A:C4'	3	1.1
(1,3)	1:A:84:LYS:HE2	2:B:15:A:C5	3	1.1
(1,3)	1:A:84:LYS:HE2	2:B:15:A:C5'	3	1.1
(1,3)	1:A:84:LYS:HE2	2:B:15:A:C6	3	1.1
(1,3)	1:A:84:LYS:HE2	2:B:15:A:C8	3	1.1
(1,3)	1:A:84:LYS:HE2	2:B:15:A:H1'	3	1.1
(1,3)	1:A:84:LYS:HE2	2:B:15:A:H2	3	1.1
(1,3)	1:A:84:LYS:HE2	2:B:15:A:H2'	3	1.1
(1,3)	1:A:84:LYS:HE2	2:B:15:A:H3'	3	1.1
(1,3)	1:A:84:LYS:HE2	2:B:15:A:H4'	3	1.1
(1,3)	1:A:84:LYS:HE2	2:B:15:A:H5'	3	1.1
(1,3)	1:A:84:LYS:HE2	2:B:15:A:H5''	3	1.1
(1,3)	1:A:84:LYS:HE2	2:B:15:A:H61	3	1.1
(1,3)	1:A:84:LYS:HE2	2:B:15:A:H62	3	1.1
(1,3)	1:A:84:LYS:HE2	2:B:15:A:H8	3	1.1
(1,3)	1:A:84:LYS:HE2	2:B:15:A:HO2'	3	1.1
(1,3)	1:A:84:LYS:HE2	2:B:15:A:N1	3	1.1
(1,3)	1:A:84:LYS:HE2	2:B:15:A:N3	3	1.1
(1,3)	1:A:84:LYS:HE2	2:B:15:A:N6	3	1.1
(1,3)	1:A:84:LYS:HE2	2:B:15:A:N7	3	1.1
(1,3)	1:A:84:LYS:HE2	2:B:15:A:N9	3	1.1
(1,3)	1:A:84:LYS:HE2	2:B:15:A:O2'	3	1.1
(1,3)	1:A:84:LYS:HE2	2:B:15:A:O3'	3	1.1
(1,3)	1:A:84:LYS:HE2	2:B:15:A:O4'	3	1.1
(1,3)	1:A:84:LYS:HE2	2:B:15:A:O5'	3	1.1
(1,3)	1:A:84:LYS:HE2	2:B:15:A:OP1	3	1.1
(1,3)	1:A:84:LYS:HE2	2:B:15:A:OP2	3	1.1
(1,3)	1:A:84:LYS:HE2	2:B:15:A:P	3	1.1
(1,3)	1:A:84:LYS:HE2	2:B:16:G:C1'	3	1.1
(1,3)	1:A:84:LYS:HE2	2:B:16:G:C2	3	1.1
(1,3)	1:A:84:LYS:HE2	2:B:16:G:C2'	3	1.1
(1,3)	1:A:84:LYS:HE2	2:B:16:G:C3'	3	1.1
(1,3)	1:A:84:LYS:HE2	2:B:16:G:C4	3	1.1
(1,3)	1:A:84:LYS:HE2	2:B:16:G:C4'	3	1.1
(1,3)	1:A:84:LYS:HE2	2:B:16:G:C5	3	1.1
(1,3)	1:A:84:LYS:HE2	2:B:16:G:C5'	3	1.1
(1,3)	1:A:84:LYS:HE2	2:B:16:G:C6	3	1.1

*Continued on next page...*

*Continued from previous page...*

Key	Atom-1	Atom-2	Model ID	Violation (Å)
(1,3)	1:A:84:LYS:HE2	2:B:16:G:C8	3	1.1
(1,3)	1:A:84:LYS:HE2	2:B:16:G:H1	3	1.1
(1,3)	1:A:84:LYS:HE2	2:B:16:G:H1'	3	1.1
(1,3)	1:A:84:LYS:HE2	2:B:16:G:H2'	3	1.1
(1,3)	1:A:84:LYS:HE2	2:B:16:G:H21	3	1.1
(1,3)	1:A:84:LYS:HE2	2:B:16:G:H22	3	1.1
(1,3)	1:A:84:LYS:HE2	2:B:16:G:H3'	3	1.1
(1,3)	1:A:84:LYS:HE2	2:B:16:G:H4'	3	1.1
(1,3)	1:A:84:LYS:HE2	2:B:16:G:H5'	3	1.1
(1,3)	1:A:84:LYS:HE2	2:B:16:G:H5''	3	1.1
(1,3)	1:A:84:LYS:HE2	2:B:16:G:H8	3	1.1
(1,3)	1:A:84:LYS:HE2	2:B:16:G:HO2'	3	1.1
(1,3)	1:A:84:LYS:HE2	2:B:16:G:N1	3	1.1
(1,3)	1:A:84:LYS:HE2	2:B:16:G:N2	3	1.1
(1,3)	1:A:84:LYS:HE2	2:B:16:G:N3	3	1.1
(1,3)	1:A:84:LYS:HE2	2:B:16:G:N7	3	1.1
(1,3)	1:A:84:LYS:HE2	2:B:16:G:N9	3	1.1
(1,3)	1:A:84:LYS:HE2	2:B:16:G:O2'	3	1.1
(1,3)	1:A:84:LYS:HE2	2:B:16:G:O3'	3	1.1
(1,3)	1:A:84:LYS:HE2	2:B:16:G:O4'	3	1.1
(1,3)	1:A:84:LYS:HE2	2:B:16:G:O5'	3	1.1
(1,3)	1:A:84:LYS:HE2	2:B:16:G:O6	3	1.1
(1,3)	1:A:84:LYS:HE2	2:B:16:G:OP1	3	1.1
(1,3)	1:A:84:LYS:HE2	2:B:16:G:OP2	3	1.1
(1,3)	1:A:84:LYS:HE2	2:B:16:G:P	3	1.1
(1,3)	1:A:84:LYS:HE2	2:B:17:C:C1'	3	1.1
(1,3)	1:A:84:LYS:HE2	2:B:17:C:C2	3	1.1
(1,3)	1:A:84:LYS:HE2	2:B:17:C:C2'	3	1.1
(1,3)	1:A:84:LYS:HE2	2:B:17:C:C3'	3	1.1
(1,3)	1:A:84:LYS:HE2	2:B:17:C:C4	3	1.1
(1,3)	1:A:84:LYS:HE2	2:B:17:C:C4'	3	1.1
(1,3)	1:A:84:LYS:HE2	2:B:17:C:C5	3	1.1
(1,3)	1:A:84:LYS:HE2	2:B:17:C:C5'	3	1.1
(1,3)	1:A:84:LYS:HE2	2:B:17:C:C6	3	1.1
(1,3)	1:A:84:LYS:HE2	2:B:17:C:H1'	3	1.1
(1,3)	1:A:84:LYS:HE2	2:B:17:C:H2'	3	1.1
(1,3)	1:A:84:LYS:HE2	2:B:17:C:H3'	3	1.1
(1,3)	1:A:84:LYS:HE2	2:B:17:C:H4'	3	1.1
(1,3)	1:A:84:LYS:HE2	2:B:17:C:H41	3	1.1
(1,3)	1:A:84:LYS:HE2	2:B:17:C:H42	3	1.1
(1,3)	1:A:84:LYS:HE2	2:B:17:C:H5	3	1.1
(1,3)	1:A:84:LYS:HE2	2:B:17:C:H5'	3	1.1

*Continued on next page...*

*Continued from previous page...*

Key	Atom-1	Atom-2	Model ID	Violation (Å)
(1,3)	1:A:84:LYS:HE2	2:B:17:C:H5''	3	1.1
(1,3)	1:A:84:LYS:HE2	2:B:17:C:H6	3	1.1
(1,3)	1:A:84:LYS:HE2	2:B:17:C:HO2'	3	1.1
(1,3)	1:A:84:LYS:HE2	2:B:17:C:N1	3	1.1
(1,3)	1:A:84:LYS:HE2	2:B:17:C:N3	3	1.1
(1,3)	1:A:84:LYS:HE2	2:B:17:C:N4	3	1.1
(1,3)	1:A:84:LYS:HE2	2:B:17:C:O2	3	1.1
(1,3)	1:A:84:LYS:HE2	2:B:17:C:O2'	3	1.1
(1,3)	1:A:84:LYS:HE2	2:B:17:C:O3'	3	1.1
(1,3)	1:A:84:LYS:HE2	2:B:17:C:O4'	3	1.1
(1,3)	1:A:84:LYS:HE2	2:B:17:C:O5'	3	1.1
(1,3)	1:A:84:LYS:HE2	2:B:17:C:OP1	3	1.1
(1,3)	1:A:84:LYS:HE2	2:B:17:C:OP2	3	1.1
(1,3)	1:A:84:LYS:HE2	2:B:17:C:P	3	1.1
(1,3)	1:A:84:LYS:HE2	2:B:18:A:C1'	3	1.1
(1,3)	1:A:84:LYS:HE2	2:B:18:A:C2	3	1.1
(1,3)	1:A:84:LYS:HE2	2:B:18:A:C2'	3	1.1
(1,3)	1:A:84:LYS:HE2	2:B:18:A:C3'	3	1.1
(1,3)	1:A:84:LYS:HE2	2:B:18:A:C4	3	1.1
(1,3)	1:A:84:LYS:HE2	2:B:18:A:C4'	3	1.1
(1,3)	1:A:84:LYS:HE2	2:B:18:A:C5	3	1.1
(1,3)	1:A:84:LYS:HE2	2:B:18:A:C5'	3	1.1
(1,3)	1:A:84:LYS:HE2	2:B:18:A:C6	3	1.1
(1,3)	1:A:84:LYS:HE2	2:B:18:A:C8	3	1.1
(1,3)	1:A:84:LYS:HE2	2:B:18:A:H1'	3	1.1
(1,3)	1:A:84:LYS:HE2	2:B:18:A:H2	3	1.1
(1,3)	1:A:84:LYS:HE2	2:B:18:A:H2'	3	1.1
(1,3)	1:A:84:LYS:HE2	2:B:18:A:H3'	3	1.1
(1,3)	1:A:84:LYS:HE2	2:B:18:A:H4'	3	1.1
(1,3)	1:A:84:LYS:HE2	2:B:18:A:H5'	3	1.1
(1,3)	1:A:84:LYS:HE2	2:B:18:A:H5''	3	1.1
(1,3)	1:A:84:LYS:HE2	2:B:18:A:H61	3	1.1
(1,3)	1:A:84:LYS:HE2	2:B:18:A:H62	3	1.1
(1,3)	1:A:84:LYS:HE2	2:B:18:A:H8	3	1.1
(1,3)	1:A:84:LYS:HE2	2:B:18:A:HO2'	3	1.1
(1,3)	1:A:84:LYS:HE2	2:B:18:A:N1	3	1.1
(1,3)	1:A:84:LYS:HE2	2:B:18:A:N3	3	1.1
(1,3)	1:A:84:LYS:HE2	2:B:18:A:N6	3	1.1
(1,3)	1:A:84:LYS:HE2	2:B:18:A:N7	3	1.1
(1,3)	1:A:84:LYS:HE2	2:B:18:A:N9	3	1.1
(1,3)	1:A:84:LYS:HE2	2:B:18:A:O2'	3	1.1
(1,3)	1:A:84:LYS:HE2	2:B:18:A:O3'	3	1.1

*Continued on next page...*

*Continued from previous page...*

Key	Atom-1	Atom-2	Model ID	Violation (Å)
(1,3)	1:A:84:LYS:HE2	2:B:18:A:O4'	3	1.1
(1,3)	1:A:84:LYS:HE2	2:B:18:A:O5'	3	1.1
(1,3)	1:A:84:LYS:HE2	2:B:18:A:OP1	3	1.1
(1,3)	1:A:84:LYS:HE2	2:B:18:A:OP2	3	1.1
(1,3)	1:A:84:LYS:HE2	2:B:18:A:P	3	1.1
(1,3)	1:A:84:LYS:HE2	2:B:19:A:C1'	3	1.1
(1,3)	1:A:84:LYS:HE2	2:B:19:A:C2	3	1.1
(1,3)	1:A:84:LYS:HE2	2:B:19:A:C2'	3	1.1
(1,3)	1:A:84:LYS:HE2	2:B:19:A:C3'	3	1.1
(1,3)	1:A:84:LYS:HE2	2:B:19:A:C4	3	1.1
(1,3)	1:A:84:LYS:HE2	2:B:19:A:C4'	3	1.1
(1,3)	1:A:84:LYS:HE2	2:B:19:A:C5	3	1.1
(1,3)	1:A:84:LYS:HE2	2:B:19:A:C5'	3	1.1
(1,3)	1:A:84:LYS:HE2	2:B:19:A:C6	3	1.1
(1,3)	1:A:84:LYS:HE2	2:B:19:A:C8	3	1.1
(1,3)	1:A:84:LYS:HE2	2:B:19:A:H1'	3	1.1
(1,3)	1:A:84:LYS:HE2	2:B:19:A:H2	3	1.1
(1,3)	1:A:84:LYS:HE2	2:B:19:A:H2'	3	1.1
(1,3)	1:A:84:LYS:HE2	2:B:19:A:H3'	3	1.1
(1,3)	1:A:84:LYS:HE2	2:B:19:A:H4'	3	1.1
(1,3)	1:A:84:LYS:HE2	2:B:19:A:H5'	3	1.1
(1,3)	1:A:84:LYS:HE2	2:B:19:A:H5''	3	1.1
(1,3)	1:A:84:LYS:HE2	2:B:19:A:H61	3	1.1
(1,3)	1:A:84:LYS:HE2	2:B:19:A:H62	3	1.1
(1,3)	1:A:84:LYS:HE2	2:B:19:A:H8	3	1.1
(1,3)	1:A:84:LYS:HE2	2:B:19:A:HO2'	3	1.1
(1,3)	1:A:84:LYS:HE2	2:B:19:A:N1	3	1.1
(1,3)	1:A:84:LYS:HE2	2:B:19:A:N3	3	1.1
(1,3)	1:A:84:LYS:HE2	2:B:19:A:N6	3	1.1
(1,3)	1:A:84:LYS:HE2	2:B:19:A:N7	3	1.1
(1,3)	1:A:84:LYS:HE2	2:B:19:A:N9	3	1.1
(1,3)	1:A:84:LYS:HE2	2:B:19:A:O2'	3	1.1
(1,3)	1:A:84:LYS:HE2	2:B:19:A:O3'	3	1.1
(1,3)	1:A:84:LYS:HE2	2:B:19:A:O4'	3	1.1
(1,3)	1:A:84:LYS:HE2	2:B:19:A:O5'	3	1.1
(1,3)	1:A:84:LYS:HE2	2:B:19:A:OP1	3	1.1
(1,3)	1:A:84:LYS:HE2	2:B:19:A:OP2	3	1.1
(1,3)	1:A:84:LYS:HE2	2:B:19:A:P	3	1.1
(1,3)	1:A:84:LYS:HE2	2:B:20:U:C1'	3	1.1
(1,3)	1:A:84:LYS:HE2	2:B:20:U:C2	3	1.1
(1,3)	1:A:84:LYS:HE2	2:B:20:U:C2'	3	1.1
(1,3)	1:A:84:LYS:HE2	2:B:20:U:C3'	3	1.1

*Continued on next page...*

*Continued from previous page...*

Key	Atom-1	Atom-2	Model ID	Violation (Å)
(1,3)	1:A:84:LYS:HE2	2:B:20:U:C4	3	1.1
(1,3)	1:A:84:LYS:HE2	2:B:20:U:C4'	3	1.1
(1,3)	1:A:84:LYS:HE2	2:B:20:U:C5	3	1.1
(1,3)	1:A:84:LYS:HE2	2:B:20:U:C5'	3	1.1
(1,3)	1:A:84:LYS:HE2	2:B:20:U:C6	3	1.1
(1,3)	1:A:84:LYS:HE2	2:B:20:U:H1'	3	1.1
(1,3)	1:A:84:LYS:HE2	2:B:20:U:H2'	3	1.1
(1,3)	1:A:84:LYS:HE2	2:B:20:U:H3	3	1.1
(1,3)	1:A:84:LYS:HE2	2:B:20:U:H3'	3	1.1
(1,3)	1:A:84:LYS:HE2	2:B:20:U:H4'	3	1.1
(1,3)	1:A:84:LYS:HE2	2:B:20:U:H5	3	1.1
(1,3)	1:A:84:LYS:HE2	2:B:20:U:H5'	3	1.1
(1,3)	1:A:84:LYS:HE2	2:B:20:U:H5''	3	1.1
(1,3)	1:A:84:LYS:HE2	2:B:20:U:H6	3	1.1
(1,3)	1:A:84:LYS:HE2	2:B:20:U:HO2'	3	1.1
(1,3)	1:A:84:LYS:HE2	2:B:20:U:N1	3	1.1
(1,3)	1:A:84:LYS:HE2	2:B:20:U:N3	3	1.1
(1,3)	1:A:84:LYS:HE2	2:B:20:U:O2	3	1.1
(1,3)	1:A:84:LYS:HE2	2:B:20:U:O2'	3	1.1
(1,3)	1:A:84:LYS:HE2	2:B:20:U:O3'	3	1.1
(1,3)	1:A:84:LYS:HE2	2:B:20:U:O4	3	1.1
(1,3)	1:A:84:LYS:HE2	2:B:20:U:O4'	3	1.1
(1,3)	1:A:84:LYS:HE2	2:B:20:U:O5'	3	1.1
(1,3)	1:A:84:LYS:HE2	2:B:20:U:OP1	3	1.1
(1,3)	1:A:84:LYS:HE2	2:B:20:U:OP2	3	1.1
(1,3)	1:A:84:LYS:HE2	2:B:20:U:P	3	1.1
(1,3)	1:A:84:LYS:HE2	2:B:21:G:C1'	3	1.1
(1,3)	1:A:84:LYS:HE2	2:B:21:G:C2	3	1.1
(1,3)	1:A:84:LYS:HE2	2:B:21:G:C2'	3	1.1
(1,3)	1:A:84:LYS:HE2	2:B:21:G:C3'	3	1.1
(1,3)	1:A:84:LYS:HE2	2:B:21:G:C4	3	1.1
(1,3)	1:A:84:LYS:HE2	2:B:21:G:C4'	3	1.1
(1,3)	1:A:84:LYS:HE2	2:B:21:G:C5	3	1.1
(1,3)	1:A:84:LYS:HE2	2:B:21:G:C5'	3	1.1
(1,3)	1:A:84:LYS:HE2	2:B:21:G:C6	3	1.1
(1,3)	1:A:84:LYS:HE2	2:B:21:G:C8	3	1.1
(1,3)	1:A:84:LYS:HE2	2:B:21:G:H1	3	1.1
(1,3)	1:A:84:LYS:HE2	2:B:21:G:H1'	3	1.1
(1,3)	1:A:84:LYS:HE2	2:B:21:G:H2'	3	1.1
(1,3)	1:A:84:LYS:HE2	2:B:21:G:H21	3	1.1
(1,3)	1:A:84:LYS:HE2	2:B:21:G:H22	3	1.1
(1,3)	1:A:84:LYS:HE2	2:B:21:G:H3'	3	1.1

*Continued on next page...*

*Continued from previous page...*

Key	Atom-1	Atom-2	Model ID	Violation (Å)
(1,3)	1:A:84:LYS:HE2	2:B:21:G:H4'	3	1.1
(1,3)	1:A:84:LYS:HE2	2:B:21:G:H5'	3	1.1
(1,3)	1:A:84:LYS:HE2	2:B:21:G:H5''	3	1.1
(1,3)	1:A:84:LYS:HE2	2:B:21:G:H8	3	1.1
(1,3)	1:A:84:LYS:HE2	2:B:21:G:HO2'	3	1.1
(1,3)	1:A:84:LYS:HE2	2:B:21:G:N1	3	1.1
(1,3)	1:A:84:LYS:HE2	2:B:21:G:N2	3	1.1
(1,3)	1:A:84:LYS:HE2	2:B:21:G:N3	3	1.1
(1,3)	1:A:84:LYS:HE2	2:B:21:G:N7	3	1.1
(1,3)	1:A:84:LYS:HE2	2:B:21:G:N9	3	1.1
(1,3)	1:A:84:LYS:HE2	2:B:21:G:O2'	3	1.1
(1,3)	1:A:84:LYS:HE2	2:B:21:G:O3'	3	1.1
(1,3)	1:A:84:LYS:HE2	2:B:21:G:O4'	3	1.1
(1,3)	1:A:84:LYS:HE2	2:B:21:G:O5'	3	1.1
(1,3)	1:A:84:LYS:HE2	2:B:21:G:O6	3	1.1
(1,3)	1:A:84:LYS:HE2	2:B:21:G:OP1	3	1.1
(1,3)	1:A:84:LYS:HE2	2:B:21:G:OP2	3	1.1
(1,3)	1:A:84:LYS:HE2	2:B:21:G:P	3	1.1
(1,3)	1:A:84:LYS:HE2	2:B:22:A:C1'	3	1.1
(1,3)	1:A:84:LYS:HE2	2:B:22:A:C2	3	1.1
(1,3)	1:A:84:LYS:HE2	2:B:22:A:C2'	3	1.1
(1,3)	1:A:84:LYS:HE2	2:B:22:A:C3'	3	1.1
(1,3)	1:A:84:LYS:HE2	2:B:22:A:C4	3	1.1
(1,3)	1:A:84:LYS:HE2	2:B:22:A:C4'	3	1.1
(1,3)	1:A:84:LYS:HE2	2:B:22:A:C5	3	1.1
(1,3)	1:A:84:LYS:HE2	2:B:22:A:C5'	3	1.1
(1,3)	1:A:84:LYS:HE2	2:B:22:A:C6	3	1.1
(1,3)	1:A:84:LYS:HE2	2:B:22:A:C8	3	1.1
(1,3)	1:A:84:LYS:HE2	2:B:22:A:H1'	3	1.1
(1,3)	1:A:84:LYS:HE2	2:B:22:A:H2	3	1.1
(1,3)	1:A:84:LYS:HE2	2:B:22:A:H2'	3	1.1
(1,3)	1:A:84:LYS:HE2	2:B:22:A:H3'	3	1.1
(1,3)	1:A:84:LYS:HE2	2:B:22:A:H4'	3	1.1
(1,3)	1:A:84:LYS:HE2	2:B:22:A:H5'	3	1.1
(1,3)	1:A:84:LYS:HE2	2:B:22:A:H5''	3	1.1
(1,3)	1:A:84:LYS:HE2	2:B:22:A:H61	3	1.1
(1,3)	1:A:84:LYS:HE2	2:B:22:A:H62	3	1.1
(1,3)	1:A:84:LYS:HE2	2:B:22:A:H8	3	1.1
(1,3)	1:A:84:LYS:HE2	2:B:22:A:HO2'	3	1.1
(1,3)	1:A:84:LYS:HE2	2:B:22:A:N1	3	1.1
(1,3)	1:A:84:LYS:HE2	2:B:22:A:N3	3	1.1
(1,3)	1:A:84:LYS:HE2	2:B:22:A:N6	3	1.1

*Continued on next page...*

*Continued from previous page...*

Key	Atom-1	Atom-2	Model ID	Violation (Å)
(1,3)	1:A:84:LYS:HE2	2:B:22:A:N7	3	1.1
(1,3)	1:A:84:LYS:HE2	2:B:22:A:N9	3	1.1
(1,3)	1:A:84:LYS:HE2	2:B:22:A:O2'	3	1.1
(1,3)	1:A:84:LYS:HE2	2:B:22:A:O3'	3	1.1
(1,3)	1:A:84:LYS:HE2	2:B:22:A:O4'	3	1.1
(1,3)	1:A:84:LYS:HE2	2:B:22:A:O5'	3	1.1
(1,3)	1:A:84:LYS:HE2	2:B:22:A:OP1	3	1.1
(1,3)	1:A:84:LYS:HE2	2:B:22:A:OP2	3	1.1
(1,3)	1:A:84:LYS:HE2	2:B:22:A:P	3	1.1
(1,3)	1:A:84:LYS:HE2	2:B:23:U:C1'	3	1.1
(1,3)	1:A:84:LYS:HE2	2:B:23:U:C2	3	1.1
(1,3)	1:A:84:LYS:HE2	2:B:23:U:C2'	3	1.1
(1,3)	1:A:84:LYS:HE2	2:B:23:U:C3'	3	1.1
(1,3)	1:A:84:LYS:HE2	2:B:23:U:C4	3	1.1
(1,3)	1:A:84:LYS:HE2	2:B:23:U:C4'	3	1.1
(1,3)	1:A:84:LYS:HE2	2:B:23:U:C5	3	1.1
(1,3)	1:A:84:LYS:HE2	2:B:23:U:C5'	3	1.1
(1,3)	1:A:84:LYS:HE2	2:B:23:U:C6	3	1.1
(1,3)	1:A:84:LYS:HE2	2:B:23:U:H1'	3	1.1
(1,3)	1:A:84:LYS:HE2	2:B:23:U:H2'	3	1.1
(1,3)	1:A:84:LYS:HE2	2:B:23:U:H3	3	1.1
(1,3)	1:A:84:LYS:HE2	2:B:23:U:H3'	3	1.1
(1,3)	1:A:84:LYS:HE2	2:B:23:U:H4'	3	1.1
(1,3)	1:A:84:LYS:HE2	2:B:23:U:H5	3	1.1
(1,3)	1:A:84:LYS:HE2	2:B:23:U:H5'	3	1.1
(1,3)	1:A:84:LYS:HE2	2:B:23:U:H5''	3	1.1
(1,3)	1:A:84:LYS:HE2	2:B:23:U:H6	3	1.1
(1,3)	1:A:84:LYS:HE2	2:B:23:U:HO2'	3	1.1
(1,3)	1:A:84:LYS:HE2	2:B:23:U:N1	3	1.1
(1,3)	1:A:84:LYS:HE2	2:B:23:U:N3	3	1.1
(1,3)	1:A:84:LYS:HE2	2:B:23:U:O2	3	1.1
(1,3)	1:A:84:LYS:HE2	2:B:23:U:O2'	3	1.1
(1,3)	1:A:84:LYS:HE2	2:B:23:U:O3'	3	1.1
(1,3)	1:A:84:LYS:HE2	2:B:23:U:O4	3	1.1
(1,3)	1:A:84:LYS:HE2	2:B:23:U:O4'	3	1.1
(1,3)	1:A:84:LYS:HE2	2:B:23:U:O5'	3	1.1
(1,3)	1:A:84:LYS:HE2	2:B:23:U:OP1	3	1.1
(1,3)	1:A:84:LYS:HE2	2:B:23:U:OP2	3	1.1
(1,3)	1:A:84:LYS:HE2	2:B:23:U:P	3	1.1
(1,3)	1:A:84:LYS:HE2	2:B:24:G:C1'	3	1.1
(1,3)	1:A:84:LYS:HE2	2:B:24:G:C2	3	1.1
(1,3)	1:A:84:LYS:HE2	2:B:24:G:C2'	3	1.1

*Continued on next page...*

*Continued from previous page...*

Key	Atom-1	Atom-2	Model ID	Violation (Å)
(1,3)	1:A:84:LYS:HE2	2:B:24:G:C3'	3	1.1
(1,3)	1:A:84:LYS:HE2	2:B:24:G:C4	3	1.1
(1,3)	1:A:84:LYS:HE2	2:B:24:G:C4'	3	1.1
(1,3)	1:A:84:LYS:HE2	2:B:24:G:C5	3	1.1
(1,3)	1:A:84:LYS:HE2	2:B:24:G:C5'	3	1.1
(1,3)	1:A:84:LYS:HE2	2:B:24:G:C6	3	1.1
(1,3)	1:A:84:LYS:HE2	2:B:24:G:C8	3	1.1
(1,3)	1:A:84:LYS:HE2	2:B:24:G:H1	3	1.1
(1,3)	1:A:84:LYS:HE2	2:B:24:G:H1'	3	1.1
(1,3)	1:A:84:LYS:HE2	2:B:24:G:H2'	3	1.1
(1,3)	1:A:84:LYS:HE2	2:B:24:G:H21	3	1.1
(1,3)	1:A:84:LYS:HE2	2:B:24:G:H22	3	1.1
(1,3)	1:A:84:LYS:HE2	2:B:24:G:H3'	3	1.1
(1,3)	1:A:84:LYS:HE2	2:B:24:G:H4'	3	1.1
(1,3)	1:A:84:LYS:HE2	2:B:24:G:H5'	3	1.1
(1,3)	1:A:84:LYS:HE2	2:B:24:G:H5''	3	1.1
(1,3)	1:A:84:LYS:HE2	2:B:24:G:H8	3	1.1
(1,3)	1:A:84:LYS:HE2	2:B:24:G:HO2'	3	1.1
(1,3)	1:A:84:LYS:HE2	2:B:24:G:N1	3	1.1
(1,3)	1:A:84:LYS:HE2	2:B:24:G:N2	3	1.1
(1,3)	1:A:84:LYS:HE2	2:B:24:G:N3	3	1.1
(1,3)	1:A:84:LYS:HE2	2:B:24:G:N7	3	1.1
(1,3)	1:A:84:LYS:HE2	2:B:24:G:N9	3	1.1
(1,3)	1:A:84:LYS:HE2	2:B:24:G:O2'	3	1.1
(1,3)	1:A:84:LYS:HE2	2:B:24:G:O3'	3	1.1
(1,3)	1:A:84:LYS:HE2	2:B:24:G:O4'	3	1.1
(1,3)	1:A:84:LYS:HE2	2:B:24:G:O5'	3	1.1
(1,3)	1:A:84:LYS:HE2	2:B:24:G:O6	3	1.1
(1,3)	1:A:84:LYS:HE2	2:B:24:G:OP1	3	1.1
(1,3)	1:A:84:LYS:HE2	2:B:24:G:OP2	3	1.1
(1,3)	1:A:84:LYS:HE2	2:B:24:G:P	3	1.1
(1,3)	1:A:84:LYS:HE3	2:B:2:C:C1'	3	1.1
(1,3)	1:A:84:LYS:HE3	2:B:2:C:C2	3	1.1
(1,3)	1:A:84:LYS:HE3	2:B:2:C:C2'	3	1.1
(1,3)	1:A:84:LYS:HE3	2:B:2:C:C3'	3	1.1
(1,3)	1:A:84:LYS:HE3	2:B:2:C:C4	3	1.1
(1,3)	1:A:84:LYS:HE3	2:B:2:C:C4'	3	1.1
(1,3)	1:A:84:LYS:HE3	2:B:2:C:C5	3	1.1
(1,3)	1:A:84:LYS:HE3	2:B:2:C:C5'	3	1.1
(1,3)	1:A:84:LYS:HE3	2:B:2:C:C6	3	1.1
(1,3)	1:A:84:LYS:HE3	2:B:2:C:H1'	3	1.1
(1,3)	1:A:84:LYS:HE3	2:B:2:C:H2'	3	1.1

*Continued on next page...*



*Continued from previous page...*

Key	Atom-1	Atom-2	Model ID	Violation (Å)
(1,3)	1:A:84:LYS:HE3	2:B:2:C:H3'	3	1.1
(1,3)	1:A:84:LYS:HE3	2:B:2:C:H4'	3	1.1
(1,3)	1:A:84:LYS:HE3	2:B:2:C:H41	3	1.1
(1,3)	1:A:84:LYS:HE3	2:B:2:C:H42	3	1.1
(1,3)	1:A:84:LYS:HE3	2:B:2:C:H5	3	1.1
(1,3)	1:A:84:LYS:HE3	2:B:2:C:H5'	3	1.1
(1,3)	1:A:84:LYS:HE3	2:B:2:C:H5''	3	1.1
(1,3)	1:A:84:LYS:HE3	2:B:2:C:H6	3	1.1
(1,3)	1:A:84:LYS:HE3	2:B:2:C:HO2'	3	1.1
(1,3)	1:A:84:LYS:HE3	2:B:2:C:N1	3	1.1
(1,3)	1:A:84:LYS:HE3	2:B:2:C:N3	3	1.1
(1,3)	1:A:84:LYS:HE3	2:B:2:C:N4	3	1.1
(1,3)	1:A:84:LYS:HE3	2:B:2:C:O2	3	1.1
(1,3)	1:A:84:LYS:HE3	2:B:2:C:O2'	3	1.1
(1,3)	1:A:84:LYS:HE3	2:B:2:C:O3'	3	1.1
(1,3)	1:A:84:LYS:HE3	2:B:2:C:O4'	3	1.1
(1,3)	1:A:84:LYS:HE3	2:B:2:C:O5'	3	1.1
(1,3)	1:A:84:LYS:HE3	2:B:3:U:C1'	3	1.1
(1,3)	1:A:84:LYS:HE3	2:B:3:U:C2	3	1.1
(1,3)	1:A:84:LYS:HE3	2:B:3:U:C2'	3	1.1
(1,3)	1:A:84:LYS:HE3	2:B:3:U:C3'	3	1.1
(1,3)	1:A:84:LYS:HE3	2:B:3:U:C4	3	1.1
(1,3)	1:A:84:LYS:HE3	2:B:3:U:C4'	3	1.1
(1,3)	1:A:84:LYS:HE3	2:B:3:U:C5	3	1.1
(1,3)	1:A:84:LYS:HE3	2:B:3:U:C5'	3	1.1
(1,3)	1:A:84:LYS:HE3	2:B:3:U:C6	3	1.1
(1,3)	1:A:84:LYS:HE3	2:B:3:U:H1'	3	1.1
(1,3)	1:A:84:LYS:HE3	2:B:3:U:H2'	3	1.1
(1,3)	1:A:84:LYS:HE3	2:B:3:U:H3	3	1.1
(1,3)	1:A:84:LYS:HE3	2:B:3:U:H3'	3	1.1
(1,3)	1:A:84:LYS:HE3	2:B:3:U:H4'	3	1.1
(1,3)	1:A:84:LYS:HE3	2:B:3:U:H5	3	1.1
(1,3)	1:A:84:LYS:HE3	2:B:3:U:H5'	3	1.1
(1,3)	1:A:84:LYS:HE3	2:B:3:U:H5''	3	1.1
(1,3)	1:A:84:LYS:HE3	2:B:3:U:H6	3	1.1
(1,3)	1:A:84:LYS:HE3	2:B:3:U:HO2'	3	1.1
(1,3)	1:A:84:LYS:HE3	2:B:3:U:N1	3	1.1
(1,3)	1:A:84:LYS:HE3	2:B:3:U:N3	3	1.1
(1,3)	1:A:84:LYS:HE3	2:B:3:U:O2	3	1.1
(1,3)	1:A:84:LYS:HE3	2:B:3:U:O2'	3	1.1
(1,3)	1:A:84:LYS:HE3	2:B:3:U:O3'	3	1.1
(1,3)	1:A:84:LYS:HE3	2:B:3:U:O4	3	1.1

*Continued on next page...*

*Continued from previous page...*

Key	Atom-1	Atom-2	Model ID	Violation (Å)
(1,3)	1:A:84:LYS:HE3	2:B:3:U:O4'	3	1.1
(1,3)	1:A:84:LYS:HE3	2:B:3:U:O5'	3	1.1
(1,3)	1:A:84:LYS:HE3	2:B:3:U:OP1	3	1.1
(1,3)	1:A:84:LYS:HE3	2:B:3:U:OP2	3	1.1
(1,3)	1:A:84:LYS:HE3	2:B:3:U:P	3	1.1
(1,3)	1:A:84:LYS:HE3	2:B:4:G:C1'	3	1.1
(1,3)	1:A:84:LYS:HE3	2:B:4:G:C2	3	1.1
(1,3)	1:A:84:LYS:HE3	2:B:4:G:C2'	3	1.1
(1,3)	1:A:84:LYS:HE3	2:B:4:G:C3'	3	1.1
(1,3)	1:A:84:LYS:HE3	2:B:4:G:C4	3	1.1
(1,3)	1:A:84:LYS:HE3	2:B:4:G:C4'	3	1.1
(1,3)	1:A:84:LYS:HE3	2:B:4:G:C5	3	1.1
(1,3)	1:A:84:LYS:HE3	2:B:4:G:C5'	3	1.1
(1,3)	1:A:84:LYS:HE3	2:B:4:G:C6	3	1.1
(1,3)	1:A:84:LYS:HE3	2:B:4:G:C8	3	1.1
(1,3)	1:A:84:LYS:HE3	2:B:4:G:H1	3	1.1
(1,3)	1:A:84:LYS:HE3	2:B:4:G:H1'	3	1.1
(1,3)	1:A:84:LYS:HE3	2:B:4:G:H2'	3	1.1
(1,3)	1:A:84:LYS:HE3	2:B:4:G:H21	3	1.1
(1,3)	1:A:84:LYS:HE3	2:B:4:G:H22	3	1.1
(1,3)	1:A:84:LYS:HE3	2:B:4:G:H3'	3	1.1
(1,3)	1:A:84:LYS:HE3	2:B:4:G:H4'	3	1.1
(1,3)	1:A:84:LYS:HE3	2:B:4:G:H5'	3	1.1
(1,3)	1:A:84:LYS:HE3	2:B:4:G:H5''	3	1.1
(1,3)	1:A:84:LYS:HE3	2:B:4:G:H8	3	1.1
(1,3)	1:A:84:LYS:HE3	2:B:4:G:HO2'	3	1.1
(1,3)	1:A:84:LYS:HE3	2:B:4:G:N1	3	1.1
(1,3)	1:A:84:LYS:HE3	2:B:4:G:N2	3	1.1
(1,3)	1:A:84:LYS:HE3	2:B:4:G:N3	3	1.1
(1,3)	1:A:84:LYS:HE3	2:B:4:G:N7	3	1.1
(1,3)	1:A:84:LYS:HE3	2:B:4:G:N9	3	1.1
(1,3)	1:A:84:LYS:HE3	2:B:4:G:O2'	3	1.1
(1,3)	1:A:84:LYS:HE3	2:B:4:G:O3'	3	1.1
(1,3)	1:A:84:LYS:HE3	2:B:4:G:O4'	3	1.1
(1,3)	1:A:84:LYS:HE3	2:B:4:G:O5'	3	1.1
(1,3)	1:A:84:LYS:HE3	2:B:4:G:O6	3	1.1
(1,3)	1:A:84:LYS:HE3	2:B:4:G:OP1	3	1.1
(1,3)	1:A:84:LYS:HE3	2:B:4:G:OP2	3	1.1
(1,3)	1:A:84:LYS:HE3	2:B:4:G:P	3	1.1
(1,3)	1:A:84:LYS:HE3	2:B:5:A:C1'	3	1.1
(1,3)	1:A:84:LYS:HE3	2:B:5:A:C2	3	1.1
(1,3)	1:A:84:LYS:HE3	2:B:5:A:C2'	3	1.1

*Continued on next page...*

*Continued from previous page...*

Key	Atom-1	Atom-2	Model ID	Violation (Å)
(1,3)	1:A:84:LYS:HE3	2:B:5:A:C3'	3	1.1
(1,3)	1:A:84:LYS:HE3	2:B:5:A:C4	3	1.1
(1,3)	1:A:84:LYS:HE3	2:B:5:A:C4'	3	1.1
(1,3)	1:A:84:LYS:HE3	2:B:5:A:C5	3	1.1
(1,3)	1:A:84:LYS:HE3	2:B:5:A:C5'	3	1.1
(1,3)	1:A:84:LYS:HE3	2:B:5:A:C6	3	1.1
(1,3)	1:A:84:LYS:HE3	2:B:5:A:C8	3	1.1
(1,3)	1:A:84:LYS:HE3	2:B:5:A:H1'	3	1.1
(1,3)	1:A:84:LYS:HE3	2:B:5:A:H2	3	1.1
(1,3)	1:A:84:LYS:HE3	2:B:5:A:H2'	3	1.1
(1,3)	1:A:84:LYS:HE3	2:B:5:A:H3'	3	1.1
(1,3)	1:A:84:LYS:HE3	2:B:5:A:H4'	3	1.1
(1,3)	1:A:84:LYS:HE3	2:B:5:A:H5'	3	1.1
(1,3)	1:A:84:LYS:HE3	2:B:5:A:H5''	3	1.1
(1,3)	1:A:84:LYS:HE3	2:B:5:A:H61	3	1.1
(1,3)	1:A:84:LYS:HE3	2:B:5:A:H62	3	1.1
(1,3)	1:A:84:LYS:HE3	2:B:5:A:H8	3	1.1
(1,3)	1:A:84:LYS:HE3	2:B:5:A:HO2'	3	1.1
(1,3)	1:A:84:LYS:HE3	2:B:5:A:N1	3	1.1
(1,3)	1:A:84:LYS:HE3	2:B:5:A:N3	3	1.1
(1,3)	1:A:84:LYS:HE3	2:B:5:A:N6	3	1.1
(1,3)	1:A:84:LYS:HE3	2:B:5:A:N7	3	1.1
(1,3)	1:A:84:LYS:HE3	2:B:5:A:N9	3	1.1
(1,3)	1:A:84:LYS:HE3	2:B:5:A:O2'	3	1.1
(1,3)	1:A:84:LYS:HE3	2:B:5:A:O3'	3	1.1
(1,3)	1:A:84:LYS:HE3	2:B:5:A:O4'	3	1.1
(1,3)	1:A:84:LYS:HE3	2:B:5:A:O5'	3	1.1
(1,3)	1:A:84:LYS:HE3	2:B:5:A:OP1	3	1.1
(1,3)	1:A:84:LYS:HE3	2:B:5:A:OP2	3	1.1
(1,3)	1:A:84:LYS:HE3	2:B:5:A:P	3	1.1
(1,3)	1:A:84:LYS:HE3	2:B:6:G:C1'	3	1.1
(1,3)	1:A:84:LYS:HE3	2:B:6:G:C2	3	1.1
(1,3)	1:A:84:LYS:HE3	2:B:6:G:C2'	3	1.1
(1,3)	1:A:84:LYS:HE3	2:B:6:G:C3'	3	1.1
(1,3)	1:A:84:LYS:HE3	2:B:6:G:C4	3	1.1
(1,3)	1:A:84:LYS:HE3	2:B:6:G:C4'	3	1.1
(1,3)	1:A:84:LYS:HE3	2:B:6:G:C5	3	1.1
(1,3)	1:A:84:LYS:HE3	2:B:6:G:C5'	3	1.1
(1,3)	1:A:84:LYS:HE3	2:B:6:G:C6	3	1.1
(1,3)	1:A:84:LYS:HE3	2:B:6:G:C8	3	1.1
(1,3)	1:A:84:LYS:HE3	2:B:6:G:H1	3	1.1
(1,3)	1:A:84:LYS:HE3	2:B:6:G:H1'	3	1.1

*Continued on next page...*

*Continued from previous page...*

Key	Atom-1	Atom-2	Model ID	Violation (Å)
(1,3)	1:A:84:LYS:HE3	2:B:6:G:H2'	3	1.1
(1,3)	1:A:84:LYS:HE3	2:B:6:G:H21	3	1.1
(1,3)	1:A:84:LYS:HE3	2:B:6:G:H22	3	1.1
(1,3)	1:A:84:LYS:HE3	2:B:6:G:H3'	3	1.1
(1,3)	1:A:84:LYS:HE3	2:B:6:G:H4'	3	1.1
(1,3)	1:A:84:LYS:HE3	2:B:6:G:H5'	3	1.1
(1,3)	1:A:84:LYS:HE3	2:B:6:G:H5''	3	1.1
(1,3)	1:A:84:LYS:HE3	2:B:6:G:H8	3	1.1
(1,3)	1:A:84:LYS:HE3	2:B:6:G:HO2'	3	1.1
(1,3)	1:A:84:LYS:HE3	2:B:6:G:N1	3	1.1
(1,3)	1:A:84:LYS:HE3	2:B:6:G:N2	3	1.1
(1,3)	1:A:84:LYS:HE3	2:B:6:G:N3	3	1.1
(1,3)	1:A:84:LYS:HE3	2:B:6:G:N7	3	1.1
(1,3)	1:A:84:LYS:HE3	2:B:6:G:N9	3	1.1
(1,3)	1:A:84:LYS:HE3	2:B:6:G:O2'	3	1.1
(1,3)	1:A:84:LYS:HE3	2:B:6:G:O3'	3	1.1
(1,3)	1:A:84:LYS:HE3	2:B:6:G:O4'	3	1.1
(1,3)	1:A:84:LYS:HE3	2:B:6:G:O5'	3	1.1
(1,3)	1:A:84:LYS:HE3	2:B:6:G:O6	3	1.1
(1,3)	1:A:84:LYS:HE3	2:B:6:G:OP1	3	1.1
(1,3)	1:A:84:LYS:HE3	2:B:6:G:OP2	3	1.1
(1,3)	1:A:84:LYS:HE3	2:B:6:G:P	3	1.1
(1,3)	1:A:84:LYS:HE3	2:B:7:C:C1'	3	1.1
(1,3)	1:A:84:LYS:HE3	2:B:7:C:C2	3	1.1
(1,3)	1:A:84:LYS:HE3	2:B:7:C:C2'	3	1.1
(1,3)	1:A:84:LYS:HE3	2:B:7:C:C3'	3	1.1
(1,3)	1:A:84:LYS:HE3	2:B:7:C:C4	3	1.1
(1,3)	1:A:84:LYS:HE3	2:B:7:C:C4'	3	1.1
(1,3)	1:A:84:LYS:HE3	2:B:7:C:C5	3	1.1
(1,3)	1:A:84:LYS:HE3	2:B:7:C:C5'	3	1.1
(1,3)	1:A:84:LYS:HE3	2:B:7:C:C6	3	1.1
(1,3)	1:A:84:LYS:HE3	2:B:7:C:H1'	3	1.1
(1,3)	1:A:84:LYS:HE3	2:B:7:C:H2'	3	1.1
(1,3)	1:A:84:LYS:HE3	2:B:7:C:H3'	3	1.1
(1,3)	1:A:84:LYS:HE3	2:B:7:C:H4'	3	1.1
(1,3)	1:A:84:LYS:HE3	2:B:7:C:H41	3	1.1
(1,3)	1:A:84:LYS:HE3	2:B:7:C:H42	3	1.1
(1,3)	1:A:84:LYS:HE3	2:B:7:C:H5	3	1.1
(1,3)	1:A:84:LYS:HE3	2:B:7:C:H5'	3	1.1
(1,3)	1:A:84:LYS:HE3	2:B:7:C:H5''	3	1.1
(1,3)	1:A:84:LYS:HE3	2:B:7:C:H6	3	1.1
(1,3)	1:A:84:LYS:HE3	2:B:7:C:HO2'	3	1.1

*Continued on next page...*

*Continued from previous page...*

Key	Atom-1	Atom-2	Model ID	Violation (Å)
(1,3)	1:A:84:LYS:HE3	2:B:7:C:N1	3	1.1
(1,3)	1:A:84:LYS:HE3	2:B:7:C:N3	3	1.1
(1,3)	1:A:84:LYS:HE3	2:B:7:C:N4	3	1.1
(1,3)	1:A:84:LYS:HE3	2:B:7:C:O2	3	1.1
(1,3)	1:A:84:LYS:HE3	2:B:7:C:O2'	3	1.1
(1,3)	1:A:84:LYS:HE3	2:B:7:C:O3'	3	1.1
(1,3)	1:A:84:LYS:HE3	2:B:7:C:O4'	3	1.1
(1,3)	1:A:84:LYS:HE3	2:B:7:C:O5'	3	1.1
(1,3)	1:A:84:LYS:HE3	2:B:7:C:OP1	3	1.1
(1,3)	1:A:84:LYS:HE3	2:B:7:C:OP2	3	1.1
(1,3)	1:A:84:LYS:HE3	2:B:7:C:P	3	1.1
(1,3)	1:A:84:LYS:HE3	2:B:8:U:C1'	3	1.1
(1,3)	1:A:84:LYS:HE3	2:B:8:U:C2	3	1.1
(1,3)	1:A:84:LYS:HE3	2:B:8:U:C2'	3	1.1
(1,3)	1:A:84:LYS:HE3	2:B:8:U:C3'	3	1.1
(1,3)	1:A:84:LYS:HE3	2:B:8:U:C4	3	1.1
(1,3)	1:A:84:LYS:HE3	2:B:8:U:C4'	3	1.1
(1,3)	1:A:84:LYS:HE3	2:B:8:U:C5	3	1.1
(1,3)	1:A:84:LYS:HE3	2:B:8:U:C5'	3	1.1
(1,3)	1:A:84:LYS:HE3	2:B:8:U:C6	3	1.1
(1,3)	1:A:84:LYS:HE3	2:B:8:U:H1'	3	1.1
(1,3)	1:A:84:LYS:HE3	2:B:8:U:H2'	3	1.1
(1,3)	1:A:84:LYS:HE3	2:B:8:U:H3	3	1.1
(1,3)	1:A:84:LYS:HE3	2:B:8:U:H3'	3	1.1
(1,3)	1:A:84:LYS:HE3	2:B:8:U:H4'	3	1.1
(1,3)	1:A:84:LYS:HE3	2:B:8:U:H5	3	1.1
(1,3)	1:A:84:LYS:HE3	2:B:8:U:H5'	3	1.1
(1,3)	1:A:84:LYS:HE3	2:B:8:U:H5''	3	1.1
(1,3)	1:A:84:LYS:HE3	2:B:8:U:H6	3	1.1
(1,3)	1:A:84:LYS:HE3	2:B:8:U:HO2'	3	1.1
(1,3)	1:A:84:LYS:HE3	2:B:8:U:N1	3	1.1
(1,3)	1:A:84:LYS:HE3	2:B:8:U:N3	3	1.1
(1,3)	1:A:84:LYS:HE3	2:B:8:U:O2	3	1.1
(1,3)	1:A:84:LYS:HE3	2:B:8:U:O2'	3	1.1
(1,3)	1:A:84:LYS:HE3	2:B:8:U:O3'	3	1.1
(1,3)	1:A:84:LYS:HE3	2:B:8:U:O4	3	1.1
(1,3)	1:A:84:LYS:HE3	2:B:8:U:O4'	3	1.1
(1,3)	1:A:84:LYS:HE3	2:B:8:U:O5'	3	1.1
(1,3)	1:A:84:LYS:HE3	2:B:8:U:OP1	3	1.1
(1,3)	1:A:84:LYS:HE3	2:B:8:U:OP2	3	1.1
(1,3)	1:A:84:LYS:HE3	2:B:8:U:P	3	1.1
(1,3)	1:A:84:LYS:HE3	2:B:9:C:C1'	3	1.1

*Continued on next page...*

*Continued from previous page...*

Key	Atom-1	Atom-2	Model ID	Violation (Å)
(1,3)	1:A:84:LYS:HE3	2:B:9:C:C2	3	1.1
(1,3)	1:A:84:LYS:HE3	2:B:9:C:C2'	3	1.1
(1,3)	1:A:84:LYS:HE3	2:B:9:C:C3'	3	1.1
(1,3)	1:A:84:LYS:HE3	2:B:9:C:C4	3	1.1
(1,3)	1:A:84:LYS:HE3	2:B:9:C:C4'	3	1.1
(1,3)	1:A:84:LYS:HE3	2:B:9:C:C5	3	1.1
(1,3)	1:A:84:LYS:HE3	2:B:9:C:C5'	3	1.1
(1,3)	1:A:84:LYS:HE3	2:B:9:C:C6	3	1.1
(1,3)	1:A:84:LYS:HE3	2:B:9:C:H1'	3	1.1
(1,3)	1:A:84:LYS:HE3	2:B:9:C:H2'	3	1.1
(1,3)	1:A:84:LYS:HE3	2:B:9:C:H3'	3	1.1
(1,3)	1:A:84:LYS:HE3	2:B:9:C:H4'	3	1.1
(1,3)	1:A:84:LYS:HE3	2:B:9:C:H41	3	1.1
(1,3)	1:A:84:LYS:HE3	2:B:9:C:H42	3	1.1
(1,3)	1:A:84:LYS:HE3	2:B:9:C:H5	3	1.1
(1,3)	1:A:84:LYS:HE3	2:B:9:C:H5'	3	1.1
(1,3)	1:A:84:LYS:HE3	2:B:9:C:H5''	3	1.1
(1,3)	1:A:84:LYS:HE3	2:B:9:C:H6	3	1.1
(1,3)	1:A:84:LYS:HE3	2:B:9:C:HO2'	3	1.1
(1,3)	1:A:84:LYS:HE3	2:B:9:C:N1	3	1.1
(1,3)	1:A:84:LYS:HE3	2:B:9:C:N3	3	1.1
(1,3)	1:A:84:LYS:HE3	2:B:9:C:N4	3	1.1
(1,3)	1:A:84:LYS:HE3	2:B:9:C:O2	3	1.1
(1,3)	1:A:84:LYS:HE3	2:B:9:C:O2'	3	1.1
(1,3)	1:A:84:LYS:HE3	2:B:9:C:O3'	3	1.1
(1,3)	1:A:84:LYS:HE3	2:B:9:C:O4'	3	1.1
(1,3)	1:A:84:LYS:HE3	2:B:9:C:O5'	3	1.1
(1,3)	1:A:84:LYS:HE3	2:B:9:C:OP1	3	1.1
(1,3)	1:A:84:LYS:HE3	2:B:9:C:OP2	3	1.1
(1,3)	1:A:84:LYS:HE3	2:B:9:C:P	3	1.1
(1,3)	1:A:84:LYS:HE3	2:B:10:G:C1'	3	1.1
(1,3)	1:A:84:LYS:HE3	2:B:10:G:C2	3	1.1
(1,3)	1:A:84:LYS:HE3	2:B:10:G:C2'	3	1.1
(1,3)	1:A:84:LYS:HE3	2:B:10:G:C3'	3	1.1
(1,3)	1:A:84:LYS:HE3	2:B:10:G:C4	3	1.1
(1,3)	1:A:84:LYS:HE3	2:B:10:G:C4'	3	1.1
(1,3)	1:A:84:LYS:HE3	2:B:10:G:C5	3	1.1
(1,3)	1:A:84:LYS:HE3	2:B:10:G:C5'	3	1.1
(1,3)	1:A:84:LYS:HE3	2:B:10:G:C6	3	1.1
(1,3)	1:A:84:LYS:HE3	2:B:10:G:C8	3	1.1
(1,3)	1:A:84:LYS:HE3	2:B:10:G:H1	3	1.1
(1,3)	1:A:84:LYS:HE3	2:B:10:G:H1'	3	1.1

*Continued on next page...*

*Continued from previous page...*

Key	Atom-1	Atom-2	Model ID	Violation (Å)
(1,3)	1:A:84:LYS:HE3	2:B:10:G:H2'	3	1.1
(1,3)	1:A:84:LYS:HE3	2:B:10:G:H21	3	1.1
(1,3)	1:A:84:LYS:HE3	2:B:10:G:H22	3	1.1
(1,3)	1:A:84:LYS:HE3	2:B:10:G:H3'	3	1.1
(1,3)	1:A:84:LYS:HE3	2:B:10:G:H4'	3	1.1
(1,3)	1:A:84:LYS:HE3	2:B:10:G:H5'	3	1.1
(1,3)	1:A:84:LYS:HE3	2:B:10:G:H5''	3	1.1
(1,3)	1:A:84:LYS:HE3	2:B:10:G:H8	3	1.1
(1,3)	1:A:84:LYS:HE3	2:B:10:G:HO2'	3	1.1
(1,3)	1:A:84:LYS:HE3	2:B:10:G:N1	3	1.1
(1,3)	1:A:84:LYS:HE3	2:B:10:G:N2	3	1.1
(1,3)	1:A:84:LYS:HE3	2:B:10:G:N3	3	1.1
(1,3)	1:A:84:LYS:HE3	2:B:10:G:N7	3	1.1
(1,3)	1:A:84:LYS:HE3	2:B:10:G:N9	3	1.1
(1,3)	1:A:84:LYS:HE3	2:B:10:G:O2'	3	1.1
(1,3)	1:A:84:LYS:HE3	2:B:10:G:O3'	3	1.1
(1,3)	1:A:84:LYS:HE3	2:B:10:G:O4'	3	1.1
(1,3)	1:A:84:LYS:HE3	2:B:10:G:O5'	3	1.1
(1,3)	1:A:84:LYS:HE3	2:B:10:G:O6	3	1.1
(1,3)	1:A:84:LYS:HE3	2:B:10:G:OP1	3	1.1
(1,3)	1:A:84:LYS:HE3	2:B:10:G:OP2	3	1.1
(1,3)	1:A:84:LYS:HE3	2:B:10:G:P	3	1.1
(1,3)	1:A:84:LYS:HE3	2:B:11:A:C1'	3	1.1
(1,3)	1:A:84:LYS:HE3	2:B:11:A:C2	3	1.1
(1,3)	1:A:84:LYS:HE3	2:B:11:A:C2'	3	1.1
(1,3)	1:A:84:LYS:HE3	2:B:11:A:C3'	3	1.1
(1,3)	1:A:84:LYS:HE3	2:B:11:A:C4	3	1.1
(1,3)	1:A:84:LYS:HE3	2:B:11:A:C4'	3	1.1
(1,3)	1:A:84:LYS:HE3	2:B:11:A:C5	3	1.1
(1,3)	1:A:84:LYS:HE3	2:B:11:A:C5'	3	1.1
(1,3)	1:A:84:LYS:HE3	2:B:11:A:C6	3	1.1
(1,3)	1:A:84:LYS:HE3	2:B:11:A:C8	3	1.1
(1,3)	1:A:84:LYS:HE3	2:B:11:A:H1'	3	1.1
(1,3)	1:A:84:LYS:HE3	2:B:11:A:H2	3	1.1
(1,3)	1:A:84:LYS:HE3	2:B:11:A:H2'	3	1.1
(1,3)	1:A:84:LYS:HE3	2:B:11:A:H3'	3	1.1
(1,3)	1:A:84:LYS:HE3	2:B:11:A:H4'	3	1.1
(1,3)	1:A:84:LYS:HE3	2:B:11:A:H5'	3	1.1
(1,3)	1:A:84:LYS:HE3	2:B:11:A:H5''	3	1.1
(1,3)	1:A:84:LYS:HE3	2:B:11:A:H61	3	1.1
(1,3)	1:A:84:LYS:HE3	2:B:11:A:H62	3	1.1
(1,3)	1:A:84:LYS:HE3	2:B:11:A:H8	3	1.1

*Continued on next page...*

*Continued from previous page...*

Key	Atom-1	Atom-2	Model ID	Violation (Å)
(1,3)	1:A:84:LYS:HE3	2:B:11:A:HO2'	3	1.1
(1,3)	1:A:84:LYS:HE3	2:B:11:A:N1	3	1.1
(1,3)	1:A:84:LYS:HE3	2:B:11:A:N3	3	1.1
(1,3)	1:A:84:LYS:HE3	2:B:11:A:N6	3	1.1
(1,3)	1:A:84:LYS:HE3	2:B:11:A:N7	3	1.1
(1,3)	1:A:84:LYS:HE3	2:B:11:A:N9	3	1.1
(1,3)	1:A:84:LYS:HE3	2:B:11:A:O2'	3	1.1
(1,3)	1:A:84:LYS:HE3	2:B:11:A:O3'	3	1.1
(1,3)	1:A:84:LYS:HE3	2:B:11:A:O4'	3	1.1
(1,3)	1:A:84:LYS:HE3	2:B:11:A:O5'	3	1.1
(1,3)	1:A:84:LYS:HE3	2:B:11:A:OP1	3	1.1
(1,3)	1:A:84:LYS:HE3	2:B:11:A:OP2	3	1.1
(1,3)	1:A:84:LYS:HE3	2:B:11:A:P	3	1.1
(1,3)	1:A:84:LYS:HE3	2:B:12:A:C1'	3	1.1
(1,3)	1:A:84:LYS:HE3	2:B:12:A:C2	3	1.1
(1,3)	1:A:84:LYS:HE3	2:B:12:A:C2'	3	1.1
(1,3)	1:A:84:LYS:HE3	2:B:12:A:C3'	3	1.1
(1,3)	1:A:84:LYS:HE3	2:B:12:A:C4	3	1.1
(1,3)	1:A:84:LYS:HE3	2:B:12:A:C4'	3	1.1
(1,3)	1:A:84:LYS:HE3	2:B:12:A:C5	3	1.1
(1,3)	1:A:84:LYS:HE3	2:B:12:A:C5'	3	1.1
(1,3)	1:A:84:LYS:HE3	2:B:12:A:C6	3	1.1
(1,3)	1:A:84:LYS:HE3	2:B:12:A:C8	3	1.1
(1,3)	1:A:84:LYS:HE3	2:B:12:A:H1'	3	1.1
(1,3)	1:A:84:LYS:HE3	2:B:12:A:H2	3	1.1
(1,3)	1:A:84:LYS:HE3	2:B:12:A:H2'	3	1.1
(1,3)	1:A:84:LYS:HE3	2:B:12:A:H3'	3	1.1
(1,3)	1:A:84:LYS:HE3	2:B:12:A:H4'	3	1.1
(1,3)	1:A:84:LYS:HE3	2:B:12:A:H5'	3	1.1
(1,3)	1:A:84:LYS:HE3	2:B:12:A:H5''	3	1.1
(1,3)	1:A:84:LYS:HE3	2:B:12:A:H61	3	1.1
(1,3)	1:A:84:LYS:HE3	2:B:12:A:H62	3	1.1
(1,3)	1:A:84:LYS:HE3	2:B:12:A:H8	3	1.1
(1,3)	1:A:84:LYS:HE3	2:B:12:A:HO2'	3	1.1
(1,3)	1:A:84:LYS:HE3	2:B:12:A:N1	3	1.1
(1,3)	1:A:84:LYS:HE3	2:B:12:A:N3	3	1.1
(1,3)	1:A:84:LYS:HE3	2:B:12:A:N6	3	1.1
(1,3)	1:A:84:LYS:HE3	2:B:12:A:N7	3	1.1
(1,3)	1:A:84:LYS:HE3	2:B:12:A:N9	3	1.1
(1,3)	1:A:84:LYS:HE3	2:B:12:A:O2'	3	1.1
(1,3)	1:A:84:LYS:HE3	2:B:12:A:O3'	3	1.1
(1,3)	1:A:84:LYS:HE3	2:B:12:A:O4'	3	1.1

*Continued on next page...*



*Continued from previous page...*

Key	Atom-1	Atom-2	Model ID	Violation (Å)
(1,3)	1:A:84:LYS:HE3	2:B:12:A:O5'	3	1.1
(1,3)	1:A:84:LYS:HE3	2:B:12:A:OP1	3	1.1
(1,3)	1:A:84:LYS:HE3	2:B:12:A:OP2	3	1.1
(1,3)	1:A:84:LYS:HE3	2:B:12:A:P	3	1.1
(1,3)	1:A:84:LYS:HE3	2:B:13:A:C1'	3	1.1
(1,3)	1:A:84:LYS:HE3	2:B:13:A:C2	3	1.1
(1,3)	1:A:84:LYS:HE3	2:B:13:A:C2'	3	1.1
(1,3)	1:A:84:LYS:HE3	2:B:13:A:C3'	3	1.1
(1,3)	1:A:84:LYS:HE3	2:B:13:A:C4	3	1.1
(1,3)	1:A:84:LYS:HE3	2:B:13:A:C4'	3	1.1
(1,3)	1:A:84:LYS:HE3	2:B:13:A:C5	3	1.1
(1,3)	1:A:84:LYS:HE3	2:B:13:A:C5'	3	1.1
(1,3)	1:A:84:LYS:HE3	2:B:13:A:C6	3	1.1
(1,3)	1:A:84:LYS:HE3	2:B:13:A:C8	3	1.1
(1,3)	1:A:84:LYS:HE3	2:B:13:A:H1'	3	1.1
(1,3)	1:A:84:LYS:HE3	2:B:13:A:H2	3	1.1
(1,3)	1:A:84:LYS:HE3	2:B:13:A:H2'	3	1.1
(1,3)	1:A:84:LYS:HE3	2:B:13:A:H3'	3	1.1
(1,3)	1:A:84:LYS:HE3	2:B:13:A:H4'	3	1.1
(1,3)	1:A:84:LYS:HE3	2:B:13:A:H5'	3	1.1
(1,3)	1:A:84:LYS:HE3	2:B:13:A:H5''	3	1.1
(1,3)	1:A:84:LYS:HE3	2:B:13:A:H61	3	1.1
(1,3)	1:A:84:LYS:HE3	2:B:13:A:H62	3	1.1
(1,3)	1:A:84:LYS:HE3	2:B:13:A:H8	3	1.1
(1,3)	1:A:84:LYS:HE3	2:B:13:A:HO2'	3	1.1
(1,3)	1:A:84:LYS:HE3	2:B:13:A:N1	3	1.1
(1,3)	1:A:84:LYS:HE3	2:B:13:A:N3	3	1.1
(1,3)	1:A:84:LYS:HE3	2:B:13:A:N6	3	1.1
(1,3)	1:A:84:LYS:HE3	2:B:13:A:N7	3	1.1
(1,3)	1:A:84:LYS:HE3	2:B:13:A:N9	3	1.1
(1,3)	1:A:84:LYS:HE3	2:B:13:A:O2'	3	1.1
(1,3)	1:A:84:LYS:HE3	2:B:13:A:O3'	3	1.1
(1,3)	1:A:84:LYS:HE3	2:B:13:A:O4'	3	1.1
(1,3)	1:A:84:LYS:HE3	2:B:13:A:O5'	3	1.1
(1,3)	1:A:84:LYS:HE3	2:B:13:A:OP1	3	1.1
(1,3)	1:A:84:LYS:HE3	2:B:13:A:OP2	3	1.1
(1,3)	1:A:84:LYS:HE3	2:B:13:A:P	3	1.1
(1,3)	1:A:84:LYS:HE3	2:B:14:G:C1'	3	1.1
(1,3)	1:A:84:LYS:HE3	2:B:14:G:C2	3	1.1
(1,3)	1:A:84:LYS:HE3	2:B:14:G:C2'	3	1.1
(1,3)	1:A:84:LYS:HE3	2:B:14:G:C3'	3	1.1
(1,3)	1:A:84:LYS:HE3	2:B:14:G:C4	3	1.1

*Continued on next page...*

*Continued from previous page...*

Key	Atom-1	Atom-2	Model ID	Violation (Å)
(1,3)	1:A:84:LYS:HE3	2:B:14:G:C4'	3	1.1
(1,3)	1:A:84:LYS:HE3	2:B:14:G:C5	3	1.1
(1,3)	1:A:84:LYS:HE3	2:B:14:G:C5'	3	1.1
(1,3)	1:A:84:LYS:HE3	2:B:14:G:C6	3	1.1
(1,3)	1:A:84:LYS:HE3	2:B:14:G:C8	3	1.1
(1,3)	1:A:84:LYS:HE3	2:B:14:G:H1	3	1.1
(1,3)	1:A:84:LYS:HE3	2:B:14:G:H1'	3	1.1
(1,3)	1:A:84:LYS:HE3	2:B:14:G:H2'	3	1.1
(1,3)	1:A:84:LYS:HE3	2:B:14:G:H21	3	1.1
(1,3)	1:A:84:LYS:HE3	2:B:14:G:H22	3	1.1
(1,3)	1:A:84:LYS:HE3	2:B:14:G:H3'	3	1.1
(1,3)	1:A:84:LYS:HE3	2:B:14:G:H4'	3	1.1
(1,3)	1:A:84:LYS:HE3	2:B:14:G:H5'	3	1.1
(1,3)	1:A:84:LYS:HE3	2:B:14:G:H5''	3	1.1
(1,3)	1:A:84:LYS:HE3	2:B:14:G:H8	3	1.1
(1,3)	1:A:84:LYS:HE3	2:B:14:G:HO2'	3	1.1
(1,3)	1:A:84:LYS:HE3	2:B:14:G:N1	3	1.1
(1,3)	1:A:84:LYS:HE3	2:B:14:G:N2	3	1.1
(1,3)	1:A:84:LYS:HE3	2:B:14:G:N3	3	1.1
(1,3)	1:A:84:LYS:HE3	2:B:14:G:N7	3	1.1
(1,3)	1:A:84:LYS:HE3	2:B:14:G:N9	3	1.1
(1,3)	1:A:84:LYS:HE3	2:B:14:G:O2'	3	1.1
(1,3)	1:A:84:LYS:HE3	2:B:14:G:O3'	3	1.1
(1,3)	1:A:84:LYS:HE3	2:B:14:G:O4'	3	1.1
(1,3)	1:A:84:LYS:HE3	2:B:14:G:O5'	3	1.1
(1,3)	1:A:84:LYS:HE3	2:B:14:G:O6	3	1.1
(1,3)	1:A:84:LYS:HE3	2:B:14:G:OP1	3	1.1
(1,3)	1:A:84:LYS:HE3	2:B:14:G:OP2	3	1.1
(1,3)	1:A:84:LYS:HE3	2:B:14:G:P	3	1.1
(1,3)	1:A:84:LYS:HE3	2:B:15:A:C1'	3	1.1
(1,3)	1:A:84:LYS:HE3	2:B:15:A:C2	3	1.1
(1,3)	1:A:84:LYS:HE3	2:B:15:A:C2'	3	1.1
(1,3)	1:A:84:LYS:HE3	2:B:15:A:C3'	3	1.1
(1,3)	1:A:84:LYS:HE3	2:B:15:A:C4	3	1.1
(1,3)	1:A:84:LYS:HE3	2:B:15:A:C4'	3	1.1
(1,3)	1:A:84:LYS:HE3	2:B:15:A:C5	3	1.1
(1,3)	1:A:84:LYS:HE3	2:B:15:A:C5'	3	1.1
(1,3)	1:A:84:LYS:HE3	2:B:15:A:C6	3	1.1
(1,3)	1:A:84:LYS:HE3	2:B:15:A:C8	3	1.1
(1,3)	1:A:84:LYS:HE3	2:B:15:A:H1'	3	1.1
(1,3)	1:A:84:LYS:HE3	2:B:15:A:H2	3	1.1
(1,3)	1:A:84:LYS:HE3	2:B:15:A:H2'	3	1.1

*Continued on next page...*

*Continued from previous page...*

Key	Atom-1	Atom-2	Model ID	Violation (Å)
(1,3)	1:A:84:LYS:HE3	2:B:15:A:H3'	3	1.1
(1,3)	1:A:84:LYS:HE3	2:B:15:A:H4'	3	1.1
(1,3)	1:A:84:LYS:HE3	2:B:15:A:H5'	3	1.1
(1,3)	1:A:84:LYS:HE3	2:B:15:A:H5''	3	1.1
(1,3)	1:A:84:LYS:HE3	2:B:15:A:H61	3	1.1
(1,3)	1:A:84:LYS:HE3	2:B:15:A:H62	3	1.1
(1,3)	1:A:84:LYS:HE3	2:B:15:A:H8	3	1.1
(1,3)	1:A:84:LYS:HE3	2:B:15:A:HO2'	3	1.1
(1,3)	1:A:84:LYS:HE3	2:B:15:A:N1	3	1.1
(1,3)	1:A:84:LYS:HE3	2:B:15:A:N3	3	1.1
(1,3)	1:A:84:LYS:HE3	2:B:15:A:N6	3	1.1
(1,3)	1:A:84:LYS:HE3	2:B:15:A:N7	3	1.1
(1,3)	1:A:84:LYS:HE3	2:B:15:A:N9	3	1.1
(1,3)	1:A:84:LYS:HE3	2:B:15:A:O2'	3	1.1
(1,3)	1:A:84:LYS:HE3	2:B:15:A:O3'	3	1.1
(1,3)	1:A:84:LYS:HE3	2:B:15:A:O4'	3	1.1
(1,3)	1:A:84:LYS:HE3	2:B:15:A:O5'	3	1.1
(1,3)	1:A:84:LYS:HE3	2:B:15:A:OP1	3	1.1
(1,3)	1:A:84:LYS:HE3	2:B:15:A:OP2	3	1.1
(1,3)	1:A:84:LYS:HE3	2:B:15:A:P	3	1.1
(1,3)	1:A:84:LYS:HE3	2:B:16:G:C1'	3	1.1
(1,3)	1:A:84:LYS:HE3	2:B:16:G:C2	3	1.1
(1,3)	1:A:84:LYS:HE3	2:B:16:G:C2'	3	1.1
(1,3)	1:A:84:LYS:HE3	2:B:16:G:C3'	3	1.1
(1,3)	1:A:84:LYS:HE3	2:B:16:G:C4	3	1.1
(1,3)	1:A:84:LYS:HE3	2:B:16:G:C4'	3	1.1
(1,3)	1:A:84:LYS:HE3	2:B:16:G:C5	3	1.1
(1,3)	1:A:84:LYS:HE3	2:B:16:G:C5'	3	1.1
(1,3)	1:A:84:LYS:HE3	2:B:16:G:C6	3	1.1
(1,3)	1:A:84:LYS:HE3	2:B:16:G:C8	3	1.1
(1,3)	1:A:84:LYS:HE3	2:B:16:G:H1	3	1.1
(1,3)	1:A:84:LYS:HE3	2:B:16:G:H1'	3	1.1
(1,3)	1:A:84:LYS:HE3	2:B:16:G:H2'	3	1.1
(1,3)	1:A:84:LYS:HE3	2:B:16:G:H21	3	1.1
(1,3)	1:A:84:LYS:HE3	2:B:16:G:H22	3	1.1
(1,3)	1:A:84:LYS:HE3	2:B:16:G:H3'	3	1.1
(1,3)	1:A:84:LYS:HE3	2:B:16:G:H4'	3	1.1
(1,3)	1:A:84:LYS:HE3	2:B:16:G:H5'	3	1.1
(1,3)	1:A:84:LYS:HE3	2:B:16:G:H5''	3	1.1
(1,3)	1:A:84:LYS:HE3	2:B:16:G:H8	3	1.1
(1,3)	1:A:84:LYS:HE3	2:B:16:G:HO2'	3	1.1
(1,3)	1:A:84:LYS:HE3	2:B:16:G:N1	3	1.1

*Continued on next page...*

*Continued from previous page...*

Key	Atom-1	Atom-2	Model ID	Violation (Å)
(1,3)	1:A:84:LYS:HE3	2:B:16:G:N2	3	1.1
(1,3)	1:A:84:LYS:HE3	2:B:16:G:N3	3	1.1
(1,3)	1:A:84:LYS:HE3	2:B:16:G:N7	3	1.1
(1,3)	1:A:84:LYS:HE3	2:B:16:G:N9	3	1.1
(1,3)	1:A:84:LYS:HE3	2:B:16:G:O2'	3	1.1
(1,3)	1:A:84:LYS:HE3	2:B:16:G:O3'	3	1.1
(1,3)	1:A:84:LYS:HE3	2:B:16:G:O4'	3	1.1
(1,3)	1:A:84:LYS:HE3	2:B:16:G:O5'	3	1.1
(1,3)	1:A:84:LYS:HE3	2:B:16:G:O6	3	1.1
(1,3)	1:A:84:LYS:HE3	2:B:16:G:OP1	3	1.1
(1,3)	1:A:84:LYS:HE3	2:B:16:G:OP2	3	1.1
(1,3)	1:A:84:LYS:HE3	2:B:16:G:P	3	1.1
(1,3)	1:A:84:LYS:HE3	2:B:17:C:C1'	3	1.1
(1,3)	1:A:84:LYS:HE3	2:B:17:C:C2	3	1.1
(1,3)	1:A:84:LYS:HE3	2:B:17:C:C2'	3	1.1
(1,3)	1:A:84:LYS:HE3	2:B:17:C:C3'	3	1.1
(1,3)	1:A:84:LYS:HE3	2:B:17:C:C4	3	1.1
(1,3)	1:A:84:LYS:HE3	2:B:17:C:C4'	3	1.1
(1,3)	1:A:84:LYS:HE3	2:B:17:C:C5	3	1.1
(1,3)	1:A:84:LYS:HE3	2:B:17:C:C5'	3	1.1
(1,3)	1:A:84:LYS:HE3	2:B:17:C:C6	3	1.1
(1,3)	1:A:84:LYS:HE3	2:B:17:C:H1'	3	1.1
(1,3)	1:A:84:LYS:HE3	2:B:17:C:H2'	3	1.1
(1,3)	1:A:84:LYS:HE3	2:B:17:C:H3'	3	1.1
(1,3)	1:A:84:LYS:HE3	2:B:17:C:H4'	3	1.1
(1,3)	1:A:84:LYS:HE3	2:B:17:C:H41	3	1.1
(1,3)	1:A:84:LYS:HE3	2:B:17:C:H42	3	1.1
(1,3)	1:A:84:LYS:HE3	2:B:17:C:H5	3	1.1
(1,3)	1:A:84:LYS:HE3	2:B:17:C:H5'	3	1.1
(1,3)	1:A:84:LYS:HE3	2:B:17:C:H5''	3	1.1
(1,3)	1:A:84:LYS:HE3	2:B:17:C:H6	3	1.1
(1,3)	1:A:84:LYS:HE3	2:B:17:C:HO2'	3	1.1
(1,3)	1:A:84:LYS:HE3	2:B:17:C:N1	3	1.1
(1,3)	1:A:84:LYS:HE3	2:B:17:C:N3	3	1.1
(1,3)	1:A:84:LYS:HE3	2:B:17:C:N4	3	1.1
(1,3)	1:A:84:LYS:HE3	2:B:17:C:O2	3	1.1
(1,3)	1:A:84:LYS:HE3	2:B:17:C:O2'	3	1.1
(1,3)	1:A:84:LYS:HE3	2:B:17:C:O3'	3	1.1
(1,3)	1:A:84:LYS:HE3	2:B:17:C:O4'	3	1.1
(1,3)	1:A:84:LYS:HE3	2:B:17:C:O5'	3	1.1
(1,3)	1:A:84:LYS:HE3	2:B:17:C:OP1	3	1.1
(1,3)	1:A:84:LYS:HE3	2:B:17:C:OP2	3	1.1

*Continued on next page...*

*Continued from previous page...*

Key	Atom-1	Atom-2	Model ID	Violation (Å)
(1,3)	1:A:84:LYS:HE3	2:B:17:C:P	3	1.1
(1,3)	1:A:84:LYS:HE3	2:B:18:A:C1'	3	1.1
(1,3)	1:A:84:LYS:HE3	2:B:18:A:C2	3	1.1
(1,3)	1:A:84:LYS:HE3	2:B:18:A:C2'	3	1.1
(1,3)	1:A:84:LYS:HE3	2:B:18:A:C3'	3	1.1
(1,3)	1:A:84:LYS:HE3	2:B:18:A:C4	3	1.1
(1,3)	1:A:84:LYS:HE3	2:B:18:A:C4'	3	1.1
(1,3)	1:A:84:LYS:HE3	2:B:18:A:C5	3	1.1
(1,3)	1:A:84:LYS:HE3	2:B:18:A:C5'	3	1.1
(1,3)	1:A:84:LYS:HE3	2:B:18:A:C6	3	1.1
(1,3)	1:A:84:LYS:HE3	2:B:18:A:C8	3	1.1
(1,3)	1:A:84:LYS:HE3	2:B:18:A:H1'	3	1.1
(1,3)	1:A:84:LYS:HE3	2:B:18:A:H2	3	1.1
(1,3)	1:A:84:LYS:HE3	2:B:18:A:H2'	3	1.1
(1,3)	1:A:84:LYS:HE3	2:B:18:A:H3'	3	1.1
(1,3)	1:A:84:LYS:HE3	2:B:18:A:H4'	3	1.1
(1,3)	1:A:84:LYS:HE3	2:B:18:A:H5'	3	1.1
(1,3)	1:A:84:LYS:HE3	2:B:18:A:H5''	3	1.1
(1,3)	1:A:84:LYS:HE3	2:B:18:A:H61	3	1.1
(1,3)	1:A:84:LYS:HE3	2:B:18:A:H62	3	1.1
(1,3)	1:A:84:LYS:HE3	2:B:18:A:H8	3	1.1
(1,3)	1:A:84:LYS:HE3	2:B:18:A:HO2'	3	1.1
(1,3)	1:A:84:LYS:HE3	2:B:18:A:N1	3	1.1
(1,3)	1:A:84:LYS:HE3	2:B:18:A:N3	3	1.1
(1,3)	1:A:84:LYS:HE3	2:B:18:A:N6	3	1.1
(1,3)	1:A:84:LYS:HE3	2:B:18:A:N7	3	1.1
(1,3)	1:A:84:LYS:HE3	2:B:18:A:N9	3	1.1
(1,3)	1:A:84:LYS:HE3	2:B:18:A:O2'	3	1.1
(1,3)	1:A:84:LYS:HE3	2:B:18:A:O3'	3	1.1
(1,3)	1:A:84:LYS:HE3	2:B:18:A:O4'	3	1.1
(1,3)	1:A:84:LYS:HE3	2:B:18:A:O5'	3	1.1
(1,3)	1:A:84:LYS:HE3	2:B:18:A:OP1	3	1.1
(1,3)	1:A:84:LYS:HE3	2:B:18:A:OP2	3	1.1
(1,3)	1:A:84:LYS:HE3	2:B:18:A:P	3	1.1
(1,3)	1:A:84:LYS:HE3	2:B:19:A:C1'	3	1.1
(1,3)	1:A:84:LYS:HE3	2:B:19:A:C2	3	1.1
(1,3)	1:A:84:LYS:HE3	2:B:19:A:C2'	3	1.1
(1,3)	1:A:84:LYS:HE3	2:B:19:A:C3'	3	1.1
(1,3)	1:A:84:LYS:HE3	2:B:19:A:C4	3	1.1
(1,3)	1:A:84:LYS:HE3	2:B:19:A:C4'	3	1.1
(1,3)	1:A:84:LYS:HE3	2:B:19:A:C5	3	1.1
(1,3)	1:A:84:LYS:HE3	2:B:19:A:C5'	3	1.1

*Continued on next page...*

*Continued from previous page...*

Key	Atom-1	Atom-2	Model ID	Violation (Å)
(1,3)	1:A:84:LYS:HE3	2:B:19:A:C6	3	1.1
(1,3)	1:A:84:LYS:HE3	2:B:19:A:C8	3	1.1
(1,3)	1:A:84:LYS:HE3	2:B:19:A:H1'	3	1.1
(1,3)	1:A:84:LYS:HE3	2:B:19:A:H2	3	1.1
(1,3)	1:A:84:LYS:HE3	2:B:19:A:H2'	3	1.1
(1,3)	1:A:84:LYS:HE3	2:B:19:A:H3'	3	1.1
(1,3)	1:A:84:LYS:HE3	2:B:19:A:H4'	3	1.1
(1,3)	1:A:84:LYS:HE3	2:B:19:A:H5'	3	1.1
(1,3)	1:A:84:LYS:HE3	2:B:19:A:H5''	3	1.1
(1,3)	1:A:84:LYS:HE3	2:B:19:A:H61	3	1.1
(1,3)	1:A:84:LYS:HE3	2:B:19:A:H62	3	1.1
(1,3)	1:A:84:LYS:HE3	2:B:19:A:H8	3	1.1
(1,3)	1:A:84:LYS:HE3	2:B:19:A:HO2'	3	1.1
(1,3)	1:A:84:LYS:HE3	2:B:19:A:N1	3	1.1
(1,3)	1:A:84:LYS:HE3	2:B:19:A:N3	3	1.1
(1,3)	1:A:84:LYS:HE3	2:B:19:A:N6	3	1.1
(1,3)	1:A:84:LYS:HE3	2:B:19:A:N7	3	1.1
(1,3)	1:A:84:LYS:HE3	2:B:19:A:N9	3	1.1
(1,3)	1:A:84:LYS:HE3	2:B:19:A:O2'	3	1.1
(1,3)	1:A:84:LYS:HE3	2:B:19:A:O3'	3	1.1
(1,3)	1:A:84:LYS:HE3	2:B:19:A:O4'	3	1.1
(1,3)	1:A:84:LYS:HE3	2:B:19:A:O5'	3	1.1
(1,3)	1:A:84:LYS:HE3	2:B:19:A:OP1	3	1.1
(1,3)	1:A:84:LYS:HE3	2:B:19:A:OP2	3	1.1
(1,3)	1:A:84:LYS:HE3	2:B:19:A:P	3	1.1
(1,3)	1:A:84:LYS:HE3	2:B:20:U:C1'	3	1.1
(1,3)	1:A:84:LYS:HE3	2:B:20:U:C2	3	1.1
(1,3)	1:A:84:LYS:HE3	2:B:20:U:C2'	3	1.1
(1,3)	1:A:84:LYS:HE3	2:B:20:U:C3'	3	1.1
(1,3)	1:A:84:LYS:HE3	2:B:20:U:C4	3	1.1
(1,3)	1:A:84:LYS:HE3	2:B:20:U:C4'	3	1.1
(1,3)	1:A:84:LYS:HE3	2:B:20:U:C5	3	1.1
(1,3)	1:A:84:LYS:HE3	2:B:20:U:C5'	3	1.1
(1,3)	1:A:84:LYS:HE3	2:B:20:U:C6	3	1.1
(1,3)	1:A:84:LYS:HE3	2:B:20:U:H1'	3	1.1
(1,3)	1:A:84:LYS:HE3	2:B:20:U:H2'	3	1.1
(1,3)	1:A:84:LYS:HE3	2:B:20:U:H3	3	1.1
(1,3)	1:A:84:LYS:HE3	2:B:20:U:H3'	3	1.1
(1,3)	1:A:84:LYS:HE3	2:B:20:U:H4'	3	1.1
(1,3)	1:A:84:LYS:HE3	2:B:20:U:H5	3	1.1
(1,3)	1:A:84:LYS:HE3	2:B:20:U:H5'	3	1.1
(1,3)	1:A:84:LYS:HE3	2:B:20:U:H5''	3	1.1

*Continued on next page...*

*Continued from previous page...*

Key	Atom-1	Atom-2	Model ID	Violation (Å)
(1,3)	1:A:84:LYS:HE3	2:B:20:U:H6	3	1.1
(1,3)	1:A:84:LYS:HE3	2:B:20:U:HO2'	3	1.1
(1,3)	1:A:84:LYS:HE3	2:B:20:U:N1	3	1.1
(1,3)	1:A:84:LYS:HE3	2:B:20:U:N3	3	1.1
(1,3)	1:A:84:LYS:HE3	2:B:20:U:O2	3	1.1
(1,3)	1:A:84:LYS:HE3	2:B:20:U:O2'	3	1.1
(1,3)	1:A:84:LYS:HE3	2:B:20:U:O3'	3	1.1
(1,3)	1:A:84:LYS:HE3	2:B:20:U:O4	3	1.1
(1,3)	1:A:84:LYS:HE3	2:B:20:U:O4'	3	1.1
(1,3)	1:A:84:LYS:HE3	2:B:20:U:O5'	3	1.1
(1,3)	1:A:84:LYS:HE3	2:B:20:U:OP1	3	1.1
(1,3)	1:A:84:LYS:HE3	2:B:20:U:OP2	3	1.1
(1,3)	1:A:84:LYS:HE3	2:B:20:U:P	3	1.1
(1,3)	1:A:84:LYS:HE3	2:B:21:G:C1'	3	1.1
(1,3)	1:A:84:LYS:HE3	2:B:21:G:C2	3	1.1
(1,3)	1:A:84:LYS:HE3	2:B:21:G:C2'	3	1.1
(1,3)	1:A:84:LYS:HE3	2:B:21:G:C3'	3	1.1
(1,3)	1:A:84:LYS:HE3	2:B:21:G:C4	3	1.1
(1,3)	1:A:84:LYS:HE3	2:B:21:G:C4'	3	1.1
(1,3)	1:A:84:LYS:HE3	2:B:21:G:C5	3	1.1
(1,3)	1:A:84:LYS:HE3	2:B:21:G:C5'	3	1.1
(1,3)	1:A:84:LYS:HE3	2:B:21:G:C6	3	1.1
(1,3)	1:A:84:LYS:HE3	2:B:21:G:C8	3	1.1
(1,3)	1:A:84:LYS:HE3	2:B:21:G:H1	3	1.1
(1,3)	1:A:84:LYS:HE3	2:B:21:G:H1'	3	1.1
(1,3)	1:A:84:LYS:HE3	2:B:21:G:H2'	3	1.1
(1,3)	1:A:84:LYS:HE3	2:B:21:G:H21	3	1.1
(1,3)	1:A:84:LYS:HE3	2:B:21:G:H22	3	1.1
(1,3)	1:A:84:LYS:HE3	2:B:21:G:H3'	3	1.1
(1,3)	1:A:84:LYS:HE3	2:B:21:G:H4'	3	1.1
(1,3)	1:A:84:LYS:HE3	2:B:21:G:H5'	3	1.1
(1,3)	1:A:84:LYS:HE3	2:B:21:G:H5''	3	1.1
(1,3)	1:A:84:LYS:HE3	2:B:21:G:H8	3	1.1
(1,3)	1:A:84:LYS:HE3	2:B:21:G:HO2'	3	1.1
(1,3)	1:A:84:LYS:HE3	2:B:21:G:N1	3	1.1
(1,3)	1:A:84:LYS:HE3	2:B:21:G:N2	3	1.1
(1,3)	1:A:84:LYS:HE3	2:B:21:G:N3	3	1.1
(1,3)	1:A:84:LYS:HE3	2:B:21:G:N7	3	1.1
(1,3)	1:A:84:LYS:HE3	2:B:21:G:N9	3	1.1
(1,3)	1:A:84:LYS:HE3	2:B:21:G:O2'	3	1.1
(1,3)	1:A:84:LYS:HE3	2:B:21:G:O3'	3	1.1
(1,3)	1:A:84:LYS:HE3	2:B:21:G:O4'	3	1.1

*Continued on next page...*

*Continued from previous page...*

Key	Atom-1	Atom-2	Model ID	Violation (Å)
(1,3)	1:A:84:LYS:HE3	2:B:21:G:O5'	3	1.1
(1,3)	1:A:84:LYS:HE3	2:B:21:G:O6	3	1.1
(1,3)	1:A:84:LYS:HE3	2:B:21:G:OP1	3	1.1
(1,3)	1:A:84:LYS:HE3	2:B:21:G:OP2	3	1.1
(1,3)	1:A:84:LYS:HE3	2:B:21:G:P	3	1.1
(1,3)	1:A:84:LYS:HE3	2:B:22:A:C1'	3	1.1
(1,3)	1:A:84:LYS:HE3	2:B:22:A:C2	3	1.1
(1,3)	1:A:84:LYS:HE3	2:B:22:A:C2'	3	1.1
(1,3)	1:A:84:LYS:HE3	2:B:22:A:C3'	3	1.1
(1,3)	1:A:84:LYS:HE3	2:B:22:A:C4	3	1.1
(1,3)	1:A:84:LYS:HE3	2:B:22:A:C4'	3	1.1
(1,3)	1:A:84:LYS:HE3	2:B:22:A:C5	3	1.1
(1,3)	1:A:84:LYS:HE3	2:B:22:A:C5'	3	1.1
(1,3)	1:A:84:LYS:HE3	2:B:22:A:C6	3	1.1
(1,3)	1:A:84:LYS:HE3	2:B:22:A:C8	3	1.1
(1,3)	1:A:84:LYS:HE3	2:B:22:A:H1'	3	1.1
(1,3)	1:A:84:LYS:HE3	2:B:22:A:H2	3	1.1
(1,3)	1:A:84:LYS:HE3	2:B:22:A:H2'	3	1.1
(1,3)	1:A:84:LYS:HE3	2:B:22:A:H3'	3	1.1
(1,3)	1:A:84:LYS:HE3	2:B:22:A:H4'	3	1.1
(1,3)	1:A:84:LYS:HE3	2:B:22:A:H5'	3	1.1
(1,3)	1:A:84:LYS:HE3	2:B:22:A:H5''	3	1.1
(1,3)	1:A:84:LYS:HE3	2:B:22:A:H61	3	1.1
(1,3)	1:A:84:LYS:HE3	2:B:22:A:H62	3	1.1
(1,3)	1:A:84:LYS:HE3	2:B:22:A:H8	3	1.1
(1,3)	1:A:84:LYS:HE3	2:B:22:A:HO2'	3	1.1
(1,3)	1:A:84:LYS:HE3	2:B:22:A:N1	3	1.1
(1,3)	1:A:84:LYS:HE3	2:B:22:A:N3	3	1.1
(1,3)	1:A:84:LYS:HE3	2:B:22:A:N6	3	1.1
(1,3)	1:A:84:LYS:HE3	2:B:22:A:N7	3	1.1
(1,3)	1:A:84:LYS:HE3	2:B:22:A:N9	3	1.1
(1,3)	1:A:84:LYS:HE3	2:B:22:A:O2'	3	1.1
(1,3)	1:A:84:LYS:HE3	2:B:22:A:O3'	3	1.1
(1,3)	1:A:84:LYS:HE3	2:B:22:A:O4'	3	1.1
(1,3)	1:A:84:LYS:HE3	2:B:22:A:O5'	3	1.1
(1,3)	1:A:84:LYS:HE3	2:B:22:A:OP1	3	1.1
(1,3)	1:A:84:LYS:HE3	2:B:22:A:OP2	3	1.1
(1,3)	1:A:84:LYS:HE3	2:B:22:A:P	3	1.1
(1,3)	1:A:84:LYS:HE3	2:B:23:U:C1'	3	1.1
(1,3)	1:A:84:LYS:HE3	2:B:23:U:C2	3	1.1
(1,3)	1:A:84:LYS:HE3	2:B:23:U:C2'	3	1.1
(1,3)	1:A:84:LYS:HE3	2:B:23:U:C3'	3	1.1

*Continued on next page...*



*Continued from previous page...*

Key	Atom-1	Atom-2	Model ID	Violation (Å)
(1,3)	1:A:84:LYS:HE3	2:B:23:U:C4	3	1.1
(1,3)	1:A:84:LYS:HE3	2:B:23:U:C4'	3	1.1
(1,3)	1:A:84:LYS:HE3	2:B:23:U:C5	3	1.1
(1,3)	1:A:84:LYS:HE3	2:B:23:U:C5'	3	1.1
(1,3)	1:A:84:LYS:HE3	2:B:23:U:C6	3	1.1
(1,3)	1:A:84:LYS:HE3	2:B:23:U:H1'	3	1.1
(1,3)	1:A:84:LYS:HE3	2:B:23:U:H2'	3	1.1
(1,3)	1:A:84:LYS:HE3	2:B:23:U:H3	3	1.1
(1,3)	1:A:84:LYS:HE3	2:B:23:U:H3'	3	1.1
(1,3)	1:A:84:LYS:HE3	2:B:23:U:H4'	3	1.1
(1,3)	1:A:84:LYS:HE3	2:B:23:U:H5	3	1.1
(1,3)	1:A:84:LYS:HE3	2:B:23:U:H5'	3	1.1
(1,3)	1:A:84:LYS:HE3	2:B:23:U:H5''	3	1.1
(1,3)	1:A:84:LYS:HE3	2:B:23:U:H6	3	1.1
(1,3)	1:A:84:LYS:HE3	2:B:23:U:HO2'	3	1.1
(1,3)	1:A:84:LYS:HE3	2:B:23:U:N1	3	1.1
(1,3)	1:A:84:LYS:HE3	2:B:23:U:N3	3	1.1
(1,3)	1:A:84:LYS:HE3	2:B:23:U:O2	3	1.1
(1,3)	1:A:84:LYS:HE3	2:B:23:U:O2'	3	1.1
(1,3)	1:A:84:LYS:HE3	2:B:23:U:O3'	3	1.1
(1,3)	1:A:84:LYS:HE3	2:B:23:U:O4	3	1.1
(1,3)	1:A:84:LYS:HE3	2:B:23:U:O4'	3	1.1
(1,3)	1:A:84:LYS:HE3	2:B:23:U:O5'	3	1.1
(1,3)	1:A:84:LYS:HE3	2:B:23:U:OP1	3	1.1
(1,3)	1:A:84:LYS:HE3	2:B:23:U:OP2	3	1.1
(1,3)	1:A:84:LYS:HE3	2:B:23:U:P	3	1.1
(1,3)	1:A:84:LYS:HE3	2:B:24:G:C1'	3	1.1
(1,3)	1:A:84:LYS:HE3	2:B:24:G:C2	3	1.1
(1,3)	1:A:84:LYS:HE3	2:B:24:G:C2'	3	1.1
(1,3)	1:A:84:LYS:HE3	2:B:24:G:C3'	3	1.1
(1,3)	1:A:84:LYS:HE3	2:B:24:G:C4	3	1.1
(1,3)	1:A:84:LYS:HE3	2:B:24:G:C4'	3	1.1
(1,3)	1:A:84:LYS:HE3	2:B:24:G:C5	3	1.1
(1,3)	1:A:84:LYS:HE3	2:B:24:G:C5'	3	1.1
(1,3)	1:A:84:LYS:HE3	2:B:24:G:C6	3	1.1
(1,3)	1:A:84:LYS:HE3	2:B:24:G:C8	3	1.1
(1,3)	1:A:84:LYS:HE3	2:B:24:G:H1	3	1.1
(1,3)	1:A:84:LYS:HE3	2:B:24:G:H1'	3	1.1
(1,3)	1:A:84:LYS:HE3	2:B:24:G:H2'	3	1.1
(1,3)	1:A:84:LYS:HE3	2:B:24:G:H21	3	1.1
(1,3)	1:A:84:LYS:HE3	2:B:24:G:H22	3	1.1
(1,3)	1:A:84:LYS:HE3	2:B:24:G:H3'	3	1.1

*Continued on next page...*

*Continued from previous page...*

Key	Atom-1	Atom-2	Model ID	Violation (Å)
(1,3)	1:A:84:LYS:HE3	2:B:24:G:H4'	3	1.1
(1,3)	1:A:84:LYS:HE3	2:B:24:G:H5'	3	1.1
(1,3)	1:A:84:LYS:HE3	2:B:24:G:H5''	3	1.1
(1,3)	1:A:84:LYS:HE3	2:B:24:G:H8	3	1.1
(1,3)	1:A:84:LYS:HE3	2:B:24:G:HO2'	3	1.1
(1,3)	1:A:84:LYS:HE3	2:B:24:G:N1	3	1.1
(1,3)	1:A:84:LYS:HE3	2:B:24:G:N2	3	1.1
(1,3)	1:A:84:LYS:HE3	2:B:24:G:N3	3	1.1
(1,3)	1:A:84:LYS:HE3	2:B:24:G:N7	3	1.1
(1,3)	1:A:84:LYS:HE3	2:B:24:G:N9	3	1.1
(1,3)	1:A:84:LYS:HE3	2:B:24:G:O2'	3	1.1
(1,3)	1:A:84:LYS:HE3	2:B:24:G:O3'	3	1.1
(1,3)	1:A:84:LYS:HE3	2:B:24:G:O4'	3	1.1
(1,3)	1:A:84:LYS:HE3	2:B:24:G:O5'	3	1.1
(1,3)	1:A:84:LYS:HE3	2:B:24:G:O6	3	1.1
(1,3)	1:A:84:LYS:HE3	2:B:24:G:OP1	3	1.1
(1,3)	1:A:84:LYS:HE3	2:B:24:G:OP2	3	1.1
(1,3)	1:A:84:LYS:HE3	2:B:24:G:P	3	1.1
(1,3)	1:A:84:LYS:HG2	2:B:2:C:C1'	3	1.1
(1,3)	1:A:84:LYS:HG2	2:B:2:C:C2	3	1.1
(1,3)	1:A:84:LYS:HG2	2:B:2:C:C2'	3	1.1
(1,3)	1:A:84:LYS:HG2	2:B:2:C:C3'	3	1.1
(1,3)	1:A:84:LYS:HG2	2:B:2:C:C4	3	1.1
(1,3)	1:A:84:LYS:HG2	2:B:2:C:C4'	3	1.1
(1,3)	1:A:84:LYS:HG2	2:B:2:C:C5	3	1.1
(1,3)	1:A:84:LYS:HG2	2:B:2:C:C5'	3	1.1
(1,3)	1:A:84:LYS:HG2	2:B:2:C:C6	3	1.1
(1,3)	1:A:84:LYS:HG2	2:B:2:C:H1'	3	1.1
(1,3)	1:A:84:LYS:HG2	2:B:2:C:H2'	3	1.1
(1,3)	1:A:84:LYS:HG2	2:B:2:C:H3'	3	1.1
(1,3)	1:A:84:LYS:HG2	2:B:2:C:H4'	3	1.1
(1,3)	1:A:84:LYS:HG2	2:B:2:C:H41	3	1.1
(1,3)	1:A:84:LYS:HG2	2:B:2:C:H42	3	1.1
(1,3)	1:A:84:LYS:HG2	2:B:2:C:H5	3	1.1
(1,3)	1:A:84:LYS:HG2	2:B:2:C:H5'	3	1.1
(1,3)	1:A:84:LYS:HG2	2:B:2:C:H5''	3	1.1
(1,3)	1:A:84:LYS:HG2	2:B:2:C:H6	3	1.1
(1,3)	1:A:84:LYS:HG2	2:B:2:C:HO2'	3	1.1
(1,3)	1:A:84:LYS:HG2	2:B:2:C:N1	3	1.1
(1,3)	1:A:84:LYS:HG2	2:B:2:C:N3	3	1.1
(1,3)	1:A:84:LYS:HG2	2:B:2:C:N4	3	1.1
(1,3)	1:A:84:LYS:HG2	2:B:2:C:O2	3	1.1

*Continued on next page...*

*Continued from previous page...*

Key	Atom-1	Atom-2	Model ID	Violation (Å)
(1,3)	1:A:84:LYS:HG2	2:B:2:C:O2'	3	1.1
(1,3)	1:A:84:LYS:HG2	2:B:2:C:O3'	3	1.1
(1,3)	1:A:84:LYS:HG2	2:B:2:C:O4'	3	1.1
(1,3)	1:A:84:LYS:HG2	2:B:2:C:O5'	3	1.1
(1,3)	1:A:84:LYS:HG2	2:B:3:U:C1'	3	1.1
(1,3)	1:A:84:LYS:HG2	2:B:3:U:C2	3	1.1
(1,3)	1:A:84:LYS:HG2	2:B:3:U:C2'	3	1.1
(1,3)	1:A:84:LYS:HG2	2:B:3:U:C3'	3	1.1
(1,3)	1:A:84:LYS:HG2	2:B:3:U:C4	3	1.1
(1,3)	1:A:84:LYS:HG2	2:B:3:U:C4'	3	1.1
(1,3)	1:A:84:LYS:HG2	2:B:3:U:C5	3	1.1
(1,3)	1:A:84:LYS:HG2	2:B:3:U:C5'	3	1.1
(1,3)	1:A:84:LYS:HG2	2:B:3:U:C6	3	1.1
(1,3)	1:A:84:LYS:HG2	2:B:3:U:H1'	3	1.1
(1,3)	1:A:84:LYS:HG2	2:B:3:U:H2'	3	1.1
(1,3)	1:A:84:LYS:HG2	2:B:3:U:H3	3	1.1
(1,3)	1:A:84:LYS:HG2	2:B:3:U:H3'	3	1.1
(1,3)	1:A:84:LYS:HG2	2:B:3:U:H4'	3	1.1
(1,3)	1:A:84:LYS:HG2	2:B:3:U:H5	3	1.1
(1,3)	1:A:84:LYS:HG2	2:B:3:U:H5'	3	1.1
(1,3)	1:A:84:LYS:HG2	2:B:3:U:H5''	3	1.1
(1,3)	1:A:84:LYS:HG2	2:B:3:U:H6	3	1.1
(1,3)	1:A:84:LYS:HG2	2:B:3:U:HO2'	3	1.1
(1,3)	1:A:84:LYS:HG2	2:B:3:U:N1	3	1.1
(1,3)	1:A:84:LYS:HG2	2:B:3:U:N3	3	1.1
(1,3)	1:A:84:LYS:HG2	2:B:3:U:O2	3	1.1
(1,3)	1:A:84:LYS:HG2	2:B:3:U:O2'	3	1.1
(1,3)	1:A:84:LYS:HG2	2:B:3:U:O3'	3	1.1
(1,3)	1:A:84:LYS:HG2	2:B:3:U:O4	3	1.1
(1,3)	1:A:84:LYS:HG2	2:B:3:U:O4'	3	1.1
(1,3)	1:A:84:LYS:HG2	2:B:3:U:O5'	3	1.1
(1,3)	1:A:84:LYS:HG2	2:B:3:U:OP1	3	1.1
(1,3)	1:A:84:LYS:HG2	2:B:3:U:OP2	3	1.1
(1,3)	1:A:84:LYS:HG2	2:B:3:U:P	3	1.1
(1,3)	1:A:84:LYS:HG2	2:B:4:G:C1'	3	1.1
(1,3)	1:A:84:LYS:HG2	2:B:4:G:C2	3	1.1
(1,3)	1:A:84:LYS:HG2	2:B:4:G:C2'	3	1.1
(1,3)	1:A:84:LYS:HG2	2:B:4:G:C3'	3	1.1
(1,3)	1:A:84:LYS:HG2	2:B:4:G:C4	3	1.1
(1,3)	1:A:84:LYS:HG2	2:B:4:G:C4'	3	1.1
(1,3)	1:A:84:LYS:HG2	2:B:4:G:C5	3	1.1
(1,3)	1:A:84:LYS:HG2	2:B:4:G:C5'	3	1.1

*Continued on next page...*

*Continued from previous page...*

Key	Atom-1	Atom-2	Model ID	Violation (Å)
(1,3)	1:A:84:LYS:HG2	2:B:4:G:C6	3	1.1
(1,3)	1:A:84:LYS:HG2	2:B:4:G:C8	3	1.1
(1,3)	1:A:84:LYS:HG2	2:B:4:G:H1	3	1.1
(1,3)	1:A:84:LYS:HG2	2:B:4:G:H1'	3	1.1
(1,3)	1:A:84:LYS:HG2	2:B:4:G:H2'	3	1.1
(1,3)	1:A:84:LYS:HG2	2:B:4:G:H21	3	1.1
(1,3)	1:A:84:LYS:HG2	2:B:4:G:H22	3	1.1
(1,3)	1:A:84:LYS:HG2	2:B:4:G:H3'	3	1.1
(1,3)	1:A:84:LYS:HG2	2:B:4:G:H4'	3	1.1
(1,3)	1:A:84:LYS:HG2	2:B:4:G:H5'	3	1.1
(1,3)	1:A:84:LYS:HG2	2:B:4:G:H5''	3	1.1
(1,3)	1:A:84:LYS:HG2	2:B:4:G:H8	3	1.1
(1,3)	1:A:84:LYS:HG2	2:B:4:G:HO2'	3	1.1
(1,3)	1:A:84:LYS:HG2	2:B:4:G:N1	3	1.1
(1,3)	1:A:84:LYS:HG2	2:B:4:G:N2	3	1.1
(1,3)	1:A:84:LYS:HG2	2:B:4:G:N3	3	1.1
(1,3)	1:A:84:LYS:HG2	2:B:4:G:N7	3	1.1
(1,3)	1:A:84:LYS:HG2	2:B:4:G:N9	3	1.1
(1,3)	1:A:84:LYS:HG2	2:B:4:G:O2'	3	1.1
(1,3)	1:A:84:LYS:HG2	2:B:4:G:O3'	3	1.1
(1,3)	1:A:84:LYS:HG2	2:B:4:G:O4'	3	1.1
(1,3)	1:A:84:LYS:HG2	2:B:4:G:O5'	3	1.1
(1,3)	1:A:84:LYS:HG2	2:B:4:G:O6	3	1.1
(1,3)	1:A:84:LYS:HG2	2:B:4:G:OP1	3	1.1
(1,3)	1:A:84:LYS:HG2	2:B:4:G:OP2	3	1.1
(1,3)	1:A:84:LYS:HG2	2:B:4:G:P	3	1.1
(1,3)	1:A:84:LYS:HG2	2:B:5:A:C1'	3	1.1
(1,3)	1:A:84:LYS:HG2	2:B:5:A:C2	3	1.1
(1,3)	1:A:84:LYS:HG2	2:B:5:A:C2'	3	1.1
(1,3)	1:A:84:LYS:HG2	2:B:5:A:C3'	3	1.1
(1,3)	1:A:84:LYS:HG2	2:B:5:A:C4	3	1.1
(1,3)	1:A:84:LYS:HG2	2:B:5:A:C4'	3	1.1
(1,3)	1:A:84:LYS:HG2	2:B:5:A:C5	3	1.1
(1,3)	1:A:84:LYS:HG2	2:B:5:A:C5'	3	1.1
(1,3)	1:A:84:LYS:HG2	2:B:5:A:C6	3	1.1
(1,3)	1:A:84:LYS:HG2	2:B:5:A:C8	3	1.1
(1,3)	1:A:84:LYS:HG2	2:B:5:A:H1'	3	1.1
(1,3)	1:A:84:LYS:HG2	2:B:5:A:H2	3	1.1
(1,3)	1:A:84:LYS:HG2	2:B:5:A:H2'	3	1.1
(1,3)	1:A:84:LYS:HG2	2:B:5:A:H3'	3	1.1
(1,3)	1:A:84:LYS:HG2	2:B:5:A:H4'	3	1.1
(1,3)	1:A:84:LYS:HG2	2:B:5:A:H5'	3	1.1

*Continued on next page...*

*Continued from previous page...*

Key	Atom-1	Atom-2	Model ID	Violation (Å)
(1,3)	1:A:84:LYS:HG2	2:B:5:A:H5''	3	1.1
(1,3)	1:A:84:LYS:HG2	2:B:5:A:H61	3	1.1
(1,3)	1:A:84:LYS:HG2	2:B:5:A:H62	3	1.1
(1,3)	1:A:84:LYS:HG2	2:B:5:A:H8	3	1.1
(1,3)	1:A:84:LYS:HG2	2:B:5:A:HO2'	3	1.1
(1,3)	1:A:84:LYS:HG2	2:B:5:A:N1	3	1.1
(1,3)	1:A:84:LYS:HG2	2:B:5:A:N3	3	1.1
(1,3)	1:A:84:LYS:HG2	2:B:5:A:N6	3	1.1
(1,3)	1:A:84:LYS:HG2	2:B:5:A:N7	3	1.1
(1,3)	1:A:84:LYS:HG2	2:B:5:A:N9	3	1.1
(1,3)	1:A:84:LYS:HG2	2:B:5:A:O2'	3	1.1
(1,3)	1:A:84:LYS:HG2	2:B:5:A:O3'	3	1.1
(1,3)	1:A:84:LYS:HG2	2:B:5:A:O4'	3	1.1
(1,3)	1:A:84:LYS:HG2	2:B:5:A:O5'	3	1.1
(1,3)	1:A:84:LYS:HG2	2:B:5:A:OP1	3	1.1
(1,3)	1:A:84:LYS:HG2	2:B:5:A:OP2	3	1.1
(1,3)	1:A:84:LYS:HG2	2:B:5:A:P	3	1.1
(1,3)	1:A:84:LYS:HG2	2:B:6:G:C1'	3	1.1
(1,3)	1:A:84:LYS:HG2	2:B:6:G:C2	3	1.1
(1,3)	1:A:84:LYS:HG2	2:B:6:G:C2'	3	1.1
(1,3)	1:A:84:LYS:HG2	2:B:6:G:C3'	3	1.1
(1,3)	1:A:84:LYS:HG2	2:B:6:G:C4	3	1.1
(1,3)	1:A:84:LYS:HG2	2:B:6:G:C4'	3	1.1
(1,3)	1:A:84:LYS:HG2	2:B:6:G:C5	3	1.1
(1,3)	1:A:84:LYS:HG2	2:B:6:G:C5'	3	1.1
(1,3)	1:A:84:LYS:HG2	2:B:6:G:C6	3	1.1
(1,3)	1:A:84:LYS:HG2	2:B:6:G:C8	3	1.1
(1,3)	1:A:84:LYS:HG2	2:B:6:G:H1	3	1.1
(1,3)	1:A:84:LYS:HG2	2:B:6:G:H1'	3	1.1
(1,3)	1:A:84:LYS:HG2	2:B:6:G:H2'	3	1.1
(1,3)	1:A:84:LYS:HG2	2:B:6:G:H21	3	1.1
(1,3)	1:A:84:LYS:HG2	2:B:6:G:H22	3	1.1
(1,3)	1:A:84:LYS:HG2	2:B:6:G:H3'	3	1.1
(1,3)	1:A:84:LYS:HG2	2:B:6:G:H4'	3	1.1
(1,3)	1:A:84:LYS:HG2	2:B:6:G:H5'	3	1.1
(1,3)	1:A:84:LYS:HG2	2:B:6:G:H5''	3	1.1
(1,3)	1:A:84:LYS:HG2	2:B:6:G:H8	3	1.1
(1,3)	1:A:84:LYS:HG2	2:B:6:G:HO2'	3	1.1
(1,3)	1:A:84:LYS:HG2	2:B:6:G:N1	3	1.1
(1,3)	1:A:84:LYS:HG2	2:B:6:G:N2	3	1.1
(1,3)	1:A:84:LYS:HG2	2:B:6:G:N3	3	1.1
(1,3)	1:A:84:LYS:HG2	2:B:6:G:N7	3	1.1

*Continued on next page...*

*Continued from previous page...*

Key	Atom-1	Atom-2	Model ID	Violation (Å)
(1,3)	1:A:84:LYS:HG2	2:B:6:G:N9	3	1.1
(1,3)	1:A:84:LYS:HG2	2:B:6:G:O2'	3	1.1
(1,3)	1:A:84:LYS:HG2	2:B:6:G:O3'	3	1.1
(1,3)	1:A:84:LYS:HG2	2:B:6:G:O4'	3	1.1
(1,3)	1:A:84:LYS:HG2	2:B:6:G:O5'	3	1.1
(1,3)	1:A:84:LYS:HG2	2:B:6:G:O6	3	1.1
(1,3)	1:A:84:LYS:HG2	2:B:6:G:OP1	3	1.1
(1,3)	1:A:84:LYS:HG2	2:B:6:G:OP2	3	1.1
(1,3)	1:A:84:LYS:HG2	2:B:6:G:P	3	1.1
(1,3)	1:A:84:LYS:HG2	2:B:7:C:C1'	3	1.1
(1,3)	1:A:84:LYS:HG2	2:B:7:C:C2	3	1.1
(1,3)	1:A:84:LYS:HG2	2:B:7:C:C2'	3	1.1
(1,3)	1:A:84:LYS:HG2	2:B:7:C:C3'	3	1.1
(1,3)	1:A:84:LYS:HG2	2:B:7:C:C4	3	1.1
(1,3)	1:A:84:LYS:HG2	2:B:7:C:C4'	3	1.1
(1,3)	1:A:84:LYS:HG2	2:B:7:C:C5	3	1.1
(1,3)	1:A:84:LYS:HG2	2:B:7:C:C5'	3	1.1
(1,3)	1:A:84:LYS:HG2	2:B:7:C:C6	3	1.1
(1,3)	1:A:84:LYS:HG2	2:B:7:C:H1'	3	1.1
(1,3)	1:A:84:LYS:HG2	2:B:7:C:H2'	3	1.1
(1,3)	1:A:84:LYS:HG2	2:B:7:C:H3'	3	1.1
(1,3)	1:A:84:LYS:HG2	2:B:7:C:H4'	3	1.1
(1,3)	1:A:84:LYS:HG2	2:B:7:C:H41	3	1.1
(1,3)	1:A:84:LYS:HG2	2:B:7:C:H42	3	1.1
(1,3)	1:A:84:LYS:HG2	2:B:7:C:H5	3	1.1
(1,3)	1:A:84:LYS:HG2	2:B:7:C:H5'	3	1.1
(1,3)	1:A:84:LYS:HG2	2:B:7:C:H5''	3	1.1
(1,3)	1:A:84:LYS:HG2	2:B:7:C:H6	3	1.1
(1,3)	1:A:84:LYS:HG2	2:B:7:C:HO2'	3	1.1
(1,3)	1:A:84:LYS:HG2	2:B:7:C:N1	3	1.1
(1,3)	1:A:84:LYS:HG2	2:B:7:C:N3	3	1.1
(1,3)	1:A:84:LYS:HG2	2:B:7:C:N4	3	1.1
(1,3)	1:A:84:LYS:HG2	2:B:7:C:O2	3	1.1
(1,3)	1:A:84:LYS:HG2	2:B:7:C:O2'	3	1.1
(1,3)	1:A:84:LYS:HG2	2:B:7:C:O3'	3	1.1
(1,3)	1:A:84:LYS:HG2	2:B:7:C:O4'	3	1.1
(1,3)	1:A:84:LYS:HG2	2:B:7:C:O5'	3	1.1
(1,3)	1:A:84:LYS:HG2	2:B:7:C:OP1	3	1.1
(1,3)	1:A:84:LYS:HG2	2:B:7:C:OP2	3	1.1
(1,3)	1:A:84:LYS:HG2	2:B:7:C:P	3	1.1
(1,3)	1:A:84:LYS:HG2	2:B:8:U:C1'	3	1.1
(1,3)	1:A:84:LYS:HG2	2:B:8:U:C2	3	1.1

*Continued on next page...*

*Continued from previous page...*

Key	Atom-1	Atom-2	Model ID	Violation (Å)
(1,3)	1:A:84:LYS:HG2	2:B:8:U:C2'	3	1.1
(1,3)	1:A:84:LYS:HG2	2:B:8:U:C3'	3	1.1
(1,3)	1:A:84:LYS:HG2	2:B:8:U:C4	3	1.1
(1,3)	1:A:84:LYS:HG2	2:B:8:U:C4'	3	1.1
(1,3)	1:A:84:LYS:HG2	2:B:8:U:C5	3	1.1
(1,3)	1:A:84:LYS:HG2	2:B:8:U:C5'	3	1.1
(1,3)	1:A:84:LYS:HG2	2:B:8:U:C6	3	1.1
(1,3)	1:A:84:LYS:HG2	2:B:8:U:H1'	3	1.1
(1,3)	1:A:84:LYS:HG2	2:B:8:U:H2'	3	1.1
(1,3)	1:A:84:LYS:HG2	2:B:8:U:H3	3	1.1
(1,3)	1:A:84:LYS:HG2	2:B:8:U:H3'	3	1.1
(1,3)	1:A:84:LYS:HG2	2:B:8:U:H4'	3	1.1
(1,3)	1:A:84:LYS:HG2	2:B:8:U:H5	3	1.1
(1,3)	1:A:84:LYS:HG2	2:B:8:U:H5'	3	1.1
(1,3)	1:A:84:LYS:HG2	2:B:8:U:H5''	3	1.1
(1,3)	1:A:84:LYS:HG2	2:B:8:U:H6	3	1.1
(1,3)	1:A:84:LYS:HG2	2:B:8:U:HO2'	3	1.1
(1,3)	1:A:84:LYS:HG2	2:B:8:U:N1	3	1.1
(1,3)	1:A:84:LYS:HG2	2:B:8:U:N3	3	1.1
(1,3)	1:A:84:LYS:HG2	2:B:8:U:O2	3	1.1
(1,3)	1:A:84:LYS:HG2	2:B:8:U:O2'	3	1.1
(1,3)	1:A:84:LYS:HG2	2:B:8:U:O3'	3	1.1
(1,3)	1:A:84:LYS:HG2	2:B:8:U:O4	3	1.1
(1,3)	1:A:84:LYS:HG2	2:B:8:U:O4'	3	1.1
(1,3)	1:A:84:LYS:HG2	2:B:8:U:O5'	3	1.1
(1,3)	1:A:84:LYS:HG2	2:B:8:U:OP1	3	1.1
(1,3)	1:A:84:LYS:HG2	2:B:8:U:OP2	3	1.1
(1,3)	1:A:84:LYS:HG2	2:B:8:U:P	3	1.1
(1,3)	1:A:84:LYS:HG2	2:B:9:C:C1'	3	1.1
(1,3)	1:A:84:LYS:HG2	2:B:9:C:C2	3	1.1
(1,3)	1:A:84:LYS:HG2	2:B:9:C:C2'	3	1.1
(1,3)	1:A:84:LYS:HG2	2:B:9:C:C3'	3	1.1
(1,3)	1:A:84:LYS:HG2	2:B:9:C:C4	3	1.1
(1,3)	1:A:84:LYS:HG2	2:B:9:C:C4'	3	1.1
(1,3)	1:A:84:LYS:HG2	2:B:9:C:C5	3	1.1
(1,3)	1:A:84:LYS:HG2	2:B:9:C:C5'	3	1.1
(1,3)	1:A:84:LYS:HG2	2:B:9:C:C6	3	1.1
(1,3)	1:A:84:LYS:HG2	2:B:9:C:H1'	3	1.1
(1,3)	1:A:84:LYS:HG2	2:B:9:C:H2'	3	1.1
(1,3)	1:A:84:LYS:HG2	2:B:9:C:H3'	3	1.1
(1,3)	1:A:84:LYS:HG2	2:B:9:C:H4'	3	1.1
(1,3)	1:A:84:LYS:HG2	2:B:9:C:H41	3	1.1

*Continued on next page...*

*Continued from previous page...*

Key	Atom-1	Atom-2	Model ID	Violation (Å)
(1,3)	1:A:84:LYS:HG2	2:B:9:C:H42	3	1.1
(1,3)	1:A:84:LYS:HG2	2:B:9:C:H5	3	1.1
(1,3)	1:A:84:LYS:HG2	2:B:9:C:H5'	3	1.1
(1,3)	1:A:84:LYS:HG2	2:B:9:C:H5''	3	1.1
(1,3)	1:A:84:LYS:HG2	2:B:9:C:H6	3	1.1
(1,3)	1:A:84:LYS:HG2	2:B:9:C:HO2'	3	1.1
(1,3)	1:A:84:LYS:HG2	2:B:9:C:N1	3	1.1
(1,3)	1:A:84:LYS:HG2	2:B:9:C:N3	3	1.1
(1,3)	1:A:84:LYS:HG2	2:B:9:C:N4	3	1.1
(1,3)	1:A:84:LYS:HG2	2:B:9:C:O2	3	1.1
(1,3)	1:A:84:LYS:HG2	2:B:9:C:O2'	3	1.1
(1,3)	1:A:84:LYS:HG2	2:B:9:C:O3'	3	1.1
(1,3)	1:A:84:LYS:HG2	2:B:9:C:O4'	3	1.1
(1,3)	1:A:84:LYS:HG2	2:B:9:C:O5'	3	1.1
(1,3)	1:A:84:LYS:HG2	2:B:9:C:OP1	3	1.1
(1,3)	1:A:84:LYS:HG2	2:B:9:C:OP2	3	1.1
(1,3)	1:A:84:LYS:HG2	2:B:9:C:P	3	1.1
(1,3)	1:A:84:LYS:HG2	2:B:10:G:C1'	3	1.1
(1,3)	1:A:84:LYS:HG2	2:B:10:G:C2	3	1.1
(1,3)	1:A:84:LYS:HG2	2:B:10:G:C2'	3	1.1
(1,3)	1:A:84:LYS:HG2	2:B:10:G:C3'	3	1.1
(1,3)	1:A:84:LYS:HG2	2:B:10:G:C4	3	1.1
(1,3)	1:A:84:LYS:HG2	2:B:10:G:C4'	3	1.1
(1,3)	1:A:84:LYS:HG2	2:B:10:G:C5	3	1.1
(1,3)	1:A:84:LYS:HG2	2:B:10:G:C5'	3	1.1
(1,3)	1:A:84:LYS:HG2	2:B:10:G:C6	3	1.1
(1,3)	1:A:84:LYS:HG2	2:B:10:G:C8	3	1.1
(1,3)	1:A:84:LYS:HG2	2:B:10:G:H1	3	1.1
(1,3)	1:A:84:LYS:HG2	2:B:10:G:H1'	3	1.1
(1,3)	1:A:84:LYS:HG2	2:B:10:G:H2'	3	1.1
(1,3)	1:A:84:LYS:HG2	2:B:10:G:H21	3	1.1
(1,3)	1:A:84:LYS:HG2	2:B:10:G:H22	3	1.1
(1,3)	1:A:84:LYS:HG2	2:B:10:G:H3'	3	1.1
(1,3)	1:A:84:LYS:HG2	2:B:10:G:H4'	3	1.1
(1,3)	1:A:84:LYS:HG2	2:B:10:G:H5'	3	1.1
(1,3)	1:A:84:LYS:HG2	2:B:10:G:H5''	3	1.1
(1,3)	1:A:84:LYS:HG2	2:B:10:G:H8	3	1.1
(1,3)	1:A:84:LYS:HG2	2:B:10:G:HO2'	3	1.1
(1,3)	1:A:84:LYS:HG2	2:B:10:G:N1	3	1.1
(1,3)	1:A:84:LYS:HG2	2:B:10:G:N2	3	1.1
(1,3)	1:A:84:LYS:HG2	2:B:10:G:N3	3	1.1
(1,3)	1:A:84:LYS:HG2	2:B:10:G:N7	3	1.1

*Continued on next page...*



*Continued from previous page...*

Key	Atom-1	Atom-2	Model ID	Violation (Å)
(1,3)	1:A:84:LYS:HG2	2:B:10:G:N9	3	1.1
(1,3)	1:A:84:LYS:HG2	2:B:10:G:O2'	3	1.1
(1,3)	1:A:84:LYS:HG2	2:B:10:G:O3'	3	1.1
(1,3)	1:A:84:LYS:HG2	2:B:10:G:O4'	3	1.1
(1,3)	1:A:84:LYS:HG2	2:B:10:G:O5'	3	1.1
(1,3)	1:A:84:LYS:HG2	2:B:10:G:O6	3	1.1
(1,3)	1:A:84:LYS:HG2	2:B:10:G:OP1	3	1.1
(1,3)	1:A:84:LYS:HG2	2:B:10:G:OP2	3	1.1
(1,3)	1:A:84:LYS:HG2	2:B:10:G:P	3	1.1
(1,3)	1:A:84:LYS:HG2	2:B:11:A:C1'	3	1.1
(1,3)	1:A:84:LYS:HG2	2:B:11:A:C2	3	1.1
(1,3)	1:A:84:LYS:HG2	2:B:11:A:C2'	3	1.1
(1,3)	1:A:84:LYS:HG2	2:B:11:A:C3'	3	1.1
(1,3)	1:A:84:LYS:HG2	2:B:11:A:C4	3	1.1
(1,3)	1:A:84:LYS:HG2	2:B:11:A:C4'	3	1.1
(1,3)	1:A:84:LYS:HG2	2:B:11:A:C5	3	1.1
(1,3)	1:A:84:LYS:HG2	2:B:11:A:C5'	3	1.1
(1,3)	1:A:84:LYS:HG2	2:B:11:A:C6	3	1.1
(1,3)	1:A:84:LYS:HG2	2:B:11:A:C8	3	1.1
(1,3)	1:A:84:LYS:HG2	2:B:11:A:H1'	3	1.1
(1,3)	1:A:84:LYS:HG2	2:B:11:A:H2	3	1.1
(1,3)	1:A:84:LYS:HG2	2:B:11:A:H2'	3	1.1
(1,3)	1:A:84:LYS:HG2	2:B:11:A:H3'	3	1.1
(1,3)	1:A:84:LYS:HG2	2:B:11:A:H4'	3	1.1
(1,3)	1:A:84:LYS:HG2	2:B:11:A:H5'	3	1.1
(1,3)	1:A:84:LYS:HG2	2:B:11:A:H5''	3	1.1
(1,3)	1:A:84:LYS:HG2	2:B:11:A:H61	3	1.1
(1,3)	1:A:84:LYS:HG2	2:B:11:A:H62	3	1.1
(1,3)	1:A:84:LYS:HG2	2:B:11:A:H8	3	1.1
(1,3)	1:A:84:LYS:HG2	2:B:11:A:HO2'	3	1.1
(1,3)	1:A:84:LYS:HG2	2:B:11:A:N1	3	1.1
(1,3)	1:A:84:LYS:HG2	2:B:11:A:N3	3	1.1
(1,3)	1:A:84:LYS:HG2	2:B:11:A:N6	3	1.1
(1,3)	1:A:84:LYS:HG2	2:B:11:A:N7	3	1.1
(1,3)	1:A:84:LYS:HG2	2:B:11:A:N9	3	1.1
(1,3)	1:A:84:LYS:HG2	2:B:11:A:O2'	3	1.1
(1,3)	1:A:84:LYS:HG2	2:B:11:A:O3'	3	1.1
(1,3)	1:A:84:LYS:HG2	2:B:11:A:O4'	3	1.1
(1,3)	1:A:84:LYS:HG2	2:B:11:A:O5'	3	1.1
(1,3)	1:A:84:LYS:HG2	2:B:11:A:OP1	3	1.1
(1,3)	1:A:84:LYS:HG2	2:B:11:A:OP2	3	1.1
(1,3)	1:A:84:LYS:HG2	2:B:11:A:P	3	1.1

*Continued on next page...*

*Continued from previous page...*

Key	Atom-1	Atom-2	Model ID	Violation (Å)
(1,3)	1:A:84:LYS:HG2	2:B:12:A:C1'	3	1.1
(1,3)	1:A:84:LYS:HG2	2:B:12:A:C2	3	1.1
(1,3)	1:A:84:LYS:HG2	2:B:12:A:C2'	3	1.1
(1,3)	1:A:84:LYS:HG2	2:B:12:A:C3'	3	1.1
(1,3)	1:A:84:LYS:HG2	2:B:12:A:C4	3	1.1
(1,3)	1:A:84:LYS:HG2	2:B:12:A:C4'	3	1.1
(1,3)	1:A:84:LYS:HG2	2:B:12:A:C5	3	1.1
(1,3)	1:A:84:LYS:HG2	2:B:12:A:C5'	3	1.1
(1,3)	1:A:84:LYS:HG2	2:B:12:A:C6	3	1.1
(1,3)	1:A:84:LYS:HG2	2:B:12:A:C8	3	1.1
(1,3)	1:A:84:LYS:HG2	2:B:12:A:H1'	3	1.1
(1,3)	1:A:84:LYS:HG2	2:B:12:A:H2	3	1.1
(1,3)	1:A:84:LYS:HG2	2:B:12:A:H2'	3	1.1
(1,3)	1:A:84:LYS:HG2	2:B:12:A:H3'	3	1.1
(1,3)	1:A:84:LYS:HG2	2:B:12:A:H4'	3	1.1
(1,3)	1:A:84:LYS:HG2	2:B:12:A:H5'	3	1.1
(1,3)	1:A:84:LYS:HG2	2:B:12:A:H5''	3	1.1
(1,3)	1:A:84:LYS:HG2	2:B:12:A:H61	3	1.1
(1,3)	1:A:84:LYS:HG2	2:B:12:A:H62	3	1.1
(1,3)	1:A:84:LYS:HG2	2:B:12:A:H8	3	1.1
(1,3)	1:A:84:LYS:HG2	2:B:12:A:HO2'	3	1.1
(1,3)	1:A:84:LYS:HG2	2:B:12:A:N1	3	1.1
(1,3)	1:A:84:LYS:HG2	2:B:12:A:N3	3	1.1
(1,3)	1:A:84:LYS:HG2	2:B:12:A:N6	3	1.1
(1,3)	1:A:84:LYS:HG2	2:B:12:A:N7	3	1.1
(1,3)	1:A:84:LYS:HG2	2:B:12:A:N9	3	1.1
(1,3)	1:A:84:LYS:HG2	2:B:12:A:O2'	3	1.1
(1,3)	1:A:84:LYS:HG2	2:B:12:A:O3'	3	1.1
(1,3)	1:A:84:LYS:HG2	2:B:12:A:O4'	3	1.1
(1,3)	1:A:84:LYS:HG2	2:B:12:A:O5'	3	1.1
(1,3)	1:A:84:LYS:HG2	2:B:12:A:OP1	3	1.1
(1,3)	1:A:84:LYS:HG2	2:B:12:A:OP2	3	1.1
(1,3)	1:A:84:LYS:HG2	2:B:12:A:P	3	1.1
(1,3)	1:A:84:LYS:HG2	2:B:13:A:C1'	3	1.1
(1,3)	1:A:84:LYS:HG2	2:B:13:A:C2	3	1.1
(1,3)	1:A:84:LYS:HG2	2:B:13:A:C2'	3	1.1
(1,3)	1:A:84:LYS:HG2	2:B:13:A:C3'	3	1.1
(1,3)	1:A:84:LYS:HG2	2:B:13:A:C4	3	1.1
(1,3)	1:A:84:LYS:HG2	2:B:13:A:C4'	3	1.1
(1,3)	1:A:84:LYS:HG2	2:B:13:A:C5	3	1.1
(1,3)	1:A:84:LYS:HG2	2:B:13:A:C5'	3	1.1
(1,3)	1:A:84:LYS:HG2	2:B:13:A:C6	3	1.1

*Continued on next page...*

*Continued from previous page...*

Key	Atom-1	Atom-2	Model ID	Violation (Å)
(1,3)	1:A:84:LYS:HG2	2:B:13:A:C8	3	1.1
(1,3)	1:A:84:LYS:HG2	2:B:13:A:H1'	3	1.1
(1,3)	1:A:84:LYS:HG2	2:B:13:A:H2	3	1.1
(1,3)	1:A:84:LYS:HG2	2:B:13:A:H2'	3	1.1
(1,3)	1:A:84:LYS:HG2	2:B:13:A:H3'	3	1.1
(1,3)	1:A:84:LYS:HG2	2:B:13:A:H4'	3	1.1
(1,3)	1:A:84:LYS:HG2	2:B:13:A:H5'	3	1.1
(1,3)	1:A:84:LYS:HG2	2:B:13:A:H5''	3	1.1
(1,3)	1:A:84:LYS:HG2	2:B:13:A:H61	3	1.1
(1,3)	1:A:84:LYS:HG2	2:B:13:A:H62	3	1.1
(1,3)	1:A:84:LYS:HG2	2:B:13:A:H8	3	1.1
(1,3)	1:A:84:LYS:HG2	2:B:13:A:HO2'	3	1.1
(1,3)	1:A:84:LYS:HG2	2:B:13:A:N1	3	1.1
(1,3)	1:A:84:LYS:HG2	2:B:13:A:N3	3	1.1
(1,3)	1:A:84:LYS:HG2	2:B:13:A:N6	3	1.1
(1,3)	1:A:84:LYS:HG2	2:B:13:A:N7	3	1.1
(1,3)	1:A:84:LYS:HG2	2:B:13:A:N9	3	1.1
(1,3)	1:A:84:LYS:HG2	2:B:13:A:O2'	3	1.1
(1,3)	1:A:84:LYS:HG2	2:B:13:A:O3'	3	1.1
(1,3)	1:A:84:LYS:HG2	2:B:13:A:O4'	3	1.1
(1,3)	1:A:84:LYS:HG2	2:B:13:A:O5'	3	1.1
(1,3)	1:A:84:LYS:HG2	2:B:13:A:OP1	3	1.1
(1,3)	1:A:84:LYS:HG2	2:B:13:A:OP2	3	1.1
(1,3)	1:A:84:LYS:HG2	2:B:13:A:P	3	1.1
(1,3)	1:A:84:LYS:HG2	2:B:14:G:C1'	3	1.1
(1,3)	1:A:84:LYS:HG2	2:B:14:G:C2	3	1.1
(1,3)	1:A:84:LYS:HG2	2:B:14:G:C2'	3	1.1
(1,3)	1:A:84:LYS:HG2	2:B:14:G:C3'	3	1.1
(1,3)	1:A:84:LYS:HG2	2:B:14:G:C4	3	1.1
(1,3)	1:A:84:LYS:HG2	2:B:14:G:C4'	3	1.1
(1,3)	1:A:84:LYS:HG2	2:B:14:G:C5	3	1.1
(1,3)	1:A:84:LYS:HG2	2:B:14:G:C5'	3	1.1
(1,3)	1:A:84:LYS:HG2	2:B:14:G:C6	3	1.1
(1,3)	1:A:84:LYS:HG2	2:B:14:G:C8	3	1.1
(1,3)	1:A:84:LYS:HG2	2:B:14:G:H1	3	1.1
(1,3)	1:A:84:LYS:HG2	2:B:14:G:H1'	3	1.1
(1,3)	1:A:84:LYS:HG2	2:B:14:G:H2'	3	1.1
(1,3)	1:A:84:LYS:HG2	2:B:14:G:H21	3	1.1
(1,3)	1:A:84:LYS:HG2	2:B:14:G:H22	3	1.1
(1,3)	1:A:84:LYS:HG2	2:B:14:G:H3'	3	1.1
(1,3)	1:A:84:LYS:HG2	2:B:14:G:H4'	3	1.1
(1,3)	1:A:84:LYS:HG2	2:B:14:G:H5'	3	1.1

*Continued on next page...*

*Continued from previous page...*

Key	Atom-1	Atom-2	Model ID	Violation (Å)
(1,3)	1:A:84:LYS:HG2	2:B:14:G:H5''	3	1.1
(1,3)	1:A:84:LYS:HG2	2:B:14:G:H8	3	1.1
(1,3)	1:A:84:LYS:HG2	2:B:14:G:HO2'	3	1.1
(1,3)	1:A:84:LYS:HG2	2:B:14:G:N1	3	1.1
(1,3)	1:A:84:LYS:HG2	2:B:14:G:N2	3	1.1
(1,3)	1:A:84:LYS:HG2	2:B:14:G:N3	3	1.1
(1,3)	1:A:84:LYS:HG2	2:B:14:G:N7	3	1.1
(1,3)	1:A:84:LYS:HG2	2:B:14:G:N9	3	1.1
(1,3)	1:A:84:LYS:HG2	2:B:14:G:O2'	3	1.1
(1,3)	1:A:84:LYS:HG2	2:B:14:G:O3'	3	1.1
(1,3)	1:A:84:LYS:HG2	2:B:14:G:O4'	3	1.1
(1,3)	1:A:84:LYS:HG2	2:B:14:G:O5'	3	1.1
(1,3)	1:A:84:LYS:HG2	2:B:14:G:O6	3	1.1
(1,3)	1:A:84:LYS:HG2	2:B:14:G:OP1	3	1.1
(1,3)	1:A:84:LYS:HG2	2:B:14:G:OP2	3	1.1
(1,3)	1:A:84:LYS:HG2	2:B:14:G:P	3	1.1
(1,3)	1:A:84:LYS:HG2	2:B:15:A:C1'	3	1.1
(1,3)	1:A:84:LYS:HG2	2:B:15:A:C2	3	1.1
(1,3)	1:A:84:LYS:HG2	2:B:15:A:C2'	3	1.1
(1,3)	1:A:84:LYS:HG2	2:B:15:A:C3'	3	1.1
(1,3)	1:A:84:LYS:HG2	2:B:15:A:C4	3	1.1
(1,3)	1:A:84:LYS:HG2	2:B:15:A:C4'	3	1.1
(1,3)	1:A:84:LYS:HG2	2:B:15:A:C5	3	1.1
(1,3)	1:A:84:LYS:HG2	2:B:15:A:C5'	3	1.1
(1,3)	1:A:84:LYS:HG2	2:B:15:A:C6	3	1.1
(1,3)	1:A:84:LYS:HG2	2:B:15:A:C8	3	1.1
(1,3)	1:A:84:LYS:HG2	2:B:15:A:H1'	3	1.1
(1,3)	1:A:84:LYS:HG2	2:B:15:A:H2	3	1.1
(1,3)	1:A:84:LYS:HG2	2:B:15:A:H2'	3	1.1
(1,3)	1:A:84:LYS:HG2	2:B:15:A:H3'	3	1.1
(1,3)	1:A:84:LYS:HG2	2:B:15:A:H4'	3	1.1
(1,3)	1:A:84:LYS:HG2	2:B:15:A:H5'	3	1.1
(1,3)	1:A:84:LYS:HG2	2:B:15:A:H5''	3	1.1
(1,3)	1:A:84:LYS:HG2	2:B:15:A:H61	3	1.1
(1,3)	1:A:84:LYS:HG2	2:B:15:A:H62	3	1.1
(1,3)	1:A:84:LYS:HG2	2:B:15:A:H8	3	1.1
(1,3)	1:A:84:LYS:HG2	2:B:15:A:HO2'	3	1.1
(1,3)	1:A:84:LYS:HG2	2:B:15:A:N1	3	1.1
(1,3)	1:A:84:LYS:HG2	2:B:15:A:N3	3	1.1
(1,3)	1:A:84:LYS:HG2	2:B:15:A:N6	3	1.1
(1,3)	1:A:84:LYS:HG2	2:B:15:A:N7	3	1.1
(1,3)	1:A:84:LYS:HG2	2:B:15:A:N9	3	1.1

*Continued on next page...*

*Continued from previous page...*

Key	Atom-1	Atom-2	Model ID	Violation (Å)
(1,3)	1:A:84:LYS:HG2	2:B:15:A:O2'	3	1.1
(1,3)	1:A:84:LYS:HG2	2:B:15:A:O3'	3	1.1
(1,3)	1:A:84:LYS:HG2	2:B:15:A:O4'	3	1.1
(1,3)	1:A:84:LYS:HG2	2:B:15:A:O5'	3	1.1
(1,3)	1:A:84:LYS:HG2	2:B:15:A:OP1	3	1.1
(1,3)	1:A:84:LYS:HG2	2:B:15:A:OP2	3	1.1
(1,3)	1:A:84:LYS:HG2	2:B:15:A:P	3	1.1
(1,3)	1:A:84:LYS:HG2	2:B:16:G:C1'	3	1.1
(1,3)	1:A:84:LYS:HG2	2:B:16:G:C2	3	1.1
(1,3)	1:A:84:LYS:HG2	2:B:16:G:C2'	3	1.1
(1,3)	1:A:84:LYS:HG2	2:B:16:G:C3'	3	1.1
(1,3)	1:A:84:LYS:HG2	2:B:16:G:C4	3	1.1
(1,3)	1:A:84:LYS:HG2	2:B:16:G:C4'	3	1.1
(1,3)	1:A:84:LYS:HG2	2:B:16:G:C5	3	1.1
(1,3)	1:A:84:LYS:HG2	2:B:16:G:C5'	3	1.1
(1,3)	1:A:84:LYS:HG2	2:B:16:G:C6	3	1.1
(1,3)	1:A:84:LYS:HG2	2:B:16:G:C8	3	1.1
(1,3)	1:A:84:LYS:HG2	2:B:16:G:H1	3	1.1
(1,3)	1:A:84:LYS:HG2	2:B:16:G:H1'	3	1.1
(1,3)	1:A:84:LYS:HG2	2:B:16:G:H2'	3	1.1
(1,3)	1:A:84:LYS:HG2	2:B:16:G:H21	3	1.1
(1,3)	1:A:84:LYS:HG2	2:B:16:G:H22	3	1.1
(1,3)	1:A:84:LYS:HG2	2:B:16:G:H3'	3	1.1
(1,3)	1:A:84:LYS:HG2	2:B:16:G:H4'	3	1.1
(1,3)	1:A:84:LYS:HG2	2:B:16:G:H5'	3	1.1
(1,3)	1:A:84:LYS:HG2	2:B:16:G:H5''	3	1.1
(1,3)	1:A:84:LYS:HG2	2:B:16:G:H8	3	1.1
(1,3)	1:A:84:LYS:HG2	2:B:16:G:HO2'	3	1.1
(1,3)	1:A:84:LYS:HG2	2:B:16:G:N1	3	1.1
(1,3)	1:A:84:LYS:HG2	2:B:16:G:N2	3	1.1
(1,3)	1:A:84:LYS:HG2	2:B:16:G:N3	3	1.1
(1,3)	1:A:84:LYS:HG2	2:B:16:G:N7	3	1.1
(1,3)	1:A:84:LYS:HG2	2:B:16:G:N9	3	1.1
(1,3)	1:A:84:LYS:HG2	2:B:16:G:O2'	3	1.1
(1,3)	1:A:84:LYS:HG2	2:B:16:G:O3'	3	1.1
(1,3)	1:A:84:LYS:HG2	2:B:16:G:O4'	3	1.1
(1,3)	1:A:84:LYS:HG2	2:B:16:G:O5'	3	1.1
(1,3)	1:A:84:LYS:HG2	2:B:16:G:O6	3	1.1
(1,3)	1:A:84:LYS:HG2	2:B:16:G:OP1	3	1.1
(1,3)	1:A:84:LYS:HG2	2:B:16:G:OP2	3	1.1
(1,3)	1:A:84:LYS:HG2	2:B:16:G:P	3	1.1
(1,3)	1:A:84:LYS:HG2	2:B:17:C:C1'	3	1.1

*Continued on next page...*

*Continued from previous page...*

Key	Atom-1	Atom-2	Model ID	Violation (Å)
(1,3)	1:A:84:LYS:HG2	2:B:17:C:C2	3	1.1
(1,3)	1:A:84:LYS:HG2	2:B:17:C:C2'	3	1.1
(1,3)	1:A:84:LYS:HG2	2:B:17:C:C3'	3	1.1
(1,3)	1:A:84:LYS:HG2	2:B:17:C:C4	3	1.1
(1,3)	1:A:84:LYS:HG2	2:B:17:C:C4'	3	1.1
(1,3)	1:A:84:LYS:HG2	2:B:17:C:C5	3	1.1
(1,3)	1:A:84:LYS:HG2	2:B:17:C:C5'	3	1.1
(1,3)	1:A:84:LYS:HG2	2:B:17:C:C6	3	1.1
(1,3)	1:A:84:LYS:HG2	2:B:17:C:H1'	3	1.1
(1,3)	1:A:84:LYS:HG2	2:B:17:C:H2'	3	1.1
(1,3)	1:A:84:LYS:HG2	2:B:17:C:H3'	3	1.1
(1,3)	1:A:84:LYS:HG2	2:B:17:C:H4'	3	1.1
(1,3)	1:A:84:LYS:HG2	2:B:17:C:H41	3	1.1
(1,3)	1:A:84:LYS:HG2	2:B:17:C:H42	3	1.1
(1,3)	1:A:84:LYS:HG2	2:B:17:C:H5	3	1.1
(1,3)	1:A:84:LYS:HG2	2:B:17:C:H5'	3	1.1
(1,3)	1:A:84:LYS:HG2	2:B:17:C:H5''	3	1.1
(1,3)	1:A:84:LYS:HG2	2:B:17:C:H6	3	1.1
(1,3)	1:A:84:LYS:HG2	2:B:17:C:HO2'	3	1.1
(1,3)	1:A:84:LYS:HG2	2:B:17:C:N1	3	1.1
(1,3)	1:A:84:LYS:HG2	2:B:17:C:N3	3	1.1
(1,3)	1:A:84:LYS:HG2	2:B:17:C:N4	3	1.1
(1,3)	1:A:84:LYS:HG2	2:B:17:C:O2	3	1.1
(1,3)	1:A:84:LYS:HG2	2:B:17:C:O2'	3	1.1
(1,3)	1:A:84:LYS:HG2	2:B:17:C:O3'	3	1.1
(1,3)	1:A:84:LYS:HG2	2:B:17:C:O4'	3	1.1
(1,3)	1:A:84:LYS:HG2	2:B:17:C:O5'	3	1.1
(1,3)	1:A:84:LYS:HG2	2:B:17:C:OP1	3	1.1
(1,3)	1:A:84:LYS:HG2	2:B:17:C:OP2	3	1.1
(1,3)	1:A:84:LYS:HG2	2:B:17:C:P	3	1.1
(1,3)	1:A:84:LYS:HG2	2:B:18:A:C1'	3	1.1
(1,3)	1:A:84:LYS:HG2	2:B:18:A:C2	3	1.1
(1,3)	1:A:84:LYS:HG2	2:B:18:A:C2'	3	1.1
(1,3)	1:A:84:LYS:HG2	2:B:18:A:C3'	3	1.1
(1,3)	1:A:84:LYS:HG2	2:B:18:A:C4	3	1.1
(1,3)	1:A:84:LYS:HG2	2:B:18:A:C4'	3	1.1
(1,3)	1:A:84:LYS:HG2	2:B:18:A:C5	3	1.1
(1,3)	1:A:84:LYS:HG2	2:B:18:A:C5'	3	1.1
(1,3)	1:A:84:LYS:HG2	2:B:18:A:C6	3	1.1
(1,3)	1:A:84:LYS:HG2	2:B:18:A:C8	3	1.1
(1,3)	1:A:84:LYS:HG2	2:B:18:A:H1'	3	1.1
(1,3)	1:A:84:LYS:HG2	2:B:18:A:H2	3	1.1

*Continued on next page...*

*Continued from previous page...*

Key	Atom-1	Atom-2	Model ID	Violation (Å)
(1,3)	1:A:84:LYS:HG2	2:B:18:A:H2'	3	1.1
(1,3)	1:A:84:LYS:HG2	2:B:18:A:H3'	3	1.1
(1,3)	1:A:84:LYS:HG2	2:B:18:A:H4'	3	1.1
(1,3)	1:A:84:LYS:HG2	2:B:18:A:H5'	3	1.1
(1,3)	1:A:84:LYS:HG2	2:B:18:A:H5''	3	1.1
(1,3)	1:A:84:LYS:HG2	2:B:18:A:H61	3	1.1
(1,3)	1:A:84:LYS:HG2	2:B:18:A:H62	3	1.1
(1,3)	1:A:84:LYS:HG2	2:B:18:A:H8	3	1.1
(1,3)	1:A:84:LYS:HG2	2:B:18:A:HO2'	3	1.1
(1,3)	1:A:84:LYS:HG2	2:B:18:A:N1	3	1.1
(1,3)	1:A:84:LYS:HG2	2:B:18:A:N3	3	1.1
(1,3)	1:A:84:LYS:HG2	2:B:18:A:N6	3	1.1
(1,3)	1:A:84:LYS:HG2	2:B:18:A:N7	3	1.1
(1,3)	1:A:84:LYS:HG2	2:B:18:A:N9	3	1.1
(1,3)	1:A:84:LYS:HG2	2:B:18:A:O2'	3	1.1
(1,3)	1:A:84:LYS:HG2	2:B:18:A:O3'	3	1.1
(1,3)	1:A:84:LYS:HG2	2:B:18:A:O4'	3	1.1
(1,3)	1:A:84:LYS:HG2	2:B:18:A:O5'	3	1.1
(1,3)	1:A:84:LYS:HG2	2:B:18:A:OP1	3	1.1
(1,3)	1:A:84:LYS:HG2	2:B:18:A:OP2	3	1.1
(1,3)	1:A:84:LYS:HG2	2:B:18:A:P	3	1.1
(1,3)	1:A:84:LYS:HG2	2:B:19:A:C1'	3	1.1
(1,3)	1:A:84:LYS:HG2	2:B:19:A:C2	3	1.1
(1,3)	1:A:84:LYS:HG2	2:B:19:A:C2'	3	1.1
(1,3)	1:A:84:LYS:HG2	2:B:19:A:C3'	3	1.1
(1,3)	1:A:84:LYS:HG2	2:B:19:A:C4	3	1.1
(1,3)	1:A:84:LYS:HG2	2:B:19:A:C4'	3	1.1
(1,3)	1:A:84:LYS:HG2	2:B:19:A:C5	3	1.1
(1,3)	1:A:84:LYS:HG2	2:B:19:A:C5'	3	1.1
(1,3)	1:A:84:LYS:HG2	2:B:19:A:C6	3	1.1
(1,3)	1:A:84:LYS:HG2	2:B:19:A:C8	3	1.1
(1,3)	1:A:84:LYS:HG2	2:B:19:A:H1'	3	1.1
(1,3)	1:A:84:LYS:HG2	2:B:19:A:H2	3	1.1
(1,3)	1:A:84:LYS:HG2	2:B:19:A:H2'	3	1.1
(1,3)	1:A:84:LYS:HG2	2:B:19:A:H3'	3	1.1
(1,3)	1:A:84:LYS:HG2	2:B:19:A:H4'	3	1.1
(1,3)	1:A:84:LYS:HG2	2:B:19:A:H5'	3	1.1
(1,3)	1:A:84:LYS:HG2	2:B:19:A:H5''	3	1.1
(1,3)	1:A:84:LYS:HG2	2:B:19:A:H61	3	1.1
(1,3)	1:A:84:LYS:HG2	2:B:19:A:H62	3	1.1
(1,3)	1:A:84:LYS:HG2	2:B:19:A:H8	3	1.1
(1,3)	1:A:84:LYS:HG2	2:B:19:A:HO2'	3	1.1

*Continued on next page...*

*Continued from previous page...*

Key	Atom-1	Atom-2	Model ID	Violation (Å)
(1,3)	1:A:84:LYS:HG2	2:B:19:A:N1	3	1.1
(1,3)	1:A:84:LYS:HG2	2:B:19:A:N3	3	1.1
(1,3)	1:A:84:LYS:HG2	2:B:19:A:N6	3	1.1
(1,3)	1:A:84:LYS:HG2	2:B:19:A:N7	3	1.1
(1,3)	1:A:84:LYS:HG2	2:B:19:A:N9	3	1.1
(1,3)	1:A:84:LYS:HG2	2:B:19:A:O2'	3	1.1
(1,3)	1:A:84:LYS:HG2	2:B:19:A:O3'	3	1.1
(1,3)	1:A:84:LYS:HG2	2:B:19:A:O4'	3	1.1
(1,3)	1:A:84:LYS:HG2	2:B:19:A:O5'	3	1.1
(1,3)	1:A:84:LYS:HG2	2:B:19:A:OP1	3	1.1
(1,3)	1:A:84:LYS:HG2	2:B:19:A:OP2	3	1.1
(1,3)	1:A:84:LYS:HG2	2:B:19:A:P	3	1.1
(1,3)	1:A:84:LYS:HG2	2:B:20:U:C1'	3	1.1
(1,3)	1:A:84:LYS:HG2	2:B:20:U:C2	3	1.1
(1,3)	1:A:84:LYS:HG2	2:B:20:U:C2'	3	1.1
(1,3)	1:A:84:LYS:HG2	2:B:20:U:C3'	3	1.1
(1,3)	1:A:84:LYS:HG2	2:B:20:U:C4	3	1.1
(1,3)	1:A:84:LYS:HG2	2:B:20:U:C4'	3	1.1
(1,3)	1:A:84:LYS:HG2	2:B:20:U:C5	3	1.1
(1,3)	1:A:84:LYS:HG2	2:B:20:U:C5'	3	1.1
(1,3)	1:A:84:LYS:HG2	2:B:20:U:C6	3	1.1
(1,3)	1:A:84:LYS:HG2	2:B:20:U:H1'	3	1.1
(1,3)	1:A:84:LYS:HG2	2:B:20:U:H2'	3	1.1
(1,3)	1:A:84:LYS:HG2	2:B:20:U:H3	3	1.1
(1,3)	1:A:84:LYS:HG2	2:B:20:U:H3'	3	1.1
(1,3)	1:A:84:LYS:HG2	2:B:20:U:H4'	3	1.1
(1,3)	1:A:84:LYS:HG2	2:B:20:U:H5	3	1.1
(1,3)	1:A:84:LYS:HG2	2:B:20:U:H5'	3	1.1
(1,3)	1:A:84:LYS:HG2	2:B:20:U:H5''	3	1.1
(1,3)	1:A:84:LYS:HG2	2:B:20:U:H6	3	1.1
(1,3)	1:A:84:LYS:HG2	2:B:20:U:HO2'	3	1.1
(1,3)	1:A:84:LYS:HG2	2:B:20:U:N1	3	1.1
(1,3)	1:A:84:LYS:HG2	2:B:20:U:N3	3	1.1
(1,3)	1:A:84:LYS:HG2	2:B:20:U:O2	3	1.1
(1,3)	1:A:84:LYS:HG2	2:B:20:U:O2'	3	1.1
(1,3)	1:A:84:LYS:HG2	2:B:20:U:O3'	3	1.1
(1,3)	1:A:84:LYS:HG2	2:B:20:U:O4	3	1.1
(1,3)	1:A:84:LYS:HG2	2:B:20:U:O4'	3	1.1
(1,3)	1:A:84:LYS:HG2	2:B:20:U:O5'	3	1.1
(1,3)	1:A:84:LYS:HG2	2:B:20:U:OP1	3	1.1
(1,3)	1:A:84:LYS:HG2	2:B:20:U:OP2	3	1.1
(1,3)	1:A:84:LYS:HG2	2:B:20:U:P	3	1.1

*Continued on next page...*



*Continued from previous page...*

Key	Atom-1	Atom-2	Model ID	Violation (Å)
(1,3)	1:A:84:LYS:HG2	2:B:21:G:C1'	3	1.1
(1,3)	1:A:84:LYS:HG2	2:B:21:G:C2	3	1.1
(1,3)	1:A:84:LYS:HG2	2:B:21:G:C2'	3	1.1
(1,3)	1:A:84:LYS:HG2	2:B:21:G:C3'	3	1.1
(1,3)	1:A:84:LYS:HG2	2:B:21:G:C4	3	1.1
(1,3)	1:A:84:LYS:HG2	2:B:21:G:C4'	3	1.1
(1,3)	1:A:84:LYS:HG2	2:B:21:G:C5	3	1.1
(1,3)	1:A:84:LYS:HG2	2:B:21:G:C5'	3	1.1
(1,3)	1:A:84:LYS:HG2	2:B:21:G:C6	3	1.1
(1,3)	1:A:84:LYS:HG2	2:B:21:G:C8	3	1.1
(1,3)	1:A:84:LYS:HG2	2:B:21:G:H1	3	1.1
(1,3)	1:A:84:LYS:HG2	2:B:21:G:H1'	3	1.1
(1,3)	1:A:84:LYS:HG2	2:B:21:G:H2'	3	1.1
(1,3)	1:A:84:LYS:HG2	2:B:21:G:H21	3	1.1
(1,3)	1:A:84:LYS:HG2	2:B:21:G:H22	3	1.1
(1,3)	1:A:84:LYS:HG2	2:B:21:G:H3'	3	1.1
(1,3)	1:A:84:LYS:HG2	2:B:21:G:H4'	3	1.1
(1,3)	1:A:84:LYS:HG2	2:B:21:G:H5'	3	1.1
(1,3)	1:A:84:LYS:HG2	2:B:21:G:H5''	3	1.1
(1,3)	1:A:84:LYS:HG2	2:B:21:G:H8	3	1.1
(1,3)	1:A:84:LYS:HG2	2:B:21:G:HO2'	3	1.1
(1,3)	1:A:84:LYS:HG2	2:B:21:G:N1	3	1.1
(1,3)	1:A:84:LYS:HG2	2:B:21:G:N2	3	1.1
(1,3)	1:A:84:LYS:HG2	2:B:21:G:N3	3	1.1
(1,3)	1:A:84:LYS:HG2	2:B:21:G:N7	3	1.1
(1,3)	1:A:84:LYS:HG2	2:B:21:G:N9	3	1.1
(1,3)	1:A:84:LYS:HG2	2:B:21:G:O2'	3	1.1
(1,3)	1:A:84:LYS:HG2	2:B:21:G:O3'	3	1.1
(1,3)	1:A:84:LYS:HG2	2:B:21:G:O4'	3	1.1
(1,3)	1:A:84:LYS:HG2	2:B:21:G:O5'	3	1.1
(1,3)	1:A:84:LYS:HG2	2:B:21:G:O6	3	1.1
(1,3)	1:A:84:LYS:HG2	2:B:21:G:OP1	3	1.1
(1,3)	1:A:84:LYS:HG2	2:B:21:G:OP2	3	1.1
(1,3)	1:A:84:LYS:HG2	2:B:21:G:P	3	1.1
(1,3)	1:A:84:LYS:HG2	2:B:22:A:C1'	3	1.1
(1,3)	1:A:84:LYS:HG2	2:B:22:A:C2	3	1.1
(1,3)	1:A:84:LYS:HG2	2:B:22:A:C2'	3	1.1
(1,3)	1:A:84:LYS:HG2	2:B:22:A:C3'	3	1.1
(1,3)	1:A:84:LYS:HG2	2:B:22:A:C4	3	1.1
(1,3)	1:A:84:LYS:HG2	2:B:22:A:C4'	3	1.1
(1,3)	1:A:84:LYS:HG2	2:B:22:A:C5	3	1.1
(1,3)	1:A:84:LYS:HG2	2:B:22:A:C5'	3	1.1

*Continued on next page...*

*Continued from previous page...*

Key	Atom-1	Atom-2	Model ID	Violation (Å)
(1,3)	1:A:84:LYS:HG2	2:B:22:A:C6	3	1.1
(1,3)	1:A:84:LYS:HG2	2:B:22:A:C8	3	1.1
(1,3)	1:A:84:LYS:HG2	2:B:22:A:H1'	3	1.1
(1,3)	1:A:84:LYS:HG2	2:B:22:A:H2	3	1.1
(1,3)	1:A:84:LYS:HG2	2:B:22:A:H2'	3	1.1
(1,3)	1:A:84:LYS:HG2	2:B:22:A:H3'	3	1.1
(1,3)	1:A:84:LYS:HG2	2:B:22:A:H4'	3	1.1
(1,3)	1:A:84:LYS:HG2	2:B:22:A:H5'	3	1.1
(1,3)	1:A:84:LYS:HG2	2:B:22:A:H5''	3	1.1
(1,3)	1:A:84:LYS:HG2	2:B:22:A:H61	3	1.1
(1,3)	1:A:84:LYS:HG2	2:B:22:A:H62	3	1.1
(1,3)	1:A:84:LYS:HG2	2:B:22:A:H8	3	1.1
(1,3)	1:A:84:LYS:HG2	2:B:22:A:HO2'	3	1.1
(1,3)	1:A:84:LYS:HG2	2:B:22:A:N1	3	1.1
(1,3)	1:A:84:LYS:HG2	2:B:22:A:N3	3	1.1
(1,3)	1:A:84:LYS:HG2	2:B:22:A:N6	3	1.1
(1,3)	1:A:84:LYS:HG2	2:B:22:A:N7	3	1.1
(1,3)	1:A:84:LYS:HG2	2:B:22:A:N9	3	1.1
(1,3)	1:A:84:LYS:HG2	2:B:22:A:O2'	3	1.1
(1,3)	1:A:84:LYS:HG2	2:B:22:A:O3'	3	1.1
(1,3)	1:A:84:LYS:HG2	2:B:22:A:O4'	3	1.1
(1,3)	1:A:84:LYS:HG2	2:B:22:A:O5'	3	1.1
(1,3)	1:A:84:LYS:HG2	2:B:22:A:OP1	3	1.1
(1,3)	1:A:84:LYS:HG2	2:B:22:A:OP2	3	1.1
(1,3)	1:A:84:LYS:HG2	2:B:22:A:P	3	1.1
(1,3)	1:A:84:LYS:HG2	2:B:23:U:C1'	3	1.1
(1,3)	1:A:84:LYS:HG2	2:B:23:U:C2	3	1.1
(1,3)	1:A:84:LYS:HG2	2:B:23:U:C2'	3	1.1
(1,3)	1:A:84:LYS:HG2	2:B:23:U:C3'	3	1.1
(1,3)	1:A:84:LYS:HG2	2:B:23:U:C4	3	1.1
(1,3)	1:A:84:LYS:HG2	2:B:23:U:C4'	3	1.1
(1,3)	1:A:84:LYS:HG2	2:B:23:U:C5	3	1.1
(1,3)	1:A:84:LYS:HG2	2:B:23:U:C5'	3	1.1
(1,3)	1:A:84:LYS:HG2	2:B:23:U:C6	3	1.1
(1,3)	1:A:84:LYS:HG2	2:B:23:U:H1'	3	1.1
(1,3)	1:A:84:LYS:HG2	2:B:23:U:H2'	3	1.1
(1,3)	1:A:84:LYS:HG2	2:B:23:U:H3	3	1.1
(1,3)	1:A:84:LYS:HG2	2:B:23:U:H3'	3	1.1
(1,3)	1:A:84:LYS:HG2	2:B:23:U:H4'	3	1.1
(1,3)	1:A:84:LYS:HG2	2:B:23:U:H5	3	1.1
(1,3)	1:A:84:LYS:HG2	2:B:23:U:H5'	3	1.1
(1,3)	1:A:84:LYS:HG2	2:B:23:U:H5''	3	1.1

*Continued on next page...*

*Continued from previous page...*

Key	Atom-1	Atom-2	Model ID	Violation (Å)
(1,3)	1:A:84:LYS:HG2	2:B:23:U:H6	3	1.1
(1,3)	1:A:84:LYS:HG2	2:B:23:U:HO2'	3	1.1
(1,3)	1:A:84:LYS:HG2	2:B:23:U:N1	3	1.1
(1,3)	1:A:84:LYS:HG2	2:B:23:U:N3	3	1.1
(1,3)	1:A:84:LYS:HG2	2:B:23:U:O2	3	1.1
(1,3)	1:A:84:LYS:HG2	2:B:23:U:O2'	3	1.1
(1,3)	1:A:84:LYS:HG2	2:B:23:U:O3'	3	1.1
(1,3)	1:A:84:LYS:HG2	2:B:23:U:O4	3	1.1
(1,3)	1:A:84:LYS:HG2	2:B:23:U:O4'	3	1.1
(1,3)	1:A:84:LYS:HG2	2:B:23:U:O5'	3	1.1
(1,3)	1:A:84:LYS:HG2	2:B:23:U:OP1	3	1.1
(1,3)	1:A:84:LYS:HG2	2:B:23:U:OP2	3	1.1
(1,3)	1:A:84:LYS:HG2	2:B:23:U:P	3	1.1
(1,3)	1:A:84:LYS:HG2	2:B:24:G:C1'	3	1.1
(1,3)	1:A:84:LYS:HG2	2:B:24:G:C2	3	1.1
(1,3)	1:A:84:LYS:HG2	2:B:24:G:C2'	3	1.1
(1,3)	1:A:84:LYS:HG2	2:B:24:G:C3'	3	1.1
(1,3)	1:A:84:LYS:HG2	2:B:24:G:C4	3	1.1
(1,3)	1:A:84:LYS:HG2	2:B:24:G:C4'	3	1.1
(1,3)	1:A:84:LYS:HG2	2:B:24:G:C5	3	1.1
(1,3)	1:A:84:LYS:HG2	2:B:24:G:C5'	3	1.1
(1,3)	1:A:84:LYS:HG2	2:B:24:G:C6	3	1.1
(1,3)	1:A:84:LYS:HG2	2:B:24:G:C8	3	1.1
(1,3)	1:A:84:LYS:HG2	2:B:24:G:H1	3	1.1
(1,3)	1:A:84:LYS:HG2	2:B:24:G:H1'	3	1.1
(1,3)	1:A:84:LYS:HG2	2:B:24:G:H2'	3	1.1
(1,3)	1:A:84:LYS:HG2	2:B:24:G:H21	3	1.1
(1,3)	1:A:84:LYS:HG2	2:B:24:G:H22	3	1.1
(1,3)	1:A:84:LYS:HG2	2:B:24:G:H3'	3	1.1
(1,3)	1:A:84:LYS:HG2	2:B:24:G:H4'	3	1.1
(1,3)	1:A:84:LYS:HG2	2:B:24:G:H5'	3	1.1
(1,3)	1:A:84:LYS:HG2	2:B:24:G:H5''	3	1.1
(1,3)	1:A:84:LYS:HG2	2:B:24:G:H8	3	1.1
(1,3)	1:A:84:LYS:HG2	2:B:24:G:HO2'	3	1.1
(1,3)	1:A:84:LYS:HG2	2:B:24:G:N1	3	1.1
(1,3)	1:A:84:LYS:HG2	2:B:24:G:N2	3	1.1
(1,3)	1:A:84:LYS:HG2	2:B:24:G:N3	3	1.1
(1,3)	1:A:84:LYS:HG2	2:B:24:G:N7	3	1.1
(1,3)	1:A:84:LYS:HG2	2:B:24:G:N9	3	1.1
(1,3)	1:A:84:LYS:HG2	2:B:24:G:O2'	3	1.1
(1,3)	1:A:84:LYS:HG2	2:B:24:G:O3'	3	1.1
(1,3)	1:A:84:LYS:HG2	2:B:24:G:O4'	3	1.1

*Continued on next page...*

*Continued from previous page...*

Key	Atom-1	Atom-2	Model ID	Violation (Å)
(1,3)	1:A:84:LYS:HG2	2:B:24:G:O5'	3	1.1
(1,3)	1:A:84:LYS:HG2	2:B:24:G:O6	3	1.1
(1,3)	1:A:84:LYS:HG2	2:B:24:G:OP1	3	1.1
(1,3)	1:A:84:LYS:HG2	2:B:24:G:OP2	3	1.1
(1,3)	1:A:84:LYS:HG2	2:B:24:G:P	3	1.1
(1,3)	1:A:84:LYS:HG3	2:B:2:C:C1'	3	1.1
(1,3)	1:A:84:LYS:HG3	2:B:2:C:C2	3	1.1
(1,3)	1:A:84:LYS:HG3	2:B:2:C:C2'	3	1.1
(1,3)	1:A:84:LYS:HG3	2:B:2:C:C3'	3	1.1
(1,3)	1:A:84:LYS:HG3	2:B:2:C:C4	3	1.1
(1,3)	1:A:84:LYS:HG3	2:B:2:C:C4'	3	1.1
(1,3)	1:A:84:LYS:HG3	2:B:2:C:C5	3	1.1
(1,3)	1:A:84:LYS:HG3	2:B:2:C:C5'	3	1.1
(1,3)	1:A:84:LYS:HG3	2:B:2:C:C6	3	1.1
(1,3)	1:A:84:LYS:HG3	2:B:2:C:H1'	3	1.1
(1,3)	1:A:84:LYS:HG3	2:B:2:C:H2'	3	1.1
(1,3)	1:A:84:LYS:HG3	2:B:2:C:H3'	3	1.1
(1,3)	1:A:84:LYS:HG3	2:B:2:C:H4'	3	1.1
(1,3)	1:A:84:LYS:HG3	2:B:2:C:H41	3	1.1
(1,3)	1:A:84:LYS:HG3	2:B:2:C:H42	3	1.1
(1,3)	1:A:84:LYS:HG3	2:B:2:C:H5	3	1.1
(1,3)	1:A:84:LYS:HG3	2:B:2:C:H5'	3	1.1
(1,3)	1:A:84:LYS:HG3	2:B:2:C:H5''	3	1.1
(1,3)	1:A:84:LYS:HG3	2:B:2:C:H6	3	1.1
(1,3)	1:A:84:LYS:HG3	2:B:2:C:HO2'	3	1.1
(1,3)	1:A:84:LYS:HG3	2:B:2:C:N1	3	1.1
(1,3)	1:A:84:LYS:HG3	2:B:2:C:N3	3	1.1
(1,3)	1:A:84:LYS:HG3	2:B:2:C:N4	3	1.1
(1,3)	1:A:84:LYS:HG3	2:B:2:C:O2	3	1.1
(1,3)	1:A:84:LYS:HG3	2:B:2:C:O2'	3	1.1
(1,3)	1:A:84:LYS:HG3	2:B:2:C:O3'	3	1.1
(1,3)	1:A:84:LYS:HG3	2:B:2:C:O4'	3	1.1
(1,3)	1:A:84:LYS:HG3	2:B:2:C:O5'	3	1.1
(1,3)	1:A:84:LYS:HG3	2:B:3:U:C1'	3	1.1
(1,3)	1:A:84:LYS:HG3	2:B:3:U:C2	3	1.1
(1,3)	1:A:84:LYS:HG3	2:B:3:U:C2'	3	1.1
(1,3)	1:A:84:LYS:HG3	2:B:3:U:C3'	3	1.1
(1,3)	1:A:84:LYS:HG3	2:B:3:U:C4	3	1.1
(1,3)	1:A:84:LYS:HG3	2:B:3:U:C4'	3	1.1
(1,3)	1:A:84:LYS:HG3	2:B:3:U:C5	3	1.1
(1,3)	1:A:84:LYS:HG3	2:B:3:U:C5'	3	1.1
(1,3)	1:A:84:LYS:HG3	2:B:3:U:C6	3	1.1

*Continued on next page...*

*Continued from previous page...*

Key	Atom-1	Atom-2	Model ID	Violation (Å)
(1,3)	1:A:84:LYS:HG3	2:B:3:U:H1'	3	1.1
(1,3)	1:A:84:LYS:HG3	2:B:3:U:H2'	3	1.1
(1,3)	1:A:84:LYS:HG3	2:B:3:U:H3	3	1.1
(1,3)	1:A:84:LYS:HG3	2:B:3:U:H3'	3	1.1
(1,3)	1:A:84:LYS:HG3	2:B:3:U:H4'	3	1.1
(1,3)	1:A:84:LYS:HG3	2:B:3:U:H5	3	1.1
(1,3)	1:A:84:LYS:HG3	2:B:3:U:H5'	3	1.1
(1,3)	1:A:84:LYS:HG3	2:B:3:U:H5''	3	1.1
(1,3)	1:A:84:LYS:HG3	2:B:3:U:H6	3	1.1
(1,3)	1:A:84:LYS:HG3	2:B:3:U:HO2'	3	1.1
(1,3)	1:A:84:LYS:HG3	2:B:3:U:N1	3	1.1
(1,3)	1:A:84:LYS:HG3	2:B:3:U:N3	3	1.1
(1,3)	1:A:84:LYS:HG3	2:B:3:U:O2	3	1.1
(1,3)	1:A:84:LYS:HG3	2:B:3:U:O2'	3	1.1
(1,3)	1:A:84:LYS:HG3	2:B:3:U:O3'	3	1.1
(1,3)	1:A:84:LYS:HG3	2:B:3:U:O4	3	1.1
(1,3)	1:A:84:LYS:HG3	2:B:3:U:O4'	3	1.1
(1,3)	1:A:84:LYS:HG3	2:B:3:U:O5'	3	1.1
(1,3)	1:A:84:LYS:HG3	2:B:3:U:OP1	3	1.1
(1,3)	1:A:84:LYS:HG3	2:B:3:U:OP2	3	1.1
(1,3)	1:A:84:LYS:HG3	2:B:3:U:P	3	1.1
(1,3)	1:A:84:LYS:HG3	2:B:4:G:C1'	3	1.1
(1,3)	1:A:84:LYS:HG3	2:B:4:G:C2	3	1.1
(1,3)	1:A:84:LYS:HG3	2:B:4:G:C2'	3	1.1
(1,3)	1:A:84:LYS:HG3	2:B:4:G:C3'	3	1.1
(1,3)	1:A:84:LYS:HG3	2:B:4:G:C4	3	1.1
(1,3)	1:A:84:LYS:HG3	2:B:4:G:C4'	3	1.1
(1,3)	1:A:84:LYS:HG3	2:B:4:G:C5	3	1.1
(1,3)	1:A:84:LYS:HG3	2:B:4:G:C5'	3	1.1
(1,3)	1:A:84:LYS:HG3	2:B:4:G:C6	3	1.1
(1,3)	1:A:84:LYS:HG3	2:B:4:G:C8	3	1.1
(1,3)	1:A:84:LYS:HG3	2:B:4:G:H1	3	1.1
(1,3)	1:A:84:LYS:HG3	2:B:4:G:H1'	3	1.1
(1,3)	1:A:84:LYS:HG3	2:B:4:G:H2'	3	1.1
(1,3)	1:A:84:LYS:HG3	2:B:4:G:H21	3	1.1
(1,3)	1:A:84:LYS:HG3	2:B:4:G:H22	3	1.1
(1,3)	1:A:84:LYS:HG3	2:B:4:G:H3'	3	1.1
(1,3)	1:A:84:LYS:HG3	2:B:4:G:H4'	3	1.1
(1,3)	1:A:84:LYS:HG3	2:B:4:G:H5'	3	1.1
(1,3)	1:A:84:LYS:HG3	2:B:4:G:H5''	3	1.1
(1,3)	1:A:84:LYS:HG3	2:B:4:G:H8	3	1.1
(1,3)	1:A:84:LYS:HG3	2:B:4:G:HO2'	3	1.1

*Continued on next page...*

*Continued from previous page...*

Key	Atom-1	Atom-2	Model ID	Violation (Å)
(1,3)	1:A:84:LYS:HG3	2:B:4:G:N1	3	1.1
(1,3)	1:A:84:LYS:HG3	2:B:4:G:N2	3	1.1
(1,3)	1:A:84:LYS:HG3	2:B:4:G:N3	3	1.1
(1,3)	1:A:84:LYS:HG3	2:B:4:G:N7	3	1.1
(1,3)	1:A:84:LYS:HG3	2:B:4:G:N9	3	1.1
(1,3)	1:A:84:LYS:HG3	2:B:4:G:O2'	3	1.1
(1,3)	1:A:84:LYS:HG3	2:B:4:G:O3'	3	1.1
(1,3)	1:A:84:LYS:HG3	2:B:4:G:O4'	3	1.1
(1,3)	1:A:84:LYS:HG3	2:B:4:G:O5'	3	1.1
(1,3)	1:A:84:LYS:HG3	2:B:4:G:O6	3	1.1
(1,3)	1:A:84:LYS:HG3	2:B:4:G:OP1	3	1.1
(1,3)	1:A:84:LYS:HG3	2:B:4:G:OP2	3	1.1
(1,3)	1:A:84:LYS:HG3	2:B:4:G:P	3	1.1
(1,3)	1:A:84:LYS:HG3	2:B:5:A:C1'	3	1.1
(1,3)	1:A:84:LYS:HG3	2:B:5:A:C2	3	1.1
(1,3)	1:A:84:LYS:HG3	2:B:5:A:C2'	3	1.1
(1,3)	1:A:84:LYS:HG3	2:B:5:A:C3'	3	1.1
(1,3)	1:A:84:LYS:HG3	2:B:5:A:C4	3	1.1
(1,3)	1:A:84:LYS:HG3	2:B:5:A:C4'	3	1.1
(1,3)	1:A:84:LYS:HG3	2:B:5:A:C5	3	1.1
(1,3)	1:A:84:LYS:HG3	2:B:5:A:C5'	3	1.1
(1,3)	1:A:84:LYS:HG3	2:B:5:A:C6	3	1.1
(1,3)	1:A:84:LYS:HG3	2:B:5:A:C8	3	1.1
(1,3)	1:A:84:LYS:HG3	2:B:5:A:H1'	3	1.1
(1,3)	1:A:84:LYS:HG3	2:B:5:A:H2	3	1.1
(1,3)	1:A:84:LYS:HG3	2:B:5:A:H2'	3	1.1
(1,3)	1:A:84:LYS:HG3	2:B:5:A:H3'	3	1.1
(1,3)	1:A:84:LYS:HG3	2:B:5:A:H4'	3	1.1
(1,3)	1:A:84:LYS:HG3	2:B:5:A:H5'	3	1.1
(1,3)	1:A:84:LYS:HG3	2:B:5:A:H5''	3	1.1
(1,3)	1:A:84:LYS:HG3	2:B:5:A:H61	3	1.1
(1,3)	1:A:84:LYS:HG3	2:B:5:A:H62	3	1.1
(1,3)	1:A:84:LYS:HG3	2:B:5:A:H8	3	1.1
(1,3)	1:A:84:LYS:HG3	2:B:5:A:HO2'	3	1.1
(1,3)	1:A:84:LYS:HG3	2:B:5:A:N1	3	1.1
(1,3)	1:A:84:LYS:HG3	2:B:5:A:N3	3	1.1
(1,3)	1:A:84:LYS:HG3	2:B:5:A:N6	3	1.1
(1,3)	1:A:84:LYS:HG3	2:B:5:A:N7	3	1.1
(1,3)	1:A:84:LYS:HG3	2:B:5:A:N9	3	1.1
(1,3)	1:A:84:LYS:HG3	2:B:5:A:O2'	3	1.1
(1,3)	1:A:84:LYS:HG3	2:B:5:A:O3'	3	1.1
(1,3)	1:A:84:LYS:HG3	2:B:5:A:O4'	3	1.1

*Continued on next page...*

*Continued from previous page...*

Key	Atom-1	Atom-2	Model ID	Violation (Å)
(1,3)	1:A:84:LYS:HG3	2:B:5:A:O5'	3	1.1
(1,3)	1:A:84:LYS:HG3	2:B:5:A:OP1	3	1.1
(1,3)	1:A:84:LYS:HG3	2:B:5:A:OP2	3	1.1
(1,3)	1:A:84:LYS:HG3	2:B:5:A:P	3	1.1
(1,3)	1:A:84:LYS:HG3	2:B:6:G:C1'	3	1.1
(1,3)	1:A:84:LYS:HG3	2:B:6:G:C2	3	1.1
(1,3)	1:A:84:LYS:HG3	2:B:6:G:C2'	3	1.1
(1,3)	1:A:84:LYS:HG3	2:B:6:G:C3'	3	1.1
(1,3)	1:A:84:LYS:HG3	2:B:6:G:C4	3	1.1
(1,3)	1:A:84:LYS:HG3	2:B:6:G:C4'	3	1.1
(1,3)	1:A:84:LYS:HG3	2:B:6:G:C5	3	1.1
(1,3)	1:A:84:LYS:HG3	2:B:6:G:C5'	3	1.1
(1,3)	1:A:84:LYS:HG3	2:B:6:G:C6	3	1.1
(1,3)	1:A:84:LYS:HG3	2:B:6:G:C8	3	1.1
(1,3)	1:A:84:LYS:HG3	2:B:6:G:H1	3	1.1
(1,3)	1:A:84:LYS:HG3	2:B:6:G:H1'	3	1.1
(1,3)	1:A:84:LYS:HG3	2:B:6:G:H2'	3	1.1
(1,3)	1:A:84:LYS:HG3	2:B:6:G:H21	3	1.1
(1,3)	1:A:84:LYS:HG3	2:B:6:G:H22	3	1.1
(1,3)	1:A:84:LYS:HG3	2:B:6:G:H3'	3	1.1
(1,3)	1:A:84:LYS:HG3	2:B:6:G:H4'	3	1.1
(1,3)	1:A:84:LYS:HG3	2:B:6:G:H5'	3	1.1
(1,3)	1:A:84:LYS:HG3	2:B:6:G:H5''	3	1.1
(1,3)	1:A:84:LYS:HG3	2:B:6:G:H8	3	1.1
(1,3)	1:A:84:LYS:HG3	2:B:6:G:HO2'	3	1.1
(1,3)	1:A:84:LYS:HG3	2:B:6:G:N1	3	1.1
(1,3)	1:A:84:LYS:HG3	2:B:6:G:N2	3	1.1
(1,3)	1:A:84:LYS:HG3	2:B:6:G:N3	3	1.1
(1,3)	1:A:84:LYS:HG3	2:B:6:G:N7	3	1.1
(1,3)	1:A:84:LYS:HG3	2:B:6:G:N9	3	1.1
(1,3)	1:A:84:LYS:HG3	2:B:6:G:O2'	3	1.1
(1,3)	1:A:84:LYS:HG3	2:B:6:G:O3'	3	1.1
(1,3)	1:A:84:LYS:HG3	2:B:6:G:O4'	3	1.1
(1,3)	1:A:84:LYS:HG3	2:B:6:G:O5'	3	1.1
(1,3)	1:A:84:LYS:HG3	2:B:6:G:O6	3	1.1
(1,3)	1:A:84:LYS:HG3	2:B:6:G:OP1	3	1.1
(1,3)	1:A:84:LYS:HG3	2:B:6:G:OP2	3	1.1
(1,3)	1:A:84:LYS:HG3	2:B:6:G:P	3	1.1
(1,3)	1:A:84:LYS:HG3	2:B:7:C:C1'	3	1.1
(1,3)	1:A:84:LYS:HG3	2:B:7:C:C2	3	1.1
(1,3)	1:A:84:LYS:HG3	2:B:7:C:C2'	3	1.1
(1,3)	1:A:84:LYS:HG3	2:B:7:C:C3'	3	1.1

*Continued on next page...*

*Continued from previous page...*

Key	Atom-1	Atom-2	Model ID	Violation (Å)
(1,3)	1:A:84:LYS:HG3	2:B:7:C:C4	3	1.1
(1,3)	1:A:84:LYS:HG3	2:B:7:C:C4'	3	1.1
(1,3)	1:A:84:LYS:HG3	2:B:7:C:C5	3	1.1
(1,3)	1:A:84:LYS:HG3	2:B:7:C:C5'	3	1.1
(1,3)	1:A:84:LYS:HG3	2:B:7:C:C6	3	1.1
(1,3)	1:A:84:LYS:HG3	2:B:7:C:H1'	3	1.1
(1,3)	1:A:84:LYS:HG3	2:B:7:C:H2'	3	1.1
(1,3)	1:A:84:LYS:HG3	2:B:7:C:H3'	3	1.1
(1,3)	1:A:84:LYS:HG3	2:B:7:C:H4'	3	1.1
(1,3)	1:A:84:LYS:HG3	2:B:7:C:H41	3	1.1
(1,3)	1:A:84:LYS:HG3	2:B:7:C:H42	3	1.1
(1,3)	1:A:84:LYS:HG3	2:B:7:C:H5	3	1.1
(1,3)	1:A:84:LYS:HG3	2:B:7:C:H5'	3	1.1
(1,3)	1:A:84:LYS:HG3	2:B:7:C:H5''	3	1.1
(1,3)	1:A:84:LYS:HG3	2:B:7:C:H6	3	1.1
(1,3)	1:A:84:LYS:HG3	2:B:7:C:HO2'	3	1.1
(1,3)	1:A:84:LYS:HG3	2:B:7:C:N1	3	1.1
(1,3)	1:A:84:LYS:HG3	2:B:7:C:N3	3	1.1
(1,3)	1:A:84:LYS:HG3	2:B:7:C:N4	3	1.1
(1,3)	1:A:84:LYS:HG3	2:B:7:C:O2	3	1.1
(1,3)	1:A:84:LYS:HG3	2:B:7:C:O2'	3	1.1
(1,3)	1:A:84:LYS:HG3	2:B:7:C:O3'	3	1.1
(1,3)	1:A:84:LYS:HG3	2:B:7:C:O4'	3	1.1
(1,3)	1:A:84:LYS:HG3	2:B:7:C:O5'	3	1.1
(1,3)	1:A:84:LYS:HG3	2:B:7:C:OP1	3	1.1
(1,3)	1:A:84:LYS:HG3	2:B:7:C:OP2	3	1.1
(1,3)	1:A:84:LYS:HG3	2:B:7:C:P	3	1.1
(1,3)	1:A:84:LYS:HG3	2:B:8:U:C1'	3	1.1
(1,3)	1:A:84:LYS:HG3	2:B:8:U:C2	3	1.1
(1,3)	1:A:84:LYS:HG3	2:B:8:U:C2'	3	1.1
(1,3)	1:A:84:LYS:HG3	2:B:8:U:C3'	3	1.1
(1,3)	1:A:84:LYS:HG3	2:B:8:U:C4	3	1.1
(1,3)	1:A:84:LYS:HG3	2:B:8:U:C4'	3	1.1
(1,3)	1:A:84:LYS:HG3	2:B:8:U:C5	3	1.1
(1,3)	1:A:84:LYS:HG3	2:B:8:U:C5'	3	1.1
(1,3)	1:A:84:LYS:HG3	2:B:8:U:C6	3	1.1
(1,3)	1:A:84:LYS:HG3	2:B:8:U:H1'	3	1.1
(1,3)	1:A:84:LYS:HG3	2:B:8:U:H2'	3	1.1
(1,3)	1:A:84:LYS:HG3	2:B:8:U:H3	3	1.1
(1,3)	1:A:84:LYS:HG3	2:B:8:U:H3'	3	1.1
(1,3)	1:A:84:LYS:HG3	2:B:8:U:H4'	3	1.1
(1,3)	1:A:84:LYS:HG3	2:B:8:U:H5	3	1.1

*Continued on next page...*



*Continued from previous page...*

Key	Atom-1	Atom-2	Model ID	Violation (Å)
(1,3)	1:A:84:LYS:HG3	2:B:8:U:H5'	3	1.1
(1,3)	1:A:84:LYS:HG3	2:B:8:U:H5''	3	1.1
(1,3)	1:A:84:LYS:HG3	2:B:8:U:H6	3	1.1
(1,3)	1:A:84:LYS:HG3	2:B:8:U:HO2'	3	1.1
(1,3)	1:A:84:LYS:HG3	2:B:8:U:N1	3	1.1
(1,3)	1:A:84:LYS:HG3	2:B:8:U:N3	3	1.1
(1,3)	1:A:84:LYS:HG3	2:B:8:U:O2	3	1.1
(1,3)	1:A:84:LYS:HG3	2:B:8:U:O2'	3	1.1
(1,3)	1:A:84:LYS:HG3	2:B:8:U:O3'	3	1.1
(1,3)	1:A:84:LYS:HG3	2:B:8:U:O4	3	1.1
(1,3)	1:A:84:LYS:HG3	2:B:8:U:O4'	3	1.1
(1,3)	1:A:84:LYS:HG3	2:B:8:U:O5'	3	1.1
(1,3)	1:A:84:LYS:HG3	2:B:8:U:OP1	3	1.1
(1,3)	1:A:84:LYS:HG3	2:B:8:U:OP2	3	1.1
(1,3)	1:A:84:LYS:HG3	2:B:8:U:P	3	1.1
(1,3)	1:A:84:LYS:HG3	2:B:9:C:C1'	3	1.1
(1,3)	1:A:84:LYS:HG3	2:B:9:C:C2	3	1.1
(1,3)	1:A:84:LYS:HG3	2:B:9:C:C2'	3	1.1
(1,3)	1:A:84:LYS:HG3	2:B:9:C:C3'	3	1.1
(1,3)	1:A:84:LYS:HG3	2:B:9:C:C4	3	1.1
(1,3)	1:A:84:LYS:HG3	2:B:9:C:C4'	3	1.1
(1,3)	1:A:84:LYS:HG3	2:B:9:C:C5	3	1.1
(1,3)	1:A:84:LYS:HG3	2:B:9:C:C5'	3	1.1
(1,3)	1:A:84:LYS:HG3	2:B:9:C:C6	3	1.1
(1,3)	1:A:84:LYS:HG3	2:B:9:C:H1'	3	1.1
(1,3)	1:A:84:LYS:HG3	2:B:9:C:H2'	3	1.1
(1,3)	1:A:84:LYS:HG3	2:B:9:C:H3'	3	1.1
(1,3)	1:A:84:LYS:HG3	2:B:9:C:H4'	3	1.1
(1,3)	1:A:84:LYS:HG3	2:B:9:C:H41	3	1.1
(1,3)	1:A:84:LYS:HG3	2:B:9:C:H42	3	1.1
(1,3)	1:A:84:LYS:HG3	2:B:9:C:H5	3	1.1
(1,3)	1:A:84:LYS:HG3	2:B:9:C:H5'	3	1.1
(1,3)	1:A:84:LYS:HG3	2:B:9:C:H5''	3	1.1
(1,3)	1:A:84:LYS:HG3	2:B:9:C:H6	3	1.1
(1,3)	1:A:84:LYS:HG3	2:B:9:C:HO2'	3	1.1
(1,3)	1:A:84:LYS:HG3	2:B:9:C:N1	3	1.1
(1,3)	1:A:84:LYS:HG3	2:B:9:C:N3	3	1.1
(1,3)	1:A:84:LYS:HG3	2:B:9:C:N4	3	1.1
(1,3)	1:A:84:LYS:HG3	2:B:9:C:O2	3	1.1
(1,3)	1:A:84:LYS:HG3	2:B:9:C:O2'	3	1.1
(1,3)	1:A:84:LYS:HG3	2:B:9:C:O3'	3	1.1
(1,3)	1:A:84:LYS:HG3	2:B:9:C:O4'	3	1.1

*Continued on next page...*

*Continued from previous page...*

Key	Atom-1	Atom-2	Model ID	Violation (Å)
(1,3)	1:A:84:LYS:HG3	2:B:9:C:O5'	3	1.1
(1,3)	1:A:84:LYS:HG3	2:B:9:C:OP1	3	1.1
(1,3)	1:A:84:LYS:HG3	2:B:9:C:OP2	3	1.1
(1,3)	1:A:84:LYS:HG3	2:B:9:C:P	3	1.1
(1,3)	1:A:84:LYS:HG3	2:B:10:G:C1'	3	1.1
(1,3)	1:A:84:LYS:HG3	2:B:10:G:C2	3	1.1
(1,3)	1:A:84:LYS:HG3	2:B:10:G:C2'	3	1.1
(1,3)	1:A:84:LYS:HG3	2:B:10:G:C3'	3	1.1
(1,3)	1:A:84:LYS:HG3	2:B:10:G:C4	3	1.1
(1,3)	1:A:84:LYS:HG3	2:B:10:G:C4'	3	1.1
(1,3)	1:A:84:LYS:HG3	2:B:10:G:C5	3	1.1
(1,3)	1:A:84:LYS:HG3	2:B:10:G:C5'	3	1.1
(1,3)	1:A:84:LYS:HG3	2:B:10:G:C6	3	1.1
(1,3)	1:A:84:LYS:HG3	2:B:10:G:C8	3	1.1
(1,3)	1:A:84:LYS:HG3	2:B:10:G:H1	3	1.1
(1,3)	1:A:84:LYS:HG3	2:B:10:G:H1'	3	1.1
(1,3)	1:A:84:LYS:HG3	2:B:10:G:H2'	3	1.1
(1,3)	1:A:84:LYS:HG3	2:B:10:G:H21	3	1.1
(1,3)	1:A:84:LYS:HG3	2:B:10:G:H22	3	1.1
(1,3)	1:A:84:LYS:HG3	2:B:10:G:H3'	3	1.1
(1,3)	1:A:84:LYS:HG3	2:B:10:G:H4'	3	1.1
(1,3)	1:A:84:LYS:HG3	2:B:10:G:H5'	3	1.1
(1,3)	1:A:84:LYS:HG3	2:B:10:G:H5''	3	1.1
(1,3)	1:A:84:LYS:HG3	2:B:10:G:H8	3	1.1
(1,3)	1:A:84:LYS:HG3	2:B:10:G:HO2'	3	1.1
(1,3)	1:A:84:LYS:HG3	2:B:10:G:N1	3	1.1
(1,3)	1:A:84:LYS:HG3	2:B:10:G:N2	3	1.1
(1,3)	1:A:84:LYS:HG3	2:B:10:G:N3	3	1.1
(1,3)	1:A:84:LYS:HG3	2:B:10:G:N7	3	1.1
(1,3)	1:A:84:LYS:HG3	2:B:10:G:N9	3	1.1
(1,3)	1:A:84:LYS:HG3	2:B:10:G:O2'	3	1.1
(1,3)	1:A:84:LYS:HG3	2:B:10:G:O3'	3	1.1
(1,3)	1:A:84:LYS:HG3	2:B:10:G:O4'	3	1.1
(1,3)	1:A:84:LYS:HG3	2:B:10:G:O5'	3	1.1
(1,3)	1:A:84:LYS:HG3	2:B:10:G:O6	3	1.1
(1,3)	1:A:84:LYS:HG3	2:B:10:G:OP1	3	1.1
(1,3)	1:A:84:LYS:HG3	2:B:10:G:OP2	3	1.1
(1,3)	1:A:84:LYS:HG3	2:B:10:G:P	3	1.1
(1,3)	1:A:84:LYS:HG3	2:B:11:A:C1'	3	1.1
(1,3)	1:A:84:LYS:HG3	2:B:11:A:C2	3	1.1
(1,3)	1:A:84:LYS:HG3	2:B:11:A:C2'	3	1.1
(1,3)	1:A:84:LYS:HG3	2:B:11:A:C3'	3	1.1

*Continued on next page...*

*Continued from previous page...*

Key	Atom-1	Atom-2	Model ID	Violation (Å)
(1,3)	1:A:84:LYS:HG3	2:B:11:A:C4	3	1.1
(1,3)	1:A:84:LYS:HG3	2:B:11:A:C4'	3	1.1
(1,3)	1:A:84:LYS:HG3	2:B:11:A:C5	3	1.1
(1,3)	1:A:84:LYS:HG3	2:B:11:A:C5'	3	1.1
(1,3)	1:A:84:LYS:HG3	2:B:11:A:C6	3	1.1
(1,3)	1:A:84:LYS:HG3	2:B:11:A:C8	3	1.1
(1,3)	1:A:84:LYS:HG3	2:B:11:A:H1'	3	1.1
(1,3)	1:A:84:LYS:HG3	2:B:11:A:H2	3	1.1
(1,3)	1:A:84:LYS:HG3	2:B:11:A:H2'	3	1.1
(1,3)	1:A:84:LYS:HG3	2:B:11:A:H3'	3	1.1
(1,3)	1:A:84:LYS:HG3	2:B:11:A:H4'	3	1.1
(1,3)	1:A:84:LYS:HG3	2:B:11:A:H5'	3	1.1
(1,3)	1:A:84:LYS:HG3	2:B:11:A:H5''	3	1.1
(1,3)	1:A:84:LYS:HG3	2:B:11:A:H61	3	1.1
(1,3)	1:A:84:LYS:HG3	2:B:11:A:H62	3	1.1
(1,3)	1:A:84:LYS:HG3	2:B:11:A:H8	3	1.1
(1,3)	1:A:84:LYS:HG3	2:B:11:A:HO2'	3	1.1
(1,3)	1:A:84:LYS:HG3	2:B:11:A:N1	3	1.1
(1,3)	1:A:84:LYS:HG3	2:B:11:A:N3	3	1.1
(1,3)	1:A:84:LYS:HG3	2:B:11:A:N6	3	1.1
(1,3)	1:A:84:LYS:HG3	2:B:11:A:N7	3	1.1
(1,3)	1:A:84:LYS:HG3	2:B:11:A:N9	3	1.1
(1,3)	1:A:84:LYS:HG3	2:B:11:A:O2'	3	1.1
(1,3)	1:A:84:LYS:HG3	2:B:11:A:O3'	3	1.1
(1,3)	1:A:84:LYS:HG3	2:B:11:A:O4'	3	1.1
(1,3)	1:A:84:LYS:HG3	2:B:11:A:O5'	3	1.1
(1,3)	1:A:84:LYS:HG3	2:B:11:A:OP1	3	1.1
(1,3)	1:A:84:LYS:HG3	2:B:11:A:OP2	3	1.1
(1,3)	1:A:84:LYS:HG3	2:B:11:A:P	3	1.1
(1,3)	1:A:84:LYS:HG3	2:B:12:A:C1'	3	1.1
(1,3)	1:A:84:LYS:HG3	2:B:12:A:C2	3	1.1
(1,3)	1:A:84:LYS:HG3	2:B:12:A:C2'	3	1.1
(1,3)	1:A:84:LYS:HG3	2:B:12:A:C3'	3	1.1
(1,3)	1:A:84:LYS:HG3	2:B:12:A:C4	3	1.1
(1,3)	1:A:84:LYS:HG3	2:B:12:A:C4'	3	1.1
(1,3)	1:A:84:LYS:HG3	2:B:12:A:C5	3	1.1
(1,3)	1:A:84:LYS:HG3	2:B:12:A:C5'	3	1.1
(1,3)	1:A:84:LYS:HG3	2:B:12:A:C6	3	1.1
(1,3)	1:A:84:LYS:HG3	2:B:12:A:C8	3	1.1
(1,3)	1:A:84:LYS:HG3	2:B:12:A:H1'	3	1.1
(1,3)	1:A:84:LYS:HG3	2:B:12:A:H2	3	1.1
(1,3)	1:A:84:LYS:HG3	2:B:12:A:H2'	3	1.1

*Continued on next page...*

*Continued from previous page...*

Key	Atom-1	Atom-2	Model ID	Violation (Å)
(1,3)	1:A:84:LYS:HG3	2:B:12:A:H3'	3	1.1
(1,3)	1:A:84:LYS:HG3	2:B:12:A:H4'	3	1.1
(1,3)	1:A:84:LYS:HG3	2:B:12:A:H5'	3	1.1
(1,3)	1:A:84:LYS:HG3	2:B:12:A:H5''	3	1.1
(1,3)	1:A:84:LYS:HG3	2:B:12:A:H61	3	1.1
(1,3)	1:A:84:LYS:HG3	2:B:12:A:H62	3	1.1
(1,3)	1:A:84:LYS:HG3	2:B:12:A:H8	3	1.1
(1,3)	1:A:84:LYS:HG3	2:B:12:A:HO2'	3	1.1
(1,3)	1:A:84:LYS:HG3	2:B:12:A:N1	3	1.1
(1,3)	1:A:84:LYS:HG3	2:B:12:A:N3	3	1.1
(1,3)	1:A:84:LYS:HG3	2:B:12:A:N6	3	1.1
(1,3)	1:A:84:LYS:HG3	2:B:12:A:N7	3	1.1
(1,3)	1:A:84:LYS:HG3	2:B:12:A:N9	3	1.1
(1,3)	1:A:84:LYS:HG3	2:B:12:A:O2'	3	1.1
(1,3)	1:A:84:LYS:HG3	2:B:12:A:O3'	3	1.1
(1,3)	1:A:84:LYS:HG3	2:B:12:A:O4'	3	1.1
(1,3)	1:A:84:LYS:HG3	2:B:12:A:O5'	3	1.1
(1,3)	1:A:84:LYS:HG3	2:B:12:A:OP1	3	1.1
(1,3)	1:A:84:LYS:HG3	2:B:12:A:OP2	3	1.1
(1,3)	1:A:84:LYS:HG3	2:B:12:A:P	3	1.1
(1,3)	1:A:84:LYS:HG3	2:B:13:A:C1'	3	1.1
(1,3)	1:A:84:LYS:HG3	2:B:13:A:C2	3	1.1
(1,3)	1:A:84:LYS:HG3	2:B:13:A:C2'	3	1.1
(1,3)	1:A:84:LYS:HG3	2:B:13:A:C3'	3	1.1
(1,3)	1:A:84:LYS:HG3	2:B:13:A:C4	3	1.1
(1,3)	1:A:84:LYS:HG3	2:B:13:A:C4'	3	1.1
(1,3)	1:A:84:LYS:HG3	2:B:13:A:C5	3	1.1
(1,3)	1:A:84:LYS:HG3	2:B:13:A:C5'	3	1.1
(1,3)	1:A:84:LYS:HG3	2:B:13:A:C6	3	1.1
(1,3)	1:A:84:LYS:HG3	2:B:13:A:C8	3	1.1
(1,3)	1:A:84:LYS:HG3	2:B:13:A:H1'	3	1.1
(1,3)	1:A:84:LYS:HG3	2:B:13:A:H2	3	1.1
(1,3)	1:A:84:LYS:HG3	2:B:13:A:H2'	3	1.1
(1,3)	1:A:84:LYS:HG3	2:B:13:A:H3'	3	1.1
(1,3)	1:A:84:LYS:HG3	2:B:13:A:H4'	3	1.1
(1,3)	1:A:84:LYS:HG3	2:B:13:A:H5'	3	1.1
(1,3)	1:A:84:LYS:HG3	2:B:13:A:H5''	3	1.1
(1,3)	1:A:84:LYS:HG3	2:B:13:A:H61	3	1.1
(1,3)	1:A:84:LYS:HG3	2:B:13:A:H62	3	1.1
(1,3)	1:A:84:LYS:HG3	2:B:13:A:H8	3	1.1
(1,3)	1:A:84:LYS:HG3	2:B:13:A:HO2'	3	1.1
(1,3)	1:A:84:LYS:HG3	2:B:13:A:N1	3	1.1

*Continued on next page...*

*Continued from previous page...*

Key	Atom-1	Atom-2	Model ID	Violation (Å)
(1,3)	1:A:84:LYS:HG3	2:B:13:A:N3	3	1.1
(1,3)	1:A:84:LYS:HG3	2:B:13:A:N6	3	1.1
(1,3)	1:A:84:LYS:HG3	2:B:13:A:N7	3	1.1
(1,3)	1:A:84:LYS:HG3	2:B:13:A:N9	3	1.1
(1,3)	1:A:84:LYS:HG3	2:B:13:A:O2'	3	1.1
(1,3)	1:A:84:LYS:HG3	2:B:13:A:O3'	3	1.1
(1,3)	1:A:84:LYS:HG3	2:B:13:A:O4'	3	1.1
(1,3)	1:A:84:LYS:HG3	2:B:13:A:O5'	3	1.1
(1,3)	1:A:84:LYS:HG3	2:B:13:A:OP1	3	1.1
(1,3)	1:A:84:LYS:HG3	2:B:13:A:OP2	3	1.1
(1,3)	1:A:84:LYS:HG3	2:B:13:A:P	3	1.1
(1,3)	1:A:84:LYS:HG3	2:B:14:G:C1'	3	1.1
(1,3)	1:A:84:LYS:HG3	2:B:14:G:C2	3	1.1
(1,3)	1:A:84:LYS:HG3	2:B:14:G:C2'	3	1.1
(1,3)	1:A:84:LYS:HG3	2:B:14:G:C3'	3	1.1
(1,3)	1:A:84:LYS:HG3	2:B:14:G:C4	3	1.1
(1,3)	1:A:84:LYS:HG3	2:B:14:G:C4'	3	1.1
(1,3)	1:A:84:LYS:HG3	2:B:14:G:C5	3	1.1
(1,3)	1:A:84:LYS:HG3	2:B:14:G:C5'	3	1.1
(1,3)	1:A:84:LYS:HG3	2:B:14:G:C6	3	1.1
(1,3)	1:A:84:LYS:HG3	2:B:14:G:C8	3	1.1
(1,3)	1:A:84:LYS:HG3	2:B:14:G:H1	3	1.1
(1,3)	1:A:84:LYS:HG3	2:B:14:G:H1'	3	1.1
(1,3)	1:A:84:LYS:HG3	2:B:14:G:H2'	3	1.1
(1,3)	1:A:84:LYS:HG3	2:B:14:G:H21	3	1.1
(1,3)	1:A:84:LYS:HG3	2:B:14:G:H22	3	1.1
(1,3)	1:A:84:LYS:HG3	2:B:14:G:H3'	3	1.1
(1,3)	1:A:84:LYS:HG3	2:B:14:G:H4'	3	1.1
(1,3)	1:A:84:LYS:HG3	2:B:14:G:H5'	3	1.1
(1,3)	1:A:84:LYS:HG3	2:B:14:G:H5''	3	1.1
(1,3)	1:A:84:LYS:HG3	2:B:14:G:H8	3	1.1
(1,3)	1:A:84:LYS:HG3	2:B:14:G:HO2'	3	1.1
(1,3)	1:A:84:LYS:HG3	2:B:14:G:N1	3	1.1
(1,3)	1:A:84:LYS:HG3	2:B:14:G:N2	3	1.1
(1,3)	1:A:84:LYS:HG3	2:B:14:G:N3	3	1.1
(1,3)	1:A:84:LYS:HG3	2:B:14:G:N7	3	1.1
(1,3)	1:A:84:LYS:HG3	2:B:14:G:N9	3	1.1
(1,3)	1:A:84:LYS:HG3	2:B:14:G:O2'	3	1.1
(1,3)	1:A:84:LYS:HG3	2:B:14:G:O3'	3	1.1
(1,3)	1:A:84:LYS:HG3	2:B:14:G:O4'	3	1.1
(1,3)	1:A:84:LYS:HG3	2:B:14:G:O5'	3	1.1
(1,3)	1:A:84:LYS:HG3	2:B:14:G:O6	3	1.1

*Continued on next page...*

*Continued from previous page...*

Key	Atom-1	Atom-2	Model ID	Violation (Å)
(1,3)	1:A:84:LYS:HG3	2:B:14:G:OP1	3	1.1
(1,3)	1:A:84:LYS:HG3	2:B:14:G:OP2	3	1.1
(1,3)	1:A:84:LYS:HG3	2:B:14:G:P	3	1.1
(1,3)	1:A:84:LYS:HG3	2:B:15:A:C1'	3	1.1
(1,3)	1:A:84:LYS:HG3	2:B:15:A:C2	3	1.1
(1,3)	1:A:84:LYS:HG3	2:B:15:A:C2'	3	1.1
(1,3)	1:A:84:LYS:HG3	2:B:15:A:C3'	3	1.1
(1,3)	1:A:84:LYS:HG3	2:B:15:A:C4	3	1.1
(1,3)	1:A:84:LYS:HG3	2:B:15:A:C4'	3	1.1
(1,3)	1:A:84:LYS:HG3	2:B:15:A:C5	3	1.1
(1,3)	1:A:84:LYS:HG3	2:B:15:A:C5'	3	1.1
(1,3)	1:A:84:LYS:HG3	2:B:15:A:C6	3	1.1
(1,3)	1:A:84:LYS:HG3	2:B:15:A:C8	3	1.1
(1,3)	1:A:84:LYS:HG3	2:B:15:A:H1'	3	1.1
(1,3)	1:A:84:LYS:HG3	2:B:15:A:H2	3	1.1
(1,3)	1:A:84:LYS:HG3	2:B:15:A:H2'	3	1.1
(1,3)	1:A:84:LYS:HG3	2:B:15:A:H3'	3	1.1
(1,3)	1:A:84:LYS:HG3	2:B:15:A:H4'	3	1.1
(1,3)	1:A:84:LYS:HG3	2:B:15:A:H5'	3	1.1
(1,3)	1:A:84:LYS:HG3	2:B:15:A:H5''	3	1.1
(1,3)	1:A:84:LYS:HG3	2:B:15:A:H61	3	1.1
(1,3)	1:A:84:LYS:HG3	2:B:15:A:H62	3	1.1
(1,3)	1:A:84:LYS:HG3	2:B:15:A:H8	3	1.1
(1,3)	1:A:84:LYS:HG3	2:B:15:A:HO2'	3	1.1
(1,3)	1:A:84:LYS:HG3	2:B:15:A:N1	3	1.1
(1,3)	1:A:84:LYS:HG3	2:B:15:A:N3	3	1.1
(1,3)	1:A:84:LYS:HG3	2:B:15:A:N6	3	1.1
(1,3)	1:A:84:LYS:HG3	2:B:15:A:N7	3	1.1
(1,3)	1:A:84:LYS:HG3	2:B:15:A:N9	3	1.1
(1,3)	1:A:84:LYS:HG3	2:B:15:A:O2'	3	1.1
(1,3)	1:A:84:LYS:HG3	2:B:15:A:O3'	3	1.1
(1,3)	1:A:84:LYS:HG3	2:B:15:A:O4'	3	1.1
(1,3)	1:A:84:LYS:HG3	2:B:15:A:O5'	3	1.1
(1,3)	1:A:84:LYS:HG3	2:B:15:A:OP1	3	1.1
(1,3)	1:A:84:LYS:HG3	2:B:15:A:OP2	3	1.1
(1,3)	1:A:84:LYS:HG3	2:B:15:A:P	3	1.1
(1,3)	1:A:84:LYS:HG3	2:B:16:G:C1'	3	1.1
(1,3)	1:A:84:LYS:HG3	2:B:16:G:C2	3	1.1
(1,3)	1:A:84:LYS:HG3	2:B:16:G:C2'	3	1.1
(1,3)	1:A:84:LYS:HG3	2:B:16:G:C3'	3	1.1
(1,3)	1:A:84:LYS:HG3	2:B:16:G:C4	3	1.1
(1,3)	1:A:84:LYS:HG3	2:B:16:G:C4'	3	1.1

*Continued on next page...*

*Continued from previous page...*

Key	Atom-1	Atom-2	Model ID	Violation (Å)
(1,3)	1:A:84:LYS:HG3	2:B:16:G:C5	3	1.1
(1,3)	1:A:84:LYS:HG3	2:B:16:G:C5'	3	1.1
(1,3)	1:A:84:LYS:HG3	2:B:16:G:C6	3	1.1
(1,3)	1:A:84:LYS:HG3	2:B:16:G:C8	3	1.1
(1,3)	1:A:84:LYS:HG3	2:B:16:G:H1	3	1.1
(1,3)	1:A:84:LYS:HG3	2:B:16:G:H1'	3	1.1
(1,3)	1:A:84:LYS:HG3	2:B:16:G:H2'	3	1.1
(1,3)	1:A:84:LYS:HG3	2:B:16:G:H21	3	1.1
(1,3)	1:A:84:LYS:HG3	2:B:16:G:H22	3	1.1
(1,3)	1:A:84:LYS:HG3	2:B:16:G:H3'	3	1.1
(1,3)	1:A:84:LYS:HG3	2:B:16:G:H4'	3	1.1
(1,3)	1:A:84:LYS:HG3	2:B:16:G:H5'	3	1.1
(1,3)	1:A:84:LYS:HG3	2:B:16:G:H5''	3	1.1
(1,3)	1:A:84:LYS:HG3	2:B:16:G:H8	3	1.1
(1,3)	1:A:84:LYS:HG3	2:B:16:G:HO2'	3	1.1
(1,3)	1:A:84:LYS:HG3	2:B:16:G:N1	3	1.1
(1,3)	1:A:84:LYS:HG3	2:B:16:G:N2	3	1.1
(1,3)	1:A:84:LYS:HG3	2:B:16:G:N3	3	1.1
(1,3)	1:A:84:LYS:HG3	2:B:16:G:N7	3	1.1
(1,3)	1:A:84:LYS:HG3	2:B:16:G:N9	3	1.1
(1,3)	1:A:84:LYS:HG3	2:B:16:G:O2'	3	1.1
(1,3)	1:A:84:LYS:HG3	2:B:16:G:O3'	3	1.1
(1,3)	1:A:84:LYS:HG3	2:B:16:G:O4'	3	1.1
(1,3)	1:A:84:LYS:HG3	2:B:16:G:O5'	3	1.1
(1,3)	1:A:84:LYS:HG3	2:B:16:G:O6	3	1.1
(1,3)	1:A:84:LYS:HG3	2:B:16:G:OP1	3	1.1
(1,3)	1:A:84:LYS:HG3	2:B:16:G:OP2	3	1.1
(1,3)	1:A:84:LYS:HG3	2:B:16:G:P	3	1.1
(1,3)	1:A:84:LYS:HG3	2:B:17:C:C1'	3	1.1
(1,3)	1:A:84:LYS:HG3	2:B:17:C:C2	3	1.1
(1,3)	1:A:84:LYS:HG3	2:B:17:C:C2'	3	1.1
(1,3)	1:A:84:LYS:HG3	2:B:17:C:C3'	3	1.1
(1,3)	1:A:84:LYS:HG3	2:B:17:C:C4	3	1.1
(1,3)	1:A:84:LYS:HG3	2:B:17:C:C4'	3	1.1
(1,3)	1:A:84:LYS:HG3	2:B:17:C:C5	3	1.1
(1,3)	1:A:84:LYS:HG3	2:B:17:C:C5'	3	1.1
(1,3)	1:A:84:LYS:HG3	2:B:17:C:C6	3	1.1
(1,3)	1:A:84:LYS:HG3	2:B:17:C:H1'	3	1.1
(1,3)	1:A:84:LYS:HG3	2:B:17:C:H2'	3	1.1
(1,3)	1:A:84:LYS:HG3	2:B:17:C:H3'	3	1.1
(1,3)	1:A:84:LYS:HG3	2:B:17:C:H4'	3	1.1
(1,3)	1:A:84:LYS:HG3	2:B:17:C:H41	3	1.1

*Continued on next page...*

*Continued from previous page...*

Key	Atom-1	Atom-2	Model ID	Violation (Å)
(1,3)	1:A:84:LYS:HG3	2:B:17:C:H42	3	1.1
(1,3)	1:A:84:LYS:HG3	2:B:17:C:H5	3	1.1
(1,3)	1:A:84:LYS:HG3	2:B:17:C:H5'	3	1.1
(1,3)	1:A:84:LYS:HG3	2:B:17:C:H5''	3	1.1
(1,3)	1:A:84:LYS:HG3	2:B:17:C:H6	3	1.1
(1,3)	1:A:84:LYS:HG3	2:B:17:C:HO2'	3	1.1
(1,3)	1:A:84:LYS:HG3	2:B:17:C:N1	3	1.1
(1,3)	1:A:84:LYS:HG3	2:B:17:C:N3	3	1.1
(1,3)	1:A:84:LYS:HG3	2:B:17:C:N4	3	1.1
(1,3)	1:A:84:LYS:HG3	2:B:17:C:O2	3	1.1
(1,3)	1:A:84:LYS:HG3	2:B:17:C:O2'	3	1.1
(1,3)	1:A:84:LYS:HG3	2:B:17:C:O3'	3	1.1
(1,3)	1:A:84:LYS:HG3	2:B:17:C:O4'	3	1.1
(1,3)	1:A:84:LYS:HG3	2:B:17:C:O5'	3	1.1
(1,3)	1:A:84:LYS:HG3	2:B:17:C:OP1	3	1.1
(1,3)	1:A:84:LYS:HG3	2:B:17:C:OP2	3	1.1
(1,3)	1:A:84:LYS:HG3	2:B:17:C:P	3	1.1
(1,3)	1:A:84:LYS:HG3	2:B:18:A:C1'	3	1.1
(1,3)	1:A:84:LYS:HG3	2:B:18:A:C2	3	1.1
(1,3)	1:A:84:LYS:HG3	2:B:18:A:C2'	3	1.1
(1,3)	1:A:84:LYS:HG3	2:B:18:A:C3'	3	1.1
(1,3)	1:A:84:LYS:HG3	2:B:18:A:C4	3	1.1
(1,3)	1:A:84:LYS:HG3	2:B:18:A:C4'	3	1.1
(1,3)	1:A:84:LYS:HG3	2:B:18:A:C5	3	1.1
(1,3)	1:A:84:LYS:HG3	2:B:18:A:C5'	3	1.1
(1,3)	1:A:84:LYS:HG3	2:B:18:A:C6	3	1.1
(1,3)	1:A:84:LYS:HG3	2:B:18:A:C8	3	1.1
(1,3)	1:A:84:LYS:HG3	2:B:18:A:H1'	3	1.1
(1,3)	1:A:84:LYS:HG3	2:B:18:A:H2	3	1.1
(1,3)	1:A:84:LYS:HG3	2:B:18:A:H2'	3	1.1
(1,3)	1:A:84:LYS:HG3	2:B:18:A:H3'	3	1.1
(1,3)	1:A:84:LYS:HG3	2:B:18:A:H4'	3	1.1
(1,3)	1:A:84:LYS:HG3	2:B:18:A:H5'	3	1.1
(1,3)	1:A:84:LYS:HG3	2:B:18:A:H5''	3	1.1
(1,3)	1:A:84:LYS:HG3	2:B:18:A:H61	3	1.1
(1,3)	1:A:84:LYS:HG3	2:B:18:A:H62	3	1.1
(1,3)	1:A:84:LYS:HG3	2:B:18:A:H8	3	1.1
(1,3)	1:A:84:LYS:HG3	2:B:18:A:HO2'	3	1.1
(1,3)	1:A:84:LYS:HG3	2:B:18:A:N1	3	1.1
(1,3)	1:A:84:LYS:HG3	2:B:18:A:N3	3	1.1
(1,3)	1:A:84:LYS:HG3	2:B:18:A:N6	3	1.1
(1,3)	1:A:84:LYS:HG3	2:B:18:A:N7	3	1.1

*Continued on next page...*



*Continued from previous page...*

Key	Atom-1	Atom-2	Model ID	Violation (Å)
(1,3)	1:A:84:LYS:HG3	2:B:18:A:N9	3	1.1
(1,3)	1:A:84:LYS:HG3	2:B:18:A:O2'	3	1.1
(1,3)	1:A:84:LYS:HG3	2:B:18:A:O3'	3	1.1
(1,3)	1:A:84:LYS:HG3	2:B:18:A:O4'	3	1.1
(1,3)	1:A:84:LYS:HG3	2:B:18:A:O5'	3	1.1
(1,3)	1:A:84:LYS:HG3	2:B:18:A:OP1	3	1.1
(1,3)	1:A:84:LYS:HG3	2:B:18:A:OP2	3	1.1
(1,3)	1:A:84:LYS:HG3	2:B:18:A:P	3	1.1
(1,3)	1:A:84:LYS:HG3	2:B:19:A:C1'	3	1.1
(1,3)	1:A:84:LYS:HG3	2:B:19:A:C2	3	1.1
(1,3)	1:A:84:LYS:HG3	2:B:19:A:C2'	3	1.1
(1,3)	1:A:84:LYS:HG3	2:B:19:A:C3'	3	1.1
(1,3)	1:A:84:LYS:HG3	2:B:19:A:C4	3	1.1
(1,3)	1:A:84:LYS:HG3	2:B:19:A:C4'	3	1.1
(1,3)	1:A:84:LYS:HG3	2:B:19:A:C5	3	1.1
(1,3)	1:A:84:LYS:HG3	2:B:19:A:C5'	3	1.1
(1,3)	1:A:84:LYS:HG3	2:B:19:A:C6	3	1.1
(1,3)	1:A:84:LYS:HG3	2:B:19:A:C8	3	1.1
(1,3)	1:A:84:LYS:HG3	2:B:19:A:H1'	3	1.1
(1,3)	1:A:84:LYS:HG3	2:B:19:A:H2	3	1.1
(1,3)	1:A:84:LYS:HG3	2:B:19:A:H2'	3	1.1
(1,3)	1:A:84:LYS:HG3	2:B:19:A:H3'	3	1.1
(1,3)	1:A:84:LYS:HG3	2:B:19:A:H4'	3	1.1
(1,3)	1:A:84:LYS:HG3	2:B:19:A:H5'	3	1.1
(1,3)	1:A:84:LYS:HG3	2:B:19:A:H5''	3	1.1
(1,3)	1:A:84:LYS:HG3	2:B:19:A:H61	3	1.1
(1,3)	1:A:84:LYS:HG3	2:B:19:A:H62	3	1.1
(1,3)	1:A:84:LYS:HG3	2:B:19:A:H8	3	1.1
(1,3)	1:A:84:LYS:HG3	2:B:19:A:HO2'	3	1.1
(1,3)	1:A:84:LYS:HG3	2:B:19:A:N1	3	1.1
(1,3)	1:A:84:LYS:HG3	2:B:19:A:N3	3	1.1
(1,3)	1:A:84:LYS:HG3	2:B:19:A:N6	3	1.1
(1,3)	1:A:84:LYS:HG3	2:B:19:A:N7	3	1.1
(1,3)	1:A:84:LYS:HG3	2:B:19:A:N9	3	1.1
(1,3)	1:A:84:LYS:HG3	2:B:19:A:O2'	3	1.1
(1,3)	1:A:84:LYS:HG3	2:B:19:A:O3'	3	1.1
(1,3)	1:A:84:LYS:HG3	2:B:19:A:O4'	3	1.1
(1,3)	1:A:84:LYS:HG3	2:B:19:A:O5'	3	1.1
(1,3)	1:A:84:LYS:HG3	2:B:19:A:OP1	3	1.1
(1,3)	1:A:84:LYS:HG3	2:B:19:A:OP2	3	1.1
(1,3)	1:A:84:LYS:HG3	2:B:19:A:P	3	1.1
(1,3)	1:A:84:LYS:HG3	2:B:20:U:C1'	3	1.1

*Continued on next page...*

*Continued from previous page...*

Key	Atom-1	Atom-2	Model ID	Violation (Å)
(1,3)	1:A:84:LYS:HG3	2:B:20:U:C2	3	1.1
(1,3)	1:A:84:LYS:HG3	2:B:20:U:C2'	3	1.1
(1,3)	1:A:84:LYS:HG3	2:B:20:U:C3'	3	1.1
(1,3)	1:A:84:LYS:HG3	2:B:20:U:C4	3	1.1
(1,3)	1:A:84:LYS:HG3	2:B:20:U:C4'	3	1.1
(1,3)	1:A:84:LYS:HG3	2:B:20:U:C5	3	1.1
(1,3)	1:A:84:LYS:HG3	2:B:20:U:C5'	3	1.1
(1,3)	1:A:84:LYS:HG3	2:B:20:U:C6	3	1.1
(1,3)	1:A:84:LYS:HG3	2:B:20:U:H1'	3	1.1
(1,3)	1:A:84:LYS:HG3	2:B:20:U:H2'	3	1.1
(1,3)	1:A:84:LYS:HG3	2:B:20:U:H3	3	1.1
(1,3)	1:A:84:LYS:HG3	2:B:20:U:H3'	3	1.1
(1,3)	1:A:84:LYS:HG3	2:B:20:U:H4'	3	1.1
(1,3)	1:A:84:LYS:HG3	2:B:20:U:H5	3	1.1
(1,3)	1:A:84:LYS:HG3	2:B:20:U:H5'	3	1.1
(1,3)	1:A:84:LYS:HG3	2:B:20:U:H5''	3	1.1
(1,3)	1:A:84:LYS:HG3	2:B:20:U:H6	3	1.1
(1,3)	1:A:84:LYS:HG3	2:B:20:U:HO2'	3	1.1
(1,3)	1:A:84:LYS:HG3	2:B:20:U:N1	3	1.1
(1,3)	1:A:84:LYS:HG3	2:B:20:U:N3	3	1.1
(1,3)	1:A:84:LYS:HG3	2:B:20:U:O2	3	1.1
(1,3)	1:A:84:LYS:HG3	2:B:20:U:O2'	3	1.1
(1,3)	1:A:84:LYS:HG3	2:B:20:U:O3'	3	1.1
(1,3)	1:A:84:LYS:HG3	2:B:20:U:O4	3	1.1
(1,3)	1:A:84:LYS:HG3	2:B:20:U:O4'	3	1.1
(1,3)	1:A:84:LYS:HG3	2:B:20:U:O5'	3	1.1
(1,3)	1:A:84:LYS:HG3	2:B:20:U:OP1	3	1.1
(1,3)	1:A:84:LYS:HG3	2:B:20:U:OP2	3	1.1
(1,3)	1:A:84:LYS:HG3	2:B:20:U:P	3	1.1
(1,3)	1:A:84:LYS:HG3	2:B:21:G:C1'	3	1.1
(1,3)	1:A:84:LYS:HG3	2:B:21:G:C2	3	1.1
(1,3)	1:A:84:LYS:HG3	2:B:21:G:C2'	3	1.1
(1,3)	1:A:84:LYS:HG3	2:B:21:G:C3'	3	1.1
(1,3)	1:A:84:LYS:HG3	2:B:21:G:C4	3	1.1
(1,3)	1:A:84:LYS:HG3	2:B:21:G:C4'	3	1.1
(1,3)	1:A:84:LYS:HG3	2:B:21:G:C5	3	1.1
(1,3)	1:A:84:LYS:HG3	2:B:21:G:C5'	3	1.1
(1,3)	1:A:84:LYS:HG3	2:B:21:G:C6	3	1.1
(1,3)	1:A:84:LYS:HG3	2:B:21:G:C8	3	1.1
(1,3)	1:A:84:LYS:HG3	2:B:21:G:H1	3	1.1
(1,3)	1:A:84:LYS:HG3	2:B:21:G:H1'	3	1.1
(1,3)	1:A:84:LYS:HG3	2:B:21:G:H2'	3	1.1

*Continued on next page...*

*Continued from previous page...*

Key	Atom-1	Atom-2	Model ID	Violation (Å)
(1,3)	1:A:84:LYS:HG3	2:B:21:G:H21	3	1.1
(1,3)	1:A:84:LYS:HG3	2:B:21:G:H22	3	1.1
(1,3)	1:A:84:LYS:HG3	2:B:21:G:H3'	3	1.1
(1,3)	1:A:84:LYS:HG3	2:B:21:G:H4'	3	1.1
(1,3)	1:A:84:LYS:HG3	2:B:21:G:H5'	3	1.1
(1,3)	1:A:84:LYS:HG3	2:B:21:G:H5''	3	1.1
(1,3)	1:A:84:LYS:HG3	2:B:21:G:H8	3	1.1
(1,3)	1:A:84:LYS:HG3	2:B:21:G:HO2'	3	1.1
(1,3)	1:A:84:LYS:HG3	2:B:21:G:N1	3	1.1
(1,3)	1:A:84:LYS:HG3	2:B:21:G:N2	3	1.1
(1,3)	1:A:84:LYS:HG3	2:B:21:G:N3	3	1.1
(1,3)	1:A:84:LYS:HG3	2:B:21:G:N7	3	1.1
(1,3)	1:A:84:LYS:HG3	2:B:21:G:N9	3	1.1
(1,3)	1:A:84:LYS:HG3	2:B:21:G:O2'	3	1.1
(1,3)	1:A:84:LYS:HG3	2:B:21:G:O3'	3	1.1
(1,3)	1:A:84:LYS:HG3	2:B:21:G:O4'	3	1.1
(1,3)	1:A:84:LYS:HG3	2:B:21:G:O5'	3	1.1
(1,3)	1:A:84:LYS:HG3	2:B:21:G:O6	3	1.1
(1,3)	1:A:84:LYS:HG3	2:B:21:G:OP1	3	1.1
(1,3)	1:A:84:LYS:HG3	2:B:21:G:OP2	3	1.1
(1,3)	1:A:84:LYS:HG3	2:B:21:G:P	3	1.1
(1,3)	1:A:84:LYS:HG3	2:B:22:A:C1'	3	1.1
(1,3)	1:A:84:LYS:HG3	2:B:22:A:C2	3	1.1
(1,3)	1:A:84:LYS:HG3	2:B:22:A:C2'	3	1.1
(1,3)	1:A:84:LYS:HG3	2:B:22:A:C3'	3	1.1
(1,3)	1:A:84:LYS:HG3	2:B:22:A:C4	3	1.1
(1,3)	1:A:84:LYS:HG3	2:B:22:A:C4'	3	1.1
(1,3)	1:A:84:LYS:HG3	2:B:22:A:C5	3	1.1
(1,3)	1:A:84:LYS:HG3	2:B:22:A:C5'	3	1.1
(1,3)	1:A:84:LYS:HG3	2:B:22:A:C6	3	1.1
(1,3)	1:A:84:LYS:HG3	2:B:22:A:C8	3	1.1
(1,3)	1:A:84:LYS:HG3	2:B:22:A:H1'	3	1.1
(1,3)	1:A:84:LYS:HG3	2:B:22:A:H2	3	1.1
(1,3)	1:A:84:LYS:HG3	2:B:22:A:H2'	3	1.1
(1,3)	1:A:84:LYS:HG3	2:B:22:A:H3'	3	1.1
(1,3)	1:A:84:LYS:HG3	2:B:22:A:H4'	3	1.1
(1,3)	1:A:84:LYS:HG3	2:B:22:A:H5'	3	1.1
(1,3)	1:A:84:LYS:HG3	2:B:22:A:H5''	3	1.1
(1,3)	1:A:84:LYS:HG3	2:B:22:A:H61	3	1.1
(1,3)	1:A:84:LYS:HG3	2:B:22:A:H62	3	1.1
(1,3)	1:A:84:LYS:HG3	2:B:22:A:H8	3	1.1
(1,3)	1:A:84:LYS:HG3	2:B:22:A:HO2'	3	1.1

*Continued on next page...*

*Continued from previous page...*

Key	Atom-1	Atom-2	Model ID	Violation (Å)
(1,3)	1:A:84:LYS:HG3	2:B:22:A:N1	3	1.1
(1,3)	1:A:84:LYS:HG3	2:B:22:A:N3	3	1.1
(1,3)	1:A:84:LYS:HG3	2:B:22:A:N6	3	1.1
(1,3)	1:A:84:LYS:HG3	2:B:22:A:N7	3	1.1
(1,3)	1:A:84:LYS:HG3	2:B:22:A:N9	3	1.1
(1,3)	1:A:84:LYS:HG3	2:B:22:A:O2'	3	1.1
(1,3)	1:A:84:LYS:HG3	2:B:22:A:O3'	3	1.1
(1,3)	1:A:84:LYS:HG3	2:B:22:A:O4'	3	1.1
(1,3)	1:A:84:LYS:HG3	2:B:22:A:O5'	3	1.1
(1,3)	1:A:84:LYS:HG3	2:B:22:A:OP1	3	1.1
(1,3)	1:A:84:LYS:HG3	2:B:22:A:OP2	3	1.1
(1,3)	1:A:84:LYS:HG3	2:B:22:A:P	3	1.1
(1,3)	1:A:84:LYS:HG3	2:B:23:U:C1'	3	1.1
(1,3)	1:A:84:LYS:HG3	2:B:23:U:C2	3	1.1
(1,3)	1:A:84:LYS:HG3	2:B:23:U:C2'	3	1.1
(1,3)	1:A:84:LYS:HG3	2:B:23:U:C3'	3	1.1
(1,3)	1:A:84:LYS:HG3	2:B:23:U:C4	3	1.1
(1,3)	1:A:84:LYS:HG3	2:B:23:U:C4'	3	1.1
(1,3)	1:A:84:LYS:HG3	2:B:23:U:C5	3	1.1
(1,3)	1:A:84:LYS:HG3	2:B:23:U:C5'	3	1.1
(1,3)	1:A:84:LYS:HG3	2:B:23:U:C6	3	1.1
(1,3)	1:A:84:LYS:HG3	2:B:23:U:H1'	3	1.1
(1,3)	1:A:84:LYS:HG3	2:B:23:U:H2'	3	1.1
(1,3)	1:A:84:LYS:HG3	2:B:23:U:H3	3	1.1
(1,3)	1:A:84:LYS:HG3	2:B:23:U:H3'	3	1.1
(1,3)	1:A:84:LYS:HG3	2:B:23:U:H4'	3	1.1
(1,3)	1:A:84:LYS:HG3	2:B:23:U:H5	3	1.1
(1,3)	1:A:84:LYS:HG3	2:B:23:U:H5'	3	1.1
(1,3)	1:A:84:LYS:HG3	2:B:23:U:H5''	3	1.1
(1,3)	1:A:84:LYS:HG3	2:B:23:U:H6	3	1.1
(1,3)	1:A:84:LYS:HG3	2:B:23:U:HO2'	3	1.1
(1,3)	1:A:84:LYS:HG3	2:B:23:U:N1	3	1.1
(1,3)	1:A:84:LYS:HG3	2:B:23:U:N3	3	1.1
(1,3)	1:A:84:LYS:HG3	2:B:23:U:O2	3	1.1
(1,3)	1:A:84:LYS:HG3	2:B:23:U:O2'	3	1.1
(1,3)	1:A:84:LYS:HG3	2:B:23:U:O3'	3	1.1
(1,3)	1:A:84:LYS:HG3	2:B:23:U:O4	3	1.1
(1,3)	1:A:84:LYS:HG3	2:B:23:U:O4'	3	1.1
(1,3)	1:A:84:LYS:HG3	2:B:23:U:O5'	3	1.1
(1,3)	1:A:84:LYS:HG3	2:B:23:U:OP1	3	1.1
(1,3)	1:A:84:LYS:HG3	2:B:23:U:OP2	3	1.1
(1,3)	1:A:84:LYS:HG3	2:B:23:U:P	3	1.1

*Continued on next page...*

*Continued from previous page...*

Key	Atom-1	Atom-2	Model ID	Violation (Å)
(1,3)	1:A:84:LYS:HG3	2:B:24:G:C1'	3	1.1
(1,3)	1:A:84:LYS:HG3	2:B:24:G:C2	3	1.1
(1,3)	1:A:84:LYS:HG3	2:B:24:G:C2'	3	1.1
(1,3)	1:A:84:LYS:HG3	2:B:24:G:C3'	3	1.1
(1,3)	1:A:84:LYS:HG3	2:B:24:G:C4	3	1.1
(1,3)	1:A:84:LYS:HG3	2:B:24:G:C4'	3	1.1
(1,3)	1:A:84:LYS:HG3	2:B:24:G:C5	3	1.1
(1,3)	1:A:84:LYS:HG3	2:B:24:G:C5'	3	1.1
(1,3)	1:A:84:LYS:HG3	2:B:24:G:C6	3	1.1
(1,3)	1:A:84:LYS:HG3	2:B:24:G:C8	3	1.1
(1,3)	1:A:84:LYS:HG3	2:B:24:G:H1	3	1.1
(1,3)	1:A:84:LYS:HG3	2:B:24:G:H1'	3	1.1
(1,3)	1:A:84:LYS:HG3	2:B:24:G:H2'	3	1.1
(1,3)	1:A:84:LYS:HG3	2:B:24:G:H21	3	1.1
(1,3)	1:A:84:LYS:HG3	2:B:24:G:H22	3	1.1
(1,3)	1:A:84:LYS:HG3	2:B:24:G:H3'	3	1.1
(1,3)	1:A:84:LYS:HG3	2:B:24:G:H4'	3	1.1
(1,3)	1:A:84:LYS:HG3	2:B:24:G:H5'	3	1.1
(1,3)	1:A:84:LYS:HG3	2:B:24:G:H5''	3	1.1
(1,3)	1:A:84:LYS:HG3	2:B:24:G:H8	3	1.1
(1,3)	1:A:84:LYS:HG3	2:B:24:G:HO2'	3	1.1
(1,3)	1:A:84:LYS:HG3	2:B:24:G:N1	3	1.1
(1,3)	1:A:84:LYS:HG3	2:B:24:G:N2	3	1.1
(1,3)	1:A:84:LYS:HG3	2:B:24:G:N3	3	1.1
(1,3)	1:A:84:LYS:HG3	2:B:24:G:N7	3	1.1
(1,3)	1:A:84:LYS:HG3	2:B:24:G:N9	3	1.1
(1,3)	1:A:84:LYS:HG3	2:B:24:G:O2'	3	1.1
(1,3)	1:A:84:LYS:HG3	2:B:24:G:O3'	3	1.1
(1,3)	1:A:84:LYS:HG3	2:B:24:G:O4'	3	1.1
(1,3)	1:A:84:LYS:HG3	2:B:24:G:O5'	3	1.1
(1,3)	1:A:84:LYS:HG3	2:B:24:G:O6	3	1.1
(1,3)	1:A:84:LYS:HG3	2:B:24:G:OP1	3	1.1
(1,3)	1:A:84:LYS:HG3	2:B:24:G:OP2	3	1.1
(1,3)	1:A:84:LYS:HG3	2:B:24:G:P	3	1.1
(1,3)	1:A:84:LYS:HZ1	2:B:2:C:C1'	3	1.1
(1,3)	1:A:84:LYS:HZ1	2:B:2:C:C2	3	1.1
(1,3)	1:A:84:LYS:HZ1	2:B:2:C:C2'	3	1.1
(1,3)	1:A:84:LYS:HZ1	2:B:2:C:C3'	3	1.1
(1,3)	1:A:84:LYS:HZ1	2:B:2:C:C4	3	1.1
(1,3)	1:A:84:LYS:HZ1	2:B:2:C:C4'	3	1.1
(1,3)	1:A:84:LYS:HZ1	2:B:2:C:C5	3	1.1
(1,3)	1:A:84:LYS:HZ1	2:B:2:C:C5'	3	1.1

*Continued on next page...*

*Continued from previous page...*

Key	Atom-1	Atom-2	Model ID	Violation (Å)
(1,3)	1:A:84:LYS:HZ1	2:B:2:C:C6	3	1.1
(1,3)	1:A:84:LYS:HZ1	2:B:2:C:H1'	3	1.1
(1,3)	1:A:84:LYS:HZ1	2:B:2:C:H2'	3	1.1
(1,3)	1:A:84:LYS:HZ1	2:B:2:C:H3'	3	1.1
(1,3)	1:A:84:LYS:HZ1	2:B:2:C:H4'	3	1.1
(1,3)	1:A:84:LYS:HZ1	2:B:2:C:H41	3	1.1
(1,3)	1:A:84:LYS:HZ1	2:B:2:C:H42	3	1.1
(1,3)	1:A:84:LYS:HZ1	2:B:2:C:H5	3	1.1
(1,3)	1:A:84:LYS:HZ1	2:B:2:C:H5'	3	1.1
(1,3)	1:A:84:LYS:HZ1	2:B:2:C:H5''	3	1.1
(1,3)	1:A:84:LYS:HZ1	2:B:2:C:H6	3	1.1
(1,3)	1:A:84:LYS:HZ1	2:B:2:C:HO2'	3	1.1
(1,3)	1:A:84:LYS:HZ1	2:B:2:C:N1	3	1.1
(1,3)	1:A:84:LYS:HZ1	2:B:2:C:N3	3	1.1
(1,3)	1:A:84:LYS:HZ1	2:B:2:C:N4	3	1.1
(1,3)	1:A:84:LYS:HZ1	2:B:2:C:O2	3	1.1
(1,3)	1:A:84:LYS:HZ1	2:B:2:C:O2'	3	1.1
(1,3)	1:A:84:LYS:HZ1	2:B:2:C:O3'	3	1.1
(1,3)	1:A:84:LYS:HZ1	2:B:2:C:O4'	3	1.1
(1,3)	1:A:84:LYS:HZ1	2:B:2:C:O5'	3	1.1
(1,3)	1:A:84:LYS:HZ1	2:B:3:U:C1'	3	1.1
(1,3)	1:A:84:LYS:HZ1	2:B:3:U:C2	3	1.1
(1,3)	1:A:84:LYS:HZ1	2:B:3:U:C2'	3	1.1
(1,3)	1:A:84:LYS:HZ1	2:B:3:U:C3'	3	1.1
(1,3)	1:A:84:LYS:HZ1	2:B:3:U:C4	3	1.1
(1,3)	1:A:84:LYS:HZ1	2:B:3:U:C4'	3	1.1
(1,3)	1:A:84:LYS:HZ1	2:B:3:U:C5	3	1.1
(1,3)	1:A:84:LYS:HZ1	2:B:3:U:C5'	3	1.1
(1,3)	1:A:84:LYS:HZ1	2:B:3:U:C6	3	1.1
(1,3)	1:A:84:LYS:HZ1	2:B:3:U:H1'	3	1.1
(1,3)	1:A:84:LYS:HZ1	2:B:3:U:H2'	3	1.1
(1,3)	1:A:84:LYS:HZ1	2:B:3:U:H3	3	1.1
(1,3)	1:A:84:LYS:HZ1	2:B:3:U:H3'	3	1.1
(1,3)	1:A:84:LYS:HZ1	2:B:3:U:H4'	3	1.1
(1,3)	1:A:84:LYS:HZ1	2:B:3:U:H5	3	1.1
(1,3)	1:A:84:LYS:HZ1	2:B:3:U:H5'	3	1.1
(1,3)	1:A:84:LYS:HZ1	2:B:3:U:H5''	3	1.1
(1,3)	1:A:84:LYS:HZ1	2:B:3:U:H6	3	1.1
(1,3)	1:A:84:LYS:HZ1	2:B:3:U:HO2'	3	1.1
(1,3)	1:A:84:LYS:HZ1	2:B:3:U:N1	3	1.1
(1,3)	1:A:84:LYS:HZ1	2:B:3:U:N3	3	1.1
(1,3)	1:A:84:LYS:HZ1	2:B:3:U:O2	3	1.1

*Continued on next page...*

*Continued from previous page...*

Key	Atom-1	Atom-2	Model ID	Violation (Å)
(1,3)	1:A:84:LYS:HZ1	2:B:3:U:O2'	3	1.1
(1,3)	1:A:84:LYS:HZ1	2:B:3:U:O3'	3	1.1
(1,3)	1:A:84:LYS:HZ1	2:B:3:U:O4	3	1.1
(1,3)	1:A:84:LYS:HZ1	2:B:3:U:O4'	3	1.1
(1,3)	1:A:84:LYS:HZ1	2:B:3:U:O5'	3	1.1
(1,3)	1:A:84:LYS:HZ1	2:B:3:U:OP1	3	1.1
(1,3)	1:A:84:LYS:HZ1	2:B:3:U:OP2	3	1.1
(1,3)	1:A:84:LYS:HZ1	2:B:3:U:P	3	1.1
(1,3)	1:A:84:LYS:HZ1	2:B:4:G:C1'	3	1.1
(1,3)	1:A:84:LYS:HZ1	2:B:4:G:C2	3	1.1
(1,3)	1:A:84:LYS:HZ1	2:B:4:G:C2'	3	1.1
(1,3)	1:A:84:LYS:HZ1	2:B:4:G:C3'	3	1.1
(1,3)	1:A:84:LYS:HZ1	2:B:4:G:C4	3	1.1
(1,3)	1:A:84:LYS:HZ1	2:B:4:G:C4'	3	1.1
(1,3)	1:A:84:LYS:HZ1	2:B:4:G:C5	3	1.1
(1,3)	1:A:84:LYS:HZ1	2:B:4:G:C5'	3	1.1
(1,3)	1:A:84:LYS:HZ1	2:B:4:G:C6	3	1.1
(1,3)	1:A:84:LYS:HZ1	2:B:4:G:C8	3	1.1
(1,3)	1:A:84:LYS:HZ1	2:B:4:G:H1	3	1.1
(1,3)	1:A:84:LYS:HZ1	2:B:4:G:H1'	3	1.1
(1,3)	1:A:84:LYS:HZ1	2:B:4:G:H2'	3	1.1
(1,3)	1:A:84:LYS:HZ1	2:B:4:G:H21	3	1.1
(1,3)	1:A:84:LYS:HZ1	2:B:4:G:H22	3	1.1
(1,3)	1:A:84:LYS:HZ1	2:B:4:G:H3'	3	1.1
(1,3)	1:A:84:LYS:HZ1	2:B:4:G:H4'	3	1.1
(1,3)	1:A:84:LYS:HZ1	2:B:4:G:H5'	3	1.1
(1,3)	1:A:84:LYS:HZ1	2:B:4:G:H5''	3	1.1
(1,3)	1:A:84:LYS:HZ1	2:B:4:G:H8	3	1.1
(1,3)	1:A:84:LYS:HZ1	2:B:4:G:HO2'	3	1.1
(1,3)	1:A:84:LYS:HZ1	2:B:4:G:N1	3	1.1
(1,3)	1:A:84:LYS:HZ1	2:B:4:G:N2	3	1.1
(1,3)	1:A:84:LYS:HZ1	2:B:4:G:N3	3	1.1
(1,3)	1:A:84:LYS:HZ1	2:B:4:G:N7	3	1.1
(1,3)	1:A:84:LYS:HZ1	2:B:4:G:N9	3	1.1
(1,3)	1:A:84:LYS:HZ1	2:B:4:G:O2'	3	1.1
(1,3)	1:A:84:LYS:HZ1	2:B:4:G:O3'	3	1.1
(1,3)	1:A:84:LYS:HZ1	2:B:4:G:O4'	3	1.1
(1,3)	1:A:84:LYS:HZ1	2:B:4:G:O5'	3	1.1
(1,3)	1:A:84:LYS:HZ1	2:B:4:G:O6	3	1.1
(1,3)	1:A:84:LYS:HZ1	2:B:4:G:OP1	3	1.1
(1,3)	1:A:84:LYS:HZ1	2:B:4:G:OP2	3	1.1
(1,3)	1:A:84:LYS:HZ1	2:B:4:G:P	3	1.1

*Continued on next page...*

*Continued from previous page...*

Key	Atom-1	Atom-2	Model ID	Violation (Å)
(1,3)	1:A:84:LYS:HZ1	2:B:5:A:C1'	3	1.1
(1,3)	1:A:84:LYS:HZ1	2:B:5:A:C2	3	1.1
(1,3)	1:A:84:LYS:HZ1	2:B:5:A:C2'	3	1.1
(1,3)	1:A:84:LYS:HZ1	2:B:5:A:C3'	3	1.1
(1,3)	1:A:84:LYS:HZ1	2:B:5:A:C4	3	1.1
(1,3)	1:A:84:LYS:HZ1	2:B:5:A:C4'	3	1.1
(1,3)	1:A:84:LYS:HZ1	2:B:5:A:C5	3	1.1
(1,3)	1:A:84:LYS:HZ1	2:B:5:A:C5'	3	1.1
(1,3)	1:A:84:LYS:HZ1	2:B:5:A:C6	3	1.1
(1,3)	1:A:84:LYS:HZ1	2:B:5:A:C8	3	1.1
(1,3)	1:A:84:LYS:HZ1	2:B:5:A:H1'	3	1.1
(1,3)	1:A:84:LYS:HZ1	2:B:5:A:H2	3	1.1
(1,3)	1:A:84:LYS:HZ1	2:B:5:A:H2'	3	1.1
(1,3)	1:A:84:LYS:HZ1	2:B:5:A:H3'	3	1.1
(1,3)	1:A:84:LYS:HZ1	2:B:5:A:H4'	3	1.1
(1,3)	1:A:84:LYS:HZ1	2:B:5:A:H5'	3	1.1
(1,3)	1:A:84:LYS:HZ1	2:B:5:A:H5''	3	1.1
(1,3)	1:A:84:LYS:HZ1	2:B:5:A:H61	3	1.1
(1,3)	1:A:84:LYS:HZ1	2:B:5:A:H62	3	1.1
(1,3)	1:A:84:LYS:HZ1	2:B:5:A:H8	3	1.1
(1,3)	1:A:84:LYS:HZ1	2:B:5:A:HO2'	3	1.1
(1,3)	1:A:84:LYS:HZ1	2:B:5:A:N1	3	1.1
(1,3)	1:A:84:LYS:HZ1	2:B:5:A:N3	3	1.1
(1,3)	1:A:84:LYS:HZ1	2:B:5:A:N6	3	1.1
(1,3)	1:A:84:LYS:HZ1	2:B:5:A:N7	3	1.1
(1,3)	1:A:84:LYS:HZ1	2:B:5:A:N9	3	1.1
(1,3)	1:A:84:LYS:HZ1	2:B:5:A:O2'	3	1.1
(1,3)	1:A:84:LYS:HZ1	2:B:5:A:O3'	3	1.1
(1,3)	1:A:84:LYS:HZ1	2:B:5:A:O4'	3	1.1
(1,3)	1:A:84:LYS:HZ1	2:B:5:A:O5'	3	1.1
(1,3)	1:A:84:LYS:HZ1	2:B:5:A:OP1	3	1.1
(1,3)	1:A:84:LYS:HZ1	2:B:5:A:OP2	3	1.1
(1,3)	1:A:84:LYS:HZ1	2:B:5:A:P	3	1.1
(1,3)	1:A:84:LYS:HZ1	2:B:6:G:C1'	3	1.1
(1,3)	1:A:84:LYS:HZ1	2:B:6:G:C2	3	1.1
(1,3)	1:A:84:LYS:HZ1	2:B:6:G:C2'	3	1.1
(1,3)	1:A:84:LYS:HZ1	2:B:6:G:C3'	3	1.1
(1,3)	1:A:84:LYS:HZ1	2:B:6:G:C4	3	1.1
(1,3)	1:A:84:LYS:HZ1	2:B:6:G:C4'	3	1.1
(1,3)	1:A:84:LYS:HZ1	2:B:6:G:C5	3	1.1
(1,3)	1:A:84:LYS:HZ1	2:B:6:G:C5'	3	1.1
(1,3)	1:A:84:LYS:HZ1	2:B:6:G:C6	3	1.1

*Continued on next page...*



*Continued from previous page...*

Key	Atom-1	Atom-2	Model ID	Violation (Å)
(1,3)	1:A:84:LYS:HZ1	2:B:6:G:C8	3	1.1
(1,3)	1:A:84:LYS:HZ1	2:B:6:G:H1	3	1.1
(1,3)	1:A:84:LYS:HZ1	2:B:6:G:H1'	3	1.1
(1,3)	1:A:84:LYS:HZ1	2:B:6:G:H2'	3	1.1
(1,3)	1:A:84:LYS:HZ1	2:B:6:G:H21	3	1.1
(1,3)	1:A:84:LYS:HZ1	2:B:6:G:H22	3	1.1
(1,3)	1:A:84:LYS:HZ1	2:B:6:G:H3'	3	1.1
(1,3)	1:A:84:LYS:HZ1	2:B:6:G:H4'	3	1.1
(1,3)	1:A:84:LYS:HZ1	2:B:6:G:H5'	3	1.1
(1,3)	1:A:84:LYS:HZ1	2:B:6:G:H5''	3	1.1
(1,3)	1:A:84:LYS:HZ1	2:B:6:G:H8	3	1.1
(1,3)	1:A:84:LYS:HZ1	2:B:6:G:HO2'	3	1.1
(1,3)	1:A:84:LYS:HZ1	2:B:6:G:N1	3	1.1
(1,3)	1:A:84:LYS:HZ1	2:B:6:G:N2	3	1.1
(1,3)	1:A:84:LYS:HZ1	2:B:6:G:N3	3	1.1
(1,3)	1:A:84:LYS:HZ1	2:B:6:G:N7	3	1.1
(1,3)	1:A:84:LYS:HZ1	2:B:6:G:N9	3	1.1
(1,3)	1:A:84:LYS:HZ1	2:B:6:G:O2'	3	1.1
(1,3)	1:A:84:LYS:HZ1	2:B:6:G:O3'	3	1.1
(1,3)	1:A:84:LYS:HZ1	2:B:6:G:O4'	3	1.1
(1,3)	1:A:84:LYS:HZ1	2:B:6:G:O5'	3	1.1
(1,3)	1:A:84:LYS:HZ1	2:B:6:G:O6	3	1.1
(1,3)	1:A:84:LYS:HZ1	2:B:6:G:OP1	3	1.1
(1,3)	1:A:84:LYS:HZ1	2:B:6:G:OP2	3	1.1
(1,3)	1:A:84:LYS:HZ1	2:B:6:G:P	3	1.1
(1,3)	1:A:84:LYS:HZ1	2:B:7:C:C1'	3	1.1
(1,3)	1:A:84:LYS:HZ1	2:B:7:C:C2	3	1.1
(1,3)	1:A:84:LYS:HZ1	2:B:7:C:C2'	3	1.1
(1,3)	1:A:84:LYS:HZ1	2:B:7:C:C3'	3	1.1
(1,3)	1:A:84:LYS:HZ1	2:B:7:C:C4	3	1.1
(1,3)	1:A:84:LYS:HZ1	2:B:7:C:C4'	3	1.1
(1,3)	1:A:84:LYS:HZ1	2:B:7:C:C5	3	1.1
(1,3)	1:A:84:LYS:HZ1	2:B:7:C:C5'	3	1.1
(1,3)	1:A:84:LYS:HZ1	2:B:7:C:C6	3	1.1
(1,3)	1:A:84:LYS:HZ1	2:B:7:C:H1'	3	1.1
(1,3)	1:A:84:LYS:HZ1	2:B:7:C:H2'	3	1.1
(1,3)	1:A:84:LYS:HZ1	2:B:7:C:H3'	3	1.1
(1,3)	1:A:84:LYS:HZ1	2:B:7:C:H4'	3	1.1
(1,3)	1:A:84:LYS:HZ1	2:B:7:C:H41	3	1.1
(1,3)	1:A:84:LYS:HZ1	2:B:7:C:H42	3	1.1
(1,3)	1:A:84:LYS:HZ1	2:B:7:C:H5	3	1.1
(1,3)	1:A:84:LYS:HZ1	2:B:7:C:H5'	3	1.1

*Continued on next page...*

*Continued from previous page...*

Key	Atom-1	Atom-2	Model ID	Violation (Å)
(1,3)	1:A:84:LYS:HZ1	2:B:7:C:H5''	3	1.1
(1,3)	1:A:84:LYS:HZ1	2:B:7:C:H6	3	1.1
(1,3)	1:A:84:LYS:HZ1	2:B:7:C:HO2'	3	1.1
(1,3)	1:A:84:LYS:HZ1	2:B:7:C:N1	3	1.1
(1,3)	1:A:84:LYS:HZ1	2:B:7:C:N3	3	1.1
(1,3)	1:A:84:LYS:HZ1	2:B:7:C:N4	3	1.1
(1,3)	1:A:84:LYS:HZ1	2:B:7:C:O2	3	1.1
(1,3)	1:A:84:LYS:HZ1	2:B:7:C:O2'	3	1.1
(1,3)	1:A:84:LYS:HZ1	2:B:7:C:O3'	3	1.1
(1,3)	1:A:84:LYS:HZ1	2:B:7:C:O4'	3	1.1
(1,3)	1:A:84:LYS:HZ1	2:B:7:C:O5'	3	1.1
(1,3)	1:A:84:LYS:HZ1	2:B:7:C:OP1	3	1.1
(1,3)	1:A:84:LYS:HZ1	2:B:7:C:OP2	3	1.1
(1,3)	1:A:84:LYS:HZ1	2:B:7:C:P	3	1.1
(1,3)	1:A:84:LYS:HZ1	2:B:8:U:C1'	3	1.1
(1,3)	1:A:84:LYS:HZ1	2:B:8:U:C2	3	1.1
(1,3)	1:A:84:LYS:HZ1	2:B:8:U:C2'	3	1.1
(1,3)	1:A:84:LYS:HZ1	2:B:8:U:C3'	3	1.1
(1,3)	1:A:84:LYS:HZ1	2:B:8:U:C4	3	1.1
(1,3)	1:A:84:LYS:HZ1	2:B:8:U:C4'	3	1.1
(1,3)	1:A:84:LYS:HZ1	2:B:8:U:C5	3	1.1
(1,3)	1:A:84:LYS:HZ1	2:B:8:U:C5'	3	1.1
(1,3)	1:A:84:LYS:HZ1	2:B:8:U:C6	3	1.1
(1,3)	1:A:84:LYS:HZ1	2:B:8:U:H1'	3	1.1
(1,3)	1:A:84:LYS:HZ1	2:B:8:U:H2'	3	1.1
(1,3)	1:A:84:LYS:HZ1	2:B:8:U:H3	3	1.1
(1,3)	1:A:84:LYS:HZ1	2:B:8:U:H3'	3	1.1
(1,3)	1:A:84:LYS:HZ1	2:B:8:U:H4'	3	1.1
(1,3)	1:A:84:LYS:HZ1	2:B:8:U:H5	3	1.1
(1,3)	1:A:84:LYS:HZ1	2:B:8:U:H5'	3	1.1
(1,3)	1:A:84:LYS:HZ1	2:B:8:U:H5''	3	1.1
(1,3)	1:A:84:LYS:HZ1	2:B:8:U:H6	3	1.1
(1,3)	1:A:84:LYS:HZ1	2:B:8:U:HO2'	3	1.1
(1,3)	1:A:84:LYS:HZ1	2:B:8:U:N1	3	1.1
(1,3)	1:A:84:LYS:HZ1	2:B:8:U:N3	3	1.1
(1,3)	1:A:84:LYS:HZ1	2:B:8:U:O2	3	1.1
(1,3)	1:A:84:LYS:HZ1	2:B:8:U:O2'	3	1.1
(1,3)	1:A:84:LYS:HZ1	2:B:8:U:O3'	3	1.1
(1,3)	1:A:84:LYS:HZ1	2:B:8:U:O4	3	1.1
(1,3)	1:A:84:LYS:HZ1	2:B:8:U:O4'	3	1.1
(1,3)	1:A:84:LYS:HZ1	2:B:8:U:O5'	3	1.1
(1,3)	1:A:84:LYS:HZ1	2:B:8:U:OP1	3	1.1

*Continued on next page...*

*Continued from previous page...*

Key	Atom-1	Atom-2	Model ID	Violation (Å)
(1,3)	1:A:84:LYS:HZ1	2:B:8:U:OP2	3	1.1
(1,3)	1:A:84:LYS:HZ1	2:B:8:U:P	3	1.1
(1,3)	1:A:84:LYS:HZ1	2:B:9:C:C1'	3	1.1
(1,3)	1:A:84:LYS:HZ1	2:B:9:C:C2	3	1.1
(1,3)	1:A:84:LYS:HZ1	2:B:9:C:C2'	3	1.1
(1,3)	1:A:84:LYS:HZ1	2:B:9:C:C3'	3	1.1
(1,3)	1:A:84:LYS:HZ1	2:B:9:C:C4	3	1.1
(1,3)	1:A:84:LYS:HZ1	2:B:9:C:C4'	3	1.1
(1,3)	1:A:84:LYS:HZ1	2:B:9:C:C5	3	1.1
(1,3)	1:A:84:LYS:HZ1	2:B:9:C:C5'	3	1.1
(1,3)	1:A:84:LYS:HZ1	2:B:9:C:C6	3	1.1
(1,3)	1:A:84:LYS:HZ1	2:B:9:C:H1'	3	1.1
(1,3)	1:A:84:LYS:HZ1	2:B:9:C:H2'	3	1.1
(1,3)	1:A:84:LYS:HZ1	2:B:9:C:H3'	3	1.1
(1,3)	1:A:84:LYS:HZ1	2:B:9:C:H4'	3	1.1
(1,3)	1:A:84:LYS:HZ1	2:B:9:C:H41	3	1.1
(1,3)	1:A:84:LYS:HZ1	2:B:9:C:H42	3	1.1
(1,3)	1:A:84:LYS:HZ1	2:B:9:C:H5	3	1.1
(1,3)	1:A:84:LYS:HZ1	2:B:9:C:H5'	3	1.1
(1,3)	1:A:84:LYS:HZ1	2:B:9:C:H5''	3	1.1
(1,3)	1:A:84:LYS:HZ1	2:B:9:C:H6	3	1.1
(1,3)	1:A:84:LYS:HZ1	2:B:9:C:HO2'	3	1.1
(1,3)	1:A:84:LYS:HZ1	2:B:9:C:N1	3	1.1
(1,3)	1:A:84:LYS:HZ1	2:B:9:C:N3	3	1.1
(1,3)	1:A:84:LYS:HZ1	2:B:9:C:N4	3	1.1
(1,3)	1:A:84:LYS:HZ1	2:B:9:C:O2	3	1.1
(1,3)	1:A:84:LYS:HZ1	2:B:9:C:O2'	3	1.1
(1,3)	1:A:84:LYS:HZ1	2:B:9:C:O3'	3	1.1
(1,3)	1:A:84:LYS:HZ1	2:B:9:C:O4'	3	1.1
(1,3)	1:A:84:LYS:HZ1	2:B:9:C:O5'	3	1.1
(1,3)	1:A:84:LYS:HZ1	2:B:9:C:OP1	3	1.1
(1,3)	1:A:84:LYS:HZ1	2:B:9:C:OP2	3	1.1
(1,3)	1:A:84:LYS:HZ1	2:B:9:C:P	3	1.1
(1,3)	1:A:84:LYS:HZ1	2:B:10:G:C1'	3	1.1
(1,3)	1:A:84:LYS:HZ1	2:B:10:G:C2	3	1.1
(1,3)	1:A:84:LYS:HZ1	2:B:10:G:C2'	3	1.1
(1,3)	1:A:84:LYS:HZ1	2:B:10:G:C3'	3	1.1
(1,3)	1:A:84:LYS:HZ1	2:B:10:G:C4	3	1.1
(1,3)	1:A:84:LYS:HZ1	2:B:10:G:C4'	3	1.1
(1,3)	1:A:84:LYS:HZ1	2:B:10:G:C5	3	1.1
(1,3)	1:A:84:LYS:HZ1	2:B:10:G:C5'	3	1.1
(1,3)	1:A:84:LYS:HZ1	2:B:10:G:C6	3	1.1

*Continued on next page...*

*Continued from previous page...*

Key	Atom-1	Atom-2	Model ID	Violation (Å)
(1,3)	1:A:84:LYS:HZ1	2:B:10:G:C8	3	1.1
(1,3)	1:A:84:LYS:HZ1	2:B:10:G:H1	3	1.1
(1,3)	1:A:84:LYS:HZ1	2:B:10:G:H1'	3	1.1
(1,3)	1:A:84:LYS:HZ1	2:B:10:G:H2'	3	1.1
(1,3)	1:A:84:LYS:HZ1	2:B:10:G:H21	3	1.1
(1,3)	1:A:84:LYS:HZ1	2:B:10:G:H22	3	1.1
(1,3)	1:A:84:LYS:HZ1	2:B:10:G:H3'	3	1.1
(1,3)	1:A:84:LYS:HZ1	2:B:10:G:H4'	3	1.1
(1,3)	1:A:84:LYS:HZ1	2:B:10:G:H5'	3	1.1
(1,3)	1:A:84:LYS:HZ1	2:B:10:G:H5''	3	1.1
(1,3)	1:A:84:LYS:HZ1	2:B:10:G:H8	3	1.1
(1,3)	1:A:84:LYS:HZ1	2:B:10:G:HO2'	3	1.1
(1,3)	1:A:84:LYS:HZ1	2:B:10:G:N1	3	1.1
(1,3)	1:A:84:LYS:HZ1	2:B:10:G:N2	3	1.1
(1,3)	1:A:84:LYS:HZ1	2:B:10:G:N3	3	1.1
(1,3)	1:A:84:LYS:HZ1	2:B:10:G:N7	3	1.1
(1,3)	1:A:84:LYS:HZ1	2:B:10:G:N9	3	1.1
(1,3)	1:A:84:LYS:HZ1	2:B:10:G:O2'	3	1.1
(1,3)	1:A:84:LYS:HZ1	2:B:10:G:O3'	3	1.1
(1,3)	1:A:84:LYS:HZ1	2:B:10:G:O4'	3	1.1
(1,3)	1:A:84:LYS:HZ1	2:B:10:G:O5'	3	1.1
(1,3)	1:A:84:LYS:HZ1	2:B:10:G:O6	3	1.1
(1,3)	1:A:84:LYS:HZ1	2:B:10:G:OP1	3	1.1
(1,3)	1:A:84:LYS:HZ1	2:B:10:G:OP2	3	1.1
(1,3)	1:A:84:LYS:HZ1	2:B:10:G:P	3	1.1
(1,3)	1:A:84:LYS:HZ1	2:B:11:A:C1'	3	1.1
(1,3)	1:A:84:LYS:HZ1	2:B:11:A:C2	3	1.1
(1,3)	1:A:84:LYS:HZ1	2:B:11:A:C2'	3	1.1
(1,3)	1:A:84:LYS:HZ1	2:B:11:A:C3'	3	1.1
(1,3)	1:A:84:LYS:HZ1	2:B:11:A:C4	3	1.1
(1,3)	1:A:84:LYS:HZ1	2:B:11:A:C4'	3	1.1
(1,3)	1:A:84:LYS:HZ1	2:B:11:A:C5	3	1.1
(1,3)	1:A:84:LYS:HZ1	2:B:11:A:C5'	3	1.1
(1,3)	1:A:84:LYS:HZ1	2:B:11:A:C6	3	1.1
(1,3)	1:A:84:LYS:HZ1	2:B:11:A:C8	3	1.1
(1,3)	1:A:84:LYS:HZ1	2:B:11:A:H1'	3	1.1
(1,3)	1:A:84:LYS:HZ1	2:B:11:A:H2	3	1.1
(1,3)	1:A:84:LYS:HZ1	2:B:11:A:H2'	3	1.1
(1,3)	1:A:84:LYS:HZ1	2:B:11:A:H3'	3	1.1
(1,3)	1:A:84:LYS:HZ1	2:B:11:A:H4'	3	1.1
(1,3)	1:A:84:LYS:HZ1	2:B:11:A:H5'	3	1.1
(1,3)	1:A:84:LYS:HZ1	2:B:11:A:H5''	3	1.1

*Continued on next page...*

*Continued from previous page...*

Key	Atom-1	Atom-2	Model ID	Violation (Å)
(1,3)	1:A:84:LYS:HZ1	2:B:11:A:H61	3	1.1
(1,3)	1:A:84:LYS:HZ1	2:B:11:A:H62	3	1.1
(1,3)	1:A:84:LYS:HZ1	2:B:11:A:H8	3	1.1
(1,3)	1:A:84:LYS:HZ1	2:B:11:A:HO2'	3	1.1
(1,3)	1:A:84:LYS:HZ1	2:B:11:A:N1	3	1.1
(1,3)	1:A:84:LYS:HZ1	2:B:11:A:N3	3	1.1
(1,3)	1:A:84:LYS:HZ1	2:B:11:A:N6	3	1.1
(1,3)	1:A:84:LYS:HZ1	2:B:11:A:N7	3	1.1
(1,3)	1:A:84:LYS:HZ1	2:B:11:A:N9	3	1.1
(1,3)	1:A:84:LYS:HZ1	2:B:11:A:O2'	3	1.1
(1,3)	1:A:84:LYS:HZ1	2:B:11:A:O3'	3	1.1
(1,3)	1:A:84:LYS:HZ1	2:B:11:A:O4'	3	1.1
(1,3)	1:A:84:LYS:HZ1	2:B:11:A:O5'	3	1.1
(1,3)	1:A:84:LYS:HZ1	2:B:11:A:OP1	3	1.1
(1,3)	1:A:84:LYS:HZ1	2:B:11:A:OP2	3	1.1
(1,3)	1:A:84:LYS:HZ1	2:B:11:A:P	3	1.1
(1,3)	1:A:84:LYS:HZ1	2:B:12:A:C1'	3	1.1
(1,3)	1:A:84:LYS:HZ1	2:B:12:A:C2	3	1.1
(1,3)	1:A:84:LYS:HZ1	2:B:12:A:C2'	3	1.1
(1,3)	1:A:84:LYS:HZ1	2:B:12:A:C3'	3	1.1
(1,3)	1:A:84:LYS:HZ1	2:B:12:A:C4	3	1.1
(1,3)	1:A:84:LYS:HZ1	2:B:12:A:C4'	3	1.1
(1,3)	1:A:84:LYS:HZ1	2:B:12:A:C5	3	1.1
(1,3)	1:A:84:LYS:HZ1	2:B:12:A:C5'	3	1.1
(1,3)	1:A:84:LYS:HZ1	2:B:12:A:C6	3	1.1
(1,3)	1:A:84:LYS:HZ1	2:B:12:A:C8	3	1.1
(1,3)	1:A:84:LYS:HZ1	2:B:12:A:H1'	3	1.1
(1,3)	1:A:84:LYS:HZ1	2:B:12:A:H2	3	1.1
(1,3)	1:A:84:LYS:HZ1	2:B:12:A:H2'	3	1.1
(1,3)	1:A:84:LYS:HZ1	2:B:12:A:H3'	3	1.1
(1,3)	1:A:84:LYS:HZ1	2:B:12:A:H4'	3	1.1
(1,3)	1:A:84:LYS:HZ1	2:B:12:A:H5'	3	1.1
(1,3)	1:A:84:LYS:HZ1	2:B:12:A:H5''	3	1.1
(1,3)	1:A:84:LYS:HZ1	2:B:12:A:H61	3	1.1
(1,3)	1:A:84:LYS:HZ1	2:B:12:A:H62	3	1.1
(1,3)	1:A:84:LYS:HZ1	2:B:12:A:H8	3	1.1
(1,3)	1:A:84:LYS:HZ1	2:B:12:A:HO2'	3	1.1
(1,3)	1:A:84:LYS:HZ1	2:B:12:A:N1	3	1.1
(1,3)	1:A:84:LYS:HZ1	2:B:12:A:N3	3	1.1
(1,3)	1:A:84:LYS:HZ1	2:B:12:A:N6	3	1.1
(1,3)	1:A:84:LYS:HZ1	2:B:12:A:N7	3	1.1
(1,3)	1:A:84:LYS:HZ1	2:B:12:A:N9	3	1.1

*Continued on next page...*

*Continued from previous page...*

Key	Atom-1	Atom-2	Model ID	Violation (Å)
(1,3)	1:A:84:LYS:HZ1	2:B:12:A:O2'	3	1.1
(1,3)	1:A:84:LYS:HZ1	2:B:12:A:O3'	3	1.1
(1,3)	1:A:84:LYS:HZ1	2:B:12:A:O4'	3	1.1
(1,3)	1:A:84:LYS:HZ1	2:B:12:A:O5'	3	1.1
(1,3)	1:A:84:LYS:HZ1	2:B:12:A:OP1	3	1.1
(1,3)	1:A:84:LYS:HZ1	2:B:12:A:OP2	3	1.1
(1,3)	1:A:84:LYS:HZ1	2:B:12:A:P	3	1.1
(1,3)	1:A:84:LYS:HZ1	2:B:13:A:C1'	3	1.1
(1,3)	1:A:84:LYS:HZ1	2:B:13:A:C2	3	1.1
(1,3)	1:A:84:LYS:HZ1	2:B:13:A:C2'	3	1.1
(1,3)	1:A:84:LYS:HZ1	2:B:13:A:C3'	3	1.1
(1,3)	1:A:84:LYS:HZ1	2:B:13:A:C4	3	1.1
(1,3)	1:A:84:LYS:HZ1	2:B:13:A:C4'	3	1.1
(1,3)	1:A:84:LYS:HZ1	2:B:13:A:C5	3	1.1
(1,3)	1:A:84:LYS:HZ1	2:B:13:A:C5'	3	1.1
(1,3)	1:A:84:LYS:HZ1	2:B:13:A:C6	3	1.1
(1,3)	1:A:84:LYS:HZ1	2:B:13:A:C8	3	1.1
(1,3)	1:A:84:LYS:HZ1	2:B:13:A:H1'	3	1.1
(1,3)	1:A:84:LYS:HZ1	2:B:13:A:H2	3	1.1
(1,3)	1:A:84:LYS:HZ1	2:B:13:A:H2'	3	1.1
(1,3)	1:A:84:LYS:HZ1	2:B:13:A:H3'	3	1.1
(1,3)	1:A:84:LYS:HZ1	2:B:13:A:H4'	3	1.1
(1,3)	1:A:84:LYS:HZ1	2:B:13:A:H5'	3	1.1
(1,3)	1:A:84:LYS:HZ1	2:B:13:A:H5''	3	1.1
(1,3)	1:A:84:LYS:HZ1	2:B:13:A:H61	3	1.1
(1,3)	1:A:84:LYS:HZ1	2:B:13:A:H62	3	1.1
(1,3)	1:A:84:LYS:HZ1	2:B:13:A:H8	3	1.1
(1,3)	1:A:84:LYS:HZ1	2:B:13:A:HO2'	3	1.1
(1,3)	1:A:84:LYS:HZ1	2:B:13:A:N1	3	1.1
(1,3)	1:A:84:LYS:HZ1	2:B:13:A:N3	3	1.1
(1,3)	1:A:84:LYS:HZ1	2:B:13:A:N6	3	1.1
(1,3)	1:A:84:LYS:HZ1	2:B:13:A:N7	3	1.1
(1,3)	1:A:84:LYS:HZ1	2:B:13:A:N9	3	1.1
(1,3)	1:A:84:LYS:HZ1	2:B:13:A:O2'	3	1.1
(1,3)	1:A:84:LYS:HZ1	2:B:13:A:O3'	3	1.1
(1,3)	1:A:84:LYS:HZ1	2:B:13:A:O4'	3	1.1
(1,3)	1:A:84:LYS:HZ1	2:B:13:A:O5'	3	1.1
(1,3)	1:A:84:LYS:HZ1	2:B:13:A:OP1	3	1.1
(1,3)	1:A:84:LYS:HZ1	2:B:13:A:OP2	3	1.1
(1,3)	1:A:84:LYS:HZ1	2:B:13:A:P	3	1.1
(1,3)	1:A:84:LYS:HZ1	2:B:14:G:C1'	3	1.1
(1,3)	1:A:84:LYS:HZ1	2:B:14:G:C2	3	1.1

*Continued on next page...*

*Continued from previous page...*

Key	Atom-1	Atom-2	Model ID	Violation (Å)
(1,3)	1:A:84:LYS:HZ1	2:B:14:G:C2'	3	1.1
(1,3)	1:A:84:LYS:HZ1	2:B:14:G:C3'	3	1.1
(1,3)	1:A:84:LYS:HZ1	2:B:14:G:C4	3	1.1
(1,3)	1:A:84:LYS:HZ1	2:B:14:G:C4'	3	1.1
(1,3)	1:A:84:LYS:HZ1	2:B:14:G:C5	3	1.1
(1,3)	1:A:84:LYS:HZ1	2:B:14:G:C5'	3	1.1
(1,3)	1:A:84:LYS:HZ1	2:B:14:G:C6	3	1.1
(1,3)	1:A:84:LYS:HZ1	2:B:14:G:C8	3	1.1
(1,3)	1:A:84:LYS:HZ1	2:B:14:G:H1	3	1.1
(1,3)	1:A:84:LYS:HZ1	2:B:14:G:H1'	3	1.1
(1,3)	1:A:84:LYS:HZ1	2:B:14:G:H2'	3	1.1
(1,3)	1:A:84:LYS:HZ1	2:B:14:G:H21	3	1.1
(1,3)	1:A:84:LYS:HZ1	2:B:14:G:H22	3	1.1
(1,3)	1:A:84:LYS:HZ1	2:B:14:G:H3'	3	1.1
(1,3)	1:A:84:LYS:HZ1	2:B:14:G:H4'	3	1.1
(1,3)	1:A:84:LYS:HZ1	2:B:14:G:H5'	3	1.1
(1,3)	1:A:84:LYS:HZ1	2:B:14:G:H5''	3	1.1
(1,3)	1:A:84:LYS:HZ1	2:B:14:G:H8	3	1.1
(1,3)	1:A:84:LYS:HZ1	2:B:14:G:HO2'	3	1.1
(1,3)	1:A:84:LYS:HZ1	2:B:14:G:N1	3	1.1
(1,3)	1:A:84:LYS:HZ1	2:B:14:G:N2	3	1.1
(1,3)	1:A:84:LYS:HZ1	2:B:14:G:N3	3	1.1
(1,3)	1:A:84:LYS:HZ1	2:B:14:G:N7	3	1.1
(1,3)	1:A:84:LYS:HZ1	2:B:14:G:N9	3	1.1
(1,3)	1:A:84:LYS:HZ1	2:B:14:G:O2'	3	1.1
(1,3)	1:A:84:LYS:HZ1	2:B:14:G:O3'	3	1.1
(1,3)	1:A:84:LYS:HZ1	2:B:14:G:O4'	3	1.1
(1,3)	1:A:84:LYS:HZ1	2:B:14:G:O5'	3	1.1
(1,3)	1:A:84:LYS:HZ1	2:B:14:G:O6	3	1.1
(1,3)	1:A:84:LYS:HZ1	2:B:14:G:OP1	3	1.1
(1,3)	1:A:84:LYS:HZ1	2:B:14:G:OP2	3	1.1
(1,3)	1:A:84:LYS:HZ1	2:B:14:G:P	3	1.1
(1,3)	1:A:84:LYS:HZ1	2:B:15:A:C1'	3	1.1
(1,3)	1:A:84:LYS:HZ1	2:B:15:A:C2	3	1.1
(1,3)	1:A:84:LYS:HZ1	2:B:15:A:C2'	3	1.1
(1,3)	1:A:84:LYS:HZ1	2:B:15:A:C3'	3	1.1
(1,3)	1:A:84:LYS:HZ1	2:B:15:A:C4	3	1.1
(1,3)	1:A:84:LYS:HZ1	2:B:15:A:C4'	3	1.1
(1,3)	1:A:84:LYS:HZ1	2:B:15:A:C5	3	1.1
(1,3)	1:A:84:LYS:HZ1	2:B:15:A:C5'	3	1.1
(1,3)	1:A:84:LYS:HZ1	2:B:15:A:C6	3	1.1
(1,3)	1:A:84:LYS:HZ1	2:B:15:A:C8	3	1.1

*Continued on next page...*

*Continued from previous page...*

Key	Atom-1	Atom-2	Model ID	Violation (Å)
(1,3)	1:A:84:LYS:HZ1	2:B:15:A:H1'	3	1.1
(1,3)	1:A:84:LYS:HZ1	2:B:15:A:H2	3	1.1
(1,3)	1:A:84:LYS:HZ1	2:B:15:A:H2'	3	1.1
(1,3)	1:A:84:LYS:HZ1	2:B:15:A:H3'	3	1.1
(1,3)	1:A:84:LYS:HZ1	2:B:15:A:H4'	3	1.1
(1,3)	1:A:84:LYS:HZ1	2:B:15:A:H5'	3	1.1
(1,3)	1:A:84:LYS:HZ1	2:B:15:A:H5''	3	1.1
(1,3)	1:A:84:LYS:HZ1	2:B:15:A:H61	3	1.1
(1,3)	1:A:84:LYS:HZ1	2:B:15:A:H62	3	1.1
(1,3)	1:A:84:LYS:HZ1	2:B:15:A:H8	3	1.1
(1,3)	1:A:84:LYS:HZ1	2:B:15:A:HO2'	3	1.1
(1,3)	1:A:84:LYS:HZ1	2:B:15:A:N1	3	1.1
(1,3)	1:A:84:LYS:HZ1	2:B:15:A:N3	3	1.1
(1,3)	1:A:84:LYS:HZ1	2:B:15:A:N6	3	1.1
(1,3)	1:A:84:LYS:HZ1	2:B:15:A:N7	3	1.1
(1,3)	1:A:84:LYS:HZ1	2:B:15:A:N9	3	1.1
(1,3)	1:A:84:LYS:HZ1	2:B:15:A:O2'	3	1.1
(1,3)	1:A:84:LYS:HZ1	2:B:15:A:O3'	3	1.1
(1,3)	1:A:84:LYS:HZ1	2:B:15:A:O4'	3	1.1
(1,3)	1:A:84:LYS:HZ1	2:B:15:A:O5'	3	1.1
(1,3)	1:A:84:LYS:HZ1	2:B:15:A:OP1	3	1.1
(1,3)	1:A:84:LYS:HZ1	2:B:15:A:OP2	3	1.1
(1,3)	1:A:84:LYS:HZ1	2:B:15:A:P	3	1.1
(1,3)	1:A:84:LYS:HZ1	2:B:16:G:C1'	3	1.1
(1,3)	1:A:84:LYS:HZ1	2:B:16:G:C2	3	1.1
(1,3)	1:A:84:LYS:HZ1	2:B:16:G:C2'	3	1.1
(1,3)	1:A:84:LYS:HZ1	2:B:16:G:C3'	3	1.1
(1,3)	1:A:84:LYS:HZ1	2:B:16:G:C4	3	1.1
(1,3)	1:A:84:LYS:HZ1	2:B:16:G:C4'	3	1.1
(1,3)	1:A:84:LYS:HZ1	2:B:16:G:C5	3	1.1
(1,3)	1:A:84:LYS:HZ1	2:B:16:G:C5'	3	1.1
(1,3)	1:A:84:LYS:HZ1	2:B:16:G:C6	3	1.1
(1,3)	1:A:84:LYS:HZ1	2:B:16:G:C8	3	1.1
(1,3)	1:A:84:LYS:HZ1	2:B:16:G:H1	3	1.1
(1,3)	1:A:84:LYS:HZ1	2:B:16:G:H1'	3	1.1
(1,3)	1:A:84:LYS:HZ1	2:B:16:G:H2'	3	1.1
(1,3)	1:A:84:LYS:HZ1	2:B:16:G:H21	3	1.1
(1,3)	1:A:84:LYS:HZ1	2:B:16:G:H22	3	1.1
(1,3)	1:A:84:LYS:HZ1	2:B:16:G:H3'	3	1.1
(1,3)	1:A:84:LYS:HZ1	2:B:16:G:H4'	3	1.1
(1,3)	1:A:84:LYS:HZ1	2:B:16:G:H5'	3	1.1
(1,3)	1:A:84:LYS:HZ1	2:B:16:G:H5''	3	1.1

*Continued on next page...*



*Continued from previous page...*

Key	Atom-1	Atom-2	Model ID	Violation (Å)
(1,3)	1:A:84:LYS:HZ1	2:B:16:G:H8	3	1.1
(1,3)	1:A:84:LYS:HZ1	2:B:16:G:HO2'	3	1.1
(1,3)	1:A:84:LYS:HZ1	2:B:16:G:N1	3	1.1
(1,3)	1:A:84:LYS:HZ1	2:B:16:G:N2	3	1.1
(1,3)	1:A:84:LYS:HZ1	2:B:16:G:N3	3	1.1
(1,3)	1:A:84:LYS:HZ1	2:B:16:G:N7	3	1.1
(1,3)	1:A:84:LYS:HZ1	2:B:16:G:N9	3	1.1
(1,3)	1:A:84:LYS:HZ1	2:B:16:G:O2'	3	1.1
(1,3)	1:A:84:LYS:HZ1	2:B:16:G:O3'	3	1.1
(1,3)	1:A:84:LYS:HZ1	2:B:16:G:O4'	3	1.1
(1,3)	1:A:84:LYS:HZ1	2:B:16:G:O5'	3	1.1
(1,3)	1:A:84:LYS:HZ1	2:B:16:G:O6	3	1.1
(1,3)	1:A:84:LYS:HZ1	2:B:16:G:OP1	3	1.1
(1,3)	1:A:84:LYS:HZ1	2:B:16:G:OP2	3	1.1
(1,3)	1:A:84:LYS:HZ1	2:B:16:G:P	3	1.1
(1,3)	1:A:84:LYS:HZ1	2:B:17:C:C1'	3	1.1
(1,3)	1:A:84:LYS:HZ1	2:B:17:C:C2	3	1.1
(1,3)	1:A:84:LYS:HZ1	2:B:17:C:C2'	3	1.1
(1,3)	1:A:84:LYS:HZ1	2:B:17:C:C3'	3	1.1
(1,3)	1:A:84:LYS:HZ1	2:B:17:C:C4	3	1.1
(1,3)	1:A:84:LYS:HZ1	2:B:17:C:C4'	3	1.1
(1,3)	1:A:84:LYS:HZ1	2:B:17:C:C5	3	1.1
(1,3)	1:A:84:LYS:HZ1	2:B:17:C:C5'	3	1.1
(1,3)	1:A:84:LYS:HZ1	2:B:17:C:C6	3	1.1
(1,3)	1:A:84:LYS:HZ1	2:B:17:C:H1'	3	1.1
(1,3)	1:A:84:LYS:HZ1	2:B:17:C:H2'	3	1.1
(1,3)	1:A:84:LYS:HZ1	2:B:17:C:H3'	3	1.1
(1,3)	1:A:84:LYS:HZ1	2:B:17:C:H4'	3	1.1
(1,3)	1:A:84:LYS:HZ1	2:B:17:C:H41	3	1.1
(1,3)	1:A:84:LYS:HZ1	2:B:17:C:H42	3	1.1
(1,3)	1:A:84:LYS:HZ1	2:B:17:C:H5	3	1.1
(1,3)	1:A:84:LYS:HZ1	2:B:17:C:H5'	3	1.1
(1,3)	1:A:84:LYS:HZ1	2:B:17:C:H5''	3	1.1
(1,3)	1:A:84:LYS:HZ1	2:B:17:C:H6	3	1.1
(1,3)	1:A:84:LYS:HZ1	2:B:17:C:HO2'	3	1.1
(1,3)	1:A:84:LYS:HZ1	2:B:17:C:N1	3	1.1
(1,3)	1:A:84:LYS:HZ1	2:B:17:C:N3	3	1.1
(1,3)	1:A:84:LYS:HZ1	2:B:17:C:N4	3	1.1
(1,3)	1:A:84:LYS:HZ1	2:B:17:C:O2	3	1.1
(1,3)	1:A:84:LYS:HZ1	2:B:17:C:O2'	3	1.1
(1,3)	1:A:84:LYS:HZ1	2:B:17:C:O3'	3	1.1
(1,3)	1:A:84:LYS:HZ1	2:B:17:C:O4'	3	1.1

*Continued on next page...*

*Continued from previous page...*

Key	Atom-1	Atom-2	Model ID	Violation (Å)
(1,3)	1:A:84:LYS:HZ1	2:B:17:C:O5'	3	1.1
(1,3)	1:A:84:LYS:HZ1	2:B:17:C:OP1	3	1.1
(1,3)	1:A:84:LYS:HZ1	2:B:17:C:OP2	3	1.1
(1,3)	1:A:84:LYS:HZ1	2:B:17:C:P	3	1.1
(1,3)	1:A:84:LYS:HZ1	2:B:18:A:C1'	3	1.1
(1,3)	1:A:84:LYS:HZ1	2:B:18:A:C2	3	1.1
(1,3)	1:A:84:LYS:HZ1	2:B:18:A:C2'	3	1.1
(1,3)	1:A:84:LYS:HZ1	2:B:18:A:C3'	3	1.1
(1,3)	1:A:84:LYS:HZ1	2:B:18:A:C4	3	1.1
(1,3)	1:A:84:LYS:HZ1	2:B:18:A:C4'	3	1.1
(1,3)	1:A:84:LYS:HZ1	2:B:18:A:C5	3	1.1
(1,3)	1:A:84:LYS:HZ1	2:B:18:A:C5'	3	1.1
(1,3)	1:A:84:LYS:HZ1	2:B:18:A:C6	3	1.1
(1,3)	1:A:84:LYS:HZ1	2:B:18:A:C8	3	1.1
(1,3)	1:A:84:LYS:HZ1	2:B:18:A:H1'	3	1.1
(1,3)	1:A:84:LYS:HZ1	2:B:18:A:H2	3	1.1
(1,3)	1:A:84:LYS:HZ1	2:B:18:A:H2'	3	1.1
(1,3)	1:A:84:LYS:HZ1	2:B:18:A:H3'	3	1.1
(1,3)	1:A:84:LYS:HZ1	2:B:18:A:H4'	3	1.1
(1,3)	1:A:84:LYS:HZ1	2:B:18:A:H5'	3	1.1
(1,3)	1:A:84:LYS:HZ1	2:B:18:A:H5''	3	1.1
(1,3)	1:A:84:LYS:HZ1	2:B:18:A:H61	3	1.1
(1,3)	1:A:84:LYS:HZ1	2:B:18:A:H62	3	1.1
(1,3)	1:A:84:LYS:HZ1	2:B:18:A:H8	3	1.1
(1,3)	1:A:84:LYS:HZ1	2:B:18:A:HO2'	3	1.1
(1,3)	1:A:84:LYS:HZ1	2:B:18:A:N1	3	1.1
(1,3)	1:A:84:LYS:HZ1	2:B:18:A:N3	3	1.1
(1,3)	1:A:84:LYS:HZ1	2:B:18:A:N6	3	1.1
(1,3)	1:A:84:LYS:HZ1	2:B:18:A:N7	3	1.1
(1,3)	1:A:84:LYS:HZ1	2:B:18:A:N9	3	1.1
(1,3)	1:A:84:LYS:HZ1	2:B:18:A:O2'	3	1.1
(1,3)	1:A:84:LYS:HZ1	2:B:18:A:O3'	3	1.1
(1,3)	1:A:84:LYS:HZ1	2:B:18:A:O4'	3	1.1
(1,3)	1:A:84:LYS:HZ1	2:B:18:A:O5'	3	1.1
(1,3)	1:A:84:LYS:HZ1	2:B:18:A:OP1	3	1.1
(1,3)	1:A:84:LYS:HZ1	2:B:18:A:OP2	3	1.1
(1,3)	1:A:84:LYS:HZ1	2:B:18:A:P	3	1.1
(1,3)	1:A:84:LYS:HZ1	2:B:19:A:C1'	3	1.1
(1,3)	1:A:84:LYS:HZ1	2:B:19:A:C2	3	1.1
(1,3)	1:A:84:LYS:HZ1	2:B:19:A:C2'	3	1.1
(1,3)	1:A:84:LYS:HZ1	2:B:19:A:C3'	3	1.1
(1,3)	1:A:84:LYS:HZ1	2:B:19:A:C4	3	1.1

*Continued on next page...*

*Continued from previous page...*

Key	Atom-1	Atom-2	Model ID	Violation (Å)
(1,3)	1:A:84:LYS:HZ1	2:B:19:A:C4'	3	1.1
(1,3)	1:A:84:LYS:HZ1	2:B:19:A:C5	3	1.1
(1,3)	1:A:84:LYS:HZ1	2:B:19:A:C5'	3	1.1
(1,3)	1:A:84:LYS:HZ1	2:B:19:A:C6	3	1.1
(1,3)	1:A:84:LYS:HZ1	2:B:19:A:C8	3	1.1
(1,3)	1:A:84:LYS:HZ1	2:B:19:A:H1'	3	1.1
(1,3)	1:A:84:LYS:HZ1	2:B:19:A:H2	3	1.1
(1,3)	1:A:84:LYS:HZ1	2:B:19:A:H2'	3	1.1
(1,3)	1:A:84:LYS:HZ1	2:B:19:A:H3'	3	1.1
(1,3)	1:A:84:LYS:HZ1	2:B:19:A:H4'	3	1.1
(1,3)	1:A:84:LYS:HZ1	2:B:19:A:H5'	3	1.1
(1,3)	1:A:84:LYS:HZ1	2:B:19:A:H5''	3	1.1
(1,3)	1:A:84:LYS:HZ1	2:B:19:A:H61	3	1.1
(1,3)	1:A:84:LYS:HZ1	2:B:19:A:H62	3	1.1
(1,3)	1:A:84:LYS:HZ1	2:B:19:A:H8	3	1.1
(1,3)	1:A:84:LYS:HZ1	2:B:19:A:HO2'	3	1.1
(1,3)	1:A:84:LYS:HZ1	2:B:19:A:N1	3	1.1
(1,3)	1:A:84:LYS:HZ1	2:B:19:A:N3	3	1.1
(1,3)	1:A:84:LYS:HZ1	2:B:19:A:N6	3	1.1
(1,3)	1:A:84:LYS:HZ1	2:B:19:A:N7	3	1.1
(1,3)	1:A:84:LYS:HZ1	2:B:19:A:N9	3	1.1
(1,3)	1:A:84:LYS:HZ1	2:B:19:A:O2'	3	1.1
(1,3)	1:A:84:LYS:HZ1	2:B:19:A:O3'	3	1.1
(1,3)	1:A:84:LYS:HZ1	2:B:19:A:O4'	3	1.1
(1,3)	1:A:84:LYS:HZ1	2:B:19:A:O5'	3	1.1
(1,3)	1:A:84:LYS:HZ1	2:B:19:A:OP1	3	1.1
(1,3)	1:A:84:LYS:HZ1	2:B:19:A:OP2	3	1.1
(1,3)	1:A:84:LYS:HZ1	2:B:19:A:P	3	1.1
(1,3)	1:A:84:LYS:HZ1	2:B:20:U:C1'	3	1.1
(1,3)	1:A:84:LYS:HZ1	2:B:20:U:C2	3	1.1
(1,3)	1:A:84:LYS:HZ1	2:B:20:U:C2'	3	1.1
(1,3)	1:A:84:LYS:HZ1	2:B:20:U:C3'	3	1.1
(1,3)	1:A:84:LYS:HZ1	2:B:20:U:C4	3	1.1
(1,3)	1:A:84:LYS:HZ1	2:B:20:U:C4'	3	1.1
(1,3)	1:A:84:LYS:HZ1	2:B:20:U:C5	3	1.1
(1,3)	1:A:84:LYS:HZ1	2:B:20:U:C5'	3	1.1
(1,3)	1:A:84:LYS:HZ1	2:B:20:U:C6	3	1.1
(1,3)	1:A:84:LYS:HZ1	2:B:20:U:H1'	3	1.1
(1,3)	1:A:84:LYS:HZ1	2:B:20:U:H2'	3	1.1
(1,3)	1:A:84:LYS:HZ1	2:B:20:U:H3	3	1.1
(1,3)	1:A:84:LYS:HZ1	2:B:20:U:H3'	3	1.1
(1,3)	1:A:84:LYS:HZ1	2:B:20:U:H4'	3	1.1

*Continued on next page...*

*Continued from previous page...*

Key	Atom-1	Atom-2	Model ID	Violation (Å)
(1,3)	1:A:84:LYS:HZ1	2:B:20:U:H5	3	1.1
(1,3)	1:A:84:LYS:HZ1	2:B:20:U:H5'	3	1.1
(1,3)	1:A:84:LYS:HZ1	2:B:20:U:H5''	3	1.1
(1,3)	1:A:84:LYS:HZ1	2:B:20:U:H6	3	1.1
(1,3)	1:A:84:LYS:HZ1	2:B:20:U:HO2'	3	1.1
(1,3)	1:A:84:LYS:HZ1	2:B:20:U:N1	3	1.1
(1,3)	1:A:84:LYS:HZ1	2:B:20:U:N3	3	1.1
(1,3)	1:A:84:LYS:HZ1	2:B:20:U:O2	3	1.1
(1,3)	1:A:84:LYS:HZ1	2:B:20:U:O2'	3	1.1
(1,3)	1:A:84:LYS:HZ1	2:B:20:U:O3'	3	1.1
(1,3)	1:A:84:LYS:HZ1	2:B:20:U:O4	3	1.1
(1,3)	1:A:84:LYS:HZ1	2:B:20:U:O4'	3	1.1
(1,3)	1:A:84:LYS:HZ1	2:B:20:U:O5'	3	1.1
(1,3)	1:A:84:LYS:HZ1	2:B:20:U:OP1	3	1.1
(1,3)	1:A:84:LYS:HZ1	2:B:20:U:OP2	3	1.1
(1,3)	1:A:84:LYS:HZ1	2:B:20:U:P	3	1.1
(1,3)	1:A:84:LYS:HZ1	2:B:21:G:C1'	3	1.1
(1,3)	1:A:84:LYS:HZ1	2:B:21:G:C2	3	1.1
(1,3)	1:A:84:LYS:HZ1	2:B:21:G:C2'	3	1.1
(1,3)	1:A:84:LYS:HZ1	2:B:21:G:C3'	3	1.1
(1,3)	1:A:84:LYS:HZ1	2:B:21:G:C4	3	1.1
(1,3)	1:A:84:LYS:HZ1	2:B:21:G:C4'	3	1.1
(1,3)	1:A:84:LYS:HZ1	2:B:21:G:C5	3	1.1
(1,3)	1:A:84:LYS:HZ1	2:B:21:G:C5'	3	1.1
(1,3)	1:A:84:LYS:HZ1	2:B:21:G:C6	3	1.1
(1,3)	1:A:84:LYS:HZ1	2:B:21:G:C8	3	1.1
(1,3)	1:A:84:LYS:HZ1	2:B:21:G:H1	3	1.1
(1,3)	1:A:84:LYS:HZ1	2:B:21:G:H1'	3	1.1
(1,3)	1:A:84:LYS:HZ1	2:B:21:G:H2'	3	1.1
(1,3)	1:A:84:LYS:HZ1	2:B:21:G:H21	3	1.1
(1,3)	1:A:84:LYS:HZ1	2:B:21:G:H22	3	1.1
(1,3)	1:A:84:LYS:HZ1	2:B:21:G:H3'	3	1.1
(1,3)	1:A:84:LYS:HZ1	2:B:21:G:H4'	3	1.1
(1,3)	1:A:84:LYS:HZ1	2:B:21:G:H5'	3	1.1
(1,3)	1:A:84:LYS:HZ1	2:B:21:G:H5''	3	1.1
(1,3)	1:A:84:LYS:HZ1	2:B:21:G:H8	3	1.1
(1,3)	1:A:84:LYS:HZ1	2:B:21:G:HO2'	3	1.1
(1,3)	1:A:84:LYS:HZ1	2:B:21:G:N1	3	1.1
(1,3)	1:A:84:LYS:HZ1	2:B:21:G:N2	3	1.1
(1,3)	1:A:84:LYS:HZ1	2:B:21:G:N3	3	1.1
(1,3)	1:A:84:LYS:HZ1	2:B:21:G:N7	3	1.1
(1,3)	1:A:84:LYS:HZ1	2:B:21:G:N9	3	1.1

*Continued on next page...*

*Continued from previous page...*

Key	Atom-1	Atom-2	Model ID	Violation (Å)
(1,3)	1:A:84:LYS:HZ1	2:B:21:G:O2'	3	1.1
(1,3)	1:A:84:LYS:HZ1	2:B:21:G:O3'	3	1.1
(1,3)	1:A:84:LYS:HZ1	2:B:21:G:O4'	3	1.1
(1,3)	1:A:84:LYS:HZ1	2:B:21:G:O5'	3	1.1
(1,3)	1:A:84:LYS:HZ1	2:B:21:G:O6	3	1.1
(1,3)	1:A:84:LYS:HZ1	2:B:21:G:OP1	3	1.1
(1,3)	1:A:84:LYS:HZ1	2:B:21:G:OP2	3	1.1
(1,3)	1:A:84:LYS:HZ1	2:B:21:G:P	3	1.1
(1,3)	1:A:84:LYS:HZ1	2:B:22:A:C1'	3	1.1
(1,3)	1:A:84:LYS:HZ1	2:B:22:A:C2	3	1.1
(1,3)	1:A:84:LYS:HZ1	2:B:22:A:C2'	3	1.1
(1,3)	1:A:84:LYS:HZ1	2:B:22:A:C3'	3	1.1
(1,3)	1:A:84:LYS:HZ1	2:B:22:A:C4	3	1.1
(1,3)	1:A:84:LYS:HZ1	2:B:22:A:C4'	3	1.1
(1,3)	1:A:84:LYS:HZ1	2:B:22:A:C5	3	1.1
(1,3)	1:A:84:LYS:HZ1	2:B:22:A:C5'	3	1.1
(1,3)	1:A:84:LYS:HZ1	2:B:22:A:C6	3	1.1
(1,3)	1:A:84:LYS:HZ1	2:B:22:A:C8	3	1.1
(1,3)	1:A:84:LYS:HZ1	2:B:22:A:H1'	3	1.1
(1,3)	1:A:84:LYS:HZ1	2:B:22:A:H2	3	1.1
(1,3)	1:A:84:LYS:HZ1	2:B:22:A:H2'	3	1.1
(1,3)	1:A:84:LYS:HZ1	2:B:22:A:H3'	3	1.1
(1,3)	1:A:84:LYS:HZ1	2:B:22:A:H4'	3	1.1
(1,3)	1:A:84:LYS:HZ1	2:B:22:A:H5'	3	1.1
(1,3)	1:A:84:LYS:HZ1	2:B:22:A:H5''	3	1.1
(1,3)	1:A:84:LYS:HZ1	2:B:22:A:H61	3	1.1
(1,3)	1:A:84:LYS:HZ1	2:B:22:A:H62	3	1.1
(1,3)	1:A:84:LYS:HZ1	2:B:22:A:H8	3	1.1
(1,3)	1:A:84:LYS:HZ1	2:B:22:A:HO2'	3	1.1
(1,3)	1:A:84:LYS:HZ1	2:B:22:A:N1	3	1.1
(1,3)	1:A:84:LYS:HZ1	2:B:22:A:N3	3	1.1
(1,3)	1:A:84:LYS:HZ1	2:B:22:A:N6	3	1.1
(1,3)	1:A:84:LYS:HZ1	2:B:22:A:N7	3	1.1
(1,3)	1:A:84:LYS:HZ1	2:B:22:A:N9	3	1.1
(1,3)	1:A:84:LYS:HZ1	2:B:22:A:O2'	3	1.1
(1,3)	1:A:84:LYS:HZ1	2:B:22:A:O3'	3	1.1
(1,3)	1:A:84:LYS:HZ1	2:B:22:A:O4'	3	1.1
(1,3)	1:A:84:LYS:HZ1	2:B:22:A:O5'	3	1.1
(1,3)	1:A:84:LYS:HZ1	2:B:22:A:OP1	3	1.1
(1,3)	1:A:84:LYS:HZ1	2:B:22:A:OP2	3	1.1
(1,3)	1:A:84:LYS:HZ1	2:B:22:A:P	3	1.1
(1,3)	1:A:84:LYS:HZ1	2:B:23:U:C1'	3	1.1

*Continued on next page...*

*Continued from previous page...*

Key	Atom-1	Atom-2	Model ID	Violation (Å)
(1,3)	1:A:84:LYS:HZ1	2:B:23:U:C2	3	1.1
(1,3)	1:A:84:LYS:HZ1	2:B:23:U:C2'	3	1.1
(1,3)	1:A:84:LYS:HZ1	2:B:23:U:C3'	3	1.1
(1,3)	1:A:84:LYS:HZ1	2:B:23:U:C4	3	1.1
(1,3)	1:A:84:LYS:HZ1	2:B:23:U:C4'	3	1.1
(1,3)	1:A:84:LYS:HZ1	2:B:23:U:C5	3	1.1
(1,3)	1:A:84:LYS:HZ1	2:B:23:U:C5'	3	1.1
(1,3)	1:A:84:LYS:HZ1	2:B:23:U:C6	3	1.1
(1,3)	1:A:84:LYS:HZ1	2:B:23:U:H1'	3	1.1
(1,3)	1:A:84:LYS:HZ1	2:B:23:U:H2'	3	1.1
(1,3)	1:A:84:LYS:HZ1	2:B:23:U:H3	3	1.1
(1,3)	1:A:84:LYS:HZ1	2:B:23:U:H3'	3	1.1
(1,3)	1:A:84:LYS:HZ1	2:B:23:U:H4'	3	1.1
(1,3)	1:A:84:LYS:HZ1	2:B:23:U:H5	3	1.1
(1,3)	1:A:84:LYS:HZ1	2:B:23:U:H5'	3	1.1
(1,3)	1:A:84:LYS:HZ1	2:B:23:U:H5''	3	1.1
(1,3)	1:A:84:LYS:HZ1	2:B:23:U:H6	3	1.1
(1,3)	1:A:84:LYS:HZ1	2:B:23:U:HO2'	3	1.1
(1,3)	1:A:84:LYS:HZ1	2:B:23:U:N1	3	1.1
(1,3)	1:A:84:LYS:HZ1	2:B:23:U:N3	3	1.1
(1,3)	1:A:84:LYS:HZ1	2:B:23:U:O2	3	1.1
(1,3)	1:A:84:LYS:HZ1	2:B:23:U:O2'	3	1.1
(1,3)	1:A:84:LYS:HZ1	2:B:23:U:O3'	3	1.1
(1,3)	1:A:84:LYS:HZ1	2:B:23:U:O4	3	1.1
(1,3)	1:A:84:LYS:HZ1	2:B:23:U:O4'	3	1.1
(1,3)	1:A:84:LYS:HZ1	2:B:23:U:O5'	3	1.1
(1,3)	1:A:84:LYS:HZ1	2:B:23:U:OP1	3	1.1
(1,3)	1:A:84:LYS:HZ1	2:B:23:U:OP2	3	1.1
(1,3)	1:A:84:LYS:HZ1	2:B:23:U:P	3	1.1
(1,3)	1:A:84:LYS:HZ1	2:B:24:G:C1'	3	1.1
(1,3)	1:A:84:LYS:HZ1	2:B:24:G:C2	3	1.1
(1,3)	1:A:84:LYS:HZ1	2:B:24:G:C2'	3	1.1
(1,3)	1:A:84:LYS:HZ1	2:B:24:G:C3'	3	1.1
(1,3)	1:A:84:LYS:HZ1	2:B:24:G:C4	3	1.1
(1,3)	1:A:84:LYS:HZ1	2:B:24:G:C4'	3	1.1
(1,3)	1:A:84:LYS:HZ1	2:B:24:G:C5	3	1.1
(1,3)	1:A:84:LYS:HZ1	2:B:24:G:C5'	3	1.1
(1,3)	1:A:84:LYS:HZ1	2:B:24:G:C6	3	1.1
(1,3)	1:A:84:LYS:HZ1	2:B:24:G:C8	3	1.1
(1,3)	1:A:84:LYS:HZ1	2:B:24:G:H1	3	1.1
(1,3)	1:A:84:LYS:HZ1	2:B:24:G:H1'	3	1.1
(1,3)	1:A:84:LYS:HZ1	2:B:24:G:H2'	3	1.1

*Continued on next page...*

*Continued from previous page...*

Key	Atom-1	Atom-2	Model ID	Violation (Å)
(1,3)	1:A:84:LYS:HZ1	2:B:24:G:H21	3	1.1
(1,3)	1:A:84:LYS:HZ1	2:B:24:G:H22	3	1.1
(1,3)	1:A:84:LYS:HZ1	2:B:24:G:H3'	3	1.1
(1,3)	1:A:84:LYS:HZ1	2:B:24:G:H4'	3	1.1
(1,3)	1:A:84:LYS:HZ1	2:B:24:G:H5'	3	1.1
(1,3)	1:A:84:LYS:HZ1	2:B:24:G:H5''	3	1.1
(1,3)	1:A:84:LYS:HZ1	2:B:24:G:H8	3	1.1
(1,3)	1:A:84:LYS:HZ1	2:B:24:G:HO2'	3	1.1
(1,3)	1:A:84:LYS:HZ1	2:B:24:G:N1	3	1.1
(1,3)	1:A:84:LYS:HZ1	2:B:24:G:N2	3	1.1
(1,3)	1:A:84:LYS:HZ1	2:B:24:G:N3	3	1.1
(1,3)	1:A:84:LYS:HZ1	2:B:24:G:N7	3	1.1
(1,3)	1:A:84:LYS:HZ1	2:B:24:G:N9	3	1.1
(1,3)	1:A:84:LYS:HZ1	2:B:24:G:O2'	3	1.1
(1,3)	1:A:84:LYS:HZ1	2:B:24:G:O3'	3	1.1
(1,3)	1:A:84:LYS:HZ1	2:B:24:G:O4'	3	1.1
(1,3)	1:A:84:LYS:HZ1	2:B:24:G:O5'	3	1.1
(1,3)	1:A:84:LYS:HZ1	2:B:24:G:O6	3	1.1
(1,3)	1:A:84:LYS:HZ1	2:B:24:G:OP1	3	1.1
(1,3)	1:A:84:LYS:HZ1	2:B:24:G:OP2	3	1.1
(1,3)	1:A:84:LYS:HZ1	2:B:24:G:P	3	1.1
(1,3)	1:A:84:LYS:HZ2	2:B:2:C:C1'	3	1.1
(1,3)	1:A:84:LYS:HZ2	2:B:2:C:C2	3	1.1
(1,3)	1:A:84:LYS:HZ2	2:B:2:C:C2'	3	1.1
(1,3)	1:A:84:LYS:HZ2	2:B:2:C:C3'	3	1.1
(1,3)	1:A:84:LYS:HZ2	2:B:2:C:C4	3	1.1
(1,3)	1:A:84:LYS:HZ2	2:B:2:C:C4'	3	1.1
(1,3)	1:A:84:LYS:HZ2	2:B:2:C:C5	3	1.1
(1,3)	1:A:84:LYS:HZ2	2:B:2:C:C5'	3	1.1
(1,3)	1:A:84:LYS:HZ2	2:B:2:C:C6	3	1.1
(1,3)	1:A:84:LYS:HZ2	2:B:2:C:H1'	3	1.1
(1,3)	1:A:84:LYS:HZ2	2:B:2:C:H2'	3	1.1
(1,3)	1:A:84:LYS:HZ2	2:B:2:C:H3'	3	1.1
(1,3)	1:A:84:LYS:HZ2	2:B:2:C:H4'	3	1.1
(1,3)	1:A:84:LYS:HZ2	2:B:2:C:H41	3	1.1
(1,3)	1:A:84:LYS:HZ2	2:B:2:C:H42	3	1.1
(1,3)	1:A:84:LYS:HZ2	2:B:2:C:H5	3	1.1
(1,3)	1:A:84:LYS:HZ2	2:B:2:C:H5'	3	1.1
(1,3)	1:A:84:LYS:HZ2	2:B:2:C:H5''	3	1.1
(1,3)	1:A:84:LYS:HZ2	2:B:2:C:H6	3	1.1
(1,3)	1:A:84:LYS:HZ2	2:B:2:C:HO2'	3	1.1
(1,3)	1:A:84:LYS:HZ2	2:B:2:C:N1	3	1.1

*Continued on next page...*

*Continued from previous page...*

Key	Atom-1	Atom-2	Model ID	Violation (Å)
(1,3)	1:A:84:LYS:HZ2	2:B:2:C:N3	3	1.1
(1,3)	1:A:84:LYS:HZ2	2:B:2:C:N4	3	1.1
(1,3)	1:A:84:LYS:HZ2	2:B:2:C:O2	3	1.1
(1,3)	1:A:84:LYS:HZ2	2:B:2:C:O2'	3	1.1
(1,3)	1:A:84:LYS:HZ2	2:B:2:C:O3'	3	1.1
(1,3)	1:A:84:LYS:HZ2	2:B:2:C:O4'	3	1.1
(1,3)	1:A:84:LYS:HZ2	2:B:2:C:O5'	3	1.1
(1,3)	1:A:84:LYS:HZ2	2:B:3:U:C1'	3	1.1
(1,3)	1:A:84:LYS:HZ2	2:B:3:U:C2	3	1.1
(1,3)	1:A:84:LYS:HZ2	2:B:3:U:C2'	3	1.1
(1,3)	1:A:84:LYS:HZ2	2:B:3:U:C3'	3	1.1
(1,3)	1:A:84:LYS:HZ2	2:B:3:U:C4	3	1.1
(1,3)	1:A:84:LYS:HZ2	2:B:3:U:C4'	3	1.1
(1,3)	1:A:84:LYS:HZ2	2:B:3:U:C5	3	1.1
(1,3)	1:A:84:LYS:HZ2	2:B:3:U:C5'	3	1.1
(1,3)	1:A:84:LYS:HZ2	2:B:3:U:C6	3	1.1
(1,3)	1:A:84:LYS:HZ2	2:B:3:U:H1'	3	1.1
(1,3)	1:A:84:LYS:HZ2	2:B:3:U:H2'	3	1.1
(1,3)	1:A:84:LYS:HZ2	2:B:3:U:H3	3	1.1
(1,3)	1:A:84:LYS:HZ2	2:B:3:U:H3'	3	1.1
(1,3)	1:A:84:LYS:HZ2	2:B:3:U:H4'	3	1.1
(1,3)	1:A:84:LYS:HZ2	2:B:3:U:H5	3	1.1
(1,3)	1:A:84:LYS:HZ2	2:B:3:U:H5'	3	1.1
(1,3)	1:A:84:LYS:HZ2	2:B:3:U:H5''	3	1.1
(1,3)	1:A:84:LYS:HZ2	2:B:3:U:H6	3	1.1
(1,3)	1:A:84:LYS:HZ2	2:B:3:U:HO2'	3	1.1
(1,3)	1:A:84:LYS:HZ2	2:B:3:U:N1	3	1.1
(1,3)	1:A:84:LYS:HZ2	2:B:3:U:N3	3	1.1
(1,3)	1:A:84:LYS:HZ2	2:B:3:U:O2	3	1.1
(1,3)	1:A:84:LYS:HZ2	2:B:3:U:O2'	3	1.1
(1,3)	1:A:84:LYS:HZ2	2:B:3:U:O3'	3	1.1
(1,3)	1:A:84:LYS:HZ2	2:B:3:U:O4	3	1.1
(1,3)	1:A:84:LYS:HZ2	2:B:3:U:O4'	3	1.1
(1,3)	1:A:84:LYS:HZ2	2:B:3:U:O5'	3	1.1
(1,3)	1:A:84:LYS:HZ2	2:B:3:U:OP1	3	1.1
(1,3)	1:A:84:LYS:HZ2	2:B:3:U:OP2	3	1.1
(1,3)	1:A:84:LYS:HZ2	2:B:3:U:P	3	1.1
(1,3)	1:A:84:LYS:HZ2	2:B:4:G:C1'	3	1.1
(1,3)	1:A:84:LYS:HZ2	2:B:4:G:C2	3	1.1
(1,3)	1:A:84:LYS:HZ2	2:B:4:G:C2'	3	1.1
(1,3)	1:A:84:LYS:HZ2	2:B:4:G:C3'	3	1.1
(1,3)	1:A:84:LYS:HZ2	2:B:4:G:C4	3	1.1

*Continued on next page...*



*Continued from previous page...*

Key	Atom-1	Atom-2	Model ID	Violation (Å)
(1,3)	1:A:84:LYS:HZ2	2:B:4:G:C4'	3	1.1
(1,3)	1:A:84:LYS:HZ2	2:B:4:G:C5	3	1.1
(1,3)	1:A:84:LYS:HZ2	2:B:4:G:C5'	3	1.1
(1,3)	1:A:84:LYS:HZ2	2:B:4:G:C6	3	1.1
(1,3)	1:A:84:LYS:HZ2	2:B:4:G:C8	3	1.1
(1,3)	1:A:84:LYS:HZ2	2:B:4:G:H1	3	1.1
(1,3)	1:A:84:LYS:HZ2	2:B:4:G:H1'	3	1.1
(1,3)	1:A:84:LYS:HZ2	2:B:4:G:H2'	3	1.1
(1,3)	1:A:84:LYS:HZ2	2:B:4:G:H21	3	1.1
(1,3)	1:A:84:LYS:HZ2	2:B:4:G:H22	3	1.1
(1,3)	1:A:84:LYS:HZ2	2:B:4:G:H3'	3	1.1
(1,3)	1:A:84:LYS:HZ2	2:B:4:G:H4'	3	1.1
(1,3)	1:A:84:LYS:HZ2	2:B:4:G:H5'	3	1.1
(1,3)	1:A:84:LYS:HZ2	2:B:4:G:H5''	3	1.1
(1,3)	1:A:84:LYS:HZ2	2:B:4:G:H8	3	1.1
(1,3)	1:A:84:LYS:HZ2	2:B:4:G:HO2'	3	1.1
(1,3)	1:A:84:LYS:HZ2	2:B:4:G:N1	3	1.1
(1,3)	1:A:84:LYS:HZ2	2:B:4:G:N2	3	1.1
(1,3)	1:A:84:LYS:HZ2	2:B:4:G:N3	3	1.1
(1,3)	1:A:84:LYS:HZ2	2:B:4:G:N7	3	1.1
(1,3)	1:A:84:LYS:HZ2	2:B:4:G:N9	3	1.1
(1,3)	1:A:84:LYS:HZ2	2:B:4:G:O2'	3	1.1
(1,3)	1:A:84:LYS:HZ2	2:B:4:G:O3'	3	1.1
(1,3)	1:A:84:LYS:HZ2	2:B:4:G:O4'	3	1.1
(1,3)	1:A:84:LYS:HZ2	2:B:4:G:O5'	3	1.1
(1,3)	1:A:84:LYS:HZ2	2:B:4:G:O6	3	1.1
(1,3)	1:A:84:LYS:HZ2	2:B:4:G:OP1	3	1.1
(1,3)	1:A:84:LYS:HZ2	2:B:4:G:OP2	3	1.1
(1,3)	1:A:84:LYS:HZ2	2:B:4:G:P	3	1.1
(1,3)	1:A:84:LYS:HZ2	2:B:5:A:C1'	3	1.1
(1,3)	1:A:84:LYS:HZ2	2:B:5:A:C2	3	1.1
(1,3)	1:A:84:LYS:HZ2	2:B:5:A:C2'	3	1.1
(1,3)	1:A:84:LYS:HZ2	2:B:5:A:C3'	3	1.1
(1,3)	1:A:84:LYS:HZ2	2:B:5:A:C4	3	1.1
(1,3)	1:A:84:LYS:HZ2	2:B:5:A:C4'	3	1.1
(1,3)	1:A:84:LYS:HZ2	2:B:5:A:C5	3	1.1
(1,3)	1:A:84:LYS:HZ2	2:B:5:A:C5'	3	1.1
(1,3)	1:A:84:LYS:HZ2	2:B:5:A:C6	3	1.1
(1,3)	1:A:84:LYS:HZ2	2:B:5:A:C8	3	1.1
(1,3)	1:A:84:LYS:HZ2	2:B:5:A:H1'	3	1.1
(1,3)	1:A:84:LYS:HZ2	2:B:5:A:H2	3	1.1
(1,3)	1:A:84:LYS:HZ2	2:B:5:A:H2'	3	1.1

*Continued on next page...*

*Continued from previous page...*

Key	Atom-1	Atom-2	Model ID	Violation (Å)
(1,3)	1:A:84:LYS:HZ2	2:B:5:A:H3'	3	1.1
(1,3)	1:A:84:LYS:HZ2	2:B:5:A:H4'	3	1.1
(1,3)	1:A:84:LYS:HZ2	2:B:5:A:H5'	3	1.1
(1,3)	1:A:84:LYS:HZ2	2:B:5:A:H5''	3	1.1
(1,3)	1:A:84:LYS:HZ2	2:B:5:A:H61	3	1.1
(1,3)	1:A:84:LYS:HZ2	2:B:5:A:H62	3	1.1
(1,3)	1:A:84:LYS:HZ2	2:B:5:A:H8	3	1.1
(1,3)	1:A:84:LYS:HZ2	2:B:5:A:HO2'	3	1.1
(1,3)	1:A:84:LYS:HZ2	2:B:5:A:N1	3	1.1
(1,3)	1:A:84:LYS:HZ2	2:B:5:A:N3	3	1.1
(1,3)	1:A:84:LYS:HZ2	2:B:5:A:N6	3	1.1
(1,3)	1:A:84:LYS:HZ2	2:B:5:A:N7	3	1.1
(1,3)	1:A:84:LYS:HZ2	2:B:5:A:N9	3	1.1
(1,3)	1:A:84:LYS:HZ2	2:B:5:A:O2'	3	1.1
(1,3)	1:A:84:LYS:HZ2	2:B:5:A:O3'	3	1.1
(1,3)	1:A:84:LYS:HZ2	2:B:5:A:O4'	3	1.1
(1,3)	1:A:84:LYS:HZ2	2:B:5:A:O5'	3	1.1
(1,3)	1:A:84:LYS:HZ2	2:B:5:A:OP1	3	1.1
(1,3)	1:A:84:LYS:HZ2	2:B:5:A:OP2	3	1.1
(1,3)	1:A:84:LYS:HZ2	2:B:5:A:P	3	1.1
(1,3)	1:A:84:LYS:HZ2	2:B:6:G:C1'	3	1.1
(1,3)	1:A:84:LYS:HZ2	2:B:6:G:C2	3	1.1
(1,3)	1:A:84:LYS:HZ2	2:B:6:G:C2'	3	1.1
(1,3)	1:A:84:LYS:HZ2	2:B:6:G:C3'	3	1.1
(1,3)	1:A:84:LYS:HZ2	2:B:6:G:C4	3	1.1
(1,3)	1:A:84:LYS:HZ2	2:B:6:G:C4'	3	1.1
(1,3)	1:A:84:LYS:HZ2	2:B:6:G:C5	3	1.1
(1,3)	1:A:84:LYS:HZ2	2:B:6:G:C5'	3	1.1
(1,3)	1:A:84:LYS:HZ2	2:B:6:G:C6	3	1.1
(1,3)	1:A:84:LYS:HZ2	2:B:6:G:C8	3	1.1
(1,3)	1:A:84:LYS:HZ2	2:B:6:G:H1	3	1.1
(1,3)	1:A:84:LYS:HZ2	2:B:6:G:H1'	3	1.1
(1,3)	1:A:84:LYS:HZ2	2:B:6:G:H2'	3	1.1
(1,3)	1:A:84:LYS:HZ2	2:B:6:G:H21	3	1.1
(1,3)	1:A:84:LYS:HZ2	2:B:6:G:H22	3	1.1
(1,3)	1:A:84:LYS:HZ2	2:B:6:G:H3'	3	1.1
(1,3)	1:A:84:LYS:HZ2	2:B:6:G:H4'	3	1.1
(1,3)	1:A:84:LYS:HZ2	2:B:6:G:H5'	3	1.1
(1,3)	1:A:84:LYS:HZ2	2:B:6:G:H5''	3	1.1
(1,3)	1:A:84:LYS:HZ2	2:B:6:G:H8	3	1.1
(1,3)	1:A:84:LYS:HZ2	2:B:6:G:HO2'	3	1.1
(1,3)	1:A:84:LYS:HZ2	2:B:6:G:N1	3	1.1

*Continued on next page...*

*Continued from previous page...*

Key	Atom-1	Atom-2	Model ID	Violation (Å)
(1,3)	1:A:84:LYS:HZ2	2:B:6:G:N2	3	1.1
(1,3)	1:A:84:LYS:HZ2	2:B:6:G:N3	3	1.1
(1,3)	1:A:84:LYS:HZ2	2:B:6:G:N7	3	1.1
(1,3)	1:A:84:LYS:HZ2	2:B:6:G:N9	3	1.1
(1,3)	1:A:84:LYS:HZ2	2:B:6:G:O2'	3	1.1
(1,3)	1:A:84:LYS:HZ2	2:B:6:G:O3'	3	1.1
(1,3)	1:A:84:LYS:HZ2	2:B:6:G:O4'	3	1.1
(1,3)	1:A:84:LYS:HZ2	2:B:6:G:O5'	3	1.1
(1,3)	1:A:84:LYS:HZ2	2:B:6:G:O6	3	1.1
(1,3)	1:A:84:LYS:HZ2	2:B:6:G:OP1	3	1.1
(1,3)	1:A:84:LYS:HZ2	2:B:6:G:OP2	3	1.1
(1,3)	1:A:84:LYS:HZ2	2:B:6:G:P	3	1.1
(1,3)	1:A:84:LYS:HZ2	2:B:7:C:C1'	3	1.1
(1,3)	1:A:84:LYS:HZ2	2:B:7:C:C2	3	1.1
(1,3)	1:A:84:LYS:HZ2	2:B:7:C:C2'	3	1.1
(1,3)	1:A:84:LYS:HZ2	2:B:7:C:C3'	3	1.1
(1,3)	1:A:84:LYS:HZ2	2:B:7:C:C4	3	1.1
(1,3)	1:A:84:LYS:HZ2	2:B:7:C:C4'	3	1.1
(1,3)	1:A:84:LYS:HZ2	2:B:7:C:C5	3	1.1
(1,3)	1:A:84:LYS:HZ2	2:B:7:C:C5'	3	1.1
(1,3)	1:A:84:LYS:HZ2	2:B:7:C:C6	3	1.1
(1,3)	1:A:84:LYS:HZ2	2:B:7:C:H1'	3	1.1
(1,3)	1:A:84:LYS:HZ2	2:B:7:C:H2'	3	1.1
(1,3)	1:A:84:LYS:HZ2	2:B:7:C:H3'	3	1.1
(1,3)	1:A:84:LYS:HZ2	2:B:7:C:H4'	3	1.1
(1,3)	1:A:84:LYS:HZ2	2:B:7:C:H41	3	1.1
(1,3)	1:A:84:LYS:HZ2	2:B:7:C:H42	3	1.1
(1,3)	1:A:84:LYS:HZ2	2:B:7:C:H5	3	1.1
(1,3)	1:A:84:LYS:HZ2	2:B:7:C:H5'	3	1.1
(1,3)	1:A:84:LYS:HZ2	2:B:7:C:H5''	3	1.1
(1,3)	1:A:84:LYS:HZ2	2:B:7:C:H6	3	1.1
(1,3)	1:A:84:LYS:HZ2	2:B:7:C:HO2'	3	1.1
(1,3)	1:A:84:LYS:HZ2	2:B:7:C:N1	3	1.1
(1,3)	1:A:84:LYS:HZ2	2:B:7:C:N3	3	1.1
(1,3)	1:A:84:LYS:HZ2	2:B:7:C:N4	3	1.1
(1,3)	1:A:84:LYS:HZ2	2:B:7:C:O2	3	1.1
(1,3)	1:A:84:LYS:HZ2	2:B:7:C:O2'	3	1.1
(1,3)	1:A:84:LYS:HZ2	2:B:7:C:O3'	3	1.1
(1,3)	1:A:84:LYS:HZ2	2:B:7:C:O4'	3	1.1
(1,3)	1:A:84:LYS:HZ2	2:B:7:C:O5'	3	1.1
(1,3)	1:A:84:LYS:HZ2	2:B:7:C:OP1	3	1.1
(1,3)	1:A:84:LYS:HZ2	2:B:7:C:OP2	3	1.1

*Continued on next page...*

*Continued from previous page...*

Key	Atom-1	Atom-2	Model ID	Violation (Å)
(1,3)	1:A:84:LYS:HZ2	2:B:7:C:P	3	1.1
(1,3)	1:A:84:LYS:HZ2	2:B:8:U:C1'	3	1.1
(1,3)	1:A:84:LYS:HZ2	2:B:8:U:C2	3	1.1
(1,3)	1:A:84:LYS:HZ2	2:B:8:U:C2'	3	1.1
(1,3)	1:A:84:LYS:HZ2	2:B:8:U:C3'	3	1.1
(1,3)	1:A:84:LYS:HZ2	2:B:8:U:C4	3	1.1
(1,3)	1:A:84:LYS:HZ2	2:B:8:U:C4'	3	1.1
(1,3)	1:A:84:LYS:HZ2	2:B:8:U:C5	3	1.1
(1,3)	1:A:84:LYS:HZ2	2:B:8:U:C5'	3	1.1
(1,3)	1:A:84:LYS:HZ2	2:B:8:U:C6	3	1.1
(1,3)	1:A:84:LYS:HZ2	2:B:8:U:H1'	3	1.1
(1,3)	1:A:84:LYS:HZ2	2:B:8:U:H2'	3	1.1
(1,3)	1:A:84:LYS:HZ2	2:B:8:U:H3	3	1.1
(1,3)	1:A:84:LYS:HZ2	2:B:8:U:H3'	3	1.1
(1,3)	1:A:84:LYS:HZ2	2:B:8:U:H4'	3	1.1
(1,3)	1:A:84:LYS:HZ2	2:B:8:U:H5	3	1.1
(1,3)	1:A:84:LYS:HZ2	2:B:8:U:H5'	3	1.1
(1,3)	1:A:84:LYS:HZ2	2:B:8:U:H5''	3	1.1
(1,3)	1:A:84:LYS:HZ2	2:B:8:U:H6	3	1.1
(1,3)	1:A:84:LYS:HZ2	2:B:8:U:HO2'	3	1.1
(1,3)	1:A:84:LYS:HZ2	2:B:8:U:N1	3	1.1
(1,3)	1:A:84:LYS:HZ2	2:B:8:U:N3	3	1.1
(1,3)	1:A:84:LYS:HZ2	2:B:8:U:O2	3	1.1
(1,3)	1:A:84:LYS:HZ2	2:B:8:U:O2'	3	1.1
(1,3)	1:A:84:LYS:HZ2	2:B:8:U:O3'	3	1.1
(1,3)	1:A:84:LYS:HZ2	2:B:8:U:O4	3	1.1
(1,3)	1:A:84:LYS:HZ2	2:B:8:U:O4'	3	1.1
(1,3)	1:A:84:LYS:HZ2	2:B:8:U:O5'	3	1.1
(1,3)	1:A:84:LYS:HZ2	2:B:8:U:OP1	3	1.1
(1,3)	1:A:84:LYS:HZ2	2:B:8:U:OP2	3	1.1
(1,3)	1:A:84:LYS:HZ2	2:B:8:U:P	3	1.1
(1,3)	1:A:84:LYS:HZ2	2:B:9:C:C1'	3	1.1
(1,3)	1:A:84:LYS:HZ2	2:B:9:C:C2	3	1.1
(1,3)	1:A:84:LYS:HZ2	2:B:9:C:C2'	3	1.1
(1,3)	1:A:84:LYS:HZ2	2:B:9:C:C3'	3	1.1
(1,3)	1:A:84:LYS:HZ2	2:B:9:C:C4	3	1.1
(1,3)	1:A:84:LYS:HZ2	2:B:9:C:C4'	3	1.1
(1,3)	1:A:84:LYS:HZ2	2:B:9:C:C5	3	1.1
(1,3)	1:A:84:LYS:HZ2	2:B:9:C:C5'	3	1.1
(1,3)	1:A:84:LYS:HZ2	2:B:9:C:C6	3	1.1
(1,3)	1:A:84:LYS:HZ2	2:B:9:C:H1'	3	1.1
(1,3)	1:A:84:LYS:HZ2	2:B:9:C:H2'	3	1.1

*Continued on next page...*

*Continued from previous page...*

Key	Atom-1	Atom-2	Model ID	Violation (Å)
(1,3)	1:A:84:LYS:HZ2	2:B:9:C:H3'	3	1.1
(1,3)	1:A:84:LYS:HZ2	2:B:9:C:H4'	3	1.1
(1,3)	1:A:84:LYS:HZ2	2:B:9:C:H41	3	1.1
(1,3)	1:A:84:LYS:HZ2	2:B:9:C:H42	3	1.1
(1,3)	1:A:84:LYS:HZ2	2:B:9:C:H5	3	1.1
(1,3)	1:A:84:LYS:HZ2	2:B:9:C:H5'	3	1.1
(1,3)	1:A:84:LYS:HZ2	2:B:9:C:H5''	3	1.1
(1,3)	1:A:84:LYS:HZ2	2:B:9:C:H6	3	1.1
(1,3)	1:A:84:LYS:HZ2	2:B:9:C:HO2'	3	1.1
(1,3)	1:A:84:LYS:HZ2	2:B:9:C:N1	3	1.1
(1,3)	1:A:84:LYS:HZ2	2:B:9:C:N3	3	1.1
(1,3)	1:A:84:LYS:HZ2	2:B:9:C:N4	3	1.1
(1,3)	1:A:84:LYS:HZ2	2:B:9:C:O2	3	1.1
(1,3)	1:A:84:LYS:HZ2	2:B:9:C:O2'	3	1.1
(1,3)	1:A:84:LYS:HZ2	2:B:9:C:O3'	3	1.1
(1,3)	1:A:84:LYS:HZ2	2:B:9:C:O4'	3	1.1
(1,3)	1:A:84:LYS:HZ2	2:B:9:C:O5'	3	1.1
(1,3)	1:A:84:LYS:HZ2	2:B:9:C:OP1	3	1.1
(1,3)	1:A:84:LYS:HZ2	2:B:9:C:OP2	3	1.1
(1,3)	1:A:84:LYS:HZ2	2:B:9:C:P	3	1.1
(1,3)	1:A:84:LYS:HZ2	2:B:10:G:C1'	3	1.1
(1,3)	1:A:84:LYS:HZ2	2:B:10:G:C2	3	1.1
(1,3)	1:A:84:LYS:HZ2	2:B:10:G:C2'	3	1.1
(1,3)	1:A:84:LYS:HZ2	2:B:10:G:C3'	3	1.1
(1,3)	1:A:84:LYS:HZ2	2:B:10:G:C4	3	1.1
(1,3)	1:A:84:LYS:HZ2	2:B:10:G:C4'	3	1.1
(1,3)	1:A:84:LYS:HZ2	2:B:10:G:C5	3	1.1
(1,3)	1:A:84:LYS:HZ2	2:B:10:G:C5'	3	1.1
(1,3)	1:A:84:LYS:HZ2	2:B:10:G:C6	3	1.1
(1,3)	1:A:84:LYS:HZ2	2:B:10:G:C8	3	1.1
(1,3)	1:A:84:LYS:HZ2	2:B:10:G:H1	3	1.1
(1,3)	1:A:84:LYS:HZ2	2:B:10:G:H1'	3	1.1
(1,3)	1:A:84:LYS:HZ2	2:B:10:G:H2'	3	1.1
(1,3)	1:A:84:LYS:HZ2	2:B:10:G:H21	3	1.1
(1,3)	1:A:84:LYS:HZ2	2:B:10:G:H22	3	1.1
(1,3)	1:A:84:LYS:HZ2	2:B:10:G:H3'	3	1.1
(1,3)	1:A:84:LYS:HZ2	2:B:10:G:H4'	3	1.1
(1,3)	1:A:84:LYS:HZ2	2:B:10:G:H5'	3	1.1
(1,3)	1:A:84:LYS:HZ2	2:B:10:G:H5''	3	1.1
(1,3)	1:A:84:LYS:HZ2	2:B:10:G:H8	3	1.1
(1,3)	1:A:84:LYS:HZ2	2:B:10:G:HO2'	3	1.1
(1,3)	1:A:84:LYS:HZ2	2:B:10:G:N1	3	1.1

*Continued on next page...*

*Continued from previous page...*

Key	Atom-1	Atom-2	Model ID	Violation (Å)
(1,3)	1:A:84:LYS:HZ2	2:B:10:G:N2	3	1.1
(1,3)	1:A:84:LYS:HZ2	2:B:10:G:N3	3	1.1
(1,3)	1:A:84:LYS:HZ2	2:B:10:G:N7	3	1.1
(1,3)	1:A:84:LYS:HZ2	2:B:10:G:N9	3	1.1
(1,3)	1:A:84:LYS:HZ2	2:B:10:G:O2'	3	1.1
(1,3)	1:A:84:LYS:HZ2	2:B:10:G:O3'	3	1.1
(1,3)	1:A:84:LYS:HZ2	2:B:10:G:O4'	3	1.1
(1,3)	1:A:84:LYS:HZ2	2:B:10:G:O5'	3	1.1
(1,3)	1:A:84:LYS:HZ2	2:B:10:G:O6	3	1.1
(1,3)	1:A:84:LYS:HZ2	2:B:10:G:OP1	3	1.1
(1,3)	1:A:84:LYS:HZ2	2:B:10:G:OP2	3	1.1
(1,3)	1:A:84:LYS:HZ2	2:B:10:G:P	3	1.1
(1,3)	1:A:84:LYS:HZ2	2:B:11:A:C1'	3	1.1
(1,3)	1:A:84:LYS:HZ2	2:B:11:A:C2	3	1.1
(1,3)	1:A:84:LYS:HZ2	2:B:11:A:C2'	3	1.1
(1,3)	1:A:84:LYS:HZ2	2:B:11:A:C3'	3	1.1
(1,3)	1:A:84:LYS:HZ2	2:B:11:A:C4	3	1.1
(1,3)	1:A:84:LYS:HZ2	2:B:11:A:C4'	3	1.1
(1,3)	1:A:84:LYS:HZ2	2:B:11:A:C5	3	1.1
(1,3)	1:A:84:LYS:HZ2	2:B:11:A:C5'	3	1.1
(1,3)	1:A:84:LYS:HZ2	2:B:11:A:C6	3	1.1
(1,3)	1:A:84:LYS:HZ2	2:B:11:A:C8	3	1.1
(1,3)	1:A:84:LYS:HZ2	2:B:11:A:H1'	3	1.1
(1,3)	1:A:84:LYS:HZ2	2:B:11:A:H2	3	1.1
(1,3)	1:A:84:LYS:HZ2	2:B:11:A:H2'	3	1.1
(1,3)	1:A:84:LYS:HZ2	2:B:11:A:H3'	3	1.1
(1,3)	1:A:84:LYS:HZ2	2:B:11:A:H4'	3	1.1
(1,3)	1:A:84:LYS:HZ2	2:B:11:A:H5'	3	1.1
(1,3)	1:A:84:LYS:HZ2	2:B:11:A:H5''	3	1.1
(1,3)	1:A:84:LYS:HZ2	2:B:11:A:H61	3	1.1
(1,3)	1:A:84:LYS:HZ2	2:B:11:A:H62	3	1.1
(1,3)	1:A:84:LYS:HZ2	2:B:11:A:H8	3	1.1
(1,3)	1:A:84:LYS:HZ2	2:B:11:A:HO2'	3	1.1
(1,3)	1:A:84:LYS:HZ2	2:B:11:A:N1	3	1.1
(1,3)	1:A:84:LYS:HZ2	2:B:11:A:N3	3	1.1
(1,3)	1:A:84:LYS:HZ2	2:B:11:A:N6	3	1.1
(1,3)	1:A:84:LYS:HZ2	2:B:11:A:N7	3	1.1
(1,3)	1:A:84:LYS:HZ2	2:B:11:A:N9	3	1.1
(1,3)	1:A:84:LYS:HZ2	2:B:11:A:O2'	3	1.1
(1,3)	1:A:84:LYS:HZ2	2:B:11:A:O3'	3	1.1
(1,3)	1:A:84:LYS:HZ2	2:B:11:A:O4'	3	1.1
(1,3)	1:A:84:LYS:HZ2	2:B:11:A:O5'	3	1.1

*Continued on next page...*

*Continued from previous page...*

Key	Atom-1	Atom-2	Model ID	Violation (Å)
(1,3)	1:A:84:LYS:HZ2	2:B:11:A:OP1	3	1.1
(1,3)	1:A:84:LYS:HZ2	2:B:11:A:OP2	3	1.1
(1,3)	1:A:84:LYS:HZ2	2:B:11:A:P	3	1.1
(1,3)	1:A:84:LYS:HZ2	2:B:12:A:C1'	3	1.1
(1,3)	1:A:84:LYS:HZ2	2:B:12:A:C2	3	1.1
(1,3)	1:A:84:LYS:HZ2	2:B:12:A:C2'	3	1.1
(1,3)	1:A:84:LYS:HZ2	2:B:12:A:C3'	3	1.1
(1,3)	1:A:84:LYS:HZ2	2:B:12:A:C4	3	1.1
(1,3)	1:A:84:LYS:HZ2	2:B:12:A:C4'	3	1.1
(1,3)	1:A:84:LYS:HZ2	2:B:12:A:C5	3	1.1
(1,3)	1:A:84:LYS:HZ2	2:B:12:A:C5'	3	1.1
(1,3)	1:A:84:LYS:HZ2	2:B:12:A:C6	3	1.1
(1,3)	1:A:84:LYS:HZ2	2:B:12:A:C8	3	1.1
(1,3)	1:A:84:LYS:HZ2	2:B:12:A:H1'	3	1.1
(1,3)	1:A:84:LYS:HZ2	2:B:12:A:H2	3	1.1
(1,3)	1:A:84:LYS:HZ2	2:B:12:A:H2'	3	1.1
(1,3)	1:A:84:LYS:HZ2	2:B:12:A:H3'	3	1.1
(1,3)	1:A:84:LYS:HZ2	2:B:12:A:H4'	3	1.1
(1,3)	1:A:84:LYS:HZ2	2:B:12:A:H5'	3	1.1
(1,3)	1:A:84:LYS:HZ2	2:B:12:A:H5''	3	1.1
(1,3)	1:A:84:LYS:HZ2	2:B:12:A:H61	3	1.1
(1,3)	1:A:84:LYS:HZ2	2:B:12:A:H62	3	1.1
(1,3)	1:A:84:LYS:HZ2	2:B:12:A:H8	3	1.1
(1,3)	1:A:84:LYS:HZ2	2:B:12:A:HO2'	3	1.1
(1,3)	1:A:84:LYS:HZ2	2:B:12:A:N1	3	1.1
(1,3)	1:A:84:LYS:HZ2	2:B:12:A:N3	3	1.1
(1,3)	1:A:84:LYS:HZ2	2:B:12:A:N6	3	1.1
(1,3)	1:A:84:LYS:HZ2	2:B:12:A:N7	3	1.1
(1,3)	1:A:84:LYS:HZ2	2:B:12:A:N9	3	1.1
(1,3)	1:A:84:LYS:HZ2	2:B:12:A:O2'	3	1.1
(1,3)	1:A:84:LYS:HZ2	2:B:12:A:O3'	3	1.1
(1,3)	1:A:84:LYS:HZ2	2:B:12:A:O4'	3	1.1
(1,3)	1:A:84:LYS:HZ2	2:B:12:A:O5'	3	1.1
(1,3)	1:A:84:LYS:HZ2	2:B:12:A:OP1	3	1.1
(1,3)	1:A:84:LYS:HZ2	2:B:12:A:OP2	3	1.1
(1,3)	1:A:84:LYS:HZ2	2:B:12:A:P	3	1.1
(1,3)	1:A:84:LYS:HZ2	2:B:13:A:C1'	3	1.1
(1,3)	1:A:84:LYS:HZ2	2:B:13:A:C2	3	1.1
(1,3)	1:A:84:LYS:HZ2	2:B:13:A:C2'	3	1.1
(1,3)	1:A:84:LYS:HZ2	2:B:13:A:C3'	3	1.1
(1,3)	1:A:84:LYS:HZ2	2:B:13:A:C4	3	1.1
(1,3)	1:A:84:LYS:HZ2	2:B:13:A:C4'	3	1.1

*Continued on next page...*

*Continued from previous page...*

Key	Atom-1	Atom-2	Model ID	Violation (Å)
(1,3)	1:A:84:LYS:HZ2	2:B:13:A:C5	3	1.1
(1,3)	1:A:84:LYS:HZ2	2:B:13:A:C5'	3	1.1
(1,3)	1:A:84:LYS:HZ2	2:B:13:A:C6	3	1.1
(1,3)	1:A:84:LYS:HZ2	2:B:13:A:C8	3	1.1
(1,3)	1:A:84:LYS:HZ2	2:B:13:A:H1'	3	1.1
(1,3)	1:A:84:LYS:HZ2	2:B:13:A:H2	3	1.1
(1,3)	1:A:84:LYS:HZ2	2:B:13:A:H2'	3	1.1
(1,3)	1:A:84:LYS:HZ2	2:B:13:A:H3'	3	1.1
(1,3)	1:A:84:LYS:HZ2	2:B:13:A:H4'	3	1.1
(1,3)	1:A:84:LYS:HZ2	2:B:13:A:H5'	3	1.1
(1,3)	1:A:84:LYS:HZ2	2:B:13:A:H5''	3	1.1
(1,3)	1:A:84:LYS:HZ2	2:B:13:A:H61	3	1.1
(1,3)	1:A:84:LYS:HZ2	2:B:13:A:H62	3	1.1
(1,3)	1:A:84:LYS:HZ2	2:B:13:A:H8	3	1.1
(1,3)	1:A:84:LYS:HZ2	2:B:13:A:HO2'	3	1.1
(1,3)	1:A:84:LYS:HZ2	2:B:13:A:N1	3	1.1
(1,3)	1:A:84:LYS:HZ2	2:B:13:A:N3	3	1.1
(1,3)	1:A:84:LYS:HZ2	2:B:13:A:N6	3	1.1
(1,3)	1:A:84:LYS:HZ2	2:B:13:A:N7	3	1.1
(1,3)	1:A:84:LYS:HZ2	2:B:13:A:N9	3	1.1
(1,3)	1:A:84:LYS:HZ2	2:B:13:A:O2'	3	1.1
(1,3)	1:A:84:LYS:HZ2	2:B:13:A:O3'	3	1.1
(1,3)	1:A:84:LYS:HZ2	2:B:13:A:O4'	3	1.1
(1,3)	1:A:84:LYS:HZ2	2:B:13:A:O5'	3	1.1
(1,3)	1:A:84:LYS:HZ2	2:B:13:A:OP1	3	1.1
(1,3)	1:A:84:LYS:HZ2	2:B:13:A:OP2	3	1.1
(1,3)	1:A:84:LYS:HZ2	2:B:13:A:P	3	1.1
(1,3)	1:A:84:LYS:HZ2	2:B:14:G:C1'	3	1.1
(1,3)	1:A:84:LYS:HZ2	2:B:14:G:C2	3	1.1
(1,3)	1:A:84:LYS:HZ2	2:B:14:G:C2'	3	1.1
(1,3)	1:A:84:LYS:HZ2	2:B:14:G:C3'	3	1.1
(1,3)	1:A:84:LYS:HZ2	2:B:14:G:C4	3	1.1
(1,3)	1:A:84:LYS:HZ2	2:B:14:G:C4'	3	1.1
(1,3)	1:A:84:LYS:HZ2	2:B:14:G:C5	3	1.1
(1,3)	1:A:84:LYS:HZ2	2:B:14:G:C5'	3	1.1
(1,3)	1:A:84:LYS:HZ2	2:B:14:G:C6	3	1.1
(1,3)	1:A:84:LYS:HZ2	2:B:14:G:C8	3	1.1
(1,3)	1:A:84:LYS:HZ2	2:B:14:G:H1	3	1.1
(1,3)	1:A:84:LYS:HZ2	2:B:14:G:H1'	3	1.1
(1,3)	1:A:84:LYS:HZ2	2:B:14:G:H2'	3	1.1
(1,3)	1:A:84:LYS:HZ2	2:B:14:G:H21	3	1.1
(1,3)	1:A:84:LYS:HZ2	2:B:14:G:H22	3	1.1

*Continued on next page...*



*Continued from previous page...*

Key	Atom-1	Atom-2	Model ID	Violation (Å)
(1,3)	1:A:84:LYS:HZ2	2:B:14:G:H3'	3	1.1
(1,3)	1:A:84:LYS:HZ2	2:B:14:G:H4'	3	1.1
(1,3)	1:A:84:LYS:HZ2	2:B:14:G:H5'	3	1.1
(1,3)	1:A:84:LYS:HZ2	2:B:14:G:H5''	3	1.1
(1,3)	1:A:84:LYS:HZ2	2:B:14:G:H8	3	1.1
(1,3)	1:A:84:LYS:HZ2	2:B:14:G:HO2'	3	1.1
(1,3)	1:A:84:LYS:HZ2	2:B:14:G:N1	3	1.1
(1,3)	1:A:84:LYS:HZ2	2:B:14:G:N2	3	1.1
(1,3)	1:A:84:LYS:HZ2	2:B:14:G:N3	3	1.1
(1,3)	1:A:84:LYS:HZ2	2:B:14:G:N7	3	1.1
(1,3)	1:A:84:LYS:HZ2	2:B:14:G:N9	3	1.1
(1,3)	1:A:84:LYS:HZ2	2:B:14:G:O2'	3	1.1
(1,3)	1:A:84:LYS:HZ2	2:B:14:G:O3'	3	1.1
(1,3)	1:A:84:LYS:HZ2	2:B:14:G:O4'	3	1.1
(1,3)	1:A:84:LYS:HZ2	2:B:14:G:O5'	3	1.1
(1,3)	1:A:84:LYS:HZ2	2:B:14:G:O6	3	1.1
(1,3)	1:A:84:LYS:HZ2	2:B:14:G:OP1	3	1.1
(1,3)	1:A:84:LYS:HZ2	2:B:14:G:OP2	3	1.1
(1,3)	1:A:84:LYS:HZ2	2:B:14:G:P	3	1.1
(1,3)	1:A:84:LYS:HZ2	2:B:15:A:C1'	3	1.1
(1,3)	1:A:84:LYS:HZ2	2:B:15:A:C2	3	1.1
(1,3)	1:A:84:LYS:HZ2	2:B:15:A:C2'	3	1.1
(1,3)	1:A:84:LYS:HZ2	2:B:15:A:C3'	3	1.1
(1,3)	1:A:84:LYS:HZ2	2:B:15:A:C4	3	1.1
(1,3)	1:A:84:LYS:HZ2	2:B:15:A:C4'	3	1.1
(1,3)	1:A:84:LYS:HZ2	2:B:15:A:C5	3	1.1
(1,3)	1:A:84:LYS:HZ2	2:B:15:A:C5'	3	1.1
(1,3)	1:A:84:LYS:HZ2	2:B:15:A:C6	3	1.1
(1,3)	1:A:84:LYS:HZ2	2:B:15:A:C8	3	1.1
(1,3)	1:A:84:LYS:HZ2	2:B:15:A:H1'	3	1.1
(1,3)	1:A:84:LYS:HZ2	2:B:15:A:H2	3	1.1
(1,3)	1:A:84:LYS:HZ2	2:B:15:A:H2'	3	1.1
(1,3)	1:A:84:LYS:HZ2	2:B:15:A:H3'	3	1.1
(1,3)	1:A:84:LYS:HZ2	2:B:15:A:H4'	3	1.1
(1,3)	1:A:84:LYS:HZ2	2:B:15:A:H5'	3	1.1
(1,3)	1:A:84:LYS:HZ2	2:B:15:A:H5''	3	1.1
(1,3)	1:A:84:LYS:HZ2	2:B:15:A:H61	3	1.1
(1,3)	1:A:84:LYS:HZ2	2:B:15:A:H62	3	1.1
(1,3)	1:A:84:LYS:HZ2	2:B:15:A:H8	3	1.1
(1,3)	1:A:84:LYS:HZ2	2:B:15:A:HO2'	3	1.1
(1,3)	1:A:84:LYS:HZ2	2:B:15:A:N1	3	1.1
(1,3)	1:A:84:LYS:HZ2	2:B:15:A:N3	3	1.1

*Continued on next page...*

*Continued from previous page...*

Key	Atom-1	Atom-2	Model ID	Violation (Å)
(1,3)	1:A:84:LYS:HZ2	2:B:15:A:N6	3	1.1
(1,3)	1:A:84:LYS:HZ2	2:B:15:A:N7	3	1.1
(1,3)	1:A:84:LYS:HZ2	2:B:15:A:N9	3	1.1
(1,3)	1:A:84:LYS:HZ2	2:B:15:A:O2'	3	1.1
(1,3)	1:A:84:LYS:HZ2	2:B:15:A:O3'	3	1.1
(1,3)	1:A:84:LYS:HZ2	2:B:15:A:O4'	3	1.1
(1,3)	1:A:84:LYS:HZ2	2:B:15:A:O5'	3	1.1
(1,3)	1:A:84:LYS:HZ2	2:B:15:A:OP1	3	1.1
(1,3)	1:A:84:LYS:HZ2	2:B:15:A:OP2	3	1.1
(1,3)	1:A:84:LYS:HZ2	2:B:15:A:P	3	1.1
(1,3)	1:A:84:LYS:HZ2	2:B:16:G:C1'	3	1.1
(1,3)	1:A:84:LYS:HZ2	2:B:16:G:C2	3	1.1
(1,3)	1:A:84:LYS:HZ2	2:B:16:G:C2'	3	1.1
(1,3)	1:A:84:LYS:HZ2	2:B:16:G:C3'	3	1.1
(1,3)	1:A:84:LYS:HZ2	2:B:16:G:C4	3	1.1
(1,3)	1:A:84:LYS:HZ2	2:B:16:G:C4'	3	1.1
(1,3)	1:A:84:LYS:HZ2	2:B:16:G:C5	3	1.1
(1,3)	1:A:84:LYS:HZ2	2:B:16:G:C5'	3	1.1
(1,3)	1:A:84:LYS:HZ2	2:B:16:G:C6	3	1.1
(1,3)	1:A:84:LYS:HZ2	2:B:16:G:C8	3	1.1
(1,3)	1:A:84:LYS:HZ2	2:B:16:G:H1	3	1.1
(1,3)	1:A:84:LYS:HZ2	2:B:16:G:H1'	3	1.1
(1,3)	1:A:84:LYS:HZ2	2:B:16:G:H2'	3	1.1
(1,3)	1:A:84:LYS:HZ2	2:B:16:G:H21	3	1.1
(1,3)	1:A:84:LYS:HZ2	2:B:16:G:H22	3	1.1
(1,3)	1:A:84:LYS:HZ2	2:B:16:G:H3'	3	1.1
(1,3)	1:A:84:LYS:HZ2	2:B:16:G:H4'	3	1.1
(1,3)	1:A:84:LYS:HZ2	2:B:16:G:H5'	3	1.1
(1,3)	1:A:84:LYS:HZ2	2:B:16:G:H5''	3	1.1
(1,3)	1:A:84:LYS:HZ2	2:B:16:G:H8	3	1.1
(1,3)	1:A:84:LYS:HZ2	2:B:16:G:HO2'	3	1.1
(1,3)	1:A:84:LYS:HZ2	2:B:16:G:N1	3	1.1
(1,3)	1:A:84:LYS:HZ2	2:B:16:G:N2	3	1.1
(1,3)	1:A:84:LYS:HZ2	2:B:16:G:N3	3	1.1
(1,3)	1:A:84:LYS:HZ2	2:B:16:G:N7	3	1.1
(1,3)	1:A:84:LYS:HZ2	2:B:16:G:N9	3	1.1
(1,3)	1:A:84:LYS:HZ2	2:B:16:G:O2'	3	1.1
(1,3)	1:A:84:LYS:HZ2	2:B:16:G:O3'	3	1.1
(1,3)	1:A:84:LYS:HZ2	2:B:16:G:O4'	3	1.1
(1,3)	1:A:84:LYS:HZ2	2:B:16:G:O5'	3	1.1
(1,3)	1:A:84:LYS:HZ2	2:B:16:G:O6	3	1.1
(1,3)	1:A:84:LYS:HZ2	2:B:16:G:OP1	3	1.1

*Continued on next page...*

*Continued from previous page...*

Key	Atom-1	Atom-2	Model ID	Violation (Å)
(1,3)	1:A:84:LYS:HZ2	2:B:16:G:OP2	3	1.1
(1,3)	1:A:84:LYS:HZ2	2:B:16:G:P	3	1.1
(1,3)	1:A:84:LYS:HZ2	2:B:17:C:C1'	3	1.1
(1,3)	1:A:84:LYS:HZ2	2:B:17:C:C2	3	1.1
(1,3)	1:A:84:LYS:HZ2	2:B:17:C:C2'	3	1.1
(1,3)	1:A:84:LYS:HZ2	2:B:17:C:C3'	3	1.1
(1,3)	1:A:84:LYS:HZ2	2:B:17:C:C4	3	1.1
(1,3)	1:A:84:LYS:HZ2	2:B:17:C:C4'	3	1.1
(1,3)	1:A:84:LYS:HZ2	2:B:17:C:C5	3	1.1
(1,3)	1:A:84:LYS:HZ2	2:B:17:C:C5'	3	1.1
(1,3)	1:A:84:LYS:HZ2	2:B:17:C:C6	3	1.1
(1,3)	1:A:84:LYS:HZ2	2:B:17:C:H1'	3	1.1
(1,3)	1:A:84:LYS:HZ2	2:B:17:C:H2'	3	1.1
(1,3)	1:A:84:LYS:HZ2	2:B:17:C:H3'	3	1.1
(1,3)	1:A:84:LYS:HZ2	2:B:17:C:H4'	3	1.1
(1,3)	1:A:84:LYS:HZ2	2:B:17:C:H41	3	1.1
(1,3)	1:A:84:LYS:HZ2	2:B:17:C:H42	3	1.1
(1,3)	1:A:84:LYS:HZ2	2:B:17:C:H5	3	1.1
(1,3)	1:A:84:LYS:HZ2	2:B:17:C:H5'	3	1.1
(1,3)	1:A:84:LYS:HZ2	2:B:17:C:H5''	3	1.1
(1,3)	1:A:84:LYS:HZ2	2:B:17:C:H6	3	1.1
(1,3)	1:A:84:LYS:HZ2	2:B:17:C:HO2'	3	1.1
(1,3)	1:A:84:LYS:HZ2	2:B:17:C:N1	3	1.1
(1,3)	1:A:84:LYS:HZ2	2:B:17:C:N3	3	1.1
(1,3)	1:A:84:LYS:HZ2	2:B:17:C:N4	3	1.1
(1,3)	1:A:84:LYS:HZ2	2:B:17:C:O2	3	1.1
(1,3)	1:A:84:LYS:HZ2	2:B:17:C:O2'	3	1.1
(1,3)	1:A:84:LYS:HZ2	2:B:17:C:O3'	3	1.1
(1,3)	1:A:84:LYS:HZ2	2:B:17:C:O4'	3	1.1
(1,3)	1:A:84:LYS:HZ2	2:B:17:C:O5'	3	1.1
(1,3)	1:A:84:LYS:HZ2	2:B:17:C:OP1	3	1.1
(1,3)	1:A:84:LYS:HZ2	2:B:17:C:OP2	3	1.1
(1,3)	1:A:84:LYS:HZ2	2:B:17:C:P	3	1.1
(1,3)	1:A:84:LYS:HZ2	2:B:18:A:C1'	3	1.1
(1,3)	1:A:84:LYS:HZ2	2:B:18:A:C2	3	1.1
(1,3)	1:A:84:LYS:HZ2	2:B:18:A:C2'	3	1.1
(1,3)	1:A:84:LYS:HZ2	2:B:18:A:C3'	3	1.1
(1,3)	1:A:84:LYS:HZ2	2:B:18:A:C4	3	1.1
(1,3)	1:A:84:LYS:HZ2	2:B:18:A:C4'	3	1.1
(1,3)	1:A:84:LYS:HZ2	2:B:18:A:C5	3	1.1
(1,3)	1:A:84:LYS:HZ2	2:B:18:A:C5'	3	1.1
(1,3)	1:A:84:LYS:HZ2	2:B:18:A:C6	3	1.1

*Continued on next page...*

*Continued from previous page...*

Key	Atom-1	Atom-2	Model ID	Violation (Å)
(1,3)	1:A:84:LYS:HZ2	2:B:18:A:C8	3	1.1
(1,3)	1:A:84:LYS:HZ2	2:B:18:A:H1'	3	1.1
(1,3)	1:A:84:LYS:HZ2	2:B:18:A:H2	3	1.1
(1,3)	1:A:84:LYS:HZ2	2:B:18:A:H2'	3	1.1
(1,3)	1:A:84:LYS:HZ2	2:B:18:A:H3'	3	1.1
(1,3)	1:A:84:LYS:HZ2	2:B:18:A:H4'	3	1.1
(1,3)	1:A:84:LYS:HZ2	2:B:18:A:H5'	3	1.1
(1,3)	1:A:84:LYS:HZ2	2:B:18:A:H5''	3	1.1
(1,3)	1:A:84:LYS:HZ2	2:B:18:A:H61	3	1.1
(1,3)	1:A:84:LYS:HZ2	2:B:18:A:H62	3	1.1
(1,3)	1:A:84:LYS:HZ2	2:B:18:A:H8	3	1.1
(1,3)	1:A:84:LYS:HZ2	2:B:18:A:HO2'	3	1.1
(1,3)	1:A:84:LYS:HZ2	2:B:18:A:N1	3	1.1
(1,3)	1:A:84:LYS:HZ2	2:B:18:A:N3	3	1.1
(1,3)	1:A:84:LYS:HZ2	2:B:18:A:N6	3	1.1
(1,3)	1:A:84:LYS:HZ2	2:B:18:A:N7	3	1.1
(1,3)	1:A:84:LYS:HZ2	2:B:18:A:N9	3	1.1
(1,3)	1:A:84:LYS:HZ2	2:B:18:A:O2'	3	1.1
(1,3)	1:A:84:LYS:HZ2	2:B:18:A:O3'	3	1.1
(1,3)	1:A:84:LYS:HZ2	2:B:18:A:O4'	3	1.1
(1,3)	1:A:84:LYS:HZ2	2:B:18:A:O5'	3	1.1
(1,3)	1:A:84:LYS:HZ2	2:B:18:A:OP1	3	1.1
(1,3)	1:A:84:LYS:HZ2	2:B:18:A:OP2	3	1.1
(1,3)	1:A:84:LYS:HZ2	2:B:18:A:P	3	1.1
(1,3)	1:A:84:LYS:HZ2	2:B:19:A:C1'	3	1.1
(1,3)	1:A:84:LYS:HZ2	2:B:19:A:C2	3	1.1
(1,3)	1:A:84:LYS:HZ2	2:B:19:A:C2'	3	1.1
(1,3)	1:A:84:LYS:HZ2	2:B:19:A:C3'	3	1.1
(1,3)	1:A:84:LYS:HZ2	2:B:19:A:C4	3	1.1
(1,3)	1:A:84:LYS:HZ2	2:B:19:A:C4'	3	1.1
(1,3)	1:A:84:LYS:HZ2	2:B:19:A:C5	3	1.1
(1,3)	1:A:84:LYS:HZ2	2:B:19:A:C5'	3	1.1
(1,3)	1:A:84:LYS:HZ2	2:B:19:A:C6	3	1.1
(1,3)	1:A:84:LYS:HZ2	2:B:19:A:C8	3	1.1
(1,3)	1:A:84:LYS:HZ2	2:B:19:A:H1'	3	1.1
(1,3)	1:A:84:LYS:HZ2	2:B:19:A:H2	3	1.1
(1,3)	1:A:84:LYS:HZ2	2:B:19:A:H2'	3	1.1
(1,3)	1:A:84:LYS:HZ2	2:B:19:A:H3'	3	1.1
(1,3)	1:A:84:LYS:HZ2	2:B:19:A:H4'	3	1.1
(1,3)	1:A:84:LYS:HZ2	2:B:19:A:H5'	3	1.1
(1,3)	1:A:84:LYS:HZ2	2:B:19:A:H5''	3	1.1
(1,3)	1:A:84:LYS:HZ2	2:B:19:A:H61	3	1.1

*Continued on next page...*

*Continued from previous page...*

Key	Atom-1	Atom-2	Model ID	Violation (Å)
(1,3)	1:A:84:LYS:HZ2	2:B:19:A:H62	3	1.1
(1,3)	1:A:84:LYS:HZ2	2:B:19:A:H8	3	1.1
(1,3)	1:A:84:LYS:HZ2	2:B:19:A:HO2'	3	1.1
(1,3)	1:A:84:LYS:HZ2	2:B:19:A:N1	3	1.1
(1,3)	1:A:84:LYS:HZ2	2:B:19:A:N3	3	1.1
(1,3)	1:A:84:LYS:HZ2	2:B:19:A:N6	3	1.1
(1,3)	1:A:84:LYS:HZ2	2:B:19:A:N7	3	1.1
(1,3)	1:A:84:LYS:HZ2	2:B:19:A:N9	3	1.1
(1,3)	1:A:84:LYS:HZ2	2:B:19:A:O2'	3	1.1
(1,3)	1:A:84:LYS:HZ2	2:B:19:A:O3'	3	1.1
(1,3)	1:A:84:LYS:HZ2	2:B:19:A:O4'	3	1.1
(1,3)	1:A:84:LYS:HZ2	2:B:19:A:O5'	3	1.1
(1,3)	1:A:84:LYS:HZ2	2:B:19:A:OP1	3	1.1
(1,3)	1:A:84:LYS:HZ2	2:B:19:A:OP2	3	1.1
(1,3)	1:A:84:LYS:HZ2	2:B:19:A:P	3	1.1
(1,3)	1:A:84:LYS:HZ2	2:B:20:U:C1'	3	1.1
(1,3)	1:A:84:LYS:HZ2	2:B:20:U:C2	3	1.1
(1,3)	1:A:84:LYS:HZ2	2:B:20:U:C2'	3	1.1
(1,3)	1:A:84:LYS:HZ2	2:B:20:U:C3'	3	1.1
(1,3)	1:A:84:LYS:HZ2	2:B:20:U:C4	3	1.1
(1,3)	1:A:84:LYS:HZ2	2:B:20:U:C4'	3	1.1
(1,3)	1:A:84:LYS:HZ2	2:B:20:U:C5	3	1.1
(1,3)	1:A:84:LYS:HZ2	2:B:20:U:C5'	3	1.1
(1,3)	1:A:84:LYS:HZ2	2:B:20:U:C6	3	1.1
(1,3)	1:A:84:LYS:HZ2	2:B:20:U:H1'	3	1.1
(1,3)	1:A:84:LYS:HZ2	2:B:20:U:H2'	3	1.1
(1,3)	1:A:84:LYS:HZ2	2:B:20:U:H3	3	1.1
(1,3)	1:A:84:LYS:HZ2	2:B:20:U:H3'	3	1.1
(1,3)	1:A:84:LYS:HZ2	2:B:20:U:H4'	3	1.1
(1,3)	1:A:84:LYS:HZ2	2:B:20:U:H5	3	1.1
(1,3)	1:A:84:LYS:HZ2	2:B:20:U:H5'	3	1.1
(1,3)	1:A:84:LYS:HZ2	2:B:20:U:H5''	3	1.1
(1,3)	1:A:84:LYS:HZ2	2:B:20:U:H6	3	1.1
(1,3)	1:A:84:LYS:HZ2	2:B:20:U:HO2'	3	1.1
(1,3)	1:A:84:LYS:HZ2	2:B:20:U:N1	3	1.1
(1,3)	1:A:84:LYS:HZ2	2:B:20:U:N3	3	1.1
(1,3)	1:A:84:LYS:HZ2	2:B:20:U:O2	3	1.1
(1,3)	1:A:84:LYS:HZ2	2:B:20:U:O2'	3	1.1
(1,3)	1:A:84:LYS:HZ2	2:B:20:U:O3'	3	1.1
(1,3)	1:A:84:LYS:HZ2	2:B:20:U:O4	3	1.1
(1,3)	1:A:84:LYS:HZ2	2:B:20:U:O4'	3	1.1
(1,3)	1:A:84:LYS:HZ2	2:B:20:U:O5'	3	1.1

*Continued on next page...*

*Continued from previous page...*

Key	Atom-1	Atom-2	Model ID	Violation (Å)
(1,3)	1:A:84:LYS:HZ2	2:B:20:U:OP1	3	1.1
(1,3)	1:A:84:LYS:HZ2	2:B:20:U:OP2	3	1.1
(1,3)	1:A:84:LYS:HZ2	2:B:20:U:P	3	1.1
(1,3)	1:A:84:LYS:HZ2	2:B:21:G:C1'	3	1.1
(1,3)	1:A:84:LYS:HZ2	2:B:21:G:C2	3	1.1
(1,3)	1:A:84:LYS:HZ2	2:B:21:G:C2'	3	1.1
(1,3)	1:A:84:LYS:HZ2	2:B:21:G:C3'	3	1.1
(1,3)	1:A:84:LYS:HZ2	2:B:21:G:C4	3	1.1
(1,3)	1:A:84:LYS:HZ2	2:B:21:G:C4'	3	1.1
(1,3)	1:A:84:LYS:HZ2	2:B:21:G:C5	3	1.1
(1,3)	1:A:84:LYS:HZ2	2:B:21:G:C5'	3	1.1
(1,3)	1:A:84:LYS:HZ2	2:B:21:G:C6	3	1.1
(1,3)	1:A:84:LYS:HZ2	2:B:21:G:C8	3	1.1
(1,3)	1:A:84:LYS:HZ2	2:B:21:G:H1	3	1.1
(1,3)	1:A:84:LYS:HZ2	2:B:21:G:H1'	3	1.1
(1,3)	1:A:84:LYS:HZ2	2:B:21:G:H2'	3	1.1
(1,3)	1:A:84:LYS:HZ2	2:B:21:G:H21	3	1.1
(1,3)	1:A:84:LYS:HZ2	2:B:21:G:H22	3	1.1
(1,3)	1:A:84:LYS:HZ2	2:B:21:G:H3'	3	1.1
(1,3)	1:A:84:LYS:HZ2	2:B:21:G:H4'	3	1.1
(1,3)	1:A:84:LYS:HZ2	2:B:21:G:H5'	3	1.1
(1,3)	1:A:84:LYS:HZ2	2:B:21:G:H5''	3	1.1
(1,3)	1:A:84:LYS:HZ2	2:B:21:G:H8	3	1.1
(1,3)	1:A:84:LYS:HZ2	2:B:21:G:HO2'	3	1.1
(1,3)	1:A:84:LYS:HZ2	2:B:21:G:N1	3	1.1
(1,3)	1:A:84:LYS:HZ2	2:B:21:G:N2	3	1.1
(1,3)	1:A:84:LYS:HZ2	2:B:21:G:N3	3	1.1
(1,3)	1:A:84:LYS:HZ2	2:B:21:G:N7	3	1.1
(1,3)	1:A:84:LYS:HZ2	2:B:21:G:N9	3	1.1
(1,3)	1:A:84:LYS:HZ2	2:B:21:G:O2'	3	1.1
(1,3)	1:A:84:LYS:HZ2	2:B:21:G:O3'	3	1.1
(1,3)	1:A:84:LYS:HZ2	2:B:21:G:O4'	3	1.1
(1,3)	1:A:84:LYS:HZ2	2:B:21:G:O5'	3	1.1
(1,3)	1:A:84:LYS:HZ2	2:B:21:G:O6	3	1.1
(1,3)	1:A:84:LYS:HZ2	2:B:21:G:OP1	3	1.1
(1,3)	1:A:84:LYS:HZ2	2:B:21:G:OP2	3	1.1
(1,3)	1:A:84:LYS:HZ2	2:B:21:G:P	3	1.1
(1,3)	1:A:84:LYS:HZ2	2:B:22:A:C1'	3	1.1
(1,3)	1:A:84:LYS:HZ2	2:B:22:A:C2	3	1.1
(1,3)	1:A:84:LYS:HZ2	2:B:22:A:C2'	3	1.1
(1,3)	1:A:84:LYS:HZ2	2:B:22:A:C3'	3	1.1
(1,3)	1:A:84:LYS:HZ2	2:B:22:A:C4	3	1.1

*Continued on next page...*

*Continued from previous page...*

Key	Atom-1	Atom-2	Model ID	Violation (Å)
(1,3)	1:A:84:LYS:HZ2	2:B:22:A:C4'	3	1.1
(1,3)	1:A:84:LYS:HZ2	2:B:22:A:C5	3	1.1
(1,3)	1:A:84:LYS:HZ2	2:B:22:A:C5'	3	1.1
(1,3)	1:A:84:LYS:HZ2	2:B:22:A:C6	3	1.1
(1,3)	1:A:84:LYS:HZ2	2:B:22:A:C8	3	1.1
(1,3)	1:A:84:LYS:HZ2	2:B:22:A:H1'	3	1.1
(1,3)	1:A:84:LYS:HZ2	2:B:22:A:H2	3	1.1
(1,3)	1:A:84:LYS:HZ2	2:B:22:A:H2'	3	1.1
(1,3)	1:A:84:LYS:HZ2	2:B:22:A:H3'	3	1.1
(1,3)	1:A:84:LYS:HZ2	2:B:22:A:H4'	3	1.1
(1,3)	1:A:84:LYS:HZ2	2:B:22:A:H5'	3	1.1
(1,3)	1:A:84:LYS:HZ2	2:B:22:A:H5''	3	1.1
(1,3)	1:A:84:LYS:HZ2	2:B:22:A:H61	3	1.1
(1,3)	1:A:84:LYS:HZ2	2:B:22:A:H62	3	1.1
(1,3)	1:A:84:LYS:HZ2	2:B:22:A:H8	3	1.1
(1,3)	1:A:84:LYS:HZ2	2:B:22:A:HO2'	3	1.1
(1,3)	1:A:84:LYS:HZ2	2:B:22:A:N1	3	1.1
(1,3)	1:A:84:LYS:HZ2	2:B:22:A:N3	3	1.1
(1,3)	1:A:84:LYS:HZ2	2:B:22:A:N6	3	1.1
(1,3)	1:A:84:LYS:HZ2	2:B:22:A:N7	3	1.1
(1,3)	1:A:84:LYS:HZ2	2:B:22:A:N9	3	1.1
(1,3)	1:A:84:LYS:HZ2	2:B:22:A:O2'	3	1.1
(1,3)	1:A:84:LYS:HZ2	2:B:22:A:O3'	3	1.1
(1,3)	1:A:84:LYS:HZ2	2:B:22:A:O4'	3	1.1
(1,3)	1:A:84:LYS:HZ2	2:B:22:A:O5'	3	1.1
(1,3)	1:A:84:LYS:HZ2	2:B:22:A:OP1	3	1.1
(1,3)	1:A:84:LYS:HZ2	2:B:22:A:OP2	3	1.1
(1,3)	1:A:84:LYS:HZ2	2:B:22:A:P	3	1.1
(1,3)	1:A:84:LYS:HZ2	2:B:23:U:C1'	3	1.1
(1,3)	1:A:84:LYS:HZ2	2:B:23:U:C2	3	1.1
(1,3)	1:A:84:LYS:HZ2	2:B:23:U:C2'	3	1.1
(1,3)	1:A:84:LYS:HZ2	2:B:23:U:C3'	3	1.1
(1,3)	1:A:84:LYS:HZ2	2:B:23:U:C4	3	1.1
(1,3)	1:A:84:LYS:HZ2	2:B:23:U:C4'	3	1.1
(1,3)	1:A:84:LYS:HZ2	2:B:23:U:C5	3	1.1
(1,3)	1:A:84:LYS:HZ2	2:B:23:U:C5'	3	1.1
(1,3)	1:A:84:LYS:HZ2	2:B:23:U:C6	3	1.1
(1,3)	1:A:84:LYS:HZ2	2:B:23:U:H1'	3	1.1
(1,3)	1:A:84:LYS:HZ2	2:B:23:U:H2'	3	1.1
(1,3)	1:A:84:LYS:HZ2	2:B:23:U:H3	3	1.1
(1,3)	1:A:84:LYS:HZ2	2:B:23:U:H3'	3	1.1
(1,3)	1:A:84:LYS:HZ2	2:B:23:U:H4'	3	1.1

*Continued on next page...*

*Continued from previous page...*

Key	Atom-1	Atom-2	Model ID	Violation (Å)
(1,3)	1:A:84:LYS:HZ2	2:B:23:U:H5	3	1.1
(1,3)	1:A:84:LYS:HZ2	2:B:23:U:H5'	3	1.1
(1,3)	1:A:84:LYS:HZ2	2:B:23:U:H5''	3	1.1
(1,3)	1:A:84:LYS:HZ2	2:B:23:U:H6	3	1.1
(1,3)	1:A:84:LYS:HZ2	2:B:23:U:HO2'	3	1.1
(1,3)	1:A:84:LYS:HZ2	2:B:23:U:N1	3	1.1
(1,3)	1:A:84:LYS:HZ2	2:B:23:U:N3	3	1.1
(1,3)	1:A:84:LYS:HZ2	2:B:23:U:O2	3	1.1
(1,3)	1:A:84:LYS:HZ2	2:B:23:U:O2'	3	1.1
(1,3)	1:A:84:LYS:HZ2	2:B:23:U:O3'	3	1.1
(1,3)	1:A:84:LYS:HZ2	2:B:23:U:O4	3	1.1
(1,3)	1:A:84:LYS:HZ2	2:B:23:U:O4'	3	1.1
(1,3)	1:A:84:LYS:HZ2	2:B:23:U:O5'	3	1.1
(1,3)	1:A:84:LYS:HZ2	2:B:23:U:OP1	3	1.1
(1,3)	1:A:84:LYS:HZ2	2:B:23:U:OP2	3	1.1
(1,3)	1:A:84:LYS:HZ2	2:B:23:U:P	3	1.1
(1,3)	1:A:84:LYS:HZ2	2:B:24:G:C1'	3	1.1
(1,3)	1:A:84:LYS:HZ2	2:B:24:G:C2	3	1.1
(1,3)	1:A:84:LYS:HZ2	2:B:24:G:C2'	3	1.1
(1,3)	1:A:84:LYS:HZ2	2:B:24:G:C3'	3	1.1
(1,3)	1:A:84:LYS:HZ2	2:B:24:G:C4	3	1.1
(1,3)	1:A:84:LYS:HZ2	2:B:24:G:C4'	3	1.1
(1,3)	1:A:84:LYS:HZ2	2:B:24:G:C5	3	1.1
(1,3)	1:A:84:LYS:HZ2	2:B:24:G:C5'	3	1.1
(1,3)	1:A:84:LYS:HZ2	2:B:24:G:C6	3	1.1
(1,3)	1:A:84:LYS:HZ2	2:B:24:G:C8	3	1.1
(1,3)	1:A:84:LYS:HZ2	2:B:24:G:H1	3	1.1
(1,3)	1:A:84:LYS:HZ2	2:B:24:G:H1'	3	1.1
(1,3)	1:A:84:LYS:HZ2	2:B:24:G:H2'	3	1.1
(1,3)	1:A:84:LYS:HZ2	2:B:24:G:H21	3	1.1
(1,3)	1:A:84:LYS:HZ2	2:B:24:G:H22	3	1.1
(1,3)	1:A:84:LYS:HZ2	2:B:24:G:H3'	3	1.1
(1,3)	1:A:84:LYS:HZ2	2:B:24:G:H4'	3	1.1
(1,3)	1:A:84:LYS:HZ2	2:B:24:G:H5'	3	1.1
(1,3)	1:A:84:LYS:HZ2	2:B:24:G:H5''	3	1.1
(1,3)	1:A:84:LYS:HZ2	2:B:24:G:H8	3	1.1
(1,3)	1:A:84:LYS:HZ2	2:B:24:G:HO2'	3	1.1
(1,3)	1:A:84:LYS:HZ2	2:B:24:G:N1	3	1.1
(1,3)	1:A:84:LYS:HZ2	2:B:24:G:N2	3	1.1
(1,3)	1:A:84:LYS:HZ2	2:B:24:G:N3	3	1.1
(1,3)	1:A:84:LYS:HZ2	2:B:24:G:N7	3	1.1
(1,3)	1:A:84:LYS:HZ2	2:B:24:G:N9	3	1.1

*Continued on next page...*



*Continued from previous page...*

Key	Atom-1	Atom-2	Model ID	Violation (Å)
(1,3)	1:A:84:LYS:HZ2	2:B:24:G:O2'	3	1.1
(1,3)	1:A:84:LYS:HZ2	2:B:24:G:O3'	3	1.1
(1,3)	1:A:84:LYS:HZ2	2:B:24:G:O4'	3	1.1
(1,3)	1:A:84:LYS:HZ2	2:B:24:G:O5'	3	1.1
(1,3)	1:A:84:LYS:HZ2	2:B:24:G:O6	3	1.1
(1,3)	1:A:84:LYS:HZ2	2:B:24:G:OP1	3	1.1
(1,3)	1:A:84:LYS:HZ2	2:B:24:G:OP2	3	1.1
(1,3)	1:A:84:LYS:HZ2	2:B:24:G:P	3	1.1
(1,3)	1:A:84:LYS:HZ3	2:B:2:C:C1'	3	1.1
(1,3)	1:A:84:LYS:HZ3	2:B:2:C:C2	3	1.1
(1,3)	1:A:84:LYS:HZ3	2:B:2:C:C2'	3	1.1
(1,3)	1:A:84:LYS:HZ3	2:B:2:C:C3'	3	1.1
(1,3)	1:A:84:LYS:HZ3	2:B:2:C:C4	3	1.1
(1,3)	1:A:84:LYS:HZ3	2:B:2:C:C4'	3	1.1
(1,3)	1:A:84:LYS:HZ3	2:B:2:C:C5	3	1.1
(1,3)	1:A:84:LYS:HZ3	2:B:2:C:C5'	3	1.1
(1,3)	1:A:84:LYS:HZ3	2:B:2:C:C6	3	1.1
(1,3)	1:A:84:LYS:HZ3	2:B:2:C:H1'	3	1.1
(1,3)	1:A:84:LYS:HZ3	2:B:2:C:H2'	3	1.1
(1,3)	1:A:84:LYS:HZ3	2:B:2:C:H3'	3	1.1
(1,3)	1:A:84:LYS:HZ3	2:B:2:C:H4'	3	1.1
(1,3)	1:A:84:LYS:HZ3	2:B:2:C:H41	3	1.1
(1,3)	1:A:84:LYS:HZ3	2:B:2:C:H42	3	1.1
(1,3)	1:A:84:LYS:HZ3	2:B:2:C:H5	3	1.1
(1,3)	1:A:84:LYS:HZ3	2:B:2:C:H5'	3	1.1
(1,3)	1:A:84:LYS:HZ3	2:B:2:C:H5''	3	1.1
(1,3)	1:A:84:LYS:HZ3	2:B:2:C:H6	3	1.1
(1,3)	1:A:84:LYS:HZ3	2:B:2:C:HO2'	3	1.1
(1,3)	1:A:84:LYS:HZ3	2:B:2:C:N1	3	1.1
(1,3)	1:A:84:LYS:HZ3	2:B:2:C:N3	3	1.1
(1,3)	1:A:84:LYS:HZ3	2:B:2:C:N4	3	1.1
(1,3)	1:A:84:LYS:HZ3	2:B:2:C:O2	3	1.1
(1,3)	1:A:84:LYS:HZ3	2:B:2:C:O2'	3	1.1
(1,3)	1:A:84:LYS:HZ3	2:B:2:C:O3'	3	1.1
(1,3)	1:A:84:LYS:HZ3	2:B:2:C:O4'	3	1.1
(1,3)	1:A:84:LYS:HZ3	2:B:2:C:O5'	3	1.1
(1,3)	1:A:84:LYS:HZ3	2:B:3:U:C1'	3	1.1
(1,3)	1:A:84:LYS:HZ3	2:B:3:U:C2	3	1.1
(1,3)	1:A:84:LYS:HZ3	2:B:3:U:C2'	3	1.1
(1,3)	1:A:84:LYS:HZ3	2:B:3:U:C3'	3	1.1
(1,3)	1:A:84:LYS:HZ3	2:B:3:U:C4	3	1.1
(1,3)	1:A:84:LYS:HZ3	2:B:3:U:C4'	3	1.1

*Continued on next page...*

*Continued from previous page...*

Key	Atom-1	Atom-2	Model ID	Violation (Å)
(1,3)	1:A:84:LYS:HZ3	2:B:3:U:C5	3	1.1
(1,3)	1:A:84:LYS:HZ3	2:B:3:U:C5'	3	1.1
(1,3)	1:A:84:LYS:HZ3	2:B:3:U:C6	3	1.1
(1,3)	1:A:84:LYS:HZ3	2:B:3:U:H1'	3	1.1
(1,3)	1:A:84:LYS:HZ3	2:B:3:U:H2'	3	1.1
(1,3)	1:A:84:LYS:HZ3	2:B:3:U:H3	3	1.1
(1,3)	1:A:84:LYS:HZ3	2:B:3:U:H3'	3	1.1
(1,3)	1:A:84:LYS:HZ3	2:B:3:U:H4'	3	1.1
(1,3)	1:A:84:LYS:HZ3	2:B:3:U:H5	3	1.1
(1,3)	1:A:84:LYS:HZ3	2:B:3:U:H5'	3	1.1
(1,3)	1:A:84:LYS:HZ3	2:B:3:U:H5''	3	1.1
(1,3)	1:A:84:LYS:HZ3	2:B:3:U:H6	3	1.1
(1,3)	1:A:84:LYS:HZ3	2:B:3:U:HO2'	3	1.1
(1,3)	1:A:84:LYS:HZ3	2:B:3:U:N1	3	1.1
(1,3)	1:A:84:LYS:HZ3	2:B:3:U:N3	3	1.1
(1,3)	1:A:84:LYS:HZ3	2:B:3:U:O2	3	1.1
(1,3)	1:A:84:LYS:HZ3	2:B:3:U:O2'	3	1.1
(1,3)	1:A:84:LYS:HZ3	2:B:3:U:O3'	3	1.1
(1,3)	1:A:84:LYS:HZ3	2:B:3:U:O4	3	1.1
(1,3)	1:A:84:LYS:HZ3	2:B:3:U:O4'	3	1.1
(1,3)	1:A:84:LYS:HZ3	2:B:3:U:O5'	3	1.1
(1,3)	1:A:84:LYS:HZ3	2:B:3:U:OP1	3	1.1
(1,3)	1:A:84:LYS:HZ3	2:B:3:U:OP2	3	1.1
(1,3)	1:A:84:LYS:HZ3	2:B:3:U:P	3	1.1
(1,3)	1:A:84:LYS:HZ3	2:B:4:G:C1'	3	1.1
(1,3)	1:A:84:LYS:HZ3	2:B:4:G:C2	3	1.1
(1,3)	1:A:84:LYS:HZ3	2:B:4:G:C2'	3	1.1
(1,3)	1:A:84:LYS:HZ3	2:B:4:G:C3'	3	1.1
(1,3)	1:A:84:LYS:HZ3	2:B:4:G:C4	3	1.1
(1,3)	1:A:84:LYS:HZ3	2:B:4:G:C4'	3	1.1
(1,3)	1:A:84:LYS:HZ3	2:B:4:G:C5	3	1.1
(1,3)	1:A:84:LYS:HZ3	2:B:4:G:C5'	3	1.1
(1,3)	1:A:84:LYS:HZ3	2:B:4:G:C6	3	1.1
(1,3)	1:A:84:LYS:HZ3	2:B:4:G:C8	3	1.1
(1,3)	1:A:84:LYS:HZ3	2:B:4:G:H1	3	1.1
(1,3)	1:A:84:LYS:HZ3	2:B:4:G:H1'	3	1.1
(1,3)	1:A:84:LYS:HZ3	2:B:4:G:H2'	3	1.1
(1,3)	1:A:84:LYS:HZ3	2:B:4:G:H21	3	1.1
(1,3)	1:A:84:LYS:HZ3	2:B:4:G:H22	3	1.1
(1,3)	1:A:84:LYS:HZ3	2:B:4:G:H3'	3	1.1
(1,3)	1:A:84:LYS:HZ3	2:B:4:G:H4'	3	1.1
(1,3)	1:A:84:LYS:HZ3	2:B:4:G:H5'	3	1.1

*Continued on next page...*

*Continued from previous page...*

Key	Atom-1	Atom-2	Model ID	Violation (Å)
(1,3)	1:A:84:LYS:HZ3	2:B:4:G:H5''	3	1.1
(1,3)	1:A:84:LYS:HZ3	2:B:4:G:H8	3	1.1
(1,3)	1:A:84:LYS:HZ3	2:B:4:G:HO2'	3	1.1
(1,3)	1:A:84:LYS:HZ3	2:B:4:G:N1	3	1.1
(1,3)	1:A:84:LYS:HZ3	2:B:4:G:N2	3	1.1
(1,3)	1:A:84:LYS:HZ3	2:B:4:G:N3	3	1.1
(1,3)	1:A:84:LYS:HZ3	2:B:4:G:N7	3	1.1
(1,3)	1:A:84:LYS:HZ3	2:B:4:G:N9	3	1.1
(1,3)	1:A:84:LYS:HZ3	2:B:4:G:O2'	3	1.1
(1,3)	1:A:84:LYS:HZ3	2:B:4:G:O3'	3	1.1
(1,3)	1:A:84:LYS:HZ3	2:B:4:G:O4'	3	1.1
(1,3)	1:A:84:LYS:HZ3	2:B:4:G:O5'	3	1.1
(1,3)	1:A:84:LYS:HZ3	2:B:4:G:O6	3	1.1
(1,3)	1:A:84:LYS:HZ3	2:B:4:G:OP1	3	1.1
(1,3)	1:A:84:LYS:HZ3	2:B:4:G:OP2	3	1.1
(1,3)	1:A:84:LYS:HZ3	2:B:4:G:P	3	1.1
(1,3)	1:A:84:LYS:HZ3	2:B:5:A:C1'	3	1.1
(1,3)	1:A:84:LYS:HZ3	2:B:5:A:C2	3	1.1
(1,3)	1:A:84:LYS:HZ3	2:B:5:A:C2'	3	1.1
(1,3)	1:A:84:LYS:HZ3	2:B:5:A:C3'	3	1.1
(1,3)	1:A:84:LYS:HZ3	2:B:5:A:C4	3	1.1
(1,3)	1:A:84:LYS:HZ3	2:B:5:A:C4'	3	1.1
(1,3)	1:A:84:LYS:HZ3	2:B:5:A:C5	3	1.1
(1,3)	1:A:84:LYS:HZ3	2:B:5:A:C5'	3	1.1
(1,3)	1:A:84:LYS:HZ3	2:B:5:A:C6	3	1.1
(1,3)	1:A:84:LYS:HZ3	2:B:5:A:C8	3	1.1
(1,3)	1:A:84:LYS:HZ3	2:B:5:A:H1'	3	1.1
(1,3)	1:A:84:LYS:HZ3	2:B:5:A:H2	3	1.1
(1,3)	1:A:84:LYS:HZ3	2:B:5:A:H2'	3	1.1
(1,3)	1:A:84:LYS:HZ3	2:B:5:A:H3'	3	1.1
(1,3)	1:A:84:LYS:HZ3	2:B:5:A:H4'	3	1.1
(1,3)	1:A:84:LYS:HZ3	2:B:5:A:H5'	3	1.1
(1,3)	1:A:84:LYS:HZ3	2:B:5:A:H5''	3	1.1
(1,3)	1:A:84:LYS:HZ3	2:B:5:A:H61	3	1.1
(1,3)	1:A:84:LYS:HZ3	2:B:5:A:H62	3	1.1
(1,3)	1:A:84:LYS:HZ3	2:B:5:A:H8	3	1.1
(1,3)	1:A:84:LYS:HZ3	2:B:5:A:HO2'	3	1.1
(1,3)	1:A:84:LYS:HZ3	2:B:5:A:N1	3	1.1
(1,3)	1:A:84:LYS:HZ3	2:B:5:A:N3	3	1.1
(1,3)	1:A:84:LYS:HZ3	2:B:5:A:N6	3	1.1
(1,3)	1:A:84:LYS:HZ3	2:B:5:A:N7	3	1.1
(1,3)	1:A:84:LYS:HZ3	2:B:5:A:N9	3	1.1

*Continued on next page...*

*Continued from previous page...*

Key	Atom-1	Atom-2	Model ID	Violation (Å)
(1,3)	1:A:84:LYS:HZ3	2:B:5:A:O2'	3	1.1
(1,3)	1:A:84:LYS:HZ3	2:B:5:A:O3'	3	1.1
(1,3)	1:A:84:LYS:HZ3	2:B:5:A:O4'	3	1.1
(1,3)	1:A:84:LYS:HZ3	2:B:5:A:O5'	3	1.1
(1,3)	1:A:84:LYS:HZ3	2:B:5:A:OP1	3	1.1
(1,3)	1:A:84:LYS:HZ3	2:B:5:A:OP2	3	1.1
(1,3)	1:A:84:LYS:HZ3	2:B:5:A:P	3	1.1
(1,3)	1:A:84:LYS:HZ3	2:B:6:G:C1'	3	1.1
(1,3)	1:A:84:LYS:HZ3	2:B:6:G:C2	3	1.1
(1,3)	1:A:84:LYS:HZ3	2:B:6:G:C2'	3	1.1
(1,3)	1:A:84:LYS:HZ3	2:B:6:G:C3'	3	1.1
(1,3)	1:A:84:LYS:HZ3	2:B:6:G:C4	3	1.1
(1,3)	1:A:84:LYS:HZ3	2:B:6:G:C4'	3	1.1
(1,3)	1:A:84:LYS:HZ3	2:B:6:G:C5	3	1.1
(1,3)	1:A:84:LYS:HZ3	2:B:6:G:C5'	3	1.1
(1,3)	1:A:84:LYS:HZ3	2:B:6:G:C6	3	1.1
(1,3)	1:A:84:LYS:HZ3	2:B:6:G:C8	3	1.1
(1,3)	1:A:84:LYS:HZ3	2:B:6:G:H1	3	1.1
(1,3)	1:A:84:LYS:HZ3	2:B:6:G:H1'	3	1.1
(1,3)	1:A:84:LYS:HZ3	2:B:6:G:H2'	3	1.1
(1,3)	1:A:84:LYS:HZ3	2:B:6:G:H21	3	1.1
(1,3)	1:A:84:LYS:HZ3	2:B:6:G:H22	3	1.1
(1,3)	1:A:84:LYS:HZ3	2:B:6:G:H3'	3	1.1
(1,3)	1:A:84:LYS:HZ3	2:B:6:G:H4'	3	1.1
(1,3)	1:A:84:LYS:HZ3	2:B:6:G:H5'	3	1.1
(1,3)	1:A:84:LYS:HZ3	2:B:6:G:H5''	3	1.1
(1,3)	1:A:84:LYS:HZ3	2:B:6:G:H8	3	1.1
(1,3)	1:A:84:LYS:HZ3	2:B:6:G:HO2'	3	1.1
(1,3)	1:A:84:LYS:HZ3	2:B:6:G:N1	3	1.1
(1,3)	1:A:84:LYS:HZ3	2:B:6:G:N2	3	1.1
(1,3)	1:A:84:LYS:HZ3	2:B:6:G:N3	3	1.1
(1,3)	1:A:84:LYS:HZ3	2:B:6:G:N7	3	1.1
(1,3)	1:A:84:LYS:HZ3	2:B:6:G:N9	3	1.1
(1,3)	1:A:84:LYS:HZ3	2:B:6:G:O2'	3	1.1
(1,3)	1:A:84:LYS:HZ3	2:B:6:G:O3'	3	1.1
(1,3)	1:A:84:LYS:HZ3	2:B:6:G:O4'	3	1.1
(1,3)	1:A:84:LYS:HZ3	2:B:6:G:O5'	3	1.1
(1,3)	1:A:84:LYS:HZ3	2:B:6:G:O6	3	1.1
(1,3)	1:A:84:LYS:HZ3	2:B:6:G:OP1	3	1.1
(1,3)	1:A:84:LYS:HZ3	2:B:6:G:OP2	3	1.1
(1,3)	1:A:84:LYS:HZ3	2:B:6:G:P	3	1.1
(1,3)	1:A:84:LYS:HZ3	2:B:7:C:C1'	3	1.1

*Continued on next page...*

*Continued from previous page...*

Key	Atom-1	Atom-2	Model ID	Violation (Å)
(1,3)	1:A:84:LYS:HZ3	2:B:7:C:C2	3	1.1
(1,3)	1:A:84:LYS:HZ3	2:B:7:C:C2'	3	1.1
(1,3)	1:A:84:LYS:HZ3	2:B:7:C:C3'	3	1.1
(1,3)	1:A:84:LYS:HZ3	2:B:7:C:C4	3	1.1
(1,3)	1:A:84:LYS:HZ3	2:B:7:C:C4'	3	1.1
(1,3)	1:A:84:LYS:HZ3	2:B:7:C:C5	3	1.1
(1,3)	1:A:84:LYS:HZ3	2:B:7:C:C5'	3	1.1
(1,3)	1:A:84:LYS:HZ3	2:B:7:C:C6	3	1.1
(1,3)	1:A:84:LYS:HZ3	2:B:7:C:H1'	3	1.1
(1,3)	1:A:84:LYS:HZ3	2:B:7:C:H2'	3	1.1
(1,3)	1:A:84:LYS:HZ3	2:B:7:C:H3'	3	1.1
(1,3)	1:A:84:LYS:HZ3	2:B:7:C:H4'	3	1.1
(1,3)	1:A:84:LYS:HZ3	2:B:7:C:H41	3	1.1
(1,3)	1:A:84:LYS:HZ3	2:B:7:C:H42	3	1.1
(1,3)	1:A:84:LYS:HZ3	2:B:7:C:H5	3	1.1
(1,3)	1:A:84:LYS:HZ3	2:B:7:C:H5'	3	1.1
(1,3)	1:A:84:LYS:HZ3	2:B:7:C:H5''	3	1.1
(1,3)	1:A:84:LYS:HZ3	2:B:7:C:H6	3	1.1
(1,3)	1:A:84:LYS:HZ3	2:B:7:C:HO2'	3	1.1
(1,3)	1:A:84:LYS:HZ3	2:B:7:C:N1	3	1.1
(1,3)	1:A:84:LYS:HZ3	2:B:7:C:N3	3	1.1
(1,3)	1:A:84:LYS:HZ3	2:B:7:C:N4	3	1.1
(1,3)	1:A:84:LYS:HZ3	2:B:7:C:O2	3	1.1
(1,3)	1:A:84:LYS:HZ3	2:B:7:C:O2'	3	1.1
(1,3)	1:A:84:LYS:HZ3	2:B:7:C:O3'	3	1.1
(1,3)	1:A:84:LYS:HZ3	2:B:7:C:O4'	3	1.1
(1,3)	1:A:84:LYS:HZ3	2:B:7:C:O5'	3	1.1
(1,3)	1:A:84:LYS:HZ3	2:B:7:C:OP1	3	1.1
(1,3)	1:A:84:LYS:HZ3	2:B:7:C:OP2	3	1.1
(1,3)	1:A:84:LYS:HZ3	2:B:7:C:P	3	1.1
(1,3)	1:A:84:LYS:HZ3	2:B:8:U:C1'	3	1.1
(1,3)	1:A:84:LYS:HZ3	2:B:8:U:C2	3	1.1
(1,3)	1:A:84:LYS:HZ3	2:B:8:U:C2'	3	1.1
(1,3)	1:A:84:LYS:HZ3	2:B:8:U:C3'	3	1.1
(1,3)	1:A:84:LYS:HZ3	2:B:8:U:C4	3	1.1
(1,3)	1:A:84:LYS:HZ3	2:B:8:U:C4'	3	1.1
(1,3)	1:A:84:LYS:HZ3	2:B:8:U:C5	3	1.1
(1,3)	1:A:84:LYS:HZ3	2:B:8:U:C5'	3	1.1
(1,3)	1:A:84:LYS:HZ3	2:B:8:U:C6	3	1.1
(1,3)	1:A:84:LYS:HZ3	2:B:8:U:H1'	3	1.1
(1,3)	1:A:84:LYS:HZ3	2:B:8:U:H2'	3	1.1
(1,3)	1:A:84:LYS:HZ3	2:B:8:U:H3	3	1.1

*Continued on next page...*

*Continued from previous page...*

Key	Atom-1	Atom-2	Model ID	Violation (Å)
(1,3)	1:A:84:LYS:HZ3	2:B:8:U:H3'	3	1.1
(1,3)	1:A:84:LYS:HZ3	2:B:8:U:H4'	3	1.1
(1,3)	1:A:84:LYS:HZ3	2:B:8:U:H5	3	1.1
(1,3)	1:A:84:LYS:HZ3	2:B:8:U:H5'	3	1.1
(1,3)	1:A:84:LYS:HZ3	2:B:8:U:H5''	3	1.1
(1,3)	1:A:84:LYS:HZ3	2:B:8:U:H6	3	1.1
(1,3)	1:A:84:LYS:HZ3	2:B:8:U:HO2'	3	1.1
(1,3)	1:A:84:LYS:HZ3	2:B:8:U:N1	3	1.1
(1,3)	1:A:84:LYS:HZ3	2:B:8:U:N3	3	1.1
(1,3)	1:A:84:LYS:HZ3	2:B:8:U:O2	3	1.1
(1,3)	1:A:84:LYS:HZ3	2:B:8:U:O2'	3	1.1
(1,3)	1:A:84:LYS:HZ3	2:B:8:U:O3'	3	1.1
(1,3)	1:A:84:LYS:HZ3	2:B:8:U:O4	3	1.1
(1,3)	1:A:84:LYS:HZ3	2:B:8:U:O4'	3	1.1
(1,3)	1:A:84:LYS:HZ3	2:B:8:U:O5'	3	1.1
(1,3)	1:A:84:LYS:HZ3	2:B:8:U:OP1	3	1.1
(1,3)	1:A:84:LYS:HZ3	2:B:8:U:OP2	3	1.1
(1,3)	1:A:84:LYS:HZ3	2:B:8:U:P	3	1.1
(1,3)	1:A:84:LYS:HZ3	2:B:9:C:C1'	3	1.1
(1,3)	1:A:84:LYS:HZ3	2:B:9:C:C2	3	1.1
(1,3)	1:A:84:LYS:HZ3	2:B:9:C:C2'	3	1.1
(1,3)	1:A:84:LYS:HZ3	2:B:9:C:C3'	3	1.1
(1,3)	1:A:84:LYS:HZ3	2:B:9:C:C4	3	1.1
(1,3)	1:A:84:LYS:HZ3	2:B:9:C:C4'	3	1.1
(1,3)	1:A:84:LYS:HZ3	2:B:9:C:C5	3	1.1
(1,3)	1:A:84:LYS:HZ3	2:B:9:C:C5'	3	1.1
(1,3)	1:A:84:LYS:HZ3	2:B:9:C:C6	3	1.1
(1,3)	1:A:84:LYS:HZ3	2:B:9:C:H1'	3	1.1
(1,3)	1:A:84:LYS:HZ3	2:B:9:C:H2'	3	1.1
(1,3)	1:A:84:LYS:HZ3	2:B:9:C:H3'	3	1.1
(1,3)	1:A:84:LYS:HZ3	2:B:9:C:H4'	3	1.1
(1,3)	1:A:84:LYS:HZ3	2:B:9:C:H41	3	1.1
(1,3)	1:A:84:LYS:HZ3	2:B:9:C:H42	3	1.1
(1,3)	1:A:84:LYS:HZ3	2:B:9:C:H5	3	1.1
(1,3)	1:A:84:LYS:HZ3	2:B:9:C:H5'	3	1.1
(1,3)	1:A:84:LYS:HZ3	2:B:9:C:H5''	3	1.1
(1,3)	1:A:84:LYS:HZ3	2:B:9:C:H6	3	1.1
(1,3)	1:A:84:LYS:HZ3	2:B:9:C:HO2'	3	1.1
(1,3)	1:A:84:LYS:HZ3	2:B:9:C:N1	3	1.1
(1,3)	1:A:84:LYS:HZ3	2:B:9:C:N3	3	1.1
(1,3)	1:A:84:LYS:HZ3	2:B:9:C:N4	3	1.1
(1,3)	1:A:84:LYS:HZ3	2:B:9:C:O2	3	1.1

*Continued on next page...*

*Continued from previous page...*

Key	Atom-1	Atom-2	Model ID	Violation (Å)
(1,3)	1:A:84:LYS:HZ3	2:B:9:C:O2'	3	1.1
(1,3)	1:A:84:LYS:HZ3	2:B:9:C:O3'	3	1.1
(1,3)	1:A:84:LYS:HZ3	2:B:9:C:O4'	3	1.1
(1,3)	1:A:84:LYS:HZ3	2:B:9:C:O5'	3	1.1
(1,3)	1:A:84:LYS:HZ3	2:B:9:C:OP1	3	1.1
(1,3)	1:A:84:LYS:HZ3	2:B:9:C:OP2	3	1.1
(1,3)	1:A:84:LYS:HZ3	2:B:9:C:P	3	1.1
(1,3)	1:A:84:LYS:HZ3	2:B:10:G:C1'	3	1.1
(1,3)	1:A:84:LYS:HZ3	2:B:10:G:C2	3	1.1
(1,3)	1:A:84:LYS:HZ3	2:B:10:G:C2'	3	1.1
(1,3)	1:A:84:LYS:HZ3	2:B:10:G:C3'	3	1.1
(1,3)	1:A:84:LYS:HZ3	2:B:10:G:C4	3	1.1
(1,3)	1:A:84:LYS:HZ3	2:B:10:G:C4'	3	1.1
(1,3)	1:A:84:LYS:HZ3	2:B:10:G:C5	3	1.1
(1,3)	1:A:84:LYS:HZ3	2:B:10:G:C5'	3	1.1
(1,3)	1:A:84:LYS:HZ3	2:B:10:G:C6	3	1.1
(1,3)	1:A:84:LYS:HZ3	2:B:10:G:C8	3	1.1
(1,3)	1:A:84:LYS:HZ3	2:B:10:G:H1	3	1.1
(1,3)	1:A:84:LYS:HZ3	2:B:10:G:H1'	3	1.1
(1,3)	1:A:84:LYS:HZ3	2:B:10:G:H2'	3	1.1
(1,3)	1:A:84:LYS:HZ3	2:B:10:G:H21	3	1.1
(1,3)	1:A:84:LYS:HZ3	2:B:10:G:H22	3	1.1
(1,3)	1:A:84:LYS:HZ3	2:B:10:G:H3'	3	1.1
(1,3)	1:A:84:LYS:HZ3	2:B:10:G:H4'	3	1.1
(1,3)	1:A:84:LYS:HZ3	2:B:10:G:H5'	3	1.1
(1,3)	1:A:84:LYS:HZ3	2:B:10:G:H5''	3	1.1
(1,3)	1:A:84:LYS:HZ3	2:B:10:G:H8	3	1.1
(1,3)	1:A:84:LYS:HZ3	2:B:10:G:HO2'	3	1.1
(1,3)	1:A:84:LYS:HZ3	2:B:10:G:N1	3	1.1
(1,3)	1:A:84:LYS:HZ3	2:B:10:G:N2	3	1.1
(1,3)	1:A:84:LYS:HZ3	2:B:10:G:N3	3	1.1
(1,3)	1:A:84:LYS:HZ3	2:B:10:G:N7	3	1.1
(1,3)	1:A:84:LYS:HZ3	2:B:10:G:N9	3	1.1
(1,3)	1:A:84:LYS:HZ3	2:B:10:G:O2'	3	1.1
(1,3)	1:A:84:LYS:HZ3	2:B:10:G:O3'	3	1.1
(1,3)	1:A:84:LYS:HZ3	2:B:10:G:O4'	3	1.1
(1,3)	1:A:84:LYS:HZ3	2:B:10:G:O5'	3	1.1
(1,3)	1:A:84:LYS:HZ3	2:B:10:G:O6	3	1.1
(1,3)	1:A:84:LYS:HZ3	2:B:10:G:OP1	3	1.1
(1,3)	1:A:84:LYS:HZ3	2:B:10:G:OP2	3	1.1
(1,3)	1:A:84:LYS:HZ3	2:B:10:G:P	3	1.1
(1,3)	1:A:84:LYS:HZ3	2:B:11:A:C1'	3	1.1

*Continued on next page...*

*Continued from previous page...*

Key	Atom-1	Atom-2	Model ID	Violation (Å)
(1,3)	1:A:84:LYS:HZ3	2:B:11:A:C2	3	1.1
(1,3)	1:A:84:LYS:HZ3	2:B:11:A:C2'	3	1.1
(1,3)	1:A:84:LYS:HZ3	2:B:11:A:C3'	3	1.1
(1,3)	1:A:84:LYS:HZ3	2:B:11:A:C4	3	1.1
(1,3)	1:A:84:LYS:HZ3	2:B:11:A:C4'	3	1.1
(1,3)	1:A:84:LYS:HZ3	2:B:11:A:C5	3	1.1
(1,3)	1:A:84:LYS:HZ3	2:B:11:A:C5'	3	1.1
(1,3)	1:A:84:LYS:HZ3	2:B:11:A:C6	3	1.1
(1,3)	1:A:84:LYS:HZ3	2:B:11:A:C8	3	1.1
(1,3)	1:A:84:LYS:HZ3	2:B:11:A:H1'	3	1.1
(1,3)	1:A:84:LYS:HZ3	2:B:11:A:H2	3	1.1
(1,3)	1:A:84:LYS:HZ3	2:B:11:A:H2'	3	1.1
(1,3)	1:A:84:LYS:HZ3	2:B:11:A:H3'	3	1.1
(1,3)	1:A:84:LYS:HZ3	2:B:11:A:H4'	3	1.1
(1,3)	1:A:84:LYS:HZ3	2:B:11:A:H5'	3	1.1
(1,3)	1:A:84:LYS:HZ3	2:B:11:A:H5''	3	1.1
(1,3)	1:A:84:LYS:HZ3	2:B:11:A:H61	3	1.1
(1,3)	1:A:84:LYS:HZ3	2:B:11:A:H62	3	1.1
(1,3)	1:A:84:LYS:HZ3	2:B:11:A:H8	3	1.1
(1,3)	1:A:84:LYS:HZ3	2:B:11:A:HO2'	3	1.1
(1,3)	1:A:84:LYS:HZ3	2:B:11:A:N1	3	1.1
(1,3)	1:A:84:LYS:HZ3	2:B:11:A:N3	3	1.1
(1,3)	1:A:84:LYS:HZ3	2:B:11:A:N6	3	1.1
(1,3)	1:A:84:LYS:HZ3	2:B:11:A:N7	3	1.1
(1,3)	1:A:84:LYS:HZ3	2:B:11:A:N9	3	1.1
(1,3)	1:A:84:LYS:HZ3	2:B:11:A:O2'	3	1.1
(1,3)	1:A:84:LYS:HZ3	2:B:11:A:O3'	3	1.1
(1,3)	1:A:84:LYS:HZ3	2:B:11:A:O4'	3	1.1
(1,3)	1:A:84:LYS:HZ3	2:B:11:A:O5'	3	1.1
(1,3)	1:A:84:LYS:HZ3	2:B:11:A:OP1	3	1.1
(1,3)	1:A:84:LYS:HZ3	2:B:11:A:OP2	3	1.1
(1,3)	1:A:84:LYS:HZ3	2:B:11:A:P	3	1.1
(1,3)	1:A:84:LYS:HZ3	2:B:12:A:C1'	3	1.1
(1,3)	1:A:84:LYS:HZ3	2:B:12:A:C2	3	1.1
(1,3)	1:A:84:LYS:HZ3	2:B:12:A:C2'	3	1.1
(1,3)	1:A:84:LYS:HZ3	2:B:12:A:C3'	3	1.1
(1,3)	1:A:84:LYS:HZ3	2:B:12:A:C4	3	1.1
(1,3)	1:A:84:LYS:HZ3	2:B:12:A:C4'	3	1.1
(1,3)	1:A:84:LYS:HZ3	2:B:12:A:C5	3	1.1
(1,3)	1:A:84:LYS:HZ3	2:B:12:A:C5'	3	1.1
(1,3)	1:A:84:LYS:HZ3	2:B:12:A:C6	3	1.1
(1,3)	1:A:84:LYS:HZ3	2:B:12:A:C8	3	1.1

*Continued on next page...*



*Continued from previous page...*

Key	Atom-1	Atom-2	Model ID	Violation (Å)
(1,3)	1:A:84:LYS:HZ3	2:B:12:A:H1'	3	1.1
(1,3)	1:A:84:LYS:HZ3	2:B:12:A:H2	3	1.1
(1,3)	1:A:84:LYS:HZ3	2:B:12:A:H2'	3	1.1
(1,3)	1:A:84:LYS:HZ3	2:B:12:A:H3'	3	1.1
(1,3)	1:A:84:LYS:HZ3	2:B:12:A:H4'	3	1.1
(1,3)	1:A:84:LYS:HZ3	2:B:12:A:H5'	3	1.1
(1,3)	1:A:84:LYS:HZ3	2:B:12:A:H5''	3	1.1
(1,3)	1:A:84:LYS:HZ3	2:B:12:A:H61	3	1.1
(1,3)	1:A:84:LYS:HZ3	2:B:12:A:H62	3	1.1
(1,3)	1:A:84:LYS:HZ3	2:B:12:A:H8	3	1.1
(1,3)	1:A:84:LYS:HZ3	2:B:12:A:HO2'	3	1.1
(1,3)	1:A:84:LYS:HZ3	2:B:12:A:N1	3	1.1
(1,3)	1:A:84:LYS:HZ3	2:B:12:A:N3	3	1.1
(1,3)	1:A:84:LYS:HZ3	2:B:12:A:N6	3	1.1
(1,3)	1:A:84:LYS:HZ3	2:B:12:A:N7	3	1.1
(1,3)	1:A:84:LYS:HZ3	2:B:12:A:N9	3	1.1
(1,3)	1:A:84:LYS:HZ3	2:B:12:A:O2'	3	1.1
(1,3)	1:A:84:LYS:HZ3	2:B:12:A:O3'	3	1.1
(1,3)	1:A:84:LYS:HZ3	2:B:12:A:O4'	3	1.1
(1,3)	1:A:84:LYS:HZ3	2:B:12:A:O5'	3	1.1
(1,3)	1:A:84:LYS:HZ3	2:B:12:A:OP1	3	1.1
(1,3)	1:A:84:LYS:HZ3	2:B:12:A:OP2	3	1.1
(1,3)	1:A:84:LYS:HZ3	2:B:12:A:P	3	1.1
(1,3)	1:A:84:LYS:HZ3	2:B:13:A:C1'	3	1.1
(1,3)	1:A:84:LYS:HZ3	2:B:13:A:C2	3	1.1
(1,3)	1:A:84:LYS:HZ3	2:B:13:A:C2'	3	1.1
(1,3)	1:A:84:LYS:HZ3	2:B:13:A:C3'	3	1.1
(1,3)	1:A:84:LYS:HZ3	2:B:13:A:C4	3	1.1
(1,3)	1:A:84:LYS:HZ3	2:B:13:A:C4'	3	1.1
(1,3)	1:A:84:LYS:HZ3	2:B:13:A:C5	3	1.1
(1,3)	1:A:84:LYS:HZ3	2:B:13:A:C5'	3	1.1
(1,3)	1:A:84:LYS:HZ3	2:B:13:A:C6	3	1.1
(1,3)	1:A:84:LYS:HZ3	2:B:13:A:C8	3	1.1
(1,3)	1:A:84:LYS:HZ3	2:B:13:A:H1'	3	1.1
(1,3)	1:A:84:LYS:HZ3	2:B:13:A:H2	3	1.1
(1,3)	1:A:84:LYS:HZ3	2:B:13:A:H2'	3	1.1
(1,3)	1:A:84:LYS:HZ3	2:B:13:A:H3'	3	1.1
(1,3)	1:A:84:LYS:HZ3	2:B:13:A:H4'	3	1.1
(1,3)	1:A:84:LYS:HZ3	2:B:13:A:H5'	3	1.1
(1,3)	1:A:84:LYS:HZ3	2:B:13:A:H5''	3	1.1
(1,3)	1:A:84:LYS:HZ3	2:B:13:A:H61	3	1.1
(1,3)	1:A:84:LYS:HZ3	2:B:13:A:H62	3	1.1

*Continued on next page...*

*Continued from previous page...*

Key	Atom-1	Atom-2	Model ID	Violation (Å)
(1,3)	1:A:84:LYS:HZ3	2:B:13:A:H8	3	1.1
(1,3)	1:A:84:LYS:HZ3	2:B:13:A:HO2'	3	1.1
(1,3)	1:A:84:LYS:HZ3	2:B:13:A:N1	3	1.1
(1,3)	1:A:84:LYS:HZ3	2:B:13:A:N3	3	1.1
(1,3)	1:A:84:LYS:HZ3	2:B:13:A:N6	3	1.1
(1,3)	1:A:84:LYS:HZ3	2:B:13:A:N7	3	1.1
(1,3)	1:A:84:LYS:HZ3	2:B:13:A:N9	3	1.1
(1,3)	1:A:84:LYS:HZ3	2:B:13:A:O2'	3	1.1
(1,3)	1:A:84:LYS:HZ3	2:B:13:A:O3'	3	1.1
(1,3)	1:A:84:LYS:HZ3	2:B:13:A:O4'	3	1.1
(1,3)	1:A:84:LYS:HZ3	2:B:13:A:O5'	3	1.1
(1,3)	1:A:84:LYS:HZ3	2:B:13:A:OP1	3	1.1
(1,3)	1:A:84:LYS:HZ3	2:B:13:A:OP2	3	1.1
(1,3)	1:A:84:LYS:HZ3	2:B:13:A:P	3	1.1
(1,3)	1:A:84:LYS:HZ3	2:B:14:G:C1'	3	1.1
(1,3)	1:A:84:LYS:HZ3	2:B:14:G:C2	3	1.1
(1,3)	1:A:84:LYS:HZ3	2:B:14:G:C2'	3	1.1
(1,3)	1:A:84:LYS:HZ3	2:B:14:G:C3'	3	1.1
(1,3)	1:A:84:LYS:HZ3	2:B:14:G:C4	3	1.1
(1,3)	1:A:84:LYS:HZ3	2:B:14:G:C4'	3	1.1
(1,3)	1:A:84:LYS:HZ3	2:B:14:G:C5	3	1.1
(1,3)	1:A:84:LYS:HZ3	2:B:14:G:C5'	3	1.1
(1,3)	1:A:84:LYS:HZ3	2:B:14:G:C6	3	1.1
(1,3)	1:A:84:LYS:HZ3	2:B:14:G:C8	3	1.1
(1,3)	1:A:84:LYS:HZ3	2:B:14:G:H1	3	1.1
(1,3)	1:A:84:LYS:HZ3	2:B:14:G:H1'	3	1.1
(1,3)	1:A:84:LYS:HZ3	2:B:14:G:H2'	3	1.1
(1,3)	1:A:84:LYS:HZ3	2:B:14:G:H21	3	1.1
(1,3)	1:A:84:LYS:HZ3	2:B:14:G:H22	3	1.1
(1,3)	1:A:84:LYS:HZ3	2:B:14:G:H3'	3	1.1
(1,3)	1:A:84:LYS:HZ3	2:B:14:G:H4'	3	1.1
(1,3)	1:A:84:LYS:HZ3	2:B:14:G:H5'	3	1.1
(1,3)	1:A:84:LYS:HZ3	2:B:14:G:H5''	3	1.1
(1,3)	1:A:84:LYS:HZ3	2:B:14:G:H8	3	1.1
(1,3)	1:A:84:LYS:HZ3	2:B:14:G:HO2'	3	1.1
(1,3)	1:A:84:LYS:HZ3	2:B:14:G:N1	3	1.1
(1,3)	1:A:84:LYS:HZ3	2:B:14:G:N2	3	1.1
(1,3)	1:A:84:LYS:HZ3	2:B:14:G:N3	3	1.1
(1,3)	1:A:84:LYS:HZ3	2:B:14:G:N7	3	1.1
(1,3)	1:A:84:LYS:HZ3	2:B:14:G:N9	3	1.1
(1,3)	1:A:84:LYS:HZ3	2:B:14:G:O2'	3	1.1
(1,3)	1:A:84:LYS:HZ3	2:B:14:G:O3'	3	1.1

*Continued on next page...*

*Continued from previous page...*

Key	Atom-1	Atom-2	Model ID	Violation (Å)
(1,3)	1:A:84:LYS:HZ3	2:B:14:G:O4'	3	1.1
(1,3)	1:A:84:LYS:HZ3	2:B:14:G:O5'	3	1.1
(1,3)	1:A:84:LYS:HZ3	2:B:14:G:O6	3	1.1
(1,3)	1:A:84:LYS:HZ3	2:B:14:G:OP1	3	1.1
(1,3)	1:A:84:LYS:HZ3	2:B:14:G:OP2	3	1.1
(1,3)	1:A:84:LYS:HZ3	2:B:14:G:P	3	1.1
(1,3)	1:A:84:LYS:HZ3	2:B:15:A:C1'	3	1.1
(1,3)	1:A:84:LYS:HZ3	2:B:15:A:C2	3	1.1
(1,3)	1:A:84:LYS:HZ3	2:B:15:A:C2'	3	1.1
(1,3)	1:A:84:LYS:HZ3	2:B:15:A:C3'	3	1.1
(1,3)	1:A:84:LYS:HZ3	2:B:15:A:C4	3	1.1
(1,3)	1:A:84:LYS:HZ3	2:B:15:A:C4'	3	1.1
(1,3)	1:A:84:LYS:HZ3	2:B:15:A:C5	3	1.1
(1,3)	1:A:84:LYS:HZ3	2:B:15:A:C5'	3	1.1
(1,3)	1:A:84:LYS:HZ3	2:B:15:A:C6	3	1.1
(1,3)	1:A:84:LYS:HZ3	2:B:15:A:C8	3	1.1
(1,3)	1:A:84:LYS:HZ3	2:B:15:A:H1'	3	1.1
(1,3)	1:A:84:LYS:HZ3	2:B:15:A:H2	3	1.1
(1,3)	1:A:84:LYS:HZ3	2:B:15:A:H2'	3	1.1
(1,3)	1:A:84:LYS:HZ3	2:B:15:A:H3'	3	1.1
(1,3)	1:A:84:LYS:HZ3	2:B:15:A:H4'	3	1.1
(1,3)	1:A:84:LYS:HZ3	2:B:15:A:H5'	3	1.1
(1,3)	1:A:84:LYS:HZ3	2:B:15:A:H5''	3	1.1
(1,3)	1:A:84:LYS:HZ3	2:B:15:A:H61	3	1.1
(1,3)	1:A:84:LYS:HZ3	2:B:15:A:H62	3	1.1
(1,3)	1:A:84:LYS:HZ3	2:B:15:A:H8	3	1.1
(1,3)	1:A:84:LYS:HZ3	2:B:15:A:HO2'	3	1.1
(1,3)	1:A:84:LYS:HZ3	2:B:15:A:N1	3	1.1
(1,3)	1:A:84:LYS:HZ3	2:B:15:A:N3	3	1.1
(1,3)	1:A:84:LYS:HZ3	2:B:15:A:N6	3	1.1
(1,3)	1:A:84:LYS:HZ3	2:B:15:A:N7	3	1.1
(1,3)	1:A:84:LYS:HZ3	2:B:15:A:N9	3	1.1
(1,3)	1:A:84:LYS:HZ3	2:B:15:A:O2'	3	1.1
(1,3)	1:A:84:LYS:HZ3	2:B:15:A:O3'	3	1.1
(1,3)	1:A:84:LYS:HZ3	2:B:15:A:O4'	3	1.1
(1,3)	1:A:84:LYS:HZ3	2:B:15:A:O5'	3	1.1
(1,3)	1:A:84:LYS:HZ3	2:B:15:A:OP1	3	1.1
(1,3)	1:A:84:LYS:HZ3	2:B:15:A:OP2	3	1.1
(1,3)	1:A:84:LYS:HZ3	2:B:15:A:P	3	1.1
(1,3)	1:A:84:LYS:HZ3	2:B:16:G:C1'	3	1.1
(1,3)	1:A:84:LYS:HZ3	2:B:16:G:C2	3	1.1
(1,3)	1:A:84:LYS:HZ3	2:B:16:G:C2'	3	1.1

*Continued on next page...*

*Continued from previous page...*

Key	Atom-1	Atom-2	Model ID	Violation (Å)
(1,3)	1:A:84:LYS:HZ3	2:B:16:G:C3'	3	1.1
(1,3)	1:A:84:LYS:HZ3	2:B:16:G:C4	3	1.1
(1,3)	1:A:84:LYS:HZ3	2:B:16:G:C4'	3	1.1
(1,3)	1:A:84:LYS:HZ3	2:B:16:G:C5	3	1.1
(1,3)	1:A:84:LYS:HZ3	2:B:16:G:C5'	3	1.1
(1,3)	1:A:84:LYS:HZ3	2:B:16:G:C6	3	1.1
(1,3)	1:A:84:LYS:HZ3	2:B:16:G:C8	3	1.1
(1,3)	1:A:84:LYS:HZ3	2:B:16:G:H1	3	1.1
(1,3)	1:A:84:LYS:HZ3	2:B:16:G:H1'	3	1.1
(1,3)	1:A:84:LYS:HZ3	2:B:16:G:H2'	3	1.1
(1,3)	1:A:84:LYS:HZ3	2:B:16:G:H21	3	1.1
(1,3)	1:A:84:LYS:HZ3	2:B:16:G:H22	3	1.1
(1,3)	1:A:84:LYS:HZ3	2:B:16:G:H3'	3	1.1
(1,3)	1:A:84:LYS:HZ3	2:B:16:G:H4'	3	1.1
(1,3)	1:A:84:LYS:HZ3	2:B:16:G:H5'	3	1.1
(1,3)	1:A:84:LYS:HZ3	2:B:16:G:H5''	3	1.1
(1,3)	1:A:84:LYS:HZ3	2:B:16:G:H8	3	1.1
(1,3)	1:A:84:LYS:HZ3	2:B:16:G:HO2'	3	1.1
(1,3)	1:A:84:LYS:HZ3	2:B:16:G:N1	3	1.1
(1,3)	1:A:84:LYS:HZ3	2:B:16:G:N2	3	1.1
(1,3)	1:A:84:LYS:HZ3	2:B:16:G:N3	3	1.1
(1,3)	1:A:84:LYS:HZ3	2:B:16:G:N7	3	1.1
(1,3)	1:A:84:LYS:HZ3	2:B:16:G:N9	3	1.1
(1,3)	1:A:84:LYS:HZ3	2:B:16:G:O2'	3	1.1
(1,3)	1:A:84:LYS:HZ3	2:B:16:G:O3'	3	1.1
(1,3)	1:A:84:LYS:HZ3	2:B:16:G:O4'	3	1.1
(1,3)	1:A:84:LYS:HZ3	2:B:16:G:O5'	3	1.1
(1,3)	1:A:84:LYS:HZ3	2:B:16:G:O6	3	1.1
(1,3)	1:A:84:LYS:HZ3	2:B:16:G:OP1	3	1.1
(1,3)	1:A:84:LYS:HZ3	2:B:16:G:OP2	3	1.1
(1,3)	1:A:84:LYS:HZ3	2:B:16:G:P	3	1.1
(1,3)	1:A:84:LYS:HZ3	2:B:17:C:C1'	3	1.1
(1,3)	1:A:84:LYS:HZ3	2:B:17:C:C2	3	1.1
(1,3)	1:A:84:LYS:HZ3	2:B:17:C:C2'	3	1.1
(1,3)	1:A:84:LYS:HZ3	2:B:17:C:C3'	3	1.1
(1,3)	1:A:84:LYS:HZ3	2:B:17:C:C4	3	1.1
(1,3)	1:A:84:LYS:HZ3	2:B:17:C:C4'	3	1.1
(1,3)	1:A:84:LYS:HZ3	2:B:17:C:C5	3	1.1
(1,3)	1:A:84:LYS:HZ3	2:B:17:C:C5'	3	1.1
(1,3)	1:A:84:LYS:HZ3	2:B:17:C:C6	3	1.1
(1,3)	1:A:84:LYS:HZ3	2:B:17:C:H1'	3	1.1
(1,3)	1:A:84:LYS:HZ3	2:B:17:C:H2'	3	1.1

*Continued on next page...*

*Continued from previous page...*

Key	Atom-1	Atom-2	Model ID	Violation (Å)
(1,3)	1:A:84:LYS:HZ3	2:B:17:C:H3'	3	1.1
(1,3)	1:A:84:LYS:HZ3	2:B:17:C:H4'	3	1.1
(1,3)	1:A:84:LYS:HZ3	2:B:17:C:H41	3	1.1
(1,3)	1:A:84:LYS:HZ3	2:B:17:C:H42	3	1.1
(1,3)	1:A:84:LYS:HZ3	2:B:17:C:H5	3	1.1
(1,3)	1:A:84:LYS:HZ3	2:B:17:C:H5'	3	1.1
(1,3)	1:A:84:LYS:HZ3	2:B:17:C:H5''	3	1.1
(1,3)	1:A:84:LYS:HZ3	2:B:17:C:H6	3	1.1
(1,3)	1:A:84:LYS:HZ3	2:B:17:C:HO2'	3	1.1
(1,3)	1:A:84:LYS:HZ3	2:B:17:C:N1	3	1.1
(1,3)	1:A:84:LYS:HZ3	2:B:17:C:N3	3	1.1
(1,3)	1:A:84:LYS:HZ3	2:B:17:C:N4	3	1.1
(1,3)	1:A:84:LYS:HZ3	2:B:17:C:O2	3	1.1
(1,3)	1:A:84:LYS:HZ3	2:B:17:C:O2'	3	1.1
(1,3)	1:A:84:LYS:HZ3	2:B:17:C:O3'	3	1.1
(1,3)	1:A:84:LYS:HZ3	2:B:17:C:O4'	3	1.1
(1,3)	1:A:84:LYS:HZ3	2:B:17:C:O5'	3	1.1
(1,3)	1:A:84:LYS:HZ3	2:B:17:C:OP1	3	1.1
(1,3)	1:A:84:LYS:HZ3	2:B:17:C:OP2	3	1.1
(1,3)	1:A:84:LYS:HZ3	2:B:17:C:P	3	1.1
(1,3)	1:A:84:LYS:HZ3	2:B:18:A:C1'	3	1.1
(1,3)	1:A:84:LYS:HZ3	2:B:18:A:C2	3	1.1
(1,3)	1:A:84:LYS:HZ3	2:B:18:A:C2'	3	1.1
(1,3)	1:A:84:LYS:HZ3	2:B:18:A:C3'	3	1.1
(1,3)	1:A:84:LYS:HZ3	2:B:18:A:C4	3	1.1
(1,3)	1:A:84:LYS:HZ3	2:B:18:A:C4'	3	1.1
(1,3)	1:A:84:LYS:HZ3	2:B:18:A:C5	3	1.1
(1,3)	1:A:84:LYS:HZ3	2:B:18:A:C5'	3	1.1
(1,3)	1:A:84:LYS:HZ3	2:B:18:A:C6	3	1.1
(1,3)	1:A:84:LYS:HZ3	2:B:18:A:C8	3	1.1
(1,3)	1:A:84:LYS:HZ3	2:B:18:A:H1'	3	1.1
(1,3)	1:A:84:LYS:HZ3	2:B:18:A:H2	3	1.1
(1,3)	1:A:84:LYS:HZ3	2:B:18:A:H2'	3	1.1
(1,3)	1:A:84:LYS:HZ3	2:B:18:A:H3'	3	1.1
(1,3)	1:A:84:LYS:HZ3	2:B:18:A:H4'	3	1.1
(1,3)	1:A:84:LYS:HZ3	2:B:18:A:H5'	3	1.1
(1,3)	1:A:84:LYS:HZ3	2:B:18:A:H5''	3	1.1
(1,3)	1:A:84:LYS:HZ3	2:B:18:A:H61	3	1.1
(1,3)	1:A:84:LYS:HZ3	2:B:18:A:H62	3	1.1
(1,3)	1:A:84:LYS:HZ3	2:B:18:A:H8	3	1.1
(1,3)	1:A:84:LYS:HZ3	2:B:18:A:HO2'	3	1.1
(1,3)	1:A:84:LYS:HZ3	2:B:18:A:N1	3	1.1

*Continued on next page...*

*Continued from previous page...*

Key	Atom-1	Atom-2	Model ID	Violation (Å)
(1,3)	1:A:84:LYS:HZ3	2:B:18:A:N3	3	1.1
(1,3)	1:A:84:LYS:HZ3	2:B:18:A:N6	3	1.1
(1,3)	1:A:84:LYS:HZ3	2:B:18:A:N7	3	1.1
(1,3)	1:A:84:LYS:HZ3	2:B:18:A:N9	3	1.1
(1,3)	1:A:84:LYS:HZ3	2:B:18:A:O2'	3	1.1
(1,3)	1:A:84:LYS:HZ3	2:B:18:A:O3'	3	1.1
(1,3)	1:A:84:LYS:HZ3	2:B:18:A:O4'	3	1.1
(1,3)	1:A:84:LYS:HZ3	2:B:18:A:O5'	3	1.1
(1,3)	1:A:84:LYS:HZ3	2:B:18:A:OP1	3	1.1
(1,3)	1:A:84:LYS:HZ3	2:B:18:A:OP2	3	1.1
(1,3)	1:A:84:LYS:HZ3	2:B:18:A:P	3	1.1
(1,3)	1:A:84:LYS:HZ3	2:B:19:A:C1'	3	1.1
(1,3)	1:A:84:LYS:HZ3	2:B:19:A:C2	3	1.1
(1,3)	1:A:84:LYS:HZ3	2:B:19:A:C2'	3	1.1
(1,3)	1:A:84:LYS:HZ3	2:B:19:A:C3'	3	1.1
(1,3)	1:A:84:LYS:HZ3	2:B:19:A:C4	3	1.1
(1,3)	1:A:84:LYS:HZ3	2:B:19:A:C4'	3	1.1
(1,3)	1:A:84:LYS:HZ3	2:B:19:A:C5	3	1.1
(1,3)	1:A:84:LYS:HZ3	2:B:19:A:C5'	3	1.1
(1,3)	1:A:84:LYS:HZ3	2:B:19:A:C6	3	1.1
(1,3)	1:A:84:LYS:HZ3	2:B:19:A:C8	3	1.1
(1,3)	1:A:84:LYS:HZ3	2:B:19:A:H1'	3	1.1
(1,3)	1:A:84:LYS:HZ3	2:B:19:A:H2	3	1.1
(1,3)	1:A:84:LYS:HZ3	2:B:19:A:H2'	3	1.1
(1,3)	1:A:84:LYS:HZ3	2:B:19:A:H3'	3	1.1
(1,3)	1:A:84:LYS:HZ3	2:B:19:A:H4'	3	1.1
(1,3)	1:A:84:LYS:HZ3	2:B:19:A:H5'	3	1.1
(1,3)	1:A:84:LYS:HZ3	2:B:19:A:H5''	3	1.1
(1,3)	1:A:84:LYS:HZ3	2:B:19:A:H61	3	1.1
(1,3)	1:A:84:LYS:HZ3	2:B:19:A:H62	3	1.1
(1,3)	1:A:84:LYS:HZ3	2:B:19:A:H8	3	1.1
(1,3)	1:A:84:LYS:HZ3	2:B:19:A:HO2'	3	1.1
(1,3)	1:A:84:LYS:HZ3	2:B:19:A:N1	3	1.1
(1,3)	1:A:84:LYS:HZ3	2:B:19:A:N3	3	1.1
(1,3)	1:A:84:LYS:HZ3	2:B:19:A:N6	3	1.1
(1,3)	1:A:84:LYS:HZ3	2:B:19:A:N7	3	1.1
(1,3)	1:A:84:LYS:HZ3	2:B:19:A:N9	3	1.1
(1,3)	1:A:84:LYS:HZ3	2:B:19:A:O2'	3	1.1
(1,3)	1:A:84:LYS:HZ3	2:B:19:A:O3'	3	1.1
(1,3)	1:A:84:LYS:HZ3	2:B:19:A:O4'	3	1.1
(1,3)	1:A:84:LYS:HZ3	2:B:19:A:O5'	3	1.1
(1,3)	1:A:84:LYS:HZ3	2:B:19:A:OP1	3	1.1

*Continued on next page...*

*Continued from previous page...*

Key	Atom-1	Atom-2	Model ID	Violation (Å)
(1,3)	1:A:84:LYS:HZ3	2:B:19:A:OP2	3	1.1
(1,3)	1:A:84:LYS:HZ3	2:B:19:A:P	3	1.1
(1,3)	1:A:84:LYS:HZ3	2:B:20:U:C1'	3	1.1
(1,3)	1:A:84:LYS:HZ3	2:B:20:U:C2	3	1.1
(1,3)	1:A:84:LYS:HZ3	2:B:20:U:C2'	3	1.1
(1,3)	1:A:84:LYS:HZ3	2:B:20:U:C3'	3	1.1
(1,3)	1:A:84:LYS:HZ3	2:B:20:U:C4	3	1.1
(1,3)	1:A:84:LYS:HZ3	2:B:20:U:C4'	3	1.1
(1,3)	1:A:84:LYS:HZ3	2:B:20:U:C5	3	1.1
(1,3)	1:A:84:LYS:HZ3	2:B:20:U:C5'	3	1.1
(1,3)	1:A:84:LYS:HZ3	2:B:20:U:C6	3	1.1
(1,3)	1:A:84:LYS:HZ3	2:B:20:U:H1'	3	1.1
(1,3)	1:A:84:LYS:HZ3	2:B:20:U:H2'	3	1.1
(1,3)	1:A:84:LYS:HZ3	2:B:20:U:H3	3	1.1
(1,3)	1:A:84:LYS:HZ3	2:B:20:U:H3'	3	1.1
(1,3)	1:A:84:LYS:HZ3	2:B:20:U:H4'	3	1.1
(1,3)	1:A:84:LYS:HZ3	2:B:20:U:H5	3	1.1
(1,3)	1:A:84:LYS:HZ3	2:B:20:U:H5'	3	1.1
(1,3)	1:A:84:LYS:HZ3	2:B:20:U:H5''	3	1.1
(1,3)	1:A:84:LYS:HZ3	2:B:20:U:H6	3	1.1
(1,3)	1:A:84:LYS:HZ3	2:B:20:U:HO2'	3	1.1
(1,3)	1:A:84:LYS:HZ3	2:B:20:U:N1	3	1.1
(1,3)	1:A:84:LYS:HZ3	2:B:20:U:N3	3	1.1
(1,3)	1:A:84:LYS:HZ3	2:B:20:U:O2	3	1.1
(1,3)	1:A:84:LYS:HZ3	2:B:20:U:O2'	3	1.1
(1,3)	1:A:84:LYS:HZ3	2:B:20:U:O3'	3	1.1
(1,3)	1:A:84:LYS:HZ3	2:B:20:U:O4	3	1.1
(1,3)	1:A:84:LYS:HZ3	2:B:20:U:O4'	3	1.1
(1,3)	1:A:84:LYS:HZ3	2:B:20:U:O5'	3	1.1
(1,3)	1:A:84:LYS:HZ3	2:B:20:U:OP1	3	1.1
(1,3)	1:A:84:LYS:HZ3	2:B:20:U:OP2	3	1.1
(1,3)	1:A:84:LYS:HZ3	2:B:20:U:P	3	1.1
(1,3)	1:A:84:LYS:HZ3	2:B:21:G:C1'	3	1.1
(1,3)	1:A:84:LYS:HZ3	2:B:21:G:C2	3	1.1
(1,3)	1:A:84:LYS:HZ3	2:B:21:G:C2'	3	1.1
(1,3)	1:A:84:LYS:HZ3	2:B:21:G:C3'	3	1.1
(1,3)	1:A:84:LYS:HZ3	2:B:21:G:C4	3	1.1
(1,3)	1:A:84:LYS:HZ3	2:B:21:G:C4'	3	1.1
(1,3)	1:A:84:LYS:HZ3	2:B:21:G:C5	3	1.1
(1,3)	1:A:84:LYS:HZ3	2:B:21:G:C5'	3	1.1
(1,3)	1:A:84:LYS:HZ3	2:B:21:G:C6	3	1.1
(1,3)	1:A:84:LYS:HZ3	2:B:21:G:C8	3	1.1

*Continued on next page...*

*Continued from previous page...*

Key	Atom-1	Atom-2	Model ID	Violation (Å)
(1,3)	1:A:84:LYS:HZ3	2:B:21:G:H1	3	1.1
(1,3)	1:A:84:LYS:HZ3	2:B:21:G:H1'	3	1.1
(1,3)	1:A:84:LYS:HZ3	2:B:21:G:H2'	3	1.1
(1,3)	1:A:84:LYS:HZ3	2:B:21:G:H21	3	1.1
(1,3)	1:A:84:LYS:HZ3	2:B:21:G:H22	3	1.1
(1,3)	1:A:84:LYS:HZ3	2:B:21:G:H3'	3	1.1
(1,3)	1:A:84:LYS:HZ3	2:B:21:G:H4'	3	1.1
(1,3)	1:A:84:LYS:HZ3	2:B:21:G:H5'	3	1.1
(1,3)	1:A:84:LYS:HZ3	2:B:21:G:H5''	3	1.1
(1,3)	1:A:84:LYS:HZ3	2:B:21:G:H8	3	1.1
(1,3)	1:A:84:LYS:HZ3	2:B:21:G:HO2'	3	1.1
(1,3)	1:A:84:LYS:HZ3	2:B:21:G:N1	3	1.1
(1,3)	1:A:84:LYS:HZ3	2:B:21:G:N2	3	1.1
(1,3)	1:A:84:LYS:HZ3	2:B:21:G:N3	3	1.1
(1,3)	1:A:84:LYS:HZ3	2:B:21:G:N7	3	1.1
(1,3)	1:A:84:LYS:HZ3	2:B:21:G:N9	3	1.1
(1,3)	1:A:84:LYS:HZ3	2:B:21:G:O2'	3	1.1
(1,3)	1:A:84:LYS:HZ3	2:B:21:G:O3'	3	1.1
(1,3)	1:A:84:LYS:HZ3	2:B:21:G:O4'	3	1.1
(1,3)	1:A:84:LYS:HZ3	2:B:21:G:O5'	3	1.1
(1,3)	1:A:84:LYS:HZ3	2:B:21:G:O6	3	1.1
(1,3)	1:A:84:LYS:HZ3	2:B:21:G:OP1	3	1.1
(1,3)	1:A:84:LYS:HZ3	2:B:21:G:OP2	3	1.1
(1,3)	1:A:84:LYS:HZ3	2:B:21:G:P	3	1.1
(1,3)	1:A:84:LYS:HZ3	2:B:22:A:C1'	3	1.1
(1,3)	1:A:84:LYS:HZ3	2:B:22:A:C2	3	1.1
(1,3)	1:A:84:LYS:HZ3	2:B:22:A:C2'	3	1.1
(1,3)	1:A:84:LYS:HZ3	2:B:22:A:C3'	3	1.1
(1,3)	1:A:84:LYS:HZ3	2:B:22:A:C4	3	1.1
(1,3)	1:A:84:LYS:HZ3	2:B:22:A:C4'	3	1.1
(1,3)	1:A:84:LYS:HZ3	2:B:22:A:C5	3	1.1
(1,3)	1:A:84:LYS:HZ3	2:B:22:A:C5'	3	1.1
(1,3)	1:A:84:LYS:HZ3	2:B:22:A:C6	3	1.1
(1,3)	1:A:84:LYS:HZ3	2:B:22:A:C8	3	1.1
(1,3)	1:A:84:LYS:HZ3	2:B:22:A:H1'	3	1.1
(1,3)	1:A:84:LYS:HZ3	2:B:22:A:H2	3	1.1
(1,3)	1:A:84:LYS:HZ3	2:B:22:A:H2'	3	1.1
(1,3)	1:A:84:LYS:HZ3	2:B:22:A:H3'	3	1.1
(1,3)	1:A:84:LYS:HZ3	2:B:22:A:H4'	3	1.1
(1,3)	1:A:84:LYS:HZ3	2:B:22:A:H5'	3	1.1
(1,3)	1:A:84:LYS:HZ3	2:B:22:A:H5''	3	1.1
(1,3)	1:A:84:LYS:HZ3	2:B:22:A:H61	3	1.1

*Continued on next page...*



*Continued from previous page...*

Key	Atom-1	Atom-2	Model ID	Violation (Å)
(1,3)	1:A:84:LYS:HZ3	2:B:22:A:H62	3	1.1
(1,3)	1:A:84:LYS:HZ3	2:B:22:A:H8	3	1.1
(1,3)	1:A:84:LYS:HZ3	2:B:22:A:HO2'	3	1.1
(1,3)	1:A:84:LYS:HZ3	2:B:22:A:N1	3	1.1
(1,3)	1:A:84:LYS:HZ3	2:B:22:A:N3	3	1.1
(1,3)	1:A:84:LYS:HZ3	2:B:22:A:N6	3	1.1
(1,3)	1:A:84:LYS:HZ3	2:B:22:A:N7	3	1.1
(1,3)	1:A:84:LYS:HZ3	2:B:22:A:N9	3	1.1
(1,3)	1:A:84:LYS:HZ3	2:B:22:A:O2'	3	1.1
(1,3)	1:A:84:LYS:HZ3	2:B:22:A:O3'	3	1.1
(1,3)	1:A:84:LYS:HZ3	2:B:22:A:O4'	3	1.1
(1,3)	1:A:84:LYS:HZ3	2:B:22:A:O5'	3	1.1
(1,3)	1:A:84:LYS:HZ3	2:B:22:A:OP1	3	1.1
(1,3)	1:A:84:LYS:HZ3	2:B:22:A:OP2	3	1.1
(1,3)	1:A:84:LYS:HZ3	2:B:22:A:P	3	1.1
(1,3)	1:A:84:LYS:HZ3	2:B:23:U:C1'	3	1.1
(1,3)	1:A:84:LYS:HZ3	2:B:23:U:C2	3	1.1
(1,3)	1:A:84:LYS:HZ3	2:B:23:U:C2'	3	1.1
(1,3)	1:A:84:LYS:HZ3	2:B:23:U:C3'	3	1.1
(1,3)	1:A:84:LYS:HZ3	2:B:23:U:C4	3	1.1
(1,3)	1:A:84:LYS:HZ3	2:B:23:U:C4'	3	1.1
(1,3)	1:A:84:LYS:HZ3	2:B:23:U:C5	3	1.1
(1,3)	1:A:84:LYS:HZ3	2:B:23:U:C5'	3	1.1
(1,3)	1:A:84:LYS:HZ3	2:B:23:U:C6	3	1.1
(1,3)	1:A:84:LYS:HZ3	2:B:23:U:H1'	3	1.1
(1,3)	1:A:84:LYS:HZ3	2:B:23:U:H2'	3	1.1
(1,3)	1:A:84:LYS:HZ3	2:B:23:U:H3	3	1.1
(1,3)	1:A:84:LYS:HZ3	2:B:23:U:H3'	3	1.1
(1,3)	1:A:84:LYS:HZ3	2:B:23:U:H4'	3	1.1
(1,3)	1:A:84:LYS:HZ3	2:B:23:U:H5	3	1.1
(1,3)	1:A:84:LYS:HZ3	2:B:23:U:H5'	3	1.1
(1,3)	1:A:84:LYS:HZ3	2:B:23:U:H5''	3	1.1
(1,3)	1:A:84:LYS:HZ3	2:B:23:U:H6	3	1.1
(1,3)	1:A:84:LYS:HZ3	2:B:23:U:HO2'	3	1.1
(1,3)	1:A:84:LYS:HZ3	2:B:23:U:N1	3	1.1
(1,3)	1:A:84:LYS:HZ3	2:B:23:U:N3	3	1.1
(1,3)	1:A:84:LYS:HZ3	2:B:23:U:O2	3	1.1
(1,3)	1:A:84:LYS:HZ3	2:B:23:U:O2'	3	1.1
(1,3)	1:A:84:LYS:HZ3	2:B:23:U:O3'	3	1.1
(1,3)	1:A:84:LYS:HZ3	2:B:23:U:O4	3	1.1
(1,3)	1:A:84:LYS:HZ3	2:B:23:U:O4'	3	1.1
(1,3)	1:A:84:LYS:HZ3	2:B:23:U:O5'	3	1.1

*Continued on next page...*

*Continued from previous page...*

Key	Atom-1	Atom-2	Model ID	Violation (Å)
(1,3)	1:A:84:LYS:HZ3	2:B:23:U:OP1	3	1.1
(1,3)	1:A:84:LYS:HZ3	2:B:23:U:OP2	3	1.1
(1,3)	1:A:84:LYS:HZ3	2:B:23:U:P	3	1.1
(1,3)	1:A:84:LYS:HZ3	2:B:24:G:C1'	3	1.1
(1,3)	1:A:84:LYS:HZ3	2:B:24:G:C2	3	1.1
(1,3)	1:A:84:LYS:HZ3	2:B:24:G:C2'	3	1.1
(1,3)	1:A:84:LYS:HZ3	2:B:24:G:C3'	3	1.1
(1,3)	1:A:84:LYS:HZ3	2:B:24:G:C4	3	1.1
(1,3)	1:A:84:LYS:HZ3	2:B:24:G:C4'	3	1.1
(1,3)	1:A:84:LYS:HZ3	2:B:24:G:C5	3	1.1
(1,3)	1:A:84:LYS:HZ3	2:B:24:G:C5'	3	1.1
(1,3)	1:A:84:LYS:HZ3	2:B:24:G:C6	3	1.1
(1,3)	1:A:84:LYS:HZ3	2:B:24:G:C8	3	1.1
(1,3)	1:A:84:LYS:HZ3	2:B:24:G:H1	3	1.1
(1,3)	1:A:84:LYS:HZ3	2:B:24:G:H1'	3	1.1
(1,3)	1:A:84:LYS:HZ3	2:B:24:G:H2'	3	1.1
(1,3)	1:A:84:LYS:HZ3	2:B:24:G:H21	3	1.1
(1,3)	1:A:84:LYS:HZ3	2:B:24:G:H22	3	1.1
(1,3)	1:A:84:LYS:HZ3	2:B:24:G:H3'	3	1.1
(1,3)	1:A:84:LYS:HZ3	2:B:24:G:H4'	3	1.1
(1,3)	1:A:84:LYS:HZ3	2:B:24:G:H5'	3	1.1
(1,3)	1:A:84:LYS:HZ3	2:B:24:G:H5''	3	1.1
(1,3)	1:A:84:LYS:HZ3	2:B:24:G:H8	3	1.1
(1,3)	1:A:84:LYS:HZ3	2:B:24:G:HO2'	3	1.1
(1,3)	1:A:84:LYS:HZ3	2:B:24:G:N1	3	1.1
(1,3)	1:A:84:LYS:HZ3	2:B:24:G:N2	3	1.1
(1,3)	1:A:84:LYS:HZ3	2:B:24:G:N3	3	1.1
(1,3)	1:A:84:LYS:HZ3	2:B:24:G:N7	3	1.1
(1,3)	1:A:84:LYS:HZ3	2:B:24:G:N9	3	1.1
(1,3)	1:A:84:LYS:HZ3	2:B:24:G:O2'	3	1.1
(1,3)	1:A:84:LYS:HZ3	2:B:24:G:O3'	3	1.1
(1,3)	1:A:84:LYS:HZ3	2:B:24:G:O4'	3	1.1
(1,3)	1:A:84:LYS:HZ3	2:B:24:G:O5'	3	1.1
(1,3)	1:A:84:LYS:HZ3	2:B:24:G:O6	3	1.1
(1,3)	1:A:84:LYS:HZ3	2:B:24:G:OP1	3	1.1
(1,3)	1:A:84:LYS:HZ3	2:B:24:G:OP2	3	1.1
(1,3)	1:A:84:LYS:HZ3	2:B:24:G:P	3	1.1
(1,3)	1:A:84:LYS:N	2:B:2:C:C1'	3	1.1
(1,3)	1:A:84:LYS:N	2:B:2:C:C2	3	1.1
(1,3)	1:A:84:LYS:N	2:B:2:C:C2'	3	1.1
(1,3)	1:A:84:LYS:N	2:B:2:C:C3'	3	1.1
(1,3)	1:A:84:LYS:N	2:B:2:C:C4	3	1.1

*Continued on next page...*

*Continued from previous page...*

Key	Atom-1	Atom-2	Model ID	Violation (Å)
(1,3)	1:A:84:LYS:N	2:B:2:C:C4'	3	1.1
(1,3)	1:A:84:LYS:N	2:B:2:C:C5	3	1.1
(1,3)	1:A:84:LYS:N	2:B:2:C:C5'	3	1.1
(1,3)	1:A:84:LYS:N	2:B:2:C:C6	3	1.1
(1,3)	1:A:84:LYS:N	2:B:2:C:H1'	3	1.1
(1,3)	1:A:84:LYS:N	2:B:2:C:H2'	3	1.1
(1,3)	1:A:84:LYS:N	2:B:2:C:H3'	3	1.1
(1,3)	1:A:84:LYS:N	2:B:2:C:H4'	3	1.1
(1,3)	1:A:84:LYS:N	2:B:2:C:H41	3	1.1
(1,3)	1:A:84:LYS:N	2:B:2:C:H42	3	1.1
(1,3)	1:A:84:LYS:N	2:B:2:C:H5	3	1.1
(1,3)	1:A:84:LYS:N	2:B:2:C:H5'	3	1.1
(1,3)	1:A:84:LYS:N	2:B:2:C:H5''	3	1.1
(1,3)	1:A:84:LYS:N	2:B:2:C:H6	3	1.1
(1,3)	1:A:84:LYS:N	2:B:2:C:HO2'	3	1.1
(1,3)	1:A:84:LYS:N	2:B:2:C:N1	3	1.1
(1,3)	1:A:84:LYS:N	2:B:2:C:N3	3	1.1
(1,3)	1:A:84:LYS:N	2:B:2:C:N4	3	1.1
(1,3)	1:A:84:LYS:N	2:B:2:C:O2	3	1.1
(1,3)	1:A:84:LYS:N	2:B:2:C:O2'	3	1.1
(1,3)	1:A:84:LYS:N	2:B:2:C:O3'	3	1.1
(1,3)	1:A:84:LYS:N	2:B:2:C:O4'	3	1.1
(1,3)	1:A:84:LYS:N	2:B:2:C:O5'	3	1.1
(1,3)	1:A:84:LYS:N	2:B:3:U:C1'	3	1.1
(1,3)	1:A:84:LYS:N	2:B:3:U:C2	3	1.1
(1,3)	1:A:84:LYS:N	2:B:3:U:C2'	3	1.1
(1,3)	1:A:84:LYS:N	2:B:3:U:C3'	3	1.1
(1,3)	1:A:84:LYS:N	2:B:3:U:C4	3	1.1
(1,3)	1:A:84:LYS:N	2:B:3:U:C4'	3	1.1
(1,3)	1:A:84:LYS:N	2:B:3:U:C5	3	1.1
(1,3)	1:A:84:LYS:N	2:B:3:U:C5'	3	1.1
(1,3)	1:A:84:LYS:N	2:B:3:U:C6	3	1.1
(1,3)	1:A:84:LYS:N	2:B:3:U:H1'	3	1.1
(1,3)	1:A:84:LYS:N	2:B:3:U:H2'	3	1.1
(1,3)	1:A:84:LYS:N	2:B:3:U:H3	3	1.1
(1,3)	1:A:84:LYS:N	2:B:3:U:H3'	3	1.1
(1,3)	1:A:84:LYS:N	2:B:3:U:H4'	3	1.1
(1,3)	1:A:84:LYS:N	2:B:3:U:H5	3	1.1
(1,3)	1:A:84:LYS:N	2:B:3:U:H5'	3	1.1
(1,3)	1:A:84:LYS:N	2:B:3:U:H5''	3	1.1
(1,3)	1:A:84:LYS:N	2:B:3:U:H6	3	1.1
(1,3)	1:A:84:LYS:N	2:B:3:U:HO2'	3	1.1

*Continued on next page...*

*Continued from previous page...*

Key	Atom-1	Atom-2	Model ID	Violation (Å)
(1,3)	1:A:84:LYS:N	2:B:3:U:N1	3	1.1
(1,3)	1:A:84:LYS:N	2:B:3:U:N3	3	1.1
(1,3)	1:A:84:LYS:N	2:B:3:U:O2	3	1.1
(1,3)	1:A:84:LYS:N	2:B:3:U:O2'	3	1.1
(1,3)	1:A:84:LYS:N	2:B:3:U:O3'	3	1.1
(1,3)	1:A:84:LYS:N	2:B:3:U:O4	3	1.1
(1,3)	1:A:84:LYS:N	2:B:3:U:O4'	3	1.1
(1,3)	1:A:84:LYS:N	2:B:3:U:O5'	3	1.1
(1,3)	1:A:84:LYS:N	2:B:3:U:OP1	3	1.1
(1,3)	1:A:84:LYS:N	2:B:3:U:OP2	3	1.1
(1,3)	1:A:84:LYS:N	2:B:3:U:P	3	1.1
(1,3)	1:A:84:LYS:N	2:B:4:G:C1'	3	1.1
(1,3)	1:A:84:LYS:N	2:B:4:G:C2	3	1.1
(1,3)	1:A:84:LYS:N	2:B:4:G:C2'	3	1.1
(1,3)	1:A:84:LYS:N	2:B:4:G:C3'	3	1.1
(1,3)	1:A:84:LYS:N	2:B:4:G:C4	3	1.1
(1,3)	1:A:84:LYS:N	2:B:4:G:C4'	3	1.1
(1,3)	1:A:84:LYS:N	2:B:4:G:C5	3	1.1
(1,3)	1:A:84:LYS:N	2:B:4:G:C5'	3	1.1
(1,3)	1:A:84:LYS:N	2:B:4:G:C6	3	1.1
(1,3)	1:A:84:LYS:N	2:B:4:G:C8	3	1.1
(1,3)	1:A:84:LYS:N	2:B:4:G:H1	3	1.1
(1,3)	1:A:84:LYS:N	2:B:4:G:H1'	3	1.1
(1,3)	1:A:84:LYS:N	2:B:4:G:H2'	3	1.1
(1,3)	1:A:84:LYS:N	2:B:4:G:H21	3	1.1
(1,3)	1:A:84:LYS:N	2:B:4:G:H22	3	1.1
(1,3)	1:A:84:LYS:N	2:B:4:G:H3'	3	1.1
(1,3)	1:A:84:LYS:N	2:B:4:G:H4'	3	1.1
(1,3)	1:A:84:LYS:N	2:B:4:G:H5'	3	1.1
(1,3)	1:A:84:LYS:N	2:B:4:G:H5''	3	1.1
(1,3)	1:A:84:LYS:N	2:B:4:G:H8	3	1.1
(1,3)	1:A:84:LYS:N	2:B:4:G:HO2'	3	1.1
(1,3)	1:A:84:LYS:N	2:B:4:G:N1	3	1.1
(1,3)	1:A:84:LYS:N	2:B:4:G:N2	3	1.1
(1,3)	1:A:84:LYS:N	2:B:4:G:N3	3	1.1
(1,3)	1:A:84:LYS:N	2:B:4:G:N7	3	1.1
(1,3)	1:A:84:LYS:N	2:B:4:G:N9	3	1.1
(1,3)	1:A:84:LYS:N	2:B:4:G:O2'	3	1.1
(1,3)	1:A:84:LYS:N	2:B:4:G:O3'	3	1.1
(1,3)	1:A:84:LYS:N	2:B:4:G:O4'	3	1.1
(1,3)	1:A:84:LYS:N	2:B:4:G:O5'	3	1.1
(1,3)	1:A:84:LYS:N	2:B:4:G:O6	3	1.1

*Continued on next page...*

*Continued from previous page...*

Key	Atom-1	Atom-2	Model ID	Violation (Å)
(1,3)	1:A:84:LYS:N	2:B:4:G:OP1	3	1.1
(1,3)	1:A:84:LYS:N	2:B:4:G:OP2	3	1.1
(1,3)	1:A:84:LYS:N	2:B:4:G:P	3	1.1
(1,3)	1:A:84:LYS:N	2:B:5:A:C1'	3	1.1
(1,3)	1:A:84:LYS:N	2:B:5:A:C2	3	1.1
(1,3)	1:A:84:LYS:N	2:B:5:A:C2'	3	1.1
(1,3)	1:A:84:LYS:N	2:B:5:A:C3'	3	1.1
(1,3)	1:A:84:LYS:N	2:B:5:A:C4	3	1.1
(1,3)	1:A:84:LYS:N	2:B:5:A:C4'	3	1.1
(1,3)	1:A:84:LYS:N	2:B:5:A:C5	3	1.1
(1,3)	1:A:84:LYS:N	2:B:5:A:C5'	3	1.1
(1,3)	1:A:84:LYS:N	2:B:5:A:C6	3	1.1
(1,3)	1:A:84:LYS:N	2:B:5:A:C8	3	1.1
(1,3)	1:A:84:LYS:N	2:B:5:A:H1'	3	1.1
(1,3)	1:A:84:LYS:N	2:B:5:A:H2	3	1.1
(1,3)	1:A:84:LYS:N	2:B:5:A:H2'	3	1.1
(1,3)	1:A:84:LYS:N	2:B:5:A:H3'	3	1.1
(1,3)	1:A:84:LYS:N	2:B:5:A:H4'	3	1.1
(1,3)	1:A:84:LYS:N	2:B:5:A:H5'	3	1.1
(1,3)	1:A:84:LYS:N	2:B:5:A:H5''	3	1.1
(1,3)	1:A:84:LYS:N	2:B:5:A:H61	3	1.1
(1,3)	1:A:84:LYS:N	2:B:5:A:H62	3	1.1
(1,3)	1:A:84:LYS:N	2:B:5:A:H8	3	1.1
(1,3)	1:A:84:LYS:N	2:B:5:A:HO2'	3	1.1
(1,3)	1:A:84:LYS:N	2:B:5:A:N1	3	1.1
(1,3)	1:A:84:LYS:N	2:B:5:A:N3	3	1.1
(1,3)	1:A:84:LYS:N	2:B:5:A:N6	3	1.1
(1,3)	1:A:84:LYS:N	2:B:5:A:N7	3	1.1
(1,3)	1:A:84:LYS:N	2:B:5:A:N9	3	1.1
(1,3)	1:A:84:LYS:N	2:B:5:A:O2'	3	1.1
(1,3)	1:A:84:LYS:N	2:B:5:A:O3'	3	1.1
(1,3)	1:A:84:LYS:N	2:B:5:A:O4'	3	1.1
(1,3)	1:A:84:LYS:N	2:B:5:A:O5'	3	1.1
(1,3)	1:A:84:LYS:N	2:B:5:A:OP1	3	1.1
(1,3)	1:A:84:LYS:N	2:B:5:A:OP2	3	1.1
(1,3)	1:A:84:LYS:N	2:B:5:A:P	3	1.1
(1,3)	1:A:84:LYS:N	2:B:6:G:C1'	3	1.1
(1,3)	1:A:84:LYS:N	2:B:6:G:C2	3	1.1
(1,3)	1:A:84:LYS:N	2:B:6:G:C2'	3	1.1
(1,3)	1:A:84:LYS:N	2:B:6:G:C3'	3	1.1
(1,3)	1:A:84:LYS:N	2:B:6:G:C4	3	1.1
(1,3)	1:A:84:LYS:N	2:B:6:G:C4'	3	1.1

*Continued on next page...*

*Continued from previous page...*

Key	Atom-1	Atom-2	Model ID	Violation (Å)
(1,3)	1:A:84:LYS:N	2:B:6:G:C5	3	1.1
(1,3)	1:A:84:LYS:N	2:B:6:G:C5'	3	1.1
(1,3)	1:A:84:LYS:N	2:B:6:G:C6	3	1.1
(1,3)	1:A:84:LYS:N	2:B:6:G:C8	3	1.1
(1,3)	1:A:84:LYS:N	2:B:6:G:H1	3	1.1
(1,3)	1:A:84:LYS:N	2:B:6:G:H1'	3	1.1
(1,3)	1:A:84:LYS:N	2:B:6:G:H2'	3	1.1
(1,3)	1:A:84:LYS:N	2:B:6:G:H21	3	1.1
(1,3)	1:A:84:LYS:N	2:B:6:G:H22	3	1.1
(1,3)	1:A:84:LYS:N	2:B:6:G:H3'	3	1.1
(1,3)	1:A:84:LYS:N	2:B:6:G:H4'	3	1.1
(1,3)	1:A:84:LYS:N	2:B:6:G:H5'	3	1.1
(1,3)	1:A:84:LYS:N	2:B:6:G:H5''	3	1.1
(1,3)	1:A:84:LYS:N	2:B:6:G:H8	3	1.1
(1,3)	1:A:84:LYS:N	2:B:6:G:HO2'	3	1.1
(1,3)	1:A:84:LYS:N	2:B:6:G:N1	3	1.1
(1,3)	1:A:84:LYS:N	2:B:6:G:N2	3	1.1
(1,3)	1:A:84:LYS:N	2:B:6:G:N3	3	1.1
(1,3)	1:A:84:LYS:N	2:B:6:G:N7	3	1.1
(1,3)	1:A:84:LYS:N	2:B:6:G:N9	3	1.1
(1,3)	1:A:84:LYS:N	2:B:6:G:O2'	3	1.1
(1,3)	1:A:84:LYS:N	2:B:6:G:O3'	3	1.1
(1,3)	1:A:84:LYS:N	2:B:6:G:O4'	3	1.1
(1,3)	1:A:84:LYS:N	2:B:6:G:O5'	3	1.1
(1,3)	1:A:84:LYS:N	2:B:6:G:O6	3	1.1
(1,3)	1:A:84:LYS:N	2:B:6:G:OP1	3	1.1
(1,3)	1:A:84:LYS:N	2:B:6:G:OP2	3	1.1
(1,3)	1:A:84:LYS:N	2:B:6:G:P	3	1.1
(1,3)	1:A:84:LYS:N	2:B:7:C:C1'	3	1.1
(1,3)	1:A:84:LYS:N	2:B:7:C:C2	3	1.1
(1,3)	1:A:84:LYS:N	2:B:7:C:C2'	3	1.1
(1,3)	1:A:84:LYS:N	2:B:7:C:C3'	3	1.1
(1,3)	1:A:84:LYS:N	2:B:7:C:C4	3	1.1
(1,3)	1:A:84:LYS:N	2:B:7:C:C4'	3	1.1
(1,3)	1:A:84:LYS:N	2:B:7:C:C5	3	1.1
(1,3)	1:A:84:LYS:N	2:B:7:C:C5'	3	1.1
(1,3)	1:A:84:LYS:N	2:B:7:C:C6	3	1.1
(1,3)	1:A:84:LYS:N	2:B:7:C:H1'	3	1.1
(1,3)	1:A:84:LYS:N	2:B:7:C:H2'	3	1.1
(1,3)	1:A:84:LYS:N	2:B:7:C:H3'	3	1.1
(1,3)	1:A:84:LYS:N	2:B:7:C:H4'	3	1.1
(1,3)	1:A:84:LYS:N	2:B:7:C:H41	3	1.1

*Continued on next page...*

*Continued from previous page...*

Key	Atom-1	Atom-2	Model ID	Violation (Å)
(1,3)	1:A:84:LYS:N	2:B:7:C:H42	3	1.1
(1,3)	1:A:84:LYS:N	2:B:7:C:H5	3	1.1
(1,3)	1:A:84:LYS:N	2:B:7:C:H5'	3	1.1
(1,3)	1:A:84:LYS:N	2:B:7:C:H5''	3	1.1
(1,3)	1:A:84:LYS:N	2:B:7:C:H6	3	1.1
(1,3)	1:A:84:LYS:N	2:B:7:C:HO2'	3	1.1
(1,3)	1:A:84:LYS:N	2:B:7:C:N1	3	1.1
(1,3)	1:A:84:LYS:N	2:B:7:C:N3	3	1.1
(1,3)	1:A:84:LYS:N	2:B:7:C:N4	3	1.1
(1,3)	1:A:84:LYS:N	2:B:7:C:O2	3	1.1
(1,3)	1:A:84:LYS:N	2:B:7:C:O2'	3	1.1
(1,3)	1:A:84:LYS:N	2:B:7:C:O3'	3	1.1
(1,3)	1:A:84:LYS:N	2:B:7:C:O4'	3	1.1
(1,3)	1:A:84:LYS:N	2:B:7:C:O5'	3	1.1
(1,3)	1:A:84:LYS:N	2:B:7:C:OP1	3	1.1
(1,3)	1:A:84:LYS:N	2:B:7:C:OP2	3	1.1
(1,3)	1:A:84:LYS:N	2:B:7:C:P	3	1.1
(1,3)	1:A:84:LYS:N	2:B:8:U:C1'	3	1.1
(1,3)	1:A:84:LYS:N	2:B:8:U:C2	3	1.1
(1,3)	1:A:84:LYS:N	2:B:8:U:C2'	3	1.1
(1,3)	1:A:84:LYS:N	2:B:8:U:C3'	3	1.1
(1,3)	1:A:84:LYS:N	2:B:8:U:C4	3	1.1
(1,3)	1:A:84:LYS:N	2:B:8:U:C4'	3	1.1
(1,3)	1:A:84:LYS:N	2:B:8:U:C5	3	1.1
(1,3)	1:A:84:LYS:N	2:B:8:U:C5'	3	1.1
(1,3)	1:A:84:LYS:N	2:B:8:U:C6	3	1.1
(1,3)	1:A:84:LYS:N	2:B:8:U:H1'	3	1.1
(1,3)	1:A:84:LYS:N	2:B:8:U:H2'	3	1.1
(1,3)	1:A:84:LYS:N	2:B:8:U:H3	3	1.1
(1,3)	1:A:84:LYS:N	2:B:8:U:H3'	3	1.1
(1,3)	1:A:84:LYS:N	2:B:8:U:H4'	3	1.1
(1,3)	1:A:84:LYS:N	2:B:8:U:H5	3	1.1
(1,3)	1:A:84:LYS:N	2:B:8:U:H5'	3	1.1
(1,3)	1:A:84:LYS:N	2:B:8:U:H5''	3	1.1
(1,3)	1:A:84:LYS:N	2:B:8:U:H6	3	1.1
(1,3)	1:A:84:LYS:N	2:B:8:U:HO2'	3	1.1
(1,3)	1:A:84:LYS:N	2:B:8:U:N1	3	1.1
(1,3)	1:A:84:LYS:N	2:B:8:U:N3	3	1.1
(1,3)	1:A:84:LYS:N	2:B:8:U:O2	3	1.1
(1,3)	1:A:84:LYS:N	2:B:8:U:O2'	3	1.1
(1,3)	1:A:84:LYS:N	2:B:8:U:O3'	3	1.1
(1,3)	1:A:84:LYS:N	2:B:8:U:O4	3	1.1

*Continued on next page...*

*Continued from previous page...*

Key	Atom-1	Atom-2	Model ID	Violation (Å)
(1,3)	1:A:84:LYS:N	2:B:8:U:O4'	3	1.1
(1,3)	1:A:84:LYS:N	2:B:8:U:O5'	3	1.1
(1,3)	1:A:84:LYS:N	2:B:8:U:OP1	3	1.1
(1,3)	1:A:84:LYS:N	2:B:8:U:OP2	3	1.1
(1,3)	1:A:84:LYS:N	2:B:8:U:P	3	1.1
(1,3)	1:A:84:LYS:N	2:B:9:C:C1'	3	1.1
(1,3)	1:A:84:LYS:N	2:B:9:C:C2	3	1.1
(1,3)	1:A:84:LYS:N	2:B:9:C:C2'	3	1.1
(1,3)	1:A:84:LYS:N	2:B:9:C:C3'	3	1.1
(1,3)	1:A:84:LYS:N	2:B:9:C:C4	3	1.1
(1,3)	1:A:84:LYS:N	2:B:9:C:C4'	3	1.1
(1,3)	1:A:84:LYS:N	2:B:9:C:C5	3	1.1
(1,3)	1:A:84:LYS:N	2:B:9:C:C5'	3	1.1
(1,3)	1:A:84:LYS:N	2:B:9:C:C6	3	1.1
(1,3)	1:A:84:LYS:N	2:B:9:C:H1'	3	1.1
(1,3)	1:A:84:LYS:N	2:B:9:C:H2'	3	1.1
(1,3)	1:A:84:LYS:N	2:B:9:C:H3'	3	1.1
(1,3)	1:A:84:LYS:N	2:B:9:C:H4'	3	1.1
(1,3)	1:A:84:LYS:N	2:B:9:C:H41	3	1.1
(1,3)	1:A:84:LYS:N	2:B:9:C:H42	3	1.1
(1,3)	1:A:84:LYS:N	2:B:9:C:H5	3	1.1
(1,3)	1:A:84:LYS:N	2:B:9:C:H5'	3	1.1
(1,3)	1:A:84:LYS:N	2:B:9:C:H5''	3	1.1
(1,3)	1:A:84:LYS:N	2:B:9:C:H6	3	1.1
(1,3)	1:A:84:LYS:N	2:B:9:C:HO2'	3	1.1
(1,3)	1:A:84:LYS:N	2:B:9:C:N1	3	1.1
(1,3)	1:A:84:LYS:N	2:B:9:C:N3	3	1.1
(1,3)	1:A:84:LYS:N	2:B:9:C:N4	3	1.1
(1,3)	1:A:84:LYS:N	2:B:9:C:O2	3	1.1
(1,3)	1:A:84:LYS:N	2:B:9:C:O2'	3	1.1
(1,3)	1:A:84:LYS:N	2:B:9:C:O3'	3	1.1
(1,3)	1:A:84:LYS:N	2:B:9:C:O4'	3	1.1
(1,3)	1:A:84:LYS:N	2:B:9:C:O5'	3	1.1
(1,3)	1:A:84:LYS:N	2:B:9:C:OP1	3	1.1
(1,3)	1:A:84:LYS:N	2:B:9:C:OP2	3	1.1
(1,3)	1:A:84:LYS:N	2:B:9:C:P	3	1.1
(1,3)	1:A:84:LYS:N	2:B:10:G:C1'	3	1.1
(1,3)	1:A:84:LYS:N	2:B:10:G:C2	3	1.1
(1,3)	1:A:84:LYS:N	2:B:10:G:C2'	3	1.1
(1,3)	1:A:84:LYS:N	2:B:10:G:C3'	3	1.1
(1,3)	1:A:84:LYS:N	2:B:10:G:C4	3	1.1
(1,3)	1:A:84:LYS:N	2:B:10:G:C4'	3	1.1

*Continued on next page...*



*Continued from previous page...*

Key	Atom-1	Atom-2	Model ID	Violation (Å)
(1,3)	1:A:84:LYS:N	2:B:10:G:C5	3	1.1
(1,3)	1:A:84:LYS:N	2:B:10:G:C5'	3	1.1
(1,3)	1:A:84:LYS:N	2:B:10:G:C6	3	1.1
(1,3)	1:A:84:LYS:N	2:B:10:G:C8	3	1.1
(1,3)	1:A:84:LYS:N	2:B:10:G:H1	3	1.1
(1,3)	1:A:84:LYS:N	2:B:10:G:H1'	3	1.1
(1,3)	1:A:84:LYS:N	2:B:10:G:H2'	3	1.1
(1,3)	1:A:84:LYS:N	2:B:10:G:H21	3	1.1
(1,3)	1:A:84:LYS:N	2:B:10:G:H22	3	1.1
(1,3)	1:A:84:LYS:N	2:B:10:G:H3'	3	1.1
(1,3)	1:A:84:LYS:N	2:B:10:G:H4'	3	1.1
(1,3)	1:A:84:LYS:N	2:B:10:G:H5'	3	1.1
(1,3)	1:A:84:LYS:N	2:B:10:G:H5''	3	1.1
(1,3)	1:A:84:LYS:N	2:B:10:G:H8	3	1.1
(1,3)	1:A:84:LYS:N	2:B:10:G:HO2'	3	1.1
(1,3)	1:A:84:LYS:N	2:B:10:G:N1	3	1.1
(1,3)	1:A:84:LYS:N	2:B:10:G:N2	3	1.1
(1,3)	1:A:84:LYS:N	2:B:10:G:N3	3	1.1
(1,3)	1:A:84:LYS:N	2:B:10:G:N7	3	1.1
(1,3)	1:A:84:LYS:N	2:B:10:G:N9	3	1.1
(1,3)	1:A:84:LYS:N	2:B:10:G:O2'	3	1.1
(1,3)	1:A:84:LYS:N	2:B:10:G:O3'	3	1.1
(1,3)	1:A:84:LYS:N	2:B:10:G:O4'	3	1.1
(1,3)	1:A:84:LYS:N	2:B:10:G:O5'	3	1.1
(1,3)	1:A:84:LYS:N	2:B:10:G:O6	3	1.1
(1,3)	1:A:84:LYS:N	2:B:10:G:OP1	3	1.1
(1,3)	1:A:84:LYS:N	2:B:10:G:OP2	3	1.1
(1,3)	1:A:84:LYS:N	2:B:10:G:P	3	1.1
(1,3)	1:A:84:LYS:N	2:B:11:A:C1'	3	1.1
(1,3)	1:A:84:LYS:N	2:B:11:A:C2	3	1.1
(1,3)	1:A:84:LYS:N	2:B:11:A:C2'	3	1.1
(1,3)	1:A:84:LYS:N	2:B:11:A:C3'	3	1.1
(1,3)	1:A:84:LYS:N	2:B:11:A:C4	3	1.1
(1,3)	1:A:84:LYS:N	2:B:11:A:C4'	3	1.1
(1,3)	1:A:84:LYS:N	2:B:11:A:C5	3	1.1
(1,3)	1:A:84:LYS:N	2:B:11:A:C5'	3	1.1
(1,3)	1:A:84:LYS:N	2:B:11:A:C6	3	1.1
(1,3)	1:A:84:LYS:N	2:B:11:A:C8	3	1.1
(1,3)	1:A:84:LYS:N	2:B:11:A:H1'	3	1.1
(1,3)	1:A:84:LYS:N	2:B:11:A:H2	3	1.1
(1,3)	1:A:84:LYS:N	2:B:11:A:H2'	3	1.1
(1,3)	1:A:84:LYS:N	2:B:11:A:H3'	3	1.1

*Continued on next page...*

*Continued from previous page...*

Key	Atom-1	Atom-2	Model ID	Violation (Å)
(1,3)	1:A:84:LYS:N	2:B:11:A:H4'	3	1.1
(1,3)	1:A:84:LYS:N	2:B:11:A:H5'	3	1.1
(1,3)	1:A:84:LYS:N	2:B:11:A:H5''	3	1.1
(1,3)	1:A:84:LYS:N	2:B:11:A:H61	3	1.1
(1,3)	1:A:84:LYS:N	2:B:11:A:H62	3	1.1
(1,3)	1:A:84:LYS:N	2:B:11:A:H8	3	1.1
(1,3)	1:A:84:LYS:N	2:B:11:A:HO2'	3	1.1
(1,3)	1:A:84:LYS:N	2:B:11:A:N1	3	1.1
(1,3)	1:A:84:LYS:N	2:B:11:A:N3	3	1.1
(1,3)	1:A:84:LYS:N	2:B:11:A:N6	3	1.1
(1,3)	1:A:84:LYS:N	2:B:11:A:N7	3	1.1
(1,3)	1:A:84:LYS:N	2:B:11:A:N9	3	1.1
(1,3)	1:A:84:LYS:N	2:B:11:A:O2'	3	1.1
(1,3)	1:A:84:LYS:N	2:B:11:A:O3'	3	1.1
(1,3)	1:A:84:LYS:N	2:B:11:A:O4'	3	1.1
(1,3)	1:A:84:LYS:N	2:B:11:A:O5'	3	1.1
(1,3)	1:A:84:LYS:N	2:B:11:A:OP1	3	1.1
(1,3)	1:A:84:LYS:N	2:B:11:A:OP2	3	1.1
(1,3)	1:A:84:LYS:N	2:B:11:A:P	3	1.1
(1,3)	1:A:84:LYS:N	2:B:12:A:C1'	3	1.1
(1,3)	1:A:84:LYS:N	2:B:12:A:C2	3	1.1
(1,3)	1:A:84:LYS:N	2:B:12:A:C2'	3	1.1
(1,3)	1:A:84:LYS:N	2:B:12:A:C3'	3	1.1
(1,3)	1:A:84:LYS:N	2:B:12:A:C4	3	1.1
(1,3)	1:A:84:LYS:N	2:B:12:A:C4'	3	1.1
(1,3)	1:A:84:LYS:N	2:B:12:A:C5	3	1.1
(1,3)	1:A:84:LYS:N	2:B:12:A:C5'	3	1.1
(1,3)	1:A:84:LYS:N	2:B:12:A:C6	3	1.1
(1,3)	1:A:84:LYS:N	2:B:12:A:C8	3	1.1
(1,3)	1:A:84:LYS:N	2:B:12:A:H1'	3	1.1
(1,3)	1:A:84:LYS:N	2:B:12:A:H2	3	1.1
(1,3)	1:A:84:LYS:N	2:B:12:A:H2'	3	1.1
(1,3)	1:A:84:LYS:N	2:B:12:A:H3'	3	1.1
(1,3)	1:A:84:LYS:N	2:B:12:A:H4'	3	1.1
(1,3)	1:A:84:LYS:N	2:B:12:A:H5'	3	1.1
(1,3)	1:A:84:LYS:N	2:B:12:A:H5''	3	1.1
(1,3)	1:A:84:LYS:N	2:B:12:A:H61	3	1.1
(1,3)	1:A:84:LYS:N	2:B:12:A:H62	3	1.1
(1,3)	1:A:84:LYS:N	2:B:12:A:H8	3	1.1
(1,3)	1:A:84:LYS:N	2:B:12:A:HO2'	3	1.1
(1,3)	1:A:84:LYS:N	2:B:12:A:N1	3	1.1
(1,3)	1:A:84:LYS:N	2:B:12:A:N3	3	1.1

*Continued on next page...*

*Continued from previous page...*

Key	Atom-1	Atom-2	Model ID	Violation (Å)
(1,3)	1:A:84:LYS:N	2:B:12:A:N6	3	1.1
(1,3)	1:A:84:LYS:N	2:B:12:A:N7	3	1.1
(1,3)	1:A:84:LYS:N	2:B:12:A:N9	3	1.1
(1,3)	1:A:84:LYS:N	2:B:12:A:O2'	3	1.1
(1,3)	1:A:84:LYS:N	2:B:12:A:O3'	3	1.1
(1,3)	1:A:84:LYS:N	2:B:12:A:O4'	3	1.1
(1,3)	1:A:84:LYS:N	2:B:12:A:O5'	3	1.1
(1,3)	1:A:84:LYS:N	2:B:12:A:OP1	3	1.1
(1,3)	1:A:84:LYS:N	2:B:12:A:OP2	3	1.1
(1,3)	1:A:84:LYS:N	2:B:12:A:P	3	1.1
(1,3)	1:A:84:LYS:N	2:B:13:A:C1'	3	1.1
(1,3)	1:A:84:LYS:N	2:B:13:A:C2	3	1.1
(1,3)	1:A:84:LYS:N	2:B:13:A:C2'	3	1.1
(1,3)	1:A:84:LYS:N	2:B:13:A:C3'	3	1.1
(1,3)	1:A:84:LYS:N	2:B:13:A:C4	3	1.1
(1,3)	1:A:84:LYS:N	2:B:13:A:C4'	3	1.1
(1,3)	1:A:84:LYS:N	2:B:13:A:C5	3	1.1
(1,3)	1:A:84:LYS:N	2:B:13:A:C5'	3	1.1
(1,3)	1:A:84:LYS:N	2:B:13:A:C6	3	1.1
(1,3)	1:A:84:LYS:N	2:B:13:A:C8	3	1.1
(1,3)	1:A:84:LYS:N	2:B:13:A:H1'	3	1.1
(1,3)	1:A:84:LYS:N	2:B:13:A:H2	3	1.1
(1,3)	1:A:84:LYS:N	2:B:13:A:H2'	3	1.1
(1,3)	1:A:84:LYS:N	2:B:13:A:H3'	3	1.1
(1,3)	1:A:84:LYS:N	2:B:13:A:H4'	3	1.1
(1,3)	1:A:84:LYS:N	2:B:13:A:H5'	3	1.1
(1,3)	1:A:84:LYS:N	2:B:13:A:H5''	3	1.1
(1,3)	1:A:84:LYS:N	2:B:13:A:H61	3	1.1
(1,3)	1:A:84:LYS:N	2:B:13:A:H62	3	1.1
(1,3)	1:A:84:LYS:N	2:B:13:A:H8	3	1.1
(1,3)	1:A:84:LYS:N	2:B:13:A:HO2'	3	1.1
(1,3)	1:A:84:LYS:N	2:B:13:A:N1	3	1.1
(1,3)	1:A:84:LYS:N	2:B:13:A:N3	3	1.1
(1,3)	1:A:84:LYS:N	2:B:13:A:N6	3	1.1
(1,3)	1:A:84:LYS:N	2:B:13:A:N7	3	1.1
(1,3)	1:A:84:LYS:N	2:B:13:A:N9	3	1.1
(1,3)	1:A:84:LYS:N	2:B:13:A:O2'	3	1.1
(1,3)	1:A:84:LYS:N	2:B:13:A:O3'	3	1.1
(1,3)	1:A:84:LYS:N	2:B:13:A:O4'	3	1.1
(1,3)	1:A:84:LYS:N	2:B:13:A:O5'	3	1.1
(1,3)	1:A:84:LYS:N	2:B:13:A:OP1	3	1.1
(1,3)	1:A:84:LYS:N	2:B:13:A:OP2	3	1.1

*Continued on next page...*

*Continued from previous page...*

Key	Atom-1	Atom-2	Model ID	Violation (Å)
(1,3)	1:A:84:LYS:N	2:B:13:A:P	3	1.1
(1,3)	1:A:84:LYS:N	2:B:14:G:C1'	3	1.1
(1,3)	1:A:84:LYS:N	2:B:14:G:C2	3	1.1
(1,3)	1:A:84:LYS:N	2:B:14:G:C2'	3	1.1
(1,3)	1:A:84:LYS:N	2:B:14:G:C3'	3	1.1
(1,3)	1:A:84:LYS:N	2:B:14:G:C4	3	1.1
(1,3)	1:A:84:LYS:N	2:B:14:G:C4'	3	1.1
(1,3)	1:A:84:LYS:N	2:B:14:G:C5	3	1.1
(1,3)	1:A:84:LYS:N	2:B:14:G:C5'	3	1.1
(1,3)	1:A:84:LYS:N	2:B:14:G:C6	3	1.1
(1,3)	1:A:84:LYS:N	2:B:14:G:C8	3	1.1
(1,3)	1:A:84:LYS:N	2:B:14:G:H1	3	1.1
(1,3)	1:A:84:LYS:N	2:B:14:G:H1'	3	1.1
(1,3)	1:A:84:LYS:N	2:B:14:G:H2'	3	1.1
(1,3)	1:A:84:LYS:N	2:B:14:G:H21	3	1.1
(1,3)	1:A:84:LYS:N	2:B:14:G:H22	3	1.1
(1,3)	1:A:84:LYS:N	2:B:14:G:H3'	3	1.1
(1,3)	1:A:84:LYS:N	2:B:14:G:H4'	3	1.1
(1,3)	1:A:84:LYS:N	2:B:14:G:H5'	3	1.1
(1,3)	1:A:84:LYS:N	2:B:14:G:H5''	3	1.1
(1,3)	1:A:84:LYS:N	2:B:14:G:H8	3	1.1
(1,3)	1:A:84:LYS:N	2:B:14:G:HO2'	3	1.1
(1,3)	1:A:84:LYS:N	2:B:14:G:N1	3	1.1
(1,3)	1:A:84:LYS:N	2:B:14:G:N2	3	1.1
(1,3)	1:A:84:LYS:N	2:B:14:G:N3	3	1.1
(1,3)	1:A:84:LYS:N	2:B:14:G:N7	3	1.1
(1,3)	1:A:84:LYS:N	2:B:14:G:N9	3	1.1
(1,3)	1:A:84:LYS:N	2:B:14:G:O2'	3	1.1
(1,3)	1:A:84:LYS:N	2:B:14:G:O3'	3	1.1
(1,3)	1:A:84:LYS:N	2:B:14:G:O4'	3	1.1
(1,3)	1:A:84:LYS:N	2:B:14:G:O5'	3	1.1
(1,3)	1:A:84:LYS:N	2:B:14:G:O6	3	1.1
(1,3)	1:A:84:LYS:N	2:B:14:G:OP1	3	1.1
(1,3)	1:A:84:LYS:N	2:B:14:G:OP2	3	1.1
(1,3)	1:A:84:LYS:N	2:B:14:G:P	3	1.1
(1,3)	1:A:84:LYS:N	2:B:15:A:C1'	3	1.1
(1,3)	1:A:84:LYS:N	2:B:15:A:C2	3	1.1
(1,3)	1:A:84:LYS:N	2:B:15:A:C2'	3	1.1
(1,3)	1:A:84:LYS:N	2:B:15:A:C3'	3	1.1
(1,3)	1:A:84:LYS:N	2:B:15:A:C4	3	1.1
(1,3)	1:A:84:LYS:N	2:B:15:A:C4'	3	1.1
(1,3)	1:A:84:LYS:N	2:B:15:A:C5	3	1.1

*Continued on next page...*

*Continued from previous page...*

Key	Atom-1	Atom-2	Model ID	Violation (Å)
(1,3)	1:A:84:LYS:N	2:B:15:A:C5'	3	1.1
(1,3)	1:A:84:LYS:N	2:B:15:A:C6	3	1.1
(1,3)	1:A:84:LYS:N	2:B:15:A:C8	3	1.1
(1,3)	1:A:84:LYS:N	2:B:15:A:H1'	3	1.1
(1,3)	1:A:84:LYS:N	2:B:15:A:H2	3	1.1
(1,3)	1:A:84:LYS:N	2:B:15:A:H2'	3	1.1
(1,3)	1:A:84:LYS:N	2:B:15:A:H3'	3	1.1
(1,3)	1:A:84:LYS:N	2:B:15:A:H4'	3	1.1
(1,3)	1:A:84:LYS:N	2:B:15:A:H5'	3	1.1
(1,3)	1:A:84:LYS:N	2:B:15:A:H5''	3	1.1
(1,3)	1:A:84:LYS:N	2:B:15:A:H61	3	1.1
(1,3)	1:A:84:LYS:N	2:B:15:A:H62	3	1.1
(1,3)	1:A:84:LYS:N	2:B:15:A:H8	3	1.1
(1,3)	1:A:84:LYS:N	2:B:15:A:HO2'	3	1.1
(1,3)	1:A:84:LYS:N	2:B:15:A:N1	3	1.1
(1,3)	1:A:84:LYS:N	2:B:15:A:N3	3	1.1
(1,3)	1:A:84:LYS:N	2:B:15:A:N6	3	1.1
(1,3)	1:A:84:LYS:N	2:B:15:A:N7	3	1.1
(1,3)	1:A:84:LYS:N	2:B:15:A:N9	3	1.1
(1,3)	1:A:84:LYS:N	2:B:15:A:O2'	3	1.1
(1,3)	1:A:84:LYS:N	2:B:15:A:O3'	3	1.1
(1,3)	1:A:84:LYS:N	2:B:15:A:O4'	3	1.1
(1,3)	1:A:84:LYS:N	2:B:15:A:O5'	3	1.1
(1,3)	1:A:84:LYS:N	2:B:15:A:OP1	3	1.1
(1,3)	1:A:84:LYS:N	2:B:15:A:OP2	3	1.1
(1,3)	1:A:84:LYS:N	2:B:15:A:P	3	1.1
(1,3)	1:A:84:LYS:N	2:B:16:G:C1'	3	1.1
(1,3)	1:A:84:LYS:N	2:B:16:G:C2	3	1.1
(1,3)	1:A:84:LYS:N	2:B:16:G:C2'	3	1.1
(1,3)	1:A:84:LYS:N	2:B:16:G:C3'	3	1.1
(1,3)	1:A:84:LYS:N	2:B:16:G:C4	3	1.1
(1,3)	1:A:84:LYS:N	2:B:16:G:C4'	3	1.1
(1,3)	1:A:84:LYS:N	2:B:16:G:C5	3	1.1
(1,3)	1:A:84:LYS:N	2:B:16:G:C5'	3	1.1
(1,3)	1:A:84:LYS:N	2:B:16:G:C6	3	1.1
(1,3)	1:A:84:LYS:N	2:B:16:G:C8	3	1.1
(1,3)	1:A:84:LYS:N	2:B:16:G:H1	3	1.1
(1,3)	1:A:84:LYS:N	2:B:16:G:H1'	3	1.1
(1,3)	1:A:84:LYS:N	2:B:16:G:H2'	3	1.1
(1,3)	1:A:84:LYS:N	2:B:16:G:H21	3	1.1
(1,3)	1:A:84:LYS:N	2:B:16:G:H22	3	1.1
(1,3)	1:A:84:LYS:N	2:B:16:G:H3'	3	1.1

*Continued on next page...*

*Continued from previous page...*

Key	Atom-1	Atom-2	Model ID	Violation (Å)
(1,3)	1:A:84:LYS:N	2:B:16:G:H4'	3	1.1
(1,3)	1:A:84:LYS:N	2:B:16:G:H5'	3	1.1
(1,3)	1:A:84:LYS:N	2:B:16:G:H5''	3	1.1
(1,3)	1:A:84:LYS:N	2:B:16:G:H8	3	1.1
(1,3)	1:A:84:LYS:N	2:B:16:G:HO2'	3	1.1
(1,3)	1:A:84:LYS:N	2:B:16:G:N1	3	1.1
(1,3)	1:A:84:LYS:N	2:B:16:G:N2	3	1.1
(1,3)	1:A:84:LYS:N	2:B:16:G:N3	3	1.1
(1,3)	1:A:84:LYS:N	2:B:16:G:N7	3	1.1
(1,3)	1:A:84:LYS:N	2:B:16:G:N9	3	1.1
(1,3)	1:A:84:LYS:N	2:B:16:G:O2'	3	1.1
(1,3)	1:A:84:LYS:N	2:B:16:G:O3'	3	1.1
(1,3)	1:A:84:LYS:N	2:B:16:G:O4'	3	1.1
(1,3)	1:A:84:LYS:N	2:B:16:G:O5'	3	1.1
(1,3)	1:A:84:LYS:N	2:B:16:G:O6	3	1.1
(1,3)	1:A:84:LYS:N	2:B:16:G:OP1	3	1.1
(1,3)	1:A:84:LYS:N	2:B:16:G:OP2	3	1.1
(1,3)	1:A:84:LYS:N	2:B:16:G:P	3	1.1
(1,3)	1:A:84:LYS:N	2:B:17:C:C1'	3	1.1
(1,3)	1:A:84:LYS:N	2:B:17:C:C2	3	1.1
(1,3)	1:A:84:LYS:N	2:B:17:C:C2'	3	1.1
(1,3)	1:A:84:LYS:N	2:B:17:C:C3'	3	1.1
(1,3)	1:A:84:LYS:N	2:B:17:C:C4	3	1.1
(1,3)	1:A:84:LYS:N	2:B:17:C:C4'	3	1.1
(1,3)	1:A:84:LYS:N	2:B:17:C:C5	3	1.1
(1,3)	1:A:84:LYS:N	2:B:17:C:C5'	3	1.1
(1,3)	1:A:84:LYS:N	2:B:17:C:C6	3	1.1
(1,3)	1:A:84:LYS:N	2:B:17:C:H1'	3	1.1
(1,3)	1:A:84:LYS:N	2:B:17:C:H2'	3	1.1
(1,3)	1:A:84:LYS:N	2:B:17:C:H3'	3	1.1
(1,3)	1:A:84:LYS:N	2:B:17:C:H4'	3	1.1
(1,3)	1:A:84:LYS:N	2:B:17:C:H41	3	1.1
(1,3)	1:A:84:LYS:N	2:B:17:C:H42	3	1.1
(1,3)	1:A:84:LYS:N	2:B:17:C:H5	3	1.1
(1,3)	1:A:84:LYS:N	2:B:17:C:H5'	3	1.1
(1,3)	1:A:84:LYS:N	2:B:17:C:H5''	3	1.1
(1,3)	1:A:84:LYS:N	2:B:17:C:H6	3	1.1
(1,3)	1:A:84:LYS:N	2:B:17:C:HO2'	3	1.1
(1,3)	1:A:84:LYS:N	2:B:17:C:N1	3	1.1
(1,3)	1:A:84:LYS:N	2:B:17:C:N3	3	1.1
(1,3)	1:A:84:LYS:N	2:B:17:C:N4	3	1.1
(1,3)	1:A:84:LYS:N	2:B:17:C:O2	3	1.1

*Continued on next page...*

*Continued from previous page...*

Key	Atom-1	Atom-2	Model ID	Violation (Å)
(1,3)	1:A:84:LYS:N	2:B:17:C:O2'	3	1.1
(1,3)	1:A:84:LYS:N	2:B:17:C:O3'	3	1.1
(1,3)	1:A:84:LYS:N	2:B:17:C:O4'	3	1.1
(1,3)	1:A:84:LYS:N	2:B:17:C:O5'	3	1.1
(1,3)	1:A:84:LYS:N	2:B:17:C:OP1	3	1.1
(1,3)	1:A:84:LYS:N	2:B:17:C:OP2	3	1.1
(1,3)	1:A:84:LYS:N	2:B:17:C:P	3	1.1
(1,3)	1:A:84:LYS:N	2:B:18:A:C1'	3	1.1
(1,3)	1:A:84:LYS:N	2:B:18:A:C2	3	1.1
(1,3)	1:A:84:LYS:N	2:B:18:A:C2'	3	1.1
(1,3)	1:A:84:LYS:N	2:B:18:A:C3'	3	1.1
(1,3)	1:A:84:LYS:N	2:B:18:A:C4	3	1.1
(1,3)	1:A:84:LYS:N	2:B:18:A:C4'	3	1.1
(1,3)	1:A:84:LYS:N	2:B:18:A:C5	3	1.1
(1,3)	1:A:84:LYS:N	2:B:18:A:C5'	3	1.1
(1,3)	1:A:84:LYS:N	2:B:18:A:C6	3	1.1
(1,3)	1:A:84:LYS:N	2:B:18:A:C8	3	1.1
(1,3)	1:A:84:LYS:N	2:B:18:A:H1'	3	1.1
(1,3)	1:A:84:LYS:N	2:B:18:A:H2	3	1.1
(1,3)	1:A:84:LYS:N	2:B:18:A:H2'	3	1.1
(1,3)	1:A:84:LYS:N	2:B:18:A:H3'	3	1.1
(1,3)	1:A:84:LYS:N	2:B:18:A:H4'	3	1.1
(1,3)	1:A:84:LYS:N	2:B:18:A:H5'	3	1.1
(1,3)	1:A:84:LYS:N	2:B:18:A:H5''	3	1.1
(1,3)	1:A:84:LYS:N	2:B:18:A:H61	3	1.1
(1,3)	1:A:84:LYS:N	2:B:18:A:H62	3	1.1
(1,3)	1:A:84:LYS:N	2:B:18:A:H8	3	1.1
(1,3)	1:A:84:LYS:N	2:B:18:A:HO2'	3	1.1
(1,3)	1:A:84:LYS:N	2:B:18:A:N1	3	1.1
(1,3)	1:A:84:LYS:N	2:B:18:A:N3	3	1.1
(1,3)	1:A:84:LYS:N	2:B:18:A:N6	3	1.1
(1,3)	1:A:84:LYS:N	2:B:18:A:N7	3	1.1
(1,3)	1:A:84:LYS:N	2:B:18:A:N9	3	1.1
(1,3)	1:A:84:LYS:N	2:B:18:A:O2'	3	1.1
(1,3)	1:A:84:LYS:N	2:B:18:A:O3'	3	1.1
(1,3)	1:A:84:LYS:N	2:B:18:A:O4'	3	1.1
(1,3)	1:A:84:LYS:N	2:B:18:A:O5'	3	1.1
(1,3)	1:A:84:LYS:N	2:B:18:A:OP1	3	1.1
(1,3)	1:A:84:LYS:N	2:B:18:A:OP2	3	1.1
(1,3)	1:A:84:LYS:N	2:B:18:A:P	3	1.1
(1,3)	1:A:84:LYS:N	2:B:19:A:C1'	3	1.1
(1,3)	1:A:84:LYS:N	2:B:19:A:C2	3	1.1

*Continued on next page...*

*Continued from previous page...*

Key	Atom-1	Atom-2	Model ID	Violation (Å)
(1,3)	1:A:84:LYS:N	2:B:19:A:C2'	3	1.1
(1,3)	1:A:84:LYS:N	2:B:19:A:C3'	3	1.1
(1,3)	1:A:84:LYS:N	2:B:19:A:C4	3	1.1
(1,3)	1:A:84:LYS:N	2:B:19:A:C4'	3	1.1
(1,3)	1:A:84:LYS:N	2:B:19:A:C5	3	1.1
(1,3)	1:A:84:LYS:N	2:B:19:A:C5'	3	1.1
(1,3)	1:A:84:LYS:N	2:B:19:A:C6	3	1.1
(1,3)	1:A:84:LYS:N	2:B:19:A:C8	3	1.1
(1,3)	1:A:84:LYS:N	2:B:19:A:H1'	3	1.1
(1,3)	1:A:84:LYS:N	2:B:19:A:H2	3	1.1
(1,3)	1:A:84:LYS:N	2:B:19:A:H2'	3	1.1
(1,3)	1:A:84:LYS:N	2:B:19:A:H3'	3	1.1
(1,3)	1:A:84:LYS:N	2:B:19:A:H4'	3	1.1
(1,3)	1:A:84:LYS:N	2:B:19:A:H5'	3	1.1
(1,3)	1:A:84:LYS:N	2:B:19:A:H5''	3	1.1
(1,3)	1:A:84:LYS:N	2:B:19:A:H61	3	1.1
(1,3)	1:A:84:LYS:N	2:B:19:A:H62	3	1.1
(1,3)	1:A:84:LYS:N	2:B:19:A:H8	3	1.1
(1,3)	1:A:84:LYS:N	2:B:19:A:HO2'	3	1.1
(1,3)	1:A:84:LYS:N	2:B:19:A:N1	3	1.1
(1,3)	1:A:84:LYS:N	2:B:19:A:N3	3	1.1
(1,3)	1:A:84:LYS:N	2:B:19:A:N6	3	1.1
(1,3)	1:A:84:LYS:N	2:B:19:A:N7	3	1.1
(1,3)	1:A:84:LYS:N	2:B:19:A:N9	3	1.1
(1,3)	1:A:84:LYS:N	2:B:19:A:O2'	3	1.1
(1,3)	1:A:84:LYS:N	2:B:19:A:O3'	3	1.1
(1,3)	1:A:84:LYS:N	2:B:19:A:O4'	3	1.1
(1,3)	1:A:84:LYS:N	2:B:19:A:O5'	3	1.1
(1,3)	1:A:84:LYS:N	2:B:19:A:OP1	3	1.1
(1,3)	1:A:84:LYS:N	2:B:19:A:OP2	3	1.1
(1,3)	1:A:84:LYS:N	2:B:19:A:P	3	1.1
(1,3)	1:A:84:LYS:N	2:B:20:U:C1'	3	1.1
(1,3)	1:A:84:LYS:N	2:B:20:U:C2	3	1.1
(1,3)	1:A:84:LYS:N	2:B:20:U:C2'	3	1.1
(1,3)	1:A:84:LYS:N	2:B:20:U:C3'	3	1.1
(1,3)	1:A:84:LYS:N	2:B:20:U:C4	3	1.1
(1,3)	1:A:84:LYS:N	2:B:20:U:C4'	3	1.1
(1,3)	1:A:84:LYS:N	2:B:20:U:C5	3	1.1
(1,3)	1:A:84:LYS:N	2:B:20:U:C5'	3	1.1
(1,3)	1:A:84:LYS:N	2:B:20:U:C6	3	1.1
(1,3)	1:A:84:LYS:N	2:B:20:U:H1'	3	1.1
(1,3)	1:A:84:LYS:N	2:B:20:U:H2'	3	1.1

*Continued on next page...*



*Continued from previous page...*

Key	Atom-1	Atom-2	Model ID	Violation (Å)
(1,3)	1:A:84:LYS:N	2:B:20:U:H3	3	1.1
(1,3)	1:A:84:LYS:N	2:B:20:U:H3'	3	1.1
(1,3)	1:A:84:LYS:N	2:B:20:U:H4'	3	1.1
(1,3)	1:A:84:LYS:N	2:B:20:U:H5	3	1.1
(1,3)	1:A:84:LYS:N	2:B:20:U:H5'	3	1.1
(1,3)	1:A:84:LYS:N	2:B:20:U:H5''	3	1.1
(1,3)	1:A:84:LYS:N	2:B:20:U:H6	3	1.1
(1,3)	1:A:84:LYS:N	2:B:20:U:HO2'	3	1.1
(1,3)	1:A:84:LYS:N	2:B:20:U:N1	3	1.1
(1,3)	1:A:84:LYS:N	2:B:20:U:N3	3	1.1
(1,3)	1:A:84:LYS:N	2:B:20:U:O2	3	1.1
(1,3)	1:A:84:LYS:N	2:B:20:U:O2'	3	1.1
(1,3)	1:A:84:LYS:N	2:B:20:U:O3'	3	1.1
(1,3)	1:A:84:LYS:N	2:B:20:U:O4	3	1.1
(1,3)	1:A:84:LYS:N	2:B:20:U:O4'	3	1.1
(1,3)	1:A:84:LYS:N	2:B:20:U:O5'	3	1.1
(1,3)	1:A:84:LYS:N	2:B:20:U:OP1	3	1.1
(1,3)	1:A:84:LYS:N	2:B:20:U:OP2	3	1.1
(1,3)	1:A:84:LYS:N	2:B:20:U:P	3	1.1
(1,3)	1:A:84:LYS:N	2:B:21:G:C1'	3	1.1
(1,3)	1:A:84:LYS:N	2:B:21:G:C2	3	1.1
(1,3)	1:A:84:LYS:N	2:B:21:G:C2'	3	1.1
(1,3)	1:A:84:LYS:N	2:B:21:G:C3'	3	1.1
(1,3)	1:A:84:LYS:N	2:B:21:G:C4	3	1.1
(1,3)	1:A:84:LYS:N	2:B:21:G:C4'	3	1.1
(1,3)	1:A:84:LYS:N	2:B:21:G:C5	3	1.1
(1,3)	1:A:84:LYS:N	2:B:21:G:C5'	3	1.1
(1,3)	1:A:84:LYS:N	2:B:21:G:C6	3	1.1
(1,3)	1:A:84:LYS:N	2:B:21:G:C8	3	1.1
(1,3)	1:A:84:LYS:N	2:B:21:G:H1	3	1.1
(1,3)	1:A:84:LYS:N	2:B:21:G:H1'	3	1.1
(1,3)	1:A:84:LYS:N	2:B:21:G:H2'	3	1.1
(1,3)	1:A:84:LYS:N	2:B:21:G:H21	3	1.1
(1,3)	1:A:84:LYS:N	2:B:21:G:H22	3	1.1
(1,3)	1:A:84:LYS:N	2:B:21:G:H3'	3	1.1
(1,3)	1:A:84:LYS:N	2:B:21:G:H4'	3	1.1
(1,3)	1:A:84:LYS:N	2:B:21:G:H5'	3	1.1
(1,3)	1:A:84:LYS:N	2:B:21:G:H5''	3	1.1
(1,3)	1:A:84:LYS:N	2:B:21:G:H8	3	1.1
(1,3)	1:A:84:LYS:N	2:B:21:G:HO2'	3	1.1
(1,3)	1:A:84:LYS:N	2:B:21:G:N1	3	1.1
(1,3)	1:A:84:LYS:N	2:B:21:G:N2	3	1.1

*Continued on next page...*

*Continued from previous page...*

Key	Atom-1	Atom-2	Model ID	Violation (Å)
(1,3)	1:A:84:LYS:N	2:B:21:G:N3	3	1.1
(1,3)	1:A:84:LYS:N	2:B:21:G:N7	3	1.1
(1,3)	1:A:84:LYS:N	2:B:21:G:N9	3	1.1
(1,3)	1:A:84:LYS:N	2:B:21:G:O2'	3	1.1
(1,3)	1:A:84:LYS:N	2:B:21:G:O3'	3	1.1
(1,3)	1:A:84:LYS:N	2:B:21:G:O4'	3	1.1
(1,3)	1:A:84:LYS:N	2:B:21:G:O5'	3	1.1
(1,3)	1:A:84:LYS:N	2:B:21:G:O6	3	1.1
(1,3)	1:A:84:LYS:N	2:B:21:G:OP1	3	1.1
(1,3)	1:A:84:LYS:N	2:B:21:G:OP2	3	1.1
(1,3)	1:A:84:LYS:N	2:B:21:G:P	3	1.1
(1,3)	1:A:84:LYS:N	2:B:22:A:C1'	3	1.1
(1,3)	1:A:84:LYS:N	2:B:22:A:C2	3	1.1
(1,3)	1:A:84:LYS:N	2:B:22:A:C2'	3	1.1
(1,3)	1:A:84:LYS:N	2:B:22:A:C3'	3	1.1
(1,3)	1:A:84:LYS:N	2:B:22:A:C4	3	1.1
(1,3)	1:A:84:LYS:N	2:B:22:A:C4'	3	1.1
(1,3)	1:A:84:LYS:N	2:B:22:A:C5	3	1.1
(1,3)	1:A:84:LYS:N	2:B:22:A:C5'	3	1.1
(1,3)	1:A:84:LYS:N	2:B:22:A:C6	3	1.1
(1,3)	1:A:84:LYS:N	2:B:22:A:C8	3	1.1
(1,3)	1:A:84:LYS:N	2:B:22:A:H1'	3	1.1
(1,3)	1:A:84:LYS:N	2:B:22:A:H2	3	1.1
(1,3)	1:A:84:LYS:N	2:B:22:A:H2'	3	1.1
(1,3)	1:A:84:LYS:N	2:B:22:A:H3'	3	1.1
(1,3)	1:A:84:LYS:N	2:B:22:A:H4'	3	1.1
(1,3)	1:A:84:LYS:N	2:B:22:A:H5'	3	1.1
(1,3)	1:A:84:LYS:N	2:B:22:A:H5''	3	1.1
(1,3)	1:A:84:LYS:N	2:B:22:A:H61	3	1.1
(1,3)	1:A:84:LYS:N	2:B:22:A:H62	3	1.1
(1,3)	1:A:84:LYS:N	2:B:22:A:H8	3	1.1
(1,3)	1:A:84:LYS:N	2:B:22:A:HO2'	3	1.1
(1,3)	1:A:84:LYS:N	2:B:22:A:N1	3	1.1
(1,3)	1:A:84:LYS:N	2:B:22:A:N3	3	1.1
(1,3)	1:A:84:LYS:N	2:B:22:A:N6	3	1.1
(1,3)	1:A:84:LYS:N	2:B:22:A:N7	3	1.1
(1,3)	1:A:84:LYS:N	2:B:22:A:N9	3	1.1
(1,3)	1:A:84:LYS:N	2:B:22:A:O2'	3	1.1
(1,3)	1:A:84:LYS:N	2:B:22:A:O3'	3	1.1
(1,3)	1:A:84:LYS:N	2:B:22:A:O4'	3	1.1
(1,3)	1:A:84:LYS:N	2:B:22:A:O5'	3	1.1
(1,3)	1:A:84:LYS:N	2:B:22:A:OP1	3	1.1

*Continued on next page...*

*Continued from previous page...*

Key	Atom-1	Atom-2	Model ID	Violation (Å)
(1,3)	1:A:84:LYS:N	2:B:22:A:OP2	3	1.1
(1,3)	1:A:84:LYS:N	2:B:22:A:P	3	1.1
(1,3)	1:A:84:LYS:N	2:B:23:U:C1'	3	1.1
(1,3)	1:A:84:LYS:N	2:B:23:U:C2	3	1.1
(1,3)	1:A:84:LYS:N	2:B:23:U:C2'	3	1.1
(1,3)	1:A:84:LYS:N	2:B:23:U:C3'	3	1.1
(1,3)	1:A:84:LYS:N	2:B:23:U:C4	3	1.1
(1,3)	1:A:84:LYS:N	2:B:23:U:C4'	3	1.1
(1,3)	1:A:84:LYS:N	2:B:23:U:C5	3	1.1
(1,3)	1:A:84:LYS:N	2:B:23:U:C5'	3	1.1
(1,3)	1:A:84:LYS:N	2:B:23:U:C6	3	1.1
(1,3)	1:A:84:LYS:N	2:B:23:U:H1'	3	1.1
(1,3)	1:A:84:LYS:N	2:B:23:U:H2'	3	1.1
(1,3)	1:A:84:LYS:N	2:B:23:U:H3	3	1.1
(1,3)	1:A:84:LYS:N	2:B:23:U:H3'	3	1.1
(1,3)	1:A:84:LYS:N	2:B:23:U:H4'	3	1.1
(1,3)	1:A:84:LYS:N	2:B:23:U:H5	3	1.1
(1,3)	1:A:84:LYS:N	2:B:23:U:H5'	3	1.1
(1,3)	1:A:84:LYS:N	2:B:23:U:H5''	3	1.1
(1,3)	1:A:84:LYS:N	2:B:23:U:H6	3	1.1
(1,3)	1:A:84:LYS:N	2:B:23:U:HO2'	3	1.1
(1,3)	1:A:84:LYS:N	2:B:23:U:N1	3	1.1
(1,3)	1:A:84:LYS:N	2:B:23:U:N3	3	1.1
(1,3)	1:A:84:LYS:N	2:B:23:U:O2	3	1.1
(1,3)	1:A:84:LYS:N	2:B:23:U:O2'	3	1.1
(1,3)	1:A:84:LYS:N	2:B:23:U:O3'	3	1.1
(1,3)	1:A:84:LYS:N	2:B:23:U:O4	3	1.1
(1,3)	1:A:84:LYS:N	2:B:23:U:O4'	3	1.1
(1,3)	1:A:84:LYS:N	2:B:23:U:O5'	3	1.1
(1,3)	1:A:84:LYS:N	2:B:23:U:OP1	3	1.1
(1,3)	1:A:84:LYS:N	2:B:23:U:OP2	3	1.1
(1,3)	1:A:84:LYS:N	2:B:23:U:P	3	1.1
(1,3)	1:A:84:LYS:N	2:B:24:G:C1'	3	1.1
(1,3)	1:A:84:LYS:N	2:B:24:G:C2	3	1.1
(1,3)	1:A:84:LYS:N	2:B:24:G:C2'	3	1.1
(1,3)	1:A:84:LYS:N	2:B:24:G:C3'	3	1.1
(1,3)	1:A:84:LYS:N	2:B:24:G:C4	3	1.1
(1,3)	1:A:84:LYS:N	2:B:24:G:C4'	3	1.1
(1,3)	1:A:84:LYS:N	2:B:24:G:C5	3	1.1
(1,3)	1:A:84:LYS:N	2:B:24:G:C5'	3	1.1
(1,3)	1:A:84:LYS:N	2:B:24:G:C6	3	1.1
(1,3)	1:A:84:LYS:N	2:B:24:G:C8	3	1.1

*Continued on next page...*

*Continued from previous page...*

Key	Atom-1	Atom-2	Model ID	Violation (Å)
(1,3)	1:A:84:LYS:N	2:B:24:G:H1	3	1.1
(1,3)	1:A:84:LYS:N	2:B:24:G:H1'	3	1.1
(1,3)	1:A:84:LYS:N	2:B:24:G:H2'	3	1.1
(1,3)	1:A:84:LYS:N	2:B:24:G:H21	3	1.1
(1,3)	1:A:84:LYS:N	2:B:24:G:H22	3	1.1
(1,3)	1:A:84:LYS:N	2:B:24:G:H3'	3	1.1
(1,3)	1:A:84:LYS:N	2:B:24:G:H4'	3	1.1
(1,3)	1:A:84:LYS:N	2:B:24:G:H5'	3	1.1
(1,3)	1:A:84:LYS:N	2:B:24:G:H5''	3	1.1
(1,3)	1:A:84:LYS:N	2:B:24:G:H8	3	1.1
(1,3)	1:A:84:LYS:N	2:B:24:G:HO2'	3	1.1
(1,3)	1:A:84:LYS:N	2:B:24:G:N1	3	1.1
(1,3)	1:A:84:LYS:N	2:B:24:G:N2	3	1.1
(1,3)	1:A:84:LYS:N	2:B:24:G:N3	3	1.1
(1,3)	1:A:84:LYS:N	2:B:24:G:N7	3	1.1
(1,3)	1:A:84:LYS:N	2:B:24:G:N9	3	1.1
(1,3)	1:A:84:LYS:N	2:B:24:G:O2'	3	1.1
(1,3)	1:A:84:LYS:N	2:B:24:G:O3'	3	1.1
(1,3)	1:A:84:LYS:N	2:B:24:G:O4'	3	1.1
(1,3)	1:A:84:LYS:N	2:B:24:G:O5'	3	1.1
(1,3)	1:A:84:LYS:N	2:B:24:G:O6	3	1.1
(1,3)	1:A:84:LYS:N	2:B:24:G:OP1	3	1.1
(1,3)	1:A:84:LYS:N	2:B:24:G:OP2	3	1.1
(1,3)	1:A:84:LYS:N	2:B:24:G:P	3	1.1
(1,3)	1:A:84:LYS:NZ	2:B:2:C:C1'	3	1.1
(1,3)	1:A:84:LYS:NZ	2:B:2:C:C2	3	1.1
(1,3)	1:A:84:LYS:NZ	2:B:2:C:C2'	3	1.1
(1,3)	1:A:84:LYS:NZ	2:B:2:C:C3'	3	1.1
(1,3)	1:A:84:LYS:NZ	2:B:2:C:C4	3	1.1
(1,3)	1:A:84:LYS:NZ	2:B:2:C:C4'	3	1.1
(1,3)	1:A:84:LYS:NZ	2:B:2:C:C5	3	1.1
(1,3)	1:A:84:LYS:NZ	2:B:2:C:C5'	3	1.1
(1,3)	1:A:84:LYS:NZ	2:B:2:C:C6	3	1.1
(1,3)	1:A:84:LYS:NZ	2:B:2:C:H1'	3	1.1
(1,3)	1:A:84:LYS:NZ	2:B:2:C:H2'	3	1.1
(1,3)	1:A:84:LYS:NZ	2:B:2:C:H3'	3	1.1
(1,3)	1:A:84:LYS:NZ	2:B:2:C:H4'	3	1.1
(1,3)	1:A:84:LYS:NZ	2:B:2:C:H41	3	1.1
(1,3)	1:A:84:LYS:NZ	2:B:2:C:H42	3	1.1
(1,3)	1:A:84:LYS:NZ	2:B:2:C:H5	3	1.1
(1,3)	1:A:84:LYS:NZ	2:B:2:C:H5'	3	1.1
(1,3)	1:A:84:LYS:NZ	2:B:2:C:H5''	3	1.1

*Continued on next page...*

*Continued from previous page...*

Key	Atom-1	Atom-2	Model ID	Violation (Å)
(1,3)	1:A:84:LYS:NZ	2:B:2:C:H6	3	1.1
(1,3)	1:A:84:LYS:NZ	2:B:2:C:HO2'	3	1.1
(1,3)	1:A:84:LYS:NZ	2:B:2:C:N1	3	1.1
(1,3)	1:A:84:LYS:NZ	2:B:2:C:N3	3	1.1
(1,3)	1:A:84:LYS:NZ	2:B:2:C:N4	3	1.1
(1,3)	1:A:84:LYS:NZ	2:B:2:C:O2	3	1.1
(1,3)	1:A:84:LYS:NZ	2:B:2:C:O2'	3	1.1
(1,3)	1:A:84:LYS:NZ	2:B:2:C:O3'	3	1.1
(1,3)	1:A:84:LYS:NZ	2:B:2:C:O4'	3	1.1
(1,3)	1:A:84:LYS:NZ	2:B:2:C:O5'	3	1.1
(1,3)	1:A:84:LYS:NZ	2:B:3:U:C1'	3	1.1
(1,3)	1:A:84:LYS:NZ	2:B:3:U:C2	3	1.1
(1,3)	1:A:84:LYS:NZ	2:B:3:U:C2'	3	1.1
(1,3)	1:A:84:LYS:NZ	2:B:3:U:C3'	3	1.1
(1,3)	1:A:84:LYS:NZ	2:B:3:U:C4	3	1.1
(1,3)	1:A:84:LYS:NZ	2:B:3:U:C4'	3	1.1
(1,3)	1:A:84:LYS:NZ	2:B:3:U:C5	3	1.1
(1,3)	1:A:84:LYS:NZ	2:B:3:U:C5'	3	1.1
(1,3)	1:A:84:LYS:NZ	2:B:3:U:C6	3	1.1
(1,3)	1:A:84:LYS:NZ	2:B:3:U:H1'	3	1.1
(1,3)	1:A:84:LYS:NZ	2:B:3:U:H2'	3	1.1
(1,3)	1:A:84:LYS:NZ	2:B:3:U:H3	3	1.1
(1,3)	1:A:84:LYS:NZ	2:B:3:U:H3'	3	1.1
(1,3)	1:A:84:LYS:NZ	2:B:3:U:H4'	3	1.1
(1,3)	1:A:84:LYS:NZ	2:B:3:U:H5	3	1.1
(1,3)	1:A:84:LYS:NZ	2:B:3:U:H5'	3	1.1
(1,3)	1:A:84:LYS:NZ	2:B:3:U:H5''	3	1.1
(1,3)	1:A:84:LYS:NZ	2:B:3:U:H6	3	1.1
(1,3)	1:A:84:LYS:NZ	2:B:3:U:HO2'	3	1.1
(1,3)	1:A:84:LYS:NZ	2:B:3:U:N1	3	1.1
(1,3)	1:A:84:LYS:NZ	2:B:3:U:N3	3	1.1
(1,3)	1:A:84:LYS:NZ	2:B:3:U:O2	3	1.1
(1,3)	1:A:84:LYS:NZ	2:B:3:U:O2'	3	1.1
(1,3)	1:A:84:LYS:NZ	2:B:3:U:O3'	3	1.1
(1,3)	1:A:84:LYS:NZ	2:B:3:U:O4	3	1.1
(1,3)	1:A:84:LYS:NZ	2:B:3:U:O4'	3	1.1
(1,3)	1:A:84:LYS:NZ	2:B:3:U:O5'	3	1.1
(1,3)	1:A:84:LYS:NZ	2:B:3:U:OP1	3	1.1
(1,3)	1:A:84:LYS:NZ	2:B:3:U:OP2	3	1.1
(1,3)	1:A:84:LYS:NZ	2:B:3:U:P	3	1.1
(1,3)	1:A:84:LYS:NZ	2:B:4:G:C1'	3	1.1
(1,3)	1:A:84:LYS:NZ	2:B:4:G:C2	3	1.1

*Continued on next page...*

*Continued from previous page...*

Key	Atom-1	Atom-2	Model ID	Violation (Å)
(1,3)	1:A:84:LYS:NZ	2:B:4:G:C2'	3	1.1
(1,3)	1:A:84:LYS:NZ	2:B:4:G:C3'	3	1.1
(1,3)	1:A:84:LYS:NZ	2:B:4:G:C4	3	1.1
(1,3)	1:A:84:LYS:NZ	2:B:4:G:C4'	3	1.1
(1,3)	1:A:84:LYS:NZ	2:B:4:G:C5	3	1.1
(1,3)	1:A:84:LYS:NZ	2:B:4:G:C5'	3	1.1
(1,3)	1:A:84:LYS:NZ	2:B:4:G:C6	3	1.1
(1,3)	1:A:84:LYS:NZ	2:B:4:G:C8	3	1.1
(1,3)	1:A:84:LYS:NZ	2:B:4:G:H1	3	1.1
(1,3)	1:A:84:LYS:NZ	2:B:4:G:H1'	3	1.1
(1,3)	1:A:84:LYS:NZ	2:B:4:G:H2'	3	1.1
(1,3)	1:A:84:LYS:NZ	2:B:4:G:H21	3	1.1
(1,3)	1:A:84:LYS:NZ	2:B:4:G:H22	3	1.1
(1,3)	1:A:84:LYS:NZ	2:B:4:G:H3'	3	1.1
(1,3)	1:A:84:LYS:NZ	2:B:4:G:H4'	3	1.1
(1,3)	1:A:84:LYS:NZ	2:B:4:G:H5'	3	1.1
(1,3)	1:A:84:LYS:NZ	2:B:4:G:H5''	3	1.1
(1,3)	1:A:84:LYS:NZ	2:B:4:G:H8	3	1.1
(1,3)	1:A:84:LYS:NZ	2:B:4:G:HO2'	3	1.1
(1,3)	1:A:84:LYS:NZ	2:B:4:G:N1	3	1.1
(1,3)	1:A:84:LYS:NZ	2:B:4:G:N2	3	1.1
(1,3)	1:A:84:LYS:NZ	2:B:4:G:N3	3	1.1
(1,3)	1:A:84:LYS:NZ	2:B:4:G:N7	3	1.1
(1,3)	1:A:84:LYS:NZ	2:B:4:G:N9	3	1.1
(1,3)	1:A:84:LYS:NZ	2:B:4:G:O2'	3	1.1
(1,3)	1:A:84:LYS:NZ	2:B:4:G:O3'	3	1.1
(1,3)	1:A:84:LYS:NZ	2:B:4:G:O4'	3	1.1
(1,3)	1:A:84:LYS:NZ	2:B:4:G:O5'	3	1.1
(1,3)	1:A:84:LYS:NZ	2:B:4:G:O6	3	1.1
(1,3)	1:A:84:LYS:NZ	2:B:4:G:OP1	3	1.1
(1,3)	1:A:84:LYS:NZ	2:B:4:G:OP2	3	1.1
(1,3)	1:A:84:LYS:NZ	2:B:4:G:P	3	1.1
(1,3)	1:A:84:LYS:NZ	2:B:5:A:C1'	3	1.1
(1,3)	1:A:84:LYS:NZ	2:B:5:A:C2	3	1.1
(1,3)	1:A:84:LYS:NZ	2:B:5:A:C2'	3	1.1
(1,3)	1:A:84:LYS:NZ	2:B:5:A:C3'	3	1.1
(1,3)	1:A:84:LYS:NZ	2:B:5:A:C4	3	1.1
(1,3)	1:A:84:LYS:NZ	2:B:5:A:C4'	3	1.1
(1,3)	1:A:84:LYS:NZ	2:B:5:A:C5	3	1.1
(1,3)	1:A:84:LYS:NZ	2:B:5:A:C5'	3	1.1
(1,3)	1:A:84:LYS:NZ	2:B:5:A:C6	3	1.1
(1,3)	1:A:84:LYS:NZ	2:B:5:A:C8	3	1.1

*Continued on next page...*

*Continued from previous page...*

Key	Atom-1	Atom-2	Model ID	Violation (Å)
(1,3)	1:A:84:LYS:NZ	2:B:5:A:H1'	3	1.1
(1,3)	1:A:84:LYS:NZ	2:B:5:A:H2	3	1.1
(1,3)	1:A:84:LYS:NZ	2:B:5:A:H2'	3	1.1
(1,3)	1:A:84:LYS:NZ	2:B:5:A:H3'	3	1.1
(1,3)	1:A:84:LYS:NZ	2:B:5:A:H4'	3	1.1
(1,3)	1:A:84:LYS:NZ	2:B:5:A:H5'	3	1.1
(1,3)	1:A:84:LYS:NZ	2:B:5:A:H5''	3	1.1
(1,3)	1:A:84:LYS:NZ	2:B:5:A:H61	3	1.1
(1,3)	1:A:84:LYS:NZ	2:B:5:A:H62	3	1.1
(1,3)	1:A:84:LYS:NZ	2:B:5:A:H8	3	1.1
(1,3)	1:A:84:LYS:NZ	2:B:5:A:HO2'	3	1.1
(1,3)	1:A:84:LYS:NZ	2:B:5:A:N1	3	1.1
(1,3)	1:A:84:LYS:NZ	2:B:5:A:N3	3	1.1
(1,3)	1:A:84:LYS:NZ	2:B:5:A:N6	3	1.1
(1,3)	1:A:84:LYS:NZ	2:B:5:A:N7	3	1.1
(1,3)	1:A:84:LYS:NZ	2:B:5:A:N9	3	1.1
(1,3)	1:A:84:LYS:NZ	2:B:5:A:O2'	3	1.1
(1,3)	1:A:84:LYS:NZ	2:B:5:A:O3'	3	1.1
(1,3)	1:A:84:LYS:NZ	2:B:5:A:O4'	3	1.1
(1,3)	1:A:84:LYS:NZ	2:B:5:A:O5'	3	1.1
(1,3)	1:A:84:LYS:NZ	2:B:5:A:OP1	3	1.1
(1,3)	1:A:84:LYS:NZ	2:B:5:A:OP2	3	1.1
(1,3)	1:A:84:LYS:NZ	2:B:5:A:P	3	1.1
(1,3)	1:A:84:LYS:NZ	2:B:6:G:C1'	3	1.1
(1,3)	1:A:84:LYS:NZ	2:B:6:G:C2	3	1.1
(1,3)	1:A:84:LYS:NZ	2:B:6:G:C2'	3	1.1
(1,3)	1:A:84:LYS:NZ	2:B:6:G:C3'	3	1.1
(1,3)	1:A:84:LYS:NZ	2:B:6:G:C4	3	1.1
(1,3)	1:A:84:LYS:NZ	2:B:6:G:C4'	3	1.1
(1,3)	1:A:84:LYS:NZ	2:B:6:G:C5	3	1.1
(1,3)	1:A:84:LYS:NZ	2:B:6:G:C5'	3	1.1
(1,3)	1:A:84:LYS:NZ	2:B:6:G:C6	3	1.1
(1,3)	1:A:84:LYS:NZ	2:B:6:G:C8	3	1.1
(1,3)	1:A:84:LYS:NZ	2:B:6:G:H1	3	1.1
(1,3)	1:A:84:LYS:NZ	2:B:6:G:H1'	3	1.1
(1,3)	1:A:84:LYS:NZ	2:B:6:G:H2'	3	1.1
(1,3)	1:A:84:LYS:NZ	2:B:6:G:H21	3	1.1
(1,3)	1:A:84:LYS:NZ	2:B:6:G:H22	3	1.1
(1,3)	1:A:84:LYS:NZ	2:B:6:G:H3'	3	1.1
(1,3)	1:A:84:LYS:NZ	2:B:6:G:H4'	3	1.1
(1,3)	1:A:84:LYS:NZ	2:B:6:G:H5'	3	1.1
(1,3)	1:A:84:LYS:NZ	2:B:6:G:H5''	3	1.1

*Continued on next page...*

*Continued from previous page...*

Key	Atom-1	Atom-2	Model ID	Violation (Å)
(1,3)	1:A:84:LYS:NZ	2:B:6:G:H8	3	1.1
(1,3)	1:A:84:LYS:NZ	2:B:6:G:HO2'	3	1.1
(1,3)	1:A:84:LYS:NZ	2:B:6:G:N1	3	1.1
(1,3)	1:A:84:LYS:NZ	2:B:6:G:N2	3	1.1
(1,3)	1:A:84:LYS:NZ	2:B:6:G:N3	3	1.1
(1,3)	1:A:84:LYS:NZ	2:B:6:G:N7	3	1.1
(1,3)	1:A:84:LYS:NZ	2:B:6:G:N9	3	1.1
(1,3)	1:A:84:LYS:NZ	2:B:6:G:O2'	3	1.1
(1,3)	1:A:84:LYS:NZ	2:B:6:G:O3'	3	1.1
(1,3)	1:A:84:LYS:NZ	2:B:6:G:O4'	3	1.1
(1,3)	1:A:84:LYS:NZ	2:B:6:G:O5'	3	1.1
(1,3)	1:A:84:LYS:NZ	2:B:6:G:O6	3	1.1
(1,3)	1:A:84:LYS:NZ	2:B:6:G:OP1	3	1.1
(1,3)	1:A:84:LYS:NZ	2:B:6:G:OP2	3	1.1
(1,3)	1:A:84:LYS:NZ	2:B:6:G:P	3	1.1
(1,3)	1:A:84:LYS:NZ	2:B:7:C:C1'	3	1.1
(1,3)	1:A:84:LYS:NZ	2:B:7:C:C2	3	1.1
(1,3)	1:A:84:LYS:NZ	2:B:7:C:C2'	3	1.1
(1,3)	1:A:84:LYS:NZ	2:B:7:C:C3'	3	1.1
(1,3)	1:A:84:LYS:NZ	2:B:7:C:C4	3	1.1
(1,3)	1:A:84:LYS:NZ	2:B:7:C:C4'	3	1.1
(1,3)	1:A:84:LYS:NZ	2:B:7:C:C5	3	1.1
(1,3)	1:A:84:LYS:NZ	2:B:7:C:C5'	3	1.1
(1,3)	1:A:84:LYS:NZ	2:B:7:C:C6	3	1.1
(1,3)	1:A:84:LYS:NZ	2:B:7:C:H1'	3	1.1
(1,3)	1:A:84:LYS:NZ	2:B:7:C:H2'	3	1.1
(1,3)	1:A:84:LYS:NZ	2:B:7:C:H3'	3	1.1
(1,3)	1:A:84:LYS:NZ	2:B:7:C:H4'	3	1.1
(1,3)	1:A:84:LYS:NZ	2:B:7:C:H41	3	1.1
(1,3)	1:A:84:LYS:NZ	2:B:7:C:H42	3	1.1
(1,3)	1:A:84:LYS:NZ	2:B:7:C:H5	3	1.1
(1,3)	1:A:84:LYS:NZ	2:B:7:C:H5'	3	1.1
(1,3)	1:A:84:LYS:NZ	2:B:7:C:H5''	3	1.1
(1,3)	1:A:84:LYS:NZ	2:B:7:C:H6	3	1.1
(1,3)	1:A:84:LYS:NZ	2:B:7:C:HO2'	3	1.1
(1,3)	1:A:84:LYS:NZ	2:B:7:C:N1	3	1.1
(1,3)	1:A:84:LYS:NZ	2:B:7:C:N3	3	1.1
(1,3)	1:A:84:LYS:NZ	2:B:7:C:N4	3	1.1
(1,3)	1:A:84:LYS:NZ	2:B:7:C:O2	3	1.1
(1,3)	1:A:84:LYS:NZ	2:B:7:C:O2'	3	1.1
(1,3)	1:A:84:LYS:NZ	2:B:7:C:O3'	3	1.1
(1,3)	1:A:84:LYS:NZ	2:B:7:C:O4'	3	1.1

*Continued on next page...*



*Continued from previous page...*

Key	Atom-1	Atom-2	Model ID	Violation (Å)
(1,3)	1:A:84:LYS:NZ	2:B:7:C:O5'	3	1.1
(1,3)	1:A:84:LYS:NZ	2:B:7:C:OP1	3	1.1
(1,3)	1:A:84:LYS:NZ	2:B:7:C:OP2	3	1.1
(1,3)	1:A:84:LYS:NZ	2:B:7:C:P	3	1.1
(1,3)	1:A:84:LYS:NZ	2:B:8:U:C1'	3	1.1
(1,3)	1:A:84:LYS:NZ	2:B:8:U:C2	3	1.1
(1,3)	1:A:84:LYS:NZ	2:B:8:U:C2'	3	1.1
(1,3)	1:A:84:LYS:NZ	2:B:8:U:C3'	3	1.1
(1,3)	1:A:84:LYS:NZ	2:B:8:U:C4	3	1.1
(1,3)	1:A:84:LYS:NZ	2:B:8:U:C4'	3	1.1
(1,3)	1:A:84:LYS:NZ	2:B:8:U:C5	3	1.1
(1,3)	1:A:84:LYS:NZ	2:B:8:U:C5'	3	1.1
(1,3)	1:A:84:LYS:NZ	2:B:8:U:C6	3	1.1
(1,3)	1:A:84:LYS:NZ	2:B:8:U:H1'	3	1.1
(1,3)	1:A:84:LYS:NZ	2:B:8:U:H2'	3	1.1
(1,3)	1:A:84:LYS:NZ	2:B:8:U:H3	3	1.1
(1,3)	1:A:84:LYS:NZ	2:B:8:U:H3'	3	1.1
(1,3)	1:A:84:LYS:NZ	2:B:8:U:H4'	3	1.1
(1,3)	1:A:84:LYS:NZ	2:B:8:U:H5	3	1.1
(1,3)	1:A:84:LYS:NZ	2:B:8:U:H5'	3	1.1
(1,3)	1:A:84:LYS:NZ	2:B:8:U:H5''	3	1.1
(1,3)	1:A:84:LYS:NZ	2:B:8:U:H6	3	1.1
(1,3)	1:A:84:LYS:NZ	2:B:8:U:HO2'	3	1.1
(1,3)	1:A:84:LYS:NZ	2:B:8:U:N1	3	1.1
(1,3)	1:A:84:LYS:NZ	2:B:8:U:N3	3	1.1
(1,3)	1:A:84:LYS:NZ	2:B:8:U:O2	3	1.1
(1,3)	1:A:84:LYS:NZ	2:B:8:U:O2'	3	1.1
(1,3)	1:A:84:LYS:NZ	2:B:8:U:O3'	3	1.1
(1,3)	1:A:84:LYS:NZ	2:B:8:U:O4	3	1.1
(1,3)	1:A:84:LYS:NZ	2:B:8:U:O4'	3	1.1
(1,3)	1:A:84:LYS:NZ	2:B:8:U:O5'	3	1.1
(1,3)	1:A:84:LYS:NZ	2:B:8:U:OP1	3	1.1
(1,3)	1:A:84:LYS:NZ	2:B:8:U:OP2	3	1.1
(1,3)	1:A:84:LYS:NZ	2:B:8:U:P	3	1.1
(1,3)	1:A:84:LYS:NZ	2:B:9:C:C1'	3	1.1
(1,3)	1:A:84:LYS:NZ	2:B:9:C:C2	3	1.1
(1,3)	1:A:84:LYS:NZ	2:B:9:C:C2'	3	1.1
(1,3)	1:A:84:LYS:NZ	2:B:9:C:C3'	3	1.1
(1,3)	1:A:84:LYS:NZ	2:B:9:C:C4	3	1.1
(1,3)	1:A:84:LYS:NZ	2:B:9:C:C4'	3	1.1
(1,3)	1:A:84:LYS:NZ	2:B:9:C:C5	3	1.1
(1,3)	1:A:84:LYS:NZ	2:B:9:C:C5'	3	1.1

*Continued on next page...*

*Continued from previous page...*

Key	Atom-1	Atom-2	Model ID	Violation (Å)
(1,3)	1:A:84:LYS:NZ	2:B:9:C:C6	3	1.1
(1,3)	1:A:84:LYS:NZ	2:B:9:C:H1'	3	1.1
(1,3)	1:A:84:LYS:NZ	2:B:9:C:H2'	3	1.1
(1,3)	1:A:84:LYS:NZ	2:B:9:C:H3'	3	1.1
(1,3)	1:A:84:LYS:NZ	2:B:9:C:H4'	3	1.1
(1,3)	1:A:84:LYS:NZ	2:B:9:C:H41	3	1.1
(1,3)	1:A:84:LYS:NZ	2:B:9:C:H42	3	1.1
(1,3)	1:A:84:LYS:NZ	2:B:9:C:H5	3	1.1
(1,3)	1:A:84:LYS:NZ	2:B:9:C:H5'	3	1.1
(1,3)	1:A:84:LYS:NZ	2:B:9:C:H5''	3	1.1
(1,3)	1:A:84:LYS:NZ	2:B:9:C:H6	3	1.1
(1,3)	1:A:84:LYS:NZ	2:B:9:C:HO2'	3	1.1
(1,3)	1:A:84:LYS:NZ	2:B:9:C:N1	3	1.1
(1,3)	1:A:84:LYS:NZ	2:B:9:C:N3	3	1.1
(1,3)	1:A:84:LYS:NZ	2:B:9:C:N4	3	1.1
(1,3)	1:A:84:LYS:NZ	2:B:9:C:O2	3	1.1
(1,3)	1:A:84:LYS:NZ	2:B:9:C:O2'	3	1.1
(1,3)	1:A:84:LYS:NZ	2:B:9:C:O3'	3	1.1
(1,3)	1:A:84:LYS:NZ	2:B:9:C:O4'	3	1.1
(1,3)	1:A:84:LYS:NZ	2:B:9:C:O5'	3	1.1
(1,3)	1:A:84:LYS:NZ	2:B:9:C:OP1	3	1.1
(1,3)	1:A:84:LYS:NZ	2:B:9:C:OP2	3	1.1
(1,3)	1:A:84:LYS:NZ	2:B:9:C:P	3	1.1
(1,3)	1:A:84:LYS:NZ	2:B:10:G:C1'	3	1.1
(1,3)	1:A:84:LYS:NZ	2:B:10:G:C2	3	1.1
(1,3)	1:A:84:LYS:NZ	2:B:10:G:C2'	3	1.1
(1,3)	1:A:84:LYS:NZ	2:B:10:G:C3'	3	1.1
(1,3)	1:A:84:LYS:NZ	2:B:10:G:C4	3	1.1
(1,3)	1:A:84:LYS:NZ	2:B:10:G:C4'	3	1.1
(1,3)	1:A:84:LYS:NZ	2:B:10:G:C5	3	1.1
(1,3)	1:A:84:LYS:NZ	2:B:10:G:C5'	3	1.1
(1,3)	1:A:84:LYS:NZ	2:B:10:G:C6	3	1.1
(1,3)	1:A:84:LYS:NZ	2:B:10:G:C8	3	1.1
(1,3)	1:A:84:LYS:NZ	2:B:10:G:H1	3	1.1
(1,3)	1:A:84:LYS:NZ	2:B:10:G:H1'	3	1.1
(1,3)	1:A:84:LYS:NZ	2:B:10:G:H2'	3	1.1
(1,3)	1:A:84:LYS:NZ	2:B:10:G:H21	3	1.1
(1,3)	1:A:84:LYS:NZ	2:B:10:G:H22	3	1.1
(1,3)	1:A:84:LYS:NZ	2:B:10:G:H3'	3	1.1
(1,3)	1:A:84:LYS:NZ	2:B:10:G:H4'	3	1.1
(1,3)	1:A:84:LYS:NZ	2:B:10:G:H5'	3	1.1
(1,3)	1:A:84:LYS:NZ	2:B:10:G:H5''	3	1.1

*Continued on next page...*

*Continued from previous page...*

Key	Atom-1	Atom-2	Model ID	Violation (Å)
(1,3)	1:A:84:LYS:NZ	2:B:10:G:H8	3	1.1
(1,3)	1:A:84:LYS:NZ	2:B:10:G:HO2'	3	1.1
(1,3)	1:A:84:LYS:NZ	2:B:10:G:N1	3	1.1
(1,3)	1:A:84:LYS:NZ	2:B:10:G:N2	3	1.1
(1,3)	1:A:84:LYS:NZ	2:B:10:G:N3	3	1.1
(1,3)	1:A:84:LYS:NZ	2:B:10:G:N7	3	1.1
(1,3)	1:A:84:LYS:NZ	2:B:10:G:N9	3	1.1
(1,3)	1:A:84:LYS:NZ	2:B:10:G:O2'	3	1.1
(1,3)	1:A:84:LYS:NZ	2:B:10:G:O3'	3	1.1
(1,3)	1:A:84:LYS:NZ	2:B:10:G:O4'	3	1.1
(1,3)	1:A:84:LYS:NZ	2:B:10:G:O5'	3	1.1
(1,3)	1:A:84:LYS:NZ	2:B:10:G:O6	3	1.1
(1,3)	1:A:84:LYS:NZ	2:B:10:G:OP1	3	1.1
(1,3)	1:A:84:LYS:NZ	2:B:10:G:OP2	3	1.1
(1,3)	1:A:84:LYS:NZ	2:B:10:G:P	3	1.1
(1,3)	1:A:84:LYS:NZ	2:B:11:A:C1'	3	1.1
(1,3)	1:A:84:LYS:NZ	2:B:11:A:C2	3	1.1
(1,3)	1:A:84:LYS:NZ	2:B:11:A:C2'	3	1.1
(1,3)	1:A:84:LYS:NZ	2:B:11:A:C3'	3	1.1
(1,3)	1:A:84:LYS:NZ	2:B:11:A:C4	3	1.1
(1,3)	1:A:84:LYS:NZ	2:B:11:A:C4'	3	1.1
(1,3)	1:A:84:LYS:NZ	2:B:11:A:C5	3	1.1
(1,3)	1:A:84:LYS:NZ	2:B:11:A:C5'	3	1.1
(1,3)	1:A:84:LYS:NZ	2:B:11:A:C6	3	1.1
(1,3)	1:A:84:LYS:NZ	2:B:11:A:C8	3	1.1
(1,3)	1:A:84:LYS:NZ	2:B:11:A:H1'	3	1.1
(1,3)	1:A:84:LYS:NZ	2:B:11:A:H2	3	1.1
(1,3)	1:A:84:LYS:NZ	2:B:11:A:H2'	3	1.1
(1,3)	1:A:84:LYS:NZ	2:B:11:A:H3'	3	1.1
(1,3)	1:A:84:LYS:NZ	2:B:11:A:H4'	3	1.1
(1,3)	1:A:84:LYS:NZ	2:B:11:A:H5'	3	1.1
(1,3)	1:A:84:LYS:NZ	2:B:11:A:H5''	3	1.1
(1,3)	1:A:84:LYS:NZ	2:B:11:A:H61	3	1.1
(1,3)	1:A:84:LYS:NZ	2:B:11:A:H62	3	1.1
(1,3)	1:A:84:LYS:NZ	2:B:11:A:H8	3	1.1
(1,3)	1:A:84:LYS:NZ	2:B:11:A:HO2'	3	1.1
(1,3)	1:A:84:LYS:NZ	2:B:11:A:N1	3	1.1
(1,3)	1:A:84:LYS:NZ	2:B:11:A:N3	3	1.1
(1,3)	1:A:84:LYS:NZ	2:B:11:A:N6	3	1.1
(1,3)	1:A:84:LYS:NZ	2:B:11:A:N7	3	1.1
(1,3)	1:A:84:LYS:NZ	2:B:11:A:N9	3	1.1
(1,3)	1:A:84:LYS:NZ	2:B:11:A:O2'	3	1.1

*Continued on next page...*

*Continued from previous page...*

Key	Atom-1	Atom-2	Model ID	Violation (Å)
(1,3)	1:A:84:LYS:NZ	2:B:11:A:O3'	3	1.1
(1,3)	1:A:84:LYS:NZ	2:B:11:A:O4'	3	1.1
(1,3)	1:A:84:LYS:NZ	2:B:11:A:O5'	3	1.1
(1,3)	1:A:84:LYS:NZ	2:B:11:A:OP1	3	1.1
(1,3)	1:A:84:LYS:NZ	2:B:11:A:OP2	3	1.1
(1,3)	1:A:84:LYS:NZ	2:B:11:A:P	3	1.1
(1,3)	1:A:84:LYS:NZ	2:B:12:A:C1'	3	1.1
(1,3)	1:A:84:LYS:NZ	2:B:12:A:C2	3	1.1
(1,3)	1:A:84:LYS:NZ	2:B:12:A:C2'	3	1.1
(1,3)	1:A:84:LYS:NZ	2:B:12:A:C3'	3	1.1
(1,3)	1:A:84:LYS:NZ	2:B:12:A:C4	3	1.1
(1,3)	1:A:84:LYS:NZ	2:B:12:A:C4'	3	1.1
(1,3)	1:A:84:LYS:NZ	2:B:12:A:C5	3	1.1
(1,3)	1:A:84:LYS:NZ	2:B:12:A:C5'	3	1.1
(1,3)	1:A:84:LYS:NZ	2:B:12:A:C6	3	1.1
(1,3)	1:A:84:LYS:NZ	2:B:12:A:C8	3	1.1
(1,3)	1:A:84:LYS:NZ	2:B:12:A:H1'	3	1.1
(1,3)	1:A:84:LYS:NZ	2:B:12:A:H2	3	1.1
(1,3)	1:A:84:LYS:NZ	2:B:12:A:H2'	3	1.1
(1,3)	1:A:84:LYS:NZ	2:B:12:A:H3'	3	1.1
(1,3)	1:A:84:LYS:NZ	2:B:12:A:H4'	3	1.1
(1,3)	1:A:84:LYS:NZ	2:B:12:A:H5'	3	1.1
(1,3)	1:A:84:LYS:NZ	2:B:12:A:H5''	3	1.1
(1,3)	1:A:84:LYS:NZ	2:B:12:A:H61	3	1.1
(1,3)	1:A:84:LYS:NZ	2:B:12:A:H62	3	1.1
(1,3)	1:A:84:LYS:NZ	2:B:12:A:H8	3	1.1
(1,3)	1:A:84:LYS:NZ	2:B:12:A:HO2'	3	1.1
(1,3)	1:A:84:LYS:NZ	2:B:12:A:N1	3	1.1
(1,3)	1:A:84:LYS:NZ	2:B:12:A:N3	3	1.1
(1,3)	1:A:84:LYS:NZ	2:B:12:A:N6	3	1.1
(1,3)	1:A:84:LYS:NZ	2:B:12:A:N7	3	1.1
(1,3)	1:A:84:LYS:NZ	2:B:12:A:N9	3	1.1
(1,3)	1:A:84:LYS:NZ	2:B:12:A:O2'	3	1.1
(1,3)	1:A:84:LYS:NZ	2:B:12:A:O3'	3	1.1
(1,3)	1:A:84:LYS:NZ	2:B:12:A:O4'	3	1.1
(1,3)	1:A:84:LYS:NZ	2:B:12:A:O5'	3	1.1
(1,3)	1:A:84:LYS:NZ	2:B:12:A:OP1	3	1.1
(1,3)	1:A:84:LYS:NZ	2:B:12:A:OP2	3	1.1
(1,3)	1:A:84:LYS:NZ	2:B:12:A:P	3	1.1
(1,3)	1:A:84:LYS:NZ	2:B:13:A:C1'	3	1.1
(1,3)	1:A:84:LYS:NZ	2:B:13:A:C2	3	1.1
(1,3)	1:A:84:LYS:NZ	2:B:13:A:C2'	3	1.1

*Continued on next page...*

*Continued from previous page...*

Key	Atom-1	Atom-2	Model ID	Violation (Å)
(1,3)	1:A:84:LYS:NZ	2:B:13:A:C3'	3	1.1
(1,3)	1:A:84:LYS:NZ	2:B:13:A:C4	3	1.1
(1,3)	1:A:84:LYS:NZ	2:B:13:A:C4'	3	1.1
(1,3)	1:A:84:LYS:NZ	2:B:13:A:C5	3	1.1
(1,3)	1:A:84:LYS:NZ	2:B:13:A:C5'	3	1.1
(1,3)	1:A:84:LYS:NZ	2:B:13:A:C6	3	1.1
(1,3)	1:A:84:LYS:NZ	2:B:13:A:C8	3	1.1
(1,3)	1:A:84:LYS:NZ	2:B:13:A:H1'	3	1.1
(1,3)	1:A:84:LYS:NZ	2:B:13:A:H2	3	1.1
(1,3)	1:A:84:LYS:NZ	2:B:13:A:H2'	3	1.1
(1,3)	1:A:84:LYS:NZ	2:B:13:A:H3'	3	1.1
(1,3)	1:A:84:LYS:NZ	2:B:13:A:H4'	3	1.1
(1,3)	1:A:84:LYS:NZ	2:B:13:A:H5'	3	1.1
(1,3)	1:A:84:LYS:NZ	2:B:13:A:H5''	3	1.1
(1,3)	1:A:84:LYS:NZ	2:B:13:A:H61	3	1.1
(1,3)	1:A:84:LYS:NZ	2:B:13:A:H62	3	1.1
(1,3)	1:A:84:LYS:NZ	2:B:13:A:H8	3	1.1
(1,3)	1:A:84:LYS:NZ	2:B:13:A:HO2'	3	1.1
(1,3)	1:A:84:LYS:NZ	2:B:13:A:N1	3	1.1
(1,3)	1:A:84:LYS:NZ	2:B:13:A:N3	3	1.1
(1,3)	1:A:84:LYS:NZ	2:B:13:A:N6	3	1.1
(1,3)	1:A:84:LYS:NZ	2:B:13:A:N7	3	1.1
(1,3)	1:A:84:LYS:NZ	2:B:13:A:N9	3	1.1
(1,3)	1:A:84:LYS:NZ	2:B:13:A:O2'	3	1.1
(1,3)	1:A:84:LYS:NZ	2:B:13:A:O3'	3	1.1
(1,3)	1:A:84:LYS:NZ	2:B:13:A:O4'	3	1.1
(1,3)	1:A:84:LYS:NZ	2:B:13:A:O5'	3	1.1
(1,3)	1:A:84:LYS:NZ	2:B:13:A:OP1	3	1.1
(1,3)	1:A:84:LYS:NZ	2:B:13:A:OP2	3	1.1
(1,3)	1:A:84:LYS:NZ	2:B:13:A:P	3	1.1
(1,3)	1:A:84:LYS:NZ	2:B:14:G:C1'	3	1.1
(1,3)	1:A:84:LYS:NZ	2:B:14:G:C2	3	1.1
(1,3)	1:A:84:LYS:NZ	2:B:14:G:C2'	3	1.1
(1,3)	1:A:84:LYS:NZ	2:B:14:G:C3'	3	1.1
(1,3)	1:A:84:LYS:NZ	2:B:14:G:C4	3	1.1
(1,3)	1:A:84:LYS:NZ	2:B:14:G:C4'	3	1.1
(1,3)	1:A:84:LYS:NZ	2:B:14:G:C5	3	1.1
(1,3)	1:A:84:LYS:NZ	2:B:14:G:C5'	3	1.1
(1,3)	1:A:84:LYS:NZ	2:B:14:G:C6	3	1.1
(1,3)	1:A:84:LYS:NZ	2:B:14:G:C8	3	1.1
(1,3)	1:A:84:LYS:NZ	2:B:14:G:H1	3	1.1
(1,3)	1:A:84:LYS:NZ	2:B:14:G:H1'	3	1.1

*Continued on next page...*

*Continued from previous page...*

Key	Atom-1	Atom-2	Model ID	Violation (Å)
(1,3)	1:A:84:LYS:NZ	2:B:14:G:H2'	3	1.1
(1,3)	1:A:84:LYS:NZ	2:B:14:G:H21	3	1.1
(1,3)	1:A:84:LYS:NZ	2:B:14:G:H22	3	1.1
(1,3)	1:A:84:LYS:NZ	2:B:14:G:H3'	3	1.1
(1,3)	1:A:84:LYS:NZ	2:B:14:G:H4'	3	1.1
(1,3)	1:A:84:LYS:NZ	2:B:14:G:H5'	3	1.1
(1,3)	1:A:84:LYS:NZ	2:B:14:G:H5''	3	1.1
(1,3)	1:A:84:LYS:NZ	2:B:14:G:H8	3	1.1
(1,3)	1:A:84:LYS:NZ	2:B:14:G:HO2'	3	1.1
(1,3)	1:A:84:LYS:NZ	2:B:14:G:N1	3	1.1
(1,3)	1:A:84:LYS:NZ	2:B:14:G:N2	3	1.1
(1,3)	1:A:84:LYS:NZ	2:B:14:G:N3	3	1.1
(1,3)	1:A:84:LYS:NZ	2:B:14:G:N7	3	1.1
(1,3)	1:A:84:LYS:NZ	2:B:14:G:N9	3	1.1
(1,3)	1:A:84:LYS:NZ	2:B:14:G:O2'	3	1.1
(1,3)	1:A:84:LYS:NZ	2:B:14:G:O3'	3	1.1
(1,3)	1:A:84:LYS:NZ	2:B:14:G:O4'	3	1.1
(1,3)	1:A:84:LYS:NZ	2:B:14:G:O5'	3	1.1
(1,3)	1:A:84:LYS:NZ	2:B:14:G:O6	3	1.1
(1,3)	1:A:84:LYS:NZ	2:B:14:G:OP1	3	1.1
(1,3)	1:A:84:LYS:NZ	2:B:14:G:OP2	3	1.1
(1,3)	1:A:84:LYS:NZ	2:B:14:G:P	3	1.1
(1,3)	1:A:84:LYS:NZ	2:B:15:A:C1'	3	1.1
(1,3)	1:A:84:LYS:NZ	2:B:15:A:C2	3	1.1
(1,3)	1:A:84:LYS:NZ	2:B:15:A:C2'	3	1.1
(1,3)	1:A:84:LYS:NZ	2:B:15:A:C3'	3	1.1
(1,3)	1:A:84:LYS:NZ	2:B:15:A:C4	3	1.1
(1,3)	1:A:84:LYS:NZ	2:B:15:A:C4'	3	1.1
(1,3)	1:A:84:LYS:NZ	2:B:15:A:C5	3	1.1
(1,3)	1:A:84:LYS:NZ	2:B:15:A:C5'	3	1.1
(1,3)	1:A:84:LYS:NZ	2:B:15:A:C6	3	1.1
(1,3)	1:A:84:LYS:NZ	2:B:15:A:C8	3	1.1
(1,3)	1:A:84:LYS:NZ	2:B:15:A:H1'	3	1.1
(1,3)	1:A:84:LYS:NZ	2:B:15:A:H2	3	1.1
(1,3)	1:A:84:LYS:NZ	2:B:15:A:H2'	3	1.1
(1,3)	1:A:84:LYS:NZ	2:B:15:A:H3'	3	1.1
(1,3)	1:A:84:LYS:NZ	2:B:15:A:H4'	3	1.1
(1,3)	1:A:84:LYS:NZ	2:B:15:A:H5'	3	1.1
(1,3)	1:A:84:LYS:NZ	2:B:15:A:H5''	3	1.1
(1,3)	1:A:84:LYS:NZ	2:B:15:A:H61	3	1.1
(1,3)	1:A:84:LYS:NZ	2:B:15:A:H62	3	1.1
(1,3)	1:A:84:LYS:NZ	2:B:15:A:H8	3	1.1

*Continued on next page...*

*Continued from previous page...*

Key	Atom-1	Atom-2	Model ID	Violation (Å)
(1,3)	1:A:84:LYS:NZ	2:B:15:A:HO2'	3	1.1
(1,3)	1:A:84:LYS:NZ	2:B:15:A:N1	3	1.1
(1,3)	1:A:84:LYS:NZ	2:B:15:A:N3	3	1.1
(1,3)	1:A:84:LYS:NZ	2:B:15:A:N6	3	1.1
(1,3)	1:A:84:LYS:NZ	2:B:15:A:N7	3	1.1
(1,3)	1:A:84:LYS:NZ	2:B:15:A:N9	3	1.1
(1,3)	1:A:84:LYS:NZ	2:B:15:A:O2'	3	1.1
(1,3)	1:A:84:LYS:NZ	2:B:15:A:O3'	3	1.1
(1,3)	1:A:84:LYS:NZ	2:B:15:A:O4'	3	1.1
(1,3)	1:A:84:LYS:NZ	2:B:15:A:O5'	3	1.1
(1,3)	1:A:84:LYS:NZ	2:B:15:A:OP1	3	1.1
(1,3)	1:A:84:LYS:NZ	2:B:15:A:OP2	3	1.1
(1,3)	1:A:84:LYS:NZ	2:B:15:A:P	3	1.1
(1,3)	1:A:84:LYS:NZ	2:B:16:G:C1'	3	1.1
(1,3)	1:A:84:LYS:NZ	2:B:16:G:C2	3	1.1
(1,3)	1:A:84:LYS:NZ	2:B:16:G:C2'	3	1.1
(1,3)	1:A:84:LYS:NZ	2:B:16:G:C3'	3	1.1
(1,3)	1:A:84:LYS:NZ	2:B:16:G:C4	3	1.1
(1,3)	1:A:84:LYS:NZ	2:B:16:G:C4'	3	1.1
(1,3)	1:A:84:LYS:NZ	2:B:16:G:C5	3	1.1
(1,3)	1:A:84:LYS:NZ	2:B:16:G:C5'	3	1.1
(1,3)	1:A:84:LYS:NZ	2:B:16:G:C6	3	1.1
(1,3)	1:A:84:LYS:NZ	2:B:16:G:C8	3	1.1
(1,3)	1:A:84:LYS:NZ	2:B:16:G:H1	3	1.1
(1,3)	1:A:84:LYS:NZ	2:B:16:G:H1'	3	1.1
(1,3)	1:A:84:LYS:NZ	2:B:16:G:H2'	3	1.1
(1,3)	1:A:84:LYS:NZ	2:B:16:G:H21	3	1.1
(1,3)	1:A:84:LYS:NZ	2:B:16:G:H22	3	1.1
(1,3)	1:A:84:LYS:NZ	2:B:16:G:H3'	3	1.1
(1,3)	1:A:84:LYS:NZ	2:B:16:G:H4'	3	1.1
(1,3)	1:A:84:LYS:NZ	2:B:16:G:H5'	3	1.1
(1,3)	1:A:84:LYS:NZ	2:B:16:G:H5''	3	1.1
(1,3)	1:A:84:LYS:NZ	2:B:16:G:H8	3	1.1
(1,3)	1:A:84:LYS:NZ	2:B:16:G:HO2'	3	1.1
(1,3)	1:A:84:LYS:NZ	2:B:16:G:N1	3	1.1
(1,3)	1:A:84:LYS:NZ	2:B:16:G:N2	3	1.1
(1,3)	1:A:84:LYS:NZ	2:B:16:G:N3	3	1.1
(1,3)	1:A:84:LYS:NZ	2:B:16:G:N7	3	1.1
(1,3)	1:A:84:LYS:NZ	2:B:16:G:N9	3	1.1
(1,3)	1:A:84:LYS:NZ	2:B:16:G:O2'	3	1.1
(1,3)	1:A:84:LYS:NZ	2:B:16:G:O3'	3	1.1
(1,3)	1:A:84:LYS:NZ	2:B:16:G:O4'	3	1.1

*Continued on next page...*

*Continued from previous page...*

Key	Atom-1	Atom-2	Model ID	Violation (Å)
(1,3)	1:A:84:LYS:NZ	2:B:16:G:O5'	3	1.1
(1,3)	1:A:84:LYS:NZ	2:B:16:G:O6	3	1.1
(1,3)	1:A:84:LYS:NZ	2:B:16:G:OP1	3	1.1
(1,3)	1:A:84:LYS:NZ	2:B:16:G:OP2	3	1.1
(1,3)	1:A:84:LYS:NZ	2:B:16:G:P	3	1.1
(1,3)	1:A:84:LYS:NZ	2:B:17:C:C1'	3	1.1
(1,3)	1:A:84:LYS:NZ	2:B:17:C:C2	3	1.1
(1,3)	1:A:84:LYS:NZ	2:B:17:C:C2'	3	1.1
(1,3)	1:A:84:LYS:NZ	2:B:17:C:C3'	3	1.1
(1,3)	1:A:84:LYS:NZ	2:B:17:C:C4	3	1.1
(1,3)	1:A:84:LYS:NZ	2:B:17:C:C4'	3	1.1
(1,3)	1:A:84:LYS:NZ	2:B:17:C:C5	3	1.1
(1,3)	1:A:84:LYS:NZ	2:B:17:C:C5'	3	1.1
(1,3)	1:A:84:LYS:NZ	2:B:17:C:C6	3	1.1
(1,3)	1:A:84:LYS:NZ	2:B:17:C:H1'	3	1.1
(1,3)	1:A:84:LYS:NZ	2:B:17:C:H2'	3	1.1
(1,3)	1:A:84:LYS:NZ	2:B:17:C:H3'	3	1.1
(1,3)	1:A:84:LYS:NZ	2:B:17:C:H4'	3	1.1
(1,3)	1:A:84:LYS:NZ	2:B:17:C:H41	3	1.1
(1,3)	1:A:84:LYS:NZ	2:B:17:C:H42	3	1.1
(1,3)	1:A:84:LYS:NZ	2:B:17:C:H5	3	1.1
(1,3)	1:A:84:LYS:NZ	2:B:17:C:H5'	3	1.1
(1,3)	1:A:84:LYS:NZ	2:B:17:C:H5''	3	1.1
(1,3)	1:A:84:LYS:NZ	2:B:17:C:H6	3	1.1
(1,3)	1:A:84:LYS:NZ	2:B:17:C:HO2'	3	1.1
(1,3)	1:A:84:LYS:NZ	2:B:17:C:N1	3	1.1
(1,3)	1:A:84:LYS:NZ	2:B:17:C:N3	3	1.1
(1,3)	1:A:84:LYS:NZ	2:B:17:C:N4	3	1.1
(1,3)	1:A:84:LYS:NZ	2:B:17:C:O2	3	1.1
(1,3)	1:A:84:LYS:NZ	2:B:17:C:O2'	3	1.1
(1,3)	1:A:84:LYS:NZ	2:B:17:C:O3'	3	1.1
(1,3)	1:A:84:LYS:NZ	2:B:17:C:O4'	3	1.1
(1,3)	1:A:84:LYS:NZ	2:B:17:C:O5'	3	1.1
(1,3)	1:A:84:LYS:NZ	2:B:17:C:OP1	3	1.1
(1,3)	1:A:84:LYS:NZ	2:B:17:C:OP2	3	1.1
(1,3)	1:A:84:LYS:NZ	2:B:17:C:P	3	1.1
(1,3)	1:A:84:LYS:NZ	2:B:18:A:C1'	3	1.1
(1,3)	1:A:84:LYS:NZ	2:B:18:A:C2	3	1.1
(1,3)	1:A:84:LYS:NZ	2:B:18:A:C2'	3	1.1
(1,3)	1:A:84:LYS:NZ	2:B:18:A:C3'	3	1.1
(1,3)	1:A:84:LYS:NZ	2:B:18:A:C4	3	1.1
(1,3)	1:A:84:LYS:NZ	2:B:18:A:C4'	3	1.1

*Continued on next page...*



*Continued from previous page...*

Key	Atom-1	Atom-2	Model ID	Violation (Å)
(1,3)	1:A:84:LYS:NZ	2:B:18:A:C5	3	1.1
(1,3)	1:A:84:LYS:NZ	2:B:18:A:C5'	3	1.1
(1,3)	1:A:84:LYS:NZ	2:B:18:A:C6	3	1.1
(1,3)	1:A:84:LYS:NZ	2:B:18:A:C8	3	1.1
(1,3)	1:A:84:LYS:NZ	2:B:18:A:H1'	3	1.1
(1,3)	1:A:84:LYS:NZ	2:B:18:A:H2	3	1.1
(1,3)	1:A:84:LYS:NZ	2:B:18:A:H2'	3	1.1
(1,3)	1:A:84:LYS:NZ	2:B:18:A:H3'	3	1.1
(1,3)	1:A:84:LYS:NZ	2:B:18:A:H4'	3	1.1
(1,3)	1:A:84:LYS:NZ	2:B:18:A:H5'	3	1.1
(1,3)	1:A:84:LYS:NZ	2:B:18:A:H5''	3	1.1
(1,3)	1:A:84:LYS:NZ	2:B:18:A:H61	3	1.1
(1,3)	1:A:84:LYS:NZ	2:B:18:A:H62	3	1.1
(1,3)	1:A:84:LYS:NZ	2:B:18:A:H8	3	1.1
(1,3)	1:A:84:LYS:NZ	2:B:18:A:HO2'	3	1.1
(1,3)	1:A:84:LYS:NZ	2:B:18:A:N1	3	1.1
(1,3)	1:A:84:LYS:NZ	2:B:18:A:N3	3	1.1
(1,3)	1:A:84:LYS:NZ	2:B:18:A:N6	3	1.1
(1,3)	1:A:84:LYS:NZ	2:B:18:A:N7	3	1.1
(1,3)	1:A:84:LYS:NZ	2:B:18:A:N9	3	1.1
(1,3)	1:A:84:LYS:NZ	2:B:18:A:O2'	3	1.1
(1,3)	1:A:84:LYS:NZ	2:B:18:A:O3'	3	1.1
(1,3)	1:A:84:LYS:NZ	2:B:18:A:O4'	3	1.1
(1,3)	1:A:84:LYS:NZ	2:B:18:A:O5'	3	1.1
(1,3)	1:A:84:LYS:NZ	2:B:18:A:OP1	3	1.1
(1,3)	1:A:84:LYS:NZ	2:B:18:A:OP2	3	1.1
(1,3)	1:A:84:LYS:NZ	2:B:18:A:P	3	1.1
(1,3)	1:A:84:LYS:NZ	2:B:19:A:C1'	3	1.1
(1,3)	1:A:84:LYS:NZ	2:B:19:A:C2	3	1.1
(1,3)	1:A:84:LYS:NZ	2:B:19:A:C2'	3	1.1
(1,3)	1:A:84:LYS:NZ	2:B:19:A:C3'	3	1.1
(1,3)	1:A:84:LYS:NZ	2:B:19:A:C4	3	1.1
(1,3)	1:A:84:LYS:NZ	2:B:19:A:C4'	3	1.1
(1,3)	1:A:84:LYS:NZ	2:B:19:A:C5	3	1.1
(1,3)	1:A:84:LYS:NZ	2:B:19:A:C5'	3	1.1
(1,3)	1:A:84:LYS:NZ	2:B:19:A:C6	3	1.1
(1,3)	1:A:84:LYS:NZ	2:B:19:A:C8	3	1.1
(1,3)	1:A:84:LYS:NZ	2:B:19:A:H1'	3	1.1
(1,3)	1:A:84:LYS:NZ	2:B:19:A:H2	3	1.1
(1,3)	1:A:84:LYS:NZ	2:B:19:A:H2'	3	1.1
(1,3)	1:A:84:LYS:NZ	2:B:19:A:H3'	3	1.1
(1,3)	1:A:84:LYS:NZ	2:B:19:A:H4'	3	1.1

*Continued on next page...*

*Continued from previous page...*

Key	Atom-1	Atom-2	Model ID	Violation (Å)
(1,3)	1:A:84:LYS:NZ	2:B:19:A:H5'	3	1.1
(1,3)	1:A:84:LYS:NZ	2:B:19:A:H5''	3	1.1
(1,3)	1:A:84:LYS:NZ	2:B:19:A:H61	3	1.1
(1,3)	1:A:84:LYS:NZ	2:B:19:A:H62	3	1.1
(1,3)	1:A:84:LYS:NZ	2:B:19:A:H8	3	1.1
(1,3)	1:A:84:LYS:NZ	2:B:19:A:HO2'	3	1.1
(1,3)	1:A:84:LYS:NZ	2:B:19:A:N1	3	1.1
(1,3)	1:A:84:LYS:NZ	2:B:19:A:N3	3	1.1
(1,3)	1:A:84:LYS:NZ	2:B:19:A:N6	3	1.1
(1,3)	1:A:84:LYS:NZ	2:B:19:A:N7	3	1.1
(1,3)	1:A:84:LYS:NZ	2:B:19:A:N9	3	1.1
(1,3)	1:A:84:LYS:NZ	2:B:19:A:O2'	3	1.1
(1,3)	1:A:84:LYS:NZ	2:B:19:A:O3'	3	1.1
(1,3)	1:A:84:LYS:NZ	2:B:19:A:O4'	3	1.1
(1,3)	1:A:84:LYS:NZ	2:B:19:A:O5'	3	1.1
(1,3)	1:A:84:LYS:NZ	2:B:19:A:OP1	3	1.1
(1,3)	1:A:84:LYS:NZ	2:B:19:A:OP2	3	1.1
(1,3)	1:A:84:LYS:NZ	2:B:19:A:P	3	1.1
(1,3)	1:A:84:LYS:NZ	2:B:20:U:C1'	3	1.1
(1,3)	1:A:84:LYS:NZ	2:B:20:U:C2	3	1.1
(1,3)	1:A:84:LYS:NZ	2:B:20:U:C2'	3	1.1
(1,3)	1:A:84:LYS:NZ	2:B:20:U:C3'	3	1.1
(1,3)	1:A:84:LYS:NZ	2:B:20:U:C4	3	1.1
(1,3)	1:A:84:LYS:NZ	2:B:20:U:C4'	3	1.1
(1,3)	1:A:84:LYS:NZ	2:B:20:U:C5	3	1.1
(1,3)	1:A:84:LYS:NZ	2:B:20:U:C5'	3	1.1
(1,3)	1:A:84:LYS:NZ	2:B:20:U:C6	3	1.1
(1,3)	1:A:84:LYS:NZ	2:B:20:U:H1'	3	1.1
(1,3)	1:A:84:LYS:NZ	2:B:20:U:H2'	3	1.1
(1,3)	1:A:84:LYS:NZ	2:B:20:U:H3	3	1.1
(1,3)	1:A:84:LYS:NZ	2:B:20:U:H3'	3	1.1
(1,3)	1:A:84:LYS:NZ	2:B:20:U:H4'	3	1.1
(1,3)	1:A:84:LYS:NZ	2:B:20:U:H5	3	1.1
(1,3)	1:A:84:LYS:NZ	2:B:20:U:H5'	3	1.1
(1,3)	1:A:84:LYS:NZ	2:B:20:U:H5''	3	1.1
(1,3)	1:A:84:LYS:NZ	2:B:20:U:H6	3	1.1
(1,3)	1:A:84:LYS:NZ	2:B:20:U:HO2'	3	1.1
(1,3)	1:A:84:LYS:NZ	2:B:20:U:N1	3	1.1
(1,3)	1:A:84:LYS:NZ	2:B:20:U:N3	3	1.1
(1,3)	1:A:84:LYS:NZ	2:B:20:U:O2	3	1.1
(1,3)	1:A:84:LYS:NZ	2:B:20:U:O2'	3	1.1
(1,3)	1:A:84:LYS:NZ	2:B:20:U:O3'	3	1.1

*Continued on next page...*

*Continued from previous page...*

Key	Atom-1	Atom-2	Model ID	Violation (Å)
(1,3)	1:A:84:LYS:NZ	2:B:20:U:O4	3	1.1
(1,3)	1:A:84:LYS:NZ	2:B:20:U:O4'	3	1.1
(1,3)	1:A:84:LYS:NZ	2:B:20:U:O5'	3	1.1
(1,3)	1:A:84:LYS:NZ	2:B:20:U:OP1	3	1.1
(1,3)	1:A:84:LYS:NZ	2:B:20:U:OP2	3	1.1
(1,3)	1:A:84:LYS:NZ	2:B:20:U:P	3	1.1
(1,3)	1:A:84:LYS:NZ	2:B:21:G:C1'	3	1.1
(1,3)	1:A:84:LYS:NZ	2:B:21:G:C2	3	1.1
(1,3)	1:A:84:LYS:NZ	2:B:21:G:C2'	3	1.1
(1,3)	1:A:84:LYS:NZ	2:B:21:G:C3'	3	1.1
(1,3)	1:A:84:LYS:NZ	2:B:21:G:C4	3	1.1
(1,3)	1:A:84:LYS:NZ	2:B:21:G:C4'	3	1.1
(1,3)	1:A:84:LYS:NZ	2:B:21:G:C5	3	1.1
(1,3)	1:A:84:LYS:NZ	2:B:21:G:C5'	3	1.1
(1,3)	1:A:84:LYS:NZ	2:B:21:G:C6	3	1.1
(1,3)	1:A:84:LYS:NZ	2:B:21:G:C8	3	1.1
(1,3)	1:A:84:LYS:NZ	2:B:21:G:H1	3	1.1
(1,3)	1:A:84:LYS:NZ	2:B:21:G:H1'	3	1.1
(1,3)	1:A:84:LYS:NZ	2:B:21:G:H2'	3	1.1
(1,3)	1:A:84:LYS:NZ	2:B:21:G:H21	3	1.1
(1,3)	1:A:84:LYS:NZ	2:B:21:G:H22	3	1.1
(1,3)	1:A:84:LYS:NZ	2:B:21:G:H3'	3	1.1
(1,3)	1:A:84:LYS:NZ	2:B:21:G:H4'	3	1.1
(1,3)	1:A:84:LYS:NZ	2:B:21:G:H5'	3	1.1
(1,3)	1:A:84:LYS:NZ	2:B:21:G:H5''	3	1.1
(1,3)	1:A:84:LYS:NZ	2:B:21:G:H8	3	1.1
(1,3)	1:A:84:LYS:NZ	2:B:21:G:HO2'	3	1.1
(1,3)	1:A:84:LYS:NZ	2:B:21:G:N1	3	1.1
(1,3)	1:A:84:LYS:NZ	2:B:21:G:N2	3	1.1
(1,3)	1:A:84:LYS:NZ	2:B:21:G:N3	3	1.1
(1,3)	1:A:84:LYS:NZ	2:B:21:G:N7	3	1.1
(1,3)	1:A:84:LYS:NZ	2:B:21:G:N9	3	1.1
(1,3)	1:A:84:LYS:NZ	2:B:21:G:O2'	3	1.1
(1,3)	1:A:84:LYS:NZ	2:B:21:G:O3'	3	1.1
(1,3)	1:A:84:LYS:NZ	2:B:21:G:O4'	3	1.1
(1,3)	1:A:84:LYS:NZ	2:B:21:G:O5'	3	1.1
(1,3)	1:A:84:LYS:NZ	2:B:21:G:O6	3	1.1
(1,3)	1:A:84:LYS:NZ	2:B:21:G:OP1	3	1.1
(1,3)	1:A:84:LYS:NZ	2:B:21:G:OP2	3	1.1
(1,3)	1:A:84:LYS:NZ	2:B:21:G:P	3	1.1
(1,3)	1:A:84:LYS:NZ	2:B:22:A:C1'	3	1.1
(1,3)	1:A:84:LYS:NZ	2:B:22:A:C2	3	1.1

*Continued on next page...*

*Continued from previous page...*

Key	Atom-1	Atom-2	Model ID	Violation (Å)
(1,3)	1:A:84:LYS:NZ	2:B:22:A:C2'	3	1.1
(1,3)	1:A:84:LYS:NZ	2:B:22:A:C3'	3	1.1
(1,3)	1:A:84:LYS:NZ	2:B:22:A:C4	3	1.1
(1,3)	1:A:84:LYS:NZ	2:B:22:A:C4'	3	1.1
(1,3)	1:A:84:LYS:NZ	2:B:22:A:C5	3	1.1
(1,3)	1:A:84:LYS:NZ	2:B:22:A:C5'	3	1.1
(1,3)	1:A:84:LYS:NZ	2:B:22:A:C6	3	1.1
(1,3)	1:A:84:LYS:NZ	2:B:22:A:C8	3	1.1
(1,3)	1:A:84:LYS:NZ	2:B:22:A:H1'	3	1.1
(1,3)	1:A:84:LYS:NZ	2:B:22:A:H2	3	1.1
(1,3)	1:A:84:LYS:NZ	2:B:22:A:H2'	3	1.1
(1,3)	1:A:84:LYS:NZ	2:B:22:A:H3'	3	1.1
(1,3)	1:A:84:LYS:NZ	2:B:22:A:H4'	3	1.1
(1,3)	1:A:84:LYS:NZ	2:B:22:A:H5'	3	1.1
(1,3)	1:A:84:LYS:NZ	2:B:22:A:H5''	3	1.1
(1,3)	1:A:84:LYS:NZ	2:B:22:A:H61	3	1.1
(1,3)	1:A:84:LYS:NZ	2:B:22:A:H62	3	1.1
(1,3)	1:A:84:LYS:NZ	2:B:22:A:H8	3	1.1
(1,3)	1:A:84:LYS:NZ	2:B:22:A:HO2'	3	1.1
(1,3)	1:A:84:LYS:NZ	2:B:22:A:N1	3	1.1
(1,3)	1:A:84:LYS:NZ	2:B:22:A:N3	3	1.1
(1,3)	1:A:84:LYS:NZ	2:B:22:A:N6	3	1.1
(1,3)	1:A:84:LYS:NZ	2:B:22:A:N7	3	1.1
(1,3)	1:A:84:LYS:NZ	2:B:22:A:N9	3	1.1
(1,3)	1:A:84:LYS:NZ	2:B:22:A:O2'	3	1.1
(1,3)	1:A:84:LYS:NZ	2:B:22:A:O3'	3	1.1
(1,3)	1:A:84:LYS:NZ	2:B:22:A:O4'	3	1.1
(1,3)	1:A:84:LYS:NZ	2:B:22:A:O5'	3	1.1
(1,3)	1:A:84:LYS:NZ	2:B:22:A:OP1	3	1.1
(1,3)	1:A:84:LYS:NZ	2:B:22:A:OP2	3	1.1
(1,3)	1:A:84:LYS:NZ	2:B:22:A:P	3	1.1
(1,3)	1:A:84:LYS:NZ	2:B:23:U:C1'	3	1.1
(1,3)	1:A:84:LYS:NZ	2:B:23:U:C2	3	1.1
(1,3)	1:A:84:LYS:NZ	2:B:23:U:C2'	3	1.1
(1,3)	1:A:84:LYS:NZ	2:B:23:U:C3'	3	1.1
(1,3)	1:A:84:LYS:NZ	2:B:23:U:C4	3	1.1
(1,3)	1:A:84:LYS:NZ	2:B:23:U:C4'	3	1.1
(1,3)	1:A:84:LYS:NZ	2:B:23:U:C5	3	1.1
(1,3)	1:A:84:LYS:NZ	2:B:23:U:C5'	3	1.1
(1,3)	1:A:84:LYS:NZ	2:B:23:U:C6	3	1.1
(1,3)	1:A:84:LYS:NZ	2:B:23:U:H1'	3	1.1
(1,3)	1:A:84:LYS:NZ	2:B:23:U:H2'	3	1.1

*Continued on next page...*

*Continued from previous page...*

Key	Atom-1	Atom-2	Model ID	Violation (Å)
(1,3)	1:A:84:LYS:NZ	2:B:23:U:H3	3	1.1
(1,3)	1:A:84:LYS:NZ	2:B:23:U:H3'	3	1.1
(1,3)	1:A:84:LYS:NZ	2:B:23:U:H4'	3	1.1
(1,3)	1:A:84:LYS:NZ	2:B:23:U:H5	3	1.1
(1,3)	1:A:84:LYS:NZ	2:B:23:U:H5'	3	1.1
(1,3)	1:A:84:LYS:NZ	2:B:23:U:H5''	3	1.1
(1,3)	1:A:84:LYS:NZ	2:B:23:U:H6	3	1.1
(1,3)	1:A:84:LYS:NZ	2:B:23:U:HO2'	3	1.1
(1,3)	1:A:84:LYS:NZ	2:B:23:U:N1	3	1.1
(1,3)	1:A:84:LYS:NZ	2:B:23:U:N3	3	1.1
(1,3)	1:A:84:LYS:NZ	2:B:23:U:O2	3	1.1
(1,3)	1:A:84:LYS:NZ	2:B:23:U:O2'	3	1.1
(1,3)	1:A:84:LYS:NZ	2:B:23:U:O3'	3	1.1
(1,3)	1:A:84:LYS:NZ	2:B:23:U:O4	3	1.1
(1,3)	1:A:84:LYS:NZ	2:B:23:U:O4'	3	1.1
(1,3)	1:A:84:LYS:NZ	2:B:23:U:O5'	3	1.1
(1,3)	1:A:84:LYS:NZ	2:B:23:U:OP1	3	1.1
(1,3)	1:A:84:LYS:NZ	2:B:23:U:OP2	3	1.1
(1,3)	1:A:84:LYS:NZ	2:B:23:U:P	3	1.1
(1,3)	1:A:84:LYS:NZ	2:B:24:G:C1'	3	1.1
(1,3)	1:A:84:LYS:NZ	2:B:24:G:C2	3	1.1
(1,3)	1:A:84:LYS:NZ	2:B:24:G:C2'	3	1.1
(1,3)	1:A:84:LYS:NZ	2:B:24:G:C3'	3	1.1
(1,3)	1:A:84:LYS:NZ	2:B:24:G:C4	3	1.1
(1,3)	1:A:84:LYS:NZ	2:B:24:G:C4'	3	1.1
(1,3)	1:A:84:LYS:NZ	2:B:24:G:C5	3	1.1
(1,3)	1:A:84:LYS:NZ	2:B:24:G:C5'	3	1.1
(1,3)	1:A:84:LYS:NZ	2:B:24:G:C6	3	1.1
(1,3)	1:A:84:LYS:NZ	2:B:24:G:C8	3	1.1
(1,3)	1:A:84:LYS:NZ	2:B:24:G:H1	3	1.1
(1,3)	1:A:84:LYS:NZ	2:B:24:G:H1'	3	1.1
(1,3)	1:A:84:LYS:NZ	2:B:24:G:H2'	3	1.1
(1,3)	1:A:84:LYS:NZ	2:B:24:G:H21	3	1.1
(1,3)	1:A:84:LYS:NZ	2:B:24:G:H22	3	1.1
(1,3)	1:A:84:LYS:NZ	2:B:24:G:H3'	3	1.1
(1,3)	1:A:84:LYS:NZ	2:B:24:G:H4'	3	1.1
(1,3)	1:A:84:LYS:NZ	2:B:24:G:H5'	3	1.1
(1,3)	1:A:84:LYS:NZ	2:B:24:G:H5''	3	1.1
(1,3)	1:A:84:LYS:NZ	2:B:24:G:H8	3	1.1
(1,3)	1:A:84:LYS:NZ	2:B:24:G:HO2'	3	1.1
(1,3)	1:A:84:LYS:NZ	2:B:24:G:N1	3	1.1
(1,3)	1:A:84:LYS:NZ	2:B:24:G:N2	3	1.1

*Continued on next page...*

*Continued from previous page...*

Key	Atom-1	Atom-2	Model ID	Violation (Å)
(1,3)	1:A:84:LYS:NZ	2:B:24:G:N3	3	1.1
(1,3)	1:A:84:LYS:NZ	2:B:24:G:N7	3	1.1
(1,3)	1:A:84:LYS:NZ	2:B:24:G:N9	3	1.1
(1,3)	1:A:84:LYS:NZ	2:B:24:G:O2'	3	1.1
(1,3)	1:A:84:LYS:NZ	2:B:24:G:O3'	3	1.1
(1,3)	1:A:84:LYS:NZ	2:B:24:G:O4'	3	1.1
(1,3)	1:A:84:LYS:NZ	2:B:24:G:O5'	3	1.1
(1,3)	1:A:84:LYS:NZ	2:B:24:G:O6	3	1.1
(1,3)	1:A:84:LYS:NZ	2:B:24:G:OP1	3	1.1
(1,3)	1:A:84:LYS:NZ	2:B:24:G:OP2	3	1.1
(1,3)	1:A:84:LYS:NZ	2:B:24:G:P	3	1.1
(1,3)	1:A:84:LYS:O	2:B:2:C:C1'	3	1.1
(1,3)	1:A:84:LYS:O	2:B:2:C:C2	3	1.1
(1,3)	1:A:84:LYS:O	2:B:2:C:C2'	3	1.1
(1,3)	1:A:84:LYS:O	2:B:2:C:C3'	3	1.1
(1,3)	1:A:84:LYS:O	2:B:2:C:C4	3	1.1
(1,3)	1:A:84:LYS:O	2:B:2:C:C4'	3	1.1
(1,3)	1:A:84:LYS:O	2:B:2:C:C5	3	1.1
(1,3)	1:A:84:LYS:O	2:B:2:C:C5'	3	1.1
(1,3)	1:A:84:LYS:O	2:B:2:C:C6	3	1.1
(1,3)	1:A:84:LYS:O	2:B:2:C:H1'	3	1.1
(1,3)	1:A:84:LYS:O	2:B:2:C:H2'	3	1.1
(1,3)	1:A:84:LYS:O	2:B:2:C:H3'	3	1.1
(1,3)	1:A:84:LYS:O	2:B:2:C:H4'	3	1.1
(1,3)	1:A:84:LYS:O	2:B:2:C:H41	3	1.1
(1,3)	1:A:84:LYS:O	2:B:2:C:H42	3	1.1
(1,3)	1:A:84:LYS:O	2:B:2:C:H5	3	1.1
(1,3)	1:A:84:LYS:O	2:B:2:C:H5'	3	1.1
(1,3)	1:A:84:LYS:O	2:B:2:C:H5''	3	1.1
(1,3)	1:A:84:LYS:O	2:B:2:C:H6	3	1.1
(1,3)	1:A:84:LYS:O	2:B:2:C:HO2'	3	1.1
(1,3)	1:A:84:LYS:O	2:B:2:C:N1	3	1.1
(1,3)	1:A:84:LYS:O	2:B:2:C:N3	3	1.1
(1,3)	1:A:84:LYS:O	2:B:2:C:N4	3	1.1
(1,3)	1:A:84:LYS:O	2:B:2:C:O2	3	1.1
(1,3)	1:A:84:LYS:O	2:B:2:C:O2'	3	1.1
(1,3)	1:A:84:LYS:O	2:B:2:C:O3'	3	1.1
(1,3)	1:A:84:LYS:O	2:B:2:C:O4'	3	1.1
(1,3)	1:A:84:LYS:O	2:B:2:C:O5'	3	1.1
(1,3)	1:A:84:LYS:O	2:B:3:U:C1'	3	1.1
(1,3)	1:A:84:LYS:O	2:B:3:U:C2	3	1.1
(1,3)	1:A:84:LYS:O	2:B:3:U:C2'	3	1.1

*Continued on next page...*

*Continued from previous page...*

Key	Atom-1	Atom-2	Model ID	Violation (Å)
(1,3)	1:A:84:LYS:O	2:B:3:U:C3'	3	1.1
(1,3)	1:A:84:LYS:O	2:B:3:U:C4	3	1.1
(1,3)	1:A:84:LYS:O	2:B:3:U:C4'	3	1.1
(1,3)	1:A:84:LYS:O	2:B:3:U:C5	3	1.1
(1,3)	1:A:84:LYS:O	2:B:3:U:C5'	3	1.1
(1,3)	1:A:84:LYS:O	2:B:3:U:C6	3	1.1
(1,3)	1:A:84:LYS:O	2:B:3:U:H1'	3	1.1
(1,3)	1:A:84:LYS:O	2:B:3:U:H2'	3	1.1
(1,3)	1:A:84:LYS:O	2:B:3:U:H3	3	1.1
(1,3)	1:A:84:LYS:O	2:B:3:U:H3'	3	1.1
(1,3)	1:A:84:LYS:O	2:B:3:U:H4'	3	1.1
(1,3)	1:A:84:LYS:O	2:B:3:U:H5	3	1.1
(1,3)	1:A:84:LYS:O	2:B:3:U:H5'	3	1.1
(1,3)	1:A:84:LYS:O	2:B:3:U:H5''	3	1.1
(1,3)	1:A:84:LYS:O	2:B:3:U:H6	3	1.1
(1,3)	1:A:84:LYS:O	2:B:3:U:HO2'	3	1.1
(1,3)	1:A:84:LYS:O	2:B:3:U:N1	3	1.1
(1,3)	1:A:84:LYS:O	2:B:3:U:N3	3	1.1
(1,3)	1:A:84:LYS:O	2:B:3:U:O2	3	1.1
(1,3)	1:A:84:LYS:O	2:B:3:U:O2'	3	1.1
(1,3)	1:A:84:LYS:O	2:B:3:U:O3'	3	1.1
(1,3)	1:A:84:LYS:O	2:B:3:U:O4	3	1.1
(1,3)	1:A:84:LYS:O	2:B:3:U:O4'	3	1.1
(1,3)	1:A:84:LYS:O	2:B:3:U:O5'	3	1.1
(1,3)	1:A:84:LYS:O	2:B:3:U:OP1	3	1.1
(1,3)	1:A:84:LYS:O	2:B:3:U:OP2	3	1.1
(1,3)	1:A:84:LYS:O	2:B:3:U:P	3	1.1
(1,3)	1:A:84:LYS:O	2:B:4:G:C1'	3	1.1
(1,3)	1:A:84:LYS:O	2:B:4:G:C2	3	1.1
(1,3)	1:A:84:LYS:O	2:B:4:G:C2'	3	1.1
(1,3)	1:A:84:LYS:O	2:B:4:G:C3'	3	1.1
(1,3)	1:A:84:LYS:O	2:B:4:G:C4	3	1.1
(1,3)	1:A:84:LYS:O	2:B:4:G:C4'	3	1.1
(1,3)	1:A:84:LYS:O	2:B:4:G:C5	3	1.1
(1,3)	1:A:84:LYS:O	2:B:4:G:C5'	3	1.1
(1,3)	1:A:84:LYS:O	2:B:4:G:C6	3	1.1
(1,3)	1:A:84:LYS:O	2:B:4:G:C8	3	1.1
(1,3)	1:A:84:LYS:O	2:B:4:G:H1	3	1.1
(1,3)	1:A:84:LYS:O	2:B:4:G:H1'	3	1.1
(1,3)	1:A:84:LYS:O	2:B:4:G:H2'	3	1.1
(1,3)	1:A:84:LYS:O	2:B:4:G:H21	3	1.1
(1,3)	1:A:84:LYS:O	2:B:4:G:H22	3	1.1

*Continued on next page...*

*Continued from previous page...*

Key	Atom-1	Atom-2	Model ID	Violation (Å)
(1,3)	1:A:84:LYS:O	2:B:4:G:H3'	3	1.1
(1,3)	1:A:84:LYS:O	2:B:4:G:H4'	3	1.1
(1,3)	1:A:84:LYS:O	2:B:4:G:H5'	3	1.1
(1,3)	1:A:84:LYS:O	2:B:4:G:H5''	3	1.1
(1,3)	1:A:84:LYS:O	2:B:4:G:H8	3	1.1
(1,3)	1:A:84:LYS:O	2:B:4:G:HO2'	3	1.1
(1,3)	1:A:84:LYS:O	2:B:4:G:N1	3	1.1
(1,3)	1:A:84:LYS:O	2:B:4:G:N2	3	1.1
(1,3)	1:A:84:LYS:O	2:B:4:G:N3	3	1.1
(1,3)	1:A:84:LYS:O	2:B:4:G:N7	3	1.1
(1,3)	1:A:84:LYS:O	2:B:4:G:N9	3	1.1
(1,3)	1:A:84:LYS:O	2:B:4:G:O2'	3	1.1
(1,3)	1:A:84:LYS:O	2:B:4:G:O3'	3	1.1
(1,3)	1:A:84:LYS:O	2:B:4:G:O4'	3	1.1
(1,3)	1:A:84:LYS:O	2:B:4:G:O5'	3	1.1
(1,3)	1:A:84:LYS:O	2:B:4:G:O6	3	1.1
(1,3)	1:A:84:LYS:O	2:B:4:G:OP1	3	1.1
(1,3)	1:A:84:LYS:O	2:B:4:G:OP2	3	1.1
(1,3)	1:A:84:LYS:O	2:B:4:G:P	3	1.1
(1,3)	1:A:84:LYS:O	2:B:5:A:C1'	3	1.1
(1,3)	1:A:84:LYS:O	2:B:5:A:C2	3	1.1
(1,3)	1:A:84:LYS:O	2:B:5:A:C2'	3	1.1
(1,3)	1:A:84:LYS:O	2:B:5:A:C3'	3	1.1
(1,3)	1:A:84:LYS:O	2:B:5:A:C4	3	1.1
(1,3)	1:A:84:LYS:O	2:B:5:A:C4'	3	1.1
(1,3)	1:A:84:LYS:O	2:B:5:A:C5	3	1.1
(1,3)	1:A:84:LYS:O	2:B:5:A:C5'	3	1.1
(1,3)	1:A:84:LYS:O	2:B:5:A:C6	3	1.1
(1,3)	1:A:84:LYS:O	2:B:5:A:C8	3	1.1
(1,3)	1:A:84:LYS:O	2:B:5:A:H1'	3	1.1
(1,3)	1:A:84:LYS:O	2:B:5:A:H2	3	1.1
(1,3)	1:A:84:LYS:O	2:B:5:A:H2'	3	1.1
(1,3)	1:A:84:LYS:O	2:B:5:A:H3'	3	1.1
(1,3)	1:A:84:LYS:O	2:B:5:A:H4'	3	1.1
(1,3)	1:A:84:LYS:O	2:B:5:A:H5'	3	1.1
(1,3)	1:A:84:LYS:O	2:B:5:A:H5''	3	1.1
(1,3)	1:A:84:LYS:O	2:B:5:A:H61	3	1.1
(1,3)	1:A:84:LYS:O	2:B:5:A:H62	3	1.1
(1,3)	1:A:84:LYS:O	2:B:5:A:H8	3	1.1
(1,3)	1:A:84:LYS:O	2:B:5:A:HO2'	3	1.1
(1,3)	1:A:84:LYS:O	2:B:5:A:N1	3	1.1
(1,3)	1:A:84:LYS:O	2:B:5:A:N3	3	1.1

*Continued on next page...*



*Continued from previous page...*

Key	Atom-1	Atom-2	Model ID	Violation (Å)
(1,3)	1:A:84:LYS:O	2:B:5:A:N6	3	1.1
(1,3)	1:A:84:LYS:O	2:B:5:A:N7	3	1.1
(1,3)	1:A:84:LYS:O	2:B:5:A:N9	3	1.1
(1,3)	1:A:84:LYS:O	2:B:5:A:O2'	3	1.1
(1,3)	1:A:84:LYS:O	2:B:5:A:O3'	3	1.1
(1,3)	1:A:84:LYS:O	2:B:5:A:O4'	3	1.1
(1,3)	1:A:84:LYS:O	2:B:5:A:O5'	3	1.1
(1,3)	1:A:84:LYS:O	2:B:5:A:OP1	3	1.1
(1,3)	1:A:84:LYS:O	2:B:5:A:OP2	3	1.1
(1,3)	1:A:84:LYS:O	2:B:5:A:P	3	1.1
(1,3)	1:A:84:LYS:O	2:B:6:G:C1'	3	1.1
(1,3)	1:A:84:LYS:O	2:B:6:G:C2	3	1.1
(1,3)	1:A:84:LYS:O	2:B:6:G:C2'	3	1.1
(1,3)	1:A:84:LYS:O	2:B:6:G:C3'	3	1.1
(1,3)	1:A:84:LYS:O	2:B:6:G:C4	3	1.1
(1,3)	1:A:84:LYS:O	2:B:6:G:C4'	3	1.1
(1,3)	1:A:84:LYS:O	2:B:6:G:C5	3	1.1
(1,3)	1:A:84:LYS:O	2:B:6:G:C5'	3	1.1
(1,3)	1:A:84:LYS:O	2:B:6:G:C6	3	1.1
(1,3)	1:A:84:LYS:O	2:B:6:G:C8	3	1.1
(1,3)	1:A:84:LYS:O	2:B:6:G:H1	3	1.1
(1,3)	1:A:84:LYS:O	2:B:6:G:H1'	3	1.1
(1,3)	1:A:84:LYS:O	2:B:6:G:H2'	3	1.1
(1,3)	1:A:84:LYS:O	2:B:6:G:H21	3	1.1
(1,3)	1:A:84:LYS:O	2:B:6:G:H22	3	1.1
(1,3)	1:A:84:LYS:O	2:B:6:G:H3'	3	1.1
(1,3)	1:A:84:LYS:O	2:B:6:G:H4'	3	1.1
(1,3)	1:A:84:LYS:O	2:B:6:G:H5'	3	1.1
(1,3)	1:A:84:LYS:O	2:B:6:G:H5''	3	1.1
(1,3)	1:A:84:LYS:O	2:B:6:G:H8	3	1.1
(1,3)	1:A:84:LYS:O	2:B:6:G:HO2'	3	1.1
(1,3)	1:A:84:LYS:O	2:B:6:G:N1	3	1.1
(1,3)	1:A:84:LYS:O	2:B:6:G:N2	3	1.1
(1,3)	1:A:84:LYS:O	2:B:6:G:N3	3	1.1
(1,3)	1:A:84:LYS:O	2:B:6:G:N7	3	1.1
(1,3)	1:A:84:LYS:O	2:B:6:G:N9	3	1.1
(1,3)	1:A:84:LYS:O	2:B:6:G:O2'	3	1.1
(1,3)	1:A:84:LYS:O	2:B:6:G:O3'	3	1.1
(1,3)	1:A:84:LYS:O	2:B:6:G:O4'	3	1.1
(1,3)	1:A:84:LYS:O	2:B:6:G:O5'	3	1.1
(1,3)	1:A:84:LYS:O	2:B:6:G:O6	3	1.1
(1,3)	1:A:84:LYS:O	2:B:6:G:OP1	3	1.1

*Continued on next page...*

*Continued from previous page...*

Key	Atom-1	Atom-2	Model ID	Violation (Å)
(1,3)	1:A:84:LYS:O	2:B:6:G:OP2	3	1.1
(1,3)	1:A:84:LYS:O	2:B:6:G:P	3	1.1
(1,3)	1:A:84:LYS:O	2:B:7:C:C1'	3	1.1
(1,3)	1:A:84:LYS:O	2:B:7:C:C2	3	1.1
(1,3)	1:A:84:LYS:O	2:B:7:C:C2'	3	1.1
(1,3)	1:A:84:LYS:O	2:B:7:C:C3'	3	1.1
(1,3)	1:A:84:LYS:O	2:B:7:C:C4	3	1.1
(1,3)	1:A:84:LYS:O	2:B:7:C:C4'	3	1.1
(1,3)	1:A:84:LYS:O	2:B:7:C:C5	3	1.1
(1,3)	1:A:84:LYS:O	2:B:7:C:C5'	3	1.1
(1,3)	1:A:84:LYS:O	2:B:7:C:C6	3	1.1
(1,3)	1:A:84:LYS:O	2:B:7:C:H1'	3	1.1
(1,3)	1:A:84:LYS:O	2:B:7:C:H2'	3	1.1
(1,3)	1:A:84:LYS:O	2:B:7:C:H3'	3	1.1
(1,3)	1:A:84:LYS:O	2:B:7:C:H4'	3	1.1
(1,3)	1:A:84:LYS:O	2:B:7:C:H41	3	1.1
(1,3)	1:A:84:LYS:O	2:B:7:C:H42	3	1.1
(1,3)	1:A:84:LYS:O	2:B:7:C:H5	3	1.1
(1,3)	1:A:84:LYS:O	2:B:7:C:H5'	3	1.1
(1,3)	1:A:84:LYS:O	2:B:7:C:H5''	3	1.1
(1,3)	1:A:84:LYS:O	2:B:7:C:H6	3	1.1
(1,3)	1:A:84:LYS:O	2:B:7:C:HO2'	3	1.1
(1,3)	1:A:84:LYS:O	2:B:7:C:N1	3	1.1
(1,3)	1:A:84:LYS:O	2:B:7:C:N3	3	1.1
(1,3)	1:A:84:LYS:O	2:B:7:C:N4	3	1.1
(1,3)	1:A:84:LYS:O	2:B:7:C:O2	3	1.1
(1,3)	1:A:84:LYS:O	2:B:7:C:O2'	3	1.1
(1,3)	1:A:84:LYS:O	2:B:7:C:O3'	3	1.1
(1,3)	1:A:84:LYS:O	2:B:7:C:O4'	3	1.1
(1,3)	1:A:84:LYS:O	2:B:7:C:O5'	3	1.1
(1,3)	1:A:84:LYS:O	2:B:7:C:OP1	3	1.1
(1,3)	1:A:84:LYS:O	2:B:7:C:OP2	3	1.1
(1,3)	1:A:84:LYS:O	2:B:7:C:P	3	1.1
(1,3)	1:A:84:LYS:O	2:B:8:U:C1'	3	1.1
(1,3)	1:A:84:LYS:O	2:B:8:U:C2	3	1.1
(1,3)	1:A:84:LYS:O	2:B:8:U:C2'	3	1.1
(1,3)	1:A:84:LYS:O	2:B:8:U:C3'	3	1.1
(1,3)	1:A:84:LYS:O	2:B:8:U:C4	3	1.1
(1,3)	1:A:84:LYS:O	2:B:8:U:C4'	3	1.1
(1,3)	1:A:84:LYS:O	2:B:8:U:C5	3	1.1
(1,3)	1:A:84:LYS:O	2:B:8:U:C5'	3	1.1
(1,3)	1:A:84:LYS:O	2:B:8:U:C6	3	1.1

*Continued on next page...*

*Continued from previous page...*

Key	Atom-1	Atom-2	Model ID	Violation (Å)
(1,3)	1:A:84:LYS:O	2:B:8:U:H1'	3	1.1
(1,3)	1:A:84:LYS:O	2:B:8:U:H2'	3	1.1
(1,3)	1:A:84:LYS:O	2:B:8:U:H3	3	1.1
(1,3)	1:A:84:LYS:O	2:B:8:U:H3'	3	1.1
(1,3)	1:A:84:LYS:O	2:B:8:U:H4'	3	1.1
(1,3)	1:A:84:LYS:O	2:B:8:U:H5	3	1.1
(1,3)	1:A:84:LYS:O	2:B:8:U:H5'	3	1.1
(1,3)	1:A:84:LYS:O	2:B:8:U:H5''	3	1.1
(1,3)	1:A:84:LYS:O	2:B:8:U:H6	3	1.1
(1,3)	1:A:84:LYS:O	2:B:8:U:HO2'	3	1.1
(1,3)	1:A:84:LYS:O	2:B:8:U:N1	3	1.1
(1,3)	1:A:84:LYS:O	2:B:8:U:N3	3	1.1
(1,3)	1:A:84:LYS:O	2:B:8:U:O2	3	1.1
(1,3)	1:A:84:LYS:O	2:B:8:U:O2'	3	1.1
(1,3)	1:A:84:LYS:O	2:B:8:U:O3'	3	1.1
(1,3)	1:A:84:LYS:O	2:B:8:U:O4	3	1.1
(1,3)	1:A:84:LYS:O	2:B:8:U:O4'	3	1.1
(1,3)	1:A:84:LYS:O	2:B:8:U:O5'	3	1.1
(1,3)	1:A:84:LYS:O	2:B:8:U:OP1	3	1.1
(1,3)	1:A:84:LYS:O	2:B:8:U:OP2	3	1.1
(1,3)	1:A:84:LYS:O	2:B:8:U:P	3	1.1
(1,3)	1:A:84:LYS:O	2:B:9:C:C1'	3	1.1
(1,3)	1:A:84:LYS:O	2:B:9:C:C2	3	1.1
(1,3)	1:A:84:LYS:O	2:B:9:C:C2'	3	1.1
(1,3)	1:A:84:LYS:O	2:B:9:C:C3'	3	1.1
(1,3)	1:A:84:LYS:O	2:B:9:C:C4	3	1.1
(1,3)	1:A:84:LYS:O	2:B:9:C:C4'	3	1.1
(1,3)	1:A:84:LYS:O	2:B:9:C:C5	3	1.1
(1,3)	1:A:84:LYS:O	2:B:9:C:C5'	3	1.1
(1,3)	1:A:84:LYS:O	2:B:9:C:C6	3	1.1
(1,3)	1:A:84:LYS:O	2:B:9:C:H1'	3	1.1
(1,3)	1:A:84:LYS:O	2:B:9:C:H2'	3	1.1
(1,3)	1:A:84:LYS:O	2:B:9:C:H3'	3	1.1
(1,3)	1:A:84:LYS:O	2:B:9:C:H4'	3	1.1
(1,3)	1:A:84:LYS:O	2:B:9:C:H41	3	1.1
(1,3)	1:A:84:LYS:O	2:B:9:C:H42	3	1.1
(1,3)	1:A:84:LYS:O	2:B:9:C:H5	3	1.1
(1,3)	1:A:84:LYS:O	2:B:9:C:H5'	3	1.1
(1,3)	1:A:84:LYS:O	2:B:9:C:H5''	3	1.1
(1,3)	1:A:84:LYS:O	2:B:9:C:H6	3	1.1
(1,3)	1:A:84:LYS:O	2:B:9:C:HO2'	3	1.1
(1,3)	1:A:84:LYS:O	2:B:9:C:N1	3	1.1

*Continued on next page...*

*Continued from previous page...*

Key	Atom-1	Atom-2	Model ID	Violation (Å)
(1,3)	1:A:84:LYS:O	2:B:9:C:N3	3	1.1
(1,3)	1:A:84:LYS:O	2:B:9:C:N4	3	1.1
(1,3)	1:A:84:LYS:O	2:B:9:C:O2	3	1.1
(1,3)	1:A:84:LYS:O	2:B:9:C:O2'	3	1.1
(1,3)	1:A:84:LYS:O	2:B:9:C:O3'	3	1.1
(1,3)	1:A:84:LYS:O	2:B:9:C:O4'	3	1.1
(1,3)	1:A:84:LYS:O	2:B:9:C:O5'	3	1.1
(1,3)	1:A:84:LYS:O	2:B:9:C:OP1	3	1.1
(1,3)	1:A:84:LYS:O	2:B:9:C:OP2	3	1.1
(1,3)	1:A:84:LYS:O	2:B:9:C:P	3	1.1
(1,3)	1:A:84:LYS:O	2:B:10:G:C1'	3	1.1
(1,3)	1:A:84:LYS:O	2:B:10:G:C2	3	1.1
(1,3)	1:A:84:LYS:O	2:B:10:G:C2'	3	1.1
(1,3)	1:A:84:LYS:O	2:B:10:G:C3'	3	1.1
(1,3)	1:A:84:LYS:O	2:B:10:G:C4	3	1.1
(1,3)	1:A:84:LYS:O	2:B:10:G:C4'	3	1.1
(1,3)	1:A:84:LYS:O	2:B:10:G:C5	3	1.1
(1,3)	1:A:84:LYS:O	2:B:10:G:C5'	3	1.1
(1,3)	1:A:84:LYS:O	2:B:10:G:C6	3	1.1
(1,3)	1:A:84:LYS:O	2:B:10:G:C8	3	1.1
(1,3)	1:A:84:LYS:O	2:B:10:G:H1	3	1.1
(1,3)	1:A:84:LYS:O	2:B:10:G:H1'	3	1.1
(1,3)	1:A:84:LYS:O	2:B:10:G:H2'	3	1.1
(1,3)	1:A:84:LYS:O	2:B:10:G:H21	3	1.1
(1,3)	1:A:84:LYS:O	2:B:10:G:H22	3	1.1
(1,3)	1:A:84:LYS:O	2:B:10:G:H3'	3	1.1
(1,3)	1:A:84:LYS:O	2:B:10:G:H4'	3	1.1
(1,3)	1:A:84:LYS:O	2:B:10:G:H5'	3	1.1
(1,3)	1:A:84:LYS:O	2:B:10:G:H5''	3	1.1
(1,3)	1:A:84:LYS:O	2:B:10:G:H8	3	1.1
(1,3)	1:A:84:LYS:O	2:B:10:G:HO2'	3	1.1
(1,3)	1:A:84:LYS:O	2:B:10:G:N1	3	1.1
(1,3)	1:A:84:LYS:O	2:B:10:G:N2	3	1.1
(1,3)	1:A:84:LYS:O	2:B:10:G:N3	3	1.1
(1,3)	1:A:84:LYS:O	2:B:10:G:N7	3	1.1
(1,3)	1:A:84:LYS:O	2:B:10:G:N9	3	1.1
(1,3)	1:A:84:LYS:O	2:B:10:G:O2'	3	1.1
(1,3)	1:A:84:LYS:O	2:B:10:G:O3'	3	1.1
(1,3)	1:A:84:LYS:O	2:B:10:G:O4'	3	1.1
(1,3)	1:A:84:LYS:O	2:B:10:G:O5'	3	1.1
(1,3)	1:A:84:LYS:O	2:B:10:G:O6	3	1.1
(1,3)	1:A:84:LYS:O	2:B:10:G:OP1	3	1.1

*Continued on next page...*

*Continued from previous page...*

Key	Atom-1	Atom-2	Model ID	Violation (Å)
(1,3)	1:A:84:LYS:O	2:B:10:G:OP2	3	1.1
(1,3)	1:A:84:LYS:O	2:B:10:G:P	3	1.1
(1,3)	1:A:84:LYS:O	2:B:11:A:C1'	3	1.1
(1,3)	1:A:84:LYS:O	2:B:11:A:C2	3	1.1
(1,3)	1:A:84:LYS:O	2:B:11:A:C2'	3	1.1
(1,3)	1:A:84:LYS:O	2:B:11:A:C3'	3	1.1
(1,3)	1:A:84:LYS:O	2:B:11:A:C4	3	1.1
(1,3)	1:A:84:LYS:O	2:B:11:A:C4'	3	1.1
(1,3)	1:A:84:LYS:O	2:B:11:A:C5	3	1.1
(1,3)	1:A:84:LYS:O	2:B:11:A:C5'	3	1.1
(1,3)	1:A:84:LYS:O	2:B:11:A:C6	3	1.1
(1,3)	1:A:84:LYS:O	2:B:11:A:C8	3	1.1
(1,3)	1:A:84:LYS:O	2:B:11:A:H1'	3	1.1
(1,3)	1:A:84:LYS:O	2:B:11:A:H2	3	1.1
(1,3)	1:A:84:LYS:O	2:B:11:A:H2'	3	1.1
(1,3)	1:A:84:LYS:O	2:B:11:A:H3'	3	1.1
(1,3)	1:A:84:LYS:O	2:B:11:A:H4'	3	1.1
(1,3)	1:A:84:LYS:O	2:B:11:A:H5'	3	1.1
(1,3)	1:A:84:LYS:O	2:B:11:A:H5''	3	1.1
(1,3)	1:A:84:LYS:O	2:B:11:A:H61	3	1.1
(1,3)	1:A:84:LYS:O	2:B:11:A:H62	3	1.1
(1,3)	1:A:84:LYS:O	2:B:11:A:H8	3	1.1
(1,3)	1:A:84:LYS:O	2:B:11:A:HO2'	3	1.1
(1,3)	1:A:84:LYS:O	2:B:11:A:N1	3	1.1
(1,3)	1:A:84:LYS:O	2:B:11:A:N3	3	1.1
(1,3)	1:A:84:LYS:O	2:B:11:A:N6	3	1.1
(1,3)	1:A:84:LYS:O	2:B:11:A:N7	3	1.1
(1,3)	1:A:84:LYS:O	2:B:11:A:N9	3	1.1
(1,3)	1:A:84:LYS:O	2:B:11:A:O2'	3	1.1
(1,3)	1:A:84:LYS:O	2:B:11:A:O3'	3	1.1
(1,3)	1:A:84:LYS:O	2:B:11:A:O4'	3	1.1
(1,3)	1:A:84:LYS:O	2:B:11:A:O5'	3	1.1
(1,3)	1:A:84:LYS:O	2:B:11:A:OP1	3	1.1
(1,3)	1:A:84:LYS:O	2:B:11:A:OP2	3	1.1
(1,3)	1:A:84:LYS:O	2:B:11:A:P	3	1.1
(1,3)	1:A:84:LYS:O	2:B:12:A:C1'	3	1.1
(1,3)	1:A:84:LYS:O	2:B:12:A:C2	3	1.1
(1,3)	1:A:84:LYS:O	2:B:12:A:C2'	3	1.1
(1,3)	1:A:84:LYS:O	2:B:12:A:C3'	3	1.1
(1,3)	1:A:84:LYS:O	2:B:12:A:C4	3	1.1
(1,3)	1:A:84:LYS:O	2:B:12:A:C4'	3	1.1
(1,3)	1:A:84:LYS:O	2:B:12:A:C5	3	1.1

*Continued on next page...*

*Continued from previous page...*

Key	Atom-1	Atom-2	Model ID	Violation (Å)
(1,3)	1:A:84:LYS:O	2:B:12:A:C5'	3	1.1
(1,3)	1:A:84:LYS:O	2:B:12:A:C6	3	1.1
(1,3)	1:A:84:LYS:O	2:B:12:A:C8	3	1.1
(1,3)	1:A:84:LYS:O	2:B:12:A:H1'	3	1.1
(1,3)	1:A:84:LYS:O	2:B:12:A:H2	3	1.1
(1,3)	1:A:84:LYS:O	2:B:12:A:H2'	3	1.1
(1,3)	1:A:84:LYS:O	2:B:12:A:H3'	3	1.1
(1,3)	1:A:84:LYS:O	2:B:12:A:H4'	3	1.1
(1,3)	1:A:84:LYS:O	2:B:12:A:H5'	3	1.1
(1,3)	1:A:84:LYS:O	2:B:12:A:H5''	3	1.1
(1,3)	1:A:84:LYS:O	2:B:12:A:H61	3	1.1
(1,3)	1:A:84:LYS:O	2:B:12:A:H62	3	1.1
(1,3)	1:A:84:LYS:O	2:B:12:A:H8	3	1.1
(1,3)	1:A:84:LYS:O	2:B:12:A:HO2'	3	1.1
(1,3)	1:A:84:LYS:O	2:B:12:A:N1	3	1.1
(1,3)	1:A:84:LYS:O	2:B:12:A:N3	3	1.1
(1,3)	1:A:84:LYS:O	2:B:12:A:N6	3	1.1
(1,3)	1:A:84:LYS:O	2:B:12:A:N7	3	1.1
(1,3)	1:A:84:LYS:O	2:B:12:A:N9	3	1.1
(1,3)	1:A:84:LYS:O	2:B:12:A:O2'	3	1.1
(1,3)	1:A:84:LYS:O	2:B:12:A:O3'	3	1.1
(1,3)	1:A:84:LYS:O	2:B:12:A:O4'	3	1.1
(1,3)	1:A:84:LYS:O	2:B:12:A:O5'	3	1.1
(1,3)	1:A:84:LYS:O	2:B:12:A:OP1	3	1.1
(1,3)	1:A:84:LYS:O	2:B:12:A:OP2	3	1.1
(1,3)	1:A:84:LYS:O	2:B:12:A:P	3	1.1
(1,3)	1:A:84:LYS:O	2:B:13:A:C1'	3	1.1
(1,3)	1:A:84:LYS:O	2:B:13:A:C2	3	1.1
(1,3)	1:A:84:LYS:O	2:B:13:A:C2'	3	1.1
(1,3)	1:A:84:LYS:O	2:B:13:A:C3'	3	1.1
(1,3)	1:A:84:LYS:O	2:B:13:A:C4	3	1.1
(1,3)	1:A:84:LYS:O	2:B:13:A:C4'	3	1.1
(1,3)	1:A:84:LYS:O	2:B:13:A:C5	3	1.1
(1,3)	1:A:84:LYS:O	2:B:13:A:C5'	3	1.1
(1,3)	1:A:84:LYS:O	2:B:13:A:C6	3	1.1
(1,3)	1:A:84:LYS:O	2:B:13:A:C8	3	1.1
(1,3)	1:A:84:LYS:O	2:B:13:A:H1'	3	1.1
(1,3)	1:A:84:LYS:O	2:B:13:A:H2	3	1.1
(1,3)	1:A:84:LYS:O	2:B:13:A:H2'	3	1.1
(1,3)	1:A:84:LYS:O	2:B:13:A:H3'	3	1.1
(1,3)	1:A:84:LYS:O	2:B:13:A:H4'	3	1.1
(1,3)	1:A:84:LYS:O	2:B:13:A:H5'	3	1.1

*Continued on next page...*

*Continued from previous page...*

Key	Atom-1	Atom-2	Model ID	Violation (Å)
(1,3)	1:A:84:LYS:O	2:B:13:A:H5''	3	1.1
(1,3)	1:A:84:LYS:O	2:B:13:A:H61	3	1.1
(1,3)	1:A:84:LYS:O	2:B:13:A:H62	3	1.1
(1,3)	1:A:84:LYS:O	2:B:13:A:H8	3	1.1
(1,3)	1:A:84:LYS:O	2:B:13:A:HO2'	3	1.1
(1,3)	1:A:84:LYS:O	2:B:13:A:N1	3	1.1
(1,3)	1:A:84:LYS:O	2:B:13:A:N3	3	1.1
(1,3)	1:A:84:LYS:O	2:B:13:A:N6	3	1.1
(1,3)	1:A:84:LYS:O	2:B:13:A:N7	3	1.1
(1,3)	1:A:84:LYS:O	2:B:13:A:N9	3	1.1
(1,3)	1:A:84:LYS:O	2:B:13:A:O2'	3	1.1
(1,3)	1:A:84:LYS:O	2:B:13:A:O3'	3	1.1
(1,3)	1:A:84:LYS:O	2:B:13:A:O4'	3	1.1
(1,3)	1:A:84:LYS:O	2:B:13:A:O5'	3	1.1
(1,3)	1:A:84:LYS:O	2:B:13:A:OP1	3	1.1
(1,3)	1:A:84:LYS:O	2:B:13:A:OP2	3	1.1
(1,3)	1:A:84:LYS:O	2:B:13:A:P	3	1.1
(1,3)	1:A:84:LYS:O	2:B:14:G:C1'	3	1.1
(1,3)	1:A:84:LYS:O	2:B:14:G:C2	3	1.1
(1,3)	1:A:84:LYS:O	2:B:14:G:C2'	3	1.1
(1,3)	1:A:84:LYS:O	2:B:14:G:C3'	3	1.1
(1,3)	1:A:84:LYS:O	2:B:14:G:C4	3	1.1
(1,3)	1:A:84:LYS:O	2:B:14:G:C4'	3	1.1
(1,3)	1:A:84:LYS:O	2:B:14:G:C5	3	1.1
(1,3)	1:A:84:LYS:O	2:B:14:G:C5'	3	1.1
(1,3)	1:A:84:LYS:O	2:B:14:G:C6	3	1.1
(1,3)	1:A:84:LYS:O	2:B:14:G:C8	3	1.1
(1,3)	1:A:84:LYS:O	2:B:14:G:H1	3	1.1
(1,3)	1:A:84:LYS:O	2:B:14:G:H1'	3	1.1
(1,3)	1:A:84:LYS:O	2:B:14:G:H2'	3	1.1
(1,3)	1:A:84:LYS:O	2:B:14:G:H21	3	1.1
(1,3)	1:A:84:LYS:O	2:B:14:G:H22	3	1.1
(1,3)	1:A:84:LYS:O	2:B:14:G:H3'	3	1.1
(1,3)	1:A:84:LYS:O	2:B:14:G:H4'	3	1.1
(1,3)	1:A:84:LYS:O	2:B:14:G:H5'	3	1.1
(1,3)	1:A:84:LYS:O	2:B:14:G:H5''	3	1.1
(1,3)	1:A:84:LYS:O	2:B:14:G:H8	3	1.1
(1,3)	1:A:84:LYS:O	2:B:14:G:HO2'	3	1.1
(1,3)	1:A:84:LYS:O	2:B:14:G:N1	3	1.1
(1,3)	1:A:84:LYS:O	2:B:14:G:N2	3	1.1
(1,3)	1:A:84:LYS:O	2:B:14:G:N3	3	1.1
(1,3)	1:A:84:LYS:O	2:B:14:G:N7	3	1.1

*Continued on next page...*

*Continued from previous page...*

Key	Atom-1	Atom-2	Model ID	Violation (Å)
(1,3)	1:A:84:LYS:O	2:B:14:G:N9	3	1.1
(1,3)	1:A:84:LYS:O	2:B:14:G:O2'	3	1.1
(1,3)	1:A:84:LYS:O	2:B:14:G:O3'	3	1.1
(1,3)	1:A:84:LYS:O	2:B:14:G:O4'	3	1.1
(1,3)	1:A:84:LYS:O	2:B:14:G:O5'	3	1.1
(1,3)	1:A:84:LYS:O	2:B:14:G:O6	3	1.1
(1,3)	1:A:84:LYS:O	2:B:14:G:OP1	3	1.1
(1,3)	1:A:84:LYS:O	2:B:14:G:OP2	3	1.1
(1,3)	1:A:84:LYS:O	2:B:14:G:P	3	1.1
(1,3)	1:A:84:LYS:O	2:B:15:A:C1'	3	1.1
(1,3)	1:A:84:LYS:O	2:B:15:A:C2	3	1.1
(1,3)	1:A:84:LYS:O	2:B:15:A:C2'	3	1.1
(1,3)	1:A:84:LYS:O	2:B:15:A:C3'	3	1.1
(1,3)	1:A:84:LYS:O	2:B:15:A:C4	3	1.1
(1,3)	1:A:84:LYS:O	2:B:15:A:C4'	3	1.1
(1,3)	1:A:84:LYS:O	2:B:15:A:C5	3	1.1
(1,3)	1:A:84:LYS:O	2:B:15:A:C5'	3	1.1
(1,3)	1:A:84:LYS:O	2:B:15:A:C6	3	1.1
(1,3)	1:A:84:LYS:O	2:B:15:A:C8	3	1.1
(1,3)	1:A:84:LYS:O	2:B:15:A:H1'	3	1.1
(1,3)	1:A:84:LYS:O	2:B:15:A:H2	3	1.1
(1,3)	1:A:84:LYS:O	2:B:15:A:H2'	3	1.1
(1,3)	1:A:84:LYS:O	2:B:15:A:H3'	3	1.1
(1,3)	1:A:84:LYS:O	2:B:15:A:H4'	3	1.1
(1,3)	1:A:84:LYS:O	2:B:15:A:H5'	3	1.1
(1,3)	1:A:84:LYS:O	2:B:15:A:H5''	3	1.1
(1,3)	1:A:84:LYS:O	2:B:15:A:H61	3	1.1
(1,3)	1:A:84:LYS:O	2:B:15:A:H62	3	1.1
(1,3)	1:A:84:LYS:O	2:B:15:A:H8	3	1.1
(1,3)	1:A:84:LYS:O	2:B:15:A:HO2'	3	1.1
(1,3)	1:A:84:LYS:O	2:B:15:A:N1	3	1.1
(1,3)	1:A:84:LYS:O	2:B:15:A:N3	3	1.1
(1,3)	1:A:84:LYS:O	2:B:15:A:N6	3	1.1
(1,3)	1:A:84:LYS:O	2:B:15:A:N7	3	1.1
(1,3)	1:A:84:LYS:O	2:B:15:A:N9	3	1.1
(1,3)	1:A:84:LYS:O	2:B:15:A:O2'	3	1.1
(1,3)	1:A:84:LYS:O	2:B:15:A:O3'	3	1.1
(1,3)	1:A:84:LYS:O	2:B:15:A:O4'	3	1.1
(1,3)	1:A:84:LYS:O	2:B:15:A:O5'	3	1.1
(1,3)	1:A:84:LYS:O	2:B:15:A:OP1	3	1.1
(1,3)	1:A:84:LYS:O	2:B:15:A:OP2	3	1.1
(1,3)	1:A:84:LYS:O	2:B:15:A:P	3	1.1

*Continued on next page...*



*Continued from previous page...*

Key	Atom-1	Atom-2	Model ID	Violation (Å)
(1,3)	1:A:84:LYS:O	2:B:16:G:C1'	3	1.1
(1,3)	1:A:84:LYS:O	2:B:16:G:C2	3	1.1
(1,3)	1:A:84:LYS:O	2:B:16:G:C2'	3	1.1
(1,3)	1:A:84:LYS:O	2:B:16:G:C3'	3	1.1
(1,3)	1:A:84:LYS:O	2:B:16:G:C4	3	1.1
(1,3)	1:A:84:LYS:O	2:B:16:G:C4'	3	1.1
(1,3)	1:A:84:LYS:O	2:B:16:G:C5	3	1.1
(1,3)	1:A:84:LYS:O	2:B:16:G:C5'	3	1.1
(1,3)	1:A:84:LYS:O	2:B:16:G:C6	3	1.1
(1,3)	1:A:84:LYS:O	2:B:16:G:C8	3	1.1
(1,3)	1:A:84:LYS:O	2:B:16:G:H1	3	1.1
(1,3)	1:A:84:LYS:O	2:B:16:G:H1'	3	1.1
(1,3)	1:A:84:LYS:O	2:B:16:G:H2'	3	1.1
(1,3)	1:A:84:LYS:O	2:B:16:G:H21	3	1.1
(1,3)	1:A:84:LYS:O	2:B:16:G:H22	3	1.1
(1,3)	1:A:84:LYS:O	2:B:16:G:H3'	3	1.1
(1,3)	1:A:84:LYS:O	2:B:16:G:H4'	3	1.1
(1,3)	1:A:84:LYS:O	2:B:16:G:H5'	3	1.1
(1,3)	1:A:84:LYS:O	2:B:16:G:H5''	3	1.1
(1,3)	1:A:84:LYS:O	2:B:16:G:H8	3	1.1
(1,3)	1:A:84:LYS:O	2:B:16:G:HO2'	3	1.1
(1,3)	1:A:84:LYS:O	2:B:16:G:N1	3	1.1
(1,3)	1:A:84:LYS:O	2:B:16:G:N2	3	1.1
(1,3)	1:A:84:LYS:O	2:B:16:G:N3	3	1.1
(1,3)	1:A:84:LYS:O	2:B:16:G:N7	3	1.1
(1,3)	1:A:84:LYS:O	2:B:16:G:N9	3	1.1
(1,3)	1:A:84:LYS:O	2:B:16:G:O2'	3	1.1
(1,3)	1:A:84:LYS:O	2:B:16:G:O3'	3	1.1
(1,3)	1:A:84:LYS:O	2:B:16:G:O4'	3	1.1
(1,3)	1:A:84:LYS:O	2:B:16:G:O5'	3	1.1
(1,3)	1:A:84:LYS:O	2:B:16:G:O6	3	1.1
(1,3)	1:A:84:LYS:O	2:B:16:G:OP1	3	1.1
(1,3)	1:A:84:LYS:O	2:B:16:G:OP2	3	1.1
(1,3)	1:A:84:LYS:O	2:B:16:G:P	3	1.1
(1,3)	1:A:84:LYS:O	2:B:17:C:C1'	3	1.1
(1,3)	1:A:84:LYS:O	2:B:17:C:C2	3	1.1
(1,3)	1:A:84:LYS:O	2:B:17:C:C2'	3	1.1
(1,3)	1:A:84:LYS:O	2:B:17:C:C3'	3	1.1
(1,3)	1:A:84:LYS:O	2:B:17:C:C4	3	1.1
(1,3)	1:A:84:LYS:O	2:B:17:C:C4'	3	1.1
(1,3)	1:A:84:LYS:O	2:B:17:C:C5	3	1.1
(1,3)	1:A:84:LYS:O	2:B:17:C:C5'	3	1.1

*Continued on next page...*

*Continued from previous page...*

Key	Atom-1	Atom-2	Model ID	Violation (Å)
(1,3)	1:A:84:LYS:O	2:B:17:C:C6	3	1.1
(1,3)	1:A:84:LYS:O	2:B:17:C:H1'	3	1.1
(1,3)	1:A:84:LYS:O	2:B:17:C:H2'	3	1.1
(1,3)	1:A:84:LYS:O	2:B:17:C:H3'	3	1.1
(1,3)	1:A:84:LYS:O	2:B:17:C:H4'	3	1.1
(1,3)	1:A:84:LYS:O	2:B:17:C:H41	3	1.1
(1,3)	1:A:84:LYS:O	2:B:17:C:H42	3	1.1
(1,3)	1:A:84:LYS:O	2:B:17:C:H5	3	1.1
(1,3)	1:A:84:LYS:O	2:B:17:C:H5'	3	1.1
(1,3)	1:A:84:LYS:O	2:B:17:C:H5''	3	1.1
(1,3)	1:A:84:LYS:O	2:B:17:C:H6	3	1.1
(1,3)	1:A:84:LYS:O	2:B:17:C:HO2'	3	1.1
(1,3)	1:A:84:LYS:O	2:B:17:C:N1	3	1.1
(1,3)	1:A:84:LYS:O	2:B:17:C:N3	3	1.1
(1,3)	1:A:84:LYS:O	2:B:17:C:N4	3	1.1
(1,3)	1:A:84:LYS:O	2:B:17:C:O2	3	1.1
(1,3)	1:A:84:LYS:O	2:B:17:C:O2'	3	1.1
(1,3)	1:A:84:LYS:O	2:B:17:C:O3'	3	1.1
(1,3)	1:A:84:LYS:O	2:B:17:C:O4'	3	1.1
(1,3)	1:A:84:LYS:O	2:B:17:C:O5'	3	1.1
(1,3)	1:A:84:LYS:O	2:B:17:C:OP1	3	1.1
(1,3)	1:A:84:LYS:O	2:B:17:C:OP2	3	1.1
(1,3)	1:A:84:LYS:O	2:B:17:C:P	3	1.1
(1,3)	1:A:84:LYS:O	2:B:18:A:C1'	3	1.1
(1,3)	1:A:84:LYS:O	2:B:18:A:C2	3	1.1
(1,3)	1:A:84:LYS:O	2:B:18:A:C2'	3	1.1
(1,3)	1:A:84:LYS:O	2:B:18:A:C3'	3	1.1
(1,3)	1:A:84:LYS:O	2:B:18:A:C4	3	1.1
(1,3)	1:A:84:LYS:O	2:B:18:A:C4'	3	1.1
(1,3)	1:A:84:LYS:O	2:B:18:A:C5	3	1.1
(1,3)	1:A:84:LYS:O	2:B:18:A:C5'	3	1.1
(1,3)	1:A:84:LYS:O	2:B:18:A:C6	3	1.1
(1,3)	1:A:84:LYS:O	2:B:18:A:C8	3	1.1
(1,3)	1:A:84:LYS:O	2:B:18:A:H1'	3	1.1
(1,3)	1:A:84:LYS:O	2:B:18:A:H2	3	1.1
(1,3)	1:A:84:LYS:O	2:B:18:A:H2'	3	1.1
(1,3)	1:A:84:LYS:O	2:B:18:A:H3'	3	1.1
(1,3)	1:A:84:LYS:O	2:B:18:A:H4'	3	1.1
(1,3)	1:A:84:LYS:O	2:B:18:A:H5'	3	1.1
(1,3)	1:A:84:LYS:O	2:B:18:A:H5''	3	1.1
(1,3)	1:A:84:LYS:O	2:B:18:A:H61	3	1.1
(1,3)	1:A:84:LYS:O	2:B:18:A:H62	3	1.1

*Continued on next page...*

*Continued from previous page...*

Key	Atom-1	Atom-2	Model ID	Violation (Å)
(1,3)	1:A:84:LYS:O	2:B:18:A:H8	3	1.1
(1,3)	1:A:84:LYS:O	2:B:18:A:HO2'	3	1.1
(1,3)	1:A:84:LYS:O	2:B:18:A:N1	3	1.1
(1,3)	1:A:84:LYS:O	2:B:18:A:N3	3	1.1
(1,3)	1:A:84:LYS:O	2:B:18:A:N6	3	1.1
(1,3)	1:A:84:LYS:O	2:B:18:A:N7	3	1.1
(1,3)	1:A:84:LYS:O	2:B:18:A:N9	3	1.1
(1,3)	1:A:84:LYS:O	2:B:18:A:O2'	3	1.1
(1,3)	1:A:84:LYS:O	2:B:18:A:O3'	3	1.1
(1,3)	1:A:84:LYS:O	2:B:18:A:O4'	3	1.1
(1,3)	1:A:84:LYS:O	2:B:18:A:O5'	3	1.1
(1,3)	1:A:84:LYS:O	2:B:18:A:OP1	3	1.1
(1,3)	1:A:84:LYS:O	2:B:18:A:OP2	3	1.1
(1,3)	1:A:84:LYS:O	2:B:18:A:P	3	1.1
(1,3)	1:A:84:LYS:O	2:B:19:A:C1'	3	1.1
(1,3)	1:A:84:LYS:O	2:B:19:A:C2	3	1.1
(1,3)	1:A:84:LYS:O	2:B:19:A:C2'	3	1.1
(1,3)	1:A:84:LYS:O	2:B:19:A:C3'	3	1.1
(1,3)	1:A:84:LYS:O	2:B:19:A:C4	3	1.1
(1,3)	1:A:84:LYS:O	2:B:19:A:C4'	3	1.1
(1,3)	1:A:84:LYS:O	2:B:19:A:C5	3	1.1
(1,3)	1:A:84:LYS:O	2:B:19:A:C5'	3	1.1
(1,3)	1:A:84:LYS:O	2:B:19:A:C6	3	1.1
(1,3)	1:A:84:LYS:O	2:B:19:A:C8	3	1.1
(1,3)	1:A:84:LYS:O	2:B:19:A:H1'	3	1.1
(1,3)	1:A:84:LYS:O	2:B:19:A:H2	3	1.1
(1,3)	1:A:84:LYS:O	2:B:19:A:H2'	3	1.1
(1,3)	1:A:84:LYS:O	2:B:19:A:H3'	3	1.1
(1,3)	1:A:84:LYS:O	2:B:19:A:H4'	3	1.1
(1,3)	1:A:84:LYS:O	2:B:19:A:H5'	3	1.1
(1,3)	1:A:84:LYS:O	2:B:19:A:H5''	3	1.1
(1,3)	1:A:84:LYS:O	2:B:19:A:H61	3	1.1
(1,3)	1:A:84:LYS:O	2:B:19:A:H62	3	1.1
(1,3)	1:A:84:LYS:O	2:B:19:A:H8	3	1.1
(1,3)	1:A:84:LYS:O	2:B:19:A:HO2'	3	1.1
(1,3)	1:A:84:LYS:O	2:B:19:A:N1	3	1.1
(1,3)	1:A:84:LYS:O	2:B:19:A:N3	3	1.1
(1,3)	1:A:84:LYS:O	2:B:19:A:N6	3	1.1
(1,3)	1:A:84:LYS:O	2:B:19:A:N7	3	1.1
(1,3)	1:A:84:LYS:O	2:B:19:A:N9	3	1.1
(1,3)	1:A:84:LYS:O	2:B:19:A:O2'	3	1.1
(1,3)	1:A:84:LYS:O	2:B:19:A:O3'	3	1.1

*Continued on next page...*

*Continued from previous page...*

Key	Atom-1	Atom-2	Model ID	Violation (Å)
(1,3)	1:A:84:LYS:O	2:B:19:A:O4'	3	1.1
(1,3)	1:A:84:LYS:O	2:B:19:A:O5'	3	1.1
(1,3)	1:A:84:LYS:O	2:B:19:A:OP1	3	1.1
(1,3)	1:A:84:LYS:O	2:B:19:A:OP2	3	1.1
(1,3)	1:A:84:LYS:O	2:B:19:A:P	3	1.1
(1,3)	1:A:84:LYS:O	2:B:20:U:C1'	3	1.1
(1,3)	1:A:84:LYS:O	2:B:20:U:C2	3	1.1
(1,3)	1:A:84:LYS:O	2:B:20:U:C2'	3	1.1
(1,3)	1:A:84:LYS:O	2:B:20:U:C3'	3	1.1
(1,3)	1:A:84:LYS:O	2:B:20:U:C4	3	1.1
(1,3)	1:A:84:LYS:O	2:B:20:U:C4'	3	1.1
(1,3)	1:A:84:LYS:O	2:B:20:U:C5	3	1.1
(1,3)	1:A:84:LYS:O	2:B:20:U:C5'	3	1.1
(1,3)	1:A:84:LYS:O	2:B:20:U:C6	3	1.1
(1,3)	1:A:84:LYS:O	2:B:20:U:H1'	3	1.1
(1,3)	1:A:84:LYS:O	2:B:20:U:H2'	3	1.1
(1,3)	1:A:84:LYS:O	2:B:20:U:H3	3	1.1
(1,3)	1:A:84:LYS:O	2:B:20:U:H3'	3	1.1
(1,3)	1:A:84:LYS:O	2:B:20:U:H4'	3	1.1
(1,3)	1:A:84:LYS:O	2:B:20:U:H5	3	1.1
(1,3)	1:A:84:LYS:O	2:B:20:U:H5'	3	1.1
(1,3)	1:A:84:LYS:O	2:B:20:U:H5''	3	1.1
(1,3)	1:A:84:LYS:O	2:B:20:U:H6	3	1.1
(1,3)	1:A:84:LYS:O	2:B:20:U:HO2'	3	1.1
(1,3)	1:A:84:LYS:O	2:B:20:U:N1	3	1.1
(1,3)	1:A:84:LYS:O	2:B:20:U:N3	3	1.1
(1,3)	1:A:84:LYS:O	2:B:20:U:O2	3	1.1
(1,3)	1:A:84:LYS:O	2:B:20:U:O2'	3	1.1
(1,3)	1:A:84:LYS:O	2:B:20:U:O3'	3	1.1
(1,3)	1:A:84:LYS:O	2:B:20:U:O4	3	1.1
(1,3)	1:A:84:LYS:O	2:B:20:U:O4'	3	1.1
(1,3)	1:A:84:LYS:O	2:B:20:U:O5'	3	1.1
(1,3)	1:A:84:LYS:O	2:B:20:U:OP1	3	1.1
(1,3)	1:A:84:LYS:O	2:B:20:U:OP2	3	1.1
(1,3)	1:A:84:LYS:O	2:B:20:U:P	3	1.1
(1,3)	1:A:84:LYS:O	2:B:21:G:C1'	3	1.1
(1,3)	1:A:84:LYS:O	2:B:21:G:C2	3	1.1
(1,3)	1:A:84:LYS:O	2:B:21:G:C2'	3	1.1
(1,3)	1:A:84:LYS:O	2:B:21:G:C3'	3	1.1
(1,3)	1:A:84:LYS:O	2:B:21:G:C4	3	1.1
(1,3)	1:A:84:LYS:O	2:B:21:G:C4'	3	1.1
(1,3)	1:A:84:LYS:O	2:B:21:G:C5	3	1.1

*Continued on next page...*

*Continued from previous page...*

Key	Atom-1	Atom-2	Model ID	Violation (Å)
(1,3)	1:A:84:LYS:O	2:B:21:G:C5'	3	1.1
(1,3)	1:A:84:LYS:O	2:B:21:G:C6	3	1.1
(1,3)	1:A:84:LYS:O	2:B:21:G:C8	3	1.1
(1,3)	1:A:84:LYS:O	2:B:21:G:H1	3	1.1
(1,3)	1:A:84:LYS:O	2:B:21:G:H1'	3	1.1
(1,3)	1:A:84:LYS:O	2:B:21:G:H2'	3	1.1
(1,3)	1:A:84:LYS:O	2:B:21:G:H21	3	1.1
(1,3)	1:A:84:LYS:O	2:B:21:G:H22	3	1.1
(1,3)	1:A:84:LYS:O	2:B:21:G:H3'	3	1.1
(1,3)	1:A:84:LYS:O	2:B:21:G:H4'	3	1.1
(1,3)	1:A:84:LYS:O	2:B:21:G:H5'	3	1.1
(1,3)	1:A:84:LYS:O	2:B:21:G:H5''	3	1.1
(1,3)	1:A:84:LYS:O	2:B:21:G:H8	3	1.1
(1,3)	1:A:84:LYS:O	2:B:21:G:HO2'	3	1.1
(1,3)	1:A:84:LYS:O	2:B:21:G:N1	3	1.1
(1,3)	1:A:84:LYS:O	2:B:21:G:N2	3	1.1
(1,3)	1:A:84:LYS:O	2:B:21:G:N3	3	1.1
(1,3)	1:A:84:LYS:O	2:B:21:G:N7	3	1.1
(1,3)	1:A:84:LYS:O	2:B:21:G:N9	3	1.1
(1,3)	1:A:84:LYS:O	2:B:21:G:O2'	3	1.1
(1,3)	1:A:84:LYS:O	2:B:21:G:O3'	3	1.1
(1,3)	1:A:84:LYS:O	2:B:21:G:O4'	3	1.1
(1,3)	1:A:84:LYS:O	2:B:21:G:O5'	3	1.1
(1,3)	1:A:84:LYS:O	2:B:21:G:O6	3	1.1
(1,3)	1:A:84:LYS:O	2:B:21:G:OP1	3	1.1
(1,3)	1:A:84:LYS:O	2:B:21:G:OP2	3	1.1
(1,3)	1:A:84:LYS:O	2:B:21:G:P	3	1.1
(1,3)	1:A:84:LYS:O	2:B:22:A:C1'	3	1.1
(1,3)	1:A:84:LYS:O	2:B:22:A:C2	3	1.1
(1,3)	1:A:84:LYS:O	2:B:22:A:C2'	3	1.1
(1,3)	1:A:84:LYS:O	2:B:22:A:C3'	3	1.1
(1,3)	1:A:84:LYS:O	2:B:22:A:C4	3	1.1
(1,3)	1:A:84:LYS:O	2:B:22:A:C4'	3	1.1
(1,3)	1:A:84:LYS:O	2:B:22:A:C5	3	1.1
(1,3)	1:A:84:LYS:O	2:B:22:A:C5'	3	1.1
(1,3)	1:A:84:LYS:O	2:B:22:A:C6	3	1.1
(1,3)	1:A:84:LYS:O	2:B:22:A:C8	3	1.1
(1,3)	1:A:84:LYS:O	2:B:22:A:H1'	3	1.1
(1,3)	1:A:84:LYS:O	2:B:22:A:H2	3	1.1
(1,3)	1:A:84:LYS:O	2:B:22:A:H2'	3	1.1
(1,3)	1:A:84:LYS:O	2:B:22:A:H3'	3	1.1
(1,3)	1:A:84:LYS:O	2:B:22:A:H4'	3	1.1

*Continued on next page...*

*Continued from previous page...*

Key	Atom-1	Atom-2	Model ID	Violation (Å)
(1,3)	1:A:84:LYS:O	2:B:22:A:H5'	3	1.1
(1,3)	1:A:84:LYS:O	2:B:22:A:H5''	3	1.1
(1,3)	1:A:84:LYS:O	2:B:22:A:H61	3	1.1
(1,3)	1:A:84:LYS:O	2:B:22:A:H62	3	1.1
(1,3)	1:A:84:LYS:O	2:B:22:A:H8	3	1.1
(1,3)	1:A:84:LYS:O	2:B:22:A:HO2'	3	1.1
(1,3)	1:A:84:LYS:O	2:B:22:A:N1	3	1.1
(1,3)	1:A:84:LYS:O	2:B:22:A:N3	3	1.1
(1,3)	1:A:84:LYS:O	2:B:22:A:N6	3	1.1
(1,3)	1:A:84:LYS:O	2:B:22:A:N7	3	1.1
(1,3)	1:A:84:LYS:O	2:B:22:A:N9	3	1.1
(1,3)	1:A:84:LYS:O	2:B:22:A:O2'	3	1.1
(1,3)	1:A:84:LYS:O	2:B:22:A:O3'	3	1.1
(1,3)	1:A:84:LYS:O	2:B:22:A:O4'	3	1.1
(1,3)	1:A:84:LYS:O	2:B:22:A:O5'	3	1.1
(1,3)	1:A:84:LYS:O	2:B:22:A:OP1	3	1.1
(1,3)	1:A:84:LYS:O	2:B:22:A:OP2	3	1.1
(1,3)	1:A:84:LYS:O	2:B:22:A:P	3	1.1
(1,3)	1:A:84:LYS:O	2:B:23:U:C1'	3	1.1
(1,3)	1:A:84:LYS:O	2:B:23:U:C2	3	1.1
(1,3)	1:A:84:LYS:O	2:B:23:U:C2'	3	1.1
(1,3)	1:A:84:LYS:O	2:B:23:U:C3'	3	1.1
(1,3)	1:A:84:LYS:O	2:B:23:U:C4	3	1.1
(1,3)	1:A:84:LYS:O	2:B:23:U:C4'	3	1.1
(1,3)	1:A:84:LYS:O	2:B:23:U:C5	3	1.1
(1,3)	1:A:84:LYS:O	2:B:23:U:C5'	3	1.1
(1,3)	1:A:84:LYS:O	2:B:23:U:C6	3	1.1
(1,3)	1:A:84:LYS:O	2:B:23:U:H1'	3	1.1
(1,3)	1:A:84:LYS:O	2:B:23:U:H2'	3	1.1
(1,3)	1:A:84:LYS:O	2:B:23:U:H3	3	1.1
(1,3)	1:A:84:LYS:O	2:B:23:U:H3'	3	1.1
(1,3)	1:A:84:LYS:O	2:B:23:U:H4'	3	1.1
(1,3)	1:A:84:LYS:O	2:B:23:U:H5	3	1.1
(1,3)	1:A:84:LYS:O	2:B:23:U:H5'	3	1.1
(1,3)	1:A:84:LYS:O	2:B:23:U:H5''	3	1.1
(1,3)	1:A:84:LYS:O	2:B:23:U:H6	3	1.1
(1,3)	1:A:84:LYS:O	2:B:23:U:HO2'	3	1.1
(1,3)	1:A:84:LYS:O	2:B:23:U:N1	3	1.1
(1,3)	1:A:84:LYS:O	2:B:23:U:N3	3	1.1
(1,3)	1:A:84:LYS:O	2:B:23:U:O2	3	1.1
(1,3)	1:A:84:LYS:O	2:B:23:U:O2'	3	1.1
(1,3)	1:A:84:LYS:O	2:B:23:U:O3'	3	1.1

*Continued on next page...*

*Continued from previous page...*

Key	Atom-1	Atom-2	Model ID	Violation (Å)
(1,3)	1:A:84:LYS:O	2:B:23:U:O4	3	1.1
(1,3)	1:A:84:LYS:O	2:B:23:U:O4'	3	1.1
(1,3)	1:A:84:LYS:O	2:B:23:U:O5'	3	1.1
(1,3)	1:A:84:LYS:O	2:B:23:U:OP1	3	1.1
(1,3)	1:A:84:LYS:O	2:B:23:U:OP2	3	1.1
(1,3)	1:A:84:LYS:O	2:B:23:U:P	3	1.1
(1,3)	1:A:84:LYS:O	2:B:24:G:C1'	3	1.1
(1,3)	1:A:84:LYS:O	2:B:24:G:C2	3	1.1
(1,3)	1:A:84:LYS:O	2:B:24:G:C2'	3	1.1
(1,3)	1:A:84:LYS:O	2:B:24:G:C3'	3	1.1
(1,3)	1:A:84:LYS:O	2:B:24:G:C4	3	1.1
(1,3)	1:A:84:LYS:O	2:B:24:G:C4'	3	1.1
(1,3)	1:A:84:LYS:O	2:B:24:G:C5	3	1.1
(1,3)	1:A:84:LYS:O	2:B:24:G:C5'	3	1.1
(1,3)	1:A:84:LYS:O	2:B:24:G:C6	3	1.1
(1,3)	1:A:84:LYS:O	2:B:24:G:C8	3	1.1
(1,3)	1:A:84:LYS:O	2:B:24:G:H1	3	1.1
(1,3)	1:A:84:LYS:O	2:B:24:G:H1'	3	1.1
(1,3)	1:A:84:LYS:O	2:B:24:G:H2'	3	1.1
(1,3)	1:A:84:LYS:O	2:B:24:G:H21	3	1.1
(1,3)	1:A:84:LYS:O	2:B:24:G:H22	3	1.1
(1,3)	1:A:84:LYS:O	2:B:24:G:H3'	3	1.1
(1,3)	1:A:84:LYS:O	2:B:24:G:H4'	3	1.1
(1,3)	1:A:84:LYS:O	2:B:24:G:H5'	3	1.1
(1,3)	1:A:84:LYS:O	2:B:24:G:H5''	3	1.1
(1,3)	1:A:84:LYS:O	2:B:24:G:H8	3	1.1
(1,3)	1:A:84:LYS:O	2:B:24:G:HO2'	3	1.1
(1,3)	1:A:84:LYS:O	2:B:24:G:N1	3	1.1
(1,3)	1:A:84:LYS:O	2:B:24:G:N2	3	1.1
(1,3)	1:A:84:LYS:O	2:B:24:G:N3	3	1.1
(1,3)	1:A:84:LYS:O	2:B:24:G:N7	3	1.1
(1,3)	1:A:84:LYS:O	2:B:24:G:N9	3	1.1
(1,3)	1:A:84:LYS:O	2:B:24:G:O2'	3	1.1
(1,3)	1:A:84:LYS:O	2:B:24:G:O3'	3	1.1
(1,3)	1:A:84:LYS:O	2:B:24:G:O4'	3	1.1
(1,3)	1:A:84:LYS:O	2:B:24:G:O5'	3	1.1
(1,3)	1:A:84:LYS:O	2:B:24:G:O6	3	1.1
(1,3)	1:A:84:LYS:O	2:B:24:G:OP1	3	1.1
(1,3)	1:A:84:LYS:O	2:B:24:G:OP2	3	1.1
(1,3)	1:A:84:LYS:O	2:B:24:G:P	3	1.1
(1,3)	1:A:84:LYS:C	2:B:2:C:C1'	6	0.88
(1,3)	1:A:84:LYS:C	2:B:2:C:C2	6	0.88

*Continued on next page...*

*Continued from previous page...*

Key	Atom-1	Atom-2	Model ID	Violation (Å)
(1,3)	1:A:84:LYS:C	2:B:2:C:C2'	6	0.88
(1,3)	1:A:84:LYS:C	2:B:2:C:C3'	6	0.88
(1,3)	1:A:84:LYS:C	2:B:2:C:C4	6	0.88
(1,3)	1:A:84:LYS:C	2:B:2:C:C4'	6	0.88
(1,3)	1:A:84:LYS:C	2:B:2:C:C5	6	0.88
(1,3)	1:A:84:LYS:C	2:B:2:C:C5'	6	0.88
(1,3)	1:A:84:LYS:C	2:B:2:C:C6	6	0.88
(1,3)	1:A:84:LYS:C	2:B:2:C:H1'	6	0.88
(1,3)	1:A:84:LYS:C	2:B:2:C:H2'	6	0.88
(1,3)	1:A:84:LYS:C	2:B:2:C:H3'	6	0.88
(1,3)	1:A:84:LYS:C	2:B:2:C:H4'	6	0.88
(1,3)	1:A:84:LYS:C	2:B:2:C:H41	6	0.88
(1,3)	1:A:84:LYS:C	2:B:2:C:H42	6	0.88
(1,3)	1:A:84:LYS:C	2:B:2:C:H5	6	0.88
(1,3)	1:A:84:LYS:C	2:B:2:C:H5'	6	0.88
(1,3)	1:A:84:LYS:C	2:B:2:C:H5''	6	0.88
(1,3)	1:A:84:LYS:C	2:B:2:C:H6	6	0.88
(1,3)	1:A:84:LYS:C	2:B:2:C:HO2'	6	0.88
(1,3)	1:A:84:LYS:C	2:B:2:C:N1	6	0.88
(1,3)	1:A:84:LYS:C	2:B:2:C:N3	6	0.88
(1,3)	1:A:84:LYS:C	2:B:2:C:N4	6	0.88
(1,3)	1:A:84:LYS:C	2:B:2:C:O2	6	0.88
(1,3)	1:A:84:LYS:C	2:B:2:C:O2'	6	0.88
(1,3)	1:A:84:LYS:C	2:B:2:C:O3'	6	0.88
(1,3)	1:A:84:LYS:C	2:B:2:C:O4'	6	0.88
(1,3)	1:A:84:LYS:C	2:B:2:C:O5'	6	0.88
(1,3)	1:A:84:LYS:C	2:B:3:U:C1'	6	0.88
(1,3)	1:A:84:LYS:C	2:B:3:U:C2	6	0.88
(1,3)	1:A:84:LYS:C	2:B:3:U:C2'	6	0.88
(1,3)	1:A:84:LYS:C	2:B:3:U:C3'	6	0.88
(1,3)	1:A:84:LYS:C	2:B:3:U:C4	6	0.88
(1,3)	1:A:84:LYS:C	2:B:3:U:C4'	6	0.88
(1,3)	1:A:84:LYS:C	2:B:3:U:C5	6	0.88
(1,3)	1:A:84:LYS:C	2:B:3:U:C5'	6	0.88
(1,3)	1:A:84:LYS:C	2:B:3:U:C6	6	0.88
(1,3)	1:A:84:LYS:C	2:B:3:U:H1'	6	0.88
(1,3)	1:A:84:LYS:C	2:B:3:U:H2'	6	0.88
(1,3)	1:A:84:LYS:C	2:B:3:U:H3	6	0.88
(1,3)	1:A:84:LYS:C	2:B:3:U:H3'	6	0.88
(1,3)	1:A:84:LYS:C	2:B:3:U:H4'	6	0.88
(1,3)	1:A:84:LYS:C	2:B:3:U:H5	6	0.88
(1,3)	1:A:84:LYS:C	2:B:3:U:H5'	6	0.88

*Continued on next page...*



*Continued from previous page...*

Key	Atom-1	Atom-2	Model ID	Violation (Å)
(1,3)	1:A:84:LYS:C	2:B:3:U:H5''	6	0.88
(1,3)	1:A:84:LYS:C	2:B:3:U:H6	6	0.88
(1,3)	1:A:84:LYS:C	2:B:3:U:HO2'	6	0.88
(1,3)	1:A:84:LYS:C	2:B:3:U:N1	6	0.88
(1,3)	1:A:84:LYS:C	2:B:3:U:N3	6	0.88
(1,3)	1:A:84:LYS:C	2:B:3:U:O2	6	0.88
(1,3)	1:A:84:LYS:C	2:B:3:U:O2'	6	0.88
(1,3)	1:A:84:LYS:C	2:B:3:U:O3'	6	0.88
(1,3)	1:A:84:LYS:C	2:B:3:U:O4	6	0.88
(1,3)	1:A:84:LYS:C	2:B:3:U:O4'	6	0.88
(1,3)	1:A:84:LYS:C	2:B:3:U:O5'	6	0.88
(1,3)	1:A:84:LYS:C	2:B:3:U:OP1	6	0.88
(1,3)	1:A:84:LYS:C	2:B:3:U:OP2	6	0.88
(1,3)	1:A:84:LYS:C	2:B:3:U:P	6	0.88
(1,3)	1:A:84:LYS:C	2:B:4:G:C1'	6	0.88
(1,3)	1:A:84:LYS:C	2:B:4:G:C2	6	0.88
(1,3)	1:A:84:LYS:C	2:B:4:G:C2'	6	0.88
(1,3)	1:A:84:LYS:C	2:B:4:G:C3'	6	0.88
(1,3)	1:A:84:LYS:C	2:B:4:G:C4	6	0.88
(1,3)	1:A:84:LYS:C	2:B:4:G:C4'	6	0.88
(1,3)	1:A:84:LYS:C	2:B:4:G:C5	6	0.88
(1,3)	1:A:84:LYS:C	2:B:4:G:C5'	6	0.88
(1,3)	1:A:84:LYS:C	2:B:4:G:C6	6	0.88
(1,3)	1:A:84:LYS:C	2:B:4:G:C8	6	0.88
(1,3)	1:A:84:LYS:C	2:B:4:G:H1	6	0.88
(1,3)	1:A:84:LYS:C	2:B:4:G:H1'	6	0.88
(1,3)	1:A:84:LYS:C	2:B:4:G:H2'	6	0.88
(1,3)	1:A:84:LYS:C	2:B:4:G:H21	6	0.88
(1,3)	1:A:84:LYS:C	2:B:4:G:H22	6	0.88
(1,3)	1:A:84:LYS:C	2:B:4:G:H3'	6	0.88
(1,3)	1:A:84:LYS:C	2:B:4:G:H4'	6	0.88
(1,3)	1:A:84:LYS:C	2:B:4:G:H5'	6	0.88
(1,3)	1:A:84:LYS:C	2:B:4:G:H5''	6	0.88
(1,3)	1:A:84:LYS:C	2:B:4:G:H8	6	0.88
(1,3)	1:A:84:LYS:C	2:B:4:G:HO2'	6	0.88
(1,3)	1:A:84:LYS:C	2:B:4:G:N1	6	0.88
(1,3)	1:A:84:LYS:C	2:B:4:G:N2	6	0.88
(1,3)	1:A:84:LYS:C	2:B:4:G:N3	6	0.88
(1,3)	1:A:84:LYS:C	2:B:4:G:N7	6	0.88
(1,3)	1:A:84:LYS:C	2:B:4:G:N9	6	0.88
(1,3)	1:A:84:LYS:C	2:B:4:G:O2'	6	0.88
(1,3)	1:A:84:LYS:C	2:B:4:G:O3'	6	0.88

*Continued on next page...*

*Continued from previous page...*

Key	Atom-1	Atom-2	Model ID	Violation (Å)
(1,3)	1:A:84:LYS:C	2:B:4:G:O4'	6	0.88
(1,3)	1:A:84:LYS:C	2:B:4:G:O5'	6	0.88
(1,3)	1:A:84:LYS:C	2:B:4:G:O6	6	0.88
(1,3)	1:A:84:LYS:C	2:B:4:G:OP1	6	0.88
(1,3)	1:A:84:LYS:C	2:B:4:G:OP2	6	0.88
(1,3)	1:A:84:LYS:C	2:B:4:G:P	6	0.88
(1,3)	1:A:84:LYS:C	2:B:5:A:C1'	6	0.88
(1,3)	1:A:84:LYS:C	2:B:5:A:C2	6	0.88
(1,3)	1:A:84:LYS:C	2:B:5:A:C2'	6	0.88
(1,3)	1:A:84:LYS:C	2:B:5:A:C3'	6	0.88
(1,3)	1:A:84:LYS:C	2:B:5:A:C4	6	0.88
(1,3)	1:A:84:LYS:C	2:B:5:A:C4'	6	0.88
(1,3)	1:A:84:LYS:C	2:B:5:A:C5	6	0.88
(1,3)	1:A:84:LYS:C	2:B:5:A:C5'	6	0.88
(1,3)	1:A:84:LYS:C	2:B:5:A:C6	6	0.88
(1,3)	1:A:84:LYS:C	2:B:5:A:C8	6	0.88
(1,3)	1:A:84:LYS:C	2:B:5:A:H1'	6	0.88
(1,3)	1:A:84:LYS:C	2:B:5:A:H2	6	0.88
(1,3)	1:A:84:LYS:C	2:B:5:A:H2'	6	0.88
(1,3)	1:A:84:LYS:C	2:B:5:A:H3'	6	0.88
(1,3)	1:A:84:LYS:C	2:B:5:A:H4'	6	0.88
(1,3)	1:A:84:LYS:C	2:B:5:A:H5'	6	0.88
(1,3)	1:A:84:LYS:C	2:B:5:A:H5''	6	0.88
(1,3)	1:A:84:LYS:C	2:B:5:A:H61	6	0.88
(1,3)	1:A:84:LYS:C	2:B:5:A:H62	6	0.88
(1,3)	1:A:84:LYS:C	2:B:5:A:H8	6	0.88
(1,3)	1:A:84:LYS:C	2:B:5:A:HO2'	6	0.88
(1,3)	1:A:84:LYS:C	2:B:5:A:N1	6	0.88
(1,3)	1:A:84:LYS:C	2:B:5:A:N3	6	0.88
(1,3)	1:A:84:LYS:C	2:B:5:A:N6	6	0.88
(1,3)	1:A:84:LYS:C	2:B:5:A:N7	6	0.88
(1,3)	1:A:84:LYS:C	2:B:5:A:N9	6	0.88
(1,3)	1:A:84:LYS:C	2:B:5:A:O2'	6	0.88
(1,3)	1:A:84:LYS:C	2:B:5:A:O3'	6	0.88
(1,3)	1:A:84:LYS:C	2:B:5:A:O4'	6	0.88
(1,3)	1:A:84:LYS:C	2:B:5:A:O5'	6	0.88
(1,3)	1:A:84:LYS:C	2:B:5:A:OP1	6	0.88
(1,3)	1:A:84:LYS:C	2:B:5:A:OP2	6	0.88
(1,3)	1:A:84:LYS:C	2:B:5:A:P	6	0.88
(1,3)	1:A:84:LYS:C	2:B:6:G:C1'	6	0.88
(1,3)	1:A:84:LYS:C	2:B:6:G:C2	6	0.88
(1,3)	1:A:84:LYS:C	2:B:6:G:C2'	6	0.88

*Continued on next page...*

*Continued from previous page...*

Key	Atom-1	Atom-2	Model ID	Violation (Å)
(1,3)	1:A:84:LYS:C	2:B:6:G:C3'	6	0.88
(1,3)	1:A:84:LYS:C	2:B:6:G:C4	6	0.88
(1,3)	1:A:84:LYS:C	2:B:6:G:C4'	6	0.88
(1,3)	1:A:84:LYS:C	2:B:6:G:C5	6	0.88
(1,3)	1:A:84:LYS:C	2:B:6:G:C5'	6	0.88
(1,3)	1:A:84:LYS:C	2:B:6:G:C6	6	0.88
(1,3)	1:A:84:LYS:C	2:B:6:G:C8	6	0.88
(1,3)	1:A:84:LYS:C	2:B:6:G:H1	6	0.88
(1,3)	1:A:84:LYS:C	2:B:6:G:H1'	6	0.88
(1,3)	1:A:84:LYS:C	2:B:6:G:H2'	6	0.88
(1,3)	1:A:84:LYS:C	2:B:6:G:H21	6	0.88
(1,3)	1:A:84:LYS:C	2:B:6:G:H22	6	0.88
(1,3)	1:A:84:LYS:C	2:B:6:G:H3'	6	0.88
(1,3)	1:A:84:LYS:C	2:B:6:G:H4'	6	0.88
(1,3)	1:A:84:LYS:C	2:B:6:G:H5'	6	0.88
(1,3)	1:A:84:LYS:C	2:B:6:G:H5''	6	0.88
(1,3)	1:A:84:LYS:C	2:B:6:G:H8	6	0.88
(1,3)	1:A:84:LYS:C	2:B:6:G:HO2'	6	0.88
(1,3)	1:A:84:LYS:C	2:B:6:G:N1	6	0.88
(1,3)	1:A:84:LYS:C	2:B:6:G:N2	6	0.88
(1,3)	1:A:84:LYS:C	2:B:6:G:N3	6	0.88
(1,3)	1:A:84:LYS:C	2:B:6:G:N7	6	0.88
(1,3)	1:A:84:LYS:C	2:B:6:G:N9	6	0.88
(1,3)	1:A:84:LYS:C	2:B:6:G:O2'	6	0.88
(1,3)	1:A:84:LYS:C	2:B:6:G:O3'	6	0.88
(1,3)	1:A:84:LYS:C	2:B:6:G:O4'	6	0.88
(1,3)	1:A:84:LYS:C	2:B:6:G:O5'	6	0.88
(1,3)	1:A:84:LYS:C	2:B:6:G:O6	6	0.88
(1,3)	1:A:84:LYS:C	2:B:6:G:OP1	6	0.88
(1,3)	1:A:84:LYS:C	2:B:6:G:OP2	6	0.88
(1,3)	1:A:84:LYS:C	2:B:6:G:P	6	0.88
(1,3)	1:A:84:LYS:C	2:B:7:C:C1'	6	0.88
(1,3)	1:A:84:LYS:C	2:B:7:C:C2	6	0.88
(1,3)	1:A:84:LYS:C	2:B:7:C:C2'	6	0.88
(1,3)	1:A:84:LYS:C	2:B:7:C:C3'	6	0.88
(1,3)	1:A:84:LYS:C	2:B:7:C:C4	6	0.88
(1,3)	1:A:84:LYS:C	2:B:7:C:C4'	6	0.88
(1,3)	1:A:84:LYS:C	2:B:7:C:C5	6	0.88
(1,3)	1:A:84:LYS:C	2:B:7:C:C5'	6	0.88
(1,3)	1:A:84:LYS:C	2:B:7:C:C6	6	0.88
(1,3)	1:A:84:LYS:C	2:B:7:C:H1'	6	0.88
(1,3)	1:A:84:LYS:C	2:B:7:C:H2'	6	0.88

*Continued on next page...*

*Continued from previous page...*

Key	Atom-1	Atom-2	Model ID	Violation (Å)
(1,3)	1:A:84:LYS:C	2:B:7:C:H3'	6	0.88
(1,3)	1:A:84:LYS:C	2:B:7:C:H4'	6	0.88
(1,3)	1:A:84:LYS:C	2:B:7:C:H41	6	0.88
(1,3)	1:A:84:LYS:C	2:B:7:C:H42	6	0.88
(1,3)	1:A:84:LYS:C	2:B:7:C:H5	6	0.88
(1,3)	1:A:84:LYS:C	2:B:7:C:H5'	6	0.88
(1,3)	1:A:84:LYS:C	2:B:7:C:H5''	6	0.88
(1,3)	1:A:84:LYS:C	2:B:7:C:H6	6	0.88
(1,3)	1:A:84:LYS:C	2:B:7:C:HO2'	6	0.88
(1,3)	1:A:84:LYS:C	2:B:7:C:N1	6	0.88
(1,3)	1:A:84:LYS:C	2:B:7:C:N3	6	0.88
(1,3)	1:A:84:LYS:C	2:B:7:C:N4	6	0.88
(1,3)	1:A:84:LYS:C	2:B:7:C:O2	6	0.88
(1,3)	1:A:84:LYS:C	2:B:7:C:O2'	6	0.88
(1,3)	1:A:84:LYS:C	2:B:7:C:O3'	6	0.88
(1,3)	1:A:84:LYS:C	2:B:7:C:O4'	6	0.88
(1,3)	1:A:84:LYS:C	2:B:7:C:O5'	6	0.88
(1,3)	1:A:84:LYS:C	2:B:7:C:OP1	6	0.88
(1,3)	1:A:84:LYS:C	2:B:7:C:OP2	6	0.88
(1,3)	1:A:84:LYS:C	2:B:7:C:P	6	0.88
(1,3)	1:A:84:LYS:C	2:B:8:U:C1'	6	0.88
(1,3)	1:A:84:LYS:C	2:B:8:U:C2	6	0.88
(1,3)	1:A:84:LYS:C	2:B:8:U:C2'	6	0.88
(1,3)	1:A:84:LYS:C	2:B:8:U:C3'	6	0.88
(1,3)	1:A:84:LYS:C	2:B:8:U:C4	6	0.88
(1,3)	1:A:84:LYS:C	2:B:8:U:C4'	6	0.88
(1,3)	1:A:84:LYS:C	2:B:8:U:C5	6	0.88
(1,3)	1:A:84:LYS:C	2:B:8:U:C5'	6	0.88
(1,3)	1:A:84:LYS:C	2:B:8:U:C6	6	0.88
(1,3)	1:A:84:LYS:C	2:B:8:U:H1'	6	0.88
(1,3)	1:A:84:LYS:C	2:B:8:U:H2'	6	0.88
(1,3)	1:A:84:LYS:C	2:B:8:U:H3	6	0.88
(1,3)	1:A:84:LYS:C	2:B:8:U:H3'	6	0.88
(1,3)	1:A:84:LYS:C	2:B:8:U:H4'	6	0.88
(1,3)	1:A:84:LYS:C	2:B:8:U:H5	6	0.88
(1,3)	1:A:84:LYS:C	2:B:8:U:H5'	6	0.88
(1,3)	1:A:84:LYS:C	2:B:8:U:H5''	6	0.88
(1,3)	1:A:84:LYS:C	2:B:8:U:H6	6	0.88
(1,3)	1:A:84:LYS:C	2:B:8:U:HO2'	6	0.88
(1,3)	1:A:84:LYS:C	2:B:8:U:N1	6	0.88
(1,3)	1:A:84:LYS:C	2:B:8:U:N3	6	0.88
(1,3)	1:A:84:LYS:C	2:B:8:U:O2	6	0.88

*Continued on next page...*

*Continued from previous page...*

Key	Atom-1	Atom-2	Model ID	Violation (Å)
(1,3)	1:A:84:LYS:C	2:B:8:U:O2'	6	0.88
(1,3)	1:A:84:LYS:C	2:B:8:U:O3'	6	0.88
(1,3)	1:A:84:LYS:C	2:B:8:U:O4	6	0.88
(1,3)	1:A:84:LYS:C	2:B:8:U:O4'	6	0.88
(1,3)	1:A:84:LYS:C	2:B:8:U:O5'	6	0.88
(1,3)	1:A:84:LYS:C	2:B:8:U:OP1	6	0.88
(1,3)	1:A:84:LYS:C	2:B:8:U:OP2	6	0.88
(1,3)	1:A:84:LYS:C	2:B:8:U:P	6	0.88
(1,3)	1:A:84:LYS:C	2:B:9:C:C1'	6	0.88
(1,3)	1:A:84:LYS:C	2:B:9:C:C2	6	0.88
(1,3)	1:A:84:LYS:C	2:B:9:C:C2'	6	0.88
(1,3)	1:A:84:LYS:C	2:B:9:C:C3'	6	0.88
(1,3)	1:A:84:LYS:C	2:B:9:C:C4	6	0.88
(1,3)	1:A:84:LYS:C	2:B:9:C:C4'	6	0.88
(1,3)	1:A:84:LYS:C	2:B:9:C:C5	6	0.88
(1,3)	1:A:84:LYS:C	2:B:9:C:C5'	6	0.88
(1,3)	1:A:84:LYS:C	2:B:9:C:C6	6	0.88
(1,3)	1:A:84:LYS:C	2:B:9:C:H1'	6	0.88
(1,3)	1:A:84:LYS:C	2:B:9:C:H2'	6	0.88
(1,3)	1:A:84:LYS:C	2:B:9:C:H3'	6	0.88
(1,3)	1:A:84:LYS:C	2:B:9:C:H4'	6	0.88
(1,3)	1:A:84:LYS:C	2:B:9:C:H41	6	0.88
(1,3)	1:A:84:LYS:C	2:B:9:C:H42	6	0.88
(1,3)	1:A:84:LYS:C	2:B:9:C:H5	6	0.88
(1,3)	1:A:84:LYS:C	2:B:9:C:H5'	6	0.88
(1,3)	1:A:84:LYS:C	2:B:9:C:H5''	6	0.88
(1,3)	1:A:84:LYS:C	2:B:9:C:H6	6	0.88
(1,3)	1:A:84:LYS:C	2:B:9:C:HO2'	6	0.88
(1,3)	1:A:84:LYS:C	2:B:9:C:N1	6	0.88
(1,3)	1:A:84:LYS:C	2:B:9:C:N3	6	0.88
(1,3)	1:A:84:LYS:C	2:B:9:C:N4	6	0.88
(1,3)	1:A:84:LYS:C	2:B:9:C:O2	6	0.88
(1,3)	1:A:84:LYS:C	2:B:9:C:O2'	6	0.88
(1,3)	1:A:84:LYS:C	2:B:9:C:O3'	6	0.88
(1,3)	1:A:84:LYS:C	2:B:9:C:O4'	6	0.88
(1,3)	1:A:84:LYS:C	2:B:9:C:O5'	6	0.88
(1,3)	1:A:84:LYS:C	2:B:9:C:OP1	6	0.88
(1,3)	1:A:84:LYS:C	2:B:9:C:OP2	6	0.88
(1,3)	1:A:84:LYS:C	2:B:9:C:P	6	0.88
(1,3)	1:A:84:LYS:C	2:B:10:G:C1'	6	0.88
(1,3)	1:A:84:LYS:C	2:B:10:G:C2	6	0.88
(1,3)	1:A:84:LYS:C	2:B:10:G:C2'	6	0.88

*Continued on next page...*

*Continued from previous page...*

Key	Atom-1	Atom-2	Model ID	Violation (Å)
(1,3)	1:A:84:LYS:C	2:B:10:G:C3'	6	0.88
(1,3)	1:A:84:LYS:C	2:B:10:G:C4	6	0.88
(1,3)	1:A:84:LYS:C	2:B:10:G:C4'	6	0.88
(1,3)	1:A:84:LYS:C	2:B:10:G:C5	6	0.88
(1,3)	1:A:84:LYS:C	2:B:10:G:C5'	6	0.88
(1,3)	1:A:84:LYS:C	2:B:10:G:C6	6	0.88
(1,3)	1:A:84:LYS:C	2:B:10:G:C8	6	0.88
(1,3)	1:A:84:LYS:C	2:B:10:G:H1	6	0.88
(1,3)	1:A:84:LYS:C	2:B:10:G:H1'	6	0.88
(1,3)	1:A:84:LYS:C	2:B:10:G:H2'	6	0.88
(1,3)	1:A:84:LYS:C	2:B:10:G:H21	6	0.88
(1,3)	1:A:84:LYS:C	2:B:10:G:H22	6	0.88
(1,3)	1:A:84:LYS:C	2:B:10:G:H3'	6	0.88
(1,3)	1:A:84:LYS:C	2:B:10:G:H4'	6	0.88
(1,3)	1:A:84:LYS:C	2:B:10:G:H5'	6	0.88
(1,3)	1:A:84:LYS:C	2:B:10:G:H5''	6	0.88
(1,3)	1:A:84:LYS:C	2:B:10:G:H8	6	0.88
(1,3)	1:A:84:LYS:C	2:B:10:G:HO2'	6	0.88
(1,3)	1:A:84:LYS:C	2:B:10:G:N1	6	0.88
(1,3)	1:A:84:LYS:C	2:B:10:G:N2	6	0.88
(1,3)	1:A:84:LYS:C	2:B:10:G:N3	6	0.88
(1,3)	1:A:84:LYS:C	2:B:10:G:N7	6	0.88
(1,3)	1:A:84:LYS:C	2:B:10:G:N9	6	0.88
(1,3)	1:A:84:LYS:C	2:B:10:G:O2'	6	0.88
(1,3)	1:A:84:LYS:C	2:B:10:G:O3'	6	0.88
(1,3)	1:A:84:LYS:C	2:B:10:G:O4'	6	0.88
(1,3)	1:A:84:LYS:C	2:B:10:G:O5'	6	0.88
(1,3)	1:A:84:LYS:C	2:B:10:G:O6	6	0.88
(1,3)	1:A:84:LYS:C	2:B:10:G:OP1	6	0.88
(1,3)	1:A:84:LYS:C	2:B:10:G:OP2	6	0.88
(1,3)	1:A:84:LYS:C	2:B:10:G:P	6	0.88
(1,3)	1:A:84:LYS:C	2:B:11:A:C1'	6	0.88
(1,3)	1:A:84:LYS:C	2:B:11:A:C2	6	0.88
(1,3)	1:A:84:LYS:C	2:B:11:A:C2'	6	0.88
(1,3)	1:A:84:LYS:C	2:B:11:A:C3'	6	0.88
(1,3)	1:A:84:LYS:C	2:B:11:A:C4	6	0.88
(1,3)	1:A:84:LYS:C	2:B:11:A:C4'	6	0.88
(1,3)	1:A:84:LYS:C	2:B:11:A:C5	6	0.88
(1,3)	1:A:84:LYS:C	2:B:11:A:C5'	6	0.88
(1,3)	1:A:84:LYS:C	2:B:11:A:C6	6	0.88
(1,3)	1:A:84:LYS:C	2:B:11:A:C8	6	0.88
(1,3)	1:A:84:LYS:C	2:B:11:A:H1'	6	0.88

*Continued on next page...*

*Continued from previous page...*

Key	Atom-1	Atom-2	Model ID	Violation (Å)
(1,3)	1:A:84:LYS:C	2:B:11:A:H2	6	0.88
(1,3)	1:A:84:LYS:C	2:B:11:A:H2'	6	0.88
(1,3)	1:A:84:LYS:C	2:B:11:A:H3'	6	0.88
(1,3)	1:A:84:LYS:C	2:B:11:A:H4'	6	0.88
(1,3)	1:A:84:LYS:C	2:B:11:A:H5'	6	0.88
(1,3)	1:A:84:LYS:C	2:B:11:A:H5''	6	0.88
(1,3)	1:A:84:LYS:C	2:B:11:A:H61	6	0.88
(1,3)	1:A:84:LYS:C	2:B:11:A:H62	6	0.88
(1,3)	1:A:84:LYS:C	2:B:11:A:H8	6	0.88
(1,3)	1:A:84:LYS:C	2:B:11:A:HO2'	6	0.88
(1,3)	1:A:84:LYS:C	2:B:11:A:N1	6	0.88
(1,3)	1:A:84:LYS:C	2:B:11:A:N3	6	0.88
(1,3)	1:A:84:LYS:C	2:B:11:A:N6	6	0.88
(1,3)	1:A:84:LYS:C	2:B:11:A:N7	6	0.88
(1,3)	1:A:84:LYS:C	2:B:11:A:N9	6	0.88
(1,3)	1:A:84:LYS:C	2:B:11:A:O2'	6	0.88
(1,3)	1:A:84:LYS:C	2:B:11:A:O3'	6	0.88
(1,3)	1:A:84:LYS:C	2:B:11:A:O4'	6	0.88
(1,3)	1:A:84:LYS:C	2:B:11:A:O5'	6	0.88
(1,3)	1:A:84:LYS:C	2:B:11:A:OP1	6	0.88
(1,3)	1:A:84:LYS:C	2:B:11:A:OP2	6	0.88
(1,3)	1:A:84:LYS:C	2:B:11:A:P	6	0.88
(1,3)	1:A:84:LYS:C	2:B:12:A:C1'	6	0.88
(1,3)	1:A:84:LYS:C	2:B:12:A:C2	6	0.88
(1,3)	1:A:84:LYS:C	2:B:12:A:C2'	6	0.88
(1,3)	1:A:84:LYS:C	2:B:12:A:C3'	6	0.88
(1,3)	1:A:84:LYS:C	2:B:12:A:C4	6	0.88
(1,3)	1:A:84:LYS:C	2:B:12:A:C4'	6	0.88
(1,3)	1:A:84:LYS:C	2:B:12:A:C5	6	0.88
(1,3)	1:A:84:LYS:C	2:B:12:A:C5'	6	0.88
(1,3)	1:A:84:LYS:C	2:B:12:A:C6	6	0.88
(1,3)	1:A:84:LYS:C	2:B:12:A:C8	6	0.88
(1,3)	1:A:84:LYS:C	2:B:12:A:H1'	6	0.88
(1,3)	1:A:84:LYS:C	2:B:12:A:H2	6	0.88
(1,3)	1:A:84:LYS:C	2:B:12:A:H2'	6	0.88
(1,3)	1:A:84:LYS:C	2:B:12:A:H3'	6	0.88
(1,3)	1:A:84:LYS:C	2:B:12:A:H4'	6	0.88
(1,3)	1:A:84:LYS:C	2:B:12:A:H5'	6	0.88
(1,3)	1:A:84:LYS:C	2:B:12:A:H5''	6	0.88
(1,3)	1:A:84:LYS:C	2:B:12:A:H61	6	0.88
(1,3)	1:A:84:LYS:C	2:B:12:A:H62	6	0.88
(1,3)	1:A:84:LYS:C	2:B:12:A:H8	6	0.88

*Continued on next page...*

*Continued from previous page...*

Key	Atom-1	Atom-2	Model ID	Violation (Å)
(1,3)	1:A:84:LYS:C	2:B:12:A:HO2'	6	0.88
(1,3)	1:A:84:LYS:C	2:B:12:A:N1	6	0.88
(1,3)	1:A:84:LYS:C	2:B:12:A:N3	6	0.88
(1,3)	1:A:84:LYS:C	2:B:12:A:N6	6	0.88
(1,3)	1:A:84:LYS:C	2:B:12:A:N7	6	0.88
(1,3)	1:A:84:LYS:C	2:B:12:A:N9	6	0.88
(1,3)	1:A:84:LYS:C	2:B:12:A:O2'	6	0.88
(1,3)	1:A:84:LYS:C	2:B:12:A:O3'	6	0.88
(1,3)	1:A:84:LYS:C	2:B:12:A:O4'	6	0.88
(1,3)	1:A:84:LYS:C	2:B:12:A:O5'	6	0.88
(1,3)	1:A:84:LYS:C	2:B:12:A:OP1	6	0.88
(1,3)	1:A:84:LYS:C	2:B:12:A:OP2	6	0.88
(1,3)	1:A:84:LYS:C	2:B:12:A:P	6	0.88
(1,3)	1:A:84:LYS:C	2:B:13:A:C1'	6	0.88
(1,3)	1:A:84:LYS:C	2:B:13:A:C2	6	0.88
(1,3)	1:A:84:LYS:C	2:B:13:A:C2'	6	0.88
(1,3)	1:A:84:LYS:C	2:B:13:A:C3'	6	0.88
(1,3)	1:A:84:LYS:C	2:B:13:A:C4	6	0.88
(1,3)	1:A:84:LYS:C	2:B:13:A:C4'	6	0.88
(1,3)	1:A:84:LYS:C	2:B:13:A:C5	6	0.88
(1,3)	1:A:84:LYS:C	2:B:13:A:C5'	6	0.88
(1,3)	1:A:84:LYS:C	2:B:13:A:C6	6	0.88
(1,3)	1:A:84:LYS:C	2:B:13:A:C8	6	0.88
(1,3)	1:A:84:LYS:C	2:B:13:A:H1'	6	0.88
(1,3)	1:A:84:LYS:C	2:B:13:A:H2	6	0.88
(1,3)	1:A:84:LYS:C	2:B:13:A:H2'	6	0.88
(1,3)	1:A:84:LYS:C	2:B:13:A:H3'	6	0.88
(1,3)	1:A:84:LYS:C	2:B:13:A:H4'	6	0.88
(1,3)	1:A:84:LYS:C	2:B:13:A:H5'	6	0.88
(1,3)	1:A:84:LYS:C	2:B:13:A:H5''	6	0.88
(1,3)	1:A:84:LYS:C	2:B:13:A:H61	6	0.88
(1,3)	1:A:84:LYS:C	2:B:13:A:H62	6	0.88
(1,3)	1:A:84:LYS:C	2:B:13:A:H8	6	0.88
(1,3)	1:A:84:LYS:C	2:B:13:A:HO2'	6	0.88
(1,3)	1:A:84:LYS:C	2:B:13:A:N1	6	0.88
(1,3)	1:A:84:LYS:C	2:B:13:A:N3	6	0.88
(1,3)	1:A:84:LYS:C	2:B:13:A:N6	6	0.88
(1,3)	1:A:84:LYS:C	2:B:13:A:N7	6	0.88
(1,3)	1:A:84:LYS:C	2:B:13:A:N9	6	0.88
(1,3)	1:A:84:LYS:C	2:B:13:A:O2'	6	0.88
(1,3)	1:A:84:LYS:C	2:B:13:A:O3'	6	0.88
(1,3)	1:A:84:LYS:C	2:B:13:A:O4'	6	0.88

*Continued on next page...*



*Continued from previous page...*

Key	Atom-1	Atom-2	Model ID	Violation (Å)
(1,3)	1:A:84:LYS:C	2:B:13:A:O5'	6	0.88
(1,3)	1:A:84:LYS:C	2:B:13:A:OP1	6	0.88
(1,3)	1:A:84:LYS:C	2:B:13:A:OP2	6	0.88
(1,3)	1:A:84:LYS:C	2:B:13:A:P	6	0.88
(1,3)	1:A:84:LYS:C	2:B:14:G:C1'	6	0.88
(1,3)	1:A:84:LYS:C	2:B:14:G:C2	6	0.88
(1,3)	1:A:84:LYS:C	2:B:14:G:C2'	6	0.88
(1,3)	1:A:84:LYS:C	2:B:14:G:C3'	6	0.88
(1,3)	1:A:84:LYS:C	2:B:14:G:C4	6	0.88
(1,3)	1:A:84:LYS:C	2:B:14:G:C4'	6	0.88
(1,3)	1:A:84:LYS:C	2:B:14:G:C5	6	0.88
(1,3)	1:A:84:LYS:C	2:B:14:G:C5'	6	0.88
(1,3)	1:A:84:LYS:C	2:B:14:G:C6	6	0.88
(1,3)	1:A:84:LYS:C	2:B:14:G:C8	6	0.88
(1,3)	1:A:84:LYS:C	2:B:14:G:H1	6	0.88
(1,3)	1:A:84:LYS:C	2:B:14:G:H1'	6	0.88
(1,3)	1:A:84:LYS:C	2:B:14:G:H2'	6	0.88
(1,3)	1:A:84:LYS:C	2:B:14:G:H21	6	0.88
(1,3)	1:A:84:LYS:C	2:B:14:G:H22	6	0.88
(1,3)	1:A:84:LYS:C	2:B:14:G:H3'	6	0.88
(1,3)	1:A:84:LYS:C	2:B:14:G:H4'	6	0.88
(1,3)	1:A:84:LYS:C	2:B:14:G:H5'	6	0.88
(1,3)	1:A:84:LYS:C	2:B:14:G:H5''	6	0.88
(1,3)	1:A:84:LYS:C	2:B:14:G:H8	6	0.88
(1,3)	1:A:84:LYS:C	2:B:14:G:HO2'	6	0.88
(1,3)	1:A:84:LYS:C	2:B:14:G:N1	6	0.88
(1,3)	1:A:84:LYS:C	2:B:14:G:N2	6	0.88
(1,3)	1:A:84:LYS:C	2:B:14:G:N3	6	0.88
(1,3)	1:A:84:LYS:C	2:B:14:G:N7	6	0.88
(1,3)	1:A:84:LYS:C	2:B:14:G:N9	6	0.88
(1,3)	1:A:84:LYS:C	2:B:14:G:O2'	6	0.88
(1,3)	1:A:84:LYS:C	2:B:14:G:O3'	6	0.88
(1,3)	1:A:84:LYS:C	2:B:14:G:O4'	6	0.88
(1,3)	1:A:84:LYS:C	2:B:14:G:O5'	6	0.88
(1,3)	1:A:84:LYS:C	2:B:14:G:O6	6	0.88
(1,3)	1:A:84:LYS:C	2:B:14:G:OP1	6	0.88
(1,3)	1:A:84:LYS:C	2:B:14:G:OP2	6	0.88
(1,3)	1:A:84:LYS:C	2:B:14:G:P	6	0.88
(1,3)	1:A:84:LYS:C	2:B:15:A:C1'	6	0.88
(1,3)	1:A:84:LYS:C	2:B:15:A:C2	6	0.88
(1,3)	1:A:84:LYS:C	2:B:15:A:C2'	6	0.88
(1,3)	1:A:84:LYS:C	2:B:15:A:C3'	6	0.88

*Continued on next page...*

*Continued from previous page...*

Key	Atom-1	Atom-2	Model ID	Violation (Å)
(1,3)	1:A:84:LYS:C	2:B:15:A:C4	6	0.88
(1,3)	1:A:84:LYS:C	2:B:15:A:C4'	6	0.88
(1,3)	1:A:84:LYS:C	2:B:15:A:C5	6	0.88
(1,3)	1:A:84:LYS:C	2:B:15:A:C5'	6	0.88
(1,3)	1:A:84:LYS:C	2:B:15:A:C6	6	0.88
(1,3)	1:A:84:LYS:C	2:B:15:A:C8	6	0.88
(1,3)	1:A:84:LYS:C	2:B:15:A:H1'	6	0.88
(1,3)	1:A:84:LYS:C	2:B:15:A:H2	6	0.88
(1,3)	1:A:84:LYS:C	2:B:15:A:H2'	6	0.88
(1,3)	1:A:84:LYS:C	2:B:15:A:H3'	6	0.88
(1,3)	1:A:84:LYS:C	2:B:15:A:H4'	6	0.88
(1,3)	1:A:84:LYS:C	2:B:15:A:H5'	6	0.88
(1,3)	1:A:84:LYS:C	2:B:15:A:H5''	6	0.88
(1,3)	1:A:84:LYS:C	2:B:15:A:H61	6	0.88
(1,3)	1:A:84:LYS:C	2:B:15:A:H62	6	0.88
(1,3)	1:A:84:LYS:C	2:B:15:A:H8	6	0.88
(1,3)	1:A:84:LYS:C	2:B:15:A:HO2'	6	0.88
(1,3)	1:A:84:LYS:C	2:B:15:A:N1	6	0.88
(1,3)	1:A:84:LYS:C	2:B:15:A:N3	6	0.88
(1,3)	1:A:84:LYS:C	2:B:15:A:N6	6	0.88
(1,3)	1:A:84:LYS:C	2:B:15:A:N7	6	0.88
(1,3)	1:A:84:LYS:C	2:B:15:A:N9	6	0.88
(1,3)	1:A:84:LYS:C	2:B:15:A:O2'	6	0.88
(1,3)	1:A:84:LYS:C	2:B:15:A:O3'	6	0.88
(1,3)	1:A:84:LYS:C	2:B:15:A:O4'	6	0.88
(1,3)	1:A:84:LYS:C	2:B:15:A:O5'	6	0.88
(1,3)	1:A:84:LYS:C	2:B:15:A:OP1	6	0.88
(1,3)	1:A:84:LYS:C	2:B:15:A:OP2	6	0.88
(1,3)	1:A:84:LYS:C	2:B:15:A:P	6	0.88
(1,3)	1:A:84:LYS:C	2:B:16:G:C1'	6	0.88
(1,3)	1:A:84:LYS:C	2:B:16:G:C2	6	0.88
(1,3)	1:A:84:LYS:C	2:B:16:G:C2'	6	0.88
(1,3)	1:A:84:LYS:C	2:B:16:G:C3'	6	0.88
(1,3)	1:A:84:LYS:C	2:B:16:G:C4	6	0.88
(1,3)	1:A:84:LYS:C	2:B:16:G:C4'	6	0.88
(1,3)	1:A:84:LYS:C	2:B:16:G:C5	6	0.88
(1,3)	1:A:84:LYS:C	2:B:16:G:C5'	6	0.88
(1,3)	1:A:84:LYS:C	2:B:16:G:C6	6	0.88
(1,3)	1:A:84:LYS:C	2:B:16:G:C8	6	0.88
(1,3)	1:A:84:LYS:C	2:B:16:G:H1	6	0.88
(1,3)	1:A:84:LYS:C	2:B:16:G:H1'	6	0.88
(1,3)	1:A:84:LYS:C	2:B:16:G:H2'	6	0.88

*Continued on next page...*

*Continued from previous page...*

Key	Atom-1	Atom-2	Model ID	Violation (Å)
(1,3)	1:A:84:LYS:C	2:B:16:G:H21	6	0.88
(1,3)	1:A:84:LYS:C	2:B:16:G:H22	6	0.88
(1,3)	1:A:84:LYS:C	2:B:16:G:H3'	6	0.88
(1,3)	1:A:84:LYS:C	2:B:16:G:H4'	6	0.88
(1,3)	1:A:84:LYS:C	2:B:16:G:H5'	6	0.88
(1,3)	1:A:84:LYS:C	2:B:16:G:H5''	6	0.88
(1,3)	1:A:84:LYS:C	2:B:16:G:H8	6	0.88
(1,3)	1:A:84:LYS:C	2:B:16:G:HO2'	6	0.88
(1,3)	1:A:84:LYS:C	2:B:16:G:N1	6	0.88
(1,3)	1:A:84:LYS:C	2:B:16:G:N2	6	0.88
(1,3)	1:A:84:LYS:C	2:B:16:G:N3	6	0.88
(1,3)	1:A:84:LYS:C	2:B:16:G:N7	6	0.88
(1,3)	1:A:84:LYS:C	2:B:16:G:N9	6	0.88
(1,3)	1:A:84:LYS:C	2:B:16:G:O2'	6	0.88
(1,3)	1:A:84:LYS:C	2:B:16:G:O3'	6	0.88
(1,3)	1:A:84:LYS:C	2:B:16:G:O4'	6	0.88
(1,3)	1:A:84:LYS:C	2:B:16:G:O5'	6	0.88
(1,3)	1:A:84:LYS:C	2:B:16:G:O6	6	0.88
(1,3)	1:A:84:LYS:C	2:B:16:G:OP1	6	0.88
(1,3)	1:A:84:LYS:C	2:B:16:G:OP2	6	0.88
(1,3)	1:A:84:LYS:C	2:B:16:G:P	6	0.88
(1,3)	1:A:84:LYS:C	2:B:17:C:C1'	6	0.88
(1,3)	1:A:84:LYS:C	2:B:17:C:C2	6	0.88
(1,3)	1:A:84:LYS:C	2:B:17:C:C2'	6	0.88
(1,3)	1:A:84:LYS:C	2:B:17:C:C3'	6	0.88
(1,3)	1:A:84:LYS:C	2:B:17:C:C4	6	0.88
(1,3)	1:A:84:LYS:C	2:B:17:C:C4'	6	0.88
(1,3)	1:A:84:LYS:C	2:B:17:C:C5	6	0.88
(1,3)	1:A:84:LYS:C	2:B:17:C:C5'	6	0.88
(1,3)	1:A:84:LYS:C	2:B:17:C:C6	6	0.88
(1,3)	1:A:84:LYS:C	2:B:17:C:H1'	6	0.88
(1,3)	1:A:84:LYS:C	2:B:17:C:H2'	6	0.88
(1,3)	1:A:84:LYS:C	2:B:17:C:H3'	6	0.88
(1,3)	1:A:84:LYS:C	2:B:17:C:H4'	6	0.88
(1,3)	1:A:84:LYS:C	2:B:17:C:H41	6	0.88
(1,3)	1:A:84:LYS:C	2:B:17:C:H42	6	0.88
(1,3)	1:A:84:LYS:C	2:B:17:C:H5	6	0.88
(1,3)	1:A:84:LYS:C	2:B:17:C:H5'	6	0.88
(1,3)	1:A:84:LYS:C	2:B:17:C:H5''	6	0.88
(1,3)	1:A:84:LYS:C	2:B:17:C:H6	6	0.88
(1,3)	1:A:84:LYS:C	2:B:17:C:HO2'	6	0.88
(1,3)	1:A:84:LYS:C	2:B:17:C:N1	6	0.88

*Continued on next page...*

*Continued from previous page...*

Key	Atom-1	Atom-2	Model ID	Violation (Å)
(1,3)	1:A:84:LYS:C	2:B:17:C:N3	6	0.88
(1,3)	1:A:84:LYS:C	2:B:17:C:N4	6	0.88
(1,3)	1:A:84:LYS:C	2:B:17:C:O2	6	0.88
(1,3)	1:A:84:LYS:C	2:B:17:C:O2'	6	0.88
(1,3)	1:A:84:LYS:C	2:B:17:C:O3'	6	0.88
(1,3)	1:A:84:LYS:C	2:B:17:C:O4'	6	0.88
(1,3)	1:A:84:LYS:C	2:B:17:C:O5'	6	0.88
(1,3)	1:A:84:LYS:C	2:B:17:C:OP1	6	0.88
(1,3)	1:A:84:LYS:C	2:B:17:C:OP2	6	0.88
(1,3)	1:A:84:LYS:C	2:B:17:C:P	6	0.88
(1,3)	1:A:84:LYS:C	2:B:18:A:C1'	6	0.88
(1,3)	1:A:84:LYS:C	2:B:18:A:C2	6	0.88
(1,3)	1:A:84:LYS:C	2:B:18:A:C2'	6	0.88
(1,3)	1:A:84:LYS:C	2:B:18:A:C3'	6	0.88
(1,3)	1:A:84:LYS:C	2:B:18:A:C4	6	0.88
(1,3)	1:A:84:LYS:C	2:B:18:A:C4'	6	0.88
(1,3)	1:A:84:LYS:C	2:B:18:A:C5	6	0.88
(1,3)	1:A:84:LYS:C	2:B:18:A:C5'	6	0.88
(1,3)	1:A:84:LYS:C	2:B:18:A:C6	6	0.88
(1,3)	1:A:84:LYS:C	2:B:18:A:C8	6	0.88
(1,3)	1:A:84:LYS:C	2:B:18:A:H1'	6	0.88
(1,3)	1:A:84:LYS:C	2:B:18:A:H2	6	0.88
(1,3)	1:A:84:LYS:C	2:B:18:A:H2'	6	0.88
(1,3)	1:A:84:LYS:C	2:B:18:A:H3'	6	0.88
(1,3)	1:A:84:LYS:C	2:B:18:A:H4'	6	0.88
(1,3)	1:A:84:LYS:C	2:B:18:A:H5'	6	0.88
(1,3)	1:A:84:LYS:C	2:B:18:A:H5''	6	0.88
(1,3)	1:A:84:LYS:C	2:B:18:A:H61	6	0.88
(1,3)	1:A:84:LYS:C	2:B:18:A:H62	6	0.88
(1,3)	1:A:84:LYS:C	2:B:18:A:H8	6	0.88
(1,3)	1:A:84:LYS:C	2:B:18:A:HO2'	6	0.88
(1,3)	1:A:84:LYS:C	2:B:18:A:N1	6	0.88
(1,3)	1:A:84:LYS:C	2:B:18:A:N3	6	0.88
(1,3)	1:A:84:LYS:C	2:B:18:A:N6	6	0.88
(1,3)	1:A:84:LYS:C	2:B:18:A:N7	6	0.88
(1,3)	1:A:84:LYS:C	2:B:18:A:N9	6	0.88
(1,3)	1:A:84:LYS:C	2:B:18:A:O2'	6	0.88
(1,3)	1:A:84:LYS:C	2:B:18:A:O3'	6	0.88
(1,3)	1:A:84:LYS:C	2:B:18:A:O4'	6	0.88
(1,3)	1:A:84:LYS:C	2:B:18:A:O5'	6	0.88
(1,3)	1:A:84:LYS:C	2:B:18:A:OP1	6	0.88
(1,3)	1:A:84:LYS:C	2:B:18:A:OP2	6	0.88

*Continued on next page...*

*Continued from previous page...*

Key	Atom-1	Atom-2	Model ID	Violation (Å)
(1,3)	1:A:84:LYS:C	2:B:18:A:P	6	0.88
(1,3)	1:A:84:LYS:C	2:B:19:A:C1'	6	0.88
(1,3)	1:A:84:LYS:C	2:B:19:A:C2	6	0.88
(1,3)	1:A:84:LYS:C	2:B:19:A:C2'	6	0.88
(1,3)	1:A:84:LYS:C	2:B:19:A:C3'	6	0.88
(1,3)	1:A:84:LYS:C	2:B:19:A:C4	6	0.88
(1,3)	1:A:84:LYS:C	2:B:19:A:C4'	6	0.88
(1,3)	1:A:84:LYS:C	2:B:19:A:C5	6	0.88
(1,3)	1:A:84:LYS:C	2:B:19:A:C5'	6	0.88
(1,3)	1:A:84:LYS:C	2:B:19:A:C6	6	0.88
(1,3)	1:A:84:LYS:C	2:B:19:A:C8	6	0.88
(1,3)	1:A:84:LYS:C	2:B:19:A:H1'	6	0.88
(1,3)	1:A:84:LYS:C	2:B:19:A:H2	6	0.88
(1,3)	1:A:84:LYS:C	2:B:19:A:H2'	6	0.88
(1,3)	1:A:84:LYS:C	2:B:19:A:H3'	6	0.88
(1,3)	1:A:84:LYS:C	2:B:19:A:H4'	6	0.88
(1,3)	1:A:84:LYS:C	2:B:19:A:H5'	6	0.88
(1,3)	1:A:84:LYS:C	2:B:19:A:H5''	6	0.88
(1,3)	1:A:84:LYS:C	2:B:19:A:H61	6	0.88
(1,3)	1:A:84:LYS:C	2:B:19:A:H62	6	0.88
(1,3)	1:A:84:LYS:C	2:B:19:A:H8	6	0.88
(1,3)	1:A:84:LYS:C	2:B:19:A:HO2'	6	0.88
(1,3)	1:A:84:LYS:C	2:B:19:A:N1	6	0.88
(1,3)	1:A:84:LYS:C	2:B:19:A:N3	6	0.88
(1,3)	1:A:84:LYS:C	2:B:19:A:N6	6	0.88
(1,3)	1:A:84:LYS:C	2:B:19:A:N7	6	0.88
(1,3)	1:A:84:LYS:C	2:B:19:A:N9	6	0.88
(1,3)	1:A:84:LYS:C	2:B:19:A:O2'	6	0.88
(1,3)	1:A:84:LYS:C	2:B:19:A:O3'	6	0.88
(1,3)	1:A:84:LYS:C	2:B:19:A:O4'	6	0.88
(1,3)	1:A:84:LYS:C	2:B:19:A:O5'	6	0.88
(1,3)	1:A:84:LYS:C	2:B:19:A:OP1	6	0.88
(1,3)	1:A:84:LYS:C	2:B:19:A:OP2	6	0.88
(1,3)	1:A:84:LYS:C	2:B:19:A:P	6	0.88
(1,3)	1:A:84:LYS:C	2:B:20:U:C1'	6	0.88
(1,3)	1:A:84:LYS:C	2:B:20:U:C2	6	0.88
(1,3)	1:A:84:LYS:C	2:B:20:U:C2'	6	0.88
(1,3)	1:A:84:LYS:C	2:B:20:U:C3'	6	0.88
(1,3)	1:A:84:LYS:C	2:B:20:U:C4	6	0.88
(1,3)	1:A:84:LYS:C	2:B:20:U:C4'	6	0.88
(1,3)	1:A:84:LYS:C	2:B:20:U:C5	6	0.88
(1,3)	1:A:84:LYS:C	2:B:20:U:C5'	6	0.88

*Continued on next page...*

*Continued from previous page...*

Key	Atom-1	Atom-2	Model ID	Violation (Å)
(1,3)	1:A:84:LYS:C	2:B:20:U:C6	6	0.88
(1,3)	1:A:84:LYS:C	2:B:20:U:H1'	6	0.88
(1,3)	1:A:84:LYS:C	2:B:20:U:H2'	6	0.88
(1,3)	1:A:84:LYS:C	2:B:20:U:H3	6	0.88
(1,3)	1:A:84:LYS:C	2:B:20:U:H3'	6	0.88
(1,3)	1:A:84:LYS:C	2:B:20:U:H4'	6	0.88
(1,3)	1:A:84:LYS:C	2:B:20:U:H5	6	0.88
(1,3)	1:A:84:LYS:C	2:B:20:U:H5'	6	0.88
(1,3)	1:A:84:LYS:C	2:B:20:U:H5''	6	0.88
(1,3)	1:A:84:LYS:C	2:B:20:U:H6	6	0.88
(1,3)	1:A:84:LYS:C	2:B:20:U:HO2'	6	0.88
(1,3)	1:A:84:LYS:C	2:B:20:U:N1	6	0.88
(1,3)	1:A:84:LYS:C	2:B:20:U:N3	6	0.88
(1,3)	1:A:84:LYS:C	2:B:20:U:O2	6	0.88
(1,3)	1:A:84:LYS:C	2:B:20:U:O2'	6	0.88
(1,3)	1:A:84:LYS:C	2:B:20:U:O3'	6	0.88
(1,3)	1:A:84:LYS:C	2:B:20:U:O4	6	0.88
(1,3)	1:A:84:LYS:C	2:B:20:U:O4'	6	0.88
(1,3)	1:A:84:LYS:C	2:B:20:U:O5'	6	0.88
(1,3)	1:A:84:LYS:C	2:B:20:U:OP1	6	0.88
(1,3)	1:A:84:LYS:C	2:B:20:U:OP2	6	0.88
(1,3)	1:A:84:LYS:C	2:B:20:U:P	6	0.88
(1,3)	1:A:84:LYS:C	2:B:21:G:C1'	6	0.88
(1,3)	1:A:84:LYS:C	2:B:21:G:C2	6	0.88
(1,3)	1:A:84:LYS:C	2:B:21:G:C2'	6	0.88
(1,3)	1:A:84:LYS:C	2:B:21:G:C3'	6	0.88
(1,3)	1:A:84:LYS:C	2:B:21:G:C4	6	0.88
(1,3)	1:A:84:LYS:C	2:B:21:G:C4'	6	0.88
(1,3)	1:A:84:LYS:C	2:B:21:G:C5	6	0.88
(1,3)	1:A:84:LYS:C	2:B:21:G:C5'	6	0.88
(1,3)	1:A:84:LYS:C	2:B:21:G:C6	6	0.88
(1,3)	1:A:84:LYS:C	2:B:21:G:C8	6	0.88
(1,3)	1:A:84:LYS:C	2:B:21:G:H1	6	0.88
(1,3)	1:A:84:LYS:C	2:B:21:G:H1'	6	0.88
(1,3)	1:A:84:LYS:C	2:B:21:G:H2'	6	0.88
(1,3)	1:A:84:LYS:C	2:B:21:G:H21	6	0.88
(1,3)	1:A:84:LYS:C	2:B:21:G:H22	6	0.88
(1,3)	1:A:84:LYS:C	2:B:21:G:H3'	6	0.88
(1,3)	1:A:84:LYS:C	2:B:21:G:H4'	6	0.88
(1,3)	1:A:84:LYS:C	2:B:21:G:H5'	6	0.88
(1,3)	1:A:84:LYS:C	2:B:21:G:H5''	6	0.88
(1,3)	1:A:84:LYS:C	2:B:21:G:H8	6	0.88

*Continued on next page...*

*Continued from previous page...*

Key	Atom-1	Atom-2	Model ID	Violation (Å)
(1,3)	1:A:84:LYS:C	2:B:21:G:HO2'	6	0.88
(1,3)	1:A:84:LYS:C	2:B:21:G:N1	6	0.88
(1,3)	1:A:84:LYS:C	2:B:21:G:N2	6	0.88
(1,3)	1:A:84:LYS:C	2:B:21:G:N3	6	0.88
(1,3)	1:A:84:LYS:C	2:B:21:G:N7	6	0.88
(1,3)	1:A:84:LYS:C	2:B:21:G:N9	6	0.88
(1,3)	1:A:84:LYS:C	2:B:21:G:O2'	6	0.88
(1,3)	1:A:84:LYS:C	2:B:21:G:O3'	6	0.88
(1,3)	1:A:84:LYS:C	2:B:21:G:O4'	6	0.88
(1,3)	1:A:84:LYS:C	2:B:21:G:O5'	6	0.88
(1,3)	1:A:84:LYS:C	2:B:21:G:O6	6	0.88
(1,3)	1:A:84:LYS:C	2:B:21:G:OP1	6	0.88
(1,3)	1:A:84:LYS:C	2:B:21:G:OP2	6	0.88
(1,3)	1:A:84:LYS:C	2:B:21:G:P	6	0.88
(1,3)	1:A:84:LYS:C	2:B:22:A:C1'	6	0.88
(1,3)	1:A:84:LYS:C	2:B:22:A:C2	6	0.88
(1,3)	1:A:84:LYS:C	2:B:22:A:C2'	6	0.88
(1,3)	1:A:84:LYS:C	2:B:22:A:C3'	6	0.88
(1,3)	1:A:84:LYS:C	2:B:22:A:C4	6	0.88
(1,3)	1:A:84:LYS:C	2:B:22:A:C4'	6	0.88
(1,3)	1:A:84:LYS:C	2:B:22:A:C5	6	0.88
(1,3)	1:A:84:LYS:C	2:B:22:A:C5'	6	0.88
(1,3)	1:A:84:LYS:C	2:B:22:A:C6	6	0.88
(1,3)	1:A:84:LYS:C	2:B:22:A:C8	6	0.88
(1,3)	1:A:84:LYS:C	2:B:22:A:H1'	6	0.88
(1,3)	1:A:84:LYS:C	2:B:22:A:H2	6	0.88
(1,3)	1:A:84:LYS:C	2:B:22:A:H2'	6	0.88
(1,3)	1:A:84:LYS:C	2:B:22:A:H3'	6	0.88
(1,3)	1:A:84:LYS:C	2:B:22:A:H4'	6	0.88
(1,3)	1:A:84:LYS:C	2:B:22:A:H5'	6	0.88
(1,3)	1:A:84:LYS:C	2:B:22:A:H5''	6	0.88
(1,3)	1:A:84:LYS:C	2:B:22:A:H61	6	0.88
(1,3)	1:A:84:LYS:C	2:B:22:A:H62	6	0.88
(1,3)	1:A:84:LYS:C	2:B:22:A:H8	6	0.88
(1,3)	1:A:84:LYS:C	2:B:22:A:HO2'	6	0.88
(1,3)	1:A:84:LYS:C	2:B:22:A:N1	6	0.88
(1,3)	1:A:84:LYS:C	2:B:22:A:N3	6	0.88
(1,3)	1:A:84:LYS:C	2:B:22:A:N6	6	0.88
(1,3)	1:A:84:LYS:C	2:B:22:A:N7	6	0.88
(1,3)	1:A:84:LYS:C	2:B:22:A:N9	6	0.88
(1,3)	1:A:84:LYS:C	2:B:22:A:O2'	6	0.88
(1,3)	1:A:84:LYS:C	2:B:22:A:O3'	6	0.88

*Continued on next page...*

*Continued from previous page...*

Key	Atom-1	Atom-2	Model ID	Violation (Å)
(1,3)	1:A:84:LYS:C	2:B:22:A:O4'	6	0.88
(1,3)	1:A:84:LYS:C	2:B:22:A:O5'	6	0.88
(1,3)	1:A:84:LYS:C	2:B:22:A:OP1	6	0.88
(1,3)	1:A:84:LYS:C	2:B:22:A:OP2	6	0.88
(1,3)	1:A:84:LYS:C	2:B:22:A:P	6	0.88
(1,3)	1:A:84:LYS:C	2:B:23:U:C1'	6	0.88
(1,3)	1:A:84:LYS:C	2:B:23:U:C2	6	0.88
(1,3)	1:A:84:LYS:C	2:B:23:U:C2'	6	0.88
(1,3)	1:A:84:LYS:C	2:B:23:U:C3'	6	0.88
(1,3)	1:A:84:LYS:C	2:B:23:U:C4	6	0.88
(1,3)	1:A:84:LYS:C	2:B:23:U:C4'	6	0.88
(1,3)	1:A:84:LYS:C	2:B:23:U:C5	6	0.88
(1,3)	1:A:84:LYS:C	2:B:23:U:C5'	6	0.88
(1,3)	1:A:84:LYS:C	2:B:23:U:C6	6	0.88
(1,3)	1:A:84:LYS:C	2:B:23:U:H1'	6	0.88
(1,3)	1:A:84:LYS:C	2:B:23:U:H2'	6	0.88
(1,3)	1:A:84:LYS:C	2:B:23:U:H3	6	0.88
(1,3)	1:A:84:LYS:C	2:B:23:U:H3'	6	0.88
(1,3)	1:A:84:LYS:C	2:B:23:U:H4'	6	0.88
(1,3)	1:A:84:LYS:C	2:B:23:U:H5	6	0.88
(1,3)	1:A:84:LYS:C	2:B:23:U:H5'	6	0.88
(1,3)	1:A:84:LYS:C	2:B:23:U:H5''	6	0.88
(1,3)	1:A:84:LYS:C	2:B:23:U:H6	6	0.88
(1,3)	1:A:84:LYS:C	2:B:23:U:HO2'	6	0.88
(1,3)	1:A:84:LYS:C	2:B:23:U:N1	6	0.88
(1,3)	1:A:84:LYS:C	2:B:23:U:N3	6	0.88
(1,3)	1:A:84:LYS:C	2:B:23:U:O2	6	0.88
(1,3)	1:A:84:LYS:C	2:B:23:U:O2'	6	0.88
(1,3)	1:A:84:LYS:C	2:B:23:U:O3'	6	0.88
(1,3)	1:A:84:LYS:C	2:B:23:U:O4	6	0.88
(1,3)	1:A:84:LYS:C	2:B:23:U:O4'	6	0.88
(1,3)	1:A:84:LYS:C	2:B:23:U:O5'	6	0.88
(1,3)	1:A:84:LYS:C	2:B:23:U:OP1	6	0.88
(1,3)	1:A:84:LYS:C	2:B:23:U:OP2	6	0.88
(1,3)	1:A:84:LYS:C	2:B:23:U:P	6	0.88
(1,3)	1:A:84:LYS:C	2:B:24:G:C1'	6	0.88
(1,3)	1:A:84:LYS:C	2:B:24:G:C2	6	0.88
(1,3)	1:A:84:LYS:C	2:B:24:G:C2'	6	0.88
(1,3)	1:A:84:LYS:C	2:B:24:G:C3'	6	0.88
(1,3)	1:A:84:LYS:C	2:B:24:G:C4	6	0.88
(1,3)	1:A:84:LYS:C	2:B:24:G:C4'	6	0.88
(1,3)	1:A:84:LYS:C	2:B:24:G:C5	6	0.88

*Continued on next page...*



*Continued from previous page...*

Key	Atom-1	Atom-2	Model ID	Violation (Å)
(1,3)	1:A:84:LYS:C	2:B:24:G:C5'	6	0.88
(1,3)	1:A:84:LYS:C	2:B:24:G:C6	6	0.88
(1,3)	1:A:84:LYS:C	2:B:24:G:C8	6	0.88
(1,3)	1:A:84:LYS:C	2:B:24:G:H1	6	0.88
(1,3)	1:A:84:LYS:C	2:B:24:G:H1'	6	0.88
(1,3)	1:A:84:LYS:C	2:B:24:G:H2'	6	0.88
(1,3)	1:A:84:LYS:C	2:B:24:G:H21	6	0.88
(1,3)	1:A:84:LYS:C	2:B:24:G:H22	6	0.88
(1,3)	1:A:84:LYS:C	2:B:24:G:H3'	6	0.88
(1,3)	1:A:84:LYS:C	2:B:24:G:H4'	6	0.88
(1,3)	1:A:84:LYS:C	2:B:24:G:H5'	6	0.88
(1,3)	1:A:84:LYS:C	2:B:24:G:H5''	6	0.88
(1,3)	1:A:84:LYS:C	2:B:24:G:H8	6	0.88
(1,3)	1:A:84:LYS:C	2:B:24:G:HO2'	6	0.88
(1,3)	1:A:84:LYS:C	2:B:24:G:N1	6	0.88
(1,3)	1:A:84:LYS:C	2:B:24:G:N2	6	0.88
(1,3)	1:A:84:LYS:C	2:B:24:G:N3	6	0.88
(1,3)	1:A:84:LYS:C	2:B:24:G:N7	6	0.88
(1,3)	1:A:84:LYS:C	2:B:24:G:N9	6	0.88
(1,3)	1:A:84:LYS:C	2:B:24:G:O2'	6	0.88
(1,3)	1:A:84:LYS:C	2:B:24:G:O3'	6	0.88
(1,3)	1:A:84:LYS:C	2:B:24:G:O4'	6	0.88
(1,3)	1:A:84:LYS:C	2:B:24:G:O5'	6	0.88
(1,3)	1:A:84:LYS:C	2:B:24:G:O6	6	0.88
(1,3)	1:A:84:LYS:C	2:B:24:G:OP1	6	0.88
(1,3)	1:A:84:LYS:C	2:B:24:G:OP2	6	0.88
(1,3)	1:A:84:LYS:C	2:B:24:G:P	6	0.88
(1,3)	1:A:84:LYS:CA	2:B:2:C:C1'	6	0.88
(1,3)	1:A:84:LYS:CA	2:B:2:C:C2	6	0.88
(1,3)	1:A:84:LYS:CA	2:B:2:C:C2'	6	0.88
(1,3)	1:A:84:LYS:CA	2:B:2:C:C3'	6	0.88
(1,3)	1:A:84:LYS:CA	2:B:2:C:C4	6	0.88
(1,3)	1:A:84:LYS:CA	2:B:2:C:C4'	6	0.88
(1,3)	1:A:84:LYS:CA	2:B:2:C:C5	6	0.88
(1,3)	1:A:84:LYS:CA	2:B:2:C:C5'	6	0.88
(1,3)	1:A:84:LYS:CA	2:B:2:C:C6	6	0.88
(1,3)	1:A:84:LYS:CA	2:B:2:C:H1'	6	0.88
(1,3)	1:A:84:LYS:CA	2:B:2:C:H2'	6	0.88
(1,3)	1:A:84:LYS:CA	2:B:2:C:H3'	6	0.88
(1,3)	1:A:84:LYS:CA	2:B:2:C:H4'	6	0.88
(1,3)	1:A:84:LYS:CA	2:B:2:C:H41	6	0.88
(1,3)	1:A:84:LYS:CA	2:B:2:C:H42	6	0.88

*Continued on next page...*

*Continued from previous page...*

Key	Atom-1	Atom-2	Model ID	Violation (Å)
(1,3)	1:A:84:LYS:CA	2:B:2:C:H5	6	0.88
(1,3)	1:A:84:LYS:CA	2:B:2:C:H5'	6	0.88
(1,3)	1:A:84:LYS:CA	2:B:2:C:H5''	6	0.88
(1,3)	1:A:84:LYS:CA	2:B:2:C:H6	6	0.88
(1,3)	1:A:84:LYS:CA	2:B:2:C:HO2'	6	0.88
(1,3)	1:A:84:LYS:CA	2:B:2:C:N1	6	0.88
(1,3)	1:A:84:LYS:CA	2:B:2:C:N3	6	0.88
(1,3)	1:A:84:LYS:CA	2:B:2:C:N4	6	0.88
(1,3)	1:A:84:LYS:CA	2:B:2:C:O2	6	0.88
(1,3)	1:A:84:LYS:CA	2:B:2:C:O2'	6	0.88
(1,3)	1:A:84:LYS:CA	2:B:2:C:O3'	6	0.88
(1,3)	1:A:84:LYS:CA	2:B:2:C:O4'	6	0.88
(1,3)	1:A:84:LYS:CA	2:B:2:C:O5'	6	0.88
(1,3)	1:A:84:LYS:CA	2:B:3:U:C1'	6	0.88
(1,3)	1:A:84:LYS:CA	2:B:3:U:C2	6	0.88
(1,3)	1:A:84:LYS:CA	2:B:3:U:C2'	6	0.88
(1,3)	1:A:84:LYS:CA	2:B:3:U:C3'	6	0.88
(1,3)	1:A:84:LYS:CA	2:B:3:U:C4	6	0.88
(1,3)	1:A:84:LYS:CA	2:B:3:U:C4'	6	0.88
(1,3)	1:A:84:LYS:CA	2:B:3:U:C5	6	0.88
(1,3)	1:A:84:LYS:CA	2:B:3:U:C5'	6	0.88
(1,3)	1:A:84:LYS:CA	2:B:3:U:C6	6	0.88
(1,3)	1:A:84:LYS:CA	2:B:3:U:H1'	6	0.88
(1,3)	1:A:84:LYS:CA	2:B:3:U:H2'	6	0.88
(1,3)	1:A:84:LYS:CA	2:B:3:U:H3	6	0.88
(1,3)	1:A:84:LYS:CA	2:B:3:U:H3'	6	0.88
(1,3)	1:A:84:LYS:CA	2:B:3:U:H4'	6	0.88
(1,3)	1:A:84:LYS:CA	2:B:3:U:H5	6	0.88
(1,3)	1:A:84:LYS:CA	2:B:3:U:H5'	6	0.88
(1,3)	1:A:84:LYS:CA	2:B:3:U:H5''	6	0.88
(1,3)	1:A:84:LYS:CA	2:B:3:U:H6	6	0.88
(1,3)	1:A:84:LYS:CA	2:B:3:U:HO2'	6	0.88
(1,3)	1:A:84:LYS:CA	2:B:3:U:N1	6	0.88
(1,3)	1:A:84:LYS:CA	2:B:3:U:N3	6	0.88
(1,3)	1:A:84:LYS:CA	2:B:3:U:O2	6	0.88
(1,3)	1:A:84:LYS:CA	2:B:3:U:O2'	6	0.88
(1,3)	1:A:84:LYS:CA	2:B:3:U:O3'	6	0.88
(1,3)	1:A:84:LYS:CA	2:B:3:U:O4	6	0.88
(1,3)	1:A:84:LYS:CA	2:B:3:U:O4'	6	0.88
(1,3)	1:A:84:LYS:CA	2:B:3:U:O5'	6	0.88
(1,3)	1:A:84:LYS:CA	2:B:3:U:OP1	6	0.88
(1,3)	1:A:84:LYS:CA	2:B:3:U:OP2	6	0.88

*Continued on next page...*

*Continued from previous page...*

Key	Atom-1	Atom-2	Model ID	Violation (Å)
(1,3)	1:A:84:LYS:CA	2:B:3:U:P	6	0.88
(1,3)	1:A:84:LYS:CA	2:B:4:G:C1'	6	0.88
(1,3)	1:A:84:LYS:CA	2:B:4:G:C2	6	0.88
(1,3)	1:A:84:LYS:CA	2:B:4:G:C2'	6	0.88
(1,3)	1:A:84:LYS:CA	2:B:4:G:C3'	6	0.88
(1,3)	1:A:84:LYS:CA	2:B:4:G:C4	6	0.88
(1,3)	1:A:84:LYS:CA	2:B:4:G:C4'	6	0.88
(1,3)	1:A:84:LYS:CA	2:B:4:G:C5	6	0.88
(1,3)	1:A:84:LYS:CA	2:B:4:G:C5'	6	0.88
(1,3)	1:A:84:LYS:CA	2:B:4:G:C6	6	0.88
(1,3)	1:A:84:LYS:CA	2:B:4:G:C8	6	0.88
(1,3)	1:A:84:LYS:CA	2:B:4:G:H1	6	0.88
(1,3)	1:A:84:LYS:CA	2:B:4:G:H1'	6	0.88
(1,3)	1:A:84:LYS:CA	2:B:4:G:H2'	6	0.88
(1,3)	1:A:84:LYS:CA	2:B:4:G:H21	6	0.88
(1,3)	1:A:84:LYS:CA	2:B:4:G:H22	6	0.88
(1,3)	1:A:84:LYS:CA	2:B:4:G:H3'	6	0.88
(1,3)	1:A:84:LYS:CA	2:B:4:G:H4'	6	0.88
(1,3)	1:A:84:LYS:CA	2:B:4:G:H5'	6	0.88
(1,3)	1:A:84:LYS:CA	2:B:4:G:H5''	6	0.88
(1,3)	1:A:84:LYS:CA	2:B:4:G:H8	6	0.88
(1,3)	1:A:84:LYS:CA	2:B:4:G:HO2'	6	0.88
(1,3)	1:A:84:LYS:CA	2:B:4:G:N1	6	0.88
(1,3)	1:A:84:LYS:CA	2:B:4:G:N2	6	0.88
(1,3)	1:A:84:LYS:CA	2:B:4:G:N3	6	0.88
(1,3)	1:A:84:LYS:CA	2:B:4:G:N7	6	0.88
(1,3)	1:A:84:LYS:CA	2:B:4:G:N9	6	0.88
(1,3)	1:A:84:LYS:CA	2:B:4:G:O2'	6	0.88
(1,3)	1:A:84:LYS:CA	2:B:4:G:O3'	6	0.88
(1,3)	1:A:84:LYS:CA	2:B:4:G:O4'	6	0.88
(1,3)	1:A:84:LYS:CA	2:B:4:G:O5'	6	0.88
(1,3)	1:A:84:LYS:CA	2:B:4:G:O6	6	0.88
(1,3)	1:A:84:LYS:CA	2:B:4:G:OP1	6	0.88
(1,3)	1:A:84:LYS:CA	2:B:4:G:OP2	6	0.88
(1,3)	1:A:84:LYS:CA	2:B:4:G:P	6	0.88
(1,3)	1:A:84:LYS:CA	2:B:5:A:C1'	6	0.88
(1,3)	1:A:84:LYS:CA	2:B:5:A:C2	6	0.88
(1,3)	1:A:84:LYS:CA	2:B:5:A:C2'	6	0.88
(1,3)	1:A:84:LYS:CA	2:B:5:A:C3'	6	0.88
(1,3)	1:A:84:LYS:CA	2:B:5:A:C4	6	0.88
(1,3)	1:A:84:LYS:CA	2:B:5:A:C4'	6	0.88
(1,3)	1:A:84:LYS:CA	2:B:5:A:C5	6	0.88

*Continued on next page...*

*Continued from previous page...*

Key	Atom-1	Atom-2	Model ID	Violation (Å)
(1,3)	1:A:84:LYS:CA	2:B:5:A:C5'	6	0.88
(1,3)	1:A:84:LYS:CA	2:B:5:A:C6	6	0.88
(1,3)	1:A:84:LYS:CA	2:B:5:A:C8	6	0.88
(1,3)	1:A:84:LYS:CA	2:B:5:A:H1'	6	0.88
(1,3)	1:A:84:LYS:CA	2:B:5:A:H2	6	0.88
(1,3)	1:A:84:LYS:CA	2:B:5:A:H2'	6	0.88
(1,3)	1:A:84:LYS:CA	2:B:5:A:H3'	6	0.88
(1,3)	1:A:84:LYS:CA	2:B:5:A:H4'	6	0.88
(1,3)	1:A:84:LYS:CA	2:B:5:A:H5'	6	0.88
(1,3)	1:A:84:LYS:CA	2:B:5:A:H5''	6	0.88
(1,3)	1:A:84:LYS:CA	2:B:5:A:H61	6	0.88
(1,3)	1:A:84:LYS:CA	2:B:5:A:H62	6	0.88
(1,3)	1:A:84:LYS:CA	2:B:5:A:H8	6	0.88
(1,3)	1:A:84:LYS:CA	2:B:5:A:HO2'	6	0.88
(1,3)	1:A:84:LYS:CA	2:B:5:A:N1	6	0.88
(1,3)	1:A:84:LYS:CA	2:B:5:A:N3	6	0.88
(1,3)	1:A:84:LYS:CA	2:B:5:A:N6	6	0.88
(1,3)	1:A:84:LYS:CA	2:B:5:A:N7	6	0.88
(1,3)	1:A:84:LYS:CA	2:B:5:A:N9	6	0.88
(1,3)	1:A:84:LYS:CA	2:B:5:A:O2'	6	0.88
(1,3)	1:A:84:LYS:CA	2:B:5:A:O3'	6	0.88
(1,3)	1:A:84:LYS:CA	2:B:5:A:O4'	6	0.88
(1,3)	1:A:84:LYS:CA	2:B:5:A:O5'	6	0.88
(1,3)	1:A:84:LYS:CA	2:B:5:A:OP1	6	0.88
(1,3)	1:A:84:LYS:CA	2:B:5:A:OP2	6	0.88
(1,3)	1:A:84:LYS:CA	2:B:5:A:P	6	0.88
(1,3)	1:A:84:LYS:CA	2:B:6:G:C1'	6	0.88
(1,3)	1:A:84:LYS:CA	2:B:6:G:C2	6	0.88
(1,3)	1:A:84:LYS:CA	2:B:6:G:C2'	6	0.88
(1,3)	1:A:84:LYS:CA	2:B:6:G:C3'	6	0.88
(1,3)	1:A:84:LYS:CA	2:B:6:G:C4	6	0.88
(1,3)	1:A:84:LYS:CA	2:B:6:G:C4'	6	0.88
(1,3)	1:A:84:LYS:CA	2:B:6:G:C5	6	0.88
(1,3)	1:A:84:LYS:CA	2:B:6:G:C5'	6	0.88
(1,3)	1:A:84:LYS:CA	2:B:6:G:C6	6	0.88
(1,3)	1:A:84:LYS:CA	2:B:6:G:C8	6	0.88
(1,3)	1:A:84:LYS:CA	2:B:6:G:H1	6	0.88
(1,3)	1:A:84:LYS:CA	2:B:6:G:H1'	6	0.88
(1,3)	1:A:84:LYS:CA	2:B:6:G:H2'	6	0.88
(1,3)	1:A:84:LYS:CA	2:B:6:G:H21	6	0.88
(1,3)	1:A:84:LYS:CA	2:B:6:G:H22	6	0.88
(1,3)	1:A:84:LYS:CA	2:B:6:G:H3'	6	0.88

*Continued on next page...*

*Continued from previous page...*

Key	Atom-1	Atom-2	Model ID	Violation (Å)
(1,3)	1:A:84:LYS:CA	2:B:6:G:H4'	6	0.88
(1,3)	1:A:84:LYS:CA	2:B:6:G:H5'	6	0.88
(1,3)	1:A:84:LYS:CA	2:B:6:G:H5''	6	0.88
(1,3)	1:A:84:LYS:CA	2:B:6:G:H8	6	0.88
(1,3)	1:A:84:LYS:CA	2:B:6:G:HO2'	6	0.88
(1,3)	1:A:84:LYS:CA	2:B:6:G:N1	6	0.88
(1,3)	1:A:84:LYS:CA	2:B:6:G:N2	6	0.88
(1,3)	1:A:84:LYS:CA	2:B:6:G:N3	6	0.88
(1,3)	1:A:84:LYS:CA	2:B:6:G:N7	6	0.88
(1,3)	1:A:84:LYS:CA	2:B:6:G:N9	6	0.88
(1,3)	1:A:84:LYS:CA	2:B:6:G:O2'	6	0.88
(1,3)	1:A:84:LYS:CA	2:B:6:G:O3'	6	0.88
(1,3)	1:A:84:LYS:CA	2:B:6:G:O4'	6	0.88
(1,3)	1:A:84:LYS:CA	2:B:6:G:O5'	6	0.88
(1,3)	1:A:84:LYS:CA	2:B:6:G:O6	6	0.88
(1,3)	1:A:84:LYS:CA	2:B:6:G:OP1	6	0.88
(1,3)	1:A:84:LYS:CA	2:B:6:G:OP2	6	0.88
(1,3)	1:A:84:LYS:CA	2:B:6:G:P	6	0.88
(1,3)	1:A:84:LYS:CA	2:B:7:C:C1'	6	0.88
(1,3)	1:A:84:LYS:CA	2:B:7:C:C2	6	0.88
(1,3)	1:A:84:LYS:CA	2:B:7:C:C2'	6	0.88
(1,3)	1:A:84:LYS:CA	2:B:7:C:C3'	6	0.88
(1,3)	1:A:84:LYS:CA	2:B:7:C:C4	6	0.88
(1,3)	1:A:84:LYS:CA	2:B:7:C:C4'	6	0.88
(1,3)	1:A:84:LYS:CA	2:B:7:C:C5	6	0.88
(1,3)	1:A:84:LYS:CA	2:B:7:C:C5'	6	0.88
(1,3)	1:A:84:LYS:CA	2:B:7:C:C6	6	0.88
(1,3)	1:A:84:LYS:CA	2:B:7:C:H1'	6	0.88
(1,3)	1:A:84:LYS:CA	2:B:7:C:H2'	6	0.88
(1,3)	1:A:84:LYS:CA	2:B:7:C:H3'	6	0.88
(1,3)	1:A:84:LYS:CA	2:B:7:C:H4'	6	0.88
(1,3)	1:A:84:LYS:CA	2:B:7:C:H41	6	0.88
(1,3)	1:A:84:LYS:CA	2:B:7:C:H42	6	0.88
(1,3)	1:A:84:LYS:CA	2:B:7:C:H5	6	0.88
(1,3)	1:A:84:LYS:CA	2:B:7:C:H5'	6	0.88
(1,3)	1:A:84:LYS:CA	2:B:7:C:H5''	6	0.88
(1,3)	1:A:84:LYS:CA	2:B:7:C:H6	6	0.88
(1,3)	1:A:84:LYS:CA	2:B:7:C:HO2'	6	0.88
(1,3)	1:A:84:LYS:CA	2:B:7:C:N1	6	0.88
(1,3)	1:A:84:LYS:CA	2:B:7:C:N3	6	0.88
(1,3)	1:A:84:LYS:CA	2:B:7:C:N4	6	0.88
(1,3)	1:A:84:LYS:CA	2:B:7:C:O2	6	0.88

*Continued on next page...*

*Continued from previous page...*

Key	Atom-1	Atom-2	Model ID	Violation (Å)
(1,3)	1:A:84:LYS:CA	2:B:7:C:O2'	6	0.88
(1,3)	1:A:84:LYS:CA	2:B:7:C:O3'	6	0.88
(1,3)	1:A:84:LYS:CA	2:B:7:C:O4'	6	0.88
(1,3)	1:A:84:LYS:CA	2:B:7:C:O5'	6	0.88
(1,3)	1:A:84:LYS:CA	2:B:7:C:OP1	6	0.88
(1,3)	1:A:84:LYS:CA	2:B:7:C:OP2	6	0.88
(1,3)	1:A:84:LYS:CA	2:B:7:C:P	6	0.88
(1,3)	1:A:84:LYS:CA	2:B:8:U:C1'	6	0.88
(1,3)	1:A:84:LYS:CA	2:B:8:U:C2	6	0.88
(1,3)	1:A:84:LYS:CA	2:B:8:U:C2'	6	0.88
(1,3)	1:A:84:LYS:CA	2:B:8:U:C3'	6	0.88
(1,3)	1:A:84:LYS:CA	2:B:8:U:C4	6	0.88
(1,3)	1:A:84:LYS:CA	2:B:8:U:C4'	6	0.88
(1,3)	1:A:84:LYS:CA	2:B:8:U:C5	6	0.88
(1,3)	1:A:84:LYS:CA	2:B:8:U:C5'	6	0.88
(1,3)	1:A:84:LYS:CA	2:B:8:U:C6	6	0.88
(1,3)	1:A:84:LYS:CA	2:B:8:U:H1'	6	0.88
(1,3)	1:A:84:LYS:CA	2:B:8:U:H2'	6	0.88
(1,3)	1:A:84:LYS:CA	2:B:8:U:H3	6	0.88
(1,3)	1:A:84:LYS:CA	2:B:8:U:H3'	6	0.88
(1,3)	1:A:84:LYS:CA	2:B:8:U:H4'	6	0.88
(1,3)	1:A:84:LYS:CA	2:B:8:U:H5	6	0.88
(1,3)	1:A:84:LYS:CA	2:B:8:U:H5'	6	0.88
(1,3)	1:A:84:LYS:CA	2:B:8:U:H5''	6	0.88
(1,3)	1:A:84:LYS:CA	2:B:8:U:H6	6	0.88
(1,3)	1:A:84:LYS:CA	2:B:8:U:HO2'	6	0.88
(1,3)	1:A:84:LYS:CA	2:B:8:U:N1	6	0.88
(1,3)	1:A:84:LYS:CA	2:B:8:U:N3	6	0.88
(1,3)	1:A:84:LYS:CA	2:B:8:U:O2	6	0.88
(1,3)	1:A:84:LYS:CA	2:B:8:U:O2'	6	0.88
(1,3)	1:A:84:LYS:CA	2:B:8:U:O3'	6	0.88
(1,3)	1:A:84:LYS:CA	2:B:8:U:O4	6	0.88
(1,3)	1:A:84:LYS:CA	2:B:8:U:O4'	6	0.88
(1,3)	1:A:84:LYS:CA	2:B:8:U:O5'	6	0.88
(1,3)	1:A:84:LYS:CA	2:B:8:U:OP1	6	0.88
(1,3)	1:A:84:LYS:CA	2:B:8:U:OP2	6	0.88
(1,3)	1:A:84:LYS:CA	2:B:8:U:P	6	0.88
(1,3)	1:A:84:LYS:CA	2:B:9:C:C1'	6	0.88
(1,3)	1:A:84:LYS:CA	2:B:9:C:C2	6	0.88
(1,3)	1:A:84:LYS:CA	2:B:9:C:C2'	6	0.88
(1,3)	1:A:84:LYS:CA	2:B:9:C:C3'	6	0.88
(1,3)	1:A:84:LYS:CA	2:B:9:C:C4	6	0.88

*Continued on next page...*

*Continued from previous page...*

Key	Atom-1	Atom-2	Model ID	Violation (Å)
(1,3)	1:A:84:LYS:CA	2:B:9:C:C4'	6	0.88
(1,3)	1:A:84:LYS:CA	2:B:9:C:C5	6	0.88
(1,3)	1:A:84:LYS:CA	2:B:9:C:C5'	6	0.88
(1,3)	1:A:84:LYS:CA	2:B:9:C:C6	6	0.88
(1,3)	1:A:84:LYS:CA	2:B:9:C:H1'	6	0.88
(1,3)	1:A:84:LYS:CA	2:B:9:C:H2'	6	0.88
(1,3)	1:A:84:LYS:CA	2:B:9:C:H3'	6	0.88
(1,3)	1:A:84:LYS:CA	2:B:9:C:H4'	6	0.88
(1,3)	1:A:84:LYS:CA	2:B:9:C:H41	6	0.88
(1,3)	1:A:84:LYS:CA	2:B:9:C:H42	6	0.88
(1,3)	1:A:84:LYS:CA	2:B:9:C:H5	6	0.88
(1,3)	1:A:84:LYS:CA	2:B:9:C:H5'	6	0.88
(1,3)	1:A:84:LYS:CA	2:B:9:C:H5''	6	0.88
(1,3)	1:A:84:LYS:CA	2:B:9:C:H6	6	0.88
(1,3)	1:A:84:LYS:CA	2:B:9:C:HO2'	6	0.88
(1,3)	1:A:84:LYS:CA	2:B:9:C:N1	6	0.88
(1,3)	1:A:84:LYS:CA	2:B:9:C:N3	6	0.88
(1,3)	1:A:84:LYS:CA	2:B:9:C:N4	6	0.88
(1,3)	1:A:84:LYS:CA	2:B:9:C:O2	6	0.88
(1,3)	1:A:84:LYS:CA	2:B:9:C:O2'	6	0.88
(1,3)	1:A:84:LYS:CA	2:B:9:C:O3'	6	0.88
(1,3)	1:A:84:LYS:CA	2:B:9:C:O4'	6	0.88
(1,3)	1:A:84:LYS:CA	2:B:9:C:O5'	6	0.88
(1,3)	1:A:84:LYS:CA	2:B:9:C:OP1	6	0.88
(1,3)	1:A:84:LYS:CA	2:B:9:C:OP2	6	0.88
(1,3)	1:A:84:LYS:CA	2:B:9:C:P	6	0.88
(1,3)	1:A:84:LYS:CA	2:B:10:G:C1'	6	0.88
(1,3)	1:A:84:LYS:CA	2:B:10:G:C2	6	0.88
(1,3)	1:A:84:LYS:CA	2:B:10:G:C2'	6	0.88
(1,3)	1:A:84:LYS:CA	2:B:10:G:C3'	6	0.88
(1,3)	1:A:84:LYS:CA	2:B:10:G:C4	6	0.88
(1,3)	1:A:84:LYS:CA	2:B:10:G:C4'	6	0.88
(1,3)	1:A:84:LYS:CA	2:B:10:G:C5	6	0.88
(1,3)	1:A:84:LYS:CA	2:B:10:G:C5'	6	0.88
(1,3)	1:A:84:LYS:CA	2:B:10:G:C6	6	0.88
(1,3)	1:A:84:LYS:CA	2:B:10:G:C8	6	0.88
(1,3)	1:A:84:LYS:CA	2:B:10:G:H1	6	0.88
(1,3)	1:A:84:LYS:CA	2:B:10:G:H1'	6	0.88
(1,3)	1:A:84:LYS:CA	2:B:10:G:H2'	6	0.88
(1,3)	1:A:84:LYS:CA	2:B:10:G:H21	6	0.88
(1,3)	1:A:84:LYS:CA	2:B:10:G:H22	6	0.88
(1,3)	1:A:84:LYS:CA	2:B:10:G:H3'	6	0.88

*Continued on next page...*

*Continued from previous page...*

Key	Atom-1	Atom-2	Model ID	Violation (Å)
(1,3)	1:A:84:LYS:CA	2:B:10:G:H4'	6	0.88
(1,3)	1:A:84:LYS:CA	2:B:10:G:H5'	6	0.88
(1,3)	1:A:84:LYS:CA	2:B:10:G:H5''	6	0.88
(1,3)	1:A:84:LYS:CA	2:B:10:G:H8	6	0.88
(1,3)	1:A:84:LYS:CA	2:B:10:G:HO2'	6	0.88
(1,3)	1:A:84:LYS:CA	2:B:10:G:N1	6	0.88
(1,3)	1:A:84:LYS:CA	2:B:10:G:N2	6	0.88
(1,3)	1:A:84:LYS:CA	2:B:10:G:N3	6	0.88
(1,3)	1:A:84:LYS:CA	2:B:10:G:N7	6	0.88
(1,3)	1:A:84:LYS:CA	2:B:10:G:N9	6	0.88
(1,3)	1:A:84:LYS:CA	2:B:10:G:O2'	6	0.88
(1,3)	1:A:84:LYS:CA	2:B:10:G:O3'	6	0.88
(1,3)	1:A:84:LYS:CA	2:B:10:G:O4'	6	0.88
(1,3)	1:A:84:LYS:CA	2:B:10:G:O5'	6	0.88
(1,3)	1:A:84:LYS:CA	2:B:10:G:O6	6	0.88
(1,3)	1:A:84:LYS:CA	2:B:10:G:OP1	6	0.88
(1,3)	1:A:84:LYS:CA	2:B:10:G:OP2	6	0.88
(1,3)	1:A:84:LYS:CA	2:B:10:G:P	6	0.88
(1,3)	1:A:84:LYS:CA	2:B:11:A:C1'	6	0.88
(1,3)	1:A:84:LYS:CA	2:B:11:A:C2	6	0.88
(1,3)	1:A:84:LYS:CA	2:B:11:A:C2'	6	0.88
(1,3)	1:A:84:LYS:CA	2:B:11:A:C3'	6	0.88
(1,3)	1:A:84:LYS:CA	2:B:11:A:C4	6	0.88
(1,3)	1:A:84:LYS:CA	2:B:11:A:C4'	6	0.88
(1,3)	1:A:84:LYS:CA	2:B:11:A:C5	6	0.88
(1,3)	1:A:84:LYS:CA	2:B:11:A:C5'	6	0.88
(1,3)	1:A:84:LYS:CA	2:B:11:A:C6	6	0.88
(1,3)	1:A:84:LYS:CA	2:B:11:A:C8	6	0.88
(1,3)	1:A:84:LYS:CA	2:B:11:A:H1'	6	0.88
(1,3)	1:A:84:LYS:CA	2:B:11:A:H2	6	0.88
(1,3)	1:A:84:LYS:CA	2:B:11:A:H2'	6	0.88
(1,3)	1:A:84:LYS:CA	2:B:11:A:H3'	6	0.88
(1,3)	1:A:84:LYS:CA	2:B:11:A:H4'	6	0.88
(1,3)	1:A:84:LYS:CA	2:B:11:A:H5'	6	0.88
(1,3)	1:A:84:LYS:CA	2:B:11:A:H5''	6	0.88
(1,3)	1:A:84:LYS:CA	2:B:11:A:H61	6	0.88
(1,3)	1:A:84:LYS:CA	2:B:11:A:H62	6	0.88
(1,3)	1:A:84:LYS:CA	2:B:11:A:H8	6	0.88
(1,3)	1:A:84:LYS:CA	2:B:11:A:HO2'	6	0.88
(1,3)	1:A:84:LYS:CA	2:B:11:A:N1	6	0.88
(1,3)	1:A:84:LYS:CA	2:B:11:A:N3	6	0.88
(1,3)	1:A:84:LYS:CA	2:B:11:A:N6	6	0.88

*Continued on next page...*



*Continued from previous page...*

Key	Atom-1	Atom-2	Model ID	Violation (Å)
(1,3)	1:A:84:LYS:CA	2:B:11:A:N7	6	0.88
(1,3)	1:A:84:LYS:CA	2:B:11:A:N9	6	0.88
(1,3)	1:A:84:LYS:CA	2:B:11:A:O2'	6	0.88
(1,3)	1:A:84:LYS:CA	2:B:11:A:O3'	6	0.88
(1,3)	1:A:84:LYS:CA	2:B:11:A:O4'	6	0.88
(1,3)	1:A:84:LYS:CA	2:B:11:A:O5'	6	0.88
(1,3)	1:A:84:LYS:CA	2:B:11:A:OP1	6	0.88
(1,3)	1:A:84:LYS:CA	2:B:11:A:OP2	6	0.88
(1,3)	1:A:84:LYS:CA	2:B:11:A:P	6	0.88
(1,3)	1:A:84:LYS:CA	2:B:12:A:C1'	6	0.88
(1,3)	1:A:84:LYS:CA	2:B:12:A:C2	6	0.88
(1,3)	1:A:84:LYS:CA	2:B:12:A:C2'	6	0.88
(1,3)	1:A:84:LYS:CA	2:B:12:A:C3'	6	0.88
(1,3)	1:A:84:LYS:CA	2:B:12:A:C4	6	0.88
(1,3)	1:A:84:LYS:CA	2:B:12:A:C4'	6	0.88
(1,3)	1:A:84:LYS:CA	2:B:12:A:C5	6	0.88
(1,3)	1:A:84:LYS:CA	2:B:12:A:C5'	6	0.88
(1,3)	1:A:84:LYS:CA	2:B:12:A:C6	6	0.88
(1,3)	1:A:84:LYS:CA	2:B:12:A:C8	6	0.88
(1,3)	1:A:84:LYS:CA	2:B:12:A:H1'	6	0.88
(1,3)	1:A:84:LYS:CA	2:B:12:A:H2	6	0.88
(1,3)	1:A:84:LYS:CA	2:B:12:A:H2'	6	0.88
(1,3)	1:A:84:LYS:CA	2:B:12:A:H3'	6	0.88
(1,3)	1:A:84:LYS:CA	2:B:12:A:H4'	6	0.88
(1,3)	1:A:84:LYS:CA	2:B:12:A:H5'	6	0.88
(1,3)	1:A:84:LYS:CA	2:B:12:A:H5''	6	0.88
(1,3)	1:A:84:LYS:CA	2:B:12:A:H61	6	0.88
(1,3)	1:A:84:LYS:CA	2:B:12:A:H62	6	0.88
(1,3)	1:A:84:LYS:CA	2:B:12:A:H8	6	0.88
(1,3)	1:A:84:LYS:CA	2:B:12:A:HO2'	6	0.88
(1,3)	1:A:84:LYS:CA	2:B:12:A:N1	6	0.88
(1,3)	1:A:84:LYS:CA	2:B:12:A:N3	6	0.88
(1,3)	1:A:84:LYS:CA	2:B:12:A:N6	6	0.88
(1,3)	1:A:84:LYS:CA	2:B:12:A:N7	6	0.88
(1,3)	1:A:84:LYS:CA	2:B:12:A:N9	6	0.88
(1,3)	1:A:84:LYS:CA	2:B:12:A:O2'	6	0.88
(1,3)	1:A:84:LYS:CA	2:B:12:A:O3'	6	0.88
(1,3)	1:A:84:LYS:CA	2:B:12:A:O4'	6	0.88
(1,3)	1:A:84:LYS:CA	2:B:12:A:O5'	6	0.88
(1,3)	1:A:84:LYS:CA	2:B:12:A:OP1	6	0.88
(1,3)	1:A:84:LYS:CA	2:B:12:A:OP2	6	0.88
(1,3)	1:A:84:LYS:CA	2:B:12:A:P	6	0.88

*Continued on next page...*

*Continued from previous page...*

Key	Atom-1	Atom-2	Model ID	Violation (Å)
(1,3)	1:A:84:LYS:CA	2:B:13:A:C1'	6	0.88
(1,3)	1:A:84:LYS:CA	2:B:13:A:C2	6	0.88
(1,3)	1:A:84:LYS:CA	2:B:13:A:C2'	6	0.88
(1,3)	1:A:84:LYS:CA	2:B:13:A:C3'	6	0.88
(1,3)	1:A:84:LYS:CA	2:B:13:A:C4	6	0.88
(1,3)	1:A:84:LYS:CA	2:B:13:A:C4'	6	0.88
(1,3)	1:A:84:LYS:CA	2:B:13:A:C5	6	0.88
(1,3)	1:A:84:LYS:CA	2:B:13:A:C5'	6	0.88
(1,3)	1:A:84:LYS:CA	2:B:13:A:C6	6	0.88
(1,3)	1:A:84:LYS:CA	2:B:13:A:C8	6	0.88
(1,3)	1:A:84:LYS:CA	2:B:13:A:H1'	6	0.88
(1,3)	1:A:84:LYS:CA	2:B:13:A:H2	6	0.88
(1,3)	1:A:84:LYS:CA	2:B:13:A:H2'	6	0.88
(1,3)	1:A:84:LYS:CA	2:B:13:A:H3'	6	0.88
(1,3)	1:A:84:LYS:CA	2:B:13:A:H4'	6	0.88
(1,3)	1:A:84:LYS:CA	2:B:13:A:H5'	6	0.88
(1,3)	1:A:84:LYS:CA	2:B:13:A:H5''	6	0.88
(1,3)	1:A:84:LYS:CA	2:B:13:A:H61	6	0.88
(1,3)	1:A:84:LYS:CA	2:B:13:A:H62	6	0.88
(1,3)	1:A:84:LYS:CA	2:B:13:A:H8	6	0.88
(1,3)	1:A:84:LYS:CA	2:B:13:A:HO2'	6	0.88
(1,3)	1:A:84:LYS:CA	2:B:13:A:N1	6	0.88
(1,3)	1:A:84:LYS:CA	2:B:13:A:N3	6	0.88
(1,3)	1:A:84:LYS:CA	2:B:13:A:N6	6	0.88
(1,3)	1:A:84:LYS:CA	2:B:13:A:N7	6	0.88
(1,3)	1:A:84:LYS:CA	2:B:13:A:N9	6	0.88
(1,3)	1:A:84:LYS:CA	2:B:13:A:O2'	6	0.88
(1,3)	1:A:84:LYS:CA	2:B:13:A:O3'	6	0.88
(1,3)	1:A:84:LYS:CA	2:B:13:A:O4'	6	0.88
(1,3)	1:A:84:LYS:CA	2:B:13:A:O5'	6	0.88
(1,3)	1:A:84:LYS:CA	2:B:13:A:OP1	6	0.88
(1,3)	1:A:84:LYS:CA	2:B:13:A:OP2	6	0.88
(1,3)	1:A:84:LYS:CA	2:B:13:A:P	6	0.88
(1,3)	1:A:84:LYS:CA	2:B:14:G:C1'	6	0.88
(1,3)	1:A:84:LYS:CA	2:B:14:G:C2	6	0.88
(1,3)	1:A:84:LYS:CA	2:B:14:G:C2'	6	0.88
(1,3)	1:A:84:LYS:CA	2:B:14:G:C3'	6	0.88
(1,3)	1:A:84:LYS:CA	2:B:14:G:C4	6	0.88
(1,3)	1:A:84:LYS:CA	2:B:14:G:C4'	6	0.88
(1,3)	1:A:84:LYS:CA	2:B:14:G:C5	6	0.88
(1,3)	1:A:84:LYS:CA	2:B:14:G:C5'	6	0.88
(1,3)	1:A:84:LYS:CA	2:B:14:G:C6	6	0.88

*Continued on next page...*

*Continued from previous page...*

Key	Atom-1	Atom-2	Model ID	Violation (Å)
(1,3)	1:A:84:LYS:CA	2:B:14:G:C8	6	0.88
(1,3)	1:A:84:LYS:CA	2:B:14:G:H1	6	0.88
(1,3)	1:A:84:LYS:CA	2:B:14:G:H1'	6	0.88
(1,3)	1:A:84:LYS:CA	2:B:14:G:H2'	6	0.88
(1,3)	1:A:84:LYS:CA	2:B:14:G:H21	6	0.88
(1,3)	1:A:84:LYS:CA	2:B:14:G:H22	6	0.88
(1,3)	1:A:84:LYS:CA	2:B:14:G:H3'	6	0.88
(1,3)	1:A:84:LYS:CA	2:B:14:G:H4'	6	0.88
(1,3)	1:A:84:LYS:CA	2:B:14:G:H5'	6	0.88
(1,3)	1:A:84:LYS:CA	2:B:14:G:H5''	6	0.88
(1,3)	1:A:84:LYS:CA	2:B:14:G:H8	6	0.88
(1,3)	1:A:84:LYS:CA	2:B:14:G:HO2'	6	0.88
(1,3)	1:A:84:LYS:CA	2:B:14:G:N1	6	0.88
(1,3)	1:A:84:LYS:CA	2:B:14:G:N2	6	0.88
(1,3)	1:A:84:LYS:CA	2:B:14:G:N3	6	0.88
(1,3)	1:A:84:LYS:CA	2:B:14:G:N7	6	0.88
(1,3)	1:A:84:LYS:CA	2:B:14:G:N9	6	0.88
(1,3)	1:A:84:LYS:CA	2:B:14:G:O2'	6	0.88
(1,3)	1:A:84:LYS:CA	2:B:14:G:O3'	6	0.88
(1,3)	1:A:84:LYS:CA	2:B:14:G:O4'	6	0.88
(1,3)	1:A:84:LYS:CA	2:B:14:G:O5'	6	0.88
(1,3)	1:A:84:LYS:CA	2:B:14:G:O6	6	0.88
(1,3)	1:A:84:LYS:CA	2:B:14:G:OP1	6	0.88
(1,3)	1:A:84:LYS:CA	2:B:14:G:OP2	6	0.88
(1,3)	1:A:84:LYS:CA	2:B:14:G:P	6	0.88
(1,3)	1:A:84:LYS:CA	2:B:15:A:C1'	6	0.88
(1,3)	1:A:84:LYS:CA	2:B:15:A:C2	6	0.88
(1,3)	1:A:84:LYS:CA	2:B:15:A:C2'	6	0.88
(1,3)	1:A:84:LYS:CA	2:B:15:A:C3'	6	0.88
(1,3)	1:A:84:LYS:CA	2:B:15:A:C4	6	0.88
(1,3)	1:A:84:LYS:CA	2:B:15:A:C4'	6	0.88
(1,3)	1:A:84:LYS:CA	2:B:15:A:C5	6	0.88
(1,3)	1:A:84:LYS:CA	2:B:15:A:C5'	6	0.88
(1,3)	1:A:84:LYS:CA	2:B:15:A:C6	6	0.88
(1,3)	1:A:84:LYS:CA	2:B:15:A:C8	6	0.88
(1,3)	1:A:84:LYS:CA	2:B:15:A:H1'	6	0.88
(1,3)	1:A:84:LYS:CA	2:B:15:A:H2	6	0.88
(1,3)	1:A:84:LYS:CA	2:B:15:A:H2'	6	0.88
(1,3)	1:A:84:LYS:CA	2:B:15:A:H3'	6	0.88
(1,3)	1:A:84:LYS:CA	2:B:15:A:H4'	6	0.88
(1,3)	1:A:84:LYS:CA	2:B:15:A:H5'	6	0.88
(1,3)	1:A:84:LYS:CA	2:B:15:A:H5''	6	0.88

*Continued on next page...*

*Continued from previous page...*

Key	Atom-1	Atom-2	Model ID	Violation (Å)
(1,3)	1:A:84:LYS:CA	2:B:15:A:H61	6	0.88
(1,3)	1:A:84:LYS:CA	2:B:15:A:H62	6	0.88
(1,3)	1:A:84:LYS:CA	2:B:15:A:H8	6	0.88
(1,3)	1:A:84:LYS:CA	2:B:15:A:HO2'	6	0.88
(1,3)	1:A:84:LYS:CA	2:B:15:A:N1	6	0.88
(1,3)	1:A:84:LYS:CA	2:B:15:A:N3	6	0.88
(1,3)	1:A:84:LYS:CA	2:B:15:A:N6	6	0.88
(1,3)	1:A:84:LYS:CA	2:B:15:A:N7	6	0.88
(1,3)	1:A:84:LYS:CA	2:B:15:A:N9	6	0.88
(1,3)	1:A:84:LYS:CA	2:B:15:A:O2'	6	0.88
(1,3)	1:A:84:LYS:CA	2:B:15:A:O3'	6	0.88
(1,3)	1:A:84:LYS:CA	2:B:15:A:O4'	6	0.88
(1,3)	1:A:84:LYS:CA	2:B:15:A:O5'	6	0.88
(1,3)	1:A:84:LYS:CA	2:B:15:A:OP1	6	0.88
(1,3)	1:A:84:LYS:CA	2:B:15:A:OP2	6	0.88
(1,3)	1:A:84:LYS:CA	2:B:15:A:P	6	0.88
(1,3)	1:A:84:LYS:CA	2:B:16:G:C1'	6	0.88
(1,3)	1:A:84:LYS:CA	2:B:16:G:C2	6	0.88
(1,3)	1:A:84:LYS:CA	2:B:16:G:C2'	6	0.88
(1,3)	1:A:84:LYS:CA	2:B:16:G:C3'	6	0.88
(1,3)	1:A:84:LYS:CA	2:B:16:G:C4	6	0.88
(1,3)	1:A:84:LYS:CA	2:B:16:G:C4'	6	0.88
(1,3)	1:A:84:LYS:CA	2:B:16:G:C5	6	0.88
(1,3)	1:A:84:LYS:CA	2:B:16:G:C5'	6	0.88
(1,3)	1:A:84:LYS:CA	2:B:16:G:C6	6	0.88
(1,3)	1:A:84:LYS:CA	2:B:16:G:C8	6	0.88
(1,3)	1:A:84:LYS:CA	2:B:16:G:H1	6	0.88
(1,3)	1:A:84:LYS:CA	2:B:16:G:H1'	6	0.88
(1,3)	1:A:84:LYS:CA	2:B:16:G:H2'	6	0.88
(1,3)	1:A:84:LYS:CA	2:B:16:G:H21	6	0.88
(1,3)	1:A:84:LYS:CA	2:B:16:G:H22	6	0.88
(1,3)	1:A:84:LYS:CA	2:B:16:G:H3'	6	0.88
(1,3)	1:A:84:LYS:CA	2:B:16:G:H4'	6	0.88
(1,3)	1:A:84:LYS:CA	2:B:16:G:H5'	6	0.88
(1,3)	1:A:84:LYS:CA	2:B:16:G:H5''	6	0.88
(1,3)	1:A:84:LYS:CA	2:B:16:G:H8	6	0.88
(1,3)	1:A:84:LYS:CA	2:B:16:G:HO2'	6	0.88
(1,3)	1:A:84:LYS:CA	2:B:16:G:N1	6	0.88
(1,3)	1:A:84:LYS:CA	2:B:16:G:N2	6	0.88
(1,3)	1:A:84:LYS:CA	2:B:16:G:N3	6	0.88
(1,3)	1:A:84:LYS:CA	2:B:16:G:N7	6	0.88
(1,3)	1:A:84:LYS:CA	2:B:16:G:N9	6	0.88

*Continued on next page...*

*Continued from previous page...*

Key	Atom-1	Atom-2	Model ID	Violation (Å)
(1,3)	1:A:84:LYS:CA	2:B:16:G:O2'	6	0.88
(1,3)	1:A:84:LYS:CA	2:B:16:G:O3'	6	0.88
(1,3)	1:A:84:LYS:CA	2:B:16:G:O4'	6	0.88
(1,3)	1:A:84:LYS:CA	2:B:16:G:O5'	6	0.88
(1,3)	1:A:84:LYS:CA	2:B:16:G:O6	6	0.88
(1,3)	1:A:84:LYS:CA	2:B:16:G:OP1	6	0.88
(1,3)	1:A:84:LYS:CA	2:B:16:G:OP2	6	0.88
(1,3)	1:A:84:LYS:CA	2:B:16:G:P	6	0.88
(1,3)	1:A:84:LYS:CA	2:B:17:C:C1'	6	0.88
(1,3)	1:A:84:LYS:CA	2:B:17:C:C2	6	0.88
(1,3)	1:A:84:LYS:CA	2:B:17:C:C2'	6	0.88
(1,3)	1:A:84:LYS:CA	2:B:17:C:C3'	6	0.88
(1,3)	1:A:84:LYS:CA	2:B:17:C:C4	6	0.88
(1,3)	1:A:84:LYS:CA	2:B:17:C:C4'	6	0.88
(1,3)	1:A:84:LYS:CA	2:B:17:C:C5	6	0.88
(1,3)	1:A:84:LYS:CA	2:B:17:C:C5'	6	0.88
(1,3)	1:A:84:LYS:CA	2:B:17:C:C6	6	0.88
(1,3)	1:A:84:LYS:CA	2:B:17:C:H1'	6	0.88
(1,3)	1:A:84:LYS:CA	2:B:17:C:H2'	6	0.88
(1,3)	1:A:84:LYS:CA	2:B:17:C:H3'	6	0.88
(1,3)	1:A:84:LYS:CA	2:B:17:C:H4'	6	0.88
(1,3)	1:A:84:LYS:CA	2:B:17:C:H41	6	0.88
(1,3)	1:A:84:LYS:CA	2:B:17:C:H42	6	0.88
(1,3)	1:A:84:LYS:CA	2:B:17:C:H5	6	0.88
(1,3)	1:A:84:LYS:CA	2:B:17:C:H5'	6	0.88
(1,3)	1:A:84:LYS:CA	2:B:17:C:H5''	6	0.88
(1,3)	1:A:84:LYS:CA	2:B:17:C:H6	6	0.88
(1,3)	1:A:84:LYS:CA	2:B:17:C:HO2'	6	0.88
(1,3)	1:A:84:LYS:CA	2:B:17:C:N1	6	0.88
(1,3)	1:A:84:LYS:CA	2:B:17:C:N3	6	0.88
(1,3)	1:A:84:LYS:CA	2:B:17:C:N4	6	0.88
(1,3)	1:A:84:LYS:CA	2:B:17:C:O2	6	0.88
(1,3)	1:A:84:LYS:CA	2:B:17:C:O2'	6	0.88
(1,3)	1:A:84:LYS:CA	2:B:17:C:O3'	6	0.88
(1,3)	1:A:84:LYS:CA	2:B:17:C:O4'	6	0.88
(1,3)	1:A:84:LYS:CA	2:B:17:C:O5'	6	0.88
(1,3)	1:A:84:LYS:CA	2:B:17:C:OP1	6	0.88
(1,3)	1:A:84:LYS:CA	2:B:17:C:OP2	6	0.88
(1,3)	1:A:84:LYS:CA	2:B:17:C:P	6	0.88
(1,3)	1:A:84:LYS:CA	2:B:18:A:C1'	6	0.88
(1,3)	1:A:84:LYS:CA	2:B:18:A:C2	6	0.88
(1,3)	1:A:84:LYS:CA	2:B:18:A:C2'	6	0.88

*Continued on next page...*

*Continued from previous page...*

Key	Atom-1	Atom-2	Model ID	Violation (Å)
(1,3)	1:A:84:LYS:CA	2:B:18:A:C3'	6	0.88
(1,3)	1:A:84:LYS:CA	2:B:18:A:C4	6	0.88
(1,3)	1:A:84:LYS:CA	2:B:18:A:C4'	6	0.88
(1,3)	1:A:84:LYS:CA	2:B:18:A:C5	6	0.88
(1,3)	1:A:84:LYS:CA	2:B:18:A:C5'	6	0.88
(1,3)	1:A:84:LYS:CA	2:B:18:A:C6	6	0.88
(1,3)	1:A:84:LYS:CA	2:B:18:A:C8	6	0.88
(1,3)	1:A:84:LYS:CA	2:B:18:A:H1'	6	0.88
(1,3)	1:A:84:LYS:CA	2:B:18:A:H2	6	0.88
(1,3)	1:A:84:LYS:CA	2:B:18:A:H2'	6	0.88
(1,3)	1:A:84:LYS:CA	2:B:18:A:H3'	6	0.88
(1,3)	1:A:84:LYS:CA	2:B:18:A:H4'	6	0.88
(1,3)	1:A:84:LYS:CA	2:B:18:A:H5'	6	0.88
(1,3)	1:A:84:LYS:CA	2:B:18:A:H5''	6	0.88
(1,3)	1:A:84:LYS:CA	2:B:18:A:H61	6	0.88
(1,3)	1:A:84:LYS:CA	2:B:18:A:H62	6	0.88
(1,3)	1:A:84:LYS:CA	2:B:18:A:H8	6	0.88
(1,3)	1:A:84:LYS:CA	2:B:18:A:HO2'	6	0.88
(1,3)	1:A:84:LYS:CA	2:B:18:A:N1	6	0.88
(1,3)	1:A:84:LYS:CA	2:B:18:A:N3	6	0.88
(1,3)	1:A:84:LYS:CA	2:B:18:A:N6	6	0.88
(1,3)	1:A:84:LYS:CA	2:B:18:A:N7	6	0.88
(1,3)	1:A:84:LYS:CA	2:B:18:A:N9	6	0.88
(1,3)	1:A:84:LYS:CA	2:B:18:A:O2'	6	0.88
(1,3)	1:A:84:LYS:CA	2:B:18:A:O3'	6	0.88
(1,3)	1:A:84:LYS:CA	2:B:18:A:O4'	6	0.88
(1,3)	1:A:84:LYS:CA	2:B:18:A:O5'	6	0.88
(1,3)	1:A:84:LYS:CA	2:B:18:A:OP1	6	0.88
(1,3)	1:A:84:LYS:CA	2:B:18:A:OP2	6	0.88
(1,3)	1:A:84:LYS:CA	2:B:18:A:P	6	0.88
(1,3)	1:A:84:LYS:CA	2:B:19:A:C1'	6	0.88
(1,3)	1:A:84:LYS:CA	2:B:19:A:C2	6	0.88
(1,3)	1:A:84:LYS:CA	2:B:19:A:C2'	6	0.88
(1,3)	1:A:84:LYS:CA	2:B:19:A:C3'	6	0.88
(1,3)	1:A:84:LYS:CA	2:B:19:A:C4	6	0.88
(1,3)	1:A:84:LYS:CA	2:B:19:A:C4'	6	0.88
(1,3)	1:A:84:LYS:CA	2:B:19:A:C5	6	0.88
(1,3)	1:A:84:LYS:CA	2:B:19:A:C5'	6	0.88
(1,3)	1:A:84:LYS:CA	2:B:19:A:C6	6	0.88
(1,3)	1:A:84:LYS:CA	2:B:19:A:C8	6	0.88
(1,3)	1:A:84:LYS:CA	2:B:19:A:H1'	6	0.88
(1,3)	1:A:84:LYS:CA	2:B:19:A:H2	6	0.88

*Continued on next page...*

*Continued from previous page...*

Key	Atom-1	Atom-2	Model ID	Violation (Å)
(1,3)	1:A:84:LYS:CA	2:B:19:A:H2'	6	0.88
(1,3)	1:A:84:LYS:CA	2:B:19:A:H3'	6	0.88
(1,3)	1:A:84:LYS:CA	2:B:19:A:H4'	6	0.88
(1,3)	1:A:84:LYS:CA	2:B:19:A:H5'	6	0.88
(1,3)	1:A:84:LYS:CA	2:B:19:A:H5''	6	0.88
(1,3)	1:A:84:LYS:CA	2:B:19:A:H61	6	0.88
(1,3)	1:A:84:LYS:CA	2:B:19:A:H62	6	0.88
(1,3)	1:A:84:LYS:CA	2:B:19:A:H8	6	0.88
(1,3)	1:A:84:LYS:CA	2:B:19:A:HO2'	6	0.88
(1,3)	1:A:84:LYS:CA	2:B:19:A:N1	6	0.88
(1,3)	1:A:84:LYS:CA	2:B:19:A:N3	6	0.88
(1,3)	1:A:84:LYS:CA	2:B:19:A:N6	6	0.88
(1,3)	1:A:84:LYS:CA	2:B:19:A:N7	6	0.88
(1,3)	1:A:84:LYS:CA	2:B:19:A:N9	6	0.88
(1,3)	1:A:84:LYS:CA	2:B:19:A:O2'	6	0.88
(1,3)	1:A:84:LYS:CA	2:B:19:A:O3'	6	0.88
(1,3)	1:A:84:LYS:CA	2:B:19:A:O4'	6	0.88
(1,3)	1:A:84:LYS:CA	2:B:19:A:O5'	6	0.88
(1,3)	1:A:84:LYS:CA	2:B:19:A:OP1	6	0.88
(1,3)	1:A:84:LYS:CA	2:B:19:A:OP2	6	0.88
(1,3)	1:A:84:LYS:CA	2:B:19:A:P	6	0.88
(1,3)	1:A:84:LYS:CA	2:B:20:U:C1'	6	0.88
(1,3)	1:A:84:LYS:CA	2:B:20:U:C2	6	0.88
(1,3)	1:A:84:LYS:CA	2:B:20:U:C2'	6	0.88
(1,3)	1:A:84:LYS:CA	2:B:20:U:C3'	6	0.88
(1,3)	1:A:84:LYS:CA	2:B:20:U:C4	6	0.88
(1,3)	1:A:84:LYS:CA	2:B:20:U:C4'	6	0.88
(1,3)	1:A:84:LYS:CA	2:B:20:U:C5	6	0.88
(1,3)	1:A:84:LYS:CA	2:B:20:U:C5'	6	0.88
(1,3)	1:A:84:LYS:CA	2:B:20:U:C6	6	0.88
(1,3)	1:A:84:LYS:CA	2:B:20:U:H1'	6	0.88
(1,3)	1:A:84:LYS:CA	2:B:20:U:H2'	6	0.88
(1,3)	1:A:84:LYS:CA	2:B:20:U:H3	6	0.88
(1,3)	1:A:84:LYS:CA	2:B:20:U:H3'	6	0.88
(1,3)	1:A:84:LYS:CA	2:B:20:U:H4'	6	0.88
(1,3)	1:A:84:LYS:CA	2:B:20:U:H5	6	0.88
(1,3)	1:A:84:LYS:CA	2:B:20:U:H5'	6	0.88
(1,3)	1:A:84:LYS:CA	2:B:20:U:H5''	6	0.88
(1,3)	1:A:84:LYS:CA	2:B:20:U:H6	6	0.88
(1,3)	1:A:84:LYS:CA	2:B:20:U:HO2'	6	0.88
(1,3)	1:A:84:LYS:CA	2:B:20:U:N1	6	0.88
(1,3)	1:A:84:LYS:CA	2:B:20:U:N3	6	0.88

*Continued on next page...*

*Continued from previous page...*

Key	Atom-1	Atom-2	Model ID	Violation (Å)
(1,3)	1:A:84:LYS:CA	2:B:20:U:O2	6	0.88
(1,3)	1:A:84:LYS:CA	2:B:20:U:O2'	6	0.88
(1,3)	1:A:84:LYS:CA	2:B:20:U:O3'	6	0.88
(1,3)	1:A:84:LYS:CA	2:B:20:U:O4	6	0.88
(1,3)	1:A:84:LYS:CA	2:B:20:U:O4'	6	0.88
(1,3)	1:A:84:LYS:CA	2:B:20:U:O5'	6	0.88
(1,3)	1:A:84:LYS:CA	2:B:20:U:OP1	6	0.88
(1,3)	1:A:84:LYS:CA	2:B:20:U:OP2	6	0.88
(1,3)	1:A:84:LYS:CA	2:B:20:U:P	6	0.88
(1,3)	1:A:84:LYS:CA	2:B:21:G:C1'	6	0.88
(1,3)	1:A:84:LYS:CA	2:B:21:G:C2	6	0.88
(1,3)	1:A:84:LYS:CA	2:B:21:G:C2'	6	0.88
(1,3)	1:A:84:LYS:CA	2:B:21:G:C3'	6	0.88
(1,3)	1:A:84:LYS:CA	2:B:21:G:C4	6	0.88
(1,3)	1:A:84:LYS:CA	2:B:21:G:C4'	6	0.88
(1,3)	1:A:84:LYS:CA	2:B:21:G:C5	6	0.88
(1,3)	1:A:84:LYS:CA	2:B:21:G:C5'	6	0.88
(1,3)	1:A:84:LYS:CA	2:B:21:G:C6	6	0.88
(1,3)	1:A:84:LYS:CA	2:B:21:G:C8	6	0.88
(1,3)	1:A:84:LYS:CA	2:B:21:G:H1	6	0.88
(1,3)	1:A:84:LYS:CA	2:B:21:G:H1'	6	0.88
(1,3)	1:A:84:LYS:CA	2:B:21:G:H2'	6	0.88
(1,3)	1:A:84:LYS:CA	2:B:21:G:H21	6	0.88
(1,3)	1:A:84:LYS:CA	2:B:21:G:H22	6	0.88
(1,3)	1:A:84:LYS:CA	2:B:21:G:H3'	6	0.88
(1,3)	1:A:84:LYS:CA	2:B:21:G:H4'	6	0.88
(1,3)	1:A:84:LYS:CA	2:B:21:G:H5'	6	0.88
(1,3)	1:A:84:LYS:CA	2:B:21:G:H5''	6	0.88
(1,3)	1:A:84:LYS:CA	2:B:21:G:H8	6	0.88
(1,3)	1:A:84:LYS:CA	2:B:21:G:HO2'	6	0.88
(1,3)	1:A:84:LYS:CA	2:B:21:G:N1	6	0.88
(1,3)	1:A:84:LYS:CA	2:B:21:G:N2	6	0.88
(1,3)	1:A:84:LYS:CA	2:B:21:G:N3	6	0.88
(1,3)	1:A:84:LYS:CA	2:B:21:G:N7	6	0.88
(1,3)	1:A:84:LYS:CA	2:B:21:G:N9	6	0.88
(1,3)	1:A:84:LYS:CA	2:B:21:G:O2'	6	0.88
(1,3)	1:A:84:LYS:CA	2:B:21:G:O3'	6	0.88
(1,3)	1:A:84:LYS:CA	2:B:21:G:O4'	6	0.88
(1,3)	1:A:84:LYS:CA	2:B:21:G:O5'	6	0.88
(1,3)	1:A:84:LYS:CA	2:B:21:G:O6	6	0.88
(1,3)	1:A:84:LYS:CA	2:B:21:G:OP1	6	0.88
(1,3)	1:A:84:LYS:CA	2:B:21:G:OP2	6	0.88

*Continued on next page...*



*Continued from previous page...*

Key	Atom-1	Atom-2	Model ID	Violation (Å)
(1,3)	1:A:84:LYS:CA	2:B:21:G:P	6	0.88
(1,3)	1:A:84:LYS:CA	2:B:22:A:C1'	6	0.88
(1,3)	1:A:84:LYS:CA	2:B:22:A:C2	6	0.88
(1,3)	1:A:84:LYS:CA	2:B:22:A:C2'	6	0.88
(1,3)	1:A:84:LYS:CA	2:B:22:A:C3'	6	0.88
(1,3)	1:A:84:LYS:CA	2:B:22:A:C4	6	0.88
(1,3)	1:A:84:LYS:CA	2:B:22:A:C4'	6	0.88
(1,3)	1:A:84:LYS:CA	2:B:22:A:C5	6	0.88
(1,3)	1:A:84:LYS:CA	2:B:22:A:C5'	6	0.88
(1,3)	1:A:84:LYS:CA	2:B:22:A:C6	6	0.88
(1,3)	1:A:84:LYS:CA	2:B:22:A:C8	6	0.88
(1,3)	1:A:84:LYS:CA	2:B:22:A:H1'	6	0.88
(1,3)	1:A:84:LYS:CA	2:B:22:A:H2	6	0.88
(1,3)	1:A:84:LYS:CA	2:B:22:A:H2'	6	0.88
(1,3)	1:A:84:LYS:CA	2:B:22:A:H3'	6	0.88
(1,3)	1:A:84:LYS:CA	2:B:22:A:H4'	6	0.88
(1,3)	1:A:84:LYS:CA	2:B:22:A:H5'	6	0.88
(1,3)	1:A:84:LYS:CA	2:B:22:A:H5''	6	0.88
(1,3)	1:A:84:LYS:CA	2:B:22:A:H61	6	0.88
(1,3)	1:A:84:LYS:CA	2:B:22:A:H62	6	0.88
(1,3)	1:A:84:LYS:CA	2:B:22:A:H8	6	0.88
(1,3)	1:A:84:LYS:CA	2:B:22:A:HO2'	6	0.88
(1,3)	1:A:84:LYS:CA	2:B:22:A:N1	6	0.88
(1,3)	1:A:84:LYS:CA	2:B:22:A:N3	6	0.88
(1,3)	1:A:84:LYS:CA	2:B:22:A:N6	6	0.88
(1,3)	1:A:84:LYS:CA	2:B:22:A:N7	6	0.88
(1,3)	1:A:84:LYS:CA	2:B:22:A:N9	6	0.88
(1,3)	1:A:84:LYS:CA	2:B:22:A:O2'	6	0.88
(1,3)	1:A:84:LYS:CA	2:B:22:A:O3'	6	0.88
(1,3)	1:A:84:LYS:CA	2:B:22:A:O4'	6	0.88
(1,3)	1:A:84:LYS:CA	2:B:22:A:O5'	6	0.88
(1,3)	1:A:84:LYS:CA	2:B:22:A:OP1	6	0.88
(1,3)	1:A:84:LYS:CA	2:B:22:A:OP2	6	0.88
(1,3)	1:A:84:LYS:CA	2:B:22:A:P	6	0.88
(1,3)	1:A:84:LYS:CA	2:B:23:U:C1'	6	0.88
(1,3)	1:A:84:LYS:CA	2:B:23:U:C2	6	0.88
(1,3)	1:A:84:LYS:CA	2:B:23:U:C2'	6	0.88
(1,3)	1:A:84:LYS:CA	2:B:23:U:C3'	6	0.88
(1,3)	1:A:84:LYS:CA	2:B:23:U:C4	6	0.88
(1,3)	1:A:84:LYS:CA	2:B:23:U:C4'	6	0.88
(1,3)	1:A:84:LYS:CA	2:B:23:U:C5	6	0.88
(1,3)	1:A:84:LYS:CA	2:B:23:U:C5'	6	0.88

*Continued on next page...*

*Continued from previous page...*

Key	Atom-1	Atom-2	Model ID	Violation (Å)
(1,3)	1:A:84:LYS:CA	2:B:23:U:C6	6	0.88
(1,3)	1:A:84:LYS:CA	2:B:23:U:H1'	6	0.88
(1,3)	1:A:84:LYS:CA	2:B:23:U:H2'	6	0.88
(1,3)	1:A:84:LYS:CA	2:B:23:U:H3	6	0.88
(1,3)	1:A:84:LYS:CA	2:B:23:U:H3'	6	0.88
(1,3)	1:A:84:LYS:CA	2:B:23:U:H4'	6	0.88
(1,3)	1:A:84:LYS:CA	2:B:23:U:H5	6	0.88
(1,3)	1:A:84:LYS:CA	2:B:23:U:H5'	6	0.88
(1,3)	1:A:84:LYS:CA	2:B:23:U:H5''	6	0.88
(1,3)	1:A:84:LYS:CA	2:B:23:U:H6	6	0.88
(1,3)	1:A:84:LYS:CA	2:B:23:U:HO2'	6	0.88
(1,3)	1:A:84:LYS:CA	2:B:23:U:N1	6	0.88
(1,3)	1:A:84:LYS:CA	2:B:23:U:N3	6	0.88
(1,3)	1:A:84:LYS:CA	2:B:23:U:O2	6	0.88
(1,3)	1:A:84:LYS:CA	2:B:23:U:O2'	6	0.88
(1,3)	1:A:84:LYS:CA	2:B:23:U:O3'	6	0.88
(1,3)	1:A:84:LYS:CA	2:B:23:U:O4	6	0.88
(1,3)	1:A:84:LYS:CA	2:B:23:U:O4'	6	0.88
(1,3)	1:A:84:LYS:CA	2:B:23:U:O5'	6	0.88
(1,3)	1:A:84:LYS:CA	2:B:23:U:OP1	6	0.88
(1,3)	1:A:84:LYS:CA	2:B:23:U:OP2	6	0.88
(1,3)	1:A:84:LYS:CA	2:B:23:U:P	6	0.88
(1,3)	1:A:84:LYS:CA	2:B:24:G:C1'	6	0.88
(1,3)	1:A:84:LYS:CA	2:B:24:G:C2	6	0.88
(1,3)	1:A:84:LYS:CA	2:B:24:G:C2'	6	0.88
(1,3)	1:A:84:LYS:CA	2:B:24:G:C3'	6	0.88
(1,3)	1:A:84:LYS:CA	2:B:24:G:C4	6	0.88
(1,3)	1:A:84:LYS:CA	2:B:24:G:C4'	6	0.88
(1,3)	1:A:84:LYS:CA	2:B:24:G:C5	6	0.88
(1,3)	1:A:84:LYS:CA	2:B:24:G:C5'	6	0.88
(1,3)	1:A:84:LYS:CA	2:B:24:G:C6	6	0.88
(1,3)	1:A:84:LYS:CA	2:B:24:G:C8	6	0.88
(1,3)	1:A:84:LYS:CA	2:B:24:G:H1	6	0.88
(1,3)	1:A:84:LYS:CA	2:B:24:G:H1'	6	0.88
(1,3)	1:A:84:LYS:CA	2:B:24:G:H2'	6	0.88
(1,3)	1:A:84:LYS:CA	2:B:24:G:H21	6	0.88
(1,3)	1:A:84:LYS:CA	2:B:24:G:H22	6	0.88
(1,3)	1:A:84:LYS:CA	2:B:24:G:H3'	6	0.88
(1,3)	1:A:84:LYS:CA	2:B:24:G:H4'	6	0.88
(1,3)	1:A:84:LYS:CA	2:B:24:G:H5'	6	0.88
(1,3)	1:A:84:LYS:CA	2:B:24:G:H5''	6	0.88
(1,3)	1:A:84:LYS:CA	2:B:24:G:H8	6	0.88

*Continued on next page...*

*Continued from previous page...*

Key	Atom-1	Atom-2	Model ID	Violation (Å)
(1,3)	1:A:84:LYS:CA	2:B:24:G:HO2'	6	0.88
(1,3)	1:A:84:LYS:CA	2:B:24:G:N1	6	0.88
(1,3)	1:A:84:LYS:CA	2:B:24:G:N2	6	0.88
(1,3)	1:A:84:LYS:CA	2:B:24:G:N3	6	0.88
(1,3)	1:A:84:LYS:CA	2:B:24:G:N7	6	0.88
(1,3)	1:A:84:LYS:CA	2:B:24:G:N9	6	0.88
(1,3)	1:A:84:LYS:CA	2:B:24:G:O2'	6	0.88
(1,3)	1:A:84:LYS:CA	2:B:24:G:O3'	6	0.88
(1,3)	1:A:84:LYS:CA	2:B:24:G:O4'	6	0.88
(1,3)	1:A:84:LYS:CA	2:B:24:G:O5'	6	0.88
(1,3)	1:A:84:LYS:CA	2:B:24:G:O6	6	0.88
(1,3)	1:A:84:LYS:CA	2:B:24:G:OP1	6	0.88
(1,3)	1:A:84:LYS:CA	2:B:24:G:OP2	6	0.88
(1,3)	1:A:84:LYS:CA	2:B:24:G:P	6	0.88
(1,3)	1:A:84:LYS:CB	2:B:2:C:C1'	6	0.88
(1,3)	1:A:84:LYS:CB	2:B:2:C:C2	6	0.88
(1,3)	1:A:84:LYS:CB	2:B:2:C:C2'	6	0.88
(1,3)	1:A:84:LYS:CB	2:B:2:C:C3'	6	0.88
(1,3)	1:A:84:LYS:CB	2:B:2:C:C4	6	0.88
(1,3)	1:A:84:LYS:CB	2:B:2:C:C4'	6	0.88
(1,3)	1:A:84:LYS:CB	2:B:2:C:C5	6	0.88
(1,3)	1:A:84:LYS:CB	2:B:2:C:C5'	6	0.88
(1,3)	1:A:84:LYS:CB	2:B:2:C:C6	6	0.88
(1,3)	1:A:84:LYS:CB	2:B:2:C:H1'	6	0.88
(1,3)	1:A:84:LYS:CB	2:B:2:C:H2'	6	0.88
(1,3)	1:A:84:LYS:CB	2:B:2:C:H3'	6	0.88
(1,3)	1:A:84:LYS:CB	2:B:2:C:H4'	6	0.88
(1,3)	1:A:84:LYS:CB	2:B:2:C:H41	6	0.88
(1,3)	1:A:84:LYS:CB	2:B:2:C:H42	6	0.88
(1,3)	1:A:84:LYS:CB	2:B:2:C:H5	6	0.88
(1,3)	1:A:84:LYS:CB	2:B:2:C:H5'	6	0.88
(1,3)	1:A:84:LYS:CB	2:B:2:C:H5''	6	0.88
(1,3)	1:A:84:LYS:CB	2:B:2:C:H6	6	0.88
(1,3)	1:A:84:LYS:CB	2:B:2:C:HO2'	6	0.88
(1,3)	1:A:84:LYS:CB	2:B:2:C:N1	6	0.88
(1,3)	1:A:84:LYS:CB	2:B:2:C:N3	6	0.88
(1,3)	1:A:84:LYS:CB	2:B:2:C:N4	6	0.88
(1,3)	1:A:84:LYS:CB	2:B:2:C:O2	6	0.88
(1,3)	1:A:84:LYS:CB	2:B:2:C:O2'	6	0.88
(1,3)	1:A:84:LYS:CB	2:B:2:C:O3'	6	0.88
(1,3)	1:A:84:LYS:CB	2:B:2:C:O4'	6	0.88
(1,3)	1:A:84:LYS:CB	2:B:2:C:O5'	6	0.88

*Continued on next page...*

*Continued from previous page...*

Key	Atom-1	Atom-2	Model ID	Violation (Å)
(1,3)	1:A:84:LYS:CB	2:B:3:U:C1'	6	0.88
(1,3)	1:A:84:LYS:CB	2:B:3:U:C2	6	0.88
(1,3)	1:A:84:LYS:CB	2:B:3:U:C2'	6	0.88
(1,3)	1:A:84:LYS:CB	2:B:3:U:C3'	6	0.88
(1,3)	1:A:84:LYS:CB	2:B:3:U:C4	6	0.88
(1,3)	1:A:84:LYS:CB	2:B:3:U:C4'	6	0.88
(1,3)	1:A:84:LYS:CB	2:B:3:U:C5	6	0.88
(1,3)	1:A:84:LYS:CB	2:B:3:U:C5'	6	0.88
(1,3)	1:A:84:LYS:CB	2:B:3:U:C6	6	0.88
(1,3)	1:A:84:LYS:CB	2:B:3:U:H1'	6	0.88
(1,3)	1:A:84:LYS:CB	2:B:3:U:H2'	6	0.88
(1,3)	1:A:84:LYS:CB	2:B:3:U:H3	6	0.88
(1,3)	1:A:84:LYS:CB	2:B:3:U:H3'	6	0.88
(1,3)	1:A:84:LYS:CB	2:B:3:U:H4'	6	0.88
(1,3)	1:A:84:LYS:CB	2:B:3:U:H5	6	0.88
(1,3)	1:A:84:LYS:CB	2:B:3:U:H5'	6	0.88
(1,3)	1:A:84:LYS:CB	2:B:3:U:H5''	6	0.88
(1,3)	1:A:84:LYS:CB	2:B:3:U:H6	6	0.88
(1,3)	1:A:84:LYS:CB	2:B:3:U:HO2'	6	0.88
(1,3)	1:A:84:LYS:CB	2:B:3:U:N1	6	0.88
(1,3)	1:A:84:LYS:CB	2:B:3:U:N3	6	0.88
(1,3)	1:A:84:LYS:CB	2:B:3:U:O2	6	0.88
(1,3)	1:A:84:LYS:CB	2:B:3:U:O2'	6	0.88
(1,3)	1:A:84:LYS:CB	2:B:3:U:O3'	6	0.88
(1,3)	1:A:84:LYS:CB	2:B:3:U:O4	6	0.88
(1,3)	1:A:84:LYS:CB	2:B:3:U:O4'	6	0.88
(1,3)	1:A:84:LYS:CB	2:B:3:U:O5'	6	0.88
(1,3)	1:A:84:LYS:CB	2:B:3:U:OP1	6	0.88
(1,3)	1:A:84:LYS:CB	2:B:3:U:OP2	6	0.88
(1,3)	1:A:84:LYS:CB	2:B:3:U:P	6	0.88
(1,3)	1:A:84:LYS:CB	2:B:4:G:C1'	6	0.88
(1,3)	1:A:84:LYS:CB	2:B:4:G:C2	6	0.88
(1,3)	1:A:84:LYS:CB	2:B:4:G:C2'	6	0.88
(1,3)	1:A:84:LYS:CB	2:B:4:G:C3'	6	0.88
(1,3)	1:A:84:LYS:CB	2:B:4:G:C4	6	0.88
(1,3)	1:A:84:LYS:CB	2:B:4:G:C4'	6	0.88
(1,3)	1:A:84:LYS:CB	2:B:4:G:C5	6	0.88
(1,3)	1:A:84:LYS:CB	2:B:4:G:C5'	6	0.88
(1,3)	1:A:84:LYS:CB	2:B:4:G:C6	6	0.88
(1,3)	1:A:84:LYS:CB	2:B:4:G:C8	6	0.88
(1,3)	1:A:84:LYS:CB	2:B:4:G:H1	6	0.88
(1,3)	1:A:84:LYS:CB	2:B:4:G:H1'	6	0.88

*Continued on next page...*

*Continued from previous page...*

Key	Atom-1	Atom-2	Model ID	Violation (Å)
(1,3)	1:A:84:LYS:CB	2:B:4:G:H2'	6	0.88
(1,3)	1:A:84:LYS:CB	2:B:4:G:H21	6	0.88
(1,3)	1:A:84:LYS:CB	2:B:4:G:H22	6	0.88
(1,3)	1:A:84:LYS:CB	2:B:4:G:H3'	6	0.88
(1,3)	1:A:84:LYS:CB	2:B:4:G:H4'	6	0.88
(1,3)	1:A:84:LYS:CB	2:B:4:G:H5'	6	0.88
(1,3)	1:A:84:LYS:CB	2:B:4:G:H5''	6	0.88
(1,3)	1:A:84:LYS:CB	2:B:4:G:H8	6	0.88
(1,3)	1:A:84:LYS:CB	2:B:4:G:HO2'	6	0.88
(1,3)	1:A:84:LYS:CB	2:B:4:G:N1	6	0.88
(1,3)	1:A:84:LYS:CB	2:B:4:G:N2	6	0.88
(1,3)	1:A:84:LYS:CB	2:B:4:G:N3	6	0.88
(1,3)	1:A:84:LYS:CB	2:B:4:G:N7	6	0.88
(1,3)	1:A:84:LYS:CB	2:B:4:G:N9	6	0.88
(1,3)	1:A:84:LYS:CB	2:B:4:G:O2'	6	0.88
(1,3)	1:A:84:LYS:CB	2:B:4:G:O3'	6	0.88
(1,3)	1:A:84:LYS:CB	2:B:4:G:O4'	6	0.88
(1,3)	1:A:84:LYS:CB	2:B:4:G:O5'	6	0.88
(1,3)	1:A:84:LYS:CB	2:B:4:G:O6	6	0.88
(1,3)	1:A:84:LYS:CB	2:B:4:G:OP1	6	0.88
(1,3)	1:A:84:LYS:CB	2:B:4:G:OP2	6	0.88
(1,3)	1:A:84:LYS:CB	2:B:4:G:P	6	0.88
(1,3)	1:A:84:LYS:CB	2:B:5:A:C1'	6	0.88
(1,3)	1:A:84:LYS:CB	2:B:5:A:C2	6	0.88
(1,3)	1:A:84:LYS:CB	2:B:5:A:C2'	6	0.88
(1,3)	1:A:84:LYS:CB	2:B:5:A:C3'	6	0.88
(1,3)	1:A:84:LYS:CB	2:B:5:A:C4	6	0.88
(1,3)	1:A:84:LYS:CB	2:B:5:A:C4'	6	0.88
(1,3)	1:A:84:LYS:CB	2:B:5:A:C5	6	0.88
(1,3)	1:A:84:LYS:CB	2:B:5:A:C5'	6	0.88
(1,3)	1:A:84:LYS:CB	2:B:5:A:C6	6	0.88
(1,3)	1:A:84:LYS:CB	2:B:5:A:C8	6	0.88
(1,3)	1:A:84:LYS:CB	2:B:5:A:H1'	6	0.88
(1,3)	1:A:84:LYS:CB	2:B:5:A:H2	6	0.88
(1,3)	1:A:84:LYS:CB	2:B:5:A:H2'	6	0.88
(1,3)	1:A:84:LYS:CB	2:B:5:A:H3'	6	0.88
(1,3)	1:A:84:LYS:CB	2:B:5:A:H4'	6	0.88
(1,3)	1:A:84:LYS:CB	2:B:5:A:H5'	6	0.88
(1,3)	1:A:84:LYS:CB	2:B:5:A:H5''	6	0.88
(1,3)	1:A:84:LYS:CB	2:B:5:A:H61	6	0.88
(1,3)	1:A:84:LYS:CB	2:B:5:A:H62	6	0.88
(1,3)	1:A:84:LYS:CB	2:B:5:A:H8	6	0.88

*Continued on next page...*

*Continued from previous page...*

Key	Atom-1	Atom-2	Model ID	Violation (Å)
(1,3)	1:A:84:LYS:CB	2:B:5:A:HO2'	6	0.88
(1,3)	1:A:84:LYS:CB	2:B:5:A:N1	6	0.88
(1,3)	1:A:84:LYS:CB	2:B:5:A:N3	6	0.88
(1,3)	1:A:84:LYS:CB	2:B:5:A:N6	6	0.88
(1,3)	1:A:84:LYS:CB	2:B:5:A:N7	6	0.88
(1,3)	1:A:84:LYS:CB	2:B:5:A:N9	6	0.88
(1,3)	1:A:84:LYS:CB	2:B:5:A:O2'	6	0.88
(1,3)	1:A:84:LYS:CB	2:B:5:A:O3'	6	0.88
(1,3)	1:A:84:LYS:CB	2:B:5:A:O4'	6	0.88
(1,3)	1:A:84:LYS:CB	2:B:5:A:O5'	6	0.88
(1,3)	1:A:84:LYS:CB	2:B:5:A:OP1	6	0.88
(1,3)	1:A:84:LYS:CB	2:B:5:A:OP2	6	0.88
(1,3)	1:A:84:LYS:CB	2:B:5:A:P	6	0.88
(1,3)	1:A:84:LYS:CB	2:B:6:G:C1'	6	0.88
(1,3)	1:A:84:LYS:CB	2:B:6:G:C2	6	0.88
(1,3)	1:A:84:LYS:CB	2:B:6:G:C2'	6	0.88
(1,3)	1:A:84:LYS:CB	2:B:6:G:C3'	6	0.88
(1,3)	1:A:84:LYS:CB	2:B:6:G:C4	6	0.88
(1,3)	1:A:84:LYS:CB	2:B:6:G:C4'	6	0.88
(1,3)	1:A:84:LYS:CB	2:B:6:G:C5	6	0.88
(1,3)	1:A:84:LYS:CB	2:B:6:G:C5'	6	0.88
(1,3)	1:A:84:LYS:CB	2:B:6:G:C6	6	0.88
(1,3)	1:A:84:LYS:CB	2:B:6:G:C8	6	0.88
(1,3)	1:A:84:LYS:CB	2:B:6:G:H1	6	0.88
(1,3)	1:A:84:LYS:CB	2:B:6:G:H1'	6	0.88
(1,3)	1:A:84:LYS:CB	2:B:6:G:H2'	6	0.88
(1,3)	1:A:84:LYS:CB	2:B:6:G:H21	6	0.88
(1,3)	1:A:84:LYS:CB	2:B:6:G:H22	6	0.88
(1,3)	1:A:84:LYS:CB	2:B:6:G:H3'	6	0.88
(1,3)	1:A:84:LYS:CB	2:B:6:G:H4'	6	0.88
(1,3)	1:A:84:LYS:CB	2:B:6:G:H5'	6	0.88
(1,3)	1:A:84:LYS:CB	2:B:6:G:H5''	6	0.88
(1,3)	1:A:84:LYS:CB	2:B:6:G:H8	6	0.88
(1,3)	1:A:84:LYS:CB	2:B:6:G:HO2'	6	0.88
(1,3)	1:A:84:LYS:CB	2:B:6:G:N1	6	0.88
(1,3)	1:A:84:LYS:CB	2:B:6:G:N2	6	0.88
(1,3)	1:A:84:LYS:CB	2:B:6:G:N3	6	0.88
(1,3)	1:A:84:LYS:CB	2:B:6:G:N7	6	0.88
(1,3)	1:A:84:LYS:CB	2:B:6:G:N9	6	0.88
(1,3)	1:A:84:LYS:CB	2:B:6:G:O2'	6	0.88
(1,3)	1:A:84:LYS:CB	2:B:6:G:O3'	6	0.88
(1,3)	1:A:84:LYS:CB	2:B:6:G:O4'	6	0.88

*Continued on next page...*

*Continued from previous page...*

Key	Atom-1	Atom-2	Model ID	Violation (Å)
(1,3)	1:A:84:LYS:CB	2:B:6:G:O5'	6	0.88
(1,3)	1:A:84:LYS:CB	2:B:6:G:O6	6	0.88
(1,3)	1:A:84:LYS:CB	2:B:6:G:OP1	6	0.88
(1,3)	1:A:84:LYS:CB	2:B:6:G:OP2	6	0.88
(1,3)	1:A:84:LYS:CB	2:B:6:G:P	6	0.88
(1,3)	1:A:84:LYS:CB	2:B:7:C:C1'	6	0.88
(1,3)	1:A:84:LYS:CB	2:B:7:C:C2	6	0.88
(1,3)	1:A:84:LYS:CB	2:B:7:C:C2'	6	0.88
(1,3)	1:A:84:LYS:CB	2:B:7:C:C3'	6	0.88
(1,3)	1:A:84:LYS:CB	2:B:7:C:C4	6	0.88
(1,3)	1:A:84:LYS:CB	2:B:7:C:C4'	6	0.88
(1,3)	1:A:84:LYS:CB	2:B:7:C:C5	6	0.88
(1,3)	1:A:84:LYS:CB	2:B:7:C:C5'	6	0.88
(1,3)	1:A:84:LYS:CB	2:B:7:C:C6	6	0.88
(1,3)	1:A:84:LYS:CB	2:B:7:C:H1'	6	0.88
(1,3)	1:A:84:LYS:CB	2:B:7:C:H2'	6	0.88
(1,3)	1:A:84:LYS:CB	2:B:7:C:H3'	6	0.88
(1,3)	1:A:84:LYS:CB	2:B:7:C:H4'	6	0.88
(1,3)	1:A:84:LYS:CB	2:B:7:C:H41	6	0.88
(1,3)	1:A:84:LYS:CB	2:B:7:C:H42	6	0.88
(1,3)	1:A:84:LYS:CB	2:B:7:C:H5	6	0.88
(1,3)	1:A:84:LYS:CB	2:B:7:C:H5'	6	0.88
(1,3)	1:A:84:LYS:CB	2:B:7:C:H5''	6	0.88
(1,3)	1:A:84:LYS:CB	2:B:7:C:H6	6	0.88
(1,3)	1:A:84:LYS:CB	2:B:7:C:HO2'	6	0.88
(1,3)	1:A:84:LYS:CB	2:B:7:C:N1	6	0.88
(1,3)	1:A:84:LYS:CB	2:B:7:C:N3	6	0.88
(1,3)	1:A:84:LYS:CB	2:B:7:C:N4	6	0.88
(1,3)	1:A:84:LYS:CB	2:B:7:C:O2	6	0.88
(1,3)	1:A:84:LYS:CB	2:B:7:C:O2'	6	0.88
(1,3)	1:A:84:LYS:CB	2:B:7:C:O3'	6	0.88
(1,3)	1:A:84:LYS:CB	2:B:7:C:O4'	6	0.88
(1,3)	1:A:84:LYS:CB	2:B:7:C:O5'	6	0.88
(1,3)	1:A:84:LYS:CB	2:B:7:C:OP1	6	0.88
(1,3)	1:A:84:LYS:CB	2:B:7:C:OP2	6	0.88
(1,3)	1:A:84:LYS:CB	2:B:7:C:P	6	0.88
(1,3)	1:A:84:LYS:CB	2:B:8:U:C1'	6	0.88
(1,3)	1:A:84:LYS:CB	2:B:8:U:C2	6	0.88
(1,3)	1:A:84:LYS:CB	2:B:8:U:C2'	6	0.88
(1,3)	1:A:84:LYS:CB	2:B:8:U:C3'	6	0.88
(1,3)	1:A:84:LYS:CB	2:B:8:U:C4	6	0.88
(1,3)	1:A:84:LYS:CB	2:B:8:U:C4'	6	0.88

*Continued on next page...*

*Continued from previous page...*

Key	Atom-1	Atom-2	Model ID	Violation (Å)
(1,3)	1:A:84:LYS:CB	2:B:8:U:C5	6	0.88
(1,3)	1:A:84:LYS:CB	2:B:8:U:C5'	6	0.88
(1,3)	1:A:84:LYS:CB	2:B:8:U:C6	6	0.88
(1,3)	1:A:84:LYS:CB	2:B:8:U:H1'	6	0.88
(1,3)	1:A:84:LYS:CB	2:B:8:U:H2'	6	0.88
(1,3)	1:A:84:LYS:CB	2:B:8:U:H3	6	0.88
(1,3)	1:A:84:LYS:CB	2:B:8:U:H3'	6	0.88
(1,3)	1:A:84:LYS:CB	2:B:8:U:H4'	6	0.88
(1,3)	1:A:84:LYS:CB	2:B:8:U:H5	6	0.88
(1,3)	1:A:84:LYS:CB	2:B:8:U:H5'	6	0.88
(1,3)	1:A:84:LYS:CB	2:B:8:U:H5''	6	0.88
(1,3)	1:A:84:LYS:CB	2:B:8:U:H6	6	0.88
(1,3)	1:A:84:LYS:CB	2:B:8:U:HO2'	6	0.88
(1,3)	1:A:84:LYS:CB	2:B:8:U:N1	6	0.88
(1,3)	1:A:84:LYS:CB	2:B:8:U:N3	6	0.88
(1,3)	1:A:84:LYS:CB	2:B:8:U:O2	6	0.88
(1,3)	1:A:84:LYS:CB	2:B:8:U:O2'	6	0.88
(1,3)	1:A:84:LYS:CB	2:B:8:U:O3'	6	0.88
(1,3)	1:A:84:LYS:CB	2:B:8:U:O4	6	0.88
(1,3)	1:A:84:LYS:CB	2:B:8:U:O4'	6	0.88
(1,3)	1:A:84:LYS:CB	2:B:8:U:O5'	6	0.88
(1,3)	1:A:84:LYS:CB	2:B:8:U:OP1	6	0.88
(1,3)	1:A:84:LYS:CB	2:B:8:U:OP2	6	0.88
(1,3)	1:A:84:LYS:CB	2:B:8:U:P	6	0.88
(1,3)	1:A:84:LYS:CB	2:B:9:C:C1'	6	0.88
(1,3)	1:A:84:LYS:CB	2:B:9:C:C2	6	0.88
(1,3)	1:A:84:LYS:CB	2:B:9:C:C2'	6	0.88
(1,3)	1:A:84:LYS:CB	2:B:9:C:C3'	6	0.88
(1,3)	1:A:84:LYS:CB	2:B:9:C:C4	6	0.88
(1,3)	1:A:84:LYS:CB	2:B:9:C:C4'	6	0.88
(1,3)	1:A:84:LYS:CB	2:B:9:C:C5	6	0.88
(1,3)	1:A:84:LYS:CB	2:B:9:C:C5'	6	0.88
(1,3)	1:A:84:LYS:CB	2:B:9:C:C6	6	0.88
(1,3)	1:A:84:LYS:CB	2:B:9:C:H1'	6	0.88
(1,3)	1:A:84:LYS:CB	2:B:9:C:H2'	6	0.88
(1,3)	1:A:84:LYS:CB	2:B:9:C:H3'	6	0.88
(1,3)	1:A:84:LYS:CB	2:B:9:C:H4'	6	0.88
(1,3)	1:A:84:LYS:CB	2:B:9:C:H41	6	0.88
(1,3)	1:A:84:LYS:CB	2:B:9:C:H42	6	0.88
(1,3)	1:A:84:LYS:CB	2:B:9:C:H5	6	0.88
(1,3)	1:A:84:LYS:CB	2:B:9:C:H5'	6	0.88
(1,3)	1:A:84:LYS:CB	2:B:9:C:H5''	6	0.88

*Continued on next page...*



*Continued from previous page...*

Key	Atom-1	Atom-2	Model ID	Violation (Å)
(1,3)	1:A:84:LYS:CB	2:B:9:C:H6	6	0.88
(1,3)	1:A:84:LYS:CB	2:B:9:C:HO2'	6	0.88
(1,3)	1:A:84:LYS:CB	2:B:9:C:N1	6	0.88
(1,3)	1:A:84:LYS:CB	2:B:9:C:N3	6	0.88
(1,3)	1:A:84:LYS:CB	2:B:9:C:N4	6	0.88
(1,3)	1:A:84:LYS:CB	2:B:9:C:O2	6	0.88
(1,3)	1:A:84:LYS:CB	2:B:9:C:O2'	6	0.88
(1,3)	1:A:84:LYS:CB	2:B:9:C:O3'	6	0.88
(1,3)	1:A:84:LYS:CB	2:B:9:C:O4'	6	0.88
(1,3)	1:A:84:LYS:CB	2:B:9:C:O5'	6	0.88
(1,3)	1:A:84:LYS:CB	2:B:9:C:OP1	6	0.88
(1,3)	1:A:84:LYS:CB	2:B:9:C:OP2	6	0.88
(1,3)	1:A:84:LYS:CB	2:B:9:C:P	6	0.88
(1,3)	1:A:84:LYS:CB	2:B:10:G:C1'	6	0.88
(1,3)	1:A:84:LYS:CB	2:B:10:G:C2	6	0.88
(1,3)	1:A:84:LYS:CB	2:B:10:G:C2'	6	0.88
(1,3)	1:A:84:LYS:CB	2:B:10:G:C3'	6	0.88
(1,3)	1:A:84:LYS:CB	2:B:10:G:C4	6	0.88
(1,3)	1:A:84:LYS:CB	2:B:10:G:C4'	6	0.88
(1,3)	1:A:84:LYS:CB	2:B:10:G:C5	6	0.88
(1,3)	1:A:84:LYS:CB	2:B:10:G:C5'	6	0.88
(1,3)	1:A:84:LYS:CB	2:B:10:G:C6	6	0.88
(1,3)	1:A:84:LYS:CB	2:B:10:G:C8	6	0.88
(1,3)	1:A:84:LYS:CB	2:B:10:G:H1	6	0.88
(1,3)	1:A:84:LYS:CB	2:B:10:G:H1'	6	0.88
(1,3)	1:A:84:LYS:CB	2:B:10:G:H2'	6	0.88
(1,3)	1:A:84:LYS:CB	2:B:10:G:H21	6	0.88
(1,3)	1:A:84:LYS:CB	2:B:10:G:H22	6	0.88
(1,3)	1:A:84:LYS:CB	2:B:10:G:H3'	6	0.88
(1,3)	1:A:84:LYS:CB	2:B:10:G:H4'	6	0.88
(1,3)	1:A:84:LYS:CB	2:B:10:G:H5'	6	0.88
(1,3)	1:A:84:LYS:CB	2:B:10:G:H5''	6	0.88
(1,3)	1:A:84:LYS:CB	2:B:10:G:H8	6	0.88
(1,3)	1:A:84:LYS:CB	2:B:10:G:HO2'	6	0.88
(1,3)	1:A:84:LYS:CB	2:B:10:G:N1	6	0.88
(1,3)	1:A:84:LYS:CB	2:B:10:G:N2	6	0.88
(1,3)	1:A:84:LYS:CB	2:B:10:G:N3	6	0.88
(1,3)	1:A:84:LYS:CB	2:B:10:G:N7	6	0.88
(1,3)	1:A:84:LYS:CB	2:B:10:G:N9	6	0.88
(1,3)	1:A:84:LYS:CB	2:B:10:G:O2'	6	0.88
(1,3)	1:A:84:LYS:CB	2:B:10:G:O3'	6	0.88
(1,3)	1:A:84:LYS:CB	2:B:10:G:O4'	6	0.88

*Continued on next page...*

*Continued from previous page...*

Key	Atom-1	Atom-2	Model ID	Violation (Å)
(1,3)	1:A:84:LYS:CB	2:B:10:G:O5'	6	0.88
(1,3)	1:A:84:LYS:CB	2:B:10:G:O6	6	0.88
(1,3)	1:A:84:LYS:CB	2:B:10:G:OP1	6	0.88
(1,3)	1:A:84:LYS:CB	2:B:10:G:OP2	6	0.88
(1,3)	1:A:84:LYS:CB	2:B:10:G:P	6	0.88
(1,3)	1:A:84:LYS:CB	2:B:11:A:C1'	6	0.88
(1,3)	1:A:84:LYS:CB	2:B:11:A:C2	6	0.88
(1,3)	1:A:84:LYS:CB	2:B:11:A:C2'	6	0.88
(1,3)	1:A:84:LYS:CB	2:B:11:A:C3'	6	0.88
(1,3)	1:A:84:LYS:CB	2:B:11:A:C4	6	0.88
(1,3)	1:A:84:LYS:CB	2:B:11:A:C4'	6	0.88
(1,3)	1:A:84:LYS:CB	2:B:11:A:C5	6	0.88
(1,3)	1:A:84:LYS:CB	2:B:11:A:C5'	6	0.88
(1,3)	1:A:84:LYS:CB	2:B:11:A:C6	6	0.88
(1,3)	1:A:84:LYS:CB	2:B:11:A:C8	6	0.88
(1,3)	1:A:84:LYS:CB	2:B:11:A:H1'	6	0.88
(1,3)	1:A:84:LYS:CB	2:B:11:A:H2	6	0.88
(1,3)	1:A:84:LYS:CB	2:B:11:A:H2'	6	0.88
(1,3)	1:A:84:LYS:CB	2:B:11:A:H3'	6	0.88
(1,3)	1:A:84:LYS:CB	2:B:11:A:H4'	6	0.88
(1,3)	1:A:84:LYS:CB	2:B:11:A:H5'	6	0.88
(1,3)	1:A:84:LYS:CB	2:B:11:A:H5''	6	0.88
(1,3)	1:A:84:LYS:CB	2:B:11:A:H61	6	0.88
(1,3)	1:A:84:LYS:CB	2:B:11:A:H62	6	0.88
(1,3)	1:A:84:LYS:CB	2:B:11:A:H8	6	0.88
(1,3)	1:A:84:LYS:CB	2:B:11:A:HO2'	6	0.88
(1,3)	1:A:84:LYS:CB	2:B:11:A:N1	6	0.88
(1,3)	1:A:84:LYS:CB	2:B:11:A:N3	6	0.88
(1,3)	1:A:84:LYS:CB	2:B:11:A:N6	6	0.88
(1,3)	1:A:84:LYS:CB	2:B:11:A:N7	6	0.88
(1,3)	1:A:84:LYS:CB	2:B:11:A:N9	6	0.88
(1,3)	1:A:84:LYS:CB	2:B:11:A:O2'	6	0.88
(1,3)	1:A:84:LYS:CB	2:B:11:A:O3'	6	0.88
(1,3)	1:A:84:LYS:CB	2:B:11:A:O4'	6	0.88
(1,3)	1:A:84:LYS:CB	2:B:11:A:O5'	6	0.88
(1,3)	1:A:84:LYS:CB	2:B:11:A:OP1	6	0.88
(1,3)	1:A:84:LYS:CB	2:B:11:A:OP2	6	0.88
(1,3)	1:A:84:LYS:CB	2:B:11:A:P	6	0.88
(1,3)	1:A:84:LYS:CB	2:B:12:A:C1'	6	0.88
(1,3)	1:A:84:LYS:CB	2:B:12:A:C2	6	0.88
(1,3)	1:A:84:LYS:CB	2:B:12:A:C2'	6	0.88
(1,3)	1:A:84:LYS:CB	2:B:12:A:C3'	6	0.88

*Continued on next page...*

*Continued from previous page...*

Key	Atom-1	Atom-2	Model ID	Violation (Å)
(1,3)	1:A:84:LYS:CB	2:B:12:A:C4	6	0.88
(1,3)	1:A:84:LYS:CB	2:B:12:A:C4'	6	0.88
(1,3)	1:A:84:LYS:CB	2:B:12:A:C5	6	0.88
(1,3)	1:A:84:LYS:CB	2:B:12:A:C5'	6	0.88
(1,3)	1:A:84:LYS:CB	2:B:12:A:C6	6	0.88
(1,3)	1:A:84:LYS:CB	2:B:12:A:C8	6	0.88
(1,3)	1:A:84:LYS:CB	2:B:12:A:H1'	6	0.88
(1,3)	1:A:84:LYS:CB	2:B:12:A:H2	6	0.88
(1,3)	1:A:84:LYS:CB	2:B:12:A:H2'	6	0.88
(1,3)	1:A:84:LYS:CB	2:B:12:A:H3'	6	0.88
(1,3)	1:A:84:LYS:CB	2:B:12:A:H4'	6	0.88
(1,3)	1:A:84:LYS:CB	2:B:12:A:H5'	6	0.88
(1,3)	1:A:84:LYS:CB	2:B:12:A:H5''	6	0.88
(1,3)	1:A:84:LYS:CB	2:B:12:A:H61	6	0.88
(1,3)	1:A:84:LYS:CB	2:B:12:A:H62	6	0.88
(1,3)	1:A:84:LYS:CB	2:B:12:A:H8	6	0.88
(1,3)	1:A:84:LYS:CB	2:B:12:A:HO2'	6	0.88
(1,3)	1:A:84:LYS:CB	2:B:12:A:N1	6	0.88
(1,3)	1:A:84:LYS:CB	2:B:12:A:N3	6	0.88
(1,3)	1:A:84:LYS:CB	2:B:12:A:N6	6	0.88
(1,3)	1:A:84:LYS:CB	2:B:12:A:N7	6	0.88
(1,3)	1:A:84:LYS:CB	2:B:12:A:N9	6	0.88
(1,3)	1:A:84:LYS:CB	2:B:12:A:O2'	6	0.88
(1,3)	1:A:84:LYS:CB	2:B:12:A:O3'	6	0.88
(1,3)	1:A:84:LYS:CB	2:B:12:A:O4'	6	0.88
(1,3)	1:A:84:LYS:CB	2:B:12:A:O5'	6	0.88
(1,3)	1:A:84:LYS:CB	2:B:12:A:OP1	6	0.88
(1,3)	1:A:84:LYS:CB	2:B:12:A:OP2	6	0.88
(1,3)	1:A:84:LYS:CB	2:B:12:A:P	6	0.88
(1,3)	1:A:84:LYS:CB	2:B:13:A:C1'	6	0.88
(1,3)	1:A:84:LYS:CB	2:B:13:A:C2	6	0.88
(1,3)	1:A:84:LYS:CB	2:B:13:A:C2'	6	0.88
(1,3)	1:A:84:LYS:CB	2:B:13:A:C3'	6	0.88
(1,3)	1:A:84:LYS:CB	2:B:13:A:C4	6	0.88
(1,3)	1:A:84:LYS:CB	2:B:13:A:C4'	6	0.88
(1,3)	1:A:84:LYS:CB	2:B:13:A:C5	6	0.88
(1,3)	1:A:84:LYS:CB	2:B:13:A:C5'	6	0.88
(1,3)	1:A:84:LYS:CB	2:B:13:A:C6	6	0.88
(1,3)	1:A:84:LYS:CB	2:B:13:A:C8	6	0.88
(1,3)	1:A:84:LYS:CB	2:B:13:A:H1'	6	0.88
(1,3)	1:A:84:LYS:CB	2:B:13:A:H2	6	0.88
(1,3)	1:A:84:LYS:CB	2:B:13:A:H2'	6	0.88

*Continued on next page...*

*Continued from previous page...*

Key	Atom-1	Atom-2	Model ID	Violation (Å)
(1,3)	1:A:84:LYS:CB	2:B:13:A:H3'	6	0.88
(1,3)	1:A:84:LYS:CB	2:B:13:A:H4'	6	0.88
(1,3)	1:A:84:LYS:CB	2:B:13:A:H5'	6	0.88
(1,3)	1:A:84:LYS:CB	2:B:13:A:H5''	6	0.88
(1,3)	1:A:84:LYS:CB	2:B:13:A:H61	6	0.88
(1,3)	1:A:84:LYS:CB	2:B:13:A:H62	6	0.88
(1,3)	1:A:84:LYS:CB	2:B:13:A:H8	6	0.88
(1,3)	1:A:84:LYS:CB	2:B:13:A:HO2'	6	0.88
(1,3)	1:A:84:LYS:CB	2:B:13:A:N1	6	0.88
(1,3)	1:A:84:LYS:CB	2:B:13:A:N3	6	0.88
(1,3)	1:A:84:LYS:CB	2:B:13:A:N6	6	0.88
(1,3)	1:A:84:LYS:CB	2:B:13:A:N7	6	0.88
(1,3)	1:A:84:LYS:CB	2:B:13:A:N9	6	0.88
(1,3)	1:A:84:LYS:CB	2:B:13:A:O2'	6	0.88
(1,3)	1:A:84:LYS:CB	2:B:13:A:O3'	6	0.88
(1,3)	1:A:84:LYS:CB	2:B:13:A:O4'	6	0.88
(1,3)	1:A:84:LYS:CB	2:B:13:A:O5'	6	0.88
(1,3)	1:A:84:LYS:CB	2:B:13:A:OP1	6	0.88
(1,3)	1:A:84:LYS:CB	2:B:13:A:OP2	6	0.88
(1,3)	1:A:84:LYS:CB	2:B:13:A:P	6	0.88
(1,3)	1:A:84:LYS:CB	2:B:14:G:C1'	6	0.88
(1,3)	1:A:84:LYS:CB	2:B:14:G:C2	6	0.88
(1,3)	1:A:84:LYS:CB	2:B:14:G:C2'	6	0.88
(1,3)	1:A:84:LYS:CB	2:B:14:G:C3'	6	0.88
(1,3)	1:A:84:LYS:CB	2:B:14:G:C4	6	0.88
(1,3)	1:A:84:LYS:CB	2:B:14:G:C4'	6	0.88
(1,3)	1:A:84:LYS:CB	2:B:14:G:C5	6	0.88
(1,3)	1:A:84:LYS:CB	2:B:14:G:C5'	6	0.88
(1,3)	1:A:84:LYS:CB	2:B:14:G:C6	6	0.88
(1,3)	1:A:84:LYS:CB	2:B:14:G:C8	6	0.88
(1,3)	1:A:84:LYS:CB	2:B:14:G:H1	6	0.88
(1,3)	1:A:84:LYS:CB	2:B:14:G:H1'	6	0.88
(1,3)	1:A:84:LYS:CB	2:B:14:G:H2'	6	0.88
(1,3)	1:A:84:LYS:CB	2:B:14:G:H21	6	0.88
(1,3)	1:A:84:LYS:CB	2:B:14:G:H22	6	0.88
(1,3)	1:A:84:LYS:CB	2:B:14:G:H3'	6	0.88
(1,3)	1:A:84:LYS:CB	2:B:14:G:H4'	6	0.88
(1,3)	1:A:84:LYS:CB	2:B:14:G:H5'	6	0.88
(1,3)	1:A:84:LYS:CB	2:B:14:G:H5''	6	0.88
(1,3)	1:A:84:LYS:CB	2:B:14:G:H8	6	0.88
(1,3)	1:A:84:LYS:CB	2:B:14:G:HO2'	6	0.88
(1,3)	1:A:84:LYS:CB	2:B:14:G:N1	6	0.88

*Continued on next page...*

*Continued from previous page...*

Key	Atom-1	Atom-2	Model ID	Violation (Å)
(1,3)	1:A:84:LYS:CB	2:B:14:G:N2	6	0.88
(1,3)	1:A:84:LYS:CB	2:B:14:G:N3	6	0.88
(1,3)	1:A:84:LYS:CB	2:B:14:G:N7	6	0.88
(1,3)	1:A:84:LYS:CB	2:B:14:G:N9	6	0.88
(1,3)	1:A:84:LYS:CB	2:B:14:G:O2'	6	0.88
(1,3)	1:A:84:LYS:CB	2:B:14:G:O3'	6	0.88
(1,3)	1:A:84:LYS:CB	2:B:14:G:O4'	6	0.88
(1,3)	1:A:84:LYS:CB	2:B:14:G:O5'	6	0.88
(1,3)	1:A:84:LYS:CB	2:B:14:G:O6	6	0.88
(1,3)	1:A:84:LYS:CB	2:B:14:G:OP1	6	0.88
(1,3)	1:A:84:LYS:CB	2:B:14:G:OP2	6	0.88
(1,3)	1:A:84:LYS:CB	2:B:14:G:P	6	0.88
(1,3)	1:A:84:LYS:CB	2:B:15:A:C1'	6	0.88
(1,3)	1:A:84:LYS:CB	2:B:15:A:C2	6	0.88
(1,3)	1:A:84:LYS:CB	2:B:15:A:C2'	6	0.88
(1,3)	1:A:84:LYS:CB	2:B:15:A:C3'	6	0.88
(1,3)	1:A:84:LYS:CB	2:B:15:A:C4	6	0.88
(1,3)	1:A:84:LYS:CB	2:B:15:A:C4'	6	0.88
(1,3)	1:A:84:LYS:CB	2:B:15:A:C5	6	0.88
(1,3)	1:A:84:LYS:CB	2:B:15:A:C5'	6	0.88
(1,3)	1:A:84:LYS:CB	2:B:15:A:C6	6	0.88
(1,3)	1:A:84:LYS:CB	2:B:15:A:C8	6	0.88
(1,3)	1:A:84:LYS:CB	2:B:15:A:H1'	6	0.88
(1,3)	1:A:84:LYS:CB	2:B:15:A:H2	6	0.88
(1,3)	1:A:84:LYS:CB	2:B:15:A:H2'	6	0.88
(1,3)	1:A:84:LYS:CB	2:B:15:A:H3'	6	0.88
(1,3)	1:A:84:LYS:CB	2:B:15:A:H4'	6	0.88
(1,3)	1:A:84:LYS:CB	2:B:15:A:H5'	6	0.88
(1,3)	1:A:84:LYS:CB	2:B:15:A:H5''	6	0.88
(1,3)	1:A:84:LYS:CB	2:B:15:A:H61	6	0.88
(1,3)	1:A:84:LYS:CB	2:B:15:A:H62	6	0.88
(1,3)	1:A:84:LYS:CB	2:B:15:A:H8	6	0.88
(1,3)	1:A:84:LYS:CB	2:B:15:A:HO2'	6	0.88
(1,3)	1:A:84:LYS:CB	2:B:15:A:N1	6	0.88
(1,3)	1:A:84:LYS:CB	2:B:15:A:N3	6	0.88
(1,3)	1:A:84:LYS:CB	2:B:15:A:N6	6	0.88
(1,3)	1:A:84:LYS:CB	2:B:15:A:N7	6	0.88
(1,3)	1:A:84:LYS:CB	2:B:15:A:N9	6	0.88
(1,3)	1:A:84:LYS:CB	2:B:15:A:O2'	6	0.88
(1,3)	1:A:84:LYS:CB	2:B:15:A:O3'	6	0.88
(1,3)	1:A:84:LYS:CB	2:B:15:A:O4'	6	0.88
(1,3)	1:A:84:LYS:CB	2:B:15:A:O5'	6	0.88

*Continued on next page...*

*Continued from previous page...*

Key	Atom-1	Atom-2	Model ID	Violation (Å)
(1,3)	1:A:84:LYS:CB	2:B:15:A:OP1	6	0.88
(1,3)	1:A:84:LYS:CB	2:B:15:A:OP2	6	0.88
(1,3)	1:A:84:LYS:CB	2:B:15:A:P	6	0.88
(1,3)	1:A:84:LYS:CB	2:B:16:G:C1'	6	0.88
(1,3)	1:A:84:LYS:CB	2:B:16:G:C2	6	0.88
(1,3)	1:A:84:LYS:CB	2:B:16:G:C2'	6	0.88
(1,3)	1:A:84:LYS:CB	2:B:16:G:C3'	6	0.88
(1,3)	1:A:84:LYS:CB	2:B:16:G:C4	6	0.88
(1,3)	1:A:84:LYS:CB	2:B:16:G:C4'	6	0.88
(1,3)	1:A:84:LYS:CB	2:B:16:G:C5	6	0.88
(1,3)	1:A:84:LYS:CB	2:B:16:G:C5'	6	0.88
(1,3)	1:A:84:LYS:CB	2:B:16:G:C6	6	0.88
(1,3)	1:A:84:LYS:CB	2:B:16:G:C8	6	0.88
(1,3)	1:A:84:LYS:CB	2:B:16:G:H1	6	0.88
(1,3)	1:A:84:LYS:CB	2:B:16:G:H1'	6	0.88
(1,3)	1:A:84:LYS:CB	2:B:16:G:H2'	6	0.88
(1,3)	1:A:84:LYS:CB	2:B:16:G:H21	6	0.88
(1,3)	1:A:84:LYS:CB	2:B:16:G:H22	6	0.88
(1,3)	1:A:84:LYS:CB	2:B:16:G:H3'	6	0.88
(1,3)	1:A:84:LYS:CB	2:B:16:G:H4'	6	0.88
(1,3)	1:A:84:LYS:CB	2:B:16:G:H5'	6	0.88
(1,3)	1:A:84:LYS:CB	2:B:16:G:H5''	6	0.88
(1,3)	1:A:84:LYS:CB	2:B:16:G:H8	6	0.88
(1,3)	1:A:84:LYS:CB	2:B:16:G:HO2'	6	0.88
(1,3)	1:A:84:LYS:CB	2:B:16:G:N1	6	0.88
(1,3)	1:A:84:LYS:CB	2:B:16:G:N2	6	0.88
(1,3)	1:A:84:LYS:CB	2:B:16:G:N3	6	0.88
(1,3)	1:A:84:LYS:CB	2:B:16:G:N7	6	0.88
(1,3)	1:A:84:LYS:CB	2:B:16:G:N9	6	0.88
(1,3)	1:A:84:LYS:CB	2:B:16:G:O2'	6	0.88
(1,3)	1:A:84:LYS:CB	2:B:16:G:O3'	6	0.88
(1,3)	1:A:84:LYS:CB	2:B:16:G:O4'	6	0.88
(1,3)	1:A:84:LYS:CB	2:B:16:G:O5'	6	0.88
(1,3)	1:A:84:LYS:CB	2:B:16:G:O6	6	0.88
(1,3)	1:A:84:LYS:CB	2:B:16:G:OP1	6	0.88
(1,3)	1:A:84:LYS:CB	2:B:16:G:OP2	6	0.88
(1,3)	1:A:84:LYS:CB	2:B:16:G:P	6	0.88
(1,3)	1:A:84:LYS:CB	2:B:17:C:C1'	6	0.88
(1,3)	1:A:84:LYS:CB	2:B:17:C:C2	6	0.88
(1,3)	1:A:84:LYS:CB	2:B:17:C:C2'	6	0.88
(1,3)	1:A:84:LYS:CB	2:B:17:C:C3'	6	0.88
(1,3)	1:A:84:LYS:CB	2:B:17:C:C4	6	0.88

*Continued on next page...*

*Continued from previous page...*

Key	Atom-1	Atom-2	Model ID	Violation (Å)
(1,3)	1:A:84:LYS:CB	2:B:17:C:C4'	6	0.88
(1,3)	1:A:84:LYS:CB	2:B:17:C:C5	6	0.88
(1,3)	1:A:84:LYS:CB	2:B:17:C:C5'	6	0.88
(1,3)	1:A:84:LYS:CB	2:B:17:C:C6	6	0.88
(1,3)	1:A:84:LYS:CB	2:B:17:C:H1'	6	0.88
(1,3)	1:A:84:LYS:CB	2:B:17:C:H2'	6	0.88
(1,3)	1:A:84:LYS:CB	2:B:17:C:H3'	6	0.88
(1,3)	1:A:84:LYS:CB	2:B:17:C:H4'	6	0.88
(1,3)	1:A:84:LYS:CB	2:B:17:C:H41	6	0.88
(1,3)	1:A:84:LYS:CB	2:B:17:C:H42	6	0.88
(1,3)	1:A:84:LYS:CB	2:B:17:C:H5	6	0.88
(1,3)	1:A:84:LYS:CB	2:B:17:C:H5'	6	0.88
(1,3)	1:A:84:LYS:CB	2:B:17:C:H5''	6	0.88
(1,3)	1:A:84:LYS:CB	2:B:17:C:H6	6	0.88
(1,3)	1:A:84:LYS:CB	2:B:17:C:HO2'	6	0.88
(1,3)	1:A:84:LYS:CB	2:B:17:C:N1	6	0.88
(1,3)	1:A:84:LYS:CB	2:B:17:C:N3	6	0.88
(1,3)	1:A:84:LYS:CB	2:B:17:C:N4	6	0.88
(1,3)	1:A:84:LYS:CB	2:B:17:C:O2	6	0.88
(1,3)	1:A:84:LYS:CB	2:B:17:C:O2'	6	0.88
(1,3)	1:A:84:LYS:CB	2:B:17:C:O3'	6	0.88
(1,3)	1:A:84:LYS:CB	2:B:17:C:O4'	6	0.88
(1,3)	1:A:84:LYS:CB	2:B:17:C:O5'	6	0.88
(1,3)	1:A:84:LYS:CB	2:B:17:C:OP1	6	0.88
(1,3)	1:A:84:LYS:CB	2:B:17:C:OP2	6	0.88
(1,3)	1:A:84:LYS:CB	2:B:17:C:P	6	0.88
(1,3)	1:A:84:LYS:CB	2:B:18:A:C1'	6	0.88
(1,3)	1:A:84:LYS:CB	2:B:18:A:C2	6	0.88
(1,3)	1:A:84:LYS:CB	2:B:18:A:C2'	6	0.88
(1,3)	1:A:84:LYS:CB	2:B:18:A:C3'	6	0.88
(1,3)	1:A:84:LYS:CB	2:B:18:A:C4	6	0.88
(1,3)	1:A:84:LYS:CB	2:B:18:A:C4'	6	0.88
(1,3)	1:A:84:LYS:CB	2:B:18:A:C5	6	0.88
(1,3)	1:A:84:LYS:CB	2:B:18:A:C5'	6	0.88
(1,3)	1:A:84:LYS:CB	2:B:18:A:C6	6	0.88
(1,3)	1:A:84:LYS:CB	2:B:18:A:C8	6	0.88
(1,3)	1:A:84:LYS:CB	2:B:18:A:H1'	6	0.88
(1,3)	1:A:84:LYS:CB	2:B:18:A:H2	6	0.88
(1,3)	1:A:84:LYS:CB	2:B:18:A:H2'	6	0.88
(1,3)	1:A:84:LYS:CB	2:B:18:A:H3'	6	0.88
(1,3)	1:A:84:LYS:CB	2:B:18:A:H4'	6	0.88
(1,3)	1:A:84:LYS:CB	2:B:18:A:H5'	6	0.88

*Continued on next page...*

*Continued from previous page...*

Key	Atom-1	Atom-2	Model ID	Violation (Å)
(1,3)	1:A:84:LYS:CB	2:B:18:A:H5''	6	0.88
(1,3)	1:A:84:LYS:CB	2:B:18:A:H61	6	0.88
(1,3)	1:A:84:LYS:CB	2:B:18:A:H62	6	0.88
(1,3)	1:A:84:LYS:CB	2:B:18:A:H8	6	0.88
(1,3)	1:A:84:LYS:CB	2:B:18:A:HO2'	6	0.88
(1,3)	1:A:84:LYS:CB	2:B:18:A:N1	6	0.88
(1,3)	1:A:84:LYS:CB	2:B:18:A:N3	6	0.88
(1,3)	1:A:84:LYS:CB	2:B:18:A:N6	6	0.88
(1,3)	1:A:84:LYS:CB	2:B:18:A:N7	6	0.88
(1,3)	1:A:84:LYS:CB	2:B:18:A:N9	6	0.88
(1,3)	1:A:84:LYS:CB	2:B:18:A:O2'	6	0.88
(1,3)	1:A:84:LYS:CB	2:B:18:A:O3'	6	0.88
(1,3)	1:A:84:LYS:CB	2:B:18:A:O4'	6	0.88
(1,3)	1:A:84:LYS:CB	2:B:18:A:O5'	6	0.88
(1,3)	1:A:84:LYS:CB	2:B:18:A:OP1	6	0.88
(1,3)	1:A:84:LYS:CB	2:B:18:A:OP2	6	0.88
(1,3)	1:A:84:LYS:CB	2:B:18:A:P	6	0.88
(1,3)	1:A:84:LYS:CB	2:B:19:A:C1'	6	0.88
(1,3)	1:A:84:LYS:CB	2:B:19:A:C2	6	0.88
(1,3)	1:A:84:LYS:CB	2:B:19:A:C2'	6	0.88
(1,3)	1:A:84:LYS:CB	2:B:19:A:C3'	6	0.88
(1,3)	1:A:84:LYS:CB	2:B:19:A:C4	6	0.88
(1,3)	1:A:84:LYS:CB	2:B:19:A:C4'	6	0.88
(1,3)	1:A:84:LYS:CB	2:B:19:A:C5	6	0.88
(1,3)	1:A:84:LYS:CB	2:B:19:A:C5'	6	0.88
(1,3)	1:A:84:LYS:CB	2:B:19:A:C6	6	0.88
(1,3)	1:A:84:LYS:CB	2:B:19:A:C8	6	0.88
(1,3)	1:A:84:LYS:CB	2:B:19:A:H1'	6	0.88
(1,3)	1:A:84:LYS:CB	2:B:19:A:H2	6	0.88
(1,3)	1:A:84:LYS:CB	2:B:19:A:H2'	6	0.88
(1,3)	1:A:84:LYS:CB	2:B:19:A:H3'	6	0.88
(1,3)	1:A:84:LYS:CB	2:B:19:A:H4'	6	0.88
(1,3)	1:A:84:LYS:CB	2:B:19:A:H5'	6	0.88
(1,3)	1:A:84:LYS:CB	2:B:19:A:H5''	6	0.88
(1,3)	1:A:84:LYS:CB	2:B:19:A:H61	6	0.88
(1,3)	1:A:84:LYS:CB	2:B:19:A:H62	6	0.88
(1,3)	1:A:84:LYS:CB	2:B:19:A:H8	6	0.88
(1,3)	1:A:84:LYS:CB	2:B:19:A:HO2'	6	0.88
(1,3)	1:A:84:LYS:CB	2:B:19:A:N1	6	0.88
(1,3)	1:A:84:LYS:CB	2:B:19:A:N3	6	0.88
(1,3)	1:A:84:LYS:CB	2:B:19:A:N6	6	0.88
(1,3)	1:A:84:LYS:CB	2:B:19:A:N7	6	0.88

*Continued on next page...*



*Continued from previous page...*

Key	Atom-1	Atom-2	Model ID	Violation (Å)
(1,3)	1:A:84:LYS:CB	2:B:19:A:N9	6	0.88
(1,3)	1:A:84:LYS:CB	2:B:19:A:O2'	6	0.88
(1,3)	1:A:84:LYS:CB	2:B:19:A:O3'	6	0.88
(1,3)	1:A:84:LYS:CB	2:B:19:A:O4'	6	0.88
(1,3)	1:A:84:LYS:CB	2:B:19:A:O5'	6	0.88
(1,3)	1:A:84:LYS:CB	2:B:19:A:OP1	6	0.88
(1,3)	1:A:84:LYS:CB	2:B:19:A:OP2	6	0.88
(1,3)	1:A:84:LYS:CB	2:B:19:A:P	6	0.88
(1,3)	1:A:84:LYS:CB	2:B:20:U:C1'	6	0.88
(1,3)	1:A:84:LYS:CB	2:B:20:U:C2	6	0.88
(1,3)	1:A:84:LYS:CB	2:B:20:U:C2'	6	0.88
(1,3)	1:A:84:LYS:CB	2:B:20:U:C3'	6	0.88
(1,3)	1:A:84:LYS:CB	2:B:20:U:C4	6	0.88
(1,3)	1:A:84:LYS:CB	2:B:20:U:C4'	6	0.88
(1,3)	1:A:84:LYS:CB	2:B:20:U:C5	6	0.88
(1,3)	1:A:84:LYS:CB	2:B:20:U:C5'	6	0.88
(1,3)	1:A:84:LYS:CB	2:B:20:U:C6	6	0.88
(1,3)	1:A:84:LYS:CB	2:B:20:U:H1'	6	0.88
(1,3)	1:A:84:LYS:CB	2:B:20:U:H2'	6	0.88
(1,3)	1:A:84:LYS:CB	2:B:20:U:H3	6	0.88
(1,3)	1:A:84:LYS:CB	2:B:20:U:H3'	6	0.88
(1,3)	1:A:84:LYS:CB	2:B:20:U:H4'	6	0.88
(1,3)	1:A:84:LYS:CB	2:B:20:U:H5	6	0.88
(1,3)	1:A:84:LYS:CB	2:B:20:U:H5'	6	0.88
(1,3)	1:A:84:LYS:CB	2:B:20:U:H5''	6	0.88
(1,3)	1:A:84:LYS:CB	2:B:20:U:H6	6	0.88
(1,3)	1:A:84:LYS:CB	2:B:20:U:HO2'	6	0.88
(1,3)	1:A:84:LYS:CB	2:B:20:U:N1	6	0.88
(1,3)	1:A:84:LYS:CB	2:B:20:U:N3	6	0.88
(1,3)	1:A:84:LYS:CB	2:B:20:U:O2	6	0.88
(1,3)	1:A:84:LYS:CB	2:B:20:U:O2'	6	0.88
(1,3)	1:A:84:LYS:CB	2:B:20:U:O3'	6	0.88
(1,3)	1:A:84:LYS:CB	2:B:20:U:O4	6	0.88
(1,3)	1:A:84:LYS:CB	2:B:20:U:O4'	6	0.88
(1,3)	1:A:84:LYS:CB	2:B:20:U:O5'	6	0.88
(1,3)	1:A:84:LYS:CB	2:B:20:U:OP1	6	0.88
(1,3)	1:A:84:LYS:CB	2:B:20:U:OP2	6	0.88
(1,3)	1:A:84:LYS:CB	2:B:20:U:P	6	0.88
(1,3)	1:A:84:LYS:CB	2:B:21:G:C1'	6	0.88
(1,3)	1:A:84:LYS:CB	2:B:21:G:C2	6	0.88
(1,3)	1:A:84:LYS:CB	2:B:21:G:C2'	6	0.88
(1,3)	1:A:84:LYS:CB	2:B:21:G:C3'	6	0.88

*Continued on next page...*

*Continued from previous page...*

Key	Atom-1	Atom-2	Model ID	Violation (Å)
(1,3)	1:A:84:LYS:CB	2:B:21:G:C4	6	0.88
(1,3)	1:A:84:LYS:CB	2:B:21:G:C4'	6	0.88
(1,3)	1:A:84:LYS:CB	2:B:21:G:C5	6	0.88
(1,3)	1:A:84:LYS:CB	2:B:21:G:C5'	6	0.88
(1,3)	1:A:84:LYS:CB	2:B:21:G:C6	6	0.88
(1,3)	1:A:84:LYS:CB	2:B:21:G:C8	6	0.88
(1,3)	1:A:84:LYS:CB	2:B:21:G:H1	6	0.88
(1,3)	1:A:84:LYS:CB	2:B:21:G:H1'	6	0.88
(1,3)	1:A:84:LYS:CB	2:B:21:G:H2'	6	0.88
(1,3)	1:A:84:LYS:CB	2:B:21:G:H21	6	0.88
(1,3)	1:A:84:LYS:CB	2:B:21:G:H22	6	0.88
(1,3)	1:A:84:LYS:CB	2:B:21:G:H3'	6	0.88
(1,3)	1:A:84:LYS:CB	2:B:21:G:H4'	6	0.88
(1,3)	1:A:84:LYS:CB	2:B:21:G:H5'	6	0.88
(1,3)	1:A:84:LYS:CB	2:B:21:G:H5''	6	0.88
(1,3)	1:A:84:LYS:CB	2:B:21:G:H8	6	0.88
(1,3)	1:A:84:LYS:CB	2:B:21:G:HO2'	6	0.88
(1,3)	1:A:84:LYS:CB	2:B:21:G:N1	6	0.88
(1,3)	1:A:84:LYS:CB	2:B:21:G:N2	6	0.88
(1,3)	1:A:84:LYS:CB	2:B:21:G:N3	6	0.88
(1,3)	1:A:84:LYS:CB	2:B:21:G:N7	6	0.88
(1,3)	1:A:84:LYS:CB	2:B:21:G:N9	6	0.88
(1,3)	1:A:84:LYS:CB	2:B:21:G:O2'	6	0.88
(1,3)	1:A:84:LYS:CB	2:B:21:G:O3'	6	0.88
(1,3)	1:A:84:LYS:CB	2:B:21:G:O4'	6	0.88
(1,3)	1:A:84:LYS:CB	2:B:21:G:O5'	6	0.88
(1,3)	1:A:84:LYS:CB	2:B:21:G:O6	6	0.88
(1,3)	1:A:84:LYS:CB	2:B:21:G:OP1	6	0.88
(1,3)	1:A:84:LYS:CB	2:B:21:G:OP2	6	0.88
(1,3)	1:A:84:LYS:CB	2:B:21:G:P	6	0.88
(1,3)	1:A:84:LYS:CB	2:B:22:A:C1'	6	0.88
(1,3)	1:A:84:LYS:CB	2:B:22:A:C2	6	0.88
(1,3)	1:A:84:LYS:CB	2:B:22:A:C2'	6	0.88
(1,3)	1:A:84:LYS:CB	2:B:22:A:C3'	6	0.88
(1,3)	1:A:84:LYS:CB	2:B:22:A:C4	6	0.88
(1,3)	1:A:84:LYS:CB	2:B:22:A:C4'	6	0.88
(1,3)	1:A:84:LYS:CB	2:B:22:A:C5	6	0.88
(1,3)	1:A:84:LYS:CB	2:B:22:A:C5'	6	0.88
(1,3)	1:A:84:LYS:CB	2:B:22:A:C6	6	0.88
(1,3)	1:A:84:LYS:CB	2:B:22:A:C8	6	0.88
(1,3)	1:A:84:LYS:CB	2:B:22:A:H1'	6	0.88
(1,3)	1:A:84:LYS:CB	2:B:22:A:H2	6	0.88

*Continued on next page...*

*Continued from previous page...*

Key	Atom-1	Atom-2	Model ID	Violation (Å)
(1,3)	1:A:84:LYS:CB	2:B:22:A:H2'	6	0.88
(1,3)	1:A:84:LYS:CB	2:B:22:A:H3'	6	0.88
(1,3)	1:A:84:LYS:CB	2:B:22:A:H4'	6	0.88
(1,3)	1:A:84:LYS:CB	2:B:22:A:H5'	6	0.88
(1,3)	1:A:84:LYS:CB	2:B:22:A:H5''	6	0.88
(1,3)	1:A:84:LYS:CB	2:B:22:A:H61	6	0.88
(1,3)	1:A:84:LYS:CB	2:B:22:A:H62	6	0.88
(1,3)	1:A:84:LYS:CB	2:B:22:A:H8	6	0.88
(1,3)	1:A:84:LYS:CB	2:B:22:A:HO2'	6	0.88
(1,3)	1:A:84:LYS:CB	2:B:22:A:N1	6	0.88
(1,3)	1:A:84:LYS:CB	2:B:22:A:N3	6	0.88
(1,3)	1:A:84:LYS:CB	2:B:22:A:N6	6	0.88
(1,3)	1:A:84:LYS:CB	2:B:22:A:N7	6	0.88
(1,3)	1:A:84:LYS:CB	2:B:22:A:N9	6	0.88
(1,3)	1:A:84:LYS:CB	2:B:22:A:O2'	6	0.88
(1,3)	1:A:84:LYS:CB	2:B:22:A:O3'	6	0.88
(1,3)	1:A:84:LYS:CB	2:B:22:A:O4'	6	0.88
(1,3)	1:A:84:LYS:CB	2:B:22:A:O5'	6	0.88
(1,3)	1:A:84:LYS:CB	2:B:22:A:OP1	6	0.88
(1,3)	1:A:84:LYS:CB	2:B:22:A:OP2	6	0.88
(1,3)	1:A:84:LYS:CB	2:B:22:A:P	6	0.88
(1,3)	1:A:84:LYS:CB	2:B:23:U:C1'	6	0.88
(1,3)	1:A:84:LYS:CB	2:B:23:U:C2	6	0.88
(1,3)	1:A:84:LYS:CB	2:B:23:U:C2'	6	0.88
(1,3)	1:A:84:LYS:CB	2:B:23:U:C3'	6	0.88
(1,3)	1:A:84:LYS:CB	2:B:23:U:C4	6	0.88
(1,3)	1:A:84:LYS:CB	2:B:23:U:C4'	6	0.88
(1,3)	1:A:84:LYS:CB	2:B:23:U:C5	6	0.88
(1,3)	1:A:84:LYS:CB	2:B:23:U:C5'	6	0.88
(1,3)	1:A:84:LYS:CB	2:B:23:U:C6	6	0.88
(1,3)	1:A:84:LYS:CB	2:B:23:U:H1'	6	0.88
(1,3)	1:A:84:LYS:CB	2:B:23:U:H2'	6	0.88
(1,3)	1:A:84:LYS:CB	2:B:23:U:H3	6	0.88
(1,3)	1:A:84:LYS:CB	2:B:23:U:H3'	6	0.88
(1,3)	1:A:84:LYS:CB	2:B:23:U:H4'	6	0.88
(1,3)	1:A:84:LYS:CB	2:B:23:U:H5	6	0.88
(1,3)	1:A:84:LYS:CB	2:B:23:U:H5'	6	0.88
(1,3)	1:A:84:LYS:CB	2:B:23:U:H5''	6	0.88
(1,3)	1:A:84:LYS:CB	2:B:23:U:H6	6	0.88
(1,3)	1:A:84:LYS:CB	2:B:23:U:HO2'	6	0.88
(1,3)	1:A:84:LYS:CB	2:B:23:U:N1	6	0.88
(1,3)	1:A:84:LYS:CB	2:B:23:U:N3	6	0.88

*Continued on next page...*

*Continued from previous page...*

Key	Atom-1	Atom-2	Model ID	Violation (Å)
(1,3)	1:A:84:LYS:CB	2:B:23:U:O2	6	0.88
(1,3)	1:A:84:LYS:CB	2:B:23:U:O2'	6	0.88
(1,3)	1:A:84:LYS:CB	2:B:23:U:O3'	6	0.88
(1,3)	1:A:84:LYS:CB	2:B:23:U:O4	6	0.88
(1,3)	1:A:84:LYS:CB	2:B:23:U:O4'	6	0.88
(1,3)	1:A:84:LYS:CB	2:B:23:U:O5'	6	0.88
(1,3)	1:A:84:LYS:CB	2:B:23:U:OP1	6	0.88
(1,3)	1:A:84:LYS:CB	2:B:23:U:OP2	6	0.88
(1,3)	1:A:84:LYS:CB	2:B:23:U:P	6	0.88
(1,3)	1:A:84:LYS:CB	2:B:24:G:C1'	6	0.88
(1,3)	1:A:84:LYS:CB	2:B:24:G:C2	6	0.88
(1,3)	1:A:84:LYS:CB	2:B:24:G:C2'	6	0.88
(1,3)	1:A:84:LYS:CB	2:B:24:G:C3'	6	0.88
(1,3)	1:A:84:LYS:CB	2:B:24:G:C4	6	0.88
(1,3)	1:A:84:LYS:CB	2:B:24:G:C4'	6	0.88
(1,3)	1:A:84:LYS:CB	2:B:24:G:C5	6	0.88
(1,3)	1:A:84:LYS:CB	2:B:24:G:C5'	6	0.88
(1,3)	1:A:84:LYS:CB	2:B:24:G:C6	6	0.88
(1,3)	1:A:84:LYS:CB	2:B:24:G:C8	6	0.88
(1,3)	1:A:84:LYS:CB	2:B:24:G:H1	6	0.88
(1,3)	1:A:84:LYS:CB	2:B:24:G:H1'	6	0.88
(1,3)	1:A:84:LYS:CB	2:B:24:G:H2'	6	0.88
(1,3)	1:A:84:LYS:CB	2:B:24:G:H21	6	0.88
(1,3)	1:A:84:LYS:CB	2:B:24:G:H22	6	0.88
(1,3)	1:A:84:LYS:CB	2:B:24:G:H3'	6	0.88
(1,3)	1:A:84:LYS:CB	2:B:24:G:H4'	6	0.88
(1,3)	1:A:84:LYS:CB	2:B:24:G:H5'	6	0.88
(1,3)	1:A:84:LYS:CB	2:B:24:G:H5''	6	0.88
(1,3)	1:A:84:LYS:CB	2:B:24:G:H8	6	0.88
(1,3)	1:A:84:LYS:CB	2:B:24:G:HO2'	6	0.88
(1,3)	1:A:84:LYS:CB	2:B:24:G:N1	6	0.88
(1,3)	1:A:84:LYS:CB	2:B:24:G:N2	6	0.88
(1,3)	1:A:84:LYS:CB	2:B:24:G:N3	6	0.88
(1,3)	1:A:84:LYS:CB	2:B:24:G:N7	6	0.88
(1,3)	1:A:84:LYS:CB	2:B:24:G:N9	6	0.88
(1,3)	1:A:84:LYS:CB	2:B:24:G:O2'	6	0.88
(1,3)	1:A:84:LYS:CB	2:B:24:G:O3'	6	0.88
(1,3)	1:A:84:LYS:CB	2:B:24:G:O4'	6	0.88
(1,3)	1:A:84:LYS:CB	2:B:24:G:O5'	6	0.88
(1,3)	1:A:84:LYS:CB	2:B:24:G:O6	6	0.88
(1,3)	1:A:84:LYS:CB	2:B:24:G:OP1	6	0.88
(1,3)	1:A:84:LYS:CB	2:B:24:G:OP2	6	0.88

*Continued on next page...*

*Continued from previous page...*

Key	Atom-1	Atom-2	Model ID	Violation (Å)
(1,3)	1:A:84:LYS:CB	2:B:24:G:P	6	0.88
(1,3)	1:A:84:LYS:CD	2:B:2:C:C1'	6	0.88
(1,3)	1:A:84:LYS:CD	2:B:2:C:C2	6	0.88
(1,3)	1:A:84:LYS:CD	2:B:2:C:C2'	6	0.88
(1,3)	1:A:84:LYS:CD	2:B:2:C:C3'	6	0.88
(1,3)	1:A:84:LYS:CD	2:B:2:C:C4	6	0.88
(1,3)	1:A:84:LYS:CD	2:B:2:C:C4'	6	0.88
(1,3)	1:A:84:LYS:CD	2:B:2:C:C5	6	0.88
(1,3)	1:A:84:LYS:CD	2:B:2:C:C5'	6	0.88
(1,3)	1:A:84:LYS:CD	2:B:2:C:C6	6	0.88
(1,3)	1:A:84:LYS:CD	2:B:2:C:H1'	6	0.88
(1,3)	1:A:84:LYS:CD	2:B:2:C:H2'	6	0.88
(1,3)	1:A:84:LYS:CD	2:B:2:C:H3'	6	0.88
(1,3)	1:A:84:LYS:CD	2:B:2:C:H4'	6	0.88
(1,3)	1:A:84:LYS:CD	2:B:2:C:H41	6	0.88
(1,3)	1:A:84:LYS:CD	2:B:2:C:H42	6	0.88
(1,3)	1:A:84:LYS:CD	2:B:2:C:H5	6	0.88
(1,3)	1:A:84:LYS:CD	2:B:2:C:H5'	6	0.88
(1,3)	1:A:84:LYS:CD	2:B:2:C:H5''	6	0.88
(1,3)	1:A:84:LYS:CD	2:B:2:C:H6	6	0.88
(1,3)	1:A:84:LYS:CD	2:B:2:C:HO2'	6	0.88
(1,3)	1:A:84:LYS:CD	2:B:2:C:N1	6	0.88
(1,3)	1:A:84:LYS:CD	2:B:2:C:N3	6	0.88
(1,3)	1:A:84:LYS:CD	2:B:2:C:N4	6	0.88
(1,3)	1:A:84:LYS:CD	2:B:2:C:O2	6	0.88
(1,3)	1:A:84:LYS:CD	2:B:2:C:O2'	6	0.88
(1,3)	1:A:84:LYS:CD	2:B:2:C:O3'	6	0.88
(1,3)	1:A:84:LYS:CD	2:B:2:C:O4'	6	0.88
(1,3)	1:A:84:LYS:CD	2:B:2:C:O5'	6	0.88
(1,3)	1:A:84:LYS:CD	2:B:3:U:C1'	6	0.88
(1,3)	1:A:84:LYS:CD	2:B:3:U:C2	6	0.88
(1,3)	1:A:84:LYS:CD	2:B:3:U:C2'	6	0.88
(1,3)	1:A:84:LYS:CD	2:B:3:U:C3'	6	0.88
(1,3)	1:A:84:LYS:CD	2:B:3:U:C4	6	0.88
(1,3)	1:A:84:LYS:CD	2:B:3:U:C4'	6	0.88
(1,3)	1:A:84:LYS:CD	2:B:3:U:C5	6	0.88
(1,3)	1:A:84:LYS:CD	2:B:3:U:C5'	6	0.88
(1,3)	1:A:84:LYS:CD	2:B:3:U:C6	6	0.88
(1,3)	1:A:84:LYS:CD	2:B:3:U:H1'	6	0.88
(1,3)	1:A:84:LYS:CD	2:B:3:U:H2'	6	0.88
(1,3)	1:A:84:LYS:CD	2:B:3:U:H3	6	0.88
(1,3)	1:A:84:LYS:CD	2:B:3:U:H3'	6	0.88

*Continued on next page...*

*Continued from previous page...*

Key	Atom-1	Atom-2	Model ID	Violation (Å)
(1,3)	1:A:84:LYS:CD	2:B:3:U:H4'	6	0.88
(1,3)	1:A:84:LYS:CD	2:B:3:U:H5	6	0.88
(1,3)	1:A:84:LYS:CD	2:B:3:U:H5'	6	0.88
(1,3)	1:A:84:LYS:CD	2:B:3:U:H5''	6	0.88
(1,3)	1:A:84:LYS:CD	2:B:3:U:H6	6	0.88
(1,3)	1:A:84:LYS:CD	2:B:3:U:HO2'	6	0.88
(1,3)	1:A:84:LYS:CD	2:B:3:U:N1	6	0.88
(1,3)	1:A:84:LYS:CD	2:B:3:U:N3	6	0.88
(1,3)	1:A:84:LYS:CD	2:B:3:U:O2	6	0.88
(1,3)	1:A:84:LYS:CD	2:B:3:U:O2'	6	0.88
(1,3)	1:A:84:LYS:CD	2:B:3:U:O3'	6	0.88
(1,3)	1:A:84:LYS:CD	2:B:3:U:O4	6	0.88
(1,3)	1:A:84:LYS:CD	2:B:3:U:O4'	6	0.88
(1,3)	1:A:84:LYS:CD	2:B:3:U:O5'	6	0.88
(1,3)	1:A:84:LYS:CD	2:B:3:U:OP1	6	0.88
(1,3)	1:A:84:LYS:CD	2:B:3:U:OP2	6	0.88
(1,3)	1:A:84:LYS:CD	2:B:3:U:P	6	0.88
(1,3)	1:A:84:LYS:CD	2:B:4:G:C1'	6	0.88
(1,3)	1:A:84:LYS:CD	2:B:4:G:C2	6	0.88
(1,3)	1:A:84:LYS:CD	2:B:4:G:C2'	6	0.88
(1,3)	1:A:84:LYS:CD	2:B:4:G:C3'	6	0.88
(1,3)	1:A:84:LYS:CD	2:B:4:G:C4	6	0.88
(1,3)	1:A:84:LYS:CD	2:B:4:G:C4'	6	0.88
(1,3)	1:A:84:LYS:CD	2:B:4:G:C5	6	0.88
(1,3)	1:A:84:LYS:CD	2:B:4:G:C5'	6	0.88
(1,3)	1:A:84:LYS:CD	2:B:4:G:C6	6	0.88
(1,3)	1:A:84:LYS:CD	2:B:4:G:C8	6	0.88
(1,3)	1:A:84:LYS:CD	2:B:4:G:H1	6	0.88
(1,3)	1:A:84:LYS:CD	2:B:4:G:H1'	6	0.88
(1,3)	1:A:84:LYS:CD	2:B:4:G:H2'	6	0.88
(1,3)	1:A:84:LYS:CD	2:B:4:G:H21	6	0.88
(1,3)	1:A:84:LYS:CD	2:B:4:G:H22	6	0.88
(1,3)	1:A:84:LYS:CD	2:B:4:G:H3'	6	0.88
(1,3)	1:A:84:LYS:CD	2:B:4:G:H4'	6	0.88
(1,3)	1:A:84:LYS:CD	2:B:4:G:H5'	6	0.88
(1,3)	1:A:84:LYS:CD	2:B:4:G:H5''	6	0.88
(1,3)	1:A:84:LYS:CD	2:B:4:G:H8	6	0.88
(1,3)	1:A:84:LYS:CD	2:B:4:G:HO2'	6	0.88
(1,3)	1:A:84:LYS:CD	2:B:4:G:N1	6	0.88
(1,3)	1:A:84:LYS:CD	2:B:4:G:N2	6	0.88
(1,3)	1:A:84:LYS:CD	2:B:4:G:N3	6	0.88
(1,3)	1:A:84:LYS:CD	2:B:4:G:N7	6	0.88

*Continued on next page...*

*Continued from previous page...*

Key	Atom-1	Atom-2	Model ID	Violation (Å)
(1,3)	1:A:84:LYS:CD	2:B:4:G:N9	6	0.88
(1,3)	1:A:84:LYS:CD	2:B:4:G:O2'	6	0.88
(1,3)	1:A:84:LYS:CD	2:B:4:G:O3'	6	0.88
(1,3)	1:A:84:LYS:CD	2:B:4:G:O4'	6	0.88
(1,3)	1:A:84:LYS:CD	2:B:4:G:O5'	6	0.88
(1,3)	1:A:84:LYS:CD	2:B:4:G:O6	6	0.88
(1,3)	1:A:84:LYS:CD	2:B:4:G:OP1	6	0.88
(1,3)	1:A:84:LYS:CD	2:B:4:G:OP2	6	0.88
(1,3)	1:A:84:LYS:CD	2:B:4:G:P	6	0.88
(1,3)	1:A:84:LYS:CD	2:B:5:A:C1'	6	0.88
(1,3)	1:A:84:LYS:CD	2:B:5:A:C2	6	0.88
(1,3)	1:A:84:LYS:CD	2:B:5:A:C2'	6	0.88
(1,3)	1:A:84:LYS:CD	2:B:5:A:C3'	6	0.88
(1,3)	1:A:84:LYS:CD	2:B:5:A:C4	6	0.88
(1,3)	1:A:84:LYS:CD	2:B:5:A:C4'	6	0.88
(1,3)	1:A:84:LYS:CD	2:B:5:A:C5	6	0.88
(1,3)	1:A:84:LYS:CD	2:B:5:A:C5'	6	0.88
(1,3)	1:A:84:LYS:CD	2:B:5:A:C6	6	0.88
(1,3)	1:A:84:LYS:CD	2:B:5:A:C8	6	0.88
(1,3)	1:A:84:LYS:CD	2:B:5:A:H1'	6	0.88
(1,3)	1:A:84:LYS:CD	2:B:5:A:H2	6	0.88
(1,3)	1:A:84:LYS:CD	2:B:5:A:H2'	6	0.88
(1,3)	1:A:84:LYS:CD	2:B:5:A:H3'	6	0.88
(1,3)	1:A:84:LYS:CD	2:B:5:A:H4'	6	0.88
(1,3)	1:A:84:LYS:CD	2:B:5:A:H5'	6	0.88
(1,3)	1:A:84:LYS:CD	2:B:5:A:H5''	6	0.88
(1,3)	1:A:84:LYS:CD	2:B:5:A:H61	6	0.88
(1,3)	1:A:84:LYS:CD	2:B:5:A:H62	6	0.88
(1,3)	1:A:84:LYS:CD	2:B:5:A:H8	6	0.88
(1,3)	1:A:84:LYS:CD	2:B:5:A:HO2'	6	0.88
(1,3)	1:A:84:LYS:CD	2:B:5:A:N1	6	0.88
(1,3)	1:A:84:LYS:CD	2:B:5:A:N3	6	0.88
(1,3)	1:A:84:LYS:CD	2:B:5:A:N6	6	0.88
(1,3)	1:A:84:LYS:CD	2:B:5:A:N7	6	0.88
(1,3)	1:A:84:LYS:CD	2:B:5:A:N9	6	0.88
(1,3)	1:A:84:LYS:CD	2:B:5:A:O2'	6	0.88
(1,3)	1:A:84:LYS:CD	2:B:5:A:O3'	6	0.88
(1,3)	1:A:84:LYS:CD	2:B:5:A:O4'	6	0.88
(1,3)	1:A:84:LYS:CD	2:B:5:A:O5'	6	0.88
(1,3)	1:A:84:LYS:CD	2:B:5:A:OP1	6	0.88
(1,3)	1:A:84:LYS:CD	2:B:5:A:OP2	6	0.88
(1,3)	1:A:84:LYS:CD	2:B:5:A:P	6	0.88

*Continued on next page...*

*Continued from previous page...*

Key	Atom-1	Atom-2	Model ID	Violation (Å)
(1,3)	1:A:84:LYS:CD	2:B:6:G:C1'	6	0.88
(1,3)	1:A:84:LYS:CD	2:B:6:G:C2	6	0.88
(1,3)	1:A:84:LYS:CD	2:B:6:G:C2'	6	0.88
(1,3)	1:A:84:LYS:CD	2:B:6:G:C3'	6	0.88
(1,3)	1:A:84:LYS:CD	2:B:6:G:C4	6	0.88
(1,3)	1:A:84:LYS:CD	2:B:6:G:C4'	6	0.88
(1,3)	1:A:84:LYS:CD	2:B:6:G:C5	6	0.88
(1,3)	1:A:84:LYS:CD	2:B:6:G:C5'	6	0.88
(1,3)	1:A:84:LYS:CD	2:B:6:G:C6	6	0.88
(1,3)	1:A:84:LYS:CD	2:B:6:G:C8	6	0.88
(1,3)	1:A:84:LYS:CD	2:B:6:G:H1	6	0.88
(1,3)	1:A:84:LYS:CD	2:B:6:G:H1'	6	0.88
(1,3)	1:A:84:LYS:CD	2:B:6:G:H2'	6	0.88
(1,3)	1:A:84:LYS:CD	2:B:6:G:H21	6	0.88
(1,3)	1:A:84:LYS:CD	2:B:6:G:H22	6	0.88
(1,3)	1:A:84:LYS:CD	2:B:6:G:H3'	6	0.88
(1,3)	1:A:84:LYS:CD	2:B:6:G:H4'	6	0.88
(1,3)	1:A:84:LYS:CD	2:B:6:G:H5'	6	0.88
(1,3)	1:A:84:LYS:CD	2:B:6:G:H5''	6	0.88
(1,3)	1:A:84:LYS:CD	2:B:6:G:H8	6	0.88
(1,3)	1:A:84:LYS:CD	2:B:6:G:HO2'	6	0.88
(1,3)	1:A:84:LYS:CD	2:B:6:G:N1	6	0.88
(1,3)	1:A:84:LYS:CD	2:B:6:G:N2	6	0.88
(1,3)	1:A:84:LYS:CD	2:B:6:G:N3	6	0.88
(1,3)	1:A:84:LYS:CD	2:B:6:G:N7	6	0.88
(1,3)	1:A:84:LYS:CD	2:B:6:G:N9	6	0.88
(1,3)	1:A:84:LYS:CD	2:B:6:G:O2'	6	0.88
(1,3)	1:A:84:LYS:CD	2:B:6:G:O3'	6	0.88
(1,3)	1:A:84:LYS:CD	2:B:6:G:O4'	6	0.88
(1,3)	1:A:84:LYS:CD	2:B:6:G:O5'	6	0.88
(1,3)	1:A:84:LYS:CD	2:B:6:G:O6	6	0.88
(1,3)	1:A:84:LYS:CD	2:B:6:G:OP1	6	0.88
(1,3)	1:A:84:LYS:CD	2:B:6:G:OP2	6	0.88
(1,3)	1:A:84:LYS:CD	2:B:6:G:P	6	0.88
(1,3)	1:A:84:LYS:CD	2:B:7:C:C1'	6	0.88
(1,3)	1:A:84:LYS:CD	2:B:7:C:C2	6	0.88
(1,3)	1:A:84:LYS:CD	2:B:7:C:C2'	6	0.88
(1,3)	1:A:84:LYS:CD	2:B:7:C:C3'	6	0.88
(1,3)	1:A:84:LYS:CD	2:B:7:C:C4	6	0.88
(1,3)	1:A:84:LYS:CD	2:B:7:C:C4'	6	0.88
(1,3)	1:A:84:LYS:CD	2:B:7:C:C5	6	0.88
(1,3)	1:A:84:LYS:CD	2:B:7:C:C5'	6	0.88

*Continued on next page...*



*Continued from previous page...*

Key	Atom-1	Atom-2	Model ID	Violation (Å)
(1,3)	1:A:84:LYS:CD	2:B:7:C:C6	6	0.88
(1,3)	1:A:84:LYS:CD	2:B:7:C:H1'	6	0.88
(1,3)	1:A:84:LYS:CD	2:B:7:C:H2'	6	0.88
(1,3)	1:A:84:LYS:CD	2:B:7:C:H3'	6	0.88
(1,3)	1:A:84:LYS:CD	2:B:7:C:H4'	6	0.88
(1,3)	1:A:84:LYS:CD	2:B:7:C:H41	6	0.88
(1,3)	1:A:84:LYS:CD	2:B:7:C:H42	6	0.88
(1,3)	1:A:84:LYS:CD	2:B:7:C:H5	6	0.88
(1,3)	1:A:84:LYS:CD	2:B:7:C:H5'	6	0.88
(1,3)	1:A:84:LYS:CD	2:B:7:C:H5''	6	0.88
(1,3)	1:A:84:LYS:CD	2:B:7:C:H6	6	0.88
(1,3)	1:A:84:LYS:CD	2:B:7:C:HO2'	6	0.88
(1,3)	1:A:84:LYS:CD	2:B:7:C:N1	6	0.88
(1,3)	1:A:84:LYS:CD	2:B:7:C:N3	6	0.88
(1,3)	1:A:84:LYS:CD	2:B:7:C:N4	6	0.88
(1,3)	1:A:84:LYS:CD	2:B:7:C:O2	6	0.88
(1,3)	1:A:84:LYS:CD	2:B:7:C:O2'	6	0.88
(1,3)	1:A:84:LYS:CD	2:B:7:C:O3'	6	0.88
(1,3)	1:A:84:LYS:CD	2:B:7:C:O4'	6	0.88
(1,3)	1:A:84:LYS:CD	2:B:7:C:O5'	6	0.88
(1,3)	1:A:84:LYS:CD	2:B:7:C:OP1	6	0.88
(1,3)	1:A:84:LYS:CD	2:B:7:C:OP2	6	0.88
(1,3)	1:A:84:LYS:CD	2:B:7:C:P	6	0.88
(1,3)	1:A:84:LYS:CD	2:B:8:U:C1'	6	0.88
(1,3)	1:A:84:LYS:CD	2:B:8:U:C2	6	0.88
(1,3)	1:A:84:LYS:CD	2:B:8:U:C2'	6	0.88
(1,3)	1:A:84:LYS:CD	2:B:8:U:C3'	6	0.88
(1,3)	1:A:84:LYS:CD	2:B:8:U:C4	6	0.88
(1,3)	1:A:84:LYS:CD	2:B:8:U:C4'	6	0.88
(1,3)	1:A:84:LYS:CD	2:B:8:U:C5	6	0.88
(1,3)	1:A:84:LYS:CD	2:B:8:U:C5'	6	0.88
(1,3)	1:A:84:LYS:CD	2:B:8:U:C6	6	0.88
(1,3)	1:A:84:LYS:CD	2:B:8:U:H1'	6	0.88
(1,3)	1:A:84:LYS:CD	2:B:8:U:H2'	6	0.88
(1,3)	1:A:84:LYS:CD	2:B:8:U:H3	6	0.88
(1,3)	1:A:84:LYS:CD	2:B:8:U:H3'	6	0.88
(1,3)	1:A:84:LYS:CD	2:B:8:U:H4'	6	0.88
(1,3)	1:A:84:LYS:CD	2:B:8:U:H5	6	0.88
(1,3)	1:A:84:LYS:CD	2:B:8:U:H5'	6	0.88
(1,3)	1:A:84:LYS:CD	2:B:8:U:H5''	6	0.88
(1,3)	1:A:84:LYS:CD	2:B:8:U:H6	6	0.88
(1,3)	1:A:84:LYS:CD	2:B:8:U:HO2'	6	0.88

*Continued on next page...*

*Continued from previous page...*

Key	Atom-1	Atom-2	Model ID	Violation (Å)
(1,3)	1:A:84:LYS:CD	2:B:8:U:N1	6	0.88
(1,3)	1:A:84:LYS:CD	2:B:8:U:N3	6	0.88
(1,3)	1:A:84:LYS:CD	2:B:8:U:O2	6	0.88
(1,3)	1:A:84:LYS:CD	2:B:8:U:O2'	6	0.88
(1,3)	1:A:84:LYS:CD	2:B:8:U:O3'	6	0.88
(1,3)	1:A:84:LYS:CD	2:B:8:U:O4	6	0.88
(1,3)	1:A:84:LYS:CD	2:B:8:U:O4'	6	0.88
(1,3)	1:A:84:LYS:CD	2:B:8:U:O5'	6	0.88
(1,3)	1:A:84:LYS:CD	2:B:8:U:OP1	6	0.88
(1,3)	1:A:84:LYS:CD	2:B:8:U:OP2	6	0.88
(1,3)	1:A:84:LYS:CD	2:B:8:U:P	6	0.88
(1,3)	1:A:84:LYS:CD	2:B:9:C:C1'	6	0.88
(1,3)	1:A:84:LYS:CD	2:B:9:C:C2	6	0.88
(1,3)	1:A:84:LYS:CD	2:B:9:C:C2'	6	0.88
(1,3)	1:A:84:LYS:CD	2:B:9:C:C3'	6	0.88
(1,3)	1:A:84:LYS:CD	2:B:9:C:C4	6	0.88
(1,3)	1:A:84:LYS:CD	2:B:9:C:C4'	6	0.88
(1,3)	1:A:84:LYS:CD	2:B:9:C:C5	6	0.88
(1,3)	1:A:84:LYS:CD	2:B:9:C:C5'	6	0.88
(1,3)	1:A:84:LYS:CD	2:B:9:C:C6	6	0.88
(1,3)	1:A:84:LYS:CD	2:B:9:C:H1'	6	0.88
(1,3)	1:A:84:LYS:CD	2:B:9:C:H2'	6	0.88
(1,3)	1:A:84:LYS:CD	2:B:9:C:H3'	6	0.88
(1,3)	1:A:84:LYS:CD	2:B:9:C:H4'	6	0.88
(1,3)	1:A:84:LYS:CD	2:B:9:C:H41	6	0.88
(1,3)	1:A:84:LYS:CD	2:B:9:C:H42	6	0.88
(1,3)	1:A:84:LYS:CD	2:B:9:C:H5	6	0.88
(1,3)	1:A:84:LYS:CD	2:B:9:C:H5'	6	0.88
(1,3)	1:A:84:LYS:CD	2:B:9:C:H5''	6	0.88
(1,3)	1:A:84:LYS:CD	2:B:9:C:H6	6	0.88
(1,3)	1:A:84:LYS:CD	2:B:9:C:HO2'	6	0.88
(1,3)	1:A:84:LYS:CD	2:B:9:C:N1	6	0.88
(1,3)	1:A:84:LYS:CD	2:B:9:C:N3	6	0.88
(1,3)	1:A:84:LYS:CD	2:B:9:C:N4	6	0.88
(1,3)	1:A:84:LYS:CD	2:B:9:C:O2	6	0.88
(1,3)	1:A:84:LYS:CD	2:B:9:C:O2'	6	0.88
(1,3)	1:A:84:LYS:CD	2:B:9:C:O3'	6	0.88
(1,3)	1:A:84:LYS:CD	2:B:9:C:O4'	6	0.88
(1,3)	1:A:84:LYS:CD	2:B:9:C:O5'	6	0.88
(1,3)	1:A:84:LYS:CD	2:B:9:C:OP1	6	0.88
(1,3)	1:A:84:LYS:CD	2:B:9:C:OP2	6	0.88
(1,3)	1:A:84:LYS:CD	2:B:9:C:P	6	0.88

*Continued on next page...*

*Continued from previous page...*

Key	Atom-1	Atom-2	Model ID	Violation (Å)
(1,3)	1:A:84:LYS:CD	2:B:10:G:C1'	6	0.88
(1,3)	1:A:84:LYS:CD	2:B:10:G:C2	6	0.88
(1,3)	1:A:84:LYS:CD	2:B:10:G:C2'	6	0.88
(1,3)	1:A:84:LYS:CD	2:B:10:G:C3'	6	0.88
(1,3)	1:A:84:LYS:CD	2:B:10:G:C4	6	0.88
(1,3)	1:A:84:LYS:CD	2:B:10:G:C4'	6	0.88
(1,3)	1:A:84:LYS:CD	2:B:10:G:C5	6	0.88
(1,3)	1:A:84:LYS:CD	2:B:10:G:C5'	6	0.88
(1,3)	1:A:84:LYS:CD	2:B:10:G:C6	6	0.88
(1,3)	1:A:84:LYS:CD	2:B:10:G:C8	6	0.88
(1,3)	1:A:84:LYS:CD	2:B:10:G:H1	6	0.88
(1,3)	1:A:84:LYS:CD	2:B:10:G:H1'	6	0.88
(1,3)	1:A:84:LYS:CD	2:B:10:G:H2'	6	0.88
(1,3)	1:A:84:LYS:CD	2:B:10:G:H21	6	0.88
(1,3)	1:A:84:LYS:CD	2:B:10:G:H22	6	0.88
(1,3)	1:A:84:LYS:CD	2:B:10:G:H3'	6	0.88
(1,3)	1:A:84:LYS:CD	2:B:10:G:H4'	6	0.88
(1,3)	1:A:84:LYS:CD	2:B:10:G:H5'	6	0.88
(1,3)	1:A:84:LYS:CD	2:B:10:G:H5''	6	0.88
(1,3)	1:A:84:LYS:CD	2:B:10:G:H8	6	0.88
(1,3)	1:A:84:LYS:CD	2:B:10:G:HO2'	6	0.88
(1,3)	1:A:84:LYS:CD	2:B:10:G:N1	6	0.88
(1,3)	1:A:84:LYS:CD	2:B:10:G:N2	6	0.88
(1,3)	1:A:84:LYS:CD	2:B:10:G:N3	6	0.88
(1,3)	1:A:84:LYS:CD	2:B:10:G:N7	6	0.88
(1,3)	1:A:84:LYS:CD	2:B:10:G:N9	6	0.88
(1,3)	1:A:84:LYS:CD	2:B:10:G:O2'	6	0.88
(1,3)	1:A:84:LYS:CD	2:B:10:G:O3'	6	0.88
(1,3)	1:A:84:LYS:CD	2:B:10:G:O4'	6	0.88
(1,3)	1:A:84:LYS:CD	2:B:10:G:O5'	6	0.88
(1,3)	1:A:84:LYS:CD	2:B:10:G:O6	6	0.88
(1,3)	1:A:84:LYS:CD	2:B:10:G:OP1	6	0.88
(1,3)	1:A:84:LYS:CD	2:B:10:G:OP2	6	0.88
(1,3)	1:A:84:LYS:CD	2:B:10:G:P	6	0.88
(1,3)	1:A:84:LYS:CD	2:B:11:A:C1'	6	0.88
(1,3)	1:A:84:LYS:CD	2:B:11:A:C2	6	0.88
(1,3)	1:A:84:LYS:CD	2:B:11:A:C2'	6	0.88
(1,3)	1:A:84:LYS:CD	2:B:11:A:C3'	6	0.88
(1,3)	1:A:84:LYS:CD	2:B:11:A:C4	6	0.88
(1,3)	1:A:84:LYS:CD	2:B:11:A:C4'	6	0.88
(1,3)	1:A:84:LYS:CD	2:B:11:A:C5	6	0.88
(1,3)	1:A:84:LYS:CD	2:B:11:A:C5'	6	0.88

*Continued on next page...*

*Continued from previous page...*

Key	Atom-1	Atom-2	Model ID	Violation (Å)
(1,3)	1:A:84:LYS:CD	2:B:11:A:C6	6	0.88
(1,3)	1:A:84:LYS:CD	2:B:11:A:C8	6	0.88
(1,3)	1:A:84:LYS:CD	2:B:11:A:H1'	6	0.88
(1,3)	1:A:84:LYS:CD	2:B:11:A:H2	6	0.88
(1,3)	1:A:84:LYS:CD	2:B:11:A:H2'	6	0.88
(1,3)	1:A:84:LYS:CD	2:B:11:A:H3'	6	0.88
(1,3)	1:A:84:LYS:CD	2:B:11:A:H4'	6	0.88
(1,3)	1:A:84:LYS:CD	2:B:11:A:H5'	6	0.88
(1,3)	1:A:84:LYS:CD	2:B:11:A:H5''	6	0.88
(1,3)	1:A:84:LYS:CD	2:B:11:A:H61	6	0.88
(1,3)	1:A:84:LYS:CD	2:B:11:A:H62	6	0.88
(1,3)	1:A:84:LYS:CD	2:B:11:A:H8	6	0.88
(1,3)	1:A:84:LYS:CD	2:B:11:A:HO2'	6	0.88
(1,3)	1:A:84:LYS:CD	2:B:11:A:N1	6	0.88
(1,3)	1:A:84:LYS:CD	2:B:11:A:N3	6	0.88
(1,3)	1:A:84:LYS:CD	2:B:11:A:N6	6	0.88
(1,3)	1:A:84:LYS:CD	2:B:11:A:N7	6	0.88
(1,3)	1:A:84:LYS:CD	2:B:11:A:N9	6	0.88
(1,3)	1:A:84:LYS:CD	2:B:11:A:O2'	6	0.88
(1,3)	1:A:84:LYS:CD	2:B:11:A:O3'	6	0.88
(1,3)	1:A:84:LYS:CD	2:B:11:A:O4'	6	0.88
(1,3)	1:A:84:LYS:CD	2:B:11:A:O5'	6	0.88
(1,3)	1:A:84:LYS:CD	2:B:11:A:OP1	6	0.88
(1,3)	1:A:84:LYS:CD	2:B:11:A:OP2	6	0.88
(1,3)	1:A:84:LYS:CD	2:B:11:A:P	6	0.88
(1,3)	1:A:84:LYS:CD	2:B:12:A:C1'	6	0.88
(1,3)	1:A:84:LYS:CD	2:B:12:A:C2	6	0.88
(1,3)	1:A:84:LYS:CD	2:B:12:A:C2'	6	0.88
(1,3)	1:A:84:LYS:CD	2:B:12:A:C3'	6	0.88
(1,3)	1:A:84:LYS:CD	2:B:12:A:C4	6	0.88
(1,3)	1:A:84:LYS:CD	2:B:12:A:C4'	6	0.88
(1,3)	1:A:84:LYS:CD	2:B:12:A:C5	6	0.88
(1,3)	1:A:84:LYS:CD	2:B:12:A:C5'	6	0.88
(1,3)	1:A:84:LYS:CD	2:B:12:A:C6	6	0.88
(1,3)	1:A:84:LYS:CD	2:B:12:A:C8	6	0.88
(1,3)	1:A:84:LYS:CD	2:B:12:A:H1'	6	0.88
(1,3)	1:A:84:LYS:CD	2:B:12:A:H2	6	0.88
(1,3)	1:A:84:LYS:CD	2:B:12:A:H2'	6	0.88
(1,3)	1:A:84:LYS:CD	2:B:12:A:H3'	6	0.88
(1,3)	1:A:84:LYS:CD	2:B:12:A:H4'	6	0.88
(1,3)	1:A:84:LYS:CD	2:B:12:A:H5'	6	0.88
(1,3)	1:A:84:LYS:CD	2:B:12:A:H5''	6	0.88

*Continued on next page...*

*Continued from previous page...*

Key	Atom-1	Atom-2	Model ID	Violation (Å)
(1,3)	1:A:84:LYS:CD	2:B:12:A:H61	6	0.88
(1,3)	1:A:84:LYS:CD	2:B:12:A:H62	6	0.88
(1,3)	1:A:84:LYS:CD	2:B:12:A:H8	6	0.88
(1,3)	1:A:84:LYS:CD	2:B:12:A:HO2'	6	0.88
(1,3)	1:A:84:LYS:CD	2:B:12:A:N1	6	0.88
(1,3)	1:A:84:LYS:CD	2:B:12:A:N3	6	0.88
(1,3)	1:A:84:LYS:CD	2:B:12:A:N6	6	0.88
(1,3)	1:A:84:LYS:CD	2:B:12:A:N7	6	0.88
(1,3)	1:A:84:LYS:CD	2:B:12:A:N9	6	0.88
(1,3)	1:A:84:LYS:CD	2:B:12:A:O2'	6	0.88
(1,3)	1:A:84:LYS:CD	2:B:12:A:O3'	6	0.88
(1,3)	1:A:84:LYS:CD	2:B:12:A:O4'	6	0.88
(1,3)	1:A:84:LYS:CD	2:B:12:A:O5'	6	0.88
(1,3)	1:A:84:LYS:CD	2:B:12:A:OP1	6	0.88
(1,3)	1:A:84:LYS:CD	2:B:12:A:OP2	6	0.88
(1,3)	1:A:84:LYS:CD	2:B:12:A:P	6	0.88
(1,3)	1:A:84:LYS:CD	2:B:13:A:C1'	6	0.88
(1,3)	1:A:84:LYS:CD	2:B:13:A:C2	6	0.88
(1,3)	1:A:84:LYS:CD	2:B:13:A:C2'	6	0.88
(1,3)	1:A:84:LYS:CD	2:B:13:A:C3'	6	0.88
(1,3)	1:A:84:LYS:CD	2:B:13:A:C4	6	0.88
(1,3)	1:A:84:LYS:CD	2:B:13:A:C4'	6	0.88
(1,3)	1:A:84:LYS:CD	2:B:13:A:C5	6	0.88
(1,3)	1:A:84:LYS:CD	2:B:13:A:C5'	6	0.88
(1,3)	1:A:84:LYS:CD	2:B:13:A:C6	6	0.88
(1,3)	1:A:84:LYS:CD	2:B:13:A:C8	6	0.88
(1,3)	1:A:84:LYS:CD	2:B:13:A:H1'	6	0.88
(1,3)	1:A:84:LYS:CD	2:B:13:A:H2	6	0.88
(1,3)	1:A:84:LYS:CD	2:B:13:A:H2'	6	0.88
(1,3)	1:A:84:LYS:CD	2:B:13:A:H3'	6	0.88
(1,3)	1:A:84:LYS:CD	2:B:13:A:H4'	6	0.88
(1,3)	1:A:84:LYS:CD	2:B:13:A:H5'	6	0.88
(1,3)	1:A:84:LYS:CD	2:B:13:A:H5''	6	0.88
(1,3)	1:A:84:LYS:CD	2:B:13:A:H61	6	0.88
(1,3)	1:A:84:LYS:CD	2:B:13:A:H62	6	0.88
(1,3)	1:A:84:LYS:CD	2:B:13:A:H8	6	0.88
(1,3)	1:A:84:LYS:CD	2:B:13:A:HO2'	6	0.88
(1,3)	1:A:84:LYS:CD	2:B:13:A:N1	6	0.88
(1,3)	1:A:84:LYS:CD	2:B:13:A:N3	6	0.88
(1,3)	1:A:84:LYS:CD	2:B:13:A:N6	6	0.88
(1,3)	1:A:84:LYS:CD	2:B:13:A:N7	6	0.88
(1,3)	1:A:84:LYS:CD	2:B:13:A:N9	6	0.88

*Continued on next page...*

*Continued from previous page...*

Key	Atom-1	Atom-2	Model ID	Violation (Å)
(1,3)	1:A:84:LYS:CD	2:B:13:A:O2'	6	0.88
(1,3)	1:A:84:LYS:CD	2:B:13:A:O3'	6	0.88
(1,3)	1:A:84:LYS:CD	2:B:13:A:O4'	6	0.88
(1,3)	1:A:84:LYS:CD	2:B:13:A:O5'	6	0.88
(1,3)	1:A:84:LYS:CD	2:B:13:A:OP1	6	0.88
(1,3)	1:A:84:LYS:CD	2:B:13:A:OP2	6	0.88
(1,3)	1:A:84:LYS:CD	2:B:13:A:P	6	0.88
(1,3)	1:A:84:LYS:CD	2:B:14:G:C1'	6	0.88
(1,3)	1:A:84:LYS:CD	2:B:14:G:C2	6	0.88
(1,3)	1:A:84:LYS:CD	2:B:14:G:C2'	6	0.88
(1,3)	1:A:84:LYS:CD	2:B:14:G:C3'	6	0.88
(1,3)	1:A:84:LYS:CD	2:B:14:G:C4	6	0.88
(1,3)	1:A:84:LYS:CD	2:B:14:G:C4'	6	0.88
(1,3)	1:A:84:LYS:CD	2:B:14:G:C5	6	0.88
(1,3)	1:A:84:LYS:CD	2:B:14:G:C5'	6	0.88
(1,3)	1:A:84:LYS:CD	2:B:14:G:C6	6	0.88
(1,3)	1:A:84:LYS:CD	2:B:14:G:C8	6	0.88
(1,3)	1:A:84:LYS:CD	2:B:14:G:H1	6	0.88
(1,3)	1:A:84:LYS:CD	2:B:14:G:H1'	6	0.88
(1,3)	1:A:84:LYS:CD	2:B:14:G:H2'	6	0.88
(1,3)	1:A:84:LYS:CD	2:B:14:G:H21	6	0.88
(1,3)	1:A:84:LYS:CD	2:B:14:G:H22	6	0.88
(1,3)	1:A:84:LYS:CD	2:B:14:G:H3'	6	0.88
(1,3)	1:A:84:LYS:CD	2:B:14:G:H4'	6	0.88
(1,3)	1:A:84:LYS:CD	2:B:14:G:H5'	6	0.88
(1,3)	1:A:84:LYS:CD	2:B:14:G:H5''	6	0.88
(1,3)	1:A:84:LYS:CD	2:B:14:G:H8	6	0.88
(1,3)	1:A:84:LYS:CD	2:B:14:G:HO2'	6	0.88
(1,3)	1:A:84:LYS:CD	2:B:14:G:N1	6	0.88
(1,3)	1:A:84:LYS:CD	2:B:14:G:N2	6	0.88
(1,3)	1:A:84:LYS:CD	2:B:14:G:N3	6	0.88
(1,3)	1:A:84:LYS:CD	2:B:14:G:N7	6	0.88
(1,3)	1:A:84:LYS:CD	2:B:14:G:N9	6	0.88
(1,3)	1:A:84:LYS:CD	2:B:14:G:O2'	6	0.88
(1,3)	1:A:84:LYS:CD	2:B:14:G:O3'	6	0.88
(1,3)	1:A:84:LYS:CD	2:B:14:G:O4'	6	0.88
(1,3)	1:A:84:LYS:CD	2:B:14:G:O5'	6	0.88
(1,3)	1:A:84:LYS:CD	2:B:14:G:O6	6	0.88
(1,3)	1:A:84:LYS:CD	2:B:14:G:OP1	6	0.88
(1,3)	1:A:84:LYS:CD	2:B:14:G:OP2	6	0.88
(1,3)	1:A:84:LYS:CD	2:B:14:G:P	6	0.88
(1,3)	1:A:84:LYS:CD	2:B:15:A:C1'	6	0.88

*Continued on next page...*

*Continued from previous page...*

Key	Atom-1	Atom-2	Model ID	Violation (Å)
(1,3)	1:A:84:LYS:CD	2:B:15:A:C2	6	0.88
(1,3)	1:A:84:LYS:CD	2:B:15:A:C2'	6	0.88
(1,3)	1:A:84:LYS:CD	2:B:15:A:C3'	6	0.88
(1,3)	1:A:84:LYS:CD	2:B:15:A:C4	6	0.88
(1,3)	1:A:84:LYS:CD	2:B:15:A:C4'	6	0.88
(1,3)	1:A:84:LYS:CD	2:B:15:A:C5	6	0.88
(1,3)	1:A:84:LYS:CD	2:B:15:A:C5'	6	0.88
(1,3)	1:A:84:LYS:CD	2:B:15:A:C6	6	0.88
(1,3)	1:A:84:LYS:CD	2:B:15:A:C8	6	0.88
(1,3)	1:A:84:LYS:CD	2:B:15:A:H1'	6	0.88
(1,3)	1:A:84:LYS:CD	2:B:15:A:H2	6	0.88
(1,3)	1:A:84:LYS:CD	2:B:15:A:H2'	6	0.88
(1,3)	1:A:84:LYS:CD	2:B:15:A:H3'	6	0.88
(1,3)	1:A:84:LYS:CD	2:B:15:A:H4'	6	0.88
(1,3)	1:A:84:LYS:CD	2:B:15:A:H5'	6	0.88
(1,3)	1:A:84:LYS:CD	2:B:15:A:H5''	6	0.88
(1,3)	1:A:84:LYS:CD	2:B:15:A:H61	6	0.88
(1,3)	1:A:84:LYS:CD	2:B:15:A:H62	6	0.88
(1,3)	1:A:84:LYS:CD	2:B:15:A:H8	6	0.88
(1,3)	1:A:84:LYS:CD	2:B:15:A:HO2'	6	0.88
(1,3)	1:A:84:LYS:CD	2:B:15:A:N1	6	0.88
(1,3)	1:A:84:LYS:CD	2:B:15:A:N3	6	0.88
(1,3)	1:A:84:LYS:CD	2:B:15:A:N6	6	0.88
(1,3)	1:A:84:LYS:CD	2:B:15:A:N7	6	0.88
(1,3)	1:A:84:LYS:CD	2:B:15:A:N9	6	0.88
(1,3)	1:A:84:LYS:CD	2:B:15:A:O2'	6	0.88
(1,3)	1:A:84:LYS:CD	2:B:15:A:O3'	6	0.88
(1,3)	1:A:84:LYS:CD	2:B:15:A:O4'	6	0.88
(1,3)	1:A:84:LYS:CD	2:B:15:A:O5'	6	0.88
(1,3)	1:A:84:LYS:CD	2:B:15:A:OP1	6	0.88
(1,3)	1:A:84:LYS:CD	2:B:15:A:OP2	6	0.88
(1,3)	1:A:84:LYS:CD	2:B:15:A:P	6	0.88
(1,3)	1:A:84:LYS:CD	2:B:16:G:C1'	6	0.88
(1,3)	1:A:84:LYS:CD	2:B:16:G:C2	6	0.88
(1,3)	1:A:84:LYS:CD	2:B:16:G:C2'	6	0.88
(1,3)	1:A:84:LYS:CD	2:B:16:G:C3'	6	0.88
(1,3)	1:A:84:LYS:CD	2:B:16:G:C4	6	0.88
(1,3)	1:A:84:LYS:CD	2:B:16:G:C4'	6	0.88
(1,3)	1:A:84:LYS:CD	2:B:16:G:C5	6	0.88
(1,3)	1:A:84:LYS:CD	2:B:16:G:C5'	6	0.88
(1,3)	1:A:84:LYS:CD	2:B:16:G:C6	6	0.88
(1,3)	1:A:84:LYS:CD	2:B:16:G:C8	6	0.88

*Continued on next page...*

*Continued from previous page...*

Key	Atom-1	Atom-2	Model ID	Violation (Å)
(1,3)	1:A:84:LYS:CD	2:B:16:G:H1	6	0.88
(1,3)	1:A:84:LYS:CD	2:B:16:G:H1'	6	0.88
(1,3)	1:A:84:LYS:CD	2:B:16:G:H2'	6	0.88
(1,3)	1:A:84:LYS:CD	2:B:16:G:H21	6	0.88
(1,3)	1:A:84:LYS:CD	2:B:16:G:H22	6	0.88
(1,3)	1:A:84:LYS:CD	2:B:16:G:H3'	6	0.88
(1,3)	1:A:84:LYS:CD	2:B:16:G:H4'	6	0.88
(1,3)	1:A:84:LYS:CD	2:B:16:G:H5'	6	0.88
(1,3)	1:A:84:LYS:CD	2:B:16:G:H5''	6	0.88
(1,3)	1:A:84:LYS:CD	2:B:16:G:H8	6	0.88
(1,3)	1:A:84:LYS:CD	2:B:16:G:HO2'	6	0.88
(1,3)	1:A:84:LYS:CD	2:B:16:G:N1	6	0.88
(1,3)	1:A:84:LYS:CD	2:B:16:G:N2	6	0.88
(1,3)	1:A:84:LYS:CD	2:B:16:G:N3	6	0.88
(1,3)	1:A:84:LYS:CD	2:B:16:G:N7	6	0.88
(1,3)	1:A:84:LYS:CD	2:B:16:G:N9	6	0.88
(1,3)	1:A:84:LYS:CD	2:B:16:G:O2'	6	0.88
(1,3)	1:A:84:LYS:CD	2:B:16:G:O3'	6	0.88
(1,3)	1:A:84:LYS:CD	2:B:16:G:O4'	6	0.88
(1,3)	1:A:84:LYS:CD	2:B:16:G:O5'	6	0.88
(1,3)	1:A:84:LYS:CD	2:B:16:G:O6	6	0.88
(1,3)	1:A:84:LYS:CD	2:B:16:G:OP1	6	0.88
(1,3)	1:A:84:LYS:CD	2:B:16:G:OP2	6	0.88
(1,3)	1:A:84:LYS:CD	2:B:16:G:P	6	0.88
(1,3)	1:A:84:LYS:CD	2:B:17:C:C1'	6	0.88
(1,3)	1:A:84:LYS:CD	2:B:17:C:C2	6	0.88
(1,3)	1:A:84:LYS:CD	2:B:17:C:C2'	6	0.88
(1,3)	1:A:84:LYS:CD	2:B:17:C:C3'	6	0.88
(1,3)	1:A:84:LYS:CD	2:B:17:C:C4	6	0.88
(1,3)	1:A:84:LYS:CD	2:B:17:C:C4'	6	0.88
(1,3)	1:A:84:LYS:CD	2:B:17:C:C5	6	0.88
(1,3)	1:A:84:LYS:CD	2:B:17:C:C5'	6	0.88
(1,3)	1:A:84:LYS:CD	2:B:17:C:C6	6	0.88
(1,3)	1:A:84:LYS:CD	2:B:17:C:H1'	6	0.88
(1,3)	1:A:84:LYS:CD	2:B:17:C:H2'	6	0.88
(1,3)	1:A:84:LYS:CD	2:B:17:C:H3'	6	0.88
(1,3)	1:A:84:LYS:CD	2:B:17:C:H4'	6	0.88
(1,3)	1:A:84:LYS:CD	2:B:17:C:H41	6	0.88
(1,3)	1:A:84:LYS:CD	2:B:17:C:H42	6	0.88
(1,3)	1:A:84:LYS:CD	2:B:17:C:H5	6	0.88
(1,3)	1:A:84:LYS:CD	2:B:17:C:H5'	6	0.88
(1,3)	1:A:84:LYS:CD	2:B:17:C:H5''	6	0.88

*Continued on next page...*



*Continued from previous page...*

Key	Atom-1	Atom-2	Model ID	Violation (Å)
(1,3)	1:A:84:LYS:CD	2:B:17:C:H6	6	0.88
(1,3)	1:A:84:LYS:CD	2:B:17:C:HO2'	6	0.88
(1,3)	1:A:84:LYS:CD	2:B:17:C:N1	6	0.88
(1,3)	1:A:84:LYS:CD	2:B:17:C:N3	6	0.88
(1,3)	1:A:84:LYS:CD	2:B:17:C:N4	6	0.88
(1,3)	1:A:84:LYS:CD	2:B:17:C:O2	6	0.88
(1,3)	1:A:84:LYS:CD	2:B:17:C:O2'	6	0.88
(1,3)	1:A:84:LYS:CD	2:B:17:C:O3'	6	0.88
(1,3)	1:A:84:LYS:CD	2:B:17:C:O4'	6	0.88
(1,3)	1:A:84:LYS:CD	2:B:17:C:O5'	6	0.88
(1,3)	1:A:84:LYS:CD	2:B:17:C:OP1	6	0.88
(1,3)	1:A:84:LYS:CD	2:B:17:C:OP2	6	0.88
(1,3)	1:A:84:LYS:CD	2:B:17:C:P	6	0.88
(1,3)	1:A:84:LYS:CD	2:B:18:A:C1'	6	0.88
(1,3)	1:A:84:LYS:CD	2:B:18:A:C2	6	0.88
(1,3)	1:A:84:LYS:CD	2:B:18:A:C2'	6	0.88
(1,3)	1:A:84:LYS:CD	2:B:18:A:C3'	6	0.88
(1,3)	1:A:84:LYS:CD	2:B:18:A:C4	6	0.88
(1,3)	1:A:84:LYS:CD	2:B:18:A:C4'	6	0.88
(1,3)	1:A:84:LYS:CD	2:B:18:A:C5	6	0.88
(1,3)	1:A:84:LYS:CD	2:B:18:A:C5'	6	0.88
(1,3)	1:A:84:LYS:CD	2:B:18:A:C6	6	0.88
(1,3)	1:A:84:LYS:CD	2:B:18:A:C8	6	0.88
(1,3)	1:A:84:LYS:CD	2:B:18:A:H1'	6	0.88
(1,3)	1:A:84:LYS:CD	2:B:18:A:H2	6	0.88
(1,3)	1:A:84:LYS:CD	2:B:18:A:H2'	6	0.88
(1,3)	1:A:84:LYS:CD	2:B:18:A:H3'	6	0.88
(1,3)	1:A:84:LYS:CD	2:B:18:A:H4'	6	0.88
(1,3)	1:A:84:LYS:CD	2:B:18:A:H5'	6	0.88
(1,3)	1:A:84:LYS:CD	2:B:18:A:H5''	6	0.88
(1,3)	1:A:84:LYS:CD	2:B:18:A:H61	6	0.88
(1,3)	1:A:84:LYS:CD	2:B:18:A:H62	6	0.88
(1,3)	1:A:84:LYS:CD	2:B:18:A:H8	6	0.88
(1,3)	1:A:84:LYS:CD	2:B:18:A:HO2'	6	0.88
(1,3)	1:A:84:LYS:CD	2:B:18:A:N1	6	0.88
(1,3)	1:A:84:LYS:CD	2:B:18:A:N3	6	0.88
(1,3)	1:A:84:LYS:CD	2:B:18:A:N6	6	0.88
(1,3)	1:A:84:LYS:CD	2:B:18:A:N7	6	0.88
(1,3)	1:A:84:LYS:CD	2:B:18:A:N9	6	0.88
(1,3)	1:A:84:LYS:CD	2:B:18:A:O2'	6	0.88
(1,3)	1:A:84:LYS:CD	2:B:18:A:O3'	6	0.88
(1,3)	1:A:84:LYS:CD	2:B:18:A:O4'	6	0.88

*Continued on next page...*

*Continued from previous page...*

Key	Atom-1	Atom-2	Model ID	Violation (Å)
(1,3)	1:A:84:LYS:CD	2:B:18:A:O5'	6	0.88
(1,3)	1:A:84:LYS:CD	2:B:18:A:OP1	6	0.88
(1,3)	1:A:84:LYS:CD	2:B:18:A:OP2	6	0.88
(1,3)	1:A:84:LYS:CD	2:B:18:A:P	6	0.88
(1,3)	1:A:84:LYS:CD	2:B:19:A:C1'	6	0.88
(1,3)	1:A:84:LYS:CD	2:B:19:A:C2	6	0.88
(1,3)	1:A:84:LYS:CD	2:B:19:A:C2'	6	0.88
(1,3)	1:A:84:LYS:CD	2:B:19:A:C3'	6	0.88
(1,3)	1:A:84:LYS:CD	2:B:19:A:C4	6	0.88
(1,3)	1:A:84:LYS:CD	2:B:19:A:C4'	6	0.88
(1,3)	1:A:84:LYS:CD	2:B:19:A:C5	6	0.88
(1,3)	1:A:84:LYS:CD	2:B:19:A:C5'	6	0.88
(1,3)	1:A:84:LYS:CD	2:B:19:A:C6	6	0.88
(1,3)	1:A:84:LYS:CD	2:B:19:A:C8	6	0.88
(1,3)	1:A:84:LYS:CD	2:B:19:A:H1'	6	0.88
(1,3)	1:A:84:LYS:CD	2:B:19:A:H2	6	0.88
(1,3)	1:A:84:LYS:CD	2:B:19:A:H2'	6	0.88
(1,3)	1:A:84:LYS:CD	2:B:19:A:H3'	6	0.88
(1,3)	1:A:84:LYS:CD	2:B:19:A:H4'	6	0.88
(1,3)	1:A:84:LYS:CD	2:B:19:A:H5'	6	0.88
(1,3)	1:A:84:LYS:CD	2:B:19:A:H5''	6	0.88
(1,3)	1:A:84:LYS:CD	2:B:19:A:H61	6	0.88
(1,3)	1:A:84:LYS:CD	2:B:19:A:H62	6	0.88
(1,3)	1:A:84:LYS:CD	2:B:19:A:H8	6	0.88
(1,3)	1:A:84:LYS:CD	2:B:19:A:HO2'	6	0.88
(1,3)	1:A:84:LYS:CD	2:B:19:A:N1	6	0.88
(1,3)	1:A:84:LYS:CD	2:B:19:A:N3	6	0.88
(1,3)	1:A:84:LYS:CD	2:B:19:A:N6	6	0.88
(1,3)	1:A:84:LYS:CD	2:B:19:A:N7	6	0.88
(1,3)	1:A:84:LYS:CD	2:B:19:A:N9	6	0.88
(1,3)	1:A:84:LYS:CD	2:B:19:A:O2'	6	0.88
(1,3)	1:A:84:LYS:CD	2:B:19:A:O3'	6	0.88
(1,3)	1:A:84:LYS:CD	2:B:19:A:O4'	6	0.88
(1,3)	1:A:84:LYS:CD	2:B:19:A:O5'	6	0.88
(1,3)	1:A:84:LYS:CD	2:B:19:A:OP1	6	0.88
(1,3)	1:A:84:LYS:CD	2:B:19:A:OP2	6	0.88
(1,3)	1:A:84:LYS:CD	2:B:19:A:P	6	0.88
(1,3)	1:A:84:LYS:CD	2:B:20:U:C1'	6	0.88
(1,3)	1:A:84:LYS:CD	2:B:20:U:C2	6	0.88
(1,3)	1:A:84:LYS:CD	2:B:20:U:C2'	6	0.88
(1,3)	1:A:84:LYS:CD	2:B:20:U:C3'	6	0.88
(1,3)	1:A:84:LYS:CD	2:B:20:U:C4	6	0.88

*Continued on next page...*

*Continued from previous page...*

Key	Atom-1	Atom-2	Model ID	Violation (Å)
(1,3)	1:A:84:LYS:CD	2:B:20:U:C4'	6	0.88
(1,3)	1:A:84:LYS:CD	2:B:20:U:C5	6	0.88
(1,3)	1:A:84:LYS:CD	2:B:20:U:C5'	6	0.88
(1,3)	1:A:84:LYS:CD	2:B:20:U:C6	6	0.88
(1,3)	1:A:84:LYS:CD	2:B:20:U:H1'	6	0.88
(1,3)	1:A:84:LYS:CD	2:B:20:U:H2'	6	0.88
(1,3)	1:A:84:LYS:CD	2:B:20:U:H3	6	0.88
(1,3)	1:A:84:LYS:CD	2:B:20:U:H3'	6	0.88
(1,3)	1:A:84:LYS:CD	2:B:20:U:H4'	6	0.88
(1,3)	1:A:84:LYS:CD	2:B:20:U:H5	6	0.88
(1,3)	1:A:84:LYS:CD	2:B:20:U:H5'	6	0.88
(1,3)	1:A:84:LYS:CD	2:B:20:U:H5''	6	0.88
(1,3)	1:A:84:LYS:CD	2:B:20:U:H6	6	0.88
(1,3)	1:A:84:LYS:CD	2:B:20:U:HO2'	6	0.88
(1,3)	1:A:84:LYS:CD	2:B:20:U:N1	6	0.88
(1,3)	1:A:84:LYS:CD	2:B:20:U:N3	6	0.88
(1,3)	1:A:84:LYS:CD	2:B:20:U:O2	6	0.88
(1,3)	1:A:84:LYS:CD	2:B:20:U:O2'	6	0.88
(1,3)	1:A:84:LYS:CD	2:B:20:U:O3'	6	0.88
(1,3)	1:A:84:LYS:CD	2:B:20:U:O4	6	0.88
(1,3)	1:A:84:LYS:CD	2:B:20:U:O4'	6	0.88
(1,3)	1:A:84:LYS:CD	2:B:20:U:O5'	6	0.88
(1,3)	1:A:84:LYS:CD	2:B:20:U:OP1	6	0.88
(1,3)	1:A:84:LYS:CD	2:B:20:U:OP2	6	0.88
(1,3)	1:A:84:LYS:CD	2:B:20:U:P	6	0.88
(1,3)	1:A:84:LYS:CD	2:B:21:G:C1'	6	0.88
(1,3)	1:A:84:LYS:CD	2:B:21:G:C2	6	0.88
(1,3)	1:A:84:LYS:CD	2:B:21:G:C2'	6	0.88
(1,3)	1:A:84:LYS:CD	2:B:21:G:C3'	6	0.88
(1,3)	1:A:84:LYS:CD	2:B:21:G:C4	6	0.88
(1,3)	1:A:84:LYS:CD	2:B:21:G:C4'	6	0.88
(1,3)	1:A:84:LYS:CD	2:B:21:G:C5	6	0.88
(1,3)	1:A:84:LYS:CD	2:B:21:G:C5'	6	0.88
(1,3)	1:A:84:LYS:CD	2:B:21:G:C6	6	0.88
(1,3)	1:A:84:LYS:CD	2:B:21:G:C8	6	0.88
(1,3)	1:A:84:LYS:CD	2:B:21:G:H1	6	0.88
(1,3)	1:A:84:LYS:CD	2:B:21:G:H1'	6	0.88
(1,3)	1:A:84:LYS:CD	2:B:21:G:H2'	6	0.88
(1,3)	1:A:84:LYS:CD	2:B:21:G:H21	6	0.88
(1,3)	1:A:84:LYS:CD	2:B:21:G:H22	6	0.88
(1,3)	1:A:84:LYS:CD	2:B:21:G:H3'	6	0.88
(1,3)	1:A:84:LYS:CD	2:B:21:G:H4'	6	0.88

*Continued on next page...*

*Continued from previous page...*

Key	Atom-1	Atom-2	Model ID	Violation (Å)
(1,3)	1:A:84:LYS:CD	2:B:21:G:H5'	6	0.88
(1,3)	1:A:84:LYS:CD	2:B:21:G:H5''	6	0.88
(1,3)	1:A:84:LYS:CD	2:B:21:G:H8	6	0.88
(1,3)	1:A:84:LYS:CD	2:B:21:G:HO2'	6	0.88
(1,3)	1:A:84:LYS:CD	2:B:21:G:N1	6	0.88
(1,3)	1:A:84:LYS:CD	2:B:21:G:N2	6	0.88
(1,3)	1:A:84:LYS:CD	2:B:21:G:N3	6	0.88
(1,3)	1:A:84:LYS:CD	2:B:21:G:N7	6	0.88
(1,3)	1:A:84:LYS:CD	2:B:21:G:N9	6	0.88
(1,3)	1:A:84:LYS:CD	2:B:21:G:O2'	6	0.88
(1,3)	1:A:84:LYS:CD	2:B:21:G:O3'	6	0.88
(1,3)	1:A:84:LYS:CD	2:B:21:G:O4'	6	0.88
(1,3)	1:A:84:LYS:CD	2:B:21:G:O5'	6	0.88
(1,3)	1:A:84:LYS:CD	2:B:21:G:O6	6	0.88
(1,3)	1:A:84:LYS:CD	2:B:21:G:OP1	6	0.88
(1,3)	1:A:84:LYS:CD	2:B:21:G:OP2	6	0.88
(1,3)	1:A:84:LYS:CD	2:B:21:G:P	6	0.88
(1,3)	1:A:84:LYS:CD	2:B:22:A:C1'	6	0.88
(1,3)	1:A:84:LYS:CD	2:B:22:A:C2	6	0.88
(1,3)	1:A:84:LYS:CD	2:B:22:A:C2'	6	0.88
(1,3)	1:A:84:LYS:CD	2:B:22:A:C3'	6	0.88
(1,3)	1:A:84:LYS:CD	2:B:22:A:C4	6	0.88
(1,3)	1:A:84:LYS:CD	2:B:22:A:C4'	6	0.88
(1,3)	1:A:84:LYS:CD	2:B:22:A:C5	6	0.88
(1,3)	1:A:84:LYS:CD	2:B:22:A:C5'	6	0.88
(1,3)	1:A:84:LYS:CD	2:B:22:A:C6	6	0.88
(1,3)	1:A:84:LYS:CD	2:B:22:A:C8	6	0.88
(1,3)	1:A:84:LYS:CD	2:B:22:A:H1'	6	0.88
(1,3)	1:A:84:LYS:CD	2:B:22:A:H2	6	0.88
(1,3)	1:A:84:LYS:CD	2:B:22:A:H2'	6	0.88
(1,3)	1:A:84:LYS:CD	2:B:22:A:H3'	6	0.88
(1,3)	1:A:84:LYS:CD	2:B:22:A:H4'	6	0.88
(1,3)	1:A:84:LYS:CD	2:B:22:A:H5'	6	0.88
(1,3)	1:A:84:LYS:CD	2:B:22:A:H5''	6	0.88
(1,3)	1:A:84:LYS:CD	2:B:22:A:H61	6	0.88
(1,3)	1:A:84:LYS:CD	2:B:22:A:H62	6	0.88
(1,3)	1:A:84:LYS:CD	2:B:22:A:H8	6	0.88
(1,3)	1:A:84:LYS:CD	2:B:22:A:HO2'	6	0.88
(1,3)	1:A:84:LYS:CD	2:B:22:A:N1	6	0.88
(1,3)	1:A:84:LYS:CD	2:B:22:A:N3	6	0.88
(1,3)	1:A:84:LYS:CD	2:B:22:A:N6	6	0.88
(1,3)	1:A:84:LYS:CD	2:B:22:A:N7	6	0.88

*Continued on next page...*

*Continued from previous page...*

Key	Atom-1	Atom-2	Model ID	Violation (Å)
(1,3)	1:A:84:LYS:CD	2:B:22:A:N9	6	0.88
(1,3)	1:A:84:LYS:CD	2:B:22:A:O2'	6	0.88
(1,3)	1:A:84:LYS:CD	2:B:22:A:O3'	6	0.88
(1,3)	1:A:84:LYS:CD	2:B:22:A:O4'	6	0.88
(1,3)	1:A:84:LYS:CD	2:B:22:A:O5'	6	0.88
(1,3)	1:A:84:LYS:CD	2:B:22:A:OP1	6	0.88
(1,3)	1:A:84:LYS:CD	2:B:22:A:OP2	6	0.88
(1,3)	1:A:84:LYS:CD	2:B:22:A:P	6	0.88
(1,3)	1:A:84:LYS:CD	2:B:23:U:C1'	6	0.88
(1,3)	1:A:84:LYS:CD	2:B:23:U:C2	6	0.88
(1,3)	1:A:84:LYS:CD	2:B:23:U:C2'	6	0.88
(1,3)	1:A:84:LYS:CD	2:B:23:U:C3'	6	0.88
(1,3)	1:A:84:LYS:CD	2:B:23:U:C4	6	0.88
(1,3)	1:A:84:LYS:CD	2:B:23:U:C4'	6	0.88
(1,3)	1:A:84:LYS:CD	2:B:23:U:C5	6	0.88
(1,3)	1:A:84:LYS:CD	2:B:23:U:C5'	6	0.88
(1,3)	1:A:84:LYS:CD	2:B:23:U:C6	6	0.88
(1,3)	1:A:84:LYS:CD	2:B:23:U:H1'	6	0.88
(1,3)	1:A:84:LYS:CD	2:B:23:U:H2'	6	0.88
(1,3)	1:A:84:LYS:CD	2:B:23:U:H3	6	0.88
(1,3)	1:A:84:LYS:CD	2:B:23:U:H3'	6	0.88
(1,3)	1:A:84:LYS:CD	2:B:23:U:H4'	6	0.88
(1,3)	1:A:84:LYS:CD	2:B:23:U:H5	6	0.88
(1,3)	1:A:84:LYS:CD	2:B:23:U:H5'	6	0.88
(1,3)	1:A:84:LYS:CD	2:B:23:U:H5''	6	0.88
(1,3)	1:A:84:LYS:CD	2:B:23:U:H6	6	0.88
(1,3)	1:A:84:LYS:CD	2:B:23:U:HO2'	6	0.88
(1,3)	1:A:84:LYS:CD	2:B:23:U:N1	6	0.88
(1,3)	1:A:84:LYS:CD	2:B:23:U:N3	6	0.88
(1,3)	1:A:84:LYS:CD	2:B:23:U:O2	6	0.88
(1,3)	1:A:84:LYS:CD	2:B:23:U:O2'	6	0.88
(1,3)	1:A:84:LYS:CD	2:B:23:U:O3'	6	0.88
(1,3)	1:A:84:LYS:CD	2:B:23:U:O4	6	0.88
(1,3)	1:A:84:LYS:CD	2:B:23:U:O4'	6	0.88
(1,3)	1:A:84:LYS:CD	2:B:23:U:O5'	6	0.88
(1,3)	1:A:84:LYS:CD	2:B:23:U:OP1	6	0.88
(1,3)	1:A:84:LYS:CD	2:B:23:U:OP2	6	0.88
(1,3)	1:A:84:LYS:CD	2:B:23:U:P	6	0.88
(1,3)	1:A:84:LYS:CD	2:B:24:G:C1'	6	0.88
(1,3)	1:A:84:LYS:CD	2:B:24:G:C2	6	0.88
(1,3)	1:A:84:LYS:CD	2:B:24:G:C2'	6	0.88
(1,3)	1:A:84:LYS:CD	2:B:24:G:C3'	6	0.88

*Continued on next page...*

*Continued from previous page...*

Key	Atom-1	Atom-2	Model ID	Violation (Å)
(1,3)	1:A:84:LYS:CD	2:B:24:G:C4	6	0.88
(1,3)	1:A:84:LYS:CD	2:B:24:G:C4'	6	0.88
(1,3)	1:A:84:LYS:CD	2:B:24:G:C5	6	0.88
(1,3)	1:A:84:LYS:CD	2:B:24:G:C5'	6	0.88
(1,3)	1:A:84:LYS:CD	2:B:24:G:C6	6	0.88
(1,3)	1:A:84:LYS:CD	2:B:24:G:C8	6	0.88
(1,3)	1:A:84:LYS:CD	2:B:24:G:H1	6	0.88
(1,3)	1:A:84:LYS:CD	2:B:24:G:H1'	6	0.88
(1,3)	1:A:84:LYS:CD	2:B:24:G:H2'	6	0.88
(1,3)	1:A:84:LYS:CD	2:B:24:G:H21	6	0.88
(1,3)	1:A:84:LYS:CD	2:B:24:G:H22	6	0.88
(1,3)	1:A:84:LYS:CD	2:B:24:G:H3'	6	0.88
(1,3)	1:A:84:LYS:CD	2:B:24:G:H4'	6	0.88
(1,3)	1:A:84:LYS:CD	2:B:24:G:H5'	6	0.88
(1,3)	1:A:84:LYS:CD	2:B:24:G:H5''	6	0.88
(1,3)	1:A:84:LYS:CD	2:B:24:G:H8	6	0.88
(1,3)	1:A:84:LYS:CD	2:B:24:G:HO2'	6	0.88
(1,3)	1:A:84:LYS:CD	2:B:24:G:N1	6	0.88
(1,3)	1:A:84:LYS:CD	2:B:24:G:N2	6	0.88
(1,3)	1:A:84:LYS:CD	2:B:24:G:N3	6	0.88
(1,3)	1:A:84:LYS:CD	2:B:24:G:N7	6	0.88
(1,3)	1:A:84:LYS:CD	2:B:24:G:N9	6	0.88
(1,3)	1:A:84:LYS:CD	2:B:24:G:O2'	6	0.88
(1,3)	1:A:84:LYS:CD	2:B:24:G:O3'	6	0.88
(1,3)	1:A:84:LYS:CD	2:B:24:G:O4'	6	0.88
(1,3)	1:A:84:LYS:CD	2:B:24:G:O5'	6	0.88
(1,3)	1:A:84:LYS:CD	2:B:24:G:O6	6	0.88
(1,3)	1:A:84:LYS:CD	2:B:24:G:OP1	6	0.88
(1,3)	1:A:84:LYS:CD	2:B:24:G:OP2	6	0.88
(1,3)	1:A:84:LYS:CD	2:B:24:G:P	6	0.88
(1,3)	1:A:84:LYS:CE	2:B:2:C:C1'	6	0.88
(1,3)	1:A:84:LYS:CE	2:B:2:C:C2	6	0.88
(1,3)	1:A:84:LYS:CE	2:B:2:C:C2'	6	0.88
(1,3)	1:A:84:LYS:CE	2:B:2:C:C3'	6	0.88
(1,3)	1:A:84:LYS:CE	2:B:2:C:C4	6	0.88
(1,3)	1:A:84:LYS:CE	2:B:2:C:C4'	6	0.88
(1,3)	1:A:84:LYS:CE	2:B:2:C:C5	6	0.88
(1,3)	1:A:84:LYS:CE	2:B:2:C:C5'	6	0.88
(1,3)	1:A:84:LYS:CE	2:B:2:C:C6	6	0.88
(1,3)	1:A:84:LYS:CE	2:B:2:C:H1'	6	0.88
(1,3)	1:A:84:LYS:CE	2:B:2:C:H2'	6	0.88
(1,3)	1:A:84:LYS:CE	2:B:2:C:H3'	6	0.88

*Continued on next page...*

*Continued from previous page...*

Key	Atom-1	Atom-2	Model ID	Violation (Å)
(1,3)	1:A:84:LYS:CE	2:B:2:C:H4'	6	0.88
(1,3)	1:A:84:LYS:CE	2:B:2:C:H41	6	0.88
(1,3)	1:A:84:LYS:CE	2:B:2:C:H42	6	0.88
(1,3)	1:A:84:LYS:CE	2:B:2:C:H5	6	0.88
(1,3)	1:A:84:LYS:CE	2:B:2:C:H5'	6	0.88
(1,3)	1:A:84:LYS:CE	2:B:2:C:H5''	6	0.88
(1,3)	1:A:84:LYS:CE	2:B:2:C:H6	6	0.88
(1,3)	1:A:84:LYS:CE	2:B:2:C:HO2'	6	0.88
(1,3)	1:A:84:LYS:CE	2:B:2:C:N1	6	0.88
(1,3)	1:A:84:LYS:CE	2:B:2:C:N3	6	0.88
(1,3)	1:A:84:LYS:CE	2:B:2:C:N4	6	0.88
(1,3)	1:A:84:LYS:CE	2:B:2:C:O2	6	0.88
(1,3)	1:A:84:LYS:CE	2:B:2:C:O2'	6	0.88
(1,3)	1:A:84:LYS:CE	2:B:2:C:O3'	6	0.88
(1,3)	1:A:84:LYS:CE	2:B:2:C:O4'	6	0.88
(1,3)	1:A:84:LYS:CE	2:B:2:C:O5'	6	0.88
(1,3)	1:A:84:LYS:CE	2:B:3:U:C1'	6	0.88
(1,3)	1:A:84:LYS:CE	2:B:3:U:C2	6	0.88
(1,3)	1:A:84:LYS:CE	2:B:3:U:C2'	6	0.88
(1,3)	1:A:84:LYS:CE	2:B:3:U:C3'	6	0.88
(1,3)	1:A:84:LYS:CE	2:B:3:U:C4	6	0.88
(1,3)	1:A:84:LYS:CE	2:B:3:U:C4'	6	0.88
(1,3)	1:A:84:LYS:CE	2:B:3:U:C5	6	0.88
(1,3)	1:A:84:LYS:CE	2:B:3:U:C5'	6	0.88
(1,3)	1:A:84:LYS:CE	2:B:3:U:C6	6	0.88
(1,3)	1:A:84:LYS:CE	2:B:3:U:H1'	6	0.88
(1,3)	1:A:84:LYS:CE	2:B:3:U:H2'	6	0.88
(1,3)	1:A:84:LYS:CE	2:B:3:U:H3	6	0.88
(1,3)	1:A:84:LYS:CE	2:B:3:U:H3'	6	0.88
(1,3)	1:A:84:LYS:CE	2:B:3:U:H4'	6	0.88
(1,3)	1:A:84:LYS:CE	2:B:3:U:H5	6	0.88
(1,3)	1:A:84:LYS:CE	2:B:3:U:H5'	6	0.88
(1,3)	1:A:84:LYS:CE	2:B:3:U:H5''	6	0.88
(1,3)	1:A:84:LYS:CE	2:B:3:U:H6	6	0.88
(1,3)	1:A:84:LYS:CE	2:B:3:U:HO2'	6	0.88
(1,3)	1:A:84:LYS:CE	2:B:3:U:N1	6	0.88
(1,3)	1:A:84:LYS:CE	2:B:3:U:N3	6	0.88
(1,3)	1:A:84:LYS:CE	2:B:3:U:O2	6	0.88
(1,3)	1:A:84:LYS:CE	2:B:3:U:O2'	6	0.88
(1,3)	1:A:84:LYS:CE	2:B:3:U:O3'	6	0.88
(1,3)	1:A:84:LYS:CE	2:B:3:U:O4	6	0.88
(1,3)	1:A:84:LYS:CE	2:B:3:U:O4'	6	0.88

*Continued on next page...*

*Continued from previous page...*

Key	Atom-1	Atom-2	Model ID	Violation (Å)
(1,3)	1:A:84:LYS:CE	2:B:3:U:O5'	6	0.88
(1,3)	1:A:84:LYS:CE	2:B:3:U:OP1	6	0.88
(1,3)	1:A:84:LYS:CE	2:B:3:U:OP2	6	0.88
(1,3)	1:A:84:LYS:CE	2:B:3:U:P	6	0.88
(1,3)	1:A:84:LYS:CE	2:B:4:G:C1'	6	0.88
(1,3)	1:A:84:LYS:CE	2:B:4:G:C2	6	0.88
(1,3)	1:A:84:LYS:CE	2:B:4:G:C2'	6	0.88
(1,3)	1:A:84:LYS:CE	2:B:4:G:C3'	6	0.88
(1,3)	1:A:84:LYS:CE	2:B:4:G:C4	6	0.88
(1,3)	1:A:84:LYS:CE	2:B:4:G:C4'	6	0.88
(1,3)	1:A:84:LYS:CE	2:B:4:G:C5	6	0.88
(1,3)	1:A:84:LYS:CE	2:B:4:G:C5'	6	0.88
(1,3)	1:A:84:LYS:CE	2:B:4:G:C6	6	0.88
(1,3)	1:A:84:LYS:CE	2:B:4:G:C8	6	0.88
(1,3)	1:A:84:LYS:CE	2:B:4:G:H1	6	0.88
(1,3)	1:A:84:LYS:CE	2:B:4:G:H1'	6	0.88
(1,3)	1:A:84:LYS:CE	2:B:4:G:H2'	6	0.88
(1,3)	1:A:84:LYS:CE	2:B:4:G:H21	6	0.88
(1,3)	1:A:84:LYS:CE	2:B:4:G:H22	6	0.88
(1,3)	1:A:84:LYS:CE	2:B:4:G:H3'	6	0.88
(1,3)	1:A:84:LYS:CE	2:B:4:G:H4'	6	0.88
(1,3)	1:A:84:LYS:CE	2:B:4:G:H5'	6	0.88
(1,3)	1:A:84:LYS:CE	2:B:4:G:H5''	6	0.88
(1,3)	1:A:84:LYS:CE	2:B:4:G:H8	6	0.88
(1,3)	1:A:84:LYS:CE	2:B:4:G:HO2'	6	0.88
(1,3)	1:A:84:LYS:CE	2:B:4:G:N1	6	0.88
(1,3)	1:A:84:LYS:CE	2:B:4:G:N2	6	0.88
(1,3)	1:A:84:LYS:CE	2:B:4:G:N3	6	0.88
(1,3)	1:A:84:LYS:CE	2:B:4:G:N7	6	0.88
(1,3)	1:A:84:LYS:CE	2:B:4:G:N9	6	0.88
(1,3)	1:A:84:LYS:CE	2:B:4:G:O2'	6	0.88
(1,3)	1:A:84:LYS:CE	2:B:4:G:O3'	6	0.88
(1,3)	1:A:84:LYS:CE	2:B:4:G:O4'	6	0.88
(1,3)	1:A:84:LYS:CE	2:B:4:G:O5'	6	0.88
(1,3)	1:A:84:LYS:CE	2:B:4:G:O6	6	0.88
(1,3)	1:A:84:LYS:CE	2:B:4:G:OP1	6	0.88
(1,3)	1:A:84:LYS:CE	2:B:4:G:OP2	6	0.88
(1,3)	1:A:84:LYS:CE	2:B:4:G:P	6	0.88
(1,3)	1:A:84:LYS:CE	2:B:5:A:C1'	6	0.88
(1,3)	1:A:84:LYS:CE	2:B:5:A:C2	6	0.88
(1,3)	1:A:84:LYS:CE	2:B:5:A:C2'	6	0.88
(1,3)	1:A:84:LYS:CE	2:B:5:A:C3'	6	0.88

*Continued on next page...*



*Continued from previous page...*

Key	Atom-1	Atom-2	Model ID	Violation (Å)
(1,3)	1:A:84:LYS:CE	2:B:5:A:C4	6	0.88
(1,3)	1:A:84:LYS:CE	2:B:5:A:C4'	6	0.88
(1,3)	1:A:84:LYS:CE	2:B:5:A:C5	6	0.88
(1,3)	1:A:84:LYS:CE	2:B:5:A:C5'	6	0.88
(1,3)	1:A:84:LYS:CE	2:B:5:A:C6	6	0.88
(1,3)	1:A:84:LYS:CE	2:B:5:A:C8	6	0.88
(1,3)	1:A:84:LYS:CE	2:B:5:A:H1'	6	0.88
(1,3)	1:A:84:LYS:CE	2:B:5:A:H2	6	0.88
(1,3)	1:A:84:LYS:CE	2:B:5:A:H2'	6	0.88
(1,3)	1:A:84:LYS:CE	2:B:5:A:H3'	6	0.88
(1,3)	1:A:84:LYS:CE	2:B:5:A:H4'	6	0.88
(1,3)	1:A:84:LYS:CE	2:B:5:A:H5'	6	0.88
(1,3)	1:A:84:LYS:CE	2:B:5:A:H5''	6	0.88
(1,3)	1:A:84:LYS:CE	2:B:5:A:H61	6	0.88
(1,3)	1:A:84:LYS:CE	2:B:5:A:H62	6	0.88
(1,3)	1:A:84:LYS:CE	2:B:5:A:H8	6	0.88
(1,3)	1:A:84:LYS:CE	2:B:5:A:HO2'	6	0.88
(1,3)	1:A:84:LYS:CE	2:B:5:A:N1	6	0.88
(1,3)	1:A:84:LYS:CE	2:B:5:A:N3	6	0.88
(1,3)	1:A:84:LYS:CE	2:B:5:A:N6	6	0.88
(1,3)	1:A:84:LYS:CE	2:B:5:A:N7	6	0.88
(1,3)	1:A:84:LYS:CE	2:B:5:A:N9	6	0.88
(1,3)	1:A:84:LYS:CE	2:B:5:A:O2'	6	0.88
(1,3)	1:A:84:LYS:CE	2:B:5:A:O3'	6	0.88
(1,3)	1:A:84:LYS:CE	2:B:5:A:O4'	6	0.88
(1,3)	1:A:84:LYS:CE	2:B:5:A:O5'	6	0.88
(1,3)	1:A:84:LYS:CE	2:B:5:A:OP1	6	0.88
(1,3)	1:A:84:LYS:CE	2:B:5:A:OP2	6	0.88
(1,3)	1:A:84:LYS:CE	2:B:5:A:P	6	0.88
(1,3)	1:A:84:LYS:CE	2:B:6:G:C1'	6	0.88
(1,3)	1:A:84:LYS:CE	2:B:6:G:C2	6	0.88
(1,3)	1:A:84:LYS:CE	2:B:6:G:C2'	6	0.88
(1,3)	1:A:84:LYS:CE	2:B:6:G:C3'	6	0.88
(1,3)	1:A:84:LYS:CE	2:B:6:G:C4	6	0.88
(1,3)	1:A:84:LYS:CE	2:B:6:G:C4'	6	0.88
(1,3)	1:A:84:LYS:CE	2:B:6:G:C5	6	0.88
(1,3)	1:A:84:LYS:CE	2:B:6:G:C5'	6	0.88
(1,3)	1:A:84:LYS:CE	2:B:6:G:C6	6	0.88
(1,3)	1:A:84:LYS:CE	2:B:6:G:C8	6	0.88
(1,3)	1:A:84:LYS:CE	2:B:6:G:H1	6	0.88
(1,3)	1:A:84:LYS:CE	2:B:6:G:H1'	6	0.88
(1,3)	1:A:84:LYS:CE	2:B:6:G:H2'	6	0.88

*Continued on next page...*

*Continued from previous page...*

Key	Atom-1	Atom-2	Model ID	Violation (Å)
(1,3)	1:A:84:LYS:CE	2:B:6:G:H21	6	0.88
(1,3)	1:A:84:LYS:CE	2:B:6:G:H22	6	0.88
(1,3)	1:A:84:LYS:CE	2:B:6:G:H3'	6	0.88
(1,3)	1:A:84:LYS:CE	2:B:6:G:H4'	6	0.88
(1,3)	1:A:84:LYS:CE	2:B:6:G:H5'	6	0.88
(1,3)	1:A:84:LYS:CE	2:B:6:G:H5''	6	0.88
(1,3)	1:A:84:LYS:CE	2:B:6:G:H8	6	0.88
(1,3)	1:A:84:LYS:CE	2:B:6:G:HO2'	6	0.88
(1,3)	1:A:84:LYS:CE	2:B:6:G:N1	6	0.88
(1,3)	1:A:84:LYS:CE	2:B:6:G:N2	6	0.88
(1,3)	1:A:84:LYS:CE	2:B:6:G:N3	6	0.88
(1,3)	1:A:84:LYS:CE	2:B:6:G:N7	6	0.88
(1,3)	1:A:84:LYS:CE	2:B:6:G:N9	6	0.88
(1,3)	1:A:84:LYS:CE	2:B:6:G:O2'	6	0.88
(1,3)	1:A:84:LYS:CE	2:B:6:G:O3'	6	0.88
(1,3)	1:A:84:LYS:CE	2:B:6:G:O4'	6	0.88
(1,3)	1:A:84:LYS:CE	2:B:6:G:O5'	6	0.88
(1,3)	1:A:84:LYS:CE	2:B:6:G:O6	6	0.88
(1,3)	1:A:84:LYS:CE	2:B:6:G:OP1	6	0.88
(1,3)	1:A:84:LYS:CE	2:B:6:G:OP2	6	0.88
(1,3)	1:A:84:LYS:CE	2:B:6:G:P	6	0.88
(1,3)	1:A:84:LYS:CE	2:B:7:C:C1'	6	0.88
(1,3)	1:A:84:LYS:CE	2:B:7:C:C2	6	0.88
(1,3)	1:A:84:LYS:CE	2:B:7:C:C2'	6	0.88
(1,3)	1:A:84:LYS:CE	2:B:7:C:C3'	6	0.88
(1,3)	1:A:84:LYS:CE	2:B:7:C:C4	6	0.88
(1,3)	1:A:84:LYS:CE	2:B:7:C:C4'	6	0.88
(1,3)	1:A:84:LYS:CE	2:B:7:C:C5	6	0.88
(1,3)	1:A:84:LYS:CE	2:B:7:C:C5'	6	0.88
(1,3)	1:A:84:LYS:CE	2:B:7:C:C6	6	0.88
(1,3)	1:A:84:LYS:CE	2:B:7:C:H1'	6	0.88
(1,3)	1:A:84:LYS:CE	2:B:7:C:H2'	6	0.88
(1,3)	1:A:84:LYS:CE	2:B:7:C:H3'	6	0.88
(1,3)	1:A:84:LYS:CE	2:B:7:C:H4'	6	0.88
(1,3)	1:A:84:LYS:CE	2:B:7:C:H41	6	0.88
(1,3)	1:A:84:LYS:CE	2:B:7:C:H42	6	0.88
(1,3)	1:A:84:LYS:CE	2:B:7:C:H5	6	0.88
(1,3)	1:A:84:LYS:CE	2:B:7:C:H5'	6	0.88
(1,3)	1:A:84:LYS:CE	2:B:7:C:H5''	6	0.88
(1,3)	1:A:84:LYS:CE	2:B:7:C:H6	6	0.88
(1,3)	1:A:84:LYS:CE	2:B:7:C:HO2'	6	0.88
(1,3)	1:A:84:LYS:CE	2:B:7:C:N1	6	0.88

*Continued on next page...*

*Continued from previous page...*

Key	Atom-1	Atom-2	Model ID	Violation (Å)
(1,3)	1:A:84:LYS:CE	2:B:7:C:N3	6	0.88
(1,3)	1:A:84:LYS:CE	2:B:7:C:N4	6	0.88
(1,3)	1:A:84:LYS:CE	2:B:7:C:O2	6	0.88
(1,3)	1:A:84:LYS:CE	2:B:7:C:O2'	6	0.88
(1,3)	1:A:84:LYS:CE	2:B:7:C:O3'	6	0.88
(1,3)	1:A:84:LYS:CE	2:B:7:C:O4'	6	0.88
(1,3)	1:A:84:LYS:CE	2:B:7:C:O5'	6	0.88
(1,3)	1:A:84:LYS:CE	2:B:7:C:OP1	6	0.88
(1,3)	1:A:84:LYS:CE	2:B:7:C:OP2	6	0.88
(1,3)	1:A:84:LYS:CE	2:B:7:C:P	6	0.88
(1,3)	1:A:84:LYS:CE	2:B:8:U:C1'	6	0.88
(1,3)	1:A:84:LYS:CE	2:B:8:U:C2	6	0.88
(1,3)	1:A:84:LYS:CE	2:B:8:U:C2'	6	0.88
(1,3)	1:A:84:LYS:CE	2:B:8:U:C3'	6	0.88
(1,3)	1:A:84:LYS:CE	2:B:8:U:C4	6	0.88
(1,3)	1:A:84:LYS:CE	2:B:8:U:C4'	6	0.88
(1,3)	1:A:84:LYS:CE	2:B:8:U:C5	6	0.88
(1,3)	1:A:84:LYS:CE	2:B:8:U:C5'	6	0.88
(1,3)	1:A:84:LYS:CE	2:B:8:U:C6	6	0.88
(1,3)	1:A:84:LYS:CE	2:B:8:U:H1'	6	0.88
(1,3)	1:A:84:LYS:CE	2:B:8:U:H2'	6	0.88
(1,3)	1:A:84:LYS:CE	2:B:8:U:H3	6	0.88
(1,3)	1:A:84:LYS:CE	2:B:8:U:H3'	6	0.88
(1,3)	1:A:84:LYS:CE	2:B:8:U:H4'	6	0.88
(1,3)	1:A:84:LYS:CE	2:B:8:U:H5	6	0.88
(1,3)	1:A:84:LYS:CE	2:B:8:U:H5'	6	0.88
(1,3)	1:A:84:LYS:CE	2:B:8:U:H5''	6	0.88
(1,3)	1:A:84:LYS:CE	2:B:8:U:H6	6	0.88
(1,3)	1:A:84:LYS:CE	2:B:8:U:HO2'	6	0.88
(1,3)	1:A:84:LYS:CE	2:B:8:U:N1	6	0.88
(1,3)	1:A:84:LYS:CE	2:B:8:U:N3	6	0.88
(1,3)	1:A:84:LYS:CE	2:B:8:U:O2	6	0.88
(1,3)	1:A:84:LYS:CE	2:B:8:U:O2'	6	0.88
(1,3)	1:A:84:LYS:CE	2:B:8:U:O3'	6	0.88
(1,3)	1:A:84:LYS:CE	2:B:8:U:O4	6	0.88
(1,3)	1:A:84:LYS:CE	2:B:8:U:O4'	6	0.88
(1,3)	1:A:84:LYS:CE	2:B:8:U:O5'	6	0.88
(1,3)	1:A:84:LYS:CE	2:B:8:U:OP1	6	0.88
(1,3)	1:A:84:LYS:CE	2:B:8:U:OP2	6	0.88
(1,3)	1:A:84:LYS:CE	2:B:8:U:P	6	0.88
(1,3)	1:A:84:LYS:CE	2:B:9:C:C1'	6	0.88
(1,3)	1:A:84:LYS:CE	2:B:9:C:C2	6	0.88

*Continued on next page...*

*Continued from previous page...*

Key	Atom-1	Atom-2	Model ID	Violation (Å)
(1,3)	1:A:84:LYS:CE	2:B:9:C:C2'	6	0.88
(1,3)	1:A:84:LYS:CE	2:B:9:C:C3'	6	0.88
(1,3)	1:A:84:LYS:CE	2:B:9:C:C4	6	0.88
(1,3)	1:A:84:LYS:CE	2:B:9:C:C4'	6	0.88
(1,3)	1:A:84:LYS:CE	2:B:9:C:C5	6	0.88
(1,3)	1:A:84:LYS:CE	2:B:9:C:C5'	6	0.88
(1,3)	1:A:84:LYS:CE	2:B:9:C:C6	6	0.88
(1,3)	1:A:84:LYS:CE	2:B:9:C:H1'	6	0.88
(1,3)	1:A:84:LYS:CE	2:B:9:C:H2'	6	0.88
(1,3)	1:A:84:LYS:CE	2:B:9:C:H3'	6	0.88
(1,3)	1:A:84:LYS:CE	2:B:9:C:H4'	6	0.88
(1,3)	1:A:84:LYS:CE	2:B:9:C:H41	6	0.88
(1,3)	1:A:84:LYS:CE	2:B:9:C:H42	6	0.88
(1,3)	1:A:84:LYS:CE	2:B:9:C:H5	6	0.88
(1,3)	1:A:84:LYS:CE	2:B:9:C:H5'	6	0.88
(1,3)	1:A:84:LYS:CE	2:B:9:C:H5''	6	0.88
(1,3)	1:A:84:LYS:CE	2:B:9:C:H6	6	0.88
(1,3)	1:A:84:LYS:CE	2:B:9:C:HO2'	6	0.88
(1,3)	1:A:84:LYS:CE	2:B:9:C:N1	6	0.88
(1,3)	1:A:84:LYS:CE	2:B:9:C:N3	6	0.88
(1,3)	1:A:84:LYS:CE	2:B:9:C:N4	6	0.88
(1,3)	1:A:84:LYS:CE	2:B:9:C:O2	6	0.88
(1,3)	1:A:84:LYS:CE	2:B:9:C:O2'	6	0.88
(1,3)	1:A:84:LYS:CE	2:B:9:C:O3'	6	0.88
(1,3)	1:A:84:LYS:CE	2:B:9:C:O4'	6	0.88
(1,3)	1:A:84:LYS:CE	2:B:9:C:O5'	6	0.88
(1,3)	1:A:84:LYS:CE	2:B:9:C:OP1	6	0.88
(1,3)	1:A:84:LYS:CE	2:B:9:C:OP2	6	0.88
(1,3)	1:A:84:LYS:CE	2:B:9:C:P	6	0.88
(1,3)	1:A:84:LYS:CE	2:B:10:G:C1'	6	0.88
(1,3)	1:A:84:LYS:CE	2:B:10:G:C2	6	0.88
(1,3)	1:A:84:LYS:CE	2:B:10:G:C2'	6	0.88
(1,3)	1:A:84:LYS:CE	2:B:10:G:C3'	6	0.88
(1,3)	1:A:84:LYS:CE	2:B:10:G:C4	6	0.88
(1,3)	1:A:84:LYS:CE	2:B:10:G:C4'	6	0.88
(1,3)	1:A:84:LYS:CE	2:B:10:G:C5	6	0.88
(1,3)	1:A:84:LYS:CE	2:B:10:G:C5'	6	0.88
(1,3)	1:A:84:LYS:CE	2:B:10:G:C6	6	0.88
(1,3)	1:A:84:LYS:CE	2:B:10:G:C8	6	0.88
(1,3)	1:A:84:LYS:CE	2:B:10:G:H1	6	0.88
(1,3)	1:A:84:LYS:CE	2:B:10:G:H1'	6	0.88
(1,3)	1:A:84:LYS:CE	2:B:10:G:H2'	6	0.88

*Continued on next page...*

*Continued from previous page...*

Key	Atom-1	Atom-2	Model ID	Violation (Å)
(1,3)	1:A:84:LYS:CE	2:B:10:G:H21	6	0.88
(1,3)	1:A:84:LYS:CE	2:B:10:G:H22	6	0.88
(1,3)	1:A:84:LYS:CE	2:B:10:G:H3'	6	0.88
(1,3)	1:A:84:LYS:CE	2:B:10:G:H4'	6	0.88
(1,3)	1:A:84:LYS:CE	2:B:10:G:H5'	6	0.88
(1,3)	1:A:84:LYS:CE	2:B:10:G:H5''	6	0.88
(1,3)	1:A:84:LYS:CE	2:B:10:G:H8	6	0.88
(1,3)	1:A:84:LYS:CE	2:B:10:G:HO2'	6	0.88
(1,3)	1:A:84:LYS:CE	2:B:10:G:N1	6	0.88
(1,3)	1:A:84:LYS:CE	2:B:10:G:N2	6	0.88
(1,3)	1:A:84:LYS:CE	2:B:10:G:N3	6	0.88
(1,3)	1:A:84:LYS:CE	2:B:10:G:N7	6	0.88
(1,3)	1:A:84:LYS:CE	2:B:10:G:N9	6	0.88
(1,3)	1:A:84:LYS:CE	2:B:10:G:O2'	6	0.88
(1,3)	1:A:84:LYS:CE	2:B:10:G:O3'	6	0.88
(1,3)	1:A:84:LYS:CE	2:B:10:G:O4'	6	0.88
(1,3)	1:A:84:LYS:CE	2:B:10:G:O5'	6	0.88
(1,3)	1:A:84:LYS:CE	2:B:10:G:O6	6	0.88
(1,3)	1:A:84:LYS:CE	2:B:10:G:OP1	6	0.88
(1,3)	1:A:84:LYS:CE	2:B:10:G:OP2	6	0.88
(1,3)	1:A:84:LYS:CE	2:B:10:G:P	6	0.88
(1,3)	1:A:84:LYS:CE	2:B:11:A:C1'	6	0.88
(1,3)	1:A:84:LYS:CE	2:B:11:A:C2	6	0.88
(1,3)	1:A:84:LYS:CE	2:B:11:A:C2'	6	0.88
(1,3)	1:A:84:LYS:CE	2:B:11:A:C3'	6	0.88
(1,3)	1:A:84:LYS:CE	2:B:11:A:C4	6	0.88
(1,3)	1:A:84:LYS:CE	2:B:11:A:C4'	6	0.88
(1,3)	1:A:84:LYS:CE	2:B:11:A:C5	6	0.88
(1,3)	1:A:84:LYS:CE	2:B:11:A:C5'	6	0.88
(1,3)	1:A:84:LYS:CE	2:B:11:A:C6	6	0.88
(1,3)	1:A:84:LYS:CE	2:B:11:A:C8	6	0.88
(1,3)	1:A:84:LYS:CE	2:B:11:A:H1'	6	0.88
(1,3)	1:A:84:LYS:CE	2:B:11:A:H2	6	0.88
(1,3)	1:A:84:LYS:CE	2:B:11:A:H2'	6	0.88
(1,3)	1:A:84:LYS:CE	2:B:11:A:H3'	6	0.88
(1,3)	1:A:84:LYS:CE	2:B:11:A:H4'	6	0.88
(1,3)	1:A:84:LYS:CE	2:B:11:A:H5'	6	0.88
(1,3)	1:A:84:LYS:CE	2:B:11:A:H5''	6	0.88
(1,3)	1:A:84:LYS:CE	2:B:11:A:H61	6	0.88
(1,3)	1:A:84:LYS:CE	2:B:11:A:H62	6	0.88
(1,3)	1:A:84:LYS:CE	2:B:11:A:H8	6	0.88
(1,3)	1:A:84:LYS:CE	2:B:11:A:HO2'	6	0.88

*Continued on next page...*

*Continued from previous page...*

Key	Atom-1	Atom-2	Model ID	Violation (Å)
(1,3)	1:A:84:LYS:CE	2:B:11:A:N1	6	0.88
(1,3)	1:A:84:LYS:CE	2:B:11:A:N3	6	0.88
(1,3)	1:A:84:LYS:CE	2:B:11:A:N6	6	0.88
(1,3)	1:A:84:LYS:CE	2:B:11:A:N7	6	0.88
(1,3)	1:A:84:LYS:CE	2:B:11:A:N9	6	0.88
(1,3)	1:A:84:LYS:CE	2:B:11:A:O2'	6	0.88
(1,3)	1:A:84:LYS:CE	2:B:11:A:O3'	6	0.88
(1,3)	1:A:84:LYS:CE	2:B:11:A:O4'	6	0.88
(1,3)	1:A:84:LYS:CE	2:B:11:A:O5'	6	0.88
(1,3)	1:A:84:LYS:CE	2:B:11:A:OP1	6	0.88
(1,3)	1:A:84:LYS:CE	2:B:11:A:OP2	6	0.88
(1,3)	1:A:84:LYS:CE	2:B:11:A:P	6	0.88
(1,3)	1:A:84:LYS:CE	2:B:12:A:C1'	6	0.88
(1,3)	1:A:84:LYS:CE	2:B:12:A:C2	6	0.88
(1,3)	1:A:84:LYS:CE	2:B:12:A:C2'	6	0.88
(1,3)	1:A:84:LYS:CE	2:B:12:A:C3'	6	0.88
(1,3)	1:A:84:LYS:CE	2:B:12:A:C4	6	0.88
(1,3)	1:A:84:LYS:CE	2:B:12:A:C4'	6	0.88
(1,3)	1:A:84:LYS:CE	2:B:12:A:C5	6	0.88
(1,3)	1:A:84:LYS:CE	2:B:12:A:C5'	6	0.88
(1,3)	1:A:84:LYS:CE	2:B:12:A:C6	6	0.88
(1,3)	1:A:84:LYS:CE	2:B:12:A:C8	6	0.88
(1,3)	1:A:84:LYS:CE	2:B:12:A:H1'	6	0.88
(1,3)	1:A:84:LYS:CE	2:B:12:A:H2	6	0.88
(1,3)	1:A:84:LYS:CE	2:B:12:A:H2'	6	0.88
(1,3)	1:A:84:LYS:CE	2:B:12:A:H3'	6	0.88
(1,3)	1:A:84:LYS:CE	2:B:12:A:H4'	6	0.88
(1,3)	1:A:84:LYS:CE	2:B:12:A:H5'	6	0.88
(1,3)	1:A:84:LYS:CE	2:B:12:A:H5''	6	0.88
(1,3)	1:A:84:LYS:CE	2:B:12:A:H61	6	0.88
(1,3)	1:A:84:LYS:CE	2:B:12:A:H62	6	0.88
(1,3)	1:A:84:LYS:CE	2:B:12:A:H8	6	0.88
(1,3)	1:A:84:LYS:CE	2:B:12:A:HO2'	6	0.88
(1,3)	1:A:84:LYS:CE	2:B:12:A:N1	6	0.88
(1,3)	1:A:84:LYS:CE	2:B:12:A:N3	6	0.88
(1,3)	1:A:84:LYS:CE	2:B:12:A:N6	6	0.88
(1,3)	1:A:84:LYS:CE	2:B:12:A:N7	6	0.88
(1,3)	1:A:84:LYS:CE	2:B:12:A:N9	6	0.88
(1,3)	1:A:84:LYS:CE	2:B:12:A:O2'	6	0.88
(1,3)	1:A:84:LYS:CE	2:B:12:A:O3'	6	0.88
(1,3)	1:A:84:LYS:CE	2:B:12:A:O4'	6	0.88
(1,3)	1:A:84:LYS:CE	2:B:12:A:O5'	6	0.88

*Continued on next page...*

*Continued from previous page...*

Key	Atom-1	Atom-2	Model ID	Violation (Å)
(1,3)	1:A:84:LYS:CE	2:B:12:A:OP1	6	0.88
(1,3)	1:A:84:LYS:CE	2:B:12:A:OP2	6	0.88
(1,3)	1:A:84:LYS:CE	2:B:12:A:P	6	0.88
(1,3)	1:A:84:LYS:CE	2:B:13:A:C1'	6	0.88
(1,3)	1:A:84:LYS:CE	2:B:13:A:C2	6	0.88
(1,3)	1:A:84:LYS:CE	2:B:13:A:C2'	6	0.88
(1,3)	1:A:84:LYS:CE	2:B:13:A:C3'	6	0.88
(1,3)	1:A:84:LYS:CE	2:B:13:A:C4	6	0.88
(1,3)	1:A:84:LYS:CE	2:B:13:A:C4'	6	0.88
(1,3)	1:A:84:LYS:CE	2:B:13:A:C5	6	0.88
(1,3)	1:A:84:LYS:CE	2:B:13:A:C5'	6	0.88
(1,3)	1:A:84:LYS:CE	2:B:13:A:C6	6	0.88
(1,3)	1:A:84:LYS:CE	2:B:13:A:C8	6	0.88
(1,3)	1:A:84:LYS:CE	2:B:13:A:H1'	6	0.88
(1,3)	1:A:84:LYS:CE	2:B:13:A:H2	6	0.88
(1,3)	1:A:84:LYS:CE	2:B:13:A:H2'	6	0.88
(1,3)	1:A:84:LYS:CE	2:B:13:A:H3'	6	0.88
(1,3)	1:A:84:LYS:CE	2:B:13:A:H4'	6	0.88
(1,3)	1:A:84:LYS:CE	2:B:13:A:H5'	6	0.88
(1,3)	1:A:84:LYS:CE	2:B:13:A:H5''	6	0.88
(1,3)	1:A:84:LYS:CE	2:B:13:A:H61	6	0.88
(1,3)	1:A:84:LYS:CE	2:B:13:A:H62	6	0.88
(1,3)	1:A:84:LYS:CE	2:B:13:A:H8	6	0.88
(1,3)	1:A:84:LYS:CE	2:B:13:A:HO2'	6	0.88
(1,3)	1:A:84:LYS:CE	2:B:13:A:N1	6	0.88
(1,3)	1:A:84:LYS:CE	2:B:13:A:N3	6	0.88
(1,3)	1:A:84:LYS:CE	2:B:13:A:N6	6	0.88
(1,3)	1:A:84:LYS:CE	2:B:13:A:N7	6	0.88
(1,3)	1:A:84:LYS:CE	2:B:13:A:N9	6	0.88
(1,3)	1:A:84:LYS:CE	2:B:13:A:O2'	6	0.88
(1,3)	1:A:84:LYS:CE	2:B:13:A:O3'	6	0.88
(1,3)	1:A:84:LYS:CE	2:B:13:A:O4'	6	0.88
(1,3)	1:A:84:LYS:CE	2:B:13:A:O5'	6	0.88
(1,3)	1:A:84:LYS:CE	2:B:13:A:OP1	6	0.88
(1,3)	1:A:84:LYS:CE	2:B:13:A:OP2	6	0.88
(1,3)	1:A:84:LYS:CE	2:B:13:A:P	6	0.88
(1,3)	1:A:84:LYS:CE	2:B:14:G:C1'	6	0.88
(1,3)	1:A:84:LYS:CE	2:B:14:G:C2	6	0.88
(1,3)	1:A:84:LYS:CE	2:B:14:G:C2'	6	0.88
(1,3)	1:A:84:LYS:CE	2:B:14:G:C3'	6	0.88
(1,3)	1:A:84:LYS:CE	2:B:14:G:C4	6	0.88
(1,3)	1:A:84:LYS:CE	2:B:14:G:C4'	6	0.88

*Continued on next page...*

*Continued from previous page...*

Key	Atom-1	Atom-2	Model ID	Violation (Å)
(1,3)	1:A:84:LYS:CE	2:B:14:G:C5	6	0.88
(1,3)	1:A:84:LYS:CE	2:B:14:G:C5'	6	0.88
(1,3)	1:A:84:LYS:CE	2:B:14:G:C6	6	0.88
(1,3)	1:A:84:LYS:CE	2:B:14:G:C8	6	0.88
(1,3)	1:A:84:LYS:CE	2:B:14:G:H1	6	0.88
(1,3)	1:A:84:LYS:CE	2:B:14:G:H1'	6	0.88
(1,3)	1:A:84:LYS:CE	2:B:14:G:H2'	6	0.88
(1,3)	1:A:84:LYS:CE	2:B:14:G:H21	6	0.88
(1,3)	1:A:84:LYS:CE	2:B:14:G:H22	6	0.88
(1,3)	1:A:84:LYS:CE	2:B:14:G:H3'	6	0.88
(1,3)	1:A:84:LYS:CE	2:B:14:G:H4'	6	0.88
(1,3)	1:A:84:LYS:CE	2:B:14:G:H5'	6	0.88
(1,3)	1:A:84:LYS:CE	2:B:14:G:H5''	6	0.88
(1,3)	1:A:84:LYS:CE	2:B:14:G:H8	6	0.88
(1,3)	1:A:84:LYS:CE	2:B:14:G:HO2'	6	0.88
(1,3)	1:A:84:LYS:CE	2:B:14:G:N1	6	0.88
(1,3)	1:A:84:LYS:CE	2:B:14:G:N2	6	0.88
(1,3)	1:A:84:LYS:CE	2:B:14:G:N3	6	0.88
(1,3)	1:A:84:LYS:CE	2:B:14:G:N7	6	0.88
(1,3)	1:A:84:LYS:CE	2:B:14:G:N9	6	0.88
(1,3)	1:A:84:LYS:CE	2:B:14:G:O2'	6	0.88
(1,3)	1:A:84:LYS:CE	2:B:14:G:O3'	6	0.88
(1,3)	1:A:84:LYS:CE	2:B:14:G:O4'	6	0.88
(1,3)	1:A:84:LYS:CE	2:B:14:G:O5'	6	0.88
(1,3)	1:A:84:LYS:CE	2:B:14:G:O6	6	0.88
(1,3)	1:A:84:LYS:CE	2:B:14:G:OP1	6	0.88
(1,3)	1:A:84:LYS:CE	2:B:14:G:OP2	6	0.88
(1,3)	1:A:84:LYS:CE	2:B:14:G:P	6	0.88
(1,3)	1:A:84:LYS:CE	2:B:15:A:C1'	6	0.88
(1,3)	1:A:84:LYS:CE	2:B:15:A:C2	6	0.88
(1,3)	1:A:84:LYS:CE	2:B:15:A:C2'	6	0.88
(1,3)	1:A:84:LYS:CE	2:B:15:A:C3'	6	0.88
(1,3)	1:A:84:LYS:CE	2:B:15:A:C4	6	0.88
(1,3)	1:A:84:LYS:CE	2:B:15:A:C4'	6	0.88
(1,3)	1:A:84:LYS:CE	2:B:15:A:C5	6	0.88
(1,3)	1:A:84:LYS:CE	2:B:15:A:C5'	6	0.88
(1,3)	1:A:84:LYS:CE	2:B:15:A:C6	6	0.88
(1,3)	1:A:84:LYS:CE	2:B:15:A:C8	6	0.88
(1,3)	1:A:84:LYS:CE	2:B:15:A:H1'	6	0.88
(1,3)	1:A:84:LYS:CE	2:B:15:A:H2	6	0.88
(1,3)	1:A:84:LYS:CE	2:B:15:A:H2'	6	0.88
(1,3)	1:A:84:LYS:CE	2:B:15:A:H3'	6	0.88

*Continued on next page...*



*Continued from previous page...*

Key	Atom-1	Atom-2	Model ID	Violation (Å)
(1,3)	1:A:84:LYS:CE	2:B:15:A:H4'	6	0.88
(1,3)	1:A:84:LYS:CE	2:B:15:A:H5'	6	0.88
(1,3)	1:A:84:LYS:CE	2:B:15:A:H5''	6	0.88
(1,3)	1:A:84:LYS:CE	2:B:15:A:H61	6	0.88
(1,3)	1:A:84:LYS:CE	2:B:15:A:H62	6	0.88
(1,3)	1:A:84:LYS:CE	2:B:15:A:H8	6	0.88
(1,3)	1:A:84:LYS:CE	2:B:15:A:HO2'	6	0.88
(1,3)	1:A:84:LYS:CE	2:B:15:A:N1	6	0.88
(1,3)	1:A:84:LYS:CE	2:B:15:A:N3	6	0.88
(1,3)	1:A:84:LYS:CE	2:B:15:A:N6	6	0.88
(1,3)	1:A:84:LYS:CE	2:B:15:A:N7	6	0.88
(1,3)	1:A:84:LYS:CE	2:B:15:A:N9	6	0.88
(1,3)	1:A:84:LYS:CE	2:B:15:A:O2'	6	0.88
(1,3)	1:A:84:LYS:CE	2:B:15:A:O3'	6	0.88
(1,3)	1:A:84:LYS:CE	2:B:15:A:O4'	6	0.88
(1,3)	1:A:84:LYS:CE	2:B:15:A:O5'	6	0.88
(1,3)	1:A:84:LYS:CE	2:B:15:A:OP1	6	0.88
(1,3)	1:A:84:LYS:CE	2:B:15:A:OP2	6	0.88
(1,3)	1:A:84:LYS:CE	2:B:15:A:P	6	0.88
(1,3)	1:A:84:LYS:CE	2:B:16:G:C1'	6	0.88
(1,3)	1:A:84:LYS:CE	2:B:16:G:C2	6	0.88
(1,3)	1:A:84:LYS:CE	2:B:16:G:C2'	6	0.88
(1,3)	1:A:84:LYS:CE	2:B:16:G:C3'	6	0.88
(1,3)	1:A:84:LYS:CE	2:B:16:G:C4	6	0.88
(1,3)	1:A:84:LYS:CE	2:B:16:G:C4'	6	0.88
(1,3)	1:A:84:LYS:CE	2:B:16:G:C5	6	0.88
(1,3)	1:A:84:LYS:CE	2:B:16:G:C5'	6	0.88
(1,3)	1:A:84:LYS:CE	2:B:16:G:C6	6	0.88
(1,3)	1:A:84:LYS:CE	2:B:16:G:C8	6	0.88
(1,3)	1:A:84:LYS:CE	2:B:16:G:H1	6	0.88
(1,3)	1:A:84:LYS:CE	2:B:16:G:H1'	6	0.88
(1,3)	1:A:84:LYS:CE	2:B:16:G:H2'	6	0.88
(1,3)	1:A:84:LYS:CE	2:B:16:G:H21	6	0.88
(1,3)	1:A:84:LYS:CE	2:B:16:G:H22	6	0.88
(1,3)	1:A:84:LYS:CE	2:B:16:G:H3'	6	0.88
(1,3)	1:A:84:LYS:CE	2:B:16:G:H4'	6	0.88
(1,3)	1:A:84:LYS:CE	2:B:16:G:H5'	6	0.88
(1,3)	1:A:84:LYS:CE	2:B:16:G:H5''	6	0.88
(1,3)	1:A:84:LYS:CE	2:B:16:G:H8	6	0.88
(1,3)	1:A:84:LYS:CE	2:B:16:G:HO2'	6	0.88
(1,3)	1:A:84:LYS:CE	2:B:16:G:N1	6	0.88
(1,3)	1:A:84:LYS:CE	2:B:16:G:N2	6	0.88

*Continued on next page...*

*Continued from previous page...*

Key	Atom-1	Atom-2	Model ID	Violation (Å)
(1,3)	1:A:84:LYS:CE	2:B:16:G:N3	6	0.88
(1,3)	1:A:84:LYS:CE	2:B:16:G:N7	6	0.88
(1,3)	1:A:84:LYS:CE	2:B:16:G:N9	6	0.88
(1,3)	1:A:84:LYS:CE	2:B:16:G:O2'	6	0.88
(1,3)	1:A:84:LYS:CE	2:B:16:G:O3'	6	0.88
(1,3)	1:A:84:LYS:CE	2:B:16:G:O4'	6	0.88
(1,3)	1:A:84:LYS:CE	2:B:16:G:O5'	6	0.88
(1,3)	1:A:84:LYS:CE	2:B:16:G:O6	6	0.88
(1,3)	1:A:84:LYS:CE	2:B:16:G:OP1	6	0.88
(1,3)	1:A:84:LYS:CE	2:B:16:G:OP2	6	0.88
(1,3)	1:A:84:LYS:CE	2:B:16:G:P	6	0.88
(1,3)	1:A:84:LYS:CE	2:B:17:C:C1'	6	0.88
(1,3)	1:A:84:LYS:CE	2:B:17:C:C2	6	0.88
(1,3)	1:A:84:LYS:CE	2:B:17:C:C2'	6	0.88
(1,3)	1:A:84:LYS:CE	2:B:17:C:C3'	6	0.88
(1,3)	1:A:84:LYS:CE	2:B:17:C:C4	6	0.88
(1,3)	1:A:84:LYS:CE	2:B:17:C:C4'	6	0.88
(1,3)	1:A:84:LYS:CE	2:B:17:C:C5	6	0.88
(1,3)	1:A:84:LYS:CE	2:B:17:C:C5'	6	0.88
(1,3)	1:A:84:LYS:CE	2:B:17:C:C6	6	0.88
(1,3)	1:A:84:LYS:CE	2:B:17:C:H1'	6	0.88
(1,3)	1:A:84:LYS:CE	2:B:17:C:H2'	6	0.88
(1,3)	1:A:84:LYS:CE	2:B:17:C:H3'	6	0.88
(1,3)	1:A:84:LYS:CE	2:B:17:C:H4'	6	0.88
(1,3)	1:A:84:LYS:CE	2:B:17:C:H41	6	0.88
(1,3)	1:A:84:LYS:CE	2:B:17:C:H42	6	0.88
(1,3)	1:A:84:LYS:CE	2:B:17:C:H5	6	0.88
(1,3)	1:A:84:LYS:CE	2:B:17:C:H5'	6	0.88
(1,3)	1:A:84:LYS:CE	2:B:17:C:H5''	6	0.88
(1,3)	1:A:84:LYS:CE	2:B:17:C:H6	6	0.88
(1,3)	1:A:84:LYS:CE	2:B:17:C:HO2'	6	0.88
(1,3)	1:A:84:LYS:CE	2:B:17:C:N1	6	0.88
(1,3)	1:A:84:LYS:CE	2:B:17:C:N3	6	0.88
(1,3)	1:A:84:LYS:CE	2:B:17:C:N4	6	0.88
(1,3)	1:A:84:LYS:CE	2:B:17:C:O2	6	0.88
(1,3)	1:A:84:LYS:CE	2:B:17:C:O2'	6	0.88
(1,3)	1:A:84:LYS:CE	2:B:17:C:O3'	6	0.88
(1,3)	1:A:84:LYS:CE	2:B:17:C:O4'	6	0.88
(1,3)	1:A:84:LYS:CE	2:B:17:C:O5'	6	0.88
(1,3)	1:A:84:LYS:CE	2:B:17:C:OP1	6	0.88
(1,3)	1:A:84:LYS:CE	2:B:17:C:OP2	6	0.88
(1,3)	1:A:84:LYS:CE	2:B:17:C:P	6	0.88

*Continued on next page...*

*Continued from previous page...*

Key	Atom-1	Atom-2	Model ID	Violation (Å)
(1,3)	1:A:84:LYS:CE	2:B:18:A:C1'	6	0.88
(1,3)	1:A:84:LYS:CE	2:B:18:A:C2	6	0.88
(1,3)	1:A:84:LYS:CE	2:B:18:A:C2'	6	0.88
(1,3)	1:A:84:LYS:CE	2:B:18:A:C3'	6	0.88
(1,3)	1:A:84:LYS:CE	2:B:18:A:C4	6	0.88
(1,3)	1:A:84:LYS:CE	2:B:18:A:C4'	6	0.88
(1,3)	1:A:84:LYS:CE	2:B:18:A:C5	6	0.88
(1,3)	1:A:84:LYS:CE	2:B:18:A:C5'	6	0.88
(1,3)	1:A:84:LYS:CE	2:B:18:A:C6	6	0.88
(1,3)	1:A:84:LYS:CE	2:B:18:A:C8	6	0.88
(1,3)	1:A:84:LYS:CE	2:B:18:A:H1'	6	0.88
(1,3)	1:A:84:LYS:CE	2:B:18:A:H2	6	0.88
(1,3)	1:A:84:LYS:CE	2:B:18:A:H2'	6	0.88
(1,3)	1:A:84:LYS:CE	2:B:18:A:H3'	6	0.88
(1,3)	1:A:84:LYS:CE	2:B:18:A:H4'	6	0.88
(1,3)	1:A:84:LYS:CE	2:B:18:A:H5'	6	0.88
(1,3)	1:A:84:LYS:CE	2:B:18:A:H5''	6	0.88
(1,3)	1:A:84:LYS:CE	2:B:18:A:H61	6	0.88
(1,3)	1:A:84:LYS:CE	2:B:18:A:H62	6	0.88
(1,3)	1:A:84:LYS:CE	2:B:18:A:H8	6	0.88
(1,3)	1:A:84:LYS:CE	2:B:18:A:HO2'	6	0.88
(1,3)	1:A:84:LYS:CE	2:B:18:A:N1	6	0.88
(1,3)	1:A:84:LYS:CE	2:B:18:A:N3	6	0.88
(1,3)	1:A:84:LYS:CE	2:B:18:A:N6	6	0.88
(1,3)	1:A:84:LYS:CE	2:B:18:A:N7	6	0.88
(1,3)	1:A:84:LYS:CE	2:B:18:A:N9	6	0.88
(1,3)	1:A:84:LYS:CE	2:B:18:A:O2'	6	0.88
(1,3)	1:A:84:LYS:CE	2:B:18:A:O3'	6	0.88
(1,3)	1:A:84:LYS:CE	2:B:18:A:O4'	6	0.88
(1,3)	1:A:84:LYS:CE	2:B:18:A:O5'	6	0.88
(1,3)	1:A:84:LYS:CE	2:B:18:A:OP1	6	0.88
(1,3)	1:A:84:LYS:CE	2:B:18:A:OP2	6	0.88
(1,3)	1:A:84:LYS:CE	2:B:18:A:P	6	0.88
(1,3)	1:A:84:LYS:CE	2:B:19:A:C1'	6	0.88
(1,3)	1:A:84:LYS:CE	2:B:19:A:C2	6	0.88
(1,3)	1:A:84:LYS:CE	2:B:19:A:C2'	6	0.88
(1,3)	1:A:84:LYS:CE	2:B:19:A:C3'	6	0.88
(1,3)	1:A:84:LYS:CE	2:B:19:A:C4	6	0.88
(1,3)	1:A:84:LYS:CE	2:B:19:A:C4'	6	0.88
(1,3)	1:A:84:LYS:CE	2:B:19:A:C5	6	0.88
(1,3)	1:A:84:LYS:CE	2:B:19:A:C5'	6	0.88
(1,3)	1:A:84:LYS:CE	2:B:19:A:C6	6	0.88

*Continued on next page...*

*Continued from previous page...*

Key	Atom-1	Atom-2	Model ID	Violation (Å)
(1,3)	1:A:84:LYS:CE	2:B:19:A:C8	6	0.88
(1,3)	1:A:84:LYS:CE	2:B:19:A:H1'	6	0.88
(1,3)	1:A:84:LYS:CE	2:B:19:A:H2	6	0.88
(1,3)	1:A:84:LYS:CE	2:B:19:A:H2'	6	0.88
(1,3)	1:A:84:LYS:CE	2:B:19:A:H3'	6	0.88
(1,3)	1:A:84:LYS:CE	2:B:19:A:H4'	6	0.88
(1,3)	1:A:84:LYS:CE	2:B:19:A:H5'	6	0.88
(1,3)	1:A:84:LYS:CE	2:B:19:A:H5''	6	0.88
(1,3)	1:A:84:LYS:CE	2:B:19:A:H61	6	0.88
(1,3)	1:A:84:LYS:CE	2:B:19:A:H62	6	0.88
(1,3)	1:A:84:LYS:CE	2:B:19:A:H8	6	0.88
(1,3)	1:A:84:LYS:CE	2:B:19:A:HO2'	6	0.88
(1,3)	1:A:84:LYS:CE	2:B:19:A:N1	6	0.88
(1,3)	1:A:84:LYS:CE	2:B:19:A:N3	6	0.88
(1,3)	1:A:84:LYS:CE	2:B:19:A:N6	6	0.88
(1,3)	1:A:84:LYS:CE	2:B:19:A:N7	6	0.88
(1,3)	1:A:84:LYS:CE	2:B:19:A:N9	6	0.88
(1,3)	1:A:84:LYS:CE	2:B:19:A:O2'	6	0.88
(1,3)	1:A:84:LYS:CE	2:B:19:A:O3'	6	0.88
(1,3)	1:A:84:LYS:CE	2:B:19:A:O4'	6	0.88
(1,3)	1:A:84:LYS:CE	2:B:19:A:O5'	6	0.88
(1,3)	1:A:84:LYS:CE	2:B:19:A:OP1	6	0.88
(1,3)	1:A:84:LYS:CE	2:B:19:A:OP2	6	0.88
(1,3)	1:A:84:LYS:CE	2:B:19:A:P	6	0.88
(1,3)	1:A:84:LYS:CE	2:B:20:U:C1'	6	0.88
(1,3)	1:A:84:LYS:CE	2:B:20:U:C2	6	0.88
(1,3)	1:A:84:LYS:CE	2:B:20:U:C2'	6	0.88
(1,3)	1:A:84:LYS:CE	2:B:20:U:C3'	6	0.88
(1,3)	1:A:84:LYS:CE	2:B:20:U:C4	6	0.88
(1,3)	1:A:84:LYS:CE	2:B:20:U:C4'	6	0.88
(1,3)	1:A:84:LYS:CE	2:B:20:U:C5	6	0.88
(1,3)	1:A:84:LYS:CE	2:B:20:U:C5'	6	0.88
(1,3)	1:A:84:LYS:CE	2:B:20:U:C6	6	0.88
(1,3)	1:A:84:LYS:CE	2:B:20:U:H1'	6	0.88
(1,3)	1:A:84:LYS:CE	2:B:20:U:H2'	6	0.88
(1,3)	1:A:84:LYS:CE	2:B:20:U:H3	6	0.88
(1,3)	1:A:84:LYS:CE	2:B:20:U:H3'	6	0.88
(1,3)	1:A:84:LYS:CE	2:B:20:U:H4'	6	0.88
(1,3)	1:A:84:LYS:CE	2:B:20:U:H5	6	0.88
(1,3)	1:A:84:LYS:CE	2:B:20:U:H5'	6	0.88
(1,3)	1:A:84:LYS:CE	2:B:20:U:H5''	6	0.88
(1,3)	1:A:84:LYS:CE	2:B:20:U:H6	6	0.88

*Continued on next page...*

*Continued from previous page...*

Key	Atom-1	Atom-2	Model ID	Violation (Å)
(1,3)	1:A:84:LYS:CE	2:B:20:U:HO2'	6	0.88
(1,3)	1:A:84:LYS:CE	2:B:20:U:N1	6	0.88
(1,3)	1:A:84:LYS:CE	2:B:20:U:N3	6	0.88
(1,3)	1:A:84:LYS:CE	2:B:20:U:O2	6	0.88
(1,3)	1:A:84:LYS:CE	2:B:20:U:O2'	6	0.88
(1,3)	1:A:84:LYS:CE	2:B:20:U:O3'	6	0.88
(1,3)	1:A:84:LYS:CE	2:B:20:U:O4	6	0.88
(1,3)	1:A:84:LYS:CE	2:B:20:U:O4'	6	0.88
(1,3)	1:A:84:LYS:CE	2:B:20:U:O5'	6	0.88
(1,3)	1:A:84:LYS:CE	2:B:20:U:OP1	6	0.88
(1,3)	1:A:84:LYS:CE	2:B:20:U:OP2	6	0.88
(1,3)	1:A:84:LYS:CE	2:B:20:U:P	6	0.88
(1,3)	1:A:84:LYS:CE	2:B:21:G:C1'	6	0.88
(1,3)	1:A:84:LYS:CE	2:B:21:G:C2	6	0.88
(1,3)	1:A:84:LYS:CE	2:B:21:G:C2'	6	0.88
(1,3)	1:A:84:LYS:CE	2:B:21:G:C3'	6	0.88
(1,3)	1:A:84:LYS:CE	2:B:21:G:C4	6	0.88
(1,3)	1:A:84:LYS:CE	2:B:21:G:C4'	6	0.88
(1,3)	1:A:84:LYS:CE	2:B:21:G:C5	6	0.88
(1,3)	1:A:84:LYS:CE	2:B:21:G:C5'	6	0.88
(1,3)	1:A:84:LYS:CE	2:B:21:G:C6	6	0.88
(1,3)	1:A:84:LYS:CE	2:B:21:G:C8	6	0.88
(1,3)	1:A:84:LYS:CE	2:B:21:G:H1	6	0.88
(1,3)	1:A:84:LYS:CE	2:B:21:G:H1'	6	0.88
(1,3)	1:A:84:LYS:CE	2:B:21:G:H2'	6	0.88
(1,3)	1:A:84:LYS:CE	2:B:21:G:H21	6	0.88
(1,3)	1:A:84:LYS:CE	2:B:21:G:H22	6	0.88
(1,3)	1:A:84:LYS:CE	2:B:21:G:H3'	6	0.88
(1,3)	1:A:84:LYS:CE	2:B:21:G:H4'	6	0.88
(1,3)	1:A:84:LYS:CE	2:B:21:G:H5'	6	0.88
(1,3)	1:A:84:LYS:CE	2:B:21:G:H5''	6	0.88
(1,3)	1:A:84:LYS:CE	2:B:21:G:H8	6	0.88
(1,3)	1:A:84:LYS:CE	2:B:21:G:HO2'	6	0.88
(1,3)	1:A:84:LYS:CE	2:B:21:G:N1	6	0.88
(1,3)	1:A:84:LYS:CE	2:B:21:G:N2	6	0.88
(1,3)	1:A:84:LYS:CE	2:B:21:G:N3	6	0.88
(1,3)	1:A:84:LYS:CE	2:B:21:G:N7	6	0.88
(1,3)	1:A:84:LYS:CE	2:B:21:G:N9	6	0.88
(1,3)	1:A:84:LYS:CE	2:B:21:G:O2'	6	0.88
(1,3)	1:A:84:LYS:CE	2:B:21:G:O3'	6	0.88
(1,3)	1:A:84:LYS:CE	2:B:21:G:O4'	6	0.88
(1,3)	1:A:84:LYS:CE	2:B:21:G:O5'	6	0.88

*Continued on next page...*

*Continued from previous page...*

Key	Atom-1	Atom-2	Model ID	Violation (Å)
(1,3)	1:A:84:LYS:CE	2:B:21:G:O6	6	0.88
(1,3)	1:A:84:LYS:CE	2:B:21:G:OP1	6	0.88
(1,3)	1:A:84:LYS:CE	2:B:21:G:OP2	6	0.88
(1,3)	1:A:84:LYS:CE	2:B:21:G:P	6	0.88
(1,3)	1:A:84:LYS:CE	2:B:22:A:C1'	6	0.88
(1,3)	1:A:84:LYS:CE	2:B:22:A:C2	6	0.88
(1,3)	1:A:84:LYS:CE	2:B:22:A:C2'	6	0.88
(1,3)	1:A:84:LYS:CE	2:B:22:A:C3'	6	0.88
(1,3)	1:A:84:LYS:CE	2:B:22:A:C4	6	0.88
(1,3)	1:A:84:LYS:CE	2:B:22:A:C4'	6	0.88
(1,3)	1:A:84:LYS:CE	2:B:22:A:C5	6	0.88
(1,3)	1:A:84:LYS:CE	2:B:22:A:C5'	6	0.88
(1,3)	1:A:84:LYS:CE	2:B:22:A:C6	6	0.88
(1,3)	1:A:84:LYS:CE	2:B:22:A:C8	6	0.88
(1,3)	1:A:84:LYS:CE	2:B:22:A:H1'	6	0.88
(1,3)	1:A:84:LYS:CE	2:B:22:A:H2	6	0.88
(1,3)	1:A:84:LYS:CE	2:B:22:A:H2'	6	0.88
(1,3)	1:A:84:LYS:CE	2:B:22:A:H3'	6	0.88
(1,3)	1:A:84:LYS:CE	2:B:22:A:H4'	6	0.88
(1,3)	1:A:84:LYS:CE	2:B:22:A:H5'	6	0.88
(1,3)	1:A:84:LYS:CE	2:B:22:A:H5''	6	0.88
(1,3)	1:A:84:LYS:CE	2:B:22:A:H61	6	0.88
(1,3)	1:A:84:LYS:CE	2:B:22:A:H62	6	0.88
(1,3)	1:A:84:LYS:CE	2:B:22:A:H8	6	0.88
(1,3)	1:A:84:LYS:CE	2:B:22:A:HO2'	6	0.88
(1,3)	1:A:84:LYS:CE	2:B:22:A:N1	6	0.88
(1,3)	1:A:84:LYS:CE	2:B:22:A:N3	6	0.88
(1,3)	1:A:84:LYS:CE	2:B:22:A:N6	6	0.88
(1,3)	1:A:84:LYS:CE	2:B:22:A:N7	6	0.88
(1,3)	1:A:84:LYS:CE	2:B:22:A:N9	6	0.88
(1,3)	1:A:84:LYS:CE	2:B:22:A:O2'	6	0.88
(1,3)	1:A:84:LYS:CE	2:B:22:A:O3'	6	0.88
(1,3)	1:A:84:LYS:CE	2:B:22:A:O4'	6	0.88
(1,3)	1:A:84:LYS:CE	2:B:22:A:O5'	6	0.88
(1,3)	1:A:84:LYS:CE	2:B:22:A:OP1	6	0.88
(1,3)	1:A:84:LYS:CE	2:B:22:A:OP2	6	0.88
(1,3)	1:A:84:LYS:CE	2:B:22:A:P	6	0.88
(1,3)	1:A:84:LYS:CE	2:B:23:U:C1'	6	0.88
(1,3)	1:A:84:LYS:CE	2:B:23:U:C2	6	0.88
(1,3)	1:A:84:LYS:CE	2:B:23:U:C2'	6	0.88
(1,3)	1:A:84:LYS:CE	2:B:23:U:C3'	6	0.88
(1,3)	1:A:84:LYS:CE	2:B:23:U:C4	6	0.88

*Continued on next page...*

*Continued from previous page...*

Key	Atom-1	Atom-2	Model ID	Violation (Å)
(1,3)	1:A:84:LYS:CE	2:B:23:U:C4'	6	0.88
(1,3)	1:A:84:LYS:CE	2:B:23:U:C5	6	0.88
(1,3)	1:A:84:LYS:CE	2:B:23:U:C5'	6	0.88
(1,3)	1:A:84:LYS:CE	2:B:23:U:C6	6	0.88
(1,3)	1:A:84:LYS:CE	2:B:23:U:H1'	6	0.88
(1,3)	1:A:84:LYS:CE	2:B:23:U:H2'	6	0.88
(1,3)	1:A:84:LYS:CE	2:B:23:U:H3	6	0.88
(1,3)	1:A:84:LYS:CE	2:B:23:U:H3'	6	0.88
(1,3)	1:A:84:LYS:CE	2:B:23:U:H4'	6	0.88
(1,3)	1:A:84:LYS:CE	2:B:23:U:H5	6	0.88
(1,3)	1:A:84:LYS:CE	2:B:23:U:H5'	6	0.88
(1,3)	1:A:84:LYS:CE	2:B:23:U:H5''	6	0.88
(1,3)	1:A:84:LYS:CE	2:B:23:U:H6	6	0.88
(1,3)	1:A:84:LYS:CE	2:B:23:U:HO2'	6	0.88
(1,3)	1:A:84:LYS:CE	2:B:23:U:N1	6	0.88
(1,3)	1:A:84:LYS:CE	2:B:23:U:N3	6	0.88
(1,3)	1:A:84:LYS:CE	2:B:23:U:O2	6	0.88
(1,3)	1:A:84:LYS:CE	2:B:23:U:O2'	6	0.88
(1,3)	1:A:84:LYS:CE	2:B:23:U:O3'	6	0.88
(1,3)	1:A:84:LYS:CE	2:B:23:U:O4	6	0.88
(1,3)	1:A:84:LYS:CE	2:B:23:U:O4'	6	0.88
(1,3)	1:A:84:LYS:CE	2:B:23:U:O5'	6	0.88
(1,3)	1:A:84:LYS:CE	2:B:23:U:OP1	6	0.88
(1,3)	1:A:84:LYS:CE	2:B:23:U:OP2	6	0.88
(1,3)	1:A:84:LYS:CE	2:B:23:U:P	6	0.88
(1,3)	1:A:84:LYS:CE	2:B:24:G:C1'	6	0.88
(1,3)	1:A:84:LYS:CE	2:B:24:G:C2	6	0.88
(1,3)	1:A:84:LYS:CE	2:B:24:G:C2'	6	0.88
(1,3)	1:A:84:LYS:CE	2:B:24:G:C3'	6	0.88
(1,3)	1:A:84:LYS:CE	2:B:24:G:C4	6	0.88
(1,3)	1:A:84:LYS:CE	2:B:24:G:C4'	6	0.88
(1,3)	1:A:84:LYS:CE	2:B:24:G:C5	6	0.88
(1,3)	1:A:84:LYS:CE	2:B:24:G:C5'	6	0.88
(1,3)	1:A:84:LYS:CE	2:B:24:G:C6	6	0.88
(1,3)	1:A:84:LYS:CE	2:B:24:G:C8	6	0.88
(1,3)	1:A:84:LYS:CE	2:B:24:G:H1	6	0.88
(1,3)	1:A:84:LYS:CE	2:B:24:G:H1'	6	0.88
(1,3)	1:A:84:LYS:CE	2:B:24:G:H2'	6	0.88
(1,3)	1:A:84:LYS:CE	2:B:24:G:H21	6	0.88
(1,3)	1:A:84:LYS:CE	2:B:24:G:H22	6	0.88
(1,3)	1:A:84:LYS:CE	2:B:24:G:H3'	6	0.88
(1,3)	1:A:84:LYS:CE	2:B:24:G:H4'	6	0.88

*Continued on next page...*

*Continued from previous page...*

Key	Atom-1	Atom-2	Model ID	Violation (Å)
(1,3)	1:A:84:LYS:CE	2:B:24:G:H5'	6	0.88
(1,3)	1:A:84:LYS:CE	2:B:24:G:H5''	6	0.88
(1,3)	1:A:84:LYS:CE	2:B:24:G:H8	6	0.88
(1,3)	1:A:84:LYS:CE	2:B:24:G:HO2'	6	0.88
(1,3)	1:A:84:LYS:CE	2:B:24:G:N1	6	0.88
(1,3)	1:A:84:LYS:CE	2:B:24:G:N2	6	0.88
(1,3)	1:A:84:LYS:CE	2:B:24:G:N3	6	0.88
(1,3)	1:A:84:LYS:CE	2:B:24:G:N7	6	0.88
(1,3)	1:A:84:LYS:CE	2:B:24:G:N9	6	0.88
(1,3)	1:A:84:LYS:CE	2:B:24:G:O2'	6	0.88
(1,3)	1:A:84:LYS:CE	2:B:24:G:O3'	6	0.88
(1,3)	1:A:84:LYS:CE	2:B:24:G:O4'	6	0.88
(1,3)	1:A:84:LYS:CE	2:B:24:G:O5'	6	0.88
(1,3)	1:A:84:LYS:CE	2:B:24:G:O6	6	0.88
(1,3)	1:A:84:LYS:CE	2:B:24:G:OP1	6	0.88
(1,3)	1:A:84:LYS:CE	2:B:24:G:OP2	6	0.88
(1,3)	1:A:84:LYS:CE	2:B:24:G:P	6	0.88
(1,3)	1:A:84:LYS:CG	2:B:2:C:C1'	6	0.88
(1,3)	1:A:84:LYS:CG	2:B:2:C:C2	6	0.88
(1,3)	1:A:84:LYS:CG	2:B:2:C:C2'	6	0.88
(1,3)	1:A:84:LYS:CG	2:B:2:C:C3'	6	0.88
(1,3)	1:A:84:LYS:CG	2:B:2:C:C4	6	0.88
(1,3)	1:A:84:LYS:CG	2:B:2:C:C4'	6	0.88
(1,3)	1:A:84:LYS:CG	2:B:2:C:C5	6	0.88
(1,3)	1:A:84:LYS:CG	2:B:2:C:C5'	6	0.88
(1,3)	1:A:84:LYS:CG	2:B:2:C:C6	6	0.88
(1,3)	1:A:84:LYS:CG	2:B:2:C:H1'	6	0.88
(1,3)	1:A:84:LYS:CG	2:B:2:C:H2'	6	0.88
(1,3)	1:A:84:LYS:CG	2:B:2:C:H3'	6	0.88
(1,3)	1:A:84:LYS:CG	2:B:2:C:H4'	6	0.88
(1,3)	1:A:84:LYS:CG	2:B:2:C:H41	6	0.88
(1,3)	1:A:84:LYS:CG	2:B:2:C:H42	6	0.88
(1,3)	1:A:84:LYS:CG	2:B:2:C:H5	6	0.88
(1,3)	1:A:84:LYS:CG	2:B:2:C:H5'	6	0.88
(1,3)	1:A:84:LYS:CG	2:B:2:C:H5''	6	0.88
(1,3)	1:A:84:LYS:CG	2:B:2:C:H6	6	0.88
(1,3)	1:A:84:LYS:CG	2:B:2:C:HO2'	6	0.88
(1,3)	1:A:84:LYS:CG	2:B:2:C:N1	6	0.88
(1,3)	1:A:84:LYS:CG	2:B:2:C:N3	6	0.88
(1,3)	1:A:84:LYS:CG	2:B:2:C:N4	6	0.88
(1,3)	1:A:84:LYS:CG	2:B:2:C:O2	6	0.88
(1,3)	1:A:84:LYS:CG	2:B:2:C:O2'	6	0.88

*Continued on next page...*



*Continued from previous page...*

Key	Atom-1	Atom-2	Model ID	Violation (Å)
(1,3)	1:A:84:LYS:CG	2:B:2:C:O3'	6	0.88
(1,3)	1:A:84:LYS:CG	2:B:2:C:O4'	6	0.88
(1,3)	1:A:84:LYS:CG	2:B:2:C:O5'	6	0.88
(1,3)	1:A:84:LYS:CG	2:B:3:U:C1'	6	0.88
(1,3)	1:A:84:LYS:CG	2:B:3:U:C2	6	0.88
(1,3)	1:A:84:LYS:CG	2:B:3:U:C2'	6	0.88
(1,3)	1:A:84:LYS:CG	2:B:3:U:C3'	6	0.88
(1,3)	1:A:84:LYS:CG	2:B:3:U:C4	6	0.88
(1,3)	1:A:84:LYS:CG	2:B:3:U:C4'	6	0.88
(1,3)	1:A:84:LYS:CG	2:B:3:U:C5	6	0.88
(1,3)	1:A:84:LYS:CG	2:B:3:U:C5'	6	0.88
(1,3)	1:A:84:LYS:CG	2:B:3:U:C6	6	0.88
(1,3)	1:A:84:LYS:CG	2:B:3:U:H1'	6	0.88
(1,3)	1:A:84:LYS:CG	2:B:3:U:H2'	6	0.88
(1,3)	1:A:84:LYS:CG	2:B:3:U:H3	6	0.88
(1,3)	1:A:84:LYS:CG	2:B:3:U:H3'	6	0.88
(1,3)	1:A:84:LYS:CG	2:B:3:U:H4'	6	0.88
(1,3)	1:A:84:LYS:CG	2:B:3:U:H5	6	0.88
(1,3)	1:A:84:LYS:CG	2:B:3:U:H5'	6	0.88
(1,3)	1:A:84:LYS:CG	2:B:3:U:H5''	6	0.88
(1,3)	1:A:84:LYS:CG	2:B:3:U:H6	6	0.88
(1,3)	1:A:84:LYS:CG	2:B:3:U:HO2'	6	0.88
(1,3)	1:A:84:LYS:CG	2:B:3:U:N1	6	0.88
(1,3)	1:A:84:LYS:CG	2:B:3:U:N3	6	0.88
(1,3)	1:A:84:LYS:CG	2:B:3:U:O2	6	0.88
(1,3)	1:A:84:LYS:CG	2:B:3:U:O2'	6	0.88
(1,3)	1:A:84:LYS:CG	2:B:3:U:O3'	6	0.88
(1,3)	1:A:84:LYS:CG	2:B:3:U:O4	6	0.88
(1,3)	1:A:84:LYS:CG	2:B:3:U:O4'	6	0.88
(1,3)	1:A:84:LYS:CG	2:B:3:U:O5'	6	0.88
(1,3)	1:A:84:LYS:CG	2:B:3:U:OP1	6	0.88
(1,3)	1:A:84:LYS:CG	2:B:3:U:OP2	6	0.88
(1,3)	1:A:84:LYS:CG	2:B:3:U:P	6	0.88
(1,3)	1:A:84:LYS:CG	2:B:4:G:C1'	6	0.88
(1,3)	1:A:84:LYS:CG	2:B:4:G:C2	6	0.88
(1,3)	1:A:84:LYS:CG	2:B:4:G:C2'	6	0.88
(1,3)	1:A:84:LYS:CG	2:B:4:G:C3'	6	0.88
(1,3)	1:A:84:LYS:CG	2:B:4:G:C4	6	0.88
(1,3)	1:A:84:LYS:CG	2:B:4:G:C4'	6	0.88
(1,3)	1:A:84:LYS:CG	2:B:4:G:C5	6	0.88
(1,3)	1:A:84:LYS:CG	2:B:4:G:C5'	6	0.88
(1,3)	1:A:84:LYS:CG	2:B:4:G:C6	6	0.88

*Continued on next page...*

*Continued from previous page...*

Key	Atom-1	Atom-2	Model ID	Violation (Å)
(1,3)	1:A:84:LYS:CG	2:B:4:G:C8	6	0.88
(1,3)	1:A:84:LYS:CG	2:B:4:G:H1	6	0.88
(1,3)	1:A:84:LYS:CG	2:B:4:G:H1'	6	0.88
(1,3)	1:A:84:LYS:CG	2:B:4:G:H2'	6	0.88
(1,3)	1:A:84:LYS:CG	2:B:4:G:H21	6	0.88
(1,3)	1:A:84:LYS:CG	2:B:4:G:H22	6	0.88
(1,3)	1:A:84:LYS:CG	2:B:4:G:H3'	6	0.88
(1,3)	1:A:84:LYS:CG	2:B:4:G:H4'	6	0.88
(1,3)	1:A:84:LYS:CG	2:B:4:G:H5'	6	0.88
(1,3)	1:A:84:LYS:CG	2:B:4:G:H5''	6	0.88
(1,3)	1:A:84:LYS:CG	2:B:4:G:H8	6	0.88
(1,3)	1:A:84:LYS:CG	2:B:4:G:HO2'	6	0.88
(1,3)	1:A:84:LYS:CG	2:B:4:G:N1	6	0.88
(1,3)	1:A:84:LYS:CG	2:B:4:G:N2	6	0.88
(1,3)	1:A:84:LYS:CG	2:B:4:G:N3	6	0.88
(1,3)	1:A:84:LYS:CG	2:B:4:G:N7	6	0.88
(1,3)	1:A:84:LYS:CG	2:B:4:G:N9	6	0.88
(1,3)	1:A:84:LYS:CG	2:B:4:G:O2'	6	0.88
(1,3)	1:A:84:LYS:CG	2:B:4:G:O3'	6	0.88
(1,3)	1:A:84:LYS:CG	2:B:4:G:O4'	6	0.88
(1,3)	1:A:84:LYS:CG	2:B:4:G:O5'	6	0.88
(1,3)	1:A:84:LYS:CG	2:B:4:G:O6	6	0.88
(1,3)	1:A:84:LYS:CG	2:B:4:G:OP1	6	0.88
(1,3)	1:A:84:LYS:CG	2:B:4:G:OP2	6	0.88
(1,3)	1:A:84:LYS:CG	2:B:4:G:P	6	0.88
(1,3)	1:A:84:LYS:CG	2:B:5:A:C1'	6	0.88
(1,3)	1:A:84:LYS:CG	2:B:5:A:C2	6	0.88
(1,3)	1:A:84:LYS:CG	2:B:5:A:C2'	6	0.88
(1,3)	1:A:84:LYS:CG	2:B:5:A:C3'	6	0.88
(1,3)	1:A:84:LYS:CG	2:B:5:A:C4	6	0.88
(1,3)	1:A:84:LYS:CG	2:B:5:A:C4'	6	0.88
(1,3)	1:A:84:LYS:CG	2:B:5:A:C5	6	0.88
(1,3)	1:A:84:LYS:CG	2:B:5:A:C5'	6	0.88
(1,3)	1:A:84:LYS:CG	2:B:5:A:C6	6	0.88
(1,3)	1:A:84:LYS:CG	2:B:5:A:C8	6	0.88
(1,3)	1:A:84:LYS:CG	2:B:5:A:H1'	6	0.88
(1,3)	1:A:84:LYS:CG	2:B:5:A:H2	6	0.88
(1,3)	1:A:84:LYS:CG	2:B:5:A:H2'	6	0.88
(1,3)	1:A:84:LYS:CG	2:B:5:A:H3'	6	0.88
(1,3)	1:A:84:LYS:CG	2:B:5:A:H4'	6	0.88
(1,3)	1:A:84:LYS:CG	2:B:5:A:H5'	6	0.88
(1,3)	1:A:84:LYS:CG	2:B:5:A:H5''	6	0.88

*Continued on next page...*

*Continued from previous page...*

Key	Atom-1	Atom-2	Model ID	Violation (Å)
(1,3)	1:A:84:LYS:CG	2:B:5:A:H61	6	0.88
(1,3)	1:A:84:LYS:CG	2:B:5:A:H62	6	0.88
(1,3)	1:A:84:LYS:CG	2:B:5:A:H8	6	0.88
(1,3)	1:A:84:LYS:CG	2:B:5:A:HO2'	6	0.88
(1,3)	1:A:84:LYS:CG	2:B:5:A:N1	6	0.88
(1,3)	1:A:84:LYS:CG	2:B:5:A:N3	6	0.88
(1,3)	1:A:84:LYS:CG	2:B:5:A:N6	6	0.88
(1,3)	1:A:84:LYS:CG	2:B:5:A:N7	6	0.88
(1,3)	1:A:84:LYS:CG	2:B:5:A:N9	6	0.88
(1,3)	1:A:84:LYS:CG	2:B:5:A:O2'	6	0.88
(1,3)	1:A:84:LYS:CG	2:B:5:A:O3'	6	0.88
(1,3)	1:A:84:LYS:CG	2:B:5:A:O4'	6	0.88
(1,3)	1:A:84:LYS:CG	2:B:5:A:O5'	6	0.88
(1,3)	1:A:84:LYS:CG	2:B:5:A:OP1	6	0.88
(1,3)	1:A:84:LYS:CG	2:B:5:A:OP2	6	0.88
(1,3)	1:A:84:LYS:CG	2:B:5:A:P	6	0.88
(1,3)	1:A:84:LYS:CG	2:B:6:G:C1'	6	0.88
(1,3)	1:A:84:LYS:CG	2:B:6:G:C2	6	0.88
(1,3)	1:A:84:LYS:CG	2:B:6:G:C2'	6	0.88
(1,3)	1:A:84:LYS:CG	2:B:6:G:C3'	6	0.88
(1,3)	1:A:84:LYS:CG	2:B:6:G:C4	6	0.88
(1,3)	1:A:84:LYS:CG	2:B:6:G:C4'	6	0.88
(1,3)	1:A:84:LYS:CG	2:B:6:G:C5	6	0.88
(1,3)	1:A:84:LYS:CG	2:B:6:G:C5'	6	0.88
(1,3)	1:A:84:LYS:CG	2:B:6:G:C6	6	0.88
(1,3)	1:A:84:LYS:CG	2:B:6:G:C8	6	0.88
(1,3)	1:A:84:LYS:CG	2:B:6:G:H1	6	0.88
(1,3)	1:A:84:LYS:CG	2:B:6:G:H1'	6	0.88
(1,3)	1:A:84:LYS:CG	2:B:6:G:H2'	6	0.88
(1,3)	1:A:84:LYS:CG	2:B:6:G:H21	6	0.88
(1,3)	1:A:84:LYS:CG	2:B:6:G:H22	6	0.88
(1,3)	1:A:84:LYS:CG	2:B:6:G:H3'	6	0.88
(1,3)	1:A:84:LYS:CG	2:B:6:G:H4'	6	0.88
(1,3)	1:A:84:LYS:CG	2:B:6:G:H5'	6	0.88
(1,3)	1:A:84:LYS:CG	2:B:6:G:H5''	6	0.88
(1,3)	1:A:84:LYS:CG	2:B:6:G:H8	6	0.88
(1,3)	1:A:84:LYS:CG	2:B:6:G:HO2'	6	0.88
(1,3)	1:A:84:LYS:CG	2:B:6:G:N1	6	0.88
(1,3)	1:A:84:LYS:CG	2:B:6:G:N2	6	0.88
(1,3)	1:A:84:LYS:CG	2:B:6:G:N3	6	0.88
(1,3)	1:A:84:LYS:CG	2:B:6:G:N7	6	0.88
(1,3)	1:A:84:LYS:CG	2:B:6:G:N9	6	0.88

*Continued on next page...*

*Continued from previous page...*

Key	Atom-1	Atom-2	Model ID	Violation (Å)
(1,3)	1:A:84:LYS:CG	2:B:6:G:O2'	6	0.88
(1,3)	1:A:84:LYS:CG	2:B:6:G:O3'	6	0.88
(1,3)	1:A:84:LYS:CG	2:B:6:G:O4'	6	0.88
(1,3)	1:A:84:LYS:CG	2:B:6:G:O5'	6	0.88
(1,3)	1:A:84:LYS:CG	2:B:6:G:O6	6	0.88
(1,3)	1:A:84:LYS:CG	2:B:6:G:OP1	6	0.88
(1,3)	1:A:84:LYS:CG	2:B:6:G:OP2	6	0.88
(1,3)	1:A:84:LYS:CG	2:B:6:G:P	6	0.88
(1,3)	1:A:84:LYS:CG	2:B:7:C:C1'	6	0.88
(1,3)	1:A:84:LYS:CG	2:B:7:C:C2	6	0.88
(1,3)	1:A:84:LYS:CG	2:B:7:C:C2'	6	0.88
(1,3)	1:A:84:LYS:CG	2:B:7:C:C3'	6	0.88
(1,3)	1:A:84:LYS:CG	2:B:7:C:C4	6	0.88
(1,3)	1:A:84:LYS:CG	2:B:7:C:C4'	6	0.88
(1,3)	1:A:84:LYS:CG	2:B:7:C:C5	6	0.88
(1,3)	1:A:84:LYS:CG	2:B:7:C:C5'	6	0.88
(1,3)	1:A:84:LYS:CG	2:B:7:C:C6	6	0.88
(1,3)	1:A:84:LYS:CG	2:B:7:C:H1'	6	0.88
(1,3)	1:A:84:LYS:CG	2:B:7:C:H2'	6	0.88
(1,3)	1:A:84:LYS:CG	2:B:7:C:H3'	6	0.88
(1,3)	1:A:84:LYS:CG	2:B:7:C:H4'	6	0.88
(1,3)	1:A:84:LYS:CG	2:B:7:C:H41	6	0.88
(1,3)	1:A:84:LYS:CG	2:B:7:C:H42	6	0.88
(1,3)	1:A:84:LYS:CG	2:B:7:C:H5	6	0.88
(1,3)	1:A:84:LYS:CG	2:B:7:C:H5'	6	0.88
(1,3)	1:A:84:LYS:CG	2:B:7:C:H5''	6	0.88
(1,3)	1:A:84:LYS:CG	2:B:7:C:H6	6	0.88
(1,3)	1:A:84:LYS:CG	2:B:7:C:HO2'	6	0.88
(1,3)	1:A:84:LYS:CG	2:B:7:C:N1	6	0.88
(1,3)	1:A:84:LYS:CG	2:B:7:C:N3	6	0.88
(1,3)	1:A:84:LYS:CG	2:B:7:C:N4	6	0.88
(1,3)	1:A:84:LYS:CG	2:B:7:C:O2	6	0.88
(1,3)	1:A:84:LYS:CG	2:B:7:C:O2'	6	0.88
(1,3)	1:A:84:LYS:CG	2:B:7:C:O3'	6	0.88
(1,3)	1:A:84:LYS:CG	2:B:7:C:O4'	6	0.88
(1,3)	1:A:84:LYS:CG	2:B:7:C:O5'	6	0.88
(1,3)	1:A:84:LYS:CG	2:B:7:C:OP1	6	0.88
(1,3)	1:A:84:LYS:CG	2:B:7:C:OP2	6	0.88
(1,3)	1:A:84:LYS:CG	2:B:7:C:P	6	0.88
(1,3)	1:A:84:LYS:CG	2:B:8:U:C1'	6	0.88
(1,3)	1:A:84:LYS:CG	2:B:8:U:C2	6	0.88
(1,3)	1:A:84:LYS:CG	2:B:8:U:C2'	6	0.88

*Continued on next page...*

*Continued from previous page...*

Key	Atom-1	Atom-2	Model ID	Violation (Å)
(1,3)	1:A:84:LYS:CG	2:B:8:U:C3'	6	0.88
(1,3)	1:A:84:LYS:CG	2:B:8:U:C4	6	0.88
(1,3)	1:A:84:LYS:CG	2:B:8:U:C4'	6	0.88
(1,3)	1:A:84:LYS:CG	2:B:8:U:C5	6	0.88
(1,3)	1:A:84:LYS:CG	2:B:8:U:C5'	6	0.88
(1,3)	1:A:84:LYS:CG	2:B:8:U:C6	6	0.88
(1,3)	1:A:84:LYS:CG	2:B:8:U:H1'	6	0.88
(1,3)	1:A:84:LYS:CG	2:B:8:U:H2'	6	0.88
(1,3)	1:A:84:LYS:CG	2:B:8:U:H3	6	0.88
(1,3)	1:A:84:LYS:CG	2:B:8:U:H3'	6	0.88
(1,3)	1:A:84:LYS:CG	2:B:8:U:H4'	6	0.88
(1,3)	1:A:84:LYS:CG	2:B:8:U:H5	6	0.88
(1,3)	1:A:84:LYS:CG	2:B:8:U:H5'	6	0.88
(1,3)	1:A:84:LYS:CG	2:B:8:U:H5''	6	0.88
(1,3)	1:A:84:LYS:CG	2:B:8:U:H6	6	0.88
(1,3)	1:A:84:LYS:CG	2:B:8:U:HO2'	6	0.88
(1,3)	1:A:84:LYS:CG	2:B:8:U:N1	6	0.88
(1,3)	1:A:84:LYS:CG	2:B:8:U:N3	6	0.88
(1,3)	1:A:84:LYS:CG	2:B:8:U:O2	6	0.88
(1,3)	1:A:84:LYS:CG	2:B:8:U:O2'	6	0.88
(1,3)	1:A:84:LYS:CG	2:B:8:U:O3'	6	0.88
(1,3)	1:A:84:LYS:CG	2:B:8:U:O4	6	0.88
(1,3)	1:A:84:LYS:CG	2:B:8:U:O4'	6	0.88
(1,3)	1:A:84:LYS:CG	2:B:8:U:O5'	6	0.88
(1,3)	1:A:84:LYS:CG	2:B:8:U:OP1	6	0.88
(1,3)	1:A:84:LYS:CG	2:B:8:U:OP2	6	0.88
(1,3)	1:A:84:LYS:CG	2:B:8:U:P	6	0.88
(1,3)	1:A:84:LYS:CG	2:B:9:C:C1'	6	0.88
(1,3)	1:A:84:LYS:CG	2:B:9:C:C2	6	0.88
(1,3)	1:A:84:LYS:CG	2:B:9:C:C2'	6	0.88
(1,3)	1:A:84:LYS:CG	2:B:9:C:C3'	6	0.88
(1,3)	1:A:84:LYS:CG	2:B:9:C:C4	6	0.88
(1,3)	1:A:84:LYS:CG	2:B:9:C:C4'	6	0.88
(1,3)	1:A:84:LYS:CG	2:B:9:C:C5	6	0.88
(1,3)	1:A:84:LYS:CG	2:B:9:C:C5'	6	0.88
(1,3)	1:A:84:LYS:CG	2:B:9:C:C6	6	0.88
(1,3)	1:A:84:LYS:CG	2:B:9:C:H1'	6	0.88
(1,3)	1:A:84:LYS:CG	2:B:9:C:H2'	6	0.88
(1,3)	1:A:84:LYS:CG	2:B:9:C:H3'	6	0.88
(1,3)	1:A:84:LYS:CG	2:B:9:C:H4'	6	0.88
(1,3)	1:A:84:LYS:CG	2:B:9:C:H41	6	0.88
(1,3)	1:A:84:LYS:CG	2:B:9:C:H42	6	0.88

*Continued on next page...*

*Continued from previous page...*

Key	Atom-1	Atom-2	Model ID	Violation (Å)
(1,3)	1:A:84:LYS:CG	2:B:9:C:H5	6	0.88
(1,3)	1:A:84:LYS:CG	2:B:9:C:H5'	6	0.88
(1,3)	1:A:84:LYS:CG	2:B:9:C:H5''	6	0.88
(1,3)	1:A:84:LYS:CG	2:B:9:C:H6	6	0.88
(1,3)	1:A:84:LYS:CG	2:B:9:C:HO2'	6	0.88
(1,3)	1:A:84:LYS:CG	2:B:9:C:N1	6	0.88
(1,3)	1:A:84:LYS:CG	2:B:9:C:N3	6	0.88
(1,3)	1:A:84:LYS:CG	2:B:9:C:N4	6	0.88
(1,3)	1:A:84:LYS:CG	2:B:9:C:O2	6	0.88
(1,3)	1:A:84:LYS:CG	2:B:9:C:O2'	6	0.88
(1,3)	1:A:84:LYS:CG	2:B:9:C:O3'	6	0.88
(1,3)	1:A:84:LYS:CG	2:B:9:C:O4'	6	0.88
(1,3)	1:A:84:LYS:CG	2:B:9:C:O5'	6	0.88
(1,3)	1:A:84:LYS:CG	2:B:9:C:OP1	6	0.88
(1,3)	1:A:84:LYS:CG	2:B:9:C:OP2	6	0.88
(1,3)	1:A:84:LYS:CG	2:B:9:C:P	6	0.88
(1,3)	1:A:84:LYS:CG	2:B:10:G:C1'	6	0.88
(1,3)	1:A:84:LYS:CG	2:B:10:G:C2	6	0.88
(1,3)	1:A:84:LYS:CG	2:B:10:G:C2'	6	0.88
(1,3)	1:A:84:LYS:CG	2:B:10:G:C3'	6	0.88
(1,3)	1:A:84:LYS:CG	2:B:10:G:C4	6	0.88
(1,3)	1:A:84:LYS:CG	2:B:10:G:C4'	6	0.88
(1,3)	1:A:84:LYS:CG	2:B:10:G:C5	6	0.88
(1,3)	1:A:84:LYS:CG	2:B:10:G:C5'	6	0.88
(1,3)	1:A:84:LYS:CG	2:B:10:G:C6	6	0.88
(1,3)	1:A:84:LYS:CG	2:B:10:G:C8	6	0.88
(1,3)	1:A:84:LYS:CG	2:B:10:G:H1	6	0.88
(1,3)	1:A:84:LYS:CG	2:B:10:G:H1'	6	0.88
(1,3)	1:A:84:LYS:CG	2:B:10:G:H2'	6	0.88
(1,3)	1:A:84:LYS:CG	2:B:10:G:H21	6	0.88
(1,3)	1:A:84:LYS:CG	2:B:10:G:H22	6	0.88
(1,3)	1:A:84:LYS:CG	2:B:10:G:H3'	6	0.88
(1,3)	1:A:84:LYS:CG	2:B:10:G:H4'	6	0.88
(1,3)	1:A:84:LYS:CG	2:B:10:G:H5'	6	0.88
(1,3)	1:A:84:LYS:CG	2:B:10:G:H5''	6	0.88
(1,3)	1:A:84:LYS:CG	2:B:10:G:H8	6	0.88
(1,3)	1:A:84:LYS:CG	2:B:10:G:HO2'	6	0.88
(1,3)	1:A:84:LYS:CG	2:B:10:G:N1	6	0.88
(1,3)	1:A:84:LYS:CG	2:B:10:G:N2	6	0.88
(1,3)	1:A:84:LYS:CG	2:B:10:G:N3	6	0.88
(1,3)	1:A:84:LYS:CG	2:B:10:G:N7	6	0.88
(1,3)	1:A:84:LYS:CG	2:B:10:G:N9	6	0.88

*Continued on next page...*

*Continued from previous page...*

Key	Atom-1	Atom-2	Model ID	Violation (Å)
(1,3)	1:A:84:LYS:CG	2:B:10:G:O2'	6	0.88
(1,3)	1:A:84:LYS:CG	2:B:10:G:O3'	6	0.88
(1,3)	1:A:84:LYS:CG	2:B:10:G:O4'	6	0.88
(1,3)	1:A:84:LYS:CG	2:B:10:G:O5'	6	0.88
(1,3)	1:A:84:LYS:CG	2:B:10:G:O6	6	0.88
(1,3)	1:A:84:LYS:CG	2:B:10:G:OP1	6	0.88
(1,3)	1:A:84:LYS:CG	2:B:10:G:OP2	6	0.88
(1,3)	1:A:84:LYS:CG	2:B:10:G:P	6	0.88
(1,3)	1:A:84:LYS:CG	2:B:11:A:C1'	6	0.88
(1,3)	1:A:84:LYS:CG	2:B:11:A:C2	6	0.88
(1,3)	1:A:84:LYS:CG	2:B:11:A:C2'	6	0.88
(1,3)	1:A:84:LYS:CG	2:B:11:A:C3'	6	0.88
(1,3)	1:A:84:LYS:CG	2:B:11:A:C4	6	0.88
(1,3)	1:A:84:LYS:CG	2:B:11:A:C4'	6	0.88
(1,3)	1:A:84:LYS:CG	2:B:11:A:C5	6	0.88
(1,3)	1:A:84:LYS:CG	2:B:11:A:C5'	6	0.88
(1,3)	1:A:84:LYS:CG	2:B:11:A:C6	6	0.88
(1,3)	1:A:84:LYS:CG	2:B:11:A:C8	6	0.88
(1,3)	1:A:84:LYS:CG	2:B:11:A:H1'	6	0.88
(1,3)	1:A:84:LYS:CG	2:B:11:A:H2	6	0.88
(1,3)	1:A:84:LYS:CG	2:B:11:A:H2'	6	0.88
(1,3)	1:A:84:LYS:CG	2:B:11:A:H3'	6	0.88
(1,3)	1:A:84:LYS:CG	2:B:11:A:H4'	6	0.88
(1,3)	1:A:84:LYS:CG	2:B:11:A:H5'	6	0.88
(1,3)	1:A:84:LYS:CG	2:B:11:A:H5''	6	0.88
(1,3)	1:A:84:LYS:CG	2:B:11:A:H61	6	0.88
(1,3)	1:A:84:LYS:CG	2:B:11:A:H62	6	0.88
(1,3)	1:A:84:LYS:CG	2:B:11:A:H8	6	0.88
(1,3)	1:A:84:LYS:CG	2:B:11:A:HO2'	6	0.88
(1,3)	1:A:84:LYS:CG	2:B:11:A:N1	6	0.88
(1,3)	1:A:84:LYS:CG	2:B:11:A:N3	6	0.88
(1,3)	1:A:84:LYS:CG	2:B:11:A:N6	6	0.88
(1,3)	1:A:84:LYS:CG	2:B:11:A:N7	6	0.88
(1,3)	1:A:84:LYS:CG	2:B:11:A:N9	6	0.88
(1,3)	1:A:84:LYS:CG	2:B:11:A:O2'	6	0.88
(1,3)	1:A:84:LYS:CG	2:B:11:A:O3'	6	0.88
(1,3)	1:A:84:LYS:CG	2:B:11:A:O4'	6	0.88
(1,3)	1:A:84:LYS:CG	2:B:11:A:O5'	6	0.88
(1,3)	1:A:84:LYS:CG	2:B:11:A:OP1	6	0.88
(1,3)	1:A:84:LYS:CG	2:B:11:A:OP2	6	0.88
(1,3)	1:A:84:LYS:CG	2:B:11:A:P	6	0.88
(1,3)	1:A:84:LYS:CG	2:B:12:A:C1'	6	0.88

*Continued on next page...*

*Continued from previous page...*

Key	Atom-1	Atom-2	Model ID	Violation (Å)
(1,3)	1:A:84:LYS:CG	2:B:12:A:C2	6	0.88
(1,3)	1:A:84:LYS:CG	2:B:12:A:C2'	6	0.88
(1,3)	1:A:84:LYS:CG	2:B:12:A:C3'	6	0.88
(1,3)	1:A:84:LYS:CG	2:B:12:A:C4	6	0.88
(1,3)	1:A:84:LYS:CG	2:B:12:A:C4'	6	0.88
(1,3)	1:A:84:LYS:CG	2:B:12:A:C5	6	0.88
(1,3)	1:A:84:LYS:CG	2:B:12:A:C5'	6	0.88
(1,3)	1:A:84:LYS:CG	2:B:12:A:C6	6	0.88
(1,3)	1:A:84:LYS:CG	2:B:12:A:C8	6	0.88
(1,3)	1:A:84:LYS:CG	2:B:12:A:H1'	6	0.88
(1,3)	1:A:84:LYS:CG	2:B:12:A:H2	6	0.88
(1,3)	1:A:84:LYS:CG	2:B:12:A:H2'	6	0.88
(1,3)	1:A:84:LYS:CG	2:B:12:A:H3'	6	0.88
(1,3)	1:A:84:LYS:CG	2:B:12:A:H4'	6	0.88
(1,3)	1:A:84:LYS:CG	2:B:12:A:H5'	6	0.88
(1,3)	1:A:84:LYS:CG	2:B:12:A:H5''	6	0.88
(1,3)	1:A:84:LYS:CG	2:B:12:A:H61	6	0.88
(1,3)	1:A:84:LYS:CG	2:B:12:A:H62	6	0.88
(1,3)	1:A:84:LYS:CG	2:B:12:A:H8	6	0.88
(1,3)	1:A:84:LYS:CG	2:B:12:A:HO2'	6	0.88
(1,3)	1:A:84:LYS:CG	2:B:12:A:N1	6	0.88
(1,3)	1:A:84:LYS:CG	2:B:12:A:N3	6	0.88
(1,3)	1:A:84:LYS:CG	2:B:12:A:N6	6	0.88
(1,3)	1:A:84:LYS:CG	2:B:12:A:N7	6	0.88
(1,3)	1:A:84:LYS:CG	2:B:12:A:N9	6	0.88
(1,3)	1:A:84:LYS:CG	2:B:12:A:O2'	6	0.88
(1,3)	1:A:84:LYS:CG	2:B:12:A:O3'	6	0.88
(1,3)	1:A:84:LYS:CG	2:B:12:A:O4'	6	0.88
(1,3)	1:A:84:LYS:CG	2:B:12:A:O5'	6	0.88
(1,3)	1:A:84:LYS:CG	2:B:12:A:OP1	6	0.88
(1,3)	1:A:84:LYS:CG	2:B:12:A:OP2	6	0.88
(1,3)	1:A:84:LYS:CG	2:B:12:A:P	6	0.88
(1,3)	1:A:84:LYS:CG	2:B:13:A:C1'	6	0.88
(1,3)	1:A:84:LYS:CG	2:B:13:A:C2	6	0.88
(1,3)	1:A:84:LYS:CG	2:B:13:A:C2'	6	0.88
(1,3)	1:A:84:LYS:CG	2:B:13:A:C3'	6	0.88
(1,3)	1:A:84:LYS:CG	2:B:13:A:C4	6	0.88
(1,3)	1:A:84:LYS:CG	2:B:13:A:C4'	6	0.88
(1,3)	1:A:84:LYS:CG	2:B:13:A:C5	6	0.88
(1,3)	1:A:84:LYS:CG	2:B:13:A:C5'	6	0.88
(1,3)	1:A:84:LYS:CG	2:B:13:A:C6	6	0.88
(1,3)	1:A:84:LYS:CG	2:B:13:A:C8	6	0.88

*Continued on next page...*



*Continued from previous page...*

Key	Atom-1	Atom-2	Model ID	Violation (Å)
(1,3)	1:A:84:LYS:CG	2:B:13:A:H1'	6	0.88
(1,3)	1:A:84:LYS:CG	2:B:13:A:H2	6	0.88
(1,3)	1:A:84:LYS:CG	2:B:13:A:H2'	6	0.88
(1,3)	1:A:84:LYS:CG	2:B:13:A:H3'	6	0.88
(1,3)	1:A:84:LYS:CG	2:B:13:A:H4'	6	0.88
(1,3)	1:A:84:LYS:CG	2:B:13:A:H5'	6	0.88
(1,3)	1:A:84:LYS:CG	2:B:13:A:H5''	6	0.88
(1,3)	1:A:84:LYS:CG	2:B:13:A:H61	6	0.88
(1,3)	1:A:84:LYS:CG	2:B:13:A:H62	6	0.88
(1,3)	1:A:84:LYS:CG	2:B:13:A:H8	6	0.88
(1,3)	1:A:84:LYS:CG	2:B:13:A:HO2'	6	0.88
(1,3)	1:A:84:LYS:CG	2:B:13:A:N1	6	0.88
(1,3)	1:A:84:LYS:CG	2:B:13:A:N3	6	0.88
(1,3)	1:A:84:LYS:CG	2:B:13:A:N6	6	0.88
(1,3)	1:A:84:LYS:CG	2:B:13:A:N7	6	0.88
(1,3)	1:A:84:LYS:CG	2:B:13:A:N9	6	0.88
(1,3)	1:A:84:LYS:CG	2:B:13:A:O2'	6	0.88
(1,3)	1:A:84:LYS:CG	2:B:13:A:O3'	6	0.88
(1,3)	1:A:84:LYS:CG	2:B:13:A:O4'	6	0.88
(1,3)	1:A:84:LYS:CG	2:B:13:A:O5'	6	0.88
(1,3)	1:A:84:LYS:CG	2:B:13:A:OP1	6	0.88
(1,3)	1:A:84:LYS:CG	2:B:13:A:OP2	6	0.88
(1,3)	1:A:84:LYS:CG	2:B:13:A:P	6	0.88
(1,3)	1:A:84:LYS:CG	2:B:14:G:C1'	6	0.88
(1,3)	1:A:84:LYS:CG	2:B:14:G:C2	6	0.88
(1,3)	1:A:84:LYS:CG	2:B:14:G:C2'	6	0.88
(1,3)	1:A:84:LYS:CG	2:B:14:G:C3'	6	0.88
(1,3)	1:A:84:LYS:CG	2:B:14:G:C4	6	0.88
(1,3)	1:A:84:LYS:CG	2:B:14:G:C4'	6	0.88
(1,3)	1:A:84:LYS:CG	2:B:14:G:C5	6	0.88
(1,3)	1:A:84:LYS:CG	2:B:14:G:C5'	6	0.88
(1,3)	1:A:84:LYS:CG	2:B:14:G:C6	6	0.88
(1,3)	1:A:84:LYS:CG	2:B:14:G:C8	6	0.88
(1,3)	1:A:84:LYS:CG	2:B:14:G:H1	6	0.88
(1,3)	1:A:84:LYS:CG	2:B:14:G:H1'	6	0.88
(1,3)	1:A:84:LYS:CG	2:B:14:G:H2'	6	0.88
(1,3)	1:A:84:LYS:CG	2:B:14:G:H21	6	0.88
(1,3)	1:A:84:LYS:CG	2:B:14:G:H22	6	0.88
(1,3)	1:A:84:LYS:CG	2:B:14:G:H3'	6	0.88
(1,3)	1:A:84:LYS:CG	2:B:14:G:H4'	6	0.88
(1,3)	1:A:84:LYS:CG	2:B:14:G:H5'	6	0.88
(1,3)	1:A:84:LYS:CG	2:B:14:G:H5''	6	0.88

*Continued on next page...*

*Continued from previous page...*

Key	Atom-1	Atom-2	Model ID	Violation (Å)
(1,3)	1:A:84:LYS:CG	2:B:14:G:H8	6	0.88
(1,3)	1:A:84:LYS:CG	2:B:14:G:HO2'	6	0.88
(1,3)	1:A:84:LYS:CG	2:B:14:G:N1	6	0.88
(1,3)	1:A:84:LYS:CG	2:B:14:G:N2	6	0.88
(1,3)	1:A:84:LYS:CG	2:B:14:G:N3	6	0.88
(1,3)	1:A:84:LYS:CG	2:B:14:G:N7	6	0.88
(1,3)	1:A:84:LYS:CG	2:B:14:G:N9	6	0.88
(1,3)	1:A:84:LYS:CG	2:B:14:G:O2'	6	0.88
(1,3)	1:A:84:LYS:CG	2:B:14:G:O3'	6	0.88
(1,3)	1:A:84:LYS:CG	2:B:14:G:O4'	6	0.88
(1,3)	1:A:84:LYS:CG	2:B:14:G:O5'	6	0.88
(1,3)	1:A:84:LYS:CG	2:B:14:G:O6	6	0.88
(1,3)	1:A:84:LYS:CG	2:B:14:G:OP1	6	0.88
(1,3)	1:A:84:LYS:CG	2:B:14:G:OP2	6	0.88
(1,3)	1:A:84:LYS:CG	2:B:14:G:P	6	0.88
(1,3)	1:A:84:LYS:CG	2:B:15:A:C1'	6	0.88
(1,3)	1:A:84:LYS:CG	2:B:15:A:C2	6	0.88
(1,3)	1:A:84:LYS:CG	2:B:15:A:C2'	6	0.88
(1,3)	1:A:84:LYS:CG	2:B:15:A:C3'	6	0.88
(1,3)	1:A:84:LYS:CG	2:B:15:A:C4	6	0.88
(1,3)	1:A:84:LYS:CG	2:B:15:A:C4'	6	0.88
(1,3)	1:A:84:LYS:CG	2:B:15:A:C5	6	0.88
(1,3)	1:A:84:LYS:CG	2:B:15:A:C5'	6	0.88
(1,3)	1:A:84:LYS:CG	2:B:15:A:C6	6	0.88
(1,3)	1:A:84:LYS:CG	2:B:15:A:C8	6	0.88
(1,3)	1:A:84:LYS:CG	2:B:15:A:H1'	6	0.88
(1,3)	1:A:84:LYS:CG	2:B:15:A:H2	6	0.88
(1,3)	1:A:84:LYS:CG	2:B:15:A:H2'	6	0.88
(1,3)	1:A:84:LYS:CG	2:B:15:A:H3'	6	0.88
(1,3)	1:A:84:LYS:CG	2:B:15:A:H4'	6	0.88
(1,3)	1:A:84:LYS:CG	2:B:15:A:H5'	6	0.88
(1,3)	1:A:84:LYS:CG	2:B:15:A:H5''	6	0.88
(1,3)	1:A:84:LYS:CG	2:B:15:A:H61	6	0.88
(1,3)	1:A:84:LYS:CG	2:B:15:A:H62	6	0.88
(1,3)	1:A:84:LYS:CG	2:B:15:A:H8	6	0.88
(1,3)	1:A:84:LYS:CG	2:B:15:A:HO2'	6	0.88
(1,3)	1:A:84:LYS:CG	2:B:15:A:N1	6	0.88
(1,3)	1:A:84:LYS:CG	2:B:15:A:N3	6	0.88
(1,3)	1:A:84:LYS:CG	2:B:15:A:N6	6	0.88
(1,3)	1:A:84:LYS:CG	2:B:15:A:N7	6	0.88
(1,3)	1:A:84:LYS:CG	2:B:15:A:N9	6	0.88
(1,3)	1:A:84:LYS:CG	2:B:15:A:O2'	6	0.88

*Continued on next page...*

*Continued from previous page...*

Key	Atom-1	Atom-2	Model ID	Violation (Å)
(1,3)	1:A:84:LYS:CG	2:B:15:A:O3'	6	0.88
(1,3)	1:A:84:LYS:CG	2:B:15:A:O4'	6	0.88
(1,3)	1:A:84:LYS:CG	2:B:15:A:O5'	6	0.88
(1,3)	1:A:84:LYS:CG	2:B:15:A:OP1	6	0.88
(1,3)	1:A:84:LYS:CG	2:B:15:A:OP2	6	0.88
(1,3)	1:A:84:LYS:CG	2:B:15:A:P	6	0.88
(1,3)	1:A:84:LYS:CG	2:B:16:G:C1'	6	0.88
(1,3)	1:A:84:LYS:CG	2:B:16:G:C2	6	0.88
(1,3)	1:A:84:LYS:CG	2:B:16:G:C2'	6	0.88
(1,3)	1:A:84:LYS:CG	2:B:16:G:C3'	6	0.88
(1,3)	1:A:84:LYS:CG	2:B:16:G:C4	6	0.88
(1,3)	1:A:84:LYS:CG	2:B:16:G:C4'	6	0.88
(1,3)	1:A:84:LYS:CG	2:B:16:G:C5	6	0.88
(1,3)	1:A:84:LYS:CG	2:B:16:G:C5'	6	0.88
(1,3)	1:A:84:LYS:CG	2:B:16:G:C6	6	0.88
(1,3)	1:A:84:LYS:CG	2:B:16:G:C8	6	0.88
(1,3)	1:A:84:LYS:CG	2:B:16:G:H1	6	0.88
(1,3)	1:A:84:LYS:CG	2:B:16:G:H1'	6	0.88
(1,3)	1:A:84:LYS:CG	2:B:16:G:H2'	6	0.88
(1,3)	1:A:84:LYS:CG	2:B:16:G:H21	6	0.88
(1,3)	1:A:84:LYS:CG	2:B:16:G:H22	6	0.88
(1,3)	1:A:84:LYS:CG	2:B:16:G:H3'	6	0.88
(1,3)	1:A:84:LYS:CG	2:B:16:G:H4'	6	0.88
(1,3)	1:A:84:LYS:CG	2:B:16:G:H5'	6	0.88
(1,3)	1:A:84:LYS:CG	2:B:16:G:H5''	6	0.88
(1,3)	1:A:84:LYS:CG	2:B:16:G:H8	6	0.88
(1,3)	1:A:84:LYS:CG	2:B:16:G:HO2'	6	0.88
(1,3)	1:A:84:LYS:CG	2:B:16:G:N1	6	0.88
(1,3)	1:A:84:LYS:CG	2:B:16:G:N2	6	0.88
(1,3)	1:A:84:LYS:CG	2:B:16:G:N3	6	0.88
(1,3)	1:A:84:LYS:CG	2:B:16:G:N7	6	0.88
(1,3)	1:A:84:LYS:CG	2:B:16:G:N9	6	0.88
(1,3)	1:A:84:LYS:CG	2:B:16:G:O2'	6	0.88
(1,3)	1:A:84:LYS:CG	2:B:16:G:O3'	6	0.88
(1,3)	1:A:84:LYS:CG	2:B:16:G:O4'	6	0.88
(1,3)	1:A:84:LYS:CG	2:B:16:G:O5'	6	0.88
(1,3)	1:A:84:LYS:CG	2:B:16:G:O6	6	0.88
(1,3)	1:A:84:LYS:CG	2:B:16:G:OP1	6	0.88
(1,3)	1:A:84:LYS:CG	2:B:16:G:OP2	6	0.88
(1,3)	1:A:84:LYS:CG	2:B:16:G:P	6	0.88
(1,3)	1:A:84:LYS:CG	2:B:17:C:C1'	6	0.88
(1,3)	1:A:84:LYS:CG	2:B:17:C:C2	6	0.88

*Continued on next page...*

*Continued from previous page...*

Key	Atom-1	Atom-2	Model ID	Violation (Å)
(1,3)	1:A:84:LYS:CG	2:B:17:C:C2'	6	0.88
(1,3)	1:A:84:LYS:CG	2:B:17:C:C3'	6	0.88
(1,3)	1:A:84:LYS:CG	2:B:17:C:C4	6	0.88
(1,3)	1:A:84:LYS:CG	2:B:17:C:C4'	6	0.88
(1,3)	1:A:84:LYS:CG	2:B:17:C:C5	6	0.88
(1,3)	1:A:84:LYS:CG	2:B:17:C:C5'	6	0.88
(1,3)	1:A:84:LYS:CG	2:B:17:C:C6	6	0.88
(1,3)	1:A:84:LYS:CG	2:B:17:C:H1'	6	0.88
(1,3)	1:A:84:LYS:CG	2:B:17:C:H2'	6	0.88
(1,3)	1:A:84:LYS:CG	2:B:17:C:H3'	6	0.88
(1,3)	1:A:84:LYS:CG	2:B:17:C:H4'	6	0.88
(1,3)	1:A:84:LYS:CG	2:B:17:C:H41	6	0.88
(1,3)	1:A:84:LYS:CG	2:B:17:C:H42	6	0.88
(1,3)	1:A:84:LYS:CG	2:B:17:C:H5	6	0.88
(1,3)	1:A:84:LYS:CG	2:B:17:C:H5'	6	0.88
(1,3)	1:A:84:LYS:CG	2:B:17:C:H5''	6	0.88
(1,3)	1:A:84:LYS:CG	2:B:17:C:H6	6	0.88
(1,3)	1:A:84:LYS:CG	2:B:17:C:HO2'	6	0.88
(1,3)	1:A:84:LYS:CG	2:B:17:C:N1	6	0.88
(1,3)	1:A:84:LYS:CG	2:B:17:C:N3	6	0.88
(1,3)	1:A:84:LYS:CG	2:B:17:C:N4	6	0.88
(1,3)	1:A:84:LYS:CG	2:B:17:C:O2	6	0.88
(1,3)	1:A:84:LYS:CG	2:B:17:C:O2'	6	0.88
(1,3)	1:A:84:LYS:CG	2:B:17:C:O3'	6	0.88
(1,3)	1:A:84:LYS:CG	2:B:17:C:O4'	6	0.88
(1,3)	1:A:84:LYS:CG	2:B:17:C:O5'	6	0.88
(1,3)	1:A:84:LYS:CG	2:B:17:C:OP1	6	0.88
(1,3)	1:A:84:LYS:CG	2:B:17:C:OP2	6	0.88
(1,3)	1:A:84:LYS:CG	2:B:17:C:P	6	0.88
(1,3)	1:A:84:LYS:CG	2:B:18:A:C1'	6	0.88
(1,3)	1:A:84:LYS:CG	2:B:18:A:C2	6	0.88
(1,3)	1:A:84:LYS:CG	2:B:18:A:C2'	6	0.88
(1,3)	1:A:84:LYS:CG	2:B:18:A:C3'	6	0.88
(1,3)	1:A:84:LYS:CG	2:B:18:A:C4	6	0.88
(1,3)	1:A:84:LYS:CG	2:B:18:A:C4'	6	0.88
(1,3)	1:A:84:LYS:CG	2:B:18:A:C5	6	0.88
(1,3)	1:A:84:LYS:CG	2:B:18:A:C5'	6	0.88
(1,3)	1:A:84:LYS:CG	2:B:18:A:C6	6	0.88
(1,3)	1:A:84:LYS:CG	2:B:18:A:C8	6	0.88
(1,3)	1:A:84:LYS:CG	2:B:18:A:H1'	6	0.88
(1,3)	1:A:84:LYS:CG	2:B:18:A:H2	6	0.88
(1,3)	1:A:84:LYS:CG	2:B:18:A:H2'	6	0.88

*Continued on next page...*

*Continued from previous page...*

Key	Atom-1	Atom-2	Model ID	Violation (Å)
(1,3)	1:A:84:LYS:CG	2:B:18:A:H3'	6	0.88
(1,3)	1:A:84:LYS:CG	2:B:18:A:H4'	6	0.88
(1,3)	1:A:84:LYS:CG	2:B:18:A:H5'	6	0.88
(1,3)	1:A:84:LYS:CG	2:B:18:A:H5''	6	0.88
(1,3)	1:A:84:LYS:CG	2:B:18:A:H61	6	0.88
(1,3)	1:A:84:LYS:CG	2:B:18:A:H62	6	0.88
(1,3)	1:A:84:LYS:CG	2:B:18:A:H8	6	0.88
(1,3)	1:A:84:LYS:CG	2:B:18:A:HO2'	6	0.88
(1,3)	1:A:84:LYS:CG	2:B:18:A:N1	6	0.88
(1,3)	1:A:84:LYS:CG	2:B:18:A:N3	6	0.88
(1,3)	1:A:84:LYS:CG	2:B:18:A:N6	6	0.88
(1,3)	1:A:84:LYS:CG	2:B:18:A:N7	6	0.88
(1,3)	1:A:84:LYS:CG	2:B:18:A:N9	6	0.88
(1,3)	1:A:84:LYS:CG	2:B:18:A:O2'	6	0.88
(1,3)	1:A:84:LYS:CG	2:B:18:A:O3'	6	0.88
(1,3)	1:A:84:LYS:CG	2:B:18:A:O4'	6	0.88
(1,3)	1:A:84:LYS:CG	2:B:18:A:O5'	6	0.88
(1,3)	1:A:84:LYS:CG	2:B:18:A:OP1	6	0.88
(1,3)	1:A:84:LYS:CG	2:B:18:A:OP2	6	0.88
(1,3)	1:A:84:LYS:CG	2:B:18:A:P	6	0.88
(1,3)	1:A:84:LYS:CG	2:B:19:A:C1'	6	0.88
(1,3)	1:A:84:LYS:CG	2:B:19:A:C2	6	0.88
(1,3)	1:A:84:LYS:CG	2:B:19:A:C2'	6	0.88
(1,3)	1:A:84:LYS:CG	2:B:19:A:C3'	6	0.88
(1,3)	1:A:84:LYS:CG	2:B:19:A:C4	6	0.88
(1,3)	1:A:84:LYS:CG	2:B:19:A:C4'	6	0.88
(1,3)	1:A:84:LYS:CG	2:B:19:A:C5	6	0.88
(1,3)	1:A:84:LYS:CG	2:B:19:A:C5'	6	0.88
(1,3)	1:A:84:LYS:CG	2:B:19:A:C6	6	0.88
(1,3)	1:A:84:LYS:CG	2:B:19:A:C8	6	0.88
(1,3)	1:A:84:LYS:CG	2:B:19:A:H1'	6	0.88
(1,3)	1:A:84:LYS:CG	2:B:19:A:H2	6	0.88
(1,3)	1:A:84:LYS:CG	2:B:19:A:H2'	6	0.88
(1,3)	1:A:84:LYS:CG	2:B:19:A:H3'	6	0.88
(1,3)	1:A:84:LYS:CG	2:B:19:A:H4'	6	0.88
(1,3)	1:A:84:LYS:CG	2:B:19:A:H5'	6	0.88
(1,3)	1:A:84:LYS:CG	2:B:19:A:H5''	6	0.88
(1,3)	1:A:84:LYS:CG	2:B:19:A:H61	6	0.88
(1,3)	1:A:84:LYS:CG	2:B:19:A:H62	6	0.88
(1,3)	1:A:84:LYS:CG	2:B:19:A:H8	6	0.88
(1,3)	1:A:84:LYS:CG	2:B:19:A:HO2'	6	0.88
(1,3)	1:A:84:LYS:CG	2:B:19:A:N1	6	0.88

*Continued on next page...*

*Continued from previous page...*

Key	Atom-1	Atom-2	Model ID	Violation (Å)
(1,3)	1:A:84:LYS:CG	2:B:19:A:N3	6	0.88
(1,3)	1:A:84:LYS:CG	2:B:19:A:N6	6	0.88
(1,3)	1:A:84:LYS:CG	2:B:19:A:N7	6	0.88
(1,3)	1:A:84:LYS:CG	2:B:19:A:N9	6	0.88
(1,3)	1:A:84:LYS:CG	2:B:19:A:O2'	6	0.88
(1,3)	1:A:84:LYS:CG	2:B:19:A:O3'	6	0.88
(1,3)	1:A:84:LYS:CG	2:B:19:A:O4'	6	0.88
(1,3)	1:A:84:LYS:CG	2:B:19:A:O5'	6	0.88
(1,3)	1:A:84:LYS:CG	2:B:19:A:OP1	6	0.88
(1,3)	1:A:84:LYS:CG	2:B:19:A:OP2	6	0.88
(1,3)	1:A:84:LYS:CG	2:B:19:A:P	6	0.88
(1,3)	1:A:84:LYS:CG	2:B:20:U:C1'	6	0.88
(1,3)	1:A:84:LYS:CG	2:B:20:U:C2	6	0.88
(1,3)	1:A:84:LYS:CG	2:B:20:U:C2'	6	0.88
(1,3)	1:A:84:LYS:CG	2:B:20:U:C3'	6	0.88
(1,3)	1:A:84:LYS:CG	2:B:20:U:C4	6	0.88
(1,3)	1:A:84:LYS:CG	2:B:20:U:C4'	6	0.88
(1,3)	1:A:84:LYS:CG	2:B:20:U:C5	6	0.88
(1,3)	1:A:84:LYS:CG	2:B:20:U:C5'	6	0.88
(1,3)	1:A:84:LYS:CG	2:B:20:U:C6	6	0.88
(1,3)	1:A:84:LYS:CG	2:B:20:U:H1'	6	0.88
(1,3)	1:A:84:LYS:CG	2:B:20:U:H2'	6	0.88
(1,3)	1:A:84:LYS:CG	2:B:20:U:H3	6	0.88
(1,3)	1:A:84:LYS:CG	2:B:20:U:H3'	6	0.88
(1,3)	1:A:84:LYS:CG	2:B:20:U:H4'	6	0.88
(1,3)	1:A:84:LYS:CG	2:B:20:U:H5	6	0.88
(1,3)	1:A:84:LYS:CG	2:B:20:U:H5'	6	0.88
(1,3)	1:A:84:LYS:CG	2:B:20:U:H5''	6	0.88
(1,3)	1:A:84:LYS:CG	2:B:20:U:H6	6	0.88
(1,3)	1:A:84:LYS:CG	2:B:20:U:HO2'	6	0.88
(1,3)	1:A:84:LYS:CG	2:B:20:U:N1	6	0.88
(1,3)	1:A:84:LYS:CG	2:B:20:U:N3	6	0.88
(1,3)	1:A:84:LYS:CG	2:B:20:U:O2	6	0.88
(1,3)	1:A:84:LYS:CG	2:B:20:U:O2'	6	0.88
(1,3)	1:A:84:LYS:CG	2:B:20:U:O3'	6	0.88
(1,3)	1:A:84:LYS:CG	2:B:20:U:O4	6	0.88
(1,3)	1:A:84:LYS:CG	2:B:20:U:O4'	6	0.88
(1,3)	1:A:84:LYS:CG	2:B:20:U:O5'	6	0.88
(1,3)	1:A:84:LYS:CG	2:B:20:U:OP1	6	0.88
(1,3)	1:A:84:LYS:CG	2:B:20:U:OP2	6	0.88
(1,3)	1:A:84:LYS:CG	2:B:20:U:P	6	0.88
(1,3)	1:A:84:LYS:CG	2:B:21:G:C1'	6	0.88

*Continued on next page...*

*Continued from previous page...*

Key	Atom-1	Atom-2	Model ID	Violation (Å)
(1,3)	1:A:84:LYS:CG	2:B:21:G:C2	6	0.88
(1,3)	1:A:84:LYS:CG	2:B:21:G:C2'	6	0.88
(1,3)	1:A:84:LYS:CG	2:B:21:G:C3'	6	0.88
(1,3)	1:A:84:LYS:CG	2:B:21:G:C4	6	0.88
(1,3)	1:A:84:LYS:CG	2:B:21:G:C4'	6	0.88
(1,3)	1:A:84:LYS:CG	2:B:21:G:C5	6	0.88
(1,3)	1:A:84:LYS:CG	2:B:21:G:C5'	6	0.88
(1,3)	1:A:84:LYS:CG	2:B:21:G:C6	6	0.88
(1,3)	1:A:84:LYS:CG	2:B:21:G:C8	6	0.88
(1,3)	1:A:84:LYS:CG	2:B:21:G:H1	6	0.88
(1,3)	1:A:84:LYS:CG	2:B:21:G:H1'	6	0.88
(1,3)	1:A:84:LYS:CG	2:B:21:G:H2'	6	0.88
(1,3)	1:A:84:LYS:CG	2:B:21:G:H21	6	0.88
(1,3)	1:A:84:LYS:CG	2:B:21:G:H22	6	0.88
(1,3)	1:A:84:LYS:CG	2:B:21:G:H3'	6	0.88
(1,3)	1:A:84:LYS:CG	2:B:21:G:H4'	6	0.88
(1,3)	1:A:84:LYS:CG	2:B:21:G:H5'	6	0.88
(1,3)	1:A:84:LYS:CG	2:B:21:G:H5''	6	0.88
(1,3)	1:A:84:LYS:CG	2:B:21:G:H8	6	0.88
(1,3)	1:A:84:LYS:CG	2:B:21:G:HO2'	6	0.88
(1,3)	1:A:84:LYS:CG	2:B:21:G:N1	6	0.88
(1,3)	1:A:84:LYS:CG	2:B:21:G:N2	6	0.88
(1,3)	1:A:84:LYS:CG	2:B:21:G:N3	6	0.88
(1,3)	1:A:84:LYS:CG	2:B:21:G:N7	6	0.88
(1,3)	1:A:84:LYS:CG	2:B:21:G:N9	6	0.88
(1,3)	1:A:84:LYS:CG	2:B:21:G:O2'	6	0.88
(1,3)	1:A:84:LYS:CG	2:B:21:G:O3'	6	0.88
(1,3)	1:A:84:LYS:CG	2:B:21:G:O4'	6	0.88
(1,3)	1:A:84:LYS:CG	2:B:21:G:O5'	6	0.88
(1,3)	1:A:84:LYS:CG	2:B:21:G:O6	6	0.88
(1,3)	1:A:84:LYS:CG	2:B:21:G:OP1	6	0.88
(1,3)	1:A:84:LYS:CG	2:B:21:G:OP2	6	0.88
(1,3)	1:A:84:LYS:CG	2:B:21:G:P	6	0.88
(1,3)	1:A:84:LYS:CG	2:B:22:A:C1'	6	0.88
(1,3)	1:A:84:LYS:CG	2:B:22:A:C2	6	0.88
(1,3)	1:A:84:LYS:CG	2:B:22:A:C2'	6	0.88
(1,3)	1:A:84:LYS:CG	2:B:22:A:C3'	6	0.88
(1,3)	1:A:84:LYS:CG	2:B:22:A:C4	6	0.88
(1,3)	1:A:84:LYS:CG	2:B:22:A:C4'	6	0.88
(1,3)	1:A:84:LYS:CG	2:B:22:A:C5	6	0.88
(1,3)	1:A:84:LYS:CG	2:B:22:A:C5'	6	0.88
(1,3)	1:A:84:LYS:CG	2:B:22:A:C6	6	0.88

*Continued on next page...*

*Continued from previous page...*

Key	Atom-1	Atom-2	Model ID	Violation (Å)
(1,3)	1:A:84:LYS:CG	2:B:22:A:C8	6	0.88
(1,3)	1:A:84:LYS:CG	2:B:22:A:H1'	6	0.88
(1,3)	1:A:84:LYS:CG	2:B:22:A:H2	6	0.88
(1,3)	1:A:84:LYS:CG	2:B:22:A:H2'	6	0.88
(1,3)	1:A:84:LYS:CG	2:B:22:A:H3'	6	0.88
(1,3)	1:A:84:LYS:CG	2:B:22:A:H4'	6	0.88
(1,3)	1:A:84:LYS:CG	2:B:22:A:H5'	6	0.88
(1,3)	1:A:84:LYS:CG	2:B:22:A:H5''	6	0.88
(1,3)	1:A:84:LYS:CG	2:B:22:A:H61	6	0.88
(1,3)	1:A:84:LYS:CG	2:B:22:A:H62	6	0.88
(1,3)	1:A:84:LYS:CG	2:B:22:A:H8	6	0.88
(1,3)	1:A:84:LYS:CG	2:B:22:A:HO2'	6	0.88
(1,3)	1:A:84:LYS:CG	2:B:22:A:N1	6	0.88
(1,3)	1:A:84:LYS:CG	2:B:22:A:N3	6	0.88
(1,3)	1:A:84:LYS:CG	2:B:22:A:N6	6	0.88
(1,3)	1:A:84:LYS:CG	2:B:22:A:N7	6	0.88
(1,3)	1:A:84:LYS:CG	2:B:22:A:N9	6	0.88
(1,3)	1:A:84:LYS:CG	2:B:22:A:O2'	6	0.88
(1,3)	1:A:84:LYS:CG	2:B:22:A:O3'	6	0.88
(1,3)	1:A:84:LYS:CG	2:B:22:A:O4'	6	0.88
(1,3)	1:A:84:LYS:CG	2:B:22:A:O5'	6	0.88
(1,3)	1:A:84:LYS:CG	2:B:22:A:OP1	6	0.88
(1,3)	1:A:84:LYS:CG	2:B:22:A:OP2	6	0.88
(1,3)	1:A:84:LYS:CG	2:B:22:A:P	6	0.88
(1,3)	1:A:84:LYS:CG	2:B:23:U:C1'	6	0.88
(1,3)	1:A:84:LYS:CG	2:B:23:U:C2	6	0.88
(1,3)	1:A:84:LYS:CG	2:B:23:U:C2'	6	0.88
(1,3)	1:A:84:LYS:CG	2:B:23:U:C3'	6	0.88
(1,3)	1:A:84:LYS:CG	2:B:23:U:C4	6	0.88
(1,3)	1:A:84:LYS:CG	2:B:23:U:C4'	6	0.88
(1,3)	1:A:84:LYS:CG	2:B:23:U:C5	6	0.88
(1,3)	1:A:84:LYS:CG	2:B:23:U:C5'	6	0.88
(1,3)	1:A:84:LYS:CG	2:B:23:U:C6	6	0.88
(1,3)	1:A:84:LYS:CG	2:B:23:U:H1'	6	0.88
(1,3)	1:A:84:LYS:CG	2:B:23:U:H2'	6	0.88
(1,3)	1:A:84:LYS:CG	2:B:23:U:H3	6	0.88
(1,3)	1:A:84:LYS:CG	2:B:23:U:H3'	6	0.88
(1,3)	1:A:84:LYS:CG	2:B:23:U:H4'	6	0.88
(1,3)	1:A:84:LYS:CG	2:B:23:U:H5	6	0.88
(1,3)	1:A:84:LYS:CG	2:B:23:U:H5'	6	0.88
(1,3)	1:A:84:LYS:CG	2:B:23:U:H5''	6	0.88
(1,3)	1:A:84:LYS:CG	2:B:23:U:H6	6	0.88

*Continued on next page...*



*Continued from previous page...*

Key	Atom-1	Atom-2	Model ID	Violation (Å)
(1,3)	1:A:84:LYS:CG	2:B:23:U:HO2'	6	0.88
(1,3)	1:A:84:LYS:CG	2:B:23:U:N1	6	0.88
(1,3)	1:A:84:LYS:CG	2:B:23:U:N3	6	0.88
(1,3)	1:A:84:LYS:CG	2:B:23:U:O2	6	0.88
(1,3)	1:A:84:LYS:CG	2:B:23:U:O2'	6	0.88
(1,3)	1:A:84:LYS:CG	2:B:23:U:O3'	6	0.88
(1,3)	1:A:84:LYS:CG	2:B:23:U:O4	6	0.88
(1,3)	1:A:84:LYS:CG	2:B:23:U:O4'	6	0.88
(1,3)	1:A:84:LYS:CG	2:B:23:U:O5'	6	0.88
(1,3)	1:A:84:LYS:CG	2:B:23:U:OP1	6	0.88
(1,3)	1:A:84:LYS:CG	2:B:23:U:OP2	6	0.88
(1,3)	1:A:84:LYS:CG	2:B:23:U:P	6	0.88
(1,3)	1:A:84:LYS:CG	2:B:24:G:C1'	6	0.88
(1,3)	1:A:84:LYS:CG	2:B:24:G:C2	6	0.88
(1,3)	1:A:84:LYS:CG	2:B:24:G:C2'	6	0.88
(1,3)	1:A:84:LYS:CG	2:B:24:G:C3'	6	0.88
(1,3)	1:A:84:LYS:CG	2:B:24:G:C4	6	0.88
(1,3)	1:A:84:LYS:CG	2:B:24:G:C4'	6	0.88
(1,3)	1:A:84:LYS:CG	2:B:24:G:C5	6	0.88
(1,3)	1:A:84:LYS:CG	2:B:24:G:C5'	6	0.88
(1,3)	1:A:84:LYS:CG	2:B:24:G:C6	6	0.88
(1,3)	1:A:84:LYS:CG	2:B:24:G:C8	6	0.88
(1,3)	1:A:84:LYS:CG	2:B:24:G:H1	6	0.88
(1,3)	1:A:84:LYS:CG	2:B:24:G:H1'	6	0.88
(1,3)	1:A:84:LYS:CG	2:B:24:G:H2'	6	0.88
(1,3)	1:A:84:LYS:CG	2:B:24:G:H21	6	0.88
(1,3)	1:A:84:LYS:CG	2:B:24:G:H22	6	0.88
(1,3)	1:A:84:LYS:CG	2:B:24:G:H3'	6	0.88
(1,3)	1:A:84:LYS:CG	2:B:24:G:H4'	6	0.88
(1,3)	1:A:84:LYS:CG	2:B:24:G:H5'	6	0.88
(1,3)	1:A:84:LYS:CG	2:B:24:G:H5''	6	0.88
(1,3)	1:A:84:LYS:CG	2:B:24:G:H8	6	0.88
(1,3)	1:A:84:LYS:CG	2:B:24:G:HO2'	6	0.88
(1,3)	1:A:84:LYS:CG	2:B:24:G:N1	6	0.88
(1,3)	1:A:84:LYS:CG	2:B:24:G:N2	6	0.88
(1,3)	1:A:84:LYS:CG	2:B:24:G:N3	6	0.88
(1,3)	1:A:84:LYS:CG	2:B:24:G:N7	6	0.88
(1,3)	1:A:84:LYS:CG	2:B:24:G:N9	6	0.88
(1,3)	1:A:84:LYS:CG	2:B:24:G:O2'	6	0.88
(1,3)	1:A:84:LYS:CG	2:B:24:G:O3'	6	0.88
(1,3)	1:A:84:LYS:CG	2:B:24:G:O4'	6	0.88
(1,3)	1:A:84:LYS:CG	2:B:24:G:O5'	6	0.88

*Continued on next page...*

*Continued from previous page...*

Key	Atom-1	Atom-2	Model ID	Violation (Å)
(1,3)	1:A:84:LYS:CG	2:B:24:G:O6	6	0.88
(1,3)	1:A:84:LYS:CG	2:B:24:G:OP1	6	0.88
(1,3)	1:A:84:LYS:CG	2:B:24:G:OP2	6	0.88
(1,3)	1:A:84:LYS:CG	2:B:24:G:P	6	0.88
(1,3)	1:A:84:LYS:H	2:B:2:C:C1'	6	0.88
(1,3)	1:A:84:LYS:H	2:B:2:C:C2	6	0.88
(1,3)	1:A:84:LYS:H	2:B:2:C:C2'	6	0.88
(1,3)	1:A:84:LYS:H	2:B:2:C:C3'	6	0.88
(1,3)	1:A:84:LYS:H	2:B:2:C:C4	6	0.88
(1,3)	1:A:84:LYS:H	2:B:2:C:C4'	6	0.88
(1,3)	1:A:84:LYS:H	2:B:2:C:C5	6	0.88
(1,3)	1:A:84:LYS:H	2:B:2:C:C5'	6	0.88
(1,3)	1:A:84:LYS:H	2:B:2:C:C6	6	0.88
(1,3)	1:A:84:LYS:H	2:B:2:C:H1'	6	0.88
(1,3)	1:A:84:LYS:H	2:B:2:C:H2'	6	0.88
(1,3)	1:A:84:LYS:H	2:B:2:C:H3'	6	0.88
(1,3)	1:A:84:LYS:H	2:B:2:C:H4'	6	0.88
(1,3)	1:A:84:LYS:H	2:B:2:C:H41	6	0.88
(1,3)	1:A:84:LYS:H	2:B:2:C:H42	6	0.88
(1,3)	1:A:84:LYS:H	2:B:2:C:H5	6	0.88
(1,3)	1:A:84:LYS:H	2:B:2:C:H5'	6	0.88
(1,3)	1:A:84:LYS:H	2:B:2:C:H5''	6	0.88
(1,3)	1:A:84:LYS:H	2:B:2:C:H6	6	0.88
(1,3)	1:A:84:LYS:H	2:B:2:C:HO2'	6	0.88
(1,3)	1:A:84:LYS:H	2:B:2:C:N1	6	0.88
(1,3)	1:A:84:LYS:H	2:B:2:C:N3	6	0.88
(1,3)	1:A:84:LYS:H	2:B:2:C:N4	6	0.88
(1,3)	1:A:84:LYS:H	2:B:2:C:O2	6	0.88
(1,3)	1:A:84:LYS:H	2:B:2:C:O2'	6	0.88
(1,3)	1:A:84:LYS:H	2:B:2:C:O3'	6	0.88
(1,3)	1:A:84:LYS:H	2:B:2:C:O4'	6	0.88
(1,3)	1:A:84:LYS:H	2:B:2:C:O5'	6	0.88
(1,3)	1:A:84:LYS:H	2:B:3:U:C1'	6	0.88
(1,3)	1:A:84:LYS:H	2:B:3:U:C2	6	0.88
(1,3)	1:A:84:LYS:H	2:B:3:U:C2'	6	0.88
(1,3)	1:A:84:LYS:H	2:B:3:U:C3'	6	0.88
(1,3)	1:A:84:LYS:H	2:B:3:U:C4	6	0.88
(1,3)	1:A:84:LYS:H	2:B:3:U:C4'	6	0.88
(1,3)	1:A:84:LYS:H	2:B:3:U:C5	6	0.88
(1,3)	1:A:84:LYS:H	2:B:3:U:C5'	6	0.88
(1,3)	1:A:84:LYS:H	2:B:3:U:C6	6	0.88
(1,3)	1:A:84:LYS:H	2:B:3:U:H1'	6	0.88

*Continued on next page...*

*Continued from previous page...*

Key	Atom-1	Atom-2	Model ID	Violation (Å)
(1,3)	1:A:84:LYS:H	2:B:3:U:H2'	6	0.88
(1,3)	1:A:84:LYS:H	2:B:3:U:H3	6	0.88
(1,3)	1:A:84:LYS:H	2:B:3:U:H3'	6	0.88
(1,3)	1:A:84:LYS:H	2:B:3:U:H4'	6	0.88
(1,3)	1:A:84:LYS:H	2:B:3:U:H5	6	0.88
(1,3)	1:A:84:LYS:H	2:B:3:U:H5'	6	0.88
(1,3)	1:A:84:LYS:H	2:B:3:U:H5''	6	0.88
(1,3)	1:A:84:LYS:H	2:B:3:U:H6	6	0.88
(1,3)	1:A:84:LYS:H	2:B:3:U:HO2'	6	0.88
(1,3)	1:A:84:LYS:H	2:B:3:U:N1	6	0.88
(1,3)	1:A:84:LYS:H	2:B:3:U:N3	6	0.88
(1,3)	1:A:84:LYS:H	2:B:3:U:O2	6	0.88
(1,3)	1:A:84:LYS:H	2:B:3:U:O2'	6	0.88
(1,3)	1:A:84:LYS:H	2:B:3:U:O3'	6	0.88
(1,3)	1:A:84:LYS:H	2:B:3:U:O4	6	0.88
(1,3)	1:A:84:LYS:H	2:B:3:U:O4'	6	0.88
(1,3)	1:A:84:LYS:H	2:B:3:U:O5'	6	0.88
(1,3)	1:A:84:LYS:H	2:B:3:U:OP1	6	0.88
(1,3)	1:A:84:LYS:H	2:B:3:U:OP2	6	0.88
(1,3)	1:A:84:LYS:H	2:B:3:U:P	6	0.88
(1,3)	1:A:84:LYS:H	2:B:4:G:C1'	6	0.88
(1,3)	1:A:84:LYS:H	2:B:4:G:C2	6	0.88
(1,3)	1:A:84:LYS:H	2:B:4:G:C2'	6	0.88
(1,3)	1:A:84:LYS:H	2:B:4:G:C3'	6	0.88
(1,3)	1:A:84:LYS:H	2:B:4:G:C4	6	0.88
(1,3)	1:A:84:LYS:H	2:B:4:G:C4'	6	0.88
(1,3)	1:A:84:LYS:H	2:B:4:G:C5	6	0.88
(1,3)	1:A:84:LYS:H	2:B:4:G:C5'	6	0.88
(1,3)	1:A:84:LYS:H	2:B:4:G:C6	6	0.88
(1,3)	1:A:84:LYS:H	2:B:4:G:C8	6	0.88
(1,3)	1:A:84:LYS:H	2:B:4:G:H1	6	0.88
(1,3)	1:A:84:LYS:H	2:B:4:G:H1'	6	0.88
(1,3)	1:A:84:LYS:H	2:B:4:G:H2'	6	0.88
(1,3)	1:A:84:LYS:H	2:B:4:G:H21	6	0.88
(1,3)	1:A:84:LYS:H	2:B:4:G:H22	6	0.88
(1,3)	1:A:84:LYS:H	2:B:4:G:H3'	6	0.88
(1,3)	1:A:84:LYS:H	2:B:4:G:H4'	6	0.88
(1,3)	1:A:84:LYS:H	2:B:4:G:H5'	6	0.88
(1,3)	1:A:84:LYS:H	2:B:4:G:H5''	6	0.88
(1,3)	1:A:84:LYS:H	2:B:4:G:H8	6	0.88
(1,3)	1:A:84:LYS:H	2:B:4:G:HO2'	6	0.88
(1,3)	1:A:84:LYS:H	2:B:4:G:N1	6	0.88

*Continued on next page...*

*Continued from previous page...*

Key	Atom-1	Atom-2	Model ID	Violation (Å)
(1,3)	1:A:84:LYS:H	2:B:4:G:N2	6	0.88
(1,3)	1:A:84:LYS:H	2:B:4:G:N3	6	0.88
(1,3)	1:A:84:LYS:H	2:B:4:G:N7	6	0.88
(1,3)	1:A:84:LYS:H	2:B:4:G:N9	6	0.88
(1,3)	1:A:84:LYS:H	2:B:4:G:O2'	6	0.88
(1,3)	1:A:84:LYS:H	2:B:4:G:O3'	6	0.88
(1,3)	1:A:84:LYS:H	2:B:4:G:O4'	6	0.88
(1,3)	1:A:84:LYS:H	2:B:4:G:O5'	6	0.88
(1,3)	1:A:84:LYS:H	2:B:4:G:O6	6	0.88
(1,3)	1:A:84:LYS:H	2:B:4:G:OP1	6	0.88
(1,3)	1:A:84:LYS:H	2:B:4:G:OP2	6	0.88
(1,3)	1:A:84:LYS:H	2:B:4:G:P	6	0.88
(1,3)	1:A:84:LYS:H	2:B:5:A:C1'	6	0.88
(1,3)	1:A:84:LYS:H	2:B:5:A:C2	6	0.88
(1,3)	1:A:84:LYS:H	2:B:5:A:C2'	6	0.88
(1,3)	1:A:84:LYS:H	2:B:5:A:C3'	6	0.88
(1,3)	1:A:84:LYS:H	2:B:5:A:C4	6	0.88
(1,3)	1:A:84:LYS:H	2:B:5:A:C4'	6	0.88
(1,3)	1:A:84:LYS:H	2:B:5:A:C5	6	0.88
(1,3)	1:A:84:LYS:H	2:B:5:A:C5'	6	0.88
(1,3)	1:A:84:LYS:H	2:B:5:A:C6	6	0.88
(1,3)	1:A:84:LYS:H	2:B:5:A:C8	6	0.88
(1,3)	1:A:84:LYS:H	2:B:5:A:H1'	6	0.88
(1,3)	1:A:84:LYS:H	2:B:5:A:H2	6	0.88
(1,3)	1:A:84:LYS:H	2:B:5:A:H2'	6	0.88
(1,3)	1:A:84:LYS:H	2:B:5:A:H3'	6	0.88
(1,3)	1:A:84:LYS:H	2:B:5:A:H4'	6	0.88
(1,3)	1:A:84:LYS:H	2:B:5:A:H5'	6	0.88
(1,3)	1:A:84:LYS:H	2:B:5:A:H5''	6	0.88
(1,3)	1:A:84:LYS:H	2:B:5:A:H61	6	0.88
(1,3)	1:A:84:LYS:H	2:B:5:A:H62	6	0.88
(1,3)	1:A:84:LYS:H	2:B:5:A:H8	6	0.88
(1,3)	1:A:84:LYS:H	2:B:5:A:HO2'	6	0.88
(1,3)	1:A:84:LYS:H	2:B:5:A:N1	6	0.88
(1,3)	1:A:84:LYS:H	2:B:5:A:N3	6	0.88
(1,3)	1:A:84:LYS:H	2:B:5:A:N6	6	0.88
(1,3)	1:A:84:LYS:H	2:B:5:A:N7	6	0.88
(1,3)	1:A:84:LYS:H	2:B:5:A:N9	6	0.88
(1,3)	1:A:84:LYS:H	2:B:5:A:O2'	6	0.88
(1,3)	1:A:84:LYS:H	2:B:5:A:O3'	6	0.88
(1,3)	1:A:84:LYS:H	2:B:5:A:O4'	6	0.88
(1,3)	1:A:84:LYS:H	2:B:5:A:O5'	6	0.88

*Continued on next page...*

*Continued from previous page...*

Key	Atom-1	Atom-2	Model ID	Violation (Å)
(1,3)	1:A:84:LYS:H	2:B:5:A:OP1	6	0.88
(1,3)	1:A:84:LYS:H	2:B:5:A:OP2	6	0.88
(1,3)	1:A:84:LYS:H	2:B:5:A:P	6	0.88
(1,3)	1:A:84:LYS:H	2:B:6:G:C1'	6	0.88
(1,3)	1:A:84:LYS:H	2:B:6:G:C2	6	0.88
(1,3)	1:A:84:LYS:H	2:B:6:G:C2'	6	0.88
(1,3)	1:A:84:LYS:H	2:B:6:G:C3'	6	0.88
(1,3)	1:A:84:LYS:H	2:B:6:G:C4	6	0.88
(1,3)	1:A:84:LYS:H	2:B:6:G:C4'	6	0.88
(1,3)	1:A:84:LYS:H	2:B:6:G:C5	6	0.88
(1,3)	1:A:84:LYS:H	2:B:6:G:C5'	6	0.88
(1,3)	1:A:84:LYS:H	2:B:6:G:C6	6	0.88
(1,3)	1:A:84:LYS:H	2:B:6:G:C8	6	0.88
(1,3)	1:A:84:LYS:H	2:B:6:G:H1	6	0.88
(1,3)	1:A:84:LYS:H	2:B:6:G:H1'	6	0.88
(1,3)	1:A:84:LYS:H	2:B:6:G:H2'	6	0.88
(1,3)	1:A:84:LYS:H	2:B:6:G:H21	6	0.88
(1,3)	1:A:84:LYS:H	2:B:6:G:H22	6	0.88
(1,3)	1:A:84:LYS:H	2:B:6:G:H3'	6	0.88
(1,3)	1:A:84:LYS:H	2:B:6:G:H4'	6	0.88
(1,3)	1:A:84:LYS:H	2:B:6:G:H5'	6	0.88
(1,3)	1:A:84:LYS:H	2:B:6:G:H5''	6	0.88
(1,3)	1:A:84:LYS:H	2:B:6:G:H8	6	0.88
(1,3)	1:A:84:LYS:H	2:B:6:G:HO2'	6	0.88
(1,3)	1:A:84:LYS:H	2:B:6:G:N1	6	0.88
(1,3)	1:A:84:LYS:H	2:B:6:G:N2	6	0.88
(1,3)	1:A:84:LYS:H	2:B:6:G:N3	6	0.88
(1,3)	1:A:84:LYS:H	2:B:6:G:N7	6	0.88
(1,3)	1:A:84:LYS:H	2:B:6:G:N9	6	0.88
(1,3)	1:A:84:LYS:H	2:B:6:G:O2'	6	0.88
(1,3)	1:A:84:LYS:H	2:B:6:G:O3'	6	0.88
(1,3)	1:A:84:LYS:H	2:B:6:G:O4'	6	0.88
(1,3)	1:A:84:LYS:H	2:B:6:G:O5'	6	0.88
(1,3)	1:A:84:LYS:H	2:B:6:G:O6	6	0.88
(1,3)	1:A:84:LYS:H	2:B:6:G:OP1	6	0.88
(1,3)	1:A:84:LYS:H	2:B:6:G:OP2	6	0.88
(1,3)	1:A:84:LYS:H	2:B:6:G:P	6	0.88
(1,3)	1:A:84:LYS:H	2:B:7:C:C1'	6	0.88
(1,3)	1:A:84:LYS:H	2:B:7:C:C2	6	0.88
(1,3)	1:A:84:LYS:H	2:B:7:C:C2'	6	0.88
(1,3)	1:A:84:LYS:H	2:B:7:C:C3'	6	0.88
(1,3)	1:A:84:LYS:H	2:B:7:C:C4	6	0.88

*Continued on next page...*

*Continued from previous page...*

Key	Atom-1	Atom-2	Model ID	Violation (Å)
(1,3)	1:A:84:LYS:H	2:B:7:C:C4'	6	0.88
(1,3)	1:A:84:LYS:H	2:B:7:C:C5	6	0.88
(1,3)	1:A:84:LYS:H	2:B:7:C:C5'	6	0.88
(1,3)	1:A:84:LYS:H	2:B:7:C:C6	6	0.88
(1,3)	1:A:84:LYS:H	2:B:7:C:H1'	6	0.88
(1,3)	1:A:84:LYS:H	2:B:7:C:H2'	6	0.88
(1,3)	1:A:84:LYS:H	2:B:7:C:H3'	6	0.88
(1,3)	1:A:84:LYS:H	2:B:7:C:H4'	6	0.88
(1,3)	1:A:84:LYS:H	2:B:7:C:H41	6	0.88
(1,3)	1:A:84:LYS:H	2:B:7:C:H42	6	0.88
(1,3)	1:A:84:LYS:H	2:B:7:C:H5	6	0.88
(1,3)	1:A:84:LYS:H	2:B:7:C:H5'	6	0.88
(1,3)	1:A:84:LYS:H	2:B:7:C:H5''	6	0.88
(1,3)	1:A:84:LYS:H	2:B:7:C:H6	6	0.88
(1,3)	1:A:84:LYS:H	2:B:7:C:HO2'	6	0.88
(1,3)	1:A:84:LYS:H	2:B:7:C:N1	6	0.88
(1,3)	1:A:84:LYS:H	2:B:7:C:N3	6	0.88
(1,3)	1:A:84:LYS:H	2:B:7:C:N4	6	0.88
(1,3)	1:A:84:LYS:H	2:B:7:C:O2	6	0.88
(1,3)	1:A:84:LYS:H	2:B:7:C:O2'	6	0.88
(1,3)	1:A:84:LYS:H	2:B:7:C:O3'	6	0.88
(1,3)	1:A:84:LYS:H	2:B:7:C:O4'	6	0.88
(1,3)	1:A:84:LYS:H	2:B:7:C:O5'	6	0.88
(1,3)	1:A:84:LYS:H	2:B:7:C:OP1	6	0.88
(1,3)	1:A:84:LYS:H	2:B:7:C:OP2	6	0.88
(1,3)	1:A:84:LYS:H	2:B:7:C:P	6	0.88
(1,3)	1:A:84:LYS:H	2:B:8:U:C1'	6	0.88
(1,3)	1:A:84:LYS:H	2:B:8:U:C2	6	0.88
(1,3)	1:A:84:LYS:H	2:B:8:U:C2'	6	0.88
(1,3)	1:A:84:LYS:H	2:B:8:U:C3'	6	0.88
(1,3)	1:A:84:LYS:H	2:B:8:U:C4	6	0.88
(1,3)	1:A:84:LYS:H	2:B:8:U:C4'	6	0.88
(1,3)	1:A:84:LYS:H	2:B:8:U:C5	6	0.88
(1,3)	1:A:84:LYS:H	2:B:8:U:C5'	6	0.88
(1,3)	1:A:84:LYS:H	2:B:8:U:C6	6	0.88
(1,3)	1:A:84:LYS:H	2:B:8:U:H1'	6	0.88
(1,3)	1:A:84:LYS:H	2:B:8:U:H2'	6	0.88
(1,3)	1:A:84:LYS:H	2:B:8:U:H3	6	0.88
(1,3)	1:A:84:LYS:H	2:B:8:U:H3'	6	0.88
(1,3)	1:A:84:LYS:H	2:B:8:U:H4'	6	0.88
(1,3)	1:A:84:LYS:H	2:B:8:U:H5	6	0.88
(1,3)	1:A:84:LYS:H	2:B:8:U:H5'	6	0.88

*Continued on next page...*

*Continued from previous page...*

Key	Atom-1	Atom-2	Model ID	Violation (Å)
(1,3)	1:A:84:LYS:H	2:B:8:U:H5''	6	0.88
(1,3)	1:A:84:LYS:H	2:B:8:U:H6	6	0.88
(1,3)	1:A:84:LYS:H	2:B:8:U:HO2'	6	0.88
(1,3)	1:A:84:LYS:H	2:B:8:U:N1	6	0.88
(1,3)	1:A:84:LYS:H	2:B:8:U:N3	6	0.88
(1,3)	1:A:84:LYS:H	2:B:8:U:O2	6	0.88
(1,3)	1:A:84:LYS:H	2:B:8:U:O2'	6	0.88
(1,3)	1:A:84:LYS:H	2:B:8:U:O3'	6	0.88
(1,3)	1:A:84:LYS:H	2:B:8:U:O4	6	0.88
(1,3)	1:A:84:LYS:H	2:B:8:U:O4'	6	0.88
(1,3)	1:A:84:LYS:H	2:B:8:U:O5'	6	0.88
(1,3)	1:A:84:LYS:H	2:B:8:U:OP1	6	0.88
(1,3)	1:A:84:LYS:H	2:B:8:U:OP2	6	0.88
(1,3)	1:A:84:LYS:H	2:B:8:U:P	6	0.88
(1,3)	1:A:84:LYS:H	2:B:9:C:C1'	6	0.88
(1,3)	1:A:84:LYS:H	2:B:9:C:C2	6	0.88
(1,3)	1:A:84:LYS:H	2:B:9:C:C2'	6	0.88
(1,3)	1:A:84:LYS:H	2:B:9:C:C3'	6	0.88
(1,3)	1:A:84:LYS:H	2:B:9:C:C4	6	0.88
(1,3)	1:A:84:LYS:H	2:B:9:C:C4'	6	0.88
(1,3)	1:A:84:LYS:H	2:B:9:C:C5	6	0.88
(1,3)	1:A:84:LYS:H	2:B:9:C:C5'	6	0.88
(1,3)	1:A:84:LYS:H	2:B:9:C:C6	6	0.88
(1,3)	1:A:84:LYS:H	2:B:9:C:H1'	6	0.88
(1,3)	1:A:84:LYS:H	2:B:9:C:H2'	6	0.88
(1,3)	1:A:84:LYS:H	2:B:9:C:H3'	6	0.88
(1,3)	1:A:84:LYS:H	2:B:9:C:H4'	6	0.88
(1,3)	1:A:84:LYS:H	2:B:9:C:H41	6	0.88
(1,3)	1:A:84:LYS:H	2:B:9:C:H42	6	0.88
(1,3)	1:A:84:LYS:H	2:B:9:C:H5	6	0.88
(1,3)	1:A:84:LYS:H	2:B:9:C:H5'	6	0.88
(1,3)	1:A:84:LYS:H	2:B:9:C:H5''	6	0.88
(1,3)	1:A:84:LYS:H	2:B:9:C:H6	6	0.88
(1,3)	1:A:84:LYS:H	2:B:9:C:HO2'	6	0.88
(1,3)	1:A:84:LYS:H	2:B:9:C:N1	6	0.88
(1,3)	1:A:84:LYS:H	2:B:9:C:N3	6	0.88
(1,3)	1:A:84:LYS:H	2:B:9:C:N4	6	0.88
(1,3)	1:A:84:LYS:H	2:B:9:C:O2	6	0.88
(1,3)	1:A:84:LYS:H	2:B:9:C:O2'	6	0.88
(1,3)	1:A:84:LYS:H	2:B:9:C:O3'	6	0.88
(1,3)	1:A:84:LYS:H	2:B:9:C:O4'	6	0.88
(1,3)	1:A:84:LYS:H	2:B:9:C:O5'	6	0.88

*Continued on next page...*

*Continued from previous page...*

Key	Atom-1	Atom-2	Model ID	Violation (Å)
(1,3)	1:A:84:LYS:H	2:B:9:C:OP1	6	0.88
(1,3)	1:A:84:LYS:H	2:B:9:C:OP2	6	0.88
(1,3)	1:A:84:LYS:H	2:B:9:C:P	6	0.88
(1,3)	1:A:84:LYS:H	2:B:10:G:C1'	6	0.88
(1,3)	1:A:84:LYS:H	2:B:10:G:C2	6	0.88
(1,3)	1:A:84:LYS:H	2:B:10:G:C2'	6	0.88
(1,3)	1:A:84:LYS:H	2:B:10:G:C3'	6	0.88
(1,3)	1:A:84:LYS:H	2:B:10:G:C4	6	0.88
(1,3)	1:A:84:LYS:H	2:B:10:G:C4'	6	0.88
(1,3)	1:A:84:LYS:H	2:B:10:G:C5	6	0.88
(1,3)	1:A:84:LYS:H	2:B:10:G:C5'	6	0.88
(1,3)	1:A:84:LYS:H	2:B:10:G:C6	6	0.88
(1,3)	1:A:84:LYS:H	2:B:10:G:C8	6	0.88
(1,3)	1:A:84:LYS:H	2:B:10:G:H1	6	0.88
(1,3)	1:A:84:LYS:H	2:B:10:G:H1'	6	0.88
(1,3)	1:A:84:LYS:H	2:B:10:G:H2'	6	0.88
(1,3)	1:A:84:LYS:H	2:B:10:G:H21	6	0.88
(1,3)	1:A:84:LYS:H	2:B:10:G:H22	6	0.88
(1,3)	1:A:84:LYS:H	2:B:10:G:H3'	6	0.88
(1,3)	1:A:84:LYS:H	2:B:10:G:H4'	6	0.88
(1,3)	1:A:84:LYS:H	2:B:10:G:H5'	6	0.88
(1,3)	1:A:84:LYS:H	2:B:10:G:H5''	6	0.88
(1,3)	1:A:84:LYS:H	2:B:10:G:H8	6	0.88
(1,3)	1:A:84:LYS:H	2:B:10:G:HO2'	6	0.88
(1,3)	1:A:84:LYS:H	2:B:10:G:N1	6	0.88
(1,3)	1:A:84:LYS:H	2:B:10:G:N2	6	0.88
(1,3)	1:A:84:LYS:H	2:B:10:G:N3	6	0.88
(1,3)	1:A:84:LYS:H	2:B:10:G:N7	6	0.88
(1,3)	1:A:84:LYS:H	2:B:10:G:N9	6	0.88
(1,3)	1:A:84:LYS:H	2:B:10:G:O2'	6	0.88
(1,3)	1:A:84:LYS:H	2:B:10:G:O3'	6	0.88
(1,3)	1:A:84:LYS:H	2:B:10:G:O4'	6	0.88
(1,3)	1:A:84:LYS:H	2:B:10:G:O5'	6	0.88
(1,3)	1:A:84:LYS:H	2:B:10:G:O6	6	0.88
(1,3)	1:A:84:LYS:H	2:B:10:G:OP1	6	0.88
(1,3)	1:A:84:LYS:H	2:B:10:G:OP2	6	0.88
(1,3)	1:A:84:LYS:H	2:B:10:G:P	6	0.88
(1,3)	1:A:84:LYS:H	2:B:11:A:C1'	6	0.88
(1,3)	1:A:84:LYS:H	2:B:11:A:C2	6	0.88
(1,3)	1:A:84:LYS:H	2:B:11:A:C2'	6	0.88
(1,3)	1:A:84:LYS:H	2:B:11:A:C3'	6	0.88
(1,3)	1:A:84:LYS:H	2:B:11:A:C4	6	0.88

*Continued on next page...*



*Continued from previous page...*

Key	Atom-1	Atom-2	Model ID	Violation (Å)
(1,3)	1:A:84:LYS:H	2:B:11:A:C4'	6	0.88
(1,3)	1:A:84:LYS:H	2:B:11:A:C5	6	0.88
(1,3)	1:A:84:LYS:H	2:B:11:A:C5'	6	0.88
(1,3)	1:A:84:LYS:H	2:B:11:A:C6	6	0.88
(1,3)	1:A:84:LYS:H	2:B:11:A:C8	6	0.88
(1,3)	1:A:84:LYS:H	2:B:11:A:H1'	6	0.88
(1,3)	1:A:84:LYS:H	2:B:11:A:H2	6	0.88
(1,3)	1:A:84:LYS:H	2:B:11:A:H2'	6	0.88
(1,3)	1:A:84:LYS:H	2:B:11:A:H3'	6	0.88
(1,3)	1:A:84:LYS:H	2:B:11:A:H4'	6	0.88
(1,3)	1:A:84:LYS:H	2:B:11:A:H5'	6	0.88
(1,3)	1:A:84:LYS:H	2:B:11:A:H5''	6	0.88
(1,3)	1:A:84:LYS:H	2:B:11:A:H61	6	0.88
(1,3)	1:A:84:LYS:H	2:B:11:A:H62	6	0.88
(1,3)	1:A:84:LYS:H	2:B:11:A:H8	6	0.88
(1,3)	1:A:84:LYS:H	2:B:11:A:HO2'	6	0.88
(1,3)	1:A:84:LYS:H	2:B:11:A:N1	6	0.88
(1,3)	1:A:84:LYS:H	2:B:11:A:N3	6	0.88
(1,3)	1:A:84:LYS:H	2:B:11:A:N6	6	0.88
(1,3)	1:A:84:LYS:H	2:B:11:A:N7	6	0.88
(1,3)	1:A:84:LYS:H	2:B:11:A:N9	6	0.88
(1,3)	1:A:84:LYS:H	2:B:11:A:O2'	6	0.88
(1,3)	1:A:84:LYS:H	2:B:11:A:O3'	6	0.88
(1,3)	1:A:84:LYS:H	2:B:11:A:O4'	6	0.88
(1,3)	1:A:84:LYS:H	2:B:11:A:O5'	6	0.88
(1,3)	1:A:84:LYS:H	2:B:11:A:OP1	6	0.88
(1,3)	1:A:84:LYS:H	2:B:11:A:OP2	6	0.88
(1,3)	1:A:84:LYS:H	2:B:11:A:P	6	0.88
(1,3)	1:A:84:LYS:H	2:B:12:A:C1'	6	0.88
(1,3)	1:A:84:LYS:H	2:B:12:A:C2	6	0.88
(1,3)	1:A:84:LYS:H	2:B:12:A:C2'	6	0.88
(1,3)	1:A:84:LYS:H	2:B:12:A:C3'	6	0.88
(1,3)	1:A:84:LYS:H	2:B:12:A:C4	6	0.88
(1,3)	1:A:84:LYS:H	2:B:12:A:C4'	6	0.88
(1,3)	1:A:84:LYS:H	2:B:12:A:C5	6	0.88
(1,3)	1:A:84:LYS:H	2:B:12:A:C5'	6	0.88
(1,3)	1:A:84:LYS:H	2:B:12:A:C6	6	0.88
(1,3)	1:A:84:LYS:H	2:B:12:A:C8	6	0.88
(1,3)	1:A:84:LYS:H	2:B:12:A:H1'	6	0.88
(1,3)	1:A:84:LYS:H	2:B:12:A:H2	6	0.88
(1,3)	1:A:84:LYS:H	2:B:12:A:H2'	6	0.88
(1,3)	1:A:84:LYS:H	2:B:12:A:H3'	6	0.88

*Continued on next page...*

*Continued from previous page...*

Key	Atom-1	Atom-2	Model ID	Violation (Å)
(1,3)	1:A:84:LYS:H	2:B:12:A:H4'	6	0.88
(1,3)	1:A:84:LYS:H	2:B:12:A:H5'	6	0.88
(1,3)	1:A:84:LYS:H	2:B:12:A:H5''	6	0.88
(1,3)	1:A:84:LYS:H	2:B:12:A:H61	6	0.88
(1,3)	1:A:84:LYS:H	2:B:12:A:H62	6	0.88
(1,3)	1:A:84:LYS:H	2:B:12:A:H8	6	0.88
(1,3)	1:A:84:LYS:H	2:B:12:A:HO2'	6	0.88
(1,3)	1:A:84:LYS:H	2:B:12:A:N1	6	0.88
(1,3)	1:A:84:LYS:H	2:B:12:A:N3	6	0.88
(1,3)	1:A:84:LYS:H	2:B:12:A:N6	6	0.88
(1,3)	1:A:84:LYS:H	2:B:12:A:N7	6	0.88
(1,3)	1:A:84:LYS:H	2:B:12:A:N9	6	0.88
(1,3)	1:A:84:LYS:H	2:B:12:A:O2'	6	0.88
(1,3)	1:A:84:LYS:H	2:B:12:A:O3'	6	0.88
(1,3)	1:A:84:LYS:H	2:B:12:A:O4'	6	0.88
(1,3)	1:A:84:LYS:H	2:B:12:A:O5'	6	0.88
(1,3)	1:A:84:LYS:H	2:B:12:A:OP1	6	0.88
(1,3)	1:A:84:LYS:H	2:B:12:A:OP2	6	0.88
(1,3)	1:A:84:LYS:H	2:B:12:A:P	6	0.88
(1,3)	1:A:84:LYS:H	2:B:13:A:C1'	6	0.88
(1,3)	1:A:84:LYS:H	2:B:13:A:C2	6	0.88
(1,3)	1:A:84:LYS:H	2:B:13:A:C2'	6	0.88
(1,3)	1:A:84:LYS:H	2:B:13:A:C3'	6	0.88
(1,3)	1:A:84:LYS:H	2:B:13:A:C4	6	0.88
(1,3)	1:A:84:LYS:H	2:B:13:A:C4'	6	0.88
(1,3)	1:A:84:LYS:H	2:B:13:A:C5	6	0.88
(1,3)	1:A:84:LYS:H	2:B:13:A:C5'	6	0.88
(1,3)	1:A:84:LYS:H	2:B:13:A:C6	6	0.88
(1,3)	1:A:84:LYS:H	2:B:13:A:C8	6	0.88
(1,3)	1:A:84:LYS:H	2:B:13:A:H1'	6	0.88
(1,3)	1:A:84:LYS:H	2:B:13:A:H2	6	0.88
(1,3)	1:A:84:LYS:H	2:B:13:A:H2'	6	0.88
(1,3)	1:A:84:LYS:H	2:B:13:A:H3'	6	0.88
(1,3)	1:A:84:LYS:H	2:B:13:A:H4'	6	0.88
(1,3)	1:A:84:LYS:H	2:B:13:A:H5'	6	0.88
(1,3)	1:A:84:LYS:H	2:B:13:A:H5''	6	0.88
(1,3)	1:A:84:LYS:H	2:B:13:A:H61	6	0.88
(1,3)	1:A:84:LYS:H	2:B:13:A:H62	6	0.88
(1,3)	1:A:84:LYS:H	2:B:13:A:H8	6	0.88
(1,3)	1:A:84:LYS:H	2:B:13:A:HO2'	6	0.88
(1,3)	1:A:84:LYS:H	2:B:13:A:N1	6	0.88
(1,3)	1:A:84:LYS:H	2:B:13:A:N3	6	0.88

*Continued on next page...*

*Continued from previous page...*

Key	Atom-1	Atom-2	Model ID	Violation (Å)
(1,3)	1:A:84:LYS:H	2:B:13:A:N6	6	0.88
(1,3)	1:A:84:LYS:H	2:B:13:A:N7	6	0.88
(1,3)	1:A:84:LYS:H	2:B:13:A:N9	6	0.88
(1,3)	1:A:84:LYS:H	2:B:13:A:O2'	6	0.88
(1,3)	1:A:84:LYS:H	2:B:13:A:O3'	6	0.88
(1,3)	1:A:84:LYS:H	2:B:13:A:O4'	6	0.88
(1,3)	1:A:84:LYS:H	2:B:13:A:O5'	6	0.88
(1,3)	1:A:84:LYS:H	2:B:13:A:OP1	6	0.88
(1,3)	1:A:84:LYS:H	2:B:13:A:OP2	6	0.88
(1,3)	1:A:84:LYS:H	2:B:13:A:P	6	0.88
(1,3)	1:A:84:LYS:H	2:B:14:G:C1'	6	0.88
(1,3)	1:A:84:LYS:H	2:B:14:G:C2	6	0.88
(1,3)	1:A:84:LYS:H	2:B:14:G:C2'	6	0.88
(1,3)	1:A:84:LYS:H	2:B:14:G:C3'	6	0.88
(1,3)	1:A:84:LYS:H	2:B:14:G:C4	6	0.88
(1,3)	1:A:84:LYS:H	2:B:14:G:C4'	6	0.88
(1,3)	1:A:84:LYS:H	2:B:14:G:C5	6	0.88
(1,3)	1:A:84:LYS:H	2:B:14:G:C5'	6	0.88
(1,3)	1:A:84:LYS:H	2:B:14:G:C6	6	0.88
(1,3)	1:A:84:LYS:H	2:B:14:G:C8	6	0.88
(1,3)	1:A:84:LYS:H	2:B:14:G:H1	6	0.88
(1,3)	1:A:84:LYS:H	2:B:14:G:H1'	6	0.88
(1,3)	1:A:84:LYS:H	2:B:14:G:H2'	6	0.88
(1,3)	1:A:84:LYS:H	2:B:14:G:H21	6	0.88
(1,3)	1:A:84:LYS:H	2:B:14:G:H22	6	0.88
(1,3)	1:A:84:LYS:H	2:B:14:G:H3'	6	0.88
(1,3)	1:A:84:LYS:H	2:B:14:G:H4'	6	0.88
(1,3)	1:A:84:LYS:H	2:B:14:G:H5'	6	0.88
(1,3)	1:A:84:LYS:H	2:B:14:G:H5''	6	0.88
(1,3)	1:A:84:LYS:H	2:B:14:G:H8	6	0.88
(1,3)	1:A:84:LYS:H	2:B:14:G:HO2'	6	0.88
(1,3)	1:A:84:LYS:H	2:B:14:G:N1	6	0.88
(1,3)	1:A:84:LYS:H	2:B:14:G:N2	6	0.88
(1,3)	1:A:84:LYS:H	2:B:14:G:N3	6	0.88
(1,3)	1:A:84:LYS:H	2:B:14:G:N7	6	0.88
(1,3)	1:A:84:LYS:H	2:B:14:G:N9	6	0.88
(1,3)	1:A:84:LYS:H	2:B:14:G:O2'	6	0.88
(1,3)	1:A:84:LYS:H	2:B:14:G:O3'	6	0.88
(1,3)	1:A:84:LYS:H	2:B:14:G:O4'	6	0.88
(1,3)	1:A:84:LYS:H	2:B:14:G:O5'	6	0.88
(1,3)	1:A:84:LYS:H	2:B:14:G:O6	6	0.88
(1,3)	1:A:84:LYS:H	2:B:14:G:OP1	6	0.88

*Continued on next page...*

*Continued from previous page...*

Key	Atom-1	Atom-2	Model ID	Violation (Å)
(1,3)	1:A:84:LYS:H	2:B:14:G:OP2	6	0.88
(1,3)	1:A:84:LYS:H	2:B:14:G:P	6	0.88
(1,3)	1:A:84:LYS:H	2:B:15:A:C1'	6	0.88
(1,3)	1:A:84:LYS:H	2:B:15:A:C2	6	0.88
(1,3)	1:A:84:LYS:H	2:B:15:A:C2'	6	0.88
(1,3)	1:A:84:LYS:H	2:B:15:A:C3'	6	0.88
(1,3)	1:A:84:LYS:H	2:B:15:A:C4	6	0.88
(1,3)	1:A:84:LYS:H	2:B:15:A:C4'	6	0.88
(1,3)	1:A:84:LYS:H	2:B:15:A:C5	6	0.88
(1,3)	1:A:84:LYS:H	2:B:15:A:C5'	6	0.88
(1,3)	1:A:84:LYS:H	2:B:15:A:C6	6	0.88
(1,3)	1:A:84:LYS:H	2:B:15:A:C8	6	0.88
(1,3)	1:A:84:LYS:H	2:B:15:A:H1'	6	0.88
(1,3)	1:A:84:LYS:H	2:B:15:A:H2	6	0.88
(1,3)	1:A:84:LYS:H	2:B:15:A:H2'	6	0.88
(1,3)	1:A:84:LYS:H	2:B:15:A:H3'	6	0.88
(1,3)	1:A:84:LYS:H	2:B:15:A:H4'	6	0.88
(1,3)	1:A:84:LYS:H	2:B:15:A:H5'	6	0.88
(1,3)	1:A:84:LYS:H	2:B:15:A:H5''	6	0.88
(1,3)	1:A:84:LYS:H	2:B:15:A:H61	6	0.88
(1,3)	1:A:84:LYS:H	2:B:15:A:H62	6	0.88
(1,3)	1:A:84:LYS:H	2:B:15:A:H8	6	0.88
(1,3)	1:A:84:LYS:H	2:B:15:A:HO2'	6	0.88
(1,3)	1:A:84:LYS:H	2:B:15:A:N1	6	0.88
(1,3)	1:A:84:LYS:H	2:B:15:A:N3	6	0.88
(1,3)	1:A:84:LYS:H	2:B:15:A:N6	6	0.88
(1,3)	1:A:84:LYS:H	2:B:15:A:N7	6	0.88
(1,3)	1:A:84:LYS:H	2:B:15:A:N9	6	0.88
(1,3)	1:A:84:LYS:H	2:B:15:A:O2'	6	0.88
(1,3)	1:A:84:LYS:H	2:B:15:A:O3'	6	0.88
(1,3)	1:A:84:LYS:H	2:B:15:A:O4'	6	0.88
(1,3)	1:A:84:LYS:H	2:B:15:A:O5'	6	0.88
(1,3)	1:A:84:LYS:H	2:B:15:A:OP1	6	0.88
(1,3)	1:A:84:LYS:H	2:B:15:A:OP2	6	0.88
(1,3)	1:A:84:LYS:H	2:B:15:A:P	6	0.88
(1,3)	1:A:84:LYS:H	2:B:16:G:C1'	6	0.88
(1,3)	1:A:84:LYS:H	2:B:16:G:C2	6	0.88
(1,3)	1:A:84:LYS:H	2:B:16:G:C2'	6	0.88
(1,3)	1:A:84:LYS:H	2:B:16:G:C3'	6	0.88
(1,3)	1:A:84:LYS:H	2:B:16:G:C4	6	0.88
(1,3)	1:A:84:LYS:H	2:B:16:G:C4'	6	0.88
(1,3)	1:A:84:LYS:H	2:B:16:G:C5	6	0.88

*Continued on next page...*

*Continued from previous page...*

Key	Atom-1	Atom-2	Model ID	Violation (Å)
(1,3)	1:A:84:LYS:H	2:B:16:G:C5'	6	0.88
(1,3)	1:A:84:LYS:H	2:B:16:G:C6	6	0.88
(1,3)	1:A:84:LYS:H	2:B:16:G:C8	6	0.88
(1,3)	1:A:84:LYS:H	2:B:16:G:H1	6	0.88
(1,3)	1:A:84:LYS:H	2:B:16:G:H1'	6	0.88
(1,3)	1:A:84:LYS:H	2:B:16:G:H2'	6	0.88
(1,3)	1:A:84:LYS:H	2:B:16:G:H21	6	0.88
(1,3)	1:A:84:LYS:H	2:B:16:G:H22	6	0.88
(1,3)	1:A:84:LYS:H	2:B:16:G:H3'	6	0.88
(1,3)	1:A:84:LYS:H	2:B:16:G:H4'	6	0.88
(1,3)	1:A:84:LYS:H	2:B:16:G:H5'	6	0.88
(1,3)	1:A:84:LYS:H	2:B:16:G:H5''	6	0.88
(1,3)	1:A:84:LYS:H	2:B:16:G:H8	6	0.88
(1,3)	1:A:84:LYS:H	2:B:16:G:HO2'	6	0.88
(1,3)	1:A:84:LYS:H	2:B:16:G:N1	6	0.88
(1,3)	1:A:84:LYS:H	2:B:16:G:N2	6	0.88
(1,3)	1:A:84:LYS:H	2:B:16:G:N3	6	0.88
(1,3)	1:A:84:LYS:H	2:B:16:G:N7	6	0.88
(1,3)	1:A:84:LYS:H	2:B:16:G:N9	6	0.88
(1,3)	1:A:84:LYS:H	2:B:16:G:O2'	6	0.88
(1,3)	1:A:84:LYS:H	2:B:16:G:O3'	6	0.88
(1,3)	1:A:84:LYS:H	2:B:16:G:O4'	6	0.88
(1,3)	1:A:84:LYS:H	2:B:16:G:O5'	6	0.88
(1,3)	1:A:84:LYS:H	2:B:16:G:O6	6	0.88
(1,3)	1:A:84:LYS:H	2:B:16:G:OP1	6	0.88
(1,3)	1:A:84:LYS:H	2:B:16:G:OP2	6	0.88
(1,3)	1:A:84:LYS:H	2:B:16:G:P	6	0.88
(1,3)	1:A:84:LYS:H	2:B:17:C:C1'	6	0.88
(1,3)	1:A:84:LYS:H	2:B:17:C:C2	6	0.88
(1,3)	1:A:84:LYS:H	2:B:17:C:C2'	6	0.88
(1,3)	1:A:84:LYS:H	2:B:17:C:C3'	6	0.88
(1,3)	1:A:84:LYS:H	2:B:17:C:C4	6	0.88
(1,3)	1:A:84:LYS:H	2:B:17:C:C4'	6	0.88
(1,3)	1:A:84:LYS:H	2:B:17:C:C5	6	0.88
(1,3)	1:A:84:LYS:H	2:B:17:C:C5'	6	0.88
(1,3)	1:A:84:LYS:H	2:B:17:C:C6	6	0.88
(1,3)	1:A:84:LYS:H	2:B:17:C:H1'	6	0.88
(1,3)	1:A:84:LYS:H	2:B:17:C:H2'	6	0.88
(1,3)	1:A:84:LYS:H	2:B:17:C:H3'	6	0.88
(1,3)	1:A:84:LYS:H	2:B:17:C:H4'	6	0.88
(1,3)	1:A:84:LYS:H	2:B:17:C:H41	6	0.88
(1,3)	1:A:84:LYS:H	2:B:17:C:H42	6	0.88

*Continued on next page...*

*Continued from previous page...*

Key	Atom-1	Atom-2	Model ID	Violation (Å)
(1,3)	1:A:84:LYS:H	2:B:17:C:H5	6	0.88
(1,3)	1:A:84:LYS:H	2:B:17:C:H5'	6	0.88
(1,3)	1:A:84:LYS:H	2:B:17:C:H5''	6	0.88
(1,3)	1:A:84:LYS:H	2:B:17:C:H6	6	0.88
(1,3)	1:A:84:LYS:H	2:B:17:C:HO2'	6	0.88
(1,3)	1:A:84:LYS:H	2:B:17:C:N1	6	0.88
(1,3)	1:A:84:LYS:H	2:B:17:C:N3	6	0.88
(1,3)	1:A:84:LYS:H	2:B:17:C:N4	6	0.88
(1,3)	1:A:84:LYS:H	2:B:17:C:O2	6	0.88
(1,3)	1:A:84:LYS:H	2:B:17:C:O2'	6	0.88
(1,3)	1:A:84:LYS:H	2:B:17:C:O3'	6	0.88
(1,3)	1:A:84:LYS:H	2:B:17:C:O4'	6	0.88
(1,3)	1:A:84:LYS:H	2:B:17:C:O5'	6	0.88
(1,3)	1:A:84:LYS:H	2:B:17:C:OP1	6	0.88
(1,3)	1:A:84:LYS:H	2:B:17:C:OP2	6	0.88
(1,3)	1:A:84:LYS:H	2:B:17:C:P	6	0.88
(1,3)	1:A:84:LYS:H	2:B:18:A:C1'	6	0.88
(1,3)	1:A:84:LYS:H	2:B:18:A:C2	6	0.88
(1,3)	1:A:84:LYS:H	2:B:18:A:C2'	6	0.88
(1,3)	1:A:84:LYS:H	2:B:18:A:C3'	6	0.88
(1,3)	1:A:84:LYS:H	2:B:18:A:C4	6	0.88
(1,3)	1:A:84:LYS:H	2:B:18:A:C4'	6	0.88
(1,3)	1:A:84:LYS:H	2:B:18:A:C5	6	0.88
(1,3)	1:A:84:LYS:H	2:B:18:A:C5'	6	0.88
(1,3)	1:A:84:LYS:H	2:B:18:A:C6	6	0.88
(1,3)	1:A:84:LYS:H	2:B:18:A:C8	6	0.88
(1,3)	1:A:84:LYS:H	2:B:18:A:H1'	6	0.88
(1,3)	1:A:84:LYS:H	2:B:18:A:H2	6	0.88
(1,3)	1:A:84:LYS:H	2:B:18:A:H2'	6	0.88
(1,3)	1:A:84:LYS:H	2:B:18:A:H3'	6	0.88
(1,3)	1:A:84:LYS:H	2:B:18:A:H4'	6	0.88
(1,3)	1:A:84:LYS:H	2:B:18:A:H5'	6	0.88
(1,3)	1:A:84:LYS:H	2:B:18:A:H5''	6	0.88
(1,3)	1:A:84:LYS:H	2:B:18:A:H61	6	0.88
(1,3)	1:A:84:LYS:H	2:B:18:A:H62	6	0.88
(1,3)	1:A:84:LYS:H	2:B:18:A:H8	6	0.88
(1,3)	1:A:84:LYS:H	2:B:18:A:HO2'	6	0.88
(1,3)	1:A:84:LYS:H	2:B:18:A:N1	6	0.88
(1,3)	1:A:84:LYS:H	2:B:18:A:N3	6	0.88
(1,3)	1:A:84:LYS:H	2:B:18:A:N6	6	0.88
(1,3)	1:A:84:LYS:H	2:B:18:A:N7	6	0.88
(1,3)	1:A:84:LYS:H	2:B:18:A:N9	6	0.88

*Continued on next page...*

*Continued from previous page...*

Key	Atom-1	Atom-2	Model ID	Violation (Å)
(1,3)	1:A:84:LYS:H	2:B:18:A:O2'	6	0.88
(1,3)	1:A:84:LYS:H	2:B:18:A:O3'	6	0.88
(1,3)	1:A:84:LYS:H	2:B:18:A:O4'	6	0.88
(1,3)	1:A:84:LYS:H	2:B:18:A:O5'	6	0.88
(1,3)	1:A:84:LYS:H	2:B:18:A:OP1	6	0.88
(1,3)	1:A:84:LYS:H	2:B:18:A:OP2	6	0.88
(1,3)	1:A:84:LYS:H	2:B:18:A:P	6	0.88
(1,3)	1:A:84:LYS:H	2:B:19:A:C1'	6	0.88
(1,3)	1:A:84:LYS:H	2:B:19:A:C2	6	0.88
(1,3)	1:A:84:LYS:H	2:B:19:A:C2'	6	0.88
(1,3)	1:A:84:LYS:H	2:B:19:A:C3'	6	0.88
(1,3)	1:A:84:LYS:H	2:B:19:A:C4	6	0.88
(1,3)	1:A:84:LYS:H	2:B:19:A:C4'	6	0.88
(1,3)	1:A:84:LYS:H	2:B:19:A:C5	6	0.88
(1,3)	1:A:84:LYS:H	2:B:19:A:C5'	6	0.88
(1,3)	1:A:84:LYS:H	2:B:19:A:C6	6	0.88
(1,3)	1:A:84:LYS:H	2:B:19:A:C8	6	0.88
(1,3)	1:A:84:LYS:H	2:B:19:A:H1'	6	0.88
(1,3)	1:A:84:LYS:H	2:B:19:A:H2	6	0.88
(1,3)	1:A:84:LYS:H	2:B:19:A:H2'	6	0.88
(1,3)	1:A:84:LYS:H	2:B:19:A:H3'	6	0.88
(1,3)	1:A:84:LYS:H	2:B:19:A:H4'	6	0.88
(1,3)	1:A:84:LYS:H	2:B:19:A:H5'	6	0.88
(1,3)	1:A:84:LYS:H	2:B:19:A:H5''	6	0.88
(1,3)	1:A:84:LYS:H	2:B:19:A:H61	6	0.88
(1,3)	1:A:84:LYS:H	2:B:19:A:H62	6	0.88
(1,3)	1:A:84:LYS:H	2:B:19:A:H8	6	0.88
(1,3)	1:A:84:LYS:H	2:B:19:A:HO2'	6	0.88
(1,3)	1:A:84:LYS:H	2:B:19:A:N1	6	0.88
(1,3)	1:A:84:LYS:H	2:B:19:A:N3	6	0.88
(1,3)	1:A:84:LYS:H	2:B:19:A:N6	6	0.88
(1,3)	1:A:84:LYS:H	2:B:19:A:N7	6	0.88
(1,3)	1:A:84:LYS:H	2:B:19:A:N9	6	0.88
(1,3)	1:A:84:LYS:H	2:B:19:A:O2'	6	0.88
(1,3)	1:A:84:LYS:H	2:B:19:A:O3'	6	0.88
(1,3)	1:A:84:LYS:H	2:B:19:A:O4'	6	0.88
(1,3)	1:A:84:LYS:H	2:B:19:A:O5'	6	0.88
(1,3)	1:A:84:LYS:H	2:B:19:A:OP1	6	0.88
(1,3)	1:A:84:LYS:H	2:B:19:A:OP2	6	0.88
(1,3)	1:A:84:LYS:H	2:B:19:A:P	6	0.88
(1,3)	1:A:84:LYS:H	2:B:20:U:C1'	6	0.88
(1,3)	1:A:84:LYS:H	2:B:20:U:C2	6	0.88

*Continued on next page...*

*Continued from previous page...*

Key	Atom-1	Atom-2	Model ID	Violation (Å)
(1,3)	1:A:84:LYS:H	2:B:20:U:C2'	6	0.88
(1,3)	1:A:84:LYS:H	2:B:20:U:C3'	6	0.88
(1,3)	1:A:84:LYS:H	2:B:20:U:C4	6	0.88
(1,3)	1:A:84:LYS:H	2:B:20:U:C4'	6	0.88
(1,3)	1:A:84:LYS:H	2:B:20:U:C5	6	0.88
(1,3)	1:A:84:LYS:H	2:B:20:U:C5'	6	0.88
(1,3)	1:A:84:LYS:H	2:B:20:U:C6	6	0.88
(1,3)	1:A:84:LYS:H	2:B:20:U:H1'	6	0.88
(1,3)	1:A:84:LYS:H	2:B:20:U:H2'	6	0.88
(1,3)	1:A:84:LYS:H	2:B:20:U:H3	6	0.88
(1,3)	1:A:84:LYS:H	2:B:20:U:H3'	6	0.88
(1,3)	1:A:84:LYS:H	2:B:20:U:H4'	6	0.88
(1,3)	1:A:84:LYS:H	2:B:20:U:H5	6	0.88
(1,3)	1:A:84:LYS:H	2:B:20:U:H5'	6	0.88
(1,3)	1:A:84:LYS:H	2:B:20:U:H5''	6	0.88
(1,3)	1:A:84:LYS:H	2:B:20:U:H6	6	0.88
(1,3)	1:A:84:LYS:H	2:B:20:U:HO2'	6	0.88
(1,3)	1:A:84:LYS:H	2:B:20:U:N1	6	0.88
(1,3)	1:A:84:LYS:H	2:B:20:U:N3	6	0.88
(1,3)	1:A:84:LYS:H	2:B:20:U:O2	6	0.88
(1,3)	1:A:84:LYS:H	2:B:20:U:O2'	6	0.88
(1,3)	1:A:84:LYS:H	2:B:20:U:O3'	6	0.88
(1,3)	1:A:84:LYS:H	2:B:20:U:O4	6	0.88
(1,3)	1:A:84:LYS:H	2:B:20:U:O4'	6	0.88
(1,3)	1:A:84:LYS:H	2:B:20:U:O5'	6	0.88
(1,3)	1:A:84:LYS:H	2:B:20:U:OP1	6	0.88
(1,3)	1:A:84:LYS:H	2:B:20:U:OP2	6	0.88
(1,3)	1:A:84:LYS:H	2:B:20:U:P	6	0.88
(1,3)	1:A:84:LYS:H	2:B:21:G:C1'	6	0.88
(1,3)	1:A:84:LYS:H	2:B:21:G:C2	6	0.88
(1,3)	1:A:84:LYS:H	2:B:21:G:C2'	6	0.88
(1,3)	1:A:84:LYS:H	2:B:21:G:C3'	6	0.88
(1,3)	1:A:84:LYS:H	2:B:21:G:C4	6	0.88
(1,3)	1:A:84:LYS:H	2:B:21:G:C4'	6	0.88
(1,3)	1:A:84:LYS:H	2:B:21:G:C5	6	0.88
(1,3)	1:A:84:LYS:H	2:B:21:G:C5'	6	0.88
(1,3)	1:A:84:LYS:H	2:B:21:G:C6	6	0.88
(1,3)	1:A:84:LYS:H	2:B:21:G:C8	6	0.88
(1,3)	1:A:84:LYS:H	2:B:21:G:H1	6	0.88
(1,3)	1:A:84:LYS:H	2:B:21:G:H1'	6	0.88
(1,3)	1:A:84:LYS:H	2:B:21:G:H2'	6	0.88
(1,3)	1:A:84:LYS:H	2:B:21:G:H21	6	0.88

*Continued on next page...*



*Continued from previous page...*

Key	Atom-1	Atom-2	Model ID	Violation (Å)
(1,3)	1:A:84:LYS:H	2:B:21:G:H22	6	0.88
(1,3)	1:A:84:LYS:H	2:B:21:G:H3'	6	0.88
(1,3)	1:A:84:LYS:H	2:B:21:G:H4'	6	0.88
(1,3)	1:A:84:LYS:H	2:B:21:G:H5'	6	0.88
(1,3)	1:A:84:LYS:H	2:B:21:G:H5''	6	0.88
(1,3)	1:A:84:LYS:H	2:B:21:G:H8	6	0.88
(1,3)	1:A:84:LYS:H	2:B:21:G:HO2'	6	0.88
(1,3)	1:A:84:LYS:H	2:B:21:G:N1	6	0.88
(1,3)	1:A:84:LYS:H	2:B:21:G:N2	6	0.88
(1,3)	1:A:84:LYS:H	2:B:21:G:N3	6	0.88
(1,3)	1:A:84:LYS:H	2:B:21:G:N7	6	0.88
(1,3)	1:A:84:LYS:H	2:B:21:G:N9	6	0.88
(1,3)	1:A:84:LYS:H	2:B:21:G:O2'	6	0.88
(1,3)	1:A:84:LYS:H	2:B:21:G:O3'	6	0.88
(1,3)	1:A:84:LYS:H	2:B:21:G:O4'	6	0.88
(1,3)	1:A:84:LYS:H	2:B:21:G:O5'	6	0.88
(1,3)	1:A:84:LYS:H	2:B:21:G:O6	6	0.88
(1,3)	1:A:84:LYS:H	2:B:21:G:OP1	6	0.88
(1,3)	1:A:84:LYS:H	2:B:21:G:OP2	6	0.88
(1,3)	1:A:84:LYS:H	2:B:21:G:P	6	0.88
(1,3)	1:A:84:LYS:H	2:B:22:A:C1'	6	0.88
(1,3)	1:A:84:LYS:H	2:B:22:A:C2	6	0.88
(1,3)	1:A:84:LYS:H	2:B:22:A:C2'	6	0.88
(1,3)	1:A:84:LYS:H	2:B:22:A:C3'	6	0.88
(1,3)	1:A:84:LYS:H	2:B:22:A:C4	6	0.88
(1,3)	1:A:84:LYS:H	2:B:22:A:C4'	6	0.88
(1,3)	1:A:84:LYS:H	2:B:22:A:C5	6	0.88
(1,3)	1:A:84:LYS:H	2:B:22:A:C5'	6	0.88
(1,3)	1:A:84:LYS:H	2:B:22:A:C6	6	0.88
(1,3)	1:A:84:LYS:H	2:B:22:A:C8	6	0.88
(1,3)	1:A:84:LYS:H	2:B:22:A:H1'	6	0.88
(1,3)	1:A:84:LYS:H	2:B:22:A:H2	6	0.88
(1,3)	1:A:84:LYS:H	2:B:22:A:H2'	6	0.88
(1,3)	1:A:84:LYS:H	2:B:22:A:H3'	6	0.88
(1,3)	1:A:84:LYS:H	2:B:22:A:H4'	6	0.88
(1,3)	1:A:84:LYS:H	2:B:22:A:H5'	6	0.88
(1,3)	1:A:84:LYS:H	2:B:22:A:H5''	6	0.88
(1,3)	1:A:84:LYS:H	2:B:22:A:H61	6	0.88
(1,3)	1:A:84:LYS:H	2:B:22:A:H62	6	0.88
(1,3)	1:A:84:LYS:H	2:B:22:A:H8	6	0.88
(1,3)	1:A:84:LYS:H	2:B:22:A:HO2'	6	0.88
(1,3)	1:A:84:LYS:H	2:B:22:A:N1	6	0.88

*Continued on next page...*

*Continued from previous page...*

Key	Atom-1	Atom-2	Model ID	Violation (Å)
(1,3)	1:A:84:LYS:H	2:B:22:A:N3	6	0.88
(1,3)	1:A:84:LYS:H	2:B:22:A:N6	6	0.88
(1,3)	1:A:84:LYS:H	2:B:22:A:N7	6	0.88
(1,3)	1:A:84:LYS:H	2:B:22:A:N9	6	0.88
(1,3)	1:A:84:LYS:H	2:B:22:A:O2'	6	0.88
(1,3)	1:A:84:LYS:H	2:B:22:A:O3'	6	0.88
(1,3)	1:A:84:LYS:H	2:B:22:A:O4'	6	0.88
(1,3)	1:A:84:LYS:H	2:B:22:A:O5'	6	0.88
(1,3)	1:A:84:LYS:H	2:B:22:A:OP1	6	0.88
(1,3)	1:A:84:LYS:H	2:B:22:A:OP2	6	0.88
(1,3)	1:A:84:LYS:H	2:B:22:A:P	6	0.88
(1,3)	1:A:84:LYS:H	2:B:23:U:C1'	6	0.88
(1,3)	1:A:84:LYS:H	2:B:23:U:C2	6	0.88
(1,3)	1:A:84:LYS:H	2:B:23:U:C2'	6	0.88
(1,3)	1:A:84:LYS:H	2:B:23:U:C3'	6	0.88
(1,3)	1:A:84:LYS:H	2:B:23:U:C4	6	0.88
(1,3)	1:A:84:LYS:H	2:B:23:U:C4'	6	0.88
(1,3)	1:A:84:LYS:H	2:B:23:U:C5	6	0.88
(1,3)	1:A:84:LYS:H	2:B:23:U:C5'	6	0.88
(1,3)	1:A:84:LYS:H	2:B:23:U:C6	6	0.88
(1,3)	1:A:84:LYS:H	2:B:23:U:H1'	6	0.88
(1,3)	1:A:84:LYS:H	2:B:23:U:H2'	6	0.88
(1,3)	1:A:84:LYS:H	2:B:23:U:H3	6	0.88
(1,3)	1:A:84:LYS:H	2:B:23:U:H3'	6	0.88
(1,3)	1:A:84:LYS:H	2:B:23:U:H4'	6	0.88
(1,3)	1:A:84:LYS:H	2:B:23:U:H5	6	0.88
(1,3)	1:A:84:LYS:H	2:B:23:U:H5'	6	0.88
(1,3)	1:A:84:LYS:H	2:B:23:U:H5''	6	0.88
(1,3)	1:A:84:LYS:H	2:B:23:U:H6	6	0.88
(1,3)	1:A:84:LYS:H	2:B:23:U:HO2'	6	0.88
(1,3)	1:A:84:LYS:H	2:B:23:U:N1	6	0.88
(1,3)	1:A:84:LYS:H	2:B:23:U:N3	6	0.88
(1,3)	1:A:84:LYS:H	2:B:23:U:O2	6	0.88
(1,3)	1:A:84:LYS:H	2:B:23:U:O2'	6	0.88
(1,3)	1:A:84:LYS:H	2:B:23:U:O3'	6	0.88
(1,3)	1:A:84:LYS:H	2:B:23:U:O4	6	0.88
(1,3)	1:A:84:LYS:H	2:B:23:U:O4'	6	0.88
(1,3)	1:A:84:LYS:H	2:B:23:U:O5'	6	0.88
(1,3)	1:A:84:LYS:H	2:B:23:U:OP1	6	0.88
(1,3)	1:A:84:LYS:H	2:B:23:U:OP2	6	0.88
(1,3)	1:A:84:LYS:H	2:B:23:U:P	6	0.88
(1,3)	1:A:84:LYS:H	2:B:24:G:C1'	6	0.88

*Continued on next page...*

*Continued from previous page...*

Key	Atom-1	Atom-2	Model ID	Violation (Å)
(1,3)	1:A:84:LYS:H	2:B:24:G:C2	6	0.88
(1,3)	1:A:84:LYS:H	2:B:24:G:C2'	6	0.88
(1,3)	1:A:84:LYS:H	2:B:24:G:C3'	6	0.88
(1,3)	1:A:84:LYS:H	2:B:24:G:C4	6	0.88
(1,3)	1:A:84:LYS:H	2:B:24:G:C4'	6	0.88
(1,3)	1:A:84:LYS:H	2:B:24:G:C5	6	0.88
(1,3)	1:A:84:LYS:H	2:B:24:G:C5'	6	0.88
(1,3)	1:A:84:LYS:H	2:B:24:G:C6	6	0.88
(1,3)	1:A:84:LYS:H	2:B:24:G:C8	6	0.88
(1,3)	1:A:84:LYS:H	2:B:24:G:H1	6	0.88
(1,3)	1:A:84:LYS:H	2:B:24:G:H1'	6	0.88
(1,3)	1:A:84:LYS:H	2:B:24:G:H2'	6	0.88
(1,3)	1:A:84:LYS:H	2:B:24:G:H21	6	0.88
(1,3)	1:A:84:LYS:H	2:B:24:G:H22	6	0.88
(1,3)	1:A:84:LYS:H	2:B:24:G:H3'	6	0.88
(1,3)	1:A:84:LYS:H	2:B:24:G:H4'	6	0.88
(1,3)	1:A:84:LYS:H	2:B:24:G:H5'	6	0.88
(1,3)	1:A:84:LYS:H	2:B:24:G:H5''	6	0.88
(1,3)	1:A:84:LYS:H	2:B:24:G:H8	6	0.88
(1,3)	1:A:84:LYS:H	2:B:24:G:HO2'	6	0.88
(1,3)	1:A:84:LYS:H	2:B:24:G:N1	6	0.88
(1,3)	1:A:84:LYS:H	2:B:24:G:N2	6	0.88
(1,3)	1:A:84:LYS:H	2:B:24:G:N3	6	0.88
(1,3)	1:A:84:LYS:H	2:B:24:G:N7	6	0.88
(1,3)	1:A:84:LYS:H	2:B:24:G:N9	6	0.88
(1,3)	1:A:84:LYS:H	2:B:24:G:O2'	6	0.88
(1,3)	1:A:84:LYS:H	2:B:24:G:O3'	6	0.88
(1,3)	1:A:84:LYS:H	2:B:24:G:O4'	6	0.88
(1,3)	1:A:84:LYS:H	2:B:24:G:O5'	6	0.88
(1,3)	1:A:84:LYS:H	2:B:24:G:O6	6	0.88
(1,3)	1:A:84:LYS:H	2:B:24:G:OP1	6	0.88
(1,3)	1:A:84:LYS:H	2:B:24:G:OP2	6	0.88
(1,3)	1:A:84:LYS:H	2:B:24:G:P	6	0.88
(1,3)	1:A:84:LYS:HA	2:B:2:C:C1'	6	0.88
(1,3)	1:A:84:LYS:HA	2:B:2:C:C2	6	0.88
(1,3)	1:A:84:LYS:HA	2:B:2:C:C2'	6	0.88
(1,3)	1:A:84:LYS:HA	2:B:2:C:C3'	6	0.88
(1,3)	1:A:84:LYS:HA	2:B:2:C:C4	6	0.88
(1,3)	1:A:84:LYS:HA	2:B:2:C:C4'	6	0.88
(1,3)	1:A:84:LYS:HA	2:B:2:C:C5	6	0.88
(1,3)	1:A:84:LYS:HA	2:B:2:C:C5'	6	0.88
(1,3)	1:A:84:LYS:HA	2:B:2:C:C6	6	0.88

*Continued on next page...*

*Continued from previous page...*

Key	Atom-1	Atom-2	Model ID	Violation (Å)
(1,3)	1:A:84:LYS:HA	2:B:2:C:H1'	6	0.88
(1,3)	1:A:84:LYS:HA	2:B:2:C:H2'	6	0.88
(1,3)	1:A:84:LYS:HA	2:B:2:C:H3'	6	0.88
(1,3)	1:A:84:LYS:HA	2:B:2:C:H4'	6	0.88
(1,3)	1:A:84:LYS:HA	2:B:2:C:H41	6	0.88
(1,3)	1:A:84:LYS:HA	2:B:2:C:H42	6	0.88
(1,3)	1:A:84:LYS:HA	2:B:2:C:H5	6	0.88
(1,3)	1:A:84:LYS:HA	2:B:2:C:H5'	6	0.88
(1,3)	1:A:84:LYS:HA	2:B:2:C:H5''	6	0.88
(1,3)	1:A:84:LYS:HA	2:B:2:C:H6	6	0.88
(1,3)	1:A:84:LYS:HA	2:B:2:C:HO2'	6	0.88
(1,3)	1:A:84:LYS:HA	2:B:2:C:N1	6	0.88
(1,3)	1:A:84:LYS:HA	2:B:2:C:N3	6	0.88
(1,3)	1:A:84:LYS:HA	2:B:2:C:N4	6	0.88
(1,3)	1:A:84:LYS:HA	2:B:2:C:O2	6	0.88
(1,3)	1:A:84:LYS:HA	2:B:2:C:O2'	6	0.88
(1,3)	1:A:84:LYS:HA	2:B:2:C:O3'	6	0.88
(1,3)	1:A:84:LYS:HA	2:B:2:C:O4'	6	0.88
(1,3)	1:A:84:LYS:HA	2:B:2:C:O5'	6	0.88
(1,3)	1:A:84:LYS:HA	2:B:3:U:C1'	6	0.88
(1,3)	1:A:84:LYS:HA	2:B:3:U:C2	6	0.88
(1,3)	1:A:84:LYS:HA	2:B:3:U:C2'	6	0.88
(1,3)	1:A:84:LYS:HA	2:B:3:U:C3'	6	0.88
(1,3)	1:A:84:LYS:HA	2:B:3:U:C4	6	0.88
(1,3)	1:A:84:LYS:HA	2:B:3:U:C4'	6	0.88
(1,3)	1:A:84:LYS:HA	2:B:3:U:C5	6	0.88
(1,3)	1:A:84:LYS:HA	2:B:3:U:C5'	6	0.88
(1,3)	1:A:84:LYS:HA	2:B:3:U:C6	6	0.88
(1,3)	1:A:84:LYS:HA	2:B:3:U:H1'	6	0.88
(1,3)	1:A:84:LYS:HA	2:B:3:U:H2'	6	0.88
(1,3)	1:A:84:LYS:HA	2:B:3:U:H3	6	0.88
(1,3)	1:A:84:LYS:HA	2:B:3:U:H3'	6	0.88
(1,3)	1:A:84:LYS:HA	2:B:3:U:H4'	6	0.88
(1,3)	1:A:84:LYS:HA	2:B:3:U:H5	6	0.88
(1,3)	1:A:84:LYS:HA	2:B:3:U:H5'	6	0.88
(1,3)	1:A:84:LYS:HA	2:B:3:U:H5''	6	0.88
(1,3)	1:A:84:LYS:HA	2:B:3:U:H6	6	0.88
(1,3)	1:A:84:LYS:HA	2:B:3:U:HO2'	6	0.88
(1,3)	1:A:84:LYS:HA	2:B:3:U:N1	6	0.88
(1,3)	1:A:84:LYS:HA	2:B:3:U:N3	6	0.88
(1,3)	1:A:84:LYS:HA	2:B:3:U:O2	6	0.88
(1,3)	1:A:84:LYS:HA	2:B:3:U:O2'	6	0.88

*Continued on next page...*

*Continued from previous page...*

Key	Atom-1	Atom-2	Model ID	Violation (Å)
(1,3)	1:A:84:LYS:HA	2:B:3:U:O3'	6	0.88
(1,3)	1:A:84:LYS:HA	2:B:3:U:O4	6	0.88
(1,3)	1:A:84:LYS:HA	2:B:3:U:O4'	6	0.88
(1,3)	1:A:84:LYS:HA	2:B:3:U:O5'	6	0.88
(1,3)	1:A:84:LYS:HA	2:B:3:U:OP1	6	0.88
(1,3)	1:A:84:LYS:HA	2:B:3:U:OP2	6	0.88
(1,3)	1:A:84:LYS:HA	2:B:3:U:P	6	0.88
(1,3)	1:A:84:LYS:HA	2:B:4:G:C1'	6	0.88
(1,3)	1:A:84:LYS:HA	2:B:4:G:C2	6	0.88
(1,3)	1:A:84:LYS:HA	2:B:4:G:C2'	6	0.88
(1,3)	1:A:84:LYS:HA	2:B:4:G:C3'	6	0.88
(1,3)	1:A:84:LYS:HA	2:B:4:G:C4	6	0.88
(1,3)	1:A:84:LYS:HA	2:B:4:G:C4'	6	0.88
(1,3)	1:A:84:LYS:HA	2:B:4:G:C5	6	0.88
(1,3)	1:A:84:LYS:HA	2:B:4:G:C5'	6	0.88
(1,3)	1:A:84:LYS:HA	2:B:4:G:C6	6	0.88
(1,3)	1:A:84:LYS:HA	2:B:4:G:C8	6	0.88
(1,3)	1:A:84:LYS:HA	2:B:4:G:H1	6	0.88
(1,3)	1:A:84:LYS:HA	2:B:4:G:H1'	6	0.88
(1,3)	1:A:84:LYS:HA	2:B:4:G:H2'	6	0.88
(1,3)	1:A:84:LYS:HA	2:B:4:G:H21	6	0.88
(1,3)	1:A:84:LYS:HA	2:B:4:G:H22	6	0.88
(1,3)	1:A:84:LYS:HA	2:B:4:G:H3'	6	0.88
(1,3)	1:A:84:LYS:HA	2:B:4:G:H4'	6	0.88
(1,3)	1:A:84:LYS:HA	2:B:4:G:H5'	6	0.88
(1,3)	1:A:84:LYS:HA	2:B:4:G:H5''	6	0.88
(1,3)	1:A:84:LYS:HA	2:B:4:G:H8	6	0.88
(1,3)	1:A:84:LYS:HA	2:B:4:G:HO2'	6	0.88
(1,3)	1:A:84:LYS:HA	2:B:4:G:N1	6	0.88
(1,3)	1:A:84:LYS:HA	2:B:4:G:N2	6	0.88
(1,3)	1:A:84:LYS:HA	2:B:4:G:N3	6	0.88
(1,3)	1:A:84:LYS:HA	2:B:4:G:N7	6	0.88
(1,3)	1:A:84:LYS:HA	2:B:4:G:N9	6	0.88
(1,3)	1:A:84:LYS:HA	2:B:4:G:O2'	6	0.88
(1,3)	1:A:84:LYS:HA	2:B:4:G:O3'	6	0.88
(1,3)	1:A:84:LYS:HA	2:B:4:G:O4'	6	0.88
(1,3)	1:A:84:LYS:HA	2:B:4:G:O5'	6	0.88
(1,3)	1:A:84:LYS:HA	2:B:4:G:O6	6	0.88
(1,3)	1:A:84:LYS:HA	2:B:4:G:OP1	6	0.88
(1,3)	1:A:84:LYS:HA	2:B:4:G:OP2	6	0.88
(1,3)	1:A:84:LYS:HA	2:B:4:G:P	6	0.88
(1,3)	1:A:84:LYS:HA	2:B:5:A:C1'	6	0.88

*Continued on next page...*

*Continued from previous page...*

Key	Atom-1	Atom-2	Model ID	Violation (Å)
(1,3)	1:A:84:LYS:HA	2:B:5:A:C2	6	0.88
(1,3)	1:A:84:LYS:HA	2:B:5:A:C2'	6	0.88
(1,3)	1:A:84:LYS:HA	2:B:5:A:C3'	6	0.88
(1,3)	1:A:84:LYS:HA	2:B:5:A:C4	6	0.88
(1,3)	1:A:84:LYS:HA	2:B:5:A:C4'	6	0.88
(1,3)	1:A:84:LYS:HA	2:B:5:A:C5	6	0.88
(1,3)	1:A:84:LYS:HA	2:B:5:A:C5'	6	0.88
(1,3)	1:A:84:LYS:HA	2:B:5:A:C6	6	0.88
(1,3)	1:A:84:LYS:HA	2:B:5:A:C8	6	0.88
(1,3)	1:A:84:LYS:HA	2:B:5:A:H1'	6	0.88
(1,3)	1:A:84:LYS:HA	2:B:5:A:H2	6	0.88
(1,3)	1:A:84:LYS:HA	2:B:5:A:H2'	6	0.88
(1,3)	1:A:84:LYS:HA	2:B:5:A:H3'	6	0.88
(1,3)	1:A:84:LYS:HA	2:B:5:A:H4'	6	0.88
(1,3)	1:A:84:LYS:HA	2:B:5:A:H5'	6	0.88
(1,3)	1:A:84:LYS:HA	2:B:5:A:H5''	6	0.88
(1,3)	1:A:84:LYS:HA	2:B:5:A:H61	6	0.88
(1,3)	1:A:84:LYS:HA	2:B:5:A:H62	6	0.88
(1,3)	1:A:84:LYS:HA	2:B:5:A:H8	6	0.88
(1,3)	1:A:84:LYS:HA	2:B:5:A:HO2'	6	0.88
(1,3)	1:A:84:LYS:HA	2:B:5:A:N1	6	0.88
(1,3)	1:A:84:LYS:HA	2:B:5:A:N3	6	0.88
(1,3)	1:A:84:LYS:HA	2:B:5:A:N6	6	0.88
(1,3)	1:A:84:LYS:HA	2:B:5:A:N7	6	0.88
(1,3)	1:A:84:LYS:HA	2:B:5:A:N9	6	0.88
(1,3)	1:A:84:LYS:HA	2:B:5:A:O2'	6	0.88
(1,3)	1:A:84:LYS:HA	2:B:5:A:O3'	6	0.88
(1,3)	1:A:84:LYS:HA	2:B:5:A:O4'	6	0.88
(1,3)	1:A:84:LYS:HA	2:B:5:A:O5'	6	0.88
(1,3)	1:A:84:LYS:HA	2:B:5:A:OP1	6	0.88
(1,3)	1:A:84:LYS:HA	2:B:5:A:OP2	6	0.88
(1,3)	1:A:84:LYS:HA	2:B:5:A:P	6	0.88
(1,3)	1:A:84:LYS:HA	2:B:6:G:C1'	6	0.88
(1,3)	1:A:84:LYS:HA	2:B:6:G:C2	6	0.88
(1,3)	1:A:84:LYS:HA	2:B:6:G:C2'	6	0.88
(1,3)	1:A:84:LYS:HA	2:B:6:G:C3'	6	0.88
(1,3)	1:A:84:LYS:HA	2:B:6:G:C4	6	0.88
(1,3)	1:A:84:LYS:HA	2:B:6:G:C4'	6	0.88
(1,3)	1:A:84:LYS:HA	2:B:6:G:C5	6	0.88
(1,3)	1:A:84:LYS:HA	2:B:6:G:C5'	6	0.88
(1,3)	1:A:84:LYS:HA	2:B:6:G:C6	6	0.88
(1,3)	1:A:84:LYS:HA	2:B:6:G:C8	6	0.88

*Continued on next page...*

*Continued from previous page...*

Key	Atom-1	Atom-2	Model ID	Violation (Å)
(1,3)	1:A:84:LYS:HA	2:B:6:G:H1	6	0.88
(1,3)	1:A:84:LYS:HA	2:B:6:G:H1'	6	0.88
(1,3)	1:A:84:LYS:HA	2:B:6:G:H2'	6	0.88
(1,3)	1:A:84:LYS:HA	2:B:6:G:H21	6	0.88
(1,3)	1:A:84:LYS:HA	2:B:6:G:H22	6	0.88
(1,3)	1:A:84:LYS:HA	2:B:6:G:H3'	6	0.88
(1,3)	1:A:84:LYS:HA	2:B:6:G:H4'	6	0.88
(1,3)	1:A:84:LYS:HA	2:B:6:G:H5'	6	0.88
(1,3)	1:A:84:LYS:HA	2:B:6:G:H5''	6	0.88
(1,3)	1:A:84:LYS:HA	2:B:6:G:H8	6	0.88
(1,3)	1:A:84:LYS:HA	2:B:6:G:HO2'	6	0.88
(1,3)	1:A:84:LYS:HA	2:B:6:G:N1	6	0.88
(1,3)	1:A:84:LYS:HA	2:B:6:G:N2	6	0.88
(1,3)	1:A:84:LYS:HA	2:B:6:G:N3	6	0.88
(1,3)	1:A:84:LYS:HA	2:B:6:G:N7	6	0.88
(1,3)	1:A:84:LYS:HA	2:B:6:G:N9	6	0.88
(1,3)	1:A:84:LYS:HA	2:B:6:G:O2'	6	0.88
(1,3)	1:A:84:LYS:HA	2:B:6:G:O3'	6	0.88
(1,3)	1:A:84:LYS:HA	2:B:6:G:O4'	6	0.88
(1,3)	1:A:84:LYS:HA	2:B:6:G:O5'	6	0.88
(1,3)	1:A:84:LYS:HA	2:B:6:G:O6	6	0.88
(1,3)	1:A:84:LYS:HA	2:B:6:G:OP1	6	0.88
(1,3)	1:A:84:LYS:HA	2:B:6:G:OP2	6	0.88
(1,3)	1:A:84:LYS:HA	2:B:6:G:P	6	0.88
(1,3)	1:A:84:LYS:HA	2:B:7:C:C1'	6	0.88
(1,3)	1:A:84:LYS:HA	2:B:7:C:C2	6	0.88
(1,3)	1:A:84:LYS:HA	2:B:7:C:C2'	6	0.88
(1,3)	1:A:84:LYS:HA	2:B:7:C:C3'	6	0.88
(1,3)	1:A:84:LYS:HA	2:B:7:C:C4	6	0.88
(1,3)	1:A:84:LYS:HA	2:B:7:C:C4'	6	0.88
(1,3)	1:A:84:LYS:HA	2:B:7:C:C5	6	0.88
(1,3)	1:A:84:LYS:HA	2:B:7:C:C5'	6	0.88
(1,3)	1:A:84:LYS:HA	2:B:7:C:C6	6	0.88
(1,3)	1:A:84:LYS:HA	2:B:7:C:H1'	6	0.88
(1,3)	1:A:84:LYS:HA	2:B:7:C:H2'	6	0.88
(1,3)	1:A:84:LYS:HA	2:B:7:C:H3'	6	0.88
(1,3)	1:A:84:LYS:HA	2:B:7:C:H4'	6	0.88
(1,3)	1:A:84:LYS:HA	2:B:7:C:H41	6	0.88
(1,3)	1:A:84:LYS:HA	2:B:7:C:H42	6	0.88
(1,3)	1:A:84:LYS:HA	2:B:7:C:H5	6	0.88
(1,3)	1:A:84:LYS:HA	2:B:7:C:H5'	6	0.88
(1,3)	1:A:84:LYS:HA	2:B:7:C:H5''	6	0.88

*Continued on next page...*

*Continued from previous page...*

Key	Atom-1	Atom-2	Model ID	Violation (Å)
(1,3)	1:A:84:LYS:HA	2:B:7:C:H6	6	0.88
(1,3)	1:A:84:LYS:HA	2:B:7:C:HO2'	6	0.88
(1,3)	1:A:84:LYS:HA	2:B:7:C:N1	6	0.88
(1,3)	1:A:84:LYS:HA	2:B:7:C:N3	6	0.88
(1,3)	1:A:84:LYS:HA	2:B:7:C:N4	6	0.88
(1,3)	1:A:84:LYS:HA	2:B:7:C:O2	6	0.88
(1,3)	1:A:84:LYS:HA	2:B:7:C:O2'	6	0.88
(1,3)	1:A:84:LYS:HA	2:B:7:C:O3'	6	0.88
(1,3)	1:A:84:LYS:HA	2:B:7:C:O4'	6	0.88
(1,3)	1:A:84:LYS:HA	2:B:7:C:O5'	6	0.88
(1,3)	1:A:84:LYS:HA	2:B:7:C:OP1	6	0.88
(1,3)	1:A:84:LYS:HA	2:B:7:C:OP2	6	0.88
(1,3)	1:A:84:LYS:HA	2:B:7:C:P	6	0.88
(1,3)	1:A:84:LYS:HA	2:B:8:U:C1'	6	0.88
(1,3)	1:A:84:LYS:HA	2:B:8:U:C2	6	0.88
(1,3)	1:A:84:LYS:HA	2:B:8:U:C2'	6	0.88
(1,3)	1:A:84:LYS:HA	2:B:8:U:C3'	6	0.88
(1,3)	1:A:84:LYS:HA	2:B:8:U:C4	6	0.88
(1,3)	1:A:84:LYS:HA	2:B:8:U:C4'	6	0.88
(1,3)	1:A:84:LYS:HA	2:B:8:U:C5	6	0.88
(1,3)	1:A:84:LYS:HA	2:B:8:U:C5'	6	0.88
(1,3)	1:A:84:LYS:HA	2:B:8:U:C6	6	0.88
(1,3)	1:A:84:LYS:HA	2:B:8:U:H1'	6	0.88
(1,3)	1:A:84:LYS:HA	2:B:8:U:H2'	6	0.88
(1,3)	1:A:84:LYS:HA	2:B:8:U:H3	6	0.88
(1,3)	1:A:84:LYS:HA	2:B:8:U:H3'	6	0.88
(1,3)	1:A:84:LYS:HA	2:B:8:U:H4'	6	0.88
(1,3)	1:A:84:LYS:HA	2:B:8:U:H5	6	0.88
(1,3)	1:A:84:LYS:HA	2:B:8:U:H5'	6	0.88
(1,3)	1:A:84:LYS:HA	2:B:8:U:H5''	6	0.88
(1,3)	1:A:84:LYS:HA	2:B:8:U:H6	6	0.88
(1,3)	1:A:84:LYS:HA	2:B:8:U:HO2'	6	0.88
(1,3)	1:A:84:LYS:HA	2:B:8:U:N1	6	0.88
(1,3)	1:A:84:LYS:HA	2:B:8:U:N3	6	0.88
(1,3)	1:A:84:LYS:HA	2:B:8:U:O2	6	0.88
(1,3)	1:A:84:LYS:HA	2:B:8:U:O2'	6	0.88
(1,3)	1:A:84:LYS:HA	2:B:8:U:O3'	6	0.88
(1,3)	1:A:84:LYS:HA	2:B:8:U:O4	6	0.88
(1,3)	1:A:84:LYS:HA	2:B:8:U:O4'	6	0.88
(1,3)	1:A:84:LYS:HA	2:B:8:U:O5'	6	0.88
(1,3)	1:A:84:LYS:HA	2:B:8:U:OP1	6	0.88
(1,3)	1:A:84:LYS:HA	2:B:8:U:OP2	6	0.88

*Continued on next page...*



*Continued from previous page...*

Key	Atom-1	Atom-2	Model ID	Violation (Å)
(1,3)	1:A:84:LYS:HA	2:B:8:U:P	6	0.88
(1,3)	1:A:84:LYS:HA	2:B:9:C:C1'	6	0.88
(1,3)	1:A:84:LYS:HA	2:B:9:C:C2	6	0.88
(1,3)	1:A:84:LYS:HA	2:B:9:C:C2'	6	0.88
(1,3)	1:A:84:LYS:HA	2:B:9:C:C3'	6	0.88
(1,3)	1:A:84:LYS:HA	2:B:9:C:C4	6	0.88
(1,3)	1:A:84:LYS:HA	2:B:9:C:C4'	6	0.88
(1,3)	1:A:84:LYS:HA	2:B:9:C:C5	6	0.88
(1,3)	1:A:84:LYS:HA	2:B:9:C:C5'	6	0.88
(1,3)	1:A:84:LYS:HA	2:B:9:C:C6	6	0.88
(1,3)	1:A:84:LYS:HA	2:B:9:C:H1'	6	0.88
(1,3)	1:A:84:LYS:HA	2:B:9:C:H2'	6	0.88
(1,3)	1:A:84:LYS:HA	2:B:9:C:H3'	6	0.88
(1,3)	1:A:84:LYS:HA	2:B:9:C:H4'	6	0.88
(1,3)	1:A:84:LYS:HA	2:B:9:C:H41	6	0.88
(1,3)	1:A:84:LYS:HA	2:B:9:C:H42	6	0.88
(1,3)	1:A:84:LYS:HA	2:B:9:C:H5	6	0.88
(1,3)	1:A:84:LYS:HA	2:B:9:C:H5'	6	0.88
(1,3)	1:A:84:LYS:HA	2:B:9:C:H5''	6	0.88
(1,3)	1:A:84:LYS:HA	2:B:9:C:H6	6	0.88
(1,3)	1:A:84:LYS:HA	2:B:9:C:HO2'	6	0.88
(1,3)	1:A:84:LYS:HA	2:B:9:C:N1	6	0.88
(1,3)	1:A:84:LYS:HA	2:B:9:C:N3	6	0.88
(1,3)	1:A:84:LYS:HA	2:B:9:C:N4	6	0.88
(1,3)	1:A:84:LYS:HA	2:B:9:C:O2	6	0.88
(1,3)	1:A:84:LYS:HA	2:B:9:C:O2'	6	0.88
(1,3)	1:A:84:LYS:HA	2:B:9:C:O3'	6	0.88
(1,3)	1:A:84:LYS:HA	2:B:9:C:O4'	6	0.88
(1,3)	1:A:84:LYS:HA	2:B:9:C:O5'	6	0.88
(1,3)	1:A:84:LYS:HA	2:B:9:C:OP1	6	0.88
(1,3)	1:A:84:LYS:HA	2:B:9:C:OP2	6	0.88
(1,3)	1:A:84:LYS:HA	2:B:9:C:P	6	0.88
(1,3)	1:A:84:LYS:HA	2:B:10:G:C1'	6	0.88
(1,3)	1:A:84:LYS:HA	2:B:10:G:C2	6	0.88
(1,3)	1:A:84:LYS:HA	2:B:10:G:C2'	6	0.88
(1,3)	1:A:84:LYS:HA	2:B:10:G:C3'	6	0.88
(1,3)	1:A:84:LYS:HA	2:B:10:G:C4	6	0.88
(1,3)	1:A:84:LYS:HA	2:B:10:G:C4'	6	0.88
(1,3)	1:A:84:LYS:HA	2:B:10:G:C5	6	0.88
(1,3)	1:A:84:LYS:HA	2:B:10:G:C5'	6	0.88
(1,3)	1:A:84:LYS:HA	2:B:10:G:C6	6	0.88
(1,3)	1:A:84:LYS:HA	2:B:10:G:C8	6	0.88

*Continued on next page...*

*Continued from previous page...*

Key	Atom-1	Atom-2	Model ID	Violation (Å)
(1,3)	1:A:84:LYS:HA	2:B:10:G:H1	6	0.88
(1,3)	1:A:84:LYS:HA	2:B:10:G:H1'	6	0.88
(1,3)	1:A:84:LYS:HA	2:B:10:G:H2'	6	0.88
(1,3)	1:A:84:LYS:HA	2:B:10:G:H21	6	0.88
(1,3)	1:A:84:LYS:HA	2:B:10:G:H22	6	0.88
(1,3)	1:A:84:LYS:HA	2:B:10:G:H3'	6	0.88
(1,3)	1:A:84:LYS:HA	2:B:10:G:H4'	6	0.88
(1,3)	1:A:84:LYS:HA	2:B:10:G:H5'	6	0.88
(1,3)	1:A:84:LYS:HA	2:B:10:G:H5''	6	0.88
(1,3)	1:A:84:LYS:HA	2:B:10:G:H8	6	0.88
(1,3)	1:A:84:LYS:HA	2:B:10:G:HO2'	6	0.88
(1,3)	1:A:84:LYS:HA	2:B:10:G:N1	6	0.88
(1,3)	1:A:84:LYS:HA	2:B:10:G:N2	6	0.88
(1,3)	1:A:84:LYS:HA	2:B:10:G:N3	6	0.88
(1,3)	1:A:84:LYS:HA	2:B:10:G:N7	6	0.88
(1,3)	1:A:84:LYS:HA	2:B:10:G:N9	6	0.88
(1,3)	1:A:84:LYS:HA	2:B:10:G:O2'	6	0.88
(1,3)	1:A:84:LYS:HA	2:B:10:G:O3'	6	0.88
(1,3)	1:A:84:LYS:HA	2:B:10:G:O4'	6	0.88
(1,3)	1:A:84:LYS:HA	2:B:10:G:O5'	6	0.88
(1,3)	1:A:84:LYS:HA	2:B:10:G:O6	6	0.88
(1,3)	1:A:84:LYS:HA	2:B:10:G:OP1	6	0.88
(1,3)	1:A:84:LYS:HA	2:B:10:G:OP2	6	0.88
(1,3)	1:A:84:LYS:HA	2:B:10:G:P	6	0.88
(1,3)	1:A:84:LYS:HA	2:B:11:A:C1'	6	0.88
(1,3)	1:A:84:LYS:HA	2:B:11:A:C2	6	0.88
(1,3)	1:A:84:LYS:HA	2:B:11:A:C2'	6	0.88
(1,3)	1:A:84:LYS:HA	2:B:11:A:C3'	6	0.88
(1,3)	1:A:84:LYS:HA	2:B:11:A:C4	6	0.88
(1,3)	1:A:84:LYS:HA	2:B:11:A:C4'	6	0.88
(1,3)	1:A:84:LYS:HA	2:B:11:A:C5	6	0.88
(1,3)	1:A:84:LYS:HA	2:B:11:A:C5'	6	0.88
(1,3)	1:A:84:LYS:HA	2:B:11:A:C6	6	0.88
(1,3)	1:A:84:LYS:HA	2:B:11:A:C8	6	0.88
(1,3)	1:A:84:LYS:HA	2:B:11:A:H1'	6	0.88
(1,3)	1:A:84:LYS:HA	2:B:11:A:H2	6	0.88
(1,3)	1:A:84:LYS:HA	2:B:11:A:H2'	6	0.88
(1,3)	1:A:84:LYS:HA	2:B:11:A:H3'	6	0.88
(1,3)	1:A:84:LYS:HA	2:B:11:A:H4'	6	0.88
(1,3)	1:A:84:LYS:HA	2:B:11:A:H5'	6	0.88
(1,3)	1:A:84:LYS:HA	2:B:11:A:H5''	6	0.88
(1,3)	1:A:84:LYS:HA	2:B:11:A:H61	6	0.88

*Continued on next page...*

*Continued from previous page...*

Key	Atom-1	Atom-2	Model ID	Violation (Å)
(1,3)	1:A:84:LYS:HA	2:B:11:A:H62	6	0.88
(1,3)	1:A:84:LYS:HA	2:B:11:A:H8	6	0.88
(1,3)	1:A:84:LYS:HA	2:B:11:A:HO2'	6	0.88
(1,3)	1:A:84:LYS:HA	2:B:11:A:N1	6	0.88
(1,3)	1:A:84:LYS:HA	2:B:11:A:N3	6	0.88
(1,3)	1:A:84:LYS:HA	2:B:11:A:N6	6	0.88
(1,3)	1:A:84:LYS:HA	2:B:11:A:N7	6	0.88
(1,3)	1:A:84:LYS:HA	2:B:11:A:N9	6	0.88
(1,3)	1:A:84:LYS:HA	2:B:11:A:O2'	6	0.88
(1,3)	1:A:84:LYS:HA	2:B:11:A:O3'	6	0.88
(1,3)	1:A:84:LYS:HA	2:B:11:A:O4'	6	0.88
(1,3)	1:A:84:LYS:HA	2:B:11:A:O5'	6	0.88
(1,3)	1:A:84:LYS:HA	2:B:11:A:OP1	6	0.88
(1,3)	1:A:84:LYS:HA	2:B:11:A:OP2	6	0.88
(1,3)	1:A:84:LYS:HA	2:B:11:A:P	6	0.88
(1,3)	1:A:84:LYS:HA	2:B:12:A:C1'	6	0.88
(1,3)	1:A:84:LYS:HA	2:B:12:A:C2	6	0.88
(1,3)	1:A:84:LYS:HA	2:B:12:A:C2'	6	0.88
(1,3)	1:A:84:LYS:HA	2:B:12:A:C3'	6	0.88
(1,3)	1:A:84:LYS:HA	2:B:12:A:C4	6	0.88
(1,3)	1:A:84:LYS:HA	2:B:12:A:C4'	6	0.88
(1,3)	1:A:84:LYS:HA	2:B:12:A:C5	6	0.88
(1,3)	1:A:84:LYS:HA	2:B:12:A:C5'	6	0.88
(1,3)	1:A:84:LYS:HA	2:B:12:A:C6	6	0.88
(1,3)	1:A:84:LYS:HA	2:B:12:A:C8	6	0.88
(1,3)	1:A:84:LYS:HA	2:B:12:A:H1'	6	0.88
(1,3)	1:A:84:LYS:HA	2:B:12:A:H2	6	0.88
(1,3)	1:A:84:LYS:HA	2:B:12:A:H2'	6	0.88
(1,3)	1:A:84:LYS:HA	2:B:12:A:H3'	6	0.88
(1,3)	1:A:84:LYS:HA	2:B:12:A:H4'	6	0.88
(1,3)	1:A:84:LYS:HA	2:B:12:A:H5'	6	0.88
(1,3)	1:A:84:LYS:HA	2:B:12:A:H5''	6	0.88
(1,3)	1:A:84:LYS:HA	2:B:12:A:H61	6	0.88
(1,3)	1:A:84:LYS:HA	2:B:12:A:H62	6	0.88
(1,3)	1:A:84:LYS:HA	2:B:12:A:H8	6	0.88
(1,3)	1:A:84:LYS:HA	2:B:12:A:HO2'	6	0.88
(1,3)	1:A:84:LYS:HA	2:B:12:A:N1	6	0.88
(1,3)	1:A:84:LYS:HA	2:B:12:A:N3	6	0.88
(1,3)	1:A:84:LYS:HA	2:B:12:A:N6	6	0.88
(1,3)	1:A:84:LYS:HA	2:B:12:A:N7	6	0.88
(1,3)	1:A:84:LYS:HA	2:B:12:A:N9	6	0.88
(1,3)	1:A:84:LYS:HA	2:B:12:A:O2'	6	0.88

*Continued on next page...*

*Continued from previous page...*

Key	Atom-1	Atom-2	Model ID	Violation (Å)
(1,3)	1:A:84:LYS:HA	2:B:12:A:O3'	6	0.88
(1,3)	1:A:84:LYS:HA	2:B:12:A:O4'	6	0.88
(1,3)	1:A:84:LYS:HA	2:B:12:A:O5'	6	0.88
(1,3)	1:A:84:LYS:HA	2:B:12:A:OP1	6	0.88
(1,3)	1:A:84:LYS:HA	2:B:12:A:OP2	6	0.88
(1,3)	1:A:84:LYS:HA	2:B:12:A:P	6	0.88
(1,3)	1:A:84:LYS:HA	2:B:13:A:C1'	6	0.88
(1,3)	1:A:84:LYS:HA	2:B:13:A:C2	6	0.88
(1,3)	1:A:84:LYS:HA	2:B:13:A:C2'	6	0.88
(1,3)	1:A:84:LYS:HA	2:B:13:A:C3'	6	0.88
(1,3)	1:A:84:LYS:HA	2:B:13:A:C4	6	0.88
(1,3)	1:A:84:LYS:HA	2:B:13:A:C4'	6	0.88
(1,3)	1:A:84:LYS:HA	2:B:13:A:C5	6	0.88
(1,3)	1:A:84:LYS:HA	2:B:13:A:C5'	6	0.88
(1,3)	1:A:84:LYS:HA	2:B:13:A:C6	6	0.88
(1,3)	1:A:84:LYS:HA	2:B:13:A:C8	6	0.88
(1,3)	1:A:84:LYS:HA	2:B:13:A:H1'	6	0.88
(1,3)	1:A:84:LYS:HA	2:B:13:A:H2	6	0.88
(1,3)	1:A:84:LYS:HA	2:B:13:A:H2'	6	0.88
(1,3)	1:A:84:LYS:HA	2:B:13:A:H3'	6	0.88
(1,3)	1:A:84:LYS:HA	2:B:13:A:H4'	6	0.88
(1,3)	1:A:84:LYS:HA	2:B:13:A:H5'	6	0.88
(1,3)	1:A:84:LYS:HA	2:B:13:A:H5''	6	0.88
(1,3)	1:A:84:LYS:HA	2:B:13:A:H61	6	0.88
(1,3)	1:A:84:LYS:HA	2:B:13:A:H62	6	0.88
(1,3)	1:A:84:LYS:HA	2:B:13:A:H8	6	0.88
(1,3)	1:A:84:LYS:HA	2:B:13:A:HO2'	6	0.88
(1,3)	1:A:84:LYS:HA	2:B:13:A:N1	6	0.88
(1,3)	1:A:84:LYS:HA	2:B:13:A:N3	6	0.88
(1,3)	1:A:84:LYS:HA	2:B:13:A:N6	6	0.88
(1,3)	1:A:84:LYS:HA	2:B:13:A:N7	6	0.88
(1,3)	1:A:84:LYS:HA	2:B:13:A:N9	6	0.88
(1,3)	1:A:84:LYS:HA	2:B:13:A:O2'	6	0.88
(1,3)	1:A:84:LYS:HA	2:B:13:A:O3'	6	0.88
(1,3)	1:A:84:LYS:HA	2:B:13:A:O4'	6	0.88
(1,3)	1:A:84:LYS:HA	2:B:13:A:O5'	6	0.88
(1,3)	1:A:84:LYS:HA	2:B:13:A:OP1	6	0.88
(1,3)	1:A:84:LYS:HA	2:B:13:A:OP2	6	0.88
(1,3)	1:A:84:LYS:HA	2:B:13:A:P	6	0.88
(1,3)	1:A:84:LYS:HA	2:B:14:G:C1'	6	0.88
(1,3)	1:A:84:LYS:HA	2:B:14:G:C2	6	0.88
(1,3)	1:A:84:LYS:HA	2:B:14:G:C2'	6	0.88

*Continued on next page...*

*Continued from previous page...*

Key	Atom-1	Atom-2	Model ID	Violation (Å)
(1,3)	1:A:84:LYS:HA	2:B:14:G:C3'	6	0.88
(1,3)	1:A:84:LYS:HA	2:B:14:G:C4	6	0.88
(1,3)	1:A:84:LYS:HA	2:B:14:G:C4'	6	0.88
(1,3)	1:A:84:LYS:HA	2:B:14:G:C5	6	0.88
(1,3)	1:A:84:LYS:HA	2:B:14:G:C5'	6	0.88
(1,3)	1:A:84:LYS:HA	2:B:14:G:C6	6	0.88
(1,3)	1:A:84:LYS:HA	2:B:14:G:C8	6	0.88
(1,3)	1:A:84:LYS:HA	2:B:14:G:H1	6	0.88
(1,3)	1:A:84:LYS:HA	2:B:14:G:H1'	6	0.88
(1,3)	1:A:84:LYS:HA	2:B:14:G:H2'	6	0.88
(1,3)	1:A:84:LYS:HA	2:B:14:G:H21	6	0.88
(1,3)	1:A:84:LYS:HA	2:B:14:G:H22	6	0.88
(1,3)	1:A:84:LYS:HA	2:B:14:G:H3'	6	0.88
(1,3)	1:A:84:LYS:HA	2:B:14:G:H4'	6	0.88
(1,3)	1:A:84:LYS:HA	2:B:14:G:H5'	6	0.88
(1,3)	1:A:84:LYS:HA	2:B:14:G:H5''	6	0.88
(1,3)	1:A:84:LYS:HA	2:B:14:G:H8	6	0.88
(1,3)	1:A:84:LYS:HA	2:B:14:G:HO2'	6	0.88
(1,3)	1:A:84:LYS:HA	2:B:14:G:N1	6	0.88
(1,3)	1:A:84:LYS:HA	2:B:14:G:N2	6	0.88
(1,3)	1:A:84:LYS:HA	2:B:14:G:N3	6	0.88
(1,3)	1:A:84:LYS:HA	2:B:14:G:N7	6	0.88
(1,3)	1:A:84:LYS:HA	2:B:14:G:N9	6	0.88
(1,3)	1:A:84:LYS:HA	2:B:14:G:O2'	6	0.88
(1,3)	1:A:84:LYS:HA	2:B:14:G:O3'	6	0.88
(1,3)	1:A:84:LYS:HA	2:B:14:G:O4'	6	0.88
(1,3)	1:A:84:LYS:HA	2:B:14:G:O5'	6	0.88
(1,3)	1:A:84:LYS:HA	2:B:14:G:O6	6	0.88
(1,3)	1:A:84:LYS:HA	2:B:14:G:OP1	6	0.88
(1,3)	1:A:84:LYS:HA	2:B:14:G:OP2	6	0.88
(1,3)	1:A:84:LYS:HA	2:B:14:G:P	6	0.88
(1,3)	1:A:84:LYS:HA	2:B:15:A:C1'	6	0.88
(1,3)	1:A:84:LYS:HA	2:B:15:A:C2	6	0.88
(1,3)	1:A:84:LYS:HA	2:B:15:A:C2'	6	0.88
(1,3)	1:A:84:LYS:HA	2:B:15:A:C3'	6	0.88
(1,3)	1:A:84:LYS:HA	2:B:15:A:C4	6	0.88
(1,3)	1:A:84:LYS:HA	2:B:15:A:C4'	6	0.88
(1,3)	1:A:84:LYS:HA	2:B:15:A:C5	6	0.88
(1,3)	1:A:84:LYS:HA	2:B:15:A:C5'	6	0.88
(1,3)	1:A:84:LYS:HA	2:B:15:A:C6	6	0.88
(1,3)	1:A:84:LYS:HA	2:B:15:A:C8	6	0.88
(1,3)	1:A:84:LYS:HA	2:B:15:A:H1'	6	0.88

*Continued on next page...*

*Continued from previous page...*

Key	Atom-1	Atom-2	Model ID	Violation (Å)
(1,3)	1:A:84:LYS:HA	2:B:15:A:H2	6	0.88
(1,3)	1:A:84:LYS:HA	2:B:15:A:H2'	6	0.88
(1,3)	1:A:84:LYS:HA	2:B:15:A:H3'	6	0.88
(1,3)	1:A:84:LYS:HA	2:B:15:A:H4'	6	0.88
(1,3)	1:A:84:LYS:HA	2:B:15:A:H5'	6	0.88
(1,3)	1:A:84:LYS:HA	2:B:15:A:H5''	6	0.88
(1,3)	1:A:84:LYS:HA	2:B:15:A:H61	6	0.88
(1,3)	1:A:84:LYS:HA	2:B:15:A:H62	6	0.88
(1,3)	1:A:84:LYS:HA	2:B:15:A:H8	6	0.88
(1,3)	1:A:84:LYS:HA	2:B:15:A:HO2'	6	0.88
(1,3)	1:A:84:LYS:HA	2:B:15:A:N1	6	0.88
(1,3)	1:A:84:LYS:HA	2:B:15:A:N3	6	0.88
(1,3)	1:A:84:LYS:HA	2:B:15:A:N6	6	0.88
(1,3)	1:A:84:LYS:HA	2:B:15:A:N7	6	0.88
(1,3)	1:A:84:LYS:HA	2:B:15:A:N9	6	0.88
(1,3)	1:A:84:LYS:HA	2:B:15:A:O2'	6	0.88
(1,3)	1:A:84:LYS:HA	2:B:15:A:O3'	6	0.88
(1,3)	1:A:84:LYS:HA	2:B:15:A:O4'	6	0.88
(1,3)	1:A:84:LYS:HA	2:B:15:A:O5'	6	0.88
(1,3)	1:A:84:LYS:HA	2:B:15:A:OP1	6	0.88
(1,3)	1:A:84:LYS:HA	2:B:15:A:OP2	6	0.88
(1,3)	1:A:84:LYS:HA	2:B:15:A:P	6	0.88
(1,3)	1:A:84:LYS:HA	2:B:16:G:C1'	6	0.88
(1,3)	1:A:84:LYS:HA	2:B:16:G:C2	6	0.88
(1,3)	1:A:84:LYS:HA	2:B:16:G:C2'	6	0.88
(1,3)	1:A:84:LYS:HA	2:B:16:G:C3'	6	0.88
(1,3)	1:A:84:LYS:HA	2:B:16:G:C4	6	0.88
(1,3)	1:A:84:LYS:HA	2:B:16:G:C4'	6	0.88
(1,3)	1:A:84:LYS:HA	2:B:16:G:C5	6	0.88
(1,3)	1:A:84:LYS:HA	2:B:16:G:C5'	6	0.88
(1,3)	1:A:84:LYS:HA	2:B:16:G:C6	6	0.88
(1,3)	1:A:84:LYS:HA	2:B:16:G:C8	6	0.88
(1,3)	1:A:84:LYS:HA	2:B:16:G:H1	6	0.88
(1,3)	1:A:84:LYS:HA	2:B:16:G:H1'	6	0.88
(1,3)	1:A:84:LYS:HA	2:B:16:G:H2'	6	0.88
(1,3)	1:A:84:LYS:HA	2:B:16:G:H21	6	0.88
(1,3)	1:A:84:LYS:HA	2:B:16:G:H22	6	0.88
(1,3)	1:A:84:LYS:HA	2:B:16:G:H3'	6	0.88
(1,3)	1:A:84:LYS:HA	2:B:16:G:H4'	6	0.88
(1,3)	1:A:84:LYS:HA	2:B:16:G:H5'	6	0.88
(1,3)	1:A:84:LYS:HA	2:B:16:G:H5''	6	0.88
(1,3)	1:A:84:LYS:HA	2:B:16:G:H8	6	0.88

*Continued on next page...*

*Continued from previous page...*

Key	Atom-1	Atom-2	Model ID	Violation (Å)
(1,3)	1:A:84:LYS:HA	2:B:16:G:HO2'	6	0.88
(1,3)	1:A:84:LYS:HA	2:B:16:G:N1	6	0.88
(1,3)	1:A:84:LYS:HA	2:B:16:G:N2	6	0.88
(1,3)	1:A:84:LYS:HA	2:B:16:G:N3	6	0.88
(1,3)	1:A:84:LYS:HA	2:B:16:G:N7	6	0.88
(1,3)	1:A:84:LYS:HA	2:B:16:G:N9	6	0.88
(1,3)	1:A:84:LYS:HA	2:B:16:G:O2'	6	0.88
(1,3)	1:A:84:LYS:HA	2:B:16:G:O3'	6	0.88
(1,3)	1:A:84:LYS:HA	2:B:16:G:O4'	6	0.88
(1,3)	1:A:84:LYS:HA	2:B:16:G:O5'	6	0.88
(1,3)	1:A:84:LYS:HA	2:B:16:G:O6	6	0.88
(1,3)	1:A:84:LYS:HA	2:B:16:G:OP1	6	0.88
(1,3)	1:A:84:LYS:HA	2:B:16:G:OP2	6	0.88
(1,3)	1:A:84:LYS:HA	2:B:16:G:P	6	0.88
(1,3)	1:A:84:LYS:HA	2:B:17:C:C1'	6	0.88
(1,3)	1:A:84:LYS:HA	2:B:17:C:C2	6	0.88
(1,3)	1:A:84:LYS:HA	2:B:17:C:C2'	6	0.88
(1,3)	1:A:84:LYS:HA	2:B:17:C:C3'	6	0.88
(1,3)	1:A:84:LYS:HA	2:B:17:C:C4	6	0.88
(1,3)	1:A:84:LYS:HA	2:B:17:C:C4'	6	0.88
(1,3)	1:A:84:LYS:HA	2:B:17:C:C5	6	0.88
(1,3)	1:A:84:LYS:HA	2:B:17:C:C5'	6	0.88
(1,3)	1:A:84:LYS:HA	2:B:17:C:C6	6	0.88
(1,3)	1:A:84:LYS:HA	2:B:17:C:H1'	6	0.88
(1,3)	1:A:84:LYS:HA	2:B:17:C:H2'	6	0.88
(1,3)	1:A:84:LYS:HA	2:B:17:C:H3'	6	0.88
(1,3)	1:A:84:LYS:HA	2:B:17:C:H4'	6	0.88
(1,3)	1:A:84:LYS:HA	2:B:17:C:H41	6	0.88
(1,3)	1:A:84:LYS:HA	2:B:17:C:H42	6	0.88
(1,3)	1:A:84:LYS:HA	2:B:17:C:H5	6	0.88
(1,3)	1:A:84:LYS:HA	2:B:17:C:H5'	6	0.88
(1,3)	1:A:84:LYS:HA	2:B:17:C:H5''	6	0.88
(1,3)	1:A:84:LYS:HA	2:B:17:C:H6	6	0.88
(1,3)	1:A:84:LYS:HA	2:B:17:C:HO2'	6	0.88
(1,3)	1:A:84:LYS:HA	2:B:17:C:N1	6	0.88
(1,3)	1:A:84:LYS:HA	2:B:17:C:N3	6	0.88
(1,3)	1:A:84:LYS:HA	2:B:17:C:N4	6	0.88
(1,3)	1:A:84:LYS:HA	2:B:17:C:O2	6	0.88
(1,3)	1:A:84:LYS:HA	2:B:17:C:O2'	6	0.88
(1,3)	1:A:84:LYS:HA	2:B:17:C:O3'	6	0.88
(1,3)	1:A:84:LYS:HA	2:B:17:C:O4'	6	0.88
(1,3)	1:A:84:LYS:HA	2:B:17:C:O5'	6	0.88

*Continued on next page...*

*Continued from previous page...*

Key	Atom-1	Atom-2	Model ID	Violation (Å)
(1,3)	1:A:84:LYS:HA	2:B:17:C:OP1	6	0.88
(1,3)	1:A:84:LYS:HA	2:B:17:C:OP2	6	0.88
(1,3)	1:A:84:LYS:HA	2:B:17:C:P	6	0.88
(1,3)	1:A:84:LYS:HA	2:B:18:A:C1'	6	0.88
(1,3)	1:A:84:LYS:HA	2:B:18:A:C2	6	0.88
(1,3)	1:A:84:LYS:HA	2:B:18:A:C2'	6	0.88
(1,3)	1:A:84:LYS:HA	2:B:18:A:C3'	6	0.88
(1,3)	1:A:84:LYS:HA	2:B:18:A:C4	6	0.88
(1,3)	1:A:84:LYS:HA	2:B:18:A:C4'	6	0.88
(1,3)	1:A:84:LYS:HA	2:B:18:A:C5	6	0.88
(1,3)	1:A:84:LYS:HA	2:B:18:A:C5'	6	0.88
(1,3)	1:A:84:LYS:HA	2:B:18:A:C6	6	0.88
(1,3)	1:A:84:LYS:HA	2:B:18:A:C8	6	0.88
(1,3)	1:A:84:LYS:HA	2:B:18:A:H1'	6	0.88
(1,3)	1:A:84:LYS:HA	2:B:18:A:H2	6	0.88
(1,3)	1:A:84:LYS:HA	2:B:18:A:H2'	6	0.88
(1,3)	1:A:84:LYS:HA	2:B:18:A:H3'	6	0.88
(1,3)	1:A:84:LYS:HA	2:B:18:A:H4'	6	0.88
(1,3)	1:A:84:LYS:HA	2:B:18:A:H5'	6	0.88
(1,3)	1:A:84:LYS:HA	2:B:18:A:H5''	6	0.88
(1,3)	1:A:84:LYS:HA	2:B:18:A:H61	6	0.88
(1,3)	1:A:84:LYS:HA	2:B:18:A:H62	6	0.88
(1,3)	1:A:84:LYS:HA	2:B:18:A:H8	6	0.88
(1,3)	1:A:84:LYS:HA	2:B:18:A:HO2'	6	0.88
(1,3)	1:A:84:LYS:HA	2:B:18:A:N1	6	0.88
(1,3)	1:A:84:LYS:HA	2:B:18:A:N3	6	0.88
(1,3)	1:A:84:LYS:HA	2:B:18:A:N6	6	0.88
(1,3)	1:A:84:LYS:HA	2:B:18:A:N7	6	0.88
(1,3)	1:A:84:LYS:HA	2:B:18:A:N9	6	0.88
(1,3)	1:A:84:LYS:HA	2:B:18:A:O2'	6	0.88
(1,3)	1:A:84:LYS:HA	2:B:18:A:O3'	6	0.88
(1,3)	1:A:84:LYS:HA	2:B:18:A:O4'	6	0.88
(1,3)	1:A:84:LYS:HA	2:B:18:A:O5'	6	0.88
(1,3)	1:A:84:LYS:HA	2:B:18:A:OP1	6	0.88
(1,3)	1:A:84:LYS:HA	2:B:18:A:OP2	6	0.88
(1,3)	1:A:84:LYS:HA	2:B:18:A:P	6	0.88
(1,3)	1:A:84:LYS:HA	2:B:19:A:C1'	6	0.88
(1,3)	1:A:84:LYS:HA	2:B:19:A:C2	6	0.88
(1,3)	1:A:84:LYS:HA	2:B:19:A:C2'	6	0.88
(1,3)	1:A:84:LYS:HA	2:B:19:A:C3'	6	0.88
(1,3)	1:A:84:LYS:HA	2:B:19:A:C4	6	0.88
(1,3)	1:A:84:LYS:HA	2:B:19:A:C4'	6	0.88

*Continued on next page...*



*Continued from previous page...*

Key	Atom-1	Atom-2	Model ID	Violation (Å)
(1,3)	1:A:84:LYS:HA	2:B:19:A:C5	6	0.88
(1,3)	1:A:84:LYS:HA	2:B:19:A:C5'	6	0.88
(1,3)	1:A:84:LYS:HA	2:B:19:A:C6	6	0.88
(1,3)	1:A:84:LYS:HA	2:B:19:A:C8	6	0.88
(1,3)	1:A:84:LYS:HA	2:B:19:A:H1'	6	0.88
(1,3)	1:A:84:LYS:HA	2:B:19:A:H2	6	0.88
(1,3)	1:A:84:LYS:HA	2:B:19:A:H2'	6	0.88
(1,3)	1:A:84:LYS:HA	2:B:19:A:H3'	6	0.88
(1,3)	1:A:84:LYS:HA	2:B:19:A:H4'	6	0.88
(1,3)	1:A:84:LYS:HA	2:B:19:A:H5'	6	0.88
(1,3)	1:A:84:LYS:HA	2:B:19:A:H5''	6	0.88
(1,3)	1:A:84:LYS:HA	2:B:19:A:H61	6	0.88
(1,3)	1:A:84:LYS:HA	2:B:19:A:H62	6	0.88
(1,3)	1:A:84:LYS:HA	2:B:19:A:H8	6	0.88
(1,3)	1:A:84:LYS:HA	2:B:19:A:HO2'	6	0.88
(1,3)	1:A:84:LYS:HA	2:B:19:A:N1	6	0.88
(1,3)	1:A:84:LYS:HA	2:B:19:A:N3	6	0.88
(1,3)	1:A:84:LYS:HA	2:B:19:A:N6	6	0.88
(1,3)	1:A:84:LYS:HA	2:B:19:A:N7	6	0.88
(1,3)	1:A:84:LYS:HA	2:B:19:A:N9	6	0.88
(1,3)	1:A:84:LYS:HA	2:B:19:A:O2'	6	0.88
(1,3)	1:A:84:LYS:HA	2:B:19:A:O3'	6	0.88
(1,3)	1:A:84:LYS:HA	2:B:19:A:O4'	6	0.88
(1,3)	1:A:84:LYS:HA	2:B:19:A:O5'	6	0.88
(1,3)	1:A:84:LYS:HA	2:B:19:A:OP1	6	0.88
(1,3)	1:A:84:LYS:HA	2:B:19:A:OP2	6	0.88
(1,3)	1:A:84:LYS:HA	2:B:19:A:P	6	0.88
(1,3)	1:A:84:LYS:HA	2:B:20:U:C1'	6	0.88
(1,3)	1:A:84:LYS:HA	2:B:20:U:C2	6	0.88
(1,3)	1:A:84:LYS:HA	2:B:20:U:C2'	6	0.88
(1,3)	1:A:84:LYS:HA	2:B:20:U:C3'	6	0.88
(1,3)	1:A:84:LYS:HA	2:B:20:U:C4	6	0.88
(1,3)	1:A:84:LYS:HA	2:B:20:U:C4'	6	0.88
(1,3)	1:A:84:LYS:HA	2:B:20:U:C5	6	0.88
(1,3)	1:A:84:LYS:HA	2:B:20:U:C5'	6	0.88
(1,3)	1:A:84:LYS:HA	2:B:20:U:C6	6	0.88
(1,3)	1:A:84:LYS:HA	2:B:20:U:H1'	6	0.88
(1,3)	1:A:84:LYS:HA	2:B:20:U:H2'	6	0.88
(1,3)	1:A:84:LYS:HA	2:B:20:U:H3	6	0.88
(1,3)	1:A:84:LYS:HA	2:B:20:U:H3'	6	0.88
(1,3)	1:A:84:LYS:HA	2:B:20:U:H4'	6	0.88
(1,3)	1:A:84:LYS:HA	2:B:20:U:H5	6	0.88

*Continued on next page...*

*Continued from previous page...*

Key	Atom-1	Atom-2	Model ID	Violation (Å)
(1,3)	1:A:84:LYS:HA	2:B:20:U:H5'	6	0.88
(1,3)	1:A:84:LYS:HA	2:B:20:U:H5''	6	0.88
(1,3)	1:A:84:LYS:HA	2:B:20:U:H6	6	0.88
(1,3)	1:A:84:LYS:HA	2:B:20:U:HO2'	6	0.88
(1,3)	1:A:84:LYS:HA	2:B:20:U:N1	6	0.88
(1,3)	1:A:84:LYS:HA	2:B:20:U:N3	6	0.88
(1,3)	1:A:84:LYS:HA	2:B:20:U:O2	6	0.88
(1,3)	1:A:84:LYS:HA	2:B:20:U:O2'	6	0.88
(1,3)	1:A:84:LYS:HA	2:B:20:U:O3'	6	0.88
(1,3)	1:A:84:LYS:HA	2:B:20:U:O4	6	0.88
(1,3)	1:A:84:LYS:HA	2:B:20:U:O4'	6	0.88
(1,3)	1:A:84:LYS:HA	2:B:20:U:O5'	6	0.88
(1,3)	1:A:84:LYS:HA	2:B:20:U:OP1	6	0.88
(1,3)	1:A:84:LYS:HA	2:B:20:U:OP2	6	0.88
(1,3)	1:A:84:LYS:HA	2:B:20:U:P	6	0.88
(1,3)	1:A:84:LYS:HA	2:B:21:G:C1'	6	0.88
(1,3)	1:A:84:LYS:HA	2:B:21:G:C2	6	0.88
(1,3)	1:A:84:LYS:HA	2:B:21:G:C2'	6	0.88
(1,3)	1:A:84:LYS:HA	2:B:21:G:C3'	6	0.88
(1,3)	1:A:84:LYS:HA	2:B:21:G:C4	6	0.88
(1,3)	1:A:84:LYS:HA	2:B:21:G:C4'	6	0.88
(1,3)	1:A:84:LYS:HA	2:B:21:G:C5	6	0.88
(1,3)	1:A:84:LYS:HA	2:B:21:G:C5'	6	0.88
(1,3)	1:A:84:LYS:HA	2:B:21:G:C6	6	0.88
(1,3)	1:A:84:LYS:HA	2:B:21:G:C8	6	0.88
(1,3)	1:A:84:LYS:HA	2:B:21:G:H1	6	0.88
(1,3)	1:A:84:LYS:HA	2:B:21:G:H1'	6	0.88
(1,3)	1:A:84:LYS:HA	2:B:21:G:H2'	6	0.88
(1,3)	1:A:84:LYS:HA	2:B:21:G:H21	6	0.88
(1,3)	1:A:84:LYS:HA	2:B:21:G:H22	6	0.88
(1,3)	1:A:84:LYS:HA	2:B:21:G:H3'	6	0.88
(1,3)	1:A:84:LYS:HA	2:B:21:G:H4'	6	0.88
(1,3)	1:A:84:LYS:HA	2:B:21:G:H5'	6	0.88
(1,3)	1:A:84:LYS:HA	2:B:21:G:H5''	6	0.88
(1,3)	1:A:84:LYS:HA	2:B:21:G:H8	6	0.88
(1,3)	1:A:84:LYS:HA	2:B:21:G:HO2'	6	0.88
(1,3)	1:A:84:LYS:HA	2:B:21:G:N1	6	0.88
(1,3)	1:A:84:LYS:HA	2:B:21:G:N2	6	0.88
(1,3)	1:A:84:LYS:HA	2:B:21:G:N3	6	0.88
(1,3)	1:A:84:LYS:HA	2:B:21:G:N7	6	0.88
(1,3)	1:A:84:LYS:HA	2:B:21:G:N9	6	0.88
(1,3)	1:A:84:LYS:HA	2:B:21:G:O2'	6	0.88

*Continued on next page...*

*Continued from previous page...*

Key	Atom-1	Atom-2	Model ID	Violation (Å)
(1,3)	1:A:84:LYS:HA	2:B:21:G:O3'	6	0.88
(1,3)	1:A:84:LYS:HA	2:B:21:G:O4'	6	0.88
(1,3)	1:A:84:LYS:HA	2:B:21:G:O5'	6	0.88
(1,3)	1:A:84:LYS:HA	2:B:21:G:O6	6	0.88
(1,3)	1:A:84:LYS:HA	2:B:21:G:OP1	6	0.88
(1,3)	1:A:84:LYS:HA	2:B:21:G:OP2	6	0.88
(1,3)	1:A:84:LYS:HA	2:B:21:G:P	6	0.88
(1,3)	1:A:84:LYS:HA	2:B:22:A:C1'	6	0.88
(1,3)	1:A:84:LYS:HA	2:B:22:A:C2	6	0.88
(1,3)	1:A:84:LYS:HA	2:B:22:A:C2'	6	0.88
(1,3)	1:A:84:LYS:HA	2:B:22:A:C3'	6	0.88
(1,3)	1:A:84:LYS:HA	2:B:22:A:C4	6	0.88
(1,3)	1:A:84:LYS:HA	2:B:22:A:C4'	6	0.88
(1,3)	1:A:84:LYS:HA	2:B:22:A:C5	6	0.88
(1,3)	1:A:84:LYS:HA	2:B:22:A:C5'	6	0.88
(1,3)	1:A:84:LYS:HA	2:B:22:A:C6	6	0.88
(1,3)	1:A:84:LYS:HA	2:B:22:A:C8	6	0.88
(1,3)	1:A:84:LYS:HA	2:B:22:A:H1'	6	0.88
(1,3)	1:A:84:LYS:HA	2:B:22:A:H2	6	0.88
(1,3)	1:A:84:LYS:HA	2:B:22:A:H2'	6	0.88
(1,3)	1:A:84:LYS:HA	2:B:22:A:H3'	6	0.88
(1,3)	1:A:84:LYS:HA	2:B:22:A:H4'	6	0.88
(1,3)	1:A:84:LYS:HA	2:B:22:A:H5'	6	0.88
(1,3)	1:A:84:LYS:HA	2:B:22:A:H5''	6	0.88
(1,3)	1:A:84:LYS:HA	2:B:22:A:H61	6	0.88
(1,3)	1:A:84:LYS:HA	2:B:22:A:H62	6	0.88
(1,3)	1:A:84:LYS:HA	2:B:22:A:H8	6	0.88
(1,3)	1:A:84:LYS:HA	2:B:22:A:HO2'	6	0.88
(1,3)	1:A:84:LYS:HA	2:B:22:A:N1	6	0.88
(1,3)	1:A:84:LYS:HA	2:B:22:A:N3	6	0.88
(1,3)	1:A:84:LYS:HA	2:B:22:A:N6	6	0.88
(1,3)	1:A:84:LYS:HA	2:B:22:A:N7	6	0.88
(1,3)	1:A:84:LYS:HA	2:B:22:A:N9	6	0.88
(1,3)	1:A:84:LYS:HA	2:B:22:A:O2'	6	0.88
(1,3)	1:A:84:LYS:HA	2:B:22:A:O3'	6	0.88
(1,3)	1:A:84:LYS:HA	2:B:22:A:O4'	6	0.88
(1,3)	1:A:84:LYS:HA	2:B:22:A:O5'	6	0.88
(1,3)	1:A:84:LYS:HA	2:B:22:A:OP1	6	0.88
(1,3)	1:A:84:LYS:HA	2:B:22:A:OP2	6	0.88
(1,3)	1:A:84:LYS:HA	2:B:22:A:P	6	0.88
(1,3)	1:A:84:LYS:HA	2:B:23:U:C1'	6	0.88
(1,3)	1:A:84:LYS:HA	2:B:23:U:C2	6	0.88

*Continued on next page...*

*Continued from previous page...*

Key	Atom-1	Atom-2	Model ID	Violation (Å)
(1,3)	1:A:84:LYS:HA	2:B:23:U:C2'	6	0.88
(1,3)	1:A:84:LYS:HA	2:B:23:U:C3'	6	0.88
(1,3)	1:A:84:LYS:HA	2:B:23:U:C4	6	0.88
(1,3)	1:A:84:LYS:HA	2:B:23:U:C4'	6	0.88
(1,3)	1:A:84:LYS:HA	2:B:23:U:C5	6	0.88
(1,3)	1:A:84:LYS:HA	2:B:23:U:C5'	6	0.88
(1,3)	1:A:84:LYS:HA	2:B:23:U:C6	6	0.88
(1,3)	1:A:84:LYS:HA	2:B:23:U:H1'	6	0.88
(1,3)	1:A:84:LYS:HA	2:B:23:U:H2'	6	0.88
(1,3)	1:A:84:LYS:HA	2:B:23:U:H3	6	0.88
(1,3)	1:A:84:LYS:HA	2:B:23:U:H3'	6	0.88
(1,3)	1:A:84:LYS:HA	2:B:23:U:H4'	6	0.88
(1,3)	1:A:84:LYS:HA	2:B:23:U:H5	6	0.88
(1,3)	1:A:84:LYS:HA	2:B:23:U:H5'	6	0.88
(1,3)	1:A:84:LYS:HA	2:B:23:U:H5''	6	0.88
(1,3)	1:A:84:LYS:HA	2:B:23:U:H6	6	0.88
(1,3)	1:A:84:LYS:HA	2:B:23:U:HO2'	6	0.88
(1,3)	1:A:84:LYS:HA	2:B:23:U:N1	6	0.88
(1,3)	1:A:84:LYS:HA	2:B:23:U:N3	6	0.88
(1,3)	1:A:84:LYS:HA	2:B:23:U:O2	6	0.88
(1,3)	1:A:84:LYS:HA	2:B:23:U:O2'	6	0.88
(1,3)	1:A:84:LYS:HA	2:B:23:U:O3'	6	0.88
(1,3)	1:A:84:LYS:HA	2:B:23:U:O4	6	0.88
(1,3)	1:A:84:LYS:HA	2:B:23:U:O4'	6	0.88
(1,3)	1:A:84:LYS:HA	2:B:23:U:O5'	6	0.88
(1,3)	1:A:84:LYS:HA	2:B:23:U:OP1	6	0.88
(1,3)	1:A:84:LYS:HA	2:B:23:U:OP2	6	0.88
(1,3)	1:A:84:LYS:HA	2:B:23:U:P	6	0.88
(1,3)	1:A:84:LYS:HA	2:B:24:G:C1'	6	0.88
(1,3)	1:A:84:LYS:HA	2:B:24:G:C2	6	0.88
(1,3)	1:A:84:LYS:HA	2:B:24:G:C2'	6	0.88
(1,3)	1:A:84:LYS:HA	2:B:24:G:C3'	6	0.88
(1,3)	1:A:84:LYS:HA	2:B:24:G:C4	6	0.88
(1,3)	1:A:84:LYS:HA	2:B:24:G:C4'	6	0.88
(1,3)	1:A:84:LYS:HA	2:B:24:G:C5	6	0.88
(1,3)	1:A:84:LYS:HA	2:B:24:G:C5'	6	0.88
(1,3)	1:A:84:LYS:HA	2:B:24:G:C6	6	0.88
(1,3)	1:A:84:LYS:HA	2:B:24:G:C8	6	0.88
(1,3)	1:A:84:LYS:HA	2:B:24:G:H1	6	0.88
(1,3)	1:A:84:LYS:HA	2:B:24:G:H1'	6	0.88
(1,3)	1:A:84:LYS:HA	2:B:24:G:H2'	6	0.88
(1,3)	1:A:84:LYS:HA	2:B:24:G:H21	6	0.88

*Continued on next page...*

*Continued from previous page...*

Key	Atom-1	Atom-2	Model ID	Violation (Å)
(1,3)	1:A:84:LYS:HA	2:B:24:G:H22	6	0.88
(1,3)	1:A:84:LYS:HA	2:B:24:G:H3'	6	0.88
(1,3)	1:A:84:LYS:HA	2:B:24:G:H4'	6	0.88
(1,3)	1:A:84:LYS:HA	2:B:24:G:H5'	6	0.88
(1,3)	1:A:84:LYS:HA	2:B:24:G:H5''	6	0.88
(1,3)	1:A:84:LYS:HA	2:B:24:G:H8	6	0.88
(1,3)	1:A:84:LYS:HA	2:B:24:G:HO2'	6	0.88
(1,3)	1:A:84:LYS:HA	2:B:24:G:N1	6	0.88
(1,3)	1:A:84:LYS:HA	2:B:24:G:N2	6	0.88
(1,3)	1:A:84:LYS:HA	2:B:24:G:N3	6	0.88
(1,3)	1:A:84:LYS:HA	2:B:24:G:N7	6	0.88
(1,3)	1:A:84:LYS:HA	2:B:24:G:N9	6	0.88
(1,3)	1:A:84:LYS:HA	2:B:24:G:O2'	6	0.88
(1,3)	1:A:84:LYS:HA	2:B:24:G:O3'	6	0.88
(1,3)	1:A:84:LYS:HA	2:B:24:G:O4'	6	0.88
(1,3)	1:A:84:LYS:HA	2:B:24:G:O5'	6	0.88
(1,3)	1:A:84:LYS:HA	2:B:24:G:O6	6	0.88
(1,3)	1:A:84:LYS:HA	2:B:24:G:OP1	6	0.88
(1,3)	1:A:84:LYS:HA	2:B:24:G:OP2	6	0.88
(1,3)	1:A:84:LYS:HA	2:B:24:G:P	6	0.88
(1,3)	1:A:84:LYS:HB2	2:B:2:C:C1'	6	0.88
(1,3)	1:A:84:LYS:HB2	2:B:2:C:C2	6	0.88
(1,3)	1:A:84:LYS:HB2	2:B:2:C:C2'	6	0.88
(1,3)	1:A:84:LYS:HB2	2:B:2:C:C3'	6	0.88
(1,3)	1:A:84:LYS:HB2	2:B:2:C:C4	6	0.88
(1,3)	1:A:84:LYS:HB2	2:B:2:C:C4'	6	0.88
(1,3)	1:A:84:LYS:HB2	2:B:2:C:C5	6	0.88
(1,3)	1:A:84:LYS:HB2	2:B:2:C:C5'	6	0.88
(1,3)	1:A:84:LYS:HB2	2:B:2:C:C6	6	0.88
(1,3)	1:A:84:LYS:HB2	2:B:2:C:H1'	6	0.88
(1,3)	1:A:84:LYS:HB2	2:B:2:C:H2'	6	0.88
(1,3)	1:A:84:LYS:HB2	2:B:2:C:H3'	6	0.88
(1,3)	1:A:84:LYS:HB2	2:B:2:C:H4'	6	0.88
(1,3)	1:A:84:LYS:HB2	2:B:2:C:H41	6	0.88
(1,3)	1:A:84:LYS:HB2	2:B:2:C:H42	6	0.88
(1,3)	1:A:84:LYS:HB2	2:B:2:C:H5	6	0.88
(1,3)	1:A:84:LYS:HB2	2:B:2:C:H5'	6	0.88
(1,3)	1:A:84:LYS:HB2	2:B:2:C:H5''	6	0.88
(1,3)	1:A:84:LYS:HB2	2:B:2:C:H6	6	0.88
(1,3)	1:A:84:LYS:HB2	2:B:2:C:HO2'	6	0.88
(1,3)	1:A:84:LYS:HB2	2:B:2:C:N1	6	0.88
(1,3)	1:A:84:LYS:HB2	2:B:2:C:N3	6	0.88

*Continued on next page...*

*Continued from previous page...*

Key	Atom-1	Atom-2	Model ID	Violation (Å)
(1,3)	1:A:84:LYS:HB2	2:B:2:C:N4	6	0.88
(1,3)	1:A:84:LYS:HB2	2:B:2:C:O2	6	0.88
(1,3)	1:A:84:LYS:HB2	2:B:2:C:O2'	6	0.88
(1,3)	1:A:84:LYS:HB2	2:B:2:C:O3'	6	0.88
(1,3)	1:A:84:LYS:HB2	2:B:2:C:O4'	6	0.88
(1,3)	1:A:84:LYS:HB2	2:B:2:C:O5'	6	0.88
(1,3)	1:A:84:LYS:HB2	2:B:3:U:C1'	6	0.88
(1,3)	1:A:84:LYS:HB2	2:B:3:U:C2	6	0.88
(1,3)	1:A:84:LYS:HB2	2:B:3:U:C2'	6	0.88
(1,3)	1:A:84:LYS:HB2	2:B:3:U:C3'	6	0.88
(1,3)	1:A:84:LYS:HB2	2:B:3:U:C4	6	0.88
(1,3)	1:A:84:LYS:HB2	2:B:3:U:C4'	6	0.88
(1,3)	1:A:84:LYS:HB2	2:B:3:U:C5	6	0.88
(1,3)	1:A:84:LYS:HB2	2:B:3:U:C5'	6	0.88
(1,3)	1:A:84:LYS:HB2	2:B:3:U:C6	6	0.88
(1,3)	1:A:84:LYS:HB2	2:B:3:U:H1'	6	0.88
(1,3)	1:A:84:LYS:HB2	2:B:3:U:H2'	6	0.88
(1,3)	1:A:84:LYS:HB2	2:B:3:U:H3	6	0.88
(1,3)	1:A:84:LYS:HB2	2:B:3:U:H3'	6	0.88
(1,3)	1:A:84:LYS:HB2	2:B:3:U:H4'	6	0.88
(1,3)	1:A:84:LYS:HB2	2:B:3:U:H5	6	0.88
(1,3)	1:A:84:LYS:HB2	2:B:3:U:H5'	6	0.88
(1,3)	1:A:84:LYS:HB2	2:B:3:U:H5''	6	0.88
(1,3)	1:A:84:LYS:HB2	2:B:3:U:H6	6	0.88
(1,3)	1:A:84:LYS:HB2	2:B:3:U:HO2'	6	0.88
(1,3)	1:A:84:LYS:HB2	2:B:3:U:N1	6	0.88
(1,3)	1:A:84:LYS:HB2	2:B:3:U:N3	6	0.88
(1,3)	1:A:84:LYS:HB2	2:B:3:U:O2	6	0.88
(1,3)	1:A:84:LYS:HB2	2:B:3:U:O2'	6	0.88
(1,3)	1:A:84:LYS:HB2	2:B:3:U:O3'	6	0.88
(1,3)	1:A:84:LYS:HB2	2:B:3:U:O4	6	0.88
(1,3)	1:A:84:LYS:HB2	2:B:3:U:O4'	6	0.88
(1,3)	1:A:84:LYS:HB2	2:B:3:U:O5'	6	0.88
(1,3)	1:A:84:LYS:HB2	2:B:3:U:OP1	6	0.88
(1,3)	1:A:84:LYS:HB2	2:B:3:U:OP2	6	0.88
(1,3)	1:A:84:LYS:HB2	2:B:3:U:P	6	0.88
(1,3)	1:A:84:LYS:HB2	2:B:4:G:C1'	6	0.88
(1,3)	1:A:84:LYS:HB2	2:B:4:G:C2	6	0.88
(1,3)	1:A:84:LYS:HB2	2:B:4:G:C2'	6	0.88
(1,3)	1:A:84:LYS:HB2	2:B:4:G:C3'	6	0.88
(1,3)	1:A:84:LYS:HB2	2:B:4:G:C4	6	0.88
(1,3)	1:A:84:LYS:HB2	2:B:4:G:C4'	6	0.88

*Continued on next page...*

*Continued from previous page...*

Key	Atom-1	Atom-2	Model ID	Violation (Å)
(1,3)	1:A:84:LYS:HB2	2:B:4:G:C5	6	0.88
(1,3)	1:A:84:LYS:HB2	2:B:4:G:C5'	6	0.88
(1,3)	1:A:84:LYS:HB2	2:B:4:G:C6	6	0.88
(1,3)	1:A:84:LYS:HB2	2:B:4:G:C8	6	0.88
(1,3)	1:A:84:LYS:HB2	2:B:4:G:H1	6	0.88
(1,3)	1:A:84:LYS:HB2	2:B:4:G:H1'	6	0.88
(1,3)	1:A:84:LYS:HB2	2:B:4:G:H2'	6	0.88
(1,3)	1:A:84:LYS:HB2	2:B:4:G:H21	6	0.88
(1,3)	1:A:84:LYS:HB2	2:B:4:G:H22	6	0.88
(1,3)	1:A:84:LYS:HB2	2:B:4:G:H3'	6	0.88
(1,3)	1:A:84:LYS:HB2	2:B:4:G:H4'	6	0.88
(1,3)	1:A:84:LYS:HB2	2:B:4:G:H5'	6	0.88
(1,3)	1:A:84:LYS:HB2	2:B:4:G:H5''	6	0.88
(1,3)	1:A:84:LYS:HB2	2:B:4:G:H8	6	0.88
(1,3)	1:A:84:LYS:HB2	2:B:4:G:HO2'	6	0.88
(1,3)	1:A:84:LYS:HB2	2:B:4:G:N1	6	0.88
(1,3)	1:A:84:LYS:HB2	2:B:4:G:N2	6	0.88
(1,3)	1:A:84:LYS:HB2	2:B:4:G:N3	6	0.88
(1,3)	1:A:84:LYS:HB2	2:B:4:G:N7	6	0.88
(1,3)	1:A:84:LYS:HB2	2:B:4:G:N9	6	0.88
(1,3)	1:A:84:LYS:HB2	2:B:4:G:O2'	6	0.88
(1,3)	1:A:84:LYS:HB2	2:B:4:G:O3'	6	0.88
(1,3)	1:A:84:LYS:HB2	2:B:4:G:O4'	6	0.88
(1,3)	1:A:84:LYS:HB2	2:B:4:G:O5'	6	0.88
(1,3)	1:A:84:LYS:HB2	2:B:4:G:O6	6	0.88
(1,3)	1:A:84:LYS:HB2	2:B:4:G:OP1	6	0.88
(1,3)	1:A:84:LYS:HB2	2:B:4:G:OP2	6	0.88
(1,3)	1:A:84:LYS:HB2	2:B:4:G:P	6	0.88
(1,3)	1:A:84:LYS:HB2	2:B:5:A:C1'	6	0.88
(1,3)	1:A:84:LYS:HB2	2:B:5:A:C2	6	0.88
(1,3)	1:A:84:LYS:HB2	2:B:5:A:C2'	6	0.88
(1,3)	1:A:84:LYS:HB2	2:B:5:A:C3'	6	0.88
(1,3)	1:A:84:LYS:HB2	2:B:5:A:C4	6	0.88
(1,3)	1:A:84:LYS:HB2	2:B:5:A:C4'	6	0.88
(1,3)	1:A:84:LYS:HB2	2:B:5:A:C5	6	0.88
(1,3)	1:A:84:LYS:HB2	2:B:5:A:C5'	6	0.88
(1,3)	1:A:84:LYS:HB2	2:B:5:A:C6	6	0.88
(1,3)	1:A:84:LYS:HB2	2:B:5:A:C8	6	0.88
(1,3)	1:A:84:LYS:HB2	2:B:5:A:H1'	6	0.88
(1,3)	1:A:84:LYS:HB2	2:B:5:A:H2	6	0.88
(1,3)	1:A:84:LYS:HB2	2:B:5:A:H2'	6	0.88
(1,3)	1:A:84:LYS:HB2	2:B:5:A:H3'	6	0.88

*Continued on next page...*

*Continued from previous page...*

Key	Atom-1	Atom-2	Model ID	Violation (Å)
(1,3)	1:A:84:LYS:HB2	2:B:5:A:H4'	6	0.88
(1,3)	1:A:84:LYS:HB2	2:B:5:A:H5'	6	0.88
(1,3)	1:A:84:LYS:HB2	2:B:5:A:H5''	6	0.88
(1,3)	1:A:84:LYS:HB2	2:B:5:A:H61	6	0.88
(1,3)	1:A:84:LYS:HB2	2:B:5:A:H62	6	0.88
(1,3)	1:A:84:LYS:HB2	2:B:5:A:H8	6	0.88
(1,3)	1:A:84:LYS:HB2	2:B:5:A:HO2'	6	0.88
(1,3)	1:A:84:LYS:HB2	2:B:5:A:N1	6	0.88
(1,3)	1:A:84:LYS:HB2	2:B:5:A:N3	6	0.88
(1,3)	1:A:84:LYS:HB2	2:B:5:A:N6	6	0.88
(1,3)	1:A:84:LYS:HB2	2:B:5:A:N7	6	0.88
(1,3)	1:A:84:LYS:HB2	2:B:5:A:N9	6	0.88
(1,3)	1:A:84:LYS:HB2	2:B:5:A:O2'	6	0.88
(1,3)	1:A:84:LYS:HB2	2:B:5:A:O3'	6	0.88
(1,3)	1:A:84:LYS:HB2	2:B:5:A:O4'	6	0.88
(1,3)	1:A:84:LYS:HB2	2:B:5:A:O5'	6	0.88
(1,3)	1:A:84:LYS:HB2	2:B:5:A:OP1	6	0.88
(1,3)	1:A:84:LYS:HB2	2:B:5:A:OP2	6	0.88
(1,3)	1:A:84:LYS:HB2	2:B:5:A:P	6	0.88
(1,3)	1:A:84:LYS:HB2	2:B:6:G:C1'	6	0.88
(1,3)	1:A:84:LYS:HB2	2:B:6:G:C2	6	0.88
(1,3)	1:A:84:LYS:HB2	2:B:6:G:C2'	6	0.88
(1,3)	1:A:84:LYS:HB2	2:B:6:G:C3'	6	0.88
(1,3)	1:A:84:LYS:HB2	2:B:6:G:C4	6	0.88
(1,3)	1:A:84:LYS:HB2	2:B:6:G:C4'	6	0.88
(1,3)	1:A:84:LYS:HB2	2:B:6:G:C5	6	0.88
(1,3)	1:A:84:LYS:HB2	2:B:6:G:C5'	6	0.88
(1,3)	1:A:84:LYS:HB2	2:B:6:G:C6	6	0.88
(1,3)	1:A:84:LYS:HB2	2:B:6:G:C8	6	0.88
(1,3)	1:A:84:LYS:HB2	2:B:6:G:H1	6	0.88
(1,3)	1:A:84:LYS:HB2	2:B:6:G:H1'	6	0.88
(1,3)	1:A:84:LYS:HB2	2:B:6:G:H2'	6	0.88
(1,3)	1:A:84:LYS:HB2	2:B:6:G:H21	6	0.88
(1,3)	1:A:84:LYS:HB2	2:B:6:G:H22	6	0.88
(1,3)	1:A:84:LYS:HB2	2:B:6:G:H3'	6	0.88
(1,3)	1:A:84:LYS:HB2	2:B:6:G:H4'	6	0.88
(1,3)	1:A:84:LYS:HB2	2:B:6:G:H5'	6	0.88
(1,3)	1:A:84:LYS:HB2	2:B:6:G:H5''	6	0.88
(1,3)	1:A:84:LYS:HB2	2:B:6:G:H8	6	0.88
(1,3)	1:A:84:LYS:HB2	2:B:6:G:HO2'	6	0.88
(1,3)	1:A:84:LYS:HB2	2:B:6:G:N1	6	0.88
(1,3)	1:A:84:LYS:HB2	2:B:6:G:N2	6	0.88

*Continued on next page...*



*Continued from previous page...*

Key	Atom-1	Atom-2	Model ID	Violation (Å)
(1,3)	1:A:84:LYS:HB2	2:B:6:G:N3	6	0.88
(1,3)	1:A:84:LYS:HB2	2:B:6:G:N7	6	0.88
(1,3)	1:A:84:LYS:HB2	2:B:6:G:N9	6	0.88
(1,3)	1:A:84:LYS:HB2	2:B:6:G:O2'	6	0.88
(1,3)	1:A:84:LYS:HB2	2:B:6:G:O3'	6	0.88
(1,3)	1:A:84:LYS:HB2	2:B:6:G:O4'	6	0.88
(1,3)	1:A:84:LYS:HB2	2:B:6:G:O5'	6	0.88
(1,3)	1:A:84:LYS:HB2	2:B:6:G:O6	6	0.88
(1,3)	1:A:84:LYS:HB2	2:B:6:G:OP1	6	0.88
(1,3)	1:A:84:LYS:HB2	2:B:6:G:OP2	6	0.88
(1,3)	1:A:84:LYS:HB2	2:B:6:G:P	6	0.88
(1,3)	1:A:84:LYS:HB2	2:B:7:C:C1'	6	0.88
(1,3)	1:A:84:LYS:HB2	2:B:7:C:C2	6	0.88
(1,3)	1:A:84:LYS:HB2	2:B:7:C:C2'	6	0.88
(1,3)	1:A:84:LYS:HB2	2:B:7:C:C3'	6	0.88
(1,3)	1:A:84:LYS:HB2	2:B:7:C:C4	6	0.88
(1,3)	1:A:84:LYS:HB2	2:B:7:C:C4'	6	0.88
(1,3)	1:A:84:LYS:HB2	2:B:7:C:C5	6	0.88
(1,3)	1:A:84:LYS:HB2	2:B:7:C:C5'	6	0.88
(1,3)	1:A:84:LYS:HB2	2:B:7:C:C6	6	0.88
(1,3)	1:A:84:LYS:HB2	2:B:7:C:H1'	6	0.88
(1,3)	1:A:84:LYS:HB2	2:B:7:C:H2'	6	0.88
(1,3)	1:A:84:LYS:HB2	2:B:7:C:H3'	6	0.88
(1,3)	1:A:84:LYS:HB2	2:B:7:C:H4'	6	0.88
(1,3)	1:A:84:LYS:HB2	2:B:7:C:H41	6	0.88
(1,3)	1:A:84:LYS:HB2	2:B:7:C:H42	6	0.88
(1,3)	1:A:84:LYS:HB2	2:B:7:C:H5	6	0.88
(1,3)	1:A:84:LYS:HB2	2:B:7:C:H5'	6	0.88
(1,3)	1:A:84:LYS:HB2	2:B:7:C:H5''	6	0.88
(1,3)	1:A:84:LYS:HB2	2:B:7:C:H6	6	0.88
(1,3)	1:A:84:LYS:HB2	2:B:7:C:HO2'	6	0.88
(1,3)	1:A:84:LYS:HB2	2:B:7:C:N1	6	0.88
(1,3)	1:A:84:LYS:HB2	2:B:7:C:N3	6	0.88
(1,3)	1:A:84:LYS:HB2	2:B:7:C:N4	6	0.88
(1,3)	1:A:84:LYS:HB2	2:B:7:C:O2	6	0.88
(1,3)	1:A:84:LYS:HB2	2:B:7:C:O2'	6	0.88
(1,3)	1:A:84:LYS:HB2	2:B:7:C:O3'	6	0.88
(1,3)	1:A:84:LYS:HB2	2:B:7:C:O4'	6	0.88
(1,3)	1:A:84:LYS:HB2	2:B:7:C:O5'	6	0.88
(1,3)	1:A:84:LYS:HB2	2:B:7:C:OP1	6	0.88
(1,3)	1:A:84:LYS:HB2	2:B:7:C:OP2	6	0.88
(1,3)	1:A:84:LYS:HB2	2:B:7:C:P	6	0.88

*Continued on next page...*

*Continued from previous page...*

Key	Atom-1	Atom-2	Model ID	Violation (Å)
(1,3)	1:A:84:LYS:HB2	2:B:8:U:C1'	6	0.88
(1,3)	1:A:84:LYS:HB2	2:B:8:U:C2	6	0.88
(1,3)	1:A:84:LYS:HB2	2:B:8:U:C2'	6	0.88
(1,3)	1:A:84:LYS:HB2	2:B:8:U:C3'	6	0.88
(1,3)	1:A:84:LYS:HB2	2:B:8:U:C4	6	0.88
(1,3)	1:A:84:LYS:HB2	2:B:8:U:C4'	6	0.88
(1,3)	1:A:84:LYS:HB2	2:B:8:U:C5	6	0.88
(1,3)	1:A:84:LYS:HB2	2:B:8:U:C5'	6	0.88
(1,3)	1:A:84:LYS:HB2	2:B:8:U:C6	6	0.88
(1,3)	1:A:84:LYS:HB2	2:B:8:U:H1'	6	0.88
(1,3)	1:A:84:LYS:HB2	2:B:8:U:H2'	6	0.88
(1,3)	1:A:84:LYS:HB2	2:B:8:U:H3	6	0.88
(1,3)	1:A:84:LYS:HB2	2:B:8:U:H3'	6	0.88
(1,3)	1:A:84:LYS:HB2	2:B:8:U:H4'	6	0.88
(1,3)	1:A:84:LYS:HB2	2:B:8:U:H5	6	0.88
(1,3)	1:A:84:LYS:HB2	2:B:8:U:H5'	6	0.88
(1,3)	1:A:84:LYS:HB2	2:B:8:U:H5''	6	0.88
(1,3)	1:A:84:LYS:HB2	2:B:8:U:H6	6	0.88
(1,3)	1:A:84:LYS:HB2	2:B:8:U:HO2'	6	0.88
(1,3)	1:A:84:LYS:HB2	2:B:8:U:N1	6	0.88
(1,3)	1:A:84:LYS:HB2	2:B:8:U:N3	6	0.88
(1,3)	1:A:84:LYS:HB2	2:B:8:U:O2	6	0.88
(1,3)	1:A:84:LYS:HB2	2:B:8:U:O2'	6	0.88
(1,3)	1:A:84:LYS:HB2	2:B:8:U:O3'	6	0.88
(1,3)	1:A:84:LYS:HB2	2:B:8:U:O4	6	0.88
(1,3)	1:A:84:LYS:HB2	2:B:8:U:O4'	6	0.88
(1,3)	1:A:84:LYS:HB2	2:B:8:U:O5'	6	0.88
(1,3)	1:A:84:LYS:HB2	2:B:8:U:OP1	6	0.88
(1,3)	1:A:84:LYS:HB2	2:B:8:U:OP2	6	0.88
(1,3)	1:A:84:LYS:HB2	2:B:8:U:P	6	0.88
(1,3)	1:A:84:LYS:HB2	2:B:9:C:C1'	6	0.88
(1,3)	1:A:84:LYS:HB2	2:B:9:C:C2	6	0.88
(1,3)	1:A:84:LYS:HB2	2:B:9:C:C2'	6	0.88
(1,3)	1:A:84:LYS:HB2	2:B:9:C:C3'	6	0.88
(1,3)	1:A:84:LYS:HB2	2:B:9:C:C4	6	0.88
(1,3)	1:A:84:LYS:HB2	2:B:9:C:C4'	6	0.88
(1,3)	1:A:84:LYS:HB2	2:B:9:C:C5	6	0.88
(1,3)	1:A:84:LYS:HB2	2:B:9:C:C5'	6	0.88
(1,3)	1:A:84:LYS:HB2	2:B:9:C:C6	6	0.88
(1,3)	1:A:84:LYS:HB2	2:B:9:C:H1'	6	0.88
(1,3)	1:A:84:LYS:HB2	2:B:9:C:H2'	6	0.88
(1,3)	1:A:84:LYS:HB2	2:B:9:C:H3'	6	0.88

*Continued on next page...*

*Continued from previous page...*

Key	Atom-1	Atom-2	Model ID	Violation (Å)
(1,3)	1:A:84:LYS:HB2	2:B:9:C:H4'	6	0.88
(1,3)	1:A:84:LYS:HB2	2:B:9:C:H41	6	0.88
(1,3)	1:A:84:LYS:HB2	2:B:9:C:H42	6	0.88
(1,3)	1:A:84:LYS:HB2	2:B:9:C:H5	6	0.88
(1,3)	1:A:84:LYS:HB2	2:B:9:C:H5'	6	0.88
(1,3)	1:A:84:LYS:HB2	2:B:9:C:H5''	6	0.88
(1,3)	1:A:84:LYS:HB2	2:B:9:C:H6	6	0.88
(1,3)	1:A:84:LYS:HB2	2:B:9:C:HO2'	6	0.88
(1,3)	1:A:84:LYS:HB2	2:B:9:C:N1	6	0.88
(1,3)	1:A:84:LYS:HB2	2:B:9:C:N3	6	0.88
(1,3)	1:A:84:LYS:HB2	2:B:9:C:N4	6	0.88
(1,3)	1:A:84:LYS:HB2	2:B:9:C:O2	6	0.88
(1,3)	1:A:84:LYS:HB2	2:B:9:C:O2'	6	0.88
(1,3)	1:A:84:LYS:HB2	2:B:9:C:O3'	6	0.88
(1,3)	1:A:84:LYS:HB2	2:B:9:C:O4'	6	0.88
(1,3)	1:A:84:LYS:HB2	2:B:9:C:O5'	6	0.88
(1,3)	1:A:84:LYS:HB2	2:B:9:C:OP1	6	0.88
(1,3)	1:A:84:LYS:HB2	2:B:9:C:OP2	6	0.88
(1,3)	1:A:84:LYS:HB2	2:B:9:C:P	6	0.88
(1,3)	1:A:84:LYS:HB2	2:B:10:G:C1'	6	0.88
(1,3)	1:A:84:LYS:HB2	2:B:10:G:C2	6	0.88
(1,3)	1:A:84:LYS:HB2	2:B:10:G:C2'	6	0.88
(1,3)	1:A:84:LYS:HB2	2:B:10:G:C3'	6	0.88
(1,3)	1:A:84:LYS:HB2	2:B:10:G:C4	6	0.88
(1,3)	1:A:84:LYS:HB2	2:B:10:G:C4'	6	0.88
(1,3)	1:A:84:LYS:HB2	2:B:10:G:C5	6	0.88
(1,3)	1:A:84:LYS:HB2	2:B:10:G:C5'	6	0.88
(1,3)	1:A:84:LYS:HB2	2:B:10:G:C6	6	0.88
(1,3)	1:A:84:LYS:HB2	2:B:10:G:C8	6	0.88
(1,3)	1:A:84:LYS:HB2	2:B:10:G:H1	6	0.88
(1,3)	1:A:84:LYS:HB2	2:B:10:G:H1'	6	0.88
(1,3)	1:A:84:LYS:HB2	2:B:10:G:H2'	6	0.88
(1,3)	1:A:84:LYS:HB2	2:B:10:G:H21	6	0.88
(1,3)	1:A:84:LYS:HB2	2:B:10:G:H22	6	0.88
(1,3)	1:A:84:LYS:HB2	2:B:10:G:H3'	6	0.88
(1,3)	1:A:84:LYS:HB2	2:B:10:G:H4'	6	0.88
(1,3)	1:A:84:LYS:HB2	2:B:10:G:H5'	6	0.88
(1,3)	1:A:84:LYS:HB2	2:B:10:G:H5''	6	0.88
(1,3)	1:A:84:LYS:HB2	2:B:10:G:H8	6	0.88
(1,3)	1:A:84:LYS:HB2	2:B:10:G:HO2'	6	0.88
(1,3)	1:A:84:LYS:HB2	2:B:10:G:N1	6	0.88
(1,3)	1:A:84:LYS:HB2	2:B:10:G:N2	6	0.88

*Continued on next page...*

*Continued from previous page...*

Key	Atom-1	Atom-2	Model ID	Violation (Å)
(1,3)	1:A:84:LYS:HB2	2:B:10:G:N3	6	0.88
(1,3)	1:A:84:LYS:HB2	2:B:10:G:N7	6	0.88
(1,3)	1:A:84:LYS:HB2	2:B:10:G:N9	6	0.88
(1,3)	1:A:84:LYS:HB2	2:B:10:G:O2'	6	0.88
(1,3)	1:A:84:LYS:HB2	2:B:10:G:O3'	6	0.88
(1,3)	1:A:84:LYS:HB2	2:B:10:G:O4'	6	0.88
(1,3)	1:A:84:LYS:HB2	2:B:10:G:O5'	6	0.88
(1,3)	1:A:84:LYS:HB2	2:B:10:G:O6	6	0.88
(1,3)	1:A:84:LYS:HB2	2:B:10:G:OP1	6	0.88
(1,3)	1:A:84:LYS:HB2	2:B:10:G:OP2	6	0.88
(1,3)	1:A:84:LYS:HB2	2:B:10:G:P	6	0.88
(1,3)	1:A:84:LYS:HB2	2:B:11:A:C1'	6	0.88
(1,3)	1:A:84:LYS:HB2	2:B:11:A:C2	6	0.88
(1,3)	1:A:84:LYS:HB2	2:B:11:A:C2'	6	0.88
(1,3)	1:A:84:LYS:HB2	2:B:11:A:C3'	6	0.88
(1,3)	1:A:84:LYS:HB2	2:B:11:A:C4	6	0.88
(1,3)	1:A:84:LYS:HB2	2:B:11:A:C4'	6	0.88
(1,3)	1:A:84:LYS:HB2	2:B:11:A:C5	6	0.88
(1,3)	1:A:84:LYS:HB2	2:B:11:A:C5'	6	0.88
(1,3)	1:A:84:LYS:HB2	2:B:11:A:C6	6	0.88
(1,3)	1:A:84:LYS:HB2	2:B:11:A:C8	6	0.88
(1,3)	1:A:84:LYS:HB2	2:B:11:A:H1'	6	0.88
(1,3)	1:A:84:LYS:HB2	2:B:11:A:H2	6	0.88
(1,3)	1:A:84:LYS:HB2	2:B:11:A:H2'	6	0.88
(1,3)	1:A:84:LYS:HB2	2:B:11:A:H3'	6	0.88
(1,3)	1:A:84:LYS:HB2	2:B:11:A:H4'	6	0.88
(1,3)	1:A:84:LYS:HB2	2:B:11:A:H5'	6	0.88
(1,3)	1:A:84:LYS:HB2	2:B:11:A:H5''	6	0.88
(1,3)	1:A:84:LYS:HB2	2:B:11:A:H61	6	0.88
(1,3)	1:A:84:LYS:HB2	2:B:11:A:H62	6	0.88
(1,3)	1:A:84:LYS:HB2	2:B:11:A:H8	6	0.88
(1,3)	1:A:84:LYS:HB2	2:B:11:A:HO2'	6	0.88
(1,3)	1:A:84:LYS:HB2	2:B:11:A:N1	6	0.88
(1,3)	1:A:84:LYS:HB2	2:B:11:A:N3	6	0.88
(1,3)	1:A:84:LYS:HB2	2:B:11:A:N6	6	0.88
(1,3)	1:A:84:LYS:HB2	2:B:11:A:N7	6	0.88
(1,3)	1:A:84:LYS:HB2	2:B:11:A:N9	6	0.88
(1,3)	1:A:84:LYS:HB2	2:B:11:A:O2'	6	0.88
(1,3)	1:A:84:LYS:HB2	2:B:11:A:O3'	6	0.88
(1,3)	1:A:84:LYS:HB2	2:B:11:A:O4'	6	0.88
(1,3)	1:A:84:LYS:HB2	2:B:11:A:O5'	6	0.88
(1,3)	1:A:84:LYS:HB2	2:B:11:A:OP1	6	0.88

*Continued on next page...*

*Continued from previous page...*

Key	Atom-1	Atom-2	Model ID	Violation (Å)
(1,3)	1:A:84:LYS:HB2	2:B:11:A:OP2	6	0.88
(1,3)	1:A:84:LYS:HB2	2:B:11:A:P	6	0.88
(1,3)	1:A:84:LYS:HB2	2:B:12:A:C1'	6	0.88
(1,3)	1:A:84:LYS:HB2	2:B:12:A:C2	6	0.88
(1,3)	1:A:84:LYS:HB2	2:B:12:A:C2'	6	0.88
(1,3)	1:A:84:LYS:HB2	2:B:12:A:C3'	6	0.88
(1,3)	1:A:84:LYS:HB2	2:B:12:A:C4	6	0.88
(1,3)	1:A:84:LYS:HB2	2:B:12:A:C4'	6	0.88
(1,3)	1:A:84:LYS:HB2	2:B:12:A:C5	6	0.88
(1,3)	1:A:84:LYS:HB2	2:B:12:A:C5'	6	0.88
(1,3)	1:A:84:LYS:HB2	2:B:12:A:C6	6	0.88
(1,3)	1:A:84:LYS:HB2	2:B:12:A:C8	6	0.88
(1,3)	1:A:84:LYS:HB2	2:B:12:A:H1'	6	0.88
(1,3)	1:A:84:LYS:HB2	2:B:12:A:H2	6	0.88
(1,3)	1:A:84:LYS:HB2	2:B:12:A:H2'	6	0.88
(1,3)	1:A:84:LYS:HB2	2:B:12:A:H3'	6	0.88
(1,3)	1:A:84:LYS:HB2	2:B:12:A:H4'	6	0.88
(1,3)	1:A:84:LYS:HB2	2:B:12:A:H5'	6	0.88
(1,3)	1:A:84:LYS:HB2	2:B:12:A:H5''	6	0.88
(1,3)	1:A:84:LYS:HB2	2:B:12:A:H61	6	0.88
(1,3)	1:A:84:LYS:HB2	2:B:12:A:H62	6	0.88
(1,3)	1:A:84:LYS:HB2	2:B:12:A:H8	6	0.88
(1,3)	1:A:84:LYS:HB2	2:B:12:A:HO2'	6	0.88
(1,3)	1:A:84:LYS:HB2	2:B:12:A:N1	6	0.88
(1,3)	1:A:84:LYS:HB2	2:B:12:A:N3	6	0.88
(1,3)	1:A:84:LYS:HB2	2:B:12:A:N6	6	0.88
(1,3)	1:A:84:LYS:HB2	2:B:12:A:N7	6	0.88
(1,3)	1:A:84:LYS:HB2	2:B:12:A:N9	6	0.88
(1,3)	1:A:84:LYS:HB2	2:B:12:A:O2'	6	0.88
(1,3)	1:A:84:LYS:HB2	2:B:12:A:O3'	6	0.88
(1,3)	1:A:84:LYS:HB2	2:B:12:A:O4'	6	0.88
(1,3)	1:A:84:LYS:HB2	2:B:12:A:O5'	6	0.88
(1,3)	1:A:84:LYS:HB2	2:B:12:A:OP1	6	0.88
(1,3)	1:A:84:LYS:HB2	2:B:12:A:OP2	6	0.88
(1,3)	1:A:84:LYS:HB2	2:B:12:A:P	6	0.88
(1,3)	1:A:84:LYS:HB2	2:B:13:A:C1'	6	0.88
(1,3)	1:A:84:LYS:HB2	2:B:13:A:C2	6	0.88
(1,3)	1:A:84:LYS:HB2	2:B:13:A:C2'	6	0.88
(1,3)	1:A:84:LYS:HB2	2:B:13:A:C3'	6	0.88
(1,3)	1:A:84:LYS:HB2	2:B:13:A:C4	6	0.88
(1,3)	1:A:84:LYS:HB2	2:B:13:A:C4'	6	0.88
(1,3)	1:A:84:LYS:HB2	2:B:13:A:C5	6	0.88

*Continued on next page...*

*Continued from previous page...*

Key	Atom-1	Atom-2	Model ID	Violation (Å)
(1,3)	1:A:84:LYS:HB2	2:B:13:A:C5'	6	0.88
(1,3)	1:A:84:LYS:HB2	2:B:13:A:C6	6	0.88
(1,3)	1:A:84:LYS:HB2	2:B:13:A:C8	6	0.88
(1,3)	1:A:84:LYS:HB2	2:B:13:A:H1'	6	0.88
(1,3)	1:A:84:LYS:HB2	2:B:13:A:H2	6	0.88
(1,3)	1:A:84:LYS:HB2	2:B:13:A:H2'	6	0.88
(1,3)	1:A:84:LYS:HB2	2:B:13:A:H3'	6	0.88
(1,3)	1:A:84:LYS:HB2	2:B:13:A:H4'	6	0.88
(1,3)	1:A:84:LYS:HB2	2:B:13:A:H5'	6	0.88
(1,3)	1:A:84:LYS:HB2	2:B:13:A:H5''	6	0.88
(1,3)	1:A:84:LYS:HB2	2:B:13:A:H61	6	0.88
(1,3)	1:A:84:LYS:HB2	2:B:13:A:H62	6	0.88
(1,3)	1:A:84:LYS:HB2	2:B:13:A:H8	6	0.88
(1,3)	1:A:84:LYS:HB2	2:B:13:A:HO2'	6	0.88
(1,3)	1:A:84:LYS:HB2	2:B:13:A:N1	6	0.88
(1,3)	1:A:84:LYS:HB2	2:B:13:A:N3	6	0.88
(1,3)	1:A:84:LYS:HB2	2:B:13:A:N6	6	0.88
(1,3)	1:A:84:LYS:HB2	2:B:13:A:N7	6	0.88
(1,3)	1:A:84:LYS:HB2	2:B:13:A:N9	6	0.88
(1,3)	1:A:84:LYS:HB2	2:B:13:A:O2'	6	0.88
(1,3)	1:A:84:LYS:HB2	2:B:13:A:O3'	6	0.88
(1,3)	1:A:84:LYS:HB2	2:B:13:A:O4'	6	0.88
(1,3)	1:A:84:LYS:HB2	2:B:13:A:O5'	6	0.88
(1,3)	1:A:84:LYS:HB2	2:B:13:A:OP1	6	0.88
(1,3)	1:A:84:LYS:HB2	2:B:13:A:OP2	6	0.88
(1,3)	1:A:84:LYS:HB2	2:B:13:A:P	6	0.88
(1,3)	1:A:84:LYS:HB2	2:B:14:G:C1'	6	0.88
(1,3)	1:A:84:LYS:HB2	2:B:14:G:C2	6	0.88
(1,3)	1:A:84:LYS:HB2	2:B:14:G:C2'	6	0.88
(1,3)	1:A:84:LYS:HB2	2:B:14:G:C3'	6	0.88
(1,3)	1:A:84:LYS:HB2	2:B:14:G:C4	6	0.88
(1,3)	1:A:84:LYS:HB2	2:B:14:G:C4'	6	0.88
(1,3)	1:A:84:LYS:HB2	2:B:14:G:C5	6	0.88
(1,3)	1:A:84:LYS:HB2	2:B:14:G:C5'	6	0.88
(1,3)	1:A:84:LYS:HB2	2:B:14:G:C6	6	0.88
(1,3)	1:A:84:LYS:HB2	2:B:14:G:C8	6	0.88
(1,3)	1:A:84:LYS:HB2	2:B:14:G:H1	6	0.88
(1,3)	1:A:84:LYS:HB2	2:B:14:G:H1'	6	0.88
(1,3)	1:A:84:LYS:HB2	2:B:14:G:H2'	6	0.88
(1,3)	1:A:84:LYS:HB2	2:B:14:G:H21	6	0.88
(1,3)	1:A:84:LYS:HB2	2:B:14:G:H22	6	0.88
(1,3)	1:A:84:LYS:HB2	2:B:14:G:H3'	6	0.88

*Continued on next page...*

*Continued from previous page...*

Key	Atom-1	Atom-2	Model ID	Violation (Å)
(1,3)	1:A:84:LYS:HB2	2:B:14:G:H4'	6	0.88
(1,3)	1:A:84:LYS:HB2	2:B:14:G:H5'	6	0.88
(1,3)	1:A:84:LYS:HB2	2:B:14:G:H5''	6	0.88
(1,3)	1:A:84:LYS:HB2	2:B:14:G:H8	6	0.88
(1,3)	1:A:84:LYS:HB2	2:B:14:G:HO2'	6	0.88
(1,3)	1:A:84:LYS:HB2	2:B:14:G:N1	6	0.88
(1,3)	1:A:84:LYS:HB2	2:B:14:G:N2	6	0.88
(1,3)	1:A:84:LYS:HB2	2:B:14:G:N3	6	0.88
(1,3)	1:A:84:LYS:HB2	2:B:14:G:N7	6	0.88
(1,3)	1:A:84:LYS:HB2	2:B:14:G:N9	6	0.88
(1,3)	1:A:84:LYS:HB2	2:B:14:G:O2'	6	0.88
(1,3)	1:A:84:LYS:HB2	2:B:14:G:O3'	6	0.88
(1,3)	1:A:84:LYS:HB2	2:B:14:G:O4'	6	0.88
(1,3)	1:A:84:LYS:HB2	2:B:14:G:O5'	6	0.88
(1,3)	1:A:84:LYS:HB2	2:B:14:G:O6	6	0.88
(1,3)	1:A:84:LYS:HB2	2:B:14:G:OP1	6	0.88
(1,3)	1:A:84:LYS:HB2	2:B:14:G:OP2	6	0.88
(1,3)	1:A:84:LYS:HB2	2:B:14:G:P	6	0.88
(1,3)	1:A:84:LYS:HB2	2:B:15:A:C1'	6	0.88
(1,3)	1:A:84:LYS:HB2	2:B:15:A:C2	6	0.88
(1,3)	1:A:84:LYS:HB2	2:B:15:A:C2'	6	0.88
(1,3)	1:A:84:LYS:HB2	2:B:15:A:C3'	6	0.88
(1,3)	1:A:84:LYS:HB2	2:B:15:A:C4	6	0.88
(1,3)	1:A:84:LYS:HB2	2:B:15:A:C4'	6	0.88
(1,3)	1:A:84:LYS:HB2	2:B:15:A:C5	6	0.88
(1,3)	1:A:84:LYS:HB2	2:B:15:A:C5'	6	0.88
(1,3)	1:A:84:LYS:HB2	2:B:15:A:C6	6	0.88
(1,3)	1:A:84:LYS:HB2	2:B:15:A:C8	6	0.88
(1,3)	1:A:84:LYS:HB2	2:B:15:A:H1'	6	0.88
(1,3)	1:A:84:LYS:HB2	2:B:15:A:H2	6	0.88
(1,3)	1:A:84:LYS:HB2	2:B:15:A:H2'	6	0.88
(1,3)	1:A:84:LYS:HB2	2:B:15:A:H3'	6	0.88
(1,3)	1:A:84:LYS:HB2	2:B:15:A:H4'	6	0.88
(1,3)	1:A:84:LYS:HB2	2:B:15:A:H5'	6	0.88
(1,3)	1:A:84:LYS:HB2	2:B:15:A:H5''	6	0.88
(1,3)	1:A:84:LYS:HB2	2:B:15:A:H61	6	0.88
(1,3)	1:A:84:LYS:HB2	2:B:15:A:H62	6	0.88
(1,3)	1:A:84:LYS:HB2	2:B:15:A:H8	6	0.88
(1,3)	1:A:84:LYS:HB2	2:B:15:A:HO2'	6	0.88
(1,3)	1:A:84:LYS:HB2	2:B:15:A:N1	6	0.88
(1,3)	1:A:84:LYS:HB2	2:B:15:A:N3	6	0.88
(1,3)	1:A:84:LYS:HB2	2:B:15:A:N6	6	0.88

*Continued on next page...*

*Continued from previous page...*

Key	Atom-1	Atom-2	Model ID	Violation (Å)
(1,3)	1:A:84:LYS:HB2	2:B:15:A:N7	6	0.88
(1,3)	1:A:84:LYS:HB2	2:B:15:A:N9	6	0.88
(1,3)	1:A:84:LYS:HB2	2:B:15:A:O2'	6	0.88
(1,3)	1:A:84:LYS:HB2	2:B:15:A:O3'	6	0.88
(1,3)	1:A:84:LYS:HB2	2:B:15:A:O4'	6	0.88
(1,3)	1:A:84:LYS:HB2	2:B:15:A:O5'	6	0.88
(1,3)	1:A:84:LYS:HB2	2:B:15:A:OP1	6	0.88
(1,3)	1:A:84:LYS:HB2	2:B:15:A:OP2	6	0.88
(1,3)	1:A:84:LYS:HB2	2:B:15:A:P	6	0.88
(1,3)	1:A:84:LYS:HB2	2:B:16:G:C1'	6	0.88
(1,3)	1:A:84:LYS:HB2	2:B:16:G:C2	6	0.88
(1,3)	1:A:84:LYS:HB2	2:B:16:G:C2'	6	0.88
(1,3)	1:A:84:LYS:HB2	2:B:16:G:C3'	6	0.88
(1,3)	1:A:84:LYS:HB2	2:B:16:G:C4	6	0.88
(1,3)	1:A:84:LYS:HB2	2:B:16:G:C4'	6	0.88
(1,3)	1:A:84:LYS:HB2	2:B:16:G:C5	6	0.88
(1,3)	1:A:84:LYS:HB2	2:B:16:G:C5'	6	0.88
(1,3)	1:A:84:LYS:HB2	2:B:16:G:C6	6	0.88
(1,3)	1:A:84:LYS:HB2	2:B:16:G:C8	6	0.88
(1,3)	1:A:84:LYS:HB2	2:B:16:G:H1	6	0.88
(1,3)	1:A:84:LYS:HB2	2:B:16:G:H1'	6	0.88
(1,3)	1:A:84:LYS:HB2	2:B:16:G:H2'	6	0.88
(1,3)	1:A:84:LYS:HB2	2:B:16:G:H21	6	0.88
(1,3)	1:A:84:LYS:HB2	2:B:16:G:H22	6	0.88
(1,3)	1:A:84:LYS:HB2	2:B:16:G:H3'	6	0.88
(1,3)	1:A:84:LYS:HB2	2:B:16:G:H4'	6	0.88
(1,3)	1:A:84:LYS:HB2	2:B:16:G:H5'	6	0.88
(1,3)	1:A:84:LYS:HB2	2:B:16:G:H5''	6	0.88
(1,3)	1:A:84:LYS:HB2	2:B:16:G:H8	6	0.88
(1,3)	1:A:84:LYS:HB2	2:B:16:G:HO2'	6	0.88
(1,3)	1:A:84:LYS:HB2	2:B:16:G:N1	6	0.88
(1,3)	1:A:84:LYS:HB2	2:B:16:G:N2	6	0.88
(1,3)	1:A:84:LYS:HB2	2:B:16:G:N3	6	0.88
(1,3)	1:A:84:LYS:HB2	2:B:16:G:N7	6	0.88
(1,3)	1:A:84:LYS:HB2	2:B:16:G:N9	6	0.88
(1,3)	1:A:84:LYS:HB2	2:B:16:G:O2'	6	0.88
(1,3)	1:A:84:LYS:HB2	2:B:16:G:O3'	6	0.88
(1,3)	1:A:84:LYS:HB2	2:B:16:G:O4'	6	0.88
(1,3)	1:A:84:LYS:HB2	2:B:16:G:O5'	6	0.88
(1,3)	1:A:84:LYS:HB2	2:B:16:G:O6	6	0.88
(1,3)	1:A:84:LYS:HB2	2:B:16:G:OP1	6	0.88
(1,3)	1:A:84:LYS:HB2	2:B:16:G:OP2	6	0.88

*Continued on next page...*



*Continued from previous page...*

Key	Atom-1	Atom-2	Model ID	Violation (Å)
(1,3)	1:A:84:LYS:HB2	2:B:16:G:P	6	0.88
(1,3)	1:A:84:LYS:HB2	2:B:17:C:C1'	6	0.88
(1,3)	1:A:84:LYS:HB2	2:B:17:C:C2	6	0.88
(1,3)	1:A:84:LYS:HB2	2:B:17:C:C2'	6	0.88
(1,3)	1:A:84:LYS:HB2	2:B:17:C:C3'	6	0.88
(1,3)	1:A:84:LYS:HB2	2:B:17:C:C4	6	0.88
(1,3)	1:A:84:LYS:HB2	2:B:17:C:C4'	6	0.88
(1,3)	1:A:84:LYS:HB2	2:B:17:C:C5	6	0.88
(1,3)	1:A:84:LYS:HB2	2:B:17:C:C5'	6	0.88
(1,3)	1:A:84:LYS:HB2	2:B:17:C:C6	6	0.88
(1,3)	1:A:84:LYS:HB2	2:B:17:C:H1'	6	0.88
(1,3)	1:A:84:LYS:HB2	2:B:17:C:H2'	6	0.88
(1,3)	1:A:84:LYS:HB2	2:B:17:C:H3'	6	0.88
(1,3)	1:A:84:LYS:HB2	2:B:17:C:H4'	6	0.88
(1,3)	1:A:84:LYS:HB2	2:B:17:C:H41	6	0.88
(1,3)	1:A:84:LYS:HB2	2:B:17:C:H42	6	0.88
(1,3)	1:A:84:LYS:HB2	2:B:17:C:H5	6	0.88
(1,3)	1:A:84:LYS:HB2	2:B:17:C:H5'	6	0.88
(1,3)	1:A:84:LYS:HB2	2:B:17:C:H5''	6	0.88
(1,3)	1:A:84:LYS:HB2	2:B:17:C:H6	6	0.88
(1,3)	1:A:84:LYS:HB2	2:B:17:C:HO2'	6	0.88
(1,3)	1:A:84:LYS:HB2	2:B:17:C:N1	6	0.88
(1,3)	1:A:84:LYS:HB2	2:B:17:C:N3	6	0.88
(1,3)	1:A:84:LYS:HB2	2:B:17:C:N4	6	0.88
(1,3)	1:A:84:LYS:HB2	2:B:17:C:O2	6	0.88
(1,3)	1:A:84:LYS:HB2	2:B:17:C:O2'	6	0.88
(1,3)	1:A:84:LYS:HB2	2:B:17:C:O3'	6	0.88
(1,3)	1:A:84:LYS:HB2	2:B:17:C:O4'	6	0.88
(1,3)	1:A:84:LYS:HB2	2:B:17:C:O5'	6	0.88
(1,3)	1:A:84:LYS:HB2	2:B:17:C:OP1	6	0.88
(1,3)	1:A:84:LYS:HB2	2:B:17:C:OP2	6	0.88
(1,3)	1:A:84:LYS:HB2	2:B:17:C:P	6	0.88
(1,3)	1:A:84:LYS:HB2	2:B:18:A:C1'	6	0.88
(1,3)	1:A:84:LYS:HB2	2:B:18:A:C2	6	0.88
(1,3)	1:A:84:LYS:HB2	2:B:18:A:C2'	6	0.88
(1,3)	1:A:84:LYS:HB2	2:B:18:A:C3'	6	0.88
(1,3)	1:A:84:LYS:HB2	2:B:18:A:C4	6	0.88
(1,3)	1:A:84:LYS:HB2	2:B:18:A:C4'	6	0.88
(1,3)	1:A:84:LYS:HB2	2:B:18:A:C5	6	0.88
(1,3)	1:A:84:LYS:HB2	2:B:18:A:C5'	6	0.88
(1,3)	1:A:84:LYS:HB2	2:B:18:A:C6	6	0.88
(1,3)	1:A:84:LYS:HB2	2:B:18:A:C8	6	0.88

*Continued on next page...*

*Continued from previous page...*

Key	Atom-1	Atom-2	Model ID	Violation (Å)
(1,3)	1:A:84:LYS:HB2	2:B:18:A:H1'	6	0.88
(1,3)	1:A:84:LYS:HB2	2:B:18:A:H2	6	0.88
(1,3)	1:A:84:LYS:HB2	2:B:18:A:H2'	6	0.88
(1,3)	1:A:84:LYS:HB2	2:B:18:A:H3'	6	0.88
(1,3)	1:A:84:LYS:HB2	2:B:18:A:H4'	6	0.88
(1,3)	1:A:84:LYS:HB2	2:B:18:A:H5'	6	0.88
(1,3)	1:A:84:LYS:HB2	2:B:18:A:H5''	6	0.88
(1,3)	1:A:84:LYS:HB2	2:B:18:A:H61	6	0.88
(1,3)	1:A:84:LYS:HB2	2:B:18:A:H62	6	0.88
(1,3)	1:A:84:LYS:HB2	2:B:18:A:H8	6	0.88
(1,3)	1:A:84:LYS:HB2	2:B:18:A:HO2'	6	0.88
(1,3)	1:A:84:LYS:HB2	2:B:18:A:N1	6	0.88
(1,3)	1:A:84:LYS:HB2	2:B:18:A:N3	6	0.88
(1,3)	1:A:84:LYS:HB2	2:B:18:A:N6	6	0.88
(1,3)	1:A:84:LYS:HB2	2:B:18:A:N7	6	0.88
(1,3)	1:A:84:LYS:HB2	2:B:18:A:N9	6	0.88
(1,3)	1:A:84:LYS:HB2	2:B:18:A:O2'	6	0.88
(1,3)	1:A:84:LYS:HB2	2:B:18:A:O3'	6	0.88
(1,3)	1:A:84:LYS:HB2	2:B:18:A:O4'	6	0.88
(1,3)	1:A:84:LYS:HB2	2:B:18:A:O5'	6	0.88
(1,3)	1:A:84:LYS:HB2	2:B:18:A:OP1	6	0.88
(1,3)	1:A:84:LYS:HB2	2:B:18:A:OP2	6	0.88
(1,3)	1:A:84:LYS:HB2	2:B:18:A:P	6	0.88
(1,3)	1:A:84:LYS:HB2	2:B:19:A:C1'	6	0.88
(1,3)	1:A:84:LYS:HB2	2:B:19:A:C2	6	0.88
(1,3)	1:A:84:LYS:HB2	2:B:19:A:C2'	6	0.88
(1,3)	1:A:84:LYS:HB2	2:B:19:A:C3'	6	0.88
(1,3)	1:A:84:LYS:HB2	2:B:19:A:C4	6	0.88
(1,3)	1:A:84:LYS:HB2	2:B:19:A:C4'	6	0.88
(1,3)	1:A:84:LYS:HB2	2:B:19:A:C5	6	0.88
(1,3)	1:A:84:LYS:HB2	2:B:19:A:C5'	6	0.88
(1,3)	1:A:84:LYS:HB2	2:B:19:A:C6	6	0.88
(1,3)	1:A:84:LYS:HB2	2:B:19:A:C8	6	0.88
(1,3)	1:A:84:LYS:HB2	2:B:19:A:H1'	6	0.88
(1,3)	1:A:84:LYS:HB2	2:B:19:A:H2	6	0.88
(1,3)	1:A:84:LYS:HB2	2:B:19:A:H2'	6	0.88
(1,3)	1:A:84:LYS:HB2	2:B:19:A:H3'	6	0.88
(1,3)	1:A:84:LYS:HB2	2:B:19:A:H4'	6	0.88
(1,3)	1:A:84:LYS:HB2	2:B:19:A:H5'	6	0.88
(1,3)	1:A:84:LYS:HB2	2:B:19:A:H5''	6	0.88
(1,3)	1:A:84:LYS:HB2	2:B:19:A:H61	6	0.88
(1,3)	1:A:84:LYS:HB2	2:B:19:A:H62	6	0.88

*Continued on next page...*

*Continued from previous page...*

Key	Atom-1	Atom-2	Model ID	Violation (Å)
(1,3)	1:A:84:LYS:HB2	2:B:19:A:H8	6	0.88
(1,3)	1:A:84:LYS:HB2	2:B:19:A:HO2'	6	0.88
(1,3)	1:A:84:LYS:HB2	2:B:19:A:N1	6	0.88
(1,3)	1:A:84:LYS:HB2	2:B:19:A:N3	6	0.88
(1,3)	1:A:84:LYS:HB2	2:B:19:A:N6	6	0.88
(1,3)	1:A:84:LYS:HB2	2:B:19:A:N7	6	0.88
(1,3)	1:A:84:LYS:HB2	2:B:19:A:N9	6	0.88
(1,3)	1:A:84:LYS:HB2	2:B:19:A:O2'	6	0.88
(1,3)	1:A:84:LYS:HB2	2:B:19:A:O3'	6	0.88
(1,3)	1:A:84:LYS:HB2	2:B:19:A:O4'	6	0.88
(1,3)	1:A:84:LYS:HB2	2:B:19:A:O5'	6	0.88
(1,3)	1:A:84:LYS:HB2	2:B:19:A:OP1	6	0.88
(1,3)	1:A:84:LYS:HB2	2:B:19:A:OP2	6	0.88
(1,3)	1:A:84:LYS:HB2	2:B:19:A:P	6	0.88
(1,3)	1:A:84:LYS:HB2	2:B:20:U:C1'	6	0.88
(1,3)	1:A:84:LYS:HB2	2:B:20:U:C2	6	0.88
(1,3)	1:A:84:LYS:HB2	2:B:20:U:C2'	6	0.88
(1,3)	1:A:84:LYS:HB2	2:B:20:U:C3'	6	0.88
(1,3)	1:A:84:LYS:HB2	2:B:20:U:C4	6	0.88
(1,3)	1:A:84:LYS:HB2	2:B:20:U:C4'	6	0.88
(1,3)	1:A:84:LYS:HB2	2:B:20:U:C5	6	0.88
(1,3)	1:A:84:LYS:HB2	2:B:20:U:C5'	6	0.88
(1,3)	1:A:84:LYS:HB2	2:B:20:U:C6	6	0.88
(1,3)	1:A:84:LYS:HB2	2:B:20:U:H1'	6	0.88
(1,3)	1:A:84:LYS:HB2	2:B:20:U:H2'	6	0.88
(1,3)	1:A:84:LYS:HB2	2:B:20:U:H3	6	0.88
(1,3)	1:A:84:LYS:HB2	2:B:20:U:H3'	6	0.88
(1,3)	1:A:84:LYS:HB2	2:B:20:U:H4'	6	0.88
(1,3)	1:A:84:LYS:HB2	2:B:20:U:H5	6	0.88
(1,3)	1:A:84:LYS:HB2	2:B:20:U:H5'	6	0.88
(1,3)	1:A:84:LYS:HB2	2:B:20:U:H5''	6	0.88
(1,3)	1:A:84:LYS:HB2	2:B:20:U:H6	6	0.88
(1,3)	1:A:84:LYS:HB2	2:B:20:U:HO2'	6	0.88
(1,3)	1:A:84:LYS:HB2	2:B:20:U:N1	6	0.88
(1,3)	1:A:84:LYS:HB2	2:B:20:U:N3	6	0.88
(1,3)	1:A:84:LYS:HB2	2:B:20:U:O2	6	0.88
(1,3)	1:A:84:LYS:HB2	2:B:20:U:O2'	6	0.88
(1,3)	1:A:84:LYS:HB2	2:B:20:U:O3'	6	0.88
(1,3)	1:A:84:LYS:HB2	2:B:20:U:O4	6	0.88
(1,3)	1:A:84:LYS:HB2	2:B:20:U:O4'	6	0.88
(1,3)	1:A:84:LYS:HB2	2:B:20:U:O5'	6	0.88
(1,3)	1:A:84:LYS:HB2	2:B:20:U:OP1	6	0.88

*Continued on next page...*

*Continued from previous page...*

Key	Atom-1	Atom-2	Model ID	Violation (Å)
(1,3)	1:A:84:LYS:HB2	2:B:20:U:OP2	6	0.88
(1,3)	1:A:84:LYS:HB2	2:B:20:U:P	6	0.88
(1,3)	1:A:84:LYS:HB2	2:B:21:G:C1'	6	0.88
(1,3)	1:A:84:LYS:HB2	2:B:21:G:C2	6	0.88
(1,3)	1:A:84:LYS:HB2	2:B:21:G:C2'	6	0.88
(1,3)	1:A:84:LYS:HB2	2:B:21:G:C3'	6	0.88
(1,3)	1:A:84:LYS:HB2	2:B:21:G:C4	6	0.88
(1,3)	1:A:84:LYS:HB2	2:B:21:G:C4'	6	0.88
(1,3)	1:A:84:LYS:HB2	2:B:21:G:C5	6	0.88
(1,3)	1:A:84:LYS:HB2	2:B:21:G:C5'	6	0.88
(1,3)	1:A:84:LYS:HB2	2:B:21:G:C6	6	0.88
(1,3)	1:A:84:LYS:HB2	2:B:21:G:C8	6	0.88
(1,3)	1:A:84:LYS:HB2	2:B:21:G:H1	6	0.88
(1,3)	1:A:84:LYS:HB2	2:B:21:G:H1'	6	0.88
(1,3)	1:A:84:LYS:HB2	2:B:21:G:H2'	6	0.88
(1,3)	1:A:84:LYS:HB2	2:B:21:G:H21	6	0.88
(1,3)	1:A:84:LYS:HB2	2:B:21:G:H22	6	0.88
(1,3)	1:A:84:LYS:HB2	2:B:21:G:H3'	6	0.88
(1,3)	1:A:84:LYS:HB2	2:B:21:G:H4'	6	0.88
(1,3)	1:A:84:LYS:HB2	2:B:21:G:H5'	6	0.88
(1,3)	1:A:84:LYS:HB2	2:B:21:G:H5''	6	0.88
(1,3)	1:A:84:LYS:HB2	2:B:21:G:H8	6	0.88
(1,3)	1:A:84:LYS:HB2	2:B:21:G:HO2'	6	0.88
(1,3)	1:A:84:LYS:HB2	2:B:21:G:N1	6	0.88
(1,3)	1:A:84:LYS:HB2	2:B:21:G:N2	6	0.88
(1,3)	1:A:84:LYS:HB2	2:B:21:G:N3	6	0.88
(1,3)	1:A:84:LYS:HB2	2:B:21:G:N7	6	0.88
(1,3)	1:A:84:LYS:HB2	2:B:21:G:N9	6	0.88
(1,3)	1:A:84:LYS:HB2	2:B:21:G:O2'	6	0.88
(1,3)	1:A:84:LYS:HB2	2:B:21:G:O3'	6	0.88
(1,3)	1:A:84:LYS:HB2	2:B:21:G:O4'	6	0.88
(1,3)	1:A:84:LYS:HB2	2:B:21:G:O5'	6	0.88
(1,3)	1:A:84:LYS:HB2	2:B:21:G:O6	6	0.88
(1,3)	1:A:84:LYS:HB2	2:B:21:G:OP1	6	0.88
(1,3)	1:A:84:LYS:HB2	2:B:21:G:OP2	6	0.88
(1,3)	1:A:84:LYS:HB2	2:B:21:G:P	6	0.88
(1,3)	1:A:84:LYS:HB2	2:B:22:A:C1'	6	0.88
(1,3)	1:A:84:LYS:HB2	2:B:22:A:C2	6	0.88
(1,3)	1:A:84:LYS:HB2	2:B:22:A:C2'	6	0.88
(1,3)	1:A:84:LYS:HB2	2:B:22:A:C3'	6	0.88
(1,3)	1:A:84:LYS:HB2	2:B:22:A:C4	6	0.88
(1,3)	1:A:84:LYS:HB2	2:B:22:A:C4'	6	0.88

*Continued on next page...*

*Continued from previous page...*

Key	Atom-1	Atom-2	Model ID	Violation (Å)
(1,3)	1:A:84:LYS:HB2	2:B:22:A:C5	6	0.88
(1,3)	1:A:84:LYS:HB2	2:B:22:A:C5'	6	0.88
(1,3)	1:A:84:LYS:HB2	2:B:22:A:C6	6	0.88
(1,3)	1:A:84:LYS:HB2	2:B:22:A:C8	6	0.88
(1,3)	1:A:84:LYS:HB2	2:B:22:A:H1'	6	0.88
(1,3)	1:A:84:LYS:HB2	2:B:22:A:H2	6	0.88
(1,3)	1:A:84:LYS:HB2	2:B:22:A:H2'	6	0.88
(1,3)	1:A:84:LYS:HB2	2:B:22:A:H3'	6	0.88
(1,3)	1:A:84:LYS:HB2	2:B:22:A:H4'	6	0.88
(1,3)	1:A:84:LYS:HB2	2:B:22:A:H5'	6	0.88
(1,3)	1:A:84:LYS:HB2	2:B:22:A:H5''	6	0.88
(1,3)	1:A:84:LYS:HB2	2:B:22:A:H61	6	0.88
(1,3)	1:A:84:LYS:HB2	2:B:22:A:H62	6	0.88
(1,3)	1:A:84:LYS:HB2	2:B:22:A:H8	6	0.88
(1,3)	1:A:84:LYS:HB2	2:B:22:A:HO2'	6	0.88
(1,3)	1:A:84:LYS:HB2	2:B:22:A:N1	6	0.88
(1,3)	1:A:84:LYS:HB2	2:B:22:A:N3	6	0.88
(1,3)	1:A:84:LYS:HB2	2:B:22:A:N6	6	0.88
(1,3)	1:A:84:LYS:HB2	2:B:22:A:N7	6	0.88
(1,3)	1:A:84:LYS:HB2	2:B:22:A:N9	6	0.88
(1,3)	1:A:84:LYS:HB2	2:B:22:A:O2'	6	0.88
(1,3)	1:A:84:LYS:HB2	2:B:22:A:O3'	6	0.88
(1,3)	1:A:84:LYS:HB2	2:B:22:A:O4'	6	0.88
(1,3)	1:A:84:LYS:HB2	2:B:22:A:O5'	6	0.88
(1,3)	1:A:84:LYS:HB2	2:B:22:A:OP1	6	0.88
(1,3)	1:A:84:LYS:HB2	2:B:22:A:OP2	6	0.88
(1,3)	1:A:84:LYS:HB2	2:B:22:A:P	6	0.88
(1,3)	1:A:84:LYS:HB2	2:B:23:U:C1'	6	0.88
(1,3)	1:A:84:LYS:HB2	2:B:23:U:C2	6	0.88
(1,3)	1:A:84:LYS:HB2	2:B:23:U:C2'	6	0.88
(1,3)	1:A:84:LYS:HB2	2:B:23:U:C3'	6	0.88
(1,3)	1:A:84:LYS:HB2	2:B:23:U:C4	6	0.88
(1,3)	1:A:84:LYS:HB2	2:B:23:U:C4'	6	0.88
(1,3)	1:A:84:LYS:HB2	2:B:23:U:C5	6	0.88
(1,3)	1:A:84:LYS:HB2	2:B:23:U:C5'	6	0.88
(1,3)	1:A:84:LYS:HB2	2:B:23:U:C6	6	0.88
(1,3)	1:A:84:LYS:HB2	2:B:23:U:H1'	6	0.88
(1,3)	1:A:84:LYS:HB2	2:B:23:U:H2'	6	0.88
(1,3)	1:A:84:LYS:HB2	2:B:23:U:H3	6	0.88
(1,3)	1:A:84:LYS:HB2	2:B:23:U:H3'	6	0.88
(1,3)	1:A:84:LYS:HB2	2:B:23:U:H4'	6	0.88
(1,3)	1:A:84:LYS:HB2	2:B:23:U:H5	6	0.88

*Continued on next page...*

*Continued from previous page...*

Key	Atom-1	Atom-2	Model ID	Violation (Å)
(1,3)	1:A:84:LYS:HB2	2:B:23:U:H5'	6	0.88
(1,3)	1:A:84:LYS:HB2	2:B:23:U:H5''	6	0.88
(1,3)	1:A:84:LYS:HB2	2:B:23:U:H6	6	0.88
(1,3)	1:A:84:LYS:HB2	2:B:23:U:HO2'	6	0.88
(1,3)	1:A:84:LYS:HB2	2:B:23:U:N1	6	0.88
(1,3)	1:A:84:LYS:HB2	2:B:23:U:N3	6	0.88
(1,3)	1:A:84:LYS:HB2	2:B:23:U:O2	6	0.88
(1,3)	1:A:84:LYS:HB2	2:B:23:U:O2'	6	0.88
(1,3)	1:A:84:LYS:HB2	2:B:23:U:O3'	6	0.88
(1,3)	1:A:84:LYS:HB2	2:B:23:U:O4	6	0.88
(1,3)	1:A:84:LYS:HB2	2:B:23:U:O4'	6	0.88
(1,3)	1:A:84:LYS:HB2	2:B:23:U:O5'	6	0.88
(1,3)	1:A:84:LYS:HB2	2:B:23:U:OP1	6	0.88
(1,3)	1:A:84:LYS:HB2	2:B:23:U:OP2	6	0.88
(1,3)	1:A:84:LYS:HB2	2:B:23:U:P	6	0.88
(1,3)	1:A:84:LYS:HB2	2:B:24:G:C1'	6	0.88
(1,3)	1:A:84:LYS:HB2	2:B:24:G:C2	6	0.88
(1,3)	1:A:84:LYS:HB2	2:B:24:G:C2'	6	0.88
(1,3)	1:A:84:LYS:HB2	2:B:24:G:C3'	6	0.88
(1,3)	1:A:84:LYS:HB2	2:B:24:G:C4	6	0.88
(1,3)	1:A:84:LYS:HB2	2:B:24:G:C4'	6	0.88
(1,3)	1:A:84:LYS:HB2	2:B:24:G:C5	6	0.88
(1,3)	1:A:84:LYS:HB2	2:B:24:G:C5'	6	0.88
(1,3)	1:A:84:LYS:HB2	2:B:24:G:C6	6	0.88
(1,3)	1:A:84:LYS:HB2	2:B:24:G:C8	6	0.88
(1,3)	1:A:84:LYS:HB2	2:B:24:G:H1	6	0.88
(1,3)	1:A:84:LYS:HB2	2:B:24:G:H1'	6	0.88
(1,3)	1:A:84:LYS:HB2	2:B:24:G:H2'	6	0.88
(1,3)	1:A:84:LYS:HB2	2:B:24:G:H21	6	0.88
(1,3)	1:A:84:LYS:HB2	2:B:24:G:H22	6	0.88
(1,3)	1:A:84:LYS:HB2	2:B:24:G:H3'	6	0.88
(1,3)	1:A:84:LYS:HB2	2:B:24:G:H4'	6	0.88
(1,3)	1:A:84:LYS:HB2	2:B:24:G:H5'	6	0.88
(1,3)	1:A:84:LYS:HB2	2:B:24:G:H5''	6	0.88
(1,3)	1:A:84:LYS:HB2	2:B:24:G:H8	6	0.88
(1,3)	1:A:84:LYS:HB2	2:B:24:G:HO2'	6	0.88
(1,3)	1:A:84:LYS:HB2	2:B:24:G:N1	6	0.88
(1,3)	1:A:84:LYS:HB2	2:B:24:G:N2	6	0.88
(1,3)	1:A:84:LYS:HB2	2:B:24:G:N3	6	0.88
(1,3)	1:A:84:LYS:HB2	2:B:24:G:N7	6	0.88
(1,3)	1:A:84:LYS:HB2	2:B:24:G:N9	6	0.88
(1,3)	1:A:84:LYS:HB2	2:B:24:G:O2'	6	0.88

*Continued on next page...*

*Continued from previous page...*

Key	Atom-1	Atom-2	Model ID	Violation (Å)
(1,3)	1:A:84:LYS:HB2	2:B:24:G:O3'	6	0.88
(1,3)	1:A:84:LYS:HB2	2:B:24:G:O4'	6	0.88
(1,3)	1:A:84:LYS:HB2	2:B:24:G:O5'	6	0.88
(1,3)	1:A:84:LYS:HB2	2:B:24:G:O6	6	0.88
(1,3)	1:A:84:LYS:HB2	2:B:24:G:OP1	6	0.88
(1,3)	1:A:84:LYS:HB2	2:B:24:G:OP2	6	0.88
(1,3)	1:A:84:LYS:HB2	2:B:24:G:P	6	0.88
(1,3)	1:A:84:LYS:HB3	2:B:2:C:C1'	6	0.88
(1,3)	1:A:84:LYS:HB3	2:B:2:C:C2	6	0.88
(1,3)	1:A:84:LYS:HB3	2:B:2:C:C2'	6	0.88
(1,3)	1:A:84:LYS:HB3	2:B:2:C:C3'	6	0.88
(1,3)	1:A:84:LYS:HB3	2:B:2:C:C4	6	0.88
(1,3)	1:A:84:LYS:HB3	2:B:2:C:C4'	6	0.88
(1,3)	1:A:84:LYS:HB3	2:B:2:C:C5	6	0.88
(1,3)	1:A:84:LYS:HB3	2:B:2:C:C5'	6	0.88
(1,3)	1:A:84:LYS:HB3	2:B:2:C:C6	6	0.88
(1,3)	1:A:84:LYS:HB3	2:B:2:C:H1'	6	0.88
(1,3)	1:A:84:LYS:HB3	2:B:2:C:H2'	6	0.88
(1,3)	1:A:84:LYS:HB3	2:B:2:C:H3'	6	0.88
(1,3)	1:A:84:LYS:HB3	2:B:2:C:H4'	6	0.88
(1,3)	1:A:84:LYS:HB3	2:B:2:C:H41	6	0.88
(1,3)	1:A:84:LYS:HB3	2:B:2:C:H42	6	0.88
(1,3)	1:A:84:LYS:HB3	2:B:2:C:H5	6	0.88
(1,3)	1:A:84:LYS:HB3	2:B:2:C:H5'	6	0.88
(1,3)	1:A:84:LYS:HB3	2:B:2:C:H5''	6	0.88
(1,3)	1:A:84:LYS:HB3	2:B:2:C:H6	6	0.88
(1,3)	1:A:84:LYS:HB3	2:B:2:C:HO2'	6	0.88
(1,3)	1:A:84:LYS:HB3	2:B:2:C:N1	6	0.88
(1,3)	1:A:84:LYS:HB3	2:B:2:C:N3	6	0.88
(1,3)	1:A:84:LYS:HB3	2:B:2:C:N4	6	0.88
(1,3)	1:A:84:LYS:HB3	2:B:2:C:O2	6	0.88
(1,3)	1:A:84:LYS:HB3	2:B:2:C:O2'	6	0.88
(1,3)	1:A:84:LYS:HB3	2:B:2:C:O3'	6	0.88
(1,3)	1:A:84:LYS:HB3	2:B:2:C:O4'	6	0.88
(1,3)	1:A:84:LYS:HB3	2:B:2:C:O5'	6	0.88
(1,3)	1:A:84:LYS:HB3	2:B:3:U:C1'	6	0.88
(1,3)	1:A:84:LYS:HB3	2:B:3:U:C2	6	0.88
(1,3)	1:A:84:LYS:HB3	2:B:3:U:C2'	6	0.88
(1,3)	1:A:84:LYS:HB3	2:B:3:U:C3'	6	0.88
(1,3)	1:A:84:LYS:HB3	2:B:3:U:C4	6	0.88
(1,3)	1:A:84:LYS:HB3	2:B:3:U:C4'	6	0.88
(1,3)	1:A:84:LYS:HB3	2:B:3:U:C5	6	0.88

*Continued on next page...*

*Continued from previous page...*

Key	Atom-1	Atom-2	Model ID	Violation (Å)
(1,3)	1:A:84:LYS:HB3	2:B:3:U:C5'	6	0.88
(1,3)	1:A:84:LYS:HB3	2:B:3:U:C6	6	0.88
(1,3)	1:A:84:LYS:HB3	2:B:3:U:H1'	6	0.88
(1,3)	1:A:84:LYS:HB3	2:B:3:U:H2'	6	0.88
(1,3)	1:A:84:LYS:HB3	2:B:3:U:H3	6	0.88
(1,3)	1:A:84:LYS:HB3	2:B:3:U:H3'	6	0.88
(1,3)	1:A:84:LYS:HB3	2:B:3:U:H4'	6	0.88
(1,3)	1:A:84:LYS:HB3	2:B:3:U:H5	6	0.88
(1,3)	1:A:84:LYS:HB3	2:B:3:U:H5'	6	0.88
(1,3)	1:A:84:LYS:HB3	2:B:3:U:H5''	6	0.88
(1,3)	1:A:84:LYS:HB3	2:B:3:U:H6	6	0.88
(1,3)	1:A:84:LYS:HB3	2:B:3:U:HO2'	6	0.88
(1,3)	1:A:84:LYS:HB3	2:B:3:U:N1	6	0.88
(1,3)	1:A:84:LYS:HB3	2:B:3:U:N3	6	0.88
(1,3)	1:A:84:LYS:HB3	2:B:3:U:O2	6	0.88
(1,3)	1:A:84:LYS:HB3	2:B:3:U:O2'	6	0.88
(1,3)	1:A:84:LYS:HB3	2:B:3:U:O3'	6	0.88
(1,3)	1:A:84:LYS:HB3	2:B:3:U:O4	6	0.88
(1,3)	1:A:84:LYS:HB3	2:B:3:U:O4'	6	0.88
(1,3)	1:A:84:LYS:HB3	2:B:3:U:O5'	6	0.88
(1,3)	1:A:84:LYS:HB3	2:B:3:U:OP1	6	0.88
(1,3)	1:A:84:LYS:HB3	2:B:3:U:OP2	6	0.88
(1,3)	1:A:84:LYS:HB3	2:B:3:U:P	6	0.88
(1,3)	1:A:84:LYS:HB3	2:B:4:G:C1'	6	0.88
(1,3)	1:A:84:LYS:HB3	2:B:4:G:C2	6	0.88
(1,3)	1:A:84:LYS:HB3	2:B:4:G:C2'	6	0.88
(1,3)	1:A:84:LYS:HB3	2:B:4:G:C3'	6	0.88
(1,3)	1:A:84:LYS:HB3	2:B:4:G:C4	6	0.88
(1,3)	1:A:84:LYS:HB3	2:B:4:G:C4'	6	0.88
(1,3)	1:A:84:LYS:HB3	2:B:4:G:C5	6	0.88
(1,3)	1:A:84:LYS:HB3	2:B:4:G:C5'	6	0.88
(1,3)	1:A:84:LYS:HB3	2:B:4:G:C6	6	0.88
(1,3)	1:A:84:LYS:HB3	2:B:4:G:C8	6	0.88
(1,3)	1:A:84:LYS:HB3	2:B:4:G:H1	6	0.88
(1,3)	1:A:84:LYS:HB3	2:B:4:G:H1'	6	0.88
(1,3)	1:A:84:LYS:HB3	2:B:4:G:H2'	6	0.88
(1,3)	1:A:84:LYS:HB3	2:B:4:G:H21	6	0.88
(1,3)	1:A:84:LYS:HB3	2:B:4:G:H22	6	0.88
(1,3)	1:A:84:LYS:HB3	2:B:4:G:H3'	6	0.88
(1,3)	1:A:84:LYS:HB3	2:B:4:G:H4'	6	0.88
(1,3)	1:A:84:LYS:HB3	2:B:4:G:H5'	6	0.88
(1,3)	1:A:84:LYS:HB3	2:B:4:G:H5''	6	0.88

*Continued on next page...*



*Continued from previous page...*

Key	Atom-1	Atom-2	Model ID	Violation (Å)
(1,3)	1:A:84:LYS:HB3	2:B:4:G:H8	6	0.88
(1,3)	1:A:84:LYS:HB3	2:B:4:G:HO2'	6	0.88
(1,3)	1:A:84:LYS:HB3	2:B:4:G:N1	6	0.88
(1,3)	1:A:84:LYS:HB3	2:B:4:G:N2	6	0.88
(1,3)	1:A:84:LYS:HB3	2:B:4:G:N3	6	0.88
(1,3)	1:A:84:LYS:HB3	2:B:4:G:N7	6	0.88
(1,3)	1:A:84:LYS:HB3	2:B:4:G:N9	6	0.88
(1,3)	1:A:84:LYS:HB3	2:B:4:G:O2'	6	0.88
(1,3)	1:A:84:LYS:HB3	2:B:4:G:O3'	6	0.88
(1,3)	1:A:84:LYS:HB3	2:B:4:G:O4'	6	0.88
(1,3)	1:A:84:LYS:HB3	2:B:4:G:O5'	6	0.88
(1,3)	1:A:84:LYS:HB3	2:B:4:G:O6	6	0.88
(1,3)	1:A:84:LYS:HB3	2:B:4:G:OP1	6	0.88
(1,3)	1:A:84:LYS:HB3	2:B:4:G:OP2	6	0.88
(1,3)	1:A:84:LYS:HB3	2:B:4:G:P	6	0.88
(1,3)	1:A:84:LYS:HB3	2:B:5:A:C1'	6	0.88
(1,3)	1:A:84:LYS:HB3	2:B:5:A:C2	6	0.88
(1,3)	1:A:84:LYS:HB3	2:B:5:A:C2'	6	0.88
(1,3)	1:A:84:LYS:HB3	2:B:5:A:C3'	6	0.88
(1,3)	1:A:84:LYS:HB3	2:B:5:A:C4	6	0.88
(1,3)	1:A:84:LYS:HB3	2:B:5:A:C4'	6	0.88
(1,3)	1:A:84:LYS:HB3	2:B:5:A:C5	6	0.88
(1,3)	1:A:84:LYS:HB3	2:B:5:A:C5'	6	0.88
(1,3)	1:A:84:LYS:HB3	2:B:5:A:C6	6	0.88
(1,3)	1:A:84:LYS:HB3	2:B:5:A:C8	6	0.88
(1,3)	1:A:84:LYS:HB3	2:B:5:A:H1'	6	0.88
(1,3)	1:A:84:LYS:HB3	2:B:5:A:H2	6	0.88
(1,3)	1:A:84:LYS:HB3	2:B:5:A:H2'	6	0.88
(1,3)	1:A:84:LYS:HB3	2:B:5:A:H3'	6	0.88
(1,3)	1:A:84:LYS:HB3	2:B:5:A:H4'	6	0.88
(1,3)	1:A:84:LYS:HB3	2:B:5:A:H5'	6	0.88
(1,3)	1:A:84:LYS:HB3	2:B:5:A:H5''	6	0.88
(1,3)	1:A:84:LYS:HB3	2:B:5:A:H61	6	0.88
(1,3)	1:A:84:LYS:HB3	2:B:5:A:H62	6	0.88
(1,3)	1:A:84:LYS:HB3	2:B:5:A:H8	6	0.88
(1,3)	1:A:84:LYS:HB3	2:B:5:A:HO2'	6	0.88
(1,3)	1:A:84:LYS:HB3	2:B:5:A:N1	6	0.88
(1,3)	1:A:84:LYS:HB3	2:B:5:A:N3	6	0.88
(1,3)	1:A:84:LYS:HB3	2:B:5:A:N6	6	0.88
(1,3)	1:A:84:LYS:HB3	2:B:5:A:N7	6	0.88
(1,3)	1:A:84:LYS:HB3	2:B:5:A:N9	6	0.88
(1,3)	1:A:84:LYS:HB3	2:B:5:A:O2'	6	0.88

*Continued on next page...*

*Continued from previous page...*

Key	Atom-1	Atom-2	Model ID	Violation (Å)
(1,3)	1:A:84:LYS:HB3	2:B:5:A:O3'	6	0.88
(1,3)	1:A:84:LYS:HB3	2:B:5:A:O4'	6	0.88
(1,3)	1:A:84:LYS:HB3	2:B:5:A:O5'	6	0.88
(1,3)	1:A:84:LYS:HB3	2:B:5:A:OP1	6	0.88
(1,3)	1:A:84:LYS:HB3	2:B:5:A:OP2	6	0.88
(1,3)	1:A:84:LYS:HB3	2:B:5:A:P	6	0.88
(1,3)	1:A:84:LYS:HB3	2:B:6:G:C1'	6	0.88
(1,3)	1:A:84:LYS:HB3	2:B:6:G:C2	6	0.88
(1,3)	1:A:84:LYS:HB3	2:B:6:G:C2'	6	0.88
(1,3)	1:A:84:LYS:HB3	2:B:6:G:C3'	6	0.88
(1,3)	1:A:84:LYS:HB3	2:B:6:G:C4	6	0.88
(1,3)	1:A:84:LYS:HB3	2:B:6:G:C4'	6	0.88
(1,3)	1:A:84:LYS:HB3	2:B:6:G:C5	6	0.88
(1,3)	1:A:84:LYS:HB3	2:B:6:G:C5'	6	0.88
(1,3)	1:A:84:LYS:HB3	2:B:6:G:C6	6	0.88
(1,3)	1:A:84:LYS:HB3	2:B:6:G:C8	6	0.88
(1,3)	1:A:84:LYS:HB3	2:B:6:G:H1	6	0.88
(1,3)	1:A:84:LYS:HB3	2:B:6:G:H1'	6	0.88
(1,3)	1:A:84:LYS:HB3	2:B:6:G:H2'	6	0.88
(1,3)	1:A:84:LYS:HB3	2:B:6:G:H21	6	0.88
(1,3)	1:A:84:LYS:HB3	2:B:6:G:H22	6	0.88
(1,3)	1:A:84:LYS:HB3	2:B:6:G:H3'	6	0.88
(1,3)	1:A:84:LYS:HB3	2:B:6:G:H4'	6	0.88
(1,3)	1:A:84:LYS:HB3	2:B:6:G:H5'	6	0.88
(1,3)	1:A:84:LYS:HB3	2:B:6:G:H5''	6	0.88
(1,3)	1:A:84:LYS:HB3	2:B:6:G:H8	6	0.88
(1,3)	1:A:84:LYS:HB3	2:B:6:G:HO2'	6	0.88
(1,3)	1:A:84:LYS:HB3	2:B:6:G:N1	6	0.88
(1,3)	1:A:84:LYS:HB3	2:B:6:G:N2	6	0.88
(1,3)	1:A:84:LYS:HB3	2:B:6:G:N3	6	0.88
(1,3)	1:A:84:LYS:HB3	2:B:6:G:N7	6	0.88
(1,3)	1:A:84:LYS:HB3	2:B:6:G:N9	6	0.88
(1,3)	1:A:84:LYS:HB3	2:B:6:G:O2'	6	0.88
(1,3)	1:A:84:LYS:HB3	2:B:6:G:O3'	6	0.88
(1,3)	1:A:84:LYS:HB3	2:B:6:G:O4'	6	0.88
(1,3)	1:A:84:LYS:HB3	2:B:6:G:O5'	6	0.88
(1,3)	1:A:84:LYS:HB3	2:B:6:G:O6	6	0.88
(1,3)	1:A:84:LYS:HB3	2:B:6:G:OP1	6	0.88
(1,3)	1:A:84:LYS:HB3	2:B:6:G:OP2	6	0.88
(1,3)	1:A:84:LYS:HB3	2:B:6:G:P	6	0.88
(1,3)	1:A:84:LYS:HB3	2:B:7:C:C1'	6	0.88
(1,3)	1:A:84:LYS:HB3	2:B:7:C:C2	6	0.88

*Continued on next page...*

*Continued from previous page...*

Key	Atom-1	Atom-2	Model ID	Violation (Å)
(1,3)	1:A:84:LYS:HB3	2:B:7:C:C2'	6	0.88
(1,3)	1:A:84:LYS:HB3	2:B:7:C:C3'	6	0.88
(1,3)	1:A:84:LYS:HB3	2:B:7:C:C4	6	0.88
(1,3)	1:A:84:LYS:HB3	2:B:7:C:C4'	6	0.88
(1,3)	1:A:84:LYS:HB3	2:B:7:C:C5	6	0.88
(1,3)	1:A:84:LYS:HB3	2:B:7:C:C5'	6	0.88
(1,3)	1:A:84:LYS:HB3	2:B:7:C:C6	6	0.88
(1,3)	1:A:84:LYS:HB3	2:B:7:C:H1'	6	0.88
(1,3)	1:A:84:LYS:HB3	2:B:7:C:H2'	6	0.88
(1,3)	1:A:84:LYS:HB3	2:B:7:C:H3'	6	0.88
(1,3)	1:A:84:LYS:HB3	2:B:7:C:H4'	6	0.88
(1,3)	1:A:84:LYS:HB3	2:B:7:C:H41	6	0.88
(1,3)	1:A:84:LYS:HB3	2:B:7:C:H42	6	0.88
(1,3)	1:A:84:LYS:HB3	2:B:7:C:H5	6	0.88
(1,3)	1:A:84:LYS:HB3	2:B:7:C:H5'	6	0.88
(1,3)	1:A:84:LYS:HB3	2:B:7:C:H5''	6	0.88
(1,3)	1:A:84:LYS:HB3	2:B:7:C:H6	6	0.88
(1,3)	1:A:84:LYS:HB3	2:B:7:C:HO2'	6	0.88
(1,3)	1:A:84:LYS:HB3	2:B:7:C:N1	6	0.88
(1,3)	1:A:84:LYS:HB3	2:B:7:C:N3	6	0.88
(1,3)	1:A:84:LYS:HB3	2:B:7:C:N4	6	0.88
(1,3)	1:A:84:LYS:HB3	2:B:7:C:O2	6	0.88
(1,3)	1:A:84:LYS:HB3	2:B:7:C:O2'	6	0.88
(1,3)	1:A:84:LYS:HB3	2:B:7:C:O3'	6	0.88
(1,3)	1:A:84:LYS:HB3	2:B:7:C:O4'	6	0.88
(1,3)	1:A:84:LYS:HB3	2:B:7:C:O5'	6	0.88
(1,3)	1:A:84:LYS:HB3	2:B:7:C:OP1	6	0.88
(1,3)	1:A:84:LYS:HB3	2:B:7:C:OP2	6	0.88
(1,3)	1:A:84:LYS:HB3	2:B:7:C:P	6	0.88
(1,3)	1:A:84:LYS:HB3	2:B:8:U:C1'	6	0.88
(1,3)	1:A:84:LYS:HB3	2:B:8:U:C2	6	0.88
(1,3)	1:A:84:LYS:HB3	2:B:8:U:C2'	6	0.88
(1,3)	1:A:84:LYS:HB3	2:B:8:U:C3'	6	0.88
(1,3)	1:A:84:LYS:HB3	2:B:8:U:C4	6	0.88
(1,3)	1:A:84:LYS:HB3	2:B:8:U:C4'	6	0.88
(1,3)	1:A:84:LYS:HB3	2:B:8:U:C5	6	0.88
(1,3)	1:A:84:LYS:HB3	2:B:8:U:C5'	6	0.88
(1,3)	1:A:84:LYS:HB3	2:B:8:U:C6	6	0.88
(1,3)	1:A:84:LYS:HB3	2:B:8:U:H1'	6	0.88
(1,3)	1:A:84:LYS:HB3	2:B:8:U:H2'	6	0.88
(1,3)	1:A:84:LYS:HB3	2:B:8:U:H3	6	0.88
(1,3)	1:A:84:LYS:HB3	2:B:8:U:H3'	6	0.88

*Continued on next page...*

*Continued from previous page...*

Key	Atom-1	Atom-2	Model ID	Violation (Å)
(1,3)	1:A:84:LYS:HB3	2:B:8:U:H4'	6	0.88
(1,3)	1:A:84:LYS:HB3	2:B:8:U:H5	6	0.88
(1,3)	1:A:84:LYS:HB3	2:B:8:U:H5'	6	0.88
(1,3)	1:A:84:LYS:HB3	2:B:8:U:H5''	6	0.88
(1,3)	1:A:84:LYS:HB3	2:B:8:U:H6	6	0.88
(1,3)	1:A:84:LYS:HB3	2:B:8:U:HO2'	6	0.88
(1,3)	1:A:84:LYS:HB3	2:B:8:U:N1	6	0.88
(1,3)	1:A:84:LYS:HB3	2:B:8:U:N3	6	0.88
(1,3)	1:A:84:LYS:HB3	2:B:8:U:O2	6	0.88
(1,3)	1:A:84:LYS:HB3	2:B:8:U:O2'	6	0.88
(1,3)	1:A:84:LYS:HB3	2:B:8:U:O3'	6	0.88
(1,3)	1:A:84:LYS:HB3	2:B:8:U:O4	6	0.88
(1,3)	1:A:84:LYS:HB3	2:B:8:U:O4'	6	0.88
(1,3)	1:A:84:LYS:HB3	2:B:8:U:O5'	6	0.88
(1,3)	1:A:84:LYS:HB3	2:B:8:U:OP1	6	0.88
(1,3)	1:A:84:LYS:HB3	2:B:8:U:OP2	6	0.88
(1,3)	1:A:84:LYS:HB3	2:B:8:U:P	6	0.88
(1,3)	1:A:84:LYS:HB3	2:B:9:C:C1'	6	0.88
(1,3)	1:A:84:LYS:HB3	2:B:9:C:C2	6	0.88
(1,3)	1:A:84:LYS:HB3	2:B:9:C:C2'	6	0.88
(1,3)	1:A:84:LYS:HB3	2:B:9:C:C3'	6	0.88
(1,3)	1:A:84:LYS:HB3	2:B:9:C:C4	6	0.88
(1,3)	1:A:84:LYS:HB3	2:B:9:C:C4'	6	0.88
(1,3)	1:A:84:LYS:HB3	2:B:9:C:C5	6	0.88
(1,3)	1:A:84:LYS:HB3	2:B:9:C:C5'	6	0.88
(1,3)	1:A:84:LYS:HB3	2:B:9:C:C6	6	0.88
(1,3)	1:A:84:LYS:HB3	2:B:9:C:H1'	6	0.88
(1,3)	1:A:84:LYS:HB3	2:B:9:C:H2'	6	0.88
(1,3)	1:A:84:LYS:HB3	2:B:9:C:H3'	6	0.88
(1,3)	1:A:84:LYS:HB3	2:B:9:C:H4'	6	0.88
(1,3)	1:A:84:LYS:HB3	2:B:9:C:H41	6	0.88
(1,3)	1:A:84:LYS:HB3	2:B:9:C:H42	6	0.88
(1,3)	1:A:84:LYS:HB3	2:B:9:C:H5	6	0.88
(1,3)	1:A:84:LYS:HB3	2:B:9:C:H5'	6	0.88
(1,3)	1:A:84:LYS:HB3	2:B:9:C:H5''	6	0.88
(1,3)	1:A:84:LYS:HB3	2:B:9:C:H6	6	0.88
(1,3)	1:A:84:LYS:HB3	2:B:9:C:HO2'	6	0.88
(1,3)	1:A:84:LYS:HB3	2:B:9:C:N1	6	0.88
(1,3)	1:A:84:LYS:HB3	2:B:9:C:N3	6	0.88
(1,3)	1:A:84:LYS:HB3	2:B:9:C:N4	6	0.88
(1,3)	1:A:84:LYS:HB3	2:B:9:C:O2	6	0.88
(1,3)	1:A:84:LYS:HB3	2:B:9:C:O2'	6	0.88

*Continued on next page...*

*Continued from previous page...*

Key	Atom-1	Atom-2	Model ID	Violation (Å)
(1,3)	1:A:84:LYS:HB3	2:B:9:C:O3'	6	0.88
(1,3)	1:A:84:LYS:HB3	2:B:9:C:O4'	6	0.88
(1,3)	1:A:84:LYS:HB3	2:B:9:C:O5'	6	0.88
(1,3)	1:A:84:LYS:HB3	2:B:9:C:OP1	6	0.88
(1,3)	1:A:84:LYS:HB3	2:B:9:C:OP2	6	0.88
(1,3)	1:A:84:LYS:HB3	2:B:9:C:P	6	0.88
(1,3)	1:A:84:LYS:HB3	2:B:10:G:C1'	6	0.88
(1,3)	1:A:84:LYS:HB3	2:B:10:G:C2	6	0.88
(1,3)	1:A:84:LYS:HB3	2:B:10:G:C2'	6	0.88
(1,3)	1:A:84:LYS:HB3	2:B:10:G:C3'	6	0.88
(1,3)	1:A:84:LYS:HB3	2:B:10:G:C4	6	0.88
(1,3)	1:A:84:LYS:HB3	2:B:10:G:C4'	6	0.88
(1,3)	1:A:84:LYS:HB3	2:B:10:G:C5	6	0.88
(1,3)	1:A:84:LYS:HB3	2:B:10:G:C5'	6	0.88
(1,3)	1:A:84:LYS:HB3	2:B:10:G:C6	6	0.88
(1,3)	1:A:84:LYS:HB3	2:B:10:G:C8	6	0.88
(1,3)	1:A:84:LYS:HB3	2:B:10:G:H1	6	0.88
(1,3)	1:A:84:LYS:HB3	2:B:10:G:H1'	6	0.88
(1,3)	1:A:84:LYS:HB3	2:B:10:G:H2'	6	0.88
(1,3)	1:A:84:LYS:HB3	2:B:10:G:H21	6	0.88
(1,3)	1:A:84:LYS:HB3	2:B:10:G:H22	6	0.88
(1,3)	1:A:84:LYS:HB3	2:B:10:G:H3'	6	0.88
(1,3)	1:A:84:LYS:HB3	2:B:10:G:H4'	6	0.88
(1,3)	1:A:84:LYS:HB3	2:B:10:G:H5'	6	0.88
(1,3)	1:A:84:LYS:HB3	2:B:10:G:H5''	6	0.88
(1,3)	1:A:84:LYS:HB3	2:B:10:G:H8	6	0.88
(1,3)	1:A:84:LYS:HB3	2:B:10:G:HO2'	6	0.88
(1,3)	1:A:84:LYS:HB3	2:B:10:G:N1	6	0.88
(1,3)	1:A:84:LYS:HB3	2:B:10:G:N2	6	0.88
(1,3)	1:A:84:LYS:HB3	2:B:10:G:N3	6	0.88
(1,3)	1:A:84:LYS:HB3	2:B:10:G:N7	6	0.88
(1,3)	1:A:84:LYS:HB3	2:B:10:G:N9	6	0.88
(1,3)	1:A:84:LYS:HB3	2:B:10:G:O2'	6	0.88
(1,3)	1:A:84:LYS:HB3	2:B:10:G:O3'	6	0.88
(1,3)	1:A:84:LYS:HB3	2:B:10:G:O4'	6	0.88
(1,3)	1:A:84:LYS:HB3	2:B:10:G:O5'	6	0.88
(1,3)	1:A:84:LYS:HB3	2:B:10:G:O6	6	0.88
(1,3)	1:A:84:LYS:HB3	2:B:10:G:OP1	6	0.88
(1,3)	1:A:84:LYS:HB3	2:B:10:G:OP2	6	0.88
(1,3)	1:A:84:LYS:HB3	2:B:10:G:P	6	0.88
(1,3)	1:A:84:LYS:HB3	2:B:11:A:C1'	6	0.88
(1,3)	1:A:84:LYS:HB3	2:B:11:A:C2	6	0.88

*Continued on next page...*

*Continued from previous page...*

Key	Atom-1	Atom-2	Model ID	Violation (Å)
(1,3)	1:A:84:LYS:HB3	2:B:11:A:C2'	6	0.88
(1,3)	1:A:84:LYS:HB3	2:B:11:A:C3'	6	0.88
(1,3)	1:A:84:LYS:HB3	2:B:11:A:C4	6	0.88
(1,3)	1:A:84:LYS:HB3	2:B:11:A:C4'	6	0.88
(1,3)	1:A:84:LYS:HB3	2:B:11:A:C5	6	0.88
(1,3)	1:A:84:LYS:HB3	2:B:11:A:C5'	6	0.88
(1,3)	1:A:84:LYS:HB3	2:B:11:A:C6	6	0.88
(1,3)	1:A:84:LYS:HB3	2:B:11:A:C8	6	0.88
(1,3)	1:A:84:LYS:HB3	2:B:11:A:H1'	6	0.88
(1,3)	1:A:84:LYS:HB3	2:B:11:A:H2	6	0.88
(1,3)	1:A:84:LYS:HB3	2:B:11:A:H2'	6	0.88
(1,3)	1:A:84:LYS:HB3	2:B:11:A:H3'	6	0.88
(1,3)	1:A:84:LYS:HB3	2:B:11:A:H4'	6	0.88
(1,3)	1:A:84:LYS:HB3	2:B:11:A:H5'	6	0.88
(1,3)	1:A:84:LYS:HB3	2:B:11:A:H5''	6	0.88
(1,3)	1:A:84:LYS:HB3	2:B:11:A:H61	6	0.88
(1,3)	1:A:84:LYS:HB3	2:B:11:A:H62	6	0.88
(1,3)	1:A:84:LYS:HB3	2:B:11:A:H8	6	0.88
(1,3)	1:A:84:LYS:HB3	2:B:11:A:HO2'	6	0.88
(1,3)	1:A:84:LYS:HB3	2:B:11:A:N1	6	0.88
(1,3)	1:A:84:LYS:HB3	2:B:11:A:N3	6	0.88
(1,3)	1:A:84:LYS:HB3	2:B:11:A:N6	6	0.88
(1,3)	1:A:84:LYS:HB3	2:B:11:A:N7	6	0.88
(1,3)	1:A:84:LYS:HB3	2:B:11:A:N9	6	0.88
(1,3)	1:A:84:LYS:HB3	2:B:11:A:O2'	6	0.88
(1,3)	1:A:84:LYS:HB3	2:B:11:A:O3'	6	0.88
(1,3)	1:A:84:LYS:HB3	2:B:11:A:O4'	6	0.88
(1,3)	1:A:84:LYS:HB3	2:B:11:A:O5'	6	0.88
(1,3)	1:A:84:LYS:HB3	2:B:11:A:OP1	6	0.88
(1,3)	1:A:84:LYS:HB3	2:B:11:A:OP2	6	0.88
(1,3)	1:A:84:LYS:HB3	2:B:11:A:P	6	0.88
(1,3)	1:A:84:LYS:HB3	2:B:12:A:C1'	6	0.88
(1,3)	1:A:84:LYS:HB3	2:B:12:A:C2	6	0.88
(1,3)	1:A:84:LYS:HB3	2:B:12:A:C2'	6	0.88
(1,3)	1:A:84:LYS:HB3	2:B:12:A:C3'	6	0.88
(1,3)	1:A:84:LYS:HB3	2:B:12:A:C4	6	0.88
(1,3)	1:A:84:LYS:HB3	2:B:12:A:C4'	6	0.88
(1,3)	1:A:84:LYS:HB3	2:B:12:A:C5	6	0.88
(1,3)	1:A:84:LYS:HB3	2:B:12:A:C5'	6	0.88
(1,3)	1:A:84:LYS:HB3	2:B:12:A:C6	6	0.88
(1,3)	1:A:84:LYS:HB3	2:B:12:A:C8	6	0.88
(1,3)	1:A:84:LYS:HB3	2:B:12:A:H1'	6	0.88

*Continued on next page...*

*Continued from previous page...*

Key	Atom-1	Atom-2	Model ID	Violation (Å)
(1,3)	1:A:84:LYS:HB3	2:B:12:A:H2	6	0.88
(1,3)	1:A:84:LYS:HB3	2:B:12:A:H2'	6	0.88
(1,3)	1:A:84:LYS:HB3	2:B:12:A:H3'	6	0.88
(1,3)	1:A:84:LYS:HB3	2:B:12:A:H4'	6	0.88
(1,3)	1:A:84:LYS:HB3	2:B:12:A:H5'	6	0.88
(1,3)	1:A:84:LYS:HB3	2:B:12:A:H5''	6	0.88
(1,3)	1:A:84:LYS:HB3	2:B:12:A:H61	6	0.88
(1,3)	1:A:84:LYS:HB3	2:B:12:A:H62	6	0.88
(1,3)	1:A:84:LYS:HB3	2:B:12:A:H8	6	0.88
(1,3)	1:A:84:LYS:HB3	2:B:12:A:HO2'	6	0.88
(1,3)	1:A:84:LYS:HB3	2:B:12:A:N1	6	0.88
(1,3)	1:A:84:LYS:HB3	2:B:12:A:N3	6	0.88
(1,3)	1:A:84:LYS:HB3	2:B:12:A:N6	6	0.88
(1,3)	1:A:84:LYS:HB3	2:B:12:A:N7	6	0.88
(1,3)	1:A:84:LYS:HB3	2:B:12:A:N9	6	0.88
(1,3)	1:A:84:LYS:HB3	2:B:12:A:O2'	6	0.88
(1,3)	1:A:84:LYS:HB3	2:B:12:A:O3'	6	0.88
(1,3)	1:A:84:LYS:HB3	2:B:12:A:O4'	6	0.88
(1,3)	1:A:84:LYS:HB3	2:B:12:A:O5'	6	0.88
(1,3)	1:A:84:LYS:HB3	2:B:12:A:OP1	6	0.88
(1,3)	1:A:84:LYS:HB3	2:B:12:A:OP2	6	0.88
(1,3)	1:A:84:LYS:HB3	2:B:12:A:P	6	0.88
(1,3)	1:A:84:LYS:HB3	2:B:13:A:C1'	6	0.88
(1,3)	1:A:84:LYS:HB3	2:B:13:A:C2	6	0.88
(1,3)	1:A:84:LYS:HB3	2:B:13:A:C2'	6	0.88
(1,3)	1:A:84:LYS:HB3	2:B:13:A:C3'	6	0.88
(1,3)	1:A:84:LYS:HB3	2:B:13:A:C4	6	0.88
(1,3)	1:A:84:LYS:HB3	2:B:13:A:C4'	6	0.88
(1,3)	1:A:84:LYS:HB3	2:B:13:A:C5	6	0.88
(1,3)	1:A:84:LYS:HB3	2:B:13:A:C5'	6	0.88
(1,3)	1:A:84:LYS:HB3	2:B:13:A:C6	6	0.88
(1,3)	1:A:84:LYS:HB3	2:B:13:A:C8	6	0.88
(1,3)	1:A:84:LYS:HB3	2:B:13:A:H1'	6	0.88
(1,3)	1:A:84:LYS:HB3	2:B:13:A:H2	6	0.88
(1,3)	1:A:84:LYS:HB3	2:B:13:A:H2'	6	0.88
(1,3)	1:A:84:LYS:HB3	2:B:13:A:H3'	6	0.88
(1,3)	1:A:84:LYS:HB3	2:B:13:A:H4'	6	0.88
(1,3)	1:A:84:LYS:HB3	2:B:13:A:H5'	6	0.88
(1,3)	1:A:84:LYS:HB3	2:B:13:A:H5''	6	0.88
(1,3)	1:A:84:LYS:HB3	2:B:13:A:H61	6	0.88
(1,3)	1:A:84:LYS:HB3	2:B:13:A:H62	6	0.88
(1,3)	1:A:84:LYS:HB3	2:B:13:A:H8	6	0.88

*Continued on next page...*

*Continued from previous page...*

Key	Atom-1	Atom-2	Model ID	Violation (Å)
(1,3)	1:A:84:LYS:HB3	2:B:13:A:HO2'	6	0.88
(1,3)	1:A:84:LYS:HB3	2:B:13:A:N1	6	0.88
(1,3)	1:A:84:LYS:HB3	2:B:13:A:N3	6	0.88
(1,3)	1:A:84:LYS:HB3	2:B:13:A:N6	6	0.88
(1,3)	1:A:84:LYS:HB3	2:B:13:A:N7	6	0.88
(1,3)	1:A:84:LYS:HB3	2:B:13:A:N9	6	0.88
(1,3)	1:A:84:LYS:HB3	2:B:13:A:O2'	6	0.88
(1,3)	1:A:84:LYS:HB3	2:B:13:A:O3'	6	0.88
(1,3)	1:A:84:LYS:HB3	2:B:13:A:O4'	6	0.88
(1,3)	1:A:84:LYS:HB3	2:B:13:A:O5'	6	0.88
(1,3)	1:A:84:LYS:HB3	2:B:13:A:OP1	6	0.88
(1,3)	1:A:84:LYS:HB3	2:B:13:A:OP2	6	0.88
(1,3)	1:A:84:LYS:HB3	2:B:13:A:P	6	0.88
(1,3)	1:A:84:LYS:HB3	2:B:14:G:C1'	6	0.88
(1,3)	1:A:84:LYS:HB3	2:B:14:G:C2	6	0.88
(1,3)	1:A:84:LYS:HB3	2:B:14:G:C2'	6	0.88
(1,3)	1:A:84:LYS:HB3	2:B:14:G:C3'	6	0.88
(1,3)	1:A:84:LYS:HB3	2:B:14:G:C4	6	0.88
(1,3)	1:A:84:LYS:HB3	2:B:14:G:C4'	6	0.88
(1,3)	1:A:84:LYS:HB3	2:B:14:G:C5	6	0.88
(1,3)	1:A:84:LYS:HB3	2:B:14:G:C5'	6	0.88
(1,3)	1:A:84:LYS:HB3	2:B:14:G:C6	6	0.88
(1,3)	1:A:84:LYS:HB3	2:B:14:G:C8	6	0.88
(1,3)	1:A:84:LYS:HB3	2:B:14:G:H1	6	0.88
(1,3)	1:A:84:LYS:HB3	2:B:14:G:H1'	6	0.88
(1,3)	1:A:84:LYS:HB3	2:B:14:G:H2'	6	0.88
(1,3)	1:A:84:LYS:HB3	2:B:14:G:H21	6	0.88
(1,3)	1:A:84:LYS:HB3	2:B:14:G:H22	6	0.88
(1,3)	1:A:84:LYS:HB3	2:B:14:G:H3'	6	0.88
(1,3)	1:A:84:LYS:HB3	2:B:14:G:H4'	6	0.88
(1,3)	1:A:84:LYS:HB3	2:B:14:G:H5'	6	0.88
(1,3)	1:A:84:LYS:HB3	2:B:14:G:H5''	6	0.88
(1,3)	1:A:84:LYS:HB3	2:B:14:G:H8	6	0.88
(1,3)	1:A:84:LYS:HB3	2:B:14:G:HO2'	6	0.88
(1,3)	1:A:84:LYS:HB3	2:B:14:G:N1	6	0.88
(1,3)	1:A:84:LYS:HB3	2:B:14:G:N2	6	0.88
(1,3)	1:A:84:LYS:HB3	2:B:14:G:N3	6	0.88
(1,3)	1:A:84:LYS:HB3	2:B:14:G:N7	6	0.88
(1,3)	1:A:84:LYS:HB3	2:B:14:G:N9	6	0.88
(1,3)	1:A:84:LYS:HB3	2:B:14:G:O2'	6	0.88
(1,3)	1:A:84:LYS:HB3	2:B:14:G:O3'	6	0.88
(1,3)	1:A:84:LYS:HB3	2:B:14:G:O4'	6	0.88

*Continued on next page...*



*Continued from previous page...*

Key	Atom-1	Atom-2	Model ID	Violation (Å)
(1,3)	1:A:84:LYS:HB3	2:B:14:G:O5'	6	0.88
(1,3)	1:A:84:LYS:HB3	2:B:14:G:O6	6	0.88
(1,3)	1:A:84:LYS:HB3	2:B:14:G:OP1	6	0.88
(1,3)	1:A:84:LYS:HB3	2:B:14:G:OP2	6	0.88
(1,3)	1:A:84:LYS:HB3	2:B:14:G:P	6	0.88
(1,3)	1:A:84:LYS:HB3	2:B:15:A:C1'	6	0.88
(1,3)	1:A:84:LYS:HB3	2:B:15:A:C2	6	0.88
(1,3)	1:A:84:LYS:HB3	2:B:15:A:C2'	6	0.88
(1,3)	1:A:84:LYS:HB3	2:B:15:A:C3'	6	0.88
(1,3)	1:A:84:LYS:HB3	2:B:15:A:C4	6	0.88
(1,3)	1:A:84:LYS:HB3	2:B:15:A:C4'	6	0.88
(1,3)	1:A:84:LYS:HB3	2:B:15:A:C5	6	0.88
(1,3)	1:A:84:LYS:HB3	2:B:15:A:C5'	6	0.88
(1,3)	1:A:84:LYS:HB3	2:B:15:A:C6	6	0.88
(1,3)	1:A:84:LYS:HB3	2:B:15:A:C8	6	0.88
(1,3)	1:A:84:LYS:HB3	2:B:15:A:H1'	6	0.88
(1,3)	1:A:84:LYS:HB3	2:B:15:A:H2	6	0.88
(1,3)	1:A:84:LYS:HB3	2:B:15:A:H2'	6	0.88
(1,3)	1:A:84:LYS:HB3	2:B:15:A:H3'	6	0.88
(1,3)	1:A:84:LYS:HB3	2:B:15:A:H4'	6	0.88
(1,3)	1:A:84:LYS:HB3	2:B:15:A:H5'	6	0.88
(1,3)	1:A:84:LYS:HB3	2:B:15:A:H5''	6	0.88
(1,3)	1:A:84:LYS:HB3	2:B:15:A:H61	6	0.88
(1,3)	1:A:84:LYS:HB3	2:B:15:A:H62	6	0.88
(1,3)	1:A:84:LYS:HB3	2:B:15:A:H8	6	0.88
(1,3)	1:A:84:LYS:HB3	2:B:15:A:HO2'	6	0.88
(1,3)	1:A:84:LYS:HB3	2:B:15:A:N1	6	0.88
(1,3)	1:A:84:LYS:HB3	2:B:15:A:N3	6	0.88
(1,3)	1:A:84:LYS:HB3	2:B:15:A:N6	6	0.88
(1,3)	1:A:84:LYS:HB3	2:B:15:A:N7	6	0.88
(1,3)	1:A:84:LYS:HB3	2:B:15:A:N9	6	0.88
(1,3)	1:A:84:LYS:HB3	2:B:15:A:O2'	6	0.88
(1,3)	1:A:84:LYS:HB3	2:B:15:A:O3'	6	0.88
(1,3)	1:A:84:LYS:HB3	2:B:15:A:O4'	6	0.88
(1,3)	1:A:84:LYS:HB3	2:B:15:A:O5'	6	0.88
(1,3)	1:A:84:LYS:HB3	2:B:15:A:OP1	6	0.88
(1,3)	1:A:84:LYS:HB3	2:B:15:A:OP2	6	0.88
(1,3)	1:A:84:LYS:HB3	2:B:15:A:P	6	0.88
(1,3)	1:A:84:LYS:HB3	2:B:16:G:C1'	6	0.88
(1,3)	1:A:84:LYS:HB3	2:B:16:G:C2	6	0.88
(1,3)	1:A:84:LYS:HB3	2:B:16:G:C2'	6	0.88
(1,3)	1:A:84:LYS:HB3	2:B:16:G:C3'	6	0.88

*Continued on next page...*

*Continued from previous page...*

Key	Atom-1	Atom-2	Model ID	Violation (Å)
(1,3)	1:A:84:LYS:HB3	2:B:16:G:C4	6	0.88
(1,3)	1:A:84:LYS:HB3	2:B:16:G:C4'	6	0.88
(1,3)	1:A:84:LYS:HB3	2:B:16:G:C5	6	0.88
(1,3)	1:A:84:LYS:HB3	2:B:16:G:C5'	6	0.88
(1,3)	1:A:84:LYS:HB3	2:B:16:G:C6	6	0.88
(1,3)	1:A:84:LYS:HB3	2:B:16:G:C8	6	0.88
(1,3)	1:A:84:LYS:HB3	2:B:16:G:H1	6	0.88
(1,3)	1:A:84:LYS:HB3	2:B:16:G:H1'	6	0.88
(1,3)	1:A:84:LYS:HB3	2:B:16:G:H2'	6	0.88
(1,3)	1:A:84:LYS:HB3	2:B:16:G:H21	6	0.88
(1,3)	1:A:84:LYS:HB3	2:B:16:G:H22	6	0.88
(1,3)	1:A:84:LYS:HB3	2:B:16:G:H3'	6	0.88
(1,3)	1:A:84:LYS:HB3	2:B:16:G:H4'	6	0.88
(1,3)	1:A:84:LYS:HB3	2:B:16:G:H5'	6	0.88
(1,3)	1:A:84:LYS:HB3	2:B:16:G:H5''	6	0.88
(1,3)	1:A:84:LYS:HB3	2:B:16:G:H8	6	0.88
(1,3)	1:A:84:LYS:HB3	2:B:16:G:HO2'	6	0.88
(1,3)	1:A:84:LYS:HB3	2:B:16:G:N1	6	0.88
(1,3)	1:A:84:LYS:HB3	2:B:16:G:N2	6	0.88
(1,3)	1:A:84:LYS:HB3	2:B:16:G:N3	6	0.88
(1,3)	1:A:84:LYS:HB3	2:B:16:G:N7	6	0.88
(1,3)	1:A:84:LYS:HB3	2:B:16:G:N9	6	0.88
(1,3)	1:A:84:LYS:HB3	2:B:16:G:O2'	6	0.88
(1,3)	1:A:84:LYS:HB3	2:B:16:G:O3'	6	0.88
(1,3)	1:A:84:LYS:HB3	2:B:16:G:O4'	6	0.88
(1,3)	1:A:84:LYS:HB3	2:B:16:G:O5'	6	0.88
(1,3)	1:A:84:LYS:HB3	2:B:16:G:O6	6	0.88
(1,3)	1:A:84:LYS:HB3	2:B:16:G:OP1	6	0.88
(1,3)	1:A:84:LYS:HB3	2:B:16:G:OP2	6	0.88
(1,3)	1:A:84:LYS:HB3	2:B:16:G:P	6	0.88
(1,3)	1:A:84:LYS:HB3	2:B:17:C:C1'	6	0.88
(1,3)	1:A:84:LYS:HB3	2:B:17:C:C2	6	0.88
(1,3)	1:A:84:LYS:HB3	2:B:17:C:C2'	6	0.88
(1,3)	1:A:84:LYS:HB3	2:B:17:C:C3'	6	0.88
(1,3)	1:A:84:LYS:HB3	2:B:17:C:C4	6	0.88
(1,3)	1:A:84:LYS:HB3	2:B:17:C:C4'	6	0.88
(1,3)	1:A:84:LYS:HB3	2:B:17:C:C5	6	0.88
(1,3)	1:A:84:LYS:HB3	2:B:17:C:C5'	6	0.88
(1,3)	1:A:84:LYS:HB3	2:B:17:C:C6	6	0.88
(1,3)	1:A:84:LYS:HB3	2:B:17:C:H1'	6	0.88
(1,3)	1:A:84:LYS:HB3	2:B:17:C:H2'	6	0.88
(1,3)	1:A:84:LYS:HB3	2:B:17:C:H3'	6	0.88

*Continued on next page...*

*Continued from previous page...*

Key	Atom-1	Atom-2	Model ID	Violation (Å)
(1,3)	1:A:84:LYS:HB3	2:B:17:C:H4'	6	0.88
(1,3)	1:A:84:LYS:HB3	2:B:17:C:H41	6	0.88
(1,3)	1:A:84:LYS:HB3	2:B:17:C:H42	6	0.88
(1,3)	1:A:84:LYS:HB3	2:B:17:C:H5	6	0.88
(1,3)	1:A:84:LYS:HB3	2:B:17:C:H5'	6	0.88
(1,3)	1:A:84:LYS:HB3	2:B:17:C:H5''	6	0.88
(1,3)	1:A:84:LYS:HB3	2:B:17:C:H6	6	0.88
(1,3)	1:A:84:LYS:HB3	2:B:17:C:HO2'	6	0.88
(1,3)	1:A:84:LYS:HB3	2:B:17:C:N1	6	0.88
(1,3)	1:A:84:LYS:HB3	2:B:17:C:N3	6	0.88
(1,3)	1:A:84:LYS:HB3	2:B:17:C:N4	6	0.88
(1,3)	1:A:84:LYS:HB3	2:B:17:C:O2	6	0.88
(1,3)	1:A:84:LYS:HB3	2:B:17:C:O2'	6	0.88
(1,3)	1:A:84:LYS:HB3	2:B:17:C:O3'	6	0.88
(1,3)	1:A:84:LYS:HB3	2:B:17:C:O4'	6	0.88
(1,3)	1:A:84:LYS:HB3	2:B:17:C:O5'	6	0.88
(1,3)	1:A:84:LYS:HB3	2:B:17:C:OP1	6	0.88
(1,3)	1:A:84:LYS:HB3	2:B:17:C:OP2	6	0.88
(1,3)	1:A:84:LYS:HB3	2:B:17:C:P	6	0.88
(1,3)	1:A:84:LYS:HB3	2:B:18:A:C1'	6	0.88
(1,3)	1:A:84:LYS:HB3	2:B:18:A:C2	6	0.88
(1,3)	1:A:84:LYS:HB3	2:B:18:A:C2'	6	0.88
(1,3)	1:A:84:LYS:HB3	2:B:18:A:C3'	6	0.88
(1,3)	1:A:84:LYS:HB3	2:B:18:A:C4	6	0.88
(1,3)	1:A:84:LYS:HB3	2:B:18:A:C4'	6	0.88
(1,3)	1:A:84:LYS:HB3	2:B:18:A:C5	6	0.88
(1,3)	1:A:84:LYS:HB3	2:B:18:A:C5'	6	0.88
(1,3)	1:A:84:LYS:HB3	2:B:18:A:C6	6	0.88
(1,3)	1:A:84:LYS:HB3	2:B:18:A:C8	6	0.88
(1,3)	1:A:84:LYS:HB3	2:B:18:A:H1'	6	0.88
(1,3)	1:A:84:LYS:HB3	2:B:18:A:H2	6	0.88
(1,3)	1:A:84:LYS:HB3	2:B:18:A:H2'	6	0.88
(1,3)	1:A:84:LYS:HB3	2:B:18:A:H3'	6	0.88
(1,3)	1:A:84:LYS:HB3	2:B:18:A:H4'	6	0.88
(1,3)	1:A:84:LYS:HB3	2:B:18:A:H5'	6	0.88
(1,3)	1:A:84:LYS:HB3	2:B:18:A:H5''	6	0.88
(1,3)	1:A:84:LYS:HB3	2:B:18:A:H61	6	0.88
(1,3)	1:A:84:LYS:HB3	2:B:18:A:H62	6	0.88
(1,3)	1:A:84:LYS:HB3	2:B:18:A:H8	6	0.88
(1,3)	1:A:84:LYS:HB3	2:B:18:A:HO2'	6	0.88
(1,3)	1:A:84:LYS:HB3	2:B:18:A:N1	6	0.88
(1,3)	1:A:84:LYS:HB3	2:B:18:A:N3	6	0.88

*Continued on next page...*

*Continued from previous page...*

Key	Atom-1	Atom-2	Model ID	Violation (Å)
(1,3)	1:A:84:LYS:HB3	2:B:18:A:N6	6	0.88
(1,3)	1:A:84:LYS:HB3	2:B:18:A:N7	6	0.88
(1,3)	1:A:84:LYS:HB3	2:B:18:A:N9	6	0.88
(1,3)	1:A:84:LYS:HB3	2:B:18:A:O2'	6	0.88
(1,3)	1:A:84:LYS:HB3	2:B:18:A:O3'	6	0.88
(1,3)	1:A:84:LYS:HB3	2:B:18:A:O4'	6	0.88
(1,3)	1:A:84:LYS:HB3	2:B:18:A:O5'	6	0.88
(1,3)	1:A:84:LYS:HB3	2:B:18:A:OP1	6	0.88
(1,3)	1:A:84:LYS:HB3	2:B:18:A:OP2	6	0.88
(1,3)	1:A:84:LYS:HB3	2:B:18:A:P	6	0.88
(1,3)	1:A:84:LYS:HB3	2:B:19:A:C1'	6	0.88
(1,3)	1:A:84:LYS:HB3	2:B:19:A:C2	6	0.88
(1,3)	1:A:84:LYS:HB3	2:B:19:A:C2'	6	0.88
(1,3)	1:A:84:LYS:HB3	2:B:19:A:C3'	6	0.88
(1,3)	1:A:84:LYS:HB3	2:B:19:A:C4	6	0.88
(1,3)	1:A:84:LYS:HB3	2:B:19:A:C4'	6	0.88
(1,3)	1:A:84:LYS:HB3	2:B:19:A:C5	6	0.88
(1,3)	1:A:84:LYS:HB3	2:B:19:A:C5'	6	0.88
(1,3)	1:A:84:LYS:HB3	2:B:19:A:C6	6	0.88
(1,3)	1:A:84:LYS:HB3	2:B:19:A:C8	6	0.88
(1,3)	1:A:84:LYS:HB3	2:B:19:A:H1'	6	0.88
(1,3)	1:A:84:LYS:HB3	2:B:19:A:H2	6	0.88
(1,3)	1:A:84:LYS:HB3	2:B:19:A:H2'	6	0.88
(1,3)	1:A:84:LYS:HB3	2:B:19:A:H3'	6	0.88
(1,3)	1:A:84:LYS:HB3	2:B:19:A:H4'	6	0.88
(1,3)	1:A:84:LYS:HB3	2:B:19:A:H5'	6	0.88
(1,3)	1:A:84:LYS:HB3	2:B:19:A:H5''	6	0.88
(1,3)	1:A:84:LYS:HB3	2:B:19:A:H61	6	0.88
(1,3)	1:A:84:LYS:HB3	2:B:19:A:H62	6	0.88
(1,3)	1:A:84:LYS:HB3	2:B:19:A:H8	6	0.88
(1,3)	1:A:84:LYS:HB3	2:B:19:A:HO2'	6	0.88
(1,3)	1:A:84:LYS:HB3	2:B:19:A:N1	6	0.88
(1,3)	1:A:84:LYS:HB3	2:B:19:A:N3	6	0.88
(1,3)	1:A:84:LYS:HB3	2:B:19:A:N6	6	0.88
(1,3)	1:A:84:LYS:HB3	2:B:19:A:N7	6	0.88
(1,3)	1:A:84:LYS:HB3	2:B:19:A:N9	6	0.88
(1,3)	1:A:84:LYS:HB3	2:B:19:A:O2'	6	0.88
(1,3)	1:A:84:LYS:HB3	2:B:19:A:O3'	6	0.88
(1,3)	1:A:84:LYS:HB3	2:B:19:A:O4'	6	0.88
(1,3)	1:A:84:LYS:HB3	2:B:19:A:O5'	6	0.88
(1,3)	1:A:84:LYS:HB3	2:B:19:A:OP1	6	0.88
(1,3)	1:A:84:LYS:HB3	2:B:19:A:OP2	6	0.88

*Continued on next page...*

*Continued from previous page...*

Key	Atom-1	Atom-2	Model ID	Violation (Å)
(1,3)	1:A:84:LYS:HB3	2:B:19:A:P	6	0.88
(1,3)	1:A:84:LYS:HB3	2:B:20:U:C1'	6	0.88
(1,3)	1:A:84:LYS:HB3	2:B:20:U:C2	6	0.88
(1,3)	1:A:84:LYS:HB3	2:B:20:U:C2'	6	0.88
(1,3)	1:A:84:LYS:HB3	2:B:20:U:C3'	6	0.88
(1,3)	1:A:84:LYS:HB3	2:B:20:U:C4	6	0.88
(1,3)	1:A:84:LYS:HB3	2:B:20:U:C4'	6	0.88
(1,3)	1:A:84:LYS:HB3	2:B:20:U:C5	6	0.88
(1,3)	1:A:84:LYS:HB3	2:B:20:U:C5'	6	0.88
(1,3)	1:A:84:LYS:HB3	2:B:20:U:C6	6	0.88
(1,3)	1:A:84:LYS:HB3	2:B:20:U:H1'	6	0.88
(1,3)	1:A:84:LYS:HB3	2:B:20:U:H2'	6	0.88
(1,3)	1:A:84:LYS:HB3	2:B:20:U:H3	6	0.88
(1,3)	1:A:84:LYS:HB3	2:B:20:U:H3'	6	0.88
(1,3)	1:A:84:LYS:HB3	2:B:20:U:H4'	6	0.88
(1,3)	1:A:84:LYS:HB3	2:B:20:U:H5	6	0.88
(1,3)	1:A:84:LYS:HB3	2:B:20:U:H5'	6	0.88
(1,3)	1:A:84:LYS:HB3	2:B:20:U:H5''	6	0.88
(1,3)	1:A:84:LYS:HB3	2:B:20:U:H6	6	0.88
(1,3)	1:A:84:LYS:HB3	2:B:20:U:HO2'	6	0.88
(1,3)	1:A:84:LYS:HB3	2:B:20:U:N1	6	0.88
(1,3)	1:A:84:LYS:HB3	2:B:20:U:N3	6	0.88
(1,3)	1:A:84:LYS:HB3	2:B:20:U:O2	6	0.88
(1,3)	1:A:84:LYS:HB3	2:B:20:U:O2'	6	0.88
(1,3)	1:A:84:LYS:HB3	2:B:20:U:O3'	6	0.88
(1,3)	1:A:84:LYS:HB3	2:B:20:U:O4	6	0.88
(1,3)	1:A:84:LYS:HB3	2:B:20:U:O4'	6	0.88
(1,3)	1:A:84:LYS:HB3	2:B:20:U:O5'	6	0.88
(1,3)	1:A:84:LYS:HB3	2:B:20:U:OP1	6	0.88
(1,3)	1:A:84:LYS:HB3	2:B:20:U:OP2	6	0.88
(1,3)	1:A:84:LYS:HB3	2:B:20:U:P	6	0.88
(1,3)	1:A:84:LYS:HB3	2:B:21:G:C1'	6	0.88
(1,3)	1:A:84:LYS:HB3	2:B:21:G:C2	6	0.88
(1,3)	1:A:84:LYS:HB3	2:B:21:G:C2'	6	0.88
(1,3)	1:A:84:LYS:HB3	2:B:21:G:C3'	6	0.88
(1,3)	1:A:84:LYS:HB3	2:B:21:G:C4	6	0.88
(1,3)	1:A:84:LYS:HB3	2:B:21:G:C4'	6	0.88
(1,3)	1:A:84:LYS:HB3	2:B:21:G:C5	6	0.88
(1,3)	1:A:84:LYS:HB3	2:B:21:G:C5'	6	0.88
(1,3)	1:A:84:LYS:HB3	2:B:21:G:C6	6	0.88
(1,3)	1:A:84:LYS:HB3	2:B:21:G:C8	6	0.88
(1,3)	1:A:84:LYS:HB3	2:B:21:G:H1	6	0.88

*Continued on next page...*

*Continued from previous page...*

Key	Atom-1	Atom-2	Model ID	Violation (Å)
(1,3)	1:A:84:LYS:HB3	2:B:21:G:H1'	6	0.88
(1,3)	1:A:84:LYS:HB3	2:B:21:G:H2'	6	0.88
(1,3)	1:A:84:LYS:HB3	2:B:21:G:H21	6	0.88
(1,3)	1:A:84:LYS:HB3	2:B:21:G:H22	6	0.88
(1,3)	1:A:84:LYS:HB3	2:B:21:G:H3'	6	0.88
(1,3)	1:A:84:LYS:HB3	2:B:21:G:H4'	6	0.88
(1,3)	1:A:84:LYS:HB3	2:B:21:G:H5'	6	0.88
(1,3)	1:A:84:LYS:HB3	2:B:21:G:H5''	6	0.88
(1,3)	1:A:84:LYS:HB3	2:B:21:G:H8	6	0.88
(1,3)	1:A:84:LYS:HB3	2:B:21:G:HO2'	6	0.88
(1,3)	1:A:84:LYS:HB3	2:B:21:G:N1	6	0.88
(1,3)	1:A:84:LYS:HB3	2:B:21:G:N2	6	0.88
(1,3)	1:A:84:LYS:HB3	2:B:21:G:N3	6	0.88
(1,3)	1:A:84:LYS:HB3	2:B:21:G:N7	6	0.88
(1,3)	1:A:84:LYS:HB3	2:B:21:G:N9	6	0.88
(1,3)	1:A:84:LYS:HB3	2:B:21:G:O2'	6	0.88
(1,3)	1:A:84:LYS:HB3	2:B:21:G:O3'	6	0.88
(1,3)	1:A:84:LYS:HB3	2:B:21:G:O4'	6	0.88
(1,3)	1:A:84:LYS:HB3	2:B:21:G:O5'	6	0.88
(1,3)	1:A:84:LYS:HB3	2:B:21:G:O6	6	0.88
(1,3)	1:A:84:LYS:HB3	2:B:21:G:OP1	6	0.88
(1,3)	1:A:84:LYS:HB3	2:B:21:G:OP2	6	0.88
(1,3)	1:A:84:LYS:HB3	2:B:21:G:P	6	0.88
(1,3)	1:A:84:LYS:HB3	2:B:22:A:C1'	6	0.88
(1,3)	1:A:84:LYS:HB3	2:B:22:A:C2	6	0.88
(1,3)	1:A:84:LYS:HB3	2:B:22:A:C2'	6	0.88
(1,3)	1:A:84:LYS:HB3	2:B:22:A:C3'	6	0.88
(1,3)	1:A:84:LYS:HB3	2:B:22:A:C4	6	0.88
(1,3)	1:A:84:LYS:HB3	2:B:22:A:C4'	6	0.88
(1,3)	1:A:84:LYS:HB3	2:B:22:A:C5	6	0.88
(1,3)	1:A:84:LYS:HB3	2:B:22:A:C5'	6	0.88
(1,3)	1:A:84:LYS:HB3	2:B:22:A:C6	6	0.88
(1,3)	1:A:84:LYS:HB3	2:B:22:A:C8	6	0.88
(1,3)	1:A:84:LYS:HB3	2:B:22:A:H1'	6	0.88
(1,3)	1:A:84:LYS:HB3	2:B:22:A:H2	6	0.88
(1,3)	1:A:84:LYS:HB3	2:B:22:A:H2'	6	0.88
(1,3)	1:A:84:LYS:HB3	2:B:22:A:H3'	6	0.88
(1,3)	1:A:84:LYS:HB3	2:B:22:A:H4'	6	0.88
(1,3)	1:A:84:LYS:HB3	2:B:22:A:H5'	6	0.88
(1,3)	1:A:84:LYS:HB3	2:B:22:A:H5''	6	0.88
(1,3)	1:A:84:LYS:HB3	2:B:22:A:H61	6	0.88
(1,3)	1:A:84:LYS:HB3	2:B:22:A:H62	6	0.88

*Continued on next page...*

*Continued from previous page...*

Key	Atom-1	Atom-2	Model ID	Violation (Å)
(1,3)	1:A:84:LYS:HB3	2:B:22:A:H8	6	0.88
(1,3)	1:A:84:LYS:HB3	2:B:22:A:HO2'	6	0.88
(1,3)	1:A:84:LYS:HB3	2:B:22:A:N1	6	0.88
(1,3)	1:A:84:LYS:HB3	2:B:22:A:N3	6	0.88
(1,3)	1:A:84:LYS:HB3	2:B:22:A:N6	6	0.88
(1,3)	1:A:84:LYS:HB3	2:B:22:A:N7	6	0.88
(1,3)	1:A:84:LYS:HB3	2:B:22:A:N9	6	0.88
(1,3)	1:A:84:LYS:HB3	2:B:22:A:O2'	6	0.88
(1,3)	1:A:84:LYS:HB3	2:B:22:A:O3'	6	0.88
(1,3)	1:A:84:LYS:HB3	2:B:22:A:O4'	6	0.88
(1,3)	1:A:84:LYS:HB3	2:B:22:A:O5'	6	0.88
(1,3)	1:A:84:LYS:HB3	2:B:22:A:OP1	6	0.88
(1,3)	1:A:84:LYS:HB3	2:B:22:A:OP2	6	0.88
(1,3)	1:A:84:LYS:HB3	2:B:22:A:P	6	0.88
(1,3)	1:A:84:LYS:HB3	2:B:23:U:C1'	6	0.88
(1,3)	1:A:84:LYS:HB3	2:B:23:U:C2	6	0.88
(1,3)	1:A:84:LYS:HB3	2:B:23:U:C2'	6	0.88
(1,3)	1:A:84:LYS:HB3	2:B:23:U:C3'	6	0.88
(1,3)	1:A:84:LYS:HB3	2:B:23:U:C4	6	0.88
(1,3)	1:A:84:LYS:HB3	2:B:23:U:C4'	6	0.88
(1,3)	1:A:84:LYS:HB3	2:B:23:U:C5	6	0.88
(1,3)	1:A:84:LYS:HB3	2:B:23:U:C5'	6	0.88
(1,3)	1:A:84:LYS:HB3	2:B:23:U:C6	6	0.88
(1,3)	1:A:84:LYS:HB3	2:B:23:U:H1'	6	0.88
(1,3)	1:A:84:LYS:HB3	2:B:23:U:H2'	6	0.88
(1,3)	1:A:84:LYS:HB3	2:B:23:U:H3	6	0.88
(1,3)	1:A:84:LYS:HB3	2:B:23:U:H3'	6	0.88
(1,3)	1:A:84:LYS:HB3	2:B:23:U:H4'	6	0.88
(1,3)	1:A:84:LYS:HB3	2:B:23:U:H5	6	0.88
(1,3)	1:A:84:LYS:HB3	2:B:23:U:H5'	6	0.88
(1,3)	1:A:84:LYS:HB3	2:B:23:U:H5''	6	0.88
(1,3)	1:A:84:LYS:HB3	2:B:23:U:H6	6	0.88
(1,3)	1:A:84:LYS:HB3	2:B:23:U:HO2'	6	0.88
(1,3)	1:A:84:LYS:HB3	2:B:23:U:N1	6	0.88
(1,3)	1:A:84:LYS:HB3	2:B:23:U:N3	6	0.88
(1,3)	1:A:84:LYS:HB3	2:B:23:U:O2	6	0.88
(1,3)	1:A:84:LYS:HB3	2:B:23:U:O2'	6	0.88
(1,3)	1:A:84:LYS:HB3	2:B:23:U:O3'	6	0.88
(1,3)	1:A:84:LYS:HB3	2:B:23:U:O4	6	0.88
(1,3)	1:A:84:LYS:HB3	2:B:23:U:O4'	6	0.88
(1,3)	1:A:84:LYS:HB3	2:B:23:U:O5'	6	0.88
(1,3)	1:A:84:LYS:HB3	2:B:23:U:OP1	6	0.88

*Continued on next page...*

*Continued from previous page...*

Key	Atom-1	Atom-2	Model ID	Violation (Å)
(1,3)	1:A:84:LYS:HB3	2:B:23:U:OP2	6	0.88
(1,3)	1:A:84:LYS:HB3	2:B:23:U:P	6	0.88
(1,3)	1:A:84:LYS:HB3	2:B:24:G:C1'	6	0.88
(1,3)	1:A:84:LYS:HB3	2:B:24:G:C2	6	0.88
(1,3)	1:A:84:LYS:HB3	2:B:24:G:C2'	6	0.88
(1,3)	1:A:84:LYS:HB3	2:B:24:G:C3'	6	0.88
(1,3)	1:A:84:LYS:HB3	2:B:24:G:C4	6	0.88
(1,3)	1:A:84:LYS:HB3	2:B:24:G:C4'	6	0.88
(1,3)	1:A:84:LYS:HB3	2:B:24:G:C5	6	0.88
(1,3)	1:A:84:LYS:HB3	2:B:24:G:C5'	6	0.88
(1,3)	1:A:84:LYS:HB3	2:B:24:G:C6	6	0.88
(1,3)	1:A:84:LYS:HB3	2:B:24:G:C8	6	0.88
(1,3)	1:A:84:LYS:HB3	2:B:24:G:H1	6	0.88
(1,3)	1:A:84:LYS:HB3	2:B:24:G:H1'	6	0.88
(1,3)	1:A:84:LYS:HB3	2:B:24:G:H2'	6	0.88
(1,3)	1:A:84:LYS:HB3	2:B:24:G:H21	6	0.88
(1,3)	1:A:84:LYS:HB3	2:B:24:G:H22	6	0.88
(1,3)	1:A:84:LYS:HB3	2:B:24:G:H3'	6	0.88
(1,3)	1:A:84:LYS:HB3	2:B:24:G:H4'	6	0.88
(1,3)	1:A:84:LYS:HB3	2:B:24:G:H5'	6	0.88
(1,3)	1:A:84:LYS:HB3	2:B:24:G:H5''	6	0.88
(1,3)	1:A:84:LYS:HB3	2:B:24:G:H8	6	0.88
(1,3)	1:A:84:LYS:HB3	2:B:24:G:HO2'	6	0.88
(1,3)	1:A:84:LYS:HB3	2:B:24:G:N1	6	0.88
(1,3)	1:A:84:LYS:HB3	2:B:24:G:N2	6	0.88
(1,3)	1:A:84:LYS:HB3	2:B:24:G:N3	6	0.88
(1,3)	1:A:84:LYS:HB3	2:B:24:G:N7	6	0.88
(1,3)	1:A:84:LYS:HB3	2:B:24:G:N9	6	0.88
(1,3)	1:A:84:LYS:HB3	2:B:24:G:O2'	6	0.88
(1,3)	1:A:84:LYS:HB3	2:B:24:G:O3'	6	0.88
(1,3)	1:A:84:LYS:HB3	2:B:24:G:O4'	6	0.88
(1,3)	1:A:84:LYS:HB3	2:B:24:G:O5'	6	0.88
(1,3)	1:A:84:LYS:HB3	2:B:24:G:O6	6	0.88
(1,3)	1:A:84:LYS:HB3	2:B:24:G:OP1	6	0.88
(1,3)	1:A:84:LYS:HB3	2:B:24:G:OP2	6	0.88
(1,3)	1:A:84:LYS:HB3	2:B:24:G:P	6	0.88
(1,3)	1:A:84:LYS:HD2	2:B:2:C:C1'	6	0.88
(1,3)	1:A:84:LYS:HD2	2:B:2:C:C2	6	0.88
(1,3)	1:A:84:LYS:HD2	2:B:2:C:C2'	6	0.88
(1,3)	1:A:84:LYS:HD2	2:B:2:C:C3'	6	0.88
(1,3)	1:A:84:LYS:HD2	2:B:2:C:C4	6	0.88
(1,3)	1:A:84:LYS:HD2	2:B:2:C:C4'	6	0.88

*Continued on next page...*



*Continued from previous page...*

Key	Atom-1	Atom-2	Model ID	Violation (Å)
(1,3)	1:A:84:LYS:HD2	2:B:2:C:C5	6	0.88
(1,3)	1:A:84:LYS:HD2	2:B:2:C:C5'	6	0.88
(1,3)	1:A:84:LYS:HD2	2:B:2:C:C6	6	0.88
(1,3)	1:A:84:LYS:HD2	2:B:2:C:H1'	6	0.88
(1,3)	1:A:84:LYS:HD2	2:B:2:C:H2'	6	0.88
(1,3)	1:A:84:LYS:HD2	2:B:2:C:H3'	6	0.88
(1,3)	1:A:84:LYS:HD2	2:B:2:C:H4'	6	0.88
(1,3)	1:A:84:LYS:HD2	2:B:2:C:H41	6	0.88
(1,3)	1:A:84:LYS:HD2	2:B:2:C:H42	6	0.88
(1,3)	1:A:84:LYS:HD2	2:B:2:C:H5	6	0.88
(1,3)	1:A:84:LYS:HD2	2:B:2:C:H5'	6	0.88
(1,3)	1:A:84:LYS:HD2	2:B:2:C:H5''	6	0.88
(1,3)	1:A:84:LYS:HD2	2:B:2:C:H6	6	0.88
(1,3)	1:A:84:LYS:HD2	2:B:2:C:HO2'	6	0.88
(1,3)	1:A:84:LYS:HD2	2:B:2:C:N1	6	0.88
(1,3)	1:A:84:LYS:HD2	2:B:2:C:N3	6	0.88
(1,3)	1:A:84:LYS:HD2	2:B:2:C:N4	6	0.88
(1,3)	1:A:84:LYS:HD2	2:B:2:C:O2	6	0.88
(1,3)	1:A:84:LYS:HD2	2:B:2:C:O2'	6	0.88
(1,3)	1:A:84:LYS:HD2	2:B:2:C:O3'	6	0.88
(1,3)	1:A:84:LYS:HD2	2:B:2:C:O4'	6	0.88
(1,3)	1:A:84:LYS:HD2	2:B:2:C:O5'	6	0.88
(1,3)	1:A:84:LYS:HD2	2:B:3:U:C1'	6	0.88
(1,3)	1:A:84:LYS:HD2	2:B:3:U:C2	6	0.88
(1,3)	1:A:84:LYS:HD2	2:B:3:U:C2'	6	0.88
(1,3)	1:A:84:LYS:HD2	2:B:3:U:C3'	6	0.88
(1,3)	1:A:84:LYS:HD2	2:B:3:U:C4	6	0.88
(1,3)	1:A:84:LYS:HD2	2:B:3:U:C4'	6	0.88
(1,3)	1:A:84:LYS:HD2	2:B:3:U:C5	6	0.88
(1,3)	1:A:84:LYS:HD2	2:B:3:U:C5'	6	0.88
(1,3)	1:A:84:LYS:HD2	2:B:3:U:C6	6	0.88
(1,3)	1:A:84:LYS:HD2	2:B:3:U:H1'	6	0.88
(1,3)	1:A:84:LYS:HD2	2:B:3:U:H2'	6	0.88
(1,3)	1:A:84:LYS:HD2	2:B:3:U:H3	6	0.88
(1,3)	1:A:84:LYS:HD2	2:B:3:U:H3'	6	0.88
(1,3)	1:A:84:LYS:HD2	2:B:3:U:H4'	6	0.88
(1,3)	1:A:84:LYS:HD2	2:B:3:U:H5	6	0.88
(1,3)	1:A:84:LYS:HD2	2:B:3:U:H5'	6	0.88
(1,3)	1:A:84:LYS:HD2	2:B:3:U:H5''	6	0.88
(1,3)	1:A:84:LYS:HD2	2:B:3:U:H6	6	0.88
(1,3)	1:A:84:LYS:HD2	2:B:3:U:HO2'	6	0.88
(1,3)	1:A:84:LYS:HD2	2:B:3:U:N1	6	0.88

*Continued on next page...*

*Continued from previous page...*

Key	Atom-1	Atom-2	Model ID	Violation (Å)
(1,3)	1:A:84:LYS:HD2	2:B:3:U:N3	6	0.88
(1,3)	1:A:84:LYS:HD2	2:B:3:U:O2	6	0.88
(1,3)	1:A:84:LYS:HD2	2:B:3:U:O2'	6	0.88
(1,3)	1:A:84:LYS:HD2	2:B:3:U:O3'	6	0.88
(1,3)	1:A:84:LYS:HD2	2:B:3:U:O4	6	0.88
(1,3)	1:A:84:LYS:HD2	2:B:3:U:O4'	6	0.88
(1,3)	1:A:84:LYS:HD2	2:B:3:U:O5'	6	0.88
(1,3)	1:A:84:LYS:HD2	2:B:3:U:OP1	6	0.88
(1,3)	1:A:84:LYS:HD2	2:B:3:U:OP2	6	0.88
(1,3)	1:A:84:LYS:HD2	2:B:3:U:P	6	0.88
(1,3)	1:A:84:LYS:HD2	2:B:4:G:C1'	6	0.88
(1,3)	1:A:84:LYS:HD2	2:B:4:G:C2	6	0.88
(1,3)	1:A:84:LYS:HD2	2:B:4:G:C2'	6	0.88
(1,3)	1:A:84:LYS:HD2	2:B:4:G:C3'	6	0.88
(1,3)	1:A:84:LYS:HD2	2:B:4:G:C4	6	0.88
(1,3)	1:A:84:LYS:HD2	2:B:4:G:C4'	6	0.88
(1,3)	1:A:84:LYS:HD2	2:B:4:G:C5	6	0.88
(1,3)	1:A:84:LYS:HD2	2:B:4:G:C5'	6	0.88
(1,3)	1:A:84:LYS:HD2	2:B:4:G:C6	6	0.88
(1,3)	1:A:84:LYS:HD2	2:B:4:G:C8	6	0.88
(1,3)	1:A:84:LYS:HD2	2:B:4:G:H1	6	0.88
(1,3)	1:A:84:LYS:HD2	2:B:4:G:H1'	6	0.88
(1,3)	1:A:84:LYS:HD2	2:B:4:G:H2'	6	0.88
(1,3)	1:A:84:LYS:HD2	2:B:4:G:H21	6	0.88
(1,3)	1:A:84:LYS:HD2	2:B:4:G:H22	6	0.88
(1,3)	1:A:84:LYS:HD2	2:B:4:G:H3'	6	0.88
(1,3)	1:A:84:LYS:HD2	2:B:4:G:H4'	6	0.88
(1,3)	1:A:84:LYS:HD2	2:B:4:G:H5'	6	0.88
(1,3)	1:A:84:LYS:HD2	2:B:4:G:H5''	6	0.88
(1,3)	1:A:84:LYS:HD2	2:B:4:G:H8	6	0.88
(1,3)	1:A:84:LYS:HD2	2:B:4:G:HO2'	6	0.88
(1,3)	1:A:84:LYS:HD2	2:B:4:G:N1	6	0.88
(1,3)	1:A:84:LYS:HD2	2:B:4:G:N2	6	0.88
(1,3)	1:A:84:LYS:HD2	2:B:4:G:N3	6	0.88
(1,3)	1:A:84:LYS:HD2	2:B:4:G:N7	6	0.88
(1,3)	1:A:84:LYS:HD2	2:B:4:G:N9	6	0.88
(1,3)	1:A:84:LYS:HD2	2:B:4:G:O2'	6	0.88
(1,3)	1:A:84:LYS:HD2	2:B:4:G:O3'	6	0.88
(1,3)	1:A:84:LYS:HD2	2:B:4:G:O4'	6	0.88
(1,3)	1:A:84:LYS:HD2	2:B:4:G:O5'	6	0.88
(1,3)	1:A:84:LYS:HD2	2:B:4:G:O6	6	0.88
(1,3)	1:A:84:LYS:HD2	2:B:4:G:OP1	6	0.88

*Continued on next page...*

*Continued from previous page...*

Key	Atom-1	Atom-2	Model ID	Violation (Å)
(1,3)	1:A:84:LYS:HD2	2:B:4:G:OP2	6	0.88
(1,3)	1:A:84:LYS:HD2	2:B:4:G:P	6	0.88
(1,3)	1:A:84:LYS:HD2	2:B:5:A:C1'	6	0.88
(1,3)	1:A:84:LYS:HD2	2:B:5:A:C2	6	0.88
(1,3)	1:A:84:LYS:HD2	2:B:5:A:C2'	6	0.88
(1,3)	1:A:84:LYS:HD2	2:B:5:A:C3'	6	0.88
(1,3)	1:A:84:LYS:HD2	2:B:5:A:C4	6	0.88
(1,3)	1:A:84:LYS:HD2	2:B:5:A:C4'	6	0.88
(1,3)	1:A:84:LYS:HD2	2:B:5:A:C5	6	0.88
(1,3)	1:A:84:LYS:HD2	2:B:5:A:C5'	6	0.88
(1,3)	1:A:84:LYS:HD2	2:B:5:A:C6	6	0.88
(1,3)	1:A:84:LYS:HD2	2:B:5:A:C8	6	0.88
(1,3)	1:A:84:LYS:HD2	2:B:5:A:H1'	6	0.88
(1,3)	1:A:84:LYS:HD2	2:B:5:A:H2	6	0.88
(1,3)	1:A:84:LYS:HD2	2:B:5:A:H2'	6	0.88
(1,3)	1:A:84:LYS:HD2	2:B:5:A:H3'	6	0.88
(1,3)	1:A:84:LYS:HD2	2:B:5:A:H4'	6	0.88
(1,3)	1:A:84:LYS:HD2	2:B:5:A:H5'	6	0.88
(1,3)	1:A:84:LYS:HD2	2:B:5:A:H5''	6	0.88
(1,3)	1:A:84:LYS:HD2	2:B:5:A:H61	6	0.88
(1,3)	1:A:84:LYS:HD2	2:B:5:A:H62	6	0.88
(1,3)	1:A:84:LYS:HD2	2:B:5:A:H8	6	0.88
(1,3)	1:A:84:LYS:HD2	2:B:5:A:HO2'	6	0.88
(1,3)	1:A:84:LYS:HD2	2:B:5:A:N1	6	0.88
(1,3)	1:A:84:LYS:HD2	2:B:5:A:N3	6	0.88
(1,3)	1:A:84:LYS:HD2	2:B:5:A:N6	6	0.88
(1,3)	1:A:84:LYS:HD2	2:B:5:A:N7	6	0.88
(1,3)	1:A:84:LYS:HD2	2:B:5:A:N9	6	0.88
(1,3)	1:A:84:LYS:HD2	2:B:5:A:O2'	6	0.88
(1,3)	1:A:84:LYS:HD2	2:B:5:A:O3'	6	0.88
(1,3)	1:A:84:LYS:HD2	2:B:5:A:O4'	6	0.88
(1,3)	1:A:84:LYS:HD2	2:B:5:A:O5'	6	0.88
(1,3)	1:A:84:LYS:HD2	2:B:5:A:OP1	6	0.88
(1,3)	1:A:84:LYS:HD2	2:B:5:A:OP2	6	0.88
(1,3)	1:A:84:LYS:HD2	2:B:5:A:P	6	0.88
(1,3)	1:A:84:LYS:HD2	2:B:6:G:C1'	6	0.88
(1,3)	1:A:84:LYS:HD2	2:B:6:G:C2	6	0.88
(1,3)	1:A:84:LYS:HD2	2:B:6:G:C2'	6	0.88
(1,3)	1:A:84:LYS:HD2	2:B:6:G:C3'	6	0.88
(1,3)	1:A:84:LYS:HD2	2:B:6:G:C4	6	0.88
(1,3)	1:A:84:LYS:HD2	2:B:6:G:C4'	6	0.88
(1,3)	1:A:84:LYS:HD2	2:B:6:G:C5	6	0.88

*Continued on next page...*

*Continued from previous page...*

Key	Atom-1	Atom-2	Model ID	Violation (Å)
(1,3)	1:A:84:LYS:HD2	2:B:6:G:C5'	6	0.88
(1,3)	1:A:84:LYS:HD2	2:B:6:G:C6	6	0.88
(1,3)	1:A:84:LYS:HD2	2:B:6:G:C8	6	0.88
(1,3)	1:A:84:LYS:HD2	2:B:6:G:H1	6	0.88
(1,3)	1:A:84:LYS:HD2	2:B:6:G:H1'	6	0.88
(1,3)	1:A:84:LYS:HD2	2:B:6:G:H2'	6	0.88
(1,3)	1:A:84:LYS:HD2	2:B:6:G:H21	6	0.88
(1,3)	1:A:84:LYS:HD2	2:B:6:G:H22	6	0.88
(1,3)	1:A:84:LYS:HD2	2:B:6:G:H3'	6	0.88
(1,3)	1:A:84:LYS:HD2	2:B:6:G:H4'	6	0.88
(1,3)	1:A:84:LYS:HD2	2:B:6:G:H5'	6	0.88
(1,3)	1:A:84:LYS:HD2	2:B:6:G:H5''	6	0.88
(1,3)	1:A:84:LYS:HD2	2:B:6:G:H8	6	0.88
(1,3)	1:A:84:LYS:HD2	2:B:6:G:HO2'	6	0.88
(1,3)	1:A:84:LYS:HD2	2:B:6:G:N1	6	0.88
(1,3)	1:A:84:LYS:HD2	2:B:6:G:N2	6	0.88
(1,3)	1:A:84:LYS:HD2	2:B:6:G:N3	6	0.88
(1,3)	1:A:84:LYS:HD2	2:B:6:G:N7	6	0.88
(1,3)	1:A:84:LYS:HD2	2:B:6:G:N9	6	0.88
(1,3)	1:A:84:LYS:HD2	2:B:6:G:O2'	6	0.88
(1,3)	1:A:84:LYS:HD2	2:B:6:G:O3'	6	0.88
(1,3)	1:A:84:LYS:HD2	2:B:6:G:O4'	6	0.88
(1,3)	1:A:84:LYS:HD2	2:B:6:G:O5'	6	0.88
(1,3)	1:A:84:LYS:HD2	2:B:6:G:O6	6	0.88
(1,3)	1:A:84:LYS:HD2	2:B:6:G:OP1	6	0.88
(1,3)	1:A:84:LYS:HD2	2:B:6:G:OP2	6	0.88
(1,3)	1:A:84:LYS:HD2	2:B:6:G:P	6	0.88
(1,3)	1:A:84:LYS:HD2	2:B:7:C:C1'	6	0.88
(1,3)	1:A:84:LYS:HD2	2:B:7:C:C2	6	0.88
(1,3)	1:A:84:LYS:HD2	2:B:7:C:C2'	6	0.88
(1,3)	1:A:84:LYS:HD2	2:B:7:C:C3'	6	0.88
(1,3)	1:A:84:LYS:HD2	2:B:7:C:C4	6	0.88
(1,3)	1:A:84:LYS:HD2	2:B:7:C:C4'	6	0.88
(1,3)	1:A:84:LYS:HD2	2:B:7:C:C5	6	0.88
(1,3)	1:A:84:LYS:HD2	2:B:7:C:C5'	6	0.88
(1,3)	1:A:84:LYS:HD2	2:B:7:C:C6	6	0.88
(1,3)	1:A:84:LYS:HD2	2:B:7:C:H1'	6	0.88
(1,3)	1:A:84:LYS:HD2	2:B:7:C:H2'	6	0.88
(1,3)	1:A:84:LYS:HD2	2:B:7:C:H3'	6	0.88
(1,3)	1:A:84:LYS:HD2	2:B:7:C:H4'	6	0.88
(1,3)	1:A:84:LYS:HD2	2:B:7:C:H41	6	0.88
(1,3)	1:A:84:LYS:HD2	2:B:7:C:H42	6	0.88

*Continued on next page...*

*Continued from previous page...*

Key	Atom-1	Atom-2	Model ID	Violation (Å)
(1,3)	1:A:84:LYS:HD2	2:B:7:C:H5	6	0.88
(1,3)	1:A:84:LYS:HD2	2:B:7:C:H5'	6	0.88
(1,3)	1:A:84:LYS:HD2	2:B:7:C:H5''	6	0.88
(1,3)	1:A:84:LYS:HD2	2:B:7:C:H6	6	0.88
(1,3)	1:A:84:LYS:HD2	2:B:7:C:HO2'	6	0.88
(1,3)	1:A:84:LYS:HD2	2:B:7:C:N1	6	0.88
(1,3)	1:A:84:LYS:HD2	2:B:7:C:N3	6	0.88
(1,3)	1:A:84:LYS:HD2	2:B:7:C:N4	6	0.88
(1,3)	1:A:84:LYS:HD2	2:B:7:C:O2	6	0.88
(1,3)	1:A:84:LYS:HD2	2:B:7:C:O2'	6	0.88
(1,3)	1:A:84:LYS:HD2	2:B:7:C:O3'	6	0.88
(1,3)	1:A:84:LYS:HD2	2:B:7:C:O4'	6	0.88
(1,3)	1:A:84:LYS:HD2	2:B:7:C:O5'	6	0.88
(1,3)	1:A:84:LYS:HD2	2:B:7:C:OP1	6	0.88
(1,3)	1:A:84:LYS:HD2	2:B:7:C:OP2	6	0.88
(1,3)	1:A:84:LYS:HD2	2:B:7:C:P	6	0.88
(1,3)	1:A:84:LYS:HD2	2:B:8:U:C1'	6	0.88
(1,3)	1:A:84:LYS:HD2	2:B:8:U:C2	6	0.88
(1,3)	1:A:84:LYS:HD2	2:B:8:U:C2'	6	0.88
(1,3)	1:A:84:LYS:HD2	2:B:8:U:C3'	6	0.88
(1,3)	1:A:84:LYS:HD2	2:B:8:U:C4	6	0.88
(1,3)	1:A:84:LYS:HD2	2:B:8:U:C4'	6	0.88
(1,3)	1:A:84:LYS:HD2	2:B:8:U:C5	6	0.88
(1,3)	1:A:84:LYS:HD2	2:B:8:U:C5'	6	0.88
(1,3)	1:A:84:LYS:HD2	2:B:8:U:C6	6	0.88
(1,3)	1:A:84:LYS:HD2	2:B:8:U:H1'	6	0.88
(1,3)	1:A:84:LYS:HD2	2:B:8:U:H2'	6	0.88
(1,3)	1:A:84:LYS:HD2	2:B:8:U:H3	6	0.88
(1,3)	1:A:84:LYS:HD2	2:B:8:U:H3'	6	0.88
(1,3)	1:A:84:LYS:HD2	2:B:8:U:H4'	6	0.88
(1,3)	1:A:84:LYS:HD2	2:B:8:U:H5	6	0.88
(1,3)	1:A:84:LYS:HD2	2:B:8:U:H5'	6	0.88
(1,3)	1:A:84:LYS:HD2	2:B:8:U:H5''	6	0.88
(1,3)	1:A:84:LYS:HD2	2:B:8:U:H6	6	0.88
(1,3)	1:A:84:LYS:HD2	2:B:8:U:HO2'	6	0.88
(1,3)	1:A:84:LYS:HD2	2:B:8:U:N1	6	0.88
(1,3)	1:A:84:LYS:HD2	2:B:8:U:N3	6	0.88
(1,3)	1:A:84:LYS:HD2	2:B:8:U:O2	6	0.88
(1,3)	1:A:84:LYS:HD2	2:B:8:U:O2'	6	0.88
(1,3)	1:A:84:LYS:HD2	2:B:8:U:O3'	6	0.88
(1,3)	1:A:84:LYS:HD2	2:B:8:U:O4	6	0.88
(1,3)	1:A:84:LYS:HD2	2:B:8:U:O4'	6	0.88

*Continued on next page...*

*Continued from previous page...*

Key	Atom-1	Atom-2	Model ID	Violation (Å)
(1,3)	1:A:84:LYS:HD2	2:B:8:U:O5'	6	0.88
(1,3)	1:A:84:LYS:HD2	2:B:8:U:OP1	6	0.88
(1,3)	1:A:84:LYS:HD2	2:B:8:U:OP2	6	0.88
(1,3)	1:A:84:LYS:HD2	2:B:8:U:P	6	0.88
(1,3)	1:A:84:LYS:HD2	2:B:9:C:C1'	6	0.88
(1,3)	1:A:84:LYS:HD2	2:B:9:C:C2	6	0.88
(1,3)	1:A:84:LYS:HD2	2:B:9:C:C2'	6	0.88
(1,3)	1:A:84:LYS:HD2	2:B:9:C:C3'	6	0.88
(1,3)	1:A:84:LYS:HD2	2:B:9:C:C4	6	0.88
(1,3)	1:A:84:LYS:HD2	2:B:9:C:C4'	6	0.88
(1,3)	1:A:84:LYS:HD2	2:B:9:C:C5	6	0.88
(1,3)	1:A:84:LYS:HD2	2:B:9:C:C5'	6	0.88
(1,3)	1:A:84:LYS:HD2	2:B:9:C:C6	6	0.88
(1,3)	1:A:84:LYS:HD2	2:B:9:C:H1'	6	0.88
(1,3)	1:A:84:LYS:HD2	2:B:9:C:H2'	6	0.88
(1,3)	1:A:84:LYS:HD2	2:B:9:C:H3'	6	0.88
(1,3)	1:A:84:LYS:HD2	2:B:9:C:H4'	6	0.88
(1,3)	1:A:84:LYS:HD2	2:B:9:C:H41	6	0.88
(1,3)	1:A:84:LYS:HD2	2:B:9:C:H42	6	0.88
(1,3)	1:A:84:LYS:HD2	2:B:9:C:H5	6	0.88
(1,3)	1:A:84:LYS:HD2	2:B:9:C:H5'	6	0.88
(1,3)	1:A:84:LYS:HD2	2:B:9:C:H5''	6	0.88
(1,3)	1:A:84:LYS:HD2	2:B:9:C:H6	6	0.88
(1,3)	1:A:84:LYS:HD2	2:B:9:C:HO2'	6	0.88
(1,3)	1:A:84:LYS:HD2	2:B:9:C:N1	6	0.88
(1,3)	1:A:84:LYS:HD2	2:B:9:C:N3	6	0.88
(1,3)	1:A:84:LYS:HD2	2:B:9:C:N4	6	0.88
(1,3)	1:A:84:LYS:HD2	2:B:9:C:O2	6	0.88
(1,3)	1:A:84:LYS:HD2	2:B:9:C:O2'	6	0.88
(1,3)	1:A:84:LYS:HD2	2:B:9:C:O3'	6	0.88
(1,3)	1:A:84:LYS:HD2	2:B:9:C:O4'	6	0.88
(1,3)	1:A:84:LYS:HD2	2:B:9:C:O5'	6	0.88
(1,3)	1:A:84:LYS:HD2	2:B:9:C:OP1	6	0.88
(1,3)	1:A:84:LYS:HD2	2:B:9:C:OP2	6	0.88
(1,3)	1:A:84:LYS:HD2	2:B:9:C:P	6	0.88
(1,3)	1:A:84:LYS:HD2	2:B:10:G:C1'	6	0.88
(1,3)	1:A:84:LYS:HD2	2:B:10:G:C2	6	0.88
(1,3)	1:A:84:LYS:HD2	2:B:10:G:C2'	6	0.88
(1,3)	1:A:84:LYS:HD2	2:B:10:G:C3'	6	0.88
(1,3)	1:A:84:LYS:HD2	2:B:10:G:C4	6	0.88
(1,3)	1:A:84:LYS:HD2	2:B:10:G:C4'	6	0.88
(1,3)	1:A:84:LYS:HD2	2:B:10:G:C5	6	0.88

*Continued on next page...*

*Continued from previous page...*

Key	Atom-1	Atom-2	Model ID	Violation (Å)
(1,3)	1:A:84:LYS:HD2	2:B:10:G:C5'	6	0.88
(1,3)	1:A:84:LYS:HD2	2:B:10:G:C6	6	0.88
(1,3)	1:A:84:LYS:HD2	2:B:10:G:C8	6	0.88
(1,3)	1:A:84:LYS:HD2	2:B:10:G:H1	6	0.88
(1,3)	1:A:84:LYS:HD2	2:B:10:G:H1'	6	0.88
(1,3)	1:A:84:LYS:HD2	2:B:10:G:H2'	6	0.88
(1,3)	1:A:84:LYS:HD2	2:B:10:G:H21	6	0.88
(1,3)	1:A:84:LYS:HD2	2:B:10:G:H22	6	0.88
(1,3)	1:A:84:LYS:HD2	2:B:10:G:H3'	6	0.88
(1,3)	1:A:84:LYS:HD2	2:B:10:G:H4'	6	0.88
(1,3)	1:A:84:LYS:HD2	2:B:10:G:H5'	6	0.88
(1,3)	1:A:84:LYS:HD2	2:B:10:G:H5''	6	0.88
(1,3)	1:A:84:LYS:HD2	2:B:10:G:H8	6	0.88
(1,3)	1:A:84:LYS:HD2	2:B:10:G:HO2'	6	0.88
(1,3)	1:A:84:LYS:HD2	2:B:10:G:N1	6	0.88
(1,3)	1:A:84:LYS:HD2	2:B:10:G:N2	6	0.88
(1,3)	1:A:84:LYS:HD2	2:B:10:G:N3	6	0.88
(1,3)	1:A:84:LYS:HD2	2:B:10:G:N7	6	0.88
(1,3)	1:A:84:LYS:HD2	2:B:10:G:N9	6	0.88
(1,3)	1:A:84:LYS:HD2	2:B:10:G:O2'	6	0.88
(1,3)	1:A:84:LYS:HD2	2:B:10:G:O3'	6	0.88
(1,3)	1:A:84:LYS:HD2	2:B:10:G:O4'	6	0.88
(1,3)	1:A:84:LYS:HD2	2:B:10:G:O5'	6	0.88
(1,3)	1:A:84:LYS:HD2	2:B:10:G:O6	6	0.88
(1,3)	1:A:84:LYS:HD2	2:B:10:G:OP1	6	0.88
(1,3)	1:A:84:LYS:HD2	2:B:10:G:OP2	6	0.88
(1,3)	1:A:84:LYS:HD2	2:B:10:G:P	6	0.88
(1,3)	1:A:84:LYS:HD2	2:B:11:A:C1'	6	0.88
(1,3)	1:A:84:LYS:HD2	2:B:11:A:C2	6	0.88
(1,3)	1:A:84:LYS:HD2	2:B:11:A:C2'	6	0.88
(1,3)	1:A:84:LYS:HD2	2:B:11:A:C3'	6	0.88
(1,3)	1:A:84:LYS:HD2	2:B:11:A:C4	6	0.88
(1,3)	1:A:84:LYS:HD2	2:B:11:A:C4'	6	0.88
(1,3)	1:A:84:LYS:HD2	2:B:11:A:C5	6	0.88
(1,3)	1:A:84:LYS:HD2	2:B:11:A:C5'	6	0.88
(1,3)	1:A:84:LYS:HD2	2:B:11:A:C6	6	0.88
(1,3)	1:A:84:LYS:HD2	2:B:11:A:C8	6	0.88
(1,3)	1:A:84:LYS:HD2	2:B:11:A:H1'	6	0.88
(1,3)	1:A:84:LYS:HD2	2:B:11:A:H2	6	0.88
(1,3)	1:A:84:LYS:HD2	2:B:11:A:H2'	6	0.88
(1,3)	1:A:84:LYS:HD2	2:B:11:A:H3'	6	0.88
(1,3)	1:A:84:LYS:HD2	2:B:11:A:H4'	6	0.88

*Continued on next page...*

*Continued from previous page...*

Key	Atom-1	Atom-2	Model ID	Violation (Å)
(1,3)	1:A:84:LYS:HD2	2:B:11:A:H5'	6	0.88
(1,3)	1:A:84:LYS:HD2	2:B:11:A:H5''	6	0.88
(1,3)	1:A:84:LYS:HD2	2:B:11:A:H61	6	0.88
(1,3)	1:A:84:LYS:HD2	2:B:11:A:H62	6	0.88
(1,3)	1:A:84:LYS:HD2	2:B:11:A:H8	6	0.88
(1,3)	1:A:84:LYS:HD2	2:B:11:A:HO2'	6	0.88
(1,3)	1:A:84:LYS:HD2	2:B:11:A:N1	6	0.88
(1,3)	1:A:84:LYS:HD2	2:B:11:A:N3	6	0.88
(1,3)	1:A:84:LYS:HD2	2:B:11:A:N6	6	0.88
(1,3)	1:A:84:LYS:HD2	2:B:11:A:N7	6	0.88
(1,3)	1:A:84:LYS:HD2	2:B:11:A:N9	6	0.88
(1,3)	1:A:84:LYS:HD2	2:B:11:A:O2'	6	0.88
(1,3)	1:A:84:LYS:HD2	2:B:11:A:O3'	6	0.88
(1,3)	1:A:84:LYS:HD2	2:B:11:A:O4'	6	0.88
(1,3)	1:A:84:LYS:HD2	2:B:11:A:O5'	6	0.88
(1,3)	1:A:84:LYS:HD2	2:B:11:A:OP1	6	0.88
(1,3)	1:A:84:LYS:HD2	2:B:11:A:OP2	6	0.88
(1,3)	1:A:84:LYS:HD2	2:B:11:A:P	6	0.88
(1,3)	1:A:84:LYS:HD2	2:B:12:A:C1'	6	0.88
(1,3)	1:A:84:LYS:HD2	2:B:12:A:C2	6	0.88
(1,3)	1:A:84:LYS:HD2	2:B:12:A:C2'	6	0.88
(1,3)	1:A:84:LYS:HD2	2:B:12:A:C3'	6	0.88
(1,3)	1:A:84:LYS:HD2	2:B:12:A:C4	6	0.88
(1,3)	1:A:84:LYS:HD2	2:B:12:A:C4'	6	0.88
(1,3)	1:A:84:LYS:HD2	2:B:12:A:C5	6	0.88
(1,3)	1:A:84:LYS:HD2	2:B:12:A:C5'	6	0.88
(1,3)	1:A:84:LYS:HD2	2:B:12:A:C6	6	0.88
(1,3)	1:A:84:LYS:HD2	2:B:12:A:C8	6	0.88
(1,3)	1:A:84:LYS:HD2	2:B:12:A:H1'	6	0.88
(1,3)	1:A:84:LYS:HD2	2:B:12:A:H2	6	0.88
(1,3)	1:A:84:LYS:HD2	2:B:12:A:H2'	6	0.88
(1,3)	1:A:84:LYS:HD2	2:B:12:A:H3'	6	0.88
(1,3)	1:A:84:LYS:HD2	2:B:12:A:H4'	6	0.88
(1,3)	1:A:84:LYS:HD2	2:B:12:A:H5'	6	0.88
(1,3)	1:A:84:LYS:HD2	2:B:12:A:H5''	6	0.88
(1,3)	1:A:84:LYS:HD2	2:B:12:A:H61	6	0.88
(1,3)	1:A:84:LYS:HD2	2:B:12:A:H62	6	0.88
(1,3)	1:A:84:LYS:HD2	2:B:12:A:H8	6	0.88
(1,3)	1:A:84:LYS:HD2	2:B:12:A:HO2'	6	0.88
(1,3)	1:A:84:LYS:HD2	2:B:12:A:N1	6	0.88
(1,3)	1:A:84:LYS:HD2	2:B:12:A:N3	6	0.88
(1,3)	1:A:84:LYS:HD2	2:B:12:A:N6	6	0.88

*Continued on next page...*



*Continued from previous page...*

Key	Atom-1	Atom-2	Model ID	Violation (Å)
(1,3)	1:A:84:LYS:HD2	2:B:12:A:N7	6	0.88
(1,3)	1:A:84:LYS:HD2	2:B:12:A:N9	6	0.88
(1,3)	1:A:84:LYS:HD2	2:B:12:A:O2'	6	0.88
(1,3)	1:A:84:LYS:HD2	2:B:12:A:O3'	6	0.88
(1,3)	1:A:84:LYS:HD2	2:B:12:A:O4'	6	0.88
(1,3)	1:A:84:LYS:HD2	2:B:12:A:O5'	6	0.88
(1,3)	1:A:84:LYS:HD2	2:B:12:A:OP1	6	0.88
(1,3)	1:A:84:LYS:HD2	2:B:12:A:OP2	6	0.88
(1,3)	1:A:84:LYS:HD2	2:B:12:A:P	6	0.88
(1,3)	1:A:84:LYS:HD2	2:B:13:A:C1'	6	0.88
(1,3)	1:A:84:LYS:HD2	2:B:13:A:C2	6	0.88
(1,3)	1:A:84:LYS:HD2	2:B:13:A:C2'	6	0.88
(1,3)	1:A:84:LYS:HD2	2:B:13:A:C3'	6	0.88
(1,3)	1:A:84:LYS:HD2	2:B:13:A:C4	6	0.88
(1,3)	1:A:84:LYS:HD2	2:B:13:A:C4'	6	0.88
(1,3)	1:A:84:LYS:HD2	2:B:13:A:C5	6	0.88
(1,3)	1:A:84:LYS:HD2	2:B:13:A:C5'	6	0.88
(1,3)	1:A:84:LYS:HD2	2:B:13:A:C6	6	0.88
(1,3)	1:A:84:LYS:HD2	2:B:13:A:C8	6	0.88
(1,3)	1:A:84:LYS:HD2	2:B:13:A:H1'	6	0.88
(1,3)	1:A:84:LYS:HD2	2:B:13:A:H2	6	0.88
(1,3)	1:A:84:LYS:HD2	2:B:13:A:H2'	6	0.88
(1,3)	1:A:84:LYS:HD2	2:B:13:A:H3'	6	0.88
(1,3)	1:A:84:LYS:HD2	2:B:13:A:H4'	6	0.88
(1,3)	1:A:84:LYS:HD2	2:B:13:A:H5'	6	0.88
(1,3)	1:A:84:LYS:HD2	2:B:13:A:H5''	6	0.88
(1,3)	1:A:84:LYS:HD2	2:B:13:A:H61	6	0.88
(1,3)	1:A:84:LYS:HD2	2:B:13:A:H62	6	0.88
(1,3)	1:A:84:LYS:HD2	2:B:13:A:H8	6	0.88
(1,3)	1:A:84:LYS:HD2	2:B:13:A:HO2'	6	0.88
(1,3)	1:A:84:LYS:HD2	2:B:13:A:N1	6	0.88
(1,3)	1:A:84:LYS:HD2	2:B:13:A:N3	6	0.88
(1,3)	1:A:84:LYS:HD2	2:B:13:A:N6	6	0.88
(1,3)	1:A:84:LYS:HD2	2:B:13:A:N7	6	0.88
(1,3)	1:A:84:LYS:HD2	2:B:13:A:N9	6	0.88
(1,3)	1:A:84:LYS:HD2	2:B:13:A:O2'	6	0.88
(1,3)	1:A:84:LYS:HD2	2:B:13:A:O3'	6	0.88
(1,3)	1:A:84:LYS:HD2	2:B:13:A:O4'	6	0.88
(1,3)	1:A:84:LYS:HD2	2:B:13:A:O5'	6	0.88
(1,3)	1:A:84:LYS:HD2	2:B:13:A:OP1	6	0.88
(1,3)	1:A:84:LYS:HD2	2:B:13:A:OP2	6	0.88
(1,3)	1:A:84:LYS:HD2	2:B:13:A:P	6	0.88

*Continued on next page...*

*Continued from previous page...*

Key	Atom-1	Atom-2	Model ID	Violation (Å)
(1,3)	1:A:84:LYS:HD2	2:B:14:G:C1'	6	0.88
(1,3)	1:A:84:LYS:HD2	2:B:14:G:C2	6	0.88
(1,3)	1:A:84:LYS:HD2	2:B:14:G:C2'	6	0.88
(1,3)	1:A:84:LYS:HD2	2:B:14:G:C3'	6	0.88
(1,3)	1:A:84:LYS:HD2	2:B:14:G:C4	6	0.88
(1,3)	1:A:84:LYS:HD2	2:B:14:G:C4'	6	0.88
(1,3)	1:A:84:LYS:HD2	2:B:14:G:C5	6	0.88
(1,3)	1:A:84:LYS:HD2	2:B:14:G:C5'	6	0.88
(1,3)	1:A:84:LYS:HD2	2:B:14:G:C6	6	0.88
(1,3)	1:A:84:LYS:HD2	2:B:14:G:C8	6	0.88
(1,3)	1:A:84:LYS:HD2	2:B:14:G:H1	6	0.88
(1,3)	1:A:84:LYS:HD2	2:B:14:G:H1'	6	0.88
(1,3)	1:A:84:LYS:HD2	2:B:14:G:H2'	6	0.88
(1,3)	1:A:84:LYS:HD2	2:B:14:G:H21	6	0.88
(1,3)	1:A:84:LYS:HD2	2:B:14:G:H22	6	0.88
(1,3)	1:A:84:LYS:HD2	2:B:14:G:H3'	6	0.88
(1,3)	1:A:84:LYS:HD2	2:B:14:G:H4'	6	0.88
(1,3)	1:A:84:LYS:HD2	2:B:14:G:H5'	6	0.88
(1,3)	1:A:84:LYS:HD2	2:B:14:G:H5''	6	0.88
(1,3)	1:A:84:LYS:HD2	2:B:14:G:H8	6	0.88
(1,3)	1:A:84:LYS:HD2	2:B:14:G:HO2'	6	0.88
(1,3)	1:A:84:LYS:HD2	2:B:14:G:N1	6	0.88
(1,3)	1:A:84:LYS:HD2	2:B:14:G:N2	6	0.88
(1,3)	1:A:84:LYS:HD2	2:B:14:G:N3	6	0.88
(1,3)	1:A:84:LYS:HD2	2:B:14:G:N7	6	0.88
(1,3)	1:A:84:LYS:HD2	2:B:14:G:N9	6	0.88
(1,3)	1:A:84:LYS:HD2	2:B:14:G:O2'	6	0.88
(1,3)	1:A:84:LYS:HD2	2:B:14:G:O3'	6	0.88
(1,3)	1:A:84:LYS:HD2	2:B:14:G:O4'	6	0.88
(1,3)	1:A:84:LYS:HD2	2:B:14:G:O5'	6	0.88
(1,3)	1:A:84:LYS:HD2	2:B:14:G:O6	6	0.88
(1,3)	1:A:84:LYS:HD2	2:B:14:G:OP1	6	0.88
(1,3)	1:A:84:LYS:HD2	2:B:14:G:OP2	6	0.88
(1,3)	1:A:84:LYS:HD2	2:B:14:G:P	6	0.88
(1,3)	1:A:84:LYS:HD2	2:B:15:A:C1'	6	0.88
(1,3)	1:A:84:LYS:HD2	2:B:15:A:C2	6	0.88
(1,3)	1:A:84:LYS:HD2	2:B:15:A:C2'	6	0.88
(1,3)	1:A:84:LYS:HD2	2:B:15:A:C3'	6	0.88
(1,3)	1:A:84:LYS:HD2	2:B:15:A:C4	6	0.88
(1,3)	1:A:84:LYS:HD2	2:B:15:A:C4'	6	0.88
(1,3)	1:A:84:LYS:HD2	2:B:15:A:C5	6	0.88
(1,3)	1:A:84:LYS:HD2	2:B:15:A:C5'	6	0.88

*Continued on next page...*

*Continued from previous page...*

Key	Atom-1	Atom-2	Model ID	Violation (Å)
(1,3)	1:A:84:LYS:HD2	2:B:15:A:C6	6	0.88
(1,3)	1:A:84:LYS:HD2	2:B:15:A:C8	6	0.88
(1,3)	1:A:84:LYS:HD2	2:B:15:A:H1'	6	0.88
(1,3)	1:A:84:LYS:HD2	2:B:15:A:H2	6	0.88
(1,3)	1:A:84:LYS:HD2	2:B:15:A:H2'	6	0.88
(1,3)	1:A:84:LYS:HD2	2:B:15:A:H3'	6	0.88
(1,3)	1:A:84:LYS:HD2	2:B:15:A:H4'	6	0.88
(1,3)	1:A:84:LYS:HD2	2:B:15:A:H5'	6	0.88
(1,3)	1:A:84:LYS:HD2	2:B:15:A:H5''	6	0.88
(1,3)	1:A:84:LYS:HD2	2:B:15:A:H61	6	0.88
(1,3)	1:A:84:LYS:HD2	2:B:15:A:H62	6	0.88
(1,3)	1:A:84:LYS:HD2	2:B:15:A:H8	6	0.88
(1,3)	1:A:84:LYS:HD2	2:B:15:A:HO2'	6	0.88
(1,3)	1:A:84:LYS:HD2	2:B:15:A:N1	6	0.88
(1,3)	1:A:84:LYS:HD2	2:B:15:A:N3	6	0.88
(1,3)	1:A:84:LYS:HD2	2:B:15:A:N6	6	0.88
(1,3)	1:A:84:LYS:HD2	2:B:15:A:N7	6	0.88
(1,3)	1:A:84:LYS:HD2	2:B:15:A:N9	6	0.88
(1,3)	1:A:84:LYS:HD2	2:B:15:A:O2'	6	0.88
(1,3)	1:A:84:LYS:HD2	2:B:15:A:O3'	6	0.88
(1,3)	1:A:84:LYS:HD2	2:B:15:A:O4'	6	0.88
(1,3)	1:A:84:LYS:HD2	2:B:15:A:O5'	6	0.88
(1,3)	1:A:84:LYS:HD2	2:B:15:A:OP1	6	0.88
(1,3)	1:A:84:LYS:HD2	2:B:15:A:OP2	6	0.88
(1,3)	1:A:84:LYS:HD2	2:B:15:A:P	6	0.88
(1,3)	1:A:84:LYS:HD2	2:B:16:G:C1'	6	0.88
(1,3)	1:A:84:LYS:HD2	2:B:16:G:C2	6	0.88
(1,3)	1:A:84:LYS:HD2	2:B:16:G:C2'	6	0.88
(1,3)	1:A:84:LYS:HD2	2:B:16:G:C3'	6	0.88
(1,3)	1:A:84:LYS:HD2	2:B:16:G:C4	6	0.88
(1,3)	1:A:84:LYS:HD2	2:B:16:G:C4'	6	0.88
(1,3)	1:A:84:LYS:HD2	2:B:16:G:C5	6	0.88
(1,3)	1:A:84:LYS:HD2	2:B:16:G:C5'	6	0.88
(1,3)	1:A:84:LYS:HD2	2:B:16:G:C6	6	0.88
(1,3)	1:A:84:LYS:HD2	2:B:16:G:C8	6	0.88
(1,3)	1:A:84:LYS:HD2	2:B:16:G:H1	6	0.88
(1,3)	1:A:84:LYS:HD2	2:B:16:G:H1'	6	0.88
(1,3)	1:A:84:LYS:HD2	2:B:16:G:H2'	6	0.88
(1,3)	1:A:84:LYS:HD2	2:B:16:G:H21	6	0.88
(1,3)	1:A:84:LYS:HD2	2:B:16:G:H22	6	0.88
(1,3)	1:A:84:LYS:HD2	2:B:16:G:H3'	6	0.88
(1,3)	1:A:84:LYS:HD2	2:B:16:G:H4'	6	0.88

*Continued on next page...*

*Continued from previous page...*

Key	Atom-1	Atom-2	Model ID	Violation (Å)
(1,3)	1:A:84:LYS:HD2	2:B:16:G:H5'	6	0.88
(1,3)	1:A:84:LYS:HD2	2:B:16:G:H5''	6	0.88
(1,3)	1:A:84:LYS:HD2	2:B:16:G:H8	6	0.88
(1,3)	1:A:84:LYS:HD2	2:B:16:G:HO2'	6	0.88
(1,3)	1:A:84:LYS:HD2	2:B:16:G:N1	6	0.88
(1,3)	1:A:84:LYS:HD2	2:B:16:G:N2	6	0.88
(1,3)	1:A:84:LYS:HD2	2:B:16:G:N3	6	0.88
(1,3)	1:A:84:LYS:HD2	2:B:16:G:N7	6	0.88
(1,3)	1:A:84:LYS:HD2	2:B:16:G:N9	6	0.88
(1,3)	1:A:84:LYS:HD2	2:B:16:G:O2'	6	0.88
(1,3)	1:A:84:LYS:HD2	2:B:16:G:O3'	6	0.88
(1,3)	1:A:84:LYS:HD2	2:B:16:G:O4'	6	0.88
(1,3)	1:A:84:LYS:HD2	2:B:16:G:O5'	6	0.88
(1,3)	1:A:84:LYS:HD2	2:B:16:G:O6	6	0.88
(1,3)	1:A:84:LYS:HD2	2:B:16:G:OP1	6	0.88
(1,3)	1:A:84:LYS:HD2	2:B:16:G:OP2	6	0.88
(1,3)	1:A:84:LYS:HD2	2:B:16:G:P	6	0.88
(1,3)	1:A:84:LYS:HD2	2:B:17:C:C1'	6	0.88
(1,3)	1:A:84:LYS:HD2	2:B:17:C:C2	6	0.88
(1,3)	1:A:84:LYS:HD2	2:B:17:C:C2'	6	0.88
(1,3)	1:A:84:LYS:HD2	2:B:17:C:C3'	6	0.88
(1,3)	1:A:84:LYS:HD2	2:B:17:C:C4	6	0.88
(1,3)	1:A:84:LYS:HD2	2:B:17:C:C4'	6	0.88
(1,3)	1:A:84:LYS:HD2	2:B:17:C:C5	6	0.88
(1,3)	1:A:84:LYS:HD2	2:B:17:C:C5'	6	0.88
(1,3)	1:A:84:LYS:HD2	2:B:17:C:C6	6	0.88
(1,3)	1:A:84:LYS:HD2	2:B:17:C:H1'	6	0.88
(1,3)	1:A:84:LYS:HD2	2:B:17:C:H2'	6	0.88
(1,3)	1:A:84:LYS:HD2	2:B:17:C:H3'	6	0.88
(1,3)	1:A:84:LYS:HD2	2:B:17:C:H4'	6	0.88
(1,3)	1:A:84:LYS:HD2	2:B:17:C:H41	6	0.88
(1,3)	1:A:84:LYS:HD2	2:B:17:C:H42	6	0.88
(1,3)	1:A:84:LYS:HD2	2:B:17:C:H5	6	0.88
(1,3)	1:A:84:LYS:HD2	2:B:17:C:H5'	6	0.88
(1,3)	1:A:84:LYS:HD2	2:B:17:C:H5''	6	0.88
(1,3)	1:A:84:LYS:HD2	2:B:17:C:H6	6	0.88
(1,3)	1:A:84:LYS:HD2	2:B:17:C:HO2'	6	0.88
(1,3)	1:A:84:LYS:HD2	2:B:17:C:N1	6	0.88
(1,3)	1:A:84:LYS:HD2	2:B:17:C:N3	6	0.88
(1,3)	1:A:84:LYS:HD2	2:B:17:C:N4	6	0.88
(1,3)	1:A:84:LYS:HD2	2:B:17:C:O2	6	0.88
(1,3)	1:A:84:LYS:HD2	2:B:17:C:O2'	6	0.88

*Continued on next page...*

*Continued from previous page...*

Key	Atom-1	Atom-2	Model ID	Violation (Å)
(1,3)	1:A:84:LYS:HD2	2:B:17:C:O3'	6	0.88
(1,3)	1:A:84:LYS:HD2	2:B:17:C:O4'	6	0.88
(1,3)	1:A:84:LYS:HD2	2:B:17:C:O5'	6	0.88
(1,3)	1:A:84:LYS:HD2	2:B:17:C:OP1	6	0.88
(1,3)	1:A:84:LYS:HD2	2:B:17:C:OP2	6	0.88
(1,3)	1:A:84:LYS:HD2	2:B:17:C:P	6	0.88
(1,3)	1:A:84:LYS:HD2	2:B:18:A:C1'	6	0.88
(1,3)	1:A:84:LYS:HD2	2:B:18:A:C2	6	0.88
(1,3)	1:A:84:LYS:HD2	2:B:18:A:C2'	6	0.88
(1,3)	1:A:84:LYS:HD2	2:B:18:A:C3'	6	0.88
(1,3)	1:A:84:LYS:HD2	2:B:18:A:C4	6	0.88
(1,3)	1:A:84:LYS:HD2	2:B:18:A:C4'	6	0.88
(1,3)	1:A:84:LYS:HD2	2:B:18:A:C5	6	0.88
(1,3)	1:A:84:LYS:HD2	2:B:18:A:C5'	6	0.88
(1,3)	1:A:84:LYS:HD2	2:B:18:A:C6	6	0.88
(1,3)	1:A:84:LYS:HD2	2:B:18:A:C8	6	0.88
(1,3)	1:A:84:LYS:HD2	2:B:18:A:H1'	6	0.88
(1,3)	1:A:84:LYS:HD2	2:B:18:A:H2	6	0.88
(1,3)	1:A:84:LYS:HD2	2:B:18:A:H2'	6	0.88
(1,3)	1:A:84:LYS:HD2	2:B:18:A:H3'	6	0.88
(1,3)	1:A:84:LYS:HD2	2:B:18:A:H4'	6	0.88
(1,3)	1:A:84:LYS:HD2	2:B:18:A:H5'	6	0.88
(1,3)	1:A:84:LYS:HD2	2:B:18:A:H5''	6	0.88
(1,3)	1:A:84:LYS:HD2	2:B:18:A:H61	6	0.88
(1,3)	1:A:84:LYS:HD2	2:B:18:A:H62	6	0.88
(1,3)	1:A:84:LYS:HD2	2:B:18:A:H8	6	0.88
(1,3)	1:A:84:LYS:HD2	2:B:18:A:HO2'	6	0.88
(1,3)	1:A:84:LYS:HD2	2:B:18:A:N1	6	0.88
(1,3)	1:A:84:LYS:HD2	2:B:18:A:N3	6	0.88
(1,3)	1:A:84:LYS:HD2	2:B:18:A:N6	6	0.88
(1,3)	1:A:84:LYS:HD2	2:B:18:A:N7	6	0.88
(1,3)	1:A:84:LYS:HD2	2:B:18:A:N9	6	0.88
(1,3)	1:A:84:LYS:HD2	2:B:18:A:O2'	6	0.88
(1,3)	1:A:84:LYS:HD2	2:B:18:A:O3'	6	0.88
(1,3)	1:A:84:LYS:HD2	2:B:18:A:O4'	6	0.88
(1,3)	1:A:84:LYS:HD2	2:B:18:A:O5'	6	0.88
(1,3)	1:A:84:LYS:HD2	2:B:18:A:OP1	6	0.88
(1,3)	1:A:84:LYS:HD2	2:B:18:A:OP2	6	0.88
(1,3)	1:A:84:LYS:HD2	2:B:18:A:P	6	0.88
(1,3)	1:A:84:LYS:HD2	2:B:19:A:C1'	6	0.88
(1,3)	1:A:84:LYS:HD2	2:B:19:A:C2	6	0.88
(1,3)	1:A:84:LYS:HD2	2:B:19:A:C2'	6	0.88

*Continued on next page...*

*Continued from previous page...*

Key	Atom-1	Atom-2	Model ID	Violation (Å)
(1,3)	1:A:84:LYS:HD2	2:B:19:A:C3'	6	0.88
(1,3)	1:A:84:LYS:HD2	2:B:19:A:C4	6	0.88
(1,3)	1:A:84:LYS:HD2	2:B:19:A:C4'	6	0.88
(1,3)	1:A:84:LYS:HD2	2:B:19:A:C5	6	0.88
(1,3)	1:A:84:LYS:HD2	2:B:19:A:C5'	6	0.88
(1,3)	1:A:84:LYS:HD2	2:B:19:A:C6	6	0.88
(1,3)	1:A:84:LYS:HD2	2:B:19:A:C8	6	0.88
(1,3)	1:A:84:LYS:HD2	2:B:19:A:H1'	6	0.88
(1,3)	1:A:84:LYS:HD2	2:B:19:A:H2	6	0.88
(1,3)	1:A:84:LYS:HD2	2:B:19:A:H2'	6	0.88
(1,3)	1:A:84:LYS:HD2	2:B:19:A:H3'	6	0.88
(1,3)	1:A:84:LYS:HD2	2:B:19:A:H4'	6	0.88
(1,3)	1:A:84:LYS:HD2	2:B:19:A:H5'	6	0.88
(1,3)	1:A:84:LYS:HD2	2:B:19:A:H5''	6	0.88
(1,3)	1:A:84:LYS:HD2	2:B:19:A:H61	6	0.88
(1,3)	1:A:84:LYS:HD2	2:B:19:A:H62	6	0.88
(1,3)	1:A:84:LYS:HD2	2:B:19:A:H8	6	0.88
(1,3)	1:A:84:LYS:HD2	2:B:19:A:HO2'	6	0.88
(1,3)	1:A:84:LYS:HD2	2:B:19:A:N1	6	0.88
(1,3)	1:A:84:LYS:HD2	2:B:19:A:N3	6	0.88
(1,3)	1:A:84:LYS:HD2	2:B:19:A:N6	6	0.88
(1,3)	1:A:84:LYS:HD2	2:B:19:A:N7	6	0.88
(1,3)	1:A:84:LYS:HD2	2:B:19:A:N9	6	0.88
(1,3)	1:A:84:LYS:HD2	2:B:19:A:O2'	6	0.88
(1,3)	1:A:84:LYS:HD2	2:B:19:A:O3'	6	0.88
(1,3)	1:A:84:LYS:HD2	2:B:19:A:O4'	6	0.88
(1,3)	1:A:84:LYS:HD2	2:B:19:A:O5'	6	0.88
(1,3)	1:A:84:LYS:HD2	2:B:19:A:OP1	6	0.88
(1,3)	1:A:84:LYS:HD2	2:B:19:A:OP2	6	0.88
(1,3)	1:A:84:LYS:HD2	2:B:19:A:P	6	0.88
(1,3)	1:A:84:LYS:HD2	2:B:20:U:C1'	6	0.88
(1,3)	1:A:84:LYS:HD2	2:B:20:U:C2	6	0.88
(1,3)	1:A:84:LYS:HD2	2:B:20:U:C2'	6	0.88
(1,3)	1:A:84:LYS:HD2	2:B:20:U:C3'	6	0.88
(1,3)	1:A:84:LYS:HD2	2:B:20:U:C4	6	0.88
(1,3)	1:A:84:LYS:HD2	2:B:20:U:C4'	6	0.88
(1,3)	1:A:84:LYS:HD2	2:B:20:U:C5	6	0.88
(1,3)	1:A:84:LYS:HD2	2:B:20:U:C5'	6	0.88
(1,3)	1:A:84:LYS:HD2	2:B:20:U:C6	6	0.88
(1,3)	1:A:84:LYS:HD2	2:B:20:U:H1'	6	0.88
(1,3)	1:A:84:LYS:HD2	2:B:20:U:H2'	6	0.88
(1,3)	1:A:84:LYS:HD2	2:B:20:U:H3	6	0.88

*Continued on next page...*

*Continued from previous page...*

Key	Atom-1	Atom-2	Model ID	Violation (Å)
(1,3)	1:A:84:LYS:HD2	2:B:20:U:H3'	6	0.88
(1,3)	1:A:84:LYS:HD2	2:B:20:U:H4'	6	0.88
(1,3)	1:A:84:LYS:HD2	2:B:20:U:H5	6	0.88
(1,3)	1:A:84:LYS:HD2	2:B:20:U:H5'	6	0.88
(1,3)	1:A:84:LYS:HD2	2:B:20:U:H5''	6	0.88
(1,3)	1:A:84:LYS:HD2	2:B:20:U:H6	6	0.88
(1,3)	1:A:84:LYS:HD2	2:B:20:U:HO2'	6	0.88
(1,3)	1:A:84:LYS:HD2	2:B:20:U:N1	6	0.88
(1,3)	1:A:84:LYS:HD2	2:B:20:U:N3	6	0.88
(1,3)	1:A:84:LYS:HD2	2:B:20:U:O2	6	0.88
(1,3)	1:A:84:LYS:HD2	2:B:20:U:O2'	6	0.88
(1,3)	1:A:84:LYS:HD2	2:B:20:U:O3'	6	0.88
(1,3)	1:A:84:LYS:HD2	2:B:20:U:O4	6	0.88
(1,3)	1:A:84:LYS:HD2	2:B:20:U:O4'	6	0.88
(1,3)	1:A:84:LYS:HD2	2:B:20:U:O5'	6	0.88
(1,3)	1:A:84:LYS:HD2	2:B:20:U:OP1	6	0.88
(1,3)	1:A:84:LYS:HD2	2:B:20:U:OP2	6	0.88
(1,3)	1:A:84:LYS:HD2	2:B:20:U:P	6	0.88
(1,3)	1:A:84:LYS:HD2	2:B:21:G:C1'	6	0.88
(1,3)	1:A:84:LYS:HD2	2:B:21:G:C2	6	0.88
(1,3)	1:A:84:LYS:HD2	2:B:21:G:C2'	6	0.88
(1,3)	1:A:84:LYS:HD2	2:B:21:G:C3'	6	0.88
(1,3)	1:A:84:LYS:HD2	2:B:21:G:C4	6	0.88
(1,3)	1:A:84:LYS:HD2	2:B:21:G:C4'	6	0.88
(1,3)	1:A:84:LYS:HD2	2:B:21:G:C5	6	0.88
(1,3)	1:A:84:LYS:HD2	2:B:21:G:C5'	6	0.88
(1,3)	1:A:84:LYS:HD2	2:B:21:G:C6	6	0.88
(1,3)	1:A:84:LYS:HD2	2:B:21:G:C8	6	0.88
(1,3)	1:A:84:LYS:HD2	2:B:21:G:H1	6	0.88
(1,3)	1:A:84:LYS:HD2	2:B:21:G:H1'	6	0.88
(1,3)	1:A:84:LYS:HD2	2:B:21:G:H2'	6	0.88
(1,3)	1:A:84:LYS:HD2	2:B:21:G:H21	6	0.88
(1,3)	1:A:84:LYS:HD2	2:B:21:G:H22	6	0.88
(1,3)	1:A:84:LYS:HD2	2:B:21:G:H3'	6	0.88
(1,3)	1:A:84:LYS:HD2	2:B:21:G:H4'	6	0.88
(1,3)	1:A:84:LYS:HD2	2:B:21:G:H5'	6	0.88
(1,3)	1:A:84:LYS:HD2	2:B:21:G:H5''	6	0.88
(1,3)	1:A:84:LYS:HD2	2:B:21:G:H8	6	0.88
(1,3)	1:A:84:LYS:HD2	2:B:21:G:HO2'	6	0.88
(1,3)	1:A:84:LYS:HD2	2:B:21:G:N1	6	0.88
(1,3)	1:A:84:LYS:HD2	2:B:21:G:N2	6	0.88
(1,3)	1:A:84:LYS:HD2	2:B:21:G:N3	6	0.88

*Continued on next page...*

*Continued from previous page...*

Key	Atom-1	Atom-2	Model ID	Violation (Å)
(1,3)	1:A:84:LYS:HD2	2:B:21:G:N7	6	0.88
(1,3)	1:A:84:LYS:HD2	2:B:21:G:N9	6	0.88
(1,3)	1:A:84:LYS:HD2	2:B:21:G:O2'	6	0.88
(1,3)	1:A:84:LYS:HD2	2:B:21:G:O3'	6	0.88
(1,3)	1:A:84:LYS:HD2	2:B:21:G:O4'	6	0.88
(1,3)	1:A:84:LYS:HD2	2:B:21:G:O5'	6	0.88
(1,3)	1:A:84:LYS:HD2	2:B:21:G:O6	6	0.88
(1,3)	1:A:84:LYS:HD2	2:B:21:G:OP1	6	0.88
(1,3)	1:A:84:LYS:HD2	2:B:21:G:OP2	6	0.88
(1,3)	1:A:84:LYS:HD2	2:B:21:G:P	6	0.88
(1,3)	1:A:84:LYS:HD2	2:B:22:A:C1'	6	0.88
(1,3)	1:A:84:LYS:HD2	2:B:22:A:C2	6	0.88
(1,3)	1:A:84:LYS:HD2	2:B:22:A:C2'	6	0.88
(1,3)	1:A:84:LYS:HD2	2:B:22:A:C3'	6	0.88
(1,3)	1:A:84:LYS:HD2	2:B:22:A:C4	6	0.88
(1,3)	1:A:84:LYS:HD2	2:B:22:A:C4'	6	0.88
(1,3)	1:A:84:LYS:HD2	2:B:22:A:C5	6	0.88
(1,3)	1:A:84:LYS:HD2	2:B:22:A:C5'	6	0.88
(1,3)	1:A:84:LYS:HD2	2:B:22:A:C6	6	0.88
(1,3)	1:A:84:LYS:HD2	2:B:22:A:C8	6	0.88
(1,3)	1:A:84:LYS:HD2	2:B:22:A:H1'	6	0.88
(1,3)	1:A:84:LYS:HD2	2:B:22:A:H2	6	0.88
(1,3)	1:A:84:LYS:HD2	2:B:22:A:H2'	6	0.88
(1,3)	1:A:84:LYS:HD2	2:B:22:A:H3'	6	0.88
(1,3)	1:A:84:LYS:HD2	2:B:22:A:H4'	6	0.88
(1,3)	1:A:84:LYS:HD2	2:B:22:A:H5'	6	0.88
(1,3)	1:A:84:LYS:HD2	2:B:22:A:H5''	6	0.88
(1,3)	1:A:84:LYS:HD2	2:B:22:A:H61	6	0.88
(1,3)	1:A:84:LYS:HD2	2:B:22:A:H62	6	0.88
(1,3)	1:A:84:LYS:HD2	2:B:22:A:H8	6	0.88
(1,3)	1:A:84:LYS:HD2	2:B:22:A:HO2'	6	0.88
(1,3)	1:A:84:LYS:HD2	2:B:22:A:N1	6	0.88
(1,3)	1:A:84:LYS:HD2	2:B:22:A:N3	6	0.88
(1,3)	1:A:84:LYS:HD2	2:B:22:A:N6	6	0.88
(1,3)	1:A:84:LYS:HD2	2:B:22:A:N7	6	0.88
(1,3)	1:A:84:LYS:HD2	2:B:22:A:N9	6	0.88
(1,3)	1:A:84:LYS:HD2	2:B:22:A:O2'	6	0.88
(1,3)	1:A:84:LYS:HD2	2:B:22:A:O3'	6	0.88
(1,3)	1:A:84:LYS:HD2	2:B:22:A:O4'	6	0.88
(1,3)	1:A:84:LYS:HD2	2:B:22:A:O5'	6	0.88
(1,3)	1:A:84:LYS:HD2	2:B:22:A:OP1	6	0.88
(1,3)	1:A:84:LYS:HD2	2:B:22:A:OP2	6	0.88

*Continued on next page...*



*Continued from previous page...*

Key	Atom-1	Atom-2	Model ID	Violation (Å)
(1,3)	1:A:84:LYS:HD2	2:B:22:A:P	6	0.88
(1,3)	1:A:84:LYS:HD2	2:B:23:U:C1'	6	0.88
(1,3)	1:A:84:LYS:HD2	2:B:23:U:C2	6	0.88
(1,3)	1:A:84:LYS:HD2	2:B:23:U:C2'	6	0.88
(1,3)	1:A:84:LYS:HD2	2:B:23:U:C3'	6	0.88
(1,3)	1:A:84:LYS:HD2	2:B:23:U:C4	6	0.88
(1,3)	1:A:84:LYS:HD2	2:B:23:U:C4'	6	0.88
(1,3)	1:A:84:LYS:HD2	2:B:23:U:C5	6	0.88
(1,3)	1:A:84:LYS:HD2	2:B:23:U:C5'	6	0.88
(1,3)	1:A:84:LYS:HD2	2:B:23:U:C6	6	0.88
(1,3)	1:A:84:LYS:HD2	2:B:23:U:H1'	6	0.88
(1,3)	1:A:84:LYS:HD2	2:B:23:U:H2'	6	0.88
(1,3)	1:A:84:LYS:HD2	2:B:23:U:H3	6	0.88
(1,3)	1:A:84:LYS:HD2	2:B:23:U:H3'	6	0.88
(1,3)	1:A:84:LYS:HD2	2:B:23:U:H4'	6	0.88
(1,3)	1:A:84:LYS:HD2	2:B:23:U:H5	6	0.88
(1,3)	1:A:84:LYS:HD2	2:B:23:U:H5'	6	0.88
(1,3)	1:A:84:LYS:HD2	2:B:23:U:H5''	6	0.88
(1,3)	1:A:84:LYS:HD2	2:B:23:U:H6	6	0.88
(1,3)	1:A:84:LYS:HD2	2:B:23:U:HO2'	6	0.88
(1,3)	1:A:84:LYS:HD2	2:B:23:U:N1	6	0.88
(1,3)	1:A:84:LYS:HD2	2:B:23:U:N3	6	0.88
(1,3)	1:A:84:LYS:HD2	2:B:23:U:O2	6	0.88
(1,3)	1:A:84:LYS:HD2	2:B:23:U:O2'	6	0.88
(1,3)	1:A:84:LYS:HD2	2:B:23:U:O3'	6	0.88
(1,3)	1:A:84:LYS:HD2	2:B:23:U:O4	6	0.88
(1,3)	1:A:84:LYS:HD2	2:B:23:U:O4'	6	0.88
(1,3)	1:A:84:LYS:HD2	2:B:23:U:O5'	6	0.88
(1,3)	1:A:84:LYS:HD2	2:B:23:U:OP1	6	0.88
(1,3)	1:A:84:LYS:HD2	2:B:23:U:OP2	6	0.88
(1,3)	1:A:84:LYS:HD2	2:B:23:U:P	6	0.88
(1,3)	1:A:84:LYS:HD2	2:B:24:G:C1'	6	0.88
(1,3)	1:A:84:LYS:HD2	2:B:24:G:C2	6	0.88
(1,3)	1:A:84:LYS:HD2	2:B:24:G:C2'	6	0.88
(1,3)	1:A:84:LYS:HD2	2:B:24:G:C3'	6	0.88
(1,3)	1:A:84:LYS:HD2	2:B:24:G:C4	6	0.88
(1,3)	1:A:84:LYS:HD2	2:B:24:G:C4'	6	0.88
(1,3)	1:A:84:LYS:HD2	2:B:24:G:C5	6	0.88
(1,3)	1:A:84:LYS:HD2	2:B:24:G:C5'	6	0.88
(1,3)	1:A:84:LYS:HD2	2:B:24:G:C6	6	0.88
(1,3)	1:A:84:LYS:HD2	2:B:24:G:C8	6	0.88
(1,3)	1:A:84:LYS:HD2	2:B:24:G:H1	6	0.88

*Continued on next page...*

*Continued from previous page...*

Key	Atom-1	Atom-2	Model ID	Violation (Å)
(1,3)	1:A:84:LYS:HD2	2:B:24:G:H1'	6	0.88
(1,3)	1:A:84:LYS:HD2	2:B:24:G:H2'	6	0.88
(1,3)	1:A:84:LYS:HD2	2:B:24:G:H21	6	0.88
(1,3)	1:A:84:LYS:HD2	2:B:24:G:H22	6	0.88
(1,3)	1:A:84:LYS:HD2	2:B:24:G:H3'	6	0.88
(1,3)	1:A:84:LYS:HD2	2:B:24:G:H4'	6	0.88
(1,3)	1:A:84:LYS:HD2	2:B:24:G:H5'	6	0.88
(1,3)	1:A:84:LYS:HD2	2:B:24:G:H5''	6	0.88
(1,3)	1:A:84:LYS:HD2	2:B:24:G:H8	6	0.88
(1,3)	1:A:84:LYS:HD2	2:B:24:G:HO2'	6	0.88
(1,3)	1:A:84:LYS:HD2	2:B:24:G:N1	6	0.88
(1,3)	1:A:84:LYS:HD2	2:B:24:G:N2	6	0.88
(1,3)	1:A:84:LYS:HD2	2:B:24:G:N3	6	0.88
(1,3)	1:A:84:LYS:HD2	2:B:24:G:N7	6	0.88
(1,3)	1:A:84:LYS:HD2	2:B:24:G:N9	6	0.88
(1,3)	1:A:84:LYS:HD2	2:B:24:G:O2'	6	0.88
(1,3)	1:A:84:LYS:HD2	2:B:24:G:O3'	6	0.88
(1,3)	1:A:84:LYS:HD2	2:B:24:G:O4'	6	0.88
(1,3)	1:A:84:LYS:HD2	2:B:24:G:O5'	6	0.88
(1,3)	1:A:84:LYS:HD2	2:B:24:G:O6	6	0.88
(1,3)	1:A:84:LYS:HD2	2:B:24:G:OP1	6	0.88
(1,3)	1:A:84:LYS:HD2	2:B:24:G:OP2	6	0.88
(1,3)	1:A:84:LYS:HD2	2:B:24:G:P	6	0.88
(1,3)	1:A:84:LYS:HD3	2:B:2:C:C1'	6	0.88
(1,3)	1:A:84:LYS:HD3	2:B:2:C:C2	6	0.88
(1,3)	1:A:84:LYS:HD3	2:B:2:C:C2'	6	0.88
(1,3)	1:A:84:LYS:HD3	2:B:2:C:C3'	6	0.88
(1,3)	1:A:84:LYS:HD3	2:B:2:C:C4	6	0.88
(1,3)	1:A:84:LYS:HD3	2:B:2:C:C4'	6	0.88
(1,3)	1:A:84:LYS:HD3	2:B:2:C:C5	6	0.88
(1,3)	1:A:84:LYS:HD3	2:B:2:C:C5'	6	0.88
(1,3)	1:A:84:LYS:HD3	2:B:2:C:C6	6	0.88
(1,3)	1:A:84:LYS:HD3	2:B:2:C:H1'	6	0.88
(1,3)	1:A:84:LYS:HD3	2:B:2:C:H2'	6	0.88
(1,3)	1:A:84:LYS:HD3	2:B:2:C:H3'	6	0.88
(1,3)	1:A:84:LYS:HD3	2:B:2:C:H4'	6	0.88
(1,3)	1:A:84:LYS:HD3	2:B:2:C:H41	6	0.88
(1,3)	1:A:84:LYS:HD3	2:B:2:C:H42	6	0.88
(1,3)	1:A:84:LYS:HD3	2:B:2:C:H5	6	0.88
(1,3)	1:A:84:LYS:HD3	2:B:2:C:H5'	6	0.88
(1,3)	1:A:84:LYS:HD3	2:B:2:C:H5''	6	0.88
(1,3)	1:A:84:LYS:HD3	2:B:2:C:H6	6	0.88

*Continued on next page...*

*Continued from previous page...*

Key	Atom-1	Atom-2	Model ID	Violation (Å)
(1,3)	1:A:84:LYS:HD3	2:B:2:C:HO2'	6	0.88
(1,3)	1:A:84:LYS:HD3	2:B:2:C:N1	6	0.88
(1,3)	1:A:84:LYS:HD3	2:B:2:C:N3	6	0.88
(1,3)	1:A:84:LYS:HD3	2:B:2:C:N4	6	0.88
(1,3)	1:A:84:LYS:HD3	2:B:2:C:O2	6	0.88
(1,3)	1:A:84:LYS:HD3	2:B:2:C:O2'	6	0.88
(1,3)	1:A:84:LYS:HD3	2:B:2:C:O3'	6	0.88
(1,3)	1:A:84:LYS:HD3	2:B:2:C:O4'	6	0.88
(1,3)	1:A:84:LYS:HD3	2:B:2:C:O5'	6	0.88
(1,3)	1:A:84:LYS:HD3	2:B:3:U:C1'	6	0.88
(1,3)	1:A:84:LYS:HD3	2:B:3:U:C2	6	0.88
(1,3)	1:A:84:LYS:HD3	2:B:3:U:C2'	6	0.88
(1,3)	1:A:84:LYS:HD3	2:B:3:U:C3'	6	0.88
(1,3)	1:A:84:LYS:HD3	2:B:3:U:C4	6	0.88
(1,3)	1:A:84:LYS:HD3	2:B:3:U:C4'	6	0.88
(1,3)	1:A:84:LYS:HD3	2:B:3:U:C5	6	0.88
(1,3)	1:A:84:LYS:HD3	2:B:3:U:C5'	6	0.88
(1,3)	1:A:84:LYS:HD3	2:B:3:U:C6	6	0.88
(1,3)	1:A:84:LYS:HD3	2:B:3:U:H1'	6	0.88
(1,3)	1:A:84:LYS:HD3	2:B:3:U:H2'	6	0.88
(1,3)	1:A:84:LYS:HD3	2:B:3:U:H3	6	0.88
(1,3)	1:A:84:LYS:HD3	2:B:3:U:H3'	6	0.88
(1,3)	1:A:84:LYS:HD3	2:B:3:U:H4'	6	0.88
(1,3)	1:A:84:LYS:HD3	2:B:3:U:H5	6	0.88
(1,3)	1:A:84:LYS:HD3	2:B:3:U:H5'	6	0.88
(1,3)	1:A:84:LYS:HD3	2:B:3:U:H5''	6	0.88
(1,3)	1:A:84:LYS:HD3	2:B:3:U:H6	6	0.88
(1,3)	1:A:84:LYS:HD3	2:B:3:U:HO2'	6	0.88
(1,3)	1:A:84:LYS:HD3	2:B:3:U:N1	6	0.88
(1,3)	1:A:84:LYS:HD3	2:B:3:U:N3	6	0.88
(1,3)	1:A:84:LYS:HD3	2:B:3:U:O2	6	0.88
(1,3)	1:A:84:LYS:HD3	2:B:3:U:O2'	6	0.88
(1,3)	1:A:84:LYS:HD3	2:B:3:U:O3'	6	0.88
(1,3)	1:A:84:LYS:HD3	2:B:3:U:O4	6	0.88
(1,3)	1:A:84:LYS:HD3	2:B:3:U:O4'	6	0.88
(1,3)	1:A:84:LYS:HD3	2:B:3:U:O5'	6	0.88
(1,3)	1:A:84:LYS:HD3	2:B:3:U:OP1	6	0.88
(1,3)	1:A:84:LYS:HD3	2:B:3:U:OP2	6	0.88
(1,3)	1:A:84:LYS:HD3	2:B:3:U:P	6	0.88
(1,3)	1:A:84:LYS:HD3	2:B:4:G:C1'	6	0.88
(1,3)	1:A:84:LYS:HD3	2:B:4:G:C2	6	0.88
(1,3)	1:A:84:LYS:HD3	2:B:4:G:C2'	6	0.88

*Continued on next page...*

*Continued from previous page...*

Key	Atom-1	Atom-2	Model ID	Violation (Å)
(1,3)	1:A:84:LYS:HD3	2:B:4:G:C3'	6	0.88
(1,3)	1:A:84:LYS:HD3	2:B:4:G:C4	6	0.88
(1,3)	1:A:84:LYS:HD3	2:B:4:G:C4'	6	0.88
(1,3)	1:A:84:LYS:HD3	2:B:4:G:C5	6	0.88
(1,3)	1:A:84:LYS:HD3	2:B:4:G:C5'	6	0.88
(1,3)	1:A:84:LYS:HD3	2:B:4:G:C6	6	0.88
(1,3)	1:A:84:LYS:HD3	2:B:4:G:C8	6	0.88
(1,3)	1:A:84:LYS:HD3	2:B:4:G:H1	6	0.88
(1,3)	1:A:84:LYS:HD3	2:B:4:G:H1'	6	0.88
(1,3)	1:A:84:LYS:HD3	2:B:4:G:H2'	6	0.88
(1,3)	1:A:84:LYS:HD3	2:B:4:G:H21	6	0.88
(1,3)	1:A:84:LYS:HD3	2:B:4:G:H22	6	0.88
(1,3)	1:A:84:LYS:HD3	2:B:4:G:H3'	6	0.88
(1,3)	1:A:84:LYS:HD3	2:B:4:G:H4'	6	0.88
(1,3)	1:A:84:LYS:HD3	2:B:4:G:H5'	6	0.88
(1,3)	1:A:84:LYS:HD3	2:B:4:G:H5''	6	0.88
(1,3)	1:A:84:LYS:HD3	2:B:4:G:H8	6	0.88
(1,3)	1:A:84:LYS:HD3	2:B:4:G:HO2'	6	0.88
(1,3)	1:A:84:LYS:HD3	2:B:4:G:N1	6	0.88
(1,3)	1:A:84:LYS:HD3	2:B:4:G:N2	6	0.88
(1,3)	1:A:84:LYS:HD3	2:B:4:G:N3	6	0.88
(1,3)	1:A:84:LYS:HD3	2:B:4:G:N7	6	0.88
(1,3)	1:A:84:LYS:HD3	2:B:4:G:N9	6	0.88
(1,3)	1:A:84:LYS:HD3	2:B:4:G:O2'	6	0.88
(1,3)	1:A:84:LYS:HD3	2:B:4:G:O3'	6	0.88
(1,3)	1:A:84:LYS:HD3	2:B:4:G:O4'	6	0.88
(1,3)	1:A:84:LYS:HD3	2:B:4:G:O5'	6	0.88
(1,3)	1:A:84:LYS:HD3	2:B:4:G:O6	6	0.88
(1,3)	1:A:84:LYS:HD3	2:B:4:G:OP1	6	0.88
(1,3)	1:A:84:LYS:HD3	2:B:4:G:OP2	6	0.88
(1,3)	1:A:84:LYS:HD3	2:B:4:G:P	6	0.88
(1,3)	1:A:84:LYS:HD3	2:B:5:A:C1'	6	0.88
(1,3)	1:A:84:LYS:HD3	2:B:5:A:C2	6	0.88
(1,3)	1:A:84:LYS:HD3	2:B:5:A:C2'	6	0.88
(1,3)	1:A:84:LYS:HD3	2:B:5:A:C3'	6	0.88
(1,3)	1:A:84:LYS:HD3	2:B:5:A:C4	6	0.88
(1,3)	1:A:84:LYS:HD3	2:B:5:A:C4'	6	0.88
(1,3)	1:A:84:LYS:HD3	2:B:5:A:C5	6	0.88
(1,3)	1:A:84:LYS:HD3	2:B:5:A:C5'	6	0.88
(1,3)	1:A:84:LYS:HD3	2:B:5:A:C6	6	0.88
(1,3)	1:A:84:LYS:HD3	2:B:5:A:C8	6	0.88
(1,3)	1:A:84:LYS:HD3	2:B:5:A:H1'	6	0.88

*Continued on next page...*

*Continued from previous page...*

Key	Atom-1	Atom-2	Model ID	Violation (Å)
(1,3)	1:A:84:LYS:HD3	2:B:5:A:H2	6	0.88
(1,3)	1:A:84:LYS:HD3	2:B:5:A:H2'	6	0.88
(1,3)	1:A:84:LYS:HD3	2:B:5:A:H3'	6	0.88
(1,3)	1:A:84:LYS:HD3	2:B:5:A:H4'	6	0.88
(1,3)	1:A:84:LYS:HD3	2:B:5:A:H5'	6	0.88
(1,3)	1:A:84:LYS:HD3	2:B:5:A:H5''	6	0.88
(1,3)	1:A:84:LYS:HD3	2:B:5:A:H61	6	0.88
(1,3)	1:A:84:LYS:HD3	2:B:5:A:H62	6	0.88
(1,3)	1:A:84:LYS:HD3	2:B:5:A:H8	6	0.88
(1,3)	1:A:84:LYS:HD3	2:B:5:A:HO2'	6	0.88
(1,3)	1:A:84:LYS:HD3	2:B:5:A:N1	6	0.88
(1,3)	1:A:84:LYS:HD3	2:B:5:A:N3	6	0.88
(1,3)	1:A:84:LYS:HD3	2:B:5:A:N6	6	0.88
(1,3)	1:A:84:LYS:HD3	2:B:5:A:N7	6	0.88
(1,3)	1:A:84:LYS:HD3	2:B:5:A:N9	6	0.88
(1,3)	1:A:84:LYS:HD3	2:B:5:A:O2'	6	0.88
(1,3)	1:A:84:LYS:HD3	2:B:5:A:O3'	6	0.88
(1,3)	1:A:84:LYS:HD3	2:B:5:A:O4'	6	0.88
(1,3)	1:A:84:LYS:HD3	2:B:5:A:O5'	6	0.88
(1,3)	1:A:84:LYS:HD3	2:B:5:A:OP1	6	0.88
(1,3)	1:A:84:LYS:HD3	2:B:5:A:OP2	6	0.88
(1,3)	1:A:84:LYS:HD3	2:B:5:A:P	6	0.88
(1,3)	1:A:84:LYS:HD3	2:B:6:G:C1'	6	0.88
(1,3)	1:A:84:LYS:HD3	2:B:6:G:C2	6	0.88
(1,3)	1:A:84:LYS:HD3	2:B:6:G:C2'	6	0.88
(1,3)	1:A:84:LYS:HD3	2:B:6:G:C3'	6	0.88
(1,3)	1:A:84:LYS:HD3	2:B:6:G:C4	6	0.88
(1,3)	1:A:84:LYS:HD3	2:B:6:G:C4'	6	0.88
(1,3)	1:A:84:LYS:HD3	2:B:6:G:C5	6	0.88
(1,3)	1:A:84:LYS:HD3	2:B:6:G:C5'	6	0.88
(1,3)	1:A:84:LYS:HD3	2:B:6:G:C6	6	0.88
(1,3)	1:A:84:LYS:HD3	2:B:6:G:C8	6	0.88
(1,3)	1:A:84:LYS:HD3	2:B:6:G:H1	6	0.88
(1,3)	1:A:84:LYS:HD3	2:B:6:G:H1'	6	0.88
(1,3)	1:A:84:LYS:HD3	2:B:6:G:H2'	6	0.88
(1,3)	1:A:84:LYS:HD3	2:B:6:G:H21	6	0.88
(1,3)	1:A:84:LYS:HD3	2:B:6:G:H22	6	0.88
(1,3)	1:A:84:LYS:HD3	2:B:6:G:H3'	6	0.88
(1,3)	1:A:84:LYS:HD3	2:B:6:G:H4'	6	0.88
(1,3)	1:A:84:LYS:HD3	2:B:6:G:H5'	6	0.88
(1,3)	1:A:84:LYS:HD3	2:B:6:G:H5''	6	0.88
(1,3)	1:A:84:LYS:HD3	2:B:6:G:H8	6	0.88

*Continued on next page...*

*Continued from previous page...*

Key	Atom-1	Atom-2	Model ID	Violation (Å)
(1,3)	1:A:84:LYS:HD3	2:B:6:G:HO2'	6	0.88
(1,3)	1:A:84:LYS:HD3	2:B:6:G:N1	6	0.88
(1,3)	1:A:84:LYS:HD3	2:B:6:G:N2	6	0.88
(1,3)	1:A:84:LYS:HD3	2:B:6:G:N3	6	0.88
(1,3)	1:A:84:LYS:HD3	2:B:6:G:N7	6	0.88
(1,3)	1:A:84:LYS:HD3	2:B:6:G:N9	6	0.88
(1,3)	1:A:84:LYS:HD3	2:B:6:G:O2'	6	0.88
(1,3)	1:A:84:LYS:HD3	2:B:6:G:O3'	6	0.88
(1,3)	1:A:84:LYS:HD3	2:B:6:G:O4'	6	0.88
(1,3)	1:A:84:LYS:HD3	2:B:6:G:O5'	6	0.88
(1,3)	1:A:84:LYS:HD3	2:B:6:G:O6	6	0.88
(1,3)	1:A:84:LYS:HD3	2:B:6:G:OP1	6	0.88
(1,3)	1:A:84:LYS:HD3	2:B:6:G:OP2	6	0.88
(1,3)	1:A:84:LYS:HD3	2:B:6:G:P	6	0.88
(1,3)	1:A:84:LYS:HD3	2:B:7:C:C1'	6	0.88
(1,3)	1:A:84:LYS:HD3	2:B:7:C:C2	6	0.88
(1,3)	1:A:84:LYS:HD3	2:B:7:C:C2'	6	0.88
(1,3)	1:A:84:LYS:HD3	2:B:7:C:C3'	6	0.88
(1,3)	1:A:84:LYS:HD3	2:B:7:C:C4	6	0.88
(1,3)	1:A:84:LYS:HD3	2:B:7:C:C4'	6	0.88
(1,3)	1:A:84:LYS:HD3	2:B:7:C:C5	6	0.88
(1,3)	1:A:84:LYS:HD3	2:B:7:C:C5'	6	0.88
(1,3)	1:A:84:LYS:HD3	2:B:7:C:C6	6	0.88
(1,3)	1:A:84:LYS:HD3	2:B:7:C:H1'	6	0.88
(1,3)	1:A:84:LYS:HD3	2:B:7:C:H2'	6	0.88
(1,3)	1:A:84:LYS:HD3	2:B:7:C:H3'	6	0.88
(1,3)	1:A:84:LYS:HD3	2:B:7:C:H4'	6	0.88
(1,3)	1:A:84:LYS:HD3	2:B:7:C:H41	6	0.88
(1,3)	1:A:84:LYS:HD3	2:B:7:C:H42	6	0.88
(1,3)	1:A:84:LYS:HD3	2:B:7:C:H5	6	0.88
(1,3)	1:A:84:LYS:HD3	2:B:7:C:H5'	6	0.88
(1,3)	1:A:84:LYS:HD3	2:B:7:C:H5''	6	0.88
(1,3)	1:A:84:LYS:HD3	2:B:7:C:H6	6	0.88
(1,3)	1:A:84:LYS:HD3	2:B:7:C:HO2'	6	0.88
(1,3)	1:A:84:LYS:HD3	2:B:7:C:N1	6	0.88
(1,3)	1:A:84:LYS:HD3	2:B:7:C:N3	6	0.88
(1,3)	1:A:84:LYS:HD3	2:B:7:C:N4	6	0.88
(1,3)	1:A:84:LYS:HD3	2:B:7:C:O2	6	0.88
(1,3)	1:A:84:LYS:HD3	2:B:7:C:O2'	6	0.88
(1,3)	1:A:84:LYS:HD3	2:B:7:C:O3'	6	0.88
(1,3)	1:A:84:LYS:HD3	2:B:7:C:O4'	6	0.88
(1,3)	1:A:84:LYS:HD3	2:B:7:C:O5'	6	0.88

*Continued on next page...*

*Continued from previous page...*

Key	Atom-1	Atom-2	Model ID	Violation (Å)
(1,3)	1:A:84:LYS:HD3	2:B:7:C:OP1	6	0.88
(1,3)	1:A:84:LYS:HD3	2:B:7:C:OP2	6	0.88
(1,3)	1:A:84:LYS:HD3	2:B:7:C:P	6	0.88
(1,3)	1:A:84:LYS:HD3	2:B:8:U:C1'	6	0.88
(1,3)	1:A:84:LYS:HD3	2:B:8:U:C2	6	0.88
(1,3)	1:A:84:LYS:HD3	2:B:8:U:C2'	6	0.88
(1,3)	1:A:84:LYS:HD3	2:B:8:U:C3'	6	0.88
(1,3)	1:A:84:LYS:HD3	2:B:8:U:C4	6	0.88
(1,3)	1:A:84:LYS:HD3	2:B:8:U:C4'	6	0.88
(1,3)	1:A:84:LYS:HD3	2:B:8:U:C5	6	0.88
(1,3)	1:A:84:LYS:HD3	2:B:8:U:C5'	6	0.88
(1,3)	1:A:84:LYS:HD3	2:B:8:U:C6	6	0.88
(1,3)	1:A:84:LYS:HD3	2:B:8:U:H1'	6	0.88
(1,3)	1:A:84:LYS:HD3	2:B:8:U:H2'	6	0.88
(1,3)	1:A:84:LYS:HD3	2:B:8:U:H3	6	0.88
(1,3)	1:A:84:LYS:HD3	2:B:8:U:H3'	6	0.88
(1,3)	1:A:84:LYS:HD3	2:B:8:U:H4'	6	0.88
(1,3)	1:A:84:LYS:HD3	2:B:8:U:H5	6	0.88
(1,3)	1:A:84:LYS:HD3	2:B:8:U:H5'	6	0.88
(1,3)	1:A:84:LYS:HD3	2:B:8:U:H5''	6	0.88
(1,3)	1:A:84:LYS:HD3	2:B:8:U:H6	6	0.88
(1,3)	1:A:84:LYS:HD3	2:B:8:U:HO2'	6	0.88
(1,3)	1:A:84:LYS:HD3	2:B:8:U:N1	6	0.88
(1,3)	1:A:84:LYS:HD3	2:B:8:U:N3	6	0.88
(1,3)	1:A:84:LYS:HD3	2:B:8:U:O2	6	0.88
(1,3)	1:A:84:LYS:HD3	2:B:8:U:O2'	6	0.88
(1,3)	1:A:84:LYS:HD3	2:B:8:U:O3'	6	0.88
(1,3)	1:A:84:LYS:HD3	2:B:8:U:O4	6	0.88
(1,3)	1:A:84:LYS:HD3	2:B:8:U:O4'	6	0.88
(1,3)	1:A:84:LYS:HD3	2:B:8:U:O5'	6	0.88
(1,3)	1:A:84:LYS:HD3	2:B:8:U:OP1	6	0.88
(1,3)	1:A:84:LYS:HD3	2:B:8:U:OP2	6	0.88
(1,3)	1:A:84:LYS:HD3	2:B:8:U:P	6	0.88
(1,3)	1:A:84:LYS:HD3	2:B:9:C:C1'	6	0.88
(1,3)	1:A:84:LYS:HD3	2:B:9:C:C2	6	0.88
(1,3)	1:A:84:LYS:HD3	2:B:9:C:C2'	6	0.88
(1,3)	1:A:84:LYS:HD3	2:B:9:C:C3'	6	0.88
(1,3)	1:A:84:LYS:HD3	2:B:9:C:C4	6	0.88
(1,3)	1:A:84:LYS:HD3	2:B:9:C:C4'	6	0.88
(1,3)	1:A:84:LYS:HD3	2:B:9:C:C5	6	0.88
(1,3)	1:A:84:LYS:HD3	2:B:9:C:C5'	6	0.88
(1,3)	1:A:84:LYS:HD3	2:B:9:C:C6	6	0.88

*Continued on next page...*

*Continued from previous page...*

Key	Atom-1	Atom-2	Model ID	Violation (Å)
(1,3)	1:A:84:LYS:HD3	2:B:9:C:H1'	6	0.88
(1,3)	1:A:84:LYS:HD3	2:B:9:C:H2'	6	0.88
(1,3)	1:A:84:LYS:HD3	2:B:9:C:H3'	6	0.88
(1,3)	1:A:84:LYS:HD3	2:B:9:C:H4'	6	0.88
(1,3)	1:A:84:LYS:HD3	2:B:9:C:H41	6	0.88
(1,3)	1:A:84:LYS:HD3	2:B:9:C:H42	6	0.88
(1,3)	1:A:84:LYS:HD3	2:B:9:C:H5	6	0.88
(1,3)	1:A:84:LYS:HD3	2:B:9:C:H5'	6	0.88
(1,3)	1:A:84:LYS:HD3	2:B:9:C:H5''	6	0.88
(1,3)	1:A:84:LYS:HD3	2:B:9:C:H6	6	0.88
(1,3)	1:A:84:LYS:HD3	2:B:9:C:HO2'	6	0.88
(1,3)	1:A:84:LYS:HD3	2:B:9:C:N1	6	0.88
(1,3)	1:A:84:LYS:HD3	2:B:9:C:N3	6	0.88
(1,3)	1:A:84:LYS:HD3	2:B:9:C:N4	6	0.88
(1,3)	1:A:84:LYS:HD3	2:B:9:C:O2	6	0.88
(1,3)	1:A:84:LYS:HD3	2:B:9:C:O2'	6	0.88
(1,3)	1:A:84:LYS:HD3	2:B:9:C:O3'	6	0.88
(1,3)	1:A:84:LYS:HD3	2:B:9:C:O4'	6	0.88
(1,3)	1:A:84:LYS:HD3	2:B:9:C:O5'	6	0.88
(1,3)	1:A:84:LYS:HD3	2:B:9:C:OP1	6	0.88
(1,3)	1:A:84:LYS:HD3	2:B:9:C:OP2	6	0.88
(1,3)	1:A:84:LYS:HD3	2:B:9:C:P	6	0.88
(1,3)	1:A:84:LYS:HD3	2:B:10:G:C1'	6	0.88
(1,3)	1:A:84:LYS:HD3	2:B:10:G:C2	6	0.88
(1,3)	1:A:84:LYS:HD3	2:B:10:G:C2'	6	0.88
(1,3)	1:A:84:LYS:HD3	2:B:10:G:C3'	6	0.88
(1,3)	1:A:84:LYS:HD3	2:B:10:G:C4	6	0.88
(1,3)	1:A:84:LYS:HD3	2:B:10:G:C4'	6	0.88
(1,3)	1:A:84:LYS:HD3	2:B:10:G:C5	6	0.88
(1,3)	1:A:84:LYS:HD3	2:B:10:G:C5'	6	0.88
(1,3)	1:A:84:LYS:HD3	2:B:10:G:C6	6	0.88
(1,3)	1:A:84:LYS:HD3	2:B:10:G:C8	6	0.88
(1,3)	1:A:84:LYS:HD3	2:B:10:G:H1	6	0.88
(1,3)	1:A:84:LYS:HD3	2:B:10:G:H1'	6	0.88
(1,3)	1:A:84:LYS:HD3	2:B:10:G:H2'	6	0.88
(1,3)	1:A:84:LYS:HD3	2:B:10:G:H21	6	0.88
(1,3)	1:A:84:LYS:HD3	2:B:10:G:H22	6	0.88
(1,3)	1:A:84:LYS:HD3	2:B:10:G:H3'	6	0.88
(1,3)	1:A:84:LYS:HD3	2:B:10:G:H4'	6	0.88
(1,3)	1:A:84:LYS:HD3	2:B:10:G:H5'	6	0.88
(1,3)	1:A:84:LYS:HD3	2:B:10:G:H5''	6	0.88
(1,3)	1:A:84:LYS:HD3	2:B:10:G:H8	6	0.88

*Continued on next page...*



*Continued from previous page...*

Key	Atom-1	Atom-2	Model ID	Violation (Å)
(1,3)	1:A:84:LYS:HD3	2:B:10:G:HO2'	6	0.88
(1,3)	1:A:84:LYS:HD3	2:B:10:G:N1	6	0.88
(1,3)	1:A:84:LYS:HD3	2:B:10:G:N2	6	0.88
(1,3)	1:A:84:LYS:HD3	2:B:10:G:N3	6	0.88
(1,3)	1:A:84:LYS:HD3	2:B:10:G:N7	6	0.88
(1,3)	1:A:84:LYS:HD3	2:B:10:G:N9	6	0.88
(1,3)	1:A:84:LYS:HD3	2:B:10:G:O2'	6	0.88
(1,3)	1:A:84:LYS:HD3	2:B:10:G:O3'	6	0.88
(1,3)	1:A:84:LYS:HD3	2:B:10:G:O4'	6	0.88
(1,3)	1:A:84:LYS:HD3	2:B:10:G:O5'	6	0.88
(1,3)	1:A:84:LYS:HD3	2:B:10:G:O6	6	0.88
(1,3)	1:A:84:LYS:HD3	2:B:10:G:OP1	6	0.88
(1,3)	1:A:84:LYS:HD3	2:B:10:G:OP2	6	0.88
(1,3)	1:A:84:LYS:HD3	2:B:10:G:P	6	0.88
(1,3)	1:A:84:LYS:HD3	2:B:11:A:C1'	6	0.88
(1,3)	1:A:84:LYS:HD3	2:B:11:A:C2	6	0.88
(1,3)	1:A:84:LYS:HD3	2:B:11:A:C2'	6	0.88
(1,3)	1:A:84:LYS:HD3	2:B:11:A:C3'	6	0.88
(1,3)	1:A:84:LYS:HD3	2:B:11:A:C4	6	0.88
(1,3)	1:A:84:LYS:HD3	2:B:11:A:C4'	6	0.88
(1,3)	1:A:84:LYS:HD3	2:B:11:A:C5	6	0.88
(1,3)	1:A:84:LYS:HD3	2:B:11:A:C5'	6	0.88
(1,3)	1:A:84:LYS:HD3	2:B:11:A:C6	6	0.88
(1,3)	1:A:84:LYS:HD3	2:B:11:A:C8	6	0.88
(1,3)	1:A:84:LYS:HD3	2:B:11:A:H1'	6	0.88
(1,3)	1:A:84:LYS:HD3	2:B:11:A:H2	6	0.88
(1,3)	1:A:84:LYS:HD3	2:B:11:A:H2'	6	0.88
(1,3)	1:A:84:LYS:HD3	2:B:11:A:H3'	6	0.88
(1,3)	1:A:84:LYS:HD3	2:B:11:A:H4'	6	0.88
(1,3)	1:A:84:LYS:HD3	2:B:11:A:H5'	6	0.88
(1,3)	1:A:84:LYS:HD3	2:B:11:A:H5''	6	0.88
(1,3)	1:A:84:LYS:HD3	2:B:11:A:H61	6	0.88
(1,3)	1:A:84:LYS:HD3	2:B:11:A:H62	6	0.88
(1,3)	1:A:84:LYS:HD3	2:B:11:A:H8	6	0.88
(1,3)	1:A:84:LYS:HD3	2:B:11:A:HO2'	6	0.88
(1,3)	1:A:84:LYS:HD3	2:B:11:A:N1	6	0.88
(1,3)	1:A:84:LYS:HD3	2:B:11:A:N3	6	0.88
(1,3)	1:A:84:LYS:HD3	2:B:11:A:N6	6	0.88
(1,3)	1:A:84:LYS:HD3	2:B:11:A:N7	6	0.88
(1,3)	1:A:84:LYS:HD3	2:B:11:A:N9	6	0.88
(1,3)	1:A:84:LYS:HD3	2:B:11:A:O2'	6	0.88
(1,3)	1:A:84:LYS:HD3	2:B:11:A:O3'	6	0.88

*Continued on next page...*

*Continued from previous page...*

Key	Atom-1	Atom-2	Model ID	Violation (Å)
(1,3)	1:A:84:LYS:HD3	2:B:11:A:O4'	6	0.88
(1,3)	1:A:84:LYS:HD3	2:B:11:A:O5'	6	0.88
(1,3)	1:A:84:LYS:HD3	2:B:11:A:OP1	6	0.88
(1,3)	1:A:84:LYS:HD3	2:B:11:A:OP2	6	0.88
(1,3)	1:A:84:LYS:HD3	2:B:11:A:P	6	0.88
(1,3)	1:A:84:LYS:HD3	2:B:12:A:C1'	6	0.88
(1,3)	1:A:84:LYS:HD3	2:B:12:A:C2	6	0.88
(1,3)	1:A:84:LYS:HD3	2:B:12:A:C2'	6	0.88
(1,3)	1:A:84:LYS:HD3	2:B:12:A:C3'	6	0.88
(1,3)	1:A:84:LYS:HD3	2:B:12:A:C4	6	0.88
(1,3)	1:A:84:LYS:HD3	2:B:12:A:C4'	6	0.88
(1,3)	1:A:84:LYS:HD3	2:B:12:A:C5	6	0.88
(1,3)	1:A:84:LYS:HD3	2:B:12:A:C5'	6	0.88
(1,3)	1:A:84:LYS:HD3	2:B:12:A:C6	6	0.88
(1,3)	1:A:84:LYS:HD3	2:B:12:A:C8	6	0.88
(1,3)	1:A:84:LYS:HD3	2:B:12:A:H1'	6	0.88
(1,3)	1:A:84:LYS:HD3	2:B:12:A:H2	6	0.88
(1,3)	1:A:84:LYS:HD3	2:B:12:A:H2'	6	0.88
(1,3)	1:A:84:LYS:HD3	2:B:12:A:H3'	6	0.88
(1,3)	1:A:84:LYS:HD3	2:B:12:A:H4'	6	0.88
(1,3)	1:A:84:LYS:HD3	2:B:12:A:H5'	6	0.88
(1,3)	1:A:84:LYS:HD3	2:B:12:A:H5''	6	0.88
(1,3)	1:A:84:LYS:HD3	2:B:12:A:H61	6	0.88
(1,3)	1:A:84:LYS:HD3	2:B:12:A:H62	6	0.88
(1,3)	1:A:84:LYS:HD3	2:B:12:A:H8	6	0.88
(1,3)	1:A:84:LYS:HD3	2:B:12:A:HO2'	6	0.88
(1,3)	1:A:84:LYS:HD3	2:B:12:A:N1	6	0.88
(1,3)	1:A:84:LYS:HD3	2:B:12:A:N3	6	0.88
(1,3)	1:A:84:LYS:HD3	2:B:12:A:N6	6	0.88
(1,3)	1:A:84:LYS:HD3	2:B:12:A:N7	6	0.88
(1,3)	1:A:84:LYS:HD3	2:B:12:A:N9	6	0.88
(1,3)	1:A:84:LYS:HD3	2:B:12:A:O2'	6	0.88
(1,3)	1:A:84:LYS:HD3	2:B:12:A:O3'	6	0.88
(1,3)	1:A:84:LYS:HD3	2:B:12:A:O4'	6	0.88
(1,3)	1:A:84:LYS:HD3	2:B:12:A:O5'	6	0.88
(1,3)	1:A:84:LYS:HD3	2:B:12:A:OP1	6	0.88
(1,3)	1:A:84:LYS:HD3	2:B:12:A:OP2	6	0.88
(1,3)	1:A:84:LYS:HD3	2:B:12:A:P	6	0.88
(1,3)	1:A:84:LYS:HD3	2:B:13:A:C1'	6	0.88
(1,3)	1:A:84:LYS:HD3	2:B:13:A:C2	6	0.88
(1,3)	1:A:84:LYS:HD3	2:B:13:A:C2'	6	0.88
(1,3)	1:A:84:LYS:HD3	2:B:13:A:C3'	6	0.88

*Continued on next page...*

*Continued from previous page...*

Key	Atom-1	Atom-2	Model ID	Violation (Å)
(1,3)	1:A:84:LYS:HD3	2:B:13:A:C4	6	0.88
(1,3)	1:A:84:LYS:HD3	2:B:13:A:C4'	6	0.88
(1,3)	1:A:84:LYS:HD3	2:B:13:A:C5	6	0.88
(1,3)	1:A:84:LYS:HD3	2:B:13:A:C5'	6	0.88
(1,3)	1:A:84:LYS:HD3	2:B:13:A:C6	6	0.88
(1,3)	1:A:84:LYS:HD3	2:B:13:A:C8	6	0.88
(1,3)	1:A:84:LYS:HD3	2:B:13:A:H1'	6	0.88
(1,3)	1:A:84:LYS:HD3	2:B:13:A:H2	6	0.88
(1,3)	1:A:84:LYS:HD3	2:B:13:A:H2'	6	0.88
(1,3)	1:A:84:LYS:HD3	2:B:13:A:H3'	6	0.88
(1,3)	1:A:84:LYS:HD3	2:B:13:A:H4'	6	0.88
(1,3)	1:A:84:LYS:HD3	2:B:13:A:H5'	6	0.88
(1,3)	1:A:84:LYS:HD3	2:B:13:A:H5''	6	0.88
(1,3)	1:A:84:LYS:HD3	2:B:13:A:H61	6	0.88
(1,3)	1:A:84:LYS:HD3	2:B:13:A:H62	6	0.88
(1,3)	1:A:84:LYS:HD3	2:B:13:A:H8	6	0.88
(1,3)	1:A:84:LYS:HD3	2:B:13:A:HO2'	6	0.88
(1,3)	1:A:84:LYS:HD3	2:B:13:A:N1	6	0.88
(1,3)	1:A:84:LYS:HD3	2:B:13:A:N3	6	0.88
(1,3)	1:A:84:LYS:HD3	2:B:13:A:N6	6	0.88
(1,3)	1:A:84:LYS:HD3	2:B:13:A:N7	6	0.88
(1,3)	1:A:84:LYS:HD3	2:B:13:A:N9	6	0.88
(1,3)	1:A:84:LYS:HD3	2:B:13:A:O2'	6	0.88
(1,3)	1:A:84:LYS:HD3	2:B:13:A:O3'	6	0.88
(1,3)	1:A:84:LYS:HD3	2:B:13:A:O4'	6	0.88
(1,3)	1:A:84:LYS:HD3	2:B:13:A:O5'	6	0.88
(1,3)	1:A:84:LYS:HD3	2:B:13:A:OP1	6	0.88
(1,3)	1:A:84:LYS:HD3	2:B:13:A:OP2	6	0.88
(1,3)	1:A:84:LYS:HD3	2:B:13:A:P	6	0.88
(1,3)	1:A:84:LYS:HD3	2:B:14:G:C1'	6	0.88
(1,3)	1:A:84:LYS:HD3	2:B:14:G:C2	6	0.88
(1,3)	1:A:84:LYS:HD3	2:B:14:G:C2'	6	0.88
(1,3)	1:A:84:LYS:HD3	2:B:14:G:C3'	6	0.88
(1,3)	1:A:84:LYS:HD3	2:B:14:G:C4	6	0.88
(1,3)	1:A:84:LYS:HD3	2:B:14:G:C4'	6	0.88
(1,3)	1:A:84:LYS:HD3	2:B:14:G:C5	6	0.88
(1,3)	1:A:84:LYS:HD3	2:B:14:G:C5'	6	0.88
(1,3)	1:A:84:LYS:HD3	2:B:14:G:C6	6	0.88
(1,3)	1:A:84:LYS:HD3	2:B:14:G:C8	6	0.88
(1,3)	1:A:84:LYS:HD3	2:B:14:G:H1	6	0.88
(1,3)	1:A:84:LYS:HD3	2:B:14:G:H1'	6	0.88
(1,3)	1:A:84:LYS:HD3	2:B:14:G:H2'	6	0.88

*Continued on next page...*

*Continued from previous page...*

Key	Atom-1	Atom-2	Model ID	Violation (Å)
(1,3)	1:A:84:LYS:HD3	2:B:14:G:H21	6	0.88
(1,3)	1:A:84:LYS:HD3	2:B:14:G:H22	6	0.88
(1,3)	1:A:84:LYS:HD3	2:B:14:G:H3'	6	0.88
(1,3)	1:A:84:LYS:HD3	2:B:14:G:H4'	6	0.88
(1,3)	1:A:84:LYS:HD3	2:B:14:G:H5'	6	0.88
(1,3)	1:A:84:LYS:HD3	2:B:14:G:H5''	6	0.88
(1,3)	1:A:84:LYS:HD3	2:B:14:G:H8	6	0.88
(1,3)	1:A:84:LYS:HD3	2:B:14:G:HO2'	6	0.88
(1,3)	1:A:84:LYS:HD3	2:B:14:G:N1	6	0.88
(1,3)	1:A:84:LYS:HD3	2:B:14:G:N2	6	0.88
(1,3)	1:A:84:LYS:HD3	2:B:14:G:N3	6	0.88
(1,3)	1:A:84:LYS:HD3	2:B:14:G:N7	6	0.88
(1,3)	1:A:84:LYS:HD3	2:B:14:G:N9	6	0.88
(1,3)	1:A:84:LYS:HD3	2:B:14:G:O2'	6	0.88
(1,3)	1:A:84:LYS:HD3	2:B:14:G:O3'	6	0.88
(1,3)	1:A:84:LYS:HD3	2:B:14:G:O4'	6	0.88
(1,3)	1:A:84:LYS:HD3	2:B:14:G:O5'	6	0.88
(1,3)	1:A:84:LYS:HD3	2:B:14:G:O6	6	0.88
(1,3)	1:A:84:LYS:HD3	2:B:14:G:OP1	6	0.88
(1,3)	1:A:84:LYS:HD3	2:B:14:G:OP2	6	0.88
(1,3)	1:A:84:LYS:HD3	2:B:14:G:P	6	0.88
(1,3)	1:A:84:LYS:HD3	2:B:15:A:C1'	6	0.88
(1,3)	1:A:84:LYS:HD3	2:B:15:A:C2	6	0.88
(1,3)	1:A:84:LYS:HD3	2:B:15:A:C2'	6	0.88
(1,3)	1:A:84:LYS:HD3	2:B:15:A:C3'	6	0.88
(1,3)	1:A:84:LYS:HD3	2:B:15:A:C4	6	0.88
(1,3)	1:A:84:LYS:HD3	2:B:15:A:C4'	6	0.88
(1,3)	1:A:84:LYS:HD3	2:B:15:A:C5	6	0.88
(1,3)	1:A:84:LYS:HD3	2:B:15:A:C5'	6	0.88
(1,3)	1:A:84:LYS:HD3	2:B:15:A:C6	6	0.88
(1,3)	1:A:84:LYS:HD3	2:B:15:A:C8	6	0.88
(1,3)	1:A:84:LYS:HD3	2:B:15:A:H1'	6	0.88
(1,3)	1:A:84:LYS:HD3	2:B:15:A:H2	6	0.88
(1,3)	1:A:84:LYS:HD3	2:B:15:A:H2'	6	0.88
(1,3)	1:A:84:LYS:HD3	2:B:15:A:H3'	6	0.88
(1,3)	1:A:84:LYS:HD3	2:B:15:A:H4'	6	0.88
(1,3)	1:A:84:LYS:HD3	2:B:15:A:H5'	6	0.88
(1,3)	1:A:84:LYS:HD3	2:B:15:A:H5''	6	0.88
(1,3)	1:A:84:LYS:HD3	2:B:15:A:H61	6	0.88
(1,3)	1:A:84:LYS:HD3	2:B:15:A:H62	6	0.88
(1,3)	1:A:84:LYS:HD3	2:B:15:A:H8	6	0.88
(1,3)	1:A:84:LYS:HD3	2:B:15:A:HO2'	6	0.88

*Continued on next page...*

*Continued from previous page...*

Key	Atom-1	Atom-2	Model ID	Violation (Å)
(1,3)	1:A:84:LYS:HD3	2:B:15:A:N1	6	0.88
(1,3)	1:A:84:LYS:HD3	2:B:15:A:N3	6	0.88
(1,3)	1:A:84:LYS:HD3	2:B:15:A:N6	6	0.88
(1,3)	1:A:84:LYS:HD3	2:B:15:A:N7	6	0.88
(1,3)	1:A:84:LYS:HD3	2:B:15:A:N9	6	0.88
(1,3)	1:A:84:LYS:HD3	2:B:15:A:O2'	6	0.88
(1,3)	1:A:84:LYS:HD3	2:B:15:A:O3'	6	0.88
(1,3)	1:A:84:LYS:HD3	2:B:15:A:O4'	6	0.88
(1,3)	1:A:84:LYS:HD3	2:B:15:A:O5'	6	0.88
(1,3)	1:A:84:LYS:HD3	2:B:15:A:OP1	6	0.88
(1,3)	1:A:84:LYS:HD3	2:B:15:A:OP2	6	0.88
(1,3)	1:A:84:LYS:HD3	2:B:15:A:P	6	0.88
(1,3)	1:A:84:LYS:HD3	2:B:16:G:C1'	6	0.88
(1,3)	1:A:84:LYS:HD3	2:B:16:G:C2	6	0.88
(1,3)	1:A:84:LYS:HD3	2:B:16:G:C2'	6	0.88
(1,3)	1:A:84:LYS:HD3	2:B:16:G:C3'	6	0.88
(1,3)	1:A:84:LYS:HD3	2:B:16:G:C4	6	0.88
(1,3)	1:A:84:LYS:HD3	2:B:16:G:C4'	6	0.88
(1,3)	1:A:84:LYS:HD3	2:B:16:G:C5	6	0.88
(1,3)	1:A:84:LYS:HD3	2:B:16:G:C5'	6	0.88
(1,3)	1:A:84:LYS:HD3	2:B:16:G:C6	6	0.88
(1,3)	1:A:84:LYS:HD3	2:B:16:G:C8	6	0.88
(1,3)	1:A:84:LYS:HD3	2:B:16:G:H1	6	0.88
(1,3)	1:A:84:LYS:HD3	2:B:16:G:H1'	6	0.88
(1,3)	1:A:84:LYS:HD3	2:B:16:G:H2'	6	0.88
(1,3)	1:A:84:LYS:HD3	2:B:16:G:H21	6	0.88
(1,3)	1:A:84:LYS:HD3	2:B:16:G:H22	6	0.88
(1,3)	1:A:84:LYS:HD3	2:B:16:G:H3'	6	0.88
(1,3)	1:A:84:LYS:HD3	2:B:16:G:H4'	6	0.88
(1,3)	1:A:84:LYS:HD3	2:B:16:G:H5'	6	0.88
(1,3)	1:A:84:LYS:HD3	2:B:16:G:H5''	6	0.88
(1,3)	1:A:84:LYS:HD3	2:B:16:G:H8	6	0.88
(1,3)	1:A:84:LYS:HD3	2:B:16:G:HO2'	6	0.88
(1,3)	1:A:84:LYS:HD3	2:B:16:G:N1	6	0.88
(1,3)	1:A:84:LYS:HD3	2:B:16:G:N2	6	0.88
(1,3)	1:A:84:LYS:HD3	2:B:16:G:N3	6	0.88
(1,3)	1:A:84:LYS:HD3	2:B:16:G:N7	6	0.88
(1,3)	1:A:84:LYS:HD3	2:B:16:G:N9	6	0.88
(1,3)	1:A:84:LYS:HD3	2:B:16:G:O2'	6	0.88
(1,3)	1:A:84:LYS:HD3	2:B:16:G:O3'	6	0.88
(1,3)	1:A:84:LYS:HD3	2:B:16:G:O4'	6	0.88
(1,3)	1:A:84:LYS:HD3	2:B:16:G:O5'	6	0.88

*Continued on next page...*

*Continued from previous page...*

Key	Atom-1	Atom-2	Model ID	Violation (Å)
(1,3)	1:A:84:LYS:HD3	2:B:16:G:O6	6	0.88
(1,3)	1:A:84:LYS:HD3	2:B:16:G:OP1	6	0.88
(1,3)	1:A:84:LYS:HD3	2:B:16:G:OP2	6	0.88
(1,3)	1:A:84:LYS:HD3	2:B:16:G:P	6	0.88
(1,3)	1:A:84:LYS:HD3	2:B:17:C:C1'	6	0.88
(1,3)	1:A:84:LYS:HD3	2:B:17:C:C2	6	0.88
(1,3)	1:A:84:LYS:HD3	2:B:17:C:C2'	6	0.88
(1,3)	1:A:84:LYS:HD3	2:B:17:C:C3'	6	0.88
(1,3)	1:A:84:LYS:HD3	2:B:17:C:C4	6	0.88
(1,3)	1:A:84:LYS:HD3	2:B:17:C:C4'	6	0.88
(1,3)	1:A:84:LYS:HD3	2:B:17:C:C5	6	0.88
(1,3)	1:A:84:LYS:HD3	2:B:17:C:C5'	6	0.88
(1,3)	1:A:84:LYS:HD3	2:B:17:C:C6	6	0.88
(1,3)	1:A:84:LYS:HD3	2:B:17:C:H1'	6	0.88
(1,3)	1:A:84:LYS:HD3	2:B:17:C:H2'	6	0.88
(1,3)	1:A:84:LYS:HD3	2:B:17:C:H3'	6	0.88
(1,3)	1:A:84:LYS:HD3	2:B:17:C:H4'	6	0.88
(1,3)	1:A:84:LYS:HD3	2:B:17:C:H41	6	0.88
(1,3)	1:A:84:LYS:HD3	2:B:17:C:H42	6	0.88
(1,3)	1:A:84:LYS:HD3	2:B:17:C:H5	6	0.88
(1,3)	1:A:84:LYS:HD3	2:B:17:C:H5'	6	0.88
(1,3)	1:A:84:LYS:HD3	2:B:17:C:H5''	6	0.88
(1,3)	1:A:84:LYS:HD3	2:B:17:C:H6	6	0.88
(1,3)	1:A:84:LYS:HD3	2:B:17:C:HO2'	6	0.88
(1,3)	1:A:84:LYS:HD3	2:B:17:C:N1	6	0.88
(1,3)	1:A:84:LYS:HD3	2:B:17:C:N3	6	0.88
(1,3)	1:A:84:LYS:HD3	2:B:17:C:N4	6	0.88
(1,3)	1:A:84:LYS:HD3	2:B:17:C:O2	6	0.88
(1,3)	1:A:84:LYS:HD3	2:B:17:C:O2'	6	0.88
(1,3)	1:A:84:LYS:HD3	2:B:17:C:O3'	6	0.88
(1,3)	1:A:84:LYS:HD3	2:B:17:C:O4'	6	0.88
(1,3)	1:A:84:LYS:HD3	2:B:17:C:O5'	6	0.88
(1,3)	1:A:84:LYS:HD3	2:B:17:C:OP1	6	0.88
(1,3)	1:A:84:LYS:HD3	2:B:17:C:OP2	6	0.88
(1,3)	1:A:84:LYS:HD3	2:B:17:C:P	6	0.88
(1,3)	1:A:84:LYS:HD3	2:B:18:A:C1'	6	0.88
(1,3)	1:A:84:LYS:HD3	2:B:18:A:C2	6	0.88
(1,3)	1:A:84:LYS:HD3	2:B:18:A:C2'	6	0.88
(1,3)	1:A:84:LYS:HD3	2:B:18:A:C3'	6	0.88
(1,3)	1:A:84:LYS:HD3	2:B:18:A:C4	6	0.88
(1,3)	1:A:84:LYS:HD3	2:B:18:A:C4'	6	0.88
(1,3)	1:A:84:LYS:HD3	2:B:18:A:C5	6	0.88

*Continued on next page...*

*Continued from previous page...*

Key	Atom-1	Atom-2	Model ID	Violation (Å)
(1,3)	1:A:84:LYS:HD3	2:B:18:A:C5'	6	0.88
(1,3)	1:A:84:LYS:HD3	2:B:18:A:C6	6	0.88
(1,3)	1:A:84:LYS:HD3	2:B:18:A:C8	6	0.88
(1,3)	1:A:84:LYS:HD3	2:B:18:A:H1'	6	0.88
(1,3)	1:A:84:LYS:HD3	2:B:18:A:H2	6	0.88
(1,3)	1:A:84:LYS:HD3	2:B:18:A:H2'	6	0.88
(1,3)	1:A:84:LYS:HD3	2:B:18:A:H3'	6	0.88
(1,3)	1:A:84:LYS:HD3	2:B:18:A:H4'	6	0.88
(1,3)	1:A:84:LYS:HD3	2:B:18:A:H5'	6	0.88
(1,3)	1:A:84:LYS:HD3	2:B:18:A:H5''	6	0.88
(1,3)	1:A:84:LYS:HD3	2:B:18:A:H61	6	0.88
(1,3)	1:A:84:LYS:HD3	2:B:18:A:H62	6	0.88
(1,3)	1:A:84:LYS:HD3	2:B:18:A:H8	6	0.88
(1,3)	1:A:84:LYS:HD3	2:B:18:A:HO2'	6	0.88
(1,3)	1:A:84:LYS:HD3	2:B:18:A:N1	6	0.88
(1,3)	1:A:84:LYS:HD3	2:B:18:A:N3	6	0.88
(1,3)	1:A:84:LYS:HD3	2:B:18:A:N6	6	0.88
(1,3)	1:A:84:LYS:HD3	2:B:18:A:N7	6	0.88
(1,3)	1:A:84:LYS:HD3	2:B:18:A:N9	6	0.88
(1,3)	1:A:84:LYS:HD3	2:B:18:A:O2'	6	0.88
(1,3)	1:A:84:LYS:HD3	2:B:18:A:O3'	6	0.88
(1,3)	1:A:84:LYS:HD3	2:B:18:A:O4'	6	0.88
(1,3)	1:A:84:LYS:HD3	2:B:18:A:O5'	6	0.88
(1,3)	1:A:84:LYS:HD3	2:B:18:A:OP1	6	0.88
(1,3)	1:A:84:LYS:HD3	2:B:18:A:OP2	6	0.88
(1,3)	1:A:84:LYS:HD3	2:B:18:A:P	6	0.88
(1,3)	1:A:84:LYS:HD3	2:B:19:A:C1'	6	0.88
(1,3)	1:A:84:LYS:HD3	2:B:19:A:C2	6	0.88
(1,3)	1:A:84:LYS:HD3	2:B:19:A:C2'	6	0.88
(1,3)	1:A:84:LYS:HD3	2:B:19:A:C3'	6	0.88
(1,3)	1:A:84:LYS:HD3	2:B:19:A:C4	6	0.88
(1,3)	1:A:84:LYS:HD3	2:B:19:A:C4'	6	0.88
(1,3)	1:A:84:LYS:HD3	2:B:19:A:C5	6	0.88
(1,3)	1:A:84:LYS:HD3	2:B:19:A:C5'	6	0.88
(1,3)	1:A:84:LYS:HD3	2:B:19:A:C6	6	0.88
(1,3)	1:A:84:LYS:HD3	2:B:19:A:C8	6	0.88
(1,3)	1:A:84:LYS:HD3	2:B:19:A:H1'	6	0.88
(1,3)	1:A:84:LYS:HD3	2:B:19:A:H2	6	0.88
(1,3)	1:A:84:LYS:HD3	2:B:19:A:H2'	6	0.88
(1,3)	1:A:84:LYS:HD3	2:B:19:A:H3'	6	0.88
(1,3)	1:A:84:LYS:HD3	2:B:19:A:H4'	6	0.88
(1,3)	1:A:84:LYS:HD3	2:B:19:A:H5'	6	0.88

*Continued on next page...*

*Continued from previous page...*

Key	Atom-1	Atom-2	Model ID	Violation (Å)
(1,3)	1:A:84:LYS:HD3	2:B:19:A:H5''	6	0.88
(1,3)	1:A:84:LYS:HD3	2:B:19:A:H61	6	0.88
(1,3)	1:A:84:LYS:HD3	2:B:19:A:H62	6	0.88
(1,3)	1:A:84:LYS:HD3	2:B:19:A:H8	6	0.88
(1,3)	1:A:84:LYS:HD3	2:B:19:A:HO2'	6	0.88
(1,3)	1:A:84:LYS:HD3	2:B:19:A:N1	6	0.88
(1,3)	1:A:84:LYS:HD3	2:B:19:A:N3	6	0.88
(1,3)	1:A:84:LYS:HD3	2:B:19:A:N6	6	0.88
(1,3)	1:A:84:LYS:HD3	2:B:19:A:N7	6	0.88
(1,3)	1:A:84:LYS:HD3	2:B:19:A:N9	6	0.88
(1,3)	1:A:84:LYS:HD3	2:B:19:A:O2'	6	0.88
(1,3)	1:A:84:LYS:HD3	2:B:19:A:O3'	6	0.88
(1,3)	1:A:84:LYS:HD3	2:B:19:A:O4'	6	0.88
(1,3)	1:A:84:LYS:HD3	2:B:19:A:O5'	6	0.88
(1,3)	1:A:84:LYS:HD3	2:B:19:A:OP1	6	0.88
(1,3)	1:A:84:LYS:HD3	2:B:19:A:OP2	6	0.88
(1,3)	1:A:84:LYS:HD3	2:B:19:A:P	6	0.88
(1,3)	1:A:84:LYS:HD3	2:B:20:U:C1'	6	0.88
(1,3)	1:A:84:LYS:HD3	2:B:20:U:C2	6	0.88
(1,3)	1:A:84:LYS:HD3	2:B:20:U:C2'	6	0.88
(1,3)	1:A:84:LYS:HD3	2:B:20:U:C3'	6	0.88
(1,3)	1:A:84:LYS:HD3	2:B:20:U:C4	6	0.88
(1,3)	1:A:84:LYS:HD3	2:B:20:U:C4'	6	0.88
(1,3)	1:A:84:LYS:HD3	2:B:20:U:C5	6	0.88
(1,3)	1:A:84:LYS:HD3	2:B:20:U:C5'	6	0.88
(1,3)	1:A:84:LYS:HD3	2:B:20:U:C6	6	0.88
(1,3)	1:A:84:LYS:HD3	2:B:20:U:H1'	6	0.88
(1,3)	1:A:84:LYS:HD3	2:B:20:U:H2'	6	0.88
(1,3)	1:A:84:LYS:HD3	2:B:20:U:H3	6	0.88
(1,3)	1:A:84:LYS:HD3	2:B:20:U:H3'	6	0.88
(1,3)	1:A:84:LYS:HD3	2:B:20:U:H4'	6	0.88
(1,3)	1:A:84:LYS:HD3	2:B:20:U:H5	6	0.88
(1,3)	1:A:84:LYS:HD3	2:B:20:U:H5'	6	0.88
(1,3)	1:A:84:LYS:HD3	2:B:20:U:H5''	6	0.88
(1,3)	1:A:84:LYS:HD3	2:B:20:U:H6	6	0.88
(1,3)	1:A:84:LYS:HD3	2:B:20:U:HO2'	6	0.88
(1,3)	1:A:84:LYS:HD3	2:B:20:U:N1	6	0.88
(1,3)	1:A:84:LYS:HD3	2:B:20:U:N3	6	0.88
(1,3)	1:A:84:LYS:HD3	2:B:20:U:O2	6	0.88
(1,3)	1:A:84:LYS:HD3	2:B:20:U:O2'	6	0.88
(1,3)	1:A:84:LYS:HD3	2:B:20:U:O3'	6	0.88
(1,3)	1:A:84:LYS:HD3	2:B:20:U:O4	6	0.88

*Continued on next page...*



*Continued from previous page...*

Key	Atom-1	Atom-2	Model ID	Violation (Å)
(1,3)	1:A:84:LYS:HD3	2:B:20:U:O4'	6	0.88
(1,3)	1:A:84:LYS:HD3	2:B:20:U:O5'	6	0.88
(1,3)	1:A:84:LYS:HD3	2:B:20:U:OP1	6	0.88
(1,3)	1:A:84:LYS:HD3	2:B:20:U:OP2	6	0.88
(1,3)	1:A:84:LYS:HD3	2:B:20:U:P	6	0.88
(1,3)	1:A:84:LYS:HD3	2:B:21:G:C1'	6	0.88
(1,3)	1:A:84:LYS:HD3	2:B:21:G:C2	6	0.88
(1,3)	1:A:84:LYS:HD3	2:B:21:G:C2'	6	0.88
(1,3)	1:A:84:LYS:HD3	2:B:21:G:C3'	6	0.88
(1,3)	1:A:84:LYS:HD3	2:B:21:G:C4	6	0.88
(1,3)	1:A:84:LYS:HD3	2:B:21:G:C4'	6	0.88
(1,3)	1:A:84:LYS:HD3	2:B:21:G:C5	6	0.88
(1,3)	1:A:84:LYS:HD3	2:B:21:G:C5'	6	0.88
(1,3)	1:A:84:LYS:HD3	2:B:21:G:C6	6	0.88
(1,3)	1:A:84:LYS:HD3	2:B:21:G:C8	6	0.88
(1,3)	1:A:84:LYS:HD3	2:B:21:G:H1	6	0.88
(1,3)	1:A:84:LYS:HD3	2:B:21:G:H1'	6	0.88
(1,3)	1:A:84:LYS:HD3	2:B:21:G:H2'	6	0.88
(1,3)	1:A:84:LYS:HD3	2:B:21:G:H21	6	0.88
(1,3)	1:A:84:LYS:HD3	2:B:21:G:H22	6	0.88
(1,3)	1:A:84:LYS:HD3	2:B:21:G:H3'	6	0.88
(1,3)	1:A:84:LYS:HD3	2:B:21:G:H4'	6	0.88
(1,3)	1:A:84:LYS:HD3	2:B:21:G:H5'	6	0.88
(1,3)	1:A:84:LYS:HD3	2:B:21:G:H5''	6	0.88
(1,3)	1:A:84:LYS:HD3	2:B:21:G:H8	6	0.88
(1,3)	1:A:84:LYS:HD3	2:B:21:G:HO2'	6	0.88
(1,3)	1:A:84:LYS:HD3	2:B:21:G:N1	6	0.88
(1,3)	1:A:84:LYS:HD3	2:B:21:G:N2	6	0.88
(1,3)	1:A:84:LYS:HD3	2:B:21:G:N3	6	0.88
(1,3)	1:A:84:LYS:HD3	2:B:21:G:N7	6	0.88
(1,3)	1:A:84:LYS:HD3	2:B:21:G:N9	6	0.88
(1,3)	1:A:84:LYS:HD3	2:B:21:G:O2'	6	0.88
(1,3)	1:A:84:LYS:HD3	2:B:21:G:O3'	6	0.88
(1,3)	1:A:84:LYS:HD3	2:B:21:G:O4'	6	0.88
(1,3)	1:A:84:LYS:HD3	2:B:21:G:O5'	6	0.88
(1,3)	1:A:84:LYS:HD3	2:B:21:G:O6	6	0.88
(1,3)	1:A:84:LYS:HD3	2:B:21:G:OP1	6	0.88
(1,3)	1:A:84:LYS:HD3	2:B:21:G:OP2	6	0.88
(1,3)	1:A:84:LYS:HD3	2:B:21:G:P	6	0.88
(1,3)	1:A:84:LYS:HD3	2:B:22:A:C1'	6	0.88
(1,3)	1:A:84:LYS:HD3	2:B:22:A:C2	6	0.88
(1,3)	1:A:84:LYS:HD3	2:B:22:A:C2'	6	0.88

*Continued on next page...*

*Continued from previous page...*

Key	Atom-1	Atom-2	Model ID	Violation (Å)
(1,3)	1:A:84:LYS:HD3	2:B:22:A:C3'	6	0.88
(1,3)	1:A:84:LYS:HD3	2:B:22:A:C4	6	0.88
(1,3)	1:A:84:LYS:HD3	2:B:22:A:C4'	6	0.88
(1,3)	1:A:84:LYS:HD3	2:B:22:A:C5	6	0.88
(1,3)	1:A:84:LYS:HD3	2:B:22:A:C5'	6	0.88
(1,3)	1:A:84:LYS:HD3	2:B:22:A:C6	6	0.88
(1,3)	1:A:84:LYS:HD3	2:B:22:A:C8	6	0.88
(1,3)	1:A:84:LYS:HD3	2:B:22:A:H1'	6	0.88
(1,3)	1:A:84:LYS:HD3	2:B:22:A:H2	6	0.88
(1,3)	1:A:84:LYS:HD3	2:B:22:A:H2'	6	0.88
(1,3)	1:A:84:LYS:HD3	2:B:22:A:H3'	6	0.88
(1,3)	1:A:84:LYS:HD3	2:B:22:A:H4'	6	0.88
(1,3)	1:A:84:LYS:HD3	2:B:22:A:H5'	6	0.88
(1,3)	1:A:84:LYS:HD3	2:B:22:A:H5''	6	0.88
(1,3)	1:A:84:LYS:HD3	2:B:22:A:H61	6	0.88
(1,3)	1:A:84:LYS:HD3	2:B:22:A:H62	6	0.88
(1,3)	1:A:84:LYS:HD3	2:B:22:A:H8	6	0.88
(1,3)	1:A:84:LYS:HD3	2:B:22:A:HO2'	6	0.88
(1,3)	1:A:84:LYS:HD3	2:B:22:A:N1	6	0.88
(1,3)	1:A:84:LYS:HD3	2:B:22:A:N3	6	0.88
(1,3)	1:A:84:LYS:HD3	2:B:22:A:N6	6	0.88
(1,3)	1:A:84:LYS:HD3	2:B:22:A:N7	6	0.88
(1,3)	1:A:84:LYS:HD3	2:B:22:A:N9	6	0.88
(1,3)	1:A:84:LYS:HD3	2:B:22:A:O2'	6	0.88
(1,3)	1:A:84:LYS:HD3	2:B:22:A:O3'	6	0.88
(1,3)	1:A:84:LYS:HD3	2:B:22:A:O4'	6	0.88
(1,3)	1:A:84:LYS:HD3	2:B:22:A:O5'	6	0.88
(1,3)	1:A:84:LYS:HD3	2:B:22:A:OP1	6	0.88
(1,3)	1:A:84:LYS:HD3	2:B:22:A:OP2	6	0.88
(1,3)	1:A:84:LYS:HD3	2:B:22:A:P	6	0.88
(1,3)	1:A:84:LYS:HD3	2:B:23:U:C1'	6	0.88
(1,3)	1:A:84:LYS:HD3	2:B:23:U:C2	6	0.88
(1,3)	1:A:84:LYS:HD3	2:B:23:U:C2'	6	0.88
(1,3)	1:A:84:LYS:HD3	2:B:23:U:C3'	6	0.88
(1,3)	1:A:84:LYS:HD3	2:B:23:U:C4	6	0.88
(1,3)	1:A:84:LYS:HD3	2:B:23:U:C4'	6	0.88
(1,3)	1:A:84:LYS:HD3	2:B:23:U:C5	6	0.88
(1,3)	1:A:84:LYS:HD3	2:B:23:U:C5'	6	0.88
(1,3)	1:A:84:LYS:HD3	2:B:23:U:C6	6	0.88
(1,3)	1:A:84:LYS:HD3	2:B:23:U:H1'	6	0.88
(1,3)	1:A:84:LYS:HD3	2:B:23:U:H2'	6	0.88
(1,3)	1:A:84:LYS:HD3	2:B:23:U:H3	6	0.88

*Continued on next page...*

*Continued from previous page...*

Key	Atom-1	Atom-2	Model ID	Violation (Å)
(1,3)	1:A:84:LYS:HD3	2:B:23:U:H3'	6	0.88
(1,3)	1:A:84:LYS:HD3	2:B:23:U:H4'	6	0.88
(1,3)	1:A:84:LYS:HD3	2:B:23:U:H5	6	0.88
(1,3)	1:A:84:LYS:HD3	2:B:23:U:H5'	6	0.88
(1,3)	1:A:84:LYS:HD3	2:B:23:U:H5''	6	0.88
(1,3)	1:A:84:LYS:HD3	2:B:23:U:H6	6	0.88
(1,3)	1:A:84:LYS:HD3	2:B:23:U:HO2'	6	0.88
(1,3)	1:A:84:LYS:HD3	2:B:23:U:N1	6	0.88
(1,3)	1:A:84:LYS:HD3	2:B:23:U:N3	6	0.88
(1,3)	1:A:84:LYS:HD3	2:B:23:U:O2	6	0.88
(1,3)	1:A:84:LYS:HD3	2:B:23:U:O2'	6	0.88
(1,3)	1:A:84:LYS:HD3	2:B:23:U:O3'	6	0.88
(1,3)	1:A:84:LYS:HD3	2:B:23:U:O4	6	0.88
(1,3)	1:A:84:LYS:HD3	2:B:23:U:O4'	6	0.88
(1,3)	1:A:84:LYS:HD3	2:B:23:U:O5'	6	0.88
(1,3)	1:A:84:LYS:HD3	2:B:23:U:OP1	6	0.88
(1,3)	1:A:84:LYS:HD3	2:B:23:U:OP2	6	0.88
(1,3)	1:A:84:LYS:HD3	2:B:23:U:P	6	0.88
(1,3)	1:A:84:LYS:HD3	2:B:24:G:C1'	6	0.88
(1,3)	1:A:84:LYS:HD3	2:B:24:G:C2	6	0.88
(1,3)	1:A:84:LYS:HD3	2:B:24:G:C2'	6	0.88
(1,3)	1:A:84:LYS:HD3	2:B:24:G:C3'	6	0.88
(1,3)	1:A:84:LYS:HD3	2:B:24:G:C4	6	0.88
(1,3)	1:A:84:LYS:HD3	2:B:24:G:C4'	6	0.88
(1,3)	1:A:84:LYS:HD3	2:B:24:G:C5	6	0.88
(1,3)	1:A:84:LYS:HD3	2:B:24:G:C5'	6	0.88
(1,3)	1:A:84:LYS:HD3	2:B:24:G:C6	6	0.88
(1,3)	1:A:84:LYS:HD3	2:B:24:G:C8	6	0.88
(1,3)	1:A:84:LYS:HD3	2:B:24:G:H1	6	0.88
(1,3)	1:A:84:LYS:HD3	2:B:24:G:H1'	6	0.88
(1,3)	1:A:84:LYS:HD3	2:B:24:G:H2'	6	0.88
(1,3)	1:A:84:LYS:HD3	2:B:24:G:H21	6	0.88
(1,3)	1:A:84:LYS:HD3	2:B:24:G:H22	6	0.88
(1,3)	1:A:84:LYS:HD3	2:B:24:G:H3'	6	0.88
(1,3)	1:A:84:LYS:HD3	2:B:24:G:H4'	6	0.88
(1,3)	1:A:84:LYS:HD3	2:B:24:G:H5'	6	0.88
(1,3)	1:A:84:LYS:HD3	2:B:24:G:H5''	6	0.88
(1,3)	1:A:84:LYS:HD3	2:B:24:G:H8	6	0.88
(1,3)	1:A:84:LYS:HD3	2:B:24:G:HO2'	6	0.88
(1,3)	1:A:84:LYS:HD3	2:B:24:G:N1	6	0.88
(1,3)	1:A:84:LYS:HD3	2:B:24:G:N2	6	0.88
(1,3)	1:A:84:LYS:HD3	2:B:24:G:N3	6	0.88

*Continued on next page...*

*Continued from previous page...*

Key	Atom-1	Atom-2	Model ID	Violation (Å)
(1,3)	1:A:84:LYS:HD3	2:B:24:G:N7	6	0.88
(1,3)	1:A:84:LYS:HD3	2:B:24:G:N9	6	0.88
(1,3)	1:A:84:LYS:HD3	2:B:24:G:O2'	6	0.88
(1,3)	1:A:84:LYS:HD3	2:B:24:G:O3'	6	0.88
(1,3)	1:A:84:LYS:HD3	2:B:24:G:O4'	6	0.88
(1,3)	1:A:84:LYS:HD3	2:B:24:G:O5'	6	0.88
(1,3)	1:A:84:LYS:HD3	2:B:24:G:O6	6	0.88
(1,3)	1:A:84:LYS:HD3	2:B:24:G:OP1	6	0.88
(1,3)	1:A:84:LYS:HD3	2:B:24:G:OP2	6	0.88
(1,3)	1:A:84:LYS:HD3	2:B:24:G:P	6	0.88
(1,3)	1:A:84:LYS:HE2	2:B:2:C:C1'	6	0.88
(1,3)	1:A:84:LYS:HE2	2:B:2:C:C2	6	0.88
(1,3)	1:A:84:LYS:HE2	2:B:2:C:C2'	6	0.88
(1,3)	1:A:84:LYS:HE2	2:B:2:C:C3'	6	0.88
(1,3)	1:A:84:LYS:HE2	2:B:2:C:C4	6	0.88
(1,3)	1:A:84:LYS:HE2	2:B:2:C:C4'	6	0.88
(1,3)	1:A:84:LYS:HE2	2:B:2:C:C5	6	0.88
(1,3)	1:A:84:LYS:HE2	2:B:2:C:C5'	6	0.88
(1,3)	1:A:84:LYS:HE2	2:B:2:C:C6	6	0.88
(1,3)	1:A:84:LYS:HE2	2:B:2:C:H1'	6	0.88
(1,3)	1:A:84:LYS:HE2	2:B:2:C:H2'	6	0.88
(1,3)	1:A:84:LYS:HE2	2:B:2:C:H3'	6	0.88
(1,3)	1:A:84:LYS:HE2	2:B:2:C:H4'	6	0.88
(1,3)	1:A:84:LYS:HE2	2:B:2:C:H41	6	0.88
(1,3)	1:A:84:LYS:HE2	2:B:2:C:H42	6	0.88
(1,3)	1:A:84:LYS:HE2	2:B:2:C:H5	6	0.88
(1,3)	1:A:84:LYS:HE2	2:B:2:C:H5'	6	0.88
(1,3)	1:A:84:LYS:HE2	2:B:2:C:H5''	6	0.88
(1,3)	1:A:84:LYS:HE2	2:B:2:C:H6	6	0.88
(1,3)	1:A:84:LYS:HE2	2:B:2:C:HO2'	6	0.88
(1,3)	1:A:84:LYS:HE2	2:B:2:C:N1	6	0.88
(1,3)	1:A:84:LYS:HE2	2:B:2:C:N3	6	0.88
(1,3)	1:A:84:LYS:HE2	2:B:2:C:N4	6	0.88
(1,3)	1:A:84:LYS:HE2	2:B:2:C:O2	6	0.88
(1,3)	1:A:84:LYS:HE2	2:B:2:C:O2'	6	0.88
(1,3)	1:A:84:LYS:HE2	2:B:2:C:O3'	6	0.88
(1,3)	1:A:84:LYS:HE2	2:B:2:C:O4'	6	0.88
(1,3)	1:A:84:LYS:HE2	2:B:2:C:O5'	6	0.88
(1,3)	1:A:84:LYS:HE2	2:B:3:U:C1'	6	0.88
(1,3)	1:A:84:LYS:HE2	2:B:3:U:C2	6	0.88
(1,3)	1:A:84:LYS:HE2	2:B:3:U:C2'	6	0.88
(1,3)	1:A:84:LYS:HE2	2:B:3:U:C3'	6	0.88

*Continued on next page...*

*Continued from previous page...*

Key	Atom-1	Atom-2	Model ID	Violation (Å)
(1,3)	1:A:84:LYS:HE2	2:B:3:U:C4	6	0.88
(1,3)	1:A:84:LYS:HE2	2:B:3:U:C4'	6	0.88
(1,3)	1:A:84:LYS:HE2	2:B:3:U:C5	6	0.88
(1,3)	1:A:84:LYS:HE2	2:B:3:U:C5'	6	0.88
(1,3)	1:A:84:LYS:HE2	2:B:3:U:C6	6	0.88
(1,3)	1:A:84:LYS:HE2	2:B:3:U:H1'	6	0.88
(1,3)	1:A:84:LYS:HE2	2:B:3:U:H2'	6	0.88
(1,3)	1:A:84:LYS:HE2	2:B:3:U:H3	6	0.88
(1,3)	1:A:84:LYS:HE2	2:B:3:U:H3'	6	0.88
(1,3)	1:A:84:LYS:HE2	2:B:3:U:H4'	6	0.88
(1,3)	1:A:84:LYS:HE2	2:B:3:U:H5	6	0.88
(1,3)	1:A:84:LYS:HE2	2:B:3:U:H5'	6	0.88
(1,3)	1:A:84:LYS:HE2	2:B:3:U:H5''	6	0.88
(1,3)	1:A:84:LYS:HE2	2:B:3:U:H6	6	0.88
(1,3)	1:A:84:LYS:HE2	2:B:3:U:HO2'	6	0.88
(1,3)	1:A:84:LYS:HE2	2:B:3:U:N1	6	0.88
(1,3)	1:A:84:LYS:HE2	2:B:3:U:N3	6	0.88
(1,3)	1:A:84:LYS:HE2	2:B:3:U:O2	6	0.88
(1,3)	1:A:84:LYS:HE2	2:B:3:U:O2'	6	0.88
(1,3)	1:A:84:LYS:HE2	2:B:3:U:O3'	6	0.88
(1,3)	1:A:84:LYS:HE2	2:B:3:U:O4	6	0.88
(1,3)	1:A:84:LYS:HE2	2:B:3:U:O4'	6	0.88
(1,3)	1:A:84:LYS:HE2	2:B:3:U:O5'	6	0.88
(1,3)	1:A:84:LYS:HE2	2:B:3:U:OP1	6	0.88
(1,3)	1:A:84:LYS:HE2	2:B:3:U:OP2	6	0.88
(1,3)	1:A:84:LYS:HE2	2:B:3:U:P	6	0.88
(1,3)	1:A:84:LYS:HE2	2:B:4:G:C1'	6	0.88
(1,3)	1:A:84:LYS:HE2	2:B:4:G:C2	6	0.88
(1,3)	1:A:84:LYS:HE2	2:B:4:G:C2'	6	0.88
(1,3)	1:A:84:LYS:HE2	2:B:4:G:C3'	6	0.88
(1,3)	1:A:84:LYS:HE2	2:B:4:G:C4	6	0.88
(1,3)	1:A:84:LYS:HE2	2:B:4:G:C4'	6	0.88
(1,3)	1:A:84:LYS:HE2	2:B:4:G:C5	6	0.88
(1,3)	1:A:84:LYS:HE2	2:B:4:G:C5'	6	0.88
(1,3)	1:A:84:LYS:HE2	2:B:4:G:C6	6	0.88
(1,3)	1:A:84:LYS:HE2	2:B:4:G:C8	6	0.88
(1,3)	1:A:84:LYS:HE2	2:B:4:G:H1	6	0.88
(1,3)	1:A:84:LYS:HE2	2:B:4:G:H1'	6	0.88
(1,3)	1:A:84:LYS:HE2	2:B:4:G:H2'	6	0.88
(1,3)	1:A:84:LYS:HE2	2:B:4:G:H21	6	0.88
(1,3)	1:A:84:LYS:HE2	2:B:4:G:H22	6	0.88
(1,3)	1:A:84:LYS:HE2	2:B:4:G:H3'	6	0.88

*Continued on next page...*

*Continued from previous page...*

Key	Atom-1	Atom-2	Model ID	Violation (Å)
(1,3)	1:A:84:LYS:HE2	2:B:4:G:H4'	6	0.88
(1,3)	1:A:84:LYS:HE2	2:B:4:G:H5'	6	0.88
(1,3)	1:A:84:LYS:HE2	2:B:4:G:H5''	6	0.88
(1,3)	1:A:84:LYS:HE2	2:B:4:G:H8	6	0.88
(1,3)	1:A:84:LYS:HE2	2:B:4:G:HO2'	6	0.88
(1,3)	1:A:84:LYS:HE2	2:B:4:G:N1	6	0.88
(1,3)	1:A:84:LYS:HE2	2:B:4:G:N2	6	0.88
(1,3)	1:A:84:LYS:HE2	2:B:4:G:N3	6	0.88
(1,3)	1:A:84:LYS:HE2	2:B:4:G:N7	6	0.88
(1,3)	1:A:84:LYS:HE2	2:B:4:G:N9	6	0.88
(1,3)	1:A:84:LYS:HE2	2:B:4:G:O2'	6	0.88
(1,3)	1:A:84:LYS:HE2	2:B:4:G:O3'	6	0.88
(1,3)	1:A:84:LYS:HE2	2:B:4:G:O4'	6	0.88
(1,3)	1:A:84:LYS:HE2	2:B:4:G:O5'	6	0.88
(1,3)	1:A:84:LYS:HE2	2:B:4:G:O6	6	0.88
(1,3)	1:A:84:LYS:HE2	2:B:4:G:OP1	6	0.88
(1,3)	1:A:84:LYS:HE2	2:B:4:G:OP2	6	0.88
(1,3)	1:A:84:LYS:HE2	2:B:4:G:P	6	0.88
(1,3)	1:A:84:LYS:HE2	2:B:5:A:C1'	6	0.88
(1,3)	1:A:84:LYS:HE2	2:B:5:A:C2	6	0.88
(1,3)	1:A:84:LYS:HE2	2:B:5:A:C2'	6	0.88
(1,3)	1:A:84:LYS:HE2	2:B:5:A:C3'	6	0.88
(1,3)	1:A:84:LYS:HE2	2:B:5:A:C4	6	0.88
(1,3)	1:A:84:LYS:HE2	2:B:5:A:C4'	6	0.88
(1,3)	1:A:84:LYS:HE2	2:B:5:A:C5	6	0.88
(1,3)	1:A:84:LYS:HE2	2:B:5:A:C5'	6	0.88
(1,3)	1:A:84:LYS:HE2	2:B:5:A:C6	6	0.88
(1,3)	1:A:84:LYS:HE2	2:B:5:A:C8	6	0.88
(1,3)	1:A:84:LYS:HE2	2:B:5:A:H1'	6	0.88
(1,3)	1:A:84:LYS:HE2	2:B:5:A:H2	6	0.88
(1,3)	1:A:84:LYS:HE2	2:B:5:A:H2'	6	0.88
(1,3)	1:A:84:LYS:HE2	2:B:5:A:H3'	6	0.88
(1,3)	1:A:84:LYS:HE2	2:B:5:A:H4'	6	0.88
(1,3)	1:A:84:LYS:HE2	2:B:5:A:H5'	6	0.88
(1,3)	1:A:84:LYS:HE2	2:B:5:A:H5''	6	0.88
(1,3)	1:A:84:LYS:HE2	2:B:5:A:H61	6	0.88
(1,3)	1:A:84:LYS:HE2	2:B:5:A:H62	6	0.88
(1,3)	1:A:84:LYS:HE2	2:B:5:A:H8	6	0.88
(1,3)	1:A:84:LYS:HE2	2:B:5:A:HO2'	6	0.88
(1,3)	1:A:84:LYS:HE2	2:B:5:A:N1	6	0.88
(1,3)	1:A:84:LYS:HE2	2:B:5:A:N3	6	0.88
(1,3)	1:A:84:LYS:HE2	2:B:5:A:N6	6	0.88

*Continued on next page...*

*Continued from previous page...*

Key	Atom-1	Atom-2	Model ID	Violation (Å)
(1,3)	1:A:84:LYS:HE2	2:B:5:A:N7	6	0.88
(1,3)	1:A:84:LYS:HE2	2:B:5:A:N9	6	0.88
(1,3)	1:A:84:LYS:HE2	2:B:5:A:O2'	6	0.88
(1,3)	1:A:84:LYS:HE2	2:B:5:A:O3'	6	0.88
(1,3)	1:A:84:LYS:HE2	2:B:5:A:O4'	6	0.88
(1,3)	1:A:84:LYS:HE2	2:B:5:A:O5'	6	0.88
(1,3)	1:A:84:LYS:HE2	2:B:5:A:OP1	6	0.88
(1,3)	1:A:84:LYS:HE2	2:B:5:A:OP2	6	0.88
(1,3)	1:A:84:LYS:HE2	2:B:5:A:P	6	0.88
(1,3)	1:A:84:LYS:HE2	2:B:6:G:C1'	6	0.88
(1,3)	1:A:84:LYS:HE2	2:B:6:G:C2	6	0.88
(1,3)	1:A:84:LYS:HE2	2:B:6:G:C2'	6	0.88
(1,3)	1:A:84:LYS:HE2	2:B:6:G:C3'	6	0.88
(1,3)	1:A:84:LYS:HE2	2:B:6:G:C4	6	0.88
(1,3)	1:A:84:LYS:HE2	2:B:6:G:C4'	6	0.88
(1,3)	1:A:84:LYS:HE2	2:B:6:G:C5	6	0.88
(1,3)	1:A:84:LYS:HE2	2:B:6:G:C5'	6	0.88
(1,3)	1:A:84:LYS:HE2	2:B:6:G:C6	6	0.88
(1,3)	1:A:84:LYS:HE2	2:B:6:G:C8	6	0.88
(1,3)	1:A:84:LYS:HE2	2:B:6:G:H1	6	0.88
(1,3)	1:A:84:LYS:HE2	2:B:6:G:H1'	6	0.88
(1,3)	1:A:84:LYS:HE2	2:B:6:G:H2'	6	0.88
(1,3)	1:A:84:LYS:HE2	2:B:6:G:H21	6	0.88
(1,3)	1:A:84:LYS:HE2	2:B:6:G:H22	6	0.88
(1,3)	1:A:84:LYS:HE2	2:B:6:G:H3'	6	0.88
(1,3)	1:A:84:LYS:HE2	2:B:6:G:H4'	6	0.88
(1,3)	1:A:84:LYS:HE2	2:B:6:G:H5'	6	0.88
(1,3)	1:A:84:LYS:HE2	2:B:6:G:H5''	6	0.88
(1,3)	1:A:84:LYS:HE2	2:B:6:G:H8	6	0.88
(1,3)	1:A:84:LYS:HE2	2:B:6:G:HO2'	6	0.88
(1,3)	1:A:84:LYS:HE2	2:B:6:G:N1	6	0.88
(1,3)	1:A:84:LYS:HE2	2:B:6:G:N2	6	0.88
(1,3)	1:A:84:LYS:HE2	2:B:6:G:N3	6	0.88
(1,3)	1:A:84:LYS:HE2	2:B:6:G:N7	6	0.88
(1,3)	1:A:84:LYS:HE2	2:B:6:G:N9	6	0.88
(1,3)	1:A:84:LYS:HE2	2:B:6:G:O2'	6	0.88
(1,3)	1:A:84:LYS:HE2	2:B:6:G:O3'	6	0.88
(1,3)	1:A:84:LYS:HE2	2:B:6:G:O4'	6	0.88
(1,3)	1:A:84:LYS:HE2	2:B:6:G:O5'	6	0.88
(1,3)	1:A:84:LYS:HE2	2:B:6:G:O6	6	0.88
(1,3)	1:A:84:LYS:HE2	2:B:6:G:OP1	6	0.88
(1,3)	1:A:84:LYS:HE2	2:B:6:G:OP2	6	0.88

*Continued on next page...*

*Continued from previous page...*

Key	Atom-1	Atom-2	Model ID	Violation (Å)
(1,3)	1:A:84:LYS:HE2	2:B:6:G:P	6	0.88
(1,3)	1:A:84:LYS:HE2	2:B:7:C:C1'	6	0.88
(1,3)	1:A:84:LYS:HE2	2:B:7:C:C2	6	0.88
(1,3)	1:A:84:LYS:HE2	2:B:7:C:C2'	6	0.88
(1,3)	1:A:84:LYS:HE2	2:B:7:C:C3'	6	0.88
(1,3)	1:A:84:LYS:HE2	2:B:7:C:C4	6	0.88
(1,3)	1:A:84:LYS:HE2	2:B:7:C:C4'	6	0.88
(1,3)	1:A:84:LYS:HE2	2:B:7:C:C5	6	0.88
(1,3)	1:A:84:LYS:HE2	2:B:7:C:C5'	6	0.88
(1,3)	1:A:84:LYS:HE2	2:B:7:C:C6	6	0.88
(1,3)	1:A:84:LYS:HE2	2:B:7:C:H1'	6	0.88
(1,3)	1:A:84:LYS:HE2	2:B:7:C:H2'	6	0.88
(1,3)	1:A:84:LYS:HE2	2:B:7:C:H3'	6	0.88
(1,3)	1:A:84:LYS:HE2	2:B:7:C:H4'	6	0.88
(1,3)	1:A:84:LYS:HE2	2:B:7:C:H41	6	0.88
(1,3)	1:A:84:LYS:HE2	2:B:7:C:H42	6	0.88
(1,3)	1:A:84:LYS:HE2	2:B:7:C:H5	6	0.88
(1,3)	1:A:84:LYS:HE2	2:B:7:C:H5'	6	0.88
(1,3)	1:A:84:LYS:HE2	2:B:7:C:H5''	6	0.88
(1,3)	1:A:84:LYS:HE2	2:B:7:C:H6	6	0.88
(1,3)	1:A:84:LYS:HE2	2:B:7:C:HO2'	6	0.88
(1,3)	1:A:84:LYS:HE2	2:B:7:C:N1	6	0.88
(1,3)	1:A:84:LYS:HE2	2:B:7:C:N3	6	0.88
(1,3)	1:A:84:LYS:HE2	2:B:7:C:N4	6	0.88
(1,3)	1:A:84:LYS:HE2	2:B:7:C:O2	6	0.88
(1,3)	1:A:84:LYS:HE2	2:B:7:C:O2'	6	0.88
(1,3)	1:A:84:LYS:HE2	2:B:7:C:O3'	6	0.88
(1,3)	1:A:84:LYS:HE2	2:B:7:C:O4'	6	0.88
(1,3)	1:A:84:LYS:HE2	2:B:7:C:O5'	6	0.88
(1,3)	1:A:84:LYS:HE2	2:B:7:C:OP1	6	0.88
(1,3)	1:A:84:LYS:HE2	2:B:7:C:OP2	6	0.88
(1,3)	1:A:84:LYS:HE2	2:B:7:C:P	6	0.88
(1,3)	1:A:84:LYS:HE2	2:B:8:U:C1'	6	0.88
(1,3)	1:A:84:LYS:HE2	2:B:8:U:C2	6	0.88
(1,3)	1:A:84:LYS:HE2	2:B:8:U:C2'	6	0.88
(1,3)	1:A:84:LYS:HE2	2:B:8:U:C3'	6	0.88
(1,3)	1:A:84:LYS:HE2	2:B:8:U:C4	6	0.88
(1,3)	1:A:84:LYS:HE2	2:B:8:U:C4'	6	0.88
(1,3)	1:A:84:LYS:HE2	2:B:8:U:C5	6	0.88
(1,3)	1:A:84:LYS:HE2	2:B:8:U:C5'	6	0.88
(1,3)	1:A:84:LYS:HE2	2:B:8:U:C6	6	0.88
(1,3)	1:A:84:LYS:HE2	2:B:8:U:H1'	6	0.88

*Continued on next page...*



*Continued from previous page...*

Key	Atom-1	Atom-2	Model ID	Violation (Å)
(1,3)	1:A:84:LYS:HE2	2:B:8:U:H2'	6	0.88
(1,3)	1:A:84:LYS:HE2	2:B:8:U:H3	6	0.88
(1,3)	1:A:84:LYS:HE2	2:B:8:U:H3'	6	0.88
(1,3)	1:A:84:LYS:HE2	2:B:8:U:H4'	6	0.88
(1,3)	1:A:84:LYS:HE2	2:B:8:U:H5	6	0.88
(1,3)	1:A:84:LYS:HE2	2:B:8:U:H5'	6	0.88
(1,3)	1:A:84:LYS:HE2	2:B:8:U:H5''	6	0.88
(1,3)	1:A:84:LYS:HE2	2:B:8:U:H6	6	0.88
(1,3)	1:A:84:LYS:HE2	2:B:8:U:HO2'	6	0.88
(1,3)	1:A:84:LYS:HE2	2:B:8:U:N1	6	0.88
(1,3)	1:A:84:LYS:HE2	2:B:8:U:N3	6	0.88
(1,3)	1:A:84:LYS:HE2	2:B:8:U:O2	6	0.88
(1,3)	1:A:84:LYS:HE2	2:B:8:U:O2'	6	0.88
(1,3)	1:A:84:LYS:HE2	2:B:8:U:O3'	6	0.88
(1,3)	1:A:84:LYS:HE2	2:B:8:U:O4	6	0.88
(1,3)	1:A:84:LYS:HE2	2:B:8:U:O4'	6	0.88
(1,3)	1:A:84:LYS:HE2	2:B:8:U:O5'	6	0.88
(1,3)	1:A:84:LYS:HE2	2:B:8:U:OP1	6	0.88
(1,3)	1:A:84:LYS:HE2	2:B:8:U:OP2	6	0.88
(1,3)	1:A:84:LYS:HE2	2:B:8:U:P	6	0.88
(1,3)	1:A:84:LYS:HE2	2:B:9:C:C1'	6	0.88
(1,3)	1:A:84:LYS:HE2	2:B:9:C:C2	6	0.88
(1,3)	1:A:84:LYS:HE2	2:B:9:C:C2'	6	0.88
(1,3)	1:A:84:LYS:HE2	2:B:9:C:C3'	6	0.88
(1,3)	1:A:84:LYS:HE2	2:B:9:C:C4	6	0.88
(1,3)	1:A:84:LYS:HE2	2:B:9:C:C4'	6	0.88
(1,3)	1:A:84:LYS:HE2	2:B:9:C:C5	6	0.88
(1,3)	1:A:84:LYS:HE2	2:B:9:C:C5'	6	0.88
(1,3)	1:A:84:LYS:HE2	2:B:9:C:C6	6	0.88
(1,3)	1:A:84:LYS:HE2	2:B:9:C:H1'	6	0.88
(1,3)	1:A:84:LYS:HE2	2:B:9:C:H2'	6	0.88
(1,3)	1:A:84:LYS:HE2	2:B:9:C:H3'	6	0.88
(1,3)	1:A:84:LYS:HE2	2:B:9:C:H4'	6	0.88
(1,3)	1:A:84:LYS:HE2	2:B:9:C:H41	6	0.88
(1,3)	1:A:84:LYS:HE2	2:B:9:C:H42	6	0.88
(1,3)	1:A:84:LYS:HE2	2:B:9:C:H5	6	0.88
(1,3)	1:A:84:LYS:HE2	2:B:9:C:H5'	6	0.88
(1,3)	1:A:84:LYS:HE2	2:B:9:C:H5''	6	0.88
(1,3)	1:A:84:LYS:HE2	2:B:9:C:H6	6	0.88
(1,3)	1:A:84:LYS:HE2	2:B:9:C:HO2'	6	0.88
(1,3)	1:A:84:LYS:HE2	2:B:9:C:N1	6	0.88
(1,3)	1:A:84:LYS:HE2	2:B:9:C:N3	6	0.88

*Continued on next page...*

*Continued from previous page...*

Key	Atom-1	Atom-2	Model ID	Violation (Å)
(1,3)	1:A:84:LYS:HE2	2:B:9:C:N4	6	0.88
(1,3)	1:A:84:LYS:HE2	2:B:9:C:O2	6	0.88
(1,3)	1:A:84:LYS:HE2	2:B:9:C:O2'	6	0.88
(1,3)	1:A:84:LYS:HE2	2:B:9:C:O3'	6	0.88
(1,3)	1:A:84:LYS:HE2	2:B:9:C:O4'	6	0.88
(1,3)	1:A:84:LYS:HE2	2:B:9:C:O5'	6	0.88
(1,3)	1:A:84:LYS:HE2	2:B:9:C:OP1	6	0.88
(1,3)	1:A:84:LYS:HE2	2:B:9:C:OP2	6	0.88
(1,3)	1:A:84:LYS:HE2	2:B:9:C:P	6	0.88
(1,3)	1:A:84:LYS:HE2	2:B:10:G:C1'	6	0.88
(1,3)	1:A:84:LYS:HE2	2:B:10:G:C2	6	0.88
(1,3)	1:A:84:LYS:HE2	2:B:10:G:C2'	6	0.88
(1,3)	1:A:84:LYS:HE2	2:B:10:G:C3'	6	0.88
(1,3)	1:A:84:LYS:HE2	2:B:10:G:C4	6	0.88
(1,3)	1:A:84:LYS:HE2	2:B:10:G:C4'	6	0.88
(1,3)	1:A:84:LYS:HE2	2:B:10:G:C5	6	0.88
(1,3)	1:A:84:LYS:HE2	2:B:10:G:C5'	6	0.88
(1,3)	1:A:84:LYS:HE2	2:B:10:G:C6	6	0.88
(1,3)	1:A:84:LYS:HE2	2:B:10:G:C8	6	0.88
(1,3)	1:A:84:LYS:HE2	2:B:10:G:H1	6	0.88
(1,3)	1:A:84:LYS:HE2	2:B:10:G:H1'	6	0.88
(1,3)	1:A:84:LYS:HE2	2:B:10:G:H2'	6	0.88
(1,3)	1:A:84:LYS:HE2	2:B:10:G:H21	6	0.88
(1,3)	1:A:84:LYS:HE2	2:B:10:G:H22	6	0.88
(1,3)	1:A:84:LYS:HE2	2:B:10:G:H3'	6	0.88
(1,3)	1:A:84:LYS:HE2	2:B:10:G:H4'	6	0.88
(1,3)	1:A:84:LYS:HE2	2:B:10:G:H5'	6	0.88
(1,3)	1:A:84:LYS:HE2	2:B:10:G:H5''	6	0.88
(1,3)	1:A:84:LYS:HE2	2:B:10:G:H8	6	0.88
(1,3)	1:A:84:LYS:HE2	2:B:10:G:HO2'	6	0.88
(1,3)	1:A:84:LYS:HE2	2:B:10:G:N1	6	0.88
(1,3)	1:A:84:LYS:HE2	2:B:10:G:N2	6	0.88
(1,3)	1:A:84:LYS:HE2	2:B:10:G:N3	6	0.88
(1,3)	1:A:84:LYS:HE2	2:B:10:G:N7	6	0.88
(1,3)	1:A:84:LYS:HE2	2:B:10:G:N9	6	0.88
(1,3)	1:A:84:LYS:HE2	2:B:10:G:O2'	6	0.88
(1,3)	1:A:84:LYS:HE2	2:B:10:G:O3'	6	0.88
(1,3)	1:A:84:LYS:HE2	2:B:10:G:O4'	6	0.88
(1,3)	1:A:84:LYS:HE2	2:B:10:G:O5'	6	0.88
(1,3)	1:A:84:LYS:HE2	2:B:10:G:O6	6	0.88
(1,3)	1:A:84:LYS:HE2	2:B:10:G:OP1	6	0.88
(1,3)	1:A:84:LYS:HE2	2:B:10:G:OP2	6	0.88

*Continued on next page...*

*Continued from previous page...*

Key	Atom-1	Atom-2	Model ID	Violation (Å)
(1,3)	1:A:84:LYS:HE2	2:B:10:G:P	6	0.88
(1,3)	1:A:84:LYS:HE2	2:B:11:A:C1'	6	0.88
(1,3)	1:A:84:LYS:HE2	2:B:11:A:C2	6	0.88
(1,3)	1:A:84:LYS:HE2	2:B:11:A:C2'	6	0.88
(1,3)	1:A:84:LYS:HE2	2:B:11:A:C3'	6	0.88
(1,3)	1:A:84:LYS:HE2	2:B:11:A:C4	6	0.88
(1,3)	1:A:84:LYS:HE2	2:B:11:A:C4'	6	0.88
(1,3)	1:A:84:LYS:HE2	2:B:11:A:C5	6	0.88
(1,3)	1:A:84:LYS:HE2	2:B:11:A:C5'	6	0.88
(1,3)	1:A:84:LYS:HE2	2:B:11:A:C6	6	0.88
(1,3)	1:A:84:LYS:HE2	2:B:11:A:C8	6	0.88
(1,3)	1:A:84:LYS:HE2	2:B:11:A:H1'	6	0.88
(1,3)	1:A:84:LYS:HE2	2:B:11:A:H2	6	0.88
(1,3)	1:A:84:LYS:HE2	2:B:11:A:H2'	6	0.88
(1,3)	1:A:84:LYS:HE2	2:B:11:A:H3'	6	0.88
(1,3)	1:A:84:LYS:HE2	2:B:11:A:H4'	6	0.88
(1,3)	1:A:84:LYS:HE2	2:B:11:A:H5'	6	0.88
(1,3)	1:A:84:LYS:HE2	2:B:11:A:H5''	6	0.88
(1,3)	1:A:84:LYS:HE2	2:B:11:A:H61	6	0.88
(1,3)	1:A:84:LYS:HE2	2:B:11:A:H62	6	0.88
(1,3)	1:A:84:LYS:HE2	2:B:11:A:H8	6	0.88
(1,3)	1:A:84:LYS:HE2	2:B:11:A:HO2'	6	0.88
(1,3)	1:A:84:LYS:HE2	2:B:11:A:N1	6	0.88
(1,3)	1:A:84:LYS:HE2	2:B:11:A:N3	6	0.88
(1,3)	1:A:84:LYS:HE2	2:B:11:A:N6	6	0.88
(1,3)	1:A:84:LYS:HE2	2:B:11:A:N7	6	0.88
(1,3)	1:A:84:LYS:HE2	2:B:11:A:N9	6	0.88
(1,3)	1:A:84:LYS:HE2	2:B:11:A:O2'	6	0.88
(1,3)	1:A:84:LYS:HE2	2:B:11:A:O3'	6	0.88
(1,3)	1:A:84:LYS:HE2	2:B:11:A:O4'	6	0.88
(1,3)	1:A:84:LYS:HE2	2:B:11:A:O5'	6	0.88
(1,3)	1:A:84:LYS:HE2	2:B:11:A:OP1	6	0.88
(1,3)	1:A:84:LYS:HE2	2:B:11:A:OP2	6	0.88
(1,3)	1:A:84:LYS:HE2	2:B:11:A:P	6	0.88
(1,3)	1:A:84:LYS:HE2	2:B:12:A:C1'	6	0.88
(1,3)	1:A:84:LYS:HE2	2:B:12:A:C2	6	0.88
(1,3)	1:A:84:LYS:HE2	2:B:12:A:C2'	6	0.88
(1,3)	1:A:84:LYS:HE2	2:B:12:A:C3'	6	0.88
(1,3)	1:A:84:LYS:HE2	2:B:12:A:C4	6	0.88
(1,3)	1:A:84:LYS:HE2	2:B:12:A:C4'	6	0.88
(1,3)	1:A:84:LYS:HE2	2:B:12:A:C5	6	0.88
(1,3)	1:A:84:LYS:HE2	2:B:12:A:C5'	6	0.88

*Continued on next page...*

*Continued from previous page...*

Key	Atom-1	Atom-2	Model ID	Violation (Å)
(1,3)	1:A:84:LYS:HE2	2:B:12:A:C6	6	0.88
(1,3)	1:A:84:LYS:HE2	2:B:12:A:C8	6	0.88
(1,3)	1:A:84:LYS:HE2	2:B:12:A:H1'	6	0.88
(1,3)	1:A:84:LYS:HE2	2:B:12:A:H2	6	0.88
(1,3)	1:A:84:LYS:HE2	2:B:12:A:H2'	6	0.88
(1,3)	1:A:84:LYS:HE2	2:B:12:A:H3'	6	0.88
(1,3)	1:A:84:LYS:HE2	2:B:12:A:H4'	6	0.88
(1,3)	1:A:84:LYS:HE2	2:B:12:A:H5'	6	0.88
(1,3)	1:A:84:LYS:HE2	2:B:12:A:H5''	6	0.88
(1,3)	1:A:84:LYS:HE2	2:B:12:A:H61	6	0.88
(1,3)	1:A:84:LYS:HE2	2:B:12:A:H62	6	0.88
(1,3)	1:A:84:LYS:HE2	2:B:12:A:H8	6	0.88
(1,3)	1:A:84:LYS:HE2	2:B:12:A:HO2'	6	0.88
(1,3)	1:A:84:LYS:HE2	2:B:12:A:N1	6	0.88
(1,3)	1:A:84:LYS:HE2	2:B:12:A:N3	6	0.88
(1,3)	1:A:84:LYS:HE2	2:B:12:A:N6	6	0.88
(1,3)	1:A:84:LYS:HE2	2:B:12:A:N7	6	0.88
(1,3)	1:A:84:LYS:HE2	2:B:12:A:N9	6	0.88
(1,3)	1:A:84:LYS:HE2	2:B:12:A:O2'	6	0.88
(1,3)	1:A:84:LYS:HE2	2:B:12:A:O3'	6	0.88
(1,3)	1:A:84:LYS:HE2	2:B:12:A:O4'	6	0.88
(1,3)	1:A:84:LYS:HE2	2:B:12:A:O5'	6	0.88
(1,3)	1:A:84:LYS:HE2	2:B:12:A:OP1	6	0.88
(1,3)	1:A:84:LYS:HE2	2:B:12:A:OP2	6	0.88
(1,3)	1:A:84:LYS:HE2	2:B:12:A:P	6	0.88
(1,3)	1:A:84:LYS:HE2	2:B:13:A:C1'	6	0.88
(1,3)	1:A:84:LYS:HE2	2:B:13:A:C2	6	0.88
(1,3)	1:A:84:LYS:HE2	2:B:13:A:C2'	6	0.88
(1,3)	1:A:84:LYS:HE2	2:B:13:A:C3'	6	0.88
(1,3)	1:A:84:LYS:HE2	2:B:13:A:C4	6	0.88
(1,3)	1:A:84:LYS:HE2	2:B:13:A:C4'	6	0.88
(1,3)	1:A:84:LYS:HE2	2:B:13:A:C5	6	0.88
(1,3)	1:A:84:LYS:HE2	2:B:13:A:C5'	6	0.88
(1,3)	1:A:84:LYS:HE2	2:B:13:A:C6	6	0.88
(1,3)	1:A:84:LYS:HE2	2:B:13:A:C8	6	0.88
(1,3)	1:A:84:LYS:HE2	2:B:13:A:H1'	6	0.88
(1,3)	1:A:84:LYS:HE2	2:B:13:A:H2	6	0.88
(1,3)	1:A:84:LYS:HE2	2:B:13:A:H2'	6	0.88
(1,3)	1:A:84:LYS:HE2	2:B:13:A:H3'	6	0.88
(1,3)	1:A:84:LYS:HE2	2:B:13:A:H4'	6	0.88
(1,3)	1:A:84:LYS:HE2	2:B:13:A:H5'	6	0.88
(1,3)	1:A:84:LYS:HE2	2:B:13:A:H5''	6	0.88

*Continued on next page...*

*Continued from previous page...*

Key	Atom-1	Atom-2	Model ID	Violation (Å)
(1,3)	1:A:84:LYS:HE2	2:B:13:A:H61	6	0.88
(1,3)	1:A:84:LYS:HE2	2:B:13:A:H62	6	0.88
(1,3)	1:A:84:LYS:HE2	2:B:13:A:H8	6	0.88
(1,3)	1:A:84:LYS:HE2	2:B:13:A:HO2'	6	0.88
(1,3)	1:A:84:LYS:HE2	2:B:13:A:N1	6	0.88
(1,3)	1:A:84:LYS:HE2	2:B:13:A:N3	6	0.88
(1,3)	1:A:84:LYS:HE2	2:B:13:A:N6	6	0.88
(1,3)	1:A:84:LYS:HE2	2:B:13:A:N7	6	0.88
(1,3)	1:A:84:LYS:HE2	2:B:13:A:N9	6	0.88
(1,3)	1:A:84:LYS:HE2	2:B:13:A:O2'	6	0.88
(1,3)	1:A:84:LYS:HE2	2:B:13:A:O3'	6	0.88
(1,3)	1:A:84:LYS:HE2	2:B:13:A:O4'	6	0.88
(1,3)	1:A:84:LYS:HE2	2:B:13:A:O5'	6	0.88
(1,3)	1:A:84:LYS:HE2	2:B:13:A:OP1	6	0.88
(1,3)	1:A:84:LYS:HE2	2:B:13:A:OP2	6	0.88
(1,3)	1:A:84:LYS:HE2	2:B:13:A:P	6	0.88
(1,3)	1:A:84:LYS:HE2	2:B:14:G:C1'	6	0.88
(1,3)	1:A:84:LYS:HE2	2:B:14:G:C2	6	0.88
(1,3)	1:A:84:LYS:HE2	2:B:14:G:C2'	6	0.88
(1,3)	1:A:84:LYS:HE2	2:B:14:G:C3'	6	0.88
(1,3)	1:A:84:LYS:HE2	2:B:14:G:C4	6	0.88
(1,3)	1:A:84:LYS:HE2	2:B:14:G:C4'	6	0.88
(1,3)	1:A:84:LYS:HE2	2:B:14:G:C5	6	0.88
(1,3)	1:A:84:LYS:HE2	2:B:14:G:C5'	6	0.88
(1,3)	1:A:84:LYS:HE2	2:B:14:G:C6	6	0.88
(1,3)	1:A:84:LYS:HE2	2:B:14:G:C8	6	0.88
(1,3)	1:A:84:LYS:HE2	2:B:14:G:H1	6	0.88
(1,3)	1:A:84:LYS:HE2	2:B:14:G:H1'	6	0.88
(1,3)	1:A:84:LYS:HE2	2:B:14:G:H2'	6	0.88
(1,3)	1:A:84:LYS:HE2	2:B:14:G:H21	6	0.88
(1,3)	1:A:84:LYS:HE2	2:B:14:G:H22	6	0.88
(1,3)	1:A:84:LYS:HE2	2:B:14:G:H3'	6	0.88
(1,3)	1:A:84:LYS:HE2	2:B:14:G:H4'	6	0.88
(1,3)	1:A:84:LYS:HE2	2:B:14:G:H5'	6	0.88
(1,3)	1:A:84:LYS:HE2	2:B:14:G:H5''	6	0.88
(1,3)	1:A:84:LYS:HE2	2:B:14:G:H8	6	0.88
(1,3)	1:A:84:LYS:HE2	2:B:14:G:HO2'	6	0.88
(1,3)	1:A:84:LYS:HE2	2:B:14:G:N1	6	0.88
(1,3)	1:A:84:LYS:HE2	2:B:14:G:N2	6	0.88
(1,3)	1:A:84:LYS:HE2	2:B:14:G:N3	6	0.88
(1,3)	1:A:84:LYS:HE2	2:B:14:G:N7	6	0.88
(1,3)	1:A:84:LYS:HE2	2:B:14:G:N9	6	0.88

*Continued on next page...*

*Continued from previous page...*

Key	Atom-1	Atom-2	Model ID	Violation (Å)
(1,3)	1:A:84:LYS:HE2	2:B:14:G:O2'	6	0.88
(1,3)	1:A:84:LYS:HE2	2:B:14:G:O3'	6	0.88
(1,3)	1:A:84:LYS:HE2	2:B:14:G:O4'	6	0.88
(1,3)	1:A:84:LYS:HE2	2:B:14:G:O5'	6	0.88
(1,3)	1:A:84:LYS:HE2	2:B:14:G:O6	6	0.88
(1,3)	1:A:84:LYS:HE2	2:B:14:G:OP1	6	0.88
(1,3)	1:A:84:LYS:HE2	2:B:14:G:OP2	6	0.88
(1,3)	1:A:84:LYS:HE2	2:B:14:G:P	6	0.88
(1,3)	1:A:84:LYS:HE2	2:B:15:A:C1'	6	0.88
(1,3)	1:A:84:LYS:HE2	2:B:15:A:C2	6	0.88
(1,3)	1:A:84:LYS:HE2	2:B:15:A:C2'	6	0.88
(1,3)	1:A:84:LYS:HE2	2:B:15:A:C3'	6	0.88
(1,3)	1:A:84:LYS:HE2	2:B:15:A:C4	6	0.88
(1,3)	1:A:84:LYS:HE2	2:B:15:A:C4'	6	0.88
(1,3)	1:A:84:LYS:HE2	2:B:15:A:C5	6	0.88
(1,3)	1:A:84:LYS:HE2	2:B:15:A:C5'	6	0.88
(1,3)	1:A:84:LYS:HE2	2:B:15:A:C6	6	0.88
(1,3)	1:A:84:LYS:HE2	2:B:15:A:C8	6	0.88
(1,3)	1:A:84:LYS:HE2	2:B:15:A:H1'	6	0.88
(1,3)	1:A:84:LYS:HE2	2:B:15:A:H2	6	0.88
(1,3)	1:A:84:LYS:HE2	2:B:15:A:H2'	6	0.88
(1,3)	1:A:84:LYS:HE2	2:B:15:A:H3'	6	0.88
(1,3)	1:A:84:LYS:HE2	2:B:15:A:H4'	6	0.88
(1,3)	1:A:84:LYS:HE2	2:B:15:A:H5'	6	0.88
(1,3)	1:A:84:LYS:HE2	2:B:15:A:H5''	6	0.88
(1,3)	1:A:84:LYS:HE2	2:B:15:A:H61	6	0.88
(1,3)	1:A:84:LYS:HE2	2:B:15:A:H62	6	0.88
(1,3)	1:A:84:LYS:HE2	2:B:15:A:H8	6	0.88
(1,3)	1:A:84:LYS:HE2	2:B:15:A:HO2'	6	0.88
(1,3)	1:A:84:LYS:HE2	2:B:15:A:N1	6	0.88
(1,3)	1:A:84:LYS:HE2	2:B:15:A:N3	6	0.88
(1,3)	1:A:84:LYS:HE2	2:B:15:A:N6	6	0.88
(1,3)	1:A:84:LYS:HE2	2:B:15:A:N7	6	0.88
(1,3)	1:A:84:LYS:HE2	2:B:15:A:N9	6	0.88
(1,3)	1:A:84:LYS:HE2	2:B:15:A:O2'	6	0.88
(1,3)	1:A:84:LYS:HE2	2:B:15:A:O3'	6	0.88
(1,3)	1:A:84:LYS:HE2	2:B:15:A:O4'	6	0.88
(1,3)	1:A:84:LYS:HE2	2:B:15:A:O5'	6	0.88
(1,3)	1:A:84:LYS:HE2	2:B:15:A:OP1	6	0.88
(1,3)	1:A:84:LYS:HE2	2:B:15:A:OP2	6	0.88
(1,3)	1:A:84:LYS:HE2	2:B:15:A:P	6	0.88
(1,3)	1:A:84:LYS:HE2	2:B:16:G:C1'	6	0.88

*Continued on next page...*

*Continued from previous page...*

Key	Atom-1	Atom-2	Model ID	Violation (Å)
(1,3)	1:A:84:LYS:HE2	2:B:16:G:C2	6	0.88
(1,3)	1:A:84:LYS:HE2	2:B:16:G:C2'	6	0.88
(1,3)	1:A:84:LYS:HE2	2:B:16:G:C3'	6	0.88
(1,3)	1:A:84:LYS:HE2	2:B:16:G:C4	6	0.88
(1,3)	1:A:84:LYS:HE2	2:B:16:G:C4'	6	0.88
(1,3)	1:A:84:LYS:HE2	2:B:16:G:C5	6	0.88
(1,3)	1:A:84:LYS:HE2	2:B:16:G:C5'	6	0.88
(1,3)	1:A:84:LYS:HE2	2:B:16:G:C6	6	0.88
(1,3)	1:A:84:LYS:HE2	2:B:16:G:C8	6	0.88
(1,3)	1:A:84:LYS:HE2	2:B:16:G:H1	6	0.88
(1,3)	1:A:84:LYS:HE2	2:B:16:G:H1'	6	0.88
(1,3)	1:A:84:LYS:HE2	2:B:16:G:H2'	6	0.88
(1,3)	1:A:84:LYS:HE2	2:B:16:G:H21	6	0.88
(1,3)	1:A:84:LYS:HE2	2:B:16:G:H22	6	0.88
(1,3)	1:A:84:LYS:HE2	2:B:16:G:H3'	6	0.88
(1,3)	1:A:84:LYS:HE2	2:B:16:G:H4'	6	0.88
(1,3)	1:A:84:LYS:HE2	2:B:16:G:H5'	6	0.88
(1,3)	1:A:84:LYS:HE2	2:B:16:G:H5''	6	0.88
(1,3)	1:A:84:LYS:HE2	2:B:16:G:H8	6	0.88
(1,3)	1:A:84:LYS:HE2	2:B:16:G:HO2'	6	0.88
(1,3)	1:A:84:LYS:HE2	2:B:16:G:N1	6	0.88
(1,3)	1:A:84:LYS:HE2	2:B:16:G:N2	6	0.88
(1,3)	1:A:84:LYS:HE2	2:B:16:G:N3	6	0.88
(1,3)	1:A:84:LYS:HE2	2:B:16:G:N7	6	0.88
(1,3)	1:A:84:LYS:HE2	2:B:16:G:N9	6	0.88
(1,3)	1:A:84:LYS:HE2	2:B:16:G:O2'	6	0.88
(1,3)	1:A:84:LYS:HE2	2:B:16:G:O3'	6	0.88
(1,3)	1:A:84:LYS:HE2	2:B:16:G:O4'	6	0.88
(1,3)	1:A:84:LYS:HE2	2:B:16:G:O5'	6	0.88
(1,3)	1:A:84:LYS:HE2	2:B:16:G:O6	6	0.88
(1,3)	1:A:84:LYS:HE2	2:B:16:G:OP1	6	0.88
(1,3)	1:A:84:LYS:HE2	2:B:16:G:OP2	6	0.88
(1,3)	1:A:84:LYS:HE2	2:B:16:G:P	6	0.88
(1,3)	1:A:84:LYS:HE2	2:B:17:C:C1'	6	0.88
(1,3)	1:A:84:LYS:HE2	2:B:17:C:C2	6	0.88
(1,3)	1:A:84:LYS:HE2	2:B:17:C:C2'	6	0.88
(1,3)	1:A:84:LYS:HE2	2:B:17:C:C3'	6	0.88
(1,3)	1:A:84:LYS:HE2	2:B:17:C:C4	6	0.88
(1,3)	1:A:84:LYS:HE2	2:B:17:C:C4'	6	0.88
(1,3)	1:A:84:LYS:HE2	2:B:17:C:C5	6	0.88
(1,3)	1:A:84:LYS:HE2	2:B:17:C:C5'	6	0.88
(1,3)	1:A:84:LYS:HE2	2:B:17:C:C6	6	0.88

*Continued on next page...*

*Continued from previous page...*

Key	Atom-1	Atom-2	Model ID	Violation (Å)
(1,3)	1:A:84:LYS:HE2	2:B:17:C:H1'	6	0.88
(1,3)	1:A:84:LYS:HE2	2:B:17:C:H2'	6	0.88
(1,3)	1:A:84:LYS:HE2	2:B:17:C:H3'	6	0.88
(1,3)	1:A:84:LYS:HE2	2:B:17:C:H4'	6	0.88
(1,3)	1:A:84:LYS:HE2	2:B:17:C:H41	6	0.88
(1,3)	1:A:84:LYS:HE2	2:B:17:C:H42	6	0.88
(1,3)	1:A:84:LYS:HE2	2:B:17:C:H5	6	0.88
(1,3)	1:A:84:LYS:HE2	2:B:17:C:H5'	6	0.88
(1,3)	1:A:84:LYS:HE2	2:B:17:C:H5''	6	0.88
(1,3)	1:A:84:LYS:HE2	2:B:17:C:H6	6	0.88
(1,3)	1:A:84:LYS:HE2	2:B:17:C:HO2'	6	0.88
(1,3)	1:A:84:LYS:HE2	2:B:17:C:N1	6	0.88
(1,3)	1:A:84:LYS:HE2	2:B:17:C:N3	6	0.88
(1,3)	1:A:84:LYS:HE2	2:B:17:C:N4	6	0.88
(1,3)	1:A:84:LYS:HE2	2:B:17:C:O2	6	0.88
(1,3)	1:A:84:LYS:HE2	2:B:17:C:O2'	6	0.88
(1,3)	1:A:84:LYS:HE2	2:B:17:C:O3'	6	0.88
(1,3)	1:A:84:LYS:HE2	2:B:17:C:O4'	6	0.88
(1,3)	1:A:84:LYS:HE2	2:B:17:C:O5'	6	0.88
(1,3)	1:A:84:LYS:HE2	2:B:17:C:OP1	6	0.88
(1,3)	1:A:84:LYS:HE2	2:B:17:C:OP2	6	0.88
(1,3)	1:A:84:LYS:HE2	2:B:17:C:P	6	0.88
(1,3)	1:A:84:LYS:HE2	2:B:18:A:C1'	6	0.88
(1,3)	1:A:84:LYS:HE2	2:B:18:A:C2	6	0.88
(1,3)	1:A:84:LYS:HE2	2:B:18:A:C2'	6	0.88
(1,3)	1:A:84:LYS:HE2	2:B:18:A:C3'	6	0.88
(1,3)	1:A:84:LYS:HE2	2:B:18:A:C4	6	0.88
(1,3)	1:A:84:LYS:HE2	2:B:18:A:C4'	6	0.88
(1,3)	1:A:84:LYS:HE2	2:B:18:A:C5	6	0.88
(1,3)	1:A:84:LYS:HE2	2:B:18:A:C5'	6	0.88
(1,3)	1:A:84:LYS:HE2	2:B:18:A:C6	6	0.88
(1,3)	1:A:84:LYS:HE2	2:B:18:A:C8	6	0.88
(1,3)	1:A:84:LYS:HE2	2:B:18:A:H1'	6	0.88
(1,3)	1:A:84:LYS:HE2	2:B:18:A:H2	6	0.88
(1,3)	1:A:84:LYS:HE2	2:B:18:A:H2'	6	0.88
(1,3)	1:A:84:LYS:HE2	2:B:18:A:H3'	6	0.88
(1,3)	1:A:84:LYS:HE2	2:B:18:A:H4'	6	0.88
(1,3)	1:A:84:LYS:HE2	2:B:18:A:H5'	6	0.88
(1,3)	1:A:84:LYS:HE2	2:B:18:A:H5''	6	0.88
(1,3)	1:A:84:LYS:HE2	2:B:18:A:H61	6	0.88
(1,3)	1:A:84:LYS:HE2	2:B:18:A:H62	6	0.88
(1,3)	1:A:84:LYS:HE2	2:B:18:A:H8	6	0.88

*Continued on next page...*



*Continued from previous page...*

Key	Atom-1	Atom-2	Model ID	Violation (Å)
(1,3)	1:A:84:LYS:HE2	2:B:18:A:HO2'	6	0.88
(1,3)	1:A:84:LYS:HE2	2:B:18:A:N1	6	0.88
(1,3)	1:A:84:LYS:HE2	2:B:18:A:N3	6	0.88
(1,3)	1:A:84:LYS:HE2	2:B:18:A:N6	6	0.88
(1,3)	1:A:84:LYS:HE2	2:B:18:A:N7	6	0.88
(1,3)	1:A:84:LYS:HE2	2:B:18:A:N9	6	0.88
(1,3)	1:A:84:LYS:HE2	2:B:18:A:O2'	6	0.88
(1,3)	1:A:84:LYS:HE2	2:B:18:A:O3'	6	0.88
(1,3)	1:A:84:LYS:HE2	2:B:18:A:O4'	6	0.88
(1,3)	1:A:84:LYS:HE2	2:B:18:A:O5'	6	0.88
(1,3)	1:A:84:LYS:HE2	2:B:18:A:OP1	6	0.88
(1,3)	1:A:84:LYS:HE2	2:B:18:A:OP2	6	0.88
(1,3)	1:A:84:LYS:HE2	2:B:18:A:P	6	0.88
(1,3)	1:A:84:LYS:HE2	2:B:19:A:C1'	6	0.88
(1,3)	1:A:84:LYS:HE2	2:B:19:A:C2	6	0.88
(1,3)	1:A:84:LYS:HE2	2:B:19:A:C2'	6	0.88
(1,3)	1:A:84:LYS:HE2	2:B:19:A:C3'	6	0.88
(1,3)	1:A:84:LYS:HE2	2:B:19:A:C4	6	0.88
(1,3)	1:A:84:LYS:HE2	2:B:19:A:C4'	6	0.88
(1,3)	1:A:84:LYS:HE2	2:B:19:A:C5	6	0.88
(1,3)	1:A:84:LYS:HE2	2:B:19:A:C5'	6	0.88
(1,3)	1:A:84:LYS:HE2	2:B:19:A:C6	6	0.88
(1,3)	1:A:84:LYS:HE2	2:B:19:A:C8	6	0.88
(1,3)	1:A:84:LYS:HE2	2:B:19:A:H1'	6	0.88
(1,3)	1:A:84:LYS:HE2	2:B:19:A:H2	6	0.88
(1,3)	1:A:84:LYS:HE2	2:B:19:A:H2'	6	0.88
(1,3)	1:A:84:LYS:HE2	2:B:19:A:H3'	6	0.88
(1,3)	1:A:84:LYS:HE2	2:B:19:A:H4'	6	0.88
(1,3)	1:A:84:LYS:HE2	2:B:19:A:H5'	6	0.88
(1,3)	1:A:84:LYS:HE2	2:B:19:A:H5''	6	0.88
(1,3)	1:A:84:LYS:HE2	2:B:19:A:H61	6	0.88
(1,3)	1:A:84:LYS:HE2	2:B:19:A:H62	6	0.88
(1,3)	1:A:84:LYS:HE2	2:B:19:A:H8	6	0.88
(1,3)	1:A:84:LYS:HE2	2:B:19:A:HO2'	6	0.88
(1,3)	1:A:84:LYS:HE2	2:B:19:A:N1	6	0.88
(1,3)	1:A:84:LYS:HE2	2:B:19:A:N3	6	0.88
(1,3)	1:A:84:LYS:HE2	2:B:19:A:N6	6	0.88
(1,3)	1:A:84:LYS:HE2	2:B:19:A:N7	6	0.88
(1,3)	1:A:84:LYS:HE2	2:B:19:A:N9	6	0.88
(1,3)	1:A:84:LYS:HE2	2:B:19:A:O2'	6	0.88
(1,3)	1:A:84:LYS:HE2	2:B:19:A:O3'	6	0.88
(1,3)	1:A:84:LYS:HE2	2:B:19:A:O4'	6	0.88

*Continued on next page...*

*Continued from previous page...*

Key	Atom-1	Atom-2	Model ID	Violation (Å)
(1,3)	1:A:84:LYS:HE2	2:B:19:A:O5'	6	0.88
(1,3)	1:A:84:LYS:HE2	2:B:19:A:OP1	6	0.88
(1,3)	1:A:84:LYS:HE2	2:B:19:A:OP2	6	0.88
(1,3)	1:A:84:LYS:HE2	2:B:19:A:P	6	0.88
(1,3)	1:A:84:LYS:HE2	2:B:20:U:C1'	6	0.88
(1,3)	1:A:84:LYS:HE2	2:B:20:U:C2	6	0.88
(1,3)	1:A:84:LYS:HE2	2:B:20:U:C2'	6	0.88
(1,3)	1:A:84:LYS:HE2	2:B:20:U:C3'	6	0.88
(1,3)	1:A:84:LYS:HE2	2:B:20:U:C4	6	0.88
(1,3)	1:A:84:LYS:HE2	2:B:20:U:C4'	6	0.88
(1,3)	1:A:84:LYS:HE2	2:B:20:U:C5	6	0.88
(1,3)	1:A:84:LYS:HE2	2:B:20:U:C5'	6	0.88
(1,3)	1:A:84:LYS:HE2	2:B:20:U:C6	6	0.88
(1,3)	1:A:84:LYS:HE2	2:B:20:U:H1'	6	0.88
(1,3)	1:A:84:LYS:HE2	2:B:20:U:H2'	6	0.88
(1,3)	1:A:84:LYS:HE2	2:B:20:U:H3	6	0.88
(1,3)	1:A:84:LYS:HE2	2:B:20:U:H3'	6	0.88
(1,3)	1:A:84:LYS:HE2	2:B:20:U:H4'	6	0.88
(1,3)	1:A:84:LYS:HE2	2:B:20:U:H5	6	0.88
(1,3)	1:A:84:LYS:HE2	2:B:20:U:H5'	6	0.88
(1,3)	1:A:84:LYS:HE2	2:B:20:U:H5''	6	0.88
(1,3)	1:A:84:LYS:HE2	2:B:20:U:H6	6	0.88
(1,3)	1:A:84:LYS:HE2	2:B:20:U:HO2'	6	0.88
(1,3)	1:A:84:LYS:HE2	2:B:20:U:N1	6	0.88
(1,3)	1:A:84:LYS:HE2	2:B:20:U:N3	6	0.88
(1,3)	1:A:84:LYS:HE2	2:B:20:U:O2	6	0.88
(1,3)	1:A:84:LYS:HE2	2:B:20:U:O2'	6	0.88
(1,3)	1:A:84:LYS:HE2	2:B:20:U:O3'	6	0.88
(1,3)	1:A:84:LYS:HE2	2:B:20:U:O4	6	0.88
(1,3)	1:A:84:LYS:HE2	2:B:20:U:O4'	6	0.88
(1,3)	1:A:84:LYS:HE2	2:B:20:U:O5'	6	0.88
(1,3)	1:A:84:LYS:HE2	2:B:20:U:OP1	6	0.88
(1,3)	1:A:84:LYS:HE2	2:B:20:U:OP2	6	0.88
(1,3)	1:A:84:LYS:HE2	2:B:20:U:P	6	0.88
(1,3)	1:A:84:LYS:HE2	2:B:21:G:C1'	6	0.88
(1,3)	1:A:84:LYS:HE2	2:B:21:G:C2	6	0.88
(1,3)	1:A:84:LYS:HE2	2:B:21:G:C2'	6	0.88
(1,3)	1:A:84:LYS:HE2	2:B:21:G:C3'	6	0.88
(1,3)	1:A:84:LYS:HE2	2:B:21:G:C4	6	0.88
(1,3)	1:A:84:LYS:HE2	2:B:21:G:C4'	6	0.88
(1,3)	1:A:84:LYS:HE2	2:B:21:G:C5	6	0.88
(1,3)	1:A:84:LYS:HE2	2:B:21:G:C5'	6	0.88

*Continued on next page...*

*Continued from previous page...*

Key	Atom-1	Atom-2	Model ID	Violation (Å)
(1,3)	1:A:84:LYS:HE2	2:B:21:G:C6	6	0.88
(1,3)	1:A:84:LYS:HE2	2:B:21:G:C8	6	0.88
(1,3)	1:A:84:LYS:HE2	2:B:21:G:H1	6	0.88
(1,3)	1:A:84:LYS:HE2	2:B:21:G:H1'	6	0.88
(1,3)	1:A:84:LYS:HE2	2:B:21:G:H2'	6	0.88
(1,3)	1:A:84:LYS:HE2	2:B:21:G:H21	6	0.88
(1,3)	1:A:84:LYS:HE2	2:B:21:G:H22	6	0.88
(1,3)	1:A:84:LYS:HE2	2:B:21:G:H3'	6	0.88
(1,3)	1:A:84:LYS:HE2	2:B:21:G:H4'	6	0.88
(1,3)	1:A:84:LYS:HE2	2:B:21:G:H5'	6	0.88
(1,3)	1:A:84:LYS:HE2	2:B:21:G:H5''	6	0.88
(1,3)	1:A:84:LYS:HE2	2:B:21:G:H8	6	0.88
(1,3)	1:A:84:LYS:HE2	2:B:21:G:HO2'	6	0.88
(1,3)	1:A:84:LYS:HE2	2:B:21:G:N1	6	0.88
(1,3)	1:A:84:LYS:HE2	2:B:21:G:N2	6	0.88
(1,3)	1:A:84:LYS:HE2	2:B:21:G:N3	6	0.88
(1,3)	1:A:84:LYS:HE2	2:B:21:G:N7	6	0.88
(1,3)	1:A:84:LYS:HE2	2:B:21:G:N9	6	0.88
(1,3)	1:A:84:LYS:HE2	2:B:21:G:O2'	6	0.88
(1,3)	1:A:84:LYS:HE2	2:B:21:G:O3'	6	0.88
(1,3)	1:A:84:LYS:HE2	2:B:21:G:O4'	6	0.88
(1,3)	1:A:84:LYS:HE2	2:B:21:G:O5'	6	0.88
(1,3)	1:A:84:LYS:HE2	2:B:21:G:O6	6	0.88
(1,3)	1:A:84:LYS:HE2	2:B:21:G:OP1	6	0.88
(1,3)	1:A:84:LYS:HE2	2:B:21:G:OP2	6	0.88
(1,3)	1:A:84:LYS:HE2	2:B:21:G:P	6	0.88
(1,3)	1:A:84:LYS:HE2	2:B:22:A:C1'	6	0.88
(1,3)	1:A:84:LYS:HE2	2:B:22:A:C2	6	0.88
(1,3)	1:A:84:LYS:HE2	2:B:22:A:C2'	6	0.88
(1,3)	1:A:84:LYS:HE2	2:B:22:A:C3'	6	0.88
(1,3)	1:A:84:LYS:HE2	2:B:22:A:C4	6	0.88
(1,3)	1:A:84:LYS:HE2	2:B:22:A:C4'	6	0.88
(1,3)	1:A:84:LYS:HE2	2:B:22:A:C5	6	0.88
(1,3)	1:A:84:LYS:HE2	2:B:22:A:C5'	6	0.88
(1,3)	1:A:84:LYS:HE2	2:B:22:A:C6	6	0.88
(1,3)	1:A:84:LYS:HE2	2:B:22:A:C8	6	0.88
(1,3)	1:A:84:LYS:HE2	2:B:22:A:H1'	6	0.88
(1,3)	1:A:84:LYS:HE2	2:B:22:A:H2	6	0.88
(1,3)	1:A:84:LYS:HE2	2:B:22:A:H2'	6	0.88
(1,3)	1:A:84:LYS:HE2	2:B:22:A:H3'	6	0.88
(1,3)	1:A:84:LYS:HE2	2:B:22:A:H4'	6	0.88
(1,3)	1:A:84:LYS:HE2	2:B:22:A:H5'	6	0.88

*Continued on next page...*

*Continued from previous page...*

Key	Atom-1	Atom-2	Model ID	Violation (Å)
(1,3)	1:A:84:LYS:HE2	2:B:22:A:H5''	6	0.88
(1,3)	1:A:84:LYS:HE2	2:B:22:A:H61	6	0.88
(1,3)	1:A:84:LYS:HE2	2:B:22:A:H62	6	0.88
(1,3)	1:A:84:LYS:HE2	2:B:22:A:H8	6	0.88
(1,3)	1:A:84:LYS:HE2	2:B:22:A:HO2'	6	0.88
(1,3)	1:A:84:LYS:HE2	2:B:22:A:N1	6	0.88
(1,3)	1:A:84:LYS:HE2	2:B:22:A:N3	6	0.88
(1,3)	1:A:84:LYS:HE2	2:B:22:A:N6	6	0.88
(1,3)	1:A:84:LYS:HE2	2:B:22:A:N7	6	0.88
(1,3)	1:A:84:LYS:HE2	2:B:22:A:N9	6	0.88
(1,3)	1:A:84:LYS:HE2	2:B:22:A:O2'	6	0.88
(1,3)	1:A:84:LYS:HE2	2:B:22:A:O3'	6	0.88
(1,3)	1:A:84:LYS:HE2	2:B:22:A:O4'	6	0.88
(1,3)	1:A:84:LYS:HE2	2:B:22:A:O5'	6	0.88
(1,3)	1:A:84:LYS:HE2	2:B:22:A:OP1	6	0.88
(1,3)	1:A:84:LYS:HE2	2:B:22:A:OP2	6	0.88
(1,3)	1:A:84:LYS:HE2	2:B:22:A:P	6	0.88
(1,3)	1:A:84:LYS:HE2	2:B:23:U:C1'	6	0.88
(1,3)	1:A:84:LYS:HE2	2:B:23:U:C2	6	0.88
(1,3)	1:A:84:LYS:HE2	2:B:23:U:C2'	6	0.88
(1,3)	1:A:84:LYS:HE2	2:B:23:U:C3'	6	0.88
(1,3)	1:A:84:LYS:HE2	2:B:23:U:C4	6	0.88
(1,3)	1:A:84:LYS:HE2	2:B:23:U:C4'	6	0.88
(1,3)	1:A:84:LYS:HE2	2:B:23:U:C5	6	0.88
(1,3)	1:A:84:LYS:HE2	2:B:23:U:C5'	6	0.88
(1,3)	1:A:84:LYS:HE2	2:B:23:U:C6	6	0.88
(1,3)	1:A:84:LYS:HE2	2:B:23:U:H1'	6	0.88
(1,3)	1:A:84:LYS:HE2	2:B:23:U:H2'	6	0.88
(1,3)	1:A:84:LYS:HE2	2:B:23:U:H3	6	0.88
(1,3)	1:A:84:LYS:HE2	2:B:23:U:H3'	6	0.88
(1,3)	1:A:84:LYS:HE2	2:B:23:U:H4'	6	0.88
(1,3)	1:A:84:LYS:HE2	2:B:23:U:H5	6	0.88
(1,3)	1:A:84:LYS:HE2	2:B:23:U:H5'	6	0.88
(1,3)	1:A:84:LYS:HE2	2:B:23:U:H5''	6	0.88
(1,3)	1:A:84:LYS:HE2	2:B:23:U:H6	6	0.88
(1,3)	1:A:84:LYS:HE2	2:B:23:U:HO2'	6	0.88
(1,3)	1:A:84:LYS:HE2	2:B:23:U:N1	6	0.88
(1,3)	1:A:84:LYS:HE2	2:B:23:U:N3	6	0.88
(1,3)	1:A:84:LYS:HE2	2:B:23:U:O2	6	0.88
(1,3)	1:A:84:LYS:HE2	2:B:23:U:O2'	6	0.88
(1,3)	1:A:84:LYS:HE2	2:B:23:U:O3'	6	0.88
(1,3)	1:A:84:LYS:HE2	2:B:23:U:O4	6	0.88

*Continued on next page...*

*Continued from previous page...*

Key	Atom-1	Atom-2	Model ID	Violation (Å)
(1,3)	1:A:84:LYS:HE2	2:B:23:U:O4'	6	0.88
(1,3)	1:A:84:LYS:HE2	2:B:23:U:O5'	6	0.88
(1,3)	1:A:84:LYS:HE2	2:B:23:U:OP1	6	0.88
(1,3)	1:A:84:LYS:HE2	2:B:23:U:OP2	6	0.88
(1,3)	1:A:84:LYS:HE2	2:B:23:U:P	6	0.88
(1,3)	1:A:84:LYS:HE2	2:B:24:G:C1'	6	0.88
(1,3)	1:A:84:LYS:HE2	2:B:24:G:C2	6	0.88
(1,3)	1:A:84:LYS:HE2	2:B:24:G:C2'	6	0.88
(1,3)	1:A:84:LYS:HE2	2:B:24:G:C3'	6	0.88
(1,3)	1:A:84:LYS:HE2	2:B:24:G:C4	6	0.88
(1,3)	1:A:84:LYS:HE2	2:B:24:G:C4'	6	0.88
(1,3)	1:A:84:LYS:HE2	2:B:24:G:C5	6	0.88
(1,3)	1:A:84:LYS:HE2	2:B:24:G:C5'	6	0.88
(1,3)	1:A:84:LYS:HE2	2:B:24:G:C6	6	0.88
(1,3)	1:A:84:LYS:HE2	2:B:24:G:C8	6	0.88
(1,3)	1:A:84:LYS:HE2	2:B:24:G:H1	6	0.88
(1,3)	1:A:84:LYS:HE2	2:B:24:G:H1'	6	0.88
(1,3)	1:A:84:LYS:HE2	2:B:24:G:H2'	6	0.88
(1,3)	1:A:84:LYS:HE2	2:B:24:G:H21	6	0.88
(1,3)	1:A:84:LYS:HE2	2:B:24:G:H22	6	0.88
(1,3)	1:A:84:LYS:HE2	2:B:24:G:H3'	6	0.88
(1,3)	1:A:84:LYS:HE2	2:B:24:G:H4'	6	0.88
(1,3)	1:A:84:LYS:HE2	2:B:24:G:H5'	6	0.88
(1,3)	1:A:84:LYS:HE2	2:B:24:G:H5''	6	0.88
(1,3)	1:A:84:LYS:HE2	2:B:24:G:H8	6	0.88
(1,3)	1:A:84:LYS:HE2	2:B:24:G:HO2'	6	0.88
(1,3)	1:A:84:LYS:HE2	2:B:24:G:N1	6	0.88
(1,3)	1:A:84:LYS:HE2	2:B:24:G:N2	6	0.88
(1,3)	1:A:84:LYS:HE2	2:B:24:G:N3	6	0.88
(1,3)	1:A:84:LYS:HE2	2:B:24:G:N7	6	0.88
(1,3)	1:A:84:LYS:HE2	2:B:24:G:N9	6	0.88
(1,3)	1:A:84:LYS:HE2	2:B:24:G:O2'	6	0.88
(1,3)	1:A:84:LYS:HE2	2:B:24:G:O3'	6	0.88
(1,3)	1:A:84:LYS:HE2	2:B:24:G:O4'	6	0.88
(1,3)	1:A:84:LYS:HE2	2:B:24:G:O5'	6	0.88
(1,3)	1:A:84:LYS:HE2	2:B:24:G:O6	6	0.88
(1,3)	1:A:84:LYS:HE2	2:B:24:G:OP1	6	0.88
(1,3)	1:A:84:LYS:HE2	2:B:24:G:OP2	6	0.88
(1,3)	1:A:84:LYS:HE2	2:B:24:G:P	6	0.88
(1,3)	1:A:84:LYS:HE3	2:B:2:C:C1'	6	0.88
(1,3)	1:A:84:LYS:HE3	2:B:2:C:C2	6	0.88
(1,3)	1:A:84:LYS:HE3	2:B:2:C:C2'	6	0.88

*Continued on next page...*

*Continued from previous page...*

Key	Atom-1	Atom-2	Model ID	Violation (Å)
(1,3)	1:A:84:LYS:HE3	2:B:2:C:C3'	6	0.88
(1,3)	1:A:84:LYS:HE3	2:B:2:C:C4	6	0.88
(1,3)	1:A:84:LYS:HE3	2:B:2:C:C4'	6	0.88
(1,3)	1:A:84:LYS:HE3	2:B:2:C:C5	6	0.88
(1,3)	1:A:84:LYS:HE3	2:B:2:C:C5'	6	0.88
(1,3)	1:A:84:LYS:HE3	2:B:2:C:C6	6	0.88
(1,3)	1:A:84:LYS:HE3	2:B:2:C:H1'	6	0.88
(1,3)	1:A:84:LYS:HE3	2:B:2:C:H2'	6	0.88
(1,3)	1:A:84:LYS:HE3	2:B:2:C:H3'	6	0.88
(1,3)	1:A:84:LYS:HE3	2:B:2:C:H4'	6	0.88
(1,3)	1:A:84:LYS:HE3	2:B:2:C:H41	6	0.88
(1,3)	1:A:84:LYS:HE3	2:B:2:C:H42	6	0.88
(1,3)	1:A:84:LYS:HE3	2:B:2:C:H5	6	0.88
(1,3)	1:A:84:LYS:HE3	2:B:2:C:H5'	6	0.88
(1,3)	1:A:84:LYS:HE3	2:B:2:C:H5''	6	0.88
(1,3)	1:A:84:LYS:HE3	2:B:2:C:H6	6	0.88
(1,3)	1:A:84:LYS:HE3	2:B:2:C:HO2'	6	0.88
(1,3)	1:A:84:LYS:HE3	2:B:2:C:N1	6	0.88
(1,3)	1:A:84:LYS:HE3	2:B:2:C:N3	6	0.88
(1,3)	1:A:84:LYS:HE3	2:B:2:C:N4	6	0.88
(1,3)	1:A:84:LYS:HE3	2:B:2:C:O2	6	0.88
(1,3)	1:A:84:LYS:HE3	2:B:2:C:O2'	6	0.88
(1,3)	1:A:84:LYS:HE3	2:B:2:C:O3'	6	0.88
(1,3)	1:A:84:LYS:HE3	2:B:2:C:O4'	6	0.88
(1,3)	1:A:84:LYS:HE3	2:B:2:C:O5'	6	0.88
(1,3)	1:A:84:LYS:HE3	2:B:3:U:C1'	6	0.88
(1,3)	1:A:84:LYS:HE3	2:B:3:U:C2	6	0.88
(1,3)	1:A:84:LYS:HE3	2:B:3:U:C2'	6	0.88
(1,3)	1:A:84:LYS:HE3	2:B:3:U:C3'	6	0.88
(1,3)	1:A:84:LYS:HE3	2:B:3:U:C4	6	0.88
(1,3)	1:A:84:LYS:HE3	2:B:3:U:C4'	6	0.88
(1,3)	1:A:84:LYS:HE3	2:B:3:U:C5	6	0.88
(1,3)	1:A:84:LYS:HE3	2:B:3:U:C5'	6	0.88
(1,3)	1:A:84:LYS:HE3	2:B:3:U:C6	6	0.88
(1,3)	1:A:84:LYS:HE3	2:B:3:U:H1'	6	0.88
(1,3)	1:A:84:LYS:HE3	2:B:3:U:H2'	6	0.88
(1,3)	1:A:84:LYS:HE3	2:B:3:U:H3	6	0.88
(1,3)	1:A:84:LYS:HE3	2:B:3:U:H3'	6	0.88
(1,3)	1:A:84:LYS:HE3	2:B:3:U:H4'	6	0.88
(1,3)	1:A:84:LYS:HE3	2:B:3:U:H5	6	0.88
(1,3)	1:A:84:LYS:HE3	2:B:3:U:H5'	6	0.88
(1,3)	1:A:84:LYS:HE3	2:B:3:U:H5''	6	0.88

*Continued on next page...*

*Continued from previous page...*

Key	Atom-1	Atom-2	Model ID	Violation (Å)
(1,3)	1:A:84:LYS:HE3	2:B:3:U:H6	6	0.88
(1,3)	1:A:84:LYS:HE3	2:B:3:U:HO2'	6	0.88
(1,3)	1:A:84:LYS:HE3	2:B:3:U:N1	6	0.88
(1,3)	1:A:84:LYS:HE3	2:B:3:U:N3	6	0.88
(1,3)	1:A:84:LYS:HE3	2:B:3:U:O2	6	0.88
(1,3)	1:A:84:LYS:HE3	2:B:3:U:O2'	6	0.88
(1,3)	1:A:84:LYS:HE3	2:B:3:U:O3'	6	0.88
(1,3)	1:A:84:LYS:HE3	2:B:3:U:O4	6	0.88
(1,3)	1:A:84:LYS:HE3	2:B:3:U:O4'	6	0.88
(1,3)	1:A:84:LYS:HE3	2:B:3:U:O5'	6	0.88
(1,3)	1:A:84:LYS:HE3	2:B:3:U:OP1	6	0.88
(1,3)	1:A:84:LYS:HE3	2:B:3:U:OP2	6	0.88
(1,3)	1:A:84:LYS:HE3	2:B:3:U:P	6	0.88
(1,3)	1:A:84:LYS:HE3	2:B:4:G:C1'	6	0.88
(1,3)	1:A:84:LYS:HE3	2:B:4:G:C2	6	0.88
(1,3)	1:A:84:LYS:HE3	2:B:4:G:C2'	6	0.88
(1,3)	1:A:84:LYS:HE3	2:B:4:G:C3'	6	0.88
(1,3)	1:A:84:LYS:HE3	2:B:4:G:C4	6	0.88
(1,3)	1:A:84:LYS:HE3	2:B:4:G:C4'	6	0.88
(1,3)	1:A:84:LYS:HE3	2:B:4:G:C5	6	0.88
(1,3)	1:A:84:LYS:HE3	2:B:4:G:C5'	6	0.88
(1,3)	1:A:84:LYS:HE3	2:B:4:G:C6	6	0.88
(1,3)	1:A:84:LYS:HE3	2:B:4:G:C8	6	0.88
(1,3)	1:A:84:LYS:HE3	2:B:4:G:H1	6	0.88
(1,3)	1:A:84:LYS:HE3	2:B:4:G:H1'	6	0.88
(1,3)	1:A:84:LYS:HE3	2:B:4:G:H2'	6	0.88
(1,3)	1:A:84:LYS:HE3	2:B:4:G:H21	6	0.88
(1,3)	1:A:84:LYS:HE3	2:B:4:G:H22	6	0.88
(1,3)	1:A:84:LYS:HE3	2:B:4:G:H3'	6	0.88
(1,3)	1:A:84:LYS:HE3	2:B:4:G:H4'	6	0.88
(1,3)	1:A:84:LYS:HE3	2:B:4:G:H5'	6	0.88
(1,3)	1:A:84:LYS:HE3	2:B:4:G:H5''	6	0.88
(1,3)	1:A:84:LYS:HE3	2:B:4:G:H8	6	0.88
(1,3)	1:A:84:LYS:HE3	2:B:4:G:HO2'	6	0.88
(1,3)	1:A:84:LYS:HE3	2:B:4:G:N1	6	0.88
(1,3)	1:A:84:LYS:HE3	2:B:4:G:N2	6	0.88
(1,3)	1:A:84:LYS:HE3	2:B:4:G:N3	6	0.88
(1,3)	1:A:84:LYS:HE3	2:B:4:G:N7	6	0.88
(1,3)	1:A:84:LYS:HE3	2:B:4:G:N9	6	0.88
(1,3)	1:A:84:LYS:HE3	2:B:4:G:O2'	6	0.88
(1,3)	1:A:84:LYS:HE3	2:B:4:G:O3'	6	0.88
(1,3)	1:A:84:LYS:HE3	2:B:4:G:O4'	6	0.88

*Continued on next page...*

*Continued from previous page...*

Key	Atom-1	Atom-2	Model ID	Violation (Å)
(1,3)	1:A:84:LYS:HE3	2:B:4:G:O5'	6	0.88
(1,3)	1:A:84:LYS:HE3	2:B:4:G:O6	6	0.88
(1,3)	1:A:84:LYS:HE3	2:B:4:G:OP1	6	0.88
(1,3)	1:A:84:LYS:HE3	2:B:4:G:OP2	6	0.88
(1,3)	1:A:84:LYS:HE3	2:B:4:G:P	6	0.88
(1,3)	1:A:84:LYS:HE3	2:B:5:A:C1'	6	0.88
(1,3)	1:A:84:LYS:HE3	2:B:5:A:C2	6	0.88
(1,3)	1:A:84:LYS:HE3	2:B:5:A:C2'	6	0.88
(1,3)	1:A:84:LYS:HE3	2:B:5:A:C3'	6	0.88
(1,3)	1:A:84:LYS:HE3	2:B:5:A:C4	6	0.88
(1,3)	1:A:84:LYS:HE3	2:B:5:A:C4'	6	0.88
(1,3)	1:A:84:LYS:HE3	2:B:5:A:C5	6	0.88
(1,3)	1:A:84:LYS:HE3	2:B:5:A:C5'	6	0.88
(1,3)	1:A:84:LYS:HE3	2:B:5:A:C6	6	0.88
(1,3)	1:A:84:LYS:HE3	2:B:5:A:C8	6	0.88
(1,3)	1:A:84:LYS:HE3	2:B:5:A:H1'	6	0.88
(1,3)	1:A:84:LYS:HE3	2:B:5:A:H2	6	0.88
(1,3)	1:A:84:LYS:HE3	2:B:5:A:H2'	6	0.88
(1,3)	1:A:84:LYS:HE3	2:B:5:A:H3'	6	0.88
(1,3)	1:A:84:LYS:HE3	2:B:5:A:H4'	6	0.88
(1,3)	1:A:84:LYS:HE3	2:B:5:A:H5'	6	0.88
(1,3)	1:A:84:LYS:HE3	2:B:5:A:H5''	6	0.88
(1,3)	1:A:84:LYS:HE3	2:B:5:A:H61	6	0.88
(1,3)	1:A:84:LYS:HE3	2:B:5:A:H62	6	0.88
(1,3)	1:A:84:LYS:HE3	2:B:5:A:H8	6	0.88
(1,3)	1:A:84:LYS:HE3	2:B:5:A:HO2'	6	0.88
(1,3)	1:A:84:LYS:HE3	2:B:5:A:N1	6	0.88
(1,3)	1:A:84:LYS:HE3	2:B:5:A:N3	6	0.88
(1,3)	1:A:84:LYS:HE3	2:B:5:A:N6	6	0.88
(1,3)	1:A:84:LYS:HE3	2:B:5:A:N7	6	0.88
(1,3)	1:A:84:LYS:HE3	2:B:5:A:N9	6	0.88
(1,3)	1:A:84:LYS:HE3	2:B:5:A:O2'	6	0.88
(1,3)	1:A:84:LYS:HE3	2:B:5:A:O3'	6	0.88
(1,3)	1:A:84:LYS:HE3	2:B:5:A:O4'	6	0.88
(1,3)	1:A:84:LYS:HE3	2:B:5:A:O5'	6	0.88
(1,3)	1:A:84:LYS:HE3	2:B:5:A:OP1	6	0.88
(1,3)	1:A:84:LYS:HE3	2:B:5:A:OP2	6	0.88
(1,3)	1:A:84:LYS:HE3	2:B:5:A:P	6	0.88
(1,3)	1:A:84:LYS:HE3	2:B:6:G:C1'	6	0.88
(1,3)	1:A:84:LYS:HE3	2:B:6:G:C2	6	0.88
(1,3)	1:A:84:LYS:HE3	2:B:6:G:C2'	6	0.88
(1,3)	1:A:84:LYS:HE3	2:B:6:G:C3'	6	0.88

*Continued on next page...*



*Continued from previous page...*

Key	Atom-1	Atom-2	Model ID	Violation (Å)
(1,3)	1:A:84:LYS:HE3	2:B:6:G:C4	6	0.88
(1,3)	1:A:84:LYS:HE3	2:B:6:G:C4'	6	0.88
(1,3)	1:A:84:LYS:HE3	2:B:6:G:C5	6	0.88
(1,3)	1:A:84:LYS:HE3	2:B:6:G:C5'	6	0.88
(1,3)	1:A:84:LYS:HE3	2:B:6:G:C6	6	0.88
(1,3)	1:A:84:LYS:HE3	2:B:6:G:C8	6	0.88
(1,3)	1:A:84:LYS:HE3	2:B:6:G:H1	6	0.88
(1,3)	1:A:84:LYS:HE3	2:B:6:G:H1'	6	0.88
(1,3)	1:A:84:LYS:HE3	2:B:6:G:H2'	6	0.88
(1,3)	1:A:84:LYS:HE3	2:B:6:G:H21	6	0.88
(1,3)	1:A:84:LYS:HE3	2:B:6:G:H22	6	0.88
(1,3)	1:A:84:LYS:HE3	2:B:6:G:H3'	6	0.88
(1,3)	1:A:84:LYS:HE3	2:B:6:G:H4'	6	0.88
(1,3)	1:A:84:LYS:HE3	2:B:6:G:H5'	6	0.88
(1,3)	1:A:84:LYS:HE3	2:B:6:G:H5''	6	0.88
(1,3)	1:A:84:LYS:HE3	2:B:6:G:H8	6	0.88
(1,3)	1:A:84:LYS:HE3	2:B:6:G:HO2'	6	0.88
(1,3)	1:A:84:LYS:HE3	2:B:6:G:N1	6	0.88
(1,3)	1:A:84:LYS:HE3	2:B:6:G:N2	6	0.88
(1,3)	1:A:84:LYS:HE3	2:B:6:G:N3	6	0.88
(1,3)	1:A:84:LYS:HE3	2:B:6:G:N7	6	0.88
(1,3)	1:A:84:LYS:HE3	2:B:6:G:N9	6	0.88
(1,3)	1:A:84:LYS:HE3	2:B:6:G:O2'	6	0.88
(1,3)	1:A:84:LYS:HE3	2:B:6:G:O3'	6	0.88
(1,3)	1:A:84:LYS:HE3	2:B:6:G:O4'	6	0.88
(1,3)	1:A:84:LYS:HE3	2:B:6:G:O5'	6	0.88
(1,3)	1:A:84:LYS:HE3	2:B:6:G:O6	6	0.88
(1,3)	1:A:84:LYS:HE3	2:B:6:G:OP1	6	0.88
(1,3)	1:A:84:LYS:HE3	2:B:6:G:OP2	6	0.88
(1,3)	1:A:84:LYS:HE3	2:B:6:G:P	6	0.88
(1,3)	1:A:84:LYS:HE3	2:B:7:C:C1'	6	0.88
(1,3)	1:A:84:LYS:HE3	2:B:7:C:C2	6	0.88
(1,3)	1:A:84:LYS:HE3	2:B:7:C:C2'	6	0.88
(1,3)	1:A:84:LYS:HE3	2:B:7:C:C3'	6	0.88
(1,3)	1:A:84:LYS:HE3	2:B:7:C:C4	6	0.88
(1,3)	1:A:84:LYS:HE3	2:B:7:C:C4'	6	0.88
(1,3)	1:A:84:LYS:HE3	2:B:7:C:C5	6	0.88
(1,3)	1:A:84:LYS:HE3	2:B:7:C:C5'	6	0.88
(1,3)	1:A:84:LYS:HE3	2:B:7:C:C6	6	0.88
(1,3)	1:A:84:LYS:HE3	2:B:7:C:H1'	6	0.88
(1,3)	1:A:84:LYS:HE3	2:B:7:C:H2'	6	0.88
(1,3)	1:A:84:LYS:HE3	2:B:7:C:H3'	6	0.88

*Continued on next page...*

*Continued from previous page...*

Key	Atom-1	Atom-2	Model ID	Violation (Å)
(1,3)	1:A:84:LYS:HE3	2:B:7:C:H4'	6	0.88
(1,3)	1:A:84:LYS:HE3	2:B:7:C:H41	6	0.88
(1,3)	1:A:84:LYS:HE3	2:B:7:C:H42	6	0.88
(1,3)	1:A:84:LYS:HE3	2:B:7:C:H5	6	0.88
(1,3)	1:A:84:LYS:HE3	2:B:7:C:H5'	6	0.88
(1,3)	1:A:84:LYS:HE3	2:B:7:C:H5''	6	0.88
(1,3)	1:A:84:LYS:HE3	2:B:7:C:H6	6	0.88
(1,3)	1:A:84:LYS:HE3	2:B:7:C:HO2'	6	0.88
(1,3)	1:A:84:LYS:HE3	2:B:7:C:N1	6	0.88
(1,3)	1:A:84:LYS:HE3	2:B:7:C:N3	6	0.88
(1,3)	1:A:84:LYS:HE3	2:B:7:C:N4	6	0.88
(1,3)	1:A:84:LYS:HE3	2:B:7:C:O2	6	0.88
(1,3)	1:A:84:LYS:HE3	2:B:7:C:O2'	6	0.88
(1,3)	1:A:84:LYS:HE3	2:B:7:C:O3'	6	0.88
(1,3)	1:A:84:LYS:HE3	2:B:7:C:O4'	6	0.88
(1,3)	1:A:84:LYS:HE3	2:B:7:C:O5'	6	0.88
(1,3)	1:A:84:LYS:HE3	2:B:7:C:OP1	6	0.88
(1,3)	1:A:84:LYS:HE3	2:B:7:C:OP2	6	0.88
(1,3)	1:A:84:LYS:HE3	2:B:7:C:P	6	0.88
(1,3)	1:A:84:LYS:HE3	2:B:8:U:C1'	6	0.88
(1,3)	1:A:84:LYS:HE3	2:B:8:U:C2	6	0.88
(1,3)	1:A:84:LYS:HE3	2:B:8:U:C2'	6	0.88
(1,3)	1:A:84:LYS:HE3	2:B:8:U:C3'	6	0.88
(1,3)	1:A:84:LYS:HE3	2:B:8:U:C4	6	0.88
(1,3)	1:A:84:LYS:HE3	2:B:8:U:C4'	6	0.88
(1,3)	1:A:84:LYS:HE3	2:B:8:U:C5	6	0.88
(1,3)	1:A:84:LYS:HE3	2:B:8:U:C5'	6	0.88
(1,3)	1:A:84:LYS:HE3	2:B:8:U:C6	6	0.88
(1,3)	1:A:84:LYS:HE3	2:B:8:U:H1'	6	0.88
(1,3)	1:A:84:LYS:HE3	2:B:8:U:H2'	6	0.88
(1,3)	1:A:84:LYS:HE3	2:B:8:U:H3	6	0.88
(1,3)	1:A:84:LYS:HE3	2:B:8:U:H3'	6	0.88
(1,3)	1:A:84:LYS:HE3	2:B:8:U:H4'	6	0.88
(1,3)	1:A:84:LYS:HE3	2:B:8:U:H5	6	0.88
(1,3)	1:A:84:LYS:HE3	2:B:8:U:H5'	6	0.88
(1,3)	1:A:84:LYS:HE3	2:B:8:U:H5''	6	0.88
(1,3)	1:A:84:LYS:HE3	2:B:8:U:H6	6	0.88
(1,3)	1:A:84:LYS:HE3	2:B:8:U:HO2'	6	0.88
(1,3)	1:A:84:LYS:HE3	2:B:8:U:N1	6	0.88
(1,3)	1:A:84:LYS:HE3	2:B:8:U:N3	6	0.88
(1,3)	1:A:84:LYS:HE3	2:B:8:U:O2	6	0.88
(1,3)	1:A:84:LYS:HE3	2:B:8:U:O2'	6	0.88

*Continued on next page...*

*Continued from previous page...*

Key	Atom-1	Atom-2	Model ID	Violation (Å)
(1,3)	1:A:84:LYS:HE3	2:B:8:U:O3'	6	0.88
(1,3)	1:A:84:LYS:HE3	2:B:8:U:O4	6	0.88
(1,3)	1:A:84:LYS:HE3	2:B:8:U:O4'	6	0.88
(1,3)	1:A:84:LYS:HE3	2:B:8:U:O5'	6	0.88
(1,3)	1:A:84:LYS:HE3	2:B:8:U:OP1	6	0.88
(1,3)	1:A:84:LYS:HE3	2:B:8:U:OP2	6	0.88
(1,3)	1:A:84:LYS:HE3	2:B:8:U:P	6	0.88
(1,3)	1:A:84:LYS:HE3	2:B:9:C:C1'	6	0.88
(1,3)	1:A:84:LYS:HE3	2:B:9:C:C2	6	0.88
(1,3)	1:A:84:LYS:HE3	2:B:9:C:C2'	6	0.88
(1,3)	1:A:84:LYS:HE3	2:B:9:C:C3'	6	0.88
(1,3)	1:A:84:LYS:HE3	2:B:9:C:C4	6	0.88
(1,3)	1:A:84:LYS:HE3	2:B:9:C:C4'	6	0.88
(1,3)	1:A:84:LYS:HE3	2:B:9:C:C5	6	0.88
(1,3)	1:A:84:LYS:HE3	2:B:9:C:C5'	6	0.88
(1,3)	1:A:84:LYS:HE3	2:B:9:C:C6	6	0.88
(1,3)	1:A:84:LYS:HE3	2:B:9:C:H1'	6	0.88
(1,3)	1:A:84:LYS:HE3	2:B:9:C:H2'	6	0.88
(1,3)	1:A:84:LYS:HE3	2:B:9:C:H3'	6	0.88
(1,3)	1:A:84:LYS:HE3	2:B:9:C:H4'	6	0.88
(1,3)	1:A:84:LYS:HE3	2:B:9:C:H41	6	0.88
(1,3)	1:A:84:LYS:HE3	2:B:9:C:H42	6	0.88
(1,3)	1:A:84:LYS:HE3	2:B:9:C:H5	6	0.88
(1,3)	1:A:84:LYS:HE3	2:B:9:C:H5'	6	0.88
(1,3)	1:A:84:LYS:HE3	2:B:9:C:H5''	6	0.88
(1,3)	1:A:84:LYS:HE3	2:B:9:C:H6	6	0.88
(1,3)	1:A:84:LYS:HE3	2:B:9:C:HO2'	6	0.88
(1,3)	1:A:84:LYS:HE3	2:B:9:C:N1	6	0.88
(1,3)	1:A:84:LYS:HE3	2:B:9:C:N3	6	0.88
(1,3)	1:A:84:LYS:HE3	2:B:9:C:N4	6	0.88
(1,3)	1:A:84:LYS:HE3	2:B:9:C:O2	6	0.88
(1,3)	1:A:84:LYS:HE3	2:B:9:C:O2'	6	0.88
(1,3)	1:A:84:LYS:HE3	2:B:9:C:O3'	6	0.88
(1,3)	1:A:84:LYS:HE3	2:B:9:C:O4'	6	0.88
(1,3)	1:A:84:LYS:HE3	2:B:9:C:O5'	6	0.88
(1,3)	1:A:84:LYS:HE3	2:B:9:C:OP1	6	0.88
(1,3)	1:A:84:LYS:HE3	2:B:9:C:OP2	6	0.88
(1,3)	1:A:84:LYS:HE3	2:B:9:C:P	6	0.88
(1,3)	1:A:84:LYS:HE3	2:B:10:G:C1'	6	0.88
(1,3)	1:A:84:LYS:HE3	2:B:10:G:C2	6	0.88
(1,3)	1:A:84:LYS:HE3	2:B:10:G:C2'	6	0.88
(1,3)	1:A:84:LYS:HE3	2:B:10:G:C3'	6	0.88

*Continued on next page...*

*Continued from previous page...*

Key	Atom-1	Atom-2	Model ID	Violation (Å)
(1,3)	1:A:84:LYS:HE3	2:B:10:G:C4	6	0.88
(1,3)	1:A:84:LYS:HE3	2:B:10:G:C4'	6	0.88
(1,3)	1:A:84:LYS:HE3	2:B:10:G:C5	6	0.88
(1,3)	1:A:84:LYS:HE3	2:B:10:G:C5'	6	0.88
(1,3)	1:A:84:LYS:HE3	2:B:10:G:C6	6	0.88
(1,3)	1:A:84:LYS:HE3	2:B:10:G:C8	6	0.88
(1,3)	1:A:84:LYS:HE3	2:B:10:G:H1	6	0.88
(1,3)	1:A:84:LYS:HE3	2:B:10:G:H1'	6	0.88
(1,3)	1:A:84:LYS:HE3	2:B:10:G:H2'	6	0.88
(1,3)	1:A:84:LYS:HE3	2:B:10:G:H21	6	0.88
(1,3)	1:A:84:LYS:HE3	2:B:10:G:H22	6	0.88
(1,3)	1:A:84:LYS:HE3	2:B:10:G:H3'	6	0.88
(1,3)	1:A:84:LYS:HE3	2:B:10:G:H4'	6	0.88
(1,3)	1:A:84:LYS:HE3	2:B:10:G:H5'	6	0.88
(1,3)	1:A:84:LYS:HE3	2:B:10:G:H5''	6	0.88
(1,3)	1:A:84:LYS:HE3	2:B:10:G:H8	6	0.88
(1,3)	1:A:84:LYS:HE3	2:B:10:G:HO2'	6	0.88
(1,3)	1:A:84:LYS:HE3	2:B:10:G:N1	6	0.88
(1,3)	1:A:84:LYS:HE3	2:B:10:G:N2	6	0.88
(1,3)	1:A:84:LYS:HE3	2:B:10:G:N3	6	0.88
(1,3)	1:A:84:LYS:HE3	2:B:10:G:N7	6	0.88
(1,3)	1:A:84:LYS:HE3	2:B:10:G:N9	6	0.88
(1,3)	1:A:84:LYS:HE3	2:B:10:G:O2'	6	0.88
(1,3)	1:A:84:LYS:HE3	2:B:10:G:O3'	6	0.88
(1,3)	1:A:84:LYS:HE3	2:B:10:G:O4'	6	0.88
(1,3)	1:A:84:LYS:HE3	2:B:10:G:O5'	6	0.88
(1,3)	1:A:84:LYS:HE3	2:B:10:G:O6	6	0.88
(1,3)	1:A:84:LYS:HE3	2:B:10:G:OP1	6	0.88
(1,3)	1:A:84:LYS:HE3	2:B:10:G:OP2	6	0.88
(1,3)	1:A:84:LYS:HE3	2:B:10:G:P	6	0.88
(1,3)	1:A:84:LYS:HE3	2:B:11:A:C1'	6	0.88
(1,3)	1:A:84:LYS:HE3	2:B:11:A:C2	6	0.88
(1,3)	1:A:84:LYS:HE3	2:B:11:A:C2'	6	0.88
(1,3)	1:A:84:LYS:HE3	2:B:11:A:C3'	6	0.88
(1,3)	1:A:84:LYS:HE3	2:B:11:A:C4	6	0.88
(1,3)	1:A:84:LYS:HE3	2:B:11:A:C4'	6	0.88
(1,3)	1:A:84:LYS:HE3	2:B:11:A:C5	6	0.88
(1,3)	1:A:84:LYS:HE3	2:B:11:A:C5'	6	0.88
(1,3)	1:A:84:LYS:HE3	2:B:11:A:C6	6	0.88
(1,3)	1:A:84:LYS:HE3	2:B:11:A:C8	6	0.88
(1,3)	1:A:84:LYS:HE3	2:B:11:A:H1'	6	0.88
(1,3)	1:A:84:LYS:HE3	2:B:11:A:H2	6	0.88

*Continued on next page...*

*Continued from previous page...*

Key	Atom-1	Atom-2	Model ID	Violation (Å)
(1,3)	1:A:84:LYS:HE3	2:B:11:A:H2'	6	0.88
(1,3)	1:A:84:LYS:HE3	2:B:11:A:H3'	6	0.88
(1,3)	1:A:84:LYS:HE3	2:B:11:A:H4'	6	0.88
(1,3)	1:A:84:LYS:HE3	2:B:11:A:H5'	6	0.88
(1,3)	1:A:84:LYS:HE3	2:B:11:A:H5''	6	0.88
(1,3)	1:A:84:LYS:HE3	2:B:11:A:H61	6	0.88
(1,3)	1:A:84:LYS:HE3	2:B:11:A:H62	6	0.88
(1,3)	1:A:84:LYS:HE3	2:B:11:A:H8	6	0.88
(1,3)	1:A:84:LYS:HE3	2:B:11:A:HO2'	6	0.88
(1,3)	1:A:84:LYS:HE3	2:B:11:A:N1	6	0.88
(1,3)	1:A:84:LYS:HE3	2:B:11:A:N3	6	0.88
(1,3)	1:A:84:LYS:HE3	2:B:11:A:N6	6	0.88
(1,3)	1:A:84:LYS:HE3	2:B:11:A:N7	6	0.88
(1,3)	1:A:84:LYS:HE3	2:B:11:A:N9	6	0.88
(1,3)	1:A:84:LYS:HE3	2:B:11:A:O2'	6	0.88
(1,3)	1:A:84:LYS:HE3	2:B:11:A:O3'	6	0.88
(1,3)	1:A:84:LYS:HE3	2:B:11:A:O4'	6	0.88
(1,3)	1:A:84:LYS:HE3	2:B:11:A:O5'	6	0.88
(1,3)	1:A:84:LYS:HE3	2:B:11:A:OP1	6	0.88
(1,3)	1:A:84:LYS:HE3	2:B:11:A:OP2	6	0.88
(1,3)	1:A:84:LYS:HE3	2:B:11:A:P	6	0.88
(1,3)	1:A:84:LYS:HE3	2:B:12:A:C1'	6	0.88
(1,3)	1:A:84:LYS:HE3	2:B:12:A:C2	6	0.88
(1,3)	1:A:84:LYS:HE3	2:B:12:A:C2'	6	0.88
(1,3)	1:A:84:LYS:HE3	2:B:12:A:C3'	6	0.88
(1,3)	1:A:84:LYS:HE3	2:B:12:A:C4	6	0.88
(1,3)	1:A:84:LYS:HE3	2:B:12:A:C4'	6	0.88
(1,3)	1:A:84:LYS:HE3	2:B:12:A:C5	6	0.88
(1,3)	1:A:84:LYS:HE3	2:B:12:A:C5'	6	0.88
(1,3)	1:A:84:LYS:HE3	2:B:12:A:C6	6	0.88
(1,3)	1:A:84:LYS:HE3	2:B:12:A:C8	6	0.88
(1,3)	1:A:84:LYS:HE3	2:B:12:A:H1'	6	0.88
(1,3)	1:A:84:LYS:HE3	2:B:12:A:H2	6	0.88
(1,3)	1:A:84:LYS:HE3	2:B:12:A:H2'	6	0.88
(1,3)	1:A:84:LYS:HE3	2:B:12:A:H3'	6	0.88
(1,3)	1:A:84:LYS:HE3	2:B:12:A:H4'	6	0.88
(1,3)	1:A:84:LYS:HE3	2:B:12:A:H5'	6	0.88
(1,3)	1:A:84:LYS:HE3	2:B:12:A:H5''	6	0.88
(1,3)	1:A:84:LYS:HE3	2:B:12:A:H61	6	0.88
(1,3)	1:A:84:LYS:HE3	2:B:12:A:H62	6	0.88
(1,3)	1:A:84:LYS:HE3	2:B:12:A:H8	6	0.88
(1,3)	1:A:84:LYS:HE3	2:B:12:A:HO2'	6	0.88

*Continued on next page...*

*Continued from previous page...*

Key	Atom-1	Atom-2	Model ID	Violation (Å)
(1,3)	1:A:84:LYS:HE3	2:B:12:A:N1	6	0.88
(1,3)	1:A:84:LYS:HE3	2:B:12:A:N3	6	0.88
(1,3)	1:A:84:LYS:HE3	2:B:12:A:N6	6	0.88
(1,3)	1:A:84:LYS:HE3	2:B:12:A:N7	6	0.88
(1,3)	1:A:84:LYS:HE3	2:B:12:A:N9	6	0.88
(1,3)	1:A:84:LYS:HE3	2:B:12:A:O2'	6	0.88
(1,3)	1:A:84:LYS:HE3	2:B:12:A:O3'	6	0.88
(1,3)	1:A:84:LYS:HE3	2:B:12:A:O4'	6	0.88
(1,3)	1:A:84:LYS:HE3	2:B:12:A:O5'	6	0.88
(1,3)	1:A:84:LYS:HE3	2:B:12:A:OP1	6	0.88
(1,3)	1:A:84:LYS:HE3	2:B:12:A:OP2	6	0.88
(1,3)	1:A:84:LYS:HE3	2:B:12:A:P	6	0.88
(1,3)	1:A:84:LYS:HE3	2:B:13:A:C1'	6	0.88
(1,3)	1:A:84:LYS:HE3	2:B:13:A:C2	6	0.88
(1,3)	1:A:84:LYS:HE3	2:B:13:A:C2'	6	0.88
(1,3)	1:A:84:LYS:HE3	2:B:13:A:C3'	6	0.88
(1,3)	1:A:84:LYS:HE3	2:B:13:A:C4	6	0.88
(1,3)	1:A:84:LYS:HE3	2:B:13:A:C4'	6	0.88
(1,3)	1:A:84:LYS:HE3	2:B:13:A:C5	6	0.88
(1,3)	1:A:84:LYS:HE3	2:B:13:A:C5'	6	0.88
(1,3)	1:A:84:LYS:HE3	2:B:13:A:C6	6	0.88
(1,3)	1:A:84:LYS:HE3	2:B:13:A:C8	6	0.88
(1,3)	1:A:84:LYS:HE3	2:B:13:A:H1'	6	0.88
(1,3)	1:A:84:LYS:HE3	2:B:13:A:H2	6	0.88
(1,3)	1:A:84:LYS:HE3	2:B:13:A:H2'	6	0.88
(1,3)	1:A:84:LYS:HE3	2:B:13:A:H3'	6	0.88
(1,3)	1:A:84:LYS:HE3	2:B:13:A:H4'	6	0.88
(1,3)	1:A:84:LYS:HE3	2:B:13:A:H5'	6	0.88
(1,3)	1:A:84:LYS:HE3	2:B:13:A:H5''	6	0.88
(1,3)	1:A:84:LYS:HE3	2:B:13:A:H61	6	0.88
(1,3)	1:A:84:LYS:HE3	2:B:13:A:H62	6	0.88
(1,3)	1:A:84:LYS:HE3	2:B:13:A:H8	6	0.88
(1,3)	1:A:84:LYS:HE3	2:B:13:A:HO2'	6	0.88
(1,3)	1:A:84:LYS:HE3	2:B:13:A:N1	6	0.88
(1,3)	1:A:84:LYS:HE3	2:B:13:A:N3	6	0.88
(1,3)	1:A:84:LYS:HE3	2:B:13:A:N6	6	0.88
(1,3)	1:A:84:LYS:HE3	2:B:13:A:N7	6	0.88
(1,3)	1:A:84:LYS:HE3	2:B:13:A:N9	6	0.88
(1,3)	1:A:84:LYS:HE3	2:B:13:A:O2'	6	0.88
(1,3)	1:A:84:LYS:HE3	2:B:13:A:O3'	6	0.88
(1,3)	1:A:84:LYS:HE3	2:B:13:A:O4'	6	0.88
(1,3)	1:A:84:LYS:HE3	2:B:13:A:O5'	6	0.88

*Continued on next page...*

*Continued from previous page...*

Key	Atom-1	Atom-2	Model ID	Violation (Å)
(1,3)	1:A:84:LYS:HE3	2:B:13:A:OP1	6	0.88
(1,3)	1:A:84:LYS:HE3	2:B:13:A:OP2	6	0.88
(1,3)	1:A:84:LYS:HE3	2:B:13:A:P	6	0.88
(1,3)	1:A:84:LYS:HE3	2:B:14:G:C1'	6	0.88
(1,3)	1:A:84:LYS:HE3	2:B:14:G:C2	6	0.88
(1,3)	1:A:84:LYS:HE3	2:B:14:G:C2'	6	0.88
(1,3)	1:A:84:LYS:HE3	2:B:14:G:C3'	6	0.88
(1,3)	1:A:84:LYS:HE3	2:B:14:G:C4	6	0.88
(1,3)	1:A:84:LYS:HE3	2:B:14:G:C4'	6	0.88
(1,3)	1:A:84:LYS:HE3	2:B:14:G:C5	6	0.88
(1,3)	1:A:84:LYS:HE3	2:B:14:G:C5'	6	0.88
(1,3)	1:A:84:LYS:HE3	2:B:14:G:C6	6	0.88
(1,3)	1:A:84:LYS:HE3	2:B:14:G:C8	6	0.88
(1,3)	1:A:84:LYS:HE3	2:B:14:G:H1	6	0.88
(1,3)	1:A:84:LYS:HE3	2:B:14:G:H1'	6	0.88
(1,3)	1:A:84:LYS:HE3	2:B:14:G:H2'	6	0.88
(1,3)	1:A:84:LYS:HE3	2:B:14:G:H21	6	0.88
(1,3)	1:A:84:LYS:HE3	2:B:14:G:H22	6	0.88
(1,3)	1:A:84:LYS:HE3	2:B:14:G:H3'	6	0.88
(1,3)	1:A:84:LYS:HE3	2:B:14:G:H4'	6	0.88
(1,3)	1:A:84:LYS:HE3	2:B:14:G:H5'	6	0.88
(1,3)	1:A:84:LYS:HE3	2:B:14:G:H5''	6	0.88
(1,3)	1:A:84:LYS:HE3	2:B:14:G:H8	6	0.88
(1,3)	1:A:84:LYS:HE3	2:B:14:G:HO2'	6	0.88
(1,3)	1:A:84:LYS:HE3	2:B:14:G:N1	6	0.88
(1,3)	1:A:84:LYS:HE3	2:B:14:G:N2	6	0.88
(1,3)	1:A:84:LYS:HE3	2:B:14:G:N3	6	0.88
(1,3)	1:A:84:LYS:HE3	2:B:14:G:N7	6	0.88
(1,3)	1:A:84:LYS:HE3	2:B:14:G:N9	6	0.88
(1,3)	1:A:84:LYS:HE3	2:B:14:G:O2'	6	0.88
(1,3)	1:A:84:LYS:HE3	2:B:14:G:O3'	6	0.88
(1,3)	1:A:84:LYS:HE3	2:B:14:G:O4'	6	0.88
(1,3)	1:A:84:LYS:HE3	2:B:14:G:O5'	6	0.88
(1,3)	1:A:84:LYS:HE3	2:B:14:G:O6	6	0.88
(1,3)	1:A:84:LYS:HE3	2:B:14:G:OP1	6	0.88
(1,3)	1:A:84:LYS:HE3	2:B:14:G:OP2	6	0.88
(1,3)	1:A:84:LYS:HE3	2:B:14:G:P	6	0.88
(1,3)	1:A:84:LYS:HE3	2:B:15:A:C1'	6	0.88
(1,3)	1:A:84:LYS:HE3	2:B:15:A:C2	6	0.88
(1,3)	1:A:84:LYS:HE3	2:B:15:A:C2'	6	0.88
(1,3)	1:A:84:LYS:HE3	2:B:15:A:C3'	6	0.88
(1,3)	1:A:84:LYS:HE3	2:B:15:A:C4	6	0.88

*Continued on next page...*

*Continued from previous page...*

Key	Atom-1	Atom-2	Model ID	Violation (Å)
(1,3)	1:A:84:LYS:HE3	2:B:15:A:C4'	6	0.88
(1,3)	1:A:84:LYS:HE3	2:B:15:A:C5	6	0.88
(1,3)	1:A:84:LYS:HE3	2:B:15:A:C5'	6	0.88
(1,3)	1:A:84:LYS:HE3	2:B:15:A:C6	6	0.88
(1,3)	1:A:84:LYS:HE3	2:B:15:A:C8	6	0.88
(1,3)	1:A:84:LYS:HE3	2:B:15:A:H1'	6	0.88
(1,3)	1:A:84:LYS:HE3	2:B:15:A:H2	6	0.88
(1,3)	1:A:84:LYS:HE3	2:B:15:A:H2'	6	0.88
(1,3)	1:A:84:LYS:HE3	2:B:15:A:H3'	6	0.88
(1,3)	1:A:84:LYS:HE3	2:B:15:A:H4'	6	0.88
(1,3)	1:A:84:LYS:HE3	2:B:15:A:H5'	6	0.88
(1,3)	1:A:84:LYS:HE3	2:B:15:A:H5''	6	0.88
(1,3)	1:A:84:LYS:HE3	2:B:15:A:H61	6	0.88
(1,3)	1:A:84:LYS:HE3	2:B:15:A:H62	6	0.88
(1,3)	1:A:84:LYS:HE3	2:B:15:A:H8	6	0.88
(1,3)	1:A:84:LYS:HE3	2:B:15:A:HO2'	6	0.88
(1,3)	1:A:84:LYS:HE3	2:B:15:A:N1	6	0.88
(1,3)	1:A:84:LYS:HE3	2:B:15:A:N3	6	0.88
(1,3)	1:A:84:LYS:HE3	2:B:15:A:N6	6	0.88
(1,3)	1:A:84:LYS:HE3	2:B:15:A:N7	6	0.88
(1,3)	1:A:84:LYS:HE3	2:B:15:A:N9	6	0.88
(1,3)	1:A:84:LYS:HE3	2:B:15:A:O2'	6	0.88
(1,3)	1:A:84:LYS:HE3	2:B:15:A:O3'	6	0.88
(1,3)	1:A:84:LYS:HE3	2:B:15:A:O4'	6	0.88
(1,3)	1:A:84:LYS:HE3	2:B:15:A:O5'	6	0.88
(1,3)	1:A:84:LYS:HE3	2:B:15:A:OP1	6	0.88
(1,3)	1:A:84:LYS:HE3	2:B:15:A:OP2	6	0.88
(1,3)	1:A:84:LYS:HE3	2:B:15:A:P	6	0.88
(1,3)	1:A:84:LYS:HE3	2:B:16:G:C1'	6	0.88
(1,3)	1:A:84:LYS:HE3	2:B:16:G:C2	6	0.88
(1,3)	1:A:84:LYS:HE3	2:B:16:G:C2'	6	0.88
(1,3)	1:A:84:LYS:HE3	2:B:16:G:C3'	6	0.88
(1,3)	1:A:84:LYS:HE3	2:B:16:G:C4	6	0.88
(1,3)	1:A:84:LYS:HE3	2:B:16:G:C4'	6	0.88
(1,3)	1:A:84:LYS:HE3	2:B:16:G:C5	6	0.88
(1,3)	1:A:84:LYS:HE3	2:B:16:G:C5'	6	0.88
(1,3)	1:A:84:LYS:HE3	2:B:16:G:C6	6	0.88
(1,3)	1:A:84:LYS:HE3	2:B:16:G:C8	6	0.88
(1,3)	1:A:84:LYS:HE3	2:B:16:G:H1	6	0.88
(1,3)	1:A:84:LYS:HE3	2:B:16:G:H1'	6	0.88
(1,3)	1:A:84:LYS:HE3	2:B:16:G:H2'	6	0.88
(1,3)	1:A:84:LYS:HE3	2:B:16:G:H21	6	0.88

*Continued on next page...*



*Continued from previous page...*

Key	Atom-1	Atom-2	Model ID	Violation (Å)
(1,3)	1:A:84:LYS:HE3	2:B:16:G:H22	6	0.88
(1,3)	1:A:84:LYS:HE3	2:B:16:G:H3'	6	0.88
(1,3)	1:A:84:LYS:HE3	2:B:16:G:H4'	6	0.88
(1,3)	1:A:84:LYS:HE3	2:B:16:G:H5'	6	0.88
(1,3)	1:A:84:LYS:HE3	2:B:16:G:H5''	6	0.88
(1,3)	1:A:84:LYS:HE3	2:B:16:G:H8	6	0.88
(1,3)	1:A:84:LYS:HE3	2:B:16:G:HO2'	6	0.88
(1,3)	1:A:84:LYS:HE3	2:B:16:G:N1	6	0.88
(1,3)	1:A:84:LYS:HE3	2:B:16:G:N2	6	0.88
(1,3)	1:A:84:LYS:HE3	2:B:16:G:N3	6	0.88
(1,3)	1:A:84:LYS:HE3	2:B:16:G:N7	6	0.88
(1,3)	1:A:84:LYS:HE3	2:B:16:G:N9	6	0.88
(1,3)	1:A:84:LYS:HE3	2:B:16:G:O2'	6	0.88
(1,3)	1:A:84:LYS:HE3	2:B:16:G:O3'	6	0.88
(1,3)	1:A:84:LYS:HE3	2:B:16:G:O4'	6	0.88
(1,3)	1:A:84:LYS:HE3	2:B:16:G:O5'	6	0.88
(1,3)	1:A:84:LYS:HE3	2:B:16:G:O6	6	0.88
(1,3)	1:A:84:LYS:HE3	2:B:16:G:OP1	6	0.88
(1,3)	1:A:84:LYS:HE3	2:B:16:G:OP2	6	0.88
(1,3)	1:A:84:LYS:HE3	2:B:16:G:P	6	0.88
(1,3)	1:A:84:LYS:HE3	2:B:17:C:C1'	6	0.88
(1,3)	1:A:84:LYS:HE3	2:B:17:C:C2	6	0.88
(1,3)	1:A:84:LYS:HE3	2:B:17:C:C2'	6	0.88
(1,3)	1:A:84:LYS:HE3	2:B:17:C:C3'	6	0.88
(1,3)	1:A:84:LYS:HE3	2:B:17:C:C4	6	0.88
(1,3)	1:A:84:LYS:HE3	2:B:17:C:C4'	6	0.88
(1,3)	1:A:84:LYS:HE3	2:B:17:C:C5	6	0.88
(1,3)	1:A:84:LYS:HE3	2:B:17:C:C5'	6	0.88
(1,3)	1:A:84:LYS:HE3	2:B:17:C:C6	6	0.88
(1,3)	1:A:84:LYS:HE3	2:B:17:C:H1'	6	0.88
(1,3)	1:A:84:LYS:HE3	2:B:17:C:H2'	6	0.88
(1,3)	1:A:84:LYS:HE3	2:B:17:C:H3'	6	0.88
(1,3)	1:A:84:LYS:HE3	2:B:17:C:H4'	6	0.88
(1,3)	1:A:84:LYS:HE3	2:B:17:C:H41	6	0.88
(1,3)	1:A:84:LYS:HE3	2:B:17:C:H42	6	0.88
(1,3)	1:A:84:LYS:HE3	2:B:17:C:H5	6	0.88
(1,3)	1:A:84:LYS:HE3	2:B:17:C:H5'	6	0.88
(1,3)	1:A:84:LYS:HE3	2:B:17:C:H5''	6	0.88
(1,3)	1:A:84:LYS:HE3	2:B:17:C:H6	6	0.88
(1,3)	1:A:84:LYS:HE3	2:B:17:C:HO2'	6	0.88
(1,3)	1:A:84:LYS:HE3	2:B:17:C:N1	6	0.88
(1,3)	1:A:84:LYS:HE3	2:B:17:C:N3	6	0.88

*Continued on next page...*

*Continued from previous page...*

Key	Atom-1	Atom-2	Model ID	Violation (Å)
(1,3)	1:A:84:LYS:HE3	2:B:17:C:N4	6	0.88
(1,3)	1:A:84:LYS:HE3	2:B:17:C:O2	6	0.88
(1,3)	1:A:84:LYS:HE3	2:B:17:C:O2'	6	0.88
(1,3)	1:A:84:LYS:HE3	2:B:17:C:O3'	6	0.88
(1,3)	1:A:84:LYS:HE3	2:B:17:C:O4'	6	0.88
(1,3)	1:A:84:LYS:HE3	2:B:17:C:O5'	6	0.88
(1,3)	1:A:84:LYS:HE3	2:B:17:C:OP1	6	0.88
(1,3)	1:A:84:LYS:HE3	2:B:17:C:OP2	6	0.88
(1,3)	1:A:84:LYS:HE3	2:B:17:C:P	6	0.88
(1,3)	1:A:84:LYS:HE3	2:B:18:A:C1'	6	0.88
(1,3)	1:A:84:LYS:HE3	2:B:18:A:C2	6	0.88
(1,3)	1:A:84:LYS:HE3	2:B:18:A:C2'	6	0.88
(1,3)	1:A:84:LYS:HE3	2:B:18:A:C3'	6	0.88
(1,3)	1:A:84:LYS:HE3	2:B:18:A:C4	6	0.88
(1,3)	1:A:84:LYS:HE3	2:B:18:A:C4'	6	0.88
(1,3)	1:A:84:LYS:HE3	2:B:18:A:C5	6	0.88
(1,3)	1:A:84:LYS:HE3	2:B:18:A:C5'	6	0.88
(1,3)	1:A:84:LYS:HE3	2:B:18:A:C6	6	0.88
(1,3)	1:A:84:LYS:HE3	2:B:18:A:C8	6	0.88
(1,3)	1:A:84:LYS:HE3	2:B:18:A:H1'	6	0.88
(1,3)	1:A:84:LYS:HE3	2:B:18:A:H2	6	0.88
(1,3)	1:A:84:LYS:HE3	2:B:18:A:H2'	6	0.88
(1,3)	1:A:84:LYS:HE3	2:B:18:A:H3'	6	0.88
(1,3)	1:A:84:LYS:HE3	2:B:18:A:H4'	6	0.88
(1,3)	1:A:84:LYS:HE3	2:B:18:A:H5'	6	0.88
(1,3)	1:A:84:LYS:HE3	2:B:18:A:H5''	6	0.88
(1,3)	1:A:84:LYS:HE3	2:B:18:A:H61	6	0.88
(1,3)	1:A:84:LYS:HE3	2:B:18:A:H62	6	0.88
(1,3)	1:A:84:LYS:HE3	2:B:18:A:H8	6	0.88
(1,3)	1:A:84:LYS:HE3	2:B:18:A:HO2'	6	0.88
(1,3)	1:A:84:LYS:HE3	2:B:18:A:N1	6	0.88
(1,3)	1:A:84:LYS:HE3	2:B:18:A:N3	6	0.88
(1,3)	1:A:84:LYS:HE3	2:B:18:A:N6	6	0.88
(1,3)	1:A:84:LYS:HE3	2:B:18:A:N7	6	0.88
(1,3)	1:A:84:LYS:HE3	2:B:18:A:N9	6	0.88
(1,3)	1:A:84:LYS:HE3	2:B:18:A:O2'	6	0.88
(1,3)	1:A:84:LYS:HE3	2:B:18:A:O3'	6	0.88
(1,3)	1:A:84:LYS:HE3	2:B:18:A:O4'	6	0.88
(1,3)	1:A:84:LYS:HE3	2:B:18:A:O5'	6	0.88
(1,3)	1:A:84:LYS:HE3	2:B:18:A:OP1	6	0.88
(1,3)	1:A:84:LYS:HE3	2:B:18:A:OP2	6	0.88
(1,3)	1:A:84:LYS:HE3	2:B:18:A:P	6	0.88

*Continued on next page...*

*Continued from previous page...*

Key	Atom-1	Atom-2	Model ID	Violation (Å)
(1,3)	1:A:84:LYS:HE3	2:B:19:A:C1'	6	0.88
(1,3)	1:A:84:LYS:HE3	2:B:19:A:C2	6	0.88
(1,3)	1:A:84:LYS:HE3	2:B:19:A:C2'	6	0.88
(1,3)	1:A:84:LYS:HE3	2:B:19:A:C3'	6	0.88
(1,3)	1:A:84:LYS:HE3	2:B:19:A:C4	6	0.88
(1,3)	1:A:84:LYS:HE3	2:B:19:A:C4'	6	0.88
(1,3)	1:A:84:LYS:HE3	2:B:19:A:C5	6	0.88
(1,3)	1:A:84:LYS:HE3	2:B:19:A:C5'	6	0.88
(1,3)	1:A:84:LYS:HE3	2:B:19:A:C6	6	0.88
(1,3)	1:A:84:LYS:HE3	2:B:19:A:C8	6	0.88
(1,3)	1:A:84:LYS:HE3	2:B:19:A:H1'	6	0.88
(1,3)	1:A:84:LYS:HE3	2:B:19:A:H2	6	0.88
(1,3)	1:A:84:LYS:HE3	2:B:19:A:H2'	6	0.88
(1,3)	1:A:84:LYS:HE3	2:B:19:A:H3'	6	0.88
(1,3)	1:A:84:LYS:HE3	2:B:19:A:H4'	6	0.88
(1,3)	1:A:84:LYS:HE3	2:B:19:A:H5'	6	0.88
(1,3)	1:A:84:LYS:HE3	2:B:19:A:H5''	6	0.88
(1,3)	1:A:84:LYS:HE3	2:B:19:A:H61	6	0.88
(1,3)	1:A:84:LYS:HE3	2:B:19:A:H62	6	0.88
(1,3)	1:A:84:LYS:HE3	2:B:19:A:H8	6	0.88
(1,3)	1:A:84:LYS:HE3	2:B:19:A:HO2'	6	0.88
(1,3)	1:A:84:LYS:HE3	2:B:19:A:N1	6	0.88
(1,3)	1:A:84:LYS:HE3	2:B:19:A:N3	6	0.88
(1,3)	1:A:84:LYS:HE3	2:B:19:A:N6	6	0.88
(1,3)	1:A:84:LYS:HE3	2:B:19:A:N7	6	0.88
(1,3)	1:A:84:LYS:HE3	2:B:19:A:N9	6	0.88
(1,3)	1:A:84:LYS:HE3	2:B:19:A:O2'	6	0.88
(1,3)	1:A:84:LYS:HE3	2:B:19:A:O3'	6	0.88
(1,3)	1:A:84:LYS:HE3	2:B:19:A:O4'	6	0.88
(1,3)	1:A:84:LYS:HE3	2:B:19:A:O5'	6	0.88
(1,3)	1:A:84:LYS:HE3	2:B:19:A:OP1	6	0.88
(1,3)	1:A:84:LYS:HE3	2:B:19:A:OP2	6	0.88
(1,3)	1:A:84:LYS:HE3	2:B:19:A:P	6	0.88
(1,3)	1:A:84:LYS:HE3	2:B:20:U:C1'	6	0.88
(1,3)	1:A:84:LYS:HE3	2:B:20:U:C2	6	0.88
(1,3)	1:A:84:LYS:HE3	2:B:20:U:C2'	6	0.88
(1,3)	1:A:84:LYS:HE3	2:B:20:U:C3'	6	0.88
(1,3)	1:A:84:LYS:HE3	2:B:20:U:C4	6	0.88
(1,3)	1:A:84:LYS:HE3	2:B:20:U:C4'	6	0.88
(1,3)	1:A:84:LYS:HE3	2:B:20:U:C5	6	0.88
(1,3)	1:A:84:LYS:HE3	2:B:20:U:C5'	6	0.88
(1,3)	1:A:84:LYS:HE3	2:B:20:U:C6	6	0.88

*Continued on next page...*

*Continued from previous page...*

Key	Atom-1	Atom-2	Model ID	Violation (Å)
(1,3)	1:A:84:LYS:HE3	2:B:20:U:H1'	6	0.88
(1,3)	1:A:84:LYS:HE3	2:B:20:U:H2'	6	0.88
(1,3)	1:A:84:LYS:HE3	2:B:20:U:H3	6	0.88
(1,3)	1:A:84:LYS:HE3	2:B:20:U:H3'	6	0.88
(1,3)	1:A:84:LYS:HE3	2:B:20:U:H4'	6	0.88
(1,3)	1:A:84:LYS:HE3	2:B:20:U:H5	6	0.88
(1,3)	1:A:84:LYS:HE3	2:B:20:U:H5'	6	0.88
(1,3)	1:A:84:LYS:HE3	2:B:20:U:H5''	6	0.88
(1,3)	1:A:84:LYS:HE3	2:B:20:U:H6	6	0.88
(1,3)	1:A:84:LYS:HE3	2:B:20:U:HO2'	6	0.88
(1,3)	1:A:84:LYS:HE3	2:B:20:U:N1	6	0.88
(1,3)	1:A:84:LYS:HE3	2:B:20:U:N3	6	0.88
(1,3)	1:A:84:LYS:HE3	2:B:20:U:O2	6	0.88
(1,3)	1:A:84:LYS:HE3	2:B:20:U:O2'	6	0.88
(1,3)	1:A:84:LYS:HE3	2:B:20:U:O3'	6	0.88
(1,3)	1:A:84:LYS:HE3	2:B:20:U:O4	6	0.88
(1,3)	1:A:84:LYS:HE3	2:B:20:U:O4'	6	0.88
(1,3)	1:A:84:LYS:HE3	2:B:20:U:O5'	6	0.88
(1,3)	1:A:84:LYS:HE3	2:B:20:U:OP1	6	0.88
(1,3)	1:A:84:LYS:HE3	2:B:20:U:OP2	6	0.88
(1,3)	1:A:84:LYS:HE3	2:B:20:U:P	6	0.88
(1,3)	1:A:84:LYS:HE3	2:B:21:G:C1'	6	0.88
(1,3)	1:A:84:LYS:HE3	2:B:21:G:C2	6	0.88
(1,3)	1:A:84:LYS:HE3	2:B:21:G:C2'	6	0.88
(1,3)	1:A:84:LYS:HE3	2:B:21:G:C3'	6	0.88
(1,3)	1:A:84:LYS:HE3	2:B:21:G:C4	6	0.88
(1,3)	1:A:84:LYS:HE3	2:B:21:G:C4'	6	0.88
(1,3)	1:A:84:LYS:HE3	2:B:21:G:C5	6	0.88
(1,3)	1:A:84:LYS:HE3	2:B:21:G:C5'	6	0.88
(1,3)	1:A:84:LYS:HE3	2:B:21:G:C6	6	0.88
(1,3)	1:A:84:LYS:HE3	2:B:21:G:C8	6	0.88
(1,3)	1:A:84:LYS:HE3	2:B:21:G:H1	6	0.88
(1,3)	1:A:84:LYS:HE3	2:B:21:G:H1'	6	0.88
(1,3)	1:A:84:LYS:HE3	2:B:21:G:H2'	6	0.88
(1,3)	1:A:84:LYS:HE3	2:B:21:G:H21	6	0.88
(1,3)	1:A:84:LYS:HE3	2:B:21:G:H22	6	0.88
(1,3)	1:A:84:LYS:HE3	2:B:21:G:H3'	6	0.88
(1,3)	1:A:84:LYS:HE3	2:B:21:G:H4'	6	0.88
(1,3)	1:A:84:LYS:HE3	2:B:21:G:H5'	6	0.88
(1,3)	1:A:84:LYS:HE3	2:B:21:G:H5''	6	0.88
(1,3)	1:A:84:LYS:HE3	2:B:21:G:H8	6	0.88
(1,3)	1:A:84:LYS:HE3	2:B:21:G:HO2'	6	0.88

*Continued on next page...*

*Continued from previous page...*

Key	Atom-1	Atom-2	Model ID	Violation (Å)
(1,3)	1:A:84:LYS:HE3	2:B:21:G:N1	6	0.88
(1,3)	1:A:84:LYS:HE3	2:B:21:G:N2	6	0.88
(1,3)	1:A:84:LYS:HE3	2:B:21:G:N3	6	0.88
(1,3)	1:A:84:LYS:HE3	2:B:21:G:N7	6	0.88
(1,3)	1:A:84:LYS:HE3	2:B:21:G:N9	6	0.88
(1,3)	1:A:84:LYS:HE3	2:B:21:G:O2'	6	0.88
(1,3)	1:A:84:LYS:HE3	2:B:21:G:O3'	6	0.88
(1,3)	1:A:84:LYS:HE3	2:B:21:G:O4'	6	0.88
(1,3)	1:A:84:LYS:HE3	2:B:21:G:O5'	6	0.88
(1,3)	1:A:84:LYS:HE3	2:B:21:G:O6	6	0.88
(1,3)	1:A:84:LYS:HE3	2:B:21:G:OP1	6	0.88
(1,3)	1:A:84:LYS:HE3	2:B:21:G:OP2	6	0.88
(1,3)	1:A:84:LYS:HE3	2:B:21:G:P	6	0.88
(1,3)	1:A:84:LYS:HE3	2:B:22:A:C1'	6	0.88
(1,3)	1:A:84:LYS:HE3	2:B:22:A:C2	6	0.88
(1,3)	1:A:84:LYS:HE3	2:B:22:A:C2'	6	0.88
(1,3)	1:A:84:LYS:HE3	2:B:22:A:C3'	6	0.88
(1,3)	1:A:84:LYS:HE3	2:B:22:A:C4	6	0.88
(1,3)	1:A:84:LYS:HE3	2:B:22:A:C4'	6	0.88
(1,3)	1:A:84:LYS:HE3	2:B:22:A:C5	6	0.88
(1,3)	1:A:84:LYS:HE3	2:B:22:A:C5'	6	0.88
(1,3)	1:A:84:LYS:HE3	2:B:22:A:C6	6	0.88
(1,3)	1:A:84:LYS:HE3	2:B:22:A:C8	6	0.88
(1,3)	1:A:84:LYS:HE3	2:B:22:A:H1'	6	0.88
(1,3)	1:A:84:LYS:HE3	2:B:22:A:H2	6	0.88
(1,3)	1:A:84:LYS:HE3	2:B:22:A:H2'	6	0.88
(1,3)	1:A:84:LYS:HE3	2:B:22:A:H3'	6	0.88
(1,3)	1:A:84:LYS:HE3	2:B:22:A:H4'	6	0.88
(1,3)	1:A:84:LYS:HE3	2:B:22:A:H5'	6	0.88
(1,3)	1:A:84:LYS:HE3	2:B:22:A:H5''	6	0.88
(1,3)	1:A:84:LYS:HE3	2:B:22:A:H61	6	0.88
(1,3)	1:A:84:LYS:HE3	2:B:22:A:H62	6	0.88
(1,3)	1:A:84:LYS:HE3	2:B:22:A:H8	6	0.88
(1,3)	1:A:84:LYS:HE3	2:B:22:A:HO2'	6	0.88
(1,3)	1:A:84:LYS:HE3	2:B:22:A:N1	6	0.88
(1,3)	1:A:84:LYS:HE3	2:B:22:A:N3	6	0.88
(1,3)	1:A:84:LYS:HE3	2:B:22:A:N6	6	0.88
(1,3)	1:A:84:LYS:HE3	2:B:22:A:N7	6	0.88
(1,3)	1:A:84:LYS:HE3	2:B:22:A:N9	6	0.88
(1,3)	1:A:84:LYS:HE3	2:B:22:A:O2'	6	0.88
(1,3)	1:A:84:LYS:HE3	2:B:22:A:O3'	6	0.88
(1,3)	1:A:84:LYS:HE3	2:B:22:A:O4'	6	0.88

*Continued on next page...*

*Continued from previous page...*

Key	Atom-1	Atom-2	Model ID	Violation (Å)
(1,3)	1:A:84:LYS:HE3	2:B:22:A:O5'	6	0.88
(1,3)	1:A:84:LYS:HE3	2:B:22:A:OP1	6	0.88
(1,3)	1:A:84:LYS:HE3	2:B:22:A:OP2	6	0.88
(1,3)	1:A:84:LYS:HE3	2:B:22:A:P	6	0.88
(1,3)	1:A:84:LYS:HE3	2:B:23:U:C1'	6	0.88
(1,3)	1:A:84:LYS:HE3	2:B:23:U:C2	6	0.88
(1,3)	1:A:84:LYS:HE3	2:B:23:U:C2'	6	0.88
(1,3)	1:A:84:LYS:HE3	2:B:23:U:C3'	6	0.88
(1,3)	1:A:84:LYS:HE3	2:B:23:U:C4	6	0.88
(1,3)	1:A:84:LYS:HE3	2:B:23:U:C4'	6	0.88
(1,3)	1:A:84:LYS:HE3	2:B:23:U:C5	6	0.88
(1,3)	1:A:84:LYS:HE3	2:B:23:U:C5'	6	0.88
(1,3)	1:A:84:LYS:HE3	2:B:23:U:C6	6	0.88
(1,3)	1:A:84:LYS:HE3	2:B:23:U:H1'	6	0.88
(1,3)	1:A:84:LYS:HE3	2:B:23:U:H2'	6	0.88
(1,3)	1:A:84:LYS:HE3	2:B:23:U:H3	6	0.88
(1,3)	1:A:84:LYS:HE3	2:B:23:U:H3'	6	0.88
(1,3)	1:A:84:LYS:HE3	2:B:23:U:H4'	6	0.88
(1,3)	1:A:84:LYS:HE3	2:B:23:U:H5	6	0.88
(1,3)	1:A:84:LYS:HE3	2:B:23:U:H5'	6	0.88
(1,3)	1:A:84:LYS:HE3	2:B:23:U:H5''	6	0.88
(1,3)	1:A:84:LYS:HE3	2:B:23:U:H6	6	0.88
(1,3)	1:A:84:LYS:HE3	2:B:23:U:HO2'	6	0.88
(1,3)	1:A:84:LYS:HE3	2:B:23:U:N1	6	0.88
(1,3)	1:A:84:LYS:HE3	2:B:23:U:N3	6	0.88
(1,3)	1:A:84:LYS:HE3	2:B:23:U:O2	6	0.88
(1,3)	1:A:84:LYS:HE3	2:B:23:U:O2'	6	0.88
(1,3)	1:A:84:LYS:HE3	2:B:23:U:O3'	6	0.88
(1,3)	1:A:84:LYS:HE3	2:B:23:U:O4	6	0.88
(1,3)	1:A:84:LYS:HE3	2:B:23:U:O4'	6	0.88
(1,3)	1:A:84:LYS:HE3	2:B:23:U:O5'	6	0.88
(1,3)	1:A:84:LYS:HE3	2:B:23:U:OP1	6	0.88
(1,3)	1:A:84:LYS:HE3	2:B:23:U:OP2	6	0.88
(1,3)	1:A:84:LYS:HE3	2:B:23:U:P	6	0.88
(1,3)	1:A:84:LYS:HE3	2:B:24:G:C1'	6	0.88
(1,3)	1:A:84:LYS:HE3	2:B:24:G:C2	6	0.88
(1,3)	1:A:84:LYS:HE3	2:B:24:G:C2'	6	0.88
(1,3)	1:A:84:LYS:HE3	2:B:24:G:C3'	6	0.88
(1,3)	1:A:84:LYS:HE3	2:B:24:G:C4	6	0.88
(1,3)	1:A:84:LYS:HE3	2:B:24:G:C4'	6	0.88
(1,3)	1:A:84:LYS:HE3	2:B:24:G:C5	6	0.88
(1,3)	1:A:84:LYS:HE3	2:B:24:G:C5'	6	0.88

*Continued on next page...*

*Continued from previous page...*

Key	Atom-1	Atom-2	Model ID	Violation (Å)
(1,3)	1:A:84:LYS:HE3	2:B:24:G:C6	6	0.88
(1,3)	1:A:84:LYS:HE3	2:B:24:G:C8	6	0.88
(1,3)	1:A:84:LYS:HE3	2:B:24:G:H1	6	0.88
(1,3)	1:A:84:LYS:HE3	2:B:24:G:H1'	6	0.88
(1,3)	1:A:84:LYS:HE3	2:B:24:G:H2'	6	0.88
(1,3)	1:A:84:LYS:HE3	2:B:24:G:H21	6	0.88
(1,3)	1:A:84:LYS:HE3	2:B:24:G:H22	6	0.88
(1,3)	1:A:84:LYS:HE3	2:B:24:G:H3'	6	0.88
(1,3)	1:A:84:LYS:HE3	2:B:24:G:H4'	6	0.88
(1,3)	1:A:84:LYS:HE3	2:B:24:G:H5'	6	0.88
(1,3)	1:A:84:LYS:HE3	2:B:24:G:H5''	6	0.88
(1,3)	1:A:84:LYS:HE3	2:B:24:G:H8	6	0.88
(1,3)	1:A:84:LYS:HE3	2:B:24:G:HO2'	6	0.88
(1,3)	1:A:84:LYS:HE3	2:B:24:G:N1	6	0.88
(1,3)	1:A:84:LYS:HE3	2:B:24:G:N2	6	0.88
(1,3)	1:A:84:LYS:HE3	2:B:24:G:N3	6	0.88
(1,3)	1:A:84:LYS:HE3	2:B:24:G:N7	6	0.88
(1,3)	1:A:84:LYS:HE3	2:B:24:G:N9	6	0.88
(1,3)	1:A:84:LYS:HE3	2:B:24:G:O2'	6	0.88
(1,3)	1:A:84:LYS:HE3	2:B:24:G:O3'	6	0.88
(1,3)	1:A:84:LYS:HE3	2:B:24:G:O4'	6	0.88
(1,3)	1:A:84:LYS:HE3	2:B:24:G:O5'	6	0.88
(1,3)	1:A:84:LYS:HE3	2:B:24:G:O6	6	0.88
(1,3)	1:A:84:LYS:HE3	2:B:24:G:OP1	6	0.88
(1,3)	1:A:84:LYS:HE3	2:B:24:G:OP2	6	0.88
(1,3)	1:A:84:LYS:HE3	2:B:24:G:P	6	0.88
(1,3)	1:A:84:LYS:HG2	2:B:2:C:C1'	6	0.88
(1,3)	1:A:84:LYS:HG2	2:B:2:C:C2	6	0.88
(1,3)	1:A:84:LYS:HG2	2:B:2:C:C2'	6	0.88
(1,3)	1:A:84:LYS:HG2	2:B:2:C:C3'	6	0.88
(1,3)	1:A:84:LYS:HG2	2:B:2:C:C4	6	0.88
(1,3)	1:A:84:LYS:HG2	2:B:2:C:C4'	6	0.88
(1,3)	1:A:84:LYS:HG2	2:B:2:C:C5	6	0.88
(1,3)	1:A:84:LYS:HG2	2:B:2:C:C5'	6	0.88
(1,3)	1:A:84:LYS:HG2	2:B:2:C:C6	6	0.88
(1,3)	1:A:84:LYS:HG2	2:B:2:C:H1'	6	0.88
(1,3)	1:A:84:LYS:HG2	2:B:2:C:H2'	6	0.88
(1,3)	1:A:84:LYS:HG2	2:B:2:C:H3'	6	0.88
(1,3)	1:A:84:LYS:HG2	2:B:2:C:H4'	6	0.88
(1,3)	1:A:84:LYS:HG2	2:B:2:C:H41	6	0.88
(1,3)	1:A:84:LYS:HG2	2:B:2:C:H42	6	0.88
(1,3)	1:A:84:LYS:HG2	2:B:2:C:H5	6	0.88

*Continued on next page...*

*Continued from previous page...*

Key	Atom-1	Atom-2	Model ID	Violation (Å)
(1,3)	1:A:84:LYS:HG2	2:B:2:C:H5'	6	0.88
(1,3)	1:A:84:LYS:HG2	2:B:2:C:H5''	6	0.88
(1,3)	1:A:84:LYS:HG2	2:B:2:C:H6	6	0.88
(1,3)	1:A:84:LYS:HG2	2:B:2:C:HO2'	6	0.88
(1,3)	1:A:84:LYS:HG2	2:B:2:C:N1	6	0.88
(1,3)	1:A:84:LYS:HG2	2:B:2:C:N3	6	0.88
(1,3)	1:A:84:LYS:HG2	2:B:2:C:N4	6	0.88
(1,3)	1:A:84:LYS:HG2	2:B:2:C:O2	6	0.88
(1,3)	1:A:84:LYS:HG2	2:B:2:C:O2'	6	0.88
(1,3)	1:A:84:LYS:HG2	2:B:2:C:O3'	6	0.88
(1,3)	1:A:84:LYS:HG2	2:B:2:C:O4'	6	0.88
(1,3)	1:A:84:LYS:HG2	2:B:2:C:O5'	6	0.88
(1,3)	1:A:84:LYS:HG2	2:B:3:U:C1'	6	0.88
(1,3)	1:A:84:LYS:HG2	2:B:3:U:C2	6	0.88
(1,3)	1:A:84:LYS:HG2	2:B:3:U:C2'	6	0.88
(1,3)	1:A:84:LYS:HG2	2:B:3:U:C3'	6	0.88
(1,3)	1:A:84:LYS:HG2	2:B:3:U:C4	6	0.88
(1,3)	1:A:84:LYS:HG2	2:B:3:U:C4'	6	0.88
(1,3)	1:A:84:LYS:HG2	2:B:3:U:C5	6	0.88
(1,3)	1:A:84:LYS:HG2	2:B:3:U:C5'	6	0.88
(1,3)	1:A:84:LYS:HG2	2:B:3:U:C6	6	0.88
(1,3)	1:A:84:LYS:HG2	2:B:3:U:H1'	6	0.88
(1,3)	1:A:84:LYS:HG2	2:B:3:U:H2'	6	0.88
(1,3)	1:A:84:LYS:HG2	2:B:3:U:H3	6	0.88
(1,3)	1:A:84:LYS:HG2	2:B:3:U:H3'	6	0.88
(1,3)	1:A:84:LYS:HG2	2:B:3:U:H4'	6	0.88
(1,3)	1:A:84:LYS:HG2	2:B:3:U:H5	6	0.88
(1,3)	1:A:84:LYS:HG2	2:B:3:U:H5'	6	0.88
(1,3)	1:A:84:LYS:HG2	2:B:3:U:H5''	6	0.88
(1,3)	1:A:84:LYS:HG2	2:B:3:U:H6	6	0.88
(1,3)	1:A:84:LYS:HG2	2:B:3:U:HO2'	6	0.88
(1,3)	1:A:84:LYS:HG2	2:B:3:U:N1	6	0.88
(1,3)	1:A:84:LYS:HG2	2:B:3:U:N3	6	0.88
(1,3)	1:A:84:LYS:HG2	2:B:3:U:O2	6	0.88
(1,3)	1:A:84:LYS:HG2	2:B:3:U:O2'	6	0.88
(1,3)	1:A:84:LYS:HG2	2:B:3:U:O3'	6	0.88
(1,3)	1:A:84:LYS:HG2	2:B:3:U:O4	6	0.88
(1,3)	1:A:84:LYS:HG2	2:B:3:U:O4'	6	0.88
(1,3)	1:A:84:LYS:HG2	2:B:3:U:O5'	6	0.88
(1,3)	1:A:84:LYS:HG2	2:B:3:U:OP1	6	0.88
(1,3)	1:A:84:LYS:HG2	2:B:3:U:OP2	6	0.88
(1,3)	1:A:84:LYS:HG2	2:B:3:U:P	6	0.88

*Continued on next page...*



*Continued from previous page...*

Key	Atom-1	Atom-2	Model ID	Violation (Å)
(1,3)	1:A:84:LYS:HG2	2:B:4:G:C1'	6	0.88
(1,3)	1:A:84:LYS:HG2	2:B:4:G:C2	6	0.88
(1,3)	1:A:84:LYS:HG2	2:B:4:G:C2'	6	0.88
(1,3)	1:A:84:LYS:HG2	2:B:4:G:C3'	6	0.88
(1,3)	1:A:84:LYS:HG2	2:B:4:G:C4	6	0.88
(1,3)	1:A:84:LYS:HG2	2:B:4:G:C4'	6	0.88
(1,3)	1:A:84:LYS:HG2	2:B:4:G:C5	6	0.88
(1,3)	1:A:84:LYS:HG2	2:B:4:G:C5'	6	0.88
(1,3)	1:A:84:LYS:HG2	2:B:4:G:C6	6	0.88
(1,3)	1:A:84:LYS:HG2	2:B:4:G:C8	6	0.88
(1,3)	1:A:84:LYS:HG2	2:B:4:G:H1	6	0.88
(1,3)	1:A:84:LYS:HG2	2:B:4:G:H1'	6	0.88
(1,3)	1:A:84:LYS:HG2	2:B:4:G:H2'	6	0.88
(1,3)	1:A:84:LYS:HG2	2:B:4:G:H21	6	0.88
(1,3)	1:A:84:LYS:HG2	2:B:4:G:H22	6	0.88
(1,3)	1:A:84:LYS:HG2	2:B:4:G:H3'	6	0.88
(1,3)	1:A:84:LYS:HG2	2:B:4:G:H4'	6	0.88
(1,3)	1:A:84:LYS:HG2	2:B:4:G:H5'	6	0.88
(1,3)	1:A:84:LYS:HG2	2:B:4:G:H5''	6	0.88
(1,3)	1:A:84:LYS:HG2	2:B:4:G:H8	6	0.88
(1,3)	1:A:84:LYS:HG2	2:B:4:G:HO2'	6	0.88
(1,3)	1:A:84:LYS:HG2	2:B:4:G:N1	6	0.88
(1,3)	1:A:84:LYS:HG2	2:B:4:G:N2	6	0.88
(1,3)	1:A:84:LYS:HG2	2:B:4:G:N3	6	0.88
(1,3)	1:A:84:LYS:HG2	2:B:4:G:N7	6	0.88
(1,3)	1:A:84:LYS:HG2	2:B:4:G:N9	6	0.88
(1,3)	1:A:84:LYS:HG2	2:B:4:G:O2'	6	0.88
(1,3)	1:A:84:LYS:HG2	2:B:4:G:O3'	6	0.88
(1,3)	1:A:84:LYS:HG2	2:B:4:G:O4'	6	0.88
(1,3)	1:A:84:LYS:HG2	2:B:4:G:O5'	6	0.88
(1,3)	1:A:84:LYS:HG2	2:B:4:G:O6	6	0.88
(1,3)	1:A:84:LYS:HG2	2:B:4:G:OP1	6	0.88
(1,3)	1:A:84:LYS:HG2	2:B:4:G:OP2	6	0.88
(1,3)	1:A:84:LYS:HG2	2:B:4:G:P	6	0.88
(1,3)	1:A:84:LYS:HG2	2:B:5:A:C1'	6	0.88
(1,3)	1:A:84:LYS:HG2	2:B:5:A:C2	6	0.88
(1,3)	1:A:84:LYS:HG2	2:B:5:A:C2'	6	0.88
(1,3)	1:A:84:LYS:HG2	2:B:5:A:C3'	6	0.88
(1,3)	1:A:84:LYS:HG2	2:B:5:A:C4	6	0.88
(1,3)	1:A:84:LYS:HG2	2:B:5:A:C4'	6	0.88
(1,3)	1:A:84:LYS:HG2	2:B:5:A:C5	6	0.88
(1,3)	1:A:84:LYS:HG2	2:B:5:A:C5'	6	0.88

*Continued on next page...*

*Continued from previous page...*

Key	Atom-1	Atom-2	Model ID	Violation (Å)
(1,3)	1:A:84:LYS:HG2	2:B:5:A:C6	6	0.88
(1,3)	1:A:84:LYS:HG2	2:B:5:A:C8	6	0.88
(1,3)	1:A:84:LYS:HG2	2:B:5:A:H1'	6	0.88
(1,3)	1:A:84:LYS:HG2	2:B:5:A:H2	6	0.88
(1,3)	1:A:84:LYS:HG2	2:B:5:A:H2'	6	0.88
(1,3)	1:A:84:LYS:HG2	2:B:5:A:H3'	6	0.88
(1,3)	1:A:84:LYS:HG2	2:B:5:A:H4'	6	0.88
(1,3)	1:A:84:LYS:HG2	2:B:5:A:H5'	6	0.88
(1,3)	1:A:84:LYS:HG2	2:B:5:A:H5''	6	0.88
(1,3)	1:A:84:LYS:HG2	2:B:5:A:H61	6	0.88
(1,3)	1:A:84:LYS:HG2	2:B:5:A:H62	6	0.88
(1,3)	1:A:84:LYS:HG2	2:B:5:A:H8	6	0.88
(1,3)	1:A:84:LYS:HG2	2:B:5:A:HO2'	6	0.88
(1,3)	1:A:84:LYS:HG2	2:B:5:A:N1	6	0.88
(1,3)	1:A:84:LYS:HG2	2:B:5:A:N3	6	0.88
(1,3)	1:A:84:LYS:HG2	2:B:5:A:N6	6	0.88
(1,3)	1:A:84:LYS:HG2	2:B:5:A:N7	6	0.88
(1,3)	1:A:84:LYS:HG2	2:B:5:A:N9	6	0.88
(1,3)	1:A:84:LYS:HG2	2:B:5:A:O2'	6	0.88
(1,3)	1:A:84:LYS:HG2	2:B:5:A:O3'	6	0.88
(1,3)	1:A:84:LYS:HG2	2:B:5:A:O4'	6	0.88
(1,3)	1:A:84:LYS:HG2	2:B:5:A:O5'	6	0.88
(1,3)	1:A:84:LYS:HG2	2:B:5:A:OP1	6	0.88
(1,3)	1:A:84:LYS:HG2	2:B:5:A:OP2	6	0.88
(1,3)	1:A:84:LYS:HG2	2:B:5:A:P	6	0.88
(1,3)	1:A:84:LYS:HG2	2:B:6:G:C1'	6	0.88
(1,3)	1:A:84:LYS:HG2	2:B:6:G:C2	6	0.88
(1,3)	1:A:84:LYS:HG2	2:B:6:G:C2'	6	0.88
(1,3)	1:A:84:LYS:HG2	2:B:6:G:C3'	6	0.88
(1,3)	1:A:84:LYS:HG2	2:B:6:G:C4	6	0.88
(1,3)	1:A:84:LYS:HG2	2:B:6:G:C4'	6	0.88
(1,3)	1:A:84:LYS:HG2	2:B:6:G:C5	6	0.88
(1,3)	1:A:84:LYS:HG2	2:B:6:G:C5'	6	0.88
(1,3)	1:A:84:LYS:HG2	2:B:6:G:C6	6	0.88
(1,3)	1:A:84:LYS:HG2	2:B:6:G:C8	6	0.88
(1,3)	1:A:84:LYS:HG2	2:B:6:G:H1	6	0.88
(1,3)	1:A:84:LYS:HG2	2:B:6:G:H1'	6	0.88
(1,3)	1:A:84:LYS:HG2	2:B:6:G:H2'	6	0.88
(1,3)	1:A:84:LYS:HG2	2:B:6:G:H21	6	0.88
(1,3)	1:A:84:LYS:HG2	2:B:6:G:H22	6	0.88
(1,3)	1:A:84:LYS:HG2	2:B:6:G:H3'	6	0.88
(1,3)	1:A:84:LYS:HG2	2:B:6:G:H4'	6	0.88

*Continued on next page...*

*Continued from previous page...*

Key	Atom-1	Atom-2	Model ID	Violation (Å)
(1,3)	1:A:84:LYS:HG2	2:B:6:G:H5'	6	0.88
(1,3)	1:A:84:LYS:HG2	2:B:6:G:H5''	6	0.88
(1,3)	1:A:84:LYS:HG2	2:B:6:G:H8	6	0.88
(1,3)	1:A:84:LYS:HG2	2:B:6:G:HO2'	6	0.88
(1,3)	1:A:84:LYS:HG2	2:B:6:G:N1	6	0.88
(1,3)	1:A:84:LYS:HG2	2:B:6:G:N2	6	0.88
(1,3)	1:A:84:LYS:HG2	2:B:6:G:N3	6	0.88
(1,3)	1:A:84:LYS:HG2	2:B:6:G:N7	6	0.88
(1,3)	1:A:84:LYS:HG2	2:B:6:G:N9	6	0.88
(1,3)	1:A:84:LYS:HG2	2:B:6:G:O2'	6	0.88
(1,3)	1:A:84:LYS:HG2	2:B:6:G:O3'	6	0.88
(1,3)	1:A:84:LYS:HG2	2:B:6:G:O4'	6	0.88
(1,3)	1:A:84:LYS:HG2	2:B:6:G:O5'	6	0.88
(1,3)	1:A:84:LYS:HG2	2:B:6:G:O6	6	0.88
(1,3)	1:A:84:LYS:HG2	2:B:6:G:OP1	6	0.88
(1,3)	1:A:84:LYS:HG2	2:B:6:G:OP2	6	0.88
(1,3)	1:A:84:LYS:HG2	2:B:6:G:P	6	0.88
(1,3)	1:A:84:LYS:HG2	2:B:7:C:C1'	6	0.88
(1,3)	1:A:84:LYS:HG2	2:B:7:C:C2	6	0.88
(1,3)	1:A:84:LYS:HG2	2:B:7:C:C2'	6	0.88
(1,3)	1:A:84:LYS:HG2	2:B:7:C:C3'	6	0.88
(1,3)	1:A:84:LYS:HG2	2:B:7:C:C4	6	0.88
(1,3)	1:A:84:LYS:HG2	2:B:7:C:C4'	6	0.88
(1,3)	1:A:84:LYS:HG2	2:B:7:C:C5	6	0.88
(1,3)	1:A:84:LYS:HG2	2:B:7:C:C5'	6	0.88
(1,3)	1:A:84:LYS:HG2	2:B:7:C:C6	6	0.88
(1,3)	1:A:84:LYS:HG2	2:B:7:C:H1'	6	0.88
(1,3)	1:A:84:LYS:HG2	2:B:7:C:H2'	6	0.88
(1,3)	1:A:84:LYS:HG2	2:B:7:C:H3'	6	0.88
(1,3)	1:A:84:LYS:HG2	2:B:7:C:H4'	6	0.88
(1,3)	1:A:84:LYS:HG2	2:B:7:C:H41	6	0.88
(1,3)	1:A:84:LYS:HG2	2:B:7:C:H42	6	0.88
(1,3)	1:A:84:LYS:HG2	2:B:7:C:H5	6	0.88
(1,3)	1:A:84:LYS:HG2	2:B:7:C:H5'	6	0.88
(1,3)	1:A:84:LYS:HG2	2:B:7:C:H5''	6	0.88
(1,3)	1:A:84:LYS:HG2	2:B:7:C:H6	6	0.88
(1,3)	1:A:84:LYS:HG2	2:B:7:C:HO2'	6	0.88
(1,3)	1:A:84:LYS:HG2	2:B:7:C:N1	6	0.88
(1,3)	1:A:84:LYS:HG2	2:B:7:C:N3	6	0.88
(1,3)	1:A:84:LYS:HG2	2:B:7:C:N4	6	0.88
(1,3)	1:A:84:LYS:HG2	2:B:7:C:O2	6	0.88
(1,3)	1:A:84:LYS:HG2	2:B:7:C:O2'	6	0.88

*Continued on next page...*

*Continued from previous page...*

Key	Atom-1	Atom-2	Model ID	Violation (Å)
(1,3)	1:A:84:LYS:HG2	2:B:7:C:O3'	6	0.88
(1,3)	1:A:84:LYS:HG2	2:B:7:C:O4'	6	0.88
(1,3)	1:A:84:LYS:HG2	2:B:7:C:O5'	6	0.88
(1,3)	1:A:84:LYS:HG2	2:B:7:C:OP1	6	0.88
(1,3)	1:A:84:LYS:HG2	2:B:7:C:OP2	6	0.88
(1,3)	1:A:84:LYS:HG2	2:B:7:C:P	6	0.88
(1,3)	1:A:84:LYS:HG2	2:B:8:U:C1'	6	0.88
(1,3)	1:A:84:LYS:HG2	2:B:8:U:C2	6	0.88
(1,3)	1:A:84:LYS:HG2	2:B:8:U:C2'	6	0.88
(1,3)	1:A:84:LYS:HG2	2:B:8:U:C3'	6	0.88
(1,3)	1:A:84:LYS:HG2	2:B:8:U:C4	6	0.88
(1,3)	1:A:84:LYS:HG2	2:B:8:U:C4'	6	0.88
(1,3)	1:A:84:LYS:HG2	2:B:8:U:C5	6	0.88
(1,3)	1:A:84:LYS:HG2	2:B:8:U:C5'	6	0.88
(1,3)	1:A:84:LYS:HG2	2:B:8:U:C6	6	0.88
(1,3)	1:A:84:LYS:HG2	2:B:8:U:H1'	6	0.88
(1,3)	1:A:84:LYS:HG2	2:B:8:U:H2'	6	0.88
(1,3)	1:A:84:LYS:HG2	2:B:8:U:H3	6	0.88
(1,3)	1:A:84:LYS:HG2	2:B:8:U:H3'	6	0.88
(1,3)	1:A:84:LYS:HG2	2:B:8:U:H4'	6	0.88
(1,3)	1:A:84:LYS:HG2	2:B:8:U:H5	6	0.88
(1,3)	1:A:84:LYS:HG2	2:B:8:U:H5'	6	0.88
(1,3)	1:A:84:LYS:HG2	2:B:8:U:H5''	6	0.88
(1,3)	1:A:84:LYS:HG2	2:B:8:U:H6	6	0.88
(1,3)	1:A:84:LYS:HG2	2:B:8:U:HO2'	6	0.88
(1,3)	1:A:84:LYS:HG2	2:B:8:U:N1	6	0.88
(1,3)	1:A:84:LYS:HG2	2:B:8:U:N3	6	0.88
(1,3)	1:A:84:LYS:HG2	2:B:8:U:O2	6	0.88
(1,3)	1:A:84:LYS:HG2	2:B:8:U:O2'	6	0.88
(1,3)	1:A:84:LYS:HG2	2:B:8:U:O3'	6	0.88
(1,3)	1:A:84:LYS:HG2	2:B:8:U:O4	6	0.88
(1,3)	1:A:84:LYS:HG2	2:B:8:U:O4'	6	0.88
(1,3)	1:A:84:LYS:HG2	2:B:8:U:O5'	6	0.88
(1,3)	1:A:84:LYS:HG2	2:B:8:U:OP1	6	0.88
(1,3)	1:A:84:LYS:HG2	2:B:8:U:OP2	6	0.88
(1,3)	1:A:84:LYS:HG2	2:B:8:U:P	6	0.88
(1,3)	1:A:84:LYS:HG2	2:B:9:C:C1'	6	0.88
(1,3)	1:A:84:LYS:HG2	2:B:9:C:C2	6	0.88
(1,3)	1:A:84:LYS:HG2	2:B:9:C:C2'	6	0.88
(1,3)	1:A:84:LYS:HG2	2:B:9:C:C3'	6	0.88
(1,3)	1:A:84:LYS:HG2	2:B:9:C:C4	6	0.88
(1,3)	1:A:84:LYS:HG2	2:B:9:C:C4'	6	0.88

*Continued on next page...*

*Continued from previous page...*

Key	Atom-1	Atom-2	Model ID	Violation (Å)
(1,3)	1:A:84:LYS:HG2	2:B:9:C:C5	6	0.88
(1,3)	1:A:84:LYS:HG2	2:B:9:C:C5'	6	0.88
(1,3)	1:A:84:LYS:HG2	2:B:9:C:C6	6	0.88
(1,3)	1:A:84:LYS:HG2	2:B:9:C:H1'	6	0.88
(1,3)	1:A:84:LYS:HG2	2:B:9:C:H2'	6	0.88
(1,3)	1:A:84:LYS:HG2	2:B:9:C:H3'	6	0.88
(1,3)	1:A:84:LYS:HG2	2:B:9:C:H4'	6	0.88
(1,3)	1:A:84:LYS:HG2	2:B:9:C:H41	6	0.88
(1,3)	1:A:84:LYS:HG2	2:B:9:C:H42	6	0.88
(1,3)	1:A:84:LYS:HG2	2:B:9:C:H5	6	0.88
(1,3)	1:A:84:LYS:HG2	2:B:9:C:H5'	6	0.88
(1,3)	1:A:84:LYS:HG2	2:B:9:C:H5''	6	0.88
(1,3)	1:A:84:LYS:HG2	2:B:9:C:H6	6	0.88
(1,3)	1:A:84:LYS:HG2	2:B:9:C:HO2'	6	0.88
(1,3)	1:A:84:LYS:HG2	2:B:9:C:N1	6	0.88
(1,3)	1:A:84:LYS:HG2	2:B:9:C:N3	6	0.88
(1,3)	1:A:84:LYS:HG2	2:B:9:C:N4	6	0.88
(1,3)	1:A:84:LYS:HG2	2:B:9:C:O2	6	0.88
(1,3)	1:A:84:LYS:HG2	2:B:9:C:O2'	6	0.88
(1,3)	1:A:84:LYS:HG2	2:B:9:C:O3'	6	0.88
(1,3)	1:A:84:LYS:HG2	2:B:9:C:O4'	6	0.88
(1,3)	1:A:84:LYS:HG2	2:B:9:C:O5'	6	0.88
(1,3)	1:A:84:LYS:HG2	2:B:9:C:OP1	6	0.88
(1,3)	1:A:84:LYS:HG2	2:B:9:C:OP2	6	0.88
(1,3)	1:A:84:LYS:HG2	2:B:9:C:P	6	0.88
(1,3)	1:A:84:LYS:HG2	2:B:10:G:C1'	6	0.88
(1,3)	1:A:84:LYS:HG2	2:B:10:G:C2	6	0.88
(1,3)	1:A:84:LYS:HG2	2:B:10:G:C2'	6	0.88
(1,3)	1:A:84:LYS:HG2	2:B:10:G:C3'	6	0.88
(1,3)	1:A:84:LYS:HG2	2:B:10:G:C4	6	0.88
(1,3)	1:A:84:LYS:HG2	2:B:10:G:C4'	6	0.88
(1,3)	1:A:84:LYS:HG2	2:B:10:G:C5	6	0.88
(1,3)	1:A:84:LYS:HG2	2:B:10:G:C5'	6	0.88
(1,3)	1:A:84:LYS:HG2	2:B:10:G:C6	6	0.88
(1,3)	1:A:84:LYS:HG2	2:B:10:G:C8	6	0.88
(1,3)	1:A:84:LYS:HG2	2:B:10:G:H1	6	0.88
(1,3)	1:A:84:LYS:HG2	2:B:10:G:H1'	6	0.88
(1,3)	1:A:84:LYS:HG2	2:B:10:G:H2'	6	0.88
(1,3)	1:A:84:LYS:HG2	2:B:10:G:H21	6	0.88
(1,3)	1:A:84:LYS:HG2	2:B:10:G:H22	6	0.88
(1,3)	1:A:84:LYS:HG2	2:B:10:G:H3'	6	0.88
(1,3)	1:A:84:LYS:HG2	2:B:10:G:H4'	6	0.88

*Continued on next page...*

*Continued from previous page...*

Key	Atom-1	Atom-2	Model ID	Violation (Å)
(1,3)	1:A:84:LYS:HG2	2:B:10:G:H5'	6	0.88
(1,3)	1:A:84:LYS:HG2	2:B:10:G:H5''	6	0.88
(1,3)	1:A:84:LYS:HG2	2:B:10:G:H8	6	0.88
(1,3)	1:A:84:LYS:HG2	2:B:10:G:HO2'	6	0.88
(1,3)	1:A:84:LYS:HG2	2:B:10:G:N1	6	0.88
(1,3)	1:A:84:LYS:HG2	2:B:10:G:N2	6	0.88
(1,3)	1:A:84:LYS:HG2	2:B:10:G:N3	6	0.88
(1,3)	1:A:84:LYS:HG2	2:B:10:G:N7	6	0.88
(1,3)	1:A:84:LYS:HG2	2:B:10:G:N9	6	0.88
(1,3)	1:A:84:LYS:HG2	2:B:10:G:O2'	6	0.88
(1,3)	1:A:84:LYS:HG2	2:B:10:G:O3'	6	0.88
(1,3)	1:A:84:LYS:HG2	2:B:10:G:O4'	6	0.88
(1,3)	1:A:84:LYS:HG2	2:B:10:G:O5'	6	0.88
(1,3)	1:A:84:LYS:HG2	2:B:10:G:O6	6	0.88
(1,3)	1:A:84:LYS:HG2	2:B:10:G:OP1	6	0.88
(1,3)	1:A:84:LYS:HG2	2:B:10:G:OP2	6	0.88
(1,3)	1:A:84:LYS:HG2	2:B:10:G:P	6	0.88
(1,3)	1:A:84:LYS:HG2	2:B:11:A:C1'	6	0.88
(1,3)	1:A:84:LYS:HG2	2:B:11:A:C2	6	0.88
(1,3)	1:A:84:LYS:HG2	2:B:11:A:C2'	6	0.88
(1,3)	1:A:84:LYS:HG2	2:B:11:A:C3'	6	0.88
(1,3)	1:A:84:LYS:HG2	2:B:11:A:C4	6	0.88
(1,3)	1:A:84:LYS:HG2	2:B:11:A:C4'	6	0.88
(1,3)	1:A:84:LYS:HG2	2:B:11:A:C5	6	0.88
(1,3)	1:A:84:LYS:HG2	2:B:11:A:C5'	6	0.88
(1,3)	1:A:84:LYS:HG2	2:B:11:A:C6	6	0.88
(1,3)	1:A:84:LYS:HG2	2:B:11:A:C8	6	0.88
(1,3)	1:A:84:LYS:HG2	2:B:11:A:H1'	6	0.88
(1,3)	1:A:84:LYS:HG2	2:B:11:A:H2	6	0.88
(1,3)	1:A:84:LYS:HG2	2:B:11:A:H2'	6	0.88
(1,3)	1:A:84:LYS:HG2	2:B:11:A:H3'	6	0.88
(1,3)	1:A:84:LYS:HG2	2:B:11:A:H4'	6	0.88
(1,3)	1:A:84:LYS:HG2	2:B:11:A:H5'	6	0.88
(1,3)	1:A:84:LYS:HG2	2:B:11:A:H5''	6	0.88
(1,3)	1:A:84:LYS:HG2	2:B:11:A:H61	6	0.88
(1,3)	1:A:84:LYS:HG2	2:B:11:A:H62	6	0.88
(1,3)	1:A:84:LYS:HG2	2:B:11:A:H8	6	0.88
(1,3)	1:A:84:LYS:HG2	2:B:11:A:HO2'	6	0.88
(1,3)	1:A:84:LYS:HG2	2:B:11:A:N1	6	0.88
(1,3)	1:A:84:LYS:HG2	2:B:11:A:N3	6	0.88
(1,3)	1:A:84:LYS:HG2	2:B:11:A:N6	6	0.88
(1,3)	1:A:84:LYS:HG2	2:B:11:A:N7	6	0.88

*Continued on next page...*

*Continued from previous page...*

Key	Atom-1	Atom-2	Model ID	Violation (Å)
(1,3)	1:A:84:LYS:HG2	2:B:11:A:N9	6	0.88
(1,3)	1:A:84:LYS:HG2	2:B:11:A:O2'	6	0.88
(1,3)	1:A:84:LYS:HG2	2:B:11:A:O3'	6	0.88
(1,3)	1:A:84:LYS:HG2	2:B:11:A:O4'	6	0.88
(1,3)	1:A:84:LYS:HG2	2:B:11:A:O5'	6	0.88
(1,3)	1:A:84:LYS:HG2	2:B:11:A:OP1	6	0.88
(1,3)	1:A:84:LYS:HG2	2:B:11:A:OP2	6	0.88
(1,3)	1:A:84:LYS:HG2	2:B:11:A:P	6	0.88
(1,3)	1:A:84:LYS:HG2	2:B:12:A:C1'	6	0.88
(1,3)	1:A:84:LYS:HG2	2:B:12:A:C2	6	0.88
(1,3)	1:A:84:LYS:HG2	2:B:12:A:C2'	6	0.88
(1,3)	1:A:84:LYS:HG2	2:B:12:A:C3'	6	0.88
(1,3)	1:A:84:LYS:HG2	2:B:12:A:C4	6	0.88
(1,3)	1:A:84:LYS:HG2	2:B:12:A:C4'	6	0.88
(1,3)	1:A:84:LYS:HG2	2:B:12:A:C5	6	0.88
(1,3)	1:A:84:LYS:HG2	2:B:12:A:C5'	6	0.88
(1,3)	1:A:84:LYS:HG2	2:B:12:A:C6	6	0.88
(1,3)	1:A:84:LYS:HG2	2:B:12:A:C8	6	0.88
(1,3)	1:A:84:LYS:HG2	2:B:12:A:H1'	6	0.88
(1,3)	1:A:84:LYS:HG2	2:B:12:A:H2	6	0.88
(1,3)	1:A:84:LYS:HG2	2:B:12:A:H2'	6	0.88
(1,3)	1:A:84:LYS:HG2	2:B:12:A:H3'	6	0.88
(1,3)	1:A:84:LYS:HG2	2:B:12:A:H4'	6	0.88
(1,3)	1:A:84:LYS:HG2	2:B:12:A:H5'	6	0.88
(1,3)	1:A:84:LYS:HG2	2:B:12:A:H5''	6	0.88
(1,3)	1:A:84:LYS:HG2	2:B:12:A:H61	6	0.88
(1,3)	1:A:84:LYS:HG2	2:B:12:A:H62	6	0.88
(1,3)	1:A:84:LYS:HG2	2:B:12:A:H8	6	0.88
(1,3)	1:A:84:LYS:HG2	2:B:12:A:HO2'	6	0.88
(1,3)	1:A:84:LYS:HG2	2:B:12:A:N1	6	0.88
(1,3)	1:A:84:LYS:HG2	2:B:12:A:N3	6	0.88
(1,3)	1:A:84:LYS:HG2	2:B:12:A:N6	6	0.88
(1,3)	1:A:84:LYS:HG2	2:B:12:A:N7	6	0.88
(1,3)	1:A:84:LYS:HG2	2:B:12:A:N9	6	0.88
(1,3)	1:A:84:LYS:HG2	2:B:12:A:O2'	6	0.88
(1,3)	1:A:84:LYS:HG2	2:B:12:A:O3'	6	0.88
(1,3)	1:A:84:LYS:HG2	2:B:12:A:O4'	6	0.88
(1,3)	1:A:84:LYS:HG2	2:B:12:A:O5'	6	0.88
(1,3)	1:A:84:LYS:HG2	2:B:12:A:OP1	6	0.88
(1,3)	1:A:84:LYS:HG2	2:B:12:A:OP2	6	0.88
(1,3)	1:A:84:LYS:HG2	2:B:12:A:P	6	0.88
(1,3)	1:A:84:LYS:HG2	2:B:13:A:C1'	6	0.88

*Continued on next page...*

*Continued from previous page...*

Key	Atom-1	Atom-2	Model ID	Violation (Å)
(1,3)	1:A:84:LYS:HG2	2:B:13:A:C2	6	0.88
(1,3)	1:A:84:LYS:HG2	2:B:13:A:C2'	6	0.88
(1,3)	1:A:84:LYS:HG2	2:B:13:A:C3'	6	0.88
(1,3)	1:A:84:LYS:HG2	2:B:13:A:C4	6	0.88
(1,3)	1:A:84:LYS:HG2	2:B:13:A:C4'	6	0.88
(1,3)	1:A:84:LYS:HG2	2:B:13:A:C5	6	0.88
(1,3)	1:A:84:LYS:HG2	2:B:13:A:C5'	6	0.88
(1,3)	1:A:84:LYS:HG2	2:B:13:A:C6	6	0.88
(1,3)	1:A:84:LYS:HG2	2:B:13:A:C8	6	0.88
(1,3)	1:A:84:LYS:HG2	2:B:13:A:H1'	6	0.88
(1,3)	1:A:84:LYS:HG2	2:B:13:A:H2	6	0.88
(1,3)	1:A:84:LYS:HG2	2:B:13:A:H2'	6	0.88
(1,3)	1:A:84:LYS:HG2	2:B:13:A:H3'	6	0.88
(1,3)	1:A:84:LYS:HG2	2:B:13:A:H4'	6	0.88
(1,3)	1:A:84:LYS:HG2	2:B:13:A:H5'	6	0.88
(1,3)	1:A:84:LYS:HG2	2:B:13:A:H5''	6	0.88
(1,3)	1:A:84:LYS:HG2	2:B:13:A:H61	6	0.88
(1,3)	1:A:84:LYS:HG2	2:B:13:A:H62	6	0.88
(1,3)	1:A:84:LYS:HG2	2:B:13:A:H8	6	0.88
(1,3)	1:A:84:LYS:HG2	2:B:13:A:HO2'	6	0.88
(1,3)	1:A:84:LYS:HG2	2:B:13:A:N1	6	0.88
(1,3)	1:A:84:LYS:HG2	2:B:13:A:N3	6	0.88
(1,3)	1:A:84:LYS:HG2	2:B:13:A:N6	6	0.88
(1,3)	1:A:84:LYS:HG2	2:B:13:A:N7	6	0.88
(1,3)	1:A:84:LYS:HG2	2:B:13:A:N9	6	0.88
(1,3)	1:A:84:LYS:HG2	2:B:13:A:O2'	6	0.88
(1,3)	1:A:84:LYS:HG2	2:B:13:A:O3'	6	0.88
(1,3)	1:A:84:LYS:HG2	2:B:13:A:O4'	6	0.88
(1,3)	1:A:84:LYS:HG2	2:B:13:A:O5'	6	0.88
(1,3)	1:A:84:LYS:HG2	2:B:13:A:OP1	6	0.88
(1,3)	1:A:84:LYS:HG2	2:B:13:A:OP2	6	0.88
(1,3)	1:A:84:LYS:HG2	2:B:13:A:P	6	0.88
(1,3)	1:A:84:LYS:HG2	2:B:14:G:C1'	6	0.88
(1,3)	1:A:84:LYS:HG2	2:B:14:G:C2	6	0.88
(1,3)	1:A:84:LYS:HG2	2:B:14:G:C2'	6	0.88
(1,3)	1:A:84:LYS:HG2	2:B:14:G:C3'	6	0.88
(1,3)	1:A:84:LYS:HG2	2:B:14:G:C4	6	0.88
(1,3)	1:A:84:LYS:HG2	2:B:14:G:C4'	6	0.88
(1,3)	1:A:84:LYS:HG2	2:B:14:G:C5	6	0.88
(1,3)	1:A:84:LYS:HG2	2:B:14:G:C5'	6	0.88
(1,3)	1:A:84:LYS:HG2	2:B:14:G:C6	6	0.88
(1,3)	1:A:84:LYS:HG2	2:B:14:G:C8	6	0.88

*Continued on next page...*



*Continued from previous page...*

Key	Atom-1	Atom-2	Model ID	Violation (Å)
(1,3)	1:A:84:LYS:HG2	2:B:14:G:H1	6	0.88
(1,3)	1:A:84:LYS:HG2	2:B:14:G:H1'	6	0.88
(1,3)	1:A:84:LYS:HG2	2:B:14:G:H2'	6	0.88
(1,3)	1:A:84:LYS:HG2	2:B:14:G:H21	6	0.88
(1,3)	1:A:84:LYS:HG2	2:B:14:G:H22	6	0.88
(1,3)	1:A:84:LYS:HG2	2:B:14:G:H3'	6	0.88
(1,3)	1:A:84:LYS:HG2	2:B:14:G:H4'	6	0.88
(1,3)	1:A:84:LYS:HG2	2:B:14:G:H5'	6	0.88
(1,3)	1:A:84:LYS:HG2	2:B:14:G:H5''	6	0.88
(1,3)	1:A:84:LYS:HG2	2:B:14:G:H8	6	0.88
(1,3)	1:A:84:LYS:HG2	2:B:14:G:HO2'	6	0.88
(1,3)	1:A:84:LYS:HG2	2:B:14:G:N1	6	0.88
(1,3)	1:A:84:LYS:HG2	2:B:14:G:N2	6	0.88
(1,3)	1:A:84:LYS:HG2	2:B:14:G:N3	6	0.88
(1,3)	1:A:84:LYS:HG2	2:B:14:G:N7	6	0.88
(1,3)	1:A:84:LYS:HG2	2:B:14:G:N9	6	0.88
(1,3)	1:A:84:LYS:HG2	2:B:14:G:O2'	6	0.88
(1,3)	1:A:84:LYS:HG2	2:B:14:G:O3'	6	0.88
(1,3)	1:A:84:LYS:HG2	2:B:14:G:O4'	6	0.88
(1,3)	1:A:84:LYS:HG2	2:B:14:G:O5'	6	0.88
(1,3)	1:A:84:LYS:HG2	2:B:14:G:O6	6	0.88
(1,3)	1:A:84:LYS:HG2	2:B:14:G:OP1	6	0.88
(1,3)	1:A:84:LYS:HG2	2:B:14:G:OP2	6	0.88
(1,3)	1:A:84:LYS:HG2	2:B:14:G:P	6	0.88
(1,3)	1:A:84:LYS:HG2	2:B:15:A:C1'	6	0.88
(1,3)	1:A:84:LYS:HG2	2:B:15:A:C2	6	0.88
(1,3)	1:A:84:LYS:HG2	2:B:15:A:C2'	6	0.88
(1,3)	1:A:84:LYS:HG2	2:B:15:A:C3'	6	0.88
(1,3)	1:A:84:LYS:HG2	2:B:15:A:C4	6	0.88
(1,3)	1:A:84:LYS:HG2	2:B:15:A:C4'	6	0.88
(1,3)	1:A:84:LYS:HG2	2:B:15:A:C5	6	0.88
(1,3)	1:A:84:LYS:HG2	2:B:15:A:C5'	6	0.88
(1,3)	1:A:84:LYS:HG2	2:B:15:A:C6	6	0.88
(1,3)	1:A:84:LYS:HG2	2:B:15:A:C8	6	0.88
(1,3)	1:A:84:LYS:HG2	2:B:15:A:H1'	6	0.88
(1,3)	1:A:84:LYS:HG2	2:B:15:A:H2	6	0.88
(1,3)	1:A:84:LYS:HG2	2:B:15:A:H2'	6	0.88
(1,3)	1:A:84:LYS:HG2	2:B:15:A:H3'	6	0.88
(1,3)	1:A:84:LYS:HG2	2:B:15:A:H4'	6	0.88
(1,3)	1:A:84:LYS:HG2	2:B:15:A:H5'	6	0.88
(1,3)	1:A:84:LYS:HG2	2:B:15:A:H5''	6	0.88
(1,3)	1:A:84:LYS:HG2	2:B:15:A:H61	6	0.88

*Continued on next page...*

*Continued from previous page...*

Key	Atom-1	Atom-2	Model ID	Violation (Å)
(1,3)	1:A:84:LYS:HG2	2:B:15:A:H62	6	0.88
(1,3)	1:A:84:LYS:HG2	2:B:15:A:H8	6	0.88
(1,3)	1:A:84:LYS:HG2	2:B:15:A:HO2'	6	0.88
(1,3)	1:A:84:LYS:HG2	2:B:15:A:N1	6	0.88
(1,3)	1:A:84:LYS:HG2	2:B:15:A:N3	6	0.88
(1,3)	1:A:84:LYS:HG2	2:B:15:A:N6	6	0.88
(1,3)	1:A:84:LYS:HG2	2:B:15:A:N7	6	0.88
(1,3)	1:A:84:LYS:HG2	2:B:15:A:N9	6	0.88
(1,3)	1:A:84:LYS:HG2	2:B:15:A:O2'	6	0.88
(1,3)	1:A:84:LYS:HG2	2:B:15:A:O3'	6	0.88
(1,3)	1:A:84:LYS:HG2	2:B:15:A:O4'	6	0.88
(1,3)	1:A:84:LYS:HG2	2:B:15:A:O5'	6	0.88
(1,3)	1:A:84:LYS:HG2	2:B:15:A:OP1	6	0.88
(1,3)	1:A:84:LYS:HG2	2:B:15:A:OP2	6	0.88
(1,3)	1:A:84:LYS:HG2	2:B:15:A:P	6	0.88
(1,3)	1:A:84:LYS:HG2	2:B:16:G:C1'	6	0.88
(1,3)	1:A:84:LYS:HG2	2:B:16:G:C2	6	0.88
(1,3)	1:A:84:LYS:HG2	2:B:16:G:C2'	6	0.88
(1,3)	1:A:84:LYS:HG2	2:B:16:G:C3'	6	0.88
(1,3)	1:A:84:LYS:HG2	2:B:16:G:C4	6	0.88
(1,3)	1:A:84:LYS:HG2	2:B:16:G:C4'	6	0.88
(1,3)	1:A:84:LYS:HG2	2:B:16:G:C5	6	0.88
(1,3)	1:A:84:LYS:HG2	2:B:16:G:C5'	6	0.88
(1,3)	1:A:84:LYS:HG2	2:B:16:G:C6	6	0.88
(1,3)	1:A:84:LYS:HG2	2:B:16:G:C8	6	0.88
(1,3)	1:A:84:LYS:HG2	2:B:16:G:H1	6	0.88
(1,3)	1:A:84:LYS:HG2	2:B:16:G:H1'	6	0.88
(1,3)	1:A:84:LYS:HG2	2:B:16:G:H2'	6	0.88
(1,3)	1:A:84:LYS:HG2	2:B:16:G:H21	6	0.88
(1,3)	1:A:84:LYS:HG2	2:B:16:G:H22	6	0.88
(1,3)	1:A:84:LYS:HG2	2:B:16:G:H3'	6	0.88
(1,3)	1:A:84:LYS:HG2	2:B:16:G:H4'	6	0.88
(1,3)	1:A:84:LYS:HG2	2:B:16:G:H5'	6	0.88
(1,3)	1:A:84:LYS:HG2	2:B:16:G:H5''	6	0.88
(1,3)	1:A:84:LYS:HG2	2:B:16:G:H8	6	0.88
(1,3)	1:A:84:LYS:HG2	2:B:16:G:HO2'	6	0.88
(1,3)	1:A:84:LYS:HG2	2:B:16:G:N1	6	0.88
(1,3)	1:A:84:LYS:HG2	2:B:16:G:N2	6	0.88
(1,3)	1:A:84:LYS:HG2	2:B:16:G:N3	6	0.88
(1,3)	1:A:84:LYS:HG2	2:B:16:G:N7	6	0.88
(1,3)	1:A:84:LYS:HG2	2:B:16:G:N9	6	0.88
(1,3)	1:A:84:LYS:HG2	2:B:16:G:O2'	6	0.88

*Continued on next page...*

*Continued from previous page...*

Key	Atom-1	Atom-2	Model ID	Violation (Å)
(1,3)	1:A:84:LYS:HG2	2:B:16:G:O3'	6	0.88
(1,3)	1:A:84:LYS:HG2	2:B:16:G:O4'	6	0.88
(1,3)	1:A:84:LYS:HG2	2:B:16:G:O5'	6	0.88
(1,3)	1:A:84:LYS:HG2	2:B:16:G:O6	6	0.88
(1,3)	1:A:84:LYS:HG2	2:B:16:G:OP1	6	0.88
(1,3)	1:A:84:LYS:HG2	2:B:16:G:OP2	6	0.88
(1,3)	1:A:84:LYS:HG2	2:B:16:G:P	6	0.88
(1,3)	1:A:84:LYS:HG2	2:B:17:C:C1'	6	0.88
(1,3)	1:A:84:LYS:HG2	2:B:17:C:C2	6	0.88
(1,3)	1:A:84:LYS:HG2	2:B:17:C:C2'	6	0.88
(1,3)	1:A:84:LYS:HG2	2:B:17:C:C3'	6	0.88
(1,3)	1:A:84:LYS:HG2	2:B:17:C:C4	6	0.88
(1,3)	1:A:84:LYS:HG2	2:B:17:C:C4'	6	0.88
(1,3)	1:A:84:LYS:HG2	2:B:17:C:C5	6	0.88
(1,3)	1:A:84:LYS:HG2	2:B:17:C:C5'	6	0.88
(1,3)	1:A:84:LYS:HG2	2:B:17:C:C6	6	0.88
(1,3)	1:A:84:LYS:HG2	2:B:17:C:H1'	6	0.88
(1,3)	1:A:84:LYS:HG2	2:B:17:C:H2'	6	0.88
(1,3)	1:A:84:LYS:HG2	2:B:17:C:H3'	6	0.88
(1,3)	1:A:84:LYS:HG2	2:B:17:C:H4'	6	0.88
(1,3)	1:A:84:LYS:HG2	2:B:17:C:H41	6	0.88
(1,3)	1:A:84:LYS:HG2	2:B:17:C:H42	6	0.88
(1,3)	1:A:84:LYS:HG2	2:B:17:C:H5	6	0.88
(1,3)	1:A:84:LYS:HG2	2:B:17:C:H5'	6	0.88
(1,3)	1:A:84:LYS:HG2	2:B:17:C:H5''	6	0.88
(1,3)	1:A:84:LYS:HG2	2:B:17:C:H6	6	0.88
(1,3)	1:A:84:LYS:HG2	2:B:17:C:HO2'	6	0.88
(1,3)	1:A:84:LYS:HG2	2:B:17:C:N1	6	0.88
(1,3)	1:A:84:LYS:HG2	2:B:17:C:N3	6	0.88
(1,3)	1:A:84:LYS:HG2	2:B:17:C:N4	6	0.88
(1,3)	1:A:84:LYS:HG2	2:B:17:C:O2	6	0.88
(1,3)	1:A:84:LYS:HG2	2:B:17:C:O2'	6	0.88
(1,3)	1:A:84:LYS:HG2	2:B:17:C:O3'	6	0.88
(1,3)	1:A:84:LYS:HG2	2:B:17:C:O4'	6	0.88
(1,3)	1:A:84:LYS:HG2	2:B:17:C:O5'	6	0.88
(1,3)	1:A:84:LYS:HG2	2:B:17:C:OP1	6	0.88
(1,3)	1:A:84:LYS:HG2	2:B:17:C:OP2	6	0.88
(1,3)	1:A:84:LYS:HG2	2:B:17:C:P	6	0.88
(1,3)	1:A:84:LYS:HG2	2:B:18:A:C1'	6	0.88
(1,3)	1:A:84:LYS:HG2	2:B:18:A:C2	6	0.88
(1,3)	1:A:84:LYS:HG2	2:B:18:A:C2'	6	0.88
(1,3)	1:A:84:LYS:HG2	2:B:18:A:C3'	6	0.88

*Continued on next page...*

*Continued from previous page...*

Key	Atom-1	Atom-2	Model ID	Violation (Å)
(1,3)	1:A:84:LYS:HG2	2:B:18:A:C4	6	0.88
(1,3)	1:A:84:LYS:HG2	2:B:18:A:C4'	6	0.88
(1,3)	1:A:84:LYS:HG2	2:B:18:A:C5	6	0.88
(1,3)	1:A:84:LYS:HG2	2:B:18:A:C5'	6	0.88
(1,3)	1:A:84:LYS:HG2	2:B:18:A:C6	6	0.88
(1,3)	1:A:84:LYS:HG2	2:B:18:A:C8	6	0.88
(1,3)	1:A:84:LYS:HG2	2:B:18:A:H1'	6	0.88
(1,3)	1:A:84:LYS:HG2	2:B:18:A:H2	6	0.88
(1,3)	1:A:84:LYS:HG2	2:B:18:A:H2'	6	0.88
(1,3)	1:A:84:LYS:HG2	2:B:18:A:H3'	6	0.88
(1,3)	1:A:84:LYS:HG2	2:B:18:A:H4'	6	0.88
(1,3)	1:A:84:LYS:HG2	2:B:18:A:H5'	6	0.88
(1,3)	1:A:84:LYS:HG2	2:B:18:A:H5''	6	0.88
(1,3)	1:A:84:LYS:HG2	2:B:18:A:H61	6	0.88
(1,3)	1:A:84:LYS:HG2	2:B:18:A:H62	6	0.88
(1,3)	1:A:84:LYS:HG2	2:B:18:A:H8	6	0.88
(1,3)	1:A:84:LYS:HG2	2:B:18:A:HO2'	6	0.88
(1,3)	1:A:84:LYS:HG2	2:B:18:A:N1	6	0.88
(1,3)	1:A:84:LYS:HG2	2:B:18:A:N3	6	0.88
(1,3)	1:A:84:LYS:HG2	2:B:18:A:N6	6	0.88
(1,3)	1:A:84:LYS:HG2	2:B:18:A:N7	6	0.88
(1,3)	1:A:84:LYS:HG2	2:B:18:A:N9	6	0.88
(1,3)	1:A:84:LYS:HG2	2:B:18:A:O2'	6	0.88
(1,3)	1:A:84:LYS:HG2	2:B:18:A:O3'	6	0.88
(1,3)	1:A:84:LYS:HG2	2:B:18:A:O4'	6	0.88
(1,3)	1:A:84:LYS:HG2	2:B:18:A:O5'	6	0.88
(1,3)	1:A:84:LYS:HG2	2:B:18:A:OP1	6	0.88
(1,3)	1:A:84:LYS:HG2	2:B:18:A:OP2	6	0.88
(1,3)	1:A:84:LYS:HG2	2:B:18:A:P	6	0.88
(1,3)	1:A:84:LYS:HG2	2:B:19:A:C1'	6	0.88
(1,3)	1:A:84:LYS:HG2	2:B:19:A:C2	6	0.88
(1,3)	1:A:84:LYS:HG2	2:B:19:A:C2'	6	0.88
(1,3)	1:A:84:LYS:HG2	2:B:19:A:C3'	6	0.88
(1,3)	1:A:84:LYS:HG2	2:B:19:A:C4	6	0.88
(1,3)	1:A:84:LYS:HG2	2:B:19:A:C4'	6	0.88
(1,3)	1:A:84:LYS:HG2	2:B:19:A:C5	6	0.88
(1,3)	1:A:84:LYS:HG2	2:B:19:A:C5'	6	0.88
(1,3)	1:A:84:LYS:HG2	2:B:19:A:C6	6	0.88
(1,3)	1:A:84:LYS:HG2	2:B:19:A:C8	6	0.88
(1,3)	1:A:84:LYS:HG2	2:B:19:A:H1'	6	0.88
(1,3)	1:A:84:LYS:HG2	2:B:19:A:H2	6	0.88
(1,3)	1:A:84:LYS:HG2	2:B:19:A:H2'	6	0.88

*Continued on next page...*

*Continued from previous page...*

Key	Atom-1	Atom-2	Model ID	Violation (Å)
(1,3)	1:A:84:LYS:HG2	2:B:19:A:H3'	6	0.88
(1,3)	1:A:84:LYS:HG2	2:B:19:A:H4'	6	0.88
(1,3)	1:A:84:LYS:HG2	2:B:19:A:H5'	6	0.88
(1,3)	1:A:84:LYS:HG2	2:B:19:A:H5''	6	0.88
(1,3)	1:A:84:LYS:HG2	2:B:19:A:H61	6	0.88
(1,3)	1:A:84:LYS:HG2	2:B:19:A:H62	6	0.88
(1,3)	1:A:84:LYS:HG2	2:B:19:A:H8	6	0.88
(1,3)	1:A:84:LYS:HG2	2:B:19:A:HO2'	6	0.88
(1,3)	1:A:84:LYS:HG2	2:B:19:A:N1	6	0.88
(1,3)	1:A:84:LYS:HG2	2:B:19:A:N3	6	0.88
(1,3)	1:A:84:LYS:HG2	2:B:19:A:N6	6	0.88
(1,3)	1:A:84:LYS:HG2	2:B:19:A:N7	6	0.88
(1,3)	1:A:84:LYS:HG2	2:B:19:A:N9	6	0.88
(1,3)	1:A:84:LYS:HG2	2:B:19:A:O2'	6	0.88
(1,3)	1:A:84:LYS:HG2	2:B:19:A:O3'	6	0.88
(1,3)	1:A:84:LYS:HG2	2:B:19:A:O4'	6	0.88
(1,3)	1:A:84:LYS:HG2	2:B:19:A:O5'	6	0.88
(1,3)	1:A:84:LYS:HG2	2:B:19:A:OP1	6	0.88
(1,3)	1:A:84:LYS:HG2	2:B:19:A:OP2	6	0.88
(1,3)	1:A:84:LYS:HG2	2:B:19:A:P	6	0.88
(1,3)	1:A:84:LYS:HG2	2:B:20:U:C1'	6	0.88
(1,3)	1:A:84:LYS:HG2	2:B:20:U:C2	6	0.88
(1,3)	1:A:84:LYS:HG2	2:B:20:U:C2'	6	0.88
(1,3)	1:A:84:LYS:HG2	2:B:20:U:C3'	6	0.88
(1,3)	1:A:84:LYS:HG2	2:B:20:U:C4	6	0.88
(1,3)	1:A:84:LYS:HG2	2:B:20:U:C4'	6	0.88
(1,3)	1:A:84:LYS:HG2	2:B:20:U:C5	6	0.88
(1,3)	1:A:84:LYS:HG2	2:B:20:U:C5'	6	0.88
(1,3)	1:A:84:LYS:HG2	2:B:20:U:C6	6	0.88
(1,3)	1:A:84:LYS:HG2	2:B:20:U:H1'	6	0.88
(1,3)	1:A:84:LYS:HG2	2:B:20:U:H2'	6	0.88
(1,3)	1:A:84:LYS:HG2	2:B:20:U:H3	6	0.88
(1,3)	1:A:84:LYS:HG2	2:B:20:U:H3'	6	0.88
(1,3)	1:A:84:LYS:HG2	2:B:20:U:H4'	6	0.88
(1,3)	1:A:84:LYS:HG2	2:B:20:U:H5	6	0.88
(1,3)	1:A:84:LYS:HG2	2:B:20:U:H5'	6	0.88
(1,3)	1:A:84:LYS:HG2	2:B:20:U:H5''	6	0.88
(1,3)	1:A:84:LYS:HG2	2:B:20:U:H6	6	0.88
(1,3)	1:A:84:LYS:HG2	2:B:20:U:HO2'	6	0.88
(1,3)	1:A:84:LYS:HG2	2:B:20:U:N1	6	0.88
(1,3)	1:A:84:LYS:HG2	2:B:20:U:N3	6	0.88
(1,3)	1:A:84:LYS:HG2	2:B:20:U:O2	6	0.88

*Continued on next page...*

*Continued from previous page...*

Key	Atom-1	Atom-2	Model ID	Violation (Å)
(1,3)	1:A:84:LYS:HG2	2:B:20:U:O2'	6	0.88
(1,3)	1:A:84:LYS:HG2	2:B:20:U:O3'	6	0.88
(1,3)	1:A:84:LYS:HG2	2:B:20:U:O4	6	0.88
(1,3)	1:A:84:LYS:HG2	2:B:20:U:O4'	6	0.88
(1,3)	1:A:84:LYS:HG2	2:B:20:U:O5'	6	0.88
(1,3)	1:A:84:LYS:HG2	2:B:20:U:OP1	6	0.88
(1,3)	1:A:84:LYS:HG2	2:B:20:U:OP2	6	0.88
(1,3)	1:A:84:LYS:HG2	2:B:20:U:P	6	0.88
(1,3)	1:A:84:LYS:HG2	2:B:21:G:C1'	6	0.88
(1,3)	1:A:84:LYS:HG2	2:B:21:G:C2	6	0.88
(1,3)	1:A:84:LYS:HG2	2:B:21:G:C2'	6	0.88
(1,3)	1:A:84:LYS:HG2	2:B:21:G:C3'	6	0.88
(1,3)	1:A:84:LYS:HG2	2:B:21:G:C4	6	0.88
(1,3)	1:A:84:LYS:HG2	2:B:21:G:C4'	6	0.88
(1,3)	1:A:84:LYS:HG2	2:B:21:G:C5	6	0.88
(1,3)	1:A:84:LYS:HG2	2:B:21:G:C5'	6	0.88
(1,3)	1:A:84:LYS:HG2	2:B:21:G:C6	6	0.88
(1,3)	1:A:84:LYS:HG2	2:B:21:G:C8	6	0.88
(1,3)	1:A:84:LYS:HG2	2:B:21:G:H1	6	0.88
(1,3)	1:A:84:LYS:HG2	2:B:21:G:H1'	6	0.88
(1,3)	1:A:84:LYS:HG2	2:B:21:G:H2'	6	0.88
(1,3)	1:A:84:LYS:HG2	2:B:21:G:H21	6	0.88
(1,3)	1:A:84:LYS:HG2	2:B:21:G:H22	6	0.88
(1,3)	1:A:84:LYS:HG2	2:B:21:G:H3'	6	0.88
(1,3)	1:A:84:LYS:HG2	2:B:21:G:H4'	6	0.88
(1,3)	1:A:84:LYS:HG2	2:B:21:G:H5'	6	0.88
(1,3)	1:A:84:LYS:HG2	2:B:21:G:H5''	6	0.88
(1,3)	1:A:84:LYS:HG2	2:B:21:G:H8	6	0.88
(1,3)	1:A:84:LYS:HG2	2:B:21:G:HO2'	6	0.88
(1,3)	1:A:84:LYS:HG2	2:B:21:G:N1	6	0.88
(1,3)	1:A:84:LYS:HG2	2:B:21:G:N2	6	0.88
(1,3)	1:A:84:LYS:HG2	2:B:21:G:N3	6	0.88
(1,3)	1:A:84:LYS:HG2	2:B:21:G:N7	6	0.88
(1,3)	1:A:84:LYS:HG2	2:B:21:G:N9	6	0.88
(1,3)	1:A:84:LYS:HG2	2:B:21:G:O2'	6	0.88
(1,3)	1:A:84:LYS:HG2	2:B:21:G:O3'	6	0.88
(1,3)	1:A:84:LYS:HG2	2:B:21:G:O4'	6	0.88
(1,3)	1:A:84:LYS:HG2	2:B:21:G:O5'	6	0.88
(1,3)	1:A:84:LYS:HG2	2:B:21:G:O6	6	0.88
(1,3)	1:A:84:LYS:HG2	2:B:21:G:OP1	6	0.88
(1,3)	1:A:84:LYS:HG2	2:B:21:G:OP2	6	0.88
(1,3)	1:A:84:LYS:HG2	2:B:21:G:P	6	0.88

*Continued on next page...*

*Continued from previous page...*

Key	Atom-1	Atom-2	Model ID	Violation (Å)
(1,3)	1:A:84:LYS:HG2	2:B:22:A:C1'	6	0.88
(1,3)	1:A:84:LYS:HG2	2:B:22:A:C2	6	0.88
(1,3)	1:A:84:LYS:HG2	2:B:22:A:C2'	6	0.88
(1,3)	1:A:84:LYS:HG2	2:B:22:A:C3'	6	0.88
(1,3)	1:A:84:LYS:HG2	2:B:22:A:C4	6	0.88
(1,3)	1:A:84:LYS:HG2	2:B:22:A:C4'	6	0.88
(1,3)	1:A:84:LYS:HG2	2:B:22:A:C5	6	0.88
(1,3)	1:A:84:LYS:HG2	2:B:22:A:C5'	6	0.88
(1,3)	1:A:84:LYS:HG2	2:B:22:A:C6	6	0.88
(1,3)	1:A:84:LYS:HG2	2:B:22:A:C8	6	0.88
(1,3)	1:A:84:LYS:HG2	2:B:22:A:H1'	6	0.88
(1,3)	1:A:84:LYS:HG2	2:B:22:A:H2	6	0.88
(1,3)	1:A:84:LYS:HG2	2:B:22:A:H2'	6	0.88
(1,3)	1:A:84:LYS:HG2	2:B:22:A:H3'	6	0.88
(1,3)	1:A:84:LYS:HG2	2:B:22:A:H4'	6	0.88
(1,3)	1:A:84:LYS:HG2	2:B:22:A:H5'	6	0.88
(1,3)	1:A:84:LYS:HG2	2:B:22:A:H5''	6	0.88
(1,3)	1:A:84:LYS:HG2	2:B:22:A:H61	6	0.88
(1,3)	1:A:84:LYS:HG2	2:B:22:A:H62	6	0.88
(1,3)	1:A:84:LYS:HG2	2:B:22:A:H8	6	0.88
(1,3)	1:A:84:LYS:HG2	2:B:22:A:HO2'	6	0.88
(1,3)	1:A:84:LYS:HG2	2:B:22:A:N1	6	0.88
(1,3)	1:A:84:LYS:HG2	2:B:22:A:N3	6	0.88
(1,3)	1:A:84:LYS:HG2	2:B:22:A:N6	6	0.88
(1,3)	1:A:84:LYS:HG2	2:B:22:A:N7	6	0.88
(1,3)	1:A:84:LYS:HG2	2:B:22:A:N9	6	0.88
(1,3)	1:A:84:LYS:HG2	2:B:22:A:O2'	6	0.88
(1,3)	1:A:84:LYS:HG2	2:B:22:A:O3'	6	0.88
(1,3)	1:A:84:LYS:HG2	2:B:22:A:O4'	6	0.88
(1,3)	1:A:84:LYS:HG2	2:B:22:A:O5'	6	0.88
(1,3)	1:A:84:LYS:HG2	2:B:22:A:OP1	6	0.88
(1,3)	1:A:84:LYS:HG2	2:B:22:A:OP2	6	0.88
(1,3)	1:A:84:LYS:HG2	2:B:22:A:P	6	0.88
(1,3)	1:A:84:LYS:HG2	2:B:23:U:C1'	6	0.88
(1,3)	1:A:84:LYS:HG2	2:B:23:U:C2	6	0.88
(1,3)	1:A:84:LYS:HG2	2:B:23:U:C2'	6	0.88
(1,3)	1:A:84:LYS:HG2	2:B:23:U:C3'	6	0.88
(1,3)	1:A:84:LYS:HG2	2:B:23:U:C4	6	0.88
(1,3)	1:A:84:LYS:HG2	2:B:23:U:C4'	6	0.88
(1,3)	1:A:84:LYS:HG2	2:B:23:U:C5	6	0.88
(1,3)	1:A:84:LYS:HG2	2:B:23:U:C5'	6	0.88
(1,3)	1:A:84:LYS:HG2	2:B:23:U:C6	6	0.88

*Continued on next page...*

*Continued from previous page...*

Key	Atom-1	Atom-2	Model ID	Violation (Å)
(1,3)	1:A:84:LYS:HG2	2:B:23:U:H1'	6	0.88
(1,3)	1:A:84:LYS:HG2	2:B:23:U:H2'	6	0.88
(1,3)	1:A:84:LYS:HG2	2:B:23:U:H3	6	0.88
(1,3)	1:A:84:LYS:HG2	2:B:23:U:H3'	6	0.88
(1,3)	1:A:84:LYS:HG2	2:B:23:U:H4'	6	0.88
(1,3)	1:A:84:LYS:HG2	2:B:23:U:H5	6	0.88
(1,3)	1:A:84:LYS:HG2	2:B:23:U:H5'	6	0.88
(1,3)	1:A:84:LYS:HG2	2:B:23:U:H5''	6	0.88
(1,3)	1:A:84:LYS:HG2	2:B:23:U:H6	6	0.88
(1,3)	1:A:84:LYS:HG2	2:B:23:U:HO2'	6	0.88
(1,3)	1:A:84:LYS:HG2	2:B:23:U:N1	6	0.88
(1,3)	1:A:84:LYS:HG2	2:B:23:U:N3	6	0.88
(1,3)	1:A:84:LYS:HG2	2:B:23:U:O2	6	0.88
(1,3)	1:A:84:LYS:HG2	2:B:23:U:O2'	6	0.88
(1,3)	1:A:84:LYS:HG2	2:B:23:U:O3'	6	0.88
(1,3)	1:A:84:LYS:HG2	2:B:23:U:O4	6	0.88
(1,3)	1:A:84:LYS:HG2	2:B:23:U:O4'	6	0.88
(1,3)	1:A:84:LYS:HG2	2:B:23:U:O5'	6	0.88
(1,3)	1:A:84:LYS:HG2	2:B:23:U:OP1	6	0.88
(1,3)	1:A:84:LYS:HG2	2:B:23:U:OP2	6	0.88
(1,3)	1:A:84:LYS:HG2	2:B:23:U:P	6	0.88
(1,3)	1:A:84:LYS:HG2	2:B:24:G:C1'	6	0.88
(1,3)	1:A:84:LYS:HG2	2:B:24:G:C2	6	0.88
(1,3)	1:A:84:LYS:HG2	2:B:24:G:C2'	6	0.88
(1,3)	1:A:84:LYS:HG2	2:B:24:G:C3'	6	0.88
(1,3)	1:A:84:LYS:HG2	2:B:24:G:C4	6	0.88
(1,3)	1:A:84:LYS:HG2	2:B:24:G:C4'	6	0.88
(1,3)	1:A:84:LYS:HG2	2:B:24:G:C5	6	0.88
(1,3)	1:A:84:LYS:HG2	2:B:24:G:C5'	6	0.88
(1,3)	1:A:84:LYS:HG2	2:B:24:G:C6	6	0.88
(1,3)	1:A:84:LYS:HG2	2:B:24:G:C8	6	0.88
(1,3)	1:A:84:LYS:HG2	2:B:24:G:H1	6	0.88
(1,3)	1:A:84:LYS:HG2	2:B:24:G:H1'	6	0.88
(1,3)	1:A:84:LYS:HG2	2:B:24:G:H2'	6	0.88
(1,3)	1:A:84:LYS:HG2	2:B:24:G:H21	6	0.88
(1,3)	1:A:84:LYS:HG2	2:B:24:G:H22	6	0.88
(1,3)	1:A:84:LYS:HG2	2:B:24:G:H3'	6	0.88
(1,3)	1:A:84:LYS:HG2	2:B:24:G:H4'	6	0.88
(1,3)	1:A:84:LYS:HG2	2:B:24:G:H5'	6	0.88
(1,3)	1:A:84:LYS:HG2	2:B:24:G:H5''	6	0.88
(1,3)	1:A:84:LYS:HG2	2:B:24:G:H8	6	0.88
(1,3)	1:A:84:LYS:HG2	2:B:24:G:HO2'	6	0.88

*Continued on next page...*



*Continued from previous page...*

Key	Atom-1	Atom-2	Model ID	Violation (Å)
(1,3)	1:A:84:LYS:HG2	2:B:24:G:N1	6	0.88
(1,3)	1:A:84:LYS:HG2	2:B:24:G:N2	6	0.88
(1,3)	1:A:84:LYS:HG2	2:B:24:G:N3	6	0.88
(1,3)	1:A:84:LYS:HG2	2:B:24:G:N7	6	0.88
(1,3)	1:A:84:LYS:HG2	2:B:24:G:N9	6	0.88
(1,3)	1:A:84:LYS:HG2	2:B:24:G:O2'	6	0.88
(1,3)	1:A:84:LYS:HG2	2:B:24:G:O3'	6	0.88
(1,3)	1:A:84:LYS:HG2	2:B:24:G:O4'	6	0.88
(1,3)	1:A:84:LYS:HG2	2:B:24:G:O5'	6	0.88
(1,3)	1:A:84:LYS:HG2	2:B:24:G:O6	6	0.88
(1,3)	1:A:84:LYS:HG2	2:B:24:G:OP1	6	0.88
(1,3)	1:A:84:LYS:HG2	2:B:24:G:OP2	6	0.88
(1,3)	1:A:84:LYS:HG2	2:B:24:G:P	6	0.88
(1,3)	1:A:84:LYS:HG3	2:B:2:C:C1'	6	0.88
(1,3)	1:A:84:LYS:HG3	2:B:2:C:C2	6	0.88
(1,3)	1:A:84:LYS:HG3	2:B:2:C:C2'	6	0.88
(1,3)	1:A:84:LYS:HG3	2:B:2:C:C3'	6	0.88
(1,3)	1:A:84:LYS:HG3	2:B:2:C:C4	6	0.88
(1,3)	1:A:84:LYS:HG3	2:B:2:C:C4'	6	0.88
(1,3)	1:A:84:LYS:HG3	2:B:2:C:C5	6	0.88
(1,3)	1:A:84:LYS:HG3	2:B:2:C:C5'	6	0.88
(1,3)	1:A:84:LYS:HG3	2:B:2:C:C6	6	0.88
(1,3)	1:A:84:LYS:HG3	2:B:2:C:H1'	6	0.88
(1,3)	1:A:84:LYS:HG3	2:B:2:C:H2'	6	0.88
(1,3)	1:A:84:LYS:HG3	2:B:2:C:H3'	6	0.88
(1,3)	1:A:84:LYS:HG3	2:B:2:C:H4'	6	0.88
(1,3)	1:A:84:LYS:HG3	2:B:2:C:H41	6	0.88
(1,3)	1:A:84:LYS:HG3	2:B:2:C:H42	6	0.88
(1,3)	1:A:84:LYS:HG3	2:B:2:C:H5	6	0.88
(1,3)	1:A:84:LYS:HG3	2:B:2:C:H5'	6	0.88
(1,3)	1:A:84:LYS:HG3	2:B:2:C:H5''	6	0.88
(1,3)	1:A:84:LYS:HG3	2:B:2:C:H6	6	0.88
(1,3)	1:A:84:LYS:HG3	2:B:2:C:HO2'	6	0.88
(1,3)	1:A:84:LYS:HG3	2:B:2:C:N1	6	0.88
(1,3)	1:A:84:LYS:HG3	2:B:2:C:N3	6	0.88
(1,3)	1:A:84:LYS:HG3	2:B:2:C:N4	6	0.88
(1,3)	1:A:84:LYS:HG3	2:B:2:C:O2	6	0.88
(1,3)	1:A:84:LYS:HG3	2:B:2:C:O2'	6	0.88
(1,3)	1:A:84:LYS:HG3	2:B:2:C:O3'	6	0.88
(1,3)	1:A:84:LYS:HG3	2:B:2:C:O4'	6	0.88
(1,3)	1:A:84:LYS:HG3	2:B:2:C:O5'	6	0.88
(1,3)	1:A:84:LYS:HG3	2:B:3:U:C1'	6	0.88

*Continued on next page...*

*Continued from previous page...*

Key	Atom-1	Atom-2	Model ID	Violation (Å)
(1,3)	1:A:84:LYS:HG3	2:B:3:U:C2	6	0.88
(1,3)	1:A:84:LYS:HG3	2:B:3:U:C2'	6	0.88
(1,3)	1:A:84:LYS:HG3	2:B:3:U:C3'	6	0.88
(1,3)	1:A:84:LYS:HG3	2:B:3:U:C4	6	0.88
(1,3)	1:A:84:LYS:HG3	2:B:3:U:C4'	6	0.88
(1,3)	1:A:84:LYS:HG3	2:B:3:U:C5	6	0.88
(1,3)	1:A:84:LYS:HG3	2:B:3:U:C5'	6	0.88
(1,3)	1:A:84:LYS:HG3	2:B:3:U:C6	6	0.88
(1,3)	1:A:84:LYS:HG3	2:B:3:U:H1'	6	0.88
(1,3)	1:A:84:LYS:HG3	2:B:3:U:H2'	6	0.88
(1,3)	1:A:84:LYS:HG3	2:B:3:U:H3	6	0.88
(1,3)	1:A:84:LYS:HG3	2:B:3:U:H3'	6	0.88
(1,3)	1:A:84:LYS:HG3	2:B:3:U:H4'	6	0.88
(1,3)	1:A:84:LYS:HG3	2:B:3:U:H5	6	0.88
(1,3)	1:A:84:LYS:HG3	2:B:3:U:H5'	6	0.88
(1,3)	1:A:84:LYS:HG3	2:B:3:U:H5''	6	0.88
(1,3)	1:A:84:LYS:HG3	2:B:3:U:H6	6	0.88
(1,3)	1:A:84:LYS:HG3	2:B:3:U:HO2'	6	0.88
(1,3)	1:A:84:LYS:HG3	2:B:3:U:N1	6	0.88
(1,3)	1:A:84:LYS:HG3	2:B:3:U:N3	6	0.88
(1,3)	1:A:84:LYS:HG3	2:B:3:U:O2	6	0.88
(1,3)	1:A:84:LYS:HG3	2:B:3:U:O2'	6	0.88
(1,3)	1:A:84:LYS:HG3	2:B:3:U:O3'	6	0.88
(1,3)	1:A:84:LYS:HG3	2:B:3:U:O4	6	0.88
(1,3)	1:A:84:LYS:HG3	2:B:3:U:O4'	6	0.88
(1,3)	1:A:84:LYS:HG3	2:B:3:U:O5'	6	0.88
(1,3)	1:A:84:LYS:HG3	2:B:3:U:OP1	6	0.88
(1,3)	1:A:84:LYS:HG3	2:B:3:U:OP2	6	0.88
(1,3)	1:A:84:LYS:HG3	2:B:3:U:P	6	0.88
(1,3)	1:A:84:LYS:HG3	2:B:4:G:C1'	6	0.88
(1,3)	1:A:84:LYS:HG3	2:B:4:G:C2	6	0.88
(1,3)	1:A:84:LYS:HG3	2:B:4:G:C2'	6	0.88
(1,3)	1:A:84:LYS:HG3	2:B:4:G:C3'	6	0.88
(1,3)	1:A:84:LYS:HG3	2:B:4:G:C4	6	0.88
(1,3)	1:A:84:LYS:HG3	2:B:4:G:C4'	6	0.88
(1,3)	1:A:84:LYS:HG3	2:B:4:G:C5	6	0.88
(1,3)	1:A:84:LYS:HG3	2:B:4:G:C5'	6	0.88
(1,3)	1:A:84:LYS:HG3	2:B:4:G:C6	6	0.88
(1,3)	1:A:84:LYS:HG3	2:B:4:G:C8	6	0.88
(1,3)	1:A:84:LYS:HG3	2:B:4:G:H1	6	0.88
(1,3)	1:A:84:LYS:HG3	2:B:4:G:H1'	6	0.88
(1,3)	1:A:84:LYS:HG3	2:B:4:G:H2'	6	0.88

*Continued on next page...*

*Continued from previous page...*

Key	Atom-1	Atom-2	Model ID	Violation (Å)
(1,3)	1:A:84:LYS:HG3	2:B:4:G:H21	6	0.88
(1,3)	1:A:84:LYS:HG3	2:B:4:G:H22	6	0.88
(1,3)	1:A:84:LYS:HG3	2:B:4:G:H3'	6	0.88
(1,3)	1:A:84:LYS:HG3	2:B:4:G:H4'	6	0.88
(1,3)	1:A:84:LYS:HG3	2:B:4:G:H5'	6	0.88
(1,3)	1:A:84:LYS:HG3	2:B:4:G:H5''	6	0.88
(1,3)	1:A:84:LYS:HG3	2:B:4:G:H8	6	0.88
(1,3)	1:A:84:LYS:HG3	2:B:4:G:HO2'	6	0.88
(1,3)	1:A:84:LYS:HG3	2:B:4:G:N1	6	0.88
(1,3)	1:A:84:LYS:HG3	2:B:4:G:N2	6	0.88
(1,3)	1:A:84:LYS:HG3	2:B:4:G:N3	6	0.88
(1,3)	1:A:84:LYS:HG3	2:B:4:G:N7	6	0.88
(1,3)	1:A:84:LYS:HG3	2:B:4:G:N9	6	0.88
(1,3)	1:A:84:LYS:HG3	2:B:4:G:O2'	6	0.88
(1,3)	1:A:84:LYS:HG3	2:B:4:G:O3'	6	0.88
(1,3)	1:A:84:LYS:HG3	2:B:4:G:O4'	6	0.88
(1,3)	1:A:84:LYS:HG3	2:B:4:G:O5'	6	0.88
(1,3)	1:A:84:LYS:HG3	2:B:4:G:O6	6	0.88
(1,3)	1:A:84:LYS:HG3	2:B:4:G:OP1	6	0.88
(1,3)	1:A:84:LYS:HG3	2:B:4:G:OP2	6	0.88
(1,3)	1:A:84:LYS:HG3	2:B:4:G:P	6	0.88
(1,3)	1:A:84:LYS:HG3	2:B:5:A:C1'	6	0.88
(1,3)	1:A:84:LYS:HG3	2:B:5:A:C2	6	0.88
(1,3)	1:A:84:LYS:HG3	2:B:5:A:C2'	6	0.88
(1,3)	1:A:84:LYS:HG3	2:B:5:A:C3'	6	0.88
(1,3)	1:A:84:LYS:HG3	2:B:5:A:C4	6	0.88
(1,3)	1:A:84:LYS:HG3	2:B:5:A:C4'	6	0.88
(1,3)	1:A:84:LYS:HG3	2:B:5:A:C5	6	0.88
(1,3)	1:A:84:LYS:HG3	2:B:5:A:C5'	6	0.88
(1,3)	1:A:84:LYS:HG3	2:B:5:A:C6	6	0.88
(1,3)	1:A:84:LYS:HG3	2:B:5:A:C8	6	0.88
(1,3)	1:A:84:LYS:HG3	2:B:5:A:H1'	6	0.88
(1,3)	1:A:84:LYS:HG3	2:B:5:A:H2	6	0.88
(1,3)	1:A:84:LYS:HG3	2:B:5:A:H2'	6	0.88
(1,3)	1:A:84:LYS:HG3	2:B:5:A:H3'	6	0.88
(1,3)	1:A:84:LYS:HG3	2:B:5:A:H4'	6	0.88
(1,3)	1:A:84:LYS:HG3	2:B:5:A:H5'	6	0.88
(1,3)	1:A:84:LYS:HG3	2:B:5:A:H5''	6	0.88
(1,3)	1:A:84:LYS:HG3	2:B:5:A:H61	6	0.88
(1,3)	1:A:84:LYS:HG3	2:B:5:A:H62	6	0.88
(1,3)	1:A:84:LYS:HG3	2:B:5:A:H8	6	0.88
(1,3)	1:A:84:LYS:HG3	2:B:5:A:HO2'	6	0.88

*Continued on next page...*

*Continued from previous page...*

Key	Atom-1	Atom-2	Model ID	Violation (Å)
(1,3)	1:A:84:LYS:HG3	2:B:5:A:N1	6	0.88
(1,3)	1:A:84:LYS:HG3	2:B:5:A:N3	6	0.88
(1,3)	1:A:84:LYS:HG3	2:B:5:A:N6	6	0.88
(1,3)	1:A:84:LYS:HG3	2:B:5:A:N7	6	0.88
(1,3)	1:A:84:LYS:HG3	2:B:5:A:N9	6	0.88
(1,3)	1:A:84:LYS:HG3	2:B:5:A:O2'	6	0.88
(1,3)	1:A:84:LYS:HG3	2:B:5:A:O3'	6	0.88
(1,3)	1:A:84:LYS:HG3	2:B:5:A:O4'	6	0.88
(1,3)	1:A:84:LYS:HG3	2:B:5:A:O5'	6	0.88
(1,3)	1:A:84:LYS:HG3	2:B:5:A:OP1	6	0.88
(1,3)	1:A:84:LYS:HG3	2:B:5:A:OP2	6	0.88
(1,3)	1:A:84:LYS:HG3	2:B:5:A:P	6	0.88
(1,3)	1:A:84:LYS:HG3	2:B:6:G:C1'	6	0.88
(1,3)	1:A:84:LYS:HG3	2:B:6:G:C2	6	0.88
(1,3)	1:A:84:LYS:HG3	2:B:6:G:C2'	6	0.88
(1,3)	1:A:84:LYS:HG3	2:B:6:G:C3'	6	0.88
(1,3)	1:A:84:LYS:HG3	2:B:6:G:C4	6	0.88
(1,3)	1:A:84:LYS:HG3	2:B:6:G:C4'	6	0.88
(1,3)	1:A:84:LYS:HG3	2:B:6:G:C5	6	0.88
(1,3)	1:A:84:LYS:HG3	2:B:6:G:C5'	6	0.88
(1,3)	1:A:84:LYS:HG3	2:B:6:G:C6	6	0.88
(1,3)	1:A:84:LYS:HG3	2:B:6:G:C8	6	0.88
(1,3)	1:A:84:LYS:HG3	2:B:6:G:H1	6	0.88
(1,3)	1:A:84:LYS:HG3	2:B:6:G:H1'	6	0.88
(1,3)	1:A:84:LYS:HG3	2:B:6:G:H2'	6	0.88
(1,3)	1:A:84:LYS:HG3	2:B:6:G:H21	6	0.88
(1,3)	1:A:84:LYS:HG3	2:B:6:G:H22	6	0.88
(1,3)	1:A:84:LYS:HG3	2:B:6:G:H3'	6	0.88
(1,3)	1:A:84:LYS:HG3	2:B:6:G:H4'	6	0.88
(1,3)	1:A:84:LYS:HG3	2:B:6:G:H5'	6	0.88
(1,3)	1:A:84:LYS:HG3	2:B:6:G:H5''	6	0.88
(1,3)	1:A:84:LYS:HG3	2:B:6:G:H8	6	0.88
(1,3)	1:A:84:LYS:HG3	2:B:6:G:HO2'	6	0.88
(1,3)	1:A:84:LYS:HG3	2:B:6:G:N1	6	0.88
(1,3)	1:A:84:LYS:HG3	2:B:6:G:N2	6	0.88
(1,3)	1:A:84:LYS:HG3	2:B:6:G:N3	6	0.88
(1,3)	1:A:84:LYS:HG3	2:B:6:G:N7	6	0.88
(1,3)	1:A:84:LYS:HG3	2:B:6:G:N9	6	0.88
(1,3)	1:A:84:LYS:HG3	2:B:6:G:O2'	6	0.88
(1,3)	1:A:84:LYS:HG3	2:B:6:G:O3'	6	0.88
(1,3)	1:A:84:LYS:HG3	2:B:6:G:O4'	6	0.88
(1,3)	1:A:84:LYS:HG3	2:B:6:G:O5'	6	0.88

*Continued on next page...*

*Continued from previous page...*

Key	Atom-1	Atom-2	Model ID	Violation (Å)
(1,3)	1:A:84:LYS:HG3	2:B:6:G:O6	6	0.88
(1,3)	1:A:84:LYS:HG3	2:B:6:G:OP1	6	0.88
(1,3)	1:A:84:LYS:HG3	2:B:6:G:OP2	6	0.88
(1,3)	1:A:84:LYS:HG3	2:B:6:G:P	6	0.88
(1,3)	1:A:84:LYS:HG3	2:B:7:C:C1'	6	0.88
(1,3)	1:A:84:LYS:HG3	2:B:7:C:C2	6	0.88
(1,3)	1:A:84:LYS:HG3	2:B:7:C:C2'	6	0.88
(1,3)	1:A:84:LYS:HG3	2:B:7:C:C3'	6	0.88
(1,3)	1:A:84:LYS:HG3	2:B:7:C:C4	6	0.88
(1,3)	1:A:84:LYS:HG3	2:B:7:C:C4'	6	0.88
(1,3)	1:A:84:LYS:HG3	2:B:7:C:C5	6	0.88
(1,3)	1:A:84:LYS:HG3	2:B:7:C:C5'	6	0.88
(1,3)	1:A:84:LYS:HG3	2:B:7:C:C6	6	0.88
(1,3)	1:A:84:LYS:HG3	2:B:7:C:H1'	6	0.88
(1,3)	1:A:84:LYS:HG3	2:B:7:C:H2'	6	0.88
(1,3)	1:A:84:LYS:HG3	2:B:7:C:H3'	6	0.88
(1,3)	1:A:84:LYS:HG3	2:B:7:C:H4'	6	0.88
(1,3)	1:A:84:LYS:HG3	2:B:7:C:H41	6	0.88
(1,3)	1:A:84:LYS:HG3	2:B:7:C:H42	6	0.88
(1,3)	1:A:84:LYS:HG3	2:B:7:C:H5	6	0.88
(1,3)	1:A:84:LYS:HG3	2:B:7:C:H5'	6	0.88
(1,3)	1:A:84:LYS:HG3	2:B:7:C:H5''	6	0.88
(1,3)	1:A:84:LYS:HG3	2:B:7:C:H6	6	0.88
(1,3)	1:A:84:LYS:HG3	2:B:7:C:HO2'	6	0.88
(1,3)	1:A:84:LYS:HG3	2:B:7:C:N1	6	0.88
(1,3)	1:A:84:LYS:HG3	2:B:7:C:N3	6	0.88
(1,3)	1:A:84:LYS:HG3	2:B:7:C:N4	6	0.88
(1,3)	1:A:84:LYS:HG3	2:B:7:C:O2	6	0.88
(1,3)	1:A:84:LYS:HG3	2:B:7:C:O2'	6	0.88
(1,3)	1:A:84:LYS:HG3	2:B:7:C:O3'	6	0.88
(1,3)	1:A:84:LYS:HG3	2:B:7:C:O4'	6	0.88
(1,3)	1:A:84:LYS:HG3	2:B:7:C:O5'	6	0.88
(1,3)	1:A:84:LYS:HG3	2:B:7:C:OP1	6	0.88
(1,3)	1:A:84:LYS:HG3	2:B:7:C:OP2	6	0.88
(1,3)	1:A:84:LYS:HG3	2:B:7:C:P	6	0.88
(1,3)	1:A:84:LYS:HG3	2:B:8:U:C1'	6	0.88
(1,3)	1:A:84:LYS:HG3	2:B:8:U:C2	6	0.88
(1,3)	1:A:84:LYS:HG3	2:B:8:U:C2'	6	0.88
(1,3)	1:A:84:LYS:HG3	2:B:8:U:C3'	6	0.88
(1,3)	1:A:84:LYS:HG3	2:B:8:U:C4	6	0.88
(1,3)	1:A:84:LYS:HG3	2:B:8:U:C4'	6	0.88
(1,3)	1:A:84:LYS:HG3	2:B:8:U:C5	6	0.88

*Continued on next page...*

*Continued from previous page...*

Key	Atom-1	Atom-2	Model ID	Violation (Å)
(1,3)	1:A:84:LYS:HG3	2:B:8:U:C5'	6	0.88
(1,3)	1:A:84:LYS:HG3	2:B:8:U:C6	6	0.88
(1,3)	1:A:84:LYS:HG3	2:B:8:U:H1'	6	0.88
(1,3)	1:A:84:LYS:HG3	2:B:8:U:H2'	6	0.88
(1,3)	1:A:84:LYS:HG3	2:B:8:U:H3	6	0.88
(1,3)	1:A:84:LYS:HG3	2:B:8:U:H3'	6	0.88
(1,3)	1:A:84:LYS:HG3	2:B:8:U:H4'	6	0.88
(1,3)	1:A:84:LYS:HG3	2:B:8:U:H5	6	0.88
(1,3)	1:A:84:LYS:HG3	2:B:8:U:H5'	6	0.88
(1,3)	1:A:84:LYS:HG3	2:B:8:U:H5''	6	0.88
(1,3)	1:A:84:LYS:HG3	2:B:8:U:H6	6	0.88
(1,3)	1:A:84:LYS:HG3	2:B:8:U:HO2'	6	0.88
(1,3)	1:A:84:LYS:HG3	2:B:8:U:N1	6	0.88
(1,3)	1:A:84:LYS:HG3	2:B:8:U:N3	6	0.88
(1,3)	1:A:84:LYS:HG3	2:B:8:U:O2	6	0.88
(1,3)	1:A:84:LYS:HG3	2:B:8:U:O2'	6	0.88
(1,3)	1:A:84:LYS:HG3	2:B:8:U:O3'	6	0.88
(1,3)	1:A:84:LYS:HG3	2:B:8:U:O4	6	0.88
(1,3)	1:A:84:LYS:HG3	2:B:8:U:O4'	6	0.88
(1,3)	1:A:84:LYS:HG3	2:B:8:U:O5'	6	0.88
(1,3)	1:A:84:LYS:HG3	2:B:8:U:OP1	6	0.88
(1,3)	1:A:84:LYS:HG3	2:B:8:U:OP2	6	0.88
(1,3)	1:A:84:LYS:HG3	2:B:8:U:P	6	0.88
(1,3)	1:A:84:LYS:HG3	2:B:9:C:C1'	6	0.88
(1,3)	1:A:84:LYS:HG3	2:B:9:C:C2	6	0.88
(1,3)	1:A:84:LYS:HG3	2:B:9:C:C2'	6	0.88
(1,3)	1:A:84:LYS:HG3	2:B:9:C:C3'	6	0.88
(1,3)	1:A:84:LYS:HG3	2:B:9:C:C4	6	0.88
(1,3)	1:A:84:LYS:HG3	2:B:9:C:C4'	6	0.88
(1,3)	1:A:84:LYS:HG3	2:B:9:C:C5	6	0.88
(1,3)	1:A:84:LYS:HG3	2:B:9:C:C5'	6	0.88
(1,3)	1:A:84:LYS:HG3	2:B:9:C:C6	6	0.88
(1,3)	1:A:84:LYS:HG3	2:B:9:C:H1'	6	0.88
(1,3)	1:A:84:LYS:HG3	2:B:9:C:H2'	6	0.88
(1,3)	1:A:84:LYS:HG3	2:B:9:C:H3'	6	0.88
(1,3)	1:A:84:LYS:HG3	2:B:9:C:H4'	6	0.88
(1,3)	1:A:84:LYS:HG3	2:B:9:C:H41	6	0.88
(1,3)	1:A:84:LYS:HG3	2:B:9:C:H42	6	0.88
(1,3)	1:A:84:LYS:HG3	2:B:9:C:H5	6	0.88
(1,3)	1:A:84:LYS:HG3	2:B:9:C:H5'	6	0.88
(1,3)	1:A:84:LYS:HG3	2:B:9:C:H5''	6	0.88
(1,3)	1:A:84:LYS:HG3	2:B:9:C:H6	6	0.88

*Continued on next page...*

*Continued from previous page...*

Key	Atom-1	Atom-2	Model ID	Violation (Å)
(1,3)	1:A:84:LYS:HG3	2:B:9:C:HO2'	6	0.88
(1,3)	1:A:84:LYS:HG3	2:B:9:C:N1	6	0.88
(1,3)	1:A:84:LYS:HG3	2:B:9:C:N3	6	0.88
(1,3)	1:A:84:LYS:HG3	2:B:9:C:N4	6	0.88
(1,3)	1:A:84:LYS:HG3	2:B:9:C:O2	6	0.88
(1,3)	1:A:84:LYS:HG3	2:B:9:C:O2'	6	0.88
(1,3)	1:A:84:LYS:HG3	2:B:9:C:O3'	6	0.88
(1,3)	1:A:84:LYS:HG3	2:B:9:C:O4'	6	0.88
(1,3)	1:A:84:LYS:HG3	2:B:9:C:O5'	6	0.88
(1,3)	1:A:84:LYS:HG3	2:B:9:C:OP1	6	0.88
(1,3)	1:A:84:LYS:HG3	2:B:9:C:OP2	6	0.88
(1,3)	1:A:84:LYS:HG3	2:B:9:C:P	6	0.88
(1,3)	1:A:84:LYS:HG3	2:B:10:G:C1'	6	0.88
(1,3)	1:A:84:LYS:HG3	2:B:10:G:C2	6	0.88
(1,3)	1:A:84:LYS:HG3	2:B:10:G:C2'	6	0.88
(1,3)	1:A:84:LYS:HG3	2:B:10:G:C3'	6	0.88
(1,3)	1:A:84:LYS:HG3	2:B:10:G:C4	6	0.88
(1,3)	1:A:84:LYS:HG3	2:B:10:G:C4'	6	0.88
(1,3)	1:A:84:LYS:HG3	2:B:10:G:C5	6	0.88
(1,3)	1:A:84:LYS:HG3	2:B:10:G:C5'	6	0.88
(1,3)	1:A:84:LYS:HG3	2:B:10:G:C6	6	0.88
(1,3)	1:A:84:LYS:HG3	2:B:10:G:C8	6	0.88
(1,3)	1:A:84:LYS:HG3	2:B:10:G:H1	6	0.88
(1,3)	1:A:84:LYS:HG3	2:B:10:G:H1'	6	0.88
(1,3)	1:A:84:LYS:HG3	2:B:10:G:H2'	6	0.88
(1,3)	1:A:84:LYS:HG3	2:B:10:G:H21	6	0.88
(1,3)	1:A:84:LYS:HG3	2:B:10:G:H22	6	0.88
(1,3)	1:A:84:LYS:HG3	2:B:10:G:H3'	6	0.88
(1,3)	1:A:84:LYS:HG3	2:B:10:G:H4'	6	0.88
(1,3)	1:A:84:LYS:HG3	2:B:10:G:H5'	6	0.88
(1,3)	1:A:84:LYS:HG3	2:B:10:G:H5''	6	0.88
(1,3)	1:A:84:LYS:HG3	2:B:10:G:H8	6	0.88
(1,3)	1:A:84:LYS:HG3	2:B:10:G:HO2'	6	0.88
(1,3)	1:A:84:LYS:HG3	2:B:10:G:N1	6	0.88
(1,3)	1:A:84:LYS:HG3	2:B:10:G:N2	6	0.88
(1,3)	1:A:84:LYS:HG3	2:B:10:G:N3	6	0.88
(1,3)	1:A:84:LYS:HG3	2:B:10:G:N7	6	0.88
(1,3)	1:A:84:LYS:HG3	2:B:10:G:N9	6	0.88
(1,3)	1:A:84:LYS:HG3	2:B:10:G:O2'	6	0.88
(1,3)	1:A:84:LYS:HG3	2:B:10:G:O3'	6	0.88
(1,3)	1:A:84:LYS:HG3	2:B:10:G:O4'	6	0.88
(1,3)	1:A:84:LYS:HG3	2:B:10:G:O5'	6	0.88

*Continued on next page...*

*Continued from previous page...*

Key	Atom-1	Atom-2	Model ID	Violation (Å)
(1,3)	1:A:84:LYS:HG3	2:B:10:G:O6	6	0.88
(1,3)	1:A:84:LYS:HG3	2:B:10:G:OP1	6	0.88
(1,3)	1:A:84:LYS:HG3	2:B:10:G:OP2	6	0.88
(1,3)	1:A:84:LYS:HG3	2:B:10:G:P	6	0.88
(1,3)	1:A:84:LYS:HG3	2:B:11:A:C1'	6	0.88
(1,3)	1:A:84:LYS:HG3	2:B:11:A:C2	6	0.88
(1,3)	1:A:84:LYS:HG3	2:B:11:A:C2'	6	0.88
(1,3)	1:A:84:LYS:HG3	2:B:11:A:C3'	6	0.88
(1,3)	1:A:84:LYS:HG3	2:B:11:A:C4	6	0.88
(1,3)	1:A:84:LYS:HG3	2:B:11:A:C4'	6	0.88
(1,3)	1:A:84:LYS:HG3	2:B:11:A:C5	6	0.88
(1,3)	1:A:84:LYS:HG3	2:B:11:A:C5'	6	0.88
(1,3)	1:A:84:LYS:HG3	2:B:11:A:C6	6	0.88
(1,3)	1:A:84:LYS:HG3	2:B:11:A:C8	6	0.88
(1,3)	1:A:84:LYS:HG3	2:B:11:A:H1'	6	0.88
(1,3)	1:A:84:LYS:HG3	2:B:11:A:H2	6	0.88
(1,3)	1:A:84:LYS:HG3	2:B:11:A:H2'	6	0.88
(1,3)	1:A:84:LYS:HG3	2:B:11:A:H3'	6	0.88
(1,3)	1:A:84:LYS:HG3	2:B:11:A:H4'	6	0.88
(1,3)	1:A:84:LYS:HG3	2:B:11:A:H5'	6	0.88
(1,3)	1:A:84:LYS:HG3	2:B:11:A:H5''	6	0.88
(1,3)	1:A:84:LYS:HG3	2:B:11:A:H61	6	0.88
(1,3)	1:A:84:LYS:HG3	2:B:11:A:H62	6	0.88
(1,3)	1:A:84:LYS:HG3	2:B:11:A:H8	6	0.88
(1,3)	1:A:84:LYS:HG3	2:B:11:A:HO2'	6	0.88
(1,3)	1:A:84:LYS:HG3	2:B:11:A:N1	6	0.88
(1,3)	1:A:84:LYS:HG3	2:B:11:A:N3	6	0.88
(1,3)	1:A:84:LYS:HG3	2:B:11:A:N6	6	0.88
(1,3)	1:A:84:LYS:HG3	2:B:11:A:N7	6	0.88
(1,3)	1:A:84:LYS:HG3	2:B:11:A:N9	6	0.88
(1,3)	1:A:84:LYS:HG3	2:B:11:A:O2'	6	0.88
(1,3)	1:A:84:LYS:HG3	2:B:11:A:O3'	6	0.88
(1,3)	1:A:84:LYS:HG3	2:B:11:A:O4'	6	0.88
(1,3)	1:A:84:LYS:HG3	2:B:11:A:O5'	6	0.88
(1,3)	1:A:84:LYS:HG3	2:B:11:A:OP1	6	0.88
(1,3)	1:A:84:LYS:HG3	2:B:11:A:OP2	6	0.88
(1,3)	1:A:84:LYS:HG3	2:B:11:A:P	6	0.88
(1,3)	1:A:84:LYS:HG3	2:B:12:A:C1'	6	0.88
(1,3)	1:A:84:LYS:HG3	2:B:12:A:C2	6	0.88
(1,3)	1:A:84:LYS:HG3	2:B:12:A:C2'	6	0.88
(1,3)	1:A:84:LYS:HG3	2:B:12:A:C3'	6	0.88
(1,3)	1:A:84:LYS:HG3	2:B:12:A:C4	6	0.88

*Continued on next page...*



*Continued from previous page...*

Key	Atom-1	Atom-2	Model ID	Violation (Å)
(1,3)	1:A:84:LYS:HG3	2:B:12:A:C4'	6	0.88
(1,3)	1:A:84:LYS:HG3	2:B:12:A:C5	6	0.88
(1,3)	1:A:84:LYS:HG3	2:B:12:A:C5'	6	0.88
(1,3)	1:A:84:LYS:HG3	2:B:12:A:C6	6	0.88
(1,3)	1:A:84:LYS:HG3	2:B:12:A:C8	6	0.88
(1,3)	1:A:84:LYS:HG3	2:B:12:A:H1'	6	0.88
(1,3)	1:A:84:LYS:HG3	2:B:12:A:H2	6	0.88
(1,3)	1:A:84:LYS:HG3	2:B:12:A:H2'	6	0.88
(1,3)	1:A:84:LYS:HG3	2:B:12:A:H3'	6	0.88
(1,3)	1:A:84:LYS:HG3	2:B:12:A:H4'	6	0.88
(1,3)	1:A:84:LYS:HG3	2:B:12:A:H5'	6	0.88
(1,3)	1:A:84:LYS:HG3	2:B:12:A:H5''	6	0.88
(1,3)	1:A:84:LYS:HG3	2:B:12:A:H61	6	0.88
(1,3)	1:A:84:LYS:HG3	2:B:12:A:H62	6	0.88
(1,3)	1:A:84:LYS:HG3	2:B:12:A:H8	6	0.88
(1,3)	1:A:84:LYS:HG3	2:B:12:A:HO2'	6	0.88
(1,3)	1:A:84:LYS:HG3	2:B:12:A:N1	6	0.88
(1,3)	1:A:84:LYS:HG3	2:B:12:A:N3	6	0.88
(1,3)	1:A:84:LYS:HG3	2:B:12:A:N6	6	0.88
(1,3)	1:A:84:LYS:HG3	2:B:12:A:N7	6	0.88
(1,3)	1:A:84:LYS:HG3	2:B:12:A:N9	6	0.88
(1,3)	1:A:84:LYS:HG3	2:B:12:A:O2'	6	0.88
(1,3)	1:A:84:LYS:HG3	2:B:12:A:O3'	6	0.88
(1,3)	1:A:84:LYS:HG3	2:B:12:A:O4'	6	0.88
(1,3)	1:A:84:LYS:HG3	2:B:12:A:O5'	6	0.88
(1,3)	1:A:84:LYS:HG3	2:B:12:A:OP1	6	0.88
(1,3)	1:A:84:LYS:HG3	2:B:12:A:OP2	6	0.88
(1,3)	1:A:84:LYS:HG3	2:B:12:A:P	6	0.88
(1,3)	1:A:84:LYS:HG3	2:B:13:A:C1'	6	0.88
(1,3)	1:A:84:LYS:HG3	2:B:13:A:C2	6	0.88
(1,3)	1:A:84:LYS:HG3	2:B:13:A:C2'	6	0.88
(1,3)	1:A:84:LYS:HG3	2:B:13:A:C3'	6	0.88
(1,3)	1:A:84:LYS:HG3	2:B:13:A:C4	6	0.88
(1,3)	1:A:84:LYS:HG3	2:B:13:A:C4'	6	0.88
(1,3)	1:A:84:LYS:HG3	2:B:13:A:C5	6	0.88
(1,3)	1:A:84:LYS:HG3	2:B:13:A:C5'	6	0.88
(1,3)	1:A:84:LYS:HG3	2:B:13:A:C6	6	0.88
(1,3)	1:A:84:LYS:HG3	2:B:13:A:C8	6	0.88
(1,3)	1:A:84:LYS:HG3	2:B:13:A:H1'	6	0.88
(1,3)	1:A:84:LYS:HG3	2:B:13:A:H2	6	0.88
(1,3)	1:A:84:LYS:HG3	2:B:13:A:H2'	6	0.88
(1,3)	1:A:84:LYS:HG3	2:B:13:A:H3'	6	0.88

*Continued on next page...*

*Continued from previous page...*

Key	Atom-1	Atom-2	Model ID	Violation (Å)
(1,3)	1:A:84:LYS:HG3	2:B:13:A:H4'	6	0.88
(1,3)	1:A:84:LYS:HG3	2:B:13:A:H5'	6	0.88
(1,3)	1:A:84:LYS:HG3	2:B:13:A:H5''	6	0.88
(1,3)	1:A:84:LYS:HG3	2:B:13:A:H61	6	0.88
(1,3)	1:A:84:LYS:HG3	2:B:13:A:H62	6	0.88
(1,3)	1:A:84:LYS:HG3	2:B:13:A:H8	6	0.88
(1,3)	1:A:84:LYS:HG3	2:B:13:A:HO2'	6	0.88
(1,3)	1:A:84:LYS:HG3	2:B:13:A:N1	6	0.88
(1,3)	1:A:84:LYS:HG3	2:B:13:A:N3	6	0.88
(1,3)	1:A:84:LYS:HG3	2:B:13:A:N6	6	0.88
(1,3)	1:A:84:LYS:HG3	2:B:13:A:N7	6	0.88
(1,3)	1:A:84:LYS:HG3	2:B:13:A:N9	6	0.88
(1,3)	1:A:84:LYS:HG3	2:B:13:A:O2'	6	0.88
(1,3)	1:A:84:LYS:HG3	2:B:13:A:O3'	6	0.88
(1,3)	1:A:84:LYS:HG3	2:B:13:A:O4'	6	0.88
(1,3)	1:A:84:LYS:HG3	2:B:13:A:O5'	6	0.88
(1,3)	1:A:84:LYS:HG3	2:B:13:A:OP1	6	0.88
(1,3)	1:A:84:LYS:HG3	2:B:13:A:OP2	6	0.88
(1,3)	1:A:84:LYS:HG3	2:B:13:A:P	6	0.88
(1,3)	1:A:84:LYS:HG3	2:B:14:G:C1'	6	0.88
(1,3)	1:A:84:LYS:HG3	2:B:14:G:C2	6	0.88
(1,3)	1:A:84:LYS:HG3	2:B:14:G:C2'	6	0.88
(1,3)	1:A:84:LYS:HG3	2:B:14:G:C3'	6	0.88
(1,3)	1:A:84:LYS:HG3	2:B:14:G:C4	6	0.88
(1,3)	1:A:84:LYS:HG3	2:B:14:G:C4'	6	0.88
(1,3)	1:A:84:LYS:HG3	2:B:14:G:C5	6	0.88
(1,3)	1:A:84:LYS:HG3	2:B:14:G:C5'	6	0.88
(1,3)	1:A:84:LYS:HG3	2:B:14:G:C6	6	0.88
(1,3)	1:A:84:LYS:HG3	2:B:14:G:C8	6	0.88
(1,3)	1:A:84:LYS:HG3	2:B:14:G:H1	6	0.88
(1,3)	1:A:84:LYS:HG3	2:B:14:G:H1'	6	0.88
(1,3)	1:A:84:LYS:HG3	2:B:14:G:H2'	6	0.88
(1,3)	1:A:84:LYS:HG3	2:B:14:G:H21	6	0.88
(1,3)	1:A:84:LYS:HG3	2:B:14:G:H22	6	0.88
(1,3)	1:A:84:LYS:HG3	2:B:14:G:H3'	6	0.88
(1,3)	1:A:84:LYS:HG3	2:B:14:G:H4'	6	0.88
(1,3)	1:A:84:LYS:HG3	2:B:14:G:H5'	6	0.88
(1,3)	1:A:84:LYS:HG3	2:B:14:G:H5''	6	0.88
(1,3)	1:A:84:LYS:HG3	2:B:14:G:H8	6	0.88
(1,3)	1:A:84:LYS:HG3	2:B:14:G:HO2'	6	0.88
(1,3)	1:A:84:LYS:HG3	2:B:14:G:N1	6	0.88
(1,3)	1:A:84:LYS:HG3	2:B:14:G:N2	6	0.88

*Continued on next page...*

*Continued from previous page...*

Key	Atom-1	Atom-2	Model ID	Violation (Å)
(1,3)	1:A:84:LYS:HG3	2:B:14:G:N3	6	0.88
(1,3)	1:A:84:LYS:HG3	2:B:14:G:N7	6	0.88
(1,3)	1:A:84:LYS:HG3	2:B:14:G:N9	6	0.88
(1,3)	1:A:84:LYS:HG3	2:B:14:G:O2'	6	0.88
(1,3)	1:A:84:LYS:HG3	2:B:14:G:O3'	6	0.88
(1,3)	1:A:84:LYS:HG3	2:B:14:G:O4'	6	0.88
(1,3)	1:A:84:LYS:HG3	2:B:14:G:O5'	6	0.88
(1,3)	1:A:84:LYS:HG3	2:B:14:G:O6	6	0.88
(1,3)	1:A:84:LYS:HG3	2:B:14:G:OP1	6	0.88
(1,3)	1:A:84:LYS:HG3	2:B:14:G:OP2	6	0.88
(1,3)	1:A:84:LYS:HG3	2:B:14:G:P	6	0.88
(1,3)	1:A:84:LYS:HG3	2:B:15:A:C1'	6	0.88
(1,3)	1:A:84:LYS:HG3	2:B:15:A:C2	6	0.88
(1,3)	1:A:84:LYS:HG3	2:B:15:A:C2'	6	0.88
(1,3)	1:A:84:LYS:HG3	2:B:15:A:C3'	6	0.88
(1,3)	1:A:84:LYS:HG3	2:B:15:A:C4	6	0.88
(1,3)	1:A:84:LYS:HG3	2:B:15:A:C4'	6	0.88
(1,3)	1:A:84:LYS:HG3	2:B:15:A:C5	6	0.88
(1,3)	1:A:84:LYS:HG3	2:B:15:A:C5'	6	0.88
(1,3)	1:A:84:LYS:HG3	2:B:15:A:C6	6	0.88
(1,3)	1:A:84:LYS:HG3	2:B:15:A:C8	6	0.88
(1,3)	1:A:84:LYS:HG3	2:B:15:A:H1'	6	0.88
(1,3)	1:A:84:LYS:HG3	2:B:15:A:H2	6	0.88
(1,3)	1:A:84:LYS:HG3	2:B:15:A:H2'	6	0.88
(1,3)	1:A:84:LYS:HG3	2:B:15:A:H3'	6	0.88
(1,3)	1:A:84:LYS:HG3	2:B:15:A:H4'	6	0.88
(1,3)	1:A:84:LYS:HG3	2:B:15:A:H5'	6	0.88
(1,3)	1:A:84:LYS:HG3	2:B:15:A:H5''	6	0.88
(1,3)	1:A:84:LYS:HG3	2:B:15:A:H61	6	0.88
(1,3)	1:A:84:LYS:HG3	2:B:15:A:H62	6	0.88
(1,3)	1:A:84:LYS:HG3	2:B:15:A:H8	6	0.88
(1,3)	1:A:84:LYS:HG3	2:B:15:A:HO2'	6	0.88
(1,3)	1:A:84:LYS:HG3	2:B:15:A:N1	6	0.88
(1,3)	1:A:84:LYS:HG3	2:B:15:A:N3	6	0.88
(1,3)	1:A:84:LYS:HG3	2:B:15:A:N6	6	0.88
(1,3)	1:A:84:LYS:HG3	2:B:15:A:N7	6	0.88
(1,3)	1:A:84:LYS:HG3	2:B:15:A:N9	6	0.88
(1,3)	1:A:84:LYS:HG3	2:B:15:A:O2'	6	0.88
(1,3)	1:A:84:LYS:HG3	2:B:15:A:O3'	6	0.88
(1,3)	1:A:84:LYS:HG3	2:B:15:A:O4'	6	0.88
(1,3)	1:A:84:LYS:HG3	2:B:15:A:O5'	6	0.88
(1,3)	1:A:84:LYS:HG3	2:B:15:A:OP1	6	0.88

*Continued on next page...*

*Continued from previous page...*

Key	Atom-1	Atom-2	Model ID	Violation (Å)
(1,3)	1:A:84:LYS:HG3	2:B:15:A:OP2	6	0.88
(1,3)	1:A:84:LYS:HG3	2:B:15:A:P	6	0.88
(1,3)	1:A:84:LYS:HG3	2:B:16:G:C1'	6	0.88
(1,3)	1:A:84:LYS:HG3	2:B:16:G:C2	6	0.88
(1,3)	1:A:84:LYS:HG3	2:B:16:G:C2'	6	0.88
(1,3)	1:A:84:LYS:HG3	2:B:16:G:C3'	6	0.88
(1,3)	1:A:84:LYS:HG3	2:B:16:G:C4	6	0.88
(1,3)	1:A:84:LYS:HG3	2:B:16:G:C4'	6	0.88
(1,3)	1:A:84:LYS:HG3	2:B:16:G:C5	6	0.88
(1,3)	1:A:84:LYS:HG3	2:B:16:G:C5'	6	0.88
(1,3)	1:A:84:LYS:HG3	2:B:16:G:C6	6	0.88
(1,3)	1:A:84:LYS:HG3	2:B:16:G:C8	6	0.88
(1,3)	1:A:84:LYS:HG3	2:B:16:G:H1	6	0.88
(1,3)	1:A:84:LYS:HG3	2:B:16:G:H1'	6	0.88
(1,3)	1:A:84:LYS:HG3	2:B:16:G:H2'	6	0.88
(1,3)	1:A:84:LYS:HG3	2:B:16:G:H21	6	0.88
(1,3)	1:A:84:LYS:HG3	2:B:16:G:H22	6	0.88
(1,3)	1:A:84:LYS:HG3	2:B:16:G:H3'	6	0.88
(1,3)	1:A:84:LYS:HG3	2:B:16:G:H4'	6	0.88
(1,3)	1:A:84:LYS:HG3	2:B:16:G:H5'	6	0.88
(1,3)	1:A:84:LYS:HG3	2:B:16:G:H5''	6	0.88
(1,3)	1:A:84:LYS:HG3	2:B:16:G:H8	6	0.88
(1,3)	1:A:84:LYS:HG3	2:B:16:G:HO2'	6	0.88
(1,3)	1:A:84:LYS:HG3	2:B:16:G:N1	6	0.88
(1,3)	1:A:84:LYS:HG3	2:B:16:G:N2	6	0.88
(1,3)	1:A:84:LYS:HG3	2:B:16:G:N3	6	0.88
(1,3)	1:A:84:LYS:HG3	2:B:16:G:N7	6	0.88
(1,3)	1:A:84:LYS:HG3	2:B:16:G:N9	6	0.88
(1,3)	1:A:84:LYS:HG3	2:B:16:G:O2'	6	0.88
(1,3)	1:A:84:LYS:HG3	2:B:16:G:O3'	6	0.88
(1,3)	1:A:84:LYS:HG3	2:B:16:G:O4'	6	0.88
(1,3)	1:A:84:LYS:HG3	2:B:16:G:O5'	6	0.88
(1,3)	1:A:84:LYS:HG3	2:B:16:G:O6	6	0.88
(1,3)	1:A:84:LYS:HG3	2:B:16:G:OP1	6	0.88
(1,3)	1:A:84:LYS:HG3	2:B:16:G:OP2	6	0.88
(1,3)	1:A:84:LYS:HG3	2:B:16:G:P	6	0.88
(1,3)	1:A:84:LYS:HG3	2:B:17:C:C1'	6	0.88
(1,3)	1:A:84:LYS:HG3	2:B:17:C:C2	6	0.88
(1,3)	1:A:84:LYS:HG3	2:B:17:C:C2'	6	0.88
(1,3)	1:A:84:LYS:HG3	2:B:17:C:C3'	6	0.88
(1,3)	1:A:84:LYS:HG3	2:B:17:C:C4	6	0.88
(1,3)	1:A:84:LYS:HG3	2:B:17:C:C4'	6	0.88

*Continued on next page...*

*Continued from previous page...*

Key	Atom-1	Atom-2	Model ID	Violation (Å)
(1,3)	1:A:84:LYS:HG3	2:B:17:C:C5	6	0.88
(1,3)	1:A:84:LYS:HG3	2:B:17:C:C5'	6	0.88
(1,3)	1:A:84:LYS:HG3	2:B:17:C:C6	6	0.88
(1,3)	1:A:84:LYS:HG3	2:B:17:C:H1'	6	0.88
(1,3)	1:A:84:LYS:HG3	2:B:17:C:H2'	6	0.88
(1,3)	1:A:84:LYS:HG3	2:B:17:C:H3'	6	0.88
(1,3)	1:A:84:LYS:HG3	2:B:17:C:H4'	6	0.88
(1,3)	1:A:84:LYS:HG3	2:B:17:C:H41	6	0.88
(1,3)	1:A:84:LYS:HG3	2:B:17:C:H42	6	0.88
(1,3)	1:A:84:LYS:HG3	2:B:17:C:H5	6	0.88
(1,3)	1:A:84:LYS:HG3	2:B:17:C:H5'	6	0.88
(1,3)	1:A:84:LYS:HG3	2:B:17:C:H5''	6	0.88
(1,3)	1:A:84:LYS:HG3	2:B:17:C:H6	6	0.88
(1,3)	1:A:84:LYS:HG3	2:B:17:C:HO2'	6	0.88
(1,3)	1:A:84:LYS:HG3	2:B:17:C:N1	6	0.88
(1,3)	1:A:84:LYS:HG3	2:B:17:C:N3	6	0.88
(1,3)	1:A:84:LYS:HG3	2:B:17:C:N4	6	0.88
(1,3)	1:A:84:LYS:HG3	2:B:17:C:O2	6	0.88
(1,3)	1:A:84:LYS:HG3	2:B:17:C:O2'	6	0.88
(1,3)	1:A:84:LYS:HG3	2:B:17:C:O3'	6	0.88
(1,3)	1:A:84:LYS:HG3	2:B:17:C:O4'	6	0.88
(1,3)	1:A:84:LYS:HG3	2:B:17:C:O5'	6	0.88
(1,3)	1:A:84:LYS:HG3	2:B:17:C:OP1	6	0.88
(1,3)	1:A:84:LYS:HG3	2:B:17:C:OP2	6	0.88
(1,3)	1:A:84:LYS:HG3	2:B:17:C:P	6	0.88
(1,3)	1:A:84:LYS:HG3	2:B:18:A:C1'	6	0.88
(1,3)	1:A:84:LYS:HG3	2:B:18:A:C2	6	0.88
(1,3)	1:A:84:LYS:HG3	2:B:18:A:C2'	6	0.88
(1,3)	1:A:84:LYS:HG3	2:B:18:A:C3'	6	0.88
(1,3)	1:A:84:LYS:HG3	2:B:18:A:C4	6	0.88
(1,3)	1:A:84:LYS:HG3	2:B:18:A:C4'	6	0.88
(1,3)	1:A:84:LYS:HG3	2:B:18:A:C5	6	0.88
(1,3)	1:A:84:LYS:HG3	2:B:18:A:C5'	6	0.88
(1,3)	1:A:84:LYS:HG3	2:B:18:A:C6	6	0.88
(1,3)	1:A:84:LYS:HG3	2:B:18:A:C8	6	0.88
(1,3)	1:A:84:LYS:HG3	2:B:18:A:H1'	6	0.88
(1,3)	1:A:84:LYS:HG3	2:B:18:A:H2	6	0.88
(1,3)	1:A:84:LYS:HG3	2:B:18:A:H2'	6	0.88
(1,3)	1:A:84:LYS:HG3	2:B:18:A:H3'	6	0.88
(1,3)	1:A:84:LYS:HG3	2:B:18:A:H4'	6	0.88
(1,3)	1:A:84:LYS:HG3	2:B:18:A:H5'	6	0.88
(1,3)	1:A:84:LYS:HG3	2:B:18:A:H5''	6	0.88

*Continued on next page...*

*Continued from previous page...*

Key	Atom-1	Atom-2	Model ID	Violation (Å)
(1,3)	1:A:84:LYS:HG3	2:B:18:A:H61	6	0.88
(1,3)	1:A:84:LYS:HG3	2:B:18:A:H62	6	0.88
(1,3)	1:A:84:LYS:HG3	2:B:18:A:H8	6	0.88
(1,3)	1:A:84:LYS:HG3	2:B:18:A:HO2'	6	0.88
(1,3)	1:A:84:LYS:HG3	2:B:18:A:N1	6	0.88
(1,3)	1:A:84:LYS:HG3	2:B:18:A:N3	6	0.88
(1,3)	1:A:84:LYS:HG3	2:B:18:A:N6	6	0.88
(1,3)	1:A:84:LYS:HG3	2:B:18:A:N7	6	0.88
(1,3)	1:A:84:LYS:HG3	2:B:18:A:N9	6	0.88
(1,3)	1:A:84:LYS:HG3	2:B:18:A:O2'	6	0.88
(1,3)	1:A:84:LYS:HG3	2:B:18:A:O3'	6	0.88
(1,3)	1:A:84:LYS:HG3	2:B:18:A:O4'	6	0.88
(1,3)	1:A:84:LYS:HG3	2:B:18:A:O5'	6	0.88
(1,3)	1:A:84:LYS:HG3	2:B:18:A:OP1	6	0.88
(1,3)	1:A:84:LYS:HG3	2:B:18:A:OP2	6	0.88
(1,3)	1:A:84:LYS:HG3	2:B:18:A:P	6	0.88
(1,3)	1:A:84:LYS:HG3	2:B:19:A:C1'	6	0.88
(1,3)	1:A:84:LYS:HG3	2:B:19:A:C2	6	0.88
(1,3)	1:A:84:LYS:HG3	2:B:19:A:C2'	6	0.88
(1,3)	1:A:84:LYS:HG3	2:B:19:A:C3'	6	0.88
(1,3)	1:A:84:LYS:HG3	2:B:19:A:C4	6	0.88
(1,3)	1:A:84:LYS:HG3	2:B:19:A:C4'	6	0.88
(1,3)	1:A:84:LYS:HG3	2:B:19:A:C5	6	0.88
(1,3)	1:A:84:LYS:HG3	2:B:19:A:C5'	6	0.88
(1,3)	1:A:84:LYS:HG3	2:B:19:A:C6	6	0.88
(1,3)	1:A:84:LYS:HG3	2:B:19:A:C8	6	0.88
(1,3)	1:A:84:LYS:HG3	2:B:19:A:H1'	6	0.88
(1,3)	1:A:84:LYS:HG3	2:B:19:A:H2	6	0.88
(1,3)	1:A:84:LYS:HG3	2:B:19:A:H2'	6	0.88
(1,3)	1:A:84:LYS:HG3	2:B:19:A:H3'	6	0.88
(1,3)	1:A:84:LYS:HG3	2:B:19:A:H4'	6	0.88
(1,3)	1:A:84:LYS:HG3	2:B:19:A:H5'	6	0.88
(1,3)	1:A:84:LYS:HG3	2:B:19:A:H5''	6	0.88
(1,3)	1:A:84:LYS:HG3	2:B:19:A:H61	6	0.88
(1,3)	1:A:84:LYS:HG3	2:B:19:A:H62	6	0.88
(1,3)	1:A:84:LYS:HG3	2:B:19:A:H8	6	0.88
(1,3)	1:A:84:LYS:HG3	2:B:19:A:HO2'	6	0.88
(1,3)	1:A:84:LYS:HG3	2:B:19:A:N1	6	0.88
(1,3)	1:A:84:LYS:HG3	2:B:19:A:N3	6	0.88
(1,3)	1:A:84:LYS:HG3	2:B:19:A:N6	6	0.88
(1,3)	1:A:84:LYS:HG3	2:B:19:A:N7	6	0.88
(1,3)	1:A:84:LYS:HG3	2:B:19:A:N9	6	0.88

*Continued on next page...*

*Continued from previous page...*

Key	Atom-1	Atom-2	Model ID	Violation (Å)
(1,3)	1:A:84:LYS:HG3	2:B:19:A:O2'	6	0.88
(1,3)	1:A:84:LYS:HG3	2:B:19:A:O3'	6	0.88
(1,3)	1:A:84:LYS:HG3	2:B:19:A:O4'	6	0.88
(1,3)	1:A:84:LYS:HG3	2:B:19:A:O5'	6	0.88
(1,3)	1:A:84:LYS:HG3	2:B:19:A:OP1	6	0.88
(1,3)	1:A:84:LYS:HG3	2:B:19:A:OP2	6	0.88
(1,3)	1:A:84:LYS:HG3	2:B:19:A:P	6	0.88
(1,3)	1:A:84:LYS:HG3	2:B:20:U:C1'	6	0.88
(1,3)	1:A:84:LYS:HG3	2:B:20:U:C2	6	0.88
(1,3)	1:A:84:LYS:HG3	2:B:20:U:C2'	6	0.88
(1,3)	1:A:84:LYS:HG3	2:B:20:U:C3'	6	0.88
(1,3)	1:A:84:LYS:HG3	2:B:20:U:C4	6	0.88
(1,3)	1:A:84:LYS:HG3	2:B:20:U:C4'	6	0.88
(1,3)	1:A:84:LYS:HG3	2:B:20:U:C5	6	0.88
(1,3)	1:A:84:LYS:HG3	2:B:20:U:C5'	6	0.88
(1,3)	1:A:84:LYS:HG3	2:B:20:U:C6	6	0.88
(1,3)	1:A:84:LYS:HG3	2:B:20:U:H1'	6	0.88
(1,3)	1:A:84:LYS:HG3	2:B:20:U:H2'	6	0.88
(1,3)	1:A:84:LYS:HG3	2:B:20:U:H3	6	0.88
(1,3)	1:A:84:LYS:HG3	2:B:20:U:H3'	6	0.88
(1,3)	1:A:84:LYS:HG3	2:B:20:U:H4'	6	0.88
(1,3)	1:A:84:LYS:HG3	2:B:20:U:H5	6	0.88
(1,3)	1:A:84:LYS:HG3	2:B:20:U:H5'	6	0.88
(1,3)	1:A:84:LYS:HG3	2:B:20:U:H5''	6	0.88
(1,3)	1:A:84:LYS:HG3	2:B:20:U:H6	6	0.88
(1,3)	1:A:84:LYS:HG3	2:B:20:U:HO2'	6	0.88
(1,3)	1:A:84:LYS:HG3	2:B:20:U:N1	6	0.88
(1,3)	1:A:84:LYS:HG3	2:B:20:U:N3	6	0.88
(1,3)	1:A:84:LYS:HG3	2:B:20:U:O2	6	0.88
(1,3)	1:A:84:LYS:HG3	2:B:20:U:O2'	6	0.88
(1,3)	1:A:84:LYS:HG3	2:B:20:U:O3'	6	0.88
(1,3)	1:A:84:LYS:HG3	2:B:20:U:O4	6	0.88
(1,3)	1:A:84:LYS:HG3	2:B:20:U:O4'	6	0.88
(1,3)	1:A:84:LYS:HG3	2:B:20:U:O5'	6	0.88
(1,3)	1:A:84:LYS:HG3	2:B:20:U:OP1	6	0.88
(1,3)	1:A:84:LYS:HG3	2:B:20:U:OP2	6	0.88
(1,3)	1:A:84:LYS:HG3	2:B:20:U:P	6	0.88
(1,3)	1:A:84:LYS:HG3	2:B:21:G:C1'	6	0.88
(1,3)	1:A:84:LYS:HG3	2:B:21:G:C2	6	0.88
(1,3)	1:A:84:LYS:HG3	2:B:21:G:C2'	6	0.88
(1,3)	1:A:84:LYS:HG3	2:B:21:G:C3'	6	0.88
(1,3)	1:A:84:LYS:HG3	2:B:21:G:C4	6	0.88

*Continued on next page...*

*Continued from previous page...*

Key	Atom-1	Atom-2	Model ID	Violation (Å)
(1,3)	1:A:84:LYS:HG3	2:B:21:G:C4'	6	0.88
(1,3)	1:A:84:LYS:HG3	2:B:21:G:C5	6	0.88
(1,3)	1:A:84:LYS:HG3	2:B:21:G:C5'	6	0.88
(1,3)	1:A:84:LYS:HG3	2:B:21:G:C6	6	0.88
(1,3)	1:A:84:LYS:HG3	2:B:21:G:C8	6	0.88
(1,3)	1:A:84:LYS:HG3	2:B:21:G:H1	6	0.88
(1,3)	1:A:84:LYS:HG3	2:B:21:G:H1'	6	0.88
(1,3)	1:A:84:LYS:HG3	2:B:21:G:H2'	6	0.88
(1,3)	1:A:84:LYS:HG3	2:B:21:G:H21	6	0.88
(1,3)	1:A:84:LYS:HG3	2:B:21:G:H22	6	0.88
(1,3)	1:A:84:LYS:HG3	2:B:21:G:H3'	6	0.88
(1,3)	1:A:84:LYS:HG3	2:B:21:G:H4'	6	0.88
(1,3)	1:A:84:LYS:HG3	2:B:21:G:H5'	6	0.88
(1,3)	1:A:84:LYS:HG3	2:B:21:G:H5''	6	0.88
(1,3)	1:A:84:LYS:HG3	2:B:21:G:H8	6	0.88
(1,3)	1:A:84:LYS:HG3	2:B:21:G:HO2'	6	0.88
(1,3)	1:A:84:LYS:HG3	2:B:21:G:N1	6	0.88
(1,3)	1:A:84:LYS:HG3	2:B:21:G:N2	6	0.88
(1,3)	1:A:84:LYS:HG3	2:B:21:G:N3	6	0.88
(1,3)	1:A:84:LYS:HG3	2:B:21:G:N7	6	0.88
(1,3)	1:A:84:LYS:HG3	2:B:21:G:N9	6	0.88
(1,3)	1:A:84:LYS:HG3	2:B:21:G:O2'	6	0.88
(1,3)	1:A:84:LYS:HG3	2:B:21:G:O3'	6	0.88
(1,3)	1:A:84:LYS:HG3	2:B:21:G:O4'	6	0.88
(1,3)	1:A:84:LYS:HG3	2:B:21:G:O5'	6	0.88
(1,3)	1:A:84:LYS:HG3	2:B:21:G:O6	6	0.88
(1,3)	1:A:84:LYS:HG3	2:B:21:G:OP1	6	0.88
(1,3)	1:A:84:LYS:HG3	2:B:21:G:OP2	6	0.88
(1,3)	1:A:84:LYS:HG3	2:B:21:G:P	6	0.88
(1,3)	1:A:84:LYS:HG3	2:B:22:A:C1'	6	0.88
(1,3)	1:A:84:LYS:HG3	2:B:22:A:C2	6	0.88
(1,3)	1:A:84:LYS:HG3	2:B:22:A:C2'	6	0.88
(1,3)	1:A:84:LYS:HG3	2:B:22:A:C3'	6	0.88
(1,3)	1:A:84:LYS:HG3	2:B:22:A:C4	6	0.88
(1,3)	1:A:84:LYS:HG3	2:B:22:A:C4'	6	0.88
(1,3)	1:A:84:LYS:HG3	2:B:22:A:C5	6	0.88
(1,3)	1:A:84:LYS:HG3	2:B:22:A:C5'	6	0.88
(1,3)	1:A:84:LYS:HG3	2:B:22:A:C6	6	0.88
(1,3)	1:A:84:LYS:HG3	2:B:22:A:C8	6	0.88
(1,3)	1:A:84:LYS:HG3	2:B:22:A:H1'	6	0.88
(1,3)	1:A:84:LYS:HG3	2:B:22:A:H2	6	0.88
(1,3)	1:A:84:LYS:HG3	2:B:22:A:H2'	6	0.88

*Continued on next page...*



*Continued from previous page...*

Key	Atom-1	Atom-2	Model ID	Violation (Å)
(1,3)	1:A:84:LYS:HG3	2:B:22:A:H3'	6	0.88
(1,3)	1:A:84:LYS:HG3	2:B:22:A:H4'	6	0.88
(1,3)	1:A:84:LYS:HG3	2:B:22:A:H5'	6	0.88
(1,3)	1:A:84:LYS:HG3	2:B:22:A:H5''	6	0.88
(1,3)	1:A:84:LYS:HG3	2:B:22:A:H61	6	0.88
(1,3)	1:A:84:LYS:HG3	2:B:22:A:H62	6	0.88
(1,3)	1:A:84:LYS:HG3	2:B:22:A:H8	6	0.88
(1,3)	1:A:84:LYS:HG3	2:B:22:A:HO2'	6	0.88
(1,3)	1:A:84:LYS:HG3	2:B:22:A:N1	6	0.88
(1,3)	1:A:84:LYS:HG3	2:B:22:A:N3	6	0.88
(1,3)	1:A:84:LYS:HG3	2:B:22:A:N6	6	0.88
(1,3)	1:A:84:LYS:HG3	2:B:22:A:N7	6	0.88
(1,3)	1:A:84:LYS:HG3	2:B:22:A:N9	6	0.88
(1,3)	1:A:84:LYS:HG3	2:B:22:A:O2'	6	0.88
(1,3)	1:A:84:LYS:HG3	2:B:22:A:O3'	6	0.88
(1,3)	1:A:84:LYS:HG3	2:B:22:A:O4'	6	0.88
(1,3)	1:A:84:LYS:HG3	2:B:22:A:O5'	6	0.88
(1,3)	1:A:84:LYS:HG3	2:B:22:A:OP1	6	0.88
(1,3)	1:A:84:LYS:HG3	2:B:22:A:OP2	6	0.88
(1,3)	1:A:84:LYS:HG3	2:B:22:A:P	6	0.88
(1,3)	1:A:84:LYS:HG3	2:B:23:U:C1'	6	0.88
(1,3)	1:A:84:LYS:HG3	2:B:23:U:C2	6	0.88
(1,3)	1:A:84:LYS:HG3	2:B:23:U:C2'	6	0.88
(1,3)	1:A:84:LYS:HG3	2:B:23:U:C3'	6	0.88
(1,3)	1:A:84:LYS:HG3	2:B:23:U:C4	6	0.88
(1,3)	1:A:84:LYS:HG3	2:B:23:U:C4'	6	0.88
(1,3)	1:A:84:LYS:HG3	2:B:23:U:C5	6	0.88
(1,3)	1:A:84:LYS:HG3	2:B:23:U:C5'	6	0.88
(1,3)	1:A:84:LYS:HG3	2:B:23:U:C6	6	0.88
(1,3)	1:A:84:LYS:HG3	2:B:23:U:H1'	6	0.88
(1,3)	1:A:84:LYS:HG3	2:B:23:U:H2'	6	0.88
(1,3)	1:A:84:LYS:HG3	2:B:23:U:H3	6	0.88
(1,3)	1:A:84:LYS:HG3	2:B:23:U:H3'	6	0.88
(1,3)	1:A:84:LYS:HG3	2:B:23:U:H4'	6	0.88
(1,3)	1:A:84:LYS:HG3	2:B:23:U:H5	6	0.88
(1,3)	1:A:84:LYS:HG3	2:B:23:U:H5'	6	0.88
(1,3)	1:A:84:LYS:HG3	2:B:23:U:H5''	6	0.88
(1,3)	1:A:84:LYS:HG3	2:B:23:U:H6	6	0.88
(1,3)	1:A:84:LYS:HG3	2:B:23:U:HO2'	6	0.88
(1,3)	1:A:84:LYS:HG3	2:B:23:U:N1	6	0.88
(1,3)	1:A:84:LYS:HG3	2:B:23:U:N3	6	0.88
(1,3)	1:A:84:LYS:HG3	2:B:23:U:O2	6	0.88

*Continued on next page...*

*Continued from previous page...*

Key	Atom-1	Atom-2	Model ID	Violation (Å)
(1,3)	1:A:84:LYS:HG3	2:B:23:U:O2'	6	0.88
(1,3)	1:A:84:LYS:HG3	2:B:23:U:O3'	6	0.88
(1,3)	1:A:84:LYS:HG3	2:B:23:U:O4	6	0.88
(1,3)	1:A:84:LYS:HG3	2:B:23:U:O4'	6	0.88
(1,3)	1:A:84:LYS:HG3	2:B:23:U:O5'	6	0.88
(1,3)	1:A:84:LYS:HG3	2:B:23:U:OP1	6	0.88
(1,3)	1:A:84:LYS:HG3	2:B:23:U:OP2	6	0.88
(1,3)	1:A:84:LYS:HG3	2:B:23:U:P	6	0.88
(1,3)	1:A:84:LYS:HG3	2:B:24:G:C1'	6	0.88
(1,3)	1:A:84:LYS:HG3	2:B:24:G:C2	6	0.88
(1,3)	1:A:84:LYS:HG3	2:B:24:G:C2'	6	0.88
(1,3)	1:A:84:LYS:HG3	2:B:24:G:C3'	6	0.88
(1,3)	1:A:84:LYS:HG3	2:B:24:G:C4	6	0.88
(1,3)	1:A:84:LYS:HG3	2:B:24:G:C4'	6	0.88
(1,3)	1:A:84:LYS:HG3	2:B:24:G:C5	6	0.88
(1,3)	1:A:84:LYS:HG3	2:B:24:G:C5'	6	0.88
(1,3)	1:A:84:LYS:HG3	2:B:24:G:C6	6	0.88
(1,3)	1:A:84:LYS:HG3	2:B:24:G:C8	6	0.88
(1,3)	1:A:84:LYS:HG3	2:B:24:G:H1	6	0.88
(1,3)	1:A:84:LYS:HG3	2:B:24:G:H1'	6	0.88
(1,3)	1:A:84:LYS:HG3	2:B:24:G:H2'	6	0.88
(1,3)	1:A:84:LYS:HG3	2:B:24:G:H21	6	0.88
(1,3)	1:A:84:LYS:HG3	2:B:24:G:H22	6	0.88
(1,3)	1:A:84:LYS:HG3	2:B:24:G:H3'	6	0.88
(1,3)	1:A:84:LYS:HG3	2:B:24:G:H4'	6	0.88
(1,3)	1:A:84:LYS:HG3	2:B:24:G:H5'	6	0.88
(1,3)	1:A:84:LYS:HG3	2:B:24:G:H5''	6	0.88
(1,3)	1:A:84:LYS:HG3	2:B:24:G:H8	6	0.88
(1,3)	1:A:84:LYS:HG3	2:B:24:G:HO2'	6	0.88
(1,3)	1:A:84:LYS:HG3	2:B:24:G:N1	6	0.88
(1,3)	1:A:84:LYS:HG3	2:B:24:G:N2	6	0.88
(1,3)	1:A:84:LYS:HG3	2:B:24:G:N3	6	0.88
(1,3)	1:A:84:LYS:HG3	2:B:24:G:N7	6	0.88
(1,3)	1:A:84:LYS:HG3	2:B:24:G:N9	6	0.88
(1,3)	1:A:84:LYS:HG3	2:B:24:G:O2'	6	0.88
(1,3)	1:A:84:LYS:HG3	2:B:24:G:O3'	6	0.88
(1,3)	1:A:84:LYS:HG3	2:B:24:G:O4'	6	0.88
(1,3)	1:A:84:LYS:HG3	2:B:24:G:O5'	6	0.88
(1,3)	1:A:84:LYS:HG3	2:B:24:G:O6	6	0.88
(1,3)	1:A:84:LYS:HG3	2:B:24:G:OP1	6	0.88
(1,3)	1:A:84:LYS:HG3	2:B:24:G:OP2	6	0.88
(1,3)	1:A:84:LYS:HG3	2:B:24:G:P	6	0.88

*Continued on next page...*

*Continued from previous page...*

Key	Atom-1	Atom-2	Model ID	Violation (Å)
(1,3)	1:A:84:LYS:HZ1	2:B:2:C:C1'	6	0.88
(1,3)	1:A:84:LYS:HZ1	2:B:2:C:C2	6	0.88
(1,3)	1:A:84:LYS:HZ1	2:B:2:C:C2'	6	0.88
(1,3)	1:A:84:LYS:HZ1	2:B:2:C:C3'	6	0.88
(1,3)	1:A:84:LYS:HZ1	2:B:2:C:C4	6	0.88
(1,3)	1:A:84:LYS:HZ1	2:B:2:C:C4'	6	0.88
(1,3)	1:A:84:LYS:HZ1	2:B:2:C:C5	6	0.88
(1,3)	1:A:84:LYS:HZ1	2:B:2:C:C5'	6	0.88
(1,3)	1:A:84:LYS:HZ1	2:B:2:C:C6	6	0.88
(1,3)	1:A:84:LYS:HZ1	2:B:2:C:H1'	6	0.88
(1,3)	1:A:84:LYS:HZ1	2:B:2:C:H2'	6	0.88
(1,3)	1:A:84:LYS:HZ1	2:B:2:C:H3'	6	0.88
(1,3)	1:A:84:LYS:HZ1	2:B:2:C:H4'	6	0.88
(1,3)	1:A:84:LYS:HZ1	2:B:2:C:H41	6	0.88
(1,3)	1:A:84:LYS:HZ1	2:B:2:C:H42	6	0.88
(1,3)	1:A:84:LYS:HZ1	2:B:2:C:H5	6	0.88
(1,3)	1:A:84:LYS:HZ1	2:B:2:C:H5'	6	0.88
(1,3)	1:A:84:LYS:HZ1	2:B:2:C:H5''	6	0.88
(1,3)	1:A:84:LYS:HZ1	2:B:2:C:H6	6	0.88
(1,3)	1:A:84:LYS:HZ1	2:B:2:C:HO2'	6	0.88
(1,3)	1:A:84:LYS:HZ1	2:B:2:C:N1	6	0.88
(1,3)	1:A:84:LYS:HZ1	2:B:2:C:N3	6	0.88
(1,3)	1:A:84:LYS:HZ1	2:B:2:C:N4	6	0.88
(1,3)	1:A:84:LYS:HZ1	2:B:2:C:O2	6	0.88
(1,3)	1:A:84:LYS:HZ1	2:B:2:C:O2'	6	0.88
(1,3)	1:A:84:LYS:HZ1	2:B:2:C:O3'	6	0.88
(1,3)	1:A:84:LYS:HZ1	2:B:2:C:O4'	6	0.88
(1,3)	1:A:84:LYS:HZ1	2:B:2:C:O5'	6	0.88
(1,3)	1:A:84:LYS:HZ1	2:B:3:U:C1'	6	0.88
(1,3)	1:A:84:LYS:HZ1	2:B:3:U:C2	6	0.88
(1,3)	1:A:84:LYS:HZ1	2:B:3:U:C2'	6	0.88
(1,3)	1:A:84:LYS:HZ1	2:B:3:U:C3'	6	0.88
(1,3)	1:A:84:LYS:HZ1	2:B:3:U:C4	6	0.88
(1,3)	1:A:84:LYS:HZ1	2:B:3:U:C4'	6	0.88
(1,3)	1:A:84:LYS:HZ1	2:B:3:U:C5	6	0.88
(1,3)	1:A:84:LYS:HZ1	2:B:3:U:C5'	6	0.88
(1,3)	1:A:84:LYS:HZ1	2:B:3:U:C6	6	0.88
(1,3)	1:A:84:LYS:HZ1	2:B:3:U:H1'	6	0.88
(1,3)	1:A:84:LYS:HZ1	2:B:3:U:H2'	6	0.88
(1,3)	1:A:84:LYS:HZ1	2:B:3:U:H3	6	0.88
(1,3)	1:A:84:LYS:HZ1	2:B:3:U:H3'	6	0.88
(1,3)	1:A:84:LYS:HZ1	2:B:3:U:H4'	6	0.88

*Continued on next page...*

*Continued from previous page...*

Key	Atom-1	Atom-2	Model ID	Violation (Å)
(1,3)	1:A:84:LYS:HZ1	2:B:3:U:H5	6	0.88
(1,3)	1:A:84:LYS:HZ1	2:B:3:U:H5'	6	0.88
(1,3)	1:A:84:LYS:HZ1	2:B:3:U:H5''	6	0.88
(1,3)	1:A:84:LYS:HZ1	2:B:3:U:H6	6	0.88
(1,3)	1:A:84:LYS:HZ1	2:B:3:U:HO2'	6	0.88
(1,3)	1:A:84:LYS:HZ1	2:B:3:U:N1	6	0.88
(1,3)	1:A:84:LYS:HZ1	2:B:3:U:N3	6	0.88
(1,3)	1:A:84:LYS:HZ1	2:B:3:U:O2	6	0.88
(1,3)	1:A:84:LYS:HZ1	2:B:3:U:O2'	6	0.88
(1,3)	1:A:84:LYS:HZ1	2:B:3:U:O3'	6	0.88
(1,3)	1:A:84:LYS:HZ1	2:B:3:U:O4	6	0.88
(1,3)	1:A:84:LYS:HZ1	2:B:3:U:O4'	6	0.88
(1,3)	1:A:84:LYS:HZ1	2:B:3:U:O5'	6	0.88
(1,3)	1:A:84:LYS:HZ1	2:B:3:U:OP1	6	0.88
(1,3)	1:A:84:LYS:HZ1	2:B:3:U:OP2	6	0.88
(1,3)	1:A:84:LYS:HZ1	2:B:3:U:P	6	0.88
(1,3)	1:A:84:LYS:HZ1	2:B:4:G:C1'	6	0.88
(1,3)	1:A:84:LYS:HZ1	2:B:4:G:C2	6	0.88
(1,3)	1:A:84:LYS:HZ1	2:B:4:G:C2'	6	0.88
(1,3)	1:A:84:LYS:HZ1	2:B:4:G:C3'	6	0.88
(1,3)	1:A:84:LYS:HZ1	2:B:4:G:C4	6	0.88
(1,3)	1:A:84:LYS:HZ1	2:B:4:G:C4'	6	0.88
(1,3)	1:A:84:LYS:HZ1	2:B:4:G:C5	6	0.88
(1,3)	1:A:84:LYS:HZ1	2:B:4:G:C5'	6	0.88
(1,3)	1:A:84:LYS:HZ1	2:B:4:G:C6	6	0.88
(1,3)	1:A:84:LYS:HZ1	2:B:4:G:C8	6	0.88
(1,3)	1:A:84:LYS:HZ1	2:B:4:G:H1	6	0.88
(1,3)	1:A:84:LYS:HZ1	2:B:4:G:H1'	6	0.88
(1,3)	1:A:84:LYS:HZ1	2:B:4:G:H2'	6	0.88
(1,3)	1:A:84:LYS:HZ1	2:B:4:G:H21	6	0.88
(1,3)	1:A:84:LYS:HZ1	2:B:4:G:H22	6	0.88
(1,3)	1:A:84:LYS:HZ1	2:B:4:G:H3'	6	0.88
(1,3)	1:A:84:LYS:HZ1	2:B:4:G:H4'	6	0.88
(1,3)	1:A:84:LYS:HZ1	2:B:4:G:H5'	6	0.88
(1,3)	1:A:84:LYS:HZ1	2:B:4:G:H5''	6	0.88
(1,3)	1:A:84:LYS:HZ1	2:B:4:G:H8	6	0.88
(1,3)	1:A:84:LYS:HZ1	2:B:4:G:HO2'	6	0.88
(1,3)	1:A:84:LYS:HZ1	2:B:4:G:N1	6	0.88
(1,3)	1:A:84:LYS:HZ1	2:B:4:G:N2	6	0.88
(1,3)	1:A:84:LYS:HZ1	2:B:4:G:N3	6	0.88
(1,3)	1:A:84:LYS:HZ1	2:B:4:G:N7	6	0.88
(1,3)	1:A:84:LYS:HZ1	2:B:4:G:N9	6	0.88

*Continued on next page...*

*Continued from previous page...*

Key	Atom-1	Atom-2	Model ID	Violation (Å)
(1,3)	1:A:84:LYS:HZ1	2:B:4:G:O2'	6	0.88
(1,3)	1:A:84:LYS:HZ1	2:B:4:G:O3'	6	0.88
(1,3)	1:A:84:LYS:HZ1	2:B:4:G:O4'	6	0.88
(1,3)	1:A:84:LYS:HZ1	2:B:4:G:O5'	6	0.88
(1,3)	1:A:84:LYS:HZ1	2:B:4:G:O6	6	0.88
(1,3)	1:A:84:LYS:HZ1	2:B:4:G:OP1	6	0.88
(1,3)	1:A:84:LYS:HZ1	2:B:4:G:OP2	6	0.88
(1,3)	1:A:84:LYS:HZ1	2:B:4:G:P	6	0.88
(1,3)	1:A:84:LYS:HZ1	2:B:5:A:C1'	6	0.88
(1,3)	1:A:84:LYS:HZ1	2:B:5:A:C2	6	0.88
(1,3)	1:A:84:LYS:HZ1	2:B:5:A:C2'	6	0.88
(1,3)	1:A:84:LYS:HZ1	2:B:5:A:C3'	6	0.88
(1,3)	1:A:84:LYS:HZ1	2:B:5:A:C4	6	0.88
(1,3)	1:A:84:LYS:HZ1	2:B:5:A:C4'	6	0.88
(1,3)	1:A:84:LYS:HZ1	2:B:5:A:C5	6	0.88
(1,3)	1:A:84:LYS:HZ1	2:B:5:A:C5'	6	0.88
(1,3)	1:A:84:LYS:HZ1	2:B:5:A:C6	6	0.88
(1,3)	1:A:84:LYS:HZ1	2:B:5:A:C8	6	0.88
(1,3)	1:A:84:LYS:HZ1	2:B:5:A:H1'	6	0.88
(1,3)	1:A:84:LYS:HZ1	2:B:5:A:H2	6	0.88
(1,3)	1:A:84:LYS:HZ1	2:B:5:A:H2'	6	0.88
(1,3)	1:A:84:LYS:HZ1	2:B:5:A:H3'	6	0.88
(1,3)	1:A:84:LYS:HZ1	2:B:5:A:H4'	6	0.88
(1,3)	1:A:84:LYS:HZ1	2:B:5:A:H5'	6	0.88
(1,3)	1:A:84:LYS:HZ1	2:B:5:A:H5''	6	0.88
(1,3)	1:A:84:LYS:HZ1	2:B:5:A:H61	6	0.88
(1,3)	1:A:84:LYS:HZ1	2:B:5:A:H62	6	0.88
(1,3)	1:A:84:LYS:HZ1	2:B:5:A:H8	6	0.88
(1,3)	1:A:84:LYS:HZ1	2:B:5:A:HO2'	6	0.88
(1,3)	1:A:84:LYS:HZ1	2:B:5:A:N1	6	0.88
(1,3)	1:A:84:LYS:HZ1	2:B:5:A:N3	6	0.88
(1,3)	1:A:84:LYS:HZ1	2:B:5:A:N6	6	0.88
(1,3)	1:A:84:LYS:HZ1	2:B:5:A:N7	6	0.88
(1,3)	1:A:84:LYS:HZ1	2:B:5:A:N9	6	0.88
(1,3)	1:A:84:LYS:HZ1	2:B:5:A:O2'	6	0.88
(1,3)	1:A:84:LYS:HZ1	2:B:5:A:O3'	6	0.88
(1,3)	1:A:84:LYS:HZ1	2:B:5:A:O4'	6	0.88
(1,3)	1:A:84:LYS:HZ1	2:B:5:A:O5'	6	0.88
(1,3)	1:A:84:LYS:HZ1	2:B:5:A:OP1	6	0.88
(1,3)	1:A:84:LYS:HZ1	2:B:5:A:OP2	6	0.88
(1,3)	1:A:84:LYS:HZ1	2:B:5:A:P	6	0.88
(1,3)	1:A:84:LYS:HZ1	2:B:6:G:C1'	6	0.88

*Continued on next page...*

*Continued from previous page...*

Key	Atom-1	Atom-2	Model ID	Violation (Å)
(1,3)	1:A:84:LYS:HZ1	2:B:6:G:C2	6	0.88
(1,3)	1:A:84:LYS:HZ1	2:B:6:G:C2'	6	0.88
(1,3)	1:A:84:LYS:HZ1	2:B:6:G:C3'	6	0.88
(1,3)	1:A:84:LYS:HZ1	2:B:6:G:C4	6	0.88
(1,3)	1:A:84:LYS:HZ1	2:B:6:G:C4'	6	0.88
(1,3)	1:A:84:LYS:HZ1	2:B:6:G:C5	6	0.88
(1,3)	1:A:84:LYS:HZ1	2:B:6:G:C5'	6	0.88
(1,3)	1:A:84:LYS:HZ1	2:B:6:G:C6	6	0.88
(1,3)	1:A:84:LYS:HZ1	2:B:6:G:C8	6	0.88
(1,3)	1:A:84:LYS:HZ1	2:B:6:G:H1	6	0.88
(1,3)	1:A:84:LYS:HZ1	2:B:6:G:H1'	6	0.88
(1,3)	1:A:84:LYS:HZ1	2:B:6:G:H2'	6	0.88
(1,3)	1:A:84:LYS:HZ1	2:B:6:G:H21	6	0.88
(1,3)	1:A:84:LYS:HZ1	2:B:6:G:H22	6	0.88
(1,3)	1:A:84:LYS:HZ1	2:B:6:G:H3'	6	0.88
(1,3)	1:A:84:LYS:HZ1	2:B:6:G:H4'	6	0.88
(1,3)	1:A:84:LYS:HZ1	2:B:6:G:H5'	6	0.88
(1,3)	1:A:84:LYS:HZ1	2:B:6:G:H5''	6	0.88
(1,3)	1:A:84:LYS:HZ1	2:B:6:G:H8	6	0.88
(1,3)	1:A:84:LYS:HZ1	2:B:6:G:HO2'	6	0.88
(1,3)	1:A:84:LYS:HZ1	2:B:6:G:N1	6	0.88
(1,3)	1:A:84:LYS:HZ1	2:B:6:G:N2	6	0.88
(1,3)	1:A:84:LYS:HZ1	2:B:6:G:N3	6	0.88
(1,3)	1:A:84:LYS:HZ1	2:B:6:G:N7	6	0.88
(1,3)	1:A:84:LYS:HZ1	2:B:6:G:N9	6	0.88
(1,3)	1:A:84:LYS:HZ1	2:B:6:G:O2'	6	0.88
(1,3)	1:A:84:LYS:HZ1	2:B:6:G:O3'	6	0.88
(1,3)	1:A:84:LYS:HZ1	2:B:6:G:O4'	6	0.88
(1,3)	1:A:84:LYS:HZ1	2:B:6:G:O5'	6	0.88
(1,3)	1:A:84:LYS:HZ1	2:B:6:G:O6	6	0.88
(1,3)	1:A:84:LYS:HZ1	2:B:6:G:OP1	6	0.88
(1,3)	1:A:84:LYS:HZ1	2:B:6:G:OP2	6	0.88
(1,3)	1:A:84:LYS:HZ1	2:B:6:G:P	6	0.88
(1,3)	1:A:84:LYS:HZ1	2:B:7:C:C1'	6	0.88
(1,3)	1:A:84:LYS:HZ1	2:B:7:C:C2	6	0.88
(1,3)	1:A:84:LYS:HZ1	2:B:7:C:C2'	6	0.88
(1,3)	1:A:84:LYS:HZ1	2:B:7:C:C3'	6	0.88
(1,3)	1:A:84:LYS:HZ1	2:B:7:C:C4	6	0.88
(1,3)	1:A:84:LYS:HZ1	2:B:7:C:C4'	6	0.88
(1,3)	1:A:84:LYS:HZ1	2:B:7:C:C5	6	0.88
(1,3)	1:A:84:LYS:HZ1	2:B:7:C:C5'	6	0.88
(1,3)	1:A:84:LYS:HZ1	2:B:7:C:C6	6	0.88

*Continued on next page...*

*Continued from previous page...*

Key	Atom-1	Atom-2	Model ID	Violation (Å)
(1,3)	1:A:84:LYS:HZ1	2:B:7:C:H1'	6	0.88
(1,3)	1:A:84:LYS:HZ1	2:B:7:C:H2'	6	0.88
(1,3)	1:A:84:LYS:HZ1	2:B:7:C:H3'	6	0.88
(1,3)	1:A:84:LYS:HZ1	2:B:7:C:H4'	6	0.88
(1,3)	1:A:84:LYS:HZ1	2:B:7:C:H41	6	0.88
(1,3)	1:A:84:LYS:HZ1	2:B:7:C:H42	6	0.88
(1,3)	1:A:84:LYS:HZ1	2:B:7:C:H5	6	0.88
(1,3)	1:A:84:LYS:HZ1	2:B:7:C:H5'	6	0.88
(1,3)	1:A:84:LYS:HZ1	2:B:7:C:H5''	6	0.88
(1,3)	1:A:84:LYS:HZ1	2:B:7:C:H6	6	0.88
(1,3)	1:A:84:LYS:HZ1	2:B:7:C:HO2'	6	0.88
(1,3)	1:A:84:LYS:HZ1	2:B:7:C:N1	6	0.88
(1,3)	1:A:84:LYS:HZ1	2:B:7:C:N3	6	0.88
(1,3)	1:A:84:LYS:HZ1	2:B:7:C:N4	6	0.88
(1,3)	1:A:84:LYS:HZ1	2:B:7:C:O2	6	0.88
(1,3)	1:A:84:LYS:HZ1	2:B:7:C:O2'	6	0.88
(1,3)	1:A:84:LYS:HZ1	2:B:7:C:O3'	6	0.88
(1,3)	1:A:84:LYS:HZ1	2:B:7:C:O4'	6	0.88
(1,3)	1:A:84:LYS:HZ1	2:B:7:C:O5'	6	0.88
(1,3)	1:A:84:LYS:HZ1	2:B:7:C:OP1	6	0.88
(1,3)	1:A:84:LYS:HZ1	2:B:7:C:OP2	6	0.88
(1,3)	1:A:84:LYS:HZ1	2:B:7:C:P	6	0.88
(1,3)	1:A:84:LYS:HZ1	2:B:8:U:C1'	6	0.88
(1,3)	1:A:84:LYS:HZ1	2:B:8:U:C2	6	0.88
(1,3)	1:A:84:LYS:HZ1	2:B:8:U:C2'	6	0.88
(1,3)	1:A:84:LYS:HZ1	2:B:8:U:C3'	6	0.88
(1,3)	1:A:84:LYS:HZ1	2:B:8:U:C4	6	0.88
(1,3)	1:A:84:LYS:HZ1	2:B:8:U:C4'	6	0.88
(1,3)	1:A:84:LYS:HZ1	2:B:8:U:C5	6	0.88
(1,3)	1:A:84:LYS:HZ1	2:B:8:U:C5'	6	0.88
(1,3)	1:A:84:LYS:HZ1	2:B:8:U:C6	6	0.88
(1,3)	1:A:84:LYS:HZ1	2:B:8:U:H1'	6	0.88
(1,3)	1:A:84:LYS:HZ1	2:B:8:U:H2'	6	0.88
(1,3)	1:A:84:LYS:HZ1	2:B:8:U:H3	6	0.88
(1,3)	1:A:84:LYS:HZ1	2:B:8:U:H3'	6	0.88
(1,3)	1:A:84:LYS:HZ1	2:B:8:U:H4'	6	0.88
(1,3)	1:A:84:LYS:HZ1	2:B:8:U:H5	6	0.88
(1,3)	1:A:84:LYS:HZ1	2:B:8:U:H5'	6	0.88
(1,3)	1:A:84:LYS:HZ1	2:B:8:U:H5''	6	0.88
(1,3)	1:A:84:LYS:HZ1	2:B:8:U:H6	6	0.88
(1,3)	1:A:84:LYS:HZ1	2:B:8:U:HO2'	6	0.88
(1,3)	1:A:84:LYS:HZ1	2:B:8:U:N1	6	0.88

*Continued on next page...*

*Continued from previous page...*

Key	Atom-1	Atom-2	Model ID	Violation (Å)
(1,3)	1:A:84:LYS:HZ1	2:B:8:U:N3	6	0.88
(1,3)	1:A:84:LYS:HZ1	2:B:8:U:O2	6	0.88
(1,3)	1:A:84:LYS:HZ1	2:B:8:U:O2'	6	0.88
(1,3)	1:A:84:LYS:HZ1	2:B:8:U:O3'	6	0.88
(1,3)	1:A:84:LYS:HZ1	2:B:8:U:O4	6	0.88
(1,3)	1:A:84:LYS:HZ1	2:B:8:U:O4'	6	0.88
(1,3)	1:A:84:LYS:HZ1	2:B:8:U:O5'	6	0.88
(1,3)	1:A:84:LYS:HZ1	2:B:8:U:OP1	6	0.88
(1,3)	1:A:84:LYS:HZ1	2:B:8:U:OP2	6	0.88
(1,3)	1:A:84:LYS:HZ1	2:B:8:U:P	6	0.88
(1,3)	1:A:84:LYS:HZ1	2:B:9:C:C1'	6	0.88
(1,3)	1:A:84:LYS:HZ1	2:B:9:C:C2	6	0.88
(1,3)	1:A:84:LYS:HZ1	2:B:9:C:C2'	6	0.88
(1,3)	1:A:84:LYS:HZ1	2:B:9:C:C3'	6	0.88
(1,3)	1:A:84:LYS:HZ1	2:B:9:C:C4	6	0.88
(1,3)	1:A:84:LYS:HZ1	2:B:9:C:C4'	6	0.88
(1,3)	1:A:84:LYS:HZ1	2:B:9:C:C5	6	0.88
(1,3)	1:A:84:LYS:HZ1	2:B:9:C:C5'	6	0.88
(1,3)	1:A:84:LYS:HZ1	2:B:9:C:C6	6	0.88
(1,3)	1:A:84:LYS:HZ1	2:B:9:C:H1'	6	0.88
(1,3)	1:A:84:LYS:HZ1	2:B:9:C:H2'	6	0.88
(1,3)	1:A:84:LYS:HZ1	2:B:9:C:H3'	6	0.88
(1,3)	1:A:84:LYS:HZ1	2:B:9:C:H4'	6	0.88
(1,3)	1:A:84:LYS:HZ1	2:B:9:C:H41	6	0.88
(1,3)	1:A:84:LYS:HZ1	2:B:9:C:H42	6	0.88
(1,3)	1:A:84:LYS:HZ1	2:B:9:C:H5	6	0.88
(1,3)	1:A:84:LYS:HZ1	2:B:9:C:H5'	6	0.88
(1,3)	1:A:84:LYS:HZ1	2:B:9:C:H5''	6	0.88
(1,3)	1:A:84:LYS:HZ1	2:B:9:C:H6	6	0.88
(1,3)	1:A:84:LYS:HZ1	2:B:9:C:HO2'	6	0.88
(1,3)	1:A:84:LYS:HZ1	2:B:9:C:N1	6	0.88
(1,3)	1:A:84:LYS:HZ1	2:B:9:C:N3	6	0.88
(1,3)	1:A:84:LYS:HZ1	2:B:9:C:N4	6	0.88
(1,3)	1:A:84:LYS:HZ1	2:B:9:C:O2	6	0.88
(1,3)	1:A:84:LYS:HZ1	2:B:9:C:O2'	6	0.88
(1,3)	1:A:84:LYS:HZ1	2:B:9:C:O3'	6	0.88
(1,3)	1:A:84:LYS:HZ1	2:B:9:C:O4'	6	0.88
(1,3)	1:A:84:LYS:HZ1	2:B:9:C:O5'	6	0.88
(1,3)	1:A:84:LYS:HZ1	2:B:9:C:OP1	6	0.88
(1,3)	1:A:84:LYS:HZ1	2:B:9:C:OP2	6	0.88
(1,3)	1:A:84:LYS:HZ1	2:B:9:C:P	6	0.88
(1,3)	1:A:84:LYS:HZ1	2:B:10:G:C1'	6	0.88

*Continued on next page...*



*Continued from previous page...*

Key	Atom-1	Atom-2	Model ID	Violation (Å)
(1,3)	1:A:84:LYS:HZ1	2:B:10:G:C2	6	0.88
(1,3)	1:A:84:LYS:HZ1	2:B:10:G:C2'	6	0.88
(1,3)	1:A:84:LYS:HZ1	2:B:10:G:C3'	6	0.88
(1,3)	1:A:84:LYS:HZ1	2:B:10:G:C4	6	0.88
(1,3)	1:A:84:LYS:HZ1	2:B:10:G:C4'	6	0.88
(1,3)	1:A:84:LYS:HZ1	2:B:10:G:C5	6	0.88
(1,3)	1:A:84:LYS:HZ1	2:B:10:G:C5'	6	0.88
(1,3)	1:A:84:LYS:HZ1	2:B:10:G:C6	6	0.88
(1,3)	1:A:84:LYS:HZ1	2:B:10:G:C8	6	0.88
(1,3)	1:A:84:LYS:HZ1	2:B:10:G:H1	6	0.88
(1,3)	1:A:84:LYS:HZ1	2:B:10:G:H1'	6	0.88
(1,3)	1:A:84:LYS:HZ1	2:B:10:G:H2'	6	0.88
(1,3)	1:A:84:LYS:HZ1	2:B:10:G:H21	6	0.88
(1,3)	1:A:84:LYS:HZ1	2:B:10:G:H22	6	0.88
(1,3)	1:A:84:LYS:HZ1	2:B:10:G:H3'	6	0.88
(1,3)	1:A:84:LYS:HZ1	2:B:10:G:H4'	6	0.88
(1,3)	1:A:84:LYS:HZ1	2:B:10:G:H5'	6	0.88
(1,3)	1:A:84:LYS:HZ1	2:B:10:G:H5''	6	0.88
(1,3)	1:A:84:LYS:HZ1	2:B:10:G:H8	6	0.88
(1,3)	1:A:84:LYS:HZ1	2:B:10:G:HO2'	6	0.88
(1,3)	1:A:84:LYS:HZ1	2:B:10:G:N1	6	0.88
(1,3)	1:A:84:LYS:HZ1	2:B:10:G:N2	6	0.88
(1,3)	1:A:84:LYS:HZ1	2:B:10:G:N3	6	0.88
(1,3)	1:A:84:LYS:HZ1	2:B:10:G:N7	6	0.88
(1,3)	1:A:84:LYS:HZ1	2:B:10:G:N9	6	0.88
(1,3)	1:A:84:LYS:HZ1	2:B:10:G:O2'	6	0.88
(1,3)	1:A:84:LYS:HZ1	2:B:10:G:O3'	6	0.88
(1,3)	1:A:84:LYS:HZ1	2:B:10:G:O4'	6	0.88
(1,3)	1:A:84:LYS:HZ1	2:B:10:G:O5'	6	0.88
(1,3)	1:A:84:LYS:HZ1	2:B:10:G:O6	6	0.88
(1,3)	1:A:84:LYS:HZ1	2:B:10:G:OP1	6	0.88
(1,3)	1:A:84:LYS:HZ1	2:B:10:G:OP2	6	0.88
(1,3)	1:A:84:LYS:HZ1	2:B:10:G:P	6	0.88
(1,3)	1:A:84:LYS:HZ1	2:B:11:A:C1'	6	0.88
(1,3)	1:A:84:LYS:HZ1	2:B:11:A:C2	6	0.88
(1,3)	1:A:84:LYS:HZ1	2:B:11:A:C2'	6	0.88
(1,3)	1:A:84:LYS:HZ1	2:B:11:A:C3'	6	0.88
(1,3)	1:A:84:LYS:HZ1	2:B:11:A:C4	6	0.88
(1,3)	1:A:84:LYS:HZ1	2:B:11:A:C4'	6	0.88
(1,3)	1:A:84:LYS:HZ1	2:B:11:A:C5	6	0.88
(1,3)	1:A:84:LYS:HZ1	2:B:11:A:C5'	6	0.88
(1,3)	1:A:84:LYS:HZ1	2:B:11:A:C6	6	0.88

*Continued on next page...*

*Continued from previous page...*

Key	Atom-1	Atom-2	Model ID	Violation (Å)
(1,3)	1:A:84:LYS:HZ1	2:B:11:A:C8	6	0.88
(1,3)	1:A:84:LYS:HZ1	2:B:11:A:H1'	6	0.88
(1,3)	1:A:84:LYS:HZ1	2:B:11:A:H2	6	0.88
(1,3)	1:A:84:LYS:HZ1	2:B:11:A:H2'	6	0.88
(1,3)	1:A:84:LYS:HZ1	2:B:11:A:H3'	6	0.88
(1,3)	1:A:84:LYS:HZ1	2:B:11:A:H4'	6	0.88
(1,3)	1:A:84:LYS:HZ1	2:B:11:A:H5'	6	0.88
(1,3)	1:A:84:LYS:HZ1	2:B:11:A:H5''	6	0.88
(1,3)	1:A:84:LYS:HZ1	2:B:11:A:H61	6	0.88
(1,3)	1:A:84:LYS:HZ1	2:B:11:A:H62	6	0.88
(1,3)	1:A:84:LYS:HZ1	2:B:11:A:H8	6	0.88
(1,3)	1:A:84:LYS:HZ1	2:B:11:A:HO2'	6	0.88
(1,3)	1:A:84:LYS:HZ1	2:B:11:A:N1	6	0.88
(1,3)	1:A:84:LYS:HZ1	2:B:11:A:N3	6	0.88
(1,3)	1:A:84:LYS:HZ1	2:B:11:A:N6	6	0.88
(1,3)	1:A:84:LYS:HZ1	2:B:11:A:N7	6	0.88
(1,3)	1:A:84:LYS:HZ1	2:B:11:A:N9	6	0.88
(1,3)	1:A:84:LYS:HZ1	2:B:11:A:O2'	6	0.88
(1,3)	1:A:84:LYS:HZ1	2:B:11:A:O3'	6	0.88
(1,3)	1:A:84:LYS:HZ1	2:B:11:A:O4'	6	0.88
(1,3)	1:A:84:LYS:HZ1	2:B:11:A:O5'	6	0.88
(1,3)	1:A:84:LYS:HZ1	2:B:11:A:OP1	6	0.88
(1,3)	1:A:84:LYS:HZ1	2:B:11:A:OP2	6	0.88
(1,3)	1:A:84:LYS:HZ1	2:B:11:A:P	6	0.88
(1,3)	1:A:84:LYS:HZ1	2:B:12:A:C1'	6	0.88
(1,3)	1:A:84:LYS:HZ1	2:B:12:A:C2	6	0.88
(1,3)	1:A:84:LYS:HZ1	2:B:12:A:C2'	6	0.88
(1,3)	1:A:84:LYS:HZ1	2:B:12:A:C3'	6	0.88
(1,3)	1:A:84:LYS:HZ1	2:B:12:A:C4	6	0.88
(1,3)	1:A:84:LYS:HZ1	2:B:12:A:C4'	6	0.88
(1,3)	1:A:84:LYS:HZ1	2:B:12:A:C5	6	0.88
(1,3)	1:A:84:LYS:HZ1	2:B:12:A:C5'	6	0.88
(1,3)	1:A:84:LYS:HZ1	2:B:12:A:C6	6	0.88
(1,3)	1:A:84:LYS:HZ1	2:B:12:A:C8	6	0.88
(1,3)	1:A:84:LYS:HZ1	2:B:12:A:H1'	6	0.88
(1,3)	1:A:84:LYS:HZ1	2:B:12:A:H2	6	0.88
(1,3)	1:A:84:LYS:HZ1	2:B:12:A:H2'	6	0.88
(1,3)	1:A:84:LYS:HZ1	2:B:12:A:H3'	6	0.88
(1,3)	1:A:84:LYS:HZ1	2:B:12:A:H4'	6	0.88
(1,3)	1:A:84:LYS:HZ1	2:B:12:A:H5'	6	0.88
(1,3)	1:A:84:LYS:HZ1	2:B:12:A:H5''	6	0.88
(1,3)	1:A:84:LYS:HZ1	2:B:12:A:H61	6	0.88

*Continued on next page...*

*Continued from previous page...*

Key	Atom-1	Atom-2	Model ID	Violation (Å)
(1,3)	1:A:84:LYS:HZ1	2:B:12:A:H62	6	0.88
(1,3)	1:A:84:LYS:HZ1	2:B:12:A:H8	6	0.88
(1,3)	1:A:84:LYS:HZ1	2:B:12:A:HO2'	6	0.88
(1,3)	1:A:84:LYS:HZ1	2:B:12:A:N1	6	0.88
(1,3)	1:A:84:LYS:HZ1	2:B:12:A:N3	6	0.88
(1,3)	1:A:84:LYS:HZ1	2:B:12:A:N6	6	0.88
(1,3)	1:A:84:LYS:HZ1	2:B:12:A:N7	6	0.88
(1,3)	1:A:84:LYS:HZ1	2:B:12:A:N9	6	0.88
(1,3)	1:A:84:LYS:HZ1	2:B:12:A:O2'	6	0.88
(1,3)	1:A:84:LYS:HZ1	2:B:12:A:O3'	6	0.88
(1,3)	1:A:84:LYS:HZ1	2:B:12:A:O4'	6	0.88
(1,3)	1:A:84:LYS:HZ1	2:B:12:A:O5'	6	0.88
(1,3)	1:A:84:LYS:HZ1	2:B:12:A:OP1	6	0.88
(1,3)	1:A:84:LYS:HZ1	2:B:12:A:OP2	6	0.88
(1,3)	1:A:84:LYS:HZ1	2:B:12:A:P	6	0.88
(1,3)	1:A:84:LYS:HZ1	2:B:13:A:C1'	6	0.88
(1,3)	1:A:84:LYS:HZ1	2:B:13:A:C2	6	0.88
(1,3)	1:A:84:LYS:HZ1	2:B:13:A:C2'	6	0.88
(1,3)	1:A:84:LYS:HZ1	2:B:13:A:C3'	6	0.88
(1,3)	1:A:84:LYS:HZ1	2:B:13:A:C4	6	0.88
(1,3)	1:A:84:LYS:HZ1	2:B:13:A:C4'	6	0.88
(1,3)	1:A:84:LYS:HZ1	2:B:13:A:C5	6	0.88
(1,3)	1:A:84:LYS:HZ1	2:B:13:A:C5'	6	0.88
(1,3)	1:A:84:LYS:HZ1	2:B:13:A:C6	6	0.88
(1,3)	1:A:84:LYS:HZ1	2:B:13:A:C8	6	0.88
(1,3)	1:A:84:LYS:HZ1	2:B:13:A:H1'	6	0.88
(1,3)	1:A:84:LYS:HZ1	2:B:13:A:H2	6	0.88
(1,3)	1:A:84:LYS:HZ1	2:B:13:A:H2'	6	0.88
(1,3)	1:A:84:LYS:HZ1	2:B:13:A:H3'	6	0.88
(1,3)	1:A:84:LYS:HZ1	2:B:13:A:H4'	6	0.88
(1,3)	1:A:84:LYS:HZ1	2:B:13:A:H5'	6	0.88
(1,3)	1:A:84:LYS:HZ1	2:B:13:A:H5''	6	0.88
(1,3)	1:A:84:LYS:HZ1	2:B:13:A:H61	6	0.88
(1,3)	1:A:84:LYS:HZ1	2:B:13:A:H62	6	0.88
(1,3)	1:A:84:LYS:HZ1	2:B:13:A:H8	6	0.88
(1,3)	1:A:84:LYS:HZ1	2:B:13:A:HO2'	6	0.88
(1,3)	1:A:84:LYS:HZ1	2:B:13:A:N1	6	0.88
(1,3)	1:A:84:LYS:HZ1	2:B:13:A:N3	6	0.88
(1,3)	1:A:84:LYS:HZ1	2:B:13:A:N6	6	0.88
(1,3)	1:A:84:LYS:HZ1	2:B:13:A:N7	6	0.88
(1,3)	1:A:84:LYS:HZ1	2:B:13:A:N9	6	0.88
(1,3)	1:A:84:LYS:HZ1	2:B:13:A:O2'	6	0.88

*Continued on next page...*

*Continued from previous page...*

Key	Atom-1	Atom-2	Model ID	Violation (Å)
(1,3)	1:A:84:LYS:HZ1	2:B:13:A:O3'	6	0.88
(1,3)	1:A:84:LYS:HZ1	2:B:13:A:O4'	6	0.88
(1,3)	1:A:84:LYS:HZ1	2:B:13:A:O5'	6	0.88
(1,3)	1:A:84:LYS:HZ1	2:B:13:A:OP1	6	0.88
(1,3)	1:A:84:LYS:HZ1	2:B:13:A:OP2	6	0.88
(1,3)	1:A:84:LYS:HZ1	2:B:13:A:P	6	0.88
(1,3)	1:A:84:LYS:HZ1	2:B:14:G:C1'	6	0.88
(1,3)	1:A:84:LYS:HZ1	2:B:14:G:C2	6	0.88
(1,3)	1:A:84:LYS:HZ1	2:B:14:G:C2'	6	0.88
(1,3)	1:A:84:LYS:HZ1	2:B:14:G:C3'	6	0.88
(1,3)	1:A:84:LYS:HZ1	2:B:14:G:C4	6	0.88
(1,3)	1:A:84:LYS:HZ1	2:B:14:G:C4'	6	0.88
(1,3)	1:A:84:LYS:HZ1	2:B:14:G:C5	6	0.88
(1,3)	1:A:84:LYS:HZ1	2:B:14:G:C5'	6	0.88
(1,3)	1:A:84:LYS:HZ1	2:B:14:G:C6	6	0.88
(1,3)	1:A:84:LYS:HZ1	2:B:14:G:C8	6	0.88
(1,3)	1:A:84:LYS:HZ1	2:B:14:G:H1	6	0.88
(1,3)	1:A:84:LYS:HZ1	2:B:14:G:H1'	6	0.88
(1,3)	1:A:84:LYS:HZ1	2:B:14:G:H2'	6	0.88
(1,3)	1:A:84:LYS:HZ1	2:B:14:G:H21	6	0.88
(1,3)	1:A:84:LYS:HZ1	2:B:14:G:H22	6	0.88
(1,3)	1:A:84:LYS:HZ1	2:B:14:G:H3'	6	0.88
(1,3)	1:A:84:LYS:HZ1	2:B:14:G:H4'	6	0.88
(1,3)	1:A:84:LYS:HZ1	2:B:14:G:H5'	6	0.88
(1,3)	1:A:84:LYS:HZ1	2:B:14:G:H5''	6	0.88
(1,3)	1:A:84:LYS:HZ1	2:B:14:G:H8	6	0.88
(1,3)	1:A:84:LYS:HZ1	2:B:14:G:HO2'	6	0.88
(1,3)	1:A:84:LYS:HZ1	2:B:14:G:N1	6	0.88
(1,3)	1:A:84:LYS:HZ1	2:B:14:G:N2	6	0.88
(1,3)	1:A:84:LYS:HZ1	2:B:14:G:N3	6	0.88
(1,3)	1:A:84:LYS:HZ1	2:B:14:G:N7	6	0.88
(1,3)	1:A:84:LYS:HZ1	2:B:14:G:N9	6	0.88
(1,3)	1:A:84:LYS:HZ1	2:B:14:G:O2'	6	0.88
(1,3)	1:A:84:LYS:HZ1	2:B:14:G:O3'	6	0.88
(1,3)	1:A:84:LYS:HZ1	2:B:14:G:O4'	6	0.88
(1,3)	1:A:84:LYS:HZ1	2:B:14:G:O5'	6	0.88
(1,3)	1:A:84:LYS:HZ1	2:B:14:G:O6	6	0.88
(1,3)	1:A:84:LYS:HZ1	2:B:14:G:OP1	6	0.88
(1,3)	1:A:84:LYS:HZ1	2:B:14:G:OP2	6	0.88
(1,3)	1:A:84:LYS:HZ1	2:B:14:G:P	6	0.88
(1,3)	1:A:84:LYS:HZ1	2:B:15:A:C1'	6	0.88
(1,3)	1:A:84:LYS:HZ1	2:B:15:A:C2	6	0.88

*Continued on next page...*

*Continued from previous page...*

Key	Atom-1	Atom-2	Model ID	Violation (Å)
(1,3)	1:A:84:LYS:HZ1	2:B:15:A:C2'	6	0.88
(1,3)	1:A:84:LYS:HZ1	2:B:15:A:C3'	6	0.88
(1,3)	1:A:84:LYS:HZ1	2:B:15:A:C4	6	0.88
(1,3)	1:A:84:LYS:HZ1	2:B:15:A:C4'	6	0.88
(1,3)	1:A:84:LYS:HZ1	2:B:15:A:C5	6	0.88
(1,3)	1:A:84:LYS:HZ1	2:B:15:A:C5'	6	0.88
(1,3)	1:A:84:LYS:HZ1	2:B:15:A:C6	6	0.88
(1,3)	1:A:84:LYS:HZ1	2:B:15:A:C8	6	0.88
(1,3)	1:A:84:LYS:HZ1	2:B:15:A:H1'	6	0.88
(1,3)	1:A:84:LYS:HZ1	2:B:15:A:H2	6	0.88
(1,3)	1:A:84:LYS:HZ1	2:B:15:A:H2'	6	0.88
(1,3)	1:A:84:LYS:HZ1	2:B:15:A:H3'	6	0.88
(1,3)	1:A:84:LYS:HZ1	2:B:15:A:H4'	6	0.88
(1,3)	1:A:84:LYS:HZ1	2:B:15:A:H5'	6	0.88
(1,3)	1:A:84:LYS:HZ1	2:B:15:A:H5''	6	0.88
(1,3)	1:A:84:LYS:HZ1	2:B:15:A:H61	6	0.88
(1,3)	1:A:84:LYS:HZ1	2:B:15:A:H62	6	0.88
(1,3)	1:A:84:LYS:HZ1	2:B:15:A:H8	6	0.88
(1,3)	1:A:84:LYS:HZ1	2:B:15:A:HO2'	6	0.88
(1,3)	1:A:84:LYS:HZ1	2:B:15:A:N1	6	0.88
(1,3)	1:A:84:LYS:HZ1	2:B:15:A:N3	6	0.88
(1,3)	1:A:84:LYS:HZ1	2:B:15:A:N6	6	0.88
(1,3)	1:A:84:LYS:HZ1	2:B:15:A:N7	6	0.88
(1,3)	1:A:84:LYS:HZ1	2:B:15:A:N9	6	0.88
(1,3)	1:A:84:LYS:HZ1	2:B:15:A:O2'	6	0.88
(1,3)	1:A:84:LYS:HZ1	2:B:15:A:O3'	6	0.88
(1,3)	1:A:84:LYS:HZ1	2:B:15:A:O4'	6	0.88
(1,3)	1:A:84:LYS:HZ1	2:B:15:A:O5'	6	0.88
(1,3)	1:A:84:LYS:HZ1	2:B:15:A:OP1	6	0.88
(1,3)	1:A:84:LYS:HZ1	2:B:15:A:OP2	6	0.88
(1,3)	1:A:84:LYS:HZ1	2:B:15:A:P	6	0.88
(1,3)	1:A:84:LYS:HZ1	2:B:16:G:C1'	6	0.88
(1,3)	1:A:84:LYS:HZ1	2:B:16:G:C2	6	0.88
(1,3)	1:A:84:LYS:HZ1	2:B:16:G:C2'	6	0.88
(1,3)	1:A:84:LYS:HZ1	2:B:16:G:C3'	6	0.88
(1,3)	1:A:84:LYS:HZ1	2:B:16:G:C4	6	0.88
(1,3)	1:A:84:LYS:HZ1	2:B:16:G:C4'	6	0.88
(1,3)	1:A:84:LYS:HZ1	2:B:16:G:C5	6	0.88
(1,3)	1:A:84:LYS:HZ1	2:B:16:G:C5'	6	0.88
(1,3)	1:A:84:LYS:HZ1	2:B:16:G:C6	6	0.88
(1,3)	1:A:84:LYS:HZ1	2:B:16:G:C8	6	0.88
(1,3)	1:A:84:LYS:HZ1	2:B:16:G:H1	6	0.88

*Continued on next page...*

*Continued from previous page...*

Key	Atom-1	Atom-2	Model ID	Violation (Å)
(1,3)	1:A:84:LYS:HZ1	2:B:16:G:H1'	6	0.88
(1,3)	1:A:84:LYS:HZ1	2:B:16:G:H2'	6	0.88
(1,3)	1:A:84:LYS:HZ1	2:B:16:G:H21	6	0.88
(1,3)	1:A:84:LYS:HZ1	2:B:16:G:H22	6	0.88
(1,3)	1:A:84:LYS:HZ1	2:B:16:G:H3'	6	0.88
(1,3)	1:A:84:LYS:HZ1	2:B:16:G:H4'	6	0.88
(1,3)	1:A:84:LYS:HZ1	2:B:16:G:H5'	6	0.88
(1,3)	1:A:84:LYS:HZ1	2:B:16:G:H5''	6	0.88
(1,3)	1:A:84:LYS:HZ1	2:B:16:G:H8	6	0.88
(1,3)	1:A:84:LYS:HZ1	2:B:16:G:HO2'	6	0.88
(1,3)	1:A:84:LYS:HZ1	2:B:16:G:N1	6	0.88
(1,3)	1:A:84:LYS:HZ1	2:B:16:G:N2	6	0.88
(1,3)	1:A:84:LYS:HZ1	2:B:16:G:N3	6	0.88
(1,3)	1:A:84:LYS:HZ1	2:B:16:G:N7	6	0.88
(1,3)	1:A:84:LYS:HZ1	2:B:16:G:N9	6	0.88
(1,3)	1:A:84:LYS:HZ1	2:B:16:G:O2'	6	0.88
(1,3)	1:A:84:LYS:HZ1	2:B:16:G:O3'	6	0.88
(1,3)	1:A:84:LYS:HZ1	2:B:16:G:O4'	6	0.88
(1,3)	1:A:84:LYS:HZ1	2:B:16:G:O5'	6	0.88
(1,3)	1:A:84:LYS:HZ1	2:B:16:G:O6	6	0.88
(1,3)	1:A:84:LYS:HZ1	2:B:16:G:OP1	6	0.88
(1,3)	1:A:84:LYS:HZ1	2:B:16:G:OP2	6	0.88
(1,3)	1:A:84:LYS:HZ1	2:B:16:G:P	6	0.88
(1,3)	1:A:84:LYS:HZ1	2:B:17:C:C1'	6	0.88
(1,3)	1:A:84:LYS:HZ1	2:B:17:C:C2	6	0.88
(1,3)	1:A:84:LYS:HZ1	2:B:17:C:C2'	6	0.88
(1,3)	1:A:84:LYS:HZ1	2:B:17:C:C3'	6	0.88
(1,3)	1:A:84:LYS:HZ1	2:B:17:C:C4	6	0.88
(1,3)	1:A:84:LYS:HZ1	2:B:17:C:C4'	6	0.88
(1,3)	1:A:84:LYS:HZ1	2:B:17:C:C5	6	0.88
(1,3)	1:A:84:LYS:HZ1	2:B:17:C:C5'	6	0.88
(1,3)	1:A:84:LYS:HZ1	2:B:17:C:C6	6	0.88
(1,3)	1:A:84:LYS:HZ1	2:B:17:C:H1'	6	0.88
(1,3)	1:A:84:LYS:HZ1	2:B:17:C:H2'	6	0.88
(1,3)	1:A:84:LYS:HZ1	2:B:17:C:H3'	6	0.88
(1,3)	1:A:84:LYS:HZ1	2:B:17:C:H4'	6	0.88
(1,3)	1:A:84:LYS:HZ1	2:B:17:C:H41	6	0.88
(1,3)	1:A:84:LYS:HZ1	2:B:17:C:H42	6	0.88
(1,3)	1:A:84:LYS:HZ1	2:B:17:C:H5	6	0.88
(1,3)	1:A:84:LYS:HZ1	2:B:17:C:H5'	6	0.88
(1,3)	1:A:84:LYS:HZ1	2:B:17:C:H5''	6	0.88
(1,3)	1:A:84:LYS:HZ1	2:B:17:C:H6	6	0.88

*Continued on next page...*

*Continued from previous page...*

Key	Atom-1	Atom-2	Model ID	Violation (Å)
(1,3)	1:A:84:LYS:HZ1	2:B:17:C:HO2'	6	0.88
(1,3)	1:A:84:LYS:HZ1	2:B:17:C:N1	6	0.88
(1,3)	1:A:84:LYS:HZ1	2:B:17:C:N3	6	0.88
(1,3)	1:A:84:LYS:HZ1	2:B:17:C:N4	6	0.88
(1,3)	1:A:84:LYS:HZ1	2:B:17:C:O2	6	0.88
(1,3)	1:A:84:LYS:HZ1	2:B:17:C:O2'	6	0.88
(1,3)	1:A:84:LYS:HZ1	2:B:17:C:O3'	6	0.88
(1,3)	1:A:84:LYS:HZ1	2:B:17:C:O4'	6	0.88
(1,3)	1:A:84:LYS:HZ1	2:B:17:C:O5'	6	0.88
(1,3)	1:A:84:LYS:HZ1	2:B:17:C:OP1	6	0.88
(1,3)	1:A:84:LYS:HZ1	2:B:17:C:OP2	6	0.88
(1,3)	1:A:84:LYS:HZ1	2:B:17:C:P	6	0.88
(1,3)	1:A:84:LYS:HZ1	2:B:18:A:C1'	6	0.88
(1,3)	1:A:84:LYS:HZ1	2:B:18:A:C2	6	0.88
(1,3)	1:A:84:LYS:HZ1	2:B:18:A:C2'	6	0.88
(1,3)	1:A:84:LYS:HZ1	2:B:18:A:C3'	6	0.88
(1,3)	1:A:84:LYS:HZ1	2:B:18:A:C4	6	0.88
(1,3)	1:A:84:LYS:HZ1	2:B:18:A:C4'	6	0.88
(1,3)	1:A:84:LYS:HZ1	2:B:18:A:C5	6	0.88
(1,3)	1:A:84:LYS:HZ1	2:B:18:A:C5'	6	0.88
(1,3)	1:A:84:LYS:HZ1	2:B:18:A:C6	6	0.88
(1,3)	1:A:84:LYS:HZ1	2:B:18:A:C8	6	0.88
(1,3)	1:A:84:LYS:HZ1	2:B:18:A:H1'	6	0.88
(1,3)	1:A:84:LYS:HZ1	2:B:18:A:H2	6	0.88
(1,3)	1:A:84:LYS:HZ1	2:B:18:A:H2'	6	0.88
(1,3)	1:A:84:LYS:HZ1	2:B:18:A:H3'	6	0.88
(1,3)	1:A:84:LYS:HZ1	2:B:18:A:H4'	6	0.88
(1,3)	1:A:84:LYS:HZ1	2:B:18:A:H5'	6	0.88
(1,3)	1:A:84:LYS:HZ1	2:B:18:A:H5''	6	0.88
(1,3)	1:A:84:LYS:HZ1	2:B:18:A:H61	6	0.88
(1,3)	1:A:84:LYS:HZ1	2:B:18:A:H62	6	0.88
(1,3)	1:A:84:LYS:HZ1	2:B:18:A:H8	6	0.88
(1,3)	1:A:84:LYS:HZ1	2:B:18:A:HO2'	6	0.88
(1,3)	1:A:84:LYS:HZ1	2:B:18:A:N1	6	0.88
(1,3)	1:A:84:LYS:HZ1	2:B:18:A:N3	6	0.88
(1,3)	1:A:84:LYS:HZ1	2:B:18:A:N6	6	0.88
(1,3)	1:A:84:LYS:HZ1	2:B:18:A:N7	6	0.88
(1,3)	1:A:84:LYS:HZ1	2:B:18:A:N9	6	0.88
(1,3)	1:A:84:LYS:HZ1	2:B:18:A:O2'	6	0.88
(1,3)	1:A:84:LYS:HZ1	2:B:18:A:O3'	6	0.88
(1,3)	1:A:84:LYS:HZ1	2:B:18:A:O4'	6	0.88
(1,3)	1:A:84:LYS:HZ1	2:B:18:A:O5'	6	0.88

*Continued on next page...*

*Continued from previous page...*

Key	Atom-1	Atom-2	Model ID	Violation (Å)
(1,3)	1:A:84:LYS:HZ1	2:B:18:A:OP1	6	0.88
(1,3)	1:A:84:LYS:HZ1	2:B:18:A:OP2	6	0.88
(1,3)	1:A:84:LYS:HZ1	2:B:18:A:P	6	0.88
(1,3)	1:A:84:LYS:HZ1	2:B:19:A:C1'	6	0.88
(1,3)	1:A:84:LYS:HZ1	2:B:19:A:C2	6	0.88
(1,3)	1:A:84:LYS:HZ1	2:B:19:A:C2'	6	0.88
(1,3)	1:A:84:LYS:HZ1	2:B:19:A:C3'	6	0.88
(1,3)	1:A:84:LYS:HZ1	2:B:19:A:C4	6	0.88
(1,3)	1:A:84:LYS:HZ1	2:B:19:A:C4'	6	0.88
(1,3)	1:A:84:LYS:HZ1	2:B:19:A:C5	6	0.88
(1,3)	1:A:84:LYS:HZ1	2:B:19:A:C5'	6	0.88
(1,3)	1:A:84:LYS:HZ1	2:B:19:A:C6	6	0.88
(1,3)	1:A:84:LYS:HZ1	2:B:19:A:C8	6	0.88
(1,3)	1:A:84:LYS:HZ1	2:B:19:A:H1'	6	0.88
(1,3)	1:A:84:LYS:HZ1	2:B:19:A:H2	6	0.88
(1,3)	1:A:84:LYS:HZ1	2:B:19:A:H2'	6	0.88
(1,3)	1:A:84:LYS:HZ1	2:B:19:A:H3'	6	0.88
(1,3)	1:A:84:LYS:HZ1	2:B:19:A:H4'	6	0.88
(1,3)	1:A:84:LYS:HZ1	2:B:19:A:H5'	6	0.88
(1,3)	1:A:84:LYS:HZ1	2:B:19:A:H5''	6	0.88
(1,3)	1:A:84:LYS:HZ1	2:B:19:A:H61	6	0.88
(1,3)	1:A:84:LYS:HZ1	2:B:19:A:H62	6	0.88
(1,3)	1:A:84:LYS:HZ1	2:B:19:A:H8	6	0.88
(1,3)	1:A:84:LYS:HZ1	2:B:19:A:HO2'	6	0.88
(1,3)	1:A:84:LYS:HZ1	2:B:19:A:N1	6	0.88
(1,3)	1:A:84:LYS:HZ1	2:B:19:A:N3	6	0.88
(1,3)	1:A:84:LYS:HZ1	2:B:19:A:N6	6	0.88
(1,3)	1:A:84:LYS:HZ1	2:B:19:A:N7	6	0.88
(1,3)	1:A:84:LYS:HZ1	2:B:19:A:N9	6	0.88
(1,3)	1:A:84:LYS:HZ1	2:B:19:A:O2'	6	0.88
(1,3)	1:A:84:LYS:HZ1	2:B:19:A:O3'	6	0.88
(1,3)	1:A:84:LYS:HZ1	2:B:19:A:O4'	6	0.88
(1,3)	1:A:84:LYS:HZ1	2:B:19:A:O5'	6	0.88
(1,3)	1:A:84:LYS:HZ1	2:B:19:A:OP1	6	0.88
(1,3)	1:A:84:LYS:HZ1	2:B:19:A:OP2	6	0.88
(1,3)	1:A:84:LYS:HZ1	2:B:19:A:P	6	0.88
(1,3)	1:A:84:LYS:HZ1	2:B:20:U:C1'	6	0.88
(1,3)	1:A:84:LYS:HZ1	2:B:20:U:C2	6	0.88
(1,3)	1:A:84:LYS:HZ1	2:B:20:U:C2'	6	0.88
(1,3)	1:A:84:LYS:HZ1	2:B:20:U:C3'	6	0.88
(1,3)	1:A:84:LYS:HZ1	2:B:20:U:C4	6	0.88
(1,3)	1:A:84:LYS:HZ1	2:B:20:U:C4'	6	0.88

*Continued on next page...*



*Continued from previous page...*

Key	Atom-1	Atom-2	Model ID	Violation (Å)
(1,3)	1:A:84:LYS:HZ1	2:B:20:U:C5	6	0.88
(1,3)	1:A:84:LYS:HZ1	2:B:20:U:C5'	6	0.88
(1,3)	1:A:84:LYS:HZ1	2:B:20:U:C6	6	0.88
(1,3)	1:A:84:LYS:HZ1	2:B:20:U:H1'	6	0.88
(1,3)	1:A:84:LYS:HZ1	2:B:20:U:H2'	6	0.88
(1,3)	1:A:84:LYS:HZ1	2:B:20:U:H3	6	0.88
(1,3)	1:A:84:LYS:HZ1	2:B:20:U:H3'	6	0.88
(1,3)	1:A:84:LYS:HZ1	2:B:20:U:H4'	6	0.88
(1,3)	1:A:84:LYS:HZ1	2:B:20:U:H5	6	0.88
(1,3)	1:A:84:LYS:HZ1	2:B:20:U:H5'	6	0.88
(1,3)	1:A:84:LYS:HZ1	2:B:20:U:H5''	6	0.88
(1,3)	1:A:84:LYS:HZ1	2:B:20:U:H6	6	0.88
(1,3)	1:A:84:LYS:HZ1	2:B:20:U:HO2'	6	0.88
(1,3)	1:A:84:LYS:HZ1	2:B:20:U:N1	6	0.88
(1,3)	1:A:84:LYS:HZ1	2:B:20:U:N3	6	0.88
(1,3)	1:A:84:LYS:HZ1	2:B:20:U:O2	6	0.88
(1,3)	1:A:84:LYS:HZ1	2:B:20:U:O2'	6	0.88
(1,3)	1:A:84:LYS:HZ1	2:B:20:U:O3'	6	0.88
(1,3)	1:A:84:LYS:HZ1	2:B:20:U:O4	6	0.88
(1,3)	1:A:84:LYS:HZ1	2:B:20:U:O4'	6	0.88
(1,3)	1:A:84:LYS:HZ1	2:B:20:U:O5'	6	0.88
(1,3)	1:A:84:LYS:HZ1	2:B:20:U:OP1	6	0.88
(1,3)	1:A:84:LYS:HZ1	2:B:20:U:OP2	6	0.88
(1,3)	1:A:84:LYS:HZ1	2:B:20:U:P	6	0.88
(1,3)	1:A:84:LYS:HZ1	2:B:21:G:C1'	6	0.88
(1,3)	1:A:84:LYS:HZ1	2:B:21:G:C2	6	0.88
(1,3)	1:A:84:LYS:HZ1	2:B:21:G:C2'	6	0.88
(1,3)	1:A:84:LYS:HZ1	2:B:21:G:C3'	6	0.88
(1,3)	1:A:84:LYS:HZ1	2:B:21:G:C4	6	0.88
(1,3)	1:A:84:LYS:HZ1	2:B:21:G:C4'	6	0.88
(1,3)	1:A:84:LYS:HZ1	2:B:21:G:C5	6	0.88
(1,3)	1:A:84:LYS:HZ1	2:B:21:G:C5'	6	0.88
(1,3)	1:A:84:LYS:HZ1	2:B:21:G:C6	6	0.88
(1,3)	1:A:84:LYS:HZ1	2:B:21:G:C8	6	0.88
(1,3)	1:A:84:LYS:HZ1	2:B:21:G:H1	6	0.88
(1,3)	1:A:84:LYS:HZ1	2:B:21:G:H1'	6	0.88
(1,3)	1:A:84:LYS:HZ1	2:B:21:G:H2'	6	0.88
(1,3)	1:A:84:LYS:HZ1	2:B:21:G:H21	6	0.88
(1,3)	1:A:84:LYS:HZ1	2:B:21:G:H22	6	0.88
(1,3)	1:A:84:LYS:HZ1	2:B:21:G:H3'	6	0.88
(1,3)	1:A:84:LYS:HZ1	2:B:21:G:H4'	6	0.88
(1,3)	1:A:84:LYS:HZ1	2:B:21:G:H5'	6	0.88

*Continued on next page...*

*Continued from previous page...*

Key	Atom-1	Atom-2	Model ID	Violation (Å)
(1,3)	1:A:84:LYS:HZ1	2:B:21:G:H5''	6	0.88
(1,3)	1:A:84:LYS:HZ1	2:B:21:G:H8	6	0.88
(1,3)	1:A:84:LYS:HZ1	2:B:21:G:HO2'	6	0.88
(1,3)	1:A:84:LYS:HZ1	2:B:21:G:N1	6	0.88
(1,3)	1:A:84:LYS:HZ1	2:B:21:G:N2	6	0.88
(1,3)	1:A:84:LYS:HZ1	2:B:21:G:N3	6	0.88
(1,3)	1:A:84:LYS:HZ1	2:B:21:G:N7	6	0.88
(1,3)	1:A:84:LYS:HZ1	2:B:21:G:N9	6	0.88
(1,3)	1:A:84:LYS:HZ1	2:B:21:G:O2'	6	0.88
(1,3)	1:A:84:LYS:HZ1	2:B:21:G:O3'	6	0.88
(1,3)	1:A:84:LYS:HZ1	2:B:21:G:O4'	6	0.88
(1,3)	1:A:84:LYS:HZ1	2:B:21:G:O5'	6	0.88
(1,3)	1:A:84:LYS:HZ1	2:B:21:G:O6	6	0.88
(1,3)	1:A:84:LYS:HZ1	2:B:21:G:OP1	6	0.88
(1,3)	1:A:84:LYS:HZ1	2:B:21:G:OP2	6	0.88
(1,3)	1:A:84:LYS:HZ1	2:B:21:G:P	6	0.88
(1,3)	1:A:84:LYS:HZ1	2:B:22:A:C1'	6	0.88
(1,3)	1:A:84:LYS:HZ1	2:B:22:A:C2	6	0.88
(1,3)	1:A:84:LYS:HZ1	2:B:22:A:C2'	6	0.88
(1,3)	1:A:84:LYS:HZ1	2:B:22:A:C3'	6	0.88
(1,3)	1:A:84:LYS:HZ1	2:B:22:A:C4	6	0.88
(1,3)	1:A:84:LYS:HZ1	2:B:22:A:C4'	6	0.88
(1,3)	1:A:84:LYS:HZ1	2:B:22:A:C5	6	0.88
(1,3)	1:A:84:LYS:HZ1	2:B:22:A:C5'	6	0.88
(1,3)	1:A:84:LYS:HZ1	2:B:22:A:C6	6	0.88
(1,3)	1:A:84:LYS:HZ1	2:B:22:A:C8	6	0.88
(1,3)	1:A:84:LYS:HZ1	2:B:22:A:H1'	6	0.88
(1,3)	1:A:84:LYS:HZ1	2:B:22:A:H2	6	0.88
(1,3)	1:A:84:LYS:HZ1	2:B:22:A:H2'	6	0.88
(1,3)	1:A:84:LYS:HZ1	2:B:22:A:H3'	6	0.88
(1,3)	1:A:84:LYS:HZ1	2:B:22:A:H4'	6	0.88
(1,3)	1:A:84:LYS:HZ1	2:B:22:A:H5'	6	0.88
(1,3)	1:A:84:LYS:HZ1	2:B:22:A:H5''	6	0.88
(1,3)	1:A:84:LYS:HZ1	2:B:22:A:H61	6	0.88
(1,3)	1:A:84:LYS:HZ1	2:B:22:A:H62	6	0.88
(1,3)	1:A:84:LYS:HZ1	2:B:22:A:H8	6	0.88
(1,3)	1:A:84:LYS:HZ1	2:B:22:A:HO2'	6	0.88
(1,3)	1:A:84:LYS:HZ1	2:B:22:A:N1	6	0.88
(1,3)	1:A:84:LYS:HZ1	2:B:22:A:N3	6	0.88
(1,3)	1:A:84:LYS:HZ1	2:B:22:A:N6	6	0.88
(1,3)	1:A:84:LYS:HZ1	2:B:22:A:N7	6	0.88
(1,3)	1:A:84:LYS:HZ1	2:B:22:A:N9	6	0.88

*Continued on next page...*

*Continued from previous page...*

Key	Atom-1	Atom-2	Model ID	Violation (Å)
(1,3)	1:A:84:LYS:HZ1	2:B:22:A:O2'	6	0.88
(1,3)	1:A:84:LYS:HZ1	2:B:22:A:O3'	6	0.88
(1,3)	1:A:84:LYS:HZ1	2:B:22:A:O4'	6	0.88
(1,3)	1:A:84:LYS:HZ1	2:B:22:A:O5'	6	0.88
(1,3)	1:A:84:LYS:HZ1	2:B:22:A:OP1	6	0.88
(1,3)	1:A:84:LYS:HZ1	2:B:22:A:OP2	6	0.88
(1,3)	1:A:84:LYS:HZ1	2:B:22:A:P	6	0.88
(1,3)	1:A:84:LYS:HZ1	2:B:23:U:C1'	6	0.88
(1,3)	1:A:84:LYS:HZ1	2:B:23:U:C2	6	0.88
(1,3)	1:A:84:LYS:HZ1	2:B:23:U:C2'	6	0.88
(1,3)	1:A:84:LYS:HZ1	2:B:23:U:C3'	6	0.88
(1,3)	1:A:84:LYS:HZ1	2:B:23:U:C4	6	0.88
(1,3)	1:A:84:LYS:HZ1	2:B:23:U:C4'	6	0.88
(1,3)	1:A:84:LYS:HZ1	2:B:23:U:C5	6	0.88
(1,3)	1:A:84:LYS:HZ1	2:B:23:U:C5'	6	0.88
(1,3)	1:A:84:LYS:HZ1	2:B:23:U:C6	6	0.88
(1,3)	1:A:84:LYS:HZ1	2:B:23:U:H1'	6	0.88
(1,3)	1:A:84:LYS:HZ1	2:B:23:U:H2'	6	0.88
(1,3)	1:A:84:LYS:HZ1	2:B:23:U:H3	6	0.88
(1,3)	1:A:84:LYS:HZ1	2:B:23:U:H3'	6	0.88
(1,3)	1:A:84:LYS:HZ1	2:B:23:U:H4'	6	0.88
(1,3)	1:A:84:LYS:HZ1	2:B:23:U:H5	6	0.88
(1,3)	1:A:84:LYS:HZ1	2:B:23:U:H5'	6	0.88
(1,3)	1:A:84:LYS:HZ1	2:B:23:U:H5''	6	0.88
(1,3)	1:A:84:LYS:HZ1	2:B:23:U:H6	6	0.88
(1,3)	1:A:84:LYS:HZ1	2:B:23:U:HO2'	6	0.88
(1,3)	1:A:84:LYS:HZ1	2:B:23:U:N1	6	0.88
(1,3)	1:A:84:LYS:HZ1	2:B:23:U:N3	6	0.88
(1,3)	1:A:84:LYS:HZ1	2:B:23:U:O2	6	0.88
(1,3)	1:A:84:LYS:HZ1	2:B:23:U:O2'	6	0.88
(1,3)	1:A:84:LYS:HZ1	2:B:23:U:O3'	6	0.88
(1,3)	1:A:84:LYS:HZ1	2:B:23:U:O4	6	0.88
(1,3)	1:A:84:LYS:HZ1	2:B:23:U:O4'	6	0.88
(1,3)	1:A:84:LYS:HZ1	2:B:23:U:O5'	6	0.88
(1,3)	1:A:84:LYS:HZ1	2:B:23:U:OP1	6	0.88
(1,3)	1:A:84:LYS:HZ1	2:B:23:U:OP2	6	0.88
(1,3)	1:A:84:LYS:HZ1	2:B:23:U:P	6	0.88
(1,3)	1:A:84:LYS:HZ1	2:B:24:G:C1'	6	0.88
(1,3)	1:A:84:LYS:HZ1	2:B:24:G:C2	6	0.88
(1,3)	1:A:84:LYS:HZ1	2:B:24:G:C2'	6	0.88
(1,3)	1:A:84:LYS:HZ1	2:B:24:G:C3'	6	0.88
(1,3)	1:A:84:LYS:HZ1	2:B:24:G:C4	6	0.88

*Continued on next page...*

*Continued from previous page...*

Key	Atom-1	Atom-2	Model ID	Violation (Å)
(1,3)	1:A:84:LYS:HZ1	2:B:24:G:C4'	6	0.88
(1,3)	1:A:84:LYS:HZ1	2:B:24:G:C5	6	0.88
(1,3)	1:A:84:LYS:HZ1	2:B:24:G:C5'	6	0.88
(1,3)	1:A:84:LYS:HZ1	2:B:24:G:C6	6	0.88
(1,3)	1:A:84:LYS:HZ1	2:B:24:G:C8	6	0.88
(1,3)	1:A:84:LYS:HZ1	2:B:24:G:H1	6	0.88
(1,3)	1:A:84:LYS:HZ1	2:B:24:G:H1'	6	0.88
(1,3)	1:A:84:LYS:HZ1	2:B:24:G:H2'	6	0.88
(1,3)	1:A:84:LYS:HZ1	2:B:24:G:H21	6	0.88
(1,3)	1:A:84:LYS:HZ1	2:B:24:G:H22	6	0.88
(1,3)	1:A:84:LYS:HZ1	2:B:24:G:H3'	6	0.88
(1,3)	1:A:84:LYS:HZ1	2:B:24:G:H4'	6	0.88
(1,3)	1:A:84:LYS:HZ1	2:B:24:G:H5'	6	0.88
(1,3)	1:A:84:LYS:HZ1	2:B:24:G:H5''	6	0.88
(1,3)	1:A:84:LYS:HZ1	2:B:24:G:H8	6	0.88
(1,3)	1:A:84:LYS:HZ1	2:B:24:G:HO2'	6	0.88
(1,3)	1:A:84:LYS:HZ1	2:B:24:G:N1	6	0.88
(1,3)	1:A:84:LYS:HZ1	2:B:24:G:N2	6	0.88
(1,3)	1:A:84:LYS:HZ1	2:B:24:G:N3	6	0.88
(1,3)	1:A:84:LYS:HZ1	2:B:24:G:N7	6	0.88
(1,3)	1:A:84:LYS:HZ1	2:B:24:G:N9	6	0.88
(1,3)	1:A:84:LYS:HZ1	2:B:24:G:O2'	6	0.88
(1,3)	1:A:84:LYS:HZ1	2:B:24:G:O3'	6	0.88
(1,3)	1:A:84:LYS:HZ1	2:B:24:G:O4'	6	0.88
(1,3)	1:A:84:LYS:HZ1	2:B:24:G:O5'	6	0.88
(1,3)	1:A:84:LYS:HZ1	2:B:24:G:O6	6	0.88
(1,3)	1:A:84:LYS:HZ1	2:B:24:G:OP1	6	0.88
(1,3)	1:A:84:LYS:HZ1	2:B:24:G:OP2	6	0.88
(1,3)	1:A:84:LYS:HZ1	2:B:24:G:P	6	0.88
(1,3)	1:A:84:LYS:HZ2	2:B:2:C:C1'	6	0.88
(1,3)	1:A:84:LYS:HZ2	2:B:2:C:C2	6	0.88
(1,3)	1:A:84:LYS:HZ2	2:B:2:C:C2'	6	0.88
(1,3)	1:A:84:LYS:HZ2	2:B:2:C:C3'	6	0.88
(1,3)	1:A:84:LYS:HZ2	2:B:2:C:C4	6	0.88
(1,3)	1:A:84:LYS:HZ2	2:B:2:C:C4'	6	0.88
(1,3)	1:A:84:LYS:HZ2	2:B:2:C:C5	6	0.88
(1,3)	1:A:84:LYS:HZ2	2:B:2:C:C5'	6	0.88
(1,3)	1:A:84:LYS:HZ2	2:B:2:C:C6	6	0.88
(1,3)	1:A:84:LYS:HZ2	2:B:2:C:H1'	6	0.88
(1,3)	1:A:84:LYS:HZ2	2:B:2:C:H2'	6	0.88
(1,3)	1:A:84:LYS:HZ2	2:B:2:C:H3'	6	0.88
(1,3)	1:A:84:LYS:HZ2	2:B:2:C:H4'	6	0.88

*Continued on next page...*

*Continued from previous page...*

Key	Atom-1	Atom-2	Model ID	Violation (Å)
(1,3)	1:A:84:LYS:HZ2	2:B:2:C:H41	6	0.88
(1,3)	1:A:84:LYS:HZ2	2:B:2:C:H42	6	0.88
(1,3)	1:A:84:LYS:HZ2	2:B:2:C:H5	6	0.88
(1,3)	1:A:84:LYS:HZ2	2:B:2:C:H5'	6	0.88
(1,3)	1:A:84:LYS:HZ2	2:B:2:C:H5''	6	0.88
(1,3)	1:A:84:LYS:HZ2	2:B:2:C:H6	6	0.88
(1,3)	1:A:84:LYS:HZ2	2:B:2:C:HO2'	6	0.88
(1,3)	1:A:84:LYS:HZ2	2:B:2:C:N1	6	0.88
(1,3)	1:A:84:LYS:HZ2	2:B:2:C:N3	6	0.88
(1,3)	1:A:84:LYS:HZ2	2:B:2:C:N4	6	0.88
(1,3)	1:A:84:LYS:HZ2	2:B:2:C:O2	6	0.88
(1,3)	1:A:84:LYS:HZ2	2:B:2:C:O2'	6	0.88
(1,3)	1:A:84:LYS:HZ2	2:B:2:C:O3'	6	0.88
(1,3)	1:A:84:LYS:HZ2	2:B:2:C:O4'	6	0.88
(1,3)	1:A:84:LYS:HZ2	2:B:2:C:O5'	6	0.88
(1,3)	1:A:84:LYS:HZ2	2:B:3:U:C1'	6	0.88
(1,3)	1:A:84:LYS:HZ2	2:B:3:U:C2	6	0.88
(1,3)	1:A:84:LYS:HZ2	2:B:3:U:C2'	6	0.88
(1,3)	1:A:84:LYS:HZ2	2:B:3:U:C3'	6	0.88
(1,3)	1:A:84:LYS:HZ2	2:B:3:U:C4	6	0.88
(1,3)	1:A:84:LYS:HZ2	2:B:3:U:C4'	6	0.88
(1,3)	1:A:84:LYS:HZ2	2:B:3:U:C5	6	0.88
(1,3)	1:A:84:LYS:HZ2	2:B:3:U:C5'	6	0.88
(1,3)	1:A:84:LYS:HZ2	2:B:3:U:C6	6	0.88
(1,3)	1:A:84:LYS:HZ2	2:B:3:U:H1'	6	0.88
(1,3)	1:A:84:LYS:HZ2	2:B:3:U:H2'	6	0.88
(1,3)	1:A:84:LYS:HZ2	2:B:3:U:H3	6	0.88
(1,3)	1:A:84:LYS:HZ2	2:B:3:U:H3'	6	0.88
(1,3)	1:A:84:LYS:HZ2	2:B:3:U:H4'	6	0.88
(1,3)	1:A:84:LYS:HZ2	2:B:3:U:H5	6	0.88
(1,3)	1:A:84:LYS:HZ2	2:B:3:U:H5'	6	0.88
(1,3)	1:A:84:LYS:HZ2	2:B:3:U:H5''	6	0.88
(1,3)	1:A:84:LYS:HZ2	2:B:3:U:H6	6	0.88
(1,3)	1:A:84:LYS:HZ2	2:B:3:U:HO2'	6	0.88
(1,3)	1:A:84:LYS:HZ2	2:B:3:U:N1	6	0.88
(1,3)	1:A:84:LYS:HZ2	2:B:3:U:N3	6	0.88
(1,3)	1:A:84:LYS:HZ2	2:B:3:U:O2	6	0.88
(1,3)	1:A:84:LYS:HZ2	2:B:3:U:O2'	6	0.88
(1,3)	1:A:84:LYS:HZ2	2:B:3:U:O3'	6	0.88
(1,3)	1:A:84:LYS:HZ2	2:B:3:U:O4	6	0.88
(1,3)	1:A:84:LYS:HZ2	2:B:3:U:O4'	6	0.88
(1,3)	1:A:84:LYS:HZ2	2:B:3:U:O5'	6	0.88

*Continued on next page...*

*Continued from previous page...*

Key	Atom-1	Atom-2	Model ID	Violation (Å)
(1,3)	1:A:84:LYS:HZ2	2:B:3:U:OP1	6	0.88
(1,3)	1:A:84:LYS:HZ2	2:B:3:U:OP2	6	0.88
(1,3)	1:A:84:LYS:HZ2	2:B:3:U:P	6	0.88
(1,3)	1:A:84:LYS:HZ2	2:B:4:G:C1'	6	0.88
(1,3)	1:A:84:LYS:HZ2	2:B:4:G:C2	6	0.88
(1,3)	1:A:84:LYS:HZ2	2:B:4:G:C2'	6	0.88
(1,3)	1:A:84:LYS:HZ2	2:B:4:G:C3'	6	0.88
(1,3)	1:A:84:LYS:HZ2	2:B:4:G:C4	6	0.88
(1,3)	1:A:84:LYS:HZ2	2:B:4:G:C4'	6	0.88
(1,3)	1:A:84:LYS:HZ2	2:B:4:G:C5	6	0.88
(1,3)	1:A:84:LYS:HZ2	2:B:4:G:C5'	6	0.88
(1,3)	1:A:84:LYS:HZ2	2:B:4:G:C6	6	0.88
(1,3)	1:A:84:LYS:HZ2	2:B:4:G:C8	6	0.88
(1,3)	1:A:84:LYS:HZ2	2:B:4:G:H1	6	0.88
(1,3)	1:A:84:LYS:HZ2	2:B:4:G:H1'	6	0.88
(1,3)	1:A:84:LYS:HZ2	2:B:4:G:H2'	6	0.88
(1,3)	1:A:84:LYS:HZ2	2:B:4:G:H21	6	0.88
(1,3)	1:A:84:LYS:HZ2	2:B:4:G:H22	6	0.88
(1,3)	1:A:84:LYS:HZ2	2:B:4:G:H3'	6	0.88
(1,3)	1:A:84:LYS:HZ2	2:B:4:G:H4'	6	0.88
(1,3)	1:A:84:LYS:HZ2	2:B:4:G:H5'	6	0.88
(1,3)	1:A:84:LYS:HZ2	2:B:4:G:H5''	6	0.88
(1,3)	1:A:84:LYS:HZ2	2:B:4:G:H8	6	0.88
(1,3)	1:A:84:LYS:HZ2	2:B:4:G:HO2'	6	0.88
(1,3)	1:A:84:LYS:HZ2	2:B:4:G:N1	6	0.88
(1,3)	1:A:84:LYS:HZ2	2:B:4:G:N2	6	0.88
(1,3)	1:A:84:LYS:HZ2	2:B:4:G:N3	6	0.88
(1,3)	1:A:84:LYS:HZ2	2:B:4:G:N7	6	0.88
(1,3)	1:A:84:LYS:HZ2	2:B:4:G:N9	6	0.88
(1,3)	1:A:84:LYS:HZ2	2:B:4:G:O2'	6	0.88
(1,3)	1:A:84:LYS:HZ2	2:B:4:G:O3'	6	0.88
(1,3)	1:A:84:LYS:HZ2	2:B:4:G:O4'	6	0.88
(1,3)	1:A:84:LYS:HZ2	2:B:4:G:O5'	6	0.88
(1,3)	1:A:84:LYS:HZ2	2:B:4:G:O6	6	0.88
(1,3)	1:A:84:LYS:HZ2	2:B:4:G:OP1	6	0.88
(1,3)	1:A:84:LYS:HZ2	2:B:4:G:OP2	6	0.88
(1,3)	1:A:84:LYS:HZ2	2:B:4:G:P	6	0.88
(1,3)	1:A:84:LYS:HZ2	2:B:5:A:C1'	6	0.88
(1,3)	1:A:84:LYS:HZ2	2:B:5:A:C2	6	0.88
(1,3)	1:A:84:LYS:HZ2	2:B:5:A:C2'	6	0.88
(1,3)	1:A:84:LYS:HZ2	2:B:5:A:C3'	6	0.88
(1,3)	1:A:84:LYS:HZ2	2:B:5:A:C4	6	0.88

*Continued on next page...*

*Continued from previous page...*

Key	Atom-1	Atom-2	Model ID	Violation (Å)
(1,3)	1:A:84:LYS:HZ2	2:B:5:A:C4'	6	0.88
(1,3)	1:A:84:LYS:HZ2	2:B:5:A:C5	6	0.88
(1,3)	1:A:84:LYS:HZ2	2:B:5:A:C5'	6	0.88
(1,3)	1:A:84:LYS:HZ2	2:B:5:A:C6	6	0.88
(1,3)	1:A:84:LYS:HZ2	2:B:5:A:C8	6	0.88
(1,3)	1:A:84:LYS:HZ2	2:B:5:A:H1'	6	0.88
(1,3)	1:A:84:LYS:HZ2	2:B:5:A:H2	6	0.88
(1,3)	1:A:84:LYS:HZ2	2:B:5:A:H2'	6	0.88
(1,3)	1:A:84:LYS:HZ2	2:B:5:A:H3'	6	0.88
(1,3)	1:A:84:LYS:HZ2	2:B:5:A:H4'	6	0.88
(1,3)	1:A:84:LYS:HZ2	2:B:5:A:H5'	6	0.88
(1,3)	1:A:84:LYS:HZ2	2:B:5:A:H5''	6	0.88
(1,3)	1:A:84:LYS:HZ2	2:B:5:A:H61	6	0.88
(1,3)	1:A:84:LYS:HZ2	2:B:5:A:H62	6	0.88
(1,3)	1:A:84:LYS:HZ2	2:B:5:A:H8	6	0.88
(1,3)	1:A:84:LYS:HZ2	2:B:5:A:HO2'	6	0.88
(1,3)	1:A:84:LYS:HZ2	2:B:5:A:N1	6	0.88
(1,3)	1:A:84:LYS:HZ2	2:B:5:A:N3	6	0.88
(1,3)	1:A:84:LYS:HZ2	2:B:5:A:N6	6	0.88
(1,3)	1:A:84:LYS:HZ2	2:B:5:A:N7	6	0.88
(1,3)	1:A:84:LYS:HZ2	2:B:5:A:N9	6	0.88
(1,3)	1:A:84:LYS:HZ2	2:B:5:A:O2'	6	0.88
(1,3)	1:A:84:LYS:HZ2	2:B:5:A:O3'	6	0.88
(1,3)	1:A:84:LYS:HZ2	2:B:5:A:O4'	6	0.88
(1,3)	1:A:84:LYS:HZ2	2:B:5:A:O5'	6	0.88
(1,3)	1:A:84:LYS:HZ2	2:B:5:A:OP1	6	0.88
(1,3)	1:A:84:LYS:HZ2	2:B:5:A:OP2	6	0.88
(1,3)	1:A:84:LYS:HZ2	2:B:5:A:P	6	0.88
(1,3)	1:A:84:LYS:HZ2	2:B:6:G:C1'	6	0.88
(1,3)	1:A:84:LYS:HZ2	2:B:6:G:C2	6	0.88
(1,3)	1:A:84:LYS:HZ2	2:B:6:G:C2'	6	0.88
(1,3)	1:A:84:LYS:HZ2	2:B:6:G:C3'	6	0.88
(1,3)	1:A:84:LYS:HZ2	2:B:6:G:C4	6	0.88
(1,3)	1:A:84:LYS:HZ2	2:B:6:G:C4'	6	0.88
(1,3)	1:A:84:LYS:HZ2	2:B:6:G:C5	6	0.88
(1,3)	1:A:84:LYS:HZ2	2:B:6:G:C5'	6	0.88
(1,3)	1:A:84:LYS:HZ2	2:B:6:G:C6	6	0.88
(1,3)	1:A:84:LYS:HZ2	2:B:6:G:C8	6	0.88
(1,3)	1:A:84:LYS:HZ2	2:B:6:G:H1	6	0.88
(1,3)	1:A:84:LYS:HZ2	2:B:6:G:H1'	6	0.88
(1,3)	1:A:84:LYS:HZ2	2:B:6:G:H2'	6	0.88
(1,3)	1:A:84:LYS:HZ2	2:B:6:G:H21	6	0.88

*Continued on next page...*

*Continued from previous page...*

Key	Atom-1	Atom-2	Model ID	Violation (Å)
(1,3)	1:A:84:LYS:HZ2	2:B:6:G:H22	6	0.88
(1,3)	1:A:84:LYS:HZ2	2:B:6:G:H3'	6	0.88
(1,3)	1:A:84:LYS:HZ2	2:B:6:G:H4'	6	0.88
(1,3)	1:A:84:LYS:HZ2	2:B:6:G:H5'	6	0.88
(1,3)	1:A:84:LYS:HZ2	2:B:6:G:H5''	6	0.88
(1,3)	1:A:84:LYS:HZ2	2:B:6:G:H8	6	0.88
(1,3)	1:A:84:LYS:HZ2	2:B:6:G:HO2'	6	0.88
(1,3)	1:A:84:LYS:HZ2	2:B:6:G:N1	6	0.88
(1,3)	1:A:84:LYS:HZ2	2:B:6:G:N2	6	0.88
(1,3)	1:A:84:LYS:HZ2	2:B:6:G:N3	6	0.88
(1,3)	1:A:84:LYS:HZ2	2:B:6:G:N7	6	0.88
(1,3)	1:A:84:LYS:HZ2	2:B:6:G:N9	6	0.88
(1,3)	1:A:84:LYS:HZ2	2:B:6:G:O2'	6	0.88
(1,3)	1:A:84:LYS:HZ2	2:B:6:G:O3'	6	0.88
(1,3)	1:A:84:LYS:HZ2	2:B:6:G:O4'	6	0.88
(1,3)	1:A:84:LYS:HZ2	2:B:6:G:O5'	6	0.88
(1,3)	1:A:84:LYS:HZ2	2:B:6:G:O6	6	0.88
(1,3)	1:A:84:LYS:HZ2	2:B:6:G:OP1	6	0.88
(1,3)	1:A:84:LYS:HZ2	2:B:6:G:OP2	6	0.88
(1,3)	1:A:84:LYS:HZ2	2:B:6:G:P	6	0.88
(1,3)	1:A:84:LYS:HZ2	2:B:7:C:C1'	6	0.88
(1,3)	1:A:84:LYS:HZ2	2:B:7:C:C2	6	0.88
(1,3)	1:A:84:LYS:HZ2	2:B:7:C:C2'	6	0.88
(1,3)	1:A:84:LYS:HZ2	2:B:7:C:C3'	6	0.88
(1,3)	1:A:84:LYS:HZ2	2:B:7:C:C4	6	0.88
(1,3)	1:A:84:LYS:HZ2	2:B:7:C:C4'	6	0.88
(1,3)	1:A:84:LYS:HZ2	2:B:7:C:C5	6	0.88
(1,3)	1:A:84:LYS:HZ2	2:B:7:C:C5'	6	0.88
(1,3)	1:A:84:LYS:HZ2	2:B:7:C:C6	6	0.88
(1,3)	1:A:84:LYS:HZ2	2:B:7:C:H1'	6	0.88
(1,3)	1:A:84:LYS:HZ2	2:B:7:C:H2'	6	0.88
(1,3)	1:A:84:LYS:HZ2	2:B:7:C:H3'	6	0.88
(1,3)	1:A:84:LYS:HZ2	2:B:7:C:H4'	6	0.88
(1,3)	1:A:84:LYS:HZ2	2:B:7:C:H41	6	0.88
(1,3)	1:A:84:LYS:HZ2	2:B:7:C:H42	6	0.88
(1,3)	1:A:84:LYS:HZ2	2:B:7:C:H5	6	0.88
(1,3)	1:A:84:LYS:HZ2	2:B:7:C:H5'	6	0.88
(1,3)	1:A:84:LYS:HZ2	2:B:7:C:H5''	6	0.88
(1,3)	1:A:84:LYS:HZ2	2:B:7:C:H6	6	0.88
(1,3)	1:A:84:LYS:HZ2	2:B:7:C:HO2'	6	0.88
(1,3)	1:A:84:LYS:HZ2	2:B:7:C:N1	6	0.88
(1,3)	1:A:84:LYS:HZ2	2:B:7:C:N3	6	0.88

*Continued on next page...*



*Continued from previous page...*

Key	Atom-1	Atom-2	Model ID	Violation (Å)
(1,3)	1:A:84:LYS:HZ2	2:B:7:C:N4	6	0.88
(1,3)	1:A:84:LYS:HZ2	2:B:7:C:O2	6	0.88
(1,3)	1:A:84:LYS:HZ2	2:B:7:C:O2'	6	0.88
(1,3)	1:A:84:LYS:HZ2	2:B:7:C:O3'	6	0.88
(1,3)	1:A:84:LYS:HZ2	2:B:7:C:O4'	6	0.88
(1,3)	1:A:84:LYS:HZ2	2:B:7:C:O5'	6	0.88
(1,3)	1:A:84:LYS:HZ2	2:B:7:C:OP1	6	0.88
(1,3)	1:A:84:LYS:HZ2	2:B:7:C:OP2	6	0.88
(1,3)	1:A:84:LYS:HZ2	2:B:7:C:P	6	0.88
(1,3)	1:A:84:LYS:HZ2	2:B:8:U:C1'	6	0.88
(1,3)	1:A:84:LYS:HZ2	2:B:8:U:C2	6	0.88
(1,3)	1:A:84:LYS:HZ2	2:B:8:U:C2'	6	0.88
(1,3)	1:A:84:LYS:HZ2	2:B:8:U:C3'	6	0.88
(1,3)	1:A:84:LYS:HZ2	2:B:8:U:C4	6	0.88
(1,3)	1:A:84:LYS:HZ2	2:B:8:U:C4'	6	0.88
(1,3)	1:A:84:LYS:HZ2	2:B:8:U:C5	6	0.88
(1,3)	1:A:84:LYS:HZ2	2:B:8:U:C5'	6	0.88
(1,3)	1:A:84:LYS:HZ2	2:B:8:U:C6	6	0.88
(1,3)	1:A:84:LYS:HZ2	2:B:8:U:H1'	6	0.88
(1,3)	1:A:84:LYS:HZ2	2:B:8:U:H2'	6	0.88
(1,3)	1:A:84:LYS:HZ2	2:B:8:U:H3	6	0.88
(1,3)	1:A:84:LYS:HZ2	2:B:8:U:H3'	6	0.88
(1,3)	1:A:84:LYS:HZ2	2:B:8:U:H4'	6	0.88
(1,3)	1:A:84:LYS:HZ2	2:B:8:U:H5	6	0.88
(1,3)	1:A:84:LYS:HZ2	2:B:8:U:H5'	6	0.88
(1,3)	1:A:84:LYS:HZ2	2:B:8:U:H5''	6	0.88
(1,3)	1:A:84:LYS:HZ2	2:B:8:U:H6	6	0.88
(1,3)	1:A:84:LYS:HZ2	2:B:8:U:HO2'	6	0.88
(1,3)	1:A:84:LYS:HZ2	2:B:8:U:N1	6	0.88
(1,3)	1:A:84:LYS:HZ2	2:B:8:U:N3	6	0.88
(1,3)	1:A:84:LYS:HZ2	2:B:8:U:O2	6	0.88
(1,3)	1:A:84:LYS:HZ2	2:B:8:U:O2'	6	0.88
(1,3)	1:A:84:LYS:HZ2	2:B:8:U:O3'	6	0.88
(1,3)	1:A:84:LYS:HZ2	2:B:8:U:O4	6	0.88
(1,3)	1:A:84:LYS:HZ2	2:B:8:U:O4'	6	0.88
(1,3)	1:A:84:LYS:HZ2	2:B:8:U:O5'	6	0.88
(1,3)	1:A:84:LYS:HZ2	2:B:8:U:OP1	6	0.88
(1,3)	1:A:84:LYS:HZ2	2:B:8:U:OP2	6	0.88
(1,3)	1:A:84:LYS:HZ2	2:B:8:U:P	6	0.88
(1,3)	1:A:84:LYS:HZ2	2:B:9:C:C1'	6	0.88
(1,3)	1:A:84:LYS:HZ2	2:B:9:C:C2	6	0.88
(1,3)	1:A:84:LYS:HZ2	2:B:9:C:C2'	6	0.88

*Continued on next page...*

*Continued from previous page...*

Key	Atom-1	Atom-2	Model ID	Violation (Å)
(1,3)	1:A:84:LYS:HZ2	2:B:9:C:C3'	6	0.88
(1,3)	1:A:84:LYS:HZ2	2:B:9:C:C4	6	0.88
(1,3)	1:A:84:LYS:HZ2	2:B:9:C:C4'	6	0.88
(1,3)	1:A:84:LYS:HZ2	2:B:9:C:C5	6	0.88
(1,3)	1:A:84:LYS:HZ2	2:B:9:C:C5'	6	0.88
(1,3)	1:A:84:LYS:HZ2	2:B:9:C:C6	6	0.88
(1,3)	1:A:84:LYS:HZ2	2:B:9:C:H1'	6	0.88
(1,3)	1:A:84:LYS:HZ2	2:B:9:C:H2'	6	0.88
(1,3)	1:A:84:LYS:HZ2	2:B:9:C:H3'	6	0.88
(1,3)	1:A:84:LYS:HZ2	2:B:9:C:H4'	6	0.88
(1,3)	1:A:84:LYS:HZ2	2:B:9:C:H41	6	0.88
(1,3)	1:A:84:LYS:HZ2	2:B:9:C:H42	6	0.88
(1,3)	1:A:84:LYS:HZ2	2:B:9:C:H5	6	0.88
(1,3)	1:A:84:LYS:HZ2	2:B:9:C:H5'	6	0.88
(1,3)	1:A:84:LYS:HZ2	2:B:9:C:H5''	6	0.88
(1,3)	1:A:84:LYS:HZ2	2:B:9:C:H6	6	0.88
(1,3)	1:A:84:LYS:HZ2	2:B:9:C:HO2'	6	0.88
(1,3)	1:A:84:LYS:HZ2	2:B:9:C:N1	6	0.88
(1,3)	1:A:84:LYS:HZ2	2:B:9:C:N3	6	0.88
(1,3)	1:A:84:LYS:HZ2	2:B:9:C:N4	6	0.88
(1,3)	1:A:84:LYS:HZ2	2:B:9:C:O2	6	0.88
(1,3)	1:A:84:LYS:HZ2	2:B:9:C:O2'	6	0.88
(1,3)	1:A:84:LYS:HZ2	2:B:9:C:O3'	6	0.88
(1,3)	1:A:84:LYS:HZ2	2:B:9:C:O4'	6	0.88
(1,3)	1:A:84:LYS:HZ2	2:B:9:C:O5'	6	0.88
(1,3)	1:A:84:LYS:HZ2	2:B:9:C:OP1	6	0.88
(1,3)	1:A:84:LYS:HZ2	2:B:9:C:OP2	6	0.88
(1,3)	1:A:84:LYS:HZ2	2:B:9:C:P	6	0.88
(1,3)	1:A:84:LYS:HZ2	2:B:10:G:C1'	6	0.88
(1,3)	1:A:84:LYS:HZ2	2:B:10:G:C2	6	0.88
(1,3)	1:A:84:LYS:HZ2	2:B:10:G:C2'	6	0.88
(1,3)	1:A:84:LYS:HZ2	2:B:10:G:C3'	6	0.88
(1,3)	1:A:84:LYS:HZ2	2:B:10:G:C4	6	0.88
(1,3)	1:A:84:LYS:HZ2	2:B:10:G:C4'	6	0.88
(1,3)	1:A:84:LYS:HZ2	2:B:10:G:C5	6	0.88
(1,3)	1:A:84:LYS:HZ2	2:B:10:G:C5'	6	0.88
(1,3)	1:A:84:LYS:HZ2	2:B:10:G:C6	6	0.88
(1,3)	1:A:84:LYS:HZ2	2:B:10:G:C8	6	0.88
(1,3)	1:A:84:LYS:HZ2	2:B:10:G:H1	6	0.88
(1,3)	1:A:84:LYS:HZ2	2:B:10:G:H1'	6	0.88
(1,3)	1:A:84:LYS:HZ2	2:B:10:G:H2'	6	0.88
(1,3)	1:A:84:LYS:HZ2	2:B:10:G:H21	6	0.88

*Continued on next page...*

*Continued from previous page...*

Key	Atom-1	Atom-2	Model ID	Violation (Å)
(1,3)	1:A:84:LYS:HZ2	2:B:10:G:H22	6	0.88
(1,3)	1:A:84:LYS:HZ2	2:B:10:G:H3'	6	0.88
(1,3)	1:A:84:LYS:HZ2	2:B:10:G:H4'	6	0.88
(1,3)	1:A:84:LYS:HZ2	2:B:10:G:H5'	6	0.88
(1,3)	1:A:84:LYS:HZ2	2:B:10:G:H5''	6	0.88
(1,3)	1:A:84:LYS:HZ2	2:B:10:G:H8	6	0.88
(1,3)	1:A:84:LYS:HZ2	2:B:10:G:HO2'	6	0.88
(1,3)	1:A:84:LYS:HZ2	2:B:10:G:N1	6	0.88
(1,3)	1:A:84:LYS:HZ2	2:B:10:G:N2	6	0.88
(1,3)	1:A:84:LYS:HZ2	2:B:10:G:N3	6	0.88
(1,3)	1:A:84:LYS:HZ2	2:B:10:G:N7	6	0.88
(1,3)	1:A:84:LYS:HZ2	2:B:10:G:N9	6	0.88
(1,3)	1:A:84:LYS:HZ2	2:B:10:G:O2'	6	0.88
(1,3)	1:A:84:LYS:HZ2	2:B:10:G:O3'	6	0.88
(1,3)	1:A:84:LYS:HZ2	2:B:10:G:O4'	6	0.88
(1,3)	1:A:84:LYS:HZ2	2:B:10:G:O5'	6	0.88
(1,3)	1:A:84:LYS:HZ2	2:B:10:G:O6	6	0.88
(1,3)	1:A:84:LYS:HZ2	2:B:10:G:OP1	6	0.88
(1,3)	1:A:84:LYS:HZ2	2:B:10:G:OP2	6	0.88
(1,3)	1:A:84:LYS:HZ2	2:B:10:G:P	6	0.88
(1,3)	1:A:84:LYS:HZ2	2:B:11:A:C1'	6	0.88
(1,3)	1:A:84:LYS:HZ2	2:B:11:A:C2	6	0.88
(1,3)	1:A:84:LYS:HZ2	2:B:11:A:C2'	6	0.88
(1,3)	1:A:84:LYS:HZ2	2:B:11:A:C3'	6	0.88
(1,3)	1:A:84:LYS:HZ2	2:B:11:A:C4	6	0.88
(1,3)	1:A:84:LYS:HZ2	2:B:11:A:C4'	6	0.88
(1,3)	1:A:84:LYS:HZ2	2:B:11:A:C5	6	0.88
(1,3)	1:A:84:LYS:HZ2	2:B:11:A:C5'	6	0.88
(1,3)	1:A:84:LYS:HZ2	2:B:11:A:C6	6	0.88
(1,3)	1:A:84:LYS:HZ2	2:B:11:A:C8	6	0.88
(1,3)	1:A:84:LYS:HZ2	2:B:11:A:H1'	6	0.88
(1,3)	1:A:84:LYS:HZ2	2:B:11:A:H2	6	0.88
(1,3)	1:A:84:LYS:HZ2	2:B:11:A:H2'	6	0.88
(1,3)	1:A:84:LYS:HZ2	2:B:11:A:H3'	6	0.88
(1,3)	1:A:84:LYS:HZ2	2:B:11:A:H4'	6	0.88
(1,3)	1:A:84:LYS:HZ2	2:B:11:A:H5'	6	0.88
(1,3)	1:A:84:LYS:HZ2	2:B:11:A:H5''	6	0.88
(1,3)	1:A:84:LYS:HZ2	2:B:11:A:H61	6	0.88
(1,3)	1:A:84:LYS:HZ2	2:B:11:A:H62	6	0.88
(1,3)	1:A:84:LYS:HZ2	2:B:11:A:H8	6	0.88
(1,3)	1:A:84:LYS:HZ2	2:B:11:A:HO2'	6	0.88
(1,3)	1:A:84:LYS:HZ2	2:B:11:A:N1	6	0.88

*Continued on next page...*

*Continued from previous page...*

Key	Atom-1	Atom-2	Model ID	Violation (Å)
(1,3)	1:A:84:LYS:HZ2	2:B:11:A:N3	6	0.88
(1,3)	1:A:84:LYS:HZ2	2:B:11:A:N6	6	0.88
(1,3)	1:A:84:LYS:HZ2	2:B:11:A:N7	6	0.88
(1,3)	1:A:84:LYS:HZ2	2:B:11:A:N9	6	0.88
(1,3)	1:A:84:LYS:HZ2	2:B:11:A:O2'	6	0.88
(1,3)	1:A:84:LYS:HZ2	2:B:11:A:O3'	6	0.88
(1,3)	1:A:84:LYS:HZ2	2:B:11:A:O4'	6	0.88
(1,3)	1:A:84:LYS:HZ2	2:B:11:A:O5'	6	0.88
(1,3)	1:A:84:LYS:HZ2	2:B:11:A:OP1	6	0.88
(1,3)	1:A:84:LYS:HZ2	2:B:11:A:OP2	6	0.88
(1,3)	1:A:84:LYS:HZ2	2:B:11:A:P	6	0.88
(1,3)	1:A:84:LYS:HZ2	2:B:12:A:C1'	6	0.88
(1,3)	1:A:84:LYS:HZ2	2:B:12:A:C2	6	0.88
(1,3)	1:A:84:LYS:HZ2	2:B:12:A:C2'	6	0.88
(1,3)	1:A:84:LYS:HZ2	2:B:12:A:C3'	6	0.88
(1,3)	1:A:84:LYS:HZ2	2:B:12:A:C4	6	0.88
(1,3)	1:A:84:LYS:HZ2	2:B:12:A:C4'	6	0.88
(1,3)	1:A:84:LYS:HZ2	2:B:12:A:C5	6	0.88
(1,3)	1:A:84:LYS:HZ2	2:B:12:A:C5'	6	0.88
(1,3)	1:A:84:LYS:HZ2	2:B:12:A:C6	6	0.88
(1,3)	1:A:84:LYS:HZ2	2:B:12:A:C8	6	0.88
(1,3)	1:A:84:LYS:HZ2	2:B:12:A:H1'	6	0.88
(1,3)	1:A:84:LYS:HZ2	2:B:12:A:H2	6	0.88
(1,3)	1:A:84:LYS:HZ2	2:B:12:A:H2'	6	0.88
(1,3)	1:A:84:LYS:HZ2	2:B:12:A:H3'	6	0.88
(1,3)	1:A:84:LYS:HZ2	2:B:12:A:H4'	6	0.88
(1,3)	1:A:84:LYS:HZ2	2:B:12:A:H5'	6	0.88
(1,3)	1:A:84:LYS:HZ2	2:B:12:A:H5''	6	0.88
(1,3)	1:A:84:LYS:HZ2	2:B:12:A:H61	6	0.88
(1,3)	1:A:84:LYS:HZ2	2:B:12:A:H62	6	0.88
(1,3)	1:A:84:LYS:HZ2	2:B:12:A:H8	6	0.88
(1,3)	1:A:84:LYS:HZ2	2:B:12:A:HO2'	6	0.88
(1,3)	1:A:84:LYS:HZ2	2:B:12:A:N1	6	0.88
(1,3)	1:A:84:LYS:HZ2	2:B:12:A:N3	6	0.88
(1,3)	1:A:84:LYS:HZ2	2:B:12:A:N6	6	0.88
(1,3)	1:A:84:LYS:HZ2	2:B:12:A:N7	6	0.88
(1,3)	1:A:84:LYS:HZ2	2:B:12:A:N9	6	0.88
(1,3)	1:A:84:LYS:HZ2	2:B:12:A:O2'	6	0.88
(1,3)	1:A:84:LYS:HZ2	2:B:12:A:O3'	6	0.88
(1,3)	1:A:84:LYS:HZ2	2:B:12:A:O4'	6	0.88
(1,3)	1:A:84:LYS:HZ2	2:B:12:A:O5'	6	0.88
(1,3)	1:A:84:LYS:HZ2	2:B:12:A:OP1	6	0.88

*Continued on next page...*

*Continued from previous page...*

Key	Atom-1	Atom-2	Model ID	Violation (Å)
(1,3)	1:A:84:LYS:HZ2	2:B:12:A:OP2	6	0.88
(1,3)	1:A:84:LYS:HZ2	2:B:12:A:P	6	0.88
(1,3)	1:A:84:LYS:HZ2	2:B:13:A:C1'	6	0.88
(1,3)	1:A:84:LYS:HZ2	2:B:13:A:C2	6	0.88
(1,3)	1:A:84:LYS:HZ2	2:B:13:A:C2'	6	0.88
(1,3)	1:A:84:LYS:HZ2	2:B:13:A:C3'	6	0.88
(1,3)	1:A:84:LYS:HZ2	2:B:13:A:C4	6	0.88
(1,3)	1:A:84:LYS:HZ2	2:B:13:A:C4'	6	0.88
(1,3)	1:A:84:LYS:HZ2	2:B:13:A:C5	6	0.88
(1,3)	1:A:84:LYS:HZ2	2:B:13:A:C5'	6	0.88
(1,3)	1:A:84:LYS:HZ2	2:B:13:A:C6	6	0.88
(1,3)	1:A:84:LYS:HZ2	2:B:13:A:C8	6	0.88
(1,3)	1:A:84:LYS:HZ2	2:B:13:A:H1'	6	0.88
(1,3)	1:A:84:LYS:HZ2	2:B:13:A:H2	6	0.88
(1,3)	1:A:84:LYS:HZ2	2:B:13:A:H2'	6	0.88
(1,3)	1:A:84:LYS:HZ2	2:B:13:A:H3'	6	0.88
(1,3)	1:A:84:LYS:HZ2	2:B:13:A:H4'	6	0.88
(1,3)	1:A:84:LYS:HZ2	2:B:13:A:H5'	6	0.88
(1,3)	1:A:84:LYS:HZ2	2:B:13:A:H5''	6	0.88
(1,3)	1:A:84:LYS:HZ2	2:B:13:A:H61	6	0.88
(1,3)	1:A:84:LYS:HZ2	2:B:13:A:H62	6	0.88
(1,3)	1:A:84:LYS:HZ2	2:B:13:A:H8	6	0.88
(1,3)	1:A:84:LYS:HZ2	2:B:13:A:HO2'	6	0.88
(1,3)	1:A:84:LYS:HZ2	2:B:13:A:N1	6	0.88
(1,3)	1:A:84:LYS:HZ2	2:B:13:A:N3	6	0.88
(1,3)	1:A:84:LYS:HZ2	2:B:13:A:N6	6	0.88
(1,3)	1:A:84:LYS:HZ2	2:B:13:A:N7	6	0.88
(1,3)	1:A:84:LYS:HZ2	2:B:13:A:N9	6	0.88
(1,3)	1:A:84:LYS:HZ2	2:B:13:A:O2'	6	0.88
(1,3)	1:A:84:LYS:HZ2	2:B:13:A:O3'	6	0.88
(1,3)	1:A:84:LYS:HZ2	2:B:13:A:O4'	6	0.88
(1,3)	1:A:84:LYS:HZ2	2:B:13:A:O5'	6	0.88
(1,3)	1:A:84:LYS:HZ2	2:B:13:A:OP1	6	0.88
(1,3)	1:A:84:LYS:HZ2	2:B:13:A:OP2	6	0.88
(1,3)	1:A:84:LYS:HZ2	2:B:13:A:P	6	0.88
(1,3)	1:A:84:LYS:HZ2	2:B:14:G:C1'	6	0.88
(1,3)	1:A:84:LYS:HZ2	2:B:14:G:C2	6	0.88
(1,3)	1:A:84:LYS:HZ2	2:B:14:G:C2'	6	0.88
(1,3)	1:A:84:LYS:HZ2	2:B:14:G:C3'	6	0.88
(1,3)	1:A:84:LYS:HZ2	2:B:14:G:C4	6	0.88
(1,3)	1:A:84:LYS:HZ2	2:B:14:G:C4'	6	0.88
(1,3)	1:A:84:LYS:HZ2	2:B:14:G:C5	6	0.88

*Continued on next page...*

*Continued from previous page...*

Key	Atom-1	Atom-2	Model ID	Violation (Å)
(1,3)	1:A:84:LYS:HZ2	2:B:14:G:C5'	6	0.88
(1,3)	1:A:84:LYS:HZ2	2:B:14:G:C6	6	0.88
(1,3)	1:A:84:LYS:HZ2	2:B:14:G:C8	6	0.88
(1,3)	1:A:84:LYS:HZ2	2:B:14:G:H1	6	0.88
(1,3)	1:A:84:LYS:HZ2	2:B:14:G:H1'	6	0.88
(1,3)	1:A:84:LYS:HZ2	2:B:14:G:H2'	6	0.88
(1,3)	1:A:84:LYS:HZ2	2:B:14:G:H21	6	0.88
(1,3)	1:A:84:LYS:HZ2	2:B:14:G:H22	6	0.88
(1,3)	1:A:84:LYS:HZ2	2:B:14:G:H3'	6	0.88
(1,3)	1:A:84:LYS:HZ2	2:B:14:G:H4'	6	0.88
(1,3)	1:A:84:LYS:HZ2	2:B:14:G:H5'	6	0.88
(1,3)	1:A:84:LYS:HZ2	2:B:14:G:H5''	6	0.88
(1,3)	1:A:84:LYS:HZ2	2:B:14:G:H8	6	0.88
(1,3)	1:A:84:LYS:HZ2	2:B:14:G:HO2'	6	0.88
(1,3)	1:A:84:LYS:HZ2	2:B:14:G:N1	6	0.88
(1,3)	1:A:84:LYS:HZ2	2:B:14:G:N2	6	0.88
(1,3)	1:A:84:LYS:HZ2	2:B:14:G:N3	6	0.88
(1,3)	1:A:84:LYS:HZ2	2:B:14:G:N7	6	0.88
(1,3)	1:A:84:LYS:HZ2	2:B:14:G:N9	6	0.88
(1,3)	1:A:84:LYS:HZ2	2:B:14:G:O2'	6	0.88
(1,3)	1:A:84:LYS:HZ2	2:B:14:G:O3'	6	0.88
(1,3)	1:A:84:LYS:HZ2	2:B:14:G:O4'	6	0.88
(1,3)	1:A:84:LYS:HZ2	2:B:14:G:O5'	6	0.88
(1,3)	1:A:84:LYS:HZ2	2:B:14:G:O6	6	0.88
(1,3)	1:A:84:LYS:HZ2	2:B:14:G:OP1	6	0.88
(1,3)	1:A:84:LYS:HZ2	2:B:14:G:OP2	6	0.88
(1,3)	1:A:84:LYS:HZ2	2:B:14:G:P	6	0.88
(1,3)	1:A:84:LYS:HZ2	2:B:15:A:C1'	6	0.88
(1,3)	1:A:84:LYS:HZ2	2:B:15:A:C2	6	0.88
(1,3)	1:A:84:LYS:HZ2	2:B:15:A:C2'	6	0.88
(1,3)	1:A:84:LYS:HZ2	2:B:15:A:C3'	6	0.88
(1,3)	1:A:84:LYS:HZ2	2:B:15:A:C4	6	0.88
(1,3)	1:A:84:LYS:HZ2	2:B:15:A:C4'	6	0.88
(1,3)	1:A:84:LYS:HZ2	2:B:15:A:C5	6	0.88
(1,3)	1:A:84:LYS:HZ2	2:B:15:A:C5'	6	0.88
(1,3)	1:A:84:LYS:HZ2	2:B:15:A:C6	6	0.88
(1,3)	1:A:84:LYS:HZ2	2:B:15:A:C8	6	0.88
(1,3)	1:A:84:LYS:HZ2	2:B:15:A:H1'	6	0.88
(1,3)	1:A:84:LYS:HZ2	2:B:15:A:H2	6	0.88
(1,3)	1:A:84:LYS:HZ2	2:B:15:A:H2'	6	0.88
(1,3)	1:A:84:LYS:HZ2	2:B:15:A:H3'	6	0.88
(1,3)	1:A:84:LYS:HZ2	2:B:15:A:H4'	6	0.88

*Continued on next page...*

*Continued from previous page...*

Key	Atom-1	Atom-2	Model ID	Violation (Å)
(1,3)	1:A:84:LYS:HZ2	2:B:15:A:H5'	6	0.88
(1,3)	1:A:84:LYS:HZ2	2:B:15:A:H5''	6	0.88
(1,3)	1:A:84:LYS:HZ2	2:B:15:A:H61	6	0.88
(1,3)	1:A:84:LYS:HZ2	2:B:15:A:H62	6	0.88
(1,3)	1:A:84:LYS:HZ2	2:B:15:A:H8	6	0.88
(1,3)	1:A:84:LYS:HZ2	2:B:15:A:HO2'	6	0.88
(1,3)	1:A:84:LYS:HZ2	2:B:15:A:N1	6	0.88
(1,3)	1:A:84:LYS:HZ2	2:B:15:A:N3	6	0.88
(1,3)	1:A:84:LYS:HZ2	2:B:15:A:N6	6	0.88
(1,3)	1:A:84:LYS:HZ2	2:B:15:A:N7	6	0.88
(1,3)	1:A:84:LYS:HZ2	2:B:15:A:N9	6	0.88
(1,3)	1:A:84:LYS:HZ2	2:B:15:A:O2'	6	0.88
(1,3)	1:A:84:LYS:HZ2	2:B:15:A:O3'	6	0.88
(1,3)	1:A:84:LYS:HZ2	2:B:15:A:O4'	6	0.88
(1,3)	1:A:84:LYS:HZ2	2:B:15:A:O5'	6	0.88
(1,3)	1:A:84:LYS:HZ2	2:B:15:A:OP1	6	0.88
(1,3)	1:A:84:LYS:HZ2	2:B:15:A:OP2	6	0.88
(1,3)	1:A:84:LYS:HZ2	2:B:15:A:P	6	0.88
(1,3)	1:A:84:LYS:HZ2	2:B:16:G:C1'	6	0.88
(1,3)	1:A:84:LYS:HZ2	2:B:16:G:C2	6	0.88
(1,3)	1:A:84:LYS:HZ2	2:B:16:G:C2'	6	0.88
(1,3)	1:A:84:LYS:HZ2	2:B:16:G:C3'	6	0.88
(1,3)	1:A:84:LYS:HZ2	2:B:16:G:C4	6	0.88
(1,3)	1:A:84:LYS:HZ2	2:B:16:G:C4'	6	0.88
(1,3)	1:A:84:LYS:HZ2	2:B:16:G:C5	6	0.88
(1,3)	1:A:84:LYS:HZ2	2:B:16:G:C5'	6	0.88
(1,3)	1:A:84:LYS:HZ2	2:B:16:G:C6	6	0.88
(1,3)	1:A:84:LYS:HZ2	2:B:16:G:C8	6	0.88
(1,3)	1:A:84:LYS:HZ2	2:B:16:G:H1	6	0.88
(1,3)	1:A:84:LYS:HZ2	2:B:16:G:H1'	6	0.88
(1,3)	1:A:84:LYS:HZ2	2:B:16:G:H2'	6	0.88
(1,3)	1:A:84:LYS:HZ2	2:B:16:G:H21	6	0.88
(1,3)	1:A:84:LYS:HZ2	2:B:16:G:H22	6	0.88
(1,3)	1:A:84:LYS:HZ2	2:B:16:G:H3'	6	0.88
(1,3)	1:A:84:LYS:HZ2	2:B:16:G:H4'	6	0.88
(1,3)	1:A:84:LYS:HZ2	2:B:16:G:H5'	6	0.88
(1,3)	1:A:84:LYS:HZ2	2:B:16:G:H5''	6	0.88
(1,3)	1:A:84:LYS:HZ2	2:B:16:G:H8	6	0.88
(1,3)	1:A:84:LYS:HZ2	2:B:16:G:HO2'	6	0.88
(1,3)	1:A:84:LYS:HZ2	2:B:16:G:N1	6	0.88
(1,3)	1:A:84:LYS:HZ2	2:B:16:G:N2	6	0.88
(1,3)	1:A:84:LYS:HZ2	2:B:16:G:N3	6	0.88

*Continued on next page...*

*Continued from previous page...*

Key	Atom-1	Atom-2	Model ID	Violation (Å)
(1,3)	1:A:84:LYS:HZ2	2:B:16:G:N7	6	0.88
(1,3)	1:A:84:LYS:HZ2	2:B:16:G:N9	6	0.88
(1,3)	1:A:84:LYS:HZ2	2:B:16:G:O2'	6	0.88
(1,3)	1:A:84:LYS:HZ2	2:B:16:G:O3'	6	0.88
(1,3)	1:A:84:LYS:HZ2	2:B:16:G:O4'	6	0.88
(1,3)	1:A:84:LYS:HZ2	2:B:16:G:O5'	6	0.88
(1,3)	1:A:84:LYS:HZ2	2:B:16:G:O6	6	0.88
(1,3)	1:A:84:LYS:HZ2	2:B:16:G:OP1	6	0.88
(1,3)	1:A:84:LYS:HZ2	2:B:16:G:OP2	6	0.88
(1,3)	1:A:84:LYS:HZ2	2:B:16:G:P	6	0.88
(1,3)	1:A:84:LYS:HZ2	2:B:17:C:C1'	6	0.88
(1,3)	1:A:84:LYS:HZ2	2:B:17:C:C2	6	0.88
(1,3)	1:A:84:LYS:HZ2	2:B:17:C:C2'	6	0.88
(1,3)	1:A:84:LYS:HZ2	2:B:17:C:C3'	6	0.88
(1,3)	1:A:84:LYS:HZ2	2:B:17:C:C4	6	0.88
(1,3)	1:A:84:LYS:HZ2	2:B:17:C:C4'	6	0.88
(1,3)	1:A:84:LYS:HZ2	2:B:17:C:C5	6	0.88
(1,3)	1:A:84:LYS:HZ2	2:B:17:C:C5'	6	0.88
(1,3)	1:A:84:LYS:HZ2	2:B:17:C:C6	6	0.88
(1,3)	1:A:84:LYS:HZ2	2:B:17:C:H1'	6	0.88
(1,3)	1:A:84:LYS:HZ2	2:B:17:C:H2'	6	0.88
(1,3)	1:A:84:LYS:HZ2	2:B:17:C:H3'	6	0.88
(1,3)	1:A:84:LYS:HZ2	2:B:17:C:H4'	6	0.88
(1,3)	1:A:84:LYS:HZ2	2:B:17:C:H41	6	0.88
(1,3)	1:A:84:LYS:HZ2	2:B:17:C:H42	6	0.88
(1,3)	1:A:84:LYS:HZ2	2:B:17:C:H5	6	0.88
(1,3)	1:A:84:LYS:HZ2	2:B:17:C:H5'	6	0.88
(1,3)	1:A:84:LYS:HZ2	2:B:17:C:H5''	6	0.88
(1,3)	1:A:84:LYS:HZ2	2:B:17:C:H6	6	0.88
(1,3)	1:A:84:LYS:HZ2	2:B:17:C:HO2'	6	0.88
(1,3)	1:A:84:LYS:HZ2	2:B:17:C:N1	6	0.88
(1,3)	1:A:84:LYS:HZ2	2:B:17:C:N3	6	0.88
(1,3)	1:A:84:LYS:HZ2	2:B:17:C:N4	6	0.88
(1,3)	1:A:84:LYS:HZ2	2:B:17:C:O2	6	0.88
(1,3)	1:A:84:LYS:HZ2	2:B:17:C:O2'	6	0.88
(1,3)	1:A:84:LYS:HZ2	2:B:17:C:O3'	6	0.88
(1,3)	1:A:84:LYS:HZ2	2:B:17:C:O4'	6	0.88
(1,3)	1:A:84:LYS:HZ2	2:B:17:C:O5'	6	0.88
(1,3)	1:A:84:LYS:HZ2	2:B:17:C:OP1	6	0.88
(1,3)	1:A:84:LYS:HZ2	2:B:17:C:OP2	6	0.88
(1,3)	1:A:84:LYS:HZ2	2:B:17:C:P	6	0.88
(1,3)	1:A:84:LYS:HZ2	2:B:18:A:C1'	6	0.88

*Continued on next page...*



*Continued from previous page...*

Key	Atom-1	Atom-2	Model ID	Violation (Å)
(1,3)	1:A:84:LYS:HZ2	2:B:18:A:C2	6	0.88
(1,3)	1:A:84:LYS:HZ2	2:B:18:A:C2'	6	0.88
(1,3)	1:A:84:LYS:HZ2	2:B:18:A:C3'	6	0.88
(1,3)	1:A:84:LYS:HZ2	2:B:18:A:C4	6	0.88
(1,3)	1:A:84:LYS:HZ2	2:B:18:A:C4'	6	0.88
(1,3)	1:A:84:LYS:HZ2	2:B:18:A:C5	6	0.88
(1,3)	1:A:84:LYS:HZ2	2:B:18:A:C5'	6	0.88
(1,3)	1:A:84:LYS:HZ2	2:B:18:A:C6	6	0.88
(1,3)	1:A:84:LYS:HZ2	2:B:18:A:C8	6	0.88
(1,3)	1:A:84:LYS:HZ2	2:B:18:A:H1'	6	0.88
(1,3)	1:A:84:LYS:HZ2	2:B:18:A:H2	6	0.88
(1,3)	1:A:84:LYS:HZ2	2:B:18:A:H2'	6	0.88
(1,3)	1:A:84:LYS:HZ2	2:B:18:A:H3'	6	0.88
(1,3)	1:A:84:LYS:HZ2	2:B:18:A:H4'	6	0.88
(1,3)	1:A:84:LYS:HZ2	2:B:18:A:H5'	6	0.88
(1,3)	1:A:84:LYS:HZ2	2:B:18:A:H5''	6	0.88
(1,3)	1:A:84:LYS:HZ2	2:B:18:A:H61	6	0.88
(1,3)	1:A:84:LYS:HZ2	2:B:18:A:H62	6	0.88
(1,3)	1:A:84:LYS:HZ2	2:B:18:A:H8	6	0.88
(1,3)	1:A:84:LYS:HZ2	2:B:18:A:HO2'	6	0.88
(1,3)	1:A:84:LYS:HZ2	2:B:18:A:N1	6	0.88
(1,3)	1:A:84:LYS:HZ2	2:B:18:A:N3	6	0.88
(1,3)	1:A:84:LYS:HZ2	2:B:18:A:N6	6	0.88
(1,3)	1:A:84:LYS:HZ2	2:B:18:A:N7	6	0.88
(1,3)	1:A:84:LYS:HZ2	2:B:18:A:N9	6	0.88
(1,3)	1:A:84:LYS:HZ2	2:B:18:A:O2'	6	0.88
(1,3)	1:A:84:LYS:HZ2	2:B:18:A:O3'	6	0.88
(1,3)	1:A:84:LYS:HZ2	2:B:18:A:O4'	6	0.88
(1,3)	1:A:84:LYS:HZ2	2:B:18:A:O5'	6	0.88
(1,3)	1:A:84:LYS:HZ2	2:B:18:A:OP1	6	0.88
(1,3)	1:A:84:LYS:HZ2	2:B:18:A:OP2	6	0.88
(1,3)	1:A:84:LYS:HZ2	2:B:18:A:P	6	0.88
(1,3)	1:A:84:LYS:HZ2	2:B:19:A:C1'	6	0.88
(1,3)	1:A:84:LYS:HZ2	2:B:19:A:C2	6	0.88
(1,3)	1:A:84:LYS:HZ2	2:B:19:A:C2'	6	0.88
(1,3)	1:A:84:LYS:HZ2	2:B:19:A:C3'	6	0.88
(1,3)	1:A:84:LYS:HZ2	2:B:19:A:C4	6	0.88
(1,3)	1:A:84:LYS:HZ2	2:B:19:A:C4'	6	0.88
(1,3)	1:A:84:LYS:HZ2	2:B:19:A:C5	6	0.88
(1,3)	1:A:84:LYS:HZ2	2:B:19:A:C5'	6	0.88
(1,3)	1:A:84:LYS:HZ2	2:B:19:A:C6	6	0.88
(1,3)	1:A:84:LYS:HZ2	2:B:19:A:C8	6	0.88

*Continued on next page...*

*Continued from previous page...*

Key	Atom-1	Atom-2	Model ID	Violation (Å)
(1,3)	1:A:84:LYS:HZ2	2:B:19:A:H1'	6	0.88
(1,3)	1:A:84:LYS:HZ2	2:B:19:A:H2	6	0.88
(1,3)	1:A:84:LYS:HZ2	2:B:19:A:H2'	6	0.88
(1,3)	1:A:84:LYS:HZ2	2:B:19:A:H3'	6	0.88
(1,3)	1:A:84:LYS:HZ2	2:B:19:A:H4'	6	0.88
(1,3)	1:A:84:LYS:HZ2	2:B:19:A:H5'	6	0.88
(1,3)	1:A:84:LYS:HZ2	2:B:19:A:H5''	6	0.88
(1,3)	1:A:84:LYS:HZ2	2:B:19:A:H61	6	0.88
(1,3)	1:A:84:LYS:HZ2	2:B:19:A:H62	6	0.88
(1,3)	1:A:84:LYS:HZ2	2:B:19:A:H8	6	0.88
(1,3)	1:A:84:LYS:HZ2	2:B:19:A:HO2'	6	0.88
(1,3)	1:A:84:LYS:HZ2	2:B:19:A:N1	6	0.88
(1,3)	1:A:84:LYS:HZ2	2:B:19:A:N3	6	0.88
(1,3)	1:A:84:LYS:HZ2	2:B:19:A:N6	6	0.88
(1,3)	1:A:84:LYS:HZ2	2:B:19:A:N7	6	0.88
(1,3)	1:A:84:LYS:HZ2	2:B:19:A:N9	6	0.88
(1,3)	1:A:84:LYS:HZ2	2:B:19:A:O2'	6	0.88
(1,3)	1:A:84:LYS:HZ2	2:B:19:A:O3'	6	0.88
(1,3)	1:A:84:LYS:HZ2	2:B:19:A:O4'	6	0.88
(1,3)	1:A:84:LYS:HZ2	2:B:19:A:O5'	6	0.88
(1,3)	1:A:84:LYS:HZ2	2:B:19:A:OP1	6	0.88
(1,3)	1:A:84:LYS:HZ2	2:B:19:A:OP2	6	0.88
(1,3)	1:A:84:LYS:HZ2	2:B:19:A:P	6	0.88
(1,3)	1:A:84:LYS:HZ2	2:B:20:U:C1'	6	0.88
(1,3)	1:A:84:LYS:HZ2	2:B:20:U:C2	6	0.88
(1,3)	1:A:84:LYS:HZ2	2:B:20:U:C2'	6	0.88
(1,3)	1:A:84:LYS:HZ2	2:B:20:U:C3'	6	0.88
(1,3)	1:A:84:LYS:HZ2	2:B:20:U:C4	6	0.88
(1,3)	1:A:84:LYS:HZ2	2:B:20:U:C4'	6	0.88
(1,3)	1:A:84:LYS:HZ2	2:B:20:U:C5	6	0.88
(1,3)	1:A:84:LYS:HZ2	2:B:20:U:C5'	6	0.88
(1,3)	1:A:84:LYS:HZ2	2:B:20:U:C6	6	0.88
(1,3)	1:A:84:LYS:HZ2	2:B:20:U:H1'	6	0.88
(1,3)	1:A:84:LYS:HZ2	2:B:20:U:H2'	6	0.88
(1,3)	1:A:84:LYS:HZ2	2:B:20:U:H3	6	0.88
(1,3)	1:A:84:LYS:HZ2	2:B:20:U:H3'	6	0.88
(1,3)	1:A:84:LYS:HZ2	2:B:20:U:H4'	6	0.88
(1,3)	1:A:84:LYS:HZ2	2:B:20:U:H5	6	0.88
(1,3)	1:A:84:LYS:HZ2	2:B:20:U:H5'	6	0.88
(1,3)	1:A:84:LYS:HZ2	2:B:20:U:H5''	6	0.88
(1,3)	1:A:84:LYS:HZ2	2:B:20:U:H6	6	0.88
(1,3)	1:A:84:LYS:HZ2	2:B:20:U:HO2'	6	0.88

*Continued on next page...*

*Continued from previous page...*

Key	Atom-1	Atom-2	Model ID	Violation (Å)
(1,3)	1:A:84:LYS:HZ2	2:B:20:U:N1	6	0.88
(1,3)	1:A:84:LYS:HZ2	2:B:20:U:N3	6	0.88
(1,3)	1:A:84:LYS:HZ2	2:B:20:U:O2	6	0.88
(1,3)	1:A:84:LYS:HZ2	2:B:20:U:O2'	6	0.88
(1,3)	1:A:84:LYS:HZ2	2:B:20:U:O3'	6	0.88
(1,3)	1:A:84:LYS:HZ2	2:B:20:U:O4	6	0.88
(1,3)	1:A:84:LYS:HZ2	2:B:20:U:O4'	6	0.88
(1,3)	1:A:84:LYS:HZ2	2:B:20:U:O5'	6	0.88
(1,3)	1:A:84:LYS:HZ2	2:B:20:U:OP1	6	0.88
(1,3)	1:A:84:LYS:HZ2	2:B:20:U:OP2	6	0.88
(1,3)	1:A:84:LYS:HZ2	2:B:20:U:P	6	0.88
(1,3)	1:A:84:LYS:HZ2	2:B:21:G:C1'	6	0.88
(1,3)	1:A:84:LYS:HZ2	2:B:21:G:C2	6	0.88
(1,3)	1:A:84:LYS:HZ2	2:B:21:G:C2'	6	0.88
(1,3)	1:A:84:LYS:HZ2	2:B:21:G:C3'	6	0.88
(1,3)	1:A:84:LYS:HZ2	2:B:21:G:C4	6	0.88
(1,3)	1:A:84:LYS:HZ2	2:B:21:G:C4'	6	0.88
(1,3)	1:A:84:LYS:HZ2	2:B:21:G:C5	6	0.88
(1,3)	1:A:84:LYS:HZ2	2:B:21:G:C5'	6	0.88
(1,3)	1:A:84:LYS:HZ2	2:B:21:G:C6	6	0.88
(1,3)	1:A:84:LYS:HZ2	2:B:21:G:C8	6	0.88
(1,3)	1:A:84:LYS:HZ2	2:B:21:G:H1	6	0.88
(1,3)	1:A:84:LYS:HZ2	2:B:21:G:H1'	6	0.88
(1,3)	1:A:84:LYS:HZ2	2:B:21:G:H2'	6	0.88
(1,3)	1:A:84:LYS:HZ2	2:B:21:G:H21	6	0.88
(1,3)	1:A:84:LYS:HZ2	2:B:21:G:H22	6	0.88
(1,3)	1:A:84:LYS:HZ2	2:B:21:G:H3'	6	0.88
(1,3)	1:A:84:LYS:HZ2	2:B:21:G:H4'	6	0.88
(1,3)	1:A:84:LYS:HZ2	2:B:21:G:H5'	6	0.88
(1,3)	1:A:84:LYS:HZ2	2:B:21:G:H5''	6	0.88
(1,3)	1:A:84:LYS:HZ2	2:B:21:G:H8	6	0.88
(1,3)	1:A:84:LYS:HZ2	2:B:21:G:HO2'	6	0.88
(1,3)	1:A:84:LYS:HZ2	2:B:21:G:N1	6	0.88
(1,3)	1:A:84:LYS:HZ2	2:B:21:G:N2	6	0.88
(1,3)	1:A:84:LYS:HZ2	2:B:21:G:N3	6	0.88
(1,3)	1:A:84:LYS:HZ2	2:B:21:G:N7	6	0.88
(1,3)	1:A:84:LYS:HZ2	2:B:21:G:N9	6	0.88
(1,3)	1:A:84:LYS:HZ2	2:B:21:G:O2'	6	0.88
(1,3)	1:A:84:LYS:HZ2	2:B:21:G:O3'	6	0.88
(1,3)	1:A:84:LYS:HZ2	2:B:21:G:O4'	6	0.88
(1,3)	1:A:84:LYS:HZ2	2:B:21:G:O5'	6	0.88
(1,3)	1:A:84:LYS:HZ2	2:B:21:G:O6	6	0.88

*Continued on next page...*

*Continued from previous page...*

Key	Atom-1	Atom-2	Model ID	Violation (Å)
(1,3)	1:A:84:LYS:HZ2	2:B:21:G:OP1	6	0.88
(1,3)	1:A:84:LYS:HZ2	2:B:21:G:OP2	6	0.88
(1,3)	1:A:84:LYS:HZ2	2:B:21:G:P	6	0.88
(1,3)	1:A:84:LYS:HZ2	2:B:22:A:C1'	6	0.88
(1,3)	1:A:84:LYS:HZ2	2:B:22:A:C2	6	0.88
(1,3)	1:A:84:LYS:HZ2	2:B:22:A:C2'	6	0.88
(1,3)	1:A:84:LYS:HZ2	2:B:22:A:C3'	6	0.88
(1,3)	1:A:84:LYS:HZ2	2:B:22:A:C4	6	0.88
(1,3)	1:A:84:LYS:HZ2	2:B:22:A:C4'	6	0.88
(1,3)	1:A:84:LYS:HZ2	2:B:22:A:C5	6	0.88
(1,3)	1:A:84:LYS:HZ2	2:B:22:A:C5'	6	0.88
(1,3)	1:A:84:LYS:HZ2	2:B:22:A:C6	6	0.88
(1,3)	1:A:84:LYS:HZ2	2:B:22:A:C8	6	0.88
(1,3)	1:A:84:LYS:HZ2	2:B:22:A:H1'	6	0.88
(1,3)	1:A:84:LYS:HZ2	2:B:22:A:H2	6	0.88
(1,3)	1:A:84:LYS:HZ2	2:B:22:A:H2'	6	0.88
(1,3)	1:A:84:LYS:HZ2	2:B:22:A:H3'	6	0.88
(1,3)	1:A:84:LYS:HZ2	2:B:22:A:H4'	6	0.88
(1,3)	1:A:84:LYS:HZ2	2:B:22:A:H5'	6	0.88
(1,3)	1:A:84:LYS:HZ2	2:B:22:A:H5''	6	0.88
(1,3)	1:A:84:LYS:HZ2	2:B:22:A:H61	6	0.88
(1,3)	1:A:84:LYS:HZ2	2:B:22:A:H62	6	0.88
(1,3)	1:A:84:LYS:HZ2	2:B:22:A:H8	6	0.88
(1,3)	1:A:84:LYS:HZ2	2:B:22:A:HO2'	6	0.88
(1,3)	1:A:84:LYS:HZ2	2:B:22:A:N1	6	0.88
(1,3)	1:A:84:LYS:HZ2	2:B:22:A:N3	6	0.88
(1,3)	1:A:84:LYS:HZ2	2:B:22:A:N6	6	0.88
(1,3)	1:A:84:LYS:HZ2	2:B:22:A:N7	6	0.88
(1,3)	1:A:84:LYS:HZ2	2:B:22:A:N9	6	0.88
(1,3)	1:A:84:LYS:HZ2	2:B:22:A:O2'	6	0.88
(1,3)	1:A:84:LYS:HZ2	2:B:22:A:O3'	6	0.88
(1,3)	1:A:84:LYS:HZ2	2:B:22:A:O4'	6	0.88
(1,3)	1:A:84:LYS:HZ2	2:B:22:A:O5'	6	0.88
(1,3)	1:A:84:LYS:HZ2	2:B:22:A:OP1	6	0.88
(1,3)	1:A:84:LYS:HZ2	2:B:22:A:OP2	6	0.88
(1,3)	1:A:84:LYS:HZ2	2:B:22:A:P	6	0.88
(1,3)	1:A:84:LYS:HZ2	2:B:23:U:C1'	6	0.88
(1,3)	1:A:84:LYS:HZ2	2:B:23:U:C2	6	0.88
(1,3)	1:A:84:LYS:HZ2	2:B:23:U:C2'	6	0.88
(1,3)	1:A:84:LYS:HZ2	2:B:23:U:C3'	6	0.88
(1,3)	1:A:84:LYS:HZ2	2:B:23:U:C4	6	0.88
(1,3)	1:A:84:LYS:HZ2	2:B:23:U:C4'	6	0.88

*Continued on next page...*

*Continued from previous page...*

Key	Atom-1	Atom-2	Model ID	Violation (Å)
(1,3)	1:A:84:LYS:HZ2	2:B:23:U:C5	6	0.88
(1,3)	1:A:84:LYS:HZ2	2:B:23:U:C5'	6	0.88
(1,3)	1:A:84:LYS:HZ2	2:B:23:U:C6	6	0.88
(1,3)	1:A:84:LYS:HZ2	2:B:23:U:H1'	6	0.88
(1,3)	1:A:84:LYS:HZ2	2:B:23:U:H2'	6	0.88
(1,3)	1:A:84:LYS:HZ2	2:B:23:U:H3	6	0.88
(1,3)	1:A:84:LYS:HZ2	2:B:23:U:H3'	6	0.88
(1,3)	1:A:84:LYS:HZ2	2:B:23:U:H4'	6	0.88
(1,3)	1:A:84:LYS:HZ2	2:B:23:U:H5	6	0.88
(1,3)	1:A:84:LYS:HZ2	2:B:23:U:H5'	6	0.88
(1,3)	1:A:84:LYS:HZ2	2:B:23:U:H5''	6	0.88
(1,3)	1:A:84:LYS:HZ2	2:B:23:U:H6	6	0.88
(1,3)	1:A:84:LYS:HZ2	2:B:23:U:HO2'	6	0.88
(1,3)	1:A:84:LYS:HZ2	2:B:23:U:N1	6	0.88
(1,3)	1:A:84:LYS:HZ2	2:B:23:U:N3	6	0.88
(1,3)	1:A:84:LYS:HZ2	2:B:23:U:O2	6	0.88
(1,3)	1:A:84:LYS:HZ2	2:B:23:U:O2'	6	0.88
(1,3)	1:A:84:LYS:HZ2	2:B:23:U:O3'	6	0.88
(1,3)	1:A:84:LYS:HZ2	2:B:23:U:O4	6	0.88
(1,3)	1:A:84:LYS:HZ2	2:B:23:U:O4'	6	0.88
(1,3)	1:A:84:LYS:HZ2	2:B:23:U:O5'	6	0.88
(1,3)	1:A:84:LYS:HZ2	2:B:23:U:OP1	6	0.88
(1,3)	1:A:84:LYS:HZ2	2:B:23:U:OP2	6	0.88
(1,3)	1:A:84:LYS:HZ2	2:B:23:U:P	6	0.88
(1,3)	1:A:84:LYS:HZ2	2:B:24:G:C1'	6	0.88
(1,3)	1:A:84:LYS:HZ2	2:B:24:G:C2	6	0.88
(1,3)	1:A:84:LYS:HZ2	2:B:24:G:C2'	6	0.88
(1,3)	1:A:84:LYS:HZ2	2:B:24:G:C3'	6	0.88
(1,3)	1:A:84:LYS:HZ2	2:B:24:G:C4	6	0.88
(1,3)	1:A:84:LYS:HZ2	2:B:24:G:C4'	6	0.88
(1,3)	1:A:84:LYS:HZ2	2:B:24:G:C5	6	0.88
(1,3)	1:A:84:LYS:HZ2	2:B:24:G:C5'	6	0.88
(1,3)	1:A:84:LYS:HZ2	2:B:24:G:C6	6	0.88
(1,3)	1:A:84:LYS:HZ2	2:B:24:G:C8	6	0.88
(1,3)	1:A:84:LYS:HZ2	2:B:24:G:H1	6	0.88
(1,3)	1:A:84:LYS:HZ2	2:B:24:G:H1'	6	0.88
(1,3)	1:A:84:LYS:HZ2	2:B:24:G:H2'	6	0.88
(1,3)	1:A:84:LYS:HZ2	2:B:24:G:H21	6	0.88
(1,3)	1:A:84:LYS:HZ2	2:B:24:G:H22	6	0.88
(1,3)	1:A:84:LYS:HZ2	2:B:24:G:H3'	6	0.88
(1,3)	1:A:84:LYS:HZ2	2:B:24:G:H4'	6	0.88
(1,3)	1:A:84:LYS:HZ2	2:B:24:G:H5'	6	0.88

*Continued on next page...*

*Continued from previous page...*

Key	Atom-1	Atom-2	Model ID	Violation (Å)
(1,3)	1:A:84:LYS:HZ2	2:B:24:G:H5''	6	0.88
(1,3)	1:A:84:LYS:HZ2	2:B:24:G:H8	6	0.88
(1,3)	1:A:84:LYS:HZ2	2:B:24:G:HO2'	6	0.88
(1,3)	1:A:84:LYS:HZ2	2:B:24:G:N1	6	0.88
(1,3)	1:A:84:LYS:HZ2	2:B:24:G:N2	6	0.88
(1,3)	1:A:84:LYS:HZ2	2:B:24:G:N3	6	0.88
(1,3)	1:A:84:LYS:HZ2	2:B:24:G:N7	6	0.88
(1,3)	1:A:84:LYS:HZ2	2:B:24:G:N9	6	0.88
(1,3)	1:A:84:LYS:HZ2	2:B:24:G:O2'	6	0.88
(1,3)	1:A:84:LYS:HZ2	2:B:24:G:O3'	6	0.88
(1,3)	1:A:84:LYS:HZ2	2:B:24:G:O4'	6	0.88
(1,3)	1:A:84:LYS:HZ2	2:B:24:G:O5'	6	0.88
(1,3)	1:A:84:LYS:HZ2	2:B:24:G:O6	6	0.88
(1,3)	1:A:84:LYS:HZ2	2:B:24:G:OP1	6	0.88
(1,3)	1:A:84:LYS:HZ2	2:B:24:G:OP2	6	0.88
(1,3)	1:A:84:LYS:HZ2	2:B:24:G:P	6	0.88
(1,3)	1:A:84:LYS:HZ3	2:B:2:C:C1'	6	0.88
(1,3)	1:A:84:LYS:HZ3	2:B:2:C:C2	6	0.88
(1,3)	1:A:84:LYS:HZ3	2:B:2:C:C2'	6	0.88
(1,3)	1:A:84:LYS:HZ3	2:B:2:C:C3'	6	0.88
(1,3)	1:A:84:LYS:HZ3	2:B:2:C:C4	6	0.88
(1,3)	1:A:84:LYS:HZ3	2:B:2:C:C4'	6	0.88
(1,3)	1:A:84:LYS:HZ3	2:B:2:C:C5	6	0.88
(1,3)	1:A:84:LYS:HZ3	2:B:2:C:C5'	6	0.88
(1,3)	1:A:84:LYS:HZ3	2:B:2:C:C6	6	0.88
(1,3)	1:A:84:LYS:HZ3	2:B:2:C:H1'	6	0.88
(1,3)	1:A:84:LYS:HZ3	2:B:2:C:H2'	6	0.88
(1,3)	1:A:84:LYS:HZ3	2:B:2:C:H3'	6	0.88
(1,3)	1:A:84:LYS:HZ3	2:B:2:C:H4'	6	0.88
(1,3)	1:A:84:LYS:HZ3	2:B:2:C:H41	6	0.88
(1,3)	1:A:84:LYS:HZ3	2:B:2:C:H42	6	0.88
(1,3)	1:A:84:LYS:HZ3	2:B:2:C:H5	6	0.88
(1,3)	1:A:84:LYS:HZ3	2:B:2:C:H5'	6	0.88
(1,3)	1:A:84:LYS:HZ3	2:B:2:C:H5''	6	0.88
(1,3)	1:A:84:LYS:HZ3	2:B:2:C:H6	6	0.88
(1,3)	1:A:84:LYS:HZ3	2:B:2:C:HO2'	6	0.88
(1,3)	1:A:84:LYS:HZ3	2:B:2:C:N1	6	0.88
(1,3)	1:A:84:LYS:HZ3	2:B:2:C:N3	6	0.88
(1,3)	1:A:84:LYS:HZ3	2:B:2:C:N4	6	0.88
(1,3)	1:A:84:LYS:HZ3	2:B:2:C:O2	6	0.88
(1,3)	1:A:84:LYS:HZ3	2:B:2:C:O2'	6	0.88
(1,3)	1:A:84:LYS:HZ3	2:B:2:C:O3'	6	0.88

*Continued on next page...*

*Continued from previous page...*

Key	Atom-1	Atom-2	Model ID	Violation (Å)
(1,3)	1:A:84:LYS:HZ3	2:B:2:C:O4'	6	0.88
(1,3)	1:A:84:LYS:HZ3	2:B:2:C:O5'	6	0.88
(1,3)	1:A:84:LYS:HZ3	2:B:3:U:C1'	6	0.88
(1,3)	1:A:84:LYS:HZ3	2:B:3:U:C2	6	0.88
(1,3)	1:A:84:LYS:HZ3	2:B:3:U:C2'	6	0.88
(1,3)	1:A:84:LYS:HZ3	2:B:3:U:C3'	6	0.88
(1,3)	1:A:84:LYS:HZ3	2:B:3:U:C4	6	0.88
(1,3)	1:A:84:LYS:HZ3	2:B:3:U:C4'	6	0.88
(1,3)	1:A:84:LYS:HZ3	2:B:3:U:C5	6	0.88
(1,3)	1:A:84:LYS:HZ3	2:B:3:U:C5'	6	0.88
(1,3)	1:A:84:LYS:HZ3	2:B:3:U:C6	6	0.88
(1,3)	1:A:84:LYS:HZ3	2:B:3:U:H1'	6	0.88
(1,3)	1:A:84:LYS:HZ3	2:B:3:U:H2'	6	0.88
(1,3)	1:A:84:LYS:HZ3	2:B:3:U:H3	6	0.88
(1,3)	1:A:84:LYS:HZ3	2:B:3:U:H3'	6	0.88
(1,3)	1:A:84:LYS:HZ3	2:B:3:U:H4'	6	0.88
(1,3)	1:A:84:LYS:HZ3	2:B:3:U:H5	6	0.88
(1,3)	1:A:84:LYS:HZ3	2:B:3:U:H5'	6	0.88
(1,3)	1:A:84:LYS:HZ3	2:B:3:U:H5''	6	0.88
(1,3)	1:A:84:LYS:HZ3	2:B:3:U:H6	6	0.88
(1,3)	1:A:84:LYS:HZ3	2:B:3:U:HO2'	6	0.88
(1,3)	1:A:84:LYS:HZ3	2:B:3:U:N1	6	0.88
(1,3)	1:A:84:LYS:HZ3	2:B:3:U:N3	6	0.88
(1,3)	1:A:84:LYS:HZ3	2:B:3:U:O2	6	0.88
(1,3)	1:A:84:LYS:HZ3	2:B:3:U:O2'	6	0.88
(1,3)	1:A:84:LYS:HZ3	2:B:3:U:O3'	6	0.88
(1,3)	1:A:84:LYS:HZ3	2:B:3:U:O4	6	0.88
(1,3)	1:A:84:LYS:HZ3	2:B:3:U:O4'	6	0.88
(1,3)	1:A:84:LYS:HZ3	2:B:3:U:O5'	6	0.88
(1,3)	1:A:84:LYS:HZ3	2:B:3:U:OP1	6	0.88
(1,3)	1:A:84:LYS:HZ3	2:B:3:U:OP2	6	0.88
(1,3)	1:A:84:LYS:HZ3	2:B:3:U:P	6	0.88
(1,3)	1:A:84:LYS:HZ3	2:B:4:G:C1'	6	0.88
(1,3)	1:A:84:LYS:HZ3	2:B:4:G:C2	6	0.88
(1,3)	1:A:84:LYS:HZ3	2:B:4:G:C2'	6	0.88
(1,3)	1:A:84:LYS:HZ3	2:B:4:G:C3'	6	0.88
(1,3)	1:A:84:LYS:HZ3	2:B:4:G:C4	6	0.88
(1,3)	1:A:84:LYS:HZ3	2:B:4:G:C4'	6	0.88
(1,3)	1:A:84:LYS:HZ3	2:B:4:G:C5	6	0.88
(1,3)	1:A:84:LYS:HZ3	2:B:4:G:C5'	6	0.88
(1,3)	1:A:84:LYS:HZ3	2:B:4:G:C6	6	0.88
(1,3)	1:A:84:LYS:HZ3	2:B:4:G:C8	6	0.88

*Continued on next page...*

*Continued from previous page...*

Key	Atom-1	Atom-2	Model ID	Violation (Å)
(1,3)	1:A:84:LYS:HZ3	2:B:4:G:H1	6	0.88
(1,3)	1:A:84:LYS:HZ3	2:B:4:G:H1'	6	0.88
(1,3)	1:A:84:LYS:HZ3	2:B:4:G:H2'	6	0.88
(1,3)	1:A:84:LYS:HZ3	2:B:4:G:H21	6	0.88
(1,3)	1:A:84:LYS:HZ3	2:B:4:G:H22	6	0.88
(1,3)	1:A:84:LYS:HZ3	2:B:4:G:H3'	6	0.88
(1,3)	1:A:84:LYS:HZ3	2:B:4:G:H4'	6	0.88
(1,3)	1:A:84:LYS:HZ3	2:B:4:G:H5'	6	0.88
(1,3)	1:A:84:LYS:HZ3	2:B:4:G:H5''	6	0.88
(1,3)	1:A:84:LYS:HZ3	2:B:4:G:H8	6	0.88
(1,3)	1:A:84:LYS:HZ3	2:B:4:G:HO2'	6	0.88
(1,3)	1:A:84:LYS:HZ3	2:B:4:G:N1	6	0.88
(1,3)	1:A:84:LYS:HZ3	2:B:4:G:N2	6	0.88
(1,3)	1:A:84:LYS:HZ3	2:B:4:G:N3	6	0.88
(1,3)	1:A:84:LYS:HZ3	2:B:4:G:N7	6	0.88
(1,3)	1:A:84:LYS:HZ3	2:B:4:G:N9	6	0.88
(1,3)	1:A:84:LYS:HZ3	2:B:4:G:O2'	6	0.88
(1,3)	1:A:84:LYS:HZ3	2:B:4:G:O3'	6	0.88
(1,3)	1:A:84:LYS:HZ3	2:B:4:G:O4'	6	0.88
(1,3)	1:A:84:LYS:HZ3	2:B:4:G:O5'	6	0.88
(1,3)	1:A:84:LYS:HZ3	2:B:4:G:O6	6	0.88
(1,3)	1:A:84:LYS:HZ3	2:B:4:G:OP1	6	0.88
(1,3)	1:A:84:LYS:HZ3	2:B:4:G:OP2	6	0.88
(1,3)	1:A:84:LYS:HZ3	2:B:4:G:P	6	0.88
(1,3)	1:A:84:LYS:HZ3	2:B:5:A:C1'	6	0.88
(1,3)	1:A:84:LYS:HZ3	2:B:5:A:C2	6	0.88
(1,3)	1:A:84:LYS:HZ3	2:B:5:A:C2'	6	0.88
(1,3)	1:A:84:LYS:HZ3	2:B:5:A:C3'	6	0.88
(1,3)	1:A:84:LYS:HZ3	2:B:5:A:C4	6	0.88
(1,3)	1:A:84:LYS:HZ3	2:B:5:A:C4'	6	0.88
(1,3)	1:A:84:LYS:HZ3	2:B:5:A:C5	6	0.88
(1,3)	1:A:84:LYS:HZ3	2:B:5:A:C5'	6	0.88
(1,3)	1:A:84:LYS:HZ3	2:B:5:A:C6	6	0.88
(1,3)	1:A:84:LYS:HZ3	2:B:5:A:C8	6	0.88
(1,3)	1:A:84:LYS:HZ3	2:B:5:A:H1'	6	0.88
(1,3)	1:A:84:LYS:HZ3	2:B:5:A:H2	6	0.88
(1,3)	1:A:84:LYS:HZ3	2:B:5:A:H2'	6	0.88
(1,3)	1:A:84:LYS:HZ3	2:B:5:A:H3'	6	0.88
(1,3)	1:A:84:LYS:HZ3	2:B:5:A:H4'	6	0.88
(1,3)	1:A:84:LYS:HZ3	2:B:5:A:H5'	6	0.88
(1,3)	1:A:84:LYS:HZ3	2:B:5:A:H5''	6	0.88
(1,3)	1:A:84:LYS:HZ3	2:B:5:A:H61	6	0.88

*Continued on next page...*



*Continued from previous page...*

Key	Atom-1	Atom-2	Model ID	Violation (Å)
(1,3)	1:A:84:LYS:HZ3	2:B:5:A:H62	6	0.88
(1,3)	1:A:84:LYS:HZ3	2:B:5:A:H8	6	0.88
(1,3)	1:A:84:LYS:HZ3	2:B:5:A:HO2'	6	0.88
(1,3)	1:A:84:LYS:HZ3	2:B:5:A:N1	6	0.88
(1,3)	1:A:84:LYS:HZ3	2:B:5:A:N3	6	0.88
(1,3)	1:A:84:LYS:HZ3	2:B:5:A:N6	6	0.88
(1,3)	1:A:84:LYS:HZ3	2:B:5:A:N7	6	0.88
(1,3)	1:A:84:LYS:HZ3	2:B:5:A:N9	6	0.88
(1,3)	1:A:84:LYS:HZ3	2:B:5:A:O2'	6	0.88
(1,3)	1:A:84:LYS:HZ3	2:B:5:A:O3'	6	0.88
(1,3)	1:A:84:LYS:HZ3	2:B:5:A:O4'	6	0.88
(1,3)	1:A:84:LYS:HZ3	2:B:5:A:O5'	6	0.88
(1,3)	1:A:84:LYS:HZ3	2:B:5:A:OP1	6	0.88
(1,3)	1:A:84:LYS:HZ3	2:B:5:A:OP2	6	0.88
(1,3)	1:A:84:LYS:HZ3	2:B:5:A:P	6	0.88
(1,3)	1:A:84:LYS:HZ3	2:B:6:G:C1'	6	0.88
(1,3)	1:A:84:LYS:HZ3	2:B:6:G:C2	6	0.88
(1,3)	1:A:84:LYS:HZ3	2:B:6:G:C2'	6	0.88
(1,3)	1:A:84:LYS:HZ3	2:B:6:G:C3'	6	0.88
(1,3)	1:A:84:LYS:HZ3	2:B:6:G:C4	6	0.88
(1,3)	1:A:84:LYS:HZ3	2:B:6:G:C4'	6	0.88
(1,3)	1:A:84:LYS:HZ3	2:B:6:G:C5	6	0.88
(1,3)	1:A:84:LYS:HZ3	2:B:6:G:C5'	6	0.88
(1,3)	1:A:84:LYS:HZ3	2:B:6:G:C6	6	0.88
(1,3)	1:A:84:LYS:HZ3	2:B:6:G:C8	6	0.88
(1,3)	1:A:84:LYS:HZ3	2:B:6:G:H1	6	0.88
(1,3)	1:A:84:LYS:HZ3	2:B:6:G:H1'	6	0.88
(1,3)	1:A:84:LYS:HZ3	2:B:6:G:H2'	6	0.88
(1,3)	1:A:84:LYS:HZ3	2:B:6:G:H21	6	0.88
(1,3)	1:A:84:LYS:HZ3	2:B:6:G:H22	6	0.88
(1,3)	1:A:84:LYS:HZ3	2:B:6:G:H3'	6	0.88
(1,3)	1:A:84:LYS:HZ3	2:B:6:G:H4'	6	0.88
(1,3)	1:A:84:LYS:HZ3	2:B:6:G:H5'	6	0.88
(1,3)	1:A:84:LYS:HZ3	2:B:6:G:H5''	6	0.88
(1,3)	1:A:84:LYS:HZ3	2:B:6:G:H8	6	0.88
(1,3)	1:A:84:LYS:HZ3	2:B:6:G:HO2'	6	0.88
(1,3)	1:A:84:LYS:HZ3	2:B:6:G:N1	6	0.88
(1,3)	1:A:84:LYS:HZ3	2:B:6:G:N2	6	0.88
(1,3)	1:A:84:LYS:HZ3	2:B:6:G:N3	6	0.88
(1,3)	1:A:84:LYS:HZ3	2:B:6:G:N7	6	0.88
(1,3)	1:A:84:LYS:HZ3	2:B:6:G:N9	6	0.88
(1,3)	1:A:84:LYS:HZ3	2:B:6:G:O2'	6	0.88

*Continued on next page...*

*Continued from previous page...*

Key	Atom-1	Atom-2	Model ID	Violation (Å)
(1,3)	1:A:84:LYS:HZ3	2:B:6:G:O3'	6	0.88
(1,3)	1:A:84:LYS:HZ3	2:B:6:G:O4'	6	0.88
(1,3)	1:A:84:LYS:HZ3	2:B:6:G:O5'	6	0.88
(1,3)	1:A:84:LYS:HZ3	2:B:6:G:O6	6	0.88
(1,3)	1:A:84:LYS:HZ3	2:B:6:G:OP1	6	0.88
(1,3)	1:A:84:LYS:HZ3	2:B:6:G:OP2	6	0.88
(1,3)	1:A:84:LYS:HZ3	2:B:6:G:P	6	0.88
(1,3)	1:A:84:LYS:HZ3	2:B:7:C:C1'	6	0.88
(1,3)	1:A:84:LYS:HZ3	2:B:7:C:C2	6	0.88
(1,3)	1:A:84:LYS:HZ3	2:B:7:C:C2'	6	0.88
(1,3)	1:A:84:LYS:HZ3	2:B:7:C:C3'	6	0.88
(1,3)	1:A:84:LYS:HZ3	2:B:7:C:C4	6	0.88
(1,3)	1:A:84:LYS:HZ3	2:B:7:C:C4'	6	0.88
(1,3)	1:A:84:LYS:HZ3	2:B:7:C:C5	6	0.88
(1,3)	1:A:84:LYS:HZ3	2:B:7:C:C5'	6	0.88
(1,3)	1:A:84:LYS:HZ3	2:B:7:C:C6	6	0.88
(1,3)	1:A:84:LYS:HZ3	2:B:7:C:H1'	6	0.88
(1,3)	1:A:84:LYS:HZ3	2:B:7:C:H2'	6	0.88
(1,3)	1:A:84:LYS:HZ3	2:B:7:C:H3'	6	0.88
(1,3)	1:A:84:LYS:HZ3	2:B:7:C:H4'	6	0.88
(1,3)	1:A:84:LYS:HZ3	2:B:7:C:H41	6	0.88
(1,3)	1:A:84:LYS:HZ3	2:B:7:C:H42	6	0.88
(1,3)	1:A:84:LYS:HZ3	2:B:7:C:H5	6	0.88
(1,3)	1:A:84:LYS:HZ3	2:B:7:C:H5'	6	0.88
(1,3)	1:A:84:LYS:HZ3	2:B:7:C:H5''	6	0.88
(1,3)	1:A:84:LYS:HZ3	2:B:7:C:H6	6	0.88
(1,3)	1:A:84:LYS:HZ3	2:B:7:C:HO2'	6	0.88
(1,3)	1:A:84:LYS:HZ3	2:B:7:C:N1	6	0.88
(1,3)	1:A:84:LYS:HZ3	2:B:7:C:N3	6	0.88
(1,3)	1:A:84:LYS:HZ3	2:B:7:C:N4	6	0.88
(1,3)	1:A:84:LYS:HZ3	2:B:7:C:O2	6	0.88
(1,3)	1:A:84:LYS:HZ3	2:B:7:C:O2'	6	0.88
(1,3)	1:A:84:LYS:HZ3	2:B:7:C:O3'	6	0.88
(1,3)	1:A:84:LYS:HZ3	2:B:7:C:O4'	6	0.88
(1,3)	1:A:84:LYS:HZ3	2:B:7:C:O5'	6	0.88
(1,3)	1:A:84:LYS:HZ3	2:B:7:C:OP1	6	0.88
(1,3)	1:A:84:LYS:HZ3	2:B:7:C:OP2	6	0.88
(1,3)	1:A:84:LYS:HZ3	2:B:7:C:P	6	0.88
(1,3)	1:A:84:LYS:HZ3	2:B:8:U:C1'	6	0.88
(1,3)	1:A:84:LYS:HZ3	2:B:8:U:C2	6	0.88
(1,3)	1:A:84:LYS:HZ3	2:B:8:U:C2'	6	0.88
(1,3)	1:A:84:LYS:HZ3	2:B:8:U:C3'	6	0.88

*Continued on next page...*

*Continued from previous page...*

Key	Atom-1	Atom-2	Model ID	Violation (Å)
(1,3)	1:A:84:LYS:HZ3	2:B:8:U:C4	6	0.88
(1,3)	1:A:84:LYS:HZ3	2:B:8:U:C4'	6	0.88
(1,3)	1:A:84:LYS:HZ3	2:B:8:U:C5	6	0.88
(1,3)	1:A:84:LYS:HZ3	2:B:8:U:C5'	6	0.88
(1,3)	1:A:84:LYS:HZ3	2:B:8:U:C6	6	0.88
(1,3)	1:A:84:LYS:HZ3	2:B:8:U:H1'	6	0.88
(1,3)	1:A:84:LYS:HZ3	2:B:8:U:H2'	6	0.88
(1,3)	1:A:84:LYS:HZ3	2:B:8:U:H3	6	0.88
(1,3)	1:A:84:LYS:HZ3	2:B:8:U:H3'	6	0.88
(1,3)	1:A:84:LYS:HZ3	2:B:8:U:H4'	6	0.88
(1,3)	1:A:84:LYS:HZ3	2:B:8:U:H5	6	0.88
(1,3)	1:A:84:LYS:HZ3	2:B:8:U:H5'	6	0.88
(1,3)	1:A:84:LYS:HZ3	2:B:8:U:H5''	6	0.88
(1,3)	1:A:84:LYS:HZ3	2:B:8:U:H6	6	0.88
(1,3)	1:A:84:LYS:HZ3	2:B:8:U:HO2'	6	0.88
(1,3)	1:A:84:LYS:HZ3	2:B:8:U:N1	6	0.88
(1,3)	1:A:84:LYS:HZ3	2:B:8:U:N3	6	0.88
(1,3)	1:A:84:LYS:HZ3	2:B:8:U:O2	6	0.88
(1,3)	1:A:84:LYS:HZ3	2:B:8:U:O2'	6	0.88
(1,3)	1:A:84:LYS:HZ3	2:B:8:U:O3'	6	0.88
(1,3)	1:A:84:LYS:HZ3	2:B:8:U:O4	6	0.88
(1,3)	1:A:84:LYS:HZ3	2:B:8:U:O4'	6	0.88
(1,3)	1:A:84:LYS:HZ3	2:B:8:U:O5'	6	0.88
(1,3)	1:A:84:LYS:HZ3	2:B:8:U:OP1	6	0.88
(1,3)	1:A:84:LYS:HZ3	2:B:8:U:OP2	6	0.88
(1,3)	1:A:84:LYS:HZ3	2:B:8:U:P	6	0.88
(1,3)	1:A:84:LYS:HZ3	2:B:9:C:C1'	6	0.88
(1,3)	1:A:84:LYS:HZ3	2:B:9:C:C2	6	0.88
(1,3)	1:A:84:LYS:HZ3	2:B:9:C:C2'	6	0.88
(1,3)	1:A:84:LYS:HZ3	2:B:9:C:C3'	6	0.88
(1,3)	1:A:84:LYS:HZ3	2:B:9:C:C4	6	0.88
(1,3)	1:A:84:LYS:HZ3	2:B:9:C:C4'	6	0.88
(1,3)	1:A:84:LYS:HZ3	2:B:9:C:C5	6	0.88
(1,3)	1:A:84:LYS:HZ3	2:B:9:C:C5'	6	0.88
(1,3)	1:A:84:LYS:HZ3	2:B:9:C:C6	6	0.88
(1,3)	1:A:84:LYS:HZ3	2:B:9:C:H1'	6	0.88
(1,3)	1:A:84:LYS:HZ3	2:B:9:C:H2'	6	0.88
(1,3)	1:A:84:LYS:HZ3	2:B:9:C:H3'	6	0.88
(1,3)	1:A:84:LYS:HZ3	2:B:9:C:H4'	6	0.88
(1,3)	1:A:84:LYS:HZ3	2:B:9:C:H41	6	0.88
(1,3)	1:A:84:LYS:HZ3	2:B:9:C:H42	6	0.88
(1,3)	1:A:84:LYS:HZ3	2:B:9:C:H5	6	0.88

*Continued on next page...*

*Continued from previous page...*

Key	Atom-1	Atom-2	Model ID	Violation (Å)
(1,3)	1:A:84:LYS:HZ3	2:B:9:C:H5'	6	0.88
(1,3)	1:A:84:LYS:HZ3	2:B:9:C:H5''	6	0.88
(1,3)	1:A:84:LYS:HZ3	2:B:9:C:H6	6	0.88
(1,3)	1:A:84:LYS:HZ3	2:B:9:C:HO2'	6	0.88
(1,3)	1:A:84:LYS:HZ3	2:B:9:C:N1	6	0.88
(1,3)	1:A:84:LYS:HZ3	2:B:9:C:N3	6	0.88
(1,3)	1:A:84:LYS:HZ3	2:B:9:C:N4	6	0.88
(1,3)	1:A:84:LYS:HZ3	2:B:9:C:O2	6	0.88
(1,3)	1:A:84:LYS:HZ3	2:B:9:C:O2'	6	0.88
(1,3)	1:A:84:LYS:HZ3	2:B:9:C:O3'	6	0.88
(1,3)	1:A:84:LYS:HZ3	2:B:9:C:O4'	6	0.88
(1,3)	1:A:84:LYS:HZ3	2:B:9:C:O5'	6	0.88
(1,3)	1:A:84:LYS:HZ3	2:B:9:C:OP1	6	0.88
(1,3)	1:A:84:LYS:HZ3	2:B:9:C:OP2	6	0.88
(1,3)	1:A:84:LYS:HZ3	2:B:9:C:P	6	0.88
(1,3)	1:A:84:LYS:HZ3	2:B:10:G:C1'	6	0.88
(1,3)	1:A:84:LYS:HZ3	2:B:10:G:C2	6	0.88
(1,3)	1:A:84:LYS:HZ3	2:B:10:G:C2'	6	0.88
(1,3)	1:A:84:LYS:HZ3	2:B:10:G:C3'	6	0.88
(1,3)	1:A:84:LYS:HZ3	2:B:10:G:C4	6	0.88
(1,3)	1:A:84:LYS:HZ3	2:B:10:G:C4'	6	0.88
(1,3)	1:A:84:LYS:HZ3	2:B:10:G:C5	6	0.88
(1,3)	1:A:84:LYS:HZ3	2:B:10:G:C5'	6	0.88
(1,3)	1:A:84:LYS:HZ3	2:B:10:G:C6	6	0.88
(1,3)	1:A:84:LYS:HZ3	2:B:10:G:C8	6	0.88
(1,3)	1:A:84:LYS:HZ3	2:B:10:G:H1	6	0.88
(1,3)	1:A:84:LYS:HZ3	2:B:10:G:H1'	6	0.88
(1,3)	1:A:84:LYS:HZ3	2:B:10:G:H2'	6	0.88
(1,3)	1:A:84:LYS:HZ3	2:B:10:G:H21	6	0.88
(1,3)	1:A:84:LYS:HZ3	2:B:10:G:H22	6	0.88
(1,3)	1:A:84:LYS:HZ3	2:B:10:G:H3'	6	0.88
(1,3)	1:A:84:LYS:HZ3	2:B:10:G:H4'	6	0.88
(1,3)	1:A:84:LYS:HZ3	2:B:10:G:H5'	6	0.88
(1,3)	1:A:84:LYS:HZ3	2:B:10:G:H5''	6	0.88
(1,3)	1:A:84:LYS:HZ3	2:B:10:G:H8	6	0.88
(1,3)	1:A:84:LYS:HZ3	2:B:10:G:HO2'	6	0.88
(1,3)	1:A:84:LYS:HZ3	2:B:10:G:N1	6	0.88
(1,3)	1:A:84:LYS:HZ3	2:B:10:G:N2	6	0.88
(1,3)	1:A:84:LYS:HZ3	2:B:10:G:N3	6	0.88
(1,3)	1:A:84:LYS:HZ3	2:B:10:G:N7	6	0.88
(1,3)	1:A:84:LYS:HZ3	2:B:10:G:N9	6	0.88
(1,3)	1:A:84:LYS:HZ3	2:B:10:G:O2'	6	0.88

*Continued on next page...*

*Continued from previous page...*

Key	Atom-1	Atom-2	Model ID	Violation (Å)
(1,3)	1:A:84:LYS:HZ3	2:B:10:G:O3'	6	0.88
(1,3)	1:A:84:LYS:HZ3	2:B:10:G:O4'	6	0.88
(1,3)	1:A:84:LYS:HZ3	2:B:10:G:O5'	6	0.88
(1,3)	1:A:84:LYS:HZ3	2:B:10:G:O6	6	0.88
(1,3)	1:A:84:LYS:HZ3	2:B:10:G:OP1	6	0.88
(1,3)	1:A:84:LYS:HZ3	2:B:10:G:OP2	6	0.88
(1,3)	1:A:84:LYS:HZ3	2:B:10:G:P	6	0.88
(1,3)	1:A:84:LYS:HZ3	2:B:11:A:C1'	6	0.88
(1,3)	1:A:84:LYS:HZ3	2:B:11:A:C2	6	0.88
(1,3)	1:A:84:LYS:HZ3	2:B:11:A:C2'	6	0.88
(1,3)	1:A:84:LYS:HZ3	2:B:11:A:C3'	6	0.88
(1,3)	1:A:84:LYS:HZ3	2:B:11:A:C4	6	0.88
(1,3)	1:A:84:LYS:HZ3	2:B:11:A:C4'	6	0.88
(1,3)	1:A:84:LYS:HZ3	2:B:11:A:C5	6	0.88
(1,3)	1:A:84:LYS:HZ3	2:B:11:A:C5'	6	0.88
(1,3)	1:A:84:LYS:HZ3	2:B:11:A:C6	6	0.88
(1,3)	1:A:84:LYS:HZ3	2:B:11:A:C8	6	0.88
(1,3)	1:A:84:LYS:HZ3	2:B:11:A:H1'	6	0.88
(1,3)	1:A:84:LYS:HZ3	2:B:11:A:H2	6	0.88
(1,3)	1:A:84:LYS:HZ3	2:B:11:A:H2'	6	0.88
(1,3)	1:A:84:LYS:HZ3	2:B:11:A:H3'	6	0.88
(1,3)	1:A:84:LYS:HZ3	2:B:11:A:H4'	6	0.88
(1,3)	1:A:84:LYS:HZ3	2:B:11:A:H5'	6	0.88
(1,3)	1:A:84:LYS:HZ3	2:B:11:A:H5''	6	0.88
(1,3)	1:A:84:LYS:HZ3	2:B:11:A:H61	6	0.88
(1,3)	1:A:84:LYS:HZ3	2:B:11:A:H62	6	0.88
(1,3)	1:A:84:LYS:HZ3	2:B:11:A:H8	6	0.88
(1,3)	1:A:84:LYS:HZ3	2:B:11:A:HO2'	6	0.88
(1,3)	1:A:84:LYS:HZ3	2:B:11:A:N1	6	0.88
(1,3)	1:A:84:LYS:HZ3	2:B:11:A:N3	6	0.88
(1,3)	1:A:84:LYS:HZ3	2:B:11:A:N6	6	0.88
(1,3)	1:A:84:LYS:HZ3	2:B:11:A:N7	6	0.88
(1,3)	1:A:84:LYS:HZ3	2:B:11:A:N9	6	0.88
(1,3)	1:A:84:LYS:HZ3	2:B:11:A:O2'	6	0.88
(1,3)	1:A:84:LYS:HZ3	2:B:11:A:O3'	6	0.88
(1,3)	1:A:84:LYS:HZ3	2:B:11:A:O4'	6	0.88
(1,3)	1:A:84:LYS:HZ3	2:B:11:A:O5'	6	0.88
(1,3)	1:A:84:LYS:HZ3	2:B:11:A:OP1	6	0.88
(1,3)	1:A:84:LYS:HZ3	2:B:11:A:OP2	6	0.88
(1,3)	1:A:84:LYS:HZ3	2:B:11:A:P	6	0.88
(1,3)	1:A:84:LYS:HZ3	2:B:12:A:C1'	6	0.88
(1,3)	1:A:84:LYS:HZ3	2:B:12:A:C2	6	0.88

*Continued on next page...*

*Continued from previous page...*

Key	Atom-1	Atom-2	Model ID	Violation (Å)
(1,3)	1:A:84:LYS:HZ3	2:B:12:A:C2'	6	0.88
(1,3)	1:A:84:LYS:HZ3	2:B:12:A:C3'	6	0.88
(1,3)	1:A:84:LYS:HZ3	2:B:12:A:C4	6	0.88
(1,3)	1:A:84:LYS:HZ3	2:B:12:A:C4'	6	0.88
(1,3)	1:A:84:LYS:HZ3	2:B:12:A:C5	6	0.88
(1,3)	1:A:84:LYS:HZ3	2:B:12:A:C5'	6	0.88
(1,3)	1:A:84:LYS:HZ3	2:B:12:A:C6	6	0.88
(1,3)	1:A:84:LYS:HZ3	2:B:12:A:C8	6	0.88
(1,3)	1:A:84:LYS:HZ3	2:B:12:A:H1'	6	0.88
(1,3)	1:A:84:LYS:HZ3	2:B:12:A:H2	6	0.88
(1,3)	1:A:84:LYS:HZ3	2:B:12:A:H2'	6	0.88
(1,3)	1:A:84:LYS:HZ3	2:B:12:A:H3'	6	0.88
(1,3)	1:A:84:LYS:HZ3	2:B:12:A:H4'	6	0.88
(1,3)	1:A:84:LYS:HZ3	2:B:12:A:H5'	6	0.88
(1,3)	1:A:84:LYS:HZ3	2:B:12:A:H5''	6	0.88
(1,3)	1:A:84:LYS:HZ3	2:B:12:A:H61	6	0.88
(1,3)	1:A:84:LYS:HZ3	2:B:12:A:H62	6	0.88
(1,3)	1:A:84:LYS:HZ3	2:B:12:A:H8	6	0.88
(1,3)	1:A:84:LYS:HZ3	2:B:12:A:HO2'	6	0.88
(1,3)	1:A:84:LYS:HZ3	2:B:12:A:N1	6	0.88
(1,3)	1:A:84:LYS:HZ3	2:B:12:A:N3	6	0.88
(1,3)	1:A:84:LYS:HZ3	2:B:12:A:N6	6	0.88
(1,3)	1:A:84:LYS:HZ3	2:B:12:A:N7	6	0.88
(1,3)	1:A:84:LYS:HZ3	2:B:12:A:N9	6	0.88
(1,3)	1:A:84:LYS:HZ3	2:B:12:A:O2'	6	0.88
(1,3)	1:A:84:LYS:HZ3	2:B:12:A:O3'	6	0.88
(1,3)	1:A:84:LYS:HZ3	2:B:12:A:O4'	6	0.88
(1,3)	1:A:84:LYS:HZ3	2:B:12:A:O5'	6	0.88
(1,3)	1:A:84:LYS:HZ3	2:B:12:A:OP1	6	0.88
(1,3)	1:A:84:LYS:HZ3	2:B:12:A:OP2	6	0.88
(1,3)	1:A:84:LYS:HZ3	2:B:12:A:P	6	0.88
(1,3)	1:A:84:LYS:HZ3	2:B:13:A:C1'	6	0.88
(1,3)	1:A:84:LYS:HZ3	2:B:13:A:C2	6	0.88
(1,3)	1:A:84:LYS:HZ3	2:B:13:A:C2'	6	0.88
(1,3)	1:A:84:LYS:HZ3	2:B:13:A:C3'	6	0.88
(1,3)	1:A:84:LYS:HZ3	2:B:13:A:C4	6	0.88
(1,3)	1:A:84:LYS:HZ3	2:B:13:A:C4'	6	0.88
(1,3)	1:A:84:LYS:HZ3	2:B:13:A:C5	6	0.88
(1,3)	1:A:84:LYS:HZ3	2:B:13:A:C5'	6	0.88
(1,3)	1:A:84:LYS:HZ3	2:B:13:A:C6	6	0.88
(1,3)	1:A:84:LYS:HZ3	2:B:13:A:C8	6	0.88
(1,3)	1:A:84:LYS:HZ3	2:B:13:A:H1'	6	0.88

*Continued on next page...*

*Continued from previous page...*

Key	Atom-1	Atom-2	Model ID	Violation (Å)
(1,3)	1:A:84:LYS:HZ3	2:B:13:A:H2	6	0.88
(1,3)	1:A:84:LYS:HZ3	2:B:13:A:H2'	6	0.88
(1,3)	1:A:84:LYS:HZ3	2:B:13:A:H3'	6	0.88
(1,3)	1:A:84:LYS:HZ3	2:B:13:A:H4'	6	0.88
(1,3)	1:A:84:LYS:HZ3	2:B:13:A:H5'	6	0.88
(1,3)	1:A:84:LYS:HZ3	2:B:13:A:H5''	6	0.88
(1,3)	1:A:84:LYS:HZ3	2:B:13:A:H61	6	0.88
(1,3)	1:A:84:LYS:HZ3	2:B:13:A:H62	6	0.88
(1,3)	1:A:84:LYS:HZ3	2:B:13:A:H8	6	0.88
(1,3)	1:A:84:LYS:HZ3	2:B:13:A:HO2'	6	0.88
(1,3)	1:A:84:LYS:HZ3	2:B:13:A:N1	6	0.88
(1,3)	1:A:84:LYS:HZ3	2:B:13:A:N3	6	0.88
(1,3)	1:A:84:LYS:HZ3	2:B:13:A:N6	6	0.88
(1,3)	1:A:84:LYS:HZ3	2:B:13:A:N7	6	0.88
(1,3)	1:A:84:LYS:HZ3	2:B:13:A:N9	6	0.88
(1,3)	1:A:84:LYS:HZ3	2:B:13:A:O2'	6	0.88
(1,3)	1:A:84:LYS:HZ3	2:B:13:A:O3'	6	0.88
(1,3)	1:A:84:LYS:HZ3	2:B:13:A:O4'	6	0.88
(1,3)	1:A:84:LYS:HZ3	2:B:13:A:O5'	6	0.88
(1,3)	1:A:84:LYS:HZ3	2:B:13:A:OP1	6	0.88
(1,3)	1:A:84:LYS:HZ3	2:B:13:A:OP2	6	0.88
(1,3)	1:A:84:LYS:HZ3	2:B:13:A:P	6	0.88
(1,3)	1:A:84:LYS:HZ3	2:B:14:G:C1'	6	0.88
(1,3)	1:A:84:LYS:HZ3	2:B:14:G:C2	6	0.88
(1,3)	1:A:84:LYS:HZ3	2:B:14:G:C2'	6	0.88
(1,3)	1:A:84:LYS:HZ3	2:B:14:G:C3'	6	0.88
(1,3)	1:A:84:LYS:HZ3	2:B:14:G:C4	6	0.88
(1,3)	1:A:84:LYS:HZ3	2:B:14:G:C4'	6	0.88
(1,3)	1:A:84:LYS:HZ3	2:B:14:G:C5	6	0.88
(1,3)	1:A:84:LYS:HZ3	2:B:14:G:C5'	6	0.88
(1,3)	1:A:84:LYS:HZ3	2:B:14:G:C6	6	0.88
(1,3)	1:A:84:LYS:HZ3	2:B:14:G:C8	6	0.88
(1,3)	1:A:84:LYS:HZ3	2:B:14:G:H1	6	0.88
(1,3)	1:A:84:LYS:HZ3	2:B:14:G:H1'	6	0.88
(1,3)	1:A:84:LYS:HZ3	2:B:14:G:H2'	6	0.88
(1,3)	1:A:84:LYS:HZ3	2:B:14:G:H21	6	0.88
(1,3)	1:A:84:LYS:HZ3	2:B:14:G:H22	6	0.88
(1,3)	1:A:84:LYS:HZ3	2:B:14:G:H3'	6	0.88
(1,3)	1:A:84:LYS:HZ3	2:B:14:G:H4'	6	0.88
(1,3)	1:A:84:LYS:HZ3	2:B:14:G:H5'	6	0.88
(1,3)	1:A:84:LYS:HZ3	2:B:14:G:H5''	6	0.88
(1,3)	1:A:84:LYS:HZ3	2:B:14:G:H8	6	0.88

*Continued on next page...*

*Continued from previous page...*

Key	Atom-1	Atom-2	Model ID	Violation (Å)
(1,3)	1:A:84:LYS:HZ3	2:B:14:G:HO2'	6	0.88
(1,3)	1:A:84:LYS:HZ3	2:B:14:G:N1	6	0.88
(1,3)	1:A:84:LYS:HZ3	2:B:14:G:N2	6	0.88
(1,3)	1:A:84:LYS:HZ3	2:B:14:G:N3	6	0.88
(1,3)	1:A:84:LYS:HZ3	2:B:14:G:N7	6	0.88
(1,3)	1:A:84:LYS:HZ3	2:B:14:G:N9	6	0.88
(1,3)	1:A:84:LYS:HZ3	2:B:14:G:O2'	6	0.88
(1,3)	1:A:84:LYS:HZ3	2:B:14:G:O3'	6	0.88
(1,3)	1:A:84:LYS:HZ3	2:B:14:G:O4'	6	0.88
(1,3)	1:A:84:LYS:HZ3	2:B:14:G:O5'	6	0.88
(1,3)	1:A:84:LYS:HZ3	2:B:14:G:O6	6	0.88
(1,3)	1:A:84:LYS:HZ3	2:B:14:G:OP1	6	0.88
(1,3)	1:A:84:LYS:HZ3	2:B:14:G:OP2	6	0.88
(1,3)	1:A:84:LYS:HZ3	2:B:14:G:P	6	0.88
(1,3)	1:A:84:LYS:HZ3	2:B:15:A:C1'	6	0.88
(1,3)	1:A:84:LYS:HZ3	2:B:15:A:C2	6	0.88
(1,3)	1:A:84:LYS:HZ3	2:B:15:A:C2'	6	0.88
(1,3)	1:A:84:LYS:HZ3	2:B:15:A:C3'	6	0.88
(1,3)	1:A:84:LYS:HZ3	2:B:15:A:C4	6	0.88
(1,3)	1:A:84:LYS:HZ3	2:B:15:A:C4'	6	0.88
(1,3)	1:A:84:LYS:HZ3	2:B:15:A:C5	6	0.88
(1,3)	1:A:84:LYS:HZ3	2:B:15:A:C5'	6	0.88
(1,3)	1:A:84:LYS:HZ3	2:B:15:A:C6	6	0.88
(1,3)	1:A:84:LYS:HZ3	2:B:15:A:C8	6	0.88
(1,3)	1:A:84:LYS:HZ3	2:B:15:A:H1'	6	0.88
(1,3)	1:A:84:LYS:HZ3	2:B:15:A:H2	6	0.88
(1,3)	1:A:84:LYS:HZ3	2:B:15:A:H2'	6	0.88
(1,3)	1:A:84:LYS:HZ3	2:B:15:A:H3'	6	0.88
(1,3)	1:A:84:LYS:HZ3	2:B:15:A:H4'	6	0.88
(1,3)	1:A:84:LYS:HZ3	2:B:15:A:H5'	6	0.88
(1,3)	1:A:84:LYS:HZ3	2:B:15:A:H5''	6	0.88
(1,3)	1:A:84:LYS:HZ3	2:B:15:A:H61	6	0.88
(1,3)	1:A:84:LYS:HZ3	2:B:15:A:H62	6	0.88
(1,3)	1:A:84:LYS:HZ3	2:B:15:A:H8	6	0.88
(1,3)	1:A:84:LYS:HZ3	2:B:15:A:HO2'	6	0.88
(1,3)	1:A:84:LYS:HZ3	2:B:15:A:N1	6	0.88
(1,3)	1:A:84:LYS:HZ3	2:B:15:A:N3	6	0.88
(1,3)	1:A:84:LYS:HZ3	2:B:15:A:N6	6	0.88
(1,3)	1:A:84:LYS:HZ3	2:B:15:A:N7	6	0.88
(1,3)	1:A:84:LYS:HZ3	2:B:15:A:N9	6	0.88
(1,3)	1:A:84:LYS:HZ3	2:B:15:A:O2'	6	0.88
(1,3)	1:A:84:LYS:HZ3	2:B:15:A:O3'	6	0.88

*Continued on next page...*



*Continued from previous page...*

Key	Atom-1	Atom-2	Model ID	Violation (Å)
(1,3)	1:A:84:LYS:HZ3	2:B:15:A:O4'	6	0.88
(1,3)	1:A:84:LYS:HZ3	2:B:15:A:O5'	6	0.88
(1,3)	1:A:84:LYS:HZ3	2:B:15:A:OP1	6	0.88
(1,3)	1:A:84:LYS:HZ3	2:B:15:A:OP2	6	0.88
(1,3)	1:A:84:LYS:HZ3	2:B:15:A:P	6	0.88
(1,3)	1:A:84:LYS:HZ3	2:B:16:G:C1'	6	0.88
(1,3)	1:A:84:LYS:HZ3	2:B:16:G:C2	6	0.88
(1,3)	1:A:84:LYS:HZ3	2:B:16:G:C2'	6	0.88
(1,3)	1:A:84:LYS:HZ3	2:B:16:G:C3'	6	0.88
(1,3)	1:A:84:LYS:HZ3	2:B:16:G:C4	6	0.88
(1,3)	1:A:84:LYS:HZ3	2:B:16:G:C4'	6	0.88
(1,3)	1:A:84:LYS:HZ3	2:B:16:G:C5	6	0.88
(1,3)	1:A:84:LYS:HZ3	2:B:16:G:C5'	6	0.88
(1,3)	1:A:84:LYS:HZ3	2:B:16:G:C6	6	0.88
(1,3)	1:A:84:LYS:HZ3	2:B:16:G:C8	6	0.88
(1,3)	1:A:84:LYS:HZ3	2:B:16:G:H1	6	0.88
(1,3)	1:A:84:LYS:HZ3	2:B:16:G:H1'	6	0.88
(1,3)	1:A:84:LYS:HZ3	2:B:16:G:H2'	6	0.88
(1,3)	1:A:84:LYS:HZ3	2:B:16:G:H21	6	0.88
(1,3)	1:A:84:LYS:HZ3	2:B:16:G:H22	6	0.88
(1,3)	1:A:84:LYS:HZ3	2:B:16:G:H3'	6	0.88
(1,3)	1:A:84:LYS:HZ3	2:B:16:G:H4'	6	0.88
(1,3)	1:A:84:LYS:HZ3	2:B:16:G:H5'	6	0.88
(1,3)	1:A:84:LYS:HZ3	2:B:16:G:H5''	6	0.88
(1,3)	1:A:84:LYS:HZ3	2:B:16:G:H8	6	0.88
(1,3)	1:A:84:LYS:HZ3	2:B:16:G:HO2'	6	0.88
(1,3)	1:A:84:LYS:HZ3	2:B:16:G:N1	6	0.88
(1,3)	1:A:84:LYS:HZ3	2:B:16:G:N2	6	0.88
(1,3)	1:A:84:LYS:HZ3	2:B:16:G:N3	6	0.88
(1,3)	1:A:84:LYS:HZ3	2:B:16:G:N7	6	0.88
(1,3)	1:A:84:LYS:HZ3	2:B:16:G:N9	6	0.88
(1,3)	1:A:84:LYS:HZ3	2:B:16:G:O2'	6	0.88
(1,3)	1:A:84:LYS:HZ3	2:B:16:G:O3'	6	0.88
(1,3)	1:A:84:LYS:HZ3	2:B:16:G:O4'	6	0.88
(1,3)	1:A:84:LYS:HZ3	2:B:16:G:O5'	6	0.88
(1,3)	1:A:84:LYS:HZ3	2:B:16:G:O6	6	0.88
(1,3)	1:A:84:LYS:HZ3	2:B:16:G:OP1	6	0.88
(1,3)	1:A:84:LYS:HZ3	2:B:16:G:OP2	6	0.88
(1,3)	1:A:84:LYS:HZ3	2:B:16:G:P	6	0.88
(1,3)	1:A:84:LYS:HZ3	2:B:17:C:C1'	6	0.88
(1,3)	1:A:84:LYS:HZ3	2:B:17:C:C2	6	0.88
(1,3)	1:A:84:LYS:HZ3	2:B:17:C:C2'	6	0.88

*Continued on next page...*

*Continued from previous page...*

Key	Atom-1	Atom-2	Model ID	Violation (Å)
(1,3)	1:A:84:LYS:HZ3	2:B:17:C:C3'	6	0.88
(1,3)	1:A:84:LYS:HZ3	2:B:17:C:C4	6	0.88
(1,3)	1:A:84:LYS:HZ3	2:B:17:C:C4'	6	0.88
(1,3)	1:A:84:LYS:HZ3	2:B:17:C:C5	6	0.88
(1,3)	1:A:84:LYS:HZ3	2:B:17:C:C5'	6	0.88
(1,3)	1:A:84:LYS:HZ3	2:B:17:C:C6	6	0.88
(1,3)	1:A:84:LYS:HZ3	2:B:17:C:H1'	6	0.88
(1,3)	1:A:84:LYS:HZ3	2:B:17:C:H2'	6	0.88
(1,3)	1:A:84:LYS:HZ3	2:B:17:C:H3'	6	0.88
(1,3)	1:A:84:LYS:HZ3	2:B:17:C:H4'	6	0.88
(1,3)	1:A:84:LYS:HZ3	2:B:17:C:H41	6	0.88
(1,3)	1:A:84:LYS:HZ3	2:B:17:C:H42	6	0.88
(1,3)	1:A:84:LYS:HZ3	2:B:17:C:H5	6	0.88
(1,3)	1:A:84:LYS:HZ3	2:B:17:C:H5'	6	0.88
(1,3)	1:A:84:LYS:HZ3	2:B:17:C:H5''	6	0.88
(1,3)	1:A:84:LYS:HZ3	2:B:17:C:H6	6	0.88
(1,3)	1:A:84:LYS:HZ3	2:B:17:C:HO2'	6	0.88
(1,3)	1:A:84:LYS:HZ3	2:B:17:C:N1	6	0.88
(1,3)	1:A:84:LYS:HZ3	2:B:17:C:N3	6	0.88
(1,3)	1:A:84:LYS:HZ3	2:B:17:C:N4	6	0.88
(1,3)	1:A:84:LYS:HZ3	2:B:17:C:O2	6	0.88
(1,3)	1:A:84:LYS:HZ3	2:B:17:C:O2'	6	0.88
(1,3)	1:A:84:LYS:HZ3	2:B:17:C:O3'	6	0.88
(1,3)	1:A:84:LYS:HZ3	2:B:17:C:O4'	6	0.88
(1,3)	1:A:84:LYS:HZ3	2:B:17:C:O5'	6	0.88
(1,3)	1:A:84:LYS:HZ3	2:B:17:C:OP1	6	0.88
(1,3)	1:A:84:LYS:HZ3	2:B:17:C:OP2	6	0.88
(1,3)	1:A:84:LYS:HZ3	2:B:17:C:P	6	0.88
(1,3)	1:A:84:LYS:HZ3	2:B:18:A:C1'	6	0.88
(1,3)	1:A:84:LYS:HZ3	2:B:18:A:C2	6	0.88
(1,3)	1:A:84:LYS:HZ3	2:B:18:A:C2'	6	0.88
(1,3)	1:A:84:LYS:HZ3	2:B:18:A:C3'	6	0.88
(1,3)	1:A:84:LYS:HZ3	2:B:18:A:C4	6	0.88
(1,3)	1:A:84:LYS:HZ3	2:B:18:A:C4'	6	0.88
(1,3)	1:A:84:LYS:HZ3	2:B:18:A:C5	6	0.88
(1,3)	1:A:84:LYS:HZ3	2:B:18:A:C5'	6	0.88
(1,3)	1:A:84:LYS:HZ3	2:B:18:A:C6	6	0.88
(1,3)	1:A:84:LYS:HZ3	2:B:18:A:C8	6	0.88
(1,3)	1:A:84:LYS:HZ3	2:B:18:A:H1'	6	0.88
(1,3)	1:A:84:LYS:HZ3	2:B:18:A:H2	6	0.88
(1,3)	1:A:84:LYS:HZ3	2:B:18:A:H2'	6	0.88
(1,3)	1:A:84:LYS:HZ3	2:B:18:A:H3'	6	0.88

*Continued on next page...*

*Continued from previous page...*

Key	Atom-1	Atom-2	Model ID	Violation (Å)
(1,3)	1:A:84:LYS:HZ3	2:B:18:A:H4'	6	0.88
(1,3)	1:A:84:LYS:HZ3	2:B:18:A:H5'	6	0.88
(1,3)	1:A:84:LYS:HZ3	2:B:18:A:H5''	6	0.88
(1,3)	1:A:84:LYS:HZ3	2:B:18:A:H61	6	0.88
(1,3)	1:A:84:LYS:HZ3	2:B:18:A:H62	6	0.88
(1,3)	1:A:84:LYS:HZ3	2:B:18:A:H8	6	0.88
(1,3)	1:A:84:LYS:HZ3	2:B:18:A:HO2'	6	0.88
(1,3)	1:A:84:LYS:HZ3	2:B:18:A:N1	6	0.88
(1,3)	1:A:84:LYS:HZ3	2:B:18:A:N3	6	0.88
(1,3)	1:A:84:LYS:HZ3	2:B:18:A:N6	6	0.88
(1,3)	1:A:84:LYS:HZ3	2:B:18:A:N7	6	0.88
(1,3)	1:A:84:LYS:HZ3	2:B:18:A:N9	6	0.88
(1,3)	1:A:84:LYS:HZ3	2:B:18:A:O2'	6	0.88
(1,3)	1:A:84:LYS:HZ3	2:B:18:A:O3'	6	0.88
(1,3)	1:A:84:LYS:HZ3	2:B:18:A:O4'	6	0.88
(1,3)	1:A:84:LYS:HZ3	2:B:18:A:O5'	6	0.88
(1,3)	1:A:84:LYS:HZ3	2:B:18:A:OP1	6	0.88
(1,3)	1:A:84:LYS:HZ3	2:B:18:A:OP2	6	0.88
(1,3)	1:A:84:LYS:HZ3	2:B:18:A:P	6	0.88
(1,3)	1:A:84:LYS:HZ3	2:B:19:A:C1'	6	0.88
(1,3)	1:A:84:LYS:HZ3	2:B:19:A:C2	6	0.88
(1,3)	1:A:84:LYS:HZ3	2:B:19:A:C2'	6	0.88
(1,3)	1:A:84:LYS:HZ3	2:B:19:A:C3'	6	0.88
(1,3)	1:A:84:LYS:HZ3	2:B:19:A:C4	6	0.88
(1,3)	1:A:84:LYS:HZ3	2:B:19:A:C4'	6	0.88
(1,3)	1:A:84:LYS:HZ3	2:B:19:A:C5	6	0.88
(1,3)	1:A:84:LYS:HZ3	2:B:19:A:C5'	6	0.88
(1,3)	1:A:84:LYS:HZ3	2:B:19:A:C6	6	0.88
(1,3)	1:A:84:LYS:HZ3	2:B:19:A:C8	6	0.88
(1,3)	1:A:84:LYS:HZ3	2:B:19:A:H1'	6	0.88
(1,3)	1:A:84:LYS:HZ3	2:B:19:A:H2	6	0.88
(1,3)	1:A:84:LYS:HZ3	2:B:19:A:H2'	6	0.88
(1,3)	1:A:84:LYS:HZ3	2:B:19:A:H3'	6	0.88
(1,3)	1:A:84:LYS:HZ3	2:B:19:A:H4'	6	0.88
(1,3)	1:A:84:LYS:HZ3	2:B:19:A:H5'	6	0.88
(1,3)	1:A:84:LYS:HZ3	2:B:19:A:H5''	6	0.88
(1,3)	1:A:84:LYS:HZ3	2:B:19:A:H61	6	0.88
(1,3)	1:A:84:LYS:HZ3	2:B:19:A:H62	6	0.88
(1,3)	1:A:84:LYS:HZ3	2:B:19:A:H8	6	0.88
(1,3)	1:A:84:LYS:HZ3	2:B:19:A:HO2'	6	0.88
(1,3)	1:A:84:LYS:HZ3	2:B:19:A:N1	6	0.88
(1,3)	1:A:84:LYS:HZ3	2:B:19:A:N3	6	0.88

*Continued on next page...*

*Continued from previous page...*

Key	Atom-1	Atom-2	Model ID	Violation (Å)
(1,3)	1:A:84:LYS:HZ3	2:B:19:A:N6	6	0.88
(1,3)	1:A:84:LYS:HZ3	2:B:19:A:N7	6	0.88
(1,3)	1:A:84:LYS:HZ3	2:B:19:A:N9	6	0.88
(1,3)	1:A:84:LYS:HZ3	2:B:19:A:O2'	6	0.88
(1,3)	1:A:84:LYS:HZ3	2:B:19:A:O3'	6	0.88
(1,3)	1:A:84:LYS:HZ3	2:B:19:A:O4'	6	0.88
(1,3)	1:A:84:LYS:HZ3	2:B:19:A:O5'	6	0.88
(1,3)	1:A:84:LYS:HZ3	2:B:19:A:OP1	6	0.88
(1,3)	1:A:84:LYS:HZ3	2:B:19:A:OP2	6	0.88
(1,3)	1:A:84:LYS:HZ3	2:B:19:A:P	6	0.88
(1,3)	1:A:84:LYS:HZ3	2:B:20:U:C1'	6	0.88
(1,3)	1:A:84:LYS:HZ3	2:B:20:U:C2	6	0.88
(1,3)	1:A:84:LYS:HZ3	2:B:20:U:C2'	6	0.88
(1,3)	1:A:84:LYS:HZ3	2:B:20:U:C3'	6	0.88
(1,3)	1:A:84:LYS:HZ3	2:B:20:U:C4	6	0.88
(1,3)	1:A:84:LYS:HZ3	2:B:20:U:C4'	6	0.88
(1,3)	1:A:84:LYS:HZ3	2:B:20:U:C5	6	0.88
(1,3)	1:A:84:LYS:HZ3	2:B:20:U:C5'	6	0.88
(1,3)	1:A:84:LYS:HZ3	2:B:20:U:C6	6	0.88
(1,3)	1:A:84:LYS:HZ3	2:B:20:U:H1'	6	0.88
(1,3)	1:A:84:LYS:HZ3	2:B:20:U:H2'	6	0.88
(1,3)	1:A:84:LYS:HZ3	2:B:20:U:H3	6	0.88
(1,3)	1:A:84:LYS:HZ3	2:B:20:U:H3'	6	0.88
(1,3)	1:A:84:LYS:HZ3	2:B:20:U:H4'	6	0.88
(1,3)	1:A:84:LYS:HZ3	2:B:20:U:H5	6	0.88
(1,3)	1:A:84:LYS:HZ3	2:B:20:U:H5'	6	0.88
(1,3)	1:A:84:LYS:HZ3	2:B:20:U:H5''	6	0.88
(1,3)	1:A:84:LYS:HZ3	2:B:20:U:H6	6	0.88
(1,3)	1:A:84:LYS:HZ3	2:B:20:U:HO2'	6	0.88
(1,3)	1:A:84:LYS:HZ3	2:B:20:U:N1	6	0.88
(1,3)	1:A:84:LYS:HZ3	2:B:20:U:N3	6	0.88
(1,3)	1:A:84:LYS:HZ3	2:B:20:U:O2	6	0.88
(1,3)	1:A:84:LYS:HZ3	2:B:20:U:O2'	6	0.88
(1,3)	1:A:84:LYS:HZ3	2:B:20:U:O3'	6	0.88
(1,3)	1:A:84:LYS:HZ3	2:B:20:U:O4	6	0.88
(1,3)	1:A:84:LYS:HZ3	2:B:20:U:O4'	6	0.88
(1,3)	1:A:84:LYS:HZ3	2:B:20:U:O5'	6	0.88
(1,3)	1:A:84:LYS:HZ3	2:B:20:U:OP1	6	0.88
(1,3)	1:A:84:LYS:HZ3	2:B:20:U:OP2	6	0.88
(1,3)	1:A:84:LYS:HZ3	2:B:20:U:P	6	0.88
(1,3)	1:A:84:LYS:HZ3	2:B:21:G:C1'	6	0.88
(1,3)	1:A:84:LYS:HZ3	2:B:21:G:C2	6	0.88

*Continued on next page...*

*Continued from previous page...*

Key	Atom-1	Atom-2	Model ID	Violation (Å)
(1,3)	1:A:84:LYS:HZ3	2:B:21:G:C2'	6	0.88
(1,3)	1:A:84:LYS:HZ3	2:B:21:G:C3'	6	0.88
(1,3)	1:A:84:LYS:HZ3	2:B:21:G:C4	6	0.88
(1,3)	1:A:84:LYS:HZ3	2:B:21:G:C4'	6	0.88
(1,3)	1:A:84:LYS:HZ3	2:B:21:G:C5	6	0.88
(1,3)	1:A:84:LYS:HZ3	2:B:21:G:C5'	6	0.88
(1,3)	1:A:84:LYS:HZ3	2:B:21:G:C6	6	0.88
(1,3)	1:A:84:LYS:HZ3	2:B:21:G:C8	6	0.88
(1,3)	1:A:84:LYS:HZ3	2:B:21:G:H1	6	0.88
(1,3)	1:A:84:LYS:HZ3	2:B:21:G:H1'	6	0.88
(1,3)	1:A:84:LYS:HZ3	2:B:21:G:H2'	6	0.88
(1,3)	1:A:84:LYS:HZ3	2:B:21:G:H21	6	0.88
(1,3)	1:A:84:LYS:HZ3	2:B:21:G:H22	6	0.88
(1,3)	1:A:84:LYS:HZ3	2:B:21:G:H3'	6	0.88
(1,3)	1:A:84:LYS:HZ3	2:B:21:G:H4'	6	0.88
(1,3)	1:A:84:LYS:HZ3	2:B:21:G:H5'	6	0.88
(1,3)	1:A:84:LYS:HZ3	2:B:21:G:H5''	6	0.88
(1,3)	1:A:84:LYS:HZ3	2:B:21:G:H8	6	0.88
(1,3)	1:A:84:LYS:HZ3	2:B:21:G:HO2'	6	0.88
(1,3)	1:A:84:LYS:HZ3	2:B:21:G:N1	6	0.88
(1,3)	1:A:84:LYS:HZ3	2:B:21:G:N2	6	0.88
(1,3)	1:A:84:LYS:HZ3	2:B:21:G:N3	6	0.88
(1,3)	1:A:84:LYS:HZ3	2:B:21:G:N7	6	0.88
(1,3)	1:A:84:LYS:HZ3	2:B:21:G:N9	6	0.88
(1,3)	1:A:84:LYS:HZ3	2:B:21:G:O2'	6	0.88
(1,3)	1:A:84:LYS:HZ3	2:B:21:G:O3'	6	0.88
(1,3)	1:A:84:LYS:HZ3	2:B:21:G:O4'	6	0.88
(1,3)	1:A:84:LYS:HZ3	2:B:21:G:O5'	6	0.88
(1,3)	1:A:84:LYS:HZ3	2:B:21:G:O6	6	0.88
(1,3)	1:A:84:LYS:HZ3	2:B:21:G:OP1	6	0.88
(1,3)	1:A:84:LYS:HZ3	2:B:21:G:OP2	6	0.88
(1,3)	1:A:84:LYS:HZ3	2:B:21:G:P	6	0.88
(1,3)	1:A:84:LYS:HZ3	2:B:22:A:C1'	6	0.88
(1,3)	1:A:84:LYS:HZ3	2:B:22:A:C2	6	0.88
(1,3)	1:A:84:LYS:HZ3	2:B:22:A:C2'	6	0.88
(1,3)	1:A:84:LYS:HZ3	2:B:22:A:C3'	6	0.88
(1,3)	1:A:84:LYS:HZ3	2:B:22:A:C4	6	0.88
(1,3)	1:A:84:LYS:HZ3	2:B:22:A:C4'	6	0.88
(1,3)	1:A:84:LYS:HZ3	2:B:22:A:C5	6	0.88
(1,3)	1:A:84:LYS:HZ3	2:B:22:A:C5'	6	0.88
(1,3)	1:A:84:LYS:HZ3	2:B:22:A:C6	6	0.88
(1,3)	1:A:84:LYS:HZ3	2:B:22:A:C8	6	0.88

*Continued on next page...*

*Continued from previous page...*

Key	Atom-1	Atom-2	Model ID	Violation (Å)
(1,3)	1:A:84:LYS:HZ3	2:B:22:A:H1'	6	0.88
(1,3)	1:A:84:LYS:HZ3	2:B:22:A:H2	6	0.88
(1,3)	1:A:84:LYS:HZ3	2:B:22:A:H2'	6	0.88
(1,3)	1:A:84:LYS:HZ3	2:B:22:A:H3'	6	0.88
(1,3)	1:A:84:LYS:HZ3	2:B:22:A:H4'	6	0.88
(1,3)	1:A:84:LYS:HZ3	2:B:22:A:H5'	6	0.88
(1,3)	1:A:84:LYS:HZ3	2:B:22:A:H5''	6	0.88
(1,3)	1:A:84:LYS:HZ3	2:B:22:A:H61	6	0.88
(1,3)	1:A:84:LYS:HZ3	2:B:22:A:H62	6	0.88
(1,3)	1:A:84:LYS:HZ3	2:B:22:A:H8	6	0.88
(1,3)	1:A:84:LYS:HZ3	2:B:22:A:HO2'	6	0.88
(1,3)	1:A:84:LYS:HZ3	2:B:22:A:N1	6	0.88
(1,3)	1:A:84:LYS:HZ3	2:B:22:A:N3	6	0.88
(1,3)	1:A:84:LYS:HZ3	2:B:22:A:N6	6	0.88
(1,3)	1:A:84:LYS:HZ3	2:B:22:A:N7	6	0.88
(1,3)	1:A:84:LYS:HZ3	2:B:22:A:N9	6	0.88
(1,3)	1:A:84:LYS:HZ3	2:B:22:A:O2'	6	0.88
(1,3)	1:A:84:LYS:HZ3	2:B:22:A:O3'	6	0.88
(1,3)	1:A:84:LYS:HZ3	2:B:22:A:O4'	6	0.88
(1,3)	1:A:84:LYS:HZ3	2:B:22:A:O5'	6	0.88
(1,3)	1:A:84:LYS:HZ3	2:B:22:A:OP1	6	0.88
(1,3)	1:A:84:LYS:HZ3	2:B:22:A:OP2	6	0.88
(1,3)	1:A:84:LYS:HZ3	2:B:22:A:P	6	0.88
(1,3)	1:A:84:LYS:HZ3	2:B:23:U:C1'	6	0.88
(1,3)	1:A:84:LYS:HZ3	2:B:23:U:C2	6	0.88
(1,3)	1:A:84:LYS:HZ3	2:B:23:U:C2'	6	0.88
(1,3)	1:A:84:LYS:HZ3	2:B:23:U:C3'	6	0.88
(1,3)	1:A:84:LYS:HZ3	2:B:23:U:C4	6	0.88
(1,3)	1:A:84:LYS:HZ3	2:B:23:U:C4'	6	0.88
(1,3)	1:A:84:LYS:HZ3	2:B:23:U:C5	6	0.88
(1,3)	1:A:84:LYS:HZ3	2:B:23:U:C5'	6	0.88
(1,3)	1:A:84:LYS:HZ3	2:B:23:U:C6	6	0.88
(1,3)	1:A:84:LYS:HZ3	2:B:23:U:H1'	6	0.88
(1,3)	1:A:84:LYS:HZ3	2:B:23:U:H2'	6	0.88
(1,3)	1:A:84:LYS:HZ3	2:B:23:U:H3	6	0.88
(1,3)	1:A:84:LYS:HZ3	2:B:23:U:H3'	6	0.88
(1,3)	1:A:84:LYS:HZ3	2:B:23:U:H4'	6	0.88
(1,3)	1:A:84:LYS:HZ3	2:B:23:U:H5	6	0.88
(1,3)	1:A:84:LYS:HZ3	2:B:23:U:H5'	6	0.88
(1,3)	1:A:84:LYS:HZ3	2:B:23:U:H5''	6	0.88
(1,3)	1:A:84:LYS:HZ3	2:B:23:U:H6	6	0.88
(1,3)	1:A:84:LYS:HZ3	2:B:23:U:HO2'	6	0.88

*Continued on next page...*

*Continued from previous page...*

Key	Atom-1	Atom-2	Model ID	Violation (Å)
(1,3)	1:A:84:LYS:HZ3	2:B:23:U:N1	6	0.88
(1,3)	1:A:84:LYS:HZ3	2:B:23:U:N3	6	0.88
(1,3)	1:A:84:LYS:HZ3	2:B:23:U:O2	6	0.88
(1,3)	1:A:84:LYS:HZ3	2:B:23:U:O2'	6	0.88
(1,3)	1:A:84:LYS:HZ3	2:B:23:U:O3'	6	0.88
(1,3)	1:A:84:LYS:HZ3	2:B:23:U:O4	6	0.88
(1,3)	1:A:84:LYS:HZ3	2:B:23:U:O4'	6	0.88
(1,3)	1:A:84:LYS:HZ3	2:B:23:U:O5'	6	0.88
(1,3)	1:A:84:LYS:HZ3	2:B:23:U:OP1	6	0.88
(1,3)	1:A:84:LYS:HZ3	2:B:23:U:OP2	6	0.88
(1,3)	1:A:84:LYS:HZ3	2:B:23:U:P	6	0.88
(1,3)	1:A:84:LYS:HZ3	2:B:24:G:C1'	6	0.88
(1,3)	1:A:84:LYS:HZ3	2:B:24:G:C2	6	0.88
(1,3)	1:A:84:LYS:HZ3	2:B:24:G:C2'	6	0.88
(1,3)	1:A:84:LYS:HZ3	2:B:24:G:C3'	6	0.88
(1,3)	1:A:84:LYS:HZ3	2:B:24:G:C4	6	0.88
(1,3)	1:A:84:LYS:HZ3	2:B:24:G:C4'	6	0.88
(1,3)	1:A:84:LYS:HZ3	2:B:24:G:C5	6	0.88
(1,3)	1:A:84:LYS:HZ3	2:B:24:G:C5'	6	0.88
(1,3)	1:A:84:LYS:HZ3	2:B:24:G:C6	6	0.88
(1,3)	1:A:84:LYS:HZ3	2:B:24:G:C8	6	0.88
(1,3)	1:A:84:LYS:HZ3	2:B:24:G:H1	6	0.88
(1,3)	1:A:84:LYS:HZ3	2:B:24:G:H1'	6	0.88
(1,3)	1:A:84:LYS:HZ3	2:B:24:G:H2'	6	0.88
(1,3)	1:A:84:LYS:HZ3	2:B:24:G:H21	6	0.88
(1,3)	1:A:84:LYS:HZ3	2:B:24:G:H22	6	0.88
(1,3)	1:A:84:LYS:HZ3	2:B:24:G:H3'	6	0.88
(1,3)	1:A:84:LYS:HZ3	2:B:24:G:H4'	6	0.88
(1,3)	1:A:84:LYS:HZ3	2:B:24:G:H5'	6	0.88
(1,3)	1:A:84:LYS:HZ3	2:B:24:G:H5''	6	0.88
(1,3)	1:A:84:LYS:HZ3	2:B:24:G:H8	6	0.88
(1,3)	1:A:84:LYS:HZ3	2:B:24:G:HO2'	6	0.88
(1,3)	1:A:84:LYS:HZ3	2:B:24:G:N1	6	0.88
(1,3)	1:A:84:LYS:HZ3	2:B:24:G:N2	6	0.88
(1,3)	1:A:84:LYS:HZ3	2:B:24:G:N3	6	0.88
(1,3)	1:A:84:LYS:HZ3	2:B:24:G:N7	6	0.88
(1,3)	1:A:84:LYS:HZ3	2:B:24:G:N9	6	0.88
(1,3)	1:A:84:LYS:HZ3	2:B:24:G:O2'	6	0.88
(1,3)	1:A:84:LYS:HZ3	2:B:24:G:O3'	6	0.88
(1,3)	1:A:84:LYS:HZ3	2:B:24:G:O4'	6	0.88
(1,3)	1:A:84:LYS:HZ3	2:B:24:G:O5'	6	0.88
(1,3)	1:A:84:LYS:HZ3	2:B:24:G:O6	6	0.88

*Continued on next page...*

*Continued from previous page...*

Key	Atom-1	Atom-2	Model ID	Violation (Å)
(1,3)	1:A:84:LYS:HZ3	2:B:24:G:OP1	6	0.88
(1,3)	1:A:84:LYS:HZ3	2:B:24:G:OP2	6	0.88
(1,3)	1:A:84:LYS:HZ3	2:B:24:G:P	6	0.88
(1,3)	1:A:84:LYS:N	2:B:2:C:C1'	6	0.88
(1,3)	1:A:84:LYS:N	2:B:2:C:C2	6	0.88
(1,3)	1:A:84:LYS:N	2:B:2:C:C2'	6	0.88
(1,3)	1:A:84:LYS:N	2:B:2:C:C3'	6	0.88
(1,3)	1:A:84:LYS:N	2:B:2:C:C4	6	0.88
(1,3)	1:A:84:LYS:N	2:B:2:C:C4'	6	0.88
(1,3)	1:A:84:LYS:N	2:B:2:C:C5	6	0.88
(1,3)	1:A:84:LYS:N	2:B:2:C:C5'	6	0.88
(1,3)	1:A:84:LYS:N	2:B:2:C:C6	6	0.88
(1,3)	1:A:84:LYS:N	2:B:2:C:H1'	6	0.88
(1,3)	1:A:84:LYS:N	2:B:2:C:H2'	6	0.88
(1,3)	1:A:84:LYS:N	2:B:2:C:H3'	6	0.88
(1,3)	1:A:84:LYS:N	2:B:2:C:H4'	6	0.88
(1,3)	1:A:84:LYS:N	2:B:2:C:H41	6	0.88
(1,3)	1:A:84:LYS:N	2:B:2:C:H42	6	0.88
(1,3)	1:A:84:LYS:N	2:B:2:C:H5	6	0.88
(1,3)	1:A:84:LYS:N	2:B:2:C:H5'	6	0.88
(1,3)	1:A:84:LYS:N	2:B:2:C:H5''	6	0.88
(1,3)	1:A:84:LYS:N	2:B:2:C:H6	6	0.88
(1,3)	1:A:84:LYS:N	2:B:2:C:HO2'	6	0.88
(1,3)	1:A:84:LYS:N	2:B:2:C:N1	6	0.88
(1,3)	1:A:84:LYS:N	2:B:2:C:N3	6	0.88
(1,3)	1:A:84:LYS:N	2:B:2:C:N4	6	0.88
(1,3)	1:A:84:LYS:N	2:B:2:C:O2	6	0.88
(1,3)	1:A:84:LYS:N	2:B:2:C:O2'	6	0.88
(1,3)	1:A:84:LYS:N	2:B:2:C:O3'	6	0.88
(1,3)	1:A:84:LYS:N	2:B:2:C:O4'	6	0.88
(1,3)	1:A:84:LYS:N	2:B:2:C:O5'	6	0.88
(1,3)	1:A:84:LYS:N	2:B:3:U:C1'	6	0.88
(1,3)	1:A:84:LYS:N	2:B:3:U:C2	6	0.88
(1,3)	1:A:84:LYS:N	2:B:3:U:C2'	6	0.88
(1,3)	1:A:84:LYS:N	2:B:3:U:C3'	6	0.88
(1,3)	1:A:84:LYS:N	2:B:3:U:C4	6	0.88
(1,3)	1:A:84:LYS:N	2:B:3:U:C4'	6	0.88
(1,3)	1:A:84:LYS:N	2:B:3:U:C5	6	0.88
(1,3)	1:A:84:LYS:N	2:B:3:U:C5'	6	0.88
(1,3)	1:A:84:LYS:N	2:B:3:U:C6	6	0.88
(1,3)	1:A:84:LYS:N	2:B:3:U:H1'	6	0.88
(1,3)	1:A:84:LYS:N	2:B:3:U:H2'	6	0.88

*Continued on next page...*



*Continued from previous page...*

Key	Atom-1	Atom-2	Model ID	Violation (Å)
(1,3)	1:A:84:LYS:N	2:B:3:U:H3	6	0.88
(1,3)	1:A:84:LYS:N	2:B:3:U:H3'	6	0.88
(1,3)	1:A:84:LYS:N	2:B:3:U:H4'	6	0.88
(1,3)	1:A:84:LYS:N	2:B:3:U:H5	6	0.88
(1,3)	1:A:84:LYS:N	2:B:3:U:H5'	6	0.88
(1,3)	1:A:84:LYS:N	2:B:3:U:H5''	6	0.88
(1,3)	1:A:84:LYS:N	2:B:3:U:H6	6	0.88
(1,3)	1:A:84:LYS:N	2:B:3:U:HO2'	6	0.88
(1,3)	1:A:84:LYS:N	2:B:3:U:N1	6	0.88
(1,3)	1:A:84:LYS:N	2:B:3:U:N3	6	0.88
(1,3)	1:A:84:LYS:N	2:B:3:U:O2	6	0.88
(1,3)	1:A:84:LYS:N	2:B:3:U:O2'	6	0.88
(1,3)	1:A:84:LYS:N	2:B:3:U:O3'	6	0.88
(1,3)	1:A:84:LYS:N	2:B:3:U:O4	6	0.88
(1,3)	1:A:84:LYS:N	2:B:3:U:O4'	6	0.88
(1,3)	1:A:84:LYS:N	2:B:3:U:O5'	6	0.88
(1,3)	1:A:84:LYS:N	2:B:3:U:OP1	6	0.88
(1,3)	1:A:84:LYS:N	2:B:3:U:OP2	6	0.88
(1,3)	1:A:84:LYS:N	2:B:3:U:P	6	0.88
(1,3)	1:A:84:LYS:N	2:B:4:G:C1'	6	0.88
(1,3)	1:A:84:LYS:N	2:B:4:G:C2	6	0.88
(1,3)	1:A:84:LYS:N	2:B:4:G:C2'	6	0.88
(1,3)	1:A:84:LYS:N	2:B:4:G:C3'	6	0.88
(1,3)	1:A:84:LYS:N	2:B:4:G:C4	6	0.88
(1,3)	1:A:84:LYS:N	2:B:4:G:C4'	6	0.88
(1,3)	1:A:84:LYS:N	2:B:4:G:C5	6	0.88
(1,3)	1:A:84:LYS:N	2:B:4:G:C5'	6	0.88
(1,3)	1:A:84:LYS:N	2:B:4:G:C6	6	0.88
(1,3)	1:A:84:LYS:N	2:B:4:G:C8	6	0.88
(1,3)	1:A:84:LYS:N	2:B:4:G:H1	6	0.88
(1,3)	1:A:84:LYS:N	2:B:4:G:H1'	6	0.88
(1,3)	1:A:84:LYS:N	2:B:4:G:H2'	6	0.88
(1,3)	1:A:84:LYS:N	2:B:4:G:H21	6	0.88
(1,3)	1:A:84:LYS:N	2:B:4:G:H22	6	0.88
(1,3)	1:A:84:LYS:N	2:B:4:G:H3'	6	0.88
(1,3)	1:A:84:LYS:N	2:B:4:G:H4'	6	0.88
(1,3)	1:A:84:LYS:N	2:B:4:G:H5'	6	0.88
(1,3)	1:A:84:LYS:N	2:B:4:G:H5''	6	0.88
(1,3)	1:A:84:LYS:N	2:B:4:G:H8	6	0.88
(1,3)	1:A:84:LYS:N	2:B:4:G:HO2'	6	0.88
(1,3)	1:A:84:LYS:N	2:B:4:G:N1	6	0.88
(1,3)	1:A:84:LYS:N	2:B:4:G:N2	6	0.88

*Continued on next page...*

*Continued from previous page...*

Key	Atom-1	Atom-2	Model ID	Violation (Å)
(1,3)	1:A:84:LYS:N	2:B:4:G:N3	6	0.88
(1,3)	1:A:84:LYS:N	2:B:4:G:N7	6	0.88
(1,3)	1:A:84:LYS:N	2:B:4:G:N9	6	0.88
(1,3)	1:A:84:LYS:N	2:B:4:G:O2'	6	0.88
(1,3)	1:A:84:LYS:N	2:B:4:G:O3'	6	0.88
(1,3)	1:A:84:LYS:N	2:B:4:G:O4'	6	0.88
(1,3)	1:A:84:LYS:N	2:B:4:G:O5'	6	0.88
(1,3)	1:A:84:LYS:N	2:B:4:G:O6	6	0.88
(1,3)	1:A:84:LYS:N	2:B:4:G:OP1	6	0.88
(1,3)	1:A:84:LYS:N	2:B:4:G:OP2	6	0.88
(1,3)	1:A:84:LYS:N	2:B:4:G:P	6	0.88
(1,3)	1:A:84:LYS:N	2:B:5:A:C1'	6	0.88
(1,3)	1:A:84:LYS:N	2:B:5:A:C2	6	0.88
(1,3)	1:A:84:LYS:N	2:B:5:A:C2'	6	0.88
(1,3)	1:A:84:LYS:N	2:B:5:A:C3'	6	0.88
(1,3)	1:A:84:LYS:N	2:B:5:A:C4	6	0.88
(1,3)	1:A:84:LYS:N	2:B:5:A:C4'	6	0.88
(1,3)	1:A:84:LYS:N	2:B:5:A:C5	6	0.88
(1,3)	1:A:84:LYS:N	2:B:5:A:C5'	6	0.88
(1,3)	1:A:84:LYS:N	2:B:5:A:C6	6	0.88
(1,3)	1:A:84:LYS:N	2:B:5:A:C8	6	0.88
(1,3)	1:A:84:LYS:N	2:B:5:A:H1'	6	0.88
(1,3)	1:A:84:LYS:N	2:B:5:A:H2	6	0.88
(1,3)	1:A:84:LYS:N	2:B:5:A:H2'	6	0.88
(1,3)	1:A:84:LYS:N	2:B:5:A:H3'	6	0.88
(1,3)	1:A:84:LYS:N	2:B:5:A:H4'	6	0.88
(1,3)	1:A:84:LYS:N	2:B:5:A:H5'	6	0.88
(1,3)	1:A:84:LYS:N	2:B:5:A:H5''	6	0.88
(1,3)	1:A:84:LYS:N	2:B:5:A:H61	6	0.88
(1,3)	1:A:84:LYS:N	2:B:5:A:H62	6	0.88
(1,3)	1:A:84:LYS:N	2:B:5:A:H8	6	0.88
(1,3)	1:A:84:LYS:N	2:B:5:A:HO2'	6	0.88
(1,3)	1:A:84:LYS:N	2:B:5:A:N1	6	0.88
(1,3)	1:A:84:LYS:N	2:B:5:A:N3	6	0.88
(1,3)	1:A:84:LYS:N	2:B:5:A:N6	6	0.88
(1,3)	1:A:84:LYS:N	2:B:5:A:N7	6	0.88
(1,3)	1:A:84:LYS:N	2:B:5:A:N9	6	0.88
(1,3)	1:A:84:LYS:N	2:B:5:A:O2'	6	0.88
(1,3)	1:A:84:LYS:N	2:B:5:A:O3'	6	0.88
(1,3)	1:A:84:LYS:N	2:B:5:A:O4'	6	0.88
(1,3)	1:A:84:LYS:N	2:B:5:A:O5'	6	0.88
(1,3)	1:A:84:LYS:N	2:B:5:A:OP1	6	0.88

*Continued on next page...*

*Continued from previous page...*

Key	Atom-1	Atom-2	Model ID	Violation (Å)
(1,3)	1:A:84:LYS:N	2:B:5:A:OP2	6	0.88
(1,3)	1:A:84:LYS:N	2:B:5:A:P	6	0.88
(1,3)	1:A:84:LYS:N	2:B:6:G:C1'	6	0.88
(1,3)	1:A:84:LYS:N	2:B:6:G:C2	6	0.88
(1,3)	1:A:84:LYS:N	2:B:6:G:C2'	6	0.88
(1,3)	1:A:84:LYS:N	2:B:6:G:C3'	6	0.88
(1,3)	1:A:84:LYS:N	2:B:6:G:C4	6	0.88
(1,3)	1:A:84:LYS:N	2:B:6:G:C4'	6	0.88
(1,3)	1:A:84:LYS:N	2:B:6:G:C5	6	0.88
(1,3)	1:A:84:LYS:N	2:B:6:G:C5'	6	0.88
(1,3)	1:A:84:LYS:N	2:B:6:G:C6	6	0.88
(1,3)	1:A:84:LYS:N	2:B:6:G:C8	6	0.88
(1,3)	1:A:84:LYS:N	2:B:6:G:H1	6	0.88
(1,3)	1:A:84:LYS:N	2:B:6:G:H1'	6	0.88
(1,3)	1:A:84:LYS:N	2:B:6:G:H2'	6	0.88
(1,3)	1:A:84:LYS:N	2:B:6:G:H21	6	0.88
(1,3)	1:A:84:LYS:N	2:B:6:G:H22	6	0.88
(1,3)	1:A:84:LYS:N	2:B:6:G:H3'	6	0.88
(1,3)	1:A:84:LYS:N	2:B:6:G:H4'	6	0.88
(1,3)	1:A:84:LYS:N	2:B:6:G:H5'	6	0.88
(1,3)	1:A:84:LYS:N	2:B:6:G:H5''	6	0.88
(1,3)	1:A:84:LYS:N	2:B:6:G:H8	6	0.88
(1,3)	1:A:84:LYS:N	2:B:6:G:HO2'	6	0.88
(1,3)	1:A:84:LYS:N	2:B:6:G:N1	6	0.88
(1,3)	1:A:84:LYS:N	2:B:6:G:N2	6	0.88
(1,3)	1:A:84:LYS:N	2:B:6:G:N3	6	0.88
(1,3)	1:A:84:LYS:N	2:B:6:G:N7	6	0.88
(1,3)	1:A:84:LYS:N	2:B:6:G:N9	6	0.88
(1,3)	1:A:84:LYS:N	2:B:6:G:O2'	6	0.88
(1,3)	1:A:84:LYS:N	2:B:6:G:O3'	6	0.88
(1,3)	1:A:84:LYS:N	2:B:6:G:O4'	6	0.88
(1,3)	1:A:84:LYS:N	2:B:6:G:O5'	6	0.88
(1,3)	1:A:84:LYS:N	2:B:6:G:O6	6	0.88
(1,3)	1:A:84:LYS:N	2:B:6:G:OP1	6	0.88
(1,3)	1:A:84:LYS:N	2:B:6:G:OP2	6	0.88
(1,3)	1:A:84:LYS:N	2:B:6:G:P	6	0.88
(1,3)	1:A:84:LYS:N	2:B:7:C:C1'	6	0.88
(1,3)	1:A:84:LYS:N	2:B:7:C:C2	6	0.88
(1,3)	1:A:84:LYS:N	2:B:7:C:C2'	6	0.88
(1,3)	1:A:84:LYS:N	2:B:7:C:C3'	6	0.88
(1,3)	1:A:84:LYS:N	2:B:7:C:C4	6	0.88
(1,3)	1:A:84:LYS:N	2:B:7:C:C4'	6	0.88

*Continued on next page...*

*Continued from previous page...*

Key	Atom-1	Atom-2	Model ID	Violation (Å)
(1,3)	1:A:84:LYS:N	2:B:7:C:C5	6	0.88
(1,3)	1:A:84:LYS:N	2:B:7:C:C5'	6	0.88
(1,3)	1:A:84:LYS:N	2:B:7:C:C6	6	0.88
(1,3)	1:A:84:LYS:N	2:B:7:C:H1'	6	0.88
(1,3)	1:A:84:LYS:N	2:B:7:C:H2'	6	0.88
(1,3)	1:A:84:LYS:N	2:B:7:C:H3'	6	0.88
(1,3)	1:A:84:LYS:N	2:B:7:C:H4'	6	0.88
(1,3)	1:A:84:LYS:N	2:B:7:C:H41	6	0.88
(1,3)	1:A:84:LYS:N	2:B:7:C:H42	6	0.88
(1,3)	1:A:84:LYS:N	2:B:7:C:H5	6	0.88
(1,3)	1:A:84:LYS:N	2:B:7:C:H5'	6	0.88
(1,3)	1:A:84:LYS:N	2:B:7:C:H5''	6	0.88
(1,3)	1:A:84:LYS:N	2:B:7:C:H6	6	0.88
(1,3)	1:A:84:LYS:N	2:B:7:C:HO2'	6	0.88
(1,3)	1:A:84:LYS:N	2:B:7:C:N1	6	0.88
(1,3)	1:A:84:LYS:N	2:B:7:C:N3	6	0.88
(1,3)	1:A:84:LYS:N	2:B:7:C:N4	6	0.88
(1,3)	1:A:84:LYS:N	2:B:7:C:O2	6	0.88
(1,3)	1:A:84:LYS:N	2:B:7:C:O2'	6	0.88
(1,3)	1:A:84:LYS:N	2:B:7:C:O3'	6	0.88
(1,3)	1:A:84:LYS:N	2:B:7:C:O4'	6	0.88
(1,3)	1:A:84:LYS:N	2:B:7:C:O5'	6	0.88
(1,3)	1:A:84:LYS:N	2:B:7:C:OP1	6	0.88
(1,3)	1:A:84:LYS:N	2:B:7:C:OP2	6	0.88
(1,3)	1:A:84:LYS:N	2:B:7:C:P	6	0.88
(1,3)	1:A:84:LYS:N	2:B:8:U:C1'	6	0.88
(1,3)	1:A:84:LYS:N	2:B:8:U:C2	6	0.88
(1,3)	1:A:84:LYS:N	2:B:8:U:C2'	6	0.88
(1,3)	1:A:84:LYS:N	2:B:8:U:C3'	6	0.88
(1,3)	1:A:84:LYS:N	2:B:8:U:C4	6	0.88
(1,3)	1:A:84:LYS:N	2:B:8:U:C4'	6	0.88
(1,3)	1:A:84:LYS:N	2:B:8:U:C5	6	0.88
(1,3)	1:A:84:LYS:N	2:B:8:U:C5'	6	0.88
(1,3)	1:A:84:LYS:N	2:B:8:U:C6	6	0.88
(1,3)	1:A:84:LYS:N	2:B:8:U:H1'	6	0.88
(1,3)	1:A:84:LYS:N	2:B:8:U:H2'	6	0.88
(1,3)	1:A:84:LYS:N	2:B:8:U:H3	6	0.88
(1,3)	1:A:84:LYS:N	2:B:8:U:H3'	6	0.88
(1,3)	1:A:84:LYS:N	2:B:8:U:H4'	6	0.88
(1,3)	1:A:84:LYS:N	2:B:8:U:H5	6	0.88
(1,3)	1:A:84:LYS:N	2:B:8:U:H5'	6	0.88
(1,3)	1:A:84:LYS:N	2:B:8:U:H5''	6	0.88

*Continued on next page...*

*Continued from previous page...*

Key	Atom-1	Atom-2	Model ID	Violation (Å)
(1,3)	1:A:84:LYS:N	2:B:8:U:H6	6	0.88
(1,3)	1:A:84:LYS:N	2:B:8:U:HO2'	6	0.88
(1,3)	1:A:84:LYS:N	2:B:8:U:N1	6	0.88
(1,3)	1:A:84:LYS:N	2:B:8:U:N3	6	0.88
(1,3)	1:A:84:LYS:N	2:B:8:U:O2	6	0.88
(1,3)	1:A:84:LYS:N	2:B:8:U:O2'	6	0.88
(1,3)	1:A:84:LYS:N	2:B:8:U:O3'	6	0.88
(1,3)	1:A:84:LYS:N	2:B:8:U:O4	6	0.88
(1,3)	1:A:84:LYS:N	2:B:8:U:O4'	6	0.88
(1,3)	1:A:84:LYS:N	2:B:8:U:O5'	6	0.88
(1,3)	1:A:84:LYS:N	2:B:8:U:OP1	6	0.88
(1,3)	1:A:84:LYS:N	2:B:8:U:OP2	6	0.88
(1,3)	1:A:84:LYS:N	2:B:8:U:P	6	0.88
(1,3)	1:A:84:LYS:N	2:B:9:C:C1'	6	0.88
(1,3)	1:A:84:LYS:N	2:B:9:C:C2	6	0.88
(1,3)	1:A:84:LYS:N	2:B:9:C:C2'	6	0.88
(1,3)	1:A:84:LYS:N	2:B:9:C:C3'	6	0.88
(1,3)	1:A:84:LYS:N	2:B:9:C:C4	6	0.88
(1,3)	1:A:84:LYS:N	2:B:9:C:C4'	6	0.88
(1,3)	1:A:84:LYS:N	2:B:9:C:C5	6	0.88
(1,3)	1:A:84:LYS:N	2:B:9:C:C5'	6	0.88
(1,3)	1:A:84:LYS:N	2:B:9:C:C6	6	0.88
(1,3)	1:A:84:LYS:N	2:B:9:C:H1'	6	0.88
(1,3)	1:A:84:LYS:N	2:B:9:C:H2'	6	0.88
(1,3)	1:A:84:LYS:N	2:B:9:C:H3'	6	0.88
(1,3)	1:A:84:LYS:N	2:B:9:C:H4'	6	0.88
(1,3)	1:A:84:LYS:N	2:B:9:C:H41	6	0.88
(1,3)	1:A:84:LYS:N	2:B:9:C:H42	6	0.88
(1,3)	1:A:84:LYS:N	2:B:9:C:H5	6	0.88
(1,3)	1:A:84:LYS:N	2:B:9:C:H5'	6	0.88
(1,3)	1:A:84:LYS:N	2:B:9:C:H5''	6	0.88
(1,3)	1:A:84:LYS:N	2:B:9:C:H6	6	0.88
(1,3)	1:A:84:LYS:N	2:B:9:C:HO2'	6	0.88
(1,3)	1:A:84:LYS:N	2:B:9:C:N1	6	0.88
(1,3)	1:A:84:LYS:N	2:B:9:C:N3	6	0.88
(1,3)	1:A:84:LYS:N	2:B:9:C:N4	6	0.88
(1,3)	1:A:84:LYS:N	2:B:9:C:O2	6	0.88
(1,3)	1:A:84:LYS:N	2:B:9:C:O2'	6	0.88
(1,3)	1:A:84:LYS:N	2:B:9:C:O3'	6	0.88
(1,3)	1:A:84:LYS:N	2:B:9:C:O4'	6	0.88
(1,3)	1:A:84:LYS:N	2:B:9:C:O5'	6	0.88
(1,3)	1:A:84:LYS:N	2:B:9:C:OP1	6	0.88

*Continued on next page...*

*Continued from previous page...*

Key	Atom-1	Atom-2	Model ID	Violation (Å)
(1,3)	1:A:84:LYS:N	2:B:9:C:OP2	6	0.88
(1,3)	1:A:84:LYS:N	2:B:9:C:P	6	0.88
(1,3)	1:A:84:LYS:N	2:B:10:G:C1'	6	0.88
(1,3)	1:A:84:LYS:N	2:B:10:G:C2	6	0.88
(1,3)	1:A:84:LYS:N	2:B:10:G:C2'	6	0.88
(1,3)	1:A:84:LYS:N	2:B:10:G:C3'	6	0.88
(1,3)	1:A:84:LYS:N	2:B:10:G:C4	6	0.88
(1,3)	1:A:84:LYS:N	2:B:10:G:C4'	6	0.88
(1,3)	1:A:84:LYS:N	2:B:10:G:C5	6	0.88
(1,3)	1:A:84:LYS:N	2:B:10:G:C5'	6	0.88
(1,3)	1:A:84:LYS:N	2:B:10:G:C6	6	0.88
(1,3)	1:A:84:LYS:N	2:B:10:G:C8	6	0.88
(1,3)	1:A:84:LYS:N	2:B:10:G:H1	6	0.88
(1,3)	1:A:84:LYS:N	2:B:10:G:H1'	6	0.88
(1,3)	1:A:84:LYS:N	2:B:10:G:H2'	6	0.88
(1,3)	1:A:84:LYS:N	2:B:10:G:H21	6	0.88
(1,3)	1:A:84:LYS:N	2:B:10:G:H22	6	0.88
(1,3)	1:A:84:LYS:N	2:B:10:G:H3'	6	0.88
(1,3)	1:A:84:LYS:N	2:B:10:G:H4'	6	0.88
(1,3)	1:A:84:LYS:N	2:B:10:G:H5'	6	0.88
(1,3)	1:A:84:LYS:N	2:B:10:G:H5''	6	0.88
(1,3)	1:A:84:LYS:N	2:B:10:G:H8	6	0.88
(1,3)	1:A:84:LYS:N	2:B:10:G:HO2'	6	0.88
(1,3)	1:A:84:LYS:N	2:B:10:G:N1	6	0.88
(1,3)	1:A:84:LYS:N	2:B:10:G:N2	6	0.88
(1,3)	1:A:84:LYS:N	2:B:10:G:N3	6	0.88
(1,3)	1:A:84:LYS:N	2:B:10:G:N7	6	0.88
(1,3)	1:A:84:LYS:N	2:B:10:G:N9	6	0.88
(1,3)	1:A:84:LYS:N	2:B:10:G:O2'	6	0.88
(1,3)	1:A:84:LYS:N	2:B:10:G:O3'	6	0.88
(1,3)	1:A:84:LYS:N	2:B:10:G:O4'	6	0.88
(1,3)	1:A:84:LYS:N	2:B:10:G:O5'	6	0.88
(1,3)	1:A:84:LYS:N	2:B:10:G:O6	6	0.88
(1,3)	1:A:84:LYS:N	2:B:10:G:OP1	6	0.88
(1,3)	1:A:84:LYS:N	2:B:10:G:OP2	6	0.88
(1,3)	1:A:84:LYS:N	2:B:10:G:P	6	0.88
(1,3)	1:A:84:LYS:N	2:B:11:A:C1'	6	0.88
(1,3)	1:A:84:LYS:N	2:B:11:A:C2	6	0.88
(1,3)	1:A:84:LYS:N	2:B:11:A:C2'	6	0.88
(1,3)	1:A:84:LYS:N	2:B:11:A:C3'	6	0.88
(1,3)	1:A:84:LYS:N	2:B:11:A:C4	6	0.88
(1,3)	1:A:84:LYS:N	2:B:11:A:C4'	6	0.88

*Continued on next page...*

*Continued from previous page...*

Key	Atom-1	Atom-2	Model ID	Violation (Å)
(1,3)	1:A:84:LYS:N	2:B:11:A:C5	6	0.88
(1,3)	1:A:84:LYS:N	2:B:11:A:C5'	6	0.88
(1,3)	1:A:84:LYS:N	2:B:11:A:C6	6	0.88
(1,3)	1:A:84:LYS:N	2:B:11:A:C8	6	0.88
(1,3)	1:A:84:LYS:N	2:B:11:A:H1'	6	0.88
(1,3)	1:A:84:LYS:N	2:B:11:A:H2	6	0.88
(1,3)	1:A:84:LYS:N	2:B:11:A:H2'	6	0.88
(1,3)	1:A:84:LYS:N	2:B:11:A:H3'	6	0.88
(1,3)	1:A:84:LYS:N	2:B:11:A:H4'	6	0.88
(1,3)	1:A:84:LYS:N	2:B:11:A:H5'	6	0.88
(1,3)	1:A:84:LYS:N	2:B:11:A:H5''	6	0.88
(1,3)	1:A:84:LYS:N	2:B:11:A:H61	6	0.88
(1,3)	1:A:84:LYS:N	2:B:11:A:H62	6	0.88
(1,3)	1:A:84:LYS:N	2:B:11:A:H8	6	0.88
(1,3)	1:A:84:LYS:N	2:B:11:A:HO2'	6	0.88
(1,3)	1:A:84:LYS:N	2:B:11:A:N1	6	0.88
(1,3)	1:A:84:LYS:N	2:B:11:A:N3	6	0.88
(1,3)	1:A:84:LYS:N	2:B:11:A:N6	6	0.88
(1,3)	1:A:84:LYS:N	2:B:11:A:N7	6	0.88
(1,3)	1:A:84:LYS:N	2:B:11:A:N9	6	0.88
(1,3)	1:A:84:LYS:N	2:B:11:A:O2'	6	0.88
(1,3)	1:A:84:LYS:N	2:B:11:A:O3'	6	0.88
(1,3)	1:A:84:LYS:N	2:B:11:A:O4'	6	0.88
(1,3)	1:A:84:LYS:N	2:B:11:A:O5'	6	0.88
(1,3)	1:A:84:LYS:N	2:B:11:A:OP1	6	0.88
(1,3)	1:A:84:LYS:N	2:B:11:A:OP2	6	0.88
(1,3)	1:A:84:LYS:N	2:B:11:A:P	6	0.88
(1,3)	1:A:84:LYS:N	2:B:12:A:C1'	6	0.88
(1,3)	1:A:84:LYS:N	2:B:12:A:C2	6	0.88
(1,3)	1:A:84:LYS:N	2:B:12:A:C2'	6	0.88
(1,3)	1:A:84:LYS:N	2:B:12:A:C3'	6	0.88
(1,3)	1:A:84:LYS:N	2:B:12:A:C4	6	0.88
(1,3)	1:A:84:LYS:N	2:B:12:A:C4'	6	0.88
(1,3)	1:A:84:LYS:N	2:B:12:A:C5	6	0.88
(1,3)	1:A:84:LYS:N	2:B:12:A:C5'	6	0.88
(1,3)	1:A:84:LYS:N	2:B:12:A:C6	6	0.88
(1,3)	1:A:84:LYS:N	2:B:12:A:C8	6	0.88
(1,3)	1:A:84:LYS:N	2:B:12:A:H1'	6	0.88
(1,3)	1:A:84:LYS:N	2:B:12:A:H2	6	0.88
(1,3)	1:A:84:LYS:N	2:B:12:A:H2'	6	0.88
(1,3)	1:A:84:LYS:N	2:B:12:A:H3'	6	0.88
(1,3)	1:A:84:LYS:N	2:B:12:A:H4'	6	0.88

*Continued on next page...*

*Continued from previous page...*

Key	Atom-1	Atom-2	Model ID	Violation (Å)
(1,3)	1:A:84:LYS:N	2:B:12:A:H5'	6	0.88
(1,3)	1:A:84:LYS:N	2:B:12:A:H5''	6	0.88
(1,3)	1:A:84:LYS:N	2:B:12:A:H61	6	0.88
(1,3)	1:A:84:LYS:N	2:B:12:A:H62	6	0.88
(1,3)	1:A:84:LYS:N	2:B:12:A:H8	6	0.88
(1,3)	1:A:84:LYS:N	2:B:12:A:HO2'	6	0.88
(1,3)	1:A:84:LYS:N	2:B:12:A:N1	6	0.88
(1,3)	1:A:84:LYS:N	2:B:12:A:N3	6	0.88
(1,3)	1:A:84:LYS:N	2:B:12:A:N6	6	0.88
(1,3)	1:A:84:LYS:N	2:B:12:A:N7	6	0.88
(1,3)	1:A:84:LYS:N	2:B:12:A:N9	6	0.88
(1,3)	1:A:84:LYS:N	2:B:12:A:O2'	6	0.88
(1,3)	1:A:84:LYS:N	2:B:12:A:O3'	6	0.88
(1,3)	1:A:84:LYS:N	2:B:12:A:O4'	6	0.88
(1,3)	1:A:84:LYS:N	2:B:12:A:O5'	6	0.88
(1,3)	1:A:84:LYS:N	2:B:12:A:OP1	6	0.88
(1,3)	1:A:84:LYS:N	2:B:12:A:OP2	6	0.88
(1,3)	1:A:84:LYS:N	2:B:12:A:P	6	0.88
(1,3)	1:A:84:LYS:N	2:B:13:A:C1'	6	0.88
(1,3)	1:A:84:LYS:N	2:B:13:A:C2	6	0.88
(1,3)	1:A:84:LYS:N	2:B:13:A:C2'	6	0.88
(1,3)	1:A:84:LYS:N	2:B:13:A:C3'	6	0.88
(1,3)	1:A:84:LYS:N	2:B:13:A:C4	6	0.88
(1,3)	1:A:84:LYS:N	2:B:13:A:C4'	6	0.88
(1,3)	1:A:84:LYS:N	2:B:13:A:C5	6	0.88
(1,3)	1:A:84:LYS:N	2:B:13:A:C5'	6	0.88
(1,3)	1:A:84:LYS:N	2:B:13:A:C6	6	0.88
(1,3)	1:A:84:LYS:N	2:B:13:A:C8	6	0.88
(1,3)	1:A:84:LYS:N	2:B:13:A:H1'	6	0.88
(1,3)	1:A:84:LYS:N	2:B:13:A:H2	6	0.88
(1,3)	1:A:84:LYS:N	2:B:13:A:H2'	6	0.88
(1,3)	1:A:84:LYS:N	2:B:13:A:H3'	6	0.88
(1,3)	1:A:84:LYS:N	2:B:13:A:H4'	6	0.88
(1,3)	1:A:84:LYS:N	2:B:13:A:H5'	6	0.88
(1,3)	1:A:84:LYS:N	2:B:13:A:H5''	6	0.88
(1,3)	1:A:84:LYS:N	2:B:13:A:H61	6	0.88
(1,3)	1:A:84:LYS:N	2:B:13:A:H62	6	0.88
(1,3)	1:A:84:LYS:N	2:B:13:A:H8	6	0.88
(1,3)	1:A:84:LYS:N	2:B:13:A:HO2'	6	0.88
(1,3)	1:A:84:LYS:N	2:B:13:A:N1	6	0.88
(1,3)	1:A:84:LYS:N	2:B:13:A:N3	6	0.88
(1,3)	1:A:84:LYS:N	2:B:13:A:N6	6	0.88

*Continued on next page...*



*Continued from previous page...*

Key	Atom-1	Atom-2	Model ID	Violation (Å)
(1,3)	1:A:84:LYS:N	2:B:13:A:N7	6	0.88
(1,3)	1:A:84:LYS:N	2:B:13:A:N9	6	0.88
(1,3)	1:A:84:LYS:N	2:B:13:A:O2'	6	0.88
(1,3)	1:A:84:LYS:N	2:B:13:A:O3'	6	0.88
(1,3)	1:A:84:LYS:N	2:B:13:A:O4'	6	0.88
(1,3)	1:A:84:LYS:N	2:B:13:A:O5'	6	0.88
(1,3)	1:A:84:LYS:N	2:B:13:A:OP1	6	0.88
(1,3)	1:A:84:LYS:N	2:B:13:A:OP2	6	0.88
(1,3)	1:A:84:LYS:N	2:B:13:A:P	6	0.88
(1,3)	1:A:84:LYS:N	2:B:14:G:C1'	6	0.88
(1,3)	1:A:84:LYS:N	2:B:14:G:C2	6	0.88
(1,3)	1:A:84:LYS:N	2:B:14:G:C2'	6	0.88
(1,3)	1:A:84:LYS:N	2:B:14:G:C3'	6	0.88
(1,3)	1:A:84:LYS:N	2:B:14:G:C4	6	0.88
(1,3)	1:A:84:LYS:N	2:B:14:G:C4'	6	0.88
(1,3)	1:A:84:LYS:N	2:B:14:G:C5	6	0.88
(1,3)	1:A:84:LYS:N	2:B:14:G:C5'	6	0.88
(1,3)	1:A:84:LYS:N	2:B:14:G:C6	6	0.88
(1,3)	1:A:84:LYS:N	2:B:14:G:C8	6	0.88
(1,3)	1:A:84:LYS:N	2:B:14:G:H1	6	0.88
(1,3)	1:A:84:LYS:N	2:B:14:G:H1'	6	0.88
(1,3)	1:A:84:LYS:N	2:B:14:G:H2'	6	0.88
(1,3)	1:A:84:LYS:N	2:B:14:G:H21	6	0.88
(1,3)	1:A:84:LYS:N	2:B:14:G:H22	6	0.88
(1,3)	1:A:84:LYS:N	2:B:14:G:H3'	6	0.88
(1,3)	1:A:84:LYS:N	2:B:14:G:H4'	6	0.88
(1,3)	1:A:84:LYS:N	2:B:14:G:H5'	6	0.88
(1,3)	1:A:84:LYS:N	2:B:14:G:H5''	6	0.88
(1,3)	1:A:84:LYS:N	2:B:14:G:H8	6	0.88
(1,3)	1:A:84:LYS:N	2:B:14:G:HO2'	6	0.88
(1,3)	1:A:84:LYS:N	2:B:14:G:N1	6	0.88
(1,3)	1:A:84:LYS:N	2:B:14:G:N2	6	0.88
(1,3)	1:A:84:LYS:N	2:B:14:G:N3	6	0.88
(1,3)	1:A:84:LYS:N	2:B:14:G:N7	6	0.88
(1,3)	1:A:84:LYS:N	2:B:14:G:N9	6	0.88
(1,3)	1:A:84:LYS:N	2:B:14:G:O2'	6	0.88
(1,3)	1:A:84:LYS:N	2:B:14:G:O3'	6	0.88
(1,3)	1:A:84:LYS:N	2:B:14:G:O4'	6	0.88
(1,3)	1:A:84:LYS:N	2:B:14:G:O5'	6	0.88
(1,3)	1:A:84:LYS:N	2:B:14:G:O6	6	0.88
(1,3)	1:A:84:LYS:N	2:B:14:G:OP1	6	0.88
(1,3)	1:A:84:LYS:N	2:B:14:G:OP2	6	0.88

*Continued on next page...*

*Continued from previous page...*

Key	Atom-1	Atom-2	Model ID	Violation (Å)
(1,3)	1:A:84:LYS:N	2:B:14:G:P	6	0.88
(1,3)	1:A:84:LYS:N	2:B:15:A:C1'	6	0.88
(1,3)	1:A:84:LYS:N	2:B:15:A:C2	6	0.88
(1,3)	1:A:84:LYS:N	2:B:15:A:C2'	6	0.88
(1,3)	1:A:84:LYS:N	2:B:15:A:C3'	6	0.88
(1,3)	1:A:84:LYS:N	2:B:15:A:C4	6	0.88
(1,3)	1:A:84:LYS:N	2:B:15:A:C4'	6	0.88
(1,3)	1:A:84:LYS:N	2:B:15:A:C5	6	0.88
(1,3)	1:A:84:LYS:N	2:B:15:A:C5'	6	0.88
(1,3)	1:A:84:LYS:N	2:B:15:A:C6	6	0.88
(1,3)	1:A:84:LYS:N	2:B:15:A:C8	6	0.88
(1,3)	1:A:84:LYS:N	2:B:15:A:H1'	6	0.88
(1,3)	1:A:84:LYS:N	2:B:15:A:H2	6	0.88
(1,3)	1:A:84:LYS:N	2:B:15:A:H2'	6	0.88
(1,3)	1:A:84:LYS:N	2:B:15:A:H3'	6	0.88
(1,3)	1:A:84:LYS:N	2:B:15:A:H4'	6	0.88
(1,3)	1:A:84:LYS:N	2:B:15:A:H5'	6	0.88
(1,3)	1:A:84:LYS:N	2:B:15:A:H5''	6	0.88
(1,3)	1:A:84:LYS:N	2:B:15:A:H61	6	0.88
(1,3)	1:A:84:LYS:N	2:B:15:A:H62	6	0.88
(1,3)	1:A:84:LYS:N	2:B:15:A:H8	6	0.88
(1,3)	1:A:84:LYS:N	2:B:15:A:HO2'	6	0.88
(1,3)	1:A:84:LYS:N	2:B:15:A:N1	6	0.88
(1,3)	1:A:84:LYS:N	2:B:15:A:N3	6	0.88
(1,3)	1:A:84:LYS:N	2:B:15:A:N6	6	0.88
(1,3)	1:A:84:LYS:N	2:B:15:A:N7	6	0.88
(1,3)	1:A:84:LYS:N	2:B:15:A:N9	6	0.88
(1,3)	1:A:84:LYS:N	2:B:15:A:O2'	6	0.88
(1,3)	1:A:84:LYS:N	2:B:15:A:O3'	6	0.88
(1,3)	1:A:84:LYS:N	2:B:15:A:O4'	6	0.88
(1,3)	1:A:84:LYS:N	2:B:15:A:O5'	6	0.88
(1,3)	1:A:84:LYS:N	2:B:15:A:OP1	6	0.88
(1,3)	1:A:84:LYS:N	2:B:15:A:OP2	6	0.88
(1,3)	1:A:84:LYS:N	2:B:15:A:P	6	0.88
(1,3)	1:A:84:LYS:N	2:B:16:G:C1'	6	0.88
(1,3)	1:A:84:LYS:N	2:B:16:G:C2	6	0.88
(1,3)	1:A:84:LYS:N	2:B:16:G:C2'	6	0.88
(1,3)	1:A:84:LYS:N	2:B:16:G:C3'	6	0.88
(1,3)	1:A:84:LYS:N	2:B:16:G:C4	6	0.88
(1,3)	1:A:84:LYS:N	2:B:16:G:C4'	6	0.88
(1,3)	1:A:84:LYS:N	2:B:16:G:C5	6	0.88
(1,3)	1:A:84:LYS:N	2:B:16:G:C5'	6	0.88

*Continued on next page...*

*Continued from previous page...*

Key	Atom-1	Atom-2	Model ID	Violation (Å)
(1,3)	1:A:84:LYS:N	2:B:16:G:C6	6	0.88
(1,3)	1:A:84:LYS:N	2:B:16:G:C8	6	0.88
(1,3)	1:A:84:LYS:N	2:B:16:G:H1	6	0.88
(1,3)	1:A:84:LYS:N	2:B:16:G:H1'	6	0.88
(1,3)	1:A:84:LYS:N	2:B:16:G:H2'	6	0.88
(1,3)	1:A:84:LYS:N	2:B:16:G:H21	6	0.88
(1,3)	1:A:84:LYS:N	2:B:16:G:H22	6	0.88
(1,3)	1:A:84:LYS:N	2:B:16:G:H3'	6	0.88
(1,3)	1:A:84:LYS:N	2:B:16:G:H4'	6	0.88
(1,3)	1:A:84:LYS:N	2:B:16:G:H5'	6	0.88
(1,3)	1:A:84:LYS:N	2:B:16:G:H5''	6	0.88
(1,3)	1:A:84:LYS:N	2:B:16:G:H8	6	0.88
(1,3)	1:A:84:LYS:N	2:B:16:G:HO2'	6	0.88
(1,3)	1:A:84:LYS:N	2:B:16:G:N1	6	0.88
(1,3)	1:A:84:LYS:N	2:B:16:G:N2	6	0.88
(1,3)	1:A:84:LYS:N	2:B:16:G:N3	6	0.88
(1,3)	1:A:84:LYS:N	2:B:16:G:N7	6	0.88
(1,3)	1:A:84:LYS:N	2:B:16:G:N9	6	0.88
(1,3)	1:A:84:LYS:N	2:B:16:G:O2'	6	0.88
(1,3)	1:A:84:LYS:N	2:B:16:G:O3'	6	0.88
(1,3)	1:A:84:LYS:N	2:B:16:G:O4'	6	0.88
(1,3)	1:A:84:LYS:N	2:B:16:G:O5'	6	0.88
(1,3)	1:A:84:LYS:N	2:B:16:G:O6	6	0.88
(1,3)	1:A:84:LYS:N	2:B:16:G:OP1	6	0.88
(1,3)	1:A:84:LYS:N	2:B:16:G:OP2	6	0.88
(1,3)	1:A:84:LYS:N	2:B:16:G:P	6	0.88
(1,3)	1:A:84:LYS:N	2:B:17:C:C1'	6	0.88
(1,3)	1:A:84:LYS:N	2:B:17:C:C2	6	0.88
(1,3)	1:A:84:LYS:N	2:B:17:C:C2'	6	0.88
(1,3)	1:A:84:LYS:N	2:B:17:C:C3'	6	0.88
(1,3)	1:A:84:LYS:N	2:B:17:C:C4	6	0.88
(1,3)	1:A:84:LYS:N	2:B:17:C:C4'	6	0.88
(1,3)	1:A:84:LYS:N	2:B:17:C:C5	6	0.88
(1,3)	1:A:84:LYS:N	2:B:17:C:C5'	6	0.88
(1,3)	1:A:84:LYS:N	2:B:17:C:C6	6	0.88
(1,3)	1:A:84:LYS:N	2:B:17:C:H1'	6	0.88
(1,3)	1:A:84:LYS:N	2:B:17:C:H2'	6	0.88
(1,3)	1:A:84:LYS:N	2:B:17:C:H3'	6	0.88
(1,3)	1:A:84:LYS:N	2:B:17:C:H4'	6	0.88
(1,3)	1:A:84:LYS:N	2:B:17:C:H41	6	0.88
(1,3)	1:A:84:LYS:N	2:B:17:C:H42	6	0.88
(1,3)	1:A:84:LYS:N	2:B:17:C:H5	6	0.88

*Continued on next page...*

*Continued from previous page...*

Key	Atom-1	Atom-2	Model ID	Violation (Å)
(1,3)	1:A:84:LYS:N	2:B:17:C:H5'	6	0.88
(1,3)	1:A:84:LYS:N	2:B:17:C:H5''	6	0.88
(1,3)	1:A:84:LYS:N	2:B:17:C:H6	6	0.88
(1,3)	1:A:84:LYS:N	2:B:17:C:HO2'	6	0.88
(1,3)	1:A:84:LYS:N	2:B:17:C:N1	6	0.88
(1,3)	1:A:84:LYS:N	2:B:17:C:N3	6	0.88
(1,3)	1:A:84:LYS:N	2:B:17:C:N4	6	0.88
(1,3)	1:A:84:LYS:N	2:B:17:C:O2	6	0.88
(1,3)	1:A:84:LYS:N	2:B:17:C:O2'	6	0.88
(1,3)	1:A:84:LYS:N	2:B:17:C:O3'	6	0.88
(1,3)	1:A:84:LYS:N	2:B:17:C:O4'	6	0.88
(1,3)	1:A:84:LYS:N	2:B:17:C:O5'	6	0.88
(1,3)	1:A:84:LYS:N	2:B:17:C:OP1	6	0.88
(1,3)	1:A:84:LYS:N	2:B:17:C:OP2	6	0.88
(1,3)	1:A:84:LYS:N	2:B:17:C:P	6	0.88
(1,3)	1:A:84:LYS:N	2:B:18:A:C1'	6	0.88
(1,3)	1:A:84:LYS:N	2:B:18:A:C2	6	0.88
(1,3)	1:A:84:LYS:N	2:B:18:A:C2'	6	0.88
(1,3)	1:A:84:LYS:N	2:B:18:A:C3'	6	0.88
(1,3)	1:A:84:LYS:N	2:B:18:A:C4	6	0.88
(1,3)	1:A:84:LYS:N	2:B:18:A:C4'	6	0.88
(1,3)	1:A:84:LYS:N	2:B:18:A:C5	6	0.88
(1,3)	1:A:84:LYS:N	2:B:18:A:C5'	6	0.88
(1,3)	1:A:84:LYS:N	2:B:18:A:C6	6	0.88
(1,3)	1:A:84:LYS:N	2:B:18:A:C8	6	0.88
(1,3)	1:A:84:LYS:N	2:B:18:A:H1'	6	0.88
(1,3)	1:A:84:LYS:N	2:B:18:A:H2	6	0.88
(1,3)	1:A:84:LYS:N	2:B:18:A:H2'	6	0.88
(1,3)	1:A:84:LYS:N	2:B:18:A:H3'	6	0.88
(1,3)	1:A:84:LYS:N	2:B:18:A:H4'	6	0.88
(1,3)	1:A:84:LYS:N	2:B:18:A:H5'	6	0.88
(1,3)	1:A:84:LYS:N	2:B:18:A:H5''	6	0.88
(1,3)	1:A:84:LYS:N	2:B:18:A:H61	6	0.88
(1,3)	1:A:84:LYS:N	2:B:18:A:H62	6	0.88
(1,3)	1:A:84:LYS:N	2:B:18:A:H8	6	0.88
(1,3)	1:A:84:LYS:N	2:B:18:A:HO2'	6	0.88
(1,3)	1:A:84:LYS:N	2:B:18:A:N1	6	0.88
(1,3)	1:A:84:LYS:N	2:B:18:A:N3	6	0.88
(1,3)	1:A:84:LYS:N	2:B:18:A:N6	6	0.88
(1,3)	1:A:84:LYS:N	2:B:18:A:N7	6	0.88
(1,3)	1:A:84:LYS:N	2:B:18:A:N9	6	0.88
(1,3)	1:A:84:LYS:N	2:B:18:A:O2'	6	0.88

*Continued on next page...*

*Continued from previous page...*

Key	Atom-1	Atom-2	Model ID	Violation (Å)
(1,3)	1:A:84:LYS:N	2:B:18:A:O3'	6	0.88
(1,3)	1:A:84:LYS:N	2:B:18:A:O4'	6	0.88
(1,3)	1:A:84:LYS:N	2:B:18:A:O5'	6	0.88
(1,3)	1:A:84:LYS:N	2:B:18:A:OP1	6	0.88
(1,3)	1:A:84:LYS:N	2:B:18:A:OP2	6	0.88
(1,3)	1:A:84:LYS:N	2:B:18:A:P	6	0.88
(1,3)	1:A:84:LYS:N	2:B:19:A:C1'	6	0.88
(1,3)	1:A:84:LYS:N	2:B:19:A:C2	6	0.88
(1,3)	1:A:84:LYS:N	2:B:19:A:C2'	6	0.88
(1,3)	1:A:84:LYS:N	2:B:19:A:C3'	6	0.88
(1,3)	1:A:84:LYS:N	2:B:19:A:C4	6	0.88
(1,3)	1:A:84:LYS:N	2:B:19:A:C4'	6	0.88
(1,3)	1:A:84:LYS:N	2:B:19:A:C5	6	0.88
(1,3)	1:A:84:LYS:N	2:B:19:A:C5'	6	0.88
(1,3)	1:A:84:LYS:N	2:B:19:A:C6	6	0.88
(1,3)	1:A:84:LYS:N	2:B:19:A:C8	6	0.88
(1,3)	1:A:84:LYS:N	2:B:19:A:H1'	6	0.88
(1,3)	1:A:84:LYS:N	2:B:19:A:H2	6	0.88
(1,3)	1:A:84:LYS:N	2:B:19:A:H2'	6	0.88
(1,3)	1:A:84:LYS:N	2:B:19:A:H3'	6	0.88
(1,3)	1:A:84:LYS:N	2:B:19:A:H4'	6	0.88
(1,3)	1:A:84:LYS:N	2:B:19:A:H5'	6	0.88
(1,3)	1:A:84:LYS:N	2:B:19:A:H5''	6	0.88
(1,3)	1:A:84:LYS:N	2:B:19:A:H61	6	0.88
(1,3)	1:A:84:LYS:N	2:B:19:A:H62	6	0.88
(1,3)	1:A:84:LYS:N	2:B:19:A:H8	6	0.88
(1,3)	1:A:84:LYS:N	2:B:19:A:HO2'	6	0.88
(1,3)	1:A:84:LYS:N	2:B:19:A:N1	6	0.88
(1,3)	1:A:84:LYS:N	2:B:19:A:N3	6	0.88
(1,3)	1:A:84:LYS:N	2:B:19:A:N6	6	0.88
(1,3)	1:A:84:LYS:N	2:B:19:A:N7	6	0.88
(1,3)	1:A:84:LYS:N	2:B:19:A:N9	6	0.88
(1,3)	1:A:84:LYS:N	2:B:19:A:O2'	6	0.88
(1,3)	1:A:84:LYS:N	2:B:19:A:O3'	6	0.88
(1,3)	1:A:84:LYS:N	2:B:19:A:O4'	6	0.88
(1,3)	1:A:84:LYS:N	2:B:19:A:O5'	6	0.88
(1,3)	1:A:84:LYS:N	2:B:19:A:OP1	6	0.88
(1,3)	1:A:84:LYS:N	2:B:19:A:OP2	6	0.88
(1,3)	1:A:84:LYS:N	2:B:19:A:P	6	0.88
(1,3)	1:A:84:LYS:N	2:B:20:U:C1'	6	0.88
(1,3)	1:A:84:LYS:N	2:B:20:U:C2	6	0.88
(1,3)	1:A:84:LYS:N	2:B:20:U:C2'	6	0.88

*Continued on next page...*

*Continued from previous page...*

Key	Atom-1	Atom-2	Model ID	Violation (Å)
(1,3)	1:A:84:LYS:N	2:B:20:U:C3'	6	0.88
(1,3)	1:A:84:LYS:N	2:B:20:U:C4	6	0.88
(1,3)	1:A:84:LYS:N	2:B:20:U:C4'	6	0.88
(1,3)	1:A:84:LYS:N	2:B:20:U:C5	6	0.88
(1,3)	1:A:84:LYS:N	2:B:20:U:C5'	6	0.88
(1,3)	1:A:84:LYS:N	2:B:20:U:C6	6	0.88
(1,3)	1:A:84:LYS:N	2:B:20:U:H1'	6	0.88
(1,3)	1:A:84:LYS:N	2:B:20:U:H2'	6	0.88
(1,3)	1:A:84:LYS:N	2:B:20:U:H3	6	0.88
(1,3)	1:A:84:LYS:N	2:B:20:U:H3'	6	0.88
(1,3)	1:A:84:LYS:N	2:B:20:U:H4'	6	0.88
(1,3)	1:A:84:LYS:N	2:B:20:U:H5	6	0.88
(1,3)	1:A:84:LYS:N	2:B:20:U:H5'	6	0.88
(1,3)	1:A:84:LYS:N	2:B:20:U:H5''	6	0.88
(1,3)	1:A:84:LYS:N	2:B:20:U:H6	6	0.88
(1,3)	1:A:84:LYS:N	2:B:20:U:HO2'	6	0.88
(1,3)	1:A:84:LYS:N	2:B:20:U:N1	6	0.88
(1,3)	1:A:84:LYS:N	2:B:20:U:N3	6	0.88
(1,3)	1:A:84:LYS:N	2:B:20:U:O2	6	0.88
(1,3)	1:A:84:LYS:N	2:B:20:U:O2'	6	0.88
(1,3)	1:A:84:LYS:N	2:B:20:U:O3'	6	0.88
(1,3)	1:A:84:LYS:N	2:B:20:U:O4	6	0.88
(1,3)	1:A:84:LYS:N	2:B:20:U:O4'	6	0.88
(1,3)	1:A:84:LYS:N	2:B:20:U:O5'	6	0.88
(1,3)	1:A:84:LYS:N	2:B:20:U:OP1	6	0.88
(1,3)	1:A:84:LYS:N	2:B:20:U:OP2	6	0.88
(1,3)	1:A:84:LYS:N	2:B:20:U:P	6	0.88
(1,3)	1:A:84:LYS:N	2:B:21:G:C1'	6	0.88
(1,3)	1:A:84:LYS:N	2:B:21:G:C2	6	0.88
(1,3)	1:A:84:LYS:N	2:B:21:G:C2'	6	0.88
(1,3)	1:A:84:LYS:N	2:B:21:G:C3'	6	0.88
(1,3)	1:A:84:LYS:N	2:B:21:G:C4	6	0.88
(1,3)	1:A:84:LYS:N	2:B:21:G:C4'	6	0.88
(1,3)	1:A:84:LYS:N	2:B:21:G:C5	6	0.88
(1,3)	1:A:84:LYS:N	2:B:21:G:C5'	6	0.88
(1,3)	1:A:84:LYS:N	2:B:21:G:C6	6	0.88
(1,3)	1:A:84:LYS:N	2:B:21:G:C8	6	0.88
(1,3)	1:A:84:LYS:N	2:B:21:G:H1	6	0.88
(1,3)	1:A:84:LYS:N	2:B:21:G:H1'	6	0.88
(1,3)	1:A:84:LYS:N	2:B:21:G:H2'	6	0.88
(1,3)	1:A:84:LYS:N	2:B:21:G:H21	6	0.88
(1,3)	1:A:84:LYS:N	2:B:21:G:H22	6	0.88

*Continued on next page...*

*Continued from previous page...*

Key	Atom-1	Atom-2	Model ID	Violation (Å)
(1,3)	1:A:84:LYS:N	2:B:21:G:H3'	6	0.88
(1,3)	1:A:84:LYS:N	2:B:21:G:H4'	6	0.88
(1,3)	1:A:84:LYS:N	2:B:21:G:H5'	6	0.88
(1,3)	1:A:84:LYS:N	2:B:21:G:H5''	6	0.88
(1,3)	1:A:84:LYS:N	2:B:21:G:H8	6	0.88
(1,3)	1:A:84:LYS:N	2:B:21:G:HO2'	6	0.88
(1,3)	1:A:84:LYS:N	2:B:21:G:N1	6	0.88
(1,3)	1:A:84:LYS:N	2:B:21:G:N2	6	0.88
(1,3)	1:A:84:LYS:N	2:B:21:G:N3	6	0.88
(1,3)	1:A:84:LYS:N	2:B:21:G:N7	6	0.88
(1,3)	1:A:84:LYS:N	2:B:21:G:N9	6	0.88
(1,3)	1:A:84:LYS:N	2:B:21:G:O2'	6	0.88
(1,3)	1:A:84:LYS:N	2:B:21:G:O3'	6	0.88
(1,3)	1:A:84:LYS:N	2:B:21:G:O4'	6	0.88
(1,3)	1:A:84:LYS:N	2:B:21:G:O5'	6	0.88
(1,3)	1:A:84:LYS:N	2:B:21:G:O6	6	0.88
(1,3)	1:A:84:LYS:N	2:B:21:G:OP1	6	0.88
(1,3)	1:A:84:LYS:N	2:B:21:G:OP2	6	0.88
(1,3)	1:A:84:LYS:N	2:B:21:G:P	6	0.88
(1,3)	1:A:84:LYS:N	2:B:22:A:C1'	6	0.88
(1,3)	1:A:84:LYS:N	2:B:22:A:C2	6	0.88
(1,3)	1:A:84:LYS:N	2:B:22:A:C2'	6	0.88
(1,3)	1:A:84:LYS:N	2:B:22:A:C3'	6	0.88
(1,3)	1:A:84:LYS:N	2:B:22:A:C4	6	0.88
(1,3)	1:A:84:LYS:N	2:B:22:A:C4'	6	0.88
(1,3)	1:A:84:LYS:N	2:B:22:A:C5	6	0.88
(1,3)	1:A:84:LYS:N	2:B:22:A:C5'	6	0.88
(1,3)	1:A:84:LYS:N	2:B:22:A:C6	6	0.88
(1,3)	1:A:84:LYS:N	2:B:22:A:C8	6	0.88
(1,3)	1:A:84:LYS:N	2:B:22:A:H1'	6	0.88
(1,3)	1:A:84:LYS:N	2:B:22:A:H2	6	0.88
(1,3)	1:A:84:LYS:N	2:B:22:A:H2'	6	0.88
(1,3)	1:A:84:LYS:N	2:B:22:A:H3'	6	0.88
(1,3)	1:A:84:LYS:N	2:B:22:A:H4'	6	0.88
(1,3)	1:A:84:LYS:N	2:B:22:A:H5'	6	0.88
(1,3)	1:A:84:LYS:N	2:B:22:A:H5''	6	0.88
(1,3)	1:A:84:LYS:N	2:B:22:A:H61	6	0.88
(1,3)	1:A:84:LYS:N	2:B:22:A:H62	6	0.88
(1,3)	1:A:84:LYS:N	2:B:22:A:H8	6	0.88
(1,3)	1:A:84:LYS:N	2:B:22:A:HO2'	6	0.88
(1,3)	1:A:84:LYS:N	2:B:22:A:N1	6	0.88
(1,3)	1:A:84:LYS:N	2:B:22:A:N3	6	0.88

*Continued on next page...*

*Continued from previous page...*

Key	Atom-1	Atom-2	Model ID	Violation (Å)
(1,3)	1:A:84:LYS:N	2:B:22:A:N6	6	0.88
(1,3)	1:A:84:LYS:N	2:B:22:A:N7	6	0.88
(1,3)	1:A:84:LYS:N	2:B:22:A:N9	6	0.88
(1,3)	1:A:84:LYS:N	2:B:22:A:O2'	6	0.88
(1,3)	1:A:84:LYS:N	2:B:22:A:O3'	6	0.88
(1,3)	1:A:84:LYS:N	2:B:22:A:O4'	6	0.88
(1,3)	1:A:84:LYS:N	2:B:22:A:O5'	6	0.88
(1,3)	1:A:84:LYS:N	2:B:22:A:OP1	6	0.88
(1,3)	1:A:84:LYS:N	2:B:22:A:OP2	6	0.88
(1,3)	1:A:84:LYS:N	2:B:22:A:P	6	0.88
(1,3)	1:A:84:LYS:N	2:B:23:U:C1'	6	0.88
(1,3)	1:A:84:LYS:N	2:B:23:U:C2	6	0.88
(1,3)	1:A:84:LYS:N	2:B:23:U:C2'	6	0.88
(1,3)	1:A:84:LYS:N	2:B:23:U:C3'	6	0.88
(1,3)	1:A:84:LYS:N	2:B:23:U:C4	6	0.88
(1,3)	1:A:84:LYS:N	2:B:23:U:C4'	6	0.88
(1,3)	1:A:84:LYS:N	2:B:23:U:C5	6	0.88
(1,3)	1:A:84:LYS:N	2:B:23:U:C5'	6	0.88
(1,3)	1:A:84:LYS:N	2:B:23:U:C6	6	0.88
(1,3)	1:A:84:LYS:N	2:B:23:U:H1'	6	0.88
(1,3)	1:A:84:LYS:N	2:B:23:U:H2'	6	0.88
(1,3)	1:A:84:LYS:N	2:B:23:U:H3	6	0.88
(1,3)	1:A:84:LYS:N	2:B:23:U:H3'	6	0.88
(1,3)	1:A:84:LYS:N	2:B:23:U:H4'	6	0.88
(1,3)	1:A:84:LYS:N	2:B:23:U:H5	6	0.88
(1,3)	1:A:84:LYS:N	2:B:23:U:H5'	6	0.88
(1,3)	1:A:84:LYS:N	2:B:23:U:H5''	6	0.88
(1,3)	1:A:84:LYS:N	2:B:23:U:H6	6	0.88
(1,3)	1:A:84:LYS:N	2:B:23:U:HO2'	6	0.88
(1,3)	1:A:84:LYS:N	2:B:23:U:N1	6	0.88
(1,3)	1:A:84:LYS:N	2:B:23:U:N3	6	0.88
(1,3)	1:A:84:LYS:N	2:B:23:U:O2	6	0.88
(1,3)	1:A:84:LYS:N	2:B:23:U:O2'	6	0.88
(1,3)	1:A:84:LYS:N	2:B:23:U:O3'	6	0.88
(1,3)	1:A:84:LYS:N	2:B:23:U:O4	6	0.88
(1,3)	1:A:84:LYS:N	2:B:23:U:O4'	6	0.88
(1,3)	1:A:84:LYS:N	2:B:23:U:O5'	6	0.88
(1,3)	1:A:84:LYS:N	2:B:23:U:OP1	6	0.88
(1,3)	1:A:84:LYS:N	2:B:23:U:OP2	6	0.88
(1,3)	1:A:84:LYS:N	2:B:23:U:P	6	0.88
(1,3)	1:A:84:LYS:N	2:B:24:G:C1'	6	0.88
(1,3)	1:A:84:LYS:N	2:B:24:G:C2	6	0.88

*Continued on next page...*



*Continued from previous page...*

Key	Atom-1	Atom-2	Model ID	Violation (Å)
(1,3)	1:A:84:LYS:N	2:B:24:G:C2'	6	0.88
(1,3)	1:A:84:LYS:N	2:B:24:G:C3'	6	0.88
(1,3)	1:A:84:LYS:N	2:B:24:G:C4	6	0.88
(1,3)	1:A:84:LYS:N	2:B:24:G:C4'	6	0.88
(1,3)	1:A:84:LYS:N	2:B:24:G:C5	6	0.88
(1,3)	1:A:84:LYS:N	2:B:24:G:C5'	6	0.88
(1,3)	1:A:84:LYS:N	2:B:24:G:C6	6	0.88
(1,3)	1:A:84:LYS:N	2:B:24:G:C8	6	0.88
(1,3)	1:A:84:LYS:N	2:B:24:G:H1	6	0.88
(1,3)	1:A:84:LYS:N	2:B:24:G:H1'	6	0.88
(1,3)	1:A:84:LYS:N	2:B:24:G:H2'	6	0.88
(1,3)	1:A:84:LYS:N	2:B:24:G:H21	6	0.88
(1,3)	1:A:84:LYS:N	2:B:24:G:H22	6	0.88
(1,3)	1:A:84:LYS:N	2:B:24:G:H3'	6	0.88
(1,3)	1:A:84:LYS:N	2:B:24:G:H4'	6	0.88
(1,3)	1:A:84:LYS:N	2:B:24:G:H5'	6	0.88
(1,3)	1:A:84:LYS:N	2:B:24:G:H5''	6	0.88
(1,3)	1:A:84:LYS:N	2:B:24:G:H8	6	0.88
(1,3)	1:A:84:LYS:N	2:B:24:G:HO2'	6	0.88
(1,3)	1:A:84:LYS:N	2:B:24:G:N1	6	0.88
(1,3)	1:A:84:LYS:N	2:B:24:G:N2	6	0.88
(1,3)	1:A:84:LYS:N	2:B:24:G:N3	6	0.88
(1,3)	1:A:84:LYS:N	2:B:24:G:N7	6	0.88
(1,3)	1:A:84:LYS:N	2:B:24:G:N9	6	0.88
(1,3)	1:A:84:LYS:N	2:B:24:G:O2'	6	0.88
(1,3)	1:A:84:LYS:N	2:B:24:G:O3'	6	0.88
(1,3)	1:A:84:LYS:N	2:B:24:G:O4'	6	0.88
(1,3)	1:A:84:LYS:N	2:B:24:G:O5'	6	0.88
(1,3)	1:A:84:LYS:N	2:B:24:G:O6	6	0.88
(1,3)	1:A:84:LYS:N	2:B:24:G:OP1	6	0.88
(1,3)	1:A:84:LYS:N	2:B:24:G:OP2	6	0.88
(1,3)	1:A:84:LYS:N	2:B:24:G:P	6	0.88
(1,3)	1:A:84:LYS:NZ	2:B:2:C:C1'	6	0.88
(1,3)	1:A:84:LYS:NZ	2:B:2:C:C2	6	0.88
(1,3)	1:A:84:LYS:NZ	2:B:2:C:C2'	6	0.88
(1,3)	1:A:84:LYS:NZ	2:B:2:C:C3'	6	0.88
(1,3)	1:A:84:LYS:NZ	2:B:2:C:C4	6	0.88
(1,3)	1:A:84:LYS:NZ	2:B:2:C:C4'	6	0.88
(1,3)	1:A:84:LYS:NZ	2:B:2:C:C5	6	0.88
(1,3)	1:A:84:LYS:NZ	2:B:2:C:C5'	6	0.88
(1,3)	1:A:84:LYS:NZ	2:B:2:C:C6	6	0.88
(1,3)	1:A:84:LYS:NZ	2:B:2:C:H1'	6	0.88

*Continued on next page...*

*Continued from previous page...*

Key	Atom-1	Atom-2	Model ID	Violation (Å)
(1,3)	1:A:84:LYS:NZ	2:B:2:C:H2'	6	0.88
(1,3)	1:A:84:LYS:NZ	2:B:2:C:H3'	6	0.88
(1,3)	1:A:84:LYS:NZ	2:B:2:C:H4'	6	0.88
(1,3)	1:A:84:LYS:NZ	2:B:2:C:H41	6	0.88
(1,3)	1:A:84:LYS:NZ	2:B:2:C:H42	6	0.88
(1,3)	1:A:84:LYS:NZ	2:B:2:C:H5	6	0.88
(1,3)	1:A:84:LYS:NZ	2:B:2:C:H5'	6	0.88
(1,3)	1:A:84:LYS:NZ	2:B:2:C:H5''	6	0.88
(1,3)	1:A:84:LYS:NZ	2:B:2:C:H6	6	0.88
(1,3)	1:A:84:LYS:NZ	2:B:2:C:HO2'	6	0.88
(1,3)	1:A:84:LYS:NZ	2:B:2:C:N1	6	0.88
(1,3)	1:A:84:LYS:NZ	2:B:2:C:N3	6	0.88
(1,3)	1:A:84:LYS:NZ	2:B:2:C:N4	6	0.88
(1,3)	1:A:84:LYS:NZ	2:B:2:C:O2	6	0.88
(1,3)	1:A:84:LYS:NZ	2:B:2:C:O2'	6	0.88
(1,3)	1:A:84:LYS:NZ	2:B:2:C:O3'	6	0.88
(1,3)	1:A:84:LYS:NZ	2:B:2:C:O4'	6	0.88
(1,3)	1:A:84:LYS:NZ	2:B:2:C:O5'	6	0.88
(1,3)	1:A:84:LYS:NZ	2:B:3:U:C1'	6	0.88
(1,3)	1:A:84:LYS:NZ	2:B:3:U:C2	6	0.88
(1,3)	1:A:84:LYS:NZ	2:B:3:U:C2'	6	0.88
(1,3)	1:A:84:LYS:NZ	2:B:3:U:C3'	6	0.88
(1,3)	1:A:84:LYS:NZ	2:B:3:U:C4	6	0.88
(1,3)	1:A:84:LYS:NZ	2:B:3:U:C4'	6	0.88
(1,3)	1:A:84:LYS:NZ	2:B:3:U:C5	6	0.88
(1,3)	1:A:84:LYS:NZ	2:B:3:U:C5'	6	0.88
(1,3)	1:A:84:LYS:NZ	2:B:3:U:C6	6	0.88
(1,3)	1:A:84:LYS:NZ	2:B:3:U:H1'	6	0.88
(1,3)	1:A:84:LYS:NZ	2:B:3:U:H2'	6	0.88
(1,3)	1:A:84:LYS:NZ	2:B:3:U:H3	6	0.88
(1,3)	1:A:84:LYS:NZ	2:B:3:U:H3'	6	0.88
(1,3)	1:A:84:LYS:NZ	2:B:3:U:H4'	6	0.88
(1,3)	1:A:84:LYS:NZ	2:B:3:U:H5	6	0.88
(1,3)	1:A:84:LYS:NZ	2:B:3:U:H5'	6	0.88
(1,3)	1:A:84:LYS:NZ	2:B:3:U:H5''	6	0.88
(1,3)	1:A:84:LYS:NZ	2:B:3:U:H6	6	0.88
(1,3)	1:A:84:LYS:NZ	2:B:3:U:HO2'	6	0.88
(1,3)	1:A:84:LYS:NZ	2:B:3:U:N1	6	0.88
(1,3)	1:A:84:LYS:NZ	2:B:3:U:N3	6	0.88
(1,3)	1:A:84:LYS:NZ	2:B:3:U:O2	6	0.88
(1,3)	1:A:84:LYS:NZ	2:B:3:U:O2'	6	0.88
(1,3)	1:A:84:LYS:NZ	2:B:3:U:O3'	6	0.88

*Continued on next page...*

*Continued from previous page...*

Key	Atom-1	Atom-2	Model ID	Violation (Å)
(1,3)	1:A:84:LYS:NZ	2:B:3:U:O4	6	0.88
(1,3)	1:A:84:LYS:NZ	2:B:3:U:O4'	6	0.88
(1,3)	1:A:84:LYS:NZ	2:B:3:U:O5'	6	0.88
(1,3)	1:A:84:LYS:NZ	2:B:3:U:OP1	6	0.88
(1,3)	1:A:84:LYS:NZ	2:B:3:U:OP2	6	0.88
(1,3)	1:A:84:LYS:NZ	2:B:3:U:P	6	0.88
(1,3)	1:A:84:LYS:NZ	2:B:4:G:C1'	6	0.88
(1,3)	1:A:84:LYS:NZ	2:B:4:G:C2	6	0.88
(1,3)	1:A:84:LYS:NZ	2:B:4:G:C2'	6	0.88
(1,3)	1:A:84:LYS:NZ	2:B:4:G:C3'	6	0.88
(1,3)	1:A:84:LYS:NZ	2:B:4:G:C4	6	0.88
(1,3)	1:A:84:LYS:NZ	2:B:4:G:C4'	6	0.88
(1,3)	1:A:84:LYS:NZ	2:B:4:G:C5	6	0.88
(1,3)	1:A:84:LYS:NZ	2:B:4:G:C5'	6	0.88
(1,3)	1:A:84:LYS:NZ	2:B:4:G:C6	6	0.88
(1,3)	1:A:84:LYS:NZ	2:B:4:G:C8	6	0.88
(1,3)	1:A:84:LYS:NZ	2:B:4:G:H1	6	0.88
(1,3)	1:A:84:LYS:NZ	2:B:4:G:H1'	6	0.88
(1,3)	1:A:84:LYS:NZ	2:B:4:G:H2'	6	0.88
(1,3)	1:A:84:LYS:NZ	2:B:4:G:H21	6	0.88
(1,3)	1:A:84:LYS:NZ	2:B:4:G:H22	6	0.88
(1,3)	1:A:84:LYS:NZ	2:B:4:G:H3'	6	0.88
(1,3)	1:A:84:LYS:NZ	2:B:4:G:H4'	6	0.88
(1,3)	1:A:84:LYS:NZ	2:B:4:G:H5'	6	0.88
(1,3)	1:A:84:LYS:NZ	2:B:4:G:H5''	6	0.88
(1,3)	1:A:84:LYS:NZ	2:B:4:G:H8	6	0.88
(1,3)	1:A:84:LYS:NZ	2:B:4:G:HO2'	6	0.88
(1,3)	1:A:84:LYS:NZ	2:B:4:G:N1	6	0.88
(1,3)	1:A:84:LYS:NZ	2:B:4:G:N2	6	0.88
(1,3)	1:A:84:LYS:NZ	2:B:4:G:N3	6	0.88
(1,3)	1:A:84:LYS:NZ	2:B:4:G:N7	6	0.88
(1,3)	1:A:84:LYS:NZ	2:B:4:G:N9	6	0.88
(1,3)	1:A:84:LYS:NZ	2:B:4:G:O2'	6	0.88
(1,3)	1:A:84:LYS:NZ	2:B:4:G:O3'	6	0.88
(1,3)	1:A:84:LYS:NZ	2:B:4:G:O4'	6	0.88
(1,3)	1:A:84:LYS:NZ	2:B:4:G:O5'	6	0.88
(1,3)	1:A:84:LYS:NZ	2:B:4:G:O6	6	0.88
(1,3)	1:A:84:LYS:NZ	2:B:4:G:OP1	6	0.88
(1,3)	1:A:84:LYS:NZ	2:B:4:G:OP2	6	0.88
(1,3)	1:A:84:LYS:NZ	2:B:4:G:P	6	0.88
(1,3)	1:A:84:LYS:NZ	2:B:5:A:C1'	6	0.88
(1,3)	1:A:84:LYS:NZ	2:B:5:A:C2	6	0.88

*Continued on next page...*

*Continued from previous page...*

Key	Atom-1	Atom-2	Model ID	Violation (Å)
(1,3)	1:A:84:LYS:NZ	2:B:5:A:C2'	6	0.88
(1,3)	1:A:84:LYS:NZ	2:B:5:A:C3'	6	0.88
(1,3)	1:A:84:LYS:NZ	2:B:5:A:C4	6	0.88
(1,3)	1:A:84:LYS:NZ	2:B:5:A:C4'	6	0.88
(1,3)	1:A:84:LYS:NZ	2:B:5:A:C5	6	0.88
(1,3)	1:A:84:LYS:NZ	2:B:5:A:C5'	6	0.88
(1,3)	1:A:84:LYS:NZ	2:B:5:A:C6	6	0.88
(1,3)	1:A:84:LYS:NZ	2:B:5:A:C8	6	0.88
(1,3)	1:A:84:LYS:NZ	2:B:5:A:H1'	6	0.88
(1,3)	1:A:84:LYS:NZ	2:B:5:A:H2	6	0.88
(1,3)	1:A:84:LYS:NZ	2:B:5:A:H2'	6	0.88
(1,3)	1:A:84:LYS:NZ	2:B:5:A:H3'	6	0.88
(1,3)	1:A:84:LYS:NZ	2:B:5:A:H4'	6	0.88
(1,3)	1:A:84:LYS:NZ	2:B:5:A:H5'	6	0.88
(1,3)	1:A:84:LYS:NZ	2:B:5:A:H5''	6	0.88
(1,3)	1:A:84:LYS:NZ	2:B:5:A:H61	6	0.88
(1,3)	1:A:84:LYS:NZ	2:B:5:A:H62	6	0.88
(1,3)	1:A:84:LYS:NZ	2:B:5:A:H8	6	0.88
(1,3)	1:A:84:LYS:NZ	2:B:5:A:HO2'	6	0.88
(1,3)	1:A:84:LYS:NZ	2:B:5:A:N1	6	0.88
(1,3)	1:A:84:LYS:NZ	2:B:5:A:N3	6	0.88
(1,3)	1:A:84:LYS:NZ	2:B:5:A:N6	6	0.88
(1,3)	1:A:84:LYS:NZ	2:B:5:A:N7	6	0.88
(1,3)	1:A:84:LYS:NZ	2:B:5:A:N9	6	0.88
(1,3)	1:A:84:LYS:NZ	2:B:5:A:O2'	6	0.88
(1,3)	1:A:84:LYS:NZ	2:B:5:A:O3'	6	0.88
(1,3)	1:A:84:LYS:NZ	2:B:5:A:O4'	6	0.88
(1,3)	1:A:84:LYS:NZ	2:B:5:A:O5'	6	0.88
(1,3)	1:A:84:LYS:NZ	2:B:5:A:OP1	6	0.88
(1,3)	1:A:84:LYS:NZ	2:B:5:A:OP2	6	0.88
(1,3)	1:A:84:LYS:NZ	2:B:5:A:P	6	0.88
(1,3)	1:A:84:LYS:NZ	2:B:6:G:C1'	6	0.88
(1,3)	1:A:84:LYS:NZ	2:B:6:G:C2	6	0.88
(1,3)	1:A:84:LYS:NZ	2:B:6:G:C2'	6	0.88
(1,3)	1:A:84:LYS:NZ	2:B:6:G:C3'	6	0.88
(1,3)	1:A:84:LYS:NZ	2:B:6:G:C4	6	0.88
(1,3)	1:A:84:LYS:NZ	2:B:6:G:C4'	6	0.88
(1,3)	1:A:84:LYS:NZ	2:B:6:G:C5	6	0.88
(1,3)	1:A:84:LYS:NZ	2:B:6:G:C5'	6	0.88
(1,3)	1:A:84:LYS:NZ	2:B:6:G:C6	6	0.88
(1,3)	1:A:84:LYS:NZ	2:B:6:G:C8	6	0.88
(1,3)	1:A:84:LYS:NZ	2:B:6:G:H1	6	0.88

*Continued on next page...*

*Continued from previous page...*

Key	Atom-1	Atom-2	Model ID	Violation (Å)
(1,3)	1:A:84:LYS:NZ	2:B:6:G:H1'	6	0.88
(1,3)	1:A:84:LYS:NZ	2:B:6:G:H2'	6	0.88
(1,3)	1:A:84:LYS:NZ	2:B:6:G:H21	6	0.88
(1,3)	1:A:84:LYS:NZ	2:B:6:G:H22	6	0.88
(1,3)	1:A:84:LYS:NZ	2:B:6:G:H3'	6	0.88
(1,3)	1:A:84:LYS:NZ	2:B:6:G:H4'	6	0.88
(1,3)	1:A:84:LYS:NZ	2:B:6:G:H5'	6	0.88
(1,3)	1:A:84:LYS:NZ	2:B:6:G:H5''	6	0.88
(1,3)	1:A:84:LYS:NZ	2:B:6:G:H8	6	0.88
(1,3)	1:A:84:LYS:NZ	2:B:6:G:HO2'	6	0.88
(1,3)	1:A:84:LYS:NZ	2:B:6:G:N1	6	0.88
(1,3)	1:A:84:LYS:NZ	2:B:6:G:N2	6	0.88
(1,3)	1:A:84:LYS:NZ	2:B:6:G:N3	6	0.88
(1,3)	1:A:84:LYS:NZ	2:B:6:G:N7	6	0.88
(1,3)	1:A:84:LYS:NZ	2:B:6:G:N9	6	0.88
(1,3)	1:A:84:LYS:NZ	2:B:6:G:O2'	6	0.88
(1,3)	1:A:84:LYS:NZ	2:B:6:G:O3'	6	0.88
(1,3)	1:A:84:LYS:NZ	2:B:6:G:O4'	6	0.88
(1,3)	1:A:84:LYS:NZ	2:B:6:G:O5'	6	0.88
(1,3)	1:A:84:LYS:NZ	2:B:6:G:O6	6	0.88
(1,3)	1:A:84:LYS:NZ	2:B:6:G:OP1	6	0.88
(1,3)	1:A:84:LYS:NZ	2:B:6:G:OP2	6	0.88
(1,3)	1:A:84:LYS:NZ	2:B:6:G:P	6	0.88
(1,3)	1:A:84:LYS:NZ	2:B:7:C:C1'	6	0.88
(1,3)	1:A:84:LYS:NZ	2:B:7:C:C2	6	0.88
(1,3)	1:A:84:LYS:NZ	2:B:7:C:C2'	6	0.88
(1,3)	1:A:84:LYS:NZ	2:B:7:C:C3'	6	0.88
(1,3)	1:A:84:LYS:NZ	2:B:7:C:C4	6	0.88
(1,3)	1:A:84:LYS:NZ	2:B:7:C:C4'	6	0.88
(1,3)	1:A:84:LYS:NZ	2:B:7:C:C5	6	0.88
(1,3)	1:A:84:LYS:NZ	2:B:7:C:C5'	6	0.88
(1,3)	1:A:84:LYS:NZ	2:B:7:C:C6	6	0.88
(1,3)	1:A:84:LYS:NZ	2:B:7:C:H1'	6	0.88
(1,3)	1:A:84:LYS:NZ	2:B:7:C:H2'	6	0.88
(1,3)	1:A:84:LYS:NZ	2:B:7:C:H3'	6	0.88
(1,3)	1:A:84:LYS:NZ	2:B:7:C:H4'	6	0.88
(1,3)	1:A:84:LYS:NZ	2:B:7:C:H41	6	0.88
(1,3)	1:A:84:LYS:NZ	2:B:7:C:H42	6	0.88
(1,3)	1:A:84:LYS:NZ	2:B:7:C:H5	6	0.88
(1,3)	1:A:84:LYS:NZ	2:B:7:C:H5'	6	0.88
(1,3)	1:A:84:LYS:NZ	2:B:7:C:H5''	6	0.88
(1,3)	1:A:84:LYS:NZ	2:B:7:C:H6	6	0.88

*Continued on next page...*

*Continued from previous page...*

Key	Atom-1	Atom-2	Model ID	Violation (Å)
(1,3)	1:A:84:LYS:NZ	2:B:7:C:HO2'	6	0.88
(1,3)	1:A:84:LYS:NZ	2:B:7:C:N1	6	0.88
(1,3)	1:A:84:LYS:NZ	2:B:7:C:N3	6	0.88
(1,3)	1:A:84:LYS:NZ	2:B:7:C:N4	6	0.88
(1,3)	1:A:84:LYS:NZ	2:B:7:C:O2	6	0.88
(1,3)	1:A:84:LYS:NZ	2:B:7:C:O2'	6	0.88
(1,3)	1:A:84:LYS:NZ	2:B:7:C:O3'	6	0.88
(1,3)	1:A:84:LYS:NZ	2:B:7:C:O4'	6	0.88
(1,3)	1:A:84:LYS:NZ	2:B:7:C:O5'	6	0.88
(1,3)	1:A:84:LYS:NZ	2:B:7:C:OP1	6	0.88
(1,3)	1:A:84:LYS:NZ	2:B:7:C:OP2	6	0.88
(1,3)	1:A:84:LYS:NZ	2:B:7:C:P	6	0.88
(1,3)	1:A:84:LYS:NZ	2:B:8:U:C1'	6	0.88
(1,3)	1:A:84:LYS:NZ	2:B:8:U:C2	6	0.88
(1,3)	1:A:84:LYS:NZ	2:B:8:U:C2'	6	0.88
(1,3)	1:A:84:LYS:NZ	2:B:8:U:C3'	6	0.88
(1,3)	1:A:84:LYS:NZ	2:B:8:U:C4	6	0.88
(1,3)	1:A:84:LYS:NZ	2:B:8:U:C4'	6	0.88
(1,3)	1:A:84:LYS:NZ	2:B:8:U:C5	6	0.88
(1,3)	1:A:84:LYS:NZ	2:B:8:U:C5'	6	0.88
(1,3)	1:A:84:LYS:NZ	2:B:8:U:C6	6	0.88
(1,3)	1:A:84:LYS:NZ	2:B:8:U:H1'	6	0.88
(1,3)	1:A:84:LYS:NZ	2:B:8:U:H2'	6	0.88
(1,3)	1:A:84:LYS:NZ	2:B:8:U:H3	6	0.88
(1,3)	1:A:84:LYS:NZ	2:B:8:U:H3'	6	0.88
(1,3)	1:A:84:LYS:NZ	2:B:8:U:H4'	6	0.88
(1,3)	1:A:84:LYS:NZ	2:B:8:U:H5	6	0.88
(1,3)	1:A:84:LYS:NZ	2:B:8:U:H5'	6	0.88
(1,3)	1:A:84:LYS:NZ	2:B:8:U:H5''	6	0.88
(1,3)	1:A:84:LYS:NZ	2:B:8:U:H6	6	0.88
(1,3)	1:A:84:LYS:NZ	2:B:8:U:HO2'	6	0.88
(1,3)	1:A:84:LYS:NZ	2:B:8:U:N1	6	0.88
(1,3)	1:A:84:LYS:NZ	2:B:8:U:N3	6	0.88
(1,3)	1:A:84:LYS:NZ	2:B:8:U:O2	6	0.88
(1,3)	1:A:84:LYS:NZ	2:B:8:U:O2'	6	0.88
(1,3)	1:A:84:LYS:NZ	2:B:8:U:O3'	6	0.88
(1,3)	1:A:84:LYS:NZ	2:B:8:U:O4	6	0.88
(1,3)	1:A:84:LYS:NZ	2:B:8:U:O4'	6	0.88
(1,3)	1:A:84:LYS:NZ	2:B:8:U:O5'	6	0.88
(1,3)	1:A:84:LYS:NZ	2:B:8:U:OP1	6	0.88
(1,3)	1:A:84:LYS:NZ	2:B:8:U:OP2	6	0.88
(1,3)	1:A:84:LYS:NZ	2:B:8:U:P	6	0.88

*Continued on next page...*

*Continued from previous page...*

Key	Atom-1	Atom-2	Model ID	Violation (Å)
(1,3)	1:A:84:LYS:NZ	2:B:9:C:C1'	6	0.88
(1,3)	1:A:84:LYS:NZ	2:B:9:C:C2	6	0.88
(1,3)	1:A:84:LYS:NZ	2:B:9:C:C2'	6	0.88
(1,3)	1:A:84:LYS:NZ	2:B:9:C:C3'	6	0.88
(1,3)	1:A:84:LYS:NZ	2:B:9:C:C4	6	0.88
(1,3)	1:A:84:LYS:NZ	2:B:9:C:C4'	6	0.88
(1,3)	1:A:84:LYS:NZ	2:B:9:C:C5	6	0.88
(1,3)	1:A:84:LYS:NZ	2:B:9:C:C5'	6	0.88
(1,3)	1:A:84:LYS:NZ	2:B:9:C:C6	6	0.88
(1,3)	1:A:84:LYS:NZ	2:B:9:C:H1'	6	0.88
(1,3)	1:A:84:LYS:NZ	2:B:9:C:H2'	6	0.88
(1,3)	1:A:84:LYS:NZ	2:B:9:C:H3'	6	0.88
(1,3)	1:A:84:LYS:NZ	2:B:9:C:H4'	6	0.88
(1,3)	1:A:84:LYS:NZ	2:B:9:C:H41	6	0.88
(1,3)	1:A:84:LYS:NZ	2:B:9:C:H42	6	0.88
(1,3)	1:A:84:LYS:NZ	2:B:9:C:H5	6	0.88
(1,3)	1:A:84:LYS:NZ	2:B:9:C:H5'	6	0.88
(1,3)	1:A:84:LYS:NZ	2:B:9:C:H5''	6	0.88
(1,3)	1:A:84:LYS:NZ	2:B:9:C:H6	6	0.88
(1,3)	1:A:84:LYS:NZ	2:B:9:C:HO2'	6	0.88
(1,3)	1:A:84:LYS:NZ	2:B:9:C:N1	6	0.88
(1,3)	1:A:84:LYS:NZ	2:B:9:C:N3	6	0.88
(1,3)	1:A:84:LYS:NZ	2:B:9:C:N4	6	0.88
(1,3)	1:A:84:LYS:NZ	2:B:9:C:O2	6	0.88
(1,3)	1:A:84:LYS:NZ	2:B:9:C:O2'	6	0.88
(1,3)	1:A:84:LYS:NZ	2:B:9:C:O3'	6	0.88
(1,3)	1:A:84:LYS:NZ	2:B:9:C:O4'	6	0.88
(1,3)	1:A:84:LYS:NZ	2:B:9:C:O5'	6	0.88
(1,3)	1:A:84:LYS:NZ	2:B:9:C:OP1	6	0.88
(1,3)	1:A:84:LYS:NZ	2:B:9:C:OP2	6	0.88
(1,3)	1:A:84:LYS:NZ	2:B:9:C:P	6	0.88
(1,3)	1:A:84:LYS:NZ	2:B:10:G:C1'	6	0.88
(1,3)	1:A:84:LYS:NZ	2:B:10:G:C2	6	0.88
(1,3)	1:A:84:LYS:NZ	2:B:10:G:C2'	6	0.88
(1,3)	1:A:84:LYS:NZ	2:B:10:G:C3'	6	0.88
(1,3)	1:A:84:LYS:NZ	2:B:10:G:C4	6	0.88
(1,3)	1:A:84:LYS:NZ	2:B:10:G:C4'	6	0.88
(1,3)	1:A:84:LYS:NZ	2:B:10:G:C5	6	0.88
(1,3)	1:A:84:LYS:NZ	2:B:10:G:C5'	6	0.88
(1,3)	1:A:84:LYS:NZ	2:B:10:G:C6	6	0.88
(1,3)	1:A:84:LYS:NZ	2:B:10:G:C8	6	0.88
(1,3)	1:A:84:LYS:NZ	2:B:10:G:H1	6	0.88

*Continued on next page...*

*Continued from previous page...*

Key	Atom-1	Atom-2	Model ID	Violation (Å)
(1,3)	1:A:84:LYS:NZ	2:B:10:G:H1'	6	0.88
(1,3)	1:A:84:LYS:NZ	2:B:10:G:H2'	6	0.88
(1,3)	1:A:84:LYS:NZ	2:B:10:G:H21	6	0.88
(1,3)	1:A:84:LYS:NZ	2:B:10:G:H22	6	0.88
(1,3)	1:A:84:LYS:NZ	2:B:10:G:H3'	6	0.88
(1,3)	1:A:84:LYS:NZ	2:B:10:G:H4'	6	0.88
(1,3)	1:A:84:LYS:NZ	2:B:10:G:H5'	6	0.88
(1,3)	1:A:84:LYS:NZ	2:B:10:G:H5''	6	0.88
(1,3)	1:A:84:LYS:NZ	2:B:10:G:H8	6	0.88
(1,3)	1:A:84:LYS:NZ	2:B:10:G:HO2'	6	0.88
(1,3)	1:A:84:LYS:NZ	2:B:10:G:N1	6	0.88
(1,3)	1:A:84:LYS:NZ	2:B:10:G:N2	6	0.88
(1,3)	1:A:84:LYS:NZ	2:B:10:G:N3	6	0.88
(1,3)	1:A:84:LYS:NZ	2:B:10:G:N7	6	0.88
(1,3)	1:A:84:LYS:NZ	2:B:10:G:N9	6	0.88
(1,3)	1:A:84:LYS:NZ	2:B:10:G:O2'	6	0.88
(1,3)	1:A:84:LYS:NZ	2:B:10:G:O3'	6	0.88
(1,3)	1:A:84:LYS:NZ	2:B:10:G:O4'	6	0.88
(1,3)	1:A:84:LYS:NZ	2:B:10:G:O5'	6	0.88
(1,3)	1:A:84:LYS:NZ	2:B:10:G:O6	6	0.88
(1,3)	1:A:84:LYS:NZ	2:B:10:G:OP1	6	0.88
(1,3)	1:A:84:LYS:NZ	2:B:10:G:OP2	6	0.88
(1,3)	1:A:84:LYS:NZ	2:B:10:G:P	6	0.88
(1,3)	1:A:84:LYS:NZ	2:B:11:A:C1'	6	0.88
(1,3)	1:A:84:LYS:NZ	2:B:11:A:C2	6	0.88
(1,3)	1:A:84:LYS:NZ	2:B:11:A:C2'	6	0.88
(1,3)	1:A:84:LYS:NZ	2:B:11:A:C3'	6	0.88
(1,3)	1:A:84:LYS:NZ	2:B:11:A:C4	6	0.88
(1,3)	1:A:84:LYS:NZ	2:B:11:A:C4'	6	0.88
(1,3)	1:A:84:LYS:NZ	2:B:11:A:C5	6	0.88
(1,3)	1:A:84:LYS:NZ	2:B:11:A:C5'	6	0.88
(1,3)	1:A:84:LYS:NZ	2:B:11:A:C6	6	0.88
(1,3)	1:A:84:LYS:NZ	2:B:11:A:C8	6	0.88
(1,3)	1:A:84:LYS:NZ	2:B:11:A:H1'	6	0.88
(1,3)	1:A:84:LYS:NZ	2:B:11:A:H2	6	0.88
(1,3)	1:A:84:LYS:NZ	2:B:11:A:H2'	6	0.88
(1,3)	1:A:84:LYS:NZ	2:B:11:A:H3'	6	0.88
(1,3)	1:A:84:LYS:NZ	2:B:11:A:H4'	6	0.88
(1,3)	1:A:84:LYS:NZ	2:B:11:A:H5'	6	0.88
(1,3)	1:A:84:LYS:NZ	2:B:11:A:H5''	6	0.88
(1,3)	1:A:84:LYS:NZ	2:B:11:A:H61	6	0.88
(1,3)	1:A:84:LYS:NZ	2:B:11:A:H62	6	0.88

*Continued on next page...*



*Continued from previous page...*

Key	Atom-1	Atom-2	Model ID	Violation (Å)
(1,3)	1:A:84:LYS:NZ	2:B:11:A:H8	6	0.88
(1,3)	1:A:84:LYS:NZ	2:B:11:A:HO2'	6	0.88
(1,3)	1:A:84:LYS:NZ	2:B:11:A:N1	6	0.88
(1,3)	1:A:84:LYS:NZ	2:B:11:A:N3	6	0.88
(1,3)	1:A:84:LYS:NZ	2:B:11:A:N6	6	0.88
(1,3)	1:A:84:LYS:NZ	2:B:11:A:N7	6	0.88
(1,3)	1:A:84:LYS:NZ	2:B:11:A:N9	6	0.88
(1,3)	1:A:84:LYS:NZ	2:B:11:A:O2'	6	0.88
(1,3)	1:A:84:LYS:NZ	2:B:11:A:O3'	6	0.88
(1,3)	1:A:84:LYS:NZ	2:B:11:A:O4'	6	0.88
(1,3)	1:A:84:LYS:NZ	2:B:11:A:O5'	6	0.88
(1,3)	1:A:84:LYS:NZ	2:B:11:A:OP1	6	0.88
(1,3)	1:A:84:LYS:NZ	2:B:11:A:OP2	6	0.88
(1,3)	1:A:84:LYS:NZ	2:B:11:A:P	6	0.88
(1,3)	1:A:84:LYS:NZ	2:B:12:A:C1'	6	0.88
(1,3)	1:A:84:LYS:NZ	2:B:12:A:C2	6	0.88
(1,3)	1:A:84:LYS:NZ	2:B:12:A:C2'	6	0.88
(1,3)	1:A:84:LYS:NZ	2:B:12:A:C3'	6	0.88
(1,3)	1:A:84:LYS:NZ	2:B:12:A:C4	6	0.88
(1,3)	1:A:84:LYS:NZ	2:B:12:A:C4'	6	0.88
(1,3)	1:A:84:LYS:NZ	2:B:12:A:C5	6	0.88
(1,3)	1:A:84:LYS:NZ	2:B:12:A:C5'	6	0.88
(1,3)	1:A:84:LYS:NZ	2:B:12:A:C6	6	0.88
(1,3)	1:A:84:LYS:NZ	2:B:12:A:C8	6	0.88
(1,3)	1:A:84:LYS:NZ	2:B:12:A:H1'	6	0.88
(1,3)	1:A:84:LYS:NZ	2:B:12:A:H2	6	0.88
(1,3)	1:A:84:LYS:NZ	2:B:12:A:H2'	6	0.88
(1,3)	1:A:84:LYS:NZ	2:B:12:A:H3'	6	0.88
(1,3)	1:A:84:LYS:NZ	2:B:12:A:H4'	6	0.88
(1,3)	1:A:84:LYS:NZ	2:B:12:A:H5'	6	0.88
(1,3)	1:A:84:LYS:NZ	2:B:12:A:H5''	6	0.88
(1,3)	1:A:84:LYS:NZ	2:B:12:A:H61	6	0.88
(1,3)	1:A:84:LYS:NZ	2:B:12:A:H62	6	0.88
(1,3)	1:A:84:LYS:NZ	2:B:12:A:H8	6	0.88
(1,3)	1:A:84:LYS:NZ	2:B:12:A:HO2'	6	0.88
(1,3)	1:A:84:LYS:NZ	2:B:12:A:N1	6	0.88
(1,3)	1:A:84:LYS:NZ	2:B:12:A:N3	6	0.88
(1,3)	1:A:84:LYS:NZ	2:B:12:A:N6	6	0.88
(1,3)	1:A:84:LYS:NZ	2:B:12:A:N7	6	0.88
(1,3)	1:A:84:LYS:NZ	2:B:12:A:N9	6	0.88
(1,3)	1:A:84:LYS:NZ	2:B:12:A:O2'	6	0.88
(1,3)	1:A:84:LYS:NZ	2:B:12:A:O3'	6	0.88

*Continued on next page...*

*Continued from previous page...*

Key	Atom-1	Atom-2	Model ID	Violation (Å)
(1,3)	1:A:84:LYS:NZ	2:B:12:A:O4'	6	0.88
(1,3)	1:A:84:LYS:NZ	2:B:12:A:O5'	6	0.88
(1,3)	1:A:84:LYS:NZ	2:B:12:A:OP1	6	0.88
(1,3)	1:A:84:LYS:NZ	2:B:12:A:OP2	6	0.88
(1,3)	1:A:84:LYS:NZ	2:B:12:A:P	6	0.88
(1,3)	1:A:84:LYS:NZ	2:B:13:A:C1'	6	0.88
(1,3)	1:A:84:LYS:NZ	2:B:13:A:C2	6	0.88
(1,3)	1:A:84:LYS:NZ	2:B:13:A:C2'	6	0.88
(1,3)	1:A:84:LYS:NZ	2:B:13:A:C3'	6	0.88
(1,3)	1:A:84:LYS:NZ	2:B:13:A:C4	6	0.88
(1,3)	1:A:84:LYS:NZ	2:B:13:A:C4'	6	0.88
(1,3)	1:A:84:LYS:NZ	2:B:13:A:C5	6	0.88
(1,3)	1:A:84:LYS:NZ	2:B:13:A:C5'	6	0.88
(1,3)	1:A:84:LYS:NZ	2:B:13:A:C6	6	0.88
(1,3)	1:A:84:LYS:NZ	2:B:13:A:C8	6	0.88
(1,3)	1:A:84:LYS:NZ	2:B:13:A:H1'	6	0.88
(1,3)	1:A:84:LYS:NZ	2:B:13:A:H2	6	0.88
(1,3)	1:A:84:LYS:NZ	2:B:13:A:H2'	6	0.88
(1,3)	1:A:84:LYS:NZ	2:B:13:A:H3'	6	0.88
(1,3)	1:A:84:LYS:NZ	2:B:13:A:H4'	6	0.88
(1,3)	1:A:84:LYS:NZ	2:B:13:A:H5'	6	0.88
(1,3)	1:A:84:LYS:NZ	2:B:13:A:H5''	6	0.88
(1,3)	1:A:84:LYS:NZ	2:B:13:A:H61	6	0.88
(1,3)	1:A:84:LYS:NZ	2:B:13:A:H62	6	0.88
(1,3)	1:A:84:LYS:NZ	2:B:13:A:H8	6	0.88
(1,3)	1:A:84:LYS:NZ	2:B:13:A:HO2'	6	0.88
(1,3)	1:A:84:LYS:NZ	2:B:13:A:N1	6	0.88
(1,3)	1:A:84:LYS:NZ	2:B:13:A:N3	6	0.88
(1,3)	1:A:84:LYS:NZ	2:B:13:A:N6	6	0.88
(1,3)	1:A:84:LYS:NZ	2:B:13:A:N7	6	0.88
(1,3)	1:A:84:LYS:NZ	2:B:13:A:N9	6	0.88
(1,3)	1:A:84:LYS:NZ	2:B:13:A:O2'	6	0.88
(1,3)	1:A:84:LYS:NZ	2:B:13:A:O3'	6	0.88
(1,3)	1:A:84:LYS:NZ	2:B:13:A:O4'	6	0.88
(1,3)	1:A:84:LYS:NZ	2:B:13:A:O5'	6	0.88
(1,3)	1:A:84:LYS:NZ	2:B:13:A:OP1	6	0.88
(1,3)	1:A:84:LYS:NZ	2:B:13:A:OP2	6	0.88
(1,3)	1:A:84:LYS:NZ	2:B:13:A:P	6	0.88
(1,3)	1:A:84:LYS:NZ	2:B:14:G:C1'	6	0.88
(1,3)	1:A:84:LYS:NZ	2:B:14:G:C2	6	0.88
(1,3)	1:A:84:LYS:NZ	2:B:14:G:C2'	6	0.88
(1,3)	1:A:84:LYS:NZ	2:B:14:G:C3'	6	0.88

*Continued on next page...*

*Continued from previous page...*

Key	Atom-1	Atom-2	Model ID	Violation (Å)
(1,3)	1:A:84:LYS:NZ	2:B:14:G:C4	6	0.88
(1,3)	1:A:84:LYS:NZ	2:B:14:G:C4'	6	0.88
(1,3)	1:A:84:LYS:NZ	2:B:14:G:C5	6	0.88
(1,3)	1:A:84:LYS:NZ	2:B:14:G:C5'	6	0.88
(1,3)	1:A:84:LYS:NZ	2:B:14:G:C6	6	0.88
(1,3)	1:A:84:LYS:NZ	2:B:14:G:C8	6	0.88
(1,3)	1:A:84:LYS:NZ	2:B:14:G:H1	6	0.88
(1,3)	1:A:84:LYS:NZ	2:B:14:G:H1'	6	0.88
(1,3)	1:A:84:LYS:NZ	2:B:14:G:H2'	6	0.88
(1,3)	1:A:84:LYS:NZ	2:B:14:G:H21	6	0.88
(1,3)	1:A:84:LYS:NZ	2:B:14:G:H22	6	0.88
(1,3)	1:A:84:LYS:NZ	2:B:14:G:H3'	6	0.88
(1,3)	1:A:84:LYS:NZ	2:B:14:G:H4'	6	0.88
(1,3)	1:A:84:LYS:NZ	2:B:14:G:H5'	6	0.88
(1,3)	1:A:84:LYS:NZ	2:B:14:G:H5''	6	0.88
(1,3)	1:A:84:LYS:NZ	2:B:14:G:H8	6	0.88
(1,3)	1:A:84:LYS:NZ	2:B:14:G:HO2'	6	0.88
(1,3)	1:A:84:LYS:NZ	2:B:14:G:N1	6	0.88
(1,3)	1:A:84:LYS:NZ	2:B:14:G:N2	6	0.88
(1,3)	1:A:84:LYS:NZ	2:B:14:G:N3	6	0.88
(1,3)	1:A:84:LYS:NZ	2:B:14:G:N7	6	0.88
(1,3)	1:A:84:LYS:NZ	2:B:14:G:N9	6	0.88
(1,3)	1:A:84:LYS:NZ	2:B:14:G:O2'	6	0.88
(1,3)	1:A:84:LYS:NZ	2:B:14:G:O3'	6	0.88
(1,3)	1:A:84:LYS:NZ	2:B:14:G:O4'	6	0.88
(1,3)	1:A:84:LYS:NZ	2:B:14:G:O5'	6	0.88
(1,3)	1:A:84:LYS:NZ	2:B:14:G:O6	6	0.88
(1,3)	1:A:84:LYS:NZ	2:B:14:G:OP1	6	0.88
(1,3)	1:A:84:LYS:NZ	2:B:14:G:OP2	6	0.88
(1,3)	1:A:84:LYS:NZ	2:B:14:G:P	6	0.88
(1,3)	1:A:84:LYS:NZ	2:B:15:A:C1'	6	0.88
(1,3)	1:A:84:LYS:NZ	2:B:15:A:C2	6	0.88
(1,3)	1:A:84:LYS:NZ	2:B:15:A:C2'	6	0.88
(1,3)	1:A:84:LYS:NZ	2:B:15:A:C3'	6	0.88
(1,3)	1:A:84:LYS:NZ	2:B:15:A:C4	6	0.88
(1,3)	1:A:84:LYS:NZ	2:B:15:A:C4'	6	0.88
(1,3)	1:A:84:LYS:NZ	2:B:15:A:C5	6	0.88
(1,3)	1:A:84:LYS:NZ	2:B:15:A:C5'	6	0.88
(1,3)	1:A:84:LYS:NZ	2:B:15:A:C6	6	0.88
(1,3)	1:A:84:LYS:NZ	2:B:15:A:C8	6	0.88
(1,3)	1:A:84:LYS:NZ	2:B:15:A:H1'	6	0.88
(1,3)	1:A:84:LYS:NZ	2:B:15:A:H2	6	0.88

*Continued on next page...*

*Continued from previous page...*

Key	Atom-1	Atom-2	Model ID	Violation (Å)
(1,3)	1:A:84:LYS:NZ	2:B:15:A:H2'	6	0.88
(1,3)	1:A:84:LYS:NZ	2:B:15:A:H3'	6	0.88
(1,3)	1:A:84:LYS:NZ	2:B:15:A:H4'	6	0.88
(1,3)	1:A:84:LYS:NZ	2:B:15:A:H5'	6	0.88
(1,3)	1:A:84:LYS:NZ	2:B:15:A:H5''	6	0.88
(1,3)	1:A:84:LYS:NZ	2:B:15:A:H61	6	0.88
(1,3)	1:A:84:LYS:NZ	2:B:15:A:H62	6	0.88
(1,3)	1:A:84:LYS:NZ	2:B:15:A:H8	6	0.88
(1,3)	1:A:84:LYS:NZ	2:B:15:A:HO2'	6	0.88
(1,3)	1:A:84:LYS:NZ	2:B:15:A:N1	6	0.88
(1,3)	1:A:84:LYS:NZ	2:B:15:A:N3	6	0.88
(1,3)	1:A:84:LYS:NZ	2:B:15:A:N6	6	0.88
(1,3)	1:A:84:LYS:NZ	2:B:15:A:N7	6	0.88
(1,3)	1:A:84:LYS:NZ	2:B:15:A:N9	6	0.88
(1,3)	1:A:84:LYS:NZ	2:B:15:A:O2'	6	0.88
(1,3)	1:A:84:LYS:NZ	2:B:15:A:O3'	6	0.88
(1,3)	1:A:84:LYS:NZ	2:B:15:A:O4'	6	0.88
(1,3)	1:A:84:LYS:NZ	2:B:15:A:O5'	6	0.88
(1,3)	1:A:84:LYS:NZ	2:B:15:A:OP1	6	0.88
(1,3)	1:A:84:LYS:NZ	2:B:15:A:OP2	6	0.88
(1,3)	1:A:84:LYS:NZ	2:B:15:A:P	6	0.88
(1,3)	1:A:84:LYS:NZ	2:B:16:G:C1'	6	0.88
(1,3)	1:A:84:LYS:NZ	2:B:16:G:C2	6	0.88
(1,3)	1:A:84:LYS:NZ	2:B:16:G:C2'	6	0.88
(1,3)	1:A:84:LYS:NZ	2:B:16:G:C3'	6	0.88
(1,3)	1:A:84:LYS:NZ	2:B:16:G:C4	6	0.88
(1,3)	1:A:84:LYS:NZ	2:B:16:G:C4'	6	0.88
(1,3)	1:A:84:LYS:NZ	2:B:16:G:C5	6	0.88
(1,3)	1:A:84:LYS:NZ	2:B:16:G:C5'	6	0.88
(1,3)	1:A:84:LYS:NZ	2:B:16:G:C6	6	0.88
(1,3)	1:A:84:LYS:NZ	2:B:16:G:C8	6	0.88
(1,3)	1:A:84:LYS:NZ	2:B:16:G:H1	6	0.88
(1,3)	1:A:84:LYS:NZ	2:B:16:G:H1'	6	0.88
(1,3)	1:A:84:LYS:NZ	2:B:16:G:H2'	6	0.88
(1,3)	1:A:84:LYS:NZ	2:B:16:G:H21	6	0.88
(1,3)	1:A:84:LYS:NZ	2:B:16:G:H22	6	0.88
(1,3)	1:A:84:LYS:NZ	2:B:16:G:H3'	6	0.88
(1,3)	1:A:84:LYS:NZ	2:B:16:G:H4'	6	0.88
(1,3)	1:A:84:LYS:NZ	2:B:16:G:H5'	6	0.88
(1,3)	1:A:84:LYS:NZ	2:B:16:G:H5''	6	0.88
(1,3)	1:A:84:LYS:NZ	2:B:16:G:H8	6	0.88
(1,3)	1:A:84:LYS:NZ	2:B:16:G:HO2'	6	0.88

*Continued on next page...*

*Continued from previous page...*

Key	Atom-1	Atom-2	Model ID	Violation (Å)
(1,3)	1:A:84:LYS:NZ	2:B:16:G:N1	6	0.88
(1,3)	1:A:84:LYS:NZ	2:B:16:G:N2	6	0.88
(1,3)	1:A:84:LYS:NZ	2:B:16:G:N3	6	0.88
(1,3)	1:A:84:LYS:NZ	2:B:16:G:N7	6	0.88
(1,3)	1:A:84:LYS:NZ	2:B:16:G:N9	6	0.88
(1,3)	1:A:84:LYS:NZ	2:B:16:G:O2'	6	0.88
(1,3)	1:A:84:LYS:NZ	2:B:16:G:O3'	6	0.88
(1,3)	1:A:84:LYS:NZ	2:B:16:G:O4'	6	0.88
(1,3)	1:A:84:LYS:NZ	2:B:16:G:O5'	6	0.88
(1,3)	1:A:84:LYS:NZ	2:B:16:G:O6	6	0.88
(1,3)	1:A:84:LYS:NZ	2:B:16:G:OP1	6	0.88
(1,3)	1:A:84:LYS:NZ	2:B:16:G:OP2	6	0.88
(1,3)	1:A:84:LYS:NZ	2:B:16:G:P	6	0.88
(1,3)	1:A:84:LYS:NZ	2:B:17:C:C1'	6	0.88
(1,3)	1:A:84:LYS:NZ	2:B:17:C:C2	6	0.88
(1,3)	1:A:84:LYS:NZ	2:B:17:C:C2'	6	0.88
(1,3)	1:A:84:LYS:NZ	2:B:17:C:C3'	6	0.88
(1,3)	1:A:84:LYS:NZ	2:B:17:C:C4	6	0.88
(1,3)	1:A:84:LYS:NZ	2:B:17:C:C4'	6	0.88
(1,3)	1:A:84:LYS:NZ	2:B:17:C:C5	6	0.88
(1,3)	1:A:84:LYS:NZ	2:B:17:C:C5'	6	0.88
(1,3)	1:A:84:LYS:NZ	2:B:17:C:C6	6	0.88
(1,3)	1:A:84:LYS:NZ	2:B:17:C:H1'	6	0.88
(1,3)	1:A:84:LYS:NZ	2:B:17:C:H2'	6	0.88
(1,3)	1:A:84:LYS:NZ	2:B:17:C:H3'	6	0.88
(1,3)	1:A:84:LYS:NZ	2:B:17:C:H4'	6	0.88
(1,3)	1:A:84:LYS:NZ	2:B:17:C:H41	6	0.88
(1,3)	1:A:84:LYS:NZ	2:B:17:C:H42	6	0.88
(1,3)	1:A:84:LYS:NZ	2:B:17:C:H5	6	0.88
(1,3)	1:A:84:LYS:NZ	2:B:17:C:H5'	6	0.88
(1,3)	1:A:84:LYS:NZ	2:B:17:C:H5''	6	0.88
(1,3)	1:A:84:LYS:NZ	2:B:17:C:H6	6	0.88
(1,3)	1:A:84:LYS:NZ	2:B:17:C:HO2'	6	0.88
(1,3)	1:A:84:LYS:NZ	2:B:17:C:N1	6	0.88
(1,3)	1:A:84:LYS:NZ	2:B:17:C:N3	6	0.88
(1,3)	1:A:84:LYS:NZ	2:B:17:C:N4	6	0.88
(1,3)	1:A:84:LYS:NZ	2:B:17:C:O2	6	0.88
(1,3)	1:A:84:LYS:NZ	2:B:17:C:O2'	6	0.88
(1,3)	1:A:84:LYS:NZ	2:B:17:C:O3'	6	0.88
(1,3)	1:A:84:LYS:NZ	2:B:17:C:O4'	6	0.88
(1,3)	1:A:84:LYS:NZ	2:B:17:C:O5'	6	0.88
(1,3)	1:A:84:LYS:NZ	2:B:17:C:OP1	6	0.88

*Continued on next page...*

*Continued from previous page...*

Key	Atom-1	Atom-2	Model ID	Violation (Å)
(1,3)	1:A:84:LYS:NZ	2:B:17:C:OP2	6	0.88
(1,3)	1:A:84:LYS:NZ	2:B:17:C:P	6	0.88
(1,3)	1:A:84:LYS:NZ	2:B:18:A:C1'	6	0.88
(1,3)	1:A:84:LYS:NZ	2:B:18:A:C2	6	0.88
(1,3)	1:A:84:LYS:NZ	2:B:18:A:C2'	6	0.88
(1,3)	1:A:84:LYS:NZ	2:B:18:A:C3'	6	0.88
(1,3)	1:A:84:LYS:NZ	2:B:18:A:C4	6	0.88
(1,3)	1:A:84:LYS:NZ	2:B:18:A:C4'	6	0.88
(1,3)	1:A:84:LYS:NZ	2:B:18:A:C5	6	0.88
(1,3)	1:A:84:LYS:NZ	2:B:18:A:C5'	6	0.88
(1,3)	1:A:84:LYS:NZ	2:B:18:A:C6	6	0.88
(1,3)	1:A:84:LYS:NZ	2:B:18:A:C8	6	0.88
(1,3)	1:A:84:LYS:NZ	2:B:18:A:H1'	6	0.88
(1,3)	1:A:84:LYS:NZ	2:B:18:A:H2	6	0.88
(1,3)	1:A:84:LYS:NZ	2:B:18:A:H2'	6	0.88
(1,3)	1:A:84:LYS:NZ	2:B:18:A:H3'	6	0.88
(1,3)	1:A:84:LYS:NZ	2:B:18:A:H4'	6	0.88
(1,3)	1:A:84:LYS:NZ	2:B:18:A:H5'	6	0.88
(1,3)	1:A:84:LYS:NZ	2:B:18:A:H5''	6	0.88
(1,3)	1:A:84:LYS:NZ	2:B:18:A:H61	6	0.88
(1,3)	1:A:84:LYS:NZ	2:B:18:A:H62	6	0.88
(1,3)	1:A:84:LYS:NZ	2:B:18:A:H8	6	0.88
(1,3)	1:A:84:LYS:NZ	2:B:18:A:HO2'	6	0.88
(1,3)	1:A:84:LYS:NZ	2:B:18:A:N1	6	0.88
(1,3)	1:A:84:LYS:NZ	2:B:18:A:N3	6	0.88
(1,3)	1:A:84:LYS:NZ	2:B:18:A:N6	6	0.88
(1,3)	1:A:84:LYS:NZ	2:B:18:A:N7	6	0.88
(1,3)	1:A:84:LYS:NZ	2:B:18:A:N9	6	0.88
(1,3)	1:A:84:LYS:NZ	2:B:18:A:O2'	6	0.88
(1,3)	1:A:84:LYS:NZ	2:B:18:A:O3'	6	0.88
(1,3)	1:A:84:LYS:NZ	2:B:18:A:O4'	6	0.88
(1,3)	1:A:84:LYS:NZ	2:B:18:A:O5'	6	0.88
(1,3)	1:A:84:LYS:NZ	2:B:18:A:OP1	6	0.88
(1,3)	1:A:84:LYS:NZ	2:B:18:A:OP2	6	0.88
(1,3)	1:A:84:LYS:NZ	2:B:18:A:P	6	0.88
(1,3)	1:A:84:LYS:NZ	2:B:19:A:C1'	6	0.88
(1,3)	1:A:84:LYS:NZ	2:B:19:A:C2	6	0.88
(1,3)	1:A:84:LYS:NZ	2:B:19:A:C2'	6	0.88
(1,3)	1:A:84:LYS:NZ	2:B:19:A:C3'	6	0.88
(1,3)	1:A:84:LYS:NZ	2:B:19:A:C4	6	0.88
(1,3)	1:A:84:LYS:NZ	2:B:19:A:C4'	6	0.88
(1,3)	1:A:84:LYS:NZ	2:B:19:A:C5	6	0.88

*Continued on next page...*

*Continued from previous page...*

Key	Atom-1	Atom-2	Model ID	Violation (Å)
(1,3)	1:A:84:LYS:NZ	2:B:19:A:C5'	6	0.88
(1,3)	1:A:84:LYS:NZ	2:B:19:A:C6	6	0.88
(1,3)	1:A:84:LYS:NZ	2:B:19:A:C8	6	0.88
(1,3)	1:A:84:LYS:NZ	2:B:19:A:H1'	6	0.88
(1,3)	1:A:84:LYS:NZ	2:B:19:A:H2	6	0.88
(1,3)	1:A:84:LYS:NZ	2:B:19:A:H2'	6	0.88
(1,3)	1:A:84:LYS:NZ	2:B:19:A:H3'	6	0.88
(1,3)	1:A:84:LYS:NZ	2:B:19:A:H4'	6	0.88
(1,3)	1:A:84:LYS:NZ	2:B:19:A:H5'	6	0.88
(1,3)	1:A:84:LYS:NZ	2:B:19:A:H5''	6	0.88
(1,3)	1:A:84:LYS:NZ	2:B:19:A:H61	6	0.88
(1,3)	1:A:84:LYS:NZ	2:B:19:A:H62	6	0.88
(1,3)	1:A:84:LYS:NZ	2:B:19:A:H8	6	0.88
(1,3)	1:A:84:LYS:NZ	2:B:19:A:HO2'	6	0.88
(1,3)	1:A:84:LYS:NZ	2:B:19:A:N1	6	0.88
(1,3)	1:A:84:LYS:NZ	2:B:19:A:N3	6	0.88
(1,3)	1:A:84:LYS:NZ	2:B:19:A:N6	6	0.88
(1,3)	1:A:84:LYS:NZ	2:B:19:A:N7	6	0.88
(1,3)	1:A:84:LYS:NZ	2:B:19:A:N9	6	0.88
(1,3)	1:A:84:LYS:NZ	2:B:19:A:O2'	6	0.88
(1,3)	1:A:84:LYS:NZ	2:B:19:A:O3'	6	0.88
(1,3)	1:A:84:LYS:NZ	2:B:19:A:O4'	6	0.88
(1,3)	1:A:84:LYS:NZ	2:B:19:A:O5'	6	0.88
(1,3)	1:A:84:LYS:NZ	2:B:19:A:OP1	6	0.88
(1,3)	1:A:84:LYS:NZ	2:B:19:A:OP2	6	0.88
(1,3)	1:A:84:LYS:NZ	2:B:19:A:P	6	0.88
(1,3)	1:A:84:LYS:NZ	2:B:20:U:C1'	6	0.88
(1,3)	1:A:84:LYS:NZ	2:B:20:U:C2	6	0.88
(1,3)	1:A:84:LYS:NZ	2:B:20:U:C2'	6	0.88
(1,3)	1:A:84:LYS:NZ	2:B:20:U:C3'	6	0.88
(1,3)	1:A:84:LYS:NZ	2:B:20:U:C4	6	0.88
(1,3)	1:A:84:LYS:NZ	2:B:20:U:C4'	6	0.88
(1,3)	1:A:84:LYS:NZ	2:B:20:U:C5	6	0.88
(1,3)	1:A:84:LYS:NZ	2:B:20:U:C5'	6	0.88
(1,3)	1:A:84:LYS:NZ	2:B:20:U:C6	6	0.88
(1,3)	1:A:84:LYS:NZ	2:B:20:U:H1'	6	0.88
(1,3)	1:A:84:LYS:NZ	2:B:20:U:H2'	6	0.88
(1,3)	1:A:84:LYS:NZ	2:B:20:U:H3	6	0.88
(1,3)	1:A:84:LYS:NZ	2:B:20:U:H3'	6	0.88
(1,3)	1:A:84:LYS:NZ	2:B:20:U:H4'	6	0.88
(1,3)	1:A:84:LYS:NZ	2:B:20:U:H5	6	0.88
(1,3)	1:A:84:LYS:NZ	2:B:20:U:H5'	6	0.88

*Continued on next page...*

*Continued from previous page...*

Key	Atom-1	Atom-2	Model ID	Violation (Å)
(1,3)	1:A:84:LYS:NZ	2:B:20:U:H5''	6	0.88
(1,3)	1:A:84:LYS:NZ	2:B:20:U:H6	6	0.88
(1,3)	1:A:84:LYS:NZ	2:B:20:U:HO2'	6	0.88
(1,3)	1:A:84:LYS:NZ	2:B:20:U:N1	6	0.88
(1,3)	1:A:84:LYS:NZ	2:B:20:U:N3	6	0.88
(1,3)	1:A:84:LYS:NZ	2:B:20:U:O2	6	0.88
(1,3)	1:A:84:LYS:NZ	2:B:20:U:O2'	6	0.88
(1,3)	1:A:84:LYS:NZ	2:B:20:U:O3'	6	0.88
(1,3)	1:A:84:LYS:NZ	2:B:20:U:O4	6	0.88
(1,3)	1:A:84:LYS:NZ	2:B:20:U:O4'	6	0.88
(1,3)	1:A:84:LYS:NZ	2:B:20:U:O5'	6	0.88
(1,3)	1:A:84:LYS:NZ	2:B:20:U:OP1	6	0.88
(1,3)	1:A:84:LYS:NZ	2:B:20:U:OP2	6	0.88
(1,3)	1:A:84:LYS:NZ	2:B:20:U:P	6	0.88
(1,3)	1:A:84:LYS:NZ	2:B:21:G:C1'	6	0.88
(1,3)	1:A:84:LYS:NZ	2:B:21:G:C2	6	0.88
(1,3)	1:A:84:LYS:NZ	2:B:21:G:C2'	6	0.88
(1,3)	1:A:84:LYS:NZ	2:B:21:G:C3'	6	0.88
(1,3)	1:A:84:LYS:NZ	2:B:21:G:C4	6	0.88
(1,3)	1:A:84:LYS:NZ	2:B:21:G:C4'	6	0.88
(1,3)	1:A:84:LYS:NZ	2:B:21:G:C5	6	0.88
(1,3)	1:A:84:LYS:NZ	2:B:21:G:C5'	6	0.88
(1,3)	1:A:84:LYS:NZ	2:B:21:G:C6	6	0.88
(1,3)	1:A:84:LYS:NZ	2:B:21:G:C8	6	0.88
(1,3)	1:A:84:LYS:NZ	2:B:21:G:H1	6	0.88
(1,3)	1:A:84:LYS:NZ	2:B:21:G:H1'	6	0.88
(1,3)	1:A:84:LYS:NZ	2:B:21:G:H2'	6	0.88
(1,3)	1:A:84:LYS:NZ	2:B:21:G:H21	6	0.88
(1,3)	1:A:84:LYS:NZ	2:B:21:G:H22	6	0.88
(1,3)	1:A:84:LYS:NZ	2:B:21:G:H3'	6	0.88
(1,3)	1:A:84:LYS:NZ	2:B:21:G:H4'	6	0.88
(1,3)	1:A:84:LYS:NZ	2:B:21:G:H5'	6	0.88
(1,3)	1:A:84:LYS:NZ	2:B:21:G:H5''	6	0.88
(1,3)	1:A:84:LYS:NZ	2:B:21:G:H8	6	0.88
(1,3)	1:A:84:LYS:NZ	2:B:21:G:HO2'	6	0.88
(1,3)	1:A:84:LYS:NZ	2:B:21:G:N1	6	0.88
(1,3)	1:A:84:LYS:NZ	2:B:21:G:N2	6	0.88
(1,3)	1:A:84:LYS:NZ	2:B:21:G:N3	6	0.88
(1,3)	1:A:84:LYS:NZ	2:B:21:G:N7	6	0.88
(1,3)	1:A:84:LYS:NZ	2:B:21:G:N9	6	0.88
(1,3)	1:A:84:LYS:NZ	2:B:21:G:O2'	6	0.88
(1,3)	1:A:84:LYS:NZ	2:B:21:G:O3'	6	0.88

*Continued on next page...*



*Continued from previous page...*

Key	Atom-1	Atom-2	Model ID	Violation (Å)
(1,3)	1:A:84:LYS:NZ	2:B:21:G:O4'	6	0.88
(1,3)	1:A:84:LYS:NZ	2:B:21:G:O5'	6	0.88
(1,3)	1:A:84:LYS:NZ	2:B:21:G:O6	6	0.88
(1,3)	1:A:84:LYS:NZ	2:B:21:G:OP1	6	0.88
(1,3)	1:A:84:LYS:NZ	2:B:21:G:OP2	6	0.88
(1,3)	1:A:84:LYS:NZ	2:B:21:G:P	6	0.88
(1,3)	1:A:84:LYS:NZ	2:B:22:A:C1'	6	0.88
(1,3)	1:A:84:LYS:NZ	2:B:22:A:C2	6	0.88
(1,3)	1:A:84:LYS:NZ	2:B:22:A:C2'	6	0.88
(1,3)	1:A:84:LYS:NZ	2:B:22:A:C3'	6	0.88
(1,3)	1:A:84:LYS:NZ	2:B:22:A:C4	6	0.88
(1,3)	1:A:84:LYS:NZ	2:B:22:A:C4'	6	0.88
(1,3)	1:A:84:LYS:NZ	2:B:22:A:C5	6	0.88
(1,3)	1:A:84:LYS:NZ	2:B:22:A:C5'	6	0.88
(1,3)	1:A:84:LYS:NZ	2:B:22:A:C6	6	0.88
(1,3)	1:A:84:LYS:NZ	2:B:22:A:C8	6	0.88
(1,3)	1:A:84:LYS:NZ	2:B:22:A:H1'	6	0.88
(1,3)	1:A:84:LYS:NZ	2:B:22:A:H2	6	0.88
(1,3)	1:A:84:LYS:NZ	2:B:22:A:H2'	6	0.88
(1,3)	1:A:84:LYS:NZ	2:B:22:A:H3'	6	0.88
(1,3)	1:A:84:LYS:NZ	2:B:22:A:H4'	6	0.88
(1,3)	1:A:84:LYS:NZ	2:B:22:A:H5'	6	0.88
(1,3)	1:A:84:LYS:NZ	2:B:22:A:H5''	6	0.88
(1,3)	1:A:84:LYS:NZ	2:B:22:A:H61	6	0.88
(1,3)	1:A:84:LYS:NZ	2:B:22:A:H62	6	0.88
(1,3)	1:A:84:LYS:NZ	2:B:22:A:H8	6	0.88
(1,3)	1:A:84:LYS:NZ	2:B:22:A:HO2'	6	0.88
(1,3)	1:A:84:LYS:NZ	2:B:22:A:N1	6	0.88
(1,3)	1:A:84:LYS:NZ	2:B:22:A:N3	6	0.88
(1,3)	1:A:84:LYS:NZ	2:B:22:A:N6	6	0.88
(1,3)	1:A:84:LYS:NZ	2:B:22:A:N7	6	0.88
(1,3)	1:A:84:LYS:NZ	2:B:22:A:N9	6	0.88
(1,3)	1:A:84:LYS:NZ	2:B:22:A:O2'	6	0.88
(1,3)	1:A:84:LYS:NZ	2:B:22:A:O3'	6	0.88
(1,3)	1:A:84:LYS:NZ	2:B:22:A:O4'	6	0.88
(1,3)	1:A:84:LYS:NZ	2:B:22:A:O5'	6	0.88
(1,3)	1:A:84:LYS:NZ	2:B:22:A:OP1	6	0.88
(1,3)	1:A:84:LYS:NZ	2:B:22:A:OP2	6	0.88
(1,3)	1:A:84:LYS:NZ	2:B:22:A:P	6	0.88
(1,3)	1:A:84:LYS:NZ	2:B:23:U:C1'	6	0.88
(1,3)	1:A:84:LYS:NZ	2:B:23:U:C2	6	0.88
(1,3)	1:A:84:LYS:NZ	2:B:23:U:C2'	6	0.88

*Continued on next page...*

*Continued from previous page...*

Key	Atom-1	Atom-2	Model ID	Violation (Å)
(1,3)	1:A:84:LYS:NZ	2:B:23:U:C3'	6	0.88
(1,3)	1:A:84:LYS:NZ	2:B:23:U:C4	6	0.88
(1,3)	1:A:84:LYS:NZ	2:B:23:U:C4'	6	0.88
(1,3)	1:A:84:LYS:NZ	2:B:23:U:C5	6	0.88
(1,3)	1:A:84:LYS:NZ	2:B:23:U:C5'	6	0.88
(1,3)	1:A:84:LYS:NZ	2:B:23:U:C6	6	0.88
(1,3)	1:A:84:LYS:NZ	2:B:23:U:H1'	6	0.88
(1,3)	1:A:84:LYS:NZ	2:B:23:U:H2'	6	0.88
(1,3)	1:A:84:LYS:NZ	2:B:23:U:H3	6	0.88
(1,3)	1:A:84:LYS:NZ	2:B:23:U:H3'	6	0.88
(1,3)	1:A:84:LYS:NZ	2:B:23:U:H4'	6	0.88
(1,3)	1:A:84:LYS:NZ	2:B:23:U:H5	6	0.88
(1,3)	1:A:84:LYS:NZ	2:B:23:U:H5'	6	0.88
(1,3)	1:A:84:LYS:NZ	2:B:23:U:H5''	6	0.88
(1,3)	1:A:84:LYS:NZ	2:B:23:U:H6	6	0.88
(1,3)	1:A:84:LYS:NZ	2:B:23:U:HO2'	6	0.88
(1,3)	1:A:84:LYS:NZ	2:B:23:U:N1	6	0.88
(1,3)	1:A:84:LYS:NZ	2:B:23:U:N3	6	0.88
(1,3)	1:A:84:LYS:NZ	2:B:23:U:O2	6	0.88
(1,3)	1:A:84:LYS:NZ	2:B:23:U:O2'	6	0.88
(1,3)	1:A:84:LYS:NZ	2:B:23:U:O3'	6	0.88
(1,3)	1:A:84:LYS:NZ	2:B:23:U:O4	6	0.88
(1,3)	1:A:84:LYS:NZ	2:B:23:U:O4'	6	0.88
(1,3)	1:A:84:LYS:NZ	2:B:23:U:O5'	6	0.88
(1,3)	1:A:84:LYS:NZ	2:B:23:U:OP1	6	0.88
(1,3)	1:A:84:LYS:NZ	2:B:23:U:OP2	6	0.88
(1,3)	1:A:84:LYS:NZ	2:B:23:U:P	6	0.88
(1,3)	1:A:84:LYS:NZ	2:B:24:G:C1'	6	0.88
(1,3)	1:A:84:LYS:NZ	2:B:24:G:C2	6	0.88
(1,3)	1:A:84:LYS:NZ	2:B:24:G:C2'	6	0.88
(1,3)	1:A:84:LYS:NZ	2:B:24:G:C3'	6	0.88
(1,3)	1:A:84:LYS:NZ	2:B:24:G:C4	6	0.88
(1,3)	1:A:84:LYS:NZ	2:B:24:G:C4'	6	0.88
(1,3)	1:A:84:LYS:NZ	2:B:24:G:C5	6	0.88
(1,3)	1:A:84:LYS:NZ	2:B:24:G:C5'	6	0.88
(1,3)	1:A:84:LYS:NZ	2:B:24:G:C6	6	0.88
(1,3)	1:A:84:LYS:NZ	2:B:24:G:C8	6	0.88
(1,3)	1:A:84:LYS:NZ	2:B:24:G:H1	6	0.88
(1,3)	1:A:84:LYS:NZ	2:B:24:G:H1'	6	0.88
(1,3)	1:A:84:LYS:NZ	2:B:24:G:H2'	6	0.88
(1,3)	1:A:84:LYS:NZ	2:B:24:G:H21	6	0.88
(1,3)	1:A:84:LYS:NZ	2:B:24:G:H22	6	0.88

*Continued on next page...*

*Continued from previous page...*

Key	Atom-1	Atom-2	Model ID	Violation (Å)
(1,3)	1:A:84:LYS:NZ	2:B:24:G:H3'	6	0.88
(1,3)	1:A:84:LYS:NZ	2:B:24:G:H4'	6	0.88
(1,3)	1:A:84:LYS:NZ	2:B:24:G:H5'	6	0.88
(1,3)	1:A:84:LYS:NZ	2:B:24:G:H5''	6	0.88
(1,3)	1:A:84:LYS:NZ	2:B:24:G:H8	6	0.88
(1,3)	1:A:84:LYS:NZ	2:B:24:G:HO2'	6	0.88
(1,3)	1:A:84:LYS:NZ	2:B:24:G:N1	6	0.88
(1,3)	1:A:84:LYS:NZ	2:B:24:G:N2	6	0.88
(1,3)	1:A:84:LYS:NZ	2:B:24:G:N3	6	0.88
(1,3)	1:A:84:LYS:NZ	2:B:24:G:N7	6	0.88
(1,3)	1:A:84:LYS:NZ	2:B:24:G:N9	6	0.88
(1,3)	1:A:84:LYS:NZ	2:B:24:G:O2'	6	0.88
(1,3)	1:A:84:LYS:NZ	2:B:24:G:O3'	6	0.88
(1,3)	1:A:84:LYS:NZ	2:B:24:G:O4'	6	0.88
(1,3)	1:A:84:LYS:NZ	2:B:24:G:O5'	6	0.88
(1,3)	1:A:84:LYS:NZ	2:B:24:G:O6	6	0.88
(1,3)	1:A:84:LYS:NZ	2:B:24:G:OP1	6	0.88
(1,3)	1:A:84:LYS:NZ	2:B:24:G:OP2	6	0.88
(1,3)	1:A:84:LYS:NZ	2:B:24:G:P	6	0.88
(1,3)	1:A:84:LYS:O	2:B:2:C:C1'	6	0.88
(1,3)	1:A:84:LYS:O	2:B:2:C:C2	6	0.88
(1,3)	1:A:84:LYS:O	2:B:2:C:C2'	6	0.88
(1,3)	1:A:84:LYS:O	2:B:2:C:C3'	6	0.88
(1,3)	1:A:84:LYS:O	2:B:2:C:C4	6	0.88
(1,3)	1:A:84:LYS:O	2:B:2:C:C4'	6	0.88
(1,3)	1:A:84:LYS:O	2:B:2:C:C5	6	0.88
(1,3)	1:A:84:LYS:O	2:B:2:C:C5'	6	0.88
(1,3)	1:A:84:LYS:O	2:B:2:C:C6	6	0.88
(1,3)	1:A:84:LYS:O	2:B:2:C:H1'	6	0.88
(1,3)	1:A:84:LYS:O	2:B:2:C:H2'	6	0.88
(1,3)	1:A:84:LYS:O	2:B:2:C:H3'	6	0.88
(1,3)	1:A:84:LYS:O	2:B:2:C:H4'	6	0.88
(1,3)	1:A:84:LYS:O	2:B:2:C:H41	6	0.88
(1,3)	1:A:84:LYS:O	2:B:2:C:H42	6	0.88
(1,3)	1:A:84:LYS:O	2:B:2:C:H5	6	0.88
(1,3)	1:A:84:LYS:O	2:B:2:C:H5'	6	0.88
(1,3)	1:A:84:LYS:O	2:B:2:C:H5''	6	0.88
(1,3)	1:A:84:LYS:O	2:B:2:C:H6	6	0.88
(1,3)	1:A:84:LYS:O	2:B:2:C:HO2'	6	0.88
(1,3)	1:A:84:LYS:O	2:B:2:C:N1	6	0.88
(1,3)	1:A:84:LYS:O	2:B:2:C:N3	6	0.88
(1,3)	1:A:84:LYS:O	2:B:2:C:N4	6	0.88

*Continued on next page...*

*Continued from previous page...*

Key	Atom-1	Atom-2	Model ID	Violation (Å)
(1,3)	1:A:84:LYS:O	2:B:2:C:O2	6	0.88
(1,3)	1:A:84:LYS:O	2:B:2:C:O2'	6	0.88
(1,3)	1:A:84:LYS:O	2:B:2:C:O3'	6	0.88
(1,3)	1:A:84:LYS:O	2:B:2:C:O4'	6	0.88
(1,3)	1:A:84:LYS:O	2:B:2:C:O5'	6	0.88
(1,3)	1:A:84:LYS:O	2:B:3:U:C1'	6	0.88
(1,3)	1:A:84:LYS:O	2:B:3:U:C2	6	0.88
(1,3)	1:A:84:LYS:O	2:B:3:U:C2'	6	0.88
(1,3)	1:A:84:LYS:O	2:B:3:U:C3'	6	0.88
(1,3)	1:A:84:LYS:O	2:B:3:U:C4	6	0.88
(1,3)	1:A:84:LYS:O	2:B:3:U:C4'	6	0.88
(1,3)	1:A:84:LYS:O	2:B:3:U:C5	6	0.88
(1,3)	1:A:84:LYS:O	2:B:3:U:C5'	6	0.88
(1,3)	1:A:84:LYS:O	2:B:3:U:C6	6	0.88
(1,3)	1:A:84:LYS:O	2:B:3:U:H1'	6	0.88
(1,3)	1:A:84:LYS:O	2:B:3:U:H2'	6	0.88
(1,3)	1:A:84:LYS:O	2:B:3:U:H3	6	0.88
(1,3)	1:A:84:LYS:O	2:B:3:U:H3'	6	0.88
(1,3)	1:A:84:LYS:O	2:B:3:U:H4'	6	0.88
(1,3)	1:A:84:LYS:O	2:B:3:U:H5	6	0.88
(1,3)	1:A:84:LYS:O	2:B:3:U:H5'	6	0.88
(1,3)	1:A:84:LYS:O	2:B:3:U:H5''	6	0.88
(1,3)	1:A:84:LYS:O	2:B:3:U:H6	6	0.88
(1,3)	1:A:84:LYS:O	2:B:3:U:HO2'	6	0.88
(1,3)	1:A:84:LYS:O	2:B:3:U:N1	6	0.88
(1,3)	1:A:84:LYS:O	2:B:3:U:N3	6	0.88
(1,3)	1:A:84:LYS:O	2:B:3:U:O2	6	0.88
(1,3)	1:A:84:LYS:O	2:B:3:U:O2'	6	0.88
(1,3)	1:A:84:LYS:O	2:B:3:U:O3'	6	0.88
(1,3)	1:A:84:LYS:O	2:B:3:U:O4	6	0.88
(1,3)	1:A:84:LYS:O	2:B:3:U:O4'	6	0.88
(1,3)	1:A:84:LYS:O	2:B:3:U:O5'	6	0.88
(1,3)	1:A:84:LYS:O	2:B:3:U:OP1	6	0.88
(1,3)	1:A:84:LYS:O	2:B:3:U:OP2	6	0.88
(1,3)	1:A:84:LYS:O	2:B:3:U:P	6	0.88
(1,3)	1:A:84:LYS:O	2:B:4:G:C1'	6	0.88
(1,3)	1:A:84:LYS:O	2:B:4:G:C2	6	0.88
(1,3)	1:A:84:LYS:O	2:B:4:G:C2'	6	0.88
(1,3)	1:A:84:LYS:O	2:B:4:G:C3'	6	0.88
(1,3)	1:A:84:LYS:O	2:B:4:G:C4	6	0.88
(1,3)	1:A:84:LYS:O	2:B:4:G:C4'	6	0.88
(1,3)	1:A:84:LYS:O	2:B:4:G:C5	6	0.88

*Continued on next page...*

*Continued from previous page...*

Key	Atom-1	Atom-2	Model ID	Violation (Å)
(1,3)	1:A:84:LYS:O	2:B:4:G:C5'	6	0.88
(1,3)	1:A:84:LYS:O	2:B:4:G:C6	6	0.88
(1,3)	1:A:84:LYS:O	2:B:4:G:C8	6	0.88
(1,3)	1:A:84:LYS:O	2:B:4:G:H1	6	0.88
(1,3)	1:A:84:LYS:O	2:B:4:G:H1'	6	0.88
(1,3)	1:A:84:LYS:O	2:B:4:G:H2'	6	0.88
(1,3)	1:A:84:LYS:O	2:B:4:G:H21	6	0.88
(1,3)	1:A:84:LYS:O	2:B:4:G:H22	6	0.88
(1,3)	1:A:84:LYS:O	2:B:4:G:H3'	6	0.88
(1,3)	1:A:84:LYS:O	2:B:4:G:H4'	6	0.88
(1,3)	1:A:84:LYS:O	2:B:4:G:H5'	6	0.88
(1,3)	1:A:84:LYS:O	2:B:4:G:H5''	6	0.88
(1,3)	1:A:84:LYS:O	2:B:4:G:H8	6	0.88
(1,3)	1:A:84:LYS:O	2:B:4:G:HO2'	6	0.88
(1,3)	1:A:84:LYS:O	2:B:4:G:N1	6	0.88
(1,3)	1:A:84:LYS:O	2:B:4:G:N2	6	0.88
(1,3)	1:A:84:LYS:O	2:B:4:G:N3	6	0.88
(1,3)	1:A:84:LYS:O	2:B:4:G:N7	6	0.88
(1,3)	1:A:84:LYS:O	2:B:4:G:N9	6	0.88
(1,3)	1:A:84:LYS:O	2:B:4:G:O2'	6	0.88
(1,3)	1:A:84:LYS:O	2:B:4:G:O3'	6	0.88
(1,3)	1:A:84:LYS:O	2:B:4:G:O4'	6	0.88
(1,3)	1:A:84:LYS:O	2:B:4:G:O5'	6	0.88
(1,3)	1:A:84:LYS:O	2:B:4:G:O6	6	0.88
(1,3)	1:A:84:LYS:O	2:B:4:G:OP1	6	0.88
(1,3)	1:A:84:LYS:O	2:B:4:G:OP2	6	0.88
(1,3)	1:A:84:LYS:O	2:B:4:G:P	6	0.88
(1,3)	1:A:84:LYS:O	2:B:5:A:C1'	6	0.88
(1,3)	1:A:84:LYS:O	2:B:5:A:C2	6	0.88
(1,3)	1:A:84:LYS:O	2:B:5:A:C2'	6	0.88
(1,3)	1:A:84:LYS:O	2:B:5:A:C3'	6	0.88
(1,3)	1:A:84:LYS:O	2:B:5:A:C4	6	0.88
(1,3)	1:A:84:LYS:O	2:B:5:A:C4'	6	0.88
(1,3)	1:A:84:LYS:O	2:B:5:A:C5	6	0.88
(1,3)	1:A:84:LYS:O	2:B:5:A:C5'	6	0.88
(1,3)	1:A:84:LYS:O	2:B:5:A:C6	6	0.88
(1,3)	1:A:84:LYS:O	2:B:5:A:C8	6	0.88
(1,3)	1:A:84:LYS:O	2:B:5:A:H1'	6	0.88
(1,3)	1:A:84:LYS:O	2:B:5:A:H2	6	0.88
(1,3)	1:A:84:LYS:O	2:B:5:A:H2'	6	0.88
(1,3)	1:A:84:LYS:O	2:B:5:A:H3'	6	0.88
(1,3)	1:A:84:LYS:O	2:B:5:A:H4'	6	0.88

*Continued on next page...*

*Continued from previous page...*

Key	Atom-1	Atom-2	Model ID	Violation (Å)
(1,3)	1:A:84:LYS:O	2:B:5:A:H5'	6	0.88
(1,3)	1:A:84:LYS:O	2:B:5:A:H5''	6	0.88
(1,3)	1:A:84:LYS:O	2:B:5:A:H61	6	0.88
(1,3)	1:A:84:LYS:O	2:B:5:A:H62	6	0.88
(1,3)	1:A:84:LYS:O	2:B:5:A:H8	6	0.88
(1,3)	1:A:84:LYS:O	2:B:5:A:HO2'	6	0.88
(1,3)	1:A:84:LYS:O	2:B:5:A:N1	6	0.88
(1,3)	1:A:84:LYS:O	2:B:5:A:N3	6	0.88
(1,3)	1:A:84:LYS:O	2:B:5:A:N6	6	0.88
(1,3)	1:A:84:LYS:O	2:B:5:A:N7	6	0.88
(1,3)	1:A:84:LYS:O	2:B:5:A:N9	6	0.88
(1,3)	1:A:84:LYS:O	2:B:5:A:O2'	6	0.88
(1,3)	1:A:84:LYS:O	2:B:5:A:O3'	6	0.88
(1,3)	1:A:84:LYS:O	2:B:5:A:O4'	6	0.88
(1,3)	1:A:84:LYS:O	2:B:5:A:O5'	6	0.88
(1,3)	1:A:84:LYS:O	2:B:5:A:OP1	6	0.88
(1,3)	1:A:84:LYS:O	2:B:5:A:OP2	6	0.88
(1,3)	1:A:84:LYS:O	2:B:5:A:P	6	0.88
(1,3)	1:A:84:LYS:O	2:B:6:G:C1'	6	0.88
(1,3)	1:A:84:LYS:O	2:B:6:G:C2	6	0.88
(1,3)	1:A:84:LYS:O	2:B:6:G:C2'	6	0.88
(1,3)	1:A:84:LYS:O	2:B:6:G:C3'	6	0.88
(1,3)	1:A:84:LYS:O	2:B:6:G:C4	6	0.88
(1,3)	1:A:84:LYS:O	2:B:6:G:C4'	6	0.88
(1,3)	1:A:84:LYS:O	2:B:6:G:C5	6	0.88
(1,3)	1:A:84:LYS:O	2:B:6:G:C5'	6	0.88
(1,3)	1:A:84:LYS:O	2:B:6:G:C6	6	0.88
(1,3)	1:A:84:LYS:O	2:B:6:G:C8	6	0.88
(1,3)	1:A:84:LYS:O	2:B:6:G:H1	6	0.88
(1,3)	1:A:84:LYS:O	2:B:6:G:H1'	6	0.88
(1,3)	1:A:84:LYS:O	2:B:6:G:H2'	6	0.88
(1,3)	1:A:84:LYS:O	2:B:6:G:H21	6	0.88
(1,3)	1:A:84:LYS:O	2:B:6:G:H22	6	0.88
(1,3)	1:A:84:LYS:O	2:B:6:G:H3'	6	0.88
(1,3)	1:A:84:LYS:O	2:B:6:G:H4'	6	0.88
(1,3)	1:A:84:LYS:O	2:B:6:G:H5'	6	0.88
(1,3)	1:A:84:LYS:O	2:B:6:G:H5''	6	0.88
(1,3)	1:A:84:LYS:O	2:B:6:G:H8	6	0.88
(1,3)	1:A:84:LYS:O	2:B:6:G:HO2'	6	0.88
(1,3)	1:A:84:LYS:O	2:B:6:G:N1	6	0.88
(1,3)	1:A:84:LYS:O	2:B:6:G:N2	6	0.88
(1,3)	1:A:84:LYS:O	2:B:6:G:N3	6	0.88

*Continued on next page...*

*Continued from previous page...*

Key	Atom-1	Atom-2	Model ID	Violation (Å)
(1,3)	1:A:84:LYS:O	2:B:6:G:N7	6	0.88
(1,3)	1:A:84:LYS:O	2:B:6:G:N9	6	0.88
(1,3)	1:A:84:LYS:O	2:B:6:G:O2'	6	0.88
(1,3)	1:A:84:LYS:O	2:B:6:G:O3'	6	0.88
(1,3)	1:A:84:LYS:O	2:B:6:G:O4'	6	0.88
(1,3)	1:A:84:LYS:O	2:B:6:G:O5'	6	0.88
(1,3)	1:A:84:LYS:O	2:B:6:G:O6	6	0.88
(1,3)	1:A:84:LYS:O	2:B:6:G:OP1	6	0.88
(1,3)	1:A:84:LYS:O	2:B:6:G:OP2	6	0.88
(1,3)	1:A:84:LYS:O	2:B:6:G:P	6	0.88
(1,3)	1:A:84:LYS:O	2:B:7:C:C1'	6	0.88
(1,3)	1:A:84:LYS:O	2:B:7:C:C2	6	0.88
(1,3)	1:A:84:LYS:O	2:B:7:C:C2'	6	0.88
(1,3)	1:A:84:LYS:O	2:B:7:C:C3'	6	0.88
(1,3)	1:A:84:LYS:O	2:B:7:C:C4	6	0.88
(1,3)	1:A:84:LYS:O	2:B:7:C:C4'	6	0.88
(1,3)	1:A:84:LYS:O	2:B:7:C:C5	6	0.88
(1,3)	1:A:84:LYS:O	2:B:7:C:C5'	6	0.88
(1,3)	1:A:84:LYS:O	2:B:7:C:C6	6	0.88
(1,3)	1:A:84:LYS:O	2:B:7:C:H1'	6	0.88
(1,3)	1:A:84:LYS:O	2:B:7:C:H2'	6	0.88
(1,3)	1:A:84:LYS:O	2:B:7:C:H3'	6	0.88
(1,3)	1:A:84:LYS:O	2:B:7:C:H4'	6	0.88
(1,3)	1:A:84:LYS:O	2:B:7:C:H41	6	0.88
(1,3)	1:A:84:LYS:O	2:B:7:C:H42	6	0.88
(1,3)	1:A:84:LYS:O	2:B:7:C:H5	6	0.88
(1,3)	1:A:84:LYS:O	2:B:7:C:H5'	6	0.88
(1,3)	1:A:84:LYS:O	2:B:7:C:H5''	6	0.88
(1,3)	1:A:84:LYS:O	2:B:7:C:H6	6	0.88
(1,3)	1:A:84:LYS:O	2:B:7:C:HO2'	6	0.88
(1,3)	1:A:84:LYS:O	2:B:7:C:N1	6	0.88
(1,3)	1:A:84:LYS:O	2:B:7:C:N3	6	0.88
(1,3)	1:A:84:LYS:O	2:B:7:C:N4	6	0.88
(1,3)	1:A:84:LYS:O	2:B:7:C:O2	6	0.88
(1,3)	1:A:84:LYS:O	2:B:7:C:O2'	6	0.88
(1,3)	1:A:84:LYS:O	2:B:7:C:O3'	6	0.88
(1,3)	1:A:84:LYS:O	2:B:7:C:O4'	6	0.88
(1,3)	1:A:84:LYS:O	2:B:7:C:O5'	6	0.88
(1,3)	1:A:84:LYS:O	2:B:7:C:OP1	6	0.88
(1,3)	1:A:84:LYS:O	2:B:7:C:OP2	6	0.88
(1,3)	1:A:84:LYS:O	2:B:7:C:P	6	0.88
(1,3)	1:A:84:LYS:O	2:B:8:U:C1'	6	0.88

*Continued on next page...*

*Continued from previous page...*

Key	Atom-1	Atom-2	Model ID	Violation (Å)
(1,3)	1:A:84:LYS:O	2:B:8:U:C2	6	0.88
(1,3)	1:A:84:LYS:O	2:B:8:U:C2'	6	0.88
(1,3)	1:A:84:LYS:O	2:B:8:U:C3'	6	0.88
(1,3)	1:A:84:LYS:O	2:B:8:U:C4	6	0.88
(1,3)	1:A:84:LYS:O	2:B:8:U:C4'	6	0.88
(1,3)	1:A:84:LYS:O	2:B:8:U:C5	6	0.88
(1,3)	1:A:84:LYS:O	2:B:8:U:C5'	6	0.88
(1,3)	1:A:84:LYS:O	2:B:8:U:C6	6	0.88
(1,3)	1:A:84:LYS:O	2:B:8:U:H1'	6	0.88
(1,3)	1:A:84:LYS:O	2:B:8:U:H2'	6	0.88
(1,3)	1:A:84:LYS:O	2:B:8:U:H3	6	0.88
(1,3)	1:A:84:LYS:O	2:B:8:U:H3'	6	0.88
(1,3)	1:A:84:LYS:O	2:B:8:U:H4'	6	0.88
(1,3)	1:A:84:LYS:O	2:B:8:U:H5	6	0.88
(1,3)	1:A:84:LYS:O	2:B:8:U:H5'	6	0.88
(1,3)	1:A:84:LYS:O	2:B:8:U:H5''	6	0.88
(1,3)	1:A:84:LYS:O	2:B:8:U:H6	6	0.88
(1,3)	1:A:84:LYS:O	2:B:8:U:HO2'	6	0.88
(1,3)	1:A:84:LYS:O	2:B:8:U:N1	6	0.88
(1,3)	1:A:84:LYS:O	2:B:8:U:N3	6	0.88
(1,3)	1:A:84:LYS:O	2:B:8:U:O2	6	0.88
(1,3)	1:A:84:LYS:O	2:B:8:U:O2'	6	0.88
(1,3)	1:A:84:LYS:O	2:B:8:U:O3'	6	0.88
(1,3)	1:A:84:LYS:O	2:B:8:U:O4	6	0.88
(1,3)	1:A:84:LYS:O	2:B:8:U:O4'	6	0.88
(1,3)	1:A:84:LYS:O	2:B:8:U:O5'	6	0.88
(1,3)	1:A:84:LYS:O	2:B:8:U:OP1	6	0.88
(1,3)	1:A:84:LYS:O	2:B:8:U:OP2	6	0.88
(1,3)	1:A:84:LYS:O	2:B:8:U:P	6	0.88
(1,3)	1:A:84:LYS:O	2:B:9:C:C1'	6	0.88
(1,3)	1:A:84:LYS:O	2:B:9:C:C2	6	0.88
(1,3)	1:A:84:LYS:O	2:B:9:C:C2'	6	0.88
(1,3)	1:A:84:LYS:O	2:B:9:C:C3'	6	0.88
(1,3)	1:A:84:LYS:O	2:B:9:C:C4	6	0.88
(1,3)	1:A:84:LYS:O	2:B:9:C:C4'	6	0.88
(1,3)	1:A:84:LYS:O	2:B:9:C:C5	6	0.88
(1,3)	1:A:84:LYS:O	2:B:9:C:C5'	6	0.88
(1,3)	1:A:84:LYS:O	2:B:9:C:C6	6	0.88
(1,3)	1:A:84:LYS:O	2:B:9:C:H1'	6	0.88
(1,3)	1:A:84:LYS:O	2:B:9:C:H2'	6	0.88
(1,3)	1:A:84:LYS:O	2:B:9:C:H3'	6	0.88
(1,3)	1:A:84:LYS:O	2:B:9:C:H4'	6	0.88

*Continued on next page...*



*Continued from previous page...*

Key	Atom-1	Atom-2	Model ID	Violation (Å)
(1,3)	1:A:84:LYS:O	2:B:9:C:H41	6	0.88
(1,3)	1:A:84:LYS:O	2:B:9:C:H42	6	0.88
(1,3)	1:A:84:LYS:O	2:B:9:C:H5	6	0.88
(1,3)	1:A:84:LYS:O	2:B:9:C:H5'	6	0.88
(1,3)	1:A:84:LYS:O	2:B:9:C:H5''	6	0.88
(1,3)	1:A:84:LYS:O	2:B:9:C:H6	6	0.88
(1,3)	1:A:84:LYS:O	2:B:9:C:HO2'	6	0.88
(1,3)	1:A:84:LYS:O	2:B:9:C:N1	6	0.88
(1,3)	1:A:84:LYS:O	2:B:9:C:N3	6	0.88
(1,3)	1:A:84:LYS:O	2:B:9:C:N4	6	0.88
(1,3)	1:A:84:LYS:O	2:B:9:C:O2	6	0.88
(1,3)	1:A:84:LYS:O	2:B:9:C:O2'	6	0.88
(1,3)	1:A:84:LYS:O	2:B:9:C:O3'	6	0.88
(1,3)	1:A:84:LYS:O	2:B:9:C:O4'	6	0.88
(1,3)	1:A:84:LYS:O	2:B:9:C:O5'	6	0.88
(1,3)	1:A:84:LYS:O	2:B:9:C:OP1	6	0.88
(1,3)	1:A:84:LYS:O	2:B:9:C:OP2	6	0.88
(1,3)	1:A:84:LYS:O	2:B:9:C:P	6	0.88
(1,3)	1:A:84:LYS:O	2:B:10:G:C1'	6	0.88
(1,3)	1:A:84:LYS:O	2:B:10:G:C2	6	0.88
(1,3)	1:A:84:LYS:O	2:B:10:G:C2'	6	0.88
(1,3)	1:A:84:LYS:O	2:B:10:G:C3'	6	0.88
(1,3)	1:A:84:LYS:O	2:B:10:G:C4	6	0.88
(1,3)	1:A:84:LYS:O	2:B:10:G:C4'	6	0.88
(1,3)	1:A:84:LYS:O	2:B:10:G:C5	6	0.88
(1,3)	1:A:84:LYS:O	2:B:10:G:C5'	6	0.88
(1,3)	1:A:84:LYS:O	2:B:10:G:C6	6	0.88
(1,3)	1:A:84:LYS:O	2:B:10:G:C8	6	0.88
(1,3)	1:A:84:LYS:O	2:B:10:G:H1	6	0.88
(1,3)	1:A:84:LYS:O	2:B:10:G:H1'	6	0.88
(1,3)	1:A:84:LYS:O	2:B:10:G:H2'	6	0.88
(1,3)	1:A:84:LYS:O	2:B:10:G:H21	6	0.88
(1,3)	1:A:84:LYS:O	2:B:10:G:H22	6	0.88
(1,3)	1:A:84:LYS:O	2:B:10:G:H3'	6	0.88
(1,3)	1:A:84:LYS:O	2:B:10:G:H4'	6	0.88
(1,3)	1:A:84:LYS:O	2:B:10:G:H5'	6	0.88
(1,3)	1:A:84:LYS:O	2:B:10:G:H5''	6	0.88
(1,3)	1:A:84:LYS:O	2:B:10:G:H8	6	0.88
(1,3)	1:A:84:LYS:O	2:B:10:G:HO2'	6	0.88
(1,3)	1:A:84:LYS:O	2:B:10:G:N1	6	0.88
(1,3)	1:A:84:LYS:O	2:B:10:G:N2	6	0.88
(1,3)	1:A:84:LYS:O	2:B:10:G:N3	6	0.88

*Continued on next page...*

*Continued from previous page...*

Key	Atom-1	Atom-2	Model ID	Violation (Å)
(1,3)	1:A:84:LYS:O	2:B:10:G:N7	6	0.88
(1,3)	1:A:84:LYS:O	2:B:10:G:N9	6	0.88
(1,3)	1:A:84:LYS:O	2:B:10:G:O2'	6	0.88
(1,3)	1:A:84:LYS:O	2:B:10:G:O3'	6	0.88
(1,3)	1:A:84:LYS:O	2:B:10:G:O4'	6	0.88
(1,3)	1:A:84:LYS:O	2:B:10:G:O5'	6	0.88
(1,3)	1:A:84:LYS:O	2:B:10:G:O6	6	0.88
(1,3)	1:A:84:LYS:O	2:B:10:G:OP1	6	0.88
(1,3)	1:A:84:LYS:O	2:B:10:G:OP2	6	0.88
(1,3)	1:A:84:LYS:O	2:B:10:G:P	6	0.88
(1,3)	1:A:84:LYS:O	2:B:11:A:C1'	6	0.88
(1,3)	1:A:84:LYS:O	2:B:11:A:C2	6	0.88
(1,3)	1:A:84:LYS:O	2:B:11:A:C2'	6	0.88
(1,3)	1:A:84:LYS:O	2:B:11:A:C3'	6	0.88
(1,3)	1:A:84:LYS:O	2:B:11:A:C4	6	0.88
(1,3)	1:A:84:LYS:O	2:B:11:A:C4'	6	0.88
(1,3)	1:A:84:LYS:O	2:B:11:A:C5	6	0.88
(1,3)	1:A:84:LYS:O	2:B:11:A:C5'	6	0.88
(1,3)	1:A:84:LYS:O	2:B:11:A:C6	6	0.88
(1,3)	1:A:84:LYS:O	2:B:11:A:C8	6	0.88
(1,3)	1:A:84:LYS:O	2:B:11:A:H1'	6	0.88
(1,3)	1:A:84:LYS:O	2:B:11:A:H2	6	0.88
(1,3)	1:A:84:LYS:O	2:B:11:A:H2'	6	0.88
(1,3)	1:A:84:LYS:O	2:B:11:A:H3'	6	0.88
(1,3)	1:A:84:LYS:O	2:B:11:A:H4'	6	0.88
(1,3)	1:A:84:LYS:O	2:B:11:A:H5'	6	0.88
(1,3)	1:A:84:LYS:O	2:B:11:A:H5''	6	0.88
(1,3)	1:A:84:LYS:O	2:B:11:A:H61	6	0.88
(1,3)	1:A:84:LYS:O	2:B:11:A:H62	6	0.88
(1,3)	1:A:84:LYS:O	2:B:11:A:H8	6	0.88
(1,3)	1:A:84:LYS:O	2:B:11:A:HO2'	6	0.88
(1,3)	1:A:84:LYS:O	2:B:11:A:N1	6	0.88
(1,3)	1:A:84:LYS:O	2:B:11:A:N3	6	0.88
(1,3)	1:A:84:LYS:O	2:B:11:A:N6	6	0.88
(1,3)	1:A:84:LYS:O	2:B:11:A:N7	6	0.88
(1,3)	1:A:84:LYS:O	2:B:11:A:N9	6	0.88
(1,3)	1:A:84:LYS:O	2:B:11:A:O2'	6	0.88
(1,3)	1:A:84:LYS:O	2:B:11:A:O3'	6	0.88
(1,3)	1:A:84:LYS:O	2:B:11:A:O4'	6	0.88
(1,3)	1:A:84:LYS:O	2:B:11:A:O5'	6	0.88
(1,3)	1:A:84:LYS:O	2:B:11:A:OP1	6	0.88
(1,3)	1:A:84:LYS:O	2:B:11:A:OP2	6	0.88

*Continued on next page...*

*Continued from previous page...*

Key	Atom-1	Atom-2	Model ID	Violation (Å)
(1,3)	1:A:84:LYS:O	2:B:11:A:P	6	0.88
(1,3)	1:A:84:LYS:O	2:B:12:A:C1'	6	0.88
(1,3)	1:A:84:LYS:O	2:B:12:A:C2	6	0.88
(1,3)	1:A:84:LYS:O	2:B:12:A:C2'	6	0.88
(1,3)	1:A:84:LYS:O	2:B:12:A:C3'	6	0.88
(1,3)	1:A:84:LYS:O	2:B:12:A:C4	6	0.88
(1,3)	1:A:84:LYS:O	2:B:12:A:C4'	6	0.88
(1,3)	1:A:84:LYS:O	2:B:12:A:C5	6	0.88
(1,3)	1:A:84:LYS:O	2:B:12:A:C5'	6	0.88
(1,3)	1:A:84:LYS:O	2:B:12:A:C6	6	0.88
(1,3)	1:A:84:LYS:O	2:B:12:A:C8	6	0.88
(1,3)	1:A:84:LYS:O	2:B:12:A:H1'	6	0.88
(1,3)	1:A:84:LYS:O	2:B:12:A:H2	6	0.88
(1,3)	1:A:84:LYS:O	2:B:12:A:H2'	6	0.88
(1,3)	1:A:84:LYS:O	2:B:12:A:H3'	6	0.88
(1,3)	1:A:84:LYS:O	2:B:12:A:H4'	6	0.88
(1,3)	1:A:84:LYS:O	2:B:12:A:H5'	6	0.88
(1,3)	1:A:84:LYS:O	2:B:12:A:H5''	6	0.88
(1,3)	1:A:84:LYS:O	2:B:12:A:H61	6	0.88
(1,3)	1:A:84:LYS:O	2:B:12:A:H62	6	0.88
(1,3)	1:A:84:LYS:O	2:B:12:A:H8	6	0.88
(1,3)	1:A:84:LYS:O	2:B:12:A:HO2'	6	0.88
(1,3)	1:A:84:LYS:O	2:B:12:A:N1	6	0.88
(1,3)	1:A:84:LYS:O	2:B:12:A:N3	6	0.88
(1,3)	1:A:84:LYS:O	2:B:12:A:N6	6	0.88
(1,3)	1:A:84:LYS:O	2:B:12:A:N7	6	0.88
(1,3)	1:A:84:LYS:O	2:B:12:A:N9	6	0.88
(1,3)	1:A:84:LYS:O	2:B:12:A:O2'	6	0.88
(1,3)	1:A:84:LYS:O	2:B:12:A:O3'	6	0.88
(1,3)	1:A:84:LYS:O	2:B:12:A:O4'	6	0.88
(1,3)	1:A:84:LYS:O	2:B:12:A:O5'	6	0.88
(1,3)	1:A:84:LYS:O	2:B:12:A:OP1	6	0.88
(1,3)	1:A:84:LYS:O	2:B:12:A:OP2	6	0.88
(1,3)	1:A:84:LYS:O	2:B:12:A:P	6	0.88
(1,3)	1:A:84:LYS:O	2:B:13:A:C1'	6	0.88
(1,3)	1:A:84:LYS:O	2:B:13:A:C2	6	0.88
(1,3)	1:A:84:LYS:O	2:B:13:A:C2'	6	0.88
(1,3)	1:A:84:LYS:O	2:B:13:A:C3'	6	0.88
(1,3)	1:A:84:LYS:O	2:B:13:A:C4	6	0.88
(1,3)	1:A:84:LYS:O	2:B:13:A:C4'	6	0.88
(1,3)	1:A:84:LYS:O	2:B:13:A:C5	6	0.88
(1,3)	1:A:84:LYS:O	2:B:13:A:C5'	6	0.88

*Continued on next page...*

*Continued from previous page...*

Key	Atom-1	Atom-2	Model ID	Violation (Å)
(1,3)	1:A:84:LYS:O	2:B:13:A:C6	6	0.88
(1,3)	1:A:84:LYS:O	2:B:13:A:C8	6	0.88
(1,3)	1:A:84:LYS:O	2:B:13:A:H1'	6	0.88
(1,3)	1:A:84:LYS:O	2:B:13:A:H2	6	0.88
(1,3)	1:A:84:LYS:O	2:B:13:A:H2'	6	0.88
(1,3)	1:A:84:LYS:O	2:B:13:A:H3'	6	0.88
(1,3)	1:A:84:LYS:O	2:B:13:A:H4'	6	0.88
(1,3)	1:A:84:LYS:O	2:B:13:A:H5'	6	0.88
(1,3)	1:A:84:LYS:O	2:B:13:A:H5''	6	0.88
(1,3)	1:A:84:LYS:O	2:B:13:A:H61	6	0.88
(1,3)	1:A:84:LYS:O	2:B:13:A:H62	6	0.88
(1,3)	1:A:84:LYS:O	2:B:13:A:H8	6	0.88
(1,3)	1:A:84:LYS:O	2:B:13:A:HO2'	6	0.88
(1,3)	1:A:84:LYS:O	2:B:13:A:N1	6	0.88
(1,3)	1:A:84:LYS:O	2:B:13:A:N3	6	0.88
(1,3)	1:A:84:LYS:O	2:B:13:A:N6	6	0.88
(1,3)	1:A:84:LYS:O	2:B:13:A:N7	6	0.88
(1,3)	1:A:84:LYS:O	2:B:13:A:N9	6	0.88
(1,3)	1:A:84:LYS:O	2:B:13:A:O2'	6	0.88
(1,3)	1:A:84:LYS:O	2:B:13:A:O3'	6	0.88
(1,3)	1:A:84:LYS:O	2:B:13:A:O4'	6	0.88
(1,3)	1:A:84:LYS:O	2:B:13:A:O5'	6	0.88
(1,3)	1:A:84:LYS:O	2:B:13:A:OP1	6	0.88
(1,3)	1:A:84:LYS:O	2:B:13:A:OP2	6	0.88
(1,3)	1:A:84:LYS:O	2:B:13:A:P	6	0.88
(1,3)	1:A:84:LYS:O	2:B:14:G:C1'	6	0.88
(1,3)	1:A:84:LYS:O	2:B:14:G:C2	6	0.88
(1,3)	1:A:84:LYS:O	2:B:14:G:C2'	6	0.88
(1,3)	1:A:84:LYS:O	2:B:14:G:C3'	6	0.88
(1,3)	1:A:84:LYS:O	2:B:14:G:C4	6	0.88
(1,3)	1:A:84:LYS:O	2:B:14:G:C4'	6	0.88
(1,3)	1:A:84:LYS:O	2:B:14:G:C5	6	0.88
(1,3)	1:A:84:LYS:O	2:B:14:G:C5'	6	0.88
(1,3)	1:A:84:LYS:O	2:B:14:G:C6	6	0.88
(1,3)	1:A:84:LYS:O	2:B:14:G:C8	6	0.88
(1,3)	1:A:84:LYS:O	2:B:14:G:H1	6	0.88
(1,3)	1:A:84:LYS:O	2:B:14:G:H1'	6	0.88
(1,3)	1:A:84:LYS:O	2:B:14:G:H2'	6	0.88
(1,3)	1:A:84:LYS:O	2:B:14:G:H21	6	0.88
(1,3)	1:A:84:LYS:O	2:B:14:G:H22	6	0.88
(1,3)	1:A:84:LYS:O	2:B:14:G:H3'	6	0.88
(1,3)	1:A:84:LYS:O	2:B:14:G:H4'	6	0.88

*Continued on next page...*

*Continued from previous page...*

Key	Atom-1	Atom-2	Model ID	Violation (Å)
(1,3)	1:A:84:LYS:O	2:B:14:G:H5'	6	0.88
(1,3)	1:A:84:LYS:O	2:B:14:G:H5''	6	0.88
(1,3)	1:A:84:LYS:O	2:B:14:G:H8	6	0.88
(1,3)	1:A:84:LYS:O	2:B:14:G:HO2'	6	0.88
(1,3)	1:A:84:LYS:O	2:B:14:G:N1	6	0.88
(1,3)	1:A:84:LYS:O	2:B:14:G:N2	6	0.88
(1,3)	1:A:84:LYS:O	2:B:14:G:N3	6	0.88
(1,3)	1:A:84:LYS:O	2:B:14:G:N7	6	0.88
(1,3)	1:A:84:LYS:O	2:B:14:G:N9	6	0.88
(1,3)	1:A:84:LYS:O	2:B:14:G:O2'	6	0.88
(1,3)	1:A:84:LYS:O	2:B:14:G:O3'	6	0.88
(1,3)	1:A:84:LYS:O	2:B:14:G:O4'	6	0.88
(1,3)	1:A:84:LYS:O	2:B:14:G:O5'	6	0.88
(1,3)	1:A:84:LYS:O	2:B:14:G:O6	6	0.88
(1,3)	1:A:84:LYS:O	2:B:14:G:OP1	6	0.88
(1,3)	1:A:84:LYS:O	2:B:14:G:OP2	6	0.88
(1,3)	1:A:84:LYS:O	2:B:14:G:P	6	0.88
(1,3)	1:A:84:LYS:O	2:B:15:A:C1'	6	0.88
(1,3)	1:A:84:LYS:O	2:B:15:A:C2	6	0.88
(1,3)	1:A:84:LYS:O	2:B:15:A:C2'	6	0.88
(1,3)	1:A:84:LYS:O	2:B:15:A:C3'	6	0.88
(1,3)	1:A:84:LYS:O	2:B:15:A:C4	6	0.88
(1,3)	1:A:84:LYS:O	2:B:15:A:C4'	6	0.88
(1,3)	1:A:84:LYS:O	2:B:15:A:C5	6	0.88
(1,3)	1:A:84:LYS:O	2:B:15:A:C5'	6	0.88
(1,3)	1:A:84:LYS:O	2:B:15:A:C6	6	0.88
(1,3)	1:A:84:LYS:O	2:B:15:A:C8	6	0.88
(1,3)	1:A:84:LYS:O	2:B:15:A:H1'	6	0.88
(1,3)	1:A:84:LYS:O	2:B:15:A:H2	6	0.88
(1,3)	1:A:84:LYS:O	2:B:15:A:H2'	6	0.88
(1,3)	1:A:84:LYS:O	2:B:15:A:H3'	6	0.88
(1,3)	1:A:84:LYS:O	2:B:15:A:H4'	6	0.88
(1,3)	1:A:84:LYS:O	2:B:15:A:H5'	6	0.88
(1,3)	1:A:84:LYS:O	2:B:15:A:H5''	6	0.88
(1,3)	1:A:84:LYS:O	2:B:15:A:H61	6	0.88
(1,3)	1:A:84:LYS:O	2:B:15:A:H62	6	0.88
(1,3)	1:A:84:LYS:O	2:B:15:A:H8	6	0.88
(1,3)	1:A:84:LYS:O	2:B:15:A:HO2'	6	0.88
(1,3)	1:A:84:LYS:O	2:B:15:A:N1	6	0.88
(1,3)	1:A:84:LYS:O	2:B:15:A:N3	6	0.88
(1,3)	1:A:84:LYS:O	2:B:15:A:N6	6	0.88
(1,3)	1:A:84:LYS:O	2:B:15:A:N7	6	0.88

*Continued on next page...*

*Continued from previous page...*

Key	Atom-1	Atom-2	Model ID	Violation (Å)
(1,3)	1:A:84:LYS:O	2:B:15:A:N9	6	0.88
(1,3)	1:A:84:LYS:O	2:B:15:A:O2'	6	0.88
(1,3)	1:A:84:LYS:O	2:B:15:A:O3'	6	0.88
(1,3)	1:A:84:LYS:O	2:B:15:A:O4'	6	0.88
(1,3)	1:A:84:LYS:O	2:B:15:A:O5'	6	0.88
(1,3)	1:A:84:LYS:O	2:B:15:A:OP1	6	0.88
(1,3)	1:A:84:LYS:O	2:B:15:A:OP2	6	0.88
(1,3)	1:A:84:LYS:O	2:B:15:A:P	6	0.88
(1,3)	1:A:84:LYS:O	2:B:16:G:C1'	6	0.88
(1,3)	1:A:84:LYS:O	2:B:16:G:C2	6	0.88
(1,3)	1:A:84:LYS:O	2:B:16:G:C2'	6	0.88
(1,3)	1:A:84:LYS:O	2:B:16:G:C3'	6	0.88
(1,3)	1:A:84:LYS:O	2:B:16:G:C4	6	0.88
(1,3)	1:A:84:LYS:O	2:B:16:G:C4'	6	0.88
(1,3)	1:A:84:LYS:O	2:B:16:G:C5	6	0.88
(1,3)	1:A:84:LYS:O	2:B:16:G:C5'	6	0.88
(1,3)	1:A:84:LYS:O	2:B:16:G:C6	6	0.88
(1,3)	1:A:84:LYS:O	2:B:16:G:C8	6	0.88
(1,3)	1:A:84:LYS:O	2:B:16:G:H1	6	0.88
(1,3)	1:A:84:LYS:O	2:B:16:G:H1'	6	0.88
(1,3)	1:A:84:LYS:O	2:B:16:G:H2'	6	0.88
(1,3)	1:A:84:LYS:O	2:B:16:G:H21	6	0.88
(1,3)	1:A:84:LYS:O	2:B:16:G:H22	6	0.88
(1,3)	1:A:84:LYS:O	2:B:16:G:H3'	6	0.88
(1,3)	1:A:84:LYS:O	2:B:16:G:H4'	6	0.88
(1,3)	1:A:84:LYS:O	2:B:16:G:H5'	6	0.88
(1,3)	1:A:84:LYS:O	2:B:16:G:H5''	6	0.88
(1,3)	1:A:84:LYS:O	2:B:16:G:H8	6	0.88
(1,3)	1:A:84:LYS:O	2:B:16:G:HO2'	6	0.88
(1,3)	1:A:84:LYS:O	2:B:16:G:N1	6	0.88
(1,3)	1:A:84:LYS:O	2:B:16:G:N2	6	0.88
(1,3)	1:A:84:LYS:O	2:B:16:G:N3	6	0.88
(1,3)	1:A:84:LYS:O	2:B:16:G:N7	6	0.88
(1,3)	1:A:84:LYS:O	2:B:16:G:N9	6	0.88
(1,3)	1:A:84:LYS:O	2:B:16:G:O2'	6	0.88
(1,3)	1:A:84:LYS:O	2:B:16:G:O3'	6	0.88
(1,3)	1:A:84:LYS:O	2:B:16:G:O4'	6	0.88
(1,3)	1:A:84:LYS:O	2:B:16:G:O5'	6	0.88
(1,3)	1:A:84:LYS:O	2:B:16:G:O6	6	0.88
(1,3)	1:A:84:LYS:O	2:B:16:G:OP1	6	0.88
(1,3)	1:A:84:LYS:O	2:B:16:G:OP2	6	0.88
(1,3)	1:A:84:LYS:O	2:B:16:G:P	6	0.88

*Continued on next page...*

*Continued from previous page...*

Key	Atom-1	Atom-2	Model ID	Violation (Å)
(1,3)	1:A:84:LYS:O	2:B:17:C:C1'	6	0.88
(1,3)	1:A:84:LYS:O	2:B:17:C:C2	6	0.88
(1,3)	1:A:84:LYS:O	2:B:17:C:C2'	6	0.88
(1,3)	1:A:84:LYS:O	2:B:17:C:C3'	6	0.88
(1,3)	1:A:84:LYS:O	2:B:17:C:C4	6	0.88
(1,3)	1:A:84:LYS:O	2:B:17:C:C4'	6	0.88
(1,3)	1:A:84:LYS:O	2:B:17:C:C5	6	0.88
(1,3)	1:A:84:LYS:O	2:B:17:C:C5'	6	0.88
(1,3)	1:A:84:LYS:O	2:B:17:C:C6	6	0.88
(1,3)	1:A:84:LYS:O	2:B:17:C:H1'	6	0.88
(1,3)	1:A:84:LYS:O	2:B:17:C:H2'	6	0.88
(1,3)	1:A:84:LYS:O	2:B:17:C:H3'	6	0.88
(1,3)	1:A:84:LYS:O	2:B:17:C:H4'	6	0.88
(1,3)	1:A:84:LYS:O	2:B:17:C:H41	6	0.88
(1,3)	1:A:84:LYS:O	2:B:17:C:H42	6	0.88
(1,3)	1:A:84:LYS:O	2:B:17:C:H5	6	0.88
(1,3)	1:A:84:LYS:O	2:B:17:C:H5'	6	0.88
(1,3)	1:A:84:LYS:O	2:B:17:C:H5''	6	0.88
(1,3)	1:A:84:LYS:O	2:B:17:C:H6	6	0.88
(1,3)	1:A:84:LYS:O	2:B:17:C:HO2'	6	0.88
(1,3)	1:A:84:LYS:O	2:B:17:C:N1	6	0.88
(1,3)	1:A:84:LYS:O	2:B:17:C:N3	6	0.88
(1,3)	1:A:84:LYS:O	2:B:17:C:N4	6	0.88
(1,3)	1:A:84:LYS:O	2:B:17:C:O2	6	0.88
(1,3)	1:A:84:LYS:O	2:B:17:C:O2'	6	0.88
(1,3)	1:A:84:LYS:O	2:B:17:C:O3'	6	0.88
(1,3)	1:A:84:LYS:O	2:B:17:C:O4'	6	0.88
(1,3)	1:A:84:LYS:O	2:B:17:C:O5'	6	0.88
(1,3)	1:A:84:LYS:O	2:B:17:C:OP1	6	0.88
(1,3)	1:A:84:LYS:O	2:B:17:C:OP2	6	0.88
(1,3)	1:A:84:LYS:O	2:B:17:C:P	6	0.88
(1,3)	1:A:84:LYS:O	2:B:18:A:C1'	6	0.88
(1,3)	1:A:84:LYS:O	2:B:18:A:C2	6	0.88
(1,3)	1:A:84:LYS:O	2:B:18:A:C2'	6	0.88
(1,3)	1:A:84:LYS:O	2:B:18:A:C3'	6	0.88
(1,3)	1:A:84:LYS:O	2:B:18:A:C4	6	0.88
(1,3)	1:A:84:LYS:O	2:B:18:A:C4'	6	0.88
(1,3)	1:A:84:LYS:O	2:B:18:A:C5	6	0.88
(1,3)	1:A:84:LYS:O	2:B:18:A:C5'	6	0.88
(1,3)	1:A:84:LYS:O	2:B:18:A:C6	6	0.88
(1,3)	1:A:84:LYS:O	2:B:18:A:C8	6	0.88
(1,3)	1:A:84:LYS:O	2:B:18:A:H1'	6	0.88

*Continued on next page...*

*Continued from previous page...*

Key	Atom-1	Atom-2	Model ID	Violation (Å)
(1,3)	1:A:84:LYS:O	2:B:18:A:H2	6	0.88
(1,3)	1:A:84:LYS:O	2:B:18:A:H2'	6	0.88
(1,3)	1:A:84:LYS:O	2:B:18:A:H3'	6	0.88
(1,3)	1:A:84:LYS:O	2:B:18:A:H4'	6	0.88
(1,3)	1:A:84:LYS:O	2:B:18:A:H5'	6	0.88
(1,3)	1:A:84:LYS:O	2:B:18:A:H5''	6	0.88
(1,3)	1:A:84:LYS:O	2:B:18:A:H61	6	0.88
(1,3)	1:A:84:LYS:O	2:B:18:A:H62	6	0.88
(1,3)	1:A:84:LYS:O	2:B:18:A:H8	6	0.88
(1,3)	1:A:84:LYS:O	2:B:18:A:HO2'	6	0.88
(1,3)	1:A:84:LYS:O	2:B:18:A:N1	6	0.88
(1,3)	1:A:84:LYS:O	2:B:18:A:N3	6	0.88
(1,3)	1:A:84:LYS:O	2:B:18:A:N6	6	0.88
(1,3)	1:A:84:LYS:O	2:B:18:A:N7	6	0.88
(1,3)	1:A:84:LYS:O	2:B:18:A:N9	6	0.88
(1,3)	1:A:84:LYS:O	2:B:18:A:O2'	6	0.88
(1,3)	1:A:84:LYS:O	2:B:18:A:O3'	6	0.88
(1,3)	1:A:84:LYS:O	2:B:18:A:O4'	6	0.88
(1,3)	1:A:84:LYS:O	2:B:18:A:O5'	6	0.88
(1,3)	1:A:84:LYS:O	2:B:18:A:OP1	6	0.88
(1,3)	1:A:84:LYS:O	2:B:18:A:OP2	6	0.88
(1,3)	1:A:84:LYS:O	2:B:18:A:P	6	0.88
(1,3)	1:A:84:LYS:O	2:B:19:A:C1'	6	0.88
(1,3)	1:A:84:LYS:O	2:B:19:A:C2	6	0.88
(1,3)	1:A:84:LYS:O	2:B:19:A:C2'	6	0.88
(1,3)	1:A:84:LYS:O	2:B:19:A:C3'	6	0.88
(1,3)	1:A:84:LYS:O	2:B:19:A:C4	6	0.88
(1,3)	1:A:84:LYS:O	2:B:19:A:C4'	6	0.88
(1,3)	1:A:84:LYS:O	2:B:19:A:C5	6	0.88
(1,3)	1:A:84:LYS:O	2:B:19:A:C5'	6	0.88
(1,3)	1:A:84:LYS:O	2:B:19:A:C6	6	0.88
(1,3)	1:A:84:LYS:O	2:B:19:A:C8	6	0.88
(1,3)	1:A:84:LYS:O	2:B:19:A:H1'	6	0.88
(1,3)	1:A:84:LYS:O	2:B:19:A:H2	6	0.88
(1,3)	1:A:84:LYS:O	2:B:19:A:H2'	6	0.88
(1,3)	1:A:84:LYS:O	2:B:19:A:H3'	6	0.88
(1,3)	1:A:84:LYS:O	2:B:19:A:H4'	6	0.88
(1,3)	1:A:84:LYS:O	2:B:19:A:H5'	6	0.88
(1,3)	1:A:84:LYS:O	2:B:19:A:H5''	6	0.88
(1,3)	1:A:84:LYS:O	2:B:19:A:H61	6	0.88
(1,3)	1:A:84:LYS:O	2:B:19:A:H62	6	0.88
(1,3)	1:A:84:LYS:O	2:B:19:A:H8	6	0.88

*Continued on next page...*



*Continued from previous page...*

Key	Atom-1	Atom-2	Model ID	Violation (Å)
(1,3)	1:A:84:LYS:O	2:B:19:A:HO2'	6	0.88
(1,3)	1:A:84:LYS:O	2:B:19:A:N1	6	0.88
(1,3)	1:A:84:LYS:O	2:B:19:A:N3	6	0.88
(1,3)	1:A:84:LYS:O	2:B:19:A:N6	6	0.88
(1,3)	1:A:84:LYS:O	2:B:19:A:N7	6	0.88
(1,3)	1:A:84:LYS:O	2:B:19:A:N9	6	0.88
(1,3)	1:A:84:LYS:O	2:B:19:A:O2'	6	0.88
(1,3)	1:A:84:LYS:O	2:B:19:A:O3'	6	0.88
(1,3)	1:A:84:LYS:O	2:B:19:A:O4'	6	0.88
(1,3)	1:A:84:LYS:O	2:B:19:A:O5'	6	0.88
(1,3)	1:A:84:LYS:O	2:B:19:A:OP1	6	0.88
(1,3)	1:A:84:LYS:O	2:B:19:A:OP2	6	0.88
(1,3)	1:A:84:LYS:O	2:B:19:A:P	6	0.88
(1,3)	1:A:84:LYS:O	2:B:20:U:C1'	6	0.88
(1,3)	1:A:84:LYS:O	2:B:20:U:C2	6	0.88
(1,3)	1:A:84:LYS:O	2:B:20:U:C2'	6	0.88
(1,3)	1:A:84:LYS:O	2:B:20:U:C3'	6	0.88
(1,3)	1:A:84:LYS:O	2:B:20:U:C4	6	0.88
(1,3)	1:A:84:LYS:O	2:B:20:U:C4'	6	0.88
(1,3)	1:A:84:LYS:O	2:B:20:U:C5	6	0.88
(1,3)	1:A:84:LYS:O	2:B:20:U:C5'	6	0.88
(1,3)	1:A:84:LYS:O	2:B:20:U:C6	6	0.88
(1,3)	1:A:84:LYS:O	2:B:20:U:H1'	6	0.88
(1,3)	1:A:84:LYS:O	2:B:20:U:H2'	6	0.88
(1,3)	1:A:84:LYS:O	2:B:20:U:H3	6	0.88
(1,3)	1:A:84:LYS:O	2:B:20:U:H3'	6	0.88
(1,3)	1:A:84:LYS:O	2:B:20:U:H4'	6	0.88
(1,3)	1:A:84:LYS:O	2:B:20:U:H5	6	0.88
(1,3)	1:A:84:LYS:O	2:B:20:U:H5'	6	0.88
(1,3)	1:A:84:LYS:O	2:B:20:U:H5''	6	0.88
(1,3)	1:A:84:LYS:O	2:B:20:U:H6	6	0.88
(1,3)	1:A:84:LYS:O	2:B:20:U:HO2'	6	0.88
(1,3)	1:A:84:LYS:O	2:B:20:U:N1	6	0.88
(1,3)	1:A:84:LYS:O	2:B:20:U:N3	6	0.88
(1,3)	1:A:84:LYS:O	2:B:20:U:O2	6	0.88
(1,3)	1:A:84:LYS:O	2:B:20:U:O2'	6	0.88
(1,3)	1:A:84:LYS:O	2:B:20:U:O3'	6	0.88
(1,3)	1:A:84:LYS:O	2:B:20:U:O4	6	0.88
(1,3)	1:A:84:LYS:O	2:B:20:U:O4'	6	0.88
(1,3)	1:A:84:LYS:O	2:B:20:U:O5'	6	0.88
(1,3)	1:A:84:LYS:O	2:B:20:U:OP1	6	0.88
(1,3)	1:A:84:LYS:O	2:B:20:U:OP2	6	0.88

*Continued on next page...*

*Continued from previous page...*

Key	Atom-1	Atom-2	Model ID	Violation (Å)
(1,3)	1:A:84:LYS:O	2:B:20:U:P	6	0.88
(1,3)	1:A:84:LYS:O	2:B:21:G:C1'	6	0.88
(1,3)	1:A:84:LYS:O	2:B:21:G:C2	6	0.88
(1,3)	1:A:84:LYS:O	2:B:21:G:C2'	6	0.88
(1,3)	1:A:84:LYS:O	2:B:21:G:C3'	6	0.88
(1,3)	1:A:84:LYS:O	2:B:21:G:C4	6	0.88
(1,3)	1:A:84:LYS:O	2:B:21:G:C4'	6	0.88
(1,3)	1:A:84:LYS:O	2:B:21:G:C5	6	0.88
(1,3)	1:A:84:LYS:O	2:B:21:G:C5'	6	0.88
(1,3)	1:A:84:LYS:O	2:B:21:G:C6	6	0.88
(1,3)	1:A:84:LYS:O	2:B:21:G:C8	6	0.88
(1,3)	1:A:84:LYS:O	2:B:21:G:H1	6	0.88
(1,3)	1:A:84:LYS:O	2:B:21:G:H1'	6	0.88
(1,3)	1:A:84:LYS:O	2:B:21:G:H2'	6	0.88
(1,3)	1:A:84:LYS:O	2:B:21:G:H21	6	0.88
(1,3)	1:A:84:LYS:O	2:B:21:G:H22	6	0.88
(1,3)	1:A:84:LYS:O	2:B:21:G:H3'	6	0.88
(1,3)	1:A:84:LYS:O	2:B:21:G:H4'	6	0.88
(1,3)	1:A:84:LYS:O	2:B:21:G:H5'	6	0.88
(1,3)	1:A:84:LYS:O	2:B:21:G:H5''	6	0.88
(1,3)	1:A:84:LYS:O	2:B:21:G:H8	6	0.88
(1,3)	1:A:84:LYS:O	2:B:21:G:HO2'	6	0.88
(1,3)	1:A:84:LYS:O	2:B:21:G:N1	6	0.88
(1,3)	1:A:84:LYS:O	2:B:21:G:N2	6	0.88
(1,3)	1:A:84:LYS:O	2:B:21:G:N3	6	0.88
(1,3)	1:A:84:LYS:O	2:B:21:G:N7	6	0.88
(1,3)	1:A:84:LYS:O	2:B:21:G:N9	6	0.88
(1,3)	1:A:84:LYS:O	2:B:21:G:O2'	6	0.88
(1,3)	1:A:84:LYS:O	2:B:21:G:O3'	6	0.88
(1,3)	1:A:84:LYS:O	2:B:21:G:O4'	6	0.88
(1,3)	1:A:84:LYS:O	2:B:21:G:O5'	6	0.88
(1,3)	1:A:84:LYS:O	2:B:21:G:O6	6	0.88
(1,3)	1:A:84:LYS:O	2:B:21:G:OP1	6	0.88
(1,3)	1:A:84:LYS:O	2:B:21:G:OP2	6	0.88
(1,3)	1:A:84:LYS:O	2:B:21:G:P	6	0.88
(1,3)	1:A:84:LYS:O	2:B:22:A:C1'	6	0.88
(1,3)	1:A:84:LYS:O	2:B:22:A:C2	6	0.88
(1,3)	1:A:84:LYS:O	2:B:22:A:C2'	6	0.88
(1,3)	1:A:84:LYS:O	2:B:22:A:C3'	6	0.88
(1,3)	1:A:84:LYS:O	2:B:22:A:C4	6	0.88
(1,3)	1:A:84:LYS:O	2:B:22:A:C4'	6	0.88
(1,3)	1:A:84:LYS:O	2:B:22:A:C5	6	0.88

*Continued on next page...*

*Continued from previous page...*

Key	Atom-1	Atom-2	Model ID	Violation (Å)
(1,3)	1:A:84:LYS:O	2:B:22:A:C5'	6	0.88
(1,3)	1:A:84:LYS:O	2:B:22:A:C6	6	0.88
(1,3)	1:A:84:LYS:O	2:B:22:A:C8	6	0.88
(1,3)	1:A:84:LYS:O	2:B:22:A:H1'	6	0.88
(1,3)	1:A:84:LYS:O	2:B:22:A:H2	6	0.88
(1,3)	1:A:84:LYS:O	2:B:22:A:H2'	6	0.88
(1,3)	1:A:84:LYS:O	2:B:22:A:H3'	6	0.88
(1,3)	1:A:84:LYS:O	2:B:22:A:H4'	6	0.88
(1,3)	1:A:84:LYS:O	2:B:22:A:H5'	6	0.88
(1,3)	1:A:84:LYS:O	2:B:22:A:H5''	6	0.88
(1,3)	1:A:84:LYS:O	2:B:22:A:H61	6	0.88
(1,3)	1:A:84:LYS:O	2:B:22:A:H62	6	0.88
(1,3)	1:A:84:LYS:O	2:B:22:A:H8	6	0.88
(1,3)	1:A:84:LYS:O	2:B:22:A:HO2'	6	0.88
(1,3)	1:A:84:LYS:O	2:B:22:A:N1	6	0.88
(1,3)	1:A:84:LYS:O	2:B:22:A:N3	6	0.88
(1,3)	1:A:84:LYS:O	2:B:22:A:N6	6	0.88
(1,3)	1:A:84:LYS:O	2:B:22:A:N7	6	0.88
(1,3)	1:A:84:LYS:O	2:B:22:A:N9	6	0.88
(1,3)	1:A:84:LYS:O	2:B:22:A:O2'	6	0.88
(1,3)	1:A:84:LYS:O	2:B:22:A:O3'	6	0.88
(1,3)	1:A:84:LYS:O	2:B:22:A:O4'	6	0.88
(1,3)	1:A:84:LYS:O	2:B:22:A:O5'	6	0.88
(1,3)	1:A:84:LYS:O	2:B:22:A:OP1	6	0.88
(1,3)	1:A:84:LYS:O	2:B:22:A:OP2	6	0.88
(1,3)	1:A:84:LYS:O	2:B:22:A:P	6	0.88
(1,3)	1:A:84:LYS:O	2:B:23:U:C1'	6	0.88
(1,3)	1:A:84:LYS:O	2:B:23:U:C2	6	0.88
(1,3)	1:A:84:LYS:O	2:B:23:U:C2'	6	0.88
(1,3)	1:A:84:LYS:O	2:B:23:U:C3'	6	0.88
(1,3)	1:A:84:LYS:O	2:B:23:U:C4	6	0.88
(1,3)	1:A:84:LYS:O	2:B:23:U:C4'	6	0.88
(1,3)	1:A:84:LYS:O	2:B:23:U:C5	6	0.88
(1,3)	1:A:84:LYS:O	2:B:23:U:C5'	6	0.88
(1,3)	1:A:84:LYS:O	2:B:23:U:C6	6	0.88
(1,3)	1:A:84:LYS:O	2:B:23:U:H1'	6	0.88
(1,3)	1:A:84:LYS:O	2:B:23:U:H2'	6	0.88
(1,3)	1:A:84:LYS:O	2:B:23:U:H3	6	0.88
(1,3)	1:A:84:LYS:O	2:B:23:U:H3'	6	0.88
(1,3)	1:A:84:LYS:O	2:B:23:U:H4'	6	0.88
(1,3)	1:A:84:LYS:O	2:B:23:U:H5	6	0.88
(1,3)	1:A:84:LYS:O	2:B:23:U:H5'	6	0.88

*Continued on next page...*

*Continued from previous page...*

Key	Atom-1	Atom-2	Model ID	Violation (Å)
(1,3)	1:A:84:LYS:O	2:B:23:U:H5''	6	0.88
(1,3)	1:A:84:LYS:O	2:B:23:U:H6	6	0.88
(1,3)	1:A:84:LYS:O	2:B:23:U:HO2'	6	0.88
(1,3)	1:A:84:LYS:O	2:B:23:U:N1	6	0.88
(1,3)	1:A:84:LYS:O	2:B:23:U:N3	6	0.88
(1,3)	1:A:84:LYS:O	2:B:23:U:O2	6	0.88
(1,3)	1:A:84:LYS:O	2:B:23:U:O2'	6	0.88
(1,3)	1:A:84:LYS:O	2:B:23:U:O3'	6	0.88
(1,3)	1:A:84:LYS:O	2:B:23:U:O4	6	0.88
(1,3)	1:A:84:LYS:O	2:B:23:U:O4'	6	0.88
(1,3)	1:A:84:LYS:O	2:B:23:U:O5'	6	0.88
(1,3)	1:A:84:LYS:O	2:B:23:U:OP1	6	0.88
(1,3)	1:A:84:LYS:O	2:B:23:U:OP2	6	0.88
(1,3)	1:A:84:LYS:O	2:B:23:U:P	6	0.88
(1,3)	1:A:84:LYS:O	2:B:24:G:C1'	6	0.88
(1,3)	1:A:84:LYS:O	2:B:24:G:C2	6	0.88
(1,3)	1:A:84:LYS:O	2:B:24:G:C2'	6	0.88
(1,3)	1:A:84:LYS:O	2:B:24:G:C3'	6	0.88
(1,3)	1:A:84:LYS:O	2:B:24:G:C4	6	0.88
(1,3)	1:A:84:LYS:O	2:B:24:G:C4'	6	0.88
(1,3)	1:A:84:LYS:O	2:B:24:G:C5	6	0.88
(1,3)	1:A:84:LYS:O	2:B:24:G:C5'	6	0.88
(1,3)	1:A:84:LYS:O	2:B:24:G:C6	6	0.88
(1,3)	1:A:84:LYS:O	2:B:24:G:C8	6	0.88
(1,3)	1:A:84:LYS:O	2:B:24:G:H1	6	0.88
(1,3)	1:A:84:LYS:O	2:B:24:G:H1'	6	0.88
(1,3)	1:A:84:LYS:O	2:B:24:G:H2'	6	0.88
(1,3)	1:A:84:LYS:O	2:B:24:G:H21	6	0.88
(1,3)	1:A:84:LYS:O	2:B:24:G:H22	6	0.88
(1,3)	1:A:84:LYS:O	2:B:24:G:H3'	6	0.88
(1,3)	1:A:84:LYS:O	2:B:24:G:H4'	6	0.88
(1,3)	1:A:84:LYS:O	2:B:24:G:H5'	6	0.88
(1,3)	1:A:84:LYS:O	2:B:24:G:H5''	6	0.88
(1,3)	1:A:84:LYS:O	2:B:24:G:H8	6	0.88
(1,3)	1:A:84:LYS:O	2:B:24:G:HO2'	6	0.88
(1,3)	1:A:84:LYS:O	2:B:24:G:N1	6	0.88
(1,3)	1:A:84:LYS:O	2:B:24:G:N2	6	0.88
(1,3)	1:A:84:LYS:O	2:B:24:G:N3	6	0.88
(1,3)	1:A:84:LYS:O	2:B:24:G:N7	6	0.88
(1,3)	1:A:84:LYS:O	2:B:24:G:N9	6	0.88
(1,3)	1:A:84:LYS:O	2:B:24:G:O2'	6	0.88
(1,3)	1:A:84:LYS:O	2:B:24:G:O3'	6	0.88

*Continued on next page...*

*Continued from previous page...*

Key	Atom-1	Atom-2	Model ID	Violation (Å)
(1,3)	1:A:84:LYS:O	2:B:24:G:O4'	6	0.88
(1,3)	1:A:84:LYS:O	2:B:24:G:O5'	6	0.88
(1,3)	1:A:84:LYS:O	2:B:24:G:O6	6	0.88
(1,3)	1:A:84:LYS:O	2:B:24:G:OP1	6	0.88
(1,3)	1:A:84:LYS:O	2:B:24:G:OP2	6	0.88
(1,3)	1:A:84:LYS:O	2:B:24:G:P	6	0.88
(1,5)	1:A:98:ALA:C	2:B:2:C:C1'	6	0.12
(1,5)	1:A:98:ALA:C	2:B:2:C:C2	6	0.12
(1,5)	1:A:98:ALA:C	2:B:2:C:C2'	6	0.12
(1,5)	1:A:98:ALA:C	2:B:2:C:C3'	6	0.12
(1,5)	1:A:98:ALA:C	2:B:2:C:C4	6	0.12
(1,5)	1:A:98:ALA:C	2:B:2:C:C4'	6	0.12
(1,5)	1:A:98:ALA:C	2:B:2:C:C5	6	0.12
(1,5)	1:A:98:ALA:C	2:B:2:C:C5'	6	0.12
(1,5)	1:A:98:ALA:C	2:B:2:C:C6	6	0.12
(1,5)	1:A:98:ALA:C	2:B:2:C:H1'	6	0.12
(1,5)	1:A:98:ALA:C	2:B:2:C:H2'	6	0.12
(1,5)	1:A:98:ALA:C	2:B:2:C:H3'	6	0.12
(1,5)	1:A:98:ALA:C	2:B:2:C:H4'	6	0.12
(1,5)	1:A:98:ALA:C	2:B:2:C:H41	6	0.12
(1,5)	1:A:98:ALA:C	2:B:2:C:H42	6	0.12
(1,5)	1:A:98:ALA:C	2:B:2:C:H5	6	0.12
(1,5)	1:A:98:ALA:C	2:B:2:C:H5'	6	0.12
(1,5)	1:A:98:ALA:C	2:B:2:C:H5''	6	0.12
(1,5)	1:A:98:ALA:C	2:B:2:C:H6	6	0.12
(1,5)	1:A:98:ALA:C	2:B:2:C:HO2'	6	0.12
(1,5)	1:A:98:ALA:C	2:B:2:C:N1	6	0.12
(1,5)	1:A:98:ALA:C	2:B:2:C:N3	6	0.12
(1,5)	1:A:98:ALA:C	2:B:2:C:N4	6	0.12
(1,5)	1:A:98:ALA:C	2:B:2:C:O2	6	0.12
(1,5)	1:A:98:ALA:C	2:B:2:C:O2'	6	0.12
(1,5)	1:A:98:ALA:C	2:B:2:C:O3'	6	0.12
(1,5)	1:A:98:ALA:C	2:B:2:C:O4'	6	0.12
(1,5)	1:A:98:ALA:C	2:B:2:C:O5'	6	0.12
(1,5)	1:A:98:ALA:C	2:B:3:U:C1'	6	0.12
(1,5)	1:A:98:ALA:C	2:B:3:U:C2	6	0.12
(1,5)	1:A:98:ALA:C	2:B:3:U:C2'	6	0.12
(1,5)	1:A:98:ALA:C	2:B:3:U:C3'	6	0.12
(1,5)	1:A:98:ALA:C	2:B:3:U:C4	6	0.12
(1,5)	1:A:98:ALA:C	2:B:3:U:C4'	6	0.12
(1,5)	1:A:98:ALA:C	2:B:3:U:C5	6	0.12
(1,5)	1:A:98:ALA:C	2:B:3:U:C5'	6	0.12

*Continued on next page...*

*Continued from previous page...*

Key	Atom-1	Atom-2	Model ID	Violation (Å)
(1,5)	1:A:98:ALA:C	2:B:3:U:C6	6	0.12
(1,5)	1:A:98:ALA:C	2:B:3:U:H1'	6	0.12
(1,5)	1:A:98:ALA:C	2:B:3:U:H2'	6	0.12
(1,5)	1:A:98:ALA:C	2:B:3:U:H3	6	0.12
(1,5)	1:A:98:ALA:C	2:B:3:U:H3'	6	0.12
(1,5)	1:A:98:ALA:C	2:B:3:U:H4'	6	0.12
(1,5)	1:A:98:ALA:C	2:B:3:U:H5	6	0.12
(1,5)	1:A:98:ALA:C	2:B:3:U:H5'	6	0.12
(1,5)	1:A:98:ALA:C	2:B:3:U:H5''	6	0.12
(1,5)	1:A:98:ALA:C	2:B:3:U:H6	6	0.12
(1,5)	1:A:98:ALA:C	2:B:3:U:HO2'	6	0.12
(1,5)	1:A:98:ALA:C	2:B:3:U:N1	6	0.12
(1,5)	1:A:98:ALA:C	2:B:3:U:N3	6	0.12
(1,5)	1:A:98:ALA:C	2:B:3:U:O2	6	0.12
(1,5)	1:A:98:ALA:C	2:B:3:U:O2'	6	0.12
(1,5)	1:A:98:ALA:C	2:B:3:U:O3'	6	0.12
(1,5)	1:A:98:ALA:C	2:B:3:U:O4	6	0.12
(1,5)	1:A:98:ALA:C	2:B:3:U:O4'	6	0.12
(1,5)	1:A:98:ALA:C	2:B:3:U:O5'	6	0.12
(1,5)	1:A:98:ALA:C	2:B:3:U:OP1	6	0.12
(1,5)	1:A:98:ALA:C	2:B:3:U:OP2	6	0.12
(1,5)	1:A:98:ALA:C	2:B:3:U:P	6	0.12
(1,5)	1:A:98:ALA:C	2:B:4:G:C1'	6	0.12
(1,5)	1:A:98:ALA:C	2:B:4:G:C2	6	0.12
(1,5)	1:A:98:ALA:C	2:B:4:G:C2'	6	0.12
(1,5)	1:A:98:ALA:C	2:B:4:G:C3'	6	0.12
(1,5)	1:A:98:ALA:C	2:B:4:G:C4	6	0.12
(1,5)	1:A:98:ALA:C	2:B:4:G:C4'	6	0.12
(1,5)	1:A:98:ALA:C	2:B:4:G:C5	6	0.12
(1,5)	1:A:98:ALA:C	2:B:4:G:C5'	6	0.12
(1,5)	1:A:98:ALA:C	2:B:4:G:C6	6	0.12
(1,5)	1:A:98:ALA:C	2:B:4:G:C8	6	0.12
(1,5)	1:A:98:ALA:C	2:B:4:G:H1	6	0.12
(1,5)	1:A:98:ALA:C	2:B:4:G:H1'	6	0.12
(1,5)	1:A:98:ALA:C	2:B:4:G:H2'	6	0.12
(1,5)	1:A:98:ALA:C	2:B:4:G:H21	6	0.12
(1,5)	1:A:98:ALA:C	2:B:4:G:H22	6	0.12
(1,5)	1:A:98:ALA:C	2:B:4:G:H3'	6	0.12
(1,5)	1:A:98:ALA:C	2:B:4:G:H4'	6	0.12
(1,5)	1:A:98:ALA:C	2:B:4:G:H5'	6	0.12
(1,5)	1:A:98:ALA:C	2:B:4:G:H5''	6	0.12
(1,5)	1:A:98:ALA:C	2:B:4:G:H8	6	0.12

*Continued on next page...*

*Continued from previous page...*

Key	Atom-1	Atom-2	Model ID	Violation (Å)
(1,5)	1:A:98:ALA:C	2:B:4:G:HO2'	6	0.12
(1,5)	1:A:98:ALA:C	2:B:4:G:N1	6	0.12
(1,5)	1:A:98:ALA:C	2:B:4:G:N2	6	0.12
(1,5)	1:A:98:ALA:C	2:B:4:G:N3	6	0.12
(1,5)	1:A:98:ALA:C	2:B:4:G:N7	6	0.12
(1,5)	1:A:98:ALA:C	2:B:4:G:N9	6	0.12
(1,5)	1:A:98:ALA:C	2:B:4:G:O2'	6	0.12
(1,5)	1:A:98:ALA:C	2:B:4:G:O3'	6	0.12
(1,5)	1:A:98:ALA:C	2:B:4:G:O4'	6	0.12
(1,5)	1:A:98:ALA:C	2:B:4:G:O5'	6	0.12
(1,5)	1:A:98:ALA:C	2:B:4:G:O6	6	0.12
(1,5)	1:A:98:ALA:C	2:B:4:G:OP1	6	0.12
(1,5)	1:A:98:ALA:C	2:B:4:G:OP2	6	0.12
(1,5)	1:A:98:ALA:C	2:B:4:G:P	6	0.12
(1,5)	1:A:98:ALA:C	2:B:5:A:C1'	6	0.12
(1,5)	1:A:98:ALA:C	2:B:5:A:C2	6	0.12
(1,5)	1:A:98:ALA:C	2:B:5:A:C2'	6	0.12
(1,5)	1:A:98:ALA:C	2:B:5:A:C3'	6	0.12
(1,5)	1:A:98:ALA:C	2:B:5:A:C4	6	0.12
(1,5)	1:A:98:ALA:C	2:B:5:A:C4'	6	0.12
(1,5)	1:A:98:ALA:C	2:B:5:A:C5	6	0.12
(1,5)	1:A:98:ALA:C	2:B:5:A:C5'	6	0.12
(1,5)	1:A:98:ALA:C	2:B:5:A:C6	6	0.12
(1,5)	1:A:98:ALA:C	2:B:5:A:C8	6	0.12
(1,5)	1:A:98:ALA:C	2:B:5:A:H1'	6	0.12
(1,5)	1:A:98:ALA:C	2:B:5:A:H2	6	0.12
(1,5)	1:A:98:ALA:C	2:B:5:A:H2'	6	0.12
(1,5)	1:A:98:ALA:C	2:B:5:A:H3'	6	0.12
(1,5)	1:A:98:ALA:C	2:B:5:A:H4'	6	0.12
(1,5)	1:A:98:ALA:C	2:B:5:A:H5'	6	0.12
(1,5)	1:A:98:ALA:C	2:B:5:A:H5''	6	0.12
(1,5)	1:A:98:ALA:C	2:B:5:A:H61	6	0.12
(1,5)	1:A:98:ALA:C	2:B:5:A:H62	6	0.12
(1,5)	1:A:98:ALA:C	2:B:5:A:H8	6	0.12
(1,5)	1:A:98:ALA:C	2:B:5:A:HO2'	6	0.12
(1,5)	1:A:98:ALA:C	2:B:5:A:N1	6	0.12
(1,5)	1:A:98:ALA:C	2:B:5:A:N3	6	0.12
(1,5)	1:A:98:ALA:C	2:B:5:A:N6	6	0.12
(1,5)	1:A:98:ALA:C	2:B:5:A:N7	6	0.12
(1,5)	1:A:98:ALA:C	2:B:5:A:N9	6	0.12
(1,5)	1:A:98:ALA:C	2:B:5:A:O2'	6	0.12
(1,5)	1:A:98:ALA:C	2:B:5:A:O3'	6	0.12

*Continued on next page...*

*Continued from previous page...*

Key	Atom-1	Atom-2	Model ID	Violation (Å)
(1,5)	1:A:98:ALA:C	2:B:5:A:O4'	6	0.12
(1,5)	1:A:98:ALA:C	2:B:5:A:O5'	6	0.12
(1,5)	1:A:98:ALA:C	2:B:5:A:OP1	6	0.12
(1,5)	1:A:98:ALA:C	2:B:5:A:OP2	6	0.12
(1,5)	1:A:98:ALA:C	2:B:5:A:P	6	0.12
(1,5)	1:A:98:ALA:C	2:B:6:G:C1'	6	0.12
(1,5)	1:A:98:ALA:C	2:B:6:G:C2	6	0.12
(1,5)	1:A:98:ALA:C	2:B:6:G:C2'	6	0.12
(1,5)	1:A:98:ALA:C	2:B:6:G:C3'	6	0.12
(1,5)	1:A:98:ALA:C	2:B:6:G:C4	6	0.12
(1,5)	1:A:98:ALA:C	2:B:6:G:C4'	6	0.12
(1,5)	1:A:98:ALA:C	2:B:6:G:C5	6	0.12
(1,5)	1:A:98:ALA:C	2:B:6:G:C5'	6	0.12
(1,5)	1:A:98:ALA:C	2:B:6:G:C6	6	0.12
(1,5)	1:A:98:ALA:C	2:B:6:G:C8	6	0.12
(1,5)	1:A:98:ALA:C	2:B:6:G:H1	6	0.12
(1,5)	1:A:98:ALA:C	2:B:6:G:H1'	6	0.12
(1,5)	1:A:98:ALA:C	2:B:6:G:H2'	6	0.12
(1,5)	1:A:98:ALA:C	2:B:6:G:H21	6	0.12
(1,5)	1:A:98:ALA:C	2:B:6:G:H22	6	0.12
(1,5)	1:A:98:ALA:C	2:B:6:G:H3'	6	0.12
(1,5)	1:A:98:ALA:C	2:B:6:G:H4'	6	0.12
(1,5)	1:A:98:ALA:C	2:B:6:G:H5'	6	0.12
(1,5)	1:A:98:ALA:C	2:B:6:G:H5''	6	0.12
(1,5)	1:A:98:ALA:C	2:B:6:G:H8	6	0.12
(1,5)	1:A:98:ALA:C	2:B:6:G:HO2'	6	0.12
(1,5)	1:A:98:ALA:C	2:B:6:G:N1	6	0.12
(1,5)	1:A:98:ALA:C	2:B:6:G:N2	6	0.12
(1,5)	1:A:98:ALA:C	2:B:6:G:N3	6	0.12
(1,5)	1:A:98:ALA:C	2:B:6:G:N7	6	0.12
(1,5)	1:A:98:ALA:C	2:B:6:G:N9	6	0.12
(1,5)	1:A:98:ALA:C	2:B:6:G:O2'	6	0.12
(1,5)	1:A:98:ALA:C	2:B:6:G:O3'	6	0.12
(1,5)	1:A:98:ALA:C	2:B:6:G:O4'	6	0.12
(1,5)	1:A:98:ALA:C	2:B:6:G:O5'	6	0.12
(1,5)	1:A:98:ALA:C	2:B:6:G:O6	6	0.12
(1,5)	1:A:98:ALA:C	2:B:6:G:OP1	6	0.12
(1,5)	1:A:98:ALA:C	2:B:6:G:OP2	6	0.12
(1,5)	1:A:98:ALA:C	2:B:6:G:P	6	0.12
(1,5)	1:A:98:ALA:C	2:B:7:C:C1'	6	0.12
(1,5)	1:A:98:ALA:C	2:B:7:C:C2	6	0.12
(1,5)	1:A:98:ALA:C	2:B:7:C:C2'	6	0.12

*Continued on next page...*



*Continued from previous page...*

Key	Atom-1	Atom-2	Model ID	Violation (Å)
(1,5)	1:A:98:ALA:C	2:B:7:C:C3'	6	0.12
(1,5)	1:A:98:ALA:C	2:B:7:C:C4	6	0.12
(1,5)	1:A:98:ALA:C	2:B:7:C:C4'	6	0.12
(1,5)	1:A:98:ALA:C	2:B:7:C:C5	6	0.12
(1,5)	1:A:98:ALA:C	2:B:7:C:C5'	6	0.12
(1,5)	1:A:98:ALA:C	2:B:7:C:C6	6	0.12
(1,5)	1:A:98:ALA:C	2:B:7:C:H1'	6	0.12
(1,5)	1:A:98:ALA:C	2:B:7:C:H2'	6	0.12
(1,5)	1:A:98:ALA:C	2:B:7:C:H3'	6	0.12
(1,5)	1:A:98:ALA:C	2:B:7:C:H4'	6	0.12
(1,5)	1:A:98:ALA:C	2:B:7:C:H41	6	0.12
(1,5)	1:A:98:ALA:C	2:B:7:C:H42	6	0.12
(1,5)	1:A:98:ALA:C	2:B:7:C:H5	6	0.12
(1,5)	1:A:98:ALA:C	2:B:7:C:H5'	6	0.12
(1,5)	1:A:98:ALA:C	2:B:7:C:H5''	6	0.12
(1,5)	1:A:98:ALA:C	2:B:7:C:H6	6	0.12
(1,5)	1:A:98:ALA:C	2:B:7:C:HO2'	6	0.12
(1,5)	1:A:98:ALA:C	2:B:7:C:N1	6	0.12
(1,5)	1:A:98:ALA:C	2:B:7:C:N3	6	0.12
(1,5)	1:A:98:ALA:C	2:B:7:C:N4	6	0.12
(1,5)	1:A:98:ALA:C	2:B:7:C:O2	6	0.12
(1,5)	1:A:98:ALA:C	2:B:7:C:O2'	6	0.12
(1,5)	1:A:98:ALA:C	2:B:7:C:O3'	6	0.12
(1,5)	1:A:98:ALA:C	2:B:7:C:O4'	6	0.12
(1,5)	1:A:98:ALA:C	2:B:7:C:O5'	6	0.12
(1,5)	1:A:98:ALA:C	2:B:7:C:OP1	6	0.12
(1,5)	1:A:98:ALA:C	2:B:7:C:OP2	6	0.12
(1,5)	1:A:98:ALA:C	2:B:7:C:P	6	0.12
(1,5)	1:A:98:ALA:C	2:B:8:U:C1'	6	0.12
(1,5)	1:A:98:ALA:C	2:B:8:U:C2	6	0.12
(1,5)	1:A:98:ALA:C	2:B:8:U:C2'	6	0.12
(1,5)	1:A:98:ALA:C	2:B:8:U:C3'	6	0.12
(1,5)	1:A:98:ALA:C	2:B:8:U:C4	6	0.12
(1,5)	1:A:98:ALA:C	2:B:8:U:C4'	6	0.12
(1,5)	1:A:98:ALA:C	2:B:8:U:C5	6	0.12
(1,5)	1:A:98:ALA:C	2:B:8:U:C5'	6	0.12
(1,5)	1:A:98:ALA:C	2:B:8:U:C6	6	0.12
(1,5)	1:A:98:ALA:C	2:B:8:U:H1'	6	0.12
(1,5)	1:A:98:ALA:C	2:B:8:U:H2'	6	0.12
(1,5)	1:A:98:ALA:C	2:B:8:U:H3	6	0.12
(1,5)	1:A:98:ALA:C	2:B:8:U:H3'	6	0.12
(1,5)	1:A:98:ALA:C	2:B:8:U:H4'	6	0.12

*Continued on next page...*

*Continued from previous page...*

Key	Atom-1	Atom-2	Model ID	Violation (Å)
(1,5)	1:A:98:ALA:C	2:B:8:U:H5	6	0.12
(1,5)	1:A:98:ALA:C	2:B:8:U:H5'	6	0.12
(1,5)	1:A:98:ALA:C	2:B:8:U:H5''	6	0.12
(1,5)	1:A:98:ALA:C	2:B:8:U:H6	6	0.12
(1,5)	1:A:98:ALA:C	2:B:8:U:HO2'	6	0.12
(1,5)	1:A:98:ALA:C	2:B:8:U:N1	6	0.12
(1,5)	1:A:98:ALA:C	2:B:8:U:N3	6	0.12
(1,5)	1:A:98:ALA:C	2:B:8:U:O2	6	0.12
(1,5)	1:A:98:ALA:C	2:B:8:U:O2'	6	0.12
(1,5)	1:A:98:ALA:C	2:B:8:U:O3'	6	0.12
(1,5)	1:A:98:ALA:C	2:B:8:U:O4	6	0.12
(1,5)	1:A:98:ALA:C	2:B:8:U:O4'	6	0.12
(1,5)	1:A:98:ALA:C	2:B:8:U:O5'	6	0.12
(1,5)	1:A:98:ALA:C	2:B:8:U:OP1	6	0.12
(1,5)	1:A:98:ALA:C	2:B:8:U:OP2	6	0.12
(1,5)	1:A:98:ALA:C	2:B:8:U:P	6	0.12
(1,5)	1:A:98:ALA:C	2:B:9:C:C1'	6	0.12
(1,5)	1:A:98:ALA:C	2:B:9:C:C2	6	0.12
(1,5)	1:A:98:ALA:C	2:B:9:C:C2'	6	0.12
(1,5)	1:A:98:ALA:C	2:B:9:C:C3'	6	0.12
(1,5)	1:A:98:ALA:C	2:B:9:C:C4	6	0.12
(1,5)	1:A:98:ALA:C	2:B:9:C:C4'	6	0.12
(1,5)	1:A:98:ALA:C	2:B:9:C:C5	6	0.12
(1,5)	1:A:98:ALA:C	2:B:9:C:C5'	6	0.12
(1,5)	1:A:98:ALA:C	2:B:9:C:C6	6	0.12
(1,5)	1:A:98:ALA:C	2:B:9:C:H1'	6	0.12
(1,5)	1:A:98:ALA:C	2:B:9:C:H2'	6	0.12
(1,5)	1:A:98:ALA:C	2:B:9:C:H3'	6	0.12
(1,5)	1:A:98:ALA:C	2:B:9:C:H4'	6	0.12
(1,5)	1:A:98:ALA:C	2:B:9:C:H41	6	0.12
(1,5)	1:A:98:ALA:C	2:B:9:C:H42	6	0.12
(1,5)	1:A:98:ALA:C	2:B:9:C:H5	6	0.12
(1,5)	1:A:98:ALA:C	2:B:9:C:H5'	6	0.12
(1,5)	1:A:98:ALA:C	2:B:9:C:H5''	6	0.12
(1,5)	1:A:98:ALA:C	2:B:9:C:H6	6	0.12
(1,5)	1:A:98:ALA:C	2:B:9:C:HO2'	6	0.12
(1,5)	1:A:98:ALA:C	2:B:9:C:N1	6	0.12
(1,5)	1:A:98:ALA:C	2:B:9:C:N3	6	0.12
(1,5)	1:A:98:ALA:C	2:B:9:C:N4	6	0.12
(1,5)	1:A:98:ALA:C	2:B:9:C:O2	6	0.12
(1,5)	1:A:98:ALA:C	2:B:9:C:O2'	6	0.12
(1,5)	1:A:98:ALA:C	2:B:9:C:O3'	6	0.12

*Continued on next page...*

*Continued from previous page...*

Key	Atom-1	Atom-2	Model ID	Violation (Å)
(1,5)	1:A:98:ALA:C	2:B:9:C:O4'	6	0.12
(1,5)	1:A:98:ALA:C	2:B:9:C:O5'	6	0.12
(1,5)	1:A:98:ALA:C	2:B:9:C:OP1	6	0.12
(1,5)	1:A:98:ALA:C	2:B:9:C:OP2	6	0.12
(1,5)	1:A:98:ALA:C	2:B:9:C:P	6	0.12
(1,5)	1:A:98:ALA:C	2:B:10:G:C1'	6	0.12
(1,5)	1:A:98:ALA:C	2:B:10:G:C2	6	0.12
(1,5)	1:A:98:ALA:C	2:B:10:G:C2'	6	0.12
(1,5)	1:A:98:ALA:C	2:B:10:G:C3'	6	0.12
(1,5)	1:A:98:ALA:C	2:B:10:G:C4	6	0.12
(1,5)	1:A:98:ALA:C	2:B:10:G:C4'	6	0.12
(1,5)	1:A:98:ALA:C	2:B:10:G:C5	6	0.12
(1,5)	1:A:98:ALA:C	2:B:10:G:C5'	6	0.12
(1,5)	1:A:98:ALA:C	2:B:10:G:C6	6	0.12
(1,5)	1:A:98:ALA:C	2:B:10:G:C8	6	0.12
(1,5)	1:A:98:ALA:C	2:B:10:G:H1	6	0.12
(1,5)	1:A:98:ALA:C	2:B:10:G:H1'	6	0.12
(1,5)	1:A:98:ALA:C	2:B:10:G:H2'	6	0.12
(1,5)	1:A:98:ALA:C	2:B:10:G:H21	6	0.12
(1,5)	1:A:98:ALA:C	2:B:10:G:H22	6	0.12
(1,5)	1:A:98:ALA:C	2:B:10:G:H3'	6	0.12
(1,5)	1:A:98:ALA:C	2:B:10:G:H4'	6	0.12
(1,5)	1:A:98:ALA:C	2:B:10:G:H5'	6	0.12
(1,5)	1:A:98:ALA:C	2:B:10:G:H5''	6	0.12
(1,5)	1:A:98:ALA:C	2:B:10:G:H8	6	0.12
(1,5)	1:A:98:ALA:C	2:B:10:G:HO2'	6	0.12
(1,5)	1:A:98:ALA:C	2:B:10:G:N1	6	0.12
(1,5)	1:A:98:ALA:C	2:B:10:G:N2	6	0.12
(1,5)	1:A:98:ALA:C	2:B:10:G:N3	6	0.12
(1,5)	1:A:98:ALA:C	2:B:10:G:N7	6	0.12
(1,5)	1:A:98:ALA:C	2:B:10:G:N9	6	0.12
(1,5)	1:A:98:ALA:C	2:B:10:G:O2'	6	0.12
(1,5)	1:A:98:ALA:C	2:B:10:G:O3'	6	0.12
(1,5)	1:A:98:ALA:C	2:B:10:G:O4'	6	0.12
(1,5)	1:A:98:ALA:C	2:B:10:G:O5'	6	0.12
(1,5)	1:A:98:ALA:C	2:B:10:G:O6	6	0.12
(1,5)	1:A:98:ALA:C	2:B:10:G:OP1	6	0.12
(1,5)	1:A:98:ALA:C	2:B:10:G:OP2	6	0.12
(1,5)	1:A:98:ALA:C	2:B:10:G:P	6	0.12
(1,5)	1:A:98:ALA:C	2:B:11:A:C1'	6	0.12
(1,5)	1:A:98:ALA:C	2:B:11:A:C2	6	0.12
(1,5)	1:A:98:ALA:C	2:B:11:A:C2'	6	0.12

*Continued on next page...*

*Continued from previous page...*

Key	Atom-1	Atom-2	Model ID	Violation (Å)
(1,5)	1:A:98:ALA:C	2:B:11:A:C3'	6	0.12
(1,5)	1:A:98:ALA:C	2:B:11:A:C4	6	0.12
(1,5)	1:A:98:ALA:C	2:B:11:A:C4'	6	0.12
(1,5)	1:A:98:ALA:C	2:B:11:A:C5	6	0.12
(1,5)	1:A:98:ALA:C	2:B:11:A:C5'	6	0.12
(1,5)	1:A:98:ALA:C	2:B:11:A:C6	6	0.12
(1,5)	1:A:98:ALA:C	2:B:11:A:C8	6	0.12
(1,5)	1:A:98:ALA:C	2:B:11:A:H1'	6	0.12
(1,5)	1:A:98:ALA:C	2:B:11:A:H2	6	0.12
(1,5)	1:A:98:ALA:C	2:B:11:A:H2'	6	0.12
(1,5)	1:A:98:ALA:C	2:B:11:A:H3'	6	0.12
(1,5)	1:A:98:ALA:C	2:B:11:A:H4'	6	0.12
(1,5)	1:A:98:ALA:C	2:B:11:A:H5'	6	0.12
(1,5)	1:A:98:ALA:C	2:B:11:A:H5''	6	0.12
(1,5)	1:A:98:ALA:C	2:B:11:A:H61	6	0.12
(1,5)	1:A:98:ALA:C	2:B:11:A:H62	6	0.12
(1,5)	1:A:98:ALA:C	2:B:11:A:H8	6	0.12
(1,5)	1:A:98:ALA:C	2:B:11:A:HO2'	6	0.12
(1,5)	1:A:98:ALA:C	2:B:11:A:N1	6	0.12
(1,5)	1:A:98:ALA:C	2:B:11:A:N3	6	0.12
(1,5)	1:A:98:ALA:C	2:B:11:A:N6	6	0.12
(1,5)	1:A:98:ALA:C	2:B:11:A:N7	6	0.12
(1,5)	1:A:98:ALA:C	2:B:11:A:N9	6	0.12
(1,5)	1:A:98:ALA:C	2:B:11:A:O2'	6	0.12
(1,5)	1:A:98:ALA:C	2:B:11:A:O3'	6	0.12
(1,5)	1:A:98:ALA:C	2:B:11:A:O4'	6	0.12
(1,5)	1:A:98:ALA:C	2:B:11:A:O5'	6	0.12
(1,5)	1:A:98:ALA:C	2:B:11:A:OP1	6	0.12
(1,5)	1:A:98:ALA:C	2:B:11:A:OP2	6	0.12
(1,5)	1:A:98:ALA:C	2:B:11:A:P	6	0.12
(1,5)	1:A:98:ALA:C	2:B:12:A:C1'	6	0.12
(1,5)	1:A:98:ALA:C	2:B:12:A:C2	6	0.12
(1,5)	1:A:98:ALA:C	2:B:12:A:C2'	6	0.12
(1,5)	1:A:98:ALA:C	2:B:12:A:C3'	6	0.12
(1,5)	1:A:98:ALA:C	2:B:12:A:C4	6	0.12
(1,5)	1:A:98:ALA:C	2:B:12:A:C4'	6	0.12
(1,5)	1:A:98:ALA:C	2:B:12:A:C5	6	0.12
(1,5)	1:A:98:ALA:C	2:B:12:A:C5'	6	0.12
(1,5)	1:A:98:ALA:C	2:B:12:A:C6	6	0.12
(1,5)	1:A:98:ALA:C	2:B:12:A:C8	6	0.12
(1,5)	1:A:98:ALA:C	2:B:12:A:H1'	6	0.12
(1,5)	1:A:98:ALA:C	2:B:12:A:H2	6	0.12

*Continued on next page...*

*Continued from previous page...*

Key	Atom-1	Atom-2	Model ID	Violation (Å)
(1,5)	1:A:98:ALA:C	2:B:12:A:H2'	6	0.12
(1,5)	1:A:98:ALA:C	2:B:12:A:H3'	6	0.12
(1,5)	1:A:98:ALA:C	2:B:12:A:H4'	6	0.12
(1,5)	1:A:98:ALA:C	2:B:12:A:H5'	6	0.12
(1,5)	1:A:98:ALA:C	2:B:12:A:H5''	6	0.12
(1,5)	1:A:98:ALA:C	2:B:12:A:H61	6	0.12
(1,5)	1:A:98:ALA:C	2:B:12:A:H62	6	0.12
(1,5)	1:A:98:ALA:C	2:B:12:A:H8	6	0.12
(1,5)	1:A:98:ALA:C	2:B:12:A:HO2'	6	0.12
(1,5)	1:A:98:ALA:C	2:B:12:A:N1	6	0.12
(1,5)	1:A:98:ALA:C	2:B:12:A:N3	6	0.12
(1,5)	1:A:98:ALA:C	2:B:12:A:N6	6	0.12
(1,5)	1:A:98:ALA:C	2:B:12:A:N7	6	0.12
(1,5)	1:A:98:ALA:C	2:B:12:A:N9	6	0.12
(1,5)	1:A:98:ALA:C	2:B:12:A:O2'	6	0.12
(1,5)	1:A:98:ALA:C	2:B:12:A:O3'	6	0.12
(1,5)	1:A:98:ALA:C	2:B:12:A:O4'	6	0.12
(1,5)	1:A:98:ALA:C	2:B:12:A:O5'	6	0.12
(1,5)	1:A:98:ALA:C	2:B:12:A:OP1	6	0.12
(1,5)	1:A:98:ALA:C	2:B:12:A:OP2	6	0.12
(1,5)	1:A:98:ALA:C	2:B:12:A:P	6	0.12
(1,5)	1:A:98:ALA:C	2:B:13:A:C1'	6	0.12
(1,5)	1:A:98:ALA:C	2:B:13:A:C2	6	0.12
(1,5)	1:A:98:ALA:C	2:B:13:A:C2'	6	0.12
(1,5)	1:A:98:ALA:C	2:B:13:A:C3'	6	0.12
(1,5)	1:A:98:ALA:C	2:B:13:A:C4	6	0.12
(1,5)	1:A:98:ALA:C	2:B:13:A:C4'	6	0.12
(1,5)	1:A:98:ALA:C	2:B:13:A:C5	6	0.12
(1,5)	1:A:98:ALA:C	2:B:13:A:C5'	6	0.12
(1,5)	1:A:98:ALA:C	2:B:13:A:C6	6	0.12
(1,5)	1:A:98:ALA:C	2:B:13:A:C8	6	0.12
(1,5)	1:A:98:ALA:C	2:B:13:A:H1'	6	0.12
(1,5)	1:A:98:ALA:C	2:B:13:A:H2	6	0.12
(1,5)	1:A:98:ALA:C	2:B:13:A:H2'	6	0.12
(1,5)	1:A:98:ALA:C	2:B:13:A:H3'	6	0.12
(1,5)	1:A:98:ALA:C	2:B:13:A:H4'	6	0.12
(1,5)	1:A:98:ALA:C	2:B:13:A:H5'	6	0.12
(1,5)	1:A:98:ALA:C	2:B:13:A:H5''	6	0.12
(1,5)	1:A:98:ALA:C	2:B:13:A:H61	6	0.12
(1,5)	1:A:98:ALA:C	2:B:13:A:H62	6	0.12
(1,5)	1:A:98:ALA:C	2:B:13:A:H8	6	0.12
(1,5)	1:A:98:ALA:C	2:B:13:A:HO2'	6	0.12

*Continued on next page...*

*Continued from previous page...*

Key	Atom-1	Atom-2	Model ID	Violation (Å)
(1,5)	1:A:98:ALA:C	2:B:13:A:N1	6	0.12
(1,5)	1:A:98:ALA:C	2:B:13:A:N3	6	0.12
(1,5)	1:A:98:ALA:C	2:B:13:A:N6	6	0.12
(1,5)	1:A:98:ALA:C	2:B:13:A:N7	6	0.12
(1,5)	1:A:98:ALA:C	2:B:13:A:N9	6	0.12
(1,5)	1:A:98:ALA:C	2:B:13:A:O2'	6	0.12
(1,5)	1:A:98:ALA:C	2:B:13:A:O3'	6	0.12
(1,5)	1:A:98:ALA:C	2:B:13:A:O4'	6	0.12
(1,5)	1:A:98:ALA:C	2:B:13:A:O5'	6	0.12
(1,5)	1:A:98:ALA:C	2:B:13:A:OP1	6	0.12
(1,5)	1:A:98:ALA:C	2:B:13:A:OP2	6	0.12
(1,5)	1:A:98:ALA:C	2:B:13:A:P	6	0.12
(1,5)	1:A:98:ALA:C	2:B:14:G:C1'	6	0.12
(1,5)	1:A:98:ALA:C	2:B:14:G:C2	6	0.12
(1,5)	1:A:98:ALA:C	2:B:14:G:C2'	6	0.12
(1,5)	1:A:98:ALA:C	2:B:14:G:C3'	6	0.12
(1,5)	1:A:98:ALA:C	2:B:14:G:C4	6	0.12
(1,5)	1:A:98:ALA:C	2:B:14:G:C4'	6	0.12
(1,5)	1:A:98:ALA:C	2:B:14:G:C5	6	0.12
(1,5)	1:A:98:ALA:C	2:B:14:G:C5'	6	0.12
(1,5)	1:A:98:ALA:C	2:B:14:G:C6	6	0.12
(1,5)	1:A:98:ALA:C	2:B:14:G:C8	6	0.12
(1,5)	1:A:98:ALA:C	2:B:14:G:H1	6	0.12
(1,5)	1:A:98:ALA:C	2:B:14:G:H1'	6	0.12
(1,5)	1:A:98:ALA:C	2:B:14:G:H2'	6	0.12
(1,5)	1:A:98:ALA:C	2:B:14:G:H21	6	0.12
(1,5)	1:A:98:ALA:C	2:B:14:G:H22	6	0.12
(1,5)	1:A:98:ALA:C	2:B:14:G:H3'	6	0.12
(1,5)	1:A:98:ALA:C	2:B:14:G:H4'	6	0.12
(1,5)	1:A:98:ALA:C	2:B:14:G:H5'	6	0.12
(1,5)	1:A:98:ALA:C	2:B:14:G:H5''	6	0.12
(1,5)	1:A:98:ALA:C	2:B:14:G:H8	6	0.12
(1,5)	1:A:98:ALA:C	2:B:14:G:HO2'	6	0.12
(1,5)	1:A:98:ALA:C	2:B:14:G:N1	6	0.12
(1,5)	1:A:98:ALA:C	2:B:14:G:N2	6	0.12
(1,5)	1:A:98:ALA:C	2:B:14:G:N3	6	0.12
(1,5)	1:A:98:ALA:C	2:B:14:G:N7	6	0.12
(1,5)	1:A:98:ALA:C	2:B:14:G:N9	6	0.12
(1,5)	1:A:98:ALA:C	2:B:14:G:O2'	6	0.12
(1,5)	1:A:98:ALA:C	2:B:14:G:O3'	6	0.12
(1,5)	1:A:98:ALA:C	2:B:14:G:O4'	6	0.12
(1,5)	1:A:98:ALA:C	2:B:14:G:O5'	6	0.12

*Continued on next page...*

*Continued from previous page...*

Key	Atom-1	Atom-2	Model ID	Violation (Å)
(1,5)	1:A:98:ALA:C	2:B:14:G:O6	6	0.12
(1,5)	1:A:98:ALA:C	2:B:14:G:OP1	6	0.12
(1,5)	1:A:98:ALA:C	2:B:14:G:OP2	6	0.12
(1,5)	1:A:98:ALA:C	2:B:14:G:P	6	0.12
(1,5)	1:A:98:ALA:C	2:B:15:A:C1'	6	0.12
(1,5)	1:A:98:ALA:C	2:B:15:A:C2	6	0.12
(1,5)	1:A:98:ALA:C	2:B:15:A:C2'	6	0.12
(1,5)	1:A:98:ALA:C	2:B:15:A:C3'	6	0.12
(1,5)	1:A:98:ALA:C	2:B:15:A:C4	6	0.12
(1,5)	1:A:98:ALA:C	2:B:15:A:C4'	6	0.12
(1,5)	1:A:98:ALA:C	2:B:15:A:C5	6	0.12
(1,5)	1:A:98:ALA:C	2:B:15:A:C5'	6	0.12
(1,5)	1:A:98:ALA:C	2:B:15:A:C6	6	0.12
(1,5)	1:A:98:ALA:C	2:B:15:A:C8	6	0.12
(1,5)	1:A:98:ALA:C	2:B:15:A:H1'	6	0.12
(1,5)	1:A:98:ALA:C	2:B:15:A:H2	6	0.12
(1,5)	1:A:98:ALA:C	2:B:15:A:H2'	6	0.12
(1,5)	1:A:98:ALA:C	2:B:15:A:H3'	6	0.12
(1,5)	1:A:98:ALA:C	2:B:15:A:H4'	6	0.12
(1,5)	1:A:98:ALA:C	2:B:15:A:H5'	6	0.12
(1,5)	1:A:98:ALA:C	2:B:15:A:H5''	6	0.12
(1,5)	1:A:98:ALA:C	2:B:15:A:H61	6	0.12
(1,5)	1:A:98:ALA:C	2:B:15:A:H62	6	0.12
(1,5)	1:A:98:ALA:C	2:B:15:A:H8	6	0.12
(1,5)	1:A:98:ALA:C	2:B:15:A:HO2'	6	0.12
(1,5)	1:A:98:ALA:C	2:B:15:A:N1	6	0.12
(1,5)	1:A:98:ALA:C	2:B:15:A:N3	6	0.12
(1,5)	1:A:98:ALA:C	2:B:15:A:N6	6	0.12
(1,5)	1:A:98:ALA:C	2:B:15:A:N7	6	0.12
(1,5)	1:A:98:ALA:C	2:B:15:A:N9	6	0.12
(1,5)	1:A:98:ALA:C	2:B:15:A:O2'	6	0.12
(1,5)	1:A:98:ALA:C	2:B:15:A:O3'	6	0.12
(1,5)	1:A:98:ALA:C	2:B:15:A:O4'	6	0.12
(1,5)	1:A:98:ALA:C	2:B:15:A:O5'	6	0.12
(1,5)	1:A:98:ALA:C	2:B:15:A:OP1	6	0.12
(1,5)	1:A:98:ALA:C	2:B:15:A:OP2	6	0.12
(1,5)	1:A:98:ALA:C	2:B:15:A:P	6	0.12
(1,5)	1:A:98:ALA:C	2:B:16:G:C1'	6	0.12
(1,5)	1:A:98:ALA:C	2:B:16:G:C2	6	0.12
(1,5)	1:A:98:ALA:C	2:B:16:G:C2'	6	0.12
(1,5)	1:A:98:ALA:C	2:B:16:G:C3'	6	0.12
(1,5)	1:A:98:ALA:C	2:B:16:G:C4	6	0.12

*Continued on next page...*

*Continued from previous page...*

Key	Atom-1	Atom-2	Model ID	Violation (Å)
(1,5)	1:A:98:ALA:C	2:B:16:G:C4'	6	0.12
(1,5)	1:A:98:ALA:C	2:B:16:G:C5	6	0.12
(1,5)	1:A:98:ALA:C	2:B:16:G:C5'	6	0.12
(1,5)	1:A:98:ALA:C	2:B:16:G:C6	6	0.12
(1,5)	1:A:98:ALA:C	2:B:16:G:C8	6	0.12
(1,5)	1:A:98:ALA:C	2:B:16:G:H1	6	0.12
(1,5)	1:A:98:ALA:C	2:B:16:G:H1'	6	0.12
(1,5)	1:A:98:ALA:C	2:B:16:G:H2'	6	0.12
(1,5)	1:A:98:ALA:C	2:B:16:G:H21	6	0.12
(1,5)	1:A:98:ALA:C	2:B:16:G:H22	6	0.12
(1,5)	1:A:98:ALA:C	2:B:16:G:H3'	6	0.12
(1,5)	1:A:98:ALA:C	2:B:16:G:H4'	6	0.12
(1,5)	1:A:98:ALA:C	2:B:16:G:H5'	6	0.12
(1,5)	1:A:98:ALA:C	2:B:16:G:H5''	6	0.12
(1,5)	1:A:98:ALA:C	2:B:16:G:H8	6	0.12
(1,5)	1:A:98:ALA:C	2:B:16:G:HO2'	6	0.12
(1,5)	1:A:98:ALA:C	2:B:16:G:N1	6	0.12
(1,5)	1:A:98:ALA:C	2:B:16:G:N2	6	0.12
(1,5)	1:A:98:ALA:C	2:B:16:G:N3	6	0.12
(1,5)	1:A:98:ALA:C	2:B:16:G:N7	6	0.12
(1,5)	1:A:98:ALA:C	2:B:16:G:N9	6	0.12
(1,5)	1:A:98:ALA:C	2:B:16:G:O2'	6	0.12
(1,5)	1:A:98:ALA:C	2:B:16:G:O3'	6	0.12
(1,5)	1:A:98:ALA:C	2:B:16:G:O4'	6	0.12
(1,5)	1:A:98:ALA:C	2:B:16:G:O5'	6	0.12
(1,5)	1:A:98:ALA:C	2:B:16:G:O6	6	0.12
(1,5)	1:A:98:ALA:C	2:B:16:G:OP1	6	0.12
(1,5)	1:A:98:ALA:C	2:B:16:G:OP2	6	0.12
(1,5)	1:A:98:ALA:C	2:B:16:G:P	6	0.12
(1,5)	1:A:98:ALA:C	2:B:17:C:C1'	6	0.12
(1,5)	1:A:98:ALA:C	2:B:17:C:C2	6	0.12
(1,5)	1:A:98:ALA:C	2:B:17:C:C2'	6	0.12
(1,5)	1:A:98:ALA:C	2:B:17:C:C3'	6	0.12
(1,5)	1:A:98:ALA:C	2:B:17:C:C4	6	0.12
(1,5)	1:A:98:ALA:C	2:B:17:C:C4'	6	0.12
(1,5)	1:A:98:ALA:C	2:B:17:C:C5	6	0.12
(1,5)	1:A:98:ALA:C	2:B:17:C:C5'	6	0.12
(1,5)	1:A:98:ALA:C	2:B:17:C:C6	6	0.12
(1,5)	1:A:98:ALA:C	2:B:17:C:H1'	6	0.12
(1,5)	1:A:98:ALA:C	2:B:17:C:H2'	6	0.12
(1,5)	1:A:98:ALA:C	2:B:17:C:H3'	6	0.12
(1,5)	1:A:98:ALA:C	2:B:17:C:H4'	6	0.12

*Continued on next page...*



*Continued from previous page...*

Key	Atom-1	Atom-2	Model ID	Violation (Å)
(1,5)	1:A:98:ALA:C	2:B:17:C:H41	6	0.12
(1,5)	1:A:98:ALA:C	2:B:17:C:H42	6	0.12
(1,5)	1:A:98:ALA:C	2:B:17:C:H5	6	0.12
(1,5)	1:A:98:ALA:C	2:B:17:C:H5'	6	0.12
(1,5)	1:A:98:ALA:C	2:B:17:C:H5''	6	0.12
(1,5)	1:A:98:ALA:C	2:B:17:C:H6	6	0.12
(1,5)	1:A:98:ALA:C	2:B:17:C:HO2'	6	0.12
(1,5)	1:A:98:ALA:C	2:B:17:C:N1	6	0.12
(1,5)	1:A:98:ALA:C	2:B:17:C:N3	6	0.12
(1,5)	1:A:98:ALA:C	2:B:17:C:N4	6	0.12
(1,5)	1:A:98:ALA:C	2:B:17:C:O2	6	0.12
(1,5)	1:A:98:ALA:C	2:B:17:C:O2'	6	0.12
(1,5)	1:A:98:ALA:C	2:B:17:C:O3'	6	0.12
(1,5)	1:A:98:ALA:C	2:B:17:C:O4'	6	0.12
(1,5)	1:A:98:ALA:C	2:B:17:C:O5'	6	0.12
(1,5)	1:A:98:ALA:C	2:B:17:C:OP1	6	0.12
(1,5)	1:A:98:ALA:C	2:B:17:C:OP2	6	0.12
(1,5)	1:A:98:ALA:C	2:B:17:C:P	6	0.12
(1,5)	1:A:98:ALA:C	2:B:18:A:C1'	6	0.12
(1,5)	1:A:98:ALA:C	2:B:18:A:C2	6	0.12
(1,5)	1:A:98:ALA:C	2:B:18:A:C2'	6	0.12
(1,5)	1:A:98:ALA:C	2:B:18:A:C3'	6	0.12
(1,5)	1:A:98:ALA:C	2:B:18:A:C4	6	0.12
(1,5)	1:A:98:ALA:C	2:B:18:A:C4'	6	0.12
(1,5)	1:A:98:ALA:C	2:B:18:A:C5	6	0.12
(1,5)	1:A:98:ALA:C	2:B:18:A:C5'	6	0.12
(1,5)	1:A:98:ALA:C	2:B:18:A:C6	6	0.12
(1,5)	1:A:98:ALA:C	2:B:18:A:C8	6	0.12
(1,5)	1:A:98:ALA:C	2:B:18:A:H1'	6	0.12
(1,5)	1:A:98:ALA:C	2:B:18:A:H2	6	0.12
(1,5)	1:A:98:ALA:C	2:B:18:A:H2'	6	0.12
(1,5)	1:A:98:ALA:C	2:B:18:A:H3'	6	0.12
(1,5)	1:A:98:ALA:C	2:B:18:A:H4'	6	0.12
(1,5)	1:A:98:ALA:C	2:B:18:A:H5'	6	0.12
(1,5)	1:A:98:ALA:C	2:B:18:A:H5''	6	0.12
(1,5)	1:A:98:ALA:C	2:B:18:A:H61	6	0.12
(1,5)	1:A:98:ALA:C	2:B:18:A:H62	6	0.12
(1,5)	1:A:98:ALA:C	2:B:18:A:H8	6	0.12
(1,5)	1:A:98:ALA:C	2:B:18:A:HO2'	6	0.12
(1,5)	1:A:98:ALA:C	2:B:18:A:N1	6	0.12
(1,5)	1:A:98:ALA:C	2:B:18:A:N3	6	0.12
(1,5)	1:A:98:ALA:C	2:B:18:A:N6	6	0.12

*Continued on next page...*

*Continued from previous page...*

Key	Atom-1	Atom-2	Model ID	Violation (Å)
(1,5)	1:A:98:ALA:C	2:B:18:A:N7	6	0.12
(1,5)	1:A:98:ALA:C	2:B:18:A:N9	6	0.12
(1,5)	1:A:98:ALA:C	2:B:18:A:O2'	6	0.12
(1,5)	1:A:98:ALA:C	2:B:18:A:O3'	6	0.12
(1,5)	1:A:98:ALA:C	2:B:18:A:O4'	6	0.12
(1,5)	1:A:98:ALA:C	2:B:18:A:O5'	6	0.12
(1,5)	1:A:98:ALA:C	2:B:18:A:OP1	6	0.12
(1,5)	1:A:98:ALA:C	2:B:18:A:OP2	6	0.12
(1,5)	1:A:98:ALA:C	2:B:18:A:P	6	0.12
(1,5)	1:A:98:ALA:C	2:B:19:A:C1'	6	0.12
(1,5)	1:A:98:ALA:C	2:B:19:A:C2	6	0.12
(1,5)	1:A:98:ALA:C	2:B:19:A:C2'	6	0.12
(1,5)	1:A:98:ALA:C	2:B:19:A:C3'	6	0.12
(1,5)	1:A:98:ALA:C	2:B:19:A:C4	6	0.12
(1,5)	1:A:98:ALA:C	2:B:19:A:C4'	6	0.12
(1,5)	1:A:98:ALA:C	2:B:19:A:C5	6	0.12
(1,5)	1:A:98:ALA:C	2:B:19:A:C5'	6	0.12
(1,5)	1:A:98:ALA:C	2:B:19:A:C6	6	0.12
(1,5)	1:A:98:ALA:C	2:B:19:A:C8	6	0.12
(1,5)	1:A:98:ALA:C	2:B:19:A:H1'	6	0.12
(1,5)	1:A:98:ALA:C	2:B:19:A:H2	6	0.12
(1,5)	1:A:98:ALA:C	2:B:19:A:H2'	6	0.12
(1,5)	1:A:98:ALA:C	2:B:19:A:H3'	6	0.12
(1,5)	1:A:98:ALA:C	2:B:19:A:H4'	6	0.12
(1,5)	1:A:98:ALA:C	2:B:19:A:H5'	6	0.12
(1,5)	1:A:98:ALA:C	2:B:19:A:H5''	6	0.12
(1,5)	1:A:98:ALA:C	2:B:19:A:H61	6	0.12
(1,5)	1:A:98:ALA:C	2:B:19:A:H62	6	0.12
(1,5)	1:A:98:ALA:C	2:B:19:A:H8	6	0.12
(1,5)	1:A:98:ALA:C	2:B:19:A:HO2'	6	0.12
(1,5)	1:A:98:ALA:C	2:B:19:A:N1	6	0.12
(1,5)	1:A:98:ALA:C	2:B:19:A:N3	6	0.12
(1,5)	1:A:98:ALA:C	2:B:19:A:N6	6	0.12
(1,5)	1:A:98:ALA:C	2:B:19:A:N7	6	0.12
(1,5)	1:A:98:ALA:C	2:B:19:A:N9	6	0.12
(1,5)	1:A:98:ALA:C	2:B:19:A:O2'	6	0.12
(1,5)	1:A:98:ALA:C	2:B:19:A:O3'	6	0.12
(1,5)	1:A:98:ALA:C	2:B:19:A:O4'	6	0.12
(1,5)	1:A:98:ALA:C	2:B:19:A:O5'	6	0.12
(1,5)	1:A:98:ALA:C	2:B:19:A:OP1	6	0.12
(1,5)	1:A:98:ALA:C	2:B:19:A:OP2	6	0.12
(1,5)	1:A:98:ALA:C	2:B:19:A:P	6	0.12

*Continued on next page...*

*Continued from previous page...*

Key	Atom-1	Atom-2	Model ID	Violation (Å)
(1,5)	1:A:98:ALA:C	2:B:20:U:C1'	6	0.12
(1,5)	1:A:98:ALA:C	2:B:20:U:C2	6	0.12
(1,5)	1:A:98:ALA:C	2:B:20:U:C2'	6	0.12
(1,5)	1:A:98:ALA:C	2:B:20:U:C3'	6	0.12
(1,5)	1:A:98:ALA:C	2:B:20:U:C4	6	0.12
(1,5)	1:A:98:ALA:C	2:B:20:U:C4'	6	0.12
(1,5)	1:A:98:ALA:C	2:B:20:U:C5	6	0.12
(1,5)	1:A:98:ALA:C	2:B:20:U:C5'	6	0.12
(1,5)	1:A:98:ALA:C	2:B:20:U:C6	6	0.12
(1,5)	1:A:98:ALA:C	2:B:20:U:H1'	6	0.12
(1,5)	1:A:98:ALA:C	2:B:20:U:H2'	6	0.12
(1,5)	1:A:98:ALA:C	2:B:20:U:H3	6	0.12
(1,5)	1:A:98:ALA:C	2:B:20:U:H3'	6	0.12
(1,5)	1:A:98:ALA:C	2:B:20:U:H4'	6	0.12
(1,5)	1:A:98:ALA:C	2:B:20:U:H5	6	0.12
(1,5)	1:A:98:ALA:C	2:B:20:U:H5'	6	0.12
(1,5)	1:A:98:ALA:C	2:B:20:U:H5''	6	0.12
(1,5)	1:A:98:ALA:C	2:B:20:U:H6	6	0.12
(1,5)	1:A:98:ALA:C	2:B:20:U:HO2'	6	0.12
(1,5)	1:A:98:ALA:C	2:B:20:U:N1	6	0.12
(1,5)	1:A:98:ALA:C	2:B:20:U:N3	6	0.12
(1,5)	1:A:98:ALA:C	2:B:20:U:O2	6	0.12
(1,5)	1:A:98:ALA:C	2:B:20:U:O2'	6	0.12
(1,5)	1:A:98:ALA:C	2:B:20:U:O3'	6	0.12
(1,5)	1:A:98:ALA:C	2:B:20:U:O4	6	0.12
(1,5)	1:A:98:ALA:C	2:B:20:U:O4'	6	0.12
(1,5)	1:A:98:ALA:C	2:B:20:U:O5'	6	0.12
(1,5)	1:A:98:ALA:C	2:B:20:U:OP1	6	0.12
(1,5)	1:A:98:ALA:C	2:B:20:U:OP2	6	0.12
(1,5)	1:A:98:ALA:C	2:B:20:U:P	6	0.12
(1,5)	1:A:98:ALA:C	2:B:21:G:C1'	6	0.12
(1,5)	1:A:98:ALA:C	2:B:21:G:C2	6	0.12
(1,5)	1:A:98:ALA:C	2:B:21:G:C2'	6	0.12
(1,5)	1:A:98:ALA:C	2:B:21:G:C3'	6	0.12
(1,5)	1:A:98:ALA:C	2:B:21:G:C4	6	0.12
(1,5)	1:A:98:ALA:C	2:B:21:G:C4'	6	0.12
(1,5)	1:A:98:ALA:C	2:B:21:G:C5	6	0.12
(1,5)	1:A:98:ALA:C	2:B:21:G:C5'	6	0.12
(1,5)	1:A:98:ALA:C	2:B:21:G:C6	6	0.12
(1,5)	1:A:98:ALA:C	2:B:21:G:C8	6	0.12
(1,5)	1:A:98:ALA:C	2:B:21:G:H1	6	0.12
(1,5)	1:A:98:ALA:C	2:B:21:G:H1'	6	0.12

*Continued on next page...*

*Continued from previous page...*

Key	Atom-1	Atom-2	Model ID	Violation (Å)
(1,5)	1:A:98:ALA:C	2:B:21:G:H2'	6	0.12
(1,5)	1:A:98:ALA:C	2:B:21:G:H21	6	0.12
(1,5)	1:A:98:ALA:C	2:B:21:G:H22	6	0.12
(1,5)	1:A:98:ALA:C	2:B:21:G:H3'	6	0.12
(1,5)	1:A:98:ALA:C	2:B:21:G:H4'	6	0.12
(1,5)	1:A:98:ALA:C	2:B:21:G:H5'	6	0.12
(1,5)	1:A:98:ALA:C	2:B:21:G:H5''	6	0.12
(1,5)	1:A:98:ALA:C	2:B:21:G:H8	6	0.12
(1,5)	1:A:98:ALA:C	2:B:21:G:HO2'	6	0.12
(1,5)	1:A:98:ALA:C	2:B:21:G:N1	6	0.12
(1,5)	1:A:98:ALA:C	2:B:21:G:N2	6	0.12
(1,5)	1:A:98:ALA:C	2:B:21:G:N3	6	0.12
(1,5)	1:A:98:ALA:C	2:B:21:G:N7	6	0.12
(1,5)	1:A:98:ALA:C	2:B:21:G:N9	6	0.12
(1,5)	1:A:98:ALA:C	2:B:21:G:O2'	6	0.12
(1,5)	1:A:98:ALA:C	2:B:21:G:O3'	6	0.12
(1,5)	1:A:98:ALA:C	2:B:21:G:O4'	6	0.12
(1,5)	1:A:98:ALA:C	2:B:21:G:O5'	6	0.12
(1,5)	1:A:98:ALA:C	2:B:21:G:O6	6	0.12
(1,5)	1:A:98:ALA:C	2:B:21:G:OP1	6	0.12
(1,5)	1:A:98:ALA:C	2:B:21:G:OP2	6	0.12
(1,5)	1:A:98:ALA:C	2:B:21:G:P	6	0.12
(1,5)	1:A:98:ALA:C	2:B:22:A:C1'	6	0.12
(1,5)	1:A:98:ALA:C	2:B:22:A:C2	6	0.12
(1,5)	1:A:98:ALA:C	2:B:22:A:C2'	6	0.12
(1,5)	1:A:98:ALA:C	2:B:22:A:C3'	6	0.12
(1,5)	1:A:98:ALA:C	2:B:22:A:C4	6	0.12
(1,5)	1:A:98:ALA:C	2:B:22:A:C4'	6	0.12
(1,5)	1:A:98:ALA:C	2:B:22:A:C5	6	0.12
(1,5)	1:A:98:ALA:C	2:B:22:A:C5'	6	0.12
(1,5)	1:A:98:ALA:C	2:B:22:A:C6	6	0.12
(1,5)	1:A:98:ALA:C	2:B:22:A:C8	6	0.12
(1,5)	1:A:98:ALA:C	2:B:22:A:H1'	6	0.12
(1,5)	1:A:98:ALA:C	2:B:22:A:H2	6	0.12
(1,5)	1:A:98:ALA:C	2:B:22:A:H2'	6	0.12
(1,5)	1:A:98:ALA:C	2:B:22:A:H3'	6	0.12
(1,5)	1:A:98:ALA:C	2:B:22:A:H4'	6	0.12
(1,5)	1:A:98:ALA:C	2:B:22:A:H5'	6	0.12
(1,5)	1:A:98:ALA:C	2:B:22:A:H5''	6	0.12
(1,5)	1:A:98:ALA:C	2:B:22:A:H61	6	0.12
(1,5)	1:A:98:ALA:C	2:B:22:A:H62	6	0.12
(1,5)	1:A:98:ALA:C	2:B:22:A:H8	6	0.12

*Continued on next page...*

*Continued from previous page...*

Key	Atom-1	Atom-2	Model ID	Violation (Å)
(1,5)	1:A:98:ALA:C	2:B:22:A:HO2'	6	0.12
(1,5)	1:A:98:ALA:C	2:B:22:A:N1	6	0.12
(1,5)	1:A:98:ALA:C	2:B:22:A:N3	6	0.12
(1,5)	1:A:98:ALA:C	2:B:22:A:N6	6	0.12
(1,5)	1:A:98:ALA:C	2:B:22:A:N7	6	0.12
(1,5)	1:A:98:ALA:C	2:B:22:A:N9	6	0.12
(1,5)	1:A:98:ALA:C	2:B:22:A:O2'	6	0.12
(1,5)	1:A:98:ALA:C	2:B:22:A:O3'	6	0.12
(1,5)	1:A:98:ALA:C	2:B:22:A:O4'	6	0.12
(1,5)	1:A:98:ALA:C	2:B:22:A:O5'	6	0.12
(1,5)	1:A:98:ALA:C	2:B:22:A:OP1	6	0.12
(1,5)	1:A:98:ALA:C	2:B:22:A:OP2	6	0.12
(1,5)	1:A:98:ALA:C	2:B:22:A:P	6	0.12
(1,5)	1:A:98:ALA:C	2:B:23:U:C1'	6	0.12
(1,5)	1:A:98:ALA:C	2:B:23:U:C2	6	0.12
(1,5)	1:A:98:ALA:C	2:B:23:U:C2'	6	0.12
(1,5)	1:A:98:ALA:C	2:B:23:U:C3'	6	0.12
(1,5)	1:A:98:ALA:C	2:B:23:U:C4	6	0.12
(1,5)	1:A:98:ALA:C	2:B:23:U:C4'	6	0.12
(1,5)	1:A:98:ALA:C	2:B:23:U:C5	6	0.12
(1,5)	1:A:98:ALA:C	2:B:23:U:C5'	6	0.12
(1,5)	1:A:98:ALA:C	2:B:23:U:C6	6	0.12
(1,5)	1:A:98:ALA:C	2:B:23:U:H1'	6	0.12
(1,5)	1:A:98:ALA:C	2:B:23:U:H2'	6	0.12
(1,5)	1:A:98:ALA:C	2:B:23:U:H3	6	0.12
(1,5)	1:A:98:ALA:C	2:B:23:U:H3'	6	0.12
(1,5)	1:A:98:ALA:C	2:B:23:U:H4'	6	0.12
(1,5)	1:A:98:ALA:C	2:B:23:U:H5	6	0.12
(1,5)	1:A:98:ALA:C	2:B:23:U:H5'	6	0.12
(1,5)	1:A:98:ALA:C	2:B:23:U:H5''	6	0.12
(1,5)	1:A:98:ALA:C	2:B:23:U:H6	6	0.12
(1,5)	1:A:98:ALA:C	2:B:23:U:HO2'	6	0.12
(1,5)	1:A:98:ALA:C	2:B:23:U:N1	6	0.12
(1,5)	1:A:98:ALA:C	2:B:23:U:N3	6	0.12
(1,5)	1:A:98:ALA:C	2:B:23:U:O2	6	0.12
(1,5)	1:A:98:ALA:C	2:B:23:U:O2'	6	0.12
(1,5)	1:A:98:ALA:C	2:B:23:U:O3'	6	0.12
(1,5)	1:A:98:ALA:C	2:B:23:U:O4	6	0.12
(1,5)	1:A:98:ALA:C	2:B:23:U:O4'	6	0.12
(1,5)	1:A:98:ALA:C	2:B:23:U:O5'	6	0.12
(1,5)	1:A:98:ALA:C	2:B:23:U:OP1	6	0.12
(1,5)	1:A:98:ALA:C	2:B:23:U:OP2	6	0.12

*Continued on next page...*

*Continued from previous page...*

Key	Atom-1	Atom-2	Model ID	Violation (Å)
(1,5)	1:A:98:ALA:C	2:B:23:U:P	6	0.12
(1,5)	1:A:98:ALA:C	2:B:24:G:C1'	6	0.12
(1,5)	1:A:98:ALA:C	2:B:24:G:C2	6	0.12
(1,5)	1:A:98:ALA:C	2:B:24:G:C2'	6	0.12
(1,5)	1:A:98:ALA:C	2:B:24:G:C3'	6	0.12
(1,5)	1:A:98:ALA:C	2:B:24:G:C4	6	0.12
(1,5)	1:A:98:ALA:C	2:B:24:G:C4'	6	0.12
(1,5)	1:A:98:ALA:C	2:B:24:G:C5	6	0.12
(1,5)	1:A:98:ALA:C	2:B:24:G:C5'	6	0.12
(1,5)	1:A:98:ALA:C	2:B:24:G:C6	6	0.12
(1,5)	1:A:98:ALA:C	2:B:24:G:C8	6	0.12
(1,5)	1:A:98:ALA:C	2:B:24:G:H1	6	0.12
(1,5)	1:A:98:ALA:C	2:B:24:G:H1'	6	0.12
(1,5)	1:A:98:ALA:C	2:B:24:G:H2'	6	0.12
(1,5)	1:A:98:ALA:C	2:B:24:G:H21	6	0.12
(1,5)	1:A:98:ALA:C	2:B:24:G:H22	6	0.12
(1,5)	1:A:98:ALA:C	2:B:24:G:H3'	6	0.12
(1,5)	1:A:98:ALA:C	2:B:24:G:H4'	6	0.12
(1,5)	1:A:98:ALA:C	2:B:24:G:H5'	6	0.12
(1,5)	1:A:98:ALA:C	2:B:24:G:H5''	6	0.12
(1,5)	1:A:98:ALA:C	2:B:24:G:H8	6	0.12
(1,5)	1:A:98:ALA:C	2:B:24:G:HO2'	6	0.12
(1,5)	1:A:98:ALA:C	2:B:24:G:N1	6	0.12
(1,5)	1:A:98:ALA:C	2:B:24:G:N2	6	0.12
(1,5)	1:A:98:ALA:C	2:B:24:G:N3	6	0.12
(1,5)	1:A:98:ALA:C	2:B:24:G:N7	6	0.12
(1,5)	1:A:98:ALA:C	2:B:24:G:N9	6	0.12
(1,5)	1:A:98:ALA:C	2:B:24:G:O2'	6	0.12
(1,5)	1:A:98:ALA:C	2:B:24:G:O3'	6	0.12
(1,5)	1:A:98:ALA:C	2:B:24:G:O4'	6	0.12
(1,5)	1:A:98:ALA:C	2:B:24:G:O5'	6	0.12
(1,5)	1:A:98:ALA:C	2:B:24:G:O6	6	0.12
(1,5)	1:A:98:ALA:C	2:B:24:G:OP1	6	0.12
(1,5)	1:A:98:ALA:C	2:B:24:G:OP2	6	0.12
(1,5)	1:A:98:ALA:C	2:B:24:G:P	6	0.12
(1,5)	1:A:98:ALA:CA	2:B:2:C:C1'	6	0.12
(1,5)	1:A:98:ALA:CA	2:B:2:C:C2	6	0.12
(1,5)	1:A:98:ALA:CA	2:B:2:C:C2'	6	0.12
(1,5)	1:A:98:ALA:CA	2:B:2:C:C3'	6	0.12
(1,5)	1:A:98:ALA:CA	2:B:2:C:C4	6	0.12
(1,5)	1:A:98:ALA:CA	2:B:2:C:C4'	6	0.12
(1,5)	1:A:98:ALA:CA	2:B:2:C:C5	6	0.12

*Continued on next page...*

*Continued from previous page...*

Key	Atom-1	Atom-2	Model ID	Violation (Å)
(1,5)	1:A:98:ALA:CA	2:B:2:C:C5'	6	0.12
(1,5)	1:A:98:ALA:CA	2:B:2:C:C6	6	0.12
(1,5)	1:A:98:ALA:CA	2:B:2:C:H1'	6	0.12
(1,5)	1:A:98:ALA:CA	2:B:2:C:H2'	6	0.12
(1,5)	1:A:98:ALA:CA	2:B:2:C:H3'	6	0.12
(1,5)	1:A:98:ALA:CA	2:B:2:C:H4'	6	0.12
(1,5)	1:A:98:ALA:CA	2:B:2:C:H41	6	0.12
(1,5)	1:A:98:ALA:CA	2:B:2:C:H42	6	0.12
(1,5)	1:A:98:ALA:CA	2:B:2:C:H5	6	0.12
(1,5)	1:A:98:ALA:CA	2:B:2:C:H5'	6	0.12
(1,5)	1:A:98:ALA:CA	2:B:2:C:H5''	6	0.12
(1,5)	1:A:98:ALA:CA	2:B:2:C:H6	6	0.12
(1,5)	1:A:98:ALA:CA	2:B:2:C:HO2'	6	0.12
(1,5)	1:A:98:ALA:CA	2:B:2:C:N1	6	0.12
(1,5)	1:A:98:ALA:CA	2:B:2:C:N3	6	0.12
(1,5)	1:A:98:ALA:CA	2:B:2:C:N4	6	0.12
(1,5)	1:A:98:ALA:CA	2:B:2:C:O2	6	0.12
(1,5)	1:A:98:ALA:CA	2:B:2:C:O2'	6	0.12
(1,5)	1:A:98:ALA:CA	2:B:2:C:O3'	6	0.12
(1,5)	1:A:98:ALA:CA	2:B:2:C:O4'	6	0.12
(1,5)	1:A:98:ALA:CA	2:B:2:C:O5'	6	0.12
(1,5)	1:A:98:ALA:CA	2:B:3:U:C1'	6	0.12
(1,5)	1:A:98:ALA:CA	2:B:3:U:C2	6	0.12
(1,5)	1:A:98:ALA:CA	2:B:3:U:C2'	6	0.12
(1,5)	1:A:98:ALA:CA	2:B:3:U:C3'	6	0.12
(1,5)	1:A:98:ALA:CA	2:B:3:U:C4	6	0.12
(1,5)	1:A:98:ALA:CA	2:B:3:U:C4'	6	0.12
(1,5)	1:A:98:ALA:CA	2:B:3:U:C5	6	0.12
(1,5)	1:A:98:ALA:CA	2:B:3:U:C5'	6	0.12
(1,5)	1:A:98:ALA:CA	2:B:3:U:C6	6	0.12
(1,5)	1:A:98:ALA:CA	2:B:3:U:H1'	6	0.12
(1,5)	1:A:98:ALA:CA	2:B:3:U:H2'	6	0.12
(1,5)	1:A:98:ALA:CA	2:B:3:U:H3	6	0.12
(1,5)	1:A:98:ALA:CA	2:B:3:U:H3'	6	0.12
(1,5)	1:A:98:ALA:CA	2:B:3:U:H4'	6	0.12
(1,5)	1:A:98:ALA:CA	2:B:3:U:H5	6	0.12
(1,5)	1:A:98:ALA:CA	2:B:3:U:H5'	6	0.12
(1,5)	1:A:98:ALA:CA	2:B:3:U:H5''	6	0.12
(1,5)	1:A:98:ALA:CA	2:B:3:U:H6	6	0.12
(1,5)	1:A:98:ALA:CA	2:B:3:U:HO2'	6	0.12
(1,5)	1:A:98:ALA:CA	2:B:3:U:N1	6	0.12
(1,5)	1:A:98:ALA:CA	2:B:3:U:N3	6	0.12

*Continued on next page...*

*Continued from previous page...*

Key	Atom-1	Atom-2	Model ID	Violation (Å)
(1,5)	1:A:98:ALA:CA	2:B:3:U:O2	6	0.12
(1,5)	1:A:98:ALA:CA	2:B:3:U:O2'	6	0.12
(1,5)	1:A:98:ALA:CA	2:B:3:U:O3'	6	0.12
(1,5)	1:A:98:ALA:CA	2:B:3:U:O4	6	0.12
(1,5)	1:A:98:ALA:CA	2:B:3:U:O4'	6	0.12
(1,5)	1:A:98:ALA:CA	2:B:3:U:O5'	6	0.12
(1,5)	1:A:98:ALA:CA	2:B:3:U:OP1	6	0.12
(1,5)	1:A:98:ALA:CA	2:B:3:U:OP2	6	0.12
(1,5)	1:A:98:ALA:CA	2:B:3:U:P	6	0.12
(1,5)	1:A:98:ALA:CA	2:B:4:G:C1'	6	0.12
(1,5)	1:A:98:ALA:CA	2:B:4:G:C2	6	0.12
(1,5)	1:A:98:ALA:CA	2:B:4:G:C2'	6	0.12
(1,5)	1:A:98:ALA:CA	2:B:4:G:C3'	6	0.12
(1,5)	1:A:98:ALA:CA	2:B:4:G:C4	6	0.12
(1,5)	1:A:98:ALA:CA	2:B:4:G:C4'	6	0.12
(1,5)	1:A:98:ALA:CA	2:B:4:G:C5	6	0.12
(1,5)	1:A:98:ALA:CA	2:B:4:G:C5'	6	0.12
(1,5)	1:A:98:ALA:CA	2:B:4:G:C6	6	0.12
(1,5)	1:A:98:ALA:CA	2:B:4:G:C8	6	0.12
(1,5)	1:A:98:ALA:CA	2:B:4:G:H1	6	0.12
(1,5)	1:A:98:ALA:CA	2:B:4:G:H1'	6	0.12
(1,5)	1:A:98:ALA:CA	2:B:4:G:H2'	6	0.12
(1,5)	1:A:98:ALA:CA	2:B:4:G:H21	6	0.12
(1,5)	1:A:98:ALA:CA	2:B:4:G:H22	6	0.12
(1,5)	1:A:98:ALA:CA	2:B:4:G:H3'	6	0.12
(1,5)	1:A:98:ALA:CA	2:B:4:G:H4'	6	0.12
(1,5)	1:A:98:ALA:CA	2:B:4:G:H5'	6	0.12
(1,5)	1:A:98:ALA:CA	2:B:4:G:H5''	6	0.12
(1,5)	1:A:98:ALA:CA	2:B:4:G:H8	6	0.12
(1,5)	1:A:98:ALA:CA	2:B:4:G:HO2'	6	0.12
(1,5)	1:A:98:ALA:CA	2:B:4:G:N1	6	0.12
(1,5)	1:A:98:ALA:CA	2:B:4:G:N2	6	0.12
(1,5)	1:A:98:ALA:CA	2:B:4:G:N3	6	0.12
(1,5)	1:A:98:ALA:CA	2:B:4:G:N7	6	0.12
(1,5)	1:A:98:ALA:CA	2:B:4:G:N9	6	0.12
(1,5)	1:A:98:ALA:CA	2:B:4:G:O2'	6	0.12
(1,5)	1:A:98:ALA:CA	2:B:4:G:O3'	6	0.12
(1,5)	1:A:98:ALA:CA	2:B:4:G:O4'	6	0.12
(1,5)	1:A:98:ALA:CA	2:B:4:G:O5'	6	0.12
(1,5)	1:A:98:ALA:CA	2:B:4:G:O6	6	0.12
(1,5)	1:A:98:ALA:CA	2:B:4:G:OP1	6	0.12
(1,5)	1:A:98:ALA:CA	2:B:4:G:OP2	6	0.12

*Continued on next page...*



*Continued from previous page...*

Key	Atom-1	Atom-2	Model ID	Violation (Å)
(1,5)	1:A:98:ALA:CA	2:B:4:G:P	6	0.12
(1,5)	1:A:98:ALA:CA	2:B:5:A:C1'	6	0.12
(1,5)	1:A:98:ALA:CA	2:B:5:A:C2	6	0.12
(1,5)	1:A:98:ALA:CA	2:B:5:A:C2'	6	0.12
(1,5)	1:A:98:ALA:CA	2:B:5:A:C3'	6	0.12
(1,5)	1:A:98:ALA:CA	2:B:5:A:C4	6	0.12
(1,5)	1:A:98:ALA:CA	2:B:5:A:C4'	6	0.12
(1,5)	1:A:98:ALA:CA	2:B:5:A:C5	6	0.12
(1,5)	1:A:98:ALA:CA	2:B:5:A:C5'	6	0.12
(1,5)	1:A:98:ALA:CA	2:B:5:A:C6	6	0.12
(1,5)	1:A:98:ALA:CA	2:B:5:A:C8	6	0.12
(1,5)	1:A:98:ALA:CA	2:B:5:A:H1'	6	0.12
(1,5)	1:A:98:ALA:CA	2:B:5:A:H2	6	0.12
(1,5)	1:A:98:ALA:CA	2:B:5:A:H2'	6	0.12
(1,5)	1:A:98:ALA:CA	2:B:5:A:H3'	6	0.12
(1,5)	1:A:98:ALA:CA	2:B:5:A:H4'	6	0.12
(1,5)	1:A:98:ALA:CA	2:B:5:A:H5'	6	0.12
(1,5)	1:A:98:ALA:CA	2:B:5:A:H5''	6	0.12
(1,5)	1:A:98:ALA:CA	2:B:5:A:H61	6	0.12
(1,5)	1:A:98:ALA:CA	2:B:5:A:H62	6	0.12
(1,5)	1:A:98:ALA:CA	2:B:5:A:H8	6	0.12
(1,5)	1:A:98:ALA:CA	2:B:5:A:HO2'	6	0.12
(1,5)	1:A:98:ALA:CA	2:B:5:A:N1	6	0.12
(1,5)	1:A:98:ALA:CA	2:B:5:A:N3	6	0.12
(1,5)	1:A:98:ALA:CA	2:B:5:A:N6	6	0.12
(1,5)	1:A:98:ALA:CA	2:B:5:A:N7	6	0.12
(1,5)	1:A:98:ALA:CA	2:B:5:A:N9	6	0.12
(1,5)	1:A:98:ALA:CA	2:B:5:A:O2'	6	0.12
(1,5)	1:A:98:ALA:CA	2:B:5:A:O3'	6	0.12
(1,5)	1:A:98:ALA:CA	2:B:5:A:O4'	6	0.12
(1,5)	1:A:98:ALA:CA	2:B:5:A:O5'	6	0.12
(1,5)	1:A:98:ALA:CA	2:B:5:A:OP1	6	0.12
(1,5)	1:A:98:ALA:CA	2:B:5:A:OP2	6	0.12
(1,5)	1:A:98:ALA:CA	2:B:5:A:P	6	0.12
(1,5)	1:A:98:ALA:CA	2:B:6:G:C1'	6	0.12
(1,5)	1:A:98:ALA:CA	2:B:6:G:C2	6	0.12
(1,5)	1:A:98:ALA:CA	2:B:6:G:C2'	6	0.12
(1,5)	1:A:98:ALA:CA	2:B:6:G:C3'	6	0.12
(1,5)	1:A:98:ALA:CA	2:B:6:G:C4	6	0.12
(1,5)	1:A:98:ALA:CA	2:B:6:G:C4'	6	0.12
(1,5)	1:A:98:ALA:CA	2:B:6:G:C5	6	0.12
(1,5)	1:A:98:ALA:CA	2:B:6:G:C5'	6	0.12

*Continued on next page...*

*Continued from previous page...*

Key	Atom-1	Atom-2	Model ID	Violation (Å)
(1,5)	1:A:98:ALA:CA	2:B:6:G:C6	6	0.12
(1,5)	1:A:98:ALA:CA	2:B:6:G:C8	6	0.12
(1,5)	1:A:98:ALA:CA	2:B:6:G:H1	6	0.12
(1,5)	1:A:98:ALA:CA	2:B:6:G:H1'	6	0.12
(1,5)	1:A:98:ALA:CA	2:B:6:G:H2'	6	0.12
(1,5)	1:A:98:ALA:CA	2:B:6:G:H21	6	0.12
(1,5)	1:A:98:ALA:CA	2:B:6:G:H22	6	0.12
(1,5)	1:A:98:ALA:CA	2:B:6:G:H3'	6	0.12
(1,5)	1:A:98:ALA:CA	2:B:6:G:H4'	6	0.12
(1,5)	1:A:98:ALA:CA	2:B:6:G:H5'	6	0.12
(1,5)	1:A:98:ALA:CA	2:B:6:G:H5''	6	0.12
(1,5)	1:A:98:ALA:CA	2:B:6:G:H8	6	0.12
(1,5)	1:A:98:ALA:CA	2:B:6:G:HO2'	6	0.12
(1,5)	1:A:98:ALA:CA	2:B:6:G:N1	6	0.12
(1,5)	1:A:98:ALA:CA	2:B:6:G:N2	6	0.12
(1,5)	1:A:98:ALA:CA	2:B:6:G:N3	6	0.12
(1,5)	1:A:98:ALA:CA	2:B:6:G:N7	6	0.12
(1,5)	1:A:98:ALA:CA	2:B:6:G:N9	6	0.12
(1,5)	1:A:98:ALA:CA	2:B:6:G:O2'	6	0.12
(1,5)	1:A:98:ALA:CA	2:B:6:G:O3'	6	0.12
(1,5)	1:A:98:ALA:CA	2:B:6:G:O4'	6	0.12
(1,5)	1:A:98:ALA:CA	2:B:6:G:O5'	6	0.12
(1,5)	1:A:98:ALA:CA	2:B:6:G:O6	6	0.12
(1,5)	1:A:98:ALA:CA	2:B:6:G:OP1	6	0.12
(1,5)	1:A:98:ALA:CA	2:B:6:G:OP2	6	0.12
(1,5)	1:A:98:ALA:CA	2:B:6:G:P	6	0.12
(1,5)	1:A:98:ALA:CA	2:B:7:C:C1'	6	0.12
(1,5)	1:A:98:ALA:CA	2:B:7:C:C2	6	0.12
(1,5)	1:A:98:ALA:CA	2:B:7:C:C2'	6	0.12
(1,5)	1:A:98:ALA:CA	2:B:7:C:C3'	6	0.12
(1,5)	1:A:98:ALA:CA	2:B:7:C:C4	6	0.12
(1,5)	1:A:98:ALA:CA	2:B:7:C:C4'	6	0.12
(1,5)	1:A:98:ALA:CA	2:B:7:C:C5	6	0.12
(1,5)	1:A:98:ALA:CA	2:B:7:C:C5'	6	0.12
(1,5)	1:A:98:ALA:CA	2:B:7:C:C6	6	0.12
(1,5)	1:A:98:ALA:CA	2:B:7:C:H1'	6	0.12
(1,5)	1:A:98:ALA:CA	2:B:7:C:H2'	6	0.12
(1,5)	1:A:98:ALA:CA	2:B:7:C:H3'	6	0.12
(1,5)	1:A:98:ALA:CA	2:B:7:C:H4'	6	0.12
(1,5)	1:A:98:ALA:CA	2:B:7:C:H41	6	0.12
(1,5)	1:A:98:ALA:CA	2:B:7:C:H42	6	0.12
(1,5)	1:A:98:ALA:CA	2:B:7:C:H5	6	0.12

*Continued on next page...*

*Continued from previous page...*

Key	Atom-1	Atom-2	Model ID	Violation (Å)
(1,5)	1:A:98:ALA:CA	2:B:7:C:H5'	6	0.12
(1,5)	1:A:98:ALA:CA	2:B:7:C:H5''	6	0.12
(1,5)	1:A:98:ALA:CA	2:B:7:C:H6	6	0.12
(1,5)	1:A:98:ALA:CA	2:B:7:C:HO2'	6	0.12
(1,5)	1:A:98:ALA:CA	2:B:7:C:N1	6	0.12
(1,5)	1:A:98:ALA:CA	2:B:7:C:N3	6	0.12
(1,5)	1:A:98:ALA:CA	2:B:7:C:N4	6	0.12
(1,5)	1:A:98:ALA:CA	2:B:7:C:O2	6	0.12
(1,5)	1:A:98:ALA:CA	2:B:7:C:O2'	6	0.12
(1,5)	1:A:98:ALA:CA	2:B:7:C:O3'	6	0.12
(1,5)	1:A:98:ALA:CA	2:B:7:C:O4'	6	0.12
(1,5)	1:A:98:ALA:CA	2:B:7:C:O5'	6	0.12
(1,5)	1:A:98:ALA:CA	2:B:7:C:OP1	6	0.12
(1,5)	1:A:98:ALA:CA	2:B:7:C:OP2	6	0.12
(1,5)	1:A:98:ALA:CA	2:B:7:C:P	6	0.12
(1,5)	1:A:98:ALA:CA	2:B:8:U:C1'	6	0.12
(1,5)	1:A:98:ALA:CA	2:B:8:U:C2	6	0.12
(1,5)	1:A:98:ALA:CA	2:B:8:U:C2'	6	0.12
(1,5)	1:A:98:ALA:CA	2:B:8:U:C3'	6	0.12
(1,5)	1:A:98:ALA:CA	2:B:8:U:C4	6	0.12
(1,5)	1:A:98:ALA:CA	2:B:8:U:C4'	6	0.12
(1,5)	1:A:98:ALA:CA	2:B:8:U:C5	6	0.12
(1,5)	1:A:98:ALA:CA	2:B:8:U:C5'	6	0.12
(1,5)	1:A:98:ALA:CA	2:B:8:U:C6	6	0.12
(1,5)	1:A:98:ALA:CA	2:B:8:U:H1'	6	0.12
(1,5)	1:A:98:ALA:CA	2:B:8:U:H2'	6	0.12
(1,5)	1:A:98:ALA:CA	2:B:8:U:H3	6	0.12
(1,5)	1:A:98:ALA:CA	2:B:8:U:H3'	6	0.12
(1,5)	1:A:98:ALA:CA	2:B:8:U:H4'	6	0.12
(1,5)	1:A:98:ALA:CA	2:B:8:U:H5	6	0.12
(1,5)	1:A:98:ALA:CA	2:B:8:U:H5'	6	0.12
(1,5)	1:A:98:ALA:CA	2:B:8:U:H5''	6	0.12
(1,5)	1:A:98:ALA:CA	2:B:8:U:H6	6	0.12
(1,5)	1:A:98:ALA:CA	2:B:8:U:HO2'	6	0.12
(1,5)	1:A:98:ALA:CA	2:B:8:U:N1	6	0.12
(1,5)	1:A:98:ALA:CA	2:B:8:U:N3	6	0.12
(1,5)	1:A:98:ALA:CA	2:B:8:U:O2	6	0.12
(1,5)	1:A:98:ALA:CA	2:B:8:U:O2'	6	0.12
(1,5)	1:A:98:ALA:CA	2:B:8:U:O3'	6	0.12
(1,5)	1:A:98:ALA:CA	2:B:8:U:O4	6	0.12
(1,5)	1:A:98:ALA:CA	2:B:8:U:O4'	6	0.12
(1,5)	1:A:98:ALA:CA	2:B:8:U:O5'	6	0.12

*Continued on next page...*

*Continued from previous page...*

Key	Atom-1	Atom-2	Model ID	Violation (Å)
(1,5)	1:A:98:ALA:CA	2:B:8:U:OP1	6	0.12
(1,5)	1:A:98:ALA:CA	2:B:8:U:OP2	6	0.12
(1,5)	1:A:98:ALA:CA	2:B:8:U:P	6	0.12
(1,5)	1:A:98:ALA:CA	2:B:9:C:C1'	6	0.12
(1,5)	1:A:98:ALA:CA	2:B:9:C:C2	6	0.12
(1,5)	1:A:98:ALA:CA	2:B:9:C:C2'	6	0.12
(1,5)	1:A:98:ALA:CA	2:B:9:C:C3'	6	0.12
(1,5)	1:A:98:ALA:CA	2:B:9:C:C4	6	0.12
(1,5)	1:A:98:ALA:CA	2:B:9:C:C4'	6	0.12
(1,5)	1:A:98:ALA:CA	2:B:9:C:C5	6	0.12
(1,5)	1:A:98:ALA:CA	2:B:9:C:C5'	6	0.12
(1,5)	1:A:98:ALA:CA	2:B:9:C:C6	6	0.12
(1,5)	1:A:98:ALA:CA	2:B:9:C:H1'	6	0.12
(1,5)	1:A:98:ALA:CA	2:B:9:C:H2'	6	0.12
(1,5)	1:A:98:ALA:CA	2:B:9:C:H3'	6	0.12
(1,5)	1:A:98:ALA:CA	2:B:9:C:H4'	6	0.12
(1,5)	1:A:98:ALA:CA	2:B:9:C:H41	6	0.12
(1,5)	1:A:98:ALA:CA	2:B:9:C:H42	6	0.12
(1,5)	1:A:98:ALA:CA	2:B:9:C:H5	6	0.12
(1,5)	1:A:98:ALA:CA	2:B:9:C:H5'	6	0.12
(1,5)	1:A:98:ALA:CA	2:B:9:C:H5''	6	0.12
(1,5)	1:A:98:ALA:CA	2:B:9:C:H6	6	0.12
(1,5)	1:A:98:ALA:CA	2:B:9:C:HO2'	6	0.12
(1,5)	1:A:98:ALA:CA	2:B:9:C:N1	6	0.12
(1,5)	1:A:98:ALA:CA	2:B:9:C:N3	6	0.12
(1,5)	1:A:98:ALA:CA	2:B:9:C:N4	6	0.12
(1,5)	1:A:98:ALA:CA	2:B:9:C:O2	6	0.12
(1,5)	1:A:98:ALA:CA	2:B:9:C:O2'	6	0.12
(1,5)	1:A:98:ALA:CA	2:B:9:C:O3'	6	0.12
(1,5)	1:A:98:ALA:CA	2:B:9:C:O4'	6	0.12
(1,5)	1:A:98:ALA:CA	2:B:9:C:O5'	6	0.12
(1,5)	1:A:98:ALA:CA	2:B:9:C:OP1	6	0.12
(1,5)	1:A:98:ALA:CA	2:B:9:C:OP2	6	0.12
(1,5)	1:A:98:ALA:CA	2:B:9:C:P	6	0.12
(1,5)	1:A:98:ALA:CA	2:B:10:G:C1'	6	0.12
(1,5)	1:A:98:ALA:CA	2:B:10:G:C2	6	0.12
(1,5)	1:A:98:ALA:CA	2:B:10:G:C2'	6	0.12
(1,5)	1:A:98:ALA:CA	2:B:10:G:C3'	6	0.12
(1,5)	1:A:98:ALA:CA	2:B:10:G:C4	6	0.12
(1,5)	1:A:98:ALA:CA	2:B:10:G:C4'	6	0.12
(1,5)	1:A:98:ALA:CA	2:B:10:G:C5	6	0.12
(1,5)	1:A:98:ALA:CA	2:B:10:G:C5'	6	0.12

*Continued on next page...*

*Continued from previous page...*

Key	Atom-1	Atom-2	Model ID	Violation (Å)
(1,5)	1:A:98:ALA:CA	2:B:10:G:C6	6	0.12
(1,5)	1:A:98:ALA:CA	2:B:10:G:C8	6	0.12
(1,5)	1:A:98:ALA:CA	2:B:10:G:H1	6	0.12
(1,5)	1:A:98:ALA:CA	2:B:10:G:H1'	6	0.12
(1,5)	1:A:98:ALA:CA	2:B:10:G:H2'	6	0.12
(1,5)	1:A:98:ALA:CA	2:B:10:G:H21	6	0.12
(1,5)	1:A:98:ALA:CA	2:B:10:G:H22	6	0.12
(1,5)	1:A:98:ALA:CA	2:B:10:G:H3'	6	0.12
(1,5)	1:A:98:ALA:CA	2:B:10:G:H4'	6	0.12
(1,5)	1:A:98:ALA:CA	2:B:10:G:H5'	6	0.12
(1,5)	1:A:98:ALA:CA	2:B:10:G:H5''	6	0.12
(1,5)	1:A:98:ALA:CA	2:B:10:G:H8	6	0.12
(1,5)	1:A:98:ALA:CA	2:B:10:G:HO2'	6	0.12
(1,5)	1:A:98:ALA:CA	2:B:10:G:N1	6	0.12
(1,5)	1:A:98:ALA:CA	2:B:10:G:N2	6	0.12
(1,5)	1:A:98:ALA:CA	2:B:10:G:N3	6	0.12
(1,5)	1:A:98:ALA:CA	2:B:10:G:N7	6	0.12
(1,5)	1:A:98:ALA:CA	2:B:10:G:N9	6	0.12
(1,5)	1:A:98:ALA:CA	2:B:10:G:O2'	6	0.12
(1,5)	1:A:98:ALA:CA	2:B:10:G:O3'	6	0.12
(1,5)	1:A:98:ALA:CA	2:B:10:G:O4'	6	0.12
(1,5)	1:A:98:ALA:CA	2:B:10:G:O5'	6	0.12
(1,5)	1:A:98:ALA:CA	2:B:10:G:O6	6	0.12
(1,5)	1:A:98:ALA:CA	2:B:10:G:OP1	6	0.12
(1,5)	1:A:98:ALA:CA	2:B:10:G:OP2	6	0.12
(1,5)	1:A:98:ALA:CA	2:B:10:G:P	6	0.12
(1,5)	1:A:98:ALA:CA	2:B:11:A:C1'	6	0.12
(1,5)	1:A:98:ALA:CA	2:B:11:A:C2	6	0.12
(1,5)	1:A:98:ALA:CA	2:B:11:A:C2'	6	0.12
(1,5)	1:A:98:ALA:CA	2:B:11:A:C3'	6	0.12
(1,5)	1:A:98:ALA:CA	2:B:11:A:C4	6	0.12
(1,5)	1:A:98:ALA:CA	2:B:11:A:C4'	6	0.12
(1,5)	1:A:98:ALA:CA	2:B:11:A:C5	6	0.12
(1,5)	1:A:98:ALA:CA	2:B:11:A:C5'	6	0.12
(1,5)	1:A:98:ALA:CA	2:B:11:A:C6	6	0.12
(1,5)	1:A:98:ALA:CA	2:B:11:A:C8	6	0.12
(1,5)	1:A:98:ALA:CA	2:B:11:A:H1'	6	0.12
(1,5)	1:A:98:ALA:CA	2:B:11:A:H2	6	0.12
(1,5)	1:A:98:ALA:CA	2:B:11:A:H2'	6	0.12
(1,5)	1:A:98:ALA:CA	2:B:11:A:H3'	6	0.12
(1,5)	1:A:98:ALA:CA	2:B:11:A:H4'	6	0.12
(1,5)	1:A:98:ALA:CA	2:B:11:A:H5'	6	0.12

*Continued on next page...*

*Continued from previous page...*

Key	Atom-1	Atom-2	Model ID	Violation (Å)
(1,5)	1:A:98:ALA:CA	2:B:11:A:H5''	6	0.12
(1,5)	1:A:98:ALA:CA	2:B:11:A:H61	6	0.12
(1,5)	1:A:98:ALA:CA	2:B:11:A:H62	6	0.12
(1,5)	1:A:98:ALA:CA	2:B:11:A:H8	6	0.12
(1,5)	1:A:98:ALA:CA	2:B:11:A:HO2'	6	0.12
(1,5)	1:A:98:ALA:CA	2:B:11:A:N1	6	0.12
(1,5)	1:A:98:ALA:CA	2:B:11:A:N3	6	0.12
(1,5)	1:A:98:ALA:CA	2:B:11:A:N6	6	0.12
(1,5)	1:A:98:ALA:CA	2:B:11:A:N7	6	0.12
(1,5)	1:A:98:ALA:CA	2:B:11:A:N9	6	0.12
(1,5)	1:A:98:ALA:CA	2:B:11:A:O2'	6	0.12
(1,5)	1:A:98:ALA:CA	2:B:11:A:O3'	6	0.12
(1,5)	1:A:98:ALA:CA	2:B:11:A:O4'	6	0.12
(1,5)	1:A:98:ALA:CA	2:B:11:A:O5'	6	0.12
(1,5)	1:A:98:ALA:CA	2:B:11:A:OP1	6	0.12
(1,5)	1:A:98:ALA:CA	2:B:11:A:OP2	6	0.12
(1,5)	1:A:98:ALA:CA	2:B:11:A:P	6	0.12
(1,5)	1:A:98:ALA:CA	2:B:12:A:C1'	6	0.12
(1,5)	1:A:98:ALA:CA	2:B:12:A:C2	6	0.12
(1,5)	1:A:98:ALA:CA	2:B:12:A:C2'	6	0.12
(1,5)	1:A:98:ALA:CA	2:B:12:A:C3'	6	0.12
(1,5)	1:A:98:ALA:CA	2:B:12:A:C4	6	0.12
(1,5)	1:A:98:ALA:CA	2:B:12:A:C4'	6	0.12
(1,5)	1:A:98:ALA:CA	2:B:12:A:C5	6	0.12
(1,5)	1:A:98:ALA:CA	2:B:12:A:C5'	6	0.12
(1,5)	1:A:98:ALA:CA	2:B:12:A:C6	6	0.12
(1,5)	1:A:98:ALA:CA	2:B:12:A:C8	6	0.12
(1,5)	1:A:98:ALA:CA	2:B:12:A:H1'	6	0.12
(1,5)	1:A:98:ALA:CA	2:B:12:A:H2	6	0.12
(1,5)	1:A:98:ALA:CA	2:B:12:A:H2'	6	0.12
(1,5)	1:A:98:ALA:CA	2:B:12:A:H3'	6	0.12
(1,5)	1:A:98:ALA:CA	2:B:12:A:H4'	6	0.12
(1,5)	1:A:98:ALA:CA	2:B:12:A:H5'	6	0.12
(1,5)	1:A:98:ALA:CA	2:B:12:A:H5''	6	0.12
(1,5)	1:A:98:ALA:CA	2:B:12:A:H61	6	0.12
(1,5)	1:A:98:ALA:CA	2:B:12:A:H62	6	0.12
(1,5)	1:A:98:ALA:CA	2:B:12:A:H8	6	0.12
(1,5)	1:A:98:ALA:CA	2:B:12:A:HO2'	6	0.12
(1,5)	1:A:98:ALA:CA	2:B:12:A:N1	6	0.12
(1,5)	1:A:98:ALA:CA	2:B:12:A:N3	6	0.12
(1,5)	1:A:98:ALA:CA	2:B:12:A:N6	6	0.12
(1,5)	1:A:98:ALA:CA	2:B:12:A:N7	6	0.12

*Continued on next page...*

*Continued from previous page...*

Key	Atom-1	Atom-2	Model ID	Violation (Å)
(1,5)	1:A:98:ALA:CA	2:B:12:A:N9	6	0.12
(1,5)	1:A:98:ALA:CA	2:B:12:A:O2'	6	0.12
(1,5)	1:A:98:ALA:CA	2:B:12:A:O3'	6	0.12
(1,5)	1:A:98:ALA:CA	2:B:12:A:O4'	6	0.12
(1,5)	1:A:98:ALA:CA	2:B:12:A:O5'	6	0.12
(1,5)	1:A:98:ALA:CA	2:B:12:A:OP1	6	0.12
(1,5)	1:A:98:ALA:CA	2:B:12:A:OP2	6	0.12
(1,5)	1:A:98:ALA:CA	2:B:12:A:P	6	0.12
(1,5)	1:A:98:ALA:CA	2:B:13:A:C1'	6	0.12
(1,5)	1:A:98:ALA:CA	2:B:13:A:C2	6	0.12
(1,5)	1:A:98:ALA:CA	2:B:13:A:C2'	6	0.12
(1,5)	1:A:98:ALA:CA	2:B:13:A:C3'	6	0.12
(1,5)	1:A:98:ALA:CA	2:B:13:A:C4	6	0.12
(1,5)	1:A:98:ALA:CA	2:B:13:A:C4'	6	0.12
(1,5)	1:A:98:ALA:CA	2:B:13:A:C5	6	0.12
(1,5)	1:A:98:ALA:CA	2:B:13:A:C5'	6	0.12
(1,5)	1:A:98:ALA:CA	2:B:13:A:C6	6	0.12
(1,5)	1:A:98:ALA:CA	2:B:13:A:C8	6	0.12
(1,5)	1:A:98:ALA:CA	2:B:13:A:H1'	6	0.12
(1,5)	1:A:98:ALA:CA	2:B:13:A:H2	6	0.12
(1,5)	1:A:98:ALA:CA	2:B:13:A:H2'	6	0.12
(1,5)	1:A:98:ALA:CA	2:B:13:A:H3'	6	0.12
(1,5)	1:A:98:ALA:CA	2:B:13:A:H4'	6	0.12
(1,5)	1:A:98:ALA:CA	2:B:13:A:H5'	6	0.12
(1,5)	1:A:98:ALA:CA	2:B:13:A:H5''	6	0.12
(1,5)	1:A:98:ALA:CA	2:B:13:A:H61	6	0.12
(1,5)	1:A:98:ALA:CA	2:B:13:A:H62	6	0.12
(1,5)	1:A:98:ALA:CA	2:B:13:A:H8	6	0.12
(1,5)	1:A:98:ALA:CA	2:B:13:A:HO2'	6	0.12
(1,5)	1:A:98:ALA:CA	2:B:13:A:N1	6	0.12
(1,5)	1:A:98:ALA:CA	2:B:13:A:N3	6	0.12
(1,5)	1:A:98:ALA:CA	2:B:13:A:N6	6	0.12
(1,5)	1:A:98:ALA:CA	2:B:13:A:N7	6	0.12
(1,5)	1:A:98:ALA:CA	2:B:13:A:N9	6	0.12
(1,5)	1:A:98:ALA:CA	2:B:13:A:O2'	6	0.12
(1,5)	1:A:98:ALA:CA	2:B:13:A:O3'	6	0.12
(1,5)	1:A:98:ALA:CA	2:B:13:A:O4'	6	0.12
(1,5)	1:A:98:ALA:CA	2:B:13:A:O5'	6	0.12
(1,5)	1:A:98:ALA:CA	2:B:13:A:OP1	6	0.12
(1,5)	1:A:98:ALA:CA	2:B:13:A:OP2	6	0.12
(1,5)	1:A:98:ALA:CA	2:B:13:A:P	6	0.12
(1,5)	1:A:98:ALA:CA	2:B:14:G:C1'	6	0.12

*Continued on next page...*

*Continued from previous page...*

Key	Atom-1	Atom-2	Model ID	Violation (Å)
(1,5)	1:A:98:ALA:CA	2:B:14:G:C2	6	0.12
(1,5)	1:A:98:ALA:CA	2:B:14:G:C2'	6	0.12
(1,5)	1:A:98:ALA:CA	2:B:14:G:C3'	6	0.12
(1,5)	1:A:98:ALA:CA	2:B:14:G:C4	6	0.12
(1,5)	1:A:98:ALA:CA	2:B:14:G:C4'	6	0.12
(1,5)	1:A:98:ALA:CA	2:B:14:G:C5	6	0.12
(1,5)	1:A:98:ALA:CA	2:B:14:G:C5'	6	0.12
(1,5)	1:A:98:ALA:CA	2:B:14:G:C6	6	0.12
(1,5)	1:A:98:ALA:CA	2:B:14:G:C8	6	0.12
(1,5)	1:A:98:ALA:CA	2:B:14:G:H1	6	0.12
(1,5)	1:A:98:ALA:CA	2:B:14:G:H1'	6	0.12
(1,5)	1:A:98:ALA:CA	2:B:14:G:H2'	6	0.12
(1,5)	1:A:98:ALA:CA	2:B:14:G:H21	6	0.12
(1,5)	1:A:98:ALA:CA	2:B:14:G:H22	6	0.12
(1,5)	1:A:98:ALA:CA	2:B:14:G:H3'	6	0.12
(1,5)	1:A:98:ALA:CA	2:B:14:G:H4'	6	0.12
(1,5)	1:A:98:ALA:CA	2:B:14:G:H5'	6	0.12
(1,5)	1:A:98:ALA:CA	2:B:14:G:H5''	6	0.12
(1,5)	1:A:98:ALA:CA	2:B:14:G:H8	6	0.12
(1,5)	1:A:98:ALA:CA	2:B:14:G:HO2'	6	0.12
(1,5)	1:A:98:ALA:CA	2:B:14:G:N1	6	0.12
(1,5)	1:A:98:ALA:CA	2:B:14:G:N2	6	0.12
(1,5)	1:A:98:ALA:CA	2:B:14:G:N3	6	0.12
(1,5)	1:A:98:ALA:CA	2:B:14:G:N7	6	0.12
(1,5)	1:A:98:ALA:CA	2:B:14:G:N9	6	0.12
(1,5)	1:A:98:ALA:CA	2:B:14:G:O2'	6	0.12
(1,5)	1:A:98:ALA:CA	2:B:14:G:O3'	6	0.12
(1,5)	1:A:98:ALA:CA	2:B:14:G:O4'	6	0.12
(1,5)	1:A:98:ALA:CA	2:B:14:G:O5'	6	0.12
(1,5)	1:A:98:ALA:CA	2:B:14:G:O6	6	0.12
(1,5)	1:A:98:ALA:CA	2:B:14:G:OP1	6	0.12
(1,5)	1:A:98:ALA:CA	2:B:14:G:OP2	6	0.12
(1,5)	1:A:98:ALA:CA	2:B:14:G:P	6	0.12
(1,5)	1:A:98:ALA:CA	2:B:15:A:C1'	6	0.12
(1,5)	1:A:98:ALA:CA	2:B:15:A:C2	6	0.12
(1,5)	1:A:98:ALA:CA	2:B:15:A:C2'	6	0.12
(1,5)	1:A:98:ALA:CA	2:B:15:A:C3'	6	0.12
(1,5)	1:A:98:ALA:CA	2:B:15:A:C4	6	0.12
(1,5)	1:A:98:ALA:CA	2:B:15:A:C4'	6	0.12
(1,5)	1:A:98:ALA:CA	2:B:15:A:C5	6	0.12
(1,5)	1:A:98:ALA:CA	2:B:15:A:C5'	6	0.12
(1,5)	1:A:98:ALA:CA	2:B:15:A:C6	6	0.12

*Continued on next page...*



*Continued from previous page...*

Key	Atom-1	Atom-2	Model ID	Violation (Å)
(1,5)	1:A:98:ALA:CA	2:B:15:A:C8	6	0.12
(1,5)	1:A:98:ALA:CA	2:B:15:A:H1'	6	0.12
(1,5)	1:A:98:ALA:CA	2:B:15:A:H2	6	0.12
(1,5)	1:A:98:ALA:CA	2:B:15:A:H2'	6	0.12
(1,5)	1:A:98:ALA:CA	2:B:15:A:H3'	6	0.12
(1,5)	1:A:98:ALA:CA	2:B:15:A:H4'	6	0.12
(1,5)	1:A:98:ALA:CA	2:B:15:A:H5'	6	0.12
(1,5)	1:A:98:ALA:CA	2:B:15:A:H5''	6	0.12
(1,5)	1:A:98:ALA:CA	2:B:15:A:H61	6	0.12
(1,5)	1:A:98:ALA:CA	2:B:15:A:H62	6	0.12
(1,5)	1:A:98:ALA:CA	2:B:15:A:H8	6	0.12
(1,5)	1:A:98:ALA:CA	2:B:15:A:HO2'	6	0.12
(1,5)	1:A:98:ALA:CA	2:B:15:A:N1	6	0.12
(1,5)	1:A:98:ALA:CA	2:B:15:A:N3	6	0.12
(1,5)	1:A:98:ALA:CA	2:B:15:A:N6	6	0.12
(1,5)	1:A:98:ALA:CA	2:B:15:A:N7	6	0.12
(1,5)	1:A:98:ALA:CA	2:B:15:A:N9	6	0.12
(1,5)	1:A:98:ALA:CA	2:B:15:A:O2'	6	0.12
(1,5)	1:A:98:ALA:CA	2:B:15:A:O3'	6	0.12
(1,5)	1:A:98:ALA:CA	2:B:15:A:O4'	6	0.12
(1,5)	1:A:98:ALA:CA	2:B:15:A:O5'	6	0.12
(1,5)	1:A:98:ALA:CA	2:B:15:A:OP1	6	0.12
(1,5)	1:A:98:ALA:CA	2:B:15:A:OP2	6	0.12
(1,5)	1:A:98:ALA:CA	2:B:15:A:P	6	0.12
(1,5)	1:A:98:ALA:CA	2:B:16:G:C1'	6	0.12
(1,5)	1:A:98:ALA:CA	2:B:16:G:C2	6	0.12
(1,5)	1:A:98:ALA:CA	2:B:16:G:C2'	6	0.12
(1,5)	1:A:98:ALA:CA	2:B:16:G:C3'	6	0.12
(1,5)	1:A:98:ALA:CA	2:B:16:G:C4	6	0.12
(1,5)	1:A:98:ALA:CA	2:B:16:G:C4'	6	0.12
(1,5)	1:A:98:ALA:CA	2:B:16:G:C5	6	0.12
(1,5)	1:A:98:ALA:CA	2:B:16:G:C5'	6	0.12
(1,5)	1:A:98:ALA:CA	2:B:16:G:C6	6	0.12
(1,5)	1:A:98:ALA:CA	2:B:16:G:C8	6	0.12
(1,5)	1:A:98:ALA:CA	2:B:16:G:H1	6	0.12
(1,5)	1:A:98:ALA:CA	2:B:16:G:H1'	6	0.12
(1,5)	1:A:98:ALA:CA	2:B:16:G:H2'	6	0.12
(1,5)	1:A:98:ALA:CA	2:B:16:G:H21	6	0.12
(1,5)	1:A:98:ALA:CA	2:B:16:G:H22	6	0.12
(1,5)	1:A:98:ALA:CA	2:B:16:G:H3'	6	0.12
(1,5)	1:A:98:ALA:CA	2:B:16:G:H4'	6	0.12
(1,5)	1:A:98:ALA:CA	2:B:16:G:H5'	6	0.12

*Continued on next page...*

*Continued from previous page...*

Key	Atom-1	Atom-2	Model ID	Violation (Å)
(1,5)	1:A:98:ALA:CA	2:B:16:G:H5''	6	0.12
(1,5)	1:A:98:ALA:CA	2:B:16:G:H8	6	0.12
(1,5)	1:A:98:ALA:CA	2:B:16:G:HO2'	6	0.12
(1,5)	1:A:98:ALA:CA	2:B:16:G:N1	6	0.12
(1,5)	1:A:98:ALA:CA	2:B:16:G:N2	6	0.12
(1,5)	1:A:98:ALA:CA	2:B:16:G:N3	6	0.12
(1,5)	1:A:98:ALA:CA	2:B:16:G:N7	6	0.12
(1,5)	1:A:98:ALA:CA	2:B:16:G:N9	6	0.12
(1,5)	1:A:98:ALA:CA	2:B:16:G:O2'	6	0.12
(1,5)	1:A:98:ALA:CA	2:B:16:G:O3'	6	0.12
(1,5)	1:A:98:ALA:CA	2:B:16:G:O4'	6	0.12
(1,5)	1:A:98:ALA:CA	2:B:16:G:O5'	6	0.12
(1,5)	1:A:98:ALA:CA	2:B:16:G:O6	6	0.12
(1,5)	1:A:98:ALA:CA	2:B:16:G:OP1	6	0.12
(1,5)	1:A:98:ALA:CA	2:B:16:G:OP2	6	0.12
(1,5)	1:A:98:ALA:CA	2:B:16:G:P	6	0.12
(1,5)	1:A:98:ALA:CA	2:B:17:C:C1'	6	0.12
(1,5)	1:A:98:ALA:CA	2:B:17:C:C2	6	0.12
(1,5)	1:A:98:ALA:CA	2:B:17:C:C2'	6	0.12
(1,5)	1:A:98:ALA:CA	2:B:17:C:C3'	6	0.12
(1,5)	1:A:98:ALA:CA	2:B:17:C:C4	6	0.12
(1,5)	1:A:98:ALA:CA	2:B:17:C:C4'	6	0.12
(1,5)	1:A:98:ALA:CA	2:B:17:C:C5	6	0.12
(1,5)	1:A:98:ALA:CA	2:B:17:C:C5'	6	0.12
(1,5)	1:A:98:ALA:CA	2:B:17:C:C6	6	0.12
(1,5)	1:A:98:ALA:CA	2:B:17:C:H1'	6	0.12
(1,5)	1:A:98:ALA:CA	2:B:17:C:H2'	6	0.12
(1,5)	1:A:98:ALA:CA	2:B:17:C:H3'	6	0.12
(1,5)	1:A:98:ALA:CA	2:B:17:C:H4'	6	0.12
(1,5)	1:A:98:ALA:CA	2:B:17:C:H41	6	0.12
(1,5)	1:A:98:ALA:CA	2:B:17:C:H42	6	0.12
(1,5)	1:A:98:ALA:CA	2:B:17:C:H5	6	0.12
(1,5)	1:A:98:ALA:CA	2:B:17:C:H5'	6	0.12
(1,5)	1:A:98:ALA:CA	2:B:17:C:H5''	6	0.12
(1,5)	1:A:98:ALA:CA	2:B:17:C:H6	6	0.12
(1,5)	1:A:98:ALA:CA	2:B:17:C:HO2'	6	0.12
(1,5)	1:A:98:ALA:CA	2:B:17:C:N1	6	0.12
(1,5)	1:A:98:ALA:CA	2:B:17:C:N3	6	0.12
(1,5)	1:A:98:ALA:CA	2:B:17:C:N4	6	0.12
(1,5)	1:A:98:ALA:CA	2:B:17:C:O2	6	0.12
(1,5)	1:A:98:ALA:CA	2:B:17:C:O2'	6	0.12
(1,5)	1:A:98:ALA:CA	2:B:17:C:O3'	6	0.12

*Continued on next page...*

*Continued from previous page...*

Key	Atom-1	Atom-2	Model ID	Violation (Å)
(1,5)	1:A:98:ALA:CA	2:B:17:C:O4'	6	0.12
(1,5)	1:A:98:ALA:CA	2:B:17:C:O5'	6	0.12
(1,5)	1:A:98:ALA:CA	2:B:17:C:OP1	6	0.12
(1,5)	1:A:98:ALA:CA	2:B:17:C:OP2	6	0.12
(1,5)	1:A:98:ALA:CA	2:B:17:C:P	6	0.12
(1,5)	1:A:98:ALA:CA	2:B:18:A:C1'	6	0.12
(1,5)	1:A:98:ALA:CA	2:B:18:A:C2	6	0.12
(1,5)	1:A:98:ALA:CA	2:B:18:A:C2'	6	0.12
(1,5)	1:A:98:ALA:CA	2:B:18:A:C3'	6	0.12
(1,5)	1:A:98:ALA:CA	2:B:18:A:C4	6	0.12
(1,5)	1:A:98:ALA:CA	2:B:18:A:C4'	6	0.12
(1,5)	1:A:98:ALA:CA	2:B:18:A:C5	6	0.12
(1,5)	1:A:98:ALA:CA	2:B:18:A:C5'	6	0.12
(1,5)	1:A:98:ALA:CA	2:B:18:A:C6	6	0.12
(1,5)	1:A:98:ALA:CA	2:B:18:A:C8	6	0.12
(1,5)	1:A:98:ALA:CA	2:B:18:A:H1'	6	0.12
(1,5)	1:A:98:ALA:CA	2:B:18:A:H2	6	0.12
(1,5)	1:A:98:ALA:CA	2:B:18:A:H2'	6	0.12
(1,5)	1:A:98:ALA:CA	2:B:18:A:H3'	6	0.12
(1,5)	1:A:98:ALA:CA	2:B:18:A:H4'	6	0.12
(1,5)	1:A:98:ALA:CA	2:B:18:A:H5'	6	0.12
(1,5)	1:A:98:ALA:CA	2:B:18:A:H5''	6	0.12
(1,5)	1:A:98:ALA:CA	2:B:18:A:H61	6	0.12
(1,5)	1:A:98:ALA:CA	2:B:18:A:H62	6	0.12
(1,5)	1:A:98:ALA:CA	2:B:18:A:H8	6	0.12
(1,5)	1:A:98:ALA:CA	2:B:18:A:HO2'	6	0.12
(1,5)	1:A:98:ALA:CA	2:B:18:A:N1	6	0.12
(1,5)	1:A:98:ALA:CA	2:B:18:A:N3	6	0.12
(1,5)	1:A:98:ALA:CA	2:B:18:A:N6	6	0.12
(1,5)	1:A:98:ALA:CA	2:B:18:A:N7	6	0.12
(1,5)	1:A:98:ALA:CA	2:B:18:A:N9	6	0.12
(1,5)	1:A:98:ALA:CA	2:B:18:A:O2'	6	0.12
(1,5)	1:A:98:ALA:CA	2:B:18:A:O3'	6	0.12
(1,5)	1:A:98:ALA:CA	2:B:18:A:O4'	6	0.12
(1,5)	1:A:98:ALA:CA	2:B:18:A:O5'	6	0.12
(1,5)	1:A:98:ALA:CA	2:B:18:A:OP1	6	0.12
(1,5)	1:A:98:ALA:CA	2:B:18:A:OP2	6	0.12
(1,5)	1:A:98:ALA:CA	2:B:18:A:P	6	0.12
(1,5)	1:A:98:ALA:CA	2:B:19:A:C1'	6	0.12
(1,5)	1:A:98:ALA:CA	2:B:19:A:C2	6	0.12
(1,5)	1:A:98:ALA:CA	2:B:19:A:C2'	6	0.12
(1,5)	1:A:98:ALA:CA	2:B:19:A:C3'	6	0.12

*Continued on next page...*

*Continued from previous page...*

Key	Atom-1	Atom-2	Model ID	Violation (Å)
(1,5)	1:A:98:ALA:CA	2:B:19:A:C4	6	0.12
(1,5)	1:A:98:ALA:CA	2:B:19:A:C4'	6	0.12
(1,5)	1:A:98:ALA:CA	2:B:19:A:C5	6	0.12
(1,5)	1:A:98:ALA:CA	2:B:19:A:C5'	6	0.12
(1,5)	1:A:98:ALA:CA	2:B:19:A:C6	6	0.12
(1,5)	1:A:98:ALA:CA	2:B:19:A:C8	6	0.12
(1,5)	1:A:98:ALA:CA	2:B:19:A:H1'	6	0.12
(1,5)	1:A:98:ALA:CA	2:B:19:A:H2	6	0.12
(1,5)	1:A:98:ALA:CA	2:B:19:A:H2'	6	0.12
(1,5)	1:A:98:ALA:CA	2:B:19:A:H3'	6	0.12
(1,5)	1:A:98:ALA:CA	2:B:19:A:H4'	6	0.12
(1,5)	1:A:98:ALA:CA	2:B:19:A:H5'	6	0.12
(1,5)	1:A:98:ALA:CA	2:B:19:A:H5''	6	0.12
(1,5)	1:A:98:ALA:CA	2:B:19:A:H61	6	0.12
(1,5)	1:A:98:ALA:CA	2:B:19:A:H62	6	0.12
(1,5)	1:A:98:ALA:CA	2:B:19:A:H8	6	0.12
(1,5)	1:A:98:ALA:CA	2:B:19:A:HO2'	6	0.12
(1,5)	1:A:98:ALA:CA	2:B:19:A:N1	6	0.12
(1,5)	1:A:98:ALA:CA	2:B:19:A:N3	6	0.12
(1,5)	1:A:98:ALA:CA	2:B:19:A:N6	6	0.12
(1,5)	1:A:98:ALA:CA	2:B:19:A:N7	6	0.12
(1,5)	1:A:98:ALA:CA	2:B:19:A:N9	6	0.12
(1,5)	1:A:98:ALA:CA	2:B:19:A:O2'	6	0.12
(1,5)	1:A:98:ALA:CA	2:B:19:A:O3'	6	0.12
(1,5)	1:A:98:ALA:CA	2:B:19:A:O4'	6	0.12
(1,5)	1:A:98:ALA:CA	2:B:19:A:O5'	6	0.12
(1,5)	1:A:98:ALA:CA	2:B:19:A:OP1	6	0.12
(1,5)	1:A:98:ALA:CA	2:B:19:A:OP2	6	0.12
(1,5)	1:A:98:ALA:CA	2:B:19:A:P	6	0.12
(1,5)	1:A:98:ALA:CA	2:B:20:U:C1'	6	0.12
(1,5)	1:A:98:ALA:CA	2:B:20:U:C2	6	0.12
(1,5)	1:A:98:ALA:CA	2:B:20:U:C2'	6	0.12
(1,5)	1:A:98:ALA:CA	2:B:20:U:C3'	6	0.12
(1,5)	1:A:98:ALA:CA	2:B:20:U:C4	6	0.12
(1,5)	1:A:98:ALA:CA	2:B:20:U:C4'	6	0.12
(1,5)	1:A:98:ALA:CA	2:B:20:U:C5	6	0.12
(1,5)	1:A:98:ALA:CA	2:B:20:U:C5'	6	0.12
(1,5)	1:A:98:ALA:CA	2:B:20:U:C6	6	0.12
(1,5)	1:A:98:ALA:CA	2:B:20:U:H1'	6	0.12
(1,5)	1:A:98:ALA:CA	2:B:20:U:H2'	6	0.12
(1,5)	1:A:98:ALA:CA	2:B:20:U:H3	6	0.12
(1,5)	1:A:98:ALA:CA	2:B:20:U:H3'	6	0.12

*Continued on next page...*

*Continued from previous page...*

Key	Atom-1	Atom-2	Model ID	Violation (Å)
(1,5)	1:A:98:ALA:CA	2:B:20:U:H4'	6	0.12
(1,5)	1:A:98:ALA:CA	2:B:20:U:H5	6	0.12
(1,5)	1:A:98:ALA:CA	2:B:20:U:H5'	6	0.12
(1,5)	1:A:98:ALA:CA	2:B:20:U:H5''	6	0.12
(1,5)	1:A:98:ALA:CA	2:B:20:U:H6	6	0.12
(1,5)	1:A:98:ALA:CA	2:B:20:U:HO2'	6	0.12
(1,5)	1:A:98:ALA:CA	2:B:20:U:N1	6	0.12
(1,5)	1:A:98:ALA:CA	2:B:20:U:N3	6	0.12
(1,5)	1:A:98:ALA:CA	2:B:20:U:O2	6	0.12
(1,5)	1:A:98:ALA:CA	2:B:20:U:O2'	6	0.12
(1,5)	1:A:98:ALA:CA	2:B:20:U:O3'	6	0.12
(1,5)	1:A:98:ALA:CA	2:B:20:U:O4	6	0.12
(1,5)	1:A:98:ALA:CA	2:B:20:U:O4'	6	0.12
(1,5)	1:A:98:ALA:CA	2:B:20:U:O5'	6	0.12
(1,5)	1:A:98:ALA:CA	2:B:20:U:OP1	6	0.12
(1,5)	1:A:98:ALA:CA	2:B:20:U:OP2	6	0.12
(1,5)	1:A:98:ALA:CA	2:B:20:U:P	6	0.12
(1,5)	1:A:98:ALA:CA	2:B:21:G:C1'	6	0.12
(1,5)	1:A:98:ALA:CA	2:B:21:G:C2	6	0.12
(1,5)	1:A:98:ALA:CA	2:B:21:G:C2'	6	0.12
(1,5)	1:A:98:ALA:CA	2:B:21:G:C3'	6	0.12
(1,5)	1:A:98:ALA:CA	2:B:21:G:C4	6	0.12
(1,5)	1:A:98:ALA:CA	2:B:21:G:C4'	6	0.12
(1,5)	1:A:98:ALA:CA	2:B:21:G:C5	6	0.12
(1,5)	1:A:98:ALA:CA	2:B:21:G:C5'	6	0.12
(1,5)	1:A:98:ALA:CA	2:B:21:G:C6	6	0.12
(1,5)	1:A:98:ALA:CA	2:B:21:G:C8	6	0.12
(1,5)	1:A:98:ALA:CA	2:B:21:G:H1	6	0.12
(1,5)	1:A:98:ALA:CA	2:B:21:G:H1'	6	0.12
(1,5)	1:A:98:ALA:CA	2:B:21:G:H2'	6	0.12
(1,5)	1:A:98:ALA:CA	2:B:21:G:H21	6	0.12
(1,5)	1:A:98:ALA:CA	2:B:21:G:H22	6	0.12
(1,5)	1:A:98:ALA:CA	2:B:21:G:H3'	6	0.12
(1,5)	1:A:98:ALA:CA	2:B:21:G:H4'	6	0.12
(1,5)	1:A:98:ALA:CA	2:B:21:G:H5'	6	0.12
(1,5)	1:A:98:ALA:CA	2:B:21:G:H5''	6	0.12
(1,5)	1:A:98:ALA:CA	2:B:21:G:H8	6	0.12
(1,5)	1:A:98:ALA:CA	2:B:21:G:HO2'	6	0.12
(1,5)	1:A:98:ALA:CA	2:B:21:G:N1	6	0.12
(1,5)	1:A:98:ALA:CA	2:B:21:G:N2	6	0.12
(1,5)	1:A:98:ALA:CA	2:B:21:G:N3	6	0.12
(1,5)	1:A:98:ALA:CA	2:B:21:G:N7	6	0.12

*Continued on next page...*

*Continued from previous page...*

Key	Atom-1	Atom-2	Model ID	Violation (Å)
(1,5)	1:A:98:ALA:CA	2:B:21:G:N9	6	0.12
(1,5)	1:A:98:ALA:CA	2:B:21:G:O2'	6	0.12
(1,5)	1:A:98:ALA:CA	2:B:21:G:O3'	6	0.12
(1,5)	1:A:98:ALA:CA	2:B:21:G:O4'	6	0.12
(1,5)	1:A:98:ALA:CA	2:B:21:G:O5'	6	0.12
(1,5)	1:A:98:ALA:CA	2:B:21:G:O6	6	0.12
(1,5)	1:A:98:ALA:CA	2:B:21:G:OP1	6	0.12
(1,5)	1:A:98:ALA:CA	2:B:21:G:OP2	6	0.12
(1,5)	1:A:98:ALA:CA	2:B:21:G:P	6	0.12
(1,5)	1:A:98:ALA:CA	2:B:22:A:C1'	6	0.12
(1,5)	1:A:98:ALA:CA	2:B:22:A:C2	6	0.12
(1,5)	1:A:98:ALA:CA	2:B:22:A:C2'	6	0.12
(1,5)	1:A:98:ALA:CA	2:B:22:A:C3'	6	0.12
(1,5)	1:A:98:ALA:CA	2:B:22:A:C4	6	0.12
(1,5)	1:A:98:ALA:CA	2:B:22:A:C4'	6	0.12
(1,5)	1:A:98:ALA:CA	2:B:22:A:C5	6	0.12
(1,5)	1:A:98:ALA:CA	2:B:22:A:C5'	6	0.12
(1,5)	1:A:98:ALA:CA	2:B:22:A:C6	6	0.12
(1,5)	1:A:98:ALA:CA	2:B:22:A:C8	6	0.12
(1,5)	1:A:98:ALA:CA	2:B:22:A:H1'	6	0.12
(1,5)	1:A:98:ALA:CA	2:B:22:A:H2	6	0.12
(1,5)	1:A:98:ALA:CA	2:B:22:A:H2'	6	0.12
(1,5)	1:A:98:ALA:CA	2:B:22:A:H3'	6	0.12
(1,5)	1:A:98:ALA:CA	2:B:22:A:H4'	6	0.12
(1,5)	1:A:98:ALA:CA	2:B:22:A:H5'	6	0.12
(1,5)	1:A:98:ALA:CA	2:B:22:A:H5''	6	0.12
(1,5)	1:A:98:ALA:CA	2:B:22:A:H61	6	0.12
(1,5)	1:A:98:ALA:CA	2:B:22:A:H62	6	0.12
(1,5)	1:A:98:ALA:CA	2:B:22:A:H8	6	0.12
(1,5)	1:A:98:ALA:CA	2:B:22:A:HO2'	6	0.12
(1,5)	1:A:98:ALA:CA	2:B:22:A:N1	6	0.12
(1,5)	1:A:98:ALA:CA	2:B:22:A:N3	6	0.12
(1,5)	1:A:98:ALA:CA	2:B:22:A:N6	6	0.12
(1,5)	1:A:98:ALA:CA	2:B:22:A:N7	6	0.12
(1,5)	1:A:98:ALA:CA	2:B:22:A:N9	6	0.12
(1,5)	1:A:98:ALA:CA	2:B:22:A:O2'	6	0.12
(1,5)	1:A:98:ALA:CA	2:B:22:A:O3'	6	0.12
(1,5)	1:A:98:ALA:CA	2:B:22:A:O4'	6	0.12
(1,5)	1:A:98:ALA:CA	2:B:22:A:O5'	6	0.12
(1,5)	1:A:98:ALA:CA	2:B:22:A:OP1	6	0.12
(1,5)	1:A:98:ALA:CA	2:B:22:A:OP2	6	0.12
(1,5)	1:A:98:ALA:CA	2:B:22:A:P	6	0.12

*Continued on next page...*

*Continued from previous page...*

Key	Atom-1	Atom-2	Model ID	Violation (Å)
(1,5)	1:A:98:ALA:CA	2:B:23:U:C1'	6	0.12
(1,5)	1:A:98:ALA:CA	2:B:23:U:C2	6	0.12
(1,5)	1:A:98:ALA:CA	2:B:23:U:C2'	6	0.12
(1,5)	1:A:98:ALA:CA	2:B:23:U:C3'	6	0.12
(1,5)	1:A:98:ALA:CA	2:B:23:U:C4	6	0.12
(1,5)	1:A:98:ALA:CA	2:B:23:U:C4'	6	0.12
(1,5)	1:A:98:ALA:CA	2:B:23:U:C5	6	0.12
(1,5)	1:A:98:ALA:CA	2:B:23:U:C5'	6	0.12
(1,5)	1:A:98:ALA:CA	2:B:23:U:C6	6	0.12
(1,5)	1:A:98:ALA:CA	2:B:23:U:H1'	6	0.12
(1,5)	1:A:98:ALA:CA	2:B:23:U:H2'	6	0.12
(1,5)	1:A:98:ALA:CA	2:B:23:U:H3	6	0.12
(1,5)	1:A:98:ALA:CA	2:B:23:U:H3'	6	0.12
(1,5)	1:A:98:ALA:CA	2:B:23:U:H4'	6	0.12
(1,5)	1:A:98:ALA:CA	2:B:23:U:H5	6	0.12
(1,5)	1:A:98:ALA:CA	2:B:23:U:H5'	6	0.12
(1,5)	1:A:98:ALA:CA	2:B:23:U:H5''	6	0.12
(1,5)	1:A:98:ALA:CA	2:B:23:U:H6	6	0.12
(1,5)	1:A:98:ALA:CA	2:B:23:U:HO2'	6	0.12
(1,5)	1:A:98:ALA:CA	2:B:23:U:N1	6	0.12
(1,5)	1:A:98:ALA:CA	2:B:23:U:N3	6	0.12
(1,5)	1:A:98:ALA:CA	2:B:23:U:O2	6	0.12
(1,5)	1:A:98:ALA:CA	2:B:23:U:O2'	6	0.12
(1,5)	1:A:98:ALA:CA	2:B:23:U:O3'	6	0.12
(1,5)	1:A:98:ALA:CA	2:B:23:U:O4	6	0.12
(1,5)	1:A:98:ALA:CA	2:B:23:U:O4'	6	0.12
(1,5)	1:A:98:ALA:CA	2:B:23:U:O5'	6	0.12
(1,5)	1:A:98:ALA:CA	2:B:23:U:OP1	6	0.12
(1,5)	1:A:98:ALA:CA	2:B:23:U:OP2	6	0.12
(1,5)	1:A:98:ALA:CA	2:B:23:U:P	6	0.12
(1,5)	1:A:98:ALA:CA	2:B:24:G:C1'	6	0.12
(1,5)	1:A:98:ALA:CA	2:B:24:G:C2	6	0.12
(1,5)	1:A:98:ALA:CA	2:B:24:G:C2'	6	0.12
(1,5)	1:A:98:ALA:CA	2:B:24:G:C3'	6	0.12
(1,5)	1:A:98:ALA:CA	2:B:24:G:C4	6	0.12
(1,5)	1:A:98:ALA:CA	2:B:24:G:C4'	6	0.12
(1,5)	1:A:98:ALA:CA	2:B:24:G:C5	6	0.12
(1,5)	1:A:98:ALA:CA	2:B:24:G:C5'	6	0.12
(1,5)	1:A:98:ALA:CA	2:B:24:G:C6	6	0.12
(1,5)	1:A:98:ALA:CA	2:B:24:G:C8	6	0.12
(1,5)	1:A:98:ALA:CA	2:B:24:G:H1	6	0.12
(1,5)	1:A:98:ALA:CA	2:B:24:G:H1'	6	0.12

*Continued on next page...*

*Continued from previous page...*

Key	Atom-1	Atom-2	Model ID	Violation (Å)
(1,5)	1:A:98:ALA:CA	2:B:24:G:H2'	6	0.12
(1,5)	1:A:98:ALA:CA	2:B:24:G:H21	6	0.12
(1,5)	1:A:98:ALA:CA	2:B:24:G:H22	6	0.12
(1,5)	1:A:98:ALA:CA	2:B:24:G:H3'	6	0.12
(1,5)	1:A:98:ALA:CA	2:B:24:G:H4'	6	0.12
(1,5)	1:A:98:ALA:CA	2:B:24:G:H5'	6	0.12
(1,5)	1:A:98:ALA:CA	2:B:24:G:H5''	6	0.12
(1,5)	1:A:98:ALA:CA	2:B:24:G:H8	6	0.12
(1,5)	1:A:98:ALA:CA	2:B:24:G:HO2'	6	0.12
(1,5)	1:A:98:ALA:CA	2:B:24:G:N1	6	0.12
(1,5)	1:A:98:ALA:CA	2:B:24:G:N2	6	0.12
(1,5)	1:A:98:ALA:CA	2:B:24:G:N3	6	0.12
(1,5)	1:A:98:ALA:CA	2:B:24:G:N7	6	0.12
(1,5)	1:A:98:ALA:CA	2:B:24:G:N9	6	0.12
(1,5)	1:A:98:ALA:CA	2:B:24:G:O2'	6	0.12
(1,5)	1:A:98:ALA:CA	2:B:24:G:O3'	6	0.12
(1,5)	1:A:98:ALA:CA	2:B:24:G:O4'	6	0.12
(1,5)	1:A:98:ALA:CA	2:B:24:G:O5'	6	0.12
(1,5)	1:A:98:ALA:CA	2:B:24:G:O6	6	0.12
(1,5)	1:A:98:ALA:CA	2:B:24:G:OP1	6	0.12
(1,5)	1:A:98:ALA:CA	2:B:24:G:OP2	6	0.12
(1,5)	1:A:98:ALA:CA	2:B:24:G:P	6	0.12
(1,5)	1:A:98:ALA:CB	2:B:2:C:C1'	6	0.12
(1,5)	1:A:98:ALA:CB	2:B:2:C:C2	6	0.12
(1,5)	1:A:98:ALA:CB	2:B:2:C:C2'	6	0.12
(1,5)	1:A:98:ALA:CB	2:B:2:C:C3'	6	0.12
(1,5)	1:A:98:ALA:CB	2:B:2:C:C4	6	0.12
(1,5)	1:A:98:ALA:CB	2:B:2:C:C4'	6	0.12
(1,5)	1:A:98:ALA:CB	2:B:2:C:C5	6	0.12
(1,5)	1:A:98:ALA:CB	2:B:2:C:C5'	6	0.12
(1,5)	1:A:98:ALA:CB	2:B:2:C:C6	6	0.12
(1,5)	1:A:98:ALA:CB	2:B:2:C:H1'	6	0.12
(1,5)	1:A:98:ALA:CB	2:B:2:C:H2'	6	0.12
(1,5)	1:A:98:ALA:CB	2:B:2:C:H3'	6	0.12
(1,5)	1:A:98:ALA:CB	2:B:2:C:H4'	6	0.12
(1,5)	1:A:98:ALA:CB	2:B:2:C:H41	6	0.12
(1,5)	1:A:98:ALA:CB	2:B:2:C:H42	6	0.12
(1,5)	1:A:98:ALA:CB	2:B:2:C:H5	6	0.12
(1,5)	1:A:98:ALA:CB	2:B:2:C:H5'	6	0.12
(1,5)	1:A:98:ALA:CB	2:B:2:C:H5''	6	0.12
(1,5)	1:A:98:ALA:CB	2:B:2:C:H6	6	0.12
(1,5)	1:A:98:ALA:CB	2:B:2:C:HO2'	6	0.12

*Continued on next page...*



*Continued from previous page...*

Key	Atom-1	Atom-2	Model ID	Violation (Å)
(1,5)	1:A:98:ALA:CB	2:B:2:C:N1	6	0.12
(1,5)	1:A:98:ALA:CB	2:B:2:C:N3	6	0.12
(1,5)	1:A:98:ALA:CB	2:B:2:C:N4	6	0.12
(1,5)	1:A:98:ALA:CB	2:B:2:C:O2	6	0.12
(1,5)	1:A:98:ALA:CB	2:B:2:C:O2'	6	0.12
(1,5)	1:A:98:ALA:CB	2:B:2:C:O3'	6	0.12
(1,5)	1:A:98:ALA:CB	2:B:2:C:O4'	6	0.12
(1,5)	1:A:98:ALA:CB	2:B:2:C:O5'	6	0.12
(1,5)	1:A:98:ALA:CB	2:B:3:U:C1'	6	0.12
(1,5)	1:A:98:ALA:CB	2:B:3:U:C2	6	0.12
(1,5)	1:A:98:ALA:CB	2:B:3:U:C2'	6	0.12
(1,5)	1:A:98:ALA:CB	2:B:3:U:C3'	6	0.12
(1,5)	1:A:98:ALA:CB	2:B:3:U:C4	6	0.12
(1,5)	1:A:98:ALA:CB	2:B:3:U:C4'	6	0.12
(1,5)	1:A:98:ALA:CB	2:B:3:U:C5	6	0.12
(1,5)	1:A:98:ALA:CB	2:B:3:U:C5'	6	0.12
(1,5)	1:A:98:ALA:CB	2:B:3:U:C6	6	0.12
(1,5)	1:A:98:ALA:CB	2:B:3:U:H1'	6	0.12
(1,5)	1:A:98:ALA:CB	2:B:3:U:H2'	6	0.12
(1,5)	1:A:98:ALA:CB	2:B:3:U:H3	6	0.12
(1,5)	1:A:98:ALA:CB	2:B:3:U:H3'	6	0.12
(1,5)	1:A:98:ALA:CB	2:B:3:U:H4'	6	0.12
(1,5)	1:A:98:ALA:CB	2:B:3:U:H5	6	0.12
(1,5)	1:A:98:ALA:CB	2:B:3:U:H5'	6	0.12
(1,5)	1:A:98:ALA:CB	2:B:3:U:H5''	6	0.12
(1,5)	1:A:98:ALA:CB	2:B:3:U:H6	6	0.12
(1,5)	1:A:98:ALA:CB	2:B:3:U:HO2'	6	0.12
(1,5)	1:A:98:ALA:CB	2:B:3:U:N1	6	0.12
(1,5)	1:A:98:ALA:CB	2:B:3:U:N3	6	0.12
(1,5)	1:A:98:ALA:CB	2:B:3:U:O2	6	0.12
(1,5)	1:A:98:ALA:CB	2:B:3:U:O2'	6	0.12
(1,5)	1:A:98:ALA:CB	2:B:3:U:O3'	6	0.12
(1,5)	1:A:98:ALA:CB	2:B:3:U:O4	6	0.12
(1,5)	1:A:98:ALA:CB	2:B:3:U:O4'	6	0.12
(1,5)	1:A:98:ALA:CB	2:B:3:U:O5'	6	0.12
(1,5)	1:A:98:ALA:CB	2:B:3:U:OP1	6	0.12
(1,5)	1:A:98:ALA:CB	2:B:3:U:OP2	6	0.12
(1,5)	1:A:98:ALA:CB	2:B:3:U:P	6	0.12
(1,5)	1:A:98:ALA:CB	2:B:4:G:C1'	6	0.12
(1,5)	1:A:98:ALA:CB	2:B:4:G:C2	6	0.12
(1,5)	1:A:98:ALA:CB	2:B:4:G:C2'	6	0.12
(1,5)	1:A:98:ALA:CB	2:B:4:G:C3'	6	0.12

*Continued on next page...*

*Continued from previous page...*

Key	Atom-1	Atom-2	Model ID	Violation (Å)
(1,5)	1:A:98:ALA:CB	2:B:4:G:C4	6	0.12
(1,5)	1:A:98:ALA:CB	2:B:4:G:C4'	6	0.12
(1,5)	1:A:98:ALA:CB	2:B:4:G:C5	6	0.12
(1,5)	1:A:98:ALA:CB	2:B:4:G:C5'	6	0.12
(1,5)	1:A:98:ALA:CB	2:B:4:G:C6	6	0.12
(1,5)	1:A:98:ALA:CB	2:B:4:G:C8	6	0.12
(1,5)	1:A:98:ALA:CB	2:B:4:G:H1	6	0.12
(1,5)	1:A:98:ALA:CB	2:B:4:G:H1'	6	0.12
(1,5)	1:A:98:ALA:CB	2:B:4:G:H2'	6	0.12
(1,5)	1:A:98:ALA:CB	2:B:4:G:H21	6	0.12
(1,5)	1:A:98:ALA:CB	2:B:4:G:H22	6	0.12
(1,5)	1:A:98:ALA:CB	2:B:4:G:H3'	6	0.12
(1,5)	1:A:98:ALA:CB	2:B:4:G:H4'	6	0.12
(1,5)	1:A:98:ALA:CB	2:B:4:G:H5'	6	0.12
(1,5)	1:A:98:ALA:CB	2:B:4:G:H5''	6	0.12
(1,5)	1:A:98:ALA:CB	2:B:4:G:H8	6	0.12
(1,5)	1:A:98:ALA:CB	2:B:4:G:HO2'	6	0.12
(1,5)	1:A:98:ALA:CB	2:B:4:G:N1	6	0.12
(1,5)	1:A:98:ALA:CB	2:B:4:G:N2	6	0.12
(1,5)	1:A:98:ALA:CB	2:B:4:G:N3	6	0.12
(1,5)	1:A:98:ALA:CB	2:B:4:G:N7	6	0.12
(1,5)	1:A:98:ALA:CB	2:B:4:G:N9	6	0.12
(1,5)	1:A:98:ALA:CB	2:B:4:G:O2'	6	0.12
(1,5)	1:A:98:ALA:CB	2:B:4:G:O3'	6	0.12
(1,5)	1:A:98:ALA:CB	2:B:4:G:O4'	6	0.12
(1,5)	1:A:98:ALA:CB	2:B:4:G:O5'	6	0.12
(1,5)	1:A:98:ALA:CB	2:B:4:G:O6	6	0.12
(1,5)	1:A:98:ALA:CB	2:B:4:G:OP1	6	0.12
(1,5)	1:A:98:ALA:CB	2:B:4:G:OP2	6	0.12
(1,5)	1:A:98:ALA:CB	2:B:4:G:P	6	0.12
(1,5)	1:A:98:ALA:CB	2:B:5:A:C1'	6	0.12
(1,5)	1:A:98:ALA:CB	2:B:5:A:C2	6	0.12
(1,5)	1:A:98:ALA:CB	2:B:5:A:C2'	6	0.12
(1,5)	1:A:98:ALA:CB	2:B:5:A:C3'	6	0.12
(1,5)	1:A:98:ALA:CB	2:B:5:A:C4	6	0.12
(1,5)	1:A:98:ALA:CB	2:B:5:A:C4'	6	0.12
(1,5)	1:A:98:ALA:CB	2:B:5:A:C5	6	0.12
(1,5)	1:A:98:ALA:CB	2:B:5:A:C5'	6	0.12
(1,5)	1:A:98:ALA:CB	2:B:5:A:C6	6	0.12
(1,5)	1:A:98:ALA:CB	2:B:5:A:C8	6	0.12
(1,5)	1:A:98:ALA:CB	2:B:5:A:H1'	6	0.12
(1,5)	1:A:98:ALA:CB	2:B:5:A:H2	6	0.12

*Continued on next page...*

*Continued from previous page...*

Key	Atom-1	Atom-2	Model ID	Violation (Å)
(1,5)	1:A:98:ALA:CB	2:B:5:A:H2'	6	0.12
(1,5)	1:A:98:ALA:CB	2:B:5:A:H3'	6	0.12
(1,5)	1:A:98:ALA:CB	2:B:5:A:H4'	6	0.12
(1,5)	1:A:98:ALA:CB	2:B:5:A:H5'	6	0.12
(1,5)	1:A:98:ALA:CB	2:B:5:A:H5''	6	0.12
(1,5)	1:A:98:ALA:CB	2:B:5:A:H61	6	0.12
(1,5)	1:A:98:ALA:CB	2:B:5:A:H62	6	0.12
(1,5)	1:A:98:ALA:CB	2:B:5:A:H8	6	0.12
(1,5)	1:A:98:ALA:CB	2:B:5:A:HO2'	6	0.12
(1,5)	1:A:98:ALA:CB	2:B:5:A:N1	6	0.12
(1,5)	1:A:98:ALA:CB	2:B:5:A:N3	6	0.12
(1,5)	1:A:98:ALA:CB	2:B:5:A:N6	6	0.12
(1,5)	1:A:98:ALA:CB	2:B:5:A:N7	6	0.12
(1,5)	1:A:98:ALA:CB	2:B:5:A:N9	6	0.12
(1,5)	1:A:98:ALA:CB	2:B:5:A:O2'	6	0.12
(1,5)	1:A:98:ALA:CB	2:B:5:A:O3'	6	0.12
(1,5)	1:A:98:ALA:CB	2:B:5:A:O4'	6	0.12
(1,5)	1:A:98:ALA:CB	2:B:5:A:O5'	6	0.12
(1,5)	1:A:98:ALA:CB	2:B:5:A:OP1	6	0.12
(1,5)	1:A:98:ALA:CB	2:B:5:A:OP2	6	0.12
(1,5)	1:A:98:ALA:CB	2:B:5:A:P	6	0.12
(1,5)	1:A:98:ALA:CB	2:B:6:G:C1'	6	0.12
(1,5)	1:A:98:ALA:CB	2:B:6:G:C2	6	0.12
(1,5)	1:A:98:ALA:CB	2:B:6:G:C2'	6	0.12
(1,5)	1:A:98:ALA:CB	2:B:6:G:C3'	6	0.12
(1,5)	1:A:98:ALA:CB	2:B:6:G:C4	6	0.12
(1,5)	1:A:98:ALA:CB	2:B:6:G:C4'	6	0.12
(1,5)	1:A:98:ALA:CB	2:B:6:G:C5	6	0.12
(1,5)	1:A:98:ALA:CB	2:B:6:G:C5'	6	0.12
(1,5)	1:A:98:ALA:CB	2:B:6:G:C6	6	0.12
(1,5)	1:A:98:ALA:CB	2:B:6:G:C8	6	0.12
(1,5)	1:A:98:ALA:CB	2:B:6:G:H1	6	0.12
(1,5)	1:A:98:ALA:CB	2:B:6:G:H1'	6	0.12
(1,5)	1:A:98:ALA:CB	2:B:6:G:H2'	6	0.12
(1,5)	1:A:98:ALA:CB	2:B:6:G:H21	6	0.12
(1,5)	1:A:98:ALA:CB	2:B:6:G:H22	6	0.12
(1,5)	1:A:98:ALA:CB	2:B:6:G:H3'	6	0.12
(1,5)	1:A:98:ALA:CB	2:B:6:G:H4'	6	0.12
(1,5)	1:A:98:ALA:CB	2:B:6:G:H5'	6	0.12
(1,5)	1:A:98:ALA:CB	2:B:6:G:H5''	6	0.12
(1,5)	1:A:98:ALA:CB	2:B:6:G:H8	6	0.12
(1,5)	1:A:98:ALA:CB	2:B:6:G:HO2'	6	0.12

*Continued on next page...*

*Continued from previous page...*

Key	Atom-1	Atom-2	Model ID	Violation (Å)
(1,5)	1:A:98:ALA:CB	2:B:6:G:N1	6	0.12
(1,5)	1:A:98:ALA:CB	2:B:6:G:N2	6	0.12
(1,5)	1:A:98:ALA:CB	2:B:6:G:N3	6	0.12
(1,5)	1:A:98:ALA:CB	2:B:6:G:N7	6	0.12
(1,5)	1:A:98:ALA:CB	2:B:6:G:N9	6	0.12
(1,5)	1:A:98:ALA:CB	2:B:6:G:O2'	6	0.12
(1,5)	1:A:98:ALA:CB	2:B:6:G:O3'	6	0.12
(1,5)	1:A:98:ALA:CB	2:B:6:G:O4'	6	0.12
(1,5)	1:A:98:ALA:CB	2:B:6:G:O5'	6	0.12
(1,5)	1:A:98:ALA:CB	2:B:6:G:O6	6	0.12
(1,5)	1:A:98:ALA:CB	2:B:6:G:OP1	6	0.12
(1,5)	1:A:98:ALA:CB	2:B:6:G:OP2	6	0.12
(1,5)	1:A:98:ALA:CB	2:B:6:G:P	6	0.12
(1,5)	1:A:98:ALA:CB	2:B:7:C:C1'	6	0.12
(1,5)	1:A:98:ALA:CB	2:B:7:C:C2	6	0.12
(1,5)	1:A:98:ALA:CB	2:B:7:C:C2'	6	0.12
(1,5)	1:A:98:ALA:CB	2:B:7:C:C3'	6	0.12
(1,5)	1:A:98:ALA:CB	2:B:7:C:C4	6	0.12
(1,5)	1:A:98:ALA:CB	2:B:7:C:C4'	6	0.12
(1,5)	1:A:98:ALA:CB	2:B:7:C:C5	6	0.12
(1,5)	1:A:98:ALA:CB	2:B:7:C:C5'	6	0.12
(1,5)	1:A:98:ALA:CB	2:B:7:C:C6	6	0.12
(1,5)	1:A:98:ALA:CB	2:B:7:C:H1'	6	0.12
(1,5)	1:A:98:ALA:CB	2:B:7:C:H2'	6	0.12
(1,5)	1:A:98:ALA:CB	2:B:7:C:H3'	6	0.12
(1,5)	1:A:98:ALA:CB	2:B:7:C:H4'	6	0.12
(1,5)	1:A:98:ALA:CB	2:B:7:C:H41	6	0.12
(1,5)	1:A:98:ALA:CB	2:B:7:C:H42	6	0.12
(1,5)	1:A:98:ALA:CB	2:B:7:C:H5	6	0.12
(1,5)	1:A:98:ALA:CB	2:B:7:C:H5'	6	0.12
(1,5)	1:A:98:ALA:CB	2:B:7:C:H5''	6	0.12
(1,5)	1:A:98:ALA:CB	2:B:7:C:H6	6	0.12
(1,5)	1:A:98:ALA:CB	2:B:7:C:HO2'	6	0.12
(1,5)	1:A:98:ALA:CB	2:B:7:C:N1	6	0.12
(1,5)	1:A:98:ALA:CB	2:B:7:C:N3	6	0.12
(1,5)	1:A:98:ALA:CB	2:B:7:C:N4	6	0.12
(1,5)	1:A:98:ALA:CB	2:B:7:C:O2	6	0.12
(1,5)	1:A:98:ALA:CB	2:B:7:C:O2'	6	0.12
(1,5)	1:A:98:ALA:CB	2:B:7:C:O3'	6	0.12
(1,5)	1:A:98:ALA:CB	2:B:7:C:O4'	6	0.12
(1,5)	1:A:98:ALA:CB	2:B:7:C:O5'	6	0.12
(1,5)	1:A:98:ALA:CB	2:B:7:C:OP1	6	0.12

*Continued on next page...*

*Continued from previous page...*

Key	Atom-1	Atom-2	Model ID	Violation (Å)
(1,5)	1:A:98:ALA:CB	2:B:7:C:OP2	6	0.12
(1,5)	1:A:98:ALA:CB	2:B:7:C:P	6	0.12
(1,5)	1:A:98:ALA:CB	2:B:8:U:C1'	6	0.12
(1,5)	1:A:98:ALA:CB	2:B:8:U:C2	6	0.12
(1,5)	1:A:98:ALA:CB	2:B:8:U:C2'	6	0.12
(1,5)	1:A:98:ALA:CB	2:B:8:U:C3'	6	0.12
(1,5)	1:A:98:ALA:CB	2:B:8:U:C4	6	0.12
(1,5)	1:A:98:ALA:CB	2:B:8:U:C4'	6	0.12
(1,5)	1:A:98:ALA:CB	2:B:8:U:C5	6	0.12
(1,5)	1:A:98:ALA:CB	2:B:8:U:C5'	6	0.12
(1,5)	1:A:98:ALA:CB	2:B:8:U:C6	6	0.12
(1,5)	1:A:98:ALA:CB	2:B:8:U:H1'	6	0.12
(1,5)	1:A:98:ALA:CB	2:B:8:U:H2'	6	0.12
(1,5)	1:A:98:ALA:CB	2:B:8:U:H3	6	0.12
(1,5)	1:A:98:ALA:CB	2:B:8:U:H3'	6	0.12
(1,5)	1:A:98:ALA:CB	2:B:8:U:H4'	6	0.12
(1,5)	1:A:98:ALA:CB	2:B:8:U:H5	6	0.12
(1,5)	1:A:98:ALA:CB	2:B:8:U:H5'	6	0.12
(1,5)	1:A:98:ALA:CB	2:B:8:U:H5''	6	0.12
(1,5)	1:A:98:ALA:CB	2:B:8:U:H6	6	0.12
(1,5)	1:A:98:ALA:CB	2:B:8:U:HO2'	6	0.12
(1,5)	1:A:98:ALA:CB	2:B:8:U:N1	6	0.12
(1,5)	1:A:98:ALA:CB	2:B:8:U:N3	6	0.12
(1,5)	1:A:98:ALA:CB	2:B:8:U:O2	6	0.12
(1,5)	1:A:98:ALA:CB	2:B:8:U:O2'	6	0.12
(1,5)	1:A:98:ALA:CB	2:B:8:U:O3'	6	0.12
(1,5)	1:A:98:ALA:CB	2:B:8:U:O4	6	0.12
(1,5)	1:A:98:ALA:CB	2:B:8:U:O4'	6	0.12
(1,5)	1:A:98:ALA:CB	2:B:8:U:O5'	6	0.12
(1,5)	1:A:98:ALA:CB	2:B:8:U:OP1	6	0.12
(1,5)	1:A:98:ALA:CB	2:B:8:U:OP2	6	0.12
(1,5)	1:A:98:ALA:CB	2:B:8:U:P	6	0.12
(1,5)	1:A:98:ALA:CB	2:B:9:C:C1'	6	0.12
(1,5)	1:A:98:ALA:CB	2:B:9:C:C2	6	0.12
(1,5)	1:A:98:ALA:CB	2:B:9:C:C2'	6	0.12
(1,5)	1:A:98:ALA:CB	2:B:9:C:C3'	6	0.12
(1,5)	1:A:98:ALA:CB	2:B:9:C:C4	6	0.12
(1,5)	1:A:98:ALA:CB	2:B:9:C:C4'	6	0.12
(1,5)	1:A:98:ALA:CB	2:B:9:C:C5	6	0.12
(1,5)	1:A:98:ALA:CB	2:B:9:C:C5'	6	0.12
(1,5)	1:A:98:ALA:CB	2:B:9:C:C6	6	0.12
(1,5)	1:A:98:ALA:CB	2:B:9:C:H1'	6	0.12

*Continued on next page...*

*Continued from previous page...*

Key	Atom-1	Atom-2	Model ID	Violation (Å)
(1,5)	1:A:98:ALA:CB	2:B:9:C:H2'	6	0.12
(1,5)	1:A:98:ALA:CB	2:B:9:C:H3'	6	0.12
(1,5)	1:A:98:ALA:CB	2:B:9:C:H4'	6	0.12
(1,5)	1:A:98:ALA:CB	2:B:9:C:H41	6	0.12
(1,5)	1:A:98:ALA:CB	2:B:9:C:H42	6	0.12
(1,5)	1:A:98:ALA:CB	2:B:9:C:H5	6	0.12
(1,5)	1:A:98:ALA:CB	2:B:9:C:H5'	6	0.12
(1,5)	1:A:98:ALA:CB	2:B:9:C:H5''	6	0.12
(1,5)	1:A:98:ALA:CB	2:B:9:C:H6	6	0.12
(1,5)	1:A:98:ALA:CB	2:B:9:C:HO2'	6	0.12
(1,5)	1:A:98:ALA:CB	2:B:9:C:N1	6	0.12
(1,5)	1:A:98:ALA:CB	2:B:9:C:N3	6	0.12
(1,5)	1:A:98:ALA:CB	2:B:9:C:N4	6	0.12
(1,5)	1:A:98:ALA:CB	2:B:9:C:O2	6	0.12
(1,5)	1:A:98:ALA:CB	2:B:9:C:O2'	6	0.12
(1,5)	1:A:98:ALA:CB	2:B:9:C:O3'	6	0.12
(1,5)	1:A:98:ALA:CB	2:B:9:C:O4'	6	0.12
(1,5)	1:A:98:ALA:CB	2:B:9:C:O5'	6	0.12
(1,5)	1:A:98:ALA:CB	2:B:9:C:OP1	6	0.12
(1,5)	1:A:98:ALA:CB	2:B:9:C:OP2	6	0.12
(1,5)	1:A:98:ALA:CB	2:B:9:C:P	6	0.12
(1,5)	1:A:98:ALA:CB	2:B:10:G:C1'	6	0.12
(1,5)	1:A:98:ALA:CB	2:B:10:G:C2	6	0.12
(1,5)	1:A:98:ALA:CB	2:B:10:G:C2'	6	0.12
(1,5)	1:A:98:ALA:CB	2:B:10:G:C3'	6	0.12
(1,5)	1:A:98:ALA:CB	2:B:10:G:C4	6	0.12
(1,5)	1:A:98:ALA:CB	2:B:10:G:C4'	6	0.12
(1,5)	1:A:98:ALA:CB	2:B:10:G:C5	6	0.12
(1,5)	1:A:98:ALA:CB	2:B:10:G:C5'	6	0.12
(1,5)	1:A:98:ALA:CB	2:B:10:G:C6	6	0.12
(1,5)	1:A:98:ALA:CB	2:B:10:G:C8	6	0.12
(1,5)	1:A:98:ALA:CB	2:B:10:G:H1	6	0.12
(1,5)	1:A:98:ALA:CB	2:B:10:G:H1'	6	0.12
(1,5)	1:A:98:ALA:CB	2:B:10:G:H2'	6	0.12
(1,5)	1:A:98:ALA:CB	2:B:10:G:H21	6	0.12
(1,5)	1:A:98:ALA:CB	2:B:10:G:H22	6	0.12
(1,5)	1:A:98:ALA:CB	2:B:10:G:H3'	6	0.12
(1,5)	1:A:98:ALA:CB	2:B:10:G:H4'	6	0.12
(1,5)	1:A:98:ALA:CB	2:B:10:G:H5'	6	0.12
(1,5)	1:A:98:ALA:CB	2:B:10:G:H5''	6	0.12
(1,5)	1:A:98:ALA:CB	2:B:10:G:H8	6	0.12
(1,5)	1:A:98:ALA:CB	2:B:10:G:HO2'	6	0.12

*Continued on next page...*

*Continued from previous page...*

Key	Atom-1	Atom-2	Model ID	Violation (Å)
(1,5)	1:A:98:ALA:CB	2:B:10:G:N1	6	0.12
(1,5)	1:A:98:ALA:CB	2:B:10:G:N2	6	0.12
(1,5)	1:A:98:ALA:CB	2:B:10:G:N3	6	0.12
(1,5)	1:A:98:ALA:CB	2:B:10:G:N7	6	0.12
(1,5)	1:A:98:ALA:CB	2:B:10:G:N9	6	0.12
(1,5)	1:A:98:ALA:CB	2:B:10:G:O2'	6	0.12
(1,5)	1:A:98:ALA:CB	2:B:10:G:O3'	6	0.12
(1,5)	1:A:98:ALA:CB	2:B:10:G:O4'	6	0.12
(1,5)	1:A:98:ALA:CB	2:B:10:G:O5'	6	0.12
(1,5)	1:A:98:ALA:CB	2:B:10:G:O6	6	0.12
(1,5)	1:A:98:ALA:CB	2:B:10:G:OP1	6	0.12
(1,5)	1:A:98:ALA:CB	2:B:10:G:OP2	6	0.12
(1,5)	1:A:98:ALA:CB	2:B:10:G:P	6	0.12
(1,5)	1:A:98:ALA:CB	2:B:11:A:C1'	6	0.12
(1,5)	1:A:98:ALA:CB	2:B:11:A:C2	6	0.12
(1,5)	1:A:98:ALA:CB	2:B:11:A:C2'	6	0.12
(1,5)	1:A:98:ALA:CB	2:B:11:A:C3'	6	0.12
(1,5)	1:A:98:ALA:CB	2:B:11:A:C4	6	0.12
(1,5)	1:A:98:ALA:CB	2:B:11:A:C4'	6	0.12
(1,5)	1:A:98:ALA:CB	2:B:11:A:C5	6	0.12
(1,5)	1:A:98:ALA:CB	2:B:11:A:C5'	6	0.12
(1,5)	1:A:98:ALA:CB	2:B:11:A:C6	6	0.12
(1,5)	1:A:98:ALA:CB	2:B:11:A:C8	6	0.12
(1,5)	1:A:98:ALA:CB	2:B:11:A:H1'	6	0.12
(1,5)	1:A:98:ALA:CB	2:B:11:A:H2	6	0.12
(1,5)	1:A:98:ALA:CB	2:B:11:A:H2'	6	0.12
(1,5)	1:A:98:ALA:CB	2:B:11:A:H3'	6	0.12
(1,5)	1:A:98:ALA:CB	2:B:11:A:H4'	6	0.12
(1,5)	1:A:98:ALA:CB	2:B:11:A:H5'	6	0.12
(1,5)	1:A:98:ALA:CB	2:B:11:A:H5''	6	0.12
(1,5)	1:A:98:ALA:CB	2:B:11:A:H61	6	0.12
(1,5)	1:A:98:ALA:CB	2:B:11:A:H62	6	0.12
(1,5)	1:A:98:ALA:CB	2:B:11:A:H8	6	0.12
(1,5)	1:A:98:ALA:CB	2:B:11:A:HO2'	6	0.12
(1,5)	1:A:98:ALA:CB	2:B:11:A:N1	6	0.12
(1,5)	1:A:98:ALA:CB	2:B:11:A:N3	6	0.12
(1,5)	1:A:98:ALA:CB	2:B:11:A:N6	6	0.12
(1,5)	1:A:98:ALA:CB	2:B:11:A:N7	6	0.12
(1,5)	1:A:98:ALA:CB	2:B:11:A:N9	6	0.12
(1,5)	1:A:98:ALA:CB	2:B:11:A:O2'	6	0.12
(1,5)	1:A:98:ALA:CB	2:B:11:A:O3'	6	0.12
(1,5)	1:A:98:ALA:CB	2:B:11:A:O4'	6	0.12

*Continued on next page...*

*Continued from previous page...*

Key	Atom-1	Atom-2	Model ID	Violation (Å)
(1,5)	1:A:98:ALA:CB	2:B:11:A:O5'	6	0.12
(1,5)	1:A:98:ALA:CB	2:B:11:A:OP1	6	0.12
(1,5)	1:A:98:ALA:CB	2:B:11:A:OP2	6	0.12
(1,5)	1:A:98:ALA:CB	2:B:11:A:P	6	0.12
(1,5)	1:A:98:ALA:CB	2:B:12:A:C1'	6	0.12
(1,5)	1:A:98:ALA:CB	2:B:12:A:C2	6	0.12
(1,5)	1:A:98:ALA:CB	2:B:12:A:C2'	6	0.12
(1,5)	1:A:98:ALA:CB	2:B:12:A:C3'	6	0.12
(1,5)	1:A:98:ALA:CB	2:B:12:A:C4	6	0.12
(1,5)	1:A:98:ALA:CB	2:B:12:A:C4'	6	0.12
(1,5)	1:A:98:ALA:CB	2:B:12:A:C5	6	0.12
(1,5)	1:A:98:ALA:CB	2:B:12:A:C5'	6	0.12
(1,5)	1:A:98:ALA:CB	2:B:12:A:C6	6	0.12
(1,5)	1:A:98:ALA:CB	2:B:12:A:C8	6	0.12
(1,5)	1:A:98:ALA:CB	2:B:12:A:H1'	6	0.12
(1,5)	1:A:98:ALA:CB	2:B:12:A:H2	6	0.12
(1,5)	1:A:98:ALA:CB	2:B:12:A:H2'	6	0.12
(1,5)	1:A:98:ALA:CB	2:B:12:A:H3'	6	0.12
(1,5)	1:A:98:ALA:CB	2:B:12:A:H4'	6	0.12
(1,5)	1:A:98:ALA:CB	2:B:12:A:H5'	6	0.12
(1,5)	1:A:98:ALA:CB	2:B:12:A:H5''	6	0.12
(1,5)	1:A:98:ALA:CB	2:B:12:A:H61	6	0.12
(1,5)	1:A:98:ALA:CB	2:B:12:A:H62	6	0.12
(1,5)	1:A:98:ALA:CB	2:B:12:A:H8	6	0.12
(1,5)	1:A:98:ALA:CB	2:B:12:A:HO2'	6	0.12
(1,5)	1:A:98:ALA:CB	2:B:12:A:N1	6	0.12
(1,5)	1:A:98:ALA:CB	2:B:12:A:N3	6	0.12
(1,5)	1:A:98:ALA:CB	2:B:12:A:N6	6	0.12
(1,5)	1:A:98:ALA:CB	2:B:12:A:N7	6	0.12
(1,5)	1:A:98:ALA:CB	2:B:12:A:N9	6	0.12
(1,5)	1:A:98:ALA:CB	2:B:12:A:O2'	6	0.12
(1,5)	1:A:98:ALA:CB	2:B:12:A:O3'	6	0.12
(1,5)	1:A:98:ALA:CB	2:B:12:A:O4'	6	0.12
(1,5)	1:A:98:ALA:CB	2:B:12:A:O5'	6	0.12
(1,5)	1:A:98:ALA:CB	2:B:12:A:OP1	6	0.12
(1,5)	1:A:98:ALA:CB	2:B:12:A:OP2	6	0.12
(1,5)	1:A:98:ALA:CB	2:B:12:A:P	6	0.12
(1,5)	1:A:98:ALA:CB	2:B:13:A:C1'	6	0.12
(1,5)	1:A:98:ALA:CB	2:B:13:A:C2	6	0.12
(1,5)	1:A:98:ALA:CB	2:B:13:A:C2'	6	0.12
(1,5)	1:A:98:ALA:CB	2:B:13:A:C3'	6	0.12
(1,5)	1:A:98:ALA:CB	2:B:13:A:C4	6	0.12

*Continued on next page...*



*Continued from previous page...*

Key	Atom-1	Atom-2	Model ID	Violation (Å)
(1,5)	1:A:98:ALA:CB	2:B:13:A:C4'	6	0.12
(1,5)	1:A:98:ALA:CB	2:B:13:A:C5	6	0.12
(1,5)	1:A:98:ALA:CB	2:B:13:A:C5'	6	0.12
(1,5)	1:A:98:ALA:CB	2:B:13:A:C6	6	0.12
(1,5)	1:A:98:ALA:CB	2:B:13:A:C8	6	0.12
(1,5)	1:A:98:ALA:CB	2:B:13:A:H1'	6	0.12
(1,5)	1:A:98:ALA:CB	2:B:13:A:H2	6	0.12
(1,5)	1:A:98:ALA:CB	2:B:13:A:H2'	6	0.12
(1,5)	1:A:98:ALA:CB	2:B:13:A:H3'	6	0.12
(1,5)	1:A:98:ALA:CB	2:B:13:A:H4'	6	0.12
(1,5)	1:A:98:ALA:CB	2:B:13:A:H5'	6	0.12
(1,5)	1:A:98:ALA:CB	2:B:13:A:H5''	6	0.12
(1,5)	1:A:98:ALA:CB	2:B:13:A:H61	6	0.12
(1,5)	1:A:98:ALA:CB	2:B:13:A:H62	6	0.12
(1,5)	1:A:98:ALA:CB	2:B:13:A:H8	6	0.12
(1,5)	1:A:98:ALA:CB	2:B:13:A:HO2'	6	0.12
(1,5)	1:A:98:ALA:CB	2:B:13:A:N1	6	0.12
(1,5)	1:A:98:ALA:CB	2:B:13:A:N3	6	0.12
(1,5)	1:A:98:ALA:CB	2:B:13:A:N6	6	0.12
(1,5)	1:A:98:ALA:CB	2:B:13:A:N7	6	0.12
(1,5)	1:A:98:ALA:CB	2:B:13:A:N9	6	0.12
(1,5)	1:A:98:ALA:CB	2:B:13:A:O2'	6	0.12
(1,5)	1:A:98:ALA:CB	2:B:13:A:O3'	6	0.12
(1,5)	1:A:98:ALA:CB	2:B:13:A:O4'	6	0.12
(1,5)	1:A:98:ALA:CB	2:B:13:A:O5'	6	0.12
(1,5)	1:A:98:ALA:CB	2:B:13:A:OP1	6	0.12
(1,5)	1:A:98:ALA:CB	2:B:13:A:OP2	6	0.12
(1,5)	1:A:98:ALA:CB	2:B:13:A:P	6	0.12
(1,5)	1:A:98:ALA:CB	2:B:14:G:C1'	6	0.12
(1,5)	1:A:98:ALA:CB	2:B:14:G:C2	6	0.12
(1,5)	1:A:98:ALA:CB	2:B:14:G:C2'	6	0.12
(1,5)	1:A:98:ALA:CB	2:B:14:G:C3'	6	0.12
(1,5)	1:A:98:ALA:CB	2:B:14:G:C4	6	0.12
(1,5)	1:A:98:ALA:CB	2:B:14:G:C4'	6	0.12
(1,5)	1:A:98:ALA:CB	2:B:14:G:C5	6	0.12
(1,5)	1:A:98:ALA:CB	2:B:14:G:C5'	6	0.12
(1,5)	1:A:98:ALA:CB	2:B:14:G:C6	6	0.12
(1,5)	1:A:98:ALA:CB	2:B:14:G:C8	6	0.12
(1,5)	1:A:98:ALA:CB	2:B:14:G:H1	6	0.12
(1,5)	1:A:98:ALA:CB	2:B:14:G:H1'	6	0.12
(1,5)	1:A:98:ALA:CB	2:B:14:G:H2'	6	0.12
(1,5)	1:A:98:ALA:CB	2:B:14:G:H21	6	0.12

*Continued on next page...*

*Continued from previous page...*

Key	Atom-1	Atom-2	Model ID	Violation (Å)
(1,5)	1:A:98:ALA:CB	2:B:14:G:H22	6	0.12
(1,5)	1:A:98:ALA:CB	2:B:14:G:H3'	6	0.12
(1,5)	1:A:98:ALA:CB	2:B:14:G:H4'	6	0.12
(1,5)	1:A:98:ALA:CB	2:B:14:G:H5'	6	0.12
(1,5)	1:A:98:ALA:CB	2:B:14:G:H5''	6	0.12
(1,5)	1:A:98:ALA:CB	2:B:14:G:H8	6	0.12
(1,5)	1:A:98:ALA:CB	2:B:14:G:HO2'	6	0.12
(1,5)	1:A:98:ALA:CB	2:B:14:G:N1	6	0.12
(1,5)	1:A:98:ALA:CB	2:B:14:G:N2	6	0.12
(1,5)	1:A:98:ALA:CB	2:B:14:G:N3	6	0.12
(1,5)	1:A:98:ALA:CB	2:B:14:G:N7	6	0.12
(1,5)	1:A:98:ALA:CB	2:B:14:G:N9	6	0.12
(1,5)	1:A:98:ALA:CB	2:B:14:G:O2'	6	0.12
(1,5)	1:A:98:ALA:CB	2:B:14:G:O3'	6	0.12
(1,5)	1:A:98:ALA:CB	2:B:14:G:O4'	6	0.12
(1,5)	1:A:98:ALA:CB	2:B:14:G:O5'	6	0.12
(1,5)	1:A:98:ALA:CB	2:B:14:G:O6	6	0.12
(1,5)	1:A:98:ALA:CB	2:B:14:G:OP1	6	0.12
(1,5)	1:A:98:ALA:CB	2:B:14:G:OP2	6	0.12
(1,5)	1:A:98:ALA:CB	2:B:14:G:P	6	0.12
(1,5)	1:A:98:ALA:CB	2:B:15:A:C1'	6	0.12
(1,5)	1:A:98:ALA:CB	2:B:15:A:C2	6	0.12
(1,5)	1:A:98:ALA:CB	2:B:15:A:C2'	6	0.12
(1,5)	1:A:98:ALA:CB	2:B:15:A:C3'	6	0.12
(1,5)	1:A:98:ALA:CB	2:B:15:A:C4	6	0.12
(1,5)	1:A:98:ALA:CB	2:B:15:A:C4'	6	0.12
(1,5)	1:A:98:ALA:CB	2:B:15:A:C5	6	0.12
(1,5)	1:A:98:ALA:CB	2:B:15:A:C5'	6	0.12
(1,5)	1:A:98:ALA:CB	2:B:15:A:C6	6	0.12
(1,5)	1:A:98:ALA:CB	2:B:15:A:C8	6	0.12
(1,5)	1:A:98:ALA:CB	2:B:15:A:H1'	6	0.12
(1,5)	1:A:98:ALA:CB	2:B:15:A:H2	6	0.12
(1,5)	1:A:98:ALA:CB	2:B:15:A:H2'	6	0.12
(1,5)	1:A:98:ALA:CB	2:B:15:A:H3'	6	0.12
(1,5)	1:A:98:ALA:CB	2:B:15:A:H4'	6	0.12
(1,5)	1:A:98:ALA:CB	2:B:15:A:H5'	6	0.12
(1,5)	1:A:98:ALA:CB	2:B:15:A:H5''	6	0.12
(1,5)	1:A:98:ALA:CB	2:B:15:A:H61	6	0.12
(1,5)	1:A:98:ALA:CB	2:B:15:A:H62	6	0.12
(1,5)	1:A:98:ALA:CB	2:B:15:A:H8	6	0.12
(1,5)	1:A:98:ALA:CB	2:B:15:A:HO2'	6	0.12
(1,5)	1:A:98:ALA:CB	2:B:15:A:N1	6	0.12

*Continued on next page...*

*Continued from previous page...*

Key	Atom-1	Atom-2	Model ID	Violation (Å)
(1,5)	1:A:98:ALA:CB	2:B:15:A:N3	6	0.12
(1,5)	1:A:98:ALA:CB	2:B:15:A:N6	6	0.12
(1,5)	1:A:98:ALA:CB	2:B:15:A:N7	6	0.12
(1,5)	1:A:98:ALA:CB	2:B:15:A:N9	6	0.12
(1,5)	1:A:98:ALA:CB	2:B:15:A:O2'	6	0.12
(1,5)	1:A:98:ALA:CB	2:B:15:A:O3'	6	0.12
(1,5)	1:A:98:ALA:CB	2:B:15:A:O4'	6	0.12
(1,5)	1:A:98:ALA:CB	2:B:15:A:O5'	6	0.12
(1,5)	1:A:98:ALA:CB	2:B:15:A:OP1	6	0.12
(1,5)	1:A:98:ALA:CB	2:B:15:A:OP2	6	0.12
(1,5)	1:A:98:ALA:CB	2:B:15:A:P	6	0.12
(1,5)	1:A:98:ALA:CB	2:B:16:G:C1'	6	0.12
(1,5)	1:A:98:ALA:CB	2:B:16:G:C2	6	0.12
(1,5)	1:A:98:ALA:CB	2:B:16:G:C2'	6	0.12
(1,5)	1:A:98:ALA:CB	2:B:16:G:C3'	6	0.12
(1,5)	1:A:98:ALA:CB	2:B:16:G:C4	6	0.12
(1,5)	1:A:98:ALA:CB	2:B:16:G:C4'	6	0.12
(1,5)	1:A:98:ALA:CB	2:B:16:G:C5	6	0.12
(1,5)	1:A:98:ALA:CB	2:B:16:G:C5'	6	0.12
(1,5)	1:A:98:ALA:CB	2:B:16:G:C6	6	0.12
(1,5)	1:A:98:ALA:CB	2:B:16:G:C8	6	0.12
(1,5)	1:A:98:ALA:CB	2:B:16:G:H1	6	0.12
(1,5)	1:A:98:ALA:CB	2:B:16:G:H1'	6	0.12
(1,5)	1:A:98:ALA:CB	2:B:16:G:H2'	6	0.12
(1,5)	1:A:98:ALA:CB	2:B:16:G:H21	6	0.12
(1,5)	1:A:98:ALA:CB	2:B:16:G:H22	6	0.12
(1,5)	1:A:98:ALA:CB	2:B:16:G:H3'	6	0.12
(1,5)	1:A:98:ALA:CB	2:B:16:G:H4'	6	0.12
(1,5)	1:A:98:ALA:CB	2:B:16:G:H5'	6	0.12
(1,5)	1:A:98:ALA:CB	2:B:16:G:H5''	6	0.12
(1,5)	1:A:98:ALA:CB	2:B:16:G:H8	6	0.12
(1,5)	1:A:98:ALA:CB	2:B:16:G:HO2'	6	0.12
(1,5)	1:A:98:ALA:CB	2:B:16:G:N1	6	0.12
(1,5)	1:A:98:ALA:CB	2:B:16:G:N2	6	0.12
(1,5)	1:A:98:ALA:CB	2:B:16:G:N3	6	0.12
(1,5)	1:A:98:ALA:CB	2:B:16:G:N7	6	0.12
(1,5)	1:A:98:ALA:CB	2:B:16:G:N9	6	0.12
(1,5)	1:A:98:ALA:CB	2:B:16:G:O2'	6	0.12
(1,5)	1:A:98:ALA:CB	2:B:16:G:O3'	6	0.12
(1,5)	1:A:98:ALA:CB	2:B:16:G:O4'	6	0.12
(1,5)	1:A:98:ALA:CB	2:B:16:G:O5'	6	0.12
(1,5)	1:A:98:ALA:CB	2:B:16:G:O6	6	0.12

*Continued on next page...*

*Continued from previous page...*

Key	Atom-1	Atom-2	Model ID	Violation (Å)
(1,5)	1:A:98:ALA:CB	2:B:16:G:OP1	6	0.12
(1,5)	1:A:98:ALA:CB	2:B:16:G:OP2	6	0.12
(1,5)	1:A:98:ALA:CB	2:B:16:G:P	6	0.12
(1,5)	1:A:98:ALA:CB	2:B:17:C:C1'	6	0.12
(1,5)	1:A:98:ALA:CB	2:B:17:C:C2	6	0.12
(1,5)	1:A:98:ALA:CB	2:B:17:C:C2'	6	0.12
(1,5)	1:A:98:ALA:CB	2:B:17:C:C3'	6	0.12
(1,5)	1:A:98:ALA:CB	2:B:17:C:C4	6	0.12
(1,5)	1:A:98:ALA:CB	2:B:17:C:C4'	6	0.12
(1,5)	1:A:98:ALA:CB	2:B:17:C:C5	6	0.12
(1,5)	1:A:98:ALA:CB	2:B:17:C:C5'	6	0.12
(1,5)	1:A:98:ALA:CB	2:B:17:C:C6	6	0.12
(1,5)	1:A:98:ALA:CB	2:B:17:C:H1'	6	0.12
(1,5)	1:A:98:ALA:CB	2:B:17:C:H2'	6	0.12
(1,5)	1:A:98:ALA:CB	2:B:17:C:H3'	6	0.12
(1,5)	1:A:98:ALA:CB	2:B:17:C:H4'	6	0.12
(1,5)	1:A:98:ALA:CB	2:B:17:C:H41	6	0.12
(1,5)	1:A:98:ALA:CB	2:B:17:C:H42	6	0.12
(1,5)	1:A:98:ALA:CB	2:B:17:C:H5	6	0.12
(1,5)	1:A:98:ALA:CB	2:B:17:C:H5'	6	0.12
(1,5)	1:A:98:ALA:CB	2:B:17:C:H5''	6	0.12
(1,5)	1:A:98:ALA:CB	2:B:17:C:H6	6	0.12
(1,5)	1:A:98:ALA:CB	2:B:17:C:HO2'	6	0.12
(1,5)	1:A:98:ALA:CB	2:B:17:C:N1	6	0.12
(1,5)	1:A:98:ALA:CB	2:B:17:C:N3	6	0.12
(1,5)	1:A:98:ALA:CB	2:B:17:C:N4	6	0.12
(1,5)	1:A:98:ALA:CB	2:B:17:C:O2	6	0.12
(1,5)	1:A:98:ALA:CB	2:B:17:C:O2'	6	0.12
(1,5)	1:A:98:ALA:CB	2:B:17:C:O3'	6	0.12
(1,5)	1:A:98:ALA:CB	2:B:17:C:O4'	6	0.12
(1,5)	1:A:98:ALA:CB	2:B:17:C:O5'	6	0.12
(1,5)	1:A:98:ALA:CB	2:B:17:C:OP1	6	0.12
(1,5)	1:A:98:ALA:CB	2:B:17:C:OP2	6	0.12
(1,5)	1:A:98:ALA:CB	2:B:17:C:P	6	0.12
(1,5)	1:A:98:ALA:CB	2:B:18:A:C1'	6	0.12
(1,5)	1:A:98:ALA:CB	2:B:18:A:C2	6	0.12
(1,5)	1:A:98:ALA:CB	2:B:18:A:C2'	6	0.12
(1,5)	1:A:98:ALA:CB	2:B:18:A:C3'	6	0.12
(1,5)	1:A:98:ALA:CB	2:B:18:A:C4	6	0.12
(1,5)	1:A:98:ALA:CB	2:B:18:A:C4'	6	0.12
(1,5)	1:A:98:ALA:CB	2:B:18:A:C5	6	0.12
(1,5)	1:A:98:ALA:CB	2:B:18:A:C5'	6	0.12

*Continued on next page...*

*Continued from previous page...*

Key	Atom-1	Atom-2	Model ID	Violation (Å)
(1,5)	1:A:98:ALA:CB	2:B:18:A:C6	6	0.12
(1,5)	1:A:98:ALA:CB	2:B:18:A:C8	6	0.12
(1,5)	1:A:98:ALA:CB	2:B:18:A:H1'	6	0.12
(1,5)	1:A:98:ALA:CB	2:B:18:A:H2	6	0.12
(1,5)	1:A:98:ALA:CB	2:B:18:A:H2'	6	0.12
(1,5)	1:A:98:ALA:CB	2:B:18:A:H3'	6	0.12
(1,5)	1:A:98:ALA:CB	2:B:18:A:H4'	6	0.12
(1,5)	1:A:98:ALA:CB	2:B:18:A:H5'	6	0.12
(1,5)	1:A:98:ALA:CB	2:B:18:A:H5''	6	0.12
(1,5)	1:A:98:ALA:CB	2:B:18:A:H61	6	0.12
(1,5)	1:A:98:ALA:CB	2:B:18:A:H62	6	0.12
(1,5)	1:A:98:ALA:CB	2:B:18:A:H8	6	0.12
(1,5)	1:A:98:ALA:CB	2:B:18:A:HO2'	6	0.12
(1,5)	1:A:98:ALA:CB	2:B:18:A:N1	6	0.12
(1,5)	1:A:98:ALA:CB	2:B:18:A:N3	6	0.12
(1,5)	1:A:98:ALA:CB	2:B:18:A:N6	6	0.12
(1,5)	1:A:98:ALA:CB	2:B:18:A:N7	6	0.12
(1,5)	1:A:98:ALA:CB	2:B:18:A:N9	6	0.12
(1,5)	1:A:98:ALA:CB	2:B:18:A:O2'	6	0.12
(1,5)	1:A:98:ALA:CB	2:B:18:A:O3'	6	0.12
(1,5)	1:A:98:ALA:CB	2:B:18:A:O4'	6	0.12
(1,5)	1:A:98:ALA:CB	2:B:18:A:O5'	6	0.12
(1,5)	1:A:98:ALA:CB	2:B:18:A:OP1	6	0.12
(1,5)	1:A:98:ALA:CB	2:B:18:A:OP2	6	0.12
(1,5)	1:A:98:ALA:CB	2:B:18:A:P	6	0.12
(1,5)	1:A:98:ALA:CB	2:B:19:A:C1'	6	0.12
(1,5)	1:A:98:ALA:CB	2:B:19:A:C2	6	0.12
(1,5)	1:A:98:ALA:CB	2:B:19:A:C2'	6	0.12
(1,5)	1:A:98:ALA:CB	2:B:19:A:C3'	6	0.12
(1,5)	1:A:98:ALA:CB	2:B:19:A:C4	6	0.12
(1,5)	1:A:98:ALA:CB	2:B:19:A:C4'	6	0.12
(1,5)	1:A:98:ALA:CB	2:B:19:A:C5	6	0.12
(1,5)	1:A:98:ALA:CB	2:B:19:A:C5'	6	0.12
(1,5)	1:A:98:ALA:CB	2:B:19:A:C6	6	0.12
(1,5)	1:A:98:ALA:CB	2:B:19:A:C8	6	0.12
(1,5)	1:A:98:ALA:CB	2:B:19:A:H1'	6	0.12
(1,5)	1:A:98:ALA:CB	2:B:19:A:H2	6	0.12
(1,5)	1:A:98:ALA:CB	2:B:19:A:H2'	6	0.12
(1,5)	1:A:98:ALA:CB	2:B:19:A:H3'	6	0.12
(1,5)	1:A:98:ALA:CB	2:B:19:A:H4'	6	0.12
(1,5)	1:A:98:ALA:CB	2:B:19:A:H5'	6	0.12
(1,5)	1:A:98:ALA:CB	2:B:19:A:H5''	6	0.12

*Continued on next page...*

*Continued from previous page...*

Key	Atom-1	Atom-2	Model ID	Violation (Å)
(1,5)	1:A:98:ALA:CB	2:B:19:A:H61	6	0.12
(1,5)	1:A:98:ALA:CB	2:B:19:A:H62	6	0.12
(1,5)	1:A:98:ALA:CB	2:B:19:A:H8	6	0.12
(1,5)	1:A:98:ALA:CB	2:B:19:A:HO2'	6	0.12
(1,5)	1:A:98:ALA:CB	2:B:19:A:N1	6	0.12
(1,5)	1:A:98:ALA:CB	2:B:19:A:N3	6	0.12
(1,5)	1:A:98:ALA:CB	2:B:19:A:N6	6	0.12
(1,5)	1:A:98:ALA:CB	2:B:19:A:N7	6	0.12
(1,5)	1:A:98:ALA:CB	2:B:19:A:N9	6	0.12
(1,5)	1:A:98:ALA:CB	2:B:19:A:O2'	6	0.12
(1,5)	1:A:98:ALA:CB	2:B:19:A:O3'	6	0.12
(1,5)	1:A:98:ALA:CB	2:B:19:A:O4'	6	0.12
(1,5)	1:A:98:ALA:CB	2:B:19:A:O5'	6	0.12
(1,5)	1:A:98:ALA:CB	2:B:19:A:OP1	6	0.12
(1,5)	1:A:98:ALA:CB	2:B:19:A:OP2	6	0.12
(1,5)	1:A:98:ALA:CB	2:B:19:A:P	6	0.12
(1,5)	1:A:98:ALA:CB	2:B:20:U:C1'	6	0.12
(1,5)	1:A:98:ALA:CB	2:B:20:U:C2	6	0.12
(1,5)	1:A:98:ALA:CB	2:B:20:U:C2'	6	0.12
(1,5)	1:A:98:ALA:CB	2:B:20:U:C3'	6	0.12
(1,5)	1:A:98:ALA:CB	2:B:20:U:C4	6	0.12
(1,5)	1:A:98:ALA:CB	2:B:20:U:C4'	6	0.12
(1,5)	1:A:98:ALA:CB	2:B:20:U:C5	6	0.12
(1,5)	1:A:98:ALA:CB	2:B:20:U:C5'	6	0.12
(1,5)	1:A:98:ALA:CB	2:B:20:U:C6	6	0.12
(1,5)	1:A:98:ALA:CB	2:B:20:U:H1'	6	0.12
(1,5)	1:A:98:ALA:CB	2:B:20:U:H2'	6	0.12
(1,5)	1:A:98:ALA:CB	2:B:20:U:H3	6	0.12
(1,5)	1:A:98:ALA:CB	2:B:20:U:H3'	6	0.12
(1,5)	1:A:98:ALA:CB	2:B:20:U:H4'	6	0.12
(1,5)	1:A:98:ALA:CB	2:B:20:U:H5	6	0.12
(1,5)	1:A:98:ALA:CB	2:B:20:U:H5'	6	0.12
(1,5)	1:A:98:ALA:CB	2:B:20:U:H5''	6	0.12
(1,5)	1:A:98:ALA:CB	2:B:20:U:H6	6	0.12
(1,5)	1:A:98:ALA:CB	2:B:20:U:HO2'	6	0.12
(1,5)	1:A:98:ALA:CB	2:B:20:U:N1	6	0.12
(1,5)	1:A:98:ALA:CB	2:B:20:U:N3	6	0.12
(1,5)	1:A:98:ALA:CB	2:B:20:U:O2	6	0.12
(1,5)	1:A:98:ALA:CB	2:B:20:U:O2'	6	0.12
(1,5)	1:A:98:ALA:CB	2:B:20:U:O3'	6	0.12
(1,5)	1:A:98:ALA:CB	2:B:20:U:O4	6	0.12
(1,5)	1:A:98:ALA:CB	2:B:20:U:O4'	6	0.12

*Continued on next page...*

*Continued from previous page...*

Key	Atom-1	Atom-2	Model ID	Violation (Å)
(1,5)	1:A:98:ALA:CB	2:B:20:U:O5'	6	0.12
(1,5)	1:A:98:ALA:CB	2:B:20:U:OP1	6	0.12
(1,5)	1:A:98:ALA:CB	2:B:20:U:OP2	6	0.12
(1,5)	1:A:98:ALA:CB	2:B:20:U:P	6	0.12
(1,5)	1:A:98:ALA:CB	2:B:21:G:C1'	6	0.12
(1,5)	1:A:98:ALA:CB	2:B:21:G:C2	6	0.12
(1,5)	1:A:98:ALA:CB	2:B:21:G:C2'	6	0.12
(1,5)	1:A:98:ALA:CB	2:B:21:G:C3'	6	0.12
(1,5)	1:A:98:ALA:CB	2:B:21:G:C4	6	0.12
(1,5)	1:A:98:ALA:CB	2:B:21:G:C4'	6	0.12
(1,5)	1:A:98:ALA:CB	2:B:21:G:C5	6	0.12
(1,5)	1:A:98:ALA:CB	2:B:21:G:C5'	6	0.12
(1,5)	1:A:98:ALA:CB	2:B:21:G:C6	6	0.12
(1,5)	1:A:98:ALA:CB	2:B:21:G:C8	6	0.12
(1,5)	1:A:98:ALA:CB	2:B:21:G:H1	6	0.12
(1,5)	1:A:98:ALA:CB	2:B:21:G:H1'	6	0.12
(1,5)	1:A:98:ALA:CB	2:B:21:G:H2'	6	0.12
(1,5)	1:A:98:ALA:CB	2:B:21:G:H21	6	0.12
(1,5)	1:A:98:ALA:CB	2:B:21:G:H22	6	0.12
(1,5)	1:A:98:ALA:CB	2:B:21:G:H3'	6	0.12
(1,5)	1:A:98:ALA:CB	2:B:21:G:H4'	6	0.12
(1,5)	1:A:98:ALA:CB	2:B:21:G:H5'	6	0.12
(1,5)	1:A:98:ALA:CB	2:B:21:G:H5''	6	0.12
(1,5)	1:A:98:ALA:CB	2:B:21:G:H8	6	0.12
(1,5)	1:A:98:ALA:CB	2:B:21:G:HO2'	6	0.12
(1,5)	1:A:98:ALA:CB	2:B:21:G:N1	6	0.12
(1,5)	1:A:98:ALA:CB	2:B:21:G:N2	6	0.12
(1,5)	1:A:98:ALA:CB	2:B:21:G:N3	6	0.12
(1,5)	1:A:98:ALA:CB	2:B:21:G:N7	6	0.12
(1,5)	1:A:98:ALA:CB	2:B:21:G:N9	6	0.12
(1,5)	1:A:98:ALA:CB	2:B:21:G:O2'	6	0.12
(1,5)	1:A:98:ALA:CB	2:B:21:G:O3'	6	0.12
(1,5)	1:A:98:ALA:CB	2:B:21:G:O4'	6	0.12
(1,5)	1:A:98:ALA:CB	2:B:21:G:O5'	6	0.12
(1,5)	1:A:98:ALA:CB	2:B:21:G:O6	6	0.12
(1,5)	1:A:98:ALA:CB	2:B:21:G:OP1	6	0.12
(1,5)	1:A:98:ALA:CB	2:B:21:G:OP2	6	0.12
(1,5)	1:A:98:ALA:CB	2:B:21:G:P	6	0.12
(1,5)	1:A:98:ALA:CB	2:B:22:A:C1'	6	0.12
(1,5)	1:A:98:ALA:CB	2:B:22:A:C2	6	0.12
(1,5)	1:A:98:ALA:CB	2:B:22:A:C2'	6	0.12
(1,5)	1:A:98:ALA:CB	2:B:22:A:C3'	6	0.12

*Continued on next page...*

*Continued from previous page...*

Key	Atom-1	Atom-2	Model ID	Violation (Å)
(1,5)	1:A:98:ALA:CB	2:B:22:A:C4	6	0.12
(1,5)	1:A:98:ALA:CB	2:B:22:A:C4'	6	0.12
(1,5)	1:A:98:ALA:CB	2:B:22:A:C5	6	0.12
(1,5)	1:A:98:ALA:CB	2:B:22:A:C5'	6	0.12
(1,5)	1:A:98:ALA:CB	2:B:22:A:C6	6	0.12
(1,5)	1:A:98:ALA:CB	2:B:22:A:C8	6	0.12
(1,5)	1:A:98:ALA:CB	2:B:22:A:H1'	6	0.12
(1,5)	1:A:98:ALA:CB	2:B:22:A:H2	6	0.12
(1,5)	1:A:98:ALA:CB	2:B:22:A:H2'	6	0.12
(1,5)	1:A:98:ALA:CB	2:B:22:A:H3'	6	0.12
(1,5)	1:A:98:ALA:CB	2:B:22:A:H4'	6	0.12
(1,5)	1:A:98:ALA:CB	2:B:22:A:H5'	6	0.12
(1,5)	1:A:98:ALA:CB	2:B:22:A:H5''	6	0.12
(1,5)	1:A:98:ALA:CB	2:B:22:A:H61	6	0.12
(1,5)	1:A:98:ALA:CB	2:B:22:A:H62	6	0.12
(1,5)	1:A:98:ALA:CB	2:B:22:A:H8	6	0.12
(1,5)	1:A:98:ALA:CB	2:B:22:A:HO2'	6	0.12
(1,5)	1:A:98:ALA:CB	2:B:22:A:N1	6	0.12
(1,5)	1:A:98:ALA:CB	2:B:22:A:N3	6	0.12
(1,5)	1:A:98:ALA:CB	2:B:22:A:N6	6	0.12
(1,5)	1:A:98:ALA:CB	2:B:22:A:N7	6	0.12
(1,5)	1:A:98:ALA:CB	2:B:22:A:N9	6	0.12
(1,5)	1:A:98:ALA:CB	2:B:22:A:O2'	6	0.12
(1,5)	1:A:98:ALA:CB	2:B:22:A:O3'	6	0.12
(1,5)	1:A:98:ALA:CB	2:B:22:A:O4'	6	0.12
(1,5)	1:A:98:ALA:CB	2:B:22:A:O5'	6	0.12
(1,5)	1:A:98:ALA:CB	2:B:22:A:OP1	6	0.12
(1,5)	1:A:98:ALA:CB	2:B:22:A:OP2	6	0.12
(1,5)	1:A:98:ALA:CB	2:B:22:A:P	6	0.12
(1,5)	1:A:98:ALA:CB	2:B:23:U:C1'	6	0.12
(1,5)	1:A:98:ALA:CB	2:B:23:U:C2	6	0.12
(1,5)	1:A:98:ALA:CB	2:B:23:U:C2'	6	0.12
(1,5)	1:A:98:ALA:CB	2:B:23:U:C3'	6	0.12
(1,5)	1:A:98:ALA:CB	2:B:23:U:C4	6	0.12
(1,5)	1:A:98:ALA:CB	2:B:23:U:C4'	6	0.12
(1,5)	1:A:98:ALA:CB	2:B:23:U:C5	6	0.12
(1,5)	1:A:98:ALA:CB	2:B:23:U:C5'	6	0.12
(1,5)	1:A:98:ALA:CB	2:B:23:U:C6	6	0.12
(1,5)	1:A:98:ALA:CB	2:B:23:U:H1'	6	0.12
(1,5)	1:A:98:ALA:CB	2:B:23:U:H2'	6	0.12
(1,5)	1:A:98:ALA:CB	2:B:23:U:H3	6	0.12
(1,5)	1:A:98:ALA:CB	2:B:23:U:H3'	6	0.12

*Continued on next page...*



*Continued from previous page...*

Key	Atom-1	Atom-2	Model ID	Violation (Å)
(1,5)	1:A:98:ALA:CB	2:B:23:U:H4'	6	0.12
(1,5)	1:A:98:ALA:CB	2:B:23:U:H5	6	0.12
(1,5)	1:A:98:ALA:CB	2:B:23:U:H5'	6	0.12
(1,5)	1:A:98:ALA:CB	2:B:23:U:H5''	6	0.12
(1,5)	1:A:98:ALA:CB	2:B:23:U:H6	6	0.12
(1,5)	1:A:98:ALA:CB	2:B:23:U:HO2'	6	0.12
(1,5)	1:A:98:ALA:CB	2:B:23:U:N1	6	0.12
(1,5)	1:A:98:ALA:CB	2:B:23:U:N3	6	0.12
(1,5)	1:A:98:ALA:CB	2:B:23:U:O2	6	0.12
(1,5)	1:A:98:ALA:CB	2:B:23:U:O2'	6	0.12
(1,5)	1:A:98:ALA:CB	2:B:23:U:O3'	6	0.12
(1,5)	1:A:98:ALA:CB	2:B:23:U:O4	6	0.12
(1,5)	1:A:98:ALA:CB	2:B:23:U:O4'	6	0.12
(1,5)	1:A:98:ALA:CB	2:B:23:U:O5'	6	0.12
(1,5)	1:A:98:ALA:CB	2:B:23:U:OP1	6	0.12
(1,5)	1:A:98:ALA:CB	2:B:23:U:OP2	6	0.12
(1,5)	1:A:98:ALA:CB	2:B:23:U:P	6	0.12
(1,5)	1:A:98:ALA:CB	2:B:24:G:C1'	6	0.12
(1,5)	1:A:98:ALA:CB	2:B:24:G:C2	6	0.12
(1,5)	1:A:98:ALA:CB	2:B:24:G:C2'	6	0.12
(1,5)	1:A:98:ALA:CB	2:B:24:G:C3'	6	0.12
(1,5)	1:A:98:ALA:CB	2:B:24:G:C4	6	0.12
(1,5)	1:A:98:ALA:CB	2:B:24:G:C4'	6	0.12
(1,5)	1:A:98:ALA:CB	2:B:24:G:C5	6	0.12
(1,5)	1:A:98:ALA:CB	2:B:24:G:C5'	6	0.12
(1,5)	1:A:98:ALA:CB	2:B:24:G:C6	6	0.12
(1,5)	1:A:98:ALA:CB	2:B:24:G:C8	6	0.12
(1,5)	1:A:98:ALA:CB	2:B:24:G:H1	6	0.12
(1,5)	1:A:98:ALA:CB	2:B:24:G:H1'	6	0.12
(1,5)	1:A:98:ALA:CB	2:B:24:G:H2'	6	0.12
(1,5)	1:A:98:ALA:CB	2:B:24:G:H21	6	0.12
(1,5)	1:A:98:ALA:CB	2:B:24:G:H22	6	0.12
(1,5)	1:A:98:ALA:CB	2:B:24:G:H3'	6	0.12
(1,5)	1:A:98:ALA:CB	2:B:24:G:H4'	6	0.12
(1,5)	1:A:98:ALA:CB	2:B:24:G:H5'	6	0.12
(1,5)	1:A:98:ALA:CB	2:B:24:G:H5''	6	0.12
(1,5)	1:A:98:ALA:CB	2:B:24:G:H8	6	0.12
(1,5)	1:A:98:ALA:CB	2:B:24:G:HO2'	6	0.12
(1,5)	1:A:98:ALA:CB	2:B:24:G:N1	6	0.12
(1,5)	1:A:98:ALA:CB	2:B:24:G:N2	6	0.12
(1,5)	1:A:98:ALA:CB	2:B:24:G:N3	6	0.12
(1,5)	1:A:98:ALA:CB	2:B:24:G:N7	6	0.12

*Continued on next page...*

*Continued from previous page...*

Key	Atom-1	Atom-2	Model ID	Violation (Å)
(1,5)	1:A:98:ALA:CB	2:B:24:G:N9	6	0.12
(1,5)	1:A:98:ALA:CB	2:B:24:G:O2'	6	0.12
(1,5)	1:A:98:ALA:CB	2:B:24:G:O3'	6	0.12
(1,5)	1:A:98:ALA:CB	2:B:24:G:O4'	6	0.12
(1,5)	1:A:98:ALA:CB	2:B:24:G:O5'	6	0.12
(1,5)	1:A:98:ALA:CB	2:B:24:G:O6	6	0.12
(1,5)	1:A:98:ALA:CB	2:B:24:G:OP1	6	0.12
(1,5)	1:A:98:ALA:CB	2:B:24:G:OP2	6	0.12
(1,5)	1:A:98:ALA:CB	2:B:24:G:P	6	0.12
(1,5)	1:A:98:ALA:H	2:B:2:C:C1'	6	0.12
(1,5)	1:A:98:ALA:H	2:B:2:C:C2	6	0.12
(1,5)	1:A:98:ALA:H	2:B:2:C:C2'	6	0.12
(1,5)	1:A:98:ALA:H	2:B:2:C:C3'	6	0.12
(1,5)	1:A:98:ALA:H	2:B:2:C:C4	6	0.12
(1,5)	1:A:98:ALA:H	2:B:2:C:C4'	6	0.12
(1,5)	1:A:98:ALA:H	2:B:2:C:C5	6	0.12
(1,5)	1:A:98:ALA:H	2:B:2:C:C5'	6	0.12
(1,5)	1:A:98:ALA:H	2:B:2:C:C6	6	0.12
(1,5)	1:A:98:ALA:H	2:B:2:C:H1'	6	0.12
(1,5)	1:A:98:ALA:H	2:B:2:C:H2'	6	0.12
(1,5)	1:A:98:ALA:H	2:B:2:C:H3'	6	0.12
(1,5)	1:A:98:ALA:H	2:B:2:C:H4'	6	0.12
(1,5)	1:A:98:ALA:H	2:B:2:C:H41	6	0.12
(1,5)	1:A:98:ALA:H	2:B:2:C:H42	6	0.12
(1,5)	1:A:98:ALA:H	2:B:2:C:H5	6	0.12
(1,5)	1:A:98:ALA:H	2:B:2:C:H5'	6	0.12
(1,5)	1:A:98:ALA:H	2:B:2:C:H5''	6	0.12
(1,5)	1:A:98:ALA:H	2:B:2:C:H6	6	0.12
(1,5)	1:A:98:ALA:H	2:B:2:C:HO2'	6	0.12
(1,5)	1:A:98:ALA:H	2:B:2:C:N1	6	0.12
(1,5)	1:A:98:ALA:H	2:B:2:C:N3	6	0.12
(1,5)	1:A:98:ALA:H	2:B:2:C:N4	6	0.12
(1,5)	1:A:98:ALA:H	2:B:2:C:O2	6	0.12
(1,5)	1:A:98:ALA:H	2:B:2:C:O2'	6	0.12
(1,5)	1:A:98:ALA:H	2:B:2:C:O3'	6	0.12
(1,5)	1:A:98:ALA:H	2:B:2:C:O4'	6	0.12
(1,5)	1:A:98:ALA:H	2:B:2:C:O5'	6	0.12
(1,5)	1:A:98:ALA:H	2:B:3:U:C1'	6	0.12
(1,5)	1:A:98:ALA:H	2:B:3:U:C2	6	0.12
(1,5)	1:A:98:ALA:H	2:B:3:U:C2'	6	0.12
(1,5)	1:A:98:ALA:H	2:B:3:U:C3'	6	0.12
(1,5)	1:A:98:ALA:H	2:B:3:U:C4	6	0.12

*Continued on next page...*

*Continued from previous page...*

Key	Atom-1	Atom-2	Model ID	Violation (Å)
(1,5)	1:A:98:ALA:H	2:B:3:U:C4'	6	0.12
(1,5)	1:A:98:ALA:H	2:B:3:U:C5	6	0.12
(1,5)	1:A:98:ALA:H	2:B:3:U:C5'	6	0.12
(1,5)	1:A:98:ALA:H	2:B:3:U:C6	6	0.12
(1,5)	1:A:98:ALA:H	2:B:3:U:H1'	6	0.12
(1,5)	1:A:98:ALA:H	2:B:3:U:H2'	6	0.12
(1,5)	1:A:98:ALA:H	2:B:3:U:H3	6	0.12
(1,5)	1:A:98:ALA:H	2:B:3:U:H3'	6	0.12
(1,5)	1:A:98:ALA:H	2:B:3:U:H4'	6	0.12
(1,5)	1:A:98:ALA:H	2:B:3:U:H5	6	0.12
(1,5)	1:A:98:ALA:H	2:B:3:U:H5'	6	0.12
(1,5)	1:A:98:ALA:H	2:B:3:U:H5''	6	0.12
(1,5)	1:A:98:ALA:H	2:B:3:U:H6	6	0.12
(1,5)	1:A:98:ALA:H	2:B:3:U:HO2'	6	0.12
(1,5)	1:A:98:ALA:H	2:B:3:U:N1	6	0.12
(1,5)	1:A:98:ALA:H	2:B:3:U:N3	6	0.12
(1,5)	1:A:98:ALA:H	2:B:3:U:O2	6	0.12
(1,5)	1:A:98:ALA:H	2:B:3:U:O2'	6	0.12
(1,5)	1:A:98:ALA:H	2:B:3:U:O3'	6	0.12
(1,5)	1:A:98:ALA:H	2:B:3:U:O4	6	0.12
(1,5)	1:A:98:ALA:H	2:B:3:U:O4'	6	0.12
(1,5)	1:A:98:ALA:H	2:B:3:U:O5'	6	0.12
(1,5)	1:A:98:ALA:H	2:B:3:U:OP1	6	0.12
(1,5)	1:A:98:ALA:H	2:B:3:U:OP2	6	0.12
(1,5)	1:A:98:ALA:H	2:B:3:U:P	6	0.12
(1,5)	1:A:98:ALA:H	2:B:4:G:C1'	6	0.12
(1,5)	1:A:98:ALA:H	2:B:4:G:C2	6	0.12
(1,5)	1:A:98:ALA:H	2:B:4:G:C2'	6	0.12
(1,5)	1:A:98:ALA:H	2:B:4:G:C3'	6	0.12
(1,5)	1:A:98:ALA:H	2:B:4:G:C4	6	0.12
(1,5)	1:A:98:ALA:H	2:B:4:G:C4'	6	0.12
(1,5)	1:A:98:ALA:H	2:B:4:G:C5	6	0.12
(1,5)	1:A:98:ALA:H	2:B:4:G:C5'	6	0.12
(1,5)	1:A:98:ALA:H	2:B:4:G:C6	6	0.12
(1,5)	1:A:98:ALA:H	2:B:4:G:C8	6	0.12
(1,5)	1:A:98:ALA:H	2:B:4:G:H1	6	0.12
(1,5)	1:A:98:ALA:H	2:B:4:G:H1'	6	0.12
(1,5)	1:A:98:ALA:H	2:B:4:G:H2'	6	0.12
(1,5)	1:A:98:ALA:H	2:B:4:G:H21	6	0.12
(1,5)	1:A:98:ALA:H	2:B:4:G:H22	6	0.12
(1,5)	1:A:98:ALA:H	2:B:4:G:H3'	6	0.12
(1,5)	1:A:98:ALA:H	2:B:4:G:H4'	6	0.12

*Continued on next page...*

*Continued from previous page...*

Key	Atom-1	Atom-2	Model ID	Violation (Å)
(1,5)	1:A:98:ALA:H	2:B:4:G:H5'	6	0.12
(1,5)	1:A:98:ALA:H	2:B:4:G:H5''	6	0.12
(1,5)	1:A:98:ALA:H	2:B:4:G:H8	6	0.12
(1,5)	1:A:98:ALA:H	2:B:4:G:HO2'	6	0.12
(1,5)	1:A:98:ALA:H	2:B:4:G:N1	6	0.12
(1,5)	1:A:98:ALA:H	2:B:4:G:N2	6	0.12
(1,5)	1:A:98:ALA:H	2:B:4:G:N3	6	0.12
(1,5)	1:A:98:ALA:H	2:B:4:G:N7	6	0.12
(1,5)	1:A:98:ALA:H	2:B:4:G:N9	6	0.12
(1,5)	1:A:98:ALA:H	2:B:4:G:O2'	6	0.12
(1,5)	1:A:98:ALA:H	2:B:4:G:O3'	6	0.12
(1,5)	1:A:98:ALA:H	2:B:4:G:O4'	6	0.12
(1,5)	1:A:98:ALA:H	2:B:4:G:O5'	6	0.12
(1,5)	1:A:98:ALA:H	2:B:4:G:O6	6	0.12
(1,5)	1:A:98:ALA:H	2:B:4:G:OP1	6	0.12
(1,5)	1:A:98:ALA:H	2:B:4:G:OP2	6	0.12
(1,5)	1:A:98:ALA:H	2:B:4:G:P	6	0.12
(1,5)	1:A:98:ALA:H	2:B:5:A:C1'	6	0.12
(1,5)	1:A:98:ALA:H	2:B:5:A:C2	6	0.12
(1,5)	1:A:98:ALA:H	2:B:5:A:C2'	6	0.12
(1,5)	1:A:98:ALA:H	2:B:5:A:C3'	6	0.12
(1,5)	1:A:98:ALA:H	2:B:5:A:C4	6	0.12
(1,5)	1:A:98:ALA:H	2:B:5:A:C4'	6	0.12
(1,5)	1:A:98:ALA:H	2:B:5:A:C5	6	0.12
(1,5)	1:A:98:ALA:H	2:B:5:A:C5'	6	0.12
(1,5)	1:A:98:ALA:H	2:B:5:A:C6	6	0.12
(1,5)	1:A:98:ALA:H	2:B:5:A:C8	6	0.12
(1,5)	1:A:98:ALA:H	2:B:5:A:H1'	6	0.12
(1,5)	1:A:98:ALA:H	2:B:5:A:H2	6	0.12
(1,5)	1:A:98:ALA:H	2:B:5:A:H2'	6	0.12
(1,5)	1:A:98:ALA:H	2:B:5:A:H3'	6	0.12
(1,5)	1:A:98:ALA:H	2:B:5:A:H4'	6	0.12
(1,5)	1:A:98:ALA:H	2:B:5:A:H5'	6	0.12
(1,5)	1:A:98:ALA:H	2:B:5:A:H5''	6	0.12
(1,5)	1:A:98:ALA:H	2:B:5:A:H61	6	0.12
(1,5)	1:A:98:ALA:H	2:B:5:A:H62	6	0.12
(1,5)	1:A:98:ALA:H	2:B:5:A:H8	6	0.12
(1,5)	1:A:98:ALA:H	2:B:5:A:HO2'	6	0.12
(1,5)	1:A:98:ALA:H	2:B:5:A:N1	6	0.12
(1,5)	1:A:98:ALA:H	2:B:5:A:N3	6	0.12
(1,5)	1:A:98:ALA:H	2:B:5:A:N6	6	0.12
(1,5)	1:A:98:ALA:H	2:B:5:A:N7	6	0.12

*Continued on next page...*

*Continued from previous page...*

Key	Atom-1	Atom-2	Model ID	Violation (Å)
(1,5)	1:A:98:ALA:H	2:B:5:A:N9	6	0.12
(1,5)	1:A:98:ALA:H	2:B:5:A:O2'	6	0.12
(1,5)	1:A:98:ALA:H	2:B:5:A:O3'	6	0.12
(1,5)	1:A:98:ALA:H	2:B:5:A:O4'	6	0.12
(1,5)	1:A:98:ALA:H	2:B:5:A:O5'	6	0.12
(1,5)	1:A:98:ALA:H	2:B:5:A:OP1	6	0.12
(1,5)	1:A:98:ALA:H	2:B:5:A:OP2	6	0.12
(1,5)	1:A:98:ALA:H	2:B:5:A:P	6	0.12
(1,5)	1:A:98:ALA:H	2:B:6:G:C1'	6	0.12
(1,5)	1:A:98:ALA:H	2:B:6:G:C2	6	0.12
(1,5)	1:A:98:ALA:H	2:B:6:G:C2'	6	0.12
(1,5)	1:A:98:ALA:H	2:B:6:G:C3'	6	0.12
(1,5)	1:A:98:ALA:H	2:B:6:G:C4	6	0.12
(1,5)	1:A:98:ALA:H	2:B:6:G:C4'	6	0.12
(1,5)	1:A:98:ALA:H	2:B:6:G:C5	6	0.12
(1,5)	1:A:98:ALA:H	2:B:6:G:C5'	6	0.12
(1,5)	1:A:98:ALA:H	2:B:6:G:C6	6	0.12
(1,5)	1:A:98:ALA:H	2:B:6:G:C8	6	0.12
(1,5)	1:A:98:ALA:H	2:B:6:G:H1	6	0.12
(1,5)	1:A:98:ALA:H	2:B:6:G:H1'	6	0.12
(1,5)	1:A:98:ALA:H	2:B:6:G:H2'	6	0.12
(1,5)	1:A:98:ALA:H	2:B:6:G:H21	6	0.12
(1,5)	1:A:98:ALA:H	2:B:6:G:H22	6	0.12
(1,5)	1:A:98:ALA:H	2:B:6:G:H3'	6	0.12
(1,5)	1:A:98:ALA:H	2:B:6:G:H4'	6	0.12
(1,5)	1:A:98:ALA:H	2:B:6:G:H5'	6	0.12
(1,5)	1:A:98:ALA:H	2:B:6:G:H5''	6	0.12
(1,5)	1:A:98:ALA:H	2:B:6:G:H8	6	0.12
(1,5)	1:A:98:ALA:H	2:B:6:G:HO2'	6	0.12
(1,5)	1:A:98:ALA:H	2:B:6:G:N1	6	0.12
(1,5)	1:A:98:ALA:H	2:B:6:G:N2	6	0.12
(1,5)	1:A:98:ALA:H	2:B:6:G:N3	6	0.12
(1,5)	1:A:98:ALA:H	2:B:6:G:N7	6	0.12
(1,5)	1:A:98:ALA:H	2:B:6:G:N9	6	0.12
(1,5)	1:A:98:ALA:H	2:B:6:G:O2'	6	0.12
(1,5)	1:A:98:ALA:H	2:B:6:G:O3'	6	0.12
(1,5)	1:A:98:ALA:H	2:B:6:G:O4'	6	0.12
(1,5)	1:A:98:ALA:H	2:B:6:G:O5'	6	0.12
(1,5)	1:A:98:ALA:H	2:B:6:G:O6	6	0.12
(1,5)	1:A:98:ALA:H	2:B:6:G:OP1	6	0.12
(1,5)	1:A:98:ALA:H	2:B:6:G:OP2	6	0.12
(1,5)	1:A:98:ALA:H	2:B:6:G:P	6	0.12

*Continued on next page...*

*Continued from previous page...*

Key	Atom-1	Atom-2	Model ID	Violation (Å)
(1,5)	1:A:98:ALA:H	2:B:7:C:C1'	6	0.12
(1,5)	1:A:98:ALA:H	2:B:7:C:C2	6	0.12
(1,5)	1:A:98:ALA:H	2:B:7:C:C2'	6	0.12
(1,5)	1:A:98:ALA:H	2:B:7:C:C3'	6	0.12
(1,5)	1:A:98:ALA:H	2:B:7:C:C4	6	0.12
(1,5)	1:A:98:ALA:H	2:B:7:C:C4'	6	0.12
(1,5)	1:A:98:ALA:H	2:B:7:C:C5	6	0.12
(1,5)	1:A:98:ALA:H	2:B:7:C:C5'	6	0.12
(1,5)	1:A:98:ALA:H	2:B:7:C:C6	6	0.12
(1,5)	1:A:98:ALA:H	2:B:7:C:H1'	6	0.12
(1,5)	1:A:98:ALA:H	2:B:7:C:H2'	6	0.12
(1,5)	1:A:98:ALA:H	2:B:7:C:H3'	6	0.12
(1,5)	1:A:98:ALA:H	2:B:7:C:H4'	6	0.12
(1,5)	1:A:98:ALA:H	2:B:7:C:H41	6	0.12
(1,5)	1:A:98:ALA:H	2:B:7:C:H42	6	0.12
(1,5)	1:A:98:ALA:H	2:B:7:C:H5	6	0.12
(1,5)	1:A:98:ALA:H	2:B:7:C:H5'	6	0.12
(1,5)	1:A:98:ALA:H	2:B:7:C:H5''	6	0.12
(1,5)	1:A:98:ALA:H	2:B:7:C:H6	6	0.12
(1,5)	1:A:98:ALA:H	2:B:7:C:HO2'	6	0.12
(1,5)	1:A:98:ALA:H	2:B:7:C:N1	6	0.12
(1,5)	1:A:98:ALA:H	2:B:7:C:N3	6	0.12
(1,5)	1:A:98:ALA:H	2:B:7:C:N4	6	0.12
(1,5)	1:A:98:ALA:H	2:B:7:C:O2	6	0.12
(1,5)	1:A:98:ALA:H	2:B:7:C:O2'	6	0.12
(1,5)	1:A:98:ALA:H	2:B:7:C:O3'	6	0.12
(1,5)	1:A:98:ALA:H	2:B:7:C:O4'	6	0.12
(1,5)	1:A:98:ALA:H	2:B:7:C:O5'	6	0.12
(1,5)	1:A:98:ALA:H	2:B:7:C:OP1	6	0.12
(1,5)	1:A:98:ALA:H	2:B:7:C:OP2	6	0.12
(1,5)	1:A:98:ALA:H	2:B:7:C:P	6	0.12
(1,5)	1:A:98:ALA:H	2:B:8:U:C1'	6	0.12
(1,5)	1:A:98:ALA:H	2:B:8:U:C2	6	0.12
(1,5)	1:A:98:ALA:H	2:B:8:U:C2'	6	0.12
(1,5)	1:A:98:ALA:H	2:B:8:U:C3'	6	0.12
(1,5)	1:A:98:ALA:H	2:B:8:U:C4	6	0.12
(1,5)	1:A:98:ALA:H	2:B:8:U:C4'	6	0.12
(1,5)	1:A:98:ALA:H	2:B:8:U:C5	6	0.12
(1,5)	1:A:98:ALA:H	2:B:8:U:C5'	6	0.12
(1,5)	1:A:98:ALA:H	2:B:8:U:C6	6	0.12
(1,5)	1:A:98:ALA:H	2:B:8:U:H1'	6	0.12
(1,5)	1:A:98:ALA:H	2:B:8:U:H2'	6	0.12

*Continued on next page...*

*Continued from previous page...*

Key	Atom-1	Atom-2	Model ID	Violation (Å)
(1,5)	1:A:98:ALA:H	2:B:8:U:H3	6	0.12
(1,5)	1:A:98:ALA:H	2:B:8:U:H3'	6	0.12
(1,5)	1:A:98:ALA:H	2:B:8:U:H4'	6	0.12
(1,5)	1:A:98:ALA:H	2:B:8:U:H5	6	0.12
(1,5)	1:A:98:ALA:H	2:B:8:U:H5'	6	0.12
(1,5)	1:A:98:ALA:H	2:B:8:U:H5''	6	0.12
(1,5)	1:A:98:ALA:H	2:B:8:U:H6	6	0.12
(1,5)	1:A:98:ALA:H	2:B:8:U:HO2'	6	0.12
(1,5)	1:A:98:ALA:H	2:B:8:U:N1	6	0.12
(1,5)	1:A:98:ALA:H	2:B:8:U:N3	6	0.12
(1,5)	1:A:98:ALA:H	2:B:8:U:O2	6	0.12
(1,5)	1:A:98:ALA:H	2:B:8:U:O2'	6	0.12
(1,5)	1:A:98:ALA:H	2:B:8:U:O3'	6	0.12
(1,5)	1:A:98:ALA:H	2:B:8:U:O4	6	0.12
(1,5)	1:A:98:ALA:H	2:B:8:U:O4'	6	0.12
(1,5)	1:A:98:ALA:H	2:B:8:U:O5'	6	0.12
(1,5)	1:A:98:ALA:H	2:B:8:U:OP1	6	0.12
(1,5)	1:A:98:ALA:H	2:B:8:U:OP2	6	0.12
(1,5)	1:A:98:ALA:H	2:B:8:U:P	6	0.12
(1,5)	1:A:98:ALA:H	2:B:9:C:C1'	6	0.12
(1,5)	1:A:98:ALA:H	2:B:9:C:C2	6	0.12
(1,5)	1:A:98:ALA:H	2:B:9:C:C2'	6	0.12
(1,5)	1:A:98:ALA:H	2:B:9:C:C3'	6	0.12
(1,5)	1:A:98:ALA:H	2:B:9:C:C4	6	0.12
(1,5)	1:A:98:ALA:H	2:B:9:C:C4'	6	0.12
(1,5)	1:A:98:ALA:H	2:B:9:C:C5	6	0.12
(1,5)	1:A:98:ALA:H	2:B:9:C:C5'	6	0.12
(1,5)	1:A:98:ALA:H	2:B:9:C:C6	6	0.12
(1,5)	1:A:98:ALA:H	2:B:9:C:H1'	6	0.12
(1,5)	1:A:98:ALA:H	2:B:9:C:H2'	6	0.12
(1,5)	1:A:98:ALA:H	2:B:9:C:H3'	6	0.12
(1,5)	1:A:98:ALA:H	2:B:9:C:H4'	6	0.12
(1,5)	1:A:98:ALA:H	2:B:9:C:H41	6	0.12
(1,5)	1:A:98:ALA:H	2:B:9:C:H42	6	0.12
(1,5)	1:A:98:ALA:H	2:B:9:C:H5	6	0.12
(1,5)	1:A:98:ALA:H	2:B:9:C:H5'	6	0.12
(1,5)	1:A:98:ALA:H	2:B:9:C:H5''	6	0.12
(1,5)	1:A:98:ALA:H	2:B:9:C:H6	6	0.12
(1,5)	1:A:98:ALA:H	2:B:9:C:HO2'	6	0.12
(1,5)	1:A:98:ALA:H	2:B:9:C:N1	6	0.12
(1,5)	1:A:98:ALA:H	2:B:9:C:N3	6	0.12
(1,5)	1:A:98:ALA:H	2:B:9:C:N4	6	0.12

*Continued on next page...*

*Continued from previous page...*

Key	Atom-1	Atom-2	Model ID	Violation (Å)
(1,5)	1:A:98:ALA:H	2:B:9:C:O2	6	0.12
(1,5)	1:A:98:ALA:H	2:B:9:C:O2'	6	0.12
(1,5)	1:A:98:ALA:H	2:B:9:C:O3'	6	0.12
(1,5)	1:A:98:ALA:H	2:B:9:C:O4'	6	0.12
(1,5)	1:A:98:ALA:H	2:B:9:C:O5'	6	0.12
(1,5)	1:A:98:ALA:H	2:B:9:C:OP1	6	0.12
(1,5)	1:A:98:ALA:H	2:B:9:C:OP2	6	0.12
(1,5)	1:A:98:ALA:H	2:B:9:C:P	6	0.12
(1,5)	1:A:98:ALA:H	2:B:10:G:C1'	6	0.12
(1,5)	1:A:98:ALA:H	2:B:10:G:C2	6	0.12
(1,5)	1:A:98:ALA:H	2:B:10:G:C2'	6	0.12
(1,5)	1:A:98:ALA:H	2:B:10:G:C3'	6	0.12
(1,5)	1:A:98:ALA:H	2:B:10:G:C4	6	0.12
(1,5)	1:A:98:ALA:H	2:B:10:G:C4'	6	0.12
(1,5)	1:A:98:ALA:H	2:B:10:G:C5	6	0.12
(1,5)	1:A:98:ALA:H	2:B:10:G:C5'	6	0.12
(1,5)	1:A:98:ALA:H	2:B:10:G:C6	6	0.12
(1,5)	1:A:98:ALA:H	2:B:10:G:C8	6	0.12
(1,5)	1:A:98:ALA:H	2:B:10:G:H1	6	0.12
(1,5)	1:A:98:ALA:H	2:B:10:G:H1'	6	0.12
(1,5)	1:A:98:ALA:H	2:B:10:G:H2'	6	0.12
(1,5)	1:A:98:ALA:H	2:B:10:G:H21	6	0.12
(1,5)	1:A:98:ALA:H	2:B:10:G:H22	6	0.12
(1,5)	1:A:98:ALA:H	2:B:10:G:H3'	6	0.12
(1,5)	1:A:98:ALA:H	2:B:10:G:H4'	6	0.12
(1,5)	1:A:98:ALA:H	2:B:10:G:H5'	6	0.12
(1,5)	1:A:98:ALA:H	2:B:10:G:H5''	6	0.12
(1,5)	1:A:98:ALA:H	2:B:10:G:H8	6	0.12
(1,5)	1:A:98:ALA:H	2:B:10:G:HO2'	6	0.12
(1,5)	1:A:98:ALA:H	2:B:10:G:N1	6	0.12
(1,5)	1:A:98:ALA:H	2:B:10:G:N2	6	0.12
(1,5)	1:A:98:ALA:H	2:B:10:G:N3	6	0.12
(1,5)	1:A:98:ALA:H	2:B:10:G:N7	6	0.12
(1,5)	1:A:98:ALA:H	2:B:10:G:N9	6	0.12
(1,5)	1:A:98:ALA:H	2:B:10:G:O2'	6	0.12
(1,5)	1:A:98:ALA:H	2:B:10:G:O3'	6	0.12
(1,5)	1:A:98:ALA:H	2:B:10:G:O4'	6	0.12
(1,5)	1:A:98:ALA:H	2:B:10:G:O5'	6	0.12
(1,5)	1:A:98:ALA:H	2:B:10:G:O6	6	0.12
(1,5)	1:A:98:ALA:H	2:B:10:G:OP1	6	0.12
(1,5)	1:A:98:ALA:H	2:B:10:G:OP2	6	0.12
(1,5)	1:A:98:ALA:H	2:B:10:G:P	6	0.12

*Continued on next page...*



*Continued from previous page...*

Key	Atom-1	Atom-2	Model ID	Violation (Å)
(1,5)	1:A:98:ALA:H	2:B:11:A:C1'	6	0.12
(1,5)	1:A:98:ALA:H	2:B:11:A:C2	6	0.12
(1,5)	1:A:98:ALA:H	2:B:11:A:C2'	6	0.12
(1,5)	1:A:98:ALA:H	2:B:11:A:C3'	6	0.12
(1,5)	1:A:98:ALA:H	2:B:11:A:C4	6	0.12
(1,5)	1:A:98:ALA:H	2:B:11:A:C4'	6	0.12
(1,5)	1:A:98:ALA:H	2:B:11:A:C5	6	0.12
(1,5)	1:A:98:ALA:H	2:B:11:A:C5'	6	0.12
(1,5)	1:A:98:ALA:H	2:B:11:A:C6	6	0.12
(1,5)	1:A:98:ALA:H	2:B:11:A:C8	6	0.12
(1,5)	1:A:98:ALA:H	2:B:11:A:H1'	6	0.12
(1,5)	1:A:98:ALA:H	2:B:11:A:H2	6	0.12
(1,5)	1:A:98:ALA:H	2:B:11:A:H2'	6	0.12
(1,5)	1:A:98:ALA:H	2:B:11:A:H3'	6	0.12
(1,5)	1:A:98:ALA:H	2:B:11:A:H4'	6	0.12
(1,5)	1:A:98:ALA:H	2:B:11:A:H5'	6	0.12
(1,5)	1:A:98:ALA:H	2:B:11:A:H5''	6	0.12
(1,5)	1:A:98:ALA:H	2:B:11:A:H61	6	0.12
(1,5)	1:A:98:ALA:H	2:B:11:A:H62	6	0.12
(1,5)	1:A:98:ALA:H	2:B:11:A:H8	6	0.12
(1,5)	1:A:98:ALA:H	2:B:11:A:HO2'	6	0.12
(1,5)	1:A:98:ALA:H	2:B:11:A:N1	6	0.12
(1,5)	1:A:98:ALA:H	2:B:11:A:N3	6	0.12
(1,5)	1:A:98:ALA:H	2:B:11:A:N6	6	0.12
(1,5)	1:A:98:ALA:H	2:B:11:A:N7	6	0.12
(1,5)	1:A:98:ALA:H	2:B:11:A:N9	6	0.12
(1,5)	1:A:98:ALA:H	2:B:11:A:O2'	6	0.12
(1,5)	1:A:98:ALA:H	2:B:11:A:O3'	6	0.12
(1,5)	1:A:98:ALA:H	2:B:11:A:O4'	6	0.12
(1,5)	1:A:98:ALA:H	2:B:11:A:O5'	6	0.12
(1,5)	1:A:98:ALA:H	2:B:11:A:OP1	6	0.12
(1,5)	1:A:98:ALA:H	2:B:11:A:OP2	6	0.12
(1,5)	1:A:98:ALA:H	2:B:11:A:P	6	0.12
(1,5)	1:A:98:ALA:H	2:B:12:A:C1'	6	0.12
(1,5)	1:A:98:ALA:H	2:B:12:A:C2	6	0.12
(1,5)	1:A:98:ALA:H	2:B:12:A:C2'	6	0.12
(1,5)	1:A:98:ALA:H	2:B:12:A:C3'	6	0.12
(1,5)	1:A:98:ALA:H	2:B:12:A:C4	6	0.12
(1,5)	1:A:98:ALA:H	2:B:12:A:C4'	6	0.12
(1,5)	1:A:98:ALA:H	2:B:12:A:C5	6	0.12
(1,5)	1:A:98:ALA:H	2:B:12:A:C5'	6	0.12
(1,5)	1:A:98:ALA:H	2:B:12:A:C6	6	0.12

*Continued on next page...*

*Continued from previous page...*

Key	Atom-1	Atom-2	Model ID	Violation (Å)
(1,5)	1:A:98:ALA:H	2:B:12:A:C8	6	0.12
(1,5)	1:A:98:ALA:H	2:B:12:A:H1'	6	0.12
(1,5)	1:A:98:ALA:H	2:B:12:A:H2	6	0.12
(1,5)	1:A:98:ALA:H	2:B:12:A:H2'	6	0.12
(1,5)	1:A:98:ALA:H	2:B:12:A:H3'	6	0.12
(1,5)	1:A:98:ALA:H	2:B:12:A:H4'	6	0.12
(1,5)	1:A:98:ALA:H	2:B:12:A:H5'	6	0.12
(1,5)	1:A:98:ALA:H	2:B:12:A:H5''	6	0.12
(1,5)	1:A:98:ALA:H	2:B:12:A:H61	6	0.12
(1,5)	1:A:98:ALA:H	2:B:12:A:H62	6	0.12
(1,5)	1:A:98:ALA:H	2:B:12:A:H8	6	0.12
(1,5)	1:A:98:ALA:H	2:B:12:A:HO2'	6	0.12
(1,5)	1:A:98:ALA:H	2:B:12:A:N1	6	0.12
(1,5)	1:A:98:ALA:H	2:B:12:A:N3	6	0.12
(1,5)	1:A:98:ALA:H	2:B:12:A:N6	6	0.12
(1,5)	1:A:98:ALA:H	2:B:12:A:N7	6	0.12
(1,5)	1:A:98:ALA:H	2:B:12:A:N9	6	0.12
(1,5)	1:A:98:ALA:H	2:B:12:A:O2'	6	0.12
(1,5)	1:A:98:ALA:H	2:B:12:A:O3'	6	0.12
(1,5)	1:A:98:ALA:H	2:B:12:A:O4'	6	0.12
(1,5)	1:A:98:ALA:H	2:B:12:A:O5'	6	0.12
(1,5)	1:A:98:ALA:H	2:B:12:A:OP1	6	0.12
(1,5)	1:A:98:ALA:H	2:B:12:A:OP2	6	0.12
(1,5)	1:A:98:ALA:H	2:B:12:A:P	6	0.12
(1,5)	1:A:98:ALA:H	2:B:13:A:C1'	6	0.12
(1,5)	1:A:98:ALA:H	2:B:13:A:C2	6	0.12
(1,5)	1:A:98:ALA:H	2:B:13:A:C2'	6	0.12
(1,5)	1:A:98:ALA:H	2:B:13:A:C3'	6	0.12
(1,5)	1:A:98:ALA:H	2:B:13:A:C4	6	0.12
(1,5)	1:A:98:ALA:H	2:B:13:A:C4'	6	0.12
(1,5)	1:A:98:ALA:H	2:B:13:A:C5	6	0.12
(1,5)	1:A:98:ALA:H	2:B:13:A:C5'	6	0.12
(1,5)	1:A:98:ALA:H	2:B:13:A:C6	6	0.12
(1,5)	1:A:98:ALA:H	2:B:13:A:C8	6	0.12
(1,5)	1:A:98:ALA:H	2:B:13:A:H1'	6	0.12
(1,5)	1:A:98:ALA:H	2:B:13:A:H2	6	0.12
(1,5)	1:A:98:ALA:H	2:B:13:A:H2'	6	0.12
(1,5)	1:A:98:ALA:H	2:B:13:A:H3'	6	0.12
(1,5)	1:A:98:ALA:H	2:B:13:A:H4'	6	0.12
(1,5)	1:A:98:ALA:H	2:B:13:A:H5'	6	0.12
(1,5)	1:A:98:ALA:H	2:B:13:A:H5''	6	0.12
(1,5)	1:A:98:ALA:H	2:B:13:A:H61	6	0.12

*Continued on next page...*

*Continued from previous page...*

Key	Atom-1	Atom-2	Model ID	Violation (Å)
(1,5)	1:A:98:ALA:H	2:B:13:A:H62	6	0.12
(1,5)	1:A:98:ALA:H	2:B:13:A:H8	6	0.12
(1,5)	1:A:98:ALA:H	2:B:13:A:HO2'	6	0.12
(1,5)	1:A:98:ALA:H	2:B:13:A:N1	6	0.12
(1,5)	1:A:98:ALA:H	2:B:13:A:N3	6	0.12
(1,5)	1:A:98:ALA:H	2:B:13:A:N6	6	0.12
(1,5)	1:A:98:ALA:H	2:B:13:A:N7	6	0.12
(1,5)	1:A:98:ALA:H	2:B:13:A:N9	6	0.12
(1,5)	1:A:98:ALA:H	2:B:13:A:O2'	6	0.12
(1,5)	1:A:98:ALA:H	2:B:13:A:O3'	6	0.12
(1,5)	1:A:98:ALA:H	2:B:13:A:O4'	6	0.12
(1,5)	1:A:98:ALA:H	2:B:13:A:O5'	6	0.12
(1,5)	1:A:98:ALA:H	2:B:13:A:OP1	6	0.12
(1,5)	1:A:98:ALA:H	2:B:13:A:OP2	6	0.12
(1,5)	1:A:98:ALA:H	2:B:13:A:P	6	0.12
(1,5)	1:A:98:ALA:H	2:B:14:G:C1'	6	0.12
(1,5)	1:A:98:ALA:H	2:B:14:G:C2	6	0.12
(1,5)	1:A:98:ALA:H	2:B:14:G:C2'	6	0.12
(1,5)	1:A:98:ALA:H	2:B:14:G:C3'	6	0.12
(1,5)	1:A:98:ALA:H	2:B:14:G:C4	6	0.12
(1,5)	1:A:98:ALA:H	2:B:14:G:C4'	6	0.12
(1,5)	1:A:98:ALA:H	2:B:14:G:C5	6	0.12
(1,5)	1:A:98:ALA:H	2:B:14:G:C5'	6	0.12
(1,5)	1:A:98:ALA:H	2:B:14:G:C6	6	0.12
(1,5)	1:A:98:ALA:H	2:B:14:G:C8	6	0.12
(1,5)	1:A:98:ALA:H	2:B:14:G:H1	6	0.12
(1,5)	1:A:98:ALA:H	2:B:14:G:H1'	6	0.12
(1,5)	1:A:98:ALA:H	2:B:14:G:H2'	6	0.12
(1,5)	1:A:98:ALA:H	2:B:14:G:H21	6	0.12
(1,5)	1:A:98:ALA:H	2:B:14:G:H22	6	0.12
(1,5)	1:A:98:ALA:H	2:B:14:G:H3'	6	0.12
(1,5)	1:A:98:ALA:H	2:B:14:G:H4'	6	0.12
(1,5)	1:A:98:ALA:H	2:B:14:G:H5'	6	0.12
(1,5)	1:A:98:ALA:H	2:B:14:G:H5''	6	0.12
(1,5)	1:A:98:ALA:H	2:B:14:G:H8	6	0.12
(1,5)	1:A:98:ALA:H	2:B:14:G:HO2'	6	0.12
(1,5)	1:A:98:ALA:H	2:B:14:G:N1	6	0.12
(1,5)	1:A:98:ALA:H	2:B:14:G:N2	6	0.12
(1,5)	1:A:98:ALA:H	2:B:14:G:N3	6	0.12
(1,5)	1:A:98:ALA:H	2:B:14:G:N7	6	0.12
(1,5)	1:A:98:ALA:H	2:B:14:G:N9	6	0.12
(1,5)	1:A:98:ALA:H	2:B:14:G:O2'	6	0.12

*Continued on next page...*

*Continued from previous page...*

Key	Atom-1	Atom-2	Model ID	Violation (Å)
(1,5)	1:A:98:ALA:H	2:B:14:G:O3'	6	0.12
(1,5)	1:A:98:ALA:H	2:B:14:G:O4'	6	0.12
(1,5)	1:A:98:ALA:H	2:B:14:G:O5'	6	0.12
(1,5)	1:A:98:ALA:H	2:B:14:G:O6	6	0.12
(1,5)	1:A:98:ALA:H	2:B:14:G:OP1	6	0.12
(1,5)	1:A:98:ALA:H	2:B:14:G:OP2	6	0.12
(1,5)	1:A:98:ALA:H	2:B:14:G:P	6	0.12
(1,5)	1:A:98:ALA:H	2:B:15:A:C1'	6	0.12
(1,5)	1:A:98:ALA:H	2:B:15:A:C2	6	0.12
(1,5)	1:A:98:ALA:H	2:B:15:A:C2'	6	0.12
(1,5)	1:A:98:ALA:H	2:B:15:A:C3'	6	0.12
(1,5)	1:A:98:ALA:H	2:B:15:A:C4	6	0.12
(1,5)	1:A:98:ALA:H	2:B:15:A:C4'	6	0.12
(1,5)	1:A:98:ALA:H	2:B:15:A:C5	6	0.12
(1,5)	1:A:98:ALA:H	2:B:15:A:C5'	6	0.12
(1,5)	1:A:98:ALA:H	2:B:15:A:C6	6	0.12
(1,5)	1:A:98:ALA:H	2:B:15:A:C8	6	0.12
(1,5)	1:A:98:ALA:H	2:B:15:A:H1'	6	0.12
(1,5)	1:A:98:ALA:H	2:B:15:A:H2	6	0.12
(1,5)	1:A:98:ALA:H	2:B:15:A:H2'	6	0.12
(1,5)	1:A:98:ALA:H	2:B:15:A:H3'	6	0.12
(1,5)	1:A:98:ALA:H	2:B:15:A:H4'	6	0.12
(1,5)	1:A:98:ALA:H	2:B:15:A:H5'	6	0.12
(1,5)	1:A:98:ALA:H	2:B:15:A:H5''	6	0.12
(1,5)	1:A:98:ALA:H	2:B:15:A:H61	6	0.12
(1,5)	1:A:98:ALA:H	2:B:15:A:H62	6	0.12
(1,5)	1:A:98:ALA:H	2:B:15:A:H8	6	0.12
(1,5)	1:A:98:ALA:H	2:B:15:A:HO2'	6	0.12
(1,5)	1:A:98:ALA:H	2:B:15:A:N1	6	0.12
(1,5)	1:A:98:ALA:H	2:B:15:A:N3	6	0.12
(1,5)	1:A:98:ALA:H	2:B:15:A:N6	6	0.12
(1,5)	1:A:98:ALA:H	2:B:15:A:N7	6	0.12
(1,5)	1:A:98:ALA:H	2:B:15:A:N9	6	0.12
(1,5)	1:A:98:ALA:H	2:B:15:A:O2'	6	0.12
(1,5)	1:A:98:ALA:H	2:B:15:A:O3'	6	0.12
(1,5)	1:A:98:ALA:H	2:B:15:A:O4'	6	0.12
(1,5)	1:A:98:ALA:H	2:B:15:A:O5'	6	0.12
(1,5)	1:A:98:ALA:H	2:B:15:A:OP1	6	0.12
(1,5)	1:A:98:ALA:H	2:B:15:A:OP2	6	0.12
(1,5)	1:A:98:ALA:H	2:B:15:A:P	6	0.12
(1,5)	1:A:98:ALA:H	2:B:16:G:C1'	6	0.12
(1,5)	1:A:98:ALA:H	2:B:16:G:C2	6	0.12

*Continued on next page...*

*Continued from previous page...*

Key	Atom-1	Atom-2	Model ID	Violation (Å)
(1,5)	1:A:98:ALA:H	2:B:16:G:C2'	6	0.12
(1,5)	1:A:98:ALA:H	2:B:16:G:C3'	6	0.12
(1,5)	1:A:98:ALA:H	2:B:16:G:C4	6	0.12
(1,5)	1:A:98:ALA:H	2:B:16:G:C4'	6	0.12
(1,5)	1:A:98:ALA:H	2:B:16:G:C5	6	0.12
(1,5)	1:A:98:ALA:H	2:B:16:G:C5'	6	0.12
(1,5)	1:A:98:ALA:H	2:B:16:G:C6	6	0.12
(1,5)	1:A:98:ALA:H	2:B:16:G:C8	6	0.12
(1,5)	1:A:98:ALA:H	2:B:16:G:H1	6	0.12
(1,5)	1:A:98:ALA:H	2:B:16:G:H1'	6	0.12
(1,5)	1:A:98:ALA:H	2:B:16:G:H2'	6	0.12
(1,5)	1:A:98:ALA:H	2:B:16:G:H21	6	0.12
(1,5)	1:A:98:ALA:H	2:B:16:G:H22	6	0.12
(1,5)	1:A:98:ALA:H	2:B:16:G:H3'	6	0.12
(1,5)	1:A:98:ALA:H	2:B:16:G:H4'	6	0.12
(1,5)	1:A:98:ALA:H	2:B:16:G:H5'	6	0.12
(1,5)	1:A:98:ALA:H	2:B:16:G:H5''	6	0.12
(1,5)	1:A:98:ALA:H	2:B:16:G:H8	6	0.12
(1,5)	1:A:98:ALA:H	2:B:16:G:HO2'	6	0.12
(1,5)	1:A:98:ALA:H	2:B:16:G:N1	6	0.12
(1,5)	1:A:98:ALA:H	2:B:16:G:N2	6	0.12
(1,5)	1:A:98:ALA:H	2:B:16:G:N3	6	0.12
(1,5)	1:A:98:ALA:H	2:B:16:G:N7	6	0.12
(1,5)	1:A:98:ALA:H	2:B:16:G:N9	6	0.12
(1,5)	1:A:98:ALA:H	2:B:16:G:O2'	6	0.12
(1,5)	1:A:98:ALA:H	2:B:16:G:O3'	6	0.12
(1,5)	1:A:98:ALA:H	2:B:16:G:O4'	6	0.12
(1,5)	1:A:98:ALA:H	2:B:16:G:O5'	6	0.12
(1,5)	1:A:98:ALA:H	2:B:16:G:O6	6	0.12
(1,5)	1:A:98:ALA:H	2:B:16:G:OP1	6	0.12
(1,5)	1:A:98:ALA:H	2:B:16:G:OP2	6	0.12
(1,5)	1:A:98:ALA:H	2:B:16:G:P	6	0.12
(1,5)	1:A:98:ALA:H	2:B:17:C:C1'	6	0.12
(1,5)	1:A:98:ALA:H	2:B:17:C:C2	6	0.12
(1,5)	1:A:98:ALA:H	2:B:17:C:C2'	6	0.12
(1,5)	1:A:98:ALA:H	2:B:17:C:C3'	6	0.12
(1,5)	1:A:98:ALA:H	2:B:17:C:C4	6	0.12
(1,5)	1:A:98:ALA:H	2:B:17:C:C4'	6	0.12
(1,5)	1:A:98:ALA:H	2:B:17:C:C5	6	0.12
(1,5)	1:A:98:ALA:H	2:B:17:C:C5'	6	0.12
(1,5)	1:A:98:ALA:H	2:B:17:C:C6	6	0.12
(1,5)	1:A:98:ALA:H	2:B:17:C:H1'	6	0.12

*Continued on next page...*

*Continued from previous page...*

Key	Atom-1	Atom-2	Model ID	Violation (Å)
(1,5)	1:A:98:ALA:H	2:B:17:C:H2'	6	0.12
(1,5)	1:A:98:ALA:H	2:B:17:C:H3'	6	0.12
(1,5)	1:A:98:ALA:H	2:B:17:C:H4'	6	0.12
(1,5)	1:A:98:ALA:H	2:B:17:C:H41	6	0.12
(1,5)	1:A:98:ALA:H	2:B:17:C:H42	6	0.12
(1,5)	1:A:98:ALA:H	2:B:17:C:H5	6	0.12
(1,5)	1:A:98:ALA:H	2:B:17:C:H5'	6	0.12
(1,5)	1:A:98:ALA:H	2:B:17:C:H5''	6	0.12
(1,5)	1:A:98:ALA:H	2:B:17:C:H6	6	0.12
(1,5)	1:A:98:ALA:H	2:B:17:C:HO2'	6	0.12
(1,5)	1:A:98:ALA:H	2:B:17:C:N1	6	0.12
(1,5)	1:A:98:ALA:H	2:B:17:C:N3	6	0.12
(1,5)	1:A:98:ALA:H	2:B:17:C:N4	6	0.12
(1,5)	1:A:98:ALA:H	2:B:17:C:O2	6	0.12
(1,5)	1:A:98:ALA:H	2:B:17:C:O2'	6	0.12
(1,5)	1:A:98:ALA:H	2:B:17:C:O3'	6	0.12
(1,5)	1:A:98:ALA:H	2:B:17:C:O4'	6	0.12
(1,5)	1:A:98:ALA:H	2:B:17:C:O5'	6	0.12
(1,5)	1:A:98:ALA:H	2:B:17:C:OP1	6	0.12
(1,5)	1:A:98:ALA:H	2:B:17:C:OP2	6	0.12
(1,5)	1:A:98:ALA:H	2:B:17:C:P	6	0.12
(1,5)	1:A:98:ALA:H	2:B:18:A:C1'	6	0.12
(1,5)	1:A:98:ALA:H	2:B:18:A:C2	6	0.12
(1,5)	1:A:98:ALA:H	2:B:18:A:C2'	6	0.12
(1,5)	1:A:98:ALA:H	2:B:18:A:C3'	6	0.12
(1,5)	1:A:98:ALA:H	2:B:18:A:C4	6	0.12
(1,5)	1:A:98:ALA:H	2:B:18:A:C4'	6	0.12
(1,5)	1:A:98:ALA:H	2:B:18:A:C5	6	0.12
(1,5)	1:A:98:ALA:H	2:B:18:A:C5'	6	0.12
(1,5)	1:A:98:ALA:H	2:B:18:A:C6	6	0.12
(1,5)	1:A:98:ALA:H	2:B:18:A:C8	6	0.12
(1,5)	1:A:98:ALA:H	2:B:18:A:H1'	6	0.12
(1,5)	1:A:98:ALA:H	2:B:18:A:H2	6	0.12
(1,5)	1:A:98:ALA:H	2:B:18:A:H2'	6	0.12
(1,5)	1:A:98:ALA:H	2:B:18:A:H3'	6	0.12
(1,5)	1:A:98:ALA:H	2:B:18:A:H4'	6	0.12
(1,5)	1:A:98:ALA:H	2:B:18:A:H5'	6	0.12
(1,5)	1:A:98:ALA:H	2:B:18:A:H5''	6	0.12
(1,5)	1:A:98:ALA:H	2:B:18:A:H61	6	0.12
(1,5)	1:A:98:ALA:H	2:B:18:A:H62	6	0.12
(1,5)	1:A:98:ALA:H	2:B:18:A:H8	6	0.12
(1,5)	1:A:98:ALA:H	2:B:18:A:HO2'	6	0.12

*Continued on next page...*

*Continued from previous page...*

Key	Atom-1	Atom-2	Model ID	Violation (Å)
(1,5)	1:A:98:ALA:H	2:B:18:A:N1	6	0.12
(1,5)	1:A:98:ALA:H	2:B:18:A:N3	6	0.12
(1,5)	1:A:98:ALA:H	2:B:18:A:N6	6	0.12
(1,5)	1:A:98:ALA:H	2:B:18:A:N7	6	0.12
(1,5)	1:A:98:ALA:H	2:B:18:A:N9	6	0.12
(1,5)	1:A:98:ALA:H	2:B:18:A:O2'	6	0.12
(1,5)	1:A:98:ALA:H	2:B:18:A:O3'	6	0.12
(1,5)	1:A:98:ALA:H	2:B:18:A:O4'	6	0.12
(1,5)	1:A:98:ALA:H	2:B:18:A:O5'	6	0.12
(1,5)	1:A:98:ALA:H	2:B:18:A:OP1	6	0.12
(1,5)	1:A:98:ALA:H	2:B:18:A:OP2	6	0.12
(1,5)	1:A:98:ALA:H	2:B:18:A:P	6	0.12
(1,5)	1:A:98:ALA:H	2:B:19:A:C1'	6	0.12
(1,5)	1:A:98:ALA:H	2:B:19:A:C2	6	0.12
(1,5)	1:A:98:ALA:H	2:B:19:A:C2'	6	0.12
(1,5)	1:A:98:ALA:H	2:B:19:A:C3'	6	0.12
(1,5)	1:A:98:ALA:H	2:B:19:A:C4	6	0.12
(1,5)	1:A:98:ALA:H	2:B:19:A:C4'	6	0.12
(1,5)	1:A:98:ALA:H	2:B:19:A:C5	6	0.12
(1,5)	1:A:98:ALA:H	2:B:19:A:C5'	6	0.12
(1,5)	1:A:98:ALA:H	2:B:19:A:C6	6	0.12
(1,5)	1:A:98:ALA:H	2:B:19:A:C8	6	0.12
(1,5)	1:A:98:ALA:H	2:B:19:A:H1'	6	0.12
(1,5)	1:A:98:ALA:H	2:B:19:A:H2	6	0.12
(1,5)	1:A:98:ALA:H	2:B:19:A:H2'	6	0.12
(1,5)	1:A:98:ALA:H	2:B:19:A:H3'	6	0.12
(1,5)	1:A:98:ALA:H	2:B:19:A:H4'	6	0.12
(1,5)	1:A:98:ALA:H	2:B:19:A:H5'	6	0.12
(1,5)	1:A:98:ALA:H	2:B:19:A:H5''	6	0.12
(1,5)	1:A:98:ALA:H	2:B:19:A:H61	6	0.12
(1,5)	1:A:98:ALA:H	2:B:19:A:H62	6	0.12
(1,5)	1:A:98:ALA:H	2:B:19:A:H8	6	0.12
(1,5)	1:A:98:ALA:H	2:B:19:A:HO2'	6	0.12
(1,5)	1:A:98:ALA:H	2:B:19:A:N1	6	0.12
(1,5)	1:A:98:ALA:H	2:B:19:A:N3	6	0.12
(1,5)	1:A:98:ALA:H	2:B:19:A:N6	6	0.12
(1,5)	1:A:98:ALA:H	2:B:19:A:N7	6	0.12
(1,5)	1:A:98:ALA:H	2:B:19:A:N9	6	0.12
(1,5)	1:A:98:ALA:H	2:B:19:A:O2'	6	0.12
(1,5)	1:A:98:ALA:H	2:B:19:A:O3'	6	0.12
(1,5)	1:A:98:ALA:H	2:B:19:A:O4'	6	0.12
(1,5)	1:A:98:ALA:H	2:B:19:A:O5'	6	0.12

*Continued on next page...*

*Continued from previous page...*

Key	Atom-1	Atom-2	Model ID	Violation (Å)
(1,5)	1:A:98:ALA:H	2:B:19:A:OP1	6	0.12
(1,5)	1:A:98:ALA:H	2:B:19:A:OP2	6	0.12
(1,5)	1:A:98:ALA:H	2:B:19:A:P	6	0.12
(1,5)	1:A:98:ALA:H	2:B:20:U:C1'	6	0.12
(1,5)	1:A:98:ALA:H	2:B:20:U:C2	6	0.12
(1,5)	1:A:98:ALA:H	2:B:20:U:C2'	6	0.12
(1,5)	1:A:98:ALA:H	2:B:20:U:C3'	6	0.12
(1,5)	1:A:98:ALA:H	2:B:20:U:C4	6	0.12
(1,5)	1:A:98:ALA:H	2:B:20:U:C4'	6	0.12
(1,5)	1:A:98:ALA:H	2:B:20:U:C5	6	0.12
(1,5)	1:A:98:ALA:H	2:B:20:U:C5'	6	0.12
(1,5)	1:A:98:ALA:H	2:B:20:U:C6	6	0.12
(1,5)	1:A:98:ALA:H	2:B:20:U:H1'	6	0.12
(1,5)	1:A:98:ALA:H	2:B:20:U:H2'	6	0.12
(1,5)	1:A:98:ALA:H	2:B:20:U:H3	6	0.12
(1,5)	1:A:98:ALA:H	2:B:20:U:H3'	6	0.12
(1,5)	1:A:98:ALA:H	2:B:20:U:H4'	6	0.12
(1,5)	1:A:98:ALA:H	2:B:20:U:H5	6	0.12
(1,5)	1:A:98:ALA:H	2:B:20:U:H5'	6	0.12
(1,5)	1:A:98:ALA:H	2:B:20:U:H5''	6	0.12
(1,5)	1:A:98:ALA:H	2:B:20:U:H6	6	0.12
(1,5)	1:A:98:ALA:H	2:B:20:U:HO2'	6	0.12
(1,5)	1:A:98:ALA:H	2:B:20:U:N1	6	0.12
(1,5)	1:A:98:ALA:H	2:B:20:U:N3	6	0.12
(1,5)	1:A:98:ALA:H	2:B:20:U:O2	6	0.12
(1,5)	1:A:98:ALA:H	2:B:20:U:O2'	6	0.12
(1,5)	1:A:98:ALA:H	2:B:20:U:O3'	6	0.12
(1,5)	1:A:98:ALA:H	2:B:20:U:O4	6	0.12
(1,5)	1:A:98:ALA:H	2:B:20:U:O4'	6	0.12
(1,5)	1:A:98:ALA:H	2:B:20:U:O5'	6	0.12
(1,5)	1:A:98:ALA:H	2:B:20:U:OP1	6	0.12
(1,5)	1:A:98:ALA:H	2:B:20:U:OP2	6	0.12
(1,5)	1:A:98:ALA:H	2:B:20:U:P	6	0.12
(1,5)	1:A:98:ALA:H	2:B:21:G:C1'	6	0.12
(1,5)	1:A:98:ALA:H	2:B:21:G:C2	6	0.12
(1,5)	1:A:98:ALA:H	2:B:21:G:C2'	6	0.12
(1,5)	1:A:98:ALA:H	2:B:21:G:C3'	6	0.12
(1,5)	1:A:98:ALA:H	2:B:21:G:C4	6	0.12
(1,5)	1:A:98:ALA:H	2:B:21:G:C4'	6	0.12
(1,5)	1:A:98:ALA:H	2:B:21:G:C5	6	0.12
(1,5)	1:A:98:ALA:H	2:B:21:G:C5'	6	0.12
(1,5)	1:A:98:ALA:H	2:B:21:G:C6	6	0.12

*Continued on next page...*



*Continued from previous page...*

Key	Atom-1	Atom-2	Model ID	Violation (Å)
(1,5)	1:A:98:ALA:H	2:B:21:G:C8	6	0.12
(1,5)	1:A:98:ALA:H	2:B:21:G:H1	6	0.12
(1,5)	1:A:98:ALA:H	2:B:21:G:H1'	6	0.12
(1,5)	1:A:98:ALA:H	2:B:21:G:H2'	6	0.12
(1,5)	1:A:98:ALA:H	2:B:21:G:H21	6	0.12
(1,5)	1:A:98:ALA:H	2:B:21:G:H22	6	0.12
(1,5)	1:A:98:ALA:H	2:B:21:G:H3'	6	0.12
(1,5)	1:A:98:ALA:H	2:B:21:G:H4'	6	0.12
(1,5)	1:A:98:ALA:H	2:B:21:G:H5'	6	0.12
(1,5)	1:A:98:ALA:H	2:B:21:G:H5''	6	0.12
(1,5)	1:A:98:ALA:H	2:B:21:G:H8	6	0.12
(1,5)	1:A:98:ALA:H	2:B:21:G:HO2'	6	0.12
(1,5)	1:A:98:ALA:H	2:B:21:G:N1	6	0.12
(1,5)	1:A:98:ALA:H	2:B:21:G:N2	6	0.12
(1,5)	1:A:98:ALA:H	2:B:21:G:N3	6	0.12
(1,5)	1:A:98:ALA:H	2:B:21:G:N7	6	0.12
(1,5)	1:A:98:ALA:H	2:B:21:G:N9	6	0.12
(1,5)	1:A:98:ALA:H	2:B:21:G:O2'	6	0.12
(1,5)	1:A:98:ALA:H	2:B:21:G:O3'	6	0.12
(1,5)	1:A:98:ALA:H	2:B:21:G:O4'	6	0.12
(1,5)	1:A:98:ALA:H	2:B:21:G:O5'	6	0.12
(1,5)	1:A:98:ALA:H	2:B:21:G:O6	6	0.12
(1,5)	1:A:98:ALA:H	2:B:21:G:OP1	6	0.12
(1,5)	1:A:98:ALA:H	2:B:21:G:OP2	6	0.12
(1,5)	1:A:98:ALA:H	2:B:21:G:P	6	0.12
(1,5)	1:A:98:ALA:H	2:B:22:A:C1'	6	0.12
(1,5)	1:A:98:ALA:H	2:B:22:A:C2	6	0.12
(1,5)	1:A:98:ALA:H	2:B:22:A:C2'	6	0.12
(1,5)	1:A:98:ALA:H	2:B:22:A:C3'	6	0.12
(1,5)	1:A:98:ALA:H	2:B:22:A:C4	6	0.12
(1,5)	1:A:98:ALA:H	2:B:22:A:C4'	6	0.12
(1,5)	1:A:98:ALA:H	2:B:22:A:C5	6	0.12
(1,5)	1:A:98:ALA:H	2:B:22:A:C5'	6	0.12
(1,5)	1:A:98:ALA:H	2:B:22:A:C6	6	0.12
(1,5)	1:A:98:ALA:H	2:B:22:A:C8	6	0.12
(1,5)	1:A:98:ALA:H	2:B:22:A:H1'	6	0.12
(1,5)	1:A:98:ALA:H	2:B:22:A:H2	6	0.12
(1,5)	1:A:98:ALA:H	2:B:22:A:H2'	6	0.12
(1,5)	1:A:98:ALA:H	2:B:22:A:H3'	6	0.12
(1,5)	1:A:98:ALA:H	2:B:22:A:H4'	6	0.12
(1,5)	1:A:98:ALA:H	2:B:22:A:H5'	6	0.12
(1,5)	1:A:98:ALA:H	2:B:22:A:H5''	6	0.12

*Continued on next page...*

*Continued from previous page...*

Key	Atom-1	Atom-2	Model ID	Violation (Å)
(1,5)	1:A:98:ALA:H	2:B:22:A:H61	6	0.12
(1,5)	1:A:98:ALA:H	2:B:22:A:H62	6	0.12
(1,5)	1:A:98:ALA:H	2:B:22:A:H8	6	0.12
(1,5)	1:A:98:ALA:H	2:B:22:A:HO2'	6	0.12
(1,5)	1:A:98:ALA:H	2:B:22:A:N1	6	0.12
(1,5)	1:A:98:ALA:H	2:B:22:A:N3	6	0.12
(1,5)	1:A:98:ALA:H	2:B:22:A:N6	6	0.12
(1,5)	1:A:98:ALA:H	2:B:22:A:N7	6	0.12
(1,5)	1:A:98:ALA:H	2:B:22:A:N9	6	0.12
(1,5)	1:A:98:ALA:H	2:B:22:A:O2'	6	0.12
(1,5)	1:A:98:ALA:H	2:B:22:A:O3'	6	0.12
(1,5)	1:A:98:ALA:H	2:B:22:A:O4'	6	0.12
(1,5)	1:A:98:ALA:H	2:B:22:A:O5'	6	0.12
(1,5)	1:A:98:ALA:H	2:B:22:A:OP1	6	0.12
(1,5)	1:A:98:ALA:H	2:B:22:A:OP2	6	0.12
(1,5)	1:A:98:ALA:H	2:B:22:A:P	6	0.12
(1,5)	1:A:98:ALA:H	2:B:23:U:C1'	6	0.12
(1,5)	1:A:98:ALA:H	2:B:23:U:C2	6	0.12
(1,5)	1:A:98:ALA:H	2:B:23:U:C2'	6	0.12
(1,5)	1:A:98:ALA:H	2:B:23:U:C3'	6	0.12
(1,5)	1:A:98:ALA:H	2:B:23:U:C4	6	0.12
(1,5)	1:A:98:ALA:H	2:B:23:U:C4'	6	0.12
(1,5)	1:A:98:ALA:H	2:B:23:U:C5	6	0.12
(1,5)	1:A:98:ALA:H	2:B:23:U:C5'	6	0.12
(1,5)	1:A:98:ALA:H	2:B:23:U:C6	6	0.12
(1,5)	1:A:98:ALA:H	2:B:23:U:H1'	6	0.12
(1,5)	1:A:98:ALA:H	2:B:23:U:H2'	6	0.12
(1,5)	1:A:98:ALA:H	2:B:23:U:H3	6	0.12
(1,5)	1:A:98:ALA:H	2:B:23:U:H3'	6	0.12
(1,5)	1:A:98:ALA:H	2:B:23:U:H4'	6	0.12
(1,5)	1:A:98:ALA:H	2:B:23:U:H5	6	0.12
(1,5)	1:A:98:ALA:H	2:B:23:U:H5'	6	0.12
(1,5)	1:A:98:ALA:H	2:B:23:U:H5''	6	0.12
(1,5)	1:A:98:ALA:H	2:B:23:U:H6	6	0.12
(1,5)	1:A:98:ALA:H	2:B:23:U:HO2'	6	0.12
(1,5)	1:A:98:ALA:H	2:B:23:U:N1	6	0.12
(1,5)	1:A:98:ALA:H	2:B:23:U:N3	6	0.12
(1,5)	1:A:98:ALA:H	2:B:23:U:O2	6	0.12
(1,5)	1:A:98:ALA:H	2:B:23:U:O2'	6	0.12
(1,5)	1:A:98:ALA:H	2:B:23:U:O3'	6	0.12
(1,5)	1:A:98:ALA:H	2:B:23:U:O4	6	0.12
(1,5)	1:A:98:ALA:H	2:B:23:U:O4'	6	0.12

*Continued on next page...*

*Continued from previous page...*

Key	Atom-1	Atom-2	Model ID	Violation (Å)
(1,5)	1:A:98:ALA:H	2:B:23:U:O5'	6	0.12
(1,5)	1:A:98:ALA:H	2:B:23:U:OP1	6	0.12
(1,5)	1:A:98:ALA:H	2:B:23:U:OP2	6	0.12
(1,5)	1:A:98:ALA:H	2:B:23:U:P	6	0.12
(1,5)	1:A:98:ALA:H	2:B:24:G:C1'	6	0.12
(1,5)	1:A:98:ALA:H	2:B:24:G:C2	6	0.12
(1,5)	1:A:98:ALA:H	2:B:24:G:C2'	6	0.12
(1,5)	1:A:98:ALA:H	2:B:24:G:C3'	6	0.12
(1,5)	1:A:98:ALA:H	2:B:24:G:C4	6	0.12
(1,5)	1:A:98:ALA:H	2:B:24:G:C4'	6	0.12
(1,5)	1:A:98:ALA:H	2:B:24:G:C5	6	0.12
(1,5)	1:A:98:ALA:H	2:B:24:G:C5'	6	0.12
(1,5)	1:A:98:ALA:H	2:B:24:G:C6	6	0.12
(1,5)	1:A:98:ALA:H	2:B:24:G:C8	6	0.12
(1,5)	1:A:98:ALA:H	2:B:24:G:H1	6	0.12
(1,5)	1:A:98:ALA:H	2:B:24:G:H1'	6	0.12
(1,5)	1:A:98:ALA:H	2:B:24:G:H2'	6	0.12
(1,5)	1:A:98:ALA:H	2:B:24:G:H21	6	0.12
(1,5)	1:A:98:ALA:H	2:B:24:G:H22	6	0.12
(1,5)	1:A:98:ALA:H	2:B:24:G:H3'	6	0.12
(1,5)	1:A:98:ALA:H	2:B:24:G:H4'	6	0.12
(1,5)	1:A:98:ALA:H	2:B:24:G:H5'	6	0.12
(1,5)	1:A:98:ALA:H	2:B:24:G:H5''	6	0.12
(1,5)	1:A:98:ALA:H	2:B:24:G:H8	6	0.12
(1,5)	1:A:98:ALA:H	2:B:24:G:HO2'	6	0.12
(1,5)	1:A:98:ALA:H	2:B:24:G:N1	6	0.12
(1,5)	1:A:98:ALA:H	2:B:24:G:N2	6	0.12
(1,5)	1:A:98:ALA:H	2:B:24:G:N3	6	0.12
(1,5)	1:A:98:ALA:H	2:B:24:G:N7	6	0.12
(1,5)	1:A:98:ALA:H	2:B:24:G:N9	6	0.12
(1,5)	1:A:98:ALA:H	2:B:24:G:O2'	6	0.12
(1,5)	1:A:98:ALA:H	2:B:24:G:O3'	6	0.12
(1,5)	1:A:98:ALA:H	2:B:24:G:O4'	6	0.12
(1,5)	1:A:98:ALA:H	2:B:24:G:O5'	6	0.12
(1,5)	1:A:98:ALA:H	2:B:24:G:O6	6	0.12
(1,5)	1:A:98:ALA:H	2:B:24:G:OP1	6	0.12
(1,5)	1:A:98:ALA:H	2:B:24:G:OP2	6	0.12
(1,5)	1:A:98:ALA:H	2:B:24:G:P	6	0.12
(1,5)	1:A:98:ALA:HA	2:B:2:C:C1'	6	0.12
(1,5)	1:A:98:ALA:HA	2:B:2:C:C2	6	0.12
(1,5)	1:A:98:ALA:HA	2:B:2:C:C2'	6	0.12
(1,5)	1:A:98:ALA:HA	2:B:2:C:C3'	6	0.12

*Continued on next page...*

*Continued from previous page...*

Key	Atom-1	Atom-2	Model ID	Violation (Å)
(1,5)	1:A:98:ALA:HA	2:B:2:C:C4	6	0.12
(1,5)	1:A:98:ALA:HA	2:B:2:C:C4'	6	0.12
(1,5)	1:A:98:ALA:HA	2:B:2:C:C5	6	0.12
(1,5)	1:A:98:ALA:HA	2:B:2:C:C5'	6	0.12
(1,5)	1:A:98:ALA:HA	2:B:2:C:C6	6	0.12
(1,5)	1:A:98:ALA:HA	2:B:2:C:H1'	6	0.12
(1,5)	1:A:98:ALA:HA	2:B:2:C:H2'	6	0.12
(1,5)	1:A:98:ALA:HA	2:B:2:C:H3'	6	0.12
(1,5)	1:A:98:ALA:HA	2:B:2:C:H4'	6	0.12
(1,5)	1:A:98:ALA:HA	2:B:2:C:H41	6	0.12
(1,5)	1:A:98:ALA:HA	2:B:2:C:H42	6	0.12
(1,5)	1:A:98:ALA:HA	2:B:2:C:H5	6	0.12
(1,5)	1:A:98:ALA:HA	2:B:2:C:H5'	6	0.12
(1,5)	1:A:98:ALA:HA	2:B:2:C:H5''	6	0.12
(1,5)	1:A:98:ALA:HA	2:B:2:C:H6	6	0.12
(1,5)	1:A:98:ALA:HA	2:B:2:C:HO2'	6	0.12
(1,5)	1:A:98:ALA:HA	2:B:2:C:N1	6	0.12
(1,5)	1:A:98:ALA:HA	2:B:2:C:N3	6	0.12
(1,5)	1:A:98:ALA:HA	2:B:2:C:N4	6	0.12
(1,5)	1:A:98:ALA:HA	2:B:2:C:O2	6	0.12
(1,5)	1:A:98:ALA:HA	2:B:2:C:O2'	6	0.12
(1,5)	1:A:98:ALA:HA	2:B:2:C:O3'	6	0.12
(1,5)	1:A:98:ALA:HA	2:B:2:C:O4'	6	0.12
(1,5)	1:A:98:ALA:HA	2:B:2:C:O5'	6	0.12
(1,5)	1:A:98:ALA:HA	2:B:3:U:C1'	6	0.12
(1,5)	1:A:98:ALA:HA	2:B:3:U:C2	6	0.12
(1,5)	1:A:98:ALA:HA	2:B:3:U:C2'	6	0.12
(1,5)	1:A:98:ALA:HA	2:B:3:U:C3'	6	0.12
(1,5)	1:A:98:ALA:HA	2:B:3:U:C4	6	0.12
(1,5)	1:A:98:ALA:HA	2:B:3:U:C4'	6	0.12
(1,5)	1:A:98:ALA:HA	2:B:3:U:C5	6	0.12
(1,5)	1:A:98:ALA:HA	2:B:3:U:C5'	6	0.12
(1,5)	1:A:98:ALA:HA	2:B:3:U:C6	6	0.12
(1,5)	1:A:98:ALA:HA	2:B:3:U:H1'	6	0.12
(1,5)	1:A:98:ALA:HA	2:B:3:U:H2'	6	0.12
(1,5)	1:A:98:ALA:HA	2:B:3:U:H3	6	0.12
(1,5)	1:A:98:ALA:HA	2:B:3:U:H3'	6	0.12
(1,5)	1:A:98:ALA:HA	2:B:3:U:H4'	6	0.12
(1,5)	1:A:98:ALA:HA	2:B:3:U:H5	6	0.12
(1,5)	1:A:98:ALA:HA	2:B:3:U:H5'	6	0.12
(1,5)	1:A:98:ALA:HA	2:B:3:U:H5''	6	0.12
(1,5)	1:A:98:ALA:HA	2:B:3:U:H6	6	0.12

*Continued on next page...*

*Continued from previous page...*

Key	Atom-1	Atom-2	Model ID	Violation (Å)
(1,5)	1:A:98:ALA:HA	2:B:3:U:HO2'	6	0.12
(1,5)	1:A:98:ALA:HA	2:B:3:U:N1	6	0.12
(1,5)	1:A:98:ALA:HA	2:B:3:U:N3	6	0.12
(1,5)	1:A:98:ALA:HA	2:B:3:U:O2	6	0.12
(1,5)	1:A:98:ALA:HA	2:B:3:U:O2'	6	0.12
(1,5)	1:A:98:ALA:HA	2:B:3:U:O3'	6	0.12
(1,5)	1:A:98:ALA:HA	2:B:3:U:O4	6	0.12
(1,5)	1:A:98:ALA:HA	2:B:3:U:O4'	6	0.12
(1,5)	1:A:98:ALA:HA	2:B:3:U:O5'	6	0.12
(1,5)	1:A:98:ALA:HA	2:B:3:U:OP1	6	0.12
(1,5)	1:A:98:ALA:HA	2:B:3:U:OP2	6	0.12
(1,5)	1:A:98:ALA:HA	2:B:3:U:P	6	0.12
(1,5)	1:A:98:ALA:HA	2:B:4:G:C1'	6	0.12
(1,5)	1:A:98:ALA:HA	2:B:4:G:C2	6	0.12
(1,5)	1:A:98:ALA:HA	2:B:4:G:C2'	6	0.12
(1,5)	1:A:98:ALA:HA	2:B:4:G:C3'	6	0.12
(1,5)	1:A:98:ALA:HA	2:B:4:G:C4	6	0.12
(1,5)	1:A:98:ALA:HA	2:B:4:G:C4'	6	0.12
(1,5)	1:A:98:ALA:HA	2:B:4:G:C5	6	0.12
(1,5)	1:A:98:ALA:HA	2:B:4:G:C5'	6	0.12
(1,5)	1:A:98:ALA:HA	2:B:4:G:C6	6	0.12
(1,5)	1:A:98:ALA:HA	2:B:4:G:C8	6	0.12
(1,5)	1:A:98:ALA:HA	2:B:4:G:H1	6	0.12
(1,5)	1:A:98:ALA:HA	2:B:4:G:H1'	6	0.12
(1,5)	1:A:98:ALA:HA	2:B:4:G:H2'	6	0.12
(1,5)	1:A:98:ALA:HA	2:B:4:G:H21	6	0.12
(1,5)	1:A:98:ALA:HA	2:B:4:G:H22	6	0.12
(1,5)	1:A:98:ALA:HA	2:B:4:G:H3'	6	0.12
(1,5)	1:A:98:ALA:HA	2:B:4:G:H4'	6	0.12
(1,5)	1:A:98:ALA:HA	2:B:4:G:H5'	6	0.12
(1,5)	1:A:98:ALA:HA	2:B:4:G:H5''	6	0.12
(1,5)	1:A:98:ALA:HA	2:B:4:G:H8	6	0.12
(1,5)	1:A:98:ALA:HA	2:B:4:G:HO2'	6	0.12
(1,5)	1:A:98:ALA:HA	2:B:4:G:N1	6	0.12
(1,5)	1:A:98:ALA:HA	2:B:4:G:N2	6	0.12
(1,5)	1:A:98:ALA:HA	2:B:4:G:N3	6	0.12
(1,5)	1:A:98:ALA:HA	2:B:4:G:N7	6	0.12
(1,5)	1:A:98:ALA:HA	2:B:4:G:N9	6	0.12
(1,5)	1:A:98:ALA:HA	2:B:4:G:O2'	6	0.12
(1,5)	1:A:98:ALA:HA	2:B:4:G:O3'	6	0.12
(1,5)	1:A:98:ALA:HA	2:B:4:G:O4'	6	0.12
(1,5)	1:A:98:ALA:HA	2:B:4:G:O5'	6	0.12

*Continued on next page...*

*Continued from previous page...*

Key	Atom-1	Atom-2	Model ID	Violation (Å)
(1,5)	1:A:98:ALA:HA	2:B:4:G:O6	6	0.12
(1,5)	1:A:98:ALA:HA	2:B:4:G:OP1	6	0.12
(1,5)	1:A:98:ALA:HA	2:B:4:G:OP2	6	0.12
(1,5)	1:A:98:ALA:HA	2:B:4:G:P	6	0.12
(1,5)	1:A:98:ALA:HA	2:B:5:A:C1'	6	0.12
(1,5)	1:A:98:ALA:HA	2:B:5:A:C2	6	0.12
(1,5)	1:A:98:ALA:HA	2:B:5:A:C2'	6	0.12
(1,5)	1:A:98:ALA:HA	2:B:5:A:C3'	6	0.12
(1,5)	1:A:98:ALA:HA	2:B:5:A:C4	6	0.12
(1,5)	1:A:98:ALA:HA	2:B:5:A:C4'	6	0.12
(1,5)	1:A:98:ALA:HA	2:B:5:A:C5	6	0.12
(1,5)	1:A:98:ALA:HA	2:B:5:A:C5'	6	0.12
(1,5)	1:A:98:ALA:HA	2:B:5:A:C6	6	0.12
(1,5)	1:A:98:ALA:HA	2:B:5:A:C8	6	0.12
(1,5)	1:A:98:ALA:HA	2:B:5:A:H1'	6	0.12
(1,5)	1:A:98:ALA:HA	2:B:5:A:H2	6	0.12
(1,5)	1:A:98:ALA:HA	2:B:5:A:H2'	6	0.12
(1,5)	1:A:98:ALA:HA	2:B:5:A:H3'	6	0.12
(1,5)	1:A:98:ALA:HA	2:B:5:A:H4'	6	0.12
(1,5)	1:A:98:ALA:HA	2:B:5:A:H5'	6	0.12
(1,5)	1:A:98:ALA:HA	2:B:5:A:H5''	6	0.12
(1,5)	1:A:98:ALA:HA	2:B:5:A:H61	6	0.12
(1,5)	1:A:98:ALA:HA	2:B:5:A:H62	6	0.12
(1,5)	1:A:98:ALA:HA	2:B:5:A:H8	6	0.12
(1,5)	1:A:98:ALA:HA	2:B:5:A:HO2'	6	0.12
(1,5)	1:A:98:ALA:HA	2:B:5:A:N1	6	0.12
(1,5)	1:A:98:ALA:HA	2:B:5:A:N3	6	0.12
(1,5)	1:A:98:ALA:HA	2:B:5:A:N6	6	0.12
(1,5)	1:A:98:ALA:HA	2:B:5:A:N7	6	0.12
(1,5)	1:A:98:ALA:HA	2:B:5:A:N9	6	0.12
(1,5)	1:A:98:ALA:HA	2:B:5:A:O2'	6	0.12
(1,5)	1:A:98:ALA:HA	2:B:5:A:O3'	6	0.12
(1,5)	1:A:98:ALA:HA	2:B:5:A:O4'	6	0.12
(1,5)	1:A:98:ALA:HA	2:B:5:A:O5'	6	0.12
(1,5)	1:A:98:ALA:HA	2:B:5:A:OP1	6	0.12
(1,5)	1:A:98:ALA:HA	2:B:5:A:OP2	6	0.12
(1,5)	1:A:98:ALA:HA	2:B:5:A:P	6	0.12
(1,5)	1:A:98:ALA:HA	2:B:6:G:C1'	6	0.12
(1,5)	1:A:98:ALA:HA	2:B:6:G:C2	6	0.12
(1,5)	1:A:98:ALA:HA	2:B:6:G:C2'	6	0.12
(1,5)	1:A:98:ALA:HA	2:B:6:G:C3'	6	0.12
(1,5)	1:A:98:ALA:HA	2:B:6:G:C4	6	0.12

*Continued on next page...*

*Continued from previous page...*

Key	Atom-1	Atom-2	Model ID	Violation (Å)
(1,5)	1:A:98:ALA:HA	2:B:6:G:C4'	6	0.12
(1,5)	1:A:98:ALA:HA	2:B:6:G:C5	6	0.12
(1,5)	1:A:98:ALA:HA	2:B:6:G:C5'	6	0.12
(1,5)	1:A:98:ALA:HA	2:B:6:G:C6	6	0.12
(1,5)	1:A:98:ALA:HA	2:B:6:G:C8	6	0.12
(1,5)	1:A:98:ALA:HA	2:B:6:G:H1	6	0.12
(1,5)	1:A:98:ALA:HA	2:B:6:G:H1'	6	0.12
(1,5)	1:A:98:ALA:HA	2:B:6:G:H2'	6	0.12
(1,5)	1:A:98:ALA:HA	2:B:6:G:H21	6	0.12
(1,5)	1:A:98:ALA:HA	2:B:6:G:H22	6	0.12
(1,5)	1:A:98:ALA:HA	2:B:6:G:H3'	6	0.12
(1,5)	1:A:98:ALA:HA	2:B:6:G:H4'	6	0.12
(1,5)	1:A:98:ALA:HA	2:B:6:G:H5'	6	0.12
(1,5)	1:A:98:ALA:HA	2:B:6:G:H5''	6	0.12
(1,5)	1:A:98:ALA:HA	2:B:6:G:H8	6	0.12
(1,5)	1:A:98:ALA:HA	2:B:6:G:HO2'	6	0.12
(1,5)	1:A:98:ALA:HA	2:B:6:G:N1	6	0.12
(1,5)	1:A:98:ALA:HA	2:B:6:G:N2	6	0.12
(1,5)	1:A:98:ALA:HA	2:B:6:G:N3	6	0.12
(1,5)	1:A:98:ALA:HA	2:B:6:G:N7	6	0.12
(1,5)	1:A:98:ALA:HA	2:B:6:G:N9	6	0.12
(1,5)	1:A:98:ALA:HA	2:B:6:G:O2'	6	0.12
(1,5)	1:A:98:ALA:HA	2:B:6:G:O3'	6	0.12
(1,5)	1:A:98:ALA:HA	2:B:6:G:O4'	6	0.12
(1,5)	1:A:98:ALA:HA	2:B:6:G:O5'	6	0.12
(1,5)	1:A:98:ALA:HA	2:B:6:G:O6	6	0.12
(1,5)	1:A:98:ALA:HA	2:B:6:G:OP1	6	0.12
(1,5)	1:A:98:ALA:HA	2:B:6:G:OP2	6	0.12
(1,5)	1:A:98:ALA:HA	2:B:6:G:P	6	0.12
(1,5)	1:A:98:ALA:HA	2:B:7:C:C1'	6	0.12
(1,5)	1:A:98:ALA:HA	2:B:7:C:C2	6	0.12
(1,5)	1:A:98:ALA:HA	2:B:7:C:C2'	6	0.12
(1,5)	1:A:98:ALA:HA	2:B:7:C:C3'	6	0.12
(1,5)	1:A:98:ALA:HA	2:B:7:C:C4	6	0.12
(1,5)	1:A:98:ALA:HA	2:B:7:C:C4'	6	0.12
(1,5)	1:A:98:ALA:HA	2:B:7:C:C5	6	0.12
(1,5)	1:A:98:ALA:HA	2:B:7:C:C5'	6	0.12
(1,5)	1:A:98:ALA:HA	2:B:7:C:C6	6	0.12
(1,5)	1:A:98:ALA:HA	2:B:7:C:H1'	6	0.12
(1,5)	1:A:98:ALA:HA	2:B:7:C:H2'	6	0.12
(1,5)	1:A:98:ALA:HA	2:B:7:C:H3'	6	0.12
(1,5)	1:A:98:ALA:HA	2:B:7:C:H4'	6	0.12

*Continued on next page...*

*Continued from previous page...*

Key	Atom-1	Atom-2	Model ID	Violation (Å)
(1,5)	1:A:98:ALA:HA	2:B:7:C:H41	6	0.12
(1,5)	1:A:98:ALA:HA	2:B:7:C:H42	6	0.12
(1,5)	1:A:98:ALA:HA	2:B:7:C:H5	6	0.12
(1,5)	1:A:98:ALA:HA	2:B:7:C:H5'	6	0.12
(1,5)	1:A:98:ALA:HA	2:B:7:C:H5''	6	0.12
(1,5)	1:A:98:ALA:HA	2:B:7:C:H6	6	0.12
(1,5)	1:A:98:ALA:HA	2:B:7:C:HO2'	6	0.12
(1,5)	1:A:98:ALA:HA	2:B:7:C:N1	6	0.12
(1,5)	1:A:98:ALA:HA	2:B:7:C:N3	6	0.12
(1,5)	1:A:98:ALA:HA	2:B:7:C:N4	6	0.12
(1,5)	1:A:98:ALA:HA	2:B:7:C:O2	6	0.12
(1,5)	1:A:98:ALA:HA	2:B:7:C:O2'	6	0.12
(1,5)	1:A:98:ALA:HA	2:B:7:C:O3'	6	0.12
(1,5)	1:A:98:ALA:HA	2:B:7:C:O4'	6	0.12
(1,5)	1:A:98:ALA:HA	2:B:7:C:O5'	6	0.12
(1,5)	1:A:98:ALA:HA	2:B:7:C:OP1	6	0.12
(1,5)	1:A:98:ALA:HA	2:B:7:C:OP2	6	0.12
(1,5)	1:A:98:ALA:HA	2:B:7:C:P	6	0.12
(1,5)	1:A:98:ALA:HA	2:B:8:U:C1'	6	0.12
(1,5)	1:A:98:ALA:HA	2:B:8:U:C2	6	0.12
(1,5)	1:A:98:ALA:HA	2:B:8:U:C2'	6	0.12
(1,5)	1:A:98:ALA:HA	2:B:8:U:C3'	6	0.12
(1,5)	1:A:98:ALA:HA	2:B:8:U:C4	6	0.12
(1,5)	1:A:98:ALA:HA	2:B:8:U:C4'	6	0.12
(1,5)	1:A:98:ALA:HA	2:B:8:U:C5	6	0.12
(1,5)	1:A:98:ALA:HA	2:B:8:U:C5'	6	0.12
(1,5)	1:A:98:ALA:HA	2:B:8:U:C6	6	0.12
(1,5)	1:A:98:ALA:HA	2:B:8:U:H1'	6	0.12
(1,5)	1:A:98:ALA:HA	2:B:8:U:H2'	6	0.12
(1,5)	1:A:98:ALA:HA	2:B:8:U:H3	6	0.12
(1,5)	1:A:98:ALA:HA	2:B:8:U:H3'	6	0.12
(1,5)	1:A:98:ALA:HA	2:B:8:U:H4'	6	0.12
(1,5)	1:A:98:ALA:HA	2:B:8:U:H5	6	0.12
(1,5)	1:A:98:ALA:HA	2:B:8:U:H5'	6	0.12
(1,5)	1:A:98:ALA:HA	2:B:8:U:H5''	6	0.12
(1,5)	1:A:98:ALA:HA	2:B:8:U:H6	6	0.12
(1,5)	1:A:98:ALA:HA	2:B:8:U:HO2'	6	0.12
(1,5)	1:A:98:ALA:HA	2:B:8:U:N1	6	0.12
(1,5)	1:A:98:ALA:HA	2:B:8:U:N3	6	0.12
(1,5)	1:A:98:ALA:HA	2:B:8:U:O2	6	0.12
(1,5)	1:A:98:ALA:HA	2:B:8:U:O2'	6	0.12
(1,5)	1:A:98:ALA:HA	2:B:8:U:O3'	6	0.12

*Continued on next page...*



*Continued from previous page...*

Key	Atom-1	Atom-2	Model ID	Violation (Å)
(1,5)	1:A:98:ALA:HA	2:B:8:U:O4	6	0.12
(1,5)	1:A:98:ALA:HA	2:B:8:U:O4'	6	0.12
(1,5)	1:A:98:ALA:HA	2:B:8:U:O5'	6	0.12
(1,5)	1:A:98:ALA:HA	2:B:8:U:OP1	6	0.12
(1,5)	1:A:98:ALA:HA	2:B:8:U:OP2	6	0.12
(1,5)	1:A:98:ALA:HA	2:B:8:U:P	6	0.12
(1,5)	1:A:98:ALA:HA	2:B:9:C:C1'	6	0.12
(1,5)	1:A:98:ALA:HA	2:B:9:C:C2	6	0.12
(1,5)	1:A:98:ALA:HA	2:B:9:C:C2'	6	0.12
(1,5)	1:A:98:ALA:HA	2:B:9:C:C3'	6	0.12
(1,5)	1:A:98:ALA:HA	2:B:9:C:C4	6	0.12
(1,5)	1:A:98:ALA:HA	2:B:9:C:C4'	6	0.12
(1,5)	1:A:98:ALA:HA	2:B:9:C:C5	6	0.12
(1,5)	1:A:98:ALA:HA	2:B:9:C:C5'	6	0.12
(1,5)	1:A:98:ALA:HA	2:B:9:C:C6	6	0.12
(1,5)	1:A:98:ALA:HA	2:B:9:C:H1'	6	0.12
(1,5)	1:A:98:ALA:HA	2:B:9:C:H2'	6	0.12
(1,5)	1:A:98:ALA:HA	2:B:9:C:H3'	6	0.12
(1,5)	1:A:98:ALA:HA	2:B:9:C:H4'	6	0.12
(1,5)	1:A:98:ALA:HA	2:B:9:C:H41	6	0.12
(1,5)	1:A:98:ALA:HA	2:B:9:C:H42	6	0.12
(1,5)	1:A:98:ALA:HA	2:B:9:C:H5	6	0.12
(1,5)	1:A:98:ALA:HA	2:B:9:C:H5'	6	0.12
(1,5)	1:A:98:ALA:HA	2:B:9:C:H5''	6	0.12
(1,5)	1:A:98:ALA:HA	2:B:9:C:H6	6	0.12
(1,5)	1:A:98:ALA:HA	2:B:9:C:HO2'	6	0.12
(1,5)	1:A:98:ALA:HA	2:B:9:C:N1	6	0.12
(1,5)	1:A:98:ALA:HA	2:B:9:C:N3	6	0.12
(1,5)	1:A:98:ALA:HA	2:B:9:C:N4	6	0.12
(1,5)	1:A:98:ALA:HA	2:B:9:C:O2	6	0.12
(1,5)	1:A:98:ALA:HA	2:B:9:C:O2'	6	0.12
(1,5)	1:A:98:ALA:HA	2:B:9:C:O3'	6	0.12
(1,5)	1:A:98:ALA:HA	2:B:9:C:O4'	6	0.12
(1,5)	1:A:98:ALA:HA	2:B:9:C:O5'	6	0.12
(1,5)	1:A:98:ALA:HA	2:B:9:C:OP1	6	0.12
(1,5)	1:A:98:ALA:HA	2:B:9:C:OP2	6	0.12
(1,5)	1:A:98:ALA:HA	2:B:9:C:P	6	0.12
(1,5)	1:A:98:ALA:HA	2:B:10:G:C1'	6	0.12
(1,5)	1:A:98:ALA:HA	2:B:10:G:C2	6	0.12
(1,5)	1:A:98:ALA:HA	2:B:10:G:C2'	6	0.12
(1,5)	1:A:98:ALA:HA	2:B:10:G:C3'	6	0.12
(1,5)	1:A:98:ALA:HA	2:B:10:G:C4	6	0.12

*Continued on next page...*

*Continued from previous page...*

Key	Atom-1	Atom-2	Model ID	Violation (Å)
(1,5)	1:A:98:ALA:HA	2:B:10:G:C4'	6	0.12
(1,5)	1:A:98:ALA:HA	2:B:10:G:C5	6	0.12
(1,5)	1:A:98:ALA:HA	2:B:10:G:C5'	6	0.12
(1,5)	1:A:98:ALA:HA	2:B:10:G:C6	6	0.12
(1,5)	1:A:98:ALA:HA	2:B:10:G:C8	6	0.12
(1,5)	1:A:98:ALA:HA	2:B:10:G:H1	6	0.12
(1,5)	1:A:98:ALA:HA	2:B:10:G:H1'	6	0.12
(1,5)	1:A:98:ALA:HA	2:B:10:G:H2'	6	0.12
(1,5)	1:A:98:ALA:HA	2:B:10:G:H21	6	0.12
(1,5)	1:A:98:ALA:HA	2:B:10:G:H22	6	0.12
(1,5)	1:A:98:ALA:HA	2:B:10:G:H3'	6	0.12
(1,5)	1:A:98:ALA:HA	2:B:10:G:H4'	6	0.12
(1,5)	1:A:98:ALA:HA	2:B:10:G:H5'	6	0.12
(1,5)	1:A:98:ALA:HA	2:B:10:G:H5''	6	0.12
(1,5)	1:A:98:ALA:HA	2:B:10:G:H8	6	0.12
(1,5)	1:A:98:ALA:HA	2:B:10:G:HO2'	6	0.12
(1,5)	1:A:98:ALA:HA	2:B:10:G:N1	6	0.12
(1,5)	1:A:98:ALA:HA	2:B:10:G:N2	6	0.12
(1,5)	1:A:98:ALA:HA	2:B:10:G:N3	6	0.12
(1,5)	1:A:98:ALA:HA	2:B:10:G:N7	6	0.12
(1,5)	1:A:98:ALA:HA	2:B:10:G:N9	6	0.12
(1,5)	1:A:98:ALA:HA	2:B:10:G:O2'	6	0.12
(1,5)	1:A:98:ALA:HA	2:B:10:G:O3'	6	0.12
(1,5)	1:A:98:ALA:HA	2:B:10:G:O4'	6	0.12
(1,5)	1:A:98:ALA:HA	2:B:10:G:O5'	6	0.12
(1,5)	1:A:98:ALA:HA	2:B:10:G:O6	6	0.12
(1,5)	1:A:98:ALA:HA	2:B:10:G:OP1	6	0.12
(1,5)	1:A:98:ALA:HA	2:B:10:G:OP2	6	0.12
(1,5)	1:A:98:ALA:HA	2:B:10:G:P	6	0.12
(1,5)	1:A:98:ALA:HA	2:B:11:A:C1'	6	0.12
(1,5)	1:A:98:ALA:HA	2:B:11:A:C2	6	0.12
(1,5)	1:A:98:ALA:HA	2:B:11:A:C2'	6	0.12
(1,5)	1:A:98:ALA:HA	2:B:11:A:C3'	6	0.12
(1,5)	1:A:98:ALA:HA	2:B:11:A:C4	6	0.12
(1,5)	1:A:98:ALA:HA	2:B:11:A:C4'	6	0.12
(1,5)	1:A:98:ALA:HA	2:B:11:A:C5	6	0.12
(1,5)	1:A:98:ALA:HA	2:B:11:A:C5'	6	0.12
(1,5)	1:A:98:ALA:HA	2:B:11:A:C6	6	0.12
(1,5)	1:A:98:ALA:HA	2:B:11:A:C8	6	0.12
(1,5)	1:A:98:ALA:HA	2:B:11:A:H1'	6	0.12
(1,5)	1:A:98:ALA:HA	2:B:11:A:H2	6	0.12
(1,5)	1:A:98:ALA:HA	2:B:11:A:H2'	6	0.12

*Continued on next page...*

*Continued from previous page...*

Key	Atom-1	Atom-2	Model ID	Violation (Å)
(1,5)	1:A:98:ALA:HA	2:B:11:A:H3'	6	0.12
(1,5)	1:A:98:ALA:HA	2:B:11:A:H4'	6	0.12
(1,5)	1:A:98:ALA:HA	2:B:11:A:H5'	6	0.12
(1,5)	1:A:98:ALA:HA	2:B:11:A:H5''	6	0.12
(1,5)	1:A:98:ALA:HA	2:B:11:A:H61	6	0.12
(1,5)	1:A:98:ALA:HA	2:B:11:A:H62	6	0.12
(1,5)	1:A:98:ALA:HA	2:B:11:A:H8	6	0.12
(1,5)	1:A:98:ALA:HA	2:B:11:A:HO2'	6	0.12
(1,5)	1:A:98:ALA:HA	2:B:11:A:N1	6	0.12
(1,5)	1:A:98:ALA:HA	2:B:11:A:N3	6	0.12
(1,5)	1:A:98:ALA:HA	2:B:11:A:N6	6	0.12
(1,5)	1:A:98:ALA:HA	2:B:11:A:N7	6	0.12
(1,5)	1:A:98:ALA:HA	2:B:11:A:N9	6	0.12
(1,5)	1:A:98:ALA:HA	2:B:11:A:O2'	6	0.12
(1,5)	1:A:98:ALA:HA	2:B:11:A:O3'	6	0.12
(1,5)	1:A:98:ALA:HA	2:B:11:A:O4'	6	0.12
(1,5)	1:A:98:ALA:HA	2:B:11:A:O5'	6	0.12
(1,5)	1:A:98:ALA:HA	2:B:11:A:OP1	6	0.12
(1,5)	1:A:98:ALA:HA	2:B:11:A:OP2	6	0.12
(1,5)	1:A:98:ALA:HA	2:B:11:A:P	6	0.12
(1,5)	1:A:98:ALA:HA	2:B:12:A:C1'	6	0.12
(1,5)	1:A:98:ALA:HA	2:B:12:A:C2	6	0.12
(1,5)	1:A:98:ALA:HA	2:B:12:A:C2'	6	0.12
(1,5)	1:A:98:ALA:HA	2:B:12:A:C3'	6	0.12
(1,5)	1:A:98:ALA:HA	2:B:12:A:C4	6	0.12
(1,5)	1:A:98:ALA:HA	2:B:12:A:C4'	6	0.12
(1,5)	1:A:98:ALA:HA	2:B:12:A:C5	6	0.12
(1,5)	1:A:98:ALA:HA	2:B:12:A:C5'	6	0.12
(1,5)	1:A:98:ALA:HA	2:B:12:A:C6	6	0.12
(1,5)	1:A:98:ALA:HA	2:B:12:A:C8	6	0.12
(1,5)	1:A:98:ALA:HA	2:B:12:A:H1'	6	0.12
(1,5)	1:A:98:ALA:HA	2:B:12:A:H2	6	0.12
(1,5)	1:A:98:ALA:HA	2:B:12:A:H2'	6	0.12
(1,5)	1:A:98:ALA:HA	2:B:12:A:H3'	6	0.12
(1,5)	1:A:98:ALA:HA	2:B:12:A:H4'	6	0.12
(1,5)	1:A:98:ALA:HA	2:B:12:A:H5'	6	0.12
(1,5)	1:A:98:ALA:HA	2:B:12:A:H5''	6	0.12
(1,5)	1:A:98:ALA:HA	2:B:12:A:H61	6	0.12
(1,5)	1:A:98:ALA:HA	2:B:12:A:H62	6	0.12
(1,5)	1:A:98:ALA:HA	2:B:12:A:H8	6	0.12
(1,5)	1:A:98:ALA:HA	2:B:12:A:HO2'	6	0.12
(1,5)	1:A:98:ALA:HA	2:B:12:A:N1	6	0.12

*Continued on next page...*

*Continued from previous page...*

Key	Atom-1	Atom-2	Model ID	Violation (Å)
(1,5)	1:A:98:ALA:HA	2:B:12:A:N3	6	0.12
(1,5)	1:A:98:ALA:HA	2:B:12:A:N6	6	0.12
(1,5)	1:A:98:ALA:HA	2:B:12:A:N7	6	0.12
(1,5)	1:A:98:ALA:HA	2:B:12:A:N9	6	0.12
(1,5)	1:A:98:ALA:HA	2:B:12:A:O2'	6	0.12
(1,5)	1:A:98:ALA:HA	2:B:12:A:O3'	6	0.12
(1,5)	1:A:98:ALA:HA	2:B:12:A:O4'	6	0.12
(1,5)	1:A:98:ALA:HA	2:B:12:A:O5'	6	0.12
(1,5)	1:A:98:ALA:HA	2:B:12:A:OP1	6	0.12
(1,5)	1:A:98:ALA:HA	2:B:12:A:OP2	6	0.12
(1,5)	1:A:98:ALA:HA	2:B:12:A:P	6	0.12
(1,5)	1:A:98:ALA:HA	2:B:13:A:C1'	6	0.12
(1,5)	1:A:98:ALA:HA	2:B:13:A:C2	6	0.12
(1,5)	1:A:98:ALA:HA	2:B:13:A:C2'	6	0.12
(1,5)	1:A:98:ALA:HA	2:B:13:A:C3'	6	0.12
(1,5)	1:A:98:ALA:HA	2:B:13:A:C4	6	0.12
(1,5)	1:A:98:ALA:HA	2:B:13:A:C4'	6	0.12
(1,5)	1:A:98:ALA:HA	2:B:13:A:C5	6	0.12
(1,5)	1:A:98:ALA:HA	2:B:13:A:C5'	6	0.12
(1,5)	1:A:98:ALA:HA	2:B:13:A:C6	6	0.12
(1,5)	1:A:98:ALA:HA	2:B:13:A:C8	6	0.12
(1,5)	1:A:98:ALA:HA	2:B:13:A:H1'	6	0.12
(1,5)	1:A:98:ALA:HA	2:B:13:A:H2	6	0.12
(1,5)	1:A:98:ALA:HA	2:B:13:A:H2'	6	0.12
(1,5)	1:A:98:ALA:HA	2:B:13:A:H3'	6	0.12
(1,5)	1:A:98:ALA:HA	2:B:13:A:H4'	6	0.12
(1,5)	1:A:98:ALA:HA	2:B:13:A:H5'	6	0.12
(1,5)	1:A:98:ALA:HA	2:B:13:A:H5''	6	0.12
(1,5)	1:A:98:ALA:HA	2:B:13:A:H61	6	0.12
(1,5)	1:A:98:ALA:HA	2:B:13:A:H62	6	0.12
(1,5)	1:A:98:ALA:HA	2:B:13:A:H8	6	0.12
(1,5)	1:A:98:ALA:HA	2:B:13:A:HO2'	6	0.12
(1,5)	1:A:98:ALA:HA	2:B:13:A:N1	6	0.12
(1,5)	1:A:98:ALA:HA	2:B:13:A:N3	6	0.12
(1,5)	1:A:98:ALA:HA	2:B:13:A:N6	6	0.12
(1,5)	1:A:98:ALA:HA	2:B:13:A:N7	6	0.12
(1,5)	1:A:98:ALA:HA	2:B:13:A:N9	6	0.12
(1,5)	1:A:98:ALA:HA	2:B:13:A:O2'	6	0.12
(1,5)	1:A:98:ALA:HA	2:B:13:A:O3'	6	0.12
(1,5)	1:A:98:ALA:HA	2:B:13:A:O4'	6	0.12
(1,5)	1:A:98:ALA:HA	2:B:13:A:O5'	6	0.12
(1,5)	1:A:98:ALA:HA	2:B:13:A:OP1	6	0.12

*Continued on next page...*

*Continued from previous page...*

Key	Atom-1	Atom-2	Model ID	Violation (Å)
(1,5)	1:A:98:ALA:HA	2:B:13:A:OP2	6	0.12
(1,5)	1:A:98:ALA:HA	2:B:13:A:P	6	0.12
(1,5)	1:A:98:ALA:HA	2:B:14:G:C1'	6	0.12
(1,5)	1:A:98:ALA:HA	2:B:14:G:C2	6	0.12
(1,5)	1:A:98:ALA:HA	2:B:14:G:C2'	6	0.12
(1,5)	1:A:98:ALA:HA	2:B:14:G:C3'	6	0.12
(1,5)	1:A:98:ALA:HA	2:B:14:G:C4	6	0.12
(1,5)	1:A:98:ALA:HA	2:B:14:G:C4'	6	0.12
(1,5)	1:A:98:ALA:HA	2:B:14:G:C5	6	0.12
(1,5)	1:A:98:ALA:HA	2:B:14:G:C5'	6	0.12
(1,5)	1:A:98:ALA:HA	2:B:14:G:C6	6	0.12
(1,5)	1:A:98:ALA:HA	2:B:14:G:C8	6	0.12
(1,5)	1:A:98:ALA:HA	2:B:14:G:H1	6	0.12
(1,5)	1:A:98:ALA:HA	2:B:14:G:H1'	6	0.12
(1,5)	1:A:98:ALA:HA	2:B:14:G:H2'	6	0.12
(1,5)	1:A:98:ALA:HA	2:B:14:G:H21	6	0.12
(1,5)	1:A:98:ALA:HA	2:B:14:G:H22	6	0.12
(1,5)	1:A:98:ALA:HA	2:B:14:G:H3'	6	0.12
(1,5)	1:A:98:ALA:HA	2:B:14:G:H4'	6	0.12
(1,5)	1:A:98:ALA:HA	2:B:14:G:H5'	6	0.12
(1,5)	1:A:98:ALA:HA	2:B:14:G:H5''	6	0.12
(1,5)	1:A:98:ALA:HA	2:B:14:G:H8	6	0.12
(1,5)	1:A:98:ALA:HA	2:B:14:G:HO2'	6	0.12
(1,5)	1:A:98:ALA:HA	2:B:14:G:N1	6	0.12
(1,5)	1:A:98:ALA:HA	2:B:14:G:N2	6	0.12
(1,5)	1:A:98:ALA:HA	2:B:14:G:N3	6	0.12
(1,5)	1:A:98:ALA:HA	2:B:14:G:N7	6	0.12
(1,5)	1:A:98:ALA:HA	2:B:14:G:N9	6	0.12
(1,5)	1:A:98:ALA:HA	2:B:14:G:O2'	6	0.12
(1,5)	1:A:98:ALA:HA	2:B:14:G:O3'	6	0.12
(1,5)	1:A:98:ALA:HA	2:B:14:G:O4'	6	0.12
(1,5)	1:A:98:ALA:HA	2:B:14:G:O5'	6	0.12
(1,5)	1:A:98:ALA:HA	2:B:14:G:O6	6	0.12
(1,5)	1:A:98:ALA:HA	2:B:14:G:OP1	6	0.12
(1,5)	1:A:98:ALA:HA	2:B:14:G:OP2	6	0.12
(1,5)	1:A:98:ALA:HA	2:B:14:G:P	6	0.12
(1,5)	1:A:98:ALA:HA	2:B:15:A:C1'	6	0.12
(1,5)	1:A:98:ALA:HA	2:B:15:A:C2	6	0.12
(1,5)	1:A:98:ALA:HA	2:B:15:A:C2'	6	0.12
(1,5)	1:A:98:ALA:HA	2:B:15:A:C3'	6	0.12
(1,5)	1:A:98:ALA:HA	2:B:15:A:C4	6	0.12
(1,5)	1:A:98:ALA:HA	2:B:15:A:C4'	6	0.12

*Continued on next page...*

*Continued from previous page...*

Key	Atom-1	Atom-2	Model ID	Violation (Å)
(1,5)	1:A:98:ALA:HA	2:B:15:A:C5	6	0.12
(1,5)	1:A:98:ALA:HA	2:B:15:A:C5'	6	0.12
(1,5)	1:A:98:ALA:HA	2:B:15:A:C6	6	0.12
(1,5)	1:A:98:ALA:HA	2:B:15:A:C8	6	0.12
(1,5)	1:A:98:ALA:HA	2:B:15:A:H1'	6	0.12
(1,5)	1:A:98:ALA:HA	2:B:15:A:H2	6	0.12
(1,5)	1:A:98:ALA:HA	2:B:15:A:H2'	6	0.12
(1,5)	1:A:98:ALA:HA	2:B:15:A:H3'	6	0.12
(1,5)	1:A:98:ALA:HA	2:B:15:A:H4'	6	0.12
(1,5)	1:A:98:ALA:HA	2:B:15:A:H5'	6	0.12
(1,5)	1:A:98:ALA:HA	2:B:15:A:H5''	6	0.12
(1,5)	1:A:98:ALA:HA	2:B:15:A:H61	6	0.12
(1,5)	1:A:98:ALA:HA	2:B:15:A:H62	6	0.12
(1,5)	1:A:98:ALA:HA	2:B:15:A:H8	6	0.12
(1,5)	1:A:98:ALA:HA	2:B:15:A:HO2'	6	0.12
(1,5)	1:A:98:ALA:HA	2:B:15:A:N1	6	0.12
(1,5)	1:A:98:ALA:HA	2:B:15:A:N3	6	0.12
(1,5)	1:A:98:ALA:HA	2:B:15:A:N6	6	0.12
(1,5)	1:A:98:ALA:HA	2:B:15:A:N7	6	0.12
(1,5)	1:A:98:ALA:HA	2:B:15:A:N9	6	0.12
(1,5)	1:A:98:ALA:HA	2:B:15:A:O2'	6	0.12
(1,5)	1:A:98:ALA:HA	2:B:15:A:O3'	6	0.12
(1,5)	1:A:98:ALA:HA	2:B:15:A:O4'	6	0.12
(1,5)	1:A:98:ALA:HA	2:B:15:A:O5'	6	0.12
(1,5)	1:A:98:ALA:HA	2:B:15:A:OP1	6	0.12
(1,5)	1:A:98:ALA:HA	2:B:15:A:OP2	6	0.12
(1,5)	1:A:98:ALA:HA	2:B:15:A:P	6	0.12
(1,5)	1:A:98:ALA:HA	2:B:16:G:C1'	6	0.12
(1,5)	1:A:98:ALA:HA	2:B:16:G:C2	6	0.12
(1,5)	1:A:98:ALA:HA	2:B:16:G:C2'	6	0.12
(1,5)	1:A:98:ALA:HA	2:B:16:G:C3'	6	0.12
(1,5)	1:A:98:ALA:HA	2:B:16:G:C4	6	0.12
(1,5)	1:A:98:ALA:HA	2:B:16:G:C4'	6	0.12
(1,5)	1:A:98:ALA:HA	2:B:16:G:C5	6	0.12
(1,5)	1:A:98:ALA:HA	2:B:16:G:C5'	6	0.12
(1,5)	1:A:98:ALA:HA	2:B:16:G:C6	6	0.12
(1,5)	1:A:98:ALA:HA	2:B:16:G:C8	6	0.12
(1,5)	1:A:98:ALA:HA	2:B:16:G:H1	6	0.12
(1,5)	1:A:98:ALA:HA	2:B:16:G:H1'	6	0.12
(1,5)	1:A:98:ALA:HA	2:B:16:G:H2'	6	0.12
(1,5)	1:A:98:ALA:HA	2:B:16:G:H21	6	0.12
(1,5)	1:A:98:ALA:HA	2:B:16:G:H22	6	0.12

*Continued on next page...*

*Continued from previous page...*

Key	Atom-1	Atom-2	Model ID	Violation (Å)
(1,5)	1:A:98:ALA:HA	2:B:16:G:H3'	6	0.12
(1,5)	1:A:98:ALA:HA	2:B:16:G:H4'	6	0.12
(1,5)	1:A:98:ALA:HA	2:B:16:G:H5'	6	0.12
(1,5)	1:A:98:ALA:HA	2:B:16:G:H5''	6	0.12
(1,5)	1:A:98:ALA:HA	2:B:16:G:H8	6	0.12
(1,5)	1:A:98:ALA:HA	2:B:16:G:HO2'	6	0.12
(1,5)	1:A:98:ALA:HA	2:B:16:G:N1	6	0.12
(1,5)	1:A:98:ALA:HA	2:B:16:G:N2	6	0.12
(1,5)	1:A:98:ALA:HA	2:B:16:G:N3	6	0.12
(1,5)	1:A:98:ALA:HA	2:B:16:G:N7	6	0.12
(1,5)	1:A:98:ALA:HA	2:B:16:G:N9	6	0.12
(1,5)	1:A:98:ALA:HA	2:B:16:G:O2'	6	0.12
(1,5)	1:A:98:ALA:HA	2:B:16:G:O3'	6	0.12
(1,5)	1:A:98:ALA:HA	2:B:16:G:O4'	6	0.12
(1,5)	1:A:98:ALA:HA	2:B:16:G:O5'	6	0.12
(1,5)	1:A:98:ALA:HA	2:B:16:G:O6	6	0.12
(1,5)	1:A:98:ALA:HA	2:B:16:G:OP1	6	0.12
(1,5)	1:A:98:ALA:HA	2:B:16:G:OP2	6	0.12
(1,5)	1:A:98:ALA:HA	2:B:16:G:P	6	0.12
(1,5)	1:A:98:ALA:HA	2:B:17:C:C1'	6	0.12
(1,5)	1:A:98:ALA:HA	2:B:17:C:C2	6	0.12
(1,5)	1:A:98:ALA:HA	2:B:17:C:C2'	6	0.12
(1,5)	1:A:98:ALA:HA	2:B:17:C:C3'	6	0.12
(1,5)	1:A:98:ALA:HA	2:B:17:C:C4	6	0.12
(1,5)	1:A:98:ALA:HA	2:B:17:C:C4'	6	0.12
(1,5)	1:A:98:ALA:HA	2:B:17:C:C5	6	0.12
(1,5)	1:A:98:ALA:HA	2:B:17:C:C5'	6	0.12
(1,5)	1:A:98:ALA:HA	2:B:17:C:C6	6	0.12
(1,5)	1:A:98:ALA:HA	2:B:17:C:H1'	6	0.12
(1,5)	1:A:98:ALA:HA	2:B:17:C:H2'	6	0.12
(1,5)	1:A:98:ALA:HA	2:B:17:C:H3'	6	0.12
(1,5)	1:A:98:ALA:HA	2:B:17:C:H4'	6	0.12
(1,5)	1:A:98:ALA:HA	2:B:17:C:H41	6	0.12
(1,5)	1:A:98:ALA:HA	2:B:17:C:H42	6	0.12
(1,5)	1:A:98:ALA:HA	2:B:17:C:H5	6	0.12
(1,5)	1:A:98:ALA:HA	2:B:17:C:H5'	6	0.12
(1,5)	1:A:98:ALA:HA	2:B:17:C:H5''	6	0.12
(1,5)	1:A:98:ALA:HA	2:B:17:C:H6	6	0.12
(1,5)	1:A:98:ALA:HA	2:B:17:C:HO2'	6	0.12
(1,5)	1:A:98:ALA:HA	2:B:17:C:N1	6	0.12
(1,5)	1:A:98:ALA:HA	2:B:17:C:N3	6	0.12
(1,5)	1:A:98:ALA:HA	2:B:17:C:N4	6	0.12

*Continued on next page...*

*Continued from previous page...*

Key	Atom-1	Atom-2	Model ID	Violation (Å)
(1,5)	1:A:98:ALA:HA	2:B:17:C:O2	6	0.12
(1,5)	1:A:98:ALA:HA	2:B:17:C:O2'	6	0.12
(1,5)	1:A:98:ALA:HA	2:B:17:C:O3'	6	0.12
(1,5)	1:A:98:ALA:HA	2:B:17:C:O4'	6	0.12
(1,5)	1:A:98:ALA:HA	2:B:17:C:O5'	6	0.12
(1,5)	1:A:98:ALA:HA	2:B:17:C:OP1	6	0.12
(1,5)	1:A:98:ALA:HA	2:B:17:C:OP2	6	0.12
(1,5)	1:A:98:ALA:HA	2:B:17:C:P	6	0.12
(1,5)	1:A:98:ALA:HA	2:B:18:A:C1'	6	0.12
(1,5)	1:A:98:ALA:HA	2:B:18:A:C2	6	0.12
(1,5)	1:A:98:ALA:HA	2:B:18:A:C2'	6	0.12
(1,5)	1:A:98:ALA:HA	2:B:18:A:C3'	6	0.12
(1,5)	1:A:98:ALA:HA	2:B:18:A:C4	6	0.12
(1,5)	1:A:98:ALA:HA	2:B:18:A:C4'	6	0.12
(1,5)	1:A:98:ALA:HA	2:B:18:A:C5	6	0.12
(1,5)	1:A:98:ALA:HA	2:B:18:A:C5'	6	0.12
(1,5)	1:A:98:ALA:HA	2:B:18:A:C6	6	0.12
(1,5)	1:A:98:ALA:HA	2:B:18:A:C8	6	0.12
(1,5)	1:A:98:ALA:HA	2:B:18:A:H1'	6	0.12
(1,5)	1:A:98:ALA:HA	2:B:18:A:H2	6	0.12
(1,5)	1:A:98:ALA:HA	2:B:18:A:H2'	6	0.12
(1,5)	1:A:98:ALA:HA	2:B:18:A:H3'	6	0.12
(1,5)	1:A:98:ALA:HA	2:B:18:A:H4'	6	0.12
(1,5)	1:A:98:ALA:HA	2:B:18:A:H5'	6	0.12
(1,5)	1:A:98:ALA:HA	2:B:18:A:H5''	6	0.12
(1,5)	1:A:98:ALA:HA	2:B:18:A:H61	6	0.12
(1,5)	1:A:98:ALA:HA	2:B:18:A:H62	6	0.12
(1,5)	1:A:98:ALA:HA	2:B:18:A:H8	6	0.12
(1,5)	1:A:98:ALA:HA	2:B:18:A:HO2'	6	0.12
(1,5)	1:A:98:ALA:HA	2:B:18:A:N1	6	0.12
(1,5)	1:A:98:ALA:HA	2:B:18:A:N3	6	0.12
(1,5)	1:A:98:ALA:HA	2:B:18:A:N6	6	0.12
(1,5)	1:A:98:ALA:HA	2:B:18:A:N7	6	0.12
(1,5)	1:A:98:ALA:HA	2:B:18:A:N9	6	0.12
(1,5)	1:A:98:ALA:HA	2:B:18:A:O2'	6	0.12
(1,5)	1:A:98:ALA:HA	2:B:18:A:O3'	6	0.12
(1,5)	1:A:98:ALA:HA	2:B:18:A:O4'	6	0.12
(1,5)	1:A:98:ALA:HA	2:B:18:A:O5'	6	0.12
(1,5)	1:A:98:ALA:HA	2:B:18:A:OP1	6	0.12
(1,5)	1:A:98:ALA:HA	2:B:18:A:OP2	6	0.12
(1,5)	1:A:98:ALA:HA	2:B:18:A:P	6	0.12
(1,5)	1:A:98:ALA:HA	2:B:19:A:C1'	6	0.12

*Continued on next page...*



*Continued from previous page...*

Key	Atom-1	Atom-2	Model ID	Violation (Å)
(1,5)	1:A:98:ALA:HA	2:B:19:A:C2	6	0.12
(1,5)	1:A:98:ALA:HA	2:B:19:A:C2'	6	0.12
(1,5)	1:A:98:ALA:HA	2:B:19:A:C3'	6	0.12
(1,5)	1:A:98:ALA:HA	2:B:19:A:C4	6	0.12
(1,5)	1:A:98:ALA:HA	2:B:19:A:C4'	6	0.12
(1,5)	1:A:98:ALA:HA	2:B:19:A:C5	6	0.12
(1,5)	1:A:98:ALA:HA	2:B:19:A:C5'	6	0.12
(1,5)	1:A:98:ALA:HA	2:B:19:A:C6	6	0.12
(1,5)	1:A:98:ALA:HA	2:B:19:A:C8	6	0.12
(1,5)	1:A:98:ALA:HA	2:B:19:A:H1'	6	0.12
(1,5)	1:A:98:ALA:HA	2:B:19:A:H2	6	0.12
(1,5)	1:A:98:ALA:HA	2:B:19:A:H2'	6	0.12
(1,5)	1:A:98:ALA:HA	2:B:19:A:H3'	6	0.12
(1,5)	1:A:98:ALA:HA	2:B:19:A:H4'	6	0.12
(1,5)	1:A:98:ALA:HA	2:B:19:A:H5'	6	0.12
(1,5)	1:A:98:ALA:HA	2:B:19:A:H5''	6	0.12
(1,5)	1:A:98:ALA:HA	2:B:19:A:H61	6	0.12
(1,5)	1:A:98:ALA:HA	2:B:19:A:H62	6	0.12
(1,5)	1:A:98:ALA:HA	2:B:19:A:H8	6	0.12
(1,5)	1:A:98:ALA:HA	2:B:19:A:HO2'	6	0.12
(1,5)	1:A:98:ALA:HA	2:B:19:A:N1	6	0.12
(1,5)	1:A:98:ALA:HA	2:B:19:A:N3	6	0.12
(1,5)	1:A:98:ALA:HA	2:B:19:A:N6	6	0.12
(1,5)	1:A:98:ALA:HA	2:B:19:A:N7	6	0.12
(1,5)	1:A:98:ALA:HA	2:B:19:A:N9	6	0.12
(1,5)	1:A:98:ALA:HA	2:B:19:A:O2'	6	0.12
(1,5)	1:A:98:ALA:HA	2:B:19:A:O3'	6	0.12
(1,5)	1:A:98:ALA:HA	2:B:19:A:O4'	6	0.12
(1,5)	1:A:98:ALA:HA	2:B:19:A:O5'	6	0.12
(1,5)	1:A:98:ALA:HA	2:B:19:A:OP1	6	0.12
(1,5)	1:A:98:ALA:HA	2:B:19:A:OP2	6	0.12
(1,5)	1:A:98:ALA:HA	2:B:19:A:P	6	0.12
(1,5)	1:A:98:ALA:HA	2:B:20:U:C1'	6	0.12
(1,5)	1:A:98:ALA:HA	2:B:20:U:C2	6	0.12
(1,5)	1:A:98:ALA:HA	2:B:20:U:C2'	6	0.12
(1,5)	1:A:98:ALA:HA	2:B:20:U:C3'	6	0.12
(1,5)	1:A:98:ALA:HA	2:B:20:U:C4	6	0.12
(1,5)	1:A:98:ALA:HA	2:B:20:U:C4'	6	0.12
(1,5)	1:A:98:ALA:HA	2:B:20:U:C5	6	0.12
(1,5)	1:A:98:ALA:HA	2:B:20:U:C5'	6	0.12
(1,5)	1:A:98:ALA:HA	2:B:20:U:C6	6	0.12
(1,5)	1:A:98:ALA:HA	2:B:20:U:H1'	6	0.12

*Continued on next page...*

*Continued from previous page...*

Key	Atom-1	Atom-2	Model ID	Violation (Å)
(1,5)	1:A:98:ALA:HA	2:B:20:U:H2'	6	0.12
(1,5)	1:A:98:ALA:HA	2:B:20:U:H3	6	0.12
(1,5)	1:A:98:ALA:HA	2:B:20:U:H3'	6	0.12
(1,5)	1:A:98:ALA:HA	2:B:20:U:H4'	6	0.12
(1,5)	1:A:98:ALA:HA	2:B:20:U:H5	6	0.12
(1,5)	1:A:98:ALA:HA	2:B:20:U:H5'	6	0.12
(1,5)	1:A:98:ALA:HA	2:B:20:U:H5''	6	0.12
(1,5)	1:A:98:ALA:HA	2:B:20:U:H6	6	0.12
(1,5)	1:A:98:ALA:HA	2:B:20:U:HO2'	6	0.12
(1,5)	1:A:98:ALA:HA	2:B:20:U:N1	6	0.12
(1,5)	1:A:98:ALA:HA	2:B:20:U:N3	6	0.12
(1,5)	1:A:98:ALA:HA	2:B:20:U:O2	6	0.12
(1,5)	1:A:98:ALA:HA	2:B:20:U:O2'	6	0.12
(1,5)	1:A:98:ALA:HA	2:B:20:U:O3'	6	0.12
(1,5)	1:A:98:ALA:HA	2:B:20:U:O4	6	0.12
(1,5)	1:A:98:ALA:HA	2:B:20:U:O4'	6	0.12
(1,5)	1:A:98:ALA:HA	2:B:20:U:O5'	6	0.12
(1,5)	1:A:98:ALA:HA	2:B:20:U:OP1	6	0.12
(1,5)	1:A:98:ALA:HA	2:B:20:U:OP2	6	0.12
(1,5)	1:A:98:ALA:HA	2:B:20:U:P	6	0.12
(1,5)	1:A:98:ALA:HA	2:B:21:G:C1'	6	0.12
(1,5)	1:A:98:ALA:HA	2:B:21:G:C2	6	0.12
(1,5)	1:A:98:ALA:HA	2:B:21:G:C2'	6	0.12
(1,5)	1:A:98:ALA:HA	2:B:21:G:C3'	6	0.12
(1,5)	1:A:98:ALA:HA	2:B:21:G:C4	6	0.12
(1,5)	1:A:98:ALA:HA	2:B:21:G:C4'	6	0.12
(1,5)	1:A:98:ALA:HA	2:B:21:G:C5	6	0.12
(1,5)	1:A:98:ALA:HA	2:B:21:G:C5'	6	0.12
(1,5)	1:A:98:ALA:HA	2:B:21:G:C6	6	0.12
(1,5)	1:A:98:ALA:HA	2:B:21:G:C8	6	0.12
(1,5)	1:A:98:ALA:HA	2:B:21:G:H1	6	0.12
(1,5)	1:A:98:ALA:HA	2:B:21:G:H1'	6	0.12
(1,5)	1:A:98:ALA:HA	2:B:21:G:H2'	6	0.12
(1,5)	1:A:98:ALA:HA	2:B:21:G:H21	6	0.12
(1,5)	1:A:98:ALA:HA	2:B:21:G:H22	6	0.12
(1,5)	1:A:98:ALA:HA	2:B:21:G:H3'	6	0.12
(1,5)	1:A:98:ALA:HA	2:B:21:G:H4'	6	0.12
(1,5)	1:A:98:ALA:HA	2:B:21:G:H5'	6	0.12
(1,5)	1:A:98:ALA:HA	2:B:21:G:H5''	6	0.12
(1,5)	1:A:98:ALA:HA	2:B:21:G:H8	6	0.12
(1,5)	1:A:98:ALA:HA	2:B:21:G:HO2'	6	0.12
(1,5)	1:A:98:ALA:HA	2:B:21:G:N1	6	0.12

*Continued on next page...*

*Continued from previous page...*

Key	Atom-1	Atom-2	Model ID	Violation (Å)
(1,5)	1:A:98:ALA:HA	2:B:21:G:N2	6	0.12
(1,5)	1:A:98:ALA:HA	2:B:21:G:N3	6	0.12
(1,5)	1:A:98:ALA:HA	2:B:21:G:N7	6	0.12
(1,5)	1:A:98:ALA:HA	2:B:21:G:N9	6	0.12
(1,5)	1:A:98:ALA:HA	2:B:21:G:O2'	6	0.12
(1,5)	1:A:98:ALA:HA	2:B:21:G:O3'	6	0.12
(1,5)	1:A:98:ALA:HA	2:B:21:G:O4'	6	0.12
(1,5)	1:A:98:ALA:HA	2:B:21:G:O5'	6	0.12
(1,5)	1:A:98:ALA:HA	2:B:21:G:O6	6	0.12
(1,5)	1:A:98:ALA:HA	2:B:21:G:OP1	6	0.12
(1,5)	1:A:98:ALA:HA	2:B:21:G:OP2	6	0.12
(1,5)	1:A:98:ALA:HA	2:B:21:G:P	6	0.12
(1,5)	1:A:98:ALA:HA	2:B:22:A:C1'	6	0.12
(1,5)	1:A:98:ALA:HA	2:B:22:A:C2	6	0.12
(1,5)	1:A:98:ALA:HA	2:B:22:A:C2'	6	0.12
(1,5)	1:A:98:ALA:HA	2:B:22:A:C3'	6	0.12
(1,5)	1:A:98:ALA:HA	2:B:22:A:C4	6	0.12
(1,5)	1:A:98:ALA:HA	2:B:22:A:C4'	6	0.12
(1,5)	1:A:98:ALA:HA	2:B:22:A:C5	6	0.12
(1,5)	1:A:98:ALA:HA	2:B:22:A:C5'	6	0.12
(1,5)	1:A:98:ALA:HA	2:B:22:A:C6	6	0.12
(1,5)	1:A:98:ALA:HA	2:B:22:A:C8	6	0.12
(1,5)	1:A:98:ALA:HA	2:B:22:A:H1'	6	0.12
(1,5)	1:A:98:ALA:HA	2:B:22:A:H2	6	0.12
(1,5)	1:A:98:ALA:HA	2:B:22:A:H2'	6	0.12
(1,5)	1:A:98:ALA:HA	2:B:22:A:H3'	6	0.12
(1,5)	1:A:98:ALA:HA	2:B:22:A:H4'	6	0.12
(1,5)	1:A:98:ALA:HA	2:B:22:A:H5'	6	0.12
(1,5)	1:A:98:ALA:HA	2:B:22:A:H5''	6	0.12
(1,5)	1:A:98:ALA:HA	2:B:22:A:H61	6	0.12
(1,5)	1:A:98:ALA:HA	2:B:22:A:H62	6	0.12
(1,5)	1:A:98:ALA:HA	2:B:22:A:H8	6	0.12
(1,5)	1:A:98:ALA:HA	2:B:22:A:HO2'	6	0.12
(1,5)	1:A:98:ALA:HA	2:B:22:A:N1	6	0.12
(1,5)	1:A:98:ALA:HA	2:B:22:A:N3	6	0.12
(1,5)	1:A:98:ALA:HA	2:B:22:A:N6	6	0.12
(1,5)	1:A:98:ALA:HA	2:B:22:A:N7	6	0.12
(1,5)	1:A:98:ALA:HA	2:B:22:A:N9	6	0.12
(1,5)	1:A:98:ALA:HA	2:B:22:A:O2'	6	0.12
(1,5)	1:A:98:ALA:HA	2:B:22:A:O3'	6	0.12
(1,5)	1:A:98:ALA:HA	2:B:22:A:O4'	6	0.12
(1,5)	1:A:98:ALA:HA	2:B:22:A:O5'	6	0.12

*Continued on next page...*

*Continued from previous page...*

Key	Atom-1	Atom-2	Model ID	Violation (Å)
(1,5)	1:A:98:ALA:HA	2:B:22:A:OP1	6	0.12
(1,5)	1:A:98:ALA:HA	2:B:22:A:OP2	6	0.12
(1,5)	1:A:98:ALA:HA	2:B:22:A:P	6	0.12
(1,5)	1:A:98:ALA:HA	2:B:23:U:C1'	6	0.12
(1,5)	1:A:98:ALA:HA	2:B:23:U:C2	6	0.12
(1,5)	1:A:98:ALA:HA	2:B:23:U:C2'	6	0.12
(1,5)	1:A:98:ALA:HA	2:B:23:U:C3'	6	0.12
(1,5)	1:A:98:ALA:HA	2:B:23:U:C4	6	0.12
(1,5)	1:A:98:ALA:HA	2:B:23:U:C4'	6	0.12
(1,5)	1:A:98:ALA:HA	2:B:23:U:C5	6	0.12
(1,5)	1:A:98:ALA:HA	2:B:23:U:C5'	6	0.12
(1,5)	1:A:98:ALA:HA	2:B:23:U:C6	6	0.12
(1,5)	1:A:98:ALA:HA	2:B:23:U:H1'	6	0.12
(1,5)	1:A:98:ALA:HA	2:B:23:U:H2'	6	0.12
(1,5)	1:A:98:ALA:HA	2:B:23:U:H3	6	0.12
(1,5)	1:A:98:ALA:HA	2:B:23:U:H3'	6	0.12
(1,5)	1:A:98:ALA:HA	2:B:23:U:H4'	6	0.12
(1,5)	1:A:98:ALA:HA	2:B:23:U:H5	6	0.12
(1,5)	1:A:98:ALA:HA	2:B:23:U:H5'	6	0.12
(1,5)	1:A:98:ALA:HA	2:B:23:U:H5''	6	0.12
(1,5)	1:A:98:ALA:HA	2:B:23:U:H6	6	0.12
(1,5)	1:A:98:ALA:HA	2:B:23:U:HO2'	6	0.12
(1,5)	1:A:98:ALA:HA	2:B:23:U:N1	6	0.12
(1,5)	1:A:98:ALA:HA	2:B:23:U:N3	6	0.12
(1,5)	1:A:98:ALA:HA	2:B:23:U:O2	6	0.12
(1,5)	1:A:98:ALA:HA	2:B:23:U:O2'	6	0.12
(1,5)	1:A:98:ALA:HA	2:B:23:U:O3'	6	0.12
(1,5)	1:A:98:ALA:HA	2:B:23:U:O4	6	0.12
(1,5)	1:A:98:ALA:HA	2:B:23:U:O4'	6	0.12
(1,5)	1:A:98:ALA:HA	2:B:23:U:O5'	6	0.12
(1,5)	1:A:98:ALA:HA	2:B:23:U:OP1	6	0.12
(1,5)	1:A:98:ALA:HA	2:B:23:U:OP2	6	0.12
(1,5)	1:A:98:ALA:HA	2:B:23:U:P	6	0.12
(1,5)	1:A:98:ALA:HA	2:B:24:G:C1'	6	0.12
(1,5)	1:A:98:ALA:HA	2:B:24:G:C2	6	0.12
(1,5)	1:A:98:ALA:HA	2:B:24:G:C2'	6	0.12
(1,5)	1:A:98:ALA:HA	2:B:24:G:C3'	6	0.12
(1,5)	1:A:98:ALA:HA	2:B:24:G:C4	6	0.12
(1,5)	1:A:98:ALA:HA	2:B:24:G:C4'	6	0.12
(1,5)	1:A:98:ALA:HA	2:B:24:G:C5	6	0.12
(1,5)	1:A:98:ALA:HA	2:B:24:G:C5'	6	0.12
(1,5)	1:A:98:ALA:HA	2:B:24:G:C6	6	0.12

*Continued on next page...*

*Continued from previous page...*

Key	Atom-1	Atom-2	Model ID	Violation (Å)
(1,5)	1:A:98:ALA:HA	2:B:24:G:C8	6	0.12
(1,5)	1:A:98:ALA:HA	2:B:24:G:H1	6	0.12
(1,5)	1:A:98:ALA:HA	2:B:24:G:H1'	6	0.12
(1,5)	1:A:98:ALA:HA	2:B:24:G:H2'	6	0.12
(1,5)	1:A:98:ALA:HA	2:B:24:G:H21	6	0.12
(1,5)	1:A:98:ALA:HA	2:B:24:G:H22	6	0.12
(1,5)	1:A:98:ALA:HA	2:B:24:G:H3'	6	0.12
(1,5)	1:A:98:ALA:HA	2:B:24:G:H4'	6	0.12
(1,5)	1:A:98:ALA:HA	2:B:24:G:H5'	6	0.12
(1,5)	1:A:98:ALA:HA	2:B:24:G:H5''	6	0.12
(1,5)	1:A:98:ALA:HA	2:B:24:G:H8	6	0.12
(1,5)	1:A:98:ALA:HA	2:B:24:G:HO2'	6	0.12
(1,5)	1:A:98:ALA:HA	2:B:24:G:N1	6	0.12
(1,5)	1:A:98:ALA:HA	2:B:24:G:N2	6	0.12
(1,5)	1:A:98:ALA:HA	2:B:24:G:N3	6	0.12
(1,5)	1:A:98:ALA:HA	2:B:24:G:N7	6	0.12
(1,5)	1:A:98:ALA:HA	2:B:24:G:N9	6	0.12
(1,5)	1:A:98:ALA:HA	2:B:24:G:O2'	6	0.12
(1,5)	1:A:98:ALA:HA	2:B:24:G:O3'	6	0.12
(1,5)	1:A:98:ALA:HA	2:B:24:G:O4'	6	0.12
(1,5)	1:A:98:ALA:HA	2:B:24:G:O5'	6	0.12
(1,5)	1:A:98:ALA:HA	2:B:24:G:O6	6	0.12
(1,5)	1:A:98:ALA:HA	2:B:24:G:OP1	6	0.12
(1,5)	1:A:98:ALA:HA	2:B:24:G:OP2	6	0.12
(1,5)	1:A:98:ALA:HA	2:B:24:G:P	6	0.12
(1,5)	1:A:98:ALA:HB1	2:B:2:C:C1'	6	0.12
(1,5)	1:A:98:ALA:HB1	2:B:2:C:C2	6	0.12
(1,5)	1:A:98:ALA:HB1	2:B:2:C:C2'	6	0.12
(1,5)	1:A:98:ALA:HB1	2:B:2:C:C3'	6	0.12
(1,5)	1:A:98:ALA:HB1	2:B:2:C:C4	6	0.12
(1,5)	1:A:98:ALA:HB1	2:B:2:C:C4'	6	0.12
(1,5)	1:A:98:ALA:HB1	2:B:2:C:C5	6	0.12
(1,5)	1:A:98:ALA:HB1	2:B:2:C:C5'	6	0.12
(1,5)	1:A:98:ALA:HB1	2:B:2:C:C6	6	0.12
(1,5)	1:A:98:ALA:HB1	2:B:2:C:H1'	6	0.12
(1,5)	1:A:98:ALA:HB1	2:B:2:C:H2'	6	0.12
(1,5)	1:A:98:ALA:HB1	2:B:2:C:H3'	6	0.12
(1,5)	1:A:98:ALA:HB1	2:B:2:C:H4'	6	0.12
(1,5)	1:A:98:ALA:HB1	2:B:2:C:H41	6	0.12
(1,5)	1:A:98:ALA:HB1	2:B:2:C:H42	6	0.12
(1,5)	1:A:98:ALA:HB1	2:B:2:C:H5	6	0.12
(1,5)	1:A:98:ALA:HB1	2:B:2:C:H5'	6	0.12

*Continued on next page...*

*Continued from previous page...*

Key	Atom-1	Atom-2	Model ID	Violation (Å)
(1,5)	1:A:98:ALA:HB1	2:B:2:C:H5''	6	0.12
(1,5)	1:A:98:ALA:HB1	2:B:2:C:H6	6	0.12
(1,5)	1:A:98:ALA:HB1	2:B:2:C:HO2'	6	0.12
(1,5)	1:A:98:ALA:HB1	2:B:2:C:N1	6	0.12
(1,5)	1:A:98:ALA:HB1	2:B:2:C:N3	6	0.12
(1,5)	1:A:98:ALA:HB1	2:B:2:C:N4	6	0.12
(1,5)	1:A:98:ALA:HB1	2:B:2:C:O2	6	0.12
(1,5)	1:A:98:ALA:HB1	2:B:2:C:O2'	6	0.12
(1,5)	1:A:98:ALA:HB1	2:B:2:C:O3'	6	0.12
(1,5)	1:A:98:ALA:HB1	2:B:2:C:O4'	6	0.12
(1,5)	1:A:98:ALA:HB1	2:B:2:C:O5'	6	0.12
(1,5)	1:A:98:ALA:HB1	2:B:3:U:C1'	6	0.12
(1,5)	1:A:98:ALA:HB1	2:B:3:U:C2	6	0.12
(1,5)	1:A:98:ALA:HB1	2:B:3:U:C2'	6	0.12
(1,5)	1:A:98:ALA:HB1	2:B:3:U:C3'	6	0.12
(1,5)	1:A:98:ALA:HB1	2:B:3:U:C4	6	0.12
(1,5)	1:A:98:ALA:HB1	2:B:3:U:C4'	6	0.12
(1,5)	1:A:98:ALA:HB1	2:B:3:U:C5	6	0.12
(1,5)	1:A:98:ALA:HB1	2:B:3:U:C5'	6	0.12
(1,5)	1:A:98:ALA:HB1	2:B:3:U:C6	6	0.12
(1,5)	1:A:98:ALA:HB1	2:B:3:U:H1'	6	0.12
(1,5)	1:A:98:ALA:HB1	2:B:3:U:H2'	6	0.12
(1,5)	1:A:98:ALA:HB1	2:B:3:U:H3	6	0.12
(1,5)	1:A:98:ALA:HB1	2:B:3:U:H3'	6	0.12
(1,5)	1:A:98:ALA:HB1	2:B:3:U:H4'	6	0.12
(1,5)	1:A:98:ALA:HB1	2:B:3:U:H5	6	0.12
(1,5)	1:A:98:ALA:HB1	2:B:3:U:H5'	6	0.12
(1,5)	1:A:98:ALA:HB1	2:B:3:U:H5''	6	0.12
(1,5)	1:A:98:ALA:HB1	2:B:3:U:H6	6	0.12
(1,5)	1:A:98:ALA:HB1	2:B:3:U:HO2'	6	0.12
(1,5)	1:A:98:ALA:HB1	2:B:3:U:N1	6	0.12
(1,5)	1:A:98:ALA:HB1	2:B:3:U:N3	6	0.12
(1,5)	1:A:98:ALA:HB1	2:B:3:U:O2	6	0.12
(1,5)	1:A:98:ALA:HB1	2:B:3:U:O2'	6	0.12
(1,5)	1:A:98:ALA:HB1	2:B:3:U:O3'	6	0.12
(1,5)	1:A:98:ALA:HB1	2:B:3:U:O4	6	0.12
(1,5)	1:A:98:ALA:HB1	2:B:3:U:O4'	6	0.12
(1,5)	1:A:98:ALA:HB1	2:B:3:U:O5'	6	0.12
(1,5)	1:A:98:ALA:HB1	2:B:3:U:OP1	6	0.12
(1,5)	1:A:98:ALA:HB1	2:B:3:U:OP2	6	0.12
(1,5)	1:A:98:ALA:HB1	2:B:3:U:P	6	0.12
(1,5)	1:A:98:ALA:HB1	2:B:4:G:C1'	6	0.12

*Continued on next page...*

*Continued from previous page...*

Key	Atom-1	Atom-2	Model ID	Violation (Å)
(1,5)	1:A:98:ALA:HB1	2:B:4:G:C2	6	0.12
(1,5)	1:A:98:ALA:HB1	2:B:4:G:C2'	6	0.12
(1,5)	1:A:98:ALA:HB1	2:B:4:G:C3'	6	0.12
(1,5)	1:A:98:ALA:HB1	2:B:4:G:C4	6	0.12
(1,5)	1:A:98:ALA:HB1	2:B:4:G:C4'	6	0.12
(1,5)	1:A:98:ALA:HB1	2:B:4:G:C5	6	0.12
(1,5)	1:A:98:ALA:HB1	2:B:4:G:C5'	6	0.12
(1,5)	1:A:98:ALA:HB1	2:B:4:G:C6	6	0.12
(1,5)	1:A:98:ALA:HB1	2:B:4:G:C8	6	0.12
(1,5)	1:A:98:ALA:HB1	2:B:4:G:H1	6	0.12
(1,5)	1:A:98:ALA:HB1	2:B:4:G:H1'	6	0.12
(1,5)	1:A:98:ALA:HB1	2:B:4:G:H2'	6	0.12
(1,5)	1:A:98:ALA:HB1	2:B:4:G:H21	6	0.12
(1,5)	1:A:98:ALA:HB1	2:B:4:G:H22	6	0.12
(1,5)	1:A:98:ALA:HB1	2:B:4:G:H3'	6	0.12
(1,5)	1:A:98:ALA:HB1	2:B:4:G:H4'	6	0.12
(1,5)	1:A:98:ALA:HB1	2:B:4:G:H5'	6	0.12
(1,5)	1:A:98:ALA:HB1	2:B:4:G:H5''	6	0.12
(1,5)	1:A:98:ALA:HB1	2:B:4:G:H8	6	0.12
(1,5)	1:A:98:ALA:HB1	2:B:4:G:HO2'	6	0.12
(1,5)	1:A:98:ALA:HB1	2:B:4:G:N1	6	0.12
(1,5)	1:A:98:ALA:HB1	2:B:4:G:N2	6	0.12
(1,5)	1:A:98:ALA:HB1	2:B:4:G:N3	6	0.12
(1,5)	1:A:98:ALA:HB1	2:B:4:G:N7	6	0.12
(1,5)	1:A:98:ALA:HB1	2:B:4:G:N9	6	0.12
(1,5)	1:A:98:ALA:HB1	2:B:4:G:O2'	6	0.12
(1,5)	1:A:98:ALA:HB1	2:B:4:G:O3'	6	0.12
(1,5)	1:A:98:ALA:HB1	2:B:4:G:O4'	6	0.12
(1,5)	1:A:98:ALA:HB1	2:B:4:G:O5'	6	0.12
(1,5)	1:A:98:ALA:HB1	2:B:4:G:O6	6	0.12
(1,5)	1:A:98:ALA:HB1	2:B:4:G:OP1	6	0.12
(1,5)	1:A:98:ALA:HB1	2:B:4:G:OP2	6	0.12
(1,5)	1:A:98:ALA:HB1	2:B:4:G:P	6	0.12
(1,5)	1:A:98:ALA:HB1	2:B:5:A:C1'	6	0.12
(1,5)	1:A:98:ALA:HB1	2:B:5:A:C2	6	0.12
(1,5)	1:A:98:ALA:HB1	2:B:5:A:C2'	6	0.12
(1,5)	1:A:98:ALA:HB1	2:B:5:A:C3'	6	0.12
(1,5)	1:A:98:ALA:HB1	2:B:5:A:C4	6	0.12
(1,5)	1:A:98:ALA:HB1	2:B:5:A:C4'	6	0.12
(1,5)	1:A:98:ALA:HB1	2:B:5:A:C5	6	0.12
(1,5)	1:A:98:ALA:HB1	2:B:5:A:C5'	6	0.12
(1,5)	1:A:98:ALA:HB1	2:B:5:A:C6	6	0.12

*Continued on next page...*

*Continued from previous page...*

Key	Atom-1	Atom-2	Model ID	Violation (Å)
(1,5)	1:A:98:ALA:HB1	2:B:5:A:C8	6	0.12
(1,5)	1:A:98:ALA:HB1	2:B:5:A:H1'	6	0.12
(1,5)	1:A:98:ALA:HB1	2:B:5:A:H2	6	0.12
(1,5)	1:A:98:ALA:HB1	2:B:5:A:H2'	6	0.12
(1,5)	1:A:98:ALA:HB1	2:B:5:A:H3'	6	0.12
(1,5)	1:A:98:ALA:HB1	2:B:5:A:H4'	6	0.12
(1,5)	1:A:98:ALA:HB1	2:B:5:A:H5'	6	0.12
(1,5)	1:A:98:ALA:HB1	2:B:5:A:H5''	6	0.12
(1,5)	1:A:98:ALA:HB1	2:B:5:A:H61	6	0.12
(1,5)	1:A:98:ALA:HB1	2:B:5:A:H62	6	0.12
(1,5)	1:A:98:ALA:HB1	2:B:5:A:H8	6	0.12
(1,5)	1:A:98:ALA:HB1	2:B:5:A:HO2'	6	0.12
(1,5)	1:A:98:ALA:HB1	2:B:5:A:N1	6	0.12
(1,5)	1:A:98:ALA:HB1	2:B:5:A:N3	6	0.12
(1,5)	1:A:98:ALA:HB1	2:B:5:A:N6	6	0.12
(1,5)	1:A:98:ALA:HB1	2:B:5:A:N7	6	0.12
(1,5)	1:A:98:ALA:HB1	2:B:5:A:N9	6	0.12
(1,5)	1:A:98:ALA:HB1	2:B:5:A:O2'	6	0.12
(1,5)	1:A:98:ALA:HB1	2:B:5:A:O3'	6	0.12
(1,5)	1:A:98:ALA:HB1	2:B:5:A:O4'	6	0.12
(1,5)	1:A:98:ALA:HB1	2:B:5:A:O5'	6	0.12
(1,5)	1:A:98:ALA:HB1	2:B:5:A:OP1	6	0.12
(1,5)	1:A:98:ALA:HB1	2:B:5:A:OP2	6	0.12
(1,5)	1:A:98:ALA:HB1	2:B:5:A:P	6	0.12
(1,5)	1:A:98:ALA:HB1	2:B:6:G:C1'	6	0.12
(1,5)	1:A:98:ALA:HB1	2:B:6:G:C2	6	0.12
(1,5)	1:A:98:ALA:HB1	2:B:6:G:C2'	6	0.12
(1,5)	1:A:98:ALA:HB1	2:B:6:G:C3'	6	0.12
(1,5)	1:A:98:ALA:HB1	2:B:6:G:C4	6	0.12
(1,5)	1:A:98:ALA:HB1	2:B:6:G:C4'	6	0.12
(1,5)	1:A:98:ALA:HB1	2:B:6:G:C5	6	0.12
(1,5)	1:A:98:ALA:HB1	2:B:6:G:C5'	6	0.12
(1,5)	1:A:98:ALA:HB1	2:B:6:G:C6	6	0.12
(1,5)	1:A:98:ALA:HB1	2:B:6:G:C8	6	0.12
(1,5)	1:A:98:ALA:HB1	2:B:6:G:H1	6	0.12
(1,5)	1:A:98:ALA:HB1	2:B:6:G:H1'	6	0.12
(1,5)	1:A:98:ALA:HB1	2:B:6:G:H2'	6	0.12
(1,5)	1:A:98:ALA:HB1	2:B:6:G:H21	6	0.12
(1,5)	1:A:98:ALA:HB1	2:B:6:G:H22	6	0.12
(1,5)	1:A:98:ALA:HB1	2:B:6:G:H3'	6	0.12
(1,5)	1:A:98:ALA:HB1	2:B:6:G:H4'	6	0.12
(1,5)	1:A:98:ALA:HB1	2:B:6:G:H5'	6	0.12

*Continued on next page...*



*Continued from previous page...*

Key	Atom-1	Atom-2	Model ID	Violation (Å)
(1,5)	1:A:98:ALA:HB1	2:B:6:G:H5''	6	0.12
(1,5)	1:A:98:ALA:HB1	2:B:6:G:H8	6	0.12
(1,5)	1:A:98:ALA:HB1	2:B:6:G:HO2'	6	0.12
(1,5)	1:A:98:ALA:HB1	2:B:6:G:N1	6	0.12
(1,5)	1:A:98:ALA:HB1	2:B:6:G:N2	6	0.12
(1,5)	1:A:98:ALA:HB1	2:B:6:G:N3	6	0.12
(1,5)	1:A:98:ALA:HB1	2:B:6:G:N7	6	0.12
(1,5)	1:A:98:ALA:HB1	2:B:6:G:N9	6	0.12
(1,5)	1:A:98:ALA:HB1	2:B:6:G:O2'	6	0.12
(1,5)	1:A:98:ALA:HB1	2:B:6:G:O3'	6	0.12
(1,5)	1:A:98:ALA:HB1	2:B:6:G:O4'	6	0.12
(1,5)	1:A:98:ALA:HB1	2:B:6:G:O5'	6	0.12
(1,5)	1:A:98:ALA:HB1	2:B:6:G:O6	6	0.12
(1,5)	1:A:98:ALA:HB1	2:B:6:G:OP1	6	0.12
(1,5)	1:A:98:ALA:HB1	2:B:6:G:OP2	6	0.12
(1,5)	1:A:98:ALA:HB1	2:B:6:G:P	6	0.12
(1,5)	1:A:98:ALA:HB1	2:B:7:C:C1'	6	0.12
(1,5)	1:A:98:ALA:HB1	2:B:7:C:C2	6	0.12
(1,5)	1:A:98:ALA:HB1	2:B:7:C:C2'	6	0.12
(1,5)	1:A:98:ALA:HB1	2:B:7:C:C3'	6	0.12
(1,5)	1:A:98:ALA:HB1	2:B:7:C:C4	6	0.12
(1,5)	1:A:98:ALA:HB1	2:B:7:C:C4'	6	0.12
(1,5)	1:A:98:ALA:HB1	2:B:7:C:C5	6	0.12
(1,5)	1:A:98:ALA:HB1	2:B:7:C:C5'	6	0.12
(1,5)	1:A:98:ALA:HB1	2:B:7:C:C6	6	0.12
(1,5)	1:A:98:ALA:HB1	2:B:7:C:H1'	6	0.12
(1,5)	1:A:98:ALA:HB1	2:B:7:C:H2'	6	0.12
(1,5)	1:A:98:ALA:HB1	2:B:7:C:H3'	6	0.12
(1,5)	1:A:98:ALA:HB1	2:B:7:C:H4'	6	0.12
(1,5)	1:A:98:ALA:HB1	2:B:7:C:H41	6	0.12
(1,5)	1:A:98:ALA:HB1	2:B:7:C:H42	6	0.12
(1,5)	1:A:98:ALA:HB1	2:B:7:C:H5	6	0.12
(1,5)	1:A:98:ALA:HB1	2:B:7:C:H5'	6	0.12
(1,5)	1:A:98:ALA:HB1	2:B:7:C:H5''	6	0.12
(1,5)	1:A:98:ALA:HB1	2:B:7:C:H6	6	0.12
(1,5)	1:A:98:ALA:HB1	2:B:7:C:HO2'	6	0.12
(1,5)	1:A:98:ALA:HB1	2:B:7:C:N1	6	0.12
(1,5)	1:A:98:ALA:HB1	2:B:7:C:N3	6	0.12
(1,5)	1:A:98:ALA:HB1	2:B:7:C:N4	6	0.12
(1,5)	1:A:98:ALA:HB1	2:B:7:C:O2	6	0.12
(1,5)	1:A:98:ALA:HB1	2:B:7:C:O2'	6	0.12
(1,5)	1:A:98:ALA:HB1	2:B:7:C:O3'	6	0.12

*Continued on next page...*

*Continued from previous page...*

Key	Atom-1	Atom-2	Model ID	Violation (Å)
(1,5)	1:A:98:ALA:HB1	2:B:7:C:O4'	6	0.12
(1,5)	1:A:98:ALA:HB1	2:B:7:C:O5'	6	0.12
(1,5)	1:A:98:ALA:HB1	2:B:7:C:OP1	6	0.12
(1,5)	1:A:98:ALA:HB1	2:B:7:C:OP2	6	0.12
(1,5)	1:A:98:ALA:HB1	2:B:7:C:P	6	0.12
(1,5)	1:A:98:ALA:HB1	2:B:8:U:C1'	6	0.12
(1,5)	1:A:98:ALA:HB1	2:B:8:U:C2	6	0.12
(1,5)	1:A:98:ALA:HB1	2:B:8:U:C2'	6	0.12
(1,5)	1:A:98:ALA:HB1	2:B:8:U:C3'	6	0.12
(1,5)	1:A:98:ALA:HB1	2:B:8:U:C4	6	0.12
(1,5)	1:A:98:ALA:HB1	2:B:8:U:C4'	6	0.12
(1,5)	1:A:98:ALA:HB1	2:B:8:U:C5	6	0.12
(1,5)	1:A:98:ALA:HB1	2:B:8:U:C5'	6	0.12
(1,5)	1:A:98:ALA:HB1	2:B:8:U:C6	6	0.12
(1,5)	1:A:98:ALA:HB1	2:B:8:U:H1'	6	0.12
(1,5)	1:A:98:ALA:HB1	2:B:8:U:H2'	6	0.12
(1,5)	1:A:98:ALA:HB1	2:B:8:U:H3	6	0.12
(1,5)	1:A:98:ALA:HB1	2:B:8:U:H3'	6	0.12
(1,5)	1:A:98:ALA:HB1	2:B:8:U:H4'	6	0.12
(1,5)	1:A:98:ALA:HB1	2:B:8:U:H5	6	0.12
(1,5)	1:A:98:ALA:HB1	2:B:8:U:H5'	6	0.12
(1,5)	1:A:98:ALA:HB1	2:B:8:U:H5''	6	0.12
(1,5)	1:A:98:ALA:HB1	2:B:8:U:H6	6	0.12
(1,5)	1:A:98:ALA:HB1	2:B:8:U:HO2'	6	0.12
(1,5)	1:A:98:ALA:HB1	2:B:8:U:N1	6	0.12
(1,5)	1:A:98:ALA:HB1	2:B:8:U:N3	6	0.12
(1,5)	1:A:98:ALA:HB1	2:B:8:U:O2	6	0.12
(1,5)	1:A:98:ALA:HB1	2:B:8:U:O2'	6	0.12
(1,5)	1:A:98:ALA:HB1	2:B:8:U:O3'	6	0.12
(1,5)	1:A:98:ALA:HB1	2:B:8:U:O4	6	0.12
(1,5)	1:A:98:ALA:HB1	2:B:8:U:O4'	6	0.12
(1,5)	1:A:98:ALA:HB1	2:B:8:U:O5'	6	0.12
(1,5)	1:A:98:ALA:HB1	2:B:8:U:OP1	6	0.12
(1,5)	1:A:98:ALA:HB1	2:B:8:U:OP2	6	0.12
(1,5)	1:A:98:ALA:HB1	2:B:8:U:P	6	0.12
(1,5)	1:A:98:ALA:HB1	2:B:9:C:C1'	6	0.12
(1,5)	1:A:98:ALA:HB1	2:B:9:C:C2	6	0.12
(1,5)	1:A:98:ALA:HB1	2:B:9:C:C2'	6	0.12
(1,5)	1:A:98:ALA:HB1	2:B:9:C:C3'	6	0.12
(1,5)	1:A:98:ALA:HB1	2:B:9:C:C4	6	0.12
(1,5)	1:A:98:ALA:HB1	2:B:9:C:C4'	6	0.12
(1,5)	1:A:98:ALA:HB1	2:B:9:C:C5	6	0.12

*Continued on next page...*

*Continued from previous page...*

Key	Atom-1	Atom-2	Model ID	Violation (Å)
(1,5)	1:A:98:ALA:HB1	2:B:9:C:C5'	6	0.12
(1,5)	1:A:98:ALA:HB1	2:B:9:C:C6	6	0.12
(1,5)	1:A:98:ALA:HB1	2:B:9:C:H1'	6	0.12
(1,5)	1:A:98:ALA:HB1	2:B:9:C:H2'	6	0.12
(1,5)	1:A:98:ALA:HB1	2:B:9:C:H3'	6	0.12
(1,5)	1:A:98:ALA:HB1	2:B:9:C:H4'	6	0.12
(1,5)	1:A:98:ALA:HB1	2:B:9:C:H41	6	0.12
(1,5)	1:A:98:ALA:HB1	2:B:9:C:H42	6	0.12
(1,5)	1:A:98:ALA:HB1	2:B:9:C:H5	6	0.12
(1,5)	1:A:98:ALA:HB1	2:B:9:C:H5'	6	0.12
(1,5)	1:A:98:ALA:HB1	2:B:9:C:H5''	6	0.12
(1,5)	1:A:98:ALA:HB1	2:B:9:C:H6	6	0.12
(1,5)	1:A:98:ALA:HB1	2:B:9:C:HO2'	6	0.12
(1,5)	1:A:98:ALA:HB1	2:B:9:C:N1	6	0.12
(1,5)	1:A:98:ALA:HB1	2:B:9:C:N3	6	0.12
(1,5)	1:A:98:ALA:HB1	2:B:9:C:N4	6	0.12
(1,5)	1:A:98:ALA:HB1	2:B:9:C:O2	6	0.12
(1,5)	1:A:98:ALA:HB1	2:B:9:C:O2'	6	0.12
(1,5)	1:A:98:ALA:HB1	2:B:9:C:O3'	6	0.12
(1,5)	1:A:98:ALA:HB1	2:B:9:C:O4'	6	0.12
(1,5)	1:A:98:ALA:HB1	2:B:9:C:O5'	6	0.12
(1,5)	1:A:98:ALA:HB1	2:B:9:C:OP1	6	0.12
(1,5)	1:A:98:ALA:HB1	2:B:9:C:OP2	6	0.12
(1,5)	1:A:98:ALA:HB1	2:B:9:C:P	6	0.12
(1,5)	1:A:98:ALA:HB1	2:B:10:G:C1'	6	0.12
(1,5)	1:A:98:ALA:HB1	2:B:10:G:C2	6	0.12
(1,5)	1:A:98:ALA:HB1	2:B:10:G:C2'	6	0.12
(1,5)	1:A:98:ALA:HB1	2:B:10:G:C3'	6	0.12
(1,5)	1:A:98:ALA:HB1	2:B:10:G:C4	6	0.12
(1,5)	1:A:98:ALA:HB1	2:B:10:G:C4'	6	0.12
(1,5)	1:A:98:ALA:HB1	2:B:10:G:C5	6	0.12
(1,5)	1:A:98:ALA:HB1	2:B:10:G:C5'	6	0.12
(1,5)	1:A:98:ALA:HB1	2:B:10:G:C6	6	0.12
(1,5)	1:A:98:ALA:HB1	2:B:10:G:C8	6	0.12
(1,5)	1:A:98:ALA:HB1	2:B:10:G:H1	6	0.12
(1,5)	1:A:98:ALA:HB1	2:B:10:G:H1'	6	0.12
(1,5)	1:A:98:ALA:HB1	2:B:10:G:H2'	6	0.12
(1,5)	1:A:98:ALA:HB1	2:B:10:G:H21	6	0.12
(1,5)	1:A:98:ALA:HB1	2:B:10:G:H22	6	0.12
(1,5)	1:A:98:ALA:HB1	2:B:10:G:H3'	6	0.12
(1,5)	1:A:98:ALA:HB1	2:B:10:G:H4'	6	0.12
(1,5)	1:A:98:ALA:HB1	2:B:10:G:H5'	6	0.12

*Continued on next page...*

*Continued from previous page...*

Key	Atom-1	Atom-2	Model ID	Violation (Å)
(1,5)	1:A:98:ALA:HB1	2:B:10:G:H5''	6	0.12
(1,5)	1:A:98:ALA:HB1	2:B:10:G:H8	6	0.12
(1,5)	1:A:98:ALA:HB1	2:B:10:G:HO2'	6	0.12
(1,5)	1:A:98:ALA:HB1	2:B:10:G:N1	6	0.12
(1,5)	1:A:98:ALA:HB1	2:B:10:G:N2	6	0.12
(1,5)	1:A:98:ALA:HB1	2:B:10:G:N3	6	0.12
(1,5)	1:A:98:ALA:HB1	2:B:10:G:N7	6	0.12
(1,5)	1:A:98:ALA:HB1	2:B:10:G:N9	6	0.12
(1,5)	1:A:98:ALA:HB1	2:B:10:G:O2'	6	0.12
(1,5)	1:A:98:ALA:HB1	2:B:10:G:O3'	6	0.12
(1,5)	1:A:98:ALA:HB1	2:B:10:G:O4'	6	0.12
(1,5)	1:A:98:ALA:HB1	2:B:10:G:O5'	6	0.12
(1,5)	1:A:98:ALA:HB1	2:B:10:G:O6	6	0.12
(1,5)	1:A:98:ALA:HB1	2:B:10:G:OP1	6	0.12
(1,5)	1:A:98:ALA:HB1	2:B:10:G:OP2	6	0.12
(1,5)	1:A:98:ALA:HB1	2:B:10:G:P	6	0.12
(1,5)	1:A:98:ALA:HB1	2:B:11:A:C1'	6	0.12
(1,5)	1:A:98:ALA:HB1	2:B:11:A:C2	6	0.12
(1,5)	1:A:98:ALA:HB1	2:B:11:A:C2'	6	0.12
(1,5)	1:A:98:ALA:HB1	2:B:11:A:C3'	6	0.12
(1,5)	1:A:98:ALA:HB1	2:B:11:A:C4	6	0.12
(1,5)	1:A:98:ALA:HB1	2:B:11:A:C4'	6	0.12
(1,5)	1:A:98:ALA:HB1	2:B:11:A:C5	6	0.12
(1,5)	1:A:98:ALA:HB1	2:B:11:A:C5'	6	0.12
(1,5)	1:A:98:ALA:HB1	2:B:11:A:C6	6	0.12
(1,5)	1:A:98:ALA:HB1	2:B:11:A:C8	6	0.12
(1,5)	1:A:98:ALA:HB1	2:B:11:A:H1'	6	0.12
(1,5)	1:A:98:ALA:HB1	2:B:11:A:H2	6	0.12
(1,5)	1:A:98:ALA:HB1	2:B:11:A:H2'	6	0.12
(1,5)	1:A:98:ALA:HB1	2:B:11:A:H3'	6	0.12
(1,5)	1:A:98:ALA:HB1	2:B:11:A:H4'	6	0.12
(1,5)	1:A:98:ALA:HB1	2:B:11:A:H5'	6	0.12
(1,5)	1:A:98:ALA:HB1	2:B:11:A:H5''	6	0.12
(1,5)	1:A:98:ALA:HB1	2:B:11:A:H61	6	0.12
(1,5)	1:A:98:ALA:HB1	2:B:11:A:H62	6	0.12
(1,5)	1:A:98:ALA:HB1	2:B:11:A:H8	6	0.12
(1,5)	1:A:98:ALA:HB1	2:B:11:A:HO2'	6	0.12
(1,5)	1:A:98:ALA:HB1	2:B:11:A:N1	6	0.12
(1,5)	1:A:98:ALA:HB1	2:B:11:A:N3	6	0.12
(1,5)	1:A:98:ALA:HB1	2:B:11:A:N6	6	0.12
(1,5)	1:A:98:ALA:HB1	2:B:11:A:N7	6	0.12
(1,5)	1:A:98:ALA:HB1	2:B:11:A:N9	6	0.12

*Continued on next page...*

*Continued from previous page...*

Key	Atom-1	Atom-2	Model ID	Violation (Å)
(1,5)	1:A:98:ALA:HB1	2:B:11:A:O2'	6	0.12
(1,5)	1:A:98:ALA:HB1	2:B:11:A:O3'	6	0.12
(1,5)	1:A:98:ALA:HB1	2:B:11:A:O4'	6	0.12
(1,5)	1:A:98:ALA:HB1	2:B:11:A:O5'	6	0.12
(1,5)	1:A:98:ALA:HB1	2:B:11:A:OP1	6	0.12
(1,5)	1:A:98:ALA:HB1	2:B:11:A:OP2	6	0.12
(1,5)	1:A:98:ALA:HB1	2:B:11:A:P	6	0.12
(1,5)	1:A:98:ALA:HB1	2:B:12:A:C1'	6	0.12
(1,5)	1:A:98:ALA:HB1	2:B:12:A:C2	6	0.12
(1,5)	1:A:98:ALA:HB1	2:B:12:A:C2'	6	0.12
(1,5)	1:A:98:ALA:HB1	2:B:12:A:C3'	6	0.12
(1,5)	1:A:98:ALA:HB1	2:B:12:A:C4	6	0.12
(1,5)	1:A:98:ALA:HB1	2:B:12:A:C4'	6	0.12
(1,5)	1:A:98:ALA:HB1	2:B:12:A:C5	6	0.12
(1,5)	1:A:98:ALA:HB1	2:B:12:A:C5'	6	0.12
(1,5)	1:A:98:ALA:HB1	2:B:12:A:C6	6	0.12
(1,5)	1:A:98:ALA:HB1	2:B:12:A:C8	6	0.12
(1,5)	1:A:98:ALA:HB1	2:B:12:A:H1'	6	0.12
(1,5)	1:A:98:ALA:HB1	2:B:12:A:H2	6	0.12
(1,5)	1:A:98:ALA:HB1	2:B:12:A:H2'	6	0.12
(1,5)	1:A:98:ALA:HB1	2:B:12:A:H3'	6	0.12
(1,5)	1:A:98:ALA:HB1	2:B:12:A:H4'	6	0.12
(1,5)	1:A:98:ALA:HB1	2:B:12:A:H5'	6	0.12
(1,5)	1:A:98:ALA:HB1	2:B:12:A:H5''	6	0.12
(1,5)	1:A:98:ALA:HB1	2:B:12:A:H61	6	0.12
(1,5)	1:A:98:ALA:HB1	2:B:12:A:H62	6	0.12
(1,5)	1:A:98:ALA:HB1	2:B:12:A:H8	6	0.12
(1,5)	1:A:98:ALA:HB1	2:B:12:A:HO2'	6	0.12
(1,5)	1:A:98:ALA:HB1	2:B:12:A:N1	6	0.12
(1,5)	1:A:98:ALA:HB1	2:B:12:A:N3	6	0.12
(1,5)	1:A:98:ALA:HB1	2:B:12:A:N6	6	0.12
(1,5)	1:A:98:ALA:HB1	2:B:12:A:N7	6	0.12
(1,5)	1:A:98:ALA:HB1	2:B:12:A:N9	6	0.12
(1,5)	1:A:98:ALA:HB1	2:B:12:A:O2'	6	0.12
(1,5)	1:A:98:ALA:HB1	2:B:12:A:O3'	6	0.12
(1,5)	1:A:98:ALA:HB1	2:B:12:A:O4'	6	0.12
(1,5)	1:A:98:ALA:HB1	2:B:12:A:O5'	6	0.12
(1,5)	1:A:98:ALA:HB1	2:B:12:A:OP1	6	0.12
(1,5)	1:A:98:ALA:HB1	2:B:12:A:OP2	6	0.12
(1,5)	1:A:98:ALA:HB1	2:B:12:A:P	6	0.12
(1,5)	1:A:98:ALA:HB1	2:B:13:A:C1'	6	0.12
(1,5)	1:A:98:ALA:HB1	2:B:13:A:C2	6	0.12

*Continued on next page...*

*Continued from previous page...*

Key	Atom-1	Atom-2	Model ID	Violation (Å)
(1,5)	1:A:98:ALA:HB1	2:B:13:A:C2'	6	0.12
(1,5)	1:A:98:ALA:HB1	2:B:13:A:C3'	6	0.12
(1,5)	1:A:98:ALA:HB1	2:B:13:A:C4	6	0.12
(1,5)	1:A:98:ALA:HB1	2:B:13:A:C4'	6	0.12
(1,5)	1:A:98:ALA:HB1	2:B:13:A:C5	6	0.12
(1,5)	1:A:98:ALA:HB1	2:B:13:A:C5'	6	0.12
(1,5)	1:A:98:ALA:HB1	2:B:13:A:C6	6	0.12
(1,5)	1:A:98:ALA:HB1	2:B:13:A:C8	6	0.12
(1,5)	1:A:98:ALA:HB1	2:B:13:A:H1'	6	0.12
(1,5)	1:A:98:ALA:HB1	2:B:13:A:H2	6	0.12
(1,5)	1:A:98:ALA:HB1	2:B:13:A:H2'	6	0.12
(1,5)	1:A:98:ALA:HB1	2:B:13:A:H3'	6	0.12
(1,5)	1:A:98:ALA:HB1	2:B:13:A:H4'	6	0.12
(1,5)	1:A:98:ALA:HB1	2:B:13:A:H5'	6	0.12
(1,5)	1:A:98:ALA:HB1	2:B:13:A:H5''	6	0.12
(1,5)	1:A:98:ALA:HB1	2:B:13:A:H61	6	0.12
(1,5)	1:A:98:ALA:HB1	2:B:13:A:H62	6	0.12
(1,5)	1:A:98:ALA:HB1	2:B:13:A:H8	6	0.12
(1,5)	1:A:98:ALA:HB1	2:B:13:A:HO2'	6	0.12
(1,5)	1:A:98:ALA:HB1	2:B:13:A:N1	6	0.12
(1,5)	1:A:98:ALA:HB1	2:B:13:A:N3	6	0.12
(1,5)	1:A:98:ALA:HB1	2:B:13:A:N6	6	0.12
(1,5)	1:A:98:ALA:HB1	2:B:13:A:N7	6	0.12
(1,5)	1:A:98:ALA:HB1	2:B:13:A:N9	6	0.12
(1,5)	1:A:98:ALA:HB1	2:B:13:A:O2'	6	0.12
(1,5)	1:A:98:ALA:HB1	2:B:13:A:O3'	6	0.12
(1,5)	1:A:98:ALA:HB1	2:B:13:A:O4'	6	0.12
(1,5)	1:A:98:ALA:HB1	2:B:13:A:O5'	6	0.12
(1,5)	1:A:98:ALA:HB1	2:B:13:A:OP1	6	0.12
(1,5)	1:A:98:ALA:HB1	2:B:13:A:OP2	6	0.12
(1,5)	1:A:98:ALA:HB1	2:B:13:A:P	6	0.12
(1,5)	1:A:98:ALA:HB1	2:B:14:G:C1'	6	0.12
(1,5)	1:A:98:ALA:HB1	2:B:14:G:C2	6	0.12
(1,5)	1:A:98:ALA:HB1	2:B:14:G:C2'	6	0.12
(1,5)	1:A:98:ALA:HB1	2:B:14:G:C3'	6	0.12
(1,5)	1:A:98:ALA:HB1	2:B:14:G:C4	6	0.12
(1,5)	1:A:98:ALA:HB1	2:B:14:G:C4'	6	0.12
(1,5)	1:A:98:ALA:HB1	2:B:14:G:C5	6	0.12
(1,5)	1:A:98:ALA:HB1	2:B:14:G:C5'	6	0.12
(1,5)	1:A:98:ALA:HB1	2:B:14:G:C6	6	0.12
(1,5)	1:A:98:ALA:HB1	2:B:14:G:C8	6	0.12
(1,5)	1:A:98:ALA:HB1	2:B:14:G:H1	6	0.12

*Continued on next page...*

*Continued from previous page...*

Key	Atom-1	Atom-2	Model ID	Violation (Å)
(1,5)	1:A:98:ALA:HB1	2:B:14:G:H1'	6	0.12
(1,5)	1:A:98:ALA:HB1	2:B:14:G:H2'	6	0.12
(1,5)	1:A:98:ALA:HB1	2:B:14:G:H21	6	0.12
(1,5)	1:A:98:ALA:HB1	2:B:14:G:H22	6	0.12
(1,5)	1:A:98:ALA:HB1	2:B:14:G:H3'	6	0.12
(1,5)	1:A:98:ALA:HB1	2:B:14:G:H4'	6	0.12
(1,5)	1:A:98:ALA:HB1	2:B:14:G:H5'	6	0.12
(1,5)	1:A:98:ALA:HB1	2:B:14:G:H5''	6	0.12
(1,5)	1:A:98:ALA:HB1	2:B:14:G:H8	6	0.12
(1,5)	1:A:98:ALA:HB1	2:B:14:G:HO2'	6	0.12
(1,5)	1:A:98:ALA:HB1	2:B:14:G:N1	6	0.12
(1,5)	1:A:98:ALA:HB1	2:B:14:G:N2	6	0.12
(1,5)	1:A:98:ALA:HB1	2:B:14:G:N3	6	0.12
(1,5)	1:A:98:ALA:HB1	2:B:14:G:N7	6	0.12
(1,5)	1:A:98:ALA:HB1	2:B:14:G:N9	6	0.12
(1,5)	1:A:98:ALA:HB1	2:B:14:G:O2'	6	0.12
(1,5)	1:A:98:ALA:HB1	2:B:14:G:O3'	6	0.12
(1,5)	1:A:98:ALA:HB1	2:B:14:G:O4'	6	0.12
(1,5)	1:A:98:ALA:HB1	2:B:14:G:O5'	6	0.12
(1,5)	1:A:98:ALA:HB1	2:B:14:G:O6	6	0.12
(1,5)	1:A:98:ALA:HB1	2:B:14:G:OP1	6	0.12
(1,5)	1:A:98:ALA:HB1	2:B:14:G:OP2	6	0.12
(1,5)	1:A:98:ALA:HB1	2:B:14:G:P	6	0.12
(1,5)	1:A:98:ALA:HB1	2:B:15:A:C1'	6	0.12
(1,5)	1:A:98:ALA:HB1	2:B:15:A:C2	6	0.12
(1,5)	1:A:98:ALA:HB1	2:B:15:A:C2'	6	0.12
(1,5)	1:A:98:ALA:HB1	2:B:15:A:C3'	6	0.12
(1,5)	1:A:98:ALA:HB1	2:B:15:A:C4	6	0.12
(1,5)	1:A:98:ALA:HB1	2:B:15:A:C4'	6	0.12
(1,5)	1:A:98:ALA:HB1	2:B:15:A:C5	6	0.12
(1,5)	1:A:98:ALA:HB1	2:B:15:A:C5'	6	0.12
(1,5)	1:A:98:ALA:HB1	2:B:15:A:C6	6	0.12
(1,5)	1:A:98:ALA:HB1	2:B:15:A:C8	6	0.12
(1,5)	1:A:98:ALA:HB1	2:B:15:A:H1'	6	0.12
(1,5)	1:A:98:ALA:HB1	2:B:15:A:H2	6	0.12
(1,5)	1:A:98:ALA:HB1	2:B:15:A:H2'	6	0.12
(1,5)	1:A:98:ALA:HB1	2:B:15:A:H3'	6	0.12
(1,5)	1:A:98:ALA:HB1	2:B:15:A:H4'	6	0.12
(1,5)	1:A:98:ALA:HB1	2:B:15:A:H5'	6	0.12
(1,5)	1:A:98:ALA:HB1	2:B:15:A:H5''	6	0.12
(1,5)	1:A:98:ALA:HB1	2:B:15:A:H61	6	0.12
(1,5)	1:A:98:ALA:HB1	2:B:15:A:H62	6	0.12

*Continued on next page...*

*Continued from previous page...*

Key	Atom-1	Atom-2	Model ID	Violation (Å)
(1,5)	1:A:98:ALA:HB1	2:B:15:A:H8	6	0.12
(1,5)	1:A:98:ALA:HB1	2:B:15:A:HO2'	6	0.12
(1,5)	1:A:98:ALA:HB1	2:B:15:A:N1	6	0.12
(1,5)	1:A:98:ALA:HB1	2:B:15:A:N3	6	0.12
(1,5)	1:A:98:ALA:HB1	2:B:15:A:N6	6	0.12
(1,5)	1:A:98:ALA:HB1	2:B:15:A:N7	6	0.12
(1,5)	1:A:98:ALA:HB1	2:B:15:A:N9	6	0.12
(1,5)	1:A:98:ALA:HB1	2:B:15:A:O2'	6	0.12
(1,5)	1:A:98:ALA:HB1	2:B:15:A:O3'	6	0.12
(1,5)	1:A:98:ALA:HB1	2:B:15:A:O4'	6	0.12
(1,5)	1:A:98:ALA:HB1	2:B:15:A:O5'	6	0.12
(1,5)	1:A:98:ALA:HB1	2:B:15:A:OP1	6	0.12
(1,5)	1:A:98:ALA:HB1	2:B:15:A:OP2	6	0.12
(1,5)	1:A:98:ALA:HB1	2:B:15:A:P	6	0.12
(1,5)	1:A:98:ALA:HB1	2:B:16:G:C1'	6	0.12
(1,5)	1:A:98:ALA:HB1	2:B:16:G:C2	6	0.12
(1,5)	1:A:98:ALA:HB1	2:B:16:G:C2'	6	0.12
(1,5)	1:A:98:ALA:HB1	2:B:16:G:C3'	6	0.12
(1,5)	1:A:98:ALA:HB1	2:B:16:G:C4	6	0.12
(1,5)	1:A:98:ALA:HB1	2:B:16:G:C4'	6	0.12
(1,5)	1:A:98:ALA:HB1	2:B:16:G:C5	6	0.12
(1,5)	1:A:98:ALA:HB1	2:B:16:G:C5'	6	0.12
(1,5)	1:A:98:ALA:HB1	2:B:16:G:C6	6	0.12
(1,5)	1:A:98:ALA:HB1	2:B:16:G:C8	6	0.12
(1,5)	1:A:98:ALA:HB1	2:B:16:G:H1	6	0.12
(1,5)	1:A:98:ALA:HB1	2:B:16:G:H1'	6	0.12
(1,5)	1:A:98:ALA:HB1	2:B:16:G:H2'	6	0.12
(1,5)	1:A:98:ALA:HB1	2:B:16:G:H21	6	0.12
(1,5)	1:A:98:ALA:HB1	2:B:16:G:H22	6	0.12
(1,5)	1:A:98:ALA:HB1	2:B:16:G:H3'	6	0.12
(1,5)	1:A:98:ALA:HB1	2:B:16:G:H4'	6	0.12
(1,5)	1:A:98:ALA:HB1	2:B:16:G:H5'	6	0.12
(1,5)	1:A:98:ALA:HB1	2:B:16:G:H5''	6	0.12
(1,5)	1:A:98:ALA:HB1	2:B:16:G:H8	6	0.12
(1,5)	1:A:98:ALA:HB1	2:B:16:G:HO2'	6	0.12
(1,5)	1:A:98:ALA:HB1	2:B:16:G:N1	6	0.12
(1,5)	1:A:98:ALA:HB1	2:B:16:G:N2	6	0.12
(1,5)	1:A:98:ALA:HB1	2:B:16:G:N3	6	0.12
(1,5)	1:A:98:ALA:HB1	2:B:16:G:N7	6	0.12
(1,5)	1:A:98:ALA:HB1	2:B:16:G:N9	6	0.12
(1,5)	1:A:98:ALA:HB1	2:B:16:G:O2'	6	0.12
(1,5)	1:A:98:ALA:HB1	2:B:16:G:O3'	6	0.12

*Continued on next page...*



*Continued from previous page...*

Key	Atom-1	Atom-2	Model ID	Violation (Å)
(1,5)	1:A:98:ALA:HB1	2:B:16:G:O4'	6	0.12
(1,5)	1:A:98:ALA:HB1	2:B:16:G:O5'	6	0.12
(1,5)	1:A:98:ALA:HB1	2:B:16:G:O6	6	0.12
(1,5)	1:A:98:ALA:HB1	2:B:16:G:OP1	6	0.12
(1,5)	1:A:98:ALA:HB1	2:B:16:G:OP2	6	0.12
(1,5)	1:A:98:ALA:HB1	2:B:16:G:P	6	0.12
(1,5)	1:A:98:ALA:HB1	2:B:17:C:C1'	6	0.12
(1,5)	1:A:98:ALA:HB1	2:B:17:C:C2	6	0.12
(1,5)	1:A:98:ALA:HB1	2:B:17:C:C2'	6	0.12
(1,5)	1:A:98:ALA:HB1	2:B:17:C:C3'	6	0.12
(1,5)	1:A:98:ALA:HB1	2:B:17:C:C4	6	0.12
(1,5)	1:A:98:ALA:HB1	2:B:17:C:C4'	6	0.12
(1,5)	1:A:98:ALA:HB1	2:B:17:C:C5	6	0.12
(1,5)	1:A:98:ALA:HB1	2:B:17:C:C5'	6	0.12
(1,5)	1:A:98:ALA:HB1	2:B:17:C:C6	6	0.12
(1,5)	1:A:98:ALA:HB1	2:B:17:C:H1'	6	0.12
(1,5)	1:A:98:ALA:HB1	2:B:17:C:H2'	6	0.12
(1,5)	1:A:98:ALA:HB1	2:B:17:C:H3'	6	0.12
(1,5)	1:A:98:ALA:HB1	2:B:17:C:H4'	6	0.12
(1,5)	1:A:98:ALA:HB1	2:B:17:C:H41	6	0.12
(1,5)	1:A:98:ALA:HB1	2:B:17:C:H42	6	0.12
(1,5)	1:A:98:ALA:HB1	2:B:17:C:H5	6	0.12
(1,5)	1:A:98:ALA:HB1	2:B:17:C:H5'	6	0.12
(1,5)	1:A:98:ALA:HB1	2:B:17:C:H5''	6	0.12
(1,5)	1:A:98:ALA:HB1	2:B:17:C:H6	6	0.12
(1,5)	1:A:98:ALA:HB1	2:B:17:C:HO2'	6	0.12
(1,5)	1:A:98:ALA:HB1	2:B:17:C:N1	6	0.12
(1,5)	1:A:98:ALA:HB1	2:B:17:C:N3	6	0.12
(1,5)	1:A:98:ALA:HB1	2:B:17:C:N4	6	0.12
(1,5)	1:A:98:ALA:HB1	2:B:17:C:O2	6	0.12
(1,5)	1:A:98:ALA:HB1	2:B:17:C:O2'	6	0.12
(1,5)	1:A:98:ALA:HB1	2:B:17:C:O3'	6	0.12
(1,5)	1:A:98:ALA:HB1	2:B:17:C:O4'	6	0.12
(1,5)	1:A:98:ALA:HB1	2:B:17:C:O5'	6	0.12
(1,5)	1:A:98:ALA:HB1	2:B:17:C:OP1	6	0.12
(1,5)	1:A:98:ALA:HB1	2:B:17:C:OP2	6	0.12
(1,5)	1:A:98:ALA:HB1	2:B:17:C:P	6	0.12
(1,5)	1:A:98:ALA:HB1	2:B:18:A:C1'	6	0.12
(1,5)	1:A:98:ALA:HB1	2:B:18:A:C2	6	0.12
(1,5)	1:A:98:ALA:HB1	2:B:18:A:C2'	6	0.12
(1,5)	1:A:98:ALA:HB1	2:B:18:A:C3'	6	0.12
(1,5)	1:A:98:ALA:HB1	2:B:18:A:C4	6	0.12

*Continued on next page...*

*Continued from previous page...*

Key	Atom-1	Atom-2	Model ID	Violation (Å)
(1,5)	1:A:98:ALA:HB1	2:B:18:A:C4'	6	0.12
(1,5)	1:A:98:ALA:HB1	2:B:18:A:C5	6	0.12
(1,5)	1:A:98:ALA:HB1	2:B:18:A:C5'	6	0.12
(1,5)	1:A:98:ALA:HB1	2:B:18:A:C6	6	0.12
(1,5)	1:A:98:ALA:HB1	2:B:18:A:C8	6	0.12
(1,5)	1:A:98:ALA:HB1	2:B:18:A:H1'	6	0.12
(1,5)	1:A:98:ALA:HB1	2:B:18:A:H2	6	0.12
(1,5)	1:A:98:ALA:HB1	2:B:18:A:H2'	6	0.12
(1,5)	1:A:98:ALA:HB1	2:B:18:A:H3'	6	0.12
(1,5)	1:A:98:ALA:HB1	2:B:18:A:H4'	6	0.12
(1,5)	1:A:98:ALA:HB1	2:B:18:A:H5'	6	0.12
(1,5)	1:A:98:ALA:HB1	2:B:18:A:H5''	6	0.12
(1,5)	1:A:98:ALA:HB1	2:B:18:A:H61	6	0.12
(1,5)	1:A:98:ALA:HB1	2:B:18:A:H62	6	0.12
(1,5)	1:A:98:ALA:HB1	2:B:18:A:H8	6	0.12
(1,5)	1:A:98:ALA:HB1	2:B:18:A:HO2'	6	0.12
(1,5)	1:A:98:ALA:HB1	2:B:18:A:N1	6	0.12
(1,5)	1:A:98:ALA:HB1	2:B:18:A:N3	6	0.12
(1,5)	1:A:98:ALA:HB1	2:B:18:A:N6	6	0.12
(1,5)	1:A:98:ALA:HB1	2:B:18:A:N7	6	0.12
(1,5)	1:A:98:ALA:HB1	2:B:18:A:N9	6	0.12
(1,5)	1:A:98:ALA:HB1	2:B:18:A:O2'	6	0.12
(1,5)	1:A:98:ALA:HB1	2:B:18:A:O3'	6	0.12
(1,5)	1:A:98:ALA:HB1	2:B:18:A:O4'	6	0.12
(1,5)	1:A:98:ALA:HB1	2:B:18:A:O5'	6	0.12
(1,5)	1:A:98:ALA:HB1	2:B:18:A:OP1	6	0.12
(1,5)	1:A:98:ALA:HB1	2:B:18:A:OP2	6	0.12
(1,5)	1:A:98:ALA:HB1	2:B:18:A:P	6	0.12
(1,5)	1:A:98:ALA:HB1	2:B:19:A:C1'	6	0.12
(1,5)	1:A:98:ALA:HB1	2:B:19:A:C2	6	0.12
(1,5)	1:A:98:ALA:HB1	2:B:19:A:C2'	6	0.12
(1,5)	1:A:98:ALA:HB1	2:B:19:A:C3'	6	0.12
(1,5)	1:A:98:ALA:HB1	2:B:19:A:C4	6	0.12
(1,5)	1:A:98:ALA:HB1	2:B:19:A:C4'	6	0.12
(1,5)	1:A:98:ALA:HB1	2:B:19:A:C5	6	0.12
(1,5)	1:A:98:ALA:HB1	2:B:19:A:C5'	6	0.12
(1,5)	1:A:98:ALA:HB1	2:B:19:A:C6	6	0.12
(1,5)	1:A:98:ALA:HB1	2:B:19:A:C8	6	0.12
(1,5)	1:A:98:ALA:HB1	2:B:19:A:H1'	6	0.12
(1,5)	1:A:98:ALA:HB1	2:B:19:A:H2	6	0.12
(1,5)	1:A:98:ALA:HB1	2:B:19:A:H2'	6	0.12
(1,5)	1:A:98:ALA:HB1	2:B:19:A:H3'	6	0.12

*Continued on next page...*

*Continued from previous page...*

Key	Atom-1	Atom-2	Model ID	Violation (Å)
(1,5)	1:A:98:ALA:HB1	2:B:19:A:H4'	6	0.12
(1,5)	1:A:98:ALA:HB1	2:B:19:A:H5'	6	0.12
(1,5)	1:A:98:ALA:HB1	2:B:19:A:H5''	6	0.12
(1,5)	1:A:98:ALA:HB1	2:B:19:A:H61	6	0.12
(1,5)	1:A:98:ALA:HB1	2:B:19:A:H62	6	0.12
(1,5)	1:A:98:ALA:HB1	2:B:19:A:H8	6	0.12
(1,5)	1:A:98:ALA:HB1	2:B:19:A:HO2'	6	0.12
(1,5)	1:A:98:ALA:HB1	2:B:19:A:N1	6	0.12
(1,5)	1:A:98:ALA:HB1	2:B:19:A:N3	6	0.12
(1,5)	1:A:98:ALA:HB1	2:B:19:A:N6	6	0.12
(1,5)	1:A:98:ALA:HB1	2:B:19:A:N7	6	0.12
(1,5)	1:A:98:ALA:HB1	2:B:19:A:N9	6	0.12
(1,5)	1:A:98:ALA:HB1	2:B:19:A:O2'	6	0.12
(1,5)	1:A:98:ALA:HB1	2:B:19:A:O3'	6	0.12
(1,5)	1:A:98:ALA:HB1	2:B:19:A:O4'	6	0.12
(1,5)	1:A:98:ALA:HB1	2:B:19:A:O5'	6	0.12
(1,5)	1:A:98:ALA:HB1	2:B:19:A:OP1	6	0.12
(1,5)	1:A:98:ALA:HB1	2:B:19:A:OP2	6	0.12
(1,5)	1:A:98:ALA:HB1	2:B:19:A:P	6	0.12
(1,5)	1:A:98:ALA:HB1	2:B:20:U:C1'	6	0.12
(1,5)	1:A:98:ALA:HB1	2:B:20:U:C2	6	0.12
(1,5)	1:A:98:ALA:HB1	2:B:20:U:C2'	6	0.12
(1,5)	1:A:98:ALA:HB1	2:B:20:U:C3'	6	0.12
(1,5)	1:A:98:ALA:HB1	2:B:20:U:C4	6	0.12
(1,5)	1:A:98:ALA:HB1	2:B:20:U:C4'	6	0.12
(1,5)	1:A:98:ALA:HB1	2:B:20:U:C5	6	0.12
(1,5)	1:A:98:ALA:HB1	2:B:20:U:C5'	6	0.12
(1,5)	1:A:98:ALA:HB1	2:B:20:U:C6	6	0.12
(1,5)	1:A:98:ALA:HB1	2:B:20:U:H1'	6	0.12
(1,5)	1:A:98:ALA:HB1	2:B:20:U:H2'	6	0.12
(1,5)	1:A:98:ALA:HB1	2:B:20:U:H3	6	0.12
(1,5)	1:A:98:ALA:HB1	2:B:20:U:H3'	6	0.12
(1,5)	1:A:98:ALA:HB1	2:B:20:U:H4'	6	0.12
(1,5)	1:A:98:ALA:HB1	2:B:20:U:H5	6	0.12
(1,5)	1:A:98:ALA:HB1	2:B:20:U:H5'	6	0.12
(1,5)	1:A:98:ALA:HB1	2:B:20:U:H5''	6	0.12
(1,5)	1:A:98:ALA:HB1	2:B:20:U:H6	6	0.12
(1,5)	1:A:98:ALA:HB1	2:B:20:U:HO2'	6	0.12
(1,5)	1:A:98:ALA:HB1	2:B:20:U:N1	6	0.12
(1,5)	1:A:98:ALA:HB1	2:B:20:U:N3	6	0.12
(1,5)	1:A:98:ALA:HB1	2:B:20:U:O2	6	0.12
(1,5)	1:A:98:ALA:HB1	2:B:20:U:O2'	6	0.12

*Continued on next page...*

*Continued from previous page...*

Key	Atom-1	Atom-2	Model ID	Violation (Å)
(1,5)	1:A:98:ALA:HB1	2:B:20:U:O3'	6	0.12
(1,5)	1:A:98:ALA:HB1	2:B:20:U:O4	6	0.12
(1,5)	1:A:98:ALA:HB1	2:B:20:U:O4'	6	0.12
(1,5)	1:A:98:ALA:HB1	2:B:20:U:O5'	6	0.12
(1,5)	1:A:98:ALA:HB1	2:B:20:U:OP1	6	0.12
(1,5)	1:A:98:ALA:HB1	2:B:20:U:OP2	6	0.12
(1,5)	1:A:98:ALA:HB1	2:B:20:U:P	6	0.12
(1,5)	1:A:98:ALA:HB1	2:B:21:G:C1'	6	0.12
(1,5)	1:A:98:ALA:HB1	2:B:21:G:C2	6	0.12
(1,5)	1:A:98:ALA:HB1	2:B:21:G:C2'	6	0.12
(1,5)	1:A:98:ALA:HB1	2:B:21:G:C3'	6	0.12
(1,5)	1:A:98:ALA:HB1	2:B:21:G:C4	6	0.12
(1,5)	1:A:98:ALA:HB1	2:B:21:G:C4'	6	0.12
(1,5)	1:A:98:ALA:HB1	2:B:21:G:C5	6	0.12
(1,5)	1:A:98:ALA:HB1	2:B:21:G:C5'	6	0.12
(1,5)	1:A:98:ALA:HB1	2:B:21:G:C6	6	0.12
(1,5)	1:A:98:ALA:HB1	2:B:21:G:C8	6	0.12
(1,5)	1:A:98:ALA:HB1	2:B:21:G:H1	6	0.12
(1,5)	1:A:98:ALA:HB1	2:B:21:G:H1'	6	0.12
(1,5)	1:A:98:ALA:HB1	2:B:21:G:H2'	6	0.12
(1,5)	1:A:98:ALA:HB1	2:B:21:G:H21	6	0.12
(1,5)	1:A:98:ALA:HB1	2:B:21:G:H22	6	0.12
(1,5)	1:A:98:ALA:HB1	2:B:21:G:H3'	6	0.12
(1,5)	1:A:98:ALA:HB1	2:B:21:G:H4'	6	0.12
(1,5)	1:A:98:ALA:HB1	2:B:21:G:H5'	6	0.12
(1,5)	1:A:98:ALA:HB1	2:B:21:G:H5''	6	0.12
(1,5)	1:A:98:ALA:HB1	2:B:21:G:H8	6	0.12
(1,5)	1:A:98:ALA:HB1	2:B:21:G:HO2'	6	0.12
(1,5)	1:A:98:ALA:HB1	2:B:21:G:N1	6	0.12
(1,5)	1:A:98:ALA:HB1	2:B:21:G:N2	6	0.12
(1,5)	1:A:98:ALA:HB1	2:B:21:G:N3	6	0.12
(1,5)	1:A:98:ALA:HB1	2:B:21:G:N7	6	0.12
(1,5)	1:A:98:ALA:HB1	2:B:21:G:N9	6	0.12
(1,5)	1:A:98:ALA:HB1	2:B:21:G:O2'	6	0.12
(1,5)	1:A:98:ALA:HB1	2:B:21:G:O3'	6	0.12
(1,5)	1:A:98:ALA:HB1	2:B:21:G:O4'	6	0.12
(1,5)	1:A:98:ALA:HB1	2:B:21:G:O5'	6	0.12
(1,5)	1:A:98:ALA:HB1	2:B:21:G:O6	6	0.12
(1,5)	1:A:98:ALA:HB1	2:B:21:G:OP1	6	0.12
(1,5)	1:A:98:ALA:HB1	2:B:21:G:OP2	6	0.12
(1,5)	1:A:98:ALA:HB1	2:B:21:G:P	6	0.12
(1,5)	1:A:98:ALA:HB1	2:B:22:A:C1'	6	0.12

*Continued on next page...*

*Continued from previous page...*

Key	Atom-1	Atom-2	Model ID	Violation (Å)
(1,5)	1:A:98:ALA:HB1	2:B:22:A:C2	6	0.12
(1,5)	1:A:98:ALA:HB1	2:B:22:A:C2'	6	0.12
(1,5)	1:A:98:ALA:HB1	2:B:22:A:C3'	6	0.12
(1,5)	1:A:98:ALA:HB1	2:B:22:A:C4	6	0.12
(1,5)	1:A:98:ALA:HB1	2:B:22:A:C4'	6	0.12
(1,5)	1:A:98:ALA:HB1	2:B:22:A:C5	6	0.12
(1,5)	1:A:98:ALA:HB1	2:B:22:A:C5'	6	0.12
(1,5)	1:A:98:ALA:HB1	2:B:22:A:C6	6	0.12
(1,5)	1:A:98:ALA:HB1	2:B:22:A:C8	6	0.12
(1,5)	1:A:98:ALA:HB1	2:B:22:A:H1'	6	0.12
(1,5)	1:A:98:ALA:HB1	2:B:22:A:H2	6	0.12
(1,5)	1:A:98:ALA:HB1	2:B:22:A:H2'	6	0.12
(1,5)	1:A:98:ALA:HB1	2:B:22:A:H3'	6	0.12
(1,5)	1:A:98:ALA:HB1	2:B:22:A:H4'	6	0.12
(1,5)	1:A:98:ALA:HB1	2:B:22:A:H5'	6	0.12
(1,5)	1:A:98:ALA:HB1	2:B:22:A:H5''	6	0.12
(1,5)	1:A:98:ALA:HB1	2:B:22:A:H61	6	0.12
(1,5)	1:A:98:ALA:HB1	2:B:22:A:H62	6	0.12
(1,5)	1:A:98:ALA:HB1	2:B:22:A:H8	6	0.12
(1,5)	1:A:98:ALA:HB1	2:B:22:A:HO2'	6	0.12
(1,5)	1:A:98:ALA:HB1	2:B:22:A:N1	6	0.12
(1,5)	1:A:98:ALA:HB1	2:B:22:A:N3	6	0.12
(1,5)	1:A:98:ALA:HB1	2:B:22:A:N6	6	0.12
(1,5)	1:A:98:ALA:HB1	2:B:22:A:N7	6	0.12
(1,5)	1:A:98:ALA:HB1	2:B:22:A:N9	6	0.12
(1,5)	1:A:98:ALA:HB1	2:B:22:A:O2'	6	0.12
(1,5)	1:A:98:ALA:HB1	2:B:22:A:O3'	6	0.12
(1,5)	1:A:98:ALA:HB1	2:B:22:A:O4'	6	0.12
(1,5)	1:A:98:ALA:HB1	2:B:22:A:O5'	6	0.12
(1,5)	1:A:98:ALA:HB1	2:B:22:A:OP1	6	0.12
(1,5)	1:A:98:ALA:HB1	2:B:22:A:OP2	6	0.12
(1,5)	1:A:98:ALA:HB1	2:B:22:A:P	6	0.12
(1,5)	1:A:98:ALA:HB1	2:B:23:U:C1'	6	0.12
(1,5)	1:A:98:ALA:HB1	2:B:23:U:C2	6	0.12
(1,5)	1:A:98:ALA:HB1	2:B:23:U:C2'	6	0.12
(1,5)	1:A:98:ALA:HB1	2:B:23:U:C3'	6	0.12
(1,5)	1:A:98:ALA:HB1	2:B:23:U:C4	6	0.12
(1,5)	1:A:98:ALA:HB1	2:B:23:U:C4'	6	0.12
(1,5)	1:A:98:ALA:HB1	2:B:23:U:C5	6	0.12
(1,5)	1:A:98:ALA:HB1	2:B:23:U:C5'	6	0.12
(1,5)	1:A:98:ALA:HB1	2:B:23:U:C6	6	0.12
(1,5)	1:A:98:ALA:HB1	2:B:23:U:H1'	6	0.12

*Continued on next page...*

*Continued from previous page...*

Key	Atom-1	Atom-2	Model ID	Violation (Å)
(1,5)	1:A:98:ALA:HB1	2:B:23:U:H2'	6	0.12
(1,5)	1:A:98:ALA:HB1	2:B:23:U:H3	6	0.12
(1,5)	1:A:98:ALA:HB1	2:B:23:U:H3'	6	0.12
(1,5)	1:A:98:ALA:HB1	2:B:23:U:H4'	6	0.12
(1,5)	1:A:98:ALA:HB1	2:B:23:U:H5	6	0.12
(1,5)	1:A:98:ALA:HB1	2:B:23:U:H5'	6	0.12
(1,5)	1:A:98:ALA:HB1	2:B:23:U:H5''	6	0.12
(1,5)	1:A:98:ALA:HB1	2:B:23:U:H6	6	0.12
(1,5)	1:A:98:ALA:HB1	2:B:23:U:HO2'	6	0.12
(1,5)	1:A:98:ALA:HB1	2:B:23:U:N1	6	0.12
(1,5)	1:A:98:ALA:HB1	2:B:23:U:N3	6	0.12
(1,5)	1:A:98:ALA:HB1	2:B:23:U:O2	6	0.12
(1,5)	1:A:98:ALA:HB1	2:B:23:U:O2'	6	0.12
(1,5)	1:A:98:ALA:HB1	2:B:23:U:O3'	6	0.12
(1,5)	1:A:98:ALA:HB1	2:B:23:U:O4	6	0.12
(1,5)	1:A:98:ALA:HB1	2:B:23:U:O4'	6	0.12
(1,5)	1:A:98:ALA:HB1	2:B:23:U:O5'	6	0.12
(1,5)	1:A:98:ALA:HB1	2:B:23:U:OP1	6	0.12
(1,5)	1:A:98:ALA:HB1	2:B:23:U:OP2	6	0.12
(1,5)	1:A:98:ALA:HB1	2:B:23:U:P	6	0.12
(1,5)	1:A:98:ALA:HB1	2:B:24:G:C1'	6	0.12
(1,5)	1:A:98:ALA:HB1	2:B:24:G:C2	6	0.12
(1,5)	1:A:98:ALA:HB1	2:B:24:G:C2'	6	0.12
(1,5)	1:A:98:ALA:HB1	2:B:24:G:C3'	6	0.12
(1,5)	1:A:98:ALA:HB1	2:B:24:G:C4	6	0.12
(1,5)	1:A:98:ALA:HB1	2:B:24:G:C4'	6	0.12
(1,5)	1:A:98:ALA:HB1	2:B:24:G:C5	6	0.12
(1,5)	1:A:98:ALA:HB1	2:B:24:G:C5'	6	0.12
(1,5)	1:A:98:ALA:HB1	2:B:24:G:C6	6	0.12
(1,5)	1:A:98:ALA:HB1	2:B:24:G:C8	6	0.12
(1,5)	1:A:98:ALA:HB1	2:B:24:G:H1	6	0.12
(1,5)	1:A:98:ALA:HB1	2:B:24:G:H1'	6	0.12
(1,5)	1:A:98:ALA:HB1	2:B:24:G:H2'	6	0.12
(1,5)	1:A:98:ALA:HB1	2:B:24:G:H21	6	0.12
(1,5)	1:A:98:ALA:HB1	2:B:24:G:H22	6	0.12
(1,5)	1:A:98:ALA:HB1	2:B:24:G:H3'	6	0.12
(1,5)	1:A:98:ALA:HB1	2:B:24:G:H4'	6	0.12
(1,5)	1:A:98:ALA:HB1	2:B:24:G:H5'	6	0.12
(1,5)	1:A:98:ALA:HB1	2:B:24:G:H5''	6	0.12
(1,5)	1:A:98:ALA:HB1	2:B:24:G:H8	6	0.12
(1,5)	1:A:98:ALA:HB1	2:B:24:G:HO2'	6	0.12
(1,5)	1:A:98:ALA:HB1	2:B:24:G:N1	6	0.12

*Continued on next page...*

*Continued from previous page...*

Key	Atom-1	Atom-2	Model ID	Violation (Å)
(1,5)	1:A:98:ALA:HB1	2:B:24:G:N2	6	0.12
(1,5)	1:A:98:ALA:HB1	2:B:24:G:N3	6	0.12
(1,5)	1:A:98:ALA:HB1	2:B:24:G:N7	6	0.12
(1,5)	1:A:98:ALA:HB1	2:B:24:G:N9	6	0.12
(1,5)	1:A:98:ALA:HB1	2:B:24:G:O2'	6	0.12
(1,5)	1:A:98:ALA:HB1	2:B:24:G:O3'	6	0.12
(1,5)	1:A:98:ALA:HB1	2:B:24:G:O4'	6	0.12
(1,5)	1:A:98:ALA:HB1	2:B:24:G:O5'	6	0.12
(1,5)	1:A:98:ALA:HB1	2:B:24:G:O6	6	0.12
(1,5)	1:A:98:ALA:HB1	2:B:24:G:OP1	6	0.12
(1,5)	1:A:98:ALA:HB1	2:B:24:G:OP2	6	0.12
(1,5)	1:A:98:ALA:HB1	2:B:24:G:P	6	0.12
(1,5)	1:A:98:ALA:HB2	2:B:2:C:C1'	6	0.12
(1,5)	1:A:98:ALA:HB2	2:B:2:C:C2	6	0.12
(1,5)	1:A:98:ALA:HB2	2:B:2:C:C2'	6	0.12
(1,5)	1:A:98:ALA:HB2	2:B:2:C:C3'	6	0.12
(1,5)	1:A:98:ALA:HB2	2:B:2:C:C4	6	0.12
(1,5)	1:A:98:ALA:HB2	2:B:2:C:C4'	6	0.12
(1,5)	1:A:98:ALA:HB2	2:B:2:C:C5	6	0.12
(1,5)	1:A:98:ALA:HB2	2:B:2:C:C5'	6	0.12
(1,5)	1:A:98:ALA:HB2	2:B:2:C:C6	6	0.12
(1,5)	1:A:98:ALA:HB2	2:B:2:C:H1'	6	0.12
(1,5)	1:A:98:ALA:HB2	2:B:2:C:H2'	6	0.12
(1,5)	1:A:98:ALA:HB2	2:B:2:C:H3'	6	0.12
(1,5)	1:A:98:ALA:HB2	2:B:2:C:H4'	6	0.12
(1,5)	1:A:98:ALA:HB2	2:B:2:C:H41	6	0.12
(1,5)	1:A:98:ALA:HB2	2:B:2:C:H42	6	0.12
(1,5)	1:A:98:ALA:HB2	2:B:2:C:H5	6	0.12
(1,5)	1:A:98:ALA:HB2	2:B:2:C:H5'	6	0.12
(1,5)	1:A:98:ALA:HB2	2:B:2:C:H5''	6	0.12
(1,5)	1:A:98:ALA:HB2	2:B:2:C:H6	6	0.12
(1,5)	1:A:98:ALA:HB2	2:B:2:C:HO2'	6	0.12
(1,5)	1:A:98:ALA:HB2	2:B:2:C:N1	6	0.12
(1,5)	1:A:98:ALA:HB2	2:B:2:C:N3	6	0.12
(1,5)	1:A:98:ALA:HB2	2:B:2:C:N4	6	0.12
(1,5)	1:A:98:ALA:HB2	2:B:2:C:O2	6	0.12
(1,5)	1:A:98:ALA:HB2	2:B:2:C:O2'	6	0.12
(1,5)	1:A:98:ALA:HB2	2:B:2:C:O3'	6	0.12
(1,5)	1:A:98:ALA:HB2	2:B:2:C:O4'	6	0.12
(1,5)	1:A:98:ALA:HB2	2:B:2:C:O5'	6	0.12
(1,5)	1:A:98:ALA:HB2	2:B:3:U:C1'	6	0.12
(1,5)	1:A:98:ALA:HB2	2:B:3:U:C2	6	0.12

*Continued on next page...*

*Continued from previous page...*

Key	Atom-1	Atom-2	Model ID	Violation (Å)
(1,5)	1:A:98:ALA:HB2	2:B:3:U:C2'	6	0.12
(1,5)	1:A:98:ALA:HB2	2:B:3:U:C3'	6	0.12
(1,5)	1:A:98:ALA:HB2	2:B:3:U:C4	6	0.12
(1,5)	1:A:98:ALA:HB2	2:B:3:U:C4'	6	0.12
(1,5)	1:A:98:ALA:HB2	2:B:3:U:C5	6	0.12
(1,5)	1:A:98:ALA:HB2	2:B:3:U:C5'	6	0.12
(1,5)	1:A:98:ALA:HB2	2:B:3:U:C6	6	0.12
(1,5)	1:A:98:ALA:HB2	2:B:3:U:H1'	6	0.12
(1,5)	1:A:98:ALA:HB2	2:B:3:U:H2'	6	0.12
(1,5)	1:A:98:ALA:HB2	2:B:3:U:H3	6	0.12
(1,5)	1:A:98:ALA:HB2	2:B:3:U:H3'	6	0.12
(1,5)	1:A:98:ALA:HB2	2:B:3:U:H4'	6	0.12
(1,5)	1:A:98:ALA:HB2	2:B:3:U:H5	6	0.12
(1,5)	1:A:98:ALA:HB2	2:B:3:U:H5'	6	0.12
(1,5)	1:A:98:ALA:HB2	2:B:3:U:H5''	6	0.12
(1,5)	1:A:98:ALA:HB2	2:B:3:U:H6	6	0.12
(1,5)	1:A:98:ALA:HB2	2:B:3:U:HO2'	6	0.12
(1,5)	1:A:98:ALA:HB2	2:B:3:U:N1	6	0.12
(1,5)	1:A:98:ALA:HB2	2:B:3:U:N3	6	0.12
(1,5)	1:A:98:ALA:HB2	2:B:3:U:O2	6	0.12
(1,5)	1:A:98:ALA:HB2	2:B:3:U:O2'	6	0.12
(1,5)	1:A:98:ALA:HB2	2:B:3:U:O3'	6	0.12
(1,5)	1:A:98:ALA:HB2	2:B:3:U:O4	6	0.12
(1,5)	1:A:98:ALA:HB2	2:B:3:U:O4'	6	0.12
(1,5)	1:A:98:ALA:HB2	2:B:3:U:O5'	6	0.12
(1,5)	1:A:98:ALA:HB2	2:B:3:U:OP1	6	0.12
(1,5)	1:A:98:ALA:HB2	2:B:3:U:OP2	6	0.12
(1,5)	1:A:98:ALA:HB2	2:B:3:U:P	6	0.12
(1,5)	1:A:98:ALA:HB2	2:B:4:G:C1'	6	0.12
(1,5)	1:A:98:ALA:HB2	2:B:4:G:C2	6	0.12
(1,5)	1:A:98:ALA:HB2	2:B:4:G:C2'	6	0.12
(1,5)	1:A:98:ALA:HB2	2:B:4:G:C3'	6	0.12
(1,5)	1:A:98:ALA:HB2	2:B:4:G:C4	6	0.12
(1,5)	1:A:98:ALA:HB2	2:B:4:G:C4'	6	0.12
(1,5)	1:A:98:ALA:HB2	2:B:4:G:C5	6	0.12
(1,5)	1:A:98:ALA:HB2	2:B:4:G:C5'	6	0.12
(1,5)	1:A:98:ALA:HB2	2:B:4:G:C6	6	0.12
(1,5)	1:A:98:ALA:HB2	2:B:4:G:C8	6	0.12
(1,5)	1:A:98:ALA:HB2	2:B:4:G:H1	6	0.12
(1,5)	1:A:98:ALA:HB2	2:B:4:G:H1'	6	0.12
(1,5)	1:A:98:ALA:HB2	2:B:4:G:H2'	6	0.12
(1,5)	1:A:98:ALA:HB2	2:B:4:G:H21	6	0.12

*Continued on next page...*



*Continued from previous page...*

Key	Atom-1	Atom-2	Model ID	Violation (Å)
(1,5)	1:A:98:ALA:HB2	2:B:4:G:H22	6	0.12
(1,5)	1:A:98:ALA:HB2	2:B:4:G:H3'	6	0.12
(1,5)	1:A:98:ALA:HB2	2:B:4:G:H4'	6	0.12
(1,5)	1:A:98:ALA:HB2	2:B:4:G:H5'	6	0.12
(1,5)	1:A:98:ALA:HB2	2:B:4:G:H5''	6	0.12
(1,5)	1:A:98:ALA:HB2	2:B:4:G:H8	6	0.12
(1,5)	1:A:98:ALA:HB2	2:B:4:G:HO2'	6	0.12
(1,5)	1:A:98:ALA:HB2	2:B:4:G:N1	6	0.12
(1,5)	1:A:98:ALA:HB2	2:B:4:G:N2	6	0.12
(1,5)	1:A:98:ALA:HB2	2:B:4:G:N3	6	0.12
(1,5)	1:A:98:ALA:HB2	2:B:4:G:N7	6	0.12
(1,5)	1:A:98:ALA:HB2	2:B:4:G:N9	6	0.12
(1,5)	1:A:98:ALA:HB2	2:B:4:G:O2'	6	0.12
(1,5)	1:A:98:ALA:HB2	2:B:4:G:O3'	6	0.12
(1,5)	1:A:98:ALA:HB2	2:B:4:G:O4'	6	0.12
(1,5)	1:A:98:ALA:HB2	2:B:4:G:O5'	6	0.12
(1,5)	1:A:98:ALA:HB2	2:B:4:G:O6	6	0.12
(1,5)	1:A:98:ALA:HB2	2:B:4:G:OP1	6	0.12
(1,5)	1:A:98:ALA:HB2	2:B:4:G:OP2	6	0.12
(1,5)	1:A:98:ALA:HB2	2:B:4:G:P	6	0.12
(1,5)	1:A:98:ALA:HB2	2:B:5:A:C1'	6	0.12
(1,5)	1:A:98:ALA:HB2	2:B:5:A:C2	6	0.12
(1,5)	1:A:98:ALA:HB2	2:B:5:A:C2'	6	0.12
(1,5)	1:A:98:ALA:HB2	2:B:5:A:C3'	6	0.12
(1,5)	1:A:98:ALA:HB2	2:B:5:A:C4	6	0.12
(1,5)	1:A:98:ALA:HB2	2:B:5:A:C4'	6	0.12
(1,5)	1:A:98:ALA:HB2	2:B:5:A:C5	6	0.12
(1,5)	1:A:98:ALA:HB2	2:B:5:A:C5'	6	0.12
(1,5)	1:A:98:ALA:HB2	2:B:5:A:C6	6	0.12
(1,5)	1:A:98:ALA:HB2	2:B:5:A:C8	6	0.12
(1,5)	1:A:98:ALA:HB2	2:B:5:A:H1'	6	0.12
(1,5)	1:A:98:ALA:HB2	2:B:5:A:H2	6	0.12
(1,5)	1:A:98:ALA:HB2	2:B:5:A:H2'	6	0.12
(1,5)	1:A:98:ALA:HB2	2:B:5:A:H3'	6	0.12
(1,5)	1:A:98:ALA:HB2	2:B:5:A:H4'	6	0.12
(1,5)	1:A:98:ALA:HB2	2:B:5:A:H5'	6	0.12
(1,5)	1:A:98:ALA:HB2	2:B:5:A:H5''	6	0.12
(1,5)	1:A:98:ALA:HB2	2:B:5:A:H61	6	0.12
(1,5)	1:A:98:ALA:HB2	2:B:5:A:H62	6	0.12
(1,5)	1:A:98:ALA:HB2	2:B:5:A:H8	6	0.12
(1,5)	1:A:98:ALA:HB2	2:B:5:A:HO2'	6	0.12
(1,5)	1:A:98:ALA:HB2	2:B:5:A:N1	6	0.12

*Continued on next page...*

*Continued from previous page...*

Key	Atom-1	Atom-2	Model ID	Violation (Å)
(1,5)	1:A:98:ALA:HB2	2:B:5:A:N3	6	0.12
(1,5)	1:A:98:ALA:HB2	2:B:5:A:N6	6	0.12
(1,5)	1:A:98:ALA:HB2	2:B:5:A:N7	6	0.12
(1,5)	1:A:98:ALA:HB2	2:B:5:A:N9	6	0.12
(1,5)	1:A:98:ALA:HB2	2:B:5:A:O2'	6	0.12
(1,5)	1:A:98:ALA:HB2	2:B:5:A:O3'	6	0.12
(1,5)	1:A:98:ALA:HB2	2:B:5:A:O4'	6	0.12
(1,5)	1:A:98:ALA:HB2	2:B:5:A:O5'	6	0.12
(1,5)	1:A:98:ALA:HB2	2:B:5:A:OP1	6	0.12
(1,5)	1:A:98:ALA:HB2	2:B:5:A:OP2	6	0.12
(1,5)	1:A:98:ALA:HB2	2:B:5:A:P	6	0.12
(1,5)	1:A:98:ALA:HB2	2:B:6:G:C1'	6	0.12
(1,5)	1:A:98:ALA:HB2	2:B:6:G:C2	6	0.12
(1,5)	1:A:98:ALA:HB2	2:B:6:G:C2'	6	0.12
(1,5)	1:A:98:ALA:HB2	2:B:6:G:C3'	6	0.12
(1,5)	1:A:98:ALA:HB2	2:B:6:G:C4	6	0.12
(1,5)	1:A:98:ALA:HB2	2:B:6:G:C4'	6	0.12
(1,5)	1:A:98:ALA:HB2	2:B:6:G:C5	6	0.12
(1,5)	1:A:98:ALA:HB2	2:B:6:G:C5'	6	0.12
(1,5)	1:A:98:ALA:HB2	2:B:6:G:C6	6	0.12
(1,5)	1:A:98:ALA:HB2	2:B:6:G:C8	6	0.12
(1,5)	1:A:98:ALA:HB2	2:B:6:G:H1	6	0.12
(1,5)	1:A:98:ALA:HB2	2:B:6:G:H1'	6	0.12
(1,5)	1:A:98:ALA:HB2	2:B:6:G:H2'	6	0.12
(1,5)	1:A:98:ALA:HB2	2:B:6:G:H21	6	0.12
(1,5)	1:A:98:ALA:HB2	2:B:6:G:H22	6	0.12
(1,5)	1:A:98:ALA:HB2	2:B:6:G:H3'	6	0.12
(1,5)	1:A:98:ALA:HB2	2:B:6:G:H4'	6	0.12
(1,5)	1:A:98:ALA:HB2	2:B:6:G:H5'	6	0.12
(1,5)	1:A:98:ALA:HB2	2:B:6:G:H5''	6	0.12
(1,5)	1:A:98:ALA:HB2	2:B:6:G:H8	6	0.12
(1,5)	1:A:98:ALA:HB2	2:B:6:G:HO2'	6	0.12
(1,5)	1:A:98:ALA:HB2	2:B:6:G:N1	6	0.12
(1,5)	1:A:98:ALA:HB2	2:B:6:G:N2	6	0.12
(1,5)	1:A:98:ALA:HB2	2:B:6:G:N3	6	0.12
(1,5)	1:A:98:ALA:HB2	2:B:6:G:N7	6	0.12
(1,5)	1:A:98:ALA:HB2	2:B:6:G:N9	6	0.12
(1,5)	1:A:98:ALA:HB2	2:B:6:G:O2'	6	0.12
(1,5)	1:A:98:ALA:HB2	2:B:6:G:O3'	6	0.12
(1,5)	1:A:98:ALA:HB2	2:B:6:G:O4'	6	0.12
(1,5)	1:A:98:ALA:HB2	2:B:6:G:O5'	6	0.12
(1,5)	1:A:98:ALA:HB2	2:B:6:G:O6	6	0.12

*Continued on next page...*

*Continued from previous page...*

Key	Atom-1	Atom-2	Model ID	Violation (Å)
(1,5)	1:A:98:ALA:HB2	2:B:6:G:OP1	6	0.12
(1,5)	1:A:98:ALA:HB2	2:B:6:G:OP2	6	0.12
(1,5)	1:A:98:ALA:HB2	2:B:6:G:P	6	0.12
(1,5)	1:A:98:ALA:HB2	2:B:7:C:C1'	6	0.12
(1,5)	1:A:98:ALA:HB2	2:B:7:C:C2	6	0.12
(1,5)	1:A:98:ALA:HB2	2:B:7:C:C2'	6	0.12
(1,5)	1:A:98:ALA:HB2	2:B:7:C:C3'	6	0.12
(1,5)	1:A:98:ALA:HB2	2:B:7:C:C4	6	0.12
(1,5)	1:A:98:ALA:HB2	2:B:7:C:C4'	6	0.12
(1,5)	1:A:98:ALA:HB2	2:B:7:C:C5	6	0.12
(1,5)	1:A:98:ALA:HB2	2:B:7:C:C5'	6	0.12
(1,5)	1:A:98:ALA:HB2	2:B:7:C:C6	6	0.12
(1,5)	1:A:98:ALA:HB2	2:B:7:C:H1'	6	0.12
(1,5)	1:A:98:ALA:HB2	2:B:7:C:H2'	6	0.12
(1,5)	1:A:98:ALA:HB2	2:B:7:C:H3'	6	0.12
(1,5)	1:A:98:ALA:HB2	2:B:7:C:H4'	6	0.12
(1,5)	1:A:98:ALA:HB2	2:B:7:C:H41	6	0.12
(1,5)	1:A:98:ALA:HB2	2:B:7:C:H42	6	0.12
(1,5)	1:A:98:ALA:HB2	2:B:7:C:H5	6	0.12
(1,5)	1:A:98:ALA:HB2	2:B:7:C:H5'	6	0.12
(1,5)	1:A:98:ALA:HB2	2:B:7:C:H5''	6	0.12
(1,5)	1:A:98:ALA:HB2	2:B:7:C:H6	6	0.12
(1,5)	1:A:98:ALA:HB2	2:B:7:C:HO2'	6	0.12
(1,5)	1:A:98:ALA:HB2	2:B:7:C:N1	6	0.12
(1,5)	1:A:98:ALA:HB2	2:B:7:C:N3	6	0.12
(1,5)	1:A:98:ALA:HB2	2:B:7:C:N4	6	0.12
(1,5)	1:A:98:ALA:HB2	2:B:7:C:O2	6	0.12
(1,5)	1:A:98:ALA:HB2	2:B:7:C:O2'	6	0.12
(1,5)	1:A:98:ALA:HB2	2:B:7:C:O3'	6	0.12
(1,5)	1:A:98:ALA:HB2	2:B:7:C:O4'	6	0.12
(1,5)	1:A:98:ALA:HB2	2:B:7:C:O5'	6	0.12
(1,5)	1:A:98:ALA:HB2	2:B:7:C:OP1	6	0.12
(1,5)	1:A:98:ALA:HB2	2:B:7:C:OP2	6	0.12
(1,5)	1:A:98:ALA:HB2	2:B:7:C:P	6	0.12
(1,5)	1:A:98:ALA:HB2	2:B:8:U:C1'	6	0.12
(1,5)	1:A:98:ALA:HB2	2:B:8:U:C2	6	0.12
(1,5)	1:A:98:ALA:HB2	2:B:8:U:C2'	6	0.12
(1,5)	1:A:98:ALA:HB2	2:B:8:U:C3'	6	0.12
(1,5)	1:A:98:ALA:HB2	2:B:8:U:C4	6	0.12
(1,5)	1:A:98:ALA:HB2	2:B:8:U:C4'	6	0.12
(1,5)	1:A:98:ALA:HB2	2:B:8:U:C5	6	0.12
(1,5)	1:A:98:ALA:HB2	2:B:8:U:C5'	6	0.12

*Continued on next page...*

*Continued from previous page...*

Key	Atom-1	Atom-2	Model ID	Violation (Å)
(1,5)	1:A:98:ALA:HB2	2:B:8:U:C6	6	0.12
(1,5)	1:A:98:ALA:HB2	2:B:8:U:H1'	6	0.12
(1,5)	1:A:98:ALA:HB2	2:B:8:U:H2'	6	0.12
(1,5)	1:A:98:ALA:HB2	2:B:8:U:H3	6	0.12
(1,5)	1:A:98:ALA:HB2	2:B:8:U:H3'	6	0.12
(1,5)	1:A:98:ALA:HB2	2:B:8:U:H4'	6	0.12
(1,5)	1:A:98:ALA:HB2	2:B:8:U:H5	6	0.12
(1,5)	1:A:98:ALA:HB2	2:B:8:U:H5'	6	0.12
(1,5)	1:A:98:ALA:HB2	2:B:8:U:H5''	6	0.12
(1,5)	1:A:98:ALA:HB2	2:B:8:U:H6	6	0.12
(1,5)	1:A:98:ALA:HB2	2:B:8:U:HO2'	6	0.12
(1,5)	1:A:98:ALA:HB2	2:B:8:U:N1	6	0.12
(1,5)	1:A:98:ALA:HB2	2:B:8:U:N3	6	0.12
(1,5)	1:A:98:ALA:HB2	2:B:8:U:O2	6	0.12
(1,5)	1:A:98:ALA:HB2	2:B:8:U:O2'	6	0.12
(1,5)	1:A:98:ALA:HB2	2:B:8:U:O3'	6	0.12
(1,5)	1:A:98:ALA:HB2	2:B:8:U:O4	6	0.12
(1,5)	1:A:98:ALA:HB2	2:B:8:U:O4'	6	0.12
(1,5)	1:A:98:ALA:HB2	2:B:8:U:O5'	6	0.12
(1,5)	1:A:98:ALA:HB2	2:B:8:U:OP1	6	0.12
(1,5)	1:A:98:ALA:HB2	2:B:8:U:OP2	6	0.12
(1,5)	1:A:98:ALA:HB2	2:B:8:U:P	6	0.12
(1,5)	1:A:98:ALA:HB2	2:B:9:C:C1'	6	0.12
(1,5)	1:A:98:ALA:HB2	2:B:9:C:C2	6	0.12
(1,5)	1:A:98:ALA:HB2	2:B:9:C:C2'	6	0.12
(1,5)	1:A:98:ALA:HB2	2:B:9:C:C3'	6	0.12
(1,5)	1:A:98:ALA:HB2	2:B:9:C:C4	6	0.12
(1,5)	1:A:98:ALA:HB2	2:B:9:C:C4'	6	0.12
(1,5)	1:A:98:ALA:HB2	2:B:9:C:C5	6	0.12
(1,5)	1:A:98:ALA:HB2	2:B:9:C:C5'	6	0.12
(1,5)	1:A:98:ALA:HB2	2:B:9:C:C6	6	0.12
(1,5)	1:A:98:ALA:HB2	2:B:9:C:H1'	6	0.12
(1,5)	1:A:98:ALA:HB2	2:B:9:C:H2'	6	0.12
(1,5)	1:A:98:ALA:HB2	2:B:9:C:H3'	6	0.12
(1,5)	1:A:98:ALA:HB2	2:B:9:C:H4'	6	0.12
(1,5)	1:A:98:ALA:HB2	2:B:9:C:H41	6	0.12
(1,5)	1:A:98:ALA:HB2	2:B:9:C:H42	6	0.12
(1,5)	1:A:98:ALA:HB2	2:B:9:C:H5	6	0.12
(1,5)	1:A:98:ALA:HB2	2:B:9:C:H5'	6	0.12
(1,5)	1:A:98:ALA:HB2	2:B:9:C:H5''	6	0.12
(1,5)	1:A:98:ALA:HB2	2:B:9:C:H6	6	0.12
(1,5)	1:A:98:ALA:HB2	2:B:9:C:HO2'	6	0.12

*Continued on next page...*

*Continued from previous page...*

Key	Atom-1	Atom-2	Model ID	Violation (Å)
(1,5)	1:A:98:ALA:HB2	2:B:9:C:N1	6	0.12
(1,5)	1:A:98:ALA:HB2	2:B:9:C:N3	6	0.12
(1,5)	1:A:98:ALA:HB2	2:B:9:C:N4	6	0.12
(1,5)	1:A:98:ALA:HB2	2:B:9:C:O2	6	0.12
(1,5)	1:A:98:ALA:HB2	2:B:9:C:O2'	6	0.12
(1,5)	1:A:98:ALA:HB2	2:B:9:C:O3'	6	0.12
(1,5)	1:A:98:ALA:HB2	2:B:9:C:O4'	6	0.12
(1,5)	1:A:98:ALA:HB2	2:B:9:C:O5'	6	0.12
(1,5)	1:A:98:ALA:HB2	2:B:9:C:OP1	6	0.12
(1,5)	1:A:98:ALA:HB2	2:B:9:C:OP2	6	0.12
(1,5)	1:A:98:ALA:HB2	2:B:9:C:P	6	0.12
(1,5)	1:A:98:ALA:HB2	2:B:10:G:C1'	6	0.12
(1,5)	1:A:98:ALA:HB2	2:B:10:G:C2	6	0.12
(1,5)	1:A:98:ALA:HB2	2:B:10:G:C2'	6	0.12
(1,5)	1:A:98:ALA:HB2	2:B:10:G:C3'	6	0.12
(1,5)	1:A:98:ALA:HB2	2:B:10:G:C4	6	0.12
(1,5)	1:A:98:ALA:HB2	2:B:10:G:C4'	6	0.12
(1,5)	1:A:98:ALA:HB2	2:B:10:G:C5	6	0.12
(1,5)	1:A:98:ALA:HB2	2:B:10:G:C5'	6	0.12
(1,5)	1:A:98:ALA:HB2	2:B:10:G:C6	6	0.12
(1,5)	1:A:98:ALA:HB2	2:B:10:G:C8	6	0.12
(1,5)	1:A:98:ALA:HB2	2:B:10:G:H1	6	0.12
(1,5)	1:A:98:ALA:HB2	2:B:10:G:H1'	6	0.12
(1,5)	1:A:98:ALA:HB2	2:B:10:G:H2'	6	0.12
(1,5)	1:A:98:ALA:HB2	2:B:10:G:H21	6	0.12
(1,5)	1:A:98:ALA:HB2	2:B:10:G:H22	6	0.12
(1,5)	1:A:98:ALA:HB2	2:B:10:G:H3'	6	0.12
(1,5)	1:A:98:ALA:HB2	2:B:10:G:H4'	6	0.12
(1,5)	1:A:98:ALA:HB2	2:B:10:G:H5'	6	0.12
(1,5)	1:A:98:ALA:HB2	2:B:10:G:H5''	6	0.12
(1,5)	1:A:98:ALA:HB2	2:B:10:G:H8	6	0.12
(1,5)	1:A:98:ALA:HB2	2:B:10:G:HO2'	6	0.12
(1,5)	1:A:98:ALA:HB2	2:B:10:G:N1	6	0.12
(1,5)	1:A:98:ALA:HB2	2:B:10:G:N2	6	0.12
(1,5)	1:A:98:ALA:HB2	2:B:10:G:N3	6	0.12
(1,5)	1:A:98:ALA:HB2	2:B:10:G:N7	6	0.12
(1,5)	1:A:98:ALA:HB2	2:B:10:G:N9	6	0.12
(1,5)	1:A:98:ALA:HB2	2:B:10:G:O2'	6	0.12
(1,5)	1:A:98:ALA:HB2	2:B:10:G:O3'	6	0.12
(1,5)	1:A:98:ALA:HB2	2:B:10:G:O4'	6	0.12
(1,5)	1:A:98:ALA:HB2	2:B:10:G:O5'	6	0.12
(1,5)	1:A:98:ALA:HB2	2:B:10:G:O6	6	0.12

*Continued on next page...*

*Continued from previous page...*

Key	Atom-1	Atom-2	Model ID	Violation (Å)
(1,5)	1:A:98:ALA:HB2	2:B:10:G:OP1	6	0.12
(1,5)	1:A:98:ALA:HB2	2:B:10:G:OP2	6	0.12
(1,5)	1:A:98:ALA:HB2	2:B:10:G:P	6	0.12
(1,5)	1:A:98:ALA:HB2	2:B:11:A:C1'	6	0.12
(1,5)	1:A:98:ALA:HB2	2:B:11:A:C2	6	0.12
(1,5)	1:A:98:ALA:HB2	2:B:11:A:C2'	6	0.12
(1,5)	1:A:98:ALA:HB2	2:B:11:A:C3'	6	0.12
(1,5)	1:A:98:ALA:HB2	2:B:11:A:C4	6	0.12
(1,5)	1:A:98:ALA:HB2	2:B:11:A:C4'	6	0.12
(1,5)	1:A:98:ALA:HB2	2:B:11:A:C5	6	0.12
(1,5)	1:A:98:ALA:HB2	2:B:11:A:C5'	6	0.12
(1,5)	1:A:98:ALA:HB2	2:B:11:A:C6	6	0.12
(1,5)	1:A:98:ALA:HB2	2:B:11:A:C8	6	0.12
(1,5)	1:A:98:ALA:HB2	2:B:11:A:H1'	6	0.12
(1,5)	1:A:98:ALA:HB2	2:B:11:A:H2	6	0.12
(1,5)	1:A:98:ALA:HB2	2:B:11:A:H2'	6	0.12
(1,5)	1:A:98:ALA:HB2	2:B:11:A:H3'	6	0.12
(1,5)	1:A:98:ALA:HB2	2:B:11:A:H4'	6	0.12
(1,5)	1:A:98:ALA:HB2	2:B:11:A:H5'	6	0.12
(1,5)	1:A:98:ALA:HB2	2:B:11:A:H5''	6	0.12
(1,5)	1:A:98:ALA:HB2	2:B:11:A:H61	6	0.12
(1,5)	1:A:98:ALA:HB2	2:B:11:A:H62	6	0.12
(1,5)	1:A:98:ALA:HB2	2:B:11:A:H8	6	0.12
(1,5)	1:A:98:ALA:HB2	2:B:11:A:HO2'	6	0.12
(1,5)	1:A:98:ALA:HB2	2:B:11:A:N1	6	0.12
(1,5)	1:A:98:ALA:HB2	2:B:11:A:N3	6	0.12
(1,5)	1:A:98:ALA:HB2	2:B:11:A:N6	6	0.12
(1,5)	1:A:98:ALA:HB2	2:B:11:A:N7	6	0.12
(1,5)	1:A:98:ALA:HB2	2:B:11:A:N9	6	0.12
(1,5)	1:A:98:ALA:HB2	2:B:11:A:O2'	6	0.12
(1,5)	1:A:98:ALA:HB2	2:B:11:A:O3'	6	0.12
(1,5)	1:A:98:ALA:HB2	2:B:11:A:O4'	6	0.12
(1,5)	1:A:98:ALA:HB2	2:B:11:A:O5'	6	0.12
(1,5)	1:A:98:ALA:HB2	2:B:11:A:OP1	6	0.12
(1,5)	1:A:98:ALA:HB2	2:B:11:A:OP2	6	0.12
(1,5)	1:A:98:ALA:HB2	2:B:11:A:P	6	0.12
(1,5)	1:A:98:ALA:HB2	2:B:12:A:C1'	6	0.12
(1,5)	1:A:98:ALA:HB2	2:B:12:A:C2	6	0.12
(1,5)	1:A:98:ALA:HB2	2:B:12:A:C2'	6	0.12
(1,5)	1:A:98:ALA:HB2	2:B:12:A:C3'	6	0.12
(1,5)	1:A:98:ALA:HB2	2:B:12:A:C4	6	0.12
(1,5)	1:A:98:ALA:HB2	2:B:12:A:C4'	6	0.12

*Continued on next page...*

*Continued from previous page...*

Key	Atom-1	Atom-2	Model ID	Violation (Å)
(1,5)	1:A:98:ALA:HB2	2:B:12:A:C5	6	0.12
(1,5)	1:A:98:ALA:HB2	2:B:12:A:C5'	6	0.12
(1,5)	1:A:98:ALA:HB2	2:B:12:A:C6	6	0.12
(1,5)	1:A:98:ALA:HB2	2:B:12:A:C8	6	0.12
(1,5)	1:A:98:ALA:HB2	2:B:12:A:H1'	6	0.12
(1,5)	1:A:98:ALA:HB2	2:B:12:A:H2	6	0.12
(1,5)	1:A:98:ALA:HB2	2:B:12:A:H2'	6	0.12
(1,5)	1:A:98:ALA:HB2	2:B:12:A:H3'	6	0.12
(1,5)	1:A:98:ALA:HB2	2:B:12:A:H4'	6	0.12
(1,5)	1:A:98:ALA:HB2	2:B:12:A:H5'	6	0.12
(1,5)	1:A:98:ALA:HB2	2:B:12:A:H5''	6	0.12
(1,5)	1:A:98:ALA:HB2	2:B:12:A:H61	6	0.12
(1,5)	1:A:98:ALA:HB2	2:B:12:A:H62	6	0.12
(1,5)	1:A:98:ALA:HB2	2:B:12:A:H8	6	0.12
(1,5)	1:A:98:ALA:HB2	2:B:12:A:HO2'	6	0.12
(1,5)	1:A:98:ALA:HB2	2:B:12:A:N1	6	0.12
(1,5)	1:A:98:ALA:HB2	2:B:12:A:N3	6	0.12
(1,5)	1:A:98:ALA:HB2	2:B:12:A:N6	6	0.12
(1,5)	1:A:98:ALA:HB2	2:B:12:A:N7	6	0.12
(1,5)	1:A:98:ALA:HB2	2:B:12:A:N9	6	0.12
(1,5)	1:A:98:ALA:HB2	2:B:12:A:O2'	6	0.12
(1,5)	1:A:98:ALA:HB2	2:B:12:A:O3'	6	0.12
(1,5)	1:A:98:ALA:HB2	2:B:12:A:O4'	6	0.12
(1,5)	1:A:98:ALA:HB2	2:B:12:A:O5'	6	0.12
(1,5)	1:A:98:ALA:HB2	2:B:12:A:OP1	6	0.12
(1,5)	1:A:98:ALA:HB2	2:B:12:A:OP2	6	0.12
(1,5)	1:A:98:ALA:HB2	2:B:12:A:P	6	0.12
(1,5)	1:A:98:ALA:HB2	2:B:13:A:C1'	6	0.12
(1,5)	1:A:98:ALA:HB2	2:B:13:A:C2	6	0.12
(1,5)	1:A:98:ALA:HB2	2:B:13:A:C2'	6	0.12
(1,5)	1:A:98:ALA:HB2	2:B:13:A:C3'	6	0.12
(1,5)	1:A:98:ALA:HB2	2:B:13:A:C4	6	0.12
(1,5)	1:A:98:ALA:HB2	2:B:13:A:C4'	6	0.12
(1,5)	1:A:98:ALA:HB2	2:B:13:A:C5	6	0.12
(1,5)	1:A:98:ALA:HB2	2:B:13:A:C5'	6	0.12
(1,5)	1:A:98:ALA:HB2	2:B:13:A:C6	6	0.12
(1,5)	1:A:98:ALA:HB2	2:B:13:A:C8	6	0.12
(1,5)	1:A:98:ALA:HB2	2:B:13:A:H1'	6	0.12
(1,5)	1:A:98:ALA:HB2	2:B:13:A:H2	6	0.12
(1,5)	1:A:98:ALA:HB2	2:B:13:A:H2'	6	0.12
(1,5)	1:A:98:ALA:HB2	2:B:13:A:H3'	6	0.12
(1,5)	1:A:98:ALA:HB2	2:B:13:A:H4'	6	0.12

*Continued on next page...*

*Continued from previous page...*

Key	Atom-1	Atom-2	Model ID	Violation (Å)
(1,5)	1:A:98:ALA:HB2	2:B:13:A:H5'	6	0.12
(1,5)	1:A:98:ALA:HB2	2:B:13:A:H5''	6	0.12
(1,5)	1:A:98:ALA:HB2	2:B:13:A:H61	6	0.12
(1,5)	1:A:98:ALA:HB2	2:B:13:A:H62	6	0.12
(1,5)	1:A:98:ALA:HB2	2:B:13:A:H8	6	0.12
(1,5)	1:A:98:ALA:HB2	2:B:13:A:HO2'	6	0.12
(1,5)	1:A:98:ALA:HB2	2:B:13:A:N1	6	0.12
(1,5)	1:A:98:ALA:HB2	2:B:13:A:N3	6	0.12
(1,5)	1:A:98:ALA:HB2	2:B:13:A:N6	6	0.12
(1,5)	1:A:98:ALA:HB2	2:B:13:A:N7	6	0.12
(1,5)	1:A:98:ALA:HB2	2:B:13:A:N9	6	0.12
(1,5)	1:A:98:ALA:HB2	2:B:13:A:O2'	6	0.12
(1,5)	1:A:98:ALA:HB2	2:B:13:A:O3'	6	0.12
(1,5)	1:A:98:ALA:HB2	2:B:13:A:O4'	6	0.12
(1,5)	1:A:98:ALA:HB2	2:B:13:A:O5'	6	0.12
(1,5)	1:A:98:ALA:HB2	2:B:13:A:OP1	6	0.12
(1,5)	1:A:98:ALA:HB2	2:B:13:A:OP2	6	0.12
(1,5)	1:A:98:ALA:HB2	2:B:13:A:P	6	0.12
(1,5)	1:A:98:ALA:HB2	2:B:14:G:C1'	6	0.12
(1,5)	1:A:98:ALA:HB2	2:B:14:G:C2	6	0.12
(1,5)	1:A:98:ALA:HB2	2:B:14:G:C2'	6	0.12
(1,5)	1:A:98:ALA:HB2	2:B:14:G:C3'	6	0.12
(1,5)	1:A:98:ALA:HB2	2:B:14:G:C4	6	0.12
(1,5)	1:A:98:ALA:HB2	2:B:14:G:C4'	6	0.12
(1,5)	1:A:98:ALA:HB2	2:B:14:G:C5	6	0.12
(1,5)	1:A:98:ALA:HB2	2:B:14:G:C5'	6	0.12
(1,5)	1:A:98:ALA:HB2	2:B:14:G:C6	6	0.12
(1,5)	1:A:98:ALA:HB2	2:B:14:G:C8	6	0.12
(1,5)	1:A:98:ALA:HB2	2:B:14:G:H1	6	0.12
(1,5)	1:A:98:ALA:HB2	2:B:14:G:H1'	6	0.12
(1,5)	1:A:98:ALA:HB2	2:B:14:G:H2'	6	0.12
(1,5)	1:A:98:ALA:HB2	2:B:14:G:H21	6	0.12
(1,5)	1:A:98:ALA:HB2	2:B:14:G:H22	6	0.12
(1,5)	1:A:98:ALA:HB2	2:B:14:G:H3'	6	0.12
(1,5)	1:A:98:ALA:HB2	2:B:14:G:H4'	6	0.12
(1,5)	1:A:98:ALA:HB2	2:B:14:G:H5'	6	0.12
(1,5)	1:A:98:ALA:HB2	2:B:14:G:H5''	6	0.12
(1,5)	1:A:98:ALA:HB2	2:B:14:G:H8	6	0.12
(1,5)	1:A:98:ALA:HB2	2:B:14:G:HO2'	6	0.12
(1,5)	1:A:98:ALA:HB2	2:B:14:G:N1	6	0.12
(1,5)	1:A:98:ALA:HB2	2:B:14:G:N2	6	0.12
(1,5)	1:A:98:ALA:HB2	2:B:14:G:N3	6	0.12

*Continued on next page...*



*Continued from previous page...*

Key	Atom-1	Atom-2	Model ID	Violation (Å)
(1,5)	1:A:98:ALA:HB2	2:B:14:G:N7	6	0.12
(1,5)	1:A:98:ALA:HB2	2:B:14:G:N9	6	0.12
(1,5)	1:A:98:ALA:HB2	2:B:14:G:O2'	6	0.12
(1,5)	1:A:98:ALA:HB2	2:B:14:G:O3'	6	0.12
(1,5)	1:A:98:ALA:HB2	2:B:14:G:O4'	6	0.12
(1,5)	1:A:98:ALA:HB2	2:B:14:G:O5'	6	0.12
(1,5)	1:A:98:ALA:HB2	2:B:14:G:O6	6	0.12
(1,5)	1:A:98:ALA:HB2	2:B:14:G:OP1	6	0.12
(1,5)	1:A:98:ALA:HB2	2:B:14:G:OP2	6	0.12
(1,5)	1:A:98:ALA:HB2	2:B:14:G:P	6	0.12
(1,5)	1:A:98:ALA:HB2	2:B:15:A:C1'	6	0.12
(1,5)	1:A:98:ALA:HB2	2:B:15:A:C2	6	0.12
(1,5)	1:A:98:ALA:HB2	2:B:15:A:C2'	6	0.12
(1,5)	1:A:98:ALA:HB2	2:B:15:A:C3'	6	0.12
(1,5)	1:A:98:ALA:HB2	2:B:15:A:C4	6	0.12
(1,5)	1:A:98:ALA:HB2	2:B:15:A:C4'	6	0.12
(1,5)	1:A:98:ALA:HB2	2:B:15:A:C5	6	0.12
(1,5)	1:A:98:ALA:HB2	2:B:15:A:C5'	6	0.12
(1,5)	1:A:98:ALA:HB2	2:B:15:A:C6	6	0.12
(1,5)	1:A:98:ALA:HB2	2:B:15:A:C8	6	0.12
(1,5)	1:A:98:ALA:HB2	2:B:15:A:H1'	6	0.12
(1,5)	1:A:98:ALA:HB2	2:B:15:A:H2	6	0.12
(1,5)	1:A:98:ALA:HB2	2:B:15:A:H2'	6	0.12
(1,5)	1:A:98:ALA:HB2	2:B:15:A:H3'	6	0.12
(1,5)	1:A:98:ALA:HB2	2:B:15:A:H4'	6	0.12
(1,5)	1:A:98:ALA:HB2	2:B:15:A:H5'	6	0.12
(1,5)	1:A:98:ALA:HB2	2:B:15:A:H5''	6	0.12
(1,5)	1:A:98:ALA:HB2	2:B:15:A:H61	6	0.12
(1,5)	1:A:98:ALA:HB2	2:B:15:A:H62	6	0.12
(1,5)	1:A:98:ALA:HB2	2:B:15:A:H8	6	0.12
(1,5)	1:A:98:ALA:HB2	2:B:15:A:HO2'	6	0.12
(1,5)	1:A:98:ALA:HB2	2:B:15:A:N1	6	0.12
(1,5)	1:A:98:ALA:HB2	2:B:15:A:N3	6	0.12
(1,5)	1:A:98:ALA:HB2	2:B:15:A:N6	6	0.12
(1,5)	1:A:98:ALA:HB2	2:B:15:A:N7	6	0.12
(1,5)	1:A:98:ALA:HB2	2:B:15:A:N9	6	0.12
(1,5)	1:A:98:ALA:HB2	2:B:15:A:O2'	6	0.12
(1,5)	1:A:98:ALA:HB2	2:B:15:A:O3'	6	0.12
(1,5)	1:A:98:ALA:HB2	2:B:15:A:O4'	6	0.12
(1,5)	1:A:98:ALA:HB2	2:B:15:A:O5'	6	0.12
(1,5)	1:A:98:ALA:HB2	2:B:15:A:OP1	6	0.12
(1,5)	1:A:98:ALA:HB2	2:B:15:A:OP2	6	0.12

*Continued on next page...*

*Continued from previous page...*

Key	Atom-1	Atom-2	Model ID	Violation (Å)
(1,5)	1:A:98:ALA:HB2	2:B:15:A:P	6	0.12
(1,5)	1:A:98:ALA:HB2	2:B:16:G:C1'	6	0.12
(1,5)	1:A:98:ALA:HB2	2:B:16:G:C2	6	0.12
(1,5)	1:A:98:ALA:HB2	2:B:16:G:C2'	6	0.12
(1,5)	1:A:98:ALA:HB2	2:B:16:G:C3'	6	0.12
(1,5)	1:A:98:ALA:HB2	2:B:16:G:C4	6	0.12
(1,5)	1:A:98:ALA:HB2	2:B:16:G:C4'	6	0.12
(1,5)	1:A:98:ALA:HB2	2:B:16:G:C5	6	0.12
(1,5)	1:A:98:ALA:HB2	2:B:16:G:C5'	6	0.12
(1,5)	1:A:98:ALA:HB2	2:B:16:G:C6	6	0.12
(1,5)	1:A:98:ALA:HB2	2:B:16:G:C8	6	0.12
(1,5)	1:A:98:ALA:HB2	2:B:16:G:H1	6	0.12
(1,5)	1:A:98:ALA:HB2	2:B:16:G:H1'	6	0.12
(1,5)	1:A:98:ALA:HB2	2:B:16:G:H2'	6	0.12
(1,5)	1:A:98:ALA:HB2	2:B:16:G:H21	6	0.12
(1,5)	1:A:98:ALA:HB2	2:B:16:G:H22	6	0.12
(1,5)	1:A:98:ALA:HB2	2:B:16:G:H3'	6	0.12
(1,5)	1:A:98:ALA:HB2	2:B:16:G:H4'	6	0.12
(1,5)	1:A:98:ALA:HB2	2:B:16:G:H5'	6	0.12
(1,5)	1:A:98:ALA:HB2	2:B:16:G:H5''	6	0.12
(1,5)	1:A:98:ALA:HB2	2:B:16:G:H8	6	0.12
(1,5)	1:A:98:ALA:HB2	2:B:16:G:HO2'	6	0.12
(1,5)	1:A:98:ALA:HB2	2:B:16:G:N1	6	0.12
(1,5)	1:A:98:ALA:HB2	2:B:16:G:N2	6	0.12
(1,5)	1:A:98:ALA:HB2	2:B:16:G:N3	6	0.12
(1,5)	1:A:98:ALA:HB2	2:B:16:G:N7	6	0.12
(1,5)	1:A:98:ALA:HB2	2:B:16:G:N9	6	0.12
(1,5)	1:A:98:ALA:HB2	2:B:16:G:O2'	6	0.12
(1,5)	1:A:98:ALA:HB2	2:B:16:G:O3'	6	0.12
(1,5)	1:A:98:ALA:HB2	2:B:16:G:O4'	6	0.12
(1,5)	1:A:98:ALA:HB2	2:B:16:G:O5'	6	0.12
(1,5)	1:A:98:ALA:HB2	2:B:16:G:O6	6	0.12
(1,5)	1:A:98:ALA:HB2	2:B:16:G:OP1	6	0.12
(1,5)	1:A:98:ALA:HB2	2:B:16:G:OP2	6	0.12
(1,5)	1:A:98:ALA:HB2	2:B:16:G:P	6	0.12
(1,5)	1:A:98:ALA:HB2	2:B:17:C:C1'	6	0.12
(1,5)	1:A:98:ALA:HB2	2:B:17:C:C2	6	0.12
(1,5)	1:A:98:ALA:HB2	2:B:17:C:C2'	6	0.12
(1,5)	1:A:98:ALA:HB2	2:B:17:C:C3'	6	0.12
(1,5)	1:A:98:ALA:HB2	2:B:17:C:C4	6	0.12
(1,5)	1:A:98:ALA:HB2	2:B:17:C:C4'	6	0.12
(1,5)	1:A:98:ALA:HB2	2:B:17:C:C5	6	0.12

*Continued on next page...*

*Continued from previous page...*

Key	Atom-1	Atom-2	Model ID	Violation (Å)
(1,5)	1:A:98:ALA:HB2	2:B:17:C:C5'	6	0.12
(1,5)	1:A:98:ALA:HB2	2:B:17:C:C6	6	0.12
(1,5)	1:A:98:ALA:HB2	2:B:17:C:H1'	6	0.12
(1,5)	1:A:98:ALA:HB2	2:B:17:C:H2'	6	0.12
(1,5)	1:A:98:ALA:HB2	2:B:17:C:H3'	6	0.12
(1,5)	1:A:98:ALA:HB2	2:B:17:C:H4'	6	0.12
(1,5)	1:A:98:ALA:HB2	2:B:17:C:H41	6	0.12
(1,5)	1:A:98:ALA:HB2	2:B:17:C:H42	6	0.12
(1,5)	1:A:98:ALA:HB2	2:B:17:C:H5	6	0.12
(1,5)	1:A:98:ALA:HB2	2:B:17:C:H5'	6	0.12
(1,5)	1:A:98:ALA:HB2	2:B:17:C:H5''	6	0.12
(1,5)	1:A:98:ALA:HB2	2:B:17:C:H6	6	0.12
(1,5)	1:A:98:ALA:HB2	2:B:17:C:HO2'	6	0.12
(1,5)	1:A:98:ALA:HB2	2:B:17:C:N1	6	0.12
(1,5)	1:A:98:ALA:HB2	2:B:17:C:N3	6	0.12
(1,5)	1:A:98:ALA:HB2	2:B:17:C:N4	6	0.12
(1,5)	1:A:98:ALA:HB2	2:B:17:C:O2	6	0.12
(1,5)	1:A:98:ALA:HB2	2:B:17:C:O2'	6	0.12
(1,5)	1:A:98:ALA:HB2	2:B:17:C:O3'	6	0.12
(1,5)	1:A:98:ALA:HB2	2:B:17:C:O4'	6	0.12
(1,5)	1:A:98:ALA:HB2	2:B:17:C:O5'	6	0.12
(1,5)	1:A:98:ALA:HB2	2:B:17:C:OP1	6	0.12
(1,5)	1:A:98:ALA:HB2	2:B:17:C:OP2	6	0.12
(1,5)	1:A:98:ALA:HB2	2:B:17:C:P	6	0.12
(1,5)	1:A:98:ALA:HB2	2:B:18:A:C1'	6	0.12
(1,5)	1:A:98:ALA:HB2	2:B:18:A:C2	6	0.12
(1,5)	1:A:98:ALA:HB2	2:B:18:A:C2'	6	0.12
(1,5)	1:A:98:ALA:HB2	2:B:18:A:C3'	6	0.12
(1,5)	1:A:98:ALA:HB2	2:B:18:A:C4	6	0.12
(1,5)	1:A:98:ALA:HB2	2:B:18:A:C4'	6	0.12
(1,5)	1:A:98:ALA:HB2	2:B:18:A:C5	6	0.12
(1,5)	1:A:98:ALA:HB2	2:B:18:A:C5'	6	0.12
(1,5)	1:A:98:ALA:HB2	2:B:18:A:C6	6	0.12
(1,5)	1:A:98:ALA:HB2	2:B:18:A:C8	6	0.12
(1,5)	1:A:98:ALA:HB2	2:B:18:A:H1'	6	0.12
(1,5)	1:A:98:ALA:HB2	2:B:18:A:H2	6	0.12
(1,5)	1:A:98:ALA:HB2	2:B:18:A:H2'	6	0.12
(1,5)	1:A:98:ALA:HB2	2:B:18:A:H3'	6	0.12
(1,5)	1:A:98:ALA:HB2	2:B:18:A:H4'	6	0.12
(1,5)	1:A:98:ALA:HB2	2:B:18:A:H5'	6	0.12
(1,5)	1:A:98:ALA:HB2	2:B:18:A:H5''	6	0.12
(1,5)	1:A:98:ALA:HB2	2:B:18:A:H61	6	0.12

*Continued on next page...*

*Continued from previous page...*

Key	Atom-1	Atom-2	Model ID	Violation (Å)
(1,5)	1:A:98:ALA:HB2	2:B:18:A:H62	6	0.12
(1,5)	1:A:98:ALA:HB2	2:B:18:A:H8	6	0.12
(1,5)	1:A:98:ALA:HB2	2:B:18:A:HO2'	6	0.12
(1,5)	1:A:98:ALA:HB2	2:B:18:A:N1	6	0.12
(1,5)	1:A:98:ALA:HB2	2:B:18:A:N3	6	0.12
(1,5)	1:A:98:ALA:HB2	2:B:18:A:N6	6	0.12
(1,5)	1:A:98:ALA:HB2	2:B:18:A:N7	6	0.12
(1,5)	1:A:98:ALA:HB2	2:B:18:A:N9	6	0.12
(1,5)	1:A:98:ALA:HB2	2:B:18:A:O2'	6	0.12
(1,5)	1:A:98:ALA:HB2	2:B:18:A:O3'	6	0.12
(1,5)	1:A:98:ALA:HB2	2:B:18:A:O4'	6	0.12
(1,5)	1:A:98:ALA:HB2	2:B:18:A:O5'	6	0.12
(1,5)	1:A:98:ALA:HB2	2:B:18:A:OP1	6	0.12
(1,5)	1:A:98:ALA:HB2	2:B:18:A:OP2	6	0.12
(1,5)	1:A:98:ALA:HB2	2:B:18:A:P	6	0.12
(1,5)	1:A:98:ALA:HB2	2:B:19:A:C1'	6	0.12
(1,5)	1:A:98:ALA:HB2	2:B:19:A:C2	6	0.12
(1,5)	1:A:98:ALA:HB2	2:B:19:A:C2'	6	0.12
(1,5)	1:A:98:ALA:HB2	2:B:19:A:C3'	6	0.12
(1,5)	1:A:98:ALA:HB2	2:B:19:A:C4	6	0.12
(1,5)	1:A:98:ALA:HB2	2:B:19:A:C4'	6	0.12
(1,5)	1:A:98:ALA:HB2	2:B:19:A:C5	6	0.12
(1,5)	1:A:98:ALA:HB2	2:B:19:A:C5'	6	0.12
(1,5)	1:A:98:ALA:HB2	2:B:19:A:C6	6	0.12
(1,5)	1:A:98:ALA:HB2	2:B:19:A:C8	6	0.12
(1,5)	1:A:98:ALA:HB2	2:B:19:A:H1'	6	0.12
(1,5)	1:A:98:ALA:HB2	2:B:19:A:H2	6	0.12
(1,5)	1:A:98:ALA:HB2	2:B:19:A:H2'	6	0.12
(1,5)	1:A:98:ALA:HB2	2:B:19:A:H3'	6	0.12
(1,5)	1:A:98:ALA:HB2	2:B:19:A:H4'	6	0.12
(1,5)	1:A:98:ALA:HB2	2:B:19:A:H5'	6	0.12
(1,5)	1:A:98:ALA:HB2	2:B:19:A:H5''	6	0.12
(1,5)	1:A:98:ALA:HB2	2:B:19:A:H61	6	0.12
(1,5)	1:A:98:ALA:HB2	2:B:19:A:H62	6	0.12
(1,5)	1:A:98:ALA:HB2	2:B:19:A:H8	6	0.12
(1,5)	1:A:98:ALA:HB2	2:B:19:A:HO2'	6	0.12
(1,5)	1:A:98:ALA:HB2	2:B:19:A:N1	6	0.12
(1,5)	1:A:98:ALA:HB2	2:B:19:A:N3	6	0.12
(1,5)	1:A:98:ALA:HB2	2:B:19:A:N6	6	0.12
(1,5)	1:A:98:ALA:HB2	2:B:19:A:N7	6	0.12
(1,5)	1:A:98:ALA:HB2	2:B:19:A:N9	6	0.12
(1,5)	1:A:98:ALA:HB2	2:B:19:A:O2'	6	0.12

*Continued on next page...*

*Continued from previous page...*

Key	Atom-1	Atom-2	Model ID	Violation (Å)
(1,5)	1:A:98:ALA:HB2	2:B:19:A:O3'	6	0.12
(1,5)	1:A:98:ALA:HB2	2:B:19:A:O4'	6	0.12
(1,5)	1:A:98:ALA:HB2	2:B:19:A:O5'	6	0.12
(1,5)	1:A:98:ALA:HB2	2:B:19:A:OP1	6	0.12
(1,5)	1:A:98:ALA:HB2	2:B:19:A:OP2	6	0.12
(1,5)	1:A:98:ALA:HB2	2:B:19:A:P	6	0.12
(1,5)	1:A:98:ALA:HB2	2:B:20:U:C1'	6	0.12
(1,5)	1:A:98:ALA:HB2	2:B:20:U:C2	6	0.12
(1,5)	1:A:98:ALA:HB2	2:B:20:U:C2'	6	0.12
(1,5)	1:A:98:ALA:HB2	2:B:20:U:C3'	6	0.12
(1,5)	1:A:98:ALA:HB2	2:B:20:U:C4	6	0.12
(1,5)	1:A:98:ALA:HB2	2:B:20:U:C4'	6	0.12
(1,5)	1:A:98:ALA:HB2	2:B:20:U:C5	6	0.12
(1,5)	1:A:98:ALA:HB2	2:B:20:U:C5'	6	0.12
(1,5)	1:A:98:ALA:HB2	2:B:20:U:C6	6	0.12
(1,5)	1:A:98:ALA:HB2	2:B:20:U:H1'	6	0.12
(1,5)	1:A:98:ALA:HB2	2:B:20:U:H2'	6	0.12
(1,5)	1:A:98:ALA:HB2	2:B:20:U:H3	6	0.12
(1,5)	1:A:98:ALA:HB2	2:B:20:U:H3'	6	0.12
(1,5)	1:A:98:ALA:HB2	2:B:20:U:H4'	6	0.12
(1,5)	1:A:98:ALA:HB2	2:B:20:U:H5	6	0.12
(1,5)	1:A:98:ALA:HB2	2:B:20:U:H5'	6	0.12
(1,5)	1:A:98:ALA:HB2	2:B:20:U:H5''	6	0.12
(1,5)	1:A:98:ALA:HB2	2:B:20:U:H6	6	0.12
(1,5)	1:A:98:ALA:HB2	2:B:20:U:HO2'	6	0.12
(1,5)	1:A:98:ALA:HB2	2:B:20:U:N1	6	0.12
(1,5)	1:A:98:ALA:HB2	2:B:20:U:N3	6	0.12
(1,5)	1:A:98:ALA:HB2	2:B:20:U:O2	6	0.12
(1,5)	1:A:98:ALA:HB2	2:B:20:U:O2'	6	0.12
(1,5)	1:A:98:ALA:HB2	2:B:20:U:O3'	6	0.12
(1,5)	1:A:98:ALA:HB2	2:B:20:U:O4	6	0.12
(1,5)	1:A:98:ALA:HB2	2:B:20:U:O4'	6	0.12
(1,5)	1:A:98:ALA:HB2	2:B:20:U:O5'	6	0.12
(1,5)	1:A:98:ALA:HB2	2:B:20:U:OP1	6	0.12
(1,5)	1:A:98:ALA:HB2	2:B:20:U:OP2	6	0.12
(1,5)	1:A:98:ALA:HB2	2:B:20:U:P	6	0.12
(1,5)	1:A:98:ALA:HB2	2:B:21:G:C1'	6	0.12
(1,5)	1:A:98:ALA:HB2	2:B:21:G:C2	6	0.12
(1,5)	1:A:98:ALA:HB2	2:B:21:G:C2'	6	0.12
(1,5)	1:A:98:ALA:HB2	2:B:21:G:C3'	6	0.12
(1,5)	1:A:98:ALA:HB2	2:B:21:G:C4	6	0.12
(1,5)	1:A:98:ALA:HB2	2:B:21:G:C4'	6	0.12

*Continued on next page...*

*Continued from previous page...*

Key	Atom-1	Atom-2	Model ID	Violation (Å)
(1,5)	1:A:98:ALA:HB2	2:B:21:G:C5	6	0.12
(1,5)	1:A:98:ALA:HB2	2:B:21:G:C5'	6	0.12
(1,5)	1:A:98:ALA:HB2	2:B:21:G:C6	6	0.12
(1,5)	1:A:98:ALA:HB2	2:B:21:G:C8	6	0.12
(1,5)	1:A:98:ALA:HB2	2:B:21:G:H1	6	0.12
(1,5)	1:A:98:ALA:HB2	2:B:21:G:H1'	6	0.12
(1,5)	1:A:98:ALA:HB2	2:B:21:G:H2'	6	0.12
(1,5)	1:A:98:ALA:HB2	2:B:21:G:H21	6	0.12
(1,5)	1:A:98:ALA:HB2	2:B:21:G:H22	6	0.12
(1,5)	1:A:98:ALA:HB2	2:B:21:G:H3'	6	0.12
(1,5)	1:A:98:ALA:HB2	2:B:21:G:H4'	6	0.12
(1,5)	1:A:98:ALA:HB2	2:B:21:G:H5'	6	0.12
(1,5)	1:A:98:ALA:HB2	2:B:21:G:H5''	6	0.12
(1,5)	1:A:98:ALA:HB2	2:B:21:G:H8	6	0.12
(1,5)	1:A:98:ALA:HB2	2:B:21:G:HO2'	6	0.12
(1,5)	1:A:98:ALA:HB2	2:B:21:G:N1	6	0.12
(1,5)	1:A:98:ALA:HB2	2:B:21:G:N2	6	0.12
(1,5)	1:A:98:ALA:HB2	2:B:21:G:N3	6	0.12
(1,5)	1:A:98:ALA:HB2	2:B:21:G:N7	6	0.12
(1,5)	1:A:98:ALA:HB2	2:B:21:G:N9	6	0.12
(1,5)	1:A:98:ALA:HB2	2:B:21:G:O2'	6	0.12
(1,5)	1:A:98:ALA:HB2	2:B:21:G:O3'	6	0.12
(1,5)	1:A:98:ALA:HB2	2:B:21:G:O4'	6	0.12
(1,5)	1:A:98:ALA:HB2	2:B:21:G:O5'	6	0.12
(1,5)	1:A:98:ALA:HB2	2:B:21:G:O6	6	0.12
(1,5)	1:A:98:ALA:HB2	2:B:21:G:OP1	6	0.12
(1,5)	1:A:98:ALA:HB2	2:B:21:G:OP2	6	0.12
(1,5)	1:A:98:ALA:HB2	2:B:21:G:P	6	0.12
(1,5)	1:A:98:ALA:HB2	2:B:22:A:C1'	6	0.12
(1,5)	1:A:98:ALA:HB2	2:B:22:A:C2	6	0.12
(1,5)	1:A:98:ALA:HB2	2:B:22:A:C2'	6	0.12
(1,5)	1:A:98:ALA:HB2	2:B:22:A:C3'	6	0.12
(1,5)	1:A:98:ALA:HB2	2:B:22:A:C4	6	0.12
(1,5)	1:A:98:ALA:HB2	2:B:22:A:C4'	6	0.12
(1,5)	1:A:98:ALA:HB2	2:B:22:A:C5	6	0.12
(1,5)	1:A:98:ALA:HB2	2:B:22:A:C5'	6	0.12
(1,5)	1:A:98:ALA:HB2	2:B:22:A:C6	6	0.12
(1,5)	1:A:98:ALA:HB2	2:B:22:A:C8	6	0.12
(1,5)	1:A:98:ALA:HB2	2:B:22:A:H1'	6	0.12
(1,5)	1:A:98:ALA:HB2	2:B:22:A:H2	6	0.12
(1,5)	1:A:98:ALA:HB2	2:B:22:A:H2'	6	0.12
(1,5)	1:A:98:ALA:HB2	2:B:22:A:H3'	6	0.12

*Continued on next page...*

*Continued from previous page...*

Key	Atom-1	Atom-2	Model ID	Violation (Å)
(1,5)	1:A:98:ALA:HB2	2:B:22:A:H4'	6	0.12
(1,5)	1:A:98:ALA:HB2	2:B:22:A:H5'	6	0.12
(1,5)	1:A:98:ALA:HB2	2:B:22:A:H5''	6	0.12
(1,5)	1:A:98:ALA:HB2	2:B:22:A:H61	6	0.12
(1,5)	1:A:98:ALA:HB2	2:B:22:A:H62	6	0.12
(1,5)	1:A:98:ALA:HB2	2:B:22:A:H8	6	0.12
(1,5)	1:A:98:ALA:HB2	2:B:22:A:HO2'	6	0.12
(1,5)	1:A:98:ALA:HB2	2:B:22:A:N1	6	0.12
(1,5)	1:A:98:ALA:HB2	2:B:22:A:N3	6	0.12
(1,5)	1:A:98:ALA:HB2	2:B:22:A:N6	6	0.12
(1,5)	1:A:98:ALA:HB2	2:B:22:A:N7	6	0.12
(1,5)	1:A:98:ALA:HB2	2:B:22:A:N9	6	0.12
(1,5)	1:A:98:ALA:HB2	2:B:22:A:O2'	6	0.12
(1,5)	1:A:98:ALA:HB2	2:B:22:A:O3'	6	0.12
(1,5)	1:A:98:ALA:HB2	2:B:22:A:O4'	6	0.12
(1,5)	1:A:98:ALA:HB2	2:B:22:A:O5'	6	0.12
(1,5)	1:A:98:ALA:HB2	2:B:22:A:OP1	6	0.12
(1,5)	1:A:98:ALA:HB2	2:B:22:A:OP2	6	0.12
(1,5)	1:A:98:ALA:HB2	2:B:22:A:P	6	0.12
(1,5)	1:A:98:ALA:HB2	2:B:23:U:C1'	6	0.12
(1,5)	1:A:98:ALA:HB2	2:B:23:U:C2	6	0.12
(1,5)	1:A:98:ALA:HB2	2:B:23:U:C2'	6	0.12
(1,5)	1:A:98:ALA:HB2	2:B:23:U:C3'	6	0.12
(1,5)	1:A:98:ALA:HB2	2:B:23:U:C4	6	0.12
(1,5)	1:A:98:ALA:HB2	2:B:23:U:C4'	6	0.12
(1,5)	1:A:98:ALA:HB2	2:B:23:U:C5	6	0.12
(1,5)	1:A:98:ALA:HB2	2:B:23:U:C5'	6	0.12
(1,5)	1:A:98:ALA:HB2	2:B:23:U:C6	6	0.12
(1,5)	1:A:98:ALA:HB2	2:B:23:U:H1'	6	0.12
(1,5)	1:A:98:ALA:HB2	2:B:23:U:H2'	6	0.12
(1,5)	1:A:98:ALA:HB2	2:B:23:U:H3	6	0.12
(1,5)	1:A:98:ALA:HB2	2:B:23:U:H3'	6	0.12
(1,5)	1:A:98:ALA:HB2	2:B:23:U:H4'	6	0.12
(1,5)	1:A:98:ALA:HB2	2:B:23:U:H5	6	0.12
(1,5)	1:A:98:ALA:HB2	2:B:23:U:H5'	6	0.12
(1,5)	1:A:98:ALA:HB2	2:B:23:U:H5''	6	0.12
(1,5)	1:A:98:ALA:HB2	2:B:23:U:H6	6	0.12
(1,5)	1:A:98:ALA:HB2	2:B:23:U:HO2'	6	0.12
(1,5)	1:A:98:ALA:HB2	2:B:23:U:N1	6	0.12
(1,5)	1:A:98:ALA:HB2	2:B:23:U:N3	6	0.12
(1,5)	1:A:98:ALA:HB2	2:B:23:U:O2	6	0.12
(1,5)	1:A:98:ALA:HB2	2:B:23:U:O2'	6	0.12

*Continued on next page...*

*Continued from previous page...*

Key	Atom-1	Atom-2	Model ID	Violation (Å)
(1,5)	1:A:98:ALA:HB2	2:B:23:U:O3'	6	0.12
(1,5)	1:A:98:ALA:HB2	2:B:23:U:O4	6	0.12
(1,5)	1:A:98:ALA:HB2	2:B:23:U:O4'	6	0.12
(1,5)	1:A:98:ALA:HB2	2:B:23:U:O5'	6	0.12
(1,5)	1:A:98:ALA:HB2	2:B:23:U:OP1	6	0.12
(1,5)	1:A:98:ALA:HB2	2:B:23:U:OP2	6	0.12
(1,5)	1:A:98:ALA:HB2	2:B:23:U:P	6	0.12
(1,5)	1:A:98:ALA:HB2	2:B:24:G:C1'	6	0.12
(1,5)	1:A:98:ALA:HB2	2:B:24:G:C2	6	0.12
(1,5)	1:A:98:ALA:HB2	2:B:24:G:C2'	6	0.12
(1,5)	1:A:98:ALA:HB2	2:B:24:G:C3'	6	0.12
(1,5)	1:A:98:ALA:HB2	2:B:24:G:C4	6	0.12
(1,5)	1:A:98:ALA:HB2	2:B:24:G:C4'	6	0.12
(1,5)	1:A:98:ALA:HB2	2:B:24:G:C5	6	0.12
(1,5)	1:A:98:ALA:HB2	2:B:24:G:C5'	6	0.12
(1,5)	1:A:98:ALA:HB2	2:B:24:G:C6	6	0.12
(1,5)	1:A:98:ALA:HB2	2:B:24:G:C8	6	0.12
(1,5)	1:A:98:ALA:HB2	2:B:24:G:H1	6	0.12
(1,5)	1:A:98:ALA:HB2	2:B:24:G:H1'	6	0.12
(1,5)	1:A:98:ALA:HB2	2:B:24:G:H2'	6	0.12
(1,5)	1:A:98:ALA:HB2	2:B:24:G:H21	6	0.12
(1,5)	1:A:98:ALA:HB2	2:B:24:G:H22	6	0.12
(1,5)	1:A:98:ALA:HB2	2:B:24:G:H3'	6	0.12
(1,5)	1:A:98:ALA:HB2	2:B:24:G:H4'	6	0.12
(1,5)	1:A:98:ALA:HB2	2:B:24:G:H5'	6	0.12
(1,5)	1:A:98:ALA:HB2	2:B:24:G:H5''	6	0.12
(1,5)	1:A:98:ALA:HB2	2:B:24:G:H8	6	0.12
(1,5)	1:A:98:ALA:HB2	2:B:24:G:HO2'	6	0.12
(1,5)	1:A:98:ALA:HB2	2:B:24:G:N1	6	0.12
(1,5)	1:A:98:ALA:HB2	2:B:24:G:N2	6	0.12
(1,5)	1:A:98:ALA:HB2	2:B:24:G:N3	6	0.12
(1,5)	1:A:98:ALA:HB2	2:B:24:G:N7	6	0.12
(1,5)	1:A:98:ALA:HB2	2:B:24:G:N9	6	0.12
(1,5)	1:A:98:ALA:HB2	2:B:24:G:O2'	6	0.12
(1,5)	1:A:98:ALA:HB2	2:B:24:G:O3'	6	0.12
(1,5)	1:A:98:ALA:HB2	2:B:24:G:O4'	6	0.12
(1,5)	1:A:98:ALA:HB2	2:B:24:G:O5'	6	0.12
(1,5)	1:A:98:ALA:HB2	2:B:24:G:O6	6	0.12
(1,5)	1:A:98:ALA:HB2	2:B:24:G:OP1	6	0.12
(1,5)	1:A:98:ALA:HB2	2:B:24:G:OP2	6	0.12
(1,5)	1:A:98:ALA:HB2	2:B:24:G:P	6	0.12
(1,5)	1:A:98:ALA:HB3	2:B:2:C:C1'	6	0.12

*Continued on next page...*



*Continued from previous page...*

Key	Atom-1	Atom-2	Model ID	Violation (Å)
(1,5)	1:A:98:ALA:HB3	2:B:2:C:C2	6	0.12
(1,5)	1:A:98:ALA:HB3	2:B:2:C:C2'	6	0.12
(1,5)	1:A:98:ALA:HB3	2:B:2:C:C3'	6	0.12
(1,5)	1:A:98:ALA:HB3	2:B:2:C:C4	6	0.12
(1,5)	1:A:98:ALA:HB3	2:B:2:C:C4'	6	0.12
(1,5)	1:A:98:ALA:HB3	2:B:2:C:C5	6	0.12
(1,5)	1:A:98:ALA:HB3	2:B:2:C:C5'	6	0.12
(1,5)	1:A:98:ALA:HB3	2:B:2:C:C6	6	0.12
(1,5)	1:A:98:ALA:HB3	2:B:2:C:H1'	6	0.12
(1,5)	1:A:98:ALA:HB3	2:B:2:C:H2'	6	0.12
(1,5)	1:A:98:ALA:HB3	2:B:2:C:H3'	6	0.12
(1,5)	1:A:98:ALA:HB3	2:B:2:C:H4'	6	0.12
(1,5)	1:A:98:ALA:HB3	2:B:2:C:H41	6	0.12
(1,5)	1:A:98:ALA:HB3	2:B:2:C:H42	6	0.12
(1,5)	1:A:98:ALA:HB3	2:B:2:C:H5	6	0.12
(1,5)	1:A:98:ALA:HB3	2:B:2:C:H5'	6	0.12
(1,5)	1:A:98:ALA:HB3	2:B:2:C:H5''	6	0.12
(1,5)	1:A:98:ALA:HB3	2:B:2:C:H6	6	0.12
(1,5)	1:A:98:ALA:HB3	2:B:2:C:HO2'	6	0.12
(1,5)	1:A:98:ALA:HB3	2:B:2:C:N1	6	0.12
(1,5)	1:A:98:ALA:HB3	2:B:2:C:N3	6	0.12
(1,5)	1:A:98:ALA:HB3	2:B:2:C:N4	6	0.12
(1,5)	1:A:98:ALA:HB3	2:B:2:C:O2	6	0.12
(1,5)	1:A:98:ALA:HB3	2:B:2:C:O2'	6	0.12
(1,5)	1:A:98:ALA:HB3	2:B:2:C:O3'	6	0.12
(1,5)	1:A:98:ALA:HB3	2:B:2:C:O4'	6	0.12
(1,5)	1:A:98:ALA:HB3	2:B:2:C:O5'	6	0.12
(1,5)	1:A:98:ALA:HB3	2:B:3:U:C1'	6	0.12
(1,5)	1:A:98:ALA:HB3	2:B:3:U:C2	6	0.12
(1,5)	1:A:98:ALA:HB3	2:B:3:U:C2'	6	0.12
(1,5)	1:A:98:ALA:HB3	2:B:3:U:C3'	6	0.12
(1,5)	1:A:98:ALA:HB3	2:B:3:U:C4	6	0.12
(1,5)	1:A:98:ALA:HB3	2:B:3:U:C4'	6	0.12
(1,5)	1:A:98:ALA:HB3	2:B:3:U:C5	6	0.12
(1,5)	1:A:98:ALA:HB3	2:B:3:U:C5'	6	0.12
(1,5)	1:A:98:ALA:HB3	2:B:3:U:C6	6	0.12
(1,5)	1:A:98:ALA:HB3	2:B:3:U:H1'	6	0.12
(1,5)	1:A:98:ALA:HB3	2:B:3:U:H2'	6	0.12
(1,5)	1:A:98:ALA:HB3	2:B:3:U:H3	6	0.12
(1,5)	1:A:98:ALA:HB3	2:B:3:U:H3'	6	0.12
(1,5)	1:A:98:ALA:HB3	2:B:3:U:H4'	6	0.12
(1,5)	1:A:98:ALA:HB3	2:B:3:U:H5	6	0.12

*Continued on next page...*

*Continued from previous page...*

Key	Atom-1	Atom-2	Model ID	Violation (Å)
(1,5)	1:A:98:ALA:HB3	2:B:3:U:H5'	6	0.12
(1,5)	1:A:98:ALA:HB3	2:B:3:U:H5''	6	0.12
(1,5)	1:A:98:ALA:HB3	2:B:3:U:H6	6	0.12
(1,5)	1:A:98:ALA:HB3	2:B:3:U:HO2'	6	0.12
(1,5)	1:A:98:ALA:HB3	2:B:3:U:N1	6	0.12
(1,5)	1:A:98:ALA:HB3	2:B:3:U:N3	6	0.12
(1,5)	1:A:98:ALA:HB3	2:B:3:U:O2	6	0.12
(1,5)	1:A:98:ALA:HB3	2:B:3:U:O2'	6	0.12
(1,5)	1:A:98:ALA:HB3	2:B:3:U:O3'	6	0.12
(1,5)	1:A:98:ALA:HB3	2:B:3:U:O4	6	0.12
(1,5)	1:A:98:ALA:HB3	2:B:3:U:O4'	6	0.12
(1,5)	1:A:98:ALA:HB3	2:B:3:U:O5'	6	0.12
(1,5)	1:A:98:ALA:HB3	2:B:3:U:OP1	6	0.12
(1,5)	1:A:98:ALA:HB3	2:B:3:U:OP2	6	0.12
(1,5)	1:A:98:ALA:HB3	2:B:3:U:P	6	0.12
(1,5)	1:A:98:ALA:HB3	2:B:4:G:C1'	6	0.12
(1,5)	1:A:98:ALA:HB3	2:B:4:G:C2	6	0.12
(1,5)	1:A:98:ALA:HB3	2:B:4:G:C2'	6	0.12
(1,5)	1:A:98:ALA:HB3	2:B:4:G:C3'	6	0.12
(1,5)	1:A:98:ALA:HB3	2:B:4:G:C4	6	0.12
(1,5)	1:A:98:ALA:HB3	2:B:4:G:C4'	6	0.12
(1,5)	1:A:98:ALA:HB3	2:B:4:G:C5	6	0.12
(1,5)	1:A:98:ALA:HB3	2:B:4:G:C5'	6	0.12
(1,5)	1:A:98:ALA:HB3	2:B:4:G:C6	6	0.12
(1,5)	1:A:98:ALA:HB3	2:B:4:G:C8	6	0.12
(1,5)	1:A:98:ALA:HB3	2:B:4:G:H1	6	0.12
(1,5)	1:A:98:ALA:HB3	2:B:4:G:H1'	6	0.12
(1,5)	1:A:98:ALA:HB3	2:B:4:G:H2'	6	0.12
(1,5)	1:A:98:ALA:HB3	2:B:4:G:H21	6	0.12
(1,5)	1:A:98:ALA:HB3	2:B:4:G:H22	6	0.12
(1,5)	1:A:98:ALA:HB3	2:B:4:G:H3'	6	0.12
(1,5)	1:A:98:ALA:HB3	2:B:4:G:H4'	6	0.12
(1,5)	1:A:98:ALA:HB3	2:B:4:G:H5'	6	0.12
(1,5)	1:A:98:ALA:HB3	2:B:4:G:H5''	6	0.12
(1,5)	1:A:98:ALA:HB3	2:B:4:G:H8	6	0.12
(1,5)	1:A:98:ALA:HB3	2:B:4:G:HO2'	6	0.12
(1,5)	1:A:98:ALA:HB3	2:B:4:G:N1	6	0.12
(1,5)	1:A:98:ALA:HB3	2:B:4:G:N2	6	0.12
(1,5)	1:A:98:ALA:HB3	2:B:4:G:N3	6	0.12
(1,5)	1:A:98:ALA:HB3	2:B:4:G:N7	6	0.12
(1,5)	1:A:98:ALA:HB3	2:B:4:G:N9	6	0.12
(1,5)	1:A:98:ALA:HB3	2:B:4:G:O2'	6	0.12

*Continued on next page...*

*Continued from previous page...*

Key	Atom-1	Atom-2	Model ID	Violation (Å)
(1,5)	1:A:98:ALA:HB3	2:B:4:G:O3'	6	0.12
(1,5)	1:A:98:ALA:HB3	2:B:4:G:O4'	6	0.12
(1,5)	1:A:98:ALA:HB3	2:B:4:G:O5'	6	0.12
(1,5)	1:A:98:ALA:HB3	2:B:4:G:O6	6	0.12
(1,5)	1:A:98:ALA:HB3	2:B:4:G:OP1	6	0.12
(1,5)	1:A:98:ALA:HB3	2:B:4:G:OP2	6	0.12
(1,5)	1:A:98:ALA:HB3	2:B:4:G:P	6	0.12
(1,5)	1:A:98:ALA:HB3	2:B:5:A:C1'	6	0.12
(1,5)	1:A:98:ALA:HB3	2:B:5:A:C2	6	0.12
(1,5)	1:A:98:ALA:HB3	2:B:5:A:C2'	6	0.12
(1,5)	1:A:98:ALA:HB3	2:B:5:A:C3'	6	0.12
(1,5)	1:A:98:ALA:HB3	2:B:5:A:C4	6	0.12
(1,5)	1:A:98:ALA:HB3	2:B:5:A:C4'	6	0.12
(1,5)	1:A:98:ALA:HB3	2:B:5:A:C5	6	0.12
(1,5)	1:A:98:ALA:HB3	2:B:5:A:C5'	6	0.12
(1,5)	1:A:98:ALA:HB3	2:B:5:A:C6	6	0.12
(1,5)	1:A:98:ALA:HB3	2:B:5:A:C8	6	0.12
(1,5)	1:A:98:ALA:HB3	2:B:5:A:H1'	6	0.12
(1,5)	1:A:98:ALA:HB3	2:B:5:A:H2	6	0.12
(1,5)	1:A:98:ALA:HB3	2:B:5:A:H2'	6	0.12
(1,5)	1:A:98:ALA:HB3	2:B:5:A:H3'	6	0.12
(1,5)	1:A:98:ALA:HB3	2:B:5:A:H4'	6	0.12
(1,5)	1:A:98:ALA:HB3	2:B:5:A:H5'	6	0.12
(1,5)	1:A:98:ALA:HB3	2:B:5:A:H5''	6	0.12
(1,5)	1:A:98:ALA:HB3	2:B:5:A:H61	6	0.12
(1,5)	1:A:98:ALA:HB3	2:B:5:A:H62	6	0.12
(1,5)	1:A:98:ALA:HB3	2:B:5:A:H8	6	0.12
(1,5)	1:A:98:ALA:HB3	2:B:5:A:HO2'	6	0.12
(1,5)	1:A:98:ALA:HB3	2:B:5:A:N1	6	0.12
(1,5)	1:A:98:ALA:HB3	2:B:5:A:N3	6	0.12
(1,5)	1:A:98:ALA:HB3	2:B:5:A:N6	6	0.12
(1,5)	1:A:98:ALA:HB3	2:B:5:A:N7	6	0.12
(1,5)	1:A:98:ALA:HB3	2:B:5:A:N9	6	0.12
(1,5)	1:A:98:ALA:HB3	2:B:5:A:O2'	6	0.12
(1,5)	1:A:98:ALA:HB3	2:B:5:A:O3'	6	0.12
(1,5)	1:A:98:ALA:HB3	2:B:5:A:O4'	6	0.12
(1,5)	1:A:98:ALA:HB3	2:B:5:A:O5'	6	0.12
(1,5)	1:A:98:ALA:HB3	2:B:5:A:OP1	6	0.12
(1,5)	1:A:98:ALA:HB3	2:B:5:A:OP2	6	0.12
(1,5)	1:A:98:ALA:HB3	2:B:5:A:P	6	0.12
(1,5)	1:A:98:ALA:HB3	2:B:6:G:C1'	6	0.12
(1,5)	1:A:98:ALA:HB3	2:B:6:G:C2	6	0.12

*Continued on next page...*

*Continued from previous page...*

Key	Atom-1	Atom-2	Model ID	Violation (Å)
(1,5)	1:A:98:ALA:HB3	2:B:6:G:C2'	6	0.12
(1,5)	1:A:98:ALA:HB3	2:B:6:G:C3'	6	0.12
(1,5)	1:A:98:ALA:HB3	2:B:6:G:C4	6	0.12
(1,5)	1:A:98:ALA:HB3	2:B:6:G:C4'	6	0.12
(1,5)	1:A:98:ALA:HB3	2:B:6:G:C5	6	0.12
(1,5)	1:A:98:ALA:HB3	2:B:6:G:C5'	6	0.12
(1,5)	1:A:98:ALA:HB3	2:B:6:G:C6	6	0.12
(1,5)	1:A:98:ALA:HB3	2:B:6:G:C8	6	0.12
(1,5)	1:A:98:ALA:HB3	2:B:6:G:H1	6	0.12
(1,5)	1:A:98:ALA:HB3	2:B:6:G:H1'	6	0.12
(1,5)	1:A:98:ALA:HB3	2:B:6:G:H2'	6	0.12
(1,5)	1:A:98:ALA:HB3	2:B:6:G:H21	6	0.12
(1,5)	1:A:98:ALA:HB3	2:B:6:G:H22	6	0.12
(1,5)	1:A:98:ALA:HB3	2:B:6:G:H3'	6	0.12
(1,5)	1:A:98:ALA:HB3	2:B:6:G:H4'	6	0.12
(1,5)	1:A:98:ALA:HB3	2:B:6:G:H5'	6	0.12
(1,5)	1:A:98:ALA:HB3	2:B:6:G:H5''	6	0.12
(1,5)	1:A:98:ALA:HB3	2:B:6:G:H8	6	0.12
(1,5)	1:A:98:ALA:HB3	2:B:6:G:HO2'	6	0.12
(1,5)	1:A:98:ALA:HB3	2:B:6:G:N1	6	0.12
(1,5)	1:A:98:ALA:HB3	2:B:6:G:N2	6	0.12
(1,5)	1:A:98:ALA:HB3	2:B:6:G:N3	6	0.12
(1,5)	1:A:98:ALA:HB3	2:B:6:G:N7	6	0.12
(1,5)	1:A:98:ALA:HB3	2:B:6:G:N9	6	0.12
(1,5)	1:A:98:ALA:HB3	2:B:6:G:O2'	6	0.12
(1,5)	1:A:98:ALA:HB3	2:B:6:G:O3'	6	0.12
(1,5)	1:A:98:ALA:HB3	2:B:6:G:O4'	6	0.12
(1,5)	1:A:98:ALA:HB3	2:B:6:G:O5'	6	0.12
(1,5)	1:A:98:ALA:HB3	2:B:6:G:O6	6	0.12
(1,5)	1:A:98:ALA:HB3	2:B:6:G:OP1	6	0.12
(1,5)	1:A:98:ALA:HB3	2:B:6:G:OP2	6	0.12
(1,5)	1:A:98:ALA:HB3	2:B:6:G:P	6	0.12
(1,5)	1:A:98:ALA:HB3	2:B:7:C:C1'	6	0.12
(1,5)	1:A:98:ALA:HB3	2:B:7:C:C2	6	0.12
(1,5)	1:A:98:ALA:HB3	2:B:7:C:C2'	6	0.12
(1,5)	1:A:98:ALA:HB3	2:B:7:C:C3'	6	0.12
(1,5)	1:A:98:ALA:HB3	2:B:7:C:C4	6	0.12
(1,5)	1:A:98:ALA:HB3	2:B:7:C:C4'	6	0.12
(1,5)	1:A:98:ALA:HB3	2:B:7:C:C5	6	0.12
(1,5)	1:A:98:ALA:HB3	2:B:7:C:C5'	6	0.12
(1,5)	1:A:98:ALA:HB3	2:B:7:C:C6	6	0.12
(1,5)	1:A:98:ALA:HB3	2:B:7:C:H1'	6	0.12

*Continued on next page...*

*Continued from previous page...*

Key	Atom-1	Atom-2	Model ID	Violation (Å)
(1,5)	1:A:98:ALA:HB3	2:B:7:C:H2'	6	0.12
(1,5)	1:A:98:ALA:HB3	2:B:7:C:H3'	6	0.12
(1,5)	1:A:98:ALA:HB3	2:B:7:C:H4'	6	0.12
(1,5)	1:A:98:ALA:HB3	2:B:7:C:H41	6	0.12
(1,5)	1:A:98:ALA:HB3	2:B:7:C:H42	6	0.12
(1,5)	1:A:98:ALA:HB3	2:B:7:C:H5	6	0.12
(1,5)	1:A:98:ALA:HB3	2:B:7:C:H5'	6	0.12
(1,5)	1:A:98:ALA:HB3	2:B:7:C:H5''	6	0.12
(1,5)	1:A:98:ALA:HB3	2:B:7:C:H6	6	0.12
(1,5)	1:A:98:ALA:HB3	2:B:7:C:HO2'	6	0.12
(1,5)	1:A:98:ALA:HB3	2:B:7:C:N1	6	0.12
(1,5)	1:A:98:ALA:HB3	2:B:7:C:N3	6	0.12
(1,5)	1:A:98:ALA:HB3	2:B:7:C:N4	6	0.12
(1,5)	1:A:98:ALA:HB3	2:B:7:C:O2	6	0.12
(1,5)	1:A:98:ALA:HB3	2:B:7:C:O2'	6	0.12
(1,5)	1:A:98:ALA:HB3	2:B:7:C:O3'	6	0.12
(1,5)	1:A:98:ALA:HB3	2:B:7:C:O4'	6	0.12
(1,5)	1:A:98:ALA:HB3	2:B:7:C:O5'	6	0.12
(1,5)	1:A:98:ALA:HB3	2:B:7:C:OP1	6	0.12
(1,5)	1:A:98:ALA:HB3	2:B:7:C:OP2	6	0.12
(1,5)	1:A:98:ALA:HB3	2:B:7:C:P	6	0.12
(1,5)	1:A:98:ALA:HB3	2:B:8:U:C1'	6	0.12
(1,5)	1:A:98:ALA:HB3	2:B:8:U:C2	6	0.12
(1,5)	1:A:98:ALA:HB3	2:B:8:U:C2'	6	0.12
(1,5)	1:A:98:ALA:HB3	2:B:8:U:C3'	6	0.12
(1,5)	1:A:98:ALA:HB3	2:B:8:U:C4	6	0.12
(1,5)	1:A:98:ALA:HB3	2:B:8:U:C4'	6	0.12
(1,5)	1:A:98:ALA:HB3	2:B:8:U:C5	6	0.12
(1,5)	1:A:98:ALA:HB3	2:B:8:U:C5'	6	0.12
(1,5)	1:A:98:ALA:HB3	2:B:8:U:C6	6	0.12
(1,5)	1:A:98:ALA:HB3	2:B:8:U:H1'	6	0.12
(1,5)	1:A:98:ALA:HB3	2:B:8:U:H2'	6	0.12
(1,5)	1:A:98:ALA:HB3	2:B:8:U:H3	6	0.12
(1,5)	1:A:98:ALA:HB3	2:B:8:U:H3'	6	0.12
(1,5)	1:A:98:ALA:HB3	2:B:8:U:H4'	6	0.12
(1,5)	1:A:98:ALA:HB3	2:B:8:U:H5	6	0.12
(1,5)	1:A:98:ALA:HB3	2:B:8:U:H5'	6	0.12
(1,5)	1:A:98:ALA:HB3	2:B:8:U:H5''	6	0.12
(1,5)	1:A:98:ALA:HB3	2:B:8:U:H6	6	0.12
(1,5)	1:A:98:ALA:HB3	2:B:8:U:HO2'	6	0.12
(1,5)	1:A:98:ALA:HB3	2:B:8:U:N1	6	0.12
(1,5)	1:A:98:ALA:HB3	2:B:8:U:N3	6	0.12

*Continued on next page...*

*Continued from previous page...*

Key	Atom-1	Atom-2	Model ID	Violation (Å)
(1,5)	1:A:98:ALA:HB3	2:B:8:U:O2	6	0.12
(1,5)	1:A:98:ALA:HB3	2:B:8:U:O2'	6	0.12
(1,5)	1:A:98:ALA:HB3	2:B:8:U:O3'	6	0.12
(1,5)	1:A:98:ALA:HB3	2:B:8:U:O4	6	0.12
(1,5)	1:A:98:ALA:HB3	2:B:8:U:O4'	6	0.12
(1,5)	1:A:98:ALA:HB3	2:B:8:U:O5'	6	0.12
(1,5)	1:A:98:ALA:HB3	2:B:8:U:OP1	6	0.12
(1,5)	1:A:98:ALA:HB3	2:B:8:U:OP2	6	0.12
(1,5)	1:A:98:ALA:HB3	2:B:8:U:P	6	0.12
(1,5)	1:A:98:ALA:HB3	2:B:9:C:C1'	6	0.12
(1,5)	1:A:98:ALA:HB3	2:B:9:C:C2	6	0.12
(1,5)	1:A:98:ALA:HB3	2:B:9:C:C2'	6	0.12
(1,5)	1:A:98:ALA:HB3	2:B:9:C:C3'	6	0.12
(1,5)	1:A:98:ALA:HB3	2:B:9:C:C4	6	0.12
(1,5)	1:A:98:ALA:HB3	2:B:9:C:C4'	6	0.12
(1,5)	1:A:98:ALA:HB3	2:B:9:C:C5	6	0.12
(1,5)	1:A:98:ALA:HB3	2:B:9:C:C5'	6	0.12
(1,5)	1:A:98:ALA:HB3	2:B:9:C:C6	6	0.12
(1,5)	1:A:98:ALA:HB3	2:B:9:C:H1'	6	0.12
(1,5)	1:A:98:ALA:HB3	2:B:9:C:H2'	6	0.12
(1,5)	1:A:98:ALA:HB3	2:B:9:C:H3'	6	0.12
(1,5)	1:A:98:ALA:HB3	2:B:9:C:H4'	6	0.12
(1,5)	1:A:98:ALA:HB3	2:B:9:C:H41	6	0.12
(1,5)	1:A:98:ALA:HB3	2:B:9:C:H42	6	0.12
(1,5)	1:A:98:ALA:HB3	2:B:9:C:H5	6	0.12
(1,5)	1:A:98:ALA:HB3	2:B:9:C:H5'	6	0.12
(1,5)	1:A:98:ALA:HB3	2:B:9:C:H5''	6	0.12
(1,5)	1:A:98:ALA:HB3	2:B:9:C:H6	6	0.12
(1,5)	1:A:98:ALA:HB3	2:B:9:C:HO2'	6	0.12
(1,5)	1:A:98:ALA:HB3	2:B:9:C:N1	6	0.12
(1,5)	1:A:98:ALA:HB3	2:B:9:C:N3	6	0.12
(1,5)	1:A:98:ALA:HB3	2:B:9:C:N4	6	0.12
(1,5)	1:A:98:ALA:HB3	2:B:9:C:O2	6	0.12
(1,5)	1:A:98:ALA:HB3	2:B:9:C:O2'	6	0.12
(1,5)	1:A:98:ALA:HB3	2:B:9:C:O3'	6	0.12
(1,5)	1:A:98:ALA:HB3	2:B:9:C:O4'	6	0.12
(1,5)	1:A:98:ALA:HB3	2:B:9:C:O5'	6	0.12
(1,5)	1:A:98:ALA:HB3	2:B:9:C:OP1	6	0.12
(1,5)	1:A:98:ALA:HB3	2:B:9:C:OP2	6	0.12
(1,5)	1:A:98:ALA:HB3	2:B:9:C:P	6	0.12
(1,5)	1:A:98:ALA:HB3	2:B:10:G:C1'	6	0.12
(1,5)	1:A:98:ALA:HB3	2:B:10:G:C2	6	0.12

*Continued on next page...*

*Continued from previous page...*

Key	Atom-1	Atom-2	Model ID	Violation (Å)
(1,5)	1:A:98:ALA:HB3	2:B:10:G:C2'	6	0.12
(1,5)	1:A:98:ALA:HB3	2:B:10:G:C3'	6	0.12
(1,5)	1:A:98:ALA:HB3	2:B:10:G:C4	6	0.12
(1,5)	1:A:98:ALA:HB3	2:B:10:G:C4'	6	0.12
(1,5)	1:A:98:ALA:HB3	2:B:10:G:C5	6	0.12
(1,5)	1:A:98:ALA:HB3	2:B:10:G:C5'	6	0.12
(1,5)	1:A:98:ALA:HB3	2:B:10:G:C6	6	0.12
(1,5)	1:A:98:ALA:HB3	2:B:10:G:C8	6	0.12
(1,5)	1:A:98:ALA:HB3	2:B:10:G:H1	6	0.12
(1,5)	1:A:98:ALA:HB3	2:B:10:G:H1'	6	0.12
(1,5)	1:A:98:ALA:HB3	2:B:10:G:H2'	6	0.12
(1,5)	1:A:98:ALA:HB3	2:B:10:G:H21	6	0.12
(1,5)	1:A:98:ALA:HB3	2:B:10:G:H22	6	0.12
(1,5)	1:A:98:ALA:HB3	2:B:10:G:H3'	6	0.12
(1,5)	1:A:98:ALA:HB3	2:B:10:G:H4'	6	0.12
(1,5)	1:A:98:ALA:HB3	2:B:10:G:H5'	6	0.12
(1,5)	1:A:98:ALA:HB3	2:B:10:G:H5''	6	0.12
(1,5)	1:A:98:ALA:HB3	2:B:10:G:H8	6	0.12
(1,5)	1:A:98:ALA:HB3	2:B:10:G:HO2'	6	0.12
(1,5)	1:A:98:ALA:HB3	2:B:10:G:N1	6	0.12
(1,5)	1:A:98:ALA:HB3	2:B:10:G:N2	6	0.12
(1,5)	1:A:98:ALA:HB3	2:B:10:G:N3	6	0.12
(1,5)	1:A:98:ALA:HB3	2:B:10:G:N7	6	0.12
(1,5)	1:A:98:ALA:HB3	2:B:10:G:N9	6	0.12
(1,5)	1:A:98:ALA:HB3	2:B:10:G:O2'	6	0.12
(1,5)	1:A:98:ALA:HB3	2:B:10:G:O3'	6	0.12
(1,5)	1:A:98:ALA:HB3	2:B:10:G:O4'	6	0.12
(1,5)	1:A:98:ALA:HB3	2:B:10:G:O5'	6	0.12
(1,5)	1:A:98:ALA:HB3	2:B:10:G:O6	6	0.12
(1,5)	1:A:98:ALA:HB3	2:B:10:G:OP1	6	0.12
(1,5)	1:A:98:ALA:HB3	2:B:10:G:OP2	6	0.12
(1,5)	1:A:98:ALA:HB3	2:B:10:G:P	6	0.12
(1,5)	1:A:98:ALA:HB3	2:B:11:A:C1'	6	0.12
(1,5)	1:A:98:ALA:HB3	2:B:11:A:C2	6	0.12
(1,5)	1:A:98:ALA:HB3	2:B:11:A:C2'	6	0.12
(1,5)	1:A:98:ALA:HB3	2:B:11:A:C3'	6	0.12
(1,5)	1:A:98:ALA:HB3	2:B:11:A:C4	6	0.12
(1,5)	1:A:98:ALA:HB3	2:B:11:A:C4'	6	0.12
(1,5)	1:A:98:ALA:HB3	2:B:11:A:C5	6	0.12
(1,5)	1:A:98:ALA:HB3	2:B:11:A:C5'	6	0.12
(1,5)	1:A:98:ALA:HB3	2:B:11:A:C6	6	0.12
(1,5)	1:A:98:ALA:HB3	2:B:11:A:C8	6	0.12

*Continued on next page...*

*Continued from previous page...*

Key	Atom-1	Atom-2	Model ID	Violation (Å)
(1,5)	1:A:98:ALA:HB3	2:B:11:A:H1'	6	0.12
(1,5)	1:A:98:ALA:HB3	2:B:11:A:H2	6	0.12
(1,5)	1:A:98:ALA:HB3	2:B:11:A:H2'	6	0.12
(1,5)	1:A:98:ALA:HB3	2:B:11:A:H3'	6	0.12
(1,5)	1:A:98:ALA:HB3	2:B:11:A:H4'	6	0.12
(1,5)	1:A:98:ALA:HB3	2:B:11:A:H5'	6	0.12
(1,5)	1:A:98:ALA:HB3	2:B:11:A:H5''	6	0.12
(1,5)	1:A:98:ALA:HB3	2:B:11:A:H61	6	0.12
(1,5)	1:A:98:ALA:HB3	2:B:11:A:H62	6	0.12
(1,5)	1:A:98:ALA:HB3	2:B:11:A:H8	6	0.12
(1,5)	1:A:98:ALA:HB3	2:B:11:A:HO2'	6	0.12
(1,5)	1:A:98:ALA:HB3	2:B:11:A:N1	6	0.12
(1,5)	1:A:98:ALA:HB3	2:B:11:A:N3	6	0.12
(1,5)	1:A:98:ALA:HB3	2:B:11:A:N6	6	0.12
(1,5)	1:A:98:ALA:HB3	2:B:11:A:N7	6	0.12
(1,5)	1:A:98:ALA:HB3	2:B:11:A:N9	6	0.12
(1,5)	1:A:98:ALA:HB3	2:B:11:A:O2'	6	0.12
(1,5)	1:A:98:ALA:HB3	2:B:11:A:O3'	6	0.12
(1,5)	1:A:98:ALA:HB3	2:B:11:A:O4'	6	0.12
(1,5)	1:A:98:ALA:HB3	2:B:11:A:O5'	6	0.12
(1,5)	1:A:98:ALA:HB3	2:B:11:A:OP1	6	0.12
(1,5)	1:A:98:ALA:HB3	2:B:11:A:OP2	6	0.12
(1,5)	1:A:98:ALA:HB3	2:B:11:A:P	6	0.12
(1,5)	1:A:98:ALA:HB3	2:B:12:A:C1'	6	0.12
(1,5)	1:A:98:ALA:HB3	2:B:12:A:C2	6	0.12
(1,5)	1:A:98:ALA:HB3	2:B:12:A:C2'	6	0.12
(1,5)	1:A:98:ALA:HB3	2:B:12:A:C3'	6	0.12
(1,5)	1:A:98:ALA:HB3	2:B:12:A:C4	6	0.12
(1,5)	1:A:98:ALA:HB3	2:B:12:A:C4'	6	0.12
(1,5)	1:A:98:ALA:HB3	2:B:12:A:C5	6	0.12
(1,5)	1:A:98:ALA:HB3	2:B:12:A:C5'	6	0.12
(1,5)	1:A:98:ALA:HB3	2:B:12:A:C6	6	0.12
(1,5)	1:A:98:ALA:HB3	2:B:12:A:C8	6	0.12
(1,5)	1:A:98:ALA:HB3	2:B:12:A:H1'	6	0.12
(1,5)	1:A:98:ALA:HB3	2:B:12:A:H2	6	0.12
(1,5)	1:A:98:ALA:HB3	2:B:12:A:H2'	6	0.12
(1,5)	1:A:98:ALA:HB3	2:B:12:A:H3'	6	0.12
(1,5)	1:A:98:ALA:HB3	2:B:12:A:H4'	6	0.12
(1,5)	1:A:98:ALA:HB3	2:B:12:A:H5'	6	0.12
(1,5)	1:A:98:ALA:HB3	2:B:12:A:H5''	6	0.12
(1,5)	1:A:98:ALA:HB3	2:B:12:A:H61	6	0.12
(1,5)	1:A:98:ALA:HB3	2:B:12:A:H62	6	0.12

*Continued on next page...*



*Continued from previous page...*

Key	Atom-1	Atom-2	Model ID	Violation (Å)
(1,5)	1:A:98:ALA:HB3	2:B:12:A:H8	6	0.12
(1,5)	1:A:98:ALA:HB3	2:B:12:A:HO2'	6	0.12
(1,5)	1:A:98:ALA:HB3	2:B:12:A:N1	6	0.12
(1,5)	1:A:98:ALA:HB3	2:B:12:A:N3	6	0.12
(1,5)	1:A:98:ALA:HB3	2:B:12:A:N6	6	0.12
(1,5)	1:A:98:ALA:HB3	2:B:12:A:N7	6	0.12
(1,5)	1:A:98:ALA:HB3	2:B:12:A:N9	6	0.12
(1,5)	1:A:98:ALA:HB3	2:B:12:A:O2'	6	0.12
(1,5)	1:A:98:ALA:HB3	2:B:12:A:O3'	6	0.12
(1,5)	1:A:98:ALA:HB3	2:B:12:A:O4'	6	0.12
(1,5)	1:A:98:ALA:HB3	2:B:12:A:O5'	6	0.12
(1,5)	1:A:98:ALA:HB3	2:B:12:A:OP1	6	0.12
(1,5)	1:A:98:ALA:HB3	2:B:12:A:OP2	6	0.12
(1,5)	1:A:98:ALA:HB3	2:B:12:A:P	6	0.12
(1,5)	1:A:98:ALA:HB3	2:B:13:A:C1'	6	0.12
(1,5)	1:A:98:ALA:HB3	2:B:13:A:C2	6	0.12
(1,5)	1:A:98:ALA:HB3	2:B:13:A:C2'	6	0.12
(1,5)	1:A:98:ALA:HB3	2:B:13:A:C3'	6	0.12
(1,5)	1:A:98:ALA:HB3	2:B:13:A:C4	6	0.12
(1,5)	1:A:98:ALA:HB3	2:B:13:A:C4'	6	0.12
(1,5)	1:A:98:ALA:HB3	2:B:13:A:C5	6	0.12
(1,5)	1:A:98:ALA:HB3	2:B:13:A:C5'	6	0.12
(1,5)	1:A:98:ALA:HB3	2:B:13:A:C6	6	0.12
(1,5)	1:A:98:ALA:HB3	2:B:13:A:C8	6	0.12
(1,5)	1:A:98:ALA:HB3	2:B:13:A:H1'	6	0.12
(1,5)	1:A:98:ALA:HB3	2:B:13:A:H2	6	0.12
(1,5)	1:A:98:ALA:HB3	2:B:13:A:H2'	6	0.12
(1,5)	1:A:98:ALA:HB3	2:B:13:A:H3'	6	0.12
(1,5)	1:A:98:ALA:HB3	2:B:13:A:H4'	6	0.12
(1,5)	1:A:98:ALA:HB3	2:B:13:A:H5'	6	0.12
(1,5)	1:A:98:ALA:HB3	2:B:13:A:H5''	6	0.12
(1,5)	1:A:98:ALA:HB3	2:B:13:A:H61	6	0.12
(1,5)	1:A:98:ALA:HB3	2:B:13:A:H62	6	0.12
(1,5)	1:A:98:ALA:HB3	2:B:13:A:H8	6	0.12
(1,5)	1:A:98:ALA:HB3	2:B:13:A:HO2'	6	0.12
(1,5)	1:A:98:ALA:HB3	2:B:13:A:N1	6	0.12
(1,5)	1:A:98:ALA:HB3	2:B:13:A:N3	6	0.12
(1,5)	1:A:98:ALA:HB3	2:B:13:A:N6	6	0.12
(1,5)	1:A:98:ALA:HB3	2:B:13:A:N7	6	0.12
(1,5)	1:A:98:ALA:HB3	2:B:13:A:N9	6	0.12
(1,5)	1:A:98:ALA:HB3	2:B:13:A:O2'	6	0.12
(1,5)	1:A:98:ALA:HB3	2:B:13:A:O3'	6	0.12

*Continued on next page...*

*Continued from previous page...*

Key	Atom-1	Atom-2	Model ID	Violation (Å)
(1,5)	1:A:98:ALA:HB3	2:B:13:A:O4'	6	0.12
(1,5)	1:A:98:ALA:HB3	2:B:13:A:O5'	6	0.12
(1,5)	1:A:98:ALA:HB3	2:B:13:A:OP1	6	0.12
(1,5)	1:A:98:ALA:HB3	2:B:13:A:OP2	6	0.12
(1,5)	1:A:98:ALA:HB3	2:B:13:A:P	6	0.12
(1,5)	1:A:98:ALA:HB3	2:B:14:G:C1'	6	0.12
(1,5)	1:A:98:ALA:HB3	2:B:14:G:C2	6	0.12
(1,5)	1:A:98:ALA:HB3	2:B:14:G:C2'	6	0.12
(1,5)	1:A:98:ALA:HB3	2:B:14:G:C3'	6	0.12
(1,5)	1:A:98:ALA:HB3	2:B:14:G:C4	6	0.12
(1,5)	1:A:98:ALA:HB3	2:B:14:G:C4'	6	0.12
(1,5)	1:A:98:ALA:HB3	2:B:14:G:C5	6	0.12
(1,5)	1:A:98:ALA:HB3	2:B:14:G:C5'	6	0.12
(1,5)	1:A:98:ALA:HB3	2:B:14:G:C6	6	0.12
(1,5)	1:A:98:ALA:HB3	2:B:14:G:C8	6	0.12
(1,5)	1:A:98:ALA:HB3	2:B:14:G:H1	6	0.12
(1,5)	1:A:98:ALA:HB3	2:B:14:G:H1'	6	0.12
(1,5)	1:A:98:ALA:HB3	2:B:14:G:H2'	6	0.12
(1,5)	1:A:98:ALA:HB3	2:B:14:G:H21	6	0.12
(1,5)	1:A:98:ALA:HB3	2:B:14:G:H22	6	0.12
(1,5)	1:A:98:ALA:HB3	2:B:14:G:H3'	6	0.12
(1,5)	1:A:98:ALA:HB3	2:B:14:G:H4'	6	0.12
(1,5)	1:A:98:ALA:HB3	2:B:14:G:H5'	6	0.12
(1,5)	1:A:98:ALA:HB3	2:B:14:G:H5''	6	0.12
(1,5)	1:A:98:ALA:HB3	2:B:14:G:H8	6	0.12
(1,5)	1:A:98:ALA:HB3	2:B:14:G:HO2'	6	0.12
(1,5)	1:A:98:ALA:HB3	2:B:14:G:N1	6	0.12
(1,5)	1:A:98:ALA:HB3	2:B:14:G:N2	6	0.12
(1,5)	1:A:98:ALA:HB3	2:B:14:G:N3	6	0.12
(1,5)	1:A:98:ALA:HB3	2:B:14:G:N7	6	0.12
(1,5)	1:A:98:ALA:HB3	2:B:14:G:N9	6	0.12
(1,5)	1:A:98:ALA:HB3	2:B:14:G:O2'	6	0.12
(1,5)	1:A:98:ALA:HB3	2:B:14:G:O3'	6	0.12
(1,5)	1:A:98:ALA:HB3	2:B:14:G:O4'	6	0.12
(1,5)	1:A:98:ALA:HB3	2:B:14:G:O5'	6	0.12
(1,5)	1:A:98:ALA:HB3	2:B:14:G:O6	6	0.12
(1,5)	1:A:98:ALA:HB3	2:B:14:G:OP1	6	0.12
(1,5)	1:A:98:ALA:HB3	2:B:14:G:OP2	6	0.12
(1,5)	1:A:98:ALA:HB3	2:B:14:G:P	6	0.12
(1,5)	1:A:98:ALA:HB3	2:B:15:A:C1'	6	0.12
(1,5)	1:A:98:ALA:HB3	2:B:15:A:C2	6	0.12
(1,5)	1:A:98:ALA:HB3	2:B:15:A:C2'	6	0.12

*Continued on next page...*

*Continued from previous page...*

Key	Atom-1	Atom-2	Model ID	Violation (Å)
(1,5)	1:A:98:ALA:HB3	2:B:15:A:C3'	6	0.12
(1,5)	1:A:98:ALA:HB3	2:B:15:A:C4	6	0.12
(1,5)	1:A:98:ALA:HB3	2:B:15:A:C4'	6	0.12
(1,5)	1:A:98:ALA:HB3	2:B:15:A:C5	6	0.12
(1,5)	1:A:98:ALA:HB3	2:B:15:A:C5'	6	0.12
(1,5)	1:A:98:ALA:HB3	2:B:15:A:C6	6	0.12
(1,5)	1:A:98:ALA:HB3	2:B:15:A:C8	6	0.12
(1,5)	1:A:98:ALA:HB3	2:B:15:A:H1'	6	0.12
(1,5)	1:A:98:ALA:HB3	2:B:15:A:H2	6	0.12
(1,5)	1:A:98:ALA:HB3	2:B:15:A:H2'	6	0.12
(1,5)	1:A:98:ALA:HB3	2:B:15:A:H3'	6	0.12
(1,5)	1:A:98:ALA:HB3	2:B:15:A:H4'	6	0.12
(1,5)	1:A:98:ALA:HB3	2:B:15:A:H5'	6	0.12
(1,5)	1:A:98:ALA:HB3	2:B:15:A:H5''	6	0.12
(1,5)	1:A:98:ALA:HB3	2:B:15:A:H61	6	0.12
(1,5)	1:A:98:ALA:HB3	2:B:15:A:H62	6	0.12
(1,5)	1:A:98:ALA:HB3	2:B:15:A:H8	6	0.12
(1,5)	1:A:98:ALA:HB3	2:B:15:A:HO2'	6	0.12
(1,5)	1:A:98:ALA:HB3	2:B:15:A:N1	6	0.12
(1,5)	1:A:98:ALA:HB3	2:B:15:A:N3	6	0.12
(1,5)	1:A:98:ALA:HB3	2:B:15:A:N6	6	0.12
(1,5)	1:A:98:ALA:HB3	2:B:15:A:N7	6	0.12
(1,5)	1:A:98:ALA:HB3	2:B:15:A:N9	6	0.12
(1,5)	1:A:98:ALA:HB3	2:B:15:A:O2'	6	0.12
(1,5)	1:A:98:ALA:HB3	2:B:15:A:O3'	6	0.12
(1,5)	1:A:98:ALA:HB3	2:B:15:A:O4'	6	0.12
(1,5)	1:A:98:ALA:HB3	2:B:15:A:O5'	6	0.12
(1,5)	1:A:98:ALA:HB3	2:B:15:A:OP1	6	0.12
(1,5)	1:A:98:ALA:HB3	2:B:15:A:OP2	6	0.12
(1,5)	1:A:98:ALA:HB3	2:B:15:A:P	6	0.12
(1,5)	1:A:98:ALA:HB3	2:B:16:G:C1'	6	0.12
(1,5)	1:A:98:ALA:HB3	2:B:16:G:C2	6	0.12
(1,5)	1:A:98:ALA:HB3	2:B:16:G:C2'	6	0.12
(1,5)	1:A:98:ALA:HB3	2:B:16:G:C3'	6	0.12
(1,5)	1:A:98:ALA:HB3	2:B:16:G:C4	6	0.12
(1,5)	1:A:98:ALA:HB3	2:B:16:G:C4'	6	0.12
(1,5)	1:A:98:ALA:HB3	2:B:16:G:C5	6	0.12
(1,5)	1:A:98:ALA:HB3	2:B:16:G:C5'	6	0.12
(1,5)	1:A:98:ALA:HB3	2:B:16:G:C6	6	0.12
(1,5)	1:A:98:ALA:HB3	2:B:16:G:C8	6	0.12
(1,5)	1:A:98:ALA:HB3	2:B:16:G:H1	6	0.12
(1,5)	1:A:98:ALA:HB3	2:B:16:G:H1'	6	0.12

*Continued on next page...*

*Continued from previous page...*

Key	Atom-1	Atom-2	Model ID	Violation (Å)
(1,5)	1:A:98:ALA:HB3	2:B:16:G:H2'	6	0.12
(1,5)	1:A:98:ALA:HB3	2:B:16:G:H21	6	0.12
(1,5)	1:A:98:ALA:HB3	2:B:16:G:H22	6	0.12
(1,5)	1:A:98:ALA:HB3	2:B:16:G:H3'	6	0.12
(1,5)	1:A:98:ALA:HB3	2:B:16:G:H4'	6	0.12
(1,5)	1:A:98:ALA:HB3	2:B:16:G:H5'	6	0.12
(1,5)	1:A:98:ALA:HB3	2:B:16:G:H5''	6	0.12
(1,5)	1:A:98:ALA:HB3	2:B:16:G:H8	6	0.12
(1,5)	1:A:98:ALA:HB3	2:B:16:G:HO2'	6	0.12
(1,5)	1:A:98:ALA:HB3	2:B:16:G:N1	6	0.12
(1,5)	1:A:98:ALA:HB3	2:B:16:G:N2	6	0.12
(1,5)	1:A:98:ALA:HB3	2:B:16:G:N3	6	0.12
(1,5)	1:A:98:ALA:HB3	2:B:16:G:N7	6	0.12
(1,5)	1:A:98:ALA:HB3	2:B:16:G:N9	6	0.12
(1,5)	1:A:98:ALA:HB3	2:B:16:G:O2'	6	0.12
(1,5)	1:A:98:ALA:HB3	2:B:16:G:O3'	6	0.12
(1,5)	1:A:98:ALA:HB3	2:B:16:G:O4'	6	0.12
(1,5)	1:A:98:ALA:HB3	2:B:16:G:O5'	6	0.12
(1,5)	1:A:98:ALA:HB3	2:B:16:G:O6	6	0.12
(1,5)	1:A:98:ALA:HB3	2:B:16:G:OP1	6	0.12
(1,5)	1:A:98:ALA:HB3	2:B:16:G:OP2	6	0.12
(1,5)	1:A:98:ALA:HB3	2:B:16:G:P	6	0.12
(1,5)	1:A:98:ALA:HB3	2:B:17:C:C1'	6	0.12
(1,5)	1:A:98:ALA:HB3	2:B:17:C:C2	6	0.12
(1,5)	1:A:98:ALA:HB3	2:B:17:C:C2'	6	0.12
(1,5)	1:A:98:ALA:HB3	2:B:17:C:C3'	6	0.12
(1,5)	1:A:98:ALA:HB3	2:B:17:C:C4	6	0.12
(1,5)	1:A:98:ALA:HB3	2:B:17:C:C4'	6	0.12
(1,5)	1:A:98:ALA:HB3	2:B:17:C:C5	6	0.12
(1,5)	1:A:98:ALA:HB3	2:B:17:C:C5'	6	0.12
(1,5)	1:A:98:ALA:HB3	2:B:17:C:C6	6	0.12
(1,5)	1:A:98:ALA:HB3	2:B:17:C:H1'	6	0.12
(1,5)	1:A:98:ALA:HB3	2:B:17:C:H2'	6	0.12
(1,5)	1:A:98:ALA:HB3	2:B:17:C:H3'	6	0.12
(1,5)	1:A:98:ALA:HB3	2:B:17:C:H4'	6	0.12
(1,5)	1:A:98:ALA:HB3	2:B:17:C:H41	6	0.12
(1,5)	1:A:98:ALA:HB3	2:B:17:C:H42	6	0.12
(1,5)	1:A:98:ALA:HB3	2:B:17:C:H5	6	0.12
(1,5)	1:A:98:ALA:HB3	2:B:17:C:H5'	6	0.12
(1,5)	1:A:98:ALA:HB3	2:B:17:C:H5''	6	0.12
(1,5)	1:A:98:ALA:HB3	2:B:17:C:H6	6	0.12
(1,5)	1:A:98:ALA:HB3	2:B:17:C:HO2'	6	0.12

*Continued on next page...*

*Continued from previous page...*

Key	Atom-1	Atom-2	Model ID	Violation (Å)
(1,5)	1:A:98:ALA:HB3	2:B:17:C:N1	6	0.12
(1,5)	1:A:98:ALA:HB3	2:B:17:C:N3	6	0.12
(1,5)	1:A:98:ALA:HB3	2:B:17:C:N4	6	0.12
(1,5)	1:A:98:ALA:HB3	2:B:17:C:O2	6	0.12
(1,5)	1:A:98:ALA:HB3	2:B:17:C:O2'	6	0.12
(1,5)	1:A:98:ALA:HB3	2:B:17:C:O3'	6	0.12
(1,5)	1:A:98:ALA:HB3	2:B:17:C:O4'	6	0.12
(1,5)	1:A:98:ALA:HB3	2:B:17:C:O5'	6	0.12
(1,5)	1:A:98:ALA:HB3	2:B:17:C:OP1	6	0.12
(1,5)	1:A:98:ALA:HB3	2:B:17:C:OP2	6	0.12
(1,5)	1:A:98:ALA:HB3	2:B:17:C:P	6	0.12
(1,5)	1:A:98:ALA:HB3	2:B:18:A:C1'	6	0.12
(1,5)	1:A:98:ALA:HB3	2:B:18:A:C2	6	0.12
(1,5)	1:A:98:ALA:HB3	2:B:18:A:C2'	6	0.12
(1,5)	1:A:98:ALA:HB3	2:B:18:A:C3'	6	0.12
(1,5)	1:A:98:ALA:HB3	2:B:18:A:C4	6	0.12
(1,5)	1:A:98:ALA:HB3	2:B:18:A:C4'	6	0.12
(1,5)	1:A:98:ALA:HB3	2:B:18:A:C5	6	0.12
(1,5)	1:A:98:ALA:HB3	2:B:18:A:C5'	6	0.12
(1,5)	1:A:98:ALA:HB3	2:B:18:A:C6	6	0.12
(1,5)	1:A:98:ALA:HB3	2:B:18:A:C8	6	0.12
(1,5)	1:A:98:ALA:HB3	2:B:18:A:H1'	6	0.12
(1,5)	1:A:98:ALA:HB3	2:B:18:A:H2	6	0.12
(1,5)	1:A:98:ALA:HB3	2:B:18:A:H2'	6	0.12
(1,5)	1:A:98:ALA:HB3	2:B:18:A:H3'	6	0.12
(1,5)	1:A:98:ALA:HB3	2:B:18:A:H4'	6	0.12
(1,5)	1:A:98:ALA:HB3	2:B:18:A:H5'	6	0.12
(1,5)	1:A:98:ALA:HB3	2:B:18:A:H5''	6	0.12
(1,5)	1:A:98:ALA:HB3	2:B:18:A:H61	6	0.12
(1,5)	1:A:98:ALA:HB3	2:B:18:A:H62	6	0.12
(1,5)	1:A:98:ALA:HB3	2:B:18:A:H8	6	0.12
(1,5)	1:A:98:ALA:HB3	2:B:18:A:HO2'	6	0.12
(1,5)	1:A:98:ALA:HB3	2:B:18:A:N1	6	0.12
(1,5)	1:A:98:ALA:HB3	2:B:18:A:N3	6	0.12
(1,5)	1:A:98:ALA:HB3	2:B:18:A:N6	6	0.12
(1,5)	1:A:98:ALA:HB3	2:B:18:A:N7	6	0.12
(1,5)	1:A:98:ALA:HB3	2:B:18:A:N9	6	0.12
(1,5)	1:A:98:ALA:HB3	2:B:18:A:O2'	6	0.12
(1,5)	1:A:98:ALA:HB3	2:B:18:A:O3'	6	0.12
(1,5)	1:A:98:ALA:HB3	2:B:18:A:O4'	6	0.12
(1,5)	1:A:98:ALA:HB3	2:B:18:A:O5'	6	0.12
(1,5)	1:A:98:ALA:HB3	2:B:18:A:OP1	6	0.12

*Continued on next page...*

*Continued from previous page...*

Key	Atom-1	Atom-2	Model ID	Violation (Å)
(1,5)	1:A:98:ALA:HB3	2:B:18:A:OP2	6	0.12
(1,5)	1:A:98:ALA:HB3	2:B:18:A:P	6	0.12
(1,5)	1:A:98:ALA:HB3	2:B:19:A:C1'	6	0.12
(1,5)	1:A:98:ALA:HB3	2:B:19:A:C2	6	0.12
(1,5)	1:A:98:ALA:HB3	2:B:19:A:C2'	6	0.12
(1,5)	1:A:98:ALA:HB3	2:B:19:A:C3'	6	0.12
(1,5)	1:A:98:ALA:HB3	2:B:19:A:C4	6	0.12
(1,5)	1:A:98:ALA:HB3	2:B:19:A:C4'	6	0.12
(1,5)	1:A:98:ALA:HB3	2:B:19:A:C5	6	0.12
(1,5)	1:A:98:ALA:HB3	2:B:19:A:C5'	6	0.12
(1,5)	1:A:98:ALA:HB3	2:B:19:A:C6	6	0.12
(1,5)	1:A:98:ALA:HB3	2:B:19:A:C8	6	0.12
(1,5)	1:A:98:ALA:HB3	2:B:19:A:H1'	6	0.12
(1,5)	1:A:98:ALA:HB3	2:B:19:A:H2	6	0.12
(1,5)	1:A:98:ALA:HB3	2:B:19:A:H2'	6	0.12
(1,5)	1:A:98:ALA:HB3	2:B:19:A:H3'	6	0.12
(1,5)	1:A:98:ALA:HB3	2:B:19:A:H4'	6	0.12
(1,5)	1:A:98:ALA:HB3	2:B:19:A:H5'	6	0.12
(1,5)	1:A:98:ALA:HB3	2:B:19:A:H5''	6	0.12
(1,5)	1:A:98:ALA:HB3	2:B:19:A:H61	6	0.12
(1,5)	1:A:98:ALA:HB3	2:B:19:A:H62	6	0.12
(1,5)	1:A:98:ALA:HB3	2:B:19:A:H8	6	0.12
(1,5)	1:A:98:ALA:HB3	2:B:19:A:HO2'	6	0.12
(1,5)	1:A:98:ALA:HB3	2:B:19:A:N1	6	0.12
(1,5)	1:A:98:ALA:HB3	2:B:19:A:N3	6	0.12
(1,5)	1:A:98:ALA:HB3	2:B:19:A:N6	6	0.12
(1,5)	1:A:98:ALA:HB3	2:B:19:A:N7	6	0.12
(1,5)	1:A:98:ALA:HB3	2:B:19:A:N9	6	0.12
(1,5)	1:A:98:ALA:HB3	2:B:19:A:O2'	6	0.12
(1,5)	1:A:98:ALA:HB3	2:B:19:A:O3'	6	0.12
(1,5)	1:A:98:ALA:HB3	2:B:19:A:O4'	6	0.12
(1,5)	1:A:98:ALA:HB3	2:B:19:A:O5'	6	0.12
(1,5)	1:A:98:ALA:HB3	2:B:19:A:OP1	6	0.12
(1,5)	1:A:98:ALA:HB3	2:B:19:A:OP2	6	0.12
(1,5)	1:A:98:ALA:HB3	2:B:19:A:P	6	0.12
(1,5)	1:A:98:ALA:HB3	2:B:20:U:C1'	6	0.12
(1,5)	1:A:98:ALA:HB3	2:B:20:U:C2	6	0.12
(1,5)	1:A:98:ALA:HB3	2:B:20:U:C2'	6	0.12
(1,5)	1:A:98:ALA:HB3	2:B:20:U:C3'	6	0.12
(1,5)	1:A:98:ALA:HB3	2:B:20:U:C4	6	0.12
(1,5)	1:A:98:ALA:HB3	2:B:20:U:C4'	6	0.12
(1,5)	1:A:98:ALA:HB3	2:B:20:U:C5	6	0.12

*Continued on next page...*

*Continued from previous page...*

Key	Atom-1	Atom-2	Model ID	Violation (Å)
(1,5)	1:A:98:ALA:HB3	2:B:20:U:C5'	6	0.12
(1,5)	1:A:98:ALA:HB3	2:B:20:U:C6	6	0.12
(1,5)	1:A:98:ALA:HB3	2:B:20:U:H1'	6	0.12
(1,5)	1:A:98:ALA:HB3	2:B:20:U:H2'	6	0.12
(1,5)	1:A:98:ALA:HB3	2:B:20:U:H3	6	0.12
(1,5)	1:A:98:ALA:HB3	2:B:20:U:H3'	6	0.12
(1,5)	1:A:98:ALA:HB3	2:B:20:U:H4'	6	0.12
(1,5)	1:A:98:ALA:HB3	2:B:20:U:H5	6	0.12
(1,5)	1:A:98:ALA:HB3	2:B:20:U:H5'	6	0.12
(1,5)	1:A:98:ALA:HB3	2:B:20:U:H5''	6	0.12
(1,5)	1:A:98:ALA:HB3	2:B:20:U:H6	6	0.12
(1,5)	1:A:98:ALA:HB3	2:B:20:U:HO2'	6	0.12
(1,5)	1:A:98:ALA:HB3	2:B:20:U:N1	6	0.12
(1,5)	1:A:98:ALA:HB3	2:B:20:U:N3	6	0.12
(1,5)	1:A:98:ALA:HB3	2:B:20:U:O2	6	0.12
(1,5)	1:A:98:ALA:HB3	2:B:20:U:O2'	6	0.12
(1,5)	1:A:98:ALA:HB3	2:B:20:U:O3'	6	0.12
(1,5)	1:A:98:ALA:HB3	2:B:20:U:O4	6	0.12
(1,5)	1:A:98:ALA:HB3	2:B:20:U:O4'	6	0.12
(1,5)	1:A:98:ALA:HB3	2:B:20:U:O5'	6	0.12
(1,5)	1:A:98:ALA:HB3	2:B:20:U:OP1	6	0.12
(1,5)	1:A:98:ALA:HB3	2:B:20:U:OP2	6	0.12
(1,5)	1:A:98:ALA:HB3	2:B:20:U:P	6	0.12
(1,5)	1:A:98:ALA:HB3	2:B:21:G:C1'	6	0.12
(1,5)	1:A:98:ALA:HB3	2:B:21:G:C2	6	0.12
(1,5)	1:A:98:ALA:HB3	2:B:21:G:C2'	6	0.12
(1,5)	1:A:98:ALA:HB3	2:B:21:G:C3'	6	0.12
(1,5)	1:A:98:ALA:HB3	2:B:21:G:C4	6	0.12
(1,5)	1:A:98:ALA:HB3	2:B:21:G:C4'	6	0.12
(1,5)	1:A:98:ALA:HB3	2:B:21:G:C5	6	0.12
(1,5)	1:A:98:ALA:HB3	2:B:21:G:C5'	6	0.12
(1,5)	1:A:98:ALA:HB3	2:B:21:G:C6	6	0.12
(1,5)	1:A:98:ALA:HB3	2:B:21:G:C8	6	0.12
(1,5)	1:A:98:ALA:HB3	2:B:21:G:H1	6	0.12
(1,5)	1:A:98:ALA:HB3	2:B:21:G:H1'	6	0.12
(1,5)	1:A:98:ALA:HB3	2:B:21:G:H2'	6	0.12
(1,5)	1:A:98:ALA:HB3	2:B:21:G:H21	6	0.12
(1,5)	1:A:98:ALA:HB3	2:B:21:G:H22	6	0.12
(1,5)	1:A:98:ALA:HB3	2:B:21:G:H3'	6	0.12
(1,5)	1:A:98:ALA:HB3	2:B:21:G:H4'	6	0.12
(1,5)	1:A:98:ALA:HB3	2:B:21:G:H5'	6	0.12
(1,5)	1:A:98:ALA:HB3	2:B:21:G:H5''	6	0.12

*Continued on next page...*

*Continued from previous page...*

Key	Atom-1	Atom-2	Model ID	Violation (Å)
(1,5)	1:A:98:ALA:HB3	2:B:21:G:H8	6	0.12
(1,5)	1:A:98:ALA:HB3	2:B:21:G:HO2'	6	0.12
(1,5)	1:A:98:ALA:HB3	2:B:21:G:N1	6	0.12
(1,5)	1:A:98:ALA:HB3	2:B:21:G:N2	6	0.12
(1,5)	1:A:98:ALA:HB3	2:B:21:G:N3	6	0.12
(1,5)	1:A:98:ALA:HB3	2:B:21:G:N7	6	0.12
(1,5)	1:A:98:ALA:HB3	2:B:21:G:N9	6	0.12
(1,5)	1:A:98:ALA:HB3	2:B:21:G:O2'	6	0.12
(1,5)	1:A:98:ALA:HB3	2:B:21:G:O3'	6	0.12
(1,5)	1:A:98:ALA:HB3	2:B:21:G:O4'	6	0.12
(1,5)	1:A:98:ALA:HB3	2:B:21:G:O5'	6	0.12
(1,5)	1:A:98:ALA:HB3	2:B:21:G:O6	6	0.12
(1,5)	1:A:98:ALA:HB3	2:B:21:G:OP1	6	0.12
(1,5)	1:A:98:ALA:HB3	2:B:21:G:OP2	6	0.12
(1,5)	1:A:98:ALA:HB3	2:B:21:G:P	6	0.12
(1,5)	1:A:98:ALA:HB3	2:B:22:A:C1'	6	0.12
(1,5)	1:A:98:ALA:HB3	2:B:22:A:C2	6	0.12
(1,5)	1:A:98:ALA:HB3	2:B:22:A:C2'	6	0.12
(1,5)	1:A:98:ALA:HB3	2:B:22:A:C3'	6	0.12
(1,5)	1:A:98:ALA:HB3	2:B:22:A:C4	6	0.12
(1,5)	1:A:98:ALA:HB3	2:B:22:A:C4'	6	0.12
(1,5)	1:A:98:ALA:HB3	2:B:22:A:C5	6	0.12
(1,5)	1:A:98:ALA:HB3	2:B:22:A:C5'	6	0.12
(1,5)	1:A:98:ALA:HB3	2:B:22:A:C6	6	0.12
(1,5)	1:A:98:ALA:HB3	2:B:22:A:C8	6	0.12
(1,5)	1:A:98:ALA:HB3	2:B:22:A:H1'	6	0.12
(1,5)	1:A:98:ALA:HB3	2:B:22:A:H2	6	0.12
(1,5)	1:A:98:ALA:HB3	2:B:22:A:H2'	6	0.12
(1,5)	1:A:98:ALA:HB3	2:B:22:A:H3'	6	0.12
(1,5)	1:A:98:ALA:HB3	2:B:22:A:H4'	6	0.12
(1,5)	1:A:98:ALA:HB3	2:B:22:A:H5'	6	0.12
(1,5)	1:A:98:ALA:HB3	2:B:22:A:H5''	6	0.12
(1,5)	1:A:98:ALA:HB3	2:B:22:A:H61	6	0.12
(1,5)	1:A:98:ALA:HB3	2:B:22:A:H62	6	0.12
(1,5)	1:A:98:ALA:HB3	2:B:22:A:H8	6	0.12
(1,5)	1:A:98:ALA:HB3	2:B:22:A:HO2'	6	0.12
(1,5)	1:A:98:ALA:HB3	2:B:22:A:N1	6	0.12
(1,5)	1:A:98:ALA:HB3	2:B:22:A:N3	6	0.12
(1,5)	1:A:98:ALA:HB3	2:B:22:A:N6	6	0.12
(1,5)	1:A:98:ALA:HB3	2:B:22:A:N7	6	0.12
(1,5)	1:A:98:ALA:HB3	2:B:22:A:N9	6	0.12
(1,5)	1:A:98:ALA:HB3	2:B:22:A:O2'	6	0.12

*Continued on next page...*



*Continued from previous page...*

Key	Atom-1	Atom-2	Model ID	Violation (Å)
(1,5)	1:A:98:ALA:HB3	2:B:22:A:O3'	6	0.12
(1,5)	1:A:98:ALA:HB3	2:B:22:A:O4'	6	0.12
(1,5)	1:A:98:ALA:HB3	2:B:22:A:O5'	6	0.12
(1,5)	1:A:98:ALA:HB3	2:B:22:A:OP1	6	0.12
(1,5)	1:A:98:ALA:HB3	2:B:22:A:OP2	6	0.12
(1,5)	1:A:98:ALA:HB3	2:B:22:A:P	6	0.12
(1,5)	1:A:98:ALA:HB3	2:B:23:U:C1'	6	0.12
(1,5)	1:A:98:ALA:HB3	2:B:23:U:C2	6	0.12
(1,5)	1:A:98:ALA:HB3	2:B:23:U:C2'	6	0.12
(1,5)	1:A:98:ALA:HB3	2:B:23:U:C3'	6	0.12
(1,5)	1:A:98:ALA:HB3	2:B:23:U:C4	6	0.12
(1,5)	1:A:98:ALA:HB3	2:B:23:U:C4'	6	0.12
(1,5)	1:A:98:ALA:HB3	2:B:23:U:C5	6	0.12
(1,5)	1:A:98:ALA:HB3	2:B:23:U:C5'	6	0.12
(1,5)	1:A:98:ALA:HB3	2:B:23:U:C6	6	0.12
(1,5)	1:A:98:ALA:HB3	2:B:23:U:H1'	6	0.12
(1,5)	1:A:98:ALA:HB3	2:B:23:U:H2'	6	0.12
(1,5)	1:A:98:ALA:HB3	2:B:23:U:H3	6	0.12
(1,5)	1:A:98:ALA:HB3	2:B:23:U:H3'	6	0.12
(1,5)	1:A:98:ALA:HB3	2:B:23:U:H4'	6	0.12
(1,5)	1:A:98:ALA:HB3	2:B:23:U:H5	6	0.12
(1,5)	1:A:98:ALA:HB3	2:B:23:U:H5'	6	0.12
(1,5)	1:A:98:ALA:HB3	2:B:23:U:H5''	6	0.12
(1,5)	1:A:98:ALA:HB3	2:B:23:U:H6	6	0.12
(1,5)	1:A:98:ALA:HB3	2:B:23:U:HO2'	6	0.12
(1,5)	1:A:98:ALA:HB3	2:B:23:U:N1	6	0.12
(1,5)	1:A:98:ALA:HB3	2:B:23:U:N3	6	0.12
(1,5)	1:A:98:ALA:HB3	2:B:23:U:O2	6	0.12
(1,5)	1:A:98:ALA:HB3	2:B:23:U:O2'	6	0.12
(1,5)	1:A:98:ALA:HB3	2:B:23:U:O3'	6	0.12
(1,5)	1:A:98:ALA:HB3	2:B:23:U:O4	6	0.12
(1,5)	1:A:98:ALA:HB3	2:B:23:U:O4'	6	0.12
(1,5)	1:A:98:ALA:HB3	2:B:23:U:O5'	6	0.12
(1,5)	1:A:98:ALA:HB3	2:B:23:U:OP1	6	0.12
(1,5)	1:A:98:ALA:HB3	2:B:23:U:OP2	6	0.12
(1,5)	1:A:98:ALA:HB3	2:B:23:U:P	6	0.12
(1,5)	1:A:98:ALA:HB3	2:B:24:G:C1'	6	0.12
(1,5)	1:A:98:ALA:HB3	2:B:24:G:C2	6	0.12
(1,5)	1:A:98:ALA:HB3	2:B:24:G:C2'	6	0.12
(1,5)	1:A:98:ALA:HB3	2:B:24:G:C3'	6	0.12
(1,5)	1:A:98:ALA:HB3	2:B:24:G:C4	6	0.12
(1,5)	1:A:98:ALA:HB3	2:B:24:G:C4'	6	0.12

*Continued on next page...*

*Continued from previous page...*

Key	Atom-1	Atom-2	Model ID	Violation (Å)
(1,5)	1:A:98:ALA:HB3	2:B:24:G:C5	6	0.12
(1,5)	1:A:98:ALA:HB3	2:B:24:G:C5'	6	0.12
(1,5)	1:A:98:ALA:HB3	2:B:24:G:C6	6	0.12
(1,5)	1:A:98:ALA:HB3	2:B:24:G:C8	6	0.12
(1,5)	1:A:98:ALA:HB3	2:B:24:G:H1	6	0.12
(1,5)	1:A:98:ALA:HB3	2:B:24:G:H1'	6	0.12
(1,5)	1:A:98:ALA:HB3	2:B:24:G:H2'	6	0.12
(1,5)	1:A:98:ALA:HB3	2:B:24:G:H21	6	0.12
(1,5)	1:A:98:ALA:HB3	2:B:24:G:H22	6	0.12
(1,5)	1:A:98:ALA:HB3	2:B:24:G:H3'	6	0.12
(1,5)	1:A:98:ALA:HB3	2:B:24:G:H4'	6	0.12
(1,5)	1:A:98:ALA:HB3	2:B:24:G:H5'	6	0.12
(1,5)	1:A:98:ALA:HB3	2:B:24:G:H5''	6	0.12
(1,5)	1:A:98:ALA:HB3	2:B:24:G:H8	6	0.12
(1,5)	1:A:98:ALA:HB3	2:B:24:G:HO2'	6	0.12
(1,5)	1:A:98:ALA:HB3	2:B:24:G:N1	6	0.12
(1,5)	1:A:98:ALA:HB3	2:B:24:G:N2	6	0.12
(1,5)	1:A:98:ALA:HB3	2:B:24:G:N3	6	0.12
(1,5)	1:A:98:ALA:HB3	2:B:24:G:N7	6	0.12
(1,5)	1:A:98:ALA:HB3	2:B:24:G:N9	6	0.12
(1,5)	1:A:98:ALA:HB3	2:B:24:G:O2'	6	0.12
(1,5)	1:A:98:ALA:HB3	2:B:24:G:O3'	6	0.12
(1,5)	1:A:98:ALA:HB3	2:B:24:G:O4'	6	0.12
(1,5)	1:A:98:ALA:HB3	2:B:24:G:O5'	6	0.12
(1,5)	1:A:98:ALA:HB3	2:B:24:G:O6	6	0.12
(1,5)	1:A:98:ALA:HB3	2:B:24:G:OP1	6	0.12
(1,5)	1:A:98:ALA:HB3	2:B:24:G:OP2	6	0.12
(1,5)	1:A:98:ALA:HB3	2:B:24:G:P	6	0.12
(1,5)	1:A:98:ALA:N	2:B:2:C:C1'	6	0.12
(1,5)	1:A:98:ALA:N	2:B:2:C:C2	6	0.12
(1,5)	1:A:98:ALA:N	2:B:2:C:C2'	6	0.12
(1,5)	1:A:98:ALA:N	2:B:2:C:C3'	6	0.12
(1,5)	1:A:98:ALA:N	2:B:2:C:C4	6	0.12
(1,5)	1:A:98:ALA:N	2:B:2:C:C4'	6	0.12
(1,5)	1:A:98:ALA:N	2:B:2:C:C5	6	0.12
(1,5)	1:A:98:ALA:N	2:B:2:C:C5'	6	0.12
(1,5)	1:A:98:ALA:N	2:B:2:C:C6	6	0.12
(1,5)	1:A:98:ALA:N	2:B:2:C:H1'	6	0.12
(1,5)	1:A:98:ALA:N	2:B:2:C:H2'	6	0.12
(1,5)	1:A:98:ALA:N	2:B:2:C:H3'	6	0.12
(1,5)	1:A:98:ALA:N	2:B:2:C:H4'	6	0.12
(1,5)	1:A:98:ALA:N	2:B:2:C:H41	6	0.12

*Continued on next page...*

*Continued from previous page...*

Key	Atom-1	Atom-2	Model ID	Violation (Å)
(1,5)	1:A:98:ALA:N	2:B:2:C:H42	6	0.12
(1,5)	1:A:98:ALA:N	2:B:2:C:H5	6	0.12
(1,5)	1:A:98:ALA:N	2:B:2:C:H5'	6	0.12
(1,5)	1:A:98:ALA:N	2:B:2:C:H5''	6	0.12
(1,5)	1:A:98:ALA:N	2:B:2:C:H6	6	0.12
(1,5)	1:A:98:ALA:N	2:B:2:C:HO2'	6	0.12
(1,5)	1:A:98:ALA:N	2:B:2:C:N1	6	0.12
(1,5)	1:A:98:ALA:N	2:B:2:C:N3	6	0.12
(1,5)	1:A:98:ALA:N	2:B:2:C:N4	6	0.12
(1,5)	1:A:98:ALA:N	2:B:2:C:O2	6	0.12
(1,5)	1:A:98:ALA:N	2:B:2:C:O2'	6	0.12
(1,5)	1:A:98:ALA:N	2:B:2:C:O3'	6	0.12
(1,5)	1:A:98:ALA:N	2:B:2:C:O4'	6	0.12
(1,5)	1:A:98:ALA:N	2:B:2:C:O5'	6	0.12
(1,5)	1:A:98:ALA:N	2:B:3:U:C1'	6	0.12
(1,5)	1:A:98:ALA:N	2:B:3:U:C2	6	0.12
(1,5)	1:A:98:ALA:N	2:B:3:U:C2'	6	0.12
(1,5)	1:A:98:ALA:N	2:B:3:U:C3'	6	0.12
(1,5)	1:A:98:ALA:N	2:B:3:U:C4	6	0.12
(1,5)	1:A:98:ALA:N	2:B:3:U:C4'	6	0.12
(1,5)	1:A:98:ALA:N	2:B:3:U:C5	6	0.12
(1,5)	1:A:98:ALA:N	2:B:3:U:C5'	6	0.12
(1,5)	1:A:98:ALA:N	2:B:3:U:C6	6	0.12
(1,5)	1:A:98:ALA:N	2:B:3:U:H1'	6	0.12
(1,5)	1:A:98:ALA:N	2:B:3:U:H2'	6	0.12
(1,5)	1:A:98:ALA:N	2:B:3:U:H3	6	0.12
(1,5)	1:A:98:ALA:N	2:B:3:U:H3'	6	0.12
(1,5)	1:A:98:ALA:N	2:B:3:U:H4'	6	0.12
(1,5)	1:A:98:ALA:N	2:B:3:U:H5	6	0.12
(1,5)	1:A:98:ALA:N	2:B:3:U:H5'	6	0.12
(1,5)	1:A:98:ALA:N	2:B:3:U:H5''	6	0.12
(1,5)	1:A:98:ALA:N	2:B:3:U:H6	6	0.12
(1,5)	1:A:98:ALA:N	2:B:3:U:HO2'	6	0.12
(1,5)	1:A:98:ALA:N	2:B:3:U:N1	6	0.12
(1,5)	1:A:98:ALA:N	2:B:3:U:N3	6	0.12
(1,5)	1:A:98:ALA:N	2:B:3:U:O2	6	0.12
(1,5)	1:A:98:ALA:N	2:B:3:U:O2'	6	0.12
(1,5)	1:A:98:ALA:N	2:B:3:U:O3'	6	0.12
(1,5)	1:A:98:ALA:N	2:B:3:U:O4	6	0.12
(1,5)	1:A:98:ALA:N	2:B:3:U:O4'	6	0.12
(1,5)	1:A:98:ALA:N	2:B:3:U:O5'	6	0.12
(1,5)	1:A:98:ALA:N	2:B:3:U:OP1	6	0.12

*Continued on next page...*

*Continued from previous page...*

Key	Atom-1	Atom-2	Model ID	Violation (Å)
(1,5)	1:A:98:ALA:N	2:B:3:U:OP2	6	0.12
(1,5)	1:A:98:ALA:N	2:B:3:U:P	6	0.12
(1,5)	1:A:98:ALA:N	2:B:4:G:C1'	6	0.12
(1,5)	1:A:98:ALA:N	2:B:4:G:C2	6	0.12
(1,5)	1:A:98:ALA:N	2:B:4:G:C2'	6	0.12
(1,5)	1:A:98:ALA:N	2:B:4:G:C3'	6	0.12
(1,5)	1:A:98:ALA:N	2:B:4:G:C4	6	0.12
(1,5)	1:A:98:ALA:N	2:B:4:G:C4'	6	0.12
(1,5)	1:A:98:ALA:N	2:B:4:G:C5	6	0.12
(1,5)	1:A:98:ALA:N	2:B:4:G:C5'	6	0.12
(1,5)	1:A:98:ALA:N	2:B:4:G:C6	6	0.12
(1,5)	1:A:98:ALA:N	2:B:4:G:C8	6	0.12
(1,5)	1:A:98:ALA:N	2:B:4:G:H1	6	0.12
(1,5)	1:A:98:ALA:N	2:B:4:G:H1'	6	0.12
(1,5)	1:A:98:ALA:N	2:B:4:G:H2'	6	0.12
(1,5)	1:A:98:ALA:N	2:B:4:G:H21	6	0.12
(1,5)	1:A:98:ALA:N	2:B:4:G:H22	6	0.12
(1,5)	1:A:98:ALA:N	2:B:4:G:H3'	6	0.12
(1,5)	1:A:98:ALA:N	2:B:4:G:H4'	6	0.12
(1,5)	1:A:98:ALA:N	2:B:4:G:H5'	6	0.12
(1,5)	1:A:98:ALA:N	2:B:4:G:H5''	6	0.12
(1,5)	1:A:98:ALA:N	2:B:4:G:H8	6	0.12
(1,5)	1:A:98:ALA:N	2:B:4:G:HO2'	6	0.12
(1,5)	1:A:98:ALA:N	2:B:4:G:N1	6	0.12
(1,5)	1:A:98:ALA:N	2:B:4:G:N2	6	0.12
(1,5)	1:A:98:ALA:N	2:B:4:G:N3	6	0.12
(1,5)	1:A:98:ALA:N	2:B:4:G:N7	6	0.12
(1,5)	1:A:98:ALA:N	2:B:4:G:N9	6	0.12
(1,5)	1:A:98:ALA:N	2:B:4:G:O2'	6	0.12
(1,5)	1:A:98:ALA:N	2:B:4:G:O3'	6	0.12
(1,5)	1:A:98:ALA:N	2:B:4:G:O4'	6	0.12
(1,5)	1:A:98:ALA:N	2:B:4:G:O5'	6	0.12
(1,5)	1:A:98:ALA:N	2:B:4:G:O6	6	0.12
(1,5)	1:A:98:ALA:N	2:B:4:G:OP1	6	0.12
(1,5)	1:A:98:ALA:N	2:B:4:G:OP2	6	0.12
(1,5)	1:A:98:ALA:N	2:B:4:G:P	6	0.12
(1,5)	1:A:98:ALA:N	2:B:5:A:C1'	6	0.12
(1,5)	1:A:98:ALA:N	2:B:5:A:C2	6	0.12
(1,5)	1:A:98:ALA:N	2:B:5:A:C2'	6	0.12
(1,5)	1:A:98:ALA:N	2:B:5:A:C3'	6	0.12
(1,5)	1:A:98:ALA:N	2:B:5:A:C4	6	0.12
(1,5)	1:A:98:ALA:N	2:B:5:A:C4'	6	0.12

*Continued on next page...*

*Continued from previous page...*

Key	Atom-1	Atom-2	Model ID	Violation (Å)
(1,5)	1:A:98:ALA:N	2:B:5:A:C5	6	0.12
(1,5)	1:A:98:ALA:N	2:B:5:A:C5'	6	0.12
(1,5)	1:A:98:ALA:N	2:B:5:A:C6	6	0.12
(1,5)	1:A:98:ALA:N	2:B:5:A:C8	6	0.12
(1,5)	1:A:98:ALA:N	2:B:5:A:H1'	6	0.12
(1,5)	1:A:98:ALA:N	2:B:5:A:H2	6	0.12
(1,5)	1:A:98:ALA:N	2:B:5:A:H2'	6	0.12
(1,5)	1:A:98:ALA:N	2:B:5:A:H3'	6	0.12
(1,5)	1:A:98:ALA:N	2:B:5:A:H4'	6	0.12
(1,5)	1:A:98:ALA:N	2:B:5:A:H5'	6	0.12
(1,5)	1:A:98:ALA:N	2:B:5:A:H5''	6	0.12
(1,5)	1:A:98:ALA:N	2:B:5:A:H61	6	0.12
(1,5)	1:A:98:ALA:N	2:B:5:A:H62	6	0.12
(1,5)	1:A:98:ALA:N	2:B:5:A:H8	6	0.12
(1,5)	1:A:98:ALA:N	2:B:5:A:HO2'	6	0.12
(1,5)	1:A:98:ALA:N	2:B:5:A:N1	6	0.12
(1,5)	1:A:98:ALA:N	2:B:5:A:N3	6	0.12
(1,5)	1:A:98:ALA:N	2:B:5:A:N6	6	0.12
(1,5)	1:A:98:ALA:N	2:B:5:A:N7	6	0.12
(1,5)	1:A:98:ALA:N	2:B:5:A:N9	6	0.12
(1,5)	1:A:98:ALA:N	2:B:5:A:O2'	6	0.12
(1,5)	1:A:98:ALA:N	2:B:5:A:O3'	6	0.12
(1,5)	1:A:98:ALA:N	2:B:5:A:O4'	6	0.12
(1,5)	1:A:98:ALA:N	2:B:5:A:O5'	6	0.12
(1,5)	1:A:98:ALA:N	2:B:5:A:OP1	6	0.12
(1,5)	1:A:98:ALA:N	2:B:5:A:OP2	6	0.12
(1,5)	1:A:98:ALA:N	2:B:5:A:P	6	0.12
(1,5)	1:A:98:ALA:N	2:B:6:G:C1'	6	0.12
(1,5)	1:A:98:ALA:N	2:B:6:G:C2	6	0.12
(1,5)	1:A:98:ALA:N	2:B:6:G:C2'	6	0.12
(1,5)	1:A:98:ALA:N	2:B:6:G:C3'	6	0.12
(1,5)	1:A:98:ALA:N	2:B:6:G:C4	6	0.12
(1,5)	1:A:98:ALA:N	2:B:6:G:C4'	6	0.12
(1,5)	1:A:98:ALA:N	2:B:6:G:C5	6	0.12
(1,5)	1:A:98:ALA:N	2:B:6:G:C5'	6	0.12
(1,5)	1:A:98:ALA:N	2:B:6:G:C6	6	0.12
(1,5)	1:A:98:ALA:N	2:B:6:G:C8	6	0.12
(1,5)	1:A:98:ALA:N	2:B:6:G:H1	6	0.12
(1,5)	1:A:98:ALA:N	2:B:6:G:H1'	6	0.12
(1,5)	1:A:98:ALA:N	2:B:6:G:H2'	6	0.12
(1,5)	1:A:98:ALA:N	2:B:6:G:H21	6	0.12
(1,5)	1:A:98:ALA:N	2:B:6:G:H22	6	0.12

*Continued on next page...*

*Continued from previous page...*

Key	Atom-1	Atom-2	Model ID	Violation (Å)
(1,5)	1:A:98:ALA:N	2:B:6:G:H3'	6	0.12
(1,5)	1:A:98:ALA:N	2:B:6:G:H4'	6	0.12
(1,5)	1:A:98:ALA:N	2:B:6:G:H5'	6	0.12
(1,5)	1:A:98:ALA:N	2:B:6:G:H5''	6	0.12
(1,5)	1:A:98:ALA:N	2:B:6:G:H8	6	0.12
(1,5)	1:A:98:ALA:N	2:B:6:G:HO2'	6	0.12
(1,5)	1:A:98:ALA:N	2:B:6:G:N1	6	0.12
(1,5)	1:A:98:ALA:N	2:B:6:G:N2	6	0.12
(1,5)	1:A:98:ALA:N	2:B:6:G:N3	6	0.12
(1,5)	1:A:98:ALA:N	2:B:6:G:N7	6	0.12
(1,5)	1:A:98:ALA:N	2:B:6:G:N9	6	0.12
(1,5)	1:A:98:ALA:N	2:B:6:G:O2'	6	0.12
(1,5)	1:A:98:ALA:N	2:B:6:G:O3'	6	0.12
(1,5)	1:A:98:ALA:N	2:B:6:G:O4'	6	0.12
(1,5)	1:A:98:ALA:N	2:B:6:G:O5'	6	0.12
(1,5)	1:A:98:ALA:N	2:B:6:G:O6	6	0.12
(1,5)	1:A:98:ALA:N	2:B:6:G:OP1	6	0.12
(1,5)	1:A:98:ALA:N	2:B:6:G:OP2	6	0.12
(1,5)	1:A:98:ALA:N	2:B:6:G:P	6	0.12
(1,5)	1:A:98:ALA:N	2:B:7:C:C1'	6	0.12
(1,5)	1:A:98:ALA:N	2:B:7:C:C2	6	0.12
(1,5)	1:A:98:ALA:N	2:B:7:C:C2'	6	0.12
(1,5)	1:A:98:ALA:N	2:B:7:C:C3'	6	0.12
(1,5)	1:A:98:ALA:N	2:B:7:C:C4	6	0.12
(1,5)	1:A:98:ALA:N	2:B:7:C:C4'	6	0.12
(1,5)	1:A:98:ALA:N	2:B:7:C:C5	6	0.12
(1,5)	1:A:98:ALA:N	2:B:7:C:C5'	6	0.12
(1,5)	1:A:98:ALA:N	2:B:7:C:C6	6	0.12
(1,5)	1:A:98:ALA:N	2:B:7:C:H1'	6	0.12
(1,5)	1:A:98:ALA:N	2:B:7:C:H2'	6	0.12
(1,5)	1:A:98:ALA:N	2:B:7:C:H3'	6	0.12
(1,5)	1:A:98:ALA:N	2:B:7:C:H4'	6	0.12
(1,5)	1:A:98:ALA:N	2:B:7:C:H41	6	0.12
(1,5)	1:A:98:ALA:N	2:B:7:C:H42	6	0.12
(1,5)	1:A:98:ALA:N	2:B:7:C:H5	6	0.12
(1,5)	1:A:98:ALA:N	2:B:7:C:H5'	6	0.12
(1,5)	1:A:98:ALA:N	2:B:7:C:H5''	6	0.12
(1,5)	1:A:98:ALA:N	2:B:7:C:H6	6	0.12
(1,5)	1:A:98:ALA:N	2:B:7:C:HO2'	6	0.12
(1,5)	1:A:98:ALA:N	2:B:7:C:N1	6	0.12
(1,5)	1:A:98:ALA:N	2:B:7:C:N3	6	0.12
(1,5)	1:A:98:ALA:N	2:B:7:C:N4	6	0.12

*Continued on next page...*

*Continued from previous page...*

Key	Atom-1	Atom-2	Model ID	Violation (Å)
(1,5)	1:A:98:ALA:N	2:B:7:C:O2	6	0.12
(1,5)	1:A:98:ALA:N	2:B:7:C:O2'	6	0.12
(1,5)	1:A:98:ALA:N	2:B:7:C:O3'	6	0.12
(1,5)	1:A:98:ALA:N	2:B:7:C:O4'	6	0.12
(1,5)	1:A:98:ALA:N	2:B:7:C:O5'	6	0.12
(1,5)	1:A:98:ALA:N	2:B:7:C:OP1	6	0.12
(1,5)	1:A:98:ALA:N	2:B:7:C:OP2	6	0.12
(1,5)	1:A:98:ALA:N	2:B:7:C:P	6	0.12
(1,5)	1:A:98:ALA:N	2:B:8:U:C1'	6	0.12
(1,5)	1:A:98:ALA:N	2:B:8:U:C2	6	0.12
(1,5)	1:A:98:ALA:N	2:B:8:U:C2'	6	0.12
(1,5)	1:A:98:ALA:N	2:B:8:U:C3'	6	0.12
(1,5)	1:A:98:ALA:N	2:B:8:U:C4	6	0.12
(1,5)	1:A:98:ALA:N	2:B:8:U:C4'	6	0.12
(1,5)	1:A:98:ALA:N	2:B:8:U:C5	6	0.12
(1,5)	1:A:98:ALA:N	2:B:8:U:C5'	6	0.12
(1,5)	1:A:98:ALA:N	2:B:8:U:C6	6	0.12
(1,5)	1:A:98:ALA:N	2:B:8:U:H1'	6	0.12
(1,5)	1:A:98:ALA:N	2:B:8:U:H2'	6	0.12
(1,5)	1:A:98:ALA:N	2:B:8:U:H3	6	0.12
(1,5)	1:A:98:ALA:N	2:B:8:U:H3'	6	0.12
(1,5)	1:A:98:ALA:N	2:B:8:U:H4'	6	0.12
(1,5)	1:A:98:ALA:N	2:B:8:U:H5	6	0.12
(1,5)	1:A:98:ALA:N	2:B:8:U:H5'	6	0.12
(1,5)	1:A:98:ALA:N	2:B:8:U:H5''	6	0.12
(1,5)	1:A:98:ALA:N	2:B:8:U:H6	6	0.12
(1,5)	1:A:98:ALA:N	2:B:8:U:HO2'	6	0.12
(1,5)	1:A:98:ALA:N	2:B:8:U:N1	6	0.12
(1,5)	1:A:98:ALA:N	2:B:8:U:N3	6	0.12
(1,5)	1:A:98:ALA:N	2:B:8:U:O2	6	0.12
(1,5)	1:A:98:ALA:N	2:B:8:U:O2'	6	0.12
(1,5)	1:A:98:ALA:N	2:B:8:U:O3'	6	0.12
(1,5)	1:A:98:ALA:N	2:B:8:U:O4	6	0.12
(1,5)	1:A:98:ALA:N	2:B:8:U:O4'	6	0.12
(1,5)	1:A:98:ALA:N	2:B:8:U:O5'	6	0.12
(1,5)	1:A:98:ALA:N	2:B:8:U:OP1	6	0.12
(1,5)	1:A:98:ALA:N	2:B:8:U:OP2	6	0.12
(1,5)	1:A:98:ALA:N	2:B:8:U:P	6	0.12
(1,5)	1:A:98:ALA:N	2:B:9:C:C1'	6	0.12
(1,5)	1:A:98:ALA:N	2:B:9:C:C2	6	0.12
(1,5)	1:A:98:ALA:N	2:B:9:C:C2'	6	0.12
(1,5)	1:A:98:ALA:N	2:B:9:C:C3'	6	0.12

*Continued on next page...*

*Continued from previous page...*

Key	Atom-1	Atom-2	Model ID	Violation (Å)
(1,5)	1:A:98:ALA:N	2:B:9:C:C4	6	0.12
(1,5)	1:A:98:ALA:N	2:B:9:C:C4'	6	0.12
(1,5)	1:A:98:ALA:N	2:B:9:C:C5	6	0.12
(1,5)	1:A:98:ALA:N	2:B:9:C:C5'	6	0.12
(1,5)	1:A:98:ALA:N	2:B:9:C:C6	6	0.12
(1,5)	1:A:98:ALA:N	2:B:9:C:H1'	6	0.12
(1,5)	1:A:98:ALA:N	2:B:9:C:H2'	6	0.12
(1,5)	1:A:98:ALA:N	2:B:9:C:H3'	6	0.12
(1,5)	1:A:98:ALA:N	2:B:9:C:H4'	6	0.12
(1,5)	1:A:98:ALA:N	2:B:9:C:H41	6	0.12
(1,5)	1:A:98:ALA:N	2:B:9:C:H42	6	0.12
(1,5)	1:A:98:ALA:N	2:B:9:C:H5	6	0.12
(1,5)	1:A:98:ALA:N	2:B:9:C:H5'	6	0.12
(1,5)	1:A:98:ALA:N	2:B:9:C:H5''	6	0.12
(1,5)	1:A:98:ALA:N	2:B:9:C:H6	6	0.12
(1,5)	1:A:98:ALA:N	2:B:9:C:HO2'	6	0.12
(1,5)	1:A:98:ALA:N	2:B:9:C:N1	6	0.12
(1,5)	1:A:98:ALA:N	2:B:9:C:N3	6	0.12
(1,5)	1:A:98:ALA:N	2:B:9:C:N4	6	0.12
(1,5)	1:A:98:ALA:N	2:B:9:C:O2	6	0.12
(1,5)	1:A:98:ALA:N	2:B:9:C:O2'	6	0.12
(1,5)	1:A:98:ALA:N	2:B:9:C:O3'	6	0.12
(1,5)	1:A:98:ALA:N	2:B:9:C:O4'	6	0.12
(1,5)	1:A:98:ALA:N	2:B:9:C:O5'	6	0.12
(1,5)	1:A:98:ALA:N	2:B:9:C:OP1	6	0.12
(1,5)	1:A:98:ALA:N	2:B:9:C:OP2	6	0.12
(1,5)	1:A:98:ALA:N	2:B:9:C:P	6	0.12
(1,5)	1:A:98:ALA:N	2:B:10:G:C1'	6	0.12
(1,5)	1:A:98:ALA:N	2:B:10:G:C2	6	0.12
(1,5)	1:A:98:ALA:N	2:B:10:G:C2'	6	0.12
(1,5)	1:A:98:ALA:N	2:B:10:G:C3'	6	0.12
(1,5)	1:A:98:ALA:N	2:B:10:G:C4	6	0.12
(1,5)	1:A:98:ALA:N	2:B:10:G:C4'	6	0.12
(1,5)	1:A:98:ALA:N	2:B:10:G:C5	6	0.12
(1,5)	1:A:98:ALA:N	2:B:10:G:C5'	6	0.12
(1,5)	1:A:98:ALA:N	2:B:10:G:C6	6	0.12
(1,5)	1:A:98:ALA:N	2:B:10:G:C8	6	0.12
(1,5)	1:A:98:ALA:N	2:B:10:G:H1	6	0.12
(1,5)	1:A:98:ALA:N	2:B:10:G:H1'	6	0.12
(1,5)	1:A:98:ALA:N	2:B:10:G:H2'	6	0.12
(1,5)	1:A:98:ALA:N	2:B:10:G:H21	6	0.12
(1,5)	1:A:98:ALA:N	2:B:10:G:H22	6	0.12

*Continued on next page...*



*Continued from previous page...*

Key	Atom-1	Atom-2	Model ID	Violation (Å)
(1,5)	1:A:98:ALA:N	2:B:10:G:H3'	6	0.12
(1,5)	1:A:98:ALA:N	2:B:10:G:H4'	6	0.12
(1,5)	1:A:98:ALA:N	2:B:10:G:H5'	6	0.12
(1,5)	1:A:98:ALA:N	2:B:10:G:H5''	6	0.12
(1,5)	1:A:98:ALA:N	2:B:10:G:H8	6	0.12
(1,5)	1:A:98:ALA:N	2:B:10:G:HO2'	6	0.12
(1,5)	1:A:98:ALA:N	2:B:10:G:N1	6	0.12
(1,5)	1:A:98:ALA:N	2:B:10:G:N2	6	0.12
(1,5)	1:A:98:ALA:N	2:B:10:G:N3	6	0.12
(1,5)	1:A:98:ALA:N	2:B:10:G:N7	6	0.12
(1,5)	1:A:98:ALA:N	2:B:10:G:N9	6	0.12
(1,5)	1:A:98:ALA:N	2:B:10:G:O2'	6	0.12
(1,5)	1:A:98:ALA:N	2:B:10:G:O3'	6	0.12
(1,5)	1:A:98:ALA:N	2:B:10:G:O4'	6	0.12
(1,5)	1:A:98:ALA:N	2:B:10:G:O5'	6	0.12
(1,5)	1:A:98:ALA:N	2:B:10:G:O6	6	0.12
(1,5)	1:A:98:ALA:N	2:B:10:G:OP1	6	0.12
(1,5)	1:A:98:ALA:N	2:B:10:G:OP2	6	0.12
(1,5)	1:A:98:ALA:N	2:B:10:G:P	6	0.12
(1,5)	1:A:98:ALA:N	2:B:11:A:C1'	6	0.12
(1,5)	1:A:98:ALA:N	2:B:11:A:C2	6	0.12
(1,5)	1:A:98:ALA:N	2:B:11:A:C2'	6	0.12
(1,5)	1:A:98:ALA:N	2:B:11:A:C3'	6	0.12
(1,5)	1:A:98:ALA:N	2:B:11:A:C4	6	0.12
(1,5)	1:A:98:ALA:N	2:B:11:A:C4'	6	0.12
(1,5)	1:A:98:ALA:N	2:B:11:A:C5	6	0.12
(1,5)	1:A:98:ALA:N	2:B:11:A:C5'	6	0.12
(1,5)	1:A:98:ALA:N	2:B:11:A:C6	6	0.12
(1,5)	1:A:98:ALA:N	2:B:11:A:C8	6	0.12
(1,5)	1:A:98:ALA:N	2:B:11:A:H1'	6	0.12
(1,5)	1:A:98:ALA:N	2:B:11:A:H2	6	0.12
(1,5)	1:A:98:ALA:N	2:B:11:A:H2'	6	0.12
(1,5)	1:A:98:ALA:N	2:B:11:A:H3'	6	0.12
(1,5)	1:A:98:ALA:N	2:B:11:A:H4'	6	0.12
(1,5)	1:A:98:ALA:N	2:B:11:A:H5'	6	0.12
(1,5)	1:A:98:ALA:N	2:B:11:A:H5''	6	0.12
(1,5)	1:A:98:ALA:N	2:B:11:A:H61	6	0.12
(1,5)	1:A:98:ALA:N	2:B:11:A:H62	6	0.12
(1,5)	1:A:98:ALA:N	2:B:11:A:H8	6	0.12
(1,5)	1:A:98:ALA:N	2:B:11:A:HO2'	6	0.12
(1,5)	1:A:98:ALA:N	2:B:11:A:N1	6	0.12
(1,5)	1:A:98:ALA:N	2:B:11:A:N3	6	0.12

*Continued on next page...*

*Continued from previous page...*

Key	Atom-1	Atom-2	Model ID	Violation (Å)
(1,5)	1:A:98:ALA:N	2:B:11:A:N6	6	0.12
(1,5)	1:A:98:ALA:N	2:B:11:A:N7	6	0.12
(1,5)	1:A:98:ALA:N	2:B:11:A:N9	6	0.12
(1,5)	1:A:98:ALA:N	2:B:11:A:O2'	6	0.12
(1,5)	1:A:98:ALA:N	2:B:11:A:O3'	6	0.12
(1,5)	1:A:98:ALA:N	2:B:11:A:O4'	6	0.12
(1,5)	1:A:98:ALA:N	2:B:11:A:O5'	6	0.12
(1,5)	1:A:98:ALA:N	2:B:11:A:OP1	6	0.12
(1,5)	1:A:98:ALA:N	2:B:11:A:OP2	6	0.12
(1,5)	1:A:98:ALA:N	2:B:11:A:P	6	0.12
(1,5)	1:A:98:ALA:N	2:B:12:A:C1'	6	0.12
(1,5)	1:A:98:ALA:N	2:B:12:A:C2	6	0.12
(1,5)	1:A:98:ALA:N	2:B:12:A:C2'	6	0.12
(1,5)	1:A:98:ALA:N	2:B:12:A:C3'	6	0.12
(1,5)	1:A:98:ALA:N	2:B:12:A:C4	6	0.12
(1,5)	1:A:98:ALA:N	2:B:12:A:C4'	6	0.12
(1,5)	1:A:98:ALA:N	2:B:12:A:C5	6	0.12
(1,5)	1:A:98:ALA:N	2:B:12:A:C5'	6	0.12
(1,5)	1:A:98:ALA:N	2:B:12:A:C6	6	0.12
(1,5)	1:A:98:ALA:N	2:B:12:A:C8	6	0.12
(1,5)	1:A:98:ALA:N	2:B:12:A:H1'	6	0.12
(1,5)	1:A:98:ALA:N	2:B:12:A:H2	6	0.12
(1,5)	1:A:98:ALA:N	2:B:12:A:H2'	6	0.12
(1,5)	1:A:98:ALA:N	2:B:12:A:H3'	6	0.12
(1,5)	1:A:98:ALA:N	2:B:12:A:H4'	6	0.12
(1,5)	1:A:98:ALA:N	2:B:12:A:H5'	6	0.12
(1,5)	1:A:98:ALA:N	2:B:12:A:H5''	6	0.12
(1,5)	1:A:98:ALA:N	2:B:12:A:H61	6	0.12
(1,5)	1:A:98:ALA:N	2:B:12:A:H62	6	0.12
(1,5)	1:A:98:ALA:N	2:B:12:A:H8	6	0.12
(1,5)	1:A:98:ALA:N	2:B:12:A:HO2'	6	0.12
(1,5)	1:A:98:ALA:N	2:B:12:A:N1	6	0.12
(1,5)	1:A:98:ALA:N	2:B:12:A:N3	6	0.12
(1,5)	1:A:98:ALA:N	2:B:12:A:N6	6	0.12
(1,5)	1:A:98:ALA:N	2:B:12:A:N7	6	0.12
(1,5)	1:A:98:ALA:N	2:B:12:A:N9	6	0.12
(1,5)	1:A:98:ALA:N	2:B:12:A:O2'	6	0.12
(1,5)	1:A:98:ALA:N	2:B:12:A:O3'	6	0.12
(1,5)	1:A:98:ALA:N	2:B:12:A:O4'	6	0.12
(1,5)	1:A:98:ALA:N	2:B:12:A:O5'	6	0.12
(1,5)	1:A:98:ALA:N	2:B:12:A:OP1	6	0.12
(1,5)	1:A:98:ALA:N	2:B:12:A:OP2	6	0.12

*Continued on next page...*

*Continued from previous page...*

Key	Atom-1	Atom-2	Model ID	Violation (Å)
(1,5)	1:A:98:ALA:N	2:B:12:A:P	6	0.12
(1,5)	1:A:98:ALA:N	2:B:13:A:C1'	6	0.12
(1,5)	1:A:98:ALA:N	2:B:13:A:C2	6	0.12
(1,5)	1:A:98:ALA:N	2:B:13:A:C2'	6	0.12
(1,5)	1:A:98:ALA:N	2:B:13:A:C3'	6	0.12
(1,5)	1:A:98:ALA:N	2:B:13:A:C4	6	0.12
(1,5)	1:A:98:ALA:N	2:B:13:A:C4'	6	0.12
(1,5)	1:A:98:ALA:N	2:B:13:A:C5	6	0.12
(1,5)	1:A:98:ALA:N	2:B:13:A:C5'	6	0.12
(1,5)	1:A:98:ALA:N	2:B:13:A:C6	6	0.12
(1,5)	1:A:98:ALA:N	2:B:13:A:C8	6	0.12
(1,5)	1:A:98:ALA:N	2:B:13:A:H1'	6	0.12
(1,5)	1:A:98:ALA:N	2:B:13:A:H2	6	0.12
(1,5)	1:A:98:ALA:N	2:B:13:A:H2'	6	0.12
(1,5)	1:A:98:ALA:N	2:B:13:A:H3'	6	0.12
(1,5)	1:A:98:ALA:N	2:B:13:A:H4'	6	0.12
(1,5)	1:A:98:ALA:N	2:B:13:A:H5'	6	0.12
(1,5)	1:A:98:ALA:N	2:B:13:A:H5''	6	0.12
(1,5)	1:A:98:ALA:N	2:B:13:A:H61	6	0.12
(1,5)	1:A:98:ALA:N	2:B:13:A:H62	6	0.12
(1,5)	1:A:98:ALA:N	2:B:13:A:H8	6	0.12
(1,5)	1:A:98:ALA:N	2:B:13:A:HO2'	6	0.12
(1,5)	1:A:98:ALA:N	2:B:13:A:N1	6	0.12
(1,5)	1:A:98:ALA:N	2:B:13:A:N3	6	0.12
(1,5)	1:A:98:ALA:N	2:B:13:A:N6	6	0.12
(1,5)	1:A:98:ALA:N	2:B:13:A:N7	6	0.12
(1,5)	1:A:98:ALA:N	2:B:13:A:N9	6	0.12
(1,5)	1:A:98:ALA:N	2:B:13:A:O2'	6	0.12
(1,5)	1:A:98:ALA:N	2:B:13:A:O3'	6	0.12
(1,5)	1:A:98:ALA:N	2:B:13:A:O4'	6	0.12
(1,5)	1:A:98:ALA:N	2:B:13:A:O5'	6	0.12
(1,5)	1:A:98:ALA:N	2:B:13:A:OP1	6	0.12
(1,5)	1:A:98:ALA:N	2:B:13:A:OP2	6	0.12
(1,5)	1:A:98:ALA:N	2:B:13:A:P	6	0.12
(1,5)	1:A:98:ALA:N	2:B:14:G:C1'	6	0.12
(1,5)	1:A:98:ALA:N	2:B:14:G:C2	6	0.12
(1,5)	1:A:98:ALA:N	2:B:14:G:C2'	6	0.12
(1,5)	1:A:98:ALA:N	2:B:14:G:C3'	6	0.12
(1,5)	1:A:98:ALA:N	2:B:14:G:C4	6	0.12
(1,5)	1:A:98:ALA:N	2:B:14:G:C4'	6	0.12
(1,5)	1:A:98:ALA:N	2:B:14:G:C5	6	0.12
(1,5)	1:A:98:ALA:N	2:B:14:G:C5'	6	0.12

*Continued on next page...*

*Continued from previous page...*

Key	Atom-1	Atom-2	Model ID	Violation (Å)
(1,5)	1:A:98:ALA:N	2:B:14:G:C6	6	0.12
(1,5)	1:A:98:ALA:N	2:B:14:G:C8	6	0.12
(1,5)	1:A:98:ALA:N	2:B:14:G:H1	6	0.12
(1,5)	1:A:98:ALA:N	2:B:14:G:H1'	6	0.12
(1,5)	1:A:98:ALA:N	2:B:14:G:H2'	6	0.12
(1,5)	1:A:98:ALA:N	2:B:14:G:H21	6	0.12
(1,5)	1:A:98:ALA:N	2:B:14:G:H22	6	0.12
(1,5)	1:A:98:ALA:N	2:B:14:G:H3'	6	0.12
(1,5)	1:A:98:ALA:N	2:B:14:G:H4'	6	0.12
(1,5)	1:A:98:ALA:N	2:B:14:G:H5'	6	0.12
(1,5)	1:A:98:ALA:N	2:B:14:G:H5''	6	0.12
(1,5)	1:A:98:ALA:N	2:B:14:G:H8	6	0.12
(1,5)	1:A:98:ALA:N	2:B:14:G:HO2'	6	0.12
(1,5)	1:A:98:ALA:N	2:B:14:G:N1	6	0.12
(1,5)	1:A:98:ALA:N	2:B:14:G:N2	6	0.12
(1,5)	1:A:98:ALA:N	2:B:14:G:N3	6	0.12
(1,5)	1:A:98:ALA:N	2:B:14:G:N7	6	0.12
(1,5)	1:A:98:ALA:N	2:B:14:G:N9	6	0.12
(1,5)	1:A:98:ALA:N	2:B:14:G:O2'	6	0.12
(1,5)	1:A:98:ALA:N	2:B:14:G:O3'	6	0.12
(1,5)	1:A:98:ALA:N	2:B:14:G:O4'	6	0.12
(1,5)	1:A:98:ALA:N	2:B:14:G:O5'	6	0.12
(1,5)	1:A:98:ALA:N	2:B:14:G:O6	6	0.12
(1,5)	1:A:98:ALA:N	2:B:14:G:OP1	6	0.12
(1,5)	1:A:98:ALA:N	2:B:14:G:OP2	6	0.12
(1,5)	1:A:98:ALA:N	2:B:14:G:P	6	0.12
(1,5)	1:A:98:ALA:N	2:B:15:A:C1'	6	0.12
(1,5)	1:A:98:ALA:N	2:B:15:A:C2	6	0.12
(1,5)	1:A:98:ALA:N	2:B:15:A:C2'	6	0.12
(1,5)	1:A:98:ALA:N	2:B:15:A:C3'	6	0.12
(1,5)	1:A:98:ALA:N	2:B:15:A:C4	6	0.12
(1,5)	1:A:98:ALA:N	2:B:15:A:C4'	6	0.12
(1,5)	1:A:98:ALA:N	2:B:15:A:C5	6	0.12
(1,5)	1:A:98:ALA:N	2:B:15:A:C5'	6	0.12
(1,5)	1:A:98:ALA:N	2:B:15:A:C6	6	0.12
(1,5)	1:A:98:ALA:N	2:B:15:A:C8	6	0.12
(1,5)	1:A:98:ALA:N	2:B:15:A:H1'	6	0.12
(1,5)	1:A:98:ALA:N	2:B:15:A:H2	6	0.12
(1,5)	1:A:98:ALA:N	2:B:15:A:H2'	6	0.12
(1,5)	1:A:98:ALA:N	2:B:15:A:H3'	6	0.12
(1,5)	1:A:98:ALA:N	2:B:15:A:H4'	6	0.12
(1,5)	1:A:98:ALA:N	2:B:15:A:H5'	6	0.12

*Continued on next page...*

*Continued from previous page...*

Key	Atom-1	Atom-2	Model ID	Violation (Å)
(1,5)	1:A:98:ALA:N	2:B:15:A:H5''	6	0.12
(1,5)	1:A:98:ALA:N	2:B:15:A:H61	6	0.12
(1,5)	1:A:98:ALA:N	2:B:15:A:H62	6	0.12
(1,5)	1:A:98:ALA:N	2:B:15:A:H8	6	0.12
(1,5)	1:A:98:ALA:N	2:B:15:A:HO2'	6	0.12
(1,5)	1:A:98:ALA:N	2:B:15:A:N1	6	0.12
(1,5)	1:A:98:ALA:N	2:B:15:A:N3	6	0.12
(1,5)	1:A:98:ALA:N	2:B:15:A:N6	6	0.12
(1,5)	1:A:98:ALA:N	2:B:15:A:N7	6	0.12
(1,5)	1:A:98:ALA:N	2:B:15:A:N9	6	0.12
(1,5)	1:A:98:ALA:N	2:B:15:A:O2'	6	0.12
(1,5)	1:A:98:ALA:N	2:B:15:A:O3'	6	0.12
(1,5)	1:A:98:ALA:N	2:B:15:A:O4'	6	0.12
(1,5)	1:A:98:ALA:N	2:B:15:A:O5'	6	0.12
(1,5)	1:A:98:ALA:N	2:B:15:A:OP1	6	0.12
(1,5)	1:A:98:ALA:N	2:B:15:A:OP2	6	0.12
(1,5)	1:A:98:ALA:N	2:B:15:A:P	6	0.12
(1,5)	1:A:98:ALA:N	2:B:16:G:C1'	6	0.12
(1,5)	1:A:98:ALA:N	2:B:16:G:C2	6	0.12
(1,5)	1:A:98:ALA:N	2:B:16:G:C2'	6	0.12
(1,5)	1:A:98:ALA:N	2:B:16:G:C3'	6	0.12
(1,5)	1:A:98:ALA:N	2:B:16:G:C4	6	0.12
(1,5)	1:A:98:ALA:N	2:B:16:G:C4'	6	0.12
(1,5)	1:A:98:ALA:N	2:B:16:G:C5	6	0.12
(1,5)	1:A:98:ALA:N	2:B:16:G:C5'	6	0.12
(1,5)	1:A:98:ALA:N	2:B:16:G:C6	6	0.12
(1,5)	1:A:98:ALA:N	2:B:16:G:C8	6	0.12
(1,5)	1:A:98:ALA:N	2:B:16:G:H1	6	0.12
(1,5)	1:A:98:ALA:N	2:B:16:G:H1'	6	0.12
(1,5)	1:A:98:ALA:N	2:B:16:G:H2'	6	0.12
(1,5)	1:A:98:ALA:N	2:B:16:G:H21	6	0.12
(1,5)	1:A:98:ALA:N	2:B:16:G:H22	6	0.12
(1,5)	1:A:98:ALA:N	2:B:16:G:H3'	6	0.12
(1,5)	1:A:98:ALA:N	2:B:16:G:H4'	6	0.12
(1,5)	1:A:98:ALA:N	2:B:16:G:H5'	6	0.12
(1,5)	1:A:98:ALA:N	2:B:16:G:H5''	6	0.12
(1,5)	1:A:98:ALA:N	2:B:16:G:H8	6	0.12
(1,5)	1:A:98:ALA:N	2:B:16:G:HO2'	6	0.12
(1,5)	1:A:98:ALA:N	2:B:16:G:N1	6	0.12
(1,5)	1:A:98:ALA:N	2:B:16:G:N2	6	0.12
(1,5)	1:A:98:ALA:N	2:B:16:G:N3	6	0.12
(1,5)	1:A:98:ALA:N	2:B:16:G:N7	6	0.12

*Continued on next page...*

*Continued from previous page...*

Key	Atom-1	Atom-2	Model ID	Violation (Å)
(1,5)	1:A:98:ALA:N	2:B:16:G:N9	6	0.12
(1,5)	1:A:98:ALA:N	2:B:16:G:O2'	6	0.12
(1,5)	1:A:98:ALA:N	2:B:16:G:O3'	6	0.12
(1,5)	1:A:98:ALA:N	2:B:16:G:O4'	6	0.12
(1,5)	1:A:98:ALA:N	2:B:16:G:O5'	6	0.12
(1,5)	1:A:98:ALA:N	2:B:16:G:O6	6	0.12
(1,5)	1:A:98:ALA:N	2:B:16:G:OP1	6	0.12
(1,5)	1:A:98:ALA:N	2:B:16:G:OP2	6	0.12
(1,5)	1:A:98:ALA:N	2:B:16:G:P	6	0.12
(1,5)	1:A:98:ALA:N	2:B:17:C:C1'	6	0.12
(1,5)	1:A:98:ALA:N	2:B:17:C:C2	6	0.12
(1,5)	1:A:98:ALA:N	2:B:17:C:C2'	6	0.12
(1,5)	1:A:98:ALA:N	2:B:17:C:C3'	6	0.12
(1,5)	1:A:98:ALA:N	2:B:17:C:C4	6	0.12
(1,5)	1:A:98:ALA:N	2:B:17:C:C4'	6	0.12
(1,5)	1:A:98:ALA:N	2:B:17:C:C5	6	0.12
(1,5)	1:A:98:ALA:N	2:B:17:C:C5'	6	0.12
(1,5)	1:A:98:ALA:N	2:B:17:C:C6	6	0.12
(1,5)	1:A:98:ALA:N	2:B:17:C:H1'	6	0.12
(1,5)	1:A:98:ALA:N	2:B:17:C:H2'	6	0.12
(1,5)	1:A:98:ALA:N	2:B:17:C:H3'	6	0.12
(1,5)	1:A:98:ALA:N	2:B:17:C:H4'	6	0.12
(1,5)	1:A:98:ALA:N	2:B:17:C:H41	6	0.12
(1,5)	1:A:98:ALA:N	2:B:17:C:H42	6	0.12
(1,5)	1:A:98:ALA:N	2:B:17:C:H5	6	0.12
(1,5)	1:A:98:ALA:N	2:B:17:C:H5'	6	0.12
(1,5)	1:A:98:ALA:N	2:B:17:C:H5''	6	0.12
(1,5)	1:A:98:ALA:N	2:B:17:C:H6	6	0.12
(1,5)	1:A:98:ALA:N	2:B:17:C:HO2'	6	0.12
(1,5)	1:A:98:ALA:N	2:B:17:C:N1	6	0.12
(1,5)	1:A:98:ALA:N	2:B:17:C:N3	6	0.12
(1,5)	1:A:98:ALA:N	2:B:17:C:N4	6	0.12
(1,5)	1:A:98:ALA:N	2:B:17:C:O2	6	0.12
(1,5)	1:A:98:ALA:N	2:B:17:C:O2'	6	0.12
(1,5)	1:A:98:ALA:N	2:B:17:C:O3'	6	0.12
(1,5)	1:A:98:ALA:N	2:B:17:C:O4'	6	0.12
(1,5)	1:A:98:ALA:N	2:B:17:C:O5'	6	0.12
(1,5)	1:A:98:ALA:N	2:B:17:C:OP1	6	0.12
(1,5)	1:A:98:ALA:N	2:B:17:C:OP2	6	0.12
(1,5)	1:A:98:ALA:N	2:B:17:C:P	6	0.12
(1,5)	1:A:98:ALA:N	2:B:18:A:C1'	6	0.12
(1,5)	1:A:98:ALA:N	2:B:18:A:C2	6	0.12

*Continued on next page...*

*Continued from previous page...*

Key	Atom-1	Atom-2	Model ID	Violation (Å)
(1,5)	1:A:98:ALA:N	2:B:18:A:C2'	6	0.12
(1,5)	1:A:98:ALA:N	2:B:18:A:C3'	6	0.12
(1,5)	1:A:98:ALA:N	2:B:18:A:C4	6	0.12
(1,5)	1:A:98:ALA:N	2:B:18:A:C4'	6	0.12
(1,5)	1:A:98:ALA:N	2:B:18:A:C5	6	0.12
(1,5)	1:A:98:ALA:N	2:B:18:A:C5'	6	0.12
(1,5)	1:A:98:ALA:N	2:B:18:A:C6	6	0.12
(1,5)	1:A:98:ALA:N	2:B:18:A:C8	6	0.12
(1,5)	1:A:98:ALA:N	2:B:18:A:H1'	6	0.12
(1,5)	1:A:98:ALA:N	2:B:18:A:H2	6	0.12
(1,5)	1:A:98:ALA:N	2:B:18:A:H2'	6	0.12
(1,5)	1:A:98:ALA:N	2:B:18:A:H3'	6	0.12
(1,5)	1:A:98:ALA:N	2:B:18:A:H4'	6	0.12
(1,5)	1:A:98:ALA:N	2:B:18:A:H5'	6	0.12
(1,5)	1:A:98:ALA:N	2:B:18:A:H5''	6	0.12
(1,5)	1:A:98:ALA:N	2:B:18:A:H61	6	0.12
(1,5)	1:A:98:ALA:N	2:B:18:A:H62	6	0.12
(1,5)	1:A:98:ALA:N	2:B:18:A:H8	6	0.12
(1,5)	1:A:98:ALA:N	2:B:18:A:HO2'	6	0.12
(1,5)	1:A:98:ALA:N	2:B:18:A:N1	6	0.12
(1,5)	1:A:98:ALA:N	2:B:18:A:N3	6	0.12
(1,5)	1:A:98:ALA:N	2:B:18:A:N6	6	0.12
(1,5)	1:A:98:ALA:N	2:B:18:A:N7	6	0.12
(1,5)	1:A:98:ALA:N	2:B:18:A:N9	6	0.12
(1,5)	1:A:98:ALA:N	2:B:18:A:O2'	6	0.12
(1,5)	1:A:98:ALA:N	2:B:18:A:O3'	6	0.12
(1,5)	1:A:98:ALA:N	2:B:18:A:O4'	6	0.12
(1,5)	1:A:98:ALA:N	2:B:18:A:O5'	6	0.12
(1,5)	1:A:98:ALA:N	2:B:18:A:OP1	6	0.12
(1,5)	1:A:98:ALA:N	2:B:18:A:OP2	6	0.12
(1,5)	1:A:98:ALA:N	2:B:18:A:P	6	0.12
(1,5)	1:A:98:ALA:N	2:B:19:A:C1'	6	0.12
(1,5)	1:A:98:ALA:N	2:B:19:A:C2	6	0.12
(1,5)	1:A:98:ALA:N	2:B:19:A:C2'	6	0.12
(1,5)	1:A:98:ALA:N	2:B:19:A:C3'	6	0.12
(1,5)	1:A:98:ALA:N	2:B:19:A:C4	6	0.12
(1,5)	1:A:98:ALA:N	2:B:19:A:C4'	6	0.12
(1,5)	1:A:98:ALA:N	2:B:19:A:C5	6	0.12
(1,5)	1:A:98:ALA:N	2:B:19:A:C5'	6	0.12
(1,5)	1:A:98:ALA:N	2:B:19:A:C6	6	0.12
(1,5)	1:A:98:ALA:N	2:B:19:A:C8	6	0.12
(1,5)	1:A:98:ALA:N	2:B:19:A:H1'	6	0.12

*Continued on next page...*

*Continued from previous page...*

Key	Atom-1	Atom-2	Model ID	Violation (Å)
(1,5)	1:A:98:ALA:N	2:B:19:A:H2	6	0.12
(1,5)	1:A:98:ALA:N	2:B:19:A:H2'	6	0.12
(1,5)	1:A:98:ALA:N	2:B:19:A:H3'	6	0.12
(1,5)	1:A:98:ALA:N	2:B:19:A:H4'	6	0.12
(1,5)	1:A:98:ALA:N	2:B:19:A:H5'	6	0.12
(1,5)	1:A:98:ALA:N	2:B:19:A:H5''	6	0.12
(1,5)	1:A:98:ALA:N	2:B:19:A:H61	6	0.12
(1,5)	1:A:98:ALA:N	2:B:19:A:H62	6	0.12
(1,5)	1:A:98:ALA:N	2:B:19:A:H8	6	0.12
(1,5)	1:A:98:ALA:N	2:B:19:A:HO2'	6	0.12
(1,5)	1:A:98:ALA:N	2:B:19:A:N1	6	0.12
(1,5)	1:A:98:ALA:N	2:B:19:A:N3	6	0.12
(1,5)	1:A:98:ALA:N	2:B:19:A:N6	6	0.12
(1,5)	1:A:98:ALA:N	2:B:19:A:N7	6	0.12
(1,5)	1:A:98:ALA:N	2:B:19:A:N9	6	0.12
(1,5)	1:A:98:ALA:N	2:B:19:A:O2'	6	0.12
(1,5)	1:A:98:ALA:N	2:B:19:A:O3'	6	0.12
(1,5)	1:A:98:ALA:N	2:B:19:A:O4'	6	0.12
(1,5)	1:A:98:ALA:N	2:B:19:A:O5'	6	0.12
(1,5)	1:A:98:ALA:N	2:B:19:A:OP1	6	0.12
(1,5)	1:A:98:ALA:N	2:B:19:A:OP2	6	0.12
(1,5)	1:A:98:ALA:N	2:B:19:A:P	6	0.12
(1,5)	1:A:98:ALA:N	2:B:20:U:C1'	6	0.12
(1,5)	1:A:98:ALA:N	2:B:20:U:C2	6	0.12
(1,5)	1:A:98:ALA:N	2:B:20:U:C2'	6	0.12
(1,5)	1:A:98:ALA:N	2:B:20:U:C3'	6	0.12
(1,5)	1:A:98:ALA:N	2:B:20:U:C4	6	0.12
(1,5)	1:A:98:ALA:N	2:B:20:U:C4'	6	0.12
(1,5)	1:A:98:ALA:N	2:B:20:U:C5	6	0.12
(1,5)	1:A:98:ALA:N	2:B:20:U:C5'	6	0.12
(1,5)	1:A:98:ALA:N	2:B:20:U:C6	6	0.12
(1,5)	1:A:98:ALA:N	2:B:20:U:H1'	6	0.12
(1,5)	1:A:98:ALA:N	2:B:20:U:H2'	6	0.12
(1,5)	1:A:98:ALA:N	2:B:20:U:H3	6	0.12
(1,5)	1:A:98:ALA:N	2:B:20:U:H3'	6	0.12
(1,5)	1:A:98:ALA:N	2:B:20:U:H4'	6	0.12
(1,5)	1:A:98:ALA:N	2:B:20:U:H5	6	0.12
(1,5)	1:A:98:ALA:N	2:B:20:U:H5'	6	0.12
(1,5)	1:A:98:ALA:N	2:B:20:U:H5''	6	0.12
(1,5)	1:A:98:ALA:N	2:B:20:U:H6	6	0.12
(1,5)	1:A:98:ALA:N	2:B:20:U:HO2'	6	0.12
(1,5)	1:A:98:ALA:N	2:B:20:U:N1	6	0.12

*Continued on next page...*



*Continued from previous page...*

Key	Atom-1	Atom-2	Model ID	Violation (Å)
(1,5)	1:A:98:ALA:N	2:B:20:U:N3	6	0.12
(1,5)	1:A:98:ALA:N	2:B:20:U:O2	6	0.12
(1,5)	1:A:98:ALA:N	2:B:20:U:O2'	6	0.12
(1,5)	1:A:98:ALA:N	2:B:20:U:O3'	6	0.12
(1,5)	1:A:98:ALA:N	2:B:20:U:O4	6	0.12
(1,5)	1:A:98:ALA:N	2:B:20:U:O4'	6	0.12
(1,5)	1:A:98:ALA:N	2:B:20:U:O5'	6	0.12
(1,5)	1:A:98:ALA:N	2:B:20:U:OP1	6	0.12
(1,5)	1:A:98:ALA:N	2:B:20:U:OP2	6	0.12
(1,5)	1:A:98:ALA:N	2:B:20:U:P	6	0.12
(1,5)	1:A:98:ALA:N	2:B:21:G:C1'	6	0.12
(1,5)	1:A:98:ALA:N	2:B:21:G:C2	6	0.12
(1,5)	1:A:98:ALA:N	2:B:21:G:C2'	6	0.12
(1,5)	1:A:98:ALA:N	2:B:21:G:C3'	6	0.12
(1,5)	1:A:98:ALA:N	2:B:21:G:C4	6	0.12
(1,5)	1:A:98:ALA:N	2:B:21:G:C4'	6	0.12
(1,5)	1:A:98:ALA:N	2:B:21:G:C5	6	0.12
(1,5)	1:A:98:ALA:N	2:B:21:G:C5'	6	0.12
(1,5)	1:A:98:ALA:N	2:B:21:G:C6	6	0.12
(1,5)	1:A:98:ALA:N	2:B:21:G:C8	6	0.12
(1,5)	1:A:98:ALA:N	2:B:21:G:H1	6	0.12
(1,5)	1:A:98:ALA:N	2:B:21:G:H1'	6	0.12
(1,5)	1:A:98:ALA:N	2:B:21:G:H2'	6	0.12
(1,5)	1:A:98:ALA:N	2:B:21:G:H21	6	0.12
(1,5)	1:A:98:ALA:N	2:B:21:G:H22	6	0.12
(1,5)	1:A:98:ALA:N	2:B:21:G:H3'	6	0.12
(1,5)	1:A:98:ALA:N	2:B:21:G:H4'	6	0.12
(1,5)	1:A:98:ALA:N	2:B:21:G:H5'	6	0.12
(1,5)	1:A:98:ALA:N	2:B:21:G:H5''	6	0.12
(1,5)	1:A:98:ALA:N	2:B:21:G:H8	6	0.12
(1,5)	1:A:98:ALA:N	2:B:21:G:HO2'	6	0.12
(1,5)	1:A:98:ALA:N	2:B:21:G:N1	6	0.12
(1,5)	1:A:98:ALA:N	2:B:21:G:N2	6	0.12
(1,5)	1:A:98:ALA:N	2:B:21:G:N3	6	0.12
(1,5)	1:A:98:ALA:N	2:B:21:G:N7	6	0.12
(1,5)	1:A:98:ALA:N	2:B:21:G:N9	6	0.12
(1,5)	1:A:98:ALA:N	2:B:21:G:O2'	6	0.12
(1,5)	1:A:98:ALA:N	2:B:21:G:O3'	6	0.12
(1,5)	1:A:98:ALA:N	2:B:21:G:O4'	6	0.12
(1,5)	1:A:98:ALA:N	2:B:21:G:O5'	6	0.12
(1,5)	1:A:98:ALA:N	2:B:21:G:O6	6	0.12
(1,5)	1:A:98:ALA:N	2:B:21:G:OP1	6	0.12

*Continued on next page...*

*Continued from previous page...*

Key	Atom-1	Atom-2	Model ID	Violation (Å)
(1,5)	1:A:98:ALA:N	2:B:21:G:OP2	6	0.12
(1,5)	1:A:98:ALA:N	2:B:21:G:P	6	0.12
(1,5)	1:A:98:ALA:N	2:B:22:A:C1'	6	0.12
(1,5)	1:A:98:ALA:N	2:B:22:A:C2	6	0.12
(1,5)	1:A:98:ALA:N	2:B:22:A:C2'	6	0.12
(1,5)	1:A:98:ALA:N	2:B:22:A:C3'	6	0.12
(1,5)	1:A:98:ALA:N	2:B:22:A:C4	6	0.12
(1,5)	1:A:98:ALA:N	2:B:22:A:C4'	6	0.12
(1,5)	1:A:98:ALA:N	2:B:22:A:C5	6	0.12
(1,5)	1:A:98:ALA:N	2:B:22:A:C5'	6	0.12
(1,5)	1:A:98:ALA:N	2:B:22:A:C6	6	0.12
(1,5)	1:A:98:ALA:N	2:B:22:A:C8	6	0.12
(1,5)	1:A:98:ALA:N	2:B:22:A:H1'	6	0.12
(1,5)	1:A:98:ALA:N	2:B:22:A:H2	6	0.12
(1,5)	1:A:98:ALA:N	2:B:22:A:H2'	6	0.12
(1,5)	1:A:98:ALA:N	2:B:22:A:H3'	6	0.12
(1,5)	1:A:98:ALA:N	2:B:22:A:H4'	6	0.12
(1,5)	1:A:98:ALA:N	2:B:22:A:H5'	6	0.12
(1,5)	1:A:98:ALA:N	2:B:22:A:H5''	6	0.12
(1,5)	1:A:98:ALA:N	2:B:22:A:H61	6	0.12
(1,5)	1:A:98:ALA:N	2:B:22:A:H62	6	0.12
(1,5)	1:A:98:ALA:N	2:B:22:A:H8	6	0.12
(1,5)	1:A:98:ALA:N	2:B:22:A:HO2'	6	0.12
(1,5)	1:A:98:ALA:N	2:B:22:A:N1	6	0.12
(1,5)	1:A:98:ALA:N	2:B:22:A:N3	6	0.12
(1,5)	1:A:98:ALA:N	2:B:22:A:N6	6	0.12
(1,5)	1:A:98:ALA:N	2:B:22:A:N7	6	0.12
(1,5)	1:A:98:ALA:N	2:B:22:A:N9	6	0.12
(1,5)	1:A:98:ALA:N	2:B:22:A:O2'	6	0.12
(1,5)	1:A:98:ALA:N	2:B:22:A:O3'	6	0.12
(1,5)	1:A:98:ALA:N	2:B:22:A:O4'	6	0.12
(1,5)	1:A:98:ALA:N	2:B:22:A:O5'	6	0.12
(1,5)	1:A:98:ALA:N	2:B:22:A:OP1	6	0.12
(1,5)	1:A:98:ALA:N	2:B:22:A:OP2	6	0.12
(1,5)	1:A:98:ALA:N	2:B:22:A:P	6	0.12
(1,5)	1:A:98:ALA:N	2:B:23:U:C1'	6	0.12
(1,5)	1:A:98:ALA:N	2:B:23:U:C2	6	0.12
(1,5)	1:A:98:ALA:N	2:B:23:U:C2'	6	0.12
(1,5)	1:A:98:ALA:N	2:B:23:U:C3'	6	0.12
(1,5)	1:A:98:ALA:N	2:B:23:U:C4	6	0.12
(1,5)	1:A:98:ALA:N	2:B:23:U:C4'	6	0.12
(1,5)	1:A:98:ALA:N	2:B:23:U:C5	6	0.12

*Continued on next page...*

*Continued from previous page...*

Key	Atom-1	Atom-2	Model ID	Violation (Å)
(1,5)	1:A:98:ALA:N	2:B:23:U:C5'	6	0.12
(1,5)	1:A:98:ALA:N	2:B:23:U:C6	6	0.12
(1,5)	1:A:98:ALA:N	2:B:23:U:H1'	6	0.12
(1,5)	1:A:98:ALA:N	2:B:23:U:H2'	6	0.12
(1,5)	1:A:98:ALA:N	2:B:23:U:H3	6	0.12
(1,5)	1:A:98:ALA:N	2:B:23:U:H3'	6	0.12
(1,5)	1:A:98:ALA:N	2:B:23:U:H4'	6	0.12
(1,5)	1:A:98:ALA:N	2:B:23:U:H5	6	0.12
(1,5)	1:A:98:ALA:N	2:B:23:U:H5'	6	0.12
(1,5)	1:A:98:ALA:N	2:B:23:U:H5''	6	0.12
(1,5)	1:A:98:ALA:N	2:B:23:U:H6	6	0.12
(1,5)	1:A:98:ALA:N	2:B:23:U:HO2'	6	0.12
(1,5)	1:A:98:ALA:N	2:B:23:U:N1	6	0.12
(1,5)	1:A:98:ALA:N	2:B:23:U:N3	6	0.12
(1,5)	1:A:98:ALA:N	2:B:23:U:O2	6	0.12
(1,5)	1:A:98:ALA:N	2:B:23:U:O2'	6	0.12
(1,5)	1:A:98:ALA:N	2:B:23:U:O3'	6	0.12
(1,5)	1:A:98:ALA:N	2:B:23:U:O4	6	0.12
(1,5)	1:A:98:ALA:N	2:B:23:U:O4'	6	0.12
(1,5)	1:A:98:ALA:N	2:B:23:U:O5'	6	0.12
(1,5)	1:A:98:ALA:N	2:B:23:U:OP1	6	0.12
(1,5)	1:A:98:ALA:N	2:B:23:U:OP2	6	0.12
(1,5)	1:A:98:ALA:N	2:B:23:U:P	6	0.12
(1,5)	1:A:98:ALA:N	2:B:24:G:C1'	6	0.12
(1,5)	1:A:98:ALA:N	2:B:24:G:C2	6	0.12
(1,5)	1:A:98:ALA:N	2:B:24:G:C2'	6	0.12
(1,5)	1:A:98:ALA:N	2:B:24:G:C3'	6	0.12
(1,5)	1:A:98:ALA:N	2:B:24:G:C4	6	0.12
(1,5)	1:A:98:ALA:N	2:B:24:G:C4'	6	0.12
(1,5)	1:A:98:ALA:N	2:B:24:G:C5	6	0.12
(1,5)	1:A:98:ALA:N	2:B:24:G:C5'	6	0.12
(1,5)	1:A:98:ALA:N	2:B:24:G:C6	6	0.12
(1,5)	1:A:98:ALA:N	2:B:24:G:C8	6	0.12
(1,5)	1:A:98:ALA:N	2:B:24:G:H1	6	0.12
(1,5)	1:A:98:ALA:N	2:B:24:G:H1'	6	0.12
(1,5)	1:A:98:ALA:N	2:B:24:G:H2'	6	0.12
(1,5)	1:A:98:ALA:N	2:B:24:G:H21	6	0.12
(1,5)	1:A:98:ALA:N	2:B:24:G:H22	6	0.12
(1,5)	1:A:98:ALA:N	2:B:24:G:H3'	6	0.12
(1,5)	1:A:98:ALA:N	2:B:24:G:H4'	6	0.12
(1,5)	1:A:98:ALA:N	2:B:24:G:H5'	6	0.12
(1,5)	1:A:98:ALA:N	2:B:24:G:H5''	6	0.12

*Continued on next page...*

*Continued from previous page...*

Key	Atom-1	Atom-2	Model ID	Violation (Å)
(1,5)	1:A:98:ALA:N	2:B:24:G:H8	6	0.12
(1,5)	1:A:98:ALA:N	2:B:24:G:HO2'	6	0.12
(1,5)	1:A:98:ALA:N	2:B:24:G:N1	6	0.12
(1,5)	1:A:98:ALA:N	2:B:24:G:N2	6	0.12
(1,5)	1:A:98:ALA:N	2:B:24:G:N3	6	0.12
(1,5)	1:A:98:ALA:N	2:B:24:G:N7	6	0.12
(1,5)	1:A:98:ALA:N	2:B:24:G:N9	6	0.12
(1,5)	1:A:98:ALA:N	2:B:24:G:O2'	6	0.12
(1,5)	1:A:98:ALA:N	2:B:24:G:O3'	6	0.12
(1,5)	1:A:98:ALA:N	2:B:24:G:O4'	6	0.12
(1,5)	1:A:98:ALA:N	2:B:24:G:O5'	6	0.12
(1,5)	1:A:98:ALA:N	2:B:24:G:O6	6	0.12
(1,5)	1:A:98:ALA:N	2:B:24:G:OP1	6	0.12
(1,5)	1:A:98:ALA:N	2:B:24:G:OP2	6	0.12
(1,5)	1:A:98:ALA:N	2:B:24:G:P	6	0.12
(1,5)	1:A:98:ALA:O	2:B:2:C:C1'	6	0.12
(1,5)	1:A:98:ALA:O	2:B:2:C:C2	6	0.12
(1,5)	1:A:98:ALA:O	2:B:2:C:C2'	6	0.12
(1,5)	1:A:98:ALA:O	2:B:2:C:C3'	6	0.12
(1,5)	1:A:98:ALA:O	2:B:2:C:C4	6	0.12
(1,5)	1:A:98:ALA:O	2:B:2:C:C4'	6	0.12
(1,5)	1:A:98:ALA:O	2:B:2:C:C5	6	0.12
(1,5)	1:A:98:ALA:O	2:B:2:C:C5'	6	0.12
(1,5)	1:A:98:ALA:O	2:B:2:C:C6	6	0.12
(1,5)	1:A:98:ALA:O	2:B:2:C:H1'	6	0.12
(1,5)	1:A:98:ALA:O	2:B:2:C:H2'	6	0.12
(1,5)	1:A:98:ALA:O	2:B:2:C:H3'	6	0.12
(1,5)	1:A:98:ALA:O	2:B:2:C:H4'	6	0.12
(1,5)	1:A:98:ALA:O	2:B:2:C:H41	6	0.12
(1,5)	1:A:98:ALA:O	2:B:2:C:H42	6	0.12
(1,5)	1:A:98:ALA:O	2:B:2:C:H5	6	0.12
(1,5)	1:A:98:ALA:O	2:B:2:C:H5'	6	0.12
(1,5)	1:A:98:ALA:O	2:B:2:C:H5''	6	0.12
(1,5)	1:A:98:ALA:O	2:B:2:C:H6	6	0.12
(1,5)	1:A:98:ALA:O	2:B:2:C:HO2'	6	0.12
(1,5)	1:A:98:ALA:O	2:B:2:C:N1	6	0.12
(1,5)	1:A:98:ALA:O	2:B:2:C:N3	6	0.12
(1,5)	1:A:98:ALA:O	2:B:2:C:N4	6	0.12
(1,5)	1:A:98:ALA:O	2:B:2:C:O2	6	0.12
(1,5)	1:A:98:ALA:O	2:B:2:C:O2'	6	0.12
(1,5)	1:A:98:ALA:O	2:B:2:C:O3'	6	0.12
(1,5)	1:A:98:ALA:O	2:B:2:C:O4'	6	0.12

*Continued on next page...*

*Continued from previous page...*

Key	Atom-1	Atom-2	Model ID	Violation (Å)
(1,5)	1:A:98:ALA:O	2:B:2:C:O5'	6	0.12
(1,5)	1:A:98:ALA:O	2:B:3:U:C1'	6	0.12
(1,5)	1:A:98:ALA:O	2:B:3:U:C2	6	0.12
(1,5)	1:A:98:ALA:O	2:B:3:U:C2'	6	0.12
(1,5)	1:A:98:ALA:O	2:B:3:U:C3'	6	0.12
(1,5)	1:A:98:ALA:O	2:B:3:U:C4	6	0.12
(1,5)	1:A:98:ALA:O	2:B:3:U:C4'	6	0.12
(1,5)	1:A:98:ALA:O	2:B:3:U:C5	6	0.12
(1,5)	1:A:98:ALA:O	2:B:3:U:C5'	6	0.12
(1,5)	1:A:98:ALA:O	2:B:3:U:C6	6	0.12
(1,5)	1:A:98:ALA:O	2:B:3:U:H1'	6	0.12
(1,5)	1:A:98:ALA:O	2:B:3:U:H2'	6	0.12
(1,5)	1:A:98:ALA:O	2:B:3:U:H3	6	0.12
(1,5)	1:A:98:ALA:O	2:B:3:U:H3'	6	0.12
(1,5)	1:A:98:ALA:O	2:B:3:U:H4'	6	0.12
(1,5)	1:A:98:ALA:O	2:B:3:U:H5	6	0.12
(1,5)	1:A:98:ALA:O	2:B:3:U:H5'	6	0.12
(1,5)	1:A:98:ALA:O	2:B:3:U:H5''	6	0.12
(1,5)	1:A:98:ALA:O	2:B:3:U:H6	6	0.12
(1,5)	1:A:98:ALA:O	2:B:3:U:HO2'	6	0.12
(1,5)	1:A:98:ALA:O	2:B:3:U:N1	6	0.12
(1,5)	1:A:98:ALA:O	2:B:3:U:N3	6	0.12
(1,5)	1:A:98:ALA:O	2:B:3:U:O2	6	0.12
(1,5)	1:A:98:ALA:O	2:B:3:U:O2'	6	0.12
(1,5)	1:A:98:ALA:O	2:B:3:U:O3'	6	0.12
(1,5)	1:A:98:ALA:O	2:B:3:U:O4	6	0.12
(1,5)	1:A:98:ALA:O	2:B:3:U:O4'	6	0.12
(1,5)	1:A:98:ALA:O	2:B:3:U:O5'	6	0.12
(1,5)	1:A:98:ALA:O	2:B:3:U:OP1	6	0.12
(1,5)	1:A:98:ALA:O	2:B:3:U:OP2	6	0.12
(1,5)	1:A:98:ALA:O	2:B:3:U:P	6	0.12
(1,5)	1:A:98:ALA:O	2:B:4:G:C1'	6	0.12
(1,5)	1:A:98:ALA:O	2:B:4:G:C2	6	0.12
(1,5)	1:A:98:ALA:O	2:B:4:G:C2'	6	0.12
(1,5)	1:A:98:ALA:O	2:B:4:G:C3'	6	0.12
(1,5)	1:A:98:ALA:O	2:B:4:G:C4	6	0.12
(1,5)	1:A:98:ALA:O	2:B:4:G:C4'	6	0.12
(1,5)	1:A:98:ALA:O	2:B:4:G:C5	6	0.12
(1,5)	1:A:98:ALA:O	2:B:4:G:C5'	6	0.12
(1,5)	1:A:98:ALA:O	2:B:4:G:C6	6	0.12
(1,5)	1:A:98:ALA:O	2:B:4:G:C8	6	0.12
(1,5)	1:A:98:ALA:O	2:B:4:G:H1	6	0.12

*Continued on next page...*

*Continued from previous page...*

Key	Atom-1	Atom-2	Model ID	Violation (Å)
(1,5)	1:A:98:ALA:O	2:B:4:G:H1'	6	0.12
(1,5)	1:A:98:ALA:O	2:B:4:G:H2'	6	0.12
(1,5)	1:A:98:ALA:O	2:B:4:G:H21	6	0.12
(1,5)	1:A:98:ALA:O	2:B:4:G:H22	6	0.12
(1,5)	1:A:98:ALA:O	2:B:4:G:H3'	6	0.12
(1,5)	1:A:98:ALA:O	2:B:4:G:H4'	6	0.12
(1,5)	1:A:98:ALA:O	2:B:4:G:H5'	6	0.12
(1,5)	1:A:98:ALA:O	2:B:4:G:H5''	6	0.12
(1,5)	1:A:98:ALA:O	2:B:4:G:H8	6	0.12
(1,5)	1:A:98:ALA:O	2:B:4:G:HO2'	6	0.12
(1,5)	1:A:98:ALA:O	2:B:4:G:N1	6	0.12
(1,5)	1:A:98:ALA:O	2:B:4:G:N2	6	0.12
(1,5)	1:A:98:ALA:O	2:B:4:G:N3	6	0.12
(1,5)	1:A:98:ALA:O	2:B:4:G:N7	6	0.12
(1,5)	1:A:98:ALA:O	2:B:4:G:N9	6	0.12
(1,5)	1:A:98:ALA:O	2:B:4:G:O2'	6	0.12
(1,5)	1:A:98:ALA:O	2:B:4:G:O3'	6	0.12
(1,5)	1:A:98:ALA:O	2:B:4:G:O4'	6	0.12
(1,5)	1:A:98:ALA:O	2:B:4:G:O5'	6	0.12
(1,5)	1:A:98:ALA:O	2:B:4:G:O6	6	0.12
(1,5)	1:A:98:ALA:O	2:B:4:G:OP1	6	0.12
(1,5)	1:A:98:ALA:O	2:B:4:G:OP2	6	0.12
(1,5)	1:A:98:ALA:O	2:B:4:G:P	6	0.12
(1,5)	1:A:98:ALA:O	2:B:5:A:C1'	6	0.12
(1,5)	1:A:98:ALA:O	2:B:5:A:C2	6	0.12
(1,5)	1:A:98:ALA:O	2:B:5:A:C2'	6	0.12
(1,5)	1:A:98:ALA:O	2:B:5:A:C3'	6	0.12
(1,5)	1:A:98:ALA:O	2:B:5:A:C4	6	0.12
(1,5)	1:A:98:ALA:O	2:B:5:A:C4'	6	0.12
(1,5)	1:A:98:ALA:O	2:B:5:A:C5	6	0.12
(1,5)	1:A:98:ALA:O	2:B:5:A:C5'	6	0.12
(1,5)	1:A:98:ALA:O	2:B:5:A:C6	6	0.12
(1,5)	1:A:98:ALA:O	2:B:5:A:C8	6	0.12
(1,5)	1:A:98:ALA:O	2:B:5:A:H1'	6	0.12
(1,5)	1:A:98:ALA:O	2:B:5:A:H2	6	0.12
(1,5)	1:A:98:ALA:O	2:B:5:A:H2'	6	0.12
(1,5)	1:A:98:ALA:O	2:B:5:A:H3'	6	0.12
(1,5)	1:A:98:ALA:O	2:B:5:A:H4'	6	0.12
(1,5)	1:A:98:ALA:O	2:B:5:A:H5'	6	0.12
(1,5)	1:A:98:ALA:O	2:B:5:A:H5''	6	0.12
(1,5)	1:A:98:ALA:O	2:B:5:A:H61	6	0.12
(1,5)	1:A:98:ALA:O	2:B:5:A:H62	6	0.12

*Continued on next page...*

*Continued from previous page...*

Key	Atom-1	Atom-2	Model ID	Violation (Å)
(1,5)	1:A:98:ALA:O	2:B:5:A:H8	6	0.12
(1,5)	1:A:98:ALA:O	2:B:5:A:HO2'	6	0.12
(1,5)	1:A:98:ALA:O	2:B:5:A:N1	6	0.12
(1,5)	1:A:98:ALA:O	2:B:5:A:N3	6	0.12
(1,5)	1:A:98:ALA:O	2:B:5:A:N6	6	0.12
(1,5)	1:A:98:ALA:O	2:B:5:A:N7	6	0.12
(1,5)	1:A:98:ALA:O	2:B:5:A:N9	6	0.12
(1,5)	1:A:98:ALA:O	2:B:5:A:O2'	6	0.12
(1,5)	1:A:98:ALA:O	2:B:5:A:O3'	6	0.12
(1,5)	1:A:98:ALA:O	2:B:5:A:O4'	6	0.12
(1,5)	1:A:98:ALA:O	2:B:5:A:O5'	6	0.12
(1,5)	1:A:98:ALA:O	2:B:5:A:OP1	6	0.12
(1,5)	1:A:98:ALA:O	2:B:5:A:OP2	6	0.12
(1,5)	1:A:98:ALA:O	2:B:5:A:P	6	0.12
(1,5)	1:A:98:ALA:O	2:B:6:G:C1'	6	0.12
(1,5)	1:A:98:ALA:O	2:B:6:G:C2	6	0.12
(1,5)	1:A:98:ALA:O	2:B:6:G:C2'	6	0.12
(1,5)	1:A:98:ALA:O	2:B:6:G:C3'	6	0.12
(1,5)	1:A:98:ALA:O	2:B:6:G:C4	6	0.12
(1,5)	1:A:98:ALA:O	2:B:6:G:C4'	6	0.12
(1,5)	1:A:98:ALA:O	2:B:6:G:C5	6	0.12
(1,5)	1:A:98:ALA:O	2:B:6:G:C5'	6	0.12
(1,5)	1:A:98:ALA:O	2:B:6:G:C6	6	0.12
(1,5)	1:A:98:ALA:O	2:B:6:G:C8	6	0.12
(1,5)	1:A:98:ALA:O	2:B:6:G:H1	6	0.12
(1,5)	1:A:98:ALA:O	2:B:6:G:H1'	6	0.12
(1,5)	1:A:98:ALA:O	2:B:6:G:H2'	6	0.12
(1,5)	1:A:98:ALA:O	2:B:6:G:H21	6	0.12
(1,5)	1:A:98:ALA:O	2:B:6:G:H22	6	0.12
(1,5)	1:A:98:ALA:O	2:B:6:G:H3'	6	0.12
(1,5)	1:A:98:ALA:O	2:B:6:G:H4'	6	0.12
(1,5)	1:A:98:ALA:O	2:B:6:G:H5'	6	0.12
(1,5)	1:A:98:ALA:O	2:B:6:G:H5''	6	0.12
(1,5)	1:A:98:ALA:O	2:B:6:G:H8	6	0.12
(1,5)	1:A:98:ALA:O	2:B:6:G:HO2'	6	0.12
(1,5)	1:A:98:ALA:O	2:B:6:G:N1	6	0.12
(1,5)	1:A:98:ALA:O	2:B:6:G:N2	6	0.12
(1,5)	1:A:98:ALA:O	2:B:6:G:N3	6	0.12
(1,5)	1:A:98:ALA:O	2:B:6:G:N7	6	0.12
(1,5)	1:A:98:ALA:O	2:B:6:G:N9	6	0.12
(1,5)	1:A:98:ALA:O	2:B:6:G:O2'	6	0.12
(1,5)	1:A:98:ALA:O	2:B:6:G:O3'	6	0.12

*Continued on next page...*

*Continued from previous page...*

Key	Atom-1	Atom-2	Model ID	Violation (Å)
(1,5)	1:A:98:ALA:O	2:B:6:G:O4'	6	0.12
(1,5)	1:A:98:ALA:O	2:B:6:G:O5'	6	0.12
(1,5)	1:A:98:ALA:O	2:B:6:G:O6	6	0.12
(1,5)	1:A:98:ALA:O	2:B:6:G:OP1	6	0.12
(1,5)	1:A:98:ALA:O	2:B:6:G:OP2	6	0.12
(1,5)	1:A:98:ALA:O	2:B:6:G:P	6	0.12
(1,5)	1:A:98:ALA:O	2:B:7:C:C1'	6	0.12
(1,5)	1:A:98:ALA:O	2:B:7:C:C2	6	0.12
(1,5)	1:A:98:ALA:O	2:B:7:C:C2'	6	0.12
(1,5)	1:A:98:ALA:O	2:B:7:C:C3'	6	0.12
(1,5)	1:A:98:ALA:O	2:B:7:C:C4	6	0.12
(1,5)	1:A:98:ALA:O	2:B:7:C:C4'	6	0.12
(1,5)	1:A:98:ALA:O	2:B:7:C:C5	6	0.12
(1,5)	1:A:98:ALA:O	2:B:7:C:C5'	6	0.12
(1,5)	1:A:98:ALA:O	2:B:7:C:C6	6	0.12
(1,5)	1:A:98:ALA:O	2:B:7:C:H1'	6	0.12
(1,5)	1:A:98:ALA:O	2:B:7:C:H2'	6	0.12
(1,5)	1:A:98:ALA:O	2:B:7:C:H3'	6	0.12
(1,5)	1:A:98:ALA:O	2:B:7:C:H4'	6	0.12
(1,5)	1:A:98:ALA:O	2:B:7:C:H41	6	0.12
(1,5)	1:A:98:ALA:O	2:B:7:C:H42	6	0.12
(1,5)	1:A:98:ALA:O	2:B:7:C:H5	6	0.12
(1,5)	1:A:98:ALA:O	2:B:7:C:H5'	6	0.12
(1,5)	1:A:98:ALA:O	2:B:7:C:H5''	6	0.12
(1,5)	1:A:98:ALA:O	2:B:7:C:H6	6	0.12
(1,5)	1:A:98:ALA:O	2:B:7:C:HO2'	6	0.12
(1,5)	1:A:98:ALA:O	2:B:7:C:N1	6	0.12
(1,5)	1:A:98:ALA:O	2:B:7:C:N3	6	0.12
(1,5)	1:A:98:ALA:O	2:B:7:C:N4	6	0.12
(1,5)	1:A:98:ALA:O	2:B:7:C:O2	6	0.12
(1,5)	1:A:98:ALA:O	2:B:7:C:O2'	6	0.12
(1,5)	1:A:98:ALA:O	2:B:7:C:O3'	6	0.12
(1,5)	1:A:98:ALA:O	2:B:7:C:O4'	6	0.12
(1,5)	1:A:98:ALA:O	2:B:7:C:O5'	6	0.12
(1,5)	1:A:98:ALA:O	2:B:7:C:OP1	6	0.12
(1,5)	1:A:98:ALA:O	2:B:7:C:OP2	6	0.12
(1,5)	1:A:98:ALA:O	2:B:7:C:P	6	0.12
(1,5)	1:A:98:ALA:O	2:B:8:U:C1'	6	0.12
(1,5)	1:A:98:ALA:O	2:B:8:U:C2	6	0.12
(1,5)	1:A:98:ALA:O	2:B:8:U:C2'	6	0.12
(1,5)	1:A:98:ALA:O	2:B:8:U:C3'	6	0.12
(1,5)	1:A:98:ALA:O	2:B:8:U:C4	6	0.12

*Continued on next page...*



*Continued from previous page...*

Key	Atom-1	Atom-2	Model ID	Violation (Å)
(1,5)	1:A:98:ALA:O	2:B:8:U:C4'	6	0.12
(1,5)	1:A:98:ALA:O	2:B:8:U:C5	6	0.12
(1,5)	1:A:98:ALA:O	2:B:8:U:C5'	6	0.12
(1,5)	1:A:98:ALA:O	2:B:8:U:C6	6	0.12
(1,5)	1:A:98:ALA:O	2:B:8:U:H1'	6	0.12
(1,5)	1:A:98:ALA:O	2:B:8:U:H2'	6	0.12
(1,5)	1:A:98:ALA:O	2:B:8:U:H3	6	0.12
(1,5)	1:A:98:ALA:O	2:B:8:U:H3'	6	0.12
(1,5)	1:A:98:ALA:O	2:B:8:U:H4'	6	0.12
(1,5)	1:A:98:ALA:O	2:B:8:U:H5	6	0.12
(1,5)	1:A:98:ALA:O	2:B:8:U:H5'	6	0.12
(1,5)	1:A:98:ALA:O	2:B:8:U:H5''	6	0.12
(1,5)	1:A:98:ALA:O	2:B:8:U:H6	6	0.12
(1,5)	1:A:98:ALA:O	2:B:8:U:HO2'	6	0.12
(1,5)	1:A:98:ALA:O	2:B:8:U:N1	6	0.12
(1,5)	1:A:98:ALA:O	2:B:8:U:N3	6	0.12
(1,5)	1:A:98:ALA:O	2:B:8:U:O2	6	0.12
(1,5)	1:A:98:ALA:O	2:B:8:U:O2'	6	0.12
(1,5)	1:A:98:ALA:O	2:B:8:U:O3'	6	0.12
(1,5)	1:A:98:ALA:O	2:B:8:U:O4	6	0.12
(1,5)	1:A:98:ALA:O	2:B:8:U:O4'	6	0.12
(1,5)	1:A:98:ALA:O	2:B:8:U:O5'	6	0.12
(1,5)	1:A:98:ALA:O	2:B:8:U:OP1	6	0.12
(1,5)	1:A:98:ALA:O	2:B:8:U:OP2	6	0.12
(1,5)	1:A:98:ALA:O	2:B:8:U:P	6	0.12
(1,5)	1:A:98:ALA:O	2:B:9:C:C1'	6	0.12
(1,5)	1:A:98:ALA:O	2:B:9:C:C2	6	0.12
(1,5)	1:A:98:ALA:O	2:B:9:C:C2'	6	0.12
(1,5)	1:A:98:ALA:O	2:B:9:C:C3'	6	0.12
(1,5)	1:A:98:ALA:O	2:B:9:C:C4	6	0.12
(1,5)	1:A:98:ALA:O	2:B:9:C:C4'	6	0.12
(1,5)	1:A:98:ALA:O	2:B:9:C:C5	6	0.12
(1,5)	1:A:98:ALA:O	2:B:9:C:C5'	6	0.12
(1,5)	1:A:98:ALA:O	2:B:9:C:C6	6	0.12
(1,5)	1:A:98:ALA:O	2:B:9:C:H1'	6	0.12
(1,5)	1:A:98:ALA:O	2:B:9:C:H2'	6	0.12
(1,5)	1:A:98:ALA:O	2:B:9:C:H3'	6	0.12
(1,5)	1:A:98:ALA:O	2:B:9:C:H4'	6	0.12
(1,5)	1:A:98:ALA:O	2:B:9:C:H41	6	0.12
(1,5)	1:A:98:ALA:O	2:B:9:C:H42	6	0.12
(1,5)	1:A:98:ALA:O	2:B:9:C:H5	6	0.12
(1,5)	1:A:98:ALA:O	2:B:9:C:H5'	6	0.12

*Continued on next page...*

*Continued from previous page...*

Key	Atom-1	Atom-2	Model ID	Violation (Å)
(1,5)	1:A:98:ALA:O	2:B:9:C:H5''	6	0.12
(1,5)	1:A:98:ALA:O	2:B:9:C:H6	6	0.12
(1,5)	1:A:98:ALA:O	2:B:9:C:HO2'	6	0.12
(1,5)	1:A:98:ALA:O	2:B:9:C:N1	6	0.12
(1,5)	1:A:98:ALA:O	2:B:9:C:N3	6	0.12
(1,5)	1:A:98:ALA:O	2:B:9:C:N4	6	0.12
(1,5)	1:A:98:ALA:O	2:B:9:C:O2	6	0.12
(1,5)	1:A:98:ALA:O	2:B:9:C:O2'	6	0.12
(1,5)	1:A:98:ALA:O	2:B:9:C:O3'	6	0.12
(1,5)	1:A:98:ALA:O	2:B:9:C:O4'	6	0.12
(1,5)	1:A:98:ALA:O	2:B:9:C:O5'	6	0.12
(1,5)	1:A:98:ALA:O	2:B:9:C:OP1	6	0.12
(1,5)	1:A:98:ALA:O	2:B:9:C:OP2	6	0.12
(1,5)	1:A:98:ALA:O	2:B:9:C:P	6	0.12
(1,5)	1:A:98:ALA:O	2:B:10:G:C1'	6	0.12
(1,5)	1:A:98:ALA:O	2:B:10:G:C2	6	0.12
(1,5)	1:A:98:ALA:O	2:B:10:G:C2'	6	0.12
(1,5)	1:A:98:ALA:O	2:B:10:G:C3'	6	0.12
(1,5)	1:A:98:ALA:O	2:B:10:G:C4	6	0.12
(1,5)	1:A:98:ALA:O	2:B:10:G:C4'	6	0.12
(1,5)	1:A:98:ALA:O	2:B:10:G:C5	6	0.12
(1,5)	1:A:98:ALA:O	2:B:10:G:C5'	6	0.12
(1,5)	1:A:98:ALA:O	2:B:10:G:C6	6	0.12
(1,5)	1:A:98:ALA:O	2:B:10:G:C8	6	0.12
(1,5)	1:A:98:ALA:O	2:B:10:G:H1	6	0.12
(1,5)	1:A:98:ALA:O	2:B:10:G:H1'	6	0.12
(1,5)	1:A:98:ALA:O	2:B:10:G:H2'	6	0.12
(1,5)	1:A:98:ALA:O	2:B:10:G:H21	6	0.12
(1,5)	1:A:98:ALA:O	2:B:10:G:H22	6	0.12
(1,5)	1:A:98:ALA:O	2:B:10:G:H3'	6	0.12
(1,5)	1:A:98:ALA:O	2:B:10:G:H4'	6	0.12
(1,5)	1:A:98:ALA:O	2:B:10:G:H5'	6	0.12
(1,5)	1:A:98:ALA:O	2:B:10:G:H5''	6	0.12
(1,5)	1:A:98:ALA:O	2:B:10:G:H8	6	0.12
(1,5)	1:A:98:ALA:O	2:B:10:G:HO2'	6	0.12
(1,5)	1:A:98:ALA:O	2:B:10:G:N1	6	0.12
(1,5)	1:A:98:ALA:O	2:B:10:G:N2	6	0.12
(1,5)	1:A:98:ALA:O	2:B:10:G:N3	6	0.12
(1,5)	1:A:98:ALA:O	2:B:10:G:N7	6	0.12
(1,5)	1:A:98:ALA:O	2:B:10:G:N9	6	0.12
(1,5)	1:A:98:ALA:O	2:B:10:G:O2'	6	0.12
(1,5)	1:A:98:ALA:O	2:B:10:G:O3'	6	0.12

*Continued on next page...*

*Continued from previous page...*

Key	Atom-1	Atom-2	Model ID	Violation (Å)
(1,5)	1:A:98:ALA:O	2:B:10:G:O4'	6	0.12
(1,5)	1:A:98:ALA:O	2:B:10:G:O5'	6	0.12
(1,5)	1:A:98:ALA:O	2:B:10:G:O6	6	0.12
(1,5)	1:A:98:ALA:O	2:B:10:G:OP1	6	0.12
(1,5)	1:A:98:ALA:O	2:B:10:G:OP2	6	0.12
(1,5)	1:A:98:ALA:O	2:B:10:G:P	6	0.12
(1,5)	1:A:98:ALA:O	2:B:11:A:C1'	6	0.12
(1,5)	1:A:98:ALA:O	2:B:11:A:C2	6	0.12
(1,5)	1:A:98:ALA:O	2:B:11:A:C2'	6	0.12
(1,5)	1:A:98:ALA:O	2:B:11:A:C3'	6	0.12
(1,5)	1:A:98:ALA:O	2:B:11:A:C4	6	0.12
(1,5)	1:A:98:ALA:O	2:B:11:A:C4'	6	0.12
(1,5)	1:A:98:ALA:O	2:B:11:A:C5	6	0.12
(1,5)	1:A:98:ALA:O	2:B:11:A:C5'	6	0.12
(1,5)	1:A:98:ALA:O	2:B:11:A:C6	6	0.12
(1,5)	1:A:98:ALA:O	2:B:11:A:C8	6	0.12
(1,5)	1:A:98:ALA:O	2:B:11:A:H1'	6	0.12
(1,5)	1:A:98:ALA:O	2:B:11:A:H2	6	0.12
(1,5)	1:A:98:ALA:O	2:B:11:A:H2'	6	0.12
(1,5)	1:A:98:ALA:O	2:B:11:A:H3'	6	0.12
(1,5)	1:A:98:ALA:O	2:B:11:A:H4'	6	0.12
(1,5)	1:A:98:ALA:O	2:B:11:A:H5'	6	0.12
(1,5)	1:A:98:ALA:O	2:B:11:A:H5''	6	0.12
(1,5)	1:A:98:ALA:O	2:B:11:A:H61	6	0.12
(1,5)	1:A:98:ALA:O	2:B:11:A:H62	6	0.12
(1,5)	1:A:98:ALA:O	2:B:11:A:H8	6	0.12
(1,5)	1:A:98:ALA:O	2:B:11:A:HO2'	6	0.12
(1,5)	1:A:98:ALA:O	2:B:11:A:N1	6	0.12
(1,5)	1:A:98:ALA:O	2:B:11:A:N3	6	0.12
(1,5)	1:A:98:ALA:O	2:B:11:A:N6	6	0.12
(1,5)	1:A:98:ALA:O	2:B:11:A:N7	6	0.12
(1,5)	1:A:98:ALA:O	2:B:11:A:N9	6	0.12
(1,5)	1:A:98:ALA:O	2:B:11:A:O2'	6	0.12
(1,5)	1:A:98:ALA:O	2:B:11:A:O3'	6	0.12
(1,5)	1:A:98:ALA:O	2:B:11:A:O4'	6	0.12
(1,5)	1:A:98:ALA:O	2:B:11:A:O5'	6	0.12
(1,5)	1:A:98:ALA:O	2:B:11:A:OP1	6	0.12
(1,5)	1:A:98:ALA:O	2:B:11:A:OP2	6	0.12
(1,5)	1:A:98:ALA:O	2:B:11:A:P	6	0.12
(1,5)	1:A:98:ALA:O	2:B:12:A:C1'	6	0.12
(1,5)	1:A:98:ALA:O	2:B:12:A:C2	6	0.12
(1,5)	1:A:98:ALA:O	2:B:12:A:C2'	6	0.12

*Continued on next page...*

*Continued from previous page...*

Key	Atom-1	Atom-2	Model ID	Violation (Å)
(1,5)	1:A:98:ALA:O	2:B:12:A:C3'	6	0.12
(1,5)	1:A:98:ALA:O	2:B:12:A:C4	6	0.12
(1,5)	1:A:98:ALA:O	2:B:12:A:C4'	6	0.12
(1,5)	1:A:98:ALA:O	2:B:12:A:C5	6	0.12
(1,5)	1:A:98:ALA:O	2:B:12:A:C5'	6	0.12
(1,5)	1:A:98:ALA:O	2:B:12:A:C6	6	0.12
(1,5)	1:A:98:ALA:O	2:B:12:A:C8	6	0.12
(1,5)	1:A:98:ALA:O	2:B:12:A:H1'	6	0.12
(1,5)	1:A:98:ALA:O	2:B:12:A:H2	6	0.12
(1,5)	1:A:98:ALA:O	2:B:12:A:H2'	6	0.12
(1,5)	1:A:98:ALA:O	2:B:12:A:H3'	6	0.12
(1,5)	1:A:98:ALA:O	2:B:12:A:H4'	6	0.12
(1,5)	1:A:98:ALA:O	2:B:12:A:H5'	6	0.12
(1,5)	1:A:98:ALA:O	2:B:12:A:H5''	6	0.12
(1,5)	1:A:98:ALA:O	2:B:12:A:H61	6	0.12
(1,5)	1:A:98:ALA:O	2:B:12:A:H62	6	0.12
(1,5)	1:A:98:ALA:O	2:B:12:A:H8	6	0.12
(1,5)	1:A:98:ALA:O	2:B:12:A:HO2'	6	0.12
(1,5)	1:A:98:ALA:O	2:B:12:A:N1	6	0.12
(1,5)	1:A:98:ALA:O	2:B:12:A:N3	6	0.12
(1,5)	1:A:98:ALA:O	2:B:12:A:N6	6	0.12
(1,5)	1:A:98:ALA:O	2:B:12:A:N7	6	0.12
(1,5)	1:A:98:ALA:O	2:B:12:A:N9	6	0.12
(1,5)	1:A:98:ALA:O	2:B:12:A:O2'	6	0.12
(1,5)	1:A:98:ALA:O	2:B:12:A:O3'	6	0.12
(1,5)	1:A:98:ALA:O	2:B:12:A:O4'	6	0.12
(1,5)	1:A:98:ALA:O	2:B:12:A:O5'	6	0.12
(1,5)	1:A:98:ALA:O	2:B:12:A:OP1	6	0.12
(1,5)	1:A:98:ALA:O	2:B:12:A:OP2	6	0.12
(1,5)	1:A:98:ALA:O	2:B:12:A:P	6	0.12
(1,5)	1:A:98:ALA:O	2:B:13:A:C1'	6	0.12
(1,5)	1:A:98:ALA:O	2:B:13:A:C2	6	0.12
(1,5)	1:A:98:ALA:O	2:B:13:A:C2'	6	0.12
(1,5)	1:A:98:ALA:O	2:B:13:A:C3'	6	0.12
(1,5)	1:A:98:ALA:O	2:B:13:A:C4	6	0.12
(1,5)	1:A:98:ALA:O	2:B:13:A:C4'	6	0.12
(1,5)	1:A:98:ALA:O	2:B:13:A:C5	6	0.12
(1,5)	1:A:98:ALA:O	2:B:13:A:C5'	6	0.12
(1,5)	1:A:98:ALA:O	2:B:13:A:C6	6	0.12
(1,5)	1:A:98:ALA:O	2:B:13:A:C8	6	0.12
(1,5)	1:A:98:ALA:O	2:B:13:A:H1'	6	0.12
(1,5)	1:A:98:ALA:O	2:B:13:A:H2	6	0.12

*Continued on next page...*

*Continued from previous page...*

Key	Atom-1	Atom-2	Model ID	Violation (Å)
(1,5)	1:A:98:ALA:O	2:B:13:A:H2'	6	0.12
(1,5)	1:A:98:ALA:O	2:B:13:A:H3'	6	0.12
(1,5)	1:A:98:ALA:O	2:B:13:A:H4'	6	0.12
(1,5)	1:A:98:ALA:O	2:B:13:A:H5'	6	0.12
(1,5)	1:A:98:ALA:O	2:B:13:A:H5''	6	0.12
(1,5)	1:A:98:ALA:O	2:B:13:A:H61	6	0.12
(1,5)	1:A:98:ALA:O	2:B:13:A:H62	6	0.12
(1,5)	1:A:98:ALA:O	2:B:13:A:H8	6	0.12
(1,5)	1:A:98:ALA:O	2:B:13:A:HO2'	6	0.12
(1,5)	1:A:98:ALA:O	2:B:13:A:N1	6	0.12
(1,5)	1:A:98:ALA:O	2:B:13:A:N3	6	0.12
(1,5)	1:A:98:ALA:O	2:B:13:A:N6	6	0.12
(1,5)	1:A:98:ALA:O	2:B:13:A:N7	6	0.12
(1,5)	1:A:98:ALA:O	2:B:13:A:N9	6	0.12
(1,5)	1:A:98:ALA:O	2:B:13:A:O2'	6	0.12
(1,5)	1:A:98:ALA:O	2:B:13:A:O3'	6	0.12
(1,5)	1:A:98:ALA:O	2:B:13:A:O4'	6	0.12
(1,5)	1:A:98:ALA:O	2:B:13:A:O5'	6	0.12
(1,5)	1:A:98:ALA:O	2:B:13:A:OP1	6	0.12
(1,5)	1:A:98:ALA:O	2:B:13:A:OP2	6	0.12
(1,5)	1:A:98:ALA:O	2:B:13:A:P	6	0.12
(1,5)	1:A:98:ALA:O	2:B:14:G:C1'	6	0.12
(1,5)	1:A:98:ALA:O	2:B:14:G:C2	6	0.12
(1,5)	1:A:98:ALA:O	2:B:14:G:C2'	6	0.12
(1,5)	1:A:98:ALA:O	2:B:14:G:C3'	6	0.12
(1,5)	1:A:98:ALA:O	2:B:14:G:C4	6	0.12
(1,5)	1:A:98:ALA:O	2:B:14:G:C4'	6	0.12
(1,5)	1:A:98:ALA:O	2:B:14:G:C5	6	0.12
(1,5)	1:A:98:ALA:O	2:B:14:G:C5'	6	0.12
(1,5)	1:A:98:ALA:O	2:B:14:G:C6	6	0.12
(1,5)	1:A:98:ALA:O	2:B:14:G:C8	6	0.12
(1,5)	1:A:98:ALA:O	2:B:14:G:H1	6	0.12
(1,5)	1:A:98:ALA:O	2:B:14:G:H1'	6	0.12
(1,5)	1:A:98:ALA:O	2:B:14:G:H2'	6	0.12
(1,5)	1:A:98:ALA:O	2:B:14:G:H21	6	0.12
(1,5)	1:A:98:ALA:O	2:B:14:G:H22	6	0.12
(1,5)	1:A:98:ALA:O	2:B:14:G:H3'	6	0.12
(1,5)	1:A:98:ALA:O	2:B:14:G:H4'	6	0.12
(1,5)	1:A:98:ALA:O	2:B:14:G:H5'	6	0.12
(1,5)	1:A:98:ALA:O	2:B:14:G:H5''	6	0.12
(1,5)	1:A:98:ALA:O	2:B:14:G:H8	6	0.12
(1,5)	1:A:98:ALA:O	2:B:14:G:HO2'	6	0.12

*Continued on next page...*

*Continued from previous page...*

Key	Atom-1	Atom-2	Model ID	Violation (Å)
(1,5)	1:A:98:ALA:O	2:B:14:G:N1	6	0.12
(1,5)	1:A:98:ALA:O	2:B:14:G:N2	6	0.12
(1,5)	1:A:98:ALA:O	2:B:14:G:N3	6	0.12
(1,5)	1:A:98:ALA:O	2:B:14:G:N7	6	0.12
(1,5)	1:A:98:ALA:O	2:B:14:G:N9	6	0.12
(1,5)	1:A:98:ALA:O	2:B:14:G:O2'	6	0.12
(1,5)	1:A:98:ALA:O	2:B:14:G:O3'	6	0.12
(1,5)	1:A:98:ALA:O	2:B:14:G:O4'	6	0.12
(1,5)	1:A:98:ALA:O	2:B:14:G:O5'	6	0.12
(1,5)	1:A:98:ALA:O	2:B:14:G:O6	6	0.12
(1,5)	1:A:98:ALA:O	2:B:14:G:OP1	6	0.12
(1,5)	1:A:98:ALA:O	2:B:14:G:OP2	6	0.12
(1,5)	1:A:98:ALA:O	2:B:14:G:P	6	0.12
(1,5)	1:A:98:ALA:O	2:B:15:A:C1'	6	0.12
(1,5)	1:A:98:ALA:O	2:B:15:A:C2	6	0.12
(1,5)	1:A:98:ALA:O	2:B:15:A:C2'	6	0.12
(1,5)	1:A:98:ALA:O	2:B:15:A:C3'	6	0.12
(1,5)	1:A:98:ALA:O	2:B:15:A:C4	6	0.12
(1,5)	1:A:98:ALA:O	2:B:15:A:C4'	6	0.12
(1,5)	1:A:98:ALA:O	2:B:15:A:C5	6	0.12
(1,5)	1:A:98:ALA:O	2:B:15:A:C5'	6	0.12
(1,5)	1:A:98:ALA:O	2:B:15:A:C6	6	0.12
(1,5)	1:A:98:ALA:O	2:B:15:A:C8	6	0.12
(1,5)	1:A:98:ALA:O	2:B:15:A:H1'	6	0.12
(1,5)	1:A:98:ALA:O	2:B:15:A:H2	6	0.12
(1,5)	1:A:98:ALA:O	2:B:15:A:H2'	6	0.12
(1,5)	1:A:98:ALA:O	2:B:15:A:H3'	6	0.12
(1,5)	1:A:98:ALA:O	2:B:15:A:H4'	6	0.12
(1,5)	1:A:98:ALA:O	2:B:15:A:H5'	6	0.12
(1,5)	1:A:98:ALA:O	2:B:15:A:H5''	6	0.12
(1,5)	1:A:98:ALA:O	2:B:15:A:H61	6	0.12
(1,5)	1:A:98:ALA:O	2:B:15:A:H62	6	0.12
(1,5)	1:A:98:ALA:O	2:B:15:A:H8	6	0.12
(1,5)	1:A:98:ALA:O	2:B:15:A:HO2'	6	0.12
(1,5)	1:A:98:ALA:O	2:B:15:A:N1	6	0.12
(1,5)	1:A:98:ALA:O	2:B:15:A:N3	6	0.12
(1,5)	1:A:98:ALA:O	2:B:15:A:N6	6	0.12
(1,5)	1:A:98:ALA:O	2:B:15:A:N7	6	0.12
(1,5)	1:A:98:ALA:O	2:B:15:A:N9	6	0.12
(1,5)	1:A:98:ALA:O	2:B:15:A:O2'	6	0.12
(1,5)	1:A:98:ALA:O	2:B:15:A:O3'	6	0.12
(1,5)	1:A:98:ALA:O	2:B:15:A:O4'	6	0.12

*Continued on next page...*

*Continued from previous page...*

Key	Atom-1	Atom-2	Model ID	Violation (Å)
(1,5)	1:A:98:ALA:O	2:B:15:A:O5'	6	0.12
(1,5)	1:A:98:ALA:O	2:B:15:A:OP1	6	0.12
(1,5)	1:A:98:ALA:O	2:B:15:A:OP2	6	0.12
(1,5)	1:A:98:ALA:O	2:B:15:A:P	6	0.12
(1,5)	1:A:98:ALA:O	2:B:16:G:C1'	6	0.12
(1,5)	1:A:98:ALA:O	2:B:16:G:C2	6	0.12
(1,5)	1:A:98:ALA:O	2:B:16:G:C2'	6	0.12
(1,5)	1:A:98:ALA:O	2:B:16:G:C3'	6	0.12
(1,5)	1:A:98:ALA:O	2:B:16:G:C4	6	0.12
(1,5)	1:A:98:ALA:O	2:B:16:G:C4'	6	0.12
(1,5)	1:A:98:ALA:O	2:B:16:G:C5	6	0.12
(1,5)	1:A:98:ALA:O	2:B:16:G:C5'	6	0.12
(1,5)	1:A:98:ALA:O	2:B:16:G:C6	6	0.12
(1,5)	1:A:98:ALA:O	2:B:16:G:C8	6	0.12
(1,5)	1:A:98:ALA:O	2:B:16:G:H1	6	0.12
(1,5)	1:A:98:ALA:O	2:B:16:G:H1'	6	0.12
(1,5)	1:A:98:ALA:O	2:B:16:G:H2'	6	0.12
(1,5)	1:A:98:ALA:O	2:B:16:G:H21	6	0.12
(1,5)	1:A:98:ALA:O	2:B:16:G:H22	6	0.12
(1,5)	1:A:98:ALA:O	2:B:16:G:H3'	6	0.12
(1,5)	1:A:98:ALA:O	2:B:16:G:H4'	6	0.12
(1,5)	1:A:98:ALA:O	2:B:16:G:H5'	6	0.12
(1,5)	1:A:98:ALA:O	2:B:16:G:H5''	6	0.12
(1,5)	1:A:98:ALA:O	2:B:16:G:H8	6	0.12
(1,5)	1:A:98:ALA:O	2:B:16:G:HO2'	6	0.12
(1,5)	1:A:98:ALA:O	2:B:16:G:N1	6	0.12
(1,5)	1:A:98:ALA:O	2:B:16:G:N2	6	0.12
(1,5)	1:A:98:ALA:O	2:B:16:G:N3	6	0.12
(1,5)	1:A:98:ALA:O	2:B:16:G:N7	6	0.12
(1,5)	1:A:98:ALA:O	2:B:16:G:N9	6	0.12
(1,5)	1:A:98:ALA:O	2:B:16:G:O2'	6	0.12
(1,5)	1:A:98:ALA:O	2:B:16:G:O3'	6	0.12
(1,5)	1:A:98:ALA:O	2:B:16:G:O4'	6	0.12
(1,5)	1:A:98:ALA:O	2:B:16:G:O5'	6	0.12
(1,5)	1:A:98:ALA:O	2:B:16:G:O6	6	0.12
(1,5)	1:A:98:ALA:O	2:B:16:G:OP1	6	0.12
(1,5)	1:A:98:ALA:O	2:B:16:G:OP2	6	0.12
(1,5)	1:A:98:ALA:O	2:B:16:G:P	6	0.12
(1,5)	1:A:98:ALA:O	2:B:17:C:C1'	6	0.12
(1,5)	1:A:98:ALA:O	2:B:17:C:C2	6	0.12
(1,5)	1:A:98:ALA:O	2:B:17:C:C2'	6	0.12
(1,5)	1:A:98:ALA:O	2:B:17:C:C3'	6	0.12

*Continued on next page...*

*Continued from previous page...*

Key	Atom-1	Atom-2	Model ID	Violation (Å)
(1,5)	1:A:98:ALA:O	2:B:17:C:C4	6	0.12
(1,5)	1:A:98:ALA:O	2:B:17:C:C4'	6	0.12
(1,5)	1:A:98:ALA:O	2:B:17:C:C5	6	0.12
(1,5)	1:A:98:ALA:O	2:B:17:C:C5'	6	0.12
(1,5)	1:A:98:ALA:O	2:B:17:C:C6	6	0.12
(1,5)	1:A:98:ALA:O	2:B:17:C:H1'	6	0.12
(1,5)	1:A:98:ALA:O	2:B:17:C:H2'	6	0.12
(1,5)	1:A:98:ALA:O	2:B:17:C:H3'	6	0.12
(1,5)	1:A:98:ALA:O	2:B:17:C:H4'	6	0.12
(1,5)	1:A:98:ALA:O	2:B:17:C:H41	6	0.12
(1,5)	1:A:98:ALA:O	2:B:17:C:H42	6	0.12
(1,5)	1:A:98:ALA:O	2:B:17:C:H5	6	0.12
(1,5)	1:A:98:ALA:O	2:B:17:C:H5'	6	0.12
(1,5)	1:A:98:ALA:O	2:B:17:C:H5''	6	0.12
(1,5)	1:A:98:ALA:O	2:B:17:C:H6	6	0.12
(1,5)	1:A:98:ALA:O	2:B:17:C:HO2'	6	0.12
(1,5)	1:A:98:ALA:O	2:B:17:C:N1	6	0.12
(1,5)	1:A:98:ALA:O	2:B:17:C:N3	6	0.12
(1,5)	1:A:98:ALA:O	2:B:17:C:N4	6	0.12
(1,5)	1:A:98:ALA:O	2:B:17:C:O2	6	0.12
(1,5)	1:A:98:ALA:O	2:B:17:C:O2'	6	0.12
(1,5)	1:A:98:ALA:O	2:B:17:C:O3'	6	0.12
(1,5)	1:A:98:ALA:O	2:B:17:C:O4'	6	0.12
(1,5)	1:A:98:ALA:O	2:B:17:C:O5'	6	0.12
(1,5)	1:A:98:ALA:O	2:B:17:C:OP1	6	0.12
(1,5)	1:A:98:ALA:O	2:B:17:C:OP2	6	0.12
(1,5)	1:A:98:ALA:O	2:B:17:C:P	6	0.12
(1,5)	1:A:98:ALA:O	2:B:18:A:C1'	6	0.12
(1,5)	1:A:98:ALA:O	2:B:18:A:C2	6	0.12
(1,5)	1:A:98:ALA:O	2:B:18:A:C2'	6	0.12
(1,5)	1:A:98:ALA:O	2:B:18:A:C3'	6	0.12
(1,5)	1:A:98:ALA:O	2:B:18:A:C4	6	0.12
(1,5)	1:A:98:ALA:O	2:B:18:A:C4'	6	0.12
(1,5)	1:A:98:ALA:O	2:B:18:A:C5	6	0.12
(1,5)	1:A:98:ALA:O	2:B:18:A:C5'	6	0.12
(1,5)	1:A:98:ALA:O	2:B:18:A:C6	6	0.12
(1,5)	1:A:98:ALA:O	2:B:18:A:C8	6	0.12
(1,5)	1:A:98:ALA:O	2:B:18:A:H1'	6	0.12
(1,5)	1:A:98:ALA:O	2:B:18:A:H2	6	0.12
(1,5)	1:A:98:ALA:O	2:B:18:A:H2'	6	0.12
(1,5)	1:A:98:ALA:O	2:B:18:A:H3'	6	0.12
(1,5)	1:A:98:ALA:O	2:B:18:A:H4'	6	0.12

*Continued on next page...*



*Continued from previous page...*

Key	Atom-1	Atom-2	Model ID	Violation (Å)
(1,5)	1:A:98:ALA:O	2:B:18:A:H5'	6	0.12
(1,5)	1:A:98:ALA:O	2:B:18:A:H5''	6	0.12
(1,5)	1:A:98:ALA:O	2:B:18:A:H61	6	0.12
(1,5)	1:A:98:ALA:O	2:B:18:A:H62	6	0.12
(1,5)	1:A:98:ALA:O	2:B:18:A:H8	6	0.12
(1,5)	1:A:98:ALA:O	2:B:18:A:HO2'	6	0.12
(1,5)	1:A:98:ALA:O	2:B:18:A:N1	6	0.12
(1,5)	1:A:98:ALA:O	2:B:18:A:N3	6	0.12
(1,5)	1:A:98:ALA:O	2:B:18:A:N6	6	0.12
(1,5)	1:A:98:ALA:O	2:B:18:A:N7	6	0.12
(1,5)	1:A:98:ALA:O	2:B:18:A:N9	6	0.12
(1,5)	1:A:98:ALA:O	2:B:18:A:O2'	6	0.12
(1,5)	1:A:98:ALA:O	2:B:18:A:O3'	6	0.12
(1,5)	1:A:98:ALA:O	2:B:18:A:O4'	6	0.12
(1,5)	1:A:98:ALA:O	2:B:18:A:O5'	6	0.12
(1,5)	1:A:98:ALA:O	2:B:18:A:OP1	6	0.12
(1,5)	1:A:98:ALA:O	2:B:18:A:OP2	6	0.12
(1,5)	1:A:98:ALA:O	2:B:18:A:P	6	0.12
(1,5)	1:A:98:ALA:O	2:B:19:A:C1'	6	0.12
(1,5)	1:A:98:ALA:O	2:B:19:A:C2	6	0.12
(1,5)	1:A:98:ALA:O	2:B:19:A:C2'	6	0.12
(1,5)	1:A:98:ALA:O	2:B:19:A:C3'	6	0.12
(1,5)	1:A:98:ALA:O	2:B:19:A:C4	6	0.12
(1,5)	1:A:98:ALA:O	2:B:19:A:C4'	6	0.12
(1,5)	1:A:98:ALA:O	2:B:19:A:C5	6	0.12
(1,5)	1:A:98:ALA:O	2:B:19:A:C5'	6	0.12
(1,5)	1:A:98:ALA:O	2:B:19:A:C6	6	0.12
(1,5)	1:A:98:ALA:O	2:B:19:A:C8	6	0.12
(1,5)	1:A:98:ALA:O	2:B:19:A:H1'	6	0.12
(1,5)	1:A:98:ALA:O	2:B:19:A:H2	6	0.12
(1,5)	1:A:98:ALA:O	2:B:19:A:H2'	6	0.12
(1,5)	1:A:98:ALA:O	2:B:19:A:H3'	6	0.12
(1,5)	1:A:98:ALA:O	2:B:19:A:H4'	6	0.12
(1,5)	1:A:98:ALA:O	2:B:19:A:H5'	6	0.12
(1,5)	1:A:98:ALA:O	2:B:19:A:H5''	6	0.12
(1,5)	1:A:98:ALA:O	2:B:19:A:H61	6	0.12
(1,5)	1:A:98:ALA:O	2:B:19:A:H62	6	0.12
(1,5)	1:A:98:ALA:O	2:B:19:A:H8	6	0.12
(1,5)	1:A:98:ALA:O	2:B:19:A:HO2'	6	0.12
(1,5)	1:A:98:ALA:O	2:B:19:A:N1	6	0.12
(1,5)	1:A:98:ALA:O	2:B:19:A:N3	6	0.12
(1,5)	1:A:98:ALA:O	2:B:19:A:N6	6	0.12

*Continued on next page...*

*Continued from previous page...*

Key	Atom-1	Atom-2	Model ID	Violation (Å)
(1,5)	1:A:98:ALA:O	2:B:19:A:N7	6	0.12
(1,5)	1:A:98:ALA:O	2:B:19:A:N9	6	0.12
(1,5)	1:A:98:ALA:O	2:B:19:A:O2'	6	0.12
(1,5)	1:A:98:ALA:O	2:B:19:A:O3'	6	0.12
(1,5)	1:A:98:ALA:O	2:B:19:A:O4'	6	0.12
(1,5)	1:A:98:ALA:O	2:B:19:A:O5'	6	0.12
(1,5)	1:A:98:ALA:O	2:B:19:A:OP1	6	0.12
(1,5)	1:A:98:ALA:O	2:B:19:A:OP2	6	0.12
(1,5)	1:A:98:ALA:O	2:B:19:A:P	6	0.12
(1,5)	1:A:98:ALA:O	2:B:20:U:C1'	6	0.12
(1,5)	1:A:98:ALA:O	2:B:20:U:C2	6	0.12
(1,5)	1:A:98:ALA:O	2:B:20:U:C2'	6	0.12
(1,5)	1:A:98:ALA:O	2:B:20:U:C3'	6	0.12
(1,5)	1:A:98:ALA:O	2:B:20:U:C4	6	0.12
(1,5)	1:A:98:ALA:O	2:B:20:U:C4'	6	0.12
(1,5)	1:A:98:ALA:O	2:B:20:U:C5	6	0.12
(1,5)	1:A:98:ALA:O	2:B:20:U:C5'	6	0.12
(1,5)	1:A:98:ALA:O	2:B:20:U:C6	6	0.12
(1,5)	1:A:98:ALA:O	2:B:20:U:H1'	6	0.12
(1,5)	1:A:98:ALA:O	2:B:20:U:H2'	6	0.12
(1,5)	1:A:98:ALA:O	2:B:20:U:H3	6	0.12
(1,5)	1:A:98:ALA:O	2:B:20:U:H3'	6	0.12
(1,5)	1:A:98:ALA:O	2:B:20:U:H4'	6	0.12
(1,5)	1:A:98:ALA:O	2:B:20:U:H5	6	0.12
(1,5)	1:A:98:ALA:O	2:B:20:U:H5'	6	0.12
(1,5)	1:A:98:ALA:O	2:B:20:U:H5''	6	0.12
(1,5)	1:A:98:ALA:O	2:B:20:U:H6	6	0.12
(1,5)	1:A:98:ALA:O	2:B:20:U:HO2'	6	0.12
(1,5)	1:A:98:ALA:O	2:B:20:U:N1	6	0.12
(1,5)	1:A:98:ALA:O	2:B:20:U:N3	6	0.12
(1,5)	1:A:98:ALA:O	2:B:20:U:O2	6	0.12
(1,5)	1:A:98:ALA:O	2:B:20:U:O2'	6	0.12
(1,5)	1:A:98:ALA:O	2:B:20:U:O3'	6	0.12
(1,5)	1:A:98:ALA:O	2:B:20:U:O4	6	0.12
(1,5)	1:A:98:ALA:O	2:B:20:U:O4'	6	0.12
(1,5)	1:A:98:ALA:O	2:B:20:U:O5'	6	0.12
(1,5)	1:A:98:ALA:O	2:B:20:U:OP1	6	0.12
(1,5)	1:A:98:ALA:O	2:B:20:U:OP2	6	0.12
(1,5)	1:A:98:ALA:O	2:B:20:U:P	6	0.12
(1,5)	1:A:98:ALA:O	2:B:21:G:C1'	6	0.12
(1,5)	1:A:98:ALA:O	2:B:21:G:C2	6	0.12
(1,5)	1:A:98:ALA:O	2:B:21:G:C2'	6	0.12

*Continued on next page...*

*Continued from previous page...*

Key	Atom-1	Atom-2	Model ID	Violation (Å)
(1,5)	1:A:98:ALA:O	2:B:21:G:C3'	6	0.12
(1,5)	1:A:98:ALA:O	2:B:21:G:C4	6	0.12
(1,5)	1:A:98:ALA:O	2:B:21:G:C4'	6	0.12
(1,5)	1:A:98:ALA:O	2:B:21:G:C5	6	0.12
(1,5)	1:A:98:ALA:O	2:B:21:G:C5'	6	0.12
(1,5)	1:A:98:ALA:O	2:B:21:G:C6	6	0.12
(1,5)	1:A:98:ALA:O	2:B:21:G:C8	6	0.12
(1,5)	1:A:98:ALA:O	2:B:21:G:H1	6	0.12
(1,5)	1:A:98:ALA:O	2:B:21:G:H1'	6	0.12
(1,5)	1:A:98:ALA:O	2:B:21:G:H2'	6	0.12
(1,5)	1:A:98:ALA:O	2:B:21:G:H21	6	0.12
(1,5)	1:A:98:ALA:O	2:B:21:G:H22	6	0.12
(1,5)	1:A:98:ALA:O	2:B:21:G:H3'	6	0.12
(1,5)	1:A:98:ALA:O	2:B:21:G:H4'	6	0.12
(1,5)	1:A:98:ALA:O	2:B:21:G:H5'	6	0.12
(1,5)	1:A:98:ALA:O	2:B:21:G:H5''	6	0.12
(1,5)	1:A:98:ALA:O	2:B:21:G:H8	6	0.12
(1,5)	1:A:98:ALA:O	2:B:21:G:HO2'	6	0.12
(1,5)	1:A:98:ALA:O	2:B:21:G:N1	6	0.12
(1,5)	1:A:98:ALA:O	2:B:21:G:N2	6	0.12
(1,5)	1:A:98:ALA:O	2:B:21:G:N3	6	0.12
(1,5)	1:A:98:ALA:O	2:B:21:G:N7	6	0.12
(1,5)	1:A:98:ALA:O	2:B:21:G:N9	6	0.12
(1,5)	1:A:98:ALA:O	2:B:21:G:O2'	6	0.12
(1,5)	1:A:98:ALA:O	2:B:21:G:O3'	6	0.12
(1,5)	1:A:98:ALA:O	2:B:21:G:O4'	6	0.12
(1,5)	1:A:98:ALA:O	2:B:21:G:O5'	6	0.12
(1,5)	1:A:98:ALA:O	2:B:21:G:O6	6	0.12
(1,5)	1:A:98:ALA:O	2:B:21:G:OP1	6	0.12
(1,5)	1:A:98:ALA:O	2:B:21:G:OP2	6	0.12
(1,5)	1:A:98:ALA:O	2:B:21:G:P	6	0.12
(1,5)	1:A:98:ALA:O	2:B:22:A:C1'	6	0.12
(1,5)	1:A:98:ALA:O	2:B:22:A:C2	6	0.12
(1,5)	1:A:98:ALA:O	2:B:22:A:C2'	6	0.12
(1,5)	1:A:98:ALA:O	2:B:22:A:C3'	6	0.12
(1,5)	1:A:98:ALA:O	2:B:22:A:C4	6	0.12
(1,5)	1:A:98:ALA:O	2:B:22:A:C4'	6	0.12
(1,5)	1:A:98:ALA:O	2:B:22:A:C5	6	0.12
(1,5)	1:A:98:ALA:O	2:B:22:A:C5'	6	0.12
(1,5)	1:A:98:ALA:O	2:B:22:A:C6	6	0.12
(1,5)	1:A:98:ALA:O	2:B:22:A:C8	6	0.12
(1,5)	1:A:98:ALA:O	2:B:22:A:H1'	6	0.12

*Continued on next page...*

*Continued from previous page...*

Key	Atom-1	Atom-2	Model ID	Violation (Å)
(1,5)	1:A:98:ALA:O	2:B:22:A:H2	6	0.12
(1,5)	1:A:98:ALA:O	2:B:22:A:H2'	6	0.12
(1,5)	1:A:98:ALA:O	2:B:22:A:H3'	6	0.12
(1,5)	1:A:98:ALA:O	2:B:22:A:H4'	6	0.12
(1,5)	1:A:98:ALA:O	2:B:22:A:H5'	6	0.12
(1,5)	1:A:98:ALA:O	2:B:22:A:H5''	6	0.12
(1,5)	1:A:98:ALA:O	2:B:22:A:H61	6	0.12
(1,5)	1:A:98:ALA:O	2:B:22:A:H62	6	0.12
(1,5)	1:A:98:ALA:O	2:B:22:A:H8	6	0.12
(1,5)	1:A:98:ALA:O	2:B:22:A:HO2'	6	0.12
(1,5)	1:A:98:ALA:O	2:B:22:A:N1	6	0.12
(1,5)	1:A:98:ALA:O	2:B:22:A:N3	6	0.12
(1,5)	1:A:98:ALA:O	2:B:22:A:N6	6	0.12
(1,5)	1:A:98:ALA:O	2:B:22:A:N7	6	0.12
(1,5)	1:A:98:ALA:O	2:B:22:A:N9	6	0.12
(1,5)	1:A:98:ALA:O	2:B:22:A:O2'	6	0.12
(1,5)	1:A:98:ALA:O	2:B:22:A:O3'	6	0.12
(1,5)	1:A:98:ALA:O	2:B:22:A:O4'	6	0.12
(1,5)	1:A:98:ALA:O	2:B:22:A:O5'	6	0.12
(1,5)	1:A:98:ALA:O	2:B:22:A:OP1	6	0.12
(1,5)	1:A:98:ALA:O	2:B:22:A:OP2	6	0.12
(1,5)	1:A:98:ALA:O	2:B:22:A:P	6	0.12
(1,5)	1:A:98:ALA:O	2:B:23:U:C1'	6	0.12
(1,5)	1:A:98:ALA:O	2:B:23:U:C2	6	0.12
(1,5)	1:A:98:ALA:O	2:B:23:U:C2'	6	0.12
(1,5)	1:A:98:ALA:O	2:B:23:U:C3'	6	0.12
(1,5)	1:A:98:ALA:O	2:B:23:U:C4	6	0.12
(1,5)	1:A:98:ALA:O	2:B:23:U:C4'	6	0.12
(1,5)	1:A:98:ALA:O	2:B:23:U:C5	6	0.12
(1,5)	1:A:98:ALA:O	2:B:23:U:C5'	6	0.12
(1,5)	1:A:98:ALA:O	2:B:23:U:C6	6	0.12
(1,5)	1:A:98:ALA:O	2:B:23:U:H1'	6	0.12
(1,5)	1:A:98:ALA:O	2:B:23:U:H2'	6	0.12
(1,5)	1:A:98:ALA:O	2:B:23:U:H3	6	0.12
(1,5)	1:A:98:ALA:O	2:B:23:U:H3'	6	0.12
(1,5)	1:A:98:ALA:O	2:B:23:U:H4'	6	0.12
(1,5)	1:A:98:ALA:O	2:B:23:U:H5	6	0.12
(1,5)	1:A:98:ALA:O	2:B:23:U:H5'	6	0.12
(1,5)	1:A:98:ALA:O	2:B:23:U:H5''	6	0.12
(1,5)	1:A:98:ALA:O	2:B:23:U:H6	6	0.12
(1,5)	1:A:98:ALA:O	2:B:23:U:HO2'	6	0.12
(1,5)	1:A:98:ALA:O	2:B:23:U:N1	6	0.12

*Continued on next page...*

*Continued from previous page...*

Key	Atom-1	Atom-2	Model ID	Violation (Å)
(1,5)	1:A:98:ALA:O	2:B:23:U:N3	6	0.12
(1,5)	1:A:98:ALA:O	2:B:23:U:O2	6	0.12
(1,5)	1:A:98:ALA:O	2:B:23:U:O2'	6	0.12
(1,5)	1:A:98:ALA:O	2:B:23:U:O3'	6	0.12
(1,5)	1:A:98:ALA:O	2:B:23:U:O4	6	0.12
(1,5)	1:A:98:ALA:O	2:B:23:U:O4'	6	0.12
(1,5)	1:A:98:ALA:O	2:B:23:U:O5'	6	0.12
(1,5)	1:A:98:ALA:O	2:B:23:U:OP1	6	0.12
(1,5)	1:A:98:ALA:O	2:B:23:U:OP2	6	0.12
(1,5)	1:A:98:ALA:O	2:B:23:U:P	6	0.12
(1,5)	1:A:98:ALA:O	2:B:24:G:C1'	6	0.12
(1,5)	1:A:98:ALA:O	2:B:24:G:C2	6	0.12
(1,5)	1:A:98:ALA:O	2:B:24:G:C2'	6	0.12
(1,5)	1:A:98:ALA:O	2:B:24:G:C3'	6	0.12
(1,5)	1:A:98:ALA:O	2:B:24:G:C4	6	0.12
(1,5)	1:A:98:ALA:O	2:B:24:G:C4'	6	0.12
(1,5)	1:A:98:ALA:O	2:B:24:G:C5	6	0.12
(1,5)	1:A:98:ALA:O	2:B:24:G:C5'	6	0.12
(1,5)	1:A:98:ALA:O	2:B:24:G:C6	6	0.12
(1,5)	1:A:98:ALA:O	2:B:24:G:C8	6	0.12
(1,5)	1:A:98:ALA:O	2:B:24:G:H1	6	0.12
(1,5)	1:A:98:ALA:O	2:B:24:G:H1'	6	0.12
(1,5)	1:A:98:ALA:O	2:B:24:G:H2'	6	0.12
(1,5)	1:A:98:ALA:O	2:B:24:G:H21	6	0.12
(1,5)	1:A:98:ALA:O	2:B:24:G:H22	6	0.12
(1,5)	1:A:98:ALA:O	2:B:24:G:H3'	6	0.12
(1,5)	1:A:98:ALA:O	2:B:24:G:H4'	6	0.12
(1,5)	1:A:98:ALA:O	2:B:24:G:H5'	6	0.12
(1,5)	1:A:98:ALA:O	2:B:24:G:H5''	6	0.12
(1,5)	1:A:98:ALA:O	2:B:24:G:H8	6	0.12
(1,5)	1:A:98:ALA:O	2:B:24:G:HO2'	6	0.12
(1,5)	1:A:98:ALA:O	2:B:24:G:N1	6	0.12
(1,5)	1:A:98:ALA:O	2:B:24:G:N2	6	0.12
(1,5)	1:A:98:ALA:O	2:B:24:G:N3	6	0.12
(1,5)	1:A:98:ALA:O	2:B:24:G:N7	6	0.12
(1,5)	1:A:98:ALA:O	2:B:24:G:N9	6	0.12
(1,5)	1:A:98:ALA:O	2:B:24:G:O2'	6	0.12
(1,5)	1:A:98:ALA:O	2:B:24:G:O3'	6	0.12
(1,5)	1:A:98:ALA:O	2:B:24:G:O4'	6	0.12
(1,5)	1:A:98:ALA:O	2:B:24:G:O5'	6	0.12
(1,5)	1:A:98:ALA:O	2:B:24:G:O6	6	0.12
(1,5)	1:A:98:ALA:O	2:B:24:G:OP1	6	0.12

*Continued on next page...*

*Continued from previous page...*

Key	Atom-1	Atom-2	Model ID	Violation (Å)
(1,5)	1:A:98:ALA:O	2:B:24:G:OP2	6	0.12
(1,5)	1:A:98:ALA:O	2:B:24:G:P	6	0.12

## 10 Dihedral-angle violation analysis

No dihedral-angle restraints found