



Full wwPDB X-ray Structure Validation Report ⓘ

Mar 23, 2024 – 02:51 PM EDT

PDB ID : 1TZN
Title : Crystal Structure of the Anthrax Toxin Protective Antigen Heptameric Pre-pore bound to the VWA domain of CMG2, an anthrax toxin receptor
Authors : Lacy, D.B.; Wigelsworth, D.J.; Melnyk, R.A.; Collier, R.J.
Deposited on : 2004-07-10
Resolution : 4.30 Å(reported)

This is a Full wwPDB X-ray Structure Validation Report for a publicly released PDB entry.

We welcome your comments at validation@mail.wwpdb.org

A user guide is available at

<https://www.wwpdb.org/validation/2017/XrayValidationReportHelp>

with specific help available everywhere you see the ⓘ symbol.

The types of validation reports are described at

<http://www.wwpdb.org/validation/2017/FAQs#types>.

The following versions of software and data (see [references ⓘ](#)) were used in the production of this report:

MolProbity : 4.02b-467
Xtriage (Phenix) : 1.13
EDS : 2.36.1
Percentile statistics : 20191225.v01 (using entries in the PDB archive December 25th 2019)
Refmac : 5.8.0158
CCP4 : 7.0.044 (Gargrove)
Ideal geometry (proteins) : Engh & Huber (2001)
Ideal geometry (DNA, RNA) : Parkinson et al. (1996)
Validation Pipeline (wwPDB-VP) : 2.36.1

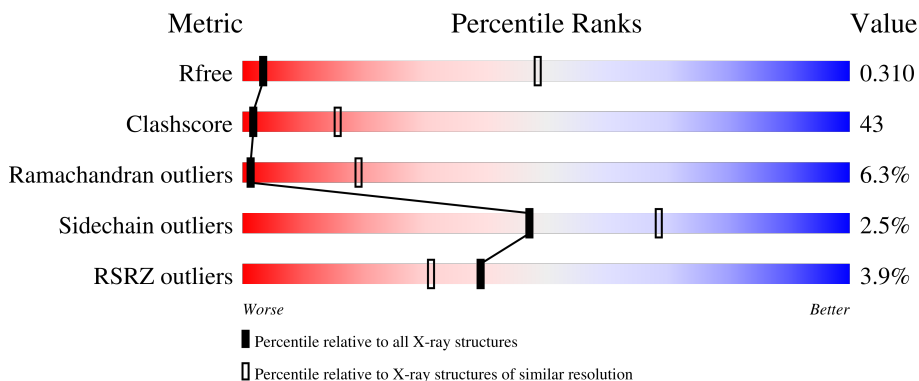
1 Overall quality at a glance

The following experimental techniques were used to determine the structure:

X-RAY DIFFRACTION

The reported resolution of this entry is 4.30 Å.

Percentile scores (ranging between 0-100) for global validation metrics of the entry are shown in the following graphic. The table shows the number of entries on which the scores are based.



Metric	Whole archive (#Entries)	Similar resolution (#Entries, resolution range(Å))
R_{free}	130704	1014 (4.80-3.80)
Clashscore	141614	1077 (4.80-3.80)
Ramachandran outliers	138981	1029 (4.80-3.80)
Sidechain outliers	138945	1012 (4.80-3.80)
RSRZ outliers	127900	1075 (4.90-3.70)

The table below summarises the geometric issues observed across the polymeric chains and their fit to the electron density. The red, orange, yellow and green segments of the lower bar indicate the fraction of residues that contain outliers for ≥ 3 , 2, 1 and 0 types of geometric quality criteria respectively. A grey segment represents the fraction of residues that are not modelled. The numeric value for each fraction is indicated below the corresponding segment, with a dot representing fractions $\leq 5\%$. The upper red bar (where present) indicates the fraction of residues that have poor fit to the electron density. The numeric value is given above the bar.

Mol	Chain	Length	Quality of chain
1	A	562	
1	B	562	
1	C	562	
1	D	562	
1	E	562	

Continued on next page...

Continued from previous page...

Mol	Chain	Length	Quality of chain
1	F	562	<p>2% 38% 55% 5%</p>
1	G	562	<p>4% 38% 54% 6%</p>
1	H	562	<p>3% 38% 55% 5%</p>
1	I	562	<p>1% 38% 55% 5%</p>
1	J	562	<p>2% 38% 55% 5%</p>
1	K	562	<p>4% 39% 54% 6%</p>
1	L	562	<p>2% 39% 54% 5%</p>
1	M	562	<p>3% 38% 55% 5%</p>
1	O	562	<p>3% 39% 54% 5%</p>
2	a	181	<p>7% 95% 5%</p>
2	b	181	<p>6% 96% 5%</p>
2	c	181	<p>14% 96% 5%</p>
2	d	181	<p>4% 96% 5%</p>
2	e	181	<p>8% 94% 6%</p>
2	f	181	<p>7% 96% 5%</p>
2	g	181	<p>8% 96% 5%</p>
2	h	181	<p>6% 96% 5%</p>
2	i	181	<p>4% 96% 5%</p>
2	j	181	<p>10% 96% 5%</p>
2	k	181	<p>12% 94% 5%</p>
2	l	181	<p>5% 96% 5%</p>
2	m	181	<p>4% 96% 5%</p>
2	o	181	<p>9% 96% 5%</p>

2 Entry composition [i](#)

There are 4 unique types of molecules in this entry. The entry contains 80570 atoms, of which 0 are hydrogens and 0 are deuteriums.

In the tables below, the ZeroOcc column contains the number of atoms modelled with zero occupancy, the AltConf column contains the number of residues with at least one atom in alternate conformation and the Trace column contains the number of residues modelled with at most 2 atoms.

- Molecule 1 is a protein called Protective antigen.

Mol	Chain	Residues	Atoms					ZeroOcc	AltConf	Trace
			Total	C	N	O	S			
1	A	552	4356	2726	752	872	6	0	0	0
1	B	552	4356	2726	752	872	6	0	0	0
1	C	552	4356	2726	752	872	6	0	0	0
1	D	552	4356	2726	752	872	6	0	0	0
1	E	552	4356	2726	752	872	6	0	0	0
1	F	552	4356	2726	752	872	6	0	0	0
1	G	552	4356	2726	752	872	6	0	0	0
1	H	552	4356	2726	752	872	6	0	0	0
1	I	552	4356	2726	752	872	6	0	0	0
1	J	552	4356	2726	752	872	6	0	0	0
1	K	552	4356	2726	752	872	6	0	0	0
1	L	552	4356	2726	752	872	6	0	0	0
1	M	552	4356	2726	752	872	6	0	0	0
1	O	552	4356	2726	752	872	6	0	0	0

- Molecule 2 is a protein called Anthrax toxin receptor 2.

Mol	Chain	Residues	Atoms					ZeroOcc	AltConf	Trace
2	a	181	Total	C	N	O	S	0	0	0
			1396	891	236	265	4			
2	b	181	Total	C	N	O	S	0	0	0
			1396	891	236	265	4			
2	c	181	Total	C	N	O	S	0	0	0
			1396	891	236	265	4			
2	d	181	Total	C	N	O	S	0	0	0
			1396	891	236	265	4			
2	e	181	Total	C	N	O	S	0	0	0
			1396	891	236	265	4			
2	f	181	Total	C	N	O	S	0	0	0
			1396	891	236	265	4			
2	g	181	Total	C	N	O	S	0	0	0
			1396	891	236	265	4			
2	h	181	Total	C	N	O	S	0	0	0
			1396	891	236	265	4			
2	i	181	Total	C	N	O	S	0	0	0
			1396	891	236	265	4			
2	j	181	Total	C	N	O	S	0	0	0
			1396	891	236	265	4			
2	k	181	Total	C	N	O	S	0	0	0
			1396	891	236	265	4			
2	l	181	Total	C	N	O	S	0	0	0
			1396	891	236	265	4			
2	m	181	Total	C	N	O	S	0	0	0
			1396	891	236	265	4			
2	o	181	Total	C	N	O	S	0	0	0
			1396	891	236	265	4			

- Molecule 3 is CALCIUM ION (three-letter code: CA) (formula: Ca).

Mol	Chain	Residues	Atoms		ZeroOcc	AltConf
3	A	2	Total	Ca	0	0
			2	2		
3	B	2	Total	Ca	0	0
			2	2		
3	C	2	Total	Ca	0	0
			2	2		
3	D	2	Total	Ca	0	0
			2	2		
3	E	2	Total	Ca	0	0
			2	2		
3	F	2	Total	Ca	0	0
			2	2		

Continued on next page...

Continued from previous page...

Mol	Chain	Residues	Atoms	ZeroOcc	AltConf
3	G	2	Total Ca 2 2	0	0
3	H	2	Total Ca 2 2	0	0
3	I	2	Total Ca 2 2	0	0
3	J	2	Total Ca 2 2	0	0
3	K	2	Total Ca 2 2	0	0
3	L	2	Total Ca 2 2	0	0
3	M	2	Total Ca 2 2	0	0
3	O	2	Total Ca 2 2	0	0

- Molecule 4 is MAGNESIUM ION (three-letter code: MG) (formula: Mg).

Mol	Chain	Residues	Atoms	ZeroOcc	AltConf
4	A	1	Total Mg 1 1	0	0
4	B	1	Total Mg 1 1	0	0
4	C	1	Total Mg 1 1	0	0
4	D	1	Total Mg 1 1	0	0
4	E	1	Total Mg 1 1	0	0
4	F	1	Total Mg 1 1	0	0
4	G	1	Total Mg 1 1	0	0
4	H	1	Total Mg 1 1	0	0
4	I	1	Total Mg 1 1	0	0
4	J	1	Total Mg 1 1	0	0
4	K	1	Total Mg 1 1	0	0

Continued on next page...


Continued from previous page...

Mol	Chain	Residues	Atoms		ZeroOcc	AltConf
4	L	1	Total 1	Mg 1	0	0
4	M	1	Total 1	Mg 1	0	0
4	O	1	Total 1	Mg 1	0	0


3 Residue-property plots i

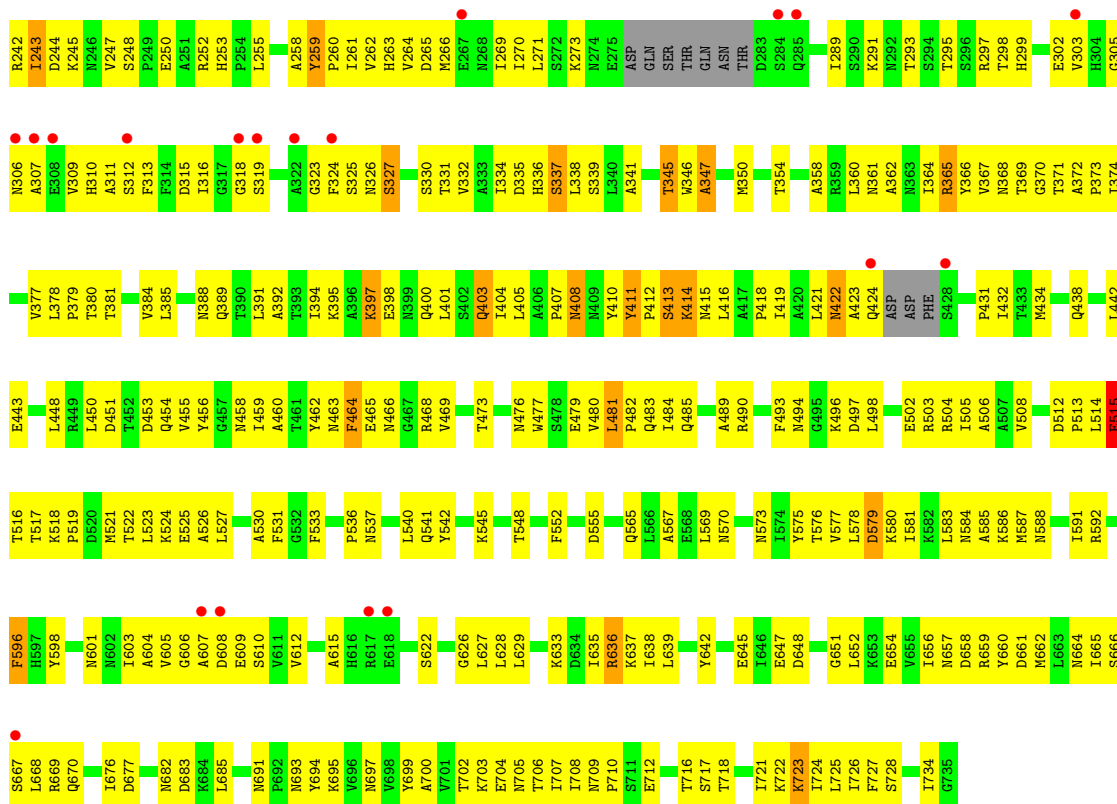
These plots are drawn for all protein, RNA, DNA and oligosaccharide chains in the entry. The first graphic for a chain summarises the proportions of the various outlier classes displayed in the second graphic. The second graphic shows the sequence view annotated by issues in geometry and electron density. Residues are color-coded according to the number of geometric quality criteria for which they contain at least one outlier: green = 0, yellow = 1, orange = 2 and red = 3 or more. A red dot above a residue indicates a poor fit to the electron density ($RSRZ > 2$). Stretches of 2 or more consecutive residues without any outlier are shown as a green connector. Residues present in the sample, but not in the model, are shown in grey.

• Molecule 1: Protective antigen

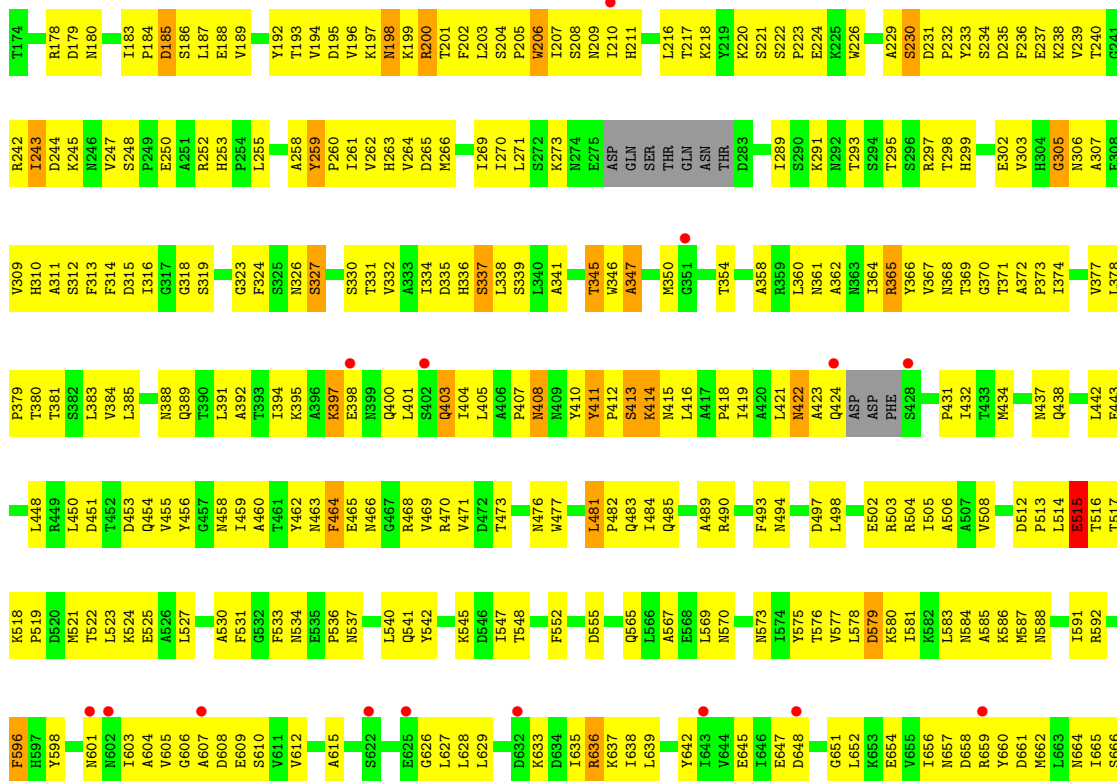


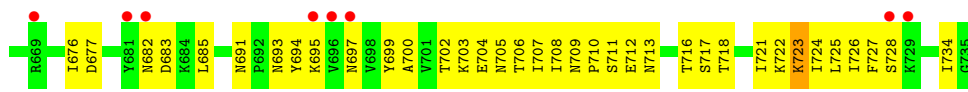
• Molecule 1: Protective antigen



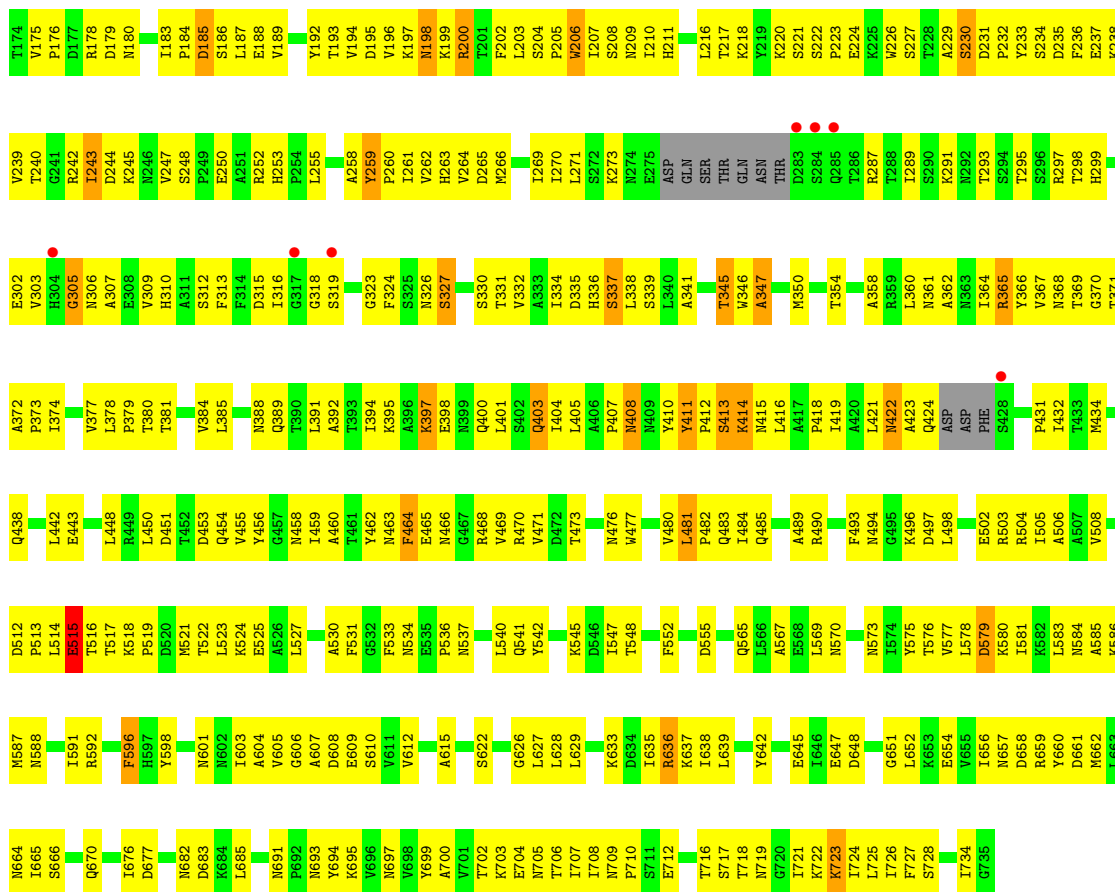


● Molecule 1: Protective antigen

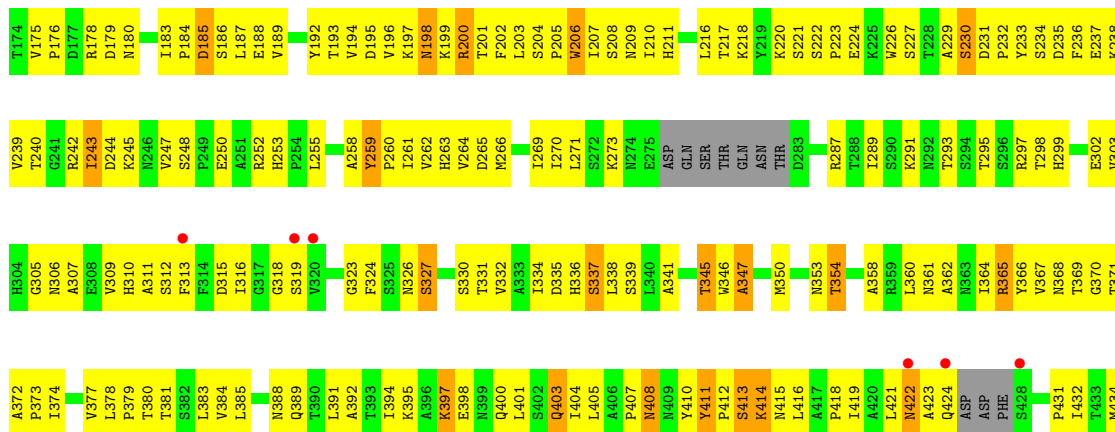


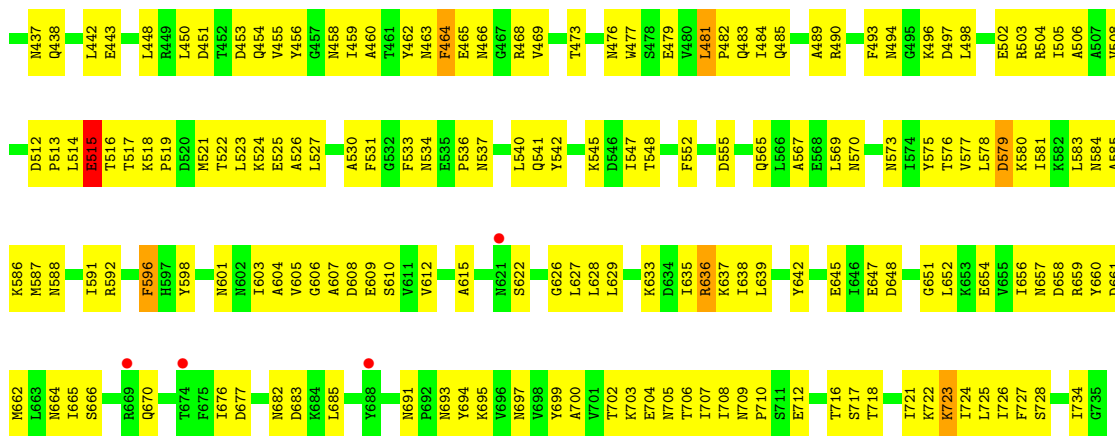


• Molecule 1: Protective antigen

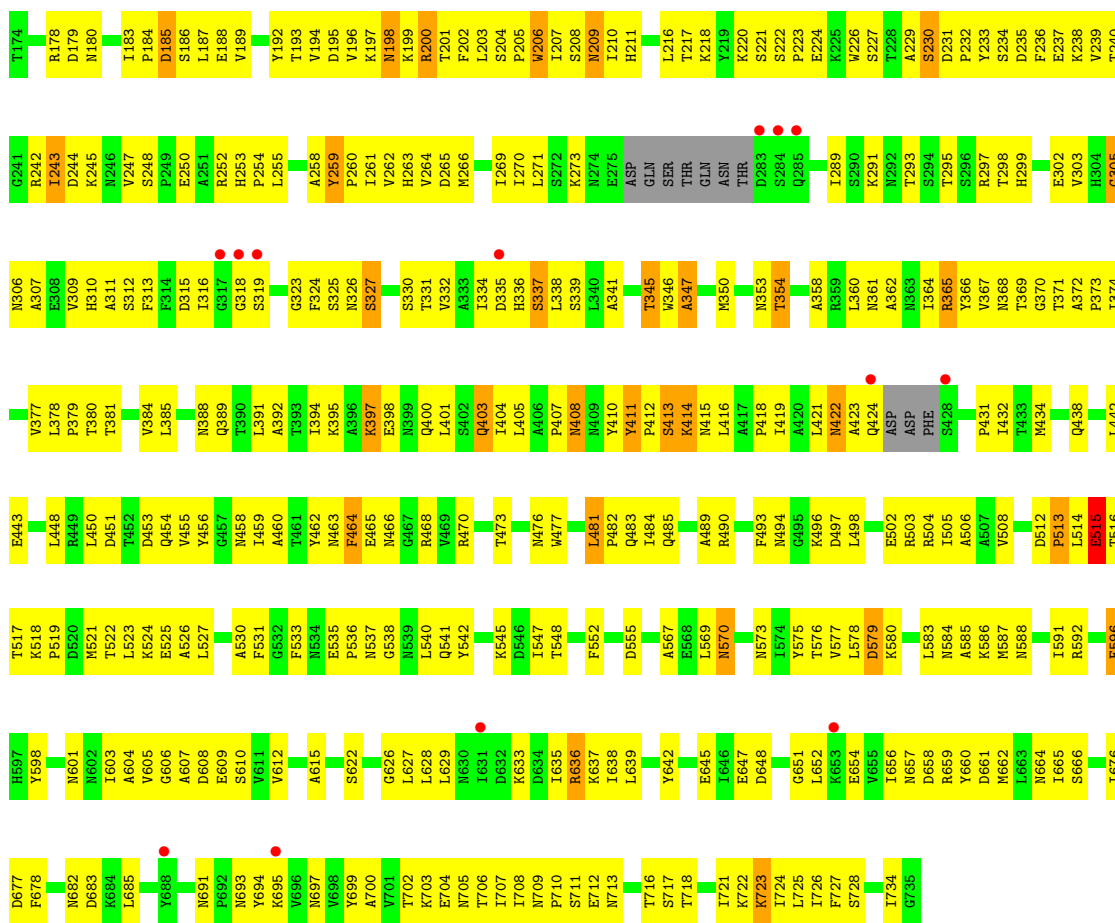


• Molecule 1: Protective antigen





• Molecule 1: Protective antigen

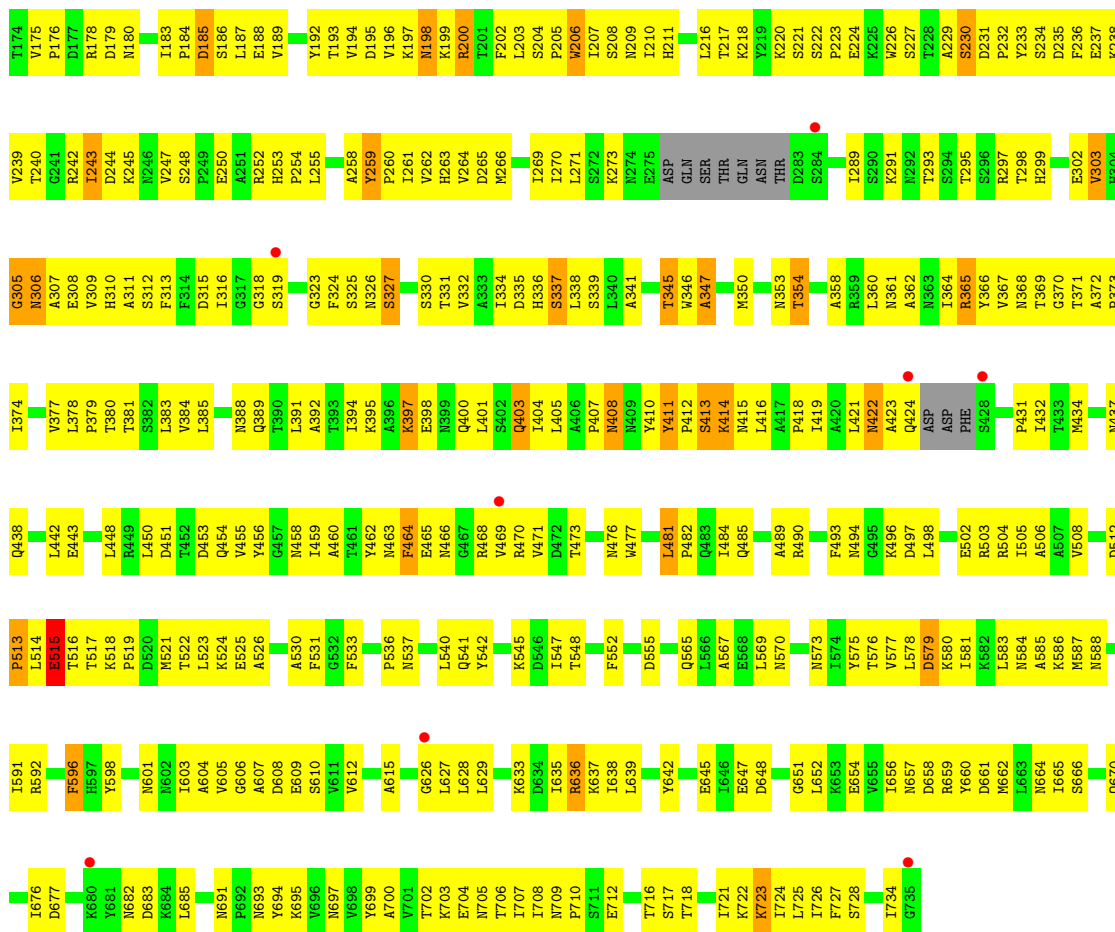


• Molecule 1: Protective antigen

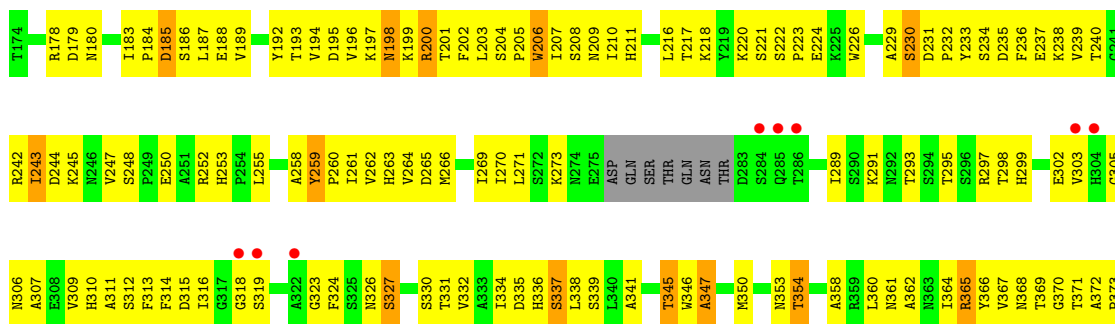


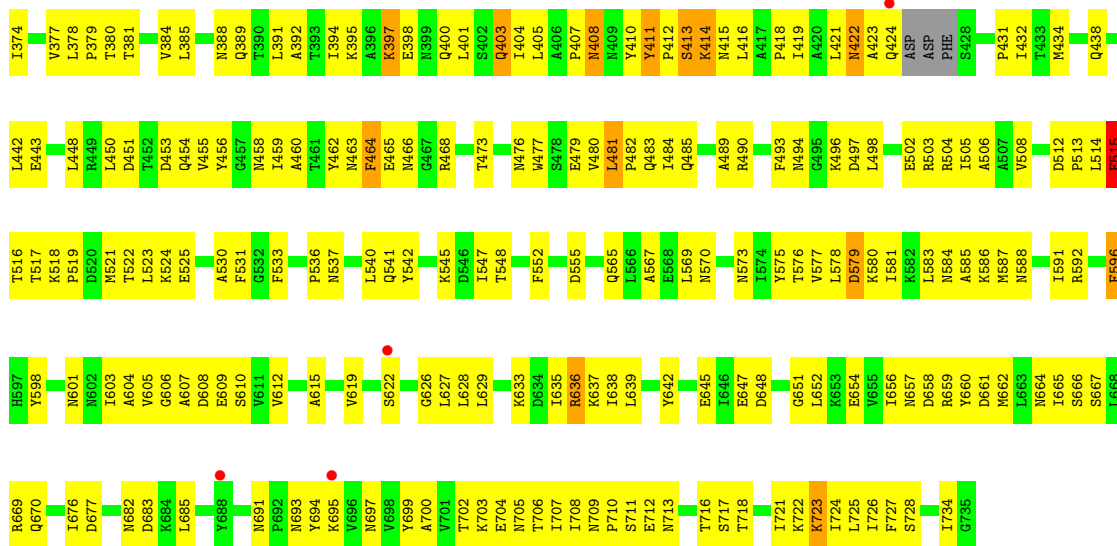


• Molecule 1: Protective antigen

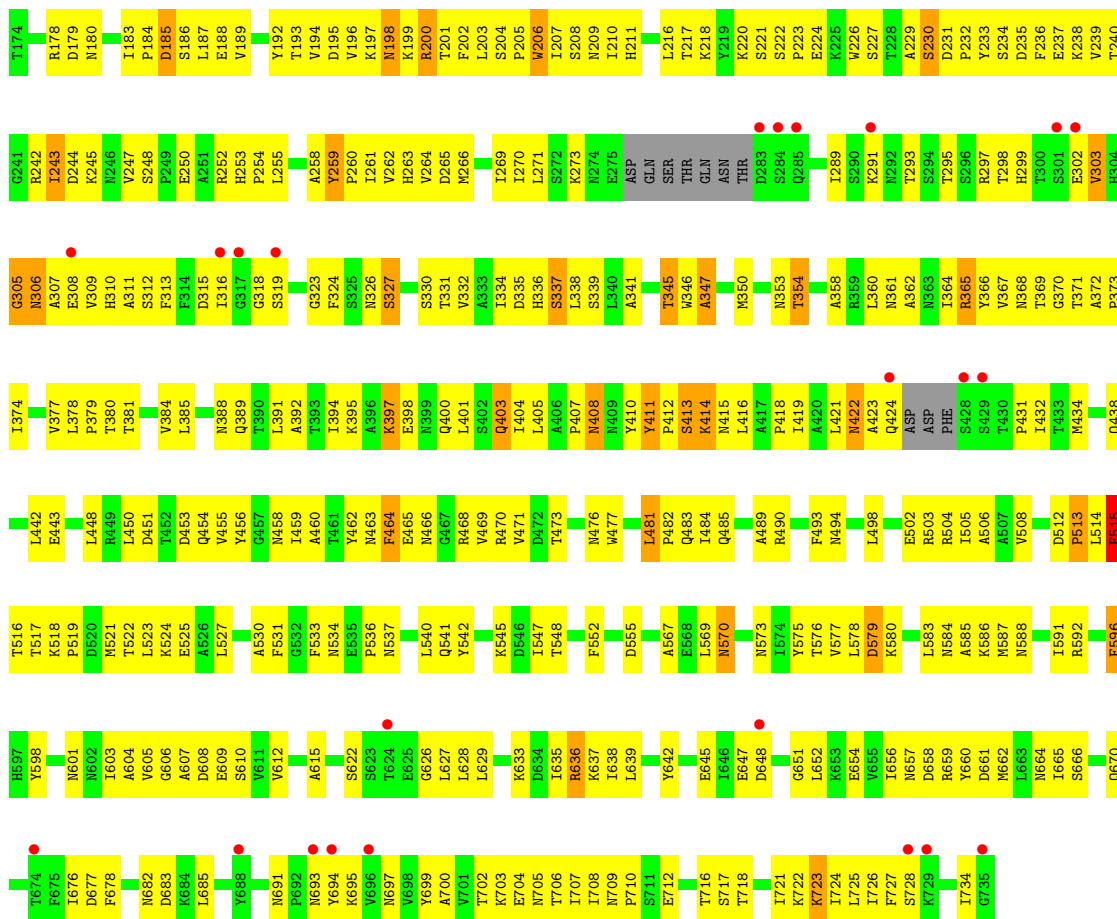


• Molecule 1: Protective antigen

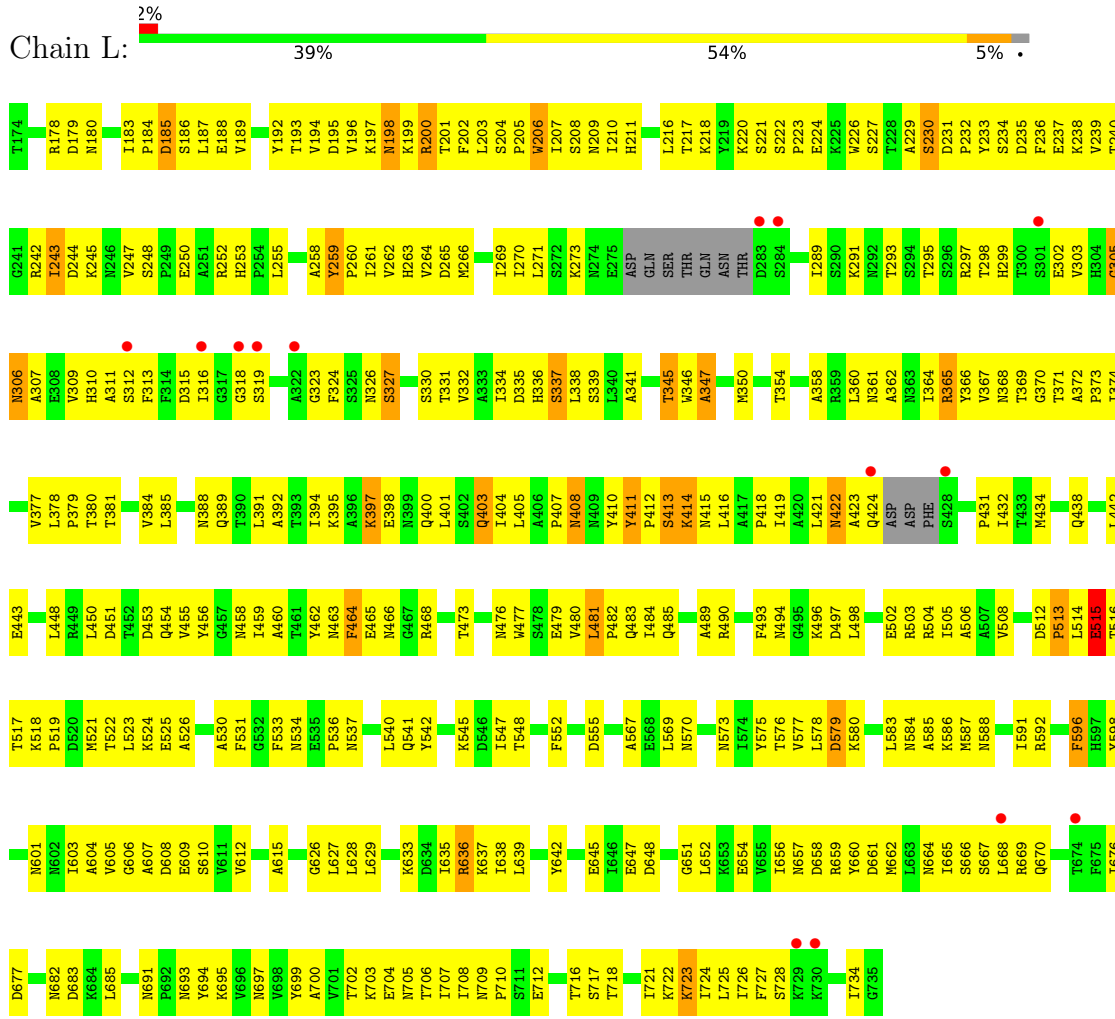




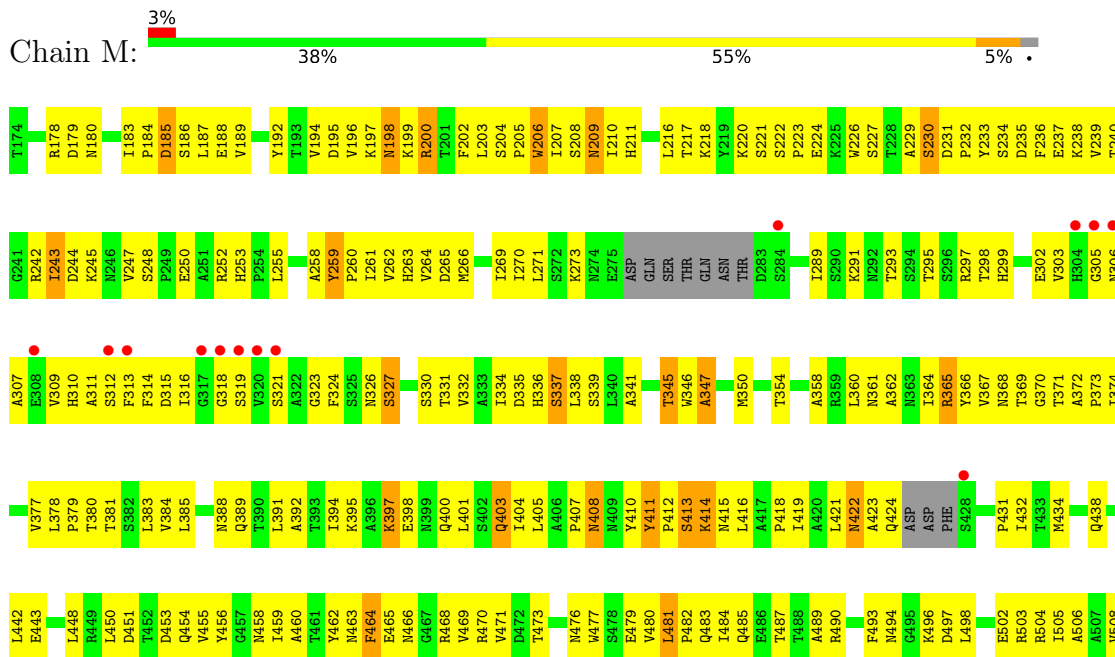
• Molecule 1: Protective antigen



• Molecule 1: Protective antigen

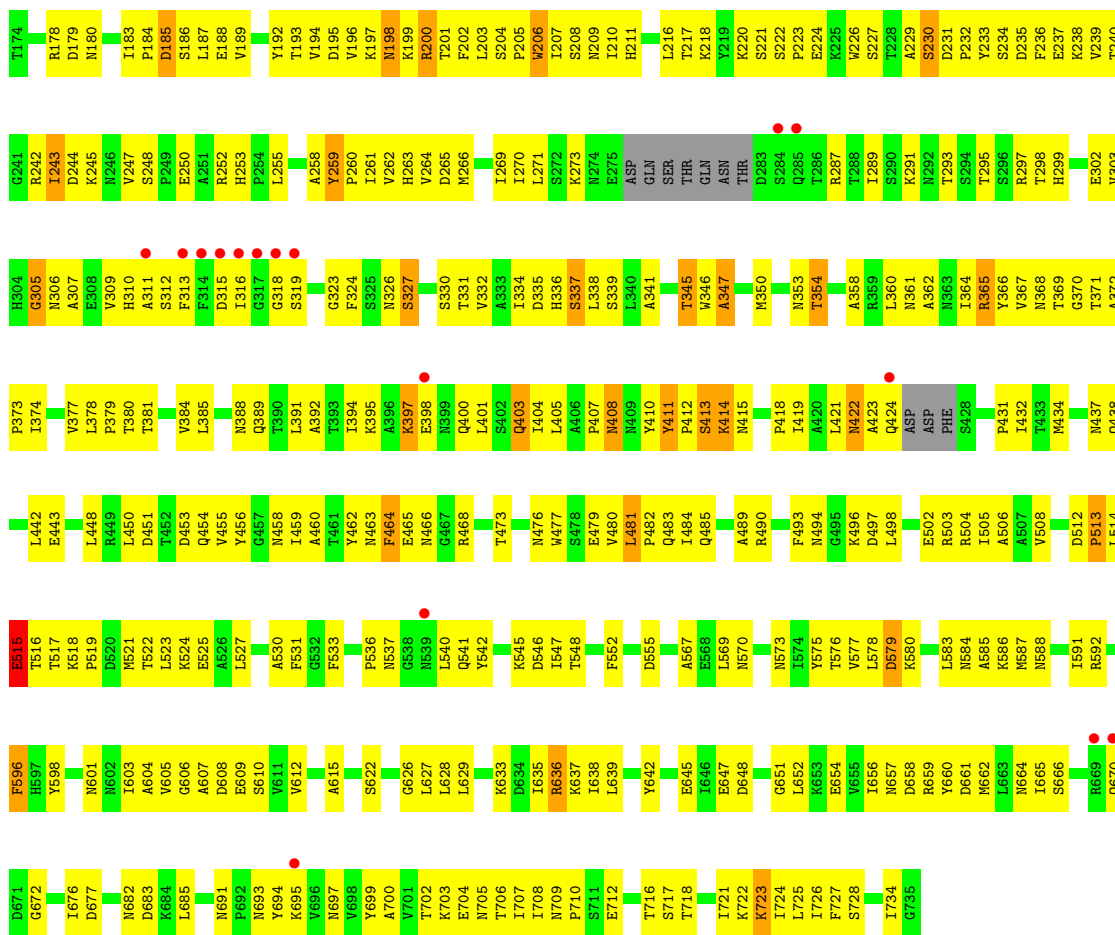


• Molecule 1: Protective antigen





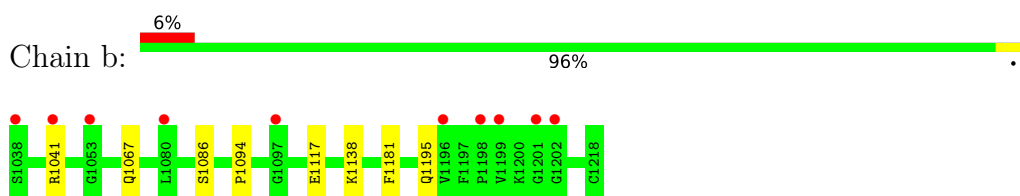
• Molecule 1: Protective antigen



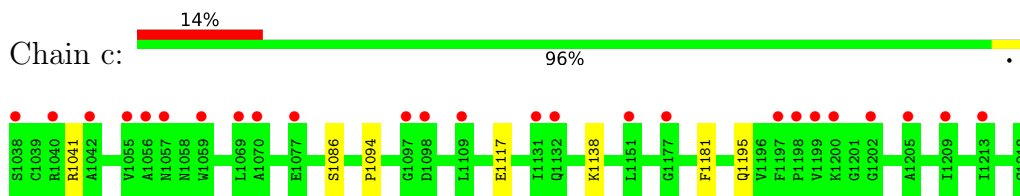
• Molecule 2: Anthrax toxin receptor 2



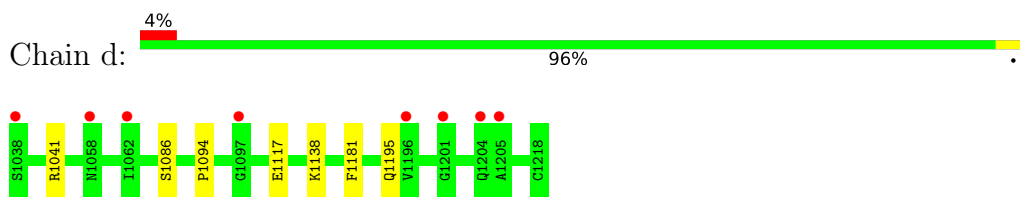
• Molecule 2: Anthrax toxin receptor 2



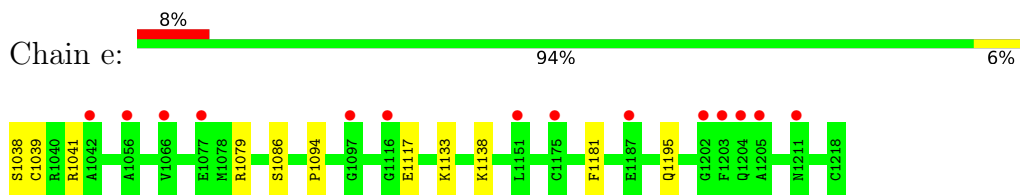
- Molecule 2: Anthrax toxin receptor 2



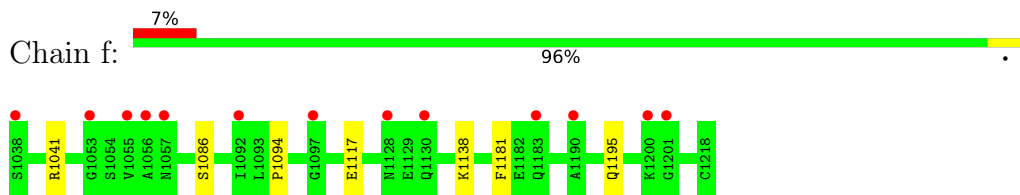
- Molecule 2: Anthrax toxin receptor 2



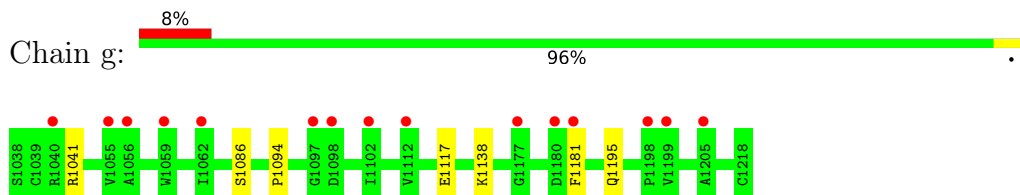
- Molecule 2: Anthrax toxin receptor 2



- Molecule 2: Anthrax toxin receptor 2

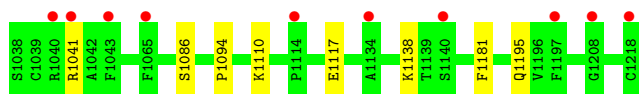


- Molecule 2: Anthrax toxin receptor 2




- Molecule 2: Anthrax toxin receptor 2

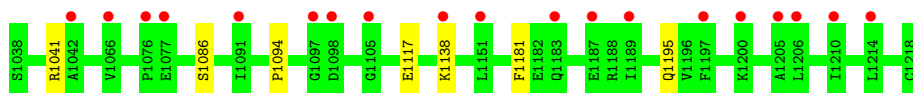




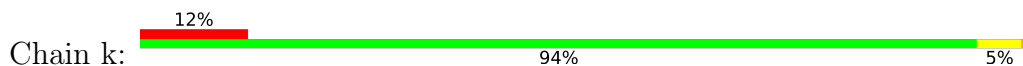
- Molecule 2: Anthrax toxin receptor 2



- Molecule 2: Anthrax toxin receptor 2



- Molecule 2: Anthrax toxin receptor 2



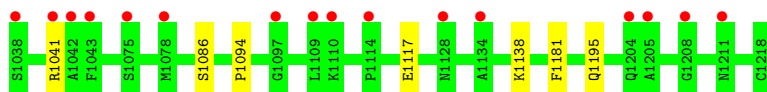
- Molecule 2: Anthrax toxin receptor 2



- Molecule 2: Anthrax toxin receptor 2



- Molecule 2: Anthrax toxin receptor 2



4 Data and refinement statistics

Property	Value	Source
Space group	P 1	Depositor
Cell constants a, b, c, α , β , γ	158.80Å 158.85Å 214.08Å 69.58° 69.07° 65.58°	Depositor
Resolution (Å)	20.00 – 4.30 19.66 – 4.20	Depositor EDS
% Data completeness (in resolution range)	97.2 (20.00-4.30) 94.0 (19.66-4.20)	Depositor EDS
R_{merge}	(Not available)	Depositor
R_{sym}	0.17	Depositor
$\langle I/\sigma(I) \rangle$ ¹	1.97 (at 4.20Å)	Xtrriage
Refinement program	CNS	Depositor
R, R_{free}	0.322 , 0.330 0.305 , 0.310	Depositor DCC
R_{free} test set	5704 reflections (4.76%)	wwPDB-VP
Wilson B-factor (Å ²)	81.4	Xtrriage
Anisotropy	0.270	Xtrriage
Bulk solvent k_{sol} (e/Å ³), B_{sol} (Å ²)	0.20 , 8.0	EDS
L-test for twinning ²	$\langle L \rangle = 0.44$, $\langle L^2 \rangle = 0.26$	Xtrriage
Estimated twinning fraction	0.125 for -k,-h,-l	Xtrriage
F_o, F_c correlation	0.79	EDS
Total number of atoms	80570	wwPDB-VP
Average B, all atoms (Å ²)	65.0	wwPDB-VP

Xtrriage's analysis on translational NCS is as follows: *The largest off-origin peak in the Patterson function is 2.22% of the height of the origin peak. No significant pseudotranslation is detected.*

¹Intensities estimated from amplitudes.

²Theoretical values of $\langle |L| \rangle$, $\langle L^2 \rangle$ for acentric reflections are 0.5, 0.333 respectively for untwinned datasets, and 0.375, 0.2 for perfectly twinned datasets.

5 Model quality [i](#)

5.1 Standard geometry [i](#)

Bond lengths and bond angles in the following residue types are not validated in this section: MG, CA

The Z score for a bond length (or angle) is the number of standard deviations the observed value is removed from the expected value. A bond length (or angle) with $|Z| > 5$ is considered an outlier worth inspection. RMSZ is the root-mean-square of all Z scores of the bond lengths (or angles).

Mol	Chain	Bond lengths		Bond angles	
		RMSZ	# Z >5	RMSZ	# Z >5
1	A	0.27	0/4430	0.51	0/6007
1	B	0.27	0/4430	0.51	0/6007
1	C	0.27	0/4430	0.51	0/6007
1	D	0.27	0/4430	0.51	0/6007
1	E	0.27	0/4430	0.51	0/6007
1	F	0.27	0/4430	0.51	0/6007
1	G	0.27	0/4430	0.51	0/6007
1	H	0.27	0/4430	0.51	0/6007
1	I	0.27	0/4430	0.51	0/6007
1	J	0.27	0/4430	0.51	0/6007
1	K	0.27	0/4430	0.51	0/6007
1	L	0.27	0/4430	0.51	0/6007
1	M	0.27	0/4430	0.51	0/6007
1	O	0.27	0/4430	0.51	0/6007
2	a	0.26	0/1417	0.44	0/1907
2	b	0.26	0/1417	0.44	0/1907
2	c	0.26	0/1417	0.44	0/1907
2	d	0.26	0/1417	0.44	0/1907
2	e	0.26	0/1417	0.44	0/1907
2	f	0.26	0/1417	0.44	0/1907
2	g	0.26	0/1417	0.44	0/1907
2	h	0.26	0/1417	0.44	0/1907
2	i	0.26	0/1417	0.44	0/1907
2	j	0.26	0/1417	0.44	0/1907
2	k	0.26	0/1417	0.44	0/1907
2	l	0.26	0/1417	0.44	0/1907
2	m	0.26	0/1417	0.44	0/1907
2	o	0.26	0/1417	0.44	0/1907
All	All	0.27	0/81858	0.49	0/110796

There are no bond length outliers.

There are no bond angle outliers.

There are no chirality outliers.

There are no planarity outliers.

5.2 Too-close contacts [i](#)

In the following table, the Non-H and H(model) columns list the number of non-hydrogen atoms and hydrogen atoms in the chain respectively. The H(added) column lists the number of hydrogen atoms added and optimized by MolProbity. The Clashes column lists the number of clashes within the asymmetric unit, whereas Symm-Clashes lists symmetry-related clashes.

Mol	Chain	Non-H	H(model)	H(added)	Clashes	Symm-Clashes
1	A	4356	0	4314	416	5
1	B	4356	0	4314	406	0
1	C	4356	0	4314	396	2
1	D	4356	0	4314	396	2
1	E	4356	0	4314	390	2
1	F	4356	0	4314	390	9
1	G	4356	0	4314	447	6
1	H	4356	0	4314	452	5
1	I	4356	0	4314	447	0
1	J	4356	0	4314	411	1
1	K	4356	0	4314	419	2
1	L	4356	0	4314	430	0
1	M	4356	0	4314	442	8
1	O	4356	0	4314	409	2
2	a	1396	0	1426	0	2
2	b	1396	0	1426	0	2
2	c	1396	0	1426	0	0
2	d	1396	0	1426	0	0
2	e	1396	0	1426	0	5
2	f	1396	0	1426	0	0
2	g	1396	0	1426	0	0
2	h	1396	0	1426	0	1
2	i	1396	0	1426	0	0
2	j	1396	0	1426	0	0
2	k	1396	0	1426	0	5
2	l	1396	0	1426	0	4
2	m	1396	0	1426	0	1
2	o	1396	0	1426	0	0
3	A	2	0	0	0	0
3	B	2	0	0	0	0
3	C	2	0	0	0	0

Continued on next page...

Continued from previous page...

Mol	Chain	Non-H	H(model)	H(added)	Clashes	Symm-Clashes
3	D	2	0	0	0	0
3	E	2	0	0	0	0
3	F	2	0	0	0	0
3	G	2	0	0	0	0
3	H	2	0	0	0	0
3	I	2	0	0	0	0
3	J	2	0	0	0	0
3	K	2	0	0	0	0
3	L	2	0	0	0	0
3	M	2	0	0	0	0
3	O	2	0	0	0	0
4	A	1	0	0	0	0
4	B	1	0	0	0	0
4	C	1	0	0	0	0
4	D	1	0	0	0	0
4	E	1	0	0	0	0
4	F	1	0	0	0	0
4	G	1	0	0	0	0
4	H	1	0	0	0	0
4	I	1	0	0	0	0
4	J	1	0	0	0	0
4	K	1	0	0	0	0
4	L	1	0	0	0	0
4	M	1	0	0	0	0
4	O	1	0	0	0	0
All	All	80570	0	80360	5343	32

The all-atom clashscore is defined as the number of clashes found per 1000 atoms (including hydrogen atoms). The all-atom clashscore for this structure is 43.

All (5343) close contacts within the same asymmetric unit are listed below, sorted by their clash magnitude.

Atom-1	Atom-2	Interatomic distance (Å)	Clash overlap (Å)
1:G:414:LYS:HG3	1:M:319:SER:N	1.35	1.39
1:G:305:GLY:HA2	1:H:670:GLN:NE2	1.42	1.34
1:G:414:LYS:CG	1:M:319:SER:H	1.41	1.32
1:H:483:GLN:NE2	1:I:469:VAL:HG21	1.47	1.28
1:L:305:GLY:HA2	1:M:670:GLN:CG	1.64	1.25
1:A:305:GLY:HA2	1:B:670:GLN:NE2	1.50	1.25
1:K:305:GLY:HA2	1:L:670:GLN:NE2	1.54	1.22
1:L:305:GLY:HA2	1:M:670:GLN:CD	1.58	1.22

Continued on next page...

Continued from previous page...

Atom-1	Atom-2	Interatomic distance (Å)	Clash overlap (Å)
1:G:305:GLY:CA	1:H:670:GLN:HE21	1.54	1.21
1:H:319:SER:N	1:I:414:LYS:HG3	1.58	1.17
1:J:319:SER:H	1:K:414:LYS:HG3	1.03	1.15
1:C:178:ARG:NH1	1:O:200:ARG:HB3	1.60	1.14
1:H:319:SER:H	1:I:414:LYS:HG3	1.04	1.14
1:G:316:ILE:CD1	1:H:496:LYS:HB3	1.77	1.13
1:L:305:GLY:HA2	1:M:670:GLN:NE2	1.64	1.12
1:D:397:LYS:H	1:D:397:LYS:HE3	1.16	1.11
1:B:397:LYS:H	1:B:397:LYS:HE3	1.16	1.10
1:L:316:ILE:HD12	1:M:496:LYS:HD3	1.29	1.10
1:C:397:LYS:HE3	1:C:397:LYS:H	1.16	1.10
1:B:319:SER:H	1:C:414:LYS:HG3	1.05	1.09
1:G:316:ILE:HD12	1:H:496:LYS:HB3	1.30	1.09
1:G:397:LYS:H	1:G:397:LYS:HE3	1.16	1.09
1:K:397:LYS:HE3	1:K:397:LYS:H	1.16	1.09
1:E:397:LYS:HE3	1:E:397:LYS:H	1.16	1.09
1:A:397:LYS:HE3	1:A:397:LYS:H	1.16	1.09
1:G:414:LYS:HB3	1:M:319:SER:HA	1.22	1.09
1:L:397:LYS:H	1:L:397:LYS:HE3	1.16	1.09
1:M:397:LYS:HE3	1:M:397:LYS:H	1.16	1.08
1:J:397:LYS:H	1:J:397:LYS:HE3	1.16	1.08
1:G:414:LYS:CB	1:M:319:SER:HA	1.84	1.07
1:F:397:LYS:HE3	1:F:397:LYS:H	1.16	1.07
1:G:469:VAL:HG21	1:M:483:GLN:NE2	1.69	1.06
1:A:305:GLY:CA	1:B:670:GLN:NE2	2.19	1.05
1:K:305:GLY:CA	1:L:670:GLN:HE21	1.69	1.05
1:L:305:GLY:CA	1:M:670:GLN:NE2	2.18	1.05
1:C:224:GLU:OE2	1:O:201:THR:HG23	1.55	1.05
1:C:178:ARG:CZ	1:O:200:ARG:HB3	1.87	1.05
1:H:397:LYS:HE3	1:H:397:LYS:H	1.16	1.04
1:K:305:GLY:HA2	1:L:670:GLN:HE21	1.05	1.04
1:K:316:ILE:CD1	1:L:496:LYS:HB3	1.88	1.04
1:O:397:LYS:H	1:O:397:LYS:HE3	1.16	1.04
1:I:397:LYS:HE3	1:I:397:LYS:H	1.16	1.04
1:A:305:GLY:CA	1:B:670:GLN:HE21	1.71	1.03
1:I:305:GLY:HA2	1:J:670:GLN:NE2	1.73	1.03
1:A:305:GLY:HA2	1:B:670:GLN:CD	1.77	1.03
1:H:512:ASP:OD1	1:I:245:LYS:HE3	1.58	1.02
1:H:319:SER:CA	1:I:414:LYS:HG3	1.89	1.02
1:J:642:TYR:HB2	1:J:665:ILE:HD11	1.42	1.02
1:A:642:TYR:HB2	1:A:665:ILE:HD11	1.42	1.01

Continued on next page...

Continued from previous page...

Atom-1	Atom-2	Interatomic distance (Å)	Clash overlap (Å)
1:C:642:TYR:HB2	1:C:665:ILE:HD11	1.42	1.01
1:G:642:TYR:HB2	1:G:665:ILE:HD11	1.42	1.01
1:B:642:TYR:HB2	1:B:665:ILE:HD11	1.42	1.00
1:D:642:TYR:HB2	1:D:665:ILE:HD11	1.42	1.00
1:H:319:SER:HA	1:I:414:LYS:CG	1.91	1.00
1:F:642:TYR:HB2	1:F:665:ILE:HD11	1.42	1.00
1:L:316:ILE:CD1	1:M:496:LYS:HD3	1.91	1.00
1:L:642:TYR:HB2	1:L:665:ILE:HD11	1.42	1.00
1:D:670:GLN:CG	1:O:305:GLY:HA2	1.91	0.99
1:M:642:TYR:HB2	1:M:665:ILE:HD11	1.42	0.99
1:E:642:TYR:HB2	1:E:665:ILE:HD11	1.42	0.99
1:O:642:TYR:HB2	1:O:665:ILE:HD11	1.42	0.99
1:G:308:GLU:OE2	1:H:667:SER:CB	2.11	0.99
1:H:642:TYR:HB2	1:H:665:ILE:HD11	1.42	0.99
1:I:305:GLY:HA2	1:J:670:GLN:HG3	1.43	0.99
1:I:316:ILE:CD1	1:J:496:LYS:HB3	1.91	0.98
1:A:381:THR:HG23	1:A:394:ILE:HG13	1.46	0.98
1:K:316:ILE:HD12	1:L:496:LYS:HB3	1.43	0.98
1:A:305:GLY:HA2	1:B:670:GLN:CG	1.94	0.98
1:B:381:THR:HG23	1:B:394:ILE:HG13	1.46	0.98
1:E:381:THR:HG23	1:E:394:ILE:HG13	1.46	0.98
1:I:642:TYR:HB2	1:I:665:ILE:HD11	1.42	0.98
1:E:243:ILE:HD11	1:E:247:VAL:HG21	1.46	0.98
1:O:381:THR:HG23	1:O:394:ILE:HG13	1.46	0.98
1:A:243:ILE:HD11	1:A:247:VAL:HG21	1.46	0.97
1:D:381:THR:HG23	1:D:394:ILE:HG13	1.46	0.97
1:H:381:THR:HG23	1:H:394:ILE:HG13	1.46	0.97
1:K:642:TYR:HB2	1:K:665:ILE:HD11	1.42	0.97
1:C:243:ILE:HD11	1:C:247:VAL:HG21	1.46	0.97
1:C:316:ILE:HD12	1:O:496:LYS:HB3	1.45	0.97
1:G:303:VAL:CG2	1:H:670:GLN:HG2	1.95	0.97
1:C:381:THR:HG23	1:C:394:ILE:HG13	1.46	0.97
1:F:381:THR:HG23	1:F:394:ILE:HG13	1.46	0.97
1:G:305:GLY:HA2	1:H:670:GLN:HE21	0.82	0.97
1:I:305:GLY:HA2	1:J:670:GLN:CG	1.95	0.97
1:C:517:THR:HG23	1:O:199:LYS:O	1.65	0.97
1:G:308:GLU:OE2	1:H:667:SER:HB3	1.65	0.96
1:F:243:ILE:HD11	1:F:247:VAL:HG21	1.46	0.96
1:O:243:ILE:HD11	1:O:247:VAL:HG21	1.46	0.96
1:I:243:ILE:HD11	1:I:247:VAL:HG21	1.46	0.96
1:I:305:GLY:HA2	1:J:670:GLN:HE21	1.30	0.96

Continued on next page...

Continued from previous page...

Atom-1	Atom-2	Interatomic distance (Å)	Clash overlap (Å)
1:L:243:ILE:HD11	1:L:247:VAL:HG21	1.46	0.95
1:B:243:ILE:HD11	1:B:247:VAL:HG21	1.46	0.95
1:I:381:THR:HG23	1:I:394:ILE:HG13	1.46	0.95
1:M:243:ILE:HD11	1:M:247:VAL:HG21	1.46	0.95
1:G:243:ILE:HD11	1:G:247:VAL:HG21	1.46	0.95
1:H:243:ILE:HD11	1:H:247:VAL:HG21	1.46	0.95
1:J:381:THR:HG23	1:J:394:ILE:HG13	1.46	0.95
1:D:243:ILE:HD11	1:D:247:VAL:HG21	1.46	0.95
1:G:381:THR:HG23	1:G:394:ILE:HG13	1.46	0.95
1:L:381:THR:HG23	1:L:394:ILE:HG13	1.46	0.95
1:J:243:ILE:HD11	1:J:247:VAL:HG21	1.46	0.94
1:M:381:THR:HG23	1:M:394:ILE:HG13	1.46	0.94
1:K:243:ILE:HD11	1:K:247:VAL:HG21	1.46	0.94
1:H:318:GLY:HA2	1:I:410:TYR:CE1	2.03	0.94
1:K:381:THR:HG23	1:K:394:ILE:HG13	1.46	0.94
1:A:496:LYS:HB3	1:F:316:ILE:HD12	1.50	0.94
1:G:306:ASN:HA	1:H:669:ARG:HB3	1.48	0.94
1:A:316:ILE:HD12	1:B:496:LYS:HD3	1.47	0.94
1:G:245:LYS:HE3	1:M:512:ASP:OD1	1.68	0.93
1:A:200:ARG:HB3	1:F:178:ARG:NH1	1.83	0.93
1:G:308:GLU:OE2	1:H:667:SER:OG	1.87	0.93
1:E:403:GLN:NE2	1:E:403:GLN:H	1.67	0.92
1:F:403:GLN:NE2	1:F:403:GLN:H	1.68	0.92
1:L:305:GLY:HA2	1:M:670:GLN:HG3	1.48	0.92
1:H:403:GLN:NE2	1:H:403:GLN:H	1.68	0.92
1:C:189:VAL:HG13	1:O:199:LYS:HG3	1.52	0.92
1:G:305:GLY:CA	1:H:670:GLN:NE2	2.22	0.92
1:D:403:GLN:NE2	1:D:403:GLN:H	1.68	0.92
1:H:319:SER:HA	1:I:414:LYS:HG3	1.49	0.92
1:G:403:GLN:NE2	1:G:403:GLN:H	1.68	0.92
1:O:403:GLN:NE2	1:O:403:GLN:H	1.68	0.92
1:L:305:GLY:CA	1:M:670:GLN:CG	2.47	0.92
1:B:178:ARG:NH1	1:C:200:ARG:HB3	1.85	0.91
1:I:403:GLN:NE2	1:I:403:GLN:H	1.68	0.91
1:I:305:GLY:CA	1:J:670:GLN:HE21	1.82	0.91
1:K:403:GLN:NE2	1:K:403:GLN:H	1.67	0.91
1:F:521:MET:HA	1:F:521:MET:HE3	1.52	0.91
1:K:305:GLY:CA	1:L:670:GLN:NE2	2.31	0.91
1:L:403:GLN:NE2	1:L:403:GLN:H	1.67	0.91
1:M:403:GLN:NE2	1:M:403:GLN:H	1.67	0.91
1:A:403:GLN:NE2	1:A:403:GLN:H	1.68	0.91

Continued on next page...

Continued from previous page...

Atom-1	Atom-2	Interatomic distance (Å)	Clash overlap (Å)
1:B:403:GLN:NE2	1:B:403:GLN:H	1.68	0.91
1:J:403:GLN:NE2	1:J:403:GLN:H	1.67	0.91
1:H:483:GLN:HE21	1:I:469:VAL:HG21	1.25	0.90
1:H:513:PRO:HG2	1:I:239:VAL:O	1.71	0.90
1:K:271:LEU:HD12	1:K:289:ILE:HD11	1.54	0.90
1:L:305:GLY:CA	1:M:670:GLN:HG3	2.02	0.90
1:C:271:LEU:HD12	1:C:289:ILE:HD11	1.54	0.90
1:D:271:LEU:HD12	1:D:289:ILE:HD11	1.54	0.90
1:G:316:ILE:HD12	1:H:496:LYS:CB	2.02	0.90
1:E:271:LEU:HD12	1:E:289:ILE:HD11	1.54	0.90
1:M:271:LEU:HD12	1:M:289:ILE:HD11	1.54	0.90
1:C:403:GLN:NE2	1:C:403:GLN:H	1.68	0.90
1:O:271:LEU:HD12	1:O:289:ILE:HD11	1.54	0.90
1:B:319:SER:N	1:C:414:LYS:HG3	1.86	0.89
1:L:271:LEU:HD12	1:L:289:ILE:HD11	1.54	0.89
1:I:521:MET:HE2	1:I:522:THR:H	1.38	0.89
1:O:508:VAL:HG12	1:O:518:LYS:HB2	1.55	0.89
1:B:271:LEU:HD12	1:B:289:ILE:HD11	1.54	0.89
1:I:271:LEU:HD12	1:I:289:ILE:HD11	1.54	0.89
1:L:403:GLN:H	1:L:403:GLN:HE21	1.20	0.89
1:A:403:GLN:H	1:A:403:GLN:HE21	1.20	0.89
1:F:271:LEU:HD12	1:F:289:ILE:HD11	1.54	0.89
1:G:508:VAL:HG12	1:G:518:LYS:HB2	1.55	0.89
1:H:508:VAL:HG12	1:H:518:LYS:HB2	1.55	0.89
1:L:305:GLY:CA	1:M:670:GLN:HE21	1.81	0.89
1:J:271:LEU:HD12	1:J:289:ILE:HD11	1.54	0.89
1:A:271:LEU:HD12	1:A:289:ILE:HD11	1.54	0.89
1:A:508:VAL:HG12	1:A:518:LYS:HB2	1.55	0.89
1:G:271:LEU:HD12	1:G:289:ILE:HD11	1.54	0.89
1:G:308:GLU:HA	1:H:668:LEU:O	1.73	0.89
1:H:271:LEU:HD12	1:H:289:ILE:HD11	1.54	0.89
1:J:423:ALA:O	1:J:424:GLN:HG3	1.73	0.89
1:D:423:ALA:O	1:D:424:GLN:HG3	1.73	0.88
1:E:508:VAL:HG12	1:E:518:LYS:HB2	1.55	0.88
1:K:397:LYS:H	1:K:397:LYS:CE	1.87	0.88
1:O:423:ALA:O	1:O:424:GLN:HG3	1.73	0.88
1:D:508:VAL:HG12	1:D:518:LYS:HB2	1.55	0.88
1:G:521:MET:HA	1:G:521:MET:HE3	1.55	0.88
1:B:397:LYS:H	1:B:397:LYS:CE	1.87	0.88
1:B:423:ALA:O	1:B:424:GLN:HG3	1.74	0.88
1:G:397:LYS:H	1:G:397:LYS:CE	1.86	0.88

Continued on next page...

Continued from previous page...

Atom-1	Atom-2	Interatomic distance (Å)	Clash overlap (Å)
1:K:508:VAL:HG12	1:K:518:LYS:HB2	1.55	0.88
1:K:521:MET:HA	1:K:521:MET:HE3	1.53	0.88
1:L:423:ALA:O	1:L:424:GLN:HG3	1.73	0.88
1:C:397:LYS:H	1:C:397:LYS:CE	1.86	0.88
1:J:319:SER:N	1:K:414:LYS:HG3	1.87	0.88
1:J:508:VAL:HG12	1:J:518:LYS:HB2	1.55	0.88
1:I:423:ALA:O	1:I:424:GLN:HG3	1.73	0.88
1:J:397:LYS:H	1:J:397:LYS:CE	1.87	0.88
1:D:670:GLN:CD	1:O:305:GLY:HA2	1.94	0.88
1:E:397:LYS:H	1:E:397:LYS:CE	1.86	0.88
1:H:423:ALA:O	1:H:424:GLN:HG3	1.73	0.88
1:I:508:VAL:HG12	1:I:518:LYS:HB2	1.55	0.88
1:D:397:LYS:H	1:D:397:LYS:CE	1.86	0.88
1:K:423:ALA:O	1:K:424:GLN:HG3	1.73	0.88
1:A:521:MET:HA	1:A:521:MET:HE3	1.56	0.88
1:D:521:MET:HA	1:D:521:MET:HE3	1.56	0.88
1:L:397:LYS:H	1:L:397:LYS:CE	1.86	0.87
1:G:403:GLN:H	1:G:403:GLN:HE21	1.20	0.87
1:C:423:ALA:O	1:C:424:GLN:HG3	1.73	0.87
1:F:397:LYS:H	1:F:397:LYS:CE	1.87	0.87
1:J:521:MET:HE3	1:J:521:MET:HA	1.56	0.87
1:E:178:ARG:NH1	1:F:200:ARG:HB3	1.89	0.87
1:M:397:LYS:H	1:M:397:LYS:CE	1.86	0.87
1:M:423:ALA:O	1:M:424:GLN:HG3	1.73	0.87
1:B:523:LEU:HD21	1:B:552:PHE:HE2	1.40	0.87
1:F:423:ALA:O	1:F:424:GLN:HG3	1.73	0.87
1:I:397:LYS:H	1:I:397:LYS:CE	1.86	0.87
1:M:508:VAL:HG12	1:M:518:LYS:HB2	1.55	0.87
1:D:403:GLN:H	1:D:403:GLN:HE21	1.20	0.87
1:J:314:PHE:HZ	1:K:670:GLN:O	1.56	0.87
1:I:316:ILE:HD12	1:J:496:LYS:HB3	1.56	0.87
1:A:423:ALA:O	1:A:424:GLN:HG3	1.73	0.87
1:G:303:VAL:HG23	1:H:670:GLN:HG2	1.53	0.87
1:E:423:ALA:O	1:E:424:GLN:HG3	1.73	0.87
1:G:423:ALA:O	1:G:424:GLN:HG3	1.74	0.87
1:A:397:LYS:H	1:A:397:LYS:CE	1.86	0.86
1:L:523:LEU:HD21	1:L:552:PHE:HE2	1.40	0.86
1:O:397:LYS:H	1:O:397:LYS:CE	1.86	0.86
1:F:508:VAL:HG12	1:F:518:LYS:HB2	1.55	0.86
1:H:397:LYS:H	1:H:397:LYS:CE	1.86	0.86
1:J:403:GLN:H	1:J:403:GLN:HE21	1.20	0.86

Continued on next page...

Continued from previous page...

Atom-1	Atom-2	Interatomic distance (Å)	Clash overlap (Å)
1:M:403:GLN:H	1:M:403:GLN:HE21	1.20	0.86
1:L:508:VAL:HG12	1:L:518:LYS:HB2	1.55	0.86
1:B:508:VAL:HG12	1:B:518:LYS:HB2	1.55	0.86
1:G:469:VAL:HG21	1:M:483:GLN:HE21	1.36	0.86
1:H:403:GLN:H	1:H:403:GLN:HE21	1.20	0.86
1:E:361:ASN:HD21	1:E:423:ALA:HB2	1.41	0.86
1:G:523:LEU:HD21	1:G:552:PHE:HE2	1.40	0.86
1:J:523:LEU:HD21	1:J:552:PHE:HE2	1.40	0.86
1:K:607:ALA:H	1:K:638:ILE:HD12	1.41	0.86
1:M:607:ALA:H	1:M:638:ILE:HD12	1.41	0.86
1:O:361:ASN:HD21	1:O:423:ALA:HB2	1.41	0.86
1:O:523:LEU:HD21	1:O:552:PHE:HE2	1.40	0.86
1:F:607:ALA:H	1:F:638:ILE:HD12	1.41	0.86
1:L:607:ALA:H	1:L:638:ILE:HD12	1.41	0.86
1:O:521:MET:HE2	1:O:522:THR:H	1.40	0.86
1:C:607:ALA:H	1:C:638:ILE:HD12	1.41	0.85
1:M:523:LEU:HD21	1:M:552:PHE:HE2	1.40	0.85
1:F:243:ILE:HG12	1:F:244:ASP:N	1.91	0.85
1:C:508:VAL:HG12	1:C:518:LYS:HB2	1.55	0.85
1:E:394:ILE:HG21	1:E:421:LEU:HD22	1.59	0.85
1:A:394:ILE:HG21	1:A:421:LEU:HD22	1.59	0.85
1:L:243:ILE:HG12	1:L:244:ASP:N	1.91	0.85
1:A:523:LEU:HD21	1:A:552:PHE:HE2	1.40	0.85
1:D:243:ILE:HG12	1:D:244:ASP:N	1.91	0.85
1:O:394:ILE:HG21	1:O:421:LEU:HD22	1.59	0.85
1:K:403:GLN:H	1:K:403:GLN:HE21	1.20	0.85
1:L:394:ILE:HG21	1:L:421:LEU:HD22	1.59	0.85
1:B:243:ILE:HG12	1:B:244:ASP:N	1.91	0.85
1:C:521:MET:HA	1:C:521:MET:HE3	1.59	0.85
1:I:243:ILE:HG12	1:I:244:ASP:N	1.91	0.85
1:K:394:ILE:HG21	1:K:421:LEU:HD22	1.59	0.85
1:C:523:LEU:HD21	1:C:552:PHE:HE2	1.40	0.85
1:D:607:ALA:H	1:D:638:ILE:HD12	1.41	0.85
1:H:523:LEU:HD21	1:H:552:PHE:HE2	1.40	0.85
1:K:361:ASN:HD21	1:K:423:ALA:HB2	1.41	0.85
1:H:607:ALA:H	1:H:638:ILE:HD12	1.41	0.85
1:I:607:ALA:H	1:I:638:ILE:HD12	1.41	0.85
1:F:394:ILE:HG21	1:F:421:LEU:HD22	1.59	0.85
1:C:394:ILE:HG21	1:C:421:LEU:HD22	1.59	0.84
1:D:361:ASN:HD21	1:D:423:ALA:HB2	1.41	0.84
1:I:361:ASN:HD21	1:I:423:ALA:HB2	1.41	0.84

Continued on next page...

Continued from previous page...

Atom-1	Atom-2	Interatomic distance (Å)	Clash overlap (Å)
1:J:243:ILE:HG12	1:J:244:ASP:N	1.91	0.84
1:O:403:GLN:H	1:O:403:GLN:HE21	1.20	0.84
1:B:403:GLN:H	1:B:403:GLN:HE21	1.20	0.84
1:G:394:ILE:HG21	1:G:421:LEU:HD22	1.59	0.84
1:K:523:LEU:HD21	1:K:552:PHE:HE2	1.40	0.84
1:B:361:ASN:HD21	1:B:423:ALA:HB2	1.41	0.84
1:G:607:ALA:H	1:G:638:ILE:HD12	1.41	0.84
1:L:305:GLY:C	1:M:670:GLN:HG3	1.97	0.84
1:H:319:SER:HA	1:I:414:LYS:CB	2.07	0.84
1:L:483:GLN:NE2	1:M:469:VAL:HG21	1.93	0.84
1:E:523:LEU:HD21	1:E:552:PHE:HE2	1.40	0.84
1:I:523:LEU:HD21	1:I:552:PHE:HE2	1.40	0.84
1:O:243:ILE:HG12	1:O:244:ASP:N	1.91	0.84
1:A:361:ASN:HD21	1:A:423:ALA:HB2	1.41	0.84
1:L:521:MET:HA	1:L:521:MET:HE3	1.57	0.84
1:F:403:GLN:H	1:F:403:GLN:HE21	1.21	0.84
1:J:361:ASN:HD21	1:J:423:ALA:HB2	1.41	0.84
1:F:523:LEU:HD21	1:F:552:PHE:HE2	1.40	0.84
1:D:523:LEU:HD21	1:D:552:PHE:HE2	1.40	0.84
1:I:403:GLN:H	1:I:403:GLN:HE21	1.20	0.84
1:J:607:ALA:H	1:J:638:ILE:HD12	1.41	0.84
1:H:394:ILE:HG21	1:H:421:LEU:HD22	1.59	0.83
1:M:521:MET:HE2	1:M:522:THR:H	1.41	0.83
1:E:607:ALA:H	1:E:638:ILE:HD12	1.41	0.83
1:H:243:ILE:HG12	1:H:244:ASP:N	1.91	0.83
1:I:394:ILE:HG21	1:I:421:LEU:HD22	1.59	0.83
1:J:394:ILE:HG21	1:J:421:LEU:HD22	1.59	0.83
1:M:243:ILE:HG12	1:M:244:ASP:N	1.91	0.83
1:L:361:ASN:HD21	1:L:423:ALA:HB2	1.41	0.83
1:E:243:ILE:HG12	1:E:244:ASP:N	1.91	0.83
1:G:513:PRO:HG2	1:H:239:VAL:O	1.79	0.83
1:M:361:ASN:HD21	1:M:423:ALA:HB2	1.41	0.83
1:M:394:ILE:HG21	1:M:421:LEU:HD22	1.59	0.83
1:G:361:ASN:HD21	1:G:423:ALA:HB2	1.41	0.83
1:G:306:ASN:HA	1:H:669:ARG:CB	2.08	0.83
1:B:607:ALA:H	1:B:638:ILE:HD12	1.41	0.83
1:C:243:ILE:HG12	1:C:244:ASP:N	1.91	0.83
1:C:361:ASN:HD21	1:C:423:ALA:HB2	1.41	0.83
1:D:178:ARG:NH1	1:E:200:ARG:HB3	1.93	0.83
1:D:394:ILE:HG21	1:D:421:LEU:HD22	1.59	0.83
1:E:403:GLN:H	1:E:403:GLN:HE21	1.20	0.83

Continued on next page...

Continued from previous page...

Atom-1	Atom-2	Interatomic distance (Å)	Clash overlap (Å)
1:F:361:ASN:HD21	1:F:423:ALA:HB2	1.41	0.83
1:G:468:ARG:HD3	1:M:480:VAL:HG21	1.60	0.83
1:H:361:ASN:HD21	1:H:423:ALA:HB2	1.41	0.83
1:B:394:ILE:HG21	1:B:421:LEU:HD22	1.59	0.83
1:E:224:GLU:OE2	1:F:201:THR:HG23	1.79	0.83
1:O:607:ALA:H	1:O:638:ILE:HD12	1.41	0.83
1:A:243:ILE:HG12	1:A:244:ASP:N	1.91	0.82
1:A:496:LYS:HB3	1:F:316:ILE:CD1	2.09	0.82
1:G:243:ILE:HG12	1:G:244:ASP:N	1.91	0.82
1:G:468:ARG:HH22	1:M:232:PRO:HA	1.44	0.82
1:C:403:GLN:H	1:C:403:GLN:HE21	1.20	0.82
1:A:607:ALA:H	1:A:638:ILE:HD12	1.41	0.82
1:I:521:MET:HE1	1:I:525:GLU:HG2	1.61	0.82
1:M:521:MET:HE1	1:M:525:GLU:HG2	1.61	0.82
1:I:316:ILE:HD11	1:J:496:LYS:HB3	1.61	0.82
1:A:201:THR:HG23	1:F:224:GLU:OE2	1.79	0.82
1:K:513:PRO:HG2	1:L:239:VAL:O	1.78	0.82
1:B:521:MET:HE1	1:B:525:GLU:HG2	1.62	0.81
1:L:480:VAL:HG21	1:M:468:ARG:HH11	1.46	0.81
1:G:316:ILE:CD1	1:H:496:LYS:HD3	2.10	0.81
1:B:319:SER:H	1:C:414:LYS:CG	1.90	0.81
1:K:243:ILE:HG12	1:K:244:ASP:N	1.91	0.81
1:G:466:ASN:HB2	1:M:226:TRP:CD2	2.15	0.81
1:O:521:MET:HE1	1:O:525:GLU:HG2	1.61	0.81
1:E:521:MET:HA	1:E:521:MET:HE3	1.61	0.81
1:G:414:LYS:HD2	1:M:319:SER:OG	1.81	0.81
1:I:513:PRO:HG2	1:J:239:VAL:O	1.81	0.81
1:J:380:THR:HG23	1:J:395:LYS:HB2	1.63	0.81
1:B:380:THR:HG23	1:B:395:LYS:HB2	1.63	0.80
1:O:380:THR:HG23	1:O:395:LYS:HB2	1.63	0.80
1:A:308:GLU:OE2	1:B:667:SER:HB3	1.80	0.80
1:H:513:PRO:HB2	1:I:240:THR:O	1.81	0.80
1:C:380:THR:HG23	1:C:395:LYS:HB2	1.63	0.80
1:G:232:PRO:HG3	1:G:459:ILE:HD13	1.64	0.80
1:L:305:GLY:HA3	1:M:670:GLN:NE2	1.96	0.80
1:O:232:PRO:HG3	1:O:459:ILE:HD13	1.64	0.80
1:G:380:THR:HG23	1:G:395:LYS:HB2	1.63	0.80
1:E:232:PRO:HG3	1:E:459:ILE:HD13	1.64	0.80
1:E:524:LYS:HD2	1:E:579:ASP:HB3	1.64	0.80
1:F:524:LYS:HD2	1:F:579:ASP:HB3	1.64	0.80
1:D:524:LYS:HD2	1:D:579:ASP:HB3	1.64	0.80

Continued on next page...

Continued from previous page...

Atom-1	Atom-2	Interatomic distance (Å)	Clash overlap (Å)
1:E:380:THR:HG23	1:E:395:LYS:HB2	1.63	0.80
1:E:521:MET:HE1	1:E:525:GLU:HG2	1.64	0.80
1:A:316:ILE:CD1	1:B:496:LYS:HD3	2.12	0.80
1:A:380:THR:HG23	1:A:395:LYS:HB2	1.63	0.80
1:A:423:ALA:O	1:A:424:GLN:CG	2.30	0.80
1:C:524:LYS:HD2	1:C:579:ASP:HB3	1.64	0.80
1:D:423:ALA:O	1:D:424:GLN:CG	2.30	0.80
1:I:305:GLY:CA	1:J:670:GLN:NE2	2.42	0.80
1:L:316:ILE:HD12	1:M:496:LYS:CD	2.10	0.80
1:M:423:ALA:O	1:M:424:GLN:CG	2.30	0.80
1:J:423:ALA:O	1:J:424:GLN:CG	2.30	0.80
1:L:524:LYS:HD2	1:L:579:ASP:HB3	1.64	0.80
1:B:524:LYS:HD2	1:B:579:ASP:HB3	1.64	0.80
1:G:524:LYS:HD2	1:G:579:ASP:HB3	1.64	0.80
1:L:232:PRO:HG3	1:L:459:ILE:HD13	1.64	0.80
1:M:380:THR:HG23	1:M:395:LYS:HB2	1.63	0.80
1:O:240:THR:HG23	1:O:242:ARG:H	1.47	0.80
1:I:232:PRO:HG3	1:I:459:ILE:HD13	1.64	0.79
1:I:380:THR:HG23	1:I:395:LYS:HB2	1.63	0.79
1:M:524:LYS:HD2	1:M:579:ASP:HB3	1.64	0.79
1:H:423:ALA:O	1:H:424:GLN:CG	2.30	0.79
1:I:524:LYS:HD2	1:I:579:ASP:HB3	1.64	0.79
1:A:240:THR:HG23	1:A:242:ARG:H	1.47	0.79
1:B:232:PRO:HG3	1:B:459:ILE:HD13	1.64	0.79
1:G:240:THR:HG23	1:G:242:ARG:H	1.47	0.79
1:A:232:PRO:HG3	1:A:459:ILE:HD13	1.64	0.79
1:C:232:PRO:HG3	1:C:459:ILE:HD13	1.64	0.79
1:F:380:THR:HG23	1:F:395:LYS:HB2	1.63	0.79
1:H:319:SER:H	1:I:414:LYS:CG	1.90	0.79
1:H:479:GLU:OE1	1:I:470:ARG:HG3	1.83	0.79
1:K:423:ALA:O	1:K:424:GLN:CG	2.30	0.79
1:B:423:ALA:O	1:B:424:GLN:CG	2.30	0.79
1:D:380:THR:HG23	1:D:395:LYS:HB2	1.63	0.79
1:E:423:ALA:O	1:E:424:GLN:CG	2.30	0.79
1:I:240:THR:HG23	1:I:242:ARG:H	1.47	0.79
1:L:380:THR:HG23	1:L:395:LYS:HB2	1.63	0.79
1:C:178:ARG:HH12	1:O:200:ARG:HB3	1.44	0.79
1:E:200:ARG:HD2	1:E:200:ARG:N	1.98	0.79
1:H:200:ARG:HD2	1:H:200:ARG:N	1.98	0.79
1:D:200:ARG:N	1:D:200:ARG:HD2	1.98	0.79
1:H:380:THR:HG23	1:H:395:LYS:HB2	1.63	0.79

Continued on next page...

Continued from previous page...

Atom-1	Atom-2	Interatomic distance (Å)	Clash overlap (Å)
1:H:521:MET:HE1	1:H:525:GLU:HG2	1.63	0.79
1:H:524:LYS:HD2	1:H:579:ASP:HB3	1.64	0.79
1:I:423:ALA:O	1:I:424:GLN:CG	2.30	0.79
1:K:200:ARG:HD2	1:K:200:ARG:N	1.98	0.79
1:K:240:THR:HG23	1:K:242:ARG:H	1.47	0.79
1:A:305:GLY:HA2	1:B:670:GLN:HG3	1.62	0.79
1:F:232:PRO:HG3	1:F:459:ILE:HD13	1.64	0.79
1:F:240:THR:HG23	1:F:242:ARG:H	1.47	0.79
1:G:414:LYS:CG	1:M:319:SER:N	2.18	0.79
1:A:524:LYS:HD2	1:A:579:ASP:HB3	1.64	0.79
1:C:200:ARG:N	1:C:200:ARG:HD2	1.98	0.79
1:D:469:VAL:HG21	1:O:483:GLN:NE2	1.98	0.79
1:F:423:ALA:O	1:F:424:GLN:CG	2.30	0.79
1:D:240:THR:HG23	1:D:242:ARG:H	1.47	0.79
1:G:200:ARG:N	1:G:200:ARG:HD2	1.98	0.79
1:L:423:ALA:O	1:L:424:GLN:CG	2.30	0.79
1:G:466:ASN:HA	1:M:226:TRP:CD1	2.17	0.78
1:K:524:LYS:HD2	1:K:579:ASP:HB3	1.64	0.78
1:L:318:GLY:HA2	1:M:410:TYR:CE1	2.17	0.78
1:B:521:MET:HE2	1:B:522:THR:H	1.44	0.78
1:C:240:THR:HG23	1:C:242:ARG:H	1.47	0.78
1:C:423:ALA:O	1:C:424:GLN:CG	2.30	0.78
1:O:524:LYS:HD2	1:O:579:ASP:HB3	1.64	0.78
1:G:423:ALA:O	1:G:424:GLN:CG	2.30	0.78
1:J:200:ARG:HD2	1:J:200:ARG:N	1.98	0.78
1:M:232:PRO:HG3	1:M:459:ILE:HD13	1.64	0.78
1:O:423:ALA:O	1:O:424:GLN:CG	2.30	0.78
1:H:232:PRO:HG3	1:H:459:ILE:HD13	1.64	0.78
1:L:188:GLU:HG3	1:L:221:SER:OG	1.84	0.78
1:C:194:VAL:HG22	1:C:203:LEU:HA	1.66	0.78
1:C:316:ILE:CD1	1:O:496:LYS:HB3	2.12	0.78
1:J:194:VAL:HG22	1:J:203:LEU:HA	1.66	0.78
1:G:194:VAL:HG22	1:G:203:LEU:HA	1.66	0.78
1:I:316:ILE:CD1	1:J:496:LYS:HD3	2.13	0.78
1:K:194:VAL:HG22	1:K:203:LEU:HA	1.66	0.78
1:M:200:ARG:HD2	1:M:200:ARG:N	1.98	0.78
1:O:200:ARG:N	1:O:200:ARG:HD2	1.98	0.78
1:O:605:VAL:HG12	1:O:704:GLU:HB3	1.66	0.78
1:E:188:GLU:HG3	1:E:221:SER:OG	1.84	0.78
1:F:200:ARG:N	1:F:200:ARG:HD2	1.98	0.78
1:H:521:MET:HA	1:H:521:MET:HE3	1.66	0.78

Continued on next page...

Continued from previous page...

Atom-1	Atom-2	Interatomic distance (Å)	Clash overlap (Å)
1:H:521:MET:HE2	1:H:522:THR:H	1.49	0.78
1:H:605:VAL:HG12	1:H:704:GLU:HB3	1.66	0.78
1:J:188:GLU:HG3	1:J:221:SER:OG	1.84	0.78
1:J:240:THR:HG23	1:J:242:ARG:H	1.47	0.78
1:K:232:PRO:HG3	1:K:459:ILE:HD13	1.64	0.78
1:K:380:THR:HG23	1:K:395:LYS:HB2	1.63	0.78
1:D:232:PRO:HG3	1:D:459:ILE:HD13	1.64	0.78
1:H:240:THR:HG23	1:H:242:ARG:H	1.47	0.78
1:K:305:GLY:HA2	1:L:670:GLN:CD	2.05	0.78
1:A:605:VAL:HG12	1:A:704:GLU:HB3	1.66	0.78
1:C:188:GLU:HG3	1:C:221:SER:OG	1.84	0.78
1:C:377:VAL:HG13	1:C:398:GLU:HG3	1.66	0.78
1:G:466:ASN:HA	1:M:226:TRP:CG	2.19	0.78
1:I:200:ARG:N	1:I:200:ARG:HD2	1.98	0.78
1:L:200:ARG:N	1:L:200:ARG:HD2	1.98	0.78
1:A:200:ARG:N	1:A:200:ARG:HD2	1.98	0.77
1:E:240:THR:HG23	1:E:242:ARG:H	1.47	0.77
1:H:194:VAL:HG22	1:H:203:LEU:HA	1.66	0.77
1:I:305:GLY:HA2	1:J:670:GLN:CD	2.03	0.77
1:J:524:LYS:HD2	1:J:579:ASP:HB3	1.64	0.77
1:O:188:GLU:HG3	1:O:221:SER:OG	1.84	0.77
1:A:194:VAL:HG22	1:A:203:LEU:HA	1.66	0.77
1:B:200:ARG:HD2	1:B:200:ARG:N	1.98	0.77
1:B:377:VAL:HG13	1:B:398:GLU:HG3	1.66	0.77
1:B:240:THR:HG23	1:B:242:ARG:H	1.47	0.77
1:B:605:VAL:HG12	1:B:704:GLU:HB3	1.66	0.77
1:H:483:GLN:CD	1:I:469:VAL:HG21	2.04	0.77
1:M:188:GLU:HG3	1:M:221:SER:OG	1.84	0.77
1:A:377:VAL:HG13	1:A:398:GLU:HG3	1.66	0.77
1:H:188:GLU:HG3	1:H:221:SER:OG	1.84	0.77
1:K:377:VAL:HG13	1:K:398:GLU:HG3	1.66	0.77
1:L:521:MET:HE1	1:L:525:GLU:HG2	1.66	0.77
1:M:240:THR:HG23	1:M:242:ARG:H	1.47	0.77
1:O:377:VAL:HG13	1:O:398:GLU:HG3	1.66	0.77
1:C:521:MET:HE1	1:C:525:GLU:HG2	1.65	0.77
1:D:188:GLU:HG3	1:D:221:SER:OG	1.84	0.77
1:F:188:GLU:HG3	1:F:221:SER:OG	1.84	0.77
1:H:377:VAL:HG13	1:H:398:GLU:HG3	1.66	0.77
1:J:232:PRO:HG3	1:J:459:ILE:HD13	1.64	0.77
1:O:194:VAL:HG22	1:O:203:LEU:HA	1.66	0.77
1:C:189:VAL:HG13	1:O:199:LYS:CG	2.14	0.77

Continued on next page...

Continued from previous page...

Atom-1	Atom-2	Interatomic distance (Å)	Clash overlap (Å)
1:M:605:VAL:HG12	1:M:704:GLU:HB3	1.66	0.77
1:G:305:GLY:HA2	1:H:670:GLN:CD	2.05	0.77
1:H:318:GLY:CA	1:I:410:TYR:CE1	2.67	0.77
1:J:521:MET:HE1	1:J:525:GLU:HG2	1.67	0.77
1:A:200:ARG:HB3	1:F:178:ARG:CZ	2.15	0.77
1:C:605:VAL:HG12	1:C:704:GLU:HB3	1.66	0.77
1:K:188:GLU:HG3	1:K:221:SER:OG	1.84	0.77
1:L:240:THR:HG23	1:L:242:ARG:H	1.47	0.77
1:A:188:GLU:HG3	1:A:221:SER:OG	1.84	0.77
1:D:496:LYS:HD3	1:O:316:ILE:HD12	1.66	0.77
1:H:480:VAL:HG21	1:I:468:ARG:HD3	1.66	0.77
1:B:188:GLU:HG3	1:B:221:SER:OG	1.84	0.77
1:F:194:VAL:HG22	1:F:203:LEU:HA	1.66	0.77
1:G:316:ILE:HD11	1:H:496:LYS:HB3	1.66	0.77
1:I:377:VAL:HG13	1:I:398:GLU:HG3	1.66	0.77
1:L:516:THR:HG21	1:M:196:VAL:HG21	1.66	0.77
1:F:605:VAL:HG12	1:F:704:GLU:HB3	1.66	0.76
1:I:188:GLU:HG3	1:I:221:SER:OG	1.84	0.76
1:I:605:VAL:HG12	1:I:704:GLU:HB3	1.66	0.76
1:J:605:VAL:HG12	1:J:704:GLU:HB3	1.66	0.76
1:K:605:VAL:HG12	1:K:704:GLU:HB3	1.66	0.76
1:L:194:VAL:HG22	1:L:203:LEU:HA	1.66	0.76
1:D:521:MET:HE1	1:D:525:GLU:HG2	1.67	0.76
1:G:188:GLU:HG3	1:G:221:SER:OG	1.84	0.76
1:G:521:MET:HE1	1:G:525:GLU:HG2	1.68	0.76
1:L:605:VAL:HG12	1:L:704:GLU:HB3	1.66	0.76
1:M:194:VAL:HG22	1:M:203:LEU:HA	1.66	0.76
1:J:319:SER:H	1:K:414:LYS:CG	1.93	0.76
1:E:377:VAL:HG13	1:E:398:GLU:HG3	1.66	0.76
1:F:377:VAL:HG13	1:F:398:GLU:HG3	1.66	0.76
1:G:605:VAL:HG12	1:G:704:GLU:HB3	1.66	0.76
1:M:397:LYS:HE3	1:M:397:LYS:N	1.99	0.76
1:G:397:LYS:HD2	1:G:400:GLN:NE2	2.01	0.76
1:B:224:GLU:OE2	1:C:201:THR:HG23	1.84	0.76
1:G:470:ARG:HG3	1:M:479:GLU:OE1	1.86	0.76
1:L:377:VAL:HG13	1:L:398:GLU:HG3	1.66	0.76
1:C:397:LYS:HD2	1:C:400:GLN:NE2	2.01	0.76
1:D:377:VAL:HG13	1:D:398:GLU:HG3	1.66	0.76
1:D:605:VAL:HG12	1:D:704:GLU:HB3	1.66	0.76
1:E:605:VAL:HG12	1:E:704:GLU:HB3	1.66	0.76
1:I:397:LYS:HD2	1:I:400:GLN:NE2	2.01	0.76

Continued on next page...

Continued from previous page...

Atom-1	Atom-2	Interatomic distance (Å)	Clash overlap (Å)
1:J:377:VAL:HG13	1:J:398:GLU:HG3	1.66	0.76
1:M:377:VAL:HG13	1:M:398:GLU:HG3	1.66	0.76
1:B:194:VAL:HG22	1:B:203:LEU:HA	1.66	0.75
1:E:194:VAL:HG22	1:E:203:LEU:HA	1.66	0.75
1:E:397:LYS:HE3	1:E:397:LYS:N	1.99	0.75
1:O:397:LYS:HD2	1:O:400:GLN:NE2	2.01	0.75
1:D:194:VAL:HG22	1:D:203:LEU:HA	1.66	0.75
1:G:316:ILE:CD1	1:H:496:LYS:CB	2.59	0.75
1:B:397:LYS:HD2	1:B:400:GLN:NE2	2.01	0.75
1:M:397:LYS:HD2	1:M:400:GLN:NE2	2.01	0.75
1:A:200:ARG:HB3	1:F:178:ARG:HH12	1.52	0.75
1:G:377:VAL:HG13	1:G:398:GLU:HG3	1.66	0.75
1:I:194:VAL:HG22	1:I:203:LEU:HA	1.66	0.75
1:K:316:ILE:HD11	1:L:496:LYS:HB3	1.68	0.75
1:L:397:LYS:HD2	1:L:400:GLN:NE2	2.01	0.75
1:J:397:LYS:HD2	1:J:400:GLN:NE2	2.01	0.75
1:K:397:LYS:HD2	1:K:400:GLN:NE2	2.01	0.75
1:I:238:LYS:HB3	1:I:252:ARG:O	1.87	0.75
1:C:224:GLU:OE2	1:O:201:THR:N	2.19	0.75
1:A:178:ARG:HH12	1:B:200:ARG:HB3	1.52	0.74
1:G:316:ILE:HD12	1:H:496:LYS:HD3	1.67	0.74
1:I:397:LYS:HE3	1:I:397:LYS:N	1.99	0.74
1:L:238:LYS:HB3	1:L:252:ARG:O	1.87	0.74
1:M:238:LYS:HB3	1:M:252:ARG:O	1.87	0.74
1:A:397:LYS:HD2	1:A:400:GLN:NE2	2.01	0.74
1:E:238:LYS:HB3	1:E:252:ARG:O	1.87	0.74
1:J:238:LYS:HB3	1:J:252:ARG:O	1.87	0.74
1:O:397:LYS:HE3	1:O:397:LYS:N	1.99	0.74
1:A:521:MET:HE1	1:A:525:GLU:HG2	1.67	0.74
1:B:238:LYS:HB3	1:B:252:ARG:O	1.87	0.74
1:D:397:LYS:HD2	1:D:400:GLN:NE2	2.01	0.74
1:D:670:GLN:NE2	1:O:305:GLY:HA2	2.02	0.74
1:F:397:LYS:HD2	1:F:400:GLN:NE2	2.01	0.74
1:O:238:LYS:HB3	1:O:252:ARG:O	1.87	0.74
1:I:318:GLY:HA2	1:J:410:TYR:CE1	2.22	0.74
1:K:305:GLY:HA2	1:L:670:GLN:HG3	1.70	0.74
1:D:238:LYS:HB3	1:D:252:ARG:O	1.87	0.74
1:J:479:GLU:HG2	1:K:471:VAL:HG23	1.68	0.74
1:K:521:MET:HE1	1:K:525:GLU:HG2	1.70	0.74
1:A:238:LYS:HB3	1:A:252:ARG:O	1.87	0.74
1:B:178:ARG:CZ	1:C:200:ARG:HB3	2.17	0.74

Continued on next page...

Continued from previous page...

Atom-1	Atom-2	Interatomic distance (Å)	Clash overlap (Å)
1:E:397:LYS:HD2	1:E:400:GLN:NE2	2.01	0.74
1:F:523:LEU:HD21	1:F:552:PHE:CE2	2.23	0.74
1:E:517:THR:HG23	1:F:199:LYS:O	1.88	0.74
1:F:238:LYS:HB3	1:F:252:ARG:O	1.87	0.74
1:I:523:LEU:HD21	1:I:552:PHE:CE2	2.23	0.74
1:H:397:LYS:HD2	1:H:400:GLN:NE2	2.01	0.74
1:G:238:LYS:HB3	1:G:252:ARG:O	1.87	0.74
1:H:523:LEU:HD21	1:H:552:PHE:CE2	2.23	0.74
1:J:483:GLN:NE2	1:K:469:VAL:HG21	2.02	0.74
1:H:305:GLY:HA2	1:I:670:GLN:CG	2.18	0.74
1:I:365:ARG:NH2	1:I:418:PRO:HG3	2.03	0.74
1:B:523:LEU:HD21	1:B:552:PHE:CE2	2.23	0.73
1:D:468:ARG:HH11	1:O:480:VAL:HG21	1.52	0.73
1:J:314:PHE:CZ	1:K:670:GLN:O	2.41	0.73
1:J:523:LEU:HD21	1:J:552:PHE:CE2	2.23	0.73
1:L:523:LEU:HD21	1:L:552:PHE:CE2	2.23	0.73
1:B:521:MET:HE3	1:B:521:MET:HA	1.71	0.73
1:K:305:GLY:HA2	1:L:670:GLN:CG	2.17	0.73
1:M:523:LEU:HD21	1:M:552:PHE:CE2	2.23	0.73
1:B:365:ARG:NH2	1:B:418:PRO:HG3	2.04	0.73
1:C:365:ARG:NH2	1:C:418:PRO:HG3	2.04	0.73
1:D:178:ARG:HH12	1:E:200:ARG:HB3	1.51	0.73
1:E:521:MET:HE2	1:E:522:THR:H	1.54	0.73
1:K:316:ILE:CD1	1:L:496:LYS:HD3	2.17	0.73
1:C:238:LYS:HB3	1:C:252:ARG:O	1.87	0.73
1:G:365:ARG:NH2	1:G:418:PRO:HG3	2.03	0.73
1:I:305:GLY:CA	1:J:670:GLN:HG3	2.19	0.73
1:M:365:ARG:NH2	1:M:418:PRO:HG3	2.03	0.73
1:H:365:ARG:NH2	1:H:418:PRO:HG3	2.03	0.73
1:J:365:ARG:NH2	1:J:418:PRO:HG3	2.04	0.73
1:E:523:LEU:HD21	1:E:552:PHE:CE2	2.23	0.73
1:O:523:LEU:HD21	1:O:552:PHE:CE2	2.23	0.73
1:D:410:TYR:CE1	1:O:318:GLY:HA2	2.24	0.73
1:J:397:LYS:HE3	1:J:397:LYS:N	1.99	0.73
1:A:523:LEU:HD21	1:A:552:PHE:CE2	2.23	0.73
1:H:238:LYS:HB3	1:H:252:ARG:O	1.87	0.73
1:G:517:THR:HG23	1:H:199:LYS:O	1.89	0.73
1:L:703:LYS:O	1:L:706:THR:HG22	1.89	0.73
1:M:703:LYS:O	1:M:706:THR:HG22	1.89	0.73
1:F:365:ARG:NH2	1:F:418:PRO:HG3	2.03	0.72
1:D:365:ARG:NH2	1:D:418:PRO:HG3	2.03	0.72

Continued on next page...

Continued from previous page...

Atom-1	Atom-2	Interatomic distance (Å)	Clash overlap (Å)
1:L:397:LYS:HE3	1:L:397:LYS:N	1.99	0.72
1:O:703:LYS:O	1:O:706:THR:HG22	1.89	0.72
1:F:703:LYS:O	1:F:706:THR:HG22	1.89	0.72
1:J:703:LYS:O	1:J:706:THR:HG22	1.89	0.72
1:A:199:LYS:O	1:F:517:THR:HG23	1.88	0.72
1:A:670:GLN:NE2	1:F:305:GLY:HA2	2.05	0.72
1:E:236:PHE:O	1:E:240:THR:HG22	1.90	0.72
1:H:703:LYS:O	1:H:706:THR:HG22	1.89	0.72
1:K:523:LEU:HD21	1:K:552:PHE:CE2	2.23	0.72
1:L:236:PHE:O	1:L:240:THR:HG22	1.90	0.72
1:B:703:LYS:O	1:B:706:THR:HG22	1.89	0.72
1:E:365:ARG:NH2	1:E:418:PRO:HG3	2.03	0.72
1:K:703:LYS:O	1:K:706:THR:HG22	1.89	0.72
1:O:365:ARG:NH2	1:O:418:PRO:HG3	2.03	0.72
1:I:223:PRO:HD2	1:I:517:THR:HG22	1.72	0.72
1:L:365:ARG:NH2	1:L:418:PRO:HG3	2.04	0.72
1:M:236:PHE:O	1:M:240:THR:HG22	1.90	0.72
1:E:703:LYS:O	1:E:706:THR:HG22	1.89	0.72
1:G:223:PRO:HD2	1:G:517:THR:HG22	1.72	0.72
1:K:238:LYS:HB3	1:K:252:ARG:O	1.87	0.72
1:A:236:PHE:O	1:A:240:THR:HG22	1.90	0.72
1:C:223:PRO:HD2	1:C:517:THR:HG22	1.72	0.72
1:F:397:LYS:HE3	1:F:397:LYS:N	1.99	0.72
1:J:226:TRP:CD1	1:K:466:ASN:HA	2.23	0.72
1:K:365:ARG:NH2	1:K:418:PRO:HG3	2.03	0.72
1:O:236:PHE:O	1:O:240:THR:HG22	1.90	0.72
1:C:397:LYS:HD2	1:C:400:GLN:HE22	1.55	0.72
1:C:523:LEU:HD21	1:C:552:PHE:CE2	2.23	0.72
1:D:236:PHE:O	1:D:240:THR:HG22	1.90	0.72
1:K:223:PRO:HD2	1:K:517:THR:HG22	1.72	0.72
1:B:178:ARG:HH12	1:C:200:ARG:HB3	1.53	0.72
1:H:236:PHE:O	1:H:240:THR:HG22	1.90	0.72
1:K:308:GLU:OE2	1:L:667:SER:HB3	1.90	0.72
1:K:397:LYS:HE3	1:K:397:LYS:N	1.99	0.72
1:A:365:ARG:NH2	1:A:418:PRO:HG3	2.04	0.71
1:A:703:LYS:O	1:A:706:THR:HG22	1.89	0.71
1:F:521:MET:HE1	1:F:525:GLU:HG2	1.71	0.71
1:G:236:PHE:O	1:G:240:THR:HG22	1.90	0.71
1:H:223:PRO:HD2	1:H:517:THR:HG22	1.72	0.71
1:I:703:LYS:O	1:I:706:THR:HG22	1.89	0.71
1:C:224:GLU:OE2	1:O:201:THR:CG2	2.34	0.71

Continued on next page...

Continued from previous page...

Atom-1	Atom-2	Interatomic distance (Å)	Clash overlap (Å)
1:D:397:LYS:HD2	1:D:400:GLN:HE22	1.55	0.71
1:J:223:PRO:HD2	1:J:517:THR:HG22	1.72	0.71
1:K:316:ILE:HD12	1:L:496:LYS:CB	2.18	0.71
1:L:223:PRO:HD2	1:L:517:THR:HG22	1.72	0.71
1:D:523:LEU:HD21	1:D:552:PHE:CE2	2.23	0.71
1:D:703:LYS:O	1:D:706:THR:HG22	1.89	0.71
1:E:397:LYS:HD2	1:E:400:GLN:HE22	1.55	0.71
1:F:236:PHE:O	1:F:240:THR:HG22	1.90	0.71
1:G:523:LEU:HD21	1:G:552:PHE:CE2	2.23	0.71
1:H:483:GLN:HE21	1:I:469:VAL:CG2	2.03	0.71
1:M:223:PRO:HD2	1:M:517:THR:HG22	1.72	0.71
1:A:316:ILE:HD12	1:B:496:LYS:HB3	1.73	0.71
1:A:394:ILE:HG21	1:A:421:LEU:CD2	2.21	0.71
1:F:394:ILE:HG21	1:F:421:LEU:CD2	2.21	0.71
1:C:703:LYS:O	1:C:706:THR:HG22	1.89	0.71
1:G:703:LYS:O	1:G:706:THR:HG22	1.89	0.71
1:L:397:LYS:HD2	1:L:400:GLN:HE22	1.55	0.71
1:M:397:LYS:HD2	1:M:400:GLN:HE22	1.55	0.71
1:G:378:LEU:HD13	1:G:401:LEU:HD21	1.73	0.71
1:H:378:LEU:HD13	1:H:401:LEU:HD21	1.73	0.71
1:J:394:ILE:HG21	1:J:421:LEU:CD2	2.21	0.71
1:O:397:LYS:HD2	1:O:400:GLN:HE22	1.55	0.71
1:B:236:PHE:O	1:B:240:THR:HG22	1.90	0.71
1:E:494:ASN:OD1	1:E:592:ARG:HA	1.91	0.71
1:F:659:ARG:HA	1:F:716:THR:O	1.91	0.71
1:K:236:PHE:O	1:K:240:THR:HG22	1.90	0.71
1:F:223:PRO:HD2	1:F:517:THR:HG22	1.72	0.71
1:F:494:ASN:OD1	1:F:592:ARG:HA	1.91	0.71
1:H:659:ARG:HA	1:H:716:THR:O	1.91	0.71
1:K:378:LEU:HD13	1:K:401:LEU:HD21	1.73	0.71
1:K:397:LYS:HD2	1:K:400:GLN:HE22	1.55	0.71
1:L:494:ASN:OD1	1:L:592:ARG:HA	1.91	0.71
1:L:659:ARG:HA	1:L:716:THR:O	1.91	0.71
1:M:494:ASN:OD1	1:M:592:ARG:HA	1.91	0.71
1:M:659:ARG:HA	1:M:716:THR:O	1.91	0.71
1:B:659:ARG:HA	1:B:716:THR:O	1.91	0.71
1:C:521:MET:HE2	1:C:522:THR:H	1.56	0.71
1:E:223:PRO:HD2	1:E:517:THR:HG22	1.72	0.71
1:H:319:SER:OG	1:I:414:LYS:CE	2.37	0.71
1:I:397:LYS:HD2	1:I:400:GLN:HE22	1.55	0.71
1:I:659:ARG:HA	1:I:716:THR:O	1.91	0.71

Continued on next page...

Continued from previous page...

Atom-1	Atom-2	Interatomic distance (Å)	Clash overlap (Å)
1:L:306:ASN:N	1:M:670:GLN:HG3	2.06	0.71
1:C:236:PHE:O	1:C:240:THR:HG22	1.90	0.70
1:C:378:LEU:HD13	1:C:401:LEU:HD21	1.73	0.70
1:C:494:ASN:OD1	1:C:592:ARG:HA	1.91	0.70
1:H:378:LEU:CD1	1:H:401:LEU:HD21	2.21	0.70
1:J:397:LYS:HD2	1:J:400:GLN:HE22	1.55	0.70
1:A:378:LEU:HD13	1:A:401:LEU:HD21	1.73	0.70
1:C:189:VAL:CG1	1:O:199:LYS:CG	2.69	0.70
1:C:378:LEU:CD1	1:C:401:LEU:HD21	2.21	0.70
1:J:236:PHE:O	1:J:240:THR:HG22	1.90	0.70
1:O:223:PRO:HD2	1:O:517:THR:HG22	1.72	0.70
1:C:659:ARG:HA	1:C:716:THR:O	1.91	0.70
1:H:397:LYS:HE3	1:H:397:LYS:N	1.99	0.70
1:I:378:LEU:HD13	1:I:401:LEU:HD21	1.73	0.70
1:O:394:ILE:HG21	1:O:421:LEU:CD2	2.21	0.70
1:A:659:ARG:HA	1:A:716:THR:O	1.91	0.70
1:B:378:LEU:HD13	1:B:401:LEU:HD21	1.73	0.70
1:H:305:GLY:HA2	1:I:670:GLN:HG2	1.72	0.70
1:H:397:LYS:HD2	1:H:400:GLN:HE22	1.55	0.70
1:L:378:LEU:HD13	1:L:401:LEU:HD21	1.73	0.70
1:A:494:ASN:OD1	1:A:592:ARG:HA	1.91	0.70
1:B:397:LYS:HD2	1:B:400:GLN:HE22	1.55	0.70
1:E:394:ILE:HG21	1:E:421:LEU:CD2	2.21	0.70
1:G:414:LYS:CB	1:M:319:SER:CA	2.67	0.70
1:I:494:ASN:OD1	1:I:592:ARG:HA	1.91	0.70
1:J:659:ARG:HA	1:J:716:THR:O	1.91	0.70
1:K:303:VAL:CG2	1:L:670:GLN:HG2	2.20	0.70
1:L:199:LYS:H	1:L:200:ARG:HD2	1.57	0.70
1:A:223:PRO:HD2	1:A:517:THR:HG22	1.72	0.70
1:A:378:LEU:CD1	1:A:401:LEU:HD21	2.21	0.70
1:B:378:LEU:CD1	1:B:401:LEU:HD21	2.21	0.70
1:D:199:LYS:H	1:D:200:ARG:HD2	1.57	0.70
1:E:659:ARG:HA	1:E:716:THR:O	1.91	0.70
1:G:199:LYS:H	1:G:200:ARG:HD2	1.57	0.70
1:G:397:LYS:HD2	1:G:400:GLN:HE22	1.55	0.70
1:I:394:ILE:HG21	1:I:421:LEU:CD2	2.21	0.70
1:I:505:ILE:HD11	1:I:530:ALA:HB2	1.74	0.70
1:J:378:LEU:CD1	1:J:401:LEU:HD21	2.21	0.70
1:J:378:LEU:HD13	1:J:401:LEU:HD21	1.73	0.70
1:B:394:ILE:HG21	1:B:421:LEU:CD2	2.21	0.70
1:C:394:ILE:HG21	1:C:421:LEU:CD2	2.21	0.70

Continued on next page...

Continued from previous page...

Atom-1	Atom-2	Interatomic distance (Å)	Clash overlap (Å)
1:C:505:ILE:HD11	1:C:530:ALA:HB2	1.74	0.70
1:G:378:LEU:CD1	1:G:401:LEU:HD21	2.21	0.70
1:G:494:ASN:OD1	1:G:592:ARG:HA	1.91	0.70
1:G:659:ARG:HA	1:G:716:THR:O	1.91	0.70
1:K:308:GLU:OE2	1:L:667:SER:CB	2.40	0.70
1:M:378:LEU:CD1	1:M:401:LEU:HD21	2.21	0.70
1:B:223:PRO:HD2	1:B:517:THR:HG22	1.72	0.70
1:D:378:LEU:CD1	1:D:401:LEU:HD21	2.21	0.70
1:D:394:ILE:HG21	1:D:421:LEU:CD2	2.21	0.70
1:E:378:LEU:CD1	1:E:401:LEU:HD21	2.21	0.70
1:K:394:ILE:HG21	1:K:421:LEU:CD2	2.21	0.70
1:L:394:ILE:HG21	1:L:421:LEU:CD2	2.21	0.70
1:D:505:ILE:HD11	1:D:530:ALA:HB2	1.74	0.70
1:F:378:LEU:CD1	1:F:401:LEU:HD21	2.21	0.70
1:L:378:LEU:CD1	1:L:401:LEU:HD21	2.21	0.70
1:M:378:LEU:HD13	1:M:401:LEU:HD21	1.73	0.70
1:O:659:ARG:HA	1:O:716:THR:O	1.91	0.70
1:A:397:LYS:HE3	1:A:397:LYS:N	1.99	0.70
1:E:178:ARG:CZ	1:F:200:ARG:HB3	2.21	0.70
1:E:378:LEU:HD13	1:E:401:LEU:HD21	1.73	0.70
1:G:394:ILE:HG21	1:G:421:LEU:CD2	2.21	0.70
1:H:394:ILE:HG21	1:H:421:LEU:CD2	2.21	0.70
1:H:494:ASN:OD1	1:H:592:ARG:HA	1.91	0.70
1:K:659:ARG:HA	1:K:716:THR:O	1.91	0.70
1:O:199:LYS:H	1:O:200:ARG:HD2	1.57	0.70
1:O:378:LEU:CD1	1:O:401:LEU:HD21	2.21	0.70
1:D:494:ASN:OD1	1:D:592:ARG:HA	1.91	0.69
1:J:494:ASN:OD1	1:J:592:ARG:HA	1.91	0.69
1:K:494:ASN:OD1	1:K:592:ARG:HA	1.91	0.69
1:L:505:ILE:HD11	1:L:530:ALA:HB2	1.74	0.69
1:A:308:GLU:OE2	1:B:667:SER:CB	2.40	0.69
1:A:505:ILE:HD11	1:A:530:ALA:HB2	1.74	0.69
1:E:199:LYS:H	1:E:200:ARG:HD2	1.57	0.69
1:F:397:LYS:HD2	1:F:400:GLN:HE22	1.55	0.69
1:K:505:ILE:HD11	1:K:530:ALA:HB2	1.74	0.69
1:L:318:GLY:HA2	1:M:410:TYR:HE1	1.55	0.69
1:M:394:ILE:HG21	1:M:421:LEU:CD2	2.21	0.69
1:O:494:ASN:OD1	1:O:592:ARG:HA	1.91	0.69
1:O:505:ILE:HD11	1:O:530:ALA:HB2	1.74	0.69
1:B:397:LYS:HE3	1:B:397:LYS:N	1.99	0.69
1:B:494:ASN:OD1	1:B:592:ARG:HA	1.91	0.69

Continued on next page...

Continued from previous page...

Atom-1	Atom-2	Interatomic distance (Å)	Clash overlap (Å)
1:G:415:ASN:HB3	1:M:321:SER:HB3	1.73	0.69
1:H:319:SER:CA	1:I:414:LYS:CG	2.59	0.69
1:I:199:LYS:H	1:I:200:ARG:HD2	1.57	0.69
1:I:236:PHE:O	1:I:240:THR:HG22	1.90	0.69
1:J:505:ILE:HD11	1:J:530:ALA:HB2	1.74	0.69
1:A:397:LYS:HD2	1:A:400:GLN:HE22	1.55	0.69
1:D:223:PRO:HD2	1:D:517:THR:HG22	1.72	0.69
1:E:481:LEU:H	1:E:482:PRO:CD	2.06	0.69
1:F:378:LEU:HD13	1:F:401:LEU:HD21	1.73	0.69
1:B:199:LYS:H	1:B:200:ARG:HD2	1.57	0.69
1:B:481:LEU:H	1:B:482:PRO:CD	2.06	0.69
1:G:397:LYS:HE3	1:G:397:LYS:N	1.99	0.69
1:H:199:LYS:H	1:H:200:ARG:HD2	1.57	0.69
1:I:378:LEU:CD1	1:I:401:LEU:HD21	2.21	0.69
1:L:481:LEU:H	1:L:482:PRO:CD	2.06	0.69
1:O:378:LEU:HD13	1:O:401:LEU:HD21	1.73	0.69
1:O:481:LEU:H	1:O:482:PRO:CD	2.06	0.69
1:D:659:ARG:HA	1:D:716:THR:O	1.91	0.69
1:J:226:TRP:CD2	1:K:466:ASN:HB2	2.27	0.69
1:A:481:LEU:H	1:A:482:PRO:CD	2.06	0.69
1:E:505:ILE:HD11	1:E:530:ALA:HB2	1.74	0.69
1:G:245:LYS:CE	1:M:512:ASP:OD1	2.41	0.69
1:H:481:LEU:H	1:H:482:PRO:CD	2.06	0.69
1:I:481:LEU:H	1:I:482:PRO:CD	2.06	0.69
1:J:262:VAL:HG11	1:J:379:PRO:HG2	1.75	0.69
1:C:397:LYS:HE3	1:C:397:LYS:N	1.99	0.69
1:D:262:VAL:HG11	1:D:379:PRO:HG2	1.75	0.69
1:D:481:LEU:H	1:D:482:PRO:CD	2.06	0.69
1:F:199:LYS:H	1:F:200:ARG:HD2	1.57	0.69
1:F:262:VAL:HG11	1:F:379:PRO:HG2	1.75	0.69
1:F:481:LEU:H	1:F:482:PRO:CD	2.06	0.69
1:F:505:ILE:HD11	1:F:530:ALA:HB2	1.74	0.69
1:K:378:LEU:CD1	1:K:401:LEU:HD21	2.21	0.69
1:O:360:LEU:HD12	1:O:361:ASN:H	1.58	0.69
1:G:471:VAL:HG23	1:M:479:GLU:HG2	1.75	0.69
1:K:360:LEU:HD12	1:K:361:ASN:H	1.58	0.69
1:K:481:LEU:H	1:K:482:PRO:CD	2.06	0.69
1:M:199:LYS:H	1:M:200:ARG:HD2	1.57	0.69
1:C:178:ARG:NH2	1:O:200:ARG:HB3	2.06	0.69
1:C:199:LYS:H	1:C:200:ARG:HD2	1.57	0.69
1:K:199:LYS:H	1:K:200:ARG:HD2	1.57	0.69

Continued on next page...

Continued from previous page...

Atom-1	Atom-2	Interatomic distance (Å)	Clash overlap (Å)
1:L:513:PRO:HG2	1:M:239:VAL:O	1.93	0.69
1:M:481:LEU:H	1:M:482:PRO:CD	2.06	0.69
1:A:316:ILE:HD12	1:B:496:LYS:CD	2.22	0.68
1:D:397:LYS:HE3	1:D:397:LYS:N	1.99	0.68
1:F:366:TYR:CD2	1:F:378:LEU:HD23	2.29	0.68
1:G:468:ARG:CD	1:M:480:VAL:HG21	2.22	0.68
1:H:480:VAL:HG21	1:I:468:ARG:HH11	1.57	0.68
1:I:262:VAL:HG11	1:I:379:PRO:HG2	1.75	0.68
1:A:366:TYR:CD2	1:A:378:LEU:HD23	2.29	0.68
1:B:505:ILE:HD11	1:B:530:ALA:HB2	1.74	0.68
1:E:262:VAL:HG11	1:E:379:PRO:HG2	1.75	0.68
1:E:366:TYR:CD2	1:E:378:LEU:HD23	2.29	0.68
1:G:262:VAL:HG11	1:G:379:PRO:HG2	1.75	0.68
1:J:481:LEU:H	1:J:482:PRO:CD	2.06	0.68
1:K:316:ILE:HD12	1:L:496:LYS:HD3	1.75	0.68
1:M:505:ILE:HD11	1:M:530:ALA:HB2	1.74	0.68
1:B:262:VAL:HG11	1:B:379:PRO:HG2	1.75	0.68
1:C:366:TYR:CD2	1:C:378:LEU:HD23	2.28	0.68
1:C:481:LEU:H	1:C:482:PRO:CD	2.06	0.68
1:D:378:LEU:HD13	1:D:401:LEU:HD21	1.73	0.68
1:G:481:LEU:H	1:G:482:PRO:CD	2.06	0.68
1:B:479:GLU:HG2	1:C:471:VAL:HG23	1.76	0.68
1:C:305:GLY:HA2	1:O:670:GLN:NE2	2.08	0.68
1:L:366:TYR:CD2	1:L:378:LEU:HD23	2.29	0.68
1:D:360:LEU:HD12	1:D:361:ASN:H	1.58	0.68
1:L:521:MET:HE2	1:L:522:THR:H	1.59	0.68
1:C:360:LEU:HD12	1:C:361:ASN:H	1.58	0.68
1:J:199:LYS:H	1:J:200:ARG:HD2	1.57	0.68
1:J:366:TYR:CD2	1:J:378:LEU:HD23	2.29	0.68
1:H:483:GLN:NE2	1:I:469:VAL:CG2	2.42	0.68
1:I:178:ARG:NH1	1:J:200:ARG:HB3	2.09	0.68
1:K:306:ASN:HA	1:L:669:ARG:HB3	1.74	0.68
1:D:670:GLN:HG3	1:O:305:GLY:HA2	1.75	0.68
1:K:366:TYR:CD2	1:K:378:LEU:HD23	2.29	0.68
1:A:360:LEU:HD12	1:A:361:ASN:H	1.58	0.68
1:D:366:TYR:CD2	1:D:378:LEU:HD23	2.29	0.68
1:E:360:LEU:HD12	1:E:361:ASN:H	1.58	0.68
1:K:303:VAL:HG23	1:L:670:GLN:HG2	1.76	0.68
1:L:360:LEU:HD12	1:L:361:ASN:H	1.58	0.68
1:M:360:LEU:HD12	1:M:361:ASN:H	1.58	0.68
1:A:199:LYS:H	1:A:200:ARG:HD2	1.57	0.68

Continued on next page...

Continued from previous page...

Atom-1	Atom-2	Interatomic distance (Å)	Clash overlap (Å)
1:C:262:VAL:HG11	1:C:379:PRO:HG2	1.75	0.68
1:G:505:ILE:HD11	1:G:530:ALA:HB2	1.74	0.68
1:H:318:GLY:HA2	1:I:410:TYR:CD1	2.28	0.68
1:H:360:LEU:HD12	1:H:361:ASN:H	1.58	0.68
1:H:505:ILE:HD11	1:H:530:ALA:HB2	1.74	0.68
1:I:360:LEU:HD12	1:I:361:ASN:H	1.58	0.68
1:I:366:TYR:CD2	1:I:378:LEU:HD23	2.29	0.68
1:M:366:TYR:CD2	1:M:378:LEU:HD23	2.29	0.68
1:G:360:LEU:HD12	1:G:361:ASN:H	1.58	0.67
1:L:262:VAL:HG11	1:L:379:PRO:HG2	1.75	0.67
1:O:366:TYR:CD2	1:O:378:LEU:HD23	2.28	0.67
1:F:360:LEU:HD12	1:F:361:ASN:H	1.58	0.67
1:G:305:GLY:HA2	1:H:670:GLN:CG	2.24	0.67
1:J:360:LEU:HD12	1:J:361:ASN:H	1.58	0.67
1:L:183:ILE:HG12	1:L:203:LEU:HD21	1.77	0.67
1:M:183:ILE:HG12	1:M:203:LEU:HD21	1.76	0.67
1:B:366:TYR:CD2	1:B:378:LEU:HD23	2.29	0.67
1:E:401:LEU:HB2	1:E:403:GLN:NE2	2.10	0.67
1:H:366:TYR:CD2	1:H:378:LEU:HD23	2.29	0.67
1:I:401:LEU:HB2	1:I:403:GLN:NE2	2.10	0.67
1:F:183:ILE:HG12	1:F:203:LEU:HD21	1.77	0.67
1:H:183:ILE:HG12	1:H:203:LEU:HD21	1.77	0.67
1:L:401:LEU:HB2	1:L:403:GLN:NE2	2.10	0.67
1:M:226:TRP:O	1:M:234:SER:HA	1.95	0.67
1:M:521:MET:HA	1:M:521:MET:HE3	1.75	0.67
1:A:226:TRP:O	1:A:234:SER:HA	1.95	0.67
1:E:183:ILE:HG12	1:E:203:LEU:HD21	1.77	0.67
1:F:401:LEU:HB2	1:F:403:GLN:NE2	2.10	0.67
1:G:305:GLY:HA2	1:H:670:GLN:HG3	1.75	0.67
1:K:262:VAL:HG11	1:K:379:PRO:HG2	1.75	0.67
1:O:262:VAL:HG11	1:O:379:PRO:HG2	1.75	0.67
1:A:401:LEU:HB2	1:A:403:GLN:NE2	2.10	0.67
1:G:183:ILE:HG12	1:G:203:LEU:HD21	1.76	0.67
1:G:366:TYR:CD2	1:G:378:LEU:HD23	2.29	0.67
1:H:262:VAL:HG11	1:H:379:PRO:HG2	1.75	0.67
1:M:262:VAL:HG11	1:M:379:PRO:HG2	1.75	0.67
1:A:305:GLY:CA	1:B:670:GLN:HG3	2.24	0.67
1:A:308:GLU:HA	1:B:668:LEU:O	1.95	0.67
1:D:183:ILE:HG12	1:D:203:LEU:HD21	1.77	0.67
1:D:496:LYS:HD3	1:O:316:ILE:CD1	2.25	0.67
1:H:480:VAL:HG21	1:I:468:ARG:CD	2.25	0.67

Continued on next page...

Continued from previous page...

Atom-1	Atom-2	Interatomic distance (Å)	Clash overlap (Å)
1:A:262:VAL:HG11	1:A:379:PRO:HG2	1.75	0.67
1:C:401:LEU:HB2	1:C:403:GLN:NE2	2.10	0.67
1:H:487:THR:CG2	1:I:245:LYS:HG3	2.25	0.67
1:K:183:ILE:HG12	1:K:203:LEU:HD21	1.77	0.67
1:H:226:TRP:O	1:H:234:SER:HA	1.95	0.67
1:H:401:LEU:HB2	1:H:403:GLN:NE2	2.10	0.67
1:J:183:ILE:HG12	1:J:203:LEU:HD21	1.77	0.67
1:J:266:MET:HA	1:J:364:ILE:HG22	1.77	0.67
1:K:308:GLU:OE2	1:L:667:SER:OG	2.13	0.67
1:L:266:MET:HA	1:L:364:ILE:HG22	1.77	0.67
1:M:401:LEU:HB2	1:M:403:GLN:NE2	2.10	0.67
1:O:266:MET:HA	1:O:364:ILE:HG22	1.77	0.67
1:C:266:MET:HA	1:C:364:ILE:HG22	1.77	0.67
1:K:266:MET:HA	1:K:364:ILE:HG22	1.77	0.67
1:M:259:TYR:CZ	1:M:261:ILE:HD11	2.30	0.67
1:B:259:TYR:CZ	1:B:261:ILE:HD11	2.31	0.66
1:E:259:TYR:CZ	1:E:261:ILE:HD11	2.31	0.66
1:H:319:SER:N	1:I:414:LYS:CG	2.50	0.66
1:I:316:ILE:HD12	1:J:496:LYS:HD3	1.76	0.66
1:K:517:THR:HG23	1:L:199:LYS:O	1.95	0.66
1:C:226:TRP:O	1:C:234:SER:HA	1.95	0.66
1:F:226:TRP:O	1:F:234:SER:HA	1.95	0.66
1:J:259:TYR:CZ	1:J:261:ILE:HD11	2.30	0.66
1:K:226:TRP:O	1:K:234:SER:HA	1.95	0.66
1:K:259:TYR:CZ	1:K:261:ILE:HD11	2.30	0.66
1:O:259:TYR:CZ	1:O:261:ILE:HD11	2.30	0.66
1:A:259:TYR:CZ	1:A:261:ILE:HD11	2.31	0.66
1:B:401:LEU:HB2	1:B:403:GLN:NE2	2.10	0.66
1:E:226:TRP:O	1:E:234:SER:HA	1.95	0.66
1:J:319:SER:HA	1:K:414:LYS:HB3	1.76	0.66
1:M:266:MET:HA	1:M:364:ILE:HG22	1.77	0.66
1:D:259:TYR:CZ	1:D:261:ILE:HD11	2.31	0.66
1:J:226:TRP:O	1:J:234:SER:HA	1.95	0.66
1:J:401:LEU:HB2	1:J:403:GLN:NE2	2.10	0.66
1:L:226:TRP:O	1:L:234:SER:HA	1.95	0.66
1:B:226:TRP:O	1:B:234:SER:HA	1.95	0.66
1:B:360:LEU:HD12	1:B:361:ASN:H	1.58	0.66
1:F:259:TYR:CZ	1:F:261:ILE:HD11	2.31	0.66
1:G:226:TRP:O	1:G:234:SER:HA	1.95	0.66
1:G:312:SER:HA	1:G:315:ASP:OD2	1.96	0.66
1:J:312:SER:HA	1:J:315:ASP:OD2	1.96	0.66

Continued on next page...

Continued from previous page...

Atom-1	Atom-2	Interatomic distance (Å)	Clash overlap (Å)
1:L:259:TYR:CZ	1:L:261:ILE:HD11	2.30	0.66
1:A:199:LYS:HG3	1:F:189:VAL:HG13	1.78	0.66
1:D:401:LEU:HB2	1:D:403:GLN:NE2	2.10	0.66
1:E:266:MET:HA	1:E:364:ILE:HG22	1.77	0.66
1:G:401:LEU:HB2	1:G:403:GLN:NE2	2.10	0.66
1:I:226:TRP:O	1:I:234:SER:HA	1.95	0.66
1:J:442:LEU:HD13	1:J:448:LEU:HD21	1.78	0.66
1:L:312:SER:HA	1:L:315:ASP:OD2	1.96	0.66
1:C:259:TYR:CZ	1:C:261:ILE:HD11	2.30	0.66
1:K:308:GLU:HA	1:L:668:LEU:O	1.96	0.66
1:K:312:SER:HA	1:K:315:ASP:OD2	1.96	0.66
1:O:401:LEU:HB2	1:O:403:GLN:NE2	2.10	0.66
1:O:521:MET:HA	1:O:521:MET:HE3	1.76	0.66
1:C:442:LEU:HD13	1:C:448:LEU:HD21	1.78	0.66
1:D:521:MET:HE2	1:D:522:THR:H	1.60	0.66
1:C:312:SER:HA	1:C:315:ASP:OD2	1.96	0.66
1:F:584:ASN:O	1:F:587:MET:HB2	1.96	0.66
1:H:319:SER:OG	1:I:414:LYS:HD2	1.96	0.66
1:K:401:LEU:HB2	1:K:403:GLN:NE2	2.10	0.66
1:O:584:ASN:O	1:O:587:MET:HB2	1.96	0.66
1:A:316:ILE:CD1	1:B:496:LYS:HB3	2.26	0.66
1:B:584:ASN:O	1:B:587:MET:HB2	1.96	0.66
1:D:312:SER:HA	1:D:315:ASP:OD2	1.96	0.66
1:G:259:TYR:CZ	1:G:261:ILE:HD11	2.30	0.66
1:G:316:ILE:HD12	1:H:496:LYS:CD	2.26	0.66
1:H:259:TYR:CZ	1:H:261:ILE:HD11	2.31	0.66
1:H:584:ASN:O	1:H:587:MET:HB2	1.96	0.66
1:O:183:ILE:HG12	1:O:203:LEU:HD21	1.77	0.66
1:D:266:MET:HA	1:D:364:ILE:HG22	1.77	0.65
1:D:670:GLN:NE2	1:O:305:GLY:CA	2.59	0.65
1:G:584:ASN:O	1:G:587:MET:HB2	1.96	0.65
1:I:183:ILE:HG12	1:I:203:LEU:HD21	1.77	0.65
1:J:178:ARG:NH1	1:K:200:ARG:HB3	2.10	0.65
1:O:312:SER:HA	1:O:315:ASP:OD2	1.96	0.65
1:K:584:ASN:O	1:K:587:MET:HB2	1.96	0.65
1:O:226:TRP:O	1:O:234:SER:HA	1.95	0.65
1:A:183:ILE:HG12	1:A:203:LEU:HD21	1.77	0.65
1:A:312:SER:HA	1:A:315:ASP:OD2	1.96	0.65
1:D:226:TRP:O	1:D:234:SER:HA	1.95	0.65
1:F:266:MET:HA	1:F:364:ILE:HG22	1.77	0.65
1:H:312:SER:HA	1:H:315:ASP:OD2	1.96	0.65

Continued on next page...

Continued from previous page...

Atom-1	Atom-2	Interatomic distance (Å)	Clash overlap (Å)
1:M:312:SER:HA	1:M:315:ASP:OD2	1.96	0.65
1:M:584:ASN:O	1:M:587:MET:HB2	1.96	0.65
1:A:442:LEU:HD13	1:A:448:LEU:HD21	1.78	0.65
1:A:521:MET:HE2	1:A:522:THR:H	1.60	0.65
1:E:584:ASN:O	1:E:587:MET:HB2	1.96	0.65
1:G:178:ARG:NH1	1:H:200:ARG:HB3	2.11	0.65
1:L:442:LEU:HD13	1:L:448:LEU:HD21	1.78	0.65
1:C:596:PHE:HD2	1:C:638:ILE:HD13	1.62	0.65
1:H:635:ILE:O	1:H:638:ILE:HG12	1.97	0.65
1:I:259:TYR:CZ	1:I:261:ILE:HD11	2.31	0.65
1:J:584:ASN:O	1:J:587:MET:HB2	1.96	0.65
1:M:635:ILE:O	1:M:638:ILE:HG12	1.97	0.65
1:A:266:MET:HA	1:A:364:ILE:HG22	1.77	0.65
1:A:596:PHE:HD2	1:A:638:ILE:HD13	1.62	0.65
1:F:541:GLN:HB2	1:F:545:LYS:O	1.97	0.65
1:F:596:PHE:HD2	1:F:638:ILE:HD13	1.62	0.65
1:G:266:MET:HA	1:G:364:ILE:HG22	1.77	0.65
1:J:541:GLN:HB2	1:J:545:LYS:O	1.97	0.65
1:L:319:SER:HA	1:M:414:LYS:HG3	1.78	0.65
1:L:584:ASN:O	1:L:587:MET:HB2	1.96	0.65
1:D:635:ILE:O	1:D:638:ILE:HG12	1.97	0.65
1:E:541:GLN:HB2	1:E:545:LYS:O	1.97	0.65
1:G:442:LEU:HD13	1:G:448:LEU:HD21	1.78	0.65
1:H:596:PHE:HD2	1:H:638:ILE:HD13	1.62	0.65
1:I:541:GLN:HB2	1:I:545:LYS:O	1.97	0.65
1:I:584:ASN:O	1:I:587:MET:HB2	1.96	0.65
1:I:635:ILE:O	1:I:638:ILE:HG12	1.97	0.65
1:O:635:ILE:O	1:O:638:ILE:HG12	1.97	0.65
1:A:584:ASN:O	1:A:587:MET:HB2	1.96	0.65
1:F:312:SER:HA	1:F:315:ASP:OD2	1.96	0.65
1:I:266:MET:HA	1:I:364:ILE:HG22	1.77	0.65
1:J:521:MET:HE2	1:J:522:THR:H	1.60	0.65
1:M:596:PHE:HD2	1:M:638:ILE:HD13	1.62	0.65
1:O:541:GLN:HB2	1:O:545:LYS:O	1.97	0.65
1:A:541:GLN:HB2	1:A:545:LYS:O	1.97	0.65
1:B:266:MET:HA	1:B:364:ILE:HG22	1.77	0.65
1:D:541:GLN:HB2	1:D:545:LYS:O	1.97	0.65
1:D:584:ASN:O	1:D:587:MET:HB2	1.96	0.65
1:E:442:LEU:HD13	1:E:448:LEU:HD21	1.78	0.65
1:F:635:ILE:O	1:F:638:ILE:HG12	1.97	0.65
1:G:635:ILE:O	1:G:638:ILE:HG12	1.97	0.65

Continued on next page...

Continued from previous page...

Atom-1	Atom-2	Interatomic distance (Å)	Clash overlap (Å)
1:H:266:MET:HA	1:H:364:ILE:HG22	1.77	0.65
1:I:312:SER:HA	1:I:315:ASP:OD2	1.96	0.65
1:K:596:PHE:HD2	1:K:638:ILE:HD13	1.62	0.65
1:C:584:ASN:O	1:C:587:MET:HB2	1.96	0.64
1:E:596:PHE:HD2	1:E:638:ILE:HD13	1.62	0.64
1:H:541:GLN:HB2	1:H:545:LYS:O	1.97	0.64
1:H:657:ASN:HB2	1:H:662:MET:HB3	1.80	0.64
1:L:313:PHE:HA	1:L:319:SER:HB2	1.79	0.64
1:M:442:LEU:HD13	1:M:448:LEU:HD21	1.78	0.64
1:B:312:SER:HA	1:B:315:ASP:OD2	1.96	0.64
1:B:596:PHE:HD2	1:B:638:ILE:HD13	1.62	0.64
1:C:183:ILE:HG12	1:C:203:LEU:HD21	1.77	0.64
1:C:314:PHE:CE2	1:O:672:GLY:HA2	2.33	0.64
1:C:635:ILE:O	1:C:638:ILE:HG12	1.97	0.64
1:D:200:ARG:HB3	1:O:178:ARG:NH1	2.12	0.64
1:G:596:PHE:HD2	1:G:638:ILE:HD13	1.62	0.64
1:I:442:LEU:HD13	1:I:448:LEU:HD21	1.78	0.64
1:J:313:PHE:HA	1:J:319:SER:HB2	1.79	0.64
1:K:635:ILE:O	1:K:638:ILE:HG12	1.97	0.64
1:M:313:PHE:HA	1:M:319:SER:HB2	1.79	0.64
1:M:541:GLN:HB2	1:M:545:LYS:O	1.97	0.64
1:E:312:SER:HA	1:E:315:ASP:OD2	1.96	0.64
1:J:657:ASN:HB2	1:J:662:MET:HB3	1.80	0.64
1:L:541:GLN:HB2	1:L:545:LYS:O	1.97	0.64
1:L:635:ILE:O	1:L:638:ILE:HG12	1.97	0.64
1:G:541:GLN:HB2	1:G:545:LYS:O	1.97	0.64
1:J:596:PHE:HD2	1:J:638:ILE:HD13	1.62	0.64
1:J:635:ILE:O	1:J:638:ILE:HG12	1.97	0.64
1:K:442:LEU:HD13	1:K:448:LEU:HD21	1.78	0.64
1:L:305:GLY:HA3	1:M:670:GLN:HE21	1.57	0.64
1:O:596:PHE:HD2	1:O:638:ILE:HD13	1.62	0.64
1:B:183:ILE:HG12	1:B:203:LEU:HD21	1.77	0.64
1:B:657:ASN:HB2	1:B:662:MET:HB3	1.80	0.64
1:C:541:GLN:HB2	1:C:545:LYS:O	1.97	0.64
1:H:313:PHE:HA	1:H:319:SER:HB2	1.79	0.64
1:H:442:LEU:HD13	1:H:448:LEU:HD21	1.78	0.64
1:K:404:ILE:HD12	1:K:404:ILE:N	2.13	0.64
1:A:404:ILE:N	1:A:404:ILE:HD12	2.13	0.64
1:B:442:LEU:HD13	1:B:448:LEU:HD21	1.78	0.64
1:C:657:ASN:HB2	1:C:662:MET:HB3	1.80	0.64
1:D:200:ARG:HB3	1:O:178:ARG:HH12	1.61	0.64

Continued on next page...

Continued from previous page...

Atom-1	Atom-2	Interatomic distance (Å)	Clash overlap (Å)
1:G:313:PHE:HA	1:G:319:SER:HB2	1.79	0.64
1:I:404:ILE:N	1:I:404:ILE:HD12	2.13	0.64
1:I:657:ASN:HB2	1:I:662:MET:HB3	1.80	0.64
1:K:541:GLN:HB2	1:K:545:LYS:O	1.97	0.64
1:K:657:ASN:HB2	1:K:662:MET:HB3	1.80	0.64
1:L:596:PHE:HD2	1:L:638:ILE:HD13	1.62	0.64
1:O:404:ILE:N	1:O:404:ILE:HD12	2.13	0.64
1:A:635:ILE:O	1:A:638:ILE:HG12	1.97	0.64
1:D:442:LEU:HD13	1:D:448:LEU:HD21	1.78	0.64
1:E:319:SER:H	1:F:414:LYS:HG3	1.63	0.64
1:F:442:LEU:HD13	1:F:448:LEU:HD21	1.78	0.64
1:G:404:ILE:N	1:G:404:ILE:HD12	2.13	0.64
1:M:657:ASN:HB2	1:M:662:MET:HB3	1.79	0.64
1:O:442:LEU:HD13	1:O:448:LEU:HD21	1.78	0.64
1:B:313:PHE:HA	1:B:319:SER:HB2	1.79	0.64
1:B:404:ILE:HD12	1:B:404:ILE:N	2.13	0.64
1:I:521:MET:HA	1:I:521:MET:HE3	1.80	0.64
1:I:596:PHE:HD2	1:I:638:ILE:HD13	1.62	0.64
1:J:404:ILE:N	1:J:404:ILE:HD12	2.13	0.64
1:O:313:PHE:HA	1:O:319:SER:HB2	1.79	0.64
1:E:313:PHE:HA	1:E:319:SER:HB2	1.79	0.64
1:E:635:ILE:O	1:E:638:ILE:HG12	1.97	0.64
1:G:521:MET:HE2	1:G:522:THR:H	1.62	0.64
1:D:404:ILE:N	1:D:404:ILE:HD12	2.13	0.64
1:D:596:PHE:HD2	1:D:638:ILE:HD13	1.62	0.64
1:H:319:SER:OG	1:I:414:LYS:HE3	1.98	0.64
1:K:584:ASN:H	1:K:587:MET:CE	2.11	0.64
1:L:584:ASN:H	1:L:587:MET:CE	2.11	0.64
1:A:178:ARG:NH1	1:B:200:ARG:HB3	2.12	0.63
1:B:541:GLN:HB2	1:B:545:LYS:O	1.97	0.63
1:F:404:ILE:HD12	1:F:404:ILE:N	2.13	0.63
1:K:313:PHE:HA	1:K:319:SER:HB2	1.79	0.63
1:O:584:ASN:H	1:O:587:MET:CE	2.11	0.63
1:A:584:ASN:H	1:A:587:MET:CE	2.11	0.63
1:B:360:LEU:O	1:B:432:ILE:HD12	1.99	0.63
1:E:365:ARG:NH1	1:E:414:LYS:HD3	2.14	0.63
1:F:584:ASN:H	1:F:587:MET:CE	2.11	0.63
1:G:584:ASN:H	1:G:587:MET:CE	2.11	0.63
1:I:584:ASN:H	1:I:587:MET:CE	2.11	0.63
1:A:723:LYS:H	1:A:723:LYS:HD3	1.64	0.63
1:I:313:PHE:HA	1:I:319:SER:HB2	1.79	0.63

Continued on next page...

Continued from previous page...

Atom-1	Atom-2	Interatomic distance (Å)	Clash overlap (Å)
1:O:657:ASN:HB2	1:O:662:MET:HB3	1.80	0.63
1:B:484:ILE:H	1:B:484:ILE:HD12	1.64	0.63
1:C:584:ASN:H	1:C:587:MET:CE	2.11	0.63
1:D:313:PHE:HA	1:D:319:SER:HB2	1.79	0.63
1:E:404:ILE:HD12	1:E:404:ILE:N	2.13	0.63
1:E:723:LYS:HD3	1:E:723:LYS:H	1.64	0.63
1:G:468:ARG:CG	1:M:480:VAL:HG21	2.28	0.63
1:G:484:ILE:H	1:G:484:ILE:HD12	1.64	0.63
1:J:222:SER:HB2	1:J:518:LYS:HA	1.81	0.63
1:K:723:LYS:H	1:K:723:LYS:HD3	1.64	0.63
1:M:365:ARG:NH1	1:M:414:LYS:HD3	2.14	0.63
1:C:313:PHE:HA	1:C:319:SER:HB2	1.79	0.63
1:C:723:LYS:H	1:C:723:LYS:HD3	1.64	0.63
1:D:657:ASN:HB2	1:D:662:MET:HB3	1.80	0.63
1:H:404:ILE:HD12	1:H:404:ILE:N	2.13	0.63
1:J:584:ASN:H	1:J:587:MET:CE	2.11	0.63
1:L:360:LEU:O	1:L:432:ILE:HD12	1.99	0.63
1:L:365:ARG:NH1	1:L:414:LYS:HD3	2.14	0.63
1:B:635:ILE:O	1:B:638:ILE:HG12	1.97	0.63
1:D:584:ASN:H	1:D:587:MET:CE	2.11	0.63
1:E:657:ASN:HB2	1:E:662:MET:HB3	1.80	0.63
1:I:222:SER:HB2	1:I:518:LYS:HA	1.81	0.63
1:L:222:SER:HB2	1:L:518:LYS:HA	1.81	0.63
1:L:484:ILE:HD12	1:L:484:ILE:H	1.64	0.63
1:A:313:PHE:HA	1:A:319:SER:HB2	1.79	0.63
1:A:360:LEU:O	1:A:432:ILE:HD12	1.99	0.63
1:B:222:SER:HB2	1:B:518:LYS:HA	1.81	0.63
1:B:584:ASN:H	1:B:587:MET:CE	2.11	0.63
1:C:226:TRP:CZ2	1:C:234:SER:HB3	2.34	0.63
1:K:360:LEU:O	1:K:432:ILE:HD12	1.99	0.63
1:K:365:ARG:NH1	1:K:414:LYS:HD3	2.14	0.63
1:K:484:ILE:H	1:K:484:ILE:HD12	1.64	0.63
1:M:360:LEU:O	1:M:432:ILE:HD12	1.99	0.63
1:M:584:ASN:H	1:M:587:MET:CE	2.11	0.63
1:O:360:LEU:O	1:O:432:ILE:HD12	1.99	0.63
1:C:222:SER:HB2	1:C:518:LYS:HA	1.81	0.63
1:C:305:GLY:HA2	1:O:670:GLN:HE21	1.62	0.63
1:D:365:ARG:NH1	1:D:414:LYS:HD3	2.14	0.63
1:F:226:TRP:CZ2	1:F:234:SER:HB3	2.34	0.63
1:G:365:ARG:NH1	1:G:414:LYS:HD3	2.14	0.63
1:J:484:ILE:H	1:J:484:ILE:HD12	1.64	0.63

Continued on next page...

Continued from previous page...

Atom-1	Atom-2	Interatomic distance (Å)	Clash overlap (Å)
1:B:226:TRP:CZ2	1:B:234:SER:HB3	2.34	0.63
1:D:360:LEU:O	1:D:432:ILE:HD12	1.99	0.63
1:D:365:ARG:HB3	1:D:412:PRO:CG	2.29	0.63
1:F:657:ASN:HB2	1:F:662:MET:HB3	1.80	0.63
1:G:414:LYS:CG	1:M:319:SER:CA	2.76	0.63
1:J:365:ARG:NH1	1:J:414:LYS:HD3	2.14	0.63
1:O:723:LYS:HD3	1:O:723:LYS:H	1.64	0.63
1:E:224:GLU:OE2	1:F:201:THR:N	2.32	0.62
1:F:365:ARG:HB3	1:F:412:PRO:CG	2.29	0.62
1:H:584:ASN:H	1:H:587:MET:CE	2.11	0.62
1:I:360:LEU:O	1:I:432:ILE:HD12	1.99	0.62
1:I:723:LYS:H	1:I:723:LYS:HD3	1.64	0.62
1:K:226:TRP:CZ2	1:K:234:SER:HB3	2.34	0.62
1:L:226:TRP:CZ2	1:L:234:SER:HB3	2.34	0.62
1:M:404:ILE:HD12	1:M:404:ILE:N	2.13	0.62
1:M:484:ILE:H	1:M:484:ILE:HD12	1.64	0.62
1:O:226:TRP:CZ2	1:O:234:SER:HB3	2.34	0.62
1:O:365:ARG:NH1	1:O:414:LYS:HD3	2.14	0.62
1:E:226:TRP:CZ2	1:E:234:SER:HB3	2.34	0.62
1:F:222:SER:HB2	1:F:518:LYS:HA	1.81	0.62
1:F:313:PHE:HA	1:F:319:SER:HB2	1.79	0.62
1:F:484:ILE:H	1:F:484:ILE:HD12	1.64	0.62
1:G:657:ASN:HB2	1:G:662:MET:HB3	1.80	0.62
1:M:398:GLU:C	1:M:400:GLN:H	2.03	0.62
1:A:365:ARG:HB3	1:A:412:PRO:CG	2.29	0.62
1:B:723:LYS:HD3	1:B:723:LYS:H	1.64	0.62
1:D:226:TRP:CZ2	1:D:234:SER:HB3	2.34	0.62
1:D:239:VAL:O	1:O:513:PRO:HG2	1.99	0.62
1:E:365:ARG:HB3	1:E:412:PRO:CG	2.29	0.62
1:E:584:ASN:H	1:E:587:MET:CE	2.11	0.62
1:F:179:ASP:HB3	1:F:223:PRO:O	2.00	0.62
1:F:206:TRP:CZ3	1:F:211:HIS:HB3	2.34	0.62
1:G:365:ARG:HB3	1:G:412:PRO:CG	2.29	0.62
1:H:365:ARG:NH1	1:H:414:LYS:HD3	2.14	0.62
1:I:226:TRP:CZ2	1:I:234:SER:HB3	2.34	0.62
1:I:365:ARG:NH1	1:I:414:LYS:HD3	2.14	0.62
1:J:226:TRP:CZ2	1:J:234:SER:HB3	2.34	0.62
1:L:179:ASP:HB3	1:L:223:PRO:O	2.00	0.62
1:L:365:ARG:HB3	1:L:412:PRO:CG	2.29	0.62
1:B:179:ASP:HB3	1:B:223:PRO:O	2.00	0.62
1:F:360:LEU:O	1:F:432:ILE:HD12	1.99	0.62

Continued on next page...

Continued from previous page...

Atom-1	Atom-2	Interatomic distance (Å)	Clash overlap (Å)
1:I:605:VAL:CG1	1:I:704:GLU:HB3	2.30	0.62
1:J:206:TRP:CZ3	1:J:211:HIS:HB3	2.34	0.62
1:K:605:VAL:CG1	1:K:704:GLU:HB3	2.30	0.62
1:L:657:ASN:HB2	1:L:662:MET:HB3	1.80	0.62
1:M:605:VAL:CG1	1:M:704:GLU:HB3	2.30	0.62
1:A:365:ARG:NH1	1:A:414:LYS:HD3	2.14	0.62
1:A:484:ILE:HD12	1:A:484:ILE:H	1.64	0.62
1:C:360:LEU:O	1:C:432:ILE:HD12	1.99	0.62
1:C:404:ILE:HD12	1:C:404:ILE:N	2.13	0.62
1:E:206:TRP:CZ3	1:E:211:HIS:HB3	2.34	0.62
1:I:179:ASP:HB3	1:I:223:PRO:O	2.00	0.62
1:I:259:TYR:H	1:I:259:TYR:HD2	1.48	0.62
1:M:179:ASP:HB3	1:M:223:PRO:O	2.00	0.62
1:A:398:GLU:C	1:A:400:GLN:H	2.03	0.62
1:B:319:SER:HA	1:C:414:LYS:HB3	1.80	0.62
1:C:179:ASP:HB3	1:C:223:PRO:O	2.00	0.62
1:C:336:HIS:CB	1:C:708:ILE:HG22	2.30	0.62
1:D:517:THR:HG23	1:E:199:LYS:O	1.99	0.62
1:H:206:TRP:CZ3	1:H:211:HIS:HB3	2.34	0.62
1:I:316:ILE:HD12	1:J:496:LYS:CB	2.28	0.62
1:I:365:ARG:HB3	1:I:412:PRO:CG	2.29	0.62
1:J:365:ARG:HB3	1:J:412:PRO:CG	2.29	0.62
1:L:404:ILE:N	1:L:404:ILE:HD12	2.13	0.62
1:M:222:SER:HB2	1:M:518:LYS:HA	1.81	0.62
1:M:365:ARG:HB3	1:M:412:PRO:CG	2.29	0.62
1:O:365:ARG:HB3	1:O:412:PRO:CG	2.29	0.62
1:D:605:VAL:CG1	1:D:704:GLU:HB3	2.30	0.62
1:E:336:HIS:CB	1:E:708:ILE:HG22	2.30	0.62
1:F:398:GLU:C	1:F:400:GLN:H	2.03	0.62
1:G:226:TRP:CZ2	1:G:234:SER:HB3	2.34	0.62
1:H:365:ARG:HB3	1:H:412:PRO:CG	2.29	0.62
1:H:605:VAL:CG1	1:H:704:GLU:HB3	2.30	0.62
1:I:336:HIS:CB	1:I:708:ILE:HG22	2.30	0.62
1:I:484:ILE:HD12	1:I:484:ILE:H	1.64	0.62
1:J:336:HIS:CB	1:J:708:ILE:HG22	2.30	0.62
1:J:605:VAL:CG1	1:J:704:GLU:HB3	2.30	0.62
1:J:723:LYS:HD3	1:J:723:LYS:H	1.64	0.62
1:K:259:TYR:H	1:K:259:TYR:HD2	1.48	0.62
1:K:398:GLU:C	1:K:400:GLN:H	2.03	0.62
1:M:226:TRP:CZ2	1:M:234:SER:HB3	2.34	0.62
1:A:222:SER:HB2	1:A:518:LYS:HA	1.81	0.62

Continued on next page...

Continued from previous page...

Atom-1	Atom-2	Interatomic distance (Å)	Clash overlap (Å)
1:A:259:TYR:H	1:A:259:TYR:HD2	1.48	0.62
1:A:336:HIS:CB	1:A:708:ILE:HG22	2.30	0.62
1:D:723:LYS:HD3	1:D:723:LYS:H	1.64	0.62
1:G:206:TRP:CZ3	1:G:211:HIS:HB3	2.34	0.62
1:G:336:HIS:CB	1:G:708:ILE:HG22	2.30	0.62
1:G:398:GLU:C	1:G:400:GLN:H	2.03	0.62
1:G:723:LYS:HD3	1:G:723:LYS:H	1.64	0.62
1:J:178:ARG:HH12	1:K:200:ARG:HB3	1.65	0.62
1:J:360:LEU:O	1:J:432:ILE:HD12	1.99	0.62
1:J:398:GLU:C	1:J:400:GLN:H	2.03	0.62
1:K:365:ARG:HB3	1:K:412:PRO:CG	2.29	0.62
1:M:723:LYS:HD3	1:M:723:LYS:H	1.64	0.62
1:A:226:TRP:CZ2	1:A:234:SER:HB3	2.34	0.62
1:B:336:HIS:CB	1:B:708:ILE:HG22	2.30	0.62
1:D:206:TRP:CZ3	1:D:211:HIS:HB3	2.34	0.62
1:D:336:HIS:CB	1:D:708:ILE:HG22	2.30	0.62
1:E:259:TYR:H	1:E:259:TYR:HD2	1.48	0.62
1:G:360:LEU:O	1:G:432:ILE:HD12	1.99	0.62
1:H:179:ASP:HB3	1:H:223:PRO:O	2.00	0.62
1:H:360:LEU:O	1:H:432:ILE:HD12	1.99	0.62
1:K:179:ASP:HB3	1:K:223:PRO:O	2.00	0.62
1:L:723:LYS:H	1:L:723:LYS:HD3	1.64	0.62
1:M:206:TRP:CZ3	1:M:211:HIS:HB3	2.34	0.62
1:M:336:HIS:CB	1:M:708:ILE:HG22	2.30	0.62
1:O:206:TRP:CZ3	1:O:211:HIS:HB3	2.34	0.62
1:A:657:ASN:HB2	1:A:662:MET:HB3	1.80	0.62
1:B:206:TRP:CZ3	1:B:211:HIS:HB3	2.34	0.62
1:B:365:ARG:HB3	1:B:412:PRO:CG	2.29	0.62
1:B:605:VAL:CG1	1:B:704:GLU:HB3	2.30	0.62
1:E:179:ASP:HB3	1:E:223:PRO:O	2.00	0.62
1:H:336:HIS:CB	1:H:708:ILE:HG22	2.30	0.62
1:J:179:ASP:HB3	1:J:223:PRO:O	2.00	0.62
1:K:178:ARG:NH1	1:L:200:ARG:HB3	2.15	0.62
1:O:222:SER:HB2	1:O:518:LYS:HA	1.81	0.62
1:O:484:ILE:H	1:O:484:ILE:HD12	1.64	0.62
1:C:178:ARG:NH2	1:O:200:ARG:CB	2.63	0.61
1:E:222:SER:HB2	1:E:518:LYS:HA	1.81	0.61
1:F:336:HIS:CB	1:F:708:ILE:HG22	2.30	0.61
1:K:206:TRP:CZ3	1:K:211:HIS:HB3	2.34	0.61
1:K:336:HIS:CB	1:K:708:ILE:HG22	2.30	0.61
1:L:336:HIS:CB	1:L:708:ILE:HG22	2.30	0.61

Continued on next page...

Continued from previous page...

Atom-1	Atom-2	Interatomic distance (Å)	Clash overlap (Å)
1:B:365:ARG:NH1	1:B:414:LYS:HD3	2.14	0.61
1:B:398:GLU:C	1:B:400:GLN:H	2.03	0.61
1:C:206:TRP:CZ3	1:C:211:HIS:HB3	2.34	0.61
1:C:259:TYR:H	1:C:259:TYR:HD2	1.48	0.61
1:C:365:ARG:NH1	1:C:414:LYS:HD3	2.14	0.61
1:D:484:ILE:HD12	1:D:484:ILE:H	1.64	0.61
1:E:605:VAL:CG1	1:E:704:GLU:HB3	2.30	0.61
1:F:365:ARG:NH1	1:F:414:LYS:HD3	2.14	0.61
1:G:515:GLU:OE2	1:G:518:LYS:HD2	2.01	0.61
1:G:605:VAL:CG1	1:G:704:GLU:HB3	2.30	0.61
1:H:226:TRP:CZ2	1:H:234:SER:HB3	2.34	0.61
1:H:243:ILE:CG1	1:H:244:ASP:N	2.63	0.61
1:H:484:ILE:H	1:H:484:ILE:HD12	1.64	0.61
1:I:498:LEU:HB3	1:I:604:ALA:HB2	1.82	0.61
1:M:374:ILE:HD12	1:M:405:LEU:HD23	1.83	0.61
1:B:498:LEU:HB3	1:B:604:ALA:HB2	1.82	0.61
1:B:515:GLU:OE2	1:B:518:LYS:HD2	2.01	0.61
1:D:302:GLU:HG3	1:D:323:GLY:HA2	1.83	0.61
1:E:360:LEU:O	1:E:432:ILE:HD12	1.99	0.61
1:F:337:SER:OG	1:F:664:ASN:HB2	2.01	0.61
1:H:374:ILE:HD12	1:H:405:LEU:HD23	1.83	0.61
1:H:723:LYS:H	1:H:723:LYS:HD3	1.64	0.61
1:L:206:TRP:CZ3	1:L:211:HIS:HB3	2.34	0.61
1:L:498:LEU:HB3	1:L:604:ALA:HB2	1.82	0.61
1:O:515:GLU:OE2	1:O:518:LYS:HD2	2.01	0.61
1:B:337:SER:OG	1:B:664:ASN:HB2	2.01	0.61
1:C:515:GLU:OE2	1:C:518:LYS:HD2	2.01	0.61
1:D:337:SER:OG	1:D:664:ASN:HB2	2.01	0.61
1:G:259:TYR:H	1:G:259:TYR:HD2	1.48	0.61
1:H:398:GLU:C	1:H:400:GLN:H	2.03	0.61
1:I:398:GLU:C	1:I:400:GLN:H	2.03	0.61
1:J:374:ILE:HD12	1:J:405:LEU:HD23	1.83	0.61
1:K:222:SER:HB2	1:K:518:LYS:HA	1.81	0.61
1:L:259:TYR:HD2	1:L:259:TYR:H	1.48	0.61
1:A:179:ASP:HB3	1:A:223:PRO:O	2.00	0.61
1:C:365:ARG:HB3	1:C:412:PRO:CG	2.29	0.61
1:C:398:GLU:C	1:C:400:GLN:H	2.03	0.61
1:D:179:ASP:HB3	1:D:223:PRO:O	2.00	0.61
1:E:374:ILE:HD12	1:E:405:LEU:HD23	1.83	0.61
1:F:243:ILE:CG1	1:F:244:ASP:N	2.64	0.61
1:F:723:LYS:H	1:F:723:LYS:HD3	1.64	0.61

Continued on next page...

Continued from previous page...

Atom-1	Atom-2	Interatomic distance (Å)	Clash overlap (Å)
1:H:319:SER:HA	1:I:414:LYS:HB3	1.80	0.61
1:J:515:GLU:OE2	1:J:518:LYS:HD2	2.01	0.61
1:K:302:GLU:HG3	1:K:323:GLY:HA2	1.83	0.61
1:K:374:ILE:HD12	1:K:405:LEU:HD23	1.83	0.61
1:L:515:GLU:OE2	1:L:518:LYS:HD2	2.01	0.61
1:O:259:TYR:H	1:O:259:TYR:HD2	1.48	0.61
1:A:305:GLY:HA3	1:B:670:GLN:NE2	2.13	0.61
1:C:374:ILE:HD12	1:C:405:LEU:HD23	1.83	0.61
1:D:222:SER:HB2	1:D:518:LYS:HA	1.81	0.61
1:F:302:GLU:HG3	1:F:323:GLY:HA2	1.83	0.61
1:K:316:ILE:CD1	1:L:496:LYS:CB	2.72	0.61
1:A:206:TRP:CZ3	1:A:211:HIS:HB3	2.34	0.61
1:B:207:ILE:HB	1:B:211:HIS:CD2	2.36	0.61
1:B:374:ILE:HD12	1:B:405:LEU:HD23	1.83	0.61
1:C:207:ILE:HB	1:C:211:HIS:CD2	2.36	0.61
1:E:302:GLU:HG3	1:E:323:GLY:HA2	1.83	0.61
1:E:398:GLU:C	1:E:400:GLN:H	2.03	0.61
1:F:515:GLU:OE2	1:F:518:LYS:HD2	2.01	0.61
1:G:179:ASP:HB3	1:G:223:PRO:O	2.00	0.61
1:G:302:GLU:HG3	1:G:323:GLY:HA2	1.83	0.61
1:I:206:TRP:CZ3	1:I:211:HIS:HB3	2.34	0.61
1:L:207:ILE:HB	1:L:211:HIS:CD2	2.36	0.61
1:M:207:ILE:HB	1:M:211:HIS:CD2	2.36	0.61
1:M:302:GLU:HG3	1:M:323:GLY:HA2	1.83	0.61
1:O:336:HIS:CB	1:O:708:ILE:HG22	2.30	0.61
1:A:264:VAL:HG21	1:A:381:THR:HG21	1.83	0.61
1:A:337:SER:OG	1:A:664:ASN:HB2	2.01	0.61
1:A:605:VAL:CG1	1:A:704:GLU:HB3	2.30	0.61
1:E:484:ILE:H	1:E:484:ILE:HD12	1.64	0.61
1:F:207:ILE:HB	1:F:211:HIS:CD2	2.36	0.61
1:F:259:TYR:H	1:F:259:TYR:HD2	1.48	0.61
1:H:259:TYR:H	1:H:259:TYR:HD2	1.48	0.61
1:K:515:GLU:OE2	1:K:518:LYS:HD2	2.01	0.61
1:L:302:GLU:HG3	1:L:323:GLY:HA2	1.83	0.61
1:M:337:SER:OG	1:M:664:ASN:HB2	2.01	0.61
1:C:189:VAL:CG1	1:O:199:LYS:HG3	2.28	0.61
1:C:337:SER:OG	1:C:664:ASN:HB2	2.01	0.61
1:D:319:SER:H	1:E:414:LYS:HG3	1.66	0.61
1:D:515:GLU:OE2	1:D:518:LYS:HD2	2.01	0.61
1:G:264:VAL:HG21	1:G:381:THR:HG21	1.83	0.61
1:I:243:ILE:CG1	1:I:244:ASP:N	2.63	0.61

Continued on next page...

Continued from previous page...

Atom-1	Atom-2	Interatomic distance (Å)	Clash overlap (Å)
1:K:521:MET:HE2	1:K:522:THR:H	1.66	0.61
1:L:224:GLU:HB2	1:L:517:THR:HG21	1.83	0.61
1:L:374:ILE:HD12	1:L:405:LEU:HD23	1.83	0.61
1:C:484:ILE:H	1:C:484:ILE:HD12	1.64	0.61
1:F:498:LEU:HB3	1:F:604:ALA:HB2	1.83	0.61
1:J:314:PHE:HZ	1:K:670:GLN:C	2.04	0.61
1:J:512:ASP:OD1	1:K:245:LYS:HE3	2.01	0.61
1:O:605:VAL:CG1	1:O:704:GLU:HB3	2.30	0.61
1:A:670:GLN:HE21	1:F:305:GLY:HA2	1.66	0.60
1:B:302:GLU:HG3	1:B:323:GLY:HA2	1.83	0.60
1:C:498:LEU:HB3	1:C:604:ALA:HB2	1.83	0.60
1:C:605:VAL:CG1	1:C:704:GLU:HB3	2.30	0.60
1:F:264:VAL:HG21	1:F:381:THR:HG21	1.83	0.60
1:G:222:SER:HB2	1:G:518:LYS:HA	1.81	0.60
1:G:466:ASN:CA	1:M:226:TRP:CG	2.84	0.60
1:H:368:ASN:ND2	1:H:407:PRO:HA	2.16	0.60
1:J:207:ILE:HB	1:J:211:HIS:CD2	2.36	0.60
1:M:264:VAL:HG21	1:M:381:THR:HG21	1.83	0.60
1:M:498:LEU:HB3	1:M:604:ALA:HB2	1.83	0.60
1:M:515:GLU:OE2	1:M:518:LYS:HD2	2.01	0.60
1:O:207:ILE:HB	1:O:211:HIS:CD2	2.36	0.60
1:O:243:ILE:CG1	1:O:244:ASP:N	2.63	0.60
1:O:260:PRO:HG3	1:O:372:ALA:HB3	1.83	0.60
1:C:302:GLU:HG3	1:C:323:GLY:HA2	1.83	0.60
1:D:207:ILE:HB	1:D:211:HIS:CD2	2.36	0.60
1:E:207:ILE:HB	1:E:211:HIS:CD2	2.36	0.60
1:E:264:VAL:HG21	1:E:381:THR:HG21	1.83	0.60
1:G:498:LEU:HB3	1:G:604:ALA:HB2	1.83	0.60
1:J:302:GLU:HG3	1:J:323:GLY:HA2	1.83	0.60
1:L:398:GLU:C	1:L:400:GLN:H	2.03	0.60
1:L:555:ASP:OD2	1:L:588:ASN:HB2	2.02	0.60
1:M:260:PRO:HG3	1:M:372:ALA:HB3	1.83	0.60
1:O:337:SER:OG	1:O:664:ASN:HB2	2.01	0.60
1:A:207:ILE:HB	1:A:211:HIS:CD2	2.36	0.60
1:A:498:LEU:HB3	1:A:604:ALA:HB2	1.83	0.60
1:B:555:ASP:OD2	1:B:588:ASN:HB2	2.01	0.60
1:D:398:GLU:C	1:D:400:GLN:H	2.03	0.60
1:E:224:GLU:HB2	1:E:517:THR:HG21	1.83	0.60
1:E:368:ASN:ND2	1:E:407:PRO:HA	2.17	0.60
1:G:224:GLU:OE2	1:H:201:THR:HG23	2.01	0.60
1:G:337:SER:OG	1:G:664:ASN:HB2	2.01	0.60

Continued on next page...

Continued from previous page...

Atom-1	Atom-2	Interatomic distance (Å)	Clash overlap (Å)
1:H:222:SER:HB2	1:H:518:LYS:HA	1.81	0.60
1:H:224:GLU:HB2	1:H:517:THR:HG21	1.83	0.60
1:L:178:ARG:HH12	1:M:200:ARG:HB3	1.65	0.60
1:L:337:SER:OG	1:L:664:ASN:HB2	2.01	0.60
1:M:368:ASN:ND2	1:M:407:PRO:HA	2.16	0.60
1:O:398:GLU:C	1:O:400:GLN:H	2.03	0.60
1:A:243:ILE:CG1	1:A:244:ASP:N	2.64	0.60
1:A:260:PRO:HG3	1:A:372:ALA:HB3	1.83	0.60
1:A:423:ALA:C	1:A:424:GLN:HG3	2.22	0.60
1:B:224:GLU:HB2	1:B:517:THR:HG21	1.83	0.60
1:C:243:ILE:CG1	1:C:244:ASP:N	2.63	0.60
1:D:374:ILE:HD12	1:D:405:LEU:HD23	1.83	0.60
1:D:414:LYS:HG3	1:O:319:SER:H	1.65	0.60
1:G:207:ILE:HB	1:G:211:HIS:CD2	2.36	0.60
1:G:224:GLU:HB2	1:G:517:THR:HG21	1.83	0.60
1:G:368:ASN:ND2	1:G:407:PRO:HA	2.16	0.60
1:H:207:ILE:HB	1:H:211:HIS:CD2	2.36	0.60
1:H:337:SER:OG	1:H:664:ASN:HB2	2.01	0.60
1:I:207:ILE:HB	1:I:211:HIS:CD2	2.36	0.60
1:I:264:VAL:HG21	1:I:381:THR:HG21	1.83	0.60
1:I:374:ILE:HD12	1:I:405:LEU:HD23	1.83	0.60
1:J:337:SER:OG	1:J:664:ASN:HB2	2.01	0.60
1:K:368:ASN:ND2	1:K:407:PRO:HA	2.16	0.60
1:M:224:GLU:HB2	1:M:517:THR:HG21	1.83	0.60
1:O:264:VAL:HG21	1:O:381:THR:HG21	1.83	0.60
1:B:259:TYR:H	1:B:259:TYR:HD2	1.48	0.60
1:E:260:PRO:HG3	1:E:372:ALA:HB3	1.83	0.60
1:E:337:SER:OG	1:E:664:ASN:HB2	2.01	0.60
1:H:260:PRO:HG3	1:H:372:ALA:HB3	1.83	0.60
1:I:337:SER:OG	1:I:664:ASN:HB2	2.01	0.60
1:J:259:TYR:H	1:J:259:TYR:HD2	1.48	0.60
1:J:555:ASP:OD2	1:J:588:ASN:HB2	2.01	0.60
1:K:423:ALA:C	1:K:424:GLN:HG3	2.22	0.60
1:L:368:ASN:ND2	1:L:407:PRO:HA	2.16	0.60
1:L:516:THR:CG2	1:M:196:VAL:HG21	2.30	0.60
1:L:605:VAL:CG1	1:L:704:GLU:HB3	2.30	0.60
1:O:374:ILE:HD12	1:O:405:LEU:HD23	1.83	0.60
1:A:515:GLU:OE2	1:A:518:LYS:HD2	2.01	0.60
1:C:264:VAL:HG21	1:C:381:THR:HG21	1.83	0.60
1:D:264:VAL:HG21	1:D:381:THR:HG21	1.83	0.60
1:D:548:THR:HA	1:D:575:TYR:CE1	2.37	0.60

Continued on next page...

Continued from previous page...

Atom-1	Atom-2	Interatomic distance (Å)	Clash overlap (Å)
1:E:555:ASP:OD2	1:E:588:ASN:HB2	2.01	0.60
1:F:260:PRO:HG3	1:F:372:ALA:HB3	1.83	0.60
1:F:374:ILE:HD12	1:F:405:LEU:HD23	1.82	0.60
1:H:555:ASP:OD2	1:H:588:ASN:HB2	2.02	0.60
1:I:260:PRO:HG3	1:I:372:ALA:HB3	1.83	0.60
1:K:498:LEU:HB3	1:K:604:ALA:HB2	1.83	0.60
1:O:179:ASP:HB3	1:O:223:PRO:O	2.00	0.60
1:A:555:ASP:OD2	1:A:588:ASN:HB2	2.02	0.60
1:C:188:GLU:HA	1:C:192:TYR:CE2	2.37	0.60
1:D:243:ILE:CG1	1:D:244:ASP:N	2.63	0.60
1:D:259:TYR:H	1:D:259:TYR:HD2	1.48	0.60
1:F:605:VAL:CG1	1:F:704:GLU:HB3	2.30	0.60
1:G:188:GLU:HA	1:G:192:TYR:CE2	2.37	0.60
1:G:721:ILE:HG22	1:G:722:LYS:N	2.17	0.60
1:H:319:SER:N	1:I:414:LYS:HE3	2.16	0.60
1:H:515:GLU:OE2	1:H:518:LYS:HD2	2.01	0.60
1:I:188:GLU:HA	1:I:192:TYR:CE2	2.37	0.60
1:J:224:GLU:HB2	1:J:517:THR:HG21	1.83	0.60
1:L:264:VAL:HG21	1:L:381:THR:HG21	1.83	0.60
1:L:548:THR:HA	1:L:575:TYR:CE1	2.37	0.60
1:O:498:LEU:HB3	1:O:604:ALA:HB2	1.83	0.60
1:O:555:ASP:OD2	1:O:588:ASN:HB2	2.01	0.60
1:A:188:GLU:HA	1:A:192:TYR:CE2	2.37	0.60
1:A:305:GLY:HA3	1:B:670:GLN:HE21	1.65	0.60
1:A:536:PRO:HG2	1:A:541:GLN:OE1	2.02	0.60
1:B:291:LYS:HE2	1:B:339:SER:HB2	1.84	0.60
1:B:368:ASN:ND2	1:B:407:PRO:HA	2.16	0.60
1:B:548:THR:HA	1:B:575:TYR:CE1	2.37	0.60
1:F:224:GLU:HB2	1:F:517:THR:HG21	1.83	0.60
1:F:536:PRO:HG2	1:F:541:GLN:OE1	2.02	0.60
1:F:548:THR:HA	1:F:575:TYR:CE1	2.37	0.60
1:G:374:ILE:HD12	1:G:405:LEU:HD23	1.82	0.60
1:H:188:GLU:HA	1:H:192:TYR:CE2	2.37	0.60
1:H:264:VAL:HG21	1:H:381:THR:HG21	1.83	0.60
1:I:302:GLU:HG3	1:I:323:GLY:HA2	1.83	0.60
1:J:368:ASN:ND2	1:J:407:PRO:HA	2.16	0.60
1:K:188:GLU:HA	1:K:192:TYR:CE2	2.37	0.60
1:K:224:GLU:HB2	1:K:517:THR:HG21	1.83	0.60
1:L:536:PRO:HG2	1:L:541:GLN:OE1	2.02	0.60
1:M:259:TYR:H	1:M:259:TYR:HD2	1.48	0.60
1:M:423:ALA:C	1:M:424:GLN:HG3	2.22	0.60

Continued on next page...

Continued from previous page...

Atom-1	Atom-2	Interatomic distance (Å)	Clash overlap (Å)
1:B:260:PRO:HG3	1:B:372:ALA:HB3	1.83	0.60
1:B:423:ALA:C	1:B:424:GLN:HG3	2.22	0.60
1:D:555:ASP:OD2	1:D:588:ASN:HB2	2.02	0.60
1:F:555:ASP:OD2	1:F:588:ASN:HB2	2.01	0.60
1:G:548:THR:HA	1:G:575:TYR:CE1	2.37	0.60
1:H:423:ALA:C	1:H:424:GLN:HG3	2.22	0.60
1:H:498:LEU:HB3	1:H:604:ALA:HB2	1.82	0.60
1:I:423:ALA:C	1:I:424:GLN:HG3	2.22	0.60
1:J:291:LYS:HE2	1:J:339:SER:HB2	1.84	0.60
1:J:721:ILE:HG22	1:J:722:LYS:N	2.17	0.60
1:M:555:ASP:OD2	1:M:588:ASN:HB2	2.01	0.60
1:O:536:PRO:HG2	1:O:541:GLN:OE1	2.02	0.60
1:A:224:GLU:HB2	1:A:517:THR:HG21	1.83	0.60
1:E:524:LYS:HG3	1:E:540:LEU:HD22	1.84	0.60
1:G:524:LYS:HG3	1:G:540:LEU:HD22	1.84	0.60
1:H:302:GLU:HG3	1:H:323:GLY:HA2	1.83	0.60
1:J:403:GLN:NE2	1:J:403:GLN:N	2.47	0.60
1:K:266:MET:HB3	1:K:332:VAL:HG11	1.84	0.60
1:K:337:SER:OG	1:K:664:ASN:HB2	2.01	0.60
1:L:243:ILE:CG1	1:L:244:ASP:N	2.63	0.60
1:L:524:LYS:HG3	1:L:540:LEU:HD22	1.84	0.60
1:O:188:GLU:HA	1:O:192:TYR:CE2	2.37	0.60
1:A:291:LYS:HE2	1:A:339:SER:HB2	1.84	0.59
1:A:302:GLU:HG3	1:A:323:GLY:HA2	1.83	0.59
1:D:266:MET:HB3	1:D:332:VAL:HG11	1.84	0.59
1:D:423:ALA:C	1:D:424:GLN:HG3	2.22	0.59
1:E:178:ARG:HH12	1:F:200:ARG:HB3	1.63	0.59
1:E:498:LEU:HB3	1:E:604:ALA:HB2	1.82	0.59
1:E:721:ILE:HG22	1:E:722:LYS:N	2.17	0.59
1:I:368:ASN:ND2	1:I:407:PRO:HA	2.17	0.59
1:I:515:GLU:OE2	1:I:518:LYS:HD2	2.01	0.59
1:J:498:LEU:HB3	1:J:604:ALA:HB2	1.82	0.59
1:K:548:THR:HA	1:K:575:TYR:CE1	2.37	0.59
1:O:548:THR:HA	1:O:575:TYR:CE1	2.37	0.59
1:O:721:ILE:HG22	1:O:722:LYS:N	2.17	0.59
1:A:236:PHE:CE1	1:A:240:THR:HB	2.37	0.59
1:A:368:ASN:ND2	1:A:407:PRO:HA	2.16	0.59
1:A:524:LYS:HG3	1:A:540:LEU:HD22	1.84	0.59
1:B:236:PHE:CE1	1:B:240:THR:HB	2.37	0.59
1:E:243:ILE:CG1	1:E:244:ASP:N	2.64	0.59
1:F:423:ALA:C	1:F:424:GLN:HG3	2.22	0.59

Continued on next page...

Continued from previous page...

Atom-1	Atom-2	Interatomic distance (Å)	Clash overlap (Å)
1:F:524:LYS:HG3	1:F:540:LEU:HD22	1.84	0.59
1:G:243:ILE:CG1	1:G:244:ASP:N	2.63	0.59
1:G:555:ASP:OD2	1:G:588:ASN:HB2	2.02	0.59
1:H:455:VAL:HG13	1:H:455:VAL:O	2.03	0.59
1:K:524:LYS:HG3	1:K:540:LEU:HD22	1.84	0.59
1:K:555:ASP:OD2	1:K:588:ASN:HB2	2.02	0.59
1:L:188:GLU:HA	1:L:192:TYR:CE2	2.37	0.59
1:O:302:GLU:HG3	1:O:323:GLY:HA2	1.83	0.59
1:A:516:THR:HG21	1:B:196:VAL:HG21	1.83	0.59
1:B:536:PRO:HG2	1:B:541:GLN:OE1	2.02	0.59
1:C:260:PRO:HG3	1:C:372:ALA:HB3	1.83	0.59
1:C:423:ALA:C	1:C:424:GLN:HG3	2.22	0.59
1:D:188:GLU:HA	1:D:192:TYR:CE2	2.37	0.59
1:D:224:GLU:HB2	1:D:517:THR:HG21	1.83	0.59
1:D:236:PHE:CE1	1:D:240:THR:HB	2.37	0.59
1:F:266:MET:HB3	1:F:332:VAL:HG11	1.84	0.59
1:F:455:VAL:HG13	1:F:455:VAL:O	2.03	0.59
1:F:521:MET:HE2	1:F:522:THR:H	1.67	0.59
1:G:423:ALA:C	1:G:424:GLN:HG3	2.22	0.59
1:H:524:LYS:HG3	1:H:540:LEU:HD22	1.84	0.59
1:H:548:THR:HA	1:H:575:TYR:CE1	2.37	0.59
1:I:455:VAL:O	1:I:455:VAL:HG13	2.03	0.59
1:K:207:ILE:HB	1:K:211:HIS:CD2	2.36	0.59
1:K:264:VAL:HG21	1:K:381:THR:HG21	1.83	0.59
1:K:291:LYS:HE2	1:K:339:SER:HB2	1.84	0.59
1:L:330:SER:OG	1:L:450:LEU:HB2	2.03	0.59
1:L:423:ALA:C	1:L:424:GLN:HG3	2.22	0.59
1:M:266:MET:HB3	1:M:332:VAL:HG11	1.84	0.59
1:M:330:SER:OG	1:M:450:LEU:HB2	2.03	0.59
1:M:536:PRO:HG2	1:M:541:GLN:OE1	2.02	0.59
1:M:721:ILE:HG22	1:M:722:LYS:N	2.17	0.59
1:O:236:PHE:CE1	1:O:240:THR:HB	2.38	0.59
1:O:524:LYS:HG3	1:O:540:LEU:HD22	1.84	0.59
1:A:374:ILE:HD12	1:A:405:LEU:HD23	1.83	0.59
1:A:455:VAL:O	1:A:455:VAL:HG13	2.03	0.59
1:C:236:PHE:CE1	1:C:240:THR:HB	2.38	0.59
1:D:721:ILE:HG22	1:D:722:LYS:N	2.17	0.59
1:E:266:MET:HB3	1:E:332:VAL:HG11	1.84	0.59
1:E:548:THR:HA	1:E:575:TYR:CE1	2.37	0.59
1:H:236:PHE:CE1	1:H:240:THR:HB	2.37	0.59
1:H:266:MET:HB3	1:H:332:VAL:HG11	1.84	0.59

Continued on next page...

Continued from previous page...

Atom-1	Atom-2	Interatomic distance (Å)	Clash overlap (Å)
1:H:291:LYS:HE2	1:H:339:SER:HB2	1.84	0.59
1:H:365:ARG:HB3	1:H:412:PRO:HG3	1.85	0.59
1:I:224:GLU:HB2	1:I:517:THR:HG21	1.83	0.59
1:I:555:ASP:OD2	1:I:588:ASN:HB2	2.02	0.59
1:J:188:GLU:HA	1:J:192:TYR:CE2	2.37	0.59
1:M:236:PHE:CE1	1:M:240:THR:HB	2.38	0.59
1:O:368:ASN:ND2	1:O:407:PRO:HA	2.16	0.59
1:C:721:ILE:HG22	1:C:722:LYS:N	2.17	0.59
1:I:291:LYS:HE2	1:I:339:SER:HB2	1.84	0.59
1:J:536:PRO:HG2	1:J:541:GLN:OE1	2.02	0.59
1:K:536:PRO:HG2	1:K:541:GLN:OE1	2.02	0.59
1:L:266:MET:HB3	1:L:332:VAL:HG11	1.84	0.59
1:L:291:LYS:HE2	1:L:339:SER:HB2	1.84	0.59
1:M:365:ARG:HB3	1:M:412:PRO:HG3	1.85	0.59
1:O:423:ALA:C	1:O:424:GLN:HG3	2.22	0.59
1:A:365:ARG:HB3	1:A:412:PRO:HG3	1.85	0.59
1:B:188:GLU:HA	1:B:192:TYR:CE2	2.37	0.59
1:B:266:MET:HB3	1:B:332:VAL:HG11	1.84	0.59
1:C:368:ASN:ND2	1:C:407:PRO:HA	2.16	0.59
1:D:455:VAL:O	1:D:455:VAL:HG13	2.03	0.59
1:D:498:LEU:HB3	1:D:604:ALA:HB2	1.82	0.59
1:E:236:PHE:CE1	1:E:240:THR:HB	2.37	0.59
1:G:536:PRO:HG2	1:G:541:GLN:OE1	2.02	0.59
1:H:721:ILE:HG22	1:H:722:LYS:N	2.17	0.59
1:I:365:ARG:HB3	1:I:412:PRO:HG3	1.85	0.59
1:J:260:PRO:HG3	1:J:372:ALA:HB3	1.83	0.59
1:K:236:PHE:CE1	1:K:240:THR:HB	2.37	0.59
1:L:236:PHE:CE1	1:L:240:THR:HB	2.37	0.59
1:L:316:ILE:CD1	1:M:496:LYS:HB3	2.33	0.59
1:M:548:THR:HA	1:M:575:TYR:CE1	2.37	0.59
1:O:365:ARG:HB3	1:O:412:PRO:HG3	1.85	0.59
1:A:266:MET:HB3	1:A:332:VAL:HG11	1.84	0.59
1:B:264:VAL:HG21	1:B:381:THR:HG21	1.83	0.59
1:C:330:SER:OG	1:C:450:LEU:HB2	2.03	0.59
1:D:260:PRO:HG3	1:D:372:ALA:HB3	1.83	0.59
1:E:188:GLU:HA	1:E:192:TYR:CE2	2.37	0.59
1:E:455:VAL:HG13	1:E:455:VAL:O	2.03	0.59
1:E:515:GLU:OE2	1:E:518:LYS:HD2	2.01	0.59
1:E:536:PRO:HG2	1:E:541:GLN:OE1	2.02	0.59
1:H:330:SER:OG	1:H:450:LEU:HB2	2.03	0.59
1:I:236:PHE:CE1	1:I:240:THR:HB	2.37	0.59

Continued on next page...

Continued from previous page...

Atom-1	Atom-2	Interatomic distance (Å)	Clash overlap (Å)
1:J:236:PHE:CE1	1:J:240:THR:HB	2.38	0.59
1:J:423:ALA:C	1:J:424:GLN:HG3	2.22	0.59
1:J:548:THR:HA	1:J:575:TYR:CE1	2.37	0.59
1:K:260:PRO:HG3	1:K:372:ALA:HB3	1.83	0.59
1:B:243:ILE:CG1	1:B:244:ASP:N	2.64	0.59
1:C:224:GLU:HB2	1:C:517:THR:HG21	1.83	0.59
1:D:196:VAL:HG21	1:O:516:THR:HG21	1.84	0.59
1:D:330:SER:OG	1:D:450:LEU:HB2	2.03	0.59
1:E:423:ALA:C	1:E:424:GLN:HG3	2.22	0.59
1:F:236:PHE:CE1	1:F:240:THR:HB	2.37	0.59
1:J:226:TRP:CG	1:K:466:ASN:HA	2.37	0.59
1:L:260:PRO:HG3	1:L:372:ALA:HB3	1.83	0.59
1:L:721:ILE:HG22	1:L:722:LYS:N	2.17	0.59
1:M:403:GLN:NE2	1:M:403:GLN:N	2.47	0.59
1:O:224:GLU:HB2	1:O:517:THR:HG21	1.83	0.59
1:C:548:THR:HA	1:C:575:TYR:CE1	2.37	0.59
1:D:368:ASN:ND2	1:D:407:PRO:HA	2.16	0.59
1:E:365:ARG:HB3	1:E:412:PRO:HG3	1.85	0.59
1:G:266:MET:HB3	1:G:332:VAL:HG11	1.84	0.59
1:I:536:PRO:HG2	1:I:541:GLN:OE1	2.02	0.59
1:L:365:ARG:HB3	1:L:412:PRO:HG3	1.85	0.59
1:M:524:LYS:HG3	1:M:540:LEU:HD22	1.84	0.59
1:A:548:THR:HA	1:A:575:TYR:CE1	2.37	0.59
1:A:658:ASP:O	1:A:718:THR:HG23	2.03	0.59
1:E:291:LYS:HE2	1:E:339:SER:HB2	1.84	0.59
1:E:330:SER:OG	1:E:450:LEU:HB2	2.03	0.59
1:F:188:GLU:HA	1:F:192:TYR:CE2	2.37	0.59
1:F:365:ARG:HB3	1:F:412:PRO:HG3	1.85	0.59
1:F:368:ASN:ND2	1:F:407:PRO:HA	2.16	0.59
1:F:721:ILE:HG22	1:F:722:LYS:N	2.17	0.59
1:H:536:PRO:HG2	1:H:541:GLN:OE1	2.02	0.59
1:I:266:MET:HB3	1:I:332:VAL:HG11	1.84	0.59
1:I:517:THR:HG23	1:J:199:LYS:O	2.02	0.59
1:J:365:ARG:HB3	1:J:412:PRO:HG3	1.85	0.59
1:J:606:GLY:HA2	1:J:638:ILE:HB	1.85	0.59
1:M:188:GLU:HA	1:M:192:TYR:CE2	2.37	0.59
1:M:455:VAL:HG13	1:M:455:VAL:O	2.03	0.59
1:O:330:SER:OG	1:O:450:LEU:HB2	2.03	0.59
1:O:658:ASP:O	1:O:718:THR:HG23	2.03	0.59
1:B:188:GLU:HA	1:B:192:TYR:CD2	2.38	0.58
1:C:524:LYS:HG3	1:C:540:LEU:HD22	1.84	0.58

Continued on next page...

Continued from previous page...

Atom-1	Atom-2	Interatomic distance (Å)	Clash overlap (Å)
1:C:536:PRO:HG2	1:C:541:GLN:OE1	2.02	0.58
1:D:188:GLU:HA	1:D:192:TYR:CD2	2.38	0.58
1:D:291:LYS:HE2	1:D:339:SER:HB2	1.84	0.58
1:F:403:GLN:NE2	1:F:403:GLN:N	2.47	0.58
1:F:521:MET:HE2	1:F:525:GLU:HB3	1.85	0.58
1:G:189:VAL:HG13	1:H:199:LYS:HG3	1.85	0.58
1:G:229:ALA:O	1:G:230:SER:HB2	2.03	0.58
1:G:260:PRO:HG3	1:G:372:ALA:HB3	1.83	0.58
1:G:330:SER:OG	1:G:450:LEU:HB2	2.03	0.58
1:H:188:GLU:HA	1:H:192:TYR:CD2	2.38	0.58
1:H:318:GLY:CA	1:I:410:TYR:HE1	2.16	0.58
1:I:303:VAL:HG23	1:J:670:GLN:HG2	1.85	0.58
1:I:548:THR:HA	1:I:575:TYR:CE1	2.37	0.58
1:J:229:ALA:O	1:J:230:SER:HB2	2.03	0.58
1:K:188:GLU:HA	1:K:192:TYR:CD2	2.39	0.58
1:K:455:VAL:HG13	1:K:455:VAL:O	2.03	0.58
1:K:721:ILE:HG22	1:K:722:LYS:N	2.17	0.58
1:M:291:LYS:HE2	1:M:339:SER:HB2	1.84	0.58
1:O:229:ALA:O	1:O:230:SER:HB2	2.03	0.58
1:A:188:GLU:HA	1:A:192:TYR:CD2	2.38	0.58
1:A:670:GLN:HG3	1:F:305:GLY:HA2	1.85	0.58
1:B:455:VAL:O	1:B:455:VAL:HG13	2.03	0.58
1:C:658:ASP:O	1:C:718:THR:HG23	2.03	0.58
1:G:236:PHE:CE1	1:G:240:THR:HB	2.37	0.58
1:H:319:SER:OG	1:I:414:LYS:CD	2.51	0.58
1:K:243:ILE:CG1	1:K:244:ASP:N	2.63	0.58
1:L:229:ALA:O	1:L:230:SER:HB2	2.03	0.58
1:M:229:ALA:O	1:M:230:SER:HB2	2.03	0.58
1:M:606:GLY:HA2	1:M:638:ILE:HB	1.85	0.58
1:O:188:GLU:HA	1:O:192:TYR:CD2	2.38	0.58
1:A:606:GLY:HA2	1:A:638:ILE:HB	1.85	0.58
1:A:721:ILE:HG22	1:A:722:LYS:N	2.17	0.58
1:B:524:LYS:HG3	1:B:540:LEU:HD22	1.84	0.58
1:C:555:ASP:OD2	1:C:588:ASN:HB2	2.02	0.58
1:I:606:GLY:HA2	1:I:638:ILE:HB	1.85	0.58
1:K:658:ASP:O	1:K:718:THR:HG23	2.03	0.58
1:L:606:GLY:HA2	1:L:638:ILE:HB	1.85	0.58
1:O:291:LYS:HE2	1:O:339:SER:HB2	1.84	0.58
1:O:411:TYR:HB3	1:O:412:PRO:CD	2.34	0.58
1:O:455:VAL:O	1:O:455:VAL:HG13	2.03	0.58
1:A:330:SER:OG	1:A:450:LEU:HB2	2.03	0.58

Continued on next page...

Continued from previous page...

Atom-1	Atom-2	Interatomic distance (Å)	Clash overlap (Å)
1:A:483:GLN:NE2	1:B:469:VAL:HG21	2.18	0.58
1:D:411:TYR:HB3	1:D:412:PRO:CD	2.34	0.58
1:D:536:PRO:HG2	1:D:541:GLN:OE1	2.02	0.58
1:E:229:ALA:O	1:E:230:SER:HB2	2.03	0.58
1:E:606:GLY:HA2	1:E:638:ILE:HB	1.85	0.58
1:H:658:ASP:O	1:H:718:THR:HG23	2.03	0.58
1:J:188:GLU:HA	1:J:192:TYR:CD2	2.38	0.58
1:K:229:ALA:O	1:K:230:SER:HB2	2.03	0.58
1:L:178:ARG:NH1	1:M:200:ARG:HB3	2.18	0.58
1:O:266:MET:HB3	1:O:332:VAL:HG11	1.84	0.58
1:B:606:GLY:HA2	1:B:638:ILE:HB	1.85	0.58
1:D:258:ALA:HA	1:D:371:THR:OG1	2.04	0.58
1:D:365:ARG:HB3	1:D:412:PRO:HG3	1.85	0.58
1:D:524:LYS:HG3	1:D:540:LEU:HD22	1.84	0.58
1:F:188:GLU:HA	1:F:192:TYR:CD2	2.39	0.58
1:F:330:SER:OG	1:F:450:LEU:HB2	2.03	0.58
1:G:658:ASP:O	1:G:718:THR:HG23	2.03	0.58
1:I:658:ASP:O	1:I:718:THR:HG23	2.03	0.58
1:J:411:TYR:HB3	1:J:412:PRO:CD	2.34	0.58
1:J:524:LYS:HG3	1:J:540:LEU:HD22	1.84	0.58
1:J:658:ASP:O	1:J:718:THR:HG23	2.03	0.58
1:K:330:SER:OG	1:K:450:LEU:HB2	2.03	0.58
1:K:365:ARG:HB3	1:K:412:PRO:HG3	1.85	0.58
1:M:188:GLU:HA	1:M:192:TYR:CD2	2.38	0.58
1:O:258:ALA:HA	1:O:371:THR:OG1	2.04	0.58
1:A:493:PHE:HA	1:A:591:ILE:O	2.04	0.58
1:B:330:SER:OG	1:B:450:LEU:HB2	2.03	0.58
1:D:316:ILE:HD12	1:E:496:LYS:HB3	1.85	0.58
1:D:498:LEU:HD22	1:D:498:LEU:N	2.19	0.58
1:D:606:GLY:HA2	1:D:638:ILE:HB	1.85	0.58
1:E:493:PHE:HA	1:E:591:ILE:O	2.04	0.58
1:G:407:PRO:O	1:G:408:ASN:C	2.42	0.58
1:G:466:ASN:O	1:M:226:TRP:HB3	2.03	0.58
1:H:258:ALA:HA	1:H:371:THR:OG1	2.04	0.58
1:I:330:SER:OG	1:I:450:LEU:HB2	2.03	0.58
1:J:258:ALA:HA	1:J:371:THR:OG1	2.04	0.58
1:J:330:SER:OG	1:J:450:LEU:HB2	2.03	0.58
1:J:455:VAL:O	1:J:455:VAL:HG13	2.03	0.58
1:O:498:LEU:HD22	1:O:498:LEU:N	2.19	0.58
1:A:407:PRO:O	1:A:408:ASN:C	2.42	0.58
1:C:606:GLY:HA2	1:C:638:ILE:HB	1.85	0.58

Continued on next page...

Continued from previous page...

Atom-1	Atom-2	Interatomic distance (Å)	Clash overlap (Å)
1:E:658:ASP:O	1:E:718:THR:HG23	2.03	0.58
1:F:411:TYR:HB3	1:F:412:PRO:CD	2.34	0.58
1:F:493:PHE:HA	1:F:591:ILE:O	2.04	0.58
1:G:466:ASN:C	1:M:226:TRP:HB2	2.24	0.58
1:J:264:VAL:HG21	1:J:381:THR:HG21	1.83	0.58
1:J:636:ARG:HA	1:J:639:LEU:HD23	1.86	0.58
1:M:243:ILE:CG1	1:M:244:ASP:N	2.63	0.58
1:B:258:ALA:HA	1:B:371:THR:OG1	2.04	0.58
1:C:266:MET:HB3	1:C:332:VAL:HG11	1.84	0.58
1:E:188:GLU:HA	1:E:192:TYR:CD2	2.38	0.58
1:E:258:ALA:HA	1:E:371:THR:OG1	2.04	0.58
1:F:291:LYS:HE2	1:F:339:SER:HB2	1.84	0.58
1:F:606:GLY:HA2	1:F:638:ILE:HB	1.85	0.58
1:G:188:GLU:HA	1:G:192:TYR:CD2	2.38	0.58
1:G:291:LYS:HE2	1:G:339:SER:HB2	1.84	0.58
1:G:365:ARG:HB3	1:G:412:PRO:HG3	1.85	0.58
1:G:411:TYR:HB3	1:G:412:PRO:CD	2.34	0.58
1:I:178:ARG:HH12	1:J:200:ARG:HB3	1.68	0.58
1:L:411:TYR:HB3	1:L:412:PRO:CD	2.34	0.58
1:M:407:PRO:O	1:M:408:ASN:C	2.42	0.58
1:O:403:GLN:NE2	1:O:403:GLN:N	2.47	0.58
1:A:411:TYR:HB3	1:A:412:PRO:CD	2.34	0.58
1:A:498:LEU:HD22	1:A:498:LEU:N	2.19	0.58
1:B:721:ILE:HG22	1:B:722:LYS:N	2.17	0.58
1:C:291:LYS:HE2	1:C:339:SER:HB2	1.84	0.58
1:F:498:LEU:HD22	1:F:498:LEU:N	2.19	0.58
1:G:606:GLY:HA2	1:G:638:ILE:HB	1.85	0.58
1:H:493:PHE:HA	1:H:591:ILE:O	2.04	0.58
1:I:407:PRO:O	1:I:408:ASN:C	2.42	0.58
1:J:407:PRO:O	1:J:408:ASN:C	2.42	0.58
1:B:498:LEU:HD22	1:B:498:LEU:N	2.19	0.58
1:D:493:PHE:HA	1:D:591:ILE:O	2.04	0.58
1:E:407:PRO:O	1:E:408:ASN:C	2.42	0.58
1:G:258:ALA:HA	1:G:371:THR:OG1	2.04	0.58
1:G:455:VAL:O	1:G:455:VAL:HG13	2.03	0.58
1:H:498:LEU:HD22	1:H:498:LEU:N	2.19	0.58
1:I:188:GLU:HA	1:I:192:TYR:CD2	2.38	0.58
1:L:658:ASP:O	1:L:718:THR:HG23	2.03	0.58
1:C:188:GLU:HA	1:C:192:TYR:CD2	2.38	0.57
1:C:411:TYR:HB3	1:C:412:PRO:CD	2.34	0.57
1:D:670:GLN:HG3	1:O:305:GLY:C	2.24	0.57

Continued on next page...

Continued from previous page...

Atom-1	Atom-2	Interatomic distance (Å)	Clash overlap (Å)
1:E:498:LEU:N	1:E:498:LEU:HD22	2.19	0.57
1:F:658:ASP:O	1:F:718:THR:HG23	2.03	0.57
1:G:498:LEU:HD22	1:G:498:LEU:N	2.19	0.57
1:J:266:MET:HB3	1:J:332:VAL:HG11	1.84	0.57
1:M:658:ASP:O	1:M:718:THR:HG23	2.03	0.57
1:A:636:ARG:HA	1:A:639:LEU:HD23	1.86	0.57
1:C:229:ALA:O	1:C:230:SER:HB2	2.03	0.57
1:C:258:ALA:HA	1:C:371:THR:OG1	2.04	0.57
1:C:455:VAL:HG13	1:C:455:VAL:O	2.03	0.57
1:D:414:LYS:HG3	1:O:319:SER:HA	1.86	0.57
1:F:229:ALA:O	1:F:230:SER:HB2	2.03	0.57
1:G:468:ARG:NH1	1:M:480:VAL:HG11	2.18	0.57
1:I:524:LYS:HG3	1:I:540:LEU:HD22	1.84	0.57
1:K:407:PRO:O	1:K:408:ASN:C	2.42	0.57
1:K:498:LEU:HD22	1:K:498:LEU:N	2.19	0.57
1:L:258:ALA:HA	1:L:371:THR:OG1	2.04	0.57
1:M:411:TYR:HB3	1:M:412:PRO:CD	2.34	0.57
1:B:229:ALA:O	1:B:230:SER:HB2	2.03	0.57
1:B:365:ARG:HB3	1:B:412:PRO:HG3	1.85	0.57
1:B:411:TYR:HB3	1:B:412:PRO:CD	2.34	0.57
1:B:636:ARG:HA	1:B:639:LEU:HD23	1.86	0.57
1:C:407:PRO:O	1:C:408:ASN:C	2.42	0.57
1:C:636:ARG:HA	1:C:639:LEU:HD23	1.86	0.57
1:D:670:GLN:CG	1:O:305:GLY:CA	2.76	0.57
1:G:493:PHE:HA	1:G:591:ILE:O	2.04	0.57
1:H:407:PRO:O	1:H:408:ASN:C	2.42	0.57
1:H:606:GLY:HA2	1:H:638:ILE:HB	1.85	0.57
1:I:184:PRO:HD2	1:I:187:LEU:HD12	1.87	0.57
1:I:229:ALA:O	1:I:230:SER:HB2	2.03	0.57
1:I:493:PHE:HA	1:I:591:ILE:O	2.04	0.57
1:I:721:ILE:HG22	1:I:722:LYS:N	2.17	0.57
1:J:498:LEU:HD22	1:J:498:LEU:N	2.19	0.57
1:K:411:TYR:HB3	1:K:412:PRO:CD	2.34	0.57
1:L:455:VAL:O	1:L:455:VAL:HG13	2.03	0.57
1:L:517:THR:HG23	1:M:199:LYS:O	2.04	0.57
1:M:411:TYR:HB3	1:M:412:PRO:HD3	1.86	0.57
1:M:493:PHE:HA	1:M:591:ILE:O	2.04	0.57
1:M:636:ARG:HA	1:M:639:LEU:HD23	1.86	0.57
1:O:493:PHE:HA	1:O:591:ILE:O	2.04	0.57
1:C:184:PRO:HD2	1:C:187:LEU:HD12	1.87	0.57
1:C:628:LEU:C	1:C:629:LEU:HD12	2.25	0.57

Continued on next page...

Continued from previous page...

Atom-1	Atom-2	Interatomic distance (Å)	Clash overlap (Å)
1:D:407:PRO:O	1:D:408:ASN:C	2.42	0.57
1:D:658:ASP:O	1:D:718:THR:HG23	2.03	0.57
1:G:483:GLN:NE2	1:H:245:LYS:H	2.02	0.57
1:L:484:ILE:HD12	1:L:484:ILE:N	2.20	0.57
1:L:636:ARG:HA	1:L:639:LEU:HD23	1.86	0.57
1:B:484:ILE:HD12	1:B:484:ILE:N	2.20	0.57
1:B:628:LEU:C	1:B:629:LEU:HD12	2.25	0.57
1:C:493:PHE:HA	1:C:591:ILE:O	2.04	0.57
1:C:587:MET:C	1:C:588:ASN:HD22	2.08	0.57
1:D:411:TYR:HB3	1:D:412:PRO:HD3	1.86	0.57
1:E:411:TYR:HB3	1:E:412:PRO:HD3	1.86	0.57
1:F:411:TYR:HB3	1:F:412:PRO:HD3	1.86	0.57
1:F:484:ILE:HD12	1:F:484:ILE:N	2.20	0.57
1:H:184:PRO:HD2	1:H:187:LEU:HD12	1.87	0.57
1:H:480:VAL:HG11	1:I:468:ARG:NH1	2.19	0.57
1:K:258:ALA:HA	1:K:371:THR:OG1	2.04	0.57
1:K:411:TYR:HB3	1:K:412:PRO:HD3	1.87	0.57
1:K:628:LEU:C	1:K:629:LEU:HD12	2.25	0.57
1:M:498:LEU:N	1:M:498:LEU:HD22	2.19	0.57
1:A:229:ALA:O	1:A:230:SER:HB2	2.03	0.57
1:B:411:TYR:HB3	1:B:412:PRO:HD3	1.87	0.57
1:F:258:ALA:HA	1:F:371:THR:OG1	2.04	0.57
1:G:411:TYR:HB3	1:G:412:PRO:HD3	1.86	0.57
1:I:319:SER:N	1:J:414:LYS:HE3	2.19	0.57
1:K:224:GLU:OE2	1:L:201:THR:HG23	2.04	0.57
1:L:188:GLU:HA	1:L:192:TYR:CD2	2.38	0.57
1:M:484:ILE:HD12	1:M:484:ILE:N	2.20	0.57
1:A:258:ALA:HA	1:A:371:THR:OG1	2.04	0.57
1:A:411:TYR:HB3	1:A:412:PRO:HD3	1.87	0.57
1:B:615:ALA:HB2	1:B:635:ILE:HG13	1.87	0.57
1:D:484:ILE:HD12	1:D:484:ILE:N	2.20	0.57
1:E:411:TYR:HB3	1:E:412:PRO:CD	2.34	0.57
1:E:484:ILE:HD12	1:E:484:ILE:N	2.20	0.57
1:E:628:LEU:C	1:E:629:LEU:HD12	2.25	0.57
1:H:411:TYR:HB3	1:H:412:PRO:CD	2.34	0.57
1:H:480:VAL:HG21	1:I:468:ARG:CG	2.33	0.57
1:I:258:ALA:HA	1:I:371:THR:OG1	2.04	0.57
1:I:628:LEU:C	1:I:629:LEU:HD12	2.25	0.57
1:K:606:GLY:HA2	1:K:638:ILE:HB	1.85	0.57
1:M:258:ALA:HA	1:M:371:THR:OG1	2.04	0.57
1:O:628:LEU:C	1:O:629:LEU:HD12	2.25	0.57

Continued on next page...

Continued from previous page...

Atom-1	Atom-2	Interatomic distance (Å)	Clash overlap (Å)
1:O:636:ARG:HA	1:O:639:LEU:HD23	1.86	0.57
1:A:484:ILE:HD12	1:A:484:ILE:N	2.20	0.57
1:B:184:PRO:HD2	1:B:187:LEU:HD12	1.87	0.57
1:B:226:TRP:CD1	1:C:466:ASN:HA	2.40	0.57
1:B:658:ASP:O	1:B:718:THR:HG23	2.03	0.57
1:D:587:MET:C	1:D:588:ASN:HD22	2.08	0.57
1:D:628:LEU:C	1:D:629:LEU:HD12	2.25	0.57
1:F:403:GLN:HE21	1:F:403:GLN:N	1.99	0.57
1:F:628:LEU:C	1:F:629:LEU:HD12	2.25	0.57
1:H:403:GLN:NE2	1:H:403:GLN:N	2.47	0.57
1:I:411:TYR:HB3	1:I:412:PRO:CD	2.34	0.57
1:I:484:ILE:HD12	1:I:484:ILE:N	2.20	0.57
1:I:498:LEU:HD22	1:I:498:LEU:N	2.19	0.57
1:J:633:LYS:O	1:J:636:ARG:HG2	2.05	0.57
1:K:484:ILE:HD12	1:K:484:ILE:N	2.20	0.57
1:L:628:LEU:C	1:L:629:LEU:HD12	2.25	0.57
1:M:184:PRO:HD2	1:M:187:LEU:HD12	1.87	0.57
1:O:606:GLY:HA2	1:O:638:ILE:HB	1.85	0.57
1:C:498:LEU:HD22	1:C:498:LEU:N	2.19	0.57
1:D:184:PRO:HD2	1:D:187:LEU:HD12	1.87	0.57
1:D:229:ALA:O	1:D:230:SER:HB2	2.03	0.57
1:D:670:GLN:HG3	1:O:305:GLY:CA	2.34	0.57
1:H:615:ALA:HB2	1:H:635:ILE:HG13	1.87	0.57
1:I:305:GLY:HA3	1:J:670:GLN:HE21	1.68	0.57
1:I:636:ARG:HA	1:I:639:LEU:HD23	1.86	0.57
1:J:484:ILE:HD12	1:J:484:ILE:N	2.20	0.57
1:J:628:LEU:C	1:J:629:LEU:HD12	2.25	0.57
1:L:633:LYS:O	1:L:636:ARG:HG2	2.05	0.57
1:M:403:GLN:HE21	1:M:403:GLN:N	1.99	0.57
1:M:628:LEU:C	1:M:629:LEU:HD12	2.25	0.57
1:O:403:GLN:HE21	1:O:403:GLN:N	1.99	0.57
1:A:615:ALA:HB2	1:A:635:ILE:HG13	1.87	0.57
1:F:407:PRO:O	1:F:408:ASN:C	2.42	0.57
1:H:229:ALA:O	1:H:230:SER:HB2	2.03	0.57
1:J:587:MET:C	1:J:588:ASN:HD22	2.08	0.57
1:K:306:ASN:HA	1:L:669:ARG:CB	2.35	0.57
1:K:493:PHE:HA	1:K:591:ILE:O	2.04	0.57
1:K:587:MET:C	1:K:588:ASN:HD22	2.08	0.57
1:L:407:PRO:O	1:L:408:ASN:C	2.42	0.57
1:L:498:LEU:HD22	1:L:498:LEU:N	2.19	0.57
1:O:411:TYR:HB3	1:O:412:PRO:HD3	1.86	0.57

Continued on next page...

Continued from previous page...

Atom-1	Atom-2	Interatomic distance (Å)	Clash overlap (Å)
1:O:633:LYS:O	1:O:636:ARG:HG2	2.05	0.57
1:A:587:MET:C	1:A:588:ASN:HD22	2.08	0.56
1:B:407:PRO:O	1:B:408:ASN:C	2.42	0.56
1:C:365:ARG:CZ	1:C:418:PRO:HG3	2.35	0.56
1:E:636:ARG:HA	1:E:639:LEU:HD23	1.86	0.56
1:F:615:ALA:HB2	1:F:635:ILE:HG13	1.87	0.56
1:F:636:ARG:HA	1:F:639:LEU:HD23	1.86	0.56
1:G:484:ILE:HD12	1:G:484:ILE:N	2.20	0.56
1:G:587:MET:C	1:G:588:ASN:HD22	2.08	0.56
1:G:615:ALA:HB2	1:G:635:ILE:HG13	1.87	0.56
1:H:411:TYR:HB3	1:H:412:PRO:HD3	1.86	0.56
1:J:493:PHE:HA	1:J:591:ILE:O	2.04	0.56
1:M:365:ARG:CZ	1:M:418:PRO:HG3	2.35	0.56
1:O:407:PRO:O	1:O:408:ASN:C	2.42	0.56
1:O:484:ILE:HD12	1:O:484:ILE:N	2.20	0.56
1:B:587:MET:C	1:B:588:ASN:HD22	2.08	0.56
1:F:587:MET:C	1:F:588:ASN:HD22	2.08	0.56
1:G:636:ARG:HA	1:G:639:LEU:HD23	1.86	0.56
1:H:484:ILE:HD12	1:H:484:ILE:N	2.20	0.56
1:H:512:ASP:OD1	1:I:245:LYS:CE	2.43	0.56
1:H:636:ARG:HA	1:H:639:LEU:HD23	1.86	0.56
1:I:326:ASN:O	1:I:327:SER:HB2	2.05	0.56
1:K:326:ASN:O	1:K:327:SER:HB2	2.05	0.56
1:L:326:ASN:O	1:L:327:SER:HB2	2.05	0.56
1:A:184:PRO:HD2	1:A:187:LEU:HD12	1.87	0.56
1:A:326:ASN:O	1:A:327:SER:HB2	2.06	0.56
1:A:365:ARG:CZ	1:A:418:PRO:HG3	2.35	0.56
1:A:670:GLN:CG	1:F:305:GLY:HA2	2.33	0.56
1:C:365:ARG:HB3	1:C:412:PRO:HG3	1.85	0.56
1:C:403:GLN:NE2	1:C:403:GLN:N	2.47	0.56
1:C:633:LYS:O	1:C:636:ARG:HG2	2.05	0.56
1:D:245:LYS:HE3	1:O:512:ASP:OD1	2.05	0.56
1:D:365:ARG:CZ	1:D:418:PRO:HG3	2.35	0.56
1:E:477:TRP:HB3	1:E:481:LEU:HD12	1.87	0.56
1:F:365:ARG:CZ	1:F:418:PRO:HG3	2.35	0.56
1:F:477:TRP:HB3	1:F:481:LEU:HD12	1.88	0.56
1:G:184:PRO:HD2	1:G:187:LEU:HD12	1.87	0.56
1:G:481:LEU:H	1:G:482:PRO:HD2	1.70	0.56
1:H:365:ARG:CZ	1:H:418:PRO:HG3	2.35	0.56
1:H:477:TRP:HB3	1:H:481:LEU:HD12	1.88	0.56
1:H:587:MET:C	1:H:588:ASN:HD22	2.08	0.56

Continued on next page...

Continued from previous page...

Atom-1	Atom-2	Interatomic distance (Å)	Clash overlap (Å)
1:H:628:LEU:C	1:H:629:LEU:HD12	2.25	0.56
1:I:316:ILE:CD1	1:J:496:LYS:CB	2.76	0.56
1:I:411:TYR:HB3	1:I:412:PRO:HD3	1.86	0.56
1:I:587:MET:C	1:I:588:ASN:HD22	2.08	0.56
1:K:521:MET:HE2	1:K:525:GLU:HB3	1.86	0.56
1:K:633:LYS:O	1:K:636:ARG:HG2	2.05	0.56
1:L:493:PHE:HA	1:L:591:ILE:O	2.04	0.56
1:M:326:ASN:O	1:M:327:SER:HB2	2.05	0.56
1:O:326:ASN:O	1:O:327:SER:HB2	2.06	0.56
1:B:477:TRP:HB3	1:B:481:LEU:HD12	1.88	0.56
1:C:411:TYR:HB3	1:C:412:PRO:HD3	1.87	0.56
1:C:484:ILE:HD12	1:C:484:ILE:N	2.20	0.56
1:D:326:ASN:O	1:D:327:SER:HB2	2.05	0.56
1:E:316:ILE:HD12	1:F:496:LYS:HB3	1.87	0.56
1:F:184:PRO:HD2	1:F:187:LEU:HD12	1.87	0.56
1:G:326:ASN:O	1:G:327:SER:HB2	2.06	0.56
1:G:365:ARG:CZ	1:G:418:PRO:HG3	2.35	0.56
1:G:414:LYS:CG	1:M:319:SER:HA	2.36	0.56
1:H:326:ASN:O	1:H:327:SER:HB2	2.05	0.56
1:L:615:ALA:HB2	1:L:635:ILE:HG13	1.87	0.56
1:M:615:ALA:HB2	1:M:635:ILE:HG13	1.87	0.56
1:A:628:LEU:C	1:A:629:LEU:HD12	2.25	0.56
1:B:493:PHE:HA	1:B:591:ILE:O	2.04	0.56
1:D:615:ALA:HB2	1:D:635:ILE:HG13	1.87	0.56
1:F:633:LYS:O	1:F:636:ARG:HG2	2.05	0.56
1:G:403:GLN:NE2	1:G:403:GLN:N	2.47	0.56
1:I:224:GLU:OE2	1:J:201:THR:HG23	2.05	0.56
1:I:615:ALA:HB2	1:I:635:ILE:HG13	1.87	0.56
1:I:633:LYS:O	1:I:636:ARG:HG2	2.05	0.56
1:O:184:PRO:HD2	1:O:187:LEU:HD12	1.86	0.56
1:A:477:TRP:HB3	1:A:481:LEU:HD12	1.88	0.56
1:G:628:LEU:C	1:G:629:LEU:HD12	2.25	0.56
1:I:403:GLN:NE2	1:I:403:GLN:N	2.47	0.56
1:I:521:MET:HE1	1:I:525:GLU:CG	2.33	0.56
1:J:411:TYR:HB3	1:J:412:PRO:HD3	1.86	0.56
1:K:636:ARG:HA	1:K:639:LEU:HD23	1.86	0.56
1:L:587:MET:C	1:L:588:ASN:HD22	2.08	0.56
1:M:587:MET:C	1:M:588:ASN:HD22	2.08	0.56
1:A:403:GLN:NE2	1:A:403:GLN:N	2.47	0.56
1:B:633:LYS:O	1:B:636:ARG:HG2	2.05	0.56
1:C:326:ASN:O	1:C:327:SER:HB2	2.05	0.56

Continued on next page...

Continued from previous page...

Atom-1	Atom-2	Interatomic distance (Å)	Clash overlap (Å)
1:D:633:LYS:O	1:D:636:ARG:HG2	2.05	0.56
1:E:365:ARG:CZ	1:E:418:PRO:HG3	2.35	0.56
1:E:587:MET:C	1:E:588:ASN:HD22	2.08	0.56
1:G:316:ILE:HD13	1:H:496:LYS:HD3	1.87	0.56
1:G:477:TRP:HB3	1:G:481:LEU:HD12	1.88	0.56
1:I:477:TRP:HB3	1:I:481:LEU:HD12	1.87	0.56
1:K:184:PRO:HD2	1:K:187:LEU:HD12	1.87	0.56
1:K:365:ARG:CZ	1:K:418:PRO:HG3	2.35	0.56
1:E:224:GLU:OE2	1:F:201:THR:CG2	2.51	0.56
1:G:316:ILE:CD1	1:H:496:LYS:CG	2.84	0.56
1:G:468:ARG:HH11	1:M:480:VAL:HG11	1.71	0.56
1:G:633:LYS:O	1:G:636:ARG:HG2	2.05	0.56
1:M:364:ILE:HD12	1:M:364:ILE:O	2.06	0.56
1:O:481:LEU:H	1:O:482:PRO:HD2	1.70	0.56
1:B:365:ARG:CZ	1:B:418:PRO:HG3	2.35	0.56
1:C:314:PHE:CZ	1:O:672:GLY:HA2	2.41	0.56
1:D:364:ILE:HD12	1:D:364:ILE:O	2.06	0.56
1:D:636:ARG:HA	1:D:639:LEU:HD23	1.86	0.56
1:E:184:PRO:HD2	1:E:187:LEU:HD12	1.87	0.56
1:E:326:ASN:O	1:E:327:SER:HB2	2.05	0.56
1:H:633:LYS:O	1:H:636:ARG:HG2	2.05	0.56
1:J:584:ASN:H	1:J:587:MET:HE3	1.70	0.56
1:A:481:LEU:H	1:A:482:PRO:HD2	1.70	0.56
1:C:481:LEU:H	1:C:482:PRO:HD2	1.70	0.56
1:C:708:ILE:HD13	1:C:709:ASN:OD1	2.06	0.56
1:E:481:LEU:H	1:E:482:PRO:HD2	1.70	0.56
1:E:633:LYS:O	1:E:636:ARG:HG2	2.05	0.56
1:G:468:ARG:HH22	1:M:232:PRO:CA	2.17	0.56
1:I:481:LEU:H	1:I:482:PRO:HD2	1.70	0.56
1:J:364:ILE:HD12	1:J:364:ILE:O	2.06	0.56
1:J:481:LEU:H	1:J:482:PRO:HD2	1.70	0.56
1:K:364:ILE:HD12	1:K:364:ILE:O	2.06	0.56
1:L:411:TYR:HB3	1:L:412:PRO:HD3	1.87	0.56
1:M:633:LYS:O	1:M:636:ARG:HG2	2.05	0.56
1:E:615:ALA:HB2	1:E:635:ILE:HG13	1.87	0.55
1:J:184:PRO:HD2	1:J:187:LEU:HD12	1.87	0.55
1:K:269:ILE:HG22	1:K:362:ALA:HB2	1.89	0.55
1:M:477:TRP:HB3	1:M:481:LEU:HD12	1.88	0.55
1:O:364:ILE:HD12	1:O:364:ILE:O	2.06	0.55
1:O:587:MET:C	1:O:588:ASN:HD22	2.08	0.55
1:O:615:ALA:HB2	1:O:635:ILE:HG13	1.87	0.55

Continued on next page...

Continued from previous page...

Atom-1	Atom-2	Interatomic distance (Å)	Clash overlap (Å)
1:A:633:LYS:O	1:A:636:ARG:HG2	2.05	0.55
1:D:199:LYS:O	1:O:517:THR:HG23	2.06	0.55
1:I:365:ARG:CZ	1:I:418:PRO:HG3	2.35	0.55
1:J:243:ILE:CG1	1:J:244:ASP:N	2.64	0.55
1:J:479:GLU:HG2	1:K:471:VAL:CG2	2.36	0.55
1:K:708:ILE:HD12	1:K:709:ASN:N	2.21	0.55
1:L:365:ARG:CZ	1:L:418:PRO:HG3	2.35	0.55
1:L:481:LEU:H	1:L:482:PRO:HD2	1.71	0.55
1:O:365:ARG:CZ	1:O:418:PRO:HG3	2.35	0.55
1:D:477:TRP:HB3	1:D:481:LEU:HD12	1.87	0.55
1:D:481:LEU:H	1:D:482:PRO:HD2	1.70	0.55
1:I:708:ILE:HD13	1:I:709:ASN:OD1	2.07	0.55
1:J:708:ILE:HD13	1:J:709:ASN:OD1	2.06	0.55
1:K:524:LYS:CD	1:K:579:ASP:HB3	2.36	0.55
1:K:615:ALA:HB2	1:K:635:ILE:HG13	1.87	0.55
1:L:184:PRO:HD2	1:L:187:LEU:HD12	1.87	0.55
1:L:316:ILE:CD1	1:M:496:LYS:CD	2.76	0.55
1:L:708:ILE:HD12	1:L:709:ASN:N	2.21	0.55
1:B:196:VAL:HA	1:B:200:ARG:O	2.07	0.55
1:D:708:ILE:HD12	1:D:709:ASN:N	2.21	0.55
1:E:708:ILE:HD12	1:E:709:ASN:N	2.21	0.55
1:F:464:PHE:N	1:F:464:PHE:CD2	2.75	0.55
1:F:481:LEU:H	1:F:482:PRO:HD2	1.70	0.55
1:G:189:VAL:HG13	1:H:199:LYS:CG	2.37	0.55
1:H:481:LEU:H	1:H:482:PRO:HD2	1.71	0.55
1:J:326:ASN:O	1:J:327:SER:HB2	2.05	0.55
1:J:464:PHE:CD2	1:J:464:PHE:N	2.75	0.55
1:M:364:ILE:HD12	1:M:364:ILE:C	2.27	0.55
1:O:196:VAL:HA	1:O:200:ARG:O	2.07	0.55
1:O:477:TRP:HB3	1:O:481:LEU:HD12	1.88	0.55
1:D:364:ILE:HD12	1:D:364:ILE:C	2.27	0.55
1:G:364:ILE:HD12	1:G:364:ILE:O	2.06	0.55
1:G:464:PHE:CD2	1:G:464:PHE:N	2.75	0.55
1:J:365:ARG:CZ	1:J:418:PRO:HG3	2.35	0.55
1:K:708:ILE:HD13	1:K:709:ASN:OD1	2.07	0.55
1:L:364:ILE:HD12	1:L:364:ILE:O	2.06	0.55
1:M:260:PRO:HD3	1:M:477:TRP:CZ3	2.42	0.55
1:A:306:ASN:HA	1:B:669:ARG:HB3	1.87	0.55
1:B:260:PRO:HD3	1:B:477:TRP:CZ3	2.42	0.55
1:B:325:SER:OG	1:C:415:ASN:ND2	2.40	0.55
1:C:364:ILE:C	1:C:364:ILE:HD12	2.27	0.55

Continued on next page...

Continued from previous page...

Atom-1	Atom-2	Interatomic distance (Å)	Clash overlap (Å)
1:C:364:ILE:HD12	1:C:364:ILE:O	2.06	0.55
1:C:403:GLN:HE21	1:C:403:GLN:N	1.99	0.55
1:C:464:PHE:N	1:C:464:PHE:CD2	2.75	0.55
1:C:615:ALA:HB2	1:C:635:ILE:HG13	1.87	0.55
1:C:708:ILE:HD12	1:C:709:ASN:N	2.22	0.55
1:D:708:ILE:HD13	1:D:709:ASN:OD1	2.06	0.55
1:F:260:PRO:HD3	1:F:477:TRP:CZ3	2.42	0.55
1:F:326:ASN:O	1:F:327:SER:HB2	2.06	0.55
1:F:708:ILE:HD12	1:F:709:ASN:N	2.21	0.55
1:G:260:PRO:HD3	1:G:477:TRP:CZ3	2.42	0.55
1:G:708:ILE:HD12	1:G:709:ASN:N	2.21	0.55
1:G:708:ILE:HD13	1:G:709:ASN:OD1	2.06	0.55
1:H:521:MET:HA	1:H:521:MET:CE	2.36	0.55
1:J:615:ALA:HB2	1:J:635:ILE:HG13	1.87	0.55
1:K:481:LEU:H	1:K:482:PRO:HD2	1.70	0.55
1:L:708:ILE:HD13	1:L:709:ASN:OD1	2.07	0.55
1:O:524:LYS:CD	1:O:579:ASP:HB3	2.36	0.55
1:O:708:ILE:HD12	1:O:709:ASN:N	2.21	0.55
1:B:326:ASN:O	1:B:327:SER:HB2	2.06	0.55
1:E:403:GLN:NE2	1:E:403:GLN:N	2.47	0.55
1:E:708:ILE:HD13	1:E:709:ASN:OD1	2.07	0.55
1:F:364:ILE:C	1:F:364:ILE:HD12	2.27	0.55
1:G:196:VAL:HA	1:G:200:ARG:O	2.07	0.55
1:H:364:ILE:O	1:H:364:ILE:HD12	2.06	0.55
1:H:403:GLN:HE21	1:H:403:GLN:N	1.99	0.55
1:I:708:ILE:HD12	1:I:709:ASN:N	2.21	0.55
1:J:196:VAL:HA	1:J:200:ARG:O	2.07	0.55
1:J:269:ILE:HG22	1:J:362:ALA:HB2	1.89	0.55
1:J:477:TRP:HB3	1:J:481:LEU:HD12	1.88	0.55
1:A:200:ARG:HB3	1:F:178:ARG:NH2	2.21	0.55
1:A:305:GLY:CA	1:B:670:GLN:CG	2.78	0.55
1:B:708:ILE:HD12	1:B:709:ASN:N	2.21	0.55
1:D:269:ILE:HG22	1:D:362:ALA:HB2	1.88	0.55
1:F:364:ILE:HD12	1:F:364:ILE:O	2.06	0.55
1:G:269:ILE:HG22	1:G:362:ALA:HB2	1.89	0.55
1:I:196:VAL:HA	1:I:200:ARG:O	2.07	0.55
1:I:260:PRO:HD3	1:I:477:TRP:CZ3	2.42	0.55
1:K:477:TRP:HB3	1:K:481:LEU:HD12	1.88	0.55
1:L:260:PRO:HD3	1:L:477:TRP:CZ3	2.42	0.55
1:L:269:ILE:HG22	1:L:362:ALA:HB2	1.89	0.55
1:M:481:LEU:H	1:M:482:PRO:HD2	1.71	0.55

Continued on next page...

Continued from previous page...

Atom-1	Atom-2	Interatomic distance (Å)	Clash overlap (Å)
1:O:260:PRO:HD3	1:O:477:TRP:CZ3	2.42	0.55
1:O:708:ILE:HD13	1:O:709:ASN:OD1	2.07	0.55
1:A:306:ASN:N	1:B:670:GLN:HG3	2.21	0.55
1:A:318:GLY:HA2	1:B:410:TYR:CE1	2.42	0.55
1:A:364:ILE:C	1:A:364:ILE:HD12	2.27	0.55
1:A:708:ILE:HD13	1:A:709:ASN:OD1	2.06	0.55
1:C:603:ILE:O	1:C:605:VAL:HG23	2.07	0.55
1:E:260:PRO:HD3	1:E:477:TRP:CZ3	2.42	0.55
1:H:260:PRO:HD3	1:H:477:TRP:CZ3	2.42	0.55
1:H:480:VAL:CG2	1:I:468:ARG:CG	2.85	0.55
1:H:708:ILE:HD13	1:H:709:ASN:OD1	2.07	0.55
1:I:364:ILE:HD12	1:I:364:ILE:O	2.06	0.55
1:K:196:VAL:HA	1:K:200:ARG:O	2.07	0.55
1:K:464:PHE:N	1:K:464:PHE:CD2	2.75	0.55
1:L:196:VAL:HA	1:L:200:ARG:O	2.07	0.55
1:M:708:ILE:HD12	1:M:709:ASN:N	2.22	0.55
1:M:708:ILE:HD13	1:M:709:ASN:OD1	2.07	0.55
1:B:708:ILE:HD13	1:B:709:ASN:OD1	2.07	0.55
1:C:196:VAL:HA	1:C:200:ARG:O	2.07	0.55
1:C:477:TRP:HB3	1:C:481:LEU:HD12	1.87	0.55
1:D:196:VAL:HA	1:D:200:ARG:O	2.07	0.55
1:E:269:ILE:HG22	1:E:362:ALA:HB2	1.89	0.55
1:H:196:VAL:HA	1:H:200:ARG:O	2.07	0.55
1:J:260:PRO:HD3	1:J:477:TRP:CZ3	2.42	0.55
1:J:708:ILE:HD12	1:J:709:ASN:N	2.21	0.55
1:K:260:PRO:HD3	1:K:477:TRP:CZ3	2.42	0.55
1:K:364:ILE:HD12	1:K:364:ILE:C	2.27	0.55
1:K:603:ILE:O	1:K:605:VAL:HG23	2.07	0.55
1:L:477:TRP:HB3	1:L:481:LEU:HD12	1.87	0.55
1:L:603:ILE:O	1:L:605:VAL:HG23	2.07	0.55
1:A:260:PRO:HD3	1:A:477:TRP:CZ3	2.42	0.54
1:B:364:ILE:HD12	1:B:364:ILE:O	2.06	0.54
1:B:464:PHE:CD2	1:B:464:PHE:N	2.75	0.54
1:B:481:LEU:H	1:B:482:PRO:HD2	1.71	0.54
1:C:269:ILE:HG22	1:C:362:ALA:HB2	1.89	0.54
1:D:464:PHE:N	1:D:464:PHE:CD2	2.75	0.54
1:E:364:ILE:C	1:E:364:ILE:HD12	2.27	0.54
1:E:364:ILE:HD12	1:E:364:ILE:O	2.06	0.54
1:G:364:ILE:HD12	1:G:364:ILE:C	2.27	0.54
1:I:403:GLN:HE21	1:I:403:GLN:N	1.99	0.54
1:J:524:LYS:CD	1:J:579:ASP:HB3	2.36	0.54

Continued on next page...

Continued from previous page...

Atom-1	Atom-2	Interatomic distance (Å)	Clash overlap (Å)
1:L:403:GLN:HE21	1:L:403:GLN:N	1.99	0.54
1:M:521:MET:HA	1:M:521:MET:CE	2.36	0.54
1:A:708:ILE:HD12	1:A:709:ASN:N	2.21	0.54
1:B:483:GLN:NE2	1:C:469:VAL:HG21	2.22	0.54
1:B:603:ILE:O	1:B:605:VAL:HG23	2.07	0.54
1:E:196:VAL:HA	1:E:200:ARG:O	2.07	0.54
1:F:196:VAL:HA	1:F:200:ARG:O	2.07	0.54
1:G:603:ILE:O	1:G:605:VAL:HG23	2.07	0.54
1:H:524:LYS:CD	1:H:579:ASP:HB3	2.36	0.54
1:I:189:VAL:HG13	1:J:199:LYS:HG3	1.89	0.54
1:I:269:ILE:HG22	1:I:362:ALA:HB2	1.89	0.54
1:L:464:PHE:N	1:L:464:PHE:CD2	2.75	0.54
1:O:269:ILE:HG22	1:O:362:ALA:HB2	1.89	0.54
1:O:603:ILE:O	1:O:605:VAL:HG23	2.07	0.54
1:B:403:GLN:HE21	1:B:403:GLN:N	1.99	0.54
1:B:521:MET:HA	1:B:521:MET:CE	2.36	0.54
1:C:262:VAL:CG1	1:C:379:PRO:HG2	2.38	0.54
1:D:603:ILE:O	1:D:605:VAL:HG23	2.07	0.54
1:H:262:VAL:CG1	1:H:379:PRO:HG2	2.38	0.54
1:H:464:PHE:CD2	1:H:464:PHE:N	2.75	0.54
1:H:708:ILE:HD12	1:H:709:ASN:N	2.21	0.54
1:I:319:SER:H	1:J:414:LYS:HE3	1.72	0.54
1:I:521:MET:HA	1:I:521:MET:CE	2.37	0.54
1:L:319:SER:OG	1:M:414:LYS:HE3	2.07	0.54
1:O:364:ILE:HD12	1:O:364:ILE:C	2.27	0.54
1:A:201:THR:CG2	1:F:224:GLU:OE2	2.55	0.54
1:B:262:VAL:CG1	1:B:379:PRO:HG2	2.38	0.54
1:C:260:PRO:HD3	1:C:477:TRP:CZ3	2.42	0.54
1:D:260:PRO:HD3	1:D:477:TRP:CZ3	2.42	0.54
1:G:415:ASN:HB3	1:M:321:SER:CB	2.38	0.54
1:J:319:SER:HA	1:K:414:LYS:CB	2.37	0.54
1:K:318:GLY:HA2	1:L:410:TYR:CE1	2.43	0.54
1:L:364:ILE:HD12	1:L:364:ILE:C	2.27	0.54
1:O:464:PHE:CD2	1:O:464:PHE:N	2.74	0.54
1:A:269:ILE:HG22	1:A:362:ALA:HB2	1.88	0.54
1:A:603:ILE:O	1:A:605:VAL:HG23	2.07	0.54
1:B:269:ILE:HG22	1:B:362:ALA:HB2	1.88	0.54
1:C:524:LYS:CD	1:C:579:ASP:HB3	2.36	0.54
1:D:584:ASN:H	1:D:587:MET:HE3	1.71	0.54
1:F:262:VAL:CG1	1:F:379:PRO:HG2	2.38	0.54
1:F:708:ILE:HD13	1:F:709:ASN:OD1	2.07	0.54

Continued on next page...

Continued from previous page...

Atom-1	Atom-2	Interatomic distance (Å)	Clash overlap (Å)
1:I:364:ILE:HD12	1:I:364:ILE:C	2.27	0.54
1:I:524:LYS:CD	1:I:579:ASP:HB3	2.36	0.54
1:A:262:VAL:CG1	1:A:379:PRO:HG2	2.38	0.54
1:B:364:ILE:HD12	1:B:364:ILE:C	2.27	0.54
1:C:178:ARG:CZ	1:O:200:ARG:CB	2.74	0.54
1:E:603:ILE:O	1:E:605:VAL:HG23	2.07	0.54
1:M:464:PHE:CD2	1:M:464:PHE:N	2.75	0.54
1:A:196:VAL:HA	1:A:200:ARG:O	2.07	0.54
1:D:224:GLU:OE2	1:E:201:THR:HG23	2.08	0.54
1:D:524:LYS:CD	1:D:579:ASP:HB3	2.36	0.54
1:G:316:ILE:CD1	1:H:496:LYS:CD	2.82	0.54
1:H:317:GLY:HA3	1:I:408:ASN:O	2.08	0.54
1:H:364:ILE:HD12	1:H:364:ILE:C	2.27	0.54
1:I:262:VAL:CG1	1:I:379:PRO:HG2	2.38	0.54
1:I:464:PHE:N	1:I:464:PHE:CD2	2.75	0.54
1:J:217:THR:HG22	1:J:218:LYS:N	2.23	0.54
1:M:196:VAL:HA	1:M:200:ARG:O	2.07	0.54
1:B:403:GLN:NE2	1:B:403:GLN:N	2.47	0.54
1:C:217:THR:HG22	1:C:218:LYS:N	2.23	0.54
1:G:521:MET:HE2	1:G:525:GLU:HB3	1.90	0.54
1:H:269:ILE:HG22	1:H:362:ALA:HB2	1.89	0.54
1:J:364:ILE:HD12	1:J:364:ILE:C	2.27	0.54
1:K:189:VAL:HG13	1:L:199:LYS:HG3	1.90	0.54
1:K:403:GLN:NE2	1:K:403:GLN:N	2.47	0.54
1:O:645:GLU:HB2	1:O:654:GLU:O	2.08	0.54
1:A:410:TYR:CD2	1:A:414:LYS:HE2	2.43	0.54
1:E:336:HIS:CG	1:E:708:ILE:HG22	2.43	0.54
1:F:603:ILE:O	1:F:605:VAL:HG23	2.08	0.54
1:I:217:THR:HG22	1:I:218:LYS:N	2.23	0.54
1:J:410:TYR:CD2	1:J:414:LYS:HE2	2.43	0.54
1:A:364:ILE:HD12	1:A:364:ILE:O	2.06	0.54
1:A:513:PRO:HG2	1:B:239:VAL:O	2.07	0.54
1:A:645:GLU:HB2	1:A:654:GLU:O	2.08	0.54
1:B:517:THR:HG23	1:C:199:LYS:O	2.09	0.54
1:C:270:ILE:HG23	1:C:361:ASN:HB3	1.90	0.54
1:D:217:THR:HG22	1:D:218:LYS:N	2.23	0.54
1:D:262:VAL:CG1	1:D:379:PRO:HG2	2.38	0.54
1:E:255:LEU:HD22	1:E:506:ALA:HB3	1.90	0.54
1:E:262:VAL:CG1	1:E:379:PRO:HG2	2.38	0.54
1:E:464:PHE:CD2	1:E:464:PHE:N	2.74	0.54
1:E:645:GLU:HB2	1:E:654:GLU:O	2.08	0.54

Continued on next page...

Continued from previous page...

Atom-1	Atom-2	Interatomic distance (Å)	Clash overlap (Å)
1:F:336:HIS:CG	1:F:708:ILE:HG22	2.43	0.54
1:F:645:GLU:HB2	1:F:654:GLU:O	2.08	0.54
1:H:217:THR:HG22	1:H:218:LYS:N	2.23	0.54
1:H:232:PRO:HA	1:I:468:ARG:HH22	1.72	0.54
1:I:515:GLU:OE1	1:J:245:LYS:HE2	2.08	0.54
1:K:262:VAL:CG1	1:K:379:PRO:HG2	2.38	0.54
1:L:255:LEU:HD22	1:L:506:ALA:HB3	1.90	0.54
1:M:269:ILE:HG22	1:M:362:ALA:HB2	1.89	0.54
1:M:270:ILE:HG23	1:M:361:ASN:HB3	1.90	0.54
1:O:262:VAL:CG1	1:O:379:PRO:HG2	2.38	0.54
1:C:483:GLN:NE2	1:O:245:LYS:HB2	2.23	0.53
1:E:410:TYR:CD2	1:E:414:LYS:HE2	2.43	0.53
1:I:270:ILE:HG23	1:I:361:ASN:HB3	1.90	0.53
1:I:484:ILE:H	1:I:484:ILE:CD1	2.22	0.53
1:K:410:TYR:CD2	1:K:414:LYS:HE2	2.43	0.53
1:L:336:HIS:CG	1:L:708:ILE:HG22	2.43	0.53
1:M:410:TYR:CD2	1:M:414:LYS:HE2	2.43	0.53
1:M:603:ILE:O	1:M:605:VAL:HG23	2.07	0.53
1:O:270:ILE:HG23	1:O:361:ASN:HB3	1.90	0.53
1:O:521:MET:HA	1:O:521:MET:CE	2.37	0.53
1:A:217:THR:HG22	1:A:218:LYS:N	2.23	0.53
1:B:484:ILE:H	1:B:484:ILE:CD1	2.22	0.53
1:C:410:TYR:CD2	1:C:414:LYS:HE2	2.43	0.53
1:D:410:TYR:CD2	1:D:414:LYS:HE2	2.43	0.53
1:F:410:TYR:CD2	1:F:414:LYS:HE2	2.43	0.53
1:H:200:ARG:N	1:H:200:ARG:CD	2.71	0.53
1:H:410:TYR:CD2	1:H:414:LYS:HE2	2.43	0.53
1:I:336:HIS:CG	1:I:708:ILE:HG22	2.43	0.53
1:J:336:HIS:CG	1:J:708:ILE:HG22	2.43	0.53
1:J:403:GLN:HE21	1:J:403:GLN:N	1.99	0.53
1:J:453:ASP:OD1	1:J:455:VAL:HG12	2.08	0.53
1:J:603:ILE:O	1:J:605:VAL:HG23	2.07	0.53
1:K:222:SER:OG	1:K:517:THR:HG22	2.09	0.53
1:K:453:ASP:OD1	1:K:455:VAL:HG12	2.09	0.53
1:L:217:THR:HG22	1:L:218:LYS:N	2.23	0.53
1:L:453:ASP:OD1	1:L:455:VAL:HG12	2.09	0.53
1:M:222:SER:OG	1:M:517:THR:HG22	2.09	0.53
1:M:336:HIS:CG	1:M:708:ILE:HG22	2.43	0.53
1:O:217:THR:HG22	1:O:218:LYS:N	2.23	0.53
1:A:484:ILE:H	1:A:484:ILE:CD1	2.22	0.53
1:D:645:GLU:HB2	1:D:654:GLU:O	2.08	0.53

Continued on next page...

Continued from previous page...

Atom-1	Atom-2	Interatomic distance (Å)	Clash overlap (Å)
1:E:295:THR:OG1	1:E:332:VAL:HG12	2.09	0.53
1:F:222:SER:OG	1:F:517:THR:HG22	2.09	0.53
1:H:421:LEU:O	1:H:422:ASN:C	2.47	0.53
1:I:410:TYR:CD2	1:I:414:LYS:HE2	2.43	0.53
1:L:270:ILE:HG23	1:L:361:ASN:HB3	1.90	0.53
1:O:336:HIS:CG	1:O:708:ILE:HG22	2.43	0.53
1:B:217:THR:HG22	1:B:218:LYS:N	2.23	0.53
1:B:270:ILE:HG23	1:B:361:ASN:HB3	1.91	0.53
1:B:368:ASN:HB2	1:B:405:LEU:HG	1.91	0.53
1:C:368:ASN:HB2	1:C:405:LEU:HG	1.91	0.53
1:E:484:ILE:H	1:E:484:ILE:CD1	2.22	0.53
1:G:217:THR:HG22	1:G:218:LYS:N	2.23	0.53
1:I:295:THR:OG1	1:I:332:VAL:HG12	2.09	0.53
1:L:512:ASP:OD1	1:M:245:LYS:HE3	2.08	0.53
1:O:295:THR:OG1	1:O:332:VAL:HG12	2.09	0.53
1:A:255:LEU:HD22	1:A:506:ALA:HB3	1.90	0.53
1:A:453:ASP:OD1	1:A:455:VAL:HG12	2.09	0.53
1:B:453:ASP:OD1	1:B:455:VAL:HG12	2.09	0.53
1:C:453:ASP:OD1	1:C:455:VAL:HG12	2.09	0.53
1:D:336:HIS:CG	1:D:708:ILE:HG22	2.43	0.53
1:D:411:TYR:HD2	1:D:412:PRO:HD3	1.74	0.53
1:E:524:LYS:CD	1:E:579:ASP:HB3	2.36	0.53
1:H:295:THR:OG1	1:H:332:VAL:HG12	2.09	0.53
1:I:222:SER:OG	1:I:517:THR:HG22	2.09	0.53
1:M:217:THR:HG22	1:M:218:LYS:N	2.23	0.53
1:A:401:LEU:HD22	1:A:411:TYR:CE1	2.44	0.53
1:D:222:SER:OG	1:D:517:THR:HG22	2.09	0.53
1:D:521:MET:HE2	1:D:525:GLU:HB3	1.91	0.53
1:E:217:THR:HG22	1:E:218:LYS:N	2.23	0.53
1:E:453:ASP:OD1	1:E:455:VAL:HG12	2.09	0.53
1:F:269:ILE:HG22	1:F:362:ALA:HB2	1.89	0.53
1:F:453:ASP:OD1	1:F:455:VAL:HG12	2.09	0.53
1:G:412:PRO:O	1:G:413:SER:C	2.47	0.53
1:G:469:VAL:HG21	1:M:483:GLN:CD	2.26	0.53
1:H:255:LEU:HD22	1:H:506:ALA:HB3	1.90	0.53
1:H:480:VAL:CG2	1:I:468:ARG:HD3	2.38	0.53
1:H:603:ILE:O	1:H:605:VAL:HG23	2.07	0.53
1:J:255:LEU:HD22	1:J:506:ALA:HB3	1.90	0.53
1:J:368:ASN:HB2	1:J:405:LEU:HG	1.91	0.53
1:J:645:GLU:HB2	1:J:654:GLU:O	2.08	0.53
1:K:368:ASN:HB2	1:K:405:LEU:HG	1.91	0.53

Continued on next page...

Continued from previous page...

Atom-1	Atom-2	Interatomic distance (Å)	Clash overlap (Å)
1:L:262:VAL:CG1	1:L:379:PRO:HG2	2.38	0.53
1:L:316:ILE:HD12	1:M:496:LYS:HB3	1.91	0.53
1:L:410:TYR:CD2	1:L:414:LYS:HE2	2.43	0.53
1:M:411:TYR:HD2	1:M:412:PRO:HD3	1.74	0.53
1:M:505:ILE:HD11	1:M:530:ALA:CB	2.39	0.53
1:O:484:ILE:H	1:O:484:ILE:CD1	2.22	0.53
1:A:660:TYR:HE2	1:A:710:PRO:HG3	1.74	0.53
1:B:207:ILE:N	1:B:211:HIS:HD2	2.07	0.53
1:B:645:GLU:HB2	1:B:654:GLU:O	2.08	0.53
1:B:660:TYR:HE2	1:B:710:PRO:HG3	1.74	0.53
1:C:645:GLU:HB2	1:C:654:GLU:O	2.08	0.53
1:D:270:ILE:HG23	1:D:361:ASN:HB3	1.90	0.53
1:D:660:TYR:HE2	1:D:710:PRO:HG3	1.74	0.53
1:E:222:SER:OG	1:E:517:THR:HG22	2.09	0.53
1:H:401:LEU:HD22	1:H:411:TYR:CE1	2.44	0.53
1:K:206:TRP:HA	1:K:206:TRP:CE3	2.44	0.53
1:K:412:PRO:O	1:K:413:SER:C	2.47	0.53
1:L:524:LYS:CD	1:L:579:ASP:HB3	2.36	0.53
1:L:645:GLU:HB2	1:L:654:GLU:O	2.08	0.53
1:O:410:TYR:CD2	1:O:414:LYS:HE2	2.43	0.53
1:A:505:ILE:HD11	1:A:530:ALA:CB	2.39	0.53
1:B:178:ARG:NH2	1:C:200:ARG:HB3	2.23	0.53
1:C:206:TRP:HA	1:C:206:TRP:CE3	2.44	0.53
1:E:660:TYR:HE2	1:E:710:PRO:HG3	1.74	0.53
1:G:206:TRP:HA	1:G:206:TRP:CE3	2.44	0.53
1:G:262:VAL:CG1	1:G:379:PRO:HG2	2.38	0.53
1:G:336:HIS:CG	1:G:708:ILE:HG22	2.43	0.53
1:G:453:ASP:OD1	1:G:455:VAL:HG12	2.09	0.53
1:H:453:ASP:OD1	1:H:455:VAL:HG12	2.09	0.53
1:H:484:ILE:H	1:H:484:ILE:CD1	2.22	0.53
1:I:603:ILE:O	1:I:605:VAL:HG23	2.08	0.53
1:J:262:VAL:CG1	1:J:379:PRO:HG2	2.38	0.53
1:J:270:ILE:HG23	1:J:361:ASN:HB3	1.90	0.53
1:J:421:LEU:O	1:J:422:ASN:C	2.47	0.53
1:M:421:LEU:O	1:M:422:ASN:C	2.47	0.53
1:O:206:TRP:HA	1:O:206:TRP:CE3	2.44	0.53
1:O:521:MET:HE1	1:O:525:GLU:CG	2.35	0.53
1:A:206:TRP:HA	1:A:206:TRP:CE3	2.44	0.53
1:A:336:HIS:CG	1:A:708:ILE:HG22	2.43	0.53
1:A:489:ALA:O	1:A:504:ARG:HA	2.09	0.53
1:B:222:SER:OG	1:B:517:THR:HG22	2.09	0.53

Continued on next page...

Continued from previous page...

Atom-1	Atom-2	Interatomic distance (Å)	Clash overlap (Å)
1:B:401:LEU:HD22	1:B:411:TYR:CE1	2.44	0.53
1:C:295:THR:OG1	1:C:332:VAL:HG12	2.09	0.53
1:C:336:HIS:CG	1:C:708:ILE:HG22	2.43	0.53
1:E:270:ILE:HG23	1:E:361:ASN:HB3	1.90	0.53
1:E:421:LEU:O	1:E:422:ASN:C	2.47	0.53
1:F:401:LEU:HD22	1:F:411:TYR:CE1	2.44	0.53
1:F:411:TYR:HD2	1:F:412:PRO:HD3	1.74	0.53
1:F:484:ILE:H	1:F:484:ILE:CD1	2.22	0.53
1:G:505:ILE:HD11	1:G:530:ALA:CB	2.39	0.53
1:H:206:TRP:CE3	1:H:206:TRP:HA	2.44	0.53
1:H:412:PRO:O	1:H:413:SER:C	2.47	0.53
1:I:368:ASN:HB2	1:I:405:LEU:HG	1.91	0.53
1:I:421:LEU:O	1:I:422:ASN:C	2.47	0.53
1:I:453:ASP:OD1	1:I:455:VAL:HG12	2.09	0.53
1:I:660:TYR:HE2	1:I:710:PRO:HG3	1.74	0.53
1:J:207:ILE:N	1:J:211:HIS:HD2	2.07	0.53
1:J:295:THR:OG1	1:J:332:VAL:HG12	2.09	0.53
1:J:412:PRO:O	1:J:413:SER:C	2.47	0.53
1:J:480:VAL:HG21	1:K:468:ARG:CG	2.37	0.53
1:J:660:TYR:HE2	1:J:710:PRO:HG3	1.74	0.53
1:L:207:ILE:N	1:L:211:HIS:HD2	2.07	0.53
1:L:484:ILE:H	1:L:484:ILE:CD1	2.22	0.53
1:M:401:LEU:HD22	1:M:411:TYR:CE1	2.44	0.53
1:O:222:SER:OG	1:O:517:THR:HG22	2.09	0.53
1:A:222:SER:OG	1:A:517:THR:HG22	2.09	0.53
1:A:403:GLN:HE21	1:A:403:GLN:N	1.99	0.53
1:B:206:TRP:CE3	1:B:206:TRP:HA	2.44	0.53
1:B:412:PRO:O	1:B:413:SER:C	2.47	0.53
1:C:521:MET:HA	1:C:521:MET:CE	2.36	0.53
1:D:368:ASN:HB2	1:D:405:LEU:HG	1.91	0.53
1:D:401:LEU:HD12	1:D:401:LEU:O	2.10	0.53
1:D:489:ALA:O	1:D:504:ARG:HA	2.09	0.53
1:E:401:LEU:HD22	1:E:411:TYR:CE1	2.44	0.53
1:E:412:PRO:O	1:E:413:SER:C	2.47	0.53
1:G:410:TYR:CD2	1:G:414:LYS:HE2	2.43	0.53
1:G:660:TYR:HE2	1:G:710:PRO:HG3	1.74	0.53
1:I:255:LEU:HD22	1:I:506:ALA:HB3	1.90	0.53
1:J:222:SER:OG	1:J:517:THR:HG22	2.09	0.53
1:J:489:ALA:O	1:J:504:ARG:HA	2.09	0.53
1:K:217:THR:HG22	1:K:218:LYS:N	2.23	0.53
1:K:533:PHE:CE2	1:K:542:TYR:HB2	2.44	0.53

Continued on next page...

Continued from previous page...

Atom-1	Atom-2	Interatomic distance (Å)	Clash overlap (Å)
1:L:222:SER:OG	1:L:517:THR:HG22	2.09	0.53
1:L:412:PRO:O	1:L:413:SER:C	2.47	0.53
1:M:206:TRP:CE3	1:M:206:TRP:HA	2.44	0.53
1:M:207:ILE:N	1:M:211:HIS:HD2	2.07	0.53
1:M:255:LEU:HD22	1:M:506:ALA:HB3	1.90	0.53
1:M:453:ASP:OD1	1:M:455:VAL:HG12	2.08	0.53
1:M:660:TYR:HE2	1:M:710:PRO:HG3	1.74	0.53
1:A:201:THR:N	1:F:224:GLU:OE2	2.41	0.52
1:A:207:ILE:N	1:A:211:HIS:HD2	2.07	0.52
1:A:464:PHE:N	1:A:464:PHE:CD2	2.74	0.52
1:B:319:SER:N	1:C:414:LYS:HE3	2.24	0.52
1:B:421:LEU:O	1:B:422:ASN:C	2.47	0.52
1:C:222:SER:OG	1:C:517:THR:HG22	2.09	0.52
1:D:206:TRP:HA	1:D:206:TRP:CE3	2.44	0.52
1:D:412:PRO:O	1:D:413:SER:C	2.47	0.52
1:D:453:ASP:OD1	1:D:455:VAL:HG12	2.09	0.52
1:E:411:TYR:HD2	1:E:412:PRO:HD3	1.74	0.52
1:E:505:ILE:HD11	1:E:530:ALA:CB	2.39	0.52
1:F:401:LEU:HD12	1:F:401:LEU:O	2.10	0.52
1:F:533:PHE:CE2	1:F:542:TYR:HB2	2.45	0.52
1:G:222:SER:OG	1:G:517:THR:HG22	2.09	0.52
1:G:421:LEU:O	1:G:422:ASN:C	2.47	0.52
1:H:489:ALA:O	1:H:504:ARG:HA	2.09	0.52
1:I:401:LEU:HD22	1:I:411:TYR:CE1	2.44	0.52
1:J:401:LEU:HD12	1:J:401:LEU:O	2.10	0.52
1:K:248:SER:OG	1:K:371:THR:HA	2.10	0.52
1:K:403:GLN:HE21	1:K:403:GLN:N	1.99	0.52
1:K:421:LEU:O	1:K:422:ASN:C	2.47	0.52
1:K:489:ALA:O	1:K:504:ARG:HA	2.09	0.52
1:L:368:ASN:HB2	1:L:405:LEU:HG	1.91	0.52
1:M:489:ALA:O	1:M:504:ARG:HA	2.09	0.52
1:M:533:PHE:CE2	1:M:542:TYR:HB2	2.45	0.52
1:M:645:GLU:HB2	1:M:654:GLU:O	2.08	0.52
1:C:255:LEU:HD22	1:C:506:ALA:HB3	1.90	0.52
1:G:645:GLU:HB2	1:G:654:GLU:O	2.08	0.52
1:H:336:HIS:CG	1:H:708:ILE:HG22	2.43	0.52
1:H:516:THR:HG21	1:I:196:VAL:HG21	1.90	0.52
1:I:207:ILE:N	1:I:211:HIS:HD2	2.07	0.52
1:I:263:HIS:CD2	1:I:297:ARG:HG3	2.45	0.52
1:J:484:ILE:H	1:J:484:ILE:CD1	2.21	0.52
1:J:533:PHE:CE2	1:J:542:TYR:HB2	2.45	0.52

Continued on next page...

Continued from previous page...

Atom-1	Atom-2	Interatomic distance (Å)	Clash overlap (Å)
1:K:401:LEU:HD22	1:K:411:TYR:CE1	2.44	0.52
1:K:484:ILE:H	1:K:484:ILE:CD1	2.21	0.52
1:K:645:GLU:HB2	1:K:654:GLU:O	2.08	0.52
1:O:411:TYR:HD2	1:O:412:PRO:HD3	1.74	0.52
1:O:412:PRO:O	1:O:413:SER:C	2.47	0.52
1:A:401:LEU:HD12	1:A:401:LEU:O	2.10	0.52
1:A:533:PHE:CE2	1:A:542:TYR:HB2	2.45	0.52
1:B:263:HIS:CD2	1:B:297:ARG:HG3	2.45	0.52
1:B:336:HIS:CG	1:B:708:ILE:HG22	2.43	0.52
1:C:263:HIS:CD2	1:C:297:ARG:HG3	2.45	0.52
1:C:489:ALA:O	1:C:504:ARG:HA	2.09	0.52
1:D:521:MET:HA	1:D:521:MET:CE	2.37	0.52
1:E:206:TRP:CE3	1:E:206:TRP:HA	2.44	0.52
1:G:316:ILE:HD12	1:H:496:LYS:CG	2.40	0.52
1:H:660:TYR:HE2	1:H:710:PRO:HG3	1.74	0.52
1:J:401:LEU:HD22	1:J:411:TYR:CE1	2.44	0.52
1:J:521:MET:HE2	1:J:525:GLU:HB3	1.91	0.52
1:M:263:HIS:CD2	1:M:297:ARG:HG3	2.45	0.52
1:M:524:LYS:CD	1:M:579:ASP:HB3	2.36	0.52
1:A:421:LEU:O	1:A:422:ASN:C	2.47	0.52
1:B:319:SER:HA	1:C:414:LYS:CB	2.40	0.52
1:B:401:LEU:HD12	1:B:401:LEU:O	2.10	0.52
1:C:189:VAL:CG1	1:O:199:LYS:HG2	2.39	0.52
1:D:248:SER:OG	1:D:371:THR:HA	2.10	0.52
1:D:255:LEU:HD22	1:D:506:ALA:HB3	1.90	0.52
1:D:295:THR:OG1	1:D:332:VAL:HG12	2.09	0.52
1:D:401:LEU:HD22	1:D:411:TYR:CE1	2.44	0.52
1:D:421:LEU:O	1:D:422:ASN:C	2.47	0.52
1:E:207:ILE:N	1:E:211:HIS:HD2	2.07	0.52
1:F:217:THR:HG22	1:F:218:LYS:N	2.23	0.52
1:G:207:ILE:N	1:G:211:HIS:HD2	2.07	0.52
1:G:401:LEU:HD22	1:G:411:TYR:CE1	2.44	0.52
1:G:533:PHE:CE2	1:G:542:TYR:HB2	2.45	0.52
1:H:207:ILE:N	1:H:211:HIS:HD2	2.07	0.52
1:H:222:SER:OG	1:H:517:THR:HG22	2.09	0.52
1:H:645:GLU:HB2	1:H:654:GLU:O	2.08	0.52
1:I:411:TYR:HD2	1:I:412:PRO:HD3	1.74	0.52
1:I:533:PHE:CE2	1:I:542:TYR:HB2	2.45	0.52
1:L:248:SER:OG	1:L:371:THR:HA	2.10	0.52
1:L:421:LEU:O	1:L:422:ASN:C	2.47	0.52
1:L:660:TYR:HE2	1:L:710:PRO:HG3	1.74	0.52

Continued on next page...

Continued from previous page...

Atom-1	Atom-2	Interatomic distance (Å)	Clash overlap (Å)
1:M:295:THR:OG1	1:M:332:VAL:HG12	2.09	0.52
1:O:263:HIS:CD2	1:O:297:ARG:HG3	2.45	0.52
1:B:295:THR:OG1	1:B:332:VAL:HG12	2.09	0.52
1:B:533:PHE:CE2	1:B:542:TYR:HB2	2.45	0.52
1:D:484:ILE:H	1:D:484:ILE:CD1	2.22	0.52
1:F:412:PRO:O	1:F:413:SER:C	2.47	0.52
1:F:421:LEU:O	1:F:422:ASN:C	2.47	0.52
1:G:248:SER:OG	1:G:371:THR:HA	2.10	0.52
1:G:263:HIS:CD2	1:G:297:ARG:HG3	2.45	0.52
1:G:401:LEU:O	1:G:401:LEU:HD12	2.10	0.52
1:G:524:LYS:CD	1:G:579:ASP:HB3	2.36	0.52
1:H:263:HIS:CD2	1:H:297:ARG:HG3	2.45	0.52
1:L:206:TRP:HA	1:L:206:TRP:CE3	2.44	0.52
1:L:263:HIS:CD2	1:L:297:ARG:HG3	2.45	0.52
1:L:295:THR:OG1	1:L:332:VAL:HG12	2.09	0.52
1:L:533:PHE:CE2	1:L:542:TYR:HB2	2.45	0.52
1:M:248:SER:OG	1:M:371:THR:HA	2.10	0.52
1:B:410:TYR:CD2	1:B:414:LYS:HE2	2.43	0.52
1:D:263:HIS:CD2	1:D:297:ARG:HG3	2.45	0.52
1:E:533:PHE:CE2	1:E:542:TYR:HB2	2.45	0.52
1:F:255:LEU:HD22	1:F:506:ALA:HB3	1.90	0.52
1:H:411:TYR:HD2	1:H:412:PRO:HD3	1.74	0.52
1:H:533:PHE:CE2	1:H:542:TYR:HB2	2.44	0.52
1:I:412:PRO:O	1:I:413:SER:C	2.47	0.52
1:K:255:LEU:HD22	1:K:506:ALA:HB3	1.90	0.52
1:K:270:ILE:HG23	1:K:361:ASN:HB3	1.90	0.52
1:K:295:THR:OG1	1:K:332:VAL:HG12	2.09	0.52
1:K:316:ILE:HD12	1:L:496:LYS:CD	2.39	0.52
1:K:336:HIS:CG	1:K:708:ILE:HG22	2.43	0.52
1:L:411:TYR:HD2	1:L:412:PRO:HD3	1.74	0.52
1:O:533:PHE:CE2	1:O:542:TYR:HB2	2.45	0.52
1:O:660:TYR:HE2	1:O:710:PRO:HG3	1.74	0.52
1:A:270:ILE:HG23	1:A:361:ASN:HB3	1.90	0.52
1:C:207:ILE:N	1:C:211:HIS:HD2	2.07	0.52
1:C:660:TYR:HE2	1:C:710:PRO:HG3	1.74	0.52
1:F:295:THR:OG1	1:F:332:VAL:HG12	2.09	0.52
1:G:489:ALA:O	1:G:504:ARG:HA	2.09	0.52
1:I:345:THR:HG22	1:I:347:ALA:HB3	1.92	0.52
1:J:263:HIS:CD2	1:J:297:ARG:HG3	2.45	0.52
1:J:505:ILE:HD11	1:J:530:ALA:CB	2.39	0.52
1:K:263:HIS:CD2	1:K:297:ARG:HG3	2.45	0.52

Continued on next page...

Continued from previous page...

Atom-1	Atom-2	Interatomic distance (Å)	Clash overlap (Å)
1:O:248:SER:OG	1:O:371:THR:HA	2.10	0.52
1:A:295:THR:OG1	1:A:332:VAL:HG12	2.09	0.52
1:B:255:LEU:HD22	1:B:506:ALA:HB3	1.90	0.52
1:B:515:GLU:OE1	1:C:245:LYS:HE2	2.09	0.52
1:C:412:PRO:O	1:C:413:SER:C	2.47	0.52
1:C:421:LEU:O	1:C:422:ASN:C	2.47	0.52
1:D:178:ARG:CZ	1:E:200:ARG:HB3	2.40	0.52
1:D:345:THR:HG22	1:D:347:ALA:HB3	1.92	0.52
1:E:368:ASN:HB2	1:E:405:LEU:HG	1.91	0.52
1:F:207:ILE:N	1:F:211:HIS:HD2	2.07	0.52
1:F:368:ASN:HB2	1:F:405:LEU:HG	1.91	0.52
1:F:493:PHE:HB3	1:F:531:PHE:CE1	2.45	0.52
1:F:505:ILE:HD11	1:F:530:ALA:CB	2.39	0.52
1:G:270:ILE:HG23	1:G:361:ASN:HB3	1.90	0.52
1:G:295:THR:OG1	1:G:332:VAL:HG12	2.09	0.52
1:G:414:LYS:HG3	1:M:319:SER:H	0.49	0.52
1:G:466:ASN:HB2	1:M:226:TRP:CE3	2.44	0.52
1:G:484:ILE:H	1:G:484:ILE:CD1	2.22	0.52
1:G:493:PHE:HB3	1:G:531:PHE:CE1	2.45	0.52
1:H:260:PRO:HD3	1:H:477:TRP:CH2	2.45	0.52
1:H:505:ILE:HD11	1:H:530:ALA:CB	2.39	0.52
1:I:325:SER:OG	1:J:415:ASN:ND2	2.42	0.52
1:J:345:THR:HG22	1:J:347:ALA:HB3	1.92	0.52
1:K:207:ILE:N	1:K:211:HIS:HD2	2.07	0.52
1:K:260:PRO:HD3	1:K:477:TRP:CH2	2.45	0.52
1:K:493:PHE:HB3	1:K:531:PHE:CE1	2.45	0.52
1:L:260:PRO:HD3	1:L:477:TRP:CH2	2.45	0.52
1:L:401:LEU:HD22	1:L:411:TYR:CE1	2.44	0.52
1:M:262:VAL:CG1	1:M:379:PRO:HG2	2.38	0.52
1:M:484:ILE:H	1:M:484:ILE:CD1	2.22	0.52
1:M:493:PHE:HB3	1:M:531:PHE:CE1	2.45	0.52
1:O:368:ASN:HB2	1:O:405:LEU:HG	1.91	0.52
1:B:411:TYR:HD2	1:B:412:PRO:HD3	1.74	0.52
1:B:489:ALA:O	1:B:504:ARG:HA	2.09	0.52
1:C:248:SER:OG	1:C:371:THR:HA	2.10	0.52
1:D:493:PHE:HB3	1:D:531:PHE:CE1	2.45	0.52
1:D:533:PHE:CE2	1:D:542:TYR:HB2	2.45	0.52
1:E:260:PRO:HD3	1:E:477:TRP:CH2	2.45	0.52
1:E:493:PHE:HB3	1:E:531:PHE:CE1	2.45	0.52
1:F:248:SER:OG	1:F:371:THR:HA	2.10	0.52
1:F:260:PRO:HD3	1:F:477:TRP:CH2	2.45	0.52

Continued on next page...

Continued from previous page...

Atom-1	Atom-2	Interatomic distance (Å)	Clash overlap (Å)
1:F:660:TYR:HE2	1:F:710:PRO:HG3	1.74	0.52
1:G:368:ASN:HB2	1:G:405:LEU:HG	1.91	0.52
1:H:270:ILE:HG23	1:H:361:ASN:HB3	1.90	0.52
1:I:645:GLU:HB2	1:I:654:GLU:O	2.08	0.52
1:K:401:LEU:HD12	1:K:401:LEU:O	2.10	0.52
1:K:411:TYR:HD2	1:K:412:PRO:HD3	1.74	0.52
1:M:412:PRO:O	1:M:413:SER:C	2.47	0.52
1:M:521:MET:HE1	1:M:525:GLU:CG	2.35	0.52
1:O:489:ALA:O	1:O:504:ARG:HA	2.09	0.52
1:O:493:PHE:HB3	1:O:531:PHE:CE1	2.45	0.52
1:A:260:PRO:HD3	1:A:477:TRP:CH2	2.45	0.52
1:A:368:ASN:HB2	1:A:405:LEU:HG	1.91	0.52
1:A:521:MET:HE2	1:A:525:GLU:HB3	1.91	0.52
1:C:411:TYR:HD2	1:C:412:PRO:HD3	1.74	0.52
1:C:484:ILE:H	1:C:484:ILE:CD1	2.21	0.52
1:D:260:PRO:HD3	1:D:477:TRP:CH2	2.45	0.52
1:E:489:ALA:O	1:E:504:ARG:HA	2.09	0.52
1:F:270:ILE:HG23	1:F:361:ASN:HB3	1.90	0.52
1:G:367:VAL:O	1:G:367:VAL:HG13	2.10	0.52
1:G:466:ASN:C	1:M:226:TRP:CB	2.79	0.52
1:G:670:GLN:O	1:M:314:PHE:HZ	1.92	0.52
1:H:248:SER:OG	1:H:371:THR:HA	2.10	0.52
1:H:345:THR:HG22	1:H:347:ALA:HB3	1.92	0.52
1:I:493:PHE:HB3	1:I:531:PHE:CE1	2.45	0.52
1:J:483:GLN:HE21	1:K:469:VAL:HG21	1.72	0.52
1:K:345:THR:HG22	1:K:347:ALA:HB3	1.92	0.52
1:L:345:THR:HG22	1:L:347:ALA:HB3	1.92	0.52
1:L:489:ALA:O	1:L:504:ARG:HA	2.09	0.52
1:M:368:ASN:HB2	1:M:405:LEU:HG	1.91	0.52
1:O:255:LEU:HD22	1:O:506:ALA:HB3	1.90	0.52
1:O:453:ASP:OD1	1:O:455:VAL:HG12	2.09	0.52
1:A:263:HIS:CD2	1:A:297:ARG:HG3	2.45	0.51
1:A:367:VAL:O	1:A:367:VAL:HG13	2.10	0.51
1:C:260:PRO:HD3	1:C:477:TRP:CH2	2.45	0.51
1:C:533:PHE:CE2	1:C:542:TYR:HB2	2.44	0.51
1:E:248:SER:OG	1:E:371:THR:HA	2.10	0.51
1:F:206:TRP:HA	1:F:206:TRP:CE3	2.44	0.51
1:G:411:TYR:HD2	1:G:412:PRO:HD3	1.74	0.51
1:J:493:PHE:HB3	1:J:531:PHE:CE1	2.45	0.51
1:L:493:PHE:HB3	1:L:531:PHE:CE1	2.45	0.51
1:O:207:ILE:N	1:O:211:HIS:HD2	2.07	0.51

Continued on next page...

Continued from previous page...

Atom-1	Atom-2	Interatomic distance (Å)	Clash overlap (Å)
1:O:260:PRO:HD3	1:O:477:TRP:CH2	2.45	0.51
1:O:401:LEU:HD22	1:O:411:TYR:CE1	2.44	0.51
1:O:401:LEU:O	1:O:401:LEU:HD12	2.10	0.51
1:A:248:SER:OG	1:A:371:THR:HA	2.10	0.51
1:C:345:THR:HG22	1:C:347:ALA:HB3	1.92	0.51
1:C:367:VAL:HG13	1:C:367:VAL:O	2.10	0.51
1:D:207:ILE:N	1:D:211:HIS:HD2	2.07	0.51
1:E:401:LEU:HD12	1:E:401:LEU:O	2.10	0.51
1:F:367:VAL:HG13	1:F:367:VAL:O	2.10	0.51
1:F:524:LYS:CD	1:F:579:ASP:HB3	2.36	0.51
1:G:260:PRO:HD3	1:G:477:TRP:CH2	2.45	0.51
1:H:367:VAL:HG13	1:H:367:VAL:O	2.10	0.51
1:H:401:LEU:HD12	1:H:401:LEU:O	2.10	0.51
1:I:206:TRP:HA	1:I:206:TRP:CE3	2.44	0.51
1:I:260:PRO:HD3	1:I:477:TRP:CH2	2.45	0.51
1:I:505:ILE:HD11	1:I:530:ALA:CB	2.39	0.51
1:J:232:PRO:HA	1:K:468:ARG:HH22	1.75	0.51
1:J:411:TYR:HD2	1:J:412:PRO:HD3	1.74	0.51
1:L:403:GLN:NE2	1:L:403:GLN:N	2.47	0.51
1:O:421:LEU:O	1:O:422:ASN:C	2.47	0.51
1:A:305:GLY:C	1:B:670:GLN:HG3	2.30	0.51
1:A:412:PRO:O	1:A:413:SER:C	2.47	0.51
1:B:248:SER:OG	1:B:371:THR:HA	2.10	0.51
1:B:345:THR:HG22	1:B:347:ALA:HB3	1.92	0.51
1:B:524:LYS:CD	1:B:579:ASP:HB3	2.36	0.51
1:C:584:ASN:H	1:C:587:MET:HE1	1.74	0.51
1:E:263:HIS:CD2	1:E:297:ARG:HG3	2.45	0.51
1:F:263:HIS:CD2	1:F:297:ARG:HG3	2.45	0.51
1:F:489:ALA:O	1:F:504:ARG:HA	2.09	0.51
1:G:245:LYS:HE2	1:M:515:GLU:OE1	2.10	0.51
1:G:255:LEU:HD22	1:G:506:ALA:HB3	1.90	0.51
1:G:464:PHE:N	1:G:464:PHE:HD2	2.09	0.51
1:J:260:PRO:HD3	1:J:477:TRP:CH2	2.45	0.51
1:M:401:LEU:HD12	1:M:401:LEU:O	2.10	0.51
1:A:411:TYR:HD2	1:A:412:PRO:HD3	1.74	0.51
1:A:493:PHE:HB3	1:A:531:PHE:CE1	2.45	0.51
1:B:260:PRO:HD3	1:B:477:TRP:CH2	2.45	0.51
1:B:479:GLU:OE1	1:C:470:ARG:HA	2.11	0.51
1:C:401:LEU:HD22	1:C:411:TYR:CE1	2.44	0.51
1:D:660:TYR:HB2	1:D:707:ILE:HG13	1.93	0.51
1:E:345:THR:HG22	1:E:347:ALA:HB3	1.92	0.51

Continued on next page...

Continued from previous page...

Atom-1	Atom-2	Interatomic distance (Å)	Clash overlap (Å)
1:I:489:ALA:O	1:I:504:ARG:HA	2.09	0.51
1:M:270:ILE:HG23	1:M:270:ILE:O	2.11	0.51
1:C:660:TYR:HB2	1:C:707:ILE:HG13	1.93	0.51
1:F:261:ILE:O	1:F:369:THR:HG22	2.11	0.51
1:G:270:ILE:HG23	1:G:270:ILE:O	2.11	0.51
1:G:466:ASN:CB	1:M:226:TRP:CD2	2.92	0.51
1:G:660:TYR:HB2	1:G:707:ILE:HG13	1.93	0.51
1:H:493:PHE:HB3	1:H:531:PHE:CE1	2.45	0.51
1:I:248:SER:OG	1:I:371:THR:HA	2.10	0.51
1:I:270:ILE:HG23	1:I:270:ILE:O	2.11	0.51
1:J:206:TRP:HA	1:J:206:TRP:CE3	2.44	0.51
1:L:505:ILE:HD11	1:L:530:ALA:CB	2.39	0.51
1:A:524:LYS:CD	1:A:579:ASP:HB3	2.36	0.51
1:B:270:ILE:HG23	1:B:270:ILE:O	2.11	0.51
1:B:660:TYR:HB2	1:B:707:ILE:HG13	1.93	0.51
1:D:367:VAL:O	1:D:367:VAL:HG13	2.10	0.51
1:D:394:ILE:HD13	1:D:421:LEU:HD21	1.93	0.51
1:E:660:TYR:HB2	1:E:707:ILE:HG13	1.93	0.51
1:F:660:TYR:HB2	1:F:707:ILE:HG13	1.93	0.51
1:G:468:ARG:CG	1:M:480:VAL:CG2	2.88	0.51
1:H:368:ASN:HB2	1:H:405:LEU:HG	1.91	0.51
1:H:607:ALA:H	1:H:638:ILE:CD1	2.20	0.51
1:I:367:VAL:O	1:I:367:VAL:HG13	2.10	0.51
1:I:464:PHE:N	1:I:464:PHE:HD2	2.09	0.51
1:K:660:TYR:HE2	1:K:710:PRO:HG3	1.74	0.51
1:L:271:LEU:CD1	1:L:289:ILE:HD11	2.36	0.51
1:O:725:LEU:HD23	1:O:725:LEU:C	2.31	0.51
1:A:270:ILE:HG23	1:A:270:ILE:O	2.11	0.51
1:A:725:LEU:HD23	1:A:725:LEU:C	2.31	0.51
1:B:493:PHE:HB3	1:B:531:PHE:CE1	2.45	0.51
1:B:521:MET:HE1	1:B:525:GLU:CG	2.37	0.51
1:C:401:LEU:HD12	1:C:401:LEU:O	2.10	0.51
1:C:724:ILE:O	1:C:726:ILE:HD13	2.11	0.51
1:D:403:GLN:NE2	1:D:403:GLN:N	2.47	0.51
1:D:464:PHE:N	1:D:464:PHE:HD2	2.09	0.51
1:D:724:ILE:O	1:D:726:ILE:HD13	2.11	0.51
1:G:261:ILE:O	1:G:369:THR:HG22	2.11	0.51
1:J:367:VAL:O	1:J:367:VAL:HG13	2.10	0.51
1:J:394:ILE:HD13	1:J:421:LEU:HD21	1.93	0.51
1:K:464:PHE:N	1:K:464:PHE:HD2	2.09	0.51
1:L:270:ILE:HG23	1:L:270:ILE:O	2.11	0.51

Continued on next page...

Continued from previous page...

Atom-1	Atom-2	Interatomic distance (Å)	Clash overlap (Å)
1:L:517:THR:HA	1:M:199:LYS:O	2.09	0.51
1:M:260:PRO:HD3	1:M:477:TRP:CH2	2.45	0.51
1:M:464:PHE:N	1:M:464:PHE:HD2	2.09	0.51
1:A:261:ILE:O	1:A:369:THR:HG22	2.11	0.51
1:B:384:VAL:HG12	1:B:385:LEU:N	2.26	0.51
1:C:187:LEU:HD21	1:C:205:PRO:HD3	1.93	0.51
1:D:270:ILE:HG23	1:D:270:ILE:O	2.11	0.51
1:E:271:LEU:CD1	1:E:289:ILE:HD11	2.36	0.51
1:E:483:GLN:NE2	1:F:245:LYS:H	2.07	0.51
1:E:724:ILE:O	1:E:726:ILE:HD13	2.11	0.51
1:G:204:SER:OG	1:G:205:PRO:HD2	2.11	0.51
1:G:725:LEU:HD23	1:G:725:LEU:C	2.31	0.51
1:H:725:LEU:C	1:H:725:LEU:HD23	2.31	0.51
1:L:401:LEU:HD12	1:L:401:LEU:O	2.10	0.51
1:L:464:PHE:N	1:L:464:PHE:HD2	2.09	0.51
1:M:725:LEU:HD23	1:M:725:LEU:C	2.31	0.51
1:O:270:ILE:HG23	1:O:270:ILE:O	2.11	0.51
1:O:394:ILE:HD13	1:O:421:LEU:HD21	1.93	0.51
1:A:480:VAL:HG21	1:B:468:ARG:HH11	1.76	0.51
1:A:660:TYR:HB2	1:A:707:ILE:HG13	1.93	0.51
1:C:261:ILE:O	1:C:369:THR:HG22	2.11	0.51
1:F:204:SER:OG	1:F:205:PRO:HD2	2.11	0.51
1:F:464:PHE:N	1:F:464:PHE:HD2	2.09	0.51
1:G:200:ARG:N	1:G:200:ARG:CD	2.71	0.51
1:G:403:GLN:HE21	1:G:403:GLN:N	1.99	0.51
1:H:270:ILE:HG23	1:H:270:ILE:O	2.11	0.51
1:H:464:PHE:N	1:H:464:PHE:HD2	2.09	0.51
1:H:724:ILE:O	1:H:726:ILE:HD13	2.11	0.51
1:I:187:LEU:HD21	1:I:205:PRO:HD3	1.93	0.51
1:K:270:ILE:HG23	1:K:270:ILE:O	2.11	0.51
1:K:384:VAL:HG12	1:K:385:LEU:N	2.26	0.51
1:L:204:SER:OG	1:L:205:PRO:HD2	2.11	0.51
1:L:367:VAL:O	1:L:367:VAL:HG13	2.10	0.51
1:M:261:ILE:O	1:M:369:THR:HG22	2.11	0.51
1:A:724:ILE:O	1:A:726:ILE:HD13	2.11	0.51
1:C:394:ILE:HD13	1:C:421:LEU:HD21	1.93	0.51
1:C:493:PHE:HB3	1:C:531:PHE:CE1	2.45	0.51
1:E:367:VAL:HG13	1:E:367:VAL:O	2.10	0.51
1:G:394:ILE:HD13	1:G:421:LEU:HD21	1.93	0.51
1:H:487:THR:HG21	1:I:245:LYS:HG3	1.93	0.51
1:I:204:SER:OG	1:I:205:PRO:HD2	2.11	0.51

Continued on next page...

Continued from previous page...

Atom-1	Atom-2	Interatomic distance (Å)	Clash overlap (Å)
1:I:401:LEU:HD12	1:I:401:LEU:O	2.10	0.51
1:I:481:LEU:O	1:I:481:LEU:HD23	2.11	0.51
1:J:248:SER:OG	1:J:371:THR:HA	2.10	0.51
1:J:725:LEU:HD23	1:J:725:LEU:C	2.31	0.51
1:L:481:LEU:HD23	1:L:481:LEU:O	2.11	0.51
1:L:483:GLN:HE22	1:M:245:LYS:H	1.58	0.51
1:M:724:ILE:O	1:M:726:ILE:HD13	2.11	0.51
1:A:199:LYS:CG	1:F:189:VAL:CG1	2.89	0.50
1:B:204:SER:OG	1:B:205:PRO:HD2	2.11	0.50
1:B:261:ILE:O	1:B:369:THR:HG22	2.11	0.50
1:C:271:LEU:HB2	1:C:289:ILE:CG1	2.42	0.50
1:C:401:LEU:HD12	1:C:401:LEU:C	2.32	0.50
1:C:442:LEU:CD1	1:C:448:LEU:HD21	2.41	0.50
1:D:261:ILE:O	1:D:369:THR:HG22	2.11	0.50
1:D:442:LEU:CD1	1:D:448:LEU:HD21	2.41	0.50
1:E:271:LEU:HB2	1:E:289:ILE:CG1	2.42	0.50
1:E:401:LEU:HD12	1:E:401:LEU:C	2.32	0.50
1:F:187:LEU:HD21	1:F:205:PRO:HD3	1.93	0.50
1:F:725:LEU:HD23	1:F:725:LEU:C	2.31	0.50
1:G:345:THR:HG22	1:G:347:ALA:HB3	1.92	0.50
1:G:384:VAL:HG12	1:G:385:LEU:N	2.26	0.50
1:G:466:ASN:O	1:M:226:TRP:CB	2.59	0.50
1:G:481:LEU:HD23	1:G:481:LEU:O	2.11	0.50
1:I:401:LEU:HD12	1:I:401:LEU:C	2.32	0.50
1:J:187:LEU:HD21	1:J:205:PRO:HD3	1.93	0.50
1:K:261:ILE:O	1:K:369:THR:HG22	2.11	0.50
1:K:401:LEU:HD12	1:K:401:LEU:C	2.32	0.50
1:K:481:LEU:O	1:K:481:LEU:HD23	2.11	0.50
1:K:724:ILE:O	1:K:726:ILE:HD13	2.11	0.50
1:K:725:LEU:C	1:K:725:LEU:HD23	2.31	0.50
1:L:187:LEU:HD21	1:L:205:PRO:HD3	1.93	0.50
1:L:401:LEU:HD12	1:L:401:LEU:C	2.32	0.50
1:M:187:LEU:HD21	1:M:205:PRO:HD3	1.93	0.50
1:O:442:LEU:CD1	1:O:448:LEU:HD21	2.41	0.50
1:A:326:ASN:HB3	1:A:485:GLN:HE22	1.77	0.50
1:B:367:VAL:O	1:B:367:VAL:HG13	2.10	0.50
1:B:725:LEU:HD23	1:B:725:LEU:C	2.31	0.50
1:D:645:GLU:HG3	1:D:697:ASN:HB2	1.94	0.50
1:E:384:VAL:HG12	1:E:385:LEU:N	2.26	0.50
1:F:515:GLU:HG3	1:F:518:LYS:HD2	1.93	0.50
1:G:178:ARG:HH12	1:H:200:ARG:HB3	1.76	0.50

Continued on next page...

Continued from previous page...

Atom-1	Atom-2	Interatomic distance (Å)	Clash overlap (Å)
1:H:204:SER:OG	1:H:205:PRO:HD2	2.11	0.50
1:I:303:VAL:CG2	1:J:670:GLN:HG2	2.41	0.50
1:J:270:ILE:HG23	1:J:270:ILE:O	2.11	0.50
1:K:505:ILE:HD11	1:K:530:ALA:CB	2.39	0.50
1:K:660:TYR:HB2	1:K:707:ILE:HG13	1.93	0.50
1:L:271:LEU:HB2	1:L:289:ILE:CG1	2.42	0.50
1:L:384:VAL:HG12	1:L:385:LEU:N	2.26	0.50
1:L:442:LEU:CD1	1:L:448:LEU:HD21	2.42	0.50
1:L:521:MET:HE2	1:L:525:GLU:HB3	1.92	0.50
1:L:725:LEU:HD23	1:L:725:LEU:C	2.31	0.50
1:M:401:LEU:HD12	1:M:401:LEU:C	2.32	0.50
1:B:724:ILE:O	1:B:726:ILE:HD13	2.11	0.50
1:C:270:ILE:HG23	1:C:270:ILE:O	2.11	0.50
1:D:271:LEU:HB2	1:D:289:ILE:CG1	2.42	0.50
1:F:345:THR:HG22	1:F:347:ALA:HB3	1.92	0.50
1:I:326:ASN:HB3	1:I:485:GLN:HE22	1.77	0.50
1:J:271:LEU:HB2	1:J:289:ILE:CG1	2.42	0.50
1:J:384:VAL:HG12	1:J:385:LEU:N	2.26	0.50
1:J:481:LEU:HD23	1:J:481:LEU:O	2.11	0.50
1:J:515:GLU:HG3	1:J:518:LYS:HD2	1.94	0.50
1:M:271:LEU:HB2	1:M:289:ILE:CG1	2.41	0.50
1:M:515:GLU:HG3	1:M:518:LYS:HD2	1.94	0.50
1:O:187:LEU:HD21	1:O:205:PRO:HD3	1.93	0.50
1:O:271:LEU:HB2	1:O:289:ILE:CG1	2.42	0.50
1:O:481:LEU:HD23	1:O:481:LEU:O	2.11	0.50
1:O:660:TYR:HB2	1:O:707:ILE:HG13	1.93	0.50
1:B:442:LEU:CD1	1:B:448:LEU:HD21	2.42	0.50
1:B:464:PHE:N	1:B:464:PHE:HD2	2.09	0.50
1:C:326:ASN:HB3	1:C:485:GLN:HE22	1.77	0.50
1:D:184:PRO:O	1:D:185:ASP:C	2.50	0.50
1:E:394:ILE:HD13	1:E:421:LEU:HD21	1.93	0.50
1:E:442:LEU:CD1	1:E:448:LEU:HD21	2.41	0.50
1:E:584:ASN:H	1:E:587:MET:HE1	1.75	0.50
1:G:306:ASN:HA	1:H:669:ARG:CG	2.41	0.50
1:G:645:GLU:HG3	1:G:697:ASN:HB2	1.94	0.50
1:H:481:LEU:O	1:H:481:LEU:HD23	2.11	0.50
1:H:645:GLU:HG3	1:H:697:ASN:HB2	1.94	0.50
1:J:442:LEU:CD1	1:J:448:LEU:HD21	2.41	0.50
1:K:187:LEU:HD21	1:K:205:PRO:HD3	1.93	0.50
1:L:515:GLU:HG3	1:L:518:LYS:HD2	1.94	0.50
1:M:326:ASN:HB3	1:M:485:GLN:HE22	1.77	0.50

Continued on next page...

Continued from previous page...

Atom-1	Atom-2	Interatomic distance (Å)	Clash overlap (Å)
1:M:367:VAL:HG13	1:M:367:VAL:O	2.10	0.50
1:O:515:GLU:HG3	1:O:518:LYS:HD2	1.94	0.50
1:A:258:ALA:O	1:A:372:ALA:HB2	2.12	0.50
1:A:442:LEU:CD1	1:A:448:LEU:HD21	2.42	0.50
1:B:258:ALA:O	1:B:372:ALA:HB2	2.12	0.50
1:B:394:ILE:HD13	1:B:421:LEU:HD21	1.93	0.50
1:B:505:ILE:HD11	1:B:530:ALA:CB	2.39	0.50
1:C:204:SER:OG	1:C:205:PRO:HD2	2.11	0.50
1:C:258:ALA:O	1:C:372:ALA:HB2	2.12	0.50
1:C:384:VAL:HG12	1:C:385:LEU:N	2.26	0.50
1:C:725:LEU:C	1:C:725:LEU:HD23	2.31	0.50
1:D:187:LEU:HD21	1:D:205:PRO:HD3	1.93	0.50
1:D:326:ASN:HB3	1:D:485:GLN:HE22	1.77	0.50
1:D:496:LYS:HB3	1:O:316:ILE:HD12	1.92	0.50
1:D:725:LEU:HD23	1:D:725:LEU:C	2.31	0.50
1:E:187:LEU:HD21	1:E:205:PRO:HD3	1.93	0.50
1:E:204:SER:OG	1:E:205:PRO:HD2	2.11	0.50
1:E:261:ILE:O	1:E:369:THR:HG22	2.11	0.50
1:E:521:MET:HA	1:E:521:MET:CE	2.37	0.50
1:H:187:LEU:HD21	1:H:205:PRO:HD3	1.93	0.50
1:H:326:ASN:HB3	1:H:485:GLN:HE22	1.76	0.50
1:I:258:ALA:O	1:I:372:ALA:HB2	2.12	0.50
1:I:261:ILE:O	1:I:369:THR:HG22	2.11	0.50
1:I:515:GLU:HG3	1:I:518:LYS:HD2	1.93	0.50
1:I:645:GLU:HG3	1:I:697:ASN:HB2	1.94	0.50
1:J:645:GLU:HG3	1:J:697:ASN:HB2	1.94	0.50
1:J:724:ILE:O	1:J:726:ILE:HD13	2.11	0.50
1:K:645:GLU:HG3	1:K:697:ASN:HB2	1.94	0.50
1:L:394:ILE:HD13	1:L:421:LEU:HD21	1.93	0.50
1:L:724:ILE:O	1:L:726:ILE:HD13	2.11	0.50
1:M:377:VAL:CG1	1:M:398:GLU:HG3	2.41	0.50
1:O:261:ILE:O	1:O:369:THR:HG22	2.11	0.50
1:O:367:VAL:O	1:O:367:VAL:HG13	2.10	0.50
1:A:645:GLU:HG3	1:A:697:ASN:HB2	1.94	0.50
1:B:184:PRO:O	1:B:185:ASP:C	2.50	0.50
1:B:271:LEU:HB2	1:B:289:ILE:CG1	2.42	0.50
1:B:481:LEU:HD23	1:B:481:LEU:O	2.11	0.50
1:C:483:GLN:NE2	1:O:245:LYS:H	2.10	0.50
1:C:505:ILE:HD11	1:C:530:ALA:CB	2.39	0.50
1:C:515:GLU:HG3	1:C:518:LYS:HD2	1.94	0.50
1:C:639:LEU:HD22	1:C:639:LEU:N	2.27	0.50

Continued on next page...

Continued from previous page...

Atom-1	Atom-2	Interatomic distance (Å)	Clash overlap (Å)
1:D:204:SER:OG	1:D:205:PRO:HD2	2.11	0.50
1:D:496:LYS:HB3	1:O:316:ILE:CD1	2.41	0.50
1:D:515:GLU:HG3	1:D:518:LYS:HD2	1.94	0.50
1:E:270:ILE:HG23	1:E:270:ILE:O	2.11	0.50
1:F:724:ILE:O	1:F:726:ILE:HD13	2.11	0.50
1:G:401:LEU:HD12	1:G:401:LEU:C	2.32	0.50
1:H:261:ILE:O	1:H:369:THR:HG22	2.11	0.50
1:I:271:LEU:HB2	1:I:289:ILE:CG1	2.42	0.50
1:J:261:ILE:O	1:J:369:THR:HG22	2.11	0.50
1:K:184:PRO:O	1:K:185:ASP:C	2.50	0.50
1:K:305:GLY:CA	1:L:670:GLN:HG3	2.40	0.50
1:K:367:VAL:HG13	1:K:367:VAL:O	2.10	0.50
1:L:261:ILE:O	1:L:369:THR:HG22	2.11	0.50
1:L:377:VAL:CG1	1:L:398:GLU:HG3	2.41	0.50
1:L:645:GLU:HG3	1:L:697:ASN:HB2	1.94	0.50
1:M:481:LEU:HD23	1:M:481:LEU:O	2.11	0.50
1:O:384:VAL:HG12	1:O:385:LEU:N	2.26	0.50
1:A:345:THR:HG22	1:A:347:ALA:HB3	1.92	0.50
1:B:505:ILE:N	1:B:505:ILE:HD12	2.27	0.50
1:E:258:ALA:O	1:E:372:ALA:HB2	2.12	0.50
1:E:464:PHE:N	1:E:464:PHE:HD2	2.09	0.50
1:F:645:GLU:HG3	1:F:697:ASN:HB2	1.94	0.50
1:G:184:PRO:O	1:G:185:ASP:C	2.50	0.50
1:G:308:GLU:HG2	1:H:667:SER:HB3	1.94	0.50
1:G:505:ILE:N	1:G:505:ILE:HD12	2.27	0.50
1:G:724:ILE:O	1:G:726:ILE:HD13	2.11	0.50
1:H:401:LEU:HD12	1:H:401:LEU:C	2.32	0.50
1:H:639:LEU:HD22	1:H:639:LEU:N	2.27	0.50
1:J:326:ASN:HB3	1:J:485:GLN:HE22	1.77	0.50
1:J:660:TYR:HB2	1:J:707:ILE:HG13	1.93	0.50
1:K:377:VAL:CG1	1:K:398:GLU:HG3	2.41	0.50
1:K:515:GLU:HG3	1:K:518:LYS:HD2	1.94	0.50
1:O:345:THR:HG22	1:O:347:ALA:HB3	1.92	0.50
1:O:401:LEU:HD12	1:O:401:LEU:C	2.32	0.50
1:O:464:PHE:N	1:O:464:PHE:HD2	2.09	0.50
1:A:271:LEU:HB2	1:A:289:ILE:CG1	2.42	0.50
1:A:303:VAL:HG23	1:B:670:GLN:HG2	1.94	0.50
1:A:401:LEU:HD12	1:A:401:LEU:C	2.32	0.50
1:B:224:GLU:OE2	1:C:201:THR:N	2.45	0.50
1:E:184:PRO:O	1:E:185:ASP:C	2.50	0.50
1:F:200:ARG:N	1:F:200:ARG:CD	2.71	0.50

Continued on next page...

Continued from previous page...

Atom-1	Atom-2	Interatomic distance (Å)	Clash overlap (Å)
1:F:442:LEU:CD1	1:F:448:LEU:HD21	2.41	0.50
1:F:481:LEU:O	1:F:481:LEU:HD23	2.11	0.50
1:F:639:LEU:HD22	1:F:639:LEU:N	2.27	0.50
1:G:187:LEU:HD21	1:G:205:PRO:HD3	1.93	0.50
1:J:204:SER:OG	1:J:205:PRO:HD2	2.12	0.50
1:K:258:ALA:O	1:K:372:ALA:HB2	2.12	0.50
1:K:394:ILE:HD13	1:K:421:LEU:HD21	1.93	0.50
1:M:184:PRO:O	1:M:185:ASP:C	2.50	0.50
1:M:258:ALA:O	1:M:372:ALA:HB2	2.12	0.50
1:M:394:ILE:HD13	1:M:421:LEU:HD21	1.93	0.50
1:M:442:LEU:CD1	1:M:448:LEU:HD21	2.41	0.50
1:M:660:TYR:HB2	1:M:707:ILE:HG13	1.93	0.50
1:O:645:GLU:HG3	1:O:697:ASN:HB2	1.94	0.50
1:A:464:PHE:N	1:A:464:PHE:HD2	2.09	0.50
1:A:502:GLU:O	1:A:503:ARG:HG2	2.12	0.50
1:A:505:ILE:N	1:A:505:ILE:HD12	2.27	0.50
1:B:326:ASN:HB3	1:B:485:GLN:HE22	1.77	0.50
1:C:239:VAL:HG23	1:C:240:THR:N	2.27	0.50
1:C:481:LEU:O	1:C:481:LEU:HD23	2.11	0.50
1:D:505:ILE:HD11	1:D:530:ALA:CB	2.39	0.50
1:E:515:GLU:HG3	1:E:518:LYS:HD2	1.94	0.50
1:F:401:LEU:HD12	1:F:401:LEU:C	2.32	0.50
1:G:258:ALA:O	1:G:372:ALA:HB2	2.12	0.50
1:G:326:ASN:HB3	1:G:485:GLN:HE22	1.76	0.50
1:H:394:ILE:HD13	1:H:421:LEU:HD21	1.93	0.50
1:H:502:GLU:O	1:H:503:ARG:HG2	2.12	0.50
1:H:515:GLU:HG3	1:H:518:LYS:HD2	1.94	0.50
1:I:724:ILE:O	1:I:726:ILE:HD13	2.11	0.50
1:I:725:LEU:HD23	1:I:725:LEU:C	2.31	0.50
1:J:239:VAL:HG23	1:J:240:THR:N	2.27	0.50
1:K:239:VAL:HG23	1:K:240:THR:N	2.27	0.50
1:M:384:VAL:HG12	1:M:385:LEU:N	2.26	0.50
1:M:505:ILE:HD12	1:M:505:ILE:N	2.27	0.50
1:O:639:LEU:HD22	1:O:639:LEU:N	2.27	0.50
1:A:184:PRO:O	1:A:185:ASP:C	2.50	0.49
1:A:199:LYS:CG	1:F:189:VAL:HG13	2.41	0.49
1:A:316:ILE:HD12	1:B:496:LYS:CB	2.41	0.49
1:A:515:GLU:HG3	1:A:518:LYS:HD2	1.93	0.49
1:B:459:ILE:HG22	1:B:460:ALA:N	2.27	0.49
1:B:576:THR:C	1:B:578:LEU:H	2.16	0.49
1:B:639:LEU:HD22	1:B:639:LEU:N	2.27	0.49

Continued on next page...

Continued from previous page...

Atom-1	Atom-2	Interatomic distance (Å)	Clash overlap (Å)
1:D:481:LEU:HD23	1:D:481:LEU:O	2.11	0.49
1:D:505:ILE:N	1:D:505:ILE:HD12	2.27	0.49
1:E:326:ASN:HB3	1:E:485:GLN:HE22	1.76	0.49
1:E:576:THR:C	1:E:578:LEU:H	2.16	0.49
1:F:231:ASP:HB2	1:F:232:PRO:HD2	1.95	0.49
1:F:270:ILE:HG23	1:F:270:ILE:O	2.11	0.49
1:F:502:GLU:O	1:F:503:ARG:HG2	2.12	0.49
1:J:464:PHE:N	1:J:464:PHE:HD2	2.09	0.49
1:J:639:LEU:HD22	1:J:639:LEU:N	2.27	0.49
1:L:660:TYR:HB2	1:L:707:ILE:HG13	1.93	0.49
1:M:639:LEU:HD22	1:M:639:LEU:N	2.27	0.49
1:O:184:PRO:O	1:O:185:ASP:C	2.50	0.49
1:O:258:ALA:O	1:O:372:ALA:HB2	2.12	0.49
1:O:724:ILE:O	1:O:726:ILE:HD13	2.11	0.49
1:A:204:SER:OG	1:A:205:PRO:HD2	2.11	0.49
1:A:384:VAL:HG12	1:A:385:LEU:N	2.26	0.49
1:A:481:LEU:O	1:A:481:LEU:HD23	2.11	0.49
1:A:576:THR:C	1:A:578:LEU:H	2.16	0.49
1:B:187:LEU:HD21	1:B:205:PRO:HD3	1.93	0.49
1:C:576:THR:C	1:C:578:LEU:H	2.16	0.49
1:E:226:TRP:CH2	1:E:234:SER:HB3	2.48	0.49
1:E:481:LEU:HD23	1:E:481:LEU:O	2.11	0.49
1:E:725:LEU:HD23	1:E:725:LEU:C	2.31	0.49
1:F:384:VAL:HG12	1:F:385:LEU:N	2.26	0.49
1:H:384:VAL:HG12	1:H:385:LEU:N	2.26	0.49
1:I:239:VAL:HG23	1:I:240:THR:N	2.27	0.49
1:K:204:SER:OG	1:K:205:PRO:HD2	2.11	0.49
1:K:639:LEU:HD22	1:K:639:LEU:N	2.27	0.49
1:L:310:HIS:HD1	1:L:310:HIS:H	1.61	0.49
1:L:459:ILE:HG22	1:L:460:ALA:N	2.27	0.49
1:M:204:SER:OG	1:M:205:PRO:HD2	2.11	0.49
1:O:576:THR:C	1:O:578:LEU:H	2.16	0.49
1:A:226:TRP:CH2	1:A:234:SER:HB3	2.48	0.49
1:A:512:ASP:OD1	1:B:245:LYS:HE3	2.13	0.49
1:A:639:LEU:HD22	1:A:639:LEU:N	2.27	0.49
1:B:479:GLU:HG2	1:C:471:VAL:CG2	2.41	0.49
1:D:231:ASP:HB2	1:D:232:PRO:HD2	1.95	0.49
1:D:401:LEU:HD12	1:D:401:LEU:C	2.32	0.49
1:E:512:ASP:CG	1:E:515:GLU:HB2	2.33	0.49
1:G:239:VAL:HG23	1:G:240:THR:N	2.27	0.49
1:G:512:ASP:CG	1:G:515:GLU:HB2	2.33	0.49

Continued on next page...

Continued from previous page...

Atom-1	Atom-2	Interatomic distance (Å)	Clash overlap (Å)
1:H:505:ILE:HD12	1:H:505:ILE:N	2.27	0.49
1:H:660:TYR:HB2	1:H:707:ILE:HG13	1.93	0.49
1:I:231:ASP:HB2	1:I:232:PRO:HD2	1.95	0.49
1:I:394:ILE:HD13	1:I:421:LEU:HD21	1.93	0.49
1:K:189:VAL:HG13	1:L:199:LYS:CG	2.43	0.49
1:K:271:LEU:HB2	1:K:289:ILE:CG1	2.42	0.49
1:K:515:GLU:OE1	1:L:245:LYS:HE2	2.12	0.49
1:L:239:VAL:HG23	1:L:240:THR:N	2.27	0.49
1:L:326:ASN:HB3	1:L:485:GLN:HE22	1.77	0.49
1:L:480:VAL:HG21	1:M:468:ARG:HG3	1.94	0.49
1:M:239:VAL:HG23	1:M:240:THR:N	2.27	0.49
1:M:345:THR:HG22	1:M:347:ALA:HB3	1.92	0.49
1:M:459:ILE:HG22	1:M:460:ALA:N	2.27	0.49
1:M:512:ASP:CG	1:M:515:GLU:HB2	2.33	0.49
1:O:239:VAL:HG23	1:O:240:THR:N	2.27	0.49
1:O:607:ALA:H	1:O:638:ILE:CD1	2.20	0.49
1:A:521:MET:CE	1:A:522:THR:H	2.26	0.49
1:B:515:GLU:HG3	1:B:518:LYS:HD2	1.93	0.49
1:C:226:TRP:CH2	1:C:234:SER:HB3	2.48	0.49
1:D:258:ALA:O	1:D:372:ALA:HB2	2.12	0.49
1:D:512:ASP:CG	1:D:515:GLU:HB2	2.33	0.49
1:E:459:ILE:HG22	1:E:460:ALA:N	2.27	0.49
1:F:271:LEU:HB2	1:F:289:ILE:CG1	2.42	0.49
1:F:576:THR:C	1:F:578:LEU:H	2.16	0.49
1:G:226:TRP:CH2	1:G:234:SER:HB3	2.48	0.49
1:G:271:LEU:HB2	1:G:289:ILE:CG1	2.42	0.49
1:G:468:ARG:NH2	1:M:232:PRO:HA	2.22	0.49
1:H:258:ALA:O	1:H:372:ALA:HB2	2.12	0.49
1:I:184:PRO:O	1:I:185:ASP:C	2.50	0.49
1:K:326:ASN:HB3	1:K:485:GLN:HE22	1.76	0.49
1:M:502:GLU:O	1:M:503:ARG:HG2	2.12	0.49
1:O:204:SER:OG	1:O:205:PRO:HD2	2.11	0.49
1:O:326:ASN:HB3	1:O:485:GLN:HE22	1.77	0.49
1:A:187:LEU:HD21	1:A:205:PRO:HD3	1.93	0.49
1:A:394:ILE:HD13	1:A:421:LEU:HD21	1.93	0.49
1:A:459:ILE:HG22	1:A:460:ALA:N	2.27	0.49
1:B:239:VAL:HG23	1:B:240:THR:N	2.27	0.49
1:B:377:VAL:CG1	1:B:398:GLU:HG3	2.41	0.49
1:C:184:PRO:O	1:C:185:ASP:C	2.50	0.49
1:C:464:PHE:N	1:C:464:PHE:HD2	2.09	0.49
1:D:380:THR:CG2	1:D:395:LYS:HD2	2.43	0.49

Continued on next page...

Continued from previous page...

Atom-1	Atom-2	Interatomic distance (Å)	Clash overlap (Å)
1:D:639:LEU:N	1:D:639:LEU:HD22	2.27	0.49
1:E:239:VAL:HG23	1:E:240:THR:N	2.27	0.49
1:F:258:ALA:O	1:F:372:ALA:HB2	2.12	0.49
1:F:394:ILE:HD13	1:F:421:LEU:HD21	1.93	0.49
1:F:459:ILE:HG12	1:F:477:TRP:NE1	2.28	0.49
1:G:592:ARG:HD2	1:G:598:TYR:CD2	2.48	0.49
1:H:226:TRP:CH2	1:H:234:SER:HB3	2.48	0.49
1:H:231:ASP:HB2	1:H:232:PRO:HD2	1.95	0.49
1:H:271:LEU:HB2	1:H:289:ILE:CG1	2.42	0.49
1:H:316:ILE:CD1	1:I:496:LYS:HD3	2.42	0.49
1:I:384:VAL:HG12	1:I:385:LEU:N	2.26	0.49
1:I:512:ASP:CG	1:I:515:GLU:HB2	2.33	0.49
1:I:576:THR:C	1:I:578:LEU:H	2.16	0.49
1:J:184:PRO:O	1:J:185:ASP:C	2.50	0.49
1:J:380:THR:CG2	1:J:395:LYS:HD2	2.43	0.49
1:J:459:ILE:HG12	1:J:477:TRP:NE1	2.28	0.49
1:J:479:GLU:OE1	1:K:470:ARG:HG3	2.12	0.49
1:J:512:ASP:CG	1:J:515:GLU:HB2	2.33	0.49
1:K:380:THR:CG2	1:K:395:LYS:HD2	2.43	0.49
1:L:258:ALA:O	1:L:372:ALA:HB2	2.12	0.49
1:L:410:TYR:CG	1:L:414:LYS:HE2	2.48	0.49
1:L:647:GLU:HA	1:L:652:LEU:O	2.13	0.49
1:M:645:GLU:HG3	1:M:697:ASN:HB2	1.94	0.49
1:O:380:THR:CG2	1:O:395:LYS:HD2	2.43	0.49
1:O:505:ILE:HD11	1:O:530:ALA:CB	2.39	0.49
1:O:647:GLU:HA	1:O:652:LEU:O	2.13	0.49
1:A:512:ASP:CG	1:A:515:GLU:HB2	2.33	0.49
1:B:271:LEU:CD1	1:B:289:ILE:HD11	2.36	0.49
1:B:502:GLU:O	1:B:503:ARG:HG2	2.12	0.49
1:C:592:ARG:HD2	1:C:598:TYR:CD2	2.48	0.49
1:F:226:TRP:CH2	1:F:234:SER:HB3	2.48	0.49
1:F:239:VAL:HG23	1:F:240:THR:N	2.27	0.49
1:F:592:ARG:HD2	1:F:598:TYR:CD2	2.48	0.49
1:F:647:GLU:HA	1:F:652:LEU:O	2.13	0.49
1:G:189:VAL:CG1	1:H:199:LYS:CG	2.90	0.49
1:G:380:THR:CG2	1:G:395:LYS:HD2	2.43	0.49
1:H:316:ILE:HD12	1:I:496:LYS:HD3	1.94	0.49
1:H:410:TYR:CG	1:H:414:LYS:HE2	2.48	0.49
1:I:660:TYR:HB2	1:I:707:ILE:HG13	1.93	0.49
1:J:502:GLU:O	1:J:503:ARG:HG2	2.12	0.49
1:J:592:ARG:HD2	1:J:598:TYR:CD2	2.48	0.49

Continued on next page...

Continued from previous page...

Atom-1	Atom-2	Interatomic distance (Å)	Clash overlap (Å)
1:K:521:MET:CE	1:K:522:THR:H	2.26	0.49
1:L:184:PRO:O	1:L:185:ASP:C	2.50	0.49
1:L:231:ASP:HB2	1:L:232:PRO:HD2	1.95	0.49
1:L:639:LEU:N	1:L:639:LEU:HD22	2.27	0.49
1:M:411:TYR:CD2	1:M:412:PRO:HD3	2.48	0.49
1:M:584:ASN:H	1:M:587:MET:HE1	1.77	0.49
1:A:231:ASP:HB2	1:A:232:PRO:HD2	1.95	0.49
1:B:226:TRP:CH2	1:B:234:SER:HB3	2.48	0.49
1:C:377:VAL:CG1	1:C:398:GLU:HG3	2.41	0.49
1:C:410:TYR:CG	1:C:414:LYS:HE2	2.48	0.49
1:C:502:GLU:O	1:C:503:ARG:HG2	2.12	0.49
1:C:521:MET:HE2	1:C:525:GLU:HB3	1.94	0.49
1:D:384:VAL:HG12	1:D:385:LEU:N	2.26	0.49
1:D:410:TYR:HD1	1:D:410:TYR:H	1.61	0.49
1:E:231:ASP:HB2	1:E:232:PRO:HD2	1.95	0.49
1:E:410:TYR:CG	1:E:414:LYS:HE2	2.48	0.49
1:E:592:ARG:HD2	1:E:598:TYR:CD2	2.48	0.49
1:F:326:ASN:HB3	1:F:485:GLN:HE22	1.77	0.49
1:F:380:THR:CG2	1:F:395:LYS:HD2	2.43	0.49
1:F:505:ILE:HD12	1:F:505:ILE:N	2.27	0.49
1:G:411:TYR:CD2	1:G:412:PRO:HD3	2.48	0.49
1:H:411:TYR:CD2	1:H:412:PRO:HD3	2.48	0.49
1:I:318:GLY:HA2	1:J:410:TYR:HE1	1.75	0.49
1:I:505:ILE:HD12	1:I:505:ILE:N	2.27	0.49
1:J:410:TYR:CG	1:J:414:LYS:HE2	2.48	0.49
1:K:592:ARG:HD2	1:K:598:TYR:CD2	2.48	0.49
1:L:479:GLU:OE1	1:M:470:ARG:HA	2.12	0.49
1:L:505:ILE:N	1:L:505:ILE:HD12	2.27	0.49
1:L:576:THR:C	1:L:578:LEU:H	2.16	0.49
1:M:410:TYR:CG	1:M:414:LYS:HE2	2.48	0.49
1:O:502:GLU:O	1:O:503:ARG:HG2	2.12	0.49
1:A:521:MET:HA	1:A:521:MET:CE	2.37	0.49
1:B:401:LEU:HD12	1:B:401:LEU:C	2.32	0.49
1:B:410:TYR:HD1	1:B:410:TYR:H	1.61	0.49
1:B:459:ILE:HG12	1:B:477:TRP:NE1	2.28	0.49
1:D:592:ARG:HD2	1:D:598:TYR:CD2	2.48	0.49
1:E:380:THR:CG2	1:E:395:LYS:HD2	2.43	0.49
1:F:512:ASP:CG	1:F:515:GLU:HB2	2.33	0.49
1:F:691:ASN:OD1	1:F:693:ASN:HB2	2.13	0.49
1:G:483:GLN:HE22	1:H:245:LYS:H	1.60	0.49
1:G:639:LEU:HD22	1:G:639:LEU:N	2.27	0.49

Continued on next page...

Continued from previous page...

Atom-1	Atom-2	Interatomic distance (Å)	Clash overlap (Å)
1:G:647:GLU:HA	1:G:652:LEU:O	2.13	0.49
1:H:239:VAL:HG23	1:H:240:THR:N	2.27	0.49
1:H:647:GLU:HA	1:H:652:LEU:O	2.13	0.49
1:I:226:TRP:CH2	1:I:234:SER:HB3	2.48	0.49
1:I:459:ILE:HG12	1:I:477:TRP:NE1	2.28	0.49
1:I:647:GLU:HA	1:I:652:LEU:O	2.13	0.49
1:K:442:LEU:CD1	1:K:448:LEU:HD21	2.41	0.49
1:K:512:ASP:CG	1:K:515:GLU:HB2	2.33	0.49
1:L:502:GLU:O	1:L:503:ARG:HG2	2.12	0.49
1:M:592:ARG:HD2	1:M:598:TYR:CD2	2.48	0.49
1:O:459:ILE:HG22	1:O:460:ALA:N	2.27	0.49
1:O:505:ILE:N	1:O:505:ILE:HD12	2.27	0.49
1:A:410:TYR:CG	1:A:414:LYS:HE2	2.48	0.49
1:B:410:TYR:CG	1:B:414:LYS:HE2	2.48	0.49
1:C:200:ARG:N	1:C:200:ARG:CD	2.72	0.49
1:C:271:LEU:CD1	1:C:289:ILE:HD11	2.36	0.49
1:E:403:GLN:HE21	1:E:403:GLN:N	1.99	0.49
1:E:639:LEU:HD22	1:E:639:LEU:N	2.27	0.49
1:E:691:ASN:OD1	1:E:693:ASN:HB2	2.13	0.49
1:G:310:HIS:HD2	1:G:312:SER:HB2	1.78	0.49
1:G:410:TYR:HD1	1:G:410:TYR:H	1.61	0.49
1:H:479:GLU:HG2	1:I:471:VAL:HG23	1.95	0.49
1:I:194:VAL:HG13	1:I:202:PHE:O	2.13	0.49
1:I:227:SER:O	1:I:230:SER:N	2.39	0.49
1:I:459:ILE:HG22	1:I:460:ALA:N	2.27	0.49
1:I:691:ASN:OD1	1:I:693:ASN:HB2	2.13	0.49
1:J:226:TRP:CH2	1:J:234:SER:HB3	2.48	0.49
1:J:377:VAL:CG1	1:J:398:GLU:HG3	2.41	0.49
1:J:585:ALA:O	1:J:586:LYS:HB2	2.13	0.49
1:J:642:TYR:HD1	1:J:700:ALA:HA	1.78	0.49
1:K:391:LEU:O	1:K:392:ALA:HB2	2.13	0.49
1:K:505:ILE:HD12	1:K:505:ILE:N	2.27	0.49
1:K:585:ALA:O	1:K:586:LYS:HB2	2.13	0.49
1:M:642:TYR:HD1	1:M:700:ALA:HA	1.78	0.49
1:A:411:TYR:CD2	1:A:412:PRO:HD3	2.48	0.49
1:B:231:ASP:HB2	1:B:232:PRO:HD2	1.95	0.49
1:B:380:THR:CG2	1:B:395:LYS:HD2	2.43	0.49
1:B:512:ASP:CG	1:B:515:GLU:HB2	2.33	0.49
1:B:585:ALA:O	1:B:586:LYS:HB2	2.13	0.49
1:C:380:THR:CG2	1:C:395:LYS:HD2	2.43	0.49
1:C:645:GLU:HG3	1:C:697:ASN:HB2	1.94	0.49

Continued on next page...

Continued from previous page...

Atom-1	Atom-2	Interatomic distance (Å)	Clash overlap (Å)
1:C:647:GLU:HA	1:C:652:LEU:O	2.13	0.49
1:D:226:TRP:CH2	1:D:234:SER:HB3	2.48	0.49
1:D:239:VAL:HG23	1:D:240:THR:N	2.27	0.49
1:D:502:GLU:O	1:D:503:ARG:HG2	2.12	0.49
1:F:184:PRO:O	1:F:185:ASP:C	2.50	0.49
1:F:411:TYR:CD2	1:F:412:PRO:HD3	2.48	0.49
1:G:183:ILE:HG12	1:G:203:LEU:CD2	2.43	0.49
1:G:391:LEU:O	1:G:392:ALA:HB2	2.13	0.49
1:I:306:ASN:HA	1:J:669:ARG:HB3	1.95	0.49
1:I:411:TYR:CD2	1:I:412:PRO:HD3	2.48	0.49
1:J:194:VAL:HG13	1:J:202:PHE:O	2.13	0.49
1:J:391:LEU:O	1:J:392:ALA:HB2	2.13	0.49
1:J:401:LEU:HD12	1:J:401:LEU:C	2.32	0.49
1:K:226:TRP:CH2	1:K:234:SER:HB3	2.48	0.49
1:K:647:GLU:HA	1:K:652:LEU:O	2.13	0.49
1:L:226:TRP:CH2	1:L:234:SER:HB3	2.48	0.49
1:L:592:ARG:HD2	1:L:598:TYR:CD2	2.48	0.49
1:L:629:LEU:HD12	1:L:629:LEU:N	2.28	0.49
1:M:226:TRP:CH2	1:M:234:SER:HB3	2.48	0.49
1:M:629:LEU:HD12	1:M:629:LEU:N	2.28	0.49
1:A:592:ARG:HD2	1:A:598:TYR:CD2	2.48	0.48
1:A:629:LEU:HD12	1:A:629:LEU:N	2.28	0.48
1:B:310:HIS:HD2	1:B:312:SER:HB2	1.78	0.48
1:C:231:ASP:HB2	1:C:232:PRO:HD2	1.95	0.48
1:C:310:HIS:HD2	1:C:312:SER:HB2	1.78	0.48
1:C:459:ILE:HG22	1:C:460:ALA:N	2.27	0.48
1:C:691:ASN:OD1	1:C:693:ASN:HB2	2.13	0.48
1:E:459:ILE:HG12	1:E:477:TRP:NE1	2.28	0.48
1:F:194:VAL:HG13	1:F:202:PHE:O	2.13	0.48
1:G:336:HIS:HB3	1:G:708:ILE:HG22	1.95	0.48
1:G:459:ILE:HG22	1:G:460:ALA:N	2.27	0.48
1:G:502:GLU:O	1:G:503:ARG:HG2	2.12	0.48
1:G:515:GLU:HG3	1:G:518:LYS:HD2	1.94	0.48
1:G:629:LEU:HD12	1:G:629:LEU:N	2.28	0.48
1:H:184:PRO:O	1:H:185:ASP:C	2.50	0.48
1:H:310:HIS:H	1:H:310:HIS:HD1	1.61	0.48
1:H:629:LEU:HD12	1:H:629:LEU:N	2.28	0.48
1:I:316:ILE:HD12	1:J:496:LYS:CD	2.41	0.48
1:I:639:LEU:HD22	1:I:639:LEU:N	2.27	0.48
1:J:310:HIS:HD2	1:J:312:SER:HB2	1.78	0.48
1:J:505:ILE:N	1:J:505:ILE:HD12	2.27	0.48

Continued on next page...

Continued from previous page...

Atom-1	Atom-2	Interatomic distance (Å)	Clash overlap (Å)
1:K:459:ILE:HG22	1:K:460:ALA:N	2.28	0.48
1:L:310:HIS:HD2	1:L:312:SER:HB2	1.78	0.48
1:L:483:GLN:CD	1:M:469:VAL:HG21	2.33	0.48
1:M:459:ILE:HG12	1:M:477:TRP:NE1	2.28	0.48
1:M:691:ASN:OD1	1:M:693:ASN:HB2	2.13	0.48
1:O:194:VAL:HG13	1:O:202:PHE:O	2.13	0.48
1:O:200:ARG:N	1:O:200:ARG:CD	2.71	0.48
1:B:391:LEU:O	1:B:392:ALA:HB2	2.13	0.48
1:B:411:TYR:CD2	1:B:412:PRO:HD3	2.48	0.48
1:C:224:GLU:CD	1:O:201:THR:HG23	2.32	0.48
1:C:505:ILE:HD12	1:C:505:ILE:N	2.27	0.48
1:D:629:LEU:HD12	1:D:629:LEU:N	2.28	0.48
1:E:657:ASN:HB2	1:E:662:MET:CB	2.44	0.48
1:F:410:TYR:HD1	1:F:410:TYR:H	1.61	0.48
1:I:502:GLU:O	1:I:503:ARG:HG2	2.12	0.48
1:J:258:ALA:O	1:J:372:ALA:HB2	2.12	0.48
1:J:271:LEU:CD2	1:J:360:LEU:HD13	2.44	0.48
1:K:411:TYR:CD2	1:K:412:PRO:HD3	2.48	0.48
1:K:459:ILE:HG12	1:K:477:TRP:NE1	2.28	0.48
1:K:642:TYR:HD1	1:K:700:ALA:HA	1.78	0.48
1:K:648:ASP:HB2	1:K:652:LEU:HD12	1.96	0.48
1:K:691:ASN:OD1	1:K:693:ASN:HB2	2.13	0.48
1:L:380:THR:CG2	1:L:395:LYS:HD2	2.43	0.48
1:M:647:GLU:HA	1:M:652:LEU:O	2.13	0.48
1:O:585:ALA:O	1:O:586:LYS:HB2	2.13	0.48
1:O:691:ASN:OD1	1:O:693:ASN:HB2	2.13	0.48
1:A:234:SER:O	1:A:235:ASP:C	2.52	0.48
1:A:239:VAL:HG23	1:A:240:THR:N	2.27	0.48
1:A:336:HIS:HB3	1:A:708:ILE:HG22	1.95	0.48
1:A:647:GLU:HA	1:A:652:LEU:O	2.13	0.48
1:A:657:ASN:HB2	1:A:662:MET:CB	2.43	0.48
1:B:200:ARG:N	1:B:200:ARG:CD	2.72	0.48
1:B:229:ALA:O	1:B:230:SER:CB	2.62	0.48
1:B:592:ARG:HD2	1:B:598:TYR:CD2	2.48	0.48
1:B:629:LEU:HD12	1:B:629:LEU:N	2.28	0.48
1:B:645:GLU:HG3	1:B:697:ASN:HB2	1.94	0.48
1:B:647:GLU:HA	1:B:652:LEU:O	2.13	0.48
1:C:459:ILE:HG12	1:C:477:TRP:NE1	2.28	0.48
1:C:464:PHE:CD2	1:C:465:GLU:N	2.82	0.48
1:D:410:TYR:CG	1:D:414:LYS:HE2	2.48	0.48
1:D:576:THR:C	1:D:578:LEU:H	2.16	0.48

Continued on next page...

Continued from previous page...

Atom-1	Atom-2	Interatomic distance (Å)	Clash overlap (Å)
1:E:194:VAL:HG13	1:E:202:PHE:O	2.13	0.48
1:E:411:TYR:CD2	1:E:412:PRO:HD3	2.48	0.48
1:E:464:PHE:CD2	1:E:465:GLU:N	2.82	0.48
1:E:585:ALA:O	1:E:586:LYS:HB2	2.13	0.48
1:E:642:TYR:HD1	1:E:700:ALA:HA	1.78	0.48
1:E:647:GLU:HA	1:E:652:LEU:O	2.13	0.48
1:G:231:ASP:HB2	1:G:232:PRO:HD2	1.95	0.48
1:G:298:THR:HB	1:G:601:ASN:HB3	1.96	0.48
1:H:410:TYR:H	1:H:410:TYR:HD1	1.61	0.48
1:I:648:ASP:HB2	1:I:652:LEU:HD12	1.96	0.48
1:J:647:GLU:HA	1:J:652:LEU:O	2.13	0.48
1:K:410:TYR:CG	1:K:414:LYS:HE2	2.48	0.48
1:K:502:GLU:O	1:K:503:ARG:HG2	2.12	0.48
1:L:410:TYR:HD1	1:L:410:TYR:H	1.61	0.48
1:M:336:HIS:HB3	1:M:708:ILE:HG22	1.95	0.48
1:M:380:THR:CG2	1:M:395:LYS:HD2	2.43	0.48
1:O:271:LEU:CD2	1:O:360:LEU:HD13	2.44	0.48
1:O:592:ARG:HD2	1:O:598:TYR:CD2	2.48	0.48
1:A:642:TYR:HD1	1:A:700:ALA:HA	1.78	0.48
1:B:194:VAL:HG13	1:B:202:PHE:O	2.13	0.48
1:C:229:ALA:O	1:C:230:SER:CB	2.62	0.48
1:D:194:VAL:HG13	1:D:202:PHE:O	2.13	0.48
1:D:647:GLU:HA	1:D:652:LEU:O	2.13	0.48
1:E:229:ALA:O	1:E:230:SER:CB	2.62	0.48
1:E:502:GLU:O	1:E:503:ARG:HG2	2.12	0.48
1:F:391:LEU:O	1:F:392:ALA:HB2	2.13	0.48
1:F:459:ILE:HG22	1:F:460:ALA:N	2.27	0.48
1:F:521:MET:CE	1:F:522:THR:H	2.26	0.48
1:F:585:ALA:O	1:F:586:LYS:HB2	2.13	0.48
1:H:380:THR:CG2	1:H:395:LYS:HD2	2.43	0.48
1:H:592:ARG:HD2	1:H:598:TYR:CD2	2.48	0.48
1:I:200:ARG:N	1:I:200:ARG:CD	2.71	0.48
1:I:310:HIS:HD2	1:I:312:SER:HB2	1.78	0.48
1:I:410:TYR:CG	1:I:414:LYS:HE2	2.48	0.48
1:I:585:ALA:O	1:I:586:LYS:HB2	2.13	0.48
1:I:629:LEU:HD12	1:I:629:LEU:N	2.28	0.48
1:J:576:THR:C	1:J:578:LEU:H	2.16	0.48
1:K:178:ARG:HH12	1:L:200:ARG:HB3	1.78	0.48
1:K:227:SER:O	1:K:230:SER:N	2.39	0.48
1:K:271:LEU:CD2	1:K:360:LEU:HD13	2.44	0.48
1:L:298:THR:HB	1:L:601:ASN:HB3	1.96	0.48

Continued on next page...

Continued from previous page...

Atom-1	Atom-2	Interatomic distance (Å)	Clash overlap (Å)
1:L:521:MET:HA	1:L:521:MET:CE	2.36	0.48
1:L:584:ASN:H	1:L:587:MET:HE1	1.79	0.48
1:M:310:HIS:HD2	1:M:312:SER:HB2	1.78	0.48
1:M:576:THR:C	1:M:578:LEU:H	2.16	0.48
1:O:226:TRP:CH2	1:O:234:SER:HB3	2.48	0.48
1:O:391:LEU:O	1:O:392:ALA:HB2	2.13	0.48
1:O:410:TYR:CG	1:O:414:LYS:HE2	2.48	0.48
1:A:185:ASP:O	1:A:189:VAL:HG23	2.14	0.48
1:A:310:HIS:HD2	1:A:312:SER:HB2	1.78	0.48
1:C:234:SER:O	1:C:235:ASP:C	2.52	0.48
1:C:699:TYR:CD2	1:C:723:LYS:HG3	2.49	0.48
1:D:411:TYR:CD2	1:D:412:PRO:HD3	2.48	0.48
1:D:414:LYS:HG3	1:O:319:SER:N	2.29	0.48
1:D:468:ARG:HH11	1:D:468:ARG:HG3	1.79	0.48
1:D:657:ASN:HB2	1:D:662:MET:CB	2.44	0.48
1:E:298:THR:HB	1:E:601:ASN:HB3	1.96	0.48
1:E:336:HIS:HB3	1:E:708:ILE:HG22	1.96	0.48
1:E:505:ILE:HD12	1:E:505:ILE:N	2.27	0.48
1:F:298:THR:HB	1:F:601:ASN:HB3	1.96	0.48
1:F:336:HIS:HB3	1:F:708:ILE:HG22	1.96	0.48
1:F:629:LEU:HD12	1:F:629:LEU:N	2.28	0.48
1:G:410:TYR:CG	1:G:414:LYS:HE2	2.48	0.48
1:G:442:LEU:CD1	1:G:448:LEU:HD21	2.41	0.48
1:G:521:MET:CE	1:G:522:THR:H	2.26	0.48
1:H:459:ILE:HG22	1:H:460:ALA:N	2.27	0.48
1:H:512:ASP:CG	1:H:515:GLU:HB2	2.33	0.48
1:H:585:ALA:O	1:H:586:LYS:HB2	2.13	0.48
1:I:410:TYR:HD1	1:I:410:TYR:H	1.61	0.48
1:J:411:TYR:CD2	1:J:412:PRO:HD3	2.48	0.48
1:L:411:TYR:CD2	1:L:412:PRO:HD3	2.48	0.48
1:L:459:ILE:HG12	1:L:477:TRP:NE1	2.28	0.48
1:L:512:ASP:CG	1:L:515:GLU:HB2	2.33	0.48
1:L:648:ASP:HB2	1:L:652:LEU:HD12	1.96	0.48
1:M:234:SER:O	1:M:235:ASP:C	2.52	0.48
1:M:298:THR:HB	1:M:601:ASN:HB3	1.96	0.48
1:M:699:TYR:CD2	1:M:723:LYS:HG3	2.49	0.48
1:O:207:ILE:HG21	1:O:210:ILE:HG12	1.96	0.48
1:O:512:ASP:CG	1:O:515:GLU:HB2	2.33	0.48
1:A:195:ASP:CG	1:A:196:VAL:H	2.17	0.48
1:A:229:ALA:O	1:A:230:SER:CB	2.62	0.48
1:A:298:THR:HB	1:A:601:ASN:HB3	1.96	0.48

Continued on next page...

Continued from previous page...

Atom-1	Atom-2	Interatomic distance (Å)	Clash overlap (Å)
1:C:195:ASP:CG	1:C:196:VAL:H	2.17	0.48
1:C:411:TYR:CD2	1:C:412:PRO:HD3	2.48	0.48
1:D:391:LEU:O	1:D:392:ALA:HB2	2.13	0.48
1:D:642:TYR:HD1	1:D:700:ALA:HA	1.78	0.48
1:E:391:LEU:O	1:E:392:ALA:HB2	2.13	0.48
1:G:207:ILE:HG21	1:G:210:ILE:HG12	1.96	0.48
1:G:316:ILE:HD11	1:H:496:LYS:CB	2.35	0.48
1:G:459:ILE:HG12	1:G:477:TRP:NE1	2.28	0.48
1:G:464:PHE:CD2	1:G:465:GLU:N	2.82	0.48
1:G:468:ARG:HH11	1:G:468:ARG:HG3	1.79	0.48
1:G:642:TYR:HD1	1:G:700:ALA:HA	1.78	0.48
1:H:310:HIS:HD2	1:H:312:SER:HB2	1.78	0.48
1:H:642:TYR:HD1	1:H:700:ALA:HA	1.78	0.48
1:I:336:HIS:HB3	1:I:708:ILE:HG22	1.95	0.48
1:I:657:ASN:HB2	1:I:662:MET:CB	2.44	0.48
1:J:410:TYR:HD1	1:J:410:TYR:H	1.61	0.48
1:K:576:THR:C	1:K:578:LEU:H	2.16	0.48
1:K:699:TYR:CD2	1:K:723:LYS:HG3	2.49	0.48
1:L:391:LEU:O	1:L:392:ALA:HB2	2.13	0.48
1:L:657:ASN:HB2	1:L:662:MET:CB	2.44	0.48
1:M:207:ILE:HG21	1:M:210:ILE:HG12	1.96	0.48
1:M:271:LEU:CD2	1:M:360:LEU:HD13	2.44	0.48
1:O:185:ASP:O	1:O:189:VAL:HG23	2.14	0.48
1:O:468:ARG:HH11	1:O:468:ARG:HG3	1.79	0.48
1:A:410:TYR:HD1	1:A:410:TYR:H	1.61	0.48
1:A:459:ILE:HG12	1:A:477:TRP:NE1	2.28	0.48
1:A:585:ALA:O	1:A:586:LYS:HB2	2.13	0.48
1:A:699:TYR:CD2	1:A:723:LYS:HG3	2.49	0.48
1:C:394:ILE:CG2	1:C:421:LEU:HD22	2.39	0.48
1:C:521:MET:CE	1:C:522:THR:H	2.26	0.48
1:C:642:TYR:HD1	1:C:700:ALA:HA	1.78	0.48
1:C:657:ASN:HB2	1:C:662:MET:CB	2.43	0.48
1:D:207:ILE:HG21	1:D:210:ILE:HG12	1.96	0.48
1:D:229:ALA:O	1:D:230:SER:CB	2.62	0.48
1:D:271:LEU:CD2	1:D:360:LEU:HD13	2.44	0.48
1:D:336:HIS:HB3	1:D:708:ILE:HG22	1.95	0.48
1:D:410:TYR:HE1	1:O:318:GLY:HA2	1.74	0.48
1:D:691:ASN:OD1	1:D:693:ASN:HB2	2.13	0.48
1:H:185:ASP:O	1:H:189:VAL:HG23	2.14	0.48
1:H:442:LEU:CD1	1:H:448:LEU:HD21	2.41	0.48
1:I:195:ASP:CG	1:I:196:VAL:H	2.17	0.48

Continued on next page...

Continued from previous page...

Atom-1	Atom-2	Interatomic distance (Å)	Clash overlap (Å)
1:I:391:LEU:O	1:I:392:ALA:HB2	2.13	0.48
1:J:183:ILE:HG12	1:J:203:LEU:CD2	2.43	0.48
1:J:195:ASP:CG	1:J:196:VAL:H	2.17	0.48
1:L:194:VAL:HG13	1:L:202:PHE:O	2.13	0.48
1:L:336:HIS:HB3	1:L:708:ILE:HG22	1.95	0.48
1:L:642:TYR:HD1	1:L:700:ALA:HA	1.78	0.48
1:M:391:LEU:O	1:M:392:ALA:HB2	2.13	0.48
1:M:585:ALA:O	1:M:586:LYS:HB2	2.13	0.48
1:O:657:ASN:HB2	1:O:662:MET:CB	2.43	0.48
1:A:691:ASN:OD1	1:A:693:ASN:HB2	2.13	0.48
1:B:271:LEU:CD2	1:B:360:LEU:HD13	2.44	0.48
1:C:207:ILE:HG21	1:C:210:ILE:HG12	1.96	0.48
1:D:195:ASP:CG	1:D:196:VAL:H	2.17	0.48
1:D:298:THR:HB	1:D:601:ASN:HB3	1.96	0.48
1:D:310:HIS:HD2	1:D:312:SER:HB2	1.78	0.48
1:D:464:PHE:CD2	1:D:465:GLU:N	2.82	0.48
1:E:310:HIS:HD2	1:E:312:SER:HB2	1.78	0.48
1:E:385:LEU:O	1:E:389:GLN:HB2	2.14	0.48
1:E:629:LEU:HD12	1:E:629:LEU:N	2.28	0.48
1:F:377:VAL:HG22	1:F:398:GLU:HB3	1.96	0.48
1:G:234:SER:O	1:G:235:ASP:C	2.52	0.48
1:H:459:ILE:HG12	1:H:477:TRP:NE1	2.28	0.48
1:H:468:ARG:HH11	1:H:468:ARG:HG3	1.79	0.48
1:I:464:PHE:CD2	1:I:465:GLU:N	2.82	0.48
1:J:207:ILE:HG21	1:J:210:ILE:HG12	1.96	0.48
1:J:231:ASP:HB2	1:J:232:PRO:HD2	1.95	0.48
1:J:480:VAL:HG21	1:K:468:ARG:HD3	1.95	0.48
1:J:699:TYR:CD2	1:J:723:LYS:HG3	2.49	0.48
1:J:718:THR:HB	1:J:721:ILE:HD12	1.96	0.48
1:K:195:ASP:CG	1:K:196:VAL:H	2.17	0.48
1:K:629:LEU:HD12	1:K:629:LEU:N	2.28	0.48
1:L:234:SER:O	1:L:235:ASP:C	2.52	0.48
1:L:305:GLY:CA	1:M:670:GLN:CD	2.51	0.48
1:O:195:ASP:CG	1:O:196:VAL:H	2.17	0.48
1:O:718:THR:HB	1:O:721:ILE:HD12	1.96	0.48
1:A:464:PHE:CD2	1:A:465:GLU:N	2.82	0.48
1:A:584:ASN:H	1:A:587:MET:HE1	1.79	0.48
1:A:607:ALA:H	1:A:638:ILE:CD1	2.20	0.48
1:B:367:VAL:HG23	1:B:410:TYR:HA	1.96	0.48
1:C:512:ASP:CG	1:C:515:GLU:HB2	2.33	0.48
1:C:585:ALA:O	1:C:586:LYS:HB2	2.13	0.48

Continued on next page...

Continued from previous page...

Atom-1	Atom-2	Interatomic distance (Å)	Clash overlap (Å)
1:D:403:GLN:HE21	1:D:403:GLN:N	1.99	0.48
1:D:585:ALA:O	1:D:586:LYS:HB2	2.13	0.48
1:D:699:TYR:CD2	1:D:723:LYS:HG3	2.49	0.48
1:E:645:GLU:HG3	1:E:697:ASN:HB2	1.94	0.48
1:F:227:SER:O	1:F:230:SER:N	2.40	0.48
1:F:410:TYR:CG	1:F:414:LYS:HE2	2.48	0.48
1:G:185:ASP:O	1:G:189:VAL:HG23	2.14	0.48
1:G:194:VAL:HG13	1:G:202:PHE:O	2.13	0.48
1:G:576:THR:C	1:G:578:LEU:H	2.16	0.48
1:I:380:THR:CG2	1:I:395:LYS:HD2	2.43	0.48
1:I:385:LEU:O	1:I:389:GLN:HB2	2.14	0.48
1:J:629:LEU:HD12	1:J:629:LEU:N	2.28	0.48
1:K:316:ILE:HD13	1:L:496:LYS:HD3	1.96	0.48
1:K:410:TYR:HD1	1:K:410:TYR:H	1.61	0.48
1:M:194:VAL:HG13	1:M:202:PHE:O	2.13	0.48
1:M:385:LEU:O	1:M:389:GLN:HB2	2.14	0.48
1:O:183:ILE:HG12	1:O:203:LEU:CD2	2.43	0.48
1:O:227:SER:O	1:O:230:SER:N	2.39	0.48
1:O:367:VAL:HG23	1:O:410:TYR:HA	1.96	0.48
1:A:183:ILE:HG12	1:A:203:LEU:CD2	2.43	0.48
1:A:271:LEU:CD2	1:A:360:LEU:HD13	2.44	0.48
1:A:360:LEU:HD12	1:A:361:ASN:N	2.29	0.48
1:A:367:VAL:HG23	1:A:410:TYR:HA	1.96	0.48
1:A:380:THR:CG2	1:A:395:LYS:HD2	2.43	0.48
1:A:385:LEU:O	1:A:389:GLN:HB2	2.14	0.48
1:A:648:ASP:HB2	1:A:652:LEU:HD12	1.96	0.48
1:B:377:VAL:HG22	1:B:398:GLU:HB3	1.96	0.48
1:C:194:VAL:HG13	1:C:202:PHE:O	2.13	0.48
1:C:271:LEU:CD2	1:C:360:LEU:HD13	2.43	0.48
1:C:391:LEU:O	1:C:392:ALA:HB2	2.13	0.48
1:D:271:LEU:CD1	1:D:289:ILE:HD11	2.36	0.48
1:D:385:LEU:O	1:D:389:GLN:HB2	2.14	0.48
1:E:410:TYR:H	1:E:410:TYR:HD1	1.61	0.48
1:F:385:LEU:O	1:F:389:GLN:HB2	2.14	0.48
1:H:194:VAL:HG13	1:H:202:PHE:O	2.13	0.48
1:H:229:ALA:O	1:H:230:SER:CB	2.62	0.48
1:H:377:VAL:HG22	1:H:398:GLU:HB3	1.96	0.48
1:H:385:LEU:O	1:H:389:GLN:HB2	2.14	0.48
1:H:657:ASN:HB2	1:H:662:MET:CB	2.43	0.48
1:I:592:ARG:HD2	1:I:598:TYR:CD2	2.48	0.48
1:J:367:VAL:HG23	1:J:410:TYR:HA	1.96	0.48

Continued on next page...

Continued from previous page...

Atom-1	Atom-2	Interatomic distance (Å)	Clash overlap (Å)
1:J:691:ASN:OD1	1:J:693:ASN:HB2	2.13	0.48
1:K:194:VAL:HG13	1:K:202:PHE:O	2.13	0.48
1:K:367:VAL:HG23	1:K:410:TYR:HA	1.96	0.48
1:K:657:ASN:HB2	1:K:662:MET:CB	2.43	0.48
1:L:271:LEU:CD2	1:L:360:LEU:HD13	2.44	0.48
1:L:385:LEU:O	1:L:389:GLN:HB2	2.14	0.48
1:L:585:ALA:O	1:L:586:LYS:HB2	2.13	0.48
1:L:699:TYR:CD2	1:L:723:LYS:HG3	2.49	0.48
1:A:483:GLN:HE22	1:B:245:LYS:H	1.62	0.47
1:B:195:ASP:CG	1:B:196:VAL:H	2.17	0.47
1:B:464:PHE:CD2	1:B:465:GLU:N	2.82	0.47
1:B:481:LEU:N	1:B:482:PRO:CD	2.75	0.47
1:C:185:ASP:O	1:C:189:VAL:HG23	2.14	0.47
1:C:360:LEU:HD12	1:C:361:ASN:N	2.29	0.47
1:C:367:VAL:HG23	1:C:410:TYR:HA	1.96	0.47
1:C:377:VAL:HG22	1:C:398:GLU:HB3	1.96	0.47
1:C:401:LEU:HD22	1:C:411:TYR:CZ	2.49	0.47
1:C:629:LEU:HD12	1:C:629:LEU:N	2.28	0.47
1:D:183:ILE:HG12	1:D:203:LEU:CD2	2.43	0.47
1:D:185:ASP:O	1:D:189:VAL:HG23	2.14	0.47
1:D:401:LEU:HD22	1:D:411:TYR:CZ	2.49	0.47
1:D:459:ILE:HG12	1:D:477:TRP:NE1	2.28	0.47
1:F:229:ALA:O	1:F:230:SER:CB	2.62	0.47
1:G:271:LEU:CD2	1:G:360:LEU:HD13	2.44	0.47
1:G:401:LEU:HD22	1:G:411:TYR:CZ	2.49	0.47
1:G:691:ASN:OD1	1:G:693:ASN:HB2	2.13	0.47
1:G:718:THR:HB	1:G:721:ILE:HD12	1.96	0.47
1:H:271:LEU:CD2	1:H:360:LEU:HD13	2.44	0.47
1:H:464:PHE:CD2	1:H:465:GLU:N	2.82	0.47
1:H:691:ASN:OD1	1:H:693:ASN:HB2	2.13	0.47
1:I:185:ASP:O	1:I:189:VAL:HG23	2.14	0.47
1:J:185:ASP:O	1:J:189:VAL:HG23	2.14	0.47
1:J:459:ILE:HG22	1:J:460:ALA:N	2.27	0.47
1:K:468:ARG:HH11	1:K:468:ARG:HG3	1.79	0.47
1:L:207:ILE:HG21	1:L:210:ILE:HG12	1.96	0.47
1:L:401:LEU:HD22	1:L:411:TYR:CZ	2.49	0.47
1:O:231:ASP:HB2	1:O:232:PRO:HD2	1.95	0.47
1:O:410:TYR:HD1	1:O:410:TYR:H	1.61	0.47
1:O:459:ILE:HG12	1:O:477:TRP:NE1	2.28	0.47
1:O:642:TYR:HD1	1:O:700:ALA:HA	1.78	0.47
1:A:194:VAL:HG13	1:A:202:PHE:O	2.13	0.47

Continued on next page...

Continued from previous page...

Atom-1	Atom-2	Interatomic distance (Å)	Clash overlap (Å)
1:A:315:ASP:OD1	1:B:497:ASP:CG	2.53	0.47
1:A:391:LEU:O	1:A:392:ALA:HB2	2.13	0.47
1:B:185:ASP:O	1:B:189:VAL:HG23	2.14	0.47
1:B:360:LEU:HD12	1:B:361:ASN:N	2.29	0.47
1:B:691:ASN:OD1	1:B:693:ASN:HB2	2.13	0.47
1:B:699:TYR:CD2	1:B:723:LYS:HG3	2.49	0.47
1:C:609:GLU:HA	1:C:724:ILE:HD13	1.96	0.47
1:C:648:ASP:HB2	1:C:652:LEU:HD12	1.96	0.47
1:D:459:ILE:HG22	1:D:460:ALA:N	2.27	0.47
1:D:718:THR:HB	1:D:721:ILE:HD12	1.96	0.47
1:E:521:MET:CE	1:E:522:THR:H	2.26	0.47
1:F:207:ILE:HG21	1:F:210:ILE:HG12	1.96	0.47
1:F:642:TYR:HD1	1:F:700:ALA:HA	1.78	0.47
1:G:585:ALA:O	1:G:586:LYS:HB2	2.13	0.47
1:G:648:ASP:HB2	1:G:652:LEU:HD12	1.96	0.47
1:H:195:ASP:CG	1:H:196:VAL:H	2.17	0.47
1:H:207:ILE:HG21	1:H:210:ILE:HG12	1.96	0.47
1:H:367:VAL:HG23	1:H:410:TYR:HA	1.96	0.47
1:H:699:TYR:CD2	1:H:723:LYS:HG3	2.49	0.47
1:I:271:LEU:CD2	1:I:360:LEU:HD13	2.44	0.47
1:I:367:VAL:HG23	1:I:410:TYR:HA	1.96	0.47
1:J:468:ARG:HH11	1:J:468:ARG:HG3	1.79	0.47
1:K:336:HIS:HB3	1:K:708:ILE:HG22	1.95	0.47
1:K:385:LEU:O	1:K:389:GLN:HB2	2.14	0.47
1:K:401:LEU:HD22	1:K:411:TYR:CZ	2.49	0.47
1:M:229:ALA:O	1:M:230:SER:CB	2.62	0.47
1:M:648:ASP:HB2	1:M:652:LEU:HD12	1.96	0.47
1:O:377:VAL:HG22	1:O:398:GLU:HB3	1.96	0.47
1:O:699:TYR:CD2	1:O:723:LYS:HG3	2.49	0.47
1:A:517:THR:HG23	1:B:199:LYS:O	2.15	0.47
1:B:468:ARG:HH11	1:B:468:ARG:HG3	1.79	0.47
1:C:385:LEU:O	1:C:389:GLN:HB2	2.14	0.47
1:D:609:GLU:HA	1:D:724:ILE:HD13	1.96	0.47
1:E:468:ARG:HH11	1:E:468:ARG:HG3	1.79	0.47
1:E:699:TYR:CD2	1:E:723:LYS:HG3	2.49	0.47
1:F:195:ASP:CG	1:F:196:VAL:H	2.17	0.47
1:F:271:LEU:CD2	1:F:360:LEU:HD13	2.44	0.47
1:F:584:ASN:H	1:F:587:MET:HE3	1.78	0.47
1:G:699:TYR:CD2	1:G:723:LYS:HG3	2.49	0.47
1:H:298:THR:HB	1:H:601:ASN:HB3	1.96	0.47
1:I:401:LEU:HD22	1:I:411:TYR:CZ	2.49	0.47

Continued on next page...

Continued from previous page...

Atom-1	Atom-2	Interatomic distance (Å)	Clash overlap (Å)
1:I:642:TYR:HD1	1:I:700:ALA:HA	1.78	0.47
1:J:401:LEU:HD22	1:J:411:TYR:CZ	2.49	0.47
1:K:229:ALA:O	1:K:230:SER:CB	2.62	0.47
1:K:411:TYR:O	1:K:413:SER:N	2.48	0.47
1:L:195:ASP:CG	1:L:196:VAL:H	2.17	0.47
1:L:464:PHE:CD2	1:L:465:GLU:N	2.82	0.47
1:M:185:ASP:O	1:M:189:VAL:HG23	2.14	0.47
1:M:231:ASP:HB2	1:M:232:PRO:HD2	1.94	0.47
1:M:411:TYR:O	1:M:413:SER:N	2.48	0.47
1:M:718:THR:HB	1:M:721:ILE:HD12	1.96	0.47
1:O:629:LEU:HD12	1:O:629:LEU:N	2.28	0.47
1:A:401:LEU:HD22	1:A:411:TYR:CZ	2.49	0.47
1:A:573:ASN:OD1	1:A:575:TYR:HB2	2.15	0.47
1:B:401:LEU:HD22	1:B:411:TYR:CZ	2.49	0.47
1:B:648:ASP:HB2	1:B:652:LEU:HD12	1.96	0.47
1:C:583:LEU:HA	1:C:587:MET:SD	2.55	0.47
1:E:271:LEU:CD2	1:E:360:LEU:HD13	2.44	0.47
1:E:394:ILE:CG2	1:E:421:LEU:HD22	2.39	0.47
1:E:648:ASP:HB2	1:E:652:LEU:HD12	1.96	0.47
1:F:401:LEU:HD22	1:F:411:TYR:CZ	2.49	0.47
1:F:699:TYR:CD2	1:F:723:LYS:HG3	2.49	0.47
1:G:224:GLU:OE2	1:H:201:THR:N	2.46	0.47
1:G:224:GLU:OE2	1:H:201:THR:OG1	2.32	0.47
1:H:183:ILE:HG12	1:H:203:LEU:CD2	2.43	0.47
1:H:391:LEU:O	1:H:392:ALA:HB2	2.13	0.47
1:H:609:GLU:HA	1:H:724:ILE:HD13	1.96	0.47
1:H:648:ASP:HB2	1:H:652:LEU:HD12	1.96	0.47
1:J:229:ALA:O	1:J:230:SER:CB	2.62	0.47
1:J:479:GLU:OE1	1:K:470:ARG:HA	2.15	0.47
1:J:657:ASN:HB2	1:J:662:MET:CB	2.44	0.47
1:K:207:ILE:HG21	1:K:210:ILE:HG12	1.96	0.47
1:K:234:SER:O	1:K:235:ASP:C	2.52	0.47
1:K:377:VAL:HG22	1:K:398:GLU:HB3	1.96	0.47
1:M:583:LEU:HA	1:M:587:MET:SD	2.55	0.47
1:O:411:TYR:CD2	1:O:412:PRO:HD3	2.48	0.47
1:B:336:HIS:HB3	1:B:708:ILE:HG22	1.95	0.47
1:B:609:GLU:HA	1:B:724:ILE:HD13	1.97	0.47
1:B:657:ASN:HB2	1:B:662:MET:CB	2.43	0.47
1:C:183:ILE:HG12	1:C:203:LEU:CD2	2.43	0.47
1:C:410:TYR:HD1	1:C:410:TYR:H	1.61	0.47
1:D:367:VAL:HG23	1:D:410:TYR:HA	1.96	0.47

Continued on next page...

Continued from previous page...

Atom-1	Atom-2	Interatomic distance (Å)	Clash overlap (Å)
1:E:185:ASP:O	1:E:189:VAL:HG23	2.14	0.47
1:E:377:VAL:HG22	1:E:398:GLU:HB3	1.96	0.47
1:E:609:GLU:HA	1:E:724:ILE:HD13	1.97	0.47
1:F:468:ARG:HH11	1:F:468:ARG:HG3	1.79	0.47
1:G:229:ALA:O	1:G:230:SER:CB	2.62	0.47
1:G:609:GLU:HA	1:G:724:ILE:HD13	1.97	0.47
1:I:234:SER:O	1:I:235:ASP:C	2.52	0.47
1:I:411:TYR:O	1:I:413:SER:N	2.48	0.47
1:I:442:LEU:CD1	1:I:448:LEU:HD21	2.41	0.47
1:J:609:GLU:HA	1:J:724:ILE:HD13	1.97	0.47
1:L:185:ASP:O	1:L:189:VAL:HG23	2.14	0.47
1:L:521:MET:CE	1:L:522:THR:H	2.26	0.47
1:L:609:GLU:HA	1:L:724:ILE:HD13	1.96	0.47
1:L:647:GLU:OE1	1:L:695:LYS:HD3	2.15	0.47
1:L:691:ASN:OD1	1:L:693:ASN:HB2	2.13	0.47
1:M:195:ASP:CG	1:M:196:VAL:H	2.17	0.47
1:O:385:LEU:O	1:O:389:GLN:HB2	2.14	0.47
1:O:394:ILE:CG2	1:O:421:LEU:HD22	2.39	0.47
1:O:573:ASN:OD1	1:O:575:TYR:HB2	2.15	0.47
1:O:583:LEU:HA	1:O:587:MET:SD	2.55	0.47
1:A:481:LEU:N	1:A:482:PRO:CD	2.74	0.47
1:C:250:GLU:OE1	1:C:250:GLU:N	2.48	0.47
1:C:468:ARG:HH11	1:C:468:ARG:HG3	1.79	0.47
1:C:573:ASN:OD1	1:C:575:TYR:HB2	2.15	0.47
1:E:200:ARG:N	1:E:200:ARG:CD	2.71	0.47
1:E:207:ILE:HG21	1:E:210:ILE:HG12	1.96	0.47
1:E:310:HIS:CD2	1:E:312:SER:HB2	2.50	0.47
1:E:401:LEU:HD22	1:E:411:TYR:CZ	2.49	0.47
1:F:310:HIS:CD2	1:F:312:SER:HB2	2.50	0.47
1:F:310:HIS:HD2	1:F:312:SER:HB2	1.78	0.47
1:F:411:TYR:CB	1:F:412:PRO:CD	2.93	0.47
1:G:411:TYR:CB	1:G:412:PRO:CD	2.93	0.47
1:G:670:GLN:O	1:M:314:PHE:CZ	2.67	0.47
1:H:401:LEU:HD22	1:H:411:TYR:CZ	2.49	0.47
1:I:207:ILE:HG21	1:I:210:ILE:HG12	1.96	0.47
1:J:411:TYR:CB	1:J:412:PRO:CD	2.93	0.47
1:K:310:HIS:HD2	1:K:312:SER:HB2	1.78	0.47
1:K:411:TYR:CB	1:K:412:PRO:CD	2.93	0.47
1:K:459:ILE:HG12	1:K:477:TRP:CE2	2.50	0.47
1:K:573:ASN:OD1	1:K:575:TYR:HB2	2.15	0.47
1:K:583:LEU:HA	1:K:587:MET:SD	2.55	0.47

Continued on next page...

Continued from previous page...

Atom-1	Atom-2	Interatomic distance (Å)	Clash overlap (Å)
1:K:609:GLU:HA	1:K:724:ILE:HD13	1.96	0.47
1:M:459:ILE:HG12	1:M:477:TRP:CE2	2.50	0.47
1:O:401:LEU:HD22	1:O:411:TYR:CZ	2.49	0.47
1:A:377:VAL:HG22	1:A:398:GLU:HB3	1.96	0.47
1:A:609:GLU:HA	1:A:724:ILE:HD13	1.96	0.47
1:B:310:HIS:CD2	1:B:312:SER:HB2	2.50	0.47
1:B:385:LEU:O	1:B:389:GLN:HB2	2.14	0.47
1:B:411:TYR:O	1:B:413:SER:N	2.48	0.47
1:B:434:MET:HA	1:B:438:GLN:OE1	2.15	0.47
1:B:458:ASN:HD22	1:B:476:ASN:HD22	1.63	0.47
1:B:573:ASN:OD1	1:B:575:TYR:HB2	2.15	0.47
1:B:642:TYR:HD1	1:B:700:ALA:HA	1.78	0.47
1:B:718:THR:HB	1:B:721:ILE:HD12	1.96	0.47
1:C:636:ARG:HH11	1:C:636:ARG:HG3	1.80	0.47
1:D:459:ILE:HG12	1:D:477:TRP:CE2	2.50	0.47
1:D:647:GLU:OE1	1:D:695:LYS:HD3	2.15	0.47
1:E:183:ILE:HG22	1:E:188:GLU:HB2	1.97	0.47
1:F:183:ILE:HG12	1:F:203:LEU:CD2	2.43	0.47
1:F:464:PHE:CD2	1:F:465:GLU:N	2.82	0.47
1:F:609:GLU:HA	1:F:724:ILE:HD13	1.97	0.47
1:F:648:ASP:HB2	1:F:652:LEU:HD12	1.96	0.47
1:G:195:ASP:CG	1:G:196:VAL:H	2.17	0.47
1:G:367:VAL:HG23	1:G:410:TYR:HA	1.96	0.47
1:G:516:THR:CG2	1:H:196:VAL:HG21	2.44	0.47
1:H:413:SER:O	1:H:415:ASN:N	2.48	0.47
1:H:573:ASN:OD1	1:H:575:TYR:HB2	2.15	0.47
1:I:185:ASP:O	1:I:186:SER:C	2.53	0.47
1:I:271:LEU:CD1	1:I:289:ILE:HD11	2.36	0.47
1:I:377:VAL:HG22	1:I:398:GLU:HB3	1.96	0.47
1:I:394:ILE:CG2	1:I:421:LEU:HD22	2.39	0.47
1:I:411:TYR:CB	1:I:412:PRO:CD	2.93	0.47
1:I:413:SER:O	1:I:415:ASN:N	2.48	0.47
1:I:514:LEU:C	1:I:516:THR:H	2.18	0.47
1:I:583:LEU:HA	1:I:587:MET:SD	2.55	0.47
1:I:699:TYR:CD2	1:I:723:LYS:HG3	2.49	0.47
1:J:385:LEU:O	1:J:389:GLN:HB2	2.14	0.47
1:J:413:SER:O	1:J:415:ASN:N	2.48	0.47
1:J:521:MET:HA	1:J:521:MET:CE	2.36	0.47
1:K:185:ASP:O	1:K:189:VAL:HG23	2.14	0.47
1:K:231:ASP:HB2	1:K:232:PRO:HD2	1.95	0.47
1:K:310:HIS:CD2	1:K:312:SER:HB2	2.50	0.47

Continued on next page...

Continued from previous page...

Atom-1	Atom-2	Interatomic distance (Å)	Clash overlap (Å)
1:K:647:GLU:OE1	1:K:695:LYS:HD3	2.15	0.47
1:L:229:ALA:O	1:L:230:SER:CB	2.62	0.47
1:L:514:LEU:C	1:L:516:THR:H	2.18	0.47
1:M:310:HIS:CD2	1:M:312:SER:HB2	2.50	0.47
1:M:401:LEU:HD22	1:M:411:TYR:CZ	2.49	0.47
1:M:410:TYR:H	1:M:410:TYR:HD1	1.61	0.47
1:O:206:TRP:HA	1:O:206:TRP:HE3	1.80	0.47
1:O:229:ALA:O	1:O:230:SER:CB	2.62	0.47
1:O:234:SER:O	1:O:235:ASP:C	2.52	0.47
1:O:411:TYR:O	1:O:413:SER:N	2.48	0.47
1:O:647:GLU:OE1	1:O:695:LYS:HD3	2.15	0.47
1:O:648:ASP:HB2	1:O:652:LEU:HD12	1.96	0.47
1:A:411:TYR:CB	1:A:412:PRO:CD	2.93	0.47
1:A:459:ILE:HG12	1:A:477:TRP:CE2	2.50	0.47
1:A:636:ARG:HG3	1:A:636:ARG:HH11	1.80	0.47
1:B:298:THR:HB	1:B:601:ASN:HB3	1.96	0.47
1:B:514:LEU:C	1:B:516:THR:H	2.18	0.47
1:C:298:THR:HB	1:C:601:ASN:HB3	1.96	0.47
1:C:413:SER:O	1:C:415:ASN:N	2.48	0.47
1:C:514:LEU:C	1:C:516:THR:H	2.18	0.47
1:D:514:LEU:C	1:D:516:THR:H	2.18	0.47
1:D:573:ASN:OD1	1:D:575:TYR:HB2	2.15	0.47
1:D:583:LEU:HA	1:D:587:MET:SD	2.55	0.47
1:E:185:ASP:O	1:E:186:SER:C	2.53	0.47
1:E:514:LEU:C	1:E:516:THR:H	2.18	0.47
1:E:583:LEU:HA	1:E:587:MET:SD	2.55	0.47
1:F:183:ILE:HG22	1:F:188:GLU:HB2	1.97	0.47
1:F:411:TYR:O	1:F:413:SER:N	2.48	0.47
1:F:454:GLN:HA	1:F:456:TYR:CE2	2.50	0.47
1:G:310:HIS:CD2	1:G:312:SER:HB2	2.50	0.47
1:H:454:GLN:HA	1:H:456:TYR:CE2	2.50	0.47
1:H:459:ILE:HG12	1:H:477:TRP:CE2	2.50	0.47
1:H:576:THR:C	1:H:578:LEU:H	2.16	0.47
1:I:298:THR:HB	1:I:601:ASN:HB3	1.96	0.47
1:I:454:GLN:HA	1:I:456:TYR:CE2	2.50	0.47
1:J:298:THR:HB	1:J:601:ASN:HB3	1.96	0.47
1:J:434:MET:HA	1:J:438:GLN:OE1	2.15	0.47
1:J:459:ILE:HG12	1:J:477:TRP:CE2	2.50	0.47
1:K:183:ILE:HG22	1:K:188:GLU:HB2	1.97	0.47
1:K:200:ARG:N	1:K:200:ARG:CD	2.72	0.47
1:K:413:SER:O	1:K:415:ASN:N	2.48	0.47

Continued on next page...

Continued from previous page...

Atom-1	Atom-2	Interatomic distance (Å)	Clash overlap (Å)
1:L:183:ILE:HG12	1:L:203:LEU:CD2	2.43	0.47
1:L:200:ARG:N	1:L:200:ARG:CD	2.71	0.47
1:L:413:SER:O	1:L:415:ASN:N	2.48	0.47
1:L:434:MET:HA	1:L:438:GLN:OE1	2.15	0.47
1:M:573:ASN:OD1	1:M:575:TYR:HB2	2.15	0.47
1:M:609:GLU:HA	1:M:724:ILE:HD13	1.96	0.47
1:M:647:GLU:OE1	1:M:695:LYS:HD3	2.15	0.47
1:O:310:HIS:CD2	1:O:312:SER:HB2	2.50	0.47
1:O:514:LEU:C	1:O:516:THR:H	2.18	0.47
1:A:411:TYR:O	1:A:413:SER:N	2.48	0.47
1:B:206:TRP:HA	1:B:206:TRP:HE3	1.80	0.47
1:B:207:ILE:HG21	1:B:210:ILE:HG12	1.96	0.47
1:B:459:ILE:HG12	1:B:477:TRP:CE2	2.50	0.47
1:C:185:ASP:O	1:C:186:SER:C	2.53	0.47
1:C:310:HIS:CD2	1:C:312:SER:HB2	2.50	0.47
1:C:459:ILE:HG12	1:C:477:TRP:CE2	2.50	0.47
1:D:183:ILE:HG22	1:D:188:GLU:HB2	1.97	0.47
1:D:411:TYR:O	1:D:413:SER:N	2.48	0.47
1:E:459:ILE:HG12	1:E:477:TRP:CE2	2.50	0.47
1:F:185:ASP:O	1:F:189:VAL:HG23	2.14	0.47
1:F:413:SER:O	1:F:415:ASN:N	2.48	0.47
1:F:647:GLU:OE1	1:F:695:LYS:HD3	2.15	0.47
1:G:250:GLU:OE1	1:G:250:GLU:N	2.48	0.47
1:G:377:VAL:HG22	1:G:398:GLU:HB3	1.96	0.47
1:G:583:LEU:HA	1:G:587:MET:SD	2.55	0.47
1:H:318:GLY:HA3	1:I:410:TYR:CE1	2.49	0.47
1:H:411:TYR:CB	1:H:412:PRO:CD	2.93	0.47
1:H:434:MET:HA	1:H:438:GLN:OE1	2.15	0.47
1:I:229:ALA:O	1:I:230:SER:CB	2.62	0.47
1:I:377:VAL:CG1	1:I:398:GLU:HG3	2.41	0.47
1:J:336:HIS:HB3	1:J:708:ILE:HG22	1.95	0.47
1:K:718:THR:HB	1:K:721:ILE:HD12	1.96	0.47
1:L:250:GLU:OE1	1:L:250:GLU:N	2.48	0.47
1:L:459:ILE:HG12	1:L:477:TRP:CE2	2.50	0.47
1:M:206:TRP:HA	1:M:206:TRP:HE3	1.80	0.47
1:M:413:SER:O	1:M:415:ASN:N	2.48	0.47
1:M:657:ASN:HB2	1:M:662:MET:CB	2.43	0.47
1:O:298:THR:HB	1:O:601:ASN:HB3	1.96	0.47
1:A:207:ILE:HG21	1:A:210:ILE:HG12	1.96	0.47
1:A:468:ARG:HG3	1:A:468:ARG:HH11	1.79	0.47
1:B:183:ILE:HG12	1:B:203:LEU:CD2	2.43	0.47

Continued on next page...

Continued from previous page...

Atom-1	Atom-2	Interatomic distance (Å)	Clash overlap (Å)
1:B:183:ILE:HG22	1:B:188:GLU:HB2	1.97	0.47
1:B:234:SER:O	1:B:235:ASP:C	2.52	0.47
1:B:411:TYR:CB	1:B:412:PRO:CD	2.93	0.47
1:D:310:HIS:CD2	1:D:312:SER:HB2	2.50	0.47
1:D:665:ILE:HG13	1:D:666:SER:N	2.30	0.47
1:E:454:GLN:HA	1:E:456:TYR:CE2	2.50	0.47
1:F:583:LEU:HA	1:F:587:MET:SD	2.55	0.47
1:G:185:ASP:O	1:G:186:SER:C	2.53	0.47
1:G:458:ASN:HD22	1:G:476:ASN:HD22	1.63	0.47
1:H:226:TRP:CD2	1:I:466:ASN:HB2	2.50	0.47
1:I:183:ILE:HG12	1:I:203:LEU:CD2	2.43	0.47
1:J:310:HIS:CD2	1:J:312:SER:HB2	2.50	0.47
1:K:298:THR:HB	1:K:601:ASN:HB3	1.96	0.47
1:L:377:VAL:HG22	1:L:398:GLU:HB3	1.96	0.47
1:L:394:ILE:CG2	1:L:421:LEU:HD22	2.39	0.47
1:L:468:ARG:HG3	1:L:468:ARG:HH11	1.79	0.47
1:O:310:HIS:HD2	1:O:312:SER:HB2	1.78	0.47
1:A:310:HIS:CD2	1:A:312:SER:HB2	2.50	0.46
1:A:454:GLN:HA	1:A:456:TYR:CE2	2.50	0.46
1:B:636:ARG:HH11	1:B:636:ARG:HG3	1.80	0.46
1:B:647:GLU:OE1	1:B:695:LYS:HD3	2.15	0.46
1:C:411:TYR:O	1:C:413:SER:N	2.48	0.46
1:D:454:GLN:HA	1:D:456:TYR:CE2	2.50	0.46
1:D:480:VAL:HG21	1:E:468:ARG:HH11	1.80	0.46
1:D:648:ASP:HB2	1:D:652:LEU:HD12	1.96	0.46
1:E:195:ASP:CG	1:E:196:VAL:H	2.17	0.46
1:E:434:MET:HA	1:E:438:GLN:OE1	2.15	0.46
1:E:718:THR:HB	1:E:721:ILE:HD12	1.96	0.46
1:F:367:VAL:HG23	1:F:410:TYR:HA	1.96	0.46
1:G:454:GLN:HA	1:G:456:TYR:CE2	2.50	0.46
1:H:346:TRP:CZ3	1:H:443:GLU:HA	2.51	0.46
1:H:583:LEU:HA	1:H:587:MET:SD	2.55	0.46
1:I:434:MET:HA	1:I:438:GLN:OE1	2.15	0.46
1:I:647:GLU:OE1	1:I:695:LYS:HD3	2.15	0.46
1:J:583:LEU:HA	1:J:587:MET:SD	2.55	0.46
1:K:514:LEU:C	1:K:516:THR:H	2.18	0.46
1:L:183:ILE:HG22	1:L:188:GLU:HB2	1.97	0.46
1:L:583:LEU:HA	1:L:587:MET:SD	2.55	0.46
1:M:183:ILE:HG22	1:M:188:GLU:HB2	1.97	0.46
1:O:183:ILE:HG22	1:O:188:GLU:HB2	1.97	0.46
1:O:250:GLU:N	1:O:250:GLU:OE1	2.48	0.46

Continued on next page...

Continued from previous page...

Atom-1	Atom-2	Interatomic distance (Å)	Clash overlap (Å)
1:O:271:LEU:CD1	1:O:289:ILE:HD11	2.36	0.46
1:O:458:ASN:HD22	1:O:476:ASN:HD22	1.63	0.46
1:O:665:ILE:HG13	1:O:666:SER:N	2.30	0.46
1:A:305:GLY:HA2	1:B:670:GLN:HE21	1.26	0.46
1:A:413:SER:O	1:A:415:ASN:N	2.48	0.46
1:A:434:MET:HA	1:A:438:GLN:OE1	2.15	0.46
1:A:514:LEU:C	1:A:516:THR:H	2.18	0.46
1:B:346:TRP:CZ3	1:B:443:GLU:HA	2.51	0.46
1:C:647:GLU:OE1	1:C:695:LYS:HD3	2.15	0.46
1:C:665:ILE:HG13	1:C:666:SER:N	2.30	0.46
1:E:206:TRP:HA	1:E:206:TRP:HE3	1.80	0.46
1:E:234:SER:O	1:E:235:ASP:C	2.52	0.46
1:E:573:ASN:OD1	1:E:575:TYR:HB2	2.15	0.46
1:F:250:GLU:OE1	1:F:250:GLU:N	2.48	0.46
1:F:481:LEU:HD23	1:F:481:LEU:C	2.36	0.46
1:G:183:ILE:HG22	1:G:188:GLU:HB2	1.97	0.46
1:G:434:MET:HA	1:G:438:GLN:OE1	2.15	0.46
1:G:573:ASN:OD1	1:G:575:TYR:HB2	2.15	0.46
1:H:310:HIS:CD2	1:H:312:SER:HB2	2.50	0.46
1:H:336:HIS:HB3	1:H:708:ILE:HG22	1.95	0.46
1:I:346:TRP:CZ3	1:I:443:GLU:HA	2.51	0.46
1:I:468:ARG:HH11	1:I:468:ARG:HG3	1.79	0.46
1:I:481:LEU:HD23	1:I:481:LEU:C	2.36	0.46
1:J:377:VAL:HG22	1:J:398:GLU:HB3	1.96	0.46
1:J:411:TYR:CD2	1:J:412:PRO:N	2.84	0.46
1:J:636:ARG:HH11	1:J:636:ARG:HG3	1.80	0.46
1:K:185:ASP:O	1:K:186:SER:C	2.53	0.46
1:L:481:LEU:HD23	1:L:481:LEU:C	2.36	0.46
1:M:183:ILE:HG12	1:M:203:LEU:CD2	2.43	0.46
1:O:481:LEU:HD23	1:O:481:LEU:C	2.36	0.46
1:A:183:ILE:HG22	1:A:188:GLU:HB2	1.97	0.46
1:A:665:ILE:HG13	1:A:666:SER:N	2.30	0.46
1:C:411:TYR:CB	1:C:412:PRO:CD	2.93	0.46
1:D:377:VAL:HG22	1:D:398:GLU:HB3	1.96	0.46
1:D:411:TYR:CD2	1:D:412:PRO:N	2.84	0.46
1:D:411:TYR:CB	1:D:412:PRO:CD	2.93	0.46
1:E:183:ILE:HG12	1:E:203:LEU:CD2	2.43	0.46
1:E:411:TYR:O	1:E:413:SER:N	2.48	0.46
1:E:481:LEU:HD23	1:E:481:LEU:C	2.36	0.46
1:E:647:GLU:OE1	1:E:695:LYS:HD3	2.15	0.46
1:F:636:ARG:HH11	1:F:636:ARG:HG3	1.80	0.46

Continued on next page...

Continued from previous page...

Atom-1	Atom-2	Interatomic distance (Å)	Clash overlap (Å)
1:G:318:GLY:HA2	1:H:410:TYR:CE1	2.50	0.46
1:G:385:LEU:O	1:G:389:GLN:HB2	2.14	0.46
1:G:411:TYR:CD2	1:G:412:PRO:N	2.84	0.46
1:G:514:LEU:C	1:G:516:THR:H	2.18	0.46
1:H:185:ASP:O	1:H:186:SER:C	2.53	0.46
1:H:480:VAL:HG21	1:I:468:ARG:HG3	1.98	0.46
1:H:636:ARG:HH11	1:H:636:ARG:HG3	1.80	0.46
1:H:718:THR:HB	1:H:721:ILE:HD12	1.96	0.46
1:K:360:LEU:HD12	1:K:361:ASN:N	2.29	0.46
1:K:454:GLN:HA	1:K:456:TYR:CE2	2.50	0.46
1:K:458:ASN:HD22	1:K:476:ASN:HD22	1.63	0.46
1:L:206:TRP:HA	1:L:206:TRP:HE3	1.80	0.46
1:L:411:TYR:O	1:L:413:SER:N	2.48	0.46
1:L:516:THR:HB	1:M:196:VAL:HG11	1.97	0.46
1:A:377:VAL:CG1	1:A:398:GLU:HG3	2.41	0.46
1:A:718:THR:HB	1:A:721:ILE:HD12	1.96	0.46
1:B:413:SER:O	1:B:415:ASN:N	2.48	0.46
1:C:336:HIS:HB3	1:C:708:ILE:HG22	1.95	0.46
1:C:454:GLN:HA	1:C:456:TYR:CE2	2.50	0.46
1:G:227:SER:O	1:G:230:SER:N	2.39	0.46
1:G:647:GLU:OE1	1:G:695:LYS:HD3	2.15	0.46
1:G:657:ASN:HB2	1:G:662:MET:CB	2.43	0.46
1:H:200:ARG:HG2	1:H:200:ARG:HH11	1.81	0.46
1:H:411:TYR:O	1:H:413:SER:N	2.48	0.46
1:I:573:ASN:OD1	1:I:575:TYR:HB2	2.15	0.46
1:J:183:ILE:HG22	1:J:188:GLU:HB2	1.97	0.46
1:J:234:SER:O	1:J:235:ASP:C	2.52	0.46
1:J:481:LEU:HD23	1:J:481:LEU:C	2.36	0.46
1:J:573:ASN:OD1	1:J:575:TYR:HB2	2.15	0.46
1:L:718:THR:HB	1:L:721:ILE:HD12	1.96	0.46
1:M:377:VAL:HG22	1:M:398:GLU:HB3	1.96	0.46
1:O:336:HIS:HB3	1:O:708:ILE:HG22	1.96	0.46
1:O:454:GLN:HA	1:O:456:TYR:CE2	2.50	0.46
1:O:584:ASN:H	1:O:587:MET:HE3	1.81	0.46
1:A:481:LEU:HD23	1:A:481:LEU:C	2.36	0.46
1:B:200:ARG:HG2	1:B:200:ARG:HH11	1.81	0.46
1:C:458:ASN:HD22	1:C:476:ASN:HD22	1.63	0.46
1:C:718:THR:HB	1:C:721:ILE:HD12	1.96	0.46
1:D:185:ASP:O	1:D:186:SER:C	2.53	0.46
1:D:200:ARG:N	1:D:200:ARG:CD	2.71	0.46
1:E:346:TRP:CZ3	1:E:443:GLU:HA	2.51	0.46

Continued on next page...

Continued from previous page...

Atom-1	Atom-2	Interatomic distance (Å)	Clash overlap (Å)
1:E:367:VAL:HG23	1:E:410:TYR:HA	1.96	0.46
1:F:458:ASN:HD22	1:F:476:ASN:HD22	1.63	0.46
1:G:411:TYR:O	1:G:413:SER:N	2.48	0.46
1:G:413:SER:O	1:G:415:ASN:N	2.48	0.46
1:G:665:ILE:HG13	1:G:666:SER:N	2.30	0.46
1:H:514:LEU:C	1:H:516:THR:H	2.18	0.46
1:H:521:MET:HE1	1:H:525:GLU:CG	2.40	0.46
1:I:316:ILE:HD13	1:J:496:LYS:HD3	1.92	0.46
1:I:459:ILE:HG12	1:I:477:TRP:CE2	2.50	0.46
1:I:718:THR:HB	1:I:721:ILE:HD12	1.96	0.46
1:J:200:ARG:HG2	1:J:200:ARG:HH11	1.81	0.46
1:J:411:TYR:O	1:J:413:SER:N	2.48	0.46
1:J:458:ASN:HD22	1:J:476:ASN:HD22	1.63	0.46
1:L:185:ASP:O	1:L:186:SER:C	2.53	0.46
1:L:367:VAL:HG23	1:L:410:TYR:HA	1.96	0.46
1:M:185:ASP:O	1:M:186:SER:C	2.53	0.46
1:M:346:TRP:CZ3	1:M:443:GLU:HA	2.51	0.46
1:M:411:TYR:CB	1:M:412:PRO:CD	2.93	0.46
1:M:468:ARG:HH11	1:M:468:ARG:HG3	1.79	0.46
1:O:464:PHE:CD2	1:O:465:GLU:N	2.82	0.46
1:A:411:TYR:CD2	1:A:412:PRO:N	2.84	0.46
1:A:583:LEU:HA	1:A:587:MET:SD	2.55	0.46
1:B:583:LEU:HA	1:B:587:MET:SD	2.55	0.46
1:D:234:SER:O	1:D:235:ASP:C	2.52	0.46
1:D:481:LEU:HD23	1:D:481:LEU:C	2.36	0.46
1:D:607:ALA:H	1:D:638:ILE:CD1	2.20	0.46
1:E:413:SER:O	1:E:415:ASN:N	2.48	0.46
1:F:573:ASN:OD1	1:F:575:TYR:HB2	2.15	0.46
1:G:459:ILE:HG12	1:G:477:TRP:CE2	2.50	0.46
1:G:481:LEU:HD23	1:G:481:LEU:C	2.36	0.46
1:H:411:TYR:CD2	1:H:412:PRO:N	2.84	0.46
1:H:480:VAL:HG11	1:I:468:ARG:HH11	1.80	0.46
1:I:310:HIS:CD2	1:I:312:SER:HB2	2.50	0.46
1:J:185:ASP:O	1:J:186:SER:C	2.53	0.46
1:J:514:LEU:C	1:J:516:THR:H	2.18	0.46
1:L:198:ASN:O	1:L:199:LYS:HD2	2.16	0.46
1:L:310:HIS:CD2	1:L:312:SER:HB2	2.50	0.46
1:L:346:TRP:CZ3	1:L:443:GLU:HA	2.51	0.46
1:L:573:ASN:OD1	1:L:575:TYR:HB2	2.15	0.46
1:M:514:LEU:C	1:M:516:THR:H	2.18	0.46
1:M:607:ALA:H	1:M:638:ILE:CD1	2.20	0.46

Continued on next page...

Continued from previous page...

Atom-1	Atom-2	Interatomic distance (Å)	Clash overlap (Å)
1:M:636:ARG:HH11	1:M:636:ARG:HG3	1.80	0.46
1:O:198:ASN:O	1:O:199:LYS:HD2	2.16	0.46
1:O:346:TRP:CZ3	1:O:443:GLU:HA	2.51	0.46
1:O:411:TYR:CD2	1:O:412:PRO:N	2.84	0.46
1:O:434:MET:HA	1:O:438:GLN:OE1	2.15	0.46
1:O:609:GLU:HA	1:O:724:ILE:HD13	1.96	0.46
1:B:185:ASP:O	1:B:186:SER:C	2.53	0.46
1:D:346:TRP:CZ3	1:D:443:GLU:HA	2.51	0.46
1:D:481:LEU:N	1:D:482:PRO:CD	2.74	0.46
1:E:200:ARG:HG2	1:E:200:ARG:HH11	1.81	0.46
1:E:481:LEU:N	1:E:482:PRO:CD	2.74	0.46
1:E:521:MET:HE2	1:E:525:GLU:HB3	1.97	0.46
1:F:185:ASP:O	1:F:186:SER:C	2.53	0.46
1:F:459:ILE:HG12	1:F:477:TRP:CE2	2.50	0.46
1:F:718:THR:HB	1:F:721:ILE:HD12	1.96	0.46
1:G:414:LYS:CD	1:M:319:SER:N	2.78	0.46
1:H:198:ASN:O	1:H:199:LYS:HD2	2.16	0.46
1:I:183:ILE:HG22	1:I:188:GLU:HB2	1.97	0.46
1:I:665:ILE:HG13	1:I:666:SER:N	2.30	0.46
1:J:346:TRP:CZ3	1:J:443:GLU:HA	2.51	0.46
1:K:206:TRP:HA	1:K:206:TRP:HE3	1.80	0.46
1:K:346:TRP:CZ3	1:K:443:GLU:HA	2.50	0.46
1:K:394:ILE:CG2	1:K:421:LEU:HD22	2.39	0.46
1:K:481:LEU:HD23	1:K:481:LEU:C	2.36	0.46
1:L:398:GLU:C	1:L:400:GLN:N	2.69	0.46
1:L:458:ASN:HD22	1:L:476:ASN:HD22	1.63	0.46
1:M:367:VAL:HG23	1:M:410:TYR:HA	1.96	0.46
1:M:434:MET:HA	1:M:438:GLN:OE1	2.15	0.46
1:O:411:TYR:CB	1:O:412:PRO:CD	2.93	0.46
1:O:413:SER:O	1:O:415:ASN:N	2.48	0.46
1:A:458:ASN:OD1	1:A:473:THR:HA	2.16	0.46
1:B:411:TYR:CD2	1:B:412:PRO:N	2.84	0.46
1:C:346:TRP:CZ3	1:C:443:GLU:HA	2.51	0.46
1:C:481:LEU:HD23	1:C:481:LEU:C	2.36	0.46
1:D:198:ASN:O	1:D:199:LYS:HD2	2.16	0.46
1:D:200:ARG:HG2	1:D:200:ARG:HH11	1.81	0.46
1:D:270:ILE:CG2	1:D:361:ASN:HB3	2.46	0.46
1:D:413:SER:O	1:D:415:ASN:N	2.48	0.46
1:D:434:MET:HA	1:D:438:GLN:OE1	2.15	0.46
1:D:458:ASN:HD22	1:D:476:ASN:HD22	1.63	0.46
1:E:665:ILE:HG13	1:E:666:SER:N	2.30	0.46

Continued on next page...

Continued from previous page...

Atom-1	Atom-2	Interatomic distance (Å)	Clash overlap (Å)
1:G:458:ASN:OD1	1:G:473:THR:HA	2.16	0.46
1:H:234:SER:O	1:H:235:ASP:C	2.52	0.46
1:H:458:ASN:OD1	1:H:473:THR:HA	2.16	0.46
1:I:250:GLU:OE1	1:I:250:GLU:N	2.48	0.46
1:I:308:GLU:OE2	1:J:667:SER:OG	2.28	0.46
1:J:648:ASP:HB2	1:J:652:LEU:HD12	1.96	0.46
1:K:434:MET:HA	1:K:438:GLN:OE1	2.15	0.46
1:K:464:PHE:CD2	1:K:465:GLU:N	2.82	0.46
1:K:483:GLN:NE2	1:L:245:LYS:H	2.14	0.46
1:L:200:ARG:HG2	1:L:200:ARG:HH11	1.81	0.46
1:L:411:TYR:CB	1:L:412:PRO:CD	2.93	0.46
1:M:411:TYR:CD2	1:M:412:PRO:N	2.84	0.46
1:M:454:GLN:HA	1:M:456:TYR:CE2	2.50	0.46
1:A:250:GLU:OE1	1:A:250:GLU:N	2.48	0.46
1:A:271:LEU:CD1	1:A:289:ILE:HD11	2.36	0.46
1:A:308:GLU:OE2	1:B:667:SER:OG	2.30	0.46
1:A:670:GLN:HE21	1:F:305:GLY:CA	2.28	0.46
1:B:398:GLU:C	1:B:400:GLN:N	2.69	0.46
1:B:454:GLN:HA	1:B:456:TYR:CE2	2.50	0.46
1:C:198:ASN:O	1:C:199:LYS:HD2	2.16	0.46
1:D:224:GLU:OE2	1:E:201:THR:N	2.48	0.46
1:E:270:ILE:CG2	1:E:361:ASN:HB3	2.46	0.46
1:E:607:ALA:H	1:E:638:ILE:CD1	2.20	0.46
1:F:206:TRP:HA	1:F:206:TRP:HE3	1.80	0.46
1:G:636:ARG:HG3	1:G:636:ARG:HH11	1.80	0.46
1:H:206:TRP:HA	1:H:206:TRP:HE3	1.80	0.46
1:H:250:GLU:OE1	1:H:250:GLU:N	2.48	0.46
1:I:411:TYR:CD2	1:I:412:PRO:N	2.84	0.46
1:I:458:ASN:HD22	1:I:476:ASN:HD22	1.63	0.46
1:I:609:GLU:HA	1:I:724:ILE:HD13	1.96	0.46
1:J:454:GLN:HA	1:J:456:TYR:CE2	2.50	0.46
1:L:454:GLN:HA	1:L:456:TYR:CE2	2.50	0.46
1:L:458:ASN:OD1	1:L:473:THR:HA	2.16	0.46
1:M:271:LEU:CD1	1:M:289:ILE:HD11	2.36	0.46
1:M:464:PHE:CD2	1:M:465:GLU:N	2.82	0.46
1:O:459:ILE:HG12	1:O:477:TRP:CE2	2.50	0.46
1:A:303:VAL:CG2	1:B:670:GLN:HG2	2.46	0.46
1:C:183:ILE:HG22	1:C:188:GLU:HB2	1.97	0.46
1:E:178:ARG:NH2	1:F:200:ARG:HB3	2.31	0.46
1:E:198:ASN:O	1:E:199:LYS:HD2	2.16	0.46
1:F:273:LYS:N	1:F:350:MET:HE3	2.31	0.46

Continued on next page...

Continued from previous page...

Atom-1	Atom-2	Interatomic distance (Å)	Clash overlap (Å)
1:G:200:ARG:HG2	1:G:200:ARG:HH11	1.81	0.46
1:G:346:TRP:CZ3	1:G:443:GLU:HA	2.51	0.46
1:G:468:ARG:HH11	1:M:480:VAL:HG21	1.80	0.46
1:H:338:LEU:HD21	1:H:661:ASP:CG	2.37	0.46
1:H:365:ARG:HH11	1:H:414:LYS:HD3	1.81	0.46
1:I:458:ASN:OD1	1:I:473:THR:HA	2.16	0.46
1:J:206:TRP:HA	1:J:206:TRP:HE3	1.80	0.46
1:J:647:GLU:OE1	1:J:695:LYS:HD3	2.15	0.46
1:K:411:TYR:CD2	1:K:412:PRO:N	2.84	0.46
1:K:584:ASN:H	1:K:587:MET:HE1	1.80	0.46
1:M:200:ARG:HG2	1:M:200:ARG:HH11	1.81	0.46
1:M:398:GLU:C	1:M:400:GLN:N	2.69	0.46
1:M:481:LEU:HD23	1:M:481:LEU:C	2.36	0.46
1:M:665:ILE:HG13	1:M:666:SER:N	2.31	0.46
1:O:270:ILE:CG2	1:O:361:ASN:HB3	2.46	0.46
1:O:338:LEU:HD21	1:O:661:ASP:CG	2.37	0.46
1:A:458:ASN:HD22	1:A:476:ASN:HD22	1.63	0.45
1:B:458:ASN:OD1	1:B:473:THR:HA	2.16	0.45
1:B:481:LEU:HD23	1:B:481:LEU:C	2.36	0.45
1:B:596:PHE:CD1	1:B:596:PHE:N	2.84	0.45
1:C:270:ILE:CG2	1:C:361:ASN:HB3	2.46	0.45
1:D:338:LEU:HD21	1:D:661:ASP:CG	2.37	0.45
1:D:398:GLU:C	1:D:400:GLN:N	2.69	0.45
1:D:636:ARG:HG3	1:D:636:ARG:HH11	1.80	0.45
1:D:670:GLN:HE21	1:O:305:GLY:CA	2.27	0.45
1:E:411:TYR:CB	1:E:412:PRO:CD	2.93	0.45
1:F:338:LEU:HD21	1:F:661:ASP:CG	2.37	0.45
1:F:434:MET:HA	1:F:438:GLN:OE1	2.15	0.45
1:G:206:TRP:HA	1:G:206:TRP:HE3	1.80	0.45
1:G:481:LEU:N	1:G:482:PRO:CD	2.75	0.45
1:G:515:GLU:OE1	1:H:245:LYS:HE2	2.15	0.45
1:H:647:GLU:OE1	1:H:695:LYS:HD3	2.15	0.45
1:I:206:TRP:HA	1:I:206:TRP:HE3	1.80	0.45
1:I:270:ILE:CG2	1:I:361:ASN:HB3	2.46	0.45
1:I:365:ARG:HH11	1:I:414:LYS:HD3	1.81	0.45
1:I:607:ALA:H	1:I:638:ILE:CD1	2.20	0.45
1:J:198:ASN:O	1:J:199:LYS:HD2	2.16	0.45
1:J:220:LYS:O	1:J:519:PRO:HG2	2.16	0.45
1:J:365:ARG:HH11	1:J:414:LYS:HD3	1.82	0.45
1:J:596:PHE:CD1	1:J:596:PHE:N	2.84	0.45
1:K:270:ILE:CG2	1:K:361:ASN:HB3	2.46	0.45

Continued on next page...

Continued from previous page...

Atom-1	Atom-2	Interatomic distance (Å)	Clash overlap (Å)
1:L:360:LEU:HD12	1:L:361:ASN:N	2.29	0.45
1:L:411:TYR:CD2	1:L:412:PRO:N	2.84	0.45
1:L:665:ILE:HG13	1:L:666:SER:N	2.30	0.45
1:O:636:ARG:HG3	1:O:636:ARG:HH11	1.80	0.45
1:A:206:TRP:HA	1:A:206:TRP:HE3	1.80	0.45
1:A:245:LYS:H	1:F:483:GLN:NE2	2.14	0.45
1:D:250:GLU:OE1	1:D:250:GLU:N	2.48	0.45
1:D:365:ARG:HH11	1:D:414:LYS:HD3	1.82	0.45
1:E:250:GLU:OE1	1:E:250:GLU:N	2.48	0.45
1:E:458:ASN:HD22	1:E:476:ASN:HD22	1.63	0.45
1:F:346:TRP:CZ3	1:F:443:GLU:HA	2.51	0.45
1:F:411:TYR:CD2	1:F:412:PRO:N	2.84	0.45
1:F:458:ASN:OD1	1:F:473:THR:HA	2.16	0.45
1:G:245:LYS:HG3	1:M:487:THR:CG2	2.46	0.45
1:G:305:GLY:CA	1:H:670:GLN:HG3	2.42	0.45
1:G:607:ALA:N	1:G:638:ILE:HD12	2.22	0.45
1:H:481:LEU:HD23	1:H:481:LEU:C	2.36	0.45
1:H:665:ILE:HG13	1:H:666:SER:N	2.30	0.45
1:I:220:LYS:O	1:I:519:PRO:HG2	2.17	0.45
1:J:270:ILE:CG2	1:J:361:ASN:HB3	2.46	0.45
1:K:183:ILE:HG12	1:K:203:LEU:CD2	2.43	0.45
1:K:220:LYS:O	1:K:519:PRO:HG2	2.16	0.45
1:K:338:LEU:HD21	1:K:661:ASP:CG	2.37	0.45
1:M:458:ASN:OD1	1:M:473:THR:HA	2.16	0.45
1:O:220:LYS:O	1:O:519:PRO:HG2	2.16	0.45
1:A:270:ILE:CG2	1:A:361:ASN:HB3	2.46	0.45
1:A:338:LEU:HD21	1:A:661:ASP:CG	2.37	0.45
1:A:647:GLU:OE1	1:A:695:LYS:HD3	2.15	0.45
1:B:198:ASN:O	1:B:199:LYS:HD2	2.16	0.45
1:D:521:MET:CE	1:D:522:THR:H	2.26	0.45
1:E:220:LYS:O	1:E:519:PRO:HG2	2.16	0.45
1:F:198:ASN:O	1:F:199:LYS:HD2	2.16	0.45
1:F:270:ILE:CG2	1:F:361:ASN:HB3	2.46	0.45
1:G:198:ASN:O	1:G:199:LYS:HD2	2.16	0.45
1:G:220:LYS:O	1:G:519:PRO:HG2	2.16	0.45
1:H:183:ILE:HG22	1:H:188:GLU:HB2	1.97	0.45
1:I:178:ARG:CZ	1:J:200:ARG:HB3	2.46	0.45
1:I:198:ASN:O	1:I:199:LYS:HD2	2.16	0.45
1:I:308:GLU:OE2	1:J:667:SER:CB	2.65	0.45
1:I:338:LEU:HD21	1:I:661:ASP:CG	2.37	0.45
1:I:360:LEU:HD12	1:I:361:ASN:N	2.29	0.45

Continued on next page...

Continued from previous page...

Atom-1	Atom-2	Interatomic distance (Å)	Clash overlap (Å)
1:J:265:ASP:HA	1:J:295:THR:HG21	1.99	0.45
1:J:665:ILE:HG13	1:J:666:SER:N	2.30	0.45
1:K:398:GLU:C	1:K:400:GLN:N	2.69	0.45
1:K:665:ILE:HG13	1:K:666:SER:N	2.30	0.45
1:L:220:LYS:O	1:L:519:PRO:HG2	2.16	0.45
1:L:265:ASP:HA	1:L:295:THR:HG21	1.99	0.45
1:L:270:ILE:CG2	1:L:361:ASN:HB3	2.46	0.45
1:L:636:ARG:HG3	1:L:636:ARG:HH11	1.80	0.45
1:O:377:VAL:CG1	1:O:398:GLU:HG3	2.41	0.45
1:A:185:ASP:O	1:A:186:SER:C	2.53	0.45
1:A:198:ASN:O	1:A:199:LYS:HD2	2.16	0.45
1:C:411:TYR:CD2	1:C:412:PRO:N	2.84	0.45
1:C:434:MET:HA	1:C:438:GLN:OE1	2.15	0.45
1:E:483:GLN:HE22	1:F:245:LYS:H	1.63	0.45
1:E:636:ARG:HH11	1:E:636:ARG:HG3	1.80	0.45
1:F:271:LEU:CD1	1:F:289:ILE:HD11	2.36	0.45
1:H:220:LYS:O	1:H:519:PRO:HG2	2.16	0.45
1:I:636:ARG:HH11	1:I:636:ARG:HG3	1.80	0.45
1:K:198:ASN:O	1:K:199:LYS:HD2	2.16	0.45
1:K:316:ILE:HD11	1:L:496:LYS:CB	2.43	0.45
1:K:636:ARG:HH11	1:K:636:ARG:HG3	1.80	0.45
1:L:187:LEU:O	1:L:192:TYR:HD2	2.00	0.45
1:M:187:LEU:O	1:M:192:TYR:HD2	2.00	0.45
1:M:220:LYS:O	1:M:519:PRO:HG2	2.16	0.45
1:M:365:ARG:HH11	1:M:414:LYS:HD3	1.81	0.45
1:O:200:ARG:HG2	1:O:200:ARG:HH11	1.81	0.45
1:O:458:ASN:OD1	1:O:473:THR:HA	2.16	0.45
1:A:187:LEU:O	1:A:192:TYR:HD2	2.00	0.45
1:A:200:ARG:HG2	1:A:200:ARG:HH11	1.81	0.45
1:B:220:LYS:O	1:B:519:PRO:HG2	2.17	0.45
1:B:338:LEU:HD21	1:B:661:ASP:CG	2.37	0.45
1:C:200:ARG:HG2	1:C:200:ARG:HH11	1.81	0.45
1:C:338:LEU:HD21	1:C:661:ASP:CG	2.37	0.45
1:E:365:ARG:HH11	1:E:414:LYS:HD3	1.82	0.45
1:E:479:GLU:OE1	1:F:470:ARG:HA	2.16	0.45
1:F:265:ASP:HA	1:F:295:THR:HG21	1.99	0.45
1:F:665:ILE:HG13	1:F:666:SER:N	2.31	0.45
1:G:410:TYR:N	1:G:410:TYR:CD1	2.85	0.45
1:G:466:ASN:OD1	1:G:468:ARG:HB2	2.17	0.45
1:I:179:ASP:O	1:I:180:ASN:HB3	2.17	0.45
1:J:398:GLU:C	1:J:400:GLN:N	2.69	0.45

Continued on next page...

Continued from previous page...

Atom-1	Atom-2	Interatomic distance (Å)	Clash overlap (Å)
1:K:265:ASP:HA	1:K:295:THR:HG21	1.99	0.45
1:K:458:ASN:OD1	1:K:473:THR:HA	2.16	0.45
1:M:466:ASN:OD1	1:M:468:ARG:HB2	2.17	0.45
1:B:410:TYR:N	1:B:410:TYR:CD1	2.85	0.45
1:C:224:GLU:OE2	1:O:201:THR:CB	2.65	0.45
1:C:410:TYR:N	1:C:410:TYR:CD1	2.85	0.45
1:C:596:PHE:CD1	1:C:596:PHE:N	2.84	0.45
1:D:179:ASP:O	1:D:180:ASN:HB3	2.17	0.45
1:D:458:ASN:OD1	1:D:473:THR:HA	2.16	0.45
1:D:466:ASN:OD1	1:D:468:ARG:HB2	2.17	0.45
1:E:338:LEU:HD21	1:E:661:ASP:CG	2.37	0.45
1:E:466:ASN:OD1	1:E:468:ARG:HB2	2.17	0.45
1:F:234:SER:O	1:F:235:ASP:C	2.52	0.45
1:F:514:LEU:C	1:F:516:THR:H	2.18	0.45
1:G:360:LEU:HD12	1:G:361:ASN:N	2.29	0.45
1:G:377:VAL:CG1	1:G:398:GLU:HG3	2.41	0.45
1:G:608:ASP:O	1:G:612:VAL:HG23	2.17	0.45
1:H:187:LEU:O	1:H:192:TYR:HD2	2.00	0.45
1:H:366:TYR:O	1:H:411:TYR:N	2.40	0.45
1:H:458:ASN:HD22	1:H:476:ASN:HD22	1.63	0.45
1:I:466:ASN:OD1	1:I:468:ARG:HB2	2.17	0.45
1:J:338:LEU:HD21	1:J:661:ASP:CG	2.37	0.45
1:O:265:ASP:HA	1:O:295:THR:HG21	1.99	0.45
1:A:346:TRP:CZ3	1:A:443:GLU:HA	2.51	0.45
1:B:607:ALA:H	1:B:638:ILE:CD1	2.20	0.45
1:B:665:ILE:HG13	1:B:666:SER:N	2.30	0.45
1:C:187:LEU:O	1:C:192:TYR:HD2	2.00	0.45
1:D:206:TRP:HA	1:D:206:TRP:HE3	1.80	0.45
1:D:305:GLY:HA2	1:E:670:GLN:CG	2.47	0.45
1:E:179:ASP:O	1:E:180:ASN:HB3	2.17	0.45
1:E:458:ASN:OD1	1:E:473:THR:HA	2.16	0.45
1:F:200:ARG:HG2	1:F:200:ARG:HH11	1.81	0.45
1:F:466:ASN:OD1	1:F:468:ARG:HB2	2.17	0.45
1:H:398:GLU:C	1:H:400:GLN:N	2.69	0.45
1:I:187:LEU:O	1:I:192:TYR:HD2	2.00	0.45
1:I:253:HIS:HA	1:I:254:PRO:HD3	1.89	0.45
1:I:265:ASP:HA	1:I:295:THR:HG21	1.99	0.45
1:I:410:TYR:CD1	1:I:410:TYR:N	2.85	0.45
1:J:179:ASP:O	1:J:180:ASN:HB3	2.17	0.45
1:J:464:PHE:CD2	1:J:465:GLU:N	2.82	0.45
1:K:601:ASN:HB2	1:K:603:ILE:HD11	1.99	0.45

Continued on next page...

Continued from previous page...

Atom-1	Atom-2	Interatomic distance (Å)	Clash overlap (Å)
1:M:198:ASN:O	1:M:199:LYS:HD2	2.16	0.45
1:M:265:ASP:HA	1:M:295:THR:HG21	1.99	0.45
1:M:338:LEU:HD21	1:M:661:ASP:CG	2.37	0.45
1:A:398:GLU:C	1:A:400:GLN:N	2.69	0.45
1:B:224:GLU:OE2	1:C:201:THR:CG2	2.59	0.45
1:C:458:ASN:OD1	1:C:473:THR:HA	2.16	0.45
1:D:608:ASP:O	1:D:612:VAL:HG23	2.17	0.45
1:E:411:TYR:CD2	1:E:412:PRO:N	2.84	0.45
1:E:721:ILE:CG2	1:E:722:LYS:N	2.80	0.45
1:F:608:ASP:O	1:F:612:VAL:HG23	2.17	0.45
1:G:271:LEU:CD1	1:G:289:ILE:HD11	2.36	0.45
1:G:596:PHE:CD1	1:G:596:PHE:N	2.84	0.45
1:I:721:ILE:CG2	1:I:722:LYS:N	2.80	0.45
1:O:185:ASP:O	1:O:186:SER:C	2.53	0.45
1:O:398:GLU:C	1:O:400:GLN:N	2.69	0.45
1:A:199:LYS:HG3	1:F:189:VAL:CG1	2.45	0.45
1:A:608:ASP:O	1:A:612:VAL:HG23	2.17	0.45
1:A:691:ASN:HB3	1:A:694:TYR:CE2	2.52	0.45
1:B:250:GLU:OE1	1:B:250:GLU:N	2.48	0.45
1:B:273:LYS:N	1:B:350:MET:HE3	2.32	0.45
1:B:608:ASP:O	1:B:612:VAL:HG23	2.17	0.45
1:C:466:ASN:OD1	1:C:468:ARG:HB2	2.17	0.45
1:D:227:SER:O	1:D:230:SER:N	2.39	0.45
1:D:414:LYS:CG	1:O:319:SER:HA	2.47	0.45
1:E:398:GLU:C	1:E:400:GLN:N	2.69	0.45
1:E:608:ASP:O	1:E:612:VAL:HG23	2.17	0.45
1:G:179:ASP:O	1:G:180:ASN:HB3	2.17	0.45
1:G:187:LEU:O	1:G:192:TYR:HD2	2.00	0.45
1:G:471:VAL:CG2	1:M:479:GLU:HG2	2.46	0.45
1:G:691:ASN:HB3	1:G:694:TYR:CE2	2.52	0.45
1:H:179:ASP:O	1:H:180:ASN:HB3	2.17	0.45
1:H:466:ASN:OD1	1:H:468:ARG:HB2	2.17	0.45
1:I:512:ASP:OD1	1:J:245:LYS:HE3	2.17	0.45
1:I:691:ASN:HB3	1:I:694:TYR:CE2	2.52	0.45
1:K:607:ALA:N	1:K:638:ILE:HD12	2.22	0.45
1:K:608:ASP:O	1:K:612:VAL:HG23	2.17	0.45
1:L:179:ASP:O	1:L:180:ASN:HB3	2.17	0.45
1:M:410:TYR:N	1:M:410:TYR:CD1	2.85	0.45
1:O:410:TYR:N	1:O:410:TYR:CD1	2.85	0.45
1:A:466:ASN:OD1	1:A:468:ARG:HB2	2.17	0.45
1:B:179:ASP:O	1:B:180:ASN:HB3	2.17	0.45

Continued on next page...

Continued from previous page...

Atom-1	Atom-2	Interatomic distance (Å)	Clash overlap (Å)
1:B:691:ASN:HB3	1:B:694:TYR:CE2	2.52	0.45
1:C:721:ILE:CG2	1:C:722:LYS:N	2.80	0.45
1:D:187:LEU:O	1:D:192:TYR:HD2	2.00	0.45
1:E:232:PRO:O	1:E:233:TYR:CG	2.70	0.45
1:E:691:ASN:HB3	1:E:694:TYR:CE2	2.52	0.45
1:F:187:LEU:O	1:F:192:TYR:HD2	2.00	0.45
1:F:220:LYS:O	1:F:519:PRO:HG2	2.16	0.45
1:F:253:HIS:HE1	1:F:255:LEU:HG	1.83	0.45
1:H:377:VAL:CG1	1:H:398:GLU:HG3	2.41	0.45
1:H:601:ASN:HB2	1:H:603:ILE:HD11	1.99	0.45
1:I:200:ARG:HH11	1:I:200:ARG:HG2	1.81	0.45
1:I:306:ASN:HA	1:J:669:ARG:CB	2.47	0.45
1:J:521:MET:CE	1:J:522:THR:H	2.26	0.45
1:J:608:ASP:O	1:J:612:VAL:HG23	2.17	0.45
1:K:609:GLU:HG2	1:K:724:ILE:CD1	2.47	0.45
1:M:179:ASP:O	1:M:180:ASN:HB3	2.17	0.45
1:M:609:GLU:HG2	1:M:724:ILE:CD1	2.47	0.45
1:M:691:ASN:HB3	1:M:694:TYR:CE2	2.52	0.45
1:O:607:ALA:N	1:O:638:ILE:HD12	2.22	0.45
1:A:227:SER:O	1:A:230:SER:N	2.39	0.44
1:A:601:ASN:HB2	1:A:603:ILE:HD11	1.99	0.44
1:B:466:ASN:OD1	1:B:468:ARG:HB2	2.17	0.44
1:C:179:ASP:O	1:C:180:ASN:HB3	2.17	0.44
1:C:220:LYS:O	1:C:519:PRO:HG2	2.17	0.44
1:F:377:VAL:CG1	1:F:398:GLU:HG3	2.41	0.44
1:G:240:THR:O	1:M:513:PRO:HB2	2.17	0.44
1:G:265:ASP:HA	1:G:295:THR:HG21	1.99	0.44
1:I:481:LEU:N	1:I:482:PRO:CD	2.74	0.44
1:J:226:TRP:CG	1:K:466:ASN:CA	2.99	0.44
1:J:250:GLU:OE1	1:J:250:GLU:N	2.48	0.44
1:K:200:ARG:HG2	1:K:200:ARG:HH11	1.81	0.44
1:K:410:TYR:N	1:K:410:TYR:CD1	2.85	0.44
1:K:691:ASN:HB3	1:K:694:TYR:CE2	2.52	0.44
1:L:601:ASN:HB2	1:L:603:ILE:HD11	1.99	0.44
1:L:609:GLU:HG2	1:L:724:ILE:CD1	2.47	0.44
1:L:721:ILE:CG2	1:L:722:LYS:N	2.80	0.44
1:M:458:ASN:HD22	1:M:476:ASN:HD22	1.63	0.44
1:M:481:LEU:HA	1:M:484:ILE:HD13	1.99	0.44
1:O:481:LEU:N	1:O:482:PRO:CD	2.74	0.44
1:O:601:ASN:HB2	1:O:603:ILE:HD11	1.99	0.44
1:B:270:ILE:CG2	1:B:361:ASN:HB3	2.46	0.44

Continued on next page...

Continued from previous page...

Atom-1	Atom-2	Interatomic distance (Å)	Clash overlap (Å)
1:C:232:PRO:O	1:C:233:TYR:CG	2.70	0.44
1:D:232:PRO:O	1:D:233:TYR:CG	2.70	0.44
1:D:265:ASP:HA	1:D:295:THR:HG21	1.99	0.44
1:D:469:VAL:HG21	1:O:483:GLN:HE21	1.78	0.44
1:E:189:VAL:HG13	1:F:199:LYS:HG3	1.99	0.44
1:G:273:LYS:N	1:G:350:MET:HE3	2.32	0.44
1:G:398:GLU:C	1:G:400:GLN:N	2.69	0.44
1:H:270:ILE:CG2	1:H:361:ASN:HB3	2.46	0.44
1:J:466:ASN:OD1	1:J:468:ARG:HB2	2.17	0.44
1:K:189:VAL:CG1	1:L:199:LYS:CG	2.95	0.44
1:K:273:LYS:N	1:K:350:MET:HE3	2.32	0.44
1:K:596:PHE:CD1	1:K:596:PHE:N	2.84	0.44
1:L:466:ASN:OD1	1:L:468:ARG:HB2	2.17	0.44
1:M:360:LEU:HD12	1:M:361:ASN:N	2.29	0.44
1:M:601:ASN:HB2	1:M:603:ILE:HD11	1.99	0.44
1:O:187:LEU:O	1:O:192:TYR:HD2	2.00	0.44
1:A:200:ARG:N	1:A:200:ARG:CD	2.71	0.44
1:A:232:PRO:O	1:A:233:TYR:CG	2.70	0.44
1:C:398:GLU:C	1:C:400:GLN:N	2.69	0.44
1:C:608:ASP:O	1:C:612:VAL:HG23	2.17	0.44
1:D:217:THR:HG22	1:D:218:LYS:H	1.83	0.44
1:D:266:MET:CA	1:D:364:ILE:HG22	2.47	0.44
1:D:377:VAL:CG1	1:D:398:GLU:HG3	2.41	0.44
1:E:187:LEU:O	1:E:192:TYR:HD2	2.00	0.44
1:F:358:ALA:O	1:F:434:MET:HB3	2.18	0.44
1:F:481:LEU:HA	1:F:484:ILE:HD13	1.99	0.44
1:G:270:ILE:CG2	1:G:361:ASN:HB3	2.46	0.44
1:I:308:GLU:OE2	1:J:667:SER:HB3	2.17	0.44
1:J:360:LEU:HD12	1:J:361:ASN:N	2.29	0.44
1:K:358:ALA:O	1:K:434:MET:HB3	2.18	0.44
1:L:365:ARG:HH11	1:L:414:LYS:HD3	1.82	0.44
1:M:608:ASP:O	1:M:612:VAL:HG23	2.17	0.44
1:O:232:PRO:O	1:O:233:TYR:CG	2.70	0.44
1:A:253:HIS:HE1	1:A:255:LEU:HG	1.83	0.44
1:B:358:ALA:O	1:B:434:MET:HB3	2.18	0.44
1:B:481:LEU:HA	1:B:484:ILE:HD13	1.99	0.44
1:B:601:ASN:HB2	1:B:603:ILE:HD11	1.99	0.44
1:E:221:SER:O	1:E:519:PRO:HG3	2.18	0.44
1:E:377:VAL:CG1	1:E:398:GLU:HG3	2.41	0.44
1:F:596:PHE:CD1	1:F:596:PHE:N	2.84	0.44
1:F:607:ALA:H	1:F:638:ILE:CD1	2.20	0.44

Continued on next page...

Continued from previous page...

Atom-1	Atom-2	Interatomic distance (Å)	Clash overlap (Å)
1:F:638:ILE:HG13	1:F:639:LEU:HD22	2.00	0.44
1:H:271:LEU:CD1	1:H:289:ILE:HD11	2.36	0.44
1:I:189:VAL:HG13	1:J:199:LYS:CG	2.47	0.44
1:K:699:TYR:HD1	1:K:725:LEU:HA	1.83	0.44
1:L:217:THR:HG22	1:L:218:LYS:H	1.83	0.44
1:L:338:LEU:HD21	1:L:661:ASP:CG	2.37	0.44
1:O:609:GLU:HG2	1:O:724:ILE:CD1	2.47	0.44
1:A:221:SER:O	1:A:519:PRO:HG3	2.18	0.44
1:A:358:ALA:O	1:A:434:MET:HB3	2.18	0.44
1:A:410:TYR:N	1:A:410:TYR:CD1	2.85	0.44
1:A:670:GLN:CD	1:F:305:GLY:HA2	2.38	0.44
1:A:721:ILE:CG2	1:A:722:LYS:N	2.80	0.44
1:B:187:LEU:O	1:B:192:TYR:HD2	2.00	0.44
1:C:206:TRP:HA	1:C:206:TRP:HE3	1.80	0.44
1:C:253:HIS:HE1	1:C:255:LEU:HG	1.82	0.44
1:C:691:ASN:HB3	1:C:694:TYR:CE2	2.52	0.44
1:D:220:LYS:O	1:D:519:PRO:HG2	2.16	0.44
1:D:245:LYS:H	1:O:483:GLN:HE22	1.66	0.44
1:D:691:ASN:HB3	1:D:694:TYR:CE2	2.52	0.44
1:E:253:HIS:HE1	1:E:255:LEU:HG	1.83	0.44
1:E:266:MET:CA	1:E:364:ILE:HG22	2.47	0.44
1:E:609:GLU:HG2	1:E:724:ILE:CD1	2.47	0.44
1:F:657:ASN:HB2	1:F:662:MET:CB	2.44	0.44
1:F:691:ASN:HB3	1:F:694:TYR:CE2	2.52	0.44
1:G:221:SER:O	1:G:519:PRO:HG3	2.18	0.44
1:G:338:LEU:HD21	1:G:661:ASP:CG	2.37	0.44
1:G:358:ALA:O	1:G:434:MET:HB3	2.18	0.44
1:H:265:ASP:HA	1:H:295:THR:HG21	1.99	0.44
1:H:609:GLU:HG2	1:H:724:ILE:CD1	2.47	0.44
1:H:638:ILE:HG13	1:H:639:LEU:HD22	2.00	0.44
1:I:189:VAL:CG1	1:J:199:LYS:CG	2.96	0.44
1:I:221:SER:O	1:I:519:PRO:HG3	2.18	0.44
1:J:358:ALA:O	1:J:434:MET:HB3	2.18	0.44
1:J:458:ASN:OD1	1:J:473:THR:HA	2.16	0.44
1:K:224:GLU:OE2	1:L:201:THR:OG1	2.36	0.44
1:L:232:PRO:O	1:L:233:TYR:CG	2.71	0.44
1:L:358:ALA:O	1:L:434:MET:HB3	2.18	0.44
1:M:200:ARG:N	1:M:200:ARG:CD	2.71	0.44
1:M:270:ILE:CG2	1:M:361:ASN:HB3	2.46	0.44
1:O:273:LYS:N	1:O:350:MET:HE3	2.32	0.44
1:O:721:ILE:CG2	1:O:722:LYS:N	2.80	0.44

Continued on next page...

Continued from previous page...

Atom-1	Atom-2	Interatomic distance (Å)	Clash overlap (Å)
1:B:232:PRO:O	1:B:233:TYR:CG	2.70	0.44
1:B:253:HIS:HE1	1:B:255:LEU:HG	1.82	0.44
1:D:483:GLN:NE2	1:E:245:LYS:H	2.16	0.44
1:E:358:ALA:O	1:E:434:MET:HB3	2.18	0.44
1:F:179:ASP:O	1:F:180:ASN:HB3	2.17	0.44
1:G:239:VAL:O	1:M:513:PRO:HG2	2.17	0.44
1:G:699:TYR:HD1	1:G:725:LEU:HA	1.83	0.44
1:G:721:ILE:CG2	1:G:722:LYS:N	2.80	0.44
1:H:691:ASN:HB3	1:H:694:TYR:CE2	2.52	0.44
1:I:358:ALA:O	1:I:434:MET:HB3	2.18	0.44
1:I:608:ASP:O	1:I:612:VAL:HG23	2.17	0.44
1:I:638:ILE:HG13	1:I:639:LEU:HD22	2.00	0.44
1:J:232:PRO:O	1:J:233:TYR:CG	2.71	0.44
1:J:480:VAL:HG21	1:K:468:ARG:HH11	1.82	0.44
1:L:253:HIS:HE1	1:L:255:LEU:HG	1.82	0.44
1:L:483:GLN:NE2	1:M:245:LYS:H	2.16	0.44
1:L:608:ASP:O	1:L:612:VAL:HG23	2.17	0.44
1:M:358:ALA:O	1:M:434:MET:HB3	2.18	0.44
1:M:638:ILE:HG13	1:M:639:LEU:HD22	2.00	0.44
1:O:365:ARG:HH11	1:O:414:LYS:HD3	1.81	0.44
1:O:691:ASN:HB3	1:O:694:TYR:CE2	2.52	0.44
1:O:699:TYR:HD1	1:O:725:LEU:HA	1.83	0.44
1:A:179:ASP:O	1:A:180:ASN:HB3	2.17	0.44
1:A:318:GLY:HA2	1:B:410:TYR:HE1	1.79	0.44
1:B:721:ILE:CG2	1:B:722:LYS:N	2.80	0.44
1:C:358:ALA:O	1:C:434:MET:HB3	2.18	0.44
1:C:601:ASN:HB2	1:C:603:ILE:HD11	1.99	0.44
1:D:196:VAL:HG21	1:O:516:THR:CG2	2.47	0.44
1:F:699:TYR:HD1	1:F:725:LEU:HA	1.83	0.44
1:H:217:THR:HG22	1:H:218:LYS:H	1.83	0.44
1:H:226:TRP:CG	1:I:466:ASN:HA	2.53	0.44
1:H:410:TYR:CD1	1:H:410:TYR:N	2.85	0.44
1:I:253:HIS:HE1	1:I:255:LEU:HG	1.82	0.44
1:I:601:ASN:HB2	1:I:603:ILE:HD11	1.99	0.44
1:J:187:LEU:O	1:J:192:TYR:HD2	2.00	0.44
1:J:253:HIS:HE1	1:J:255:LEU:HG	1.82	0.44
1:J:480:VAL:HG21	1:K:468:ARG:HG3	1.99	0.44
1:J:601:ASN:HB2	1:J:603:ILE:HD11	1.99	0.44
1:K:466:ASN:OD1	1:K:468:ARG:HB2	2.17	0.44
1:L:638:ILE:HG13	1:L:639:LEU:HD22	2.00	0.44
1:O:360:LEU:HD12	1:O:361:ASN:N	2.29	0.44

Continued on next page...

Continued from previous page...

Atom-1	Atom-2	Interatomic distance (Å)	Clash overlap (Å)
1:O:466:ASN:OD1	1:O:468:ARG:HB2	2.17	0.44
1:A:239:VAL:O	1:F:513:PRO:HG2	2.18	0.44
1:A:265:ASP:HA	1:A:295:THR:HG21	1.99	0.44
1:A:483:GLN:NE2	1:B:245:LYS:H	2.16	0.44
1:A:699:TYR:HD1	1:A:725:LEU:HA	1.83	0.44
1:D:601:ASN:HB2	1:D:603:ILE:HD11	1.99	0.44
1:E:395:LYS:O	1:E:395:LYS:HG2	2.18	0.44
1:G:253:HIS:HE1	1:G:255:LEU:HG	1.83	0.44
1:I:217:THR:HG22	1:I:218:LYS:H	1.83	0.44
1:I:699:TYR:HD1	1:I:725:LEU:HA	1.83	0.44
1:K:253:HIS:HA	1:K:254:PRO:HD3	1.89	0.44
1:K:638:ILE:HG13	1:K:639:LEU:HD22	2.00	0.44
1:L:395:LYS:HG2	1:L:395:LYS:O	2.18	0.44
1:M:232:PRO:O	1:M:233:TYR:CG	2.71	0.44
1:M:266:MET:CA	1:M:364:ILE:HG22	2.47	0.44
1:M:395:LYS:O	1:M:395:LYS:HG2	2.18	0.44
1:O:266:MET:CA	1:O:364:ILE:HG22	2.47	0.44
1:O:608:ASP:O	1:O:612:VAL:HG23	2.17	0.44
1:A:253:HIS:HA	1:A:254:PRO:HD3	1.89	0.44
1:A:365:ARG:HH11	1:A:414:LYS:HD3	1.82	0.44
1:A:490:ARG:HB2	1:A:504:ARG:NH1	2.33	0.44
1:B:265:ASP:HA	1:B:295:THR:HG21	1.99	0.44
1:B:512:ASP:OD1	1:C:245:LYS:HE3	2.18	0.44
1:C:481:LEU:N	1:C:482:PRO:CD	2.75	0.44
1:C:638:ILE:HG13	1:C:639:LEU:HD22	2.00	0.44
1:D:183:ILE:HD13	1:D:192:TYR:CZ	2.53	0.44
1:D:470:ARG:HA	1:O:479:GLU:OE1	2.18	0.44
1:E:183:ILE:HD13	1:E:192:TYR:CZ	2.53	0.44
1:E:217:THR:HG22	1:E:218:LYS:H	1.83	0.44
1:E:224:GLU:OE2	1:F:201:THR:OG1	2.35	0.44
1:E:265:ASP:HA	1:E:295:THR:HG21	1.99	0.44
1:F:253:HIS:HA	1:F:254:PRO:HD3	1.88	0.44
1:F:360:LEU:HD12	1:F:361:ASN:N	2.29	0.44
1:F:721:ILE:CG2	1:F:722:LYS:N	2.80	0.44
1:G:266:MET:CA	1:G:364:ILE:HG22	2.47	0.44
1:H:699:TYR:HD1	1:H:725:LEU:HA	1.83	0.44
1:J:200:ARG:N	1:J:200:ARG:CD	2.71	0.44
1:J:609:GLU:HG2	1:J:724:ILE:CD1	2.47	0.44
1:L:335:ASP:OD1	1:L:337:SER:HB2	2.18	0.44
1:O:179:ASP:O	1:O:180:ASN:HB3	2.17	0.44
1:A:187:LEU:HD23	1:A:205:PRO:HB3	2.00	0.43

Continued on next page...

Continued from previous page...

Atom-1	Atom-2	Interatomic distance (Å)	Clash overlap (Å)
1:A:415:ASN:ND2	1:F:325:SER:OG	2.51	0.43
1:B:217:THR:HG22	1:B:218:LYS:H	1.83	0.43
1:B:226:TRP:CD2	1:C:466:ASN:HB2	2.53	0.43
1:C:265:ASP:HA	1:C:295:THR:HG21	1.99	0.43
1:C:481:LEU:HA	1:C:484:ILE:HD13	1.99	0.43
1:C:490:ARG:HB2	1:C:504:ARG:NH1	2.33	0.43
1:C:676:ILE:HG22	1:C:677:ASP:N	2.34	0.43
1:E:601:ASN:HB2	1:E:603:ILE:HD11	1.99	0.43
1:E:699:TYR:HD1	1:E:725:LEU:HA	1.83	0.43
1:F:335:ASP:OD1	1:F:337:SER:HB2	2.18	0.43
1:F:609:GLU:HG2	1:F:724:ILE:CD1	2.47	0.43
1:G:335:ASP:OD1	1:G:337:SER:HB2	2.18	0.43
1:G:609:GLU:HG2	1:G:724:ILE:CD1	2.47	0.43
1:G:638:ILE:HG13	1:G:639:LEU:HD22	2.00	0.43
1:H:183:ILE:HD13	1:H:192:TYR:CZ	2.53	0.43
1:H:232:PRO:O	1:H:233:TYR:CG	2.70	0.43
1:I:232:PRO:O	1:I:233:TYR:CG	2.71	0.43
1:I:609:GLU:HG2	1:I:724:ILE:CD1	2.47	0.43
1:J:183:ILE:HD13	1:J:192:TYR:CZ	2.53	0.43
1:J:691:ASN:HB3	1:J:694:TYR:CE2	2.52	0.43
1:J:721:ILE:CG2	1:J:722:LYS:N	2.80	0.43
1:K:365:ARG:HH11	1:K:414:LYS:HD3	1.82	0.43
1:K:481:LEU:HA	1:K:484:ILE:HD13	1.99	0.43
1:K:721:ILE:CG2	1:K:722:LYS:N	2.80	0.43
1:L:691:ASN:HB3	1:L:694:TYR:CE2	2.52	0.43
1:M:699:TYR:HD1	1:M:725:LEU:HA	1.83	0.43
1:M:721:ILE:CG2	1:M:722:LYS:N	2.80	0.43
1:O:183:ILE:HD13	1:O:192:TYR:CZ	2.53	0.43
1:A:395:LYS:HG2	1:A:395:LYS:O	2.18	0.43
1:B:221:SER:O	1:B:519:PRO:HG3	2.18	0.43
1:B:676:ILE:HG22	1:B:677:ASP:N	2.34	0.43
1:C:183:ILE:HD13	1:C:192:TYR:CZ	2.53	0.43
1:D:221:SER:O	1:D:519:PRO:HG3	2.18	0.43
1:D:253:HIS:HE1	1:D:255:LEU:HG	1.82	0.43
1:D:395:LYS:HG2	1:D:395:LYS:O	2.18	0.43
1:D:483:GLN:HE22	1:E:245:LYS:H	1.66	0.43
1:E:521:MET:HE1	1:E:525:GLU:CG	2.43	0.43
1:E:638:ILE:HG13	1:E:639:LEU:HD22	2.00	0.43
1:F:183:ILE:HD13	1:F:192:TYR:CZ	2.53	0.43
1:F:187:LEU:HD23	1:F:205:PRO:HB3	2.00	0.43
1:G:337:SER:CB	1:G:664:ASN:HB2	2.49	0.43

Continued on next page...

Continued from previous page...

Atom-1	Atom-2	Interatomic distance (Å)	Clash overlap (Å)
1:G:456:TYR:N	1:G:456:TYR:CD2	2.86	0.43
1:J:676:ILE:HG22	1:J:677:ASP:N	2.34	0.43
1:J:699:TYR:HD1	1:J:725:LEU:HA	1.83	0.43
1:K:232:PRO:O	1:K:233:TYR:CG	2.70	0.43
1:L:481:LEU:HA	1:L:484:ILE:HD13	1.99	0.43
1:L:490:ARG:HB2	1:L:504:ARG:NH1	2.33	0.43
1:M:221:SER:O	1:M:519:PRO:HG3	2.18	0.43
1:M:253:HIS:HE1	1:M:255:LEU:HG	1.83	0.43
1:M:394:ILE:CG2	1:M:421:LEU:HD22	2.39	0.43
1:O:221:SER:O	1:O:519:PRO:HG3	2.18	0.43
1:O:337:SER:CB	1:O:664:ASN:HB2	2.49	0.43
1:A:217:THR:HG22	1:A:218:LYS:H	1.83	0.43
1:A:335:ASP:OD1	1:A:337:SER:HB2	2.18	0.43
1:A:609:GLU:HG2	1:A:724:ILE:CD1	2.47	0.43
1:B:183:ILE:HD13	1:B:192:TYR:CZ	2.53	0.43
1:C:458:ASN:HD22	1:C:458:ASN:N	2.17	0.43
1:C:699:TYR:HD1	1:C:725:LEU:HA	1.83	0.43
1:D:410:TYR:N	1:D:410:TYR:CD1	2.85	0.43
1:D:609:GLU:HG2	1:D:724:ILE:CD1	2.47	0.43
1:D:699:TYR:HD1	1:D:725:LEU:HA	1.83	0.43
1:E:337:SER:CB	1:E:664:ASN:HB2	2.49	0.43
1:F:598:TYR:HA	1:F:605:VAL:HG23	2.00	0.43
1:G:483:GLN:HE22	1:H:245:LYS:N	2.15	0.43
1:G:490:ARG:HB2	1:G:504:ARG:NH1	2.33	0.43
1:G:601:ASN:HB2	1:G:603:ILE:HD11	1.99	0.43
1:H:221:SER:O	1:H:519:PRO:HG3	2.18	0.43
1:H:483:GLN:CG	1:I:469:VAL:HG21	2.47	0.43
1:H:676:ILE:HG22	1:H:677:ASP:N	2.33	0.43
1:I:676:ILE:HG22	1:I:677:ASP:N	2.33	0.43
1:J:481:LEU:HA	1:J:484:ILE:HD13	1.99	0.43
1:J:607:ALA:H	1:J:638:ILE:CD1	2.21	0.43
1:K:179:ASP:O	1:K:180:ASN:HB3	2.17	0.43
1:K:183:ILE:HD13	1:K:192:TYR:CZ	2.53	0.43
1:K:187:LEU:O	1:K:192:TYR:HD2	2.00	0.43
1:L:221:SER:O	1:L:519:PRO:HG3	2.18	0.43
1:L:337:SER:CB	1:L:664:ASN:HB2	2.49	0.43
1:L:479:GLU:OE1	1:M:470:ARG:HG3	2.18	0.43
1:L:479:GLU:HG2	1:M:471:VAL:HG23	2.00	0.43
1:L:676:ILE:HG22	1:L:677:ASP:N	2.34	0.43
1:M:273:LYS:N	1:M:350:MET:HE3	2.33	0.43
1:M:536:PRO:C	1:M:537:ASN:HD22	2.22	0.43

Continued on next page...

Continued from previous page...

Atom-1	Atom-2	Interatomic distance (Å)	Clash overlap (Å)
1:M:598:TYR:HA	1:M:605:VAL:HG23	2.00	0.43
1:O:536:PRO:C	1:O:537:ASN:HD22	2.22	0.43
1:A:220:LYS:O	1:A:519:PRO:HG2	2.16	0.43
1:A:273:LYS:N	1:A:350:MET:HE3	2.34	0.43
1:A:598:TYR:HA	1:A:605:VAL:HG23	2.00	0.43
1:A:676:ILE:HG22	1:A:677:ASP:N	2.33	0.43
1:B:598:TYR:HA	1:B:605:VAL:HG23	2.00	0.43
1:B:609:GLU:HG2	1:B:724:ILE:CD1	2.47	0.43
1:B:699:TYR:HD1	1:B:725:LEU:HA	1.83	0.43
1:C:221:SER:O	1:C:519:PRO:HG3	2.18	0.43
1:C:536:PRO:C	1:C:537:ASN:HD22	2.22	0.43
1:D:335:ASP:OD1	1:D:337:SER:HB2	2.18	0.43
1:D:638:ILE:HG13	1:D:639:LEU:HD22	2.00	0.43
1:F:221:SER:O	1:F:519:PRO:HG3	2.18	0.43
1:F:337:SER:CB	1:F:664:ASN:HB2	2.49	0.43
1:F:601:ASN:HB2	1:F:603:ILE:HD11	1.99	0.43
1:G:365:ARG:HH11	1:G:414:LYS:HD3	1.81	0.43
1:H:335:ASP:OD1	1:H:337:SER:HB2	2.18	0.43
1:H:358:ALA:O	1:H:434:MET:HB3	2.18	0.43
1:I:316:ILE:HD11	1:J:496:LYS:CB	2.40	0.43
1:J:187:LEU:HD23	1:J:205:PRO:HB3	2.00	0.43
1:J:217:THR:HG22	1:J:218:LYS:H	1.83	0.43
1:J:221:SER:O	1:J:519:PRO:HG3	2.18	0.43
1:K:266:MET:CA	1:K:364:ILE:HG22	2.47	0.43
1:K:395:LYS:O	1:K:395:LYS:HG2	2.18	0.43
1:K:490:ARG:HB2	1:K:504:ARG:NH1	2.33	0.43
1:L:536:PRO:C	1:L:537:ASN:HD22	2.22	0.43
1:L:578:LEU:C	1:L:580:LYS:H	2.22	0.43
1:M:337:SER:CB	1:M:664:ASN:HB2	2.49	0.43
1:M:490:ARG:HB2	1:M:504:ARG:NH1	2.33	0.43
1:M:607:ALA:N	1:M:638:ILE:HD12	2.22	0.43
1:A:337:SER:CB	1:A:664:ASN:HB2	2.49	0.43
1:D:360:LEU:HD12	1:D:361:ASN:N	2.29	0.43
1:E:360:LEU:HD12	1:E:361:ASN:N	2.29	0.43
1:F:404:ILE:N	1:F:404:ILE:CD1	2.82	0.43
1:G:232:PRO:O	1:G:233:TYR:CG	2.71	0.43
1:G:521:MET:HA	1:G:521:MET:CE	2.37	0.43
1:G:598:TYR:HA	1:G:605:VAL:HG23	2.00	0.43
1:H:187:LEU:HD23	1:H:205:PRO:HB3	2.00	0.43
1:J:335:ASP:OD1	1:J:337:SER:HB2	2.18	0.43
1:J:479:GLU:CG	1:K:471:VAL:HG23	2.44	0.43

Continued on next page...

Continued from previous page...

Atom-1	Atom-2	Interatomic distance (Å)	Clash overlap (Å)
1:J:536:PRO:C	1:J:537:ASN:HD22	2.22	0.43
1:K:221:SER:O	1:K:519:PRO:HG3	2.18	0.43
1:K:337:SER:CB	1:K:664:ASN:HB2	2.49	0.43
1:K:578:LEU:C	1:K:580:LYS:H	2.22	0.43
1:L:227:SER:O	1:L:230:SER:N	2.39	0.43
1:L:458:ASN:HD22	1:L:458:ASN:N	2.17	0.43
1:O:456:TYR:N	1:O:456:TYR:CD2	2.87	0.43
1:O:481:LEU:HA	1:O:484:ILE:HD13	1.99	0.43
1:A:404:ILE:N	1:A:404:ILE:CD1	2.82	0.43
1:A:481:LEU:HA	1:A:484:ILE:HD13	1.99	0.43
1:B:365:ARG:HH11	1:B:414:LYS:HD3	1.82	0.43
1:B:394:ILE:CG2	1:B:421:LEU:HD22	2.39	0.43
1:B:490:ARG:HB2	1:B:504:ARG:NH1	2.33	0.43
1:C:266:MET:CA	1:C:364:ILE:HG22	2.47	0.43
1:C:598:TYR:HA	1:C:605:VAL:HG23	2.00	0.43
1:D:316:ILE:CD1	1:E:496:LYS:HB3	2.49	0.43
1:D:458:ASN:HD22	1:D:458:ASN:N	2.17	0.43
1:E:423:ALA:O	1:E:424:GLN:HG2	2.17	0.43
1:E:490:ARG:HB2	1:E:504:ARG:NH1	2.33	0.43
1:F:217:THR:HG22	1:F:218:LYS:H	1.83	0.43
1:F:232:PRO:O	1:F:233:TYR:CG	2.70	0.43
1:F:398:GLU:O	1:F:400:GLN:N	2.52	0.43
1:F:490:ARG:HB2	1:F:504:ARG:NH1	2.33	0.43
1:G:183:ILE:HD13	1:G:192:TYR:CZ	2.53	0.43
1:H:253:HIS:HE1	1:H:255:LEU:HG	1.83	0.43
1:H:481:LEU:HA	1:H:484:ILE:HD13	1.99	0.43
1:H:608:ASP:O	1:H:612:VAL:HG23	2.17	0.43
1:I:183:ILE:HD13	1:I:192:TYR:CZ	2.53	0.43
1:I:187:LEU:HD23	1:I:205:PRO:HB3	2.01	0.43
1:I:335:ASP:OD1	1:I:337:SER:HB2	2.18	0.43
1:I:395:LYS:HG2	1:I:395:LYS:O	2.18	0.43
1:I:398:GLU:O	1:I:400:GLN:N	2.52	0.43
1:I:481:LEU:HA	1:I:484:ILE:HD13	1.99	0.43
1:L:266:MET:CA	1:L:364:ILE:HG22	2.47	0.43
1:L:598:TYR:HA	1:L:605:VAL:HG23	2.00	0.43
1:M:187:LEU:HD23	1:M:205:PRO:HB3	2.00	0.43
1:M:423:ALA:O	1:M:424:GLN:HG2	2.17	0.43
1:O:398:GLU:O	1:O:400:GLN:N	2.52	0.43
1:A:183:ILE:HD13	1:A:192:TYR:CZ	2.53	0.43
1:A:596:PHE:CD1	1:A:596:PHE:N	2.84	0.43
1:B:335:ASP:OD1	1:B:337:SER:HB2	2.18	0.43

Continued on next page...

Continued from previous page...

Atom-1	Atom-2	Interatomic distance (Å)	Clash overlap (Å)
1:B:638:ILE:HG13	1:B:639:LEU:HD22	2.00	0.43
1:C:217:THR:HG22	1:C:218:LYS:H	1.83	0.43
1:D:676:ILE:HG22	1:D:677:ASP:N	2.33	0.43
1:E:273:LYS:N	1:E:350:MET:HE3	2.34	0.43
1:F:410:TYR:N	1:F:410:TYR:CD1	2.85	0.43
1:G:187:LEU:HD23	1:G:205:PRO:HB3	2.01	0.43
1:G:395:LYS:HG2	1:G:395:LYS:O	2.18	0.43
1:G:536:PRO:C	1:G:537:ASN:HD22	2.22	0.43
1:H:578:LEU:C	1:H:580:LYS:H	2.22	0.43
1:I:273:LYS:N	1:I:350:MET:HE3	2.33	0.43
1:I:337:SER:CB	1:I:664:ASN:HB2	2.49	0.43
1:K:398:GLU:O	1:K:400:GLN:N	2.52	0.43
1:K:567:ALA:C	1:K:569:LEU:H	2.22	0.43
1:L:398:GLU:O	1:L:400:GLN:N	2.52	0.43
1:M:398:GLU:O	1:M:400:GLN:N	2.52	0.43
1:O:217:THR:HG22	1:O:218:LYS:H	1.83	0.43
1:O:335:ASP:OD1	1:O:337:SER:HB2	2.18	0.43
1:O:638:ILE:HG13	1:O:639:LEU:HD22	2.00	0.43
1:B:187:LEU:HD23	1:B:205:PRO:HB3	2.00	0.43
1:B:567:ALA:C	1:B:569:LEU:H	2.22	0.43
1:C:335:ASP:OD1	1:C:337:SER:HB2	2.18	0.43
1:C:365:ARG:HH11	1:C:414:LYS:HD3	1.82	0.43
1:C:395:LYS:O	1:C:395:LYS:HG2	2.18	0.43
1:C:567:ALA:C	1:C:569:LEU:H	2.22	0.43
1:C:609:GLU:HG2	1:C:724:ILE:CD1	2.47	0.43
1:D:187:LEU:HD23	1:D:205:PRO:HB3	2.00	0.43
1:D:398:GLU:O	1:D:400:GLN:N	2.52	0.43
1:D:414:LYS:HE3	1:O:319:SER:N	2.34	0.43
1:D:481:LEU:HA	1:D:484:ILE:HD13	1.99	0.43
1:D:536:PRO:C	1:D:537:ASN:HD22	2.22	0.43
1:E:458:ASN:HD22	1:E:458:ASN:N	2.17	0.43
1:F:395:LYS:O	1:F:395:LYS:HG2	2.18	0.43
1:G:481:LEU:HA	1:G:484:ILE:HD13	1.99	0.43
1:H:458:ASN:HD22	1:H:458:ASN:N	2.17	0.43
1:H:536:PRO:C	1:H:537:ASN:HD22	2.22	0.43
1:J:337:SER:CB	1:J:664:ASN:HB2	2.49	0.43
1:J:398:GLU:O	1:J:400:GLN:N	2.52	0.43
1:K:217:THR:HG22	1:K:218:LYS:H	1.83	0.43
1:K:335:ASP:OD1	1:K:337:SER:HB2	2.18	0.43
1:M:217:THR:HG22	1:M:218:LYS:H	1.83	0.43
1:O:358:ALA:O	1:O:434:MET:HB3	2.18	0.43

Continued on next page...

Continued from previous page...

Atom-1	Atom-2	Interatomic distance (Å)	Clash overlap (Å)
1:O:395:LYS:HG2	1:O:395:LYS:O	2.18	0.43
1:O:404:ILE:N	1:O:404:ILE:CD1	2.82	0.43
1:A:315:ASP:OD1	1:B:497:ASP:OD1	2.37	0.43
1:B:395:LYS:O	1:B:395:LYS:HG2	2.18	0.43
1:C:345:THR:O	1:C:346:TRP:C	2.58	0.43
1:C:398:GLU:O	1:C:400:GLN:N	2.52	0.43
1:D:358:ALA:O	1:D:434:MET:HB3	2.18	0.43
1:E:335:ASP:OD1	1:E:337:SER:HB2	2.18	0.43
1:E:456:TYR:N	1:E:456:TYR:CD2	2.86	0.43
1:E:676:ILE:HG22	1:E:677:ASP:N	2.34	0.43
1:F:676:ILE:HG22	1:F:677:ASP:N	2.33	0.43
1:H:307:ALA:O	1:H:309:VAL:HG13	2.19	0.43
1:H:483:GLN:HG3	1:I:469:VAL:CG2	2.48	0.43
1:I:596:PHE:CD1	1:I:596:PHE:N	2.84	0.43
1:J:578:LEU:C	1:J:580:LYS:H	2.22	0.43
1:J:638:ILE:HG13	1:J:639:LEU:HD22	2.00	0.43
1:K:404:ILE:N	1:K:404:ILE:CD1	2.82	0.43
1:L:410:TYR:N	1:L:410:TYR:CD1	2.85	0.43
1:L:483:GLN:HE21	1:M:469:VAL:HG21	1.79	0.43
1:L:699:TYR:HD1	1:L:725:LEU:HA	1.83	0.43
1:M:234:SER:OG	1:M:237:GLU:HG3	2.19	0.43
1:O:253:HIS:HE1	1:O:255:LEU:HG	1.82	0.43
1:A:498:LEU:N	1:A:498:LEU:CD2	2.82	0.43
1:D:598:TYR:HA	1:D:605:VAL:HG23	2.00	0.43
1:D:721:ILE:CG2	1:D:722:LYS:N	2.80	0.43
1:E:227:SER:O	1:E:230:SER:N	2.39	0.43
1:E:234:SER:OG	1:E:237:GLU:HG3	2.19	0.43
1:E:481:LEU:HA	1:E:484:ILE:HD13	1.99	0.43
1:F:398:GLU:C	1:F:400:GLN:N	2.69	0.43
1:G:394:ILE:CG2	1:G:421:LEU:HD22	2.39	0.43
1:G:676:ILE:HG22	1:G:677:ASP:N	2.33	0.43
1:J:410:TYR:N	1:J:410:TYR:CD1	2.85	0.43
1:L:183:ILE:HD13	1:L:192:TYR:CZ	2.53	0.43
1:M:676:ILE:HG22	1:M:677:ASP:N	2.33	0.43
1:O:490:ARG:HB2	1:O:504:ARG:NH1	2.33	0.43
1:O:567:ALA:C	1:O:569:LEU:H	2.22	0.43
1:A:456:TYR:N	1:A:456:TYR:CD2	2.87	0.42
1:A:638:ILE:HG13	1:A:639:LEU:HD22	2.00	0.42
1:B:337:SER:CB	1:B:664:ASN:HB2	2.49	0.42
1:C:234:SER:OG	1:C:237:GLU:HG3	2.19	0.42
1:D:273:LYS:N	1:D:350:MET:HE3	2.34	0.42

Continued on next page...

Continued from previous page...

Atom-1	Atom-2	Interatomic distance (Å)	Clash overlap (Å)
1:E:345:THR:O	1:E:346:TRP:C	2.58	0.42
1:F:702:THR:OG1	1:F:705:ASN:ND2	2.52	0.42
1:H:266:MET:CA	1:H:364:ILE:HG22	2.47	0.42
1:H:490:ARG:HB2	1:H:504:ARG:NH1	2.33	0.42
1:H:702:THR:OG1	1:H:705:ASN:ND2	2.52	0.42
1:I:598:TYR:HA	1:I:605:VAL:HG23	2.00	0.42
1:K:456:TYR:N	1:K:456:TYR:CD2	2.87	0.42
1:L:345:THR:O	1:L:346:TRP:C	2.58	0.42
1:M:702:THR:OG1	1:M:705:ASN:ND2	2.52	0.42
1:O:458:ASN:HD22	1:O:458:ASN:N	2.17	0.42
1:A:398:GLU:O	1:A:400:GLN:N	2.52	0.42
1:A:578:LEU:C	1:A:580:LYS:H	2.22	0.42
1:C:307:ALA:O	1:C:309:VAL:HG13	2.19	0.42
1:D:414:LYS:HG3	1:O:319:SER:CA	2.48	0.42
1:E:198:ASN:HB2	1:E:200:ARG:CD	2.50	0.42
1:E:497:ASP:HB3	1:E:498:LEU:H	1.75	0.42
1:E:567:ALA:C	1:E:569:LEU:H	2.22	0.42
1:E:598:TYR:HA	1:E:605:VAL:HG23	2.00	0.42
1:F:458:ASN:HD22	1:F:458:ASN:N	2.17	0.42
1:G:345:THR:O	1:G:346:TRP:C	2.58	0.42
1:G:702:THR:OG1	1:G:705:ASN:ND2	2.52	0.42
1:H:394:ILE:CG2	1:H:421:LEU:HD22	2.39	0.42
1:H:515:GLU:OE1	1:I:245:LYS:HE2	2.19	0.42
1:H:721:ILE:CG2	1:H:722:LYS:N	2.80	0.42
1:J:226:TRP:HB3	1:K:466:ASN:O	2.18	0.42
1:J:395:LYS:HG2	1:J:395:LYS:O	2.18	0.42
1:J:598:TYR:HA	1:J:605:VAL:HG23	2.00	0.42
1:J:702:THR:OG1	1:J:705:ASN:ND2	2.52	0.42
1:L:187:LEU:HD23	1:L:205:PRO:HB3	2.00	0.42
1:L:198:ASN:HB2	1:L:200:ARG:CD	2.50	0.42
1:M:250:GLU:OE1	1:M:250:GLU:N	2.48	0.42
1:M:335:ASP:OD1	1:M:337:SER:HB2	2.18	0.42
1:O:234:SER:OG	1:O:237:GLU:HG3	2.19	0.42
1:O:262:VAL:HG11	1:O:379:PRO:CG	2.48	0.42
1:O:578:LEU:C	1:O:580:LYS:H	2.22	0.42
1:A:567:ALA:C	1:A:569:LEU:H	2.22	0.42
1:B:536:PRO:C	1:B:537:ASN:HD22	2.22	0.42
1:D:337:SER:CB	1:D:664:ASN:HB2	2.49	0.42
1:E:702:THR:OG1	1:E:705:ASN:ND2	2.52	0.42
1:F:512:ASP:OD1	1:F:515:GLU:HB2	2.20	0.42
1:G:316:ILE:C	1:G:318:GLY:H	2.23	0.42

Continued on next page...

Continued from previous page...

Atom-1	Atom-2	Interatomic distance (Å)	Clash overlap (Å)
1:I:293:THR:HG22	1:I:334:ILE:HA	2.02	0.42
1:J:273:LYS:N	1:J:350:MET:HE3	2.34	0.42
1:J:293:THR:HG22	1:J:334:ILE:HA	2.02	0.42
1:J:490:ARG:HB2	1:J:504:ARG:NH1	2.33	0.42
1:K:187:LEU:HD23	1:K:205:PRO:HB3	2.00	0.42
1:K:198:ASN:HB2	1:K:200:ARG:CD	2.50	0.42
1:L:234:SER:OG	1:L:237:GLU:HG3	2.19	0.42
1:M:307:ALA:O	1:M:309:VAL:HG13	2.19	0.42
1:M:456:TYR:N	1:M:456:TYR:CD2	2.87	0.42
1:O:598:TYR:HA	1:O:605:VAL:HG23	2.00	0.42
1:A:702:THR:OG1	1:A:705:ASN:ND2	2.52	0.42
1:B:512:ASP:OD1	1:B:515:GLU:HB2	2.20	0.42
1:C:187:LEU:HD23	1:C:205:PRO:HB3	2.00	0.42
1:C:198:ASN:HB2	1:C:200:ARG:CD	2.50	0.42
1:C:337:SER:CB	1:C:664:ASN:HB2	2.49	0.42
1:C:498:LEU:N	1:C:498:LEU:CD2	2.82	0.42
1:C:512:ASP:OD1	1:C:515:GLU:HB2	2.20	0.42
1:D:298:THR:HG21	1:D:331:THR:OG1	2.20	0.42
1:D:702:THR:OG1	1:D:705:ASN:ND2	2.52	0.42
1:E:398:GLU:O	1:E:400:GLN:N	2.52	0.42
1:E:498:LEU:N	1:E:498:LEU:CD2	2.82	0.42
1:E:512:ASP:OD1	1:E:515:GLU:HB2	2.20	0.42
1:E:536:PRO:C	1:E:537:ASN:HD22	2.22	0.42
1:F:234:SER:OG	1:F:237:GLU:HG3	2.19	0.42
1:F:298:THR:HG21	1:F:331:THR:OG1	2.20	0.42
1:F:394:ILE:CG2	1:F:421:LEU:HD22	2.39	0.42
1:F:567:ALA:C	1:F:569:LEU:H	2.22	0.42
1:G:178:ARG:CZ	1:H:200:ARG:HB3	2.48	0.42
1:G:310:HIS:HE2	1:G:319:SER:HG	1.65	0.42
1:H:226:TRP:CD1	1:I:466:ASN:HA	2.55	0.42
1:H:298:THR:HG21	1:H:331:THR:OG1	2.20	0.42
1:H:337:SER:CB	1:H:664:ASN:HB2	2.49	0.42
1:I:198:ASN:HB2	1:I:200:ARG:CD	2.50	0.42
1:I:490:ARG:HB2	1:I:504:ARG:NH1	2.33	0.42
1:J:273:LYS:HG3	1:J:273:LYS:O	2.20	0.42
1:K:243:ILE:HG12	1:K:244:ASP:H	1.80	0.42
1:K:253:HIS:HE1	1:K:255:LEU:HG	1.83	0.42
1:K:293:THR:HG22	1:K:334:ILE:HA	2.01	0.42
1:K:345:THR:O	1:K:346:TRP:C	2.58	0.42
1:L:567:ALA:C	1:L:569:LEU:H	2.22	0.42
1:M:183:ILE:HD13	1:M:192:TYR:CZ	2.53	0.42

Continued on next page...

Continued from previous page...

Atom-1	Atom-2	Interatomic distance (Å)	Clash overlap (Å)
1:M:345:THR:O	1:M:346:TRP:C	2.58	0.42
1:M:498:LEU:N	1:M:498:LEU:CD2	2.82	0.42
1:A:307:ALA:O	1:A:309:VAL:HG13	2.19	0.42
1:A:316:ILE:C	1:A:318:GLY:H	2.23	0.42
1:B:198:ASN:HB2	1:B:200:ARG:CD	2.50	0.42
1:B:243:ILE:HG12	1:B:244:ASP:H	1.80	0.42
1:B:316:ILE:C	1:B:318:GLY:H	2.23	0.42
1:C:658:ASP:O	1:C:717:SER:HA	2.20	0.42
1:E:366:TYR:O	1:E:411:TYR:N	2.40	0.42
1:F:198:ASN:HB2	1:F:200:ARG:CD	2.50	0.42
1:F:273:LYS:O	1:F:273:LYS:HG3	2.20	0.42
1:F:536:PRO:C	1:F:537:ASN:HD22	2.22	0.42
1:H:273:LYS:O	1:H:273:LYS:HG3	2.20	0.42
1:H:395:LYS:O	1:H:395:LYS:HG2	2.18	0.42
1:J:224:GLU:OE2	1:K:201:THR:HG23	2.20	0.42
1:J:316:ILE:C	1:J:318:GLY:H	2.23	0.42
1:K:234:SER:OG	1:K:237:GLU:HG3	2.19	0.42
1:K:250:GLU:OE1	1:K:250:GLU:N	2.48	0.42
1:K:316:ILE:C	1:K:318:GLY:H	2.23	0.42
1:L:273:LYS:N	1:L:350:MET:HE3	2.34	0.42
1:L:307:ALA:O	1:L:309:VAL:HG13	2.19	0.42
1:L:456:TYR:CD2	1:L:456:TYR:N	2.87	0.42
1:L:498:LEU:N	1:L:498:LEU:CD2	2.82	0.42
1:M:413:SER:C	1:M:415:ASN:N	2.73	0.42
1:O:298:THR:HG21	1:O:331:THR:OG1	2.20	0.42
1:A:273:LYS:O	1:A:273:LYS:HG3	2.20	0.42
1:B:298:THR:HG21	1:B:331:THR:OG1	2.20	0.42
1:B:345:THR:O	1:B:346:TRP:C	2.58	0.42
1:C:273:LYS:N	1:C:350:MET:HE3	2.33	0.42
1:D:456:TYR:N	1:D:456:TYR:CD2	2.87	0.42
1:E:187:LEU:HD23	1:E:205:PRO:HB3	2.00	0.42
1:E:298:THR:HG21	1:E:331:THR:OG1	2.20	0.42
1:E:380:THR:HG23	1:E:395:LYS:HD2	2.02	0.42
1:E:410:TYR:N	1:E:410:TYR:CD1	2.85	0.42
1:E:578:LEU:C	1:E:580:LYS:H	2.22	0.42
1:G:200:ARG:HB3	1:M:178:ARG:NH1	2.34	0.42
1:G:458:ASN:HD22	1:G:458:ASN:N	2.17	0.42
1:G:498:LEU:N	1:G:498:LEU:CD2	2.82	0.42
1:G:665:ILE:HG13	1:G:666:SER:H	1.85	0.42
1:H:512:ASP:OD1	1:H:515:GLU:HB2	2.20	0.42
1:H:665:ILE:HG13	1:H:666:SER:H	1.85	0.42

Continued on next page...

Continued from previous page...

Atom-1	Atom-2	Interatomic distance (Å)	Clash overlap (Å)
1:I:512:ASP:OD1	1:I:515:GLU:HB2	2.20	0.42
1:I:567:ALA:C	1:I:569:LEU:H	2.22	0.42
1:I:578:LEU:C	1:I:580:LYS:H	2.22	0.42
1:I:702:THR:OG1	1:I:705:ASN:ND2	2.52	0.42
1:J:198:ASN:HB2	1:J:200:ARG:CD	2.50	0.42
1:J:266:MET:CA	1:J:364:ILE:HG22	2.47	0.42
1:J:307:ALA:O	1:J:309:VAL:HG13	2.19	0.42
1:K:536:PRO:C	1:K:537:ASN:HD22	2.22	0.42
1:K:547:ILE:O	1:K:547:ILE:HG13	2.20	0.42
1:K:598:TYR:HA	1:K:605:VAL:HG23	2.00	0.42
1:K:676:ILE:HG22	1:K:677:ASP:N	2.34	0.42
1:L:316:ILE:C	1:L:318:GLY:H	2.23	0.42
1:L:596:PHE:CD1	1:L:596:PHE:N	2.84	0.42
1:L:607:ALA:N	1:L:638:ILE:HD12	2.22	0.42
1:M:198:ASN:HB2	1:M:200:ARG:CD	2.50	0.42
1:O:198:ASN:HB2	1:O:200:ARG:CD	2.50	0.42
1:O:273:LYS:HG3	1:O:273:LYS:O	2.20	0.42
1:O:316:ILE:C	1:O:318:GLY:H	2.23	0.42
1:O:676:ILE:HG22	1:O:677:ASP:N	2.34	0.42
1:O:702:THR:OG1	1:O:705:ASN:ND2	2.52	0.42
1:A:234:SER:OG	1:A:237:GLU:HG3	2.19	0.42
1:A:293:THR:HG22	1:A:334:ILE:HA	2.02	0.42
1:A:366:TYR:O	1:A:411:TYR:N	2.40	0.42
1:B:658:ASP:O	1:B:717:SER:HA	2.20	0.42
1:C:547:ILE:HG13	1:C:547:ILE:O	2.20	0.42
1:D:413:SER:C	1:D:415:ASN:N	2.73	0.42
1:D:468:ARG:HG3	1:O:480:VAL:HG21	2.01	0.42
1:D:498:LEU:N	1:D:498:LEU:CD2	2.82	0.42
1:D:567:ALA:C	1:D:569:LEU:H	2.22	0.42
1:D:578:LEU:C	1:D:580:LYS:H	2.22	0.42
1:D:584:ASN:N	1:D:584:ASN:HD22	2.18	0.42
1:D:658:ASP:O	1:D:717:SER:HA	2.20	0.42
1:E:596:PHE:CD1	1:E:596:PHE:N	2.84	0.42
1:G:263:HIS:CG	1:G:297:ARG:HG3	2.55	0.42
1:G:398:GLU:O	1:G:400:GLN:N	2.52	0.42
1:H:198:ASN:HB2	1:H:200:ARG:CD	2.50	0.42
1:H:305:GLY:HA2	1:I:670:GLN:CD	2.39	0.42
1:H:345:THR:O	1:H:346:TRP:C	2.58	0.42
1:H:380:THR:HG23	1:H:395:LYS:HD2	2.02	0.42
1:I:310:HIS:HE2	1:I:319:SER:HG	1.68	0.42
1:I:316:ILE:C	1:I:318:GLY:H	2.23	0.42

Continued on next page...

Continued from previous page...

Atom-1	Atom-2	Interatomic distance (Å)	Clash overlap (Å)
1:I:456:TYR:N	1:I:456:TYR:CD2	2.87	0.42
1:I:584:ASN:N	1:I:584:ASN:HD22	2.18	0.42
1:J:567:ALA:C	1:J:569:LEU:H	2.22	0.42
1:K:702:THR:OG1	1:K:705:ASN:ND2	2.52	0.42
1:L:273:LYS:HG3	1:L:273:LYS:O	2.20	0.42
1:L:702:THR:OG1	1:L:705:ASN:ND2	2.52	0.42
1:M:293:THR:HG22	1:M:334:ILE:HA	2.02	0.42
1:M:316:ILE:C	1:M:318:GLY:H	2.23	0.42
1:M:635:ILE:O	1:M:637:LYS:N	2.53	0.42
1:M:658:ASP:O	1:M:717:SER:HA	2.20	0.42
1:O:187:LEU:HD23	1:O:205:PRO:HB3	2.00	0.42
1:O:307:ALA:O	1:O:309:VAL:HG13	2.19	0.42
1:O:498:LEU:N	1:O:498:LEU:CD2	2.82	0.42
1:A:198:ASN:HB2	1:A:200:ARG:CD	2.50	0.42
1:A:263:HIS:CG	1:A:297:ARG:HG3	2.55	0.42
1:A:345:THR:O	1:A:346:TRP:C	2.58	0.42
1:A:536:PRO:C	1:A:537:ASN:HD22	2.22	0.42
1:A:547:ILE:HG13	1:A:547:ILE:O	2.20	0.42
1:B:404:ILE:N	1:B:404:ILE:CD1	2.82	0.42
1:B:578:LEU:C	1:B:580:LYS:H	2.22	0.42
1:C:189:VAL:HG11	1:O:199:LYS:HG2	2.01	0.42
1:C:298:THR:HG21	1:C:331:THR:OG1	2.20	0.42
1:C:635:ILE:O	1:C:637:LYS:N	2.53	0.42
1:D:198:ASN:HB2	1:D:200:ARG:CD	2.50	0.42
1:E:242:ARG:HB3	1:E:462:TYR:CZ	2.55	0.42
1:E:627:LEU:HD11	1:E:727:PHE:CD2	2.55	0.42
1:E:665:ILE:HG13	1:E:666:SER:H	1.85	0.42
1:F:242:ARG:HB3	1:F:462:TYR:CZ	2.55	0.42
1:F:263:HIS:CG	1:F:297:ARG:HG3	2.55	0.42
1:F:380:THR:HG23	1:F:395:LYS:HD2	2.02	0.42
1:F:481:LEU:N	1:F:482:PRO:CD	2.74	0.42
1:F:578:LEU:C	1:F:580:LYS:H	2.22	0.42
1:G:380:THR:HG23	1:G:395:LYS:HD2	2.02	0.42
1:G:512:ASP:OD1	1:G:515:GLU:HB2	2.20	0.42
1:H:305:GLY:CA	1:I:670:GLN:CG	2.93	0.42
1:H:398:GLU:O	1:H:400:GLN:N	2.52	0.42
1:H:658:ASP:O	1:H:717:SER:HA	2.20	0.42
1:I:243:ILE:HG12	1:I:244:ASP:H	1.80	0.42
1:I:298:THR:HG21	1:I:331:THR:OG1	2.20	0.42
1:I:404:ILE:N	1:I:404:ILE:CD1	2.82	0.42
1:I:627:LEU:HD11	1:I:727:PHE:CD2	2.55	0.42

Continued on next page...

Continued from previous page...

Atom-1	Atom-2	Interatomic distance (Å)	Clash overlap (Å)
1:I:658:ASP:O	1:I:717:SER:HA	2.20	0.42
1:J:226:TRP:CB	1:K:466:ASN:O	2.67	0.42
1:K:221:SER:HB2	1:K:222:SER:H	1.76	0.42
1:K:307:ALA:O	1:K:309:VAL:HG13	2.19	0.42
1:K:458:ASN:HD22	1:K:458:ASN:N	2.17	0.42
1:K:584:ASN:N	1:K:584:ASN:HD22	2.18	0.42
1:L:293:THR:HG22	1:L:334:ILE:HA	2.02	0.42
1:L:658:ASP:O	1:L:717:SER:HA	2.20	0.42
1:M:627:LEU:HD11	1:M:727:PHE:CD2	2.55	0.42
1:O:293:THR:HG22	1:O:334:ILE:HA	2.02	0.42
1:O:413:SER:C	1:O:415:ASN:N	2.73	0.42
1:A:242:ARG:HB3	1:A:462:TYR:CZ	2.55	0.42
1:A:243:ILE:HG12	1:A:244:ASP:H	1.81	0.42
1:A:635:ILE:O	1:A:637:LYS:N	2.53	0.42
1:B:234:SER:OG	1:B:237:GLU:HG3	2.19	0.42
1:B:627:LEU:HD11	1:B:727:PHE:CD2	2.55	0.42
1:B:665:ILE:HG13	1:B:666:SER:H	1.85	0.42
1:C:293:THR:HG22	1:C:334:ILE:HA	2.02	0.42
1:C:316:ILE:C	1:C:318:GLY:H	2.23	0.42
1:D:207:ILE:O	1:D:211:HIS:HB2	2.20	0.42
1:D:234:SER:OG	1:D:237:GLU:HG3	2.19	0.42
1:D:263:HIS:CG	1:D:297:ARG:HG3	2.55	0.42
1:D:490:ARG:HB2	1:D:504:ARG:NH1	2.33	0.42
1:E:626:GLY:HA3	1:E:676:ILE:O	2.20	0.42
1:E:635:ILE:O	1:E:637:LYS:N	2.53	0.42
1:E:658:ASP:O	1:E:717:SER:HA	2.20	0.42
1:F:207:ILE:O	1:F:211:HIS:HB2	2.20	0.42
1:F:366:TYR:O	1:F:411:TYR:N	2.40	0.42
1:F:413:SER:C	1:F:415:ASN:N	2.73	0.42
1:G:293:THR:HG22	1:G:334:ILE:HA	2.02	0.42
1:H:242:ARG:HB3	1:H:462:TYR:CZ	2.55	0.42
1:H:273:LYS:N	1:H:350:MET:HE3	2.35	0.42
1:H:480:VAL:CG2	1:I:468:ARG:HG3	2.49	0.42
1:H:584:ASN:N	1:H:584:ASN:HD22	2.18	0.42
1:H:642:TYR:CD1	1:H:700:ALA:HA	2.55	0.42
1:I:307:ALA:O	1:I:309:VAL:HG13	2.19	0.42
1:I:498:LEU:N	1:I:498:LEU:CD2	2.82	0.42
1:I:642:TYR:CD1	1:I:700:ALA:HA	2.55	0.42
1:J:226:TRP:HB2	1:K:466:ASN:C	2.40	0.42
1:K:242:ARG:HB3	1:K:462:TYR:CZ	2.55	0.42
1:K:626:GLY:HA3	1:K:676:ILE:O	2.20	0.42

Continued on next page...

Continued from previous page...

Atom-1	Atom-2	Interatomic distance (Å)	Clash overlap (Å)
1:M:366:TYR:O	1:M:411:TYR:N	2.40	0.42
1:M:512:ASP:OD1	1:M:515:GLU:HB2	2.20	0.42
1:B:498:LEU:N	1:B:498:LEU:CD2	2.82	0.42
1:C:242:ARG:HB3	1:C:462:TYR:CZ	2.55	0.42
1:D:512:ASP:OD1	1:D:515:GLU:HB2	2.20	0.42
1:D:635:ILE:O	1:D:637:LYS:N	2.53	0.42
1:E:263:HIS:CG	1:E:297:ARG:HG3	2.55	0.42
1:F:584:ASN:N	1:F:584:ASN:HD22	2.18	0.42
1:F:627:LEU:HD11	1:F:727:PHE:CD2	2.55	0.42
1:G:207:ILE:O	1:G:211:HIS:HB2	2.20	0.42
1:G:234:SER:OG	1:G:237:GLU:HG3	2.19	0.42
1:G:567:ALA:C	1:G:569:LEU:H	2.22	0.42
1:G:578:LEU:C	1:G:580:LYS:H	2.22	0.42
1:H:598:TYR:HA	1:H:605:VAL:HG23	2.01	0.42
1:H:607:ALA:N	1:H:638:ILE:HD12	2.22	0.42
1:H:635:ILE:O	1:H:637:LYS:N	2.53	0.42
1:I:398:GLU:C	1:I:400:GLN:N	2.69	0.42
1:I:536:PRO:C	1:I:537:ASN:HD22	2.22	0.42
1:J:298:THR:HG21	1:J:331:THR:OG1	2.20	0.42
1:J:481:LEU:N	1:J:482:PRO:CD	2.75	0.42
1:K:380:THR:HB	1:K:453:ASP:OD1	2.20	0.42
1:K:516:THR:CG2	1:L:196:VAL:HG21	2.50	0.42
1:K:635:ILE:O	1:K:637:LYS:N	2.53	0.42
1:L:242:ARG:HB3	1:L:462:TYR:CZ	2.55	0.42
1:L:366:TYR:O	1:L:411:TYR:N	2.40	0.42
1:L:547:ILE:O	1:L:547:ILE:HG13	2.20	0.42
1:L:584:ASN:N	1:L:584:ASN:HD22	2.18	0.42
1:M:578:LEU:C	1:M:580:LYS:H	2.22	0.42
1:A:584:ASN:N	1:A:584:ASN:HD22	2.18	0.41
1:B:380:THR:HG23	1:B:395:LYS:HD2	2.02	0.41
1:B:413:SER:C	1:B:415:ASN:N	2.73	0.41
1:B:456:TYR:N	1:B:456:TYR:CD2	2.86	0.41
1:B:702:THR:OG1	1:B:705:ASN:ND2	2.52	0.41
1:C:193:THR:HB	1:C:217:THR:O	2.20	0.41
1:C:380:THR:HB	1:C:453:ASP:OD1	2.20	0.41
1:C:596:PHE:CD2	1:C:638:ILE:HD13	2.50	0.41
1:D:231:ASP:OD1	1:D:258:ALA:HB3	2.20	0.41
1:D:483:GLN:NE2	1:E:469:VAL:HG21	2.35	0.41
1:E:515:GLU:OE1	1:F:245:LYS:HE2	2.20	0.41
1:E:584:ASN:N	1:E:584:ASN:HD22	2.18	0.41
1:F:316:ILE:C	1:F:318:GLY:H	2.23	0.41

Continued on next page...

Continued from previous page...

Atom-1	Atom-2	Interatomic distance (Å)	Clash overlap (Å)
1:F:642:TYR:CD1	1:F:700:ALA:HA	2.55	0.41
1:G:307:ALA:O	1:G:309:VAL:HG13	2.19	0.41
1:G:584:ASN:H	1:G:587:MET:HE3	1.82	0.41
1:H:227:SER:O	1:H:230:SER:N	2.39	0.41
1:H:234:SER:OG	1:H:237:GLU:HG3	2.19	0.41
1:H:456:TYR:N	1:H:456:TYR:CD2	2.87	0.41
1:H:567:ALA:C	1:H:569:LEU:H	2.22	0.41
1:I:242:ARG:HB3	1:I:462:TYR:CZ	2.55	0.41
1:I:263:HIS:CG	1:I:297:ARG:HG3	2.55	0.41
1:J:231:ASP:OD1	1:J:258:ALA:HB3	2.20	0.41
1:J:345:THR:O	1:J:346:TRP:C	2.58	0.41
1:J:456:TYR:N	1:J:456:TYR:CD2	2.87	0.41
1:K:498:LEU:N	1:K:498:LEU:CD2	2.82	0.41
1:K:512:ASP:OD1	1:K:515:GLU:HB2	2.20	0.41
1:L:481:LEU:N	1:L:482:PRO:CD	2.75	0.41
1:L:512:ASP:OD1	1:L:515:GLU:HB2	2.20	0.41
1:M:273:LYS:HG3	1:M:273:LYS:O	2.20	0.41
1:M:380:THR:HG23	1:M:395:LYS:HD2	2.02	0.41
1:M:636:ARG:CA	1:M:639:LEU:HD23	2.50	0.41
1:O:231:ASP:OD1	1:O:258:ALA:HB3	2.20	0.41
1:O:658:ASP:O	1:O:717:SER:HA	2.20	0.41
1:A:207:ILE:O	1:A:211:HIS:HB2	2.20	0.41
1:A:298:THR:HG21	1:A:331:THR:OG1	2.20	0.41
1:A:458:ASN:HD22	1:A:458:ASN:N	2.17	0.41
1:B:207:ILE:O	1:B:211:HIS:HB2	2.20	0.41
1:B:307:ALA:O	1:B:309:VAL:HG13	2.19	0.41
1:B:584:ASN:N	1:B:584:ASN:HD22	2.18	0.41
1:C:483:GLN:HE22	1:O:245:LYS:H	1.67	0.41
1:C:626:GLY:HA3	1:C:676:ILE:O	2.20	0.41
1:C:665:ILE:HG13	1:C:666:SER:H	1.85	0.41
1:D:307:ALA:O	1:D:309:VAL:HG13	2.19	0.41
1:D:636:ARG:CA	1:D:639:LEU:HD23	2.50	0.41
1:F:394:ILE:HD13	1:F:421:LEU:CD2	2.50	0.41
1:F:547:ILE:HG13	1:F:547:ILE:O	2.20	0.41
1:G:423:ALA:O	1:G:424:GLN:HG2	2.17	0.41
1:H:263:HIS:CG	1:H:297:ARG:HG3	2.55	0.41
1:H:380:THR:HB	1:H:453:ASP:OD1	2.20	0.41
1:I:234:SER:OG	1:I:237:GLU:HG3	2.19	0.41
1:J:413:SER:C	1:J:415:ASN:N	2.73	0.41
1:L:642:TYR:CD1	1:L:700:ALA:HA	2.55	0.41
1:M:298:THR:HG21	1:M:331:THR:OG1	2.20	0.41

Continued on next page...

Continued from previous page...

Atom-1	Atom-2	Interatomic distance (Å)	Clash overlap (Å)
1:M:380:THR:HB	1:M:453:ASP:OD1	2.20	0.41
1:O:263:HIS:CG	1:O:297:ARG:HG3	2.55	0.41
1:O:596:PHE:CD1	1:O:596:PHE:N	2.84	0.41
1:A:380:THR:HB	1:A:453:ASP:OD1	2.20	0.41
1:A:658:ASP:O	1:A:717:SER:HA	2.20	0.41
1:B:311:ALA:C	1:B:313:PHE:H	2.24	0.41
1:C:231:ASP:OD1	1:C:258:ALA:HB3	2.20	0.41
1:D:547:ILE:O	1:D:547:ILE:HG13	2.20	0.41
1:E:273:LYS:HG3	1:E:273:LYS:O	2.20	0.41
1:E:293:THR:HG22	1:E:334:ILE:HA	2.02	0.41
1:F:498:LEU:N	1:F:498:LEU:CD2	2.82	0.41
1:G:584:ASN:N	1:G:584:ASN:HD22	2.18	0.41
1:G:636:ARG:CA	1:G:639:LEU:HD23	2.50	0.41
1:G:658:ASP:O	1:G:717:SER:HA	2.20	0.41
1:H:293:THR:HG22	1:H:334:ILE:HA	2.02	0.41
1:H:521:MET:HE2	1:H:525:GLU:HB3	2.02	0.41
1:I:231:ASP:OD1	1:I:258:ALA:HB3	2.20	0.41
1:I:273:LYS:O	1:I:273:LYS:HG3	2.20	0.41
1:I:311:ALA:C	1:I:313:PHE:H	2.24	0.41
1:I:316:ILE:CD1	1:J:496:LYS:CD	2.91	0.41
1:I:458:ASN:HD22	1:I:458:ASN:N	2.17	0.41
1:I:497:ASP:C	1:I:498:LEU:HD22	2.41	0.41
1:I:584:ASN:H	1:I:587:MET:HE1	1.83	0.41
1:I:658:ASP:C	1:I:718:THR:HG23	2.41	0.41
1:I:665:ILE:HG13	1:I:666:SER:H	1.85	0.41
1:J:234:SER:OG	1:J:237:GLU:HG3	2.19	0.41
1:J:242:ARG:HB3	1:J:462:TYR:CZ	2.55	0.41
1:J:263:HIS:CG	1:J:297:ARG:HG3	2.55	0.41
1:J:311:ALA:C	1:J:313:PHE:H	2.24	0.41
1:J:635:ILE:O	1:J:637:LYS:N	2.53	0.41
1:K:627:LEU:HD11	1:K:727:PHE:CD2	2.55	0.41
1:L:497:ASP:C	1:L:498:LEU:HD22	2.41	0.41
1:L:627:LEU:HD11	1:L:727:PHE:CD2	2.55	0.41
1:M:227:SER:O	1:M:230:SER:N	2.39	0.41
1:M:311:ALA:C	1:M:313:PHE:H	2.24	0.41
1:M:458:ASN:HD22	1:M:458:ASN:N	2.17	0.41
1:O:497:ASP:C	1:O:498:LEU:HD22	2.41	0.41
1:A:262:VAL:HG11	1:A:379:PRO:CG	2.48	0.41
1:A:512:ASP:OD1	1:A:515:GLU:HB2	2.20	0.41
1:A:636:ARG:CA	1:A:639:LEU:HD23	2.50	0.41
1:A:642:TYR:CD1	1:A:700:ALA:HA	2.55	0.41

Continued on next page...

Continued from previous page...

Atom-1	Atom-2	Interatomic distance (Å)	Clash overlap (Å)
1:B:193:THR:HB	1:B:217:THR:O	2.20	0.41
1:B:259:TYR:HA	1:B:260:PRO:HD3	1.90	0.41
1:B:398:GLU:O	1:B:400:GLN:N	2.52	0.41
1:B:658:ASP:C	1:B:718:THR:HG23	2.41	0.41
1:C:497:ASP:C	1:C:498:LEU:HD22	2.41	0.41
1:C:578:LEU:C	1:C:580:LYS:H	2.22	0.41
1:D:316:ILE:C	1:D:318:GLY:H	2.23	0.41
1:E:231:ASP:OD1	1:E:258:ALA:HB3	2.20	0.41
1:E:316:ILE:C	1:E:318:GLY:H	2.23	0.41
1:E:404:ILE:N	1:E:404:ILE:CD1	2.82	0.41
1:E:413:SER:C	1:E:415:ASN:N	2.73	0.41
1:E:547:ILE:O	1:E:547:ILE:HG13	2.20	0.41
1:F:658:ASP:O	1:F:717:SER:HA	2.20	0.41
1:G:198:ASN:HB2	1:G:200:ARG:CD	2.50	0.41
1:G:242:ARG:HB3	1:G:462:TYR:CZ	2.55	0.41
1:G:497:ASP:C	1:G:498:LEU:HD22	2.41	0.41
1:G:626:GLY:HA3	1:G:676:ILE:O	2.20	0.41
1:G:627:LEU:HD11	1:G:727:PHE:CD2	2.55	0.41
1:H:305:GLY:C	1:I:670:GLN:HG3	2.41	0.41
1:H:413:SER:C	1:H:415:ASN:N	2.73	0.41
1:J:658:ASP:O	1:J:717:SER:HA	2.20	0.41
1:J:658:ASP:C	1:J:718:THR:HG23	2.41	0.41
1:K:316:ILE:CD1	1:L:496:LYS:CD	2.93	0.41
1:K:642:TYR:CD1	1:K:700:ALA:HA	2.55	0.41
1:M:242:ARG:HB3	1:M:462:TYR:CZ	2.55	0.41
1:A:380:THR:HG23	1:A:395:LYS:HD2	2.02	0.41
1:A:413:SER:C	1:A:415:ASN:N	2.73	0.41
1:A:496:LYS:HB3	1:F:316:ILE:HD11	1.95	0.41
1:A:622:SER:HA	1:A:627:LEU:HD23	2.03	0.41
1:A:626:GLY:HA3	1:A:676:ILE:O	2.20	0.41
1:B:242:ARG:HB3	1:B:462:TYR:CZ	2.55	0.41
1:B:263:HIS:CG	1:B:297:ARG:HG3	2.55	0.41
1:B:635:ILE:O	1:B:637:LYS:N	2.53	0.41
1:C:207:ILE:O	1:C:211:HIS:HB2	2.20	0.41
1:C:273:LYS:HG3	1:C:273:LYS:O	2.20	0.41
1:C:607:ALA:N	1:C:638:ILE:HD12	2.22	0.41
1:E:307:ALA:O	1:E:309:VAL:HG13	2.19	0.41
1:E:596:PHE:CD2	1:E:638:ILE:HD13	2.50	0.41
1:F:310:HIS:HE2	1:F:319:SER:HG	1.65	0.41
1:F:311:ALA:C	1:F:313:PHE:H	2.24	0.41
1:F:626:GLY:HA3	1:F:676:ILE:O	2.20	0.41

Continued on next page...

Continued from previous page...

Atom-1	Atom-2	Interatomic distance (Å)	Clash overlap (Å)
1:F:635:ILE:O	1:F:637:LYS:N	2.53	0.41
1:G:217:THR:HG22	1:G:218:LYS:H	1.83	0.41
1:G:394:ILE:HD13	1:G:421:LEU:CD2	2.51	0.41
1:G:642:TYR:CD1	1:G:700:ALA:HA	2.55	0.41
1:H:547:ILE:HG13	1:H:547:ILE:O	2.20	0.41
1:H:627:LEU:HD11	1:H:727:PHE:CD2	2.55	0.41
1:I:380:THR:HB	1:I:453:ASP:OD1	2.20	0.41
1:I:635:ILE:O	1:I:637:LYS:N	2.53	0.41
1:J:207:ILE:O	1:J:211:HIS:HB2	2.20	0.41
1:J:380:THR:HG23	1:J:395:LYS:HD2	2.02	0.41
1:J:413:SER:O	1:J:416:LEU:N	2.54	0.41
1:J:642:TYR:CD1	1:J:700:ALA:HA	2.55	0.41
1:J:665:ILE:HG13	1:J:666:SER:H	1.85	0.41
1:K:311:ALA:C	1:K:313:PHE:H	2.24	0.41
1:M:263:HIS:CG	1:M:297:ARG:HG3	2.55	0.41
1:M:497:ASP:C	1:M:498:LEU:HD22	2.41	0.41
1:O:193:THR:HB	1:O:217:THR:O	2.20	0.41
1:O:207:ILE:O	1:O:211:HIS:HB2	2.20	0.41
1:O:311:ALA:C	1:O:313:PHE:H	2.24	0.41
1:O:345:THR:O	1:O:346:TRP:C	2.58	0.41
1:O:380:THR:HG23	1:O:395:LYS:HD2	2.02	0.41
1:O:380:THR:HB	1:O:453:ASP:OD1	2.20	0.41
1:O:423:ALA:O	1:O:424:GLN:HG2	2.17	0.41
1:O:622:SER:HA	1:O:627:LEU:HD23	2.03	0.41
1:A:200:ARG:CB	1:F:178:ARG:NH2	2.83	0.41
1:A:413:SER:O	1:A:416:LEU:N	2.54	0.41
1:A:627:LEU:HD11	1:A:727:PHE:CD2	2.55	0.41
1:B:273:LYS:HG3	1:B:273:LYS:O	2.20	0.41
1:B:626:GLY:HA3	1:B:676:ILE:O	2.20	0.41
1:B:642:TYR:CD1	1:B:700:ALA:HA	2.55	0.41
1:C:413:SER:O	1:C:416:LEU:N	2.54	0.41
1:D:175:VAL:HA	1:D:176:PRO:HD3	1.94	0.41
1:D:242:ARG:HB3	1:D:462:TYR:CZ	2.55	0.41
1:E:207:ILE:O	1:E:211:HIS:HB2	2.20	0.41
1:E:642:TYR:CD1	1:E:700:ALA:HA	2.55	0.41
1:G:298:THR:HG21	1:G:331:THR:OG1	2.20	0.41
1:H:193:THR:HB	1:H:217:THR:O	2.21	0.41
1:H:207:ILE:O	1:H:211:HIS:HB2	2.20	0.41
1:H:316:ILE:C	1:H:318:GLY:H	2.23	0.41
1:I:207:ILE:O	1:I:211:HIS:HB2	2.20	0.41
1:J:458:ASN:HD22	1:J:458:ASN:N	2.17	0.41

Continued on next page...

Continued from previous page...

Atom-1	Atom-2	Interatomic distance (Å)	Clash overlap (Å)
1:J:627:LEU:HD11	1:J:727:PHE:CD2	2.55	0.41
1:K:262:VAL:HG11	1:K:379:PRO:CG	2.48	0.41
1:K:273:LYS:HG3	1:K:273:LYS:O	2.20	0.41
1:L:380:THR:HB	1:L:453:ASP:OD1	2.20	0.41
1:L:534:ASN:ND2	1:L:536:PRO:HG3	2.36	0.41
1:L:635:ILE:O	1:L:637:LYS:N	2.53	0.41
1:M:231:ASP:OD1	1:M:258:ALA:HB3	2.20	0.41
1:M:626:GLY:HA3	1:M:676:ILE:O	2.20	0.41
1:A:394:ILE:CG2	1:A:421:LEU:HD22	2.39	0.41
1:B:231:ASP:OD1	1:B:258:ALA:HB3	2.20	0.41
1:B:394:ILE:HD13	1:B:421:LEU:CD2	2.51	0.41
1:B:413:SER:O	1:B:416:LEU:N	2.54	0.41
1:B:622:SER:HA	1:B:627:LEU:HD23	2.03	0.41
1:C:380:THR:HG23	1:C:395:LYS:HD2	2.02	0.41
1:D:273:LYS:HG3	1:D:273:LYS:O	2.20	0.41
1:D:534:ASN:ND2	1:D:536:PRO:HG3	2.36	0.41
1:D:607:ALA:N	1:D:638:ILE:HD12	2.22	0.41
1:D:626:GLY:HA3	1:D:676:ILE:O	2.20	0.41
1:E:311:ALA:C	1:E:313:PHE:H	2.24	0.41
1:E:380:THR:HB	1:E:453:ASP:OD1	2.20	0.41
1:E:497:ASP:C	1:E:498:LEU:HD22	2.41	0.41
1:F:307:ALA:O	1:F:309:VAL:HG13	2.19	0.41
1:F:365:ARG:HH11	1:F:414:LYS:HD3	1.82	0.41
1:G:193:THR:HB	1:G:217:THR:O	2.21	0.41
1:G:468:ARG:HG3	1:M:480:VAL:HG21	2.00	0.41
1:G:534:ASN:ND2	1:G:536:PRO:HG3	2.36	0.41
1:H:289:ILE:O	1:H:289:ILE:HG13	2.21	0.41
1:H:404:ILE:N	1:H:404:ILE:CD1	2.82	0.41
1:I:193:THR:HB	1:I:217:THR:O	2.21	0.41
1:I:289:ILE:O	1:I:289:ILE:HG13	2.21	0.41
1:I:345:THR:O	1:I:346:TRP:C	2.58	0.41
1:I:626:GLY:HA3	1:I:676:ILE:O	2.20	0.41
1:J:193:THR:HB	1:J:217:THR:O	2.21	0.41
1:J:584:ASN:N	1:J:584:ASN:HD22	2.18	0.41
1:K:231:ASP:OD1	1:K:258:ALA:HB3	2.20	0.41
1:L:263:HIS:CG	1:L:297:ARG:HG3	2.55	0.41
1:L:315:ASP:OD1	1:M:497:ASP:CG	2.59	0.41
1:L:319:SER:HA	1:M:414:LYS:CG	2.49	0.41
1:M:200:ARG:HD2	1:M:200:ARG:H	1.84	0.41
1:O:242:ARG:HB3	1:O:462:TYR:CZ	2.55	0.41
1:O:512:ASP:OD1	1:O:515:GLU:HB2	2.20	0.41

Continued on next page...

Continued from previous page...

Atom-1	Atom-2	Interatomic distance (Å)	Clash overlap (Å)
1:O:626:GLY:HA3	1:O:676:ILE:O	2.20	0.41
1:O:635:ILE:O	1:O:637:LYS:N	2.53	0.41
1:A:195:ASP:CG	1:A:196:VAL:N	2.74	0.41
1:A:231:ASP:OD1	1:A:258:ALA:HB3	2.20	0.41
1:A:311:ALA:C	1:A:313:PHE:H	2.24	0.41
1:A:394:ILE:HD13	1:A:421:LEU:CD2	2.51	0.41
1:B:458:ASN:HD22	1:B:458:ASN:N	2.17	0.41
1:B:523:LEU:O	1:B:527:LEU:HD13	2.21	0.41
1:C:413:SER:C	1:C:415:ASN:N	2.73	0.41
1:C:584:ASN:N	1:C:584:ASN:HD22	2.18	0.41
1:C:702:THR:OG1	1:C:705:ASN:ND2	2.52	0.41
1:D:305:GLY:HA2	1:E:670:GLN:NE2	2.35	0.41
1:D:497:ASP:C	1:D:498:LEU:HD22	2.41	0.41
1:D:622:SER:HA	1:D:627:LEU:HD23	2.03	0.41
1:E:193:THR:HB	1:E:217:THR:O	2.21	0.41
1:E:394:ILE:HD13	1:E:421:LEU:CD2	2.50	0.41
1:E:413:SER:O	1:E:416:LEU:N	2.54	0.41
1:E:523:LEU:O	1:E:526:ALA:HB3	2.21	0.41
1:E:622:SER:HA	1:E:627:LEU:HD23	2.03	0.41
1:F:195:ASP:CG	1:F:196:VAL:N	2.75	0.41
1:F:413:SER:O	1:F:416:LEU:N	2.54	0.41
1:F:683:ASP:O	1:F:685:LEU:HG	2.21	0.41
1:G:413:SER:C	1:G:415:ASN:N	2.73	0.41
1:G:523:LEU:O	1:G:527:LEU:HD13	2.21	0.41
1:G:607:ALA:H	1:G:638:ILE:CD1	2.20	0.41
1:H:394:ILE:HD13	1:H:421:LEU:CD2	2.50	0.41
1:H:413:SER:O	1:H:416:LEU:N	2.54	0.41
1:I:413:SER:C	1:I:415:ASN:N	2.73	0.41
1:I:413:SER:O	1:I:416:LEU:N	2.54	0.41
1:J:512:ASP:OD1	1:J:515:GLU:HB2	2.20	0.41
1:K:195:ASP:CG	1:K:196:VAL:N	2.74	0.41
1:K:207:ILE:O	1:K:211:HIS:HB2	2.20	0.41
1:K:298:THR:HG21	1:K:331:THR:OG1	2.20	0.41
1:K:310:HIS:HE2	1:K:319:SER:HG	1.67	0.41
1:K:413:SER:C	1:K:415:ASN:N	2.73	0.41
1:K:484:ILE:N	1:K:484:ILE:CD1	2.84	0.41
1:K:658:ASP:C	1:K:718:THR:HG23	2.41	0.41
1:M:195:ASP:CG	1:M:196:VAL:N	2.74	0.41
1:M:534:ASN:ND2	1:M:536:PRO:HG3	2.36	0.41
1:M:567:ALA:C	1:M:569:LEU:H	2.22	0.41
1:M:584:ASN:N	1:M:584:ASN:HD22	2.18	0.41

Continued on next page...

Continued from previous page...

Atom-1	Atom-2	Interatomic distance (Å)	Clash overlap (Å)
1:O:627:LEU:HD11	1:O:727:PHE:CD2	2.55	0.41
1:O:683:ASP:O	1:O:685:LEU:HG	2.21	0.41
1:A:437:ASN:N	1:A:437:ASN:HD22	2.19	0.41
1:A:497:ASP:C	1:A:498:LEU:HD22	2.41	0.41
1:B:266:MET:CA	1:B:364:ILE:HG22	2.47	0.41
1:B:293:THR:HG22	1:B:334:ILE:HA	2.02	0.41
1:B:480:VAL:HG21	1:C:468:ARG:HH11	1.85	0.41
1:B:592:ARG:HD2	1:B:598:TYR:CE2	2.56	0.41
1:B:683:ASP:O	1:B:685:LEU:HG	2.21	0.41
1:C:263:HIS:CG	1:C:297:ARG:HG3	2.55	0.41
1:C:311:ALA:C	1:C:313:PHE:H	2.24	0.41
1:C:394:ILE:HD13	1:C:421:LEU:CD2	2.51	0.41
1:C:534:ASN:ND2	1:C:536:PRO:HG3	2.36	0.41
1:C:592:ARG:HD2	1:C:598:TYR:CE2	2.56	0.41
1:C:627:LEU:HD11	1:C:727:PHE:CD2	2.55	0.41
1:D:193:THR:HB	1:D:217:THR:O	2.21	0.41
1:D:293:THR:HG22	1:D:334:ILE:HA	2.02	0.41
1:D:310:HIS:HE2	1:D:319:SER:HG	1.69	0.41
1:D:380:THR:HB	1:D:453:ASP:OD1	2.20	0.41
1:D:394:ILE:HD13	1:D:421:LEU:CD2	2.51	0.41
1:D:413:SER:O	1:D:416:LEU:N	2.54	0.41
1:D:523:LEU:O	1:D:527:LEU:HD13	2.21	0.41
1:D:592:ARG:HD2	1:D:598:TYR:CE2	2.56	0.41
1:D:627:LEU:HD11	1:D:727:PHE:CD2	2.55	0.41
1:D:642:TYR:CD1	1:D:700:ALA:HA	2.55	0.41
1:D:683:ASP:O	1:D:685:LEU:HG	2.21	0.41
1:E:353:ASN:O	1:E:354:THR:C	2.60	0.41
1:E:534:ASN:ND2	1:E:536:PRO:HG3	2.36	0.41
1:E:565:GLN:OE1	1:E:581:ILE:HA	2.21	0.41
1:E:636:ARG:CA	1:E:639:LEU:HD23	2.50	0.41
1:F:193:THR:HB	1:F:217:THR:O	2.20	0.41
1:F:289:ILE:O	1:F:289:ILE:HG13	2.21	0.41
1:F:423:ALA:C	1:F:424:GLN:CG	2.86	0.41
1:F:456:TYR:N	1:F:456:TYR:CD2	2.87	0.41
1:F:497:ASP:C	1:F:498:LEU:HD22	2.41	0.41
1:F:523:LEU:O	1:F:526:ALA:HB3	2.21	0.41
1:F:523:LEU:O	1:F:527:LEU:HD13	2.21	0.41
1:F:665:ILE:HG13	1:F:666:SER:H	1.85	0.41
1:G:195:ASP:CG	1:G:196:VAL:N	2.75	0.41
1:G:273:LYS:HG3	1:G:273:LYS:O	2.20	0.41
1:G:380:THR:HB	1:G:453:ASP:OD1	2.20	0.41

Continued on next page...

Continued from previous page...

Atom-1	Atom-2	Interatomic distance (Å)	Clash overlap (Å)
1:G:413:SER:O	1:G:416:LEU:N	2.54	0.41
1:G:524:LYS:O	1:G:525:GLU:C	2.59	0.41
1:G:658:ASP:C	1:G:718:THR:HG23	2.41	0.41
1:H:175:VAL:HA	1:H:176:PRO:HD3	1.94	0.41
1:H:195:ASP:CG	1:H:196:VAL:N	2.74	0.41
1:H:592:ARG:HD2	1:H:598:TYR:CE2	2.56	0.41
1:H:658:ASP:C	1:H:718:THR:HG23	2.41	0.41
1:I:266:MET:CA	1:I:364:ILE:HG22	2.47	0.41
1:I:380:THR:HG23	1:I:395:LYS:HD2	2.02	0.41
1:I:547:ILE:O	1:I:547:ILE:HG13	2.20	0.41
1:I:683:ASP:O	1:I:685:LEU:HG	2.21	0.41
1:J:497:ASP:C	1:J:498:LEU:HD22	2.41	0.41
1:J:622:SER:HA	1:J:627:LEU:HD23	2.03	0.41
1:J:683:ASP:O	1:J:685:LEU:HG	2.21	0.41
1:K:193:THR:HB	1:K:217:THR:O	2.21	0.41
1:K:263:HIS:CG	1:K:297:ARG:HG3	2.55	0.41
1:K:380:THR:HG23	1:K:395:LYS:HD2	2.02	0.41
1:K:524:LYS:O	1:K:525:GLU:C	2.60	0.41
1:K:622:SER:HA	1:K:627:LEU:HD23	2.03	0.41
1:K:658:ASP:O	1:K:717:SER:HA	2.20	0.41
1:K:683:ASP:O	1:K:685:LEU:HG	2.21	0.41
1:L:298:THR:HG21	1:L:331:THR:OG1	2.20	0.41
1:L:380:THR:HG23	1:L:395:LYS:HD2	2.02	0.41
1:L:413:SER:O	1:L:416:LEU:N	2.54	0.41
1:L:513:PRO:HB2	1:M:240:THR:O	2.21	0.41
1:L:607:ALA:H	1:L:638:ILE:CD1	2.20	0.41
1:L:665:ILE:HG13	1:L:666:SER:H	1.85	0.41
1:M:394:ILE:HD13	1:M:421:LEU:CD2	2.51	0.41
1:M:592:ARG:HD2	1:M:598:TYR:CE2	2.56	0.41
1:O:437:ASN:N	1:O:437:ASN:HD22	2.19	0.41
1:O:584:ASN:N	1:O:584:ASN:HD22	2.18	0.41
1:O:592:ARG:HD2	1:O:598:TYR:CE2	2.56	0.41
1:O:658:ASP:C	1:O:718:THR:HG23	2.41	0.41
1:O:665:ILE:HG13	1:O:666:SER:H	1.85	0.41
1:A:524:LYS:O	1:A:525:GLU:C	2.59	0.41
1:B:497:ASP:C	1:B:498:LEU:HD22	2.41	0.41
1:B:565:GLN:OE1	1:B:581:ILE:HA	2.21	0.41
1:C:456:TYR:CD2	1:C:456:TYR:N	2.87	0.41
1:D:345:THR:O	1:D:346:TRP:C	2.58	0.41
1:D:423:ALA:O	1:D:424:GLN:HG2	2.17	0.41
1:F:293:THR:HG22	1:F:334:ILE:HA	2.01	0.41

Continued on next page...

Continued from previous page...

Atom-1	Atom-2	Interatomic distance (Å)	Clash overlap (Å)
1:G:622:SER:HA	1:G:627:LEU:HD23	2.03	0.41
1:G:635:ILE:O	1:G:637:LYS:N	2.53	0.41
1:G:670:GLN:HA	1:M:314:PHE:CZ	2.55	0.41
1:H:231:ASP:OD1	1:H:258:ALA:HB3	2.20	0.41
1:H:497:ASP:C	1:H:498:LEU:HD22	2.41	0.41
1:I:305:GLY:HA3	1:J:670:GLN:NE2	2.30	0.41
1:I:523:LEU:O	1:I:526:ALA:HB3	2.21	0.41
1:J:289:ILE:O	1:J:289:ILE:HG13	2.21	0.41
1:J:515:GLU:OE1	1:K:245:LYS:HE2	2.21	0.41
1:K:289:ILE:O	1:K:289:ILE:HG13	2.21	0.41
1:K:413:SER:O	1:K:416:LEU:N	2.54	0.41
1:L:195:ASP:CG	1:L:196:VAL:N	2.75	0.41
1:L:626:GLY:HA3	1:L:676:ILE:O	2.20	0.41
1:M:523:LEU:O	1:M:527:LEU:HD13	2.21	0.41
1:O:353:ASN:O	1:O:354:THR:C	2.60	0.41
1:A:523:LEU:O	1:A:527:LEU:HD13	2.21	0.40
1:B:195:ASP:CG	1:B:196:VAL:N	2.74	0.40
1:B:318:GLY:HA2	1:C:410:TYR:CE1	2.56	0.40
1:B:636:ARG:CA	1:B:639:LEU:HD23	2.50	0.40
1:D:262:VAL:HG11	1:D:379:PRO:CG	2.48	0.40
1:D:658:ASP:C	1:D:718:THR:HG23	2.41	0.40
1:D:670:GLN:HG2	1:O:305:GLY:HA2	1.92	0.40
1:E:287:ARG:O	1:E:350:MET:HG2	2.22	0.40
1:E:523:LEU:O	1:E:527:LEU:HD13	2.21	0.40
1:E:524:LYS:O	1:E:525:GLU:C	2.59	0.40
1:F:380:THR:HB	1:F:453:ASP:OD1	2.20	0.40
1:F:592:ARG:HD2	1:F:598:TYR:CE2	2.56	0.40
1:G:311:ALA:C	1:G:313:PHE:H	2.24	0.40
1:G:314:PHE:CZ	1:H:672:GLY:HA2	2.57	0.40
1:G:547:ILE:O	1:G:547:ILE:HG13	2.20	0.40
1:G:592:ARG:HD2	1:G:598:TYR:CE2	2.56	0.40
1:G:596:PHE:CD2	1:G:638:ILE:HD13	2.50	0.40
1:H:200:ARG:HD2	1:H:200:ARG:H	1.84	0.40
1:H:360:LEU:HD12	1:H:361:ASN:N	2.29	0.40
1:H:524:LYS:O	1:H:525:GLU:C	2.59	0.40
1:H:584:ASN:H	1:H:587:MET:HE3	1.84	0.40
1:I:383:LEU:HD23	1:I:383:LEU:C	2.42	0.40
1:J:626:GLY:HA3	1:J:676:ILE:O	2.20	0.40
1:K:592:ARG:HD2	1:K:598:TYR:CE2	2.56	0.40
1:L:524:LYS:O	1:L:525:GLU:C	2.59	0.40
1:L:658:ASP:C	1:L:718:THR:HG23	2.41	0.40

Continued on next page...

Continued from previous page...

Atom-1	Atom-2	Interatomic distance (Å)	Clash overlap (Å)
1:L:683:ASP:O	1:L:685:LEU:HG	2.21	0.40
1:M:413:SER:O	1:M:416:LEU:N	2.54	0.40
1:M:524:LYS:O	1:M:525:GLU:C	2.59	0.40
1:O:259:TYR:HA	1:O:260:PRO:HD3	1.90	0.40
1:O:524:LYS:O	1:O:525:GLU:C	2.59	0.40
1:A:383:LEU:C	1:A:383:LEU:HD23	2.42	0.40
1:A:414:LYS:HE3	1:F:319:SER:H	1.86	0.40
1:A:565:GLN:OE1	1:A:581:ILE:HA	2.21	0.40
1:A:658:ASP:C	1:A:718:THR:HG23	2.41	0.40
1:C:437:ASN:N	1:C:437:ASN:HD22	2.19	0.40
1:C:683:ASP:O	1:C:685:LEU:HG	2.21	0.40
1:D:366:TYR:O	1:D:411:TYR:N	2.40	0.40
1:D:380:THR:HG23	1:D:395:LYS:HD2	2.02	0.40
1:E:175:VAL:HA	1:E:176:PRO:HD3	1.94	0.40
1:E:310:HIS:HE2	1:E:319:SER:HG	1.66	0.40
1:E:484:ILE:N	1:E:484:ILE:CD1	2.84	0.40
1:F:266:MET:CA	1:F:364:ILE:HG22	2.47	0.40
1:F:353:ASN:O	1:F:354:THR:C	2.60	0.40
1:F:622:SER:HA	1:F:627:LEU:HD23	2.03	0.40
1:H:534:ASN:ND2	1:H:536:PRO:HG3	2.36	0.40
1:I:353:ASN:O	1:I:354:THR:C	2.60	0.40
1:J:353:ASN:O	1:J:354:THR:C	2.60	0.40
1:K:353:ASN:O	1:K:354:THR:C	2.60	0.40
1:L:193:THR:HB	1:L:217:THR:O	2.21	0.40
1:L:497:ASP:HB3	1:L:498:LEU:H	1.75	0.40
1:M:207:ILE:O	1:M:211:HIS:HB2	2.20	0.40
1:M:289:ILE:O	1:M:289:ILE:HG13	2.21	0.40
1:M:310:HIS:HE2	1:M:319:SER:HG	1.65	0.40
1:M:642:TYR:CD1	1:M:700:ALA:HA	2.55	0.40
1:M:665:ILE:HG13	1:M:666:SER:H	1.85	0.40
1:O:523:LEU:O	1:O:527:LEU:HD13	2.21	0.40
1:A:245:LYS:HE2	1:F:515:GLU:OE1	2.20	0.40
1:A:269:ILE:HD11	1:A:334:ILE:HD13	2.04	0.40
1:A:353:ASN:O	1:A:354:THR:C	2.60	0.40
1:A:523:LEU:O	1:A:526:ALA:HB3	2.21	0.40
1:A:592:ARG:HD2	1:A:598:TYR:CE2	2.56	0.40
1:B:269:ILE:HD11	1:B:334:ILE:HD13	2.04	0.40
1:C:269:ILE:HD11	1:C:334:ILE:HD13	2.04	0.40
1:C:383:LEU:HD23	1:C:383:LEU:C	2.42	0.40
1:C:497:ASP:HB3	1:C:498:LEU:H	1.75	0.40
1:C:658:ASP:C	1:C:718:THR:HG23	2.41	0.40

Continued on next page...

Continued from previous page...

Atom-1	Atom-2	Interatomic distance (Å)	Clash overlap (Å)
1:C:711:SER:O	1:C:713:ASN:N	2.55	0.40
1:D:271:LEU:HD23	1:D:360:LEU:HD13	2.04	0.40
1:D:524:LYS:O	1:D:525:GLU:C	2.59	0.40
1:E:289:ILE:O	1:E:289:ILE:HG13	2.21	0.40
1:E:383:LEU:C	1:E:383:LEU:HD23	2.42	0.40
1:E:437:ASN:N	1:E:437:ASN:HD22	2.19	0.40
1:E:683:ASP:O	1:E:685:LEU:HG	2.21	0.40
1:F:231:ASP:OD1	1:F:258:ALA:HB3	2.20	0.40
1:F:524:LYS:O	1:F:525:GLU:C	2.59	0.40
1:G:231:ASP:OD1	1:G:258:ALA:HB3	2.20	0.40
1:G:565:GLN:OE1	1:G:581:ILE:HA	2.21	0.40
1:H:260:PRO:HG3	1:H:372:ALA:CB	2.51	0.40
1:H:311:ALA:C	1:H:313:PHE:H	2.24	0.40
1:H:523:LEU:O	1:H:527:LEU:HD13	2.21	0.40
1:I:175:VAL:HA	1:I:176:PRO:HD3	1.94	0.40
1:I:188:GLU:HA	1:I:192:TYR:HE2	1.86	0.40
1:J:380:THR:HB	1:J:453:ASP:OD1	2.20	0.40
1:J:498:LEU:N	1:J:498:LEU:CD2	2.82	0.40
1:K:523:LEU:O	1:K:527:LEU:HD13	2.21	0.40
1:K:665:ILE:HG13	1:K:666:SER:H	1.85	0.40
1:L:260:PRO:HG3	1:L:372:ALA:CB	2.51	0.40
1:L:523:LEU:O	1:L:526:ALA:HB3	2.21	0.40
1:M:271:LEU:HD21	1:M:360:LEU:HD13	2.04	0.40
1:M:547:ILE:O	1:M:547:ILE:HG13	2.20	0.40
1:M:711:SER:O	1:M:713:ASN:N	2.55	0.40
1:O:243:ILE:HG12	1:O:244:ASP:H	1.80	0.40
1:O:287:ARG:O	1:O:350:MET:HG2	2.22	0.40
1:A:534:ASN:ND2	1:A:536:PRO:HG3	2.36	0.40
1:A:627:LEU:HB3	1:A:629:LEU:HD11	2.04	0.40
1:B:423:ALA:O	1:B:424:GLN:HG2	2.17	0.40
1:B:523:LEU:O	1:B:526:ALA:HB3	2.21	0.40
1:C:483:GLN:HE22	1:O:245:LYS:N	2.20	0.40
1:C:523:LEU:O	1:C:527:LEU:HD13	2.21	0.40
1:C:565:GLN:OE1	1:C:581:ILE:HA	2.21	0.40
1:D:195:ASP:CG	1:D:196:VAL:N	2.74	0.40
1:D:287:ARG:O	1:D:350:MET:HG2	2.22	0.40
1:D:565:GLN:OE1	1:D:581:ILE:HA	2.21	0.40
1:E:224:GLU:OE2	1:F:201:THR:CB	2.69	0.40
1:E:262:VAL:HG11	1:E:379:PRO:CG	2.48	0.40
1:E:269:ILE:HD11	1:E:334:ILE:HD13	2.04	0.40
1:E:381:THR:HG23	1:E:394:ILE:CG1	2.34	0.40

Continued on next page...

Continued from previous page...

Atom-1	Atom-2	Interatomic distance (Å)	Clash overlap (Å)
1:E:658:ASP:C	1:E:718:THR:HG23	2.41	0.40
1:F:627:LEU:HG	1:F:678:PHE:HZ	1.87	0.40
1:F:711:SER:O	1:F:713:ASN:N	2.55	0.40
1:G:353:ASN:O	1:G:354:THR:C	2.60	0.40
1:G:627:LEU:HB3	1:G:629:LEU:HD11	2.04	0.40
1:H:523:LEU:O	1:H:526:ALA:HB3	2.21	0.40
1:H:584:ASN:H	1:H:587:MET:HE1	1.86	0.40
1:H:626:GLY:HA3	1:H:676:ILE:O	2.20	0.40
1:I:437:ASN:N	1:I:437:ASN:HD22	2.19	0.40
1:J:404:ILE:N	1:J:404:ILE:CD1	2.82	0.40
1:J:547:ILE:O	1:J:547:ILE:HG13	2.20	0.40
1:J:565:GLN:OE1	1:J:581:ILE:HA	2.21	0.40
1:K:305:GLY:HA3	1:L:670:GLN:HE21	1.73	0.40
1:K:394:ILE:HD13	1:K:421:LEU:CD2	2.51	0.40
1:K:534:ASN:ND2	1:K:536:PRO:HG3	2.36	0.40
1:L:207:ILE:O	1:L:211:HIS:HB2	2.20	0.40
1:L:231:ASP:OD1	1:L:258:ALA:HB3	2.20	0.40
1:L:338:LEU:HG	1:L:661:ASP:HB2	2.04	0.40
1:L:413:SER:C	1:L:415:ASN:N	2.73	0.40
1:M:481:LEU:N	1:M:482:PRO:CD	2.75	0.40
1:O:381:THR:HG23	1:O:394:ILE:CG1	2.34	0.40
1:O:394:ILE:HD13	1:O:421:LEU:CD2	2.51	0.40
1:O:547:ILE:O	1:O:547:ILE:HG13	2.20	0.40
1:A:193:THR:HB	1:A:217:THR:O	2.20	0.40
1:B:380:THR:HB	1:B:453:ASP:OD1	2.20	0.40
1:C:195:ASP:CG	1:C:196:VAL:N	2.74	0.40
1:C:642:TYR:CE2	1:C:666:SER:HB3	2.57	0.40
1:D:471:VAL:HG23	1:O:479:GLU:HG2	2.04	0.40
1:E:592:ARG:HD2	1:E:598:TYR:CE2	2.56	0.40
1:F:658:ASP:C	1:F:718:THR:HG23	2.41	0.40
1:G:271:LEU:HD21	1:G:360:LEU:HD13	2.04	0.40
1:G:683:ASP:O	1:G:685:LEU:HG	2.21	0.40
1:I:524:LYS:O	1:I:525:GLU:C	2.59	0.40
1:I:565:GLN:OE1	1:I:581:ILE:HA	2.21	0.40
1:J:711:SER:O	1:J:713:ASN:N	2.55	0.40
1:K:521:MET:HA	1:K:521:MET:CE	2.36	0.40
1:K:627:LEU:HG	1:K:678:PHE:HZ	1.87	0.40
1:L:271:LEU:HD23	1:L:360:LEU:HD13	2.04	0.40
1:L:311:ALA:C	1:L:313:PHE:H	2.24	0.40
1:L:592:ARG:HD2	1:L:598:TYR:CE2	2.56	0.40
1:M:260:PRO:HG3	1:M:372:ALA:CB	2.51	0.40

Continued on next page...

Continued from previous page...

Atom-1	Atom-2	Interatomic distance (Å)	Clash overlap (Å)
1:M:383:LEU:HD23	1:M:383:LEU:C	2.42	0.40
1:M:523:LEU:O	1:M:526:ALA:HB3	2.21	0.40
1:M:565:GLN:OE1	1:M:581:ILE:HA	2.21	0.40
1:M:658:ASP:C	1:M:718:THR:HG23	2.41	0.40
1:O:642:TYR:CE2	1:O:666:SER:HB3	2.57	0.40

All (32) symmetry-related close contacts are listed below. The label for Atom-2 includes the symmetry operator and encoded unit-cell translations to be applied.

Atom-1	Atom-2	Interatomic distance (Å)	Clash overlap (Å)
1:H:546:ASP:OD2	2:l:1203:PHE:CE1[1_455]	0.85	1.35
1:F:570:ASN:CG	1:G:197:LYS:NZ[1_544]	1.33	0.87
2:b:1067:GLN:OE1	1:E:537:ASN:OD1[1_455]	1.36	0.84
1:A:197:LYS:NZ	1:M:570:ASN:ND2[1_544]	1.37	0.83
1:A:197:LYS:NZ	1:M:570:ASN:CG[1_544]	1.45	0.75
2:e:1039:CYS:O	2:k:1134:ALA:O[1_445]	1.45	0.75
1:A:197:LYS:NZ	1:M:570:ASN:OD1[1_544]	1.56	0.64
2:a:1064:ASN:OD1	1:O:537:ASN:CB[1_545]	1.63	0.57
1:F:570:ASN:ND2	1:G:197:LYS:CD[1_544]	1.66	0.54
1:A:197:LYS:CE	1:M:570:ASN:ND2[1_544]	1.67	0.53
2:a:1203:PHE:CZ	1:O:546:ASP:CB[1_545]	1.68	0.52
1:F:570:ASN:ND2	1:G:197:LYS:NZ[1_544]	1.70	0.50
2:e:1038:SER:OG	2:k:1132:GLN:O[1_445]	1.72	0.48
1:H:546:ASP:CG	2:l:1203:PHE:CE1[1_455]	1.72	0.48
1:H:546:ASP:OD2	2:l:1203:PHE:CD1[1_455]	1.75	0.45
1:C:210:ILE:CG2	1:K:570:ASN:OD1[1_454]	1.81	0.39
1:D:719:ASN:ND2	1:H:691:ASN:ND2[1_545]	1.84	0.36
1:F:570:ASN:OD1	1:G:197:LYS:NZ[1_544]	1.88	0.32
1:F:209:ASN:ND2	1:M:538:GLY:CA[1_544]	1.90	0.30
1:F:538:GLY:N	1:M:209:ASN:ND2[1_544]	1.94	0.26
1:F:570:ASN:ND2	1:G:197:LYS:CE[1_544]	1.94	0.26
1:D:722:LYS:CD	2:h:1110:LYS:NZ[1_545]	2.00	0.20
1:J:619:VAL:O	2:m:1218:CYS:OXT[1_545]	2.01	0.19
1:C:210:ILE:CB	1:K:570:ASN:OD1[1_454]	2.04	0.16
1:F:535:GLU:O	1:M:209:ASN:OD1[1_544]	2.07	0.13
2:e:1133:LYS:O	2:k:1038:SER:CB[1_445]	2.08	0.12
2:e:1079:ARG:NH1	2:k:1041:ARG:NH2[1_445]	2.11	0.09
1:F:570:ASN:CB	1:G:197:LYS:NZ[1_544]	2.11	0.09
1:H:546:ASP:OD2	2:l:1203:PHE:CZ[1_455]	2.12	0.08
2:b:1067:GLN:CD	1:E:537:ASN:OD1[1_455]	2.16	0.04

Continued on next page...

Continued from previous page...

Atom-1	Atom-2	Interatomic distance (Å)	Clash overlap (Å)
2:e:1133:LYS:C	2:k:1038:SER:OG[1_445]	2.17	0.03
1:A:197:LYS:CD	1:M:570:ASN:ND2[1_544]	2.19	0.01

5.3 Torsion angles [i](#)

5.3.1 Protein backbone [i](#)

In the following table, the Percentiles column shows the percent Ramachandran outliers of the chain as a percentile score with respect to all X-ray entries followed by that with respect to entries of similar resolution.

The Analysed column shows the number of residues for which the backbone conformation was analysed, and the total number of residues.

Mol	Chain	Analysed	Favoured	Allowed	Outliers	Percentiles	
1	A	546/562 (97%)	374 (68%)	132 (24%)	40 (7%)	1	16
1	B	546/562 (97%)	374 (68%)	132 (24%)	40 (7%)	1	16
1	C	546/562 (97%)	373 (68%)	133 (24%)	40 (7%)	1	16
1	D	546/562 (97%)	374 (68%)	132 (24%)	40 (7%)	1	16
1	E	546/562 (97%)	374 (68%)	132 (24%)	40 (7%)	1	16
1	F	546/562 (97%)	373 (68%)	133 (24%)	40 (7%)	1	16
1	G	546/562 (97%)	374 (68%)	132 (24%)	40 (7%)	1	16
1	H	546/562 (97%)	374 (68%)	132 (24%)	40 (7%)	1	16
1	I	546/562 (97%)	374 (68%)	132 (24%)	40 (7%)	1	16
1	J	546/562 (97%)	374 (68%)	132 (24%)	40 (7%)	1	16
1	K	546/562 (97%)	374 (68%)	132 (24%)	40 (7%)	1	16
1	L	546/562 (97%)	374 (68%)	132 (24%)	40 (7%)	1	16
1	M	546/562 (97%)	373 (68%)	133 (24%)	40 (7%)	1	16
1	O	546/562 (97%)	374 (68%)	132 (24%)	40 (7%)	1	16
2	a	179/181 (99%)	144 (80%)	29 (16%)	6 (3%)	3	29
2	b	179/181 (99%)	144 (80%)	29 (16%)	6 (3%)	3	29
2	c	179/181 (99%)	143 (80%)	30 (17%)	6 (3%)	3	29
2	d	179/181 (99%)	144 (80%)	29 (16%)	6 (3%)	3	29
2	e	179/181 (99%)	144 (80%)	29 (16%)	6 (3%)	3	29

Continued on next page...

Continued from previous page...

Mol	Chain	Analysed	Favoured	Allowed	Outliers	Percentiles	
2	f	179/181 (99%)	144 (80%)	29 (16%)	6 (3%)	3	29
2	g	179/181 (99%)	144 (80%)	29 (16%)	6 (3%)	3	29
2	h	179/181 (99%)	144 (80%)	29 (16%)	6 (3%)	3	29
2	i	179/181 (99%)	144 (80%)	29 (16%)	6 (3%)	3	29
2	j	179/181 (99%)	144 (80%)	29 (16%)	6 (3%)	3	29
2	k	179/181 (99%)	144 (80%)	29 (16%)	6 (3%)	3	29
2	l	179/181 (99%)	144 (80%)	29 (16%)	6 (3%)	3	29
2	m	179/181 (99%)	144 (80%)	29 (16%)	6 (3%)	3	29
2	o	179/181 (99%)	144 (80%)	29 (16%)	6 (3%)	3	29
All	All	10150/10402 (98%)	7248 (71%)	2258 (22%)	644 (6%)	1	19

All (644) Ramachandran outliers are listed below:

Mol	Chain	Res	Type
1	A	197	LYS
1	A	209	ASN
1	A	422	ASN
1	A	656	ILE
2	a	1086	SER
1	B	197	LYS
1	B	209	ASN
1	B	422	ASN
1	B	656	ILE
2	b	1086	SER
1	C	197	LYS
1	C	209	ASN
1	C	422	ASN
1	C	656	ILE
2	c	1086	SER
1	D	197	LYS
1	D	209	ASN
1	D	422	ASN
1	D	656	ILE
2	d	1086	SER
1	E	197	LYS
1	E	209	ASN
1	E	422	ASN
1	E	656	ILE
2	e	1086	SER

Continued on next page...

Continued from previous page...

Mol	Chain	Res	Type
1	F	197	LYS
1	F	209	ASN
1	F	422	ASN
1	F	656	ILE
2	f	1086	SER
1	G	197	LYS
1	G	209	ASN
1	G	422	ASN
1	G	656	ILE
2	g	1086	SER
1	H	197	LYS
1	H	209	ASN
1	H	422	ASN
1	H	656	ILE
2	h	1086	SER
1	I	197	LYS
1	I	209	ASN
1	I	422	ASN
1	I	656	ILE
2	i	1086	SER
1	J	197	LYS
1	J	209	ASN
1	J	422	ASN
1	J	656	ILE
2	j	1086	SER
1	K	197	LYS
1	K	209	ASN
1	K	422	ASN
1	K	656	ILE
2	k	1086	SER
1	L	197	LYS
1	L	209	ASN
1	L	422	ASN
1	L	656	ILE
2	l	1086	SER
1	M	197	LYS
1	M	209	ASN
1	M	422	ASN
1	M	656	ILE
2	m	1086	SER
1	O	197	LYS
1	O	209	ASN

Continued on next page...

Continued from previous page...

Mol	Chain	Res	Type
1	O	422	ASN
1	O	656	ILE
2	o	1086	SER
1	A	185	ASP
1	A	198	ASN
1	A	305	GLY
1	A	327	SER
1	A	341	ALA
1	A	347	ALA
1	A	354	THR
1	A	413	SER
1	A	414	LYS
1	A	431	PRO
1	A	481	LEU
1	A	515	GLU
1	A	570	ASN
1	A	728	SER
1	B	185	ASP
1	B	198	ASN
1	B	305	GLY
1	B	327	SER
1	B	341	ALA
1	B	347	ALA
1	B	354	THR
1	B	413	SER
1	B	414	LYS
1	B	431	PRO
1	B	481	LEU
1	B	515	GLU
1	B	570	ASN
1	B	728	SER
1	C	185	ASP
1	C	198	ASN
1	C	305	GLY
1	C	327	SER
1	C	341	ALA
1	C	347	ALA
1	C	354	THR
1	C	413	SER
1	C	414	LYS
1	C	431	PRO
1	C	481	LEU

Continued on next page...

Continued from previous page...

Mol	Chain	Res	Type
1	C	515	GLU
1	C	570	ASN
1	C	728	SER
1	D	185	ASP
1	D	198	ASN
1	D	305	GLY
1	D	327	SER
1	D	341	ALA
1	D	347	ALA
1	D	354	THR
1	D	413	SER
1	D	414	LYS
1	D	431	PRO
1	D	481	LEU
1	D	515	GLU
1	D	570	ASN
1	D	728	SER
1	E	185	ASP
1	E	198	ASN
1	E	305	GLY
1	E	327	SER
1	E	341	ALA
1	E	347	ALA
1	E	354	THR
1	E	413	SER
1	E	414	LYS
1	E	431	PRO
1	E	481	LEU
1	E	515	GLU
1	E	570	ASN
1	E	728	SER
1	F	185	ASP
1	F	198	ASN
1	F	305	GLY
1	F	327	SER
1	F	341	ALA
1	F	347	ALA
1	F	354	THR
1	F	413	SER
1	F	414	LYS
1	F	431	PRO
1	F	481	LEU

Continued on next page...

Continued from previous page...

Mol	Chain	Res	Type
1	F	515	GLU
1	F	570	ASN
1	F	728	SER
1	G	185	ASP
1	G	198	ASN
1	G	305	GLY
1	G	327	SER
1	G	341	ALA
1	G	347	ALA
1	G	354	THR
1	G	413	SER
1	G	414	LYS
1	G	431	PRO
1	G	481	LEU
1	G	515	GLU
1	G	570	ASN
1	G	728	SER
1	H	185	ASP
1	H	198	ASN
1	H	305	GLY
1	H	327	SER
1	H	341	ALA
1	H	347	ALA
1	H	354	THR
1	H	413	SER
1	H	414	LYS
1	H	431	PRO
1	H	481	LEU
1	H	515	GLU
1	H	570	ASN
1	H	728	SER
1	I	185	ASP
1	I	198	ASN
1	I	305	GLY
1	I	327	SER
1	I	341	ALA
1	I	347	ALA
1	I	354	THR
1	I	413	SER
1	I	414	LYS
1	I	431	PRO
1	I	481	LEU

Continued on next page...

Continued from previous page...

Mol	Chain	Res	Type
1	I	515	GLU
1	I	570	ASN
1	I	728	SER
1	J	185	ASP
1	J	198	ASN
1	J	305	GLY
1	J	327	SER
1	J	341	ALA
1	J	347	ALA
1	J	354	THR
1	J	413	SER
1	J	414	LYS
1	J	431	PRO
1	J	481	LEU
1	J	515	GLU
1	J	570	ASN
1	J	728	SER
1	K	185	ASP
1	K	198	ASN
1	K	305	GLY
1	K	327	SER
1	K	341	ALA
1	K	347	ALA
1	K	354	THR
1	K	413	SER
1	K	414	LYS
1	K	431	PRO
1	K	481	LEU
1	K	515	GLU
1	K	570	ASN
1	K	728	SER
1	L	185	ASP
1	L	198	ASN
1	L	305	GLY
1	L	327	SER
1	L	341	ALA
1	L	347	ALA
1	L	354	THR
1	L	413	SER
1	L	414	LYS
1	L	431	PRO
1	L	481	LEU

Continued on next page...

Continued from previous page...

Mol	Chain	Res	Type
1	L	515	GLU
1	L	570	ASN
1	L	728	SER
1	M	185	ASP
1	M	198	ASN
1	M	305	GLY
1	M	327	SER
1	M	341	ALA
1	M	347	ALA
1	M	354	THR
1	M	413	SER
1	M	414	LYS
1	M	431	PRO
1	M	481	LEU
1	M	515	GLU
1	M	570	ASN
1	M	728	SER
1	O	185	ASP
1	O	198	ASN
1	O	305	GLY
1	O	327	SER
1	O	341	ALA
1	O	347	ALA
1	O	354	THR
1	O	413	SER
1	O	414	LYS
1	O	431	PRO
1	O	481	LEU
1	O	515	GLU
1	O	570	ASN
1	O	728	SER
1	A	216	LEU
1	A	230	SER
1	A	345	THR
1	A	579	ASP
1	A	610	SER
1	A	636	ARG
1	A	651	GLY
1	B	216	LEU
1	B	230	SER
1	B	345	THR
1	B	579	ASP

Continued on next page...

Continued from previous page...

Mol	Chain	Res	Type
1	B	610	SER
1	B	636	ARG
1	B	651	GLY
1	C	216	LEU
1	C	230	SER
1	C	345	THR
1	C	579	ASP
1	C	610	SER
1	C	651	GLY
1	D	216	LEU
1	D	230	SER
1	D	345	THR
1	D	579	ASP
1	D	610	SER
1	D	651	GLY
1	E	216	LEU
1	E	230	SER
1	E	345	THR
1	E	579	ASP
1	E	610	SER
1	E	636	ARG
1	E	651	GLY
1	F	216	LEU
1	F	230	SER
1	F	345	THR
1	F	579	ASP
1	F	610	SER
1	F	651	GLY
1	G	216	LEU
1	G	230	SER
1	G	345	THR
1	G	579	ASP
1	G	610	SER
1	G	651	GLY
1	H	216	LEU
1	H	230	SER
1	H	345	THR
1	H	579	ASP
1	H	610	SER
1	H	651	GLY
1	I	216	LEU
1	I	230	SER

Continued on next page...

Continued from previous page...

Mol	Chain	Res	Type
1	I	345	THR
1	I	579	ASP
1	I	610	SER
1	I	651	GLY
1	J	216	LEU
1	J	230	SER
1	J	345	THR
1	J	579	ASP
1	J	610	SER
1	J	636	ARG
1	J	651	GLY
1	K	216	LEU
1	K	230	SER
1	K	345	THR
1	K	579	ASP
1	K	610	SER
1	K	651	GLY
1	L	216	LEU
1	L	230	SER
1	L	345	THR
1	L	579	ASP
1	L	610	SER
1	L	636	ARG
1	L	651	GLY
1	M	216	LEU
1	M	230	SER
1	M	345	THR
1	M	579	ASP
1	M	610	SER
1	M	636	ARG
1	M	651	GLY
1	O	216	LEU
1	O	230	SER
1	O	345	THR
1	O	579	ASP
1	O	610	SER
1	O	651	GLY
1	A	208	SER
1	A	299	HIS
1	A	388	ASN
1	A	408	ASN
1	A	682	ASN

Continued on next page...

Continued from previous page...

Mol	Chain	Res	Type
2	a	1138	LYS
2	a	1195	GLN
1	B	208	SER
1	B	299	HIS
1	B	388	ASN
1	B	408	ASN
1	B	682	ASN
2	b	1138	LYS
2	b	1195	GLN
1	C	208	SER
1	C	299	HIS
1	C	388	ASN
1	C	408	ASN
1	C	636	ARG
1	C	682	ASN
2	c	1138	LYS
2	c	1195	GLN
1	D	208	SER
1	D	299	HIS
1	D	388	ASN
1	D	408	ASN
1	D	636	ARG
1	D	682	ASN
2	d	1138	LYS
2	d	1195	GLN
1	E	208	SER
1	E	299	HIS
1	E	388	ASN
1	E	408	ASN
1	E	682	ASN
2	e	1138	LYS
2	e	1195	GLN
1	F	208	SER
1	F	299	HIS
1	F	388	ASN
1	F	408	ASN
1	F	636	ARG
1	F	682	ASN
2	f	1138	LYS
2	f	1195	GLN
1	G	208	SER
1	G	299	HIS

Continued on next page...

Continued from previous page...

Mol	Chain	Res	Type
1	G	388	ASN
1	G	408	ASN
1	G	636	ARG
1	G	682	ASN
2	g	1138	LYS
2	g	1195	GLN
1	H	208	SER
1	H	299	HIS
1	H	388	ASN
1	H	408	ASN
1	H	636	ARG
1	H	682	ASN
2	h	1195	GLN
1	I	208	SER
1	I	299	HIS
1	I	388	ASN
1	I	408	ASN
1	I	636	ARG
1	I	682	ASN
2	i	1138	LYS
2	i	1195	GLN
1	J	208	SER
1	J	299	HIS
1	J	388	ASN
1	J	408	ASN
1	J	682	ASN
2	j	1138	LYS
2	j	1195	GLN
1	K	208	SER
1	K	299	HIS
1	K	388	ASN
1	K	408	ASN
1	K	636	ARG
1	K	682	ASN
2	k	1138	LYS
2	k	1195	GLN
1	L	208	SER
1	L	299	HIS
1	L	388	ASN
1	L	408	ASN
1	L	682	ASN
2	l	1138	LYS

Continued on next page...

Continued from previous page...

Mol	Chain	Res	Type
2	l	1195	GLN
1	M	208	SER
1	M	299	HIS
1	M	388	ASN
1	M	408	ASN
1	M	682	ASN
2	m	1138	LYS
2	m	1195	GLN
1	O	208	SER
1	O	299	HIS
1	O	388	ASN
1	O	408	ASN
1	O	636	ARG
1	O	682	ASN
2	o	1138	LYS
2	o	1195	GLN
1	A	306	ASN
1	A	337	SER
1	A	411	TYR
1	A	463	ASN
2	a	1117	GLU
2	a	1181	PHE
1	B	306	ASN
1	B	337	SER
1	B	411	TYR
1	B	463	ASN
1	B	712	GLU
2	b	1117	GLU
2	b	1181	PHE
1	C	306	ASN
1	C	337	SER
1	C	411	TYR
1	C	463	ASN
1	C	712	GLU
2	c	1117	GLU
2	c	1181	PHE
1	D	306	ASN
1	D	337	SER
1	D	411	TYR
1	D	463	ASN
2	d	1117	GLU
2	d	1181	PHE

Continued on next page...

Continued from previous page...

Mol	Chain	Res	Type
1	E	306	ASN
1	E	337	SER
1	E	411	TYR
1	E	463	ASN
2	e	1117	GLU
2	e	1181	PHE
1	F	306	ASN
1	F	337	SER
1	F	411	TYR
1	F	463	ASN
2	f	1117	GLU
2	f	1181	PHE
1	G	306	ASN
1	G	337	SER
1	G	411	TYR
1	G	463	ASN
1	G	712	GLU
2	g	1117	GLU
2	g	1181	PHE
1	H	306	ASN
1	H	337	SER
1	H	411	TYR
1	H	463	ASN
2	h	1117	GLU
2	h	1138	LYS
2	h	1181	PHE
1	I	306	ASN
1	I	337	SER
1	I	411	TYR
1	I	463	ASN
2	i	1117	GLU
2	i	1181	PHE
1	J	306	ASN
1	J	337	SER
1	J	411	TYR
1	J	463	ASN
1	J	712	GLU
2	j	1117	GLU
2	j	1181	PHE
1	K	306	ASN
1	K	337	SER
1	K	411	TYR

Continued on next page...

Continued from previous page...

Mol	Chain	Res	Type
1	K	463	ASN
2	k	1117	GLU
2	k	1181	PHE
1	L	306	ASN
1	L	337	SER
1	L	411	TYR
1	L	463	ASN
2	l	1117	GLU
2	l	1181	PHE
1	M	306	ASN
1	M	337	SER
1	M	411	TYR
1	M	463	ASN
2	m	1117	GLU
2	m	1181	PHE
1	O	306	ASN
1	O	337	SER
1	O	411	TYR
1	O	463	ASN
1	O	712	GLU
2	o	1117	GLU
2	o	1181	PHE
1	A	370	GLY
1	A	712	GLU
1	B	370	GLY
1	C	370	GLY
1	D	370	GLY
1	D	712	GLU
1	E	370	GLY
1	E	712	GLU
1	F	370	GLY
1	F	712	GLU
1	G	370	GLY
1	H	370	GLY
1	H	712	GLU
1	I	370	GLY
1	I	712	GLU
1	J	370	GLY
1	K	370	GLY
1	K	712	GLU
1	L	370	GLY
1	L	712	GLU

Continued on next page...

Continued from previous page...

Mol	Chain	Res	Type
1	M	370	GLY
1	M	712	GLU
1	O	370	GLY
1	A	303	VAL
1	B	303	VAL
1	C	303	VAL
1	D	303	VAL
1	E	303	VAL
1	F	303	VAL
1	G	303	VAL
1	H	303	VAL
1	I	303	VAL
1	J	303	VAL
1	K	303	VAL
1	L	303	VAL
1	M	303	VAL
1	O	303	VAL
1	A	577	VAL
1	A	734	ILE
1	B	577	VAL
1	B	734	ILE
1	C	577	VAL
1	C	734	ILE
1	D	577	VAL
1	D	734	ILE
1	E	577	VAL
1	E	734	ILE
1	F	577	VAL
1	F	734	ILE
1	G	577	VAL
1	G	734	ILE
1	H	577	VAL
1	H	734	ILE
1	I	577	VAL
1	I	734	ILE
1	J	577	VAL
1	J	734	ILE
1	K	577	VAL
1	K	734	ILE
1	L	577	VAL
1	L	734	ILE
1	M	577	VAL

Continued on next page...

Continued from previous page...

Mol	Chain	Res	Type
1	M	734	ILE
1	O	577	VAL
1	O	734	ILE
1	A	513	PRO
2	a	1094	PRO
1	B	513	PRO
2	b	1094	PRO
1	C	513	PRO
2	c	1094	PRO
1	D	513	PRO
2	d	1094	PRO
1	E	513	PRO
2	e	1094	PRO
1	F	513	PRO
2	f	1094	PRO
1	G	513	PRO
2	g	1094	PRO
1	H	513	PRO
2	h	1094	PRO
1	I	513	PRO
2	i	1094	PRO
1	J	513	PRO
2	j	1094	PRO
1	K	513	PRO
2	k	1094	PRO
1	L	513	PRO
2	l	1094	PRO
1	M	513	PRO
2	m	1094	PRO
1	O	513	PRO
2	o	1094	PRO

5.3.2 Protein sidechains [i](#)

In the following table, the Percentiles column shows the percent sidechain outliers of the chain as a percentile score with respect to all X-ray entries followed by that with respect to entries of similar resolution.

The Analysed column shows the number of residues for which the sidechain conformation was analysed, and the total number of residues.

Continued on next page...

Continued from previous page...

Mol	Chain	Analysed	Rotameric	Outliers	Percentiles	
1	A	491/501 (98%)	476 (97%)	15 (3%)	40	63
1	B	491/501 (98%)	476 (97%)	15 (3%)	40	63
1	C	491/501 (98%)	476 (97%)	15 (3%)	40	63
1	D	491/501 (98%)	476 (97%)	15 (3%)	40	63
1	E	491/501 (98%)	476 (97%)	15 (3%)	40	63
1	F	491/501 (98%)	476 (97%)	15 (3%)	40	63
1	G	491/501 (98%)	476 (97%)	15 (3%)	40	63
1	H	491/501 (98%)	476 (97%)	15 (3%)	40	63
1	I	491/501 (98%)	476 (97%)	15 (3%)	40	63
1	J	491/501 (98%)	476 (97%)	15 (3%)	40	63
1	K	491/501 (98%)	476 (97%)	15 (3%)	40	63
1	L	491/501 (98%)	476 (97%)	15 (3%)	40	63
1	M	491/501 (98%)	476 (97%)	15 (3%)	40	63
1	O	491/501 (98%)	476 (97%)	15 (3%)	40	63
2	a	152/152 (100%)	151 (99%)	1 (1%)	84	90
2	b	152/152 (100%)	151 (99%)	1 (1%)	84	90
2	c	152/152 (100%)	151 (99%)	1 (1%)	84	90
2	d	152/152 (100%)	151 (99%)	1 (1%)	84	90
2	e	152/152 (100%)	151 (99%)	1 (1%)	84	90
2	f	152/152 (100%)	151 (99%)	1 (1%)	84	90
2	g	152/152 (100%)	151 (99%)	1 (1%)	84	90
2	h	152/152 (100%)	151 (99%)	1 (1%)	84	90
2	i	152/152 (100%)	151 (99%)	1 (1%)	84	90
2	j	152/152 (100%)	151 (99%)	1 (1%)	84	90
2	k	152/152 (100%)	151 (99%)	1 (1%)	84	90
2	l	152/152 (100%)	151 (99%)	1 (1%)	84	90
2	m	152/152 (100%)	151 (99%)	1 (1%)	84	90
2	o	152/152 (100%)	151 (99%)	1 (1%)	84	90
All	All	9002/9142 (98%)	8778 (98%)	224 (2%)	47	68

All (224) residues with a non-rotameric sidechain are listed below:

Mol	Chain	Res	Type
1	A	200	ARG
1	A	206	TRP
1	A	243	ILE
1	A	259	TYR
1	A	324	PHE
1	A	365	ARG
1	A	373	PRO
1	A	397	LYS
1	A	403	GLN
1	A	419	ILE
1	A	451	ASP
1	A	464	PHE
1	A	515	GLU
1	A	596	PHE
1	A	723	LYS
2	a	1041	ARG
1	B	200	ARG
1	B	206	TRP
1	B	243	ILE
1	B	259	TYR
1	B	324	PHE
1	B	365	ARG
1	B	373	PRO
1	B	397	LYS
1	B	403	GLN
1	B	419	ILE
1	B	451	ASP
1	B	464	PHE
1	B	515	GLU
1	B	596	PHE
1	B	723	LYS
2	b	1041	ARG
1	C	200	ARG
1	C	206	TRP
1	C	243	ILE
1	C	259	TYR
1	C	324	PHE
1	C	365	ARG
1	C	373	PRO
1	C	397	LYS
1	C	403	GLN
1	C	419	ILE
1	C	451	ASP

Continued on next page...

Continued from previous page...

Mol	Chain	Res	Type
1	C	464	PHE
1	C	515	GLU
1	C	596	PHE
1	C	723	LYS
2	c	1041	ARG
1	D	200	ARG
1	D	206	TRP
1	D	243	ILE
1	D	259	TYR
1	D	324	PHE
1	D	365	ARG
1	D	373	PRO
1	D	397	LYS
1	D	403	GLN
1	D	419	ILE
1	D	451	ASP
1	D	464	PHE
1	D	515	GLU
1	D	596	PHE
1	D	723	LYS
2	d	1041	ARG
1	E	200	ARG
1	E	206	TRP
1	E	243	ILE
1	E	259	TYR
1	E	324	PHE
1	E	365	ARG
1	E	373	PRO
1	E	397	LYS
1	E	403	GLN
1	E	419	ILE
1	E	451	ASP
1	E	464	PHE
1	E	515	GLU
1	E	596	PHE
1	E	723	LYS
2	e	1041	ARG
1	F	200	ARG
1	F	206	TRP
1	F	243	ILE
1	F	259	TYR
1	F	324	PHE

Continued on next page...

Continued from previous page...

Mol	Chain	Res	Type
1	F	365	ARG
1	F	373	PRO
1	F	397	LYS
1	F	403	GLN
1	F	419	ILE
1	F	451	ASP
1	F	464	PHE
1	F	515	GLU
1	F	596	PHE
1	F	723	LYS
2	f	1041	ARG
1	G	200	ARG
1	G	206	TRP
1	G	243	ILE
1	G	259	TYR
1	G	324	PHE
1	G	365	ARG
1	G	373	PRO
1	G	397	LYS
1	G	403	GLN
1	G	419	ILE
1	G	451	ASP
1	G	464	PHE
1	G	515	GLU
1	G	596	PHE
1	G	723	LYS
2	g	1041	ARG
1	H	200	ARG
1	H	206	TRP
1	H	243	ILE
1	H	259	TYR
1	H	324	PHE
1	H	365	ARG
1	H	373	PRO
1	H	397	LYS
1	H	403	GLN
1	H	419	ILE
1	H	451	ASP
1	H	464	PHE
1	H	515	GLU
1	H	596	PHE
1	H	723	LYS

Continued on next page...

Continued from previous page...

Mol	Chain	Res	Type
2	h	1041	ARG
1	I	200	ARG
1	I	206	TRP
1	I	243	ILE
1	I	259	TYR
1	I	324	PHE
1	I	365	ARG
1	I	373	PRO
1	I	397	LYS
1	I	403	GLN
1	I	419	ILE
1	I	451	ASP
1	I	464	PHE
1	I	515	GLU
1	I	596	PHE
1	I	723	LYS
2	i	1041	ARG
1	J	200	ARG
1	J	206	TRP
1	J	243	ILE
1	J	259	TYR
1	J	324	PHE
1	J	365	ARG
1	J	373	PRO
1	J	397	LYS
1	J	403	GLN
1	J	419	ILE
1	J	451	ASP
1	J	464	PHE
1	J	515	GLU
1	J	596	PHE
1	J	723	LYS
2	j	1041	ARG
1	K	200	ARG
1	K	206	TRP
1	K	243	ILE
1	K	259	TYR
1	K	324	PHE
1	K	365	ARG
1	K	373	PRO
1	K	397	LYS
1	K	403	GLN

Continued on next page...

Continued from previous page...

Mol	Chain	Res	Type
1	K	419	ILE
1	K	451	ASP
1	K	464	PHE
1	K	515	GLU
1	K	596	PHE
1	K	723	LYS
2	k	1041	ARG
1	L	200	ARG
1	L	206	TRP
1	L	243	ILE
1	L	259	TYR
1	L	324	PHE
1	L	365	ARG
1	L	373	PRO
1	L	397	LYS
1	L	403	GLN
1	L	419	ILE
1	L	451	ASP
1	L	464	PHE
1	L	515	GLU
1	L	596	PHE
1	L	723	LYS
2	l	1041	ARG
1	M	200	ARG
1	M	206	TRP
1	M	243	ILE
1	M	259	TYR
1	M	324	PHE
1	M	365	ARG
1	M	373	PRO
1	M	397	LYS
1	M	403	GLN
1	M	419	ILE
1	M	451	ASP
1	M	464	PHE
1	M	515	GLU
1	M	596	PHE
1	M	723	LYS
2	m	1041	ARG
1	O	200	ARG
1	O	206	TRP
1	O	243	ILE

Continued on next page...

Continued from previous page...

Mol	Chain	Res	Type
1	O	259	TYR
1	O	324	PHE
1	O	365	ARG
1	O	373	PRO
1	O	397	LYS
1	O	403	GLN
1	O	419	ILE
1	O	451	ASP
1	O	464	PHE
1	O	515	GLU
1	O	596	PHE
1	O	723	LYS
2	o	1041	ARG

Sometimes sidechains can be flipped to improve hydrogen bonding and reduce clashes. All (376) such sidechains are listed below:

Mol	Chain	Res	Type
1	A	211	HIS
1	A	361	ASN
1	A	368	ASN
1	A	400	GLN
1	A	403	GLN
1	A	415	ASN
1	A	422	ASN
1	A	437	ASN
1	A	447	GLN
1	A	458	ASN
1	A	485	GLN
1	A	537	ASN
1	A	539	ASN
1	A	543	GLN
1	A	561	ASN
1	A	584	ASN
1	A	588	ASN
1	A	670	GLN
1	A	697	ASN
2	a	1057	ASN
2	a	1064	ASN
2	a	1068	GLN
2	a	1088	GLN
2	a	1183	GLN
2	a	1185	GLN

Continued on next page...

Continued from previous page...

Mol	Chain	Res	Type
2	a	1204	GLN
2	a	1211	ASN
1	B	211	HIS
1	B	361	ASN
1	B	368	ASN
1	B	400	GLN
1	B	403	GLN
1	B	415	ASN
1	B	422	ASN
1	B	437	ASN
1	B	447	GLN
1	B	458	ASN
1	B	485	GLN
1	B	537	ASN
1	B	539	ASN
1	B	543	GLN
1	B	561	ASN
1	B	584	ASN
1	B	588	ASN
1	B	670	GLN
1	B	697	ASN
2	b	1057	ASN
2	b	1064	ASN
2	b	1068	GLN
2	b	1088	GLN
2	b	1183	GLN
2	b	1185	GLN
2	b	1204	GLN
2	b	1211	ASN
1	C	211	HIS
1	C	361	ASN
1	C	368	ASN
1	C	400	GLN
1	C	403	GLN
1	C	415	ASN
1	C	422	ASN
1	C	437	ASN
1	C	447	GLN
1	C	458	ASN
1	C	483	GLN
1	C	485	GLN
1	C	537	ASN

Continued on next page...

Continued from previous page...

Mol	Chain	Res	Type
1	C	539	ASN
1	C	543	GLN
1	C	561	ASN
1	C	584	ASN
1	C	588	ASN
1	C	697	ASN
2	c	1057	ASN
2	c	1064	ASN
2	c	1068	GLN
2	c	1088	GLN
2	c	1183	GLN
2	c	1185	GLN
2	c	1204	GLN
2	c	1211	ASN
1	D	211	HIS
1	D	361	ASN
1	D	368	ASN
1	D	400	GLN
1	D	403	GLN
1	D	415	ASN
1	D	422	ASN
1	D	437	ASN
1	D	447	GLN
1	D	458	ASN
1	D	485	GLN
1	D	537	ASN
1	D	539	ASN
1	D	543	GLN
1	D	561	ASN
1	D	584	ASN
1	D	588	ASN
1	D	670	GLN
1	D	697	ASN
2	d	1057	ASN
2	d	1064	ASN
2	d	1068	GLN
2	d	1088	GLN
2	d	1183	GLN
2	d	1185	GLN
2	d	1204	GLN
2	d	1211	ASN
1	E	211	HIS

Continued on next page...

Continued from previous page...

Mol	Chain	Res	Type
1	E	361	ASN
1	E	368	ASN
1	E	400	GLN
1	E	403	GLN
1	E	415	ASN
1	E	422	ASN
1	E	437	ASN
1	E	447	GLN
1	E	458	ASN
1	E	483	GLN
1	E	485	GLN
1	E	537	ASN
1	E	539	ASN
1	E	543	GLN
1	E	561	ASN
1	E	584	ASN
1	E	588	ASN
1	E	670	GLN
1	E	697	ASN
2	e	1057	ASN
2	e	1064	ASN
2	e	1068	GLN
2	e	1088	GLN
2	e	1183	GLN
2	e	1185	GLN
2	e	1204	GLN
2	e	1211	ASN
1	F	211	HIS
1	F	361	ASN
1	F	368	ASN
1	F	400	GLN
1	F	403	GLN
1	F	415	ASN
1	F	422	ASN
1	F	437	ASN
1	F	447	GLN
1	F	458	ASN
1	F	485	GLN
1	F	537	ASN
1	F	539	ASN
1	F	543	GLN
1	F	561	ASN

Continued on next page...

Continued from previous page...

Mol	Chain	Res	Type
1	F	584	ASN
1	F	588	ASN
1	F	697	ASN
2	f	1057	ASN
2	f	1064	ASN
2	f	1068	GLN
2	f	1088	GLN
2	f	1183	GLN
2	f	1185	GLN
2	f	1204	GLN
2	f	1211	ASN
1	G	211	HIS
1	G	361	ASN
1	G	368	ASN
1	G	400	GLN
1	G	403	GLN
1	G	415	ASN
1	G	422	ASN
1	G	437	ASN
1	G	447	GLN
1	G	458	ASN
1	G	483	GLN
1	G	485	GLN
1	G	537	ASN
1	G	539	ASN
1	G	543	GLN
1	G	561	ASN
1	G	584	ASN
1	G	588	ASN
1	G	697	ASN
2	g	1057	ASN
2	g	1064	ASN
2	g	1068	GLN
2	g	1088	GLN
2	g	1183	GLN
2	g	1185	GLN
2	g	1204	GLN
2	g	1211	ASN
1	H	211	HIS
1	H	361	ASN
1	H	368	ASN
1	H	400	GLN

Continued on next page...

Continued from previous page...

Mol	Chain	Res	Type
1	H	403	GLN
1	H	415	ASN
1	H	422	ASN
1	H	437	ASN
1	H	447	GLN
1	H	458	ASN
1	H	485	GLN
1	H	537	ASN
1	H	539	ASN
1	H	543	GLN
1	H	561	ASN
1	H	584	ASN
1	H	588	ASN
1	H	670	GLN
1	H	697	ASN
2	h	1057	ASN
2	h	1064	ASN
2	h	1068	GLN
2	h	1088	GLN
2	h	1183	GLN
2	h	1185	GLN
2	h	1204	GLN
2	h	1211	ASN
1	I	211	HIS
1	I	361	ASN
1	I	368	ASN
1	I	400	GLN
1	I	403	GLN
1	I	415	ASN
1	I	422	ASN
1	I	437	ASN
1	I	447	GLN
1	I	458	ASN
1	I	485	GLN
1	I	537	ASN
1	I	539	ASN
1	I	543	GLN
1	I	561	ASN
1	I	584	ASN
1	I	588	ASN
1	I	697	ASN
2	i	1057	ASN

Continued on next page...

Continued from previous page...

Mol	Chain	Res	Type
2	i	1064	ASN
2	i	1068	GLN
2	i	1088	GLN
2	i	1183	GLN
2	i	1185	GLN
2	i	1204	GLN
2	i	1211	ASN
1	J	211	HIS
1	J	361	ASN
1	J	368	ASN
1	J	400	GLN
1	J	403	GLN
1	J	415	ASN
1	J	422	ASN
1	J	437	ASN
1	J	447	GLN
1	J	458	ASN
1	J	485	GLN
1	J	537	ASN
1	J	539	ASN
1	J	543	GLN
1	J	561	ASN
1	J	584	ASN
1	J	588	ASN
1	J	670	GLN
1	J	697	ASN
2	j	1057	ASN
2	j	1064	ASN
2	j	1068	GLN
2	j	1088	GLN
2	j	1183	GLN
2	j	1185	GLN
2	j	1204	GLN
2	j	1211	ASN
1	K	211	HIS
1	K	361	ASN
1	K	368	ASN
1	K	400	GLN
1	K	403	GLN
1	K	415	ASN
1	K	422	ASN
1	K	437	ASN

Continued on next page...

Continued from previous page...

Mol	Chain	Res	Type
1	K	447	GLN
1	K	458	ASN
1	K	485	GLN
1	K	537	ASN
1	K	539	ASN
1	K	543	GLN
1	K	561	ASN
1	K	584	ASN
1	K	588	ASN
1	K	697	ASN
2	k	1057	ASN
2	k	1064	ASN
2	k	1068	GLN
2	k	1088	GLN
2	k	1183	GLN
2	k	1185	GLN
2	k	1204	GLN
2	k	1211	ASN
1	L	211	HIS
1	L	361	ASN
1	L	368	ASN
1	L	400	GLN
1	L	403	GLN
1	L	415	ASN
1	L	422	ASN
1	L	437	ASN
1	L	447	GLN
1	L	458	ASN
1	L	485	GLN
1	L	537	ASN
1	L	539	ASN
1	L	543	GLN
1	L	561	ASN
1	L	584	ASN
1	L	588	ASN
1	L	670	GLN
1	L	697	ASN
2	l	1057	ASN
2	l	1064	ASN
2	l	1068	GLN
2	l	1088	GLN
2	l	1183	GLN

Continued on next page...

Continued from previous page...

Mol	Chain	Res	Type
2	l	1185	GLN
2	l	1204	GLN
2	l	1211	ASN
1	M	211	HIS
1	M	361	ASN
1	M	368	ASN
1	M	400	GLN
1	M	403	GLN
1	M	415	ASN
1	M	422	ASN
1	M	437	ASN
1	M	447	GLN
1	M	458	ASN
1	M	485	GLN
1	M	537	ASN
1	M	539	ASN
1	M	543	GLN
1	M	561	ASN
1	M	584	ASN
1	M	588	ASN
1	M	670	GLN
1	M	697	ASN
2	m	1057	ASN
2	m	1064	ASN
2	m	1068	GLN
2	m	1088	GLN
2	m	1183	GLN
2	m	1185	GLN
2	m	1204	GLN
2	m	1211	ASN
1	O	211	HIS
1	O	361	ASN
1	O	368	ASN
1	O	400	GLN
1	O	403	GLN
1	O	415	ASN
1	O	422	ASN
1	O	437	ASN
1	O	447	GLN
1	O	458	ASN
1	O	485	GLN
1	O	537	ASN

Continued on next page...

Continued from previous page...

Mol	Chain	Res	Type
1	O	539	ASN
1	O	543	GLN
1	O	561	ASN
1	O	584	ASN
1	O	588	ASN
1	O	670	GLN
1	O	697	ASN
2	o	1057	ASN
2	o	1064	ASN
2	o	1068	GLN
2	o	1088	GLN
2	o	1183	GLN
2	o	1185	GLN
2	o	1204	GLN
2	o	1211	ASN

5.3.3 RNA [i](#)

There are no RNA molecules in this entry.

5.4 Non-standard residues in protein, DNA, RNA chains [i](#)

There are no non-standard protein/DNA/RNA residues in this entry.

5.5 Carbohydrates [i](#)

There are no monosaccharides in this entry.

5.6 Ligand geometry [i](#)

Of 42 ligands modelled in this entry, 42 are monoatomic - leaving 0 for Mogul analysis.

There are no bond length outliers.

There are no bond angle outliers.

There are no chirality outliers.

There are no torsion outliers.

There are no ring outliers.

No monomer is involved in short contacts.

5.7 Other polymers [i](#)

There are no such residues in this entry.

5.8 Polymer linkage issues [i](#)

There are no chain breaks in this entry.

6 Fit of model and data i

6.1 Protein, DNA and RNA chains i

In the following table, the column labelled ‘#RSRZ> 2’ contains the number (and percentage) of RSRZ outliers, followed by percent RSRZ outliers for the chain as percentile scores relative to all X-ray entries and entries of similar resolution. The OWAB column contains the minimum, median, 95th percentile and maximum values of the occupancy-weighted average B-factor per residue. The column labelled ‘Q< 0.9’ lists the number of (and percentage) of residues with an average occupancy less than 0.9.

Mol	Chain	Analysed	<RSRZ>	#RSRZ>2	OWAB(Å ²)	Q<0.9
1	A	552/562 (98%)	-0.06	8 (1%) 75 66	1, 36, 166, 200	0
1	B	552/562 (98%)	-0.05	19 (3%) 45 36	1, 36, 166, 200	0
1	C	552/562 (98%)	0.09	23 (4%) 36 29	1, 36, 166, 200	0
1	D	552/562 (98%)	-0.09	7 (1%) 77 68	1, 36, 166, 200	0
1	E	552/562 (98%)	-0.07	10 (1%) 68 60	1, 36, 166, 200	0
1	F	552/562 (98%)	0.04	13 (2%) 59 49	1, 36, 166, 200	0
1	G	552/562 (98%)	0.03	21 (3%) 40 32	1, 36, 166, 200	0
1	H	552/562 (98%)	-0.01	19 (3%) 45 36	1, 36, 166, 200	0
1	I	552/562 (98%)	-0.09	8 (1%) 75 66	1, 36, 166, 200	0
1	J	552/562 (98%)	-0.07	12 (2%) 62 52	1, 36, 166, 200	0
1	K	552/562 (98%)	0.02	23 (4%) 36 29	1, 36, 166, 200	0
1	L	552/562 (98%)	-0.01	14 (2%) 57 48	1, 36, 166, 200	0
1	M	552/562 (98%)	0.02	16 (2%) 51 41	1, 36, 166, 200	0
1	O	552/562 (98%)	-0.02	16 (2%) 51 41	1, 36, 166, 200	0
2	a	181/181 (100%)	0.21	13 (7%) 15 12	6, 92, 179, 200	0
2	b	181/181 (100%)	0.30	10 (5%) 25 22	6, 92, 179, 200	0
2	c	181/181 (100%)	0.79	25 (13%) 2 3	6, 92, 179, 200	0
2	d	181/181 (100%)	0.21	8 (4%) 34 28	6, 92, 179, 200	0
2	e	181/181 (100%)	0.35	14 (7%) 13 11	6, 92, 179, 200	0
2	f	181/181 (100%)	0.50	13 (7%) 15 12	6, 92, 179, 200	0
2	g	181/181 (100%)	0.51	15 (8%) 11 10	6, 92, 179, 200	0
2	h	181/181 (100%)	0.22	10 (5%) 25 22	6, 92, 179, 200	0
2	i	181/181 (100%)	0.12	7 (3%) 39 31	6, 92, 179, 200	0
2	j	181/181 (100%)	0.57	19 (10%) 6 6	6, 92, 179, 200	0

Continued on next page...

Continued from previous page...

Mol	Chain	Analysed	<RSRZ>	#RSRZ>2	OWAB(Å ²)	Q<0.9
2	k	181/181 (100%)	0.60	22 (12%) 4 5	6, 92, 179, 200	0
2	l	181/181 (100%)	0.33	9 (4%) 28 25	6, 92, 179, 200	0
2	m	181/181 (100%)	0.19	7 (3%) 39 31	6, 92, 179, 200	0
2	o	181/181 (100%)	0.36	16 (8%) 10 9	6, 92, 179, 200	0
All	All	10262/10402 (98%)	0.08	397 (3%) 39 31	1, 54, 174, 200	0

All (397) RSRZ outliers are listed below:

Mol	Chain	Res	Type	RSRZ
1	M	319	SER	12.1
1	F	285	GLN	10.8
1	J	319	SER	9.2
1	C	695	LYS	8.9
1	I	319	SER	7.8
2	f	1038	SER	7.7
1	E	319	SER	7.1
1	F	284	SER	7.1
2	m	1038	SER	7.1
2	e	1202	GLY	7.0
2	e	1205	ALA	7.0
1	B	319	SER	6.9
2	c	1198	PRO	6.8
2	c	1199	VAL	6.6
1	M	306	ASN	6.5
2	g	1097	GLY	6.4
1	O	319	SER	6.3
1	K	283	ASP	6.3
1	I	735	GLY	6.1
1	B	306	ASN	6.0
1	M	318	GLY	5.9
1	G	648	ASP	5.8
2	m	1039	CYS	5.8
1	B	284	SER	5.7
2	c	1059	TRP	5.6
1	G	323	GLY	5.6
2	o	1205	ALA	5.5
1	J	424	GLN	5.1
1	O	318	GLY	5.1
1	C	696	VAL	5.1
2	j	1042	ALA	5.1
1	H	617	ARG	5.0

Continued on next page...

Continued from previous page...

Mol	Chain	Res	Type	RSRZ
1	F	319	SER	5.0
1	B	424	GLN	5.0
1	J	285	GLN	5.0
1	O	314	PHE	4.9
1	O	317	GLY	4.9
2	c	1098	ASP	4.9
1	O	316	ILE	4.9
1	M	312	SER	4.9
1	H	319	SER	4.8
2	j	1077	GLU	4.8
2	b	1202	GLY	4.8
2	c	1197	PHE	4.7
1	L	424	GLN	4.7
2	f	1201	GLY	4.7
2	j	1205	ALA	4.7
1	E	424	GLN	4.7
1	I	424	GLN	4.6
1	D	285	GLN	4.6
1	K	424	GLN	4.5
1	F	317	GLY	4.5
2	h	1043	PHE	4.5
2	b	1038	SER	4.4
1	H	695	LYS	4.4
1	C	428	SER	4.4
1	O	315	ASP	4.3
1	K	693	ASN	4.3
1	H	316	ILE	4.2
1	L	283	ASP	4.2
2	g	1205	ALA	4.2
1	D	284	SER	4.2
2	f	1097	GLY	4.2
1	D	304	HIS	4.1
1	G	319	SER	4.1
1	F	653	LYS	4.1
2	a	1038	SER	4.1
1	L	318	GLY	4.1
2	k	1062	ILE	4.1
1	C	697	ASN	4.1
1	G	398	GLU	4.0
1	K	428	SER	4.0
1	G	324	PHE	4.0
2	e	1203	PHE	4.0

Continued on next page...

Continued from previous page...

Mol	Chain	Res	Type	RSRZ
2	j	1097	GLY	4.0
1	K	284	SER	4.0
2	l	1038	SER	3.9
1	O	398	GLU	3.9
2	k	1197	PHE	3.9
1	G	647	GLU	3.9
1	J	303	VAL	3.9
2	f	1190	ALA	3.9
2	d	1204	GLN	3.9
1	D	428	SER	3.8
1	E	428	SER	3.8
1	M	428	SER	3.8
1	K	285	GLN	3.8
1	K	729	LYS	3.8
2	a	1053	GLY	3.8
1	C	728	SER	3.7
1	C	607	ALA	3.7
2	o	1110	LYS	3.7
2	d	1097	GLY	3.7
2	g	1199	VAL	3.7
2	c	1132	GLN	3.7
1	G	652	LEU	3.6
1	G	322	ALA	3.6
2	a	1040	ARG	3.6
2	l	1055	VAL	3.6
1	M	320	VAL	3.6
2	e	1042	ALA	3.6
2	c	1040	ARG	3.5
2	l	1096	THR	3.5
2	j	1206	LEU	3.5
1	H	317	GLY	3.5
2	o	1078	MET	3.5
1	A	424	GLN	3.5
2	f	1056	ALA	3.5
2	o	1097	GLY	3.5
1	L	428	SER	3.5
1	J	286	THR	3.5
1	H	318	GLY	3.5
1	L	312	SER	3.5
1	O	424	GLN	3.5
1	C	681	TYR	3.5
2	d	1038	SER	3.5

Continued on next page...

Continued from previous page...

Mol	Chain	Res	Type	RSRZ
2	a	1214	LEU	3.4
1	B	307	ALA	3.4
1	H	314	PHE	3.4
2	c	1038	SER	3.4
1	J	304	HIS	3.4
2	h	1208	GLY	3.4
1	B	303	VAL	3.3
2	j	1197	PHE	3.3
2	l	1197	PHE	3.3
1	E	688	TYR	3.3
1	G	424	GLN	3.3
2	f	1053	GLY	3.3
2	b	1041	ARG	3.3
1	B	428	SER	3.3
1	M	313	PHE	3.3
2	j	1098	ASP	3.3
1	O	695	LYS	3.3
2	d	1058	ASN	3.2
2	d	1205	ALA	3.2
1	L	668	LEU	3.2
1	I	284	SER	3.2
1	F	318	GLY	3.2
1	K	302	GLU	3.2
2	c	1057	ASN	3.2
2	o	1043	PHE	3.2
2	c	1097	GLY	3.2
1	I	626	GLY	3.2
1	K	735	GLY	3.2
2	o	1204	GLN	3.1
1	G	649	THR	3.1
1	L	316	ILE	3.1
2	e	1175	CYS	3.1
2	j	1076	PRO	3.1
2	m	1040	ARG	3.1
1	K	317	GLY	3.1
1	A	283	ASP	3.1
2	o	1042	ALA	3.1
2	i	1204	GLN	3.0
1	K	694	TYR	3.0
1	H	398	GLU	3.0
2	i	1196	VAL	3.0
1	O	284	SER	3.0

Continued on next page...

Continued from previous page...

Mol	Chain	Res	Type	RSRZ
1	G	624	THR	3.0
1	L	319	SER	3.0
1	J	318	GLY	3.0
1	C	669	ARG	3.0
1	H	323	GLY	3.0
2	h	1197	PHE	3.0
1	I	428	SER	3.0
2	o	1128	ASN	3.0
2	j	1151	LEU	2.9
1	K	319	SER	2.9
2	g	1198	PRO	2.9
2	l	1097	GLY	2.9
1	B	667	SER	2.9
1	C	632	ASP	2.9
2	k	1196	VAL	2.9
2	o	1109	LEU	2.9
2	g	1059	TRP	2.9
2	c	1151	LEU	2.9
1	A	317	GLY	2.9
1	H	284	SER	2.9
1	G	728	SER	2.9
1	M	308	GLU	2.9
1	E	669	ARG	2.9
1	B	608	ASP	2.9
2	c	1109	LEU	2.9
2	k	1066	VAL	2.9
2	c	1042	ALA	2.9
2	o	1041	ARG	2.9
1	C	729	LYS	2.8
1	H	693	ASN	2.9
1	O	313	PHE	2.8
1	M	690	SER	2.8
2	a	1075	SER	2.8
2	b	1097	GLY	2.8
2	g	1062	ILE	2.8
1	K	696	VAL	2.8
1	H	428	SER	2.8
1	H	647	GLU	2.8
1	K	429	SER	2.8
1	K	624	THR	2.8
2	j	1187	GLU	2.8
2	g	1180	ASP	2.8

Continued on next page...

Continued from previous page...

Mol	Chain	Res	Type	RSRZ
1	B	322	ALA	2.8
1	D	319	SER	2.8
1	K	316	ILE	2.8
1	H	424	GLN	2.8
2	m	1217	SER	2.8
2	e	1097	GLY	2.8
1	J	284	SER	2.7
2	k	1059	TRP	2.7
2	j	1189	ILE	2.7
1	F	428	SER	2.7
1	F	283	ASP	2.7
1	C	622	SER	2.7
1	L	729	LYS	2.7
1	H	304	HIS	2.7
2	o	1208	GLY	2.7
1	C	351	GLY	2.7
1	L	322	ALA	2.7
2	m	1100	GLY	2.6
2	k	1150	LYS	2.6
2	h	1041	ARG	2.6
2	e	1151	LEU	2.6
2	k	1129	GLU	2.6
2	k	1149	GLY	2.6
1	E	313	PHE	2.6
2	d	1062	ILE	2.6
1	H	275	GLU	2.6
2	k	1201	GLY	2.6
2	g	1102	ILE	2.6
1	C	402	SER	2.6
2	g	1055	VAL	2.6
2	c	1077	GLU	2.6
1	F	695	LYS	2.6
2	o	1114	PRO	2.6
1	A	667	SER	2.5
2	g	1177	GLY	2.5
1	B	318	GLY	2.5
1	L	730	LYS	2.5
2	j	1183	GLN	2.5
2	i	1218	CYS	2.5
2	k	1177	GLY	2.5
1	A	398	GLU	2.5
2	c	1205	ALA	2.5

Continued on next page...

Continued from previous page...

Mol	Chain	Res	Type	RSRZ
2	a	1202	GLY	2.5
2	a	1216	GLN	2.5
1	O	670	GLN	2.5
1	E	320	VAL	2.5
1	J	622	SER	2.5
1	O	539	ASN	2.5
1	L	284	SER	2.5
2	d	1201	GLY	2.5
2	l	1214	LEU	2.5
2	e	1211	ASN	2.5
2	c	1070	ALA	2.5
1	G	729	LYS	2.5
1	K	728	SER	2.5
2	j	1066	VAL	2.5
1	J	322	ALA	2.4
2	k	1069	LEU	2.4
2	c	1202	GLY	2.4
1	K	308	GLU	2.4
2	b	1196	VAL	2.4
2	h	1065	PHE	2.4
2	l	1199	VAL	2.4
2	o	1211	ASN	2.4
2	o	1075	SER	2.4
1	B	312	SER	2.4
1	E	621	ASN	2.4
1	M	317	GLY	2.4
2	b	1053	GLY	2.4
2	c	1177	GLY	2.4
1	K	291	LYS	2.4
2	m	1055	VAL	2.4
2	b	1198	PRO	2.4
1	G	690	SER	2.4
1	B	618	GLU	2.4
2	l	1201	GLY	2.4
2	f	1200	LYS	2.4
1	G	607	ALA	2.3
2	c	1056	ALA	2.3
2	h	1134	ALA	2.3
2	h	1114	PRO	2.3
1	G	316	ILE	2.3
2	k	1117	GLU	2.3
2	j	1214	LEU	2.3

Continued on next page...

Continued from previous page...

Mol	Chain	Res	Type	RSRZ
1	M	695	LYS	2.3
1	M	304	HIS	2.3
1	A	257	ALA	2.3
1	M	321	SER	2.3
1	B	308	GLU	2.3
1	C	602	ASN	2.3
2	d	1196	VAL	2.3
1	K	674	THR	2.3
2	a	1039	CYS	2.3
2	f	1057	ASN	2.3
2	g	1112	VAL	2.3
2	g	1040	ARG	2.3
2	g	1098	ASP	2.3
2	k	1068	GLN	2.3
1	L	301	SER	2.3
1	B	607	ALA	2.3
2	a	1076	PRO	2.3
2	g	1181	PHE	2.3
2	b	1199	VAL	2.3
2	c	1200	LYS	2.3
1	F	688	TYR	2.3
2	f	1055	VAL	2.3
2	e	1066	VAL	2.3
2	k	1065	PHE	2.3
2	c	1209	ILE	2.3
2	k	1057	ASN	2.3
2	k	1216	GLN	2.2
1	G	540	LEU	2.2
2	i	1217	SER	2.2
1	C	643	ILE	2.2
1	D	283	ASP	2.2
1	K	688	TYR	2.2
1	C	682	ASN	2.2
2	j	1138	LYS	2.2
1	F	631	ILE	2.2
2	k	1073	PHE	2.2
2	c	1055	VAL	2.2
1	G	693	ASN	2.2
1	I	469	VAL	2.2
1	K	301	SER	2.2
2	h	1218	CYS	2.2
2	j	1105	GLY	2.2

Continued on next page...

Continued from previous page...

Mol	Chain	Res	Type	RSRZ
2	b	1201	GLY	2.2
1	A	180	ASN	2.2
1	G	399	ASN	2.2
1	M	305	GLY	2.2
1	C	424	GLN	2.2
1	C	601	ASN	2.2
2	k	1128	ASN	2.2
2	h	1140	SER	2.2
1	O	669	ARG	2.2
1	E	422	ASN	2.2
1	H	285	GLN	2.2
1	M	735	GLY	2.2
1	I	680	LYS	2.1
2	e	1056	ALA	2.1
2	a	1199	VAL	2.1
1	B	285	GLN	2.1
1	B	267	GLU	2.1
1	A	322	ALA	2.1
1	F	424	GLN	2.1
2	e	1187	GLU	2.1
2	e	1116	GLY	2.1
2	i	1197	PHE	2.1
2	b	1080	LEU	2.1
1	B	617	ARG	2.1
2	k	1040	ARG	2.1
2	f	1130	GLN	2.1
2	c	1213	ILE	2.1
2	f	1183	GLN	2.1
1	F	335	ASP	2.1
1	C	625	GLU	2.1
1	E	674	THR	2.1
2	c	1131	ILE	2.1
1	M	284	SER	2.1
2	o	1134	ALA	2.1
1	O	285	GLN	2.1
2	o	1038	SER	2.1
2	a	1215	ALA	2.1
2	i	1214	LEU	2.1
2	j	1200	LYS	2.1
1	C	648	ASP	2.1
2	e	1077	GLU	2.1
1	B	324	PHE	2.1

Continued on next page...

Continued from previous page...

Mol	Chain	Res	Type	RSRZ
1	J	695	LYS	2.1
2	g	1056	ALA	2.1
2	h	1040	ARG	2.1
1	D	317	GLY	2.1
1	C	210	ILE	2.1
2	e	1204	GLN	2.1
2	f	1092	ILE	2.1
2	j	1091	ILE	2.1
2	k	1055	VAL	2.0
2	k	1213	ILE	2.0
2	a	1077	GLU	2.0
2	f	1128	ASN	2.0
2	i	1195	GLN	2.0
2	c	1069	LEU	2.0
1	G	674	THR	2.0
2	j	1210	ILE	2.0
2	k	1097	GLY	2.0
2	m	1202	GLY	2.0
1	G	651	GLY	2.0
1	H	315	ASP	2.0
1	L	674	THR	2.0
1	C	398	GLU	2.0
1	C	659	ARG	2.0
2	l	1215	ALA	2.0
2	a	1055	VAL	2.0
1	K	648	ASP	2.0
1	J	688	TYR	2.0
1	O	311	ALA	2.0
1	H	302	GLU	2.0

6.2 Non-standard residues in protein, DNA, RNA chains [i](#)

There are no non-standard protein/DNA/RNA residues in this entry.

6.3 Carbohydrates [i](#)

There are no monosaccharides in this entry.

6.4 Ligands [i](#)

In the following table, the Atoms column lists the number of modelled atoms in the group and the number defined in the chemical component dictionary. The B-factors column lists the minimum, median, 95th percentile and maximum values of B factors of atoms in the group. The column labelled 'Q< 0.9' lists the number of atoms with occupancy less than 0.9.

Mol	Type	Chain	Res	Atoms	RSCC	RSR	B-factors(Å ²)	Q<0.9
4	MG	G	738	1/1	0.69	0.24	0,0,0,0	0
4	MG	J	738	1/1	0.71	0.11	0,0,0,0	0
4	MG	I	738	1/1	0.76	0.22	0,0,0,0	0
4	MG	K	738	1/1	0.78	0.14	0,0,0,0	0
4	MG	B	738	1/1	0.81	0.17	0,0,0,0	0
4	MG	C	738	1/1	0.83	0.18	0,0,0,0	0
4	MG	M	738	1/1	0.83	0.07	0,0,0,0	0
4	MG	E	738	1/1	0.84	0.11	0,0,0,0	0
4	MG	O	738	1/1	0.84	0.11	0,0,0,0	0
4	MG	F	738	1/1	0.86	0.17	0,0,0,0	0
3	CA	H	737	1/1	0.90	0.10	0,0,0,0	0
4	MG	A	738	1/1	0.90	0.13	0,0,0,0	0
3	CA	A	737	1/1	0.90	0.11	0,0,0,0	0
3	CA	B	736	1/1	0.90	0.07	0,0,0,0	0
3	CA	F	737	1/1	0.90	0.10	0,0,0,0	0
3	CA	G	737	1/1	0.90	0.12	0,0,0,0	0
3	CA	E	737	1/1	0.91	0.14	0,0,0,0	0
3	CA	F	736	1/1	0.91	0.07	0,0,0,0	0
3	CA	B	737	1/1	0.92	0.11	0,0,0,0	0
4	MG	D	738	1/1	0.93	0.05	0,0,0,0	0
4	MG	L	738	1/1	0.93	0.26	0,0,0,0	0
3	CA	I	736	1/1	0.93	0.12	0,0,0,0	0
3	CA	G	736	1/1	0.93	0.09	0,0,0,0	0
3	CA	L	737	1/1	0.94	0.13	0,0,0,0	0
3	CA	J	736	1/1	0.94	0.06	0,0,0,0	0
3	CA	J	737	1/1	0.95	0.10	0,0,0,0	0
4	MG	H	738	1/1	0.95	0.07	0,0,0,0	0
3	CA	I	737	1/1	0.95	0.07	0,0,0,0	0
3	CA	M	737	1/1	0.95	0.09	0,0,0,0	0
3	CA	C	737	1/1	0.96	0.12	0,0,0,0	0
3	CA	D	737	1/1	0.96	0.07	0,0,0,0	0
3	CA	O	737	1/1	0.97	0.04	0,0,0,0	0
3	CA	K	737	1/1	0.97	0.07	0,0,0,0	0
3	CA	D	736	1/1	0.97	0.05	0,0,0,0	0
3	CA	K	736	1/1	0.97	0.06	0,0,0,0	0
3	CA	O	736	1/1	0.97	0.03	0,0,0,0	0
3	CA	H	736	1/1	0.98	0.10	0,0,0,0	0

Continued on next page...

Continued from previous page...

Mol	Type	Chain	Res	Atoms	RSCC	RSR	B-factors(\AA^2)	Q<0.9
3	CA	E	736	1/1	0.98	0.08	0,0,0,0	0
3	CA	L	736	1/1	0.98	0.09	0,0,0,0	0
3	CA	M	736	1/1	0.99	0.07	0,0,0,0	0
3	CA	C	736	1/1	0.99	0.12	0,0,0,0	0
3	CA	A	736	1/1	0.99	0.10	0,0,0,0	0

6.5 Other polymers [i](#)

There are no such residues in this entry.