



Full wwPDB NMR Structure Validation Report ⓘ

Sep 28, 2023 – 05:08 AM EDT

PDB ID : 8U3M
BMRB ID : 31106
Title : The FARFAR-MD-NMR ensemble of an HIV-1 TAR excited state
Authors : Geng, A.; Ganser, L.; Roy, R.; Shi, H.; Pratihari, S.; Case, D.A.; Al-Hashimi, H.M.
Deposited on : 2023-09-07

This is a Full wwPDB NMR Structure Validation Report for a publicly released PDB entry.

We welcome your comments at validation@mail.wwpdb.org

A user guide is available at

<https://www.wwpdb.org/validation/2017/NMRValidationReportHelp>

with specific help available everywhere you see the ⓘ symbol.

The types of validation reports are described at

<http://www.wwpdb.org/validation/2017/FAQs#types>.

The following versions of software and data (see [references ⓘ](#)) were used in the production of this report:

MolProbity : 4.02b-467
Percentile statistics : 20191225.v01 (using entries in the PDB archive December 25th 2019)
wwPDB-RCI : v_1n_11_5_13_A (Berjanski et al., 2005)
PANAV : Wang et al. (2010)
wwPDB-ShiftChecker : v1.2
BMRB Restraints Analysis : v1.2
Ideal geometry (proteins) : Engh & Huber (2001)
Ideal geometry (DNA, RNA) : Parkinson et al. (1996)
Validation Pipeline (wwPDB-VP) : 2.35.1

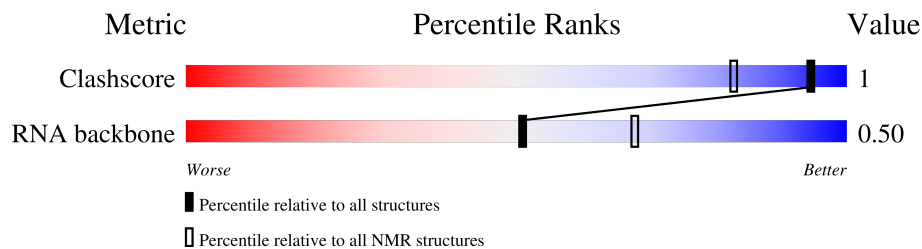
1 Overall quality at a glance

The following experimental techniques were used to determine the structure:

SOLUTION NMR

The overall completeness of chemical shifts assignment is 29%.

Percentile scores (ranging between 0-100) for global validation metrics of the entry are shown in the following graphic. The table shows the number of entries on which the scores are based.



Metric	Whole archive (#Entries)	NMR archive (#Entries)
Clashescore	158937	12864
RNA backbone	4643	676

The table below summarises the geometric issues observed across the polymeric chains and their fit to the experimental data. The red, orange, yellow and green segments indicate the fraction of residues that contain outliers for ≥ 3 , 2, 1 and 0 types of geometric quality criteria. A cyan segment indicates the fraction of residues that are not part of the well-defined cores, and a grey segment represents the fraction of residues that are not modelled. The numeric value for each fraction is indicated below the corresponding segment, with a dot representing fractions $\leq 5\%$

Mol	Chain	Length	Quality of chain
1	A	31	

2 Ensemble composition and analysis

This entry contains 10 models. This entry does not contain polypeptide chains, therefore identification of well-defined residues and clustering analysis are not possible. All residues are included in the validation scores.

3 Entry composition [i](#)

There is only 1 type of molecule in this entry. The entry contains 986 atoms, of which 332 are hydrogens and 0 are deuteriums.

- Molecule 1 is a RNA chain called The excited state of HIV-1 transactivation response element (31-MER).


Mol	Chain	Residues	Atoms						Trace
			Total	C	H	N	O	P	
1	A	31	986	293	332	114	217	30	0

4 Residue-property plots

4.1 Average score per residue in the NMR ensemble

These plots are provided for all protein, RNA, DNA and oligosaccharide chains in the entry. The first graphic is the same as shown in the summary in section 1 of this report. The second graphic shows the sequence where residues are colour-coded according to the number of geometric quality criteria for which they contain at least one outlier: green = 0, yellow = 1, orange = 2 and red = 3 or more. Stretches of 2 or more consecutive residues without any outliers are shown as green connectors. Residues which are classified as ill-defined in the NMR ensemble, are shown in cyan with an underline colour-coded according to the previous scheme. Residues which were present in the experimental sample, but not modelled in the final structure are shown in grey.

- Molecule 1: The excited state of HIV-1 transactivation response element (31-MER)

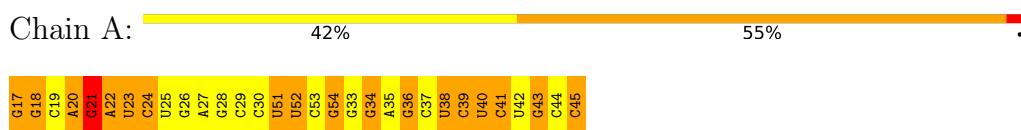


4.2 Scores per residue for each member of the ensemble

Colouring as in section 4.1 above.

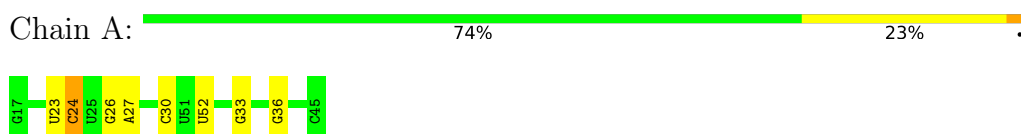
4.2.1 Score per residue for model 1

- Molecule 1: The excited state of HIV-1 transactivation response element (31-MER)



4.2.2 Score per residue for model 2

- Molecule 1: The excited state of HIV-1 transactivation response element (31-MER)



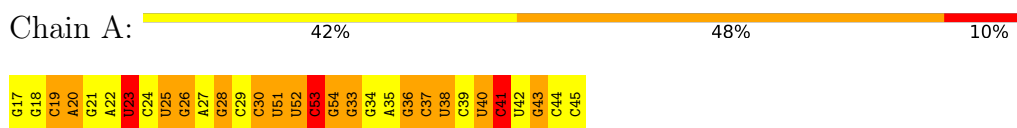
4.2.3 Score per residue for model 3

- Molecule 1: The excited state of HIV-1 transactivation response element (31-MER)



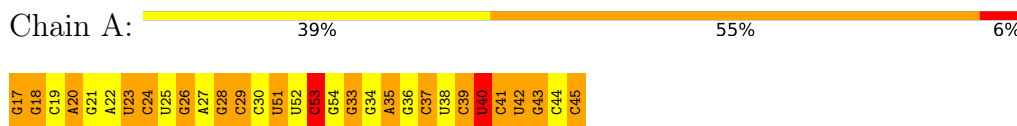
4.2.4 Score per residue for model 4

- Molecule 1: The excited state of HIV-1 transactivation response element (31-MER)



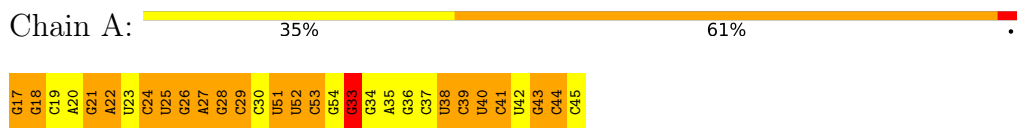
4.2.5 Score per residue for model 5

- Molecule 1: The excited state of HIV-1 transactivation response element (31-MER)



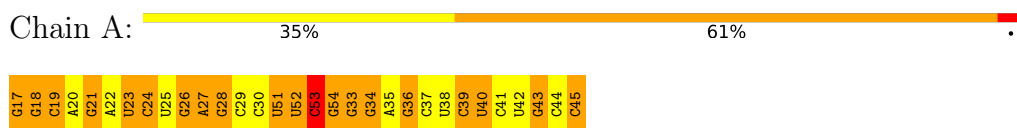
4.2.6 Score per residue for model 6

- Molecule 1: The excited state of HIV-1 transactivation response element (31-MER)



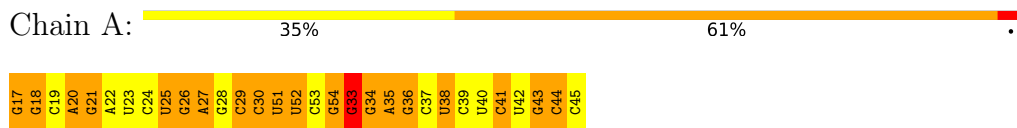
4.2.7 Score per residue for model 7

- Molecule 1: The excited state of HIV-1 transactivation response element (31-MER)



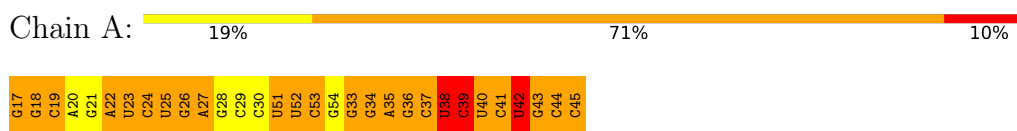
4.2.8 Score per residue for model 8

- Molecule 1: The excited state of HIV-1 transactivation response element (31-MER)



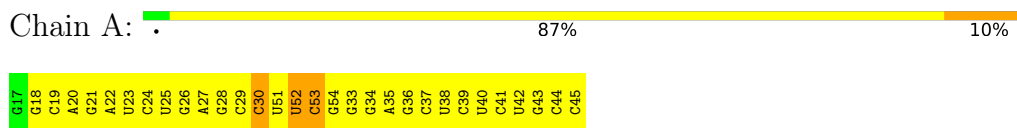
4.2.9 Score per residue for model 9

- Molecule 1: The excited state of HIV-1 transactivation response element (31-MER)



4.2.10 Score per residue for model 10

- Molecule 1: The excited state of HIV-1 transactivation response element (31-MER)



5 Refinement protocol and experimental data overview

The models were refined using the following method: *simulated annealing*.

Of the 10 calculated structures, 10 were deposited, based on the following criterion: *target function*.

The following table shows the software used for structure solution, optimisation and refinement.

Software name	Classification	Version
Rosetta	structure calculation	
Amber	refinement	

The following table shows chemical shift validation statistics as aggregates over all chemical shift files. Detailed validation can be found in section 7 of this report.

Chemical shift file(s)	working_cs.cif
Number of chemical shift lists	1
Total number of shifts	199
Number of shifts mapped to atoms	199
Number of unparsed shifts	0
Number of shifts with mapping errors	0
Number of shifts with mapping warnings	0
Assignment completeness (well-defined parts)	29%

6 Model quality i

6.1 Standard geometry i

The Z score for a bond length (or angle) is the number of standard deviations the observed value is removed from the expected value. A bond length (or angle) with $|Z| > 5$ is considered an outlier worth inspection. RMSZ is the (average) root-mean-square of all Z scores of the bond lengths (or angles).

Mol	Chain	Bond lengths		Bond angles	
		RMSZ	#Z>5	RMSZ	#Z>5
1	A	2.52±0.99	59±37/729 (8.1± 5.0%)	3.05±1.11	137±77/1135 (12.1± 6.7%)
All	All	2.71	592/7290 (8.1%)	3.24	1368/11350 (12.1%)

Chiral center outliers are detected by calculating the chiral volume of a chiral center and verifying if the center is modelled as a planar moiety or with the opposite hand. A planarity outlier is detected by checking planarity of atoms in a peptide group, atoms in a mainchain group or atoms of a sidechain that are expected to be planar.

Mol	Chain	Chirality	Planarity
1	A	0.0±0.0	12.6±8.6
All	All	0	126

All unique bond outliers are listed below. They are sorted according to the Z-score of the worst occurrence in the ensemble.

Mol	Chain	Res	Type	Atoms	Z	Observed(Å)	Ideal(Å)	Models	
								Worst	Total
1	A	17	G	N7-C5	14.71	1.48	1.39	9	2
1	A	29	C	O3'-P	-14.62	1.43	1.61	3	1
1	A	27	A	N3-C4	12.97	1.42	1.34	9	3
1	A	33	G	C5-C4	12.79	1.47	1.38	8	2
1	A	17	G	C6-N1	-12.78	1.30	1.39	7	2
1	A	20	A	C6-N1	-11.76	1.27	1.35	7	4
1	A	41	C	N1-C6	-11.63	1.30	1.37	4	1
1	A	36	G	C3'-C2'	11.52	1.65	1.52	8	2
1	A	41	C	N3-C4	-11.45	1.25	1.33	5	2
1	A	24	C	N1-C6	11.15	1.43	1.37	5	1
1	A	20	A	N7-C5	11.07	1.45	1.39	5	2
1	A	44	C	N1-C6	11.07	1.43	1.37	1	1
1	A	54	G	C8-N7	-11.01	1.24	1.30	9	2
1	A	19	C	C2-N3	-10.89	1.27	1.35	7	1
1	A	27	A	N7-C5	-10.73	1.32	1.39	4	2
1	A	19	C	C4-C5	10.57	1.51	1.43	5	1

Continued on next page...

Continued from previous page...

Mol	Chain	Res	Type	Atoms	Z	Observed(Å)	Ideal(Å)	Models	
								Worst	Total
1	A	53	C	N1-C6	10.35	1.43	1.37	7	3
1	A	27	A	N9-C4	-10.34	1.31	1.37	9	4
1	A	35	A	C5-C6	10.32	1.50	1.41	8	2
1	A	30	C	C5'-C4'	10.31	1.63	1.51	5	1
1	A	37	C	C4-N4	-10.23	1.24	1.33	6	2
1	A	21	G	N9-C4	10.20	1.46	1.38	6	1
1	A	52	U	C2-N3	10.05	1.44	1.37	8	1
1	A	20	A	C6-N6	-10.05	1.25	1.33	4	3
1	A	17	G	C5-C6	10.04	1.52	1.42	7	1
1	A	27	A	O3'-P	-10.02	1.49	1.61	8	2
1	A	39	C	N1-C6	9.97	1.43	1.37	6	3
1	A	54	G	C6-N1	-9.94	1.32	1.39	4	3
1	A	36	G	N7-C5	9.91	1.45	1.39	8	3
1	A	30	C	C5-C6	9.71	1.42	1.34	7	1
1	A	27	A	C6-N6	-9.66	1.26	1.33	4	3
1	A	22	A	C6-N1	-9.63	1.28	1.35	7	2
1	A	30	C	N1-C6	9.59	1.43	1.37	9	2
1	A	33	G	C2-N3	9.46	1.40	1.32	8	3
1	A	28	G	C2-N2	-9.41	1.25	1.34	9	4
1	A	22	A	O3'-P	-9.41	1.49	1.61	5	2
1	A	18	G	N3-C4	9.41	1.42	1.35	6	4
1	A	19	C	O3'-P	-9.31	1.50	1.61	8	3
1	A	45	C	N3-C4	-9.26	1.27	1.33	9	4
1	A	28	G	N7-C5	9.26	1.44	1.39	1	3
1	A	18	G	O3'-P	-9.14	1.50	1.61	6	2
1	A	41	C	C4-N4	-9.04	1.25	1.33	4	3
1	A	38	U	C4-C5	9.03	1.51	1.43	7	2
1	A	35	A	C2'-C1'	-8.99	1.43	1.53	6	1
1	A	53	C	C4'-C3'	8.98	1.63	1.53	8	2
1	A	21	G	C2-N3	8.92	1.39	1.32	9	1
1	A	29	C	N1-C6	8.91	1.42	1.37	7	3
1	A	22	A	C8-N7	-8.90	1.25	1.31	9	2
1	A	40	U	C2-N3	8.85	1.44	1.37	5	2
1	A	41	C	P-O5'	8.84	1.68	1.59	5	1
1	A	24	C	C5-C6	8.84	1.41	1.34	9	1
1	A	53	C	O3'-P	-8.83	1.50	1.61	9	1
1	A	43	G	N1-C2	8.80	1.44	1.37	1	2
1	A	34	G	C5-C4	-8.72	1.32	1.38	8	1
1	A	27	A	P-O5'	-8.68	1.51	1.59	1	3
1	A	43	G	N7-C5	8.67	1.44	1.39	7	3
1	A	44	C	C4-N4	-8.64	1.26	1.33	1	2

Continued on next page...

Continued from previous page...

Mol	Chain	Res	Type	Atoms	Z	Observed(Å)	Ideal(Å)	Models	
								Worst	Total
1	A	35	A	N7-C5	8.57	1.44	1.39	8	4
1	A	28	G	N1-C2	-8.57	1.30	1.37	5	2
1	A	29	C	C2-O2	-8.50	1.16	1.24	8	2
1	A	45	C	N1-C6	-8.43	1.32	1.37	8	3
1	A	44	C	P-O5'	-8.41	1.51	1.59	7	1
1	A	35	A	N3-C4	8.40	1.39	1.34	4	4
1	A	17	G	C8-N7	8.39	1.35	1.30	4	4
1	A	38	U	N1-C6	8.38	1.45	1.38	9	1
1	A	24	C	C2'-O2'	-8.38	1.30	1.41	1	2
1	A	33	G	N9-C8	-8.36	1.31	1.37	7	1
1	A	40	U	C2'-O2'	-8.31	1.30	1.41	9	1
1	A	40	U	P-O5'	-8.31	1.51	1.59	9	1
1	A	25	U	C2-N3	8.28	1.43	1.37	4	1
1	A	41	C	C5'-C4'	8.24	1.61	1.51	1	3
1	A	38	U	C2-N3	8.22	1.43	1.37	6	2
1	A	25	U	C2'-C1'	8.18	1.62	1.53	6	2
1	A	18	G	C8-N7	8.14	1.35	1.30	8	1
1	A	19	C	C4-N4	-8.14	1.26	1.33	6	4
1	A	23	U	C5'-C4'	8.12	1.61	1.51	7	3
1	A	36	G	C6-N1	-8.12	1.33	1.39	9	3
1	A	54	G	N3-C4	8.11	1.41	1.35	8	1
1	A	43	G	N3-C4	8.10	1.41	1.35	6	2
1	A	37	C	N1-C6	8.09	1.42	1.37	6	2
1	A	33	G	C6-N1	-8.09	1.33	1.39	9	1
1	A	45	C	C5'-C4'	8.05	1.61	1.51	4	2
1	A	39	C	P-O5'	-8.05	1.51	1.59	5	1
1	A	53	C	C4-N4	-8.05	1.26	1.33	9	5
1	A	25	U	P-O5'	8.04	1.67	1.59	1	2
1	A	22	A	N9-C4	8.04	1.42	1.37	5	1
1	A	39	C	C2'-C1'	-8.03	1.44	1.53	6	1
1	A	52	U	C2-O2	7.97	1.29	1.22	7	2
1	A	30	C	C4'-O4'	-7.96	1.35	1.45	1	1
1	A	44	C	C4'-C3'	-7.96	1.44	1.53	4	1
1	A	39	C	C5'-C4'	7.96	1.60	1.51	5	1
1	A	28	G	N3-C4	7.95	1.41	1.35	4	3
1	A	51	U	O3'-P	-7.94	1.51	1.61	5	2
1	A	42	U	C2-N3	7.88	1.43	1.37	8	1
1	A	20	A	N3-C4	7.87	1.39	1.34	5	2
1	A	26	G	N3-C4	7.87	1.41	1.35	4	2
1	A	24	C	C4-N4	-7.82	1.26	1.33	6	5
1	A	18	G	N7-C5	7.79	1.44	1.39	7	1

Continued on next page...

Continued from previous page...

Mol	Chain	Res	Type	Atoms	Z	Observed(Å)	Ideal(Å)	Models	
								Worst	Total
1	A	22	A	N7-C5	7.77	1.44	1.39	7	4
1	A	40	U	N1-C2	7.77	1.45	1.38	5	2
1	A	35	A	N9-C4	7.75	1.42	1.37	7	1
1	A	20	A	N9-C8	-7.73	1.31	1.37	6	1
1	A	34	G	N3-C4	7.71	1.40	1.35	6	3
1	A	18	G	N9-C4	-7.70	1.31	1.38	9	1
1	A	40	U	C5-C6	7.63	1.41	1.34	1	3
1	A	44	C	N3-C4	-7.63	1.28	1.33	5	1
1	A	34	G	C2-N2	-7.58	1.26	1.34	1	3
1	A	20	A	O3'-P	-7.53	1.52	1.61	9	3
1	A	38	U	O3'-P	-7.50	1.52	1.61	7	3
1	A	18	G	C6-O6	-7.49	1.17	1.24	8	2
1	A	27	A	C5-C4	-7.43	1.33	1.38	9	3
1	A	33	G	O4'-C1'	7.41	1.51	1.41	9	1
1	A	34	G	C2-N3	7.39	1.38	1.32	6	2
1	A	19	C	C2-O2	-7.39	1.17	1.24	5	1
1	A	37	C	C2-N3	-7.39	1.29	1.35	7	1
1	A	43	G	C8-N7	-7.38	1.26	1.30	8	1
1	A	29	C	C4-N4	-7.37	1.27	1.33	8	1
1	A	22	A	C2-N3	-7.36	1.26	1.33	9	2
1	A	36	G	C2'-C1'	-7.36	1.45	1.53	5	2
1	A	43	G	C5-C4	-7.34	1.33	1.38	9	1
1	A	35	A	C5-C4	-7.33	1.33	1.38	7	1
1	A	36	G	O3'-P	-7.31	1.52	1.61	8	2
1	A	24	C	P-O5'	7.31	1.67	1.59	5	4
1	A	22	A	C5-C4	-7.31	1.33	1.38	7	2
1	A	37	C	C5-C6	7.30	1.40	1.34	5	3
1	A	17	G	O3'-P	7.29	1.69	1.61	7	1
1	A	22	A	N3-C4	7.28	1.39	1.34	7	4
1	A	45	C	C4-N4	-7.27	1.27	1.33	9	2
1	A	28	G	C6-N1	-7.27	1.34	1.39	9	2
1	A	28	G	C5-C4	-7.27	1.33	1.38	4	1
1	A	29	C	N3-C4	-7.27	1.28	1.33	9	1
1	A	18	G	C2-N3	-7.25	1.26	1.32	8	2
1	A	17	G	C2-N2	-7.25	1.27	1.34	9	4
1	A	26	G	C5-C4	-7.21	1.33	1.38	8	1
1	A	27	A	C5-C6	-7.21	1.34	1.41	4	1
1	A	38	U	C5-C6	7.18	1.40	1.34	4	3
1	A	21	G	N7-C5	7.17	1.43	1.39	5	2
1	A	36	G	C5-C6	7.13	1.49	1.42	4	2
1	A	34	G	N1-C2	-7.11	1.32	1.37	5	2

Continued on next page...

Continued from previous page...

Mol	Chain	Res	Type	Atoms	Z	Observed(Å)	Ideal(Å)	Models	
								Worst	Total
1	A	20	A	C5-C6	7.09	1.47	1.41	4	1
1	A	29	C	C2-N3	7.09	1.41	1.35	1	2
1	A	54	G	C5-C4	7.09	1.43	1.38	4	2
1	A	26	G	N7-C5	7.07	1.43	1.39	8	3
1	A	21	G	C6-N1	7.06	1.44	1.39	7	2
1	A	51	U	N1-C6	7.05	1.44	1.38	4	1
1	A	53	C	C3'-C2'	7.05	1.60	1.52	4	1
1	A	38	U	C5'-C4'	7.00	1.59	1.51	6	1
1	A	26	G	C2'-O2'	6.99	1.50	1.41	1	1
1	A	20	A	P-O5'	-6.99	1.52	1.59	7	4
1	A	54	G	C2-N3	6.97	1.38	1.32	1	2
1	A	36	G	C2-N2	-6.96	1.27	1.34	9	1
1	A	17	G	C2-N3	6.93	1.38	1.32	5	1
1	A	45	C	C5-C6	6.92	1.39	1.34	8	3
1	A	29	C	P-O5'	6.91	1.66	1.59	5	1
1	A	42	U	C4-C5	6.90	1.49	1.43	8	1
1	A	38	U	C4'-C3'	-6.89	1.45	1.53	9	1
1	A	29	C	C5-C6	6.89	1.39	1.34	8	2
1	A	22	A	P-O5'	-6.83	1.52	1.59	5	1
1	A	36	G	C8-N7	-6.82	1.26	1.30	9	1
1	A	30	C	C2-N3	-6.81	1.30	1.35	6	1
1	A	44	C	N1-C2	-6.79	1.33	1.40	4	1
1	A	33	G	C2-N2	-6.77	1.27	1.34	1	2
1	A	36	G	P-O5'	-6.77	1.52	1.59	7	1
1	A	34	G	C4'-O4'	-6.76	1.36	1.45	7	1
1	A	54	G	P-O5'	6.76	1.66	1.59	7	2
1	A	23	U	N3-C4	-6.75	1.32	1.38	6	1
1	A	39	C	N3-C4	-6.75	1.29	1.33	8	4
1	A	34	G	C6-N1	-6.74	1.34	1.39	7	2
1	A	18	G	N1-C2	-6.73	1.32	1.37	4	1
1	A	20	A	N9-C4	6.73	1.41	1.37	7	1
1	A	52	U	O3'-P	-6.71	1.53	1.61	9	1
1	A	28	G	N9-C4	6.70	1.43	1.38	5	1
1	A	54	G	N7-C5	6.69	1.43	1.39	9	2
1	A	21	G	N1-C2	-6.69	1.32	1.37	5	1
1	A	53	C	P-O5'	-6.69	1.53	1.59	9	3
1	A	51	U	P-O5'	-6.68	1.53	1.59	8	2
1	A	37	C	N3-C4	-6.68	1.29	1.33	7	3
1	A	53	C	N3-C4	-6.67	1.29	1.33	7	3
1	A	44	C	C5-C6	6.67	1.39	1.34	4	1
1	A	22	A	C5-C6	6.66	1.47	1.41	1	1

Continued on next page...

Continued from previous page...

Mol	Chain	Res	Type	Atoms	Z	Observed(Å)	Ideal(Å)	Models	
								Worst	Total
1	A	36	G	N9-C8	6.65	1.42	1.37	8	3
1	A	22	A	O5'-C5'	-6.64	1.32	1.42	1	1
1	A	29	C	O4'-C1'	6.62	1.50	1.41	9	1
1	A	20	A	C5-C4	-6.62	1.34	1.38	9	2
1	A	35	A	C3'-C2'	6.60	1.60	1.52	4	2
1	A	20	A	C5'-C4'	6.58	1.59	1.51	7	1
1	A	54	G	C2-N2	-6.55	1.27	1.34	6	1
1	A	37	C	P-O5'	-6.50	1.53	1.59	5	3
1	A	43	G	C2-N2	-6.49	1.28	1.34	5	4
1	A	38	U	P-O5'	6.49	1.66	1.59	6	1
1	A	34	G	P-O5'	-6.46	1.53	1.59	8	2
1	A	33	G	C8-N7	-6.44	1.27	1.30	10	2
1	A	41	C	C4'-O4'	-6.42	1.37	1.45	8	2
1	A	19	C	N3-C4	-6.41	1.29	1.33	9	1
1	A	51	U	C5'-C4'	6.39	1.59	1.51	6	1
1	A	33	G	C3'-C2'	6.38	1.59	1.52	9	1
1	A	44	C	C3'-C2'	6.37	1.59	1.52	5	1
1	A	35	A	C6-N1	-6.37	1.31	1.35	10	1
1	A	41	C	O4'-C1'	6.35	1.50	1.41	5	2
1	A	52	U	C4'-O4'	-6.35	1.37	1.45	8	1
1	A	26	G	N1-C2	-6.33	1.32	1.37	7	1
1	A	33	G	C5'-C4'	6.32	1.58	1.51	9	2
1	A	52	U	N3-C4	-6.31	1.32	1.38	5	1
1	A	54	G	C5-C6	6.30	1.48	1.42	1	1
1	A	17	G	N3-C4	6.29	1.39	1.35	5	2
1	A	30	C	C4-C5	6.29	1.48	1.43	6	1
1	A	19	C	N1-C6	-6.29	1.33	1.37	5	2
1	A	17	G	C5'-C4'	6.28	1.58	1.51	7	2
1	A	43	G	O3'-P	-6.26	1.53	1.61	8	1
1	A	18	G	P-O5'	6.24	1.66	1.59	5	2
1	A	24	C	C4-C5	6.23	1.48	1.43	5	1
1	A	21	G	C5-C4	6.22	1.42	1.38	6	1
1	A	52	U	C4-O4	-6.22	1.18	1.23	1	2
1	A	39	C	C4-N4	-6.19	1.28	1.33	6	2
1	A	42	U	P-O5'	6.16	1.66	1.59	7	1
1	A	27	A	C2'-O2'	6.15	1.49	1.41	4	1
1	A	34	G	N7-C5	6.13	1.43	1.39	4	2
1	A	23	U	P-O5'	-6.12	1.53	1.59	9	1
1	A	44	C	C2-N3	6.12	1.40	1.35	4	2
1	A	29	C	C4-C5	-6.12	1.38	1.43	9	1
1	A	54	G	C2'-C1'	6.08	1.60	1.53	5	1

Continued on next page...

Continued from previous page...

Mol	Chain	Res	Type	Atoms	Z	Observed(Å)	Ideal(Å)	Models	
								Worst	Total
1	A	41	C	C3'-C2'	6.08	1.59	1.52	8	1
1	A	28	G	C2'-C1'	-6.08	1.46	1.53	1	1
1	A	34	G	N9-C8	6.08	1.42	1.37	4	1
1	A	21	G	N3-C4	-6.08	1.31	1.35	4	2
1	A	30	C	O3'-P	-6.06	1.53	1.61	6	3
1	A	23	U	N1-C2	6.03	1.44	1.38	4	1
1	A	29	C	N1-C2	6.03	1.46	1.40	6	1
1	A	41	C	C4-C5	-6.02	1.38	1.43	4	1
1	A	24	C	C4'-C3'	6.02	1.59	1.53	6	2
1	A	45	C	C4'-C3'	6.01	1.59	1.53	4	1
1	A	37	C	O3'-P	-6.00	1.53	1.61	1	1
1	A	19	C	P-O5'	5.99	1.65	1.59	7	1
1	A	53	C	C2-N3	-5.99	1.30	1.35	7	1
1	A	43	G	C3'-C2'	5.99	1.59	1.52	7	2
1	A	45	C	C2-N3	5.97	1.40	1.35	4	1
1	A	21	G	N9-C8	-5.97	1.33	1.37	9	2
1	A	20	A	C3'-C2'	5.96	1.59	1.52	1	1
1	A	27	A	C1'-N9	5.95	1.57	1.48	9	1
1	A	52	U	C3'-O3'	5.95	1.50	1.42	9	2
1	A	21	G	C5-C6	5.94	1.48	1.42	6	1
1	A	35	A	N9-C8	-5.91	1.33	1.37	7	1
1	A	26	G	C2-N3	5.91	1.37	1.32	1	1
1	A	36	G	C1'-N9	5.90	1.57	1.48	6	1
1	A	51	U	C1'-N1	5.89	1.57	1.48	1	1
1	A	29	C	C5'-C4'	5.89	1.58	1.51	6	1
1	A	42	U	N1-C2	5.88	1.43	1.38	7	2
1	A	21	G	C2'-C1'	5.88	1.59	1.53	5	1
1	A	34	G	C5'-C4'	5.88	1.58	1.51	6	1
1	A	38	U	N3-C4	-5.88	1.33	1.38	8	1
1	A	37	C	N1-C2	5.87	1.46	1.40	9	2
1	A	51	U	C4'-C3'	5.86	1.59	1.53	9	1
1	A	29	C	C3'-C2'	-5.85	1.46	1.52	5	1
1	A	28	G	O3'-P	-5.85	1.54	1.61	7	1
1	A	42	U	O4'-C1'	5.85	1.49	1.41	6	1
1	A	40	U	C4-O4	-5.85	1.19	1.23	8	1
1	A	30	C	O4'-C1'	-5.85	1.34	1.41	4	1
1	A	37	C	C4-C5	-5.84	1.38	1.43	4	1
1	A	40	U	O3'-P	-5.82	1.54	1.61	7	2
1	A	39	C	C5-C6	5.80	1.39	1.34	4	2
1	A	20	A	C2-N3	5.80	1.38	1.33	1	2
1	A	25	U	C2-O2	5.80	1.27	1.22	7	2

Continued on next page...

Continued from previous page...

Mol	Chain	Res	Type	Atoms	Z	Observed(Å)	Ideal(Å)	Models	
								Worst	Total
1	A	28	G	N9-C8	5.79	1.42	1.37	5	2
1	A	34	G	C6-O6	-5.78	1.19	1.24	5	1
1	A	18	G	C5-C6	5.77	1.48	1.42	5	1
1	A	33	G	P-O5'	5.77	1.65	1.59	5	1
1	A	25	U	C4'-C3'	5.76	1.59	1.53	5	1
1	A	21	G	O3'-P	-5.76	1.54	1.61	9	1
1	A	53	C	C5'-C4'	5.75	1.58	1.51	7	1
1	A	17	G	C1'-N9	5.73	1.57	1.48	6	1
1	A	24	C	C1'-N1	5.72	1.57	1.48	7	1
1	A	18	G	N9-C8	-5.71	1.33	1.37	9	1
1	A	36	G	C5'-C4'	5.70	1.58	1.51	1	1
1	A	27	A	C8-N7	5.69	1.35	1.31	1	2
1	A	28	G	C5-C6	5.68	1.48	1.42	6	1
1	A	52	U	O4'-C1'	5.68	1.49	1.41	8	1
1	A	33	G	N7-C5	-5.66	1.35	1.39	10	2
1	A	33	G	C5-C6	5.64	1.48	1.42	5	1
1	A	22	A	C4'-O4'	-5.63	1.38	1.45	1	1
1	A	23	U	C4'-O4'	-5.62	1.38	1.45	5	2
1	A	44	C	O3'-P	-5.61	1.54	1.61	5	1
1	A	41	C	C4'-C3'	-5.61	1.47	1.52	6	1
1	A	42	U	C4'-O4'	-5.59	1.38	1.45	6	1
1	A	17	G	O4'-C1'	5.59	1.49	1.41	4	1
1	A	45	C	C2'-O2'	5.58	1.49	1.41	1	1
1	A	43	G	C6-N1	-5.57	1.35	1.39	6	2
1	A	40	U	N1-C6	5.57	1.43	1.38	5	1
1	A	33	G	N1-C2	-5.56	1.33	1.37	9	3
1	A	53	C	C4-C5	5.56	1.47	1.43	6	1
1	A	20	A	C2'-O2'	5.55	1.48	1.41	1	2
1	A	25	U	N3-C4	-5.55	1.33	1.38	7	2
1	A	52	U	N1-C2	5.53	1.43	1.38	1	2
1	A	19	C	C4'-O4'	-5.53	1.38	1.45	7	1
1	A	24	C	N1-C2	-5.53	1.34	1.40	1	1
1	A	40	U	C4-C5	-5.52	1.38	1.43	8	1
1	A	45	C	C4-C5	-5.52	1.38	1.43	5	1
1	A	18	G	C3'-C2'	5.50	1.58	1.52	6	1
1	A	33	G	N3-C4	5.49	1.39	1.35	1	1
1	A	27	A	C6-N1	-5.48	1.31	1.35	10	2
1	A	27	A	N9-C8	-5.48	1.33	1.37	8	1
1	A	23	U	C1'-N1	5.47	1.56	1.48	4	1
1	A	34	G	O4'-C1'	5.47	1.48	1.41	6	1
1	A	25	U	C4-C5	5.46	1.48	1.43	7	1

Continued on next page...

Continued from previous page...

Mol	Chain	Res	Type	Atoms	Z	Observed(Å)	Ideal(Å)	Models	
								Worst	Total
1	A	38	U	C2'-C1'	5.46	1.59	1.53	7	1
1	A	34	G	C8-N7	-5.45	1.27	1.30	4	1
1	A	22	A	O4'-C1'	5.43	1.48	1.41	8	1
1	A	28	G	C4'-O4'	-5.42	1.38	1.45	7	1
1	A	20	A	N1-C2	-5.41	1.29	1.34	4	1
1	A	39	C	C2'-O2'	5.41	1.48	1.41	6	1
1	A	39	C	C3'-O3'	5.40	1.49	1.42	7	1
1	A	34	G	C5-C6	5.39	1.47	1.42	9	1
1	A	39	C	O3'-P	5.39	1.67	1.61	7	1
1	A	42	U	C5-C6	5.38	1.39	1.34	6	1
1	A	27	A	C2-N3	-5.37	1.28	1.33	8	1
1	A	37	C	O4'-C1'	5.37	1.48	1.41	7	1
1	A	22	A	N9-C8	5.36	1.42	1.37	4	1
1	A	51	U	N1-C2	5.36	1.43	1.38	5	1
1	A	54	G	C5'-C4'	5.36	1.57	1.51	5	2
1	A	51	U	C2-O2	5.36	1.27	1.22	1	1
1	A	24	C	C5'-C4'	5.36	1.57	1.51	9	1
1	A	30	C	C4-N4	-5.36	1.29	1.33	4	2
1	A	33	G	C4'-O4'	-5.35	1.38	1.45	6	1
1	A	24	C	N3-C4	-5.35	1.30	1.33	10	1
1	A	17	G	C5-C4	-5.33	1.34	1.38	4	1
1	A	44	C	C4-C5	5.31	1.47	1.43	9	1
1	A	43	G	P-O5'	5.31	1.65	1.59	5	1
1	A	45	C	C4'-O4'	-5.29	1.38	1.45	9	1
1	A	43	G	C2'-C1'	-5.28	1.47	1.53	5	1
1	A	41	C	C2-N3	5.28	1.40	1.35	5	1
1	A	36	G	C4'-O4'	-5.27	1.38	1.45	4	2
1	A	17	G	N9-C4	-5.27	1.33	1.38	6	1
1	A	51	U	C2-N3	-5.26	1.34	1.37	1	2
1	A	37	C	C2'-O2'	5.23	1.48	1.41	4	1
1	A	26	G	C2'-C1'	-5.23	1.47	1.53	8	1
1	A	42	U	O3'-P	-5.22	1.54	1.61	9	1
1	A	28	G	C2'-O2'	-5.21	1.34	1.41	6	1
1	A	27	A	O4'-C1'	5.21	1.48	1.41	8	1
1	A	52	U	C4-C5	5.20	1.48	1.43	1	1
1	A	54	G	N1-C2	-5.20	1.33	1.37	6	1
1	A	33	G	N9-C4	-5.19	1.33	1.38	5	1
1	A	51	U	C3'-C2'	5.19	1.58	1.52	9	1
1	A	37	C	C2-O2	-5.18	1.19	1.24	9	1
1	A	54	G	O3'-P	5.18	1.67	1.61	8	1
1	A	36	G	N1-C2	-5.16	1.33	1.37	8	1

Continued on next page...

Continued from previous page...

Mol	Chain	Res	Type	Atoms	Z	Observed(Å)	Ideal(Å)	Models	
								Worst	Total
1	A	28	G	C2-N3	-5.15	1.28	1.32	1	1
1	A	52	U	P-O5'	-5.15	1.54	1.59	1	1
1	A	18	G	C4'-O4'	-5.15	1.38	1.45	8	1
1	A	51	U	C4-C5	5.14	1.48	1.43	4	1
1	A	18	G	C4'-C3'	-5.13	1.47	1.52	4	1
1	A	53	C	C2'-C1'	-5.13	1.47	1.53	7	1
1	A	25	U	O4'-C1'	5.13	1.48	1.41	9	1
1	A	24	C	C2-N3	5.12	1.39	1.35	6	1
1	A	42	U	C3'-O3'	5.10	1.49	1.42	1	1
1	A	52	U	N1-C6	5.08	1.42	1.38	1	1
1	A	29	C	C2'-C1'	5.08	1.58	1.53	5	1
1	A	39	C	C4'-C3'	-5.08	1.47	1.52	9	1
1	A	18	G	C6-N1	5.08	1.43	1.39	1	1
1	A	35	A	C8-N7	-5.08	1.27	1.31	10	1
1	A	21	G	C8-N7	5.07	1.33	1.30	8	1
1	A	25	U	C4-O4	5.06	1.27	1.23	5	1
1	A	21	G	C2-N2	-5.06	1.29	1.34	5	1
1	A	37	C	C4'-C3'	-5.05	1.47	1.52	1	1
1	A	26	G	C6-O6	5.04	1.28	1.24	1	1
1	A	38	U	C4'-O4'	-5.04	1.39	1.45	9	2
1	A	38	U	C3'-C2'	5.02	1.58	1.52	4	1
1	A	51	U	C2'-C1'	5.01	1.58	1.53	9	1
1	A	18	G	C2-N2	-5.00	1.29	1.34	6	1

All unique angle outliers are listed below. They are sorted according to the Z-score of the worst occurrence in the ensemble.

Mol	Chain	Res	Type	Atoms	Z	Observed(°)	Ideal(°)	Models	
								Worst	Total
1	A	37	C	C5-C6-N1	-20.17	110.92	121.00	5	3
1	A	27	A	N1-C6-N6	-18.08	107.75	118.60	4	6
1	A	52	U	N3-C2-O2	-17.77	109.76	122.20	9	5
1	A	20	A	N1-C6-N6	-16.37	108.78	118.60	7	5
1	A	22	A	C4-C5-C6	-16.30	108.85	117.00	1	7
1	A	44	C	N3-C2-O2	-16.13	110.61	121.90	4	6
1	A	39	C	N3-C4-C5	15.61	128.14	121.90	9	5
1	A	45	C	N1-C2-O2	15.44	128.16	118.90	5	2
1	A	29	C	C2-N3-C4	-15.43	112.19	119.90	6	4
1	A	52	U	O4'-C1'-N1	15.39	120.51	108.20	5	2
1	A	41	C	N1-C2-O2	15.36	128.12	118.90	5	5
1	A	29	C	N3-C4-C5	15.26	128.00	121.90	6	4
1	A	51	U	N3-C2-O2	-15.19	111.57	122.20	4	2

Continued on next page...

Continued from previous page...

Mol	Chain	Res	Type	Atoms	Z	Observed(°)	Ideal(°)	Models	
								Worst	Total
1	A	37	C	C6-N1-C2	15.16	126.36	120.30	5	4
1	A	35	A	C5-C6-N1	15.08	125.24	117.70	7	3
1	A	24	C	N3-C2-O2	-15.04	111.38	121.90	7	4
1	A	36	G	C8-N9-C4	-14.79	100.48	106.40	4	1
1	A	21	G	N1-C6-O6	-14.74	111.06	119.90	1	2
1	A	18	G	N1-C6-O6	-14.74	111.06	119.90	1	5
1	A	17	G	O4'-C1'-N9	14.45	119.76	108.20	5	2
1	A	30	C	N3-C2-O2	-14.37	111.84	121.90	6	5
1	A	54	G	N3-C2-N2	-14.31	109.89	119.90	6	5
1	A	36	G	N1-C6-O6	-14.25	111.35	119.90	9	3
1	A	44	C	C2-N3-C4	-14.21	112.79	119.90	4	3
1	A	22	A	N1-C6-N6	-14.18	110.09	118.60	5	7
1	A	39	C	O4'-C1'-N1	14.18	119.54	108.20	7	5
1	A	26	G	C5-N7-C8	-14.17	97.22	104.30	5	2
1	A	22	A	O4'-C1'-N9	14.10	119.48	108.20	4	5
1	A	17	G	N1-C6-O6	-14.06	111.46	119.90	5	4
1	A	39	C	C6-N1-C2	-13.97	114.71	120.30	4	3
1	A	41	C	N3-C4-C5	13.97	127.49	121.90	7	3
1	A	27	A	C2-N3-C4	13.86	117.53	110.60	6	2
1	A	23	U	C5-C6-N1	-13.73	115.84	122.70	1	4
1	A	42	U	C5-C6-N1	-13.65	115.87	122.70	7	2
1	A	27	A	C5-C6-N1	13.63	124.51	117.70	6	5
1	A	43	G	C4-C5-N7	-13.54	105.38	110.80	9	4
1	A	24	C	C6-N1-C2	-13.44	114.92	120.30	7	3
1	A	17	G	C4-C5-N7	13.31	116.12	110.80	7	4
1	A	20	A	C2-N3-C4	13.09	117.15	110.60	9	3
1	A	44	C	N3-C4-C5	13.05	127.12	121.90	7	3
1	A	30	C	C5-C6-N1	-12.77	114.61	121.00	1	4
1	A	17	G	C5-C6-N1	12.55	117.78	111.50	8	2
1	A	22	A	C6-C5-N7	12.41	140.99	132.30	9	4
1	A	34	G	N3-C4-C5	-12.35	122.43	128.60	8	4
1	A	18	G	C5-C6-N1	12.32	117.66	111.50	1	2
1	A	22	A	C5-C6-N1	12.30	123.85	117.70	6	6
1	A	33	G	N7-C8-N9	12.30	119.25	113.10	9	4
1	A	33	G	C5-N7-C8	-12.22	98.19	104.30	9	4
1	A	18	G	N7-C8-N9	12.14	119.17	113.10	9	2
1	A	28	G	O4'-C1'-N9	12.04	117.83	108.20	7	5
1	A	44	C	C1'-O4'-C4'	-11.99	100.30	109.90	1	2
1	A	23	U	O4'-C1'-C2'	-11.88	93.92	105.80	8	2
1	A	27	A	C5-N7-C8	-11.85	97.97	103.90	9	4
1	A	52	U	C5-C6-N1	-11.80	116.80	122.70	8	5

Continued on next page...

Continued from previous page...

Mol	Chain	Res	Type	Atoms	Z	Observed(°)	Ideal(°)	Models	
								Worst	Total
1	A	22	A	C3'-C2'-C1'	-11.79	92.07	101.50	1	2
1	A	51	U	N1-C2-N3	11.77	121.96	114.90	4	3
1	A	17	G	C5-C6-O6	-11.74	121.56	128.60	8	3
1	A	43	G	N3-C2-N2	-11.66	111.74	119.90	8	4
1	A	34	G	N1-C6-O6	-11.65	112.91	119.90	1	2
1	A	19	C	C3'-C2'-C1'	11.65	110.82	101.50	6	1
1	A	35	A	C6-N1-C2	-11.65	111.61	118.60	7	2
1	A	39	C	N3-C4-N4	-11.64	109.85	118.00	8	2
1	A	54	G	N3-C4-C5	-11.63	122.78	128.60	1	6
1	A	36	G	C4-C5-N7	-11.63	106.15	110.80	7	2
1	A	25	U	N1-C2-N3	11.62	121.87	114.90	6	3
1	A	18	G	N3-C2-N2	-11.60	111.78	119.90	6	5
1	A	19	C	N3-C4-N4	-11.59	109.89	118.00	6	4
1	A	17	G	N7-C8-N9	-11.59	107.31	113.10	4	4
1	A	39	C	C2-N3-C4	-11.58	114.11	119.90	9	3
1	A	43	G	N9-C4-C5	11.56	110.02	105.40	9	3
1	A	21	G	O4'-C1'-N9	11.54	117.43	108.20	4	3
1	A	44	C	O4'-C1'-N1	11.53	117.42	108.20	7	4
1	A	27	A	C4-C5-C6	-11.46	111.27	117.00	1	7
1	A	38	U	O4'-C1'-N1	11.42	117.34	108.20	4	4
1	A	36	G	C5-C6-N1	11.38	117.19	111.50	9	4
1	A	17	G	C5-N7-C8	-11.36	98.62	104.30	9	4
1	A	34	G	C5-C6-N1	11.28	117.14	111.50	9	4
1	A	51	U	C5-C6-N1	-11.26	117.07	122.70	8	7
1	A	22	A	C2-N3-C4	11.26	116.23	110.60	5	2
1	A	35	A	C5-N7-C8	-11.24	98.28	103.90	8	2
1	A	18	G	C6-C5-N7	11.24	137.14	130.40	7	2
1	A	52	U	C4-C5-C6	11.23	126.44	119.70	8	3
1	A	24	C	N3-C4-C5	-11.20	117.42	121.90	6	6
1	A	29	C	N3-C2-O2	-11.18	114.07	121.90	5	5
1	A	35	A	N1-C6-N6	-11.15	111.91	118.60	9	3
1	A	53	C	C5-C6-N1	-11.10	115.45	121.00	7	3
1	A	26	G	C6-N1-C2	-11.06	118.47	125.10	5	4
1	A	33	G	C4-C5-N7	11.05	115.22	110.80	9	3
1	A	29	C	C6-N1-C2	-10.98	115.91	120.30	5	3
1	A	42	U	N3-C2-O2	-10.92	114.56	122.20	1	4
1	A	21	G	C2-N3-C4	10.88	117.34	111.90	5	3
1	A	18	G	C2-N3-C4	10.85	117.33	111.90	1	1
1	A	29	C	N1-C2-N3	10.80	126.76	119.20	5	4
1	A	19	C	O4'-C1'-N1	10.75	116.80	108.20	4	4
1	A	39	C	C5-C6-N1	-10.75	115.63	121.00	9	1

Continued on next page...

Continued from previous page...

Mol	Chain	Res	Type	Atoms	Z	Observed(°)	Ideal(°)	Models	
								Worst	Total
1	A	26	G	N3-C4-C5	-10.74	123.23	128.60	9	3
1	A	43	G	C5-N7-C8	-10.71	98.94	104.30	7	4
1	A	44	C	N1-C2-N3	10.69	126.68	119.20	4	3
1	A	27	A	C8-N9-C4	-10.69	101.53	105.80	7	4
1	A	54	G	N1-C2-N3	10.67	130.30	123.90	4	2
1	A	24	C	O4'-C1'-N1	10.65	116.72	108.20	4	5
1	A	53	C	C5-C4-N4	10.64	127.65	120.20	8	2
1	A	38	U	C5-C6-N1	-10.62	117.39	122.70	1	3
1	A	36	G	N9-C4-C5	10.52	109.61	105.40	4	2
1	A	22	A	N1-C2-N3	-10.47	124.06	129.30	5	4
1	A	37	C	C3'-C2'-C1'	10.47	109.88	101.50	5	3
1	A	20	A	C5-C6-N1	10.47	122.93	117.70	1	4
1	A	54	G	N1-C2-N2	10.45	125.61	116.20	6	1
1	A	25	U	C6-N1-C2	-10.41	114.75	121.00	7	1
1	A	53	C	N3-C4-N4	-10.40	110.72	118.00	8	2
1	A	36	G	C5-C6-O6	-10.40	122.36	128.60	1	2
1	A	30	C	N1-C2-O2	10.35	125.11	118.90	7	4
1	A	53	C	O4'-C1'-N1	10.34	116.47	108.20	6	2
1	A	21	G	C5-C6-O6	10.34	134.80	128.60	7	3
1	A	20	A	N9-C4-C5	-10.30	101.68	105.80	4	1
1	A	26	G	N7-C8-N9	10.26	118.23	113.10	5	3
1	A	44	C	N1-C2-O2	10.26	125.05	118.90	1	4
1	A	51	U	O4'-C1'-N1	10.20	116.36	108.20	5	4
1	A	39	C	N3-C2-O2	-10.17	114.78	121.90	9	6
1	A	23	U	O4'-C1'-N1	10.15	116.32	108.20	9	6
1	A	52	U	C2-N3-C4	-10.05	120.97	127.00	9	3
1	A	17	G	N3-C4-C5	-10.04	123.58	128.60	6	4
1	A	42	U	O4'-C1'-N1	10.01	116.20	108.20	1	5
1	A	21	G	N3-C4-C5	-10.00	123.60	128.60	5	4
1	A	24	C	C4-C5-C6	10.00	122.40	117.40	6	3
1	A	37	C	N1-C2-O2	9.98	124.89	118.90	5	2
1	A	17	G	N3-C4-N9	9.96	131.97	126.00	8	3
1	A	17	G	C6-N1-C2	-9.95	119.13	125.10	8	2
1	A	24	C	N1-C2-N3	9.93	126.15	119.20	7	2
1	A	24	C	C3'-C2'-C1'	9.90	109.42	101.50	4	2
1	A	41	C	O4'-C1'-N1	9.89	116.12	108.20	5	6
1	A	41	C	N3-C2-O2	-9.83	115.02	121.90	8	3
1	A	45	C	O4'-C1'-N1	9.83	116.07	108.20	9	2
1	A	37	C	C4-C5-C6	9.78	122.29	117.40	5	4
1	A	39	C	N1-C2-O2	9.77	124.76	118.90	9	4
1	A	53	C	C1'-O4'-C4'	-9.76	102.09	109.90	5	2

Continued on next page...

Continued from previous page...

Mol	Chain	Res	Type	Atoms	Z	Observed(°)	Ideal(°)	Models	
								Worst	Total
1	A	36	G	C6-N1-C2	-9.76	119.25	125.10	9	3
1	A	54	G	C8-N9-C4	-9.71	102.51	106.40	4	3
1	A	18	G	O4'-C1'-N9	9.70	115.96	108.20	7	3
1	A	41	C	C6-N1-C2	9.67	124.17	120.30	9	1
1	A	23	U	O4'-C4'-C3'	9.65	113.82	106.10	5	2
1	A	27	A	O4'-C1'-N9	9.65	115.92	108.20	9	4
1	A	19	C	N3-C2-O2	-9.61	115.17	121.90	6	3
1	A	44	C	C5-C4-N4	9.60	126.92	120.20	5	4
1	A	21	G	N3-C4-N9	9.52	131.71	126.00	5	1
1	A	35	A	O4'-C1'-N9	9.51	115.81	108.20	7	2
1	A	17	G	N3-C2-N2	-9.51	113.24	119.90	9	3
1	A	45	C	N3-C2-O2	-9.50	115.25	121.90	5	4
1	A	38	U	C5'-C4'-O4'	9.49	120.49	109.10	9	4
1	A	36	G	C6-C5-N7	9.49	136.09	130.40	8	5
1	A	28	G	C5-C6-N1	9.47	116.23	111.50	9	3
1	A	36	G	N7-C8-N9	9.46	117.83	113.10	4	2
1	A	43	G	C6-N1-C2	-9.45	119.43	125.10	9	3
1	A	52	U	N1-C2-O2	9.45	129.41	122.80	9	3
1	A	43	G	O4'-C1'-N9	9.43	115.74	108.20	9	2
1	A	52	U	N1-C2-N3	9.41	120.55	114.90	9	4
1	A	19	C	N1-C2-O2	9.41	124.55	118.90	4	3
1	A	33	G	C8-N9-C4	-9.40	102.64	106.40	9	3
1	A	37	C	N3-C4-C5	9.40	125.66	121.90	1	2
1	A	30	C	N3-C4-N4	-9.38	111.44	118.00	8	2
1	A	36	G	O4'-C1'-N9	9.37	115.70	108.20	1	4
1	A	17	G	N1-C2-N2	-9.33	107.81	116.20	8	2
1	A	40	U	O4'-C1'-N1	9.29	115.64	108.20	6	4
1	A	34	G	N9-C4-C5	9.27	109.11	105.40	8	1
1	A	19	C	C5-C4-N4	9.24	126.67	120.20	8	4
1	A	41	C	C4-C5-C6	9.22	122.01	117.40	1	3
1	A	21	G	N9-C4-C5	-9.22	101.71	105.40	4	2
1	A	21	G	C4-C5-C6	-9.22	113.27	118.80	6	3
1	A	25	U	C5-C6-N1	-9.21	118.09	122.70	6	3
1	A	26	G	N1-C6-O6	-9.20	114.38	119.90	5	2
1	A	45	C	N3-C4-C5	9.19	125.58	121.90	8	2
1	A	42	U	C4'-C3'-C2'	-9.15	93.44	102.60	5	1
1	A	22	A	C1'-O4'-C4'	-9.14	102.59	109.90	6	1
1	A	53	C	C6-N1-C2	-9.13	116.65	120.30	8	4
1	A	17	G	N9-C4-C5	-9.12	101.75	105.40	7	4
1	A	44	C	C4'-C3'-C2'	-9.12	93.48	102.60	7	2
1	A	52	U	P-O3'-C3'	9.11	130.63	119.70	10	2

Continued on next page...

Continued from previous page...

Mol	Chain	Res	Type	Atoms	Z	Observed(°)	Ideal(°)	Models	
								Worst	Total
1	A	42	U	C2-N3-C4	-9.09	121.54	127.00	7	4
1	A	51	U	C4-C5-C6	9.09	125.15	119.70	8	5
1	A	33	G	C4'-C3'-C2'	-9.08	93.52	102.60	4	2
1	A	20	A	C4-C5-C6	-9.06	112.47	117.00	1	3
1	A	33	G	C1'-O4'-C4'	-9.04	102.67	109.90	4	3
1	A	43	G	C2-N3-C4	9.02	116.41	111.90	1	2
1	A	45	C	N3-C4-N4	-9.01	111.70	118.00	8	1
1	A	26	G	C3'-C2'-C1'	9.00	108.70	101.50	1	4
1	A	26	G	O4'-C1'-N9	9.00	115.40	108.20	4	3
1	A	20	A	N7-C8-N9	-8.98	109.31	113.80	9	1
1	A	45	C	C2-N3-C4	-8.97	115.42	119.90	1	2
1	A	54	G	C4-C5-N7	-8.97	107.21	110.80	7	2
1	A	33	G	O4'-C4'-C3'	8.96	113.27	106.10	9	2
1	A	23	U	C5-C4-O4	8.95	131.27	125.90	5	1
1	A	35	A	C4-C5-C6	-8.94	112.53	117.00	8	4
1	A	17	G	C5'-C4'-O4'	8.93	119.81	109.10	7	2
1	A	29	C	C1'-O4'-C4'	-8.92	102.77	109.90	7	2
1	A	28	G	N1-C6-O6	-8.91	114.55	119.90	9	6
1	A	28	G	N7-C8-N9	8.89	117.55	113.10	7	1
1	A	45	C	N1-C1'-C2'	-8.88	102.23	112.00	7	3
1	A	54	G	O4'-C1'-N9	8.88	115.30	108.20	1	2
1	A	33	G	O4'-C1'-N9	8.85	115.28	108.20	8	3
1	A	34	G	C8-N9-C4	-8.85	102.86	106.40	8	4
1	A	43	G	C6-C5-N7	8.81	135.68	130.40	9	2
1	A	27	A	C4'-C3'-C2'	-8.74	93.86	102.60	4	2
1	A	26	G	N1-C2-N3	8.73	129.14	123.90	5	3
1	A	26	G	C5-C6-N1	8.72	115.86	111.50	5	3
1	A	29	C	C5-C6-N1	-8.61	116.69	121.00	6	4
1	A	33	G	C4-C5-C6	-8.58	113.65	118.80	9	2
1	A	20	A	C5-C6-N6	8.57	130.56	123.70	8	2
1	A	24	C	N1-C2-O2	8.52	124.01	118.90	4	2
1	A	45	C	C5-C6-N1	-8.52	116.74	121.00	9	1
1	A	21	G	C5-N7-C8	-8.52	100.04	104.30	4	1
1	A	25	U	N3-C2-O2	-8.48	116.26	122.20	6	3
1	A	34	G	N3-C4-N9	8.48	131.09	126.00	4	1
1	A	33	G	N3-C4-C5	-8.44	124.38	128.60	6	3
1	A	42	U	C5-C4-O4	-8.43	120.84	125.90	1	2
1	A	40	U	N3-C2-O2	-8.43	116.30	122.20	6	1
1	A	36	G	C4-C5-C6	-8.42	113.75	118.80	1	4
1	A	26	G	C4-C5-N7	8.42	114.17	110.80	5	3
1	A	41	C	N3-C4-N4	-8.41	112.11	118.00	7	1

Continued on next page...

Continued from previous page...

Mol	Chain	Res	Type	Atoms	Z	Observed(°)	Ideal(°)	Models	
								Worst	Total
1	A	39	C	C5-C4-N4	-8.41	114.31	120.20	1	2
1	A	26	G	C8-N9-C4	-8.40	103.04	106.40	5	3
1	A	39	C	C1'-O4'-C4'	-8.38	103.20	109.90	1	2
1	A	28	G	C8-N9-C4	-8.36	103.06	106.40	7	2
1	A	30	C	N1-C2-N3	8.33	125.03	119.20	6	2
1	A	21	G	N1-C2-N3	-8.33	118.90	123.90	5	1
1	A	38	U	N3-C2-O2	-8.32	116.38	122.20	5	5
1	A	43	G	N3-C4-N9	-8.30	121.02	126.00	9	3
1	A	22	A	N9-C4-C5	-8.29	102.48	105.80	6	2
1	A	27	A	C5-C6-N6	8.28	130.32	123.70	4	1
1	A	27	A	N1-C2-N3	-8.27	125.17	129.30	6	2
1	A	42	U	N3-C4-O4	-8.26	113.62	119.40	8	3
1	A	37	C	O4'-C1'-C2'	-8.25	97.55	105.80	5	1
1	A	37	C	C5-C4-N4	8.23	125.96	120.20	5	2
1	A	26	G	O4'-C4'-C3'	8.23	112.68	106.10	4	2
1	A	54	G	C6-N1-C2	-8.22	120.17	125.10	4	3
1	A	35	A	C4-C5-N7	-8.19	106.60	110.70	4	3
1	A	23	U	C2-N3-C4	-8.19	122.08	127.00	7	1
1	A	54	G	N1-C6-O6	-8.17	115.00	119.90	6	3
1	A	36	G	N9-C1'-C2'	-8.16	103.03	112.00	6	1
1	A	18	G	C1'-O4'-C4'	8.15	116.42	109.90	6	3
1	A	24	C	C2-N3-C4	-8.15	115.83	119.90	8	2
1	A	19	C	N3-C4-C5	8.13	125.15	121.90	6	1
1	A	35	A	C5-C6-N6	8.12	130.19	123.70	9	2
1	A	33	G	N3-C2-N2	-8.08	114.24	119.90	6	3
1	A	26	G	C6-C5-N7	8.07	135.24	130.40	4	2
1	A	29	C	C4-C5-C6	8.06	121.43	117.40	4	2
1	A	20	A	N1-C2-N3	8.06	133.33	129.30	5	4
1	A	29	C	C5-C4-N4	-8.05	114.57	120.20	6	2
1	A	34	G	N9-C1'-C2'	-8.04	103.16	112.00	1	3
1	A	21	G	C6-C5-N7	8.03	135.22	130.40	6	1
1	A	37	C	O4'-C1'-N1	8.01	114.60	108.20	8	4
1	A	34	G	C6-C5-N7	-8.00	125.60	130.40	8	1
1	A	36	G	C2-N3-C4	8.00	115.90	111.90	6	3
1	A	28	G	C1'-O4'-C4'	7.98	116.28	109.90	8	2
1	A	29	C	N1-C1'-C2'	-7.98	103.23	112.00	8	1
1	A	30	C	C4-C5-C6	7.95	121.38	117.40	1	2
1	A	22	A	C5-N7-C8	-7.95	99.93	103.90	7	1
1	A	35	A	N9-C4-C5	-7.95	102.62	105.80	7	2
1	A	27	A	C5'-C4'-C3'	-7.94	103.29	116.00	8	1
1	A	21	G	C5-C6-N1	-7.92	107.54	111.50	7	5

Continued on next page...

Continued from previous page...

Mol	Chain	Res	Type	Atoms	Z	Observed(°)	Ideal(°)	Models	
								Worst	Total
1	A	20	A	N3-C4-N9	7.90	133.72	127.40	4	3
1	A	40	U	C3'-C2'-C1'	7.90	107.82	101.50	7	1
1	A	26	G	C4-C5-C6	-7.89	114.06	118.80	4	4
1	A	18	G	N9-C4-C5	7.88	108.55	105.40	7	4
1	A	27	A	O5'-P-OP2	-7.87	98.62	105.70	7	1
1	A	26	G	N9-C4-C5	7.87	108.55	105.40	9	3
1	A	21	G	N3-C2-N2	-7.86	114.40	119.90	1	3
1	A	27	A	N7-C8-N9	7.86	117.73	113.80	9	3
1	A	44	C	N3-C4-N4	-7.85	112.50	118.00	9	2
1	A	19	C	N1-C2-N3	7.85	124.70	119.20	8	2
1	A	30	C	C6-N1-C2	-7.83	117.17	120.30	5	6
1	A	26	G	N3-C2-N2	-7.83	114.42	119.90	4	3
1	A	51	U	P-O3'-C3'	7.82	129.08	119.70	6	2
1	A	27	A	N9-C4-C5	7.81	108.92	105.80	7	4
1	A	25	U	N1-C2-O2	7.80	128.26	122.80	4	2
1	A	40	U	C2-N3-C4	-7.80	122.32	127.00	5	2
1	A	54	G	C2-N3-C4	7.78	115.79	111.90	8	3
1	A	33	G	C6-N1-C2	7.76	129.76	125.10	8	2
1	A	43	G	C1'-O4'-C4'	7.76	116.11	109.90	1	1
1	A	26	G	C5-C6-O6	-7.73	123.96	128.60	4	2
1	A	42	U	N1-C2-N3	7.73	119.54	114.90	6	1
1	A	44	C	C6-N1-C2	-7.73	117.21	120.30	6	3
1	A	52	U	C1'-O4'-C4'	-7.72	103.72	109.90	9	1
1	A	54	G	N3-C4-N9	7.72	130.63	126.00	8	2
1	A	34	G	C5'-C4'-O4'	7.71	118.36	109.10	9	1
1	A	23	U	C4'-C3'-C2'	-7.71	94.89	102.60	8	1
1	A	18	G	C4-C5-C6	-7.71	114.18	118.80	7	2
1	A	41	C	C1'-O4'-C4'	-7.70	103.74	109.90	4	1
1	A	29	C	O4'-C1'-N1	7.69	114.35	108.20	9	5
1	A	37	C	N3-C4-N4	-7.68	112.62	118.00	5	1
1	A	34	G	N1-C2-N3	-7.64	119.32	123.90	7	3
1	A	28	G	C4-C5-C6	-7.64	114.22	118.80	5	1
1	A	45	C	C6-N1-C2	-7.63	117.25	120.30	1	1
1	A	45	C	C3'-C2'-C1'	7.63	107.61	101.50	6	3
1	A	30	C	N1-C1'-C2'	-7.63	103.61	112.00	8	1
1	A	33	G	C2-N3-C4	-7.63	108.09	111.90	1	1
1	A	19	C	C4'-C3'-C2'	-7.63	94.97	102.60	4	3
1	A	52	U	C5'-C4'-O4'	7.59	118.21	109.10	4	2
1	A	33	G	C6-C5-N7	7.58	134.95	130.40	8	3
1	A	51	U	C2-N3-C4	-7.57	122.46	127.00	4	3
1	A	20	A	N3-C4-C5	-7.54	121.52	126.80	6	1

Continued on next page...

Continued from previous page...

Mol	Chain	Res	Type	Atoms	Z	Observed(°)	Ideal(°)	Models	
								Worst	Total
1	A	25	U	C4-C5-C6	7.54	124.22	119.70	6	1
1	A	54	G	N7-C8-N9	7.54	116.87	113.10	9	3
1	A	34	G	C6-N1-C2	-7.53	120.58	125.10	5	3
1	A	30	C	N3-C4-C5	7.52	124.91	121.90	7	3
1	A	18	G	C5-N7-C8	-7.49	100.55	104.30	9	2
1	A	43	G	N1-C6-O6	-7.48	115.41	119.90	6	1
1	A	28	G	N3-C2-N2	-7.47	114.67	119.90	4	1
1	A	34	G	O4'-C1'-N9	7.47	114.17	108.20	5	3
1	A	40	U	C4'-C3'-C2'	-7.46	95.14	102.60	7	1
1	A	20	A	C5-N7-C8	7.42	107.61	103.90	7	2
1	A	38	U	C4-C5-C6	7.41	124.15	119.70	8	3
1	A	44	C	C3'-C2'-C1'	7.41	107.43	101.50	9	1
1	A	18	G	C4-C5-N7	-7.40	107.84	110.80	1	3
1	A	18	G	C8-N9-C4	-7.39	103.44	106.40	9	2
1	A	40	U	C6-N1-C2	-7.38	116.57	121.00	5	2
1	A	18	G	C5-C6-O6	7.38	133.03	128.60	9	1
1	A	21	G	C6-N1-C2	7.38	129.53	125.10	5	4
1	A	17	G	N9-C1'-C2'	-7.38	103.89	112.00	1	2
1	A	22	A	C4-C5-N7	-7.37	107.02	110.70	9	4
1	A	54	G	C5-C6-N1	7.37	115.18	111.50	5	1
1	A	20	A	C4'-C3'-C2'	-7.37	95.23	102.60	7	2
1	A	18	G	C6-N1-C2	-7.36	120.69	125.10	1	2
1	A	24	C	C5-C4-N4	7.35	125.34	120.20	6	2
1	A	25	U	C5'-C4'-O4'	7.34	117.90	109.10	5	1
1	A	54	G	N9-C4-C5	7.33	108.33	105.40	1	4
1	A	53	C	N3-C2-O2	-7.28	116.80	121.90	7	4
1	A	43	G	N7-C8-N9	7.28	116.74	113.10	8	4
1	A	54	G	C4'-C3'-C2'	-7.27	95.33	102.60	8	1
1	A	26	G	C4'-C3'-C2'	-7.26	95.33	102.60	1	6
1	A	53	C	O4'-C1'-C2'	-7.25	98.55	105.80	6	1
1	A	36	G	C5'-C4'-O4'	7.24	117.79	109.10	1	2
1	A	21	G	C4-C5-N7	7.24	113.69	110.80	4	2
1	A	23	U	N3-C4-O4	-7.24	114.33	119.40	9	2
1	A	42	U	N1-C2-O2	7.22	127.86	122.80	1	2
1	A	42	U	C1'-O4'-C4'	-7.22	104.13	109.90	5	1
1	A	28	G	N9-C4-C5	7.21	108.28	105.40	7	2
1	A	36	G	C3'-C2'-C1'	-7.21	95.73	101.50	8	1
1	A	17	G	C6-C5-N7	7.20	134.72	130.40	8	2
1	A	18	G	C5'-C4'-O4'	7.20	117.74	109.10	7	1
1	A	22	A	N3-C4-C5	7.18	131.83	126.80	1	2
1	A	27	A	N3-C4-N9	-7.18	121.65	127.40	7	3

Continued on next page...

Continued from previous page...

Mol	Chain	Res	Type	Atoms	Z	Observed(°)	Ideal(°)	Models	
								Worst	Total
1	A	44	C	C5'-C4'-O4'	7.17	117.70	109.10	8	1
1	A	36	G	C5-N7-C8	-7.16	100.72	104.30	4	1
1	A	33	G	N1-C2-N2	7.15	122.63	116.20	6	2
1	A	43	G	N1-C2-N2	7.15	122.63	116.20	1	3
1	A	29	C	C4'-C3'-C2'	-7.14	95.46	102.60	7	1
1	A	35	A	C4'-C3'-C2'	-7.11	95.49	102.60	6	3
1	A	23	U	C5'-C4'-O4'	7.11	117.63	109.10	4	4
1	A	37	C	C2-N3-C4	-7.06	116.37	119.90	1	3
1	A	27	A	C6-C5-N7	7.04	137.23	132.30	6	2
1	A	30	C	C6-N1-C1'	7.02	129.22	120.80	9	1
1	A	36	G	N3-C4-N9	-7.01	121.79	126.00	4	3
1	A	38	U	C3'-C2'-C1'	-7.01	95.89	101.50	4	1
1	A	41	C	C5'-C4'-O4'	7.00	117.50	109.10	8	2
1	A	27	A	C1'-O4'-C4'	-7.00	104.30	109.90	8	2
1	A	18	G	O4'-C4'-C3'	7.00	111.70	106.10	7	1
1	A	29	C	C5'-C4'-C3'	-7.00	104.81	116.00	7	1
1	A	23	U	C3'-C2'-C1'	-6.99	95.91	101.50	6	2
1	A	34	G	P-O5'-C5'	6.96	132.04	120.90	4	1
1	A	40	U	C5-C6-N1	-6.96	119.22	122.70	4	3
1	A	51	U	N3-C4-C5	6.96	118.78	114.60	5	2
1	A	19	C	C4-C5-C6	-6.96	113.92	117.40	7	2
1	A	23	U	C5'-C4'-C3'	-6.96	104.87	116.00	1	1
1	A	42	U	C6-N1-C2	-6.96	116.83	121.00	6	3
1	A	22	A	N9-C1'-C2'	-6.95	104.35	112.00	9	1
1	A	37	C	N3-C2-O2	-6.95	117.04	121.90	4	3
1	A	34	G	O4'-C1'-C2'	6.94	113.85	107.60	5	2
1	A	41	C	N1-C1'-C2'	-6.94	104.37	112.00	7	1
1	A	28	G	C4'-C3'-C2'	-6.92	95.68	102.60	1	2
1	A	54	G	C1'-O4'-C4'	-6.91	104.37	109.90	5	2
1	A	34	G	C5-C6-O6	6.91	132.74	128.60	1	2
1	A	24	C	N3-C4-N4	-6.91	113.17	118.00	9	1
1	A	22	A	C8-N9-C4	-6.89	103.04	105.80	5	1
1	A	35	A	C8-N9-C4	-6.89	103.04	105.80	6	1
1	A	25	U	C1'-O4'-C4'	-6.86	104.42	109.90	7	3
1	A	27	A	C3'-C2'-C1'	6.86	106.98	101.50	5	2
1	A	42	U	N3-C4-C5	-6.85	110.49	114.60	5	3
1	A	34	G	C4-C5-C6	-6.84	114.70	118.80	9	1
1	A	30	C	C5'-C4'-O4'	6.84	117.30	109.10	4	2
1	A	43	G	C8-N9-C4	-6.84	103.67	106.40	8	3
1	A	20	A	O4'-C1'-N9	6.83	113.66	108.20	6	1
1	A	19	C	C6-N1-C2	6.81	123.03	120.30	7	5

Continued on next page...

Continued from previous page...

Mol	Chain	Res	Type	Atoms	Z	Observed(°)	Ideal(°)	Models	
								Worst	Total
1	A	36	G	N1-C2-N3	6.81	127.99	123.90	9	4
1	A	24	C	OP1-P-OP2	-6.81	109.39	119.60	10	1
1	A	27	A	O4'-C4'-C3'	6.80	111.54	106.10	4	1
1	A	39	C	C5'-C4'-C3'	-6.80	105.12	116.00	6	1
1	A	26	G	N1-C2-N2	-6.80	110.08	116.20	7	2
1	A	43	G	C3'-C2'-C1'	6.79	106.93	101.50	1	2
1	A	17	G	C8-N9-C4	-6.79	103.69	106.40	1	3
1	A	39	C	C5'-C4'-O4'	6.79	117.24	109.10	8	1
1	A	19	C	O4'-C4'-C3'	6.78	111.53	106.10	6	1
1	A	40	U	N1-C2-O2	6.78	127.55	122.80	6	1
1	A	45	C	O4'-C1'-C2'	-6.77	99.03	105.80	6	1
1	A	23	U	C6-N1-C2	6.77	125.06	121.00	1	2
1	A	41	C	C5-C6-N1	-6.76	117.62	121.00	1	2
1	A	25	U	C4'-C3'-C2'	-6.74	95.86	102.60	5	1
1	A	37	C	N1-C2-N3	-6.73	114.49	119.20	6	2
1	A	45	C	OP1-P-OP2	-6.70	109.54	119.60	10	1
1	A	43	G	O5'-P-OP1	6.70	118.73	110.70	5	1
1	A	23	U	C4-C5-C6	6.69	123.71	119.70	4	2
1	A	25	U	O4'-C1'-N1	6.68	113.55	108.20	9	1
1	A	40	U	C5'-C4'-C3'	-6.68	105.31	116.00	5	2
1	A	54	G	O4'-C4'-C3'	6.67	111.43	106.10	1	1
1	A	33	G	P-O3'-C3'	6.66	127.69	119.70	5	1
1	A	45	C	N1-C2-N3	6.65	123.86	119.20	1	1
1	A	23	U	N3-C2-O2	-6.64	117.55	122.20	7	1
1	A	36	G	N3-C2-N2	-6.61	115.27	119.90	4	2
1	A	33	G	N9-C4-C5	-6.61	102.76	105.40	1	1
1	A	26	G	C2-N3-C4	-6.61	108.60	111.90	7	4
1	A	30	C	O4'-C1'-N1	-6.61	102.92	108.20	9	6
1	A	26	G	N3-C4-N9	-6.60	122.04	126.00	8	2
1	A	53	C	C5'-C4'-O4'	-6.59	101.19	109.10	8	1
1	A	25	U	C5-C4-O4	6.59	129.85	125.90	7	3
1	A	43	G	N9-C1'-C2'	-6.58	104.76	112.00	9	1
1	A	44	C	C5-C6-N1	-6.56	117.72	121.00	5	3
1	A	35	A	C6-C5-N7	6.55	136.89	132.30	1	1
1	A	40	U	O4'-C4'-C3'	6.55	111.34	106.10	5	1
1	A	42	U	C3'-C2'-C1'	6.55	106.74	101.50	5	1
1	A	39	C	C4-C5-C6	-6.55	114.13	117.40	1	1
1	A	40	U	N1-C2-N3	6.53	118.81	114.90	5	2
1	A	25	U	N1-C1'-C2'	-6.53	104.82	112.00	8	1
1	A	39	C	N1-C1'-C2'	-6.52	104.82	112.00	7	1
1	A	21	G	C4'-C3'-C2'	-6.51	96.09	102.60	4	1

Continued on next page...

Continued from previous page...

Mol	Chain	Res	Type	Atoms	Z	Observed(°)	Ideal(°)	Models	
								Worst	Total
1	A	34	G	C2-N3-C4	6.49	115.14	111.90	4	3
1	A	35	A	C2-N3-C4	6.48	113.84	110.60	7	3
1	A	38	U	N3-C4-C5	-6.46	110.72	114.60	7	1
1	A	20	A	C4-C5-N7	6.46	113.93	110.70	4	2
1	A	43	G	C5-C6-O6	-6.46	124.73	128.60	9	3
1	A	18	G	N3-C4-C5	-6.45	125.37	128.60	5	3
1	A	33	G	C5-C6-O6	6.45	132.47	128.60	5	1
1	A	29	C	N1-C2-O2	6.44	122.77	118.90	10	1
1	A	54	G	C5'-C4'-C3'	-6.43	105.70	116.00	7	1
1	A	26	G	N9-C1'-C2'	-6.43	104.92	112.00	1	3
1	A	26	G	C5'-C4'-C3'	-6.42	105.72	116.00	9	1
1	A	42	U	C5'-C4'-O4'	6.41	116.79	109.10	1	1
1	A	17	G	C3'-C2'-C1'	6.40	106.62	101.50	9	1
1	A	29	C	C5'-C4'-O4'	6.39	116.76	109.10	1	2
1	A	52	U	C2'-C3'-O3'	6.37	123.90	113.70	10	1
1	A	22	A	C5'-C4'-O4'	6.36	116.73	109.10	8	1
1	A	34	G	N3-C2-N2	-6.36	115.45	119.90	7	2
1	A	17	G	N1-C2-N3	6.34	127.71	123.90	8	1
1	A	37	C	P-O3'-C3'	-6.34	112.09	119.70	9	1
1	A	30	C	OP1-P-OP2	-6.33	110.10	119.60	10	1
1	A	30	C	C2-N3-C4	-6.33	116.73	119.90	1	3
1	A	41	C	O4'-C4'-C3'	6.32	111.16	106.10	4	1
1	A	19	C	C5'-C4'-O4'	6.30	116.66	109.10	9	1
1	A	21	G	N9-C1'-C2'	-6.29	105.08	112.00	7	3
1	A	30	C	C4'-C3'-C2'	-6.28	96.32	102.60	4	1
1	A	53	C	N1-C2-N3	6.27	123.59	119.20	7	1
1	A	20	A	P-O3'-C3'	6.26	127.22	119.70	6	1
1	A	20	A	O4'-C4'-C3'	6.26	111.11	106.10	7	1
1	A	53	C	C2-N3-C4	-6.25	116.78	119.90	7	1
1	A	20	A	C6-N1-C2	-6.25	114.85	118.60	9	2
1	A	20	A	C8-N9-C4	-6.24	103.30	105.80	1	1
1	A	36	G	C1'-O4'-C4'	-6.24	104.91	109.90	5	2
1	A	28	G	C6-N1-C2	-6.23	121.36	125.10	9	1
1	A	37	C	C1'-O4'-C4'	6.22	114.88	109.90	5	1
1	A	18	G	O4'-C1'-C2'	-6.22	99.58	105.80	6	1
1	A	35	A	N7-C8-N9	-6.20	110.70	113.80	1	4
1	A	24	C	C4'-C3'-C2'	6.17	108.77	102.60	1	1
1	A	23	U	N1-C2-O2	6.17	127.12	122.80	5	1
1	A	45	C	C5-C4-N4	-6.16	115.89	120.20	6	2
1	A	22	A	C5'-C4'-C3'	-6.16	106.14	116.00	5	1
1	A	53	C	C4-C5-C6	6.15	120.48	117.40	5	3

Continued on next page...

Continued from previous page...

Mol	Chain	Res	Type	Atoms	Z	Observed(°)	Ideal(°)	Models	
								Worst	Total
1	A	54	G	OP1-P-OP2	-6.13	110.40	119.60	10	1
1	A	54	G	C4-C5-C6	6.13	122.48	118.80	1	1
1	A	23	U	N1-C1'-C2'	6.13	121.97	114.00	8	1
1	A	44	C	N1-C1'-C2'	-6.13	105.26	112.00	9	1
1	A	37	C	C4'-C3'-C2'	-6.12	96.48	102.60	5	1
1	A	25	U	C2-N3-C4	-6.12	123.33	127.00	6	2
1	A	40	U	C4-C5-C6	6.12	123.37	119.70	5	1
1	A	51	U	N1-C1'-C2'	-6.11	105.27	112.00	1	3
1	A	52	U	O4'-C4'-C3'	6.10	110.98	106.10	9	2
1	A	34	G	N7-C8-N9	6.08	116.14	113.10	7	2
1	A	28	G	N3-C4-C5	-6.07	125.56	128.60	9	1
1	A	36	G	O4'-C1'-C2'	6.07	113.06	107.60	8	1
1	A	52	U	N3-C4-O4	6.06	123.64	119.40	6	2
1	A	41	C	C5'-C4'-C3'	-6.05	106.31	116.00	8	1
1	A	21	G	C1'-O4'-C4'	-6.05	105.06	109.90	1	2
1	A	45	C	C4'-C3'-C2'	-6.05	96.55	102.60	7	1
1	A	24	C	O4'-C4'-C3'	6.01	110.91	106.10	9	1
1	A	43	G	N3-C4-C5	-6.01	125.59	128.60	1	2
1	A	53	C	OP1-P-OP2	-6.01	110.58	119.60	10	1
1	A	24	C	C5'-C4'-O4'	5.99	116.29	109.10	5	1
1	A	44	C	O5'-C5'-C4'	5.97	123.05	111.70	6	2
1	A	43	G	O4'-C4'-C3'	5.97	110.88	106.10	5	1
1	A	53	C	C3'-C2'-C1'	5.97	106.27	101.50	9	1
1	A	38	U	N1-C2-N3	5.96	118.48	114.90	4	3
1	A	21	G	P-O3'-C3'	-5.96	112.55	119.70	6	1
1	A	52	U	OP1-P-OP2	-5.95	110.67	119.60	10	1
1	A	38	U	C5'-C4'-C3'	-5.94	106.50	116.00	6	1
1	A	25	U	P-O3'-C3'	5.93	126.82	119.70	6	1
1	A	44	C	C4-C5-C6	5.93	120.36	117.40	5	1
1	A	51	U	C5-C4-O4	5.92	129.45	125.90	8	2
1	A	51	U	OP1-P-OP2	-5.92	110.72	119.60	10	1
1	A	44	C	P-O3'-C3'	5.92	126.80	119.70	1	1
1	A	21	G	C3'-C2'-C1'	5.91	106.23	101.50	7	2
1	A	53	C	O4'-C4'-C3'	5.90	110.82	106.10	7	4
1	A	22	A	O5'-P-OP2	5.90	117.78	110.70	5	1
1	A	19	C	C2-N1-C1'	-5.89	112.32	118.80	6	1
1	A	51	U	N3-C4-O4	-5.88	115.28	119.40	5	1
1	A	23	U	C1'-O4'-C4'	-5.87	105.21	109.90	5	2
1	A	25	U	C5'-C4'-C3'	-5.86	106.63	116.00	5	3
1	A	45	C	C1'-O4'-C4'	5.84	114.58	109.90	9	2
1	A	28	G	OP1-P-OP2	-5.84	110.84	119.60	10	1

Continued on next page...

Continued from previous page...

Mol	Chain	Res	Type	Atoms	Z	Observed(°)	Ideal(°)	Models	
								Worst	Total
1	A	38	U	OP1-P-OP2	-5.84	110.84	119.60	10	1
1	A	28	G	N3-C4-N9	5.84	129.50	126.00	9	1
1	A	39	C	N1-C2-N3	5.82	123.27	119.20	4	1
1	A	19	C	C5-C6-N1	5.82	123.91	121.00	5	2
1	A	28	G	C5-N7-C8	-5.82	101.39	104.30	4	1
1	A	18	G	N3-C4-N9	-5.81	122.52	126.00	7	1
1	A	19	C	C6-N1-C1'	5.80	127.76	120.80	6	1
1	A	37	C	O5'-P-OP2	-5.76	100.52	105.70	8	1
1	A	27	A	C5'-C4'-O4'	5.75	116.00	109.10	6	1
1	A	43	G	OP1-P-OP2	-5.75	110.98	119.60	10	1
1	A	30	C	C2-N1-C1'	-5.75	112.48	118.80	9	2
1	A	30	C	C3'-C2'-C1'	-5.74	96.91	101.50	6	1
1	A	23	U	OP1-P-OP2	-5.71	111.03	119.60	10	1
1	A	44	C	C6-N1-C1'	5.70	127.64	120.80	6	1
1	A	28	G	O4'-C4'-C3'	5.70	110.66	106.10	1	1
1	A	44	C	OP1-P-OP2	-5.70	111.05	119.60	10	1
1	A	29	C	C3'-C2'-C1'	5.69	106.05	101.50	1	3
1	A	35	A	C2'-C3'-O3'	5.68	122.79	113.70	8	1
1	A	36	G	C4'-C3'-C2'	-5.68	96.92	102.60	5	2
1	A	28	G	P-O3'-C3'	5.67	126.50	119.70	7	2
1	A	41	C	C5-C4-N4	5.66	124.16	120.20	1	1
1	A	43	G	C4-N9-C1'	-5.66	119.15	126.50	7	3
1	A	22	A	OP1-P-OP2	-5.65	111.12	119.60	10	1
1	A	20	A	C3'-C2'-C1'	5.63	106.00	101.50	7	1
1	A	52	U	C3'-C2'-C1'	5.63	106.00	101.50	4	2
1	A	42	U	OP1-P-OP2	-5.63	111.16	119.60	10	1
1	A	34	G	C3'-C2'-C1'	5.62	106.00	101.50	1	1
1	A	44	C	O4'-C1'-C2'	5.62	112.66	107.60	1	1
1	A	18	G	C4'-C3'-C2'	5.62	108.22	102.60	1	1
1	A	43	G	C5'-C4'-O4'	5.62	115.84	109.10	7	1
1	A	18	G	OP1-P-OP2	-5.60	111.20	119.60	10	1
1	A	30	C	C5-C4-N4	5.60	124.12	120.20	8	1
1	A	54	G	C5'-C4'-O4'	5.60	115.82	109.10	1	1
1	A	33	G	N3-C4-N9	5.59	129.36	126.00	4	1
1	A	21	G	OP1-P-OP2	-5.59	111.21	119.60	10	1
1	A	40	U	OP1-P-OP2	-5.57	111.24	119.60	10	1
1	A	34	G	OP1-P-OP2	-5.57	111.25	119.60	10	1
1	A	41	C	OP1-P-OP2	-5.57	111.25	119.60	10	1
1	A	19	C	C2-N3-C4	5.56	122.68	119.90	7	2
1	A	20	A	C6-C5-N7	-5.56	128.41	132.30	4	2
1	A	51	U	C4'-C3'-C2'	-5.54	97.06	102.60	4	1

Continued on next page...

Continued from previous page...

Mol	Chain	Res	Type	Atoms	Z	Observed(°)	Ideal(°)	Models	
								Worst	Total
1	A	40	U	C2'-C3'-O3'	5.54	122.57	113.70	4	1
1	A	20	A	OP1-P-OP2	-5.51	111.33	119.60	10	1
1	A	25	U	OP1-P-OP2	-5.51	111.33	119.60	10	1
1	A	25	U	C3'-C2'-C1'	-5.50	97.10	101.50	6	1
1	A	25	U	O4'-C1'-C2'	5.48	112.53	107.60	4	1
1	A	36	G	O3'-P-O5'	5.48	114.41	104.00	8	1
1	A	27	A	OP1-P-OP2	-5.48	111.39	119.60	10	1
1	A	53	C	C2-N1-C1'	5.47	124.82	118.80	9	1
1	A	28	G	N1-C2-N2	-5.47	111.28	116.20	1	1
1	A	51	U	N1-C2-O2	5.47	126.63	122.80	1	1
1	A	36	G	OP1-P-OP2	-5.45	111.42	119.60	10	1
1	A	22	A	C6-N1-C2	-5.45	115.33	118.60	7	1
1	A	35	A	OP1-P-OP2	-5.45	111.43	119.60	10	1
1	A	38	U	N1-C2-O2	5.45	126.61	122.80	1	1
1	A	27	A	N9-C1'-C2'	-5.44	106.02	112.00	5	1
1	A	33	G	N9-C1'-C2'	-5.43	106.03	112.00	5	2
1	A	54	G	P-O3'-C3'	5.42	126.21	119.70	5	1
1	A	41	C	P-O3'-C3'	5.39	126.17	119.70	9	1
1	A	53	C	N3-C4-C5	5.39	124.06	121.90	7	1
1	A	39	C	OP1-P-OP2	-5.38	111.52	119.60	10	1
1	A	19	C	OP1-P-OP2	-5.38	111.53	119.60	10	1
1	A	54	G	C5-C6-O6	5.37	131.82	128.60	6	1
1	A	18	G	N9-C1'-C2'	-5.36	106.11	112.00	7	1
1	A	18	G	N1-C2-N3	5.35	127.11	123.90	9	1
1	A	24	C	C5-C6-N1	5.34	123.67	121.00	8	2
1	A	41	C	C2-N1-C1'	-5.33	112.94	118.80	7	1
1	A	33	G	N1-C2-N3	5.29	127.07	123.90	7	1
1	A	20	A	C5'-C4'-C3'	-5.29	107.54	116.00	7	2
1	A	34	G	N1-C2-N2	5.28	120.95	116.20	1	1
1	A	29	C	OP1-P-OP2	-5.26	111.71	119.60	10	1
1	A	39	C	O5'-P-OP2	-5.25	100.97	105.70	6	1
1	A	35	A	P-O3'-C3'	5.25	126.00	119.70	8	1
1	A	37	C	OP1-P-OP2	-5.25	111.73	119.60	10	1
1	A	27	A	C4-C5-N7	5.24	113.32	110.70	9	2
1	A	33	G	OP1-P-OP2	-5.24	111.74	119.60	10	1
1	A	25	U	N3-C4-O4	-5.24	115.73	119.40	8	1
1	A	36	G	C8-N9-C1'	5.23	133.80	127.00	7	1
1	A	21	G	N7-C8-N9	5.22	115.71	113.10	4	1
1	A	21	G	N1-C2-N2	5.21	120.89	116.20	1	1
1	A	28	G	N1-C2-N3	5.21	127.03	123.90	6	1
1	A	22	A	N3-C4-N9	-5.19	123.25	127.40	1	1

Continued on next page...

Continued from previous page...

Mol	Chain	Res	Type	Atoms	Z	Observed(°)	Ideal(°)	Models	
								Worst	Total
1	A	41	C	O5'-P-OP2	-5.19	101.03	105.70	5	1
1	A	53	C	N1-C2-O2	5.19	122.01	118.90	8	2
1	A	25	U	N3-C4-C5	-5.19	111.49	114.60	9	1
1	A	54	G	C5-N7-C8	5.19	106.89	104.30	7	1
1	A	38	U	C1'-O4'-C4'	5.19	114.05	109.90	9	1
1	A	35	A	N3-C4-N9	5.18	131.54	127.40	7	1
1	A	28	G	C6-C5-N7	5.18	133.51	130.40	5	1
1	A	38	U	O4'-C1'-C2'	5.17	112.26	107.60	4	1
1	A	43	G	O4'-C1'-C2'	-5.16	100.64	105.80	1	1
1	A	36	G	N1-C2-N2	-5.16	111.56	116.20	9	1
1	A	23	U	N3-C4-C5	5.13	117.68	114.60	7	1
1	A	34	G	O4'-C4'-C3'	5.12	110.19	106.10	1	1
1	A	34	G	C5-N7-C8	-5.11	101.75	104.30	7	1
1	A	33	G	O3'-P-O5'	-5.10	94.30	104.00	5	1
1	A	36	G	O4'-C4'-C3'	5.10	110.18	106.10	8	1
1	A	17	G	C2-N3-C4	5.09	114.44	111.90	9	1
1	A	52	U	C5-C4-O4	-5.08	122.85	125.90	1	1
1	A	41	C	C6-N1-C1'	5.08	126.89	120.80	7	1
1	A	28	G	C5'-C4'-O4'	5.08	115.19	109.10	8	1
1	A	21	G	C8-N9-C4	5.07	108.43	106.40	4	2
1	A	52	U	N3-C4-C5	-5.06	111.56	114.60	6	1
1	A	26	G	OP1-P-OP2	-5.06	112.01	119.60	10	1
1	A	52	U	C6-N1-C2	-5.05	117.97	121.00	9	2
1	A	24	C	C1'-O4'-C4'	-5.05	105.86	109.90	5	1
1	A	36	G	C5'-C4'-C3'	-5.04	107.93	116.00	7	1
1	A	33	G	C5-C6-N1	-5.04	108.98	111.50	5	1
1	A	39	C	O3'-P-O5'	-5.03	94.44	104.00	6	1
1	A	38	U	P-O3'-C3'	5.03	125.74	119.70	8	1
1	A	20	A	O3'-P-O5'	-5.03	94.45	104.00	8	1
1	A	22	A	C5-C6-N6	5.02	127.71	123.70	9	1
1	A	17	G	P-O3'-C3'	-5.02	113.68	119.70	7	1
1	A	39	C	O4'-C4'-C3'	-5.02	98.98	104.00	9	1
1	A	35	A	C5'-C4'-C3'	-5.01	107.98	116.00	5	1

There are no chirality outliers.

All unique planar outliers are listed below. They are sorted by the frequency of occurrence in the ensemble.

Mol	Chain	Res	Type	Group	Models (Total)
1	A	43	G	Sidechain	7
1	A	17	G	Sidechain	6

Continued on next page...

Continued from previous page...

Mol	Chain	Res	Type	Group	Models (Total)
1	A	18	G	Sidechain	6
1	A	51	U	Sidechain	6
1	A	40	U	Sidechain	6
1	A	26	G	Sidechain	6
1	A	23	U	Sidechain	5
1	A	52	U	Sidechain	5
1	A	36	G	Sidechain	5
1	A	20	A	Sidechain	4
1	A	21	G	Sidechain	4
1	A	54	G	Sidechain	4
1	A	34	G	Sidechain	4
1	A	38	U	Sidechain	4
1	A	39	C	Sidechain	4
1	A	45	C	Sidechain	4
1	A	25	U	Sidechain	4
1	A	28	G	Sidechain	4
1	A	27	A	Sidechain	4
1	A	33	G	Sidechain	4
1	A	22	A	Sidechain	3
1	A	24	C	Sidechain	3
1	A	19	C	Sidechain	3
1	A	53	C	Sidechain	3
1	A	37	C	Sidechain	3
1	A	41	C	Sidechain	3
1	A	29	C	Sidechain	3
1	A	44	C	Sidechain	3
1	A	30	C	Sidechain	2
1	A	35	A	Sidechain	2
1	A	42	U	Sidechain	2

6.2 Too-close contacts

In the following table, the Non-H and H(model) columns list the number of non-hydrogen atoms and hydrogen atoms in each chain respectively. The H(added) column lists the number of hydrogen atoms added and optimized by MolProbity. The Clashes column lists the number of clashes averaged over the ensemble.

Mol	Chain	Non-H	H(model)	H(added)	Clashes
1	A	654	332	333	1±2
All	All	6540	3320	3214	11

The all-atom clashscore is defined as the number of clashes found per 1000 atoms (including

hydrogen atoms). The all-atom clashscore for this structure is 1.

All unique clashes are listed below, sorted by their clash magnitude.

Atom-1	Atom-2	Clash(Å)	Distance(Å)	Models	
				Worst	Total
1:A:30:C:OP1	1:A:30:C:O4'	0.97	1.81	3	1
1:A:29:C:C2'	1:A:30:C:OP1	0.96	2.10	3	1
1:A:29:C:H2'	1:A:30:C:OP1	0.94	1.60	3	1
1:A:29:C:O2'	1:A:30:C:OP1	0.56	2.23	3	1
1:A:51:U:H2'	1:A:53:C:C5	0.52	2.40	5	1
1:A:38:U:C5	1:A:39:C:C5	0.49	3.00	9	1
1:A:23:U:H4'	1:A:24:C:OP1	0.47	2.09	2	1
1:A:39:C:H2'	1:A:40:U:C6	0.44	2.47	5	1
1:A:30:C:O4'	1:A:30:C:P	0.44	2.73	3	1
1:A:21:G:H2'	1:A:22:A:C5'	0.42	2.44	3	1
1:A:34:G:H2'	1:A:35:A:C8	0.40	2.51	3	1

6.3 Torsion angles [i](#)

6.3.1 Protein backbone [i](#)

There are no protein molecules in this entry.

6.3.2 Protein sidechains [i](#)

There are no protein molecules in this entry.

6.3.3 RNA [i](#)

Mol	Chain	Analysed	Backbone Outliers	Pucker Outliers	Suiteness
1	A	30/31 (97%)	3±2 (11±6%)	1±0 (2±2%)	0.50±0.15
All	All	300/310 (97%)	32 (11%)	6 (2%)	0.49

The overall RNA backbone suiteness is 0.50.

All unique RNA backbone outliers are listed below:

Mol	Chain	Res	Type	Models (Total)
1	A	33	G	6
1	A	53	C	6
1	A	41	C	4
1	A	52	U	4

Continued on next page...

Continued from previous page...

Mol	Chain	Res	Type	Models (Total)
1	A	24	C	3
1	A	30	C	3
1	A	27	A	1
1	A	36	G	1
1	A	22	A	1
1	A	28	G	1
1	A	23	U	1
1	A	42	U	1

All unique RNA pucker outliers are listed below:

Mol	Chain	Res	Type	Models (Total)
1	A	21	G	1
1	A	29	C	1
1	A	53	C	1
1	A	35	A	1
1	A	38	U	1
1	A	52	U	1

6.4 Non-standard residues in protein, DNA, RNA chains [i](#)

There are no non-standard protein/DNA/RNA residues in this entry.

6.5 Carbohydrates [i](#)

There are no monosaccharides in this entry.

6.6 Ligand geometry [i](#)

There are no ligands in this entry.

6.7 Other polymers [i](#)

There are no such molecules in this entry.

6.8 Polymer linkage issues [i](#)

There are no chain breaks in this entry.

7 Chemical shift validation i

The completeness of assignment taking into account all chemical shift lists is 29% for the well-defined parts and 29% for the entire structure.

7.1 Chemical shift list 1

File name: working_cs.cif

Chemical shift list name: *starch_output*

7.1.1 Bookkeeping i

The following table shows the results of parsing the chemical shift list and reports the number of nuclei with statistically unusual chemical shifts.

Total number of shifts	199
Number of shifts mapped to atoms	199
Number of unparsed shifts	0
Number of shifts with mapping errors	0
Number of shifts with mapping warnings	0
Number of shift outliers (ShiftChecker)	0

The following errors were found when reading this chemical shift list.

- Chemical shift has been reported more than once. All 20 occurrences are reported below.

List ID	Chain	Res	Type	Atom	Shift Data		
					Value	Uncertainty	Ambiguity
1	A	37	C	C1'	93.802	.	.
1	A	37	C	C5	94.342	.	.
1	A	37	C	C6	143.087	.	.
1	A	37	C	H1'	5.496	.	.
1	A	37	C	H5	5.978	.	.
1	A	37	C	H6	7.917	.	.
1	A	38	U	C1'	93.634	.	.
1	A	38	U	C4'	82.045	.	.
1	A	38	U	C6	142.683	.	.
1	A	38	U	H1'	5.828	.	.
1	A	38	U	H3	13.907	.	.
1	A	38	U	H4'	4.405	.	.
1	A	38	U	H6	8.069	.	.
1	A	38	U	N3	162.506	.	.
1	A	54	G	C1'	94.529	.	.

Continued on next page...

Continued from previous page...

List ID	Chain	Res	Type	Atom	Shift Data		
					Value	Uncertainty	Ambiguity
1	A	54	G	C8	143.026	.	.
1	A	54	G	H1	9.847	.	.
1	A	54	G	H1'	5.984	.	.
1	A	54	G	H8	7.896	.	.
1	A	54	G	N1	143.413	.	.

7.1.2 Chemical shift referencing [i](#)

No chemical shift referencing corrections were calculated (not enough data).

7.1.3 Completeness of resonance assignments [i](#)

The following table shows the completeness of the chemical shift assignments for the well-defined regions of the structure. The overall completeness is 29%, i.e. 169 atoms were assigned a chemical shift out of a possible 585. 0 out of 0 assigned methyl groups (LEU and VAL) were assigned stereospecifically.

	Total	¹ H	¹³ C	¹⁵ N
Sugar	80/341 (23%)	40/186 (22%)	40/155 (26%)	0/0 (—%)
Base	89/244 (36%)	45/151 (30%)	34/52 (65%)	10/41 (24%)
Overall	169/585 (29%)	85/337 (25%)	74/207 (36%)	10/41 (24%)

The following table shows the completeness of the chemical shift assignments for the full structure. The overall completeness is 29%, i.e. 169 atoms were assigned a chemical shift out of a possible 585. 0 out of 0 assigned methyl groups (LEU and VAL) were assigned stereospecifically.

	Total	¹ H	¹³ C	¹⁵ N
Sugar	80/341 (23%)	40/186 (22%)	40/155 (26%)	0/0 (—%)
Base	89/244 (36%)	45/151 (30%)	34/52 (65%)	10/41 (24%)
Overall	169/585 (29%)	85/337 (25%)	74/207 (36%)	10/41 (24%)

7.1.4 Statistically unusual chemical shifts [i](#)

There are no statistically unusual chemical shifts.

7.1.5 Random Coil Index (RCI) plots [i](#)

No *random coil index*(RCI) plot could be generated from the current chemical shift list. RCI is only applicable to proteins

8 NMR restraints analysis

No restraints data found

9 Distance violation analysis

No distance restraints data found

10 Dihedral-angle violation analysis

No dihedral-angle restraints found