



Full wwPDB EM Validation Report ⓘ

Apr 16, 2024 – 04:27 PM EDT

PDB ID : 8U82
EMDB ID : EMD-42000
Title : KCTD5/Cullin3/Gbeta1gamma2 Complex: State B From Composite RE-
LION Multi-body Refinement Map
Authors : Kuntz, D.A.; Nguyen, D.M.; Narayanan, N.; Prive, G.G.
Deposited on : 2023-09-15
Resolution : 3.84 Å (reported)
Based on initial models : 3DRX, 4EOZ, 6VMS

This is a Full wwPDB EM Validation Report for a publicly released PDB entry.

We welcome your comments at validation@mail.wwpdb.org

A user guide is available at

<https://www.wwpdb.org/validation/2017/EMValidationReportHelp>

with specific help available everywhere you see the ⓘ symbol.

The types of validation reports are described at

<http://www.wwpdb.org/validation/2017/FAQs#types>.

The following versions of software and data (see [references ⓘ](#)) were used in the production of this report:

EMDB validation analysis : 0.0.1.dev92
MolProbity : 4.02b-467
Percentile statistics : 20191225.v01 (using entries in the PDB archive December 25th 2019)
MapQ : 1.9.13
Ideal geometry (proteins) : Engh & Huber (2001)
Ideal geometry (DNA, RNA) : Parkinson et al. (1996)
Validation Pipeline (wwPDB-VP) : 2.36.1

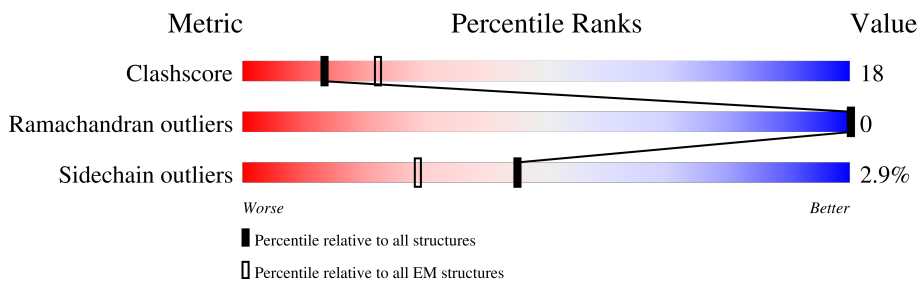
1 Overall quality at a glance i

The following experimental techniques were used to determine the structure:

ELECTRON MICROSCOPY

The reported resolution of this entry is 3.84 Å.

Percentile scores (ranging between 0-100) for global validation metrics of the entry are shown in the following graphic. The table shows the number of entries on which the scores are based.



Metric	Whole archive (#Entries)	EM structures (#Entries)
Clashscore	158937	4297
Ramachandran outliers	154571	4023
Sidechain outliers	154315	3826

The table below summarises the geometric issues observed across the polymeric chains and their fit to the map. The red, orange, yellow and green segments of the bar indicate the fraction of residues that contain outliers for ≥ 3 , 2, 1 and 0 types of geometric quality criteria respectively. A grey segment represents the fraction of residues that are not modelled. The numeric value for each fraction is indicated below the corresponding segment, with a dot representing fractions $\leq 5\%$. The upper red bar (where present) indicates the fraction of residues that have poor fit to the EM map (all-atom inclusion $< 40\%$). The numeric value is given above the bar.

Mol	Chain	Length	Quality of chain
1	B1	340	60% (green), 39% (yellow), 1% (orange), 0% (red)
1	B2	340	61% (green), 38% (yellow), 1% (orange), 0% (red)
1	B3	340	54% (green), 45% (yellow), 1% (orange), 0% (red)
1	B4	340	56% (green), 42% (yellow), 1% (orange), 0% (red)
1	B5	340	59% (green), 41% (yellow), 1% (orange), 0% (red)
2	C1	380	7% (red), 54% (green), 38% (yellow), 1% (orange), 0% (red), 6% (grey)
2	C2	380	42% (red), 73% (green), 21% (yellow), 1% (orange), 0% (red), 6% (grey)
2	C3	380	22% (red), 56% (green), 37% (yellow), 1% (orange), 0% (red), 6% (grey)

Continued on next page...

Continued from previous page...

Mol	Chain	Length	Quality of chain
2	C4	380	<p>9% 53% 39% 6%</p>
2	C5	380	<p>7% 55% 37% 6%</p>
3	G1	71	<p>62% 24% 11%</p>
3	G2	71	<p>56% 31% 11%</p>
3	G3	71	<p>58% 28% 11%</p>
3	G4	71	<p>6% 55% 32% 11%</p>
3	G5	71	<p>69% 17% 11%</p>
4	K1	234	<p>50% 32% 17%</p>
4	K2	234	<p>53% 30% 17%</p>
4	K3	234	<p>55% 27% 17%</p>
4	K4	234	<p>52% 31% 17%</p>
4	K5	234	<p>55% 28% 17%</p>

2 Entry composition [i](#)

There are 4 unique types of molecules in this entry. The entry contains 37885 atoms, of which 0 are hydrogens and 0 are deuteriums.

In the tables below, the AltConf column contains the number of residues with at least one atom in alternate conformation and the Trace column contains the number of residues modelled with at most 2 atoms.

- Molecule 1 is a protein called Guanine nucleotide-binding protein G(I)/G(S)/G(T) subunit beta-1.

Mol	Chain	Residues	Atoms					AltConf	Trace
			Total	C	N	O	S		
1	B1	339	2607	1607	468	511	21	0	0
1	B2	339	2607	1607	468	511	21	0	0
1	B3	339	2607	1607	468	511	21	0	0
1	B4	339	2607	1607	468	511	21	0	0
1	B5	339	2607	1607	468	511	21	0	0

- Molecule 2 is a protein called Cullin-3.

Mol	Chain	Residues	Atoms					AltConf	Trace
			Total	C	N	O	S		
2	C1	358	2932	1844	509	555	24	0	0
2	C2	358	2932	1844	509	555	24	0	0
2	C3	358	2932	1844	509	555	24	0	0
2	C4	358	2932	1844	509	555	24	0	0
2	C5	358	2932	1844	509	555	24	0	0

- Molecule 3 is a protein called Guanine nucleotide-binding protein G(I)/G(S)/G(O) subunit gamma-2.

Mol	Chain	Residues	Atoms					AltConf	Trace
			Total	C	N	O	S		
3	G1	63	480	297	85	94	4	0	0
3	G2	63	480	297	85	94	4	0	0

Continued on next page...

Continued from previous page...

Mol	Chain	Residues	Atoms					AltConf	Trace
3	G3	63	Total	C	N	O	S	0	0
			480	297	85	94	4		
3	G4	63	Total	C	N	O	S	0	0
			480	297	85	94	4		
3	G5	63	Total	C	N	O	S	0	0
			480	297	85	94	4		

There are 5 discrepancies between the modelled and reference sequences:

Chain	Residue	Modelled	Actual	Comment	Reference
G1	68	SER	CYS	engineered mutation	UNP P59768
G2	68	SER	CYS	engineered mutation	UNP P59768
G3	68	SER	CYS	engineered mutation	UNP P59768
G4	68	SER	CYS	engineered mutation	UNP P59768
G5	68	SER	CYS	engineered mutation	UNP P59768

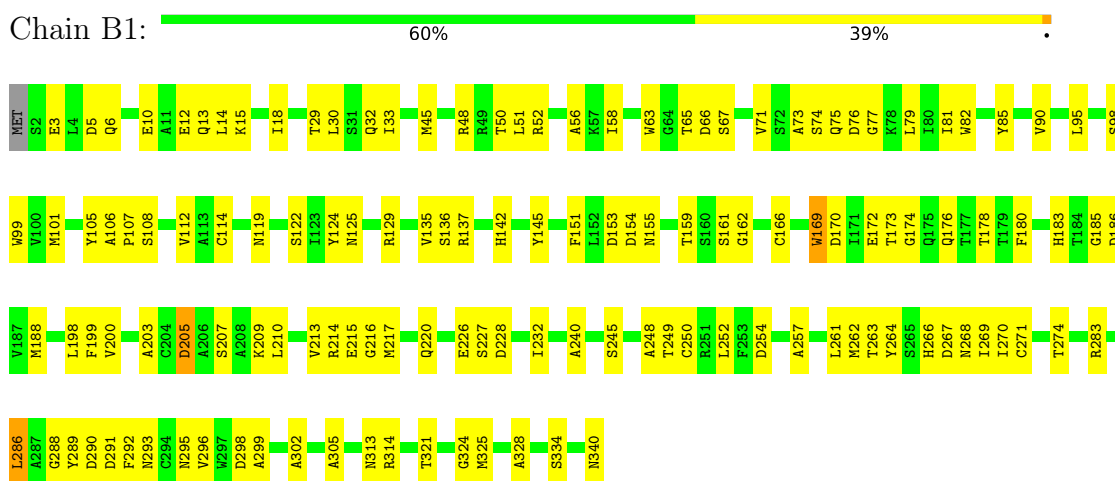
- Molecule 4 is a protein called BTB/POZ domain-containing protein KCTD5.

Mol	Chain	Residues	Atoms					AltConf	Trace
4	K1	194	Total	C	N	O	S	0	0
			1558	979	265	308	6		
4	K2	194	Total	C	N	O	S	0	0
			1558	979	265	308	6		
4	K3	194	Total	C	N	O	S	0	0
			1558	979	265	308	6		
4	K4	194	Total	C	N	O	S	0	0
			1558	979	265	308	6		
4	K5	194	Total	C	N	O	S	0	0
			1558	979	265	308	6		

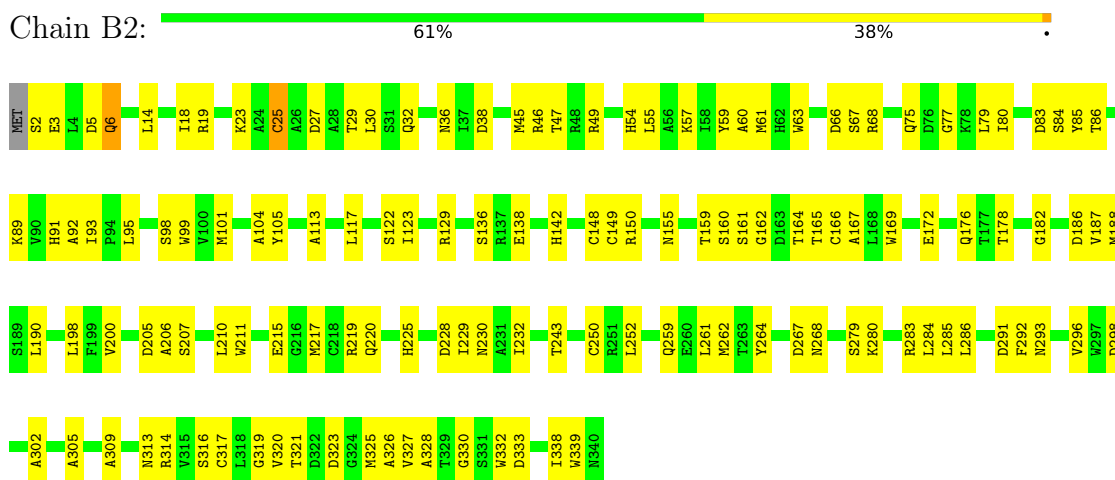
3 Residue-property plots [i](#)

These plots are drawn for all protein, RNA, DNA and oligosaccharide chains in the entry. The first graphic for a chain summarises the proportions of the various outlier classes displayed in the second graphic. The second graphic shows the sequence view annotated by issues in geometry and atom inclusion in map density. Residues are color-coded according to the number of geometric quality criteria for which they contain at least one outlier: green = 0, yellow = 1, orange = 2 and red = 3 or more. A red diamond above a residue indicates a poor fit to the EM map for this residue (all-atom inclusion < 40%). Stretches of 2 or more consecutive residues without any outlier are shown as a green connector. Residues present in the sample, but not in the model, are shown in grey.

- Molecule 1: Guanine nucleotide-binding protein G(I)/G(S)/G(T) subunit beta-1

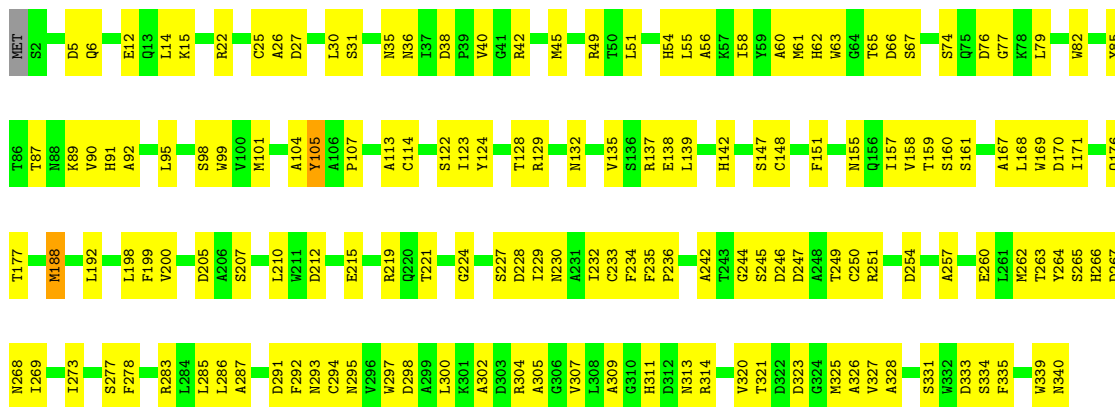


- Molecule 1: Guanine nucleotide-binding protein G(I)/G(S)/G(T) subunit beta-1

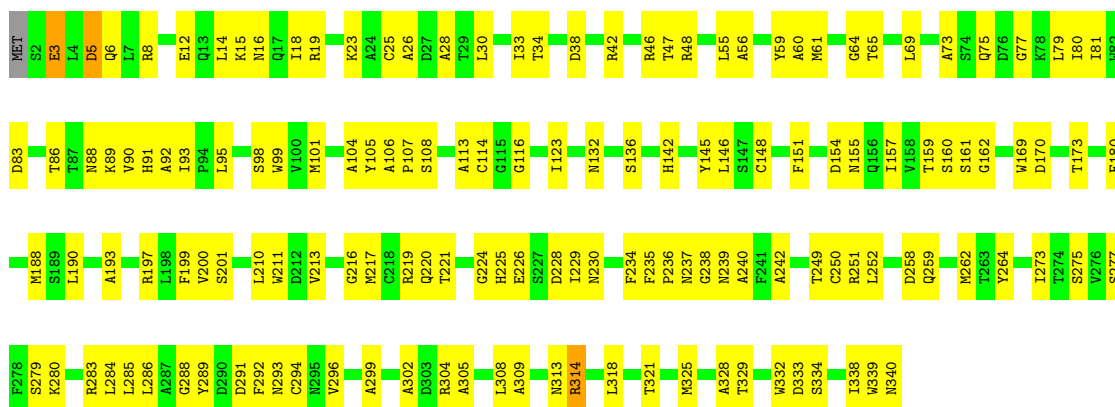


- Molecule 1: Guanine nucleotide-binding protein G(I)/G(S)/G(T) subunit beta-1

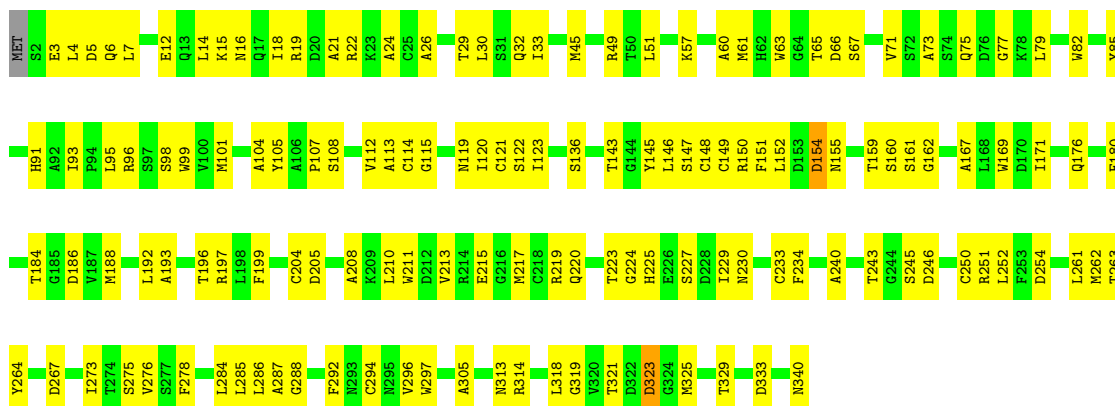




• Molecule 1: Guanine nucleotide-binding protein G(I)/G(S)/G(T) subunit beta-1

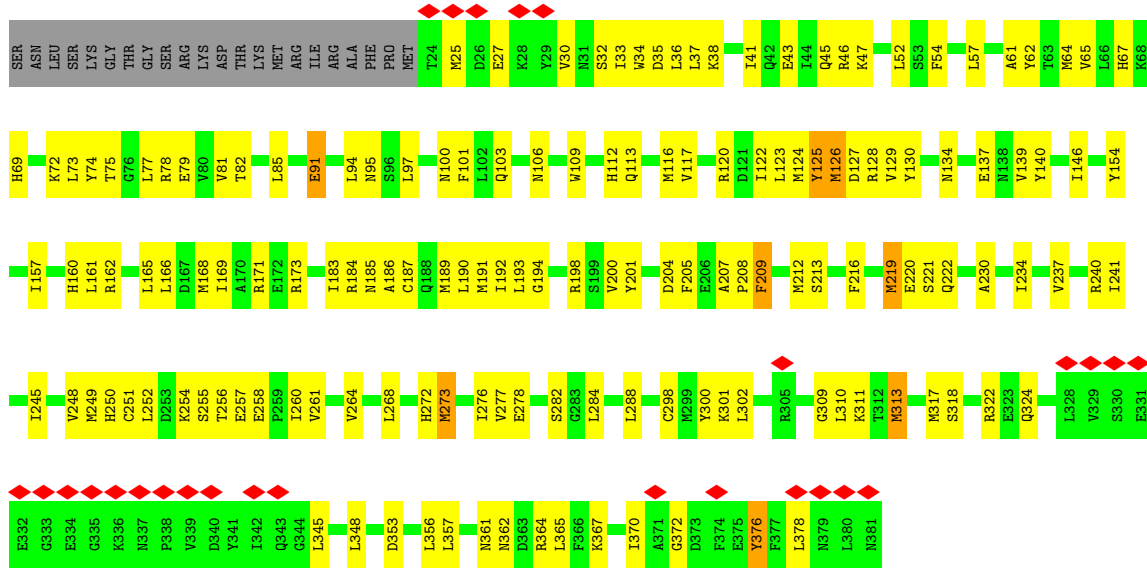


• Molecule 1: Guanine nucleotide-binding protein G(I)/G(S)/G(T) subunit beta-1

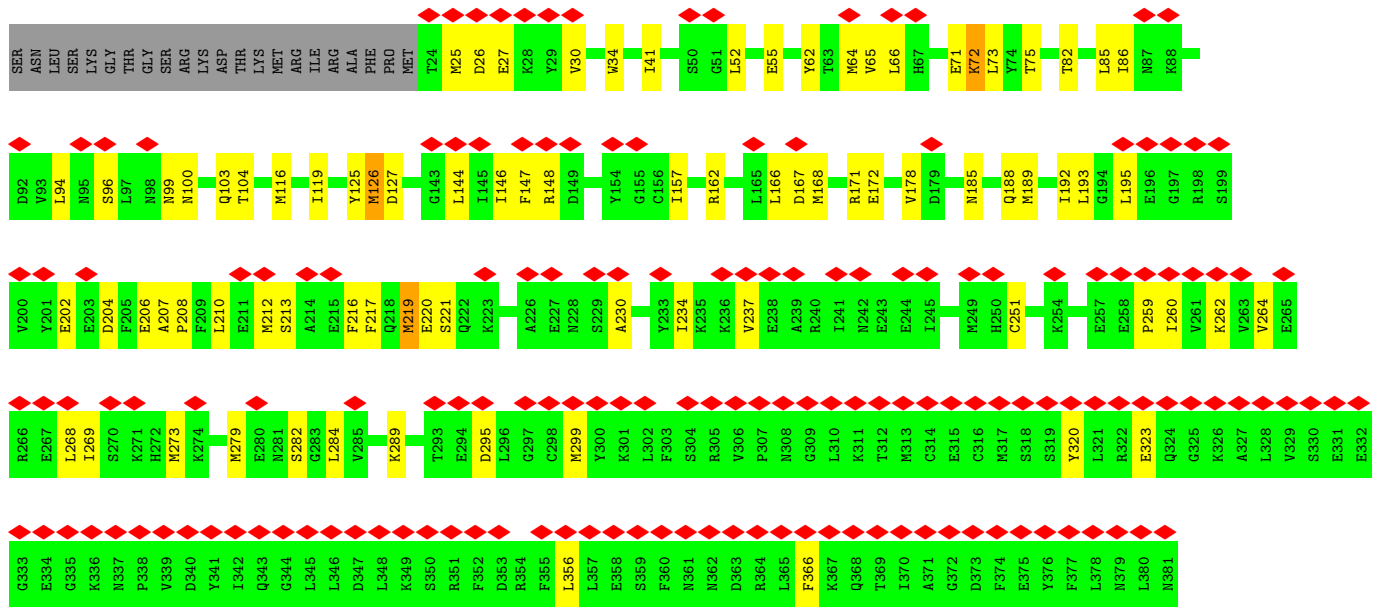
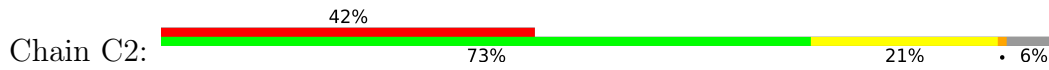


• Molecule 2: Cullin-3

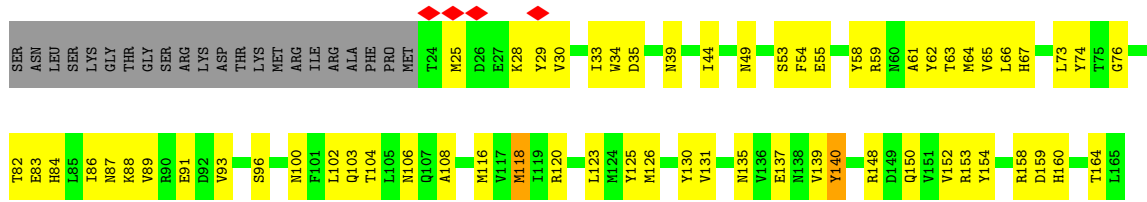


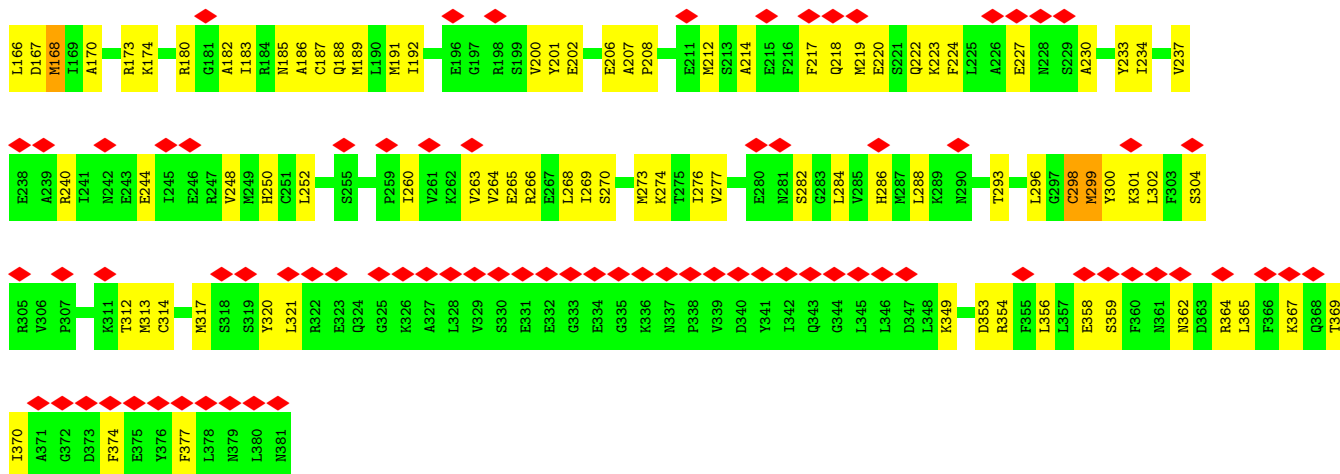


• Molecule 2: Cullin-3

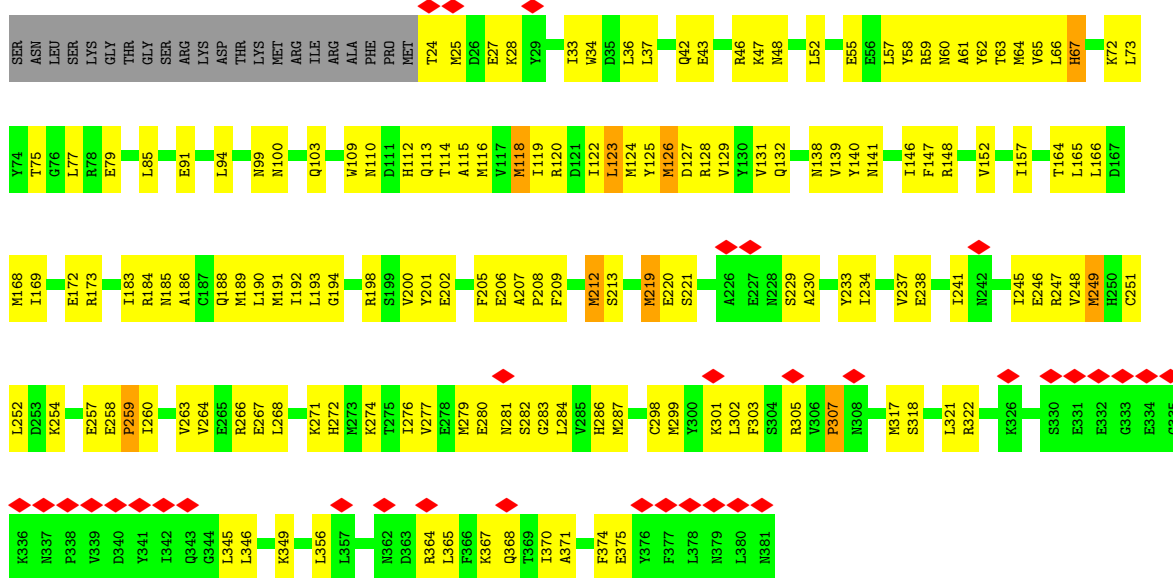


• Molecule 2: Cullin-3

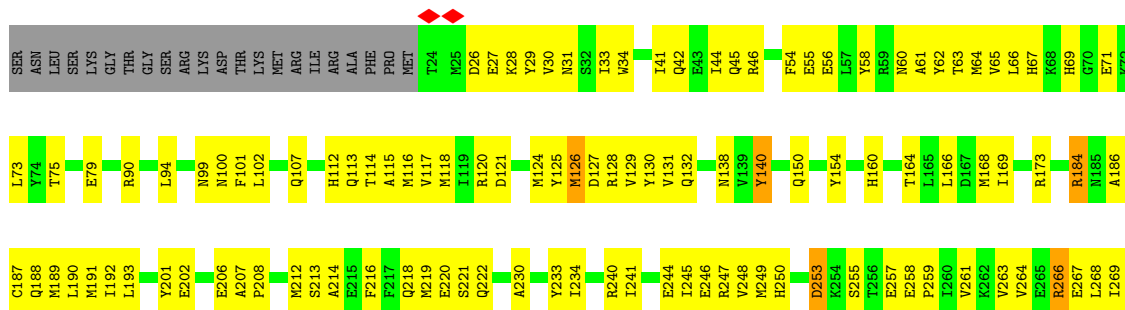


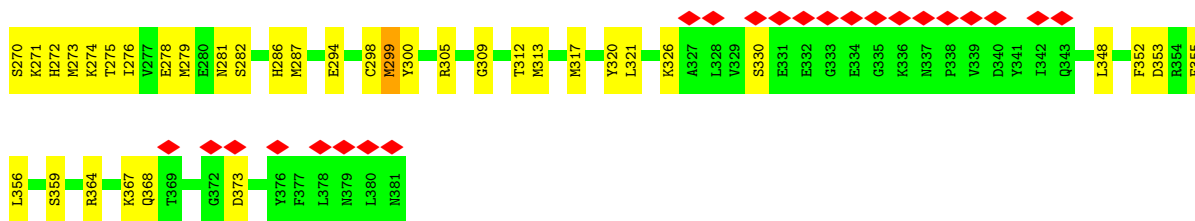


• Molecule 2: Cullin-3



• Molecule 2: Cullin-3





- Molecule 3: Guanine nucleotide-binding protein G(I)/G(S)/G(O) subunit gamma-2

Chain G1: 62% 24% 11%



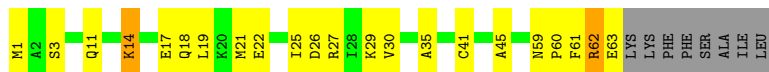
- Molecule 3: Guanine nucleotide-binding protein G(I)/G(S)/G(O) subunit gamma-2

Chain G2: 56% 31% 11%



- Molecule 3: Guanine nucleotide-binding protein G(I)/G(S)/G(O) subunit gamma-2

Chain G3: 58% 28% 11%




- Molecule 3: Guanine nucleotide-binding protein G(I)/G(S)/G(O) subunit gamma-2

Chain G4: 6% 55% 32% 11%



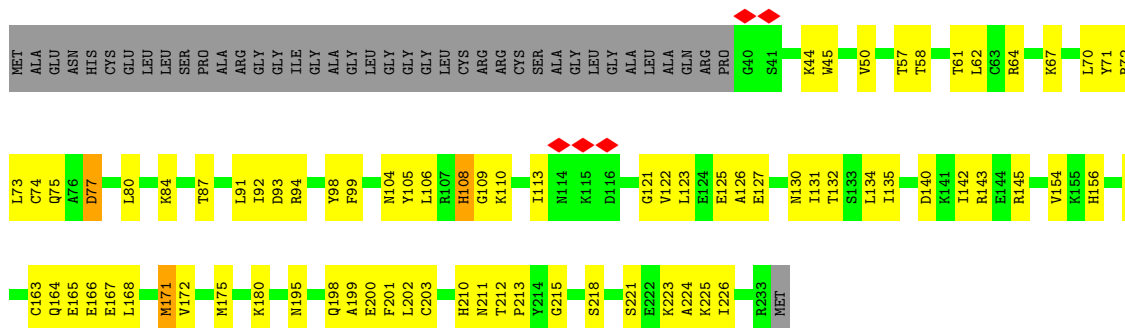
- Molecule 3: Guanine nucleotide-binding protein G(I)/G(S)/G(O) subunit gamma-2

Chain G5: 69% 17% 11%

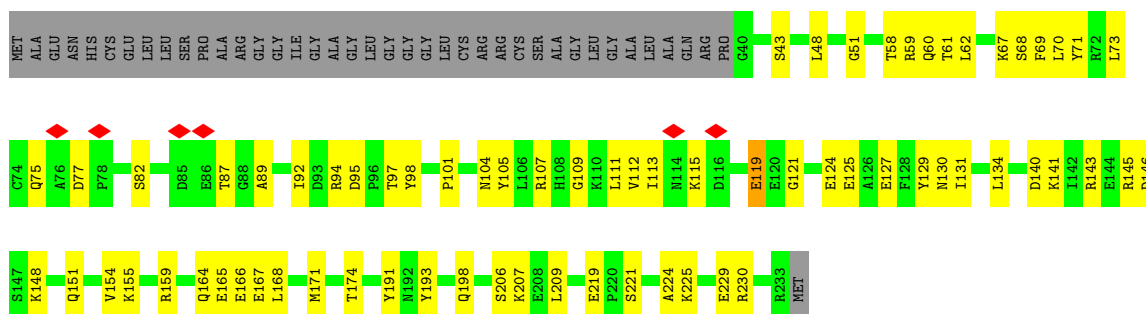


- Molecule 4: BTB/POZ domain-containing protein KCTD5

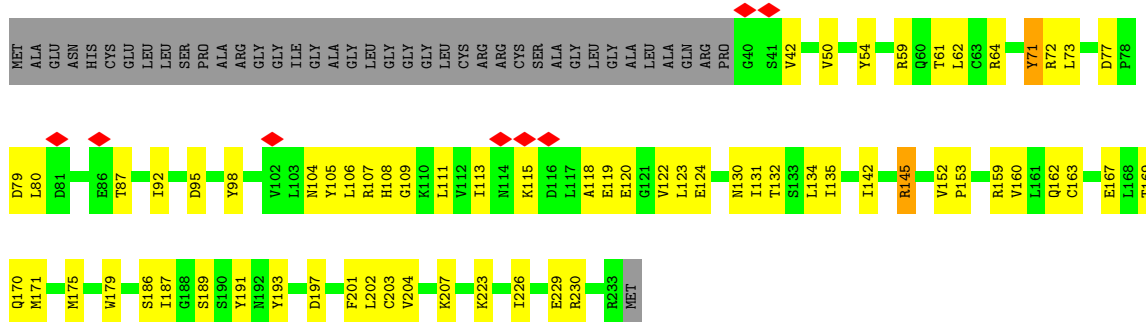
Chain K1: 50% 32% 17%



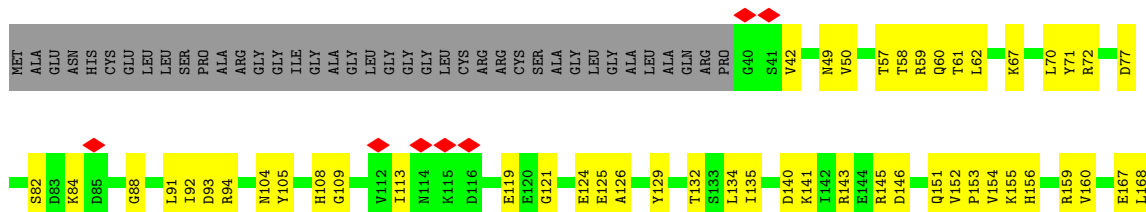
• Molecule 4: BTB/POZ domain-containing protein KCTD5

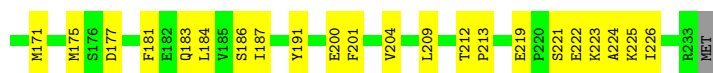


• Molecule 4: BTB/POZ domain-containing protein KCTD5



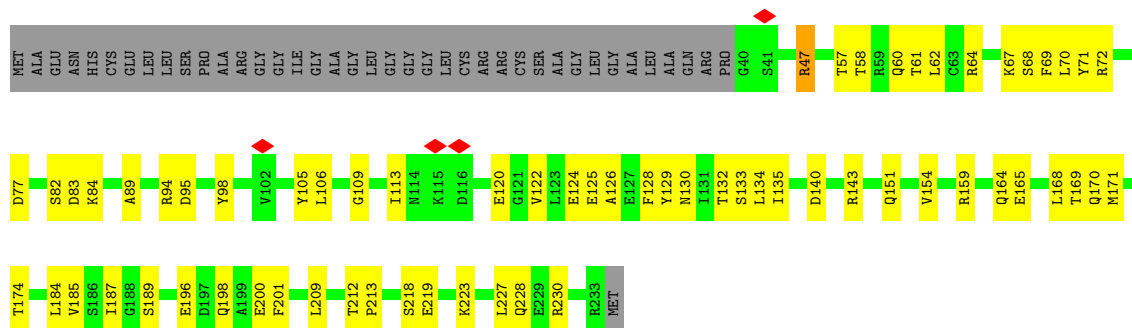
• Molecule 4: BTB/POZ domain-containing protein KCTD5





- Molecule 4: BTB/POZ domain-containing protein KCTD5

Chain K5: 55% 28% 17%



4 Experimental information

Property	Value	Source
EM reconstruction method	SINGLE PARTICLE	Depositor
Imposed symmetry	POINT, C1	Depositor
Number of particles used	48895	Depositor
Resolution determination method	FSC 0.143 CUT-OFF	Depositor
CTF correction method	PHASE FLIPPING AND AMPLITUDE CORRECTION	Depositor
Microscope	FEI TITAN	Depositor
Voltage (kV)	300	Depositor
Electron dose ($e^-/\text{\AA}^2$)	49.35	Depositor
Minimum defocus (nm)	250	Depositor
Maximum defocus (nm)	1500	Depositor
Magnification	Not provided	
Image detector	FEI FALCON IV (4k x 4k)	Depositor
Maximum map value	26.317	Depositor
Minimum map value	-6.855	Depositor
Average map value	0.000	Depositor
Map value standard deviation	1.125	Depositor
Recommended contour level	3.5	Depositor
Map size (\AA)	333.72, 333.72, 333.72	wwPDB
Map dimensions	324, 324, 324	wwPDB
Map angles ($^\circ$)	90.0, 90.0, 90.0	wwPDB
Pixel spacing (\AA)	1.03, 1.03, 1.03	Depositor

5 Model quality [i](#)

5.1 Standard geometry [i](#)

The Z score for a bond length (or angle) is the number of standard deviations the observed value is removed from the expected value. A bond length (or angle) with $|Z| > 5$ is considered an outlier worth inspection. RMSZ is the root-mean-square of all Z scores of the bond lengths (or angles).

Mol	Chain	Bond lengths		Bond angles	
		RMSZ	# Z >5	RMSZ	# Z >5
1	B1	0.29	0/2654	0.55	0/3597
1	B2	0.29	0/2654	0.53	0/3597
1	B3	0.30	0/2654	0.54	0/3597
1	B4	0.30	0/2654	0.54	0/3597
1	B5	0.29	0/2654	0.54	0/3597
2	C1	0.27	0/2976	0.55	0/3996
2	C2	0.25	0/2976	0.52	0/3996
2	C3	0.26	0/2976	0.53	0/3996
2	C4	0.28	0/2976	0.57	2/3996 (0.1%)
2	C5	0.28	0/2976	0.53	0/3996
3	G1	0.27	0/486	0.51	0/656
3	G2	0.26	0/486	0.46	0/656
3	G3	0.27	0/486	0.48	0/656
3	G4	0.27	0/486	0.47	0/656
3	G5	0.26	0/486	0.47	0/656
4	K1	0.28	0/1587	0.51	0/2144
4	K2	0.28	0/1587	0.51	0/2144
4	K3	0.29	0/1587	0.51	0/2144
4	K4	0.29	0/1587	0.50	0/2144
4	K5	0.29	0/1587	0.51	0/2144
All	All	0.28	0/38515	0.53	2/51965 (0.0%)

There are no bond length outliers.

All (2) bond angle outliers are listed below:

Mol	Chain	Res	Type	Atoms	Z	Observed(°)	Ideal(°)
2	C4	307	PRO	CA-N-CD	-6.83	101.94	111.50
2	C4	259	PRO	CA-N-CD	-6.24	102.77	111.50

There are no chirality outliers.

There are no planarity outliers.

5.2 Too-close contacts [i](#)

In the following table, the Non-H and H(model) columns list the number of non-hydrogen atoms and hydrogen atoms in the chain respectively. The H(added) column lists the number of hydrogen atoms added and optimized by MolProbity. The Clashes column lists the number of clashes within the asymmetric unit, whereas Symm-Clashes lists symmetry-related clashes.

Mol	Chain	Non-H	H(model)	H(added)	Clashes	Symm-Clashes
1	B1	2607	0	2510	112	0
1	B2	2607	0	2510	102	0
1	B3	2607	0	2510	124	0
1	B4	2607	0	2510	113	0
1	B5	2607	0	2510	100	0
2	C1	2932	0	2918	126	0
2	C2	2932	0	2918	59	0
2	C3	2932	0	2918	102	0
2	C4	2932	0	2918	130	0
2	C5	2932	0	2918	111	0
3	G1	480	0	488	16	0
3	G2	480	0	488	16	0
3	G3	480	0	488	15	0
3	G4	480	0	488	18	0
3	G5	480	0	488	12	0
4	K1	1558	0	1531	62	0
4	K2	1558	0	1531	52	0
4	K3	1558	0	1531	45	0
4	K4	1558	0	1531	51	0
4	K5	1558	0	1531	47	0
All	All	37885	0	37235	1350	0

The all-atom clashscore is defined as the number of clashes found per 1000 atoms (including hydrogen atoms). The all-atom clashscore for this structure is 18.

All (1350) close contacts within the same asymmetric unit are listed below, sorted by their clash magnitude.

Atom-1	Atom-2	Interatomic distance (Å)	Clash overlap (Å)
4:K1:180:LYS:NZ	4:K5:154:VAL:O	2.07	0.87
1:B4:83:ASP:OD2	1:B4:86:THR:OG1	1.92	0.86
1:B5:29:THR:OG1	1:B5:32:GLN:OE1	1.93	0.86
1:B1:170:ASP:OD2	1:B1:173:THR:OG1	1.95	0.85
2:C3:188:GLN:O	2:C3:192:ILE:HD12	1.75	0.84
2:C4:59:ARG:NH1	4:K4:93:ASP:OD2	2.11	0.84
1:B4:30:LEU:O	1:B4:34:THR:OG1	1.95	0.83

Continued on next page...

Continued from previous page...

Atom-1	Atom-2	Interatomic distance (Å)	Clash overlap (Å)
2:C1:74:TYR:OH	2:C1:137:GLU:O	1.97	0.82
2:C5:61:ALA:O	2:C5:65:VAL:HG23	1.80	0.82
1:B4:5:ASP:OD1	1:B4:6:GLN:N	2.13	0.81
1:B5:119:ASN:ND2	1:B5:143:THR:O	2.14	0.81
1:B5:262:MET:SD	1:B5:263:THR:N	2.53	0.80
3:G4:1:MET:SD	3:G4:3:SER:OG	2.39	0.80
4:K2:95:ASP:OD2	4:K2:97:THR:OG1	1.99	0.79
3:G3:25:ILE:O	3:G3:27:ARG:NH1	2.15	0.79
4:K4:140:ASP:OD1	4:K4:143:ARG:NH2	2.16	0.79
1:B1:262:MET:SD	1:B1:263:THR:N	2.55	0.78
2:C1:169:ILE:HG21	2:C1:209:PHE:HE1	1.45	0.78
1:B1:205:ASP:OD1	1:B1:207:SER:OG	2.00	0.78
4:K1:72:ARG:NH2	4:K1:77:ASP:OD2	2.17	0.78
1:B3:188:MET:N	1:B3:188:MET:SD	2.57	0.78
2:C1:97:LEU:O	2:C1:160:HIS:NE2	2.15	0.78
2:C5:126:MET:SD	2:C5:127:ASP:N	2.57	0.78
2:C1:168:MET:SD	2:C1:171:ARG:NH2	2.57	0.77
4:K3:62:LEU:HA	4:K3:106:LEU:HD11	1.66	0.77
2:C4:61:ALA:O	2:C4:65:VAL:HG23	1.84	0.77
2:C4:126:MET:SD	2:C4:127:ASP:N	2.57	0.77
2:C2:85:LEU:HD12	2:C2:146:ILE:HG22	1.67	0.77
2:C1:169:ILE:HG21	2:C1:209:PHE:CE1	2.19	0.77
2:C2:64:MET:SD	2:C2:72:LYS:NZ	2.57	0.77
4:K5:105:TYR:O	4:K5:109:GLY:N	2.17	0.77
4:K2:145:ARG:NH1	4:K2:146:ASP:OD1	2.17	0.76
1:B4:277:SER:OG	1:B4:286:LEU:O	2.02	0.76
2:C4:109:TRP:HH2	2:C4:192:ILE:HD12	1.49	0.76
2:C3:35:ASP:O	2:C3:39:ASN:ND2	2.19	0.76
1:B4:313:ASN:OD1	1:B4:314:ARG:N	2.18	0.75
2:C1:184:ARG:NH1	2:C1:250:HIS:O	2.19	0.75
3:G2:9:ILE:HD12	3:G2:10:ALA:N	2.01	0.75
2:C1:113:GLN:O	2:C1:117:VAL:HG13	1.84	0.75
2:C3:89:VAL:HG13	2:C3:108:ALA:HB1	1.68	0.75
4:K4:105:TYR:O	4:K4:109:GLY:N	2.18	0.75
1:B4:142:HIS:HD1	1:B4:161:SER:HG	1.32	0.75
1:B4:75:GLN:N	1:B4:75:GLN:OE1	2.20	0.75
1:B5:104:ALA:HB3	1:B5:113:ALA:HB3	1.68	0.75
1:B3:12:GLU:OE1	1:B3:15:LYS:NZ	2.15	0.74
2:C4:27:GLU:OE2	2:C4:28:LYS:NZ	2.18	0.74
1:B4:79:LEU:HG	1:B4:95:LEU:HD21	1.69	0.74
1:B5:204:CYS:SG	4:K5:223:LYS:NZ	2.59	0.74

Continued on next page...

Continued from previous page...

Atom-1	Atom-2	Interatomic distance (Å)	Clash overlap (Å)
2:C2:25:MET:SD	2:C2:26:ASP:N	2.61	0.74
2:C1:192:ILE:HD12	2:C1:193:LEU:N	2.02	0.74
3:G2:22:GLU:HA	3:G2:25:ILE:HD12	1.70	0.74
2:C4:212:MET:SD	2:C4:213:SER:N	2.61	0.74
2:C4:277:VAL:O	2:C4:284:LEU:N	2.21	0.74
4:K1:58:THR:O	4:K1:61:THR:OG1	2.06	0.74
2:C4:100:ASN:ND2	2:C4:103:GLN:OE1	2.21	0.73
4:K5:227:LEU:HD23	4:K5:230:ARG:HH12	1.53	0.73
2:C4:219:MET:SD	2:C4:220:GLU:N	2.61	0.73
1:B4:60:ALA:HB2	1:B4:101:MET:O	1.89	0.73
2:C5:321:LEU:HD23	2:C5:373:ASP:HB2	1.71	0.73
1:B1:12:GLU:OE1	1:B1:15:LYS:NZ	2.21	0.73
2:C1:112:HIS:ND1	2:C1:113:GLN:OE1	2.21	0.73
4:K4:145:ARG:NH1	4:K4:146:ASP:OD1	2.21	0.73
1:B5:159:THR:HG1	1:B5:169:TRP:HE1	1.36	0.72
4:K1:164:GLN:NE2	4:K1:166:GLU:OE2	2.22	0.72
4:K5:58:THR:O	4:K5:61:THR:OG1	2.06	0.72
4:K4:58:THR:O	4:K4:61:THR:OG1	2.07	0.72
1:B1:266:HIS:NE2	1:B1:268:ASN:OD1	2.22	0.72
2:C4:234:ILE:HG23	2:C4:302:LEU:HD13	1.71	0.72
4:K4:94:ARG:NH2	4:K4:124:GLU:OE2	2.23	0.72
2:C3:49:ASN:ND2	2:C3:118:MET:SD	2.63	0.72
4:K4:132:THR:HA	4:K4:135:ILE:HD12	1.71	0.72
2:C5:124:MET:O	2:C5:128:ARG:N	2.21	0.71
4:K4:119:GLU:OE2	4:K4:145:ARG:NH1	2.23	0.71
2:C1:46:ARG:O	2:C1:46:ARG:NH1	2.23	0.71
2:C1:166:LEU:HD22	2:C1:212:MET:HG2	1.72	0.71
1:B5:148:CYS:O	1:B5:160:SER:OG	2.05	0.71
2:C3:265:GLU:OE1	2:C3:270:SER:OG	2.08	0.71
4:K3:120:GLU:OE2	4:K3:145:ARG:NH1	2.24	0.70
2:C1:57:LEU:HB2	2:C1:122:ILE:HD12	1.71	0.70
2:C5:116:MET:HE1	2:C5:140:TYR:HA	1.73	0.70
3:G5:41:CYS:O	3:G5:45:ALA:N	2.24	0.70
4:K4:183:GLN:OE1	4:K4:184:LEU:N	2.24	0.70
2:C2:219:MET:SD	2:C2:220:GLU:N	2.65	0.70
1:B2:27:ASP:OD1	3:G2:29:LYS:NZ	2.25	0.70
1:B5:215:GLU:N	1:B5:215:GLU:OE1	2.23	0.70
2:C3:299:MET:SD	2:C3:300:TYR:N	2.64	0.70
2:C4:254:LYS:HE3	2:C4:254:LYS:HA	1.73	0.70
1:B5:227:SER:OG	1:B5:246:ASP:OD1	2.02	0.70
4:K1:223:LYS:HE3	4:K1:226:ILE:HD11	1.72	0.70

Continued on next page...

Continued from previous page...

Atom-1	Atom-2	Interatomic distance (Å)	Clash overlap (Å)
1:B2:101:MET:SD	1:B2:101:MET:N	2.64	0.70
1:B2:313:ASN:OD1	1:B2:314:ARG:N	2.25	0.70
2:C1:356:LEU:HD22	2:C1:370:ILE:HD11	1.74	0.70
1:B4:201:SER:HG	1:B4:211:TRP:HE1	1.41	0.69
2:C1:125:TYR:O	2:C1:129:VAL:N	2.24	0.69
4:K5:170:GLN:O	4:K5:174:THR:OG1	2.04	0.69
1:B5:313:ASN:OD1	1:B5:314:ARG:N	2.26	0.69
2:C5:99:ASN:OD1	2:C5:100:ASN:ND2	2.25	0.69
3:G3:41:CYS:O	3:G3:45:ALA:N	2.26	0.69
2:C5:116:MET:HE3	2:C5:120:ARG:HB2	1.75	0.69
2:C3:288:LEU:HD11	2:C3:317:MET:HA	1.73	0.69
3:G4:22:GLU:O	3:G4:27:ARG:NH1	2.26	0.69
4:K3:132:THR:HA	4:K3:135:ILE:HD12	1.75	0.69
1:B3:142:HIS:CG	1:B3:161:SER:HG	2.11	0.69
2:C5:279:MET:HE3	2:C5:282:SER:O	1.92	0.69
3:G3:22:GLU:HA	3:G3:25:ILE:HD12	1.74	0.68
1:B3:89:LYS:HD3	1:B3:92:ALA:HB2	1.75	0.68
2:C3:219:MET:O	2:C3:222:GLN:NE2	2.26	0.68
4:K1:167:GLU:OE2	4:K1:198:GLN:NE2	2.26	0.68
4:K2:140:ASP:OD1	4:K2:143:ARG:NH1	2.26	0.68
2:C2:25:MET:SD	2:C2:27:GLU:N	2.66	0.68
2:C3:353:ASP:OD1	2:C3:367:LYS:NZ	2.21	0.68
4:K4:152:VAL:HG13	4:K4:153:PRO:HD3	1.74	0.68
1:B1:198:LEU:HB3	1:B1:210:LEU:HD11	1.76	0.68
1:B4:3:GLU:OE2	1:B4:6:GLN:NE2	2.27	0.68
1:B5:108:SER:OG	1:B5:154:ASP:OD2	2.12	0.68
2:C2:210:LEU:HD23	2:C2:260:ILE:HD13	1.76	0.68
2:C3:282:SER:O	2:C3:286:HIS:ND1	2.27	0.68
2:C5:230:ALA:HB2	2:C5:282:SER:O	1.93	0.68
1:B3:249:THR:HG23	1:B3:265:SER:HB2	1.76	0.67
4:K4:151:GLN:OE1	4:K4:155:LYS:NZ	2.27	0.67
2:C5:42:GLN:O	2:C5:46:ARG:N	2.26	0.67
2:C1:91:GLU:OE2	2:C1:95:ASN:ND2	2.28	0.67
2:C1:219:MET:SD	2:C1:220:GLU:N	2.67	0.67
2:C1:116:MET:HE1	2:C1:139:VAL:HG22	1.77	0.67
1:B1:153:ASP:OD1	1:B1:154:ASP:N	2.28	0.67
3:G4:25:ILE:O	3:G4:27:ARG:NH1	2.28	0.67
2:C1:311:LYS:HE2	2:C1:365:LEU:HD21	1.75	0.67
4:K4:119:GLU:OE1	4:K4:141:LYS:NZ	2.26	0.67
2:C5:64:MET:SD	2:C5:73:LEU:HD13	2.34	0.67
1:B1:75:GLN:N	1:B1:75:GLN:OE1	2.27	0.66

Continued on next page...

Continued from previous page...

Atom-1	Atom-2	Interatomic distance (Å)	Clash overlap (Å)
4:K3:105:TYR:O	4:K3:109:GLY:N	2.28	0.66
4:K3:72:ARG:NH2	4:K3:77:ASP:OD2	2.28	0.66
2:C5:27:GLU:O	2:C5:31:ASN:ND2	2.28	0.66
2:C5:184:ARG:NH1	2:C5:250:HIS:O	2.28	0.66
1:B3:61:MET:CE	1:B3:328:ALA:HB3	2.25	0.66
1:B5:114:CYS:SG	1:B5:122:SER:OG	2.48	0.66
2:C5:273:MET:SD	2:C5:273:MET:N	2.69	0.66
4:K2:113:ILE:HD11	4:K2:141:LYS:HE3	1.77	0.66
1:B2:104:ALA:HB3	1:B2:113:ALA:HB3	1.77	0.66
1:B2:206:ALA:HB1	1:B2:225:HIS:O	1.95	0.66
1:B3:273:ILE:HD11	1:B3:287:ALA:HB1	1.78	0.65
2:C3:83:GLU:O	2:C3:87:ASN:ND2	2.28	0.65
4:K2:95:ASP:CG	4:K2:97:THR:HG1	1.99	0.65
1:B4:42:ARG:NH1	1:B4:304:ARG:O	2.30	0.65
2:C3:288:LEU:HD13	2:C3:320:TYR:HB3	1.78	0.65
4:K2:105:TYR:O	4:K2:109:GLY:N	2.27	0.65
1:B2:80:ILE:HG23	1:B2:89:LYS:HZ2	1.62	0.65
1:B3:56:ALA:HB3	1:B3:74:SER:HB2	1.79	0.65
4:K4:72:ARG:NH1	4:K4:77:ASP:OD2	2.30	0.65
1:B2:320:VAL:HG12	1:B2:327:VAL:HB	1.79	0.65
1:B3:200:VAL:HG22	1:B3:232:ILE:HD13	1.79	0.65
1:B4:250:CYS:O	1:B4:264:TYR:N	2.28	0.65
1:B4:157:ILE:HG22	1:B4:169:TRP:HB2	1.78	0.65
2:C1:277:VAL:O	2:C1:284:LEU:N	2.30	0.65
2:C4:46:ARG:O	2:C4:46:ARG:NH1	2.26	0.65
2:C2:284:LEU:HD13	2:C2:299:MET:HE1	1.79	0.64
1:B2:309:ALA:HB3	1:B2:339:TRP:HH2	1.62	0.64
1:B4:160:SER:HB3	1:B4:190:LEU:HD13	1.78	0.64
2:C5:101:PHE:HD1	2:C5:102:LEU:HD23	1.61	0.64
4:K1:105:TYR:O	4:K1:109:GLY:N	2.29	0.64
4:K3:162:GLN:OE1	4:K3:163:CYS:N	2.29	0.64
1:B2:291:ASP:OD2	1:B2:293:ASN:ND2	2.30	0.64
1:B4:146:LEU:HD13	1:B4:161:SER:HB3	1.79	0.64
2:C5:222:GLN:OE1	2:C5:272:HIS:NE2	2.31	0.64
3:G2:21:MET:N	3:G2:21:MET:SD	2.71	0.64
1:B5:296:VAL:O	1:B5:305:ALA:HB3	1.98	0.64
2:C1:157:ILE:O	2:C1:161:LEU:HD23	1.97	0.64
2:C3:173:ARG:NE	2:C3:244:GLU:OE1	2.31	0.64
3:G2:58:GLU:OE1	3:G2:58:GLU:N	2.31	0.64
1:B4:38:ASP:O	1:B4:283:ARG:NH2	2.30	0.64
1:B5:115:GLY:HA3	1:B5:146:LEU:HD12	1.79	0.64

Continued on next page...

Continued from previous page...

Atom-1	Atom-2	Interatomic distance (Å)	Clash overlap (Å)
1:B5:321:THR:OG1	1:B5:325:MET:N	2.31	0.64
2:C5:94:LEU:HD21	2:C5:154:TYR:HE2	1.63	0.64
1:B3:313:ASN:OD1	1:B3:314:ARG:N	2.31	0.63
2:C4:237:VAL:HG13	2:C4:302:LEU:HD11	1.79	0.63
4:K1:221:SER:O	4:K1:225:LYS:N	2.31	0.63
3:G3:26:ASP:OD1	3:G3:27:ARG:N	2.31	0.63
1:B1:75:GLN:O	1:B1:98:SER:OG	2.15	0.63
1:B4:89:LYS:HD3	1:B4:92:ALA:HB2	1.79	0.63
4:K1:57:THR:HG21	4:K1:62:LEU:HD21	1.80	0.63
1:B1:227:SER:HG	1:B1:245:SER:HG	1.44	0.63
2:C4:221:SER:HB3	2:C4:268:LEU:HD22	1.79	0.63
2:C3:180:ARG:HA	2:C3:183:ILE:HD12	1.80	0.63
2:C5:233:TYR:OH	2:C5:268:LEU:O	2.16	0.63
4:K4:126:ALA:HB1	4:K4:134:LEU:HD11	1.79	0.63
1:B5:63:TRP:NE1	1:B5:319:GLY:O	2.31	0.63
2:C1:124:MET:O	2:C1:128:ARG:N	2.32	0.63
2:C3:96:SER:HB2	2:C3:104:THR:HG21	1.79	0.63
3:G1:41:CYS:O	3:G1:45:ALA:N	2.31	0.63
2:C3:293:THR:HA	2:C3:296:LEU:HD12	1.81	0.62
2:C4:267:GLU:OE1	2:C4:271:LYS:NZ	2.23	0.62
1:B3:309:ALA:HB3	1:B3:339:TRP:HH2	1.64	0.62
1:B4:249:THR:HG21	1:B4:251:ARG:NH2	2.14	0.62
2:C1:318:SER:OG	2:C1:322:ARG:NH2	2.32	0.62
2:C3:102:LEU:HD11	2:C3:186:ALA:HB2	1.80	0.62
1:B2:38:ASP:O	1:B2:283:ARG:NH2	2.29	0.62
2:C2:100:ASN:OD1	2:C2:104:THR:OG1	2.16	0.62
1:B3:262:MET:SD	1:B3:302:ALA:HB2	2.38	0.62
2:C4:110:ASN:O	2:C4:114:THR:HG23	1.99	0.62
1:B5:49:ARG:NH2	1:B5:85:TYR:O	2.33	0.62
2:C4:173:ARG:NH2	2:C4:213:SER:OG	2.32	0.62
4:K1:211:ASN:O	4:K1:215:GLY:N	2.28	0.62
1:B5:66:ASP:O	1:B5:67:SER:OG	2.17	0.62
3:G2:9:ILE:HD12	3:G2:10:ALA:H	1.65	0.62
1:B1:188:MET:SD	1:B1:188:MET:N	2.73	0.62
2:C1:100:ASN:ND2	2:C1:103:GLN:OE1	2.32	0.62
1:B4:77:GLY:O	1:B4:95:LEU:N	2.32	0.62
3:G1:25:ILE:O	3:G1:27:ARG:NH1	2.33	0.62
3:G4:5:ASN:OD1	3:G4:5:ASN:O	2.17	0.62
4:K5:126:ALA:O	4:K5:130:ASN:N	2.33	0.62
1:B2:205:ASP:OD1	1:B2:207:SER:OG	2.14	0.62
1:B3:158:VAL:CG1	1:B3:168:LEU:HD12	2.30	0.62

Continued on next page...

Continued from previous page...

Atom-1	Atom-2	Interatomic distance (Å)	Clash overlap (Å)
2:C4:64:MET:SD	2:C4:72:LYS:NZ	2.73	0.62
1:B5:30:LEU:HD23	3:G5:35:ALA:HB2	1.82	0.61
1:B2:83:ASP:OD2	1:B2:86:THR:OG1	2.14	0.61
2:C5:275:THR:O	2:C5:279:MET:N	2.33	0.61
1:B3:188:MET:HE1	1:B3:228:ASP:OD1	2.00	0.61
1:B1:52:ARG:O	1:B1:52:ARG:NH1	2.34	0.61
2:C3:277:VAL:O	2:C3:284:LEU:N	2.33	0.61
4:K1:223:LYS:CE	4:K1:226:ILE:HD11	2.30	0.61
1:B1:45:MET:SD	1:B1:45:MET:N	2.73	0.61
1:B1:200:VAL:CG2	1:B1:232:ILE:HG21	2.29	0.61
2:C4:77:LEU:HD21	2:C4:123:LEU:HD22	1.82	0.61
2:C5:173:ARG:NH1	2:C5:212:MET:SD	2.74	0.61
1:B5:199:PHE:HD2	1:B5:213:VAL:HG12	1.65	0.61
3:G4:58:GLU:N	3:G4:58:GLU:OE1	2.30	0.61
4:K5:165:GLU:OE2	4:K5:196:GLU:N	2.32	0.61
1:B4:200:VAL:HG12	1:B4:234:PHE:CE2	2.36	0.61
2:C2:148:ARG:HB2	2:C2:193:LEU:HD22	1.82	0.61
2:C3:233:TYR:CD2	2:C3:276:ILE:HD11	2.36	0.61
4:K1:104:ASN:OD1	4:K1:108:HIS:NE2	2.34	0.61
4:K2:148:LYS:O	4:K2:151:GLN:NE2	2.34	0.61
4:K4:104:ASN:O	4:K4:108:HIS:ND1	2.30	0.60
4:K4:113:ILE:HD11	4:K4:141:LYS:HG2	1.83	0.60
1:B2:215:GLU:OE1	1:B2:217:MET:N	2.34	0.60
1:B4:75:GLN:O	1:B4:98:SER:OG	2.19	0.60
2:C3:164:THR:O	2:C3:168:MET:SD	2.59	0.60
2:C1:67:HIS:O	2:C1:67:HIS:ND1	2.35	0.60
2:C3:354:ARG:NH1	2:C3:358:GLU:OE1	2.34	0.60
1:B2:167:ALA:HB1	1:B2:176:GLN:HB2	1.82	0.60
1:B3:321:THR:OG1	1:B3:326:ALA:O	2.18	0.60
2:C3:148:ARG:HA	2:C3:152:VAL:HG12	1.82	0.60
3:G1:11:GLN:N	3:G1:11:GLN:OE1	2.34	0.60
2:C5:192:ILE:HD12	2:C5:193:LEU:N	2.15	0.60
2:C1:61:ALA:O	2:C1:65:VAL:HG13	2.02	0.60
2:C2:55:GLU:OE1	4:K2:82:SER:OG	2.16	0.60
2:C3:365:LEU:O	2:C3:369:THR:HG23	2.02	0.60
2:C1:165:LEU:O	2:C1:169:ILE:HG22	2.02	0.60
4:K1:93:ASP:OD2	4:K2:58:THR:OG1	2.20	0.60
4:K1:104:ASN:ND2	4:K1:110:LYS:O	2.35	0.60
1:B2:63:TRP:NE1	1:B2:319:GLY:O	2.34	0.59
1:B3:228:ASP:O	1:B3:246:ASP:N	2.33	0.59
4:K5:72:ARG:NH2	4:K5:77:ASP:OD2	2.32	0.59

Continued on next page...

Continued from previous page...

Atom-1	Atom-2	Interatomic distance (Å)	Clash overlap (Å)
2:C4:259:PRO:O	2:C4:263:VAL:HG23	2.03	0.59
2:C5:234:ILE:HG21	2:C5:298:CYS:HB3	1.85	0.59
2:C4:276:ILE:HG21	2:C4:303:PHE:HZ	1.67	0.59
1:B3:151:PHE:HE1	1:B3:171:ILE:HD11	1.67	0.59
2:C2:172:GLU:OE1	2:C2:178:VAL:HG22	2.02	0.59
2:C1:128:ARG:HH11	4:K1:132:THR:HG22	1.67	0.59
2:C1:173:ARG:O	2:C1:240:ARG:NH2	2.36	0.59
2:C3:288:LEU:HD13	2:C3:320:TYR:CB	2.32	0.59
3:G4:55:PRO:O	3:G4:59:ASN:ND2	2.36	0.59
2:C1:249:MET:HE2	2:C1:249:MET:N	2.18	0.59
4:K1:140:ASP:OD1	4:K1:143:ARG:NH1	2.36	0.59
1:B5:167:ALA:HB1	1:B5:176:GLN:HB2	1.85	0.59
2:C3:191:MET:N	2:C3:191:MET:SD	2.75	0.59
1:B3:167:ALA:HB1	1:B3:176:GLN:HB2	1.84	0.58
1:B5:22:ARG:NH2	3:G5:22:GLU:OE2	2.35	0.58
2:C3:159:ASP:OD1	2:C3:160:HIS:N	2.34	0.58
2:C4:119:ILE:O	2:C4:123:LEU:HD12	2.03	0.58
2:C4:185:ASN:O	2:C4:188:GLN:NE2	2.33	0.58
1:B4:155:ASN:ND2	1:B4:170:ASP:OD1	2.36	0.58
2:C4:307:PRO:HD2	2:C4:307:PRO:O	2.03	0.58
3:G5:34:ALA:O	3:G5:38:MET:HG3	2.03	0.58
4:K2:71:TYR:O	4:K2:75:GLN:NE2	2.30	0.58
4:K3:105:TYR:CD1	4:K3:134:LEU:HD21	2.38	0.58
1:B1:155:ASN:OD1	1:B1:172:GLU:N	2.36	0.58
1:B3:158:VAL:HG13	1:B3:168:LEU:HD12	1.86	0.58
2:C5:29:TYR:O	2:C5:33:ILE:HG22	2.04	0.58
1:B1:200:VAL:HG21	1:B1:232:ILE:HG21	1.85	0.58
1:B5:333:ASP:OD1	1:B5:333:ASP:N	2.36	0.58
2:C1:128:ARG:NH2	4:K1:127:GLU:OE1	2.37	0.58
2:C5:173:ARG:O	2:C5:240:ARG:NH2	2.27	0.58
2:C5:112:HIS:ND1	2:C5:113:GLN:OE1	2.36	0.58
1:B1:252:LEU:O	1:B1:261:LEU:N	2.35	0.58
2:C4:55:GLU:OE2	4:K4:82:SER:OG	2.19	0.58
2:C1:273:MET:O	2:C1:277:VAL:HG23	2.03	0.58
2:C3:61:ALA:O	2:C3:65:VAL:HG23	2.04	0.58
2:C5:219:MET:SD	2:C5:220:GLU:N	2.77	0.58
1:B4:309:ALA:HB3	1:B4:339:TRP:HH2	1.69	0.57
2:C1:300:TYR:HA	2:C1:313:MET:HE3	1.86	0.57
1:B2:2:SER:OG	1:B2:3:GLU:N	2.38	0.57
1:B3:155:ASN:ND2	1:B3:170:ASP:OD1	2.36	0.57
2:C5:212:MET:SD	2:C5:213:SER:N	2.78	0.57

Continued on next page...

Continued from previous page...

Atom-1	Atom-2	Interatomic distance (Å)	Clash overlap (Å)
1:B2:123:ILE:O	1:B2:136:SER:OG	2.15	0.57
1:B3:123:ILE:HD13	1:B3:137:ARG:HB2	1.86	0.57
2:C4:116:MET:HE3	2:C4:140:TYR:HA	1.87	0.57
4:K2:70:LEU:HD13	4:K2:73:LEU:HD12	1.87	0.57
4:K2:87:THR:HG23	4:K2:89:ALA:H	1.69	0.57
2:C2:162:ARG:NE	2:C2:204:ASP:O	2.37	0.57
4:K4:57:THR:OG1	4:K4:61:THR:OG1	2.23	0.57
1:B1:207:SER:OG	1:B1:209:LYS:NZ	2.36	0.57
1:B3:22:ARG:O	1:B3:26:ALA:N	2.37	0.57
1:B5:229:ILE:HG23	1:B5:243:THR:HG23	1.87	0.57
2:C3:25:MET:SD	2:C3:28:LYS:NZ	2.62	0.57
1:B4:28:ALA:HB1	1:B4:33:ILE:HG13	1.85	0.57
1:B3:221:THR:OG1	3:G3:18:GLN:OE1	2.21	0.57
1:B5:22:ARG:O	1:B5:26:ALA:N	2.38	0.57
2:C1:54:PHE:HB3	4:K1:80:LEU:HG	1.87	0.57
1:B2:5:ASP:OD1	1:B2:6:GLN:N	2.38	0.57
1:B5:250:CYS:O	1:B5:264:TYR:N	2.37	0.57
2:C1:30:VAL:HG11	2:C1:69:HIS:CE1	2.40	0.57
2:C4:47:LYS:NZ	2:C4:114:THR:OG1	2.30	0.57
4:K5:140:ASP:OD1	4:K5:143:ARG:NH1	2.38	0.57
1:B1:248:ALA:HB1	1:B1:269:ILE:HG13	1.86	0.56
1:B2:49:ARG:NH2	1:B2:85:TYR:O	2.38	0.56
2:C3:234:ILE:HG23	2:C3:302:LEU:HD22	1.88	0.56
2:C3:296:LEU:O	2:C3:299:MET:SD	2.62	0.56
2:C4:234:ILE:CG2	2:C4:302:LEU:HD13	2.33	0.56
2:C5:60:ASN:O	2:C5:63:THR:OG1	2.20	0.56
4:K1:221:SER:CB	4:K1:224:ALA:HB3	2.35	0.56
1:B4:113:ALA:HB2	1:B4:157:ILE:HD11	1.88	0.56
1:B4:142:HIS:ND1	1:B4:161:SER:OG	2.27	0.56
3:G4:41:CYS:O	3:G4:45:ALA:N	2.37	0.56
1:B3:104:ALA:HB3	1:B3:113:ALA:HB3	1.86	0.56
2:C1:30:VAL:HA	2:C1:33:ILE:HG22	1.86	0.56
1:B2:95:LEU:O	4:K2:159:ARG:NH2	2.39	0.56
3:G5:13:ARG:HH12	3:G5:16:VAL:HG21	1.70	0.56
1:B1:65:THR:OG1	1:B1:107:PRO:O	2.19	0.56
1:B1:296:VAL:HG13	1:B1:305:ALA:HB3	1.87	0.56
1:B2:55:LEU:HB2	4:K3:169:THR:HG21	1.88	0.56
2:C3:219:MET:HA	2:C3:222:GLN:OE1	2.06	0.56
2:C5:112:HIS:HD1	2:C5:113:GLN:CD	2.08	0.56
1:B5:14:LEU:O	1:B5:18:ILE:HG12	2.05	0.56
2:C2:82:THR:O	2:C2:86:ILE:HG12	2.05	0.56

Continued on next page...

Continued from previous page...

Atom-1	Atom-2	Interatomic distance (Å)	Clash overlap (Å)
3:G3:17:GLU:O	3:G3:21:MET:SD	2.64	0.56
1:B3:142:HIS:CE1	1:B3:161:SER:HG	2.21	0.56
1:B5:223:THR:HG22	1:B5:224:GLY:H	1.71	0.56
1:B2:160:SER:HB3	1:B2:190:LEU:HD12	1.86	0.56
2:C1:94:LEU:HD21	2:C1:154:TYR:HE2	1.70	0.56
1:B1:228:ASP:OD1	1:B1:228:ASP:N	2.38	0.56
4:K1:154:VAL:HG12	4:K1:210:HIS:HA	1.88	0.56
1:B1:298:ASP:O	1:B1:302:ALA:N	2.34	0.55
1:B4:321:THR:OG1	1:B4:325:MET:N	2.39	0.55
2:C5:264:VAL:HG12	2:C5:305:ARG:HH12	1.71	0.55
4:K5:94:ARG:NE	4:K5:125:GLU:OE2	2.39	0.55
2:C3:86:ILE:HD11	2:C3:150:GLN:HB3	1.87	0.55
2:C4:59:ARG:O	2:C4:63:THR:HG22	2.07	0.55
1:B1:56:ALA:HB3	1:B1:74:SER:HB2	1.87	0.55
4:K3:113:ILE:HG21	4:K3:122:VAL:HG11	1.87	0.55
1:B1:114:CYS:SG	1:B1:122:SER:OG	2.63	0.55
1:B1:290:ASP:OD1	1:B1:314:ARG:NH1	2.39	0.55
1:B3:107:PRO:HD3	1:B3:151:PHE:HB3	1.89	0.55
1:B2:59:TYR:OH	1:B2:75:GLN:OE1	2.13	0.55
1:B2:325:MET:SD	1:B2:325:MET:N	2.79	0.55
2:C4:246:GLU:HA	2:C4:249:MET:SD	2.47	0.55
1:B4:293:ASN:OD1	1:B4:294:CYS:N	2.39	0.55
2:C1:52:LEU:HD13	2:C1:57:LEU:HD11	1.89	0.55
2:C4:165:LEU:HD11	2:C4:186:ALA:HB1	1.86	0.55
1:B3:55:LEU:O	1:B3:334:SER:OG	2.19	0.55
1:B4:197:ARG:O	1:B4:213:VAL:HG13	2.07	0.55
1:B5:252:LEU:O	1:B5:261:LEU:N	2.39	0.55
2:C5:30:VAL:HG21	2:C5:69:HIS:CE1	2.42	0.55
2:C5:44:ILE:HG22	2:C5:115:ALA:HB1	1.89	0.55
4:K3:54:TYR:HE2	4:K3:87:THR:HG21	1.71	0.55
1:B1:215:GLU:N	1:B1:215:GLU:OE1	2.39	0.55
1:B4:56:ALA:O	1:B4:334:SER:OG	2.24	0.55
1:B4:148:CYS:O	1:B4:160:SER:OG	2.22	0.55
2:C2:41:ILE:HG23	2:C2:119:ILE:HD11	1.89	0.55
2:C3:62:TYR:O	2:C3:66:LEU:HD23	2.07	0.55
1:B4:132:ASN:ND2	4:K4:177:ASP:OD1	2.39	0.55
2:C1:258:GLU:O	2:C1:261:VAL:HG22	2.07	0.55
1:B2:25:CYS:SG	1:B2:259:GLN:NE2	2.80	0.55
1:B2:138:GLU:OE1	1:B2:138:GLU:N	2.38	0.55
1:B5:145:TYR:O	1:B5:162:GLY:N	2.37	0.55
2:C1:198:ARG:NH1	2:C1:255:SER:OG	2.39	0.55

Continued on next page...

Continued from previous page...

Atom-1	Atom-2	Interatomic distance (Å)	Clash overlap (Å)
1:B2:98:SER:OG	1:B2:99:TRP:N	2.41	0.54
1:B4:199:PHE:HD1	1:B4:213:VAL:HG12	1.72	0.54
2:C1:109:TRP:NE1	2:C1:113:GLN:OE1	2.40	0.54
2:C1:192:ILE:HD12	2:C1:193:LEU:H	1.70	0.54
2:C3:54:PHE:HD2	4:K3:80:LEU:HD13	1.72	0.54
1:B1:5:ASP:OD1	1:B1:6:GLN:N	2.40	0.54
4:K2:111:LEU:HB2	4:K2:134:LEU:HD11	1.89	0.54
4:K3:229:GLU:OE1	4:K3:230:ARG:N	2.41	0.54
1:B3:95:LEU:O	4:K3:159:ARG:NH2	2.41	0.54
2:C4:198:ARG:O	2:C4:202:GLU:N	2.37	0.54
1:B3:90:VAL:HG12	1:B3:91:HIS:ND1	2.23	0.54
4:K1:45:TRP:HA	4:K1:58:THR:HA	1.90	0.54
1:B1:250:CYS:O	1:B1:264:TYR:N	2.37	0.54
1:B2:66:ASP:O	1:B2:67:SER:OG	2.24	0.54
1:B5:57:LYS:O	1:B5:75:GLN:N	2.38	0.54
1:B5:65:THR:OG1	1:B5:107:PRO:O	2.21	0.54
4:K4:223:LYS:HD2	4:K4:226:ILE:HD12	1.90	0.54
1:B1:95:LEU:O	4:K1:159:ARG:NH2	2.41	0.54
1:B4:95:LEU:O	4:K4:159:ARG:NH2	2.38	0.54
4:K4:91:LEU:H	4:K4:91:LEU:HD23	1.72	0.54
1:B4:239:ASN:OD1	1:B4:240:ALA:N	2.41	0.54
2:C1:64:MET:HE3	2:C1:72:LYS:HD2	1.90	0.54
2:C3:263:VAL:HA	2:C3:266:ARG:HE	1.73	0.54
2:C3:314:CYS:HB3	2:C3:369:THR:HG21	1.88	0.54
1:B1:51:LEU:HD23	1:B1:82:TRP:CD2	2.43	0.53
1:B2:225:HIS:NE2	1:B2:243:THR:O	2.40	0.53
1:B3:49:ARG:NH2	1:B3:85:TYR:O	2.41	0.53
1:B5:123:ILE:O	1:B5:136:SER:OG	2.24	0.53
2:C1:77:LEU:O	2:C1:81:VAL:HG22	2.07	0.53
4:K5:83:ASP:N	4:K5:83:ASP:OD1	2.40	0.53
1:B4:64:GLY:N	1:B4:69:LEU:O	2.37	0.53
2:C2:185:ASN:O	2:C2:189:MET:HG3	2.09	0.53
2:C4:85:LEU:HD12	2:C4:146:ILE:HG22	1.89	0.53
1:B3:61:MET:HE2	1:B3:328:ALA:HB3	1.88	0.53
1:B4:228:ASP:OD1	1:B4:228:ASP:N	2.41	0.53
1:B5:273:ILE:HD12	1:B5:287:ALA:HB1	1.90	0.53
2:C1:353:ASP:O	2:C1:357:LEU:HG	2.08	0.53
2:C4:185:ASN:O	2:C4:189:MET:HG2	2.08	0.53
1:B1:101:MET:SD	1:B1:101:MET:N	2.81	0.53
1:B4:262:MET:SD	1:B4:302:ALA:HB2	2.49	0.53
2:C2:85:LEU:HD13	2:C2:147:PHE:HA	1.90	0.53

Continued on next page...

Continued from previous page...

Atom-1	Atom-2	Interatomic distance (Å)	Clash overlap (Å)
1:B2:291:ASP:OD1	1:B2:292:PHE:N	2.41	0.53
1:B3:198:LEU:HB3	1:B3:210:LEU:HD11	1.90	0.53
2:C2:144:LEU:HD21	2:C2:193:LEU:HA	1.89	0.53
2:C3:296:LEU:HB2	2:C3:359:SER:HB2	1.89	0.53
2:C5:273:MET:HB3	2:C5:312:THR:HG21	1.89	0.53
4:K2:101:PRO:HA	4:K2:104:ASN:ND2	2.24	0.53
1:B3:58:ILE:HD11	1:B3:335:PHE:N	2.24	0.53
2:C1:78:ARG:O	2:C1:82:THR:OG1	2.25	0.53
2:C4:113:GLN:NE2	2:C4:140:TYR:OH	2.42	0.53
4:K2:58:THR:O	4:K2:61:THR:OG1	2.25	0.53
2:C2:96:SER:OG	2:C2:99:ASN:O	2.26	0.53
1:B2:292:PHE:HA	1:B2:314:ARG:HA	1.91	0.53
1:B4:83:ASP:N	1:B4:88:ASN:O	2.41	0.53
2:C4:267:GLU:O	2:C4:272:HIS:NE2	2.41	0.53
3:G3:59:ASN:OD1	3:G3:62:ARG:N	2.41	0.53
4:K4:221:SER:H	4:K4:224:ALA:HB3	1.74	0.53
4:K5:70:LEU:HD21	4:K5:129:TYR:CE1	2.44	0.53
1:B1:169:TRP:NE1	1:B1:176:GLN:OE1	2.42	0.53
1:B3:291:ASP:OD1	1:B3:292:PHE:N	2.42	0.53
1:B4:225:HIS:CE1	1:B4:249:THR:HG23	2.44	0.53
2:C1:85:LEU:HD12	2:C1:146:ILE:HG22	1.91	0.53
2:C3:173:ARG:O	2:C3:240:ARG:NH2	2.38	0.53
4:K3:160:VAL:HG22	4:K3:204:VAL:HG22	1.90	0.53
1:B3:245:SER:O	1:B3:273:ILE:HG22	2.08	0.53
1:B3:266:HIS:ND1	1:B3:267:ASP:OD1	2.42	0.53
4:K4:154:VAL:HG11	4:K4:209:LEU:O	2.09	0.53
1:B3:36:ASN:N	1:B3:36:ASN:OD1	2.40	0.52
2:C4:46:ARG:HG3	2:C4:48:ASN:OD1	2.09	0.52
1:B5:16:ASN:HA	1:B5:19:ARG:HE	1.74	0.52
1:B5:95:LEU:O	4:K5:159:ARG:NH2	2.37	0.52
2:C5:102:LEU:HD11	2:C5:168:MET:HE1	1.91	0.52
4:K1:70:LEU:HA	4:K1:73:LEU:HD12	1.91	0.52
1:B2:30:LEU:HD23	3:G2:35:ALA:HB2	1.91	0.52
1:B5:101:MET:HA	1:B5:101:MET:HE3	1.90	0.52
2:C5:192:ILE:HD12	2:C5:193:LEU:H	1.74	0.52
4:K2:168:LEU:HA	4:K2:171:MET:SD	2.49	0.52
2:C3:83:GLU:OE1	2:C3:84:HIS:ND1	2.42	0.52
3:G1:59:ASN:HD21	3:G1:62:ARG:HE	1.56	0.52
1:B2:176:GLN:OE1	1:B2:176:GLN:N	2.36	0.52
1:B3:58:ILE:HD11	1:B3:334:SER:C	2.30	0.52
1:B4:75:GLN:O	1:B4:99:TRP:N	2.37	0.52

Continued on next page...

Continued from previous page...

Atom-1	Atom-2	Interatomic distance (Å)	Clash overlap (Å)
1:B4:221:THR:OG1	3:G4:18:GLN:OE1	2.27	0.52
1:B4:108:SER:OG	1:B4:154:ASP:OD2	2.13	0.52
1:B4:145:TYR:O	1:B4:162:GLY:N	2.40	0.52
2:C2:96:SER:OG	2:C2:96:SER:O	2.26	0.52
2:C4:202:GLU:HA	2:C4:206:GLU:HB3	1.91	0.52
1:B1:226:GLU:N	1:B1:226:GLU:OE1	2.41	0.52
1:B3:244:GLY:HA3	1:B3:273:ILE:HG21	1.90	0.52
2:C2:62:TYR:O	2:C2:66:LEU:HD22	2.09	0.52
2:C5:274:LYS:HD2	2:C5:274:LYS:H	1.75	0.52
4:K3:105:TYR:CG	4:K3:134:LEU:HD11	2.44	0.52
4:K4:160:VAL:HG22	4:K4:204:VAL:HG22	1.91	0.52
1:B1:125:ASN:OD1	1:B1:125:ASN:O	2.27	0.52
2:C1:254:LYS:HA	2:C1:254:LYS:HE2	1.91	0.52
2:C4:241:ILE:HD13	2:C4:305:ARG:NH1	2.25	0.52
2:C5:355:PHE:O	2:C5:359:SER:OG	2.20	0.52
3:G4:42:GLU:O	3:G4:46:LYS:NZ	2.32	0.52
1:B1:81:ILE:O	1:B1:90:VAL:N	2.43	0.51
1:B1:142:HIS:CD2	1:B1:161:SER:HG	2.28	0.51
1:B2:149:CYS:O	1:B2:150:ARG:NH1	2.41	0.51
1:B3:320:VAL:HG12	1:B3:327:VAL:HB	1.93	0.51
1:B4:242:ALA:HB2	1:B4:285:LEU:HD11	1.91	0.51
1:B5:278:PHE:CE1	1:B5:285:LEU:HD13	2.46	0.51
2:C4:27:GLU:OE2	2:C4:27:GLU:N	2.28	0.51
2:C4:116:MET:SD	2:C4:116:MET:O	2.68	0.51
2:C5:26:ASP:O	2:C5:30:VAL:HG23	2.10	0.51
2:C1:201:TYR:HE2	2:C1:256:THR:HG22	1.74	0.51
2:C3:126:MET:HG2	2:C3:130:TYR:HB3	1.91	0.51
1:B2:159:THR:HG1	1:B2:169:TRP:HE1	1.57	0.51
1:B5:246:ASP:OD1	1:B5:246:ASP:N	2.42	0.51
2:C5:90:ARG:NH2	2:C5:150:GLN:OE1	2.43	0.51
2:C5:94:LEU:HD21	2:C5:154:TYR:CE2	2.44	0.51
4:K5:212:THR:HB	4:K5:213:PRO:HD3	1.91	0.51
1:B2:89:LYS:NZ	1:B2:92:ALA:HB2	2.25	0.51
1:B4:321:THR:HG1	1:B4:325:MET:H	1.58	0.51
2:C4:114:THR:O	2:C4:118:MET:SD	2.68	0.51
1:B1:98:SER:OG	1:B1:99:TRP:N	2.43	0.51
1:B1:289:TYR:CE1	1:B1:295:ASN:ND2	2.68	0.51
1:B3:65:THR:HG21	1:B3:107:PRO:HA	1.93	0.51
1:B4:226:GLU:OE1	1:B4:226:GLU:N	2.42	0.51
2:C3:356:LEU:HG	2:C3:362:ASN:HA	1.91	0.51
1:B4:48:ARG:NE	1:B4:340:ASN:OXT	2.42	0.51

Continued on next page...

Continued from previous page...

Atom-1	Atom-2	Interatomic distance (Å)	Clash overlap (Å)
2:C3:74:TYR:OH	2:C3:137:GLU:O	2.16	0.51
1:B4:286:LEU:HD21	1:B4:308:LEU:HD11	1.91	0.51
2:C5:41:ILE:HG22	2:C5:45:GLN:HE21	1.76	0.51
1:B2:155:ASN:OD1	1:B2:172:GLU:N	2.42	0.51
2:C2:65:VAL:HG11	2:C2:125:TYR:HD2	1.76	0.51
2:C4:138:ASN:OD1	2:C4:141:ASN:N	2.35	0.51
2:C4:276:ILE:HG21	2:C4:303:PHE:CZ	2.46	0.51
2:C5:214:ALA:HA	2:C5:267:GLU:HG3	1.93	0.51
2:C5:241:ILE:O	2:C5:245:ILE:HG12	2.10	0.51
4:K5:47:ARG:HG3	4:K5:89:ALA:HB2	1.93	0.51
4:K5:94:ARG:NH2	4:K5:125:GLU:OE1	2.44	0.51
1:B1:67:SER:HB2	1:B1:321:THR:HG22	1.92	0.51
1:B1:79:LEU:HG	1:B1:95:LEU:HD21	1.93	0.51
1:B2:333:ASP:OD1	1:B2:333:ASP:N	2.38	0.51
1:B3:228:ASP:OD1	1:B3:229:ILE:N	2.44	0.51
1:B3:250:CYS:O	1:B3:264:TYR:N	2.41	0.51
1:B5:193:ALA:O	1:B5:196:THR:N	2.44	0.51
3:G2:28:ILE:HD11	3:G2:32:LYS:HD2	1.92	0.51
4:K2:77:ASP:OD1	4:K2:77:ASP:N	2.44	0.51
1:B1:166:CYS:HG	1:B1:180:PHE:HD2	1.59	0.50
1:B3:56:ALA:O	1:B3:334:SER:OG	2.29	0.50
1:B3:123:ILE:HG23	1:B3:151:PHE:HZ	1.76	0.50
1:B5:284:LEU:HD21	3:G5:51:LEU:HG	1.94	0.50
2:C1:357:LEU:HD22	2:C1:362:ASN:OD1	2.11	0.50
2:C3:29:TYR:O	2:C3:33:ILE:HG22	2.11	0.50
1:B2:178:THR:O	1:B2:178:THR:OG1	2.29	0.50
1:B2:220:GLN:HG2	3:G2:25:ILE:HD13	1.93	0.50
1:B3:123:ILE:HD11	1:B3:139:LEU:HD11	1.92	0.50
1:B4:157:ILE:HG23	1:B4:159:THR:HG23	1.93	0.50
2:C2:212:MET:SD	2:C2:213:SER:N	2.84	0.50
2:C3:28:LYS:HD3	2:C3:28:LYS:N	2.26	0.50
2:C3:265:GLU:HA	2:C3:269:ILE:HD13	1.92	0.50
2:C4:62:TYR:O	2:C4:66:LEU:HD23	2.11	0.50
1:B1:199:PHE:HD1	1:B1:213:VAL:HG12	1.76	0.50
2:C1:234:ILE:HD11	2:C1:276:ILE:HG21	1.93	0.50
2:C3:233:TYR:HD2	2:C3:276:ILE:HD11	1.74	0.50
2:C3:364:ARG:HH12	2:C3:365:LEU:HD13	1.76	0.50
1:B2:279:SER:HB3	1:B2:284:LEU:HB2	1.92	0.50
3:G4:9:ILE:O	3:G4:13:ARG:HB3	2.10	0.50
4:K4:42:VAL:HG22	4:K4:59:ARG:HH22	1.76	0.50
1:B4:104:ALA:HB3	1:B4:113:ALA:HB3	1.93	0.50

Continued on next page...

Continued from previous page...

Atom-1	Atom-2	Interatomic distance (Å)	Clash overlap (Å)
1:B5:152:LEU:HD22	1:B5:192:LEU:HD11	1.93	0.50
2:C1:216:PHE:O	2:C1:219:MET:SD	2.69	0.50
2:C5:218:GLN:OE1	2:C5:271:LYS:NZ	2.44	0.50
4:K5:164:GLN:HG2	4:K5:198:GLN:HA	1.93	0.50
1:B2:198:LEU:HD13	1:B2:211:TRP:O	2.12	0.50
1:B2:228:ASP:N	1:B2:228:ASP:OD1	2.45	0.50
2:C3:64:MET:HB3	2:C3:73:LEU:HD21	1.93	0.50
4:K1:108:HIS:O	4:K1:108:HIS:ND1	2.45	0.50
1:B2:229:ILE:HG23	1:B2:243:THR:HG23	1.94	0.50
1:B5:98:SER:OG	1:B5:99:TRP:N	2.45	0.50
2:C5:248:VAL:HG11	2:C5:257:GLU:HB2	1.93	0.50
4:K2:101:PRO:HB3	4:K2:111:LEU:HD21	1.94	0.50
1:B1:52:ARG:NH2	4:K1:199:ALA:HB2	2.27	0.50
1:B2:61:MET:HE1	1:B2:328:ALA:HB3	1.93	0.50
1:B4:3:GLU:O	1:B4:6:GLN:NE2	2.45	0.50
2:C1:67:HIS:O	2:C1:67:HIS:CG	2.65	0.50
2:C1:162:ARG:NE	2:C1:204:ASP:O	2.45	0.50
1:B2:280:LYS:HE2	1:B2:280:LYS:HA	1.93	0.50
3:G2:48:ASP:O	3:G2:52:THR:OG1	2.26	0.50
1:B2:54:HIS:CD2	1:B2:80:ILE:HD12	2.47	0.49
1:B2:250:CYS:O	1:B2:264:TYR:N	2.45	0.49
1:B2:286:LEU:HD13	1:B2:296:VAL:HB	1.94	0.49
1:B3:230:ASN:ND2	1:B3:273:ILE:O	2.45	0.49
1:B4:333:ASP:OD1	1:B4:333:ASP:N	2.40	0.49
1:B5:12:GLU:OE1	1:B5:15:LYS:NZ	2.45	0.49
2:C3:164:THR:HG22	2:C3:168:MET:CE	2.40	0.49
2:C5:29:TYR:CE1	4:K1:64:ARG:HA	2.47	0.49
2:C5:113:GLN:O	2:C5:117:VAL:HG23	2.12	0.49
4:K5:60:GLN:H	4:K5:60:GLN:CD	2.15	0.49
1:B1:183:HIS:ND1	1:B1:203:ALA:HB2	2.27	0.49
1:B3:38:ASP:O	1:B3:283:ARG:NH2	2.45	0.49
1:B3:242:ALA:CB	1:B3:285:LEU:HD21	2.42	0.49
1:B5:245:SER:O	1:B5:273:ILE:N	2.43	0.49
2:C1:169:ILE:HG23	2:C1:212:MET:CE	2.42	0.49
1:B2:61:MET:CE	1:B2:328:ALA:HB3	2.41	0.49
1:B4:275:SER:O	1:B4:288:GLY:N	2.44	0.49
1:B5:151:PHE:HE1	1:B5:171:ILE:HD11	1.77	0.49
2:C1:237:VAL:HG23	2:C1:268:LEU:HD12	1.93	0.49
1:B3:215:GLU:OE1	1:B3:215:GLU:N	2.46	0.49
2:C3:200:VAL:HG23	2:C3:201:TYR:N	2.28	0.49
1:B1:3:GLU:O	1:B1:6:GLN:HG3	2.12	0.49

Continued on next page...

Continued from previous page...

Atom-1	Atom-2	Interatomic distance (Å)	Clash overlap (Å)
1:B1:71:VAL:HG21	1:B1:112:VAL:HG21	1.95	0.49
2:C1:190:LEU:HG	2:C1:201:TYR:HA	1.94	0.49
2:C2:269:ILE:HG22	2:C2:273:MET:HE3	1.94	0.49
2:C2:279:MET:SD	2:C2:279:MET:N	2.86	0.49
2:C5:131:VAL:HG21	2:C5:138:ASN:HA	1.95	0.49
2:C5:249:MET:SD	2:C5:249:MET:N	2.85	0.49
2:C5:275:THR:O	2:C5:278:GLU:N	2.45	0.49
1:B3:14:LEU:HB3	3:G3:19:LEU:HB3	1.95	0.49
1:B3:212:ASP:OD2	1:B3:219:ARG:NH2	2.46	0.49
1:B4:73:ALA:HB2	1:B4:79:LEU:HD23	1.94	0.49
1:B5:146:LEU:HA	1:B5:161:SER:HA	1.94	0.49
1:B5:210:LEU:O	1:B5:219:ARG:N	2.46	0.49
1:B5:286:LEU:HD22	1:B5:296:VAL:HG23	1.93	0.49
2:C2:126:MET:SD	2:C2:127:ASP:N	2.86	0.49
4:K4:222:GLU:OE1	4:K4:222:GLU:N	2.44	0.49
1:B3:311:HIS:CE1	1:B3:331:SER:HG	2.30	0.49
2:C3:82:THR:O	2:C3:86:ILE:HG12	2.13	0.49
2:C4:24:THR:OG1	2:C4:25:MET:N	2.46	0.49
2:C5:33:ILE:HD11	2:C5:60:ASN:HB3	1.93	0.49
4:K2:68:SER:O	4:K2:71:TYR:HB3	2.12	0.49
1:B3:205:ASP:OD1	1:B3:207:SER:OG	2.25	0.49
1:B3:267:ASP:OD1	1:B3:268:ASN:N	2.44	0.49
1:B4:210:LEU:O	1:B4:219:ARG:N	2.46	0.49
1:B4:296:VAL:O	1:B4:305:ALA:N	2.46	0.49
1:B5:4:LEU:HD13	1:B5:7:LEU:HD12	1.95	0.49
1:B5:149:CYS:O	1:B5:150:ARG:NH1	2.40	0.49
2:C3:100:ASN:O	2:C3:104:THR:HG23	2.11	0.49
2:C3:139:VAL:HG23	2:C3:140:TYR:H	1.78	0.49
2:C4:116:MET:HE1	2:C4:139:VAL:HG22	1.94	0.49
3:G2:17:GLU:O	3:G2:21:MET:SD	2.71	0.49
1:B1:159:THR:HG1	1:B1:169:TRP:HZ3	1.58	0.48
1:B2:3:GLU:OE2	1:B2:6:GLN:NE2	2.45	0.48
1:B2:77:GLY:C	1:B2:95:LEU:HD23	2.34	0.48
1:B5:197:ARG:O	1:B5:213:VAL:HG13	2.12	0.48
4:K1:94:ARG:NH1	4:K1:125:GLU:OE2	2.46	0.48
1:B1:77:GLY:O	1:B1:95:LEU:N	2.45	0.48
1:B3:148:CYS:O	1:B3:160:SER:OG	2.22	0.48
1:B4:240:ALA:HB1	1:B4:252:LEU:HD11	1.95	0.48
1:B5:321:THR:HG1	1:B5:325:MET:H	1.59	0.48
2:C5:116:MET:HE1	2:C5:140:TYR:CA	2.41	0.48
4:K4:154:VAL:O	4:K4:156:HIS:ND1	2.45	0.48

Continued on next page...

Continued from previous page...

Atom-1	Atom-2	Interatomic distance (Å)	Clash overlap (Å)
1:B3:25:CYS:HB2	3:G3:27:ARG:HB3	1.95	0.48
2:C4:112:HIS:ND1	2:C4:113:GLN:OE1	2.42	0.48
4:K3:130:ASN:OD1	4:K3:130:ASN:O	2.30	0.48
4:K4:219:GLU:OE1	4:K4:219:GLU:N	2.46	0.48
1:B2:296:VAL:O	1:B2:305:ALA:N	2.47	0.48
1:B3:229:ILE:HA	1:B3:245:SER:HA	1.94	0.48
2:C1:221:SER:HB3	2:C1:268:LEU:HD13	1.95	0.48
2:C1:324:GLN:HB3	2:C1:348:LEU:HD21	1.96	0.48
2:C3:192:ILE:HD12	2:C3:192:ILE:H	1.77	0.48
2:C5:356:LEU:HD21	2:C5:367:LYS:HG2	1.94	0.48
3:G1:21:MET:SD	3:G1:21:MET:N	2.86	0.48
4:K3:186:SER:O	4:K3:187:ILE:HD13	2.13	0.48
2:C2:144:LEU:HG	2:C2:193:LEU:HD23	1.96	0.48
2:C3:106:ASN:HA	2:C3:189:MET:CE	2.44	0.48
2:C4:345:LEU:O	2:C4:349:LYS:HG2	2.14	0.48
2:C4:371:ALA:O	2:C4:375:GLU:HG2	2.14	0.48
1:B1:63:TRP:CZ2	1:B1:328:ALA:HB2	2.48	0.48
1:B3:113:ALA:HB2	1:B3:151:PHE:CZ	2.48	0.48
1:B3:159:THR:HG1	1:B3:169:TRP:HE1	1.58	0.48
1:B4:123:ILE:O	1:B4:136:SER:OG	2.25	0.48
1:B5:120:ILE:C	1:B5:146:LEU:HD11	2.34	0.48
2:C1:166:LEU:HD23	2:C1:209:PHE:HD1	1.79	0.48
2:C4:238:GLU:HB2	2:C4:302:LEU:HD12	1.96	0.48
2:C5:125:TYR:O	2:C5:129:VAL:HG12	2.14	0.48
4:K1:71:TYR:O	4:K1:75:GLN:NE2	2.43	0.48
4:K3:123:LEU:HD22	4:K3:142:ILE:HD12	1.94	0.48
1:B1:321:THR:O	1:B1:324:GLY:N	2.35	0.48
1:B4:148:CYS:O	1:B4:160:SER:N	2.47	0.48
1:B5:240:ALA:HB1	1:B5:252:LEU:HD11	1.95	0.48
2:C1:34:TRP:HE3	2:C1:37:LEU:HD12	1.78	0.48
2:C1:41:ILE:O	2:C1:45:GLN:HG3	2.13	0.48
2:C1:248:VAL:HA	2:C1:252:LEU:HB2	1.96	0.48
2:C3:248:VAL:HG21	2:C3:260:ILE:HG12	1.96	0.48
3:G3:18:GLN:HA	3:G3:21:MET:HE1	1.96	0.48
4:K2:51:GLY:N	4:K2:92:ILE:O	2.38	0.48
1:B3:5:ASP:OD1	1:B3:6:GLN:N	2.47	0.48
1:B3:266:HIS:H	1:B3:269:ILE:HD11	1.79	0.48
2:C1:126:MET:SD	2:C1:127:ASP:N	2.87	0.48
3:G5:21:MET:SD	3:G5:21:MET:N	2.87	0.48
4:K1:201:PHE:HE2	4:K5:185:VAL:HG11	1.77	0.48
4:K2:94:ARG:NH2	4:K2:124:GLU:OE1	2.34	0.48

Continued on next page...

Continued from previous page...

Atom-1	Atom-2	Interatomic distance (Å)	Clash overlap (Å)
1:B3:323:ASP:OD1	1:B3:325:MET:N	2.37	0.48
1:B4:25:CYS:HB2	3:G4:29:LYS:HA	1.96	0.48
1:B5:284:LEU:HD22	1:B5:284:LEU:N	2.28	0.48
2:C2:207:ALA:HB3	2:C2:208:PRO:HD3	1.95	0.48
2:C2:221:SER:HB3	2:C2:268:LEU:HD23	1.96	0.48
2:C4:109:TRP:CH2	2:C4:192:ILE:HD12	2.39	0.48
2:C4:283:GLY:O	2:C4:286:HIS:N	2.39	0.48
4:K1:113:ILE:HG22	4:K1:122:VAL:HG21	1.96	0.48
1:B3:60:ALA:HB2	1:B3:101:MET:O	2.14	0.48
1:B3:66:ASP:O	1:B3:67:SER:OG	2.27	0.48
1:B3:228:ASP:C	1:B3:245:SER:HG	2.15	0.48
1:B5:91:HIS:HB3	1:B5:93:ILE:HD11	1.96	0.48
2:C2:284:LEU:HD13	2:C2:299:MET:CE	2.44	0.48
2:C5:191:MET:SD	2:C5:191:MET:N	2.86	0.48
4:K1:221:SER:HB2	4:K1:224:ALA:HB3	1.96	0.48
4:K1:221:SER:HB3	4:K1:224:ALA:HB3	1.96	0.48
4:K3:202:LEU:N	4:K3:202:LEU:HD12	2.28	0.48
4:K5:64:ARG:HB3	4:K5:106:LEU:HD13	1.96	0.48
1:B1:129:ARG:NH2	4:K5:228:GLN:OE1	2.44	0.47
1:B1:248:ALA:HB2	1:B1:270:ILE:HA	1.96	0.47
1:B3:123:ILE:HD11	1:B3:139:LEU:CD1	2.44	0.47
1:B3:235:PHE:CD1	1:B3:236:PRO:HD2	2.49	0.47
1:B4:98:SER:OG	1:B4:99:TRP:N	2.47	0.47
4:K2:119:GLU:OE1	4:K2:141:LYS:NZ	2.42	0.47
1:B2:252:LEU:O	1:B2:261:LEU:N	2.46	0.47
1:B3:62:HIS:ND1	1:B3:105:TYR:HB2	2.29	0.47
1:B3:114:CYS:SG	1:B3:122:SER:OG	2.73	0.47
1:B4:309:ALA:HB3	1:B4:339:TRP:CH2	2.48	0.47
1:B5:51:LEU:HD23	1:B5:82:TRP:CD2	2.49	0.47
1:B5:155:ASN:O	1:B5:171:ILE:N	2.31	0.47
1:B5:318:LEU:HD23	1:B5:329:THR:HA	1.96	0.47
2:C1:361:ASN:CG	2:C1:361:ASN:O	2.52	0.47
2:C2:65:VAL:HG11	2:C2:125:TYR:CD2	2.49	0.47
2:C5:33:ILE:HD11	2:C5:60:ASN:CB	2.44	0.47
2:C5:107:GLN:O	2:C5:107:GLN:NE2	2.45	0.47
3:G5:1:MET:SD	3:G5:1:MET:N	2.70	0.47
4:K1:67:LYS:O	4:K1:131:ILE:HA	2.14	0.47
1:B2:198:LEU:HB3	1:B2:210:LEU:HD11	1.97	0.47
1:B3:49:ARG:NH2	3:G3:60:PRO:O	2.47	0.47
2:C3:220:GLU:HA	2:C3:223:LYS:HE2	1.95	0.47
1:B1:14:LEU:CD1	3:G1:16:VAL:HG13	2.44	0.47

Continued on next page...

Continued from previous page...

Atom-1	Atom-2	Interatomic distance (Å)	Clash overlap (Å)
1:B1:283:ARG:HB2	3:G1:41:CYS:SG	2.55	0.47
1:B3:293:ASN:HD21	1:B3:307:VAL:HG23	1.79	0.47
1:B4:16:ASN:OD1	1:B4:19:ARG:NH2	2.47	0.47
1:B4:329:THR:HG23	1:B4:339:TRP:CD1	2.50	0.47
1:B5:79:LEU:HG	1:B5:95:LEU:HD21	1.95	0.47
2:C1:120:ARG:HG3	2:C1:139:VAL:HG11	1.96	0.47
2:C4:42:GLN:O	2:C4:46:ARG:N	2.38	0.47
2:C4:202:GLU:HA	2:C4:206:GLU:OE1	2.14	0.47
2:C5:207:ALA:HB3	2:C5:208:PRO:HD3	1.96	0.47
3:G4:5:ASN:OD1	3:G4:8:SER:HB3	2.13	0.47
4:K2:115:LYS:O	4:K3:115:LYS:NZ	2.41	0.47
1:B1:262:MET:SD	1:B1:263:THR:O	2.73	0.47
2:C1:64:MET:O	2:C1:69:HIS:ND1	2.46	0.47
2:C1:187:CYS:SG	2:C1:252:LEU:HD13	2.54	0.47
2:C3:248:VAL:HG22	2:C3:252:LEU:HD12	1.97	0.47
4:K5:169:THR:HG23	4:K5:170:GLN:N	2.30	0.47
1:B3:151:PHE:HA	1:B3:157:ILE:HG13	1.96	0.47
1:B3:277:SER:N	1:B3:286:LEU:O	2.46	0.47
1:B4:101:MET:SD	1:B4:101:MET:N	2.87	0.47
2:C4:183:ILE:HB	2:C4:251:CYS:HB2	1.96	0.47
2:C4:318:SER:O	2:C4:322:ARG:HG3	2.14	0.47
4:K1:164:GLN:HB3	4:K1:198:GLN:HA	1.96	0.47
4:K4:167:GLU:O	4:K4:171:MET:SD	2.72	0.47
4:K5:151:GLN:HE21	4:K5:154:VAL:HA	1.80	0.47
1:B1:291:ASP:OD1	1:B1:292:PHE:N	2.47	0.47
1:B3:151:PHE:CE1	1:B3:171:ILE:HD11	2.49	0.47
1:B3:331:SER:HB2	1:B3:333:ASP:OD1	2.15	0.47
1:B5:3:GLU:OE2	1:B5:6:GLN:OE1	2.32	0.47
2:C1:64:MET:HE1	2:C1:73:LEU:HD22	1.97	0.47
4:K1:212:THR:HB	4:K1:213:PRO:HD3	1.96	0.47
4:K2:43:SER:O	4:K2:59:ARG:NH1	2.47	0.47
4:K4:50:VAL:HA	4:K4:92:ILE:HG23	1.97	0.47
4:K4:152:VAL:HG13	4:K4:153:PRO:CD	2.42	0.47
1:B1:79:LEU:HD11	1:B1:114:CYS:SG	2.54	0.47
1:B1:142:HIS:NE2	1:B1:161:SER:OG	2.46	0.47
1:B2:14:LEU:O	1:B2:18:ILE:HG12	2.14	0.47
1:B2:169:TRP:HA	1:B2:176:GLN:HA	1.95	0.47
1:B3:254:ASP:HB3	1:B3:257:ALA:HB3	1.96	0.47
2:C3:214:ALA:HA	2:C3:263:VAL:HG13	1.97	0.47
2:C3:321:LEU:HD22	2:C3:370:ILE:HB	1.97	0.47
2:C4:115:ALA:HA	2:C4:118:MET:SD	2.55	0.47

Continued on next page...

Continued from previous page...

Atom-1	Atom-2	Interatomic distance (Å)	Clash overlap (Å)
2:C4:125:TYR:O	2:C4:128:ARG:N	2.48	0.47
2:C4:321:LEU:HD23	2:C4:370:ILE:HA	1.97	0.47
2:C4:346:LEU:HA	2:C4:349:LYS:HG2	1.97	0.47
3:G4:15:LEU:O	3:G4:19:LEU:HG	2.15	0.47
1:B1:10:GLU:O	1:B1:13:GLN:NE2	2.48	0.47
1:B3:79:LEU:HG	1:B3:95:LEU:HD11	1.97	0.47
2:C1:124:MET:SD	2:C1:124:MET:N	2.87	0.47
2:C1:250:HIS:O	2:C1:250:HIS:HD2	1.97	0.47
2:C1:273:MET:SD	2:C1:273:MET:N	2.81	0.47
2:C3:59:ARG:O	2:C3:63:THR:HG23	2.14	0.47
2:C3:300:TYR:O	2:C3:304:SER:OG	2.32	0.47
4:K3:95:ASP:OD1	4:K3:95:ASP:O	2.32	0.47
1:B2:57:LYS:O	1:B2:75:GLN:N	2.46	0.46
1:B2:60:ALA:HB2	1:B2:101:MET:O	2.15	0.46
1:B3:278:PHE:CE1	1:B3:285:LEU:HD23	2.50	0.46
1:B4:235:PHE:O	1:B4:237:ASN:N	2.44	0.46
1:B5:321:THR:OG1	1:B5:323:ASP:OD1	2.32	0.46
2:C1:234:ILE:HD11	2:C1:276:ILE:HD13	1.97	0.46
2:C2:168:MET:HG3	2:C2:178:VAL:HG21	1.96	0.46
2:C4:207:ALA:HB3	2:C4:208:PRO:HD3	1.97	0.46
3:G2:5:ASN:O	3:G2:6:THR:OG1	2.29	0.46
1:B4:193:ALA:HB1	1:B4:238:GLY:HA2	1.97	0.46
2:C1:69:HIS:O	2:C1:72:LYS:N	2.48	0.46
2:C1:234:ILE:HD12	2:C1:302:LEU:HD23	1.96	0.46
4:K3:175:MET:SD	4:K3:179:TRP:HB2	2.55	0.46
1:B2:262:MET:SD	1:B2:302:ALA:HB2	2.55	0.46
1:B2:327:VAL:HG13	1:B2:339:TRP:HB2	1.98	0.46
2:C1:372:GLY:O	2:C1:376:TYR:CD1	2.68	0.46
2:C3:298:CYS:O	2:C3:301:LYS:HG2	2.15	0.46
4:K1:126:ALA:O	4:K1:130:ASN:N	2.48	0.46
4:K2:151:GLN:O	4:K2:154:VAL:HG23	2.16	0.46
1:B1:200:VAL:HG23	1:B1:232:ILE:HG21	1.97	0.46
1:B3:27:ASP:H	3:G3:30:VAL:HB	1.80	0.46
2:C2:264:VAL:HG13	2:C2:268:LEU:HD12	1.98	0.46
2:C5:187:CYS:O	2:C5:191:MET:SD	2.74	0.46
1:B1:77:GLY:C	1:B1:95:LEU:HD23	2.36	0.46
1:B2:298:ASP:O	1:B2:302:ALA:N	2.43	0.46
1:B4:25:CYS:HB3	3:G4:27:ARG:HB3	1.98	0.46
2:C1:32:SER:O	2:C1:36:LEU:HD22	2.16	0.46
4:K1:98:TYR:HD1	4:K1:122:VAL:HG13	1.80	0.46
1:B2:79:LEU:HG	1:B2:95:LEU:HD21	1.97	0.46

Continued on next page...

Continued from previous page...

Atom-1	Atom-2	Interatomic distance (Å)	Clash overlap (Å)
1:B2:91:HIS:HB3	1:B2:93:ILE:HD11	1.98	0.46
1:B3:77:GLY:C	1:B3:95:LEU:HD13	2.35	0.46
1:B3:224:GLY:O	1:B3:251:ARG:NE	2.49	0.46
1:B4:142:HIS:CE1	1:B4:161:SER:HG	2.22	0.46
1:B5:5:ASP:OD1	1:B5:6:GLN:N	2.48	0.46
2:C1:264:VAL:HG13	2:C1:268:LEU:HD23	1.98	0.46
2:C3:217:PHE:HZ	2:C3:244:GLU:HG3	1.80	0.46
4:K4:70:LEU:HD21	4:K4:129:TYR:CE1	2.50	0.46
1:B2:29:THR:O	1:B2:32:GLN:HG2	2.15	0.46
1:B4:286:LEU:HA	1:B4:296:VAL:HA	1.97	0.46
1:B5:6:GLN:OE1	1:B5:7:LEU:HD23	2.15	0.46
3:G4:17:GLU:O	3:G4:21:MET:SD	2.74	0.46
4:K1:201:PHE:HZ	4:K5:187:ILE:HG22	1.79	0.46
4:K3:42:VAL:HG23	4:K3:59:ARG:HH21	1.81	0.46
1:B5:162:GLY:HA2	1:B5:186:ASP:HB2	1.97	0.46
2:C1:75:THR:O	2:C1:79:GLU:HG2	2.15	0.46
2:C5:58:TYR:CZ	2:C5:62:TYR:CE1	3.03	0.46
3:G1:1:MET:N	3:G1:7:ALA:HB2	2.30	0.46
4:K4:168:LEU:HA	4:K4:171:MET:SD	2.56	0.46
4:K4:221:SER:OG	4:K4:222:GLU:OE1	2.34	0.46
1:B4:30:LEU:HD23	3:G4:38:MET:HE3	1.98	0.46
1:B5:60:ALA:HB2	1:B5:101:MET:O	2.16	0.46
1:B5:275:SER:O	1:B5:288:GLY:N	2.35	0.46
2:C1:194:GLY:HA2	2:C1:200:VAL:HB	1.97	0.46
2:C2:82:THR:HG23	2:C2:146:ILE:HD13	1.98	0.46
2:C4:64:MET:CG	2:C4:73:LEU:HD22	2.46	0.46
2:C5:128:ARG:NH1	4:K5:130:ASN:OD1	2.49	0.46
1:B1:30:LEU:HA	1:B1:33:ILE:HB	1.98	0.46
1:B5:159:THR:OG1	1:B5:169:TRP:NE1	2.36	0.46
2:C2:94:LEU:HG	2:C2:157:ILE:HD11	1.98	0.46
2:C5:55:GLU:OE2	4:K5:82:SER:OG	2.18	0.46
4:K1:50:VAL:HG21	4:K1:99:PHE:CD2	2.51	0.46
4:K1:50:VAL:HA	4:K1:92:ILE:HG23	1.98	0.46
4:K3:104:ASN:OD1	4:K3:107:ARG:NH2	2.48	0.46
4:K4:49:ASN:HB3	4:K4:91:LEU:HA	1.98	0.46
4:K4:200:GLU:HG3	4:K4:201:PHE:HD1	1.80	0.46
1:B1:65:THR:HG21	1:B1:107:PRO:HA	1.98	0.45
2:C4:164:THR:O	2:C4:168:MET:SD	2.74	0.45
4:K1:93:ASP:O	4:K2:107:ARG:NE	2.49	0.45
4:K5:132:THR:OG1	4:K5:133:SER:N	2.49	0.45
1:B1:267:ASP:OD1	1:B1:268:ASN:N	2.49	0.45

Continued on next page...

Continued from previous page...

Atom-1	Atom-2	Interatomic distance (Å)	Clash overlap (Å)
1:B3:42:ARG:HH12	1:B3:304:ARG:HG2	1.80	0.45
1:B4:46:ARG:NE	1:B4:46:ARG:HA	2.32	0.45
2:C3:260:ILE:O	2:C3:264:VAL:HG23	2.15	0.45
3:G2:41:CYS:O	3:G2:45:ALA:N	2.49	0.45
4:K2:111:LEU:HD23	4:K2:112:VAL:N	2.31	0.45
1:B2:321:THR:OG1	1:B2:325:MET:N	2.49	0.45
1:B4:101:MET:SD	1:B4:116:GLY:HA2	2.57	0.45
1:B5:71:VAL:HG21	1:B5:112:VAL:HG11	1.98	0.45
2:C1:190:LEU:HB3	2:C1:201:TYR:CD1	2.51	0.45
2:C1:222:GLN:OE1	2:C1:272:HIS:NE2	2.49	0.45
2:C3:58:TYR:CZ	2:C3:62:TYR:CE1	3.03	0.45
2:C4:129:VAL:O	2:C4:132:GLN:NE2	2.43	0.45
4:K1:163:CYS:HG	4:K1:171:MET:CG	2.30	0.45
1:B3:35:ASN:OD1	1:B3:35:ASN:N	2.49	0.45
2:C2:234:ILE:O	2:C2:237:VAL:HG12	2.16	0.45
2:C3:164:THR:O	2:C3:167:ASP:N	2.50	0.45
2:C4:233:TYR:HE2	2:C4:276:ILE:HD11	1.82	0.45
2:C4:248:VAL:HG11	2:C4:257:GLU:HB2	1.99	0.45
2:C4:317:MET:N	2:C4:317:MET:HE2	2.32	0.45
2:C5:160:HIS:O	2:C5:164:THR:OG1	2.29	0.45
2:C5:166:LEU:HA	2:C5:169:ILE:HG22	1.99	0.45
2:C5:186:ALA:HA	2:C5:189:MET:HG3	1.98	0.45
2:C5:353:ASP:HA	2:C5:356:LEU:HB3	1.97	0.45
1:B1:286:LEU:HG	1:B1:296:VAL:HG23	1.99	0.45
1:B2:45:MET:SD	1:B2:46:ARG:N	2.89	0.45
1:B2:166:CYS:SG	1:B2:187:VAL:HG11	2.56	0.45
1:B4:55:LEU:O	1:B4:334:SER:OG	2.29	0.45
2:C1:106:ASN:HA	2:C1:189:MET:CE	2.46	0.45
2:C3:207:ALA:HB3	2:C3:208:PRO:HD3	1.99	0.45
2:C4:28:LYS:HD3	2:C4:28:LYS:N	2.32	0.45
1:B1:14:LEU:O	1:B1:18:ILE:HG12	2.17	0.45
1:B1:30:LEU:HB3	3:G1:34:ALA:HB3	1.98	0.45
1:B3:168:LEU:O	1:B3:177:THR:N	2.37	0.45
1:B4:46:ARG:O	1:B4:340:ASN:N	2.50	0.45
1:B4:188:MET:SD	1:B4:229:ILE:O	2.74	0.45
1:B4:285:LEU:HB2	1:B4:299:ALA:HB2	1.99	0.45
2:C4:365:LEU:O	2:C4:368:GLN:HG3	2.16	0.45
4:K1:168:LEU:O	4:K1:171:MET:SD	2.74	0.45
4:K2:105:TYR:CD1	4:K2:134:LEU:HD13	2.52	0.45
4:K3:223:LYS:HA	4:K3:226:ILE:HD12	1.99	0.45
1:B1:124:TYR:HD1	1:B1:135:VAL:HA	1.81	0.45

Continued on next page...

Continued from previous page...

Atom-1	Atom-2	Interatomic distance (Å)	Clash overlap (Å)
1:B4:188:MET:SD	1:B4:230:ASN:HA	2.56	0.45
1:B5:73:ALA:HB2	1:B5:79:LEU:HD23	1.99	0.45
2:C2:168:MET:CG	2:C2:178:VAL:HG21	2.46	0.45
2:C2:216:PHE:O	2:C2:219:MET:SD	2.74	0.45
4:K4:175:MET:O	4:K4:175:MET:SD	2.74	0.45
1:B5:262:MET:SD	1:B5:263:THR:O	2.75	0.45
2:C2:192:ILE:HD12	2:C2:193:LEU:N	2.31	0.45
2:C4:194:GLY:HA2	2:C4:200:VAL:HB	1.99	0.45
2:C5:164:THR:HG22	2:C5:168:MET:SD	2.57	0.45
2:C5:263:VAL:O	2:C5:267:GLU:HG2	2.17	0.45
1:B5:107:PRO:HD3	1:B5:151:PHE:HB3	1.99	0.45
2:C1:130:TYR:O	2:C1:134:ASN:ND2	2.41	0.45
2:C2:166:LEU:HD22	2:C2:212:MET:HG2	1.99	0.45
2:C3:374:PHE:HA	2:C3:377:PHE:CZ	2.52	0.45
2:C4:47:LYS:HZ3	2:C4:115:ALA:HB2	1.81	0.45
2:C4:99:ASN:O	2:C4:100:ASN:OD1	2.35	0.45
2:C5:190:LEU:HB2	2:C5:201:TYR:HD1	1.81	0.45
4:K1:175:MET:O	4:K1:175:MET:HE3	2.16	0.45
2:C1:78:ARG:HG3	2:C1:146:ILE:HD11	1.98	0.45
2:C1:241:ILE:O	2:C1:245:ILE:HG12	2.16	0.45
2:C3:116:MET:O	2:C3:120:ARG:HG3	2.17	0.45
2:C4:258:GLU:HB3	2:C4:259:PRO:HD2	1.99	0.45
2:C5:258:GLU:HB3	2:C5:259:PRO:HD3	1.99	0.45
4:K1:71:TYR:CD1	4:K1:71:TYR:C	2.91	0.45
4:K2:95:ASP:OD2	4:K2:98:TYR:CD2	2.70	0.45
1:B5:225:HIS:HA	1:B5:251:ARG:HE	1.82	0.44
2:C1:27:GLU:HA	2:C1:30:VAL:HB	1.99	0.44
2:C1:257:GLU:O	2:C1:260:ILE:HG13	2.16	0.44
2:C4:260:ILE:O	2:C4:264:VAL:HG23	2.18	0.44
4:K5:184:LEU:HD11	4:K5:201:PHE:HB3	1.98	0.44
1:B2:19:ARG:O	1:B2:23:LYS:HG3	2.18	0.44
1:B2:142:HIS:CD2	1:B2:161:SER:HG	2.35	0.44
1:B4:77:GLY:C	1:B4:95:LEU:HD23	2.38	0.44
2:C3:224:PHE:HA	2:C3:227:GLU:HG2	1.98	0.44
2:C3:274:LYS:O	2:C3:274:LYS:NZ	2.32	0.44
2:C4:116:MET:CE	2:C4:140:TYR:HA	2.48	0.44
4:K3:152:VAL:N	4:K3:153:PRO:HD2	2.32	0.44
4:K5:134:LEU:HD23	4:K5:135:ILE:N	2.32	0.44
2:C3:202:GLU:HA	2:C3:206:GLU:HB3	2.00	0.44
2:C3:312:THR:HB	2:C3:313:MET:HE2	1.99	0.44
2:C4:263:VAL:HG22	2:C4:266:ARG:HH21	1.83	0.44

Continued on next page...

Continued from previous page...

Atom-1	Atom-2	Interatomic distance (Å)	Clash overlap (Å)
1:B1:291:ASP:OD2	1:B1:293:ASN:OD1	2.36	0.44
1:B5:219:ARG:HG3	1:B5:220:GLN:HG3	1.99	0.44
2:C2:320:TYR:O	2:C2:323:GLU:HG3	2.18	0.44
4:K1:84:LYS:HB2	4:K1:91:LEU:HD21	1.99	0.44
1:B1:199:PHE:CD1	1:B1:213:VAL:HG12	2.53	0.44
2:C3:34:TRP:HZ2	2:C3:76:GLY:HA3	1.82	0.44
2:C4:109:TRP:CE3	2:C4:189:MET:SD	3.11	0.44
2:C4:131:VAL:HG21	2:C4:138:ASN:HA	2.00	0.44
3:G5:47:GLU:N	3:G5:47:GLU:OE1	2.50	0.44
4:K1:123:LEU:O	4:K1:127:GLU:HG2	2.18	0.44
1:B1:66:ASP:O	1:B1:67:SER:OG	2.30	0.44
1:B2:267:ASP:OD1	1:B2:268:ASN:N	2.49	0.44
1:B5:208:ALA:HB2	1:B5:229:ILE:HD13	1.99	0.44
2:C2:116:MET:CE	2:C2:116:MET:O	2.65	0.44
2:C4:165:LEU:HD13	2:C4:205:PHE:CG	2.51	0.44
2:C4:274:LYS:HA	2:C4:277:VAL:HG23	2.00	0.44
4:K1:201:PHE:O	4:K1:202:LEU:HD12	2.18	0.44
4:K2:225:LYS:O	4:K2:229:GLU:HG2	2.18	0.44
4:K5:84:LYS:HZ2	4:K5:89:ALA:HB3	1.83	0.44
1:B2:68:ARG:O	1:B2:84:SER:OG	2.35	0.44
1:B4:106:ALA:HA	1:B4:151:PHE:CD2	2.53	0.44
2:C1:85:LEU:CD1	2:C1:146:ILE:HG22	2.48	0.44
2:C3:61:ALA:HB1	2:C3:123:LEU:HD13	1.99	0.44
2:C5:300:TYR:HA	2:C5:313:MET:SD	2.57	0.44
4:K5:84:LYS:HD2	4:K5:89:ALA:HB3	1.99	0.44
4:K5:95:ASP:OD2	4:K5:98:TYR:N	2.46	0.44
1:B1:262:MET:HA	1:B1:262:MET:CE	2.48	0.44
2:C1:288:LEU:HD11	2:C1:317:MET:SD	2.58	0.44
2:C3:30:VAL:O	2:C3:64:MET:HE1	2.18	0.44
2:C3:187:CYS:O	2:C3:191:MET:SD	2.76	0.44
2:C4:58:TYR:CZ	2:C4:62:TYR:CE1	3.06	0.44
2:C5:41:ILE:O	2:C5:45:GLN:HG3	2.17	0.44
4:K1:142:ILE:HG23	4:K1:145:ARG:NH2	2.33	0.44
1:B3:98:SER:OG	1:B3:99:TRP:N	2.50	0.44
1:B3:269:ILE:O	1:B3:269:ILE:HD12	2.18	0.44
1:B3:293:ASN:OD1	1:B3:294:CYS:N	2.51	0.44
2:C1:183:ILE:HB	2:C1:251:CYS:SG	2.58	0.44
2:C3:185:ASN:O	2:C3:189:MET:HG3	2.18	0.44
2:C4:166:LEU:HA	2:C4:169:ILE:HG22	1.99	0.44
4:K5:164:GLN:O	4:K5:168:LEU:N	2.51	0.44
1:B2:99:TRP:HB3	1:B2:117:LEU:HG	2.00	0.43

Continued on next page...

Continued from previous page...

Atom-1	Atom-2	Interatomic distance (Å)	Clash overlap (Å)
1:B2:200:VAL:HA	1:B2:210:LEU:HA	1.99	0.43
1:B3:192:LEU:HD23	1:B3:199:PHE:HB3	2.00	0.43
1:B3:269:ILE:HG23	1:B3:304:ARG:HH22	1.83	0.43
1:B5:184:THR:N	1:B5:205:ASP:OD2	2.50	0.43
2:C2:27:GLU:HA	2:C2:30:VAL:HB	2.00	0.43
2:C2:71:GLU:O	2:C2:75:THR:HG23	2.17	0.43
3:G1:1:MET:H3	3:G1:7:ALA:HB2	1.83	0.43
3:G2:34:ALA:O	3:G2:38:MET:HG3	2.18	0.43
4:K4:57:THR:HG21	4:K4:62:LEU:HD21	2.00	0.43
1:B1:50:THR:O	1:B1:52:ARG:N	2.51	0.43
1:B1:180:PHE:HE1	1:B1:216:GLY:HA2	1.84	0.43
1:B3:62:HIS:ND1	1:B3:63:TRP:O	2.51	0.43
1:B4:47:THR:HA	1:B4:338:ILE:O	2.18	0.43
2:C1:257:GLU:OE2	2:C1:260:ILE:HD11	2.18	0.43
2:C5:261:VAL:HG13	2:C5:305:ARG:HH21	1.82	0.43
2:C5:317:MET:CE	2:C5:317:MET:HA	2.48	0.43
3:G1:1:MET:SD	3:G1:4:ASN:N	2.91	0.43
4:K3:123:LEU:HD22	4:K3:142:ILE:CD1	2.49	0.43
4:K4:84:LYS:O	4:K4:88:GLY:N	2.50	0.43
1:B2:200:VAL:HG13	1:B2:232:ILE:HG21	2.00	0.43
1:B3:101:MET:SD	1:B3:101:MET:N	2.91	0.43
1:B4:151:PHE:CE1	1:B4:157:ILE:HD12	2.54	0.43
1:B4:217:MET:C	1:B4:217:MET:SD	2.96	0.43
1:B4:286:LEU:HG	1:B4:318:LEU:HD13	2.00	0.43
1:B4:328:ALA:HB2	1:B4:338:ILE:HD13	2.00	0.43
2:C1:101:PHE:CZ	2:C1:161:LEU:HD22	2.53	0.43
2:C1:248:VAL:HG21	2:C1:260:ILE:HD13	2.00	0.43
2:C2:202:GLU:HA	2:C2:206:GLU:HB3	2.00	0.43
2:C3:131:VAL:O	2:C3:135:ASN:N	2.51	0.43
2:C4:33:ILE:HD11	2:C4:60:ASN:HA	2.00	0.43
2:C4:230:ALA:HB3	2:C4:282:SER:O	2.18	0.43
3:G4:13:ARG:O	3:G4:13:ARG:NE	2.49	0.43
4:K2:155:LYS:HB2	4:K2:209:LEU:HB2	1.99	0.43
4:K2:207:LYS:HD3	4:K2:209:LEU:HD21	2.00	0.43
4:K3:61:THR:O	4:K3:64:ARG:HG2	2.18	0.43
4:K3:201:PHE:C	4:K3:202:LEU:HD12	2.37	0.43
4:K4:70:LEU:HD21	4:K4:129:TYR:CD1	2.53	0.43
1:B1:98:SER:HG	1:B1:99:TRP:H	1.65	0.43
1:B1:283:ARG:O	1:B1:299:ALA:N	2.45	0.43
1:B2:38:ASP:N	1:B2:38:ASP:OD1	2.50	0.43
1:B2:165:THR:HG22	1:B2:167:ALA:H	1.83	0.43

Continued on next page...

Continued from previous page...

Atom-1	Atom-2	Interatomic distance (Å)	Clash overlap (Å)
2:C4:34:TRP:CH2	2:C4:73:LEU:HA	2.53	0.43
2:C4:109:TRP:NE1	2:C4:113:GLN:OE1	2.51	0.43
2:C4:230:ALA:HB2	2:C4:279:MET:SD	2.57	0.43
1:B3:251:ARG:HB3	1:B3:260:GLU:HG3	1.99	0.43
2:C1:123:LEU:HG	2:C1:126:MET:SD	2.57	0.43
2:C1:212:MET:SD	2:C1:213:SER:N	2.92	0.43
2:C4:109:TRP:HA	2:C4:147:PHE:CZ	2.53	0.43
2:C5:188:GLN:O	2:C5:192:ILE:HG13	2.18	0.43
3:G3:11:GLN:O	3:G3:14:LYS:HG3	2.18	0.43
4:K1:62:LEU:HB2	4:K1:74:CYS:SG	2.58	0.43
4:K3:98:TYR:HB3	4:K3:122:VAL:HA	2.00	0.43
1:B1:254:ASP:HB2	1:B1:261:LEU:HD11	2.01	0.43
1:B1:271:CYS:SG	1:B1:291:ASP:N	2.92	0.43
1:B3:147:SER:HB2	1:B3:188:MET:HA	1.99	0.43
1:B4:61:MET:HE3	1:B4:328:ALA:HB3	2.01	0.43
2:C1:116:MET:HE2	2:C1:140:TYR:HA	2.01	0.43
2:C4:186:ALA:HA	2:C4:189:MET:HG2	1.99	0.43
4:K2:48:LEU:HD11	4:K2:62:LEU:HD11	2.01	0.43
4:K3:193:TYR:CG	4:K3:193:TYR:O	2.71	0.43
1:B1:220:GLN:HG2	3:G1:25:ILE:HD13	2.00	0.43
1:B2:182:GLY:N	1:B2:211:TRP:HH2	2.17	0.43
1:B4:220:GLN:NE2	1:B4:258:ASP:OD1	2.50	0.43
1:B5:30:LEU:HA	1:B5:33:ILE:HB	2.01	0.43
2:C4:124:MET:O	2:C4:128:ARG:N	2.52	0.43
4:K2:125:GLU:HG3	4:K2:129:TYR:CE2	2.54	0.43
4:K3:179:TRP:CE2	4:K3:207:LYS:HD2	2.53	0.43
1:B3:188:MET:CE	1:B3:228:ASP:OD1	2.66	0.43
2:C1:43:GLU:HA	2:C1:46:ARG:HB3	2.00	0.43
2:C2:188:GLN:O	2:C2:192:ILE:HG13	2.19	0.43
2:C3:237:VAL:HG23	2:C3:268:LEU:CD2	2.49	0.43
2:C4:284:LEU:HA	2:C4:287:MET:SD	2.59	0.43
2:C5:269:ILE:O	2:C5:273:MET:SD	2.77	0.43
4:K1:223:LYS:O	4:K1:226:ILE:HG13	2.19	0.43
4:K2:58:THR:HG22	4:K2:60:GLN:H	1.84	0.43
4:K4:212:THR:OG1	4:K4:213:PRO:HD3	2.19	0.43
1:B4:34:THR:H	1:B4:34:THR:HG1	1.58	0.43
1:B5:197:ARG:O	1:B5:213:VAL:HG22	2.19	0.43
2:C2:217:PHE:HB3	2:C2:268:LEU:HG	2.01	0.43
2:C4:57:LEU:HB2	2:C4:122:ILE:HD12	2.00	0.43
2:C5:56:GLU:OE1	2:C5:56:GLU:N	2.38	0.43
2:C5:249:MET:HA	2:C5:249:MET:HE3	2.00	0.43

Continued on next page...

Continued from previous page...

Atom-1	Atom-2	Interatomic distance (Å)	Clash overlap (Å)
4:K2:98:TYR:CZ	4:K2:121:GLY:HA3	2.54	0.43
4:K2:221:SER:HB3	4:K2:224:ALA:HB3	2.00	0.43
1:B2:198:LEU:HD12	1:B2:210:LEU:HG	2.01	0.43
1:B2:320:VAL:HA	1:B2:327:VAL:HA	2.01	0.43
1:B4:80:ILE:HG23	1:B4:89:LYS:HG3	2.00	0.43
2:C1:74:TYR:O	2:C1:77:LEU:HG	2.19	0.43
2:C2:144:LEU:HD22	2:C2:195:LEU:HD21	2.01	0.43
2:C4:118:MET:O	2:C4:122:ILE:HG12	2.19	0.43
2:C5:309:GLY:O	2:C5:313:MET:HG2	2.19	0.43
3:G2:1:MET:O	3:G2:1:MET:SD	2.77	0.43
4:K1:165:GLU:O	4:K1:168:LEU:HB3	2.18	0.43
4:K3:71:TYR:CD1	4:K3:71:TYR:C	2.93	0.43
1:B1:129:ARG:HB3	4:K5:218:SER:HA	2.01	0.42
1:B3:138:GLU:OE1	1:B3:138:GLU:N	2.50	0.42
1:B3:245:SER:OG	1:B3:246:ASP:N	2.52	0.42
1:B4:65:THR:HG21	1:B4:107:PRO:O	2.19	0.42
1:B5:18:ILE:HD12	3:G5:22:GLU:HB3	2.01	0.42
1:B5:21:ALA:O	1:B5:24:ALA:HB3	2.18	0.42
1:B5:82:TRP:N	1:B5:82:TRP:CD1	2.86	0.42
1:B5:147:SER:OG	1:B5:160:SER:O	2.28	0.42
2:C1:77:LEU:HD12	2:C1:78:ARG:N	2.34	0.42
2:C1:345:LEU:HD23	2:C1:378:LEU:HD13	2.01	0.42
2:C3:217:PHE:CZ	2:C3:264:VAL:HG22	2.54	0.42
4:K4:121:GLY:O	4:K4:124:GLU:HG3	2.18	0.42
4:K5:171:MET:HE3	4:K5:171:MET:O	2.17	0.42
1:B1:76:ASP:N	1:B1:76:ASP:OD1	2.50	0.42
1:B3:277:SER:HB3	1:B3:286:LEU:HB2	2.00	0.42
1:B4:180:PHE:CE2	1:B4:216:GLY:HA2	2.54	0.42
1:B5:45:MET:SD	1:B5:340:ASN:N	2.93	0.42
2:C1:190:LEU:HB3	2:C1:201:TYR:HD1	1.84	0.42
2:C4:233:TYR:CE2	2:C4:276:ILE:HD11	2.53	0.42
3:G2:1:MET:SD	3:G2:4:ASN:HB3	2.59	0.42
4:K2:164:GLN:HB2	4:K2:166:GLU:OE1	2.19	0.42
4:K5:113:ILE:HG21	4:K5:122:VAL:HG11	2.02	0.42
1:B1:65:THR:CG2	1:B1:107:PRO:HA	2.50	0.42
1:B2:129:ARG:HB2	4:K1:218:SER:HA	2.00	0.42
1:B2:148:CYS:O	1:B2:160:SER:OG	2.25	0.42
1:B3:61:MET:SD	1:B3:62:HIS:N	2.92	0.42
1:B5:29:THR:HG22	3:G5:30:VAL:HG11	2.01	0.42
2:C1:34:TRP:CZ2	2:C1:38:LYS:HD3	2.54	0.42
2:C1:165:LEU:HD22	2:C1:183:ILE:HG23	2.01	0.42

Continued on next page...

Continued from previous page...

Atom-1	Atom-2	Interatomic distance (Å)	Clash overlap (Å)
2:C1:207:ALA:HB3	2:C1:208:PRO:HD3	2.00	0.42
2:C1:230:ALA:O	2:C1:234:ILE:HG12	2.19	0.42
2:C1:268:LEU:O	2:C1:272:HIS:ND1	2.51	0.42
1:B2:63:TRP:CH2	1:B2:321:THR:HG22	2.54	0.42
1:B5:96:ARG:HH11	4:K5:209:LEU:HD11	1.84	0.42
2:C1:309:GLY:O	2:C1:313:MET:HG3	2.19	0.42
2:C5:114:THR:O	2:C5:118:MET:SD	2.77	0.42
2:C5:294:GLU:OE1	2:C5:294:GLU:N	2.44	0.42
4:K1:84:LYS:HG2	4:K1:87:THR:HG22	2.01	0.42
4:K1:175:MET:HE3	4:K1:175:MET:C	2.39	0.42
4:K4:125:GLU:O	4:K4:129:TYR:HD2	2.02	0.42
1:B1:73:ALA:HB2	1:B1:79:LEU:HD23	2.02	0.42
1:B3:89:LYS:N	4:K3:167:GLU:OE2	2.49	0.42
1:B4:98:SER:HG	1:B4:99:TRP:H	1.65	0.42
1:B5:233:CYS:HB2	1:B5:276:VAL:O	2.19	0.42
2:C1:101:PHE:HZ	2:C1:161:LEU:HD22	1.83	0.42
2:C3:106:ASN:HA	2:C3:189:MET:HE3	2.01	0.42
2:C3:269:ILE:HG23	2:C3:273:MET:HE3	2.02	0.42
2:C4:188:GLN:NE2	2:C4:189:MET:SD	2.92	0.42
2:C4:298:CYS:HA	2:C4:301:LYS:HG2	2.00	0.42
2:C5:129:VAL:HA	2:C5:132:GLN:HE21	1.84	0.42
4:K1:64:ARG:HH21	4:K1:106:LEU:HA	1.84	0.42
4:K2:130:ASN:ND2	4:K2:130:ASN:O	2.51	0.42
4:K5:120:GLU:O	4:K5:124:GLU:CD	2.58	0.42
1:B1:135:VAL:O	1:B1:135:VAL:HG13	2.18	0.42
1:B3:49:ARG:HH11	1:B3:87:THR:HG23	1.85	0.42
1:B3:233:CYS:SG	1:B3:277:SER:HA	2.60	0.42
1:B4:25:CYS:SG	1:B4:259:GLN:NE2	2.92	0.42
1:B4:325:MET:O	1:B4:340:ASN:ND2	2.43	0.42
2:C2:356:LEU:HD11	2:C2:366:PHE:HB3	2.02	0.42
2:C3:218:GLN:O	2:C3:222:GLN:OE1	2.38	0.42
2:C5:164:THR:O	2:C5:168:MET:SD	2.78	0.42
2:C5:270:SER:HA	2:C5:273:MET:SD	2.59	0.42
4:K3:120:GLU:O	4:K3:124:GLU:HG2	2.19	0.42
4:K5:68:SER:OG	4:K5:71:TYR:N	2.46	0.42
1:B1:29:THR:O	1:B1:32:GLN:NE2	2.52	0.42
1:B2:321:THR:HG23	1:B2:326:ALA:O	2.19	0.42
1:B4:81:ILE:O	1:B4:90:VAL:N	2.50	0.42
2:C1:120:ARG:O	2:C1:124:MET:SD	2.77	0.42
2:C1:230:ALA:H	2:C1:282:SER:HB2	1.85	0.42
2:C5:287:MET:SD	2:C5:287:MET:N	2.93	0.42

Continued on next page...

Continued from previous page...

Atom-1	Atom-2	Interatomic distance (Å)	Clash overlap (Å)
4:K2:165:GLU:OE1	4:K2:165:GLU:N	2.43	0.42
1:B1:30:LEU:CD2	3:G1:35:ALA:HB2	2.50	0.42
1:B1:119:ASN:OD1	1:B2:129:ARG:NH2	2.53	0.42
1:B3:31:SER:HB2	1:B3:300:LEU:HB3	2.01	0.42
1:B3:159:THR:OG1	1:B3:169:TRP:NE1	2.47	0.42
1:B4:14:LEU:O	1:B4:18:ILE:HG12	2.19	0.42
1:B4:23:LYS:HA	1:B4:26:ALA:HB3	2.01	0.42
2:C1:367:LYS:HA	2:C1:370:ILE:HG12	2.01	0.42
2:C2:52:LEU:C	2:C2:52:LEU:HD12	2.39	0.42
2:C2:259:PRO:O	2:C2:262:LYS:HG2	2.19	0.42
2:C4:43:GLU:O	2:C4:47:LYS:N	2.52	0.42
2:C4:109:TRP:CZ3	2:C4:189:MET:HA	2.54	0.42
2:C5:58:TYR:OH	4:K5:128:PHE:O	2.22	0.42
2:C5:71:GLU:HA	2:C5:130:TYR:CZ	2.55	0.42
2:C5:234:ILE:HD11	2:C5:299:MET:HE2	2.01	0.42
4:K3:50:VAL:HA	4:K3:92:ILE:HG23	2.02	0.42
4:K4:221:SER:O	4:K4:225:LYS:N	2.45	0.42
4:K5:67:LYS:HB2	4:K5:67:LYS:HE2	1.88	0.42
4:K5:134:LEU:HD23	4:K5:134:LEU:C	2.40	0.42
4:K5:189:SER:OG	4:K5:200:GLU:OE1	2.22	0.42
1:B2:188:MET:SD	1:B2:230:ASN:HA	2.60	0.42
1:B2:198:LEU:HD12	1:B2:210:LEU:HD21	2.01	0.42
1:B3:51:LEU:HG	1:B3:82:TRP:CE3	2.54	0.42
2:C2:237:VAL:HG21	2:C2:269:ILE:HG12	2.02	0.42
2:C3:139:VAL:HG23	2:C3:140:TYR:N	2.34	0.42
2:C4:34:TRP:HH2	2:C4:72:LYS:O	2.02	0.42
2:C4:172:GLU:HG2	2:C4:247:ARG:HE	1.85	0.42
2:C4:254:LYS:HA	2:C4:254:LYS:CE	2.47	0.42
3:G1:17:GLU:HA	3:G1:20:LYS:HG3	2.02	0.42
4:K3:187:ILE:HD11	4:K3:202:LEU:HD13	2.02	0.42
1:B1:136:SER:O	1:B1:137:ARG:HD2	2.19	0.42
1:B2:113:ALA:HA	1:B2:122:SER:O	2.20	0.42
1:B3:176:GLN:OE1	1:B3:176:GLN:N	2.45	0.42
1:B5:254:ASP:HB2	1:B5:261:LEU:HD11	2.01	0.42
1:B5:264:TYR:HB3	1:B5:297:TRP:CD2	2.55	0.42
2:C1:248:VAL:HG21	2:C1:260:ILE:CD1	2.50	0.42
2:C2:34:TRP:CH2	2:C2:73:LEU:HA	2.55	0.42
2:C2:167:ASP:O	2:C2:171:ARG:HG3	2.20	0.42
2:C4:152:VAL:HG21	2:C4:193:LEU:HD22	2.01	0.42
2:C4:356:LEU:HD21	2:C4:367:LYS:HG2	2.02	0.42
4:K1:131:ILE:HG13	4:K1:134:LEU:HB3	2.02	0.42

Continued on next page...

Continued from previous page...

Atom-1	Atom-2	Interatomic distance (Å)	Clash overlap (Å)
4:K3:98:TYR:OH	4:K3:118:ALA:HB3	2.19	0.42
4:K3:131:ILE:HG21	4:K3:134:LEU:HD23	2.02	0.42
4:K3:189:SER:HB3	4:K3:197:ASP:HB2	2.01	0.42
4:K4:126:ALA:HB1	4:K4:134:LEU:CD1	2.47	0.42
1:B1:51:LEU:HD23	1:B1:82:TRP:CG	2.55	0.41
1:B1:186:ASP:OD1	1:B1:186:ASP:N	2.53	0.41
1:B1:200:VAL:HG23	1:B1:200:VAL:O	2.19	0.41
1:B1:254:ASP:HB3	1:B1:257:ALA:HB3	2.02	0.41
1:B2:188:MET:SD	1:B2:229:ILE:O	2.78	0.41
1:B3:228:ASP:O	1:B3:245:SER:OG	2.30	0.41
2:C4:148:ARG:HA	2:C4:152:VAL:HB	2.02	0.41
2:C4:191:MET:SD	2:C4:201:TYR:CG	3.13	0.41
2:C5:173:ARG:HB3	2:C5:216:PHE:CE2	2.55	0.41
4:K2:193:TYR:O	4:K2:193:TYR:CG	2.72	0.41
1:B1:155:ASN:ND2	1:B1:170:ASP:OD1	2.53	0.41
1:B3:49:ARG:HE	3:G3:61:PHE:HD1	1.67	0.41
1:B5:262:MET:HA	1:B5:262:MET:CE	2.50	0.41
2:C1:113:GLN:NE2	2:C1:140:TYR:OH	2.53	0.41
2:C2:189:MET:O	2:C2:192:ILE:HD12	2.21	0.41
2:C4:230:ALA:O	2:C4:234:ILE:HG12	2.19	0.41
2:C4:245:ILE:N	2:C4:245:ILE:HD13	2.35	0.41
1:B3:129:ARG:NE	4:K2:219:GLU:OE1	2.53	0.41
1:B3:278:PHE:O	1:B3:320:VAL:HG21	2.21	0.41
1:B3:297:TRP:HA	1:B3:305:ALA:H	1.85	0.41
1:B3:309:ALA:HB3	1:B3:339:TRP:CH2	2.48	0.41
1:B5:188:MET:SD	1:B5:230:ASN:HA	2.61	0.41
2:C1:123:LEU:HG	2:C1:123:LEU:O	2.20	0.41
2:C1:165:LEU:HD11	2:C1:186:ALA:HB3	2.02	0.41
2:C1:310:LEU:HD23	2:C1:313:MET:SD	2.60	0.41
2:C2:295:ASP:O	2:C2:299:MET:HG2	2.21	0.41
2:C3:53:SER:OG	2:C3:55:GLU:OE2	2.34	0.41
2:C3:188:GLN:O	2:C3:189:MET:C	2.59	0.41
2:C4:75:THR:O	2:C4:79:GLU:HG3	2.21	0.41
2:C4:241:ILE:O	2:C4:245:ILE:HG12	2.19	0.41
2:C4:283:GLY:O	2:C4:287:MET:SD	2.78	0.41
2:C5:118:MET:HA	2:C5:121:ASP:HB2	2.03	0.41
4:K2:230:ARG:CZ	4:K2:230:ARG:HB2	2.50	0.41
4:K5:57:THR:HG21	4:K5:62:LEU:HD21	2.02	0.41
1:B2:47:THR:HA	1:B2:338:ILE:O	2.20	0.41
1:B4:314:ARG:HG2	1:B4:332:TRP:CE3	2.55	0.41
2:C3:54:PHE:N	4:K3:79:ASP:O	2.52	0.41

Continued on next page...

Continued from previous page...

Atom-1	Atom-2	Interatomic distance (Å)	Clash overlap (Å)
2:C5:244:GLU:HA	2:C5:247:ARG:HD2	2.01	0.41
2:C5:326:LYS:O	2:C5:330:SER:OG	2.31	0.41
4:K2:167:GLU:O	4:K2:171:MET:SD	2.78	0.41
4:K5:126:ALA:HB1	4:K5:134:LEU:HD22	2.02	0.41
1:B1:48:ARG:NH2	1:B1:340:ASN:O	2.54	0.41
1:B1:178:THR:O	1:B1:178:THR:OG1	2.34	0.41
1:B4:14:LEU:CD1	3:G4:16:VAL:HG13	2.51	0.41
1:B4:230:ASN:ND2	1:B4:273:ILE:O	2.47	0.41
2:C1:184:ARG:HD3	2:C1:250:HIS:O	2.20	0.41
2:C3:91:GLU:N	2:C3:91:GLU:OE1	2.53	0.41
2:C4:190:LEU:HB3	2:C4:201:TYR:HA	2.01	0.41
2:C5:28:LYS:O	2:C5:31:ASN:OD1	2.39	0.41
4:K1:64:ARG:NH2	4:K1:109:GLY:HA2	2.35	0.41
1:B1:106:ALA:HA	1:B1:151:PHE:CG	2.55	0.41
1:B2:285:LEU:O	1:B2:296:VAL:HA	2.20	0.41
1:B2:314:ARG:HG2	1:B2:332:TRP:CE3	2.56	0.41
1:B3:42:ARG:HD2	1:B3:42:ARG:HA	1.82	0.41
1:B3:54:HIS:CE1	1:B3:74:SER:HB3	2.55	0.41
1:B3:61:MET:HE3	1:B3:328:ALA:HB3	2.00	0.41
2:C1:128:ARG:HH22	4:K1:135:ILE:HG21	1.84	0.41
2:C1:185:ASN:O	2:C1:189:MET:HG3	2.21	0.41
2:C2:125:TYR:OH	4:K2:127:GLU:OE1	2.36	0.41
2:C3:123:LEU:HD11	2:C3:126:MET:HB3	2.02	0.41
2:C3:126:MET:HE1	2:C3:139:VAL:HG13	2.02	0.41
2:C4:241:ILE:HD13	2:C4:305:ARG:HH12	1.85	0.41
2:C5:164:THR:O	2:C5:168:MET:CE	2.69	0.41
3:G5:13:ARG:CZ	3:G5:13:ARG:HA	2.50	0.41
1:B1:240:ALA:HB1	1:B1:252:LEU:HD11	2.03	0.41
1:B3:227:SER:OG	1:B3:247:ASP:N	2.51	0.41
1:B4:5:ASP:HA	1:B4:8:ARG:HG2	2.03	0.41
1:B4:292:PHE:HA	1:B4:314:ARG:HA	2.02	0.41
1:B5:180:PHE:HD2	1:B5:211:TRP:CE3	2.39	0.41
1:B5:267:ASP:OD1	1:B5:267:ASP:N	2.53	0.41
2:C1:298:CYS:O	2:C1:301:LYS:HG2	2.20	0.41
2:C3:62:TYR:CE1	2:C3:125:TYR:HB2	2.56	0.41
2:C3:89:VAL:O	2:C3:93:VAL:HG23	2.20	0.41
2:C4:94:LEU:HD21	2:C4:157:ILE:HG13	2.01	0.41
2:C4:263:VAL:HG22	2:C4:266:ARG:NH2	2.35	0.41
2:C4:266:ARG:NE	2:C4:267:GLU:OE2	2.53	0.41
4:K3:170:GLN:H	4:K3:170:GLN:CD	2.22	0.41
4:K4:186:SER:O	4:K4:187:ILE:HD13	2.21	0.41

Continued on next page...

Continued from previous page...

Atom-1	Atom-2	Interatomic distance (Å)	Clash overlap (Å)
1:B1:85:TYR:CD1	1:B1:85:TYR:N	2.88	0.41
1:B2:229:ILE:CG2	1:B2:243:THR:HG23	2.51	0.41
1:B3:128:THR:HG22	1:B3:132:ASN:O	2.20	0.41
1:B5:6:GLN:CD	1:B5:6:GLN:C	2.78	0.41
1:B5:121:CYS:N	1:B5:146:LEU:HD11	2.36	0.41
2:C4:64:MET:HG3	2:C4:73:LEU:HD22	2.02	0.41
2:C5:221:SER:HB3	2:C5:268:LEU:HA	2.02	0.41
2:C5:253:ASP:OD2	2:C5:255:SER:N	2.54	0.41
4:K2:171:MET:HA	4:K2:174:THR:OG1	2.21	0.41
1:B1:14:LEU:HD12	3:G1:16:VAL:HG13	2.03	0.41
1:B1:58:ILE:HD11	1:B1:334:SER:C	2.42	0.41
1:B1:108:SER:OG	1:B1:154:ASP:OD2	2.31	0.41
1:B1:325:MET:O	1:B1:325:MET:CE	2.69	0.41
1:B2:66:ASP:OD1	1:B2:67:SER:N	2.54	0.41
1:B2:198:LEU:HD12	1:B2:210:LEU:CD2	2.50	0.41
1:B3:124:TYR:CD1	1:B3:135:VAL:HA	2.56	0.41
1:B4:91:HIS:HB3	1:B4:93:ILE:HD11	2.02	0.41
1:B4:279:SER:HB3	1:B4:284:LEU:HB2	2.03	0.41
1:B5:77:GLY:O	1:B5:95:LEU:HB2	2.21	0.41
2:C3:44:ILE:HG23	2:C3:118:MET:SD	2.60	0.41
2:C3:102:LEU:HG	2:C3:182:ALA:HB1	2.01	0.41
2:C3:153:ARG:O	2:C3:158:ARG:NH1	2.54	0.41
2:C4:63:THR:O	2:C4:67:HIS:CE1	2.74	0.41
2:C4:165:LEU:HD21	2:C4:186:ALA:HB3	2.02	0.41
2:C4:248:VAL:HA	2:C4:252:LEU:HB2	2.02	0.41
2:C4:280:GLU:CG	2:C4:281:ASN:H	2.33	0.41
2:C5:321:LEU:HD11	2:C5:348:LEU:HD21	2.03	0.41
4:K2:67:LYS:HE2	4:K2:131:ILE:HA	2.02	0.41
4:K2:105:TYR:CE1	4:K2:134:LEU:HD13	2.56	0.41
4:K3:73:LEU:HA	4:K3:80:LEU:HD21	2.02	0.41
4:K4:181:PHE:HZ	4:K4:184:LEU:HB2	1.84	0.41
4:K4:223:LYS:HD2	4:K4:223:LYS:HA	1.93	0.41
1:B1:145:TYR:O	1:B1:162:GLY:N	2.49	0.41
1:B1:249:THR:HG22	1:B1:250:CYS:N	2.35	0.41
1:B1:313:ASN:OD1	1:B1:314:ARG:N	2.53	0.41
1:B2:162:GLY:HA2	1:B2:186:ASP:HB2	2.04	0.41
1:B2:323:ASP:OD1	1:B2:323:ASP:N	2.43	0.41
1:B4:224:GLY:O	1:B4:251:ARG:NE	2.53	0.41
1:B4:291:ASP:OD1	1:B4:292:PHE:N	2.54	0.41
1:B4:318:LEU:HD23	1:B4:329:THR:HA	2.02	0.41
2:C1:165:LEU:HB3	2:C1:205:PHE:CZ	2.56	0.41

Continued on next page...

Continued from previous page...

Atom-1	Atom-2	Interatomic distance (Å)	Clash overlap (Å)
2:C2:230:ALA:O	2:C2:234:ILE:HG12	2.21	0.41
2:C3:230:ALA:O	2:C3:234:ILE:HG12	2.21	0.41
2:C4:168:MET:SD	2:C4:168:MET:N	2.94	0.41
2:C4:169:ILE:HG12	2:C4:209:PHE:CE1	2.56	0.41
2:C5:33:ILE:HG23	2:C5:64:MET:CE	2.51	0.41
1:B3:295:ASN:OD1	1:B3:307:VAL:HG23	2.20	0.40
1:B4:12:GLU:O	1:B4:15:LYS:HG2	2.21	0.40
1:B4:170:ASP:OD2	1:B4:173:THR:OG1	2.35	0.40
1:B4:235:PHE:CG	1:B4:236:PRO:HD2	2.57	0.40
1:B5:188:MET:SD	1:B5:229:ILE:O	2.79	0.40
1:B5:275:SER:OG	1:B5:288:GLY:HA3	2.21	0.40
2:C1:43:GLU:O	2:C1:47:LYS:N	2.54	0.40
2:C1:169:ILE:HG23	2:C1:212:MET:HE1	2.02	0.40
2:C4:36:LEU:HD12	2:C4:37:LEU:N	2.36	0.40
2:C4:52:LEU:HD22	2:C4:57:LEU:HD21	2.02	0.40
2:C4:229:SER:HB2	2:C4:282:SER:HB3	2.02	0.40
2:C5:75:THR:O	2:C5:79:GLU:HG2	2.21	0.40
2:C5:246:GLU:O	2:C5:250:HIS:ND1	2.45	0.40
2:C5:320:TYR:CD2	2:C5:352:PHE:CZ	3.10	0.40
4:K3:105:TYR:CD2	4:K3:134:LEU:HD11	2.55	0.40
4:K4:212:THR:N	4:K4:213:PRO:CD	2.85	0.40
1:B3:262:MET:SD	1:B3:263:THR:O	2.80	0.40
2:C3:166:LEU:HD22	2:C3:212:MET:HG2	2.02	0.40
2:C5:30:VAL:O	2:C5:34:TRP:HB2	2.21	0.40
4:K1:171:MET:SD	4:K1:172:VAL:N	2.94	0.40
4:K2:155:LYS:O	4:K2:209:LEU:N	2.53	0.40
4:K2:164:GLN:HB3	4:K2:198:GLN:HA	2.03	0.40
1:B2:164:THR:HG22	1:B2:186:ASP:HA	2.03	0.40
1:B3:30:LEU:HD23	3:G3:35:ALA:HB2	2.03	0.40
1:B4:59:TYR:CD2	1:B4:101:MET:HG3	2.56	0.40
1:B5:51:LEU:HD23	1:B5:82:TRP:CG	2.55	0.40
1:B5:217:MET:C	1:B5:217:MET:SD	3.00	0.40
2:C1:208:PRO:O	2:C1:212:MET:HG3	2.22	0.40
2:C3:170:ALA:O	2:C3:174:LYS:HD3	2.20	0.40
2:C3:349:LYS:HZ1	2:C3:370:ILE:HB	1.87	0.40
2:C4:209:PHE:O	2:C4:212:MET:SD	2.79	0.40
2:C4:219:MET:SD	2:C4:219:MET:C	3.00	0.40
2:C5:58:TYR:OH	4:K5:69:PHE:HB2	2.21	0.40
2:C5:221:SER:HB3	2:C5:268:LEU:HD13	2.03	0.40
2:C5:275:THR:OG1	2:C5:276:ILE:N	2.54	0.40
2:C5:321:LEU:CD1	2:C5:348:LEU:HD21	2.51	0.40

Continued on next page...

Continued from previous page...

Atom-1	Atom-2	Interatomic distance (Å)	Clash overlap (Å)
1:B1:170:ASP:O	1:B1:174:GLY:N	2.55	0.40
1:B1:185:GLY:N	1:B1:205:ASP:OD2	2.55	0.40
1:B1:274:THR:N	1:B1:288:GLY:O	2.52	0.40
1:B3:40:VAL:HG22	1:B3:298:ASP:OD2	2.21	0.40
1:B3:45:MET:SD	1:B3:340:ASN:N	2.94	0.40
2:C1:64:MET:CE	2:C1:73:LEU:HD22	2.52	0.40
2:C2:279:MET:HB2	2:C2:282:SER:OG	2.22	0.40
2:C4:287:MET:SD	2:C4:287:MET:N	2.89	0.40
2:C4:364:ARG:HE	2:C4:364:ARG:C	2.25	0.40
2:C5:63:THR:O	2:C5:66:LEU:N	2.54	0.40
2:C5:121:ASP:O	2:C5:124:MET:SD	2.80	0.40
2:C5:202:GLU:HA	2:C5:206:GLU:HB3	2.04	0.40
4:K1:98:TYR:CZ	4:K1:121:GLY:HA3	2.57	0.40
4:K1:195:ASN:HA	4:K1:200:GLU:HG2	2.03	0.40
4:K3:167:GLU:O	4:K3:171:MET:HG2	2.21	0.40
1:B1:51:LEU:HG	1:B1:82:TRP:CE3	2.56	0.40
1:B1:52:ARG:O	1:B1:52:ARG:HG2	2.21	0.40
1:B1:75:GLN:O	1:B1:99:TRP:N	2.44	0.40
1:B2:85:TYR:N	1:B2:85:TYR:CD1	2.89	0.40
1:B2:210:LEU:O	1:B2:219:ARG:N	2.55	0.40
1:B2:217:MET:SD	1:B2:217:MET:C	3.00	0.40
1:B2:317:CYS:O	1:B2:330:GLY:N	2.54	0.40
1:B3:51:LEU:HD23	1:B3:82:TRP:CG	2.56	0.40
2:C1:277:VAL:HG12	2:C1:278:GLU:HG3	2.03	0.40
2:C2:100:ASN:HB2	2:C2:103:GLN:HB2	2.02	0.40
2:C3:188:GLN:C	2:C3:192:ILE:HD12	2.40	0.40
2:C5:219:MET:SD	2:C5:219:MET:C	3.00	0.40
2:C5:263:VAL:HG22	2:C5:266:ARG:HH21	1.87	0.40
3:G1:22:GLU:HA	3:G1:25:ILE:HD12	2.04	0.40
4:K2:113:ILE:HD13	4:K2:119:GLU:HB3	2.03	0.40
4:K4:58:THR:HG22	4:K4:60:GLN:H	1.85	0.40

There are no symmetry-related clashes.

5.3 Torsion angles

5.3.1 Protein backbone

In the following table, the Percentiles column shows the percent Ramachandran outliers of the chain as a percentile score with respect to all PDB entries followed by that with respect to all EM entries.

The Analysed column shows the number of residues for which the backbone conformation was analysed, and the total number of residues.

Mol	Chain	Analysed	Favoured	Allowed	Outliers	Percentiles	
1	B1	337/340 (99%)	316 (94%)	21 (6%)	0	100	100
1	B2	337/340 (99%)	318 (94%)	19 (6%)	0	100	100
1	B3	337/340 (99%)	315 (94%)	22 (6%)	0	100	100
1	B4	337/340 (99%)	319 (95%)	18 (5%)	0	100	100
1	B5	337/340 (99%)	318 (94%)	19 (6%)	0	100	100
2	C1	356/380 (94%)	341 (96%)	15 (4%)	0	100	100
2	C2	356/380 (94%)	340 (96%)	16 (4%)	0	100	100
2	C3	356/380 (94%)	334 (94%)	22 (6%)	0	100	100
2	C4	356/380 (94%)	336 (94%)	20 (6%)	0	100	100
2	C5	356/380 (94%)	339 (95%)	17 (5%)	0	100	100
3	G1	61/71 (86%)	58 (95%)	3 (5%)	0	100	100
3	G2	61/71 (86%)	59 (97%)	2 (3%)	0	100	100
3	G3	61/71 (86%)	56 (92%)	5 (8%)	0	100	100
3	G4	61/71 (86%)	58 (95%)	3 (5%)	0	100	100
3	G5	61/71 (86%)	59 (97%)	2 (3%)	0	100	100
4	K1	192/234 (82%)	175 (91%)	17 (9%)	0	100	100
4	K2	192/234 (82%)	185 (96%)	7 (4%)	0	100	100
4	K3	192/234 (82%)	179 (93%)	13 (7%)	0	100	100
4	K4	192/234 (82%)	178 (93%)	14 (7%)	0	100	100
4	K5	192/234 (82%)	181 (94%)	11 (6%)	0	100	100
All	All	4730/5125 (92%)	4464 (94%)	266 (6%)	0	100	100

There are no Ramachandran outliers to report.

5.3.2 Protein sidechains [i](#)

In the following table, the Percentiles column shows the percent sidechain outliers of the chain as a percentile score with respect to all PDB entries followed by that with respect to all EM entries.

The Analysed column shows the number of residues for which the sidechain conformation was analysed, and the total number of residues.

Mol	Chain	Analysed	Rotameric	Outliers	Percentiles	
1	B1	282/283 (100%)	276 (98%)	6 (2%)	53	73
1	B2	282/283 (100%)	277 (98%)	5 (2%)	59	77
1	B3	282/283 (100%)	278 (99%)	4 (1%)	67	81
1	B4	282/283 (100%)	275 (98%)	7 (2%)	47	70
1	B5	282/283 (100%)	275 (98%)	7 (2%)	47	70
2	C1	326/345 (94%)	313 (96%)	13 (4%)	31	59
2	C2	326/345 (94%)	321 (98%)	5 (2%)	65	81
2	C3	326/345 (94%)	316 (97%)	10 (3%)	40	65
2	C4	326/345 (94%)	314 (96%)	12 (4%)	34	61
2	C5	326/345 (94%)	314 (96%)	12 (4%)	34	61
3	G1	51/58 (88%)	47 (92%)	4 (8%)	12	42
3	G2	51/58 (88%)	48 (94%)	3 (6%)	19	50
3	G3	51/58 (88%)	45 (88%)	6 (12%)	5	26
3	G4	51/58 (88%)	50 (98%)	1 (2%)	55	74
3	G5	51/58 (88%)	48 (94%)	3 (6%)	19	50
4	K1	175/200 (88%)	169 (97%)	6 (3%)	37	64
4	K2	175/200 (88%)	171 (98%)	4 (2%)	50	71
4	K3	175/200 (88%)	168 (96%)	7 (4%)	31	59
4	K4	175/200 (88%)	172 (98%)	3 (2%)	60	78
4	K5	175/200 (88%)	173 (99%)	2 (1%)	73	85
All	All	4170/4430 (94%)	4050 (97%)	120 (3%)	45	66

All (120) residues with a non-rotameric sidechain are listed below:

Mol	Chain	Res	Type
1	B1	105	TYR
1	B1	169	TRP
1	B1	205	ASP
1	B1	214	ARG
1	B1	217	MET
1	B1	286	LEU
1	B2	6	GLN
1	B2	25	CYS
1	B2	36	ASN
1	B2	105	TYR
1	B2	316	SER

Continued on next page...

Continued from previous page...

Mol	Chain	Res	Type
1	B3	76	ASP
1	B3	105	TYR
1	B3	188	MET
1	B3	234	PHE
1	B4	3	GLU
1	B4	5	ASP
1	B4	105	TYR
1	B4	114	CYS
1	B4	280	LYS
1	B4	289	TYR
1	B4	314	ARG
1	B5	61	MET
1	B5	105	TYR
1	B5	154	ASP
1	B5	234	PHE
1	B5	292	PHE
1	B5	294	CYS
1	B5	323	ASP
2	C1	25	MET
2	C1	35	ASP
2	C1	62	TYR
2	C1	91	GLU
2	C1	125	TYR
2	C1	126	MET
2	C1	191	MET
2	C1	209	PHE
2	C1	219	MET
2	C1	273	MET
2	C1	313	MET
2	C1	364	ARG
2	C1	376	TYR
2	C2	72	LYS
2	C2	126	MET
2	C2	219	MET
2	C2	251	CYS
2	C2	289	LYS
2	C3	67	HIS
2	C3	88	LYS
2	C3	103	GLN
2	C3	118	MET
2	C3	140	TYR
2	C3	154	TYR

Continued on next page...

Continued from previous page...

Mol	Chain	Res	Type
2	C3	168	MET
2	C3	250	HIS
2	C3	298	CYS
2	C3	299	MET
2	C4	67	HIS
2	C4	91	GLU
2	C4	118	MET
2	C4	120	ARG
2	C4	123	LEU
2	C4	126	MET
2	C4	184	ARG
2	C4	212	MET
2	C4	219	MET
2	C4	249	MET
2	C4	299	MET
2	C4	374	PHE
2	C5	54	PHE
2	C5	67	HIS
2	C5	126	MET
2	C5	140	TYR
2	C5	184	ARG
2	C5	253	ASP
2	C5	266	ARG
2	C5	281	ASN
2	C5	286	HIS
2	C5	299	MET
2	C5	364	ARG
2	C5	368	GLN
3	G1	1	MET
3	G1	14	LYS
3	G1	32	LYS
3	G1	62	ARG
3	G2	1	MET
3	G2	18	GLN
3	G2	46	LYS
3	G3	1	MET
3	G3	3	SER
3	G3	14	LYS
3	G3	29	LYS
3	G3	62	ARG
3	G3	63	GLU
3	G4	18	GLN

Continued on next page...

Continued from previous page...

Mol	Chain	Res	Type
3	G5	1	MET
3	G5	41	CYS
3	G5	62	ARG
4	K1	44	LYS
4	K1	77	ASP
4	K1	108	HIS
4	K1	156	HIS
4	K1	171	MET
4	K1	203	CYS
4	K2	69	PHE
4	K2	119	GLU
4	K2	191	TYR
4	K2	206	SER
4	K3	71	TYR
4	K3	108	HIS
4	K3	111	LEU
4	K3	119	GLU
4	K3	145	ARG
4	K3	191	TYR
4	K3	203	CYS
4	K4	67	LYS
4	K4	71	TYR
4	K4	191	TYR
4	K5	47	ARG
4	K5	219	GLU

Sometimes sidechains can be flipped to improve hydrogen bonding and reduce clashes. All (14) such sidechains are listed below:

Mol	Chain	Res	Type
1	B1	340	ASN
1	B5	119	ASN
2	C1	132	GLN
2	C1	250	HIS
2	C3	39	ASN
2	C3	49	ASN
2	C4	100	ASN
2	C4	103	GLN
2	C5	69	HIS
2	C5	100	ASN
2	C5	133	GLN
2	C5	160	HIS
2	C5	163	GLN

Continued on next page...

Continued from previous page...

Mol	Chain	Res	Type
3	G4	5	ASN

5.3.3 RNA [i](#)

There are no RNA molecules in this entry.

5.4 Non-standard residues in protein, DNA, RNA chains [i](#)

There are no non-standard protein/DNA/RNA residues in this entry.

5.5 Carbohydrates [i](#)

There are no monosaccharides in this entry.

5.6 Ligand geometry [i](#)

There are no ligands in this entry.

5.7 Other polymers [i](#)

There are no such residues in this entry.

5.8 Polymer linkage issues [i](#)

There are no chain breaks in this entry.

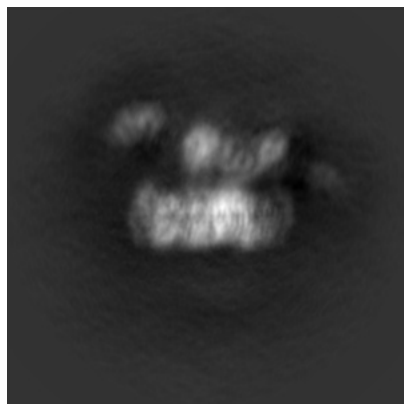
6 Map visualisation [i](#)

This section contains visualisations of the EMDB entry EMD-42000. These allow visual inspection of the internal detail of the map and identification of artifacts.

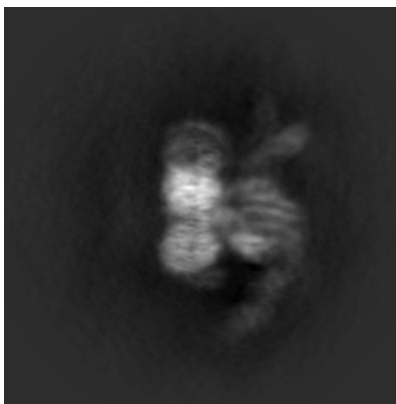
Images derived from a raw map, generated by summing the deposited half-maps, are presented below the corresponding image components of the primary map to allow further visual inspection and comparison with those of the primary map.

6.1 Orthogonal projections [i](#)

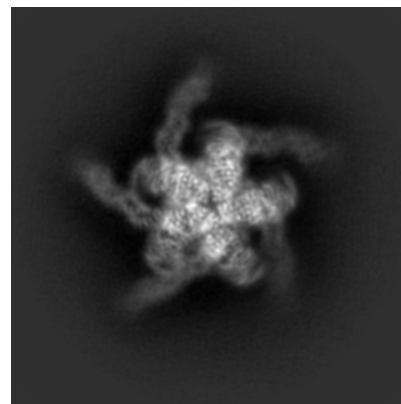
6.1.1 Primary map



X

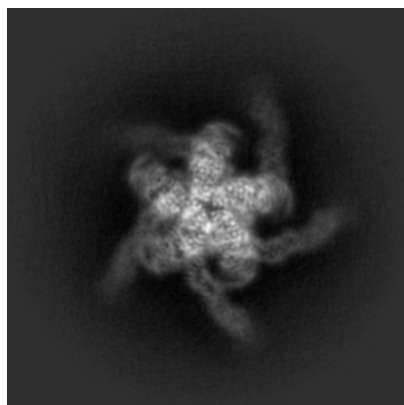


Y

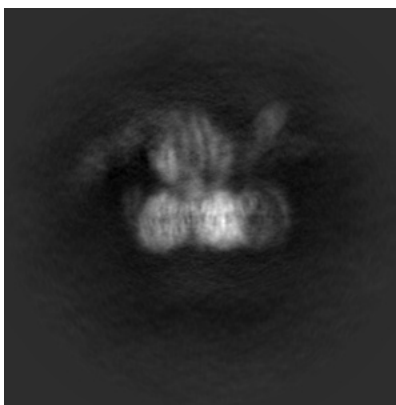


Z

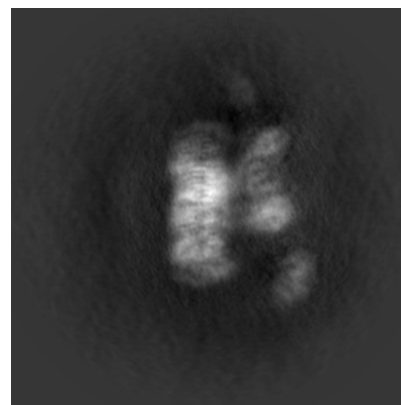
6.1.2 Raw map



X



Y

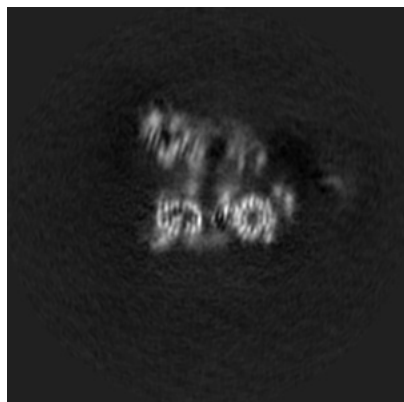


Z

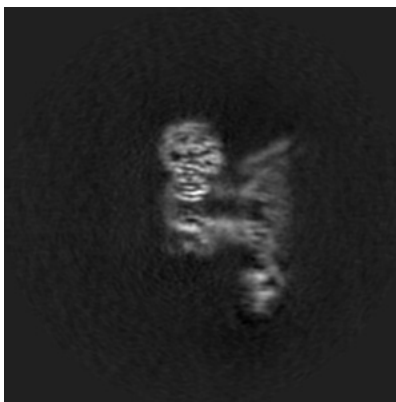
The images above show the map projected in three orthogonal directions.

6.2 Central slices [i](#)

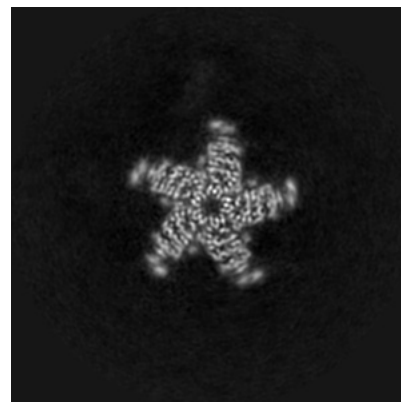
6.2.1 Primary map



X Index: 162

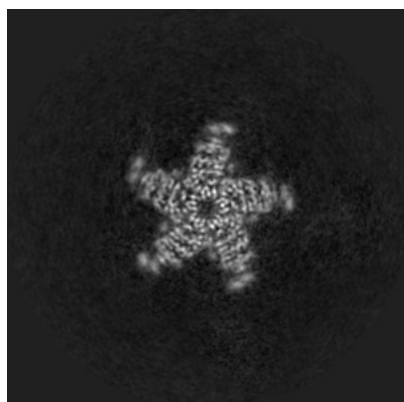


Y Index: 162

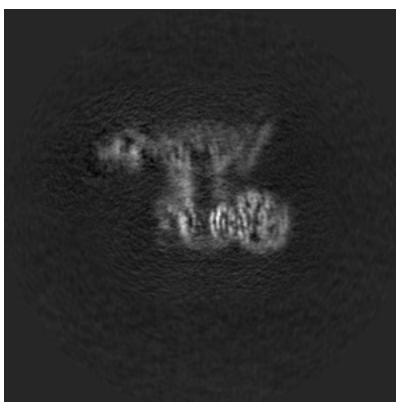


Z Index: 162

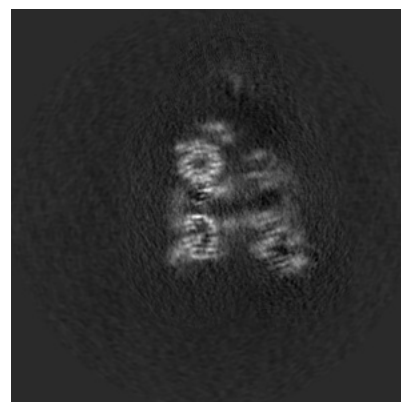
6.2.2 Raw map



X Index: 162



Y Index: 162

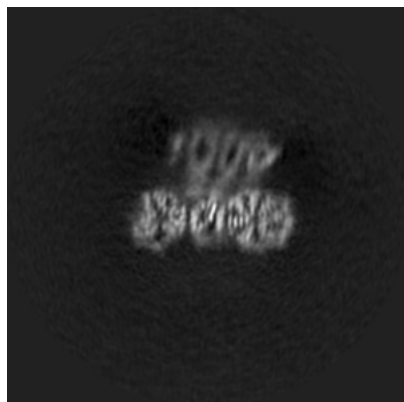


Z Index: 162

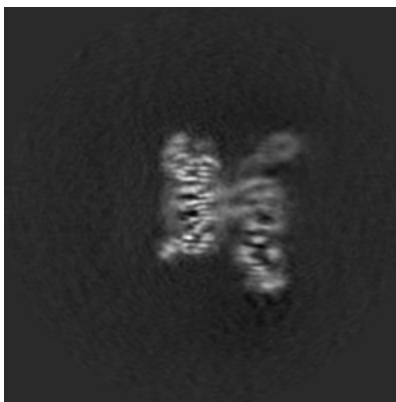
The images above show central slices of the map in three orthogonal directions.

6.3 Largest variance slices [i](#)

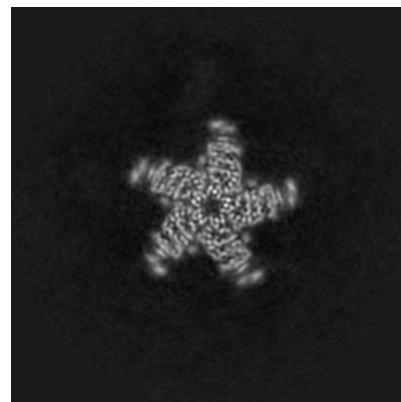
6.3.1 Primary map



X Index: 176

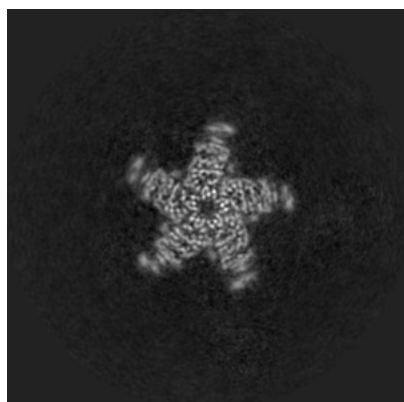


Y Index: 152

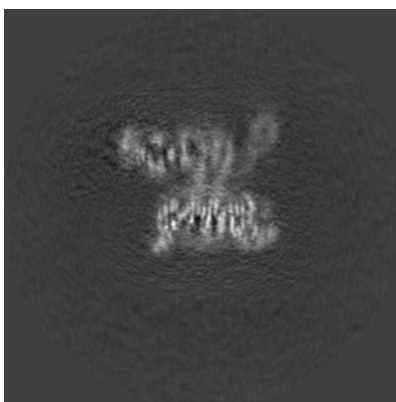


Z Index: 161

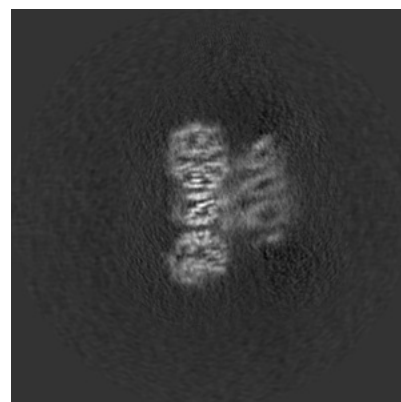
6.3.2 Raw map



X Index: 161



Y Index: 152

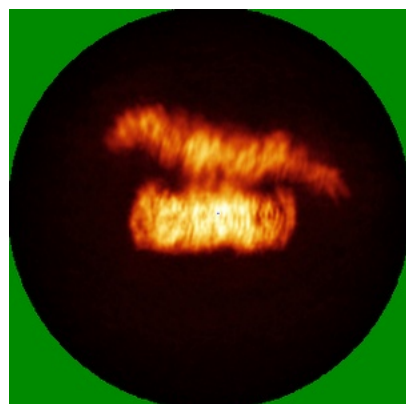


Z Index: 177

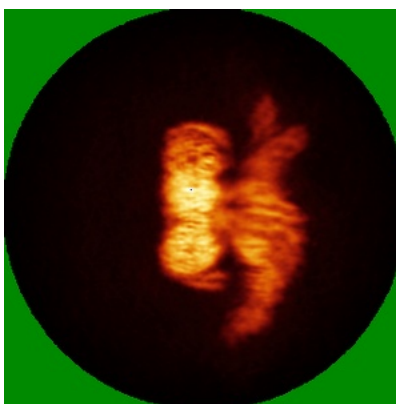
The images above show the largest variance slices of the map in three orthogonal directions.

6.4 Orthogonal standard-deviation projections (False-color) [i](#)

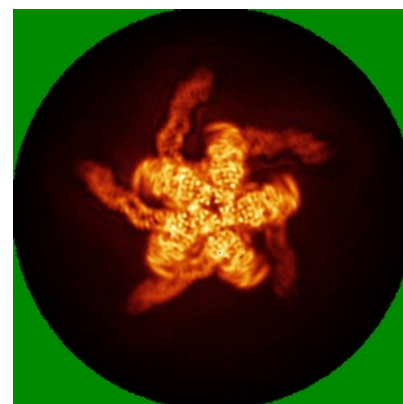
6.4.1 Primary map



X

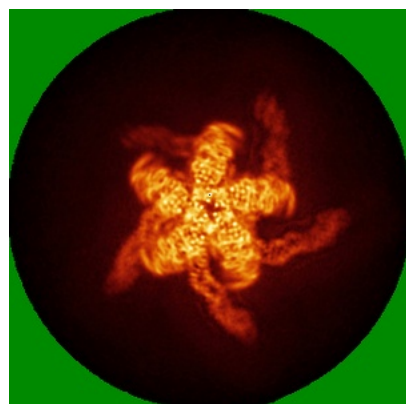


Y

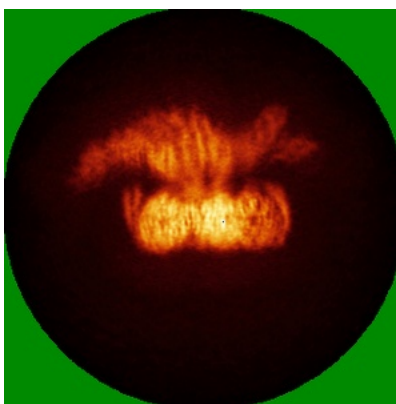


Z

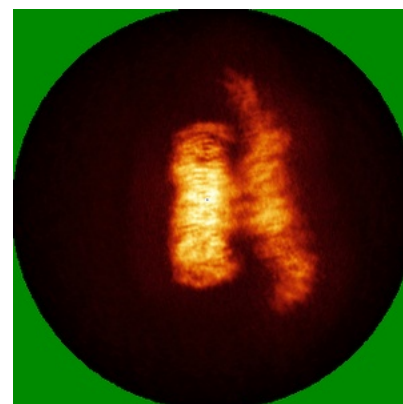
6.4.2 Raw map



X



Y




Z

The images above show the map standard deviation projections with false color in three orthogonal directions. Minimum values are shown in green, max in blue, and dark to light orange shades represent small to large values respectively.

6.5 Orthogonal surface views [i](#)

6.5.1 Primary map



X



Y



Z

The images above show the 3D surface view of the map at the recommended contour level 3.5. These images, in conjunction with the slice images, may facilitate assessment of whether an appropriate contour level has been provided.

6.5.2 Raw map



X



Y



Z

These images show the 3D surface of the raw map. The raw map's contour level was selected so that its surface encloses the same volume as the primary map does at its recommended contour level.

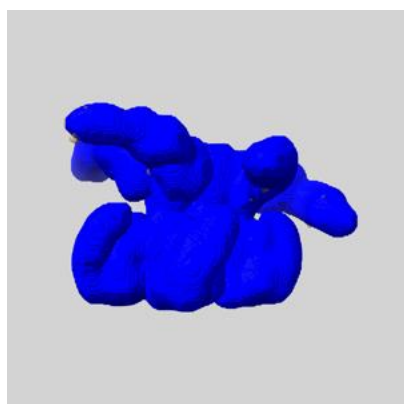
6.6 Mask visualisation [i](#)

This section shows the 3D surface view of the primary map at 50% transparency overlaid with the specified mask at 0% transparency


A mask typically either:

- Encompasses the whole structure
- Separates out a domain, a functional unit, a monomer or an area of interest from a larger structure

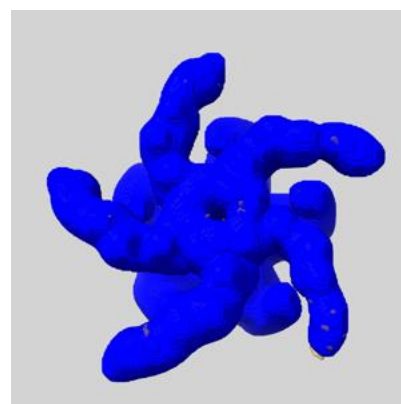
6.6.1 emd_42000_msk_1.map [i](#)



X



Y

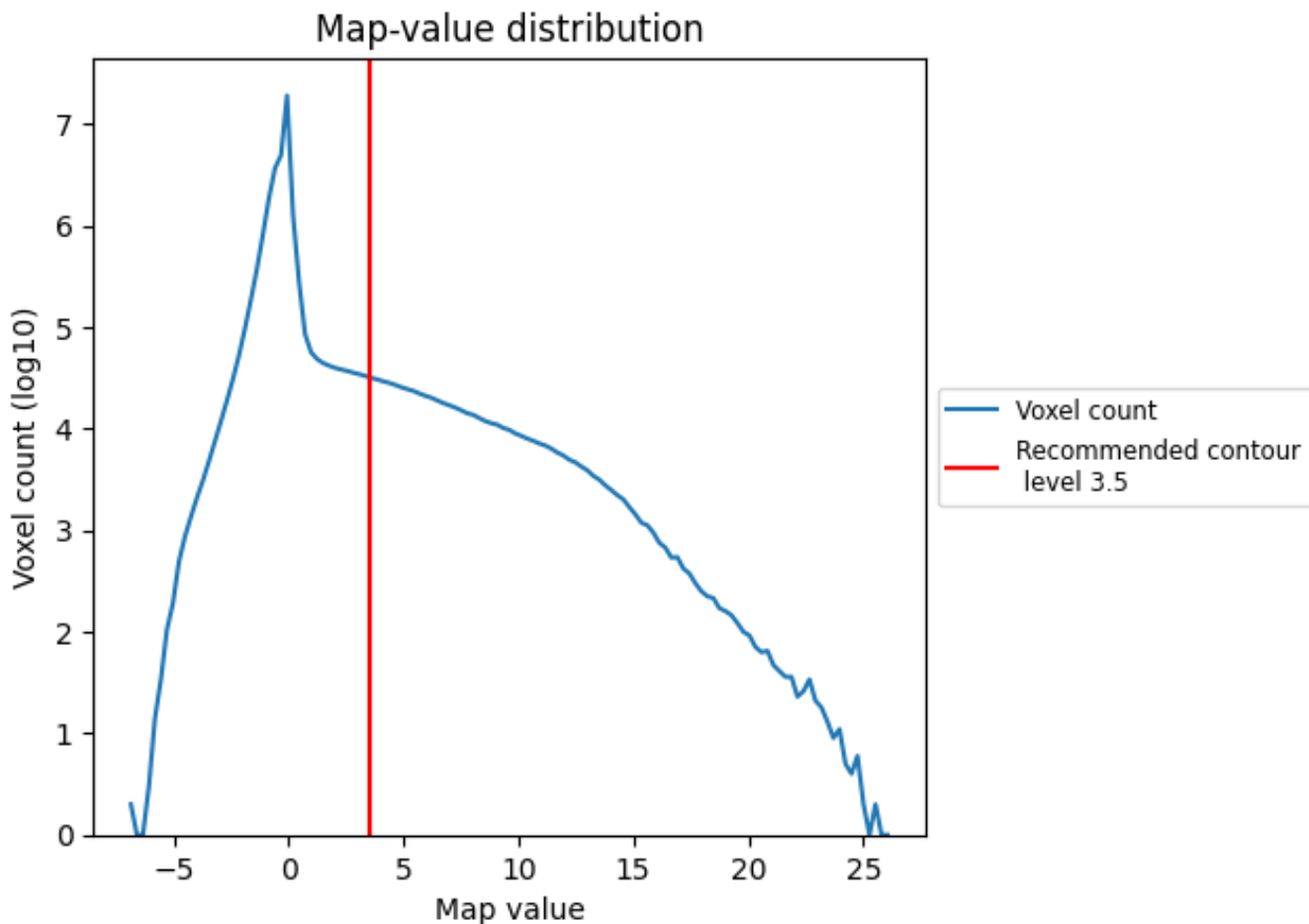


Z

7 Map analysis [i](#)

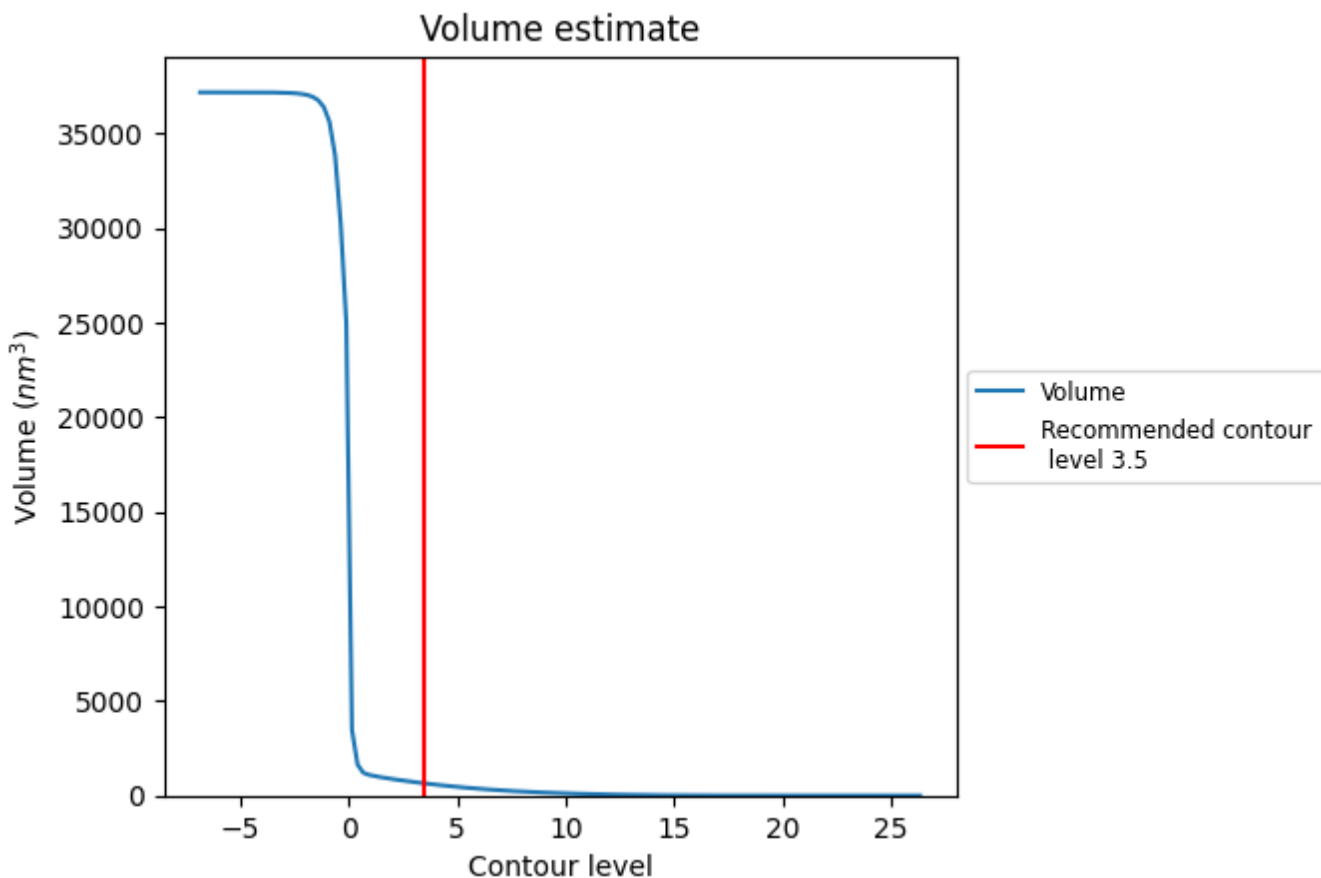
This section contains the results of statistical analysis of the map.

7.1 Map-value distribution [i](#)



The map-value distribution is plotted in 128 intervals along the x-axis. The y-axis is logarithmic. A spike in this graph at zero usually indicates that the volume has been masked.

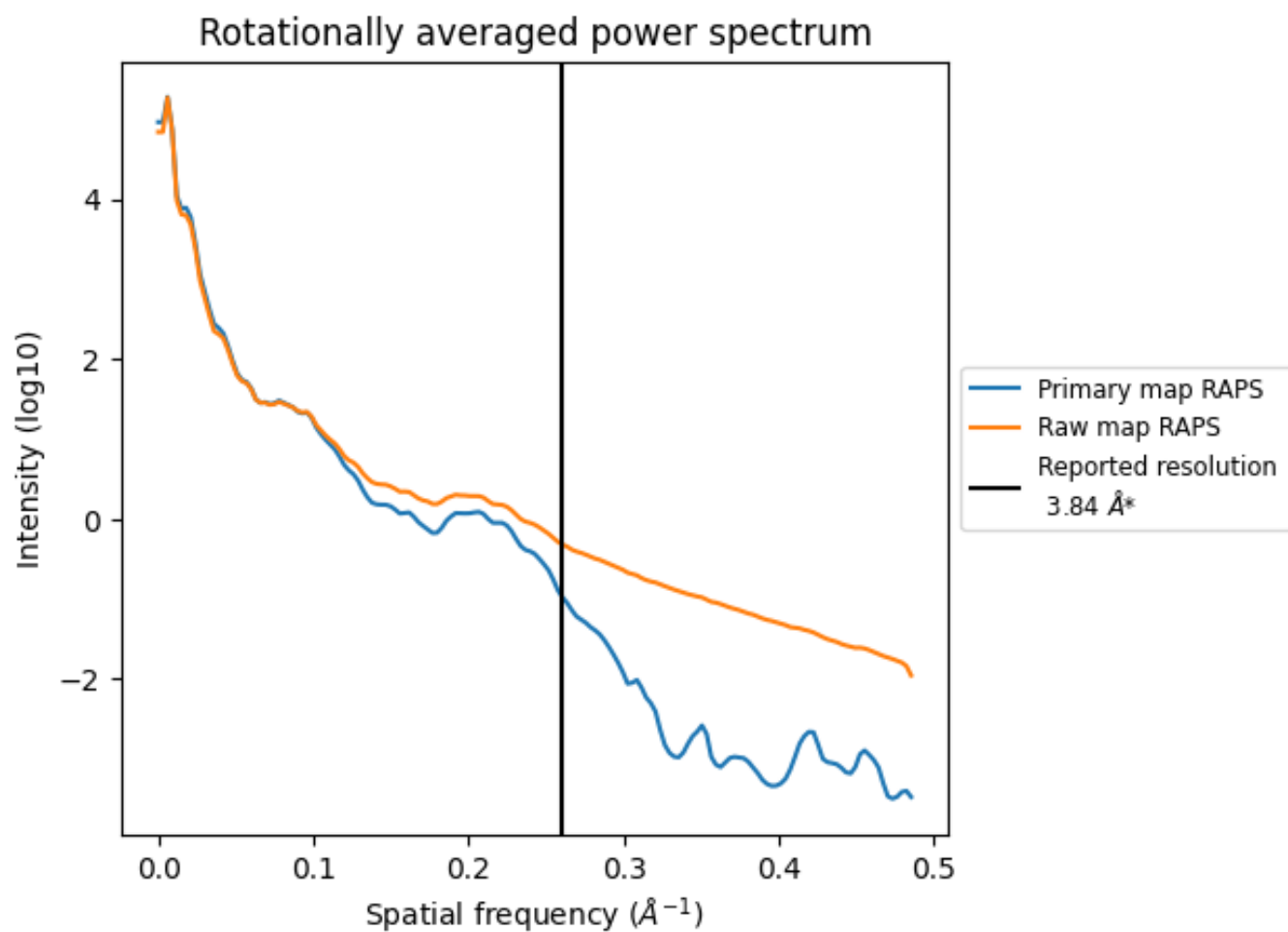
7.2 Volume estimate [i](#)



The volume at the recommended contour level is 642 nm³; this corresponds to an approximate mass of 580 kDa.

The volume estimate graph shows how the enclosed volume varies with the contour level. The recommended contour level is shown as a vertical line and the intersection between the line and the curve gives the volume of the enclosed surface at the given level.

7.3 Rotationally averaged power spectrum [i](#)

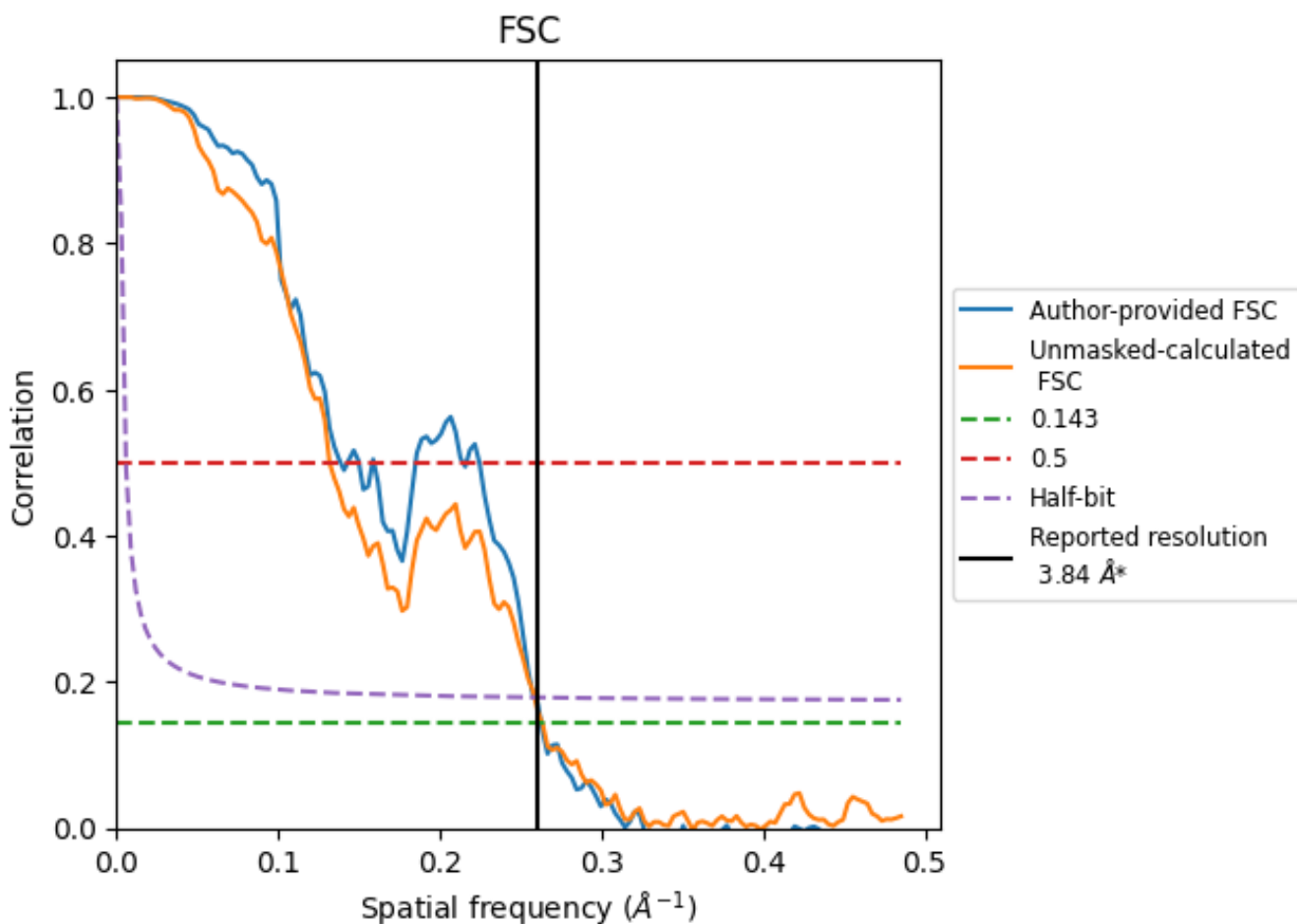


*Reported resolution corresponds to spatial frequency of 0.260 Å⁻¹

8 Fourier-Shell correlation [i](#)

Fourier-Shell Correlation (FSC) is the most commonly used method to estimate the resolution of single-particle and subtomogram-averaged maps. The shape of the curve depends on the imposed symmetry, mask and whether or not the two 3D reconstructions used were processed from a common reference. The reported resolution is shown as a black line. A curve is displayed for the half-bit criterion in addition to lines showing the 0.143 gold standard cut-off and 0.5 cut-off.

8.1 FSC [i](#)



*Reported resolution corresponds to spatial frequency of 0.260 Å⁻¹

8.2 Resolution estimates [i](#)

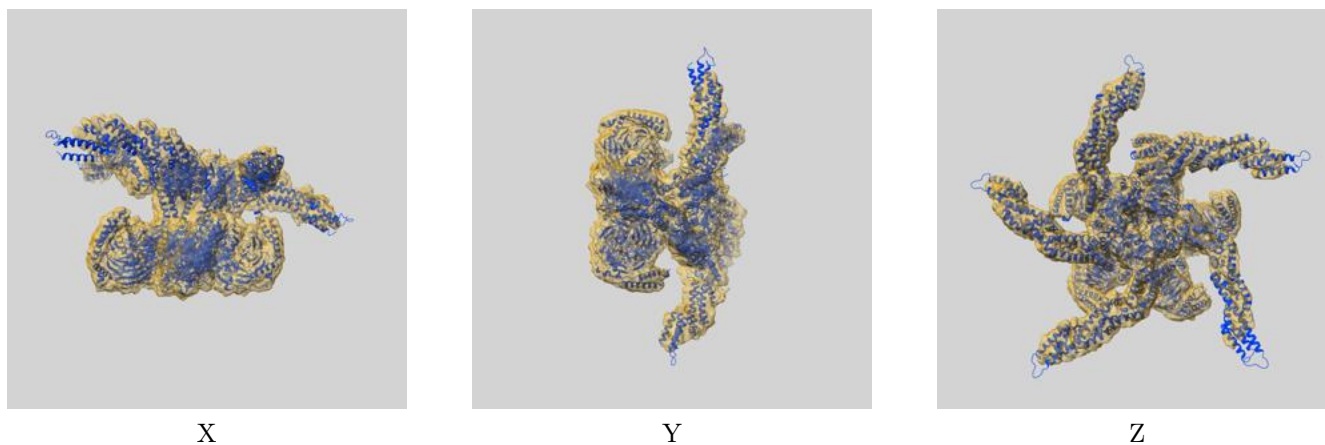
Resolution estimate (Å)	Estimation criterion (FSC cut-off)		
	0.143	0.5	Half-bit
Reported by author	3.84	-	-
Author-provided FSC curve	3.81	7.21	3.87
Unmasked-calculated*	3.80	7.59	3.87

*Resolution estimate based on FSC curve calculated by comparison of deposited half-maps.

9 Map-model fit [i](#)


This section contains information regarding the fit between EMDB map EMD-42000 and PDB model 8U82. Per-residue inclusion information can be found in section 3 on page 6.

9.1 Map-model overlay [i](#)



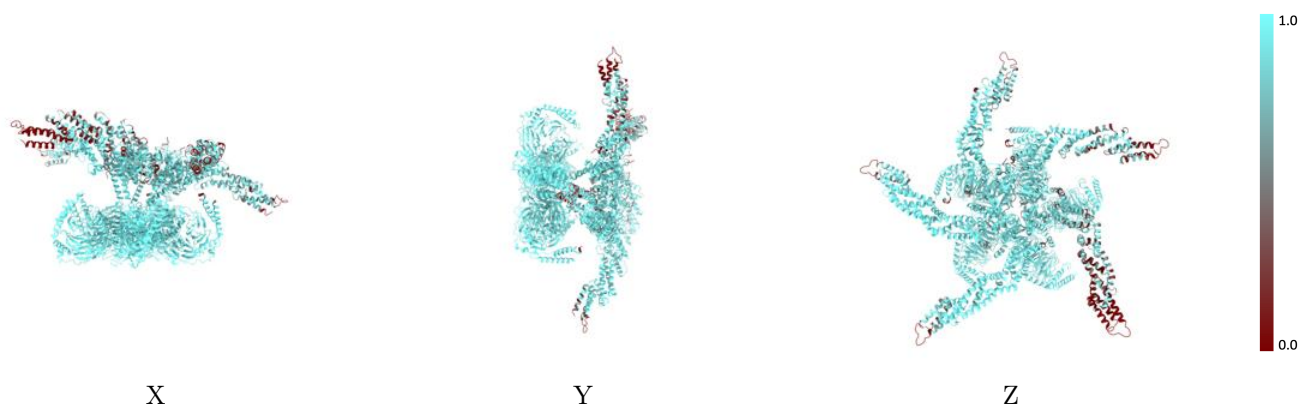
The images above show the 3D surface view of the map at the recommended contour level 3.5 at 50% transparency in yellow overlaid with a ribbon representation of the model coloured in blue. These images allow for the visual assessment of the quality of fit between the atomic model and the map.

9.2 Q-score mapped to coordinate model [i](#)



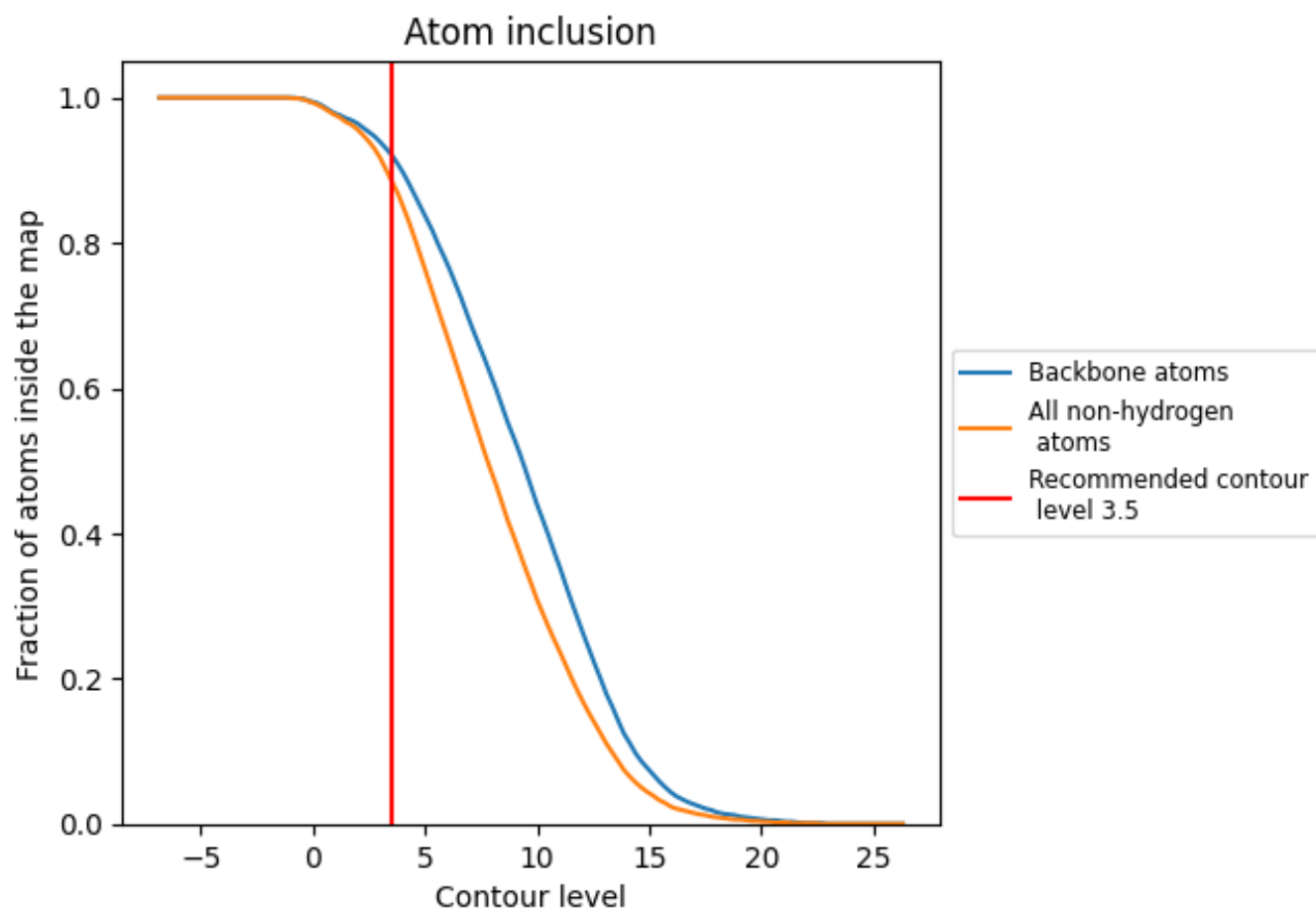
The images above show the model with each residue coloured according to its Q-score. This shows their resolvability in the map with higher Q-score values reflecting better resolvability. Please note: Q-score is calculating the resolvability of atoms, and thus high values are only expected at resolutions at which atoms can be resolved. Low Q-score values may therefore be expected for many entries.

9.3 Atom inclusion mapped to coordinate model [i](#)



The images above show the model with each residue coloured according to its atom inclusion. This shows to what extent they are inside the map at the recommended contour level (3.5).











































9.4 Atom inclusion [i](#)



At the recommended contour level, 92% of all backbone atoms, 89% of all non-hydrogen atoms, are inside the map.

9.5 Map-model fit summary

The table lists the average atom inclusion at the recommended contour level (3.5) and Q-score for the entire model and for each chain.

Chain	Atom inclusion	Q-score
All	 0.8860	 0.2540
B1	 0.9980	 0.3580
B2	 0.9970	 0.3530
B3	 0.9950	 0.3430
B4	 0.9920	 0.3380
B5	 0.9980	 0.3470
C1	 0.8720	 0.1830
C2	 0.4700	 0.1150
C3	 0.6990	 0.1620
C4	 0.8140	 0.1940
C5	 0.8850	 0.2080
G1	 0.9960	 0.2650
G2	 0.9920	 0.2530
G3	 0.9920	 0.2560
G4	 0.9280	 0.2580
G5	 0.9490	 0.2700
K1	 0.9540	 0.2670
K2	 0.9300	 0.2250
K3	 0.9190	 0.2360
K4	 0.9330	 0.2570
K5	 0.9450	 0.2630

