



Full wwPDB EM Validation Report ⓘ

Mar 11, 2024 – 07:05 AM EDT

PDB ID : 6U9H
EMDB ID : EMD-20700
Title : Arabidopsis thaliana acetohydroxyacid synthase complex
Authors : Guddat, L.W.; Low, Y.S.; Rao, Z.
Deposited on : 2019-09-08
Resolution : 3.80 Å(reported)
Based on initial models : 2PC6, 5K6Q

This is a Full wwPDB EM Validation Report for a publicly released PDB entry.

We welcome your comments at validation@mail.wwpdb.org

A user guide is available at

<https://www.wwpdb.org/validation/2017/EMValidationReportHelp>

with specific help available everywhere you see the ⓘ symbol.

The types of validation reports are described at

<http://www.wwpdb.org/validation/2017/FAQs#types>.

The following versions of software and data (see [references ⓘ](#)) were used in the production of this report:

EMDB validation analysis : 0.0.1.dev70
Mogul : 1.8.5 (274361), CSD as541be (2020)
MolProbity : 4.02b-467
buster-report : 1.1.7 (2018)
Percentile statistics : 20191225.v01 (using entries in the PDB archive December 25th 2019)
MapQ : 1.9.13
Ideal geometry (proteins) : Engh & Huber (2001)
Ideal geometry (DNA, RNA) : Parkinson et al. (1996)
Validation Pipeline (wwPDB-VP) : 2.36

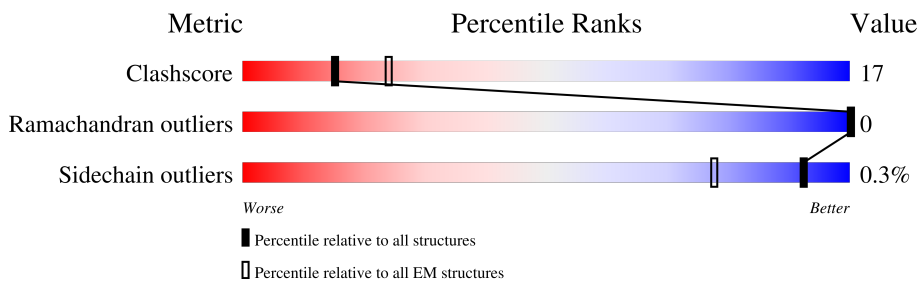
1 Overall quality at a glance i

The following experimental techniques were used to determine the structure:

ELECTRON MICROSCOPY

The reported resolution of this entry is 3.80 Å.

Percentile scores (ranging between 0-100) for global validation metrics of the entry are shown in the following graphic. The table shows the number of entries on which the scores are based.











Metric	Whole archive (#Entries)	EM structures (#Entries)
Clashscore	158937	4297
Ramachandran outliers	154571	4023
Sidechain outliers	154315	3826

The table below summarises the geometric issues observed across the polymeric chains and their fit to the map. The red, orange, yellow and green segments of the bar indicate the fraction of residues that contain outliers for ≥ 3 , 2, 1 and 0 types of geometric quality criteria respectively. A grey segment represents the fraction of residues that are not modelled. The numeric value for each fraction is indicated below the corresponding segment, with a dot representing fractions $\leq 5\%$. The upper red bar (where present) indicates the fraction of residues that have poor fit to the EM map (all-atom inclusion $< 40\%$). The numeric value is given above the bar.

Mol	Chain	Length	Quality of chain
1	A	586	
1	B	586	
1	H	586	
1	I	586	
1	L	586	
1	M	586	
1	P	586	
1	Q	586	

Continued on next page...

Continued from previous page...

Mol	Chain	Length	Quality of chain
2	F	491	 21% 11% 68%
2	G	491	 22% 12% 66%
2	J	491	 21% 10% 68%
2	K	491	 22% 12% 66%
2	N	491	 21% 11% 68%
2	O	491	 21% 13% 66%
2	R	491	 21% 10% 68%
2	S	491	 22% 12% 66%

2 Entry composition i

There are 5 unique types of molecules in this entry. The entry contains 46356 atoms, of which 0 are hydrogens and 0 are deuteriums.

In the tables below, the AltConf column contains the number of residues with at least one atom in alternate conformation and the Trace column contains the number of residues modelled with at most 2 atoms.

- Molecule 1 is a protein called Acetolactate synthase, chloroplastic.

Mol	Chain	Residues	Atoms					AltConf	Trace
			Total	C	N	O	S		
1	A	582	4451	2823	767	837	24	1	0
1	B	582	4451	2823	767	837	24	1	0
1	H	582	4451	2823	767	837	24	1	0
1	I	582	4451	2823	767	837	24	1	0
1	L	582	4451	2823	767	837	24	1	0
1	M	582	4451	2823	767	837	24	1	0
1	P	582	4451	2823	767	837	24	1	0
1	Q	582	4451	2823	767	837	24	1	0

There are 8 discrepancies between the modelled and reference sequences:

Chain	Residue	Modelled	Actual	Comment	Reference
A	85	MET	-	initiating methionine	UNP P17597
B	85	MET	-	initiating methionine	UNP P17597
H	85	MET	-	initiating methionine	UNP P17597
I	85	MET	-	initiating methionine	UNP P17597
L	85	MET	-	initiating methionine	UNP P17597
M	85	MET	-	initiating methionine	UNP P17597
P	85	MET	-	initiating methionine	UNP P17597
Q	85	MET	-	initiating methionine	UNP P17597

- Molecule 2 is a protein called Acetolactate synthase small subunit 2, chloroplastic.

Mol	Chain	Residues	Atoms					AltConf	Trace
			Total	C	N	O	S		
2	F	155	1230	776	225	223	6	0	0

Continued on next page...

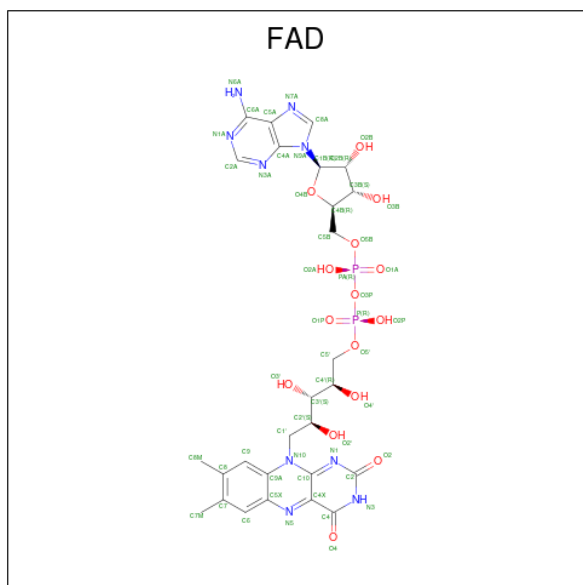
Continued from previous page...

Mol	Chain	Residues	Atoms					AltConf	Trace
2	G	169	Total	C	N	O	S	0	0
			1297	815	232	247	3		
2	J	155	Total	C	N	O	S	0	0
			1230	776	225	223	6		
2	K	169	Total	C	N	O	S	0	0
			1297	815	232	247	3		
2	N	155	Total	C	N	O	S	0	0
			1230	776	225	223	6		
2	O	169	Total	C	N	O	S	0	0
			1297	815	232	247	3		
2	R	155	Total	C	N	O	S	0	0
			1230	776	225	223	6		
2	S	169	Total	C	N	O	S	0	0
			1297	815	232	247	3		

- Molecule 3 is MAGNESIUM ION (three-letter code: MG) (formula: Mg).

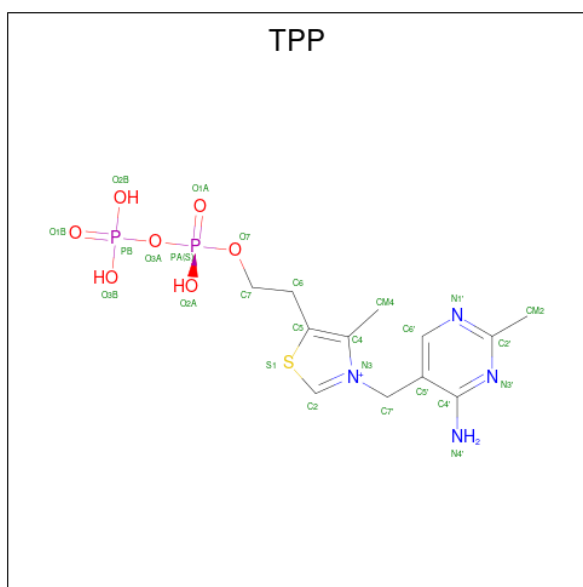
Mol	Chain	Residues	Atoms		AltConf
3	A	1	Total	Mg	0
			1	1	
3	B	1	Total	Mg	0
			1	1	
3	H	1	Total	Mg	0
			1	1	
3	I	1	Total	Mg	0
			1	1	
3	L	1	Total	Mg	0
			1	1	
3	M	1	Total	Mg	0
			1	1	
3	P	1	Total	Mg	0
			1	1	
3	Q	1	Total	Mg	0
			1	1	

- Molecule 4 is FLAVIN-ADENINE DINUCLEOTIDE (three-letter code: FAD) (formula: C₂₇H₃₃N₉O₁₅P₂).

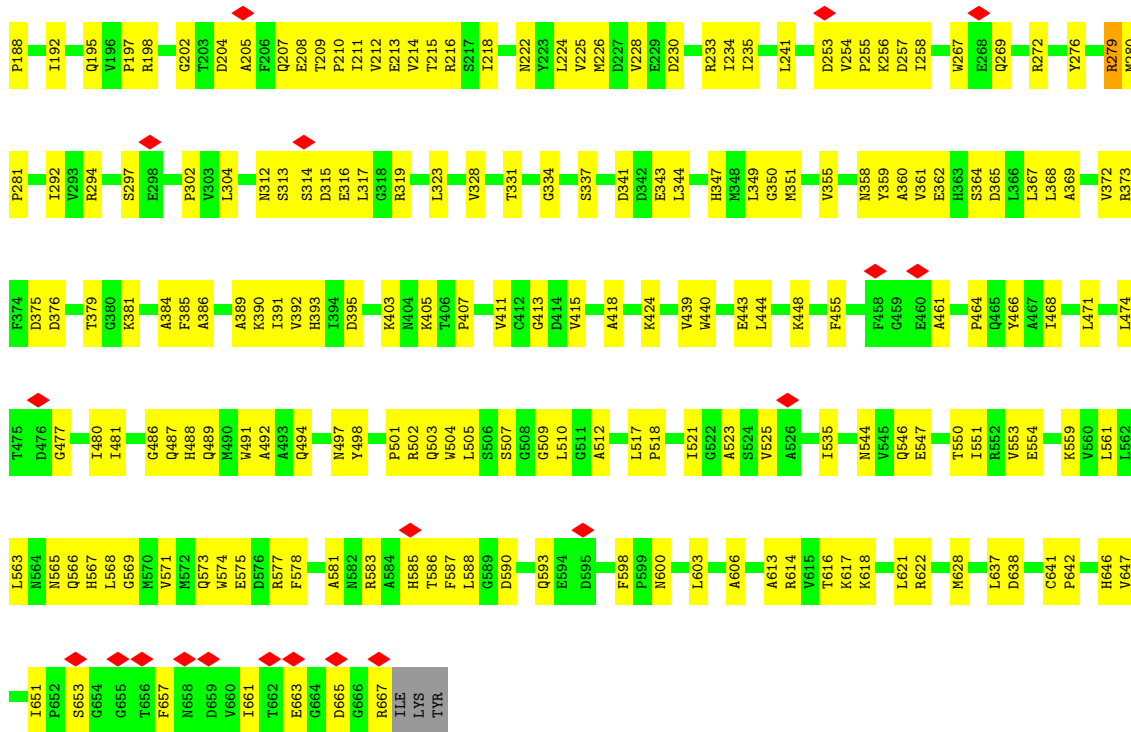


Mol	Chain	Residues	Atoms					AltConf
			Total	C	N	O	P	
4	A	1	Total 53	C 27	N 9	O 15	P 2	0
4	B	1	Total 53	C 27	N 9	O 15	P 2	0
4	H	1	Total 53	C 27	N 9	O 15	P 2	0
4	I	1	Total 53	C 27	N 9	O 15	P 2	0
4	L	1	Total 53	C 27	N 9	O 15	P 2	0
4	M	1	Total 53	C 27	N 9	O 15	P 2	0
4	P	1	Total 53	C 27	N 9	O 15	P 2	0
4	Q	1	Total 53	C 27	N 9	O 15	P 2	0

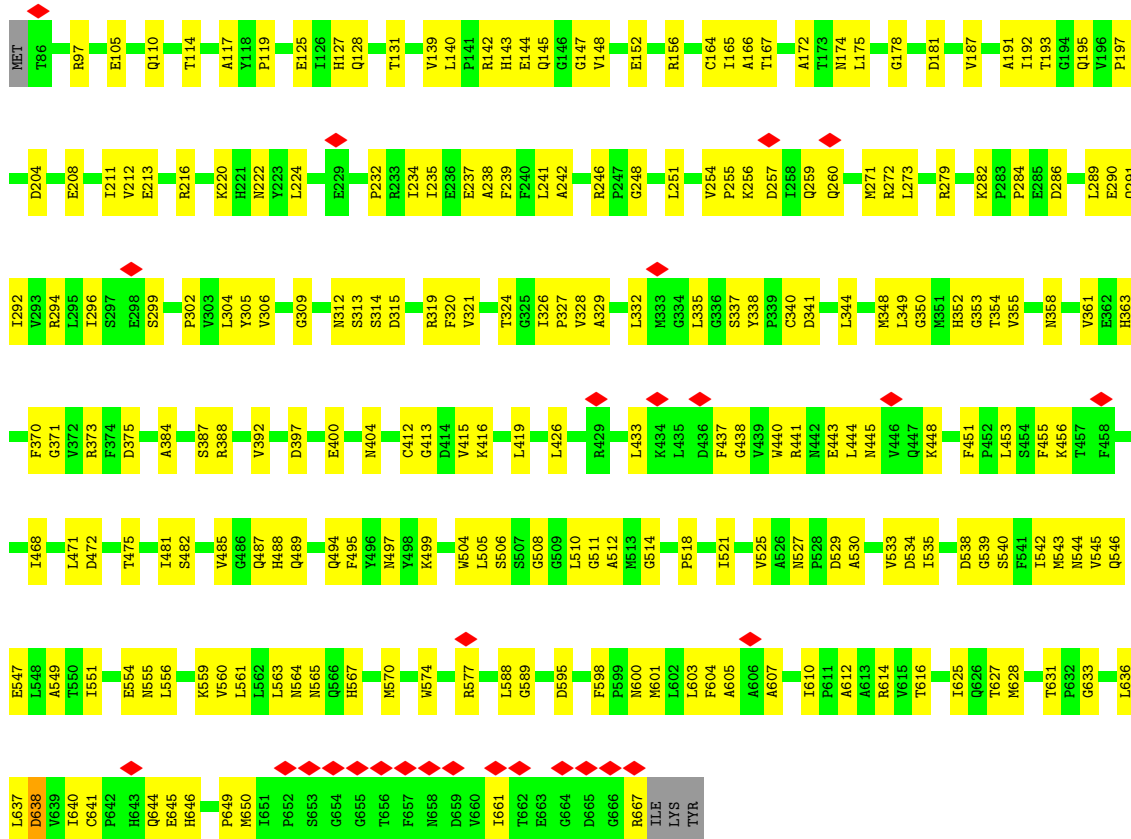
- Molecule 5 is THIAMINE DIPHOSPHATE (three-letter code: TPP) (formula: C₁₂H₁₉N₄O₇P₂S).



Mol	Chain	Residues	Atoms					AltConf	
			Total	C	N	O	P		S
5	A	1	Total	C	N	O	P	S	0
			26	12	4	7	2	1	
5	B	1	Total	C	N	O	P	S	0
			26	12	4	7	2	1	
5	H	1	Total	C	N	O	P	S	0
			26	12	4	7	2	1	
5	I	1	Total	C	N	O	P	S	0
			26	12	4	7	2	1	
5	L	1	Total	C	N	O	P	S	0
			26	12	4	7	2	1	
5	M	1	Total	C	N	O	P	S	0
			26	12	4	7	2	1	
5	P	1	Total	C	N	O	P	S	0
			26	12	4	7	2	1	
5	Q	1	Total	C	N	O	P	S	0
			26	12	4	7	2	1	

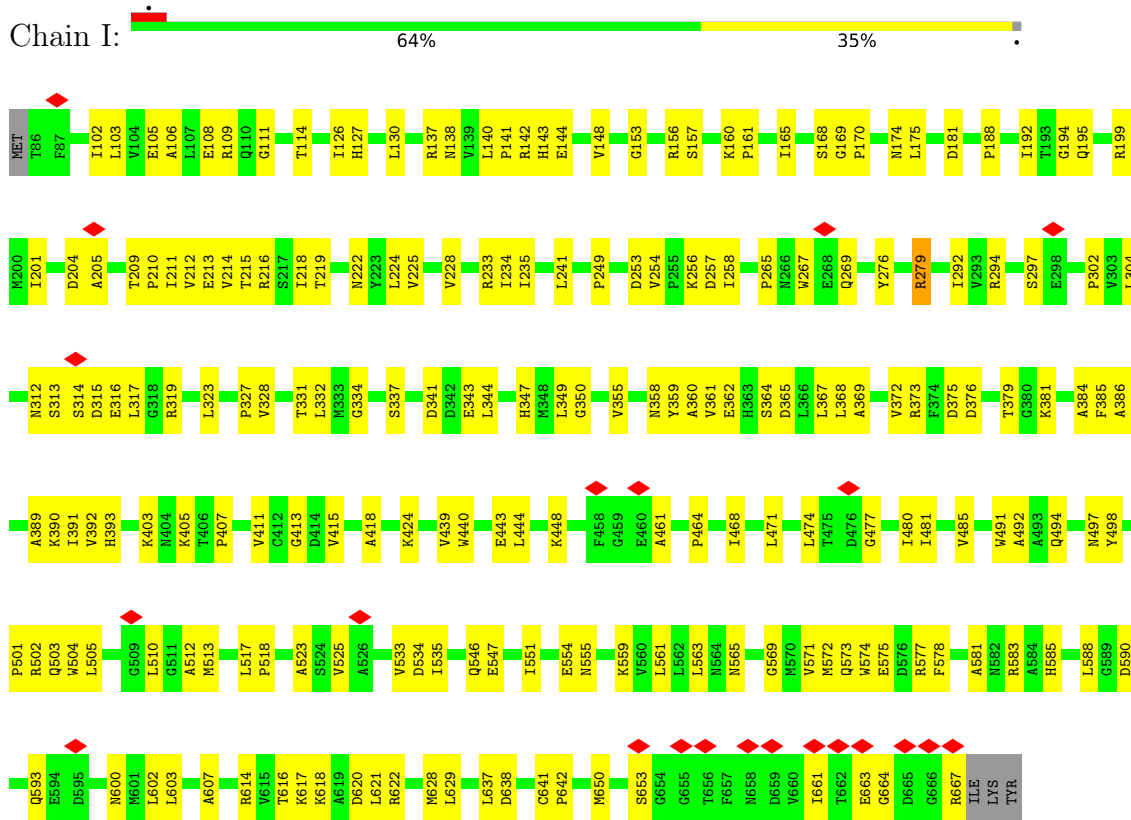


• Molecule 1: Acetolactate synthase, chloroplastic



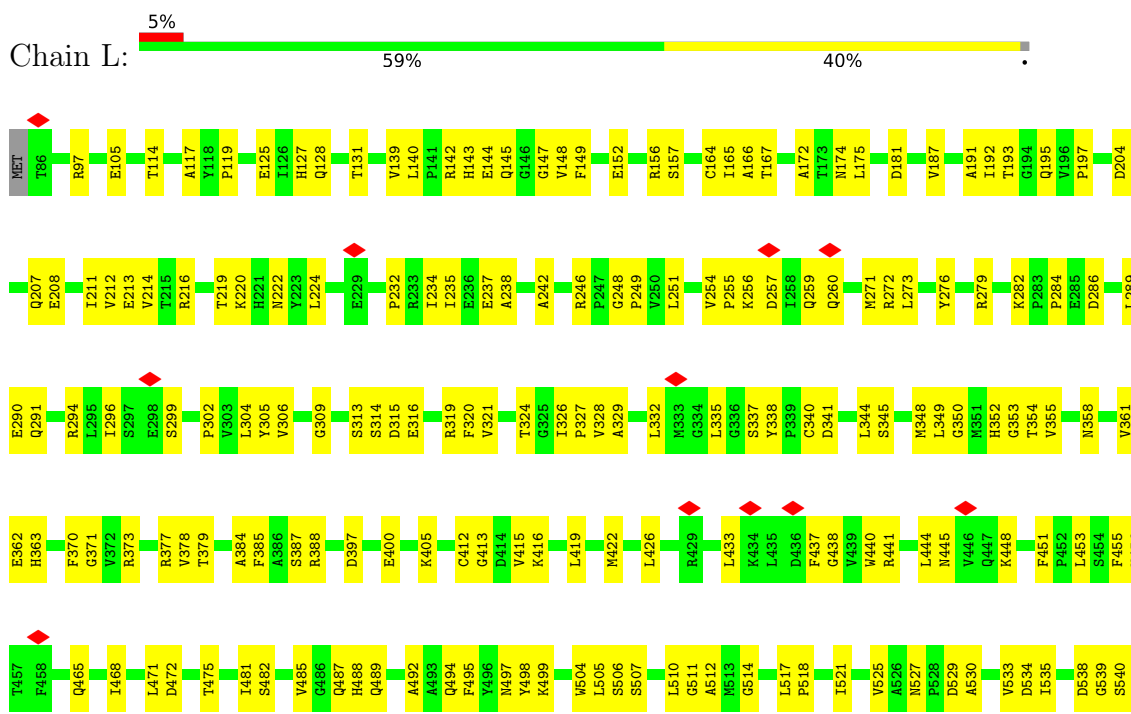
• Molecule 1: Acetolactate synthase, chloroplastic

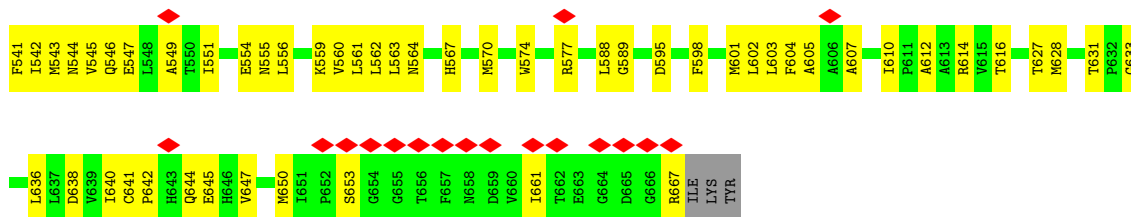
Chain I:



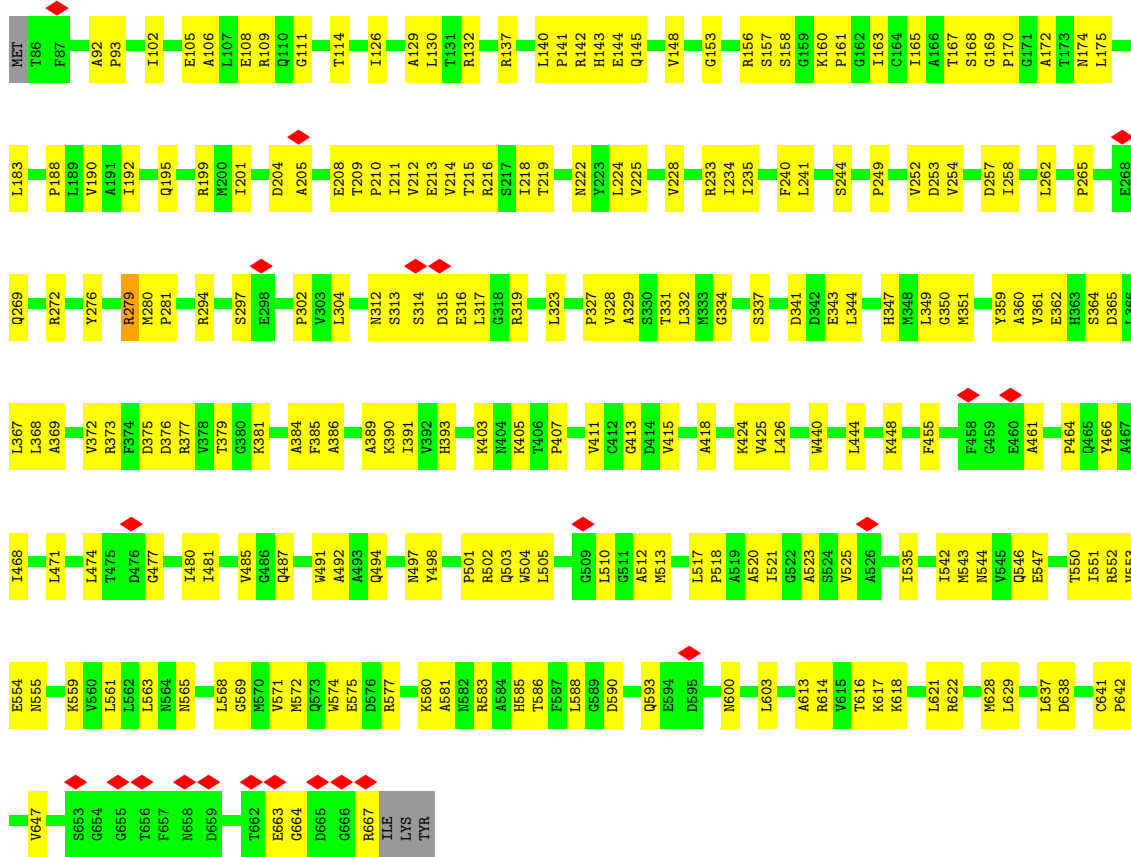
• Molecule 1: Acetolactate synthase, chloroplastic

Chain L:

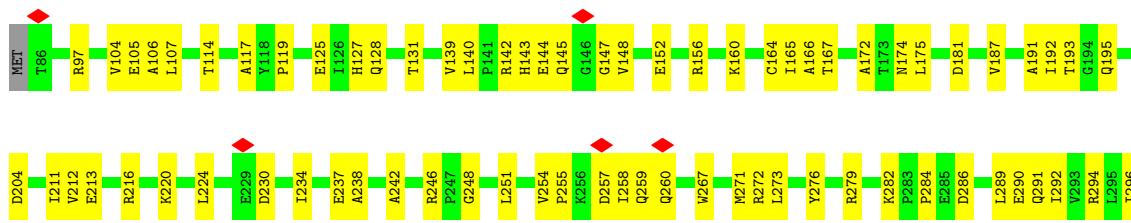


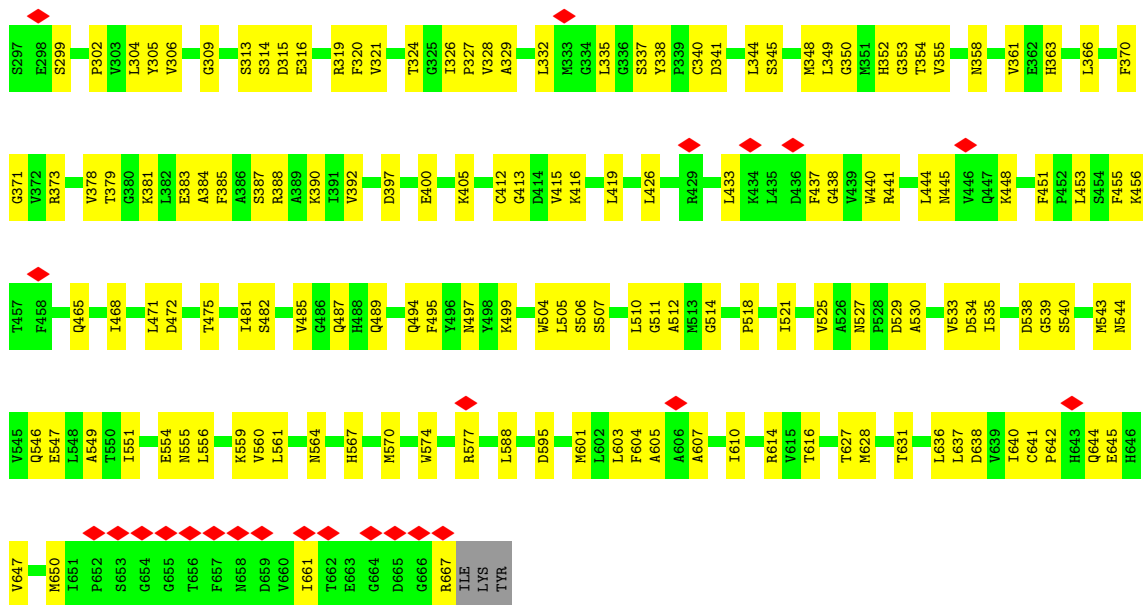


• Molecule 1: Acetolactate synthase, chloroplactic

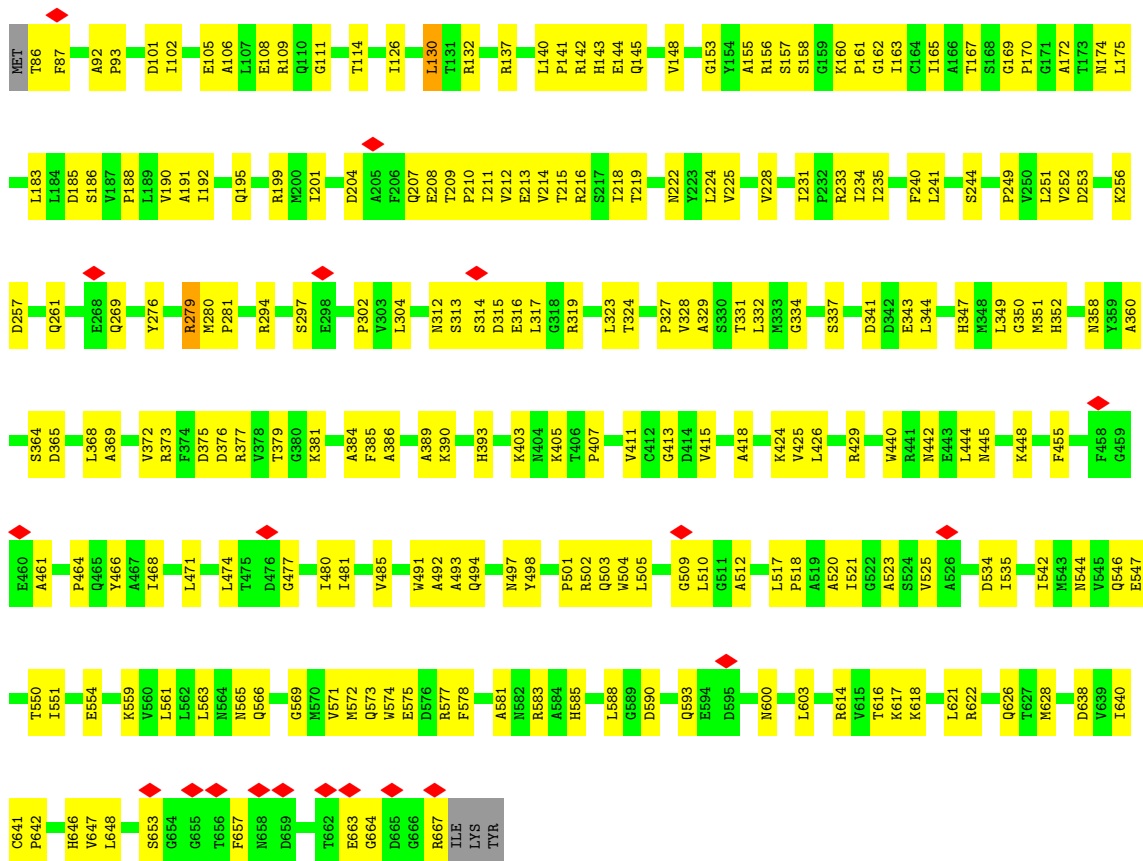


• Molecule 1: Acetolactate synthase, chloroplactic





• Molecule 1: Acetolactate synthase, chloroplastic



• Molecule 2: Acetolactate synthase small subunit 2, chloroplastic

4 Experimental information

Property	Value	Source
EM reconstruction method	SINGLE PARTICLE	Depositor
Imposed symmetry	POINT, C1	Depositor
Number of particles used	76	Depositor
Resolution determination method	FSC 0.143 CUT-OFF	Depositor
CTF correction method	PHASE FLIPPING AND AMPLITUDE CORRECTION	Depositor
Microscope	FEI TITAN KRIOS	Depositor
Voltage (kV)	300	Depositor
Electron dose ($e^-/\text{\AA}^2$)	60	Depositor
Minimum defocus (nm)	Not provided	
Maximum defocus (nm)	Not provided	
Magnification	Not provided	
Image detector	GATAN K2 SUMMIT (4k x 4k)	Depositor
Maximum map value	0.047	Depositor
Minimum map value	-0.025	Depositor
Average map value	0.000	Depositor
Map value standard deviation	0.001	Depositor
Recommended contour level	0.007	Depositor
Map size (\AA)	400.0, 400.0, 400.0	wwPDB
Map dimensions	400, 400, 400	wwPDB
Map angles ($^\circ$)	90.0, 90.0, 90.0	wwPDB
Pixel spacing (\AA)	1.0, 1.0, 1.0	Depositor

5 Model quality i

5.1 Standard geometry i

Bond lengths and bond angles in the following residue types are not validated in this section: FAD, TPP, MG

The Z score for a bond length (or angle) is the number of standard deviations the observed value is removed from the expected value. A bond length (or angle) with $|Z| > 5$ is considered an outlier worth inspection. RMSZ is the root-mean-square of all Z scores of the bond lengths (or angles).

Mol	Chain	Bond lengths		Bond angles	
		RMSZ	# Z >5	RMSZ	# Z >5
1	A	0.41	0/4547	0.62	0/6177
1	B	0.43	0/4547	0.64	3/6177 (0.0%)
1	H	0.41	0/4547	0.63	1/6177 (0.0%)
1	I	0.43	0/4547	0.64	2/6177 (0.0%)
1	L	0.41	0/4547	0.63	1/6177 (0.0%)
1	M	0.42	0/4547	0.64	2/6177 (0.0%)
1	P	0.41	0/4547	0.62	0/6177
1	Q	0.42	0/4547	0.63	2/6177 (0.0%)
2	F	0.49	0/1243	0.62	0/1673
2	G	0.45	0/1312	0.66	1/1781 (0.1%)
2	J	0.49	0/1243	0.62	0/1673
2	K	0.45	0/1312	0.66	1/1781 (0.1%)
2	N	0.49	0/1243	0.62	0/1673
2	O	0.45	0/1312	0.66	1/1781 (0.1%)
2	R	0.49	0/1243	0.62	0/1673
2	S	0.45	0/1312	0.66	1/1781 (0.1%)
All	All	0.43	0/46596	0.64	15/63232 (0.0%)

There are no bond length outliers.

All (15) bond angle outliers are listed below:

Mol	Chain	Res	Type	Atoms	Z	Observed(°)	Ideal(°)
1	Q	130	LEU	CB-CG-CD2	-6.06	100.70	111.00
2	O	403	LEU	CA-CB-CG	5.56	128.08	115.30
2	S	403	LEU	CA-CB-CG	5.56	128.08	115.30
2	G	403	LEU	CA-CB-CG	5.54	128.04	115.30
2	K	403	LEU	CA-CB-CG	5.54	128.04	115.30
1	H	638	ASP	CB-CG-OD1	5.51	123.26	118.30
1	B	517	LEU	CA-CB-CG	5.42	127.76	115.30
1	B	344	LEU	CA-CB-CG	5.38	127.68	115.30

Continued on next page...

Continued from previous page...

Mol	Chain	Res	Type	Atoms	Z	Observed(°)	Ideal(°)
1	B	130	LEU	CB-CG-CD2	-5.37	101.88	111.00
1	Q	517	LEU	CA-CB-CG	5.31	127.52	115.30
1	M	262	LEU	CA-CB-CG	5.27	127.42	115.30
1	I	517	LEU	CA-CB-CG	5.27	127.42	115.30
1	L	562	LEU	CB-CG-CD2	-5.12	102.29	111.00
1	I	181	ASP	CB-CG-OD2	5.07	122.86	118.30
1	M	517	LEU	CA-CB-CG	5.01	126.82	115.30

There are no chirality outliers.

There are no planarity outliers.

5.2 Too-close contacts

In the following table, the Non-H and H(model) columns list the number of non-hydrogen atoms and hydrogen atoms in the chain respectively. The H(added) column lists the number of hydrogen atoms added and optimized by MolProbity. The Clashes column lists the number of clashes within the asymmetric unit, whereas Symm-Clashes lists symmetry-related clashes.

Mol	Chain	Non-H	H(model)	H(added)	Clashes	Symm-Clashes
1	A	4451	0	4423	168	0
1	B	4451	0	4424	164	0
1	H	4451	0	4423	164	0
1	I	4451	0	4424	145	0
1	L	4451	0	4423	174	0
1	M	4451	0	4424	160	0
1	P	4451	0	4423	161	0
1	Q	4451	0	4424	157	0
2	F	1230	0	1290	45	0
2	G	1297	0	1344	47	0
2	J	1230	0	1290	41	0
2	K	1297	0	1344	42	0
2	N	1230	0	1290	47	0
2	O	1297	0	1344	49	0
2	R	1230	0	1290	42	0
2	S	1297	0	1344	43	0
3	A	1	0	0	0	0
3	B	1	0	0	0	0
3	H	1	0	0	0	0
3	I	1	0	0	0	0
3	L	1	0	0	0	0
3	M	1	0	0	0	0

Continued on next page...

Continued from previous page...

Mol	Chain	Non-H	H(model)	H(added)	Clashes	Symm-Clashes
3	P	1	0	0	0	0
3	Q	1	0	0	0	0
4	A	53	0	31	3	0
4	B	53	0	31	5	0
4	H	53	0	31	6	0
4	I	53	0	31	4	0
4	L	53	0	31	4	0
4	M	53	0	31	5	0
4	P	53	0	31	4	0
4	Q	53	0	31	5	0
5	A	26	0	16	1	0
5	B	26	0	16	2	0
5	H	26	0	16	1	0
5	I	26	0	16	1	0
5	L	26	0	16	1	0
5	M	26	0	16	2	0
5	P	26	0	16	1	0
5	Q	26	0	16	0	0
All	All	46356	0	46300	1541	0

The all-atom clashscore is defined as the number of clashes found per 1000 atoms (including hydrogen atoms). The all-atom clashscore for this structure is 17.

All (1541) close contacts within the same asymmetric unit are listed below, sorted by their clash magnitude.

Atom-1	Atom-2	Interatomic distance (Å)	Clash overlap (Å)
1:Q:106:ALA:HB1	1:Q:235:ILE:HG21	1.67	0.77
1:I:106:ALA:HB1	1:I:235:ILE:HG21	1.68	0.76
1:M:106:ALA:HB1	1:M:235:ILE:HG21	1.68	0.73
2:F:206:VAL:HG11	2:F:216:VAL:HG21	1.72	0.72
1:P:306:VAL:HG12	1:P:370:PHE:HB2	1.72	0.72
1:B:106:ALA:HB1	1:B:235:ILE:HG21	1.70	0.72
1:L:492:ALA:HB2	1:L:535:ILE:HD11	1.70	0.71
2:J:206:VAL:HG11	2:J:216:VAL:HG21	1.72	0.71
1:L:304:LEU:HB3	1:L:328:VAL:HA	1.72	0.71
1:H:304:LEU:HB3	1:H:328:VAL:HA	1.73	0.71
1:L:521:ILE:HD11	1:L:547:GLU:HB3	1.73	0.70
1:P:304:LEU:HB3	1:P:328:VAL:HA	1.72	0.70
1:H:306:VAL:HG12	1:H:370:PHE:HB2	1.72	0.70
2:N:206:VAL:HG11	2:N:216:VAL:HG21	1.72	0.70
1:L:306:VAL:HG12	1:L:370:PHE:HB2	1.74	0.70

Continued on next page...

Continued from previous page...

Atom-1	Atom-2	Interatomic distance (Å)	Clash overlap (Å)
1:P:511:GLY:O	5:P:703:TPP:N4'	2.25	0.70
2:R:206:VAL:HG11	2:R:216:VAL:HG21	1.72	0.70
1:M:616:THR:HG23	1:M:617:LYS:HG2	1.74	0.69
1:A:306:VAL:HG12	1:A:370:PHE:HB2	1.74	0.69
1:L:535:ILE:HG22	1:L:561:LEU:HB2	1.75	0.69
1:Q:616:THR:HG23	1:Q:617:LYS:HG2	1.74	0.69
1:A:511:GLY:O	5:A:703:TPP:N4'	2.27	0.69
1:L:511:GLY:O	5:L:703:TPP:N4'	2.25	0.69
1:A:304:LEU:HB3	1:A:328:VAL:HA	1.74	0.68
2:R:169:MET:HG3	2:R:230:ARG:HB3	1.75	0.68
1:I:157:SER:HA	1:I:502:ARG:HB3	1.76	0.68
1:B:616:THR:HG23	1:B:617:LYS:HG2	1.75	0.68
1:Q:157:SER:HA	1:Q:502:ARG:HB3	1.75	0.68
1:H:304:LEU:HD23	1:H:328:VAL:HG12	1.76	0.68
1:M:157:SER:HA	1:M:502:ARG:HB3	1.75	0.68
2:F:169:MET:HG3	2:F:230:ARG:HB3	1.75	0.68
1:P:304:LEU:HD23	1:P:328:VAL:HG12	1.76	0.67
1:H:511:GLY:O	5:H:703:TPP:N4'	2.27	0.67
2:J:169:MET:HG3	2:J:230:ARG:HB3	1.75	0.67
1:A:304:LEU:HD23	1:A:328:VAL:HG12	1.77	0.67
2:N:169:MET:HG3	2:N:230:ARG:HB3	1.75	0.67
1:L:304:LEU:HD23	1:L:328:VAL:HG12	1.77	0.67
1:P:521:ILE:HD11	1:P:547:GLU:HB3	1.78	0.66
1:P:482:SER:HA	1:P:505:LEU:HB2	1.78	0.66
1:Q:233:ARG:HB3	1:Q:269:GLN:HG3	1.78	0.66
1:A:482:SER:HA	1:A:505:LEU:HB2	1.78	0.65
1:A:349:LEU:O	4:A:702:FAD:N3	2.29	0.65
1:H:332:LEU:O	1:H:504:TRP:NE1	2.29	0.65
2:N:177:PRO:HA	2:N:180:ARG:HB3	1.79	0.65
2:R:177:PRO:HA	2:R:180:ARG:HB3	1.79	0.65
1:H:349:LEU:O	4:H:702:FAD:N3	2.28	0.65
1:A:156:ARG:HH12	1:A:506:SER:H	1.45	0.65
2:F:177:PRO:HA	2:F:180:ARG:HB3	1.79	0.65
1:L:482:SER:HA	1:L:505:LEU:HB2	1.79	0.64
1:L:332:LEU:O	1:L:504:TRP:NE1	2.30	0.64
1:P:349:LEU:O	4:P:702:FAD:N3	2.29	0.64
1:L:507:SER:HB3	1:L:512:ALA:H	1.62	0.64
2:J:177:PRO:HA	2:J:180:ARG:HB3	1.79	0.64
1:L:349:LEU:O	4:L:702:FAD:N3	2.30	0.64
1:B:233:ARG:HB3	1:B:269:GLN:HG3	1.79	0.64
2:J:123:ARG:NH1	2:K:313:ASP:O	2.31	0.64

Continued on next page...

Continued from previous page...

Atom-1	Atom-2	Interatomic distance (Å)	Clash overlap (Å)
1:M:279:ARG:NH2	2:N:147:GLN:O	2.31	0.64
1:P:507:SER:HB3	1:P:512:ALA:H	1.61	0.64
1:B:302:PRO:O	1:B:440:TRP:NE1	2.31	0.64
1:B:313:SER:HB2	1:B:316:GLU:HB2	1.80	0.64
1:I:279:ARG:NH2	2:J:147:GLN:O	2.31	0.64
1:A:521:ILE:HD11	1:A:547:GLU:HB3	1.79	0.63
1:M:233:ARG:HB3	1:M:269:GLN:HG3	1.79	0.63
1:I:616:THR:HG23	1:I:617:LYS:HG2	1.79	0.63
1:Q:279:ARG:NH2	2:R:147:GLN:O	2.32	0.63
2:N:170:LEU:HD11	2:O:401:ARG:HB2	1.78	0.63
1:A:332:LEU:O	1:A:504:TRP:NE1	2.32	0.63
1:M:313:SER:HB2	1:M:316:GLU:HB2	1.80	0.63
1:Q:302:PRO:O	1:Q:440:TRP:NE1	2.31	0.62
1:I:313:SER:HB2	1:I:316:GLU:HB2	1.80	0.62
1:Q:313:SER:HB2	1:Q:316:GLU:HB2	1.80	0.62
1:B:279:ARG:NH2	2:F:147:GLN:O	2.32	0.62
1:I:302:PRO:O	1:I:440:TRP:NE1	2.30	0.62
1:P:332:LEU:O	1:P:504:TRP:NE1	2.31	0.62
2:F:170:LEU:HD11	2:G:401:ARG:HB2	1.81	0.61
1:H:482:SER:HA	1:H:505:LEU:HB2	1.82	0.61
1:I:170:PRO:O	1:I:174:ASN:ND2	2.33	0.61
1:L:472:ASP:HA	1:L:475:THR:HG22	1.81	0.61
1:I:518:PRO:HB3	1:I:547:GLU:HG3	1.82	0.61
1:M:518:PRO:HB3	1:M:547:GLU:HG3	1.83	0.61
2:G:406:ILE:HG12	2:G:463:VAL:HG13	1.83	0.61
2:S:406:ILE:HG12	2:S:463:VAL:HG13	1.82	0.61
1:H:472:ASP:HA	1:H:475:THR:HG22	1.82	0.61
1:P:614:ARG:HA	1:P:638:ASP:HB3	1.83	0.61
2:R:123:ARG:NH1	2:S:313:ASP:O	2.33	0.61
1:P:472:ASP:HA	1:P:475:THR:HG22	1.82	0.61
1:L:485:VAL:HG21	1:L:511:GLY:HA2	1.83	0.61
2:J:168:LEU:HB2	2:K:403:LEU:HD23	1.83	0.61
1:A:472:ASP:HA	1:A:475:THR:HG22	1.82	0.60
1:L:487:GLN:HE21	1:L:647:VAL:HG23	1.66	0.60
2:O:406:ILE:HG12	2:O:463:VAL:HG13	1.83	0.60
1:I:195:GLN:NE2	1:I:253:ASP:OD1	2.35	0.60
1:B:341:ASP:HB3	1:B:497:ASN:HB3	1.83	0.60
1:I:233:ARG:HB3	1:I:269:GLN:HG3	1.82	0.60
1:M:144:GLU:OE2	1:M:174:ASN:ND2	2.34	0.60
1:L:412:CYS:SG	1:L:413:GLY:N	2.74	0.60
1:I:559:LYS:HD3	1:I:628:MET:HG2	1.84	0.60

Continued on next page...

Continued from previous page...

Atom-1	Atom-2	Interatomic distance (Å)	Clash overlap (Å)
2:J:170:LEU:HD11	2:K:401:ARG:HB2	1.83	0.60
1:Q:170:PRO:O	1:Q:174:ASN:ND2	2.35	0.60
1:I:575:GLU:OE2	1:I:583:ARG:NH1	2.35	0.60
1:B:156:ARG:HG3	1:B:187:VAL:HG13	1.83	0.60
1:H:373:ARG:NH1	1:I:204:ASP:O	2.35	0.60
2:K:406:ILE:HG12	2:K:463:VAL:HG13	1.83	0.60
1:M:302:PRO:O	1:M:440:TRP:NE1	2.30	0.60
1:Q:195:GLN:NE2	1:Q:253:ASP:OD1	2.35	0.60
1:H:172:ALA:HB2	1:H:193:THR:HG21	1.82	0.59
1:A:570:MET:SD	1:A:574:TRP:NE1	2.76	0.59
1:B:559:LYS:HD3	1:B:628:MET:HG2	1.83	0.59
1:I:144:GLU:OE2	1:I:174:ASN:ND2	2.35	0.59
1:L:139:VAL:HG13	1:L:554:GLU:HG3	1.83	0.59
1:A:412:CYS:SG	1:A:413:GLY:N	2.74	0.59
2:R:91:VAL:HB	2:R:128:PHE:HB2	1.84	0.59
2:F:91:VAL:HB	2:F:128:PHE:HB2	1.84	0.59
1:M:474:LEU:HD11	1:M:622:ARG:HB3	1.85	0.59
1:P:514:GLY:H	1:P:540:SER:HB2	1.67	0.59
1:Q:341:ASP:HB3	1:Q:497:ASN:HB3	1.84	0.59
1:Q:474:LEU:HD11	1:Q:622:ARG:HB3	1.85	0.59
1:A:139:VAL:HG13	1:A:554:GLU:HG3	1.84	0.59
1:P:139:VAL:HG13	1:P:554:GLU:HG3	1.84	0.59
1:I:477:GLY:O	1:I:503:GLN:NE2	2.36	0.59
1:L:156:ARG:HG3	1:L:187:VAL:HG13	1.85	0.59
1:P:412:CYS:SG	1:P:413:GLY:N	2.75	0.59
1:M:559:LYS:HD3	1:M:628:MET:HG2	1.84	0.59
1:I:474:LEU:HD11	1:I:622:ARG:HB3	1.84	0.59
2:J:91:VAL:HB	2:J:128:PHE:HB2	1.84	0.59
1:I:341:ASP:HB3	1:I:497:ASN:HB3	1.85	0.58
1:A:286:ASP:HA	1:A:289:LEU:HB2	1.85	0.58
1:M:170:PRO:O	1:M:174:ASN:ND2	2.36	0.58
1:Q:101:ASP:OD1	1:Q:132:ARG:NH2	2.35	0.58
1:B:474:LEU:HD11	1:B:622:ARG:HB3	1.85	0.58
1:M:341:ASP:HB3	1:M:497:ASN:HB3	1.84	0.58
2:N:91:VAL:HB	2:N:128:PHE:HB2	1.84	0.58
1:P:156:ARG:NH2	1:P:506:SER:O	2.36	0.58
2:G:378:VAL:HG23	2:G:390:VAL:HB	1.85	0.58
1:H:412:CYS:SG	1:H:413:GLY:N	2.75	0.58
1:P:172:ALA:HB2	1:P:193:THR:HG21	1.85	0.58
1:A:507:SER:HB3	1:A:512:ALA:H	1.68	0.58
1:B:198:ARG:NH1	1:B:226:MET:O	2.37	0.58

Continued on next page...

Continued from previous page...

Atom-1	Atom-2	Interatomic distance (Å)	Clash overlap (Å)
1:L:195:GLN:HB3	1:L:255:PRO:HA	1.85	0.58
1:P:144:GLU:HB2	1:P:174:ASN:HB2	1.84	0.58
1:P:373:ARG:NH1	1:Q:204:ASP:O	2.37	0.58
1:Q:477:GLY:O	1:Q:503:GLN:NE2	2.35	0.58
1:A:125:GLU:HB2	1:A:259:GLN:HG3	1.85	0.58
1:P:487:GLN:HE21	1:P:647:VAL:HG23	1.68	0.58
1:M:213:GLU:HG3	1:M:216:ARG:HH12	1.68	0.58
2:O:378:VAL:HG23	2:O:390:VAL:HB	1.85	0.58
1:B:376:ASP:HA	1:B:379:THR:HG22	1.85	0.58
2:N:123:ARG:NH1	2:O:313:ASP:O	2.36	0.58
1:P:352:HIS:O	1:P:494:GLN:NE2	2.37	0.58
1:Q:276:TYR:HB2	2:R:150:VAL:HG13	1.86	0.58
2:R:168:LEU:HB2	2:S:403:LEU:HD23	1.85	0.58
1:L:510:LEU:HD23	1:L:512:ALA:HB2	1.85	0.58
1:M:575:GLU:OE2	1:M:583:ARG:NH1	2.36	0.58
1:A:204:ASP:O	1:B:373:ARG:NH1	2.37	0.58
1:B:224:LEU:HA	1:B:253:ASP:HB3	1.84	0.58
1:I:213:GLU:HG3	1:I:216:ARG:HH12	1.69	0.58
2:R:170:LEU:HD11	2:S:401:ARG:HB2	1.85	0.58
1:B:477:GLY:O	1:B:503:GLN:NE2	2.36	0.57
1:B:575:GLU:OE2	1:B:583:ARG:NH1	2.36	0.57
1:H:352:HIS:O	1:H:494:GLN:NE2	2.37	0.57
1:L:533:VAL:HA	1:L:559:LYS:HB2	1.85	0.57
1:I:276:TYR:HB2	2:J:150:VAL:HG13	1.86	0.57
1:Q:559:LYS:HD3	1:Q:628:MET:HG2	1.86	0.57
1:P:481:ILE:HD11	1:P:535:ILE:HG23	1.86	0.57
1:P:533:VAL:HA	1:P:559:LYS:HB2	1.86	0.57
1:B:168:SER:HB3	1:B:195:GLN:HA	1.86	0.57
1:H:156:ARG:NH2	1:H:506:SER:O	2.28	0.57
2:K:378:VAL:HG23	2:K:390:VAL:HB	1.85	0.57
1:M:350:GLY:HA3	4:M:702:FAD:HN3	1.69	0.57
1:P:605:ALA:HB2	1:P:636:LEU:HD13	1.86	0.57
1:A:533:VAL:HA	1:A:559:LYS:HB2	1.86	0.57
1:B:157:SER:HA	1:B:502:ARG:HB3	1.86	0.57
1:L:144:GLU:HB2	1:L:174:ASN:HB2	1.87	0.57
1:L:352:HIS:O	1:L:494:GLN:NE2	2.38	0.57
1:M:477:GLY:O	1:M:503:GLN:NE2	2.37	0.57
1:P:551:ILE:HG23	1:P:556:LEU:HB2	1.86	0.57
1:L:286:ASP:HA	1:L:289:LEU:HB2	1.85	0.57
1:M:372:VAL:O	1:M:393:HIS:NE2	2.36	0.57
1:M:480:ILE:HG22	1:M:503:GLN:HA	1.86	0.57

Continued on next page...

Continued from previous page...

Atom-1	Atom-2	Interatomic distance (Å)	Clash overlap (Å)
1:P:340:CYS:O	1:P:497:ASN:ND2	2.38	0.57
2:F:168:LEU:HB2	2:G:403:LEU:HD23	1.87	0.57
1:Q:213:GLU:HG3	1:Q:216:ARG:HH12	1.69	0.57
2:S:378:VAL:HG23	2:S:390:VAL:HB	1.85	0.57
1:A:340:CYS:O	1:A:497:ASN:ND2	2.38	0.57
1:A:514:GLY:H	1:A:540:SER:HB2	1.69	0.57
1:H:144:GLU:OE1	1:H:174:ASN:ND2	2.38	0.57
1:M:304:LEU:HA	1:M:368:LEU:HB2	1.85	0.57
2:O:436:THR:OG1	2:O:437:ILE:N	2.37	0.57
1:A:481:ILE:HD11	1:A:535:ILE:HG23	1.87	0.56
1:A:551:ILE:HG23	1:A:556:LEU:HB2	1.87	0.56
1:H:533:VAL:HA	1:H:559:LYS:HB2	1.87	0.56
1:M:276:TYR:HB2	2:N:150:VAL:HG13	1.86	0.56
1:Q:575:GLU:OE2	1:Q:583:ARG:NH1	2.38	0.56
1:M:161:PRO:HB3	1:M:188:PRO:HB2	1.88	0.56
1:Q:144:GLU:OE2	1:Q:174:ASN:ND2	2.34	0.56
1:A:352:HIS:O	1:A:494:GLN:NE2	2.37	0.56
1:B:312:ASN:OD1	1:B:502:ARG:NH2	2.38	0.56
1:H:144:GLU:HB2	1:H:174:ASN:HB2	1.87	0.56
1:H:195:GLN:HB3	1:H:255:PRO:HA	1.87	0.56
1:H:565:ASN:HB3	1:H:641:CYS:HB3	1.86	0.56
1:I:350:GLY:HA3	4:I:702:FAD:HN3	1.70	0.56
1:I:372:VAL:O	1:I:393:HIS:NE2	2.38	0.56
1:I:510:LEU:HD23	1:I:512:ALA:HB2	1.87	0.56
2:K:416:ARG:O	2:K:416:ARG:NH2	2.39	0.56
1:L:570:MET:SD	1:L:574:TRP:NE1	2.78	0.56
2:O:416:ARG:O	2:O:416:ARG:NH2	2.39	0.56
1:Q:372:VAL:O	1:Q:393:HIS:NE2	2.38	0.56
2:G:436:THR:OG1	2:G:437:ILE:N	2.37	0.56
1:H:125:GLU:HB2	1:H:259:GLN:HG3	1.87	0.56
1:H:570:MET:SD	1:H:574:TRP:NE1	2.78	0.56
1:L:156:ARG:NH2	1:L:506:SER:O	2.38	0.56
2:S:416:ARG:NH2	2:S:416:ARG:O	2.39	0.56
1:H:289:LEU:HA	1:H:292:ILE:HD12	1.87	0.56
1:P:237:GLU:OE2	1:P:272:ARG:N	2.38	0.56
2:S:436:THR:OG1	2:S:437:ILE:N	2.37	0.56
1:H:538:ASP:HB3	1:H:564:ASN:HA	1.86	0.56
1:H:527:ASN:HB3	1:H:530:ALA:HB3	1.88	0.56
2:K:436:THR:OG1	2:K:437:ILE:N	2.37	0.56
1:L:172:ALA:HB2	1:L:193:THR:HG21	1.87	0.56
1:A:538:ASP:OD2	1:A:567:HIS:N	2.39	0.56

Continued on next page...

Continued from previous page...

Atom-1	Atom-2	Interatomic distance (Å)	Clash overlap (Å)
2:F:156:GLU:OE2	2:F:237:ARG:NH1	2.39	0.56
1:L:373:ARG:NH1	1:M:204:ASP:O	2.37	0.56
1:P:97:ARG:NH2	1:P:105:GLU:OE1	2.39	0.56
1:Q:350:GLY:HA3	4:Q:702:FAD:HN3	1.71	0.56
2:R:156:GLU:OE2	2:R:237:ARG:NH1	2.39	0.56
2:G:416:ARG:NH2	2:G:416:ARG:O	2.39	0.56
1:I:148:VAL:HG11	1:I:175:LEU:HA	1.87	0.56
1:L:595:ASP:N	1:L:595:ASP:OD1	2.38	0.56
1:P:538:ASP:HB3	1:P:564:ASN:HA	1.87	0.56
1:A:437:PHE:O	1:A:441:ARG:N	2.39	0.56
1:L:527:ASN:HB3	1:L:530:ALA:HB3	1.88	0.56
1:L:614:ARG:HA	1:L:638:ASP:HB3	1.88	0.56
1:M:312:ASN:OD1	1:M:502:ARG:NH2	2.39	0.56
1:Q:304:LEU:HA	1:Q:368:LEU:HB2	1.88	0.56
2:R:217:GLU:OE1	2:R:230:ARG:NH1	2.39	0.56
1:A:211:ILE:HG23	1:A:251:LEU:HD21	1.87	0.55
1:A:538:ASP:HB3	1:A:564:ASN:HA	1.88	0.55
1:B:341:ASP:OD1	1:B:341:ASP:N	2.39	0.55
1:H:551:ILE:HG23	1:H:556:LEU:HB2	1.88	0.55
2:F:217:GLU:OE1	2:F:230:ARG:NH1	2.39	0.55
1:L:415:VAL:O	1:L:419:LEU:N	2.39	0.55
1:Q:518:PRO:HB3	1:Q:547:GLU:HG3	1.88	0.55
1:A:627:THR:O	1:A:631:THR:OG1	2.24	0.55
1:B:213:GLU:HG3	1:B:216:ARG:HH12	1.70	0.55
1:I:312:ASN:OD1	1:I:502:ARG:NH2	2.39	0.55
1:Q:161:PRO:HB3	1:Q:188:PRO:HB2	1.87	0.55
1:A:166:ALA:HB2	1:A:175:LEU:HD21	1.89	0.55
2:F:166:ARG:HG3	2:G:405:LEU:HD21	1.88	0.55
2:J:217:GLU:OE1	2:J:230:ARG:NH1	2.39	0.55
1:A:350:GLY:N	1:A:358:ASN:OD1	2.40	0.55
1:B:169:GLY:H	1:B:209:THR:HG22	1.71	0.55
1:L:627:THR:O	1:L:631:THR:OG1	2.24	0.55
2:N:156:GLU:OE2	2:N:237:ARG:NH1	2.39	0.55
2:N:168:LEU:HB2	2:O:403:LEU:HD23	1.87	0.55
1:B:480:ILE:HG22	1:B:503:GLN:HA	1.89	0.55
1:H:481:ILE:HD11	1:H:535:ILE:HG23	1.86	0.55
1:H:595:ASP:OD1	1:H:595:ASP:N	2.38	0.55
1:L:125:GLU:HB2	1:L:259:GLN:HG3	1.88	0.55
1:P:627:THR:O	1:P:631:THR:OG1	2.24	0.55
1:Q:535:ILE:HD11	1:Q:563:LEU:HD22	1.88	0.55
2:S:441:LEU:HD22	2:S:451:LEU:HD23	1.89	0.55

Continued on next page...

Continued from previous page...

Atom-1	Atom-2	Interatomic distance (Å)	Clash overlap (Å)
1:A:97:ARG:NH2	1:A:105:GLU:OE1	2.36	0.55
1:B:137:ARG:NH1	1:B:554:GLU:OE2	2.40	0.55
2:J:156:GLU:OE2	2:J:237:ARG:NH1	2.39	0.55
1:B:170:PRO:O	1:B:174:ASN:ND2	2.39	0.55
1:B:351:MET:HA	1:B:651:ILE:HD12	1.89	0.55
1:Q:578:PHE:HZ	1:Q:653:SER:H	1.54	0.55
2:S:402:GLU:OE1	2:S:465:ARG:NH2	2.40	0.55
1:A:605:ALA:HB2	1:A:636:LEU:HD13	1.88	0.55
1:B:304:LEU:HD23	1:B:328:VAL:HG23	1.89	0.55
1:H:211:ILE:HG23	1:H:251:LEU:HD21	1.88	0.55
1:H:627:THR:O	1:H:631:THR:OG1	2.24	0.55
1:H:181:ASP:HA	1:H:510:LEU:HB2	1.89	0.55
1:P:195:GLN:N	1:P:254:VAL:O	2.40	0.55
2:G:441:LEU:HD22	2:G:451:LEU:HD23	1.89	0.54
1:Q:376:ASP:HA	1:Q:379:THR:HG22	1.88	0.54
1:Q:510:LEU:HD23	1:Q:512:ALA:HB2	1.87	0.54
1:L:544:ASN:OD1	1:L:546:GLN:NE2	2.40	0.54
2:O:420:ASP:OD1	2:O:420:ASP:N	2.39	0.54
1:P:415:VAL:O	1:P:419:LEU:N	2.40	0.54
1:P:527:ASN:HB3	1:P:530:ALA:HB3	1.89	0.54
2:R:228:ILE:H	2:S:356:GLU:HB3	1.72	0.54
1:B:372:VAL:O	1:B:393:HIS:NE2	2.39	0.54
1:H:614:ARG:HA	1:H:638:ASP:HB3	1.88	0.54
2:K:402:GLU:OE1	2:K:465:ARG:NH2	2.40	0.54
1:M:376:ASP:HA	1:M:379:THR:HG22	1.90	0.54
2:N:217:GLU:OE1	2:N:230:ARG:NH1	2.39	0.54
1:Q:169:GLY:H	1:Q:209:THR:HG22	1.72	0.54
1:B:152:GLU:HG3	1:B:187:VAL:HG11	1.88	0.54
2:K:420:ASP:N	2:K:420:ASP:OD1	2.39	0.54
1:A:246:ARG:HB2	1:A:397:ASP:HB2	1.88	0.54
1:H:605:ALA:HB2	1:H:636:LEU:HD13	1.88	0.54
1:L:309:GLY:HA3	1:L:371:GLY:HA3	1.90	0.54
1:M:105:GLU:HA	1:M:108:GLU:HB2	1.89	0.54
2:O:377:LEU:HA	2:O:380:GLN:HB3	1.90	0.54
1:P:644:GLN:O	1:P:667:ARG:NH1	2.41	0.54
1:Q:137:ARG:NH1	1:Q:554:GLU:OE2	2.41	0.54
1:B:276:TYR:HB2	2:F:150:VAL:HG13	1.90	0.54
1:B:304:LEU:HA	1:B:368:LEU:HB2	1.88	0.54
2:G:420:ASP:OD1	2:G:420:ASP:N	2.39	0.54
1:H:340:CYS:O	1:H:497:ASN:ND2	2.39	0.54
1:L:441:ARG:O	1:L:445:ASN:ND2	2.40	0.54

Continued on next page...

Continued from previous page...

Atom-1	Atom-2	Interatomic distance (Å)	Clash overlap (Å)
1:L:538:ASP:HB3	1:L:564:ASN:HA	1.89	0.54
1:P:142:ARG:NH2	1:Q:588:LEU:O	2.41	0.54
1:P:191:ALA:HB3	1:P:251:LEU:HA	1.90	0.54
1:P:289:LEU:HA	1:P:292:ILE:HD12	1.87	0.54
1:Q:565:ASN:HB3	1:Q:641:CYS:HB2	1.89	0.54
1:A:441:ARG:O	1:A:445:ASN:ND2	2.41	0.54
1:Q:312:ASN:OD1	1:Q:502:ARG:NH2	2.39	0.54
2:G:377:LEU:HA	2:G:380:GLN:HB3	1.90	0.54
1:H:437:PHE:O	1:H:441:ARG:N	2.39	0.54
1:H:441:ARG:O	1:H:445:ASN:ND2	2.41	0.54
1:H:518:PRO:HA	1:H:521:ILE:HG12	1.89	0.54
1:I:359:TYR:HB2	1:I:444:LEU:HD11	1.89	0.54
1:I:535:ILE:HD11	1:I:563:LEU:HD22	1.88	0.54
1:L:97:ARG:NH2	1:L:105:GLU:OE1	2.39	0.54
1:L:144:GLU:OE1	1:L:174:ASN:ND2	2.38	0.54
2:O:402:GLU:OE1	2:O:465:ARG:NH2	2.40	0.54
1:P:166:ALA:HB2	1:P:175:LEU:HD21	1.90	0.54
1:A:195:GLN:N	1:A:254:VAL:O	2.41	0.54
2:G:402:GLU:OE1	2:G:465:ARG:NH2	2.40	0.54
1:H:426:LEU:HD22	1:H:433:LEU:HD11	1.89	0.54
1:P:156:ARG:HH12	1:P:506:SER:H	1.55	0.54
1:P:437:PHE:O	1:P:441:ARG:N	2.39	0.54
2:R:176:HIS:O	2:R:180:ARG:N	2.40	0.54
1:B:518:PRO:HB3	1:B:547:GLU:HG3	1.90	0.54
1:L:302:PRO:O	1:L:440:TRP:NE1	2.41	0.54
1:L:602:LEU:HD13	1:L:612:ALA:HB3	1.90	0.54
1:M:487:GLN:OE1	1:M:565:ASN:ND2	2.40	0.54
1:P:125:GLU:HB2	1:P:259:GLN:HG3	1.89	0.54
1:P:211:ILE:HG23	1:P:251:LEU:HD21	1.89	0.54
1:P:544:ASN:OD1	1:P:546:GLN:NE2	2.41	0.54
1:A:644:GLN:O	1:A:667:ARG:NH1	2.42	0.53
1:I:577:ARG:NH2	1:I:663:GLU:O	2.41	0.53
1:I:618:LYS:HD3	1:I:621:LEU:HD13	1.90	0.53
1:L:195:GLN:N	1:L:254:VAL:O	2.41	0.53
2:O:441:LEU:HD22	2:O:451:LEU:HD23	1.89	0.53
1:P:181:ASP:HA	1:P:510:LEU:HB2	1.90	0.53
1:Q:105:GLU:HA	1:Q:108:GLU:HB2	1.89	0.53
2:F:91:VAL:HG22	2:F:155:VAL:HG22	1.91	0.53
1:L:340:CYS:O	1:L:497:ASN:ND2	2.38	0.53
2:N:91:VAL:HG22	2:N:155:VAL:HG22	1.91	0.53
2:S:377:LEU:HA	2:S:380:GLN:HB3	1.90	0.53

Continued on next page...

Continued from previous page...

Atom-1	Atom-2	Interatomic distance (Å)	Clash overlap (Å)
2:S:409:ALA:N	2:S:459:GLY:O	2.41	0.53
1:I:304:LEU:HD23	1:I:328:VAL:HG23	1.90	0.53
1:I:376:ASP:HA	1:I:379:THR:HG22	1.90	0.53
1:M:544:ASN:ND2	1:M:546:GLN:OE1	2.41	0.53
1:M:613:ALA:O	1:M:638:ASP:N	2.37	0.53
1:P:538:ASP:OD2	1:P:567:HIS:N	2.40	0.53
1:I:105:GLU:HA	1:I:108:GLU:HB2	1.90	0.53
1:I:304:LEU:HA	1:I:368:LEU:HB2	1.89	0.53
2:J:91:VAL:HG22	2:J:155:VAL:HG22	1.91	0.53
1:L:191:ALA:HB3	1:L:251:LEU:HA	1.91	0.53
1:P:292:ILE:HG12	1:P:392:VAL:HG21	1.91	0.53
1:Q:163:ILE:HG13	1:Q:190:VAL:HB	1.89	0.53
1:Q:577:ARG:NH2	1:Q:663:GLU:O	2.41	0.53
2:R:91:VAL:HG22	2:R:155:VAL:HG22	1.91	0.53
2:S:420:ASP:OD1	2:S:420:ASP:N	2.39	0.53
2:F:123:ARG:NH1	2:G:313:ASP:O	2.41	0.53
2:K:352:VAL:HG12	2:K:363:ILE:HG23	1.91	0.53
1:M:403:LYS:O	2:N:137:ARG:NH2	2.42	0.53
1:M:510:LEU:HD23	1:M:512:ALA:HB2	1.90	0.53
2:N:231:THR:HG1	2:O:466:THR:HG1	1.53	0.53
1:H:142:ARG:HG3	1:H:549:ALA:HB3	1.91	0.53
1:I:102:ILE:HG12	1:I:265:PRO:HB3	1.91	0.53
1:L:559:LYS:HD2	1:L:628:MET:HG3	1.90	0.53
2:S:352:VAL:HG12	2:S:363:ILE:HG23	1.91	0.53
2:G:352:VAL:HG12	2:G:363:ILE:HG23	1.91	0.53
1:H:139:VAL:HG13	1:H:554:GLU:HG3	1.89	0.53
1:H:191:ALA:HB3	1:H:251:LEU:HA	1.91	0.53
1:H:559:LYS:NZ	1:H:633:GLY:O	2.39	0.53
1:H:644:GLN:O	1:H:667:ARG:NH1	2.41	0.53
2:K:441:LEU:HD22	2:K:451:LEU:HD23	1.89	0.53
1:Q:219:THR:HA	1:Q:249:PRO:HG2	1.89	0.53
1:Q:341:ASP:OD1	1:Q:341:ASP:N	2.41	0.53
1:A:207:GLN:NE2	1:B:510:LEU:O	2.41	0.53
1:A:544:ASN:OD1	1:A:546:GLN:NE2	2.42	0.53
1:H:415:VAL:O	1:H:419:LEU:N	2.39	0.53
1:I:137:ARG:NH1	1:I:554:GLU:OE2	2.42	0.53
1:I:480:ILE:HG22	1:I:503:GLN:HA	1.88	0.53
1:L:211:ILE:HG23	1:L:251:LEU:HD21	1.91	0.53
1:L:426:LEU:HD22	1:L:433:LEU:HD11	1.91	0.53
1:A:415:VAL:O	1:A:419:LEU:N	2.39	0.53
1:A:595:ASP:OD1	1:A:595:ASP:N	2.38	0.53

Continued on next page...

Continued from previous page...

Atom-1	Atom-2	Interatomic distance (Å)	Clash overlap (Å)
2:G:409:ALA:N	2:G:459:GLY:O	2.41	0.53
1:L:166:ALA:HB2	1:L:175:LEU:HD21	1.91	0.53
1:L:512:ALA:HA	1:M:170:PRO:HG3	1.90	0.53
1:M:304:LEU:HD23	1:M:328:VAL:HG23	1.91	0.53
1:P:570:MET:SD	1:P:574:TRP:NE1	2.82	0.53
1:P:595:ASP:OD1	1:P:595:ASP:N	2.38	0.53
1:B:360:ALA:HB2	1:B:444:LEU:HG	1.91	0.53
1:L:119:PRO:O	1:L:167:THR:OG1	2.27	0.53
2:O:352:VAL:HG12	2:O:363:ILE:HG23	1.91	0.53
1:P:441:ARG:O	1:P:445:ASN:ND2	2.41	0.53
1:A:527:ASN:HB3	1:A:530:ALA:HB3	1.91	0.52
1:A:588:LEU:O	1:B:142:ARG:NH2	2.43	0.52
1:A:614:ARG:HA	1:A:638:ASP:HB3	1.91	0.52
1:B:571:VAL:HA	1:B:574:TRP:HB2	1.91	0.52
1:H:97:ARG:NH2	1:H:105:GLU:OE1	2.40	0.52
2:J:228:ILE:H	2:K:356:GLU:HB3	1.74	0.52
1:L:485:VAL:HA	1:L:489:GLN:HB2	1.91	0.52
1:P:309:GLY:HA3	1:P:371:GLY:HA3	1.91	0.52
1:P:426:LEU:HD22	1:P:433:LEU:HD11	1.89	0.52
1:Q:425:VAL:HG13	1:Q:426:LEU:HG	1.90	0.52
1:A:181:ASP:HA	1:A:510:LEU:HB2	1.90	0.52
1:B:359:TYR:HB2	1:B:444:LEU:HD11	1.89	0.52
1:B:487:GLN:OE1	1:B:565:ASN:ND2	2.41	0.52
1:H:238:ALA:O	1:H:242:ALA:N	2.39	0.52
1:I:565:ASN:HB3	1:I:641:CYS:HB2	1.90	0.52
1:M:195:GLN:NE2	1:M:253:ASP:OD2	2.42	0.52
1:B:364:SER:OG	1:B:365:ASP:N	2.43	0.52
1:B:575:GLU:HG3	1:B:581:ALA:HA	1.90	0.52
1:I:168:SER:HB3	1:I:195:GLN:HA	1.91	0.52
1:I:360:ALA:HB2	1:I:444:LEU:HG	1.91	0.52
1:I:364:SER:OG	1:I:365:ASP:N	2.42	0.52
1:M:219:THR:HA	1:M:249:PRO:HG2	1.91	0.52
1:P:246:ARG:HB2	1:P:397:ASP:HB2	1.92	0.52
1:A:195:GLN:HB3	1:A:255:PRO:HA	1.91	0.52
1:A:426:LEU:HD22	1:A:433:LEU:HD11	1.91	0.52
1:A:605:ALA:O	1:A:610:ILE:N	2.43	0.52
1:B:367:LEU:HD12	1:B:391:ILE:HG12	1.92	0.52
1:H:309:GLY:HA3	1:H:371:GLY:HA3	1.91	0.52
1:H:341:ASP:N	1:H:341:ASP:OD1	2.43	0.52
1:I:219:THR:HA	1:I:249:PRO:HG2	1.90	0.52
1:I:369:ALA:HB3	1:I:393:HIS:HA	1.91	0.52

Continued on next page...

Continued from previous page...

Atom-1	Atom-2	Interatomic distance (Å)	Clash overlap (Å)
2:K:377:LEU:HA	2:K:380:GLN:HB3	1.90	0.52
2:K:409:ALA:N	2:K:459:GLY:O	2.41	0.52
1:L:644:GLN:O	1:L:667:ARG:NH1	2.42	0.52
1:M:577:ARG:NH2	1:M:663:GLU:O	2.43	0.52
1:A:172:ALA:HB2	1:A:193:THR:HG21	1.91	0.52
2:F:231:THR:HG1	2:G:466:THR:HG1	1.49	0.52
1:Q:614:ARG:HA	1:Q:638:ASP:HB3	1.91	0.52
1:A:165:ILE:HG12	1:A:192:ILE:HB	1.90	0.52
1:L:238:ALA:O	1:L:242:ALA:N	2.40	0.52
1:P:358:ASN:HA	1:P:361:VAL:HG12	1.91	0.52
1:Q:279:ARG:NH2	2:R:149:LEU:O	2.43	0.52
1:A:143:HIS:O	1:A:147:GLY:N	2.43	0.52
1:H:237:GLU:OE2	1:H:272:ARG:N	2.41	0.52
1:I:102:ILE:O	1:I:106:ALA:N	2.42	0.52
1:I:111:GLY:O	1:I:160:LYS:NZ	2.42	0.52
1:L:551:ILE:HG23	1:L:556:LEU:HB2	1.90	0.52
1:M:111:GLY:O	1:M:160:LYS:NZ	2.42	0.52
1:P:119:PRO:O	1:P:167:THR:OG1	2.28	0.52
1:P:286:ASP:HA	1:P:289:LEU:HB2	1.92	0.52
1:P:350:GLY:N	1:P:358:ASN:OD1	2.40	0.52
1:P:605:ALA:O	1:P:610:ILE:N	2.42	0.52
1:A:309:GLY:HA3	1:A:371:GLY:HA3	1.91	0.52
1:A:358:ASN:HA	1:A:361:VAL:HG12	1.91	0.52
1:B:577:ARG:NH2	1:B:663:GLU:O	2.42	0.52
1:H:355:VAL:HG23	1:H:451:PHE:HB3	1.92	0.52
2:J:194:VAL:HG22	2:J:204:ILE:HG22	1.92	0.52
1:B:294:ARG:O	1:B:297:SER:OG	2.27	0.52
1:I:294:ARG:O	1:I:297:SER:OG	2.27	0.52
1:M:364:SER:OG	1:M:365:ASP:N	2.42	0.52
1:M:575:GLU:HG3	1:M:581:ALA:HA	1.92	0.52
2:N:194:VAL:HG22	2:N:204:ILE:HG22	1.92	0.52
1:Q:364:SER:OG	1:Q:365:ASP:N	2.43	0.52
1:H:292:ILE:HG12	1:H:392:VAL:HG21	1.91	0.51
1:H:605:ALA:O	1:H:610:ILE:N	2.44	0.51
1:L:605:ALA:O	1:L:610:ILE:N	2.43	0.51
2:O:409:ALA:N	2:O:459:GLY:O	2.41	0.51
1:P:588:LEU:O	1:Q:142:ARG:NH2	2.43	0.51
1:Q:575:GLU:HG3	1:Q:581:ALA:HA	1.91	0.51
1:A:373:ARG:NH1	1:B:204:ASP:O	2.43	0.51
1:B:156:ARG:HD3	1:B:187:VAL:HG22	1.92	0.51
1:P:341:ASP:OD1	1:P:341:ASP:N	2.42	0.51

Continued on next page...

Continued from previous page...

Atom-1	Atom-2	Interatomic distance (Å)	Clash overlap (Å)
1:Q:369:ALA:HB3	1:Q:393:HIS:HA	1.92	0.51
2:S:309:LEU:HD13	2:S:460:ILE:HG21	1.92	0.51
1:B:144:GLU:OE2	1:B:174:ASN:ND2	2.35	0.51
1:B:156:ARG:HA	1:B:502:ARG:HH11	1.75	0.51
1:B:369:ALA:HB3	1:B:393:HIS:HA	1.91	0.51
2:F:194:VAL:HG22	2:F:204:ILE:HG22	1.92	0.51
2:F:228:ILE:H	2:G:356:GLU:HB3	1.75	0.51
1:H:195:GLN:N	1:H:254:VAL:O	2.43	0.51
1:H:246:ARG:HB2	1:H:397:ASP:HB2	1.91	0.51
1:H:616:THR:HG23	1:H:640:ILE:HB	1.93	0.51
1:M:351:MET:SD	1:M:377:ARG:NH1	2.84	0.51
1:B:216:ARG:HE	2:F:102:ARG:HH11	1.58	0.51
1:B:494:GLN:HE22	1:B:647:VAL:HG13	1.74	0.51
1:H:145:GLN:OE1	1:I:143:HIS:NE2	2.42	0.51
1:H:485:VAL:HA	1:H:489:GLN:HB2	1.91	0.51
1:H:588:LEU:O	1:I:142:ARG:NH2	2.43	0.51
1:A:156:ARG:NH2	1:A:506:SER:O	2.44	0.51
1:B:521:ILE:HD11	1:B:551:ILE:HG12	1.92	0.51
2:G:309:LEU:HD13	2:G:460:ILE:HG21	1.92	0.51
1:L:165:ILE:HG12	1:L:192:ILE:HB	1.93	0.51
1:A:119:PRO:O	1:A:167:THR:OG1	2.27	0.51
1:B:153:GLY:HA2	1:B:505:LEU:HD12	1.91	0.51
1:B:161:PRO:HB3	1:B:188:PRO:HB2	1.93	0.51
1:B:618:LYS:HD3	1:B:621:LEU:HD21	1.93	0.51
1:H:166:ALA:HB2	1:H:175:LEU:HD21	1.92	0.51
1:H:358:ASN:HA	1:H:361:VAL:HG12	1.92	0.51
1:I:575:GLU:HG3	1:I:581:ALA:HA	1.92	0.51
1:L:246:ARG:HB2	1:L:397:ASP:HB2	1.93	0.51
1:M:153:GLY:HA2	1:M:505:LEU:HD12	1.93	0.51
1:Q:304:LEU:O	1:Q:329:ALA:N	2.43	0.51
1:A:212:VAL:HG11	1:A:224:LEU:HD22	1.93	0.51
1:A:341:ASP:N	1:A:341:ASP:OD1	2.42	0.51
2:F:176:HIS:O	2:F:180:ARG:N	2.40	0.51
1:M:471:LEU:HD22	1:M:561:LEU:HD13	1.92	0.51
1:M:618:LYS:HD3	1:M:621:LEU:HD21	1.93	0.51
2:R:194:VAL:HG22	2:R:204:ILE:HG22	1.92	0.51
1:A:355:VAL:HG23	1:A:451:PHE:HB3	1.92	0.51
2:F:174:ASN:OD1	2:F:226:ARG:NH1	2.44	0.51
1:L:341:ASP:OD1	1:L:341:ASP:N	2.43	0.51
1:L:437:PHE:O	1:L:441:ARG:N	2.39	0.51
1:L:551:ILE:O	1:L:555:ASN:N	2.44	0.51

Continued on next page...

Continued from previous page...

Atom-1	Atom-2	Interatomic distance (Å)	Clash overlap (Å)
1:Q:492:ALA:O	1:Q:498:TYR:OH	2.28	0.51
1:Q:571:VAL:HA	1:Q:574:TRP:HB2	1.91	0.51
1:B:358:ASN:HB3	1:B:657:PHE:HE1	1.75	0.51
1:H:165:ILE:HG12	1:H:192:ILE:HB	1.93	0.51
1:H:286:ASP:HA	1:H:289:LEU:HB2	1.93	0.51
1:L:577:ARG:HD3	1:L:661:ILE:HG21	1.93	0.51
2:N:176:HIS:O	2:N:180:ARG:N	2.40	0.51
1:Q:577:ARG:HH21	1:Q:664:GLY:HA2	1.76	0.51
2:R:143:ILE:HG21	2:R:157:ASP:HB2	1.93	0.51
1:A:577:ARG:HD3	1:A:661:ILE:HG21	1.93	0.51
1:B:535:ILE:HA	1:B:561:LEU:HB3	1.93	0.51
2:F:143:ILE:HG21	2:F:157:ASP:HB2	1.93	0.51
1:M:163:ILE:HG13	1:M:190:VAL:HB	1.92	0.51
1:M:464:PRO:HD3	1:M:642:PRO:HD2	1.92	0.51
1:M:552:ARG:NH2	1:M:555:ASN:OD1	2.44	0.51
2:N:166:ARG:HG3	2:O:405:LEU:HD21	1.93	0.51
2:N:231:THR:HB	2:O:469:VAL:HG21	1.93	0.51
2:O:309:LEU:HD13	2:O:460:ILE:HG21	1.92	0.51
2:R:225:ILE:HG21	2:R:228:ILE:HG13	1.93	0.51
1:B:350:GLY:HA3	4:B:702:FAD:HN3	1.76	0.50
1:H:119:PRO:O	1:H:167:THR:OG1	2.28	0.50
1:H:577:ARG:HD3	1:H:661:ILE:HG21	1.93	0.50
2:K:309:LEU:HD13	2:K:460:ILE:HG21	1.92	0.50
1:L:605:ALA:HB2	1:L:636:LEU:HD13	1.92	0.50
1:M:360:ALA:HB2	1:M:444:LEU:HG	1.94	0.50
1:P:195:GLN:HB3	1:P:255:PRO:HA	1.92	0.50
2:R:174:ASN:OD1	2:R:226:ARG:NH1	2.44	0.50
1:B:102:ILE:O	1:B:106:ALA:N	2.44	0.50
1:B:185:ASP:OD1	1:B:509:GLY:N	2.44	0.50
1:I:341:ASP:OD1	1:I:341:ASP:N	2.39	0.50
1:L:358:ASN:HA	1:L:361:VAL:HG12	1.92	0.50
2:N:174:ASN:OD1	2:N:226:ARG:NH1	2.44	0.50
1:P:238:ALA:O	1:P:242:ALA:N	2.40	0.50
1:Q:544:ASN:ND2	1:Q:546:GLN:OE1	2.45	0.50
1:A:220:LYS:HB2	1:A:248:GLY:HA3	1.92	0.50
1:B:197:PRO:HD3	1:B:256:LYS:HB3	1.94	0.50
1:B:565:ASN:HB3	1:B:641:CYS:HB2	1.92	0.50
2:G:371:ASP:N	2:G:371:ASP:OD1	2.43	0.50
1:I:257:ASP:N	1:I:257:ASP:OD1	2.44	0.50
1:I:403:LYS:O	2:J:137:ARG:NH2	2.44	0.50
1:L:149:PHE:HA	1:L:152:GLU:HB2	1.92	0.50

Continued on next page...

Continued from previous page...

Atom-1	Atom-2	Interatomic distance (Å)	Clash overlap (Å)
1:L:363:HIS:HA	1:L:388:ARG:HE	1.76	0.50
2:O:361:SER:OG	2:O:362:ARG:N	2.45	0.50
2:O:371:ASP:OD1	2:O:371:ASP:N	2.43	0.50
1:P:529:ASP:N	1:P:529:ASP:OD1	2.43	0.50
1:A:385:PHE:O	1:A:405:LYS:NZ	2.41	0.50
1:A:485:VAL:HA	1:A:489:GLN:HB2	1.92	0.50
1:H:363:HIS:HA	1:H:388:ARG:HE	1.76	0.50
1:I:279:ARG:NH2	2:J:149:LEU:O	2.45	0.50
1:L:588:LEU:O	1:M:142:ARG:NH2	2.44	0.50
1:Q:349:LEU:O	4:Q:702:FAD:N3	2.42	0.50
1:A:191:ALA:HB3	1:A:251:LEU:HA	1.94	0.50
1:L:140:LEU:HD13	1:M:585:HIS:HB2	1.93	0.50
1:M:137:ARG:NH1	1:M:554:GLU:OE2	2.45	0.50
1:M:535:ILE:HA	1:M:561:LEU:HB3	1.93	0.50
1:P:142:ARG:HG3	1:P:549:ALA:HB3	1.92	0.50
1:Q:87:PHE:HB3	1:Q:109:ARG:HH21	1.77	0.50
1:A:142:ARG:HG3	1:A:549:ALA:HB3	1.93	0.50
1:A:211:ILE:HD12	1:A:214:VAL:HB	1.93	0.50
1:B:111:GLY:O	1:B:160:LYS:NZ	2.44	0.50
1:I:571:VAL:HA	1:I:574:TRP:HB2	1.93	0.50
1:L:529:ASP:N	1:L:529:ASP:OD1	2.43	0.50
1:L:538:ASP:OD2	1:L:567:HIS:N	2.38	0.50
1:M:102:ILE:O	1:M:106:ALA:N	2.42	0.50
1:M:294:ARG:O	1:M:297:SER:OG	2.28	0.50
1:H:302:PRO:O	1:H:440:TRP:NE1	2.45	0.50
1:H:544:ASN:OD1	1:H:546:GLN:NE2	2.44	0.50
2:J:143:ILE:HG21	2:J:157:ASP:HB2	1.93	0.50
2:J:174:ASN:OD1	2:J:226:ARG:NH1	2.44	0.50
2:K:361:SER:OG	2:K:362:ARG:N	2.45	0.50
1:L:603:LEU:HB3	1:M:603:LEU:HB3	1.94	0.50
1:M:565:ASN:OD1	1:M:565:ASN:N	2.45	0.50
1:A:363:HIS:HA	1:A:388:ARG:HE	1.77	0.50
1:B:114:THR:HG21	1:B:525:VAL:HG11	1.94	0.50
1:B:510:LEU:HD23	1:B:512:ALA:HB2	1.94	0.50
2:G:361:SER:OG	2:G:362:ARG:N	2.45	0.50
1:I:165:ILE:HG12	1:I:192:ILE:HB	1.94	0.50
2:O:314:THR:O	2:O:314:THR:OG1	2.28	0.50
1:Q:618:LYS:HD3	1:Q:621:LEU:HD21	1.93	0.50
2:S:324:LEU:HB2	2:S:363:ILE:HB	1.94	0.50
2:F:93:VAL:HG12	2:F:152:VAL:HA	1.94	0.50
2:J:93:VAL:HG12	2:J:152:VAL:HA	1.94	0.50

Continued on next page...

Continued from previous page...

Atom-1	Atom-2	Interatomic distance (Å)	Clash overlap (Å)
1:L:534:ASP:HB3	1:L:560:VAL:HG12	1.93	0.50
2:N:143:ILE:HG21	2:N:157:ASP:HB2	1.93	0.50
2:R:87:HIS:HA	2:R:139:LEU:HD22	1.94	0.50
2:K:324:LEU:HB2	2:K:363:ILE:HB	1.94	0.49
1:M:369:ALA:HB3	1:M:393:HIS:HA	1.93	0.49
1:Q:385:PHE:O	1:Q:405:LYS:NZ	2.34	0.49
2:R:93:VAL:HG12	2:R:152:VAL:HA	1.94	0.49
1:A:529:ASP:OD1	1:A:529:ASP:N	2.43	0.49
1:H:212:VAL:HG11	1:H:224:LEU:HD22	1.93	0.49
1:I:105:GLU:O	1:I:109:ARG:N	2.42	0.49
2:K:371:ASP:OD1	2:K:371:ASP:N	2.43	0.49
1:P:212:VAL:HG11	1:P:224:LEU:HD22	1.93	0.49
1:P:601:MET:HA	1:P:604:PHE:HD2	1.78	0.49
1:Q:86:THR:OG1	1:Q:87:PHE:N	2.45	0.49
1:Q:257:ASP:OD1	1:Q:257:ASP:N	2.45	0.49
1:Q:521:ILE:HD11	1:Q:551:ILE:HG12	1.93	0.49
1:A:305:TYR:HA	1:A:329:ALA:HB3	1.94	0.49
1:A:559:LYS:HD2	1:A:628:MET:HG3	1.94	0.49
1:B:565:ASN:OD1	1:B:565:ASN:N	2.44	0.49
1:I:225:VAL:HG12	1:I:234:ILE:HG13	1.93	0.49
2:N:93:VAL:HG12	2:N:152:VAL:HA	1.94	0.49
2:N:225:ILE:HG21	2:N:228:ILE:HG13	1.93	0.49
2:S:371:ASP:N	2:S:371:ASP:OD1	2.43	0.49
1:H:332:LEU:HD13	1:H:335:LEU:HD12	1.94	0.49
1:L:332:LEU:HD13	1:L:335:LEU:HD12	1.94	0.49
1:L:488:HIS:HB2	1:L:563:LEU:HD22	1.95	0.49
2:N:87:HIS:HA	2:N:139:LEU:HD22	1.94	0.49
1:P:220:LYS:HB2	1:P:248:GLY:HA3	1.93	0.49
2:S:361:SER:OG	2:S:362:ARG:N	2.45	0.49
1:A:237:GLU:OE2	1:A:272:ARG:N	2.39	0.49
1:A:279:ARG:NH1	2:G:387:VAL:O	2.43	0.49
1:B:351:MET:HG3	1:B:651:ILE:HB	1.95	0.49
1:B:492:ALA:O	1:B:498:TYR:OH	2.28	0.49
2:F:87:HIS:HA	2:F:139:LEU:HD22	1.94	0.49
2:F:225:ILE:HG21	2:F:228:ILE:HG13	1.93	0.49
1:I:161:PRO:HB3	1:I:188:PRO:HB2	1.93	0.49
1:L:237:GLU:OE2	1:L:272:ARG:N	2.39	0.49
1:M:169:GLY:H	1:M:209:THR:HG22	1.78	0.49
1:P:485:VAL:HA	1:P:489:GLN:HB2	1.93	0.49
1:H:148:VAL:O	1:H:152:GLU:N	2.42	0.49
1:M:571:VAL:HA	1:M:574:TRP:HB2	1.95	0.49

Continued on next page...

Continued from previous page...

Atom-1	Atom-2	Interatomic distance (Å)	Clash overlap (Å)
1:P:302:PRO:O	1:P:440:TRP:NE1	2.46	0.49
1:P:577:ARG:HD3	1:P:661:ILE:HG21	1.95	0.49
1:I:367:LEU:HD12	1:I:391:ILE:HG12	1.95	0.49
1:M:114:THR:HG21	1:M:525:VAL:HG11	1.95	0.49
1:M:240:PHE:O	1:M:244:SER:OG	2.28	0.49
1:P:363:HIS:HA	1:P:388:ARG:HE	1.78	0.49
1:Q:105:GLU:O	1:Q:109:ARG:N	2.42	0.49
1:Q:111:GLY:O	1:Q:160:LYS:NZ	2.43	0.49
1:Q:114:THR:HG21	1:Q:525:VAL:HG11	1.95	0.49
1:H:234:ILE:HA	1:H:237:GLU:HB2	1.94	0.49
1:H:551:ILE:O	1:H:555:ASN:N	2.46	0.49
1:M:241:LEU:HD11	2:N:150:VAL:HG11	1.95	0.49
1:P:305:TYR:HA	1:P:329:ALA:HB3	1.94	0.49
1:P:332:LEU:HD13	1:P:335:LEU:HD12	1.95	0.49
1:Q:153:GLY:HA2	1:Q:505:LEU:HD12	1.95	0.49
1:A:302:PRO:O	1:A:440:TRP:NE1	2.46	0.49
1:L:212:VAL:HG11	1:L:224:LEU:HD22	1.94	0.49
1:P:350:GLY:HA3	4:P:702:FAD:HN3	1.78	0.49
1:A:204:ASP:OD1	2:F:110:ARG:NH1	2.46	0.48
1:B:241:LEU:HD11	2:F:150:VAL:HG11	1.95	0.48
2:F:231:THR:HB	2:G:469:VAL:HG21	1.95	0.48
1:I:169:GLY:H	1:I:209:THR:HG22	1.78	0.48
2:J:225:ILE:HG21	2:J:228:ILE:HG13	1.93	0.48
1:L:607:ALA:O	1:M:600:ASN:N	2.46	0.48
1:P:341:ASP:OD2	1:P:499:LYS:NZ	2.46	0.48
2:R:109:ARG:HH12	2:R:110:ARG:HH11	1.60	0.48
2:J:176:HIS:O	2:J:180:ARG:N	2.40	0.48
1:M:569:GLY:N	5:M:703:TPP:O1B	2.42	0.48
2:O:324:LEU:HB2	2:O:363:ILE:HB	1.94	0.48
1:Q:403:LYS:O	2:R:137:ARG:NH2	2.46	0.48
1:Q:415:VAL:HA	1:Q:418:ALA:HB3	1.94	0.48
1:A:332:LEU:HD13	1:A:335:LEU:HD12	1.95	0.48
1:A:534:ASP:HB3	1:A:560:VAL:HG12	1.96	0.48
1:A:616:THR:HG23	1:A:640:ILE:HB	1.95	0.48
2:G:324:LEU:HB2	2:G:363:ILE:HB	1.94	0.48
1:H:350:GLY:HA3	4:H:702:FAD:HN3	1.78	0.48
1:I:343:GLU:O	1:I:448:LYS:NZ	2.47	0.48
1:I:411:VAL:HG23	1:I:413:GLY:H	1.77	0.48
2:N:109:ARG:HH12	2:N:110:ARG:HH11	1.60	0.48
1:P:510:LEU:HD23	1:P:512:ALA:HB2	1.95	0.48
1:Q:241:LEU:HD11	2:R:150:VAL:HG11	1.95	0.48

Continued on next page...

Continued from previous page...

Atom-1	Atom-2	Interatomic distance (Å)	Clash overlap (Å)
2:R:166:ARG:HG3	2:S:405:LEU:HD21	1.96	0.48
1:B:183:LEU:HD22	1:B:218:ILE:HA	1.94	0.48
1:B:481:ILE:HG22	1:B:504:TRP:HA	1.95	0.48
1:H:195:GLN:NE2	1:H:208[A]:GLU:OE2	2.46	0.48
1:H:195:GLN:NE2	1:H:208[B]:GLU:OE2	2.46	0.48
1:I:349:LEU:O	4:I:702:FAD:N3	2.43	0.48
2:J:87:HIS:HA	2:J:139:LEU:HD22	1.94	0.48
2:J:109:ARG:HH12	2:J:110:ARG:HH11	1.60	0.48
1:L:271:MET:SD	1:L:271:MET:N	2.87	0.48
1:L:542:ILE:HA	1:L:545:VAL:HB	1.95	0.48
1:M:225:VAL:HG12	1:M:234:ILE:HG13	1.96	0.48
2:F:109:ARG:HH12	2:F:110:ARG:HH11	1.60	0.48
1:L:204:ASP:O	1:M:373:ARG:NH1	2.47	0.48
1:M:201:ILE:HD11	1:M:224:LEU:HD11	1.95	0.48
1:A:128:GLN:O	1:A:131:THR:OG1	2.32	0.48
1:A:238:ALA:O	1:A:242:ALA:N	2.38	0.48
1:L:142:ARG:HG3	1:L:549:ALA:HB3	1.94	0.48
2:N:228:ILE:H	2:O:356:GLU:HB3	1.77	0.48
1:P:143:HIS:O	1:P:147:GLY:N	2.47	0.48
1:A:119:PRO:HD3	1:A:140:LEU:HD11	1.96	0.48
1:B:105:GLU:HA	1:B:108:GLU:HB2	1.94	0.48
1:I:241:LEU:HD11	2:J:150:VAL:HG11	1.96	0.48
1:I:361:VAL:HG13	1:I:362:GLU:HG2	1.96	0.48
1:L:234:ILE:HA	1:L:237:GLU:HB2	1.95	0.48
1:L:341:ASP:OD2	1:L:499:LYS:NZ	2.47	0.48
1:L:455:PHE:HB3	1:L:465:GLN:HG3	1.96	0.48
1:L:468:ILE:HA	1:L:471:LEU:HB2	1.96	0.48
1:Q:351:MET:SD	1:Q:377:ARG:NH1	2.87	0.48
1:H:140:LEU:HD13	1:I:585:HIS:HB2	1.96	0.48
1:M:590:ASP:HB3	1:M:593:GLN:HB2	1.96	0.48
1:I:319:ARG:O	1:I:323:LEU:N	2.45	0.48
1:L:172:ALA:HB1	1:L:211:ILE:HG12	1.96	0.48
1:M:319:ARG:O	1:M:323:LEU:N	2.45	0.48
1:P:512:ALA:HA	1:Q:170:PRO:HG3	1.95	0.48
1:Q:481:ILE:HG22	1:Q:504:TRP:HA	1.95	0.48
1:A:148:VAL:O	1:A:152:GLU:N	2.42	0.48
1:A:212:VAL:HG21	1:A:224:LEU:HB2	1.96	0.48
1:H:204:ASP:O	1:I:373:ARG:NH1	2.47	0.48
1:I:114:THR:HG21	1:I:525:VAL:HG11	1.96	0.48
1:I:578:PHE:HZ	1:I:653:SER:H	1.62	0.48
1:Q:314:SER:OG	1:Q:315:ASP:N	2.47	0.48

Continued on next page...

Continued from previous page...

Atom-1	Atom-2	Interatomic distance (Å)	Clash overlap (Å)
1:A:341:ASP:OD2	1:A:499:LYS:NZ	2.46	0.47
1:B:590:ASP:HB3	1:B:593:GLN:HB2	1.96	0.47
1:I:468:ILE:HD12	1:I:471:LEU:HD23	1.95	0.47
1:I:620:ASP:N	1:I:620:ASP:OD2	2.44	0.47
1:L:373:ARG:N	4:L:702:FAD:O2P	2.41	0.47
1:M:211:ILE:HA	1:M:214:VAL:HG12	1.95	0.47
1:M:279:ARG:NH2	2:N:149:LEU:O	2.47	0.47
1:P:257:ASP:HA	1:P:260:GLN:HB2	1.96	0.47
1:Q:386:ALA:HB1	1:Q:389:ALA:HB3	1.96	0.47
1:A:234:ILE:HA	1:A:237:GLU:HB2	1.94	0.47
1:A:376:ASP:HB2	1:B:205:ALA:HB1	1.95	0.47
1:B:665:ASP:N	1:B:665:ASP:OD1	2.45	0.47
1:H:607:ALA:O	1:I:600:ASN:N	2.46	0.47
1:L:314:SER:OG	1:L:315:ASP:N	2.47	0.47
1:P:607:ALA:O	1:Q:600:ASN:N	2.47	0.47
1:Q:494:GLN:NE2	1:Q:648:LEU:O	2.47	0.47
1:I:153:GLY:HA2	1:I:505:LEU:HD12	1.96	0.47
1:L:353:GLY:O	1:L:494:GLN:NE2	2.47	0.47
1:L:518:PRO:HA	1:L:521:ILE:HG13	1.96	0.47
1:M:468:ILE:HG12	1:M:492:ALA:HA	1.97	0.47
1:M:521:ILE:HD11	1:M:551:ILE:HG12	1.95	0.47
1:M:565:ASN:HB3	1:M:641:CYS:HB2	1.96	0.47
2:R:186:LEU:HB3	2:R:220:LEU:HD11	1.97	0.47
1:A:143:HIS:N	1:A:547:GLU:OE2	2.47	0.47
1:A:314:SER:OG	1:A:315:ASP:N	2.47	0.47
1:H:156:ARG:HD3	1:H:187:VAL:HG22	1.97	0.47
1:M:148:VAL:HG11	1:M:175:LEU:HA	1.95	0.47
1:P:616:THR:HG23	1:P:640:ILE:HB	1.96	0.47
1:Q:480:ILE:HG22	1:Q:503:GLN:HA	1.96	0.47
1:A:350:GLY:HA3	4:A:702:FAD:HN3	1.80	0.47
1:B:361:VAL:HG13	1:B:362:GLU:HG2	1.96	0.47
1:H:373:ARG:NH2	1:I:205:ALA:O	2.47	0.47
1:I:590:ASP:HB3	1:I:593:GLN:HB2	1.97	0.47
1:L:156:ARG:HH12	1:L:506:SER:H	1.63	0.47
1:L:504:TRP:CZ2	1:L:506:SER:HB2	2.50	0.47
1:M:126:ILE:O	1:M:130:LEU:N	2.45	0.47
1:M:385:PHE:O	1:M:405:LYS:NZ	2.34	0.47
1:M:614:ARG:HA	1:M:638:ASP:HB3	1.96	0.47
2:N:205:GLU:OE2	2:O:442:THR:OG1	2.28	0.47
1:P:119:PRO:HD3	1:P:140:LEU:HD11	1.95	0.47
1:P:321:VAL:HG23	1:P:326:ILE:H	1.79	0.47

Continued on next page...

Continued from previous page...

Atom-1	Atom-2	Interatomic distance (Å)	Clash overlap (Å)
1:Q:148:VAL:HG11	1:Q:175:LEU:HA	1.95	0.47
1:Q:331:THR:OG1	1:Q:332:LEU:N	2.47	0.47
1:Q:581:ALA:O	1:Q:583:ARG:NH1	2.47	0.47
1:B:304:LEU:HD21	1:B:317:LEU:HD11	1.96	0.47
1:B:403:LYS:O	2:F:137:ARG:NH2	2.46	0.47
1:H:234:ILE:O	1:H:238:ALA:N	2.46	0.47
1:I:461:ALA:HA	1:I:617:LYS:HA	1.96	0.47
1:L:279:ARG:NH1	2:O:387:VAL:O	2.43	0.47
1:P:485:VAL:HG21	1:P:511:GLY:HA2	1.95	0.47
1:Q:225:VAL:HG12	1:Q:234:ILE:HG13	1.96	0.47
1:A:216:ARG:HH11	2:G:335:ILE:HG22	1.79	0.47
1:B:195:GLN:N	1:B:254:VAL:O	2.47	0.47
1:B:314:SER:OG	1:B:315:ASP:N	2.47	0.47
1:B:578:PHE:HZ	1:B:653:SER:H	1.63	0.47
1:B:581:ALA:O	1:B:583:ARG:NH1	2.48	0.47
1:H:321:VAL:HG23	1:H:326:ILE:H	1.79	0.47
1:I:314:SER:OG	1:I:315:ASP:N	2.47	0.47
1:I:331:THR:HG23	1:I:334:GLY:H	1.80	0.47
1:I:471:LEU:HD22	1:I:561:LEU:HD13	1.97	0.47
1:P:143:HIS:N	1:P:547:GLU:OE2	2.47	0.47
1:P:234:ILE:O	1:P:238:ALA:N	2.47	0.47
1:P:315:ASP:O	1:P:319:ARG:N	2.46	0.47
1:P:355:VAL:HG23	1:P:451:PHE:HB3	1.97	0.47
1:Q:304:LEU:HD23	1:Q:328:VAL:HG23	1.95	0.47
1:Q:411:VAL:HG23	1:Q:413:GLY:H	1.80	0.47
1:A:373:ARG:N	4:A:702:FAD:O2P	2.40	0.47
1:B:386:ALA:HB1	1:B:389:ALA:HB3	1.97	0.47
1:L:213:GLU:OE2	1:L:216:ARG:NH1	2.48	0.47
1:L:216:ARG:HH11	2:O:335:ILE:HG22	1.80	0.47
1:L:601:MET:HA	1:L:604:PHE:HB2	1.97	0.47
1:M:359:TYR:HB2	1:M:444:LEU:HD11	1.97	0.47
1:M:386:ALA:HB1	1:M:389:ALA:HB3	1.95	0.47
1:P:384:ALA:HA	1:P:387:SER:HB2	1.96	0.47
1:Q:102:ILE:O	1:Q:106:ALA:N	2.45	0.47
1:A:144:GLU:OE1	1:A:174:ASN:ND2	2.42	0.47
1:A:213:GLU:OE2	1:A:216:ARG:NH1	2.48	0.47
1:B:507:SER:OG	1:B:512:ALA:N	2.42	0.47
1:H:156:ARG:NH2	1:H:506:SER:H	2.13	0.47
1:M:581:ALA:O	1:M:583:ARG:NH1	2.48	0.47
1:P:314:SER:OG	1:P:315:ASP:N	2.47	0.47
1:B:415:VAL:HA	1:B:418:ALA:HB3	1.97	0.47

Continued on next page...

Continued from previous page...

Atom-1	Atom-2	Interatomic distance (Å)	Clash overlap (Å)
2:F:186:LEU:HB3	2:F:220:LEU:HD11	1.97	0.47
1:H:212:VAL:HG21	1:H:224:LEU:HB2	1.96	0.47
1:H:305:TYR:HA	1:H:329:ALA:HB3	1.96	0.47
1:L:119:PRO:HD3	1:L:140:LEU:HD11	1.97	0.47
1:M:314:SER:OG	1:M:315:ASP:N	2.48	0.47
1:Q:358:ASN:HB3	1:Q:657:PHE:HE1	1.80	0.47
1:B:444:LEU:O	1:B:448:LYS:N	2.48	0.46
1:H:314:SER:OG	1:H:315:ASP:N	2.47	0.46
4:H:702:FAD:H9	4:H:702:FAD:H1'1	1.74	0.46
1:I:614:ARG:HA	1:I:638:ASP:HB3	1.96	0.46
1:L:397:ASP:OD2	1:L:400:GLU:N	2.46	0.46
1:L:481:ILE:HG23	1:L:504:TRP:HE3	1.80	0.46
1:M:105:GLU:O	1:M:109:ARG:N	2.42	0.46
1:Q:373:ARG:NH1	1:Q:375:ASP:OD1	2.48	0.46
1:H:354:THR:HG22	1:H:453:LEU:HD21	1.96	0.46
1:L:321:VAL:HG23	1:L:326:ILE:H	1.80	0.46
1:L:350:GLY:N	1:L:358:ASN:OD1	2.48	0.46
1:M:577:ARG:HH21	1:M:664:GLY:HA2	1.80	0.46
2:O:382:TYR:HE1	2:O:389:GLU:HA	1.80	0.46
1:Q:464:PRO:HD3	1:Q:642:PRO:HD2	1.97	0.46
1:B:334:GLY:O	1:B:337:SER:OG	2.31	0.46
2:J:166:ARG:HG3	2:K:405:LEU:HD21	1.97	0.46
2:K:382:TYR:HE1	2:K:389:GLU:HA	1.80	0.46
1:P:534:ASP:HB3	1:P:560:VAL:HG12	1.96	0.46
1:Q:319:ARG:O	1:Q:323:LEU:N	2.46	0.46
1:Q:415:VAL:HG23	4:Q:702:FAD:H2A	1.97	0.46
2:S:393:LEU:HD22	2:S:472:ALA:HB2	1.97	0.46
1:A:296:ILE:O	1:A:299:SER:OG	2.32	0.46
1:B:225:VAL:HG12	1:B:234:ILE:HG13	1.95	0.46
1:B:471:LEU:HD22	1:B:561:LEU:HD13	1.97	0.46
1:B:544:ASN:ND2	1:B:546:GLN:OE1	2.48	0.46
1:H:350:GLY:N	1:H:358:ASN:OD1	2.48	0.46
2:K:393:LEU:HD22	2:K:472:ALA:HB2	1.97	0.46
1:L:616:THR:HG23	1:L:640:ILE:HB	1.98	0.46
1:M:481:ILE:HG22	1:M:504:TRP:HA	1.96	0.46
2:O:371:ASP:HA	2:O:374:VAL:HB	1.98	0.46
1:P:140:LEU:HD13	1:Q:585:HIS:HB2	1.97	0.46
1:P:144:GLU:OE1	1:P:174:ASN:ND2	2.43	0.46
1:P:216:ARG:HH11	2:S:335:ILE:HG22	1.81	0.46
1:A:140:LEU:HD13	1:B:585:HIS:HB2	1.97	0.46
2:G:416:ARG:HA	2:G:416:ARG:HD2	1.76	0.46

Continued on next page...

Continued from previous page...

Atom-1	Atom-2	Interatomic distance (Å)	Clash overlap (Å)
1:H:271:MET:SD	1:H:271:MET:N	2.88	0.46
2:J:186:LEU:HB3	2:J:220:LEU:HD11	1.97	0.46
1:L:148:VAL:O	1:L:152:GLU:N	2.48	0.46
1:P:165:ILE:HG12	1:P:192:ILE:HB	1.96	0.46
1:P:212:VAL:O	1:P:216:ARG:NH2	2.49	0.46
1:P:385:PHE:O	1:P:405:LYS:NZ	2.41	0.46
1:Q:425:VAL:O	1:Q:429:ARG:N	2.40	0.46
2:S:371:ASP:HA	2:S:374:VAL:HB	1.98	0.46
1:A:114:THR:HG21	1:A:525:VAL:HG11	1.98	0.46
1:B:487:GLN:N	5:B:703:TPP:O2B	2.49	0.46
2:F:166:ARG:HB2	2:G:405:LEU:HD11	1.98	0.46
1:H:291:GLN:HB3	1:H:294:ARG:HH21	1.81	0.46
1:H:384:ALA:HA	1:H:387:SER:HB3	1.97	0.46
1:I:480:ILE:HD12	1:I:523:ALA:HB1	1.98	0.46
1:I:492:ALA:O	1:I:498:TYR:OH	2.28	0.46
2:K:371:ASP:HA	2:K:374:VAL:HB	1.98	0.46
1:L:290:GLU:O	1:L:294:ARG:N	2.39	0.46
1:L:305:TYR:HA	1:L:329:ALA:HB3	1.96	0.46
1:M:214:VAL:HG13	1:M:215:THR:HG23	1.97	0.46
1:M:341:ASP:OD1	1:M:341:ASP:N	2.45	0.46
1:M:411:VAL:HG23	1:M:413:GLY:H	1.81	0.46
2:N:186:LEU:HB3	2:N:220:LEU:HD11	1.96	0.46
1:P:148:VAL:O	1:P:152:GLU:N	2.43	0.46
1:P:564:ASN:O	1:P:641:CYS:N	2.49	0.46
1:Q:294:ARG:O	1:Q:297:SER:OG	2.27	0.46
2:S:329:ILE:HG22	2:S:331:GLY:H	1.81	0.46
1:A:142:ARG:NH2	1:B:588:LEU:O	2.48	0.46
1:A:453:LEU:HB3	1:A:495:PHE:HE1	1.81	0.46
1:B:331:THR:HG23	1:B:334:GLY:H	1.81	0.46
1:B:628:MET:HB2	1:B:637:LEU:HD21	1.97	0.46
1:I:386:ALA:HB1	1:I:389:ALA:HB3	1.96	0.46
1:L:291:GLN:HB3	1:L:294:ARG:HH21	1.80	0.46
1:M:257:ASP:OD1	1:M:257:ASP:N	2.43	0.46
1:P:271:MET:SD	1:P:271:MET:N	2.88	0.46
1:Q:535:ILE:HA	1:Q:561:LEU:HB3	1.98	0.46
1:A:144:GLU:HB2	1:A:174:ASN:HB2	1.98	0.46
1:A:313:SER:HA	1:A:416:LYS:HG3	1.98	0.46
1:B:167:THR:O	1:B:172:ALA:N	2.47	0.46
2:G:371:ASP:HA	2:G:374:VAL:HB	1.98	0.46
1:H:341:ASP:OD2	1:H:499:LYS:NZ	2.49	0.46
1:H:353:GLY:O	1:H:494:GLN:NE2	2.48	0.46

Continued on next page...

Continued from previous page...

Atom-1	Atom-2	Interatomic distance (Å)	Clash overlap (Å)
1:I:201:ILE:HD11	1:I:224:LEU:HD11	1.97	0.46
1:L:324:THR:HG23	1:L:326:ILE:HG13	1.98	0.46
1:M:347:HIS:CD2	1:M:494:GLN:HA	2.51	0.46
1:M:393:HIS:HB3	1:M:407:PRO:HG3	1.98	0.46
1:M:480:ILE:HD12	1:M:523:ALA:HB1	1.98	0.46
2:O:329:ILE:HG22	2:O:331:GLY:H	1.81	0.46
2:R:174:ASN:ND2	2:R:224:GLN:O	2.40	0.46
1:B:468:ILE:HD12	1:B:471:LEU:HD23	1.97	0.46
1:B:480:ILE:HD12	1:B:523:ALA:HB1	1.97	0.46
1:I:439:VAL:O	1:I:443:GLU:N	2.49	0.46
2:J:231:THR:HG1	2:K:466:THR:HG1	1.53	0.46
1:A:271:MET:SD	1:A:271:MET:N	2.88	0.46
1:B:373:ARG:NH1	1:B:375:ASP:OD2	2.49	0.46
1:I:444:LEU:O	1:I:448:LYS:N	2.49	0.46
1:L:142:ARG:NH2	1:M:588:LEU:O	2.49	0.46
1:L:337:SER:OG	1:L:338:TYR:N	2.49	0.46
1:P:320:PHE:HB2	1:P:419:LEU:HD11	1.98	0.46
1:Q:156:ARG:HA	1:Q:502:ARG:HH11	1.81	0.46
1:Q:240:PHE:O	1:Q:244:SER:OG	2.28	0.46
1:Q:573:GLN:NE2	1:Q:647:VAL:O	2.49	0.46
1:H:114:THR:HG21	1:H:525:VAL:HG11	1.98	0.45
1:I:481:ILE:HG22	1:I:504:TRP:HA	1.98	0.45
2:J:100:ILE:HG23	2:J:128:PHE:HE2	1.82	0.45
2:K:416:ARG:HA	2:K:416:ARG:HD2	1.76	0.45
1:L:350:GLY:HA3	4:L:702:FAD:HN3	1.81	0.45
1:L:510:LEU:HD12	1:L:510:LEU:HA	1.79	0.45
2:N:100:ILE:HG23	2:N:128:PHE:HE2	1.82	0.45
1:Q:343:GLU:O	1:Q:448:LYS:NZ	2.47	0.45
1:A:455:PHE:O	1:A:456:LYS:NZ	2.38	0.45
1:A:559:LYS:NZ	1:A:633:GLY:O	2.39	0.45
1:B:439:VAL:O	1:B:443:GLU:N	2.50	0.45
2:G:329:ILE:HB	2:G:332:VAL:HB	1.98	0.45
1:H:315:ASP:O	1:H:319:ARG:N	2.45	0.45
2:K:329:ILE:HG22	2:K:331:GLY:H	1.81	0.45
1:L:313:SER:HA	1:L:416:LYS:HG3	1.98	0.45
1:L:453:LEU:HB3	1:L:495:PHE:HE1	1.81	0.45
1:M:485:VAL:HG13	4:M:702:FAD:HM83	1.97	0.45
1:P:152:GLU:OE2	1:P:156:ARG:NE	2.49	0.45
1:Q:140:LEU:HD12	1:Q:141:PRO:HD2	1.99	0.45
1:Q:218:ILE:H	1:Q:218:ILE:HG12	1.58	0.45
1:A:564:ASN:O	1:A:641:CYS:N	2.47	0.45

Continued on next page...

Continued from previous page...

Atom-1	Atom-2	Interatomic distance (Å)	Clash overlap (Å)
1:B:211:ILE:HA	1:B:214:VAL:HG12	1.98	0.45
1:B:411:VAL:HG23	1:B:413:GLY:H	1.81	0.45
1:B:464:PRO:HD3	1:B:642:PRO:HD2	1.98	0.45
1:H:119:PRO:HD3	1:H:140:LEU:HD11	1.99	0.45
1:H:296:ILE:O	1:H:299:SER:OG	2.32	0.45
1:H:313:SER:HA	1:H:416:LYS:HG3	1.98	0.45
1:I:126:ILE:O	1:I:130:LEU:N	2.49	0.45
1:L:559:LYS:NZ	1:L:633:GLY:O	2.40	0.45
1:M:280:MET:HA	1:M:281:PRO:HD3	1.82	0.45
2:N:216:VAL:HG13	2:N:220:LEU:HD22	1.99	0.45
1:P:453:LEU:HB3	1:P:495:PHE:HE1	1.82	0.45
2:S:382:TYR:HE1	2:S:389:GLU:HA	1.80	0.45
1:A:512:ALA:HA	1:B:170:PRO:HG3	1.97	0.45
1:A:551:ILE:O	1:A:555:ASN:N	2.49	0.45
1:B:486:GLY:H	1:B:489:GLN:HB3	1.82	0.45
2:G:393:LEU:HD22	2:G:472:ALA:HB2	1.97	0.45
2:J:88:THR:HA	2:J:131:VAL:HA	1.99	0.45
2:O:393:LEU:HD22	2:O:472:ALA:HB2	1.97	0.45
1:P:313:SER:HA	1:P:416:LYS:HG3	1.98	0.45
1:Q:590:ASP:HB3	1:Q:593:GLN:HB2	1.99	0.45
1:A:321:VAL:HG23	1:A:326:ILE:H	1.81	0.45
1:B:535:ILE:HD11	1:B:563:LEU:HD22	1.98	0.45
2:F:216:VAL:HG13	2:F:220:LEU:HD22	1.99	0.45
1:I:415:VAL:HA	1:I:418:ALA:HB3	1.97	0.45
1:I:661:ILE:HD12	1:I:663:GLU:HG3	1.98	0.45
1:L:197:PRO:HD3	1:L:256:LYS:HB3	1.99	0.45
1:L:212:VAL:HG21	1:L:224:LEU:HB2	1.97	0.45
1:Q:183:LEU:HD22	1:Q:218:ILE:HA	1.98	0.45
1:Q:214:VAL:HG13	1:Q:215:THR:HG23	1.98	0.45
1:Q:573:GLN:HA	1:Q:646:HIS:CE1	2.52	0.45
1:A:650:MET:H	1:A:661:ILE:HG12	1.81	0.45
1:H:337:SER:OG	1:H:338:TYR:N	2.49	0.45
1:L:212:VAL:O	1:L:216:ARG:NH2	2.50	0.45
1:M:165:ILE:HG12	1:M:192:ILE:HB	1.99	0.45
1:M:304:LEU:HD21	1:M:317:LEU:HD11	1.99	0.45
2:N:88:THR:HA	2:N:131:VAL:HA	1.99	0.45
2:R:88:THR:HA	2:R:131:VAL:HA	1.99	0.45
1:A:234:ILE:O	1:A:238:ALA:N	2.46	0.45
1:B:569:GLY:O	1:B:573:GLN:N	2.41	0.45
2:G:329:ILE:HG22	2:G:331:GLY:H	1.81	0.45
2:G:382:TYR:HE1	2:G:389:GLU:HA	1.80	0.45

Continued on next page...

Continued from previous page...

Atom-1	Atom-2	Interatomic distance (Å)	Clash overlap (Å)
1:H:172:ALA:HB1	1:H:211:ILE:HG12	1.99	0.45
1:H:312:ASN:O	1:H:416:LYS:NZ	2.41	0.45
1:H:529:ASP:OD1	1:H:529:ASP:N	2.43	0.45
1:M:492:ALA:O	1:M:498:TYR:OH	2.33	0.45
1:P:316:GLU:OE1	1:P:416:LYS:NZ	2.45	0.45
1:Q:347:HIS:CD2	1:Q:494:GLN:HA	2.51	0.45
1:Q:468:ILE:HD12	1:Q:471:LEU:HD23	1.99	0.45
2:R:216:VAL:HG13	2:R:220:LEU:HD22	1.99	0.45
1:A:164:CYS:SG	1:A:165:ILE:N	2.90	0.45
1:A:487:GLN:HE21	1:A:647:VAL:HG23	1.81	0.45
1:B:373:ARG:HB3	4:B:702:FAD:H4B	1.98	0.45
1:I:535:ILE:HA	1:I:561:LEU:HB3	1.99	0.45
1:I:581:ALA:O	1:I:583:ARG:NH1	2.49	0.45
1:L:320:PHE:HB2	1:L:419:LEU:HD11	1.98	0.45
1:M:204:ASP:HA	1:M:208[B]:GLU:HB3	1.98	0.45
1:M:425:VAL:HG13	1:M:426:LEU:HG	1.99	0.45
1:M:468:ILE:HD12	1:M:471:LEU:HD23	1.99	0.45
1:M:628:MET:HB2	1:M:637:LEU:HD21	1.98	0.45
2:O:329:ILE:HB	2:O:332:VAL:HB	1.98	0.45
1:P:117:ALA:HB1	1:P:127:HIS:CE1	2.52	0.45
1:A:117:ALA:HB1	1:A:127:HIS:CE1	2.52	0.45
1:B:148:VAL:HG11	1:B:175:LEU:HA	1.98	0.45
1:B:614:ARG:HA	1:B:638:ASP:HB3	1.98	0.45
1:H:320:PHE:HB2	1:H:419:LEU:HD11	1.99	0.45
1:H:324:THR:HG23	1:H:326:ILE:HG13	1.99	0.45
1:H:397:ASP:OD2	1:H:400:GLU:N	2.46	0.45
1:H:559:LYS:HD2	1:H:628:MET:HG3	1.98	0.45
2:J:216:VAL:HG13	2:J:220:LEU:HD22	1.99	0.45
1:L:195:GLN:NE2	1:L:208[B]:GLU:OE2	2.50	0.45
1:L:211:ILE:HD12	1:L:214:VAL:HB	1.98	0.45
1:P:354:THR:HG22	1:P:453:LEU:HD21	1.99	0.45
1:P:534:ASP:O	1:P:561:LEU:N	2.45	0.45
1:P:551:ILE:O	1:P:555:ASN:N	2.49	0.45
1:Q:211:ILE:HA	1:Q:214:VAL:HG12	1.98	0.45
2:R:100:ILE:HG23	2:R:128:PHE:HE2	1.82	0.45
2:S:329:ILE:HB	2:S:332:VAL:HB	1.98	0.45
1:A:397:ASP:OD2	1:A:400:GLU:N	2.46	0.45
1:B:105:GLU:O	1:B:109:ARG:N	2.45	0.45
2:F:88:THR:HA	2:F:131:VAL:HA	1.99	0.45
2:F:205:GLU:OE2	2:G:442:THR:OG1	2.28	0.45
1:I:216:ARG:HE	2:J:102:ARG:HH11	1.64	0.45

Continued on next page...

Continued from previous page...

Atom-1	Atom-2	Interatomic distance (Å)	Clash overlap (Å)
1:L:114:THR:HG21	1:L:525:VAL:HG11	1.98	0.45
1:L:145:GLN:OE1	1:M:143:HIS:NE2	2.47	0.45
1:L:157:SER:O	1:L:157:SER:OG	2.34	0.45
1:M:337:SER:HA	1:M:501:PRO:HB3	1.99	0.45
1:M:542:ILE:HD12	1:M:588:LEU:HD11	1.99	0.45
2:O:353:GLY:O	2:O:362:ARG:N	2.49	0.45
1:P:279:ARG:NH1	2:S:387:VAL:O	2.43	0.45
1:P:284:PRO:HG3	1:P:413:GLY:HA3	1.99	0.45
1:Q:145:GLN:HA	1:Q:148:VAL:HG12	1.99	0.45
1:Q:212:VAL:HG12	1:Q:222:ASN:HB2	1.99	0.45
1:B:202:GLY:N	1:B:208[A]:GLU:OE1	2.45	0.44
1:B:385:PHE:O	1:B:405:LYS:NZ	2.34	0.44
1:I:334:GLY:O	1:I:337:SER:OG	2.32	0.44
1:I:480:ILE:HA	1:I:503:GLN:HG3	1.99	0.44
2:K:329:ILE:HB	2:K:332:VAL:HB	1.98	0.44
1:L:181:ASP:HA	1:L:510:LEU:HB2	1.99	0.44
1:M:145:GLN:HA	1:M:148:VAL:HG12	1.99	0.44
1:A:273:LEU:HG	1:A:276:TYR:HB3	1.99	0.44
1:H:110:GLN:HG2	1:H:239:PHE:CG	2.52	0.44
1:H:279:ARG:NH1	2:K:387:VAL:O	2.43	0.44
1:H:538:ASP:OD2	1:H:567:HIS:N	2.37	0.44
1:H:601:MET:HA	1:H:604:PHE:HB2	1.99	0.44
1:I:224:LEU:HA	1:I:253:ASP:HB2	1.98	0.44
1:I:573:GLN:NE2	1:I:650:MET:SD	2.90	0.44
1:M:140:LEU:HD12	1:M:141:PRO:HD2	1.98	0.44
1:M:142:ARG:HA	1:M:142:ARG:HD3	1.75	0.44
1:M:212:VAL:HG12	1:M:222:ASN:HB2	1.99	0.44
1:M:415:VAL:HA	1:M:418:ALA:HB3	1.97	0.44
1:P:337:SER:OG	1:P:338:TYR:N	2.50	0.44
1:Q:424:LYS:HD3	1:Q:424:LYS:HA	1.71	0.44
1:Q:566:GLN:HG2	1:Q:640:ILE:HD11	1.98	0.44
1:B:613:ALA:O	1:B:638:ASP:N	2.39	0.44
2:F:100:ILE:HD11	2:F:121:LEU:HD11	1.99	0.44
2:G:349:SER:O	2:G:366:VAL:N	2.50	0.44
1:H:164:CYS:SG	1:H:165:ILE:N	2.90	0.44
1:H:373:ARG:N	4:H:702:FAD:O2P	2.40	0.44
2:J:174:ASN:ND2	2:J:224:GLN:O	2.40	0.44
2:K:314:THR:O	2:K:314:THR:OG1	2.28	0.44
1:L:164:CYS:SG	1:L:165:ILE:N	2.90	0.44
1:L:385:PHE:O	1:L:405:LYS:NZ	2.40	0.44
1:L:589:GLY:HA2	1:L:598:PHE:HD1	1.82	0.44

Continued on next page...

Continued from previous page...

Atom-1	Atom-2	Interatomic distance (Å)	Clash overlap (Å)
1:M:485:VAL:HB	1:M:513:MET:HG2	1.99	0.44
1:P:286:ASP:O	1:P:290:GLU:N	2.51	0.44
1:P:296:ILE:O	1:P:299:SER:OG	2.32	0.44
1:A:337:SER:OG	1:A:338:TYR:N	2.50	0.44
1:A:546:GLN:OE1	1:B:546:GLN:NE2	2.50	0.44
1:B:349:LEU:O	4:B:702:FAD:N3	2.43	0.44
1:B:461:ALA:HA	1:B:617:LYS:HA	1.99	0.44
1:H:216:ARG:HH11	2:K:335:ILE:HG22	1.81	0.44
1:H:257:ASP:HA	1:H:260:GLN:HB2	1.98	0.44
1:H:504:TRP:CZ2	1:H:506:SER:HB2	2.52	0.44
1:L:315:ASP:O	1:L:319:ARG:N	2.46	0.44
1:M:204:ASP:HA	1:M:208[A]:GLU:HB3	1.98	0.44
1:M:343:GLU:O	1:M:448:LYS:NZ	2.49	0.44
2:O:416:ARG:HA	2:O:416:ARG:HD2	1.76	0.44
1:P:114:THR:HG21	1:P:525:VAL:HG11	1.98	0.44
1:P:397:ASP:OD1	1:P:400:GLU:N	2.47	0.44
1:Q:360:ALA:HB2	1:Q:444:LEU:HG	1.99	0.44
2:F:100:ILE:HG23	2:F:128:PHE:HE2	1.81	0.44
1:H:561:LEU:HD22	1:H:637:LEU:HD11	2.00	0.44
1:H:603:LEU:HB3	1:I:603:LEU:HB3	1.99	0.44
1:I:569:GLY:HA2	1:I:572:MET:HB3	2.00	0.44
2:J:231:THR:HB	2:K:469:VAL:HG21	2.00	0.44
1:L:329:ALA:HB1	1:L:349:LEU:HD13	1.99	0.44
1:L:355:VAL:HG23	1:L:451:PHE:HB3	1.99	0.44
1:M:569:GLY:HA2	1:M:572:MET:HB3	2.00	0.44
1:Q:444:LEU:O	1:Q:448:LYS:N	2.51	0.44
1:A:152:GLU:OE2	1:A:156:ARG:NE	2.51	0.44
1:A:212:VAL:HG23	1:A:222:ASN:HB3	2.00	0.44
1:B:228:VAL:HG22	1:B:258:ILE:HG23	1.99	0.44
1:I:212:VAL:HG12	1:I:222:ASN:HB2	1.99	0.44
1:I:214:VAL:HG13	1:I:215:THR:HG23	1.98	0.44
1:I:373:ARG:HB3	4:I:702:FAD:H4B	2.00	0.44
1:I:569:GLY:N	5:I:703:TPP:O1B	2.46	0.44
1:L:117:ALA:HB1	1:L:127:HIS:CE1	2.53	0.44
1:L:195:GLN:NE2	1:L:208[A]:GLU:OE2	2.50	0.44
1:L:234:ILE:O	1:L:238:ALA:N	2.48	0.44
2:N:100:ILE:HD11	2:N:121:LEU:HD11	1.99	0.44
1:Q:165:ILE:HG12	1:Q:192:ILE:HB	1.99	0.44
1:Q:485:VAL:HG13	4:Q:702:FAD:HM83	1.99	0.44
2:R:231:THR:HB	2:S:469:VAL:HG21	1.99	0.44
1:A:324:THR:HG23	1:A:326:ILE:HG13	1.99	0.44

Continued on next page...

Continued from previous page...

Atom-1	Atom-2	Interatomic distance (Å)	Clash overlap (Å)
1:A:488:HIS:HB2	1:A:563:LEU:HD22	2.00	0.44
1:B:257:ASP:OD1	1:B:257:ASP:N	2.49	0.44
1:H:142:ARG:HD3	1:H:142:ARG:HA	1.79	0.44
1:H:142:ARG:NH2	1:I:588:LEU:O	2.49	0.44
1:I:304:LEU:HD21	1:I:317:LEU:HD11	2.00	0.44
2:O:349:SER:O	2:O:366:VAL:N	2.50	0.44
1:P:213:GLU:OE1	1:P:216:ARG:NH1	2.51	0.44
1:Q:216:ARG:HE	2:R:102:ARG:HH11	1.65	0.44
1:Q:393:HIS:HB3	1:Q:407:PRO:HG3	1.99	0.44
1:B:126:ILE:O	1:B:130:LEU:N	2.51	0.44
1:B:140:LEU:HD12	1:B:141:PRO:HD2	2.00	0.44
1:B:359:TYR:HD1	1:B:657:PHE:HZ	1.65	0.44
1:B:661:ILE:HD12	1:B:663:GLU:HG3	2.00	0.44
1:H:468:ILE:HG23	1:H:471:LEU:HD12	1.99	0.44
1:M:167:THR:O	1:M:172:ALA:N	2.50	0.44
1:A:291:GLN:HB3	1:A:294:ARG:HH21	1.82	0.44
1:B:280:MET:HA	1:B:281:PRO:HD3	1.83	0.44
2:F:106:VAL:HG11	2:F:149:LEU:HD21	2.00	0.44
1:H:175:LEU:O	1:H:178:GLY:N	2.51	0.44
1:H:286:ASP:O	1:H:290:GLU:N	2.51	0.44
1:L:517:LEU:HD13	1:L:541:PHE:HE1	1.83	0.44
1:M:218:ILE:H	1:M:218:ILE:HG12	1.57	0.44
1:P:273:LEU:HG	1:P:276:TYR:HB3	1.99	0.44
1:P:559:LYS:HD2	1:P:628:MET:HG3	1.99	0.44
1:A:329:ALA:HB1	1:A:349:LEU:HD13	2.00	0.43
2:J:106:VAL:HG11	2:J:149:LEU:HD21	2.00	0.43
2:K:349:SER:O	2:K:366:VAL:N	2.50	0.43
1:M:331:THR:HG23	1:M:334:GLY:H	1.82	0.43
1:P:291:GLN:HB3	1:P:294:ARG:HH21	1.82	0.43
2:R:100:ILE:HD11	2:R:121:LEU:HD11	1.99	0.43
2:S:343:ARG:HA	2:S:343:ARG:HD3	1.82	0.43
1:A:143:HIS:CD2	1:A:145:GLN:HB3	2.53	0.43
1:B:365:ASP:O	1:B:390:LYS:N	2.51	0.43
1:H:213:GLU:OE1	1:H:216:ARG:NH1	2.51	0.43
1:H:440:TRP:CE3	1:H:443:GLU:HG3	2.52	0.43
1:H:564:ASN:O	1:H:641:CYS:N	2.51	0.43
2:J:100:ILE:HD11	2:J:121:LEU:HD11	1.99	0.43
2:K:320:HIS:N	2:K:367:ILE:O	2.52	0.43
1:Q:324:THR:HG21	1:Q:426:LEU:HD13	2.01	0.43
2:R:106:VAL:HG11	2:R:149:LEU:HD21	2.00	0.43
1:A:485:VAL:HG21	1:A:511:GLY:HA2	2.01	0.43

Continued on next page...

Continued from previous page...

Atom-1	Atom-2	Interatomic distance (Å)	Clash overlap (Å)
1:A:504:TRP:CZ2	1:A:506:SER:HB2	2.53	0.43
1:H:143:HIS:O	1:H:147:GLY:N	2.51	0.43
2:K:407:LYS:HA	2:K:438:THR:HA	2.00	0.43
1:M:349:LEU:O	4:M:702:FAD:N3	2.46	0.43
1:P:456:LYS:HA	1:P:456:LYS:HD3	1.82	0.43
1:A:444:LEU:O	1:A:448:LYS:N	2.52	0.43
1:A:607:ALA:O	1:B:600:ASN:N	2.48	0.43
1:B:347:HIS:CD2	1:B:494:GLN:HA	2.53	0.43
1:B:569:GLY:N	5:B:703:TPP:O1B	2.41	0.43
1:H:197:PRO:HD3	1:H:256:LYS:HB3	2.01	0.43
1:H:332:LEU:HD21	1:H:348:MET:HE3	2.00	0.43
2:K:455:LEU:HD23	2:K:455:LEU:HA	1.85	0.43
1:P:172:ALA:HB1	1:P:211:ILE:HG12	2.00	0.43
1:Q:185:ASP:OD1	1:Q:509:GLY:N	2.51	0.43
1:Q:228:VAL:HG21	1:Q:261:GLN:HB3	2.00	0.43
1:Q:304:LEU:HD21	1:Q:317:LEU:HD11	2.01	0.43
1:Q:347:HIS:NE2	1:Q:493:ALA:O	2.44	0.43
1:A:195:GLN:HG3	1:A:196:VAL:H	1.82	0.43
1:A:224:LEU:HD12	1:A:224:LEU:HA	1.88	0.43
1:B:165:ILE:HG23	1:B:192:ILE:HB	2.01	0.43
1:H:232:PRO:HA	1:H:235:ILE:HB	2.01	0.43
1:I:195:GLN:O	1:I:256:LYS:N	2.52	0.43
1:I:210:PRO:HB2	1:I:213:GLU:HB2	2.00	0.43
1:I:292:ILE:HG12	1:I:392:VAL:HG21	2.01	0.43
1:I:365:ASP:O	1:I:390:LYS:N	2.52	0.43
1:P:212:VAL:HG21	1:P:224:LEU:HB2	2.00	0.43
1:P:518:PRO:HA	1:P:521:ILE:HG13	2.00	0.43
1:A:290:GLU:O	1:A:294:ARG:N	2.40	0.43
1:A:546:GLN:HG2	1:A:547:GLU:HG2	2.01	0.43
1:A:601:MET:HA	1:A:604:PHE:HD2	1.83	0.43
1:B:391:ILE:HB	1:B:407:PRO:HA	2.01	0.43
2:G:320:HIS:N	2:G:367:ILE:O	2.52	0.43
1:I:140:LEU:HD12	1:I:141:PRO:HD2	2.01	0.43
1:I:195:GLN:N	1:I:254:VAL:O	2.47	0.43
1:I:485:VAL:HG13	4:I:702:FAD:HM83	2.01	0.43
1:L:142:ARG:HD3	1:L:142:ARG:HA	1.80	0.43
1:M:444:LEU:O	1:M:448:LYS:N	2.51	0.43
2:O:375:SER:HA	2:O:378:VAL:HG12	2.01	0.43
1:Q:542:ILE:HD12	1:Q:588:LEU:HD11	1.99	0.43
2:S:349:SER:O	2:S:366:VAL:N	2.50	0.43
2:S:377:LEU:O	2:S:381:LEU:N	2.41	0.43

Continued on next page...

Continued from previous page...

Atom-1	Atom-2	Interatomic distance (Å)	Clash overlap (Å)
1:A:284:PRO:HG3	1:A:413:GLY:HA3	2.00	0.43
1:A:340:CYS:SG	1:A:498:TYR:N	2.88	0.43
1:H:117:ALA:HB1	1:H:127:HIS:CE1	2.53	0.43
1:H:128:GLN:O	1:H:131:THR:OG1	2.33	0.43
1:H:650:MET:H	1:H:661:ILE:HG12	1.83	0.43
1:L:219:THR:HA	1:L:249:PRO:HG2	2.00	0.43
1:M:216:ARG:HE	2:N:102:ARG:HH11	1.66	0.43
1:P:332:LEU:HD21	1:P:348:MET:HE3	2.01	0.43
1:P:335:LEU:HD23	1:P:335:LEU:HA	1.89	0.43
1:P:345:SER:O	1:P:345:SER:OG	2.32	0.43
1:Q:201:ILE:HD11	1:Q:224:LEU:HD11	1.99	0.43
2:S:407:LYS:HA	2:S:438:THR:HA	2.00	0.43
1:B:127:HIS:HA	1:B:130:LEU:HB3	2.01	0.43
2:F:197:ILE:O	2:G:475:SER:OG	2.36	0.43
1:H:375:ASP:HA	1:H:404:ASN:HD22	1.84	0.43
1:H:444:LEU:O	1:H:448:LYS:N	2.52	0.43
1:L:438:GLY:HA2	1:L:441:ARG:HB2	2.00	0.43
1:P:324:THR:HG23	1:P:326:ILE:HG13	1.98	0.43
1:P:353:GLY:O	1:P:494:GLN:NE2	2.52	0.43
1:P:378:VAL:HG13	1:P:379:THR:HG23	2.00	0.43
1:P:561:LEU:HD22	1:P:637:LEU:HD11	1.99	0.43
1:Q:569:GLY:HA2	1:Q:572:MET:HB3	2.01	0.43
1:B:355:VAL:HA	1:B:358:ASN:HB2	2.01	0.43
1:H:455:PHE:HB3	1:H:465:GLN:HG3	2.01	0.43
2:K:419:LEU:O	2:K:423:SER:N	2.52	0.43
1:L:143:HIS:O	1:L:147:GLY:N	2.50	0.43
1:L:444:LEU:O	1:L:448:LYS:N	2.52	0.43
2:N:106:VAL:HG11	2:N:149:LEU:HD21	2.00	0.43
1:P:291:GLN:OE1	1:P:294:ARG:NH2	2.52	0.43
1:P:329:ALA:HB1	1:P:349:LEU:HD13	2.00	0.43
1:Q:534:ASP:O	1:Q:561:LEU:N	2.52	0.43
1:B:488:HIS:HB2	1:B:535:ILE:HG12	2.01	0.43
2:G:353:GLY:O	2:G:362:ARG:N	2.49	0.43
1:H:143:HIS:CD2	1:H:145:GLN:HB3	2.54	0.43
1:I:424:LYS:HA	1:I:424:LYS:HD3	1.73	0.43
1:M:224:LEU:HA	1:M:253:ASP:HB2	2.00	0.43
1:M:361:VAL:HG13	1:M:362:GLU:HG2	2.00	0.43
1:M:461:ALA:HA	1:M:617:LYS:HD2	2.01	0.43
1:P:143:HIS:CD2	1:P:145:GLN:HB3	2.54	0.43
1:Q:191:ALA:HB3	1:Q:251:LEU:HA	2.01	0.43
2:R:231:THR:HG1	2:S:466:THR:HG1	1.59	0.43

Continued on next page...

Continued from previous page...

Atom-1	Atom-2	Interatomic distance (Å)	Clash overlap (Å)
2:G:407:LYS:HA	2:G:438:THR:HA	2.00	0.42
1:L:455:PHE:O	1:L:456:LYS:NZ	2.38	0.42
1:M:365:ASP:O	1:M:390:LYS:N	2.52	0.42
1:M:367:LEU:HD12	1:M:391:ILE:HG12	2.00	0.42
2:N:176:HIS:HA	2:N:177:PRO:HD3	1.92	0.42
1:P:164:CYS:SG	1:P:165:ILE:N	2.92	0.42
2:S:419:LEU:O	2:S:423:SER:N	2.52	0.42
1:B:395:ASP:OD2	4:B:702:FAD:O3B	2.33	0.42
1:H:212:VAL:O	1:H:216:ARG:NH2	2.51	0.42
1:I:393:HIS:HB3	1:I:407:PRO:HG3	2.01	0.42
1:I:628:MET:HG3	1:I:637:LEU:HD11	2.00	0.42
1:L:143:HIS:CD2	1:L:145:GLN:HB3	2.54	0.42
1:M:92:ALA:HA	1:M:93:PRO:HD3	1.92	0.42
1:M:373:ARG:NH1	1:M:375:ASP:OD2	2.52	0.42
2:O:377:LEU:O	2:O:381:LEU:N	2.41	0.42
1:P:455:PHE:O	1:P:456:LYS:NZ	2.38	0.42
1:P:468:ILE:HG23	1:P:471:LEU:HD12	2.01	0.42
1:Q:210:PRO:HB2	1:Q:213:GLU:HB2	2.01	0.42
1:Q:573:GLN:HE22	1:Q:647:VAL:HB	1.84	0.42
1:A:455:PHE:HB3	1:A:465:GLN:HG3	2.01	0.42
1:A:625:ILE:HD13	1:A:637:LEU:HD21	2.00	0.42
1:B:241:LEU:HD23	1:B:241:LEU:HA	1.89	0.42
2:G:375:SER:HA	2:G:378:VAL:HG12	2.01	0.42
1:H:453:LEU:HB3	1:H:495:PHE:HE1	1.84	0.42
1:I:218:ILE:H	1:I:218:ILE:HG12	1.57	0.42
1:I:331:THR:OG1	1:I:332:LEU:N	2.52	0.42
1:I:355:VAL:HA	1:I:358:ASN:HB2	2.01	0.42
1:I:385:PHE:O	1:I:405:LYS:NZ	2.35	0.42
1:I:577:ARG:HH21	1:I:664:GLY:HA2	1.84	0.42
2:K:375:SER:HA	2:K:378:VAL:HG12	2.01	0.42
1:M:156:ARG:HA	1:M:502:ARG:HH11	1.83	0.42
1:M:331:THR:OG1	1:M:332:LEU:N	2.52	0.42
1:M:491:TRP:HE3	1:M:563:LEU:HD21	1.84	0.42
2:N:152:VAL:HG11	2:N:155:VAL:HG23	2.01	0.42
2:O:407:LYS:HA	2:O:438:THR:HA	2.00	0.42
1:P:128:GLN:O	1:P:131:THR:OG1	2.35	0.42
1:P:373:ARG:N	4:P:702:FAD:O2P	2.41	0.42
1:P:438:GLY:HA2	1:P:441:ARG:HB2	2.00	0.42
1:P:444:LEU:O	1:P:448:LYS:N	2.52	0.42
1:Q:280:MET:HA	1:Q:281:PRO:HD3	1.83	0.42
1:Q:352:HIS:HE1	1:Q:377:ARG:HH11	1.68	0.42

Continued on next page...

Continued from previous page...

Atom-1	Atom-2	Interatomic distance (Å)	Clash overlap (Å)
1:Q:461:ALA:HA	1:Q:617:LYS:HA	2.00	0.42
1:A:156:ARG:HG3	1:A:187:VAL:HG13	2.02	0.42
1:A:232:PRO:HA	1:A:235:ILE:HB	2.02	0.42
1:B:211:ILE:O	1:B:215:THR:OG1	2.28	0.42
1:B:468:ILE:HG12	1:B:492:ALA:HA	2.01	0.42
1:I:228:VAL:HG22	1:I:258:ILE:HG23	2.00	0.42
1:I:551:ILE:O	1:I:555:ASN:N	2.45	0.42
1:I:629:LEU:HD23	1:I:629:LEU:HA	1.93	0.42
2:K:353:GLY:O	2:K:362:ARG:N	2.49	0.42
1:L:335:LEU:HD23	1:L:335:LEU:HA	1.89	0.42
1:M:195:GLN:N	1:M:254:VAL:O	2.41	0.42
1:M:461:ALA:HA	1:M:617:LYS:HA	2.01	0.42
1:P:156:ARG:HG3	1:P:187:VAL:HG13	2.02	0.42
4:P:702:FAD:H9	4:P:702:FAD:H1'1	1.78	0.42
1:A:438:GLY:HA2	1:A:441:ARG:HB2	2.02	0.42
1:B:381:LYS:HB3	1:B:384:ALA:HB3	2.01	0.42
1:H:329:ALA:HB1	1:H:349:LEU:HD13	2.00	0.42
1:H:455:PHE:O	1:H:456:LYS:NZ	2.38	0.42
1:I:156:ARG:HA	1:I:502:ARG:HH11	1.84	0.42
1:I:391:ILE:HB	1:I:407:PRO:HA	2.02	0.42
1:L:257:ASP:HA	1:L:260:GLN:HB2	2.02	0.42
1:L:273:LEU:HG	1:L:276:TYR:HB3	2.00	0.42
1:L:284:PRO:HG3	1:L:413:GLY:HA3	2.02	0.42
1:L:296:ILE:O	1:L:299:SER:OG	2.32	0.42
1:L:345:SER:O	1:L:345:SER:OG	2.32	0.42
1:M:158:SER:OG	1:M:160:LYS:O	2.38	0.42
1:M:494:GLN:HE22	1:M:647:VAL:HG13	1.84	0.42
2:O:339:VAL:HA	2:O:342:ARG:HG2	2.02	0.42
1:P:471:LEU:HD21	1:P:561:LEU:HD11	2.00	0.42
1:Q:491:TRP:CE2	1:Q:647:VAL:HG22	2.54	0.42
2:R:166:ARG:HB2	2:S:405:LEU:HD11	2.02	0.42
1:A:90:ARG:HH11	1:A:105:GLU:HG3	1.84	0.42
1:A:625:ILE:HA	1:A:628:MET:HB3	2.01	0.42
1:B:550:THR:HA	1:B:553:VAL:HG12	2.01	0.42
2:F:210:PRO:HA	2:F:213:MET:HB2	2.02	0.42
1:L:378:VAL:HG13	1:L:379:THR:HG23	2.02	0.42
1:P:650:MET:H	1:P:661:ILE:HG12	1.84	0.42
1:Q:426:LEU:HD23	1:Q:426:LEU:HA	1.82	0.42
1:B:230:ASP:O	1:B:234:ILE:N	2.47	0.42
1:H:143:HIS:N	1:H:547:GLU:OE2	2.52	0.42
1:I:103:LEU:HD21	1:I:254:VAL:HG11	2.01	0.42

Continued on next page...

Continued from previous page...

Atom-1	Atom-2	Interatomic distance (Å)	Clash overlap (Å)
1:L:143:HIS:N	1:L:547:GLU:OE2	2.53	0.42
2:N:174:ASN:ND2	2:N:224:GLN:O	2.40	0.42
2:O:419:LEU:O	2:O:423:SER:N	2.52	0.42
1:P:504:TRP:CZ2	1:P:506:SER:HB2	2.54	0.42
1:Q:331:THR:HG23	1:Q:334:GLY:H	1.85	0.42
2:R:115:GLU:N	2:R:131:VAL:O	2.46	0.42
2:R:118:ALA:HB3	2:R:234:ILE:HD11	2.02	0.42
1:A:335:LEU:HD23	1:A:335:LEU:HA	1.91	0.42
1:B:491:TRP:HE3	1:B:563:LEU:HD21	1.84	0.42
2:J:210:PRO:HA	2:J:213:MET:HB2	2.02	0.42
1:P:224:LEU:HD12	1:P:224:LEU:HA	1.88	0.42
1:Q:207:GLN:H	1:Q:207:GLN:HG2	1.60	0.42
2:S:314:THR:O	2:S:314:THR:OG1	2.28	0.42
2:S:375:SER:HA	2:S:378:VAL:HG12	2.01	0.42
1:B:141:PRO:HA	1:B:550:THR:HG21	2.02	0.42
1:B:337:SER:HA	1:B:501:PRO:HB3	2.02	0.42
1:H:241:LEU:HD11	1:H:273:LEU:HD11	2.02	0.42
1:H:589:GLY:HA2	1:H:598:PHE:HD1	1.84	0.42
2:J:152:VAL:HG11	2:J:155:VAL:HG23	2.01	0.42
2:K:339:VAL:HA	2:K:342:ARG:HG2	2.02	0.42
1:L:220:LYS:HB2	1:L:248:GLY:HA3	2.02	0.42
1:L:650:MET:H	1:L:661:ILE:HG12	1.85	0.42
1:M:568:LEU:N	1:M:586:THR:O	2.41	0.42
2:N:115:GLU:HB3	2:N:131:VAL:HG13	2.02	0.42
1:Q:167:THR:O	1:Q:172:ALA:N	2.53	0.42
1:Q:228:VAL:HG13	1:Q:231:ILE:HD12	2.02	0.42
2:R:115:GLU:HB3	2:R:131:VAL:HG13	2.02	0.42
2:S:320:HIS:N	2:S:367:ILE:O	2.52	0.42
1:A:172:ALA:HB1	1:A:211:ILE:HG12	2.01	0.42
1:B:92:ALA:HA	1:B:93:PRO:HD3	1.93	0.42
1:B:207:GLN:H	1:B:207:GLN:HG3	1.64	0.42
1:B:455:PHE:HZ	1:B:466:TYR:HB2	1.85	0.42
1:H:534:ASP:HB3	1:H:560:VAL:HA	2.01	0.42
1:H:625:ILE:HD13	1:H:637:LEU:HD21	2.01	0.42
4:H:702:FAD:H8A	4:H:702:FAD:H2B	1.70	0.42
1:I:481:ILE:HD12	1:I:533:VAL:HG13	2.01	0.42
1:L:212:VAL:HG23	1:L:222:ASN:HB3	2.01	0.42
1:L:304:LEU:O	1:L:329:ALA:N	2.52	0.42
1:P:455:PHE:HB3	1:P:465:GLN:HG3	2.02	0.42
1:A:468:ILE:HG23	1:A:471:LEU:HD12	2.02	0.41
1:A:648:LEU:HA	1:A:649:PRO:HA	1.90	0.41

Continued on next page...

Continued from previous page...

Atom-1	Atom-2	Interatomic distance (Å)	Clash overlap (Å)
1:I:337:SER:HA	1:I:501:PRO:HB3	2.02	0.41
1:I:491:TRP:HE3	1:I:563:LEU:HD21	1.85	0.41
1:L:471:LEU:HD23	1:L:471:LEU:HA	1.93	0.41
1:M:551:ILE:O	1:M:555:ASN:N	2.49	0.41
2:N:166:ARG:HB2	2:O:405:LEU:HD11	2.01	0.41
1:P:145:GLN:OE1	1:Q:143:HIS:NE2	2.47	0.41
1:Q:204:ASP:HA	1:Q:208[A]:GLU:HB3	2.01	0.41
1:Q:373:ARG:HB3	4:Q:702:FAD:H4B	2.02	0.41
1:Q:455:PHE:HZ	1:Q:466:TYR:HB2	1.85	0.41
2:S:353:GLY:O	2:S:362:ARG:N	2.49	0.41
1:A:212:VAL:O	1:A:216:ARG:NH2	2.52	0.41
1:A:561:LEU:HD22	1:A:637:LEU:HD11	2.02	0.41
1:B:195:GLN:HB2	1:B:255:PRO:HA	2.01	0.41
1:B:212:VAL:HG12	1:B:222:ASN:HB2	2.02	0.41
1:B:218:ILE:H	1:B:218:ILE:HG12	1.66	0.41
2:F:152:VAL:HG11	2:F:155:VAL:HG23	2.01	0.41
1:H:355:VAL:HG12	1:H:649:PRO:HG3	2.03	0.41
1:H:438:GLY:HA2	1:H:441:ARG:HB2	2.02	0.41
1:H:487:GLN:NE2	1:H:646:HIS:HA	2.35	0.41
1:I:168:SER:N	1:I:194:GLY:O	2.50	0.41
1:I:347:HIS:CD2	1:I:494:GLN:HA	2.55	0.41
1:L:384:ALA:HA	1:L:387:SER:HB3	2.03	0.41
1:L:514:GLY:H	1:L:540:SER:HB2	1.83	0.41
1:L:564:ASN:O	1:L:641:CYS:N	2.53	0.41
1:M:327:PRO:HA	1:M:344:LEU:HD21	2.01	0.41
2:N:197:ILE:O	2:O:475:SER:OG	2.35	0.41
2:S:401:ARG:NE	2:S:443:GLY:HA2	2.35	0.41
2:F:118:ALA:HB3	2:F:234:ILE:HD11	2.02	0.41
2:G:323:SER:OG	2:G:362:ARG:NH2	2.49	0.41
2:K:335:ILE:HD11	2:K:386:ASP:HB2	2.02	0.41
1:L:232:PRO:HA	1:L:235:ILE:HB	2.02	0.41
1:M:228:VAL:HG22	1:M:258:ILE:HG23	2.01	0.41
1:M:304:LEU:O	1:M:329:ALA:N	2.53	0.41
1:M:455:PHE:HZ	1:M:466:TYR:HB2	1.85	0.41
1:P:142:ARG:HD3	1:P:142:ARG:HA	1.83	0.41
1:Q:141:PRO:HA	1:Q:550:THR:HG21	2.02	0.41
1:Q:337:SER:HA	1:Q:501:PRO:HB3	2.03	0.41
1:A:332:LEU:HD21	1:A:348:MET:HE3	2.02	0.41
1:A:470:VAL:HG11	1:A:621:LEU:HG	2.02	0.41
1:A:539:GLY:O	1:A:543:MET:N	2.49	0.41
1:H:508:GLY:HA2	4:H:702:FAD:HM81	2.02	0.41

Continued on next page...

Continued from previous page...

Atom-1	Atom-2	Interatomic distance (Å)	Clash overlap (Å)
1:H:514:GLY:H	1:H:540:SER:HB3	1.86	0.41
1:H:543:MET:HA	1:I:546:GLN:HG2	2.02	0.41
1:I:127:HIS:HA	1:I:130:LEU:HB3	2.02	0.41
1:I:211:ILE:HA	1:I:214:VAL:HG12	2.00	0.41
2:K:399:SER:HA	2:K:473:ARG:HH11	1.86	0.41
1:M:373:ARG:HB3	4:M:702:FAD:H4B	2.03	0.41
1:P:258:ILE:HD13	1:P:258:ILE:HA	1.89	0.41
1:A:106:ALA:HB2	1:A:267:TRP:HZ3	1.85	0.41
1:A:518:PRO:HA	1:A:521:ILE:HG13	2.02	0.41
1:B:566:GLN:NE2	1:B:598:PHE:O	2.42	0.41
2:F:240:LYS:NZ	2:G:434:ASP:H	2.18	0.41
1:H:212:VAL:HG23	1:H:222:ASN:HB3	2.02	0.41
1:H:284:PRO:HG3	1:H:413:GLY:HA3	2.01	0.41
1:H:488:HIS:HB2	1:H:563:LEU:HD22	2.01	0.41
1:I:534:ASP:O	1:I:561:LEU:N	2.53	0.41
2:J:166:ARG:HB2	2:K:405:LEU:HD11	2.02	0.41
1:L:419:LEU:HD12	1:L:422:MET:HB3	2.02	0.41
1:Q:92:ALA:HA	1:Q:93:PRO:HD3	1.92	0.41
1:Q:204:ASP:HA	1:Q:208[B]:GLU:HB3	2.01	0.41
1:Q:365:ASP:O	1:Q:390:LYS:N	2.52	0.41
1:A:304:LEU:O	1:A:329:ALA:N	2.48	0.41
1:B:424:LYS:HD3	1:B:424:LYS:HA	1.71	0.41
2:G:451:LEU:O	2:G:455:LEU:N	2.54	0.41
1:H:235:ILE:HD13	1:H:235:ILE:HA	1.85	0.41
1:I:373:ARG:NH1	1:I:375:ASP:OD1	2.53	0.41
1:I:485:VAL:HB	1:I:513:MET:HG2	2.01	0.41
2:K:401:ARG:NE	2:K:443:GLY:HA2	2.35	0.41
1:L:642:PRO:HG2	1:L:645:GLU:HB2	2.03	0.41
1:M:183:LEU:HD12	1:M:183:LEU:HA	1.94	0.41
1:M:233:ARG:NH1	1:M:272:ARG:HH21	2.19	0.41
1:M:334:GLY:O	1:M:337:SER:OG	2.32	0.41
1:M:415:VAL:HG23	4:M:702:FAD:H2A	2.03	0.41
1:M:580:LYS:HE2	1:M:580:LYS:HB2	1.93	0.41
1:P:106:ALA:HB2	1:P:267:TRP:HZ3	1.86	0.41
1:P:327:PRO:HA	1:P:344:LEU:HB3	2.03	0.41
1:A:142:ARG:HD3	1:A:142:ARG:HA	1.83	0.41
1:B:109:ARG:HG3	1:B:267:TRP:CE2	2.56	0.41
1:B:573:GLN:HA	1:B:646:HIS:CE1	2.56	0.41
2:G:455:LEU:HD23	2:G:455:LEU:HA	1.85	0.41
1:H:481:ILE:O	1:H:505:LEU:N	2.51	0.41
1:I:235:ILE:HD12	1:I:235:ILE:HA	1.93	0.41

Continued on next page...

Continued from previous page...

Atom-1	Atom-2	Interatomic distance (Å)	Clash overlap (Å)
1:I:381:LYS:HB3	1:I:384:ALA:HB3	2.02	0.41
1:I:464:PRO:HD3	1:I:642:PRO:HD2	2.02	0.41
1:L:128:GLN:O	1:L:131:THR:OG1	2.34	0.41
1:L:377:ARG:NH2	1:L:653:SER:OG	2.53	0.41
4:L:702:FAD:H9	4:L:702:FAD:H1'1	1.80	0.41
1:M:192:ILE:HD13	1:M:252:VAL:HB	2.02	0.41
1:M:210:PRO:HB2	1:M:213:GLU:HB2	2.02	0.41
2:N:89:ILE:N	2:N:130:ILE:O	2.51	0.41
2:N:115:GLU:N	2:N:131:VAL:O	2.46	0.41
2:N:118:ALA:HB3	2:N:234:ILE:HD11	2.02	0.41
1:P:204:ASP:O	1:Q:373:ARG:NH1	2.53	0.41
1:Q:186:SER:O	1:Q:186:SER:OG	2.39	0.41
1:Q:192:ILE:HD13	1:Q:252:VAL:HB	2.02	0.41
1:Q:195:GLN:O	1:Q:256:LYS:N	2.53	0.41
2:R:152:VAL:HG11	2:R:155:VAL:HG23	2.01	0.41
2:R:210:PRO:HA	2:R:213:MET:HB2	2.02	0.41
2:S:416:ARG:HD2	2:S:416:ARG:HA	1.76	0.41
1:A:345:SER:O	1:A:345:SER:OG	2.32	0.41
1:A:355:VAL:HG12	1:A:649:PRO:HG3	2.03	0.41
1:B:568:LEU:N	1:B:586:THR:O	2.37	0.41
2:G:473:ARG:H	2:G:473:ARG:HG2	1.74	0.41
1:H:539:GLY:O	1:H:543:MET:N	2.47	0.41
1:H:600:ASN:HB3	1:I:607:ALA:HA	2.02	0.41
1:H:605:ALA:HB3	1:H:612:ALA:HB2	2.02	0.41
1:L:373:ARG:NH2	1:M:205:ALA:O	2.53	0.41
2:R:236:LEU:HD23	2:R:236:LEU:HA	1.93	0.41
1:A:235:ILE:HA	1:A:235:ILE:HD13	1.84	0.41
1:A:542:ILE:HA	1:A:545:VAL:HB	2.02	0.41
1:A:598:PHE:HA	1:A:599:PRO:HA	1.83	0.41
1:B:415:VAL:HG23	4:B:702:FAD:H2A	2.02	0.41
1:B:567:HIS:HA	1:B:587:PHE:HA	2.03	0.41
2:F:115:GLU:HB3	2:F:131:VAL:HG13	2.02	0.41
1:H:487:GLN:HE22	1:H:646:HIS:HD2	1.68	0.41
1:H:510:LEU:HD23	1:H:512:ALA:HB2	2.03	0.41
1:I:602:LEU:HD21	1:I:614:ARG:HB2	2.02	0.41
2:J:147:GLN:HE21	2:J:155:VAL:HB	1.86	0.41
1:L:181:ASP:OD1	1:L:507:SER:OG	2.29	0.41
1:L:224:LEU:HD12	1:L:224:LEU:HA	1.90	0.41
1:L:332:LEU:HD21	1:L:348:MET:HE3	2.03	0.41
1:L:362:GLU:O	1:L:388:ARG:NH1	2.53	0.41
1:M:381:LYS:HB3	1:M:384:ALA:HB3	2.02	0.41

Continued on next page...

Continued from previous page...

Atom-1	Atom-2	Interatomic distance (Å)	Clash overlap (Å)
1:M:543:MET:HE3	1:M:543:MET:HB2	1.94	0.41
2:O:343:ARG:HA	2:O:343:ARG:HD3	1.82	0.41
1:P:381:LYS:NZ	1:P:383:GLU:OE2	2.52	0.41
1:P:539:GLY:O	1:P:543:MET:N	2.50	0.41
1:Q:381:LYS:HB3	1:Q:384:ALA:HB3	2.02	0.41
1:Q:442:ASN:HA	1:Q:445:ASN:HB2	2.03	0.41
2:S:339:VAL:HA	2:S:342:ARG:HG2	2.02	0.41
2:G:339:VAL:HA	2:G:342:ARG:HG2	2.02	0.41
1:H:456:LYS:HD3	1:H:456:LYS:HA	1.82	0.41
1:H:487:GLN:NE2	1:H:645:GLU:O	2.50	0.41
1:H:542:ILE:HA	1:H:545:VAL:HB	2.02	0.41
2:J:115:GLU:HB3	2:J:131:VAL:HG13	2.02	0.41
1:L:605:ALA:HB3	1:L:612:ALA:HB2	2.04	0.41
1:M:550:THR:HA	1:M:553:VAL:HG12	2.02	0.41
2:N:147:GLN:HE21	2:N:155:VAL:HB	1.86	0.41
2:N:210:PRO:HA	2:N:213:MET:HB2	2.02	0.41
2:O:325:LEU:HD12	2:O:325:LEU:HA	1.93	0.41
1:P:156:ARG:HH12	1:P:506:SER:N	2.19	0.41
1:P:603:LEU:HB3	1:Q:603:LEU:HB3	2.03	0.41
1:B:216:ARG:HE	2:F:102:ARG:NH1	2.18	0.40
1:B:233:ARG:NH1	1:B:272:ARG:HH21	2.19	0.40
2:G:342:ARG:HG3	2:G:343:ARG:NH2	2.37	0.40
1:H:327:PRO:HA	1:H:344:LEU:HB3	2.03	0.40
1:I:209:THR:HG23	1:I:211:ILE:HG12	2.02	0.40
1:I:327:PRO:HA	1:I:344:LEU:HD21	2.03	0.40
2:J:118:ALA:HB3	2:J:234:ILE:HD11	2.02	0.40
1:L:316:GLU:OE1	1:L:416:LYS:NZ	2.45	0.40
1:L:354:THR:HG22	1:L:453:LEU:HD21	2.03	0.40
1:M:629:LEU:HD23	1:M:629:LEU:HA	1.92	0.40
2:O:320:HIS:N	2:O:367:ILE:O	2.52	0.40
1:Q:126:ILE:O	1:Q:130:LEU:N	2.54	0.40
2:S:473:ARG:H	2:S:473:ARG:HG2	1.74	0.40
1:A:327:PRO:HA	1:A:344:LEU:HB3	2.03	0.40
1:A:353:GLY:O	1:A:494:GLN:NE2	2.54	0.40
1:A:362:GLU:O	1:A:388:ARG:NH1	2.54	0.40
1:A:384:ALA:HA	1:A:387:SER:HB3	2.03	0.40
1:A:487:GLN:NE2	1:A:646:HIS:HA	2.36	0.40
1:A:642:PRO:HG2	1:A:645:GLU:HB2	2.03	0.40
1:B:210:PRO:HB2	1:B:213:GLU:HB2	2.03	0.40
2:F:236:LEU:HD12	2:G:405:LEU:HB3	2.03	0.40
1:H:220:LYS:HB2	1:H:248:GLY:HA3	2.03	0.40

Continued on next page...

Continued from previous page...

Atom-1	Atom-2	Interatomic distance (Å)	Clash overlap (Å)
1:I:109:ARG:HG3	1:I:267:TRP:CE2	2.57	0.40
1:L:286:ASP:O	1:L:290:GLU:N	2.53	0.40
1:M:183:LEU:HD22	1:M:218:ILE:HA	2.03	0.40
1:M:235:ILE:HD12	1:M:235:ILE:HA	1.93	0.40
2:O:335:ILE:HD11	2:O:386:ASP:HB2	2.02	0.40
2:O:401:ARG:NE	2:O:443:GLY:HA2	2.35	0.40
1:P:160:LYS:HA	1:P:160:LYS:HD3	1.89	0.40
1:P:642:PRO:HG2	1:P:645:GLU:HB2	2.03	0.40
1:A:366:LEU:HA	1:A:390:LYS:H	1.87	0.40
1:A:471:LEU:HD23	1:A:471:LEU:HA	1.96	0.40
1:A:589:GLY:HA2	1:A:598:PHE:HD1	1.86	0.40
1:B:319:ARG:O	1:B:323:LEU:N	2.48	0.40
1:B:343:GLU:O	1:B:448:LYS:NZ	2.52	0.40
1:B:603:LEU:HA	1:B:606:ALA:HB3	2.03	0.40
2:F:147:GLN:HE21	2:F:155:VAL:HB	1.86	0.40
2:G:401:ARG:NE	2:G:443:GLY:HA2	2.35	0.40
1:M:168:SER:OG	1:M:195:GLN:HA	2.22	0.40
1:M:520:ALA:HA	1:M:523:ALA:HB3	2.02	0.40
2:N:205:GLU:OE1	2:O:401:ARG:NE	2.48	0.40
1:P:366:LEU:HA	1:P:390:LYS:H	1.85	0.40
1:Q:327:PRO:HA	1:Q:344:LEU:HD21	2.03	0.40
1:Q:491:TRP:HE3	1:Q:563:LEU:HD21	1.86	0.40
1:Q:622:ARG:O	1:Q:626:GLN:N	2.46	0.40
1:A:316:GLU:OE1	1:A:416:LYS:NZ	2.45	0.40
1:A:369:ALA:HB3	1:A:393:HIS:HA	2.04	0.40
1:B:292:ILE:HG12	1:B:392:VAL:HG21	2.04	0.40
1:B:393:HIS:HB3	1:B:407:PRO:HG3	2.03	0.40
1:B:577:ARG:NE	1:B:646:HIS:HD1	2.19	0.40
2:G:399:SER:HA	2:G:473:ARG:HH11	1.86	0.40
1:I:130:LEU:HD21	1:I:138:ASN:HB2	2.03	0.40
1:L:207:GLN:OE1	5:M:703:TPP:N4'	2.54	0.40
1:L:539:GLY:O	1:L:543:MET:N	2.48	0.40
1:M:102:ILE:HG12	1:M:265:PRO:HB3	2.02	0.40
1:M:424:LYS:HA	1:M:424:LYS:HD3	1.72	0.40
1:M:563:LEU:HD12	1:M:563:LEU:HA	1.90	0.40
2:O:399:SER:HA	2:O:473:ARG:HH11	1.86	0.40
1:P:104:VAL:HA	1:P:107:LEU:HD12	2.03	0.40
1:P:327:PRO:HB3	1:P:344:LEU:HD22	2.03	0.40
1:Q:155:ALA:HB2	1:Q:162:GLY:H	1.86	0.40
2:S:335:ILE:HD11	2:S:386:ASP:HB2	2.02	0.40
1:L:327:PRO:HA	1:L:344:LEU:HB3	2.03	0.40

Continued on next page...

Continued from previous page...

Atom-1	Atom-2	Interatomic distance (Å)	Clash overlap (Å)
1:L:340:CYS:SG	1:L:498:TYR:N	2.88	0.40
1:M:129:ALA:HA	1:M:132:ARG:HG3	2.04	0.40
2:O:321:THR:H	2:O:394:THR:HG1	1.64	0.40
2:O:342:ARG:HG3	2:O:343:ARG:NH2	2.37	0.40
1:P:230:ASP:OD1	1:P:230:ASP:N	2.53	0.40
1:Q:158:SER:OG	1:Q:160:LYS:O	2.38	0.40
1:Q:461:ALA:HA	1:Q:617:LYS:HD2	2.03	0.40
1:Q:520:ALA:HA	1:Q:523:ALA:HB3	2.02	0.40
1:Q:572:MET:SD	1:Q:583:ARG:NH1	2.95	0.40

There are no symmetry-related clashes.

5.3 Torsion angles [\(i\)](#)

5.3.1 Protein backbone [\(i\)](#)

In the following table, the Percentiles column shows the percent Ramachandran outliers of the chain as a percentile score with respect to all PDB entries followed by that with respect to all EM entries.

The Analysed column shows the number of residues for which the backbone conformation was analysed, and the total number of residues.

Mol	Chain	Analysed	Favoured	Allowed	Outliers	Percentiles	
1	A	581/586 (99%)	520 (90%)	61 (10%)	0	100	100
1	B	581/586 (99%)	524 (90%)	57 (10%)	0	100	100
1	H	581/586 (99%)	526 (90%)	55 (10%)	0	100	100
1	I	581/586 (99%)	528 (91%)	53 (9%)	0	100	100
1	L	581/586 (99%)	523 (90%)	58 (10%)	0	100	100
1	M	581/586 (99%)	523 (90%)	58 (10%)	0	100	100
1	P	581/586 (99%)	524 (90%)	57 (10%)	0	100	100
1	Q	581/586 (99%)	521 (90%)	60 (10%)	0	100	100
2	F	153/491 (31%)	140 (92%)	13 (8%)	0	100	100
2	G	167/491 (34%)	144 (86%)	23 (14%)	0	100	100
2	J	153/491 (31%)	140 (92%)	13 (8%)	0	100	100
2	K	167/491 (34%)	144 (86%)	23 (14%)	0	100	100
2	N	153/491 (31%)	140 (92%)	13 (8%)	0	100	100

Continued on next page...

Continued from previous page...

Mol	Chain	Analysed	Favoured	Allowed	Outliers	Percentiles	
2	O	167/491 (34%)	145 (87%)	22 (13%)	0	100	100
2	R	153/491 (31%)	140 (92%)	13 (8%)	0	100	100
2	S	167/491 (34%)	145 (87%)	22 (13%)	0	100	100
All	All	5928/8616 (69%)	5327 (90%)	601 (10%)	0	100	100

There are no Ramachandran outliers to report.

5.3.2 Protein sidechains [i](#)

In the following table, the Percentiles column shows the percent sidechain outliers of the chain as a percentile score with respect to all PDB entries followed by that with respect to all EM entries.

The Analysed column shows the number of residues for which the sidechain conformation was analysed, and the total number of residues.

Mol	Chain	Analysed	Rotameric	Outliers	Percentiles	
1	A	476/483 (99%)	475 (100%)	1 (0%)	93	97
1	B	476/483 (99%)	474 (100%)	2 (0%)	91	95
1	H	476/483 (99%)	475 (100%)	1 (0%)	93	97
1	I	476/483 (99%)	473 (99%)	3 (1%)	86	92
1	L	476/483 (99%)	475 (100%)	1 (0%)	93	97
1	M	476/483 (99%)	473 (99%)	3 (1%)	86	92
1	P	476/483 (99%)	475 (100%)	1 (0%)	93	97
1	Q	476/483 (99%)	473 (99%)	3 (1%)	86	92
2	F	135/418 (32%)	135 (100%)	0	100	100
2	G	144/418 (34%)	144 (100%)	0	100	100
2	J	135/418 (32%)	135 (100%)	0	100	100
2	K	144/418 (34%)	144 (100%)	0	100	100
2	N	135/418 (32%)	135 (100%)	0	100	100
2	O	144/418 (34%)	144 (100%)	0	100	100
2	R	135/418 (32%)	135 (100%)	0	100	100
2	S	144/418 (34%)	144 (100%)	0	100	100
All	All	4924/7208 (68%)	4909 (100%)	15 (0%)	92	96

All (15) residues with a non-rotameric sidechain are listed below:

Mol	Chain	Res	Type
1	A	282	LYS
1	B	279	ARG
1	B	667	ARG
1	H	282	LYS
1	I	199	ARG
1	I	279	ARG
1	I	667	ARG
1	L	282	LYS
1	M	199	ARG
1	M	279	ARG
1	M	667	ARG
1	P	282	LYS
1	Q	199	ARG
1	Q	279	ARG
1	Q	667	ARG

Sometimes sidechains can be flipped to improve hydrogen bonding and reduce clashes. All (27) such sidechains are listed below:

Mol	Chain	Res	Type
1	A	207	GLN
1	A	445	ASN
1	B	494	GLN
1	B	573	GLN
2	F	101	ASN
2	G	440	GLN
2	G	452	GLN
1	H	143	HIS
1	H	195	GLN
1	H	445	ASN
1	H	487	GLN
1	I	494	GLN
1	I	573	GLN
2	J	101	ASN
2	K	440	GLN
2	K	452	GLN
1	L	445	ASN
1	M	573	GLN
2	N	101	ASN
2	O	440	GLN
2	O	452	GLN
1	P	195	GLN

Continued on next page...

Continued from previous page...

Mol	Chain	Res	Type
1	P	445	ASN
1	Q	573	GLN
2	R	101	ASN
2	S	440	GLN
2	S	452	GLN

5.3.3 RNA [i](#)

There are no RNA molecules in this entry.

5.4 Non-standard residues in protein, DNA, RNA chains [i](#)

There are no non-standard protein/DNA/RNA residues in this entry.

5.5 Carbohydrates [i](#)

There are no monosaccharides in this entry.

5.6 Ligand geometry [i](#)

Of 24 ligands modelled in this entry, 8 are monoatomic - leaving 16 for Mogul analysis.

In the following table, the Counts columns list the number of bonds (or angles) for which Mogul statistics could be retrieved, the number of bonds (or angles) that are observed in the model and the number of bonds (or angles) that are defined in the Chemical Component Dictionary. The Link column lists molecule types, if any, to which the group is linked. The Z score for a bond length (or angle) is the number of standard deviations the observed value is removed from the expected value. A bond length (or angle) with $|Z| > 2$ is considered an outlier worth inspection. RMSZ is the root-mean-square of all Z scores of the bond lengths (or angles).

Mol	Type	Chain	Res	Link	Bond lengths			Bond angles		
					Counts	RMSZ	$\# Z > 2$	Counts	RMSZ	$\# Z > 2$
5	TPP	H	703	3	22,27,27	2.53	5 (22%)	29,40,40	1.94	6 (20%)
4	FAD	I	702	-	53,58,58	2.63	19 (35%)	68,89,89	1.40	9 (13%)
4	FAD	L	702	-	53,58,58	2.63	17 (32%)	68,89,89	1.39	10 (14%)
5	TPP	I	703	3	22,27,27	2.58	6 (27%)	29,40,40	1.88	8 (27%)
5	TPP	P	703	3	22,27,27	2.54	6 (27%)	29,40,40	1.89	4 (13%)
4	FAD	A	702	-	53,58,58	2.63	17 (32%)	68,89,89	1.39	10 (14%)
4	FAD	P	702	-	53,58,58	2.63	16 (30%)	68,89,89	1.39	10 (14%)

Mol	Type	Chain	Res	Link	Bond lengths			Bond angles		
					Counts	RMSZ	# Z > 2	Counts	RMSZ	# Z > 2
5	TPP	M	703	3	22,27,27	2.57	6 (27%)	29,40,40	1.84	8 (27%)
4	FAD	H	702	-	53,58,58	2.63	17 (32%)	68,89,89	1.41	13 (19%)
4	FAD	Q	702	-	53,58,58	2.64	19 (35%)	68,89,89	1.40	9 (13%)
5	TPP	A	703	3	22,27,27	2.56	6 (27%)	29,40,40	2.04	6 (20%)
5	TPP	B	703	3	22,27,27	2.60	6 (27%)	29,40,40	1.69	6 (20%)
4	FAD	M	702	-	53,58,58	2.63	19 (35%)	68,89,89	1.40	8 (11%)
4	FAD	B	702	-	53,58,58	2.62	19 (35%)	68,89,89	1.41	8 (11%)
5	TPP	L	703	3	22,27,27	2.55	7 (31%)	29,40,40	1.93	6 (20%)
5	TPP	Q	703	3	22,27,27	2.59	6 (27%)	29,40,40	1.88	7 (24%)

In the following table, the Chirals column lists the number of chiral outliers, the number of chiral centers analysed, the number of these observed in the model and the number defined in the Chemical Component Dictionary. Similar counts are reported in the Torsion and Rings columns. '-' means no outliers of that kind were identified.

Mol	Type	Chain	Res	Link	Chirals	Torsions	Rings
5	TPP	H	703	3	-	5/16/17/17	0/2/2/2
4	FAD	I	702	-	-	18/30/50/50	0/6/6/6
4	FAD	L	702	-	-	17/30/50/50	0/6/6/6
5	TPP	I	703	3	-	4/16/17/17	0/2/2/2
5	TPP	P	703	3	-	6/16/17/17	0/2/2/2
4	FAD	A	702	-	-	17/30/50/50	0/6/6/6
4	FAD	P	702	-	-	16/30/50/50	0/6/6/6
5	TPP	M	703	3	-	4/16/17/17	0/2/2/2
4	FAD	H	702	-	-	16/30/50/50	0/6/6/6
4	FAD	Q	702	-	-	18/30/50/50	0/6/6/6
5	TPP	A	703	3	-	5/16/17/17	0/2/2/2
5	TPP	B	703	3	-	4/16/17/17	0/2/2/2
4	FAD	M	702	-	-	17/30/50/50	0/6/6/6
4	FAD	B	702	-	-	18/30/50/50	0/6/6/6
5	TPP	L	703	3	-	5/16/17/17	0/2/2/2
5	TPP	Q	703	3	-	4/16/17/17	0/2/2/2

All (191) bond length outliers are listed below:

Mol	Chain	Res	Type	Atoms	Z	Observed(Å)	Ideal(Å)
5	A	703	TPP	C4-N3	9.26	1.47	1.39

Continued on next page...

Continued from previous page...

Mol	Chain	Res	Type	Atoms	Z	Observed(Å)	Ideal(Å)
5	P	703	TPP	C4-N3	9.19	1.47	1.39
5	H	703	TPP	C4-N3	9.14	1.47	1.39
5	L	703	TPP	C4-N3	9.03	1.47	1.39
5	B	703	TPP	C4-N3	8.64	1.47	1.39
5	Q	703	TPP	C4-N3	8.63	1.47	1.39
5	M	703	TPP	C4-N3	8.54	1.47	1.39
5	I	703	TPP	C4-N3	8.50	1.47	1.39
4	L	702	FAD	C10-N1	8.19	1.50	1.33
4	A	702	FAD	C10-N1	8.17	1.50	1.33
4	H	702	FAD	C10-N1	8.16	1.50	1.33
4	P	702	FAD	C10-N1	8.13	1.49	1.33
4	I	702	FAD	C10-N1	8.03	1.49	1.33
4	M	702	FAD	C10-N1	8.03	1.49	1.33
4	Q	702	FAD	C10-N1	7.95	1.49	1.33
4	B	702	FAD	C10-N1	7.92	1.49	1.33
4	Q	702	FAD	C3B-C4B	-7.65	1.33	1.53
4	M	702	FAD	C3B-C4B	-7.63	1.33	1.53
4	I	702	FAD	C3B-C4B	-7.62	1.33	1.53
4	B	702	FAD	C3B-C4B	-7.60	1.33	1.53
4	A	702	FAD	O4B-C1B	-7.38	1.30	1.41
4	L	702	FAD	O4B-C1B	-7.36	1.30	1.41
4	H	702	FAD	O4B-C1B	-7.35	1.30	1.41
4	P	702	FAD	O4B-C1B	-7.34	1.30	1.41
4	H	702	FAD	O4B-C4B	7.34	1.61	1.45
4	A	702	FAD	O4B-C4B	7.32	1.61	1.45
4	L	702	FAD	O4B-C4B	7.29	1.61	1.45
4	P	702	FAD	O4B-C4B	7.29	1.61	1.45
4	L	702	FAD	C3B-C4B	-7.25	1.34	1.53
4	A	702	FAD	C3B-C4B	-7.24	1.34	1.53
4	P	702	FAD	C3B-C4B	-7.24	1.34	1.53
4	H	702	FAD	C3B-C4B	-7.22	1.34	1.53
4	I	702	FAD	O4B-C4B	7.19	1.61	1.45
4	B	702	FAD	O4B-C4B	7.18	1.61	1.45
4	Q	702	FAD	O4B-C4B	7.17	1.61	1.45
4	M	702	FAD	O4B-C4B	7.16	1.61	1.45
4	B	702	FAD	O4B-C1B	-6.86	1.31	1.41
4	Q	702	FAD	O4B-C1B	-6.82	1.31	1.41
4	M	702	FAD	O4B-C1B	-6.78	1.31	1.41
4	I	702	FAD	O4B-C1B	-6.75	1.31	1.41
5	B	703	TPP	C6-C5	4.66	1.53	1.50
5	M	703	TPP	C4'-N4'	4.60	1.45	1.34
5	Q	703	TPP	C4'-N4'	4.57	1.45	1.34

Continued on next page...

Continued from previous page...

Mol	Chain	Res	Type	Atoms	Z	Observed(Å)	Ideal(Å)
5	I	703	TPP	C4'-N4'	4.51	1.45	1.34
4	H	702	FAD	C2-N1	4.48	1.47	1.36
4	L	702	FAD	C2-N1	4.46	1.47	1.36
5	B	703	TPP	C4'-N4'	4.38	1.45	1.34
4	P	702	FAD	C2-N1	4.38	1.47	1.36
4	A	702	FAD	C2-N1	4.35	1.47	1.36
5	I	703	TPP	C6-C5	4.25	1.52	1.50
5	Q	703	TPP	C6-C5	4.21	1.52	1.50
5	M	703	TPP	C6-C5	4.18	1.52	1.50
5	H	703	TPP	C4'-N4'	4.15	1.44	1.34
5	L	703	TPP	C4'-N4'	4.12	1.44	1.34
5	A	703	TPP	C4'-N4'	4.12	1.44	1.34
5	P	703	TPP	C4'-N4'	4.06	1.44	1.34
4	B	702	FAD	C2-N1	4.03	1.46	1.36
4	M	702	FAD	C2-N1	4.03	1.46	1.36
4	I	702	FAD	C2-N1	3.97	1.46	1.36
4	Q	702	FAD	C2-N1	3.87	1.46	1.36
4	B	702	FAD	C9A-N10	-3.59	1.34	1.41
4	I	702	FAD	C9A-N10	-3.49	1.35	1.41
4	H	702	FAD	C9A-N10	-3.48	1.35	1.41
4	M	702	FAD	C9A-N10	-3.48	1.35	1.41
4	Q	702	FAD	C9A-N10	-3.48	1.35	1.41
4	P	702	FAD	C9A-N10	-3.41	1.35	1.41
4	A	702	FAD	C9A-N10	-3.32	1.35	1.41
4	L	702	FAD	C9A-N10	-3.28	1.35	1.41
4	M	702	FAD	C6A-N6A	3.21	1.45	1.34
4	I	702	FAD	C6A-N6A	3.21	1.45	1.34
4	B	702	FAD	C6A-N6A	3.20	1.45	1.34
4	Q	702	FAD	C6A-N6A	3.19	1.45	1.34
4	P	702	FAD	C6A-N6A	3.12	1.45	1.34
4	A	702	FAD	C6A-N6A	3.11	1.45	1.34
4	L	702	FAD	C6A-N6A	3.10	1.45	1.34
4	H	702	FAD	C6A-N6A	3.09	1.45	1.34
4	Q	702	FAD	O2-C2	-3.06	1.18	1.24
4	I	702	FAD	O2-C2	-3.05	1.18	1.24
4	M	702	FAD	O2-C2	-3.01	1.18	1.24
4	B	702	FAD	O2-C2	-2.98	1.18	1.24
4	P	702	FAD	C4-N3	2.94	1.44	1.38
4	A	702	FAD	C4-N3	2.92	1.44	1.38
5	L	703	TPP	C4'-N3'	-2.89	1.30	1.35
4	L	702	FAD	C2-N3	2.88	1.45	1.39
4	L	702	FAD	C4-N3	2.85	1.44	1.38

Continued on next page...

Continued from previous page...

Mol	Chain	Res	Type	Atoms	Z	Observed(Å)	Ideal(Å)
4	H	702	FAD	C2-N3	2.82	1.45	1.39
4	P	702	FAD	C2-N3	2.81	1.45	1.39
4	A	702	FAD	C2-N3	2.80	1.45	1.39
4	H	702	FAD	C4-N3	2.79	1.44	1.38
4	A	702	FAD	C2B-C1B	2.78	1.58	1.53
4	P	702	FAD	C2B-C1B	2.78	1.58	1.53
4	H	702	FAD	C2B-C1B	2.77	1.58	1.53
4	Q	702	FAD	C4-N3	2.77	1.44	1.38
4	L	702	FAD	C2B-C1B	2.74	1.57	1.53
5	P	703	TPP	C4'-N3'	-2.72	1.31	1.35
4	Q	702	FAD	C4X-C4	2.72	1.54	1.44
4	I	702	FAD	C4-N3	2.72	1.43	1.38
4	B	702	FAD	C4X-C4	2.69	1.54	1.44
5	A	703	TPP	C4'-N3'	-2.68	1.31	1.35
4	B	702	FAD	C4-N3	2.68	1.43	1.38
4	H	702	FAD	C4X-C4	2.68	1.54	1.44
4	I	702	FAD	C4X-C4	2.68	1.54	1.44
4	Q	702	FAD	C1'-C2'	2.67	1.56	1.52
4	M	702	FAD	C4X-C4	2.66	1.54	1.44
4	L	702	FAD	C4X-C4	2.65	1.54	1.44
4	M	702	FAD	C4-N3	2.64	1.43	1.38
4	Q	702	FAD	C7M-C7	2.64	1.56	1.51
5	L	703	TPP	C5'-C4'	-2.63	1.38	1.42
4	I	702	FAD	C7M-C7	2.62	1.56	1.51
4	M	702	FAD	C7M-C7	2.62	1.56	1.51
5	I	703	TPP	C4'-N3'	-2.61	1.31	1.35
4	B	702	FAD	O4-C4	-2.61	1.18	1.23
4	A	702	FAD	C4X-C4	2.61	1.54	1.44
4	I	702	FAD	O4-C4	-2.61	1.18	1.23
4	B	702	FAD	C7M-C7	2.60	1.56	1.51
4	Q	702	FAD	C2-N3	2.60	1.45	1.39
4	P	702	FAD	C4X-C4	2.59	1.54	1.44
4	M	702	FAD	O4-C4	-2.58	1.18	1.23
5	H	703	TPP	C4'-N3'	-2.58	1.31	1.35
5	H	703	TPP	C5'-C4'	-2.57	1.38	1.42
4	B	702	FAD	C2-N3	2.57	1.45	1.39
4	M	702	FAD	C2-N3	2.56	1.45	1.39
4	I	702	FAD	C2-N3	2.54	1.44	1.39
4	A	702	FAD	C7M-C7	2.53	1.56	1.51
4	Q	702	FAD	O4-C4	-2.53	1.18	1.23
4	P	702	FAD	C7M-C7	2.51	1.56	1.51
4	L	702	FAD	C1'-C2'	2.51	1.56	1.52

Continued on next page...

Continued from previous page...

Mol	Chain	Res	Type	Atoms	Z	Observed(Å)	Ideal(Å)
4	H	702	FAD	C7M-C7	2.50	1.56	1.51
4	L	702	FAD	C7M-C7	2.49	1.56	1.51
5	A	703	TPP	C5'-C4'	-2.47	1.38	1.42
4	P	702	FAD	O2-C2	-2.47	1.19	1.24
4	H	702	FAD	O2-C2	-2.46	1.19	1.24
4	A	702	FAD	O2-C2	-2.45	1.19	1.24
4	L	702	FAD	O2-C2	-2.44	1.19	1.24
4	P	702	FAD	C5X-N5	-2.43	1.34	1.39
4	I	702	FAD	C1'-C2'	2.42	1.56	1.52
4	A	702	FAD	C1'-C2'	2.41	1.56	1.52
4	M	702	FAD	C1'-C2'	2.40	1.56	1.52
5	P	703	TPP	C5'-C4'	-2.39	1.38	1.42
4	L	702	FAD	C5X-N5	-2.38	1.34	1.39
4	A	702	FAD	C5X-N5	-2.38	1.34	1.39
5	Q	703	TPP	C4'-N3'	-2.34	1.31	1.35
4	P	702	FAD	C1'-C2'	2.34	1.55	1.52
5	B	703	TPP	C4'-N3'	-2.31	1.31	1.35
5	I	703	TPP	C5'-C4'	-2.31	1.39	1.42
5	M	703	TPP	C7'-N3	-2.29	1.44	1.48
5	B	703	TPP	C7'-N3	-2.29	1.44	1.48
4	H	702	FAD	C5X-N5	-2.28	1.35	1.39
4	H	702	FAD	O4-C4	-2.28	1.19	1.23
4	P	702	FAD	O4-C4	-2.27	1.19	1.23
4	A	702	FAD	O4-C4	-2.27	1.19	1.23
5	M	703	TPP	C4'-N3'	-2.27	1.31	1.35
4	L	702	FAD	O4-C4	-2.27	1.19	1.23
5	L	703	TPP	C7'-N3	-2.25	1.44	1.48
4	B	702	FAD	C4X-N5	2.24	1.35	1.30
5	P	703	TPP	C2'-N1'	-2.23	1.30	1.34
5	Q	703	TPP	C5'-C4'	-2.22	1.39	1.42
4	Q	702	FAD	C4X-N5	2.22	1.35	1.30
5	M	703	TPP	C5'-C4'	-2.21	1.39	1.42
4	M	702	FAD	C2B-C1B	2.21	1.57	1.53
5	B	703	TPP	C5'-C4'	-2.21	1.39	1.42
5	Q	703	TPP	C7'-N3	-2.21	1.44	1.48
5	L	703	TPP	C2'-N1'	-2.19	1.30	1.34
4	I	702	FAD	C4X-N5	2.18	1.35	1.30
4	I	702	FAD	C2B-C1B	2.18	1.57	1.53
5	H	703	TPP	C7'-N3	-2.17	1.44	1.48
4	M	702	FAD	C5'-C4'	2.17	1.54	1.51
4	B	702	FAD	C2B-C1B	2.16	1.57	1.53
4	M	702	FAD	C4X-N5	2.16	1.35	1.30

Continued on next page...

Continued from previous page...

Mol	Chain	Res	Type	Atoms	Z	Observed(Å)	Ideal(Å)
4	Q	702	FAD	C2B-C1B	2.16	1.57	1.53
4	H	702	FAD	C4X-N5	2.12	1.34	1.30
5	P	703	TPP	C7'-N3	-2.12	1.44	1.48
5	A	703	TPP	C7'-N3	-2.11	1.44	1.48
5	I	703	TPP	C7'-N3	-2.11	1.44	1.48
4	I	702	FAD	C5'-C4'	2.10	1.54	1.51
5	A	703	TPP	C2'-N1'	-2.09	1.31	1.34
4	H	702	FAD	C1'-C2'	2.09	1.55	1.52
4	M	702	FAD	C5X-N5	-2.09	1.35	1.39
4	B	702	FAD	C4X-C10	-2.08	1.38	1.44
4	B	702	FAD	C5'-C4'	2.08	1.54	1.51
4	B	702	FAD	C5X-N5	-2.07	1.35	1.39
5	L	703	TPP	C2'-N3'	-2.07	1.30	1.34
4	I	702	FAD	C5X-N5	-2.06	1.35	1.39
4	Q	702	FAD	C5X-N5	-2.05	1.35	1.39
4	B	702	FAD	C1'-C2'	2.05	1.55	1.52
4	Q	702	FAD	C4X-C10	-2.03	1.38	1.44
4	A	702	FAD	C4X-N5	2.03	1.34	1.30
4	Q	702	FAD	C5'-C4'	2.02	1.54	1.51
4	I	702	FAD	C4X-C10	-2.01	1.38	1.44
4	L	702	FAD	C4X-N5	2.01	1.34	1.30
4	M	702	FAD	C4X-C10	-2.00	1.38	1.44

All (128) bond angle outliers are listed below:

Mol	Chain	Res	Type	Atoms	Z	Observed(°)	Ideal(°)
5	A	703	TPP	C5'-C7'-N3	-7.84	100.23	113.28
5	P	703	TPP	C5'-C7'-N3	-7.42	100.93	113.28
5	L	703	TPP	C5'-C7'-N3	-7.33	101.08	113.28
5	H	703	TPP	C5'-C7'-N3	-7.24	101.22	113.28
5	I	703	TPP	CM2-C2'-N1'	5.09	122.73	117.14
5	Q	703	TPP	PA-O3A-PB	-4.78	116.44	132.83
5	I	703	TPP	PA-O3A-PB	-4.75	116.52	132.83
5	B	703	TPP	PA-O3A-PB	-4.73	116.60	132.83
5	M	703	TPP	PA-O3A-PB	-4.69	116.72	132.83
4	B	702	FAD	P-O3P-PA	-4.67	116.79	132.83
4	I	702	FAD	N3A-C2A-N1A	-4.57	121.54	128.68
4	M	702	FAD	N3A-C2A-N1A	-4.56	121.56	128.68
4	I	702	FAD	P-O3P-PA	-4.55	117.20	132.83
4	Q	702	FAD	N3A-C2A-N1A	-4.55	121.57	128.68
4	B	702	FAD	N3A-C2A-N1A	-4.54	121.59	128.68
4	M	702	FAD	P-O3P-PA	-4.47	117.48	132.83

Continued on next page...

Continued from previous page...

Mol	Chain	Res	Type	Atoms	Z	Observed(°)	Ideal(°)
5	Q	703	TPP	CM2-C2'-N1'	4.47	122.05	117.14
4	Q	702	FAD	P-O3P-PA	-4.44	117.59	132.83
4	A	702	FAD	N3A-C2A-N1A	-3.99	122.44	128.68
4	H	702	FAD	N3A-C2A-N1A	-3.97	122.47	128.68
4	P	702	FAD	N3A-C2A-N1A	-3.95	122.50	128.68
4	L	702	FAD	N3A-C2A-N1A	-3.95	122.51	128.68
5	M	703	TPP	CM2-C2'-N1'	3.95	121.48	117.14
5	A	703	TPP	CM4-C4-N3	3.69	127.23	122.53
5	B	703	TPP	CM2-C2'-N1'	3.55	121.05	117.14
4	H	702	FAD	P-O3P-PA	-3.47	120.91	132.83
4	A	702	FAD	P-O3P-PA	-3.39	121.20	132.83
4	P	702	FAD	P-O3P-PA	-3.37	121.26	132.83
4	M	702	FAD	C4-N3-C2	-3.35	119.45	125.64
5	Q	703	TPP	C6'-N1'-C2'	3.31	121.60	115.96
4	B	702	FAD	C4-N3-C2	-3.29	119.56	125.64
4	I	702	FAD	C4-N3-C2	-3.27	119.61	125.64
4	Q	702	FAD	C4-N3-C2	-3.23	119.67	125.64
5	B	703	TPP	C6'-N1'-C2'	3.23	121.46	115.96
5	H	703	TPP	CM4-C4-N3	3.23	126.64	122.53
5	M	703	TPP	C6'-N1'-C2'	3.21	121.43	115.96
4	L	702	FAD	P-O3P-PA	-3.20	121.84	132.83
4	A	702	FAD	C3B-C2B-C1B	3.11	105.66	100.98
4	H	702	FAD	C3B-C2B-C1B	3.11	105.66	100.98
4	P	702	FAD	C3B-C2B-C1B	3.10	105.65	100.98
4	L	702	FAD	C3B-C2B-C1B	3.10	105.64	100.98
4	L	702	FAD	C4-N3-C2	-2.98	120.14	125.64
5	P	703	TPP	CM4-C4-N3	2.97	126.31	122.53
5	Q	703	TPP	N1'-C2'-N3'	-2.94	120.49	125.54
5	L	703	TPP	CM4-C4-N3	2.93	126.26	122.53
5	I	703	TPP	C5'-C7'-N3	-2.89	108.46	113.28
5	Q	703	TPP	C5'-C7'-N3	-2.87	108.50	113.28
5	M	703	TPP	N1'-C2'-N3'	-2.85	120.63	125.54
4	B	702	FAD	C4X-C10-N10	2.79	120.56	116.48
4	B	702	FAD	C4X-C4-N3	2.79	120.28	113.19
4	M	702	FAD	C4X-C4-N3	2.79	120.27	113.19
4	P	702	FAD	C4-N3-C2	-2.78	120.51	125.64
5	H	703	TPP	C6'-N1'-C2'	2.77	120.68	115.96
4	I	702	FAD	C4X-C4-N3	2.77	120.21	113.19
4	H	702	FAD	C4-N3-C2	-2.75	120.56	125.64
4	A	702	FAD	C4-N3-C2	-2.75	120.57	125.64
4	Q	702	FAD	C4X-C10-N10	2.74	120.48	116.48
5	B	703	TPP	C5'-C6'-N1'	-2.69	119.34	123.82

Continued on next page...

Continued from previous page...

Mol	Chain	Res	Type	Atoms	Z	Observed(°)	Ideal(°)
4	Q	702	FAD	C4X-C4-N3	2.69	120.02	113.19
4	I	702	FAD	C4X-C10-N10	2.68	120.39	116.48
4	M	702	FAD	C4X-C10-N10	2.64	120.34	116.48
5	L	703	TPP	PA-O3A-PB	-2.62	123.83	132.83
5	A	703	TPP	C6'-N1'-C2'	2.59	120.38	115.96
5	Q	703	TPP	C5'-C6'-N1'	-2.59	119.50	123.82
5	I	703	TPP	C2'-N3'-C4'	2.58	122.10	118.08
5	B	703	TPP	N1'-C2'-N3'	-2.54	121.17	125.54
5	P	703	TPP	C6'-N1'-C2'	2.53	120.27	115.96
5	M	703	TPP	C5'-C7'-N3	-2.52	109.09	113.28
5	I	703	TPP	N1'-C2'-N3'	-2.51	121.21	125.54
5	M	703	TPP	C5'-C6'-N1'	-2.50	119.65	123.82
4	P	702	FAD	O4-C4-C4X	-2.50	119.96	126.60
4	L	702	FAD	C4X-C4-N3	2.50	119.54	113.19
5	A	703	TPP	PA-O3A-PB	-2.49	124.29	132.83
4	H	702	FAD	C4X-C4-N3	2.49	119.50	113.19
4	Q	702	FAD	C10-C4X-N5	-2.47	119.61	124.86
4	L	702	FAD	O4-C4-C4X	-2.47	120.05	126.60
4	A	702	FAD	C4X-C4-N3	2.46	119.44	113.19
4	P	702	FAD	C4X-C4-N3	2.46	119.44	113.19
5	I	703	TPP	C6'-N1'-C2'	2.44	120.11	115.96
5	I	703	TPP	C6-C5-C4	-2.44	125.47	127.43
4	A	702	FAD	O4-C4-C4X	-2.43	120.16	126.60
5	L	703	TPP	C6'-N1'-C2'	2.43	120.09	115.96
5	M	703	TPP	C6-C5-C4	-2.40	125.50	127.43
4	H	702	FAD	O4B-C1B-C2B	-2.39	103.43	106.93
5	B	703	TPP	C5'-C7'-N3	-2.38	109.32	113.28
4	I	702	FAD	C10-C4X-N5	-2.37	119.83	124.86
5	H	703	TPP	PA-O3A-PB	-2.37	124.71	132.83
5	L	703	TPP	CM2-C2'-N1'	2.36	119.74	117.14
4	L	702	FAD	O4B-C1B-C2B	-2.36	103.48	106.93
4	M	702	FAD	C10-C4X-N5	-2.33	119.91	124.86
4	P	702	FAD	O4B-C1B-C2B	-2.32	103.54	106.93
4	L	702	FAD	C4X-C10-N1	-2.32	119.36	124.73
4	L	702	FAD	C4X-C10-N10	2.32	119.86	116.48
4	A	702	FAD	O4B-C1B-C2B	-2.30	103.56	106.93
5	Q	703	TPP	C2'-N3'-C4'	2.29	121.66	118.08
4	L	702	FAD	C4-C4X-C10	2.29	120.64	116.79
4	B	702	FAD	C10-C4X-N5	-2.29	120.00	124.86
4	P	702	FAD	C4X-C10-N10	2.28	119.82	116.48
4	H	702	FAD	C5X-C9A-N10	2.28	120.31	117.95
4	H	702	FAD	O4-C4-C4X	-2.28	120.56	126.60

Continued on next page...

Continued from previous page...

Mol	Chain	Res	Type	Atoms	Z	Observed(°)	Ideal(°)
5	M	703	TPP	C2'-N3'-C4'	2.27	121.61	118.08
5	H	703	TPP	C5'-C6'-N1'	-2.25	120.06	123.82
4	A	702	FAD	C4X-C10-N10	2.25	119.76	116.48
5	A	703	TPP	CM4-C4-C5	-2.24	122.70	127.60
4	H	702	FAD	C4X-C10-N10	2.23	119.74	116.48
5	P	703	TPP	PA-O3A-PB	-2.23	125.18	132.83
4	B	702	FAD	O4-C4-C4X	-2.21	120.73	126.60
5	L	703	TPP	N1'-C2'-N3'	-2.21	121.75	125.54
4	M	702	FAD	C4X-C10-N1	-2.19	119.65	124.73
4	P	702	FAD	C4X-C10-N1	-2.17	119.70	124.73
4	I	702	FAD	C4X-C10-N1	-2.17	119.71	124.73
4	A	702	FAD	C4X-C10-N1	-2.16	119.72	124.73
4	M	702	FAD	O4-C4-C4X	-2.14	120.92	126.60
4	P	702	FAD	C4-C4X-C10	2.12	120.35	116.79
4	H	702	FAD	C4X-C10-N1	-2.12	119.82	124.73
4	B	702	FAD	C4X-C10-N1	-2.11	119.83	124.73
5	A	703	TPP	C5'-C6'-N1'	-2.10	120.32	123.82
4	Q	702	FAD	C9A-C5X-N5	-2.10	120.15	122.43
5	I	703	TPP	C5'-C6'-N1'	-2.10	120.33	123.82
4	I	702	FAD	O4-C4-C4X	-2.08	121.07	126.60
4	H	702	FAD	PA-O5B-C5B	-2.08	109.47	121.68
4	A	702	FAD	C4-C4X-C10	2.08	120.28	116.79
4	Q	702	FAD	O4-C4-C4X	-2.07	121.12	126.60
5	H	703	TPP	N1'-C2'-N3'	-2.06	122.00	125.54
4	Q	702	FAD	C4X-C10-N1	-2.05	119.98	124.73
4	H	702	FAD	C4-C4X-C10	2.03	120.21	116.79
4	H	702	FAD	C9A-C5X-N5	-2.03	120.22	122.43
4	I	702	FAD	C4A-C5A-N7A	-2.01	107.31	109.40

There are no chirality outliers.

All (174) torsion outliers are listed below:

Mol	Chain	Res	Type	Atoms
4	A	702	FAD	C5B-O5B-PA-O3P
4	A	702	FAD	C1'-C2'-C3'-C4'
4	A	702	FAD	O2'-C2'-C3'-C4'
4	A	702	FAD	C3'-C4'-C5'-O5'
4	A	702	FAD	C5'-O5'-P-O2P
4	B	702	FAD	C5B-O5B-PA-O1A
4	B	702	FAD	O4'-C4'-C5'-O5'
4	B	702	FAD	C5'-O5'-P-O1P
4	B	702	FAD	C5'-O5'-P-O2P

Continued on next page...

Continued from previous page...

Mol	Chain	Res	Type	Atoms
4	H	702	FAD	C5B-O5B-PA-O3P
4	H	702	FAD	C1'-C2'-C3'-C4'
4	H	702	FAD	O2'-C2'-C3'-C4'
4	H	702	FAD	C3'-C4'-C5'-O5'
4	H	702	FAD	C5'-O5'-P-O2P
4	I	702	FAD	C5B-O5B-PA-O1A
4	I	702	FAD	O4'-C4'-C5'-O5'
4	I	702	FAD	C5'-O5'-P-O1P
4	I	702	FAD	C5'-O5'-P-O2P
4	L	702	FAD	C5B-O5B-PA-O3P
4	L	702	FAD	C1'-C2'-C3'-O3'
4	L	702	FAD	C1'-C2'-C3'-C4'
4	L	702	FAD	O2'-C2'-C3'-C4'
4	L	702	FAD	C3'-C4'-C5'-O5'
4	L	702	FAD	C5'-O5'-P-O2P
4	M	702	FAD	C5B-O5B-PA-O1A
4	M	702	FAD	C2'-C3'-C4'-O4'
4	M	702	FAD	C3'-C4'-C5'-O5'
4	M	702	FAD	O4'-C4'-C5'-O5'
4	M	702	FAD	C5'-O5'-P-O1P
4	M	702	FAD	C5'-O5'-P-O2P
4	P	702	FAD	C5B-O5B-PA-O3P
4	P	702	FAD	C1'-C2'-C3'-C4'
4	P	702	FAD	C3'-C4'-C5'-O5'
4	P	702	FAD	C5'-O5'-P-O2P
4	Q	702	FAD	C5B-O5B-PA-O1A
4	Q	702	FAD	C5B-O5B-PA-O2A
4	Q	702	FAD	C2'-C3'-C4'-O4'
4	Q	702	FAD	O4'-C4'-C5'-O5'
4	Q	702	FAD	C5'-O5'-P-O1P
4	Q	702	FAD	C5'-O5'-P-O2P
5	A	703	TPP	C5-C6-C7-O7
5	A	703	TPP	PA-O3A-PB-O2B
5	B	703	TPP	C5-C6-C7-O7
5	B	703	TPP	C7-O7-PA-O3A
5	H	703	TPP	C5-C6-C7-O7
5	H	703	TPP	PA-O3A-PB-O2B
5	I	703	TPP	C5-C6-C7-O7
5	I	703	TPP	C7-O7-PA-O3A
5	L	703	TPP	C5-C6-C7-O7
5	M	703	TPP	C5-C6-C7-O7
5	M	703	TPP	C7-O7-PA-O3A

Continued on next page...

Continued from previous page...

Mol	Chain	Res	Type	Atoms
5	P	703	TPP	C5-C6-C7-O7
5	P	703	TPP	PB-O3A-PA-O7
5	P	703	TPP	PA-O3A-PB-O2B
5	Q	703	TPP	C5-C6-C7-O7
5	Q	703	TPP	C7-O7-PA-O3A
4	L	702	FAD	O2'-C2'-C3'-O3'
4	Q	702	FAD	O3'-C3'-C4'-O4'
4	A	702	FAD	O4B-C4B-C5B-O5B
4	B	702	FAD	C3B-C4B-C5B-O5B
4	H	702	FAD	O4B-C4B-C5B-O5B
4	I	702	FAD	C3B-C4B-C5B-O5B
4	L	702	FAD	O4B-C4B-C5B-O5B
4	P	702	FAD	O4B-C4B-C5B-O5B
4	I	702	FAD	C2'-C3'-C4'-O4'
4	P	702	FAD	O2'-C2'-C3'-C4'
4	M	702	FAD	C2'-C3'-C4'-C5'
4	Q	702	FAD	C2'-C3'-C4'-C5'
4	M	702	FAD	O3'-C3'-C4'-O4'
4	M	702	FAD	O3'-C3'-C4'-C5'
4	Q	702	FAD	O3'-C3'-C4'-C5'
4	I	702	FAD	C2'-C3'-C4'-C5'
4	H	702	FAD	O2'-C2'-C3'-O3'
4	M	702	FAD	C3B-C4B-C5B-O5B
4	I	702	FAD	O3'-C3'-C4'-C5'
4	A	702	FAD	O2'-C2'-C3'-O3'
4	I	702	FAD	O3'-C3'-C4'-O4'
4	P	702	FAD	O2'-C2'-C3'-O3'
4	Q	702	FAD	C3B-C4B-C5B-O5B
4	B	702	FAD	O4B-C4B-C5B-O5B
4	I	702	FAD	O4B-C4B-C5B-O5B
4	M	702	FAD	O4B-C4B-C5B-O5B
4	Q	702	FAD	O4B-C4B-C5B-O5B
4	B	702	FAD	C3'-C4'-C5'-O5'
4	I	702	FAD	C3'-C4'-C5'-O5'
4	Q	702	FAD	C3'-C4'-C5'-O5'
5	L	703	TPP	PA-O3A-PB-O1B
4	B	702	FAD	PA-O3P-P-O1P
4	I	702	FAD	PA-O3P-P-O1P
4	M	702	FAD	PA-O3P-P-O1P
4	B	702	FAD	C4B-C5B-O5B-PA
4	I	702	FAD	C4B-C5B-O5B-PA
4	A	702	FAD	C4'-C5'-O5'-P

Continued on next page...

Continued from previous page...

Mol	Chain	Res	Type	Atoms
4	H	702	FAD	C4'-C5'-O5'-P
4	M	702	FAD	C4B-C5B-O5B-PA
4	P	702	FAD	C4'-C5'-O5'-P
4	Q	702	FAD	C4B-C5B-O5B-PA
4	Q	702	FAD	C4'-C5'-O5'-P
4	A	702	FAD	PA-O3P-P-O5'
4	H	702	FAD	PA-O3P-P-O5'
4	L	702	FAD	PA-O3P-P-O5'
4	P	702	FAD	PA-O3P-P-O5'
5	A	703	TPP	PB-O3A-PA-O7
5	B	703	TPP	PB-O3A-PA-O7
5	H	703	TPP	PB-O3A-PA-O7
5	I	703	TPP	PB-O3A-PA-O7
5	L	703	TPP	PB-O3A-PA-O7
5	M	703	TPP	PB-O3A-PA-O7
5	Q	703	TPP	PB-O3A-PA-O7
4	B	702	FAD	C4'-C5'-O5'-P
4	I	702	FAD	C4'-C5'-O5'-P
4	M	702	FAD	C4'-C5'-O5'-P
5	L	703	TPP	PA-O3A-PB-O2B
4	A	702	FAD	C5'-O5'-P-O3P
4	B	702	FAD	C5B-O5B-PA-O3P
4	H	702	FAD	C5'-O5'-P-O3P
4	L	702	FAD	C5'-O5'-P-O3P
4	P	702	FAD	C5'-O5'-P-O3P
4	H	702	FAD	C3B-C4B-C5B-O5B
4	L	702	FAD	C3B-C4B-C5B-O5B
4	P	702	FAD	C3B-C4B-C5B-O5B
4	B	702	FAD	C2'-C3'-C4'-C5'
4	B	702	FAD	C2'-C3'-C4'-O4'
4	A	702	FAD	C4B-C5B-O5B-PA
4	H	702	FAD	C4B-C5B-O5B-PA
4	L	702	FAD	C4B-C5B-O5B-PA
4	P	702	FAD	C4B-C5B-O5B-PA
4	A	702	FAD	C5B-O5B-PA-O1A
4	A	702	FAD	C5B-O5B-PA-O2A
4	A	702	FAD	C5'-O5'-P-O1P
4	B	702	FAD	C5B-O5B-PA-O2A
4	H	702	FAD	C5B-O5B-PA-O1A
4	H	702	FAD	C5B-O5B-PA-O2A
4	H	702	FAD	C5'-O5'-P-O1P
4	I	702	FAD	C5B-O5B-PA-O2A

Continued on next page...

Continued from previous page...

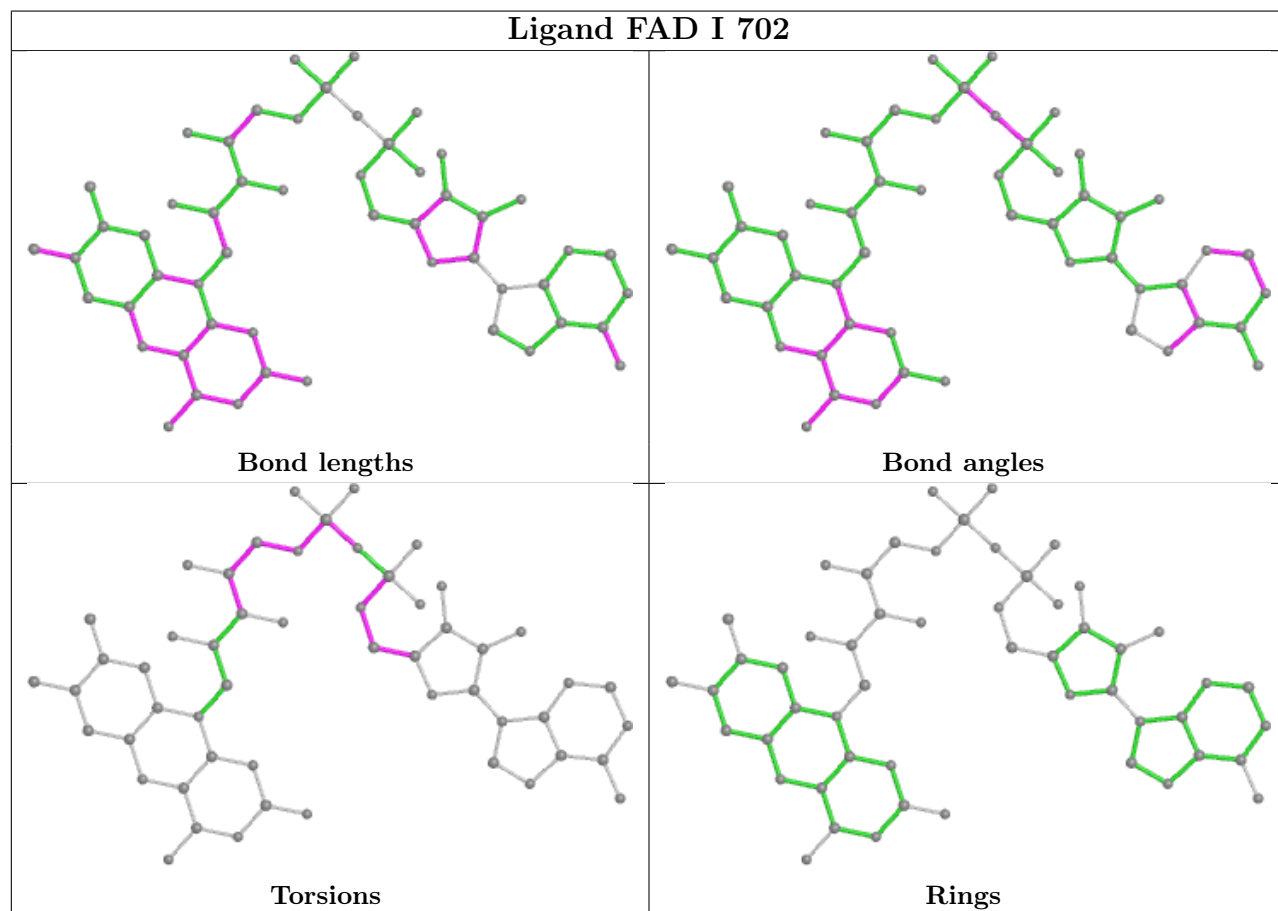
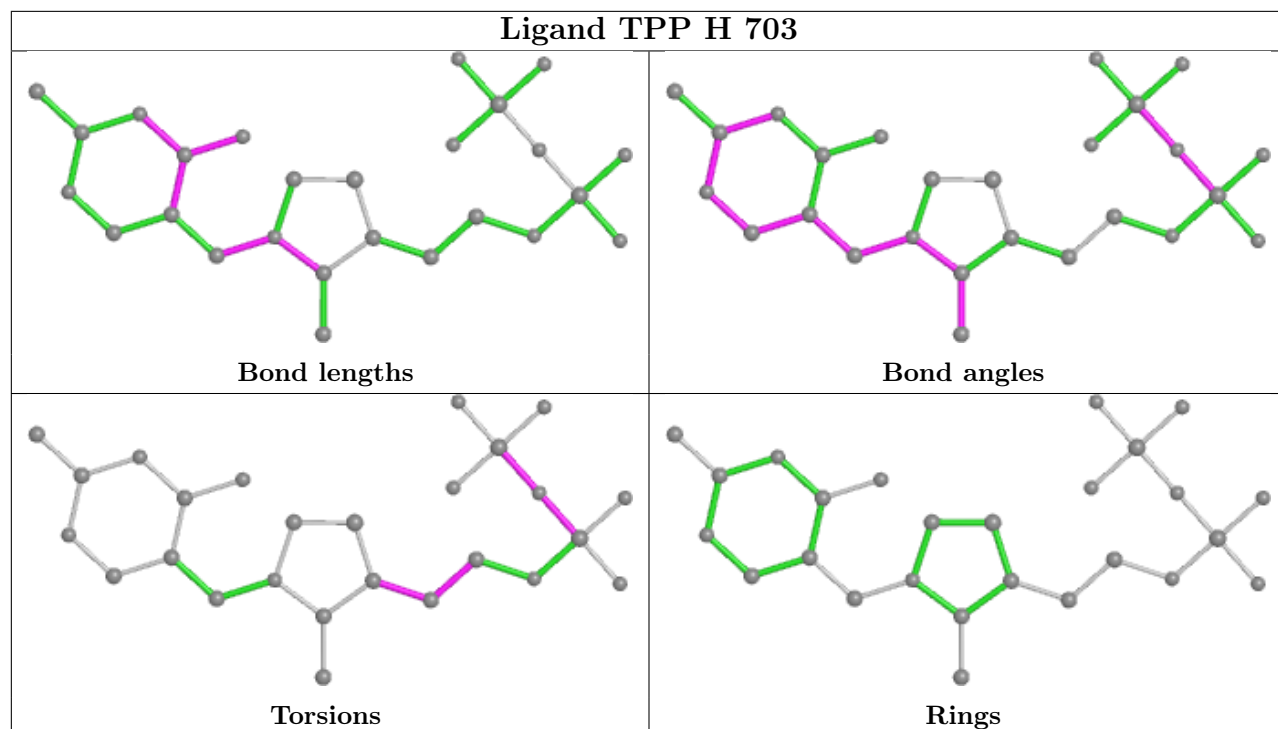
Mol	Chain	Res	Type	Atoms
4	L	702	FAD	C5B-O5B-PA-O1A
4	L	702	FAD	C5B-O5B-PA-O2A
4	L	702	FAD	C5'-O5'-P-O1P
4	M	702	FAD	C5B-O5B-PA-O2A
4	P	702	FAD	C5B-O5B-PA-O1A
4	P	702	FAD	C5B-O5B-PA-O2A
4	P	702	FAD	C5'-O5'-P-O1P
5	B	703	TPP	C7-O7-PA-O2A
5	I	703	TPP	C7-O7-PA-O2A
5	M	703	TPP	C7-O7-PA-O2A
5	Q	703	TPP	C7-O7-PA-O2A
4	H	702	FAD	C1'-C2'-C3'-O3'
4	A	702	FAD	C3B-C4B-C5B-O5B
4	L	702	FAD	C4'-C5'-O5'-P
5	H	703	TPP	PA-O3A-PB-O1B
5	P	703	TPP	PA-O3A-PB-O1B
4	Q	702	FAD	PA-O3P-P-O1P
4	A	702	FAD	O4'-C4'-C5'-O5'
4	L	702	FAD	O4'-C4'-C5'-O5'
4	B	702	FAD	O2'-C2'-C3'-O3'
5	A	703	TPP	PA-O3A-PB-O3B
5	P	703	TPP	PA-O3A-PB-O3B
4	B	702	FAD	C5'-O5'-P-O3P
4	I	702	FAD	C5B-O5B-PA-O3P
4	I	702	FAD	C5'-O5'-P-O3P
4	M	702	FAD	C5B-O5B-PA-O3P
4	M	702	FAD	C5'-O5'-P-O3P
4	Q	702	FAD	C5B-O5B-PA-O3P
4	Q	702	FAD	C5'-O5'-P-O3P
4	B	702	FAD	PA-O3P-P-O2P
4	I	702	FAD	PA-O3P-P-O2P
4	Q	702	FAD	PA-O3P-P-O2P
4	B	702	FAD	O3'-C3'-C4'-C5'
4	A	702	FAD	C1'-C2'-C3'-O3'
4	P	702	FAD	C1'-C2'-C3'-O3'
5	A	703	TPP	C4-C5-C6-C7
5	H	703	TPP	C4-C5-C6-C7
5	L	703	TPP	C4-C5-C6-C7
5	P	703	TPP	C4-C5-C6-C7

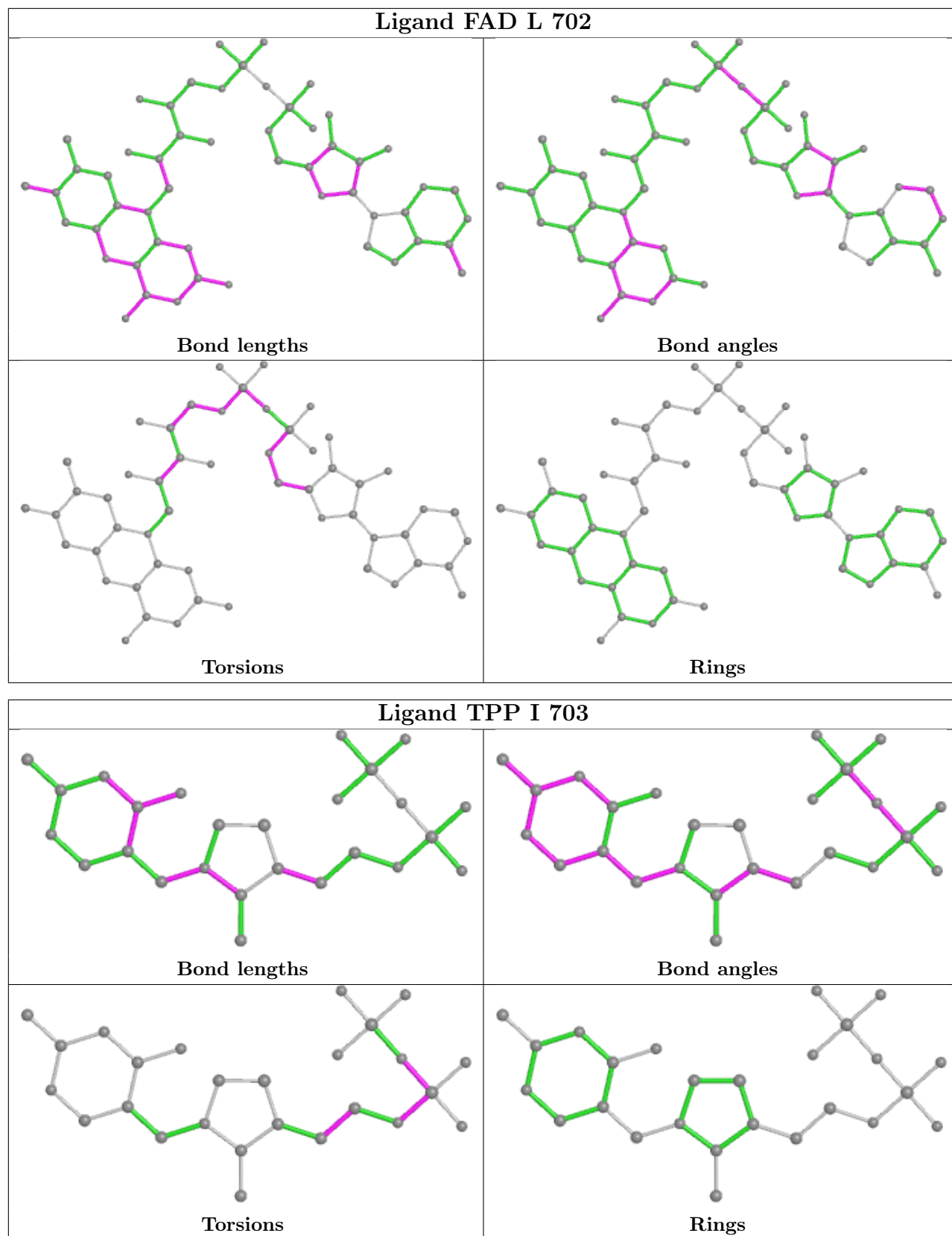
There are no ring outliers.

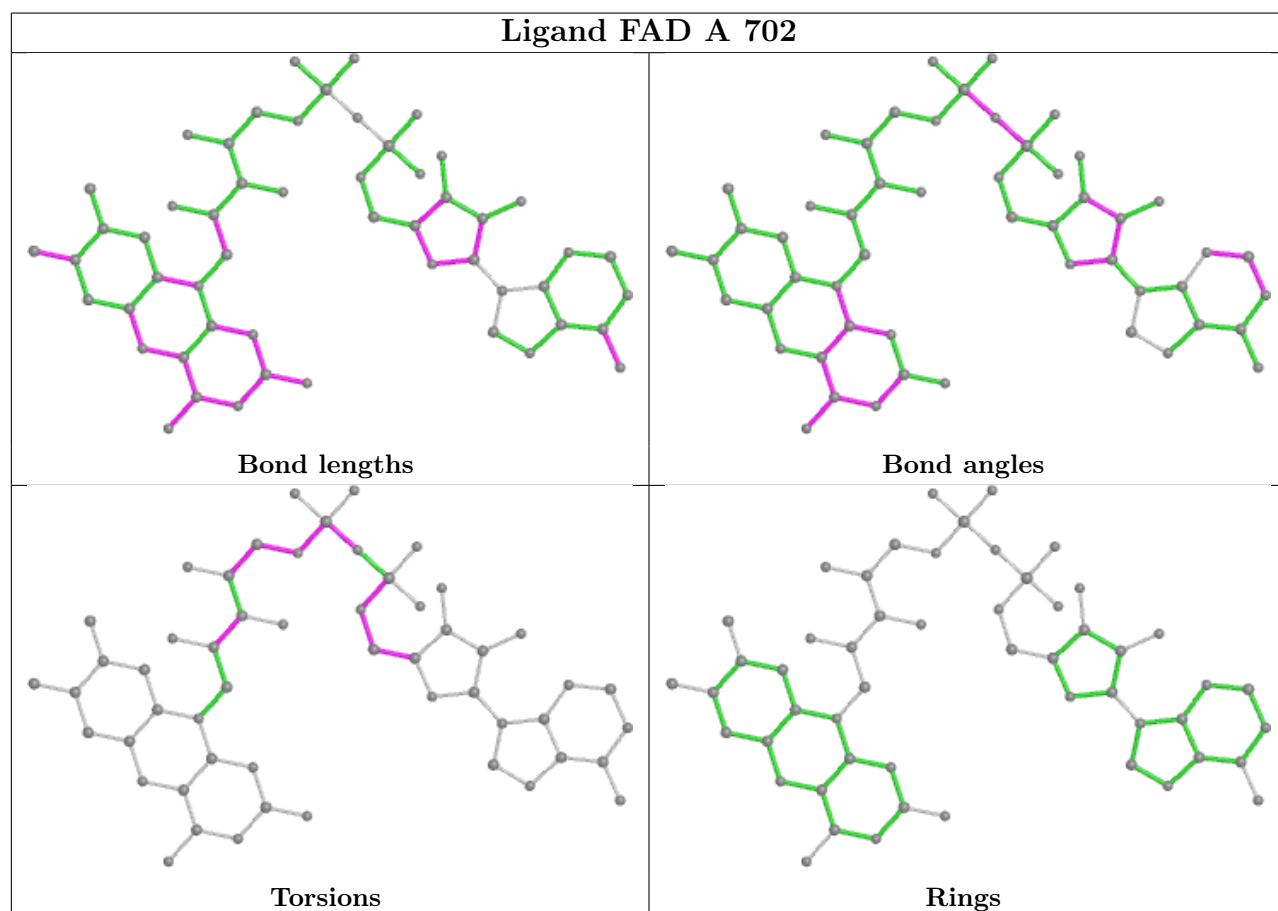
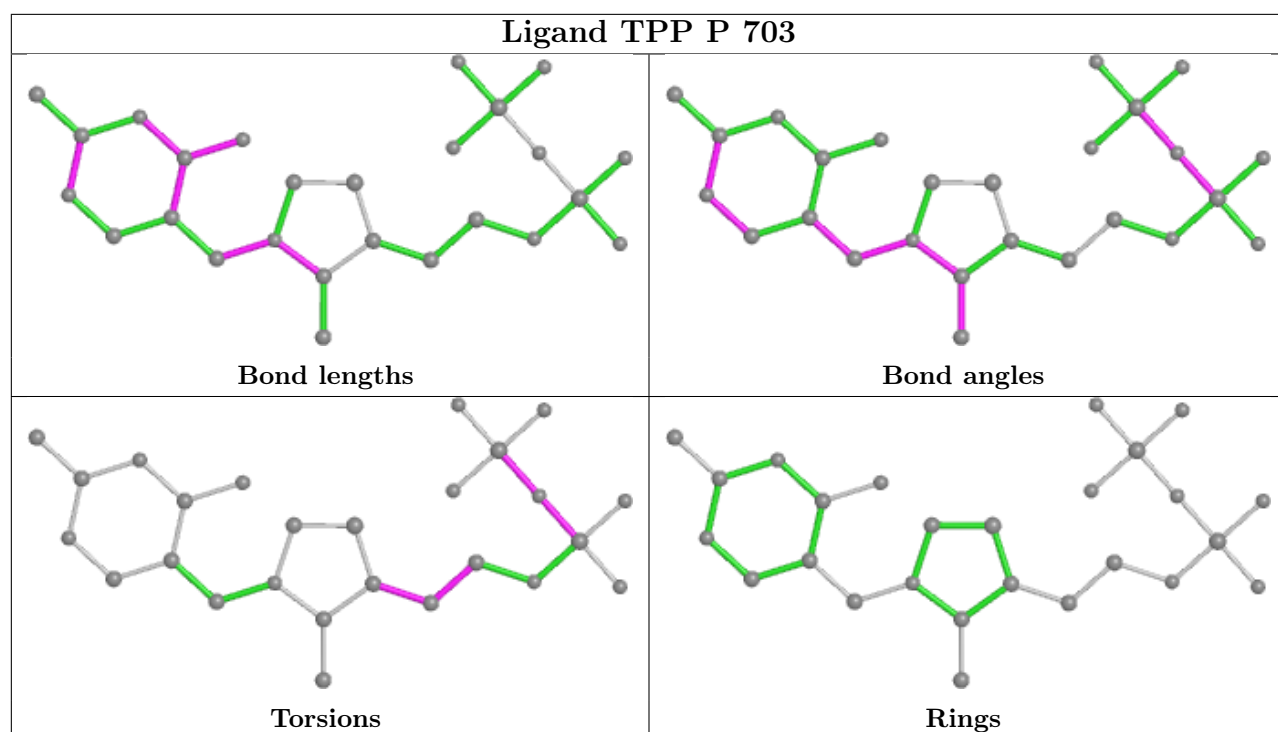
15 monomers are involved in 45 short contacts:

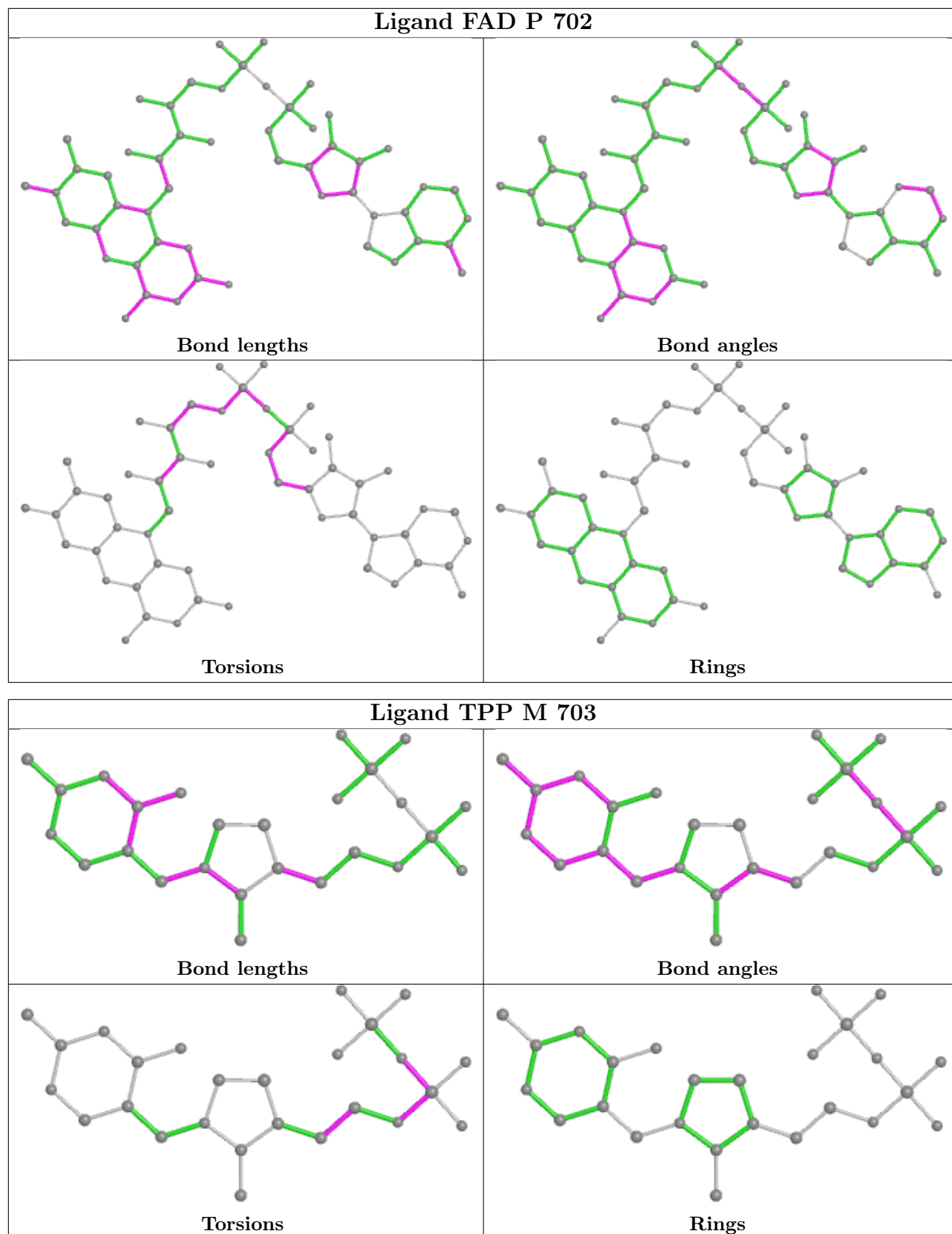
Mol	Chain	Res	Type	Clashes	Symm-Clashes
5	H	703	TPP	1	0
4	I	702	FAD	4	0
4	L	702	FAD	4	0
5	I	703	TPP	1	0
5	P	703	TPP	1	0
4	A	702	FAD	3	0
4	P	702	FAD	4	0
5	M	703	TPP	2	0
4	H	702	FAD	6	0
4	Q	702	FAD	5	0
5	A	703	TPP	1	0
5	B	703	TPP	2	0
4	M	702	FAD	5	0
4	B	702	FAD	5	0
5	L	703	TPP	1	0

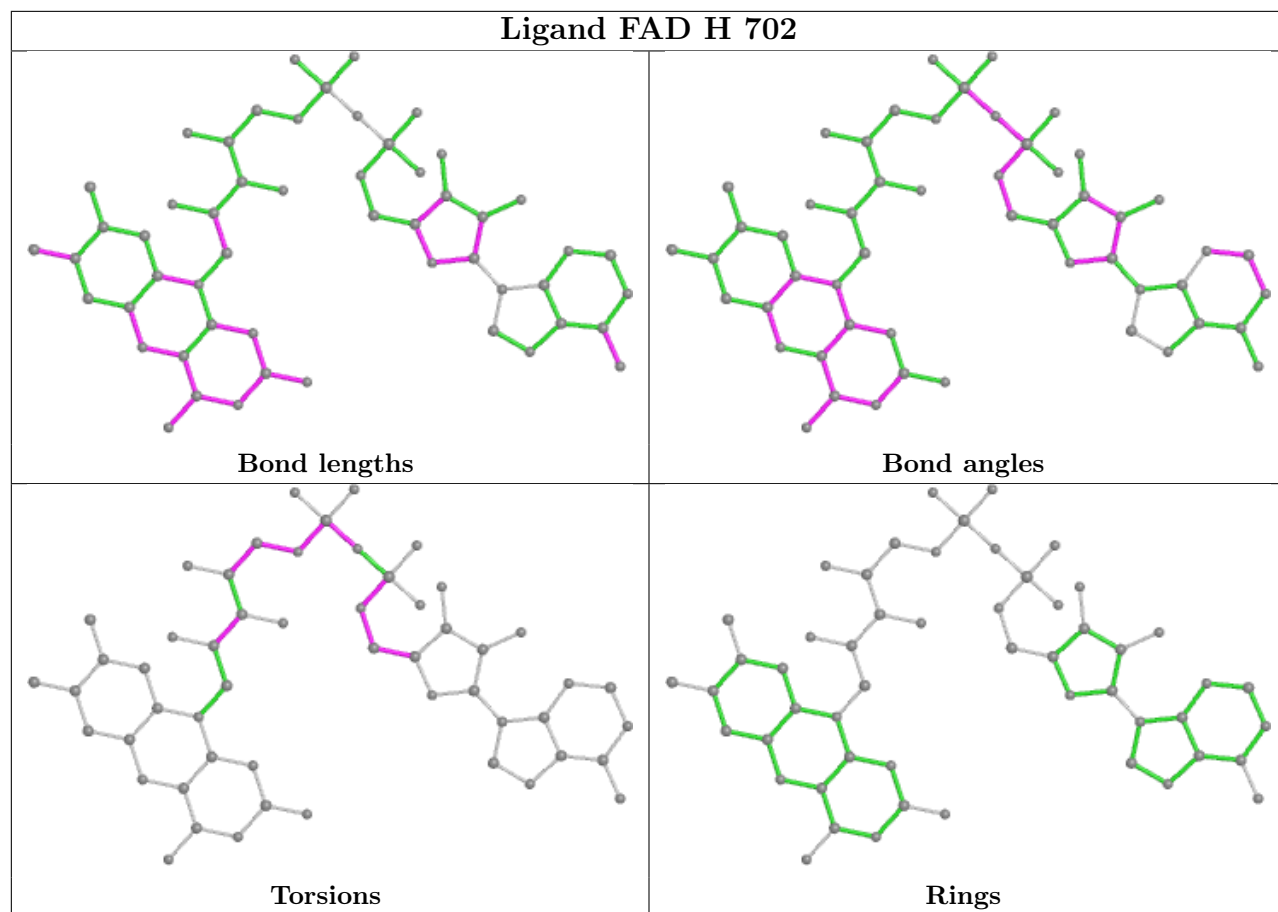
The following is a two-dimensional graphical depiction of Mogul quality analysis of bond lengths, bond angles, torsion angles, and ring geometry for all instances of the Ligand of Interest. In addition, ligands with molecular weight > 250 and outliers as shown on the validation Tables will also be included. For torsion angles, if less than 5% of the Mogul distribution of torsion angles is within 10 degrees of the torsion angle in question, then that torsion angle is considered an outlier. Any bond that is central to one or more torsion angles identified as an outlier by Mogul will be highlighted in the graph. For rings, the root-mean-square deviation (RMSD) between the ring in question and similar rings identified by Mogul is calculated over all ring torsion angles. If the average RMSD is greater than 60 degrees and the minimal RMSD between the ring in question and any Mogul-identified rings is also greater than 60 degrees, then that ring is considered an outlier. The outliers are highlighted in purple. The color gray indicates Mogul did not find sufficient equivalents in the CSD to analyse the geometry.

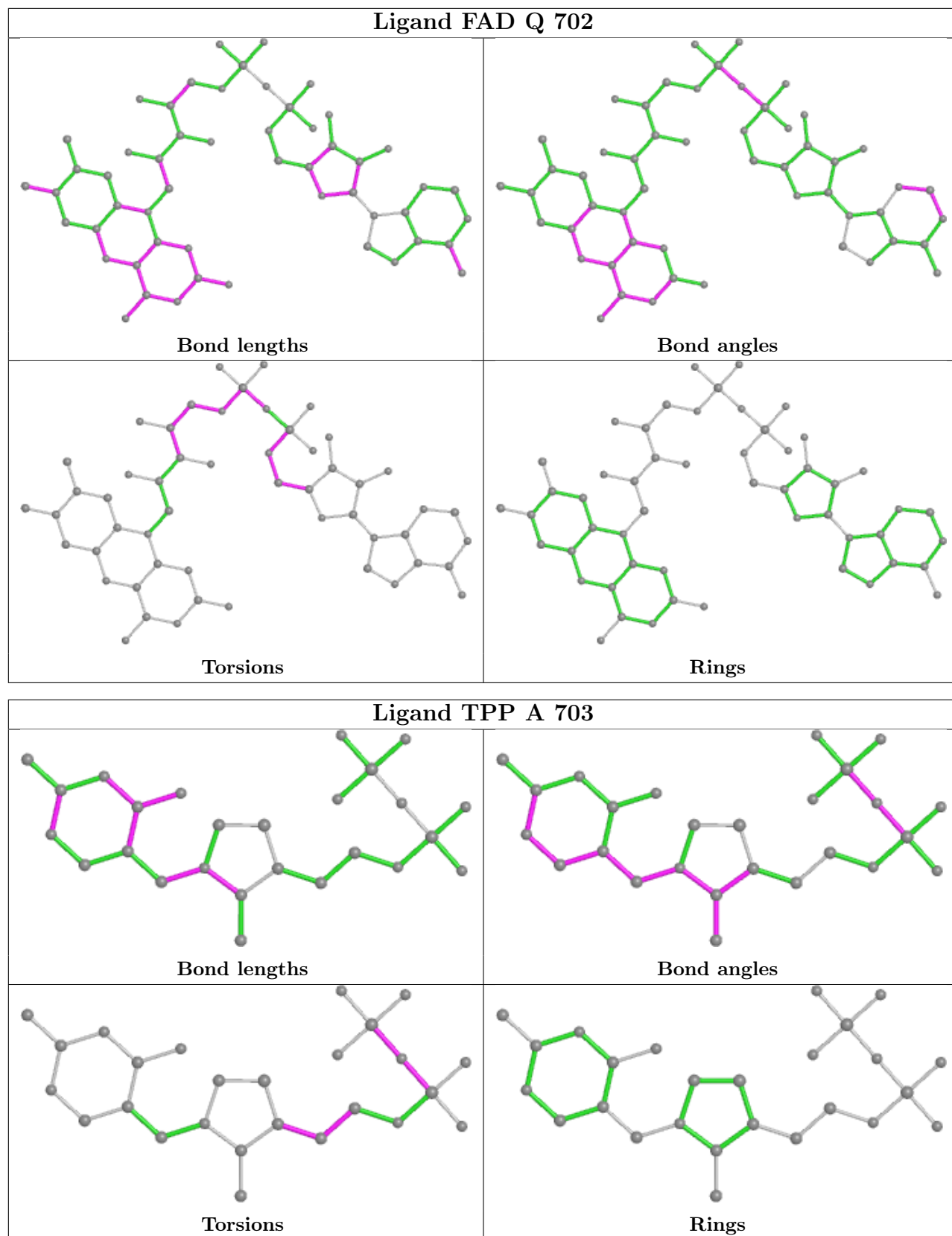


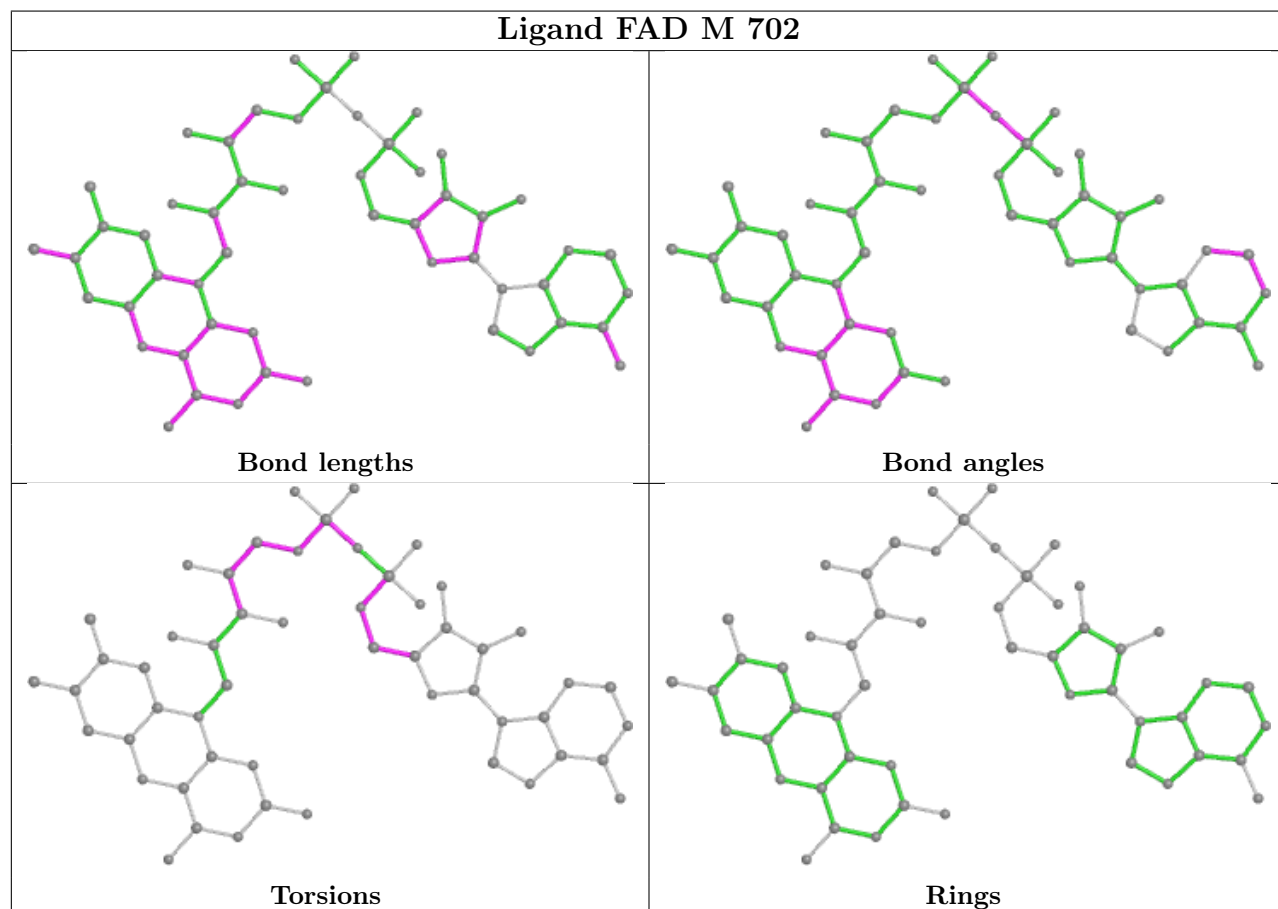
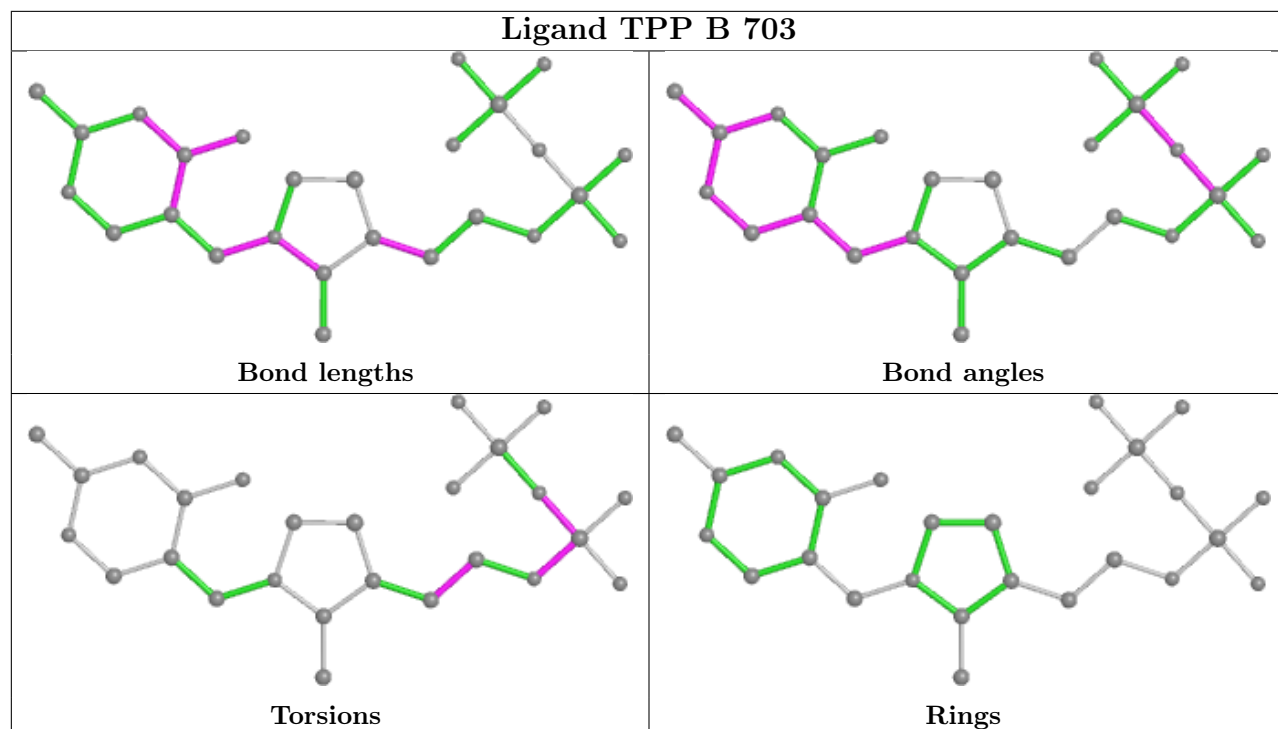


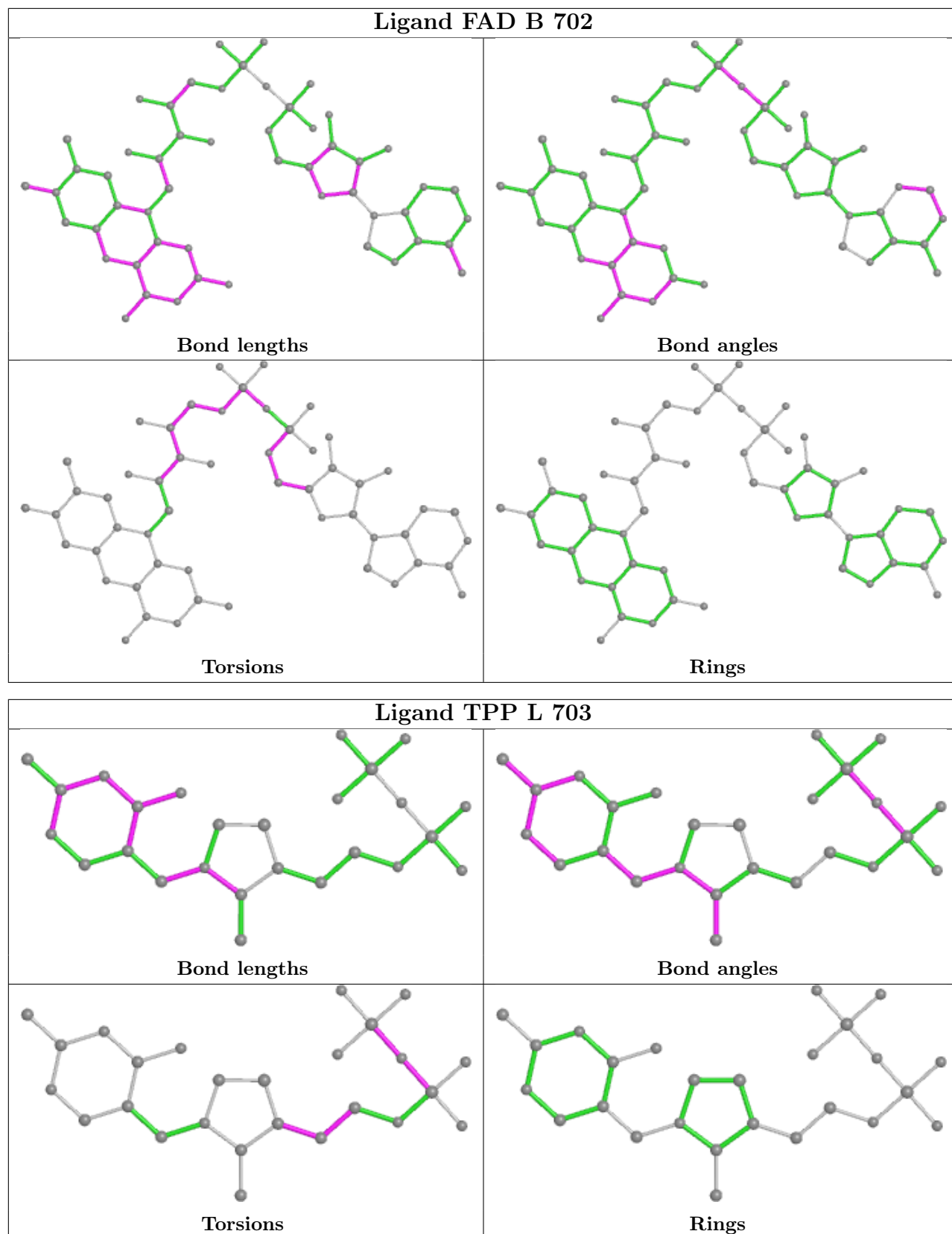


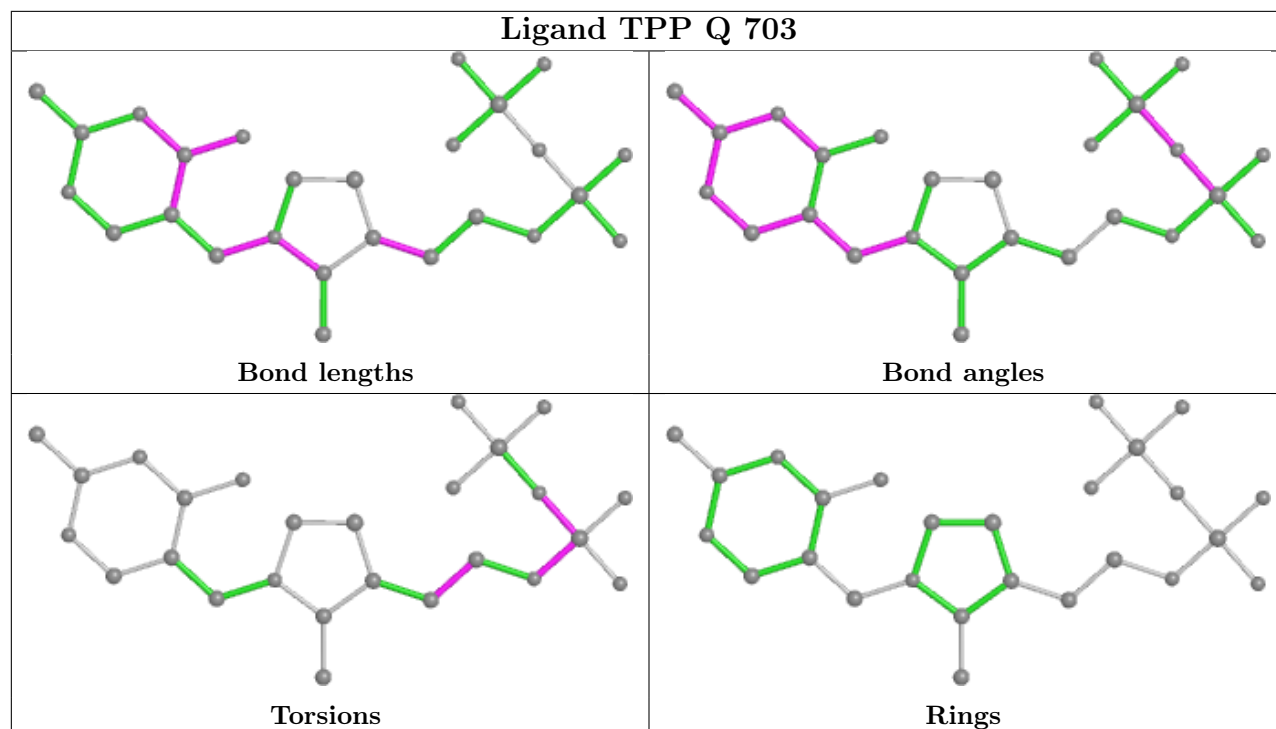












5.7 Other polymers [i](#)

There are no such residues in this entry.

5.8 Polymer linkage issues [i](#)

There are no chain breaks in this entry.

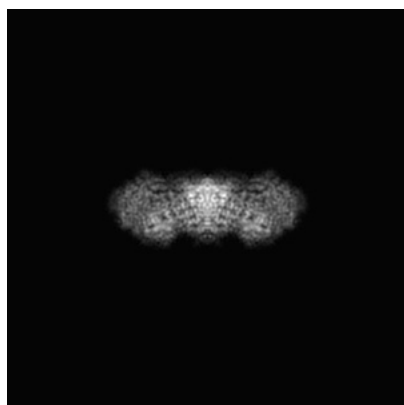
6 Map visualisation [i](#)

This section contains visualisations of the EMDB entry EMD-20700. These allow visual inspection of the internal detail of the map and identification of artifacts.

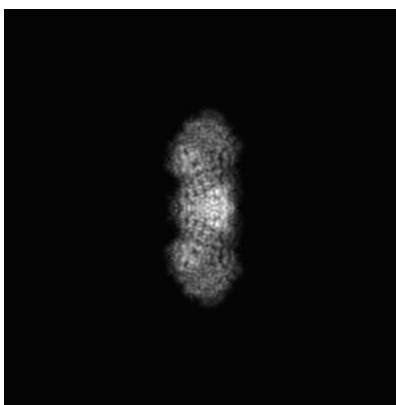
No raw map or half-maps were deposited for this entry and therefore no images, graphs, etc. pertaining to the raw map can be shown.

6.1 Orthogonal projections [i](#)


6.1.1 Primary map



X



Y




Z

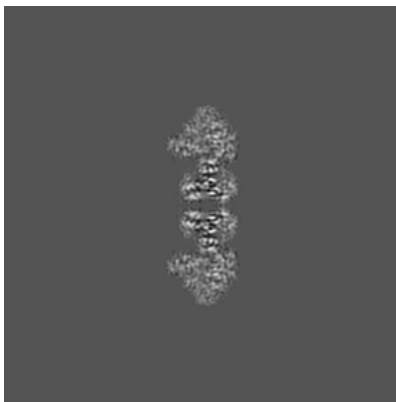
The images above show the map projected in three orthogonal directions.

6.2 Central slices [i](#)


6.2.1 Primary map



X Index: 200



Y Index: 200




Z Index: 200

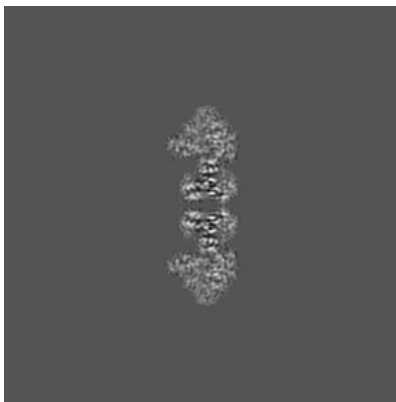
The images above show central slices of the map in three orthogonal directions.

6.3 Largest variance slices [i](#)


6.3.1 Primary map



X Index: 200



Y Index: 200




Z Index: 204

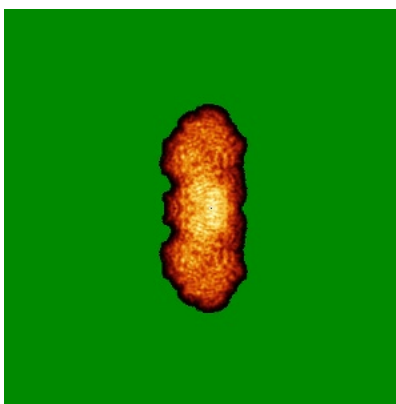
The images above show the largest variance slices of the map in three orthogonal directions.

6.4 Orthogonal standard-deviation projections (False-color) [i](#)


6.4.1 Primary map



X



Y

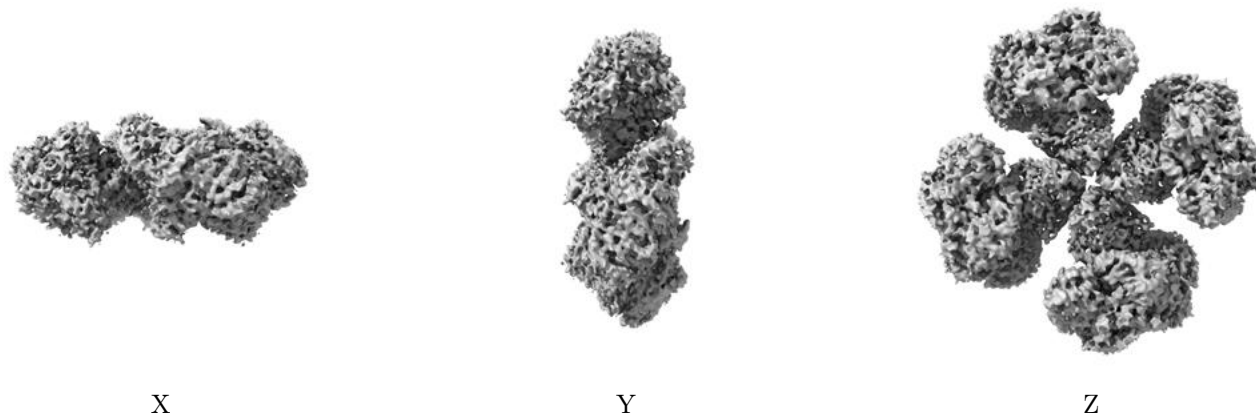


Z

The images above show the map standard deviation projections with false color in three orthogonal directions. Minimum values are shown in green, max in blue, and dark to light orange shades represent small to large values respectively.

6.5 Orthogonal surface views [i](#)

6.5.1 Primary map



The images above show the 3D surface view of the map at the recommended contour level 0.007. These images, in conjunction with the slice images, may facilitate assessment of whether an appropriate contour level has been provided.

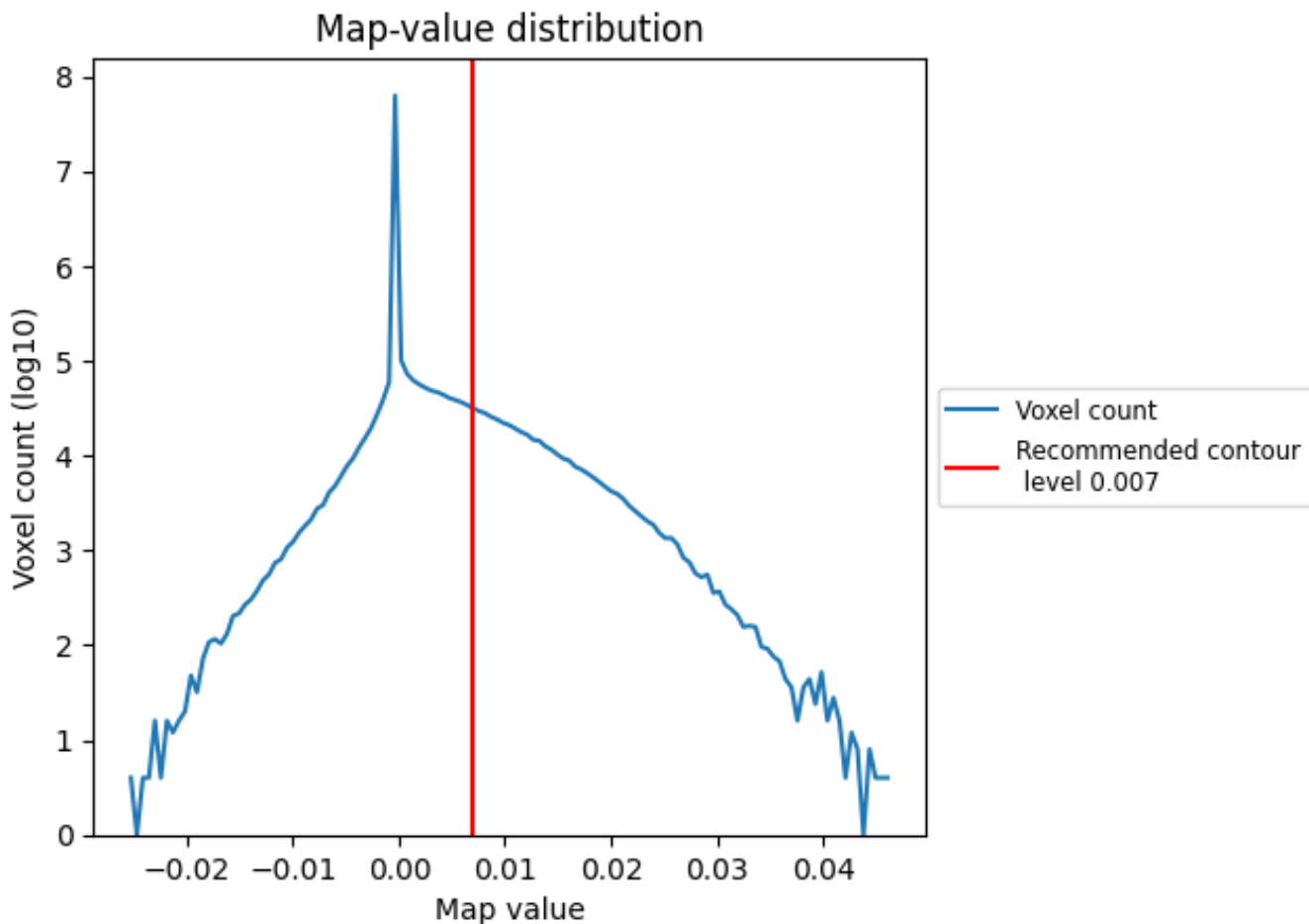
6.6 Mask visualisation [i](#)

This section was not generated. No masks/segmentation were deposited.

7 Map analysis [i](#)

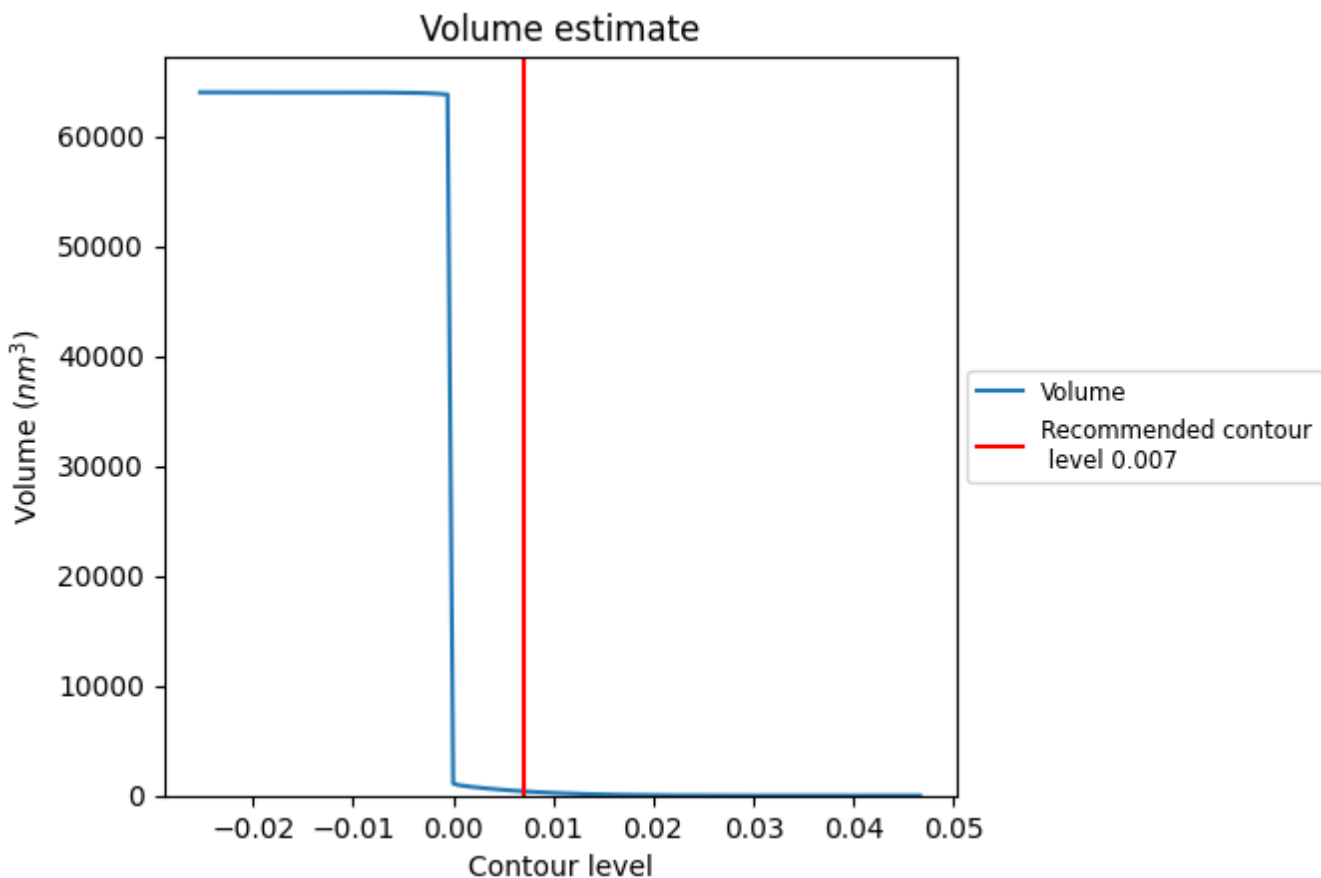
This section contains the results of statistical analysis of the map.

7.1 Map-value distribution [i](#)



The map-value distribution is plotted in 128 intervals along the x-axis. The y-axis is logarithmic. A spike in this graph at zero usually indicates that the volume has been masked.

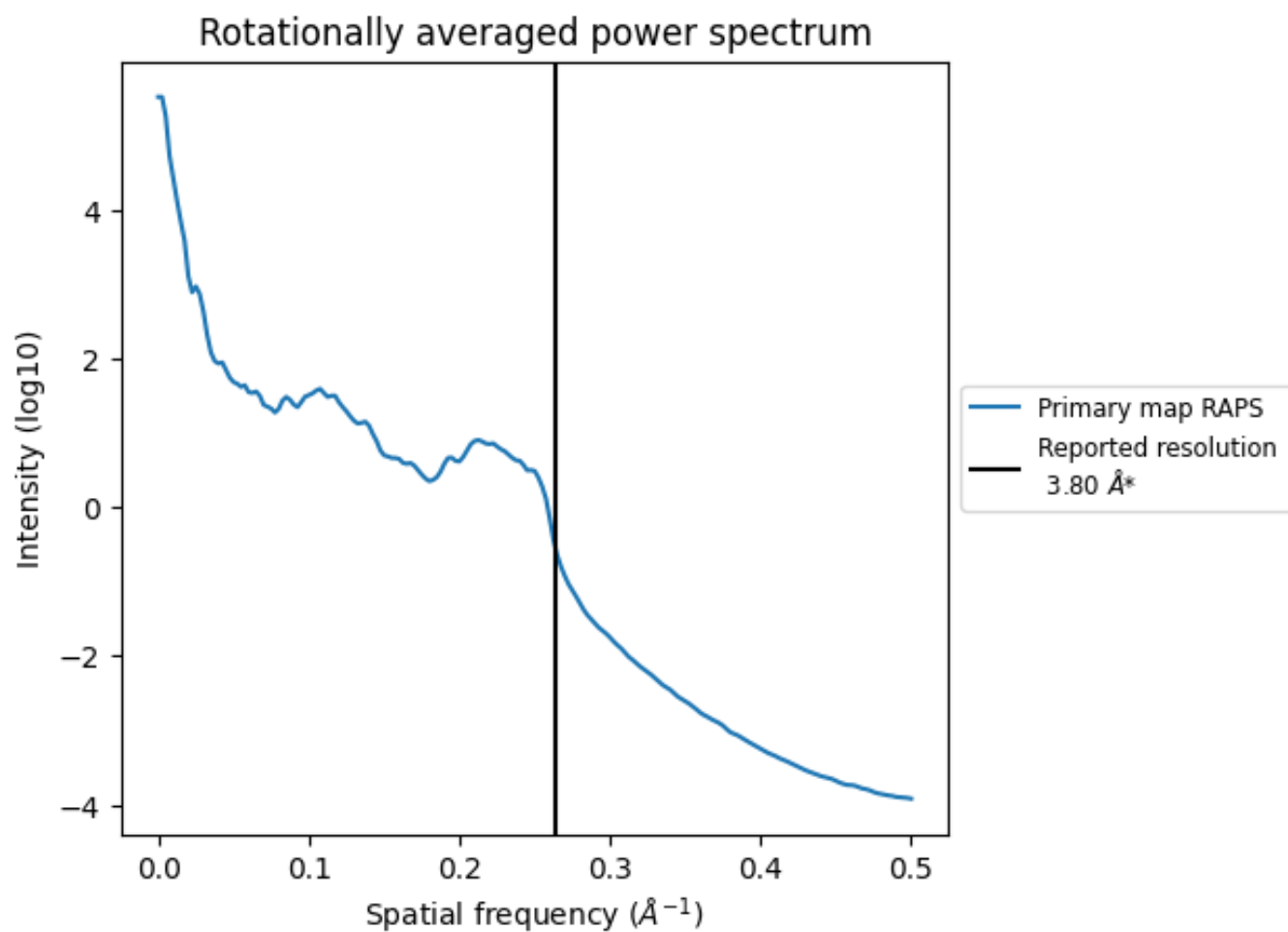
7.2 Volume estimate [i](#)



The volume at the recommended contour level is 389 nm³; this corresponds to an approximate mass of 352 kDa.

The volume estimate graph shows how the enclosed volume varies with the contour level. The recommended contour level is shown as a vertical line and the intersection between the line and the curve gives the volume of the enclosed surface at the given level.

7.3 Rotationally averaged power spectrum i



*Reported resolution corresponds to spatial frequency of 0.263 Å⁻¹

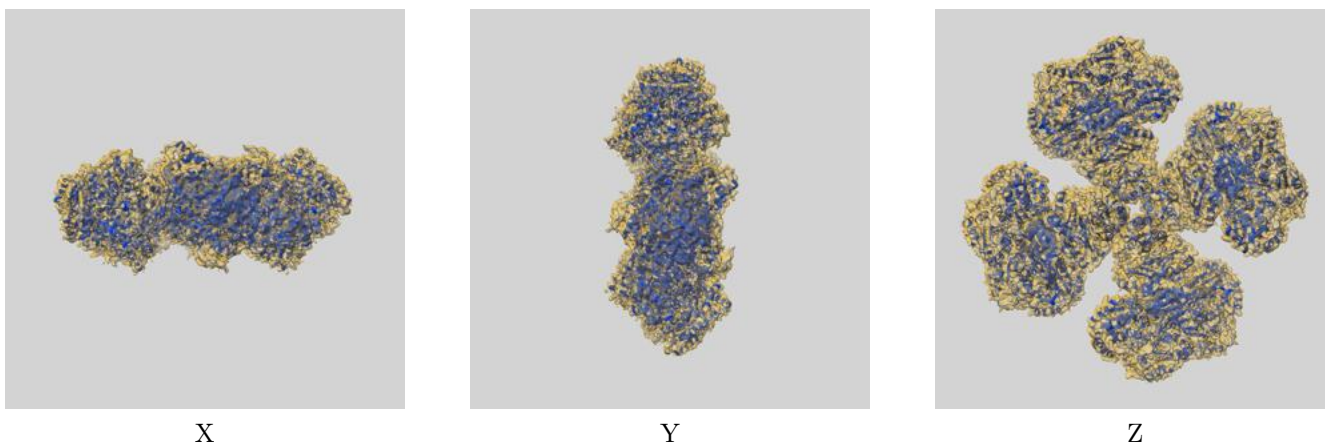
8 Fourier-Shell correlation

This section was not generated. No FSC curve or half-maps provided.

9 Map-model fit [i](#)

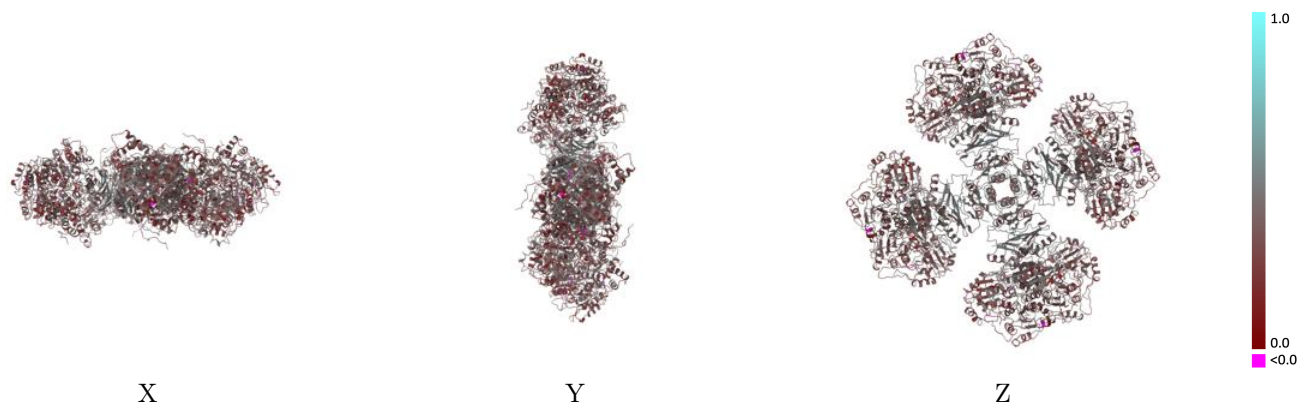
This section contains information regarding the fit between EMDB map EMD-20700 and PDB model 6U9H. Per-residue inclusion information can be found in section 3 on page 8.

9.1 Map-model overlay [i](#)



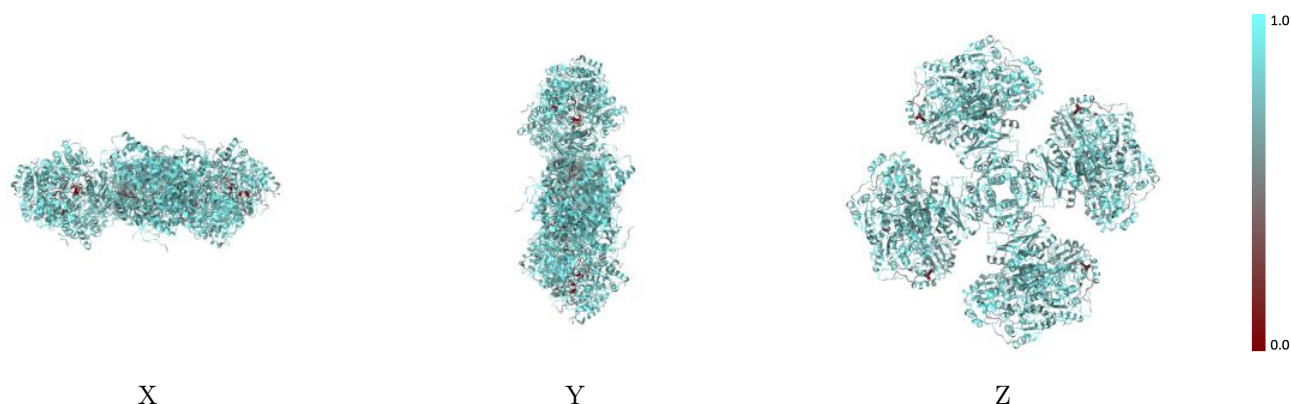
The images above show the 3D surface view of the map at the recommended contour level 0.007 at 50% transparency in yellow overlaid with a ribbon representation of the model coloured in blue. These images allow for the visual assessment of the quality of fit between the atomic model and the map.

9.2 Q-score mapped to coordinate model [\(i\)](#)



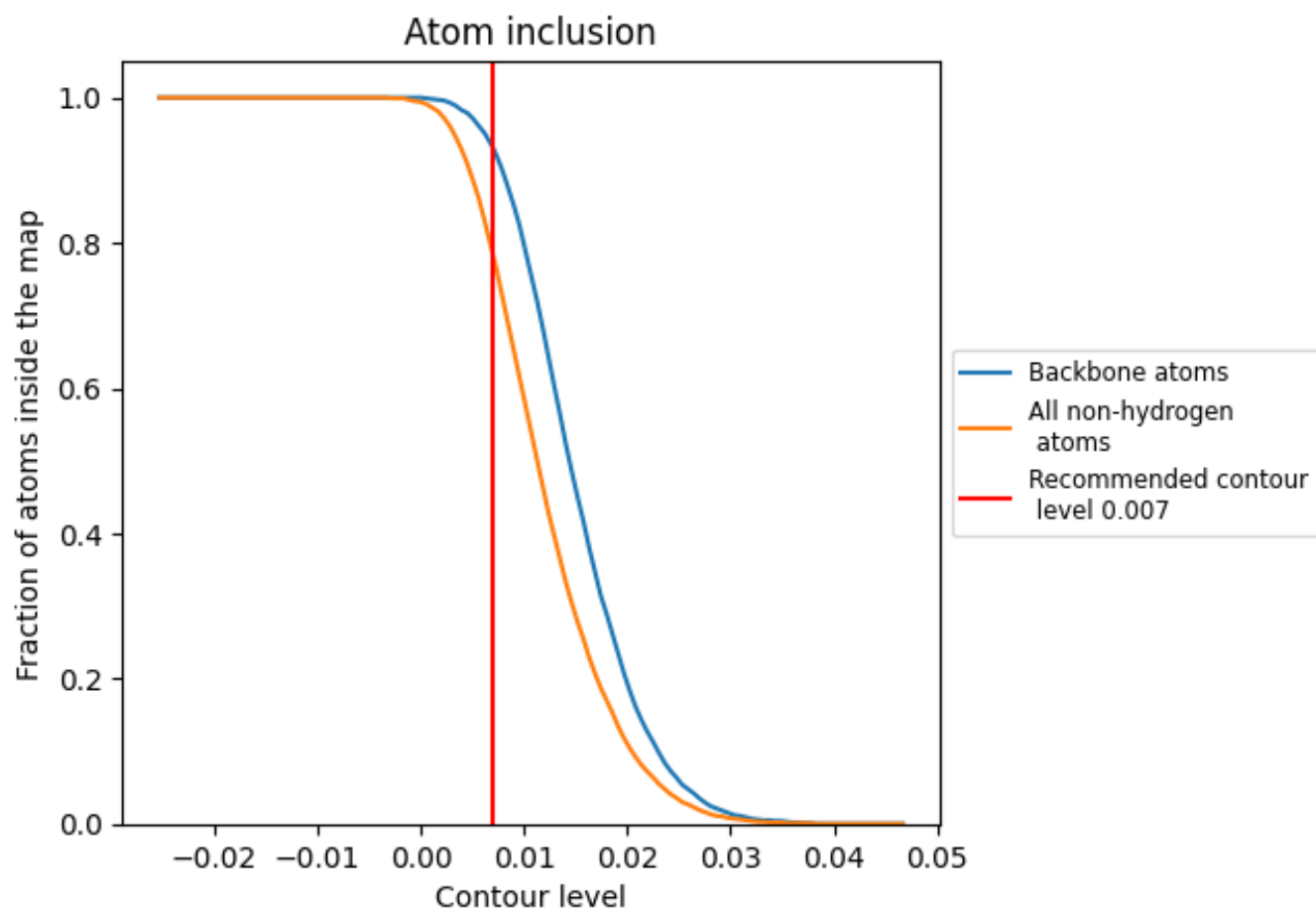
The images above show the model with each residue coloured according its Q-score. This shows their resolvability in the map with higher Q-score values reflecting better resolvability. Please note: Q-score is calculating the resolvability of atoms, and thus high values are only expected at resolutions at which atoms can be resolved. Low Q-score values may therefore be expected for many entries.

9.3 Atom inclusion mapped to coordinate model [\(i\)](#)



The images above show the model with each residue coloured according to its atom inclusion. This shows to what extent they are inside the map at the recommended contour level (0.007).



































9.4 Atom inclusion [i](#)



At the recommended contour level, 93% of all backbone atoms, 78% of all non-hydrogen atoms, are inside the map.

9.5 Map-model fit summary

The table lists the average atom inclusion at the recommended contour level (0.007) and Q-score for the entire model and for each chain.

Chain	Atom inclusion	Q-score
All	 0.7840	 0.3660
A	 0.7790	 0.3490
B	 0.7770	 0.3480
F	 0.7920	 0.4230
G	 0.8110	 0.4330
H	 0.7790	 0.3490
I	 0.7800	 0.3480
J	 0.7970	 0.4200
K	 0.8110	 0.4340
L	 0.7780	 0.3480
M	 0.7790	 0.3480
N	 0.7970	 0.4210
O	 0.8100	 0.4340
P	 0.7800	 0.3500
Q	 0.7790	 0.3490
R	 0.7910	 0.4220
S	 0.8100	 0.4360

