



Full wwPDB EM Validation Report ⓘ

Nov 5, 2024 – 02:35 AM EST

PDB ID : 8UMI
EMDB ID : EMD-42380
Title : consensus map of PICdeltaTFIIK form1
Authors : Yang, C.; Murakami, K.
Deposited on : 2023-10-17
Resolution : 3.70 Å (reported)

This is a Full wwPDB EM Validation Report for a publicly released PDB entry.

We welcome your comments at validation@mail.wwpdb.org

A user guide is available at

<https://www.wwpdb.org/validation/2017/EMValidationReportHelp>

with specific help available everywhere you see the ⓘ symbol.

The types of validation reports are described at

<http://www.wwpdb.org/validation/2017/FAQs#types>.

The following versions of software and data (see [references ⓘ](#)) were used in the production of this report:

EMDB validation analysis : 0.0.1.dev113
Mogul : 2022.3.0, CSD as543be (2022)
MolProbity : 4.02b-467
Percentile statistics : 20231227.v01 (using entries in the PDB archive December 27th 2023)
MapQ : 1.9.13
Ideal geometry (proteins) : Engh & Huber (2001)
Ideal geometry (DNA, RNA) : Parkinson et al. (1996)
Validation Pipeline (wwPDB-VP) : 2.39

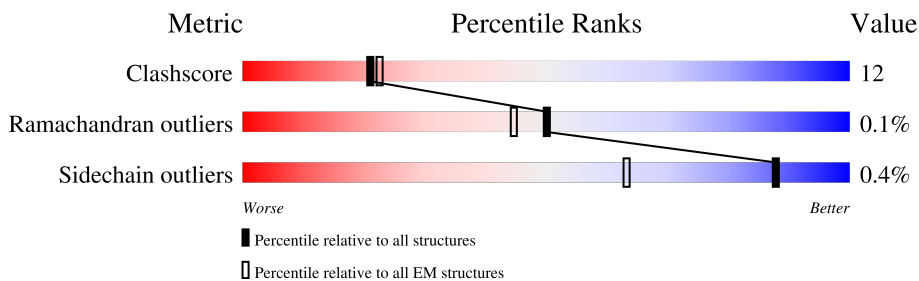
1 Overall quality at a glance i

The following experimental techniques were used to determine the structure:

ELECTRON MICROSCOPY

The reported resolution of this entry is 3.70 Å.

Percentile scores (ranging between 0-100) for global validation metrics of the entry are shown in the following graphic. The table shows the number of entries on which the scores are based.







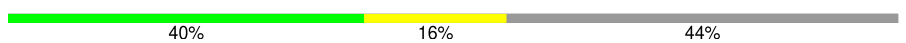

















Metric	Whole archive (#Entries)	EM structures (#Entries)
Clashscore	210492	15764
Ramachandran outliers	207382	16835
Sidechain outliers	206894	16415

The table below summarises the geometric issues observed across the polymeric chains and their fit to the map. The red, orange, yellow and green segments of the bar indicate the fraction of residues that contain outliers for ≥ 3 , 2, 1 and 0 types of geometric quality criteria respectively. A grey segment represents the fraction of residues that are not modelled. The numeric value for each fraction is indicated below the corresponding segment, with a dot representing fractions $\leq 5\%$. The upper red bar (where present) indicates the fraction of residues that have poor fit to the EM map (all-atom inclusion $< 40\%$). The numeric value is given above the bar.

Mol	Chain	Length	Quality of chain
1	0	778	
2	1	642	
3	2	513	
4	4	338	
5	6	461	
6	7	843	
7	M	345	
8	A	1733	

Continued on next page...

Continued from previous page...

Mol	Chain	Length	Quality of chain
9	B	1224	
10	C	318	
11	D	221	
12	E	215	
13	F	155	
14	G	171	
15	H	146	
16	I	122	
17	J	70	
18	K	120	
19	L	70	
20	Q	735	
21	P	400	
22	S	309	
23	O	240	
24	U	286	
25	V	122	
26	W	482	
27	X	328	
28	5	72	
29	N	64	
30	T	64	

The following table lists non-polymeric compounds, carbohydrate monomers and non-standard residues in protein, DNA, RNA chains that are outliers for geometric or electron-density-fit criteria:

Mol	Type	Chain	Res	Chirality	Geometry	Clashes	Electron density
31	SF4	0	801	-	-	X	-

2 Entry composition [i](#)

There are 33 unique types of molecules in this entry. The entry contains 70523 atoms, of which 0 are hydrogens and 0 are deuteriums.

In the tables below, the AltConf column contains the number of residues with at least one atom in alternate conformation and the Trace column contains the number of residues modelled with at most 2 atoms.

- Molecule 1 is a protein called General transcription and DNA repair factor IIIH helicase subunit XPD.

Mol	Chain	Residues	Atoms					AltConf	Trace
			Total	C	N	O	S		
1	0	752	6091	3882	1029	1142	38	0	0

- Molecule 2 is a protein called TFB1 isoform 1.

Mol	Chain	Residues	Atoms					AltConf	Trace
			Total	C	N	O	S		
2	1	417	3382	2139	587	640	16	0	0

- Molecule 3 is a protein called RNA polymerase II transcription factor B subunit 2.

Mol	Chain	Residues	Atoms					AltConf	Trace
			Total	C	N	O	S		
3	2	445	3546	2291	585	654	16	0	0

- Molecule 4 is a protein called General transcription and DNA repair factor IIIH subunit TFB4.

Mol	Chain	Residues	Atoms					AltConf	Trace
			Total	C	N	O	S		
4	4	292	2267	1449	376	428	14	0	0

- Molecule 5 is a protein called General transcription and DNA repair factor IIIH.

Mol	Chain	Residues	Atoms					AltConf	Trace
			Total	C	N	O	S		
5	6	355	2786	1765	481	512	28	0	0

- Molecule 6 is a protein called General transcription and DNA repair factor IIIH helicase subunit XPB.

Mol	Chain	Residues	Atoms					AltConf	Trace
			Total	C	N	O	S		
6	7	608	4889	3110	847	906	26	0	0

- Molecule 7 is a protein called Transcription initiation factor IIB.

Mol	Chain	Residues	Atoms					AltConf	Trace
			Total	C	N	O	S		
7	M	279	2175	1382	373	403	17	0	0

- Molecule 8 is a protein called DNA-directed RNA polymerase subunit.

Mol	Chain	Residues	Atoms					AltConf	Trace
			Total	C	N	O	S		
8	A	1425	11167	7036	1948	2121	62	0	0

- Molecule 9 is a protein called DNA-directed RNA polymerase subunit beta.

Mol	Chain	Residues	Atoms					AltConf	Trace
			Total	C	N	O	S		
9	B	1166	9227	5823	1619	1729	56	0	0

- Molecule 10 is a protein called DNA-directed RNA polymerase II subunit RPB3.

Mol	Chain	Residues	Atoms					AltConf	Trace
			Total	C	N	O	S		
10	C	265	2086	1312	347	414	13	0	0

- Molecule 11 is a protein called DNA-directed RNA polymerase II subunit RPB4.

Mol	Chain	Residues	Atoms					AltConf	Trace
			Total	C	N	O	S		
11	D	168	1331	822	237	270	2	0	0

- Molecule 12 is a protein called DNA-directed RNA polymerases I, II, and III subunit RPABC1.

Mol	Chain	Residues	Atoms					AltConf	Trace
			Total	C	N	O	S		
12	E	214	1752	1111	309	321	11	0	0

- Molecule 13 is a protein called DNA-directed RNA polymerases I, II, and III subunit RPABC2.

Mol	Chain	Residues	Atoms					AltConf	Trace
			Total	C	N	O	S		
13	F	87	705	451	119	132	3	0	0

- Molecule 14 is a protein called DNA-directed RNA polymerase II subunit RPB7.

Mol	Chain	Residues	Atoms					AltConf	Trace
			Total	C	N	O	S		
14	G	171	1335	858	221	248	8	0	0

- Molecule 15 is a protein called DNA-directed RNA polymerases I, II, and III subunit RPABC3.

Mol	Chain	Residues	Atoms					AltConf	Trace
			Total	C	N	O	S		
15	H	135	1080	679	182	214	5	0	0

- Molecule 16 is a protein called DNA-directed RNA polymerase II subunit RPB9.

Mol	Chain	Residues	Atoms					AltConf	Trace
			Total	C	N	O	S		
16	I	114	927	571	168	178	10	0	0

- Molecule 17 is a protein called DNA-directed RNA polymerases II subunit RPABC5.

Mol	Chain	Residues	Atoms					AltConf	Trace
			Total	C	N	O	S		
17	J	66	540	345	94	95	6	0	0

- Molecule 18 is a protein called DNA-directed RNA polymerase II subunit RPB11.

Mol	Chain	Residues	Atoms					AltConf	Trace
			Total	C	N	O	S		
18	K	115	924	593	157	172	2	0	0

- Molecule 19 is a protein called DNA-directed RNA polymerases II subunit RPABC4.

Mol	Chain	Residues	Atoms					AltConf	Trace
			Total	C	N	O	S		
19	L	44	352	217	70	61	4	0	0

- Molecule 20 is a protein called Transcription initiation factor IIF subunit alpha.

Mol	Chain	Residues	Atoms					AltConf	Trace
20	Q	214	Total	C	N	O	S	0	0
			1619	1017	297	299	6		

- Molecule 21 is a protein called Transcription initiation factor IIF subunit beta.

Mol	Chain	Residues	Atoms					AltConf	Trace
21	P	179	Total	C	N	O	S	0	0
			1484	941	258	279	6		

- Molecule 22 is a protein called Transcription elongation factor.

Mol	Chain	Residues	Atoms					AltConf	Trace
22	S	164	Total	C	N	O	S	0	0
			1294	809	230	247	8		

- Molecule 23 is a protein called TATA-box-binding protein.

Mol	Chain	Residues	Atoms					AltConf	Trace
23	O	181	Total	C	N	O	S	0	0
			1422	925	243	248	6		

- Molecule 24 is a protein called Transcription initiation factor IIA large subunit.

Mol	Chain	Residues	Atoms					AltConf	Trace
24	U	107	Total	C	N	O	S	0	0
			885	559	147	176	3		

- Molecule 25 is a protein called Transcription initiation factor IIA subunit 2.

Mol	Chain	Residues	Atoms					AltConf	Trace
25	V	104	Total	C	N	O	S	0	0
			815	511	136	164	4		

- Molecule 26 is a protein called Transcription initiation factor IIE subunit alpha.

Mol	Chain	Residues	Atoms					AltConf	Trace
26	W	247	Total	C	N	O	S	0	0
			2010	1275	347	381	7		

- Molecule 27 is a protein called Transcription initiation factor IIE subunit beta.

Mol	Chain	Residues	Atoms					AltConf	Trace
			Total	C	N	O	S		
27	X	160	1288	826	212	245	5	0	0

- Molecule 28 is a protein called General transcription and DNA repair factor IIIH subunit TFB5.

Mol	Chain	Residues	Atoms					AltConf	Trace
			Total	C	N	O	S		
28	5	66	498	314	89	93	2	0	0

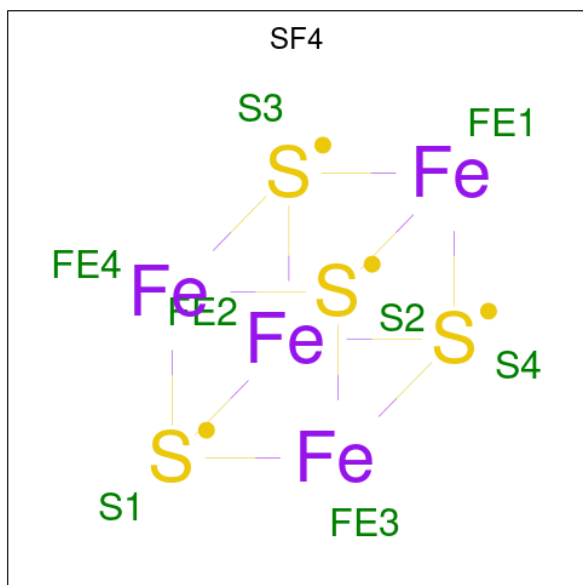
- Molecule 29 is a DNA chain called DNA (64-MER).

Mol	Chain	Residues	Atoms					AltConf	Trace
			Total	C	N	O	P		
29	N	64	1307	630	228	386	63	0	0

- Molecule 30 is a DNA chain called DNA (64-MER).

Mol	Chain	Residues	Atoms					AltConf	Trace
			Total	C	N	O	P		
30	T	64	1314	630	240	380	64	0	0

- Molecule 31 is IRON/SULFUR CLUSTER (three-letter code: SF4) (formula: Fe₄S₄).



Mol	Chain	Residues	Atoms		AltConf
			Total	Fe S	
31	0	1	8	4 4	0

- Molecule 32 is ZINC ION (three-letter code: ZN) (formula: Zn).

Mol	Chain	Residues	Atoms		AltConf
32	4	1	Total 1	Zn 1	0
32	6	4	Total 4	Zn 4	0
32	M	1	Total 1	Zn 1	0
32	A	2	Total 2	Zn 2	0
32	B	1	Total 1	Zn 1	0
32	C	1	Total 1	Zn 1	0
32	I	2	Total 2	Zn 2	0
32	J	1	Total 1	Zn 1	0
32	L	1	Total 1	Zn 1	0
32	S	1	Total 1	Zn 1	0


- Molecule 33 is MAGNESIUM ION (three-letter code: MG) (formula: Mg).

Mol	Chain	Residues	Atoms		AltConf
33	7	1	Total 1	Mg 1	0
33	A	1	Total 1	Mg 1	0

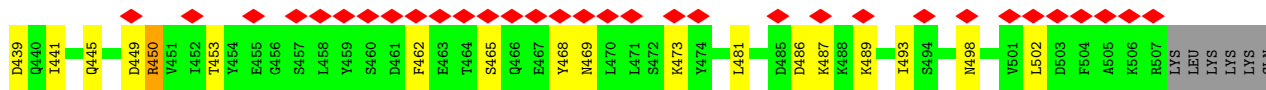
3 Residue-property plots

These plots are drawn for all protein, RNA, DNA and oligosaccharide chains in the entry. The first graphic for a chain summarises the proportions of the various outlier classes displayed in the second graphic. The second graphic shows the sequence view annotated by issues in geometry and atom inclusion in map density. Residues are color-coded according to the number of geometric quality criteria for which they contain at least one outlier: green = 0, yellow = 1, orange = 2 and red = 3 or more. A red diamond above a residue indicates a poor fit to the EM map for this residue (all-atom inclusion < 40%). Stretches of 2 or more consecutive residues without any outlier are shown as a green connector. Residues present in the sample, but not in the model, are shown in grey.

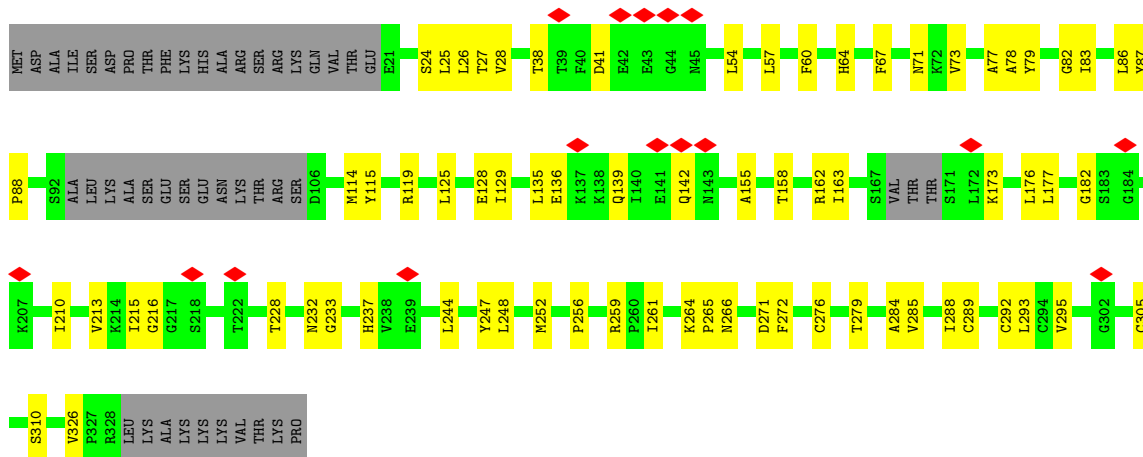
- Molecule 1: General transcription and DNA repair factor IIIH helicase subunit XPD



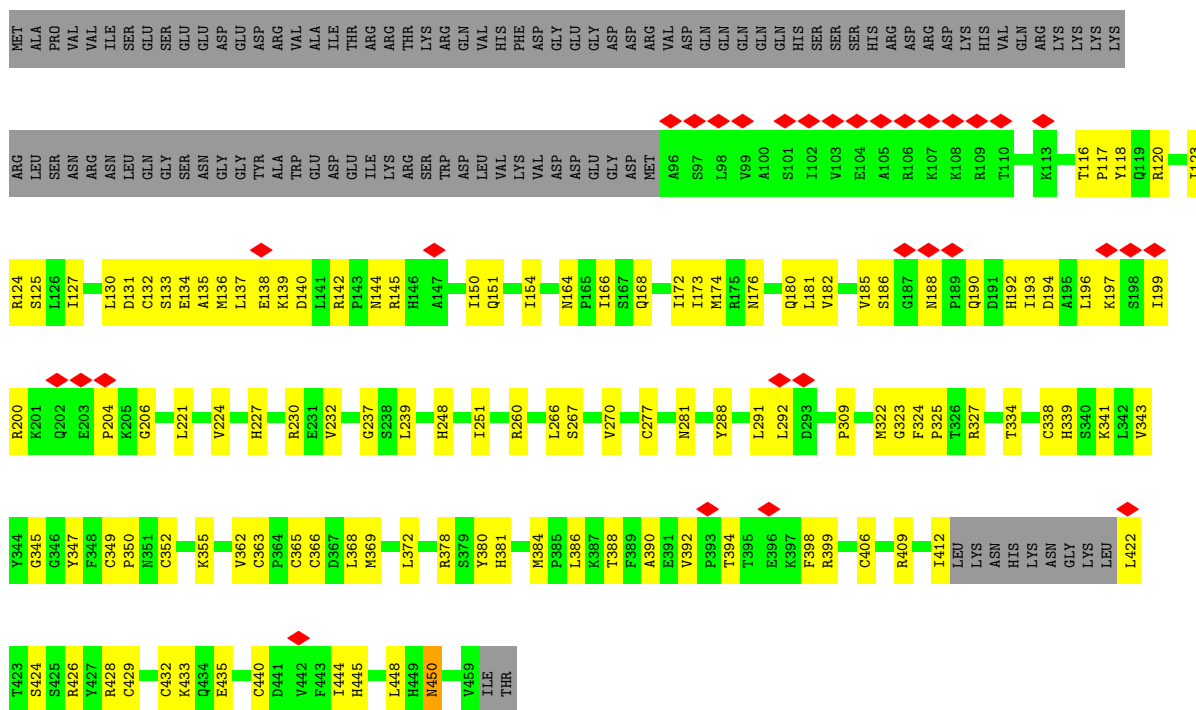
- Molecule 2: TFB1 isoform 1



• Molecule 4: General transcription and DNA repair factor IIIH subunit TFB4

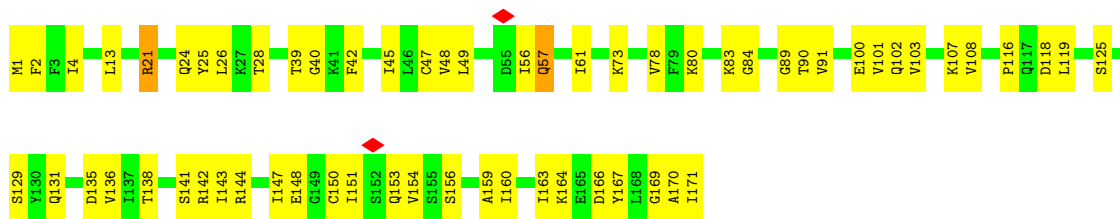


• Molecule 5: General transcription and DNA repair factor IIIH

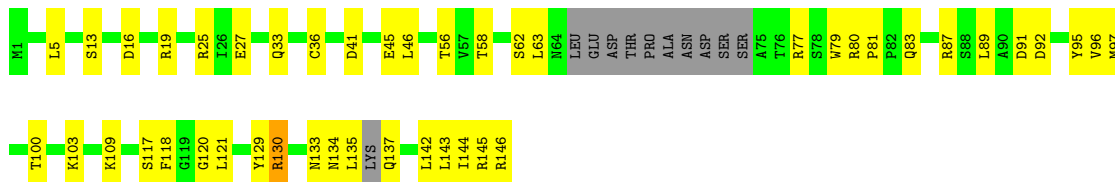


• Molecule 6: General transcription and DNA repair factor IIIH helicase subunit XPB

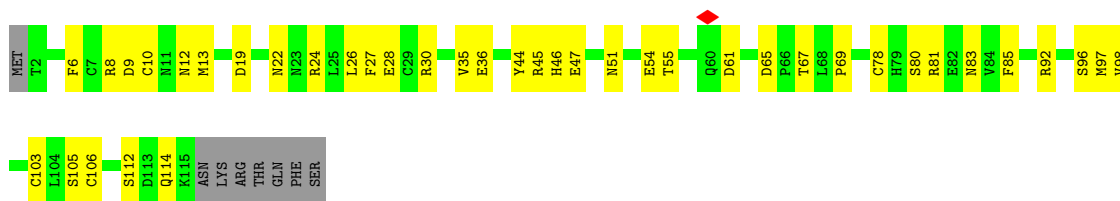




• Molecule 15: DNA-directed RNA polymerases I, II, and III subunit RPABC3



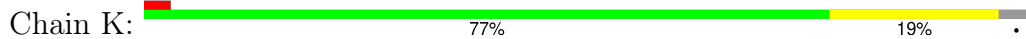
• Molecule 16: DNA-directed RNA polymerase II subunit RPB9



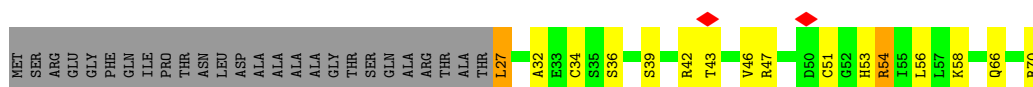
• Molecule 17: DNA-directed RNA polymerases II subunit RPABC5




• Molecule 18: DNA-directed RNA polymerase II subunit RPB11




• Molecule 19: DNA-directed RNA polymerases II subunit RPABC4

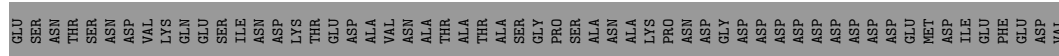
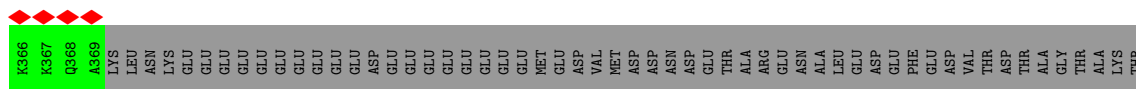






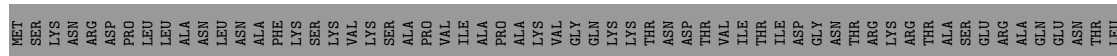
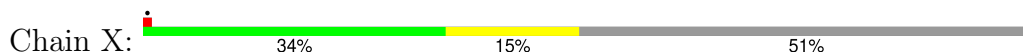
• Molecule 25: Transcription initiation factor IIA subunit 2




• Molecule 26: Transcription initiation factor IIE subunit alpha

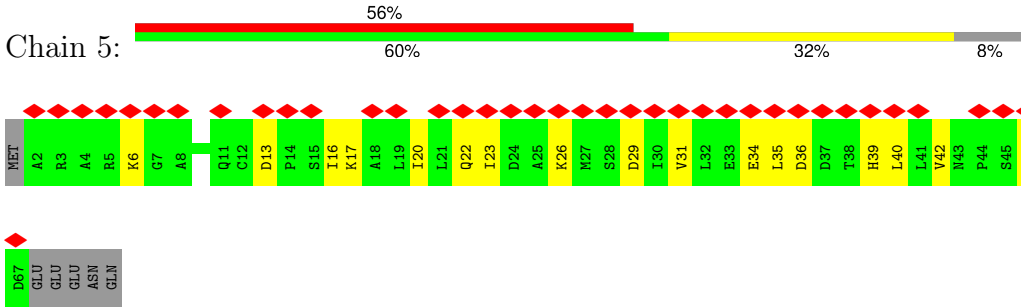


• Molecule 27: Transcription initiation factor IIE subunit beta

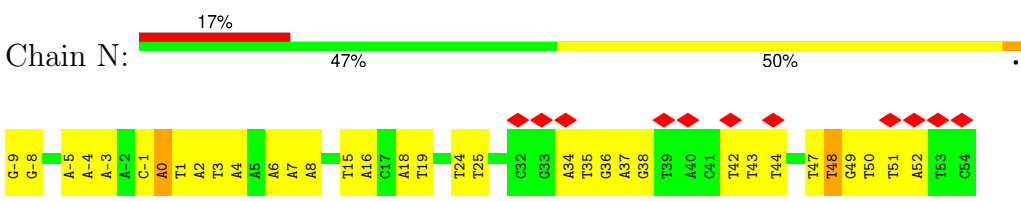




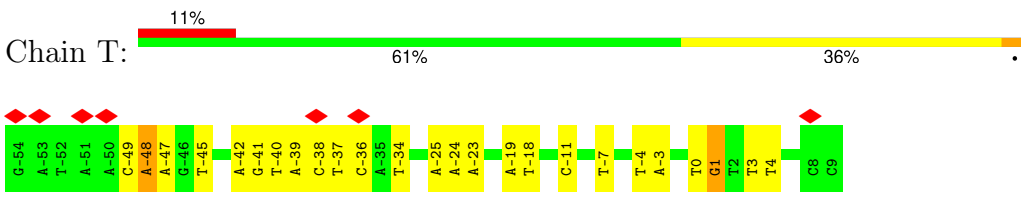
• Molecule 28: General transcription and DNA repair factor IIIH subunit TFB5



• Molecule 29: DNA (64-MER)



• Molecule 30: DNA (64-MER)



4 Experimental information

Property	Value	Source
EM reconstruction method	SINGLE PARTICLE	Depositor
Imposed symmetry	POINT, Not provided	
Number of particles used	138691	Depositor
Resolution determination method	FSC 0.143 CUT-OFF	Depositor
CTF correction method	NONE	Depositor
Microscope	FEI TITAN KRIOS	Depositor
Voltage (kV)	300	Depositor
Electron dose ($e^-/\text{\AA}^2$)	1.25	Depositor
Minimum defocus (nm)	750	Depositor
Maximum defocus (nm)	1750	Depositor
Magnification	81000	Depositor
Image detector	GATAN K3 (6k x 4k)	Depositor
Maximum map value	0.083	Depositor
Minimum map value	-0.029	Depositor
Average map value	-0.000	Depositor
Map value standard deviation	0.002	Depositor
Recommended contour level	0.0054	Depositor
Map size (\AA)	414.72003, 414.72003, 414.72003	wwPDB
Map dimensions	384, 384, 384	wwPDB
Map angles ($^\circ$)	90.0, 90.0, 90.0	wwPDB
Pixel spacing (\AA)	1.08, 1.08, 1.08	Depositor

5 Model quality

5.1 Standard geometry

Bond lengths and bond angles in the following residue types are not validated in this section: SF4, MG, ZN

The Z score for a bond length (or angle) is the number of standard deviations the observed value is removed from the expected value. A bond length (or angle) with $|Z| > 5$ is considered an outlier worth inspection. RMSZ is the root-mean-square of all Z scores of the bond lengths (or angles).

Mol	Chain	Bond lengths		Bond angles	
		RMSZ	# $ Z > 5$	RMSZ	# $ Z > 5$
1	0	0.35	0/6209	0.52	0/8384
2	1	0.30	0/3434	0.51	1/4624 (0.0%)
3	2	0.30	0/3611	0.55	1/4881 (0.0%)
4	4	0.32	0/2305	0.50	0/3117
5	6	0.35	0/2843	0.53	0/3845
6	7	0.30	1/4992 (0.0%)	0.51	0/6754
7	M	0.33	0/2204	0.61	0/2963
8	A	0.62	2/11368 (0.0%)	0.70	7/15383 (0.0%)
9	B	0.67	1/9402 (0.0%)	0.72	7/12680 (0.1%)
10	C	0.71	0/2124	0.71	1/2879 (0.0%)
11	D	0.29	0/1339	0.58	1/1793 (0.1%)
12	E	0.59	0/1788	0.64	0/2406
13	F	0.64	0/717	0.67	0/967
14	G	0.36	0/1363	0.62	0/1840
15	H	0.65	0/1097	0.74	0/1484
16	I	0.48	0/945	0.64	0/1273
17	J	0.90	0/549	0.84	1/738 (0.1%)
18	K	0.64	0/942	0.68	0/1272
19	L	0.54	0/354	0.89	1/468 (0.2%)
20	Q	0.36	0/1648	0.56	0/2226
21	P	0.33	0/1511	0.55	0/2035
22	S	0.36	0/1317	0.62	0/1778
23	O	0.33	0/1449	0.55	0/1952
24	U	0.32	0/898	0.60	0/1212
25	V	0.34	0/822	0.63	0/1109
26	W	0.30	0/2045	0.47	0/2757
27	X	0.30	0/1312	0.48	1/1767 (0.1%)
28	5	0.31	0/502	0.72	2/677 (0.3%)
29	N	1.07	2/1464 (0.1%)	1.26	6/2258 (0.3%)
30	T	1.05	2/1475 (0.1%)	1.14	3/2274 (0.1%)
All	All	0.52	8/72029 (0.0%)	0.66	32/97796 (0.0%)

Chiral center outliers are detected by calculating the chiral volume of a chiral center and verifying if the center is modelled as a planar moiety or with the opposite hand. A planarity outlier is detected by checking planarity of atoms in a peptide group, atoms in a mainchain group or atoms of a sidechain that are expected to be planar.

Mol	Chain	#Chirality outliers	#Planarity outliers
7	M	0	3
8	A	0	11
9	B	0	7
12	E	0	1
13	F	0	1
15	H	0	1
19	L	0	1
22	S	0	1
All	All	0	26

All (8) bond length outliers are listed below:

Mol	Chain	Res	Type	Atoms	Z	Observed(Å)	Ideal(Å)
30	T	-48	DA	N9-C4	-6.54	1.33	1.37
29	N	0	DA	N9-C4	-6.39	1.34	1.37
30	T	-48	DA	N3-C4	-6.26	1.31	1.34
29	N	48	DT	N1-C2	-5.62	1.33	1.38
9	B	1137	CYS	CB-SG	-5.49	1.72	1.81
8	A	8	SER	C-N	-5.15	1.22	1.34
8	A	656	TRP	CB-CG	-5.15	1.41	1.50
6	7	430	LEU	C-N	-5.06	1.22	1.34

All (32) bond angle outliers are listed below:

Mol	Chain	Res	Type	Atoms	Z	Observed(°)	Ideal(°)
29	N	6	DA	O4'-C4'-C3'	-7.57	101.46	106.00
29	N	48	DT	O4'-C4'-C3'	-7.02	101.69	104.50
30	T	1	DG	O4'-C4'-C3'	-6.72	101.81	104.50
8	A	455	MET	CA-CB-CG	6.53	124.40	113.30
8	A	58	LEU	CA-CB-CG	6.43	130.09	115.30
9	B	424	LEU	CB-CG-CD1	-6.39	100.14	111.00
27	X	151	LEU	CA-CB-CG	6.24	129.64	115.30
2	1	608	MET	CA-CB-CG	6.21	123.85	113.30
19	L	27	LEU	CA-CB-CG	6.17	129.50	115.30
9	B	868	MET	CA-CB-CG	6.17	123.79	113.30
29	N	37	DA	O4'-C4'-C3'	-6.16	102.04	104.50
9	B	831	SER	C-N-CA	-6.11	109.47	122.30
17	J	51	LEU	CB-CG-CD1	-6.08	100.66	111.00

Continued on next page...

Continued from previous page...

Mol	Chain	Res	Type	Atoms	Z	Observed(°)	Ideal(°)
29	N	52	DA	O4'-C1'-N9	6.05	112.24	108.00
8	A	70	CYS	CA-CB-SG	5.78	124.39	114.00
9	B	79	THR	C-N-CA	5.75	136.07	121.70
29	N	36	DG	C3'-C2'-C1'	-5.74	95.62	102.50
30	T	-34	DT	N3-C4-O4	5.60	123.26	119.90
9	B	173	MET	CB-CG-SD	-5.53	95.81	112.40
9	B	585	VAL	CG1-CB-CG2	-5.51	102.08	110.90
28	5	29	ASP	CB-CG-OD1	5.39	123.15	118.30
10	C	125	MET	CA-CB-CG	5.36	122.42	113.30
8	A	701	LEU	CA-CB-CG	5.35	127.61	115.30
29	N	37	DA	C4'-C3'-C2'	-5.28	98.35	103.10
8	A	566	ILE	CG1-CB-CG2	-5.17	100.03	111.40
30	T	-34	DT	C5-C4-O4	-5.16	121.29	124.90
8	A	1111	MET	CB-CG-SD	5.15	127.85	112.40
9	B	364	ILE	CG1-CB-CG2	-5.12	100.14	111.40
28	5	58	LEU	CA-CB-CG	5.08	127.00	115.30
11	D	27	LEU	CA-CB-CG	5.07	126.97	115.30
8	A	170	THR	C-N-CA	5.04	134.30	121.70
3	2	100	LEU	CA-CB-CG	5.03	126.88	115.30

There are no chirality outliers.

All (26) planarity outliers are listed below:

Mol	Chain	Res	Type	Group
8	A	1079	MET	Peptide
8	A	1404	GLU	Peptide
8	A	259	GLU	Peptide
8	A	417	TYR	Peptide
8	A	44	THR	Peptide
8	A	454	SER	Peptide
8	A	524	VAL	Peptide
8	A	55	ASP	Peptide
8	A	566	ILE	Peptide
8	A	567	LYS	Peptide
8	A	65	LEU	Peptide
9	B	1110	PRO	Peptide
9	B	333	PHE	Peptide
9	B	363	HIS	Peptide
9	B	510	LYS	Peptide
9	B	832	GLY	Peptide
9	B	868	MET	Peptide
9	B	922	GLU	Peptide

Continued on next page...

Continued from previous page...

Mol	Chain	Res	Type	Group
12	E	171	LYS	Peptide
13	F	127	GLU	Peptide
15	H	81	PRO	Peptide
19	L	58	LYS	Peptide
7	M	269	ILE	Peptide
7	M	30	TYR	Peptide
7	M	31	PRO	Peptide
22	S	207	ILE	Peptide

5.2 Too-close contacts [i](#)

In the following table, the Non-H and H(model) columns list the number of non-hydrogen atoms and hydrogen atoms in the chain respectively. The H(added) column lists the number of hydrogen atoms added and optimized by MolProbity. The Clashes column lists the number of clashes within the asymmetric unit, whereas Symm-Clashes lists symmetry-related clashes.

Mol	Chain	Non-H	H(model)	H(added)	Clashes	Symm-Clashes
1	0	6091	0	6155	183	0
2	1	3382	0	3436	68	0
3	2	3546	0	3593	85	0
4	4	2267	0	2323	55	0
5	6	2786	0	2804	88	0
6	7	4889	0	4876	136	0
7	M	2175	0	2283	50	0
8	A	11167	0	11189	265	0
9	B	9227	0	9201	224	0
10	C	2086	0	2045	50	0
11	D	1331	0	1345	36	0
12	E	1752	0	1776	37	0
13	F	705	0	731	16	0
14	G	1335	0	1346	38	0
15	H	1080	0	1049	38	0
16	I	927	0	881	32	0
17	J	540	0	553	19	0
18	K	924	0	934	19	0
19	L	352	0	374	12	0
20	Q	1619	0	1452	40	0
21	P	1484	0	1480	40	0
22	S	1294	0	1289	37	0
23	O	1422	0	1500	44	0
24	U	885	0	866	32	0
25	V	815	0	822	29	0

Continued on next page...

Continued from previous page...

Mol	Chain	Non-H	H(model)	H(added)	Clashes	Symm-Clashes
26	W	2010	0	2026	44	0
27	X	1288	0	1307	32	0
28	5	498	0	506	18	0
29	N	1307	0	730	31	0
30	T	1314	0	725	25	0
31	0	8	0	0	3	0
32	4	1	0	0	0	0
32	6	4	0	0	0	0
32	A	2	0	0	0	0
32	B	1	0	0	0	0
32	C	1	0	0	0	0
32	I	2	0	0	0	0
32	J	1	0	0	0	0
32	L	1	0	0	0	0
32	M	1	0	0	0	0
32	S	1	0	0	0	0
33	7	1	0	0	0	0
33	A	1	0	0	0	0
All	All	70523	0	69597	1637	0

The all-atom clashscore is defined as the number of clashes found per 1000 atoms (including hydrogen atoms). The all-atom clashscore for this structure is 12.

All (1637) close contacts within the same asymmetric unit are listed below, sorted by their clash magnitude.

Atom-1	Atom-2	Interatomic distance (Å)	Clash overlap (Å)
7:M:45:CYS:HB3	7:M:48:CYS:SG	1.97	1.05
5:6:406:CYS:HB3	5:6:440:CYS:SG	1.99	1.02
19:L:27:LEU:N	19:L:39:SER:HG	1.62	0.95
29:N:38:DG:N1	30:T:-38:DC:O2	2.01	0.92
1:0:134:ARG:O	1:0:138:ASN:HB2	1.70	0.91
19:L:34:CYS:HB3	19:L:51:CYS:SG	2.12	0.90
8:A:107:CYS:SG	8:A:148:CYS:HB2	2.17	0.85
5:6:338:CYS:SG	5:6:339:HIS:CE1	2.70	0.83
10:C:252:GLN:HB3	18:K:98:LEU:HD11	1.62	0.80
9:B:1169:MET:SD	9:B:1169:MET:N	2.56	0.79
8:A:107:CYS:HB3	8:A:110:CYS:SG	2.23	0.79
8:A:110:CYS:HB3	8:A:167:CYS:SG	2.24	0.77
19:L:34:CYS:CB	19:L:51:CYS:SG	2.72	0.77
9:B:344:LYS:HG2	9:B:348:ARG:HG2	1.66	0.76
21:P:106:LEU:HB3	21:P:120:TYR:HB2	1.67	0.76

Continued on next page...

Continued from previous page...

Atom-1	Atom-2	Interatomic distance (Å)	Clash overlap (Å)
5:6:429:CYS:HB3	5:6:432:CYS:SG	2.25	0.75
8:A:311:GLN:HG2	8:A:312:PRO:HD3	1.69	0.75
8:A:894:GLU:O	8:A:898:ARG:HB3	1.88	0.73
8:A:72:GLU:HB3	8:A:76:GLU:HB2	1.71	0.72
23:O:93:GLU:H	25:V:72:CYS:H	1.38	0.72
9:B:680:THR:H	9:B:683:SER:HB2	1.55	0.72
3:2:337:GLY:H	3:2:351:SER:HB3	1.52	0.72
8:A:367:PRO:HB3	8:A:466:SER:HA	1.72	0.72
29:N:38:DG:C6	30:T:-38:DC:O2	2.42	0.71
11:D:50:LEU:HD11	14:G:2:PHE:HB2	1.72	0.71
14:G:138:THR:H	14:G:141:SER:HB3	1.53	0.71
8:A:346:ASP:H	9:B:1154:ALA:HB1	1.55	0.71
6:7:589:GLN:HG2	6:7:748:LEU:HB3	1.72	0.71
1:0:503:GLN:HB3	6:7:361:GLN:HB2	1.72	0.71
6:7:527:LEU:HA	6:7:530:LEU:HB2	1.74	0.70
11:D:66:ARG:HH12	11:D:67:ARG:HH21	1.39	0.70
13:F:125:LEU:HA	13:F:130:ILE:HD11	1.74	0.70
15:H:135:LEU:O	15:H:137:GLN:N	2.25	0.70
3:2:352:ASN:ND2	3:2:370:PHE:O	2.25	0.70
10:C:56:THR:HA	10:C:151:GLN:HG2	1.74	0.69
5:6:131:ASP:HA	5:6:174:MET:HB3	1.74	0.69
1:0:571:VAL:HG11	2:1:375:LEU:HD13	1.75	0.69
5:6:277:CYS:O	5:6:281:ASN:HB2	1.93	0.69
3:2:427:LYS:HG2	6:7:740:HIS:HA	1.74	0.69
17:J:10:CYS:SG	17:J:11:GLY:N	2.65	0.68
8:A:1059:HIS:ND1	13:F:86:THR:OG1	2.25	0.68
15:H:95:TYR:HB3	15:H:144:ILE:HB	1.74	0.68
27:X:196:LEU:HB3	27:X:246:TYR:HB2	1.74	0.68
8:A:464:PRO:HB3	18:K:4:PRO:HD2	1.76	0.68
8:A:1171:GLN:HE22	22:S:207:ILE:HD13	1.59	0.68
24:U:39:LYS:HG3	24:U:43:GLN:HE22	1.59	0.68
6:7:464:ARG:HD2	29:N:44:DT:H4'	1.75	0.67
7:M:272:LYS:HE2	23:O:191:PRO:HD3	1.75	0.67
8:A:567:LYS:HE2	15:H:97:MET:HB2	1.75	0.67
26:W:149:CYS:HB3	26:W:154:GLU:H	1.60	0.67
9:B:799:PRO:HB2	9:B:818:PRO:HG2	1.76	0.67
9:B:277:LYS:HZ2	9:B:336:ARG:H	1.43	0.67
16:I:6:PHE:HA	16:I:13:MET:HA	1.75	0.66
7:M:241:ARG:NH1	9:B:107:GLY:O	2.28	0.66
9:B:287:ARG:NH2	9:B:294:ASP:OD1	2.29	0.66
10:C:54:ASN:ND2	10:C:60:ASP:OD1	2.25	0.66

Continued on next page...

Continued from previous page...

Atom-1	Atom-2	Interatomic distance (Å)	Clash overlap (Å)
2:1:624:THR:O	2:1:628:HIS:ND1	2.27	0.66
22:S:265:VAL:HG12	22:S:280:SER:HB3	1.77	0.66
1:0:493:LEU:HB3	1:0:678:VAL:HG12	1.76	0.66
2:1:209:PHE:O	2:1:213:ARG:NH1	2.28	0.66
3:2:498:ASN:HD21	3:2:502:LEU:HD12	1.61	0.66
20:Q:105:ALA:H	21:P:89:GLY:HA2	1.61	0.66
21:P:124:LEU:HD23	21:P:222:CYS:HB3	1.76	0.66
22:S:187:ASN:HB2	22:S:228:LEU:HD11	1.76	0.65
25:V:72:CYS:SG	25:V:73:ASP:N	2.67	0.65
1:0:538:VAL:HG12	1:0:598:LEU:HB2	1.78	0.65
8:A:1173:HIS:HA	22:S:200:ARG:HH12	1.61	0.65
13:F:133:VAL:HG12	13:F:147:SER:HA	1.78	0.65
28:5:48:GLU:O	28:5:52:HIS:ND1	2.27	0.65
2:1:472:GLN:HE22	4:4:41:ASP:HB2	1.61	0.65
8:A:1000:LEU:HB2	8:A:1011:GLN:HB2	1.77	0.65
1:0:162:LEU:HB3	1:0:198:ARG:HH22	1.62	0.65
7:M:18:LEU:HD13	8:A:66:LYS:HB2	1.78	0.65
8:A:1152:ILE:HG22	16:I:44:TYR:H	1.61	0.65
3:2:347:ILE:HD11	3:2:378:ILE:HG13	1.78	0.65
8:A:830:LYS:NZ	8:A:1077:THR:O	2.28	0.65
11:D:50:LEU:HD13	11:D:55:ALA:HB2	1.78	0.65
9:B:72:GLU:O	20:Q:330:ARG:NH2	2.30	0.65
9:B:445:LYS:NZ	9:B:449:ASN:OD1	2.30	0.65
11:D:67:ARG:HD2	11:D:129:LEU:HD22	1.79	0.65
1:0:156:CYS:CB	31:0:801:SF4:S1	2.84	0.65
8:A:840:ARG:NH1	8:A:1384:VAL:O	2.30	0.65
8:A:1193:LEU:HD11	8:A:1264:GLU:HB3	1.79	0.65
9:B:74:LEU:O	9:B:86:ARG:NH1	2.30	0.65
15:H:80:ARG:HH12	18:K:57:LEU:HD22	1.61	0.65
20:Q:119:LEU:HD23	21:P:133:TYR:HB2	1.79	0.65
8:A:1138:ILE:HD11	8:A:1316:VAL:HG12	1.79	0.64
8:A:565:ILE:HB	8:A:567:LYS:HB2	1.77	0.64
6:7:688:GLY:HA2	6:7:691:LEU:HB2	1.80	0.64
1:0:108:LEU:HB3	1:0:208:TYR:HB3	1.78	0.64
7:M:286:ILE:HD11	7:M:291:ILE:HB	1.80	0.64
9:B:76:GLN:OE1	20:Q:330:ARG:NH1	2.30	0.64
9:B:259:TYR:O	9:B:267:ARG:NH2	2.31	0.64
22:S:283:GLN:HB2	22:S:293:LEU:HD13	1.80	0.64
26:W:17:VAL:HG21	26:W:29:LEU:HD13	1.78	0.64
21:P:96:ARG:NH2	21:P:103:LYS:O	2.30	0.64
3:2:151:VAL:HG11	3:2:358:ALA:HB1	1.78	0.64

Continued on next page...

Continued from previous page...

Atom-1	Atom-2	Interatomic distance (Å)	Clash overlap (Å)
15:H:83:GLN:O	15:H:87:ARG:NH1	2.31	0.64
8:A:42:ASP:O	8:A:45:GLN:NE2	2.31	0.64
9:B:1076:HIS:O	10:C:31:ASN:ND2	2.30	0.64
3:2:14:LEU:O	3:2:22:GLN:NE2	2.31	0.64
6:7:163:PRO:HA	6:7:173:TYR:HA	1.78	0.64
6:7:421:ARG:NH2	6:7:435:CYS:SG	2.71	0.64
6:7:456:THR:HG23	6:7:458:SER:H	1.63	0.64
16:I:51:ASN:HA	16:I:92:ARG:HH12	1.63	0.64
15:H:62:SER:OG	15:H:63:LEU:N	2.31	0.63
20:Q:29:ARG:HA	20:Q:32:LEU:HB2	1.81	0.63
20:Q:105:ALA:HB3	21:P:89:GLY:H	1.63	0.63
1:0:472:MET:HG3	1:0:473:LEU:HG	1.80	0.63
8:A:551:TYR:O	18:K:62:LYS:NZ	2.31	0.63
27:X:204:GLY:HA3	27:X:243:TYR:HB3	1.81	0.63
6:7:366:GLN:NE2	6:7:390:ALA:O	2.32	0.63
7:M:138:ASP:HB3	9:B:451:LYS:HG3	1.80	0.63
22:S:198:ARG:NH2	22:S:227:PHE:O	2.31	0.63
3:2:190:GLN:HG3	3:2:395:GLN:HE21	1.64	0.63
3:2:392:THR:HG22	3:2:394:ASP:H	1.64	0.63
3:2:407:GLN:HG3	3:2:410:ARG:HH21	1.63	0.63
26:W:227:MET:SD	26:W:229:ARG:NH1	2.71	0.63
1:0:641:PHE:O	1:0:645:ASN:ND2	2.31	0.62
8:A:108:MET:SD	8:A:108:MET:N	2.69	0.62
3:2:22:GLN:OE1	3:2:85:HIS:ND1	2.30	0.62
4:4:289:CYS:HB3	4:4:292:CYS:SG	2.38	0.62
26:W:3:ARG:HH11	26:W:5:ILE:HG23	1.64	0.62
9:B:397:ASP:OD2	9:B:400:HIS:N	2.33	0.62
9:B:793:ALA:HB3	9:B:856:PHE:HB2	1.81	0.62
24:U:10:TYR:HA	24:U:13:ILE:HG12	1.81	0.62
27:X:234:ARG:HD3	27:X:239:LYS:HB3	1.80	0.62
8:A:386:ASP:OD1	8:A:386:ASP:N	2.33	0.62
22:S:271:CYS:HB3	22:S:274:CYS:SG	2.38	0.62
3:2:238:LYS:NZ	3:2:239:ILE:O	2.33	0.62
1:0:352:ILE:HB	1:0:420:ILE:HB	1.80	0.62
9:B:41:LYS:NZ	9:B:544:CYS:SG	2.72	0.62
9:B:801:LYS:O	17:J:52:THR:OG1	2.17	0.62
21:P:319:LYS:NZ	21:P:324:GLN:O	2.32	0.62
3:2:481:LEU:HA	3:2:493:ILE:HG22	1.82	0.62
9:B:911:ILE:HG13	9:B:912:ILE:HG12	1.81	0.62
3:2:152:GLY:HA2	3:2:182:PHE:HE2	1.63	0.62
11:D:153:ARG:HH22	11:D:160:VAL:HA	1.64	0.62

Continued on next page...

Continued from previous page...

Atom-1	Atom-2	Interatomic distance (Å)	Clash overlap (Å)
19:L:42:ARG:HG3	19:L:43:THR:HG23	1.81	0.62
8:A:445:ASN:HB3	8:A:488:ASN:HB2	1.82	0.61
8:A:535:THR:HG23	8:A:575:LYS:HG2	1.81	0.61
21:P:86:ASN:OD1	21:P:90:GLN:NE2	2.33	0.61
21:P:320:GLU:O	21:P:323:ARG:NH1	2.32	0.61
1:0:505:ALA:H	6:7:359:SER:HA	1.65	0.61
1:0:670:LEU:HD12	1:0:675:ASP:HB3	1.82	0.61
2:1:174:LEU:HD12	2:1:217:LEU:HB3	1.83	0.61
3:2:352:ASN:HD21	3:2:369:ARG:HG3	1.65	0.61
8:A:1151:GLU:OE2	16:I:45:ARG:NH1	2.33	0.61
8:A:1161:THR:HG21	8:A:1166:ASP:HB2	1.81	0.61
8:A:1208:THR:OG1	8:A:1211:GLN:OE1	2.18	0.61
9:B:104:GLU:OE2	19:L:54:ARG:NH1	2.33	0.61
9:B:839:MET:HG2	9:B:1012:ILE:HG22	1.82	0.61
12:E:154:ILE:HD11	12:E:197:LYS:HD3	1.82	0.61
2:1:606:GLU:HA	2:1:609:SER:HB3	1.82	0.61
3:2:340:ILE:HB	3:2:348:TYR:HB2	1.81	0.61
3:2:453:THR:OG1	28:5:51:LYS:NZ	2.33	0.61
10:C:241:ASP:N	10:C:241:ASP:OD1	2.31	0.61
22:S:223:ILE:HG22	22:S:225:PRO:HD2	1.82	0.61
24:U:18:VAL:O	24:U:22:ARG:NH1	2.34	0.61
1:0:106:LEU:HD12	1:0:199:MET:HG3	1.82	0.61
9:B:84:ILE:O	9:B:86:ARG:NH1	2.33	0.61
5:6:327:ARG:HA	5:6:347:TYR:HA	1.82	0.61
8:A:68:GLN:NE2	8:A:70:CYS:SG	2.73	0.61
9:B:336:ARG:NH2	9:B:339:THR:O	2.30	0.61
5:6:139:LYS:HD3	5:6:144:ASN:HB3	1.82	0.61
8:A:116:ASP:O	8:A:118:HIS:ND1	2.33	0.61
9:B:308:TRP:O	9:B:311:LEU:N	2.32	0.61
15:H:83:GLN:HA	18:K:54:ARG:HH22	1.66	0.61
8:A:670:ILE:HD13	9:B:1067:ARG:HE	1.64	0.61
14:G:89:GLY:HA3	14:G:103:VAL:HG22	1.82	0.61
1:0:287:GLU:O	1:0:291:GLN:NE2	2.33	0.61
1:0:513:ARG:NH1	1:0:514:ASN:OD1	2.34	0.61
6:7:761:GLN:HA	6:7:764:LEU:HB2	1.82	0.61
8:A:75:ASN:HA	9:B:1116:ARG:HH22	1.66	0.61
8:A:1230:GLU:OE2	22:S:205:ASN:ND2	2.34	0.61
9:B:69:LEU:HB3	9:B:90:ILE:HG13	1.83	0.61
16:I:45:ARG:HH21	16:I:47:GLU:H	1.49	0.61
22:S:227:PHE:HA	22:S:230:THR:HG23	1.83	0.61
11:D:138:ASN:HB2	11:D:141:LEU:HB3	1.82	0.60

Continued on next page...

Continued from previous page...

Atom-1	Atom-2	Interatomic distance (Å)	Clash overlap (Å)
24:U:257:ARG:O	24:U:259:LYS:NZ	2.33	0.60
8:A:1397:LEU:HB2	8:A:1426:GLU:HG3	1.83	0.60
1:0:571:VAL:HG21	2:1:375:LEU:HD22	1.82	0.60
29:N:38:DG:H22	30:T:-38:DC:H1'	1.66	0.60
6:7:642:ASN:HB3	6:7:649:ILE:HG13	1.83	0.60
9:B:363:HIS:O	9:B:365:THR:N	2.34	0.60
9:B:213:ILE:O	9:B:215:GLN:NE2	2.33	0.60
14:G:1:MET:N	14:G:80:LYS:O	2.35	0.60
6:7:130:ARG:NH1	6:7:201:SER:O	2.34	0.60
8:A:147:VAL:HA	8:A:170:THR:HA	1.83	0.60
26:W:73:ARG:NH1	30:T:-23:DA:OP1	2.35	0.60
29:N:15:DT:H2''	29:N:16:DA:H5''	1.84	0.60
8:A:1443:VAL:HG12	14:G:61:ILE:HD13	1.82	0.60
14:G:47:CYS:SG	14:G:48:VAL:N	2.75	0.60
17:J:5:VAL:HG12	17:J:6:ARG:HG3	1.82	0.60
8:A:120:GLU:OE1	8:A:123:ARG:NH1	2.35	0.60
8:A:590:ARG:NH2	8:A:621:THR:OG1	2.35	0.60
1:0:424:GLU:N	1:0:432:ASN:O	2.35	0.60
4:4:232:ASN:O	4:4:259:ARG:NH1	2.35	0.60
1:0:117:HIS:ND1	1:0:156:CYS:SG	2.73	0.59
1:0:624:GLY:HA2	1:0:683:ASP:HB2	1.83	0.59
2:1:339:LEU:HD23	2:1:342:ASN:HD22	1.67	0.59
5:6:116:THR:HG23	5:6:120:ARG:HH22	1.66	0.59
6:7:673:ILE:HG22	6:7:708:LEU:HD12	1.84	0.59
7:M:19:ASN:OD1	8:A:63:ARG:NH1	2.34	0.59
8:A:739:ASP:OD2	15:H:19:ARG:NH1	2.29	0.59
8:A:862:ASN:HD22	12:E:174:GLN:HA	1.66	0.59
17:J:9:SER:OG	17:J:10:CYS:N	2.35	0.59
29:N:38:DG:O6	30:T:-38:DC:O2	2.19	0.59
9:B:74:LEU:HA	9:B:85:SER:HA	1.83	0.59
9:B:997:GLU:O	10:C:35:ARG:NH1	2.35	0.59
10:C:162:GLY:HA3	10:C:170:TRP:CE2	2.38	0.59
15:H:87:ARG:HB3	15:H:89:LEU:HG	1.84	0.59
5:6:221:LEU:O	5:6:230:ARG:NH1	2.35	0.59
6:7:320:ASN:ND2	6:7:503:SER:O	2.35	0.59
16:I:8:ARG:NH2	16:I:9:ASP:OD1	2.36	0.59
1:0:67:ARG:NH1	1:0:230:SER:O	2.36	0.59
1:0:104:ARG:NH2	1:0:172:PRO:O	2.34	0.59
7:M:23:THR:HA	7:M:32:PRO:HG3	1.83	0.59
5:6:362:VAL:HA	5:6:369:MET:HA	1.84	0.59
8:A:568:PRO:HD2	15:H:46:LEU:HD13	1.83	0.59

Continued on next page...

Continued from previous page...

Atom-1	Atom-2	Interatomic distance (Å)	Clash overlap (Å)
10:C:125:MET:SD	10:C:127:ARG:NE	2.76	0.59
24:U:260:CYS:HB2	24:U:281:VAL:HB	1.84	0.59
1:0:415:GLY:O	1:0:440:LEU:N	2.35	0.59
2:1:212:THR:OG1	2:1:213:ARG:NH1	2.35	0.59
8:A:1115:SER:OG	8:A:1330:ASN:ND2	2.36	0.59
8:A:565:ILE:HB	8:A:567:LYS:HE3	1.85	0.59
8:A:1100:ARG:NH2	8:A:1351:GLU:OE2	2.36	0.59
10:C:177:GLU:HB2	10:C:231:ASN:HB3	1.85	0.59
9:B:102:VAL:HB	9:B:112:LEU:HD13	1.85	0.59
14:G:167:TYR:HA	14:G:170:ALA:HB3	1.85	0.59
2:1:434:ILE:HA	5:6:118:TYR:HA	1.85	0.58
6:7:431:GLN:OE1	6:7:434:ASN:ND2	2.36	0.58
8:A:884:ASP:OD2	8:A:1025:ARG:NE	2.34	0.58
8:A:949:ASP:OD1	8:A:949:ASP:N	2.35	0.58
6:7:340:GLU:OE1	6:7:376:ASN:ND2	2.37	0.58
8:A:406:ILE:HB	8:A:431:LYS:HB2	1.84	0.58
9:B:346:GLU:HG2	9:B:347:LYS:HG2	1.85	0.58
16:I:78:CYS:SG	16:I:106:CYS:HB3	2.43	0.58
24:U:22:ARG:HH21	24:U:35:LEU:HD13	1.68	0.58
1:0:618:ARG:NH1	1:0:675:ASP:OD1	2.36	0.58
4:4:64:HIS:NE2	4:4:71:ASN:O	2.35	0.58
8:A:1033:GLN:O	8:A:1036:ARG:NH1	2.36	0.58
9:B:277:LYS:HE2	9:B:278:GLN:HE22	1.67	0.58
12:E:147:HIS:HE1	12:E:149:LEU:HD13	1.67	0.58
1:0:223:SER:O	1:0:452:ARG:NH2	2.35	0.58
9:B:334:ILE:HG13	9:B:335:GLY:H	1.68	0.58
14:G:100:GLU:HB3	14:G:107:LYS:HD2	1.83	0.58
21:P:299:ILE:HD11	21:P:322:THR:HG22	1.85	0.58
12:E:74:ASP:N	12:E:74:ASP:OD1	2.35	0.58
23:O:95:ASN:HB3	23:O:98:ARG:HB2	1.86	0.58
3:2:194:GLN:O	3:2:199:GLN:NE2	2.36	0.58
5:6:116:THR:O	5:6:120:ARG:NH2	2.36	0.58
6:7:141:ILE:HD11	6:7:175:ILE:HG13	1.84	0.58
1:0:38:SER:HA	1:0:477:THR:HB	1.86	0.58
3:2:393:ALA:HA	3:2:396:ILE:HD12	1.86	0.58
6:7:357:LYS:NZ	6:7:426:GLN:O	2.36	0.58
8:A:1005:GLU:OE2	8:A:1009:ASN:ND2	2.36	0.58
22:S:213:ASP:HA	22:S:216:HIS:HD1	1.69	0.58
1:0:156:CYS:HB3	31:0:801:SF4:S1	2.43	0.58
1:0:460:SER:OG	1:0:461:GLY:N	2.37	0.58
1:0:636:LYS:HA	1:0:639:LEU:HD12	1.85	0.58

Continued on next page...

Continued from previous page...

Atom-1	Atom-2	Interatomic distance (Å)	Clash overlap (Å)
8:A:1094:VAL:HG23	8:A:1113:THR:HG21	1.85	0.58
9:B:1155:SER:OG	9:B:1156:ASP:N	2.36	0.58
11:D:22:GLU:HG2	14:G:83:LYS:HE2	1.86	0.58
14:G:116:PRO:HD3	14:G:163:ILE:HG13	1.85	0.58
8:A:663:SER:OG	8:A:664:THR:N	2.36	0.58
21:P:138:GLN:HG2	21:P:211:LYS:HB3	1.86	0.58
2:1:196:GLN:O	2:1:200:ILE:HB	2.04	0.57
3:2:219:VAL:O	3:2:223:HIS:ND1	2.29	0.57
8:A:1121:GLU:HG3	8:A:1123:GLY:H	1.69	0.57
16:I:54:GLU:HG2	16:I:55:THR:HG23	1.86	0.57
20:Q:27:MET:HA	20:Q:30:ASN:HB2	1.86	0.57
20:Q:388:PRO:HB3	21:P:82:ARG:HG2	1.85	0.57
1:0:5:ILE:HB	1:0:8:LEU:HB3	1.86	0.57
1:0:436:ARG:HH12	2:1:352:ASN:HB3	1.69	0.57
9:B:302:CYS:SG	9:B:303:TYR:N	2.77	0.57
9:B:921:ASP:OD1	9:B:927:GLN:NE2	2.37	0.57
26:W:109:LEU:HB3	26:W:172:LEU:HD13	1.85	0.57
6:7:754:ARG:HE	6:7:757:ARG:HH21	1.51	0.57
9:B:1037:LEU:O	17:J:47:ARG:NH1	2.37	0.57
9:B:313:MET:HG2	9:B:386:LEU:HD11	1.87	0.57
10:C:57:VAL:HG21	17:J:60:PHE:HB3	1.85	0.57
4:4:162:ARG:NH2	5:6:406:CYS:O	2.37	0.57
6:7:668:THR:HG21	6:7:695:ARG:HH21	1.69	0.57
8:A:359:LEU:O	8:A:471:ASN:ND2	2.31	0.57
10:C:96:SER:OG	10:C:97:VAL:N	2.37	0.57
21:P:134:VAL:HG13	21:P:215:VAL:HG23	1.84	0.57
22:S:160:LEU:HA	22:S:163:GLU:HG3	1.86	0.57
25:V:87:VAL:O	25:V:103:GLN:N	2.37	0.57
2:1:510:ASN:ND2	4:4:264:LYS:O	2.37	0.57
6:7:124:ARG:NH1	6:7:203:VAL:O	2.37	0.57
13:F:79:ARG:NH1	13:F:145:ASP:O	2.33	0.57
27:X:186:VAL:HG13	27:X:191:GLU:HB2	1.85	0.57
5:6:139:LYS:O	5:6:142:ARG:NH2	2.37	0.57
8:A:886:ILE:O	8:A:944:ARG:NH2	2.37	0.57
8:A:406:ILE:HG12	8:A:412:ARG:HG2	1.87	0.57
1:0:496:ILE:HD12	1:0:706:LEU:HA	1.86	0.57
3:2:176:VAL:O	3:2:180:GLY:N	2.38	0.57
6:7:567:GLN:O	6:7:571:ARG:NE	2.35	0.57
8:A:66:LYS:HD2	8:A:69:THR:H	1.69	0.57
7:M:202:GLU:HA	7:M:205:LYS:HD2	1.86	0.57
7:M:273:SER:OG	23:O:188:GLU:O	2.22	0.57

Continued on next page...

Continued from previous page...

Atom-1	Atom-2	Interatomic distance (Å)	Clash overlap (Å)
8:A:55:ASP:HA	8:A:58:LEU:HD23	1.87	0.57
9:B:822:ASN:O	17:J:48:ARG:NH1	2.37	0.57
25:V:87:VAL:HG12	25:V:88:GLU:HG3	1.87	0.57
1:0:104:ARG:NH1	1:0:171:LEU:O	2.36	0.56
6:7:207:GLU:OE2	6:7:211:ASN:ND2	2.39	0.56
16:I:78:CYS:SG	16:I:106:CYS:CB	2.93	0.56
24:U:30:ILE:HG12	25:V:31:ARG:HH12	1.69	0.56
1:0:364:LYS:NZ	1:0:370:GLU:OE2	2.37	0.56
6:7:491:HIS:O	6:7:519:ARG:NH2	2.38	0.56
8:A:114:LEU:HD12	8:A:142:CYS:HB2	1.86	0.56
9:B:259:TYR:HE1	9:B:270:LYS:HB2	1.70	0.56
11:D:67:ARG:NH1	11:D:132:GLN:OE1	2.38	0.56
16:I:96:SER:OG	16:I:97:MET:N	2.38	0.56
1:0:22:TYR:OH	1:0:751:ARG:NH2	2.38	0.56
1:0:283:GLN:OE1	1:0:327:ARG:NH2	2.37	0.56
1:0:289:LEU:HD22	1:0:321:ILE:HG13	1.87	0.56
1:0:496:ILE:HD11	1:0:701:LEU:HD21	1.87	0.56
3:2:124:VAL:HA	3:2:237:TYR:HD2	1.70	0.56
7:M:127:GLN:HA	7:M:130:PHE:HB2	1.87	0.56
8:A:1199:ARG:NH1	8:A:1233:ASP:O	2.39	0.56
9:B:310:MET:SD	9:B:310:MET:N	2.77	0.56
9:B:805:THR:O	9:B:1044:ALA:N	2.34	0.56
9:B:1166:CYS:HB3	9:B:1168:LEU:HD23	1.86	0.56
18:K:12:LEU:HB2	18:K:18:LYS:HD3	1.87	0.56
24:U:260:CYS:O	24:U:280:GLN:NE2	2.38	0.56
29:N:47:DT:N3	30:T:-47:DA:C2	2.74	0.56
1:0:571:VAL:HG22	1:0:599:LEU:HD12	1.86	0.56
3:2:146:ILE:HD13	3:2:159:PRO:HB3	1.86	0.56
9:B:43:LEU:O	9:B:496:ARG:NH2	2.39	0.56
11:D:145:MET:HA	11:D:148:LEU:HD12	1.87	0.56
12:E:118:PRO:HA	12:E:121:MET:HG3	1.86	0.56
1:0:135:ARG:NH1	1:0:392:GLU:OE2	2.38	0.56
1:0:496:ILE:HA	1:0:681:LEU:HB2	1.88	0.56
1:0:621:LEU:HD13	1:0:680:VAL:HG21	1.87	0.56
5:6:380:TYR:O	5:6:384:MET:N	2.37	0.56
7:M:43:VAL:HG23	7:M:52:LEU:HB2	1.88	0.56
7:M:317:TYR:HA	7:M:320:ARG:HH22	1.69	0.56
8:A:1205:LYS:O	8:A:1274:ARG:NH2	2.38	0.56
1:0:407:THR:O	1:0:411:THR:OG1	2.20	0.56
3:2:69:ASN:HB3	4:4:261:ILE:HG22	1.88	0.56
4:4:182:GLY:N	4:4:215:ILE:O	2.39	0.56

Continued on next page...

Continued from previous page...

Atom-1	Atom-2	Interatomic distance (Å)	Clash overlap (Å)
5:6:224:VAL:O	5:6:230:ARG:NH2	2.37	0.56
6:7:685:GLN:OE1	6:7:689:ARG:NH2	2.39	0.56
9:B:73:GLN:HA	20:Q:330:ARG:HH22	1.70	0.56
10:C:46:ILE:HG23	10:C:68:GLY:HA2	1.87	0.56
9:B:67:SER:OG	9:B:92:PHE:N	2.35	0.56
12:E:97:VAL:HA	12:E:100:ILE:HD12	1.88	0.56
14:G:116:PRO:HG3	14:G:164:LYS:HA	1.87	0.56
14:G:154:VAL:O	14:G:156:SER:N	2.38	0.56
20:Q:379:GLU:HA	21:P:66:ARG:HH12	1.70	0.56
1:0:380:ARG:O	1:0:380:ARG:NH2	2.39	0.56
8:A:134:ARG:NH2	8:A:220:THR:O	2.38	0.56
8:A:1159:ARG:NH2	8:A:1186:ASP:OD1	2.39	0.56
8:A:1211:GLN:HA	8:A:1214:GLU:HG3	1.88	0.56
9:B:604:ARG:NH1	9:B:615:MET:SD	2.77	0.56
27:X:163:LEU:HD12	27:X:166:LEU:HD12	1.87	0.56
5:6:135:ALA:O	5:6:145:ARG:NH1	2.39	0.56
8:A:881:GLN:NE2	8:A:957:PRO:O	2.39	0.56
9:B:341:LEU:HB3	9:B:344:LYS:HD2	1.88	0.56
9:B:810:GLU:HB2	9:B:815:ARG:HH22	1.71	0.56
23:O:193:LEU:HD22	23:O:206:ILE:HD12	1.86	0.56
1:0:1:MET:N	1:0:12:PHE:O	2.37	0.56
2:1:510:ASN:OD1	2:1:513:GLN:NE2	2.39	0.56
6:7:638:ASN:OD1	6:7:641:GLN:NE2	2.38	0.56
9:B:365:THR:HG21	9:B:370:PHE:HB2	1.86	0.56
10:C:166:GLU:O	18:K:6:ARG:NH1	2.39	0.56
23:O:74:VAL:HG22	23:O:155:PHE:HA	1.88	0.56
1:0:573:THR:OG1	1:0:575:ASP:O	2.23	0.55
8:A:40:THR:HG22	8:A:53:LEU:HD13	1.88	0.55
10:C:249:ASP:O	10:C:252:GLN:NE2	2.39	0.55
12:E:202:SER:N	12:E:206:GLY:O	2.39	0.55
1:0:609:GLY:H	1:0:668:ARG:HH12	1.53	0.55
8:A:56:PRO:O	8:A:66:LYS:NZ	2.35	0.55
8:A:119:ASN:HB3	8:A:122:MET:HG3	1.88	0.55
9:B:209:GLU:OE2	9:B:788:ARG:NH2	2.38	0.55
10:C:207:CYS:SG	10:C:208:GLU:N	2.80	0.55
11:D:139:LYS:HD2	11:D:142:LYS:HD2	1.88	0.55
3:2:441:ILE:O	3:2:445:GLN:N	2.40	0.55
15:H:118:PHE:N	15:H:121:LEU:O	2.39	0.55
22:S:160:LEU:HD23	22:S:173:HIS:HD2	1.71	0.55
22:S:295:THR:OG1	22:S:308:PHE:O	2.23	0.55
28:5:23:ILE:HA	28:5:26:LYS:HZ3	1.70	0.55

Continued on next page...

Continued from previous page...

Atom-1	Atom-2	Interatomic distance (Å)	Clash overlap (Å)
29:N:-9:DG:H2''	29:N:-8:DG:C8	2.40	0.55
2:1:205:PRO:HB2	2:1:208:GLU:HG2	1.87	0.55
5:6:345:GLY:O	5:6:355:LYS:NZ	2.39	0.55
9:B:881:ASN:HA	9:B:932:HIS:H	1.70	0.55
20:Q:116:THR:HA	21:P:136:THR:HA	1.88	0.55
23:O:105:ARG:O	25:V:69:TYR:OH	2.21	0.55
1:0:640:GLU:OE1	1:0:643:ARG:NH2	2.39	0.55
8:A:850:VAL:HG13	8:A:1061:GLY:H	1.72	0.55
17:J:45:CYS:SG	17:J:46:CYS:N	2.80	0.55
1:0:337:ARG:HE	1:0:369:ILE:HD11	1.72	0.55
5:6:378:ARG:O	5:6:381:HIS:NE2	2.39	0.55
6:7:676:HIS:O	6:7:722:ARG:NH1	2.39	0.55
8:A:567:LYS:HD2	15:H:95:TYR:CG	2.42	0.55
20:Q:141:ARG:NH1	20:Q:345:GLU:O	2.39	0.55
27:X:211:LYS:NZ	27:X:215:PRO:O	2.39	0.55
29:N:42:DT:H2''	29:N:43:DT:H5''	1.89	0.55
1:0:643:ARG:HA	1:0:648:ILE:H	1.72	0.55
7:M:163:LEU:O	7:M:166:LYS:NZ	2.40	0.55
9:B:842:ASN:ND2	9:B:845:SER:OG	2.37	0.55
17:J:19:GLU:O	17:J:23:ASN:ND2	2.40	0.55
28:5:17:LYS:HG3	28:5:40:LEU:HD11	1.87	0.55
3:2:228:LEU:HD23	3:2:231:LEU:HD12	1.89	0.55
7:M:182:ARG:O	9:B:869:SER:OG	2.25	0.55
8:A:802:ASN:ND2	8:A:807:GLY:O	2.39	0.55
8:A:855:THR:OG1	8:A:857:ARG:NH1	2.40	0.55
9:B:304:ASP:OD2	9:B:307:ASP:N	2.34	0.55
14:G:56:ILE:HG13	14:G:57:GLN:H	1.71	0.55
16:I:112:SER:O	16:I:114:GLN:NE2	2.40	0.55
1:0:500:GLY:N	1:0:504:VAL:O	2.39	0.55
1:0:666:LEU:HD12	1:0:679:MET:HG3	1.89	0.55
1:0:722:ARG:NH1	5:6:267:SER:O	2.39	0.55
4:4:216:GLY:O	4:4:237:HIS:NE2	2.33	0.55
9:B:277:LYS:HA	9:B:337:ARG:HH21	1.71	0.55
9:B:862:GLN:O	9:B:914:LYS:NZ	2.36	0.55
11:D:67:ARG:HG3	11:D:129:LEU:HD13	1.87	0.55
24:U:278:LYS:HG3	25:V:59:LYS:HD3	1.89	0.55
30:T:0:DT:H2''	30:T:1:DG:C8	2.42	0.55
1:0:628:GLN:NE2	1:0:657:ASP:OD2	2.40	0.55
2:1:567:HIS:ND1	2:1:575:GLN:OE1	2.38	0.55
3:2:24:ARG:HE	3:2:219:VAL:HG21	1.71	0.55
4:4:285:VAL:HA	5:6:323:GLY:HA2	1.89	0.55

Continued on next page...

Continued from previous page...

Atom-1	Atom-2	Interatomic distance (Å)	Clash overlap (Å)
5:6:394:THR:HA	5:6:398:PHE:HZ	1.72	0.55
6:7:383:ILE:O	6:7:535:LEU:N	2.34	0.55
16:I:61:ASP:N	16:I:61:ASP:OD2	2.39	0.55
20:Q:141:ARG:NH1	20:Q:348:TYR:O	2.38	0.55
26:W:134:LEU:O	26:W:138:GLN:NE2	2.39	0.55
30:T:-42:DA:H2'	30:T:-41:DG:C8	2.41	0.55
5:6:428:ARG:HA	5:6:435:GLU:HA	1.89	0.54
8:A:375:THR:OG1	8:A:376:TYR:N	2.38	0.54
10:C:50:GLU:OE2	19:L:66:GLN:NE2	2.40	0.54
6:7:330:CYS:HA	6:7:333:ILE:HG12	1.88	0.54
9:B:526:GLU:OE2	9:B:538:ASN:N	2.40	0.54
9:B:835:GLN:OE1	9:B:835:GLN:N	2.36	0.54
1:0:294:HIS:H	1:0:297:ASP:HB2	1.72	0.54
1:0:375:ARG:NE	1:0:410:SER:O	2.36	0.54
5:6:334:THR:O	5:6:343:VAL:N	2.38	0.54
6:7:407:VAL:HG13	6:7:452:LEU:HD12	1.89	0.54
17:J:17:LYS:HB3	17:J:39:LEU:HD21	1.87	0.54
6:7:631:THR:O	6:7:636:ARG:NH2	2.41	0.54
8:A:962:ARG:O	8:A:966:ASN:ND2	2.40	0.54
15:H:16:ASP:HB3	15:H:25:ARG:HB2	1.90	0.54
1:0:80:GLU:HG2	2:1:336:ILE:HG22	1.88	0.54
3:2:26:TYR:OH	3:2:84:LEU:O	2.23	0.54
3:2:63:ASP:OD1	3:2:71:LYS:NZ	2.40	0.54
3:2:399:TYR:O	3:2:403:HIS:ND1	2.38	0.54
16:I:78:CYS:SG	16:I:105:SER:OG	2.65	0.54
27:X:202:PHE:O	27:X:245:TRP:NE1	2.40	0.54
1:0:60:GLN:O	1:0:66:HIS:ND1	2.40	0.54
8:A:542:GLU:OE1	8:A:543:LEU:N	2.41	0.54
9:B:1106:ARG:NH2	9:B:1110:PRO:O	2.41	0.54
23:O:72:ALA:O	23:O:123:VAL:N	2.38	0.54
1:0:212:TYR:HA	1:0:218:ILE:HG13	1.88	0.54
1:0:570:LEU:O	1:0:599:LEU:N	2.39	0.54
8:A:346:ASP:OD2	9:B:1106:ARG:NH1	2.40	0.54
1:0:643:ARG:O	1:0:647:ARG:NH1	2.41	0.54
6:7:449:GLU:O	6:7:480:ARG:NH1	2.40	0.54
8:A:251:SER:OG	8:A:257:ARG:NH1	2.34	0.54
9:B:463:THR:HG22	9:B:465:ASN:H	1.73	0.54
10:C:76:ASP:OD2	10:C:128:ASN:N	2.33	0.54
16:I:45:ARG:HE	16:I:46:HIS:H	1.56	0.54
1:0:67:ARG:NE	1:0:229:ASP:O	2.36	0.54
15:H:118:PHE:HB2	15:H:121:LEU:HB2	1.90	0.54

Continued on next page...

Continued from previous page...

Atom-1	Atom-2	Interatomic distance (Å)	Clash overlap (Å)
17:J:16:ASP:OD1	17:J:16:ASP:N	2.38	0.54
22:S:184:LYS:NZ	22:S:195:TYR:O	2.41	0.54
8:A:18:GLN:O	9:B:1215:ARG:N	2.40	0.54
15:H:58:THR:HB	15:H:143:LEU:HB2	1.89	0.54
26:W:42:ASP:OD1	26:W:210:GLN:NE2	2.41	0.54
1:0:215:ASP:O	1:0:219:ALA:CB	2.57	0.53
3:2:364:VAL:HG22	3:2:378:ILE:HG12	1.89	0.53
5:6:168:GLN:HB3	5:6:185:VAL:HB	1.91	0.53
13:F:130:ILE:HB	13:F:148:VAL:HG11	1.90	0.53
14:G:144:ARG:O	14:G:169:GLY:N	2.41	0.53
15:H:135:LEU:HB3	15:H:137:GLN:HB3	1.90	0.53
22:S:278:LYS:HD2	22:S:301:ALA:HB2	1.89	0.53
24:U:41:ILE:HG23	24:U:44:LYS:HE3	1.91	0.53
26:W:163:LYS:NZ	26:W:167:GLU:OE2	2.40	0.53
1:0:423:TYR:HB3	1:0:431:PRO:HB3	1.91	0.53
1:0:603:ARG:NH2	1:0:626:PRO:O	2.41	0.53
8:A:1168:GLU:O	8:A:1171:GLN:NE2	2.34	0.53
22:S:238:PRO:HB2	22:S:240:PRO:HD2	1.89	0.53
28:5:22:GLN:OE1	28:5:26:LYS:NZ	2.41	0.53
1:0:162:LEU:HD21	1:0:190:LEU:HB3	1.89	0.53
6:7:164:ILE:N	6:7:172:GLU:O	2.41	0.53
9:B:146:GLU:HG2	9:B:147:LEU:H	1.72	0.53
9:B:924:GLU:HG2	9:B:925:LEU:HD12	1.90	0.53
11:D:35:LEU:HA	11:D:47:LEU:HB2	1.90	0.53
1:0:104:ARG:O	1:0:204:ASN:N	2.41	0.53
3:2:342:GLU:HG3	3:2:344:ASN:H	1.73	0.53
7:M:48:CYS:SG	7:M:49:GLY:N	2.82	0.53
8:A:425:GLN:HE22	8:A:427:GLN:HB2	1.74	0.53
8:A:597:LEU:HD21	15:H:103:LYS:HG2	1.90	0.53
20:Q:371:ASP:N	20:Q:371:ASP:OD1	2.38	0.53
1:0:588:LYS:O	1:0:592:ASN:ND2	2.41	0.53
4:4:305:CYS:HB3	4:4:310:SER:H	1.74	0.53
6:7:489:GLU:OE1	6:7:491:HIS:NE2	2.37	0.53
9:B:80:GLU:HG2	9:B:83:ASN:HB2	1.90	0.53
6:7:553:GLN:N	6:7:703:ALA:O	2.37	0.53
8:A:566:ILE:HB	15:H:96:VAL:HG13	1.89	0.53
9:B:273:LEU:HD12	9:B:274:PRO:HD2	1.89	0.53
26:W:17:VAL:HA	26:W:21:TYR:HD2	1.73	0.53
8:A:116:ASP:OD2	8:A:164:ARG:NH1	2.42	0.53
9:B:307:ASP:OD1	9:B:308:TRP:N	2.40	0.53
9:B:1010:LEU:HD11	9:B:1092:TYR:HE2	1.74	0.53

Continued on next page...

Continued from previous page...

Atom-1	Atom-2	Interatomic distance (Å)	Clash overlap (Å)
13:F:112:GLU:OE1	13:F:123:LYS:NZ	2.39	0.53
6:7:443:LYS:HD2	6:7:469:ASP:HB3	1.90	0.53
8:A:173:THR:HG1	8:A:184:SER:HG	1.50	0.53
8:A:951:GLU:OE2	8:A:953:ASN:N	2.35	0.53
24:U:39:LYS:O	24:U:43:GLN:NE2	2.42	0.53
27:X:168:ARG:HA	27:X:181:LEU:HB3	1.90	0.53
4:4:248:LEU:HD22	4:4:252:MET:HG3	1.91	0.53
5:6:248:HIS:HA	5:6:251:ILE:HD12	1.91	0.53
6:7:101:PRO:HD2	6:7:120:TYR:HD2	1.74	0.53
7:M:277:ILE:HA	7:M:280:VAL:HG22	1.90	0.53
9:B:562:GLY:O	9:B:590:HIS:ND1	2.42	0.53
14:G:4:ILE:HD12	14:G:49:LEU:HD11	1.89	0.53
14:G:148:GLU:HB2	14:G:160:ILE:HG23	1.91	0.53
1:0:259:ARG:NH1	1:0:394:GLU:O	2.41	0.52
6:7:197:LEU:O	6:7:201:SER:CB	2.57	0.52
8:A:408:ASP:N	8:A:408:ASP:OD1	2.42	0.52
26:W:35:HIS:HA	26:W:207:ILE:HB	1.90	0.52
27:X:228:SER:O	27:X:247:ASN:ND2	2.42	0.52
2:1:185:LEU:HA	2:1:191:LEU:HD23	1.92	0.52
2:1:234:LEU:HB3	2:1:297:ARG:HG3	1.91	0.52
5:6:188:ASN:HD21	5:6:190:GLN:HB3	1.74	0.52
5:6:412:ILE:O	5:6:422:LEU:N	2.43	0.52
8:A:239:LEU:HD12	8:A:240:PRO:HD2	1.90	0.52
9:B:687:GLU:OE1	9:B:687:GLU:N	2.42	0.52
9:B:996:ARG:HE	9:B:1007:VAL:HG11	1.74	0.52
22:S:239:ALA:HA	22:S:242:LYS:HD3	1.91	0.52
29:N:-9:DG:H2 ⁷	29:N:-8:DG:H8	1.74	0.52
1:0:447:LYS:NZ	1:0:474:ASN:O	2.43	0.52
1:0:534:PRO:HA	5:6:239:LEU:HB3	1.92	0.52
3:2:29:PRO:HB3	3:2:111:ALA:HB2	1.91	0.52
5:6:392:VAL:HG22	5:6:426:ARG:HB2	1.92	0.52
8:A:182:VAL:HG12	8:A:201:VAL:HG22	1.91	0.52
11:D:56:ARG:NH1	11:D:145:MET:O	2.42	0.52
12:E:106:GLN:HG2	12:E:107:THR:HG23	1.91	0.52
23:O:61:SER:HB3	23:O:228:GLU:HG3	1.91	0.52
4:4:176:LEU:HD22	4:4:210:ILE:HG23	1.91	0.52
6:7:340:GLU:OE2	6:7:380:ARG:NH1	2.42	0.52
8:A:889:SER:HG	8:A:892:ALA:H	1.54	0.52
9:B:74:LEU:HD11	9:B:141:ASP:H	1.75	0.52
9:B:709:ASP:N	9:B:709:ASP:OD1	2.40	0.52
15:H:118:PHE:O	15:H:120:GLY:N	2.43	0.52

Continued on next page...

Continued from previous page...

Atom-1	Atom-2	Interatomic distance (Å)	Clash overlap (Å)
21:P:133:TYR:HB3	21:P:214:ILE:HD11	1.90	0.52
1:0:323:GLY:HA2	1:0:326:ARG:HB2	1.90	0.52
8:A:1002:GLY:HA3	8:A:1007:ILE:HG21	1.90	0.52
20:Q:25:ASP:HB2	20:Q:29:ARG:NH1	2.25	0.52
21:P:121:ASP:N	21:P:225:MET:O	2.42	0.52
1:0:388:LEU:HB3	1:0:390:VAL:HG13	1.92	0.52
1:0:570:LEU:N	1:0:597:ILE:O	2.39	0.52
3:2:117:VAL:HG13	3:2:119:ASN:H	1.74	0.52
4:4:228:THR:O	4:4:233:GLY:N	2.39	0.52
7:M:164:LYS:HE2	30:T:-11:DC:H3'	1.90	0.52
9:B:830:TYR:CZ	9:B:1000:PRO:HD3	2.45	0.52
10:C:101:LEU:O	10:C:102:GLN:NE2	2.43	0.52
15:H:13:SER:OG	15:H:27:GLU:OE2	2.27	0.52
23:O:91:ASN:HB3	25:V:71:PHE:N	2.25	0.52
24:U:244:MET:HB3	24:U:267:VAL:HG23	1.91	0.52
24:U:263:LYS:HA	24:U:278:LYS:HA	1.91	0.52
2:1:169:LEU:O	2:1:218:ARG:NH2	2.36	0.52
8:A:567:LYS:HD2	15:H:95:TYR:CD1	2.44	0.52
26:W:90:LYS:NZ	26:W:231:GLY:O	2.37	0.52
6:7:567:GLN:OE1	6:7:571:ARG:NH1	2.42	0.52
23:O:107:ARG:HH11	24:U:285:TRP:HE1	1.56	0.52
1:0:561:ASP:HA	1:0:564:TRP:HD1	1.73	0.52
1:0:642:MET:HB2	1:0:648:ILE:HD12	1.92	0.52
6:7:387:PRO:O	6:7:392:LYS:NZ	2.43	0.52
6:7:671:ILE:HA	6:7:706:TYR:HB2	1.91	0.52
9:B:615:MET:SD	9:B:615:MET:N	2.83	0.52
9:B:640:VAL:HA	9:B:651:LEU:HA	1.92	0.52
2:1:257:LEU:HD13	2:1:260:PHE:HD2	1.75	0.52
5:6:197:LYS:HD2	5:6:200:ARG:HH21	1.75	0.52
6:7:103:ASP:OD1	6:7:103:ASP:N	2.42	0.52
8:A:1063:MET:HE3	8:A:1436:ILE:HD12	1.91	0.52
24:U:250:LYS:H	24:U:261:SER:HG	1.57	0.52
1:0:109:THR:OG1	1:0:110:SER:N	2.39	0.51
4:4:78:ALA:HA	4:4:83:ILE:HA	1.90	0.51
8:A:43:GLU:HG2	8:A:44:THR:HG23	1.91	0.51
9:B:73:GLN:O	9:B:86:ARG:N	2.37	0.51
4:4:139:GLN:HB2	4:4:142:GLN:HE22	1.75	0.51
9:B:822:ASN:HB3	9:B:1091:TYR:HD2	1.75	0.51
20:Q:325:LEU:O	20:Q:327:ARG:NH2	2.44	0.51
6:7:517:LEU:HD12	6:7:524:ILE:HD11	1.92	0.51
6:7:642:ASN:O	6:7:646:ASN:HB3	2.10	0.51

Continued on next page...

Continued from previous page...

Atom-1	Atom-2	Interatomic distance (Å)	Clash overlap (Å)
8:A:446:ARG:HD2	8:A:480:ALA:HB2	1.92	0.51
8:A:1229:SER:OG	8:A:1233:ASP:OD2	2.26	0.51
11:D:35:LEU:HD12	11:D:47:LEU:H	1.76	0.51
14:G:142:ARG:HE	14:G:171:ILE:HG21	1.74	0.51
23:O:170:ILE:HD12	23:O:238:ARG:HA	1.92	0.51
6:7:392:LYS:HG2	6:7:513:LEU:HD22	1.92	0.51
7:M:206:THR:HA	7:M:209:ILE:HG12	1.93	0.51
8:A:68:GLN:HE21	8:A:80:HIS:CE1	2.28	0.51
8:A:886:ILE:HD11	8:A:943:LEU:HB3	1.92	0.51
8:A:1227:ILE:HB	8:A:1239:ARG:HB3	1.92	0.51
8:A:1444:MET:HB2	13:F:133:VAL:HG23	1.92	0.51
9:B:342:GLY:H	9:B:344:LYS:HZ3	1.57	0.51
25:V:48:VAL:HA	25:V:51:THR:HG22	1.92	0.51
26:W:122:TYR:HB3	26:W:156:LEU:HD12	1.92	0.51
1:0:711:ASP:OD1	1:0:712:MET:N	2.44	0.51
3:2:242:LEU:O	3:2:247:ARG:NH1	2.43	0.51
3:2:261:GLN:HA	3:2:269:PHE:HA	1.92	0.51
6:7:236:THR:O	6:7:313:VAL:N	2.43	0.51
12:E:23:VAL:HG13	12:E:78:LEU:HD21	1.92	0.51
14:G:116:PRO:HD2	14:G:119:LEU:HD22	1.93	0.51
15:H:5:LEU:HD23	15:H:135:LEU:HD21	1.92	0.51
23:O:129:GLU:OE1	23:O:220:ARG:NH1	2.44	0.51
1:0:216:PRO:HB3	1:0:312:LEU:HD13	1.93	0.51
6:7:385:VAL:HG21	6:7:517:LEU:HD22	1.91	0.51
6:7:421:ARG:NH1	6:7:435:CYS:O	2.40	0.51
6:7:629:GLY:HA3	30:T:-45:DT:H5''	1.92	0.51
16:I:105:SER:OG	16:I:106:CYS:N	2.43	0.51
20:Q:129:PRO:O	20:Q:133:PHE:HB2	2.10	0.51
29:N:7:DA:H2'	29:N:8:DA:C8	2.46	0.51
1:0:70:ILE:N	1:0:231:ILE:O	2.36	0.51
5:6:124:ARG:NH1	5:6:164:ASN:OD1	2.42	0.51
5:6:196:LEU:HA	5:6:199:ILE:HD12	1.92	0.51
9:B:629:ASP:N	9:B:629:ASP:OD1	2.41	0.51
11:D:139:LYS:HZ2	11:D:142:LYS:HB2	1.76	0.51
23:O:92:ALA:HB3	25:V:76:TRP:HA	1.92	0.51
5:6:429:CYS:O	5:6:433:LYS:N	2.43	0.51
6:7:162:GLU:O	6:7:174:LYS:N	2.44	0.51
30:T:-4:DT:H2''	30:T:-3:DA:C8	2.45	0.51
1:0:613:ASP:N	1:0:613:ASP:OD1	2.43	0.51
3:2:189:PHE:HA	3:2:192:LEU:HD12	1.91	0.51
5:6:140:ASP:OD1	5:6:140:ASP:N	2.44	0.51

Continued on next page...

Continued from previous page...

Atom-1	Atom-2	Interatomic distance (Å)	Clash overlap (Å)
5:6:450:ASN:C	5:6:450:ASN:HD22	2.14	0.51
7:M:189:PHE:HA	7:M:192:ILE:HD12	1.93	0.51
8:A:565:ILE:HD11	8:A:571:LEU:HD13	1.92	0.51
27:X:187:HIS:N	27:X:191:GLU:OE1	2.39	0.51
1:0:544:TYR:H	2:1:358:MET:HA	1.76	0.51
2:1:353:ARG:NH1	2:1:354:PRO:O	2.43	0.51
5:6:221:LEU:HD22	5:6:230:ARG:HB3	1.92	0.51
8:A:376:TYR:OH	8:A:498:ARG:NH1	2.43	0.51
10:C:99:LEU:HB2	10:C:157:CYS:HB2	1.93	0.51
11:D:202:ILE:HG21	11:D:207:LEU:HD13	1.92	0.51
7:M:145:ILE:HD12	9:B:865:LYS:HB3	1.93	0.50
8:A:1124:HIS:CG	8:A:1130:GLN:HG2	2.45	0.50
9:B:1103:ILE:O	9:B:1122:ARG:NH2	2.44	0.50
9:B:1219:ASP:OD1	9:B:1219:ASP:N	2.44	0.50
1:0:509:ARG:HB2	1:0:512:ILE:HG12	1.92	0.50
1:0:613:ASP:H	1:0:616:TYR:HB2	1.76	0.50
5:6:150:ILE:HG21	5:6:200:ARG:HG2	1.93	0.50
12:E:124:VAL:HG13	12:E:132:ILE:HB	1.93	0.50
6:7:190:THR:OG1	6:7:213:ILE:O	2.29	0.50
6:7:383:ILE:N	6:7:533:PRO:O	2.39	0.50
9:B:120:ARG:NH2	9:B:957:ASN:O	2.45	0.50
1:0:542:PRO:HB3	1:0:626:PRO:HA	1.93	0.50
5:6:186:SER:HB3	5:6:192:HIS:CE1	2.47	0.50
8:A:1080:THR:HA	22:S:286:THR:HG23	1.93	0.50
23:O:138:LYS:HG2	23:O:141:ARG:HH12	1.76	0.50
8:A:540:PHE:HB3	8:A:571:LEU:HD23	1.94	0.50
9:B:995:ARG:HH12	10:C:165:LYS:HG3	1.77	0.50
11:D:142:LYS:HA	11:D:145:MET:SD	2.51	0.50
1:0:307:VAL:HG22	1:0:400:LYS:HG2	1.94	0.50
4:4:27:THR:HB	4:4:176:LEU:HA	1.94	0.50
8:A:46:THR:OG1	8:A:47:ARG:N	2.45	0.50
11:D:55:ALA:HA	11:D:58:VAL:HG22	1.93	0.50
15:H:33:GLN:HG3	15:H:36:CYS:H	1.76	0.50
21:P:202:ILE:HD12	21:P:203:PRO:HD2	1.92	0.50
1:0:722:ARG:NH2	5:6:291:LEU:O	2.45	0.50
6:7:575:ARG:NH2	29:N:49:DG:N3	2.58	0.50
9:B:763:GLN:HG2	9:B:765:PRO:HD2	1.94	0.50
1:0:322:PRO:HG3	1:0:373:PRO:HG3	1.94	0.50
5:6:426:ARG:HB3	5:6:435:GLU:HB3	1.94	0.50
6:7:401:CYS:O	6:7:404:LYS:NZ	2.38	0.50
8:A:658:LEU:HB2	9:B:831:SER:HB3	1.94	0.50

Continued on next page...

Continued from previous page...

Atom-1	Atom-2	Interatomic distance (Å)	Clash overlap (Å)
9:B:424:LEU:HD11	9:B:449:ASN:HB3	1.94	0.50
9:B:702:LEU:HD23	9:B:738:PHE:HA	1.93	0.50
6:7:500:ARG:H	6:7:500:ARG:HD3	1.76	0.50
8:A:172:PRO:HB2	8:A:184:SER:H	1.77	0.50
9:B:862:GLN:HB3	9:B:963:PHE:HD1	1.77	0.50
10:C:55:THR:HB	10:C:152:GLU:H	1.77	0.50
12:E:62:ALA:O	12:E:77:SER:OG	2.24	0.50
16:I:80:SER:HG	16:I:103:CYS:HG	1.58	0.50
20:Q:373:TYR:HB3	21:P:70:LEU:HD11	1.94	0.50
5:6:270:VAL:N	5:6:288:TYR:OH	2.37	0.49
6:7:419:GLN:O	6:7:422:GLN:NE2	2.45	0.49
15:H:91:ASP:OD1	15:H:91:ASP:N	2.43	0.49
2:1:302:MET:HG3	2:1:304:ASN:H	1.76	0.49
4:4:139:GLN:OE1	4:4:142:GLN:NE2	2.45	0.49
26:W:74:GLU:O	26:W:84:ARG:NH2	2.45	0.49
26:W:349:GLU:HG2	26:W:352:GLU:HG3	1.93	0.49
28:5:46:LYS:HA	28:5:49:PHE:HD2	1.77	0.49
1:0:111:ARG:NE	31:0:801:SF4:S2	2.80	0.49
2:1:496:SER:HA	2:1:499:ILE:HD12	1.93	0.49
3:2:349:SER:OG	3:2:351:SER:OG	2.28	0.49
4:4:25:LEU:HD13	4:4:163:ILE:HG21	1.94	0.49
6:7:477:LEU:HG	6:7:482:TRP:HZ2	1.77	0.49
8:A:483:ASP:N	8:A:483:ASP:OD1	2.41	0.49
9:B:332:ASP:OD1	9:B:332:ASP:N	2.43	0.49
12:E:126:SER:OG	12:E:127:ILE:N	2.45	0.49
13:F:140:ASP:OD1	13:F:141:GLY:N	2.46	0.49
16:I:65:ASP:OD2	16:I:67:THR:N	2.45	0.49
1:0:371:ARG:NE	1:0:410:SER:O	2.45	0.49
5:6:127:ILE:HB	5:6:232:VAL:HG22	1.95	0.49
5:6:130:LEU:O	5:6:174:MET:N	2.41	0.49
5:6:134:GLU:OE2	5:6:206:GLY:N	2.46	0.49
6:7:613:TYR:OH	6:7:762:GLU:OE1	2.31	0.49
8:A:340:LEU:HB3	8:A:1429:ILE:HG22	1.95	0.49
8:A:868:TYR:CE2	8:A:1064:VAL:HG11	2.47	0.49
8:A:1308:THR:OG1	8:A:1309:ASP:N	2.45	0.49
9:B:760:ASP:OD1	9:B:760:ASP:N	2.41	0.49
22:S:299:CYS:HB2	22:S:306:TRP:HZ3	1.77	0.49
1:0:568:LEU:O	1:0:597:ILE:N	2.46	0.49
2:1:537:GLU:HB3	5:6:341:LYS:HB2	1.95	0.49
2:1:546:LEU:HD11	2:1:600:VAL:HG22	1.93	0.49
5:6:172:ILE:HG12	5:6:181:LEU:HA	1.93	0.49

Continued on next page...

Continued from previous page...

Atom-1	Atom-2	Interatomic distance (Å)	Clash overlap (Å)
6:7:104:PHE:HZ	6:7:117:ASP:HB3	1.77	0.49
6:7:346:ASP:OD2	6:7:348:ARG:NH2	2.46	0.49
7:M:241:ARG:NH2	9:B:104:GLU:O	2.46	0.49
9:B:834:ASN:N	9:B:835:GLN:OE1	2.43	0.49
9:B:921:ASP:O	9:B:927:GLN:NE2	2.46	0.49
13:F:116:ASP:OD2	13:F:119:ARG:N	2.34	0.49
20:Q:134:HIS:HB2	20:Q:354:ASP:HB2	1.93	0.49
26:W:140:LEU:HA	26:W:147:PHE:HA	1.94	0.49
27:X:188:SER:N	27:X:191:GLU:OE1	2.44	0.49
1:0:133:CYS:O	1:0:137:THR:OG1	2.26	0.49
4:4:87:TYR:HB2	4:4:125:LEU:HD21	1.94	0.49
7:M:157:CYS:SG	7:M:158:HIS:N	2.81	0.49
8:A:146:MET:SD	8:A:146:MET:N	2.86	0.49
9:B:275:TYR:HB3	9:B:337:ARG:HD2	1.95	0.49
1:0:555:GLN:NE2	2:1:298:GLY:O	2.46	0.49
8:A:170:THR:HG21	8:A:187:LYS:HG2	1.93	0.49
8:A:1102:LYS:O	8:A:1106:ASN:HB2	2.12	0.49
9:B:796:LEU:HA	9:B:853:SER:HA	1.94	0.49
24:U:269:ILE:N	24:U:272:ASN:O	2.40	0.49
3:2:36:TYR:HD1	3:2:47:ILE:HD11	1.77	0.49
8:A:744:LYS:HA	8:A:747:VAL:HG12	1.94	0.49
8:A:783:THR:HG21	8:A:797:LYS:HA	1.94	0.49
9:B:425:THR:HA	9:B:428:ILE:HG22	1.95	0.49
9:B:522:VAL:HG21	9:B:537:LYS:HD3	1.95	0.49
20:Q:378:VAL:O	21:P:66:ARG:NH2	2.46	0.49
22:S:159:VAL:HG23	22:S:160:LEU:HD12	1.93	0.49
28:5:36:ASP:OD2	28:5:39:HIS:ND1	2.36	0.49
1:0:438:THR:HB	1:0:638:ARG:HH22	1.76	0.49
1:0:469:TYR:HA	1:0:472:MET:HG2	1.95	0.49
1:0:541:PHE:HA	1:0:623:ILE:HB	1.93	0.49
8:A:333:GLU:HA	8:A:338:GLY:HA3	1.95	0.49
8:A:943:LEU:HA	8:A:946:VAL:HG12	1.94	0.49
23:O:90:ARG:HG3	24:U:231:ILE:HG13	1.93	0.49
7:M:137:CYS:SG	7:M:138:ASP:N	2.86	0.49
8:A:469:ARG:HA	8:A:469:ARG:HD3	1.61	0.49
8:A:592:ASP:N	8:A:592:ASP:OD1	2.40	0.49
8:A:1000:LEU:N	8:A:1011:GLN:OE1	2.32	0.49
8:A:1288:ASP:HA	8:A:1302:PRO:HA	1.94	0.49
9:B:424:LEU:HD12	9:B:424:LEU:HA	1.55	0.49
9:B:574:SER:HB3	9:B:591:ARG:HH21	1.78	0.49
12:E:80:VAL:HA	12:E:109:ILE:HB	1.93	0.49

Continued on next page...

Continued from previous page...

Atom-1	Atom-2	Interatomic distance (Å)	Clash overlap (Å)
23:O:70:ILE:N	23:O:126:ALA:O	2.44	0.49
26:W:140:LEU:HD12	26:W:144:ARG:HA	1.94	0.49
29:N:-5:DA:N6	30:T:4:DT:O4	2.45	0.49
6:7:676:HIS:NE2	29:N:48:DT:OP1	2.46	0.48
9:B:644:GLU:HG3	9:B:646:LEU:H	1.78	0.48
9:B:839:MET:N	9:B:989:THR:O	2.46	0.48
9:B:847:ASP:HB3	10:C:167:HIS:CE1	2.48	0.48
22:S:280:SER:OG	22:S:298:THR:O	2.31	0.48
27:X:231:LEU:HB2	27:X:245:TRP:HB2	1.94	0.48
1:0:570:LEU:HD12	1:0:582:ALA:HB1	1.95	0.48
1:0:722:ARG:HD3	5:6:292:LEU:HA	1.94	0.48
3:2:88:ILE:N	3:2:99:ASN:O	2.37	0.48
5:6:197:LYS:HG2	5:6:200:ARG:HE	1.78	0.48
8:A:1329:THR:HG22	8:A:1331:SER:H	1.77	0.48
14:G:13:LEU:HD22	14:G:26:LEU:HD21	1.94	0.48
14:G:166:ASP:N	14:G:166:ASP:OD1	2.46	0.48
16:I:19:ASP:OD1	16:I:22:ASN:N	2.34	0.48
16:I:45:ARG:HE	16:I:46:HIS:N	2.11	0.48
23:O:107:ARG:HG2	25:V:69:TYR:HE1	1.77	0.48
8:A:156:ASP:OD1	8:A:156:ASP:N	2.47	0.48
23:O:98:ARG:HH11	30:T:-7:DT:H4'	1.78	0.48
26:W:70:HIS:HB2	26:W:88:TYR:HE2	1.77	0.48
30:T:-41:DG:H2''	30:T:-40:DT:H5''	1.95	0.48
1:0:651:ASN:HA	1:0:654:LEU:HD12	1.94	0.48
6:7:438:PHE:HB3	6:7:455:SER:HB3	1.93	0.48
6:7:457:TYR:O	6:7:500:ARG:NH1	2.46	0.48
8:A:658:LEU:HD13	9:B:831:SER:HB3	1.96	0.48
11:D:56:ARG:HH22	11:D:145:MET:HB2	1.77	0.48
26:W:198:THR:HG23	26:W:201:ILE:HD12	1.94	0.48
26:W:349:GLU:O	26:W:353:ASN:ND2	2.47	0.48
27:X:235:THR:OG1	27:X:238:ASP:O	2.23	0.48
5:6:190:GLN:NE2	5:6:194:ASP:OD1	2.46	0.48
6:7:363:ARG:NH1	6:7:390:ALA:O	2.47	0.48
6:7:558:TRP:HE1	6:7:735:VAL:HA	1.77	0.48
9:B:402:GLY:O	9:B:405:ARG:NH1	2.43	0.48
6:7:197:LEU:O	6:7:201:SER:HB3	2.13	0.48
8:A:150:THR:HA	8:A:165:GLY:HA3	1.95	0.48
9:B:69:LEU:HD12	9:B:69:LEU:HA	1.75	0.48
10:C:180:TYR:OH	10:C:188:HIS:ND1	2.40	0.48
21:P:140:LEU:H	21:P:210:LYS:HD2	1.78	0.48
23:O:196:ARG:HG2	23:O:203:VAL:HG22	1.94	0.48

Continued on next page...

Continued from previous page...

Atom-1	Atom-2	Interatomic distance (Å)	Clash overlap (Å)
2:1:472:GLN:HG2	4:4:38:THR:HG22	1.95	0.48
4:4:289:CYS:HB3	4:4:293:LEU:H	1.78	0.48
8:A:112:LYS:NZ	8:A:148:CYS:SG	2.71	0.48
9:B:29:ASP:HB3	9:B:658:ILE:HD13	1.96	0.48
9:B:79:THR:HB	9:B:81:SER:H	1.78	0.48
9:B:698:GLU:HA	9:B:701:ILE:HG12	1.95	0.48
9:B:809:MET:HB2	9:B:814:PHE:HB3	1.94	0.48
22:S:175:ALA:HA	22:S:178:ILE:HG12	1.95	0.48
26:W:35:HIS:CG	26:W:209:PRO:HG3	2.48	0.48
1:0:603:ARG:HG2	1:0:661:HIS:HD2	1.79	0.48
2:1:434:ILE:HB	5:6:117:PRO:HG2	1.95	0.48
2:1:542:LEU:HB2	2:1:547:LEU:HD12	1.96	0.48
7:M:190:LYS:NZ	7:M:302:LEU:O	2.47	0.48
9:B:112:LEU:HD23	9:B:124:TYR:HD1	1.79	0.48
3:2:339:LEU:HD13	3:2:403:HIS:HB3	1.96	0.48
6:7:624:LYS:HE3	6:7:650:ASN:H	1.79	0.48
6:7:687:LEU:HD22	6:7:726:LEU:HD13	1.95	0.48
8:A:332:LYS:H	8:A:337:ARG:HD3	1.79	0.48
9:B:1121:GLY:HA3	9:B:1124:ARG:HE	1.78	0.48
2:1:371:THR:HA	2:1:374:ILE:HG12	1.96	0.48
8:A:35:ILE:HD12	8:A:35:ILE:H	1.79	0.48
8:A:858:ASN:OD1	8:A:862:ASN:N	2.47	0.48
9:B:279:ASP:OD1	9:B:279:ASP:N	2.47	0.48
12:E:92:THR:O	12:E:95:THR:OG1	2.26	0.48
24:U:280:GLN:HB2	25:V:61:THR:HG23	1.96	0.48
26:W:72:GLN:NE2	26:W:218:THR:O	2.32	0.48
5:6:444:ILE:HA	5:6:448:LEU:HB2	1.96	0.47
8:A:18:GLN:HB3	9:B:1215:ARG:HB2	1.96	0.47
8:A:700:ASN:HD21	16:I:98:VAL:HG22	1.79	0.47
9:B:301:ILE:HD13	9:B:379:GLY:HA2	1.96	0.47
10:C:11:ARG:HD2	10:C:21:ILE:HD11	1.96	0.47
11:D:56:ARG:HD2	11:D:148:LEU:HB3	1.96	0.47
12:E:87:SER:OG	12:E:88:VAL:N	2.46	0.47
14:G:25:TYR:O	14:G:28:THR:OG1	2.29	0.47
14:G:90:THR:O	14:G:102:GLN:N	2.45	0.47
16:I:30:ARG:NH1	20:Q:422:ARG:O	2.47	0.47
26:W:68:SER:N	26:W:88:TYR:O	2.47	0.47
8:A:889:SER:HA	8:A:1297:GLU:HG3	1.95	0.47
9:B:277:LYS:NZ	9:B:336:ARG:H	2.10	0.47
9:B:361:LEU:HD23	9:B:374:LYS:HD3	1.96	0.47
9:B:1049:ASP:OD1	9:B:1049:ASP:N	2.37	0.47

Continued on next page...

Continued from previous page...

Atom-1	Atom-2	Interatomic distance (Å)	Clash overlap (Å)
15:H:129:TYR:CZ	15:H:130:ARG:HD2	2.49	0.47
20:Q:120:LYS:HB3	20:Q:394:LYS:HA	1.96	0.47
22:S:218:ILE:HD12	22:S:222:ASP:HB2	1.96	0.47
26:W:176:MET:HA	26:W:179:ILE:HG22	1.95	0.47
5:6:182:VAL:HG21	5:6:199:ILE:HD11	1.97	0.47
8:A:40:THR:OG1	8:A:41:MET:N	2.48	0.47
8:A:328:ARG:HH11	8:A:335:ARG:HH12	1.59	0.47
23:O:159:ASN:ND2	29:N:4:DA:N3	2.62	0.47
27:X:232:VAL:HA	27:X:244:VAL:HG12	1.97	0.47
3:2:412:ALA:HB2	3:2:434:PRO:HG3	1.95	0.47
6:7:373:MET:HA	6:7:380:ARG:HD2	1.97	0.47
6:7:515:ALA:HB3	6:7:685:GLN:HE22	1.79	0.47
8:A:843:LYS:NZ	8:A:1401:SER:O	2.48	0.47
8:A:1159:ARG:NH1	8:A:1185:PHE:O	2.37	0.47
9:B:248:SER:H	9:B:418:LYS:HZ1	1.61	0.47
21:P:70:LEU:HB3	21:P:221:GLU:HG2	1.95	0.47
1:0:500:GLY:O	1:0:709:SER:OG	2.30	0.47
1:0:585:THR:OG1	2:1:383:GLU:OE2	2.31	0.47
2:1:633:TYR:HB3	4:4:326:VAL:HG21	1.95	0.47
3:2:44:LYS:NZ	4:4:67:PHE:O	2.43	0.47
6:7:698:ASP:OD1	6:7:698:ASP:N	2.47	0.47
8:A:148:CYS:N	8:A:169:ASN:O	2.42	0.47
9:B:540:SER:OG	9:B:541:LEU:N	2.46	0.47
12:E:143:ASN:HD22	12:E:146:HIS:CE1	2.33	0.47
12:E:171:LYS:O	12:E:173:SER:N	2.46	0.47
13:F:86:THR:OG1	13:F:87:LYS:N	2.48	0.47
23:O:112:THR:HB	23:O:124:THR:HG23	1.95	0.47
23:O:154:ASP:OD1	23:O:154:ASP:N	2.47	0.47
1:0:384:LEU:O	1:0:388:LEU:HB2	2.14	0.47
6:7:127:HIS:HA	6:7:202:LYS:HG2	1.96	0.47
6:7:383:ILE:HB	6:7:534:LYS:HA	1.96	0.47
7:M:50:LEU:HA	8:A:413:ILE:HA	1.95	0.47
8:A:378:GLU:OE2	8:A:434:ARG:NH2	2.43	0.47
8:A:500:GLU:OE2	9:B:1146:PHE:N	2.44	0.47
8:A:791:ASP:OD1	8:A:792:TYR:N	2.47	0.47
8:A:958:VAL:HG21	8:A:1052:GLN:HB3	1.95	0.47
8:A:1229:SER:OG	8:A:1230:GLU:N	2.47	0.47
9:B:855:PHE:HB2	9:B:972:LYS:HD2	1.96	0.47
9:B:1166:CYS:SG	9:B:1185:CYS:HB2	2.55	0.47
21:P:75:MET:N	21:P:75:MET:SD	2.85	0.47
27:X:196:LEU:HA	27:X:199:GLN:HG2	1.97	0.47

Continued on next page...

Continued from previous page...

Atom-1	Atom-2	Interatomic distance (Å)	Clash overlap (Å)
1:0:575:ASP:O	1:0:579:THR:OG1	2.32	0.47
2:1:199:VAL:HG11	2:1:206:PRO:HG3	1.97	0.47
5:6:120:ARG:HA	5:6:309:PRO:HA	1.97	0.47
8:A:666:ILE:O	8:A:669:THR:N	2.47	0.47
8:A:1400:CYS:HB2	8:A:1405:THR:HG23	1.97	0.47
9:B:700:SER:O	9:B:700:SER:OG	2.33	0.47
9:B:1156:ASP:HB3	9:B:1198:TYR:H	1.79	0.47
11:D:68:ARG:HB3	11:D:72:ARG:NH1	2.30	0.47
12:E:43:LYS:HE3	12:E:47:CYS:HB2	1.97	0.47
23:O:107:ARG:NH1	25:V:67:ASP:O	2.47	0.47
3:2:434:PRO:HA	3:2:435:PRO:HD3	1.81	0.47
4:4:136:GLU:HA	4:4:139:GLN:HE21	1.80	0.47
8:A:1114:PRO:HB2	8:A:1311:VAL:HB	1.96	0.47
11:D:192:LYS:HZ2	11:D:204:ASP:N	2.13	0.47
24:U:253:ARG:HH11	24:U:255:LYS:HA	1.80	0.47
1:0:158:TYR:HB3	1:0:191:CYS:N	2.30	0.47
5:6:237:GLY:HA2	5:6:266:LEU:HB2	1.97	0.47
6:7:120:TYR:O	6:7:122:ARG:NH2	2.48	0.47
6:7:143:LEU:HD23	6:7:171:HIS:HB2	1.97	0.47
6:7:191:ASP:OD1	6:7:191:ASP:N	2.47	0.47
9:B:214:ALA:HB3	9:B:498:THR:HG22	1.96	0.47
9:B:834:ASN:N	9:B:834:ASN:OD1	2.48	0.47
10:C:148:ARG:HH12	17:J:65:PRO:HD2	1.79	0.47
14:G:39:THR:HG23	14:G:42:PHE:H	1.80	0.47
27:X:142:VAL:O	27:X:178:PHE:N	2.47	0.47
8:A:1156:PRO:HA	8:A:1190:PRO:HB2	1.97	0.47
9:B:364:ILE:HG22	9:B:585:VAL:HG23	1.97	0.47
9:B:1134:GLU:OE1	9:B:1134:GLU:N	2.42	0.47
12:E:118:PRO:O	12:E:122:LYS:N	2.48	0.47
24:U:282:GLU:HB2	25:V:63:LYS:HG3	1.97	0.47
5:6:134:GLU:HA	5:6:137:LEU:HD12	1.97	0.46
6:7:710:SER:N	6:7:715:GLU:OE1	2.48	0.46
8:A:31:SER:O	9:B:1183:LYS:NZ	2.35	0.46
8:A:1309:ASP:N	8:A:1309:ASP:OD1	2.46	0.46
14:G:101:VAL:N	14:G:108:VAL:O	2.46	0.46
24:U:284:GLU:H	25:V:65:ASN:HA	1.80	0.46
4:4:284:ALA:O	5:6:324:PHE:N	2.45	0.46
8:A:599:SER:O	8:A:599:SER:OG	2.30	0.46
1:0:252:LEU:HB2	1:0:435:MET:HB2	1.96	0.46
5:6:386:LEU:HD23	5:6:445:HIS:HA	1.97	0.46
6:7:621:LYS:HD2	6:7:621:LYS:HA	1.79	0.46

Continued on next page...

Continued from previous page...

Atom-1	Atom-2	Interatomic distance (Å)	Clash overlap (Å)
8:A:225:ASN:O	8:A:229:SER:N	2.37	0.46
8:A:1111:MET:HE2	8:A:1114:PRO:HG3	1.98	0.46
12:E:109:ILE:HA	12:E:133:GLU:HG2	1.96	0.46
22:S:182:MET:HA	22:S:185:VAL:HG22	1.97	0.46
25:V:11:ARG:HA	25:V:16:GLY:HA3	1.98	0.46
30:T:-49:DC:H2''	30:T:-48:DA:C8	2.50	0.46
30:T:-25:DA:H2''	30:T:-24:DA:N7	2.30	0.46
1:0:210:TYR:OH	1:0:235:ASP:O	2.32	0.46
1:0:618:ARG:HH12	1:0:676:TYR:H	1.63	0.46
2:1:587:LYS:HA	2:1:587:LYS:HD3	1.74	0.46
6:7:101:PRO:HG2	6:7:121:LEU:HA	1.96	0.46
6:7:742:MET:SD	6:7:742:MET:N	2.88	0.46
8:A:362:ASP:O	8:A:459:ARG:N	2.39	0.46
8:A:745:GLN:O	8:A:749:ALA:CB	2.64	0.46
8:A:860:LEU:O	12:E:174:GLN:NE2	2.37	0.46
8:A:1216:ILE:HD12	8:A:1219:THR:HB	1.96	0.46
10:C:167:HIS:NE2	19:L:70:ARG:O	2.49	0.46
5:6:190:GLN:HA	5:6:193:ILE:HD12	1.98	0.46
6:7:132:LEU:HB2	6:7:201:SER:HA	1.97	0.46
7:M:251:GLN:HE21	7:M:289:PHE:HE2	1.64	0.46
9:B:784:ASN:OD1	9:B:784:ASN:N	2.43	0.46
11:D:26:THR:HG22	11:D:201:LYS:HG2	1.97	0.46
12:E:19:VAL:O	12:E:22:MET:HB3	2.15	0.46
1:0:259:ARG:HG2	1:0:262:ARG:HH12	1.80	0.46
1:0:301:ASP:N	1:0:301:ASP:OD1	2.49	0.46
1:0:322:PRO:HG2	1:0:325:ILE:HG12	1.98	0.46
3:2:465:SER:OG	3:2:469:ASN:ND2	2.48	0.46
8:A:443:LEU:HB3	8:A:490:HIS:HB2	1.98	0.46
9:B:449:ASN:O	9:B:452:THR:OG1	2.28	0.46
23:O:196:ARG:HH21	29:N:3:DT:P	2.38	0.46
29:N:3:DT:H6	29:N:3:DT:H2'	1.55	0.46
30:T:3:DT:H4'	30:T:4:DT:H5'	1.97	0.46
1:0:1:MET:HB2	1:0:15:PRO:HA	1.96	0.46
1:0:499:LYS:HE2	1:0:709:SER:HB2	1.97	0.46
3:2:244:GLU:HA	3:2:247:ARG:HE	1.80	0.46
4:4:60:PHE:CZ	4:4:248:LEU:HB2	2.51	0.46
11:D:165:GLN:HA	11:D:168:LYS:HD3	1.98	0.46
12:E:4:GLU:OE1	12:E:8:ASN:ND2	2.48	0.46
12:E:86:PRO:HA	12:E:113:GLN:HB2	1.97	0.46
18:K:57:LEU:HG	18:K:77:THR:HA	1.97	0.46
23:O:67:LEU:HA	23:O:162:GLY:HA2	1.98	0.46

Continued on next page...

Continued from previous page...

Atom-1	Atom-2	Interatomic distance (Å)	Clash overlap (Å)
23:O:93:GLU:H	25:V:72:CYS:N	2.10	0.46
1:0:88:ASN:HA	2:1:416:ARG:HH12	1.81	0.46
1:0:342:LEU:HD12	1:0:402:ILE:HD11	1.97	0.46
3:2:486:ASP:OD1	3:2:487:LYS:N	2.49	0.46
5:6:352:CYS:SG	5:6:366:CYS:HB3	2.55	0.46
9:B:336:ARG:HH12	9:B:340:ALA:HA	1.81	0.46
10:C:217:ASP:OD1	10:C:217:ASP:N	2.49	0.46
15:H:97:MET:HG2	15:H:118:PHE:CD1	2.51	0.46
16:I:81:ARG:HA	16:I:81:ARG:HD3	1.60	0.46
21:P:112:ASP:OD1	21:P:118:HIS:NE2	2.49	0.46
1:0:499:LYS:HA	1:0:505:ALA:HA	1.98	0.46
1:0:604:GLY:O	1:0:607:SER:OG	2.30	0.46
2:1:282:GLU:OE2	2:1:286:ARG:NH1	2.34	0.46
4:4:28:VAL:HG11	4:4:57:LEU:HD21	1.97	0.46
6:7:341:TYR:OH	6:7:349:ASN:OD1	2.32	0.46
8:A:433:GLU:OE2	9:B:1108:ARG:NH2	2.48	0.46
8:A:590:ARG:NH2	8:A:620:LYS:O	2.48	0.46
24:U:14:VAL:HA	24:U:17:VAL:HG22	1.98	0.46
25:V:109:ASP:OD1	25:V:109:ASP:N	2.49	0.46
2:1:205:PRO:HA	2:1:206:PRO:HD3	1.87	0.46
5:6:388:THR:HA	5:6:445:HIS:HE1	1.81	0.46
6:7:416:SER:HA	6:7:419:GLN:HG2	1.97	0.46
9:B:20:ASP:OD1	9:B:21:GLU:N	2.48	0.46
11:D:173:HIS:HB3	11:D:176:GLU:HB3	1.98	0.46
20:Q:102:PRO:HB2	21:P:91:GLU:HB3	1.98	0.46
22:S:201:ILE:O	22:S:205:ASN:ND2	2.43	0.46
23:O:207:PHE:CG	23:O:211:LYS:HB2	2.51	0.46
28:5:20:ILE:HG23	28:5:31:VAL:HG21	1.98	0.46
29:N:47:DT:C2	30:T:-47:DA:C2	3.04	0.46
1:0:232:VAL:HB	1:0:456:VAL:HA	1.98	0.45
2:1:290:SER:HA	2:1:308:ASP:H	1.80	0.45
2:1:634:PHE:HA	4:4:326:VAL:HG11	1.98	0.45
5:6:133:SER:H	5:6:136:MET:HE2	1.82	0.45
9:B:76:GLN:NE2	20:Q:328:LYS:O	2.49	0.45
26:W:91:TYR:CD2	26:W:197:ASN:HB2	2.50	0.45
2:1:334:LYS:HB3	2:1:336:ILE:HG12	1.98	0.45
8:A:33:ALA:HA	8:A:57:ARG:HH21	1.80	0.45
8:A:951:GLU:OE2	8:A:952:ALA:N	2.49	0.45
10:C:56:THR:OG1	10:C:57:VAL:N	2.48	0.45
10:C:258:ILE:HD11	18:K:35:PHE:CE1	2.51	0.45
1:0:215:ASP:O	1:0:219:ALA:HB2	2.16	0.45

Continued on next page...

Continued from previous page...

Atom-1	Atom-2	Interatomic distance (Å)	Clash overlap (Å)
1:0:245:ILE:HG23	1:0:638:ARG:HH11	1.80	0.45
1:0:271:ILE:HD13	1:0:328:ALA:HB1	1.97	0.45
3:2:185:THR:OG1	3:2:188:GLY:N	2.38	0.45
6:7:133:TRP:HB2	6:7:142:ILE:HB	1.98	0.45
6:7:436:ALA:HB1	6:7:444:GLU:HG2	1.97	0.45
9:B:225:VAL:N	9:B:396:ASP:OD2	2.42	0.45
9:B:769:TYR:O	9:B:773:MET:HG3	2.16	0.45
20:Q:130:VAL:HG12	21:P:61:LEU:HD23	1.97	0.45
24:U:9:VAL:HG11	24:U:275:THR:HG21	1.96	0.45
1:0:241:ASP:OD1	1:0:241:ASP:N	2.49	0.45
1:0:380:ARG:HH12	1:0:384:LEU:HD13	1.82	0.45
2:1:369:ASP:OD1	2:1:369:ASP:N	2.48	0.45
4:4:26:LEU:HB3	4:4:73:VAL:HA	1.99	0.45
6:7:489:GLU:HB3	6:7:491:HIS:CE1	2.52	0.45
6:7:534:LYS:HD2	6:7:537:GLU:HB2	1.99	0.45
7:M:201:LYS:HD2	29:N:1:DT:O5'	2.16	0.45
8:A:147:VAL:HG23	8:A:170:THR:HG22	1.97	0.45
8:A:1028:THR:HA	8:A:1031:VAL:HG12	1.97	0.45
12:E:85:GLU:OE2	12:E:89:GLY:N	2.41	0.45
21:P:139:ASN:HA	21:P:210:LYS:HD2	1.98	0.45
26:W:200:GLU:HG3	26:W:203:LEU:HD12	1.98	0.45
1:0:310:PRO:HB3	1:0:404:THR:HG23	1.98	0.45
1:0:405:PHE:HE1	1:0:437:PHE:HB2	1.82	0.45
3:2:235:LYS:HB2	3:2:237:TYR:CZ	2.51	0.45
6:7:420:TRP:HH2	6:7:452:LEU:HD11	1.80	0.45
8:A:402:ALA:HA	8:A:434:ARG:HA	1.99	0.45
8:A:1149:ALA:HB1	16:I:45:ARG:HH22	1.81	0.45
19:L:47:ARG:HA	19:L:53:HIS:O	2.17	0.45
20:Q:25:ASP:HA	20:Q:28:ARG:HB3	1.97	0.45
21:P:120:TYR:HA	21:P:226:PRO:HA	1.98	0.45
22:S:210:ASN:HA	22:S:211:ASN:HA	1.66	0.45
24:U:243:LEU:HD22	25:V:112:ARG:HH21	1.82	0.45
26:W:67:ILE:HG13	26:W:89:VAL:HG22	1.99	0.45
1:0:215:ASP:OD1	1:0:217:LYS:NZ	2.38	0.45
8:A:24:PRO:HA	8:A:27:VAL:HG12	1.99	0.45
9:B:222:ILE:HD12	9:B:222:ILE:HA	1.83	0.45
20:Q:30:ASN:O	20:Q:33:ARG:NH1	2.49	0.45
2:1:510:ASN:ND2	4:4:266:ASN:O	2.50	0.45
2:1:562:LYS:HG2	5:6:365:CYS:HA	1.99	0.45
6:7:628:TYR:HD2	6:7:630:SER:H	1.65	0.45
9:B:223:VAL:HG22	9:B:240:ILE:HD11	1.99	0.45

Continued on next page...

Continued from previous page...

Atom-1	Atom-2	Interatomic distance (Å)	Clash overlap (Å)
10:C:35:ARG:HH21	18:K:41:THR:HB	1.81	0.45
14:G:45:ILE:HA	14:G:78:VAL:HG12	1.99	0.45
16:I:13:MET:SD	16:I:13:MET:N	2.90	0.45
23:O:116:PHE:CE1	29:N:7:DA:H2'	2.52	0.45
23:O:184:SER:N	23:O:194:ILE:O	2.49	0.45
26:W:62:ARG:HH21	26:W:67:ILE:HB	1.81	0.45
1:0:311:VAL:HG12	1:0:408:LEU:HD23	1.99	0.45
5:6:125:SER:HB3	5:6:230:ARG:HA	1.98	0.45
6:7:483:GLY:HA2	6:7:508:HIS:HD1	1.82	0.45
7:M:147:LYS:HD3	7:M:151:LYS:HE3	1.98	0.45
8:A:1373:ASP:HA	8:A:1376:THR:HG22	1.99	0.45
12:E:156:LEU:HD21	12:E:197:LYS:HB2	1.99	0.45
23:O:69:ASN:ND2	23:O:124:THR:OG1	2.49	0.45
23:O:73:THR:HA	23:O:122:VAL:HA	1.99	0.45
27:X:141:PRO:HB3	27:X:179:LYS:HB3	1.99	0.45
5:6:349:CYS:SG	5:6:352:CYS:N	2.85	0.45
8:A:1394:THR:HB	8:A:1399:ARG:HD3	1.98	0.45
9:B:1084:GLN:NE2	10:C:190:ASP:O	2.38	0.45
10:C:240:VAL:HA	10:C:243:VAL:HG12	1.98	0.45
16:I:19:ASP:HB3	16:I:24:ARG:H	1.82	0.45
16:I:27:PHE:N	16:I:36:GLU:O	2.50	0.45
28:5:31:VAL:HA	28:5:42:VAL:HA	1.99	0.45
1:0:562:GLU:HA	1:0:565:LYS:HD2	1.98	0.45
1:0:625:ILE:HD11	1:0:685:ARG:HB2	1.99	0.45
3:2:81:MET:HG3	3:2:87:LEU:HB2	1.99	0.45
6:7:190:THR:HG21	6:7:214:LYS:HA	1.99	0.45
6:7:482:TRP:O	6:7:508:HIS:ND1	2.46	0.45
7:M:34:ILE:HG22	7:M:45:CYS:HA	1.98	0.45
14:G:91:VAL:HG22	14:G:101:VAL:HG22	1.99	0.45
20:Q:25:ASP:HB2	20:Q:29:ARG:HH12	1.82	0.45
27:X:187:HIS:HA	27:X:214:TRP:CD2	2.52	0.45
29:N:34:DA:H2'	29:N:35:DT:C6	2.51	0.45
1:0:465:PRO:HG2	1:0:468:MET:HB2	1.99	0.44
3:2:224:PHE:HE1	3:2:242:LEU:HD11	1.81	0.44
4:4:27:THR:O	4:4:177:LEU:N	2.44	0.44
4:4:244:LEU:HA	4:4:247:TYR:HB2	1.99	0.44
5:6:343:VAL:HB	5:6:355:LYS:HZ3	1.82	0.44
7:M:152:GLU:OE1	9:B:868:MET:N	2.41	0.44
10:C:67:LEU:HD23	10:C:67:LEU:HA	1.76	0.44
14:G:21:ARG:HB2	14:G:24:GLN:HE22	1.82	0.44
24:U:18:VAL:HB	24:U:22:ARG:HH12	1.82	0.44

Continued on next page...

Continued from previous page...

Atom-1	Atom-2	Interatomic distance (Å)	Clash overlap (Å)
26:W:105:VAL:HG22	27:X:266:VAL:HG21	2.00	0.44
5:6:398:PHE:HE1	5:6:424:SER:HG	1.64	0.44
15:H:130:ARG:H	15:H:130:ARG:HD3	1.82	0.44
21:P:73:LEU:HD12	21:P:74:PRO:HD2	1.98	0.44
23:O:153:THR:HG22	23:O:154:ASP:H	1.82	0.44
27:X:238:ASP:N	27:X:238:ASP:OD1	2.49	0.44
1:0:157:GLU:O	1:0:161:ASN:ND2	2.49	0.44
1:0:283:GLN:HE22	1:0:286:TYR:HD2	1.64	0.44
1:0:295:SER:O	1:0:299:LEU:HB2	2.17	0.44
6:7:349:ASN:ND2	6:7:481:GLU:O	2.49	0.44
8:A:936:LEU:HD12	8:A:936:LEU:HA	1.81	0.44
10:C:7:GLN:HA	18:K:104:ASN:ND2	2.32	0.44
20:Q:138:ARG:HB3	20:Q:140:HIS:NE2	2.33	0.44
1:0:1:MET:SD	1:0:2:LYS:N	2.91	0.44
1:0:95:LYS:NZ	1:0:96:GLU:OE2	2.50	0.44
2:1:472:GLN:NE2	4:4:38:THR:HA	2.32	0.44
4:4:173:LYS:HB3	4:4:256:PRO:HG2	1.98	0.44
5:6:409:ARG:HH11	5:6:412:ILE:HD11	1.82	0.44
8:A:453:MET:SD	8:A:453:MET:N	2.90	0.44
8:A:1397:LEU:HD13	8:A:1429:ILE:HD11	1.99	0.44
11:D:206:GLU:HG2	11:D:209:ARG:HE	1.83	0.44
17:J:50:ILE:HD13	17:J:50:ILE:HA	1.73	0.44
23:O:72:ALA:HA	23:O:157:ILE:HA	1.98	0.44
1:0:325:ILE:HD13	1:0:373:PRO:HB3	1.99	0.44
6:7:555:ALA:HB1	6:7:736:ILE:HD12	1.99	0.44
9:B:566:LEU:HG	9:B:588:GLY:HA2	1.98	0.44
9:B:579:ARG:NH2	9:B:623:GLU:OE2	2.47	0.44
9:B:595:ARG:O	9:B:599:THR:OG1	2.27	0.44
9:B:1163:CYS:SG	9:B:1166:CYS:N	2.78	0.44
18:K:24:ASP:OD1	18:K:25:THR:N	2.51	0.44
27:X:175:LYS:HB2	27:X:177:THR:HG23	1.98	0.44
27:X:185:ASP:OD1	27:X:185:ASP:N	2.41	0.44
1:0:611:ASP:HA	1:0:668:ARG:HB3	1.98	0.44
3:2:219:VAL:HA	3:2:222:LEU:HD12	2.00	0.44
3:2:261:GLN:NE2	3:2:263:HIS:O	2.49	0.44
4:4:292:CYS:SG	4:4:293:LEU:N	2.91	0.44
8:A:886:ILE:O	8:A:940:ARG:NH1	2.49	0.44
8:A:938:LYS:HD2	8:A:938:LYS:HA	1.84	0.44
8:A:1306:LEU:HA	8:A:1306:LEU:HD23	1.74	0.44
10:C:10:ILE:HG21	18:K:112:GLN:HG3	1.99	0.44
14:G:125:SER:HB3	14:G:129:SER:H	1.81	0.44

Continued on next page...

Continued from previous page...

Atom-1	Atom-2	Interatomic distance (Å)	Clash overlap (Å)
14:G:150:CYS:HA	14:G:159:ALA:HA	1.99	0.44
24:U:31:ASP:OD1	24:U:31:ASP:N	2.49	0.44
1:0:533:THR:HG21	1:0:537:MET:HB2	1.98	0.44
3:2:143:TRP:HA	3:2:146:ILE:HG22	2.00	0.44
4:4:271:ASP:OD1	4:4:271:ASP:N	2.51	0.44
8:A:1313:LEU:HD23	8:A:1313:LEU:HA	1.83	0.44
9:B:576:ASP:OD1	9:B:576:ASP:N	2.49	0.44
9:B:820:GLY:N	9:B:1091:TYR:OH	2.38	0.44
15:H:142:LEU:HD12	15:H:142:LEU:HA	1.75	0.44
28:5:13:ASP:HB3	28:5:16:ILE:HG22	2.00	0.44
2:1:422:ASP:OD2	2:1:422:ASP:N	2.50	0.44
3:2:468:TYR:O	3:2:473:LYS:N	2.49	0.44
4:4:114:MET:HG3	4:4:119:ARG:HB2	2.00	0.44
5:6:363:CYS:HB3	5:6:368:LEU:H	1.83	0.44
5:6:399:ARG:NH2	5:6:433:LYS:O	2.50	0.44
8:A:353:ILE:HG22	8:A:468:PHE:HB2	2.00	0.44
8:A:445:ASN:OD1	8:A:446:ARG:N	2.51	0.44
9:B:351:TYR:CZ	9:B:355:ILE:HD11	2.52	0.44
9:B:386:LEU:HD12	9:B:386:LEU:HA	1.77	0.44
20:Q:114:MET:HA	21:P:138:GLN:HA	2.00	0.44
23:O:128:SER:OG	23:O:130:ASP:OD1	2.26	0.44
26:W:147:PHE:HB2	26:W:156:LEU:HB2	1.99	0.44
1:0:74:ARG:HH21	1:0:237:ALA:HA	1.83	0.44
1:0:633:ARG:HA	1:0:636:LYS:HE3	2.00	0.44
1:0:690:ARG:NH1	1:0:703:ASP:OD1	2.45	0.44
6:7:482:TRP:N	6:7:506:ALA:O	2.49	0.44
6:7:750:TYR:HA	6:7:755:GLU:HB3	2.00	0.44
9:B:701:ILE:HD12	9:B:703:ILE:HD11	2.00	0.44
14:G:102:GLN:HB2	14:G:107:LYS:NZ	2.33	0.44
19:L:32:ALA:HB3	19:L:34:CYS:SG	2.58	0.44
23:O:93:GLU:H	25:V:71:PHE:HA	1.83	0.44
28:5:34:GLU:HA	28:5:40:LEU:HD23	1.98	0.44
1:0:45:GLY:HA3	1:0:670:LEU:HD23	2.00	0.43
1:0:237:ALA:HB1	1:0:240:ILE:HB	2.00	0.43
1:0:533:THR:HG22	1:0:567:LYS:HE2	2.00	0.43
1:0:537:MET:SD	1:0:621:LEU:HD23	2.58	0.43
2:1:415:GLU:HA	2:1:418:GLU:HB2	2.00	0.43
6:7:564:GLU:HG2	6:7:756:ARG:HB3	2.00	0.43
7:M:146:VAL:HG22	7:M:180:CYS:HA	1.98	0.43
8:A:697:ALA:HB1	16:I:97:MET:HG3	2.00	0.43
8:A:740:LEU:HD13	8:A:740:LEU:HA	1.85	0.43

Continued on next page...

Continued from previous page...

Atom-1	Atom-2	Interatomic distance (Å)	Clash overlap (Å)
8:A:745:GLN:O	8:A:749:ALA:HB2	2.18	0.43
8:A:954:TRP:HE3	8:A:955:PRO:HD2	1.82	0.43
8:A:1293:SER:HB3	8:A:1297:GLU:H	1.83	0.43
8:A:1336:MET:HG3	8:A:1381:LEU:HD13	2.00	0.43
8:A:1394:THR:O	8:A:1399:ARG:NE	2.50	0.43
9:B:179:CYS:SG	9:B:180:TYR:N	2.90	0.43
9:B:867:GLY:HA2	9:B:868:MET:SD	2.58	0.43
26:W:42:ASP:OD2	26:W:217:TYR:OH	2.32	0.43
27:X:123:HIS:O	27:X:126:SER:OG	2.23	0.43
1:0:327:ARG:HB2	1:0:330:HIS:CG	2.53	0.43
3:2:360:LEU:HD13	3:2:366:LEU:HD21	2.00	0.43
8:A:105:CYS:HA	8:A:142:CYS:SG	2.58	0.43
8:A:1038:THR:O	8:A:1042:PHE:HB2	2.18	0.43
8:A:1214:GLU:HA	8:A:1217:LYS:HB3	1.99	0.43
9:B:121:ASN:HA	9:B:207:GLY:HA3	1.99	0.43
9:B:982:SER:OG	9:B:984:HIS:N	2.44	0.43
10:C:148:ARG:NH1	17:J:63:TYR:O	2.51	0.43
15:H:130:ARG:HG2	15:H:134:ASN:HB3	2.00	0.43
24:U:17:VAL:HB	25:V:44:PHE:HE1	1.83	0.43
26:W:73:ARG:HA	26:W:83:GLU:HA	1.99	0.43
28:5:48:GLU:HA	28:5:51:LYS:HB2	2.00	0.43
30:T:-37:DT:H1'	30:T:-36:DC:C4	2.54	0.43
1:0:609:GLY:H	1:0:668:ARG:NH1	2.15	0.43
5:6:132:CYS:HB2	5:6:204:PRO:HB3	2.00	0.43
8:A:93:VAL:HA	8:A:96:ILE:HG12	2.00	0.43
8:A:1143:LEU:HA	8:A:1146:VAL:HG22	2.00	0.43
9:B:240:ILE:HD13	9:B:240:ILE:HA	1.88	0.43
9:B:270:LYS:HB3	9:B:279:ASP:HB2	1.99	0.43
9:B:492:LEU:HD23	9:B:492:LEU:HA	1.81	0.43
11:D:146:GLN:O	11:D:150:ASN:HB2	2.18	0.43
12:E:187:TYR:HD2	12:E:188:LEU:HD22	1.83	0.43
15:H:100:THR:O	15:H:117:SER:N	2.48	0.43
20:Q:381:ASP:OD1	20:Q:381:ASP:N	2.52	0.43
26:W:29:LEU:HA	26:W:32:ILE:HG12	2.01	0.43
28:5:13:ASP:O	28:5:17:LYS:HB2	2.19	0.43
1:0:238:HIS:O	1:0:660:ARG:NH1	2.52	0.43
1:0:337:ARG:HH21	1:0:369:ILE:HD11	1.82	0.43
3:2:224:PHE:HE2	3:2:250:LEU:HB2	1.84	0.43
4:4:54:LEU:HD13	4:4:129:ILE:HD13	1.99	0.43
4:4:79:TYR:N	4:4:82:GLY:O	2.51	0.43
6:7:342:ASP:HB3	6:7:345:ASN:HB2	2.00	0.43

Continued on next page...

Continued from previous page...

Atom-1	Atom-2	Interatomic distance (Å)	Clash overlap (Å)
8:A:200:ARG:NH1	26:W:227:MET:HG3	2.34	0.43
8:A:956:LEU:HA	8:A:956:LEU:HD23	1.80	0.43
8:A:1315:GLU:OE1	8:A:1315:GLU:N	2.51	0.43
13:F:90:ARG:HD2	13:F:155:LEU:HD11	2.00	0.43
21:P:330:LYS:HA	21:P:330:LYS:HD3	1.73	0.43
29:N:18:DA:C8	29:N:19:DT:H72	2.53	0.43
29:N:47:DT:C4	30:T:-47:DA:N1	2.86	0.43
30:T:-4:DT:H6	30:T:-4:DT:H2'	1.65	0.43
1:O:722:ARG:O	1:O:726:GLN:NE2	2.36	0.43
3:2:135:LEU:HD21	3:2:270:TYR:HB3	2.01	0.43
4:4:288:ILE:HG23	5:6:322:MET:HG2	2.00	0.43
8:A:868:TYR:CD1	8:A:1058:VAL:HG21	2.54	0.43
8:A:1301:GLU:HA	8:A:1302:PRO:HD3	1.89	0.43
9:B:62:ILE:HD11	9:B:418:LYS:HB2	2.01	0.43
9:B:655:LYS:HA	9:B:658:ILE:HG22	2.00	0.43
10:C:101:LEU:HB3	10:C:155:LEU:HB2	2.00	0.43
18:K:81:TYR:OH	18:K:89:ASN:ND2	2.51	0.43
24:U:244:MET:H	25:V:112:ARG:NH2	2.17	0.43
3:2:90:ASN:O	3:2:97:MET:N	2.34	0.43
3:2:217:ASP:HB3	3:2:220:ASP:HB2	1.99	0.43
8:A:171:GLN:OE1	8:A:171:GLN:N	2.52	0.43
8:A:225:ASN:N	8:A:229:SER:OG	2.45	0.43
11:D:137:ASN:OD1	11:D:137:ASN:N	2.51	0.43
22:S:267:ASP:OD2	22:S:267:ASP:N	2.49	0.43
23:O:93:GLU:N	25:V:72:CYS:H	2.12	0.43
1:O:243:VAL:O	1:O:247:SER:OG	2.28	0.43
1:O:261:THR:O	1:O:265:ASN:ND2	2.52	0.43
2:1:517:ASN:OD1	2:1:517:ASN:N	2.50	0.43
4:4:213:VAL:HG11	4:4:248:LEU:HD11	2.00	0.43
6:7:233:PHE:HB3	6:7:315:SER:HB2	2.00	0.43
7:M:284:LEU:HD21	7:M:313:TYR:HA	2.01	0.43
12:E:156:LEU:HD12	12:E:160:GLU:HG3	2.00	0.43
30:T:-19:DA:H2'	30:T:-18:DT:C6	2.54	0.43
1:O:571:VAL:HA	1:O:599:LEU:HB2	2.01	0.43
3:2:346:LYS:HD3	3:2:377:GLN:HG3	1.99	0.43
6:7:551:ASN:H	6:7:701:PHE:HE2	1.65	0.43
7:M:142:LEU:HD13	7:M:146:VAL:HG11	2.01	0.43
11:D:14:ARG:HH21	11:D:17:LYS:HZ1	1.66	0.43
12:E:123:LEU:HD23	12:E:123:LEU:H	1.84	0.43
1:O:16:LYS:HD2	2:1:424:LEU:HA	2.01	0.43
3:2:334:ILE:HG22	3:2:405:HIS:CE1	2.53	0.43

Continued on next page...

Continued from previous page...

Atom-1	Atom-2	Interatomic distance (Å)	Clash overlap (Å)
6:7:493:VAL:HA	6:7:498:PHE:HB3	2.01	0.43
8:A:68:GLN:HG3	8:A:80:HIS:CD2	2.53	0.43
8:A:177:ASP:OD1	8:A:177:ASP:N	2.52	0.43
8:A:670:ILE:HG22	8:A:805:LEU:HD21	2.00	0.43
8:A:805:LEU:HD12	8:A:805:LEU:HA	1.75	0.43
8:A:876:ALA:O	8:A:878:ILE:N	2.47	0.43
8:A:1258:HIS:NE2	8:A:1259:MET:SD	2.92	0.43
9:B:212:LEU:HD23	9:B:212:LEU:HA	1.83	0.43
9:B:872:GLU:HG2	9:B:917:PRO:HD3	2.00	0.43
13:F:128:LYS:HD2	13:F:149:GLU:HA	2.01	0.43
24:U:277:GLN:HB3	25:V:56:THR:HG23	1.99	0.43
3:2:465:SER:OG	3:2:465:SER:O	2.33	0.43
4:4:77:ALA:HB2	4:4:86:LEU:HD11	2.01	0.43
6:7:609:SER:HB2	6:7:673:ILE:HD11	2.01	0.43
8:A:565:ILE:HD11	8:A:571:LEU:HB2	2.01	0.43
8:A:980:ASP:OD1	8:A:980:ASP:N	2.35	0.43
8:A:1003:LYS:HD3	8:A:1003:LYS:HA	1.85	0.43
8:A:1017:LEU:HD23	8:A:1017:LEU:HA	1.87	0.43
15:H:25:ARG:NH1	15:H:41:ASP:OD1	2.52	0.43
17:J:48:ARG:HG3	17:J:49:MET:N	2.33	0.43
24:U:5:GLU:O	24:U:8:ARG:HG3	2.19	0.43
1:0:37:ASN:HB2	1:0:477:THR:HG22	2.01	0.42
3:2:147:LEU:HD23	3:2:147:LEU:HA	1.86	0.42
6:7:341:TYR:HE2	6:7:405:LYS:HD2	1.84	0.42
6:7:437:VAL:HG23	6:7:454:VAL:HG13	2.00	0.42
7:M:240:PRO:HA	7:M:243:CYS:SG	2.59	0.42
8:A:119:ASN:HD21	8:A:121:LEU:HB3	1.84	0.42
8:A:1136:SER:HB2	8:A:1274:ARG:HH21	1.84	0.42
9:B:424:LEU:HD11	9:B:449:ASN:CB	2.48	0.42
9:B:1080:LYS:HD2	10:C:188:HIS:HB2	2.01	0.42
10:C:10:ILE:N	18:K:108:GLU:OE2	2.38	0.42
10:C:107:SER:OG	10:C:109:SER:O	2.37	0.42
12:E:190:LEU:HD12	12:E:194:GLU:HB2	2.01	0.42
14:G:151:ILE:HG13	14:G:153:GLN:HE22	1.84	0.42
15:H:92:ASP:N	15:H:92:ASP:OD1	2.45	0.42
23:O:183:SER:HB2	23:O:193:LEU:HD21	1.99	0.42
5:6:166:ILE:HD12	5:6:166:ILE:HG23	1.86	0.42
6:7:124:ARG:O	6:7:127:HIS:ND1	2.31	0.42
6:7:349:ASN:HD21	6:7:508:HIS:HE1	1.66	0.42
8:A:457:ALA:HB3	8:A:506:ALA:HA	2.01	0.42
9:B:644:GLU:HG3	9:B:646:LEU:HB2	2.01	0.42

Continued on next page...

Continued from previous page...

Atom-1	Atom-2	Interatomic distance (Å)	Clash overlap (Å)
12:E:2:ASP:O	12:E:7:ARG:NH1	2.38	0.42
16:I:28:GLU:HB3	16:I:35:VAL:HG23	2.01	0.42
23:O:105:ARG:H	25:V:71:PHE:HE2	1.66	0.42
26:W:17:VAL:HG13	26:W:21:TYR:HB2	2.01	0.42
27:X:168:ARG:O	27:X:181:LEU:N	2.38	0.42
30:T:-40:DT:H2''	30:T:-39:DA:H5''	2.01	0.42
1:0:374:LEU:HG	1:0:410:SER:HB3	2.02	0.42
1:0:737:SER:OG	1:0:738:VAL:N	2.52	0.42
2:1:442:HIS:ND1	2:1:443:GLU:O	2.41	0.42
3:2:211:ILE:HD12	3:2:211:ILE:HA	1.96	0.42
4:4:24:SER:HA	4:4:173:LYS:HB2	2.02	0.42
4:4:87:TYR:HA	4:4:88:PRO:HA	1.86	0.42
6:7:385:VAL:HB	6:7:537:GLU:HG3	2.00	0.42
9:B:910:VAL:HG21	9:B:938:SER:HB3	2.02	0.42
22:S:160:LEU:HD23	22:S:173:HIS:CD2	2.53	0.42
27:X:124:ASP:N	27:X:124:ASP:OD1	2.51	0.42
27:X:138:LYS:HA	27:X:138:LYS:HD2	1.87	0.42
4:4:272:PHE:HB2	5:6:372:LEU:HD22	2.01	0.42
6:7:586:THR:OG1	6:7:756:ARG:NH2	2.50	0.42
7:M:312:GLY:HA2	7:M:315:ILE:HG22	2.00	0.42
9:B:696:GLU:OE1	9:B:696:GLU:N	2.52	0.42
11:D:37:GLN:HB2	11:D:45:GLU:HB3	2.01	0.42
11:D:139:LYS:HA	11:D:142:LYS:HD2	2.01	0.42
12:E:100:ILE:HG23	12:E:105:PHE:HB2	2.01	0.42
15:H:45:GLU:OE2	15:H:46:LEU:HG	2.19	0.42
22:S:153:LEU:HD23	22:S:153:LEU:HA	1.88	0.42
22:S:271:CYS:HB3	22:S:275:LYS:N	2.34	0.42
23:O:69:ASN:HD21	23:O:125:GLY:H	1.68	0.42
1:0:534:PRO:HB3	5:6:239:LEU:HD22	2.02	0.42
3:2:47:ILE:O	3:2:51:VAL:HB	2.20	0.42
3:2:191:PHE:HZ	3:2:203:LEU:HG	1.85	0.42
3:2:435:PRO:HA	3:2:439:ASP:H	1.84	0.42
4:4:135:LEU:O	4:4:139:GLN:HG3	2.20	0.42
4:4:155:ALA:O	4:4:158:THR:OG1	2.29	0.42
6:7:224:LYS:HE2	6:7:338:LEU:HG	2.02	0.42
7:M:241:ARG:CZ	9:B:107:GLY:H	2.32	0.42
8:A:115:LEU:HB3	8:A:122:MET:HG2	2.01	0.42
8:A:337:ARG:HH21	8:A:839:ARG:NE	2.17	0.42
8:A:563:PRO:HD2	15:H:79:TRP:CD1	2.55	0.42
9:B:412:LEU:HB3	9:B:466:TRP:CZ2	2.55	0.42
9:B:805:THR:OG1	9:B:809:MET:SD	2.68	0.42

Continued on next page...

Continued from previous page...

Atom-1	Atom-2	Interatomic distance (Å)	Clash overlap (Å)
11:D:56:ARG:NH2	11:D:145:MET:HB2	2.35	0.42
13:F:135:ARG:HE	13:F:135:ARG:HB2	1.64	0.42
18:K:85:ASP:HA	18:K:88:LYS:HG2	2.00	0.42
1:0:545:LEU:HD13	2:1:361:GLY:HA3	2.01	0.42
3:2:160:SER:O	3:2:164:LEU:HB2	2.19	0.42
3:2:174:GLU:O	3:2:183:LYS:N	2.52	0.42
4:4:266:ASN:OD1	4:4:266:ASN:N	2.51	0.42
9:B:438:GLU:HA	9:B:439:ALA:HA	1.76	0.42
9:B:691:GLU:OE2	9:B:692:TYR:N	2.52	0.42
10:C:177:GLU:OE2	10:C:231:ASN:ND2	2.53	0.42
20:Q:151:LEU:HA	21:P:201:TYR:CZ	2.55	0.42
20:Q:390:ASP:OD1	20:Q:391:LYS:N	2.51	0.42
20:Q:408:GLU:HA	20:Q:411:LYS:HE2	2.01	0.42
21:P:126:LYS:HD2	21:P:126:LYS:HA	1.73	0.42
6:7:190:THR:OG1	6:7:217:THR:OG1	2.30	0.42
6:7:748:LEU:HB2	6:7:751:ALA:HB2	2.02	0.42
10:C:176:ILE:HD12	10:C:176:ILE:HA	1.95	0.42
12:E:69:ILE:HD13	12:E:69:ILE:HA	1.90	0.42
15:H:130:ARG:HB2	15:H:133:ASN:HB3	2.01	0.42
17:J:7:CYS:HA	17:J:49:MET:SD	2.59	0.42
21:P:97:ILE:HD11	21:P:101:GLY:HA2	2.01	0.42
21:P:108:LEU:HB3	21:P:118:HIS:HA	2.00	0.42
22:S:171:ILE:HA	22:S:174:THR:HG22	2.02	0.42
26:W:36:SER:HB2	26:W:206:LEU:HD12	2.01	0.42
26:W:349:GLU:OE2	26:W:351:ARG:NE	2.52	0.42
3:2:200:LEU:HD22	3:2:278:LEU:HD12	2.01	0.42
3:2:242:LEU:HD23	3:2:247:ARG:HG3	2.02	0.42
6:7:135:SER:HB3	6:7:140:ARG:HB2	2.02	0.42
7:M:193:GLN:HG3	7:M:200:THR:HG22	2.01	0.42
8:A:315:LEU:HD23	8:A:315:LEU:H	1.85	0.42
8:A:567:LYS:HB2	8:A:567:LYS:HE3	1.86	0.42
9:B:510:LYS:O	9:B:512:ARG:N	2.53	0.42
13:F:124:GLU:OE1	13:F:130:ILE:HG13	2.19	0.42
19:L:34:CYS:SG	19:L:36:SER:OG	2.63	0.42
1:0:19:PRO:HG3	1:0:739:TRP:CD2	2.55	0.42
1:0:270:ARG:NH1	1:0:389:GLU:O	2.53	0.42
1:0:313:PRO:HA	1:0:316:LEU:HD12	2.01	0.42
2:1:355:ASP:HB2	2:1:358:MET:HG3	2.01	0.42
3:2:239:ILE:HG12	3:2:247:ARG:HG2	2.01	0.42
4:4:26:LEU:HB2	4:4:64:HIS:CE1	2.54	0.42
6:7:124:ARG:NH1	6:7:201:SER:O	2.46	0.42

Continued on next page...

Continued from previous page...

Atom-1	Atom-2	Interatomic distance (Å)	Clash overlap (Å)
7:M:156:LEU:HD23	7:M:156:LEU:HA	1.89	0.42
7:M:314:LYS:HB2	7:M:314:LYS:HE2	1.82	0.42
8:A:426:LEU:HD12	8:A:426:LEU:HA	1.87	0.42
8:A:780:VAL:HG13	8:A:789:LYS:HZ1	1.85	0.42
8:A:1144:LYS:HZ3	8:A:1268:LEU:HB3	1.83	0.42
9:B:763:GLN:HB3	9:B:766:ARG:HG2	2.02	0.42
9:B:1073:TYR:CE1	9:B:1080:LYS:HG2	2.55	0.42
9:B:1128:LEU:HD13	9:B:1128:LEU:HA	1.86	0.42
16:I:69:PRO:HB2	16:I:85:PHE:CE1	2.55	0.42
17:J:19:GLU:OE1	17:J:19:GLU:N	2.47	0.42
21:P:95:ILE:HD12	21:P:95:ILE:HA	1.96	0.42
21:P:223:GLN:NE2	21:P:224:VAL:O	2.53	0.42
21:P:320:GLU:OE2	21:P:321:ARG:NH2	2.53	0.42
28:5:31:VAL:HG22	28:5:42:VAL:HG23	2.00	0.42
1:0:441:ASP:OD1	1:0:442:ALA:N	2.51	0.42
6:7:691:LEU:HD23	6:7:691:LEU:HA	1.93	0.42
7:M:149:CYS:SG	9:B:869:SER:HB3	2.60	0.42
8:A:112:LYS:HE3	8:A:165:GLY:HA2	2.02	0.42
8:A:172:PRO:HB3	8:A:185:TRP:CD2	2.54	0.42
8:A:1025:ARG:HD3	8:A:1025:ARG:HA	1.81	0.42
8:A:1129:GLU:OE1	8:A:1129:GLU:N	2.44	0.42
9:B:706:GLN:HB2	9:B:709:ASP:HB3	2.02	0.42
10:C:77:ILE:HD11	10:C:161:LYS:HD2	2.01	0.42
20:Q:369:ASN:OD1	20:Q:369:ASN:N	2.49	0.42
23:O:124:THR:OG1	23:O:125:GLY:N	2.53	0.42
1:0:650:GLU:OE2	1:0:650:GLU:N	2.53	0.41
2:1:349:VAL:O	2:1:350:ARG:NE	2.53	0.41
5:6:151:GLN:HA	5:6:154:ILE:HD12	2.00	0.41
6:7:555:ALA:HA	6:7:734:LYS:HG2	2.02	0.41
6:7:588:PHE:HB3	6:7:749:ALA:HB3	2.01	0.41
8:A:834:THR:HA	8:A:837:ILE:HG22	2.02	0.41
8:A:1409:LEU:HD23	8:A:1409:LEU:HA	1.75	0.41
9:B:118:ARG:NH1	9:B:788:ARG:HE	2.18	0.41
9:B:446:LEU:O	9:B:449:ASN:HB2	2.20	0.41
9:B:896:ASP:OD1	9:B:896:ASP:N	2.50	0.41
9:B:910:VAL:HA	9:B:940:PRO:HA	2.01	0.41
10:C:191:TYR:HD1	10:C:201:TRP:CE2	2.38	0.41
11:D:40:HIS:ND1	14:G:73:LYS:HD2	2.35	0.41
17:J:44:TYR:HA	17:J:47:ARG:HB3	2.02	0.41
20:Q:379:GLU:HB2	20:Q:383:SER:HB2	2.01	0.41
22:S:185:VAL:HB	22:S:189:ASP:HA	2.02	0.41

Continued on next page...

Continued from previous page...

Atom-1	Atom-2	Interatomic distance (Å)	Clash overlap (Å)
29:N:-4:DA:H2'	29:N:-3:DA:H5'	2.02	0.41
1:0:97:LEU:HD23	1:0:97:LEU:HA	1.85	0.41
2:1:234:LEU:O	2:1:297:ARG:NE	2.53	0.41
3:2:186:ASN:ND2	3:2:390:GLY:O	2.32	0.41
3:2:449:ASP:O	3:2:450:ARG:HD3	2.20	0.41
4:4:115:TYR:O	4:4:119:ARG:HB2	2.20	0.41
5:6:118:TYR:HB2	5:6:120:ARG:CZ	2.50	0.41
5:6:325:PRO:HB3	5:6:350:PRO:HD3	2.02	0.41
6:7:386:LEU:HB2	6:7:392:LYS:HZ2	1.86	0.41
6:7:534:LYS:HE3	6:7:534:LYS:HB3	1.93	0.41
8:A:67:CYS:SG	8:A:71:GLN:N	2.94	0.41
8:A:1198:ASP:OD2	8:A:1201:ALA:N	2.49	0.41
9:B:274:PRO:HA	9:B:275:TYR:HA	1.76	0.41
9:B:412:LEU:HD23	9:B:412:LEU:HA	1.90	0.41
11:D:40:HIS:CG	14:G:73:LYS:HD2	2.55	0.41
25:V:42:GLU:O	25:V:46:LYS:HG2	2.20	0.41
1:0:538:VAL:HG23	1:0:620:VAL:HG13	2.02	0.41
2:1:336:ILE:HG13	2:1:337:ILE:HG12	2.02	0.41
8:A:418:SER:O	8:A:418:SER:OG	2.29	0.41
8:A:557:ASP:HA	18:K:26:LYS:HD3	2.02	0.41
9:B:226:PHE:HZ	9:B:398:ARG:HD3	1.86	0.41
9:B:642:ASP:HA	9:B:649:LYS:HE3	2.01	0.41
10:C:163:ILE:HG13	10:C:165:LYS:H	1.86	0.41
20:Q:362:VAL:HB	20:Q:398:ARG:HH21	1.84	0.41
1:0:233:ILE:HG22	1:0:457:ILE:HB	2.03	0.41
1:0:613:ASP:HB2	1:0:614:HIS:ND1	2.35	0.41
2:1:445:THR:OG1	4:4:279:THR:O	2.38	0.41
3:2:17:ILE:HA	3:2:18:PRO:HD3	1.96	0.41
5:6:138:GLU:HB2	5:6:145:ARG:HD2	2.03	0.41
6:7:436:ALA:HB3	6:7:453:VAL:HG22	2.02	0.41
6:7:608:PHE:HE2	6:7:670:LEU:HD11	1.84	0.41
7:M:201:LYS:HD3	7:M:201:LYS:HA	1.82	0.41
8:A:138:ILE:HD13	8:A:138:ILE:HA	1.94	0.41
8:A:786:HIS:ND1	9:B:703:ILE:HB	2.34	0.41
12:E:153:HIS:CE1	12:E:184:VAL:HG21	2.56	0.41
15:H:129:TYR:CE2	15:H:130:ARG:HB3	2.55	0.41
16:I:26:LEU:HD23	16:I:35:VAL:HG21	2.03	0.41
18:K:104:ASN:O	18:K:107:THR:OG1	2.33	0.41
29:N:38:DG:H1	30:T:-38:DC:H1'	1.85	0.41
2:1:291:LYS:HA	2:1:294:ARG:HG3	2.02	0.41
2:1:543:PRO:HG2	2:1:546:LEU:HB3	2.02	0.41

Continued on next page...

Continued from previous page...

Atom-1	Atom-2	Interatomic distance (Å)	Clash overlap (Å)
2:1:600:VAL:HG12	2:1:609:SER:HB2	2.03	0.41
3:2:57:VAL:HG11	3:2:62:LEU:HD21	2.02	0.41
3:2:229:GLY:O	3:2:279:THR:OG1	2.26	0.41
6:7:409:VAL:HG22	6:7:486:ILE:HB	2.03	0.41
8:A:265:LYS:HG2	8:A:303:TYR:HB2	2.03	0.41
8:A:526:ASP:OD1	8:A:526:ASP:N	2.54	0.41
8:A:1173:HIS:CG	8:A:1227:ILE:HG23	2.55	0.41
9:B:70:ILE:O	20:Q:331:GLN:NE2	2.44	0.41
9:B:582:VAL:HG22	9:B:626:ILE:HB	2.02	0.41
9:B:654:ARG:HA	9:B:654:ARG:HD3	1.83	0.41
9:B:1175:LEU:HD23	9:B:1175:LEU:HA	1.87	0.41
12:E:43:LYS:HA	12:E:43:LYS:HD2	1.85	0.41
14:G:84:GLY:N	14:G:147:ILE:O	2.42	0.41
20:Q:379:GLU:N	20:Q:383:SER:O	2.53	0.41
26:W:192:SER:OG	26:W:193:ARG:N	2.54	0.41
27:X:233:LEU:O	27:X:242:ARG:N	2.53	0.41
29:N:-1:DC:H2''	29:N:0:DA:H5'	2.02	0.41
1:0:267:LEU:HD23	1:0:267:LEU:HA	1.93	0.41
1:0:573:THR:OG1	1:0:579:THR:OG1	2.31	0.41
3:2:343:THR:HG21	6:7:732:ALA:HB1	2.02	0.41
5:6:136:MET:SD	5:6:136:MET:N	2.93	0.41
5:6:388:THR:HA	5:6:445:HIS:CE1	2.56	0.41
6:7:440:SER:HA	6:7:443:LYS:NZ	2.36	0.41
8:A:118:HIS:HA	8:A:123:ARG:NH2	2.35	0.41
8:A:210:ILE:HD12	8:A:210:ILE:HA	1.95	0.41
8:A:230:ARG:HB2	8:A:233:TRP:CD2	2.54	0.41
9:B:498:THR:OG1	9:B:537:LYS:HG3	2.20	0.41
9:B:593:PRO:HG2	9:B:617:ARG:NH2	2.35	0.41
10:C:97:VAL:HG12	10:C:159:ALA:HB3	2.02	0.41
18:K:94:ILE:HD13	18:K:94:ILE:HA	1.84	0.41
21:P:125:THR:H	21:P:222:CYS:HA	1.86	0.41
26:W:91:TYR:HB3	26:W:194:ILE:HD11	2.02	0.41
28:5:16:ILE:HD11	28:5:54:LEU:HD21	2.01	0.41
29:N:50:DT:H1'	29:N:51:DT:H5'	2.03	0.41
2:1:473:LEU:HA	2:1:476:VAL:HG12	2.03	0.41
3:2:25:LEU:HD21	3:2:226:PHE:HE2	1.85	0.41
5:6:173:ILE:O	5:6:180:GLN:N	2.40	0.41
9:B:48:LEU:HA	9:B:48:LEU:HD13	1.90	0.41
15:H:130:ARG:O	15:H:133:ASN:N	2.54	0.41
16:I:83:ASN:N	16:I:83:ASN:OD1	2.53	0.41
25:V:6:TYR:HD2	25:V:46:LYS:HZ2	1.69	0.41

Continued on next page...

Continued from previous page...

Atom-1	Atom-2	Interatomic distance (Å)	Clash overlap (Å)
25:V:32:ILE:HG23	25:V:36:LEU:HD22	2.03	0.41
26:W:109:LEU:HD23	26:W:109:LEU:HA	1.83	0.41
26:W:141:ASN:HD21	26:W:146:GLU:H	1.69	0.41
5:6:176:ASN:HA	5:6:206:GLY:HA3	2.03	0.41
7:M:135:MET:SD	9:B:448:ILE:HG12	2.61	0.41
7:M:136:LEU:HD22	7:M:196:ILE:HD11	2.02	0.41
7:M:238:TYR:HB3	7:M:242:PHE:CE2	2.55	0.41
9:B:766:ARG:HH12	9:B:1020:ARG:HH11	1.69	0.41
9:B:998:ASP:HB2	9:B:1076:HIS:CE1	2.55	0.41
12:E:167:ARG:HD3	12:E:167:ARG:HA	1.71	0.41
29:N:2:DA:H1'	29:N:3:DT:H5'	2.03	0.41
30:T:-42:DA:H2''	30:T:-41:DG:H5'	2.03	0.41
1:0:11:LEU:HB3	1:0:92:TYR:HE2	1.86	0.41
1:0:55:LEU:HD12	1:0:55:LEU:HA	1.85	0.41
1:0:111:ARG:NE	1:0:133:CYS:SG	2.94	0.41
1:0:342:LEU:HD23	1:0:342:LEU:HA	1.90	0.41
1:0:548:GLU:HB3	2:1:371:THR:HG21	2.03	0.41
2:1:329:LEU:HD22	2:1:383:GLU:HB3	2.03	0.41
3:2:15:GLU:HG3	3:2:84:LEU:HD23	2.03	0.41
3:2:468:TYR:CZ	3:2:486:ASP:HA	2.56	0.41
4:4:264:LYS:HA	4:4:265:PRO:HD3	1.90	0.41
4:4:276:CYS:HA	4:4:295:VAL:HG23	2.03	0.41
5:6:260:ARG:HH21	5:6:281:ASN:HB3	1.86	0.41
6:7:330:CYS:O	6:7:335:TYR:N	2.44	0.41
6:7:397:ILE:HD13	6:7:427:TRP:HB2	2.03	0.41
6:7:677:TYR:O	6:7:722:ARG:NH1	2.54	0.41
7:M:39:SER:OG	7:M:40:GLU:OE1	2.33	0.41
8:A:195:ASP:OD1	8:A:195:ASP:N	2.48	0.41
8:A:251:SER:HA	8:A:257:ARG:HA	2.03	0.41
8:A:306:ASN:N	8:A:324:SER:OG	2.54	0.41
8:A:372:LYS:NZ	8:A:397:ASN:O	2.36	0.41
8:A:569:LYS:HE2	8:A:569:LYS:HB3	1.92	0.41
8:A:720:ARG:HH12	22:S:262:GLU:HG2	1.85	0.41
8:A:741:ASN:OD1	8:A:743:VAL:HG12	2.21	0.41
8:A:1161:THR:HG23	8:A:1239:ARG:NH2	2.35	0.41
9:B:144:GLY:HA2	9:B:145:ARG:HA	1.81	0.41
9:B:172:ILE:HD11	9:B:178:ASN:HB2	2.02	0.41
9:B:342:GLY:H	9:B:344:LYS:NZ	2.18	0.41
9:B:429:PHE:CZ	20:Q:331:GLN:HB2	2.56	0.41
9:B:457:LEU:HA	9:B:457:LEU:HD23	1.83	0.41
9:B:566:LEU:HD23	9:B:566:LEU:HA	1.82	0.41

Continued on next page...

Continued from previous page...

Atom-1	Atom-2	Interatomic distance (Å)	Clash overlap (Å)
9:B:980:PHE:CE2	9:B:990:ILE:HD11	2.55	0.41
14:G:131:GLN:HG3	14:G:136:VAL:HG22	2.02	0.41
16:I:10:CYS:O	16:I:12:ASN:N	2.53	0.41
19:L:51:CYS:HB3	19:L:53:HIS:ND1	2.35	0.41
25:V:11:ARG:HH12	25:V:19:LEU:HD13	1.86	0.41
29:N:24:DT:H2''	29:N:25:DT:C5	2.56	0.41
1:0:6:ASP:OD1	1:0:6:ASP:N	2.54	0.41
1:0:399:LEU:HA	1:0:402:ILE:HG22	2.03	0.41
5:6:390:ALA:O	5:6:428:ARG:N	2.45	0.41
6:7:113:PHE:HA	6:7:116:HIS:HB2	2.03	0.41
6:7:607:VAL:O	6:7:654:LEU:N	2.52	0.41
6:7:672:GLN:HB2	6:7:707:SER:HA	2.03	0.41
8:A:752:LYS:HD2	8:A:752:LYS:HA	1.75	0.41
8:A:998:LEU:HB3	8:A:1001:ARG:NH1	2.36	0.41
9:B:173:MET:HB2	9:B:203:PHE:CE2	2.56	0.41
9:B:194:GLU:HA	9:B:784:ASN:ND2	2.36	0.41
9:B:445:LYS:HE2	9:B:445:LYS:HB2	1.92	0.41
10:C:145:CYS:SG	10:C:146:LYS:N	2.94	0.41
14:G:39:THR:OG1	14:G:40:GLY:N	2.55	0.41
21:P:80:LYS:HB3	21:P:81:TRP:HD1	1.86	0.41
22:S:299:CYS:HB2	22:S:306:TRP:CZ3	2.56	0.41
24:U:253:ARG:HB3	24:U:258:TRP:CD1	2.55	0.41
27:X:187:HIS:HA	27:X:214:TRP:CG	2.56	0.41
28:5:20:ILE:HD13	28:5:23:ILE:HD12	2.02	0.41
1:0:657:ASP:O	1:0:660:ARG:HG2	2.21	0.40
4:4:86:LEU:HA	4:4:128:GLU:HG2	2.03	0.40
5:6:197:LYS:HA	5:6:200:ARG:HG3	2.04	0.40
6:7:510:LYS:HB3	6:7:531:ILE:HG22	2.03	0.40
8:A:337:ARG:HH21	8:A:839:ARG:CZ	2.34	0.40
8:A:367:PRO:HG2	8:A:370:ILE:HG12	2.01	0.40
8:A:385:ILE:O	8:A:389:THR:OG1	2.25	0.40
8:A:963:ILE:HG22	8:A:1045:VAL:HG23	2.03	0.40
8:A:1054:LEU:HD23	8:A:1054:LEU:HA	1.74	0.40
9:B:116:GLU:OE2	9:B:120:ARG:HD3	2.21	0.40
10:C:43:THR:OG1	10:C:44:LEU:N	2.54	0.40
12:E:88:VAL:HG11	12:E:116:ILE:HG23	2.03	0.40
13:F:82:THR:HA	13:F:83:PRO:HD3	1.91	0.40
22:S:271:CYS:HB3	22:S:275:LYS:H	1.86	0.40
23:O:116:PHE:CZ	29:N:7:DA:H2''	2.56	0.40
26:W:198:THR:H	26:W:201:ILE:HB	1.85	0.40
1:0:70:ILE:HD12	1:0:232:VAL:HG22	2.02	0.40

Continued on next page...

Continued from previous page...

Atom-1	Atom-2	Interatomic distance (Å)	Clash overlap (Å)
2:1:197:GLU:HA	2:1:201:ASN:HB2	2.03	0.40
7:M:244:SER:HB2	9:B:108:VAL:HA	2.03	0.40
8:A:187:LYS:HE2	26:W:226:THR:HB	2.03	0.40
8:A:751:SER:OG	8:A:752:LYS:N	2.54	0.40
8:A:1212:VAL:HA	8:A:1215:ARG:HB3	2.03	0.40
9:B:782:LEU:HD23	9:B:782:LEU:HA	1.88	0.40
9:B:989:THR:OG1	9:B:990:ILE:N	2.54	0.40
9:B:1057:LYS:HA	9:B:1057:LYS:HD2	1.76	0.40
22:S:198:ARG:NH2	22:S:228:LEU:O	2.54	0.40
27:X:182:SER:OG	27:X:183:THR:N	2.53	0.40
29:N:49:DG:H1'	29:N:50:DT:H5'	2.02	0.40
2:1:364:ILE:HD13	2:1:364:ILE:HA	1.91	0.40
2:1:586:LEU:HD22	2:1:623:ILE:HG23	2.03	0.40
3:2:28:SER:O	3:2:31:THR:OG1	2.34	0.40
5:6:123:ILE:HD12	5:6:227:HIS:HB2	2.02	0.40
5:6:139:LYS:HB3	5:6:142:ARG:HH12	1.85	0.40
7:M:41:GLY:HA2	7:M:56:LEU:HB2	2.04	0.40
7:M:119:MET:SD	7:M:119:MET:N	2.94	0.40
8:A:247:ARG:NH1	8:A:263:THR:OG1	2.51	0.40
8:A:481:ASP:OD1	8:A:481:ASP:N	2.52	0.40
8:A:800:VAL:HG13	8:A:812:GLU:HB3	2.03	0.40
13:F:129:LYS:HE2	13:F:129:LYS:HB3	1.94	0.40
14:G:135:ASP:HB2	14:G:143:ILE:HD12	2.02	0.40
17:J:3:VAL:HG21	17:J:15:GLY:HA2	2.02	0.40
23:O:182:PHE:HB2	23:O:195:TYR:CE1	2.56	0.40
23:O:184:SER:HB3	23:O:194:ILE:HB	2.03	0.40
27:X:172:ASP:HB3	27:X:176:GLY:H	1.87	0.40
27:X:236:LYS:HA	27:X:236:LYS:HD2	1.85	0.40
28:5:35:LEU:HB2	28:5:39:HIS:HB2	2.03	0.40
1:0:130:ASP:O	1:0:134:ARG:HG2	2.22	0.40
1:0:355:THR:HG1	1:0:358:SER:HG	1.68	0.40
2:1:503:VAL:O	2:1:507:ILE:HG12	2.21	0.40
3:2:212:GLU:HA	3:2:218:LEU:HD21	2.03	0.40
6:7:102:ALA:HB3	6:7:120:TYR:HB2	2.04	0.40
8:A:254:GLU:HG3	8:A:255:SER:H	1.84	0.40
8:A:1111:MET:C	8:A:1113:THR:H	2.24	0.40
8:A:1111:MET:HB2	8:A:1114:PRO:HB3	2.03	0.40
8:A:1161:THR:HG22	8:A:1163:ILE:H	1.85	0.40
9:B:323:VAL:HG13	9:B:324:ILE:HG13	2.03	0.40
9:B:412:LEU:HB3	9:B:466:TRP:HZ2	1.86	0.40
9:B:919:SER:HA	9:B:920:PRO:HA	1.84	0.40

Continued on next page...

Continued from previous page...

Atom-1	Atom-2	Interatomic distance (Å)	Clash overlap (Å)
10:C:61:GLU:OE1	10:C:61:GLU:N	2.54	0.40
10:C:104:PHE:HB3	10:C:106:GLU:HG2	2.03	0.40
14:G:118:ASP:OD1	14:G:118:ASP:N	2.43	0.40
24:U:253:ARG:HB3	24:U:258:TRP:CG	2.57	0.40
26:W:34:PHE:HE2	27:X:201:THR:HA	1.86	0.40
28:5:6:LYS:HA	28:5:6:LYS:HD3	1.94	0.40
1:0:230:SER:O	1:0:455:SER:OG	2.38	0.40
1:0:420:ILE:HG12	1:0:435:MET:HG3	2.02	0.40
2:1:375:LEU:HD23	2:1:375:LEU:HA	1.88	0.40
3:2:462:PHE:HB2	3:2:489:LYS:HB3	2.03	0.40
6:7:680:ARG:HH11	6:7:725:PHE:HB2	1.86	0.40
6:7:742:MET:HG2	6:7:743:GLU:HG3	2.03	0.40
7:M:259:THR:OG1	7:M:281:SER:OG	2.37	0.40
8:A:18:GLN:OE1	8:A:19:PHE:N	2.54	0.40
8:A:1204:ASP:OD1	8:A:1204:ASP:N	2.54	0.40
9:B:84:ILE:HA	9:B:140:ILE:HD13	2.02	0.40
9:B:461:LEU:HD23	9:B:461:LEU:HA	1.89	0.40
9:B:514:LEU:HD12	9:B:514:LEU:HA	1.85	0.40
9:B:1013:ASN:OD1	9:B:1015:HIS:ND1	2.41	0.40
11:D:119:ARG:NE	11:D:149:THR:OG1	2.38	0.40
11:D:201:LYS:HA	11:D:201:LYS:HD2	1.84	0.40
15:H:56:THR:HB	15:H:145:ARG:HG2	2.03	0.40
19:L:46:VAL:HB	19:L:56:LEU:HD11	2.04	0.40

There are no symmetry-related clashes.

5.3 Torsion angles [i](#)

5.3.1 Protein backbone [i](#)

In the following table, the Percentiles column shows the percent Ramachandran outliers of the chain as a percentile score with respect to all PDB entries followed by that with respect to all EM entries.

The Analysed column shows the number of residues for which the backbone conformation was analysed, and the total number of residues.

Mol	Chain	Analysed	Favoured	Allowed	Outliers	Percentiles	
1	0	750/778 (96%)	709 (94%)	41 (6%)	0	100	100
2	1	407/642 (63%)	390 (96%)	17 (4%)	0	100	100

Continued on next page...

Continued from previous page...

Mol	Chain	Analysed	Favoured	Allowed	Outliers	Percentiles	
3	2	435/513 (85%)	413 (95%)	22 (5%)	0	100	100
4	4	286/338 (85%)	274 (96%)	12 (4%)	0	100	100
5	6	351/461 (76%)	335 (95%)	16 (5%)	0	100	100
6	7	604/843 (72%)	578 (96%)	26 (4%)	0	100	100
7	M	273/345 (79%)	240 (88%)	33 (12%)	0	100	100
8	A	1417/1733 (82%)	1252 (88%)	164 (12%)	1 (0%)	48	78
9	B	1150/1224 (94%)	981 (85%)	166 (14%)	3 (0%)	37	67
10	C	263/318 (83%)	227 (86%)	35 (13%)	1 (0%)	30	62
11	D	164/221 (74%)	151 (92%)	13 (8%)	0	100	100
12	E	212/215 (99%)	194 (92%)	18 (8%)	0	100	100
13	F	85/155 (55%)	78 (92%)	7 (8%)	0	100	100
14	G	169/171 (99%)	147 (87%)	21 (12%)	1 (1%)	22	54
15	H	129/146 (88%)	105 (81%)	24 (19%)	0	100	100
16	I	112/122 (92%)	97 (87%)	15 (13%)	0	100	100
17	J	64/70 (91%)	57 (89%)	7 (11%)	0	100	100
18	K	113/120 (94%)	105 (93%)	8 (7%)	0	100	100
19	L	42/70 (60%)	25 (60%)	17 (40%)	0	100	100
20	Q	208/735 (28%)	190 (91%)	18 (9%)	0	100	100
21	P	173/400 (43%)	161 (93%)	12 (7%)	0	100	100
22	S	162/309 (52%)	142 (88%)	20 (12%)	0	100	100
23	O	179/240 (75%)	166 (93%)	13 (7%)	0	100	100
24	U	101/286 (35%)	97 (96%)	4 (4%)	0	100	100
25	V	100/122 (82%)	98 (98%)	2 (2%)	0	100	100
26	W	241/482 (50%)	234 (97%)	7 (3%)	0	100	100
27	X	158/328 (48%)	149 (94%)	9 (6%)	0	100	100
28	5	64/72 (89%)	58 (91%)	6 (9%)	0	100	100
All	All	8412/11459 (73%)	7653 (91%)	753 (9%)	6 (0%)	50	78

All (6) Ramachandran outliers are listed below:

Mol	Chain	Res	Type
9	B	364	ILE
14	G	57	GLN

Continued on next page...

Continued from previous page...

Mol	Chain	Res	Type
9	B	363	HIS
8	A	1112	LYS
9	B	705	MET
10	C	162	GLY

5.3.2 Protein sidechains [i](#)

In the following table, the Percentiles column shows the percent sidechain outliers of the chain as a percentile score with respect to all PDB entries followed by that with respect to all EM entries.

The Analysed column shows the number of residues for which the sidechain conformation was analysed, and the total number of residues.

Mol	Chain	Analysed	Rotameric	Outliers	Percentiles	
1	0	684/707 (97%)	682 (100%)	2 (0%)	91	94
2	1	389/589 (66%)	387 (100%)	2 (0%)	86	92
3	2	394/468 (84%)	393 (100%)	1 (0%)	91	94
4	4	259/300 (86%)	259 (100%)	0	100	100
5	6	322/418 (77%)	321 (100%)	1 (0%)	91	94
6	7	540/737 (73%)	538 (100%)	2 (0%)	89	93
7	M	245/299 (82%)	244 (100%)	1 (0%)	89	93
8	A	1235/1520 (81%)	1232 (100%)	3 (0%)	92	96
9	B	1000/1061 (94%)	996 (100%)	4 (0%)	89	93
10	C	233/274 (85%)	232 (100%)	1 (0%)	89	93
11	D	146/200 (73%)	146 (100%)	0	100	100
12	E	196/197 (100%)	196 (100%)	0	100	100
13	F	77/137 (56%)	77 (100%)	0	100	100
14	G	151/152 (99%)	150 (99%)	1 (1%)	81	88
15	H	118/128 (92%)	114 (97%)	4 (3%)	32	56
16	I	108/116 (93%)	108 (100%)	0	100	100
17	J	61/65 (94%)	61 (100%)	0	100	100
18	K	99/102 (97%)	99 (100%)	0	100	100
19	L	39/57 (68%)	38 (97%)	1 (3%)	41	61
20	Q	147/641 (23%)	144 (98%)	3 (2%)	50	68

Continued on next page...

Continued from previous page...

Mol	Chain	Analysed	Rotameric	Outliers	Percentiles	
21	P	166/363 (46%)	166 (100%)	0	100	100
22	S	141/274 (52%)	140 (99%)	1 (1%)	81	88
23	O	153/205 (75%)	153 (100%)	0	100	100
24	U	99/260 (38%)	97 (98%)	2 (2%)	50	68
25	V	94/108 (87%)	94 (100%)	0	100	100
26	W	224/429 (52%)	224 (100%)	0	100	100
27	X	144/295 (49%)	143 (99%)	1 (1%)	81	88
28	5	53/66 (80%)	53 (100%)	0	100	100
All	All	7517/10168 (74%)	7487 (100%)	30 (0%)	88	93

All (30) residues with a non-rotameric sidechain are listed below:

Mol	Chain	Res	Type
1	0	198	ARG
1	0	594	ARG
2	1	306	ARG
2	1	353	ARG
3	2	450	ARG
5	6	450	ASN
6	7	348	ARG
6	7	500	ARG
7	M	105	ARG
8	A	129	LYS
8	A	217	LYS
8	A	619	LYS
9	B	884	ARG
9	B	995	ARG
9	B	1124	ARG
9	B	1169	MET
10	C	116	LYS
14	G	21	ARG
15	H	77	ARG
15	H	109	LYS
15	H	130	ARG
15	H	146	ARG
19	L	54	ARG
20	Q	33	ARG
20	Q	330	ARG
20	Q	333	LYS

Continued on next page...

Continued from previous page...

Mol	Chain	Res	Type
22	S	287	ARG
24	U	44	LYS
24	U	257	ARG
27	X	216	GLN

Sometimes sidechains can be flipped to improve hydrogen bonding and reduce clashes. All (18) such sidechains are listed below:

Mol	Chain	Res	Type
1	0	291	GLN
1	0	628	GLN
2	1	513	GLN
3	2	405	HIS
3	2	407	GLN
4	4	139	GLN
4	4	142	GLN
5	6	192	HIS
8	A	68	GLN
8	A	503	GLN
8	A	966	ASN
8	A	1171	GLN
8	A	1330	ASN
12	E	146	HIS
17	J	23	ASN
18	K	89	ASN
24	U	43	GLN
24	U	280	GLN

5.3.3 RNA [i](#)

There are no RNA molecules in this entry.

5.4 Non-standard residues in protein, DNA, RNA chains [i](#)

There are no non-standard protein/DNA/RNA residues in this entry.

5.5 Carbohydrates [i](#)

There are no oligosaccharides in this entry.

5.6 Ligand geometry [i](#)

Of 18 ligands modelled in this entry, 17 are monoatomic - leaving 1 for Mogul analysis.

In the following table, the Counts columns list the number of bonds (or angles) for which Mogul statistics could be retrieved, the number of bonds (or angles) that are observed in the model and the number of bonds (or angles) that are defined in the Chemical Component Dictionary. The Link column lists molecule types, if any, to which the group is linked. The Z score for a bond length (or angle) is the number of standard deviations the observed value is removed from the expected value. A bond length (or angle) with $|Z| > 2$ is considered an outlier worth inspection. RMSZ is the root-mean-square of all Z scores of the bond lengths (or angles).

Mol	Type	Chain	Res	Link	Bond lengths			Bond angles		
					Counts	RMSZ	# Z > 2	Counts	RMSZ	# Z > 2
31	SF4	0	801	-	0,12,12	-	-	-		

In the following table, the Chirals column lists the number of chiral outliers, the number of chiral centers analysed, the number of these observed in the model and the number defined in the Chemical Component Dictionary. Similar counts are reported in the Torsion and Rings columns. '-' means no outliers of that kind were identified.

Mol	Type	Chain	Res	Link	Chirals	Torsions	Rings
31	SF4	0	801	-	-	-	0/6/5/5

There are no bond length outliers.

There are no bond angle outliers.

There are no chirality outliers.

There are no torsion outliers.

There are no ring outliers.

1 monomer is involved in 3 short contacts:

Mol	Chain	Res	Type	Clashes	Symm-Clashes
31	0	801	SF4	3	0

5.7 Other polymers [i](#)

There are no such residues in this entry.

5.8 Polymer linkage issues [i](#)

There are no chain breaks in this entry.

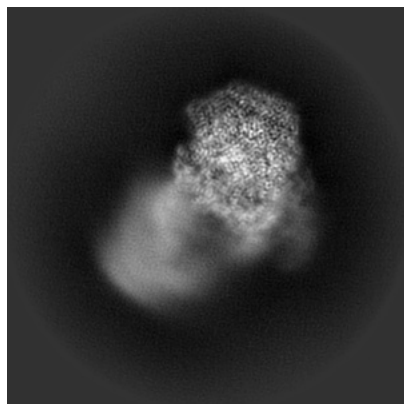
6 Map visualisation [i](#)

This section contains visualisations of the EMDB entry EMD-42380. These allow visual inspection of the internal detail of the map and identification of artifacts.

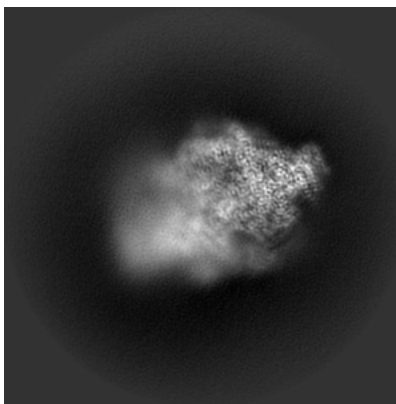
Images derived from a raw map, generated by summing the deposited half-maps, are presented below the corresponding image components of the primary map to allow further visual inspection and comparison with those of the primary map.

6.1 Orthogonal projections [i](#)

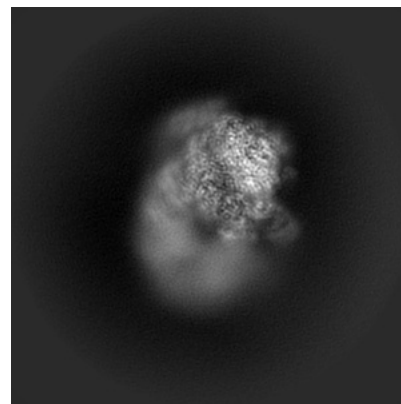
6.1.1 Primary map



X

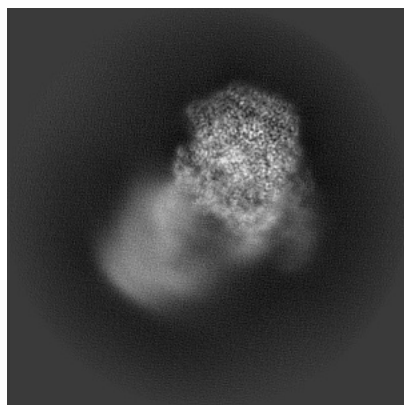


Y

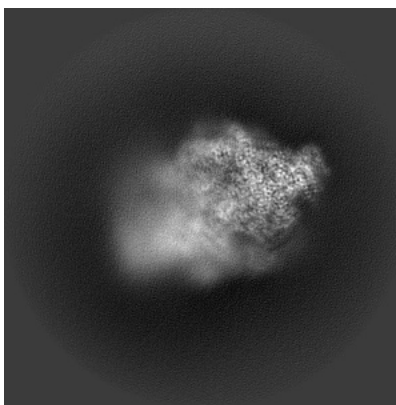


Z

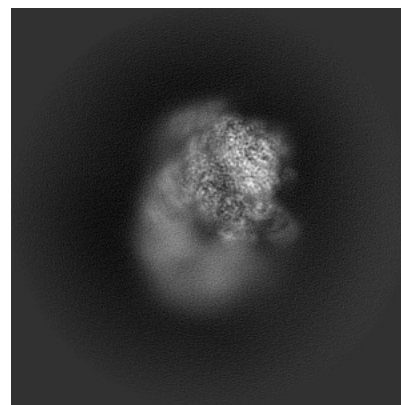
6.1.2 Raw map



X



Y

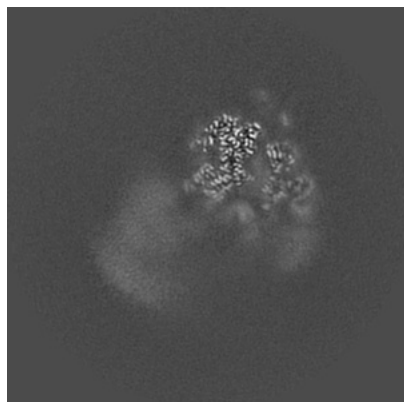


Z

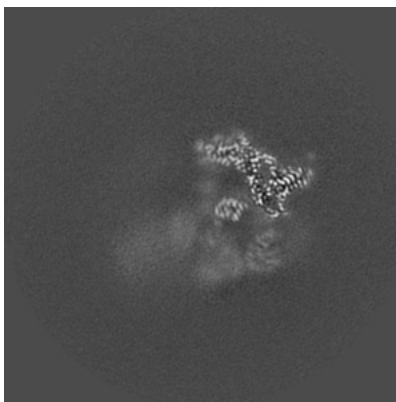
The images above show the map projected in three orthogonal directions.

6.2 Central slices [i](#)

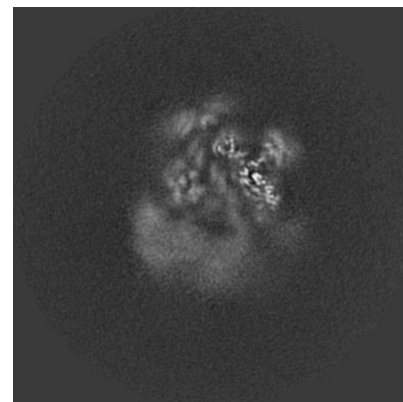
6.2.1 Primary map



X Index: 192

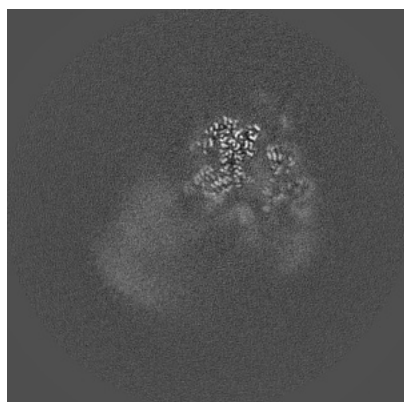


Y Index: 192

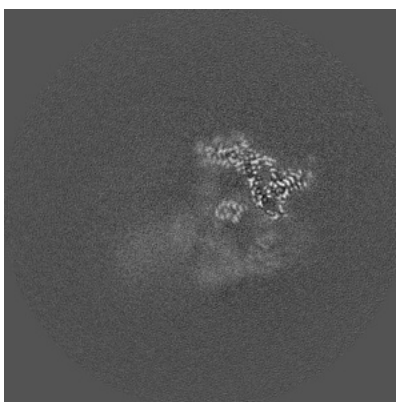


Z Index: 192

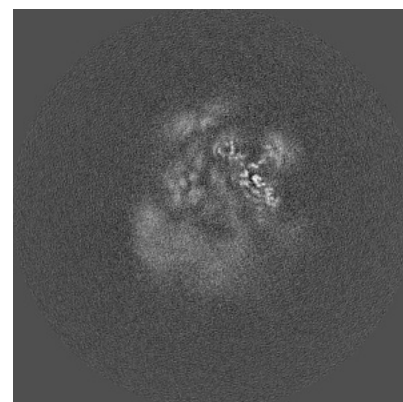
6.2.2 Raw map



X Index: 192



Y Index: 192

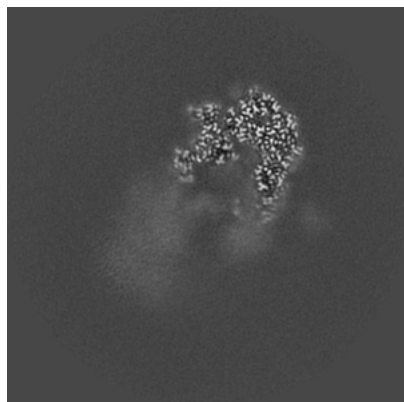


Z Index: 192

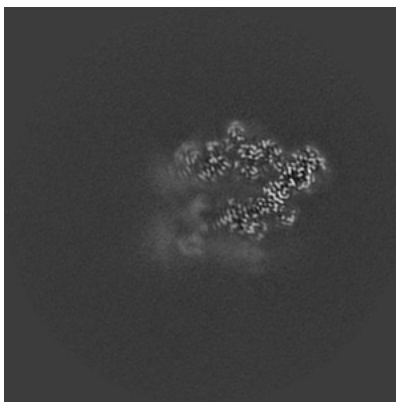
The images above show central slices of the map in three orthogonal directions.

6.3 Largest variance slices [i](#)

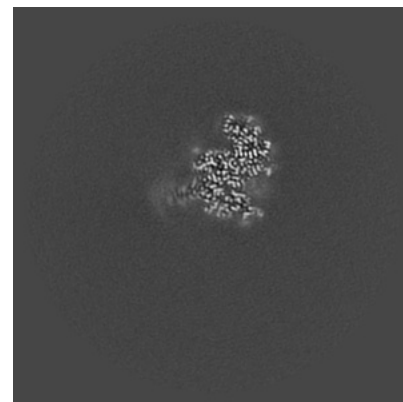
6.3.1 Primary map



X Index: 214

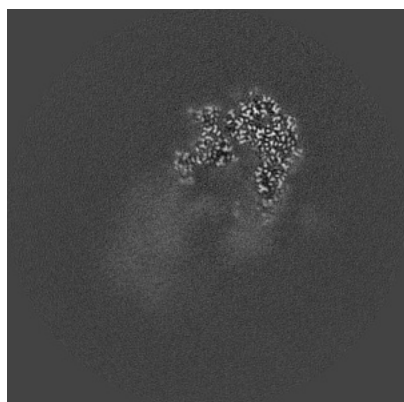


Y Index: 225

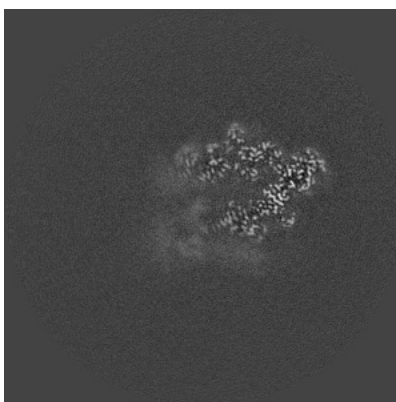


Z Index: 265

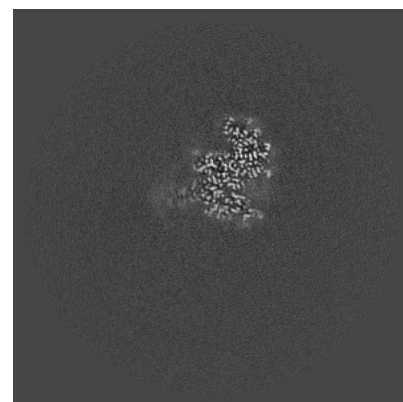
6.3.2 Raw map



X Index: 214



Y Index: 225

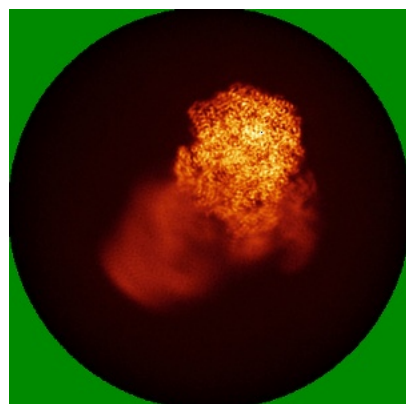


Z Index: 265

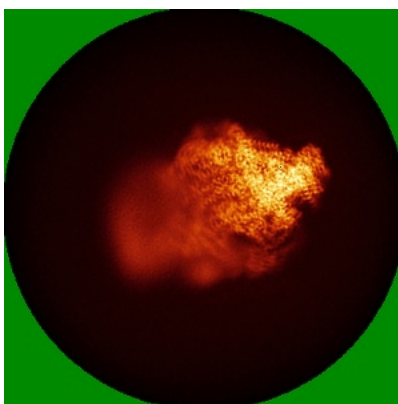
The images above show the largest variance slices of the map in three orthogonal directions.

6.4 Orthogonal standard-deviation projections (False-color) [i](#)

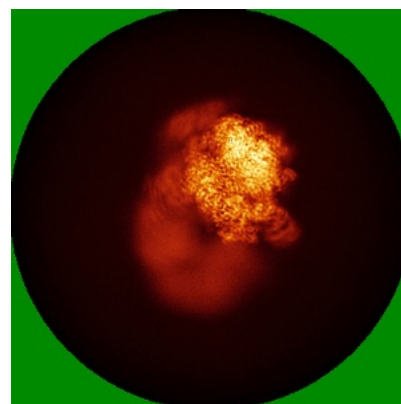
6.4.1 Primary map



X

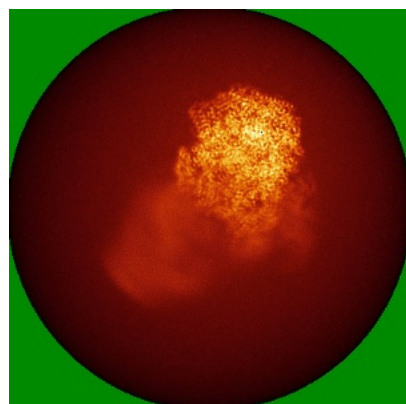


Y




Z


6.4.2 Raw map



X



Y

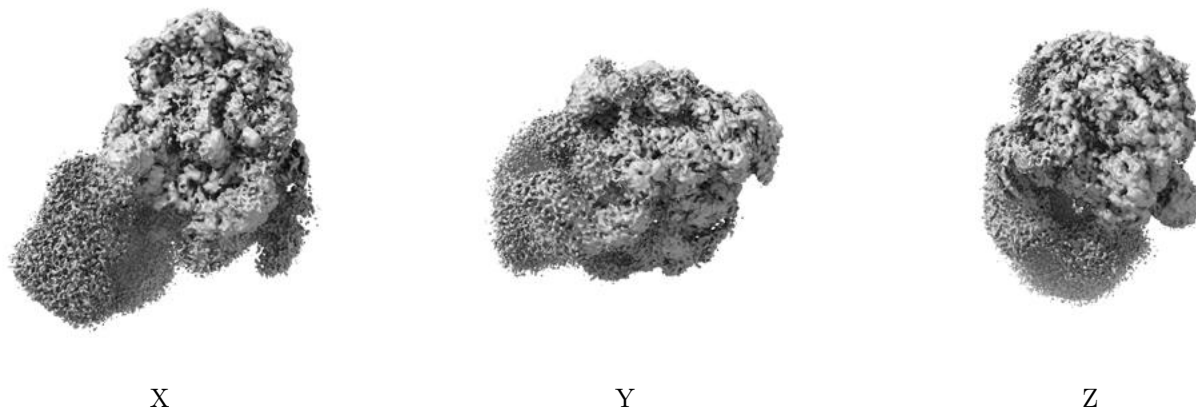


Z

The images above show the map standard deviation projections with false color in three orthogonal directions. Minimum values are shown in green, max in blue, and dark to light orange shades represent small to large values respectively.

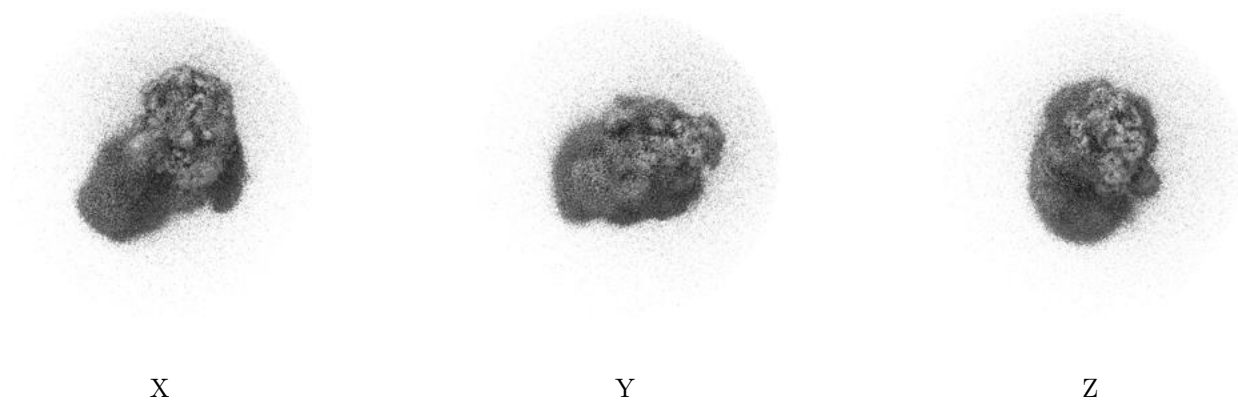
6.5 Orthogonal surface views [i](#)

6.5.1 Primary map



The images above show the 3D surface view of the map at the recommended contour level 0.0054. These images, in conjunction with the slice images, may facilitate assessment of whether an appropriate contour level has been provided.

6.5.2 Raw map



These images show the 3D surface of the raw map. The raw map's contour level was selected so that its surface encloses the same volume as the primary map does at its recommended contour level.


6.6 Mask visualisation [i](#)

This section shows the 3D surface view of the primary map at 50% transparency overlaid with the specified mask at 0% transparency

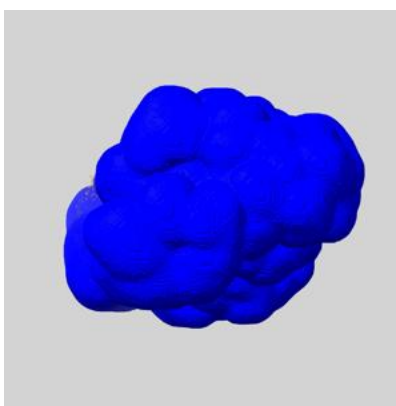
A mask typically either:

- Encompasses the whole structure
- Separates out a domain, a functional unit, a monomer or an area of interest from a larger structure


6.6.1 emd_42380_msk_1.map [i](#)



X



Y

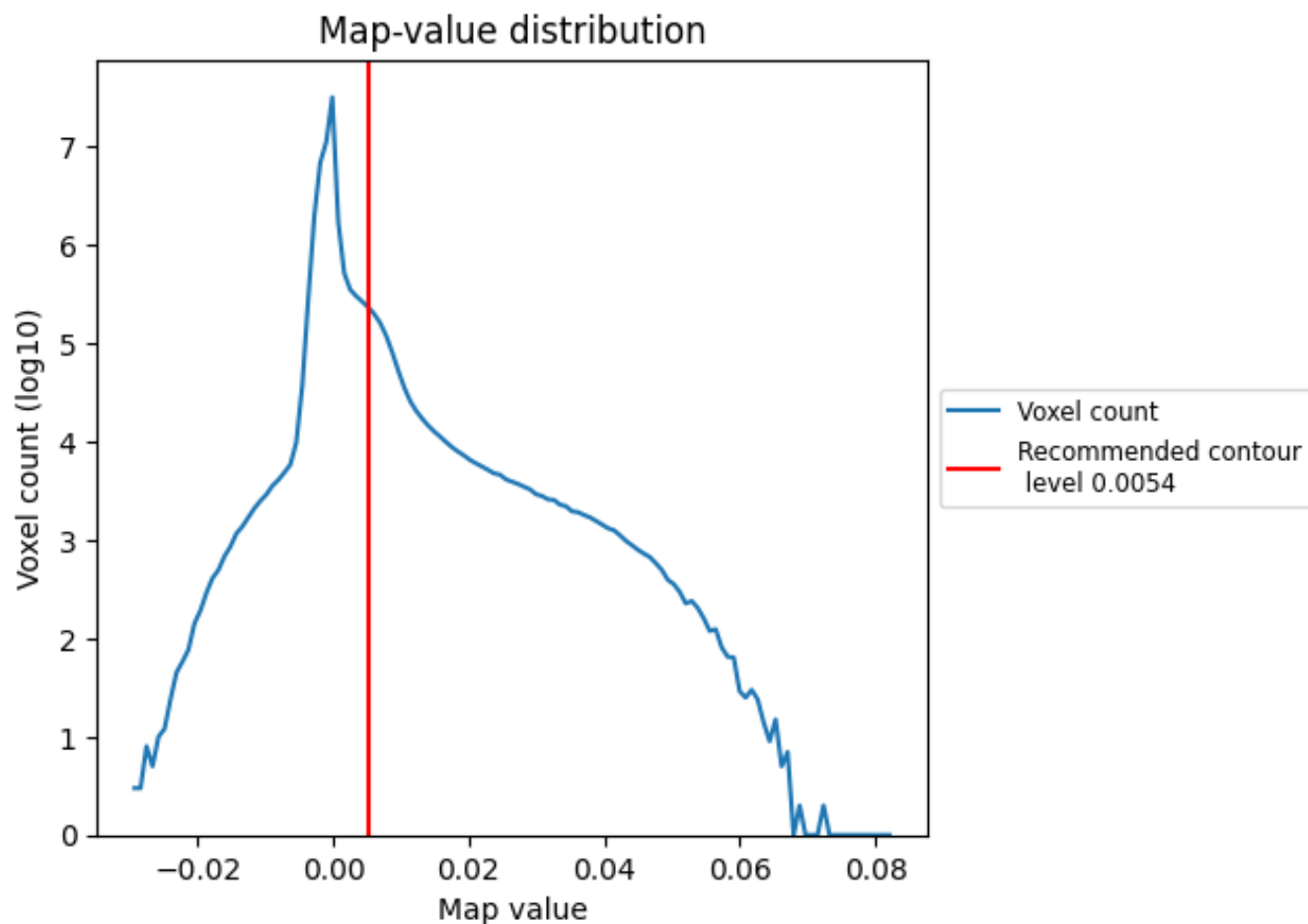


Z

7 Map analysis [i](#)

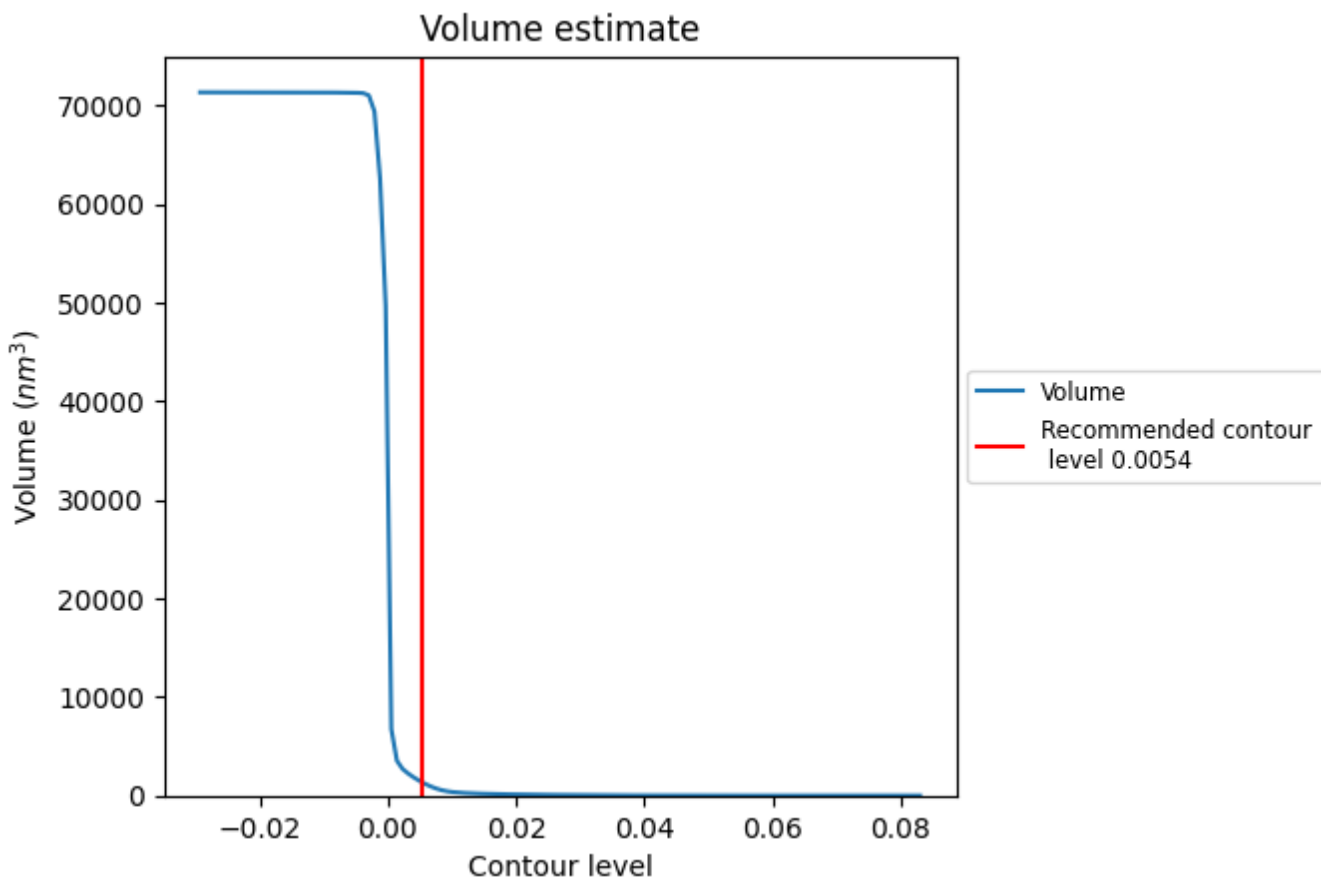
This section contains the results of statistical analysis of the map.

7.1 Map-value distribution [i](#)



The map-value distribution is plotted in 128 intervals along the x-axis. The y-axis is logarithmic. A spike in this graph at zero usually indicates that the volume has been masked.

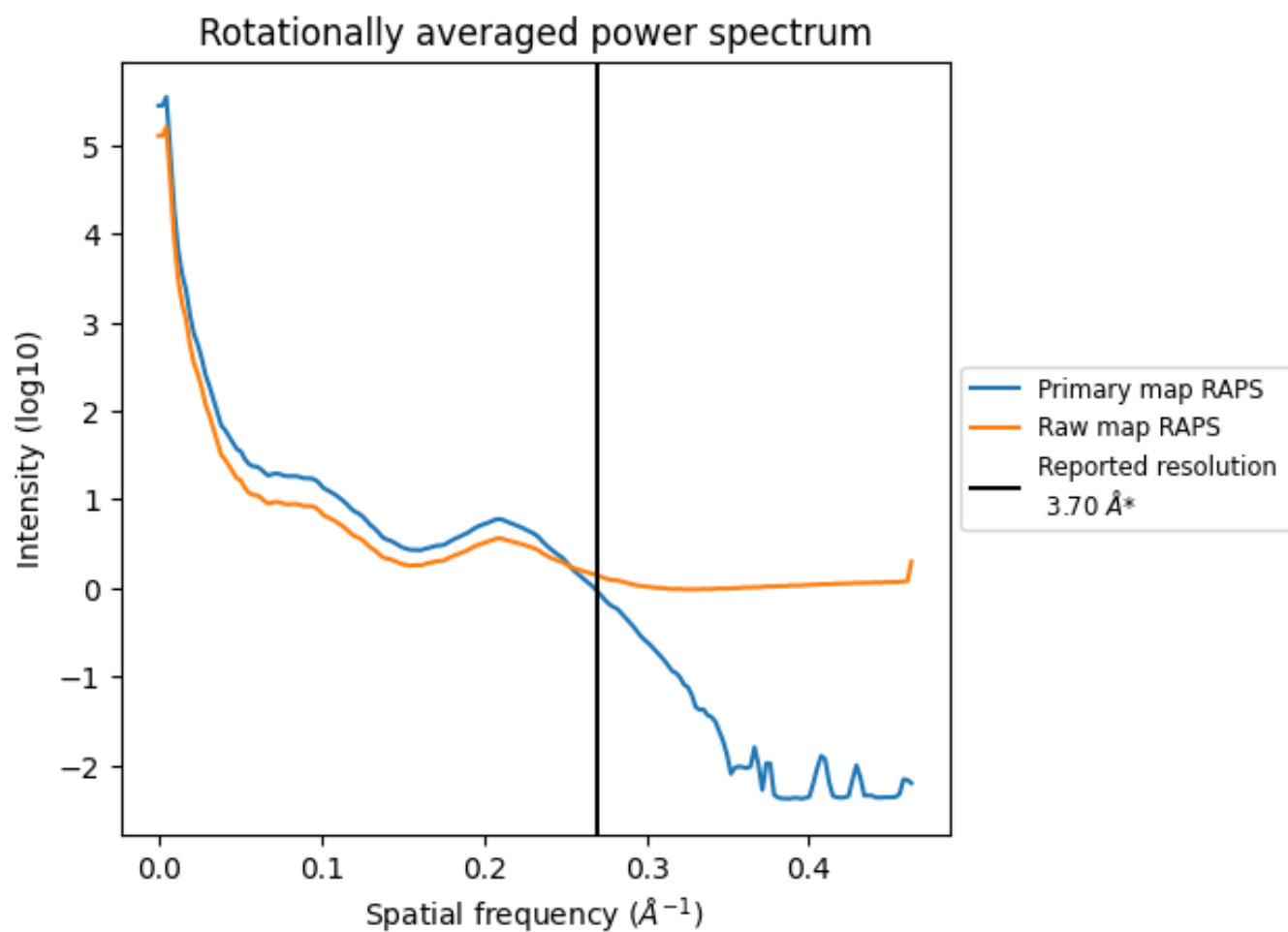
7.2 Volume estimate [\(i\)](#)



The volume at the recommended contour level is 1335 nm^3 ; this corresponds to an approximate mass of 1206 kDa.

The volume estimate graph shows how the enclosed volume varies with the contour level. The recommended contour level is shown as a vertical line and the intersection between the line and the curve gives the volume of the enclosed surface at the given level.

7.3 Rotationally averaged power spectrum i

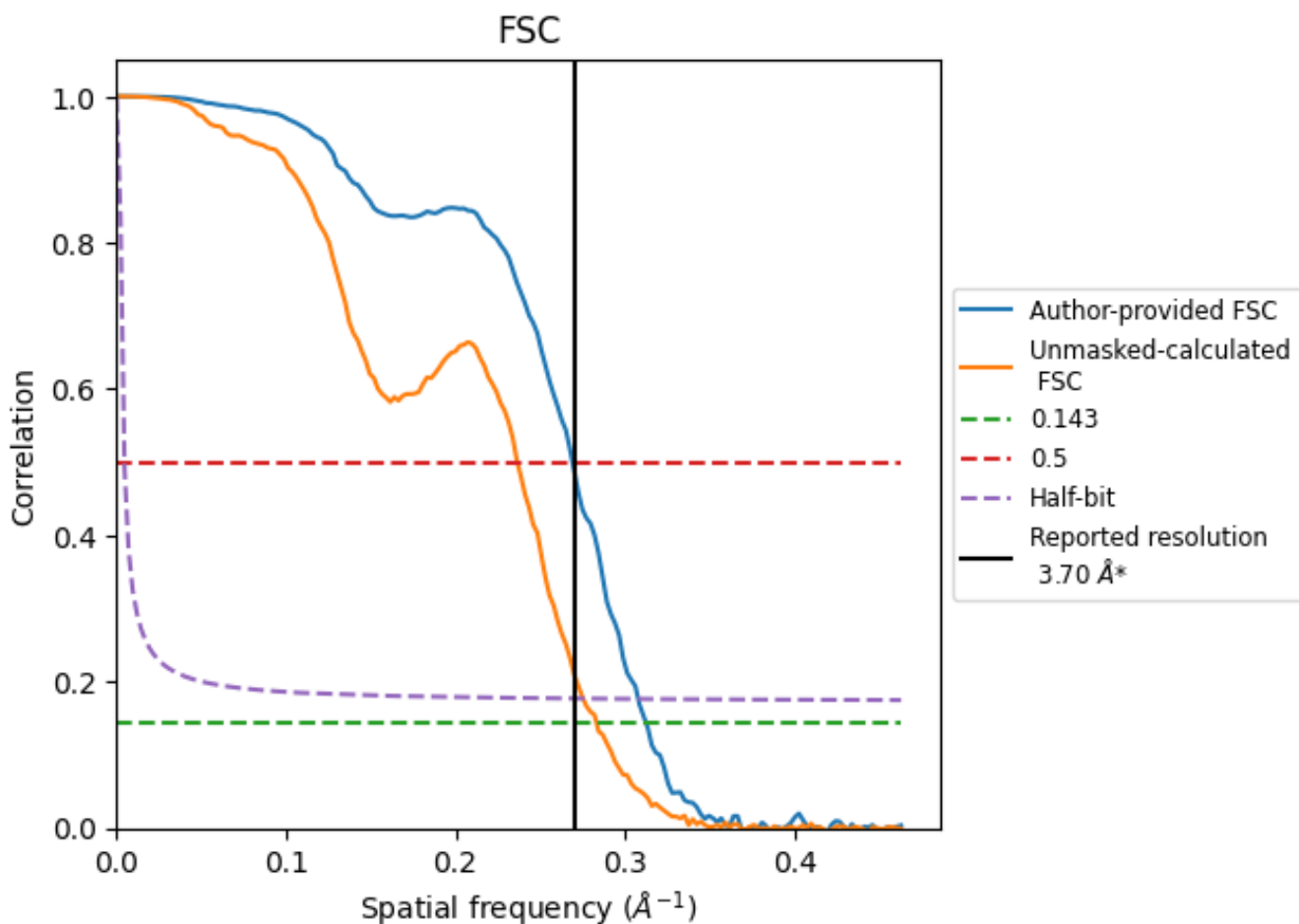


*Reported resolution corresponds to spatial frequency of 0.270 Å⁻¹

8 Fourier-Shell correlation [i](#)

Fourier-Shell Correlation (FSC) is the most commonly used method to estimate the resolution of single-particle and subtomogram-averaged maps. The shape of the curve depends on the imposed symmetry, mask and whether or not the two 3D reconstructions used were processed from a common reference. The reported resolution is shown as a black line. A curve is displayed for the half-bit criterion in addition to lines showing the 0.143 gold standard cut-off and 0.5 cut-off.

8.1 FSC [i](#)



*Reported resolution corresponds to spatial frequency of 0.270 \AA^{-1}

8.2 Resolution estimates [i](#)

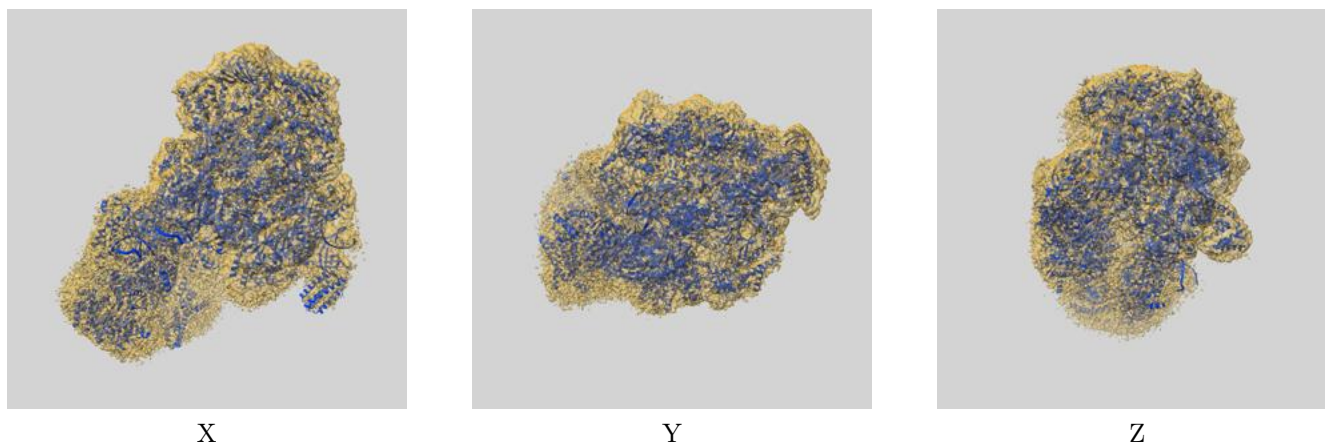
Resolution estimate (Å)	Estimation criterion (FSC cut-off)		
	0.143	0.5	Half-bit
Reported by author	3.70	-	-
Author-provided FSC curve	3.20	3.72	3.25
Unmasked-calculated*	3.53	4.23	3.63

*Resolution estimate based on FSC curve calculated by comparison of deposited half-maps. The value from author-provided FSC intersecting FSC 0.143 CUT-OFF 3.20 differs from the reported value 3.7 by more than 10 %

9 Map-model fit [i](#)

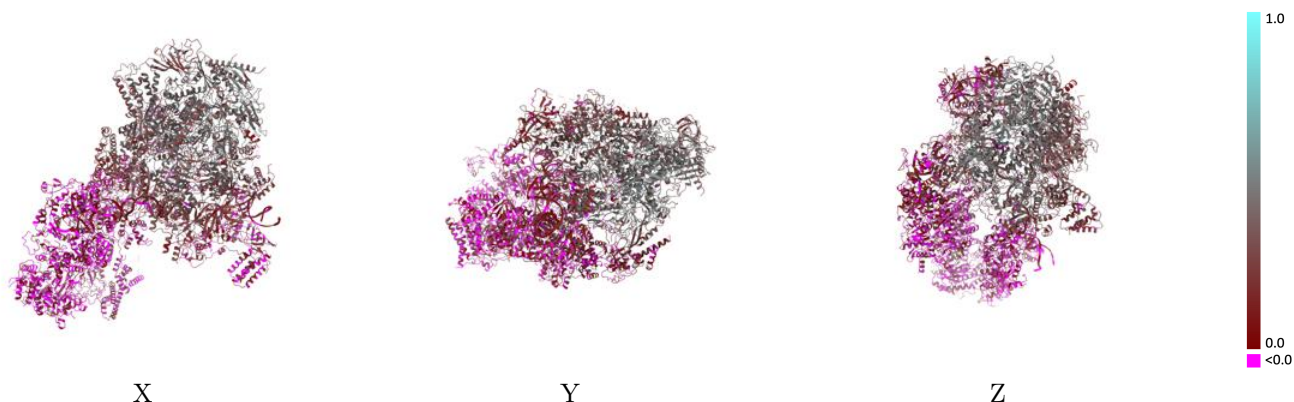
This section contains information regarding the fit between EMDB map EMD-42380 and PDB model 8UMI. Per-residue inclusion information can be found in section 3 on page 11.

9.1 Map-model overlay [i](#)




The images above show the 3D surface view of the map at the recommended contour level 0.0054 at 50% transparency in yellow overlaid with a ribbon representation of the model coloured in blue. These images allow for the visual assessment of the quality of fit between the atomic model and the map.

9.2 Q-score mapped to coordinate model [i](#)



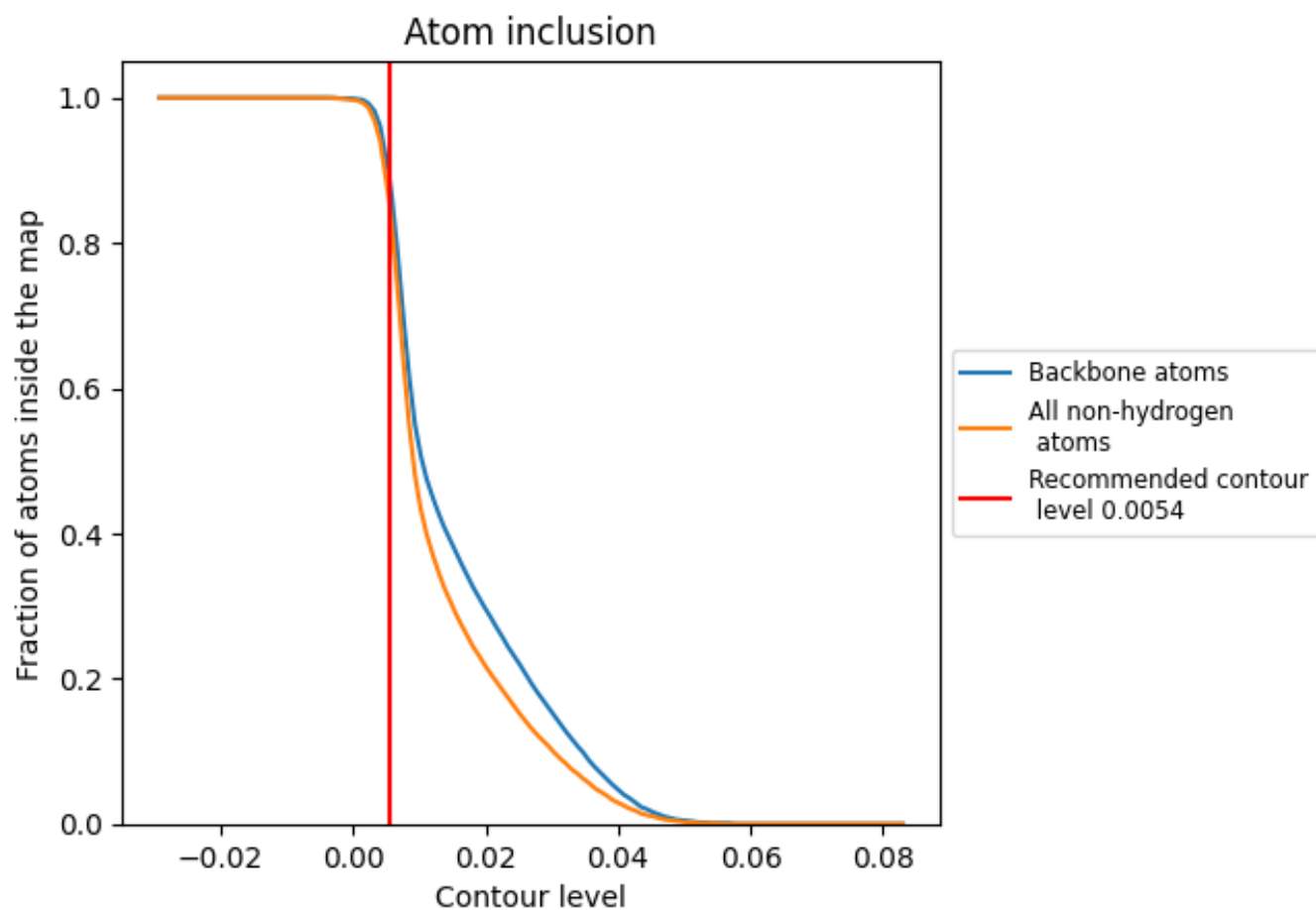
The images above show the model with each residue coloured according to its Q-score. This shows their resolvability in the map with higher Q-score values reflecting better resolvability. Please note: Q-score is calculating the resolvability of atoms, and thus high values are only expected at resolutions at which atoms can be resolved. Low Q-score values may therefore be expected for many entries.

9.3 Atom inclusion mapped to coordinate model [i](#)



The images above show the model with each residue coloured according to its atom inclusion. This shows to what extent they are inside the map at the recommended contour level (0.0054).































































9.4 Atom inclusion [i](#)



At the recommended contour level, 89% of all backbone atoms, 86% of all non-hydrogen atoms, are inside the map.

9.5 Map-model fit summary

The table lists the average atom inclusion at the recommended contour level (0.0054) and Q-score for the entire model and for each chain.

Chain	Atom inclusion	Q-score
All	 0.8600	 0.2050
0	 0.8550	 0.0420
1	 0.7390	 0.0160
2	 0.6880	 0.0100
4	 0.8760	 0.0130
5	 0.4550	 -0.0180
6	 0.8410	 0.0250
7	 0.7520	 0.0160
A	 0.9410	 0.3910
B	 0.9350	 0.3890
C	 0.9660	 0.4230
D	 0.7230	 0.1410
E	 0.9640	 0.3520
F	 0.9460	 0.4080
G	 0.8860	 0.2390
H	 0.9450	 0.3120
I	 0.9390	 0.2900
J	 0.9450	 0.4060
K	 0.9250	 0.4120
L	 0.9230	 0.2780
M	 0.7790	 0.2550
N	 0.7440	 0.1110
O	 0.9360	 0.1010
P	 0.9720	 0.1490
Q	 0.9080	 0.2310
S	 0.9230	 0.2020
T	 0.7540	 0.1120
U	 0.5920	 0.0610
V	 0.5680	 0.0410
W	 0.8770	 0.1670
X	 0.9570	 0.1000

