



Full wwPDB X-ray Structure Validation Report ⓘ

Jan 3, 2024 – 07:59 pm GMT

PDB ID : 4V5S
Title : The crystal structure of EF-Tu and G24A-tRNA-Trp bound to a cognate codon on the 70S ribosome.
Authors : Schmeing, T.M.; Voorhees, R.M.; Ramakrishnan, V.
Deposited on : 2010-12-07
Resolution : 3.10 Å (reported)

This is a Full wwPDB X-ray Structure Validation Report for a publicly released PDB entry.

We welcome your comments at validation@mail.wwpdb.org

A user guide is available at

<https://www.wwpdb.org/validation/2017/XrayValidationReportHelp>

with specific help available everywhere you see the ⓘ symbol.

The types of validation reports are described at

<http://www.wwpdb.org/validation/2017/FAQs#types>.

The following versions of software and data (see [references ⓘ](#)) were used in the production of this report:

MolProbity : 4.02b-467
Mogul : 1.8.4, CSD as541be (2020)
Xtriage (Phenix) : 1.13
EDS : 2.36
buster-report : 1.1.7 (2018)
Percentile statistics : 20191225.v01 (using entries in the PDB archive December 25th 2019)
Refmac : 5.8.0158
CCP4 : 7.0.044 (Gargrove)
Ideal geometry (proteins) : Engh & Huber (2001)
Ideal geometry (DNA, RNA) : Parkinson et al. (1996)
Validation Pipeline (wwPDB-VP) : 2.36

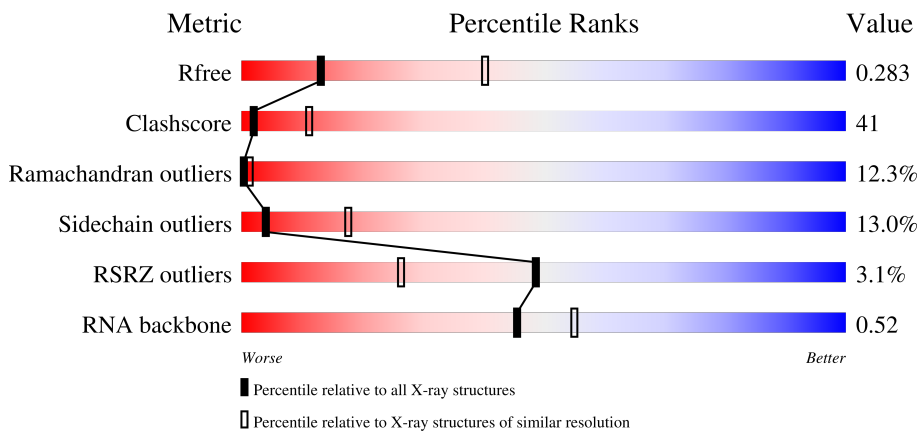
1 Overall quality at a glance i

The following experimental techniques were used to determine the structure:

X-RAY DIFFRACTION

The reported resolution of this entry is 3.10 Å.

Percentile scores (ranging between 0-100) for global validation metrics of the entry are shown in the following graphic. The table shows the number of entries on which the scores are based.



Metric	Whole archive (#Entries)	Similar resolution (#Entries, resolution range(Å))
R_{free}	130704	1094 (3.10-3.10)
Clashscore	141614	1184 (3.10-3.10)
Ramachandran outliers	138981	1141 (3.10-3.10)
Sidechain outliers	138945	1141 (3.10-3.10)
RSRZ outliers	127900	1067 (3.10-3.10)
RNA backbone	3102	1116 (3.40-2.80)

The table below summarises the geometric issues observed across the polymeric chains and their fit to the electron density. The red, orange, yellow and green segments of the lower bar indicate the fraction of residues that contain outliers for ≥ 3 , 2, 1 and 0 types of geometric quality criteria respectively. A grey segment represents the fraction of residues that are not modelled. The numeric value for each fraction is indicated below the corresponding segment, with a dot representing fractions $\leq 5\%$. The upper red bar (where present) indicates the fraction of residues that have poor fit to the electron density. The numeric value is given above the bar.

Mol	Chain	Length	Quality of chain
1	AA	1522	
1	CA	1522	
2	AB	256	
2	CB	256	

Continued on next page...

Continued from previous page...

Mol	Chain	Length	Quality of chain
3	AC	239	
3	CC	239	
4	AD	209	
4	CD	209	
5	AE	162	
5	CE	162	
6	AF	101	
6	CF	101	
7	AG	156	
7	CG	156	
8	AH	138	
8	CH	138	
9	AI	128	
9	CI	128	
10	AJ	105	
10	CJ	105	
11	AK	129	
11	CK	129	
12	AL	131	
12	CL	131	
13	AM	126	
13	CM	126	
14	AN	61	
14	CN	61	
15	AO	89	

Continued on next page...

Continued from previous page...

Mol	Chain	Length	Quality of chain
15	CO	89	45% 45% 8% ..
16	AP	88	28% 55% 11% 6%
16	CP	88	34% 49% 11% 6%
17	AQ	105	39% 49% 7% 6%
17	CQ	105	33% 52% 7% 6%
18	AR	88	31% 47% .. 20%
18	CR	88	26% 48% 6% 20%
19	AS	93	30% 37% 13% 16%
19	CS	93	12% 56% 13% 16%
20	AT	106	27% 53% 12% 7%
20	CT	106	28% 50% 14% 7%
21	AU	27	15% 67% 7% 11%
21	CU	27	26% 59% 11% 4%
22	AV	76	25% 46% 28% .
22	AW	76	26% 51% 21% .
22	CV	76	34% 42% 22% .
22	CW	76	13% 64% 22% 3%
23	AX	27	15% 30% 15% 37%
23	CX	27	15% 22% 19% 7% 37%
24	AY	77	18% 45% 26% 10%
24	CY	77	14% 52% 23% 10%
25	AZ	405	25% 54% 15% 5%
25	CZ	405	21% 58% 14% 5%
26	B0	85	36% 51% 11% ..
26	D0	85	31% 55% 12% ..


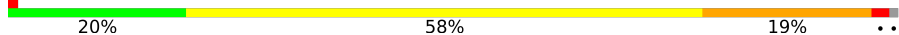
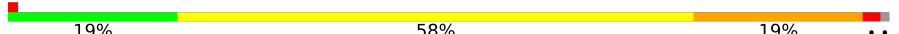
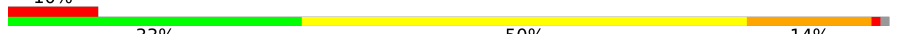
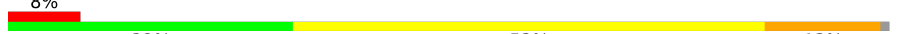




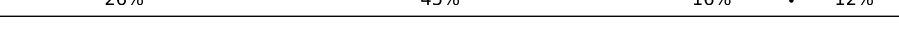




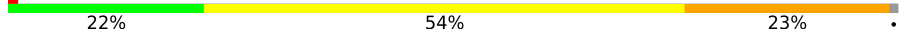
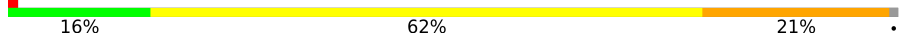

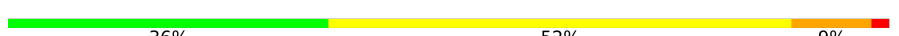
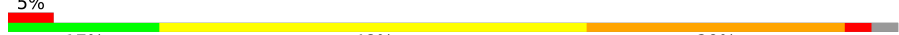




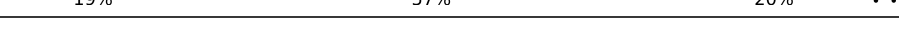

Continued on next page...

Continued from previous page...

Mol	Chain	Length	Quality of chain
27	B1	98	
27	D1	98	
28	B2	72	
28	D2	72	
29	B3	60	
29	D3	60	
30	B4	71	
30	D4	71	
31	B5	60	
31	D5	60	
32	B6	54	
32	D6	54	
33	B7	49	
33	D7	49	
34	B8	65	
34	D8	65	
35	B9	37	
35	D9	37	
36	BA	2915	
36	DA	2915	
37	BB	122	
37	DB	122	
38	BC	229	
38	DC	229	
39	BD	276	

Continued on next page...

Continued from previous page...

Mol	Chain	Length	Quality of chain
39	DD	276	 34% 47% 17% .
40	BE	206	 20% 58% 19% ..
40	DE	206	 19% 58% 19% ..
41	BF	210	 10% 33% 50% 14% ..
41	DF	210	 8% 32% 53% 13% .
42	BG	182	 3% 19% 59% 19% ..
42	DG	182	 7% 16% 57% 22% ..
43	BH	180	 14% 26% 44% 17% . 12%
43	DH	180	 9% 26% 45% 16% . 12%
44	BJ	173	 54% 21% 25%
44	DJ	173	 50% 25% 25%
45	BK	147	 76% 19% 5%
45	DK	147	 79% 16% 5%
46	BN	140	 22% 54% 23% .
46	DN	140	 16% 62% 21% .
47	BO	122	 35% 52% 11% .
47	DO	122	 36% 52% 9% .
48	BP	150	 5% 17% 48% 29% ..
48	DP	150	 6% 18% 46% 29% ..
49	BQ	141	 2% 28% 57% 13% .
49	DQ	141	 35% 50% 13% .
50	BR	118	 19% 57% 20% ..
50	DR	118	 18% 55% 24% ..
51	BS	112	 4% 12% 54% 19% . 12%
51	DS	112	 4% 12% 50% 22% . 12%

Continued on next page...

Continued from previous page...

Mol	Chain	Length	Quality of chain
52	BT	146	
52	DT	146	
53	BU	118	
53	DU	118	
54	BV	101	
54	DV	101	
55	BW	113	
55	DW	113	
56	BX	96	
56	DX	96	
57	BY	110	
57	DY	110	
58	BZ	206	
58	DZ	206	

The following table lists non-polymeric compounds, carbohydrate monomers and non-standard residues in protein, DNA, RNA chains that are outliers for geometric or electron-density-fit criteria:

Mol	Type	Chain	Res	Chirality	Geometry	Clashes	Electron density
24	H2U	AY	16	-	-	-	X
24	H2U	CY	17	-	-	-	X
59	ZN	AD	301	-	-	X	-
60	GDP	CZ	501	-	-	X	-
61	KIR	CZ	502	-	-	-	X

2 Entry composition [i](#)

There are 61 unique types of molecules in this entry. The entry contains 307196 atoms, of which 0 are hydrogens and 0 are deuteriums.

In the tables below, the ZeroOcc column contains the number of atoms modelled with zero occupancy, the AltConf column contains the number of residues with at least one atom in alternate conformation and the Trace column contains the number of residues modelled with at most 2 atoms.

- Molecule 1 is a RNA chain called 16S RRNA.

Mol	Chain	Residues	Atoms					ZeroOcc	AltConf	Trace
			Total	C	N	O	P			
1	AA	1504	Total 32329	C 14390	N 5992	O 10444	P 1503	0	0	0
1	CA	1504	Total 32329	C 14390	N 5992	O 10444	P 1503	0	0	0

- Molecule 2 is a protein called 30S RIBOSOMAL PROTEIN S2.

Mol	Chain	Residues	Atoms					ZeroOcc	AltConf	Trace
			Total	C	N	O	S			
2	AB	234	Total 1900	C 1213	N 341	O 341	S 5	0	0	0
2	CB	234	Total 1900	C 1213	N 341	O 341	S 5	0	0	0

- Molecule 3 is a protein called 30S RIBOSOMAL PROTEIN S3.

Mol	Chain	Residues	Atoms					ZeroOcc	AltConf	Trace
			Total	C	N	O	S			
3	AC	206	Total 1612	C 1016	N 314	O 281	S 1	0	0	0
3	CC	206	Total 1612	C 1016	N 314	O 281	S 1	0	0	0

- Molecule 4 is a protein called 30S RIBOSOMAL PROTEIN S4.

Mol	Chain	Residues	Atoms					ZeroOcc	AltConf	Trace
			Total	C	N	O	S			
4	AD	208	Total 1703	C 1066	N 339	O 291	S 7	0	0	0
4	CD	208	Total 1703	C 1066	N 339	O 291	S 7	0	0	0

- Molecule 5 is a protein called 30S RIBOSOMAL PROTEIN S5.

Mol	Chain	Residues	Atoms					ZeroOcc	AltConf	Trace
5	AE	150	Total	C	N	O	S	0	0	0
			1146	724	217	201	4			
5	CE	150	Total	C	N	O	S	0	0	0
			1146	724	217	201	4			

- Molecule 6 is a protein called 30S RIBOSOMAL PROTEIN S6.

Mol	Chain	Residues	Atoms					ZeroOcc	AltConf	Trace
6	AF	101	Total	C	N	O	S	0	0	0
			843	531	155	154	3			
6	CF	101	Total	C	N	O	S	0	0	0
			843	531	155	154	3			

- Molecule 7 is a protein called 30S RIBOSOMAL PROTEIN S7.

Mol	Chain	Residues	Atoms					ZeroOcc	AltConf	Trace
7	AG	155	Total	C	N	O	S	0	0	0
			1257	781	252	218	6			
7	CG	155	Total	C	N	O	S	0	0	0
			1257	781	252	218	6			

- Molecule 8 is a protein called 30S RIBOSOMAL PROTEIN S8.

Mol	Chain	Residues	Atoms					ZeroOcc	AltConf	Trace
8	AH	138	Total	C	N	O	S	0	0	0
			1116	705	215	193	3			
8	CH	138	Total	C	N	O	S	0	0	0
			1116	705	215	193	3			

- Molecule 9 is a protein called 30S RIBOSOMAL PROTEIN S9.

Mol	Chain	Residues	Atoms				ZeroOcc	AltConf	Trace
9	AI	127	Total	C	N	O	0	0	0
			1010	639	197	174			
9	CI	127	Total	C	N	O	0	0	0
			1010	639	197	174			

- Molecule 10 is a protein called 30S RIBOSOMAL PROTEIN S10.

Mol	Chain	Residues	Atoms					ZeroOcc	AltConf	Trace
10	AJ	98	Total	C	N	O	S	0	0	0
			794	499	156	138	1			

Continued on next page...

Continued from previous page...

Mol	Chain	Residues	Atoms					ZeroOcc	AltConf	Trace
			Total	C	N	O	S			
10	CJ	98	794	499	156	138	1	0	0	0

- Molecule 11 is a protein called 30S RIBOSOMAL PROTEIN S11.

Mol	Chain	Residues	Atoms					ZeroOcc	AltConf	Trace
			Total	C	N	O	S			
11	AK	119	885	549	168	165	3	0	0	0
11	CK	119	885	549	168	165	3	0	0	0

- Molecule 12 is a protein called 30S RIBOSOMAL PROTEIN S12.

Mol	Chain	Residues	Atoms					ZeroOcc	AltConf	Trace
			Total	C	N	O	S			
12	AL	124	970	611	195	163	1	0	0	0
12	CL	124	970	611	195	163	1	0	0	0

- Molecule 13 is a protein called 30S RIBOSOMAL PROTEIN S13.

Mol	Chain	Residues	Atoms					ZeroOcc	AltConf	Trace
			Total	C	N	O	S			
13	AM	124	987	611	205	169	2	0	0	0
13	CM	124	987	611	205	169	2	0	0	0

- Molecule 14 is a protein called 30S RIBOSOMAL PROTEIN S14.

Mol	Chain	Residues	Atoms					ZeroOcc	AltConf	Trace
			Total	C	N	O	S			
14	AN	60	492	312	104	72	4	0	0	0
14	CN	60	492	312	104	72	4	0	0	0

- Molecule 15 is a protein called 30S RIBOSOMAL PROTEIN S15.

Mol	Chain	Residues	Atoms					ZeroOcc	AltConf	Trace
			Total	C	N	O	S			
15	AO	88	734	459	147	126	2	0	0	0
15	CO	88	734	459	147	126	2	0	0	0

- Molecule 16 is a protein called 30S RIBOSOMAL PROTEIN S16.

Mol	Chain	Residues	Atoms					ZeroOcc	AltConf	Trace
			Total	C	N	O	S			
16	AP	83	Total 700	C 443	N 139	O 117	S 1	0	0	0
16	CP	83	Total 700	C 443	N 139	O 117	S 1	0	0	0

- Molecule 17 is a protein called 30S RIBOSOMAL PROTEIN S17.

Mol	Chain	Residues	Atoms					ZeroOcc	AltConf	Trace
			Total	C	N	O	S			
17	AQ	99	Total 823	C 528	N 151	O 142	S 2	0	0	0
17	CQ	99	Total 823	C 528	N 151	O 142	S 2	0	0	0

- Molecule 18 is a protein called 30S RIBOSOMAL PROTEIN S18.

Mol	Chain	Residues	Atoms				ZeroOcc	AltConf	Trace
			Total	C	N	O			
18	AR	70	Total 574	C 367	N 112	O 95	0	0	0
18	CR	70	Total 574	C 367	N 112	O 95	0	0	0

- Molecule 19 is a protein called 30S RIBOSOMAL PROTEIN S19.

Mol	Chain	Residues	Atoms					ZeroOcc	AltConf	Trace
			Total	C	N	O	S			
19	AS	78	Total 629	C 403	N 114	O 110	S 2	0	0	0
19	CS	78	Total 629	C 403	N 114	O 110	S 2	0	0	0

- Molecule 20 is a protein called 30S RIBOSOMAL PROTEIN S20.

Mol	Chain	Residues	Atoms					ZeroOcc	AltConf	Trace
			Total	C	N	O	S			
20	AT	99	Total 763	C 470	N 162	O 129	S 2	0	0	0
20	CT	99	Total 763	C 470	N 162	O 129	S 2	0	0	0

- Molecule 21 is a protein called 30S RIBOSOMAL PROTEIN THX.

Mol	Chain	Residues	Atoms				ZeroOcc	AltConf	Trace
21	AU	24	Total	C	N	O	0	0	0
			208	128	50	30			
21	CU	24	Total	C	N	O	0	0	0
			208	128	50	30			

- Molecule 22 is a RNA chain called E-SITE TRNA PHE OR P-SITE TRNA PHE.

Mol	Chain	Residues	Atoms					ZeroOcc	AltConf	Trace
22	AV	76	Total	C	N	O	P	0	0	0
			1619	723	290	531	75			
22	AW	76	Total	C	N	O	P	0	0	0
			1619	723	290	531	75			
22	CV	76	Total	C	N	O	P	0	0	0
			1619	723	290	531	75			
22	CW	76	Total	C	N	O	P	0	0	0
			1619	723	290	531	75			

- Molecule 23 is a RNA chain called MRNA.

Mol	Chain	Residues	Atoms					ZeroOcc	AltConf	Trace
23	AX	17	Total	C	N	O	P	0	0	0
			362	164	68	114	16			
23	CX	17	Total	C	N	O	P	0	0	0
			362	164	68	114	16			

- Molecule 24 is a RNA chain called A-SITE TRNA G24A TRP-TRNA TRP.

Mol	Chain	Residues	Atoms						ZeroOcc	AltConf	Trace
24	AY	77	Total	C	N	O	P	S	0	0	0
			1644	742	289	535	76	2			
24	CY	77	Total	C	N	O	P	S	0	0	0
			1644	742	289	535	76	2			

- Molecule 25 is a protein called ELONGATION FACTOR TU.

Mol	Chain	Residues	Atoms					ZeroOcc	AltConf	Trace
25	AZ	385	Total	C	N	O	S	0	0	0
			2984	1885	524	563	12			
25	CZ	385	Total	C	N	O	S	0	0	0
			2984	1885	524	563	12			

- Molecule 26 is a protein called 50S RIBOSOMAL PROTEIN L27.

Mol	Chain	Residues	Atoms					ZeroOcc	AltConf	Trace
26	B0	84	Total	C	N	O	S	0	0	0
			662	410	140	111	1			
26	D0	84	Total	C	N	O	S	0	0	0
			662	410	140	111	1			

- Molecule 27 is a protein called 50S RIBOSOMAL PROTEIN L28.

Mol	Chain	Residues	Atoms					ZeroOcc	AltConf	Trace
27	B1	93	Total	C	N	O	S	0	0	0
			731	460	145	125	1			
27	D1	93	Total	C	N	O	S	0	0	0
			731	460	145	125	1			

- Molecule 28 is a protein called 50S RIBOSOMAL PROTEIN L29.

Mol	Chain	Residues	Atoms					ZeroOcc	AltConf	Trace
28	B2	71	Total	C	N	O	S	0	0	0
			598	370	121	106	1			
28	D2	71	Total	C	N	O	S	0	0	0
			598	370	121	106	1			

- Molecule 29 is a protein called 50S RIBOSOMAL PROTEIN L30.

Mol	Chain	Residues	Atoms					ZeroOcc	AltConf	Trace
29	B3	59	Total	C	N	O	S	0	0	0
			467	298	90	78	1			
29	D3	59	Total	C	N	O	S	0	0	0
			467	298	90	78	1			

- Molecule 30 is a protein called 50S RIBOSOMAL PROTEIN L31.

Mol	Chain	Residues	Atoms					ZeroOcc	AltConf	Trace
30	B4	44	Total	C	N	O	S	0	0	0
			340	218	57	61	4			
30	D4	44	Total	C	N	O	S	0	0	0
			340	218	57	61	4			

- Molecule 31 is a protein called 50S RIBOSOMAL PROTEIN L32.

Mol	Chain	Residues	Atoms					ZeroOcc	AltConf	Trace
31	B5	59	Total	C	N	O	S	0	0	0
			459	288	90	76	5			

Continued on next page...

Continued from previous page...

Mol	Chain	Residues	Atoms					ZeroOcc	AltConf	Trace
31	D5	59	Total	C	N	O	S	0	0	0
			459	288	90	76	5			

- Molecule 32 is a protein called 50S RIBOSOMAL PROTEIN L33.

Mol	Chain	Residues	Atoms					ZeroOcc	AltConf	Trace
32	B6	50	Total	C	N	O	S	0	0	0
			433	270	88	71	4			
32	D6	50	Total	C	N	O	S	0	0	0
			433	270	88	71	4			

- Molecule 33 is a protein called 50S RIBOSOMAL PROTEIN L34.

Mol	Chain	Residues	Atoms					ZeroOcc	AltConf	Trace
33	B7	48	Total	C	N	O	S	0	0	0
			418	257	104	55	2			
33	D7	48	Total	C	N	O	S	0	0	0
			418	257	104	55	2			

- Molecule 34 is a protein called 50S RIBOSOMAL PROTEIN L35.

Mol	Chain	Residues	Atoms					ZeroOcc	AltConf	Trace
34	B8	63	Total	C	N	O	S	0	0	0
			507	326	101	78	2			
34	D8	63	Total	C	N	O	S	0	0	0
			507	326	101	78	2			

- Molecule 35 is a protein called 50S RIBOSOMAL PROTEIN L36.

Mol	Chain	Residues	Atoms					ZeroOcc	AltConf	Trace
35	B9	37	Total	C	N	O	S	0	0	0
			307	188	68	47	4			
35	D9	37	Total	C	N	O	S	0	0	0
			307	188	68	47	4			

- Molecule 36 is a RNA chain called 23S RIBOSOMAL RNA.

Mol	Chain	Residues	Atoms					ZeroOcc	AltConf	Trace
36	BA	2901	Total	C	N	O	P	0	0	0
			62477	27807	11683	20087	2900			
36	DA	2901	Total	C	N	O	P	0	0	0
			62477	27807	11683	20087	2900			

- Molecule 37 is a RNA chain called 5S RIBOSOMAL RNA.

Mol	Chain	Residues	Atoms					ZeroOcc	AltConf	Trace
			Total	C	N	O	P			
37	BB	119	2551	1136	471	826	118	0	0	0
37	DB	119	2551	1136	471	826	118	0	0	0

- Molecule 38 is a protein called 50S RIBOSOMAL PROTEIN L1.

Mol	Chain	Residues	Atoms					ZeroOcc	AltConf	Trace
			Total	C	N	O	S			
38	BC	228	1742	1101	319	319	3	0	0	0
38	DC	228	1742	1101	319	319	3	0	0	0

- Molecule 39 is a protein called 50S RIBOSOMAL PROTEIN L2.

Mol	Chain	Residues	Atoms					ZeroOcc	AltConf	Trace
			Total	C	N	O	S			
39	BD	275	2145	1353	428	361	3	0	0	0
39	DD	275	2145	1353	428	361	3	0	0	0

- Molecule 40 is a protein called 50S RIBOSOMAL PROTEIN L3.

Mol	Chain	Residues	Atoms					ZeroOcc	AltConf	Trace
			Total	C	N	O	S			
40	BE	204	1563	988	299	270	6	0	0	0
40	DE	204	1563	988	299	270	6	0	0	0

- Molecule 41 is a protein called 50S RIBOSOMAL PROTEIN L4.

Mol	Chain	Residues	Atoms					ZeroOcc	AltConf	Trace
			Total	C	N	O	S			
41	BF	207	1623	1035	303	282	3	0	0	0
41	DF	207	1623	1035	303	282	3	0	0	0

- Molecule 42 is a protein called 50S RIBOSOMAL PROTEIN L5.

Mol	Chain	Residues	Atoms					ZeroOcc	AltConf	Trace
42	BG	181	Total	C	N	O	S	0	0	0
			1474	942	268	260	4			
42	DG	181	Total	C	N	O	S	0	0	0
			1474	942	268	260	4			

- Molecule 43 is a protein called 50S RIBOSOMAL PROTEIN L6.

Mol	Chain	Residues	Atoms					ZeroOcc	AltConf	Trace
43	BH	159	Total	C	N	O	S	0	0	0
			1222	773	228	220	1			
43	DH	159	Total	C	N	O	S	0	0	0
			1222	773	228	220	1			

- Molecule 44 is a protein called 50S RIBOSOMAL PROTEIN L10.

Mol	Chain	Residues	Atoms				ZeroOcc	AltConf	Trace
44	BJ	130	Total	C	N	O	0	0	0
			651	391	130	130			
44	DJ	130	Total	C	N	O	0	0	0
			651	391	130	130			

- Molecule 45 is a protein called 50S RIBOSOMAL PROTEIN L11.

Mol	Chain	Residues	Atoms				ZeroOcc	AltConf	Trace
45	BK	140	Total	C	N	O	0	0	0
			700	420	140	140			
45	DK	140	Total	C	N	O	0	0	0
			700	420	140	140			

- Molecule 46 is a protein called 50S RIBOSOMAL PROTEIN L13.

Mol	Chain	Residues	Atoms					ZeroOcc	AltConf	Trace
46	BN	138	Total	C	N	O	S	0	0	0
			1104	712	206	182	4			
46	DN	138	Total	C	N	O	S	0	0	0
			1104	712	206	182	4			

- Molecule 47 is a protein called 50S RIBOSOMAL PROTEIN L14.

Mol	Chain	Residues	Atoms					ZeroOcc	AltConf	Trace
47	BO	122	Total	C	N	O	S	0	0	0
			933	588	171	170	4			

Continued on next page...

Continued from previous page...

Mol	Chain	Residues	Atoms					ZeroOcc	AltConf	Trace
47	DO	122	Total	C	N	O	S	0	0	0
			933	588	171	170	4			

- Molecule 48 is a protein called 50S RIBOSOMAL PROTEIN L15.

Mol	Chain	Residues	Atoms					ZeroOcc	AltConf	Trace
48	BP	146	Total	C	N	O	S	0	0	0
			1114	692	227	193	2			
48	DP	146	Total	C	N	O	S	0	0	0
			1114	692	227	193	2			

- Molecule 49 is a protein called 50S RIBOSOMAL PROTEIN L16.

Mol	Chain	Residues	Atoms					ZeroOcc	AltConf	Trace
49	BQ	141	Total	C	N	O	S	0	0	0
			1122	715	212	188	7			
49	DQ	141	Total	C	N	O	S	0	0	0
			1122	715	212	188	7			

- Molecule 50 is a protein called 50S RIBOSOMAL PROTEIN L17.

Mol	Chain	Residues	Atoms				ZeroOcc	AltConf	Trace
50	BR	117	Total	C	N	O	0	0	0
			960	599	202	159			
50	DR	117	Total	C	N	O	0	0	0
			960	599	202	159			

- Molecule 51 is a protein called 50S RIBOSOMAL PROTEIN L18.

Mol	Chain	Residues	Atoms				ZeroOcc	AltConf	Trace
51	BS	98	Total	C	N	O	0	0	0
			770	486	154	130			
51	DS	98	Total	C	N	O	0	0	0
			770	486	154	130			

- Molecule 52 is a protein called 50S RIBOSOMAL PROTEIN L19.

Mol	Chain	Residues	Atoms					ZeroOcc	AltConf	Trace
52	BT	137	Total	C	N	O	S	0	0	0
			1141	710	234	196	1			
52	DT	137	Total	C	N	O	S	0	0	0
			1141	710	234	196	1			

- Molecule 53 is a protein called 50S RIBOSOMAL PROTEIN L20.

Mol	Chain	Residues	Atoms					ZeroOcc	AltConf	Trace
			Total	C	N	O	S			
53	BU	117	Total 958	C 604	N 202	O 151	S 1	0	0	0
53	DU	117	Total 958	C 604	N 202	O 151	S 1	0	0	0

- Molecule 54 is a protein called 50S RIBOSOMAL PROTEIN L21.

Mol	Chain	Residues	Atoms					ZeroOcc	AltConf	Trace
			Total	C	N	O	S			
54	BV	101	Total 779	C 501	N 142	O 135	S 1	0	0	0
54	DV	101	Total 779	C 501	N 142	O 135	S 1	0	0	0

- Molecule 55 is a protein called 50S RIBOSOMAL PROTEIN L22.

Mol	Chain	Residues	Atoms					ZeroOcc	AltConf	Trace
			Total	C	N	O	S			
55	BW	113	Total 896	C 563	N 176	O 155	S 2	0	0	0
55	DW	113	Total 896	C 563	N 176	O 155	S 2	0	0	0

- Molecule 56 is a protein called 50S RIBOSOMAL PROTEIN L23.

Mol	Chain	Residues	Atoms				ZeroOcc	AltConf	Trace
			Total	C	N	O			
56	BX	92	Total 725	C 471	N 131	O 123	0	0	0
56	DX	92	Total 725	C 471	N 131	O 123	0	0	0

- Molecule 57 is a protein called 50S RIBOSOMAL PROTEIN L24.

Mol	Chain	Residues	Atoms					ZeroOcc	AltConf	Trace
			Total	C	N	O	S			
57	BY	100	Total 775	C 500	N 148	O 123	S 4	0	0	0
57	DY	100	Total 775	C 500	N 148	O 123	S 4	0	0	0

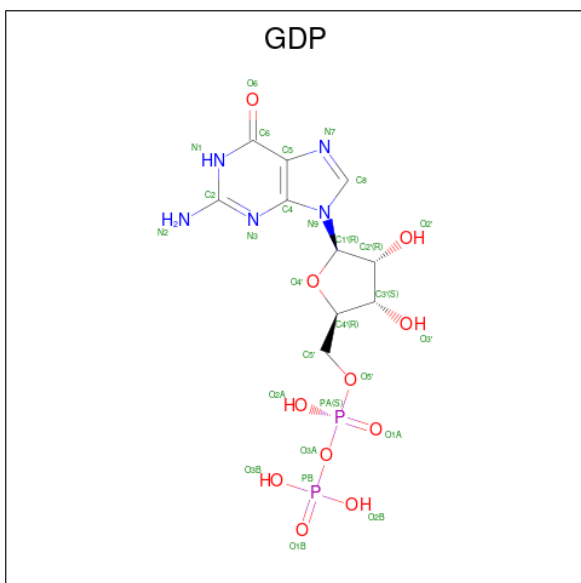
- Molecule 58 is a protein called 50S RIBOSOMAL PROTEIN L25.

Mol	Chain	Residues	Atoms					ZeroOcc	AltConf	Trace
58	BZ	183	Total	C	N	O	S	0	0	0
			1459	932	260	265	2			
58	DZ	183	Total	C	N	O	S	0	0	0
			1459	932	260	265	2			

- Molecule 59 is ZINC ION (three-letter code: ZN) (formula: Zn).

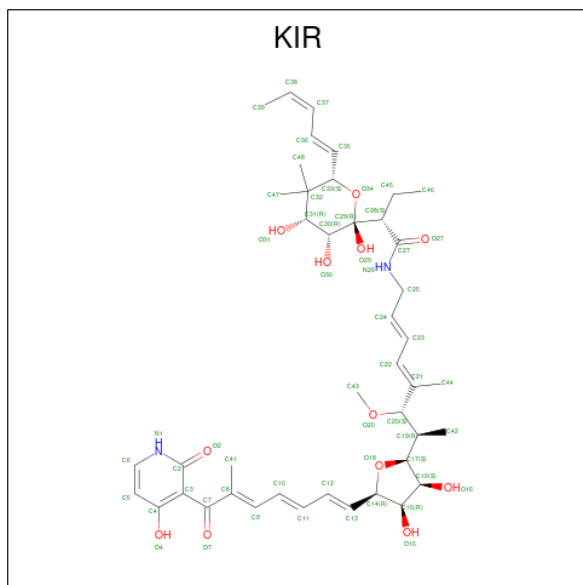
Mol	Chain	Residues	Atoms		ZeroOcc	AltConf
59	AD	1	Total	Zn	0	0
			1	1		
59	AN	1	Total	Zn	0	0
			1	1		
59	B4	1	Total	Zn	0	0
			1	1		
59	B9	1	Total	Zn	0	0
			1	1		
59	CD	1	Total	Zn	0	0
			1	1		
59	CN	1	Total	Zn	0	0
			1	1		
59	D4	1	Total	Zn	0	0
			1	1		
59	D9	1	Total	Zn	0	0
			1	1		

- Molecule 60 is GUANOSINE-5'-DIPHOSPHATE (three-letter code: GDP) (formula: $C_{10}H_{15}N_5O_{11}P_2$).



Mol	Chain	Residues	Atoms					ZeroOcc	AltConf
			Total	C	N	O	P		
60	AZ	1	28	10	5	11	2	0	0
60	CZ	1	28	10	5	11	2	0	0

- Molecule 61 is KIRROMYCIN (three-letter code: KIR) (formula: $C_{43}H_{60}N_2O_{12}$).




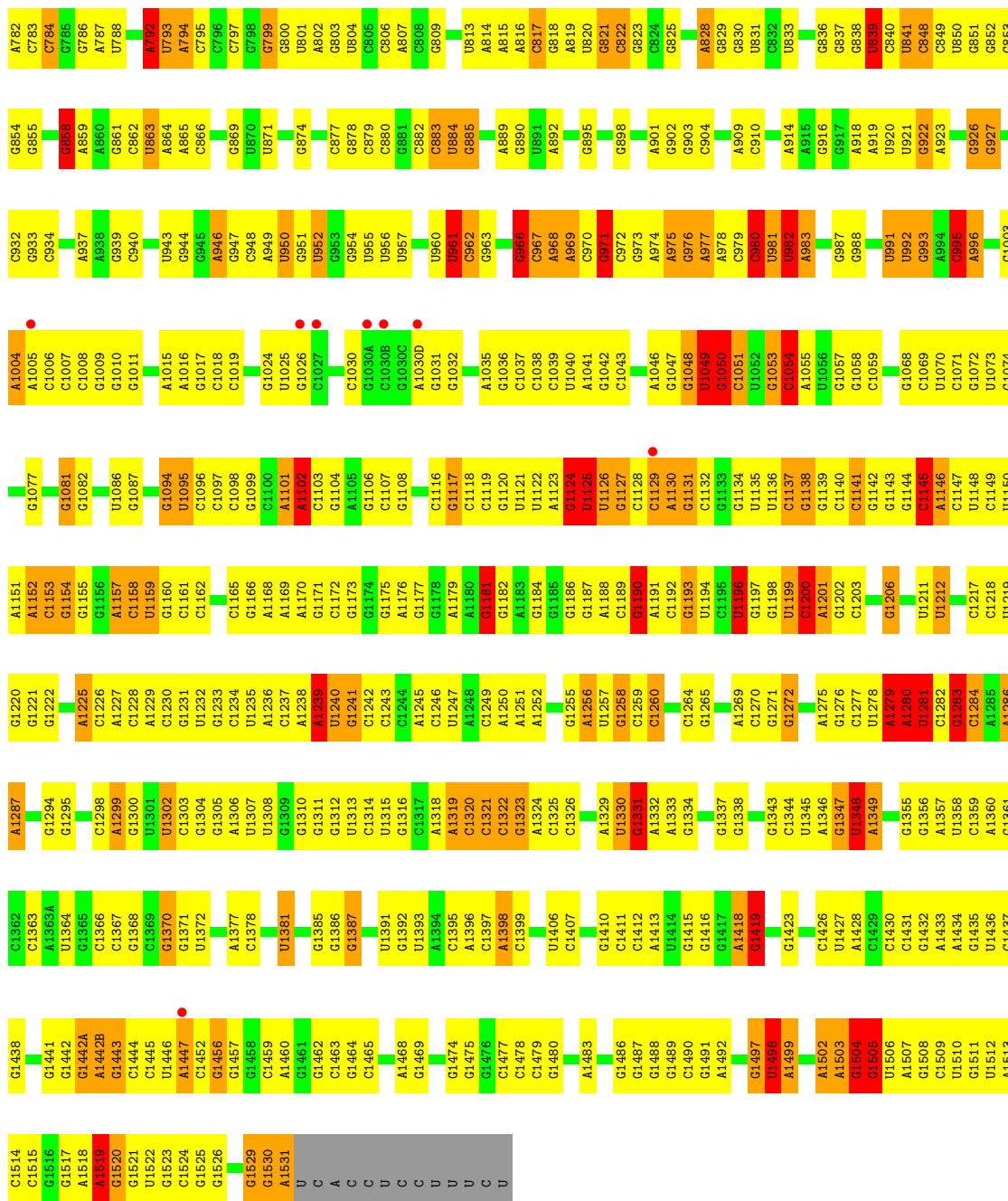
Mol	Chain	Residues	Atoms					ZeroOcc	AltConf
			Total	C	N	O	P		
61	AZ	1	57	43	2	12	0	0	
61	CZ	1	57	43	2	12	0	0	

3 Residue-property plots

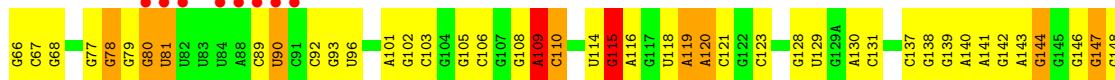
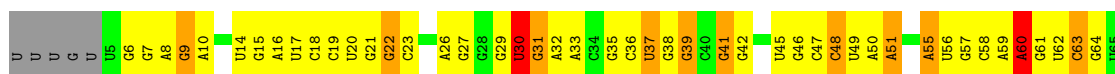
These plots are drawn for all protein, RNA, DNA and oligosaccharide chains in the entry. The first graphic for a chain summarises the proportions of the various outlier classes displayed in the second graphic. The second graphic shows the sequence view annotated by issues in geometry and electron density. Residues are color-coded according to the number of geometric quality criteria for which they contain at least one outlier: green = 0, yellow = 1, orange = 2 and red = 3 or more. A red dot above a residue indicates a poor fit to the electron density ($RSRZ > 2$). Stretches of 2 or more consecutive residues without any outlier are shown as a green connector. Residues present in the sample, but not in the model, are shown in grey.

- Molecule 1: 16S RRNA

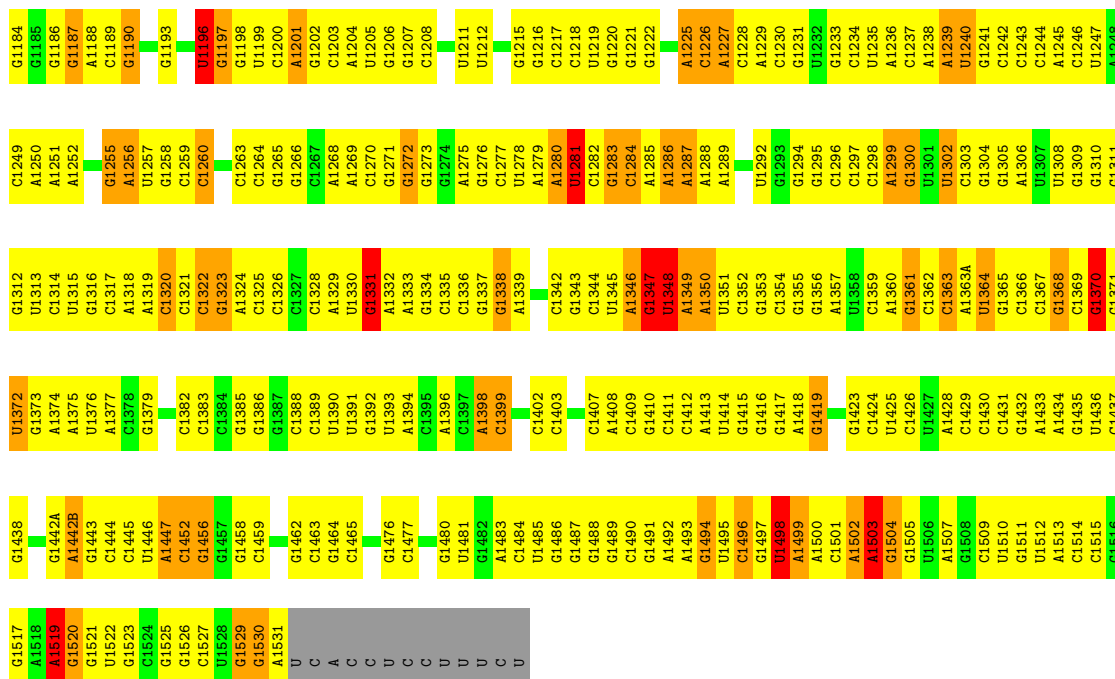




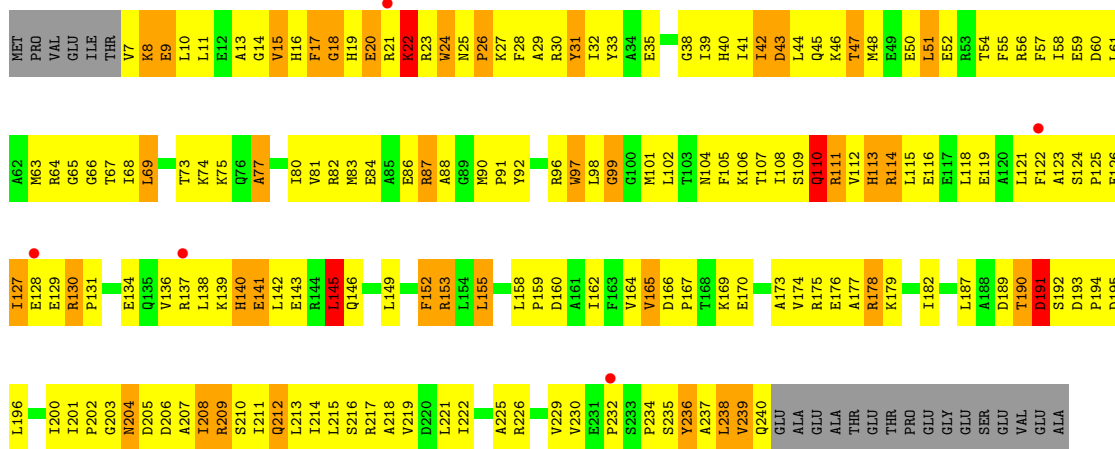
● Molecule 1: 16S rRNA



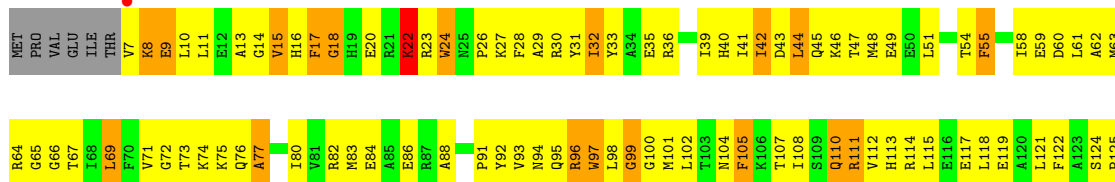
G1120	G1054	A1055	A1056	G1057	G1058	G1059	C1060	G1061	G1062	C1129	A1130	G1131	C1132	G1133	G1134	U1135	U1136	G1137	G1138	G1139	C1140	C1141	G1077	U1078	G1079	A1080	G1081	U1086	G1087	G1088	G1089	A1151	U1090	U1091	A1092	A1093	G1094	U1095	C1096	C1097	C1098	G1099	C1160	C1161	C1162	G1165	A1166	A1168	A1169	A1170	G1171	G1107	G1172	G1173	G1174	G1175	A1176	G1177	G1178	A1179	A1180	G1181	G1182	A1183																																																																																																																																																																																																																																																																																												
A986	A987	G925	G926	G927	G928	G929	C930	G933	A994	C995	A996	U997	G1002	A998	A999	G938	A939	G940	G941	G942	U943	G944	G945	A946	G947	C948	A949	U950	G951	U952	G953	G954	U955	U956	U957	A958	A959	U960	U961	C962	G963	A964	A965	G966	A967	A968	A969	C970	C971	C972	G973	A974	A975	A976	A977	A978	C979	C980	U981	U982	A983																																																																																																																																																																																																																																																																																															
U841	C848	C849	G853	G854	G855	G856	A859	A860	A861	G862	U863	A864	A865	G866	G867	A868	A869	G870	G871	G872	G873	U874	C875	C876	C877	G878	C879	G884	C885	A886	A887	A888	G889	U890	A891	A892	C893	A900	A901	G902	G903	G904	A905	A906	A907	A908	A909	A910	A911	A912	A913	A914	A915	A916	A917	A918	A919	U920	U921	U922	A923																																																																																																																																																																																																																																																																																															
A823	C824	G825	G826	G827	G828	C829	C830	G833	A834	C835	A836	U837	G838	A839	A840	A841	A842	A843	A844	A845	A846	A847	A848	A849	A850	A851	A852	A853	A854	A855	A856	A857	A858	A859	A860	A861	A862	A863	A864	A865	A866	A867	A868	A869	A870	A871	A872	A873	A874	A875	A876	A877	A878	A879	A880	A881	A882	A883	A884	A885	A886	A887	A888	A889	A890	A891	A892	A893	A894	A895	A896	A897	A898	A899	A900	A901	A902	A903	A904	A905	A906	A907	A908	A909	A910	A911	A912	A913	A914	A915	A916	A917	A918	A919	A920	A921	A922	A923	A924	A925	A926	A927	A928	A929	A930	A931	A932	A933	A934	A935	A936	A937	A938	A939	A940	A941	A942	A943	A944	A945	A946	A947	A948	A949	A950	A951	A952	A953	A954	A955	A956	A957	A958	A959	A960	A961	A962	A963	A964	A965	A966	A967	A968	A969	A970	A971	A972	A973	A974	A975	A976	A977	A978	A979	A980	A981	A982	A983	A984	A985	A986	A987	A988	A989	A990	A991	A992	A993	A994	A995	A996	A997	A998	A999	A1000	A1001	A1002	A1003	A1004	A1005	A1006	A1007	A1008	A1009	A1010	A1011	A1012	A1013	A1014	A1015	A1016	A1017	A1018	A1019	A1020	A1021	A1022	A1023	A1024	A1025	A1026	A1027	A1028	A1029	A1030	A1031	A1032	A1033	A1034	A1035	A1036	A1037	A1038	A1039	A1040	A1041	A1042	A1043	A1044	A1045	A1046	A1047	A1048	A1049	A1050	A1051	A1052	A1053	A1054	A1055	A1056	A1057	A1058	A1059	A1060	A1061	A1062	A1063	A1064	A1065	A1066	A1067	A1068	A1069	A1070	A1071	A1072	A1073	A1074	A1075	A1076	A1077	A1078	A1079	A1080	A1081	A1082	A1083	A1084	A1085	A1086	A1087	A1088	A1089	A1090	A1091	A1092	A1093	A1094	A1095	A1096	A1097	A1098	A1099	A1100	A1101	A1102	A1103	A1104	A1105	A1106	A1107	A1108	A1109	A1110	A1111	A1112	A1113	A1114	A1115	A1116	A1117	A1118	A1119																																																						
G638	G666	G667	G668	G669	G670	G671	G672	G673	G674	G675	G676	G677	G678	G679	G680	G681	G682	G683	G684	G685	G686	G687	G688	G689	G690	G691	G692	G693	G694	G695	G696	G697	G698	G699	G700	G701	G702	G703	G704	G705	G706	G707	G708	G709	G710	G711	G712	G713	G714	G715	G716	G717	G718	G719	G720	G721	G722	G723	G724	G725	G726	G727	G728	G729	G730	G731	G732	G733	G734	G735	G736	G737	G738	G739	G740	G741	G742	G743	G744	G745	G746	G747	G748	G749	G750	G751	G752	G753	G754	G755	G756	G757	G758	G759	G760	G761	G762	G763	G764	G765	G766	G767	G768	G769	G770	G771	G772	G773	G774	G775	G776	G777	G778	G779	G780	G781	G782	G783	G784	G785	G786	G787	G788	G789	G790	G791	G792	G793	G794	G795	G796	G797	G798	G799	G800	G801	G802	G803	G804	G805	G806	G807	G808	G809	G810	G811	G812	G813	G814	G815	G816	G817	G818	G819	G820	G821	G822	G823	G824	G825	G826	G827	G828	G829	G830	G831	G832	G833	G834	G835	G836	G837	G838	G839	G840																																																																																																																																																																													
C418	C419	U420	U421	C422	C423	C424	C425	U426	U427	C428	U429	C430	U431	U432	C433	C434	C435	C436	U437	C438	A439	A440	A441	A442	A443	A444	A445	A446	A447	A448	A449	A450	A451	A452	A453	A454	A455	A456	A457	A458	A459	A460	A461	A462	A463	A464	A465	A466	A467	A468	A469	A470	A471	A472	A473	A474	A475	A476	A477	A478	A479	A480	A481	A482	A483	A484	A485	A486	A487	A488	A489	A490	A491	A492	A493	A494	A495	A496	A497	A498	A499	A500	A501	A502	A503	A504	A505	A506	A507	A508	A509	A510	A511	A512	A513	A514	A515	A516	A517	A518	A519	A520	A521	A522	A523	A524	A525	A526	A527	A528	A529	A530	A531	A532	A533	A534	A535	A536	A537	A538	A539	A540	A541	A542	A543	A544	A545	A546	A547	A548	A549	A550	A551	A552	A553	A554	A555	A556	A557	A558	A559	A560	A561	A562	A563	A564	A565	A566	A567	A568	A569	A570	A571	A572	A573	A574	A575	A576	A577	A578	A579	A580	A581	A582	A583	A584	A585	A586	A587	A588	A589	A590	A591	A592	A593	A594	A595	A596	A597	A598	A599	A600	A601	A602	A603	A604	A605	A606	A607	A608	A609	A610	A611	A612	A613	A614	A615	A616	A617	A618	A619	A620	A621	A622	A623	A624	A625	A626	A627	A628	A629	A630	A631	A632	A633	A634	A635	A636	A637	A638	A639	A640	A641	A642	A643	A644	A645	A646	A647	A648	A649	A650	A651	A652	A653	A654	A655	A656	A657	A658	A659	A660	A661	A662	A663	A664	A665	A666	A667	A668	A669	A670	A671	A672	A673	A674	A675	A676	A677	A678	A679	A680	A681	A682	A683	A684	A685	A686	A687	A688	A689	A690	A691	A692	A693	A694	A695	A696	A697	A698	A699	A700	A701	A702	A703	A704	A705	A706	A707																																																											
G285	G351	C352	A353	G354	C355	A356	G357	U358	U359	A360	C361	U365	C366	U367	A368	C369	C370	G371	C372	A373	A374	U375	G376	G377	G378	C379	C380	C381	A382	A383	C384	C385	U386	U387	G388	A389	C390	G391	G392	A393	C394	A397	C398	C403	U404	U405	G406	G407	A408	C409	U410	C411	A412	A413	A414	A415	A416	A417	A418	A419	A420	A421	A422	A423	A424	A425	A426	A427	A428	A429	A430	A431	A432	A433	A434	A435	A436	A437	A438	A439	A440	A441	A442	A443	A444	A445	A446	A447	A448	A449	A450	A451	A452	A453	A454	A455	A456	A457	A458	A459	A460	A461	A462	A463	A464	A465	A466	A467	A468	A469	A470	A471	A472	A473	A474	A475	A476	A477	A478	A479	A480	A481	A482	A483	A484	A485	A486	A487	A488	A489	A490	A491	A492	A493	A494	A495	A496	A497	A498	A499	A500	A501	A502	A503	A504	A505	A506	A507	A508	A509	A510	A511	A512	A513	A514	A515	A516	A517	A518	A519	A520	A521	A522	A523	A524	A525	A526	A527	A528	A529	A530	A531	A532	A533	A534	A535	A536	A537	A538	A539	A540	A541	A542	A543	A544	A545	A546	A547	A548	A549	A550	A551	A552	A553	A554	A555	A556	A557	A558	A559	A560	A561	A562	A563	A564	A565	A566	A567	A568	A569	A570	A571	A572	A573	A574	A575	A576	A577	A578	A579	A580	A581	A582	A583	A584	A585	A586	A587	A588	A589	A590	A591	A592	A593	A594	A595	A596	A597	A598	A599	A600	A601	A602	A603	A604	A605	A606	A607	A608	A609	A610	A611	A612	A613	A614	A615	A616	A617	A618	A619	A620	A621	A622	A623	A624	A625	A626	A627	A628	A629	A630	A631	A632	A633	A634	A635	A636	A637	A638	A639	A640	A641	A642	A643	A644	A645	A646	A647	A648	A649	A650	A651	A652	A653	A654	A655	A656	A657	A658	A659	A660	A661	A662	A663	A664	A665	A666	A667	A668	A669	A670	A671	A672	A673	A674	A675	A676	A677	A678	A679	A680	A681	A682	A683	A684	A685	A686	A687	A688	A689	A690	A691	A692	A693	A694	A695	A696	A697	A698	A699	A700	A701	A702	A703	A704	A705	A706	A707
A149	C150	A151	G156	G157	G158	G159	A160	A161	A162	C165	G166	G167	G168	A171	A172	U173	C174	C175	C176	C177	C178	A179	U180	G184	A185	C186	C187	C188	C189	C189A	C189B	U189E	G189F	G189I	G189J	U189K	G189L	U190	U191	U192	C193	C194	A195	A196	A197	G198	G199	G200	C201	U202	U203	U204	G216																																																																																																																																																																																																																																																																																																							
G220	C221	U222	U223	C224	C225	G226	G227	U228	U229	U230	U231	U232	U233	U234	U235	U236	U237	U238	U239	U240	U241	U242	U243	U244	U245	U246	U247	U248	U249	U250	U251	U252	U253	U254	U255	U256	U257	U258	U259	U260	U261	U262	U263	U264	U265	U266	U267	U268	U269	U270	U271	U272	U273	U274	U275	U276	U277	U278	U279	U280	U281	U282	U283	U284																																																																																																																																																																																																																																																																																												
G351	C352	A353	G354	C355	A356	G357	U358	U359	A360	C361	U365	C366	U367	A368	C369	C370	G371	C372	A373	A374	U375	G376	G377	G378	C379	C380	C381	A382	A383	C384	C385	U386	U387	G388	A389	C390	G391	G392	A393	C394	A397	C398	C403	U404	U405	G406	G407	A408	C409	U410	C411	A412	A413	A414	A415	A416	A417	A418	A419	A420	A421	A422	A423	A424	A425	A42																																																																																																																																																																																																																																																																																										

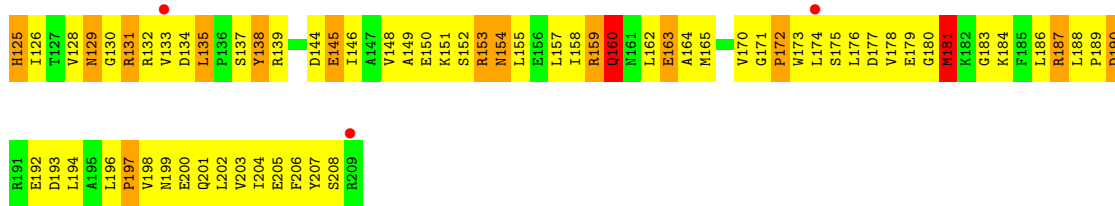


• Molecule 2: 30S RIBOSOMAL PROTEIN S2

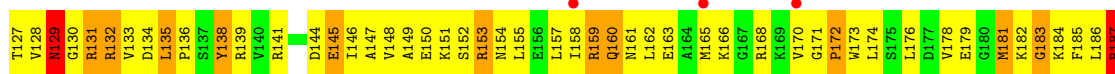



• Molecule 2: 30S RIBOSOMAL PROTEIN S2


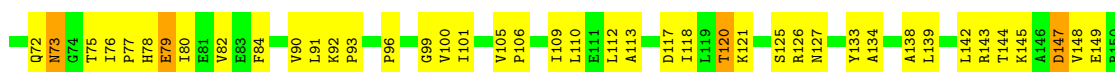




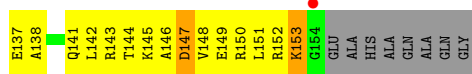

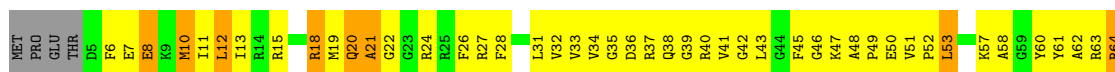
• Molecule 4: 30S RIBOSOMAL PROTEIN S4



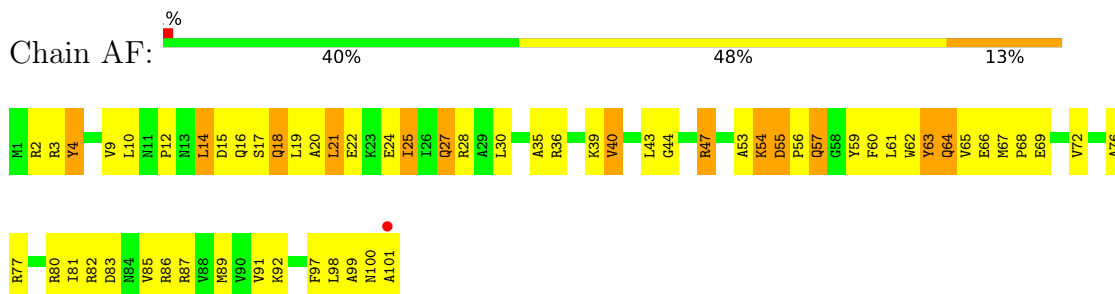
• Molecule 5: 30S RIBOSOMAL PROTEIN S5



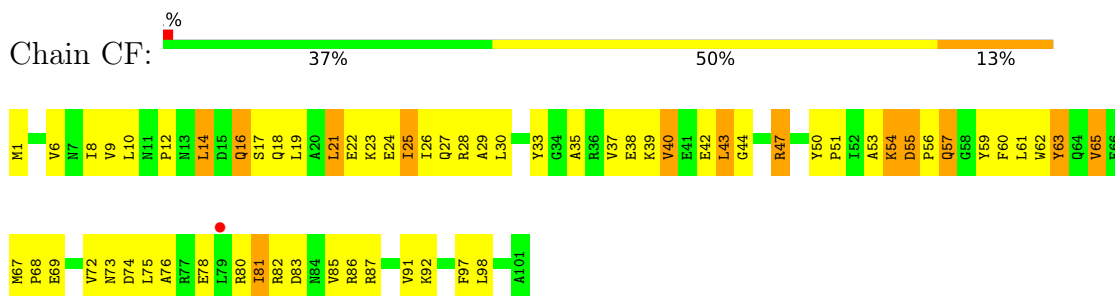
• Molecule 5: 30S RIBOSOMAL PROTEIN S5



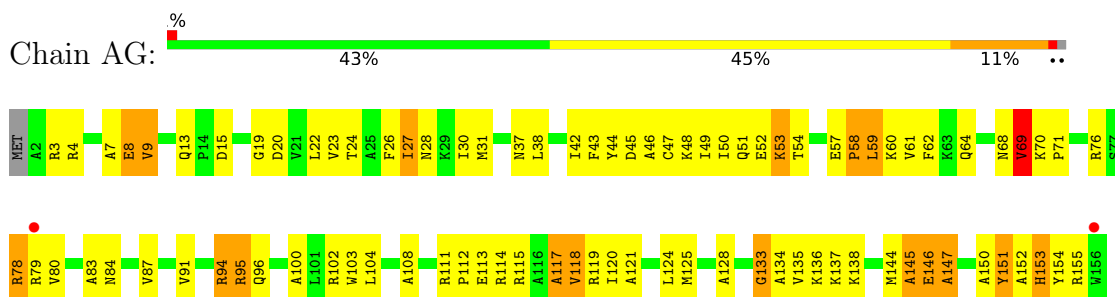
- Molecule 6: 30S RIBOSOMAL PROTEIN S6



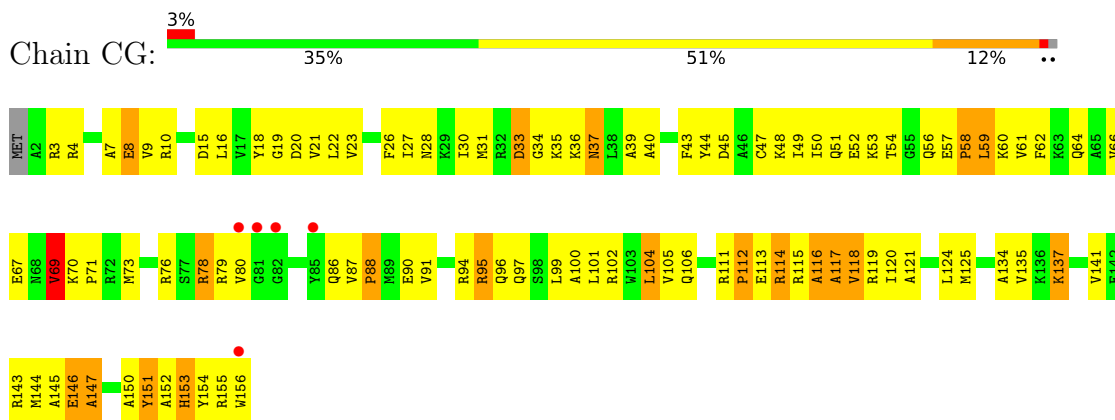
- Molecule 6: 30S RIBOSOMAL PROTEIN S6



- Molecule 7: 30S RIBOSOMAL PROTEIN S7

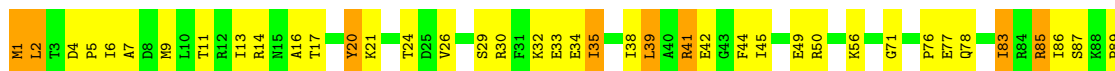


- Molecule 7: 30S RIBOSOMAL PROTEIN S7



- Molecule 8: 30S RIBOSOMAL PROTEIN S8






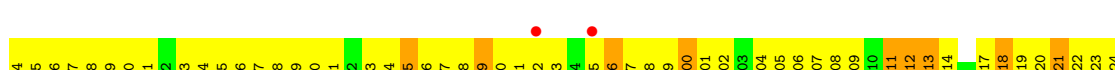
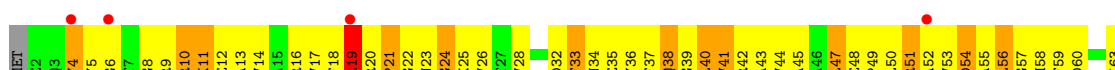
• Molecule 8: 30S RIBOSOMAL PROTEIN S8



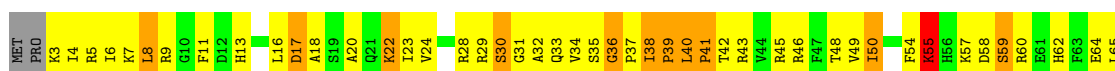
• Molecule 9: 30S RIBOSOMAL PROTEIN S9



• Molecule 9: 30S RIBOSOMAL PROTEIN S9




• Molecule 10: 30S RIBOSOMAL PROTEIN S10





- Molecule 10: 30S RIBOSOMAL PROTEIN S10



- Molecule 11: 30S RIBOSOMAL PROTEIN S11



- Molecule 11: 30S RIBOSOMAL PROTEIN S11

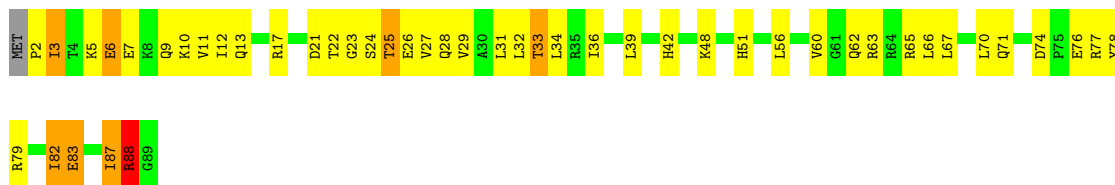


- Molecule 12: 30S RIBOSOMAL PROTEIN S12



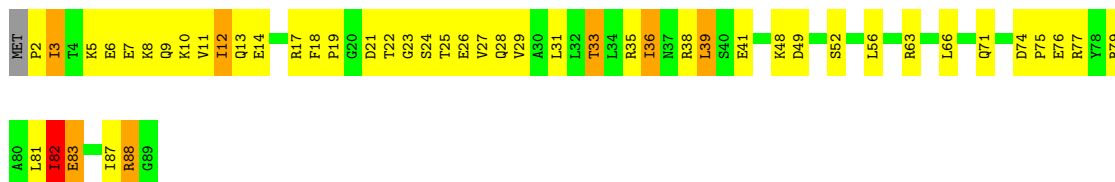
- Molecule 12: 30S RIBOSOMAL PROTEIN S12





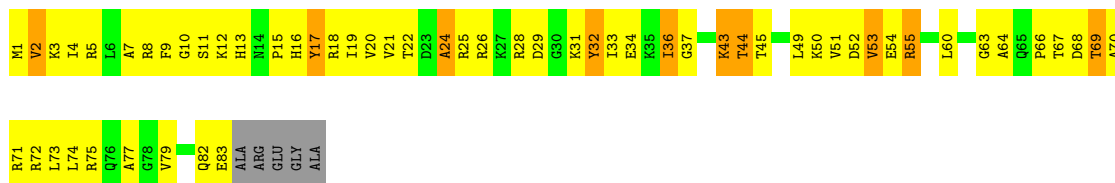
- Molecule 15: 30S RIBOSOMAL PROTEIN S15

Chain CO: 45% 45% 8% ..



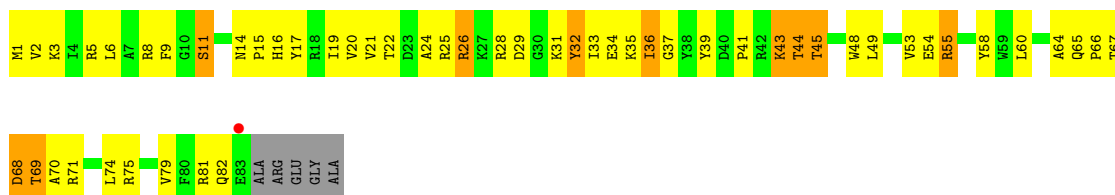
- Molecule 16: 30S RIBOSOMAL PROTEIN S16

Chain AP: 28% 55% 11% 6%




- Molecule 16: 30S RIBOSOMAL PROTEIN S16

Chain CP: 34% 49% 11% 6%



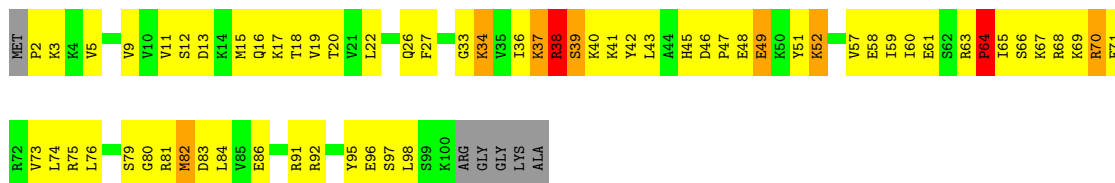
- Molecule 17: 30S RIBOSOMAL PROTEIN S17

Chain AQ: 39% 49% 7% 6%

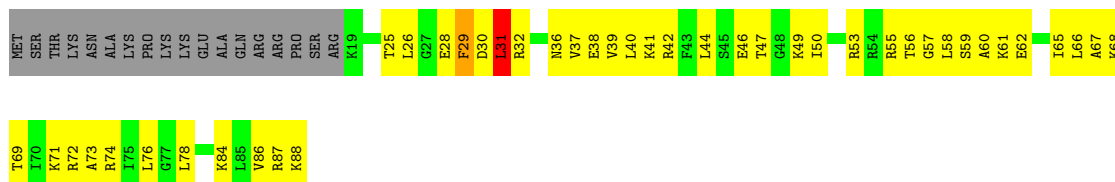


- Molecule 17: 30S RIBOSOMAL PROTEIN S17

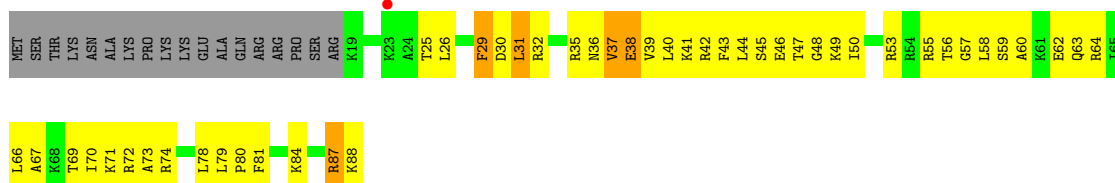
Chain CQ: 33% 52% 7% 6%



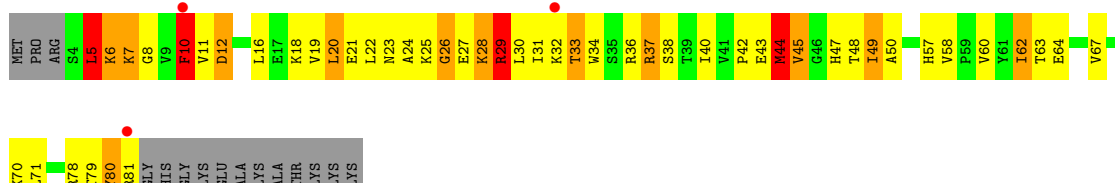
• Molecule 18: 30S RIBOSOMAL PROTEIN S18



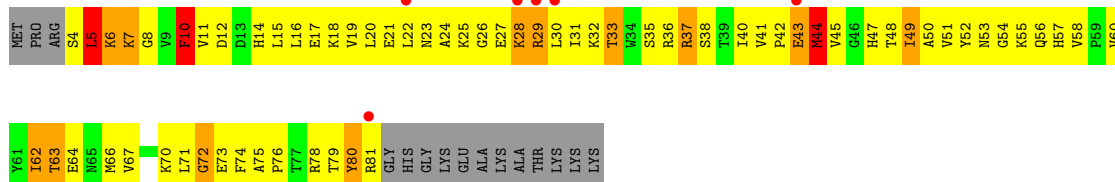
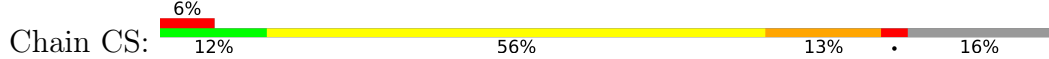
• Molecule 18: 30S RIBOSOMAL PROTEIN S18



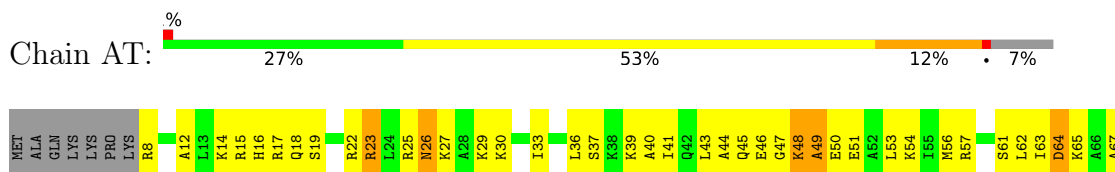
• Molecule 19: 30S RIBOSOMAL PROTEIN S19



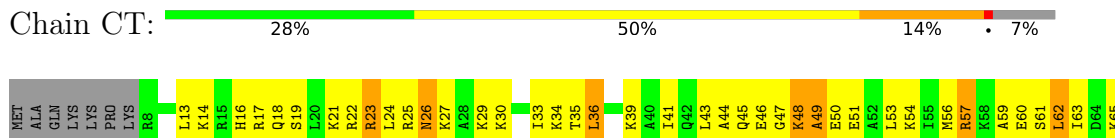
• Molecule 19: 30S RIBOSOMAL PROTEIN S19



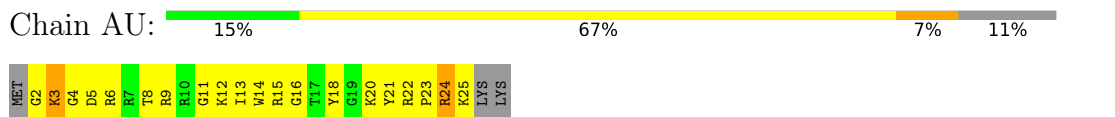
• Molecule 20: 30S RIBOSOMAL PROTEIN S20




- Molecule 20: 30S RIBOSOMAL PROTEIN S20



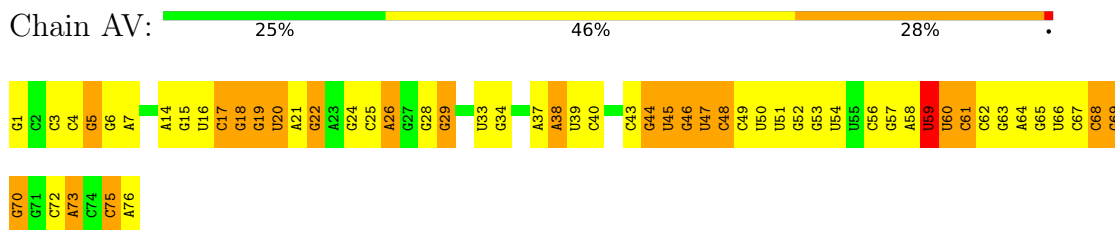
- Molecule 21: 30S RIBOSOMAL PROTEIN THX



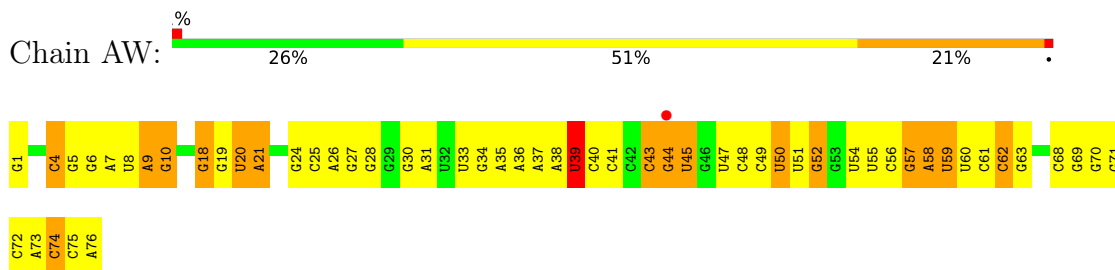
- Molecule 21: 30S RIBOSOMAL PROTEIN THX



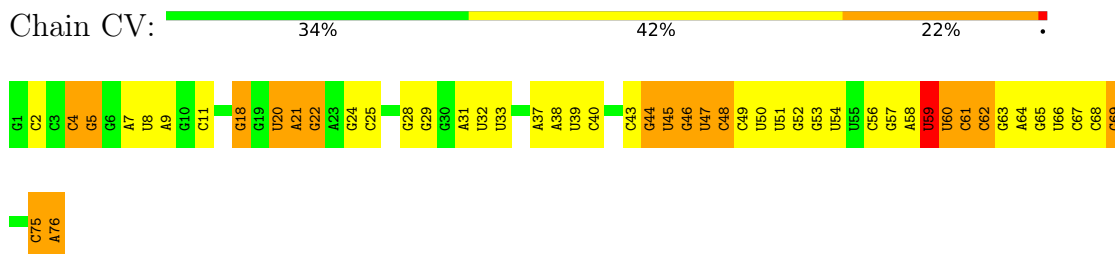
- Molecule 22: E-SITE TRNA PHE OR P-SITE TRNA PHE



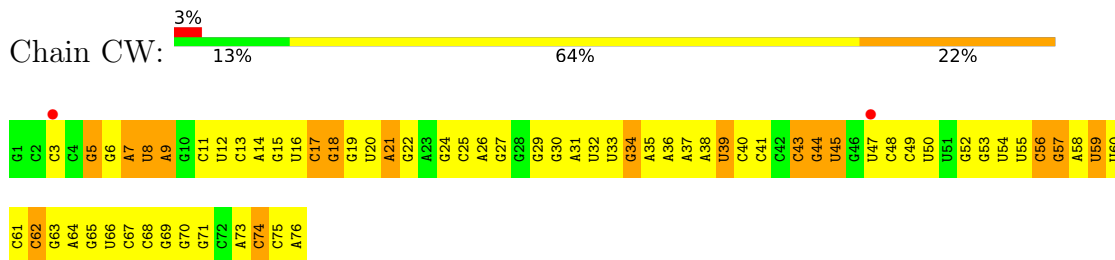
- Molecule 22: E-SITE TRNA PHE OR P-SITE TRNA PHE



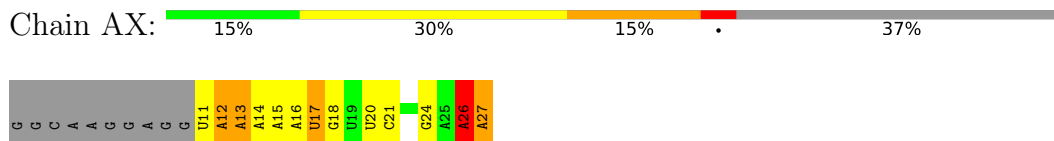
• Molecule 22: E-SITE TRNA PHE OR P-SITE TRNA PHE



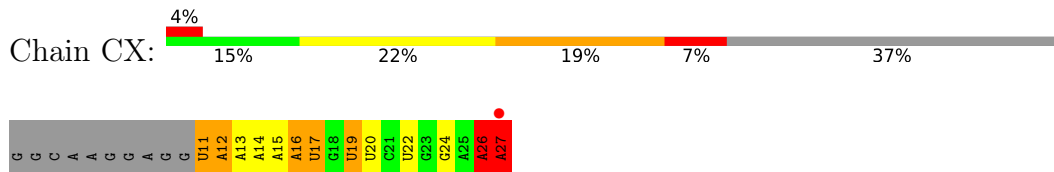
• Molecule 22: E-SITE TRNA PHE OR P-SITE TRNA PHE



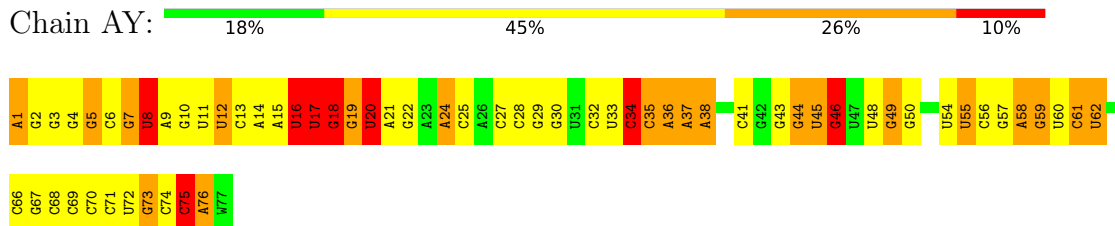
• Molecule 23: MRNA



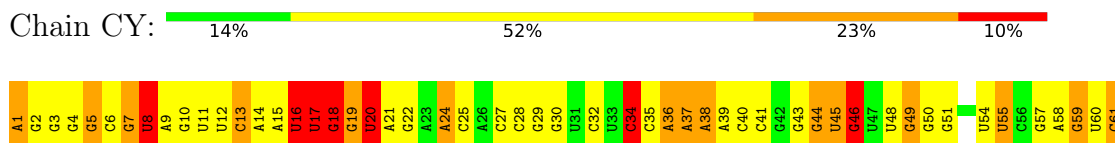
• Molecule 23: MRNA




• Molecule 24: A-SITE TRNA G24A TRP-TRNA TRP

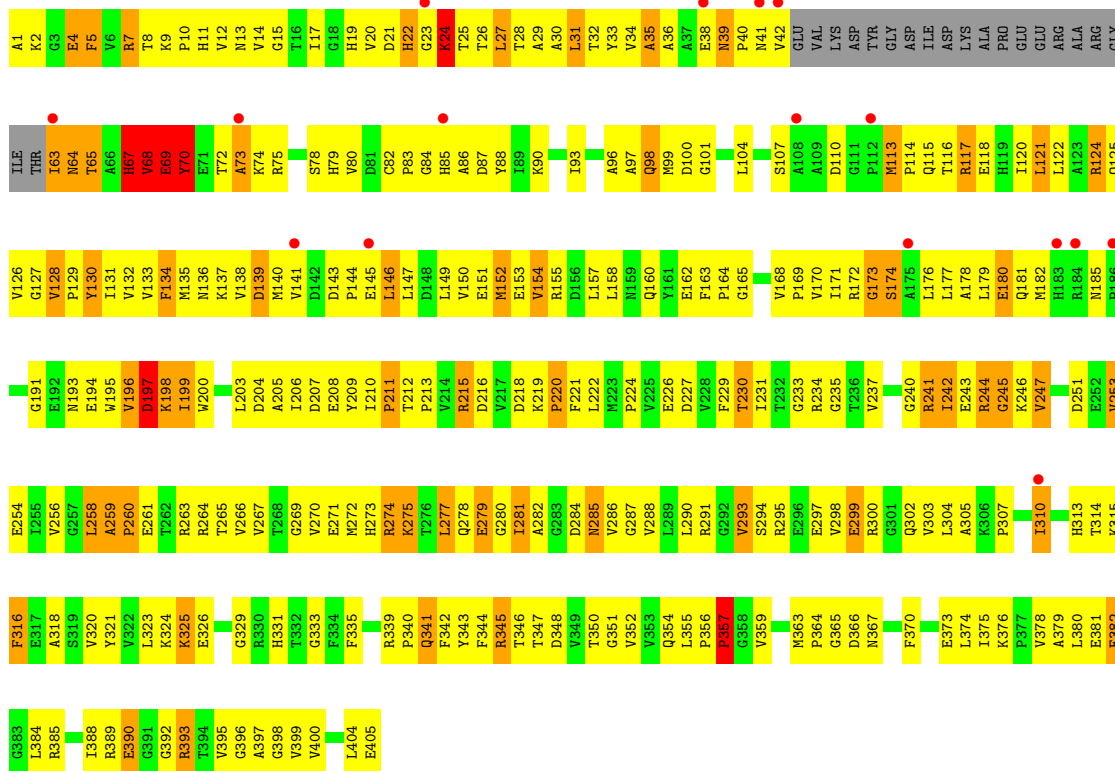


• Molecule 24: A-SITE TRNA G24A TRP-TRNA TRP

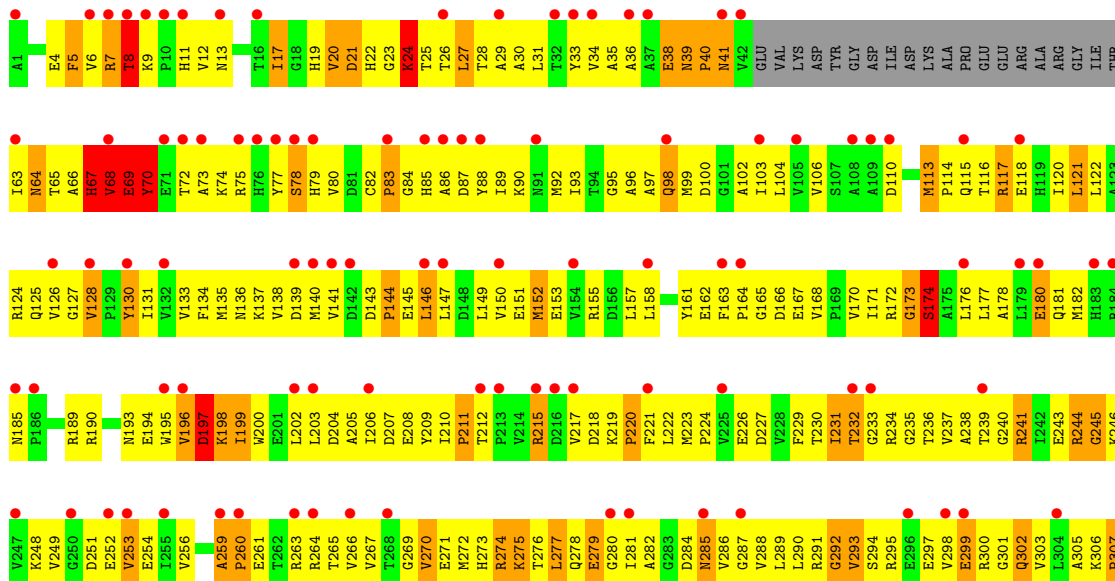
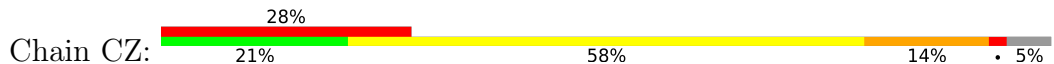


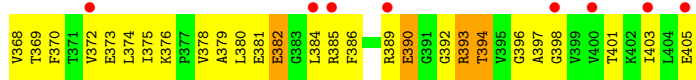
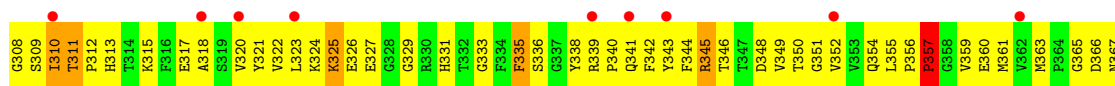


• Molecule 25: ELONGATION FACTOR TU

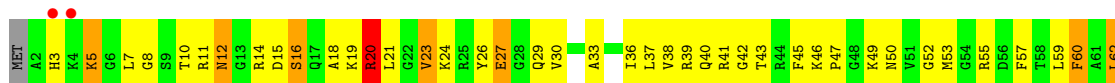


• Molecule 25: ELONGATION FACTOR TU

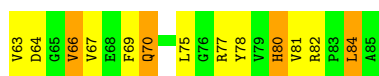




● Molecule 26: 50S RIBOSOMAL PROTEIN L27



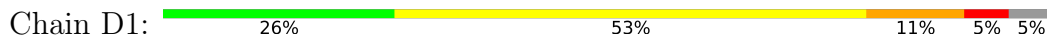
● Molecule 26: 50S RIBOSOMAL PROTEIN L27



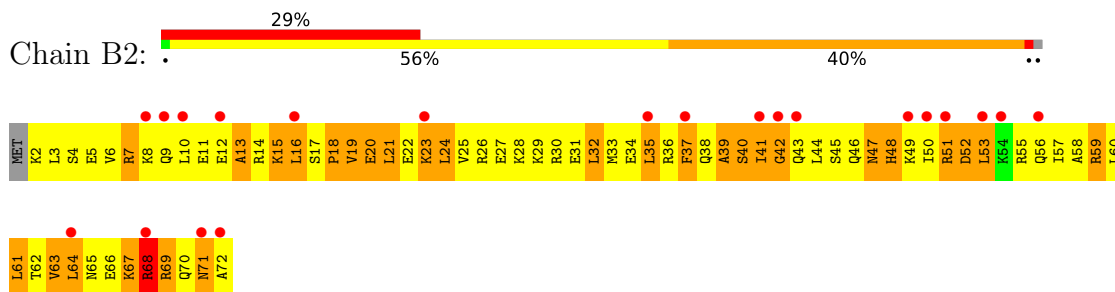
● Molecule 27: 50S RIBOSOMAL PROTEIN L28



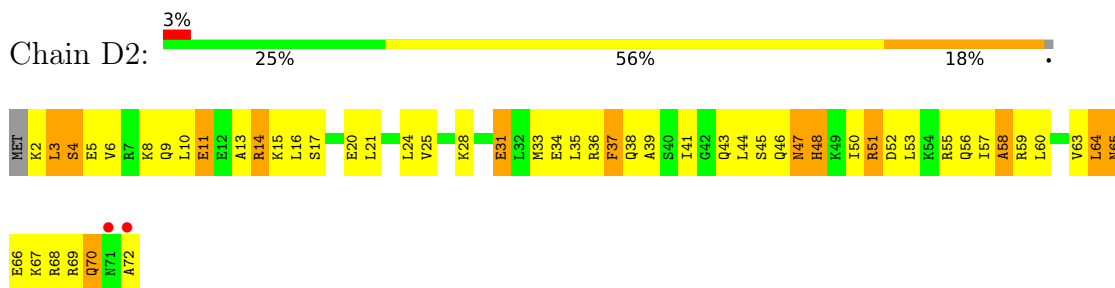
● Molecule 27: 50S RIBOSOMAL PROTEIN L28



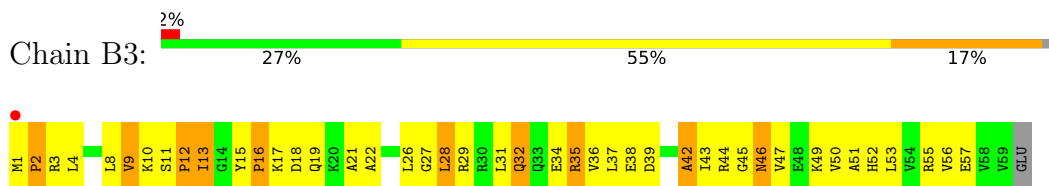
● Molecule 28: 50S RIBOSOMAL PROTEIN L29



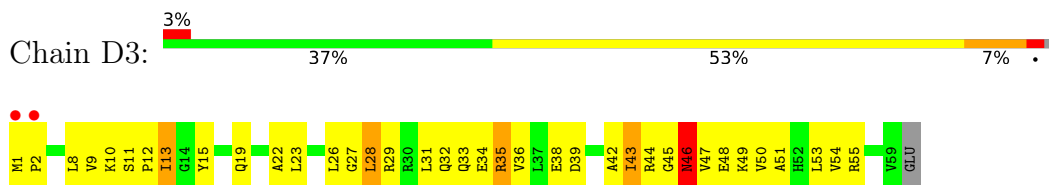
• Molecule 28: 50S RIBOSOMAL PROTEIN L29



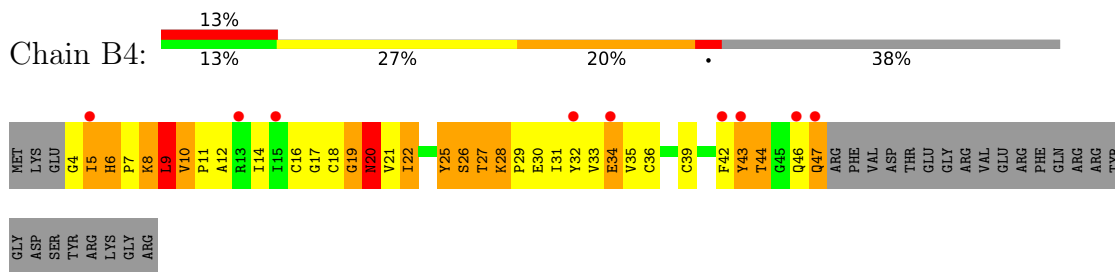
• Molecule 29: 50S RIBOSOMAL PROTEIN L30



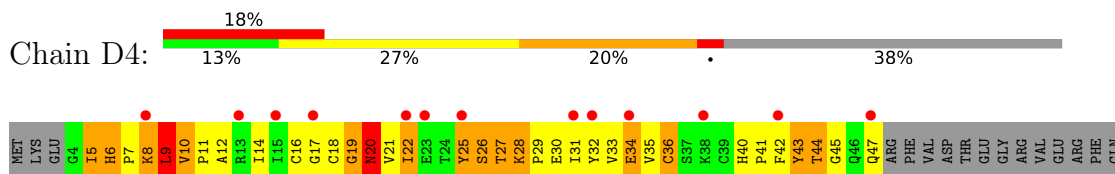
• Molecule 29: 50S RIBOSOMAL PROTEIN L30



• Molecule 30: 50S RIBOSOMAL PROTEIN L31

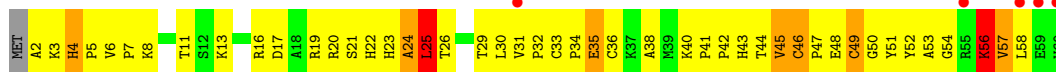


• Molecule 30: 50S RIBOSOMAL PROTEIN L31

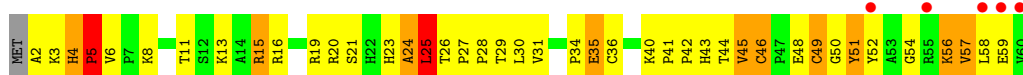


ARG
ARG
TYR
GLY
ASP
SER
TYR
ARG
LYS
GLY
ARG

• Molecule 31: 50S RIBOSOMAL PROTEIN L32




• Molecule 31: 50S RIBOSOMAL PROTEIN L32



• Molecule 32: 50S RIBOSOMAL PROTEIN L33



• Molecule 32: 50S RIBOSOMAL PROTEIN L33



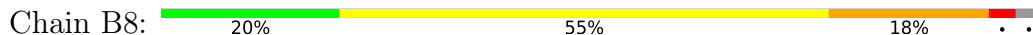
• Molecule 33: 50S RIBOSOMAL PROTEIN L34

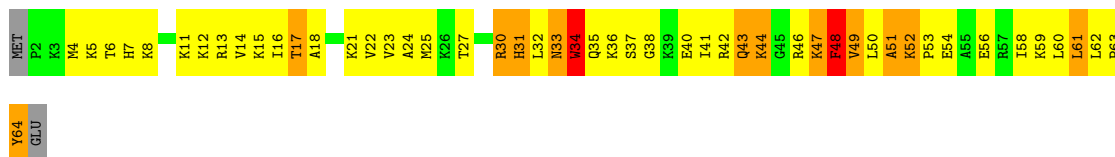


• Molecule 33: 50S RIBOSOMAL PROTEIN L34

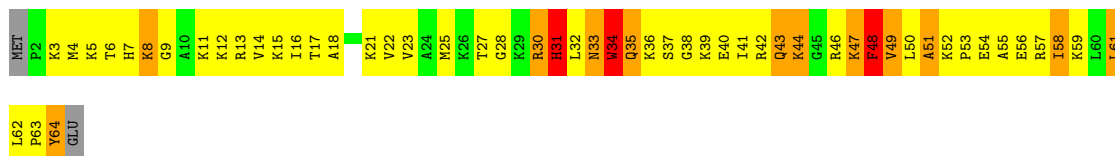
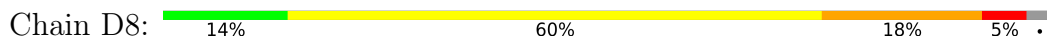


• Molecule 34: 50S RIBOSOMAL PROTEIN L35

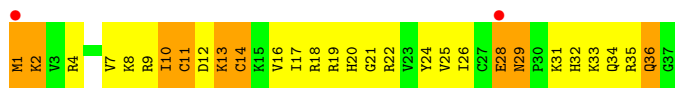




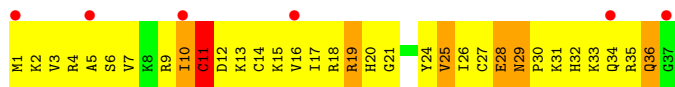
• Molecule 34: 50S RIBOSOMAL PROTEIN L35



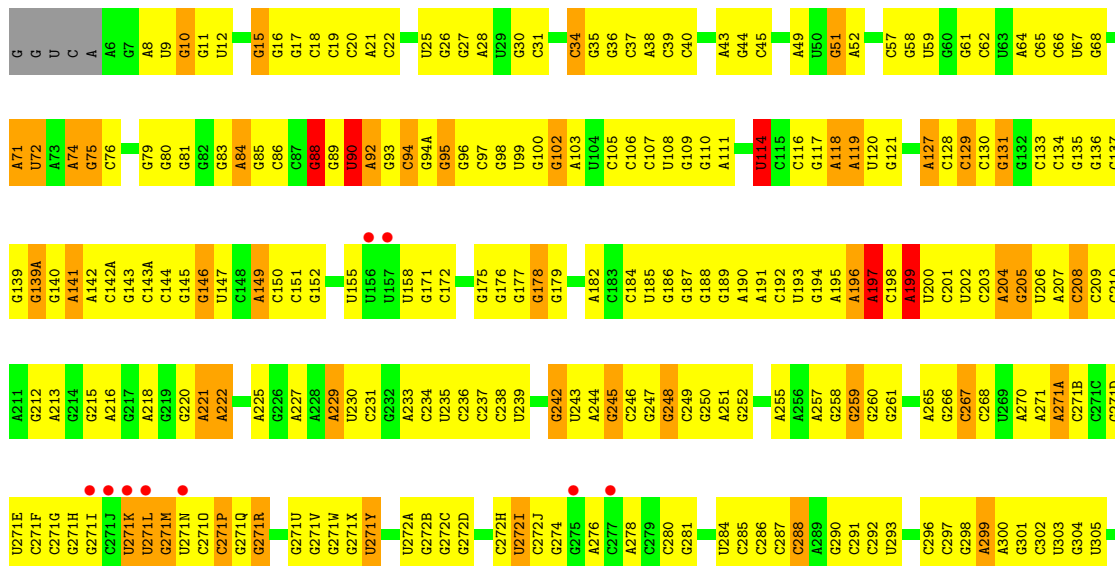
• Molecule 35: 50S RIBOSOMAL PROTEIN L36



• Molecule 35: 50S RIBOSOMAL PROTEIN L36



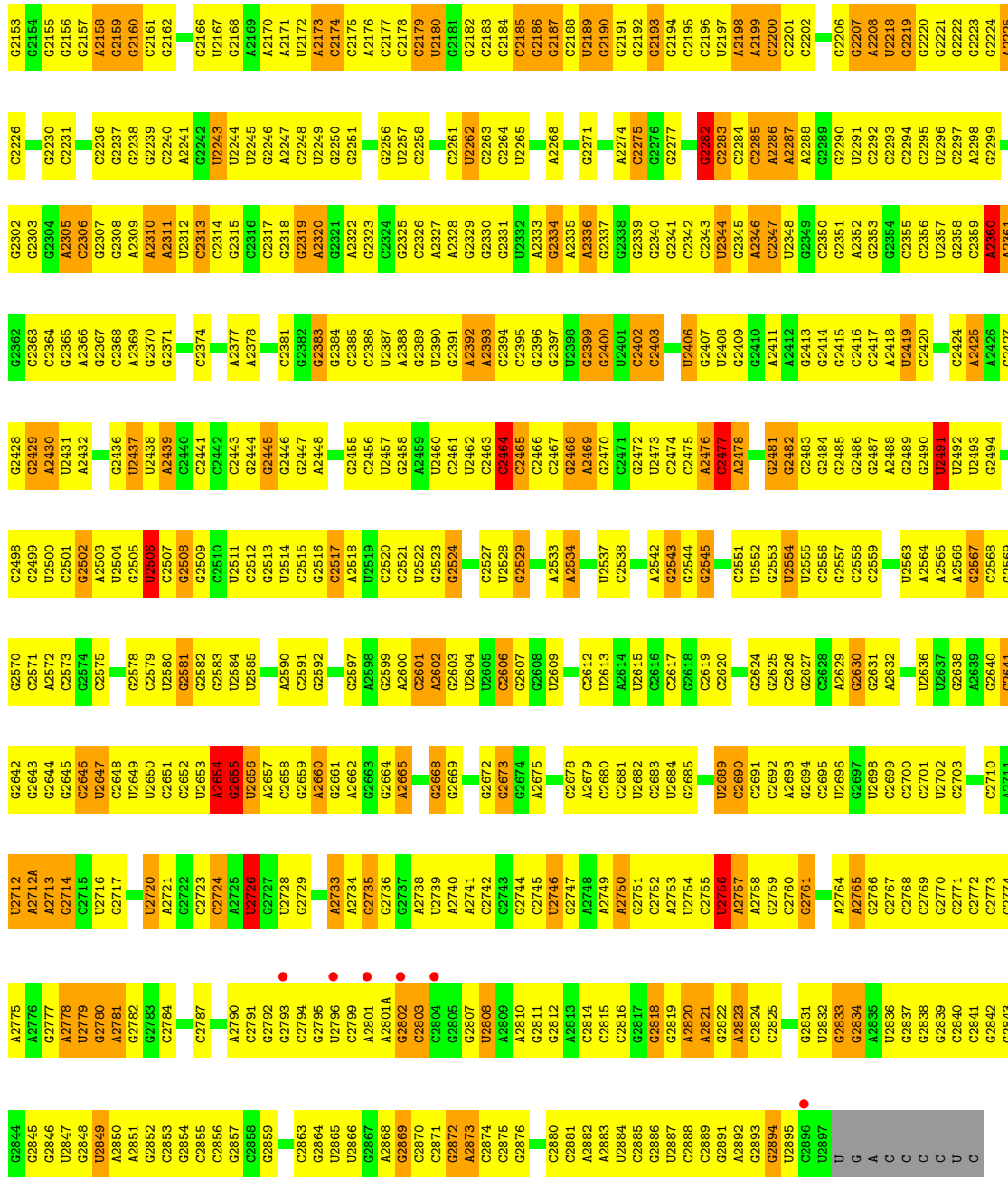
• Molecule 36: 23S RIBOSOMAL RNA



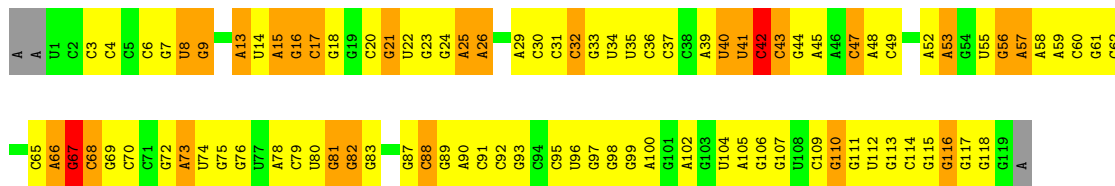
G1227	G1228	G1229	G1230	G1231	G1232	G1233	G1234	G1235	G1236	U1240	A1241	A1242	G1243	G1244	G1245	G1246	A1247	G1248	U1249	G1250	C1251	G1252	A1253	A1254	U1255	G1256	C1257	G1258	G1259	G1260	U1263	G1264	A1265	G1266	U1267	A1268	A1269	C1270	G1271	A1272	U1273	A1274	A1275	G1276	G1277	A1278	G1279	G1283	G1284	G1285	A1286	A1287	U1288	C1289	U1292																																															
G1163	G1164	U1165	C1166	U1167	G1168	G1169	G1170	G1171	A1172	G1173	U1174	A1175	A1176	A1177	C1178	G1179	G1180	C1181	G1182	G1183	G1184	G1185	G1186	G1187	U1188	A1189	G1190	G1191	G1192	G1193	G1194	G1195	G1196	G1197	U1198	U1199	G1203	A1204	U1205	C1208	G1209	U1210	U1211	G1212	A1213	A1214	G1215	G1216	C1217	C1218	G1219	A1220	C1221	A1222	C1223	C1224	G1225	A1226																																												
A1098	G1099	C1100	C1101	C1102	C1103	C1104	U1105	G1106	G1107	U1108	C1109	G1110	A1111	G1112	G1113	G1114	C1115	C1116	G1117	G1120	C1121	G1122	G1123	C1124	G1125	U1130	G1131	G1132	U1133	C1135	G1136	G1137	G1138	C1139	C1140	U1141	U1142	A1142A	G1144	C1145	C1146	C1147	G1148	C1149	C1150	G1151	G1152	C1153	G1154	A1155	A1156	C1221A	C1222	G1158	C1161	G1162																																														
A1028	A1029	G1030	G1031	A1032	U1033	G1034	G1037	C1038	G1039	C1040	G1041	A1045	A1046	G1047	G1048	C1049	A1050	G1051	C1052	C1053	A1054	A1057	G1058	G1059	U1060	U1061	U1062	G1063	C1064	U1065	U1066	G1067	G1068	A1069	A1070	G1071	C1072	A1073	G1074	G1075	C1076	A1077	U1078	C1079	G1087	A1088	G1089	U1090	G1091	A1092	A1156	G1093	U1094	A1095	U1096	U1097																																														
C825	U826	U827	U828	A829	G829	G831	U832	U833	C834	C837	G838	U839	C840	A841	G842	G843	C844	C845	C846	U847	G848	A849	C850	U851	G852	G853	G854	C855	C856	U858	G859	U860	A861	A863	G864	C865	A866	G873	G874	G875	U876	U877	A878	G879	G880	G881	U882	G883	C884	C885	C886	A887	C888	G889	A890																																															
G759	G760	A761	G764	A765	G766	G768	G769	G770	G771	G772	U773	A774	G775	G776	G780	A781	A782	A783	A784	G785	C786	U787	A788	A789	G790	A791	A792	G793	C794	C795	C796	C797	G801	A802	U803	A804	G805	C806	U807	G808	G809	U810	U811	A812	U813	C814	C815	C816	C817	G818	A819	A820	A821	U822	C823	A824																																														
A643	A644	A646	C650	G651	C652	A653	A654	G654A	G654B	G654C	G654D	G654E	G654F	G654G	G654H	G654I	A654J	G654K	G654L	G654M	G654N	G654O	C654P	C654Q	C654R	C654S	C654T	C654U	A654V	A655	G656	U657	C658	C659	C664	C665	G666	U667	G668	G669	A670	C671	C672	G673	G674	A675	A676	G680	C681	G682	G683	G684	A685	G686	C687																																															
U688	A689	G690	C691	C692	G693	U694	G695	C696	G697	A699	G700	G701	G702	U703	G704	A705	A706	C707	C708	U709	G710	U711	G715	A716	C717	A718	C719	U720	C721	A722	A723	U724	A727	G728	G729	C730	C731	C732	G733	A734	U740	G741	G742	G743	G744	G745	A746	U747	G748	G749	A750	A751	U752	C753																																																
G584	G585	A586	U587	U588	C589	A590	C591	G592	G593	A594	G595	G596	U597	A598	G599	G600	C601	A602	A603	G604	C605	U606	U607	G610	C611	C612	G613	U614	U614A	G614B	G615	G616	C618	G619	G620	A621	G622	G623	C624	G625	U626	A627	G628	G629	G630	A631	A632	A633	G634	C635	G636	A637	G638	U639	C640	C641	C642	C643	C644	C645	C646	C647	C648	C649	C650	C651	C652	C653	C654	C655	C656	C657	C658	C659	C660	C661	C662	C663	C664	C665	C666	C667	C668	C669	C670	C671	C672	C673	C674	A675	A676	G680	C681	C682	C683	C684	C685	C686	C687	C688	C689	C690
G308	G309	A310	A311	C318	C319	A320	G321	A322	G323	A324	G325	G326	G327	U328	G329	A330	A331	A332	G333	A340	A347	U350	G351	G352	G353	U358	G361	U362	A363A	U363E	A363F	C364	C365	A371	G372	C376	C377	C378	C379	U380	G381	G382	U383	U384	C385	G386	U387	G388	G389	C391	C392	C393	A394	U395	G396	A397	A402	U403	C404	U405	C406	G407	G408	C409	U410	C411	U412	C413	C414	A415	C416	C417	C418	C419	C420	U421	A422	A423	U424	G425	C426	A428	A429	G430	U431	A432	C433	C436	G437	C438	U441	C442	A443	C444	C445	U446	A447	C448	A449			

G2255	G2256	U2257	C2258	G2259	C2260	C2261	G2262	G2263	C2264	U2265	A2266	A2267	A2268	G2271	U2272	C2275	G2276	G2277	A2278	G2279	G2282	C2283	C2284	C2285	A2286	A2287	A2288	G2289	U2291	C2292	C2295	U2296	A2298	G2299	G2303	G2304	A2305	C2306	G2307	G2308	A2309	A2310	A2311	C2312	C2313	C2314	G2315	G2316	C2317	G2318	A2320																																																																														
C2174	C2175	A2176	C2177	C2178	C2179	U2180	G2181	G2182	C2183	G2184	C2185	G2186	G2187	C2188	U2189	G2190	G2191	G2192	G2193	G2194	C2195	C2196	U2197	A2198	A2199	C2200	C2201	C2202	G2206	G2207	U2218	G2219	G2222	G2223	G2224	A2225	C2226	U2233	G2234	G2235	C2236	G2237	G2238	G2239	C2240	A2241	G2242	C2243	U2244	G2245	G2246	A2247	C2248	U2249	A2250																																																																										
G2101	U2102	C2103	G2104	C2108	U2109	G2110	C2111	U2112	U2113	G2114	G2115	G2116	U2117	U2118	A2119	G2120	G2121	U2122	A2126	C2127	C2128	C2129	U2130	G2131	U2132	G2133	A2134	A2135	C2136	C2137	C2138	U2139	C2140	U2144	C2145	C2146	C2147	G2148	G2149	U2150	G2151	G2152	G2153	G2154	G2155	G2156	G2157	A2158	C2159	G2160	G2166	U2167	U2172	A2173																																																																											
U2028	G2029	A2030	A2031	G2032	A2033	U2034	G2035	C2036	G2037	G2038	C2039	C2040	U2041	A2042	U2043	G2046	U2047	C2050	A2051	G2052	G2053	A2054	C2055	G2056	A2059	A2060	G2061	A2062	C2063	U2068	G2069	G2070	A2071	C2006	C2007	C2008	G2010	U2011	G2012	A2013	A2014	A2015	U2016	U2017	G2018	A2019	A2020	U2021	G2022	G2023	G2024	U2025	U2026	G2027																																																																											
G1801	A1802	A1803	C1804	U1805	A1809	A1810	G1811	A1812	A1813	G1816	G1817	U1818	A1819	A1820	G1821	A1822	G1823	G1824	A1825	G1826	G1827	A1828	A1829	C1830	A1831	A1832	A1833	U1834	G1835	C1836	U1837	C1838	G1839	G1840	U1841	A1842	C1843	C1844	A1847	A1848	A1854	G1855	G1856	G1857	G1858	A1859	G1860	G1861	G1862	G1863	U1864	G1865	C1866	A1867	G1868	U1869	U1870	G1871	C1872	G1873	G1874	G1875	G1876	G1877	U1878	U1879	A1880	A1881	A1882	A1883	A1884	A1885	A1886	A1887	A1888	A1889	A1890	A1891	A1892	A1893	G1897	U1923	C1924	U1925	U1926	G1929	G1930	U1931	A1932	G1933	A1937	A1938	U1940	U1943	U1944	G1945	U1946	A2005	C2006	C2007	C2008	G2010	U2011	G2012	A2013	A2014	A2015	U2016	U2017	G2018	A2019	A2020	U2021	G2022	G2023	G2024	U2025	U2026	G2027										
G1719	U1720	G1721	U1722	U1723	U1724	A1725	G1726	G1727	G1728	G1729	G1730	G1731	G1732	G1733	G1734	G1735	G1736	G1737	G1738	G1739	G1740	G1741	G1742	G1743	G1744	G1745	G1746	G1747	G1748	G1749	G1750	C1751	G1752	G1753	G1754	G1755	G1756	G1757	G1758	G1759	A1760	C1761	A1762	G1763	G1764	G1765	G1766	C1767	U1768	C1771	G1772	A1773	U1777	U1778	U1779	A1780	A1781	C1782	A1783	A1784	A1785	A1786	A1787	C1788	A1789	C1790	A1791	U1794	U1795	U1796	C1797	U1798	G1799	C1800																																																							
A1572	G1573	U1576	U1577	U1578	A1579	A1580	C1584	C1585	A1586	A1587	C1588	C1589	U1590	G1591	C1592	G1593	G1594	G1595	G1596	A1597	C1598	C1599	G1600	G1601	A1602	A1603	A1608	A1609	A1610	C1611	G1612	G1613	A1614	C1615	A1616	C1617	A1618	A1619	G1619	G1620	U1621	G1622	G1623	G1624	G1628	A1632	G1633	G1635	C1638	U1639	C1640	A1641	A1642	A1643	A1644	A1645	A1646	A1647	A1648	A1649	A1650	A1651	A1652	A1653	A1654	A1655	A1656	A1657	A1658	A1659	A1660	A1661	A1662	A1663	A1664	A1665	A1666	A1667	A1668	A1669	A1670	A1671	A1672	A1673	A1674	A1675	A1676	A1677	A1678	A1679	A1680	A1681	A1682	A1683	A1684	A1685	A1686	A1687	A1688	A1689	A1690	A1691	A1692	A1693	A1694	A1695	A1696	A1697	A1698	A1699	A1700	A1701	A1702	A1703	A1704	A1705	A1706	A1707	A1708	A1709	A1710	A1711	A1712	A1713	A1714	A1715	A1716	A1717	A1718
U1497	C1498	C1499	G1500	C1501	U1502	U1503	C1504	C1505	C1506	U1507	U1508	A1509	A1509B	G1510	G1511	U1512	C1516	G1517	U1518	U1523	G1524	G1525	G1526	G1527	A1528	A1528A	G1529	C1530	C1531	C1532	G1533	U1534	A1535	C1536	G1537	G1538	A1539	U1540	U1541	A1542	C1543	A1544	C1547	G1548	C1549	A1554	A1558	U1559	G1559	A1567	G1568	A1569	A1570	A1571																																																																											
A1360	G1361	C1362	C1363	C1364	A1365	G1366	G1369	U1372	A1373	G1374	C1375	C1376	G1377	A1378	A1379	G1380	G1381	G1382	G1383	A1384	G1385	G1386	G1389	U1390	U1391	U1392	U1393	U1394	U1395	U1396	U1397	C1398	A1399	G1400	G1401	C1402	C1403	C1404	U1405	U1406	U1407	C1408	C1409	G1410	C1411	G1412	G1413	G1416	C1417	G1418	A1419	C1420	G1423	G1424	A1425	G1426																																																																									
A1427	C1428	U1431	C1432	U1433	A1434	G1440	G1441	G1442	A1445	C1445A	C1446	G1447	G1448	A1449	A1452	U1453	G1455	G1456	A1457	G1458	G1459	A1460	G1461	C1462	G1465	C1466	C1467	C1468	A1469	G1470	A1471	A1472	G1473	C1474	G1475	G1478	G1479	G1480	U1481	G1482	G1484	G1485	A1486	G1487	G1488	U1489	A1490	G1491	G1492	C1493	A1494	A1495	A1496																																																																												

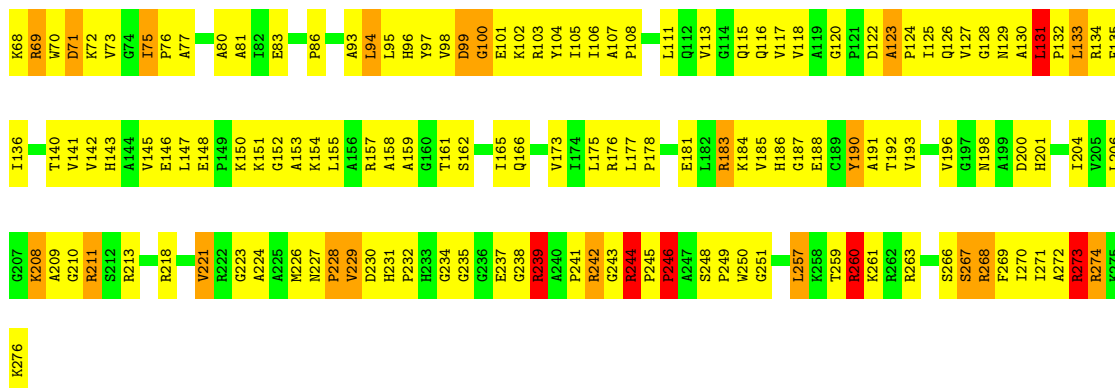
G2090	U2016	G1863	G1792	G1708	U1639	C1505	U1431	C1363	U1300	C1222	A1156
U2091	U2017	U1864	C1793	U1709	C1640	C1506	C1432	G1364	U1301	G1223	U1159
U2092	G2018	G1865	C1794	U1710	A1641	C1509	U1433	A1365	A1302	A1226	G1163
G2093	A2019	G1866	C1795	G1711	G1642	A1509	A1434	A1366	A1303	G1227	G1164
C2097	A2020	A1876	C1796	C1712	G1643	A1509A	G1441	A1367	G1304	G1231	U1165
U2098	G2021	G1877	C1797	U1713	G1644	G1510	G1442	G1368	C1305	G1232	G1166
U2099	U2022	G1878	U1798	U1714	G1647	C1511	G1443	G1369	C1306	C1233	U1167
G2100	G2023	C1880	G1799	G1717	C1648	G1515	G1444	G1374	G1315	G1234	G1170
G2101	C2024	C1881	A1800	U1718	G1649	G1516	G1445	C1375	C1316	G1235	U1171
U2102	C2025	C1882	C1801	C1818	G1650	G1517	C1445A	C1376	G1317	A1237	G1168
C2103	C2026	G1883	A1802	G1719	G1651	A1517	C1446	C1377	U1312	G1238	G1169
G2104	G2027	C1884	C1803	U1720	G1652	U1518	G1447	A1378	G1313	A1242	G1170
G2105	U2028	A1885	U1804	G1721	G1653	U1519	G1448	A1379	C1314	A1243	G1171
G2106	G2029	A1886	U1805	A1722	A1654	A1528	A1449	A1380	C1315	G1244	G1172
C2107	A2030	C1887	G1810	U1739	A1655	A1529	A1453	G1381	C1316	G1245	U1175
C2108	A2031	A1888	C1811	G1740	C1656	G1530	U1453	G1382	A1322	G1246	G1176
U2109	G2032	G1888	A1812	A1741	C1657	C1531	G1455	C1383	G1323	A1247	A1177
G2110	U2033	A1889	G1813	G1742	U1658	C1532	G1456	A1384	U1324	A1248	G1178
G2111	U2034	A1890	G1814	G1747	U1659	A1533	G1459	G1385	C1325	G1249	C1179
G2112	G2035	C1891	G1816	U1747A	C1660	U1534	A1460	G1386	A1921	U1249	G1180
G2113	G2036	C1892	G1817	G1748	G1661	U1535	A1461	C1387	G1326	G1250	G1181
A2114	G2037	U1818	U1818	A1749	G1662	C1536	C1462	C1388	U1327	G1251	A1182
G2115	G2038	A1819	A1819	U1751	A1664	U1537	G1465	G1389	G1328	A1252	G1183
G2116	G2039	U1821	U1821	C1752	A1665	C1538	G1466	U1390	C1329	A1253	G1184
A2117	C2040	A1822	G1822	U1755	A1666	U1539	G1468	U1391	U1326	A1254	C1185
U2118	C2043	C1827	G1827	A1756	A1667	U1540	C1468	A1395	C1327	U1255	G1186
A2119	C2050	C1828	U1828	G1757	A1668	C1541	C1469	U1396	G1328	G1256	G1187
G2120	A2051	U1829	A1829	U1758	C1670	C1542	A1469	C1397	U1329	G1257	U1188
U2122	G2052	G1830	U1830	G1768	C1671	C1543	C1476	C1398	G1330	G1258	A1189
G2123	C2055	C1831	C1831	C1761	U1672	U1544	A1471	C1399	U1331	G1259	G1190
G2124	G2056	U1910	U1910	U1768	U1673	A1545	A1472	G1400	G1332	G1260	G1191
A2126	A2059	G1911	C1832	A1762	C1674	C1546	G1473	G1401	C1333	U1263	G1192
C2128	A2060	U1912	U1833	G1763	A1675	U1547	C1474	C1402	U1334	A1264	G1193
C2129	G2061	A1913	U1834	G1764	A1676	A1548	G1475	C1403	G1335	G1265	G1196
U2130	A2062	C1914	C1835	A1677	A1677	C1549	G1482	C1404	U1336	A1265	U1197
G2131	C2063	U1915	C1836	C1767	C1678	C1550	A1486	U1405	G1337	G1266	G1198
U2132	U1991	A1916	U1837	U1768	U1679	C1551	G1487	C1406	C1338	U1267	U1199
G2133	G1992	U1917	U1841	C1771	G1680	C1552	G1488	C1407	U1339	A1268	C1200
C2134	U1993	C1918	G1842	G1772	G1681	U1553	G1489	C1408	U1340	A1269	G1201
A2135	G1997	A1919	U1845	U1773	G1682	A1554	A1491	C1409	U1341	G1270	G1202
C2136	G1998	C1920	G1846	C1774	C1683	C1555	A1492	C1410	A1342	G1271	G1203
C2137	G1999	G1921	G1847	U1775	C1684	G1556	A1493	G1411	U1343	U1272	A1204
C2140	G2000	G1922	A1848	G1776	C1685	A1557	A1494	G1413	G1345	A1274	U1205
G2141	A2001	A1927	U1849	U1777	A1689	U1558	A1495	G1416	G1346	A1278	C1208
G2142	G2002	G1928	G1850	U1778	C1690	G1559	A1496	C1417	U1347	G1279	G1209
C2143	C2006	U1930	U1851	A1780	C1691	C1560	C1493	G1418	G1350	G1283	A1210
C2144	C2007	C1931	C1852	C1781	U1692	A1561	A1494	U1419	C1351	A1284	U1211
C2145	C2007	A1932	A1853	C1782	U1693	A1562	A1495	U1420	U1352	G1285	G1212
C2146	G2008	C1933	A1854	U1783	G1694	G1563	A1496	G1423	A1353	A1286	A1213
G2147	G2009	A1934	U1855	A1784	G1695	G1564	A1497	C1424	A1354	A1287	A1214
G2148	G2010	C1935	G1857	A1785	G1696	U1565	C1498	G1288	G1355	A1287	G1215
G2149	U2011	A1936	A1858	A1786	G1697	A1566	G1500	G1426	G1356	U1289	G1216
G2087	G2012	A1937	A1859	U1786	C1698	C1567	C1501	A1427	A1359	C1290	C1217
G2088	A2013	U1938	G1860	A1789	A1700	A1568	C1502	C1428	A1360	C1291	C1218
U2089	A2015	U1939	G1862	A1790	G1702	A1569	U1503	C1429	G1361	C1292	C1221
				A1791			C1504	C1430	C1362	C1297	C1221A




• Molecule 37: 5S RIBOSOMAL RNA




• Molecule 37: 5S RIBOSOMAL RNA



• Molecule 39: 50S RIBOSOMAL PROTEIN L2




• Molecule 40: 50S RIBOSOMAL PROTEIN L3

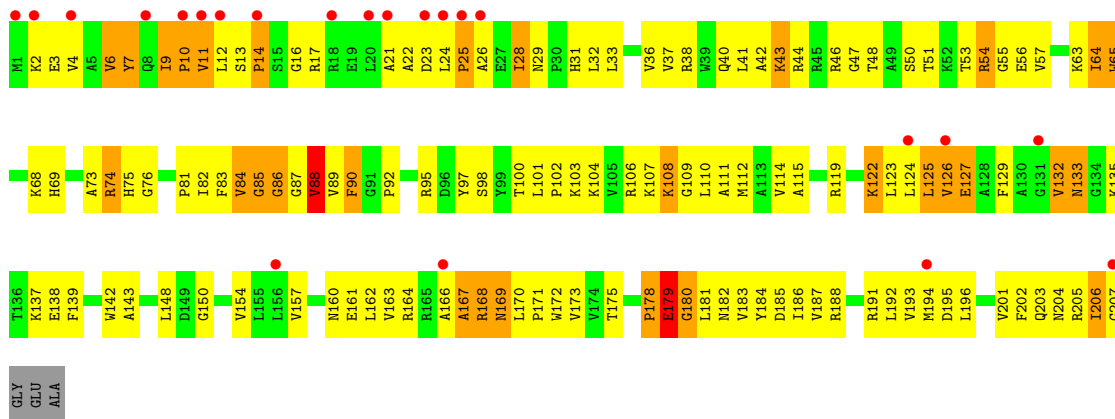


• Molecule 40: 50S RIBOSOMAL PROTEIN L3

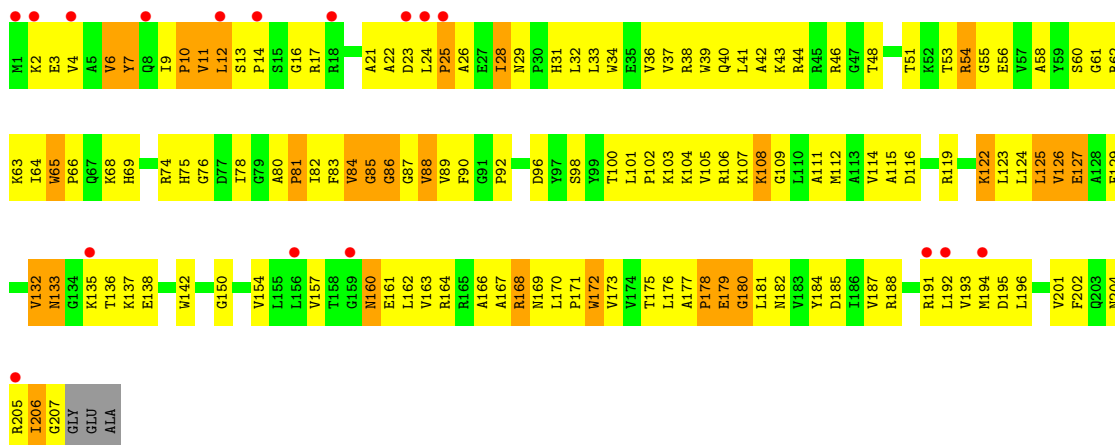




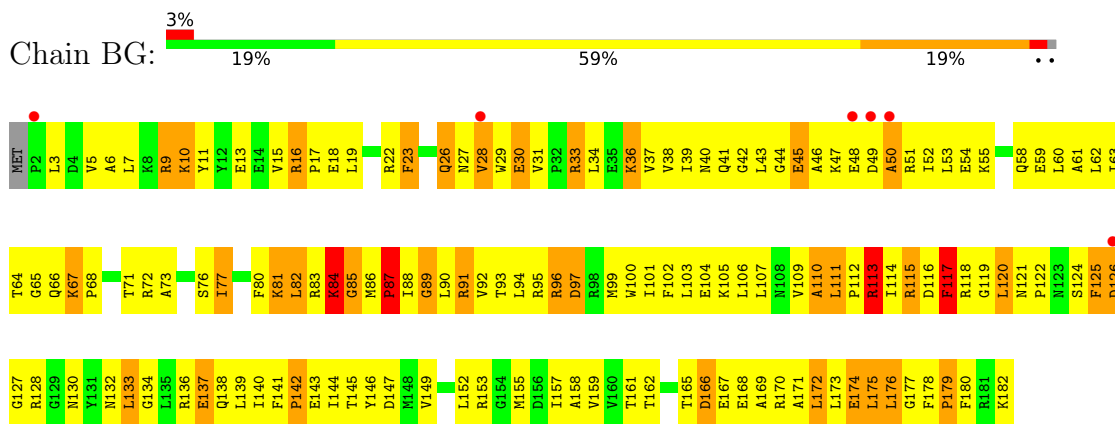
• Molecule 41: 50S RIBOSOMAL PROTEIN L4



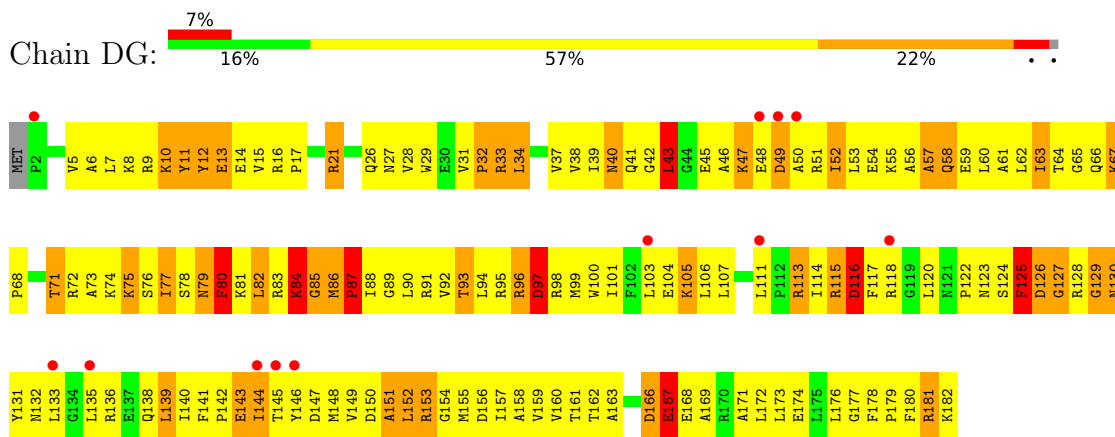
• Molecule 41: 50S RIBOSOMAL PROTEIN L4



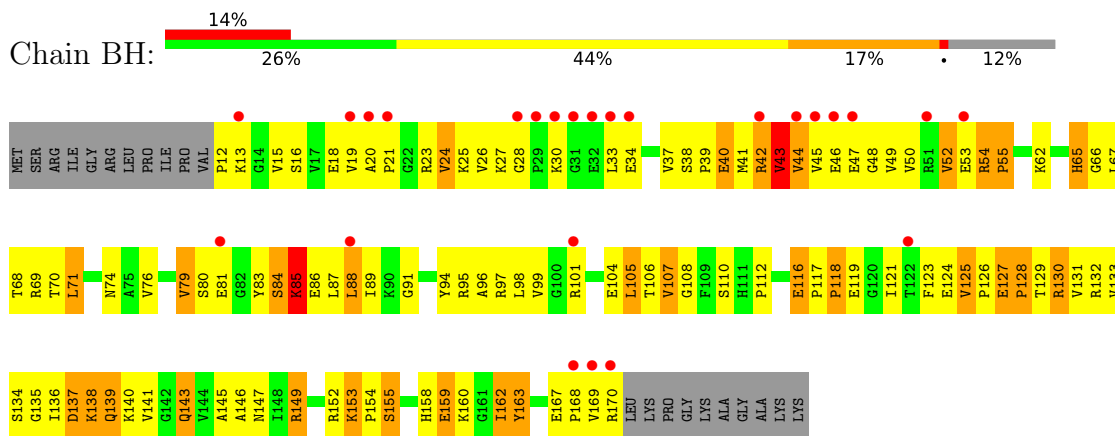
• Molecule 42: 50S RIBOSOMAL PROTEIN L5



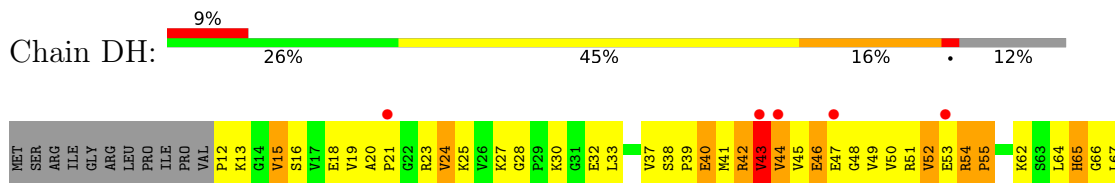
• Molecule 42: 50S RIBOSOMAL PROTEIN L5

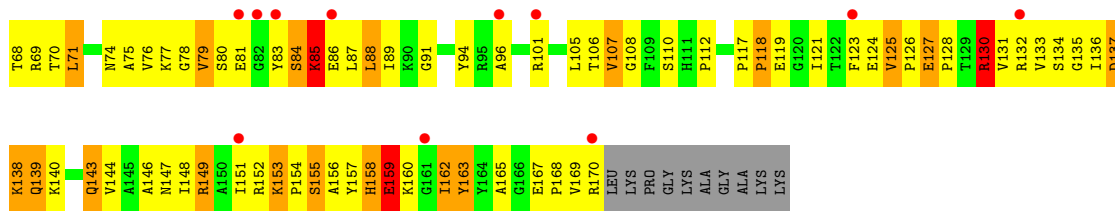


• Molecule 43: 50S RIBOSOMAL PROTEIN L6

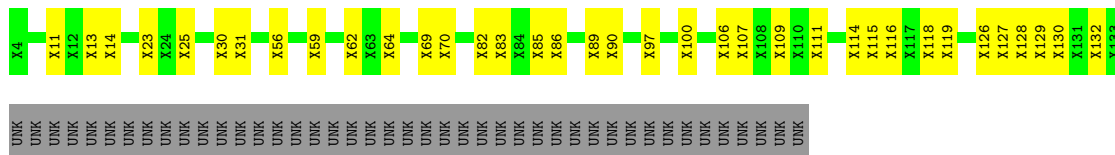


• Molecule 43: 50S RIBOSOMAL PROTEIN L6

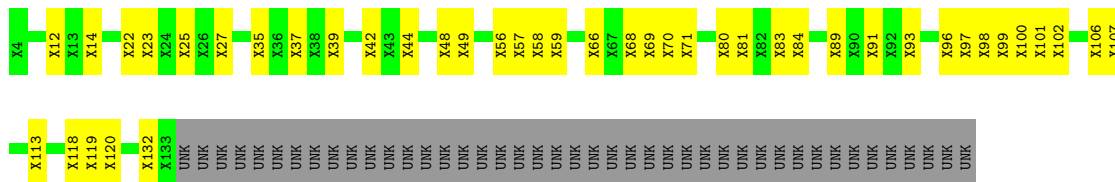




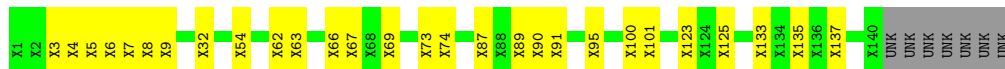
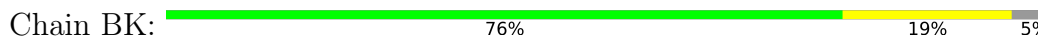
● Molecule 44: 50S RIBOSOMAL PROTEIN L10



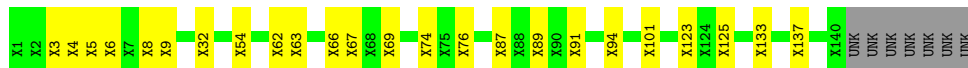
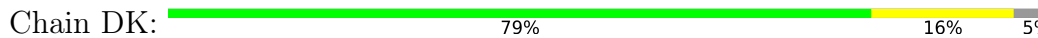
● Molecule 44: 50S RIBOSOMAL PROTEIN L10



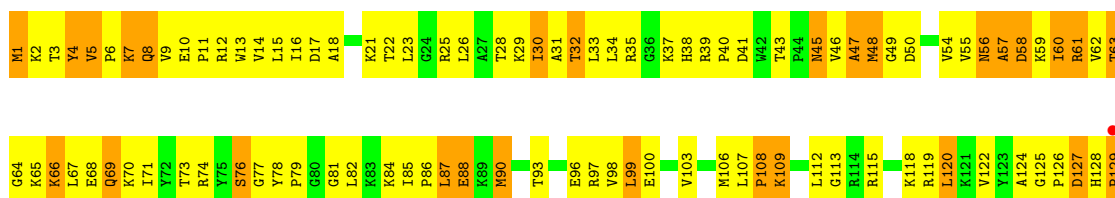
● Molecule 45: 50S RIBOSOMAL PROTEIN L11




● Molecule 45: 50S RIBOSOMAL PROTEIN L11

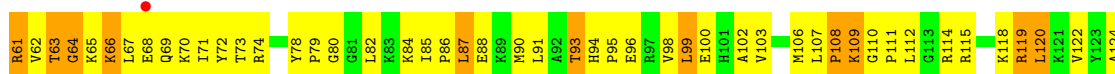



● Molecule 46: 50S RIBOSOMAL PROTEIN L13

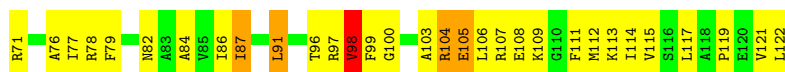
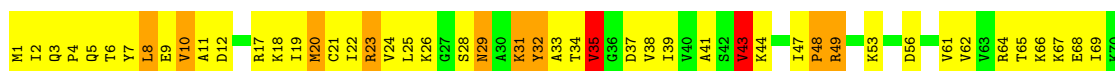





• Molecule 46: 50S RIBOSOMAL PROTEIN L13




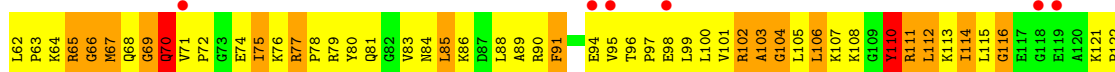
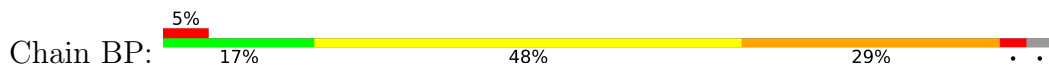
• Molecule 47: 50S RIBOSOMAL PROTEIN L14



• Molecule 47: 50S RIBOSOMAL PROTEIN L14

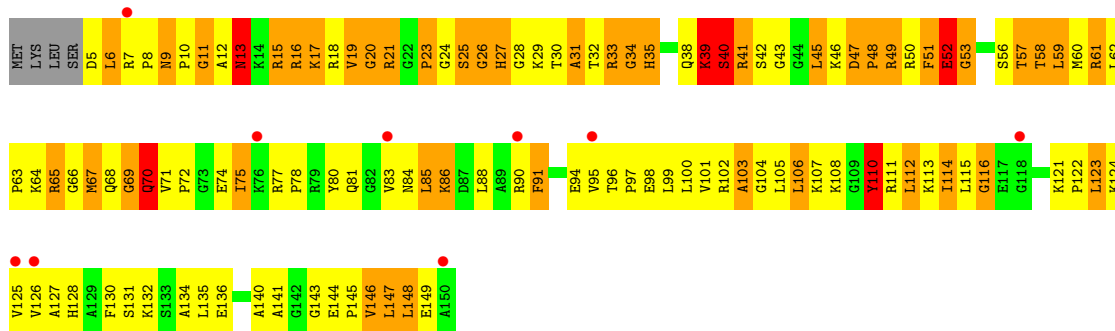


• Molecule 48: 50S RIBOSOMAL PROTEIN L15



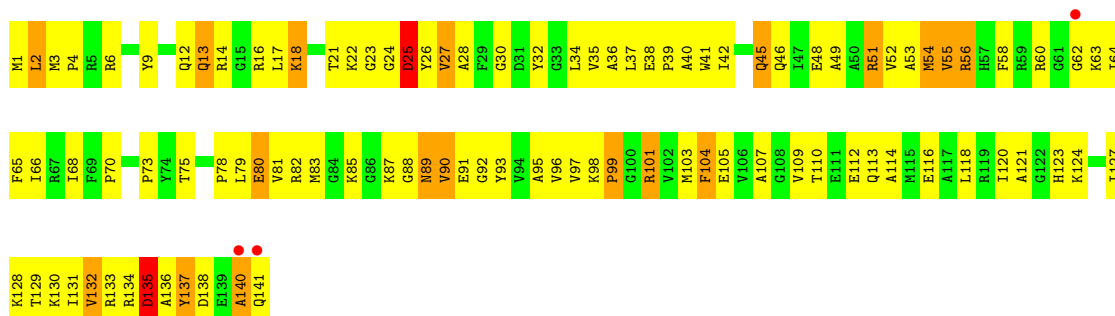
- Molecule 48: 50S RIBOSOMAL PROTEIN L15

Chain DP: 6% 18% 46% 29%



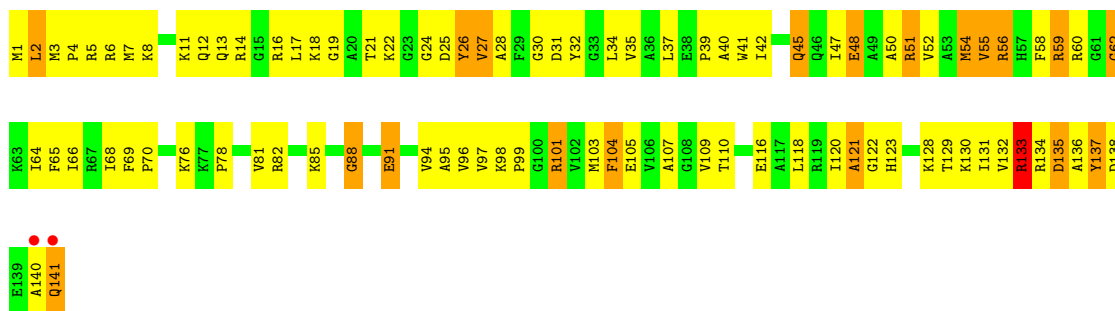
- Molecule 49: 50S RIBOSOMAL PROTEIN L16

Chain BQ: 2% 28% 57% 13%



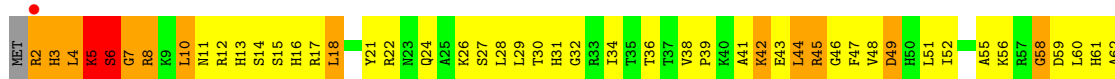
- Molecule 49: 50S RIBOSOMAL PROTEIN L16

Chain DQ: 35% 50% 13%



- Molecule 50: 50S RIBOSOMAL PROTEIN L17

Chain BR: 19% 57% 20%


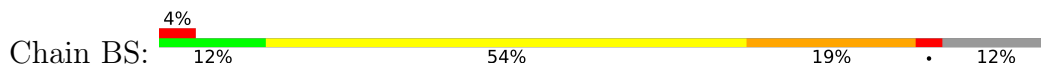




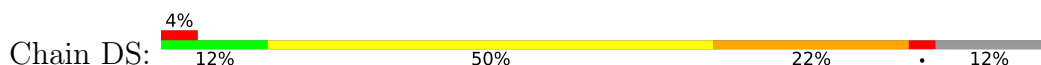
• Molecule 50: 50S RIBOSOMAL PROTEIN L17



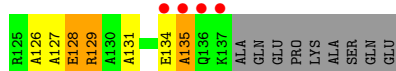
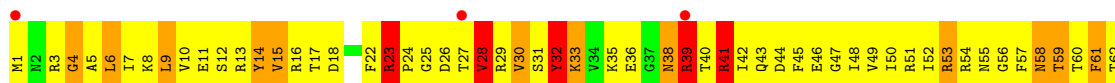
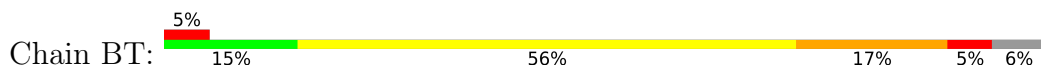
• Molecule 51: 50S RIBOSOMAL PROTEIN L18



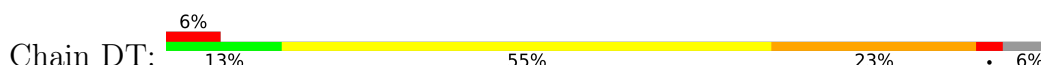
• Molecule 51: 50S RIBOSOMAL PROTEIN L18

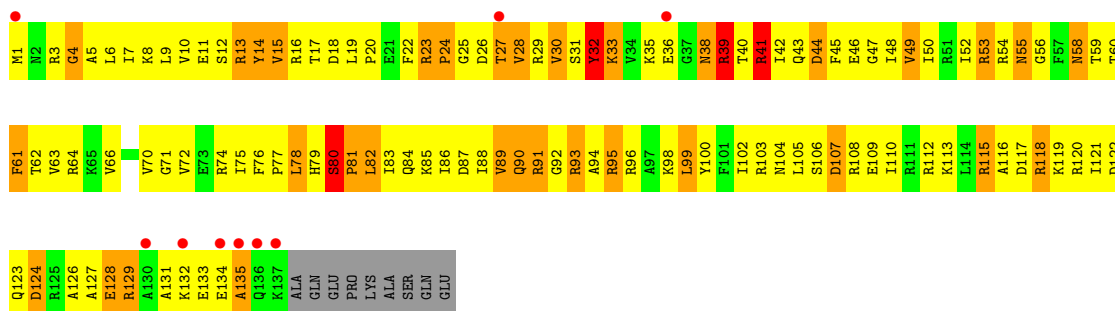


• Molecule 52: 50S RIBOSOMAL PROTEIN L19



• Molecule 52: 50S RIBOSOMAL PROTEIN L19


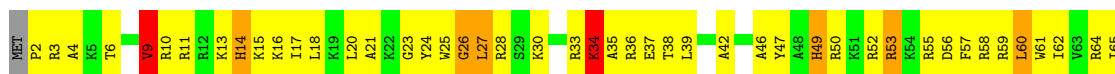





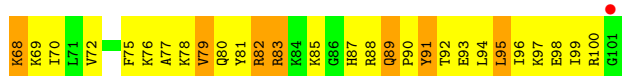
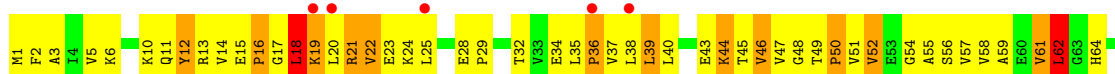
- Molecule 53: 50S RIBOSOMAL PROTEIN L20



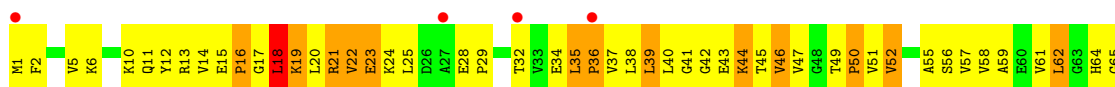
- Molecule 53: 50S RIBOSOMAL PROTEIN L20

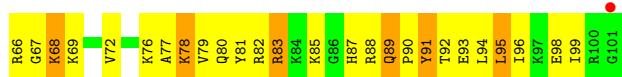


- Molecule 54: 50S RIBOSOMAL PROTEIN L21




- Molecule 54: 50S RIBOSOMAL PROTEIN L21





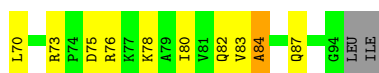
• Molecule 55: 50S RIBOSOMAL PROTEIN L22



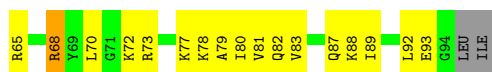
• Molecule 55: 50S RIBOSOMAL PROTEIN L22



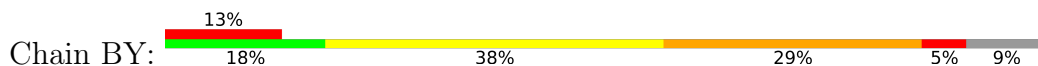
• Molecule 56: 50S RIBOSOMAL PROTEIN L23

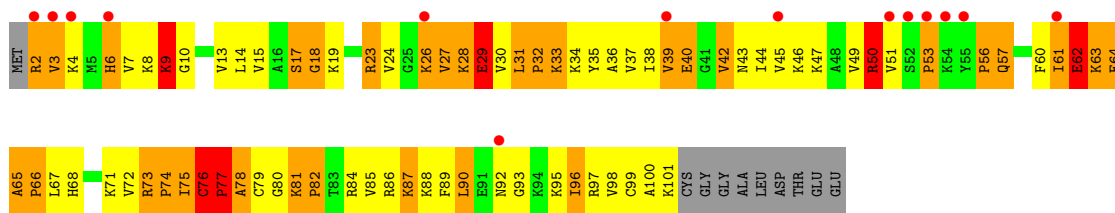


• Molecule 56: 50S RIBOSOMAL PROTEIN L23

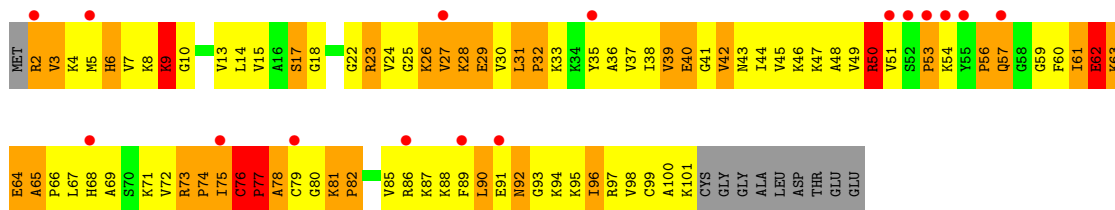


• Molecule 57: 50S RIBOSOMAL PROTEIN L24

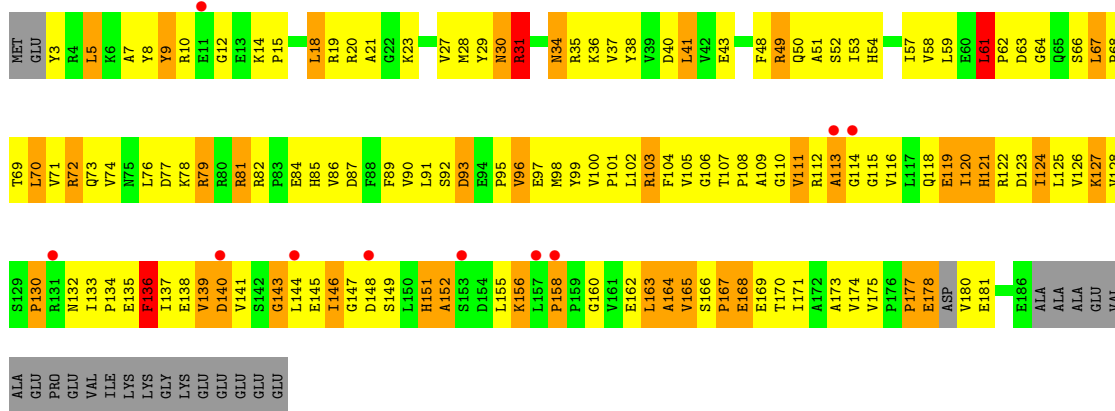
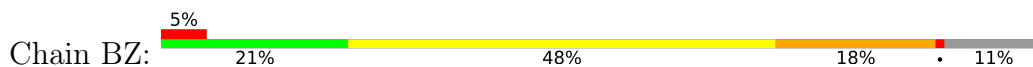




• Molecule 57: 50S RIBOSOMAL PROTEIN L24



• Molecule 58: 50S RIBOSOMAL PROTEIN L25



4 Data and refinement statistics

Property	Value	Source
Space group	P 1 21 1	Depositor
Cell constants a, b, c, α , β , γ	289.80Å 269.10Å 403.90Å 90.00° 91.22° 90.00°	Depositor
Resolution (Å)	50.00 – 3.10 49.83 – 2.93	Depositor EDS
% Data completeness (in resolution range)	97.4 (50.00-3.10) 89.6 (49.83-2.93)	Depositor EDS
R_{merge}	0.02	Depositor
R_{sym}	(Not available)	Depositor
$\langle I/\sigma(I) \rangle$ ¹	1.31 (at 2.96Å)	Xtrriage
Refinement program	CNS 1.2	Depositor
R, R_{free}	0.247 , 0.285 0.246 , 0.283	Depositor DCC
R_{free} test set	58969 reflections (4.99%)	wwPDB-VP
Wilson B-factor (Å ²)	67.3	Xtrriage
Anisotropy	0.050	Xtrriage
Bulk solvent k_{sol} (e/Å ³), B_{sol} (Å ²)	0.28 , 39.9	EDS
L-test for twinning ²	$\langle L \rangle = 0.43$, $\langle L^2 \rangle = 0.26$	Xtrriage
Estimated twinning fraction	0.038 for h,-k,-l	Xtrriage
F_o, F_c correlation	0.90	EDS
Total number of atoms	307196	wwPDB-VP
Average B, all atoms (Å ²)	83.0	wwPDB-VP

Xtrriage's analysis on translational NCS is as follows: *The largest off-origin peak in the Patterson function is 6.99% of the height of the origin peak. No significant pseudotranslation is detected.*

¹Intensities estimated from amplitudes.

²Theoretical values of $\langle |L| \rangle$, $\langle L^2 \rangle$ for acentric reflections are 0.5, 0.333 respectively for untwinned datasets, and 0.375, 0.2 for perfectly twinned datasets.

5 Model quality i

5.1 Standard geometry i

Bond lengths and bond angles in the following residue types are not validated in this section: 5MU, ZN, GDP, KIR, H2U, MIA, OMC, 7MG, PSU, 4SU

The Z score for a bond length (or angle) is the number of standard deviations the observed value is removed from the expected value. A bond length (or angle) with $|Z| > 5$ is considered an outlier worth inspection. RMSZ is the root-mean-square of all Z scores of the bond lengths (or angles).

Mol	Chain	Bond lengths		Bond angles	
		RMSZ	# Z >5	RMSZ	# Z >5
1	AA	0.63	5/36190 (0.0%)	0.80	59/56486 (0.1%)
1	CA	0.60	4/36190 (0.0%)	0.78	33/56486 (0.1%)
2	AB	0.51	0/1935	0.76	2/2609 (0.1%)
2	CB	0.49	0/1935	0.76	0/2609
3	AC	0.57	1/1636 (0.1%)	0.81	0/2205
3	CC	0.54	0/1636	0.76	0/2205
4	AD	0.51	0/1733	0.81	2/2318 (0.1%)
4	CD	0.56	0/1733	0.84	1/2318 (0.0%)
5	AE	0.58	0/1162	0.85	0/1564
5	CE	0.56	0/1162	0.84	0/1564
6	AF	0.45	0/856	0.70	0/1154
6	CF	0.45	0/856	0.74	0/1154
7	AG	0.46	0/1276	0.68	2/1709 (0.1%)
7	CG	0.50	0/1276	0.63	0/1709
8	AH	0.51	0/1136	0.80	0/1527
8	CH	0.51	0/1136	0.80	0/1527
9	AI	0.50	0/1029	0.77	0/1379
9	CI	0.49	0/1029	0.74	0/1379
10	AJ	0.51	0/807	0.80	0/1085
10	CJ	0.48	0/807	0.74	0/1085
11	AK	0.56	0/900	0.84	1/1213 (0.1%)
11	CK	0.51	0/900	0.77	1/1213 (0.1%)
12	AL	0.53	0/986	0.90	2/1320 (0.2%)
12	CL	0.54	0/986	0.87	1/1320 (0.1%)
13	AM	0.43	0/998	0.75	0/1336
13	CM	0.42	0/998	0.75	0/1336
14	AN	0.56	0/501	0.87	1/664 (0.2%)
14	CN	0.70	0/501	0.92	0/664
15	AO	0.49	0/745	0.71	0/992
15	CO	0.50	0/745	0.71	0/992
16	AP	0.44	0/716	0.73	0/963
16	CP	0.40	0/716	0.71	0/963

Mol	Chain	Bond lengths		Bond angles	
		RMSZ	# Z >5	RMSZ	# Z >5
17	AQ	0.47	0/836	0.73	0/1117
17	CQ	0.48	0/836	0.76	0/1117
18	AR	0.54	0/579	0.76	0/768
18	CR	0.52	0/579	0.76	0/768
19	AS	0.49	0/642	0.74	1/865 (0.1%)
19	CS	0.45	0/642	0.71	0/865
20	AT	0.40	0/765	0.72	0/1007
20	CT	0.37	0/765	0.70	0/1007
21	AU	0.43	0/212	0.75	0/277
21	CU	0.60	0/212	0.81	0/277
22	AV	0.64	0/1809	0.80	1/2819 (0.0%)
22	AW	0.47	1/1809 (0.1%)	0.74	0/2819
22	CV	0.58	0/1809	0.79	1/2819 (0.0%)
22	CW	0.40	0/1809	0.73	0/2819
23	AX	0.80	0/406	0.89	2/631 (0.3%)
23	CX	0.78	0/406	0.94	2/631 (0.3%)
24	AY	0.80	7/1618 (0.4%)	0.91	7/2514 (0.3%)
24	CY	0.76	4/1618 (0.2%)	0.91	7/2514 (0.3%)
25	AZ	0.72	7/3042 (0.2%)	0.84	8/4129 (0.2%)
25	CZ	0.79	6/3042 (0.2%)	0.88	7/4129 (0.2%)
26	B0	0.44	0/671	0.68	0/892
26	D0	0.45	0/671	0.72	0/892
27	B1	0.47	0/738	0.77	0/981
27	D1	0.42	0/738	0.70	0/981
28	B2	0.39	0/600	0.77	0/793
28	D2	0.34	0/600	0.66	0/793
29	B3	0.43	0/472	0.69	0/634
29	D3	0.39	0/472	0.71	0/634
30	B4	0.53	0/349	0.67	0/474
30	D4	0.52	0/349	0.65	0/474
31	B5	0.44	0/473	0.76	0/639
31	D5	0.43	0/473	0.77	0/639
32	B6	0.62	0/440	0.93	0/586
32	D6	0.60	0/440	0.91	0/586
33	B7	0.51	0/426	0.74	0/561
33	D7	0.47	0/426	0.71	0/561
34	B8	0.59	0/515	0.87	0/679
34	D8	0.56	0/515	0.87	0/679
35	B9	0.53	0/310	0.74	0/407
35	D9	0.61	0/310	0.92	0/407
36	BA	0.55	2/69976 (0.0%)	0.75	50/109244 (0.0%)
36	DA	0.54	3/69976 (0.0%)	0.75	43/109244 (0.0%)
37	BB	0.47	0/2853	0.75	0/4451

Mol	Chain	Bond lengths		Bond angles	
		RMSZ	# Z >5	RMSZ	# Z >5
37	DB	0.49	0/2853	0.75	0/4451
38	BC	0.42	1/1774 (0.1%)	0.68	0/2391
38	DC	0.46	2/1774 (0.1%)	0.65	0/2391
39	BD	0.55	0/2195	0.89	4/2955 (0.1%)
39	DD	0.55	0/2195	0.90	5/2955 (0.2%)
40	BE	0.47	0/1596	0.76	0/2153
40	DE	0.49	0/1596	0.78	1/2153 (0.0%)
41	BF	0.41	0/1658	0.69	0/2244
41	DF	0.39	0/1658	0.67	0/2244
42	BG	0.43	0/1499	0.72	0/2016
42	DG	0.39	0/1499	0.71	0/2016
43	BH	0.40	0/1245	0.68	0/1682
43	DH	0.38	0/1245	0.71	0/1682
46	BN	0.44	0/1131	0.74	0/1525
46	DN	0.41	0/1131	0.72	0/1525
47	BO	0.52	0/943	0.76	1/1269 (0.1%)
47	DO	0.51	0/943	0.77	0/1269
48	BP	0.48	0/1131	1.00	6/1504 (0.4%)
48	DP	0.46	0/1131	1.00	6/1504 (0.4%)
49	BQ	0.51	0/1143	0.77	0/1527
49	DQ	0.50	0/1143	0.79	0/1527
50	BR	0.40	0/974	0.77	0/1302
50	DR	0.39	0/974	0.74	2/1302 (0.2%)
51	BS	0.41	0/778	0.74	0/1036
51	DS	0.41	0/778	0.70	0/1036
52	BT	0.44	0/1155	0.78	2/1542 (0.1%)
52	DT	0.43	0/1155	0.76	1/1542 (0.1%)
53	BU	0.46	0/975	0.75	0/1297
53	DU	0.49	0/975	0.74	0/1297
54	BV	0.40	0/790	0.75	0/1057
54	DV	0.41	0/790	0.73	0/1057
55	BW	0.39	0/907	0.70	0/1216
55	DW	0.40	0/907	0.67	0/1216
56	BX	0.45	0/739	0.70	1/993 (0.1%)
56	DX	0.45	0/739	0.72	1/993 (0.1%)
57	BY	0.38	0/788	0.70	0/1051
57	DY	0.38	0/788	0.73	1/1051 (0.1%)
58	BZ	0.46	0/1491	0.80	1/2024 (0.0%)
58	DZ	0.46	0/1491	0.74	1/2024 (0.0%)
All	All	0.55	43/330118 (0.0%)	0.77	267/493190 (0.1%)

Chiral center outliers are detected by calculating the chiral volume of a chiral center and verifying if the center is modelled as a planar moiety or with the opposite hand. A planarity outlier is detected

by checking planarity of atoms in a peptide group, atoms in a mainchain group or atoms of a sidechain that are expected to be planar.

Mol	Chain	#Chirality outliers	#Planarity outliers
1	AA	6	89
1	CA	4	91
8	AH	0	1
8	CH	0	1
19	AS	0	1
22	AV	0	7
22	CV	0	1
22	CW	0	1
23	AX	0	1
23	CX	0	4
24	AY	2	1
24	CY	2	2
25	AZ	0	2
25	CZ	0	2
36	BA	0	123
36	DA	1	104
37	BB	0	3
37	DB	0	3
39	BD	0	1
49	BQ	0	1
49	DQ	0	1
All	All	15	440

All (43) bond length outliers are listed below:

Mol	Chain	Res	Type	Atoms	Z	Observed(Å)	Ideal(Å)
36	DA	761	A	C5-C6	-10.85	1.31	1.41
24	AY	34	C	C5-C6	10.54	1.42	1.34
25	AZ	69	GLU	N-CA	9.82	1.66	1.46
25	CZ	67	HIS	C-O	9.21	1.40	1.23
25	CZ	69	GLU	N-CA	8.60	1.63	1.46
36	BA	761	A	C5-C6	-8.59	1.33	1.41
24	AY	34	C	N1-C2	-8.09	1.32	1.40
25	AZ	69	GLU	CB-CG	-8.09	1.36	1.52
1	CA	1054	C	C4-C5	-7.68	1.36	1.43
25	AZ	68	VAL	C-N	7.44	1.51	1.34
24	CY	1	A	OP3-P	-7.39	1.52	1.61
25	AZ	67	HIS	C-O	7.27	1.37	1.23
24	AY	1	A	OP3-P	-7.25	1.52	1.61
25	CZ	70	TYR	CA-CB	7.23	1.69	1.53
25	CZ	68	VAL	C-N	7.15	1.50	1.34

Continued on next page...

Continued from previous page...

Mol	Chain	Res	Type	Atoms	Z	Observed(Å)	Ideal(Å)
36	DA	2506	U	N1-C2	7.09	1.45	1.38
1	CA	1503	A	C6-N6	6.90	1.39	1.33
38	DC	218	MET	CG-SD	6.85	1.99	1.81
24	CY	34	C	N1-C2	-6.74	1.33	1.40
24	AY	34	C	C4-C5	-6.34	1.37	1.43
25	AZ	70	TYR	CA-CB	6.31	1.67	1.53
36	BA	2506	U	N1-C2	6.10	1.44	1.38
1	CA	368	U	N3-C4	-6.00	1.33	1.38
24	AY	12	U	C3'-C2'	5.93	1.59	1.52
1	AA	1054	C	C4-C5	-5.92	1.38	1.43
1	AA	1502	A	C5-C6	-5.90	1.35	1.41
24	CY	12	U	C3'-C2'	5.87	1.59	1.52
25	CZ	69	GLU	CB-CG	-5.68	1.41	1.52
1	AA	858	G	C5-C6	-5.66	1.36	1.42
22	AW	39	U	N1-C2	5.50	1.43	1.38
24	AY	13	C	C5'-C4'	5.49	1.57	1.51
25	AZ	357	PRO	CB-CG	5.47	1.77	1.50
38	DC	120	MET	CG-SD	5.43	1.95	1.81
24	CY	13	C	P-O5'	5.40	1.65	1.59
3	AC	2	GLY	N-CA	5.40	1.54	1.46
25	CZ	68	VAL	CB-CG1	-5.39	1.41	1.52
1	CA	1158	C	N1-C2	5.20	1.45	1.40
25	AZ	1	ALA	CA-CB	5.16	1.63	1.52
24	AY	13	C	P-O5'	5.14	1.64	1.59
38	BC	120	MET	CG-SD	5.07	1.94	1.81
36	DA	761	A	N7-C5	-5.06	1.36	1.39
1	AA	1125	U	C3'-O3'	5.03	1.49	1.42
1	AA	1125	U	O5'-C5'	5.02	1.52	1.44

All (267) bond angle outliers are listed below:

Mol	Chain	Res	Type	Atoms	Z	Observed(°)	Ideal(°)
1	AA	1054	C	N1-C1'-C2'	12.37	130.09	114.00
1	AA	1054	C	N3-C2-O2	12.20	130.44	121.90
1	AA	1498	U	C2'-C3'-O3'	11.43	134.65	109.50
1	CA	1054	C	N1-C1'-C2'	11.34	128.74	114.00
1	CA	1503	A	N9-C1'-C2'	-11.14	99.52	114.00
1	AA	1050	G	N9-C1'-C2'	-10.82	99.93	114.00
36	DA	1786	A	N9-C1'-C2'	10.79	128.03	114.00
25	AZ	68	VAL	N-CA-C	10.63	139.71	111.00
1	AA	961	U	N1-C1'-C2'	-10.61	100.20	114.00
36	BA	1786	A	N9-C1'-C2'	10.48	127.63	114.00

Continued on next page...

Continued from previous page...

Mol	Chain	Res	Type	Atoms	Z	Observed(°)	Ideal(°)
1	CA	1498	U	C2'-C3'-O3'	10.47	132.54	109.50
36	DA	945	A	N9-C1'-C2'	10.18	127.23	114.00
1	CA	508	C	C2'-C3'-O3'	9.79	131.04	109.50
1	AA	508	C	C2'-C3'-O3'	9.78	131.02	109.50
1	CA	968	A	C2'-C3'-O3'	9.38	130.13	109.50
1	AA	968	A	C2'-C3'-O3'	9.36	130.08	109.50
36	DA	2360	A	N9-C1'-C2'	-9.30	101.77	112.00
24	CY	75	C	C2'-C3'-O3'	9.27	129.90	109.50
39	BD	244	ARG	C-N-CD	-9.22	100.32	120.60
36	BA	1992	G	C2'-C3'-O3'	9.21	129.76	109.50
1	AA	687	A	C2'-C3'-O3'	9.17	129.68	109.50
25	AZ	68	VAL	CA-CB-CG1	-9.15	97.17	110.90
1	CA	115	G	C2'-C3'-O3'	9.09	129.50	109.50
39	DD	244	ARG	C-N-CD	-9.09	100.61	120.60
1	CA	1050	G	N9-C1'-C2'	-9.04	102.05	112.00
36	BA	1970	A	C5'-C4'-O4'	9.00	119.90	109.10
1	AA	243	A	C2'-C3'-O3'	8.97	129.23	109.50
1	CA	243	A	C2'-C3'-O3'	8.92	129.13	109.50
1	CA	687	A	C2'-C3'-O3'	8.91	129.10	109.50
24	CY	36	A	C2'-C3'-O3'	8.82	128.91	109.50
24	AY	75	C	C2'-C3'-O3'	8.78	128.82	109.50
24	AY	34	C	C6-N1-C2	8.70	123.78	120.30
1	CA	30	U	C2'-C3'-O3'	8.60	128.41	109.50
1	AA	30	U	C2'-C3'-O3'	8.58	128.38	109.50
48	DP	53	GLY	N-CA-C	-8.33	92.28	113.10
1	AA	347	G	N9-C1'-C2'	-8.32	102.84	112.00
1	CA	347	G	N9-C1'-C2'	-8.32	102.84	112.00
25	CZ	68	VAL	N-CA-C	8.29	133.39	111.00
1	AA	1348	U	N1-C1'-C2'	-8.15	103.03	112.00
1	CA	961	U	N1-C1'-C2'	-8.14	103.04	112.00
48	BP	53	GLY	N-CA-C	-8.10	92.86	113.10
1	AA	1054	C	C2-N3-C4	8.08	123.94	119.90
36	DA	1819	A	C2'-C3'-O3'	8.03	127.17	109.50
1	AA	115	G	C2'-C3'-O3'	8.01	127.12	109.50
36	BA	1819	A	C2'-C3'-O3'	7.92	126.93	109.50
1	CA	60	A	C2'-C3'-O3'	7.89	126.86	109.50
1	AA	1504	G	C2'-C3'-O3'	7.76	126.58	109.50
24	AY	36	A	C2'-C3'-O3'	7.73	126.52	109.50
36	DA	2111	C	N1-C1'-C2'	7.54	123.80	114.00
36	DA	1992	G	C2'-C3'-O3'	7.53	126.07	109.50
36	BA	527	C	O4'-C1'-N1	7.49	114.19	108.20
1	AA	1531	A	C2'-C3'-O3'	7.44	125.88	109.50

Continued on next page...

Continued from previous page...

Mol	Chain	Res	Type	Atoms	Z	Observed(°)	Ideal(°)
36	DA	1698	A	O4'-C1'-N9	7.43	114.14	108.20
25	AZ	357	PRO	N-CA-C	7.34	131.19	112.10
36	BA	2128	C	N1-C1'-C2'	-7.33	103.94	112.00
36	BA	1799	G	C2'-C3'-O3'	7.32	125.61	109.50
48	DP	52	GLU	N-CA-C	7.24	130.54	111.00
1	AA	792	A	C2'-C3'-O3'	7.22	125.38	109.50
1	AA	1502	A	N9-C1'-C2'	7.21	123.38	114.00
1	CA	1190	G	N9-C1'-C2'	7.14	123.28	114.00
36	BA	945	A	N9-C1'-C2'	7.11	123.24	114.00
25	CZ	68	VAL	CG1-CB-CG2	7.08	122.22	110.90
1	CA	792	A	C2'-C3'-O3'	7.06	125.02	109.50
36	BA	1698	A	O4'-C1'-N9	7.04	113.83	108.20
36	DA	1970	A	C5'-C4'-O4'	7.03	117.53	109.10
25	AZ	68	VAL	C-N-CA	-7.00	104.20	121.70
1	AA	741	G	N9-C1'-C2'	-7.00	104.30	112.00
1	AA	1054	C	N1-C2-N3	-7.00	114.30	119.20
1	AA	1504	G	C4'-C3'-O3'	6.96	126.93	113.00
36	DA	2477	C	C5'-C4'-O4'	-6.94	100.77	109.10
4	AD	12	CYS	N-CA-C	-6.93	92.28	111.00
36	DA	1799	G	C2'-C3'-O3'	6.89	124.73	113.70
36	DA	1653	G	C2'-C3'-O3'	6.89	124.72	113.70
1	AA	1279	A	N9-C1'-C2'	6.87	122.94	114.00
48	BP	52	GLU	N-CA-C	6.81	129.38	111.00
24	AY	35	C	O5'-P-OP1	-6.80	99.58	105.70
1	AA	1498	U	N1-C1'-C2'	6.75	122.77	114.00
11	AK	63	LEU	CA-CB-CG	6.73	130.78	115.30
36	DA	2756	U	C2'-C3'-O3'	6.72	124.46	113.70
1	AA	60	A	C2'-C3'-O3'	6.72	124.45	113.70
24	AY	18	G	C2'-C3'-O3'	6.71	124.44	113.70
1	CA	495	A	C2'-C3'-O3'	6.71	124.44	113.70
25	CZ	68	VAL	CA-C-N	-6.70	102.46	117.20
39	DD	260	ARG	NE-CZ-NH1	6.70	123.65	120.30
47	BO	8	LEU	CA-CB-CG	6.68	130.68	115.30
1	AA	495	A	C2'-C3'-O3'	6.68	124.38	113.70
52	DT	80	SER	N-CA-C	6.66	128.99	111.00
1	AA	995	C	N1-C1'-C2'	-6.62	104.72	112.00
1	AA	760	G	N9-C1'-C2'	-6.59	104.75	112.00
1	AA	245	C	N1-C1'-C2'	-6.58	104.77	112.00
36	BA	527	C	N1-C1'-C2'	6.57	122.54	114.00
1	CA	1054	C	N3-C2-O2	6.56	126.49	121.90
24	CY	18	G	C2'-C3'-O3'	6.56	124.20	113.70
25	AZ	69	GLU	OE1-CD-OE2	-6.54	115.46	123.30

Continued on next page...

Continued from previous page...

Mol	Chain	Res	Type	Atoms	Z	Observed(°)	Ideal(°)
1	CA	971	G	N9-C1'-C2'	6.52	122.48	114.00
1	AA	1054	C	C4'-C3'-O3'	-6.50	95.74	109.40
36	DA	1970	A	C1'-O4'-C4'	-6.50	104.70	109.90
36	BA	2278	A	C5'-C4'-C3'	6.48	126.37	116.00
36	BA	1781	C	N1-C1'-C2'	6.48	122.42	114.00
4	CD	32	ALA	N-CA-C	-6.47	93.52	111.00
36	BA	2286	A	N9-C1'-C2'	6.44	122.37	114.00
36	BA	1653	G	C2'-C3'-O3'	6.43	123.99	113.70
36	DA	2655	G	N9-C1'-C2'	6.38	122.29	114.00
1	AA	1181	G	N9-C1'-C2'	6.38	122.29	114.00
36	BA	1970	A	C5'-C4'-C3'	6.36	126.17	116.00
1	AA	1054	C	O4'-C1'-N1	-6.35	103.12	108.20
1	CA	887	G	N9-C1'-C2'	-6.33	105.03	112.00
36	DA	856	C	C2'-C3'-O3'	6.30	123.79	113.70
25	CZ	357	PRO	N-CA-C	6.30	128.47	112.10
24	CY	34	C	C6-N1-C2	6.26	122.81	120.30
12	CL	88	GLY	N-CA-C	-6.26	97.44	113.10
1	CA	1049	U	N1-C1'-C2'	6.26	122.14	114.00
1	AA	1054	C	N1-C2-O2	-6.26	115.15	118.90
1	AA	1190	G	N9-C1'-C2'	6.25	122.13	114.00
12	AL	47	LYS	N-CA-C	6.25	127.87	111.00
36	BA	2031	A	N9-C1'-C2'	6.23	122.09	114.00
36	BA	1970	A	C1'-O4'-C4'	-6.19	104.95	109.90
36	DA	1781	C	N1-C1'-C2'	6.18	122.04	114.00
36	DA	1970	A	C5'-C4'-C3'	6.17	125.87	116.00
39	DD	260	ARG	NE-CZ-NH2	-6.15	117.23	120.30
1	AA	428	G	N9-C1'-C2'	6.13	121.97	114.00
36	DA	527	C	N1-C1'-C2'	6.12	121.95	114.00
48	BP	59	LEU	CA-CB-CG	6.10	129.34	115.30
36	DA	2654	A	C2'-C3'-O3'	6.10	123.47	113.70
1	AA	1387	G	C5'-C4'-C3'	-6.10	106.25	116.00
24	AY	34	C	C5'-C4'-O4'	6.09	116.42	109.10
1	CA	198	G	N9-C1'-C2'	-6.08	105.31	112.00
19	AS	5	LEU	CA-CB-CG	5.99	129.07	115.30
1	AA	428	G	C2'-C3'-O3'	5.97	123.26	113.70
36	DA	387	U	C2'-C3'-O3'	5.95	123.22	113.70
23	AX	24	G	C5'-C4'-C3'	-5.95	106.48	116.00
24	CY	34	C	N3-C4-N4	-5.89	113.87	118.00
36	BA	669	G	N9-C1'-C2'	5.89	121.65	114.00
36	DA	1495	A	N9-C1'-C2'	5.88	121.65	114.00
1	AA	532	A	N9-C1'-C2'	5.88	121.64	114.00
22	AV	59	U	N1-C1'-C2'	-5.87	105.55	112.00

Continued on next page...

Continued from previous page...

Mol	Chain	Res	Type	Atoms	Z	Observed(°)	Ideal(°)
36	BA	2756	U	C2'-C3'-O3'	5.87	123.09	113.70
52	BT	59	THR	N-CA-C	-5.86	95.18	111.00
40	DE	168	MET	N-CA-C	5.85	126.78	111.00
1	AA	388	G	N9-C1'-C2'	5.83	121.58	114.00
56	DX	57	LEU	CA-CB-CG	5.83	128.70	115.30
36	BA	2464	C	N1-C1'-C2'	-5.82	105.60	112.00
36	DA	975	C	O4'-C1'-N1	5.81	112.85	108.20
36	DA	2464	C	N1-C1'-C2'	-5.81	105.61	112.00
36	DA	1934	C	N1-C1'-C2'	-5.80	105.62	112.00
36	DA	975	C	N1-C1'-C2'	5.79	121.53	114.00
1	AA	1381	U	C5'-C4'-C3'	-5.79	106.74	116.00
36	DA	2286	A	N9-C1'-C2'	5.78	121.51	114.00
25	AZ	68	VAL	CA-C-N	-5.77	104.51	117.20
1	AA	1280	A	N9-C1'-C2'	5.76	121.49	114.00
12	AL	88	GLY	N-CA-C	-5.76	98.69	113.10
1	AA	1504	G	O5'-P-OP1	-5.74	100.53	105.70
36	BA	2132	U	N1-C1'-C2'	5.74	121.46	114.00
7	AG	145	ALA	N-CA-C	-5.74	95.52	111.00
36	DA	1819	A	C4'-C3'-O3'	5.74	124.47	113.00
1	CA	266	G	C2'-C3'-O3'	5.73	122.86	113.70
48	BP	45	LEU	N-CA-C	-5.71	95.59	111.00
25	AZ	68	VAL	CG1-CB-CG2	5.71	120.03	110.90
39	BD	260	ARG	NE-CZ-NH2	-5.70	117.45	120.30
39	DD	176	ARG	N-CA-C	-5.67	95.69	111.00
1	AA	547	A	N9-C1'-C2'	5.67	121.37	114.00
36	BA	958	U	N1-C1'-C2'	5.67	121.37	114.00
1	CA	328	C	N1-C1'-C2'	5.65	121.35	114.00
57	DY	54	LYS	N-CA-C	-5.65	95.75	111.00
36	BA	1617	C	N1-C1'-C2'	5.64	121.33	114.00
36	DA	527	C	O4'-C1'-N1	5.63	112.70	108.20
36	DA	1301	A	N9-C1'-C2'	5.62	121.31	114.00
1	AA	971	G	N9-C1'-C2'	5.62	121.30	114.00
1	AA	772	U	C5'-C4'-C3'	-5.60	107.04	116.00
1	CA	982	U	C2'-C3'-O3'	5.58	122.63	113.70
11	CK	52	GLY	N-CA-C	5.58	127.04	113.10
39	DD	56	GLY	N-CA-C	-5.58	99.16	113.10
36	BA	193	U	C5'-C4'-C3'	-5.57	107.09	116.00
1	AA	1198	G	O5'-P-OP2	5.56	117.37	110.70
25	CZ	69	GLU	OE1-CD-OE2	-5.53	116.66	123.30
1	CA	388	G	N9-C1'-C2'	5.53	121.19	114.00
36	BA	1835	G	C5'-C4'-C3'	-5.52	107.17	116.00
36	BA	1300	U	C2'-C3'-O3'	5.51	122.52	113.70

Continued on next page...

Continued from previous page...

Mol	Chain	Res	Type	Atoms	Z	Observed(°)	Ideal(°)
36	BA	1948	G	C5'-C4'-C3'	-5.51	107.18	116.00
36	BA	2405	G	N9-C1'-C2'	5.50	121.16	114.00
1	CA	532	A	O4'-C1'-N9	5.48	112.58	108.20
7	AG	133	GLY	N-CA-C	-5.45	99.47	113.10
36	BA	1313	U	N1-C1'-C2'	5.44	121.07	114.00
1	AA	982	U	C2'-C3'-O3'	5.43	122.40	113.70
1	CA	1502	A	N9-C1'-C2'	5.42	121.04	114.00
36	BA	242	G	N9-C1'-C2'	5.42	121.04	114.00
58	DZ	5	LEU	CA-CB-CG	5.41	127.74	115.30
1	AA	1145	C	C2'-C3'-O3'	5.41	122.35	113.70
1	AA	1239	A	N9-C1'-C2'	5.40	121.02	114.00
1	AA	197	A	N9-C1'-C2'	5.39	121.01	114.00
36	BA	2665	A	N9-C1'-C2'	-5.39	106.06	112.00
1	CA	839	U	N1-C1'-C2'	5.39	121.01	114.00
1	AA	1239	A	C2'-C3'-O3'	5.39	122.33	113.70
25	CZ	68	VAL	CA-CB-CG1	-5.38	102.83	110.90
36	DA	1804	C	N1-C1'-C2'	-5.38	106.08	112.00
36	BA	2360	A	N9-C1'-C2'	-5.37	106.10	112.00
24	AY	34	C	C5'-C4'-C3'	-5.36	107.43	116.00
1	CA	498	U	N1-C1'-C2'	-5.35	106.12	112.00
1	AA	1283	G	N9-C1'-C2'	-5.32	106.15	112.00
56	BX	57	LEU	CA-CB-CG	5.32	127.53	115.30
36	DA	1909	C	C5'-C4'-C3'	-5.32	107.49	116.00
36	BA	2346	A	N9-C1'-C2'	5.32	120.91	114.00
1	AA	1200	C	C2'-C3'-O3'	5.31	122.20	113.70
36	DA	1493	C	N1-C1'-C2'	5.31	120.90	114.00
36	DA	1300	U	C2'-C3'-O3'	5.31	122.19	113.70
39	BD	260	ARG	NE-CZ-NH1	5.30	122.95	120.30
39	BD	68	LYS	N-CA-C	-5.30	96.69	111.00
23	CX	27	A	C2'-C3'-O3'	5.30	122.18	113.70
48	DP	26	GLY	N-CA-C	-5.30	99.85	113.10
52	BT	80	SER	N-CA-C	5.30	125.30	111.00
48	DP	45	LEU	N-CA-C	-5.30	96.70	111.00
1	AA	198	G	N9-C1'-C2'	-5.29	106.18	112.00
36	DA	1459	G	N9-C1'-C2'	5.29	120.88	114.00
24	CY	34	C	C5-C4-N4	5.28	123.90	120.20
23	CX	26	A	N9-C1'-C2'	5.28	120.86	114.00
1	CA	760	G	N9-C1'-C2'	-5.27	106.20	112.00
36	DA	1701	A	C5'-C4'-C3'	-5.26	107.58	116.00
36	BA	1340	U	N1-C1'-C2'	5.25	120.82	114.00
36	DA	1159	U	C5'-C4'-C3'	-5.25	107.61	116.00
2	AB	145	LEU	N-CA-C	-5.24	96.85	111.00

Continued on next page...

Continued from previous page...

Mol	Chain	Res	Type	Atoms	Z	Observed(°)	Ideal(°)
36	DA	2606	C	N1-C1'-C2'	-5.24	106.23	112.00
48	DP	40	SER	N-CA-C	-5.23	96.88	111.00
58	BZ	79	ARG	N-CA-C	-5.22	96.89	111.00
36	DA	669	G	N9-C1'-C2'	5.22	120.79	114.00
2	AB	152	PHE	N-CA-C	-5.22	96.91	111.00
36	DA	2346	A	N9-C1'-C2'	5.21	120.77	114.00
36	DA	958	U	N1-C1'-C2'	5.20	120.76	114.00
36	BA	696	G	C5'-C4'-C3'	-5.19	107.69	116.00
48	DP	59	LEU	CA-CB-CG	5.19	127.24	115.30
36	BA	2346	A	O4'-C1'-N9	5.19	112.35	108.20
50	DR	79	LEU	CA-CB-CG	5.19	127.23	115.30
36	BA	676	A	C1'-O4'-C4'	-5.18	105.75	109.90
36	BA	975	C	O4'-C1'-N1	5.18	112.34	108.20
50	DR	7	GLY	N-CA-C	5.16	126.00	113.10
1	AA	839	U	N1-C1'-C2'	5.15	120.70	114.00
36	BA	2521	C	C5'-C4'-C3'	-5.14	107.77	116.00
1	AA	1124	G	N9-C1'-C2'	5.14	120.68	114.00
36	DA	2675	A	C5'-C4'-C3'	-5.14	107.78	116.00
1	CA	727	G	N9-C1'-C2'	-5.14	106.35	112.00
1	AA	243	A	C4'-C3'-O3'	5.13	123.27	113.00
36	BA	2009	G	N9-C1'-C2'	-5.13	106.36	112.00
22	CV	59	U	N1-C1'-C2'	-5.12	106.36	112.00
4	AD	32	ALA	N-CA-C	-5.12	97.17	111.00
25	AZ	67	HIS	C-N-CA	5.12	134.49	121.70
36	DA	2559	C	C5'-C4'-C3'	-5.11	107.82	116.00
36	BA	664	C	N1-C1'-C2'	-5.11	106.38	112.00
36	BA	2604	U	C5'-C4'-C3'	-5.11	107.83	116.00
48	BP	40	SER	N-CA-C	-5.10	97.24	111.00
24	CY	75	C	C4'-C3'-O3'	5.09	123.19	113.00
1	AA	1504	G	OP2-P-O3'	5.09	116.40	105.20
14	AN	53	LEU	CA-CB-CG	5.08	126.99	115.30
36	BA	197	A	O5'-P-OP1	-5.08	101.12	105.70
36	BA	527	C	C5'-C4'-O4'	5.08	115.19	109.10
1	AA	633	G	C5'-C4'-C3'	-5.07	107.89	116.00
1	CA	485	G	N9-C1'-C2'	5.06	120.58	114.00
36	BA	787	U	OP1-P-O3'	5.06	116.32	105.20
48	BP	28	GLY	N-CA-C	-5.04	100.49	113.10
1	AA	1196	U	N1-C1'-C2'	5.04	120.55	114.00
36	BA	945	A	O4'-C1'-N9	5.04	112.23	108.20
36	BA	2179	C	O4'-C1'-N1	5.03	112.22	108.20
36	DA	1616	A	N9-C1'-C2'	5.03	120.53	114.00
23	AX	24	G	C2'-C3'-O3'	5.01	121.72	113.70

Continued on next page...

Continued from previous page...

Mol	Chain	Res	Type	Atoms	Z	Observed(°)	Ideal(°)
36	BA	259	G	N9-C1'-C2'	-5.01	106.49	112.00
36	BA	2036	C	C5'-C4'-O4'	-5.01	103.09	109.10
25	CZ	69	GLU	N-CA-CB	5.01	119.61	110.60
1	CA	243	A	C4'-C3'-O3'	5.01	123.01	113.00
36	BA	856	C	C2'-C3'-O3'	5.00	121.70	113.70

All (15) chirality outliers are listed below:

Mol	Chain	Res	Type	Atom
1	AA	243	A	C3'
1	AA	508	C	C3'
1	AA	687	A	C3'
1	AA	968	A	C3'
1	AA	1498	U	C3'
1	AA	1504	G	C3'
24	AY	36	A	C3'
24	AY	75	C	C3'
1	CA	243	A	C3'
1	CA	508	C	C3'
1	CA	687	A	C3'
1	CA	1498	U	C3'
24	CY	36	A	C3'
24	CY	75	C	C3'
36	DA	1819	A	C3'

All (440) planarity outliers are listed below:

Mol	Chain	Res	Type	Group
1	AA	1048	G	Sidechain
1	AA	1049	U	Sidechain
1	AA	1050	G	Sidechain
1	AA	1054	C	Sidechain
1	AA	1077	G	Sidechain
1	AA	1102	A	Sidechain
1	AA	1124	G	Sidechain
1	AA	114	U	Sidechain
1	AA	1153	C	Sidechain
1	AA	1181	G	Sidechain
1	AA	1190	G	Sidechain
1	AA	1196	U	Sidechain
1	AA	1199	U	Sidechain
1	AA	1206	G	Sidechain

Continued on next page...

Continued from previous page...

Mol	Chain	Res	Type	Group
1	AA	122	G	Sidechain
1	AA	1241	G	Sidechain
1	AA	1279	A	Sidechain
1	AA	1281	U	Sidechain
1	AA	1283	G	Sidechain
1	AA	1330	U	Sidechain
1	AA	1331	G	Sidechain
1	AA	1381	U	Sidechain
1	AA	1395	C	Sidechain
1	AA	14	U	Sidechain
1	AA	1406	U	Sidechain
1	AA	1407	C	Sidechain
1	AA	1418	A	Sidechain
1	AA	1419	G	Sidechain
1	AA	1474	G	Sidechain
1	AA	1505	G	Sidechain
1	AA	1519	A	Sidechain
1	AA	1524	C	Sidechain
1	AA	189(H)	G	Sidechain
1	AA	197	A	Sidechain
1	AA	198	G	Sidechain
1	AA	245	C	Sidechain
1	AA	250	A	Sidechain
1	AA	251	G	Sidechain
1	AA	266	G	Sidechain
1	AA	290	C	Sidechain
1	AA	311	C	Sidechain
1	AA	347	G	Sidechain
1	AA	361	G	Sidechain
1	AA	445	G	Sidechain
1	AA	47	C	Sidechain
1	AA	498	U	Sidechain
1	AA	501	C	Sidechain
1	AA	508	C	Sidechain
1	AA	509	A	Sidechain
1	AA	538	G	Sidechain
1	AA	547	A	Sidechain
1	AA	570	G	Sidechain
1	AA	586	C	Sidechain
1	AA	603	U	Sidechain
1	AA	667	G	Sidechain
1	AA	672	U	Sidechain

Continued on next page...

Continued from previous page...

Mol	Chain	Res	Type	Group
1	AA	682	G	Sidechain
1	AA	713	G	Sidechain
1	AA	714	G	Sidechain
1	AA	727	G	Sidechain
1	AA	741	G	Sidechain
1	AA	760	G	Sidechain
1	AA	774	G	Sidechain
1	AA	784	C	Sidechain
1	AA	792	A	Sidechain
1	AA	799	G	Sidechain
1	AA	809	G	Sidechain
1	AA	813	U	Sidechain
1	AA	822	C	Sidechain
1	AA	852	G	Sidechain
1	AA	855	G	Sidechain
1	AA	858	G	Sidechain
1	AA	863	U	Sidechain
1	AA	883	C	Sidechain
1	AA	895	G	Sidechain
1	AA	898	G	Sidechain
1	AA	901	A	Sidechain
1	AA	916	G	Sidechain
1	AA	922	G	Sidechain
1	AA	937	A	Sidechain
1	AA	946	A	Sidechain
1	AA	950	U	Sidechain
1	AA	952	U	Sidechain
1	AA	961	U	Sidechain
1	AA	966	G	Sidechain
1	AA	971	G	Sidechain
1	AA	980	C	Sidechain
1	AA	981	U	Sidechain
1	AA	995	C	Sidechain
8	AH	20	TYR	Sidechain
19	AS	80	TYR	Sidechain
22	AV	26	A	Sidechain
22	AV	29	G	Sidechain
22	AV	33	U	Sidechain
22	AV	38	A	Sidechain
22	AV	59	U	Sidechain
22	AV	68	C	Sidechain
22	AV	70	G	Sidechain

Continued on next page...

Continued from previous page...

Mol	Chain	Res	Type	Group
23	AX	26	A	Sidechain
24	AY	34	C	Sidechain
25	AZ	67	HIS	Mainchain
25	AZ	68	VAL	Mainchain
36	BA	1031	G	Sidechain
36	BA	1136	G	Sidechain
36	BA	114	U	Sidechain
36	BA	1162	G	Sidechain
36	BA	1199	U	Sidechain
36	BA	1215	G	Sidechain
36	BA	127	A	Sidechain
36	BA	1312	U	Sidechain
36	BA	1327	C	Sidechain
36	BA	1376	C	Sidechain
36	BA	1378	A	Sidechain
36	BA	1379	A	Sidechain
36	BA	1385	G	Sidechain
36	BA	1394	U	Sidechain
36	BA	1440	G	Sidechain
36	BA	15	G	Sidechain
36	BA	1603	A	Sidechain
36	BA	1619	G	Sidechain
36	BA	1647	G	Sidechain
36	BA	1664	A	Sidechain
36	BA	1693	U	Sidechain
36	BA	1768	U	Sidechain
36	BA	1771	C	Sidechain
36	BA	1772	G	Sidechain
36	BA	1778	U	Sidechain
36	BA	178	G	Sidechain
36	BA	1791	A	Sidechain
36	BA	1798	U	Sidechain
36	BA	1800	C	Sidechain
36	BA	1809	A	Sidechain
36	BA	1812	A	Sidechain
36	BA	1829	A	Sidechain
36	BA	1831	G	Sidechain
36	BA	1833	U	Sidechain
36	BA	1834	U	Sidechain
36	BA	1886	C	Sidechain
36	BA	1890	A	Sidechain
36	BA	1900	A	Sidechain

Continued on next page...

Continued from previous page...

Mol	Chain	Res	Type	Group
36	BA	1902	C	Sidechain
36	BA	1905	C	Sidechain
36	BA	1932	A	Sidechain
36	BA	1937	A	Sidechain
36	BA	1943	U	Sidechain
36	BA	1944	U	Sidechain
36	BA	1952	A	Sidechain
36	BA	1954	G	Sidechain
36	BA	1955	U	Sidechain
36	BA	197	A	Sidechain
36	BA	1978	A	Sidechain
36	BA	199	A	Sidechain
36	BA	1990	C	Sidechain
36	BA	1992	G	Sidechain
36	BA	1995	U	Sidechain
36	BA	2009	G	Sidechain
36	BA	2022	U	Sidechain
36	BA	2031	A	Sidechain
36	BA	2038	G	Sidechain
36	BA	2047	U	Sidechain
36	BA	2053	G	Sidechain
36	BA	2061	G	Sidechain
36	BA	2074	U	Sidechain
36	BA	208	C	Sidechain
36	BA	2128	C	Sidechain
36	BA	2132	U	Sidechain
36	BA	2179	C	Sidechain
36	BA	2257	U	Sidechain
36	BA	2279	G	Sidechain
36	BA	2320	A	Sidechain
36	BA	2322	A	Sidechain
36	BA	2329	G	Sidechain
36	BA	2389	G	Sidechain
36	BA	2391	G	Sidechain
36	BA	2405	G	Sidechain
36	BA	2446	G	Sidechain
36	BA	2484	G	Sidechain
36	BA	2506	U	Sidechain
36	BA	2511	U	Sidechain
36	BA	2517	C	Sidechain
36	BA	2521	C	Sidechain
36	BA	2564	A	Sidechain

Continued on next page...

Continued from previous page...

Mol	Chain	Res	Type	Group
36	BA	2581	G	Sidechain
36	BA	2585	U	Sidechain
36	BA	2595	G	Sidechain
36	BA	2597	G	Sidechain
36	BA	2603	G	Sidechain
36	BA	2620	C	Sidechain
36	BA	2665	A	Sidechain
36	BA	271(Y)	U	Sidechain
36	BA	2724	C	Sidechain
36	BA	2746	U	Sidechain
36	BA	2779	U	Sidechain
36	BA	2837	G	Sidechain
36	BA	2848	G	Sidechain
36	BA	383	U	Sidechain
36	BA	384	U	Sidechain
36	BA	448	U	Sidechain
36	BA	463	G	Sidechain
36	BA	471	A	Sidechain
36	BA	52	A	Sidechain
36	BA	527	C	Sidechain
36	BA	532	A	Sidechain
36	BA	562	U	Sidechain
36	BA	630	G	Sidechain
36	BA	632	A	Sidechain
36	BA	652	C	Sidechain
36	BA	670	A	Sidechain
36	BA	682	G	Sidechain
36	BA	686	G	Sidechain
36	BA	700	G	Sidechain
36	BA	701	G	Sidechain
36	BA	717	G	Sidechain
36	BA	769	G	Sidechain
36	BA	803	U	Sidechain
36	BA	842	G	Sidechain
36	BA	851	U	Sidechain
36	BA	854	G	Sidechain
36	BA	88	G	Sidechain
36	BA	90	U	Sidechain
36	BA	914	C	Sidechain
36	BA	945	A	Sidechain
36	BA	958	U	Sidechain
36	BA	960	A	Sidechain

Continued on next page...

Continued from previous page...

Mol	Chain	Res	Type	Group
36	BA	980	A	Sidechain
37	BB	40	U	Sidechain
37	BB	42	C	Sidechain
37	BB	67	G	Sidechain
39	BD	190	TYR	Sidechain
49	BQ	9	TYR	Sidechain
1	CA	1049	U	Sidechain
1	CA	1050	G	Sidechain
1	CA	1054	C	Sidechain
1	CA	1079	G	Sidechain
1	CA	1081	G	Sidechain
1	CA	1086	U	Sidechain
1	CA	109	A	Sidechain
1	CA	1153	C	Sidechain
1	CA	1181	G	Sidechain
1	CA	1196	U	Sidechain
1	CA	1226	C	Sidechain
1	CA	1281	U	Sidechain
1	CA	1283	G	Sidechain
1	CA	129	U	Sidechain
1	CA	1292	U	Sidechain
1	CA	1331	G	Sidechain
1	CA	1347	G	Sidechain
1	CA	1348	U	Sidechain
1	CA	1350	A	Sidechain
1	CA	1361	G	Sidechain
1	CA	1368	G	Sidechain
1	CA	1370	G	Sidechain
1	CA	1372	U	Sidechain
1	CA	14	U	Sidechain
1	CA	1414	U	Sidechain
1	CA	1496	C	Sidechain
1	CA	1503	A	Sidechain
1	CA	1519	A	Sidechain
1	CA	189(H)	G	Sidechain
1	CA	197	A	Sidechain
1	CA	198	G	Sidechain
1	CA	204	U	Sidechain
1	CA	22	G	Sidechain
1	CA	224	C	Sidechain
1	CA	235	C	Sidechain
1	CA	244	U	Sidechain

Continued on next page...

Continued from previous page...

Mol	Chain	Res	Type	Group
1	CA	245	C	Sidechain
1	CA	249	U	Sidechain
1	CA	250	A	Sidechain
1	CA	262	A	Sidechain
1	CA	274	A	Sidechain
1	CA	309	G	Sidechain
1	CA	338	A	Sidechain
1	CA	347	G	Sidechain
1	CA	358	U	Sidechain
1	CA	368	U	Sidechain
1	CA	37	U	Sidechain
1	CA	378	G	Sidechain
1	CA	388	G	Sidechain
1	CA	404	U	Sidechain
1	CA	41	G	Sidechain
1	CA	450	G	Sidechain
1	CA	494	U	Sidechain
1	CA	498	U	Sidechain
1	CA	522	C	Sidechain
1	CA	573	A	Sidechain
1	CA	593	G	Sidechain
1	CA	598	U	Sidechain
1	CA	6	G	Sidechain
1	CA	636	U	Sidechain
1	CA	656	C	Sidechain
1	CA	713	G	Sidechain
1	CA	727	G	Sidechain
1	CA	733	A	Sidechain
1	CA	740	U	Sidechain
1	CA	760	G	Sidechain
1	CA	774	G	Sidechain
1	CA	782	A	Sidechain
1	CA	783	C	Sidechain
1	CA	785	G	Sidechain
1	CA	788	U	Sidechain
1	CA	793	U	Sidechain
1	CA	801	U	Sidechain
1	CA	804	U	Sidechain
1	CA	808	C	Sidechain
1	CA	813	U	Sidechain
1	CA	823	G	Sidechain
1	CA	884	U	Sidechain

Continued on next page...

Continued from previous page...

Mol	Chain	Res	Type	Group
1	CA	901	A	Sidechain
1	CA	902	G	Sidechain
1	CA	908	A	Sidechain
1	CA	920	U	Sidechain
1	CA	921	U	Sidechain
1	CA	922	G	Sidechain
1	CA	935	A	Sidechain
1	CA	956	U	Sidechain
1	CA	961	U	Sidechain
1	CA	966	G	Sidechain
1	CA	971	G	Sidechain
1	CA	980	C	Sidechain
1	CA	995	C	Sidechain
8	CH	48	TYR	Sidechain
22	CV	59	U	Sidechain
22	CW	34	G	Sidechain
23	CX	14	A	Sidechain
23	CX	15	A	Sidechain
23	CX	19	U	Sidechain
23	CX	22	U	Sidechain
24	CY	11	U	Sidechain
24	CY	34	C	Sidechain
25	CZ	68	VAL	Mainchain
25	CZ	70	TYR	Sidechain
36	DA	1126	A	Sidechain
36	DA	1215	G	Sidechain
36	DA	1238	G	Sidechain
36	DA	1326	U	Sidechain
36	DA	1380	G	Sidechain
36	DA	1405	U	Sidechain
36	DA	1418	G	Sidechain
36	DA	1425	G	Sidechain
36	DA	1455	G	Sidechain
36	DA	15	G	Sidechain
36	DA	1560	G	Sidechain
36	DA	1614	A	Sidechain
36	DA	1618	A	Sidechain
36	DA	1639	U	Sidechain
36	DA	1647	G	Sidechain
36	DA	1693	U	Sidechain
36	DA	1714	G	Sidechain
36	DA	1772	G	Sidechain

Continued on next page...

Continued from previous page...

Mol	Chain	Res	Type	Group
36	DA	1781	C	Sidechain
36	DA	1821	A	Sidechain
36	DA	1829	A	Sidechain
36	DA	1831	G	Sidechain
36	DA	1841	U	Sidechain
36	DA	1857	G	Sidechain
36	DA	1907	G	Sidechain
36	DA	1911	U	Sidechain
36	DA	1931	U	Sidechain
36	DA	1934	C	Sidechain
36	DA	1936	A	Sidechain
36	DA	1939	U	Sidechain
36	DA	1946	U	Sidechain
36	DA	1964	G	Sidechain
36	DA	2000	G	Sidechain
36	DA	2009	G	Sidechain
36	DA	2010	G	Sidechain
36	DA	2011	U	Sidechain
36	DA	205	G	Sidechain
36	DA	2073	C	Sidechain
36	DA	2122	U	Sidechain
36	DA	2128	C	Sidechain
36	DA	2132	U	Sidechain
36	DA	2158	A	Sidechain
36	DA	2243	U	Sidechain
36	DA	2250	G	Sidechain
36	DA	2262	U	Sidechain
36	DA	2282	G	Sidechain
36	DA	2285	C	Sidechain
36	DA	2344	U	Sidechain
36	DA	2360	A	Sidechain
36	DA	239	U	Sidechain
36	DA	2393	A	Sidechain
36	DA	2419	U	Sidechain
36	DA	2437	U	Sidechain
36	DA	2445	G	Sidechain
36	DA	2464	C	Sidechain
36	DA	2491	U	Sidechain
36	DA	250	G	Sidechain
36	DA	2504	U	Sidechain
36	DA	2506	U	Sidechain
36	DA	2507	C	Sidechain

Continued on next page...

Continued from previous page...

Mol	Chain	Res	Type	Group
36	DA	2508	G	Sidechain
36	DA	2517	C	Sidechain
36	DA	2529	G	Sidechain
36	DA	2534	A	Sidechain
36	DA	2545	G	Sidechain
36	DA	2569	G	Sidechain
36	DA	2581	G	Sidechain
36	DA	2597	G	Sidechain
36	DA	2601	C	Sidechain
36	DA	2604	U	Sidechain
36	DA	2647	U	Sidechain
36	DA	2656	U	Sidechain
36	DA	2665	A	Sidechain
36	DA	2668	G	Sidechain
36	DA	2716	U	Sidechain
36	DA	2724	C	Sidechain
36	DA	2726	U	Sidechain
36	DA	2735	G	Sidechain
36	DA	2746	U	Sidechain
36	DA	2758	A	Sidechain
36	DA	2869	G	Sidechain
36	DA	395	U	Sidechain
36	DA	532	A	Sidechain
36	DA	555	U	Sidechain
36	DA	606	U	Sidechain
36	DA	630	G	Sidechain
36	DA	631	A	Sidechain
36	DA	632	A	Sidechain
36	DA	652	C	Sidechain
36	DA	665	C	Sidechain
36	DA	676	A	Sidechain
36	DA	686	G	Sidechain
36	DA	688	U	Sidechain
36	DA	760	G	Sidechain
36	DA	761	A	Sidechain
36	DA	807	U	Sidechain
36	DA	835	A	Sidechain
36	DA	858	U	Sidechain
36	DA	913	U	Sidechain
36	DA	916	G	Sidechain
36	DA	945	A	Sidechain
36	DA	958	U	Sidechain

Continued on next page...

Continued from previous page...

Mol	Chain	Res	Type	Group
36	DA	976	C	Sidechain
36	DA	987	G	Sidechain
37	DB	40	U	Sidechain
37	DB	42	C	Sidechain
37	DB	67	G	Sidechain
49	DQ	26	TYR	Sidechain

5.2 Too-close contacts [i](#)

In the following table, the Non-H and H(model) columns list the number of non-hydrogen atoms and hydrogen atoms in the chain respectively. The H(added) column lists the number of hydrogen atoms added and optimized by MolProbity. The Clashes column lists the number of clashes within the asymmetric unit, whereas Symm-Clashes lists symmetry-related clashes.

Mol	Chain	Non-H	H(model)	H(added)	Clashes	Symm-Clashes
1	AA	32329	0	16318	1145	0
1	CA	32329	0	16317	1398	0
2	AB	1900	0	1951	238	3
2	CB	1900	0	1951	239	3
3	AC	1612	0	1677	194	0
3	CC	1612	0	1677	201	0
4	AD	1703	0	1765	251	0
4	CD	1703	0	1763	265	0
5	AE	1146	0	1207	111	0
5	CE	1146	0	1207	159	0
6	AF	843	0	857	75	0
6	CF	843	0	857	82	0
7	AG	1257	0	1296	81	0
7	CG	1257	0	1296	109	0
8	AH	1116	0	1177	72	0
8	CH	1116	0	1177	99	0
9	AI	1010	0	1037	145	0
9	CI	1010	0	1037	159	0
10	AJ	794	0	840	146	0
10	CJ	794	0	840	155	0
11	AK	885	0	904	58	0
11	CK	885	0	904	86	0
12	AL	970	0	1057	118	0
12	CL	970	0	1057	124	0
13	AM	987	0	1059	158	0
13	CM	987	0	1059	179	0
14	AN	492	0	529	70	0

Continued on next page...

Continued from previous page...

Mol	Chain	Non-H	H(model)	H(added)	Clashes	Symm-Clashes
14	CN	492	0	530	115	0
15	AO	734	0	771	64	0
15	CO	734	0	771	61	0
16	AP	700	0	720	71	0
16	CP	700	0	720	77	0
17	AQ	823	0	891	63	0
17	CQ	823	0	891	73	0
18	AR	574	0	644	51	0
18	CR	574	0	644	77	0
19	AS	629	0	652	73	0
19	CS	629	0	652	98	0
20	AT	763	0	861	84	0
20	CT	763	0	861	88	0
21	AU	208	0	221	28	0
21	CU	208	0	221	23	0
22	AV	1619	0	822	88	0
22	AW	1619	0	822	89	0
22	CV	1619	0	822	64	0
22	CW	1619	0	822	97	0
23	AX	362	0	184	13	0
23	CX	362	0	184	11	0
24	AY	1644	0	853	74	0
24	CY	1644	0	853	92	0
25	AZ	2984	0	2997	411	0
25	CZ	2984	0	2997	510	0
26	B0	662	0	688	90	0
26	D0	662	0	688	104	0
27	B1	731	0	808	104	0
27	D1	731	0	808	101	0
28	B2	598	0	653	192	0
28	D2	598	0	653	98	0
29	B3	467	0	523	58	0
29	D3	467	0	523	34	0
30	B4	340	0	336	62	0
30	D4	340	0	337	55	0
31	B5	459	0	480	90	0
31	D5	459	0	480	73	0
32	B6	433	0	461	134	0
32	D6	433	0	461	134	0
33	B7	418	0	467	37	0
33	D7	418	0	467	31	0
34	B8	507	0	576	115	0

Continued on next page...

Continued from previous page...

Mol	Chain	Non-H	H(model)	H(added)	Clashes	Symm-Clashes
34	D8	507	0	576	130	0
35	B9	307	0	336	53	0
35	D9	307	0	338	83	0
36	BA	62477	0	31497	2434	0
36	DA	62477	0	31497	2526	0
37	BB	2551	0	1295	127	0
37	DB	2551	0	1295	122	0
38	BC	1742	0	1800	167	3
38	DC	1742	0	1800	184	3
39	BD	2145	0	2234	266	0
39	DD	2145	0	2234	290	0
40	BE	1563	0	1629	263	0
40	DE	1563	0	1629	276	0
41	BF	1623	0	1677	212	0
41	DF	1623	0	1677	226	0
42	BG	1474	0	1535	247	0
42	DG	1474	0	1535	278	0
43	BH	1222	0	1282	178	0
43	DH	1222	0	1282	193	0
44	BJ	651	0	170	25	0
44	DJ	651	0	157	32	0
45	BK	700	0	180	17	0
45	DK	700	0	176	16	0
46	BN	1104	0	1180	178	0
46	DN	1104	0	1180	205	0
47	BO	933	0	996	116	0
47	DO	933	0	996	108	0
48	BP	1114	0	1187	292	0
48	DP	1114	0	1187	290	0
49	BQ	1122	0	1179	166	0
49	DQ	1122	0	1179	165	0
50	BR	960	0	1021	150	0
50	DR	960	0	1021	154	0
51	BS	770	0	832	148	0
51	DS	770	0	832	140	0
52	BT	1141	0	1202	257	0
52	DT	1141	0	1202	227	0
53	BU	958	0	1015	165	0
53	DU	958	0	1015	154	0
54	BV	779	0	852	122	0
54	DV	779	0	852	122	0
55	BW	896	0	953	98	0

Continued on next page...

Continued from previous page...

Mol	Chain	Non-H	H(model)	H(added)	Clashes	Symm-Clashes
55	DW	896	0	953	93	0
56	BX	725	0	778	91	0
56	DX	725	0	778	108	0
57	BY	775	0	870	165	0
57	DY	775	0	870	168	0
58	BZ	1459	0	1488	216	0
58	DZ	1459	0	1488	254	0
59	AD	1	0	0	2	0
59	AN	1	0	0	0	0
59	B4	1	0	0	0	0
59	B9	1	0	0	0	0
59	CD	1	0	0	0	0
59	CN	1	0	0	0	0
59	D4	1	0	0	0	0
59	D9	1	0	0	1	0
60	AZ	28	0	12	7	0
60	CZ	28	0	12	17	0
61	AZ	57	0	58	5	0
61	CZ	57	0	58	7	0
All	All	307196	0	208708	20879	6

The all-atom clashscore is defined as the number of clashes found per 1000 atoms (including hydrogen atoms). The all-atom clashscore for this structure is 41.

All (20879) close contacts within the same asymmetric unit are listed below, sorted by their clash magnitude.

Atom-1	Atom-2	Interatomic distance (Å)	Clash overlap (Å)
25:AZ:357:PRO:CG	25:AZ:357:PRO:CB	1.77	1.43
38:DC:100:ILE:HG23	38:DC:127:LEU:CD1	1.68	1.23
4:CD:187:ARG:HB3	4:CD:187:ARG:NH1	1.52	1.22
15:AO:87:ILE:HG22	15:AO:88:ARG:H	1.08	1.18
24:CY:76:A:H1'	25:CZ:287:GLY:HA3	1.26	1.18
36:BA:2187:G:H2'	36:BA:2188:C:H5'	1.20	1.17
2:CB:22:LYS:HA	2:CB:22:LYS:NZ	1.60	1.17
32:B6:27:LYS:HG3	32:B6:30:THR:HB	1.17	1.17
25:CZ:67:HIS:HA	25:CZ:79:HIS:O	1.42	1.17
32:D6:27:LYS:HG3	32:D6:30:THR:HB	1.18	1.16
41:DF:168:ARG:HG3	41:DF:175:THR:HG21	1.27	1.16
22:AV:46:G:H3'	22:AV:47:U:H5''	1.21	1.16
47:DO:111:PHE:HB3	47:DO:114:ILE:HD13	1.21	1.16
12:AL:20:LYS:HD3	12:AL:20:LYS:H	1.07	1.16

Continued on next page...

Continued from previous page...

Atom-1	Atom-2	Interatomic distance (Å)	Clash overlap (Å)
52:DT:89:VAL:HG12	52:DT:91:ARG:HG3	1.23	1.15
52:BT:89:VAL:HG12	52:BT:91:ARG:HG3	1.28	1.15
52:DT:28:VAL:HG11	52:DT:46:GLU:HA	1.15	1.14
41:BF:168:ARG:HG3	41:BF:175:THR:HG21	1.25	1.14
38:DC:100:ILE:CG2	38:DC:127:LEU:HG	1.75	1.14
32:B6:15:GLU:HB2	32:B6:20:ASN:HB3	1.31	1.13
1:CA:227:G:C2'	1:CA:228:A:H5''	1.76	1.13
24:CY:72:U:H2'	24:CY:73:G:H5''	1.23	1.13
32:B6:52:VAL:HG12	32:B6:53:LYS:H	1.14	1.13
36:BA:2833:G:H3'	36:BA:2834:G:H5''	1.29	1.13
32:D6:17:LYS:HE2	32:D6:17:LYS:HA	1.21	1.13
38:DC:100:ILE:HG12	38:DC:127:LEU:HD12	1.28	1.13
58:BZ:115:GLY:HA2	58:BZ:177:PRO:HD3	1.31	1.12
12:CL:7:ILE:HD12	12:CL:7:ILE:H	1.09	1.12
36:DA:2833:G:H3'	36:DA:2834:G:H5''	1.26	1.12
57:DY:10:GLY:HA2	57:DY:27:VAL:HG13	1.31	1.12
27:D1:46:LEU:H	27:D1:46:LEU:HD22	1.09	1.12
36:DA:1665:A:H2'	36:DA:1666:G:H5''	1.19	1.12
36:DA:1484:G:H2'	36:DA:1485:G:H5''	1.20	1.11
36:DA:1887:C:H2'	36:DA:1888:G:H5''	1.25	1.11
38:DC:100:ILE:HG23	38:DC:127:LEU:CG	1.81	1.11
4:AD:108:LEU:HD11	4:AD:176:LEU:HD13	1.11	1.11
39:BD:239:ARG:HH11	39:BD:239:ARG:HG2	1.07	1.11
52:BT:55:ASN:H	52:BT:59:THR:HG22	1.00	1.11
53:BU:83:LEU:HG	53:BU:88:ILE:HD11	1.21	1.10
43:BH:16:SER:HB2	43:BH:27:LYS:HB2	1.29	1.10
1:CA:1305:G:N2	1:CA:1331:G:H2'	1.66	1.10
56:BX:12:VAL:HG23	56:BX:13:LEU:H	1.09	1.10
1:CA:227:G:H2'	1:CA:228:A:H5''	1.13	1.10
21:CU:6:ARG:HD3	21:CU:15:ARG:CZ	1.82	1.10
36:BA:2491:U:H5'	36:BA:2570:G:H5''	1.34	1.10
52:BT:53:ARG:HH11	52:BT:53:ARG:HB3	1.11	1.10
58:BZ:151:HIS:HB3	58:BZ:170:THR:HA	1.20	1.10
2:CB:155:LEU:HD21	2:CB:159:PRO:HG3	1.33	1.10
22:CW:73:A:H2'	22:CW:74:C:H5''	1.30	1.10
31:D5:50:GLY:HA3	31:D5:56:LYS:HD2	1.26	1.10
1:AA:1054:C:O2'	1:AA:1055:A:H5''	1.51	1.09
2:AB:114:ARG:HH11	2:AB:118:LEU:HD21	1.15	1.09
1:CA:1149:C:H2'	1:CA:1150:U:O2	1.50	1.09
25:CZ:266:VAL:HG21	25:CZ:291:ARG:HH21	1.17	1.09
36:DA:1884:A:H2'	36:DA:1885:A:H5''	1.21	1.09

Continued on next page...

Continued from previous page...

Atom-1	Atom-2	Interatomic distance (Å)	Clash overlap (Å)
25:AZ:34:VAL:HG21	25:AZ:199:ILE:HG21	1.34	1.09
39:BD:30:GLU:HB2	39:BD:35:LYS:HD2	1.19	1.09
25:CZ:68:VAL:HG13	25:CZ:69:GLU:N	1.68	1.09
48:DP:65:ARG:HB3	48:DP:68:GLN:HE22	1.14	1.09
1:AA:1053:G:H4'	1:AA:1054:C:H5'	1.32	1.09
12:AL:41:ARG:HG2	12:AL:42:THR:H	1.15	1.09
36:BA:1884:A:H2'	36:BA:1885:A:H5''	1.24	1.09
38:BC:78:ALA:HA	38:BC:116:THR:H	1.17	1.09
43:BH:52:VAL:HG11	43:BH:69:ARG:HD2	1.26	1.09
4:CD:187:ARG:HB3	4:CD:187:ARG:HH11	0.96	1.08
39:DD:30:GLU:HB2	39:DD:35:LYS:HD2	1.29	1.08
48:DP:47:ASP:HB2	48:DP:51:PHE:HB2	1.17	1.08
39:DD:43:ARG:NH1	39:DD:44:ASN:HD21	1.49	1.08
36:BA:1665:A:H2'	36:BA:1666:G:H5''	1.33	1.08
1:CA:1190:G:H3'	3:CC:3:ASN:HD21	1.14	1.08
49:DQ:101:ARG:HH11	49:DQ:101:ARG:HG3	1.18	1.08
58:BZ:51:ALA:HB1	58:BZ:57:ILE:HD11	1.35	1.08
25:CZ:34:VAL:HG21	25:CZ:199:ILE:HG21	1.35	1.08
27:D1:44:PRO:HG2	27:D1:46:LEU:HD21	1.17	1.08
39:DD:71:ASP:HB2	39:DD:103:ARG:HH22	1.01	1.08
42:DG:67:LYS:H	42:DG:67:LYS:HD3	1.01	1.08
56:DX:35:THR:HG22	56:DX:37:THR:H	1.18	1.07
28:B2:55:ARG:HA	28:B2:58:ALA:HB2	1.33	1.07
25:CZ:272:MET:HB2	25:CZ:277:LEU:HD23	1.26	1.07
52:DT:55:ASN:N	52:DT:59:THR:HG22	1.68	1.07
39:BD:71:ASP:HB2	39:BD:103:ARG:HH22	1.18	1.07
57:BY:95:LYS:HG3	57:BY:100:ALA:HA	1.36	1.07
57:DY:46:LYS:HG2	57:DY:47:LYS:H	1.18	1.07
26:D0:49:LYS:H	26:D0:80:HIS:HB3	1.15	1.07
34:D8:61:LEU:HD12	34:D8:61:LEU:H	1.06	1.07
43:DH:52:VAL:HG11	43:DH:69:ARG:HD2	1.32	1.07
52:BT:28:VAL:HG21	52:BT:47:GLY:N	1.69	1.07
2:CB:101:MET:HA	2:CB:108:ILE:HD12	1.31	1.07
28:D2:35:LEU:HD11	28:D2:50:ILE:HG13	1.26	1.07
36:BA:628:G:H2'	36:BA:629:G:H5''	1.36	1.06
46:BN:133:GLN:HG2	46:BN:135:PRO:HD3	1.38	1.06
2:AB:165:VAL:HG23	2:AB:166:ASP:H	1.20	1.06
41:BF:53:THR:HG23	41:BF:55:GLY:H	1.20	1.06
49:BQ:141:GLN:HE22	58:BZ:72:ARG:HA	1.19	1.06
57:DY:13:VAL:HG23	57:DY:73:ARG:O	1.54	1.06
1:AA:227:G:H2'	1:AA:228:A:H5''	1.35	1.06

Continued on next page...

Continued from previous page...

Atom-1	Atom-2	Interatomic distance (Å)	Clash overlap (Å)
36:BA:1484:G:H2'	36:BA:1485:G:H5''	1.34	1.06
50:BR:99:LYS:H	50:BR:99:LYS:HD2	1.21	1.06
46:DN:133:GLN:HG2	46:DN:135:PRO:HD3	1.33	1.06
1:AA:979:C:H3'	1:AA:980:C:H5''	1.34	1.06
41:DF:103:LYS:HG3	41:DF:106:ARG:HH21	1.14	1.06
22:CW:73:A:C2'	22:CW:74:C:H5''	1.85	1.05
42:DG:130:ASN:HB3	42:DG:160:VAL:HA	1.31	1.05
1:AA:973:G:H1'	10:AJ:55:LYS:NZ	1.71	1.05
2:AB:22:LYS:HA	2:AB:22:LYS:NZ	1.70	1.05
34:D8:62:LEU:HD13	36:DA:242:G:H5''	1.10	1.05
36:DA:2159:G:H2'	36:DA:2160:G:H5''	1.33	1.05
1:AA:973:G:H1'	10:AJ:55:LYS:CE	1.87	1.05
52:BT:28:VAL:CG1	52:BT:46:GLU:HA	1.84	1.05
42:BG:67:LYS:HD3	42:BG:67:LYS:H	1.17	1.05
9:AI:4:TYR:CE2	9:AI:88:TYR:HB2	1.91	1.05
46:BN:48:MET:H	46:BN:48:MET:HE3	1.18	1.05
52:BT:28:VAL:HG11	52:BT:46:GLU:HA	1.08	1.05
30:D4:22:ILE:H	30:D4:22:ILE:HD12	1.14	1.05
15:CO:87:ILE:HG22	15:CO:88:ARG:H	1.19	1.04
22:CV:44:G:H2'	22:CV:45:U:H5'	1.39	1.04
36:DA:2187:G:H2'	36:DA:2188:C:H5'	1.39	1.04
36:BA:1301:A:O2'	36:BA:1302:A:H2'	1.56	1.04
38:BC:79:LYS:HD3	38:BC:119:VAL:HG12	1.37	1.04
39:BD:70:TRP:CH2	39:BD:150:LYS:HA	1.92	1.04
10:CJ:50:ILE:HD13	10:CJ:50:ILE:H	1.20	1.04
38:DC:131:LEU:HD22	38:DC:136:LEU:HB2	1.39	1.04
12:AL:89:ARG:NE	12:AL:91:LYS:HZ3	1.53	1.04
25:AZ:7:ARG:HH11	25:AZ:7:ARG:HG2	1.16	1.04
28:B2:34:GLU:HA	28:B2:37:PHE:HB2	1.36	1.04
1:CA:1412:C:H2'	1:CA:1413:A:C8	1.91	1.04
2:CB:114:ARG:HH11	2:CB:118:LEU:HD21	1.19	1.04
22:CW:38:A:H2'	22:CW:39:U:H5''	1.39	1.04
52:DT:60:THR:HG22	52:DT:77:PRO:HA	1.36	1.04
3:AC:81:GLY:HA2	3:AC:85:ARG:NE	1.72	1.04
3:CC:16:ARG:HB2	3:CC:16:ARG:HH11	1.19	1.04
25:CZ:333:GLY:HA3	25:CZ:363:MET:HE1	1.39	1.04
38:DC:78:ALA:HA	38:DC:116:THR:H	1.22	1.04
1:AA:1305:G:N2	1:AA:1331:G:H2'	1.72	1.04
35:D9:4:ARG:HG2	35:D9:34:GLN:NE2	1.73	1.04
56:DX:12:VAL:HG23	56:DX:13:LEU:H	1.18	1.04
13:AM:22:ILE:HD12	13:AM:25:ILE:HD12	1.40	1.03

Continued on next page...

Continued from previous page...

Atom-1	Atom-2	Interatomic distance (Å)	Clash overlap (Å)
36:BA:1665:A:C2'	36:BA:1666:G:H5''	1.88	1.03
56:BX:11:PRO:HA	56:BX:28:PHE:HB3	1.38	1.03
52:DT:58:ASN:ND2	52:DT:58:ASN:H	1.52	1.03
39:BD:44:ASN:HB3	39:BD:49:ILE:HA	1.40	1.03
12:CL:41:ARG:HH11	12:CL:41:ARG:HB3	1.20	1.03
10:AJ:38:ILE:HD11	10:AJ:71:LEU:HD22	1.37	1.03
38:BC:100:ILE:HG23	38:BC:127:LEU:CD1	1.86	1.03
41:BF:125:LEU:H	41:BF:125:LEU:HD23	1.24	1.03
58:BZ:29:TYR:HB3	58:BZ:34:ASN:HB2	1.39	1.03
36:DA:628:G:H2'	36:DA:629:G:H5''	1.38	1.03
36:BA:2477:C:H5'	36:BA:2477:C:H6	1.17	1.03
54:BV:24:LYS:HA	54:BV:92:THR:HG23	1.40	1.03
57:BY:81:LYS:HD3	57:BY:97:ARG:HG3	1.38	1.03
32:B6:15:GLU:HG2	32:B6:18:ARG:NH1	1.74	1.03
3:CC:46:GLU:O	3:CC:47:LEU:HB2	1.57	1.03
57:DY:81:LYS:HD3	57:DY:97:ARG:HG3	1.38	1.03
52:BT:27:THR:O	52:BT:28:VAL:HB	1.57	1.02
54:BV:39:LEU:HD12	54:BV:47:VAL:HG11	1.40	1.02
10:CJ:57:LYS:HE2	10:CJ:60:ARG:HH21	1.21	1.02
22:CV:68:C:C2'	22:CV:69:G:H5''	1.89	1.02
29:D3:9:VAL:HG11	29:D3:55:ARG:HD3	1.40	1.02
36:DA:1665:A:C2'	36:DA:1666:G:H5''	1.88	1.02
46:DN:48:MET:HE3	46:DN:48:MET:H	1.24	1.02
53:BU:14:HIS:CD2	53:BU:36:ARG:HH22	1.76	1.02
3:AC:16:ARG:HB2	3:AC:16:ARG:HH11	1.24	1.02
36:BA:272(H):C:H2'	36:BA:272(I):U:H5''	1.39	1.02
38:DC:100:ILE:HG23	38:DC:127:LEU:HD11	1.34	1.02
38:DC:100:ILE:HG21	38:DC:127:LEU:HG	1.39	1.02
42:BG:51:ARG:HD3	42:BG:53:LEU:HD21	1.38	1.02
48:BP:47:ASP:HB2	48:BP:51:PHE:HB2	1.38	1.02
43:DH:85:LYS:NZ	43:DH:132:ARG:HA	1.72	1.02
9:AI:58:HIS:CD2	9:AI:59:PHE:CE1	2.48	1.02
10:AJ:40:LEU:HD23	10:AJ:40:LEU:H	1.20	1.02
22:CV:68:C:H2'	22:CV:69:G:H5''	1.41	1.02
3:AC:46:GLU:O	3:AC:47:LEU:HB2	1.57	1.01
4:AD:28:SER:HB3	4:AD:29:PRO:HD2	1.42	1.01
36:BA:2312:U:O3'	42:BG:71:THR:HG21	1.59	1.01
58:BZ:151:HIS:CB	58:BZ:170:THR:HA	1.90	1.01
12:CL:20:LYS:HD3	12:CL:20:LYS:H	1.24	1.01
57:DY:95:LYS:HG3	57:DY:100:ALA:HA	1.42	1.01
1:AA:1054:C:H5	1:AA:1196:U:C6	1.79	1.01

Continued on next page...

Continued from previous page...

Atom-1	Atom-2	Interatomic distance (Å)	Clash overlap (Å)
1:AA:1190:G:H3'	3:AC:3:ASN:ND2	1.73	1.01
13:CM:10:PRO:HB2	13:CM:18:ALA:HB1	1.43	1.01
36:DA:2833:G:H3'	36:DA:2834:G:C5'	1.90	1.01
5:AE:80:ILE:HD11	5:AE:91:LEU:HD22	1.42	1.01
9:AI:16:ARG:HB2	9:AI:64:THR:HB	1.40	1.01
12:AL:89:ARG:HE	12:AL:91:LYS:NZ	1.57	1.01
3:CC:81:GLY:HA2	3:CC:85:ARG:HE	1.24	1.01
28:D2:51:ARG:HB2	28:D2:55:ARG:HH12	1.25	1.01
39:DD:70:TRP:CH2	39:DD:150:LYS:HA	1.95	1.01
31:B5:50:GLY:HA3	31:B5:56:LYS:HD2	1.39	1.01
1:CA:534:U:H5'	1:CA:534:U:H6	1.23	1.01
1:CA:1116:C:H2'	1:CA:1117:G:H5''	1.43	1.01
1:CA:1190:G:H3'	3:CC:3:ASN:ND2	1.76	1.01
14:AN:4:LYS:O	14:AN:7:ILE:HG12	1.59	1.00
26:B0:27:GLU:OE1	36:BA:856:C:H1'	1.61	1.00
56:DX:50:LYS:H	56:DX:87:GLN:HE22	1.09	1.00
12:AL:93:LEU:HB2	12:AL:96:VAL:HG22	1.42	1.00
28:B2:22:GLU:HA	28:B2:64:LEU:HD21	1.43	1.00
36:BA:271(L):U:H5''	36:BA:271(M):G:H5'	1.40	1.00
1:CA:1305:G:H22	1:CA:1331:G:H2'	1.24	1.00
49:DQ:60:ARG:HG3	58:DZ:180:VAL:HB	1.41	1.00
1:AA:975:A:H4'	1:AA:976:G:H5''	1.43	1.00
22:CW:38:A:C2'	22:CW:39:U:H5''	1.91	1.00
36:DA:2189:U:H2'	36:DA:2190:G:H4'	1.41	1.00
52:DT:55:ASN:H	52:DT:59:THR:HG22	0.85	1.00
9:AI:47:LEU:H	9:AI:47:LEU:HD12	1.25	1.00
25:CZ:7:ARG:HH22	25:CZ:281:ILE:HD11	1.24	1.00
35:D9:10:ILE:O	35:D9:11:CYS:HB3	1.59	1.00
41:DF:25:PRO:HB3	41:DF:119:ARG:HG3	1.43	1.00
53:DU:83:LEU:HG	53:DU:88:ILE:HD11	1.39	1.00
3:AC:82:GLU:H	3:AC:85:ARG:HD3	1.27	1.00
12:AL:41:ARG:HB3	12:AL:41:ARG:NH1	1.76	1.00
36:BA:2179:C:H1'	36:BA:2180:U:H3	1.26	1.00
31:B5:4:HIS:HB3	31:B5:5:PRO:HD3	1.41	1.00
34:D8:32:LEU:HB3	34:D8:36:LYS:HZ1	1.26	1.00
51:DS:83:LYS:HG2	51:DS:105:ALA:HB3	1.43	1.00
54:DV:24:LYS:HA	54:DV:92:THR:HG23	1.42	1.00
41:BF:25:PRO:HB3	41:BF:119:ARG:HG3	1.40	0.99
1:CA:368:U:OP2	25:CZ:291:ARG:HD3	1.60	0.99
57:BY:10:GLY:HA2	57:BY:27:VAL:HG13	1.45	0.99
36:DA:1484:G:C2'	36:DA:1485:G:H5''	1.91	0.99

Continued on next page...

Continued from previous page...

Atom-1	Atom-2	Interatomic distance (Å)	Clash overlap (Å)
39:BD:206:LEU:HD22	39:BD:211:ARG:HG2	1.41	0.99
43:DH:16:SER:HB2	43:DH:27:LYS:HB2	1.39	0.99
9:CI:4:TYR:CE2	9:CI:88:TYR:HB2	1.97	0.99
10:AJ:57:LYS:HE2	10:AJ:60:ARG:HH21	1.27	0.99
35:D9:1:MET:HE3	35:D9:32:HIS:HD2	1.28	0.99
39:DD:239:ARG:HH11	39:DD:239:ARG:HG2	1.25	0.99
36:BA:1378:A:O2'	36:BA:1379:A:H5'	1.62	0.99
41:BF:84:VAL:HG13	41:BF:85:GLY:H	1.24	0.99
13:CM:97:PRO:HA	13:CM:110:ARG:HD3	1.43	0.99
22:CW:48:C:H2'	22:CW:59:U:H1'	1.45	0.99
25:CZ:68:VAL:HG13	25:CZ:69:GLU:H	1.19	0.99
9:AI:53:VAL:HG22	9:AI:95:LYS:NZ	1.78	0.98
43:DH:85:LYS:HZ2	43:DH:132:ARG:HA	1.26	0.98
52:DT:27:THR:O	52:DT:28:VAL:HB	1.59	0.98
1:AA:1116:C:H2'	1:AA:1117:G:H5''	1.46	0.98
6:CF:82:ARG:HB2	6:CF:85:VAL:HG23	1.45	0.98
20:CT:57:ARG:HH11	20:CT:102:GLY:HA2	1.28	0.98
32:D6:36:LEU:HD12	32:D6:50:ARG:CZ	1.93	0.98
36:DA:1899:G:H21	36:DA:1902:C:H41	1.10	0.98
36:DA:2477:C:H5'	36:DA:2477:C:H6	1.28	0.98
39:DD:62:TYR:HA	39:DD:87:ASN:HD21	1.27	0.98
28:D2:10:LEU:HB3	28:D2:14:ARG:HD2	1.44	0.98
36:BA:612:C:H2'	36:BA:613:G:H5'	1.46	0.98
38:BC:100:ILE:CG2	38:BC:127:LEU:HG	1.94	0.98
25:CZ:266:VAL:CG2	25:CZ:291:ARG:HH21	1.76	0.98
48:DP:41:ARG:NH1	48:DP:45:LEU:HD23	1.78	0.98
19:AS:49:ILE:H	19:AS:49:ILE:HD12	1.27	0.98
36:DA:1884:A:C2'	36:DA:1885:A:H5''	1.94	0.98
1:AA:1392:G:N2	1:AA:1502:A:H8	1.62	0.98
40:BE:57:LYS:HA	40:BE:57:LYS:HE3	1.45	0.98
43:BH:85:LYS:HE3	43:BH:87:LEU:HG	1.45	0.98
1:CA:966:G:HO2'	1:CA:967:C:H6	1.00	0.98
3:CC:154:SER:HA	3:CC:165:THR:HA	1.45	0.98
25:CZ:254:GLU:HG3	25:CZ:307:PRO:HA	1.44	0.98
36:DA:2287:A:H62	36:DA:2344:U:H3	1.07	0.98
43:DH:149:ARG:HA	43:DH:162:ILE:HD11	1.44	0.98
36:BA:1024:G:H3'	36:BA:1025:G:H5''	1.45	0.98
36:BA:2833:G:H3'	36:BA:2834:G:C5'	1.94	0.98
20:AT:53:LEU:HB3	20:AT:102:GLY:HA3	1.45	0.98
26:D0:27:GLU:OE1	36:DA:856:C:H1'	1.64	0.98
48:DP:62:LEU:HD23	48:DP:62:LEU:H	1.28	0.98

Continued on next page...

Continued from previous page...

Atom-1	Atom-2	Interatomic distance (Å)	Clash overlap (Å)
8:AH:116:LYS:HD2	8:AH:129:VAL:HG11	1.46	0.97
22:AV:46:G:H3'	22:AV:47:U:C5'	1.92	0.97
9:CI:16:ARG:HB2	9:CI:64:THR:HB	1.44	0.97
48:DP:146:VAL:HG22	48:DP:147:LEU:H	1.26	0.97
36:BA:2183:C:H2'	36:BA:2184:G:H8	1.29	0.97
39:BD:27:THR:HG21	39:BD:83:GLU:HG2	1.46	0.97
25:CZ:215:ARG:HB3	25:CZ:282:ALA:HB1	1.43	0.97
1:AA:1086:U:H2'	1:AA:1087:G:H5'	1.44	0.97
36:BA:2645:G:H3'	36:BA:2646:C:H5'	1.40	0.97
25:CZ:7:ARG:HH11	25:CZ:7:ARG:HG2	1.28	0.97
25:CZ:118:GLU:HA	25:CZ:121:LEU:HD21	1.46	0.97
36:DA:654(E):G:H22	36:DA:654(Q):C:H1'	1.29	0.97
1:AA:1463:C:H5'	52:BT:115:ARG:HH21	1.26	0.97
20:AT:57:ARG:HH11	20:AT:102:GLY:HA2	1.29	0.97
48:BP:146:VAL:HG22	48:BP:147:LEU:H	1.29	0.97
3:CC:6:HIS:ND1	14:CN:49:HIS:HB3	1.79	0.97
12:CL:41:ARG:HB3	12:CL:41:ARG:NH1	1.78	0.97
42:DG:125:PHE:HB3	42:DG:131:TYR:HA	1.42	0.97
9:AI:58:HIS:CD2	9:AI:59:PHE:HE1	1.81	0.97
12:AL:41:ARG:HB3	12:AL:41:ARG:HH11	1.29	0.97
22:AW:38:A:H2'	22:AW:39:U:H5''	1.45	0.97
27:B1:36:GLY:O	27:B1:37:ILE:HG13	1.65	0.97
30:B4:22:ILE:H	30:B4:22:ILE:HD12	1.28	0.97
52:DT:55:ASN:H	52:DT:59:THR:CG2	1.76	0.97
4:CD:62:GLN:O	4:CD:66:ARG:HB2	1.64	0.97
39:DD:132:PRO:HG3	39:DD:190:TYR:CE1	1.99	0.97
53:DU:13:LYS:HD3	53:DU:13:LYS:H	1.26	0.97
58:DZ:166:SER:H	58:DZ:167:PRO:HA	1.28	0.97
36:BA:654(E):G:H22	36:BA:654(Q):C:H1'	1.27	0.97
9:CI:40:LEU:HD11	9:CI:70:LYS:HG2	1.44	0.97
36:DA:1803:A:O3'	39:DD:259:THR:HG21	1.64	0.97
51:BS:17:ARG:HA	51:BS:20:ARG:NH1	1.80	0.97
36:DA:90:U:H1'	36:DA:92:A:H5''	1.45	0.97
12:CL:41:ARG:HG2	12:CL:42:THR:H	1.27	0.97
19:CS:45:VAL:HA	19:CS:62:ILE:HG13	1.46	0.97
16:AP:5:ARG:HH21	16:AP:24:ALA:HA	1.30	0.97
36:BA:2187:G:C2'	36:BA:2188:C:H5'	1.95	0.97
51:BS:49:VAL:HG12	51:BS:50:SER:H	1.24	0.97
36:DA:271(L):U:H5''	36:DA:271(M):G:H5'	1.47	0.97
41:DF:24:LEU:HB3	41:DF:25:PRO:HD2	1.47	0.97
36:BA:1050:A:H2'	36:BA:1051:G:H5'	1.45	0.96

Continued on next page...

Continued from previous page...

Atom-1	Atom-2	Interatomic distance (Å)	Clash overlap (Å)
36:BA:2787:C:H1'	40:BE:61:ARG:HD3	1.46	0.96
50:DR:99:LYS:HD2	50:DR:99:LYS:H	1.29	0.96
47:BO:76:ALA:HB3	52:BT:75:ILE:HD13	1.46	0.96
48:DP:16:ARG:NE	48:DP:18:ARG:HG2	1.79	0.96
36:BA:1803:A:O3'	39:BD:259:THR:HG21	1.65	0.96
15:CO:82:ILE:HD11	15:CO:88:ARG:HB2	1.47	0.96
36:BA:1517:G:H5'	36:BA:1517:G:H8	1.26	0.96
41:BF:24:LEU:HB3	41:BF:25:PRO:HD2	1.45	0.96
58:BZ:166:SER:HB2	58:BZ:168:GLU:H	1.29	0.96
26:D0:40:GLN:HE22	26:D0:45:PHE:H	1.12	0.96
52:DT:28:VAL:CG1	52:DT:46:GLU:HA	1.95	0.96
14:AN:13:THR:N	14:AN:14:PRO:HD2	1.80	0.96
28:B2:29:LYS:HA	28:B2:32:LEU:HB3	1.44	0.96
36:BA:1720:U:H2'	36:BA:1721:G:H5''	1.47	0.96
1:AA:452:A:HO2'	1:AA:453:A:H8	0.99	0.96
41:BF:6:VAL:HG12	41:BF:7:TYR:H	1.31	0.96
52:BT:60:THR:HG22	52:BT:77:PRO:HA	1.47	0.96
2:CB:14:GLY:O	2:CB:15:VAL:HG22	1.63	0.96
36:DA:2640:G:H2'	36:DA:2641:G:H5''	1.47	0.96
31:B5:24:ALA:O	31:B5:25:LEU:HB2	1.61	0.96
1:CA:1053:G:H4'	1:CA:1054:C:H5'	1.44	0.96
36:DA:2760:C:H2'	36:DA:2761:G:H5''	1.46	0.96
42:DG:125:PHE:HD1	42:DG:126:ASP:H	1.14	0.96
32:B6:17:LYS:HE2	32:B6:17:LYS:HA	1.46	0.96
36:BA:1817:G:H2'	36:BA:1818:U:H5'	1.46	0.96
53:BU:36:ARG:HB2	53:BU:36:ARG:HH11	1.28	0.96
9:CI:55:ALA:HA	9:CI:58:HIS:HE1	1.29	0.96
9:CI:58:HIS:CD2	9:CI:59:PHE:CE1	2.53	0.96
13:CM:4:ILE:HD12	13:CM:22:ILE:HD11	1.48	0.96
40:BE:9:VAL:HG12	40:BE:25:VAL:O	1.63	0.95
30:D4:8:LYS:O	30:D4:9:LEU:HB2	1.63	0.95
51:DS:59:LYS:HG2	51:DS:60:GLY:H	1.25	0.95
58:DZ:69:THR:HG22	58:DZ:90:VAL:HA	1.45	0.95
40:DE:7:VAL:HG12	40:DE:27:LEU:HB3	1.48	0.95
38:BC:100:ILE:HG23	38:BC:127:LEU:CG	1.96	0.95
12:CL:89:ARG:CG	12:CL:91:LYS:HZ3	1.79	0.95
49:DQ:26:TYR:O	49:DQ:27:VAL:HG23	1.65	0.95
36:BA:672:C:H2'	36:BA:673:C:H5''	1.45	0.95
36:DA:612:C:H2'	36:DA:613:G:H5'	1.47	0.95
41:BF:157:VAL:CG2	41:BF:194:MET:HG2	1.97	0.95
1:CA:1347:G:N2	1:CA:1373:G:H2'	1.80	0.95

Continued on next page...

Continued from previous page...

Atom-1	Atom-2	Interatomic distance (Å)	Clash overlap (Å)
13:CM:97:PRO:CA	13:CM:110:ARG:HD3	1.97	0.95
12:CL:89:ARG:HE	12:CL:91:LYS:NZ	1.63	0.95
34:D8:17:THR:HG22	34:D8:21:LYS:O	1.67	0.95
36:DA:655:A:H4'	36:DA:656:G:H5'	1.47	0.95
40:DE:59:VAL:HG21	40:DE:63:LEU:HA	1.46	0.95
1:AA:1054:C:H6	1:AA:1196:U:C2	1.84	0.95
32:B6:26:ASN:HD22	32:B6:32:ASN:ND2	1.63	0.95
50:BR:2:ARG:HD2	50:BR:2:ARG:C	1.87	0.95
41:DF:84:VAL:HG13	41:DF:85:GLY:H	1.32	0.95
49:BQ:141:GLN:NE2	58:BZ:72:ARG:HA	1.81	0.95
36:DA:1092:C:H42	36:DA:1100:C:H42	1.11	0.95
36:DA:2645:G:H3'	36:DA:2646:C:H5'	1.46	0.95
3:CC:8:ILE:HG23	3:CC:16:ARG:HG2	1.49	0.95
36:BA:27:G:H22	36:BA:512:G:H2'	1.27	0.94
37:BB:20:C:H2'	37:BB:21:G:H5''	1.47	0.94
37:BB:30:C:H1'	37:BB:57:A:H61	1.30	0.94
3:CC:16:ARG:HB2	3:CC:16:ARG:NH1	1.82	0.94
28:D2:35:LEU:CD1	28:D2:50:ILE:HG13	1.96	0.94
12:AL:102:ARG:NH1	12:AL:110:VAL:HG22	1.81	0.94
28:B2:2:LYS:N	36:BA:97:C:H5''	1.81	0.94
28:B2:11:GLU:HA	28:B2:14:ARG:HG3	1.49	0.94
47:BO:111:PHE:HB3	47:BO:114:ILE:HD13	1.49	0.94
57:BY:46:LYS:HG2	57:BY:47:LYS:H	1.28	0.94
1:AA:1364:U:O2	21:AU:14:TRP:HH2	1.48	0.94
36:BA:2781:A:H5'	36:BA:2782:G:H5'	1.48	0.94
48:BP:16:ARG:NH1	48:BP:16:ARG:HB2	1.81	0.94
36:BA:1654:A:OP1	50:BR:3:HIS:HB2	1.68	0.94
51:BS:59:LYS:HG2	51:BS:60:GLY:H	1.31	0.94
16:CP:22:THR:HA	16:CP:33:ILE:HG12	1.50	0.94
37:DB:20:C:H2'	37:DB:21:G:H5''	1.48	0.94
39:DD:30:GLU:HB2	39:DD:35:LYS:CD	1.96	0.94
50:DR:95:THR:HA	50:DR:116:LEU:O	1.66	0.94
3:AC:16:ARG:HB2	3:AC:16:ARG:NH1	1.81	0.94
55:BW:14:PRO:HG2	55:BW:78:GLU:HG3	1.49	0.94
58:DZ:81:ARG:HH11	58:DZ:81:ARG:HB3	1.31	0.94
1:AA:1239:A:H62	1:AA:1299:A:N6	1.65	0.94
32:B6:26:ASN:ND2	32:B6:32:ASN:HD21	1.64	0.94
52:BT:39:ARG:HD2	52:BT:39:ARG:H	1.32	0.94
1:CA:1220:G:H2'	1:CA:1221:G:H8	1.30	0.94
3:AC:82:GLU:N	3:AC:85:ARG:HD3	1.81	0.94
4:AD:78:LEU:HD21	4:AD:96:LEU:HB3	1.49	0.94

Continued on next page...

Continued from previous page...

Atom-1	Atom-2	Interatomic distance (Å)	Clash overlap (Å)
9:AI:53:VAL:H	9:AI:95:LYS:HZ2	1.11	0.94
38:BC:100:ILE:HG23	38:BC:127:LEU:HG	1.49	0.94
42:BG:138:GLN:HB3	42:BG:153:ARG:O	1.66	0.94
51:BS:24:LEU:HB3	51:BS:85:VAL:HG12	1.46	0.94
1:CA:979:C:H3'	1:CA:980:C:H5''	1.48	0.94
53:DU:9:VAL:HG12	53:DU:13:LYS:HE2	1.48	0.94
10:AJ:34:VAL:HG22	10:AJ:74:ILE:HA	1.46	0.94
28:B2:61:LEU:HD13	36:BA:72:U:H4'	1.47	0.94
31:D5:24:ALA:O	31:D5:25:LEU:HB2	1.67	0.94
34:D8:62:LEU:HD13	36:DA:242:G:C5'	1.98	0.94
46:DN:21:LYS:HD2	46:DN:26:LEU:HB2	1.50	0.94
1:AA:1054:C:HO2'	1:AA:1055:A:H5''	1.27	0.94
39:DD:37:LEU:HD12	39:DD:64:ILE:HG22	1.49	0.94
36:DA:272(H):C:H2'	36:DA:272(I):U:H5''	1.50	0.93
36:DA:1050:A:H2'	36:DA:1051:G:H5'	1.48	0.93
38:DC:79:LYS:HD3	38:DC:119:VAL:HG12	1.51	0.93
58:DZ:81:ARG:HB3	58:DZ:81:ARG:NH1	1.82	0.93
1:AA:8:A:H62	4:AD:208:SER:HB2	1.32	0.93
2:AB:14:GLY:O	2:AB:15:VAL:HG22	1.66	0.93
36:BA:2334:G:H5'	51:BS:13:ARG:HD3	1.50	0.93
48:BP:45:LEU:CD1	48:BP:46:LYS:H	1.81	0.93
4:CD:30:LYS:C	4:CD:32:ALA:H	1.67	0.93
10:CJ:34:VAL:HG22	10:CJ:74:ILE:HA	1.51	0.93
32:D6:52:VAL:HG12	32:D6:53:LYS:H	1.33	0.93
39:BD:30:GLU:HB2	39:BD:35:LYS:CD	1.96	0.93
43:BH:117:PRO:HB3	43:BH:123:PHE:HE1	1.33	0.93
48:BP:24:GLY:HA3	48:BP:33:ARG:NH1	1.83	0.93
34:D8:62:LEU:CD1	36:DA:242:G:H5''	1.97	0.93
35:D9:27:CYS:HG	59:D9:101:ZN:ZN	0.65	0.93
1:AA:189(H):G:HO2'	1:AA:189(I):G:H8	1.03	0.93
1:CA:1047:G:H5''	14:CN:4:LYS:HE2	1.47	0.93
41:DF:125:LEU:HD23	41:DF:125:LEU:H	1.33	0.93
43:DH:117:PRO:HB3	43:DH:123:PHE:HE1	1.32	0.93
47:DO:64:ARG:HH21	47:DO:100:GLY:HA3	1.32	0.93
25:AZ:133:VAL:HG12	25:AZ:134:PHE:H	1.31	0.93
36:BA:655:A:H4'	36:BA:656:G:H5'	1.50	0.93
42:BG:97:ASP:H	42:BG:100:TRP:HD1	1.12	0.93
22:CV:68:C:H2'	22:CV:69:G:C5'	1.99	0.93
32:D6:45:LYS:HZ2	32:D6:45:LYS:H	0.96	0.93
36:DA:1047:G:H2'	36:DA:1110:G:H21	1.33	0.93
36:DA:2801(A):A:H4'	36:DA:2802:G:H5'	1.48	0.93

Continued on next page...

Continued from previous page...

Atom-1	Atom-2	Interatomic distance (Å)	Clash overlap (Å)
57:DY:17:SER:HA	57:DY:71:LYS:HD2	1.51	0.93
14:CN:4:LYS:O	14:CN:7:ILE:HG12	1.68	0.93
25:CZ:224:PRO:HG3	25:CZ:345:ARG:HD3	1.50	0.93
32:D6:18:ARG:HH11	32:D6:18:ARG:HG2	1.33	0.93
42:DG:77:ILE:HG12	42:DG:81:LYS:O	1.68	0.93
53:DU:16:LYS:O	53:DU:20:LEU:HD23	1.68	0.93
1:AA:265:G:H2'	1:AA:266:G:H5''	1.51	0.93
29:B3:35:ARG:HH11	29:B3:35:ARG:HB2	1.34	0.93
56:BX:10:ALA:O	56:BX:28:PHE:HB2	1.69	0.93
32:D6:41:PRO:HD2	32:D6:46:HIS:H	1.34	0.93
12:AL:24:VAL:HG13	12:AL:98:TYR:HE2	1.34	0.93
27:B1:21:ARG:HD3	27:B1:35:THR:HG21	1.51	0.93
36:BA:1884:A:C2'	36:BA:1885:A:H5''	1.98	0.93
36:BA:2189:U:H2'	36:BA:2190:G:H4'	1.50	0.93
5:CE:80:ILE:CD1	5:CE:91:LEU:HB2	1.99	0.93
32:D6:45:LYS:H	32:D6:45:LYS:NZ	1.66	0.93
1:CA:173:U:H5'	1:CA:197:A:O4'	1.68	0.92
36:DA:2312:U:H2'	36:DA:2313:C:H5''	1.50	0.92
38:DC:113:VAL:HG12	38:DC:138:PRO:HG3	1.49	0.92
36:DA:1301:A:O2'	36:DA:1302:A:H2'	1.69	0.92
42:DG:42:GLY:O	42:DG:89:GLY:HA2	1.70	0.92
35:D9:16:VAL:HG11	36:DA:1032:A:H4'	1.49	0.92
39:DD:71:ASP:HB2	39:DD:103:ARG:NH2	1.85	0.92
40:DE:29:GLY:HA3	40:DE:51:PHE:HE1	1.35	0.92
7:CG:113:GLU:HG2	7:CG:119:ARG:HG2	1.49	0.92
9:CI:58:HIS:CD2	9:CI:59:PHE:HE1	1.87	0.92
11:CK:21:ILE:HG12	11:CK:30:VAL:HG12	1.51	0.92
40:DE:57:LYS:HA	40:DE:57:LYS:HE3	1.50	0.92
51:DS:24:LEU:HB3	51:DS:85:VAL:HG12	1.49	0.92
58:BZ:69:THR:HG22	58:BZ:90:VAL:HA	1.49	0.92
1:CA:973:G:H1'	10:CJ:55:LYS:NZ	1.83	0.92
1:CA:1054:C:H6	1:CA:1196:U:C2	1.87	0.92
19:CS:19:VAL:HG11	19:CS:44:MET:HG3	1.48	0.92
36:DA:1689:A:H62	36:DA:1698:A:H2	1.12	0.92
1:AA:1432:G:OP1	52:BT:107:ASP:HB2	1.69	0.92
11:AK:54:ARG:O	11:AK:57:THR:HG22	1.69	0.92
12:AL:6:THR:OG1	12:AL:9:GLN:HG3	1.70	0.92
1:CA:265:G:H2'	1:CA:266:G:H5''	1.51	0.92
1:CA:1270:C:H2'	1:CA:1271:G:C8	2.04	0.92
13:CM:15:VAL:HG12	13:CM:45:VAL:HG22	1.49	0.92
26:D0:49:LYS:N	26:D0:80:HIS:HB3	1.85	0.92

Continued on next page...

Continued from previous page...

Atom-1	Atom-2	Interatomic distance (Å)	Clash overlap (Å)
56:BX:50:LYS:H	56:BX:87:GLN:HE22	1.13	0.92
16:CP:26:ARG:HH11	16:CP:26:ARG:HG2	1.35	0.92
35:D9:11:CYS:SG	35:D9:12:ASP:N	2.39	0.92
36:DA:1517:G:H8	36:DA:1517:G:H5'	1.35	0.92
13:AM:11:ARG:HA	13:AM:45:VAL:HB	1.49	0.92
34:B8:15:LYS:HD3	48:BP:65:ARG:NH2	1.85	0.92
1:CA:198:G:HO2'	1:CA:199:G:H8	1.05	0.92
4:CD:187:ARG:HH11	4:CD:187:ARG:CB	1.82	0.92
36:DA:2502:G:H5''	36:DA:2503:A:H5''	1.50	0.92
42:DG:34:LEU:HD23	42:DG:34:LEU:H	1.33	0.92
10:AJ:50:ILE:H	10:AJ:50:ILE:HD13	1.35	0.92
24:AY:1:A:H61	24:AY:72:U:H3	1.09	0.92
39:BD:21:PHE:HB3	39:BD:24:ILE:HD12	1.50	0.92
52:BT:53:ARG:HB3	52:BT:53:ARG:NH1	1.84	0.92
13:CM:11:ARG:HA	13:CM:45:VAL:HB	1.51	0.92
24:CY:1:A:H61	24:CY:72:U:H3	1.18	0.92
52:DT:28:VAL:HG21	52:DT:47:GLY:N	1.85	0.92
52:DT:53:ARG:HH11	52:DT:53:ARG:HB3	1.33	0.92
58:DZ:122:ARG:HH11	58:DZ:122:ARG:HG2	1.34	0.92
27:B1:42:GLN:NE2	36:BA:379:G:H21	1.66	0.92
49:BQ:141:GLN:OXT	58:BZ:99:TYR:HB2	1.70	0.92
37:DB:30:C:H1'	37:DB:57:A:H61	1.31	0.92
19:AS:45:VAL:HA	19:AS:62:ILE:HG13	1.50	0.91
51:BS:85:VAL:HG23	51:BS:106:ARG:HG3	1.52	0.91
5:CE:148:VAL:HG21	8:CH:107:LEU:HD13	1.53	0.91
20:CT:53:LEU:HB3	20:CT:102:GLY:HA3	1.51	0.91
22:CW:38:A:H2'	22:CW:39:U:C5'	1.99	0.91
32:D6:17:LYS:HA	32:D6:17:LYS:CE	1.98	0.91
9:AI:47:LEU:HD12	9:AI:47:LEU:N	1.84	0.91
39:BD:69:ARG:NH2	39:BD:128:GLY:O	2.03	0.91
6:CF:18:GLN:HA	6:CF:21:LEU:HB2	1.52	0.91
13:CM:49:THR:HG22	13:CM:51:ALA:H	1.35	0.91
1:AA:227:G:C2'	1:AA:228:A:H5''	1.99	0.91
1:AA:1125:U:H3	10:AJ:5:ARG:NH2	1.68	0.91
4:AD:61:LYS:HE2	4:AD:62:GLN:NE2	1.85	0.91
41:BF:28:ILE:H	41:BF:28:ILE:HD13	1.35	0.91
31:D5:48:GLU:O	31:D5:49:CYS:SG	2.28	0.91
32:D6:26:ASN:HD22	32:D6:32:ASN:HD21	1.13	0.91
36:DA:500:G:N2	36:DA:502:A:H3'	1.84	0.91
36:BA:882:G:H2'	36:BA:883:G:H8	1.36	0.91
46:BN:26:LEU:HD11	46:BN:30:ILE:HD11	1.52	0.91

Continued on next page...

Continued from previous page...

Atom-1	Atom-2	Interatomic distance (Å)	Clash overlap (Å)
48:BP:62:LEU:HD23	48:BP:62:LEU:H	1.33	0.91
14:CN:13:THR:N	14:CN:14:PRO:HD2	1.85	0.91
42:DG:51:ARG:HD3	42:DG:53:LEU:HD21	1.51	0.91
36:BA:672:C:C2'	36:BA:673:C:H5''	2.00	0.91
58:BZ:163:LEU:HG	58:BZ:165:VAL:HG13	1.51	0.91
13:AM:97:PRO:HA	13:AM:110:ARG:HD3	1.49	0.91
31:B5:44:THR:HG21	50:BR:101:ALA:HB2	1.50	0.91
5:CE:80:ILE:HD11	5:CE:91:LEU:HB2	1.50	0.91
10:CJ:11:PHE:HE1	10:CJ:67:THR:HG22	1.36	0.91
36:BA:1887:C:H2'	36:BA:1888:G:H5''	1.52	0.91
36:BA:1899:G:H21	36:BA:1902:C:H41	1.17	0.91
57:BY:13:VAL:HG23	57:BY:73:ARG:O	1.71	0.91
2:CB:80:ILE:H	2:CB:80:ILE:HD12	1.35	0.91
31:D5:54:GLY:H	31:D5:56:LYS:HZ2	1.19	0.91
46:DN:57:ALA:HB3	46:DN:124:ALA:HA	1.51	0.91
1:AA:547:A:H4'	1:AA:548:G:O5'	1.70	0.91
42:BG:166:ASP:HA	42:BG:169:ALA:HB3	1.53	0.91
43:BH:85:LYS:NZ	43:BH:132:ARG:HA	1.84	0.91
25:CZ:7:ARG:NH2	25:CZ:281:ILE:HD11	1.83	0.91
36:DA:1747(A):G:H2'	36:DA:1748:G:H5''	1.52	0.91
42:DG:82:LEU:HD13	42:DG:87:PRO:HB2	1.51	0.91
52:DT:29:ARG:HB3	52:DT:85:LYS:HA	1.51	0.91
2:AB:22:LYS:HA	2:AB:22:LYS:HZ3	1.29	0.91
2:AB:114:ARG:NH1	2:AB:118:LEU:HD21	1.86	0.91
12:CL:120:TYR:O	12:CL:122:THR:HG22	1.71	0.91
36:DA:1899:G:N2	36:DA:1902:C:H41	1.69	0.91
36:DA:2334:G:H5'	51:DS:13:ARG:HD3	1.52	0.91
36:BA:2036:C:H5'	36:BA:2036:C:H6	1.35	0.91
48:BP:41:ARG:HH12	48:BP:45:LEU:HD23	1.35	0.91
43:BH:117:PRO:HB3	43:BH:123:PHE:CE1	2.05	0.90
50:BR:63:ARG:HH22	50:BR:77:ARG:HG2	1.33	0.90
51:DS:13:ARG:HG3	51:DS:14:VAL:H	1.36	0.90
9:AI:95:LYS:HG3	9:AI:96:LEU:HD13	1.54	0.90
32:B6:27:LYS:HG3	32:B6:30:THR:CB	2.00	0.90
52:BT:62:THR:HG22	52:BT:75:ILE:HG23	1.51	0.90
57:BY:45:VAL:HG12	57:BY:60:PHE:HB3	1.52	0.90
12:CL:27:LEU:O	12:CL:29:GLY:N	2.04	0.90
34:B8:62:LEU:HD13	36:BA:242:G:H5''	1.51	0.90
36:BA:1190:G:H5'	48:BP:35:HIS:H	1.35	0.90
43:BH:83:TYR:HB2	43:BH:134:SER:HB3	1.53	0.90
25:CZ:265:THR:HG22	25:CZ:266:VAL:H	1.35	0.90

Continued on next page...

Continued from previous page...

Atom-1	Atom-2	Interatomic distance (Å)	Clash overlap (Å)
36:DA:658:C:H2'	36:DA:659:C:C6	2.05	0.90
36:DA:2313:C:H5'	36:DA:2313:C:H6	1.37	0.90
36:DA:2760:C:C2'	36:DA:2761:G:H5''	2.01	0.90
40:DE:38:THR:HB	40:DE:41:LYS:HG2	1.51	0.90
52:DT:53:ARG:HB3	52:DT:53:ARG:NH1	1.86	0.90
13:AM:11:ARG:HG2	13:AM:12:ASN:ND2	1.86	0.90
36:BA:83:G:H22	36:BA:102:G:H2'	1.36	0.90
36:BA:1222:C:H2'	36:BA:1223:G:H5''	1.52	0.90
43:BH:19:VAL:HG12	43:BH:20:ALA:H	1.36	0.90
39:DD:27:THR:CG2	39:DD:83:GLU:HG2	2.01	0.90
1:AA:1116:C:C2'	1:AA:1117:G:H5''	2.02	0.90
32:B6:36:LEU:HD12	32:B6:50:ARG:NH1	1.87	0.90
52:BT:50:ILE:HA	52:BT:99:LEU:CD1	2.01	0.90
1:CA:1054:C:O2'	1:CA:1055:A:H5''	1.69	0.90
10:CJ:40:LEU:HG	10:CJ:69:ASN:HB3	1.51	0.90
16:CP:71:ARG:HA	16:CP:74:LEU:HD12	1.52	0.90
36:DA:914:C:H2'	36:DA:915:C:H5'	1.53	0.90
52:DT:91:ARG:O	52:DT:117:ASP:HB3	1.71	0.90
21:AU:6:ARG:HD3	21:AU:15:ARG:CZ	2.02	0.90
36:BA:1071:G:H1'	36:BA:1089:G:H2'	1.52	0.90
50:DR:4:LEU:O	50:DR:4:LEU:HD23	1.71	0.90
39:BD:35:LYS:HA	39:BD:63:ARG:HA	1.51	0.90
39:BD:124:PRO:HG2	39:BD:129:ASN:HD21	1.37	0.90
11:CK:59:TYR:CE1	11:CK:63:LEU:HD21	2.06	0.90
17:CQ:59:ILE:HD11	17:CQ:73:VAL:HG22	1.54	0.90
3:CC:106:VAL:HG13	3:CC:107:GLN:HE22	1.36	0.90
36:DA:2656:U:H3	36:DA:2665:A:H2	1.19	0.90
10:AJ:33:GLN:O	10:AJ:75:ILE:HG12	1.72	0.90
11:AK:33:THR:HG22	11:AK:39:PRO:HA	1.52	0.90
52:BT:55:ASN:N	52:BT:59:THR:HG22	1.86	0.90
4:CD:18:LYS:H	4:CD:33:MET:HE3	1.37	0.90
5:CE:12:LEU:CD1	5:CE:31:LEU:HB3	2.01	0.90
24:CY:72:U:C2'	24:CY:73:G:H5''	2.01	0.90
41:DF:178:PRO:HG2	41:DF:179:GLU:OE1	1.70	0.90
48:DP:131:SER:OG	48:DP:134:ALA:HB3	1.70	0.90
19:AS:5:LEU:HD12	19:AS:6:LYS:H	1.35	0.89
25:AZ:272:MET:HB2	25:AZ:277:LEU:HD23	1.54	0.89
42:BG:39:ILE:HG22	42:BG:157:ILE:HA	1.53	0.89
3:CC:81:GLY:HA2	3:CC:85:ARG:NE	1.85	0.89
48:DP:23:PRO:HB2	48:DP:33:ARG:HG3	1.55	0.89
1:AA:1502:A:H2	1:AA:1505:G:H1	1.19	0.89

Continued on next page...

Continued from previous page...

Atom-1	Atom-2	Interatomic distance (Å)	Clash overlap (Å)
36:BA:2579:C:H4'	40:BE:134:ILE:HG12	1.54	0.89
47:BO:19:ILE:HG22	47:BO:43:VAL:HA	1.51	0.89
48:BP:23:PRO:HD2	48:BP:33:ARG:HE	1.35	0.89
49:BQ:101:ARG:HG3	49:BQ:101:ARG:HH11	1.32	0.89
57:BY:85:VAL:HG12	57:BY:86:ARG:H	1.36	0.89
9:CI:18:PHE:O	9:CI:19:LEU:HB2	1.72	0.89
39:DD:43:ARG:HH11	39:DD:44:ASN:HD21	0.96	0.89
42:DG:67:LYS:HD3	42:DG:67:LYS:N	1.86	0.89
52:DT:58:ASN:H	52:DT:58:ASN:HD22	0.92	0.89
25:AZ:68:VAL:HG13	25:AZ:69:GLU:N	1.87	0.89
36:BA:2287:A:H62	36:BA:2344:U:H3	1.12	0.89
41:BF:154:VAL:HG22	41:BF:191:ARG:HB3	1.51	0.89
1:CA:452:A:HO2'	1:CA:453:A:H8	0.92	0.89
3:CC:112:SER:HB3	3:CC:115:LEU:HD12	1.53	0.89
12:CL:93:LEU:HB2	12:CL:96:VAL:HG22	1.53	0.89
27:D1:82:LEU:HD21	27:D1:90:ILE:HD12	1.53	0.89
35:D9:1:MET:HG3	35:D9:31:LYS:O	1.71	0.89
47:DO:104:ARG:HE	52:DT:33:LYS:HE3	1.34	0.89
1:AA:573:A:H8	1:AA:573:A:H5'	1.35	0.89
27:B1:76:ARG:O	27:B1:78:LYS:HG2	1.72	0.89
29:B3:15:TYR:HD2	29:B3:19:GLN:HE22	1.20	0.89
13:CM:10:PRO:CB	13:CM:18:ALA:HB1	2.01	0.89
36:DA:1887:C:C2'	36:DA:1888:G:H5''	2.02	0.89
53:DU:95:LEU:HD12	54:DV:11:GLN:HE21	1.37	0.89
18:AR:58:LEU:HD22	18:AR:62:GLU:HB3	1.52	0.89
36:BA:1747(A):G:C2'	36:BA:1748:G:H5''	2.01	0.89
36:BA:2477:C:H5'	36:BA:2477:C:C6	2.07	0.89
38:BC:163:PHE:HB2	38:BC:171:ILE:HD11	1.51	0.89
36:DA:628:G:C2'	36:DA:629:G:H5''	2.02	0.89
36:DA:2099:U:H2'	36:DA:2100:G:C8	2.07	0.89
25:AZ:244:ARG:HH11	25:AZ:244:ARG:HB3	1.37	0.89
46:BN:73:THR:CG2	46:BN:82:LEU:HD11	2.01	0.89
48:BP:45:LEU:HD13	48:BP:46:LYS:H	1.35	0.89
1:CA:547:A:H4'	1:CA:548:G:O5'	1.71	0.89
22:CV:59:U:HO2'	22:CV:60:U:H6	1.20	0.89
39:DD:44:ASN:HB3	39:DD:49:ILE:HA	1.53	0.89
43:DH:19:VAL:HG12	43:DH:20:ALA:H	1.38	0.89
53:DU:13:LYS:HD3	53:DU:13:LYS:N	1.82	0.89
25:AZ:242:ILE:CG2	25:AZ:282:ALA:HA	2.02	0.89
36:BA:234:C:H2'	36:BA:235:U:H6	1.37	0.89
36:BA:1484:G:C2'	36:BA:1485:G:H5''	2.02	0.89

Continued on next page...

Continued from previous page...

Atom-1	Atom-2	Interatomic distance (Å)	Clash overlap (Å)
57:BY:46:LYS:HB3	57:BY:62:GLU:HG2	1.53	0.89
34:D8:32:LEU:CB	34:D8:36:LYS:HZ1	1.86	0.89
36:BA:1697:G:H3'	36:BA:1698:A:H5''	1.53	0.89
5:CE:12:LEU:HD13	5:CE:31:LEU:HB3	1.55	0.89
42:DG:5:VAL:HB	42:DG:8:LYS:HB2	1.55	0.89
12:AL:6:THR:HG23	12:AL:9:GLN:HE21	1.38	0.89
25:AZ:277:LEU:HD12	25:AZ:279:GLU:H	1.37	0.89
47:BO:64:ARG:CZ	52:BT:70:VAL:HG21	2.03	0.89
11:CK:33:THR:HG22	11:CK:39:PRO:HA	1.55	0.89
42:DG:5:VAL:HG11	42:DG:100:TRP:HB3	1.54	0.89
47:DO:24:VAL:HA	47:DO:39:ILE:HG22	1.52	0.89
32:B6:5:VAL:N	32:B6:9:LEU:H	1.71	0.89
36:BA:673:C:H5'	36:BA:673:C:H6	1.35	0.89
4:AD:8:VAL:C	4:AD:10:ARG:H	1.75	0.88
40:BE:59:VAL:HG21	40:BE:63:LEU:HA	1.55	0.88
52:BT:82:LEU:HD12	52:BT:82:LEU:N	1.88	0.88
19:CS:49:ILE:H	19:CS:49:ILE:HD12	1.37	0.88
36:DA:271(A):A:H5'	36:DA:271(B):C:OP2	1.71	0.88
36:DA:543:C:H42	36:DA:549:G:H1	1.19	0.88
36:BA:1227:G:OP1	53:BU:13:LYS:HD2	1.74	0.88
43:BH:42:ARG:O	43:BH:43:VAL:HG13	1.73	0.88
20:CT:73:HIS:C	20:CT:74:LYS:HD3	1.92	0.88
36:DA:1854:A:H62	36:DA:1888:G:H8	0.89	0.88
40:DE:47:VAL:HG21	40:DE:86:PRO:HD3	1.54	0.88
51:DS:99:LYS:NZ	51:DS:99:LYS:HB3	1.87	0.88
3:AC:81:GLY:HA2	3:AC:85:ARG:HE	1.34	0.88
9:AI:4:TYR:CZ	9:AI:88:TYR:HB2	2.08	0.88
36:BA:1689:A:H62	36:BA:1698:A:H2	1.20	0.88
39:DD:134:ARG:HG2	39:DD:187:GLY:O	1.73	0.88
43:BH:12:PRO:O	43:BH:15:VAL:HG22	1.74	0.88
22:CV:59:U:O2'	22:CV:60:U:H6	1.56	0.88
25:CZ:235:GLY:HA3	25:CZ:289:LEU:HD11	1.53	0.88
31:D5:34:PRO:O	31:D5:35:GLU:HG2	1.73	0.88
42:DG:114:ILE:HG21	42:DG:117:PHE:HB2	1.56	0.88
52:DT:58:ASN:HD22	52:DT:58:ASN:N	1.65	0.88
56:DX:40:LYS:HG3	56:DX:51:VAL:HB	1.55	0.88
58:DZ:70:LEU:HD11	58:DZ:91:LEU:HD21	1.53	0.88
1:AA:884:U:OP1	1:AA:884:U:H4'	1.73	0.88
24:AY:68:C:H2'	24:AY:69:C:H6	1.35	0.88
41:BF:65:TRP:HZ3	41:BF:73:ALA:O	1.57	0.88
1:CA:524:G:H2'	1:CA:525:C:C6	2.09	0.88

Continued on next page...

Continued from previous page...

Atom-1	Atom-2	Interatomic distance (Å)	Clash overlap (Å)
4:CD:100:ARG:HH21	4:CD:118:ARG:HH22	1.21	0.88
26:D0:23:VAL:H	26:D0:38:VAL:HG13	1.36	0.88
55:DW:36:LEU:HD11	55:DW:47:VAL:HG12	1.52	0.88
5:AE:76:ILE:HG13	5:AE:142:LEU:HD13	1.55	0.88
22:AW:68:C:H2'	22:AW:69:G:H8	1.39	0.88
25:AZ:267:VAL:HG23	25:AZ:288:VAL:CG1	2.03	0.88
35:B9:1:MET:HG3	35:B9:31:LYS:O	1.74	0.88
36:DA:590:A:H2'	36:DA:591:C:C6	2.07	0.88
48:DP:27:HIS:CE1	54:DV:83:ARG:HH12	1.91	0.88
49:DQ:101:ARG:HH11	49:DQ:101:ARG:CG	1.86	0.88
36:BA:607:U:OP1	41:BF:102:PRO:HA	1.73	0.88
55:BW:6:ILE:HG12	55:BW:104:THR:CG2	2.04	0.88
58:BZ:96:VAL:HG22	58:BZ:97:GLU:H	1.36	0.88
10:CJ:46:ARG:HH11	10:CJ:46:ARG:HG2	1.36	0.88
19:CS:5:LEU:HD12	19:CS:6:LYS:H	1.37	0.88
22:CW:39:U:H2'	22:CW:40:C:H5'	1.55	0.88
40:DE:1:MET:HB3	40:DE:200:GLU:OE2	1.73	0.88
40:DE:11:MET:HB3	40:DE:24:THR:HA	1.56	0.88
52:DT:39:ARG:H	52:DT:39:ARG:HD2	1.37	0.88
13:AM:113:PRO:O	13:AM:114:ARG:HB2	1.72	0.88
2:CB:22:LYS:HA	2:CB:22:LYS:HZ2	1.34	0.88
2:CB:22:LYS:HA	2:CB:22:LYS:HZ3	1.33	0.88
36:DA:658:C:H2'	36:DA:659:C:H6	1.38	0.88
38:DC:22:ILE:HD12	38:DC:228:SER:O	1.74	0.88
43:DH:52:VAL:HG11	43:DH:69:ARG:CD	2.04	0.88
56:DX:12:VAL:HG23	56:DX:13:LEU:N	1.89	0.88
1:AA:1348:U:O2'	1:AA:1349:A:H8	1.55	0.88
25:AZ:7:ARG:HH11	25:AZ:7:ARG:CG	1.87	0.88
33:B7:26:GLY:O	33:B7:30:VAL:HG23	1.74	0.88
36:BA:1598:C:H5'	56:BX:36:LYS:HG2	1.54	0.88
24:CY:24:A:H2'	24:CY:25:C:C6	2.09	0.88
25:CZ:67:HIS:CD2	25:CZ:67:HIS:H	1.85	0.88
25:CZ:215:ARG:HB3	25:CZ:282:ALA:CB	2.03	0.88
36:DA:2183:C:H2'	36:DA:2184:G:H8	1.38	0.88
1:AA:625:G:H2'	1:AA:626:U:H6	1.37	0.88
41:BF:111:ALA:HB2	41:BF:206:ILE:HD12	1.55	0.88
48:BP:115:LEU:HG	48:BP:116:GLY:H	1.38	0.88
1:CA:522:C:H41	12:CL:53:ARG:HH22	1.21	0.88
24:CY:76:A:C1'	25:CZ:287:GLY:HA3	2.03	0.88
35:D9:27:CYS:SG	35:D9:28:GLU:N	2.47	0.88
36:DA:302:C:H2'	36:DA:303:U:C6	2.08	0.88

Continued on next page...

Continued from previous page...

Atom-1	Atom-2	Interatomic distance (Å)	Clash overlap (Å)
36:DA:1747(A):G:C2'	36:DA:1748:G:H5''	2.02	0.88
42:DG:139:LEU:HD22	42:DG:146:TYR:HA	1.56	0.88
15:AO:87:ILE:HG22	15:AO:88:ARG:N	1.89	0.87
5:CE:45:PHE:CE2	5:CE:47:LYS:HD2	2.10	0.87
51:BS:83:LYS:HG2	51:BS:105:ALA:HB3	1.55	0.87
52:BT:22:PHE:HE2	52:BT:85:LYS:HZ1	1.21	0.87
5:CE:6:PHE:HB2	5:CE:34:VAL:HG22	1.57	0.87
31:D5:4:HIS:HB3	31:D5:5:PRO:CD	2.03	0.87
38:DC:100:ILE:CG2	38:DC:127:LEU:CG	2.45	0.87
41:DF:132:VAL:HG22	41:DF:133:ASN:H	1.39	0.87
4:AD:57:ARG:HB3	4:AD:206:PHE:HB2	1.56	0.87
5:AE:7:GLU:HG2	5:AE:112:LEU:HD21	1.55	0.87
22:AW:74:C:H5'	22:AW:74:C:H6	1.39	0.87
36:BA:628:G:C2'	36:BA:629:G:H5''	2.04	0.87
49:DQ:27:VAL:HG12	49:DQ:28:ALA:N	1.88	0.87
36:BA:1348:G:H2'	36:BA:1349:A:H5''	1.56	0.87
58:BZ:180:VAL:HG22	58:BZ:181:GLU:H	1.38	0.87
2:CB:60:ASP:O	2:CB:64:ARG:HG2	1.74	0.87
4:CD:9:CYS:SG	4:CD:32:ALA:HB2	2.13	0.87
25:CZ:174:SER:HB3	25:CZ:177:LEU:HD12	1.55	0.87
36:DA:266:G:H2'	36:DA:267:C:H5''	1.54	0.87
36:DA:1536:C:H2'	36:DA:1537:G:H4'	1.54	0.87
3:AC:34:LEU:HD22	3:AC:38:ARG:HE	1.36	0.87
4:AD:187:ARG:HH11	4:AD:187:ARG:HB3	1.36	0.87
25:AZ:13:ASN:HB3	25:AZ:78:SER:HB3	1.55	0.87
36:BA:2801(A):A:H4'	36:BA:2802:G:H5'	1.54	0.87
1:CA:227:G:H2'	1:CA:228:A:C5'	2.02	0.87
3:CC:50:ALA:O	3:CC:70:VAL:HG13	1.74	0.87
48:DP:83:VAL:HG23	48:DP:105:LEU:HD13	1.55	0.87
1:AA:351:G:H4'	1:AA:352:C:OP1	1.74	0.87
25:AZ:270:VAL:CG1	25:AZ:286:VAL:HG21	2.03	0.87
36:BA:1058:G:H2'	36:BA:1059:G:H5''	1.57	0.87
36:BA:2796:U:O2'	36:BA:2799:C:H5'	1.75	0.87
42:BG:67:LYS:H	42:BG:67:LYS:CD	1.86	0.87
52:BT:85:LYS:HB3	52:BT:85:LYS:HZ3	1.40	0.87
13:CM:82:MET:HG3	13:CM:83:ASP:N	1.88	0.87
1:AA:1054:C:C5	1:AA:1196:U:C6	2.61	0.87
9:AI:53:VAL:HG13	9:AI:95:LYS:HD3	1.54	0.87
36:BA:1209:G:H21	36:BA:1210:A:H62	1.20	0.87
36:BA:1536:C:H2'	36:BA:1537:G:H4'	1.57	0.87
1:CA:713:G:H2'	1:CA:714:G:C8	2.08	0.87

Continued on next page...

Continued from previous page...

Atom-1	Atom-2	Interatomic distance (Å)	Clash overlap (Å)
2:CB:165:VAL:HG23	2:CB:166:ASP:H	1.37	0.87
7:CG:70:LYS:HD3	7:CG:96:GLN:HG2	1.57	0.87
27:D1:62:VAL:HG13	27:D1:67:ILE:HG22	1.57	0.87
32:D6:27:LYS:HG3	32:D6:30:THR:CB	2.03	0.87
1:AA:228:A:H8	1:AA:228:A:H5'	1.38	0.87
3:AC:11:ARG:HH11	3:AC:11:ARG:HG2	1.40	0.87
13:AM:3:ARG:NE	13:AM:7:VAL:HG13	1.90	0.87
13:AM:82:MET:HG3	13:AM:83:ASP:N	1.87	0.87
22:AV:56:C:H1'	42:BG:76:SER:O	1.75	0.87
22:AW:71:G:H2'	22:AW:72:C:H5'	1.57	0.87
25:AZ:324:LYS:HG3	25:AZ:365:GLY:HA3	1.55	0.87
32:B6:11:LEU:HD13	32:B6:12:GLU:H	1.40	0.87
34:B8:59:LYS:HE2	48:BP:50:ARG:HB3	1.57	0.87
36:BA:1854:A:H62	36:BA:1888:G:H8	1.15	0.87
36:BA:2179:C:H1'	36:BA:2180:U:N3	1.88	0.87
1:CA:966:G:O2'	1:CA:967:C:C6	2.27	0.87
36:DA:1058:G:H2'	36:DA:1059:G:H5''	1.54	0.87
36:DA:2317:C:C2'	36:DA:2318:G:H5'	2.05	0.87
46:DN:70:LYS:HD3	46:DN:87:LEU:HD23	1.56	0.87
1:AA:1036:G:H5''	1:AA:1037:C:H5	1.40	0.87
2:AB:152:PHE:O	2:AB:153:ARG:HB2	1.73	0.87
16:AP:71:ARG:HA	16:AP:74:LEU:HD12	1.56	0.87
36:BA:2313:C:H5'	36:BA:2313:C:H6	1.40	0.87
56:BX:31:HIS:HB3	56:BX:34:ALA:HB2	1.57	0.87
12:CL:18:VAL:HG23	12:CL:19:ARG:H	1.36	0.87
31:D5:25:LEU:HD12	55:DW:19:LEU:HG	1.57	0.87
12:AL:126:LYS:HZ1	12:AL:127:GLU:HB2	1.40	0.86
36:BA:760:G:H2'	36:BA:761:A:H5'	1.55	0.86
24:CY:76:A:N6	25:CZ:234:ARG:HH12	1.72	0.86
36:DA:1222:C:H2'	36:DA:1223:G:H5''	1.56	0.86
9:AI:55:ALA:HA	9:AI:58:HIS:HE1	1.36	0.86
36:BA:2408:U:H2'	36:BA:2409:G:C8	2.08	0.86
57:BY:95:LYS:HA	57:BY:101:LYS:H	1.38	0.86
1:CA:961:U:HO2'	1:CA:962:C:H6	0.88	0.86
1:CA:1054:C:H5	1:CA:1196:U:C6	1.93	0.86
32:D6:15:GLU:HB2	32:D6:20:ASN:HB3	1.56	0.86
36:DA:2159:G:C2'	36:DA:2160:G:H5''	2.04	0.86
39:DD:270:ILE:HD12	39:DD:270:ILE:O	1.74	0.86
48:DP:95:VAL:HG23	48:DP:125:VAL:HA	1.58	0.86
42:BG:76:SER:HB2	42:BG:84:LYS:H	1.40	0.86
4:CD:129:ASN:HD22	4:CD:129:ASN:H	1.21	0.86

Continued on next page...

Continued from previous page...

Atom-1	Atom-2	Interatomic distance (Å)	Clash overlap (Å)
25:CZ:64:ASN:N	25:CZ:83:PRO:HG2	1.90	0.86
46:DN:22:THR:HG22	46:DN:61:ARG:HB3	1.55	0.86
56:DX:10:ALA:O	56:DX:28:PHE:HB2	1.76	0.86
36:BA:2760:C:H2'	36:BA:2761:G:H5''	1.53	0.86
46:BN:48:MET:H	46:BN:48:MET:CE	1.88	0.86
52:BT:80:SER:HB3	52:BT:81:PRO:HD3	1.54	0.86
56:BX:11:PRO:HA	56:BX:28:PHE:CB	2.05	0.86
8:CH:7:ALA:HB2	8:CH:85:ARG:HD3	1.55	0.86
25:CZ:326:GLU:H	25:CZ:326:GLU:CD	1.77	0.86
28:D2:3:LEU:HD23	36:DA:98:G:H5''	1.57	0.86
36:DA:2408:U:H2'	36:DA:2409:G:H8	1.39	0.86
56:DX:24:GLY:O	56:DX:82:GLN:HA	1.75	0.86
36:BA:2248:C:H2'	36:BA:2249:U:H5'	1.58	0.86
50:BR:95:THR:HA	50:BR:116:LEU:O	1.74	0.86
58:BZ:108:PRO:HA	58:BZ:141:VAL:HG12	1.56	0.86
40:BE:111:ARG:HA	50:BR:2:ARG:HG3	1.55	0.86
47:BO:104:ARG:HE	52:BT:33:LYS:HE3	1.40	0.86
1:CA:973:G:H1'	10:CJ:55:LYS:CE	2.06	0.86
3:CC:58:GLU:HB2	3:CC:65:ALA:CB	2.05	0.86
3:CC:147:LYS:HB2	3:CC:203:PHE:CD2	2.11	0.86
13:CM:65:LYS:O	13:CM:66:LEU:HG	1.75	0.86
25:CZ:222:LEU:HD11	25:CZ:303:VAL:HG11	1.57	0.86
35:D9:30:PRO:HB2	36:DA:2527:C:H4'	1.54	0.86
36:DA:83:G:N2	36:DA:102:G:H2'	1.89	0.86
36:DA:582:G:H2'	36:DA:583:G:H8	1.37	0.86
36:DA:1854:A:N6	36:DA:1888:G:H8	1.72	0.86
36:DA:2796:U:O2'	36:DA:2799:C:H5'	1.73	0.86
39:DD:258:LYS:HE2	39:DD:273:ARG:HE	1.40	0.86
22:AW:59:U:H3'	22:AW:60:U:H6	1.39	0.86
27:B1:42:GLN:HE22	36:BA:379:G:H21	1.18	0.86
36:BA:106:C:H2'	36:BA:107:C:H6	1.41	0.86
36:BA:2657:A:H2'	36:BA:2658:C:H5'	1.55	0.86
58:BZ:70:LEU:HD21	58:BZ:91:LEU:HD21	1.57	0.86
1:CA:573:A:H8	1:CA:573:A:H5'	1.40	0.86
36:DA:654(C):G:H2'	36:DA:654(D):G:H5'	1.58	0.86
51:DS:98:VAL:HG12	51:DS:100:ALA:HB2	1.55	0.86
57:DY:85:VAL:HG12	57:DY:86:ARG:H	1.41	0.86
36:BA:1005:C:H2'	36:BA:1006:C:H6	1.39	0.86
36:BA:1779:U:H5	36:BA:1784:A:N7	1.73	0.86
58:BZ:29:TYR:HB3	58:BZ:34:ASN:CB	2.05	0.86
36:DA:2408:U:H2'	36:DA:2409:G:C8	2.10	0.86

Continued on next page...

Continued from previous page...

Atom-1	Atom-2	Interatomic distance (Å)	Clash overlap (Å)
57:DY:2:ARG:HD2	57:DY:3:VAL:HG23	1.58	0.86
57:DY:46:LYS:HB3	57:DY:62:GLU:HG2	1.57	0.86
1:AA:1364:U:O2	21:AU:14:TRP:CH2	2.28	0.86
39:BD:43:ARG:HH11	39:BD:44:ASN:HD21	1.23	0.86
41:BF:206:ILE:HG22	41:BF:207:GLY:H	1.39	0.86
48:BP:95:VAL:HG23	48:BP:125:VAL:HA	1.58	0.86
53:BU:13:LYS:HD3	53:BU:13:LYS:N	1.90	0.86
36:DA:1543:C:H3'	36:DA:1544:A:H5''	1.57	0.86
39:DD:8:PRO:HB3	39:DD:14:ARG:HB3	1.55	0.86
50:DR:84:ALA:HB3	50:DR:85:PRO:HD3	1.58	0.86
28:B2:25:VAL:HG11	28:B2:57:ILE:HG21	1.57	0.86
30:B4:7:PRO:O	30:B4:8:LYS:HB3	1.76	0.86
51:BS:101:LEU:O	51:BS:101:LEU:HD12	1.76	0.86
1:CA:966:G:O2'	1:CA:967:C:H6	1.57	0.86
39:DD:75:ILE:HG21	39:DD:99:ASP:HB2	1.58	0.86
48:DP:16:ARG:HB2	48:DP:16:ARG:NH1	1.90	0.86
58:DZ:7:ALA:HB3	58:DZ:61:LEU:HD23	1.58	0.86
13:AM:11:ARG:HG2	13:AM:12:ASN:HD22	1.41	0.85
13:AM:96:LEU:HB3	13:AM:97:PRO:HD2	1.58	0.85
25:AZ:174:SER:HB3	25:AZ:177:LEU:HD12	1.58	0.85
31:B5:4:HIS:HB3	31:B5:5:PRO:CD	2.05	0.85
39:BD:80:ALA:HB2	39:BD:96:HIS:CD2	2.11	0.85
48:BP:123:LEU:H	48:BP:123:LEU:HD23	1.41	0.85
51:BS:15:ARG:O	51:BS:15:ARG:HD2	1.76	0.85
52:BT:85:LYS:HB3	52:BT:85:LYS:NZ	1.91	0.85
36:DA:84:A:H5'	57:DY:9:LYS:HB3	1.58	0.85
36:BA:83:G:N2	36:BA:102:G:H2'	1.89	0.85
57:BY:13:VAL:HG21	57:BY:72:VAL:HB	1.58	0.85
9:CI:53:VAL:HG22	9:CI:95:LYS:NZ	1.90	0.85
18:CR:29:PHE:HD1	18:CR:29:PHE:H	1.21	0.85
36:DA:984:A:H5''	36:DA:985:C:H5	1.41	0.85
47:DO:64:ARG:NH2	47:DO:100:GLY:HA3	1.91	0.85
58:DZ:37:VAL:HG23	58:DZ:38:TYR:N	1.90	0.85
4:AD:26:CYS:SG	59:AD:301:ZN:ZN	1.64	0.85
20:AT:45:GLN:HE21	20:AT:46:GLU:HG3	1.39	0.85
42:BG:67:LYS:HD3	42:BG:67:LYS:N	1.90	0.85
48:BP:40:SER:C	48:BP:41:ARG:HD2	1.95	0.85
58:BZ:146:ILE:HA	58:BZ:174:VAL:HG13	1.58	0.85
48:DP:59:LEU:HA	48:DP:61:ARG:NE	1.91	0.85
52:DT:85:LYS:HZ3	52:DT:85:LYS:HB3	1.40	0.85
4:AD:12:CYS:SG	4:AD:19:LEU:O	2.35	0.85

Continued on next page...

Continued from previous page...

Atom-1	Atom-2	Interatomic distance (Å)	Clash overlap (Å)
32:B6:18:ARG:HH11	32:B6:18:ARG:HG2	1.39	0.85
34:B8:32:LEU:HB3	34:B8:36:LYS:HZ1	1.42	0.85
42:BG:138:GLN:HG2	42:BG:153:ARG:HG2	1.58	0.85
48:BP:65:ARG:HB3	48:BP:68:GLN:HE22	1.37	0.85
7:AG:78:ARG:HG3	7:AG:79:ARG:N	1.91	0.85
24:AY:72:U:H2'	24:AY:73:G:H5''	1.57	0.85
1:CA:1117:G:H5'	1:CA:1117:G:H8	1.40	0.85
25:CZ:266:VAL:HG21	25:CZ:291:ARG:NH2	1.91	0.85
1:AA:1392:G:H21	1:AA:1502:A:H8	1.25	0.85
19:AS:19:VAL:HG11	19:AS:44:MET:HG3	1.56	0.85
36:BA:84:A:H5'	57:BY:9:LYS:HB3	1.58	0.85
2:CB:72:GLY:O	2:CB:94:ASN:HA	1.75	0.85
25:CZ:219:LYS:HB2	25:CZ:244:ARG:HB2	1.57	0.85
55:DW:4:LYS:HG2	55:DW:5:ALA:H	1.40	0.85
2:AB:97:TRP:HZ2	2:AB:102:LEU:HD13	1.39	0.85
25:AZ:143:ASP:HB3	25:AZ:146:LEU:CB	2.06	0.85
31:B5:48:GLU:O	31:B5:49:CYS:SG	2.35	0.85
56:BX:24:GLY:O	56:BX:82:GLN:HA	1.77	0.85
48:DP:126:VAL:HA	48:DP:145:PRO:HB2	1.58	0.85
5:AE:76:ILE:HD11	5:AE:142:LEU:HD21	1.58	0.85
36:BA:623:G:H2'	36:BA:624:C:H6	1.41	0.85
36:BA:1543:C:H3'	36:BA:1544:A:C5'	2.07	0.85
36:BA:2160:G:H8	36:BA:2160:G:H5'	1.41	0.85
36:BA:2745:C:H2'	36:BA:2746:U:C6	2.11	0.85
39:BD:43:ARG:HH11	39:BD:44:ASN:ND2	1.73	0.85
39:BD:239:ARG:HG2	39:BD:239:ARG:NH1	1.85	0.85
40:BE:47:VAL:HG21	40:BE:86:PRO:HD3	1.58	0.85
1:CA:41:G:H2'	1:CA:42:G:C8	2.12	0.85
8:CH:89:PRO:HA	8:CH:92:ARG:NH1	1.90	0.85
17:CQ:43:LEU:HD11	17:CQ:68:ARG:NH1	1.91	0.85
1:AA:1104:G:O5'	2:AB:111:ARG:HD2	1.77	0.85
25:AZ:64:ASN:N	25:AZ:64:ASN:HD22	1.75	0.85
36:BA:654(E):G:N2	36:BA:654(Q):C:H1'	1.92	0.85
42:BG:61:ALA:HB2	42:BG:68:PRO:HD3	1.59	0.85
52:BT:50:ILE:HA	52:BT:99:LEU:HD11	1.59	0.85
1:CA:351:G:H4'	1:CA:352:C:OP1	1.75	0.85
28:D2:35:LEU:HD11	28:D2:50:ILE:CG1	2.05	0.85
39:DD:34:VAL:O	39:DD:36:PRO:HD2	1.76	0.85
36:BA:208:C:H2'	36:BA:209:C:C6	2.12	0.85
39:BD:27:THR:CG2	39:BD:83:GLU:HG2	2.07	0.85
27:D1:46:LEU:H	27:D1:46:LEU:CD2	1.88	0.85

Continued on next page...

Continued from previous page...

Atom-1	Atom-2	Interatomic distance (Å)	Clash overlap (Å)
52:DT:100:TYR:HD2	52:DT:103:ARG:HH21	1.23	0.85
1:AA:939:G:H5''	7:AG:102:ARG:NH2	1.92	0.84
48:BP:75:ILE:H	48:BP:75:ILE:HD12	1.42	0.84
1:CA:1241:G:H2'	1:CA:1242:C:C6	2.11	0.84
41:DF:40:GLN:HE22	41:DF:182:ASN:HB2	1.42	0.84
1:AA:63:C:H2'	1:AA:64:G:H5'	1.58	0.84
1:AA:979:C:C3'	1:AA:980:C:H5''	2.07	0.84
25:AZ:375:ILE:HD12	25:AZ:376:LYS:HG3	1.59	0.84
32:B6:52:VAL:HG12	32:B6:53:LYS:N	1.92	0.84
52:BT:96:ARG:NH1	52:BT:96:ARG:HB2	1.93	0.84
41:DF:103:LYS:HG3	41:DF:106:ARG:NH2	1.92	0.84
1:AA:973:G:C1'	10:AJ:55:LYS:HE2	2.07	0.84
36:BA:272(H):C:C2'	36:BA:272(I):U:H5''	2.05	0.84
38:BC:113:VAL:HG12	38:BC:138:PRO:HG3	1.59	0.84
43:BH:67:LEU:O	43:BH:71:LEU:HB2	1.77	0.84
50:BR:5:LYS:O	50:BR:6:SER:HB2	1.77	0.84
1:CA:41:G:H2'	1:CA:42:G:H8	1.41	0.84
24:CY:68:C:H2'	24:CY:69:C:H6	1.42	0.84
47:DO:107:ARG:HH11	52:DT:36:GLU:HG3	1.43	0.84
48:DP:40:SER:C	48:DP:41:ARG:HD2	1.98	0.84
49:DQ:51:ARG:HH12	49:DQ:52:VAL:HG22	1.41	0.84
32:B6:15:GLU:CD	32:B6:18:ARG:CZ	2.46	0.84
1:CA:63:C:H2'	1:CA:64:G:H5'	1.58	0.84
1:CA:368:U:OP2	25:CZ:291:ARG:CD	2.26	0.84
1:CA:1104:G:O5'	2:CB:111:ARG:HD2	1.76	0.84
12:CL:7:ILE:HD12	12:CL:7:ILE:N	1.92	0.84
24:CY:62:U:H5'	24:CY:62:U:H6	1.43	0.84
49:DQ:19:GLY:HA3	58:DZ:79:ARG:HH12	1.42	0.84
49:DQ:134:ARG:CZ	58:DZ:122:ARG:HH21	1.89	0.84
6:AF:97:PHE:HD1	18:AR:31:LEU:HD21	1.39	0.84
52:BT:29:ARG:HB3	52:BT:85:LYS:HA	1.58	0.84
57:BY:95:LYS:HE3	57:BY:100:ALA:HB2	1.58	0.84
9:CI:47:LEU:HD12	9:CI:47:LEU:H	1.42	0.84
10:CJ:40:LEU:HD23	10:CJ:40:LEU:H	1.39	0.84
36:DA:1012:U:O4	46:DN:28:THR:HG21	1.76	0.84
39:DD:21:PHE:HB3	39:DD:24:ILE:HD12	1.59	0.84
25:AZ:397:ALA:HB2	61:AZ:502:KIR:H252	1.59	0.84
42:BG:127:GLY:HA2	42:BG:166:ASP:OD1	1.75	0.84
2:CB:97:TRP:CH2	2:CB:173:ALA:HA	2.12	0.84
25:CZ:324:LYS:HG3	25:CZ:365:GLY:HA3	1.57	0.84
26:D0:40:GLN:HE22	26:D0:45:PHE:N	1.74	0.84

Continued on next page...

Continued from previous page...

Atom-1	Atom-2	Interatomic distance (Å)	Clash overlap (Å)
36:DA:2309:A:H2'	36:DA:2310:A:H5''	1.58	0.84
39:DD:77:ALA:HB2	39:DD:97:TYR:CD1	2.13	0.84
40:DE:131:ALA:HB1	40:DE:134:ILE:HD11	1.58	0.84
57:DY:96:ILE:HG12	57:DY:99:CYS:HB2	1.57	0.84
36:BA:1902:C:H1'	39:BD:244:ARG:HG3	1.58	0.84
48:BP:16:ARG:NE	48:BP:18:ARG:HG2	1.92	0.84
49:BQ:63:LYS:HD2	58:BZ:175:VAL:HG21	1.58	0.84
53:BU:16:LYS:O	53:BU:20:LEU:HD23	1.78	0.84
1:CA:1053:G:H4'	1:CA:1054:C:C5'	2.07	0.84
1:CA:1348:U:HO2'	1:CA:1349:A:H8	0.84	0.84
28:D2:38:GLN:HB3	28:D2:44:LEU:HD22	1.60	0.84
36:DA:2572:A:C8	40:DE:144:ARG:HD2	2.12	0.84
43:DH:52:VAL:CG1	43:DH:69:ARG:HD2	2.08	0.84
22:AW:4:C:H2'	22:AW:5:G:H8	1.43	0.84
25:AZ:121:LEU:O	25:AZ:125:GLN:HG2	1.78	0.84
38:BC:53:ARG:HH11	38:BC:53:ARG:HB3	1.42	0.84
43:BH:52:VAL:HG11	43:BH:69:ARG:CD	2.08	0.84
53:BU:56:ASP:O	53:BU:60:LEU:HG	1.77	0.84
34:D8:61:LEU:HD12	34:D8:61:LEU:N	1.89	0.84
52:DT:50:ILE:HA	52:DT:99:LEU:CD1	2.07	0.84
1:AA:966:G:HO2'	1:AA:967:C:H6	1.26	0.84
13:AM:4:ILE:HD12	13:AM:22:ILE:HD11	1.60	0.84
36:BA:1747(A):G:H2'	36:BA:1748:G:H5''	1.59	0.84
42:BG:77:ILE:HD13	42:BG:77:ILE:H	1.43	0.84
58:BZ:10:ARG:HH21	58:BZ:36:LYS:HB2	1.39	0.84
1:CA:1236:A:H2'	1:CA:1237:C:C6	2.12	0.84
1:CA:1256:A:H1'	1:CA:1258:G:C6	2.13	0.84
36:DA:582:G:H2'	36:DA:583:G:C8	2.13	0.84
36:DA:590:A:H2'	36:DA:591:C:H6	1.40	0.84
42:DG:131:TYR:HE2	42:DG:133:LEU:HD23	1.43	0.84
56:DX:35:THR:CG2	56:DX:37:THR:H	1.89	0.84
15:AO:11:VAL:HG21	15:AO:34:LEU:HD22	1.58	0.84
36:BA:784:A:C5	39:BD:229:VAL:HG11	2.13	0.84
36:BA:2100:G:H22	36:BA:2189:U:H3	1.25	0.84
36:BA:2756:U:H1'	36:BA:2757:A:H5''	1.60	0.84
13:CM:3:ARG:HH21	13:CM:7:VAL:HG22	1.43	0.84
20:CT:45:GLN:HE21	20:CT:46:GLU:HG3	1.41	0.84
2:AB:24:TRP:HZ3	2:AB:29:ALA:HB2	1.43	0.83
5:AE:148:VAL:HG21	8:AH:107:LEU:HD13	1.59	0.83
22:AV:68:C:H2'	22:AV:69:G:H5'	1.59	0.83
29:B3:9:VAL:HG11	29:B3:55:ARG:HD3	1.59	0.83

Continued on next page...

Continued from previous page...

Atom-1	Atom-2	Interatomic distance (Å)	Clash overlap (Å)
36:BA:92:A:H3'	36:BA:93:G:H8	1.41	0.83
36:BA:654(C):G:H2'	36:BA:654(D):G:H5'	1.60	0.83
36:BA:873:G:H2'	36:BA:874:G:H8	1.43	0.83
56:BX:12:VAL:HG23	56:BX:13:LEU:N	1.92	0.83
6:CF:61:LEU:HB3	6:CF:63:TYR:HE1	1.42	0.83
13:CM:54:VAL:HG22	13:CM:57:ARG:HH12	1.43	0.83
36:DA:910:A:H62	49:DQ:12:GLN:HA	1.41	0.83
39:DD:71:ASP:CB	39:DD:103:ARG:HH22	1.88	0.83
2:AB:7:VAL:N	2:AB:10:LEU:HD12	1.92	0.83
20:CT:18:GLN:HG2	20:CT:22:ARG:HH12	1.42	0.83
25:CZ:265:THR:HG22	25:CZ:266:VAL:N	1.89	0.83
36:DA:1071:G:H1'	36:DA:1089:G:H2'	1.61	0.83
39:DD:2:ALA:O	39:DD:3:VAL:HB	1.78	0.83
2:AB:17:PHE:HB3	2:AB:44:LEU:HD21	1.57	0.83
3:AC:82:GLU:O	3:AC:86:VAL:HG13	1.78	0.83
36:BA:2159:G:H2'	36:BA:2160:G:H5''	1.58	0.83
24:CY:4:G:H2'	24:CY:5:G:H5''	1.59	0.83
57:DY:46:LYS:HG2	57:DY:47:LYS:N	1.92	0.83
1:AA:1202:G:C2	14:AN:42:ILE:HG21	2.13	0.83
9:AI:40:LEU:HD11	9:AI:70:LYS:HG2	1.58	0.83
12:AL:7:ILE:H	12:AL:7:ILE:HD12	1.43	0.83
12:AL:24:VAL:HG13	12:AL:98:TYR:CE2	2.12	0.83
32:B6:5:VAL:N	32:B6:8:LYS:HB3	1.93	0.83
36:BA:1047:G:H2'	36:BA:1110:G:H21	1.43	0.83
42:BG:97:ASP:O	42:BG:101:ILE:HG13	1.78	0.83
12:CL:89:ARG:NE	12:CL:91:LYS:HZ3	1.75	0.83
1:AA:966:G:O2'	1:AA:967:C:C6	2.31	0.83
31:B5:2:ALA:N	36:BA:747:U:C4	2.46	0.83
48:BP:85:LEU:HA	48:BP:88:LEU:HB3	1.60	0.83
13:CM:11:ARG:HG2	13:CM:12:ASN:ND2	1.92	0.83
36:DA:2317:C:H2'	36:DA:2318:G:H5'	1.57	0.83
42:DG:47:LYS:HG2	42:DG:81:LYS:HD2	1.60	0.83
52:DT:82:LEU:H	52:DT:82:LEU:HD12	1.43	0.83
10:AJ:48:THR:HG22	10:AJ:62:HIS:ND1	1.93	0.83
36:BA:1665:A:H2'	36:BA:1666:G:C5'	2.07	0.83
46:BN:40:PRO:HB3	53:BU:68:ALA:HB2	1.59	0.83
1:CA:1271:G:C2'	1:CA:1272:G:H5''	2.09	0.83
25:CZ:118:GLU:HA	25:CZ:121:LEU:CD2	2.09	0.83
36:DA:882:G:H2'	36:DA:883:G:H8	1.41	0.83
55:DW:10:VAL:HG23	55:DW:101:SER:O	1.78	0.83
10:AJ:34:VAL:HG21	10:AJ:74:ILE:HG22	1.59	0.83

Continued on next page...

Continued from previous page...

Atom-1	Atom-2	Interatomic distance (Å)	Clash overlap (Å)
15:AO:33:THR:HG23	15:AO:63:ARG:NH1	1.94	0.83
24:AY:68:C:H2'	24:AY:69:C:C6	2.14	0.83
32:B6:11:LEU:HD21	32:B6:51:GLU:HG2	1.61	0.83
43:BH:85:LYS:HZ2	43:BH:132:ARG:HA	1.43	0.83
52:BT:82:LEU:HD12	52:BT:82:LEU:H	1.44	0.83
36:DA:1024:G:H3'	36:DA:1025:G:H5''	1.60	0.83
41:DF:6:VAL:HG12	41:DF:7:TYR:H	1.44	0.83
9:AI:18:PHE:O	9:AI:19:LEU:HB2	1.78	0.83
25:AZ:24:LYS:O	25:AZ:26:THR:N	2.12	0.83
25:AZ:64:ASN:HD22	25:AZ:64:ASN:H	1.26	0.83
36:BA:90:U:H1'	36:BA:92:A:H5''	1.59	0.83
46:BN:57:ALA:HB3	46:BN:124:ALA:HA	1.59	0.83
1:CA:265:G:H5'	17:CQ:64:PRO:O	1.78	0.83
4:CD:28:SER:HB3	4:CD:29:PRO:HD2	1.60	0.83
5:CE:11:ILE:HB	5:CE:31:LEU:HD12	1.58	0.83
35:D9:16:VAL:CG1	36:DA:1032:A:H4'	2.09	0.83
36:DA:2189:U:H2'	36:DA:2190:G:C4'	2.08	0.83
36:DA:2672:G:H2'	36:DA:2673:G:H5''	1.61	0.83
39:DD:43:ARG:HH11	39:DD:44:ASN:ND2	1.76	0.83
48:DP:75:ILE:HD12	48:DP:75:ILE:H	1.43	0.83
1:AA:356:A:H2	1:AA:368:U:O2	1.61	0.83
4:AD:68:TYR:CE1	4:AD:97:LEU:HD13	2.14	0.83
5:AE:11:ILE:HD11	5:AE:33:VAL:CG2	2.09	0.83
30:B4:5:ILE:HG12	30:B4:5:ILE:O	1.77	0.83
36:BA:2068:U:H3	36:BA:2430:A:H2	1.21	0.83
36:BA:2206:G:N2	36:BA:2207:G:H5'	1.92	0.83
1:CA:783:C:O2'	1:CA:784:C:H5'	1.79	0.83
4:CD:162:LEU:O	4:CD:162:LEU:HD13	1.79	0.83
36:DA:1971:A:C4	39:DD:241:PRO:HD3	2.14	0.83
36:DA:2179:C:H1'	36:DA:2180:U:N3	1.92	0.83
36:DA:2303:G:H21	42:DG:132:ASN:HD21	1.23	0.83
41:DF:111:ALA:HB2	41:DF:206:ILE:HD12	1.61	0.83
43:DH:42:ARG:O	43:DH:43:VAL:HG13	1.78	0.83
46:DN:47:ALA:HB2	46:DN:112:LEU:HD11	1.61	0.83
48:DP:7:ARG:HB3	48:DP:8:PRO:HD3	1.61	0.83
1:AA:1126:U:H2'	1:AA:1126:U:O2	1.78	0.83
4:AD:119:GLN:HG3	4:AD:123:HIS:CD2	2.13	0.83
36:BA:832:G:H5'	48:BP:45:LEU:HD21	1.59	0.83
27:D1:46:LEU:HD22	27:D1:46:LEU:N	1.93	0.83
34:D8:32:LEU:HD23	34:D8:36:LYS:HZ3	1.44	0.83
36:DA:1681:G:O2'	36:DA:1762:A:H2'	1.78	0.83

Continued on next page...

Continued from previous page...

Atom-1	Atom-2	Interatomic distance (Å)	Clash overlap (Å)
36:BA:1720:U:C2'	36:BA:1721:G:H5''	2.09	0.82
36:BA:1970:A:H5''	36:BA:1971:A:OP1	1.78	0.82
36:BA:2852:G:H2'	36:BA:2853:C:H6	1.43	0.82
49:BQ:18:LYS:H	49:BQ:98:LYS:HE3	1.44	0.82
51:BS:19:LYS:HB3	51:BS:20:ARG:NH2	1.94	0.82
1:CA:961:U:O2'	1:CA:962:C:H6	1.61	0.82
25:AZ:222:LEU:HD11	25:AZ:303:VAL:HG11	1.60	0.82
36:BA:28:A:N6	36:BA:512:G:H1'	1.95	0.82
43:BH:52:VAL:CG1	43:BH:69:ARG:HD2	2.09	0.82
1:CA:1101:A:H4'	1:CA:1102:A:O5'	1.79	0.82
57:DY:90:LEU:HD23	57:DY:90:LEU:H	1.43	0.82
36:BA:2572:A:C8	40:BE:144:ARG:HD2	2.14	0.82
52:BT:129:ARG:CZ	52:BT:131:ALA:HB3	2.10	0.82
34:D8:25:MET:HG3	48:DP:64:LYS:HB2	1.61	0.82
2:AB:111:ARG:HH11	2:AB:111:ARG:HG2	1.44	0.82
3:AC:20:SER:HB2	3:AC:40:ARG:HH22	1.44	0.82
28:B2:25:VAL:CG1	28:B2:57:ILE:HD13	2.10	0.82
28:B2:25:VAL:HG13	28:B2:57:ILE:HD13	1.59	0.82
36:BA:658:C:H2'	36:BA:659:C:C6	2.14	0.82
36:BA:2781:A:C5'	36:BA:2782:G:H5'	2.09	0.82
38:BC:114:VAL:HG12	38:BC:144:THR:HA	1.60	0.82
1:CA:559:A:P	5:CE:126:ARG:HH22	2.02	0.82
25:CZ:65:THR:HA	25:CZ:83:PRO:HD3	1.59	0.82
34:D8:30:ARG:HE	34:D8:30:ARG:HA	1.44	0.82
36:BA:2672:G:H2'	36:BA:2673:G:H5''	1.62	0.82
38:BC:87:GLU:HG2	38:BC:94:VAL:HG21	1.61	0.82
53:BU:88:ILE:O	53:BU:88:ILE:HG13	1.77	0.82
3:CC:153:VAL:HG12	3:CC:154:SER:H	1.44	0.82
8:CH:38:ILE:HD11	8:CH:118:VAL:O	1.79	0.82
28:D2:51:ARG:HB2	28:D2:55:ARG:NH1	1.94	0.82
36:DA:27:G:H22	36:DA:512:G:H2'	1.45	0.82
36:DA:2101:G:H2'	36:DA:2102:U:H5''	1.61	0.82
38:DC:100:ILE:CG2	38:DC:127:LEU:CD1	2.55	0.82
50:DR:2:ARG:HD2	50:DR:2:ARG:C	2.00	0.82
54:DV:39:LEU:HD12	54:DV:47:VAL:HG11	1.61	0.82
18:AR:29:PHE:H	18:AR:29:PHE:HD1	1.26	0.82
28:B2:57:ILE:O	28:B2:61:LEU:HB2	1.78	0.82
2:CB:54:THR:HG21	2:CB:201:ILE:HD11	1.62	0.82
6:CF:43:LEU:H	6:CF:43:LEU:HD22	1.43	0.82
13:CM:97:PRO:HA	13:CM:110:ARG:CD	2.09	0.82
14:CN:57:ARG:HH11	14:CN:57:ARG:HB3	1.43	0.82

Continued on next page...

Continued from previous page...

Atom-1	Atom-2	Interatomic distance (Å)	Clash overlap (Å)
57:DY:28:LYS:HG2	57:DY:39:VAL:HG22	1.59	0.82
1:AA:1423:G:H5'	47:BO:49:ARG:NH2	1.94	0.82
34:B8:23:VAL:HG12	34:B8:46:ARG:HH11	1.43	0.82
36:BA:733:G:N7	36:BA:761:A:C6	2.47	0.82
36:BA:2312:U:H2'	36:BA:2313:C:H5''	1.61	0.82
43:BH:85:LYS:HZ1	43:BH:87:LEU:N	1.77	0.82
1:CA:299:G:H2'	1:CA:300:A:C8	2.14	0.82
5:CE:51:VAL:HB	5:CE:52:PRO:HD3	1.62	0.82
13:CM:74:VAL:HA	13:CM:77:ASN:HD22	1.43	0.82
36:DA:2187:G:C2'	36:DA:2188:C:H5'	2.10	0.82
36:DA:2491:U:H5'	36:DA:2570:G:H5''	1.60	0.82
38:DC:49:ILE:HD12	38:DC:49:ILE:O	1.80	0.82
41:DF:168:ARG:CG	41:DF:175:THR:HG21	2.08	0.82
1:AA:1125:U:H3	10:AJ:5:ARG:HH21	1.24	0.82
46:BN:10:GLU:OE2	46:BN:11:PRO:HD2	1.78	0.82
57:BY:28:LYS:HG2	57:BY:39:VAL:HG22	1.60	0.82
1:CA:1116:C:C2'	1:CA:1117:G:H5''	2.10	0.82
1:CA:1442(A):G:H3'	1:CA:1442(B):A:H5''	1.62	0.82
8:CH:55:GLY:C	8:CH:56:LYS:HD2	2.00	0.82
25:CZ:64:ASN:N	25:CZ:64:ASN:HD22	1.76	0.82
36:DA:1441:G:O2'	36:DA:1442:G:H5'	1.80	0.82
54:DV:16:PRO:O	54:DV:96:ILE:HB	1.78	0.82
1:AA:858:G:C6	1:AA:869:G:N7	2.47	0.82
9:AI:58:HIS:NE2	9:AI:59:PHE:CE1	2.47	0.82
24:AY:8:4SU:H5''	24:AY:8:4SU:H6	1.59	0.82
36:BA:208:C:H2'	36:BA:209:C:H6	1.45	0.82
36:BA:2386:C:H2'	36:BA:2387:U:C6	2.15	0.82
3:CC:53:ALA:HB2	3:CC:115:LEU:HG	1.59	0.82
25:CZ:271:GLU:O	25:CZ:286:VAL:HG23	1.79	0.82
36:DA:1151:G:H5''	53:DU:81:HIS:CE1	2.15	0.82
46:DN:30:ILE:O	46:DN:34:LEU:HB2	1.80	0.82
49:DQ:135:ASP:H	49:DQ:137:TYR:HD2	1.27	0.82
4:AD:108:LEU:HD11	4:AD:176:LEU:CD1	2.04	0.82
30:B4:10:VAL:HG23	30:B4:11:PRO:HD2	1.61	0.82
32:B6:15:GLU:OE1	32:B6:18:ARG:HG3	1.80	0.82
36:BA:1318:C:H3'	36:BA:1319:G:H5''	1.60	0.82
36:BA:2245:U:H5'	36:BA:2246:G:H5'	1.60	0.82
38:BC:175:VAL:HG12	38:BC:188:ASN:HB3	1.62	0.82
40:BE:38:THR:HB	40:BE:41:LYS:HG2	1.60	0.82
48:BP:125:VAL:O	48:BP:145:PRO:HD2	1.80	0.82
50:BR:2:ARG:HG3	50:BR:2:ARG:HH11	1.44	0.82

Continued on next page...

Continued from previous page...

Atom-1	Atom-2	Interatomic distance (Å)	Clash overlap (Å)
50:BR:45:ARG:HG3	50:BR:46:GLY:H	1.44	0.82
9:CI:17:VAL:HG11	9:CI:81:ILE:HD13	1.60	0.82
42:DG:51:ARG:NE	42:DG:51:ARG:HA	1.95	0.82
42:DG:141:PHE:HB3	42:DG:142:PRO:HD2	1.62	0.82
48:DP:59:LEU:HA	48:DP:61:ARG:CZ	2.10	0.82
1:AA:1392:G:N2	1:AA:1502:A:C8	2.47	0.81
32:B6:53:LYS:CG	32:B6:54:ILE:H	1.92	0.81
36:BA:1517:G:H5'	36:BA:1517:G:C8	2.15	0.81
36:BA:2159:G:C2'	36:BA:2160:G:H5''	2.09	0.81
2:CB:7:VAL:N	2:CB:10:LEU:HD12	1.95	0.81
5:CE:152:ARG:HB3	8:CH:43:GLY:O	1.80	0.81
14:CN:7:ILE:HG13	14:CN:8:GLU:H	1.44	0.81
17:CQ:9:VAL:HG11	17:CQ:84:LEU:HD13	1.59	0.81
36:DA:1665:A:H2'	36:DA:1666:G:C5'	2.09	0.81
49:DQ:27:VAL:HG21	49:DQ:134:ARG:HG3	1.61	0.81
52:DT:13:ARG:HA	52:DT:13:ARG:HE	1.45	0.81
2:AB:165:VAL:HG23	2:AB:166:ASP:N	1.95	0.81
25:AZ:5:PHE:HB2	25:AZ:275:LYS:HB3	1.63	0.81
28:B2:35:LEU:HB2	28:B2:50:ILE:HG13	1.61	0.81
28:B2:53:LEU:HA	28:B2:56:GLN:HG3	1.60	0.81
36:BA:556:G:H2'	36:BA:557:U:C6	2.14	0.81
36:BA:886:C:O2'	36:BA:887:A:H4'	1.80	0.81
48:BP:41:ARG:NH1	48:BP:45:LEU:HD23	1.94	0.81
10:CJ:34:VAL:HG21	10:CJ:74:ILE:HG22	1.62	0.81
36:DA:845:G:HO2'	36:DA:846:C:H5	1.28	0.81
2:AB:142:LEU:HD21	2:AB:146:GLN:HE21	1.45	0.81
4:AD:10:ARG:C	4:AD:11:LEU:HD23	2.00	0.81
4:AD:19:LEU:O	4:AD:26:CYS:SG	2.39	0.81
4:AD:107:ARG:HH21	4:AD:194:LEU:HD12	1.45	0.81
14:AN:12:ARG:HB3	14:AN:14:PRO:HG2	1.61	0.81
24:AY:8:4SU:HN3	24:AY:14:A:H62	1.28	0.81
36:BA:1817:G:C2'	36:BA:1818:U:H5'	2.10	0.81
37:BB:42:C:H4'	42:BG:67:LYS:HG2	1.62	0.81
37:BB:91:C:H5'	49:BQ:17:LEU:O	1.79	0.81
38:BC:100:ILE:HG23	38:BC:127:LEU:HD11	1.59	0.81
40:BE:100:GLU:O	40:BE:172:VAL:HG23	1.78	0.81
41:BF:53:THR:HG23	41:BF:55:GLY:N	1.95	0.81
41:BF:157:VAL:HG21	41:BF:194:MET:HG2	1.62	0.81
1:CA:62:U:C2'	1:CA:63:C:H5''	2.11	0.81
1:CA:176:C:H2'	1:CA:177:C:H6	1.45	0.81
1:CA:975:A:H4'	1:CA:976:G:H5''	1.60	0.81

Continued on next page...

Continued from previous page...

Atom-1	Atom-2	Interatomic distance (Å)	Clash overlap (Å)
1:CA:1036:G:H5''	1:CA:1037:C:H5	1.45	0.81
1:CA:1362:C:O2'	1:CA:1363:C:H5''	1.79	0.81
9:CI:65:VAL:HG21	9:CI:73:GLN:HB3	1.61	0.81
12:CL:7:ILE:H	12:CL:7:ILE:CD1	1.80	0.81
25:CZ:143:ASP:HB3	25:CZ:146:LEU:HB3	1.63	0.81
25:CZ:324:LYS:HB3	25:CZ:326:GLU:OE2	1.80	0.81
25:CZ:397:ALA:HB2	61:CZ:502:KIR:H252	1.61	0.81
34:D8:52:LYS:N	34:D8:53:PRO:HD2	1.96	0.81
36:DA:605:C:H5	36:DA:623:G:H1	1.29	0.81
36:DA:621:A:H2'	36:DA:622:G:H5'	1.62	0.81
36:DA:2012:G:H4'	55:DW:96:ILE:HD11	1.62	0.81
36:DA:2312:U:OP1	42:DG:73:ALA:HA	1.79	0.81
36:DA:2524:G:H8	36:DA:2524:G:H5'	1.45	0.81
41:DF:160:ASN:HD21	41:DF:162:LEU:HB2	1.43	0.81
46:DN:62:VAL:HG11	46:DN:67:LEU:HD11	1.62	0.81
49:DQ:141:GLN:HE21	49:DQ:141:GLN:HA	1.45	0.81
1:AA:1054:C:C6	1:AA:1196:U:C2	2.67	0.81
4:AD:28:SER:HB3	4:AD:29:PRO:CD	2.08	0.81
4:AD:102:ASP:O	4:AD:105:VAL:HB	1.80	0.81
24:AY:62:U:H5'	24:AY:62:U:H6	1.45	0.81
27:B1:61:ARG:HH11	27:B1:61:ARG:HG2	1.45	0.81
36:BA:761:A:H8	36:BA:761:A:O5'	1.62	0.81
42:BG:125:PHE:HB3	42:BG:130:ASN:O	1.81	0.81
48:BP:16:ARG:HB2	48:BP:16:ARG:HH11	1.44	0.81
58:BZ:40:ASP:HB3	58:BZ:43:GLU:HB2	1.60	0.81
1:CA:37:U:OP1	12:CL:124:LYS:HB3	1.80	0.81
10:CJ:50:ILE:HD11	14:CN:41:ARG:HD2	1.62	0.81
27:D1:3:LYS:HG3	27:D1:4:VAL:H	1.46	0.81
32:D6:36:LEU:HD12	32:D6:50:ARG:NH1	1.94	0.81
38:DC:175:VAL:HG12	38:DC:188:ASN:HB3	1.59	0.81
48:DP:41:ARG:HH12	48:DP:45:LEU:HD23	1.42	0.81
38:BC:131:LEU:HD22	38:BC:136:LEU:HB2	1.63	0.81
57:BY:2:ARG:HD2	57:BY:3:VAL:HG23	1.63	0.81
57:BY:96:ILE:HG12	57:BY:99:CYS:HB2	1.63	0.81
2:CB:8:LYS:HB2	2:CB:9:GLU:OE1	1.81	0.81
2:CB:152:PHE:O	2:CB:153:ARG:HB2	1.77	0.81
36:DA:880:G:H1	36:DA:897:C:H42	1.27	0.81
51:DS:17:ARG:HA	51:DS:20:ARG:NH1	1.96	0.81
52:DT:96:ARG:NH1	52:DT:96:ARG:HB2	1.95	0.81
1:AA:192:U:H2'	1:AA:193:C:H6	1.45	0.81
30:B4:8:LYS:O	30:B4:9:LEU:HB2	1.78	0.81

Continued on next page...

Continued from previous page...

Atom-1	Atom-2	Interatomic distance (Å)	Clash overlap (Å)
31:B5:41:PRO:HG2	31:B5:44:THR:HB	1.62	0.81
32:B6:9:LEU:HD13	32:B6:9:LEU:O	1.80	0.81
36:BA:2126:A:H4'	36:BA:2127:G:O5'	1.81	0.81
36:BA:2389:G:H5''	36:BA:2390:U:H5'	1.63	0.81
36:BA:2408:U:H2'	36:BA:2409:G:H8	1.43	0.81
39:BD:71:ASP:CB	39:BD:103:ARG:HH22	1.92	0.81
50:BR:18:LEU:HD11	50:BR:22:ARG:CZ	2.11	0.81
53:BU:15:LYS:HA	53:BU:18:LEU:HD23	1.60	0.81
53:BU:66:ASN:ND2	53:BU:76:TYR:H	1.78	0.81
57:BY:50:ARG:HG3	57:BY:56:PRO:HA	1.62	0.81
3:CC:14:ILE:HG12	3:CC:15:THR:N	1.95	0.81
32:D6:27:LYS:HE3	32:D6:30:THR:OG1	1.80	0.81
32:D6:45:LYS:HZ2	32:D6:45:LYS:N	1.77	0.81
36:DA:1819:A:H5''	39:DD:161:THR:HG21	1.61	0.81
1:AA:920:U:H2'	1:AA:921:U:C6	2.16	0.81
1:AA:973:G:C1'	10:AJ:55:LYS:CE	2.58	0.81
34:B8:61:LEU:H	34:B8:61:LEU:HD12	1.46	0.81
36:BA:806:C:OP2	48:BP:39:LYS:HD2	1.80	0.81
36:BA:2514:U:H2'	36:BA:2515:C:H6	1.43	0.81
39:BD:267:SER:O	39:BD:269:PHE:N	2.12	0.81
40:BE:108:SER:HB3	40:BE:165:VAL:HG21	1.63	0.81
41:BF:84:VAL:HG13	41:BF:85:GLY:N	1.96	0.81
55:BW:69:LEU:HA	55:BW:108:GLY:O	1.81	0.81
1:CA:731:G:OP1	1:CA:766:A:H1'	1.79	0.81
22:CV:21:A:C2'	22:CV:22:G:H5''	2.11	0.81
25:CZ:251:ASP:O	25:CZ:267:VAL:HG12	1.81	0.81
36:DA:2245:U:H5'	36:DA:2246:G:H5'	1.61	0.81
40:DE:59:VAL:CG2	40:DE:63:LEU:HA	2.10	0.81
42:DG:34:LEU:HA	42:DG:161:THR:HG22	1.61	0.81
1:AA:353:A:H5'	1:AA:353:A:H8	1.45	0.81
36:BA:145:G:H2'	36:BA:146:G:H5''	1.63	0.81
50:BR:84:ALA:HB3	50:BR:85:PRO:HD3	1.62	0.81
5:CE:145:LYS:O	5:CE:149:GLU:HG3	1.80	0.81
40:DE:128:SER:OG	40:DE:129:HIS:N	2.13	0.81
42:DG:139:LEU:HD23	42:DG:149:VAL:HG21	1.61	0.81
43:DH:83:TYR:HB3	43:DH:135:GLY:O	1.80	0.81
52:DT:75:ILE:HD12	52:DT:75:ILE:N	1.94	0.81
53:DU:56:ASP:O	53:DU:60:LEU:HG	1.81	0.81
58:DZ:9:TYR:OH	58:DZ:35:ARG:HG3	1.81	0.81
1:AA:1117:G:H8	1:AA:1117:G:H5'	1.45	0.81
12:AL:102:ARG:HH11	12:AL:110:VAL:HG22	1.45	0.81

Continued on next page...

Continued from previous page...

Atom-1	Atom-2	Interatomic distance (Å)	Clash overlap (Å)
32:B6:17:LYS:HB2	32:B6:18:ARG:HH12	1.45	0.81
34:B8:52:LYS:N	34:B8:53:PRO:HD2	1.96	0.81
44:BJ:97:UNK:HA	44:BJ:132:UNK:HA	1.63	0.81
54:BV:28:GLU:HB3	54:BV:29:PRO:HD2	1.63	0.81
1:CA:1271:G:H2'	1:CA:1272:G:H5''	1.62	0.81
16:CP:26:ARG:HD2	16:CP:31:LYS:O	1.80	0.81
25:CZ:135:MET:HE3	25:CZ:172:ARG:NE	1.96	0.81
28:D2:3:LEU:HB3	36:DA:98:G:OP1	1.80	0.81
36:DA:612:C:C2'	36:DA:613:G:H5'	2.10	0.81
40:DE:132:HIS:HA	40:DE:135:HIS:CE1	2.15	0.81
46:DN:73:THR:CG2	46:DN:82:LEU:HD11	2.11	0.81
2:AB:47:THR:O	2:AB:51:LEU:HB2	1.80	0.81
36:BA:880:G:H1	36:BA:897:C:H42	1.27	0.81
36:BA:1543:C:H3'	36:BA:1544:A:H5''	1.61	0.81
39:BD:71:ASP:HB2	39:BD:103:ARG:NH2	1.95	0.81
52:BT:56:GLY:O	52:BT:59:THR:HG23	1.81	0.81
24:CY:43:G:H5'	24:CY:44:G:OP2	1.81	0.81
25:CZ:96:ALA:HA	25:CZ:99:MET:HG2	1.62	0.81
36:DA:654(E):G:N2	36:DA:654(Q):C:H1'	1.95	0.81
36:DA:2477:C:H5'	36:DA:2477:C:C6	2.15	0.81
36:BA:1024:G:H3'	36:BA:1025:G:C5'	2.10	0.80
42:BG:42:GLY:HA2	42:BG:89:GLY:HA2	1.63	0.80
2:CB:17:PHE:HB3	2:CB:44:LEU:HD21	1.63	0.80
2:CB:121:LEU:HG	2:CB:126:GLU:CB	2.10	0.80
25:CZ:143:ASP:HB3	25:CZ:146:LEU:CB	2.11	0.80
38:DC:100:ILE:CG1	38:DC:127:LEU:HD12	2.08	0.80
41:DF:185:ASP:HA	41:DF:188:ARG:HG2	1.62	0.80
57:DY:13:VAL:HG21	57:DY:72:VAL:HB	1.64	0.80
1:AA:1036:G:H5''	1:AA:1037:C:C5	2.17	0.80
28:B2:11:GLU:HG2	28:B2:14:ARG:HD2	1.63	0.80
40:BE:48:GLN:HE21	40:BE:78:LEU:HD22	1.46	0.80
48:BP:126:VAL:HA	48:BP:145:PRO:HB2	1.63	0.80
51:BS:30:ARG:HH22	51:BS:62:LYS:HB3	1.47	0.80
1:CA:1202:G:N3	14:CN:42:ILE:HG21	1.96	0.80
22:CW:69:G:H2'	22:CW:70:G:C8	2.15	0.80
25:CZ:97:ALA:HA	25:CZ:126:VAL:HG11	1.62	0.80
31:D5:44:THR:HG21	50:DR:101:ALA:HB2	1.61	0.80
36:DA:1209:G:H21	36:DA:1210:A:H62	1.26	0.80
42:DG:64:THR:HG23	42:DG:66:GLN:H	1.45	0.80
43:DH:12:PRO:O	43:DH:15:VAL:HG22	1.81	0.80
50:DR:63:ARG:HH22	50:DR:77:ARG:HG2	1.46	0.80

Continued on next page...

Continued from previous page...

Atom-1	Atom-2	Interatomic distance (Å)	Clash overlap (Å)
53:DU:92:ARG:HG2	53:DU:94:ASN:HB3	1.64	0.80
46:BN:30:ILE:O	46:BN:34:LEU:HB2	1.82	0.80
1:CA:627:G:O2'	1:CA:628:G:H5'	1.81	0.80
1:CA:737:A:H2'	1:CA:738:C:H6	1.46	0.80
7:CG:115:ARG:O	7:CG:118:VAL:HG22	1.81	0.80
25:CZ:68:VAL:CG1	25:CZ:69:GLU:N	2.44	0.80
34:D8:32:LEU:HB3	34:D8:36:LYS:NZ	1.95	0.80
36:DA:1047:G:H2'	36:DA:1110:G:N2	1.96	0.80
53:DU:88:ILE:O	53:DU:88:ILE:HG13	1.80	0.80
22:AV:56:C:N3	42:BG:83:ARG:HD3	1.97	0.80
25:AZ:324:LYS:HB3	25:AZ:326:GLU:OE2	1.81	0.80
36:BA:603:A:H1'	36:BA:604:G:OP2	1.79	0.80
1:CA:585:G:H4'	12:CL:8:ASN:HD21	1.47	0.80
1:CA:1054:C:C5	1:CA:1196:U:C6	2.70	0.80
35:D9:1:MET:CG	35:D9:31:LYS:O	2.27	0.80
43:DH:85:LYS:HE3	43:DH:87:LEU:HG	1.63	0.80
48:DP:38:GLN:O	48:DP:39:LYS:HB2	1.81	0.80
22:AW:57:G:C2'	22:AW:58:A:H5'	2.11	0.80
31:B5:4:HIS:C	36:BA:2056:G:H22	1.85	0.80
46:BN:26:LEU:O	46:BN:30:ILE:HG13	1.79	0.80
5:CE:76:ILE:HG23	5:CE:93:PRO:HG3	1.61	0.80
27:D1:88:LYS:HG2	27:D1:92:LYS:HE3	1.62	0.80
34:D8:15:LYS:HD2	34:D8:16:ILE:H	1.44	0.80
36:DA:673:C:H5'	36:DA:673:C:H6	1.43	0.80
36:DA:893:C:H2'	36:DA:894:C:H6	1.45	0.80
36:DA:1005:C:H2'	36:DA:1006:C:H6	1.47	0.80
36:DA:1348:G:H2'	36:DA:1349:A:H5''	1.61	0.80
43:DH:83:TYR:HB2	43:DH:134:SER:HB3	1.62	0.80
51:DS:15:ARG:O	51:DS:15:ARG:HD2	1.82	0.80
51:DS:85:VAL:HG23	51:DS:106:ARG:HG3	1.62	0.80
1:AA:194:C:H2'	1:AA:195:A:H5''	1.63	0.80
25:AZ:180:GLU:OE1	25:AZ:181:GLN:HG3	1.82	0.80
36:BA:234:C:H2'	36:BA:235:U:C6	2.17	0.80
38:BC:76:ALA:HB2	38:BC:114:VAL:HG23	1.64	0.80
8:CH:6:ILE:H	8:CH:6:ILE:HD12	1.47	0.80
13:CM:81:LEU:HD12	13:CM:86:CYS:SG	2.21	0.80
35:D9:6:SER:HB2	36:DA:2466:C:H5''	1.62	0.80
58:DZ:70:LEU:HG	58:DZ:91:LEU:HD11	1.64	0.80
36:BA:81:G:H21	57:BY:2:ARG:HH12	1.24	0.80
36:BA:2111:C:O2	36:BA:2111:C:H2'	1.82	0.80
40:BE:170:LEU:H	40:BE:170:LEU:HD12	1.45	0.80

Continued on next page...

Continued from previous page...

Atom-1	Atom-2	Interatomic distance (Å)	Clash overlap (Å)
49:BQ:62:GLY:HA2	58:BZ:116:VAL:HG21	1.64	0.80
1:CA:1126:U:H2'	1:CA:1126:U:O2	1.81	0.80
18:CR:32:ARG:HA	18:CR:69:THR:HG21	1.62	0.80
36:DA:2312:U:H4'	42:DG:71:THR:CG2	2.09	0.80
1:AA:176:C:H2'	1:AA:177:C:H6	1.47	0.80
1:AA:920:U:H2'	1:AA:921:U:H6	1.47	0.80
1:AA:1305:G:H21	1:AA:1331:G:H2'	1.46	0.80
2:AB:7:VAL:HG13	2:AB:11:LEU:HD12	1.64	0.80
4:AD:20:TYR:HA	4:AD:26:CYS:SG	2.21	0.80
12:AL:86:ARG:HB2	12:AL:101:VAL:HG23	1.61	0.80
18:AR:32:ARG:HA	18:AR:69:THR:HG21	1.60	0.80
52:BT:13:ARG:HA	52:BT:13:ARG:HE	1.45	0.80
10:CJ:11:PHE:CE1	10:CJ:67:THR:HG22	2.17	0.80
35:D9:1:MET:HE2	36:DA:2478:A:OP2	1.81	0.80
36:DA:733:G:N7	36:DA:761:A:C6	2.50	0.80
36:DA:2756:U:H1'	36:DA:2757:A:H5''	1.63	0.80
37:DB:46:A:H2'	37:DB:47:C:C6	2.16	0.80
56:DX:12:VAL:HG12	56:DX:27:THR:O	1.80	0.80
36:BA:676:A:H8	36:BA:2069:G:H21	1.29	0.80
36:BA:2572:A:C4	40:BE:144:ARG:NH1	2.50	0.80
57:BY:17:SER:HA	57:BY:71:LYS:HD2	1.63	0.80
1:CA:228:A:H5'	1:CA:228:A:H8	1.47	0.80
36:DA:234:C:H2'	36:DA:235:U:H6	1.47	0.80
1:AA:344:A:H4'	1:AA:345:C:OP2	1.81	0.80
1:AA:405:U:H3'	1:AA:406:G:H5'	1.64	0.80
5:CE:7:GLU:HG2	5:CE:112:LEU:HD21	1.64	0.80
29:D3:44:ARG:O	29:D3:47:VAL:HB	1.80	0.80
36:DA:272(D):G:H1	36:DA:364:C:H42	1.30	0.80
12:AL:27:LEU:O	12:AL:29:GLY:N	2.14	0.79
34:B8:32:LEU:HD23	34:B8:36:LYS:NZ	1.97	0.79
36:BA:2183:C:H2'	36:BA:2184:G:C8	2.16	0.79
41:BF:29:ASN:ND2	41:BF:32:LEU:HB2	1.97	0.79
42:BG:114:ILE:O	42:BG:114:ILE:HG23	1.81	0.79
43:BH:149:ARG:HA	43:BH:162:ILE:HD11	1.62	0.79
47:BO:31:LYS:HD3	47:BO:32:TYR:HE1	1.46	0.79
1:CA:853:G:O2'	1:CA:854:G:H5'	1.82	0.79
1:CA:1435:G:H2'	1:CA:1436:U:C6	2.16	0.79
4:CD:194:LEU:HB3	4:CD:196:LEU:HD13	1.64	0.79
25:CZ:189:ARG:HG2	25:CZ:190:ARG:H	1.47	0.79
25:CZ:277:LEU:HD12	25:CZ:279:GLU:H	1.47	0.79
35:D9:1:MET:HE3	35:D9:32:HIS:CD2	2.16	0.79

Continued on next page...

Continued from previous page...

Atom-1	Atom-2	Interatomic distance (Å)	Clash overlap (Å)
36:DA:2772:C:H5'	40:DE:168:MET:HE1	1.64	0.79
58:DZ:130:PRO:HA	58:DZ:133:ILE:HD11	1.63	0.79
4:AD:190:ASP:HB3	4:AD:193:ASP:OD2	1.80	0.79
14:AN:22:THR:HB	14:AN:33:VAL:HG21	1.62	0.79
25:AZ:270:VAL:HG13	25:AZ:286:VAL:HG21	1.60	0.79
29:B3:43:ILE:O	29:B3:47:VAL:HG23	1.82	0.79
36:BA:760:G:C2'	36:BA:761:A:H5'	2.12	0.79
36:BA:2415:G:H2'	36:BA:2416:C:C6	2.16	0.79
46:BN:133:GLN:CG	46:BN:135:PRO:HD3	2.12	0.79
51:BS:98:VAL:HG12	51:BS:100:ALA:HB2	1.63	0.79
58:BZ:76:LEU:HD23	58:BZ:82:ARG:O	1.82	0.79
19:CS:6:LYS:O	19:CS:7:LYS:HD3	1.82	0.79
22:CW:26:A:H61	22:CW:44:G:H1	1.30	0.79
25:CZ:266:VAL:CB	25:CZ:291:ARG:HH21	1.95	0.79
32:D6:19:ARG:HD2	32:D6:20:ASN:H	1.46	0.79
36:DA:1210:A:H5''	36:DA:1212:G:O4'	1.82	0.79
39:DD:62:TYR:HA	39:DD:87:ASN:ND2	1.98	0.79
42:DG:72:ARG:HB3	42:DG:87:PRO:HD2	1.62	0.79
43:DH:89:ILE:O	43:DH:89:ILE:HG13	1.80	0.79
43:DH:117:PRO:HB3	43:DH:123:PHE:CE1	2.15	0.79
27:B1:76:ARG:HH12	27:B1:95:LEU:HB2	1.45	0.79
36:BA:1899:G:H21	36:BA:1902:C:N4	1.78	0.79
36:BA:2852:G:H2'	36:BA:2853:C:C6	2.18	0.79
39:BD:30:GLU:HG3	39:BD:63:ARG:NH2	1.98	0.79
57:BY:27:VAL:HG12	57:BY:29:GLU:OE1	1.81	0.79
2:CB:44:LEU:HA	2:CB:47:THR:OG1	1.82	0.79
25:CZ:378:VAL:HG23	25:CZ:380:LEU:HD21	1.63	0.79
60:CZ:501:GDP:H5'	60:CZ:501:GDP:H8	1.46	0.79
5:AE:11:ILE:HD11	5:AE:33:VAL:HG21	1.62	0.79
5:AE:69:VAL:HG11	5:AE:139:LEU:HD13	1.64	0.79
10:AJ:54:PHE:CG	10:AJ:55:LYS:HE3	2.16	0.79
13:AM:10:PRO:HB2	13:AM:18:ALA:HB1	1.62	0.79
28:B2:59:ARG:HD3	28:B2:59:ARG:H	1.48	0.79
35:B9:1:MET:CG	35:B9:31:LYS:O	2.29	0.79
36:BA:2443:C:O2'	36:BA:2444:G:H5'	1.82	0.79
1:CA:737:A:H2'	1:CA:738:C:C6	2.16	0.79
24:CY:75:C:H5	25:CZ:232:THR:H	1.26	0.79
36:DA:1396:U:O2	36:DA:1396:U:H2'	1.82	0.79
44:DJ:56:UNK:CB	44:DJ:83:UNK:HA	2.11	0.79
48:DP:16:ARG:HD3	48:DP:18:ARG:H	1.46	0.79
50:DR:45:ARG:HG3	50:DR:46:GLY:H	1.47	0.79

Continued on next page...

Continued from previous page...

Atom-1	Atom-2	Interatomic distance (Å)	Clash overlap (Å)
52:DT:85:LYS:HB3	52:DT:85:LYS:NZ	1.98	0.79
1:AA:1152:A:O2'	1:AA:1153:C:H5'	1.81	0.79
40:BE:52:LEU:CD1	52:BT:1:MET:HG2	2.13	0.79
43:BH:85:LYS:HE2	43:BH:86:GLU:N	1.98	0.79
54:BV:58:VAL:HG12	54:BV:97:LYS:HB2	1.62	0.79
14:CN:7:ILE:CG1	14:CN:8:GLU:H	1.95	0.79
25:CZ:28:THR:HG23	25:CZ:79:HIS:ND1	1.97	0.79
25:CZ:325:LYS:HD3	25:CZ:331:HIS:HB3	1.64	0.79
36:DA:1341:U:H4'	56:DX:57:LEU:HB3	1.64	0.79
42:DG:60:LEU:HD22	42:DG:63:ILE:HD11	1.63	0.79
46:DN:57:ALA:CB	46:DN:124:ALA:HA	2.12	0.79
52:DT:94:ALA:O	52:DT:96:ARG:N	2.16	0.79
2:AB:80:ILE:HD12	2:AB:80:ILE:H	1.48	0.79
3:AC:8:ILE:HG23	3:AC:16:ARG:HG2	1.63	0.79
36:BA:2415:G:H4'	48:BP:66:GLY:O	1.81	0.79
40:BE:50:GLY:HA2	40:BE:78:LEU:HB3	1.64	0.79
44:BJ:85:UNK:HG3	44:BJ:86:UNK:H	1.46	0.79
52:BT:78:LEU:O	52:BT:79:HIS:HD2	1.64	0.79
52:BT:93:ARG:HG2	52:BT:117:ASP:HB2	1.65	0.79
16:CP:17:TYR:HE1	16:CP:41:PRO:HG3	1.45	0.79
36:DA:2312:U:C2'	36:DA:2313:C:H5''	2.12	0.79
57:DY:8:LYS:N	57:DY:8:LYS:HD2	1.98	0.79
1:AA:625:G:H2'	1:AA:626:U:C6	2.17	0.79
2:AB:97:TRP:CZ2	2:AB:102:LEU:HD13	2.17	0.79
9:AI:9:ARG:HG2	9:AI:14:VAL:HG22	1.64	0.79
17:AQ:82:MET:O	17:AQ:86:GLU:HG2	1.83	0.79
19:AS:78:ARG:HB2	19:AS:81:ARG:NH1	1.96	0.79
25:AZ:241:ARG:HA	25:AZ:285:ASN:ND2	1.98	0.79
36:BA:59:U:H3	36:BA:68:G:H1	1.30	0.79
36:BA:1446:C:H42	36:BA:1465:G:H1	1.31	0.79
36:BA:2668:G:O2'	36:BA:2669:G:H5'	1.81	0.79
36:BA:2760:C:C2'	36:BA:2761:G:H5''	2.11	0.79
38:BC:73:ARG:O	38:BC:111:ASP:HB2	1.83	0.79
40:BE:7:VAL:HG12	40:BE:27:LEU:HB3	1.65	0.79
47:BO:1:MET:HG3	47:BO:67:LYS:HG2	1.63	0.79
49:BQ:26:TYR:O	49:BQ:27:VAL:HG23	1.83	0.79
49:BQ:60:ARG:HG3	58:BZ:180:VAL:HB	1.65	0.79
3:CC:47:LEU:HB3	3:CC:52:LEU:HD22	1.63	0.79
4:CD:25:ARG:C	4:CD:27:TYR:H	1.84	0.79
4:CD:107:ARG:NH2	4:CD:194:LEU:HD12	1.98	0.79
4:CD:149:ALA:O	4:CD:153:ARG:HG3	1.83	0.79

Continued on next page...

Continued from previous page...

Atom-1	Atom-2	Interatomic distance (Å)	Clash overlap (Å)
11:CK:21:ILE:HD13	11:CK:94:ALA:HB1	1.64	0.79
11:CK:99:GLN:HG2	11:CK:105:VAL:HG21	1.64	0.79
36:DA:1494:A:C2'	36:DA:1495:A:H5''	2.12	0.79
58:DZ:40:ASP:OD2	58:DZ:42:VAL:HG12	1.81	0.79
1:AA:408:A:H4'	4:AD:112:VAL:HG11	1.64	0.79
25:AZ:26:THR:HG21	60:AZ:501:GDP:C8	2.17	0.79
36:BA:1222:C:C2'	36:BA:1223:G:H5''	2.12	0.79
41:BF:40:GLN:HE22	41:BF:182:ASN:HB2	1.47	0.79
46:BN:9:VAL:HG12	46:BN:10:GLU:H	1.47	0.79
1:CA:882:C:O2'	1:CA:883:C:H5'	1.82	0.79
1:CA:1463:C:H5'	52:DT:115:ARG:HH21	1.48	0.79
49:DQ:141:GLN:OXT	58:DZ:99:TYR:HB2	1.82	0.79
54:DV:28:GLU:HB3	54:DV:29:PRO:HD2	1.65	0.79
56:DX:35:THR:HG22	56:DX:37:THR:N	1.95	0.79
4:AD:201:GLN:HA	4:AD:204:ILE:HD12	1.65	0.79
28:B2:7:ARG:HA	28:B2:11:GLU:HG3	1.64	0.79
34:B8:15:LYS:HD3	48:BP:65:ARG:HH22	1.48	0.79
35:B9:10:ILE:H	35:B9:10:ILE:HD12	1.47	0.79
35:B9:35:ARG:HD3	36:BA:2742:C:OP1	1.82	0.79
36:BA:984:A:H5''	36:BA:985:C:H5	1.48	0.79
48:BP:59:LEU:HA	48:BP:61:ARG:NE	1.98	0.79
1:CA:927:G:OP2	1:CA:927:G:H4'	1.81	0.79
15:CO:39:LEU:HD13	15:CO:56:LEU:HB2	1.64	0.79
28:D2:39:ALA:HA	28:D2:45:SER:HB3	1.64	0.79
35:D9:29:ASN:HD21	35:D9:32:HIS:CE1	2.00	0.79
36:DA:2287:A:N6	36:DA:2344:U:H3	1.80	0.79
42:DG:77:ILE:H	42:DG:77:ILE:HD13	1.46	0.79
53:DU:92:ARG:HH22	54:DV:10:LYS:HA	1.46	0.79
56:DX:27:THR:HB	56:DX:80:ILE:HG22	1.65	0.79
57:DY:87:LYS:HG3	57:DY:88:LYS:H	1.48	0.79
4:AD:138:TYR:HD1	4:AD:139:ARG:N	1.81	0.79
25:AZ:133:VAL:HG12	25:AZ:134:PHE:N	1.95	0.79
37:BB:20:C:C2'	37:BB:21:G:H5''	2.12	0.79
3:CC:82:GLU:H	3:CC:85:ARG:HD3	1.46	0.79
10:CJ:38:ILE:HD11	10:CJ:71:LEU:HD22	1.63	0.79
25:CZ:114:PRO:O	25:CZ:117:ARG:HB2	1.82	0.79
9:AI:65:VAL:HG21	9:AI:73:GLN:HB3	1.63	0.78
15:AO:33:THR:HG23	15:AO:63:ARG:HH11	1.48	0.78
22:AV:46:G:C3'	22:AV:47:U:H5''	2.10	0.78
25:AZ:242:ILE:HG21	25:AZ:282:ALA:HA	1.64	0.78
46:BN:62:VAL:HG11	46:BN:67:LEU:HD11	1.65	0.78

Continued on next page...

Continued from previous page...

Atom-1	Atom-2	Interatomic distance (Å)	Clash overlap (Å)
13:CM:23:TYR:HE1	13:CM:70:LEU:HD22	1.48	0.78
20:CT:45:GLN:NE2	20:CT:46:GLU:HG3	1.98	0.78
32:D6:15:GLU:HG2	32:D6:18:ARG:NH1	1.98	0.78
36:DA:1902:C:H1'	39:DD:244:ARG:HG3	1.64	0.78
1:AA:1423:G:H5'	47:BO:49:ARG:HH22	1.48	0.78
3:AC:188:LEU:HD13	3:AC:195:VAL:HG13	1.65	0.78
33:B7:21:ARG:HH11	33:B7:21:ARG:HG2	1.48	0.78
39:BD:77:ALA:HB2	39:BD:97:TYR:CD1	2.18	0.78
1:CA:1348:U:O2'	1:CA:1349:A:H8	1.64	0.78
12:CL:110:VAL:HG23	12:CL:120:TYR:HB3	1.64	0.78
36:DA:2068:U:H3	36:DA:2430:A:H2	1.27	0.78
41:DF:28:ILE:HD13	41:DF:28:ILE:H	1.46	0.78
49:DQ:62:GLY:HA2	58:DZ:116:VAL:HG21	1.64	0.78
52:DT:16:ARG:HD2	52:DT:18:ASP:OD1	1.82	0.78
52:DT:33:LYS:HZ1	52:DT:43:GLN:HG2	1.48	0.78
24:AY:20:H2U:H4'	24:AY:21:A:C5'	2.13	0.78
25:AZ:220:PRO:O	25:AZ:245:GLY:HA3	1.84	0.78
12:CL:83:VAL:HG21	12:CL:100:ILE:HD13	1.66	0.78
25:CZ:133:VAL:HG23	25:CZ:168:VAL:HG11	1.65	0.78
34:D8:54:GLU:O	34:D8:58:ILE:HG12	1.84	0.78
41:DF:32:LEU:O	41:DF:36:VAL:HG23	1.83	0.78
41:DF:84:VAL:HG13	41:DF:85:GLY:N	1.94	0.78
41:DF:107:LYS:HE3	41:DF:205:ARG:HG2	1.63	0.78
47:DO:31:LYS:HD3	47:DO:32:TYR:HE1	1.48	0.78
36:BA:484:C:OP1	57:BY:49:VAL:HG13	1.83	0.78
1:CA:858:G:C6	1:CA:869:G:N7	2.51	0.78
1:CA:1049:U:H1'	1:CA:1201:A:N7	1.98	0.78
3:AC:16:ARG:HH11	3:AC:16:ARG:CB	1.96	0.78
31:B5:54:GLY:H	31:B5:56:LYS:HZ2	1.31	0.78
36:BA:654(A):G:H2'	36:BA:654(B):C:H5'	1.65	0.78
37:BB:40:U:H3'	37:BB:41:U:H5''	1.65	0.78
41:BF:104:LYS:O	41:BF:108:LYS:HG2	1.84	0.78
42:BG:73:ALA:O	42:BG:85:GLY:HA2	1.83	0.78
48:BP:77:ARG:HD3	48:BP:78:PRO:HD2	1.66	0.78
52:BT:28:VAL:HG11	52:BT:46:GLU:CA	2.02	0.78
56:BX:12:VAL:CG2	56:BX:13:LEU:H	1.91	0.78
1:CA:537:G:H5''	12:CL:113:ARG:NH1	1.98	0.78
4:CD:73:ARG:O	4:CD:77:ASN:HB2	1.84	0.78
25:CZ:68:VAL:CG1	25:CZ:69:GLU:H	1.95	0.78
36:DA:143(A):C:H4'	56:DX:38:GLU:OE2	1.84	0.78
41:DF:160:ASN:ND2	41:DF:162:LEU:H	1.80	0.78

Continued on next page...

Continued from previous page...

Atom-1	Atom-2	Interatomic distance (Å)	Clash overlap (Å)
49:DQ:130:LYS:HD3	58:DZ:80:ARG:NH1	1.98	0.78
53:DU:92:ARG:O	53:DU:94:ASN:N	2.15	0.78
56:DX:27:THR:HG22	56:DX:80:ILE:HB	1.65	0.78
58:DZ:152:ALA:HB2	58:DZ:168:GLU:HA	1.64	0.78
25:AZ:267:VAL:HG23	25:AZ:288:VAL:HG13	1.65	0.78
49:BQ:27:VAL:HG12	49:BQ:28:ALA:N	1.96	0.78
53:BU:83:LEU:HG	53:BU:88:ILE:CD1	2.10	0.78
3:CC:179:ARG:HD2	3:CC:207:VAL:HA	1.64	0.78
36:DA:708:C:H42	36:DA:723:G:H1	1.30	0.78
48:DP:24:GLY:HA3	48:DP:33:ARG:NH1	1.98	0.78
25:AZ:68:VAL:HG13	25:AZ:69:GLU:H	1.48	0.78
36:BA:614(A):U:H4'	36:BA:614(B):G:H5''	1.66	0.78
36:BA:1899:G:N2	36:BA:1902:C:H41	1.81	0.78
36:BA:2319:G:OP1	36:BA:2319:G:H4'	1.81	0.78
40:BE:87:GLU:O	40:BE:89:ASP:N	2.17	0.78
46:BN:47:ALA:HB2	46:BN:112:LEU:HD11	1.65	0.78
50:BR:111:LEU:HD12	50:BR:111:LEU:N	1.99	0.78
3:CC:153:VAL:HG12	3:CC:154:SER:N	1.99	0.78
27:D1:67:ILE:HG13	27:D1:68:PRO:HD3	1.64	0.78
32:D6:35:GLU:HB3	32:D6:51:GLU:HB2	1.66	0.78
22:AW:38:A:C2'	22:AW:39:U:H5''	2.14	0.78
25:AZ:333:GLY:HA3	25:AZ:363:MET:HE1	1.64	0.78
36:BA:298:G:H5'	36:BA:299:A:OP1	1.84	0.78
36:BA:1348:G:C2'	36:BA:1349:A:H5''	2.13	0.78
36:BA:1516:C:C2'	36:BA:1517:G:H5''	2.14	0.78
37:BB:73:A:H2'	37:BB:74:U:H5'	1.65	0.78
40:BE:2:LYS:HD3	40:BE:95:ILE:HG22	1.66	0.78
47:BO:111:PHE:O	47:BO:115:VAL:HG23	1.83	0.78
25:CZ:345:ARG:NH1	25:CZ:384:LEU:HD21	1.98	0.78
32:D6:11:LEU:HG	32:D6:26:ASN:OD1	1.84	0.78
34:D8:14:VAL:HG21	34:D8:22:VAL:CG1	2.14	0.78
36:DA:674:G:O2'	41:DF:74:ARG:HD3	1.83	0.78
36:DA:1639:U:O2'	36:DA:1640:C:H5''	1.84	0.78
36:DA:1771:C:HO2'	36:DA:1786:A:H8	1.28	0.78
56:DX:11:PRO:HA	56:DX:28:PHE:HB3	1.66	0.78
1:AA:37:U:OP1	12:AL:124:LYS:HB3	1.84	0.78
36:BA:2185:C:H2'	36:BA:2186:G:H5'	1.65	0.78
38:BC:78:ALA:H	38:BC:115:ALA:CB	1.96	0.78
41:BF:192:LEU:HD23	41:BF:193:VAL:N	1.99	0.78
51:BS:89:ARG:NE	51:BS:91:PRO:HG2	1.98	0.78
56:BX:27:THR:HB	56:BX:80:ILE:HG22	1.66	0.78

Continued on next page...

Continued from previous page...

Atom-1	Atom-2	Interatomic distance (Å)	Clash overlap (Å)
1:CA:344:A:H4'	1:CA:345:C:OP2	1.84	0.78
36:DA:335:C:H2'	36:DA:336:C:H6	1.49	0.78
58:DZ:180:VAL:HG22	58:DZ:181:GLU:H	1.47	0.78
32:B6:11:LEU:O	32:B6:12:GLU:HG3	1.84	0.78
37:BB:75:G:H21	58:BZ:85:HIS:CE1	2.02	0.78
1:CA:367:U:H4'	25:CZ:291:ARG:HD2	1.63	0.78
2:CB:84:GLU:OE1	2:CB:216:SER:HA	1.83	0.78
24:CY:77:TRP:N	25:CZ:285:ASN:O	2.17	0.78
36:DA:1658:C:OP1	40:DE:132:HIS:CE1	2.36	0.78
36:DA:2133:G:H2'	36:DA:2157:G:N2	1.99	0.78
39:DD:27:THR:HG21	39:DD:83:GLU:HG2	1.63	0.78
4:AD:31:CYS:C	4:AD:33:MET:H	1.88	0.77
4:AD:194:LEU:HB3	4:AD:196:LEU:HD13	1.66	0.77
26:B0:50:ASN:HD22	26:B0:63:VAL:HG21	1.49	0.77
38:BC:73:ARG:HH21	38:BC:110:PHE:HD1	1.32	0.77
42:BG:76:SER:HB2	42:BG:84:LYS:N	1.99	0.77
42:BG:77:ILE:H	42:BG:77:ILE:CD1	1.96	0.77
20:CT:23:ARG:O	20:CT:27:LYS:HB2	1.85	0.77
26:D0:7:LEU:HD13	49:DQ:85:LYS:HG3	1.66	0.77
36:DA:83:G:H22	36:DA:102:G:H2'	1.49	0.77
36:DA:2523:G:C2'	36:DA:2524:G:H5''	2.14	0.77
48:DP:66:GLY:O	48:DP:67:MET:HB2	1.82	0.77
48:DP:112:LEU:H	48:DP:128:HIS:HD2	1.30	0.77
16:AP:5:ARG:NH2	16:AP:24:ALA:HA	1.99	0.77
25:AZ:254:GLU:HG3	25:AZ:307:PRO:HA	1.65	0.77
36:BA:266:G:H2'	36:BA:267:C:H5''	1.65	0.77
36:BA:666:G:H4'	48:BP:49:ARG:NH2	1.99	0.77
36:BA:666:G:H4'	48:BP:49:ARG:HH21	1.48	0.77
36:BA:744:G:O2'	36:BA:745:G:H5'	1.84	0.77
36:BA:1092:C:H42	36:BA:1100:C:H42	1.30	0.77
51:BS:44:LYS:HB3	51:BS:46:VAL:HG23	1.64	0.77
52:BT:91:ARG:O	52:BT:117:ASP:HB3	1.83	0.77
19:CS:43:GLU:C	19:CS:45:VAL:H	1.86	0.77
25:CZ:294:SER:OG	25:CZ:297:GLU:HG3	1.85	0.77
36:DA:2415:G:O3'	48:DP:66:GLY:HA3	1.84	0.77
39:DD:30:GLU:HB2	39:DD:35:LYS:CE	2.14	0.77
49:DQ:141:GLN:C	58:DZ:53:ILE:HD12	2.05	0.77
22:AW:56:C:O4'	38:BC:132:GLY:HA3	1.84	0.77
35:B9:1:MET:SD	36:BA:2477:C:H2'	2.24	0.77
36:BA:284:U:H2'	36:BA:285:C:H6	1.49	0.77
43:BH:136:ILE:HD12	43:BH:136:ILE:H	1.48	0.77

Continued on next page...

Continued from previous page...

Atom-1	Atom-2	Interatomic distance (Å)	Clash overlap (Å)
58:BZ:126:VAL:HG12	58:BZ:163:LEU:HB3	1.65	0.77
10:CJ:33:GLN:O	10:CJ:75:ILE:HG12	1.84	0.77
13:CM:40:ASN:HD21	13:CM:42:ALA:HB3	1.49	0.77
16:CP:74:LEU:O	16:CP:79:VAL:HG23	1.84	0.77
27:D1:21:ARG:O	27:D1:21:ARG:HG3	1.84	0.77
36:DA:330:A:O2'	36:DA:331:A:H8	1.68	0.77
36:DA:2185:C:H2'	36:DA:2186:G:H5'	1.65	0.77
42:DG:5:VAL:HG11	42:DG:100:TRP:CB	2.14	0.77
1:AA:173:U:H5'	1:AA:197:A:O4'	1.84	0.77
3:AC:68:VAL:HG12	3:AC:70:VAL:HG23	1.66	0.77
6:AF:12:PRO:HG3	6:AF:55:ASP:HB3	1.65	0.77
25:AZ:323:LEU:HD13	25:AZ:396:GLY:HA2	1.67	0.77
31:B5:34:PRO:O	31:B5:35:GLU:HG2	1.83	0.77
32:B6:17:LYS:HB2	32:B6:18:ARG:NH1	1.99	0.77
36:BA:2469:A:O2'	49:BQ:56:ARG:HD2	1.83	0.77
38:BC:214:VAL:HG23	38:BC:224:ILE:HG21	1.65	0.77
24:CY:20:H2U:H4'	24:CY:21:A:C5'	2.13	0.77
26:D0:49:LYS:HG3	26:D0:80:HIS:HD1	1.48	0.77
39:DD:130:ALA:C	39:DD:131:LEU:HD12	2.05	0.77
42:DG:52:ILE:HD13	42:DG:52:ILE:H	1.48	0.77
48:DP:127:ALA:HB3	48:DP:130:PHE:CZ	2.20	0.77
49:DQ:51:ARG:NH1	49:DQ:52:VAL:HG22	2.00	0.77
52:DT:89:VAL:CG1	52:DT:91:ARG:HG3	2.12	0.77
10:AJ:40:LEU:HD23	10:AJ:40:LEU:N	1.98	0.77
22:AW:43:C:C2	22:AW:44:G:H1'	2.19	0.77
25:AZ:226:GLU:O	25:AZ:300:ARG:HD2	1.84	0.77
36:BA:27:G:N2	36:BA:512:G:H2'	1.99	0.77
36:BA:969:U:H2'	36:BA:970:C:C6	2.19	0.77
36:BA:2206:G:H21	36:BA:2207:G:H5'	1.48	0.77
46:BN:126:PRO:O	46:BN:127:ASP:HB2	1.84	0.77
49:BQ:51:ARG:O	49:BQ:55:VAL:HG12	1.85	0.77
52:BT:53:ARG:HH11	52:BT:53:ARG:CB	1.96	0.77
46:DN:96:GLU:O	46:DN:100:GLU:HG3	1.83	0.77
56:DX:12:VAL:CG2	56:DX:13:LEU:H	1.96	0.77
31:B5:44:THR:CG2	50:BR:101:ALA:HB2	2.15	0.77
36:BA:882:G:H2'	36:BA:883:G:C8	2.20	0.77
36:BA:1539:G:H2'	36:BA:1540:U:H5'	1.66	0.77
51:BS:58:LEU:HD23	51:BS:65:VAL:HG13	1.66	0.77
1:CA:1220:G:H2'	1:CA:1221:G:C8	2.19	0.77
1:CA:1258:G:H2'	1:CA:1259:C:C6	2.20	0.77
10:CJ:40:LEU:CG	10:CJ:69:ASN:HB3	2.14	0.77

Continued on next page...

Continued from previous page...

Atom-1	Atom-2	Interatomic distance (Å)	Clash overlap (Å)
16:CP:25:ARG:HH11	16:CP:25:ARG:HG3	1.49	0.77
36:DA:969:U:H2'	36:DA:970:C:C6	2.19	0.77
49:DQ:133:ARG:HB2	49:DQ:133:ARG:HH11	1.50	0.77
52:DT:82:LEU:HD12	52:DT:82:LEU:N	1.99	0.77
1:AA:1242:C:H2'	1:AA:1243:C:C6	2.20	0.77
38:BC:99:ILE:HG23	38:BC:102:LYS:HD2	1.65	0.77
58:BZ:166:SER:HB2	58:BZ:168:GLU:N	1.98	0.77
9:CI:9:ARG:HG3	9:CI:14:VAL:HG13	1.67	0.77
27:D1:3:LYS:HD3	36:DA:1364:G:H5''	1.66	0.77
30:D4:10:VAL:HG23	30:D4:11:PRO:HD2	1.67	0.77
34:D8:50:LEU:HD12	34:D8:51:ALA:H	1.50	0.77
43:DH:149:ARG:CA	43:DH:162:ILE:HD11	2.15	0.77
46:DN:40:PRO:HB3	53:DU:68:ALA:HB2	1.65	0.77
47:DO:8:LEU:HB2	47:DO:82:ASN:O	1.84	0.77
1:AA:1308:U:H5'	13:AM:110:ARG:HH11	1.48	0.77
22:AV:44:G:H2'	22:AV:45:U:H5'	1.65	0.77
25:AZ:176:LEU:O	25:AZ:176:LEU:HD12	1.83	0.77
30:B4:8:LYS:HG2	30:B4:9:LEU:N	1.99	0.77
32:B6:45:LYS:HB3	32:B6:45:LYS:HZ2	1.50	0.77
34:B8:4:MET:CE	36:BA:666:G:H1'	2.15	0.77
12:CL:86:ARG:HB2	12:CL:101:VAL:HG23	1.66	0.77
53:DU:14:HIS:CD2	53:DU:36:ARG:HH22	2.02	0.77
55:DW:88:ARG:HG2	55:DW:94:ASP:OD2	1.85	0.77
12:AL:41:ARG:HG2	12:AL:42:THR:N	1.94	0.77
33:B7:30:VAL:HA	33:B7:33:ARG:NH1	1.98	0.77
36:BA:1498:C:H2'	36:BA:1499:C:H5''	1.66	0.77
36:BA:2491:U:C5'	36:BA:2570:G:H5''	2.14	0.77
48:BP:46:LYS:HG2	48:BP:52:GLU:OE2	1.84	0.77
22:CV:44:G:H2'	22:CV:45:U:C5'	2.14	0.77
25:CZ:356:PRO:O	25:CZ:359:VAL:HG23	1.85	0.77
25:CZ:389:ARG:O	25:CZ:390:GLU:HB2	1.85	0.77
26:D0:38:VAL:HB	26:D0:59:LEU:HD12	1.66	0.77
31:D5:3:LYS:HD2	31:D5:3:LYS:N	1.98	0.77
34:D8:14:VAL:HG21	34:D8:22:VAL:HG13	1.67	0.77
36:DA:1517:G:H5'	36:DA:1517:G:C8	2.20	0.77
48:DP:23:PRO:O	48:DP:33:ARG:HD2	1.85	0.77
5:AE:76:ILE:HG13	5:AE:142:LEU:CD1	2.15	0.77
10:AJ:57:LYS:HD3	10:AJ:57:LYS:C	2.06	0.77
23:AX:16:A:H5'	23:AX:17:U:OP2	1.85	0.77
39:BD:124:PRO:HG2	39:BD:129:ASN:ND2	2.00	0.77
49:BQ:18:LYS:N	49:BQ:98:LYS:HE3	2.00	0.77

Continued on next page...

Continued from previous page...

Atom-1	Atom-2	Interatomic distance (Å)	Clash overlap (Å)
49:BQ:18:LYS:HB2	49:BQ:98:LYS:NZ	1.99	0.77
1:CA:963:G:H21	10:CJ:55:LYS:CD	1.98	0.77
5:CE:76:ILE:HD11	5:CE:142:LEU:HD21	1.66	0.77
13:CM:9:ILE:HG12	42:DG:146:TYR:CZ	2.19	0.77
22:CW:39:U:C2'	22:CW:40:C:H5'	2.15	0.77
24:CY:45:U:H3'	24:CY:46:7MG:C5'	2.15	0.77
36:DA:2113:U:H2'	36:DA:2114:A:H8	1.50	0.77
46:DN:3:THR:HG22	46:DN:4:TYR:H	1.50	0.77
52:DT:28:VAL:HG11	52:DT:46:GLU:CA	2.08	0.77
54:DV:35:LEU:HD23	54:DV:57:VAL:HG13	1.65	0.77
55:DW:6:ILE:HG12	55:DW:104:THR:CG2	2.15	0.77
56:DX:50:LYS:H	56:DX:87:GLN:NE2	1.83	0.77
16:AP:2:VAL:O	16:AP:64:ALA:HA	1.85	0.76
25:AZ:222:LEU:CD1	25:AZ:303:VAL:HG11	2.14	0.76
46:BN:22:THR:HG22	46:BN:61:ARG:HB3	1.65	0.76
48:BP:7:ARG:HB3	48:BP:8:PRO:HD3	1.66	0.76
53:BU:66:ASN:HD21	53:BU:76:TYR:H	1.32	0.76
1:CA:1015:A:H2'	1:CA:1016:A:C8	2.19	0.76
1:CA:1320:C:H5''	19:CS:70:LYS:HG3	1.64	0.76
41:DF:7:TYR:CE1	41:DF:196:LEU:HD11	2.19	0.76
41:DF:53:THR:HG23	41:DF:55:GLY:H	1.48	0.76
41:DF:108:LYS:O	41:DF:112:MET:HB2	1.85	0.76
50:DR:10:LEU:O	50:DR:10:LEU:HD12	1.84	0.76
58:DZ:123:ASP:O	58:DZ:124:ILE:HG23	1.84	0.76
1:AA:108:G:H5'	1:AA:109:A:H5''	1.66	0.76
1:AA:255:G:H1'	17:AQ:16:GLN:NE2	2.00	0.76
1:AA:534:U:H5'	1:AA:534:U:H6	1.50	0.76
17:AQ:69:LYS:C	17:AQ:70:ARG:HD2	2.05	0.76
25:AZ:118:GLU:HA	25:AZ:121:LEU:CD2	2.15	0.76
28:B2:46:GLN:O	28:B2:50:ILE:HB	1.85	0.76
36:BA:1639:U:C2'	36:BA:1640:C:H5''	2.14	0.76
51:BS:15:ARG:HD2	51:BS:18:ILE:HD11	1.67	0.76
1:CA:975:A:H4'	1:CA:976:G:C5'	2.16	0.76
20:CT:14:LYS:HA	20:CT:17:ARG:HH21	1.49	0.76
25:CZ:324:LYS:CG	25:CZ:365:GLY:HA3	2.14	0.76
60:CZ:501:GDP:H8	60:CZ:501:GDP:C5'	1.97	0.76
36:DA:943:U:OP2	48:DP:38:GLN:CD	2.24	0.76
36:DA:1720:U:H2'	36:DA:1721:G:H5''	1.67	0.76
36:DA:1899:G:H21	36:DA:1902:C:N4	1.83	0.76
38:DC:63:SER:HA	38:DC:160:ARG:HA	1.68	0.76
38:DC:181:PRO:HG2	38:DC:184:LYS:HG2	1.65	0.76

Continued on next page...

Continued from previous page...

Atom-1	Atom-2	Interatomic distance (Å)	Clash overlap (Å)
49:DQ:27:VAL:HG11	49:DQ:134:ARG:HD2	1.68	0.76
50:DR:96:ARG:HD3	50:DR:98:LEU:HD11	1.66	0.76
1:AA:973:G:H1'	10:AJ:55:LYS:HE2	1.64	0.76
1:AA:1256:A:H1'	1:AA:1258:G:C6	2.20	0.76
2:AB:189:ASP:HB3	2:AB:203:GLY:O	1.85	0.76
3:CC:135:LYS:NZ	5:CE:50:GLU:HG2	2.00	0.76
12:CL:102:ARG:HH11	12:CL:110:VAL:HG22	1.49	0.76
41:DF:185:ASP:HA	41:DF:188:ARG:CG	2.15	0.76
46:DN:58:ASP:O	46:DN:60:ILE:HG13	1.85	0.76
48:DP:30:THR:HG22	48:DP:31:ALA:N	2.00	0.76
48:DP:77:ARG:HD3	48:DP:78:PRO:HD2	1.67	0.76
57:DY:2:ARG:N	57:DY:4:LYS:HE2	2.01	0.76
57:DY:45:VAL:HG12	57:DY:60:PHE:HB3	1.67	0.76
1:AA:1242:C:H2'	1:AA:1243:C:H6	1.50	0.76
1:AA:1435:G:H2'	1:AA:1436:U:C6	2.21	0.76
36:BA:1064:C:H2'	36:BA:1065:U:H5''	1.65	0.76
36:BA:1771:C:H1'	36:BA:1786:A:C8	2.21	0.76
42:BG:10:LYS:N	42:BG:10:LYS:HD2	2.00	0.76
42:BG:60:LEU:HD13	42:BG:60:LEU:O	1.85	0.76
44:BJ:23:UNK:HA	44:BJ:118:UNK:HA	1.67	0.76
51:BS:56:LEU:O	51:BS:56:LEU:HD23	1.84	0.76
2:CB:114:ARG:NH1	2:CB:118:LEU:HD21	1.99	0.76
4:CD:189:PRO:HB2	4:CD:194:LEU:HD21	1.67	0.76
9:CI:55:ALA:O	9:CI:58:HIS:CE1	2.39	0.76
29:D3:43:ILE:O	29:D3:47:VAL:HG23	1.86	0.76
36:DA:642:G:H21	36:DA:646:A:H2	1.33	0.76
36:DA:877:U:O2'	36:DA:878:A:H5''	1.85	0.76
36:DA:1311:G:H21	36:DA:1603:A:H62	1.32	0.76
36:DA:1952:A:C6	47:DO:22:ILE:HD12	2.21	0.76
57:DY:53:PRO:HB3	57:DY:56:PRO:HG3	1.67	0.76
1:AA:1271:G:H2'	1:AA:1272:G:H5''	1.67	0.76
12:AL:20:LYS:H	12:AL:20:LYS:CD	1.88	0.76
20:AT:45:GLN:NE2	20:AT:46:GLU:HG3	2.00	0.76
36:BA:1279:G:H4'	50:BR:31:HIS:CD2	2.20	0.76
36:BA:2649:U:H2'	36:BA:2650:U:C6	2.21	0.76
41:BF:168:ARG:CG	41:BF:175:THR:HG21	2.13	0.76
4:CD:18:LYS:H	4:CD:33:MET:CE	1.98	0.76
13:CM:39:ILE:HG22	13:CM:40:ASN:H	1.50	0.76
20:CT:57:ARG:NH1	20:CT:102:GLY:HA2	1.99	0.76
25:CZ:7:ARG:HG2	25:CZ:7:ARG:NH1	2.01	0.76
25:CZ:272:MET:HB2	25:CZ:277:LEU:CD2	2.13	0.76

Continued on next page...

Continued from previous page...

Atom-1	Atom-2	Interatomic distance (Å)	Clash overlap (Å)
36:DA:1779:U:H5	36:DA:1784:A:N7	1.83	0.76
36:DA:2208:A:H1'	36:DA:2219:G:C5	2.20	0.76
36:DA:2315:G:H21	42:DG:128:ARG:HD2	1.51	0.76
39:DD:44:ASN:OD1	39:DD:44:ASN:N	2.17	0.76
40:DE:9:VAL:HG12	40:DE:25:VAL:O	1.85	0.76
40:DE:34:VAL:HG11	40:DE:78:LEU:HD22	1.67	0.76
41:DF:160:ASN:OD1	41:DF:163:VAL:HG23	1.84	0.76
42:DG:38:VAL:HG22	42:DG:93:THR:HG23	1.67	0.76
44:DJ:25:UNK:O	44:DJ:84:UNK:HA	1.86	0.76
46:DN:46:VAL:CG1	46:DN:48:MET:HG3	2.15	0.76
58:DZ:177:PRO:C	58:DZ:178:GLU:HG2	2.05	0.76
2:AB:101:MET:HA	2:AB:108:ILE:HD12	1.68	0.76
48:BP:39:LYS:HD3	48:BP:40:SER:N	2.01	0.76
54:BV:72:VAL:HG23	54:BV:85:LYS:HB3	1.67	0.76
13:CM:113:PRO:O	13:CM:114:ARG:HB2	1.85	0.76
25:CZ:234:ARG:O	25:CZ:289:LEU:HD21	1.85	0.76
25:CZ:324:LYS:HG3	25:CZ:365:GLY:CA	2.15	0.76
26:D0:23:VAL:N	26:D0:38:VAL:HG13	1.99	0.76
36:DA:888:C:H2'	36:DA:889:C:H4'	1.67	0.76
36:DA:1378:A:O2'	36:DA:1379:A:H5'	1.85	0.76
36:DA:2312:U:H4'	42:DG:71:THR:HG23	1.68	0.76
58:DZ:29:TYR:CB	58:DZ:34:ASN:HB3	2.16	0.76
1:AA:1272:G:H5'	1:AA:1272:G:H8	1.51	0.76
1:AA:1308:U:H5'	13:AM:110:ARG:NH1	2.00	0.76
25:AZ:164:PRO:O	25:AZ:168:VAL:HG23	1.85	0.76
26:B0:38:VAL:HB	26:B0:59:LEU:HD12	1.67	0.76
36:BA:2415:G:H2'	36:BA:2416:C:H6	1.51	0.76
40:BE:52:LEU:HD11	52:BT:1:MET:HG2	1.66	0.76
40:BE:63:LEU:O	40:BE:63:LEU:HD23	1.85	0.76
57:BY:45:VAL:CG1	57:BY:60:PHE:HB3	2.15	0.76
2:CB:71:VAL:HG13	2:CB:93:VAL:CG1	2.15	0.76
3:CC:112:SER:CB	3:CC:115:LEU:HD12	2.15	0.76
5:CE:11:ILE:HG21	5:CE:105:VAL:HG13	1.65	0.76
24:CY:2:G:OP1	25:CZ:90:LYS:HD3	1.86	0.76
36:DA:1064:C:H2'	36:DA:1065:U:H5''	1.65	0.76
36:DA:1107:G:H4'	44:DJ:81:UNK:CB	2.16	0.76
40:DE:11:MET:HB2	40:DE:23:VAL:O	1.86	0.76
1:AA:1499:A:H1'	1:AA:1520:G:H5'	1.66	0.76
2:AB:8:LYS:HB2	2:AB:9:GLU:OE1	1.86	0.76
38:BC:78:ALA:H	38:BC:115:ALA:HB1	1.51	0.76
52:BT:22:PHE:HE2	52:BT:85:LYS:NZ	1.83	0.76

Continued on next page...

Continued from previous page...

Atom-1	Atom-2	Interatomic distance (Å)	Clash overlap (Å)
53:BU:70:ARG:HA	53:BU:74:LEU:O	1.84	0.76
1:CA:452:A:O2'	1:CA:453:A:H8	1.69	0.76
1:CA:1270:C:H2'	1:CA:1271:G:H8	1.51	0.76
36:DA:1697:G:H3'	36:DA:1698:A:H5''	1.67	0.76
36:DA:2303:G:H21	42:DG:132:ASN:ND2	1.84	0.76
39:DD:201:HIS:O	39:DD:204:ILE:HG23	1.86	0.76
1:AA:489:C:H2'	1:AA:490:G:H8	1.50	0.76
10:AJ:54:PHE:CE2	10:AJ:55:LYS:HD2	2.21	0.76
36:BA:893:C:H2'	36:BA:894:C:H6	1.50	0.76
36:BA:954:G:H4'	49:BQ:13:GLN:NE2	2.00	0.76
36:BA:1639:U:H2'	36:BA:1640:C:H5''	1.65	0.76
37:BB:114:C:H2'	37:BB:115:G:C8	2.21	0.76
39:BD:43:ARG:NH1	39:BD:44:ASN:HD21	1.83	0.76
46:BN:48:MET:HE3	46:BN:48:MET:N	1.99	0.76
58:BZ:8:TYR:HB2	58:BZ:38:TYR:CE2	2.21	0.76
1:CA:1199:U:H4'	10:CJ:54:PHE:CE1	2.20	0.76
4:CD:21:LEU:HD11	4:CD:66:ARG:O	1.86	0.76
6:CF:35:ALA:HA	6:CF:67:MET:HB3	1.68	0.76
10:CJ:50:ILE:H	10:CJ:50:ILE:CD1	1.95	0.76
24:CY:76:A:H1'	25:CZ:287:GLY:CA	2.13	0.76
48:DP:30:THR:CG2	48:DP:31:ALA:N	2.48	0.76
51:DS:89:ARG:HG2	51:DS:92:TYR:HA	1.68	0.76
9:AI:106:ALA:O	9:AI:108:VAL:HG23	1.86	0.76
36:BA:1314:C:H5'	36:BA:1314:C:H6	1.51	0.76
43:BH:136:ILE:HD12	43:BH:136:ILE:N	2.01	0.76
48:BP:23:PRO:HB2	48:BP:33:ARG:HG3	1.68	0.76
48:BP:47:ASP:CB	48:BP:51:PHE:HB2	2.16	0.76
50:BR:38:VAL:HB	50:BR:39:PRO:HD3	1.67	0.76
1:CA:691:G:O6	11:CK:52:GLY:HA2	1.86	0.76
1:CA:1203:C:OP1	14:CN:3:ARG:HD3	1.86	0.76
2:CB:176:GLU:O	2:CB:179:LYS:HB3	1.86	0.76
3:CC:43:LEU:HD22	3:CC:47:LEU:HD22	1.68	0.76
5:CE:76:ILE:HD11	5:CE:142:LEU:CD2	2.15	0.76
21:CU:3:LYS:HB3	21:CU:14:TRP:CD1	2.20	0.76
36:DA:1803:A:O3'	39:DD:259:THR:CG2	2.33	0.76
25:AZ:143:ASP:HB3	25:AZ:146:LEU:HB3	1.67	0.75
34:B8:52:LYS:N	34:B8:53:PRO:CD	2.48	0.75
34:B8:54:GLU:O	34:B8:58:ILE:HG12	1.85	0.75
36:BA:2189:U:H2'	36:BA:2190:G:C4'	2.16	0.75
36:BA:2317:C:H2'	36:BA:2318:G:H5'	1.65	0.75
37:BB:17:C:H2'	37:BB:18:G:O4'	1.84	0.75

Continued on next page...

Continued from previous page...

Atom-1	Atom-2	Interatomic distance (Å)	Clash overlap (Å)
49:BQ:141:GLN:CD	58:BZ:72:ARG:HE	1.89	0.75
53:BU:28:ARG:HA	53:BU:34:LYS:O	1.85	0.75
1:CA:1306:A:N6	1:CA:1331:G:HI'	2.00	0.75
36:DA:1543:C:H3'	36:DA:1544:A:C5'	2.16	0.75
36:DA:2780:G:OP2	46:DN:118:LYS:HE3	1.85	0.75
42:DG:133:LEU:HD11	42:DG:157:ILE:HD12	1.68	0.75
51:DS:58:LEU:HD23	51:DS:65:VAL:HG13	1.68	0.75
1:AA:532:A:N6	1:AA:1206:G:O2'	2.19	0.75
1:AA:1016:A:H2'	1:AA:1017:G:O4'	1.86	0.75
1:AA:1281:U:H4'	1:AA:1282:C:OP2	1.86	0.75
3:AC:92:ALA:HB2	3:AC:99:VAL:HG21	1.67	0.75
4:AD:14:ARG:HD2	4:AD:59:ARG:NH1	2.01	0.75
28:B2:70:GLN:O	28:B2:71:ASN:HB2	1.84	0.75
1:CA:972:C:O2	10:CJ:55:LYS:HG2	1.86	0.75
8:CH:49:GLU:O	8:CH:49:GLU:HG3	1.85	0.75
9:CI:19:LEU:HD21	9:CI:59:PHE:CD2	2.21	0.75
13:CM:65:LYS:HD3	13:CM:65:LYS:H	1.51	0.75
25:CZ:266:VAL:HG11	25:CZ:291:ARG:NH2	2.01	0.75
34:D8:23:VAL:HG12	34:D8:46:ARG:HH11	1.50	0.75
36:DA:1525:G:H2'	36:DA:1526:G:H8	1.50	0.75
36:DA:2415:G:H4'	48:DP:66:GLY:C	2.07	0.75
46:DN:74:ARG:HH12	46:DN:85:ILE:HD11	1.51	0.75
4:AD:189:PRO:HB2	4:AD:194:LEU:HD21	1.67	0.75
32:B6:53:LYS:CD	32:B6:54:ILE:H	1.98	0.75
36:BA:1001:A:H2'	36:BA:1002:G:O4'	1.86	0.75
36:BA:1270:C:H5''	36:BA:1271:G:O5'	1.85	0.75
43:BH:107:VAL:HG23	43:BH:108:GLY:H	1.50	0.75
58:BZ:96:VAL:HG13	58:BZ:97:GLU:N	2.00	0.75
1:CA:367:U:H4'	25:CZ:291:ARG:HH11	1.49	0.75
9:CI:4:TYR:CZ	9:CI:88:TYR:HB2	2.21	0.75
12:CL:110:VAL:CG2	12:CL:120:TYR:HB3	2.16	0.75
26:D0:40:GLN:NE2	26:D0:45:PHE:H	1.83	0.75
32:D6:15:GLU:CD	32:D6:18:ARG:CZ	2.54	0.75
36:DA:2843:G:H1	36:DA:2874:C:H42	1.33	0.75
38:DC:192:PHE:O	38:DC:195:ALA:HB3	1.86	0.75
39:DD:27:THR:HG23	39:DD:83:GLU:HG2	1.69	0.75
48:DP:23:PRO:HD2	48:DP:33:ARG:HE	1.51	0.75
50:DR:116:LEU:O	50:DR:117:VAL:HB	1.86	0.75
58:DZ:10:ARG:HH21	58:DZ:26:GLY:H	1.34	0.75
39:BD:45:ASN:CG	39:BD:46:GLN:H	1.90	0.75
43:BH:83:TYR:HB3	43:BH:135:GLY:O	1.85	0.75

Continued on next page...

Continued from previous page...

Atom-1	Atom-2	Interatomic distance (Å)	Clash overlap (Å)
57:BY:13:VAL:CG2	57:BY:72:VAL:HB	2.17	0.75
1:CA:1349:A:H2'	1:CA:1350:A:C8	2.22	0.75
3:CC:113:ALA:HB3	3:CC:114:PRO:HD3	1.67	0.75
22:CW:6:G:O2'	22:CW:7:A:H5'	1.85	0.75
36:DA:2092:U:H4'	36:DA:2093:G:H5''	1.68	0.75
37:DB:65:C:N4	37:DB:109:C:H2'	2.01	0.75
48:DP:85:LEU:HA	48:DP:88:LEU:HB3	1.68	0.75
58:DZ:156:LYS:O	58:DZ:158:PRO:HD3	1.87	0.75
1:AA:522:C:H41	12:AL:53:ARG:HH22	1.34	0.75
15:AO:87:ILE:CG2	15:AO:88:ARG:H	1.93	0.75
36:BA:873:G:H2'	36:BA:874:G:C8	2.21	0.75
54:BV:19:LYS:NZ	54:BV:20:LEU:H	1.84	0.75
58:BZ:9:TYR:HE1	58:BZ:35:ARG:NH1	1.84	0.75
1:CA:1152:A:O2'	1:CA:1153:C:H5'	1.86	0.75
1:CA:1239:A:H62	1:CA:1299:A:N6	1.84	0.75
32:D6:11:LEU:HD11	32:D6:51:GLU:HG3	1.66	0.75
36:DA:30:G:O2'	36:DA:31:C:H5'	1.87	0.75
36:DA:1407:C:H42	36:DA:1595:G:H1	1.34	0.75
42:DG:124:SER:HB3	42:DG:131:TYR:CE1	2.21	0.75
1:AA:1096:C:H5''	2:AB:137:ARG:HH21	1.50	0.75
1:AA:1157:A:H1'	1:AA:1181:G:N2	2.01	0.75
6:AF:77:ARG:HH11	6:AF:77:ARG:HG2	1.52	0.75
13:AM:97:PRO:CA	13:AM:110:ARG:HD3	2.17	0.75
27:B1:37:ILE:HD12	27:B1:37:ILE:O	1.87	0.75
49:BQ:135:ASP:H	49:BQ:137:TYR:HD2	1.33	0.75
53:BU:36:ARG:HB2	53:BU:36:ARG:NH1	2.01	0.75
1:CA:1271:G:H2'	1:CA:1272:G:C5'	2.16	0.75
7:CG:78:ARG:HG3	7:CG:79:ARG:N	2.02	0.75
13:CM:49:THR:HB	13:CM:52:GLU:HG3	1.69	0.75
36:DA:1525:G:H2'	36:DA:1526:G:C8	2.22	0.75
37:DB:20:C:C2'	37:DB:21:G:H5''	2.16	0.75
38:DC:53:ARG:HH11	38:DC:53:ARG:HB3	1.51	0.75
38:DC:114:VAL:HG12	38:DC:144:THR:HA	1.69	0.75
49:DQ:6:ARG:O	49:DQ:7:MET:HG3	1.86	0.75
58:DZ:98:MET:HG2	58:DZ:99:TYR:N	2.01	0.75
10:AJ:54:PHE:CD1	10:AJ:55:LYS:HE3	2.22	0.75
36:BA:621:A:H2'	36:BA:622:G:H5'	1.67	0.75
36:BA:2173:A:N3	36:BA:2173:A:H2'	2.00	0.75
38:BC:100:ILE:HG21	38:BC:127:LEU:HG	1.69	0.75
50:BR:116:LEU:O	50:BR:117:VAL:HB	1.84	0.75
1:CA:598:U:H4'	8:CH:94:TYR:CD2	2.21	0.75

Continued on next page...

Continued from previous page...

Atom-1	Atom-2	Interatomic distance (Å)	Clash overlap (Å)
5:CE:102:ALA:HB1	5:CE:106:PRO:HG2	1.67	0.75
31:D5:41:PRO:HG2	31:D5:44:THR:HB	1.67	0.75
41:DF:185:ASP:OD1	41:DF:188:ARG:HD3	1.87	0.75
46:DN:9:VAL:HG12	46:DN:10:GLU:H	1.51	0.75
48:DP:64:LYS:C	48:DP:66:GLY:H	1.90	0.75
4:AD:12:CYS:HA	4:AD:19:LEU:HD13	1.69	0.75
8:AH:114:THR:HG22	8:AH:130:GLY:O	1.87	0.75
13:AM:79:LYS:O	13:AM:82:MET:HG2	1.87	0.75
22:AV:5:G:H8	22:AV:5:G:H5'	1.50	0.75
24:AY:61:C:O2'	24:AY:62:U:H5''	1.86	0.75
27:B1:29:GLY:HA3	36:BA:2396:G:O2'	1.87	0.75
36:BA:1184:G:O2'	36:BA:1185:C:H5'	1.86	0.75
48:BP:39:LYS:HD3	48:BP:40:SER:H	1.51	0.75
50:BR:2:ARG:HG3	50:BR:2:ARG:NH1	2.00	0.75
1:CA:184:G:C4'	1:CA:224:C:H4'	2.17	0.75
26:D0:49:LYS:H	26:D0:80:HIS:CB	1.97	0.75
28:D2:51:ARG:HH11	28:D2:55:ARG:HH12	1.35	0.75
36:DA:139:G:C6	36:DA:140:G:H2'	2.22	0.75
36:DA:672:C:C2'	36:DA:673:C:H5''	2.17	0.75
41:DF:84:VAL:CG1	41:DF:85:GLY:H	2.00	0.75
41:DF:154:VAL:HG22	41:DF:191:ARG:HB3	1.69	0.75
42:DG:40:ASN:OD1	42:DG:156:ASP:HB2	1.87	0.75
1:AA:559:A:P	5:AE:126:ARG:HH22	2.10	0.75
4:AD:4:TYR:O	4:AD:5:ILE:HB	1.87	0.75
26:B0:27:GLU:CD	36:BA:856:C:H1'	2.08	0.75
36:BA:330:A:C2	36:BA:1210:A:H2'	2.21	0.75
36:BA:2155:G:H3'	36:BA:2156:G:H8	1.51	0.75
43:BH:96:ALA:HB3	43:BH:128:PRO:O	1.86	0.75
49:BQ:32:TYR:O	49:BQ:105:GLU:HB2	1.87	0.75
54:BV:35:LEU:O	54:BV:37:VAL:N	2.20	0.75
3:CC:92:ALA:HB2	3:CC:99:VAL:HG21	1.69	0.75
6:CF:87:ARG:HH11	6:CF:87:ARG:HG2	1.52	0.75
36:DA:1038:C:H2'	36:DA:1039:G:H5''	1.67	0.75
43:DH:143:GLN:C	43:DH:143:GLN:HE21	1.89	0.75
10:AJ:57:LYS:HE2	10:AJ:60:ARG:NH2	2.01	0.74
13:AM:91:ARG:HB3	13:AM:98:VAL:HG22	1.69	0.74
28:B2:42:GLY:O	28:B2:43:GLN:HG3	1.86	0.74
34:B8:25:MET:HG3	48:BP:64:LYS:HB2	1.68	0.74
36:BA:582:G:H2'	36:BA:583:G:H8	1.52	0.74
36:BA:2787:C:H1'	40:BE:61:ARG:CD	2.17	0.74
39:BD:131:LEU:HD12	39:BD:131:LEU:N	2.02	0.74

Continued on next page...

Continued from previous page...

Atom-1	Atom-2	Interatomic distance (Å)	Clash overlap (Å)
58:BZ:163:LEU:CG	58:BZ:165:VAL:HG13	2.16	0.74
2:CB:101:MET:CA	2:CB:108:ILE:HD12	2.14	0.74
35:D9:6:SER:CB	36:DA:2466:C:H5'	2.17	0.74
36:DA:252:G:OP2	48:DP:50:ARG:NH2	2.21	0.74
36:DA:1340:U:OP1	36:DA:1341:U:H5	1.70	0.74
36:DA:2126:A:H4'	36:DA:2127:G:O5'	1.86	0.74
43:DH:67:LEU:O	43:DH:71:LEU:HB2	1.87	0.74
53:DU:91:ASP:OD1	53:DU:96:ALA:HB2	1.87	0.74
55:DW:10:VAL:HG21	55:DW:103:ILE:HG13	1.68	0.74
56:DX:64:LYS:NZ	56:DX:73:ARG:NH2	2.35	0.74
3:AC:52:LEU:O	3:AC:52:LEU:HG	1.88	0.74
26:B0:49:LYS:H	26:B0:80:HIS:HB3	1.51	0.74
27:B1:4:VAL:HG23	27:B1:11:ARG:HG3	1.69	0.74
28:B2:33:MET:O	28:B2:36:ARG:HB2	1.87	0.74
36:BA:2591:C:H2'	36:BA:2592:G:C8	2.22	0.74
49:BQ:6:ARG:HH11	49:BQ:6:ARG:HB3	1.52	0.74
54:BV:18:LEU:HD23	54:BV:19:LYS:N	2.02	0.74
2:CB:111:ARG:NH2	2:CB:114:ARG:HG2	2.02	0.74
9:CI:58:HIS:NE2	9:CI:59:PHE:CE1	2.55	0.74
25:CZ:24:LYS:O	25:CZ:26:THR:N	2.20	0.74
34:D8:41:ILE:HD12	36:DA:2419:U:OP1	1.86	0.74
42:DG:28:VAL:O	42:DG:31:VAL:HG12	1.87	0.74
1:AA:713:G:H2'	1:AA:714:G:C8	2.22	0.74
31:B5:45:VAL:HG12	31:B5:46:CYS:H	1.51	0.74
36:BA:909:A:H2'	36:BA:912:C:C5	2.22	0.74
36:BA:1658:C:OP1	40:BE:132:HIS:CE1	2.40	0.74
43:BH:159:GLU:HG3	43:BH:160:LYS:HG3	1.68	0.74
56:BX:35:THR:CG2	56:BX:37:THR:H	1.99	0.74
1:CA:1157:A:H1'	1:CA:1181:G:N2	2.02	0.74
1:CA:1218:C:H2'	1:CA:1219:U:C6	2.22	0.74
31:D5:4:HIS:HB3	31:D5:5:PRO:HD2	1.69	0.74
36:DA:654(L):G:H2'	36:DA:654(M):C:H4'	1.68	0.74
39:DD:267:SER:O	39:DD:269:PHE:N	2.16	0.74
42:DG:82:LEU:HD13	42:DG:87:PRO:CB	2.16	0.74
42:DG:130:ASN:ND2	42:DG:160:VAL:HG13	2.02	0.74
43:DH:54:ARG:HH12	43:DH:62:LYS:HG3	1.52	0.74
50:DR:111:LEU:HD12	50:DR:111:LEU:H	1.51	0.74
57:DY:95:LYS:HA	57:DY:101:LYS:H	1.49	0.74
1:AA:176:C:H2'	1:AA:177:C:C6	2.22	0.74
1:AA:1149:C:H2'	1:AA:1150:U:O2	1.87	0.74
39:BD:267:SER:C	39:BD:269:PHE:H	1.90	0.74

Continued on next page...

Continued from previous page...

Atom-1	Atom-2	Interatomic distance (Å)	Clash overlap (Å)
40:BE:170:LEU:H	40:BE:170:LEU:CD1	2.00	0.74
1:CA:1053:G:O6	1:CA:1199:U:H2'	1.86	0.74
7:CG:141:VAL:O	7:CG:144:MET:HB2	1.88	0.74
9:CI:58:HIS:CD2	9:CI:59:PHE:CD1	2.76	0.74
22:CV:68:C:O2'	22:CV:69:G:H5''	1.85	0.74
26:D0:37:LEU:N	26:D0:59:LEU:O	2.19	0.74
37:DB:40:U:C2	37:DB:43:C:H5''	2.21	0.74
42:DG:73:ALA:H	42:DG:87:PRO:CG	2.00	0.74
43:DH:126:PRO:O	43:DH:127:GLU:HG2	1.86	0.74
46:DN:18:ALA:CB	46:DN:26:LEU:HD22	2.18	0.74
46:DN:46:VAL:HG13	46:DN:48:MET:HG3	1.69	0.74
3:AC:6:HIS:ND1	14:AN:49:HIS:HB3	2.03	0.74
24:AY:44:G:H4'	24:AY:45:U:OP1	1.88	0.74
25:AZ:226:GLU:HG3	25:AZ:240:GLY:HA2	1.68	0.74
36:BA:654(H):G:H2'	36:BA:654(I):C:H5'	1.70	0.74
36:BA:821:A:H5''	36:BA:822:U:C6	2.22	0.74
40:BE:59:VAL:CG2	40:BE:63:LEU:HA	2.18	0.74
42:BG:138:GLN:CG	42:BG:153:ARG:H	2.01	0.74
54:BV:25:LEU:H	54:BV:92:THR:HG21	1.52	0.74
1:CA:274:A:O2'	1:CA:275:G:H8	1.70	0.74
11:CK:57:THR:OG1	11:CK:58:PRO:HD2	1.87	0.74
35:D9:1:MET:CE	35:D9:31:LYS:HB3	2.17	0.74
36:DA:2392:A:H2	36:DA:2424:C:H42	1.35	0.74
40:DE:31:CYS:HB2	40:DE:49:LEU:HD12	1.70	0.74
41:DF:7:TYR:HE1	41:DF:196:LEU:HD11	1.53	0.74
41:DF:157:VAL:CG2	41:DF:194:MET:HG2	2.17	0.74
42:DG:39:ILE:HG22	42:DG:157:ILE:HG23	1.68	0.74
46:DN:68:GLU:HG3	46:DN:88:GLU:OE1	1.88	0.74
50:DR:38:VAL:HB	50:DR:39:PRO:HD3	1.70	0.74
51:DS:49:VAL:HG12	51:DS:50:SER:H	1.52	0.74
53:DU:57:PHE:HA	53:DU:60:LEU:HB2	1.69	0.74
1:AA:1040:U:H2'	1:AA:1041:A:H8	1.52	0.74
9:AI:118:LYS:O	9:AI:119:ALA:HB3	1.87	0.74
17:AQ:5:VAL:HG22	17:AQ:60:ILE:HG13	1.69	0.74
27:B1:76:ARG:NH1	27:B1:95:LEU:HB2	2.03	0.74
36:BA:2101:G:H2'	36:BA:2102:U:H5''	1.70	0.74
53:BU:50:ARG:HH12	54:BV:72:VAL:HG12	1.51	0.74
1:CA:1452:C:H4'	1:CA:1456:G:N2	2.03	0.74
25:CZ:265:THR:CG2	25:CZ:291:ARG:N	2.51	0.74
25:CZ:270:VAL:HG13	25:CZ:286:VAL:HG21	1.70	0.74
30:D4:22:ILE:H	30:D4:22:ILE:CD1	1.91	0.74

Continued on next page...

Continued from previous page...

Atom-1	Atom-2	Interatomic distance (Å)	Clash overlap (Å)
33:D7:34:ARG:HH11	33:D7:34:ARG:HG3	1.52	0.74
36:DA:753:C:O2'	36:DA:754:C:H5'	1.88	0.74
36:DA:1666:G:H5'	36:DA:1666:G:H8	1.51	0.74
39:DD:23:GLU:C	39:DD:25:THR:H	1.89	0.74
42:DG:7:LEU:HA	42:DG:10:LYS:HB2	1.69	0.74
52:DT:106:SER:C	52:DT:107:ASP:OD1	2.26	0.74
10:AJ:85:LEU:O	10:AJ:87:THR:N	2.19	0.74
12:AL:120:TYR:O	12:AL:122:THR:HG22	1.87	0.74
28:B2:48:HIS:CG	28:B2:49:LYS:H	2.05	0.74
31:B5:43:HIS:HD2	36:BA:2815:C:O2'	1.70	0.74
36:BA:482:A:H1'	36:BA:498:G:N2	2.03	0.74
36:BA:801:G:O4'	41:BF:54:ARG:HD2	1.87	0.74
36:BA:1378:A:H4'	36:BA:1379:A:OP1	1.86	0.74
37:BB:87:G:H2'	37:BB:88:C:H5''	1.70	0.74
43:BH:19:VAL:HG12	43:BH:20:ALA:N	2.01	0.74
6:CF:76:ALA:O	6:CF:80:ARG:HG3	1.88	0.74
9:CI:55:ALA:CA	9:CI:58:HIS:HE1	1.99	0.74
12:CL:89:ARG:CD	12:CL:91:LYS:HZ3	1.99	0.74
39:DD:148:GLU:HB2	39:DD:151:LYS:HD2	1.67	0.74
41:DF:132:VAL:HG22	41:DF:133:ASN:N	2.01	0.74
58:DZ:153:SER:HB2	58:DZ:167:PRO:HG2	1.70	0.74
5:AE:40:ARG:HH11	5:AE:40:ARG:HG2	1.52	0.74
12:AL:28:LYS:C	12:AL:30:ALA:H	1.91	0.74
14:AN:7:ILE:O	14:AN:11:LYS:HG3	1.87	0.74
25:AZ:265:THR:HG23	25:AZ:291:ARG:O	1.88	0.74
34:B8:50:LEU:HD12	34:B8:51:ALA:H	1.53	0.74
42:BG:111:LEU:O	42:BG:114:ILE:HG22	1.86	0.74
43:BH:12:PRO:HD2	43:BH:15:VAL:HG21	1.68	0.74
47:BO:71:ARG:HG3	47:BO:71:ARG:HH11	1.51	0.74
48:BP:66:GLY:O	48:BP:67:MET:HB2	1.87	0.74
1:CA:260:G:H2'	1:CA:261:U:C6	2.23	0.74
1:CA:458:C:H2'	1:CA:460:G:H8	1.53	0.74
14:CN:13:THR:N	14:CN:14:PRO:CD	2.50	0.74
20:CT:82:SER:O	20:CT:86:ARG:HB2	1.88	0.74
36:DA:127:A:H5''	36:DA:128:C:O4'	1.88	0.74
1:AA:1129:C:OP1	1:AA:1130:A:H5''	1.88	0.74
9:AI:53:VAL:HG22	9:AI:95:LYS:HZ3	1.50	0.74
36:BA:140:G:H1'	36:BA:141:A:H2	1.53	0.74
36:BA:1019:U:H3	36:BA:1142(A):A:H62	1.34	0.74
40:BE:131:ALA:HB1	40:BE:134:ILE:HD11	1.70	0.74
53:BU:9:VAL:HG12	53:BU:13:LYS:HE2	1.69	0.74

Continued on next page...

Continued from previous page...

Atom-1	Atom-2	Interatomic distance (Å)	Clash overlap (Å)
1:CA:489:C:H2'	1:CA:490:G:H8	1.53	0.74
1:CA:848:C:O2'	1:CA:849:C:H5'	1.88	0.74
9:CI:53:VAL:HG22	9:CI:95:LYS:HZ3	1.53	0.74
11:CK:33:THR:HB	11:CK:38:ASN:O	1.88	0.74
12:CL:69:TYR:O	12:CL:71:PRO:HD3	1.87	0.74
25:CZ:265:THR:CG2	25:CZ:266:VAL:H	2.00	0.74
60:CZ:501:GDP:H5'	60:CZ:501:GDP:C8	2.23	0.74
31:D5:20:ARG:O	31:D5:23:HIS:HB2	1.87	0.74
32:D6:53:LYS:CG	32:D6:54:ILE:H	2.00	0.74
33:D7:30:VAL:HA	33:D7:33:ARG:HH12	1.53	0.74
36:DA:2173:A:H2'	36:DA:2173:A:N3	2.03	0.74
36:DA:2533:A:H2'	36:DA:2534:A:O4'	1.87	0.74
42:DG:114:ILE:CG2	42:DG:117:PHE:HB2	2.18	0.74
25:AZ:64:ASN:N	25:AZ:83:PRO:HG2	2.03	0.74
36:BA:2630:G:H21	36:BA:2892:A:H1'	1.53	0.74
38:BC:100:ILE:HD11	38:BC:123:VAL:HG23	1.69	0.74
41:BF:157:VAL:O	41:BF:157:VAL:HG23	1.86	0.74
43:BH:153:LYS:HD3	43:BH:153:LYS:H	1.53	0.74
46:BN:60:ILE:HD13	46:BN:99:LEU:HD23	1.70	0.74
1:CA:784:C:H4'	36:DA:1837:C:OP1	1.88	0.74
1:CA:1246:C:O2'	1:CA:1247:U:H5'	1.87	0.74
25:CZ:230:THR:CG2	25:CZ:295:ARG:HD2	2.18	0.74
30:D4:8:LYS:HG2	30:D4:9:LEU:N	2.03	0.74
34:D8:4:MET:SD	34:D8:61:LEU:HD21	2.28	0.74
36:DA:212:G:O2'	36:DA:213:A:H5'	1.88	0.74
36:DA:556:G:H2'	36:DA:557:U:C6	2.22	0.74
36:DA:1018:C:H2'	36:DA:1019:U:H6	1.51	0.74
38:DC:42:GLU:HG3	38:DC:215:THR:HG23	1.68	0.74
42:DG:103:LEU:O	42:DG:107:LEU:HG	1.87	0.74
56:DX:29:TRP:CE3	56:DX:78:LYS:HB3	2.23	0.74
56:DX:50:LYS:N	56:DX:87:GLN:HE22	1.84	0.74
57:DY:75:ILE:O	57:DY:76:CYS:HB2	1.88	0.74
1:AA:1116:C:H2'	1:AA:1117:G:C5'	2.17	0.73
4:AD:107:ARG:NH2	4:AD:194:LEU:HD12	2.03	0.73
27:B1:42:GLN:HE22	36:BA:379:G:N2	1.84	0.73
28:B2:10:LEU:HD11	28:B2:59:ARG:CG	2.18	0.73
36:BA:106:C:H2'	36:BA:107:C:C6	2.23	0.73
46:BN:115:ARG:HA	46:BN:118:LYS:NZ	2.02	0.73
54:BV:39:LEU:CD1	54:BV:47:VAL:HG11	2.18	0.73
13:CM:96:LEU:HB3	13:CM:97:PRO:HD2	1.69	0.73
17:CQ:69:LYS:C	17:CQ:70:ARG:HD2	2.07	0.73

Continued on next page...

Continued from previous page...

Atom-1	Atom-2	Interatomic distance (Å)	Clash overlap (Å)
20:CT:18:GLN:HG2	20:CT:22:ARG:NH1	2.02	0.73
22:CW:73:A:H2'	22:CW:74:C:C5'	2.15	0.73
29:D3:49:LYS:HD2	36:DA:851:U:H5''	1.69	0.73
36:DA:225:A:O2'	36:DA:257:A:H4'	1.88	0.73
36:DA:1209:G:N2	36:DA:1210:A:H62	1.86	0.73
40:DE:5:LEU:HD12	40:DE:51:PHE:HB2	1.69	0.73
50:DR:55:ALA:HA	50:DR:80:PHE:CE1	2.23	0.73
51:DS:74:ALA:HB1	51:DS:103:GLU:HG2	1.70	0.73
2:AB:155:LEU:HD21	2:AB:159:PRO:HG3	1.69	0.73
13:AM:3:ARG:CZ	42:BG:113:ARG:HD3	2.18	0.73
22:AW:57:G:O2'	22:AW:58:A:H5'	1.88	0.73
27:B1:60:PHE:CZ	27:B1:91:LYS:HG3	2.23	0.73
32:B6:30:THR:HG23	32:B6:31:PRO:HD2	1.70	0.73
34:B8:48:PHE:O	34:B8:49:VAL:HB	1.86	0.73
34:B8:52:LYS:H	34:B8:53:PRO:CD	2.00	0.73
38:BC:62:VAL:O	38:BC:160:ARG:HA	1.87	0.73
46:BN:3:THR:CG2	46:BN:5:VAL:HG23	2.19	0.73
49:BQ:141:GLN:HE22	58:BZ:72:ARG:CA	1.98	0.73
56:BX:35:THR:HG22	56:BX:37:THR:H	1.51	0.73
1:CA:189(K):U:H2'	1:CA:189(L):G:C8	2.22	0.73
24:CY:75:C:H6	25:CZ:231:ILE:HA	1.52	0.73
36:DA:634:C:H2'	36:DA:635:C:C6	2.21	0.73
36:DA:1446:C:H42	36:DA:1465:G:H1	1.33	0.73
36:DA:2111:C:O2'	36:DA:2118:U:H4'	1.88	0.73
36:DA:2189:U:C2'	36:DA:2190:G:H4'	2.17	0.73
36:DA:2599:G:O2'	36:DA:2600:A:H5'	1.88	0.73
36:DA:2772:C:H5'	40:DE:168:MET:CE	2.18	0.73
37:DB:17:C:H2'	37:DB:18:G:O4'	1.87	0.73
40:DE:132:HIS:CD2	40:DE:135:HIS:NE2	2.57	0.73
41:DF:206:ILE:HG22	41:DF:207:GLY:H	1.52	0.73
48:DP:110:TYR:CD1	48:DP:111:ARG:HG3	2.24	0.73
56:DX:12:VAL:HG12	56:DX:27:THR:OG1	1.87	0.73
58:DZ:110:GLY:HA2	58:DZ:145:GLU:OE1	1.88	0.73
3:AC:153:VAL:HG12	3:AC:154:SER:N	2.03	0.73
3:AC:179:ARG:HD2	3:AC:207:VAL:HA	1.70	0.73
36:BA:237:C:O2'	36:BA:238:C:H5'	1.88	0.73
36:BA:2160:G:H5'	36:BA:2160:G:C8	2.23	0.73
51:BS:74:ALA:HB1	51:BS:103:GLU:HG2	1.69	0.73
54:BV:35:LEU:C	54:BV:37:VAL:H	1.91	0.73
1:CA:353:A:H8	1:CA:353:A:H5'	1.53	0.73
1:CA:532:A:H2	1:CA:1206:G:H21	1.36	0.73

Continued on next page...

Continued from previous page...

Atom-1	Atom-2	Interatomic distance (Å)	Clash overlap (Å)
2:CB:209:ARG:NH1	2:CB:239:VAL:HG11	2.03	0.73
6:CF:12:PRO:HG3	6:CF:55:ASP:HB3	1.69	0.73
6:CF:62:TRP:C	6:CF:63:TYR:HD1	1.90	0.73
10:CJ:30:SER:OG	10:CJ:81:THR:HG22	1.87	0.73
15:CO:87:ILE:HG22	15:CO:88:ARG:N	1.99	0.73
17:CQ:82:MET:O	17:CQ:86:GLU:HG2	1.87	0.73
18:CR:58:LEU:HB3	18:CR:62:GLU:HB3	1.69	0.73
22:CV:21:A:H2'	22:CV:22:G:H5''	1.71	0.73
25:CZ:70:TYR:O	25:CZ:77:TYR:HB2	1.87	0.73
25:CZ:149:LEU:O	25:CZ:153:GLU:HG3	1.89	0.73
31:D5:31:VAL:HG13	31:D5:42:PRO:HG3	1.70	0.73
36:DA:92:A:H3'	36:DA:93:G:H8	1.51	0.73
48:DP:112:LEU:H	48:DP:128:HIS:CD2	2.06	0.73
13:AM:49:THR:HG22	13:AM:51:ALA:H	1.53	0.73
22:AW:34:G:H2'	22:AW:35:A:H5'	1.71	0.73
22:AW:59:U:H3'	22:AW:60:U:C6	2.23	0.73
34:B8:30:ARG:HA	34:B8:30:ARG:HE	1.53	0.73
49:BQ:3:MET:HB2	49:BQ:4:PRO:HD2	1.68	0.73
50:BR:101:ALA:O	50:BR:102:GLU:HB2	1.86	0.73
1:CA:1349:A:H2'	1:CA:1350:A:H8	1.52	0.73
12:CL:28:LYS:C	12:CL:30:ALA:H	1.90	0.73
25:CZ:177:LEU:HD13	25:CZ:195:TRP:CE2	2.22	0.73
25:CZ:193:ASN:HB3	25:CZ:196:VAL:H	1.53	0.73
32:D6:10:LEU:HG	34:D8:34:TRP:HD1	1.52	0.73
36:DA:272(H):C:C2'	36:DA:272(I):U:H5''	2.17	0.73
36:DA:2584:U:H2'	36:DA:2585:U:H5'	1.71	0.73
38:DC:64:LEU:HD13	38:DC:188:ASN:ND2	2.03	0.73
39:DD:35:LYS:HA	39:DD:63:ARG:HA	1.71	0.73
51:DS:59:LYS:CG	51:DS:60:GLY:H	2.01	0.73
1:AA:59:A:H5'	1:AA:60:A:H5''	1.71	0.73
1:AA:475:G:O2'	1:AA:476:G:H5'	1.87	0.73
1:AA:963:G:H21	10:AJ:55:LYS:CD	2.00	0.73
3:AC:3:ASN:O	3:AC:4:LYS:HB2	1.88	0.73
36:BA:812:C:H3'	48:BP:25:SER:HB2	1.70	0.73
41:BF:29:ASN:HD22	41:BF:32:LEU:HB2	1.52	0.73
41:BF:119:ARG:HH11	41:BF:119:ARG:HG2	1.53	0.73
46:BN:12:ARG:HB3	46:BN:50:ASP:OD1	1.87	0.73
48:BP:52:GLU:HA	48:BP:52:GLU:OE1	1.89	0.73
51:BS:42:ASP:C	51:BS:44:LYS:H	1.92	0.73
9:CI:53:VAL:HG13	9:CI:95:LYS:HD3	1.70	0.73
12:CL:47:LYS:O	12:CL:49:ASN:N	2.22	0.73

Continued on next page...

Continued from previous page...

Atom-1	Atom-2	Interatomic distance (Å)	Clash overlap (Å)
28:D2:35:LEU:C	28:D2:35:LEU:HD13	2.08	0.73
36:DA:296:C:O2'	36:DA:297:C:H5'	1.89	0.73
36:DA:302:C:H2'	36:DA:303:U:H6	1.52	0.73
36:DA:778:G:H5''	39:DD:48:ARG:HD3	1.69	0.73
36:DA:2023:G:H5'	36:DA:2617:C:H4'	1.70	0.73
36:DA:2884:U:H2'	36:DA:2885:C:H5'	1.70	0.73
46:DN:107:LEU:HB3	46:DN:108:PRO:HD2	1.70	0.73
52:DT:28:VAL:HG22	52:DT:45:PHE:O	1.87	0.73
52:DT:61:PHE:CE1	52:DT:76:PHE:HB2	2.22	0.73
53:DU:70:ARG:HA	53:DU:74:LEU:O	1.88	0.73
57:DY:97:ARG:HH21	57:DY:98:VAL:HG21	1.54	0.73
1:AA:1190:G:H3'	3:AC:3:ASN:HD22	1.52	0.73
2:AB:115:LEU:HB2	2:AB:145:LEU:CD1	2.18	0.73
7:AG:113:GLU:HG2	7:AG:119:ARG:HG2	1.69	0.73
34:B8:32:LEU:CB	34:B8:36:LYS:HZ1	2.01	0.73
36:BA:1018:C:H2'	36:BA:1019:U:H6	1.53	0.73
36:BA:1222:C:H2'	36:BA:1223:G:C5'	2.17	0.73
36:BA:2893:G:H5'	36:BA:2894:G:H5'	1.69	0.73
39:BD:43:ARG:HB3	39:BD:54:ARG:HB2	1.70	0.73
51:BS:89:ARG:HG2	51:BS:92:TYR:HA	1.70	0.73
53:BU:50:ARG:NH1	54:BV:72:VAL:HG12	2.03	0.73
1:CA:57:G:H2'	1:CA:58:C:C6	2.23	0.73
1:CA:1343:G:H2'	1:CA:1344:C:C6	2.23	0.73
4:CD:13:ARG:NH2	4:CD:36:ARG:NH1	2.35	0.73
9:CI:98:PRO:HB2	9:CI:99:LEU:HD22	1.70	0.73
15:CO:31:LEU:O	15:CO:35:ARG:HG3	1.88	0.73
30:D4:7:PRO:O	30:D4:8:LYS:HB3	1.89	0.73
34:D8:61:LEU:H	34:D8:61:LEU:CD1	1.81	0.73
36:DA:806:C:OP2	48:DP:39:LYS:HD2	1.88	0.73
36:DA:1654:A:OP1	50:DR:3:HIS:HB2	1.88	0.73
36:DA:1963:U:O2	36:DA:1963:U:H5'	1.88	0.73
39:DD:239:ARG:HG2	39:DD:239:ARG:NH1	2.00	0.73
43:DH:76:VAL:O	43:DH:79:VAL:HG22	1.87	0.73
48:DP:16:ARG:HD3	48:DP:16:ARG:C	2.09	0.73
51:DS:99:LYS:HB3	51:DS:99:LYS:HZ3	1.53	0.73
56:DX:35:THR:O	56:DX:39:ILE:HG12	1.89	0.73
1:AA:631:G:H2'	1:AA:632:A:C8	2.24	0.73
1:AA:973:G:O3'	14:AN:41:ARG:NH1	2.21	0.73
1:AA:1016:A:OP1	14:AN:15:LYS:HE3	1.87	0.73
1:AA:1348:U:HO2'	1:AA:1349:A:H8	0.77	0.73
3:AC:206:GLU:O	3:AC:207:VAL:O	2.05	0.73

Continued on next page...

Continued from previous page...

Atom-1	Atom-2	Interatomic distance (Å)	Clash overlap (Å)
8:AH:39:LEU:HD12	8:AH:44:PHE:HB2	1.70	0.73
10:AJ:11:PHE:HE1	10:AJ:67:THR:HG22	1.54	0.73
13:AM:88:ARG:HG2	13:AM:88:ARG:HH11	1.53	0.73
28:B2:2:LYS:HG2	28:B2:59:ARG:NH2	2.03	0.73
36:BA:1190:G:H5'	48:BP:35:HIS:N	2.02	0.73
36:BA:2407:G:N2	36:BA:2408:U:H1'	2.03	0.73
36:BA:2562:U:H1'	47:BO:23:ARG:HH11	1.52	0.73
41:BF:160:ASN:OD1	41:BF:163:VAL:HG23	1.89	0.73
49:BQ:133:ARG:HG2	49:BQ:134:ARG:N	2.04	0.73
5:CE:79:GLU:HG3	5:CE:93:PRO:HD2	1.71	0.73
38:DC:73:ARG:O	38:DC:111:ASP:HB2	1.89	0.73
47:DO:87:ILE:HG22	47:DO:88:ASN:O	1.89	0.73
48:DP:30:THR:CG2	48:DP:31:ALA:H	2.01	0.73
2:AB:60:ASP:O	2:AB:64:ARG:HG2	1.89	0.73
32:B6:41:PRO:HD2	32:B6:45:LYS:HA	1.69	0.73
36:BA:310:A:OP1	57:BY:17:SER:O	2.07	0.73
36:BA:623:G:H2'	36:BA:624:C:C6	2.23	0.73
36:BA:744:G:OP1	40:BE:132:HIS:HB3	1.88	0.73
39:BD:93:ALA:HB3	39:BD:105:ILE:HG22	1.71	0.73
48:BP:40:SER:O	48:BP:41:ARG:HD2	1.89	0.73
48:BP:84:ASN:HA	48:BP:116:GLY:HA3	1.70	0.73
1:CA:936:C:H2'	1:CA:937:A:H8	1.52	0.73
3:CC:16:ARG:HH11	3:CC:16:ARG:CB	1.99	0.73
4:CD:9:CYS:SG	4:CD:32:ALA:CB	2.76	0.73
14:CN:49:HIS:O	14:CN:51:GLY:N	2.22	0.73
25:CZ:231:ILE:HD13	25:CZ:237:VAL:HG23	1.71	0.73
33:D7:34:ARG:HG3	33:D7:34:ARG:NH1	2.03	0.73
36:DA:633:A:H2'	36:DA:634:C:H5'	1.71	0.73
36:DA:2186:G:H2'	36:DA:2187:G:N9	2.04	0.73
36:DA:2312:U:H2'	36:DA:2313:C:C5'	2.16	0.73
47:DO:63:VAL:HG23	47:DO:64:ARG:HG3	1.70	0.73
42:BG:38:VAL:HG22	42:BG:93:THR:HG23	1.69	0.73
57:BY:9:LYS:HG3	57:BY:10:GLY:H	1.50	0.73
58:BZ:70:LEU:HD22	58:BZ:91:LEU:HD11	1.71	0.73
1:CA:926:G:H2'	1:CA:1505:G:N3	2.04	0.73
7:CG:26:PHE:CE2	7:CG:30:ILE:HD11	2.23	0.73
23:CX:24:G:H1	24:CY:34:C:H42	1.37	0.73
24:CY:68:C:H2'	24:CY:69:C:C6	2.23	0.73
25:CZ:253:VAL:HA	25:CZ:307:PRO:HD3	1.70	0.73
26:D0:43:THR:O	26:D0:43:THR:HG23	1.89	0.73
36:DA:234:C:H2'	36:DA:235:U:C6	2.23	0.73

Continued on next page...

Continued from previous page...

Atom-1	Atom-2	Interatomic distance (Å)	Clash overlap (Å)
36:DA:639:U:H2'	36:DA:640:C:C6	2.24	0.73
36:DA:941:A:H4'	48:DP:35:HIS:CE1	2.24	0.73
43:DH:143:GLN:NE2	43:DH:143:GLN:O	2.21	0.73
54:DV:72:VAL:HG23	54:DV:85:LYS:HB3	1.70	0.73
1:AA:1003:G:N2	1:AA:1039:C:H42	1.86	0.73
2:AB:8:LYS:HZ3	2:AB:217:ARG:HH12	1.36	0.73
5:AE:76:ILE:HG23	5:AE:93:PRO:HG3	1.71	0.73
25:AZ:97:ALA:HA	25:AZ:126:VAL:HG11	1.68	0.73
25:AZ:181:GLN:OE1	25:AZ:195:TRP:HB2	1.88	0.73
31:B5:41:PRO:HG2	31:B5:44:THR:CB	2.19	0.73
36:BA:225:A:O2'	36:BA:257:A:H4'	1.89	0.73
36:BA:958:U:H5''	49:BQ:14:ARG:HD3	1.70	0.73
36:BA:1666:G:H8	36:BA:1666:G:H5'	1.53	0.73
36:BA:2099:U:H2'	36:BA:2100:G:C8	2.24	0.73
40:BE:60:ASN:OD1	40:BE:62:PRO:HD2	1.89	0.73
1:CA:444:C:H2'	1:CA:445:G:H8	1.54	0.73
36:DA:548:A:H2'	36:DA:549:G:H5'	1.71	0.73
36:DA:2131:G:H1'	36:DA:2133:G:N2	2.03	0.73
36:DA:2347:C:H2'	36:DA:2348:U:H6	1.53	0.73
40:DE:52:LEU:HD11	52:DT:1:MET:HG2	1.71	0.73
42:DG:131:TYR:HB3	42:DG:159:VAL:CG1	2.19	0.73
43:DH:149:ARG:HA	43:DH:162:ILE:CD1	2.16	0.73
2:AB:114:ARG:O	2:AB:118:LEU:HG	1.89	0.72
5:AE:37:ARG:HH11	5:AE:37:ARG:HG2	1.54	0.72
27:B1:50:ARG:HG2	27:B1:59:THR:HG22	1.69	0.72
31:B5:29:THR:HG21	36:BA:2814:C:O2'	1.89	0.72
36:BA:128:C:H2'	36:BA:129:C:H6	1.54	0.72
36:BA:212:G:O2'	36:BA:213:A:H5'	1.86	0.72
36:BA:654:A:OP1	36:BA:654:A:H3'	1.89	0.72
36:BA:1362:C:O2'	36:BA:1363:C:H5'	1.88	0.72
38:BC:22:ILE:HG13	38:BC:228:SER:OG	1.89	0.72
41:BF:132:VAL:HG22	41:BF:133:ASN:H	1.53	0.72
42:BG:51:ARG:HA	42:BG:51:ARG:NE	2.04	0.72
42:BG:172:LEU:HD22	42:BG:173:LEU:HD23	1.70	0.72
46:BN:46:VAL:CG1	46:BN:48:MET:HG3	2.18	0.72
48:BP:99:LEU:O	48:BP:99:LEU:HD23	1.89	0.72
53:BU:95:LEU:HD12	54:BV:11:GLN:HG3	1.68	0.72
1:CA:386:C:C2'	1:CA:387:U:H5'	2.18	0.72
1:CA:946:A:H2'	1:CA:947:G:C8	2.24	0.72
9:CI:119:ALA:O	9:CI:120:ARG:HG2	1.89	0.72
12:CL:89:ARG:HE	12:CL:91:LYS:HZ3	1.30	0.72

Continued on next page...

Continued from previous page...

Atom-1	Atom-2	Interatomic distance (Å)	Clash overlap (Å)
25:CZ:162:GLU:N	25:CZ:162:GLU:OE1	2.22	0.72
25:CZ:265:THR:CG2	25:CZ:291:ARG:H	2.02	0.72
36:DA:2893:G:H5'	36:DA:2894:G:H5'	1.70	0.72
38:DC:25:ALA:O	38:DC:29:VAL:HG22	1.88	0.72
40:DE:120:TRP:CD1	40:DE:155:LYS:HB3	2.24	0.72
1:AA:1203:C:OP1	14:AN:3:ARG:HD3	1.88	0.72
5:AE:11:ILE:CG2	5:AE:105:VAL:HG22	2.19	0.72
28:B2:65:ASN:HB3	36:BA:72:U:C5	2.24	0.72
36:BA:888:C:H2'	36:BA:889:C:H4'	1.71	0.72
36:BA:1902:C:C1'	39:BD:244:ARG:HG3	2.19	0.72
36:BA:2347:C:H2'	36:BA:2348:U:H6	1.53	0.72
40:BE:9:VAL:CG1	40:BE:25:VAL:HB	2.19	0.72
41:BF:132:VAL:HG13	41:BF:133:ASN:ND2	2.03	0.72
43:BH:89:ILE:O	43:BH:89:ILE:HG13	1.88	0.72
48:BP:38:GLN:HG3	48:BP:39:LYS:H	1.53	0.72
48:BP:64:LYS:C	48:BP:66:GLY:H	1.90	0.72
1:CA:372:C:N4	1:CA:387:U:H2'	2.03	0.72
2:CB:136:VAL:O	2:CB:140:HIS:HB2	1.89	0.72
10:CJ:54:PHE:CG	10:CJ:55:LYS:HE3	2.25	0.72
30:D4:5:ILE:HD13	30:D4:5:ILE:H	1.55	0.72
36:DA:27:G:N2	36:DA:512:G:H2'	2.04	0.72
36:DA:564:C:O2'	36:DA:565:C:H5'	1.88	0.72
36:DA:2781:A:C5'	36:DA:2782:G:H5'	2.18	0.72
58:DZ:40:ASP:OD2	58:DZ:43:GLU:HG2	1.89	0.72
4:AD:159:ARG:HH11	4:AD:159:ARG:HG3	1.53	0.72
12:AL:51:ALA:O	12:AL:52:LEU:HD22	1.89	0.72
36:BA:1005:C:H2'	36:BA:1006:C:C6	2.22	0.72
36:BA:2023:G:H5'	36:BA:2617:C:H4'	1.70	0.72
36:BA:2248:C:C2'	36:BA:2249:U:H5'	2.19	0.72
36:BA:2415:G:H4'	48:BP:66:GLY:C	2.09	0.72
36:BA:2523:G:C2'	36:BA:2524:G:H5''	2.19	0.72
42:BG:19:LEU:HD23	42:BG:23:PHE:HE1	1.53	0.72
54:BV:16:PRO:O	54:BV:96:ILE:HB	1.88	0.72
1:CA:1251:A:H2'	1:CA:1252:A:C8	2.24	0.72
3:CC:59:ARG:HA	3:CC:63:ASN:O	1.89	0.72
3:CC:106:VAL:HG13	3:CC:107:GLN:NE2	2.04	0.72
13:CM:88:ARG:HH11	13:CM:88:ARG:HG2	1.54	0.72
25:CZ:68:VAL:HG12	25:CZ:79:HIS:HB3	1.72	0.72
46:DN:48:MET:H	46:DN:48:MET:CE	2.00	0.72
55:DW:82:LEU:HD12	55:DW:82:LEU:N	2.04	0.72
58:DZ:48:PHE:CE1	58:DZ:52:SER:O	2.42	0.72

Continued on next page...

Continued from previous page...

Atom-1	Atom-2	Interatomic distance (Å)	Clash overlap (Å)
1:AA:1502:A:H2	1:AA:1505:G:N1	1.87	0.72
4:AD:187:ARG:HB3	4:AD:187:ARG:NH1	2.04	0.72
36:BA:614(A):U:H4'	36:BA:614(B):G:C5'	2.19	0.72
36:BA:1902:C:H4'	39:BD:244:ARG:HA	1.71	0.72
51:BS:89:ARG:HG3	51:BS:92:TYR:N	2.03	0.72
1:CA:57:G:H2'	1:CA:58:C:H6	1.54	0.72
30:D4:5:ILE:O	30:D4:5:ILE:HG12	1.90	0.72
39:DD:8:PRO:HB3	39:DD:14:ARG:CB	2.18	0.72
42:DG:40:ASN:HB2	42:DG:91:ARG:HB2	1.71	0.72
52:DT:23:ARG:HG2	52:DT:120:ARG:HH12	1.54	0.72
53:DU:57:PHE:CD1	53:DU:60:LEU:HD12	2.24	0.72
58:DZ:141:VAL:HA	58:DZ:144:LEU:HD23	1.70	0.72
2:AB:24:TRP:CZ3	2:AB:29:ALA:HB2	2.25	0.72
4:AD:12:CYS:HA	4:AD:19:LEU:CD1	2.20	0.72
25:AZ:265:THR:HG22	25:AZ:266:VAL:N	2.04	0.72
26:B0:3:HIS:HB2	36:BA:2494:G:OP1	1.90	0.72
36:BA:2190:G:C2	36:BA:2191:G:H1'	2.24	0.72
36:BA:2206:G:H21	36:BA:2207:G:C5'	2.02	0.72
52:BT:50:ILE:HD11	52:BT:64:ARG:HD2	1.72	0.72
2:CB:134:GLU:C	2:CB:136:VAL:H	1.92	0.72
4:CD:109:GLY:HA3	4:CD:165:MET:HE2	1.71	0.72
6:CF:91:VAL:HG11	18:CR:72:ARG:NH1	2.04	0.72
7:CG:20:ASP:HB3	7:CG:23:VAL:HG23	1.72	0.72
10:CJ:40:LEU:HG	10:CJ:69:ASN:CB	2.18	0.72
25:CZ:174:SER:HB3	25:CZ:177:LEU:CD1	2.18	0.72
36:DA:1105:U:H2'	36:DA:1106:G:H8	1.54	0.72
36:DA:1205:U:C5	41:DF:171:PRO:HA	2.24	0.72
36:DA:1222:C:C2'	36:DA:1223:G:H5''	2.19	0.72
36:DA:1367:A:H2'	36:DA:1368:G:H5'	1.70	0.72
40:DE:44:TYR:O	40:DE:45:THR:HB	1.90	0.72
40:DE:50:GLY:HA2	40:DE:78:LEU:HB3	1.71	0.72
43:DH:19:VAL:HG12	43:DH:20:ALA:N	2.03	0.72
46:DN:58:ASP:C	46:DN:60:ILE:H	1.93	0.72
48:DP:84:ASN:ND2	48:DP:116:GLY:HA2	2.04	0.72
52:DT:80:SER:HB3	52:DT:81:PRO:HD3	1.71	0.72
52:DT:107:ASP:H	52:DT:110:ILE:HG12	1.55	0.72
58:DZ:137:ILE:HD12	58:DZ:158:PRO:HG2	1.72	0.72
1:AA:451:A:N6	1:AA:480:U:H2'	2.04	0.72
22:AW:70:G:H2'	22:AW:71:G:H8	1.54	0.72
36:BA:2512:C:H2'	36:BA:2513:G:O4'	1.89	0.72
36:BA:2884:U:H2'	36:BA:2885:C:H5'	1.71	0.72

Continued on next page...

Continued from previous page...

Atom-1	Atom-2	Interatomic distance (Å)	Clash overlap (Å)
38:BC:78:ALA:HA	38:BC:116:THR:N	2.00	0.72
41:BF:25:PRO:HB3	41:BF:119:ARG:CG	2.19	0.72
1:CA:1228:C:OP1	13:CM:115:LYS:HE3	1.89	0.72
1:CA:1329:A:P	13:CM:28:ALA:HB3	2.29	0.72
13:CM:6:GLY:O	13:CM:8:GLU:N	2.21	0.72
15:CO:82:ILE:CG2	15:CO:83:GLU:H	2.01	0.72
25:CZ:256:VAL:HG11	25:CZ:310:ILE:HG22	1.71	0.72
27:D1:44:PRO:CG	27:D1:46:LEU:HD21	2.09	0.72
36:DA:145:G:H2'	36:DA:146:G:H5''	1.71	0.72
36:DA:1174:A:OP1	36:DA:1175:U:H5''	1.90	0.72
36:DA:2291:U:H2'	36:DA:2292:C:C6	2.23	0.72
41:DF:185:ASP:HA	41:DF:188:ARG:CD	2.18	0.72
42:DG:46:ALA:O	42:DG:47:LYS:HG3	1.88	0.72
58:DZ:23:LYS:HD3	58:DZ:38:TYR:CE1	2.24	0.72
1:AA:299:G:H2'	1:AA:300:A:C8	2.25	0.72
8:AH:112:LEU:N	8:AH:112:LEU:HD23	2.04	0.72
9:AI:58:HIS:CD2	9:AI:59:PHE:CD1	2.77	0.72
19:AS:43:GLU:C	19:AS:45:VAL:H	1.91	0.72
22:AV:68:C:C2'	22:AV:69:G:H5'	2.19	0.72
25:AZ:143:ASP:HB3	25:AZ:146:LEU:HB2	1.71	0.72
25:AZ:290:LEU:HB2	25:AZ:293:VAL:HG21	1.70	0.72
36:BA:2579:C:O2'	40:BE:131:ALA:HB2	1.90	0.72
49:BQ:70:PRO:HA	49:BQ:95:ALA:HB2	1.71	0.72
55:BW:107:LEU:H	55:BW:107:LEU:HD12	1.53	0.72
1:CA:1241:G:H2'	1:CA:1242:C:C5	2.25	0.72
3:CC:11:ARG:NH2	3:CC:182:ILE:HD12	2.04	0.72
5:CE:20:GLN:NE2	5:CE:22:GLY:H	1.87	0.72
9:CI:117:HIS:O	9:CI:118:LYS:HG3	1.90	0.72
25:CZ:234:ARG:HH11	25:CZ:234:ARG:HG3	1.53	0.72
60:CZ:501:GDP:C5'	60:CZ:501:GDP:C8	2.72	0.72
34:D8:52:LYS:N	34:D8:53:PRO:CD	2.52	0.72
36:DA:1865:G:H5'	36:DA:1866:C:OP2	1.88	0.72
36:DA:2668:G:O2'	36:DA:2669:G:H5'	1.89	0.72
42:DG:43:LEU:HB3	42:DG:45:GLU:HG2	1.71	0.72
48:DP:97:PRO:O	48:DP:98:GLU:HB3	1.89	0.72
58:DZ:29:TYR:HB3	58:DZ:34:ASN:CB	2.19	0.72
1:AA:255:G:H1'	17:AQ:16:GLN:HE21	1.54	0.72
12:AL:20:LYS:HD3	12:AL:20:LYS:N	1.93	0.72
24:AY:24:A:H2'	24:AY:25:C:C6	2.25	0.72
25:AZ:230:THR:HG22	25:AZ:295:ARG:HD2	1.72	0.72
27:B1:76:ARG:HH12	27:B1:95:LEU:HD13	1.53	0.72

Continued on next page...

Continued from previous page...

Atom-1	Atom-2	Interatomic distance (Å)	Clash overlap (Å)
28:B2:7:ARG:N	28:B2:7:ARG:HD2	2.04	0.72
36:BA:2453:A:H2'	36:BA:2454:G:H8	1.55	0.72
42:BG:139:LEU:HD22	42:BG:149:VAL:HG21	1.71	0.72
1:CA:1003:G:C2'	1:CA:1004:A:H4'	2.19	0.72
1:CA:1499:A:H1'	1:CA:1520:G:H5'	1.72	0.72
2:CB:209:ARG:HH11	2:CB:239:VAL:HG11	1.55	0.72
6:CF:60:PHE:CZ	18:CR:78:LEU:HD21	2.25	0.72
12:CL:89:ARG:CG	12:CL:91:LYS:NZ	2.53	0.72
22:CW:24:G:H2'	22:CW:25:C:O4'	1.90	0.72
40:DE:29:GLY:HA3	40:DE:51:PHE:CE1	2.22	0.72
40:DE:34:VAL:CG1	40:DE:48:GLN:HE21	2.03	0.72
52:DT:22:PHE:HE2	52:DT:85:LYS:HZ1	1.33	0.72
1:AA:346:G:C5'	52:BT:43:GLN:HE22	2.03	0.72
1:AA:1190:G:H3'	3:AC:3:ASN:HD21	1.54	0.72
27:B1:50:ARG:HG2	27:B1:59:THR:CG2	2.20	0.72
29:B3:31:LEU:O	29:B3:32:GLN:HB2	1.89	0.72
36:BA:371:A:H5'	36:BA:423:A:N3	2.05	0.72
36:BA:1748:G:H8	36:BA:1748:G:H5'	1.54	0.72
39:BD:44:ASN:OD1	39:BD:44:ASN:N	2.23	0.72
43:BH:54:ARG:HB2	43:BH:55:PRO:HD2	1.70	0.72
46:BN:133:GLN:HG2	46:BN:135:PRO:CD	2.19	0.72
57:BY:2:ARG:N	57:BY:4:LYS:HE2	2.05	0.72
1:CA:1352:C:H2'	1:CA:1353:G:C8	2.24	0.72
9:CI:24:GLY:O	9:CI:25:LYS:HD2	1.90	0.72
25:CZ:110:ASP:HB3	25:CZ:113:MET:HE3	1.71	0.72
25:CZ:117:ARG:HD3	25:CZ:157:LEU:HD11	1.72	0.72
25:CZ:133:VAL:HG23	25:CZ:168:VAL:CG1	2.19	0.72
28:D2:16:LEU:HD23	28:D2:17:SER:N	2.03	0.72
36:DA:636:G:H2'	48:DP:115:LEU:HD12	1.72	0.72
36:DA:654(H):G:H2'	36:DA:654(I):C:H5'	1.70	0.72
36:DA:2179:C:H1'	36:DA:2180:U:H3	1.55	0.72
36:DA:2777:G:H5''	36:DA:2778:A:C5'	2.20	0.72
36:DA:2779:U:H1'	36:DA:2781:A:C6	2.23	0.72
48:DP:121:LYS:O	48:DP:123:LEU:HD23	1.89	0.72
51:DS:83:LYS:CG	51:DS:105:ALA:HB3	2.19	0.72
1:AA:1321:C:H3'	1:AA:1322:C:H5''	1.70	0.72
52:BT:13:ARG:HA	52:BT:13:ARG:NE	2.05	0.72
3:CC:135:LYS:O	3:CC:138:VAL:HG12	1.90	0.72
6:CF:82:ARG:HB2	6:CF:85:VAL:CG2	2.19	0.72
8:CH:112:LEU:HD23	8:CH:112:LEU:N	2.05	0.72
9:CI:55:ALA:HA	9:CI:58:HIS:CE1	2.20	0.72

Continued on next page...

Continued from previous page...

Atom-1	Atom-2	Interatomic distance (Å)	Clash overlap (Å)
36:DA:519:U:H2'	36:DA:520:G:H8	1.53	0.72
36:DA:672:C:H2'	36:DA:673:C:C5'	2.20	0.72
36:DA:1539:G:H2'	36:DA:1540:U:H5'	1.71	0.72
1:AA:413:G:N3	1:AA:413:G:H2'	2.05	0.71
1:AA:573:A:H5'	1:AA:573:A:C8	2.24	0.71
6:AF:17:SER:O	6:AF:18:GLN:HG3	1.90	0.71
9:AI:92:TYR:O	9:AI:96:LEU:HD22	1.89	0.71
13:AM:3:ARG:HE	13:AM:7:VAL:HG13	1.54	0.71
26:B0:10:THR:HG22	26:B0:12:ASN:H	1.54	0.71
31:B5:40:LYS:HD2	31:B5:45:VAL:O	1.89	0.71
36:BA:1655:A:H1'	40:BE:113:PHE:CE1	2.25	0.71
36:BA:2092:U:H4'	36:BA:2093:G:H5''	1.72	0.71
36:BA:2415:G:O3'	48:BP:66:GLY:HA3	1.90	0.71
36:BA:2712:U:O2'	36:BA:2713:A:H5'	1.89	0.71
38:BC:6:ARG:O	38:BC:10:LEU:HD22	1.90	0.71
46:BN:107:LEU:HB3	46:BN:108:PRO:HD2	1.71	0.71
48:BP:80:TYR:HE1	48:BP:111:ARG:HD2	1.53	0.71
7:CG:44:TYR:HA	7:CG:47:CYS:SG	2.30	0.71
12:CL:89:ARG:NE	12:CL:91:LYS:NZ	2.35	0.71
14:CN:57:ARG:HH11	14:CN:57:ARG:CB	2.02	0.71
15:CO:82:ILE:CG2	15:CO:83:GLU:N	2.52	0.71
28:D2:47:ASN:H	28:D2:47:ASN:HD22	1.33	0.71
36:DA:2807:G:H3'	36:DA:2808:U:H5''	1.71	0.71
40:DE:4:ILE:HD12	40:DE:92:THR:O	1.89	0.71
40:DE:77:ILE:HG22	40:DE:78:LEU:H	1.54	0.71
46:DN:67:LEU:HB3	46:DN:88:GLU:HG2	1.72	0.71
46:DN:133:GLN:CG	46:DN:135:PRO:HD3	2.17	0.71
58:DZ:151:HIS:HA	58:DZ:171:ILE:HG12	1.72	0.71
1:AA:1271:G:C2'	1:AA:1272:G:H5''	2.20	0.71
17:AQ:43:LEU:O	17:AQ:69:LYS:HG2	1.89	0.71
22:AV:44:G:C2'	22:AV:45:U:H5'	2.20	0.71
25:AZ:65:THR:HG23	25:AZ:82:CYS:SG	2.31	0.71
36:BA:28:A:H61	36:BA:512:G:H1'	1.54	0.71
40:BE:34:VAL:HG11	40:BE:78:LEU:HD22	1.71	0.71
43:BH:124:GLU:HB3	43:BH:126:PRO:HD3	1.69	0.71
57:BY:95:LYS:HE3	57:BY:99:CYS:O	1.90	0.71
1:CA:176:C:H2'	1:CA:177:C:C6	2.26	0.71
1:CA:189(K):U:H2'	1:CA:189(L):G:H8	1.55	0.71
1:CA:534:U:H5'	1:CA:534:U:C6	2.15	0.71
1:CA:1286:A:O2'	1:CA:1287:A:H5''	1.90	0.71
4:CD:70:ILE:HG23	4:CD:74:GLN:HB2	1.71	0.71

Continued on next page...

Continued from previous page...

Atom-1	Atom-2	Interatomic distance (Å)	Clash overlap (Å)
11:CK:54:ARG:O	11:CK:57:THR:HG22	1.90	0.71
25:CZ:345:ARG:HH22	25:CZ:384:LEU:HD22	1.55	0.71
36:DA:335:C:H2'	36:DA:336:C:C6	2.25	0.71
36:DA:1899:G:N2	36:DA:1902:C:N4	2.37	0.71
37:DB:40:U:H3'	37:DB:41:U:H5''	1.72	0.71
39:DD:33:LEU:HD12	39:DD:102:LYS:HD2	1.72	0.71
46:DN:10:GLU:OE2	46:DN:11:PRO:HD2	1.90	0.71
48:DP:57:THR:OG1	48:DP:59:LEU:HD22	1.90	0.71
48:DP:125:VAL:O	48:DP:145:PRO:HD2	1.90	0.71
57:DY:88:LYS:NZ	57:DY:93:GLY:HA3	2.05	0.71
1:AA:18:C:O2'	1:AA:19:C:H5'	1.90	0.71
1:AA:261:U:H2'	1:AA:263:A:OP2	1.90	0.71
2:AB:27:LYS:HD2	2:AB:193:ASP:HB2	1.71	0.71
10:AJ:96:ILE:H	10:AJ:96:ILE:HD13	1.54	0.71
14:AN:44:LEU:O	14:AN:44:LEU:HD12	1.91	0.71
20:AT:82:SER:O	20:AT:86:ARG:HB2	1.89	0.71
25:AZ:224:PRO:HG3	25:AZ:345:ARG:HD3	1.72	0.71
36:BA:428:A:H3'	36:BA:429:A:H8	1.56	0.71
36:BA:469:G:C2'	36:BA:470:A:H5''	2.20	0.71
36:BA:1149:G:H2'	36:BA:1150:C:C6	2.26	0.71
36:BA:2185:C:C2'	36:BA:2186:G:H5'	2.20	0.71
1:CA:451:A:N6	1:CA:480:U:H2'	2.06	0.71
13:CM:44:ARG:HB2	13:CM:47:ASP:OD1	1.90	0.71
27:D1:11:ARG:HH11	27:D1:11:ARG:HB3	1.54	0.71
36:DA:1494:A:H2'	36:DA:1495:A:H5''	1.71	0.71
36:DA:2795:G:H2'	36:DA:2796:U:H5'	1.71	0.71
38:DC:87:GLU:HG2	38:DC:94:VAL:HG21	1.72	0.71
39:DD:65:ILE:H	39:DD:65:ILE:HD13	1.55	0.71
43:DH:130:ARG:HB3	43:DH:130:ARG:NH1	2.05	0.71
48:DP:80:TYR:HE1	48:DP:111:ARG:HD2	1.56	0.71
29:B3:13:ILE:HG22	29:B3:13:ILE:O	1.90	0.71
36:BA:729:G:C5	39:BD:208:LYS:HB3	2.25	0.71
36:BA:941:A:H4'	48:BP:35:HIS:CE1	2.25	0.71
39:BD:37:LEU:HD12	39:BD:64:ILE:HG22	1.71	0.71
39:BD:75:ILE:HG21	39:BD:99:ASP:HB2	1.72	0.71
40:BE:5:LEU:HD12	40:BE:51:PHE:HB2	1.72	0.71
42:BG:107:LEU:HD11	42:BG:178:PHE:CE1	2.25	0.71
43:BH:85:LYS:HZ1	43:BH:87:LEU:H	1.36	0.71
52:BT:32:TYR:CD2	52:BT:81:PRO:HB2	2.25	0.71
1:CA:1321:C:H3'	1:CA:1322:C:H5''	1.71	0.71
8:CH:114:THR:HG22	8:CH:130:GLY:O	1.90	0.71

Continued on next page...

Continued from previous page...

Atom-1	Atom-2	Interatomic distance (Å)	Clash overlap (Å)
9:CI:118:LYS:O	9:CI:119:ALA:HB3	1.91	0.71
25:CZ:265:THR:HG21	25:CZ:290:LEU:HB3	1.70	0.71
27:D1:62:VAL:CG1	27:D1:67:ILE:HG22	2.20	0.71
36:DA:1318:C:H3'	36:DA:1319:G:H5''	1.71	0.71
46:DN:12:ARG:O	46:DN:14:VAL:HG23	1.90	0.71
58:DZ:122:ARG:HG2	58:DZ:122:ARG:NH1	2.06	0.71
4:AD:8:VAL:O	4:AD:10:ARG:N	2.19	0.71
4:AD:122:ARG:HH11	4:AD:122:ARG:HA	1.56	0.71
9:AI:79:LEU:HD13	9:AI:83:ARG:HG3	1.72	0.71
26:B0:46:LYS:O	26:B0:78:TYR:HA	1.91	0.71
34:B8:14:VAL:HG23	34:B8:24:ALA:HB2	1.73	0.71
39:BD:25:THR:HB	39:BD:26:LYS:HE2	1.72	0.71
39:BD:130:ALA:HB2	39:BD:192:THR:HB	1.71	0.71
48:BP:30:THR:HG22	48:BP:31:ALA:N	2.05	0.71
49:BQ:24:GLY:HA3	49:BQ:101:ARG:NH1	2.05	0.71
51:BS:99:LYS:NZ	51:BS:99:LYS:HB3	2.05	0.71
1:CA:256:U:H2'	1:CA:257:G:C8	2.26	0.71
1:CA:1288:A:H2'	1:CA:1289:A:C8	2.26	0.71
3:CC:20:SER:HB2	3:CC:40:ARG:NH2	2.06	0.71
10:CJ:54:PHE:CE2	10:CJ:55:LYS:HD2	2.25	0.71
36:DA:271(L):U:H5''	36:DA:271(M):G:C5'	2.20	0.71
36:DA:1223:G:H5'	36:DA:1223:G:H8	1.56	0.71
40:DE:9:VAL:CG1	40:DE:25:VAL:HB	2.20	0.71
40:DE:105:THR:O	40:DE:196:VAL:HG12	1.90	0.71
51:DS:24:LEU:O	51:DS:85:VAL:HB	1.91	0.71
51:DS:42:ASP:O	51:DS:43:GLU:HB3	1.90	0.71
52:DT:50:ILE:HA	52:DT:99:LEU:HD12	1.72	0.71
52:DT:50:ILE:HD11	52:DT:64:ARG:HD2	1.72	0.71
4:AD:13:ARG:O	4:AD:15:GLU:N	2.23	0.71
4:AD:173:TRP:O	4:AD:174:LEU:HD23	1.91	0.71
6:AF:61:LEU:HB3	6:AF:63:TYR:HE1	1.55	0.71
8:AH:49:GLU:O	8:AH:49:GLU:HG3	1.91	0.71
8:AH:89:PRO:HA	8:AH:92:ARG:NH1	2.05	0.71
33:B7:30:VAL:HA	33:B7:33:ARG:HH12	1.55	0.71
36:BA:654(L):G:H2'	36:BA:654(M):C:H4'	1.71	0.71
36:BA:1602:U:H3'	36:BA:1603:A:H5'	1.72	0.71
36:BA:2188:C:H2'	36:BA:2189:U:C6	2.25	0.71
40:BE:22:PRO:O	40:BE:185:LYS:O	2.07	0.71
40:BE:170:LEU:HD12	40:BE:170:LEU:N	2.05	0.71
41:BF:33:LEU:O	41:BF:37:VAL:HG23	1.91	0.71
41:BF:84:VAL:CG1	41:BF:85:GLY:H	1.99	0.71

Continued on next page...

Continued from previous page...

Atom-1	Atom-2	Interatomic distance (Å)	Clash overlap (Å)
53:BU:47:TYR:O	53:BU:51:LYS:HG2	1.91	0.71
2:CB:170:GLU:O	2:CB:174:VAL:HG23	1.91	0.71
8:CH:86:ILE:HD11	8:CH:136:GLU:HG2	1.71	0.71
10:CJ:56:HIS:O	10:CJ:58:ASP:O	2.07	0.71
13:CM:6:GLY:C	13:CM:8:GLU:H	1.93	0.71
22:CV:44:G:C2'	22:CV:45:U:H5'	2.19	0.71
25:CZ:378:VAL:CG2	25:CZ:380:LEU:HD21	2.20	0.71
34:D8:25:MET:CG	48:DP:64:LYS:HB2	2.19	0.71
36:DA:1880:C:H2'	36:DA:1881:C:H5''	1.72	0.71
36:DA:2640:G:C2'	36:DA:2641:G:H5''	2.19	0.71
36:DA:2777:G:H5''	36:DA:2778:A:H5'	1.71	0.71
38:DC:30:LYS:HE2	38:DC:180:PHE:O	1.91	0.71
39:DD:43:ARG:NH1	39:DD:44:ASN:ND2	2.34	0.71
39:DD:108:PRO:HG2	39:DD:111:LEU:HB2	1.72	0.71
1:AA:383:A:H2'	1:AA:384:G:H5'	1.73	0.71
1:AA:966:G:O2'	1:AA:967:C:H6	1.70	0.71
4:AD:165:MET:HE3	4:AD:176:LEU:HD21	1.72	0.71
14:AN:7:ILE:HG13	14:AN:8:GLU:N	2.05	0.71
36:BA:610:G:N2	36:BA:619:G:H1'	2.05	0.71
36:BA:2312:U:C2'	36:BA:2313:C:H5''	2.20	0.71
41:BF:160:ASN:ND2	41:BF:162:LEU:H	1.89	0.71
57:BY:30:VAL:HA	57:BY:37:VAL:HG12	1.73	0.71
1:CA:161:A:H2'	1:CA:162:A:C8	2.25	0.71
3:CC:134:ILE:HG22	3:CC:168:ALA:HB3	1.72	0.71
8:CH:86:ILE:HG12	8:CH:135:CYS:HA	1.71	0.71
36:DA:626:U:H3	48:DP:105:LEU:HG	1.55	0.71
36:DA:644:A:H2	36:DA:2369:A:H1'	1.56	0.71
36:DA:1654:A:P	50:DR:3:HIS:HB2	2.30	0.71
41:DF:132:VAL:HG13	41:DF:133:ASN:ND2	2.06	0.71
42:DG:73:ALA:HB3	42:DG:87:PRO:HG3	1.72	0.71
42:DG:135:LEU:HD23	42:DG:140:ILE:HD11	1.71	0.71
46:DN:96:GLU:CD	46:DN:96:GLU:H	1.93	0.71
48:DP:106:LEU:HD21	48:DP:112:LEU:HB2	1.73	0.71
52:DT:83:ILE:HG13	52:DT:84:GLN:HG2	1.72	0.71
6:AF:87:ARG:HH11	6:AF:87:ARG:HG2	1.55	0.71
13:AM:10:PRO:CB	13:AM:18:ALA:HB1	2.20	0.71
1:CA:600:C:OP1	8:CH:97:VAL:HG12	1.90	0.71
1:CA:1072:G:H2'	1:CA:1073:U:C6	2.25	0.71
26:D0:47:PRO:HG2	26:D0:53:MET:HB2	1.71	0.71
33:D7:47:ARG:HH11	56:DX:60:ARG:HH21	1.39	0.71
36:DA:2416:C:H2'	36:DA:2417:C:H6	1.56	0.71

Continued on next page...

Continued from previous page...

Atom-1	Atom-2	Interatomic distance (Å)	Clash overlap (Å)
39:DD:146:GLU:OE1	39:DD:190:TYR:HB2	1.90	0.71
42:DG:67:LYS:H	42:DG:67:LYS:CD	1.84	0.71
46:DN:108:PRO:HG2	46:DN:109:LYS:H	1.55	0.71
1:AA:1206:G:H4'	3:AC:192:THR:O	1.91	0.71
4:AD:30:LYS:C	4:AD:32:ALA:H	1.94	0.71
5:AE:59:GLY:O	5:AE:62:ALA:HB3	1.91	0.71
23:AX:20:U:O2'	23:AX:21:C:H5'	1.90	0.71
25:AZ:299:GLU:N	25:AZ:302:GLN:OE1	2.22	0.71
28:B2:32:LEU:HA	28:B2:53:LEU:HD22	1.73	0.71
31:B5:50:GLY:HA3	31:B5:56:LYS:CD	2.16	0.71
34:B8:50:LEU:C	34:B8:52:LYS:H	1.94	0.71
36:BA:556:G:H2'	36:BA:557:U:H6	1.55	0.71
36:BA:877:U:O2'	36:BA:878:A:H5''	1.90	0.71
42:BG:76:SER:CB	42:BG:84:LYS:H	2.03	0.71
49:BQ:51:ARG:HG3	49:BQ:51:ARG:HH11	1.54	0.71
51:BS:17:ARG:HA	51:BS:20:ARG:HH11	1.56	0.71
52:BT:75:ILE:HD12	52:BT:75:ILE:N	2.05	0.71
56:BX:28:PHE:N	56:BX:28:PHE:CD1	2.57	0.71
57:BY:8:LYS:HD2	57:BY:8:LYS:N	2.06	0.71
1:CA:62:U:H2'	1:CA:63:C:H5''	1.71	0.71
3:CC:75:VAL:O	3:CC:83:ARG:HG2	1.91	0.71
21:CU:6:ARG:HD3	21:CU:15:ARG:NH2	2.06	0.71
53:DU:95:LEU:C	53:DU:97:ASP:H	1.91	0.71
58:DZ:70:LEU:CD1	58:DZ:91:LEU:HD21	2.21	0.71
1:AA:274:A:O2'	1:AA:275:G:H8	1.73	0.71
5:AE:79:GLU:HG3	5:AE:93:PRO:HD2	1.72	0.71
9:AI:40:LEU:HD11	9:AI:70:LYS:CG	2.20	0.71
21:AU:6:ARG:HD3	21:AU:15:ARG:NH2	2.06	0.71
28:B2:52:ASP:O	28:B2:56:GLN:HG2	1.91	0.71
32:B6:41:PRO:HD2	32:B6:46:HIS:H	1.56	0.71
36:BA:612:C:C2'	36:BA:613:G:H5'	2.21	0.71
36:BA:1506:C:H2'	36:BA:1506:C:O2	1.91	0.71
42:BG:133:LEU:HD11	42:BG:157:ILE:HD12	1.73	0.71
48:BP:30:THR:CG2	48:BP:31:ALA:N	2.53	0.71
50:BR:103:ARG:HG3	55:BW:40:ASN:CG	2.11	0.71
1:CA:192:U:H2'	1:CA:193:C:H6	1.55	0.71
9:CI:40:LEU:O	9:CI:42:ARG:N	2.23	0.71
12:CL:51:ALA:O	12:CL:52:LEU:HD22	1.91	0.71
13:CM:40:ASN:ND2	13:CM:42:ALA:HB3	2.06	0.71
39:DD:176:ARG:HH11	39:DD:176:ARG:HG2	1.55	0.71
46:DN:3:THR:CG2	46:DN:5:VAL:HG23	2.20	0.71

Continued on next page...

Continued from previous page...

Atom-1	Atom-2	Interatomic distance (Å)	Clash overlap (Å)
50:DR:94:TYR:N	50:DR:94:TYR:HD1	1.89	0.71
53:DU:93:LYS:HD2	53:DU:93:LYS:H	1.56	0.71
1:AA:1321:C:H5''	1:AA:1322:C:H5''	1.72	0.70
4:AD:150:GLU:CD	4:AD:151:LYS:H	1.95	0.70
6:AF:35:ALA:HA	6:AF:67:MET:HB3	1.73	0.70
39:BD:35:LYS:HG3	39:BD:63:ARG:HG2	1.73	0.70
40:BE:98:PRO:HD3	40:BE:175:VAL:HG12	1.72	0.70
42:BG:107:LEU:HD22	42:BG:177:GLY:O	1.91	0.70
1:CA:1054:C:C6	1:CA:1196:U:C2	2.76	0.70
2:CB:80:ILE:H	2:CB:80:ILE:CD1	2.03	0.70
3:CC:134:ILE:HD11	3:CC:153:VAL:HG21	1.73	0.70
26:D0:11:ARG:O	26:D0:14:ARG:NH2	2.24	0.70
36:DA:784:A:N7	39:DD:229:VAL:HG11	2.06	0.70
36:DA:2476:A:H2'	36:DA:2477:C:H5'	1.70	0.70
43:DH:74:ASN:HB3	43:DH:138:LYS:HD3	1.73	0.70
46:DN:14:VAL:HG11	46:DN:137:LYS:HG3	1.72	0.70
48:DP:23:PRO:CB	48:DP:33:ARG:HG3	2.21	0.70
51:DS:56:LEU:O	51:DS:56:LEU:HD23	1.90	0.70
55:DW:14:PRO:HG2	55:DW:78:GLU:HG3	1.73	0.70
36:BA:582:G:H2'	36:BA:583:G:C8	2.25	0.70
40:BE:94:GLU:OE2	40:BE:177:PRO:HB3	1.90	0.70
40:BE:167:VAL:HG13	40:BE:170:LEU:HD11	1.73	0.70
43:BH:85:LYS:CE	43:BH:87:LEU:HG	2.21	0.70
46:BN:12:ARG:NH2	46:BN:135:PRO:HG2	2.05	0.70
46:BN:46:VAL:HG13	46:BN:48:MET:HG3	1.72	0.70
54:BV:39:LEU:CD1	54:BV:51:VAL:HA	2.21	0.70
56:BX:28:PHE:N	56:BX:28:PHE:HD1	1.88	0.70
1:CA:386:C:O2'	1:CA:387:U:H5'	1.91	0.70
13:CM:27:LYS:HZ2	13:CM:31:LYS:HE3	1.56	0.70
26:D0:16:SER:HB2	36:DA:2262:U:H5	1.56	0.70
36:DA:886:C:O2'	36:DA:887:A:H4'	1.90	0.70
36:DA:1227:G:OP1	53:DU:13:LYS:HD2	1.91	0.70
36:DA:1540:U:H3'	36:DA:1541:G:H3'	1.72	0.70
36:DA:2297:C:O2'	36:DA:2298:A:H5'	1.90	0.70
47:DO:47:ILE:HG23	47:DO:48:PRO:HD2	1.73	0.70
2:AB:142:LEU:HD21	2:AB:146:GLN:NE2	2.04	0.70
24:AY:70:C:H2'	24:AY:71:C:H6	1.56	0.70
25:AZ:206:ILE:O	25:AZ:210:ILE:HG22	1.91	0.70
34:B8:8:LYS:HD3	34:B8:11:LYS:HD3	1.72	0.70
36:BA:380:U:H2'	36:BA:381:G:H8	1.56	0.70
36:BA:2312:U:OP1	42:BG:73:ALA:HA	1.91	0.70

Continued on next page...

Continued from previous page...

Atom-1	Atom-2	Interatomic distance (Å)	Clash overlap (Å)
36:BA:2317:C:C2'	36:BA:2318:G:H5'	2.20	0.70
36:BA:2472:G:H5''	36:BA:2473:U:H5''	1.74	0.70
36:BA:2807:G:H3'	36:BA:2808:U:H5''	1.73	0.70
42:BG:171:ALA:O	42:BG:175:LEU:HG	1.90	0.70
46:BN:28:THR:HG23	46:BN:29:LYS:N	2.05	0.70
46:BN:55:VAL:HG22	46:BN:56:ASN:H	1.55	0.70
50:BR:94:TYR:N	50:BR:94:TYR:HD1	1.88	0.70
1:CA:1004:A:H2'	1:CA:1005:A:H5'	1.73	0.70
3:CC:84:ILE:HG23	3:CC:85:ARG:HD2	1.72	0.70
24:CY:48:U:C5	24:CY:59:G:H5''	2.26	0.70
25:CZ:299:GLU:O	25:CZ:302:GLN:HG2	1.91	0.70
25:CZ:323:LEU:HD13	25:CZ:396:GLY:HA2	1.71	0.70
28:D2:65:ASN:HB3	28:D2:69:ARG:HH21	1.56	0.70
36:DA:549:G:O2'	36:DA:551:G:H5'	1.90	0.70
36:DA:914:C:C2'	36:DA:915:C:H5'	2.22	0.70
36:DA:953:A:OP2	49:DQ:16:ARG:HD3	1.91	0.70
43:DH:85:LYS:HD3	43:DH:133:VAL:H	1.54	0.70
43:DH:85:LYS:HE2	43:DH:86:GLU:N	2.06	0.70
48:DP:47:ASP:CB	48:DP:51:PHE:HB2	2.09	0.70
57:DY:44:ILE:HG22	57:DY:45:VAL:N	2.07	0.70
58:DZ:14:LYS:O	58:DZ:18:LEU:HD13	1.90	0.70
58:DZ:132:ASN:C	58:DZ:134:PRO:HD3	2.11	0.70
4:AD:152:SER:O	4:AD:154:ASN:N	2.24	0.70
16:AP:21:VAL:HG12	16:AP:34:GLU:O	1.90	0.70
32:B6:53:LYS:HG2	32:B6:54:ILE:H	1.56	0.70
34:B8:42:ARG:O	34:B8:44:LYS:N	2.24	0.70
36:BA:862:G:H2'	36:BA:863:A:O4'	1.90	0.70
36:BA:1542:A:H5'	36:BA:1543:C:OP2	1.91	0.70
36:BA:2394:C:OP1	48:BP:63:PRO:HD2	1.91	0.70
41:BF:103:LYS:HG3	41:BF:106:ARG:NH2	2.06	0.70
4:CD:98:GLU:HG2	4:CD:189:PRO:HG3	1.72	0.70
5:CE:6:PHE:HB2	5:CE:34:VAL:CG2	2.21	0.70
9:CI:47:LEU:HD12	9:CI:47:LEU:N	2.06	0.70
12:CL:41:ARG:HG2	12:CL:42:THR:N	2.05	0.70
14:CN:49:HIS:C	14:CN:51:GLY:H	1.93	0.70
17:CQ:74:LEU:CD1	17:CQ:75:ARG:HD3	2.22	0.70
35:D9:16:VAL:HG11	36:DA:1032:A:C4'	2.21	0.70
36:DA:1902:C:O2'	39:DD:244:ARG:HB2	1.92	0.70
36:DA:2502:G:H5''	36:DA:2503:A:C5'	2.20	0.70
37:DB:25:A:H2'	37:DB:25:A:N3	2.06	0.70
46:DN:22:THR:HG22	46:DN:61:ARG:CB	2.20	0.70

Continued on next page...

Continued from previous page...

Atom-1	Atom-2	Interatomic distance (Å)	Clash overlap (Å)
51:DS:19:LYS:HB3	51:DS:20:ARG:NH2	2.07	0.70
52:DT:50:ILE:HA	52:DT:99:LEU:HD11	1.73	0.70
53:DU:66:ASN:ND2	53:DU:76:TYR:H	1.89	0.70
56:DX:12:VAL:HB	56:DX:17:ALA:HB3	1.71	0.70
1:AA:793:U:H3'	1:AA:794:A:H5''	1.73	0.70
1:AA:1101:A:H4'	1:AA:1102:A:O5'	1.90	0.70
2:AB:170:GLU:O	2:AB:174:VAL:HG23	1.90	0.70
20:AT:26:ASN:ND2	20:AT:26:ASN:H	1.89	0.70
24:AY:4:G:H2'	24:AY:5:G:H5''	1.71	0.70
32:B6:44:ARG:C	32:B6:45:LYS:HD2	2.12	0.70
36:BA:549:G:O2'	36:BA:551:G:H5'	1.91	0.70
36:BA:2795:G:H2'	36:BA:2796:U:H5'	1.72	0.70
40:BE:27:LEU:HD22	52:BT:1:MET:N	2.06	0.70
42:BG:39:ILE:HG13	42:BG:92:VAL:HG12	1.74	0.70
48:BP:58:THR:O	48:BP:61:ARG:NE	2.24	0.70
51:BS:66:ALA:O	51:BS:69:VAL:HG12	1.91	0.70
1:CA:436:C:H2'	1:CA:437:U:C6	2.27	0.70
1:CA:770:C:O2'	1:CA:771:G:H5'	1.91	0.70
1:CA:1281:U:H4'	1:CA:1282:C:OP2	1.90	0.70
12:CL:20:LYS:H	12:CL:20:LYS:CD	2.04	0.70
15:CO:82:ILE:CD1	15:CO:88:ARG:HB2	2.20	0.70
22:CW:39:U:H5'	22:CW:39:U:O2	1.92	0.70
32:D6:15:GLU:OE1	32:D6:18:ARG:HG3	1.90	0.70
36:DA:761:A:H8	36:DA:761:A:O5'	1.74	0.70
36:DA:1970:A:H5''	36:DA:1971:A:OP1	1.92	0.70
41:DF:160:ASN:HD21	41:DF:162:LEU:CB	2.05	0.70
42:DG:62:LEU:H	42:DG:62:LEU:HD12	1.55	0.70
48:DP:39:LYS:O	48:DP:40:SER:HB2	1.90	0.70
52:DT:56:GLY:O	52:DT:59:THR:HG23	1.91	0.70
1:AA:975:A:H8	1:AA:975:A:H5'	1.56	0.70
1:AA:1306:A:P	21:AU:6:ARG:HH22	2.15	0.70
2:AB:130:ARG:HH21	2:AB:134:GLU:HG3	1.55	0.70
5:AE:6:PHE:HB3	5:AE:35:GLY:O	1.91	0.70
16:AP:74:LEU:O	16:AP:79:VAL:HG23	1.91	0.70
31:B5:3:LYS:H	31:B5:3:LYS:HD2	1.57	0.70
36:BA:419:C:H2'	36:BA:420:C:H6	1.56	0.70
36:BA:2523:G:H2'	36:BA:2524:G:C5'	2.20	0.70
38:BC:186:ALA:O	38:BC:190:ARG:HG2	1.91	0.70
43:BH:76:VAL:O	43:BH:79:VAL:HG22	1.91	0.70
47:BO:24:VAL:HA	47:BO:39:ILE:HG22	1.73	0.70
50:BR:96:ARG:HD3	50:BR:98:LEU:HD11	1.73	0.70

Continued on next page...

Continued from previous page...

Atom-1	Atom-2	Interatomic distance (Å)	Clash overlap (Å)
25:CZ:227:ASP:HB3	25:CZ:229:PHE:CE1	2.27	0.70
31:D5:50:GLY:HA3	31:D5:56:LYS:CD	2.14	0.70
32:D6:19:ARG:NH1	32:D6:43:CYS:SG	2.64	0.70
36:DA:848:G:O6	36:DA:928:G:H2'	1.90	0.70
36:DA:1058:G:C2'	36:DA:1059:G:H5''	2.21	0.70
40:DE:117:MET:HA	40:DE:122:PHE:H	1.57	0.70
1:AA:1359:C:OP2	14:AN:35:ARG:NH1	2.25	0.70
5:AE:51:VAL:HB	5:AE:52:PRO:HD3	1.74	0.70
22:AV:4:C:C3'	22:AV:5:G:H5''	2.22	0.70
22:AW:74:C:O2'	22:AW:75:C:H5'	1.92	0.70
28:B2:9:GLN:HB3	28:B2:60:LEU:HD12	1.73	0.70
35:B9:7:VAL:HG13	35:B9:34:GLN:CG	2.22	0.70
36:BA:140:G:H1'	36:BA:141:A:C2	2.26	0.70
36:BA:2036:C:H5'	36:BA:2036:C:C6	2.25	0.70
43:BH:85:LYS:NZ	43:BH:87:LEU:H	1.88	0.70
51:BS:89:ARG:HE	51:BS:91:PRO:HG2	1.56	0.70
53:BU:93:LYS:HD2	53:BU:93:LYS:H	1.55	0.70
53:BU:95:LEU:CD1	54:BV:11:GLN:HG3	2.21	0.70
55:BW:6:ILE:HG12	55:BW:104:THR:HG22	1.73	0.70
1:CA:194:C:H2'	1:CA:195:A:H5''	1.73	0.70
1:CA:1016:A:H2'	1:CA:1017:G:O4'	1.91	0.70
1:CA:1144:G:H21	1:CA:1146:A:H62	1.39	0.70
2:CB:121:LEU:HG	2:CB:126:GLU:HB3	1.74	0.70
5:CE:79:GLU:HG2	5:CE:92:LYS:HG3	1.72	0.70
17:CQ:59:ILE:HD13	17:CQ:73:VAL:HA	1.73	0.70
36:DA:593:G:H1	36:DA:664:C:H42	1.39	0.70
36:DA:845:G:O2'	36:DA:846:C:H5	1.73	0.70
52:DT:23:ARG:O	52:DT:25:GLY:N	2.21	0.70
58:DZ:166:SER:N	58:DZ:167:PRO:HA	2.06	0.70
2:AB:7:VAL:HG13	2:AB:11:LEU:CD1	2.21	0.70
2:AB:124:SER:OG	2:AB:125:PRO:HD2	1.92	0.70
36:BA:910:A:H62	49:BQ:12:GLN:HA	1.57	0.70
36:BA:1198:U:H2'	36:BA:1199:U:C6	2.26	0.70
36:BA:1311:G:H21	36:BA:1603:A:H62	1.38	0.70
36:BA:1590:U:H2'	36:BA:1591:G:C8	2.27	0.70
41:BF:135:LYS:HG2	41:BF:138:GLU:HG3	1.73	0.70
1:CA:946:A:H2'	1:CA:947:G:H8	1.55	0.70
8:CH:7:ALA:CB	8:CH:85:ARG:HD3	2.22	0.70
18:CR:67:ALA:O	18:CR:71:LYS:HG3	1.92	0.70
25:CZ:286:VAL:HG22	25:CZ:287:GLY:O	1.92	0.70
32:D6:17:LYS:HB2	32:D6:18:ARG:HH12	1.57	0.70

Continued on next page...

Continued from previous page...

Atom-1	Atom-2	Interatomic distance (Å)	Clash overlap (Å)
36:DA:2512:C:H2'	36:DA:2513:G:O4'	1.92	0.70
43:DH:54:ARG:HH11	43:DH:54:ARG:HG2	1.57	0.70
46:DN:18:ALA:HB1	46:DN:21:LYS:CB	2.22	0.70
3:AC:3:ASN:OD1	3:AC:3:ASN:N	2.24	0.70
31:B5:45:VAL:HG12	31:B5:46:CYS:N	2.07	0.70
32:B6:45:LYS:HD2	32:B6:45:LYS:N	2.07	0.70
36:BA:92:A:H3'	36:BA:93:G:C8	2.26	0.70
36:BA:1101:U:H2'	36:BA:1102:C:H6	1.55	0.70
36:BA:1803:A:O3'	39:BD:259:THR:CG2	2.38	0.70
38:BC:87:GLU:CG	38:BC:94:VAL:HG21	2.22	0.70
50:BR:94:TYR:N	50:BR:94:TYR:CD1	2.59	0.70
57:BY:76:CYS:SG	57:BY:77:PRO:HD2	2.31	0.70
2:CB:28:PHE:HD2	2:CB:194:PRO:HD3	1.57	0.70
3:CC:117:ALA:O	3:CC:120:VAL:HG13	1.92	0.70
12:CL:20:LYS:HD3	12:CL:20:LYS:N	2.04	0.70
16:CP:20:VAL:HG21	16:CP:32:TYR:CG	2.27	0.70
39:DD:16:MET:HE1	39:DD:208:LYS:HD2	1.74	0.70
40:DE:2:LYS:HD3	40:DE:95:ILE:HG22	1.72	0.70
42:DG:52:ILE:HD13	42:DG:52:ILE:N	2.06	0.70
46:DN:18:ALA:HB1	46:DN:21:LYS:HB3	1.72	0.70
1:AA:443:C:H2'	1:AA:444:C:H6	1.57	0.70
1:AA:848:C:O2'	1:AA:849:C:H5'	1.92	0.70
1:AA:1015:A:H2'	1:AA:1016:A:C8	2.27	0.70
1:AA:1225:A:H2'	1:AA:1226:C:C5	2.27	0.70
12:AL:6:THR:HG1	12:AL:9:GLN:HG3	1.56	0.70
17:AQ:59:ILE:HD13	17:AQ:73:VAL:HA	1.72	0.70
18:AR:25:THR:HG22	18:AR:25:THR:O	1.92	0.70
22:AV:4:C:H42	22:AV:69:G:H1	1.36	0.70
29:B3:31:LEU:O	36:BA:1158:C:H4'	1.92	0.70
31:B5:44:THR:HG21	50:BR:101:ALA:CB	2.22	0.70
34:B8:15:LYS:HD2	34:B8:16:ILE:H	1.57	0.70
36:BA:1681:G:O2'	36:BA:1762:A:H2'	1.92	0.70
36:BA:1720:U:C3'	36:BA:1721:G:H5''	2.21	0.70
40:BE:93:VAL:C	40:BE:95:ILE:H	1.95	0.70
40:BE:104:VAL:O	40:BE:166:THR:HG23	1.92	0.70
52:BT:23:ARG:HB2	52:BT:24:PRO:CD	2.22	0.70
53:BU:57:PHE:CD1	53:BU:60:LEU:HD12	2.27	0.70
8:CH:123:GLU:O	8:CH:127:LEU:HD23	1.92	0.70
10:CJ:4:ILE:HB	10:CJ:74:ILE:HD11	1.74	0.70
25:CZ:259:ALA:HB1	25:CZ:260:PRO:HD2	1.73	0.70
36:DA:559:G:H22	53:DU:49:HIS:CD2	2.10	0.70

Continued on next page...

Continued from previous page...

Atom-1	Atom-2	Interatomic distance (Å)	Clash overlap (Å)
36:DA:1112:G:O2'	36:DA:1113:U:H5'	1.92	0.70
36:DA:2779:U:H1'	36:DA:2781:A:C5	2.26	0.70
39:DD:30:GLU:CB	39:DD:35:LYS:HD2	2.17	0.70
42:DG:145:THR:HG22	42:DG:147:ASP:H	1.57	0.70
50:DR:12:ARG:HG3	50:DR:12:ARG:HH11	1.57	0.70
52:DT:13:ARG:HA	52:DT:13:ARG:NE	2.06	0.70
1:AA:332:G:O2'	1:AA:333:G:H5'	1.91	0.69
3:AC:53:ALA:O	3:AC:54:ARG:HB3	1.92	0.69
25:AZ:172:ARG:O	25:AZ:198:LYS:HG3	1.92	0.69
29:B3:15:TYR:HB3	29:B3:19:GLN:NE2	2.07	0.69
34:B8:32:LEU:CG	34:B8:36:LYS:HZ1	2.05	0.69
36:BA:1826:G:H2'	36:BA:1827:C:H6	1.57	0.69
43:BH:126:PRO:O	43:BH:127:GLU:HG2	1.91	0.69
46:BN:57:ALA:CB	46:BN:124:ALA:HA	2.21	0.69
51:BS:49:VAL:HG12	51:BS:50:SER:N	2.02	0.69
1:CA:223:U:H2'	1:CA:224:C:H6	1.56	0.69
1:CA:1060:C:O2'	1:CA:1061:G:H5'	1.92	0.69
3:CC:40:ARG:HG3	3:CC:40:ARG:HH11	1.55	0.69
5:CE:84:PHE:HB3	5:CE:134:ALA:HB2	1.74	0.69
6:CF:91:VAL:HG12	6:CF:92:LYS:N	2.07	0.69
12:CL:120:TYR:O	12:CL:122:THR:N	2.25	0.69
24:CY:4:G:C2'	24:CY:5:G:H5''	2.22	0.69
25:CZ:12:VAL:HG13	25:CZ:100:ASP:OD2	1.92	0.69
25:CZ:270:VAL:CG1	25:CZ:286:VAL:HG21	2.22	0.69
31:D5:45:VAL:HG13	31:D5:51:TYR:H	1.57	0.69
36:DA:99:U:H4'	36:DA:102:G:H1'	1.74	0.69
36:DA:636:G:H2'	48:DP:115:LEU:CD1	2.22	0.69
36:DA:2183:C:H2'	36:DA:2184:G:C8	2.24	0.69
36:DA:2672:G:C2'	36:DA:2673:G:H5''	2.21	0.69
43:DH:130:ARG:HB3	43:DH:130:ARG:HH11	1.56	0.69
54:DV:77:ALA:O	54:DV:79:VAL:HG22	1.91	0.69
1:AA:1236:A:H2'	1:AA:1237:C:C6	2.26	0.69
4:AD:68:TYR:CD2	4:AD:97:LEU:HD22	2.27	0.69
12:AL:41:ARG:CG	12:AL:42:THR:H	1.97	0.69
28:B2:67:LYS:O	28:B2:69:ARG:N	2.26	0.69
36:BA:127:A:H5''	36:BA:128:C:O4'	1.92	0.69
36:BA:492:A:H2'	36:BA:493:G:O4'	1.93	0.69
36:BA:2189:U:C2'	36:BA:2190:G:H4'	2.21	0.69
40:BE:4:ILE:HD12	40:BE:92:THR:O	1.93	0.69
40:BE:59:VAL:HG22	40:BE:62:PRO:O	1.92	0.69
41:BF:160:ASN:HD21	41:BF:162:LEU:HD13	1.57	0.69

Continued on next page...

Continued from previous page...

Atom-1	Atom-2	Interatomic distance (Å)	Clash overlap (Å)
50:BR:12:ARG:HH11	50:BR:12:ARG:HG3	1.57	0.69
52:BT:33:LYS:HZ1	52:BT:43:GLN:HG2	1.55	0.69
57:BY:53:PRO:HB3	57:BY:56:PRO:HG3	1.73	0.69
1:CA:108:G:H5'	1:CA:109:A:H5''	1.73	0.69
1:CA:242:C:H2'	1:CA:243:A:H5'	1.74	0.69
1:CA:1332:A:H2'	1:CA:1333:A:C8	2.27	0.69
2:CB:97:TRP:CZ3	2:CB:172:ILE:HG22	2.27	0.69
7:CG:112:PRO:HD2	7:CG:113:GLU:OE2	1.92	0.69
10:CJ:6:ILE:HG13	10:CJ:72:VAL:HB	1.74	0.69
10:CJ:18:ALA:O	10:CJ:22:LYS:HB2	1.93	0.69
36:DA:2308:G:N7	36:DA:2310:A:H5'	2.07	0.69
50:DR:52:ILE:CG2	50:DR:94:TYR:HD2	2.03	0.69
1:AA:45:U:H2'	1:AA:46:G:C8	2.27	0.69
1:AA:427:U:H1'	1:AA:541:G:OP1	1.92	0.69
1:AA:1123:A:C2	1:AA:1150:U:H5	2.09	0.69
1:AA:1306:A:N6	1:AA:1331:G:H1'	2.08	0.69
2:AB:7:VAL:CG1	2:AB:11:LEU:HD12	2.21	0.69
19:AS:45:VAL:HA	19:AS:62:ILE:CG1	2.22	0.69
36:BA:650:C:H3'	36:BA:651:G:H5''	1.74	0.69
36:BA:953:A:OP2	49:BQ:16:ARG:HD3	1.92	0.69
36:BA:1332:G:N2	36:BA:1610:A:C8	2.61	0.69
36:BA:2807:G:C3'	36:BA:2808:U:H5''	2.22	0.69
39:BD:35:LYS:HG2	39:BD:36:PRO:N	2.07	0.69
40:BE:111:ARG:HG2	50:BR:2:ARG:CZ	2.22	0.69
49:BQ:66:ILE:HD12	49:BQ:66:ILE:O	1.92	0.69
49:BQ:101:ARG:HG3	49:BQ:101:ARG:NH1	2.07	0.69
49:BQ:141:GLN:HA	49:BQ:141:GLN:HE21	1.57	0.69
1:CA:1036:G:H5''	1:CA:1037:C:C5	2.26	0.69
3:CC:154:SER:CA	3:CC:165:THR:HA	2.21	0.69
9:CI:53:VAL:HG13	9:CI:95:LYS:CD	2.22	0.69
9:CI:53:VAL:H	9:CI:95:LYS:HZ2	1.38	0.69
14:CN:3:ARG:HG2	14:CN:3:ARG:O	1.90	0.69
24:CY:20:H2U:H4'	24:CY:21:A:H5'	1.73	0.69
24:CY:61:C:O2'	24:CY:62:U:H5''	1.91	0.69
35:D9:10:ILE:O	35:D9:10:ILE:HG22	1.90	0.69
36:DA:2147:G:H2'	36:DA:2148:G:O4'	1.91	0.69
48:DP:110:TYR:HD1	48:DP:111:ARG:HG3	1.58	0.69
4:AD:8:VAL:C	4:AD:10:ARG:N	2.46	0.69
10:AJ:96:ILE:HD13	10:AJ:96:ILE:N	2.07	0.69
31:B5:19:ARG:HG3	36:BA:2046:G:H5'	1.73	0.69
34:B8:4:MET:HE2	36:BA:666:G:H1'	1.73	0.69

Continued on next page...

Continued from previous page...

Atom-1	Atom-2	Interatomic distance (Å)	Clash overlap (Å)
36:BA:1404:C:O2'	36:BA:1405:U:H5'	1.93	0.69
47:BO:121:VAL:O	47:BO:122:LEU:HD23	1.92	0.69
50:BR:22:ARG:O	50:BR:26:LYS:HG3	1.92	0.69
50:BR:99:LYS:HD2	50:BR:99:LYS:N	2.03	0.69
58:BZ:145:GLU:HG3	58:BZ:146:ILE:HG12	1.75	0.69
5:CE:101:ILE:O	5:CE:120:THR:HB	1.93	0.69
17:CQ:40:LYS:HD3	17:CQ:42:TYR:OH	1.93	0.69
27:D1:44:PRO:HG2	27:D1:46:LEU:CD2	2.11	0.69
28:D2:65:ASN:HB3	28:D2:69:ARG:NH2	2.07	0.69
36:DA:1053:C:O2'	36:DA:1054:A:H5'	1.91	0.69
48:DP:47:ASP:HB2	48:DP:51:PHE:CB	2.09	0.69
49:DQ:18:LYS:H	49:DQ:98:LYS:HE3	1.58	0.69
50:DR:24:GLN:NE2	50:DR:36:THR:HG21	2.07	0.69
57:DY:7:VAL:HB	57:DY:8:LYS:NZ	2.07	0.69
13:AM:40:ASN:ND2	13:AM:42:ALA:HB3	2.07	0.69
28:B2:31:GLU:HA	28:B2:34:GLU:HB2	1.73	0.69
36:BA:605:C:H6	36:BA:657:U:HO2'	1.41	0.69
36:BA:664:C:O2'	36:BA:665:C:H5'	1.93	0.69
36:BA:2845:G:O2'	36:BA:2846:G:H5'	1.92	0.69
48:BP:101:VAL:HG12	48:BP:106:LEU:CB	2.22	0.69
49:BQ:133:ARG:HB2	49:BQ:133:ARG:HH11	1.57	0.69
54:BV:69:LYS:HA	54:BV:87:HIS:O	1.91	0.69
1:CA:556:C:O2'	1:CA:557:G:H5'	1.93	0.69
1:CA:631:G:H2'	1:CA:632:A:C8	2.28	0.69
4:CD:121:VAL:HG12	4:CD:134:ASP:C	2.13	0.69
8:CH:20:TYR:HE2	8:CH:75:ARG:HD2	1.57	0.69
9:CI:40:LEU:HD11	9:CI:70:LYS:CG	2.19	0.69
25:CZ:246:LYS:HD3	25:CZ:281:ILE:HG22	1.74	0.69
36:DA:744:G:OP1	40:DE:132:HIS:HB3	1.92	0.69
41:DF:164:ARG:HD3	41:DF:175:THR:OG1	1.92	0.69
46:DN:10:GLU:CD	46:DN:11:PRO:HD2	2.12	0.69
8:AH:33:GLU:OE1	8:AH:50:ARG:NH2	2.26	0.69
13:AM:2:ALA:N	13:AM:9:ILE:HG23	2.07	0.69
24:AY:54:5MU:OP2	24:AY:54:5MU:H71	1.92	0.69
25:AZ:253:VAL:HG12	25:AZ:305:ALA:O	1.93	0.69
36:BA:330:A:HO2'	36:BA:331:A:H8	1.40	0.69
36:BA:1657:C:O2'	36:BA:1658:C:H5'	1.92	0.69
41:BF:103:LYS:HG3	41:BF:106:ARG:HH21	1.58	0.69
43:BH:85:LYS:NZ	43:BH:87:LEU:N	2.40	0.69
50:BR:18:LEU:HD22	50:BR:18:LEU:O	1.92	0.69
52:BT:92:GLY:O	52:BT:93:ARG:HB2	1.92	0.69

Continued on next page...

Continued from previous page...

Atom-1	Atom-2	Interatomic distance (Å)	Clash overlap (Å)
57:BY:75:ILE:O	57:BY:76:CYS:HB2	1.91	0.69
2:CB:8:LYS:O	2:CB:10:LEU:N	2.25	0.69
4:CD:145:GLU:HA	4:CD:184:LYS:HA	1.74	0.69
6:CF:18:GLN:HA	6:CF:21:LEU:CB	2.22	0.69
7:CG:113:GLU:CG	7:CG:119:ARG:HG2	2.19	0.69
16:CP:75:ARG:HG3	16:CP:75:ARG:HH11	1.56	0.69
25:CZ:110:ASP:HB3	25:CZ:113:MET:CE	2.22	0.69
25:CZ:341:GLN:HA	25:CZ:350:THR:HA	1.74	0.69
36:DA:28:A:N6	36:DA:512:G:H1'	2.08	0.69
36:DA:2100:G:H22	36:DA:2189:U:H3	1.41	0.69
38:DC:113:VAL:HG12	38:DC:138:PRO:CG	2.21	0.69
48:DP:58:THR:O	48:DP:61:ARG:NE	2.23	0.69
48:DP:62:LEU:H	48:DP:62:LEU:CD2	2.05	0.69
49:DQ:30:GLY:HA2	49:DQ:107:ALA:HB2	1.75	0.69
1:AA:1305:G:H22	1:AA:1331:G:H2'	1.53	0.69
2:AB:136:VAL:O	2:AB:140:HIS:HB2	1.93	0.69
25:AZ:117:ARG:HD3	25:AZ:157:LEU:HD11	1.73	0.69
31:B5:3:LYS:HD2	31:B5:3:LYS:N	2.07	0.69
34:B8:4:MET:SD	34:B8:61:LEU:HD21	2.33	0.69
36:BA:286:C:H2'	36:BA:287:C:H6	1.56	0.69
36:BA:559:G:H22	53:BU:49:HIS:CD2	2.11	0.69
36:BA:884:C:H2'	36:BA:885:C:H5'	1.75	0.69
36:BA:1242:A:H5'	36:BA:1243:G:OP2	1.92	0.69
36:BA:1819:A:H5''	39:BD:161:THR:HG21	1.72	0.69
36:BA:1865:G:H5'	36:BA:1866:C:OP2	1.92	0.69
39:BD:37:LEU:HD12	39:BD:64:ILE:CG2	2.21	0.69
48:BP:97:PRO:HD3	48:BP:126:VAL:O	1.91	0.69
1:CA:1128:C:H1'	1:CA:1146:A:H61	1.57	0.69
1:CA:1321:C:H5''	1:CA:1322:C:H5''	1.74	0.69
26:D0:3:HIS:HB2	36:DA:2494:G:OP1	1.93	0.69
26:D0:10:THR:HG22	26:D0:12:ASN:H	1.57	0.69
36:DA:644:A:C2	36:DA:2369:A:H1'	2.27	0.69
36:DA:2039:C:H2'	36:DA:2040:C:H6	1.58	0.69
36:DA:2523:G:H2'	36:DA:2524:G:H5''	1.74	0.69
43:DH:46:GLU:O	43:DH:47:GLU:HB2	1.93	0.69
43:DH:159:GLU:HG3	43:DH:160:LYS:HG3	1.75	0.69
52:DT:25:GLY:HA2	52:DT:92:GLY:HA2	1.73	0.69
1:AA:1299:A:H5''	1:AA:1299:A:N3	2.06	0.69
1:AA:1415:G:O2'	1:AA:1416:G:H5'	1.93	0.69
3:AC:2:GLY:N	3:AC:3:ASN:OD1	2.26	0.69
3:AC:82:GLU:OE1	3:AC:83:ARG:N	2.22	0.69

Continued on next page...

Continued from previous page...

Atom-1	Atom-2	Interatomic distance (Å)	Clash overlap (Å)
4:AD:11:LEU:HD23	4:AD:11:LEU:N	2.08	0.69
7:AG:52:GLU:O	7:AG:54:THR:N	2.25	0.69
25:AZ:265:THR:HG21	25:AZ:290:LEU:HB3	1.73	0.69
34:B8:23:VAL:HG12	34:B8:46:ARG:NH1	2.08	0.69
36:BA:57:C:O2'	36:BA:58:G:H5'	1.92	0.69
36:BA:284:U:H2'	36:BA:285:C:C6	2.26	0.69
36:BA:473:G:H5''	36:BA:508:G:N2	2.08	0.69
36:BA:676:A:H2	36:BA:802:A:H61	1.39	0.69
36:BA:1335:U:H2'	36:BA:1336:A:H8	1.57	0.69
36:BA:2347:C:H2'	36:BA:2348:U:C6	2.27	0.69
36:BA:2767:C:H2'	36:BA:2768:C:H6	1.58	0.69
36:BA:2822:G:H2'	36:BA:2823:A:H5''	1.74	0.69
37:BB:15:A:H3'	37:BB:16:G:H5'	1.73	0.69
40:BE:27:LEU:HD22	52:BT:1:MET:H3	1.58	0.69
40:BE:116:VAL:O	40:BE:117:MET:CB	2.40	0.69
42:BG:161:THR:HG21	42:BG:172:LEU:HD13	1.74	0.69
43:BH:127:GLU:OE1	43:BH:128:PRO:HD3	1.93	0.69
50:BR:44:LEU:O	50:BR:48:VAL:HG12	1.92	0.69
51:BS:17:ARG:HA	51:BS:20:ARG:HH12	1.57	0.69
1:CA:80:G:C2	1:CA:90:U:H5'	2.28	0.69
1:CA:424:G:H2'	1:CA:425:G:H8	1.56	0.69
1:CA:972:C:OP2	10:CJ:57:LYS:HG3	1.93	0.69
3:CC:58:GLU:HB2	3:CC:65:ALA:HB2	1.73	0.69
3:CC:68:VAL:HG12	3:CC:70:VAL:HG23	1.74	0.69
13:CM:2:ALA:HB3	13:CM:9:ILE:HG23	1.75	0.69
25:CZ:7:ARG:O	25:CZ:8:THR:HG22	1.93	0.69
34:D8:52:LYS:H	34:D8:53:PRO:CD	2.06	0.69
35:D9:26:ILE:CG2	35:D9:27:CYS:N	2.56	0.69
36:DA:200:U:H2'	36:DA:201:C:H5'	1.75	0.69
36:DA:654:A:H3'	36:DA:654:A:OP1	1.92	0.69
36:DA:1190:G:H5'	48:DP:35:HIS:H	1.58	0.69
36:DA:1368:G:O2'	36:DA:1369:G:H5'	1.92	0.69
36:DA:1543:C:C3'	36:DA:1544:A:H5''	2.22	0.69
36:DA:1651:G:OP1	50:DR:40:LYS:NZ	2.26	0.69
36:DA:2485:G:C2'	36:DA:2486:G:H5'	2.23	0.69
36:DA:2579:C:O2'	40:DE:131:ALA:HB2	1.93	0.69
42:DG:51:ARG:NH1	42:DG:53:LEU:HD13	2.07	0.69
48:DP:58:THR:O	48:DP:58:THR:HG22	1.93	0.69
48:DP:99:LEU:O	48:DP:99:LEU:HD23	1.92	0.69
54:DV:19:LYS:NZ	54:DV:20:LEU:H	1.90	0.69
56:DX:12:VAL:HB	56:DX:17:ALA:CB	2.23	0.69

Continued on next page...

Continued from previous page...

Atom-1	Atom-2	Interatomic distance (Å)	Clash overlap (Å)
2:AB:69:LEU:HD23	2:AB:91:PRO:HB2	1.74	0.69
7:AG:78:ARG:HG3	7:AG:79:ARG:H	1.55	0.69
22:AV:59:U:O2'	22:AV:60:U:C6	2.46	0.69
25:AZ:118:GLU:HA	25:AZ:121:LEU:HD21	1.73	0.69
36:BA:1523:U:H2'	36:BA:1524:G:H8	1.58	0.69
37:BB:48:A:H4'	51:BS:95:HIS:CD2	2.27	0.69
38:BC:75:LEU:HG	38:BC:112:ALA:O	1.93	0.69
39:BD:65:ILE:HD11	39:BD:67:PHE:CE2	2.27	0.69
41:BF:183:VAL:O	41:BF:187:VAL:HG23	1.92	0.69
42:BG:73:ALA:H	42:BG:87:PRO:CD	2.06	0.69
42:BG:138:GLN:HG2	42:BG:153:ARG:H	1.57	0.69
46:BN:96:GLU:O	46:BN:100:GLU:HG3	1.91	0.69
51:BS:97:ARG:O	51:BS:97:ARG:NE	2.24	0.69
57:BY:87:LYS:HG3	57:BY:88:LYS:H	1.58	0.69
58:BZ:96:VAL:HG22	58:BZ:97:GLU:N	2.06	0.69
1:CA:603:U:H2'	1:CA:604:G:C8	2.28	0.69
1:CA:975:A:C4'	1:CA:976:G:H5''	2.23	0.69
1:CA:1003:G:O2'	1:CA:1004:A:H4'	1.93	0.69
1:CA:1040:U:H2'	1:CA:1041:A:H8	1.57	0.69
9:CI:99:LEU:HB2	9:CI:101:PHE:CE2	2.28	0.69
22:CV:68:C:C2'	22:CV:69:G:C5'	2.65	0.69
24:CY:15:A:H3'	24:CY:16:H2U:H5''	1.75	0.69
25:CZ:26:THR:HG21	60:CZ:501:GDP:C8	2.28	0.69
25:CZ:64:ASN:HD22	25:CZ:64:ASN:H	1.38	0.69
25:CZ:322:VAL:O	25:CZ:365:GLY:HA2	1.92	0.69
36:DA:1270:C:H5''	36:DA:1271:G:O5'	1.93	0.69
36:DA:2108:C:H2'	36:DA:2108:C:O2	1.91	0.69
36:DA:2155:G:H3'	36:DA:2156:G:H8	1.56	0.69
37:DB:91:C:H5'	49:DQ:17:LEU:O	1.92	0.69
39:DD:30:GLU:HG3	39:DD:63:ARG:HH21	1.58	0.69
39:DD:44:ASN:ND2	39:DD:49:ILE:HG22	2.08	0.69
42:DG:34:LEU:HD21	42:DG:100:TRP:CH2	2.28	0.69
46:DN:18:ALA:HB3	46:DN:26:LEU:HD22	1.75	0.69
1:AA:1049:U:H2'	14:AN:2:ALA:N	2.08	0.69
1:AA:1278:U:H5''	1:AA:1279:A:O4'	1.93	0.69
4:AD:17:VAL:HG11	4:AD:197:PRO:HB2	1.75	0.69
9:AI:19:LEU:HD11	9:AI:59:PHE:HD2	1.58	0.69
16:AP:67:THR:H	16:AP:70:ALA:HB3	1.56	0.69
25:AZ:270:VAL:HG12	25:AZ:286:VAL:HG21	1.73	0.69
25:AZ:294:SER:OG	25:AZ:297:GLU:HG3	1.93	0.69
27:B1:7:ILE:HG22	27:B1:8:SER:N	2.08	0.69

Continued on next page...

Continued from previous page...

Atom-1	Atom-2	Interatomic distance (Å)	Clash overlap (Å)
28:B2:4:SER:HA	28:B2:7:ARG:HE	1.58	0.69
36:BA:81:G:H21	57:BY:2:ARG:NH1	1.90	0.69
36:BA:278:A:H61	36:BA:362:U:H3	1.41	0.69
36:BA:1058:G:C2'	36:BA:1059:G:H5''	2.22	0.69
36:BA:2514:U:H2'	36:BA:2515:C:C6	2.28	0.69
37:BB:16:G:N2	37:BB:69:G:H1'	2.07	0.69
39:BD:35:LYS:O	39:BD:36:PRO:C	2.31	0.69
39:BD:35:LYS:HB3	39:BD:36:PRO:HD2	1.75	0.69
49:BQ:133:ARG:HG2	49:BQ:134:ARG:H	1.57	0.69
52:BT:98:LYS:HB3	52:BT:100:TYR:CE1	2.27	0.69
1:CA:1086:U:H2'	1:CA:1087:G:H5'	1.74	0.69
6:CF:61:LEU:HB3	6:CF:63:TYR:CE1	2.25	0.69
25:CZ:333:GLY:CA	25:CZ:363:MET:HE1	2.19	0.69
29:D3:45:GLY:C	29:D3:47:VAL:H	1.94	0.69
36:DA:394:A:H2'	36:DA:395:U:H5'	1.75	0.69
36:DA:1434:A:H61	36:DA:1558:A:N6	1.91	0.69
36:DA:1678:G:N2	36:DA:1989:G:H22	1.91	0.69
39:DD:27:THR:HG23	39:DD:27:THR:O	1.93	0.69
46:DN:73:THR:HG23	46:DN:82:LEU:HD11	1.75	0.69
48:DP:23:PRO:HB2	48:DP:33:ARG:CG	2.24	0.69
1:AA:629:G:H2'	1:AA:630:G:H5''	1.73	0.68
1:AA:1264:C:O2'	1:AA:1265:G:H5'	1.93	0.68
17:AQ:9:VAL:HG11	17:AQ:84:LEU:HD13	1.75	0.68
24:AY:20:H2U:H4'	24:AY:21:A:H5'	1.75	0.68
25:AZ:97:ALA:HA	25:AZ:126:VAL:CG1	2.23	0.68
36:BA:17:G:H4'	53:BU:25:TRP:CZ3	2.28	0.68
36:BA:1899:G:N2	36:BA:1902:C:N4	2.39	0.68
36:BA:2053:G:H5'	40:BE:144:ARG:O	1.92	0.68
39:BD:108:PRO:HG2	39:BD:111:LEU:HB2	1.75	0.68
39:BD:183:ARG:HH11	39:BD:183:ARG:HG2	1.56	0.68
58:BZ:115:GLY:HA2	58:BZ:177:PRO:CD	2.15	0.68
10:CJ:48:THR:HG22	10:CJ:62:HIS:ND1	2.07	0.68
32:D6:19:ARG:O	32:D6:20:ASN:O	2.10	0.68
36:DA:94(A):G:H2'	36:DA:95:G:H5''	1.74	0.68
41:DF:11:VAL:HG12	41:DF:12:LEU:H	1.58	0.68
47:DO:19:ILE:HG22	47:DO:43:VAL:HA	1.74	0.68
48:DP:126:VAL:HA	48:DP:145:PRO:CB	2.23	0.68
57:DY:76:CYS:SG	57:DY:77:PRO:HD2	2.32	0.68
2:AB:44:LEU:HA	2:AB:47:THR:OG1	1.93	0.68
8:AH:1:MET:HE2	8:AH:2:LEU:H	1.58	0.68
12:AL:126:LYS:HE2	12:AL:126:LYS:HA	1.74	0.68

Continued on next page...

Continued from previous page...

Atom-1	Atom-2	Interatomic distance (Å)	Clash overlap (Å)
28:B2:22:GLU:CA	28:B2:64:LEU:HD21	2.23	0.68
36:BA:1403:C:H5''	36:BA:1471:A:H1'	1.74	0.68
36:BA:1516:C:H2'	36:BA:1517:G:H5''	1.73	0.68
36:BA:2287:A:N6	36:BA:2344:U:H3	1.89	0.68
36:BA:2334:G:C5'	51:BS:13:ARG:HD3	2.22	0.68
37:BB:15:A:H3'	37:BB:16:G:C5'	2.22	0.68
51:BS:52:SER:HB3	51:BS:55:ALA:HB3	1.75	0.68
2:CB:8:LYS:HD3	2:CB:217:ARG:NH2	2.07	0.68
3:CC:58:GLU:HB2	3:CC:65:ALA:HB3	1.73	0.68
17:CQ:59:ILE:CD1	17:CQ:73:VAL:HG22	2.23	0.68
36:DA:237:C:O2'	36:DA:238:C:H5'	1.93	0.68
36:DA:380:U:H2'	36:DA:381:G:H8	1.58	0.68
36:DA:1528:A:N3	36:DA:1528:A:H2'	2.08	0.68
40:DE:61:ARG:HG2	40:DE:62:PRO:HD3	1.74	0.68
50:DR:99:LYS:H	50:DR:99:LYS:CD	2.05	0.68
58:DZ:97:GLU:HG3	58:DZ:127:LYS:HB3	1.73	0.68
9:AI:126:SER:O	9:AI:127:LYS:HB3	1.93	0.68
25:AZ:226:GLU:CG	25:AZ:240:GLY:HA2	2.23	0.68
36:BA:139:G:H2'	36:BA:139(A):G:H5''	1.75	0.68
36:BA:484:C:H2'	36:BA:485:C:C6	2.28	0.68
36:BA:1012:U:O4	46:BN:28:THR:HG21	1.93	0.68
36:BA:1747(A):G:H2'	36:BA:1748:G:C5'	2.23	0.68
36:BA:1779:U:C5	36:BA:1784:A:N7	2.61	0.68
36:BA:1958:C:O2'	36:BA:1959:G:H5'	1.93	0.68
41:BF:126:VAL:HG11	41:BF:142:TRP:HH2	1.57	0.68
1:CA:1412:C:H2'	1:CA:1413:A:H8	1.52	0.68
2:CB:118:LEU:HD11	2:CB:141:GLU:OE1	1.94	0.68
3:CC:70:VAL:HG21	3:CC:76:VAL:HG11	1.75	0.68
4:CD:100:ARG:HB3	4:CD:103:ASN:HB3	1.76	0.68
10:CJ:9:ARG:O	10:CJ:94:VAL:HG13	1.94	0.68
25:CZ:222:LEU:HB3	25:CZ:243:GLU:HB3	1.76	0.68
28:D2:38:GLN:O	28:D2:41:ILE:HG12	1.93	0.68
40:DE:111:ARG:HA	50:DR:2:ARG:HG3	1.73	0.68
42:DG:32:PRO:HB3	42:DG:163:ALA:HA	1.74	0.68
46:DN:17:ASP:OD1	46:DN:56:ASN:HB3	1.93	0.68
58:DZ:120:ILE:HD13	58:DZ:120:ILE:O	1.94	0.68
1:AA:29:G:O2'	1:AA:30:U:H5'	1.93	0.68
1:AA:191:G:C4	20:AT:105:SER:HB3	2.28	0.68
32:B6:15:GLU:HB2	32:B6:20:ASN:CB	2.19	0.68
36:BA:1047:G:H2'	36:BA:1110:G:N2	2.06	0.68
36:BA:2131:G:H1'	36:BA:2133:G:N2	2.06	0.68

Continued on next page...

Continued from previous page...

Atom-1	Atom-2	Interatomic distance (Å)	Clash overlap (Å)
43:BH:94:TYR:CD1	43:BH:107:VAL:HA	2.29	0.68
47:BO:47:ILE:HG23	47:BO:48:PRO:HD2	1.75	0.68
47:BO:64:ARG:NH2	52:BT:70:VAL:HG21	2.09	0.68
58:BZ:126:VAL:HA	58:BZ:163:LEU:HA	1.74	0.68
1:CA:1423:G:H5'	47:DO:49:ARG:HH22	1.56	0.68
3:CC:134:ILE:HD11	3:CC:153:VAL:CG2	2.24	0.68
10:CJ:96:ILE:N	10:CJ:96:ILE:HD13	2.09	0.68
15:CO:82:ILE:HG23	15:CO:83:GLU:N	2.08	0.68
17:CQ:66:SER:OG	17:CQ:69:LYS:HB2	1.93	0.68
22:CW:68:C:H2'	22:CW:69:G:C8	2.28	0.68
25:CZ:64:ASN:N	25:CZ:64:ASN:ND2	2.40	0.68
32:D6:53:LYS:HG2	32:D6:54:ILE:H	1.57	0.68
36:DA:588:U:H2'	36:DA:589:C:C6	2.28	0.68
36:DA:736:C:H2'	36:DA:737:C:C6	2.29	0.68
36:DA:1242:A:H5'	36:DA:1243:G:OP2	1.93	0.68
36:DA:1516:C:C2'	36:DA:1517:G:H5''	2.24	0.68
38:DC:100:ILE:HD11	38:DC:123:VAL:HG23	1.75	0.68
38:DC:113:VAL:HG11	38:DC:136:LEU:O	1.92	0.68
38:DC:131:LEU:HD22	38:DC:136:LEU:CB	2.22	0.68
39:DD:31:LYS:NZ	39:DD:33:LEU:HG	2.07	0.68
43:DH:137:ASP:O	43:DH:138:LYS:HB2	1.93	0.68
58:DZ:51:ALA:HB1	58:DZ:57:ILE:HD11	1.75	0.68
1:AA:1040:U:H2'	1:AA:1041:A:C8	2.28	0.68
6:AF:91:VAL:HG11	18:AR:72:ARG:NH1	2.08	0.68
15:AO:48:LYS:HE2	15:AO:48:LYS:HA	1.76	0.68
32:B6:27:LYS:HE3	32:B6:30:THR:OG1	1.93	0.68
36:BA:271(A):A:H5'	36:BA:271(B):C:OP2	1.94	0.68
36:BA:1209:G:H21	36:BA:1210:A:N6	1.90	0.68
41:BF:133:ASN:HB2	41:BF:138:GLU:OE1	1.94	0.68
41:BF:160:ASN:ND2	41:BF:162:LEU:HD13	2.08	0.68
48:BP:97:PRO:O	48:BP:98:GLU:HB3	1.93	0.68
50:BR:4:LEU:O	50:BR:4:LEU:HD23	1.93	0.68
52:BT:98:LYS:HB3	52:BT:100:TYR:HE1	1.56	0.68
53:BU:15:LYS:O	53:BU:19:LYS:HG2	1.92	0.68
58:BZ:67:LEU:H	58:BZ:67:LEU:HD12	1.57	0.68
3:CC:78:GLY:HA3	3:CC:82:GLU:OE1	1.93	0.68
5:CE:18:ARG:HG3	5:CE:18:ARG:HH11	1.59	0.68
5:CE:42:GLY:HA3	5:CE:66:MET:HE1	1.75	0.68
6:CF:19:LEU:O	6:CF:19:LEU:HD23	1.92	0.68
10:CJ:3:LYS:NZ	10:CJ:77:PRO:HD2	2.09	0.68
16:CP:20:VAL:HG23	16:CP:34:GLU:O	1.93	0.68

Continued on next page...

Continued from previous page...

Atom-1	Atom-2	Interatomic distance (Å)	Clash overlap (Å)
19:CS:47:HIS:O	19:CS:62:ILE:HG22	1.94	0.68
36:DA:118:A:OP2	36:DA:119:A:H5''	1.94	0.68
36:DA:1040:C:H2'	36:DA:1041:G:H8	1.57	0.68
38:DC:75:LEU:HG	38:DC:112:ALA:O	1.93	0.68
38:DC:87:GLU:CG	38:DC:94:VAL:HG21	2.24	0.68
39:DD:37:LEU:HD12	39:DD:64:ILE:CG2	2.24	0.68
48:DP:123:LEU:HD23	48:DP:123:LEU:H	1.58	0.68
52:DT:85:LYS:NZ	52:DT:85:LYS:CB	2.55	0.68
1:AA:1306:A:H61	1:AA:1331:G:H1'	1.59	0.68
2:AB:42:ILE:HD11	2:AB:202:PRO:HB2	1.75	0.68
3:AC:84:ILE:HG12	3:AC:84:ILE:O	1.93	0.68
6:AF:47:ARG:O	6:AF:47:ARG:HG3	1.94	0.68
36:BA:848:G:N3	36:BA:933:A:H1'	2.09	0.68
36:BA:1209:G:N2	36:BA:1210:A:H62	1.91	0.68
36:BA:2476:A:O2'	36:BA:2477:C:H5''	1.93	0.68
37:BB:48:A:H4'	51:BS:95:HIS:HD2	1.58	0.68
38:BC:113:VAL:HG12	38:BC:138:PRO:CG	2.24	0.68
42:BG:43:LEU:HB3	42:BG:45:GLU:HG2	1.76	0.68
1:CA:1096:C:H5''	2:CB:137:ARG:HH21	1.59	0.68
1:CA:1152:A:OP1	10:CJ:70:ARG:NH2	2.24	0.68
5:CE:76:ILE:HG13	5:CE:142:LEU:HD13	1.74	0.68
24:CY:72:U:H2'	24:CY:73:G:C5'	2.13	0.68
35:D9:7:VAL:HG13	35:D9:34:GLN:CG	2.23	0.68
36:DA:607:U:OP1	41:DF:102:PRO:HA	1.93	0.68
46:DN:34:LEU:HD13	46:DN:34:LEU:O	1.93	0.68
49:DQ:51:ARG:O	49:DQ:55:VAL:HG12	1.93	0.68
51:DS:101:LEU:HD12	51:DS:101:LEU:O	1.94	0.68
58:DZ:108:PRO:HB3	58:DZ:141:VAL:HG11	1.76	0.68
6:AF:10:LEU:HD11	6:AF:61:LEU:CD1	2.23	0.68
20:AT:86:ARG:O	20:AT:90:GLN:HG2	1.94	0.68
28:B2:2:LYS:HE3	28:B2:59:ARG:NH2	2.08	0.68
34:B8:32:LEU:HD23	34:B8:36:LYS:HZ3	1.59	0.68
36:BA:409:C:O2'	36:BA:410:G:H5'	1.94	0.68
36:BA:500:G:N2	36:BA:502:A:H3'	2.08	0.68
1:CA:965:A:C2	1:CA:969:A:C2	2.81	0.68
27:D1:64:ALA:O	27:D1:67:ILE:HG12	1.94	0.68
28:D2:31:GLU:HB3	28:D2:53:LEU:HD11	1.73	0.68
33:D7:5:TRP:CD1	33:D7:7:PRO:HD3	2.28	0.68
36:DA:484:C:OP1	57:DY:49:VAL:HG13	1.94	0.68
36:DA:654(C):G:C2'	36:DA:654(D):G:H5'	2.24	0.68
36:DA:2136:C:H2'	36:DA:2137:C:H6	1.59	0.68

Continued on next page...

Continued from previous page...

Atom-1	Atom-2	Interatomic distance (Å)	Clash overlap (Å)
46:DN:60:ILE:HD13	46:DN:99:LEU:HD23	1.75	0.68
54:DV:19:LYS:HB3	54:DV:94:LEU:O	1.94	0.68
55:DW:29:LEU:CD2	55:DW:33:ARG:HH11	2.07	0.68
1:AA:80:G:C2	1:AA:90:U:H5'	2.28	0.68
22:AW:18:G:H1	22:AW:55:U:H1'	1.58	0.68
28:B2:22:GLU:O	28:B2:26:ARG:HB2	1.94	0.68
29:B3:10:LYS:O	29:B3:53:LEU:HD22	1.94	0.68
36:BA:1336:A:H2'	36:BA:1337:G:C8	2.28	0.68
36:BA:2298:A:H62	36:BA:2318:G:H8	1.40	0.68
42:BG:110:ALA:C	42:BG:112:PRO:HD2	2.13	0.68
50:BR:99:LYS:H	50:BR:99:LYS:CD	2.01	0.68
54:BV:35:LEU:H	54:BV:35:LEU:HD22	1.58	0.68
1:CA:250:A:H4'	1:CA:251:G:O5'	1.94	0.68
5:CE:6:PHE:HB3	5:CE:35:GLY:O	1.92	0.68
5:CE:79:GLU:HG3	5:CE:93:PRO:CD	2.23	0.68
17:CQ:22:LEU:HD11	17:CQ:39:SER:OG	1.94	0.68
24:CY:44:G:H4'	24:CY:45:U:OP1	1.92	0.68
25:CZ:103:ILE:HD11	25:CZ:206:ILE:CD1	2.24	0.68
26:D0:27:GLU:CD	36:DA:856:C:H1'	2.14	0.68
32:D6:5:VAL:N	32:D6:9:LEU:H	1.92	0.68
35:D9:10:ILE:O	35:D9:11:CYS:CB	2.39	0.68
36:DA:581:C:H2'	36:DA:582:G:C8	2.29	0.68
36:DA:615:G:OP2	41:DF:43:LYS:HE2	1.94	0.68
36:DA:882:G:H2'	36:DA:883:G:C8	2.27	0.68
36:DA:2657:A:O2'	43:DH:160:LYS:HE2	1.94	0.68
37:DB:30:C:H1'	37:DB:57:A:N6	2.07	0.68
37:DB:56:G:H4'	37:DB:57:A:O5'	1.94	0.68
41:DF:185:ASP:HA	41:DF:188:ARG:HD3	1.75	0.68
41:DF:192:LEU:HD21	41:DF:194:MET:HG3	1.76	0.68
50:DR:87:TYR:O	50:DR:90:ARG:N	2.27	0.68
52:DT:10:VAL:O	52:DT:13:ARG:HG2	1.93	0.68
1:AA:737:A:H2'	1:AA:738:C:H6	1.59	0.68
1:AA:1463:C:H5'	52:BT:115:ARG:NH2	2.06	0.68
2:AB:126:GLU:HA	2:AB:129:GLU:CD	2.14	0.68
3:AC:20:SER:HB2	3:AC:40:ARG:NH2	2.08	0.68
5:AE:6:PHE:HB2	5:AE:34:VAL:HG22	1.75	0.68
6:AF:69:GLU:O	6:AF:72:VAL:HG12	1.92	0.68
14:AN:13:THR:N	14:AN:14:PRO:CD	2.57	0.68
28:B2:13:ALA:HA	28:B2:15:LYS:HE3	1.75	0.68
36:BA:585:G:H2'	36:BA:1251:C:H42	1.59	0.68
41:BF:2:LYS:O	41:BF:25:PRO:HG2	1.94	0.68

Continued on next page...

Continued from previous page...

Atom-1	Atom-2	Interatomic distance (Å)	Clash overlap (Å)
42:BG:71:THR:HB	42:BG:89:GLY:O	1.94	0.68
25:CZ:67:HIS:H	25:CZ:67:HIS:HD2	1.35	0.68
36:DA:862:G:H2'	36:DA:863:A:O4'	1.94	0.68
36:DA:1104:C:O2'	36:DA:1105:U:H5'	1.92	0.68
36:DA:2064:C:H2'	36:DA:2065:C:C6	2.28	0.68
36:DA:2845:G:O2'	36:DA:2846:G:H5'	1.94	0.68
41:DF:40:GLN:NE2	41:DF:182:ASN:HB2	2.08	0.68
53:DU:92:ARG:HG2	53:DU:92:ARG:O	1.93	0.68
1:AA:708:C:O2'	1:AA:709:G:H5'	1.94	0.68
1:AA:1004:A:H5''	1:AA:1025:U:C2	2.29	0.68
1:AA:1226:C:H2'	13:AM:103:THR:HB	1.75	0.68
2:AB:22:LYS:HA	2:AB:22:LYS:HZ2	1.59	0.68
2:AB:152:PHE:O	2:AB:153:ARG:CB	2.41	0.68
4:AD:117:ALA:O	4:AD:121:VAL:HG23	1.94	0.68
7:AG:4:ARG:HH11	7:AG:4:ARG:HG2	1.59	0.68
36:BA:130:C:H2'	36:BA:131:G:H5''	1.74	0.68
36:BA:955:C:OP1	49:BQ:87:LYS:HE2	1.93	0.68
39:BD:147:LEU:HD11	39:BD:183:ARG:HH12	1.58	0.68
41:BF:101:LEU:HD12	41:BF:102:PRO:HD2	1.76	0.68
43:BH:85:LYS:HD3	43:BH:133:VAL:H	1.57	0.68
57:BY:46:LYS:HG2	57:BY:47:LYS:N	2.06	0.68
1:CA:1332:A:H2'	1:CA:1333:A:H8	1.57	0.68
3:CC:13:GLY:H	14:CN:57:ARG:HD2	1.59	0.68
13:CM:68:GLY:HA2	13:CM:71:ARG:HG2	1.76	0.68
33:D7:30:VAL:HA	33:D7:33:ARG:NH1	2.08	0.68
33:D7:34:ARG:HH11	33:D7:34:ARG:CG	2.05	0.68
36:DA:637:A:OP2	48:DP:115:LEU:HB2	1.92	0.68
36:DA:1862:G:O2'	36:DA:1863:G:H5'	1.93	0.68
36:DA:2514:U:H2'	36:DA:2515:C:H6	1.57	0.68
39:DD:238:GLY:O	39:DD:239:ARG:O	2.12	0.68
42:DG:152:LEU:HD23	42:DG:152:LEU:N	2.09	0.68
43:DH:88:LEU:HD12	43:DH:130:ARG:HD2	1.76	0.68
48:DP:84:ASN:C	48:DP:86:LYS:H	1.96	0.68
52:DT:22:PHE:HE2	52:DT:85:LYS:NZ	1.91	0.68
56:DX:28:PHE:N	56:DX:28:PHE:HD1	1.92	0.68
1:AA:1003:G:C2'	1:AA:1004:A:H4'	2.24	0.67
11:AK:33:THR:HG22	11:AK:39:PRO:CA	2.22	0.67
20:AT:16:HIS:O	20:AT:19:SER:HB3	1.94	0.67
25:AZ:65:THR:HA	25:AZ:83:PRO:HD3	1.76	0.67
26:B0:23:VAL:H	26:B0:38:VAL:HG13	1.58	0.67
32:B6:25:LYS:HE2	34:B8:34:TRP:HE1	1.59	0.67

Continued on next page...

Continued from previous page...

Atom-1	Atom-2	Interatomic distance (Å)	Clash overlap (Å)
36:BA:2305:A:H2'	36:BA:2306:C:H5''	1.76	0.67
40:BE:87:GLU:C	40:BE:89:ASP:H	1.95	0.67
41:BF:127:GLU:OE1	41:BF:196:LEU:HD12	1.93	0.67
51:BS:11:LYS:N	51:BS:11:LYS:HD2	2.09	0.67
51:BS:95:HIS:CG	51:BS:96:GLY:H	2.13	0.67
1:CA:542:G:H5'	4:CD:41:GLY:CA	2.24	0.67
1:CA:646:U:H2'	1:CA:647:C:C6	2.29	0.67
1:CA:722:A:H2'	1:CA:722:A:N3	2.08	0.67
1:CA:1202:G:O2'	1:CA:1203:C:H5'	1.94	0.67
2:CB:207:ALA:O	2:CB:211:ILE:HD12	1.93	0.67
22:CV:5:G:H1	22:CV:68:C:H42	1.40	0.67
27:D1:88:LYS:O	27:D1:92:LYS:HG3	1.92	0.67
36:DA:1921:G:O2'	36:DA:1922:G:H5'	1.93	0.67
36:DA:2110:G:N1	36:DA:2178:C:H5	1.92	0.67
36:DA:2563:U:H4'	47:DO:28:SER:HA	1.76	0.67
38:DC:151:GLU:HA	38:DC:154:ARG:HH11	1.59	0.67
39:DD:49:ILE:HG13	39:DD:49:ILE:O	1.92	0.67
49:DQ:24:GLY:O	49:DQ:26:TYR:N	2.23	0.67
51:DS:57:LYS:O	51:DS:58:LEU:HB2	1.94	0.67
52:DT:94:ALA:HB1	52:DT:99:LEU:HD23	1.75	0.67
57:DY:46:LYS:CG	57:DY:47:LYS:H	2.03	0.67
12:AL:71:PRO:HG3	12:AL:99:HIS:HD2	1.58	0.67
25:AZ:138:VAL:HG21	25:AZ:173:GLY:H	1.59	0.67
28:B2:46:GLN:C	28:B2:50:ILE:HB	2.13	0.67
36:BA:1543:C:C3'	36:BA:1544:A:H5''	2.25	0.67
37:BB:65:C:N4	37:BB:109:C:H2'	2.08	0.67
40:BE:4:ILE:HD11	40:BE:28:ALA:HB1	1.76	0.67
43:BH:66:GLY:HA2	43:BH:69:ARG:CG	2.24	0.67
53:BU:29:SER:HB2	53:BU:30:LYS:NZ	2.09	0.67
1:CA:227:G:C3'	1:CA:228:A:H5''	2.24	0.67
1:CA:254:G:OP1	17:CQ:67:LYS:O	2.11	0.67
2:CB:112:VAL:O	2:CB:115:LEU:HB3	1.93	0.67
2:CB:204:ASN:ND2	2:CB:206:ASP:H	1.91	0.67
3:CC:60:ALA:HB2	10:CJ:93:GLY:HA2	1.75	0.67
3:CC:135:LYS:HZ1	5:CE:50:GLU:HG2	1.59	0.67
10:CJ:57:LYS:HD3	10:CJ:57:LYS:C	2.14	0.67
13:CM:37:THR:O	13:CM:39:ILE:HG13	1.94	0.67
24:CY:76:A:O4'	25:CZ:237:VAL:HG11	1.94	0.67
28:D2:36:ARG:HA	28:D2:39:ALA:HB3	1.75	0.67
35:D9:7:VAL:HG12	35:D9:25:VAL:HG21	1.75	0.67
36:DA:139(A):G:N2	56:DX:44:GLU:OE1	2.24	0.67

Continued on next page...

Continued from previous page...

Atom-1	Atom-2	Interatomic distance (Å)	Clash overlap (Å)
36:DA:1053:C:H41	36:DA:1107:G:N2	1.93	0.67
36:DA:1542:A:H5'	36:DA:1543:C:OP2	1.94	0.67
36:DA:2122:U:H2'	36:DA:2123:G:H8	1.59	0.67
40:DE:52:LEU:CD1	52:DT:1:MET:HG2	2.24	0.67
41:DF:25:PRO:HB3	41:DF:119:ARG:CG	2.20	0.67
48:DP:65:ARG:HB3	48:DP:68:GLN:NE2	1.99	0.67
48:DP:115:LEU:HB3	48:DP:131:SER:HB3	1.77	0.67
56:DX:7:VAL:C	56:DX:8:ILE:HD12	2.13	0.67
1:AA:750:G:N3	15:AO:23:GLY:HA3	2.09	0.67
19:AS:32:LYS:O	19:AS:33:THR:HB	1.94	0.67
25:AZ:150:VAL:HA	25:AZ:153:GLU:OE2	1.94	0.67
36:BA:2308:G:N7	36:BA:2310:A:H5'	2.09	0.67
39:BD:129:ASN:O	39:BD:193:VAL:HG12	1.93	0.67
40:BE:77:ILE:HG22	40:BE:78:LEU:H	1.59	0.67
42:BG:153:ARG:HB3	42:BG:153:ARG:NH1	2.09	0.67
46:BN:23:LEU:HB3	46:BN:60:ILE:HG21	1.75	0.67
46:BN:58:ASP:C	46:BN:60:ILE:H	1.97	0.67
54:BV:58:VAL:CG2	54:BV:98:GLU:HG2	2.24	0.67
57:BY:63:LYS:HG2	57:BY:64:GLU:H	1.58	0.67
1:CA:603:U:H2'	1:CA:604:G:H8	1.59	0.67
7:CG:9:VAL:HG22	7:CG:94:ARG:NH1	2.08	0.67
10:CJ:57:LYS:HD3	10:CJ:58:ASP:N	2.08	0.67
25:CZ:13:ASN:HB3	25:CZ:78:SER:HB3	1.76	0.67
38:DC:75:LEU:H	38:DC:112:ALA:HB3	1.57	0.67
1:AA:1053:G:H4'	1:AA:1054:C:C5'	2.18	0.67
1:AA:1356:G:H2'	1:AA:1357:A:C8	2.29	0.67
1:AA:1412:C:H2'	1:AA:1413:A:C8	2.29	0.67
24:AY:43:G:H5'	24:AY:44:G:OP2	1.95	0.67
25:AZ:7:ARG:CG	25:AZ:7:ARG:NH1	2.52	0.67
26:B0:62:LEU:HD23	26:B0:62:LEU:H	1.59	0.67
34:B8:33:ASN:CG	34:B8:34:TRP:N	2.46	0.67
36:BA:581:C:H2'	36:BA:582:G:C8	2.29	0.67
36:BA:1006:C:C2	36:BA:1138:G:N2	2.62	0.67
36:BA:1499:C:H5'	36:BA:1499:C:C6	2.28	0.67
41:BF:132:VAL:HG13	41:BF:133:ASN:HD22	1.59	0.67
41:BF:180:GLY:N	41:BF:205:ARG:HH22	1.92	0.67
42:BG:9:ARG:O	42:BG:13:GLU:HG2	1.94	0.67
43:BH:66:GLY:HA2	43:BH:69:ARG:HG2	1.77	0.67
50:BR:24:GLN:HB2	50:BR:44:LEU:HD21	1.76	0.67
1:CA:184:G:H4'	1:CA:224:C:H4'	1.75	0.67
3:CC:206:GLU:O	3:CC:207:VAL:O	2.13	0.67

Continued on next page...

Continued from previous page...

Atom-1	Atom-2	Interatomic distance (Å)	Clash overlap (Å)
4:CD:30:LYS:C	4:CD:32:ALA:N	2.45	0.67
8:CH:30:ARG:HH11	8:CH:30:ARG:HB3	1.60	0.67
11:CK:57:THR:HG23	11:CK:60:ALA:H	1.58	0.67
29:D3:31:LEU:O	29:D3:32:GLN:HB2	1.93	0.67
32:D6:18:ARG:HG2	32:D6:18:ARG:NH1	2.06	0.67
34:D8:15:LYS:HD2	34:D8:16:ILE:N	2.10	0.67
36:DA:1187:G:H5''	54:DV:81:TYR:CE1	2.29	0.67
36:DA:1813:G:H1'	39:DD:50:THR:OG1	1.93	0.67
36:DA:2078:C:H2'	36:DA:2079:U:C6	2.30	0.67
40:DE:101:ARG:CB	40:DE:201:THR:HG21	2.25	0.67
43:DH:41:MET:O	43:DH:42:ARG:HB3	1.94	0.67
43:DH:96:ALA:HB3	43:DH:128:PRO:O	1.93	0.67
43:DH:106:THR:HG22	43:DH:112:PRO:HB3	1.76	0.67
50:DR:59:ASP:O	50:DR:60:LEU:HB3	1.93	0.67
51:DS:95:HIS:CG	51:DS:96:GLY:H	2.12	0.67
56:DX:28:PHE:N	56:DX:28:PHE:CD1	2.61	0.67
57:DY:44:ILE:HD12	57:DY:44:ILE:N	2.08	0.67
58:DZ:17:ALA:HA	58:DZ:20:ARG:CD	2.25	0.67
1:AA:1108:G:H5'	3:AC:176:HIS:CD2	2.28	0.67
2:AB:111:ARG:HG2	2:AB:111:ARG:NH1	2.09	0.67
36:BA:833:U:H5''	48:BP:48:PRO:HB2	1.76	0.67
36:BA:1810:A:H2'	36:BA:1811:G:O4'	1.94	0.67
36:BA:2477:C:H6	36:BA:2477:C:C5'	2.00	0.67
36:BA:2807:G:H1	36:BA:2893:G:H1	1.43	0.67
51:BS:61:ASN:O	51:BS:65:VAL:HG23	1.95	0.67
54:BV:47:VAL:O	54:BV:47:VAL:HG23	1.94	0.67
57:BY:43:ASN:HB2	57:BY:64:GLU:HA	1.77	0.67
2:CB:8:LYS:HZ3	2:CB:217:ARG:HH12	1.42	0.67
4:CD:96:LEU:HG	4:CD:139:ARG:NH2	2.10	0.67
8:CH:82:HIS:CD2	8:CH:138:TRP:NE1	2.62	0.67
36:DA:2657:A:H2'	36:DA:2658:C:H5'	1.76	0.67
1:AA:861:G:O2'	1:AA:862:C:H5'	1.94	0.67
36:BA:673:C:H6	36:BA:673:C:C5'	2.07	0.67
36:BA:761:A:O5'	36:BA:761:A:C8	2.47	0.67
36:BA:2092:U:H5	36:BA:2226:C:OP2	1.77	0.67
43:BH:16:SER:CB	43:BH:27:LYS:HB2	2.18	0.67
1:CA:189:G:H2'	1:CA:189(A):C:H6	1.58	0.67
12:CL:41:ARG:CG	12:CL:42:THR:H	2.06	0.67
15:CO:17:ARG:HH11	15:CO:17:ARG:HG3	1.58	0.67
25:CZ:29:ALA:O	25:CZ:33:TYR:HD2	1.77	0.67
25:CZ:259:ALA:HB1	25:CZ:260:PRO:CD	2.24	0.67

Continued on next page...

Continued from previous page...

Atom-1	Atom-2	Interatomic distance (Å)	Clash overlap (Å)
36:DA:2406:U:N3	48:DP:72:PRO:HB2	2.08	0.67
46:DN:30:ILE:CG2	46:DN:120:LEU:HD21	2.24	0.67
50:DR:74:LYS:NZ	50:DR:77:ARG:HH21	1.91	0.67
50:DR:94:TYR:N	50:DR:94:TYR:CD1	2.60	0.67
52:DT:30:VAL:HG12	52:DT:44:ASP:CG	2.15	0.67
3:AC:131:ARG:HH11	3:AC:166:GLU:HG3	1.59	0.67
4:AD:23:GLY:HA3	4:AD:112:VAL:HG22	1.77	0.67
4:AD:31:CYS:O	4:AD:32:ALA:HB3	1.94	0.67
10:AJ:5:ARG:HG2	10:AJ:73:ASP:OD1	1.95	0.67
11:AK:57:THR:HG23	11:AK:60:ALA:H	1.60	0.67
13:AM:40:ASN:HD21	13:AM:42:ALA:HB3	1.58	0.67
13:AM:90:LEU:O	13:AM:94:ARG:HD3	1.94	0.67
30:B4:25:TYR:HB2	42:BG:101:ILE:HD13	1.75	0.67
36:BA:637:A:OP2	48:BP:115:LEU:HB2	1.95	0.67
36:BA:1301:A:H4'	36:BA:1302:A:OP1	1.94	0.67
36:BA:2523:G:H2'	36:BA:2524:G:H5''	1.77	0.67
36:BA:2645:G:C3'	36:BA:2646:C:H5'	2.23	0.67
37:BB:60:C:O2'	37:BB:61:G:H5'	1.94	0.67
42:BG:77:ILE:HD13	42:BG:77:ILE:N	2.10	0.67
52:BT:96:ARG:HB2	52:BT:96:ARG:CZ	2.25	0.67
2:CB:71:VAL:HG13	2:CB:93:VAL:HG13	1.75	0.67
3:CC:30:ARG:HG3	14:CN:37:PHE:O	1.94	0.67
8:CH:55:GLY:O	8:CH:56:LYS:HD2	1.93	0.67
25:CZ:263:ARG:HH11	25:CZ:263:ARG:HG3	1.59	0.67
34:D8:13:ARG:HA	48:DP:63:PRO:HA	1.76	0.67
36:DA:1101:U:H2'	36:DA:1102:C:H6	1.60	0.67
36:DA:2591:C:H2'	36:DA:2592:G:C8	2.30	0.67
39:DD:24:ILE:HG12	39:DD:24:ILE:O	1.93	0.67
42:DG:31:VAL:O	42:DG:31:VAL:HG13	1.94	0.67
42:DG:120:LEU:HD22	42:DG:133:LEU:HD22	1.77	0.67
43:DH:167:GLU:HB3	43:DH:168:PRO:HD2	1.77	0.67
1:AA:731:G:OP1	1:AA:766:A:H1'	1.95	0.67
9:AI:53:VAL:N	9:AI:95:LYS:HZ2	1.90	0.67
12:AL:110:VAL:HG23	12:AL:120:TYR:HB3	1.76	0.67
16:AP:25:ARG:HG3	16:AP:25:ARG:HH11	1.58	0.67
29:B3:15:TYR:HB3	29:B3:19:GLN:HE21	1.60	0.67
35:B9:17:ILE:HG21	35:B9:19:ARG:HH21	1.59	0.67
36:BA:2023:G:H4'	36:BA:2617:C:O3'	1.95	0.67
36:BA:2476:A:H2'	36:BA:2477:C:H5'	1.76	0.67
38:BC:119:VAL:HG23	38:BC:123:VAL:HG11	1.77	0.67
39:BD:23:GLU:C	39:BD:25:THR:H	1.97	0.67

Continued on next page...

Continued from previous page...

Atom-1	Atom-2	Interatomic distance (Å)	Clash overlap (Å)
40:BE:117:MET:CE	40:BE:124:GLY:HA3	2.25	0.67
41:BF:139:PHE:HB2	41:BF:166:ALA:HB1	1.76	0.67
41:BF:178:PRO:HG2	41:BF:179:GLU:OE1	1.95	0.67
41:BF:185:ASP:HA	41:BF:188:ARG:HG2	1.75	0.67
48:BP:23:PRO:O	48:BP:33:ARG:HD2	1.93	0.67
51:BS:42:ASP:O	51:BS:43:GLU:HB3	1.93	0.67
2:CB:107:THR:O	2:CB:110:GLN:HG3	1.94	0.67
3:CC:118:GLN:O	3:CC:122:GLU:HG3	1.94	0.67
13:CM:3:ARG:NE	13:CM:7:VAL:HG13	2.10	0.67
25:CZ:265:THR:HG23	25:CZ:291:ARG:O	1.94	0.67
25:CZ:298:VAL:HG13	25:CZ:302:GLN:OE1	1.95	0.67
36:DA:363(E):U:H2'	36:DA:363(F):A:C1'	2.25	0.67
36:DA:709:U:H2'	36:DA:710:G:C8	2.30	0.67
36:DA:761:A:O5'	36:DA:761:A:C8	2.48	0.67
36:DA:997:G:O2'	36:DA:998:C:H5'	1.94	0.67
36:DA:1198:U:H2'	36:DA:1199:U:C6	2.30	0.67
36:DA:2773:C:H5''	40:DE:164:ARG:HG2	1.77	0.67
40:DE:30:PRO:O	40:DE:32:PRO:HD3	1.94	0.67
40:DE:111:ARG:HD2	40:DE:160:TYR:CD2	2.30	0.67
41:DF:37:VAL:HG12	41:DF:41:LEU:HD12	1.76	0.67
41:DF:119:ARG:HH11	41:DF:119:ARG:HG2	1.60	0.67
43:DH:153:LYS:HD3	43:DH:153:LYS:N	2.10	0.67
51:DS:66:ALA:O	51:DS:69:VAL:HG12	1.93	0.67
54:DV:2:PHE:HB3	54:DV:42:GLY:CA	2.24	0.67
1:AA:57:G:H2'	1:AA:58:C:H6	1.60	0.67
3:AC:5:ILE:N	3:AC:5:ILE:HD13	2.09	0.67
3:AC:112:SER:HB3	3:AC:115:LEU:HD12	1.75	0.67
16:AP:43:LYS:O	16:AP:45:THR:HG22	1.94	0.67
22:AV:39:U:H2'	22:AV:40:C:H6	1.58	0.67
22:AV:63:G:H2'	22:AV:64:A:H8	1.58	0.67
25:AZ:210:ILE:O	25:AZ:210:ILE:HG23	1.95	0.67
25:AZ:397:ALA:HB1	61:AZ:502:KIR:O27	1.95	0.67
31:B5:20:ARG:O	31:B5:23:HIS:HB2	1.95	0.67
32:B6:5:VAL:N	32:B6:9:LEU:N	2.43	0.67
39:BD:27:THR:O	39:BD:27:THR:HG23	1.94	0.67
39:BD:44:ASN:HB2	39:BD:48:ARG:O	1.95	0.67
40:BE:36:ARG:HH21	40:BE:88:GLY:HA2	1.59	0.67
42:BG:165:THR:HB	42:BG:167:GLU:OE1	1.95	0.67
47:BO:9:GLU:HG3	47:BO:10:VAL:N	2.08	0.67
48:BP:24:GLY:HA3	48:BP:33:ARG:HH12	1.60	0.67
49:BQ:24:GLY:O	49:BQ:26:TYR:N	2.27	0.67

Continued on next page...

Continued from previous page...

Atom-1	Atom-2	Interatomic distance (Å)	Clash overlap (Å)
52:BT:89:VAL:CG1	52:BT:91:ARG:HG3	2.17	0.67
54:BV:69:LYS:HB2	54:BV:88:ARG:HD3	1.76	0.67
1:CA:1296:C:H4'	1:CA:1302:U:C5	2.29	0.67
3:CC:179:ARG:CD	3:CC:207:VAL:HA	2.25	0.67
10:CJ:57:LYS:HE2	10:CJ:60:ARG:NH2	2.02	0.67
13:CM:57:ARG:O	13:CM:61:GLU:HB2	1.95	0.67
13:CM:120:LYS:HE3	13:CM:120:LYS:N	2.09	0.67
17:CQ:5:VAL:HG22	17:CQ:60:ILE:HG13	1.77	0.67
22:CV:51:U:H2'	22:CV:52:G:H8	1.59	0.67
22:CW:57:G:H2'	22:CW:58:A:O4'	1.94	0.67
36:DA:1279:G:H4'	50:DR:31:HIS:CD2	2.28	0.67
36:DA:1348:G:C2'	36:DA:1349:A:H5''	2.25	0.67
36:DA:1790:C:H5''	36:DA:1791:A:OP1	1.95	0.67
36:DA:2840:C:H2'	36:DA:2841:C:H6	1.60	0.67
38:DC:3:HIS:HB3	38:DC:7:TYR:HD2	1.58	0.67
39:DD:134:ARG:HD3	39:DD:188:GLU:OE2	1.95	0.67
43:DH:123:PHE:HA	43:DH:133:VAL:HG22	1.77	0.67
43:DH:153:LYS:HD3	43:DH:153:LYS:H	1.58	0.67
1:AA:375:U:C2	1:AA:376:G:C8	2.83	0.67
1:AA:737:A:H2'	1:AA:738:C:C6	2.30	0.67
26:B0:7:LEU:HD21	49:BQ:81:VAL:CG2	2.25	0.67
32:B6:9:LEU:HD12	32:B6:26:ASN:HB2	1.77	0.67
32:B6:11:LEU:HD21	32:B6:51:GLU:CG	2.25	0.67
36:BA:303:U:H2'	36:BA:304:G:C8	2.30	0.67
36:BA:310:A:P	57:BY:18:GLY:HA2	2.35	0.67
36:BA:510:C:O2'	36:BA:511:U:H5'	1.95	0.67
36:BA:2641:G:P	46:BN:74:ARG:HE	2.17	0.67
37:BB:35:U:H2'	37:BB:36:C:C6	2.30	0.67
38:BC:30:LYS:HE2	38:BC:180:PHE:O	1.94	0.67
42:BG:16:ARG:NE	42:BG:31:VAL:HG11	2.10	0.67
54:BV:40:LEU:HD22	54:BV:46:VAL:HA	1.77	0.67
1:CA:763:G:H2'	1:CA:764:C:H6	1.60	0.67
1:CA:1125:U:H3	10:CJ:5:ARG:NH2	1.93	0.67
1:CA:1161:C:H2'	1:CA:1162:C:H6	1.59	0.67
3:CC:142:MET:SD	3:CC:148:GLY:HA2	2.34	0.67
10:CJ:3:LYS:HZ3	10:CJ:77:PRO:HD2	1.60	0.67
12:CL:89:ARG:HE	12:CL:91:LYS:HZ2	1.42	0.67
13:CM:9:ILE:HG22	13:CM:11:ARG:HB2	1.77	0.67
16:CP:26:ARG:HG2	16:CP:26:ARG:NH1	2.07	0.67
18:CR:53:ARG:HD2	18:CR:59:SER:O	1.95	0.67
18:CR:69:THR:O	18:CR:72:ARG:HB2	1.95	0.67

Continued on next page...

Continued from previous page...

Atom-1	Atom-2	Interatomic distance (Å)	Clash overlap (Å)
25:CZ:67:HIS:CA	25:CZ:79:HIS:O	2.32	0.67
32:D6:15:GLU:OE2	32:D6:41:PRO:HB2	1.95	0.67
36:DA:259:G:H21	36:DA:621:A:H8	1.42	0.67
36:DA:1701:A:H5'	36:DA:1702:G:OP2	1.95	0.67
36:DA:2092:U:H5	36:DA:2226:C:OP2	1.78	0.67
46:DN:126:PRO:O	46:DN:127:ASP:HB2	1.95	0.67
52:DT:70:VAL:HG12	52:DT:71:GLY:N	2.09	0.67
56:DX:65:ARG:HB2	56:DX:70:LEU:HD23	1.75	0.67
1:AA:973:G:O4'	10:AJ:55:LYS:HE2	1.94	0.66
4:AD:100:ARG:O	4:AD:103:ASN:HB3	1.95	0.66
13:AM:5:ALA:HB2	13:AM:66:LEU:HD22	1.78	0.66
22:AV:21:A:C2'	22:AV:22:G:H5''	2.25	0.66
36:BA:330:A:O2'	36:BA:331:A:H8	1.77	0.66
36:BA:1268:A:H2'	36:BA:1269:A:O4'	1.95	0.66
38:BC:181:PRO:HG2	38:BC:184:LYS:HG2	1.77	0.66
43:BH:106:THR:HG22	43:BH:112:PRO:HB3	1.77	0.66
47:BO:64:ARG:NH2	47:BO:100:GLY:HA3	2.09	0.66
49:BQ:109:VAL:HG12	49:BQ:110:THR:H	1.60	0.66
52:BT:118:ARG:HA	52:BT:121:ILE:HB	1.76	0.66
58:BZ:95:PRO:HA	58:BZ:130:PRO:HD3	1.77	0.66
1:CA:22:G:H2'	1:CA:23:C:C6	2.30	0.66
1:CA:1526:G:H2'	1:CA:1527:C:H6	1.60	0.66
4:CD:98:GLU:HA	4:CD:103:ASN:ND2	2.09	0.66
6:CF:63:TYR:HD1	6:CF:63:TYR:N	1.92	0.66
13:CM:118:ALA:HB1	22:CV:28:G:O3'	1.95	0.66
19:CS:10:PHE:CZ	19:CS:70:LYS:HE2	2.29	0.66
25:CZ:176:LEU:O	25:CZ:180:GLU:HG3	1.95	0.66
25:CZ:277:LEU:HD13	25:CZ:278:GLN:H	1.60	0.66
36:DA:197:A:C8	36:DA:197:A:H5'	2.30	0.66
36:DA:1188:U:O2'	36:DA:1189:A:H5'	1.94	0.66
36:DA:1709:U:H2'	36:DA:1710:C:C6	2.30	0.66
36:DA:1810:A:H2'	36:DA:1811:G:O4'	1.95	0.66
39:DD:131:LEU:HD12	39:DD:131:LEU:N	2.09	0.66
40:DE:117:MET:CE	40:DE:124:GLY:HA3	2.25	0.66
43:DH:37:VAL:HG11	43:DH:68:THR:HG21	1.77	0.66
47:DO:31:LYS:HD3	47:DO:32:TYR:CE1	2.31	0.66
48:DP:146:VAL:HG22	48:DP:147:LEU:N	2.04	0.66
49:DQ:21:THR:CG2	49:DQ:101:ARG:HD2	2.25	0.66
50:DR:62:ALA:O	50:DR:66:VAL:HG23	1.94	0.66
52:DT:16:ARG:HH11	52:DT:16:ARG:HG3	1.60	0.66
52:DT:58:ASN:ND2	52:DT:58:ASN:N	2.27	0.66

Continued on next page...

Continued from previous page...

Atom-1	Atom-2	Interatomic distance (Å)	Clash overlap (Å)
54:DV:19:LYS:HG2	54:DV:94:LEU:HB2	1.77	0.66
54:DV:69:LYS:HB2	54:DV:88:ARG:HD3	1.75	0.66
4:AD:61:LYS:HE2	4:AD:62:GLN:HE21	1.60	0.66
29:B3:44:ARG:O	29:B3:47:VAL:HB	1.95	0.66
32:B6:5:VAL:HG12	32:B6:5:VAL:O	1.94	0.66
34:B8:59:LYS:CE	48:BP:50:ARG:HB3	2.25	0.66
36:BA:1540:U:H3'	36:BA:1541:G:H3'	1.76	0.66
41:BF:7:TYR:HB3	41:BF:16:GLY:O	1.95	0.66
41:BF:206:ILE:HG22	41:BF:207:GLY:N	2.09	0.66
52:BT:82:LEU:H	52:BT:82:LEU:CD1	2.08	0.66
52:BT:106:SER:C	52:BT:107:ASP:OD1	2.33	0.66
57:BY:67:LEU:HD23	57:BY:68:HIS:O	1.94	0.66
6:CF:97:PHE:HD2	18:CR:31:LEU:HD21	1.60	0.66
7:CG:111:ARG:HB3	7:CG:113:GLU:OE2	1.94	0.66
9:CI:91:ASP:C	9:CI:93:ARG:H	1.99	0.66
10:CJ:31:GLY:HA3	10:CJ:78:ASN:ND2	2.11	0.66
29:D3:19:GLN:O	29:D3:22:ALA:HB3	1.95	0.66
36:DA:2087:G:O2'	36:DA:2088:G:H5'	1.95	0.66
51:DS:61:ASN:O	51:DS:65:VAL:HG23	1.95	0.66
57:DY:50:ARG:HG3	57:DY:56:PRO:HA	1.76	0.66
58:DZ:151:HIS:HB3	58:DZ:170:THR:HA	1.77	0.66
1:AA:722:A:H2'	1:AA:722:A:N3	2.09	0.66
3:AC:23:TYR:C	3:AC:23:TYR:CD1	2.68	0.66
4:AD:79:PHE:HA	4:AD:93:PHE:CD2	2.30	0.66
9:AI:8:GLY:O	9:AI:15:ALA:N	2.27	0.66
9:AI:20:ARG:O	9:AI:60:ASP:HB2	1.95	0.66
28:B2:29:LYS:O	28:B2:33:MET:N	2.27	0.66
31:B5:36:CYS:SG	31:B5:48:GLU:O	2.54	0.66
32:B6:19:ARG:HD2	32:B6:20:ASN:H	1.58	0.66
36:BA:297:C:H2'	36:BA:298:G:O4'	1.96	0.66
36:BA:465:G:H2'	36:BA:466:A:C8	2.29	0.66
36:BA:644:A:C2	36:BA:2369:A:H1'	2.31	0.66
36:BA:1210:A:H5''	36:BA:1212:G:O4'	1.95	0.66
36:BA:2645:G:H3'	36:BA:2646:C:C5'	2.21	0.66
39:BD:10:THR:HG23	39:BD:13:ARG:CB	2.25	0.66
41:BF:36:VAL:O	41:BF:40:GLN:HG3	1.96	0.66
41:BF:164:ARG:HD3	41:BF:175:THR:OG1	1.95	0.66
42:BG:16:ARG:NH1	42:BG:28:VAL:HG13	2.10	0.66
43:BH:94:TYR:HE2	43:BH:160:LYS:HB3	1.58	0.66
47:BO:96:THR:O	47:BO:97:ARG:HG2	1.95	0.66
58:BZ:70:LEU:CD2	58:BZ:91:LEU:HD21	2.23	0.66

Continued on next page...

Continued from previous page...

Atom-1	Atom-2	Interatomic distance (Å)	Clash overlap (Å)
1:CA:223:U:H2'	1:CA:224:C:C6	2.29	0.66
1:CA:963:G:H21	10:CJ:55:LYS:HD3	1.60	0.66
6:CF:22:GLU:O	6:CF:25:ILE:HG22	1.94	0.66
14:CN:22:THR:HB	14:CN:33:VAL:HG21	1.77	0.66
19:CS:45:VAL:HA	19:CS:62:ILE:CG1	2.24	0.66
22:CV:50:U:O2'	22:CV:51:U:H5'	1.95	0.66
25:CZ:231:ILE:O	25:CZ:232:THR:C	2.34	0.66
31:D5:44:THR:CG2	50:DR:101:ALA:HB2	2.25	0.66
36:DA:1858:G:H2'	36:DA:1883:G:H22	1.59	0.66
36:DA:2130:U:OP1	38:DC:5:LYS:HG2	1.95	0.66
38:DC:99:ILE:HG23	38:DC:102:LYS:HD2	1.77	0.66
56:DX:8:ILE:HD12	56:DX:8:ILE:N	2.10	0.66
1:AA:778:G:H1'	11:AK:119:CYS:HB3	1.77	0.66
4:AD:9:CYS:SG	59:AD:301:ZN:ZN	1.84	0.66
6:AF:30:LEU:O	6:AF:35:ALA:HB3	1.94	0.66
11:AK:30:VAL:HG21	11:AK:65:ALA:HA	1.77	0.66
22:AV:17:C:H2'	22:AV:18:G:H5''	1.77	0.66
24:AY:72:U:C2'	24:AY:73:G:H5''	2.26	0.66
25:AZ:93:ILE:HD11	25:AZ:389:ARG:NH1	2.09	0.66
36:BA:221:A:H1'	36:BA:233:A:H1'	1.77	0.66
36:BA:302:C:H2'	36:BA:303:U:C6	2.30	0.66
36:BA:419:C:H2'	36:BA:420:C:C6	2.31	0.66
36:BA:1721:G:H8	36:BA:1741:A:H62	1.42	0.66
36:BA:2455:G:H2'	36:BA:2456:C:C6	2.31	0.66
36:BA:2579:C:C4'	40:BE:134:ILE:HG12	2.24	0.66
41:BF:157:VAL:HG22	41:BF:194:MET:HG2	1.77	0.66
42:BG:101:ILE:O	42:BG:104:GLU:HB3	1.95	0.66
47:BO:64:ARG:HH21	47:BO:100:GLY:HA3	1.59	0.66
1:CA:585:G:H4'	12:CL:8:ASN:ND2	2.10	0.66
1:CA:1497:G:C2'	1:CA:1498:U:H5'	2.26	0.66
11:CK:33:THR:HB	11:CK:38:ASN:C	2.16	0.66
12:CL:89:ARG:HG3	12:CL:91:LYS:HZ3	1.59	0.66
12:CL:102:ARG:NH1	12:CL:110:VAL:HG22	2.11	0.66
32:D6:52:VAL:HG12	32:D6:53:LYS:N	2.09	0.66
36:DA:197:A:H5'	36:DA:197:A:H8	1.61	0.66
36:DA:389:G:H1	48:DP:72:PRO:HD3	1.60	0.66
36:DA:1024:G:H3'	36:DA:1025:G:C5'	2.26	0.66
36:DA:1363:C:H2'	36:DA:1364:G:H8	1.60	0.66
49:DQ:134:ARG:NE	58:DZ:122:ARG:NH2	2.43	0.66
50:DR:37:THR:OG1	50:DR:40:LYS:HE2	1.95	0.66
54:DV:19:LYS:HD2	54:DV:96:ILE:HD11	1.76	0.66

Continued on next page...

Continued from previous page...

Atom-1	Atom-2	Interatomic distance (Å)	Clash overlap (Å)
57:DY:42:VAL:HG21	57:DY:67:LEU:HD12	1.76	0.66
1:AA:250:A:H4'	1:AA:251:G:O5'	1.95	0.66
1:AA:403:C:O2'	1:AA:404:U:H5'	1.95	0.66
1:AA:1096:C:H5''	2:AB:137:ARG:NH2	2.11	0.66
13:AM:23:TYR:HE1	13:AM:70:LEU:HD22	1.61	0.66
16:AP:36:ILE:HD13	16:AP:36:ILE:H	1.61	0.66
22:AW:59:U:H5'	22:AW:60:U:H5	1.60	0.66
25:AZ:7:ARG:HG2	25:AZ:7:ARG:NH1	1.98	0.66
32:B6:53:LYS:CG	32:B6:54:ILE:N	2.59	0.66
36:BA:1614:A:N6	55:BW:92:ARG:O	2.29	0.66
37:BB:73:A:C2'	37:BB:74:U:H5'	2.24	0.66
43:BH:127:GLU:HB2	43:BH:130:ARG:HB2	1.78	0.66
46:BN:73:THR:HG23	46:BN:82:LEU:HD11	1.77	0.66
52:BT:3:ARG:O	52:BT:5:ALA:N	2.29	0.66
18:CR:56:THR:O	18:CR:58:LEU:N	2.28	0.66
22:CW:43:C:H2'	22:CW:44:G:H1'	1.78	0.66
35:D9:9:ARG:HD2	35:D9:16:VAL:CG2	2.26	0.66
36:DA:1311:G:N2	36:DA:1603:A:H62	1.94	0.66
41:DF:2:LYS:O	41:DF:25:PRO:HG2	1.95	0.66
52:DT:53:ARG:HH11	52:DT:53:ARG:CB	2.07	0.66
1:AA:228:A:H5'	1:AA:228:A:C8	2.26	0.66
7:AG:59:LEU:O	7:AG:59:LEU:HD23	1.96	0.66
10:AJ:4:ILE:CG2	10:AJ:74:ILE:HD11	2.26	0.66
12:AL:42:THR:HG22	12:AL:54:LYS:HG3	1.77	0.66
25:AZ:7:ARG:NH2	25:AZ:284:ASP:OD2	2.29	0.66
25:AZ:68:VAL:O	25:AZ:69:GLU:HG2	1.96	0.66
25:AZ:114:PRO:O	25:AZ:117:ARG:HB2	1.96	0.66
27:B1:87:PRO:HA	27:B1:90:ILE:HB	1.76	0.66
29:B3:28:LEU:HD23	29:B3:28:LEU:N	2.10	0.66
36:BA:2309:A:H2'	36:BA:2310:A:H5''	1.76	0.66
39:BD:24:ILE:HD13	39:BD:25:THR:N	2.10	0.66
39:BD:30:GLU:HG3	39:BD:63:ARG:CZ	2.25	0.66
39:BD:65:ILE:HD13	39:BD:65:ILE:H	1.60	0.66
40:BE:11:MET:HB2	40:BE:23:VAL:O	1.96	0.66
42:BG:91:ARG:HD2	42:BG:92:VAL:N	2.11	0.66
47:BO:24:VAL:O	47:BO:24:VAL:HG23	1.94	0.66
53:BU:14:HIS:NE2	53:BU:36:ARG:NH2	2.43	0.66
56:BX:28:PHE:HD1	56:BX:28:PHE:H	1.44	0.66
2:CB:121:LEU:HG	2:CB:126:GLU:HB2	1.77	0.66
8:CH:6:ILE:HD12	8:CH:6:ILE:N	2.10	0.66
9:CI:19:LEU:HD11	9:CI:59:PHE:HD2	1.59	0.66

Continued on next page...

Continued from previous page...

Atom-1	Atom-2	Interatomic distance (Å)	Clash overlap (Å)
18:CR:59:SER:H	18:CR:62:GLU:HB2	1.60	0.66
19:CS:31:ILE:HG23	19:CS:49:ILE:HG23	1.77	0.66
25:CZ:318:ALA:O	25:CZ:369:THR:HG23	1.96	0.66
34:D8:14:VAL:CG2	34:D8:22:VAL:HG13	2.25	0.66
36:DA:1506:C:O2	36:DA:1506:C:H2'	1.94	0.66
36:DA:1683:C:H2'	36:DA:1684:C:H6	1.59	0.66
36:DA:2312:U:H4'	42:DG:71:THR:HG21	1.77	0.66
36:DA:2700:C:O2'	36:DA:2701:C:H5'	1.96	0.66
42:DG:51:ARG:HD3	42:DG:53:LEU:CD2	2.24	0.66
1:AA:143:A:H2	1:AA:220:G:H1	1.42	0.66
1:AA:503:C:H2'	1:AA:504:C:H6	1.61	0.66
5:AE:82:VAL:HG21	5:AE:138:ALA:HA	1.78	0.66
13:AM:81:LEU:HD12	13:AM:86:CYS:SG	2.34	0.66
32:B6:12:GLU:HA	32:B6:23:THR:HB	1.77	0.66
36:BA:1068:G:H1'	36:BA:1069:A:OP1	1.95	0.66
37:BB:25:A:H2'	37:BB:25:A:N3	2.10	0.66
41:BF:24:LEU:HB3	41:BF:25:PRO:CD	2.23	0.66
48:BP:89:ALA:HB1	48:BP:121:LYS:CD	2.26	0.66
50:BR:22:ARG:HG2	50:BR:69:ASP:HB3	1.76	0.66
51:BS:12:PHE:CD1	51:BS:13:ARG:N	2.64	0.66
53:BU:59:ARG:O	53:BU:61:TRP:N	2.28	0.66
1:CA:1065:U:C5	1:CA:1190:G:H1'	2.31	0.66
4:CD:121:VAL:HB	4:CD:136:PRO:HG3	1.78	0.66
7:CG:152:ALA:O	7:CG:155:ARG:HG3	1.96	0.66
9:CI:17:VAL:CG1	9:CI:81:ILE:HD13	2.25	0.66
19:CS:16:LEU:H	19:CS:16:LEU:HD12	1.61	0.66
22:CW:55:U:H2'	22:CW:56:C:H5''	1.77	0.66
36:DA:500:G:H22	36:DA:502:A:H3'	1.59	0.66
36:DA:996:A:H4'	53:DU:92:ARG:NE	2.10	0.66
36:DA:2485:G:O2'	36:DA:2486:G:H5'	1.96	0.66
41:DF:53:THR:HG22	41:DF:56:GLU:CD	2.16	0.66
43:DH:54:ARG:HB2	43:DH:55:PRO:HD2	1.77	0.66
49:DQ:134:ARG:NE	58:DZ:122:ARG:HH21	1.93	0.66
57:DY:74:PRO:O	57:DY:75:ILE:HB	1.96	0.66
1:AA:369:C:OP2	1:AA:388:G:N2	2.28	0.66
3:AC:85:ARG:N	3:AC:85:ARG:HD2	2.11	0.66
3:AC:188:LEU:HD13	3:AC:195:VAL:CG1	2.25	0.66
8:AH:98:LYS:HG3	8:AH:99:GLU:N	2.10	0.66
28:B2:62:THR:HG21	36:BA:76:C:O2'	1.96	0.66
30:B4:5:ILE:H	30:B4:5:ILE:HD13	1.61	0.66
32:B6:17:LYS:HA	32:B6:17:LYS:CE	2.25	0.66

Continued on next page...

Continued from previous page...

Atom-1	Atom-2	Interatomic distance (Å)	Clash overlap (Å)
36:BA:271(L):U:C5'	36:BA:271(M):G:H5'	2.22	0.66
36:BA:1902:C:O2'	39:BD:244:ARG:HB2	1.96	0.66
43:BH:94:TYR:HD1	43:BH:107:VAL:HA	1.61	0.66
49:BQ:110:THR:OG1	49:BQ:112:GLU:HG2	1.95	0.66
49:BQ:137:TYR:CE1	58:BZ:81:ARG:NH2	2.64	0.66
50:BR:28:LEU:HD12	50:BR:114:VAL:HG23	1.78	0.66
52:BT:28:VAL:HG21	52:BT:47:GLY:CA	2.25	0.66
54:BV:35:LEU:HD23	54:BV:57:VAL:HG13	1.78	0.66
1:CA:719:C:O2	18:CR:50:ILE:HG12	1.96	0.66
1:CA:1497:G:H2'	1:CA:1498:U:H5'	1.78	0.66
3:CC:20:SER:HB2	3:CC:40:ARG:HH22	1.60	0.66
4:CD:15:GLU:O	4:CD:17:VAL:HG23	1.96	0.66
25:CZ:80:VAL:HG21	25:CZ:98:GLN:OE1	1.96	0.66
25:CZ:231:ILE:HG12	25:CZ:237:VAL:HG21	1.77	0.66
35:D9:4:ARG:O	35:D9:36:GLN:HA	1.96	0.66
36:DA:266:G:C2'	36:DA:267:C:H5''	2.25	0.66
36:DA:1040:C:H2'	36:DA:1041:G:C8	2.30	0.66
36:DA:1991:U:H2'	36:DA:1992:G:H5''	1.76	0.66
36:DA:2801(A):A:C4'	36:DA:2802:G:H5'	2.25	0.66
36:DA:2811:G:OP1	40:DE:60:ASN:HB2	1.96	0.66
38:DC:78:ALA:HA	38:DC:116:THR:N	2.04	0.66
43:DH:124:GLU:HB3	43:DH:126:PRO:HD3	1.76	0.66
1:AA:280:C:O2	17:AQ:38:ARG:HG3	1.96	0.66
1:AA:1316:G:N2	1:AA:1318:A:H3'	2.10	0.66
4:AD:129:ASN:H	4:AD:129:ASN:HD22	1.43	0.66
28:B2:32:LEU:CD1	28:B2:57:ILE:HD12	2.25	0.66
36:BA:1144:G:H2'	36:BA:1145:C:C6	2.30	0.66
36:BA:1525:G:H2'	36:BA:1526:G:C8	2.29	0.66
36:BA:2843:G:H1	36:BA:2874:C:H42	1.44	0.66
40:BE:29:GLY:HA3	40:BE:51:PHE:HE1	1.60	0.66
40:BE:111:ARG:HG2	50:BR:2:ARG:NH2	2.11	0.66
50:BR:55:ALA:HA	50:BR:80:PHE:CE1	2.31	0.66
50:BR:111:LEU:HD12	50:BR:111:LEU:H	1.60	0.66
54:BV:19:LYS:HG3	54:BV:20:LEU:N	2.09	0.66
9:CI:48:GLU:N	9:CI:49:PRO:HD2	2.10	0.66
12:CL:18:VAL:HG23	12:CL:19:ARG:N	2.09	0.66
16:CP:8:ARG:HB3	16:CP:28:ARG:NH1	2.11	0.66
17:CQ:59:ILE:HG22	17:CQ:71:PHE:CD2	2.30	0.66
22:CW:11:C:H2'	22:CW:12:U:H6	1.61	0.66
22:CW:35:A:H2'	22:CW:36:A:H8	1.61	0.66
25:CZ:166:ASP:HB2	25:CZ:167:GLU:OE2	1.96	0.66

Continued on next page...

Continued from previous page...

Atom-1	Atom-2	Interatomic distance (Å)	Clash overlap (Å)
32:D6:45:LYS:N	32:D6:45:LYS:HD2	2.10	0.66
36:DA:997:G:OP1	53:DU:93:LYS:HD3	1.96	0.66
36:DA:1190:G:H5'	48:DP:35:HIS:N	2.11	0.66
36:DA:2036:C:H5'	36:DA:2036:C:H6	1.60	0.66
36:DA:2190:G:C2	36:DA:2191:G:H1'	2.30	0.66
36:DA:2781:A:H5'	36:DA:2782:G:H5'	1.76	0.66
40:DE:116:VAL:HG21	40:DE:122:PHE:CD2	2.30	0.66
48:DP:16:ARG:HD3	48:DP:16:ARG:O	1.96	0.66
52:DT:89:VAL:HG12	52:DT:91:ARG:CG	2.16	0.66
57:DY:13:VAL:CG2	57:DY:72:VAL:HB	2.26	0.66
1:AA:961:U:O2'	1:AA:962:C:O5'	2.14	0.66
4:AD:86:LYS:HA	4:AD:86:LYS:HE3	1.78	0.66
13:AM:6:GLY:O	13:AM:8:GLU:N	2.29	0.66
16:AP:26:ARG:HH11	16:AP:26:ARG:HG2	1.59	0.66
18:AR:36:ASN:HD21	18:AR:39:VAL:CG2	2.09	0.66
22:AV:59:U:O2'	22:AV:60:U:H6	1.79	0.66
22:AW:35:A:H2'	22:AW:36:A:C8	2.31	0.66
25:AZ:277:LEU:CD1	25:AZ:279:GLU:H	2.08	0.66
31:B5:4:HIS:CB	31:B5:5:PRO:CD	2.73	0.66
36:BA:139:G:C6	36:BA:140:G:H2'	2.31	0.66
36:BA:1396:U:H2'	36:BA:1396:U:O2	1.94	0.66
36:BA:2392:A:H2	36:BA:2424:C:H42	1.42	0.66
38:BC:151:GLU:HA	38:BC:154:ARG:HH11	1.61	0.66
39:BD:146:GLU:OE1	39:BD:190:TYR:HB2	1.96	0.66
43:BH:13:LYS:HE2	43:BH:13:LYS:HA	1.76	0.66
43:BH:46:GLU:O	43:BH:47:GLU:HB2	1.95	0.66
46:BN:96:GLU:OE1	46:BN:96:GLU:N	2.26	0.66
47:BO:31:LYS:HD3	47:BO:32:TYR:CE1	2.30	0.66
50:BR:24:GLN:NE2	50:BR:36:THR:HG21	2.11	0.66
55:BW:50:VAL:HG22	55:BW:105:VAL:HG23	1.78	0.66
1:CA:980:C:H5'	1:CA:981:U:C5	2.30	0.66
19:CS:5:LEU:HG	19:CS:8:GLY:O	1.96	0.66
20:CT:30:LYS:HE3	20:CT:34:LYS:NZ	2.10	0.66
24:CY:70:C:H2'	24:CY:71:C:H6	1.59	0.66
25:CZ:244:ARG:HH11	25:CZ:244:ARG:HB3	1.60	0.66
27:D1:6:GLU:O	27:D1:7:ILE:HG13	1.96	0.66
36:DA:654(R):C:H2'	36:DA:654(S):G:C8	2.30	0.66
36:DA:2745:C:H1'	43:DH:143:GLN:HG2	1.78	0.66
41:DF:157:VAL:HG22	41:DF:194:MET:HG2	1.77	0.66
53:DU:65:ILE:HG13	53:DU:96:ALA:HB1	1.77	0.66
1:AA:961:U:HO2'	1:AA:962:C:H6	1.44	0.65

Continued on next page...

Continued from previous page...

Atom-1	Atom-2	Interatomic distance (Å)	Clash overlap (Å)
1:AA:1281:U:H5'	1:AA:1282:C:H5	1.61	0.65
4:AD:100:ARG:HG2	4:AD:102:ASP:OD1	1.95	0.65
13:AM:120:LYS:O	13:AM:121:LYS:HB2	1.96	0.65
28:B2:4:SER:O	28:B2:7:ARG:HD3	1.96	0.65
28:B2:29:LYS:HG3	56:BX:5:TYR:HB2	1.77	0.65
34:B8:23:VAL:CG1	34:B8:46:ARG:HD3	2.26	0.65
34:B8:32:LEU:HD13	36:BA:2392:A:OP1	1.96	0.65
36:BA:2502:G:H5''	36:BA:2503:A:H5''	1.77	0.65
39:BD:70:TRP:O	39:BD:73:VAL:HG23	1.95	0.65
47:BO:107:ARG:HH11	52:BT:36:GLU:HG3	1.61	0.65
52:BT:94:ALA:HB1	52:BT:99:LEU:HD23	1.78	0.65
58:BZ:115:GLY:CA	58:BZ:177:PRO:HD3	2.18	0.65
1:CA:411:A:O2'	1:CA:413:G:H5'	1.95	0.65
1:CA:1342:C:H1'	9:CI:124:GLN:HE22	1.61	0.65
2:CB:209:ARG:NH1	2:CB:239:VAL:HG21	2.10	0.65
8:CH:29:SER:HB3	8:CH:32:LYS:HG3	1.78	0.65
18:CR:36:ASN:HD21	18:CR:39:VAL:CG2	2.09	0.65
28:D2:66:GLU:HA	28:D2:69:ARG:HD2	1.77	0.65
30:D4:42:PHE:O	30:D4:42:PHE:CG	2.48	0.65
34:D8:27:THR:HG22	48:DP:61:ARG:HA	1.77	0.65
36:DA:535:C:O2'	36:DA:536:A:H5'	1.97	0.65
36:DA:860:U:H5	36:DA:917:A:N7	1.93	0.65
36:DA:1270:C:H5''	36:DA:1271:G:C5'	2.26	0.65
36:DA:1351:C:H2'	36:DA:1352:U:C6	2.30	0.65
36:DA:2309:A:C2'	36:DA:2310:A:H5''	2.25	0.65
36:DA:2389:G:H5''	36:DA:2390:U:H5'	1.78	0.65
39:DD:8:PRO:CB	39:DD:14:ARG:HB3	2.27	0.65
39:DD:43:ARG:HB3	39:DD:54:ARG:HB2	1.77	0.65
43:DH:54:ARG:NH1	43:DH:62:LYS:HG3	2.10	0.65
51:DS:11:LYS:N	51:DS:11:LYS:HD2	2.11	0.65
56:DX:29:TRP:CZ3	56:DX:78:LYS:HB3	2.32	0.65
1:AA:260:G:H2'	1:AA:261:U:C6	2.32	0.65
20:AT:84:LEU:C	20:AT:86:ARG:H	2.00	0.65
36:BA:271(L):U:H5''	36:BA:271(M):G:C5'	2.20	0.65
36:BA:654(P):C:H2'	36:BA:654(Q):C:O4'	1.95	0.65
36:BA:2012:G:H4'	55:BW:96:ILE:HD11	1.77	0.65
36:BA:2464:C:HO2'	36:BA:2465:C:H6	1.44	0.65
38:BC:132:GLY:N	38:BC:133:PRO:HD2	2.10	0.65
40:BE:179:GLU:O	40:BE:180:ASN:HB2	1.95	0.65
43:BH:89:ILE:CD1	43:BH:96:ALA:HB2	2.26	0.65
43:BH:91:GLY:HA3	43:BH:94:TYR:HD2	1.61	0.65

Continued on next page...

Continued from previous page...

Atom-1	Atom-2	Interatomic distance (Å)	Clash overlap (Å)
49:BQ:68:ILE:HG23	49:BQ:103:MET:HA	1.76	0.65
52:BT:48:ILE:O	52:BT:48:ILE:HD12	1.96	0.65
58:BZ:28:MET:O	58:BZ:34:ASN:HA	1.95	0.65
1:CA:736:C:H2'	1:CA:737:A:C8	2.32	0.65
1:CA:1415:G:O2'	1:CA:1416:G:H5'	1.96	0.65
10:CJ:6:ILE:CD1	10:CJ:23:ILE:HG21	2.26	0.65
10:CJ:55:LYS:HE3	10:CJ:55:LYS:N	2.11	0.65
11:CK:59:TYR:CZ	11:CK:63:LEU:HD11	2.30	0.65
13:CM:22:ILE:HD12	13:CM:25:ILE:HD12	1.77	0.65
22:CW:7:A:H2'	22:CW:49:C:C6	2.29	0.65
25:CZ:27:LEU:HD11	25:CZ:31:LEU:HD21	1.77	0.65
25:CZ:117:ARG:O	25:CZ:121:LEU:HD23	1.96	0.65
28:D2:8:LYS:HG2	28:D2:11:GLU:OE2	1.97	0.65
36:DA:676:A:H8	36:DA:2069:G:H21	1.44	0.65
36:DA:2567:G:H2'	36:DA:2568:C:C6	2.31	0.65
36:DA:2853:C:H2'	36:DA:2854:G:C8	2.31	0.65
41:DF:192:LEU:CD2	41:DF:194:MET:HG3	2.27	0.65
58:DZ:37:VAL:CG2	58:DZ:38:TYR:N	2.58	0.65
1:AA:57:G:H2'	1:AA:58:C:C6	2.31	0.65
1:AA:408:A:OP1	4:AD:113:SER:OG	2.14	0.65
1:AA:1054:C:H6	1:AA:1196:U:N3	1.93	0.65
4:AD:162:LEU:HD13	4:AD:162:LEU:O	1.95	0.65
25:AZ:63:ILE:HG12	25:AZ:64:ASN:ND2	2.10	0.65
32:B6:32:ASN:O	32:B6:33:LYS:HB2	1.94	0.65
36:BA:1305:C:O2'	36:BA:1306:C:H5'	1.96	0.65
36:BA:1539:G:C2'	36:BA:1540:U:H5'	2.25	0.65
36:BA:2590:A:H2'	36:BA:2591:C:H6	1.60	0.65
36:BA:2673:G:H8	36:BA:2673:G:H5'	1.62	0.65
39:BD:34:VAL:O	39:BD:36:PRO:HD2	1.95	0.65
40:BE:1:MET:HG3	40:BE:83:ASP:HB3	1.77	0.65
42:BG:91:ARG:HD2	42:BG:91:ARG:C	2.16	0.65
43:BH:149:ARG:HA	43:BH:162:ILE:CD1	2.27	0.65
52:BT:16:ARG:HG3	52:BT:16:ARG:HH11	1.60	0.65
52:BT:85:LYS:NZ	52:BT:85:LYS:CB	2.58	0.65
57:BY:90:LEU:HD23	57:BY:90:LEU:H	1.60	0.65
4:CD:105:VAL:HG21	4:CD:126:ILE:HG12	1.77	0.65
25:CZ:17:ILE:HD13	25:CZ:102:ALA:HB1	1.77	0.65
36:DA:1184:G:O2'	36:DA:1185:C:H5'	1.96	0.65
37:DB:75:G:H21	58:DZ:85:HIS:CE1	2.15	0.65
43:DH:85:LYS:HZ1	43:DH:87:LEU:N	1.93	0.65
46:DN:129:PRO:O	46:DN:130:HIS:HB3	1.96	0.65

Continued on next page...

Continued from previous page...

Atom-1	Atom-2	Interatomic distance (Å)	Clash overlap (Å)
47:DO:63:VAL:HB	47:DO:102:VAL:HG12	1.78	0.65
48:DP:46:LYS:HG2	48:DP:52:GLU:OE2	1.95	0.65
4:AD:65:ARG:HD2	4:AD:72:GLU:HA	1.78	0.65
11:AK:37:GLY:C	11:AK:38:ASN:HD22	1.99	0.65
24:AY:27:C:H2'	24:AY:28:C:H6	1.62	0.65
25:AZ:133:VAL:CG1	25:AZ:134:PHE:H	2.07	0.65
25:AZ:244:ARG:O	25:AZ:245:GLY:O	2.15	0.65
26:B0:43:THR:HG23	26:B0:43:THR:O	1.97	0.65
27:B1:76:ARG:NH1	27:B1:95:LEU:HD13	2.12	0.65
36:BA:286:C:H2'	36:BA:287:C:C6	2.31	0.65
36:BA:654(R):C:H2'	36:BA:654(S):G:C8	2.32	0.65
36:BA:1498:C:C2'	36:BA:1499:C:H5''	2.27	0.65
37:BB:114:C:H2'	37:BB:115:G:H8	1.60	0.65
39:BD:153:ALA:O	39:BD:154:LYS:HG2	1.95	0.65
41:BF:7:TYR:OH	41:BF:10:PRO:HB3	1.96	0.65
46:BN:96:GLU:CD	46:BN:96:GLU:H	2.00	0.65
48:BP:59:LEU:HA	48:BP:61:ARG:CZ	2.26	0.65
50:BR:24:GLN:HB2	50:BR:44:LEU:CD2	2.26	0.65
1:CA:737:A:OP1	6:CF:92:LYS:HB2	1.96	0.65
4:CD:121:VAL:O	4:CD:134:ASP:CB	2.45	0.65
5:CE:61:TYR:O	5:CE:64:ARG:HB3	1.96	0.65
5:CE:64:ARG:CZ	5:CE:64:ARG:HB2	2.26	0.65
9:CI:40:LEU:C	9:CI:42:ARG:H	2.00	0.65
25:CZ:231:ILE:HD13	25:CZ:237:VAL:CG2	2.27	0.65
26:D0:64:ASP:O	26:D0:84:LEU:HG	1.97	0.65
31:D5:36:CYS:SG	31:D5:48:GLU:O	2.54	0.65
36:DA:654(P):C:H2'	36:DA:654(Q):C:O4'	1.95	0.65
36:DA:774:A:H2	36:DA:787:U:HO2'	1.45	0.65
36:DA:1144:G:H2'	36:DA:1145:C:H6	1.62	0.65
36:DA:1217:C:H2'	36:DA:1218:C:H6	1.62	0.65
36:DA:1434:A:H61	36:DA:1558:A:H62	1.44	0.65
40:DE:111:ARG:HB2	40:DE:160:TYR:O	1.95	0.65
40:DE:116:VAL:O	40:DE:117:MET:CB	2.44	0.65
1:AA:424:G:H2'	1:AA:425:G:H8	1.62	0.65
1:AA:1441:G:H5''	1:AA:1442:G:H5'	1.77	0.65
25:AZ:210:ILE:O	25:AZ:210:ILE:CG2	2.44	0.65
28:B2:38:GLN:OE1	28:B2:44:LEU:HD13	1.97	0.65
32:B6:53:LYS:HD3	32:B6:54:ILE:H	1.61	0.65
36:BA:875:G:H2'	36:BA:876:C:C6	2.31	0.65
36:BA:1485:G:H1'	36:BA:1505:C:N4	2.10	0.65
36:BA:1494:A:C2'	36:BA:1495:A:H5''	2.25	0.65

Continued on next page...

Continued from previous page...

Atom-1	Atom-2	Interatomic distance (Å)	Clash overlap (Å)
36:BA:2133:G:H2'	36:BA:2157:G:N2	2.10	0.65
39:BD:132:PRO:HG3	39:BD:190:TYR:CE1	2.31	0.65
41:BF:40:GLN:NE2	41:BF:182:ASN:HB2	2.11	0.65
41:BF:42:ALA:C	41:BF:44:ARG:H	1.99	0.65
43:BH:146:ALA:O	43:BH:149:ARG:HB3	1.96	0.65
48:BP:30:THR:CG2	48:BP:31:ALA:H	2.08	0.65
48:BP:110:TYR:CD1	48:BP:111:ARG:HG3	2.32	0.65
58:BZ:28:MET:HE2	58:BZ:37:VAL:HG11	1.79	0.65
1:CA:1250:A:H4'	9:CI:68:GLY:N	2.11	0.65
4:CD:78:LEU:HD21	4:CD:96:LEU:HB3	1.78	0.65
8:CH:13:ILE:HD12	8:CH:61:VAL:HG11	1.79	0.65
12:CL:124:LYS:HD2	12:CL:125:PRO:HD2	1.79	0.65
15:CO:8:LYS:O	15:CO:12:ILE:HG13	1.95	0.65
25:CZ:20:VAL:HB	25:CZ:115:GLN:HE22	1.61	0.65
25:CZ:235:GLY:CA	25:CZ:289:LEU:HD11	2.27	0.65
25:CZ:345:ARG:HH12	25:CZ:384:LEU:HD21	1.60	0.65
30:D4:14:ILE:HD12	30:D4:14:ILE:N	2.12	0.65
36:DA:547:A:H2'	36:DA:548:A:C8	2.31	0.65
36:DA:1049:C:H2'	36:DA:1050:A:C8	2.32	0.65
36:DA:1845:G:O2'	36:DA:1846:G:H5'	1.97	0.65
39:DD:35:LYS:HB3	39:DD:36:PRO:HD2	1.79	0.65
40:DE:52:LEU:HD23	40:DE:75:VAL:HB	1.78	0.65
41:DF:167:ALA:HB1	41:DF:173:VAL:HG11	1.79	0.65
49:DQ:32:TYR:O	49:DQ:105:GLU:HB2	1.96	0.65
50:DR:87:TYR:O	50:DR:89:ASP:N	2.30	0.65
52:DT:41:ARG:HH11	52:DT:41:ARG:HG2	1.61	0.65
54:DV:35:LEU:O	54:DV:37:VAL:N	2.28	0.65
3:AC:79:ARG:HH11	3:AC:79:ARG:HB3	1.62	0.65
4:AD:173:TRP:HB3	4:AD:187:ARG:NH2	2.11	0.65
10:AJ:46:ARG:HH11	10:AJ:46:ARG:HG2	1.62	0.65
22:AW:44:G:H2'	22:AW:44:G:N3	2.11	0.65
25:AZ:378:VAL:HG23	25:AZ:380:LEU:HD21	1.78	0.65
31:B5:36:CYS:HG	31:B5:49:CYS:HG	1.39	0.65
32:B6:15:GLU:OE1	32:B6:18:ARG:CG	2.45	0.65
36:BA:547:A:H2'	36:BA:548:A:H8	1.61	0.65
36:BA:654(C):G:C2'	36:BA:654(D):G:H5'	2.26	0.65
36:BA:1499:C:H5'	36:BA:1499:C:H6	1.61	0.65
38:BC:80:GLY:H	38:BC:83:ILE:HD11	1.62	0.65
39:BD:181:GLU:HG3	39:BD:272:ALA:O	1.97	0.65
40:BE:27:LEU:CD2	52:BT:1:MET:H3	2.09	0.65
41:BF:37:VAL:HG12	41:BF:41:LEU:HD12	1.78	0.65

Continued on next page...

Continued from previous page...

Atom-1	Atom-2	Interatomic distance (Å)	Clash overlap (Å)
51:BS:89:ARG:HB3	51:BS:92:TYR:HB3	1.79	0.65
52:BT:100:TYR:O	52:BT:103:ARG:HG3	1.97	0.65
53:BU:82:GLY:C	53:BU:84:LYS:H	2.00	0.65
53:BU:95:LEU:HD11	54:BV:11:GLN:O	1.96	0.65
1:CA:291:C:O2'	1:CA:292:G:H5'	1.96	0.65
1:CA:544:G:OP1	4:CD:59:ARG:NH2	2.30	0.65
16:CP:67:THR:H	16:CP:70:ALA:HB3	1.60	0.65
34:D8:15:LYS:HD3	48:DP:65:ARG:NH2	2.11	0.65
36:DA:59:U:H3	36:DA:68:G:H1	1.45	0.65
36:DA:736:C:H2'	36:DA:737:C:H6	1.60	0.65
36:DA:1005:C:H2'	36:DA:1006:C:C6	2.30	0.65
36:DA:1652:A:O2'	36:DA:1653:G:H5'	1.96	0.65
36:DA:2185:C:C2'	36:DA:2186:G:H5'	2.27	0.65
36:DA:2286:A:H4'	36:DA:2287:A:O4'	1.96	0.65
36:DA:2631:G:N2	40:DE:61:ARG:NH2	2.45	0.65
48:DP:52:GLU:HA	48:DP:52:GLU:OE1	1.96	0.65
48:DP:98:GLU:H	48:DP:101:VAL:HG13	1.62	0.65
50:DR:78:LYS:O	50:DR:83:ILE:HG12	1.96	0.65
50:DR:111:LEU:HD12	50:DR:111:LEU:N	2.11	0.65
58:DZ:165:VAL:HG12	58:DZ:166:SER:N	2.11	0.65
1:AA:1125:U:O4	10:AJ:5:ARG:NE	2.30	0.65
1:AA:1320:C:H5''	19:AS:70:LYS:HG3	1.78	0.65
2:AB:134:GLU:C	2:AB:136:VAL:H	1.98	0.65
6:AF:18:GLN:HA	6:AF:21:LEU:HB2	1.78	0.65
12:AL:92:ASP:O	12:AL:94:PRO:HD3	1.97	0.65
28:B2:7:ARG:HA	28:B2:11:GLU:CG	2.27	0.65
32:B6:15:GLU:CG	32:B6:18:ARG:NH1	2.56	0.65
36:BA:428:A:H3'	36:BA:429:A:C8	2.32	0.65
36:BA:672:C:H2'	36:BA:673:C:C5'	2.22	0.65
36:BA:1982:C:H5'	36:BA:1983:C:OP2	1.95	0.65
36:BA:2394:C:OP1	48:BP:62:LEU:HB2	1.96	0.65
36:BA:2651:C:O2'	36:BA:2652:C:H5'	1.96	0.65
40:BE:112:GLY:O	40:BE:159:HIS:HA	1.97	0.65
40:BE:171:GLU:HB3	40:BE:185:LYS:HG2	1.78	0.65
43:BH:41:MET:O	43:BH:42:ARG:HB3	1.97	0.65
46:BN:18:ALA:HB3	46:BN:26:LEU:HD22	1.78	0.65
48:BP:106:LEU:HD21	48:BP:112:LEU:HB2	1.79	0.65
1:CA:939:G:H5''	7:CG:102:ARG:NH2	2.11	0.65
1:CA:1432:G:OP1	52:DT:107:ASP:HB2	1.96	0.65
2:CB:178:ARG:O	8:CH:71:GLY:HA2	1.97	0.65
2:CB:193:ASP:O	2:CB:193:ASP:OD1	2.15	0.65

Continued on next page...

Continued from previous page...

Atom-1	Atom-2	Interatomic distance (Å)	Clash overlap (Å)
5:CE:63:ARG:HA	5:CE:66:MET:HE3	1.79	0.65
7:CG:118:VAL:HG23	7:CG:119:ARG:N	2.12	0.65
14:CN:51:GLY:O	14:CN:53:LEU:N	2.29	0.65
22:CW:59:U:H2'	22:CW:60:U:H5'	1.78	0.65
25:CZ:215:ARG:CB	25:CZ:282:ALA:CB	2.74	0.65
27:D1:18:ILE:HD11	27:D1:20:ARG:NH2	2.12	0.65
34:D8:30:ARG:HA	34:D8:30:ARG:NE	2.11	0.65
36:DA:751:A:H5'	55:DW:90:ARG:HA	1.79	0.65
36:DA:784:A:C5	39:DD:229:VAL:HG11	2.32	0.65
36:DA:1485:G:H1'	36:DA:1505:C:N4	2.12	0.65
36:DA:1523:U:H2'	36:DA:1524:G:H8	1.62	0.65
36:DA:2030:A:H4'	36:DA:2031:A:H8	1.62	0.65
36:DA:2360:A:O2'	36:DA:2361:A:O4'	2.13	0.65
36:DA:2741:A:H2'	36:DA:2742:C:O4'	1.97	0.65
37:DB:96:U:H2'	37:DB:97:G:H8	1.62	0.65
39:DD:94:LEU:HD13	39:DD:96:HIS:CE1	2.32	0.65
41:DF:81:PRO:O	41:DF:83:PHE:N	2.29	0.65
42:DG:46:ALA:HB2	42:DG:88:ILE:CG1	2.26	0.65
49:DQ:6:ARG:HH11	49:DQ:6:ARG:HB3	1.61	0.65
52:DT:38:ASN:O	52:DT:40:THR:N	2.27	0.65
53:DU:6:THR:O	53:DU:9:VAL:HG23	1.97	0.65
54:DV:35:LEU:C	54:DV:37:VAL:H	1.99	0.65
56:DX:35:THR:CG2	56:DX:37:THR:HB	2.25	0.65
1:AA:1452:C:H4'	1:AA:1456:G:N2	2.12	0.65
3:AC:73:PRO:O	3:AC:76:VAL:HG22	1.97	0.65
15:AO:17:ARG:HG3	15:AO:17:ARG:HH11	1.62	0.65
20:AT:36:LEU:HD13	20:AT:36:LEU:O	1.96	0.65
25:AZ:5:PHE:C	25:AZ:5:PHE:CD1	2.69	0.65
25:AZ:203:LEU:O	25:AZ:207:ASP:OD2	2.15	0.65
26:B0:16:SER:HB2	36:BA:2262:U:C5	2.32	0.65
32:B6:45:LYS:HG2	36:BA:2371:G:H4'	1.79	0.65
36:BA:2393:A:H5'	48:BP:62:LEU:HB3	1.79	0.65
49:BQ:109:VAL:HG12	49:BQ:110:THR:N	2.11	0.65
1:CA:407:G:H2'	1:CA:408:A:C8	2.32	0.65
1:CA:411:A:C8	1:CA:413:G:H8	2.15	0.65
1:CA:503:C:H2'	1:CA:504:C:H6	1.62	0.65
1:CA:1117:G:H5'	1:CA:1117:G:C8	2.30	0.65
1:CA:1250:A:H4'	9:CI:68:GLY:H	1.61	0.65
4:CD:25:ARG:HA	4:CD:28:SER:OG	1.97	0.65
4:CD:133:VAL:HG11	4:CD:138:TYR:HD2	1.62	0.65
5:CE:63:ARG:O	5:CE:64:ARG:HB2	1.97	0.65

Continued on next page...

Continued from previous page...

Atom-1	Atom-2	Interatomic distance (Å)	Clash overlap (Å)
5:CE:76:ILE:HD13	5:CE:78:HIS:O	1.97	0.65
6:CF:63:TYR:N	6:CF:63:TYR:CD1	2.64	0.65
13:CM:25:ILE:HG13	13:CM:66:LEU:HD23	1.77	0.65
19:CS:31:ILE:CG2	19:CS:49:ILE:HG23	2.26	0.65
22:CW:75:C:H5''	27:D1:30:VAL:HG11	1.78	0.65
26:D0:62:LEU:O	26:D0:63:VAL:HG13	1.96	0.65
27:D1:67:ILE:CG1	27:D1:68:PRO:HD3	2.27	0.65
34:D8:33:ASN:HD21	36:DA:2419:U:H5''	1.62	0.65
36:DA:519:U:H2'	36:DA:520:G:C8	2.31	0.65
36:DA:672:C:H2'	36:DA:673:C:H5'	1.79	0.65
36:DA:1331:A:C2'	36:DA:1332:G:H5''	2.27	0.65
36:DA:1339:G:N2	36:DA:1603:A:H1'	2.11	0.65
36:DA:1352:U:O2'	36:DA:1353:A:H5'	1.97	0.65
36:DA:2840:C:H2'	36:DA:2841:C:C6	2.32	0.65
38:DC:74:VAL:HG23	38:DC:157:LYS:HE2	1.79	0.65
38:DC:78:ALA:H	38:DC:115:ALA:CB	2.09	0.65
41:DF:29:ASN:HD22	41:DF:32:LEU:HB2	1.60	0.65
41:DF:135:LYS:HG2	41:DF:138:GLU:HG3	1.78	0.65
46:DN:9:VAL:HG12	46:DN:10:GLU:N	2.11	0.65
54:DV:88:ARG:O	54:DV:90:PRO:HD3	1.96	0.65
5:AE:68:GLU:O	5:AE:68:GLU:HG3	1.96	0.65
6:AF:91:VAL:HG11	18:AR:72:ARG:HH12	1.60	0.65
9:AI:53:VAL:HG13	9:AI:95:LYS:CD	2.26	0.65
13:AM:11:ARG:HG2	13:AM:12:ASN:N	2.12	0.65
21:AU:9:ARG:HH12	21:AU:23:PRO:HD2	1.61	0.65
26:B0:33:ALA:O	36:BA:2353:G:H1'	1.97	0.65
26:B0:43:THR:H	36:BA:2331:G:H4'	1.60	0.65
32:B6:38:LYS:HD3	32:B6:48:VAL:HG12	1.78	0.65
36:BA:1040:C:H2'	36:BA:1041:G:H8	1.60	0.65
36:BA:1510:G:O2'	36:BA:1511:C:H5'	1.97	0.65
36:BA:2020:A:O2'	36:BA:2021:C:H5'	1.97	0.65
36:BA:2677:G:O2'	36:BA:2678:C:H5'	1.97	0.65
38:BC:119:VAL:O	38:BC:123:VAL:HG12	1.97	0.65
46:BN:25:ARG:O	46:BN:28:THR:HG22	1.97	0.65
48:BP:16:ARG:HH11	48:BP:16:ARG:CB	2.10	0.65
48:BP:57:THR:OG1	48:BP:59:LEU:HD22	1.96	0.65
49:BQ:70:PRO:CA	49:BQ:95:ALA:HB2	2.27	0.65
1:CA:179:A:H2'	1:CA:180:U:C6	2.32	0.65
1:CA:1431:C:H2'	1:CA:1432:G:O4'	1.97	0.65
2:CB:15:VAL:O	2:CB:15:VAL:HG23	1.95	0.65
3:CC:3:ASN:O	3:CC:4:LYS:HB2	1.97	0.65

Continued on next page...

Continued from previous page...

Atom-1	Atom-2	Interatomic distance (Å)	Clash overlap (Å)
4:CD:127:THR:HG23	4:CD:131:ARG:O	1.96	0.65
10:CJ:68:HIS:HB3	10:CJ:70:ARG:HH12	1.61	0.65
16:CP:44:THR:O	16:CP:45:THR:HB	1.95	0.65
23:CX:16:A:H5'	23:CX:17:U:OP2	1.97	0.65
25:CZ:74:LYS:HG2	25:CZ:75:ARG:HG3	1.78	0.65
25:CZ:356:PRO:HD3	25:CZ:370:PHE:HB3	1.79	0.65
27:D1:86:SER:O	27:D1:90:ILE:HG12	1.97	0.65
33:D7:9:ARG:NE	36:DA:1310:G:OP2	2.30	0.65
36:DA:271(L):U:C5'	36:DA:271(M):G:H5'	2.24	0.65
36:DA:581:C:H2'	36:DA:582:G:H8	1.59	0.65
36:DA:1359:A:H2'	36:DA:1360:A:H5'	1.79	0.65
54:DV:18:LEU:HD23	54:DV:19:LYS:N	2.12	0.65
58:DZ:23:LYS:HD3	58:DZ:38:TYR:CZ	2.32	0.65
4:AD:20:TYR:HA	4:AD:26:CYS:HB3	1.78	0.65
24:AY:45:U:H3'	24:AY:46:7MG:C5'	2.25	0.65
27:B1:44:PRO:HG2	27:B1:46:LEU:HG	1.77	0.65
34:B8:41:ILE:HD12	36:BA:2419:U:OP1	1.96	0.65
36:BA:1053:C:H41	36:BA:1107:G:N2	1.95	0.65
36:BA:1389:G:H2'	36:BA:1390:U:H6	1.62	0.65
36:BA:1602:U:H3'	36:BA:1603:A:C5'	2.27	0.65
43:BH:91:GLY:HA3	43:BH:94:TYR:CD2	2.31	0.65
46:BN:108:PRO:O	46:BN:109:LYS:HG3	1.97	0.65
58:BZ:151:HIS:O	58:BZ:152:ALA:O	2.15	0.65
1:CA:1161:C:H2'	1:CA:1162:C:C6	2.32	0.65
3:CC:94:LEU:O	3:CC:94:LEU:HD12	1.97	0.65
8:CH:10:LEU:HD22	8:CH:83:ILE:HD11	1.79	0.65
9:CI:95:LYS:HG3	9:CI:96:LEU:HD13	1.79	0.65
10:CJ:8:LEU:HD12	10:CJ:8:LEU:N	2.12	0.65
15:CO:79:ARG:O	15:CO:82:ILE:HG22	1.97	0.65
17:CQ:70:ARG:HH11	17:CQ:70:ARG:HG2	1.61	0.65
25:CZ:254:GLU:O	25:CZ:256:VAL:HG23	1.97	0.65
26:D0:50:ASN:HD22	26:D0:63:VAL:HG21	1.62	0.65
32:D6:11:LEU:O	32:D6:12:GLU:HG3	1.97	0.65
36:DA:1570:A:H2'	36:DA:1571:A:C8	2.32	0.65
36:DA:2632:A:H2	40:DE:61:ARG:HD3	1.61	0.65
36:DA:2645:G:H3'	36:DA:2646:C:C5'	2.25	0.65
46:DN:96:GLU:N	46:DN:96:GLU:OE1	2.30	0.65
49:DQ:52:VAL:HA	49:DQ:55:VAL:CG1	2.27	0.65
49:DQ:141:GLN:O	58:DZ:53:ILE:HB	1.95	0.65
53:DU:13:LYS:N	53:DU:13:LYS:CD	2.59	0.65
2:AB:8:LYS:NZ	2:AB:217:ARG:HH12	1.94	0.64

Continued on next page...

Continued from previous page...

Atom-1	Atom-2	Interatomic distance (Å)	Clash overlap (Å)
11:AK:17:GLY:O	11:AK:80:VAL:HA	1.96	0.64
15:AO:31:LEU:HD12	15:AO:31:LEU:N	2.12	0.64
22:AV:61:C:O2	22:AV:61:C:H2'	1.95	0.64
22:AW:62:C:H2'	22:AW:63:G:C8	2.32	0.64
25:AZ:356:PRO:O	25:AZ:359:VAL:HG23	1.97	0.64
27:B1:4:VAL:HG23	27:B1:10:LYS:O	1.96	0.64
32:B6:18:ARG:NH1	32:B6:18:ARG:HG2	2.10	0.64
36:BA:547:A:H2'	36:BA:548:A:C8	2.32	0.64
36:BA:581:C:H2'	36:BA:582:G:H8	1.61	0.64
36:BA:1336:A:H2'	36:BA:1337:G:H8	1.60	0.64
36:BA:2103:C:H2'	36:BA:2186:G:N2	2.12	0.64
36:BA:2133:G:O2'	36:BA:2158:A:N6	2.29	0.64
40:BE:35:GLN:HG2	40:BE:36:ARG:N	2.11	0.64
40:BE:128:SER:OG	40:BE:129:HIS:N	2.31	0.64
41:BF:150:GLY:HA2	41:BF:172:TRP:CD2	2.32	0.64
47:BO:31:LYS:C	47:BO:32:TYR:CD1	2.70	0.64
49:BQ:27:VAL:HG11	49:BQ:134:ARG:HD2	1.78	0.64
52:BT:27:THR:O	52:BT:28:VAL:CB	2.36	0.64
52:BT:38:ASN:O	52:BT:38:ASN:ND2	2.30	0.64
55:BW:68:ARG:O	55:BW:109:GLU:HA	1.97	0.64
1:CA:393:A:O2'	1:CA:394:G:H5'	1.95	0.64
1:CA:1015:A:H2'	1:CA:1016:A:H8	1.59	0.64
1:CA:1347:G:H22	1:CA:1373:G:H2'	1.59	0.64
11:CK:43:SER:HA	11:CK:47:VAL:HG21	1.79	0.64
13:CM:69:GLU:O	13:CM:70:LEU:HB2	1.97	0.64
13:CM:97:PRO:N	13:CM:110:ARG:HD3	2.12	0.64
34:D8:8:LYS:HD3	34:D8:11:LYS:HD3	1.79	0.64
36:DA:438:G:H2'	36:DA:440:G:H8	1.62	0.64
36:DA:608:A:H2'	36:DA:609:A:C8	2.31	0.64
36:DA:1640:C:O2'	36:DA:1641:A:H5'	1.96	0.64
36:DA:1671:U:HO2'	36:DA:1673:U:H5	1.43	0.64
36:DA:1880:C:C3'	36:DA:1881:C:H5''	2.27	0.64
37:DB:22:U:H2'	37:DB:23:G:H8	1.62	0.64
40:DE:179:GLU:O	40:DE:180:ASN:HB2	1.96	0.64
41:DF:33:LEU:O	41:DF:37:VAL:HG23	1.98	0.64
41:DF:84:VAL:C	41:DF:86:GLY:H	2.01	0.64
41:DF:160:ASN:ND2	41:DF:162:LEU:HD13	2.13	0.64
42:DG:34:LEU:HD23	42:DG:34:LEU:N	2.11	0.64
43:DH:85:LYS:CD	43:DH:133:VAL:H	2.11	0.64
48:DP:47:ASP:HB3	48:DP:48:PRO:CA	2.27	0.64
55:DW:10:VAL:HG21	55:DW:103:ILE:CG1	2.27	0.64

Continued on next page...

Continued from previous page...

Atom-1	Atom-2	Interatomic distance (Å)	Clash overlap (Å)
57:DY:50:ARG:HD2	57:DY:56:PRO:HA	1.79	0.64
1:AA:161:A:H2'	1:AA:162:A:C8	2.32	0.64
1:AA:194:C:C2'	1:AA:195:A:H5''	2.26	0.64
1:AA:436:C:H4'	4:AD:157:LEU:HD13	1.79	0.64
1:AA:973:G:H1'	10:AJ:55:LYS:HZ1	1.61	0.64
5:AE:80:ILE:CD1	5:AE:91:LEU:HB2	2.27	0.64
10:AJ:34:VAL:CG2	10:AJ:74:ILE:HG22	2.24	0.64
13:AM:54:VAL:HG22	13:AM:57:ARG:HH12	1.62	0.64
17:AQ:88:TYR:CE2	17:AQ:92:ARG:HD2	2.32	0.64
19:AS:22:LEU:HD13	19:AS:22:LEU:O	1.97	0.64
22:AW:71:G:C2'	22:AW:72:C:H5'	2.26	0.64
25:AZ:258:LEU:O	25:AZ:259:ALA:HB3	1.97	0.64
36:BA:605:C:H5	36:BA:623:G:H1	1.45	0.64
36:BA:1029:A:H5''	49:BQ:128:LYS:HE2	1.80	0.64
36:BA:1570:A:H2'	36:BA:1571:A:C8	2.33	0.64
36:BA:2111:C:O2'	36:BA:2118:U:H4'	1.97	0.64
46:BN:3:THR:HG22	46:BN:5:VAL:HG23	1.77	0.64
48:BP:84:ASN:C	48:BP:86:LYS:H	1.99	0.64
48:BP:146:VAL:HG22	48:BP:147:LEU:N	2.09	0.64
1:CA:274:A:O2'	1:CA:275:G:C8	2.51	0.64
1:CA:1049:U:H2'	14:CN:2:ALA:N	2.12	0.64
14:CN:12:ARG:HB3	14:CN:14:PRO:HD2	1.78	0.64
19:CS:11:VAL:CG2	19:CS:16:LEU:HD11	2.28	0.64
25:CZ:135:MET:HE2	25:CZ:172:ARG:HG2	1.79	0.64
36:DA:666:G:OP1	48:DP:47:ASP:O	2.15	0.64
36:DA:944:G:H5'	36:DA:945:A:O5'	1.96	0.64
37:DB:106:G:O2'	37:DB:107:G:H5'	1.96	0.64
43:DH:52:VAL:HG21	43:DH:69:ARG:HD2	1.79	0.64
46:DN:30:ILE:HG21	46:DN:120:LEU:HD21	1.78	0.64
50:DR:87:TYR:HD1	50:DR:90:ARG:HD2	1.62	0.64
52:DT:25:GLY:HA2	52:DT:92:GLY:CA	2.28	0.64
53:DU:50:ARG:NH1	54:DV:72:VAL:HG12	2.11	0.64
56:DX:11:PRO:HA	56:DX:28:PHE:CB	2.27	0.64
1:AA:356:A:C2	1:AA:368:U:O2	2.48	0.64
1:AA:882:C:O2'	1:AA:883:C:H5'	1.98	0.64
1:AA:1127:G:H1'	1:AA:1147:C:H42	1.63	0.64
4:AD:68:TYR:CZ	4:AD:97:LEU:HD13	2.32	0.64
25:AZ:151:GLU:HG3	25:AZ:170:VAL:HG11	1.79	0.64
28:B2:31:GLU:HA	28:B2:34:GLU:CB	2.27	0.64
36:BA:128:C:H2'	36:BA:129:C:C6	2.32	0.64
36:BA:2573:C:OP1	36:BA:2574:G:H5''	1.96	0.64

Continued on next page...

Continued from previous page...

Atom-1	Atom-2	Interatomic distance (Å)	Clash overlap (Å)
36:BA:2773:C:H5''	40:BE:164:ARG:HG2	1.78	0.64
37:BB:105:A:H2'	37:BB:106:G:O4'	1.96	0.64
39:BD:30:GLU:HG3	39:BD:63:ARG:HH21	1.59	0.64
39:BD:147:LEU:HD11	39:BD:183:ARG:NH1	2.12	0.64
40:BE:81:ILE:HG22	40:BE:81:ILE:O	1.95	0.64
48:BP:62:LEU:H	48:BP:62:LEU:CD2	2.08	0.64
58:BZ:108:PRO:C	58:BZ:110:GLY:H	2.00	0.64
58:BZ:180:VAL:HG22	58:BZ:181:GLU:N	2.11	0.64
1:CA:1348:U:H4'	9:CI:120:ARG:HD2	1.79	0.64
4:CD:17:VAL:HG21	4:CD:63:LYS:NZ	2.12	0.64
12:CL:27:LEU:C	12:CL:29:GLY:N	2.51	0.64
17:CQ:9:VAL:CG1	17:CQ:84:LEU:HD13	2.28	0.64
36:DA:1541:G:OP2	36:DA:1541:G:O3'	2.14	0.64
36:DA:2807:G:C3'	36:DA:2808:U:H5''	2.27	0.64
38:DC:163:PHE:HB2	38:DC:171:ILE:HD11	1.80	0.64
42:DG:139:LEU:HA	42:DG:144:ILE:HD13	1.79	0.64
46:DN:12:ARG:NH2	46:DN:135:PRO:HG2	2.12	0.64
49:DQ:51:ARG:NH1	49:DQ:52:VAL:CG2	2.59	0.64
1:AA:266:G:C5'	1:AA:267:C:H5	2.10	0.64
1:AA:841:U:H3'	1:AA:848:C:O4'	1.98	0.64
4:AD:68:TYR:CE2	4:AD:97:LEU:HD22	2.32	0.64
4:AD:100:ARG:HH21	4:AD:118:ARG:HH22	1.44	0.64
5:AE:20:GLN:NE2	5:AE:25:ARG:NH2	2.45	0.64
8:AH:89:PRO:HA	8:AH:92:ARG:HH11	1.62	0.64
22:AV:45:U:OP2	22:AV:45:U:H2'	1.96	0.64
24:AY:6:C:H2'	24:AY:7:G:C8	2.32	0.64
25:AZ:12:VAL:HG13	25:AZ:100:ASP:OD2	1.97	0.64
27:B1:47:GLN:HA	27:B1:47:GLN:OE1	1.95	0.64
36:BA:784:A:N7	39:BD:229:VAL:HG11	2.11	0.64
36:BA:1400:G:H2'	36:BA:1401:G:C8	2.33	0.64
36:BA:1598:C:H5'	56:BX:36:LYS:CG	2.26	0.64
36:BA:1762:A:H8	36:BA:1762:A:O5'	1.79	0.64
36:BA:1826:G:H2'	36:BA:1827:C:C6	2.31	0.64
1:CA:367:U:H4'	25:CZ:291:ARG:NH1	2.13	0.64
2:CB:69:LEU:HD13	2:CB:71:VAL:CG2	2.26	0.64
10:CJ:70:ARG:HH11	10:CJ:70:ARG:HG2	1.62	0.64
12:CL:71:PRO:HG3	12:CL:99:HIS:HD2	1.62	0.64
31:D5:41:PRO:HG2	31:D5:44:THR:CB	2.27	0.64
32:D6:17:LYS:HB2	32:D6:18:ARG:NH1	2.11	0.64
36:DA:28:A:H61	36:DA:512:G:H1'	1.60	0.64
36:DA:201:C:C2'	36:DA:202:U:H5'	2.27	0.64

Continued on next page...

Continued from previous page...

Atom-1	Atom-2	Interatomic distance (Å)	Clash overlap (Å)
36:DA:1050:A:C2'	36:DA:1051:G:H5'	2.24	0.64
36:DA:1144:G:H2'	36:DA:1145:C:C6	2.33	0.64
36:DA:1534:U:H2'	36:DA:1535:A:O4'	1.98	0.64
36:DA:1805:U:O2	39:DD:50:THR:HB	1.98	0.64
39:DD:70:TRP:O	39:DD:73:VAL:HG23	1.97	0.64
39:DD:183:ARG:HH11	39:DD:183:ARG:HG2	1.60	0.64
42:DG:172:LEU:O	42:DG:176:LEU:HB2	1.97	0.64
49:DQ:17:LEU:HD13	49:DQ:39:PRO:HB2	1.79	0.64
53:DU:50:ARG:HH12	54:DV:72:VAL:HG12	1.63	0.64
1:AA:797:C:OP1	11:AK:124:LYS:HE3	1.97	0.64
2:AB:17:PHE:CB	2:AB:44:LEU:HD21	2.28	0.64
4:AD:124:GLY:O	4:AD:126:ILE:N	2.31	0.64
6:AF:22:GLU:O	6:AF:25:ILE:HG22	1.97	0.64
10:AJ:11:PHE:CE1	10:AJ:67:THR:HG22	2.32	0.64
12:AL:110:VAL:CG2	12:AL:120:TYR:HB3	2.27	0.64
24:AY:76:A:OP1	25:AZ:274:ARG:HD2	1.98	0.64
28:B2:18:PRO:HB3	28:B2:71:ASN:O	1.97	0.64
36:BA:590:A:H2'	36:BA:591:C:C6	2.33	0.64
36:BA:2377:A:H2'	36:BA:2378:A:C8	2.32	0.64
36:BA:2736:G:O2'	36:BA:2737:G:H5'	1.98	0.64
38:BC:100:ILE:HG12	38:BC:127:LEU:HD12	1.78	0.64
43:BH:42:ARG:HG2	43:BH:43:VAL:H	1.61	0.64
55:BW:31:GLU:O	55:BW:35:ILE:HG12	1.97	0.64
55:BW:95:ILE:O	55:BW:95:ILE:HG13	1.98	0.64
57:BY:9:LYS:C	57:BY:28:LYS:HZ1	2.01	0.64
1:CA:35:G:H2'	1:CA:36:C:C6	2.33	0.64
1:CA:1370:G:O3'	9:CI:12:GLU:HG3	1.98	0.64
4:CD:13:ARG:HB3	4:CD:38:TYR:O	1.98	0.64
9:CI:9:ARG:CG	9:CI:14:VAL:HG13	2.27	0.64
18:CR:53:ARG:HH11	18:CR:60:ALA:HA	1.62	0.64
20:CT:62:LEU:HA	20:CT:65:LYS:HG3	1.78	0.64
25:CZ:7:ARG:HH11	25:CZ:7:ARG:CG	2.08	0.64
25:CZ:97:ALA:HA	25:CZ:126:VAL:CG1	2.27	0.64
25:CZ:230:THR:HG23	25:CZ:295:ARG:HD2	1.80	0.64
34:D8:18:ALA:HB2	36:DA:628:G:H5''	1.80	0.64
36:DA:371:A:H5'	36:DA:423:A:N3	2.13	0.64
36:DA:1047:G:C2'	36:DA:1110:G:H21	2.07	0.64
39:DD:36:PRO:HA	39:DD:61:LEU:HD12	1.79	0.64
42:DG:125:PHE:HD1	42:DG:126:ASP:N	1.92	0.64
46:DN:3:THR:HG22	46:DN:4:TYR:N	2.13	0.64
51:DS:88:ASP:OD1	51:DS:89:ARG:N	2.27	0.64

Continued on next page...

Continued from previous page...

Atom-1	Atom-2	Interatomic distance (Å)	Clash overlap (Å)
52:DT:93:ARG:CG	52:DT:117:ASP:HB2	2.28	0.64
1:AA:45:U:H2'	1:AA:46:G:H8	1.63	0.64
1:AA:62:U:H2'	1:AA:63:C:H5'	1.80	0.64
4:AD:138:TYR:CD1	4:AD:139:ARG:N	2.65	0.64
7:AG:45:ASP:O	7:AG:49:ILE:HG12	1.98	0.64
8:AH:38:ILE:HD11	8:AH:118:VAL:O	1.98	0.64
10:AJ:54:PHE:CZ	10:AJ:55:LYS:HD2	2.32	0.64
16:AP:20:VAL:HG21	16:AP:32:TYR:CG	2.33	0.64
22:AV:72:C:C3'	22:AV:73:A:H5''	2.27	0.64
22:AW:27:G:O2'	22:AW:28:G:H5'	1.98	0.64
27:B1:63:ALA:O	27:B1:67:ILE:HG13	1.96	0.64
36:BA:612:C:H2'	36:BA:613:G:C5'	2.27	0.64
36:BA:845:G:HO2'	36:BA:846:C:H5	1.44	0.64
36:BA:993:G:H4'	54:BV:70:ILE:HD12	1.78	0.64
36:BA:1223:G:H8	36:BA:1223:G:H5'	1.62	0.64
36:BA:2723:C:H4'	50:BR:2:ARG:HE	1.63	0.64
46:BN:70:LYS:HD3	46:BN:87:LEU:HD23	1.80	0.64
48:BP:45:LEU:HD13	48:BP:46:LYS:N	2.09	0.64
48:BP:112:LEU:H	48:BP:128:HIS:HD2	1.44	0.64
48:BP:115:LEU:HA	48:BP:131:SER:OG	1.96	0.64
48:BP:144:GLU:N	48:BP:145:PRO:HD3	2.12	0.64
53:BU:62:ILE:HG23	53:BU:76:TYR:CE2	2.32	0.64
58:BZ:48:PHE:O	58:BZ:52:SER:N	2.28	0.64
58:BZ:163:LEU:O	58:BZ:165:VAL:HG22	1.97	0.64
1:CA:22:G:H2'	1:CA:23:C:H6	1.61	0.64
1:CA:189(J):G:O2'	1:CA:189(K):U:H5'	1.97	0.64
1:CA:666:G:O2'	1:CA:667:G:H5'	1.98	0.64
1:CA:1306:A:P	21:CU:6:ARG:HH22	2.21	0.64
8:CH:11:THR:HG22	8:CH:15:ASN:ND2	2.12	0.64
10:CJ:7:LYS:O	10:CJ:96:ILE:HA	1.97	0.64
13:CM:54:VAL:O	13:CM:58:GLU:HG2	1.97	0.64
24:CY:65:C:C5'	25:CZ:341:GLN:HG2	2.27	0.64
26:D0:7:LEU:HD13	49:DQ:85:LYS:CG	2.27	0.64
36:DA:2514:U:H2'	36:DA:2515:C:C6	2.32	0.64
1:AA:1498:U:H4'	1:AA:1519:A:C2	2.32	0.64
4:AD:150:GLU:CD	4:AD:151:LYS:N	2.50	0.64
25:AZ:64:ASN:N	25:AZ:64:ASN:ND2	2.44	0.64
28:B2:52:ASP:O	28:B2:56:GLN:N	2.31	0.64
32:B6:5:VAL:HG11	36:BA:2283:C:H5'	1.78	0.64
34:B8:63:PRO:O	34:B8:64:TYR:O	2.15	0.64
36:BA:1771:C:C1'	36:BA:1786:A:H8	2.10	0.64

Continued on next page...

Continued from previous page...

Atom-1	Atom-2	Interatomic distance (Å)	Clash overlap (Å)
40:BE:51:PHE:O	40:BE:74:PRO:CB	2.46	0.64
43:BH:54:ARG:HH11	43:BH:54:ARG:HG2	1.61	0.64
49:BQ:1:MET:O	49:BQ:2:LEU:HB3	1.98	0.64
50:BR:2:ARG:HD2	50:BR:3:HIS:N	2.11	0.64
51:BS:38:GLN:O	51:BS:40:ILE:HG23	1.98	0.64
58:BZ:105:VAL:HG11	58:BZ:140:ASP:HA	1.80	0.64
58:BZ:132:ASN:O	58:BZ:134:PRO:HD3	1.97	0.64
1:CA:973:G:C1'	10:CJ:55:LYS:CE	2.75	0.64
1:CA:1004:A:H5''	1:CA:1025:U:C2	2.33	0.64
5:CE:80:ILE:HD11	5:CE:91:LEU:HD22	1.80	0.64
8:CH:83:ILE:HG13	8:CH:137:VAL:HG22	1.79	0.64
13:CM:120:LYS:O	13:CM:121:LYS:HB2	1.97	0.64
25:CZ:26:THR:HB	60:CZ:501:GDP:O2A	1.98	0.64
36:DA:271(U):G:H2'	36:DA:271(V):G:H8	1.61	0.64
36:DA:1675:C:O2	40:DE:129:HIS:HA	1.97	0.64
43:DH:136:ILE:H	43:DH:136:ILE:HD12	1.62	0.64
53:DU:95:LEU:CD1	54:DV:11:GLN:HG3	2.28	0.64
55:DW:69:LEU:HA	55:DW:108:GLY:O	1.96	0.64
13:AM:6:GLY:C	13:AM:8:GLU:H	2.00	0.64
28:B2:49:LYS:O	28:B2:53:LEU:HB2	1.97	0.64
34:B8:13:ARG:HA	48:BP:63:PRO:HA	1.80	0.64
34:B8:31:HIS:HE1	36:BA:2392:A:OP2	1.80	0.64
36:BA:852:G:H2'	36:BA:853:G:H8	1.63	0.64
36:BA:2201:C:O2'	36:BA:2202:C:H5'	1.98	0.64
36:BA:2807:G:H2'	36:BA:2808:U:H5''	1.80	0.64
40:BE:107:THR:HA	40:BE:163:GLU:O	1.98	0.64
41:BF:126:VAL:HG21	41:BF:129:PHE:CZ	2.32	0.64
43:BH:85:LYS:CD	43:BH:133:VAL:H	2.11	0.64
46:BN:73:THR:HG22	46:BN:82:LEU:HD11	1.78	0.64
51:BS:89:ARG:CG	51:BS:92:TYR:HA	2.27	0.64
54:BV:61:VAL:HG22	54:BV:61:VAL:O	1.98	0.64
1:CA:936:C:H2'	1:CA:937:A:C8	2.32	0.64
3:CC:23:TYR:C	3:CC:23:TYR:CD1	2.70	0.64
9:CI:40:LEU:HD12	9:CI:74:ILE:HD11	1.80	0.64
13:CM:39:ILE:HG22	13:CM:40:ASN:N	2.13	0.64
20:CT:66:ALA:HB1	20:CT:71:THR:HG21	1.79	0.64
32:D6:16:CYS:HB2	32:D6:48:VAL:O	1.97	0.64
36:DA:380:U:H2'	36:DA:381:G:C8	2.33	0.64
36:DA:2712(A):A:H5''	36:DA:2713:A:OP2	1.97	0.64
44:DJ:80:UNK:O	44:DJ:81:UNK:C	2.46	0.64
46:DN:23:LEU:HB3	46:DN:60:ILE:HG21	1.79	0.64

Continued on next page...

Continued from previous page...

Atom-1	Atom-2	Interatomic distance (Å)	Clash overlap (Å)
46:DN:58:ASP:O	46:DN:60:ILE:N	2.28	0.64
52:DT:129:ARG:CZ	52:DT:131:ALA:HB3	2.27	0.64
58:DZ:10:ARG:CG	58:DZ:36:LYS:HG3	2.27	0.64
58:DZ:105:VAL:O	58:DZ:141:VAL:HG23	1.98	0.64
1:AA:148:G:H2'	1:AA:149:A:H8	1.63	0.64
1:AA:1239:A:H62	1:AA:1299:A:H61	1.42	0.64
4:AD:150:GLU:N	4:AD:150:GLU:OE1	2.31	0.64
23:AX:26:A:H5'	23:AX:27:A:C5	2.33	0.64
31:B5:42:PRO:HB2	36:BA:2815:C:O2'	1.98	0.64
36:BA:1243:G:H2'	36:BA:1244:G:O4'	1.98	0.64
36:BA:1534:U:H2'	36:BA:1535:A:O4'	1.98	0.64
36:BA:1880:C:H3'	36:BA:1881:C:H5''	1.78	0.64
42:BG:120:LEU:HD12	42:BG:179:PRO:O	1.98	0.64
48:BP:84:ASN:HA	48:BP:116:GLY:CA	2.27	0.64
48:BP:90:ARG:O	48:BP:90:ARG:HD2	1.98	0.64
50:BR:87:TYR:O	50:BR:90:ARG:N	2.29	0.64
53:BU:91:ASP:O	53:BU:95:LEU:HB2	1.98	0.64
58:BZ:151:HIS:HA	58:BZ:171:ILE:HG12	1.78	0.64
1:CA:1316:G:N1	1:CA:1319:A:OP2	2.25	0.64
4:CD:28:SER:HB3	4:CD:29:PRO:CD	2.27	0.64
12:CL:91:LYS:N	12:CL:91:LYS:HE2	2.12	0.64
22:CW:39:U:H2'	22:CW:40:C:C5'	2.28	0.64
25:CZ:133:VAL:HG12	25:CZ:134:PHE:N	2.13	0.64
25:CZ:254:GLU:CG	25:CZ:307:PRO:HA	2.25	0.64
26:D0:36:ILE:HA	26:D0:60:PHE:HA	1.80	0.64
27:D1:49:VAL:CG1	27:D1:60:PHE:HB2	2.28	0.64
36:DA:16:G:O2'	36:DA:17:G:H5'	1.98	0.64
36:DA:813:U:H2'	36:DA:814:C:C6	2.33	0.64
36:DA:1779:U:C5	36:DA:1784:A:N7	2.65	0.64
41:DF:7:TYR:HB3	41:DF:16:GLY:O	1.98	0.64
48:DP:16:ARG:CZ	48:DP:18:ARG:HG2	2.27	0.64
52:DT:94:ALA:C	52:DT:96:ARG:H	2.00	0.64
54:DV:34:GLU:O	54:DV:36:PRO:HD3	1.97	0.64
3:AC:113:ALA:HB3	3:AC:114:PRO:HD3	1.78	0.64
8:AH:116:LYS:HD2	8:AH:129:VAL:CG1	2.25	0.64
13:AM:15:VAL:HG12	13:AM:45:VAL:HG22	1.80	0.64
13:AM:118:ALA:HB1	22:AV:28:G:O3'	1.96	0.64
25:AZ:33:TYR:CE2	25:AZ:179:LEU:HD11	2.33	0.64
33:B7:5:TRP:CD1	33:B7:7:PRO:HD3	2.33	0.64
36:BA:325:G:O2'	36:BA:326:G:H5'	1.97	0.64
36:BA:1887:C:C2'	36:BA:1888:G:H5''	2.26	0.64

Continued on next page...

Continued from previous page...

Atom-1	Atom-2	Interatomic distance (Å)	Clash overlap (Å)
40:BE:30:PRO:O	40:BE:32:PRO:HD3	1.96	0.64
40:BE:101:ARG:HD2	40:BE:169:ASN:O	1.97	0.64
42:BG:42:GLY:HA2	42:BG:89:GLY:CA	2.26	0.64
46:BN:55:VAL:HG22	46:BN:126:PRO:HA	1.80	0.64
48:BP:23:PRO:CD	48:BP:33:ARG:HE	2.10	0.64
57:BY:26:LYS:HG2	57:BY:27:VAL:H	1.62	0.64
1:CA:1040:U:H2'	1:CA:1041:A:C8	2.33	0.64
5:CE:80:ILE:HD12	5:CE:91:LEU:HB2	1.78	0.64
5:CE:90:VAL:C	5:CE:91:LEU:HD12	2.19	0.64
10:CJ:46:ARG:HG2	10:CJ:46:ARG:NH1	2.06	0.64
22:CW:7:A:H2'	22:CW:49:C:C5	2.33	0.64
25:CZ:67:HIS:CD2	25:CZ:67:HIS:N	2.61	0.64
26:D0:16:SER:HB2	36:DA:2262:U:C5	2.33	0.64
36:DA:1214:A:H2'	36:DA:1215:G:O4'	1.98	0.64
39:DD:58:HIS:O	39:DD:59:LYS:C	2.37	0.64
40:DE:4:ILE:HG13	40:DE:31:CYS:SG	2.38	0.64
48:DP:64:LYS:O	48:DP:66:GLY:N	2.26	0.64
48:DP:146:VAL:O	48:DP:148:LEU:HG	1.97	0.64
51:DS:40:ILE:HG13	51:DS:41:ASP:N	2.12	0.64
58:DZ:18:LEU:HB3	58:DZ:23:LYS:HB2	1.78	0.64
58:DZ:108:PRO:C	58:DZ:110:GLY:H	2.01	0.64
1:AA:80:G:H22	1:AA:89:C:H3'	1.63	0.63
1:AA:368:U:O4	25:AZ:234:ARG:HD3	1.98	0.63
1:AA:973:G:O4'	10:AJ:55:LYS:HG3	1.97	0.63
6:AF:19:LEU:O	6:AF:19:LEU:HD23	1.98	0.63
6:AF:55:ASP:O	6:AF:57:GLN:N	2.32	0.63
13:AM:74:VAL:HA	13:AM:77:ASN:HD22	1.63	0.63
15:AO:27:VAL:HG12	15:AO:31:LEU:CD1	2.28	0.63
19:AS:44:MET:SD	19:AS:44:MET:N	2.70	0.63
20:AT:99:LEU:O	20:AT:100:ILE:C	2.35	0.63
24:AY:76:A:O4'	25:AZ:237:VAL:HG11	1.98	0.63
25:AZ:379:ALA:C	25:AZ:380:LEU:HD23	2.17	0.63
27:B1:23:LYS:HE2	27:B1:28:GLY:HA3	1.80	0.63
27:B1:76:ARG:HH22	27:B1:95:LEU:CA	2.11	0.63
30:B4:12:ALA:CB	30:B4:29:PRO:HA	2.28	0.63
36:BA:16:G:O2'	36:BA:17:G:H5'	1.98	0.63
36:BA:244:A:H4'	48:BP:74:GLU:HB2	1.80	0.63
36:BA:1040:C:H2'	36:BA:1041:G:C8	2.34	0.63
36:BA:1071:G:H4'	36:BA:1089:G:OP2	1.99	0.63
36:BA:1141:U:H4'	36:BA:1142(A):A:C8	2.33	0.63
36:BA:1142(A):A:H8	36:BA:1142(A):A:H5'	1.63	0.63

Continued on next page...

Continued from previous page...

Atom-1	Atom-2	Interatomic distance (Å)	Clash overlap (Å)
40:BE:98:PRO:HD3	40:BE:175:VAL:CG1	2.28	0.63
42:BG:72:ARG:HB3	42:BG:87:PRO:HD2	1.80	0.63
42:BG:125:PHE:HB2	42:BG:166:ASP:HB3	1.79	0.63
42:BG:133:LEU:O	42:BG:133:LEU:HD12	1.98	0.63
56:BX:8:ILE:HD11	56:BX:42:ALA:O	1.97	0.63
1:CA:1237:C:H2'	1:CA:1336:C:C5	2.33	0.63
6:CF:44:GLY:O	6:CF:60:PHE:N	2.31	0.63
11:CK:21:ILE:HD13	11:CK:94:ALA:CB	2.27	0.63
16:CP:43:LYS:O	16:CP:45:THR:HG22	1.97	0.63
29:D3:28:LEU:N	29:D3:28:LEU:HD23	2.13	0.63
32:D6:11:LEU:HD13	32:D6:12:GLU:H	1.63	0.63
34:D8:4:MET:SD	34:D8:61:LEU:CD2	2.85	0.63
36:DA:2408:U:H3'	36:DA:2408:U:H6	1.61	0.63
43:DH:12:PRO:HD2	43:DH:15:VAL:HG21	1.80	0.63
52:DT:98:LYS:HB3	52:DT:100:TYR:CE1	2.34	0.63
56:DX:64:LYS:HZ3	56:DX:73:ARG:NH2	1.96	0.63
58:DZ:4:ARG:HG2	58:DZ:58:VAL:HB	1.81	0.63
1:AA:458:C:H2'	1:AA:460:G:H8	1.63	0.63
1:AA:666:G:H5'	1:AA:726:C:H1'	1.79	0.63
1:AA:1239:A:H62	1:AA:1299:A:H62	1.46	0.63
12:AL:126:LYS:NZ	12:AL:127:GLU:HB2	2.10	0.63
13:AM:92:HIS:CE1	13:AM:98:VAL:HG21	2.33	0.63
28:B2:10:LEU:HD11	28:B2:59:ARG:HG3	1.79	0.63
31:B5:45:VAL:O	31:B5:46:CYS:HB3	1.97	0.63
34:B8:8:LYS:HE3	36:BA:245:G:O6	1.98	0.63
36:BA:203:C:H3'	36:BA:204:A:H5''	1.79	0.63
36:BA:740:U:H2'	36:BA:741:G:C8	2.34	0.63
36:BA:1116:C:O2'	36:BA:1117:G:H5'	1.98	0.63
36:BA:2539:C:O2'	36:BA:2540:C:H5'	1.98	0.63
38:BC:114:VAL:HG12	38:BC:144:THR:CA	2.27	0.63
39:BD:26:LYS:O	39:BD:27:THR:HB	1.97	0.63
43:BH:44:VAL:HG12	43:BH:45:VAL:H	1.62	0.63
43:BH:89:ILE:HD11	43:BH:96:ALA:HB2	1.81	0.63
46:BN:40:PRO:HA	53:BU:67:ALA:HB3	1.79	0.63
1:CA:367:U:C4'	25:CZ:291:ARG:HD2	2.28	0.63
1:CA:624:C:H4'	16:CP:11:SER:H	1.64	0.63
5:CE:35:GLY:HA2	5:CE:40:ARG:O	1.97	0.63
6:CF:25:ILE:HD13	6:CF:25:ILE:O	1.98	0.63
36:DA:330:A:C2	36:DA:1210:A:H2'	2.34	0.63
36:DA:654(H):G:C3'	36:DA:654(I):C:H5'	2.28	0.63
36:DA:1516:C:O2'	36:DA:1517:G:H5''	1.97	0.63

Continued on next page...

Continued from previous page...

Atom-1	Atom-2	Interatomic distance (Å)	Clash overlap (Å)
36:DA:1658:C:OP1	40:DE:132:HIS:ND1	2.32	0.63
36:DA:2314:C:O2'	36:DA:2315:G:H5'	1.97	0.63
36:DA:2416:C:H2'	36:DA:2417:C:C6	2.32	0.63
42:DG:176:LEU:O	42:DG:176:LEU:HD23	1.98	0.63
47:DO:80:ASP:OD2	52:DT:71:GLY:HA3	1.98	0.63
47:DO:104:ARG:NE	52:DT:33:LYS:HE3	2.12	0.63
49:DQ:78:PRO:O	49:DQ:81:VAL:HG12	1.99	0.63
49:DQ:134:ARG:HA	49:DQ:137:TYR:CD2	2.33	0.63
53:DU:65:ILE:HD12	53:DU:65:ILE:N	2.13	0.63
56:DX:35:THR:HG22	56:DX:38:GLU:H	1.63	0.63
57:DY:90:LEU:HD23	57:DY:90:LEU:N	2.12	0.63
1:AA:1316:G:N1	1:AA:1319:A:OP2	2.24	0.63
9:AI:89:ASN:O	9:AI:91:ASP:N	2.32	0.63
25:AZ:14:VAL:O	25:AZ:79:HIS:HD2	1.82	0.63
28:B2:41:ILE:HG13	28:B2:42:GLY:H	1.62	0.63
36:BA:110:G:O2'	36:BA:111:A:H5'	1.98	0.63
36:BA:332:A:H4'	36:BA:333:G:OP1	1.98	0.63
36:BA:2130:U:OP1	38:BC:5:LYS:HG2	1.98	0.63
36:BA:2298:A:H2'	36:BA:2299:G:O4'	1.99	0.63
36:BA:2659:G:H2'	36:BA:2660:A:H5''	1.81	0.63
36:BA:2672:G:C2'	36:BA:2673:G:H5''	2.27	0.63
37:BB:29:A:H2'	37:BB:30:C:C6	2.34	0.63
38:BC:214:VAL:CG2	38:BC:224:ILE:HG21	2.28	0.63
52:BT:32:TYR:N	52:BT:32:TYR:CD1	2.64	0.63
58:BZ:163:LEU:O	58:BZ:165:VAL:N	2.29	0.63
1:CA:304:U:H2'	1:CA:305:G:C8	2.33	0.63
1:CA:697:U:H2'	1:CA:698:G:H5'	1.81	0.63
1:CA:1509:C:O2'	1:CA:1510:U:H5'	1.99	0.63
2:CB:80:ILE:HD12	2:CB:80:ILE:N	2.10	0.63
3:CC:70:VAL:O	3:CC:105:GLU:HA	1.99	0.63
4:CD:74:GLN:O	4:CD:77:ASN:HB3	1.98	0.63
5:CE:33:VAL:HG21	5:CE:109:ILE:CG1	2.28	0.63
12:CL:28:LYS:C	12:CL:30:ALA:N	2.52	0.63
14:CN:12:ARG:C	14:CN:14:PRO:HD2	2.18	0.63
16:CP:8:ARG:C	16:CP:9:PHE:HD1	2.02	0.63
18:CR:25:THR:O	18:CR:26:LEU:HG	1.98	0.63
24:CY:2:G:OP1	25:CZ:90:LYS:HB2	1.98	0.63
25:CZ:103:ILE:CD1	25:CZ:206:ILE:HD11	2.28	0.63
25:CZ:209:TYR:O	25:CZ:211:PRO:HD3	1.97	0.63
26:D0:19:LYS:HE2	36:DA:2262:U:P	2.38	0.63
36:DA:130:C:H2'	36:DA:131:G:H5''	1.80	0.63

Continued on next page...

Continued from previous page...

Atom-1	Atom-2	Interatomic distance (Å)	Clash overlap (Å)
36:DA:674:G:H1'	41:DF:74:ARG:CD	2.28	0.63
36:DA:958:U:H5''	49:DQ:14:ARG:CD	2.27	0.63
36:DA:2840:C:H5''	50:DR:53:HIS:CD2	2.33	0.63
37:DB:3:C:H42	37:DB:118:G:H1	1.46	0.63
37:DB:5:C:O2'	37:DB:6:C:H5'	1.97	0.63
38:DC:182:PRO:HD2	38:DC:183:GLU:OE2	1.98	0.63
39:DD:77:ALA:HB2	39:DD:97:TYR:CE1	2.33	0.63
9:AI:81:ILE:O	9:AI:85:LEU:HD13	1.99	0.63
18:AR:44:LEU:HD12	18:AR:44:LEU:N	2.12	0.63
22:AW:76:A:O2'	36:BA:2394:C:N3	2.30	0.63
26:B0:47:PRO:HG2	26:B0:53:MET:HB2	1.81	0.63
32:B6:53:LYS:HG2	32:B6:54:ILE:N	2.13	0.63
36:BA:272(D):G:H1	36:BA:364:C:H42	1.46	0.63
36:BA:2264:C:H2'	36:BA:2265:U:H6	1.64	0.63
39:BD:23:GLU:C	39:BD:25:THR:N	2.51	0.63
41:BF:31:HIS:HB2	48:BP:13:ASN:OD1	1.99	0.63
46:BN:67:LEU:HB3	46:BN:88:GLU:HG2	1.81	0.63
48:BP:47:ASP:HB3	48:BP:48:PRO:CA	2.29	0.63
52:BT:16:ARG:HD2	52:BT:18:ASP:OD1	1.98	0.63
55:BW:86:LEU:N	55:BW:94:ASP:O	2.31	0.63
1:CA:681:C:O2'	1:CA:682:G:H5'	1.97	0.63
1:CA:718:G:C8	11:CK:116:HIS:HB3	2.34	0.63
5:CE:42:GLY:HA3	5:CE:66:MET:CE	2.28	0.63
8:CH:86:ILE:HG21	8:CH:133:LEU:HG	1.79	0.63
36:DA:176:G:O2'	36:DA:177:G:H5'	1.99	0.63
36:DA:611:C:H2'	36:DA:612:C:H6	1.63	0.63
36:DA:1684:C:O2'	36:DA:1685:C:H5'	1.97	0.63
36:DA:2649:U:H2'	36:DA:2650:U:C6	2.33	0.63
37:DB:24:G:H1	37:DB:59:A:H61	1.44	0.63
41:DF:192:LEU:HD23	41:DF:193:VAL:N	2.13	0.63
58:DZ:135:GLU:N	58:DZ:135:GLU:OE1	2.29	0.63
1:AA:1231:G:H4'	9:AI:126:SER:OG	1.99	0.63
1:AA:1442(A):G:C5	52:BT:118:ARG:HB3	2.34	0.63
2:AB:18:GLY:H	2:AB:42:ILE:CG2	2.12	0.63
3:AC:53:ALA:HB2	3:AC:115:LEU:HG	1.81	0.63
22:AV:18:G:H2'	22:AV:57:G:N2	2.14	0.63
25:AZ:310:ILE:HD11	25:AZ:381:GLU:CD	2.19	0.63
30:B4:42:PHE:CG	30:B4:42:PHE:O	2.51	0.63
36:BA:1101:U:H2'	36:BA:1102:C:C6	2.34	0.63
36:BA:2715:C:H2'	36:BA:2716:U:H6	1.64	0.63
38:BC:75:LEU:H	38:BC:112:ALA:HB3	1.62	0.63

Continued on next page...

Continued from previous page...

Atom-1	Atom-2	Interatomic distance (Å)	Clash overlap (Å)
38:BC:79:LYS:HG2	38:BC:118:ASP:O	1.99	0.63
38:BC:100:ILE:HD12	38:BC:126:LYS:HB2	1.80	0.63
39:BD:35:LYS:HG3	39:BD:63:ARG:CG	2.29	0.63
40:BE:107:THR:O	40:BE:190:GLY:HA2	1.98	0.63
43:BH:158:HIS:HE1	43:BH:169:VAL:CG1	2.12	0.63
44:BJ:109:UNK:C	44:BJ:111:UNK:H	2.11	0.63
52:BT:82:LEU:N	52:BT:82:LEU:CD1	2.59	0.63
53:BU:92:ARG:CZ	54:BV:11:GLN:HG2	2.28	0.63
56:BX:8:ILE:N	56:BX:8:ILE:HD12	2.13	0.63
57:BY:88:LYS:NZ	57:BY:93:GLY:HA3	2.14	0.63
1:CA:256:U:H2'	1:CA:257:G:H8	1.63	0.63
3:CC:34:LEU:CD2	3:CC:38:ARG:HE	2.11	0.63
4:CD:107:ARG:HH21	4:CD:194:LEU:HD12	1.64	0.63
18:CR:29:PHE:HD1	18:CR:29:PHE:N	1.95	0.63
18:CR:70:ILE:HG23	18:CR:79:LEU:HD12	1.80	0.63
35:D9:7:VAL:HG13	35:D9:34:GLN:HB3	1.80	0.63
36:DA:1567:A:H5'	39:DD:58:HIS:CD2	2.33	0.63
36:DA:2103:C:H2'	36:DA:2186:G:N2	2.14	0.63
36:DA:2309:A:H2'	36:DA:2310:A:C5'	2.28	0.63
38:DC:132:GLY:N	38:DC:133:PRO:HD2	2.13	0.63
50:DR:76:VAL:O	50:DR:79:LEU:HB3	1.99	0.63
52:DT:28:VAL:CG2	52:DT:63:VAL:HG11	2.29	0.63
58:DZ:29:TYR:HB3	58:DZ:34:ASN:HB3	1.79	0.63
2:AB:91:PRO:O	2:AB:92:TYR:HB3	1.99	0.63
3:AC:190:ARG:HH11	3:AC:190:ARG:HG3	1.62	0.63
4:AD:14:ARG:HD2	4:AD:59:ARG:HH11	1.61	0.63
8:AH:17:THR:O	8:AH:78:GLN:NE2	2.29	0.63
10:AJ:32:ALA:CB	10:AJ:76:ASN:HB2	2.29	0.63
11:AK:48:ILE:HG21	11:AK:63:LEU:HD12	1.81	0.63
13:AM:97:PRO:HA	13:AM:110:ARG:CD	2.26	0.63
25:AZ:67:HIS:H	25:AZ:67:HIS:CD2	2.15	0.63
28:B2:38:GLN:CD	28:B2:44:LEU:HD13	2.19	0.63
36:BA:335:C:H2'	36:BA:336:C:H6	1.63	0.63
36:BA:566:U:O2'	36:BA:567:A:H5'	1.99	0.63
36:BA:2712:U:H1'	36:BA:2712(A):A:C8	2.34	0.63
38:BC:161:ILE:HG21	38:BC:174:PRO:HG2	1.81	0.63
42:BG:7:LEU:HD22	42:BG:100:TRP:CZ3	2.33	0.63
42:BG:17:PRO:HG2	42:BG:18:GLU:H	1.62	0.63
43:BH:85:LYS:HZ3	43:BH:132:ARG:HA	1.63	0.63
43:BH:158:HIS:HE1	43:BH:169:VAL:HG13	1.64	0.63
46:BN:62:VAL:HG22	46:BN:66:LYS:HB2	1.80	0.63

Continued on next page...

Continued from previous page...

Atom-1	Atom-2	Interatomic distance (Å)	Clash overlap (Å)
48:BP:23:PRO:O	48:BP:29:LYS:O	2.16	0.63
52:BT:94:ALA:O	52:BT:96:ARG:N	2.31	0.63
54:BV:5:VAL:HG23	54:BV:37:VAL:O	1.98	0.63
54:BV:72:VAL:CG2	54:BV:85:LYS:HB3	2.27	0.63
1:CA:1306:A:H61	1:CA:1331:G:H1'	1.63	0.63
2:CB:142:LEU:HD21	2:CB:146:GLN:HE21	1.63	0.63
25:CZ:181:GLN:HE22	25:CZ:195:TRP:HD1	1.46	0.63
27:D1:75:GLU:O	27:D1:78:LYS:HG2	1.97	0.63
29:D3:15:TYR:HD2	29:D3:19:GLN:HE22	1.46	0.63
36:DA:1222:C:H2'	36:DA:1223:G:C5'	2.28	0.63
36:DA:1827:C:C2'	36:DA:1828:G:H5'	2.28	0.63
36:DA:2632:A:O2'	40:DE:61:ARG:NH1	2.31	0.63
40:DE:87:GLU:O	40:DE:89:ASP:N	2.30	0.63
40:DE:93:VAL:C	40:DE:95:ILE:H	2.01	0.63
57:DY:43:ASN:HB2	57:DY:64:GLU:HA	1.81	0.63
1:AA:59:A:H3'	1:AA:331:G:H22	1.64	0.63
1:AA:722:A:HO2'	1:AA:724:G:H8	1.46	0.63
1:AA:1282:C:O2'	1:AA:1283:G:H5'	1.99	0.63
3:AC:150:LYS:HG3	3:AC:169:ALA:HB2	1.79	0.63
4:AD:152:SER:O	4:AD:155:LEU:N	2.27	0.63
6:AF:97:PHE:O	18:AR:31:LEU:HD23	1.99	0.63
13:AM:7:VAL:O	13:AM:7:VAL:HG12	1.99	0.63
36:BA:236:C:H2'	36:BA:237:C:C6	2.34	0.63
36:BA:852:G:O2'	36:BA:853:G:H5'	1.99	0.63
36:BA:949:C:H2'	36:BA:950:G:H8	1.62	0.63
36:BA:1165:U:H2'	36:BA:1166:C:C6	2.34	0.63
36:BA:2186:G:H2'	36:BA:2187:G:N9	2.14	0.63
41:BF:132:VAL:HG22	41:BF:133:ASN:N	2.13	0.63
42:BG:178:PHE:HB3	42:BG:180:PHE:CE1	2.33	0.63
58:BZ:29:TYR:O	58:BZ:30:ASN:HB3	1.99	0.63
58:BZ:67:LEU:HD12	58:BZ:67:LEU:N	2.14	0.63
1:CA:424:G:H2'	1:CA:425:G:C8	2.33	0.63
1:CA:1055:A:H8	1:CA:1055:A:O5'	1.80	0.63
1:CA:1176:A:H2'	1:CA:1177:G:C8	2.33	0.63
1:CA:1305:G:N2	1:CA:1331:G:C2'	2.55	0.63
3:CC:76:VAL:O	3:CC:83:ARG:HG3	1.98	0.63
4:CD:85:LYS:HD3	4:CD:92:VAL:CG1	2.28	0.63
4:CD:129:ASN:HD21	4:CD:145:GLU:N	1.96	0.63
25:CZ:265:THR:HG21	25:CZ:291:ARG:N	2.14	0.63
25:CZ:375:ILE:HD12	25:CZ:376:LYS:HG3	1.79	0.63
29:D3:35:ARG:HB2	29:D3:35:ARG:HH11	1.64	0.63

Continued on next page...

Continued from previous page...

Atom-1	Atom-2	Interatomic distance (Å)	Clash overlap (Å)
32:D6:15:GLU:HG3	32:D6:47:THR:OG1	1.98	0.63
36:DA:26:G:OP1	55:DW:80:PRO:HB3	1.99	0.63
36:DA:92:A:H3'	36:DA:93:G:C8	2.34	0.63
36:DA:1567:A:C5'	39:DD:58:HIS:CD2	2.82	0.63
40:DE:137:HIS:HB3	40:DE:138:PRO:CD	2.28	0.63
42:DG:51:ARG:HA	42:DG:51:ARG:HE	1.62	0.63
42:DG:131:TYR:CE2	42:DG:133:LEU:HD23	2.29	0.63
47:DO:24:VAL:HG12	47:DO:33:ALA:HB2	1.81	0.63
1:AA:681:C:O2'	1:AA:682:G:H5'	1.98	0.63
1:AA:1086:U:C2'	1:AA:1087:G:H5'	2.24	0.63
5:AE:40:ARG:HG2	5:AE:40:ARG:NH1	2.14	0.63
22:AV:56:C:C1'	42:BG:76:SER:O	2.46	0.63
22:AW:74:C:H2'	22:AW:75:C:O4'	1.98	0.63
31:B5:52:TYR:HE2	36:BA:2884:U:H1'	1.64	0.63
31:B5:57:VAL:HG12	31:B5:58:LEU:N	2.14	0.63
36:BA:195:A:N7	36:BA:197:A:OP1	2.31	0.63
36:BA:296:C:O2'	36:BA:297:C:H5'	1.99	0.63
36:BA:543:C:H42	36:BA:549:G:H1	1.45	0.63
36:BA:970:C:H2'	36:BA:971:C:C6	2.33	0.63
36:BA:1023:U:H2'	36:BA:1024:G:H5'	1.79	0.63
36:BA:2839:G:H5'	50:BR:46:GLY:HA2	1.81	0.63
42:BG:170:ARG:O	42:BG:174:GLU:HB2	1.98	0.63
43:BH:118:PRO:CG	43:BH:121:ILE:HD12	2.29	0.63
48:BP:83:VAL:HG23	48:BP:105:LEU:HD13	1.81	0.63
52:BT:83:ILE:HG13	52:BT:84:GLN:HG2	1.81	0.63
53:BU:30:LYS:HD3	53:BU:30:LYS:N	2.13	0.63
58:BZ:130:PRO:O	58:BZ:133:ILE:HD11	1.99	0.63
1:CA:405:U:H3'	1:CA:406:G:H5'	1.80	0.63
8:CH:29:SER:HB3	8:CH:32:LYS:CG	2.29	0.63
13:CM:10:PRO:HB2	13:CM:18:ALA:CB	2.26	0.63
17:CQ:3:LYS:HB3	17:CQ:61:GLU:HB3	1.81	0.63
19:CS:32:LYS:O	19:CS:33:THR:HB	1.99	0.63
28:D2:16:LEU:H	28:D2:67:LYS:NZ	1.95	0.63
32:D6:35:GLU:CB	32:D6:51:GLU:HB2	2.29	0.63
34:D8:50:LEU:C	34:D8:52:LYS:H	2.02	0.63
36:DA:628:G:C3'	36:DA:629:G:H5''	2.28	0.63
36:DA:893:C:H2'	36:DA:894:C:C6	2.30	0.63
36:DA:1192:G:O2'	36:DA:1193:G:H5'	1.98	0.63
36:DA:1748:G:H5'	36:DA:1748:G:H8	1.64	0.63
39:DD:242:ARG:HH11	39:DD:242:ARG:HG3	1.64	0.63
40:DE:101:ARG:HB3	40:DE:201:THR:HG21	1.79	0.63

Continued on next page...

Continued from previous page...

Atom-1	Atom-2	Interatomic distance (Å)	Clash overlap (Å)
41:DF:104:LYS:O	41:DF:108:LYS:HG2	1.98	0.63
42:DG:87:PRO:O	42:DG:88:ILE:HG12	1.99	0.63
48:DP:85:LEU:HB3	48:DP:114:ILE:CD1	2.29	0.63
48:DP:124:LYS:HD3	48:DP:143:GLY:HA3	1.80	0.63
1:AA:189(H):G:O2'	1:AA:189(I):G:H8	1.75	0.63
1:AA:436:C:H4'	4:AD:157:LEU:CD1	2.28	0.63
2:AB:209:ARG:HH11	2:AB:239:VAL:HG21	1.64	0.63
9:AI:13:ALA:HA	9:AI:67:GLY:O	1.99	0.63
13:AM:39:ILE:HG22	13:AM:40:ASN:H	1.64	0.63
33:B7:34:ARG:NH1	33:B7:42:LEU:HA	2.14	0.63
36:BA:425:G:O2'	36:BA:426:C:H5'	1.99	0.63
36:BA:1771:C:HO2'	36:BA:1786:A:H8	1.47	0.63
36:BA:2128:C:O2'	36:BA:2129:C:O5'	2.15	0.63
36:BA:2801(A):A:C4'	36:BA:2802:G:H5'	2.28	0.63
41:BF:179:GLU:HA	41:BF:205:ARG:NH2	2.14	0.63
46:BN:12:ARG:O	46:BN:14:VAL:HG23	1.98	0.63
52:BT:50:ILE:HA	52:BT:99:LEU:HD12	1.80	0.63
53:BU:82:GLY:O	53:BU:84:LYS:N	2.31	0.63
57:BY:50:ARG:CG	57:BY:56:PRO:HA	2.29	0.63
1:CA:1048:G:OP1	14:CN:4:LYS:HB2	1.98	0.63
2:CB:17:PHE:CB	2:CB:44:LEU:HD21	2.28	0.63
2:CB:55:PHE:N	2:CB:55:PHE:HD1	1.96	0.63
25:CZ:178:ALA:O	25:CZ:182:MET:HG3	1.99	0.63
32:D6:19:ARG:CD	32:D6:20:ASN:H	2.11	0.63
34:D8:4:MET:CE	36:DA:592:G:H21	2.12	0.63
36:DA:672:C:O2'	36:DA:673:C:H5''	1.99	0.63
36:DA:1038:C:C2'	36:DA:1039:G:H5''	2.29	0.63
39:DD:72:LYS:HZ3	39:DD:75:ILE:HG13	1.64	0.63
39:DD:132:PRO:HG3	39:DD:190:TYR:CZ	2.34	0.63
40:DE:16:ARG:HD3	40:DE:21:VAL:HG11	1.81	0.63
41:DF:51:THR:CG2	41:DF:92:PRO:HD2	2.29	0.63
58:DZ:61:LEU:HD11	58:DZ:67:LEU:HD22	1.81	0.63
1:AA:839:U:O2	1:AA:839:U:H2'	1.98	0.62
2:AB:118:LEU:HD11	2:AB:141:GLU:OE1	1.98	0.62
12:AL:90:VAL:HB	12:AL:96:VAL:CG2	2.28	0.62
20:AT:29:LYS:O	20:AT:33:ILE:HG13	1.99	0.62
22:AV:17:C:H2'	22:AV:18:G:C5'	2.29	0.62
22:AV:50:U:O2'	22:AV:51:U:H5'	1.98	0.62
22:AW:56:C:H2'	22:AW:57:G:C8	2.34	0.62
25:AZ:209:TYR:O	25:AZ:211:PRO:HD3	1.99	0.62
25:AZ:343:TYR:CZ	25:AZ:348:ASP:HB3	2.34	0.62

Continued on next page...

Continued from previous page...

Atom-1	Atom-2	Interatomic distance (Å)	Clash overlap (Å)
36:BA:18:C:H5''	53:BU:24:TYR:O	1.99	0.62
36:BA:1187:G:H5''	54:BV:81:TYR:CE2	2.34	0.62
36:BA:1747(A):G:O2'	36:BA:1748:G:H5''	1.99	0.62
36:BA:1786:A:H2	36:BA:2606:C:H1'	1.64	0.62
36:BA:2078:C:H2'	36:BA:2079:U:C6	2.34	0.62
36:BA:2591:C:H2'	36:BA:2592:G:H8	1.63	0.62
42:BG:46:ALA:HB1	42:BG:88:ILE:HG13	1.80	0.62
42:BG:85:GLY:C	42:BG:87:PRO:HD3	2.19	0.62
43:BH:167:GLU:HB3	43:BH:168:PRO:HD2	1.81	0.62
52:BT:82:LEU:HD23	52:BT:85:LYS:HD2	1.80	0.62
1:CA:673:G:H2'	1:CA:674:G:C8	2.33	0.62
1:CA:787:A:O2'	1:CA:788:U:H5'	1.99	0.62
2:CB:22:LYS:NZ	2:CB:22:LYS:CA	2.51	0.62
3:CC:12:LEU:HB3	3:CC:18:TRP:HZ3	1.63	0.62
7:CG:57:GLU:O	7:CG:60:LYS:HB3	1.98	0.62
13:CM:2:ALA:N	13:CM:9:ILE:HG23	2.13	0.62
13:CM:82:MET:CG	13:CM:83:ASP:N	2.62	0.62
16:CP:5:ARG:NH2	16:CP:24:ALA:O	2.33	0.62
22:CV:69:G:H5'	22:CV:69:G:H8	1.64	0.62
25:CZ:345:ARG:NH2	25:CZ:384:LEU:HD22	2.14	0.62
32:D6:11:LEU:HD21	32:D6:51:GLU:HG2	1.81	0.62
36:DA:654(H):G:C2'	36:DA:654(I):C:H5'	2.29	0.62
36:DA:1101:U:H2'	36:DA:1102:C:C6	2.34	0.62
36:DA:1902:C:H4'	39:DD:244:ARG:HA	1.81	0.62
36:DA:2188:C:H2'	36:DA:2189:U:C6	2.34	0.62
36:DA:2415:G:H4'	48:DP:66:GLY:O	1.99	0.62
38:DC:113:VAL:HG21	38:DC:136:LEU:HB3	1.81	0.62
39:DD:258:LYS:CE	39:DD:273:ARG:HE	2.11	0.62
49:DQ:64:ILE:CG2	49:DQ:65:PHE:N	2.62	0.62
1:AA:454:C:H5'	1:AA:455:C:OP2	1.97	0.62
1:AA:1048:G:OP1	14:AN:4:LYS:HB2	1.99	0.62
1:AA:1221:G:O2'	1:AA:1222:G:H5'	1.99	0.62
3:AC:179:ARG:CD	3:AC:207:VAL:HA	2.28	0.62
5:AE:45:PHE:CE2	5:AE:47:LYS:HD2	2.33	0.62
19:AS:6:LYS:N	19:AS:6:LYS:HD3	2.14	0.62
20:AT:18:GLN:HG2	20:AT:22:ARG:HH12	1.64	0.62
26:B0:49:LYS:N	26:B0:80:HIS:HB3	2.14	0.62
28:B2:3:LEU:HD23	28:B2:4:SER:N	2.13	0.62
28:B2:62:THR:O	28:B2:66:GLU:N	2.32	0.62
36:BA:1782:C:H1'	36:BA:2609:U:H5''	1.81	0.62
40:BE:101:ARG:CB	40:BE:201:THR:HG21	2.29	0.62

Continued on next page...

Continued from previous page...

Atom-1	Atom-2	Interatomic distance (Å)	Clash overlap (Å)
40:BE:103:ASP:HA	40:BE:168:MET:HA	1.80	0.62
53:BU:95:LEU:C	53:BU:97:ASP:H	2.02	0.62
58:BZ:125:LEU:CD2	58:BZ:164:ALA:HB3	2.29	0.62
1:CA:234:C:H2'	1:CA:235:C:H6	1.64	0.62
1:CA:266:G:H5''	1:CA:267:C:H5	1.64	0.62
1:CA:1346:A:N1	1:CA:1374:A:H5''	2.13	0.62
3:CC:16:ARG:HH22	3:CC:183:ASP:HA	1.64	0.62
5:CE:92:LYS:O	5:CE:118:ILE:HD12	1.99	0.62
13:CM:69:GLU:O	13:CM:69:GLU:HG3	1.99	0.62
17:CQ:75:ARG:HG3	17:CQ:75:ARG:HH11	1.63	0.62
26:D0:43:THR:HG22	36:DA:2331:G:O2'	2.00	0.62
32:D6:53:LYS:CD	32:D6:54:ILE:H	2.12	0.62
36:DA:1099:G:H2'	36:DA:1100:C:H6	1.63	0.62
36:DA:1498:C:H2'	36:DA:1499:C:C5'	2.29	0.62
36:DA:2050:C:H1'	40:DE:156:MET:CE	2.29	0.62
36:DA:2248:C:H2'	36:DA:2249:U:H5'	1.81	0.62
36:DA:2305:A:H2'	36:DA:2306:C:H5''	1.81	0.62
36:DA:2645:G:C3'	36:DA:2646:C:H5'	2.26	0.62
36:DA:2853:C:H2'	36:DA:2854:G:H8	1.63	0.62
37:DB:9:G:OP1	51:DS:17:ARG:HD3	1.99	0.62
39:DD:30:GLU:HG3	39:DD:63:ARG:NH2	2.14	0.62
42:DG:7:LEU:O	42:DG:7:LEU:HD23	1.99	0.62
48:DP:27:HIS:CE1	54:DV:83:ARG:NH1	2.66	0.62
58:DZ:9:TYR:HE1	58:DZ:35:ARG:NH1	1.97	0.62
58:DZ:58:VAL:HA	58:DZ:67:LEU:O	1.98	0.62
1:AA:376:G:H5''	16:AP:5:ARG:HB2	1.81	0.62
1:AA:792:A:H4'	1:AA:793:U:O5'	1.99	0.62
1:AA:858:G:C6	1:AA:869:G:C8	2.87	0.62
2:AB:47:THR:HA	2:AB:202:PRO:HG2	1.81	0.62
4:AD:47:ARG:HD3	4:AD:49:ARG:NH2	2.15	0.62
7:AG:117:ALA:O	7:AG:120:ILE:N	2.32	0.62
13:AM:3:ARG:HH21	13:AM:7:VAL:HG22	1.65	0.62
13:AM:120:LYS:HE3	13:AM:120:LYS:N	2.13	0.62
22:AV:53:G:O2'	22:AV:54:U:H5'	1.99	0.62
22:AW:62:C:H2'	22:AW:63:G:H8	1.64	0.62
25:AZ:277:LEU:HD13	25:AZ:278:GLN:H	1.64	0.62
28:B2:35:LEU:O	28:B2:39:ALA:HB2	1.99	0.62
34:B8:32:LEU:HB3	34:B8:36:LYS:NZ	2.12	0.62
36:BA:806:C:O2'	36:BA:807:U:H5'	1.99	0.62
36:BA:1351:C:O2	36:BA:1381:G:C2	2.53	0.62
36:BA:1462:C:H4'	36:BA:2703:C:O4'	1.99	0.62

Continued on next page...

Continued from previous page...

Atom-1	Atom-2	Interatomic distance (Å)	Clash overlap (Å)
36:BA:2306:C:H4'	42:BG:136:ARG:NH2	2.14	0.62
40:BE:65:GLY:O	40:BE:70:ALA:HB3	1.99	0.62
40:BE:137:HIS:HB3	40:BE:138:PRO:HD2	1.80	0.62
49:BQ:133:ARG:HB2	49:BQ:133:ARG:NH1	2.14	0.62
55:BW:37:ARG:HG3	55:BW:37:ARG:HH11	1.64	0.62
55:BW:97:LYS:NZ	55:BW:99:ARG:NH1	2.47	0.62
1:CA:59:A:N6	1:CA:331:G:H1'	2.14	0.62
1:CA:403:C:O3'	4:CD:122:ARG:HD3	1.98	0.62
1:CA:407:G:H2'	1:CA:408:A:H8	1.63	0.62
1:CA:929:G:O2'	1:CA:930:C:H5'	1.99	0.62
1:CA:1130:A:C2	1:CA:1146:A:C4	2.87	0.62
1:CA:1151:A:O2'	1:CA:1152:A:H8	1.83	0.62
2:CB:59:GLU:HB2	2:CB:221:LEU:HD11	1.80	0.62
4:CD:18:LYS:HB2	4:CD:33:MET:HG2	1.80	0.62
25:CZ:136:ASN:ND2	60:CZ:501:GDP:N7	2.39	0.62
30:D4:14:ILE:HG13	30:D4:31:ILE:HB	1.80	0.62
30:D4:22:ILE:HD12	30:D4:22:ILE:N	2.00	0.62
34:D8:32:LEU:HD23	34:D8:36:LYS:NZ	2.13	0.62
36:DA:479:A:O2'	36:DA:481:G:H5'	1.99	0.62
36:DA:1854:A:N6	36:DA:1888:G:C8	2.55	0.62
36:DA:2101:G:C2'	36:DA:2102:U:H5''	2.28	0.62
39:DD:35:LYS:O	39:DD:36:PRO:C	2.34	0.62
40:DE:38:THR:OG1	40:DE:41:LYS:HE2	1.99	0.62
41:DF:157:VAL:O	41:DF:157:VAL:HG23	1.98	0.62
43:DH:46:GLU:OE1	43:DH:50:VAL:HG22	2.00	0.62
49:DQ:45:GLN:HE21	49:DQ:45:GLN:H	1.47	0.62
1:AA:274:A:O2'	1:AA:275:G:C8	2.52	0.62
1:AA:624:C:O3'	16:AP:10:GLY:HA2	1.99	0.62
1:AA:1148:U:H2'	1:AA:1149:C:O4'	2.00	0.62
1:AA:1329:A:P	13:AM:28:ALA:HB3	2.39	0.62
9:AI:95:LYS:HG3	9:AI:96:LEU:CD1	2.27	0.62
13:AM:4:ILE:HD11	13:AM:10:PRO:HD3	1.81	0.62
13:AM:57:ARG:O	13:AM:61:GLU:HB2	1.99	0.62
15:AO:31:LEU:HD12	15:AO:31:LEU:H	1.64	0.62
22:AV:39:U:H2'	22:AV:40:C:C6	2.33	0.62
22:AW:44:G:H5''	22:AW:45:U:C5	2.34	0.62
25:AZ:8:THR:OG1	25:AZ:9:LYS:N	2.32	0.62
25:AZ:259:ALA:HB1	25:AZ:260:PRO:HD2	1.81	0.62
25:AZ:389:ARG:O	25:AZ:390:GLU:HB2	1.99	0.62
31:B5:4:HIS:HA	36:BA:2056:G:H1	1.64	0.62
36:BA:272(C):G:H1	36:BA:365:C:H42	1.48	0.62

Continued on next page...

Continued from previous page...

Atom-1	Atom-2	Interatomic distance (Å)	Clash overlap (Å)
36:BA:1352:U:O2'	36:BA:1353:A:H5'	1.99	0.62
36:BA:1668:A:N3	36:BA:1670:C:C4	2.68	0.62
36:BA:2287:A:H2	36:BA:2346:A:N1	1.97	0.62
36:BA:2619:C:O2'	36:BA:2620:C:H5'	1.98	0.62
40:BE:3:GLY:HA3	40:BE:81:ILE:HD12	1.80	0.62
41:BF:160:ASN:HD21	41:BF:162:LEU:HB2	1.64	0.62
42:BG:28:VAL:O	42:BG:28:VAL:HG12	1.98	0.62
46:BN:10:GLU:CD	46:BN:11:PRO:HD2	2.19	0.62
46:BN:18:ALA:HB1	46:BN:21:LYS:HB3	1.81	0.62
49:BQ:78:PRO:O	49:BQ:81:VAL:HG12	1.99	0.62
53:BU:61:TRP:O	53:BU:65:ILE:HD13	2.00	0.62
1:CA:1047:G:H4'	14:CN:4:LYS:HG2	1.81	0.62
4:CD:59:ARG:HA	4:CD:59:ARG:HE	1.64	0.62
11:CK:38:ASN:N	11:CK:38:ASN:HD22	1.97	0.62
27:D1:82:LEU:HD21	27:D1:90:ILE:CD1	2.27	0.62
35:D9:4:ARG:HB2	36:DA:2466:C:OP1	1.98	0.62
36:DA:141:A:H8	36:DA:1408:C:HO2'	1.46	0.62
36:DA:394:A:C2'	36:DA:395:U:H5'	2.30	0.62
36:DA:547:A:H2'	36:DA:548:A:H8	1.63	0.62
36:DA:1771:C:H1'	36:DA:1786:A:C8	2.34	0.62
36:DA:2230:G:H2'	36:DA:2231:C:H6	1.64	0.62
39:DD:31:LYS:HZ2	39:DD:33:LEU:HG	1.64	0.62
39:DD:186:HIS:CD2	39:DD:188:GLU:HB2	2.34	0.62
49:DQ:120:ILE:O	49:DQ:123:HIS:N	2.33	0.62
1:AA:691:G:H2'	1:AA:692:U:C6	2.34	0.62
1:AA:939:G:H5''	7:AG:102:ARG:HH22	1.63	0.62
1:AA:979:C:H3'	1:AA:980:C:C5'	2.20	0.62
1:AA:1004:A:H2'	1:AA:1005:A:H5'	1.81	0.62
1:AA:1286:A:O2'	1:AA:1287:A:H5''	1.98	0.62
2:AB:17:PHE:O	2:AB:18:GLY:O	2.18	0.62
4:AD:145:GLU:HA	4:AD:184:LYS:HA	1.81	0.62
5:AE:99:GLY:O	5:AE:117:ASP:HA	1.99	0.62
9:AI:53:VAL:HG22	9:AI:95:LYS:CE	2.28	0.62
9:AI:118:LYS:O	9:AI:119:ALA:CB	2.47	0.62
12:AL:124:LYS:HD2	12:AL:125:PRO:HD2	1.81	0.62
25:AZ:145:GLU:O	25:AZ:149:LEU:N	2.32	0.62
26:B0:40:GLN:HE21	26:B0:59:LEU:HD11	1.65	0.62
28:B2:10:LEU:HD21	28:B2:59:ARG:HG2	1.81	0.62
29:B3:35:ARG:HD3	29:B3:37:LEU:HD12	1.81	0.62
36:BA:2313:C:H5'	36:BA:2313:C:C6	2.28	0.62
36:BA:2392:A:H8	48:BP:60:MET:HA	1.64	0.62

Continued on next page...

Continued from previous page...

Atom-1	Atom-2	Interatomic distance (Å)	Clash overlap (Å)
39:BD:27:THR:CG2	39:BD:27:THR:O	2.47	0.62
46:BN:18:ALA:CB	46:BN:26:LEU:HD22	2.30	0.62
48:BP:40:SER:O	48:BP:41:ARG:NH1	2.32	0.62
48:BP:47:ASP:HB3	48:BP:48:PRO:HA	1.81	0.62
56:BX:36:LYS:HE2	56:BX:54:VAL:O	2.00	0.62
58:BZ:29:TYR:CB	58:BZ:34:ASN:HB2	2.23	0.62
58:BZ:125:LEU:HD23	58:BZ:164:ALA:HB3	1.81	0.62
1:CA:807:A:H2'	1:CA:808:C:C6	2.35	0.62
1:CA:1158:C:H2'	1:CA:1158:C:O2	2.00	0.62
2:CB:17:PHE:O	2:CB:18:GLY:O	2.17	0.62
11:CK:33:THR:HG22	11:CK:39:PRO:CA	2.27	0.62
13:CM:15:VAL:O	13:CM:19:LEU:HD23	1.99	0.62
13:CM:79:LYS:O	13:CM:82:MET:HG2	1.99	0.62
25:CZ:8:THR:OG1	25:CZ:9:LYS:N	2.32	0.62
25:CZ:84:GLY:O	25:CZ:85:HIS:HB3	1.99	0.62
31:D5:54:GLY:H	31:D5:56:LYS:NZ	1.94	0.62
33:D7:47:ARG:NH1	56:DX:60:ARG:HH21	1.97	0.62
36:DA:614(A):U:H4'	36:DA:614(B):G:H5''	1.80	0.62
36:DA:1353:A:H2'	36:DA:1354:A:C8	2.35	0.62
36:DA:2672:G:C3'	36:DA:2673:G:H5''	2.28	0.62
40:DE:77:ILE:HG22	40:DE:78:LEU:N	2.15	0.62
41:DF:202:PHE:O	41:DF:206:ILE:HG12	2.00	0.62
51:DS:35:ILE:HD11	51:DS:99:LYS:HD3	1.80	0.62
52:DT:31:SER:HG	52:DT:32:TYR:HE1	1.40	0.62
54:DV:15:GLU:HB3	54:DV:16:PRO:HD2	1.81	0.62
54:DV:18:LEU:HD22	54:DV:18:LEU:N	2.14	0.62
1:AA:346:G:H5''	52:BT:43:GLN:HE22	1.63	0.62
1:AA:950:U:H2'	1:AA:951:G:C8	2.34	0.62
1:AA:961:U:O2'	1:AA:962:C:H6	1.83	0.62
3:AC:5:ILE:H	3:AC:5:ILE:CD1	2.12	0.62
3:AC:154:SER:HA	3:AC:165:THR:HA	1.79	0.62
8:AH:1:MET:CE	8:AH:2:LEU:N	2.63	0.62
12:AL:7:ILE:H	12:AL:7:ILE:CD1	2.06	0.62
13:AM:6:GLY:HA3	13:AM:67:GLU:OE2	2.00	0.62
13:AM:39:ILE:HG22	13:AM:40:ASN:N	2.15	0.62
22:AV:63:G:H2'	22:AV:64:A:C8	2.34	0.62
25:AZ:80:VAL:HG21	25:AZ:98:GLN:OE1	2.00	0.62
27:B1:45:ASN:HD21	36:BA:2090:G:H21	1.44	0.62
27:B1:76:ARG:HH12	27:B1:95:LEU:CB	2.12	0.62
30:B4:5:ILE:O	30:B4:5:ILE:CG1	2.47	0.62
31:B5:54:GLY:H	31:B5:56:LYS:NZ	1.96	0.62

Continued on next page...

Continued from previous page...

Atom-1	Atom-2	Interatomic distance (Å)	Clash overlap (Å)
36:BA:2653:U:H3'	36:BA:2654:A:H8	1.65	0.62
37:BB:6:C:H2'	37:BB:7:G:O4'	2.00	0.62
41:BF:179:GLU:HA	41:BF:205:ARG:HH21	1.65	0.62
42:BG:36:LYS:HG2	42:BG:37:VAL:N	2.14	0.62
46:BN:9:VAL:HG12	46:BN:10:GLU:N	2.14	0.62
46:BN:126:PRO:O	46:BN:127:ASP:CB	2.48	0.62
52:BT:25:GLY:HA2	52:BT:92:GLY:CA	2.29	0.62
56:BX:35:THR:HG22	56:BX:38:GLU:H	1.65	0.62
1:CA:841:U:H3'	1:CA:848:C:O4'	1.99	0.62
3:CC:5:ILE:N	3:CC:5:ILE:HD13	2.14	0.62
3:CC:179:ARG:HH11	3:CC:206:GLU:HG2	1.64	0.62
4:CD:110:PHE:O	4:CD:161:ASN:HB3	1.98	0.62
19:CS:52:TYR:HB2	19:CS:57:HIS:CE1	2.34	0.62
24:CY:65:C:H5'	25:CZ:341:GLN:HG2	1.79	0.62
24:CY:70:C:H2'	24:CY:71:C:C6	2.34	0.62
25:CZ:277:LEU:CD1	25:CZ:279:GLU:H	2.11	0.62
27:D1:58:ILE:HD12	27:D1:59:THR:H	1.64	0.62
36:DA:108:U:H2'	36:DA:109:G:H8	1.63	0.62
36:DA:2120:G:O2'	36:DA:2121:G:H5'	2.00	0.62
36:DA:2523:G:H2'	36:DA:2524:G:C5'	2.29	0.62
39:DD:25:THR:HB	39:DD:26:LYS:HE2	1.82	0.62
40:DE:103:ASP:OD2	40:DE:201:THR:HA	1.99	0.62
41:DF:129:PHE:CD2	41:DF:163:VAL:HG21	2.35	0.62
48:DP:16:ARG:NH1	48:DP:16:ARG:O	2.32	0.62
49:DQ:76:LYS:HB3	49:DQ:91:GLU:HG3	1.82	0.62
51:DS:42:ASP:C	51:DS:44:LYS:H	2.01	0.62
51:DS:106:ARG:HB3	51:DS:106:ARG:NH1	2.13	0.62
53:DU:9:VAL:CG1	53:DU:13:LYS:HE2	2.26	0.62
55:DW:29:LEU:HD21	55:DW:33:ARG:HH11	1.65	0.62
58:DZ:7:ALA:HB3	58:DZ:61:LEU:CD2	2.28	0.62
2:AB:109:SER:O	2:AB:111:ARG:N	2.32	0.62
4:AD:128:VAL:HG12	4:AD:129:ASN:N	2.13	0.62
10:AJ:13:HIS:O	10:AJ:17:ASP:HB2	1.99	0.62
36:BA:1341:U:H4'	56:BX:57:LEU:HB3	1.80	0.62
39:BD:226:MET:HB3	39:BD:230:ASP:HB2	1.81	0.62
40:BE:169:ASN:O	40:BE:169:ASN:ND2	2.32	0.62
42:BG:6:ALA:O	42:BG:10:LYS:HD3	2.00	0.62
54:BV:34:GLU:O	54:BV:36:PRO:HD3	1.99	0.62
1:CA:1288:A:H2'	1:CA:1289:A:H8	1.64	0.62
3:CC:5:ILE:H	3:CC:5:ILE:CD1	2.12	0.62
4:CD:18:LYS:N	4:CD:33:MET:CE	2.63	0.62

Continued on next page...

Continued from previous page...

Atom-1	Atom-2	Interatomic distance (Å)	Clash overlap (Å)
6:CF:91:VAL:HG11	18:CR:72:ARG:HH12	1.64	0.62
10:CJ:78:ASN:HD22	10:CJ:81:THR:HG21	1.64	0.62
17:CQ:59:ILE:CD1	17:CQ:73:VAL:HA	2.29	0.62
25:CZ:103:ILE:HD11	25:CZ:206:ILE:HD11	1.81	0.62
36:DA:382:G:H1	36:DA:392:C:H42	1.48	0.62
36:DA:1209:G:H21	36:DA:1210:A:N6	1.97	0.62
36:DA:1861:G:O2'	36:DA:1862:G:H5'	2.00	0.62
46:DN:15:LEU:O	46:DN:136:GLU:HA	1.99	0.62
46:DN:131:GLN:NE2	46:DN:133:GLN:H	1.96	0.62
50:DR:103:ARG:HG3	55:DW:40:ASN:CG	2.19	0.62
51:DS:89:ARG:HB3	51:DS:92:TYR:HB3	1.82	0.62
53:DU:56:ASP:C	53:DU:60:LEU:HG	2.19	0.62
58:DZ:152:ALA:HA	58:DZ:167:PRO:O	1.98	0.62
1:AA:1053:G:O6	1:AA:1200:C:H5''	1.99	0.62
25:AZ:259:ALA:HB1	25:AZ:260:PRO:CD	2.30	0.62
28:B2:53:LEU:HA	28:B2:56:GLN:CG	2.29	0.62
36:BA:17:G:H2'	36:BA:18:C:C6	2.35	0.62
36:BA:1190:G:OP1	48:BP:32:THR:OG1	2.17	0.62
38:BC:214:VAL:HG23	38:BC:224:ILE:CG2	2.28	0.62
39:BD:36:PRO:HA	39:BD:61:LEU:HD12	1.82	0.62
39:BD:221:VAL:HG22	39:BD:226:MET:HE3	1.80	0.62
40:BE:81:ILE:O	40:BE:82:ARG:O	2.17	0.62
48:BP:123:LEU:HD23	48:BP:123:LEU:N	2.13	0.62
48:BP:146:VAL:O	48:BP:148:LEU:HG	2.00	0.62
58:BZ:100:VAL:HG23	58:BZ:126:VAL:HG21	1.81	0.62
1:CA:59:A:H61	1:CA:331:G:H1'	1.64	0.62
1:CA:680:C:H2'	1:CA:681:C:C6	2.35	0.62
8:CH:48:TYR:O	8:CH:49:GLU:HB3	1.98	0.62
9:CI:99:LEU:HD22	9:CI:99:LEU:N	2.14	0.62
17:CQ:60:ILE:HG23	17:CQ:61:GLU:O	1.99	0.62
20:CT:86:ARG:O	20:CT:90:GLN:HG2	2.00	0.62
22:CW:20:U:O2'	22:CW:21:A:H4'	1.99	0.62
30:D4:8:LYS:O	30:D4:9:LEU:CB	2.43	0.62
32:D6:7:ILE:HG23	32:D6:29:ASN:HD22	1.65	0.62
36:DA:719:C:H2'	36:DA:720:C:H6	1.63	0.62
36:DA:1314:C:H5'	36:DA:1314:C:H6	1.65	0.62
39:DD:61:LEU:O	39:DD:63:ARG:NH1	2.33	0.62
41:DF:84:VAL:CG1	41:DF:85:GLY:N	2.61	0.62
47:DO:64:ARG:HH21	47:DO:100:GLY:CA	2.09	0.62
57:DY:29:GLU:N	57:DY:29:GLU:OE1	2.33	0.62
58:DZ:10:ARG:CD	58:DZ:36:LYS:HB2	2.30	0.62

Continued on next page...

Continued from previous page...

Atom-1	Atom-2	Interatomic distance (Å)	Clash overlap (Å)
58:DZ:29:TYR:HB3	58:DZ:34:ASN:HB2	1.81	0.62
58:DZ:133:ILE:N	58:DZ:134:PRO:HD3	2.14	0.62
58:DZ:139:VAL:HG23	58:DZ:140:ASP:H	1.65	0.62
1:AA:1452:C:H4'	1:AA:1456:G:H22	1.63	0.62
3:AC:79:ARG:C	3:AC:82:GLU:OE2	2.38	0.62
13:AM:65:LYS:O	13:AM:66:LEU:HG	1.99	0.62
13:AM:116:THR:HG22	13:AM:117:VAL:N	2.14	0.62
17:AQ:21:VAL:O	17:AQ:41:LYS:HA	2.00	0.62
22:AV:4:C:H2'	22:AV:5:G:H5''	1.81	0.62
26:B0:42:GLY:HA3	36:BA:2331:G:O4'	2.00	0.62
27:B1:13:ILE:HD13	27:B1:42:GLN:HB2	1.82	0.62
34:B8:14:VAL:HG21	34:B8:22:VAL:CG1	2.30	0.62
36:BA:1523:U:H2'	36:BA:1524:G:C8	2.35	0.62
36:BA:2554:U:H2'	36:BA:2555:U:C6	2.35	0.62
41:BF:4:VAL:HG11	41:BF:17:ARG:HE	1.63	0.62
48:BP:23:PRO:HD2	48:BP:33:ARG:NE	2.12	0.62
49:BQ:141:GLN:NE2	49:BQ:141:GLN:HA	2.15	0.62
56:BX:53:LYS:HD2	56:BX:55:ASN:HD21	1.63	0.62
6:CF:62:TRP:C	6:CF:63:TYR:CD1	2.73	0.62
25:CZ:72:THR:C	25:CZ:74:LYS:H	2.02	0.62
25:CZ:298:VAL:HA	25:CZ:302:GLN:OE1	2.00	0.62
31:D5:29:THR:HG21	36:DA:2814:C:O2'	2.00	0.62
36:DA:1523:U:H2'	36:DA:1524:G:C8	2.34	0.62
36:DA:1771:C:C1'	36:DA:1786:A:H8	2.13	0.62
42:DG:34:LEU:CA	42:DG:161:THR:HG22	2.29	0.62
42:DG:71:THR:HG22	42:DG:89:GLY:CA	2.30	0.62
54:DV:19:LYS:HG3	54:DV:20:LEU:N	2.15	0.62
57:DY:43:ASN:C	57:DY:44:ILE:HD12	2.20	0.62
1:AA:443:C:H2'	1:AA:444:C:C6	2.35	0.62
3:AC:12:LEU:O	3:AC:16:ARG:O	2.18	0.62
3:AC:95:THR:O	3:AC:97:LYS:N	2.33	0.62
4:AD:120:LEU:HB3	4:AD:126:ILE:HD13	1.82	0.62
13:AM:69:GLU:O	13:AM:69:GLU:HG3	1.99	0.62
32:B6:19:ARG:HG2	36:BA:2400:G:H4'	1.81	0.62
32:B6:20:ASN:OD1	32:B6:21:TYR:N	2.33	0.62
42:BG:42:GLY:CA	42:BG:89:GLY:HA2	2.30	0.62
51:BS:28:VAL:HG12	51:BS:29:PHE:N	2.15	0.62
52:BT:88:ILE:O	52:BT:89:VAL:C	2.37	0.62
54:BV:89:GLN:HA	54:BV:89:GLN:OE1	1.99	0.62
1:CA:878:G:H5''	8:CH:89:PRO:HG2	1.81	0.62
1:CA:1049:U:H1'	1:CA:1201:A:C8	2.34	0.62

Continued on next page...

Continued from previous page...

Atom-1	Atom-2	Interatomic distance (Å)	Clash overlap (Å)
3:CC:82:GLU:O	3:CC:86:VAL:HG13	1.99	0.62
4:CD:154:ASN:O	4:CD:159:ARG:NH2	2.33	0.62
8:CH:41:ARG:HG2	8:CH:42:GLU:N	2.14	0.62
9:CI:43:ALA:O	9:CI:45:ALA:N	2.32	0.62
16:CP:8:ARG:NH2	16:CP:15:PRO:HG3	2.14	0.62
24:CY:71:C:H2'	24:CY:72:U:C6	2.35	0.62
28:D2:47:ASN:H	28:D2:47:ASN:ND2	1.98	0.62
32:D6:45:LYS:O	32:D6:46:HIS:HB3	2.00	0.62
36:DA:259:G:N2	36:DA:621:A:H8	1.97	0.62
36:DA:2460:U:O2'	36:DA:2461:C:H5'	2.00	0.62
38:DC:46:LYS:O	38:DC:210:ARG:HB2	1.99	0.62
39:DD:79:VAL:CG1	39:DD:113:VAL:HA	2.30	0.62
48:DP:20:GLY:O	48:DP:21:ARG:HB2	2.00	0.62
53:DU:110:VAL:O	53:DU:113:ALA:HB3	2.00	0.62
1:AA:384:G:O2'	1:AA:385:C:H5'	2.00	0.61
1:AA:1258:G:H2'	1:AA:1259:C:C6	2.35	0.61
2:AB:142:LEU:CD2	2:AB:146:GLN:HE21	2.13	0.61
2:AB:142:LEU:CD2	2:AB:146:GLN:NE2	2.63	0.61
4:AD:98:GLU:HG2	4:AD:189:PRO:HG3	1.82	0.61
5:AE:80:ILE:HD11	5:AE:91:LEU:CD2	2.25	0.61
10:AJ:54:PHE:CD1	10:AJ:55:LYS:CE	2.83	0.61
10:AJ:55:LYS:HE3	10:AJ:55:LYS:H	1.64	0.61
22:AW:68:C:H2'	22:AW:69:G:C8	2.28	0.61
22:AW:71:G:H2'	22:AW:72:C:C5'	2.29	0.61
31:B5:6:VAL:HG22	31:B5:7:PRO:HD2	1.81	0.61
33:B7:21:ARG:HG2	33:B7:21:ARG:NH1	2.13	0.61
36:BA:71:A:H2	56:BX:31:HIS:HE1	1.45	0.61
36:BA:1417:C:O2'	36:BA:1418:G:H5'	2.00	0.61
36:BA:1788:C:O2'	36:BA:1789:A:H5'	2.00	0.61
36:BA:2025:C:H2'	36:BA:2026:C:C6	2.35	0.61
40:BE:48:GLN:NE2	40:BE:78:LEU:HD22	2.15	0.61
43:BH:107:VAL:HG21	43:BH:152:ARG:HD3	1.80	0.61
43:BH:149:ARG:CA	43:BH:162:ILE:HD11	2.28	0.61
49:BQ:21:THR:C	49:BQ:23:GLY:H	2.03	0.61
55:BW:29:LEU:HD21	55:BW:33:ARG:HH11	1.65	0.61
55:BW:54:ALA:HB1	55:BW:107:LEU:HD11	1.82	0.61
1:CA:19:C:O2'	1:CA:20:U:H5'	1.99	0.61
1:CA:454:C:H5'	1:CA:455:C:OP2	1.99	0.61
3:CC:5:ILE:HD13	3:CC:5:ILE:H	1.64	0.61
4:CD:14:ARG:CZ	4:CD:39:PRO:HB3	2.29	0.61
15:CO:33:THR:HG23	15:CO:63:ARG:HH11	1.65	0.61

Continued on next page...

Continued from previous page...

Atom-1	Atom-2	Interatomic distance (Å)	Clash overlap (Å)
18:CR:66:LEU:HD11	18:CR:70:ILE:HD11	1.82	0.61
26:D0:15:ASP:OD1	26:D0:16:SER:N	2.32	0.61
32:D6:19:ARG:HG2	36:DA:2400:G:H4'	1.82	0.61
36:DA:691:C:O2'	36:DA:692:C:H5'	1.99	0.61
36:DA:1720:U:C2'	36:DA:1721:G:H5''	2.29	0.61
36:DA:1899:G:O2'	36:DA:1900:A:H5''	2.00	0.61
36:DA:2186:G:H2'	36:DA:2187:G:C8	2.35	0.61
39:DD:37:LEU:O	39:DD:38:LYS:O	2.18	0.61
40:DE:120:TRP:CE3	40:DE:155:LYS:HE3	2.34	0.61
41:DF:32:LEU:O	41:DF:32:LEU:HD23	2.00	0.61
41:DF:64:ILE:HG21	41:DF:75:HIS:HB2	1.82	0.61
42:DG:131:TYR:HB3	42:DG:159:VAL:HG13	1.82	0.61
48:DP:59:LEU:HA	48:DP:61:ARG:CD	2.29	0.61
49:DQ:47:ILE:CD1	49:DQ:70:PRO:HD3	2.29	0.61
52:DT:107:ASP:H	52:DT:110:ILE:CG1	2.13	0.61
1:AA:149:A:H2'	1:AA:150:C:C6	2.35	0.61
1:AA:950:U:OP2	13:AM:102:ARG:HD2	2.00	0.61
2:AB:8:LYS:NZ	2:AB:217:ARG:NH1	2.48	0.61
9:AI:52:ALA:HB3	9:AI:95:LYS:CE	2.30	0.61
30:B4:14:ILE:O	30:B4:21:VAL:HG13	2.00	0.61
36:BA:195:A:C8	36:BA:197:A:OP1	2.53	0.61
36:BA:247:G:H4'	36:BA:386:G:C5	2.35	0.61
36:BA:860:U:H5	36:BA:917:A:N7	1.98	0.61
36:BA:1353:A:O4'	36:BA:1569:A:H2	1.83	0.61
36:BA:1771:C:C1'	36:BA:1786:A:C8	2.83	0.61
36:BA:1946:U:H2'	36:BA:1947:C:H6	1.64	0.61
36:BA:2009:G:O2'	36:BA:2010:G:H5'	2.00	0.61
36:BA:2305:A:H5''	42:BG:134:GLY:HA3	1.82	0.61
40:BE:75:VAL:O	40:BE:77:ILE:N	2.33	0.61
43:BH:88:LEU:H	43:BH:88:LEU:HD22	1.65	0.61
48:BP:85:LEU:HA	48:BP:88:LEU:CB	2.27	0.61
51:BS:89:ARG:HG2	51:BS:89:ARG:HH11	1.65	0.61
54:BV:98:GLU:OE2	54:BV:100:ARG:HD3	2.00	0.61
1:CA:939:G:H2'	1:CA:940:C:C6	2.35	0.61
2:CB:69:LEU:HB2	2:CB:159:PRO:HG2	1.82	0.61
2:CB:165:VAL:HG23	2:CB:166:ASP:N	2.10	0.61
4:CD:30:LYS:O	4:CD:32:ALA:N	2.32	0.61
8:CH:6:ILE:H	8:CH:6:ILE:CD1	2.12	0.61
12:CL:27:LEU:C	12:CL:29:GLY:H	2.04	0.61
14:CN:4:LYS:O	14:CN:6:LEU:N	2.32	0.61
14:CN:7:ILE:CG1	14:CN:8:GLU:N	2.63	0.61

Continued on next page...

Continued from previous page...

Atom-1	Atom-2	Interatomic distance (Å)	Clash overlap (Å)
28:D2:2:LYS:HA	28:D2:5:GLU:OE2	2.01	0.61
36:DA:363(E):U:H2'	36:DA:363(F):A:H1'	1.82	0.61
36:DA:884:C:H2'	36:DA:885:C:H5'	1.82	0.61
36:DA:1718:G:H2'	36:DA:1719:G:H8	1.64	0.61
36:DA:2317:C:H2'	36:DA:2318:G:C5'	2.30	0.61
36:DA:2327:A:H2'	36:DA:2328:A:C8	2.35	0.61
36:DA:2659:G:H2'	36:DA:2660:A:H5''	1.82	0.61
41:DF:160:ASN:ND2	41:DF:162:LEU:HB2	2.13	0.61
42:DG:94:LEU:HD22	42:DG:98:ARG:HG3	1.81	0.61
46:DN:126:PRO:O	46:DN:127:ASP:CB	2.48	0.61
48:DP:105:LEU:O	48:DP:106:LEU:HB2	2.00	0.61
49:DQ:1:MET:O	49:DQ:2:LEU:HB3	2.00	0.61
49:DQ:3:MET:HB2	49:DQ:4:PRO:HD2	1.81	0.61
52:DT:29:ARG:CB	52:DT:85:LYS:HA	2.26	0.61
54:DV:39:LEU:O	54:DV:40:LEU:HB2	1.99	0.61
3:AC:12:LEU:HB3	3:AC:18:TRP:HZ3	1.65	0.61
6:AF:9:VAL:HA	6:AF:59:TYR:O	2.00	0.61
15:AO:29:VAL:HG11	15:AO:67:LEU:HD21	1.81	0.61
29:B3:26:LEU:HB2	29:B3:28:LEU:HD21	1.82	0.61
30:B4:12:ALA:HB2	30:B4:29:PRO:HA	1.82	0.61
30:B4:33:VAL:HG21	42:BG:109:VAL:HG11	1.81	0.61
33:B7:5:TRP:NE1	33:B7:7:PRO:HB3	2.15	0.61
36:BA:604:G:H2'	36:BA:605:C:O2	2.01	0.61
36:BA:996:A:H4'	53:BU:92:ARG:CZ	2.30	0.61
36:BA:1112:G:O2'	36:BA:1113:U:H5'	2.01	0.61
36:BA:1242:A:H61	48:BP:8:PRO:HG2	1.65	0.61
37:BB:9:G:OP1	51:BS:17:ARG:HD3	1.99	0.61
41:BF:47:GLY:HA2	41:BF:97:TYR:HE2	1.65	0.61
41:BF:185:ASP:OD1	41:BF:188:ARG:HD3	2.00	0.61
42:BG:133:LEU:HD12	42:BG:133:LEU:C	2.20	0.61
52:BT:6:LEU:O	52:BT:10:VAL:HG23	2.00	0.61
53:BU:69:CYS:O	53:BU:74:LEU:HD12	2.00	0.61
58:BZ:41:LEU:HD12	58:BZ:82:ARG:NH2	2.14	0.61
2:CB:8:LYS:NZ	2:CB:217:ARG:HH12	1.97	0.61
4:CD:25:ARG:C	4:CD:27:TYR:N	2.53	0.61
4:CD:125:HIS:ND1	4:CD:152:SER:OG	2.31	0.61
4:CD:141:ARG:O	4:CD:185:PHE:HD2	1.82	0.61
16:CP:14:ASN:N	16:CP:15:PRO:HD3	2.15	0.61
17:CQ:74:LEU:HD12	17:CQ:75:ARG:HD3	1.82	0.61
22:CW:11:C:H2'	22:CW:12:U:C6	2.35	0.61
25:CZ:125:GLN:NE2	25:CZ:394:THR:HB	2.15	0.61

Continued on next page...

Continued from previous page...

Atom-1	Atom-2	Interatomic distance (Å)	Clash overlap (Å)
25:CZ:252:GLU:HG2	25:CZ:266:VAL:HG22	1.82	0.61
31:D5:52:TYR:HE2	36:DA:2884:U:H1'	1.65	0.61
36:DA:8:A:H2'	36:DA:9:U:C6	2.34	0.61
36:DA:1063:G:N2	45:DK:89:UNK:HA	2.15	0.61
36:DA:1991:U:C2'	36:DA:1992:G:H5''	2.30	0.61
36:DA:2133:G:O2'	36:DA:2158:A:N6	2.34	0.61
36:DA:2246:G:H2'	36:DA:2247:A:C8	2.35	0.61
37:DB:46:A:H2'	37:DB:47:C:H6	1.65	0.61
40:DE:5:LEU:CD1	40:DE:51:PHE:HB2	2.31	0.61
40:DE:168:MET:O	40:DE:168:MET:HG3	1.99	0.61
41:DF:101:LEU:HD12	41:DF:102:PRO:HD2	1.82	0.61
49:DQ:27:VAL:HG12	49:DQ:28:ALA:H	1.63	0.61
51:DS:59:LYS:HG2	51:DS:60:GLY:N	2.08	0.61
55:DW:68:ARG:O	55:DW:109:GLU:HA	2.00	0.61
1:AA:613:C:H2'	1:AA:614:A:H8	1.64	0.61
1:AA:1368:G:OP2	9:AI:112:LYS:HD3	1.98	0.61
2:AB:47:THR:O	2:AB:47:THR:HG22	2.00	0.61
2:AB:139:LYS:O	2:AB:143:GLU:HG3	2.00	0.61
3:AC:124:ILE:HG12	3:AC:130:VAL:HG22	1.82	0.61
14:AN:7:ILE:CG1	14:AN:8:GLU:N	2.63	0.61
25:AZ:212:THR:O	25:AZ:212:THR:HG23	2.01	0.61
36:BA:27:G:H22	36:BA:512:G:C2'	2.10	0.61
36:BA:1141:U:H2'	46:BN:63:THR:HG21	1.82	0.61
36:BA:2078:C:H2'	36:BA:2079:U:H6	1.65	0.61
40:BE:68:ALA:O	40:BE:70:ALA:N	2.33	0.61
46:BN:74:ARG:HH12	46:BN:85:ILE:HD11	1.64	0.61
48:BP:64:LYS:C	48:BP:66:GLY:N	2.53	0.61
48:BP:101:VAL:HG12	48:BP:106:LEU:HB2	1.82	0.61
51:BS:67:ARG:O	51:BS:71:ARG:HG3	2.01	0.61
55:BW:14:PRO:O	55:BW:18:ARG:HB2	2.01	0.61
5:CE:80:ILE:HD12	5:CE:80:ILE:H	1.65	0.61
10:CJ:4:ILE:HD13	10:CJ:77:PRO:HB3	1.82	0.61
13:CM:92:HIS:CE1	13:CM:98:VAL:HG21	2.36	0.61
14:CN:44:LEU:C	14:CN:44:LEU:HD12	2.20	0.61
15:CO:82:ILE:HG22	15:CO:83:GLU:H	1.62	0.61
19:CS:11:VAL:HA	19:CS:38:SER:HB2	1.82	0.61
27:D1:62:VAL:HG21	27:D1:67:ILE:HA	1.82	0.61
36:DA:2498:C:O2'	36:DA:2499:C:H5'	2.00	0.61
38:DC:76:ALA:HB2	38:DC:114:VAL:HG23	1.82	0.61
43:DH:91:GLY:HA3	43:DH:94:TYR:HD2	1.64	0.61
51:DS:97:ARG:O	51:DS:97:ARG:NE	2.34	0.61

Continued on next page...

Continued from previous page...

Atom-1	Atom-2	Interatomic distance (Å)	Clash overlap (Å)
1:AA:1391:U:H2'	1:AA:1392:G:C8	2.36	0.61
2:AB:8:LYS:O	2:AB:10:LEU:N	2.33	0.61
3:AC:153:VAL:O	3:AC:154:SER:OG	2.14	0.61
4:AD:104:VAL:HA	4:AD:107:ARG:HB2	1.83	0.61
5:AE:63:ARG:O	5:AE:64:ARG:HB2	2.00	0.61
9:AI:50:LEU:O	9:AI:56:LEU:HA	2.00	0.61
12:AL:7:ILE:HD12	12:AL:7:ILE:N	2.13	0.61
22:AW:34:G:C2'	22:AW:35:A:H5'	2.31	0.61
25:AZ:135:MET:HE2	25:AZ:151:GLU:HB2	1.83	0.61
25:AZ:176:LEU:O	25:AZ:180:GLU:HG3	2.00	0.61
25:AZ:220:PRO:HB2	25:AZ:244:ARG:HD2	1.80	0.61
26:B0:84:LEU:H	26:B0:84:LEU:HD12	1.66	0.61
28:B2:7:ARG:O	28:B2:11:GLU:HB2	2.01	0.61
32:B6:30:THR:CG2	32:B6:31:PRO:HD2	2.30	0.61
36:BA:1453:U:P	50:BR:77:ARG:HH11	2.22	0.61
37:BB:105:A:OP1	58:BZ:72:ARG:NH1	2.32	0.61
38:BC:25:ALA:O	38:BC:29:VAL:HG22	2.00	0.61
38:BC:175:VAL:CG1	38:BC:188:ASN:HB3	2.30	0.61
39:BD:10:THR:HG23	39:BD:13:ARG:HB3	1.81	0.61
40:BE:77:ILE:HG22	40:BE:78:LEU:N	2.15	0.61
41:BF:28:ILE:H	41:BF:28:ILE:CD1	2.11	0.61
41:BF:43:LYS:HA	41:BF:98:SER:HB3	1.82	0.61
41:BF:107:LYS:O	41:BF:109:GLY:N	2.33	0.61
41:BF:119:ARG:HG2	41:BF:119:ARG:NH1	2.16	0.61
46:BN:68:GLU:HG3	46:BN:88:GLU:CD	2.21	0.61
56:BX:50:LYS:H	56:BX:87:GLN:NE2	1.94	0.61
1:CA:149:A:H2'	1:CA:150:C:C6	2.36	0.61
1:CA:266:G:C5'	1:CA:267:C:C5	2.84	0.61
1:CA:413:G:H2'	1:CA:413:G:N3	2.14	0.61
1:CA:442:C:H42	1:CA:492:G:H1	1.49	0.61
1:CA:766:A:H2'	1:CA:767:A:H5'	1.82	0.61
1:CA:839:U:H2'	1:CA:839:U:O2	2.00	0.61
1:CA:1282:C:O2'	1:CA:1283:G:H5'	2.00	0.61
31:D5:3:LYS:HD2	31:D5:3:LYS:H	1.63	0.61
31:D5:11:THR:HG23	36:DA:1264:G:H5'	1.82	0.61
35:D9:7:VAL:HG13	35:D9:34:GLN:CB	2.30	0.61
36:DA:796:C:H2'	36:DA:797:C:C6	2.35	0.61
36:DA:2313:C:H4'	42:DG:91:ARG:HD3	1.83	0.61
36:DA:2726:U:H5'	36:DA:2726:U:O2	2.00	0.61
40:DE:60:ASN:OD1	40:DE:62:PRO:HD2	2.00	0.61
48:DP:84:ASN:HA	48:DP:116:GLY:HA3	1.81	0.61

Continued on next page...

Continued from previous page...

Atom-1	Atom-2	Interatomic distance (Å)	Clash overlap (Å)
49:DQ:39:PRO:O	49:DQ:40:ALA:HB2	2.00	0.61
53:DU:92:ARG:NH2	54:DV:10:LYS:HA	2.16	0.61
1:AA:1218:C:H2'	1:AA:1219:U:C6	2.35	0.61
1:AA:1372:U:OP1	9:AI:71:SER:HB3	1.99	0.61
4:AD:149:ALA:O	4:AD:153:ARG:HG3	2.00	0.61
4:AD:170:VAL:HG12	4:AD:171:GLY:H	1.66	0.61
5:AE:41:VAL:HG13	5:AE:113:ALA:HA	1.82	0.61
9:AI:16:ARG:CB	9:AI:64:THR:HB	2.25	0.61
22:AW:70:G:H2'	22:AW:71:G:C8	2.35	0.61
25:AZ:149:LEU:O	25:AZ:153:GLU:HG3	2.00	0.61
31:B5:11:THR:CG2	36:BA:1264:G:H5'	2.30	0.61
32:B6:25:LYS:O	36:BA:2286:A:N1	2.34	0.61
34:B8:61:LEU:O	34:B8:64:TYR:N	2.29	0.61
36:BA:195:A:H61	36:BA:198:C:H3'	1.65	0.61
36:BA:528:A:O2'	36:BA:529:A:H5'	2.01	0.61
36:BA:1407:C:H42	36:BA:1595:G:H1	1.49	0.61
36:BA:2528:U:O2'	36:BA:2529:G:H3'	2.01	0.61
36:BA:2746:U:O4'	43:BH:139:GLN:HB2	1.99	0.61
46:BN:46:VAL:O	46:BN:47:ALA:HB3	1.99	0.61
48:BP:64:LYS:O	48:BP:66:GLY:N	2.31	0.61
53:BU:83:LEU:CG	53:BU:88:ILE:HD11	2.13	0.61
54:BV:79:VAL:O	54:BV:80:GLN:HB2	2.01	0.61
1:CA:973:G:H1'	10:CJ:55:LYS:HZ3	1.65	0.61
13:CM:54:VAL:HG12	13:CM:58:GLU:HG2	1.82	0.61
19:CS:50:ALA:HB1	19:CS:57:HIS:HB3	1.82	0.61
24:CY:7:G:H3'	24:CY:8:4SU:C5'	2.31	0.61
25:CZ:231:ILE:O	25:CZ:234:ARG:HB2	2.00	0.61
25:CZ:300:ARG:HG3	25:CZ:301:GLY:H	1.65	0.61
26:D0:46:LYS:O	26:D0:78:TYR:HA	2.01	0.61
27:D1:4:VAL:HB	27:D1:11:ARG:NH1	2.15	0.61
36:DA:1932:A:H2'	36:DA:1933:G:O4'	2.00	0.61
36:DA:2345:G:N3	36:DA:2381:C:H2'	2.15	0.61
37:DB:43:C:H5'	37:DB:44:G:OP2	2.01	0.61
39:DD:6:PHE:CE2	39:DD:13:ARG:NH2	2.66	0.61
39:DD:125:ILE:HD12	39:DD:137:PRO:HD3	1.83	0.61
39:DD:147:LEU:HD13	39:DD:155:LEU:HD13	1.81	0.61
41:DF:24:LEU:HB3	41:DF:25:PRO:CD	2.24	0.61
42:DG:73:ALA:H	42:DG:87:PRO:HG2	1.64	0.61
56:DX:36:LYS:HE2	56:DX:54:VAL:O	2.01	0.61
4:AD:88:VAL:HG12	4:AD:90:GLY:H	1.66	0.61
5:AE:80:ILE:HD12	5:AE:80:ILE:O	2.01	0.61

Continued on next page...

Continued from previous page...

Atom-1	Atom-2	Interatomic distance (Å)	Clash overlap (Å)
7:AG:152:ALA:O	7:AG:155:ARG:HG3	2.01	0.61
19:AS:42:PRO:O	19:AS:44:MET:SD	2.58	0.61
22:AV:61:C:H5'	22:AV:62:C:OP2	2.01	0.61
25:AZ:17:ILE:HG13	25:AZ:104:LEU:HA	1.82	0.61
25:AZ:193:ASN:HB3	25:AZ:196:VAL:H	1.66	0.61
27:B1:50:ARG:HG2	27:B1:59:THR:CB	2.30	0.61
27:B1:56:GLN:O	27:B1:57:GLU:HB3	2.01	0.61
36:BA:845:G:O2'	36:BA:846:C:H5	1.83	0.61
36:BA:1221:C:H2'	36:BA:1221(A):C:C6	2.35	0.61
36:BA:2787:C:O2	40:BE:61:ARG:NH1	2.33	0.61
40:BE:73:GLU:HA	40:BE:73:GLU:OE1	2.01	0.61
47:BO:76:ALA:CB	52:BT:75:ILE:HD13	2.26	0.61
1:CA:137:C:H42	1:CA:226:G:H1	1.46	0.61
1:CA:405:U:O2	1:CA:498:U:H2'	2.00	0.61
1:CA:556:C:C2'	1:CA:557:G:H5'	2.31	0.61
1:CA:766:A:C2'	1:CA:767:A:H5'	2.30	0.61
3:CC:22:TRP:CZ2	14:CN:54:PRO:HG2	2.35	0.61
3:CC:40:ARG:HG3	3:CC:40:ARG:NH1	2.14	0.61
3:CC:189:ALA:HB3	3:CC:196:LEU:HB2	1.82	0.61
7:CG:22:LEU:HD22	7:CG:62:PHE:CE2	2.35	0.61
9:CI:104:ARG:HH11	9:CI:104:ARG:HG3	1.66	0.61
10:CJ:50:ILE:HD13	10:CJ:50:ILE:N	2.05	0.61
10:CJ:96:ILE:HD13	10:CJ:96:ILE:H	1.63	0.61
19:CS:41:VAL:HB	19:CS:44:MET:HG2	1.83	0.61
22:CW:48:C:C2'	22:CW:59:U:H1'	2.26	0.61
36:DA:81:G:H21	57:DY:2:ARG:HH12	1.46	0.61
36:DA:803:U:O2'	36:DA:804:A:H5'	2.00	0.61
36:DA:1165:U:H2'	36:DA:1166:C:C6	2.35	0.61
36:DA:2477:C:H6	36:DA:2477:C:C5'	2.08	0.61
39:DD:147:LEU:HD13	39:DD:155:LEU:CD1	2.28	0.61
40:DE:171:GLU:HB3	40:DE:185:LYS:HG2	1.82	0.61
42:DG:75:LYS:O	42:DG:84:LYS:HA	2.01	0.61
50:DR:114:VAL:HG23	50:DR:114:VAL:O	1.99	0.61
52:DT:118:ARG:HA	52:DT:121:ILE:HB	1.83	0.61
57:DY:7:VAL:HB	57:DY:8:LYS:HD2	1.82	0.61
58:DZ:62:PRO:O	58:DZ:64:GLY:N	2.34	0.61
1:AA:743:U:H2'	1:AA:744:C:C6	2.36	0.61
2:AB:7:VAL:O	2:AB:11:LEU:HB2	2.00	0.61
2:AB:114:ARG:HD2	2:AB:141:GLU:OE1	2.00	0.61
2:AB:209:ARG:NH1	2:AB:239:VAL:HG21	2.16	0.61
3:AC:12:LEU:HD13	3:AC:18:TRP:CZ3	2.36	0.61

Continued on next page...

Continued from previous page...

Atom-1	Atom-2	Interatomic distance (Å)	Clash overlap (Å)
3:AC:77:ILE:HA	3:AC:84:ILE:HG22	1.83	0.61
8:AH:86:ILE:HG12	8:AH:135:CYS:HA	1.83	0.61
23:AX:11:U:H2'	23:AX:11:U:O2	1.99	0.61
25:AZ:13:ASN:CB	25:AZ:78:SER:HB3	2.27	0.61
25:AZ:388:ILE:O	25:AZ:395:VAL:HG22	2.01	0.61
36:BA:1141:U:H2'	46:BN:63:THR:CG2	2.31	0.61
36:BA:1311:G:N2	36:BA:1603:A:H62	1.99	0.61
36:BA:1332:G:N2	36:BA:1609:A:O2'	2.33	0.61
36:BA:2179:C:H1'	36:BA:2180:U:C2	2.35	0.61
36:BA:2241:A:H2'	36:BA:2242:G:C8	2.36	0.61
38:BC:99:ILE:CD1	38:BC:102:LYS:NZ	2.63	0.61
39:BD:26:LYS:HE2	39:BD:26:LYS:N	2.15	0.61
41:BF:125:LEU:HD23	41:BF:125:LEU:N	2.06	0.61
42:BG:152:LEU:H	42:BG:152:LEU:HD23	1.65	0.61
42:BG:178:PHE:O	42:BG:180:PHE:HD1	1.84	0.61
48:BP:115:LEU:HB3	48:BP:131:SER:HB3	1.82	0.61
49:BQ:56:ARG:HH11	49:BQ:56:ARG:HG3	1.64	0.61
50:BR:96:ARG:HD3	50:BR:98:LEU:CD1	2.31	0.61
54:BV:15:GLU:HB3	54:BV:16:PRO:CD	2.31	0.61
1:CA:573:A:H5'	1:CA:573:A:C8	2.30	0.61
1:CA:677:U:H3	1:CA:713:G:H22	1.49	0.61
1:CA:719:C:C2	18:CR:50:ILE:HG12	2.36	0.61
2:CB:22:LYS:H22	2:CB:22:LYS:CA	2.11	0.61
2:CB:55:PHE:N	2:CB:55:PHE:CD1	2.68	0.61
36:DA:271(X):G:O3'	36:DA:272(D):G:H4'	1.99	0.61
36:DA:1173:G:H5'	36:DA:1174:A:OP2	2.01	0.61
36:DA:1403:C:H5''	36:DA:1471:A:H1'	1.82	0.61
36:DA:1773:A:C2'	36:DA:1774:C:H5'	2.30	0.61
38:DC:119:VAL:HG23	38:DC:123:VAL:HG11	1.82	0.61
42:DG:8:LYS:O	42:DG:11:TYR:HB3	2.00	0.61
46:DN:55:VAL:HG22	46:DN:56:ASN:H	1.65	0.61
48:DP:59:LEU:CA	48:DP:61:ARG:CZ	2.78	0.61
49:DQ:64:ILE:HG22	49:DQ:65:PHE:N	2.14	0.61
50:DR:52:ILE:O	50:DR:55:ALA:HB3	2.00	0.61
51:DS:29:PHE:C	51:DS:29:PHE:CD1	2.73	0.61
51:DS:52:SER:HB3	51:DS:55:ALA:HB3	1.82	0.61
51:DS:98:VAL:CG1	51:DS:100:ALA:HB2	2.29	0.61
55:DW:29:LEU:HG	55:DW:33:ARG:HD2	1.82	0.61
1:AA:266:G:H5'	1:AA:267:C:C5	2.36	0.61
1:AA:954:G:O2'	13:AM:120:LYS:HD2	2.01	0.61
1:AA:1239:A:N6	1:AA:1299:A:N6	2.43	0.61

Continued on next page...

Continued from previous page...

Atom-1	Atom-2	Interatomic distance (Å)	Clash overlap (Å)
3:AC:50:ALA:HB1	3:AC:70:VAL:HG11	1.82	0.61
10:AJ:57:LYS:HD3	10:AJ:58:ASP:N	2.16	0.61
15:AO:62:GLN:HA	15:AO:62:GLN:HE21	1.66	0.61
20:AT:57:ARG:NH1	20:AT:102:GLY:HA2	2.10	0.61
25:AZ:324:LYS:HG3	25:AZ:365:GLY:CA	2.27	0.61
31:B5:31:VAL:HG13	31:B5:42:PRO:HG3	1.82	0.61
36:BA:248:G:H5'	36:BA:386:G:N2	2.15	0.61
36:BA:271(F):C:C2'	36:BA:271(G):C:H5'	2.31	0.61
36:BA:1528:A:H2'	36:BA:1528:A:N3	2.16	0.61
36:BA:1747:G:H2'	36:BA:1747(A):G:C8	2.36	0.61
37:BB:92:C:H5''	58:BZ:79:ARG:HH22	1.65	0.61
39:BD:142:VAL:HG21	39:BD:191:ALA:HB1	1.81	0.61
42:BG:72:ARG:CB	42:BG:87:PRO:HD2	2.31	0.61
42:BG:90:LEU:C	42:BG:90:LEU:HD12	2.21	0.61
48:BP:33:ARG:O	48:BP:34:GLY:C	2.38	0.61
49:BQ:52:VAL:O	49:BQ:54:MET:N	2.34	0.61
52:BT:106:SER:HA	52:BT:110:ILE:HG12	1.82	0.61
53:BU:110:VAL:O	53:BU:113:ALA:HB3	2.01	0.61
1:CA:62:U:H2'	1:CA:63:C:C5'	2.30	0.61
1:CA:148:G:H2'	1:CA:149:A:C8	2.36	0.61
1:CA:1123:A:C2	1:CA:1150:U:H5	2.19	0.61
1:CA:1275:A:O2'	1:CA:1276:G:H5'	2.00	0.61
4:CD:102:ASP:OD1	4:CD:136:PRO:O	2.19	0.61
5:CE:64:ARG:HG3	5:CE:64:ARG:HH11	1.66	0.61
7:CG:37:ASN:HD21	9:CI:40:LEU:HA	1.66	0.61
23:CX:24:G:H1	24:CY:34:C:N4	1.99	0.61
25:CZ:131:ILE:HD11	25:CZ:163:PHE:CZ	2.36	0.61
30:D4:31:ILE:CG2	30:D4:33:VAL:HG23	2.31	0.61
34:D8:32:LEU:HD13	36:DA:2392:A:OP1	2.00	0.61
34:D8:33:ASN:CG	34:D8:34:TRP:N	2.54	0.61
36:DA:201:C:O2'	36:DA:202:U:H5'	2.01	0.61
36:DA:1784:A:H4'	36:DA:1785:A:O5'	2.01	0.61
36:DA:2028:U:H2'	36:DA:2029:G:C8	2.36	0.61
37:DB:61:G:O2'	37:DB:62:C:H5'	2.01	0.61
40:DE:35:GLN:HG2	40:DE:36:ARG:N	2.15	0.61
41:DF:37:VAL:HG11	48:DP:7:ARG:HH12	1.66	0.61
43:DH:88:LEU:CD1	43:DH:130:ARG:HD2	2.31	0.61
48:DP:45:LEU:CD1	48:DP:46:LYS:H	2.14	0.61
48:DP:83:VAL:HG12	48:DP:113:LYS:O	2.01	0.61
51:DS:67:ARG:O	51:DS:71:ARG:HG3	2.00	0.61
52:DT:23:ARG:HA	52:DT:52:ILE:HD12	1.83	0.61

Continued on next page...

Continued from previous page...

Atom-1	Atom-2	Interatomic distance (Å)	Clash overlap (Å)
54:DV:19:LYS:CE	54:DV:20:LEU:H	2.13	0.61
1:AA:370:C:O2'	1:AA:371:G:H5'	2.01	0.61
13:AM:80:ARG:C	13:AM:82:MET:H	2.04	0.61
16:AP:22:THR:HA	16:AP:33:ILE:HG12	1.82	0.61
20:AT:51:GLU:O	20:AT:54:LYS:HB3	2.01	0.61
25:AZ:267:VAL:CG2	25:AZ:288:VAL:HG13	2.31	0.61
32:B6:11:LEU:CD1	32:B6:12:GLU:H	2.14	0.61
36:BA:191:A:O2'	36:BA:192:C:H5'	2.01	0.61
36:BA:309:G:O3'	57:BY:18:GLY:HA2	2.01	0.61
36:BA:2147:G:H2'	36:BA:2148:G:O4'	2.01	0.61
36:BA:2199:A:H3'	36:BA:2200:C:H6	1.65	0.61
36:BA:2453:A:H2'	36:BA:2454:G:C8	2.35	0.61
40:BE:93:VAL:O	40:BE:95:ILE:N	2.33	0.61
41:BF:32:LEU:O	41:BF:36:VAL:HG23	2.01	0.61
46:BN:3:THR:HG22	46:BN:4:TYR:H	1.66	0.61
58:BZ:155:LEU:HD23	58:BZ:155:LEU:H	1.66	0.61
2:CB:72:GLY:HA2	2:CB:165:VAL:HG22	1.82	0.61
7:CG:52:GLU:O	7:CG:54:THR:N	2.34	0.61
12:CL:126:LYS:HE2	12:CL:126:LYS:HA	1.82	0.61
14:CN:48:ALA:HB2	14:CN:53:LEU:HD12	1.83	0.61
22:CV:4:C:H3'	22:CV:5:G:H5''	1.83	0.61
27:D1:30:VAL:HG23	27:D1:31:GLY:H	1.66	0.61
27:D1:65:SER:O	27:D1:66:HIS:HB2	1.99	0.61
32:D6:27:LYS:HE2	36:DA:2285:C:OP2	2.00	0.61
36:DA:996:A:H4'	53:DU:92:ARG:CD	2.31	0.61
36:DA:1009:A:H1'	53:DU:59:ARG:NH1	2.15	0.61
36:DA:1013:C:H2'	36:DA:1014:U:C6	2.36	0.61
36:DA:1038:C:C3'	36:DA:1039:G:H5''	2.31	0.61
36:DA:1087:G:O2'	36:DA:1089:G:H5'	2.00	0.61
36:DA:1257:C:H4'	41:DF:83:PHE:CD1	2.35	0.61
42:DG:85:GLY:C	42:DG:87:PRO:HD3	2.21	0.61
46:DN:71:ILE:HG21	46:DN:84:LYS:HB3	1.82	0.61
46:DN:108:PRO:O	46:DN:109:LYS:HG3	2.00	0.61
47:DO:43:VAL:HG23	47:DO:56:ASP:O	2.01	0.61
49:DQ:19:GLY:HA3	58:DZ:79:ARG:NH1	2.15	0.61
50:DR:3:HIS:O	50:DR:5:LYS:N	2.29	0.61
52:DT:32:TYR:CD1	52:DT:32:TYR:N	2.69	0.61
53:DU:82:GLY:C	53:DU:84:LYS:H	2.03	0.61
1:AA:39:G:O2'	1:AA:40:C:H5'	2.00	0.60
3:AC:34:LEU:HD22	3:AC:38:ARG:NE	2.13	0.60
5:AE:11:ILE:HD11	5:AE:33:VAL:HG23	1.82	0.60

Continued on next page...

Continued from previous page...

Atom-1	Atom-2	Interatomic distance (Å)	Clash overlap (Å)
9:AI:88:TYR:O	9:AI:89:ASN:HB2	1.99	0.60
10:AJ:40:LEU:H	10:AJ:40:LEU:CD2	2.06	0.60
14:AN:3:ARG:HG2	14:AN:3:ARG:O	2.01	0.60
16:AP:43:LYS:O	16:AP:45:THR:N	2.34	0.60
22:AV:72:C:H2'	22:AV:73:A:H5''	1.81	0.60
32:B6:42:TRP:HA	32:B6:42:TRP:CE3	2.36	0.60
36:BA:1323:U:H2'	36:BA:1324:G:H5'	1.81	0.60
42:BG:43:LEU:C	42:BG:45:GLU:H	2.02	0.60
46:BN:28:THR:HG23	46:BN:29:LYS:H	1.64	0.60
49:BQ:132:VAL:HG11	49:BQ:137:TYR:OH	2.01	0.60
50:BR:75:LEU:HD13	50:BR:75:LEU:O	2.01	0.60
52:BT:28:VAL:HG22	52:BT:45:PHE:O	2.00	0.60
53:BU:13:LYS:HD3	53:BU:13:LYS:H	1.66	0.60
54:BV:19:LYS:HZ3	54:BV:20:LEU:H	1.48	0.60
14:CN:8:GLU:C	14:CN:10:ALA:H	2.03	0.60
27:D1:7:ILE:CD1	27:D1:70:VAL:HG22	2.31	0.60
29:D3:27:GLY:C	29:D3:28:LEU:HD23	2.22	0.60
31:D5:44:THR:HG21	50:DR:101:ALA:CB	2.28	0.60
36:DA:483:A:H4'	57:DY:48:ALA:O	2.00	0.60
36:DA:650:C:H3'	36:DA:651:G:H5''	1.83	0.60
36:DA:693:C:O2'	36:DA:694:U:H5'	2.01	0.60
36:DA:719:C:H2'	36:DA:720:C:C6	2.36	0.60
39:DD:26:LYS:O	39:DD:27:THR:HG22	2.01	0.60
48:DP:16:ARG:HB2	48:DP:16:ARG:HH11	1.65	0.60
52:DT:106:SER:HA	52:DT:110:ILE:HD11	1.81	0.60
57:DY:31:LEU:HB2	57:DY:32:PRO:HA	1.82	0.60
1:AA:397:A:N7	1:AA:547:A:O2'	2.30	0.60
1:AA:532:A:H2	1:AA:1206:G:H21	1.48	0.60
1:AA:1368:G:OP2	9:AI:112:LYS:CD	2.50	0.60
3:AC:84:ILE:HG23	3:AC:85:ARG:HD2	1.81	0.60
3:AC:142:MET:C	3:AC:144:SER:H	2.03	0.60
10:AJ:4:ILE:HD13	10:AJ:77:PRO:HB3	1.82	0.60
25:AZ:147:LEU:HB3	25:AZ:172:ARG:NH1	2.17	0.60
25:AZ:241:ARG:HA	25:AZ:285:ASN:HD21	1.66	0.60
25:AZ:326:GLU:CD	25:AZ:326:GLU:H	2.05	0.60
28:B2:2:LYS:HE3	28:B2:59:ARG:HH22	1.65	0.60
30:B4:22:ILE:HD12	30:B4:22:ILE:N	2.10	0.60
32:B6:11:LEU:HD11	32:B6:51:GLU:HG3	1.81	0.60
32:B6:45:LYS:O	32:B6:46:HIS:HB3	2.00	0.60
33:B7:12:ARG:NH2	36:BA:465:G:OP1	2.32	0.60
36:BA:644:A:H2	36:BA:2369:A:HI1'	1.66	0.60

Continued on next page...

Continued from previous page...

Atom-1	Atom-2	Interatomic distance (Å)	Clash overlap (Å)
36:BA:2464:C:O2'	36:BA:2465:C:H6	1.83	0.60
36:BA:2502:G:H5''	36:BA:2503:A:C5'	2.31	0.60
37:BB:92:C:H5''	58:BZ:79:ARG:NH2	2.16	0.60
53:BU:36:ARG:HH11	53:BU:36:ARG:CB	2.08	0.60
54:BV:15:GLU:HB3	54:BV:16:PRO:HD2	1.82	0.60
57:BY:49:VAL:O	57:BY:50:ARG:HB2	2.01	0.60
1:CA:311:C:HO2'	1:CA:312:C:H5'	1.66	0.60
1:CA:323:U:H4'	20:CT:22:ARG:HG3	1.82	0.60
1:CA:827:U:H2'	1:CA:870:U:O4	2.01	0.60
1:CA:1003:G:N2	1:CA:1039:C:H42	1.98	0.60
2:CB:142:LEU:CD2	2:CB:146:GLN:HE21	2.14	0.60
25:CZ:359:VAL:HG12	25:CZ:359:VAL:O	2.01	0.60
36:DA:320:A:H2'	41:DF:136:THR:OG1	2.02	0.60
36:DA:614(A):U:H4'	36:DA:614(B):G:C5'	2.31	0.60
36:DA:654(M):C:H2'	36:DA:654(N):G:N7	2.16	0.60
36:DA:1880:C:C2'	36:DA:1881:C:H5''	2.31	0.60
40:DE:28:ALA:CB	40:DE:93:VAL:HG22	2.31	0.60
42:DG:122:PRO:HD3	42:DG:181:ARG:HB3	1.82	0.60
44:DJ:35:UNK:C	44:DJ:37:UNK:N	2.63	0.60
45:DK:32:UNK:HA	45:DK:63:UNK:CB	2.31	0.60
46:DN:3:THR:HG21	46:DN:5:VAL:HG23	1.83	0.60
49:DQ:18:LYS:HB2	49:DQ:98:LYS:NZ	2.16	0.60
49:DQ:18:LYS:N	49:DQ:98:LYS:HE3	2.16	0.60
49:DQ:39:PRO:HG3	49:DQ:99:PRO:HD3	1.83	0.60
1:AA:487:A:H2'	1:AA:488:C:O4'	2.02	0.60
1:AA:585:G:H4'	12:AL:8:ASN:ND2	2.16	0.60
1:AA:600:C:OP1	8:AH:97:VAL:HG12	2.01	0.60
1:AA:850:U:O2'	1:AA:851:G:H5'	2.02	0.60
2:AB:46:LYS:C	2:AB:48:MET:H	2.03	0.60
4:AD:20:TYR:HA	4:AD:26:CYS:CB	2.31	0.60
4:AD:25:ARG:C	4:AD:27:TYR:H	2.04	0.60
13:AM:108:ARG:HG3	13:AM:108:ARG:HH11	1.67	0.60
22:AW:72:C:H2'	22:AW:73:A:O4'	2.01	0.60
25:AZ:23:GLY:O	25:AZ:24:LYS:O	2.18	0.60
25:AZ:344:PHE:O	25:AZ:346:THR:N	2.34	0.60
28:B2:27:GLU:C	28:B2:29:LYS:H	2.03	0.60
32:B6:36:LEU:HD23	32:B6:36:LEU:C	2.22	0.60
36:BA:626:U:N3	48:BP:105:LEU:HG	2.16	0.60
36:BA:1771:C:H1'	36:BA:1786:A:H8	1.63	0.60
38:BC:215:THR:OG1	38:BC:216:THR:N	2.35	0.60
41:BF:108:LYS:O	41:BF:112:MET:HB2	2.01	0.60

Continued on next page...

Continued from previous page...

Atom-1	Atom-2	Interatomic distance (Å)	Clash overlap (Å)
41:BF:132:VAL:HG13	41:BF:133:ASN:N	2.16	0.60
42:BG:11:TYR:O	42:BG:15:VAL:HB	2.01	0.60
47:BO:24:VAL:HG12	47:BO:33:ALA:HB2	1.82	0.60
48:BP:84:ASN:HB3	48:BP:86:LYS:HB3	1.83	0.60
49:BQ:41:TRP:CD1	49:BQ:96:VAL:HG12	2.36	0.60
56:BX:41:ASN:HD22	56:BX:41:ASN:N	1.98	0.60
58:BZ:146:ILE:HA	58:BZ:174:VAL:CG1	2.28	0.60
1:CA:1446:U:O2	1:CA:1452:C:H1'	2.01	0.60
1:CA:1498:U:C5	23:CX:20:U:H5'	2.36	0.60
3:CC:23:TYR:CD1	3:CC:24:ALA:N	2.69	0.60
12:CL:53:ARG:N	12:CL:53:ARG:HD2	2.16	0.60
16:CP:1:MET:HG3	16:CP:65:GLN:HG2	1.84	0.60
27:D1:7:ILE:HD12	27:D1:70:VAL:HG22	1.83	0.60
34:D8:62:LEU:N	34:D8:63:PRO:HD2	2.16	0.60
36:DA:271(F):C:C2'	36:DA:271(G):C:H5'	2.32	0.60
36:DA:1721:G:H8	36:DA:1741:A:H62	1.47	0.60
36:DA:2122:U:H2'	36:DA:2123:G:C8	2.36	0.60
36:DA:2302:G:N3	42:DG:128:ARG:HG3	2.15	0.60
37:DB:114:C:H2'	37:DB:115:G:C8	2.36	0.60
40:DE:87:GLU:C	40:DE:89:ASP:H	2.04	0.60
43:DH:91:GLY:HA3	43:DH:94:TYR:CD2	2.36	0.60
49:DQ:133:ARG:HH11	49:DQ:133:ARG:CB	2.13	0.60
52:DT:91:ARG:HG2	52:DT:116:ALA:HA	1.83	0.60
58:DZ:151:HIS:CB	58:DZ:170:THR:HA	2.30	0.60
1:AA:748:C:H4'	1:AA:749:C:O5'	2.01	0.60
4:AD:91:SER:O	4:AD:92:VAL:C	2.40	0.60
4:AD:170:VAL:HG12	4:AD:171:GLY:N	2.16	0.60
16:AP:49:LEU:HD22	16:AP:73:LEU:HD22	1.83	0.60
25:AZ:155:ARG:HG2	25:AZ:165:GLY:O	2.00	0.60
25:AZ:196:VAL:O	25:AZ:199:ILE:N	2.27	0.60
30:B4:27:THR:HG21	42:BG:62:LEU:HG	1.84	0.60
32:B6:35:GLU:HB3	32:B6:51:GLU:HB2	1.84	0.60
36:BA:970:C:H2'	36:BA:971:C:H6	1.65	0.60
36:BA:2312:U:H2'	36:BA:2313:C:C5'	2.29	0.60
36:BA:2533:A:H2'	36:BA:2534:A:O4'	2.01	0.60
39:BD:64:ILE:O	39:BD:64:ILE:HG13	2.01	0.60
39:BD:238:GLY:O	39:BD:239:ARG:O	2.20	0.60
42:BG:139:LEU:CD2	42:BG:149:VAL:HG21	2.31	0.60
46:BN:30:ILE:CG2	46:BN:120:LEU:HD21	2.32	0.60
50:BR:103:ARG:HH11	50:BR:110:PRO:HD3	1.65	0.60
52:BT:61:PHE:CE1	52:BT:76:PHE:HB2	2.36	0.60

Continued on next page...

Continued from previous page...

Atom-1	Atom-2	Interatomic distance (Å)	Clash overlap (Å)
57:BY:44:ILE:HG22	57:BY:45:VAL:N	2.16	0.60
58:BZ:166:SER:HB2	58:BZ:167:PRO:CA	2.31	0.60
1:CA:555:C:H2'	1:CA:556:C:H6	1.67	0.60
1:CA:620:C:C2	4:CD:135:LEU:HG	2.36	0.60
1:CA:1128:C:O2'	1:CA:1130:A:C8	2.52	0.60
1:CA:1217:C:OP1	14:CN:9:LYS:HE3	2.00	0.60
3:CC:172:ARG:HH21	3:CC:174:PRO:HG2	1.66	0.60
4:CD:138:TYR:C	4:CD:138:TYR:HD1	2.03	0.60
9:CI:20:ARG:HG3	9:CI:20:ARG:HH11	1.67	0.60
9:CI:118:LYS:O	9:CI:119:ALA:CB	2.49	0.60
13:CM:49:THR:O	13:CM:53:VAL:HG23	2.01	0.60
25:CZ:70:TYR:C	25:CZ:70:TYR:CD1	2.75	0.60
25:CZ:195:TRP:HA	25:CZ:195:TRP:CE3	2.36	0.60
26:D0:36:ILE:HD11	36:DA:2355:C:H4'	1.83	0.60
28:D2:65:ASN:HD21	36:DA:112:U:H5'	1.66	0.60
31:D5:25:LEU:CD2	31:D5:26:THR:H	2.13	0.60
31:D5:57:VAL:HG12	31:D5:58:LEU:N	2.16	0.60
36:DA:18:C:O3'	53:DU:23:GLY:HA2	2.00	0.60
36:DA:330:A:O2'	36:DA:331:A:C8	2.54	0.60
36:DA:440:G:N2	41:DF:46:ARG:NH2	2.50	0.60
36:DA:481:G:OP2	57:DY:47:LYS:HD2	2.01	0.60
36:DA:999:U:H5''	36:DA:1154:G:O6	2.02	0.60
36:DA:1203:G:H3'	36:DA:1204:A:H5''	1.83	0.60
36:DA:1798:U:OP2	39:DD:274:ARG:NH2	2.34	0.60
36:DA:2199:A:C2	36:DA:2200:C:H1'	2.37	0.60
36:DA:2334:G:C5'	51:DS:13:ARG:HD3	2.29	0.60
36:DA:2685:G:HO2'	36:DA:2726:U:H5	1.46	0.60
37:DB:105:A:H2'	37:DB:106:G:O4'	2.01	0.60
39:DD:43:ARG:HB3	39:DD:54:ARG:CB	2.31	0.60
39:DD:54:ARG:O	39:DD:218:ARG:NH1	2.34	0.60
42:DG:7:LEU:HD22	42:DG:100:TRP:CE3	2.36	0.60
42:DG:34:LEU:HD21	42:DG:100:TRP:HH2	1.65	0.60
46:DN:47:ALA:HB2	46:DN:112:LEU:CD1	2.31	0.60
46:DN:74:ARG:HH12	46:DN:85:ILE:CD1	2.14	0.60
51:DS:99:LYS:HB3	51:DS:99:LYS:HZ2	1.66	0.60
58:DZ:123:ASP:O	58:DZ:124:ILE:HG12	2.02	0.60
1:AA:1117:G:H5'	1:AA:1117:G:C8	2.34	0.60
3:AC:82:GLU:N	3:AC:85:ARG:CD	2.61	0.60
6:AF:67:MET:HB2	6:AF:68:PRO:HD2	1.83	0.60
6:AF:91:VAL:HG12	6:AF:92:LYS:N	2.16	0.60
9:AI:79:LEU:HD13	9:AI:79:LEU:O	2.01	0.60

Continued on next page...

Continued from previous page...

Atom-1	Atom-2	Interatomic distance (Å)	Clash overlap (Å)
17:AQ:11:VAL:O	17:AQ:12:SER:HB3	2.02	0.60
25:AZ:145:GLU:O	25:AZ:149:LEU:HB2	2.00	0.60
29:B3:22:ALA:HA	29:B3:46:ASN:HD21	1.66	0.60
29:B3:27:GLY:C	29:B3:28:LEU:HD23	2.22	0.60
35:B9:2:LYS:HE2	36:BA:2526:G:O2'	2.01	0.60
36:BA:99:U:H4'	36:BA:102:G:H1'	1.83	0.60
36:BA:1495:A:N3	36:BA:1496:A:C2	2.69	0.60
36:BA:1528:A:N6	36:BA:1544:A:C2	2.69	0.60
36:BA:1790:C:H2'	36:BA:1791:A:C5	2.36	0.60
36:BA:2866:U:C6	36:BA:2868:A:H1'	2.37	0.60
37:BB:30:C:H1'	37:BB:57:A:N6	2.10	0.60
37:BB:56:G:H4'	37:BB:57:A:O5'	2.01	0.60
38:BC:79:LYS:HD3	38:BC:119:VAL:CG1	2.23	0.60
38:BC:167:LYS:O	38:BC:167:LYS:HD2	2.01	0.60
39:BD:273:ARG:C	39:BD:274:ARG:HG3	2.21	0.60
46:BN:115:ARG:HA	46:BN:118:LYS:HZ3	1.66	0.60
47:BO:87:ILE:HG23	47:BO:91:LEU:HA	1.83	0.60
48:BP:34:GLY:O	48:BP:35:HIS:HB2	2.00	0.60
56:BX:29:TRP:CE3	56:BX:78:LYS:HB3	2.36	0.60
57:BY:67:LEU:HD21	57:BY:71:LYS:HE2	1.82	0.60
1:CA:8:A:N7	4:CD:208:SER:HB2	2.16	0.60
1:CA:945:G:C2	1:CA:1337:G:C2	2.90	0.60
4:CD:138:TYR:C	4:CD:138:TYR:CD1	2.74	0.60
14:CN:7:ILE:HG13	14:CN:8:GLU:N	2.15	0.60
16:CP:20:VAL:HG22	16:CP:21:VAL:N	2.17	0.60
24:CY:76:A:H62	25:CZ:234:ARG:HH12	1.46	0.60
34:D8:59:LYS:HE2	48:DP:50:ARG:HB3	1.83	0.60
36:DA:280:C:H3'	36:DA:281:G:H8	1.66	0.60
36:DA:833:U:H5'	48:DP:48:PRO:HB2	1.83	0.60
36:DA:1156:A:OP1	53:DU:55:ARG:NH1	2.35	0.60
36:DA:2428:G:H21	48:DP:60:MET:HE3	1.67	0.60
36:DA:2866:U:C6	36:DA:2868:A:H1'	2.37	0.60
37:DB:15:A:H3'	37:DB:16:G:C5'	2.30	0.60
38:DC:63:SER:HA	38:DC:160:ARG:CA	2.31	0.60
40:DE:24:THR:HG21	40:DE:188:VAL:HG13	1.81	0.60
48:DP:56:SER:O	48:DP:58:THR:N	2.35	0.60
48:DP:95:VAL:HG23	48:DP:125:VAL:CA	2.31	0.60
50:DR:28:LEU:HB2	50:DR:34:ILE:HG13	1.83	0.60
54:DV:2:PHE:CE2	54:DV:13:ARG:NH1	2.69	0.60
57:DY:27:VAL:HG12	57:DY:28:LYS:N	2.16	0.60
57:DY:63:LYS:HG2	57:DY:64:GLU:H	1.65	0.60

Continued on next page...

Continued from previous page...

Atom-1	Atom-2	Interatomic distance (Å)	Clash overlap (Å)
1:AA:505:G:H2'	1:AA:506:G:H8	1.66	0.60
1:AA:1418:A:H3'	1:AA:1419:G:O4'	2.02	0.60
4:AD:31:CYS:C	4:AD:33:MET:N	2.53	0.60
4:AD:61:LYS:HE2	4:AD:62:GLN:HE22	1.64	0.60
4:AD:159:ARG:HG3	4:AD:159:ARG:NH1	2.17	0.60
5:AE:148:VAL:O	5:AE:151:LEU:HB2	2.02	0.60
7:AG:113:GLU:CG	7:AG:119:ARG:HG2	2.32	0.60
13:AM:118:ALA:CB	22:AV:28:G:O3'	2.49	0.60
25:AZ:359:VAL:HG12	25:AZ:359:VAL:O	2.02	0.60
26:B0:53:MET:CG	26:B0:57:PHE:HA	2.31	0.60
36:BA:752:A:O2'	36:BA:753:C:OP2	2.18	0.60
36:BA:893:C:H2'	36:BA:894:C:C6	2.35	0.60
36:BA:2068:U:N3	36:BA:2430:A:H2	1.94	0.60
42:BG:60:LEU:O	42:BG:64:THR:HG22	2.01	0.60
46:BN:132:ALA:O	46:BN:133:GLN:HB2	2.02	0.60
52:BT:39:ARG:H	52:BT:39:ARG:CD	2.08	0.60
53:BU:69:CYS:HG	53:BU:79:PHE:HD2	1.44	0.60
55:BW:11:ARG:NH2	55:BW:98:LYS:HB3	2.17	0.60
3:CC:65:ALA:O	3:CC:100:ALA:O	2.19	0.60
3:CC:85:ARG:HD2	3:CC:85:ARG:N	2.17	0.60
5:CE:144:THR:O	5:CE:148:VAL:HG23	2.01	0.60
10:CJ:50:ILE:HG12	14:CN:41:ARG:NE	2.16	0.60
12:CL:27:LEU:HD23	12:CL:62:SER:HB3	1.83	0.60
13:CM:9:ILE:HD12	13:CM:9:ILE:N	2.16	0.60
17:CQ:11:VAL:O	17:CQ:20:THR:HB	2.02	0.60
31:D5:3:LYS:HE2	36:DA:747:U:OP2	2.01	0.60
32:D6:5:VAL:HB	32:D6:8:LYS:HB3	1.84	0.60
34:D8:42:ARG:O	34:D8:44:LYS:N	2.32	0.60
36:DA:67:U:O2'	36:DA:68:G:H5'	2.02	0.60
36:DA:266:G:H2'	36:DA:267:C:C5'	2.30	0.60
36:DA:863:A:O2'	36:DA:864:G:H5'	2.00	0.60
36:DA:1076:C:H42	36:DA:1088:A:H61	1.48	0.60
36:DA:2298:A:H2'	36:DA:2299:G:O4'	2.02	0.60
36:DA:2720:U:H2'	36:DA:2720:U:O2	2.01	0.60
40:DE:137:HIS:HB3	40:DE:138:PRO:HD2	1.82	0.60
41:DF:84:VAL:O	41:DF:86:GLY:N	2.33	0.60
42:DG:114:ILE:O	42:DG:115:ARG:HB2	2.01	0.60
49:DQ:68:ILE:HD13	49:DQ:103:MET:HG2	1.84	0.60
1:AA:321:A:C2	1:AA:333:G:C2	2.90	0.60
1:AA:368:U:OP2	25:AZ:291:ARG:HD3	2.02	0.60
1:AA:585:G:H4'	12:AL:8:ASN:HD21	1.66	0.60

Continued on next page...

Continued from previous page...

Atom-1	Atom-2	Interatomic distance (Å)	Clash overlap (Å)
1:AA:980:C:H2'	1:AA:981:U:H5'	1.84	0.60
2:AB:167:PRO:HG2	2:AB:192:SER:OG	2.01	0.60
4:AD:18:LYS:HE3	4:AD:31:CYS:CB	2.31	0.60
5:AE:37:ARG:HG2	5:AE:37:ARG:NH1	2.17	0.60
5:AE:76:ILE:HD11	5:AE:142:LEU:CD2	2.32	0.60
7:AG:153:HIS:CE1	11:AK:58:PRO:HD2	2.36	0.60
9:AI:17:VAL:HG11	9:AI:81:ILE:HD13	1.83	0.60
9:AI:26:VAL:HG12	9:AI:28:VAL:HG23	1.83	0.60
10:AJ:48:THR:CG2	10:AJ:62:HIS:ND1	2.64	0.60
25:AZ:227:ASP:HB3	25:AZ:229:PHE:HE1	1.66	0.60
36:BA:136:G:H2'	36:BA:137:C:H6	1.66	0.60
36:BA:221:A:H61	36:BA:265:A:H8	1.50	0.60
36:BA:271(U):G:H2'	36:BA:271(V):G:H8	1.66	0.60
36:BA:708:C:H42	36:BA:723:G:H1	1.48	0.60
36:BA:848:G:C4	36:BA:933:A:H8	2.20	0.60
36:BA:1155:A:P	53:BU:55:ARG:HD2	2.41	0.60
36:BA:1946:U:H2'	36:BA:1947:C:C6	2.35	0.60
36:BA:2305:A:H2'	36:BA:2306:C:C5'	2.32	0.60
39:BD:30:GLU:HG3	39:BD:63:ARG:NE	2.16	0.60
42:BG:95:ARG:O	42:BG:96:ARG:O	2.20	0.60
48:BP:27:HIS:CE1	54:BV:83:ARG:HH12	2.19	0.60
48:BP:115:LEU:HG	48:BP:116:GLY:N	2.12	0.60
49:BQ:52:VAL:C	49:BQ:54:MET:H	2.05	0.60
52:BT:1:MET:O	52:BT:1:MET:HG3	2.01	0.60
54:BV:39:LEU:O	54:BV:40:LEU:HB2	2.01	0.60
1:CA:534:U:H6	1:CA:534:U:C5'	2.06	0.60
1:CA:1359:C:OP2	14:CN:35:ARG:NH1	2.34	0.60
1:CA:1442(A):G:H3'	1:CA:1442(B):A:C5'	2.29	0.60
2:CB:130:ARG:HH21	2:CB:134:GLU:HG3	1.66	0.60
3:CC:33:LEU:HD21	14:CN:53:LEU:HD23	1.84	0.60
3:CC:34:LEU:HD21	3:CC:38:ARG:HH21	1.66	0.60
5:CE:68:GLU:O	5:CE:68:GLU:HG3	2.00	0.60
12:CL:90:VAL:HB	12:CL:96:VAL:CG2	2.30	0.60
15:CO:31:LEU:H	15:CO:31:LEU:HD12	1.67	0.60
20:CT:61:SER:O	20:CT:65:LYS:HG2	2.01	0.60
25:CZ:277:LEU:HD12	25:CZ:279:GLU:N	2.17	0.60
27:D1:75:GLU:C	27:D1:77:ALA:H	2.04	0.60
31:D5:4:HIS:HB3	31:D5:5:PRO:HD3	1.79	0.60
32:D6:15:GLU:OE1	32:D6:18:ARG:CG	2.49	0.60
34:D8:47:LYS:HD2	34:D8:49:VAL:HG23	1.84	0.60
36:DA:760:G:H2'	36:DA:761:A:H5'	1.83	0.60

Continued on next page...

Continued from previous page...

Atom-1	Atom-2	Interatomic distance (Å)	Clash overlap (Å)
36:DA:1270:C:H5''	36:DA:1271:G:H5'	1.84	0.60
36:DA:2488:A:O2'	36:DA:2489:G:H5'	2.00	0.60
39:DD:242:ARG:HG3	39:DD:242:ARG:NH1	2.15	0.60
40:DE:59:VAL:HG22	40:DE:62:PRO:O	2.02	0.60
41:DF:34:TRP:CZ2	48:DP:12:ALA:HB2	2.37	0.60
48:DP:147:LEU:O	48:DP:148:LEU:HB2	2.01	0.60
50:DR:27:SER:O	50:DR:30:THR:HG22	2.00	0.60
57:DY:98:VAL:O	57:DY:99:CYS:SG	2.58	0.60
1:AA:260:G:H2'	1:AA:261:U:H6	1.66	0.60
1:AA:614:A:O2'	1:AA:615:C:H5'	2.02	0.60
1:AA:627:G:O2'	1:AA:628:G:H5'	2.02	0.60
3:AC:44:GLU:HA	3:AC:52:LEU:HD21	1.84	0.60
10:AJ:85:LEU:C	10:AJ:87:THR:H	2.03	0.60
13:AM:19:LEU:HB3	13:AM:25:ILE:HG21	1.82	0.60
25:AZ:21:ASP:HA	60:AZ:501:GDP:O1B	2.02	0.60
30:B4:14:ILE:HD12	30:B4:14:ILE:N	2.16	0.60
32:B6:19:ARG:NH1	32:B6:43:CYS:SG	2.74	0.60
33:B7:34:ARG:HH12	33:B7:42:LEU:HA	1.65	0.60
36:BA:658:C:H2'	36:BA:659:C:H6	1.65	0.60
36:BA:944:G:H5'	36:BA:945:A:O5'	2.01	0.60
36:BA:2025:C:H2'	36:BA:2026:C:H6	1.64	0.60
38:BC:79:LYS:HB3	38:BC:118:ASP:OD2	2.02	0.60
48:BP:23:PRO:C	48:BP:33:ARG:CZ	2.69	0.60
55:BW:72:LYS:N	55:BW:106:ILE:O	2.33	0.60
56:BX:50:LYS:N	56:BX:87:GLN:HE22	1.92	0.60
57:BY:86:ARG:HG2	57:BY:87:LYS:N	2.15	0.60
58:BZ:54:HIS:HB3	58:BZ:101:PRO:HD3	1.83	0.60
58:BZ:62:PRO:C	58:BZ:64:GLY:H	2.03	0.60
1:CA:471:G:H21	16:CP:82:GLN:NE2	1.99	0.60
1:CA:1060:C:H5''	10:CJ:51:ARG:HB3	1.82	0.60
1:CA:1319:A:H5'	1:CA:1320:C:OP1	2.02	0.60
1:CA:1463:C:H5'	52:DT:115:ARG:NH2	2.16	0.60
7:CG:22:LEU:O	7:CG:22:LEU:HD23	2.01	0.60
8:CH:11:THR:HG22	8:CH:15:ASN:HD21	1.65	0.60
36:DA:514:A:O2'	36:DA:515:A:H5'	2.02	0.60
36:DA:623:G:H2'	36:DA:624:C:H6	1.67	0.60
36:DA:1389:G:H2'	36:DA:1390:U:H6	1.66	0.60
36:DA:2283:C:C2'	36:DA:2284:C:H5'	2.31	0.60
37:DB:73:A:H2'	37:DB:74:U:H5'	1.84	0.60
41:DF:126:VAL:HG11	41:DF:142:TRP:HH2	1.66	0.60
41:DF:154:VAL:HG13	41:DF:191:ARG:O	2.02	0.60

Continued on next page...

Continued from previous page...

Atom-1	Atom-2	Interatomic distance (Å)	Clash overlap (Å)
41:DF:206:ILE:HG22	41:DF:207:GLY:N	2.16	0.60
46:DN:65:LYS:O	46:DN:67:LEU:N	2.31	0.60
47:DO:87:ILE:CG2	47:DO:91:LEU:HA	2.31	0.60
52:DT:96:ARG:HB2	52:DT:96:ARG:CZ	2.32	0.60
52:DT:100:TYR:O	52:DT:103:ARG:HG3	2.02	0.60
1:AA:184:G:C4'	1:AA:224:C:H4'	2.31	0.60
1:AA:755:G:OP2	15:AO:65:ARG:HD2	2.02	0.60
1:AA:1277:C:O2'	1:AA:1279:A:C8	2.55	0.60
2:AB:88:ALA:HB2	2:AB:219:VAL:HG13	1.82	0.60
3:AC:50:ALA:O	3:AC:70:VAL:HG13	2.02	0.60
3:AC:147:LYS:HB2	3:AC:203:PHE:CD2	2.37	0.60
4:AD:109:GLY:O	4:AD:111:ALA:N	2.34	0.60
7:AG:133:GLY:O	7:AG:136:LYS:HB2	2.02	0.60
16:AP:53:VAL:HG23	16:AP:54:GLU:H	1.67	0.60
25:AZ:72:THR:C	25:AZ:74:LYS:H	2.06	0.60
36:BA:197:A:H5'	36:BA:197:A:C8	2.37	0.60
36:BA:1762:A:O5'	36:BA:1762:A:C8	2.55	0.60
36:BA:2052:G:H4'	40:BE:143:ASN:O	2.01	0.60
36:BA:2128:C:O2'	36:BA:2129:C:P	2.59	0.60
36:BA:2160:G:H8	36:BA:2160:G:C5'	2.15	0.60
36:BA:2286:A:H4'	36:BA:2287:A:O4'	2.02	0.60
36:BA:2287:A:C2	36:BA:2346:A:N1	2.70	0.60
42:BG:107:LEU:HA	42:BG:111:LEU:HD12	1.84	0.60
42:BG:166:ASP:HA	42:BG:169:ALA:CB	2.31	0.60
48:BP:16:ARG:CZ	48:BP:18:ARG:HG2	2.31	0.60
48:BP:105:LEU:O	48:BP:106:LEU:HB2	2.02	0.60
1:CA:659:U:O2'	1:CA:660:G:H5'	2.02	0.60
1:CA:1199:U:H4'	10:CJ:54:PHE:CD1	2.37	0.60
1:CA:1317:C:C2	14:CN:16:PHE:CE1	2.90	0.60
1:CA:1375:A:H2'	1:CA:1376:U:C6	2.37	0.60
8:CH:121:ASP:OD1	8:CH:121:ASP:N	2.33	0.60
9:CI:70:LYS:O	9:CI:74:ILE:HG13	2.01	0.60
10:CJ:24:VAL:HG21	10:CJ:37:PRO:HD3	1.83	0.60
10:CJ:71:LEU:HD23	10:CJ:72:VAL:N	2.17	0.60
20:CT:47:GLY:O	20:CT:49:ALA:N	2.34	0.60
20:CT:62:LEU:HA	20:CT:65:LYS:CG	2.32	0.60
25:CZ:378:VAL:HG23	25:CZ:380:LEU:CD2	2.29	0.60
28:D2:51:ARG:HB2	28:D2:51:ARG:HH11	1.65	0.60
36:DA:656:G:H2'	36:DA:657:U:C6	2.35	0.60
36:DA:888:C:C2'	36:DA:889:C:H4'	2.31	0.60
36:DA:1539:G:C2'	36:DA:1540:U:H5'	2.31	0.60

Continued on next page...

Continued from previous page...

Atom-1	Atom-2	Interatomic distance (Å)	Clash overlap (Å)
36:DA:2176:A:H4'	38:DC:213:TYR:CD1	2.37	0.60
36:DA:2408:U:H3'	36:DA:2408:U:C6	2.37	0.60
36:DA:2524:G:H5'	36:DA:2524:G:C8	2.31	0.60
38:DC:119:VAL:O	38:DC:123:VAL:HG12	2.02	0.60
39:DD:23:GLU:C	39:DD:25:THR:N	2.54	0.60
41:DF:167:ALA:HB1	41:DF:173:VAL:CG1	2.32	0.60
47:DO:8:LEU:CB	47:DO:82:ASN:O	2.50	0.60
52:DT:93:ARG:HG2	52:DT:117:ASP:HB2	1.83	0.60
55:DW:13:SER:HB2	55:DW:16:LYS:HD2	1.84	0.60
56:DX:8:ILE:HD11	56:DX:42:ALA:O	2.01	0.60
56:DX:41:ASN:N	56:DX:41:ASN:HD22	1.99	0.60
57:DY:14:LEU:HD12	57:DY:15:VAL:H	1.65	0.60
1:AA:939:G:H2'	1:AA:940:C:C6	2.36	0.60
3:AC:34:LEU:HD21	3:AC:38:ARG:HH21	1.67	0.60
11:AK:59:TYR:CE1	11:AK:63:LEU:HD21	2.36	0.60
14:AN:57:ARG:HG3	14:AN:58:LYS:H	1.66	0.60
32:B6:17:LYS:CB	32:B6:18:ARG:NH1	2.64	0.60
34:B8:15:LYS:CD	48:BP:65:ARG:HH22	2.13	0.60
36:BA:886:C:C2'	36:BA:887:A:H4'	2.31	0.60
36:BA:1301:A:HO2'	36:BA:1302:A:H2'	1.64	0.60
36:BA:1504:C:O2'	36:BA:1505:C:C5'	2.50	0.60
36:BA:2068:U:N3	36:BA:2430:A:C2	2.66	0.60
42:BG:46:ALA:C	42:BG:47:LYS:HD2	2.22	0.60
47:BO:87:ILE:CG2	47:BO:91:LEU:HA	2.32	0.60
48:BP:28:GLY:C	48:BP:29:LYS:HD2	2.22	0.60
50:BR:75:LEU:HD13	50:BR:75:LEU:C	2.22	0.60
58:BZ:58:VAL:HG22	58:BZ:68:PRO:HB3	1.84	0.60
1:CA:521:G:O2'	1:CA:522:C:H5'	2.02	0.60
6:CF:62:TRP:CG	18:CR:35:ARG:NH1	2.70	0.60
12:CL:6:THR:HG23	12:CL:9:GLN:HE21	1.66	0.60
12:CL:28:LYS:O	12:CL:30:ALA:N	2.35	0.60
13:CM:65:LYS:H	13:CM:65:LYS:CD	2.09	0.60
17:CQ:67:LYS:O	17:CQ:68:ARG:HB2	2.02	0.60
22:CW:64:A:H2'	22:CW:65:G:H8	1.67	0.60
24:CY:8:4SU:H6	24:CY:8:4SU:H5''	1.83	0.60
25:CZ:29:ALA:O	25:CZ:33:TYR:CD2	2.55	0.60
26:D0:32:ARG:HA	26:D0:64:ASP:OD1	2.02	0.60
26:D0:40:GLN:NE2	26:D0:45:PHE:HB2	2.17	0.60
31:D5:43:HIS:HD2	36:DA:2815:C:O2'	1.85	0.60
34:D8:41:ILE:HG12	34:D8:41:ILE:O	2.01	0.60
36:DA:528:A:H2	36:DA:2043:C:C5'	2.15	0.60

Continued on next page...

Continued from previous page...

Atom-1	Atom-2	Interatomic distance (Å)	Clash overlap (Å)
40:DE:184:VAL:O	40:DE:186:GLY:N	2.34	0.60
42:DG:9:ARG:O	42:DG:11:TYR:N	2.29	0.60
49:DQ:97:VAL:O	49:DQ:97:VAL:HG23	2.02	0.60
57:DY:95:LYS:HE3	57:DY:100:ALA:HB2	1.82	0.60
58:DZ:62:PRO:C	58:DZ:64:GLY:H	2.06	0.60
1:AA:376:G:OP2	16:AP:67:THR:HG21	2.02	0.59
1:AA:1151:A:HO2'	1:AA:1152:A:H8	1.50	0.59
1:AA:1521:G:H2'	1:AA:1522:U:C6	2.37	0.59
2:AB:142:LEU:HD23	2:AB:142:LEU:C	2.22	0.59
22:AV:56:C:C2	42:BG:83:ARG:HD3	2.37	0.59
25:AZ:118:GLU:HA	25:AZ:121:LEU:HD23	1.82	0.59
25:AZ:227:ASP:HB3	25:AZ:229:PHE:CE1	2.37	0.59
25:AZ:392:GLY:O	25:AZ:393:ARG:HB3	2.02	0.59
36:BA:590:A:OP1	41:BF:95:ARG:NH1	2.35	0.59
36:BA:654(H):G:C2'	36:BA:654(I):C:H5'	2.31	0.59
36:BA:2100:G:N2	36:BA:2189:U:H3	1.98	0.59
36:BA:2695:C:H2'	36:BA:2696:U:C6	2.37	0.59
40:BE:103:ASP:OD2	40:BE:201:THR:HA	2.02	0.59
46:BN:21:LYS:HD2	46:BN:26:LEU:HB2	1.84	0.59
48:BP:38:GLN:HG3	48:BP:39:LYS:N	2.16	0.59
53:BU:92:ARG:HH22	54:BV:10:LYS:HA	1.65	0.59
57:BY:50:ARG:HG3	57:BY:56:PRO:CA	2.31	0.59
1:CA:45:U:H2'	1:CA:46:G:C8	2.36	0.59
1:CA:386:C:H2'	1:CA:387:U:H5'	1.83	0.59
2:CB:13:ALA:C	2:CB:15:VAL:H	2.05	0.59
3:CC:153:VAL:HG12	3:CC:157:ILE:HD11	1.83	0.59
4:CD:134:ASP:O	4:CD:136:PRO:HD3	2.01	0.59
13:CM:2:ALA:CB	13:CM:9:ILE:HG23	2.32	0.59
25:CZ:36:ALA:HA	25:CZ:39:ASN:O	2.02	0.59
25:CZ:64:ASN:H	25:CZ:83:PRO:HG2	1.66	0.59
32:D6:36:LEU:C	32:D6:36:LEU:HD23	2.23	0.59
34:D8:32:LEU:CG	34:D8:36:LYS:HZ1	2.15	0.59
36:DA:1210:A:H5''	36:DA:1212:G:C4'	2.32	0.59
36:DA:1469:A:O2'	36:DA:1470:G:H5'	2.02	0.59
36:DA:2179:C:H1'	36:DA:2180:U:C2	2.36	0.59
39:DD:79:VAL:HG12	39:DD:113:VAL:HA	1.84	0.59
42:DG:71:THR:HG22	42:DG:89:GLY:C	2.21	0.59
48:DP:102:ARG:HB2	48:DP:102:ARG:HH11	1.65	0.59
53:DU:95:LEU:HD12	54:DV:11:GLN:HG3	1.84	0.59
58:DZ:124:ILE:O	58:DZ:124:ILE:HG13	2.02	0.59
1:AA:1047:G:H5''	14:AN:4:LYS:HE2	1.84	0.59

Continued on next page...

Continued from previous page...

Atom-1	Atom-2	Interatomic distance (Å)	Clash overlap (Å)
1:AA:1366:C:H2'	1:AA:1367:C:C6	2.38	0.59
4:AD:73:ARG:O	4:AD:77:ASN:HB2	2.02	0.59
7:AG:43:PHE:O	7:AG:46:ALA:HB3	2.01	0.59
10:AJ:89:ASP:HB3	10:AJ:91:PRO:HD3	1.83	0.59
14:AN:7:ILE:HG13	14:AN:8:GLU:H	1.65	0.59
17:AQ:10:VAL:HG23	17:AQ:55:ASP:O	2.01	0.59
22:AW:38:A:H2'	22:AW:39:U:C5'	2.27	0.59
25:AZ:126:VAL:HG12	25:AZ:126:VAL:O	2.02	0.59
26:B0:40:GLN:NE2	26:B0:59:LEU:HD11	2.17	0.59
36:BA:141:A:C8	36:BA:1408:C:O2'	2.55	0.59
36:BA:674:G:H1'	41:BF:74:ARG:HD3	1.83	0.59
36:BA:1389:G:H2'	36:BA:1390:U:C6	2.37	0.59
36:BA:1858:G:H2'	36:BA:1883:G:H22	1.66	0.59
36:BA:2777:G:H5''	36:BA:2778:A:C5'	2.32	0.59
37:BB:87:G:N2	37:BB:89:G:H3'	2.17	0.59
40:BE:69:LYS:HE3	40:BE:89:ASP:HA	1.82	0.59
41:BF:22:ALA:HB1	41:BF:26:ALA:HB2	1.85	0.59
46:BN:99:LEU:O	46:BN:103:VAL:HG23	2.02	0.59
51:BS:49:VAL:HG22	51:BS:80:LEU:CD1	2.33	0.59
57:BY:7:VAL:HB	57:BY:8:LYS:HD2	1.84	0.59
58:BZ:99:TYR:CE1	58:BZ:125:LEU:HA	2.35	0.59
1:CA:1489:G:O2'	1:CA:1490:C:H5'	2.02	0.59
2:CB:104:ASN:O	2:CB:108:ILE:HG13	2.02	0.59
9:CI:81:ILE:O	9:CI:85:LEU:HD13	2.03	0.59
10:CJ:5:ARG:HG2	10:CJ:73:ASP:OD1	2.02	0.59
14:CN:29:ARG:CG	14:CN:29:ARG:HH11	2.15	0.59
25:CZ:19:HIS:CD2	25:CZ:113:MET:HB3	2.37	0.59
26:D0:40:GLN:OE1	26:D0:44:ARG:N	2.34	0.59
32:D6:22:ALA:HB2	32:D6:39:TYR:CE2	2.37	0.59
32:D6:53:LYS:CG	32:D6:54:ILE:N	2.65	0.59
36:DA:298:G:H5'	36:DA:299:A:OP1	2.01	0.59
36:DA:992:C:O3'	54:DV:72:VAL:HG11	2.02	0.59
36:DA:1498:C:H2'	36:DA:1499:C:H5'	1.83	0.59
36:DA:1786:A:H2	36:DA:2606:C:H1'	1.67	0.59
36:DA:1831:G:H2'	36:DA:1832:C:C6	2.35	0.59
39:DD:238:GLY:O	39:DD:239:ARG:C	2.40	0.59
42:DG:26:GLN:HG2	42:DG:27:ASN:N	2.16	0.59
43:DH:12:PRO:HB2	43:DH:15:VAL:CG1	2.32	0.59
48:DP:30:THR:HG23	48:DP:31:ALA:H	1.66	0.59
50:DR:18:LEU:HD11	50:DR:22:ARG:CZ	2.32	0.59
57:DY:88:LYS:NZ	57:DY:93:GLY:CA	2.66	0.59

Continued on next page...

Continued from previous page...

Atom-1	Atom-2	Interatomic distance (Å)	Clash overlap (Å)
1:AA:189(J):G:O2'	1:AA:189(K):U:H5'	2.01	0.59
1:AA:338:A:O2'	1:AA:339:C:H5'	2.02	0.59
1:AA:390:C:O3'	16:AP:28:ARG:NH2	2.34	0.59
1:AA:606:G:H2'	1:AA:631:G:H1	1.66	0.59
3:AC:47:LEU:HB3	3:AC:52:LEU:HD22	1.85	0.59
10:AJ:24:VAL:HG21	10:AJ:37:PRO:HD3	1.84	0.59
10:AJ:55:LYS:HE3	10:AJ:55:LYS:N	2.16	0.59
12:AL:126:LYS:HE2	12:AL:127:GLU:H	1.66	0.59
26:B0:18:ALA:HB2	36:BA:2272:U:OP2	2.02	0.59
36:BA:270:A:O2'	36:BA:271:A:H5'	2.02	0.59
36:BA:528:A:H2	36:BA:2043:C:C5'	2.15	0.59
36:BA:894:C:O2'	36:BA:895:U:H5'	2.02	0.59
36:BA:2523:G:H2'	36:BA:2524:G:H5'	1.84	0.59
36:BA:2853:C:H2'	36:BA:2854:G:C8	2.37	0.59
37:BB:87:G:C2'	37:BB:88:C:H5''	2.32	0.59
39:BD:30:GLU:HB2	39:BD:35:LYS:CE	2.33	0.59
39:BD:183:ARG:HG2	39:BD:183:ARG:NH1	2.18	0.59
40:BE:69:LYS:CE	40:BE:89:ASP:HA	2.32	0.59
41:BF:65:TRP:CH2	41:BF:75:HIS:HD2	2.21	0.59
43:BH:39:PRO:O	43:BH:40:GLU:HG2	2.01	0.59
43:BH:98:LEU:HB3	43:BH:125:VAL:HG21	1.83	0.59
45:BK:91:UNK:HA	45:BK:133:UNK:CB	2.32	0.59
48:BP:121:LYS:O	48:BP:123:LEU:HD23	2.02	0.59
49:BQ:26:TYR:HD2	49:BQ:27:VAL:H	1.48	0.59
52:BT:48:ILE:O	52:BT:63:VAL:HG13	2.02	0.59
55:BW:5:ALA:HB2	55:BW:54:ALA:HB2	1.82	0.59
55:BW:14:PRO:HG2	55:BW:78:GLU:CG	2.28	0.59
55:BW:107:LEU:HD12	55:BW:107:LEU:N	2.16	0.59
57:BY:42:VAL:HG21	57:BY:67:LEU:HD12	1.84	0.59
58:BZ:28:MET:CE	58:BZ:37:VAL:HG11	2.33	0.59
18:CR:40:LEU:O	18:CR:42:ARG:N	2.34	0.59
32:D6:12:GLU:HA	32:D6:23:THR:HB	1.83	0.59
36:DA:623:G:H2'	36:DA:624:C:C6	2.36	0.59
36:DA:2364:C:H2'	36:DA:2365:G:O4'	2.02	0.59
36:DA:2428:G:H5''	36:DA:2429:G:O5'	2.02	0.59
40:DE:116:VAL:HG22	40:DE:117:MET:N	2.17	0.59
43:DH:13:LYS:HE2	43:DH:13:LYS:HA	1.83	0.59
46:DN:35:ARG:O	46:DN:42:TRP:HZ3	1.85	0.59
48:DP:64:LYS:C	48:DP:66:GLY:N	2.55	0.59
52:DT:6:LEU:HD23	52:DT:9:LEU:HD12	1.84	0.59
53:DU:15:LYS:HA	53:DU:18:LEU:HD23	1.83	0.59

Continued on next page...

Continued from previous page...

Atom-1	Atom-2	Interatomic distance (Å)	Clash overlap (Å)
53:DU:28:ARG:HA	53:DU:34:LYS:O	2.02	0.59
54:DV:25:LEU:H	54:DV:92:THR:HG21	1.65	0.59
1:AA:63:C:C2'	1:AA:64:G:H5'	2.31	0.59
1:AA:276:G:O2'	17:AQ:68:ARG:NH1	2.36	0.59
1:AA:337:C:H2'	1:AA:338:A:C8	2.37	0.59
1:AA:522:C:O2'	1:AA:523:A:H5'	2.03	0.59
3:AC:58:GLU:HB2	3:AC:65:ALA:CB	2.32	0.59
4:AD:148:VAL:HG23	4:AD:181:MET:HB3	1.82	0.59
7:AG:145:ALA:O	7:AG:146:GLU:C	2.40	0.59
8:AH:7:ALA:HB2	8:AH:85:ARG:HD3	1.84	0.59
12:AL:24:VAL:HG12	12:AL:24:VAL:O	2.01	0.59
13:AM:9:ILE:HG22	13:AM:11:ARG:HB2	1.83	0.59
14:AN:7:ILE:CG1	14:AN:8:GLU:H	2.14	0.59
31:B5:16:ARG:HH11	31:B5:20:ARG:NH1	1.99	0.59
34:B8:30:ARG:HA	34:B8:30:ARG:NE	2.17	0.59
35:B9:10:ILE:O	35:B9:11:CYS:HB3	2.02	0.59
36:BA:259:G:H21	36:BA:621:A:H8	1.50	0.59
36:BA:656:G:H2'	36:BA:657:U:C6	2.35	0.59
36:BA:1090:U:H2'	36:BA:1091:G:O4'	2.02	0.59
36:BA:1188:U:O2'	36:BA:1189:A:H5'	2.02	0.59
36:BA:2136:C:H2'	36:BA:2137:C:H6	1.68	0.59
38:BC:73:ARG:NH2	38:BC:110:PHE:HD1	1.99	0.59
39:BD:102:LYS:O	39:BD:103:ARG:HG2	2.03	0.59
40:BE:111:ARG:HA	50:BR:2:ARG:CG	2.30	0.59
51:BS:28:VAL:HG12	51:BS:29:PHE:H	1.67	0.59
53:BU:52:ARG:HG2	53:BU:55:ARG:HH22	1.67	0.59
55:BW:70:TYR:O	55:BW:107:LEU:HA	2.02	0.59
1:CA:7:G:O2'	5:CE:120:THR:O	2.18	0.59
1:CA:377:G:OP1	16:CP:3:LYS:HD2	2.02	0.59
1:CA:1030(D):A:H2'	1:CA:1031:G:H5'	1.84	0.59
1:CA:1346:A:H61	1:CA:1374:A:H3'	1.67	0.59
1:CA:1429:C:H2'	1:CA:1430:C:C6	2.36	0.59
4:CD:116:GLN:O	4:CD:119:GLN:N	2.35	0.59
4:CD:119:GLN:HG3	4:CD:123:HIS:CD2	2.37	0.59
10:CJ:64:GLU:OE2	10:CJ:66:ARG:NE	2.36	0.59
20:CT:99:LEU:O	20:CT:100:ILE:C	2.40	0.59
25:CZ:234:ARG:HH21	25:CZ:289:LEU:HD23	1.67	0.59
25:CZ:291:ARG:O	25:CZ:292:GLY:O	2.21	0.59
36:DA:523:C:O2'	36:DA:524:U:H5'	2.02	0.59
40:DE:36:ARG:HH21	40:DE:88:GLY:HA2	1.68	0.59
42:DG:107:LEU:HD22	42:DG:177:GLY:O	2.02	0.59

Continued on next page...

Continued from previous page...

Atom-1	Atom-2	Interatomic distance (Å)	Clash overlap (Å)
42:DG:133:LEU:C	42:DG:133:LEU:HD12	2.22	0.59
43:DH:16:SER:CB	43:DH:27:LYS:HB2	2.23	0.59
48:DP:45:LEU:HD13	48:DP:46:LYS:H	1.67	0.59
51:DS:15:ARG:HD2	51:DS:18:ILE:HD11	1.85	0.59
4:AD:138:TYR:HD1	4:AD:138:TYR:C	2.05	0.59
10:AJ:32:ALA:HB3	10:AJ:76:ASN:HB2	1.83	0.59
11:AK:22:HIS:HB3	11:AK:29:ILE:HG12	1.85	0.59
13:AM:5:ALA:CB	13:AM:66:LEU:HD22	2.33	0.59
17:AQ:49:GLU:HA	17:AQ:49:GLU:OE1	2.01	0.59
24:AY:20:H2U:H4'	24:AY:21:A:H5''	1.83	0.59
24:AY:28:C:O2'	24:AY:29:G:H5'	2.03	0.59
25:AZ:341:GLN:H	25:AZ:341:GLN:NE2	2.00	0.59
27:B1:49:VAL:HG11	27:B1:70:VAL:HG11	1.84	0.59
35:B9:1:MET:SD	36:BA:2478:A:OP2	2.60	0.59
36:BA:1231:G:H2'	36:BA:1232:G:H8	1.67	0.59
36:BA:2712:U:OP1	36:BA:2714:G:H4'	2.01	0.59
38:BC:99:ILE:HD12	38:BC:102:LYS:NZ	2.18	0.59
41:BF:201:VAL:HG13	41:BF:202:PHE:N	2.18	0.59
48:BP:131:SER:OG	48:BP:134:ALA:HB3	2.01	0.59
58:BZ:10:ARG:NH2	58:BZ:36:LYS:HB2	2.15	0.59
1:CA:992:U:H4'	1:CA:993:G:O5'	2.02	0.59
1:CA:1003:G:H2'	1:CA:1004:A:H4'	1.85	0.59
3:CC:53:ALA:O	3:CC:54:ARG:HB3	2.02	0.59
4:CD:78:LEU:HD23	4:CD:78:LEU:O	2.02	0.59
4:CD:100:ARG:HE	4:CD:118:ARG:HH12	1.50	0.59
5:CE:36:ASP:O	5:CE:36:ASP:OD1	2.21	0.59
25:CZ:5:PHE:C	25:CZ:5:PHE:CD1	2.75	0.59
32:D6:53:LYS:HG2	32:D6:54:ILE:N	2.16	0.59
36:DA:626:U:N3	48:DP:105:LEU:HG	2.16	0.59
36:DA:633:A:C2'	36:DA:634:C:H5'	2.31	0.59
36:DA:753:C:H2'	36:DA:754:C:H6	1.67	0.59
36:DA:1375:C:H2'	36:DA:1376:C:H6	1.66	0.59
36:DA:1952:A:C5	47:DO:22:ILE:HD12	2.38	0.59
36:DA:2039:C:H2'	36:DA:2040:C:C6	2.36	0.59
36:DA:2110:G:H1	36:DA:2178:C:H5	1.50	0.59
39:DD:50:THR:O	39:DD:51:VAL:HG23	2.02	0.59
40:DE:73:GLU:OE1	40:DE:73:GLU:HA	2.02	0.59
53:DU:80:ILE:HG22	53:DU:80:ILE:O	2.02	0.59
1:AA:542:G:H2'	1:AA:543:C:H6	1.66	0.59
1:AA:1321:C:H5''	1:AA:1322:C:C5'	2.32	0.59
11:AK:58:PRO:HB2	11:AK:93:GLN:HG3	1.83	0.59

Continued on next page...

Continued from previous page...

Atom-1	Atom-2	Interatomic distance (Å)	Clash overlap (Å)
12:AL:47:LYS:O	12:AL:48:PRO:C	2.41	0.59
21:AU:2:GLY:O	21:AU:4:GLY:N	2.36	0.59
28:B2:2:LYS:HA	28:B2:5:GLU:HG2	1.84	0.59
36:BA:596:G:H2'	36:BA:597:U:O4'	2.03	0.59
36:BA:1221:C:H2'	36:BA:1221(A):C:H6	1.68	0.59
36:BA:1484:G:C3'	36:BA:1485:G:H5''	2.32	0.59
36:BA:2206:G:C2	36:BA:2207:G:H5'	2.38	0.59
40:BE:47:VAL:CG2	40:BE:86:PRO:HD3	2.29	0.59
40:BE:51:PHE:O	40:BE:74:PRO:HB2	2.03	0.59
48:BP:112:LEU:HD12	48:BP:127:ALA:HA	1.83	0.59
57:BY:38:ILE:O	57:BY:38:ILE:HG23	2.02	0.59
1:CA:501:C:H2'	1:CA:502:G:H8	1.68	0.59
1:CA:736:C:H2'	1:CA:737:A:H8	1.65	0.59
1:CA:962:C:O2'	1:CA:963:G:H5'	2.02	0.59
6:CF:53:ALA:O	6:CF:54:LYS:HG2	2.03	0.59
6:CF:54:LYS:O	6:CF:55:ASP:C	2.41	0.59
25:CZ:339:ARG:NE	25:CZ:352:VAL:HG22	2.17	0.59
28:D2:66:GLU:HB3	28:D2:69:ARG:NH1	2.17	0.59
33:D7:34:ARG:HD2	33:D7:39:ARG:HG3	1.83	0.59
34:D8:61:LEU:N	34:D8:63:PRO:HD2	2.16	0.59
36:DA:596:G:H2'	36:DA:597:U:O4'	2.02	0.59
37:DB:40:U:O2	37:DB:43:C:H5''	2.03	0.59
38:DC:131:LEU:HD13	38:DC:136:LEU:O	2.03	0.59
39:DD:267:SER:C	39:DD:269:PHE:H	2.05	0.59
40:DE:117:MET:HE2	40:DE:124:GLY:HA3	1.85	0.59
43:DH:85:LYS:HZ3	43:DH:132:ARG:HA	1.67	0.59
43:DH:88:LEU:HD22	43:DH:88:LEU:H	1.68	0.59
46:DN:120:LEU:HD12	46:DN:122:VAL:HG23	1.84	0.59
46:DN:131:GLN:HE21	46:DN:133:GLN:H	1.50	0.59
48:DP:65:ARG:CB	48:DP:68:GLN:HE22	2.02	0.59
49:DQ:52:VAL:O	49:DQ:56:ARG:HB2	2.02	0.59
50:DR:21:TYR:HB3	50:DR:47:PHE:CD2	2.37	0.59
51:DS:89:ARG:NE	51:DS:91:PRO:HG2	2.17	0.59
53:DU:65:ILE:H	53:DU:65:ILE:CD1	2.15	0.59
53:DU:92:ARG:CG	53:DU:94:ASN:HB3	2.31	0.59
58:DZ:124:ILE:O	58:DZ:126:VAL:HG22	2.02	0.59
1:AA:318:G:H2'	1:AA:319:G:H8	1.67	0.59
1:AA:452:A:O2'	1:AA:453:A:H8	1.77	0.59
1:AA:647:C:O2'	1:AA:648:A:H5'	2.02	0.59
1:AA:1142:G:H2'	1:AA:1143:G:O4'	2.03	0.59
1:AA:1349:A:OP1	9:AI:120:ARG:HB2	2.02	0.59

Continued on next page...

Continued from previous page...

Atom-1	Atom-2	Interatomic distance (Å)	Clash overlap (Å)
1:AA:1442(B):A:O2'	1:AA:1443:G:H8	1.86	0.59
3:AC:73:PRO:HG3	3:AC:105:GLU:HB2	1.84	0.59
20:AT:26:ASN:O	20:AT:30:LYS:HB2	2.03	0.59
22:AV:21:A:H2'	22:AV:22:G:H5''	1.84	0.59
22:AW:74:C:C2'	22:AW:75:C:H5'	2.32	0.59
25:AZ:146:LEU:O	25:AZ:150:VAL:HG12	2.02	0.59
36:BA:8:A:H2'	36:BA:9:U:C6	2.38	0.59
36:BA:139(A):G:N2	56:BX:44:GLU:OE1	2.27	0.59
36:BA:491:G:O2'	36:BA:492:A:H5'	2.03	0.59
36:BA:821:A:H5''	36:BA:822:U:H6	1.64	0.59
36:BA:863:A:O2'	36:BA:864:G:H5'	2.01	0.59
36:BA:2632:A:O2'	40:BE:61:ARG:NH2	2.35	0.59
36:BA:2842:G:O2'	36:BA:2843:G:H5'	2.03	0.59
39:BD:3:VAL:H	39:BD:20:ASP:HB2	1.67	0.59
39:BD:24:ILE:HD13	39:BD:24:ILE:C	2.23	0.59
41:BF:125:LEU:H	41:BF:125:LEU:CD2	2.05	0.59
42:BG:117:PHE:HZ	42:BG:120:LEU:HG	1.67	0.59
44:BJ:85:UNK:CG	44:BJ:86:UNK:H	2.13	0.59
46:BN:22:THR:HG22	46:BN:61:ARG:CB	2.31	0.59
51:BS:106:ARG:O	51:BS:106:ARG:HD2	2.01	0.59
54:BV:19:LYS:HG2	54:BV:94:LEU:HB2	1.83	0.59
56:BX:65:ARG:HB2	56:BX:70:LEU:HD23	1.84	0.59
1:CA:138:G:O2'	1:CA:139:G:H5'	2.02	0.59
1:CA:438:G:H4'	4:CD:123:HIS:ND1	2.17	0.59
1:CA:636:U:H2'	1:CA:637:G:H8	1.68	0.59
5:CE:72:GLN:O	5:CE:73:ASN:CB	2.51	0.59
8:CH:89:PRO:HA	8:CH:92:ARG:HH11	1.66	0.59
10:CJ:64:GLU:HG2	14:CN:59:ALA:HA	1.84	0.59
12:CL:46:LYS:H	12:CL:92:ASP:HB3	1.66	0.59
13:CM:7:VAL:HG12	13:CM:7:VAL:O	2.02	0.59
18:CR:29:PHE:HE2	18:CR:43:PHE:HZ	1.51	0.59
19:CS:10:PHE:CE1	19:CS:70:LYS:HE2	2.38	0.59
20:CT:16:HIS:O	20:CT:19:SER:HB3	2.03	0.59
25:CZ:65:THR:CG2	25:CZ:66:ALA:N	2.66	0.59
36:DA:105:C:H2'	36:DA:106:C:C6	2.37	0.59
36:DA:270:A:O2'	36:DA:271:A:H5'	2.03	0.59
36:DA:543:C:N4	36:DA:549:G:H1	1.96	0.59
36:DA:605:C:H6	36:DA:657:U:HO2'	1.47	0.59
36:DA:894:C:O2'	36:DA:895:U:H5'	2.02	0.59
36:DA:2656:U:N3	36:DA:2665:A:H2	1.95	0.59
36:DA:2870:C:H2'	36:DA:2871:C:O4'	2.01	0.59

Continued on next page...

Continued from previous page...

Atom-1	Atom-2	Interatomic distance (Å)	Clash overlap (Å)
42:DG:34:LEU:HB3	42:DG:161:THR:HG22	1.85	0.59
48:DP:16:ARG:HB2	48:DP:16:ARG:CZ	2.33	0.59
48:DP:40:SER:O	48:DP:41:ARG:NH1	2.36	0.59
58:DZ:100:VAL:HG23	58:DZ:126:VAL:CG2	2.32	0.59
1:AA:719:C:O2'	18:AR:49:LYS:HB3	2.02	0.59
4:AD:68:TYR:CE1	4:AD:97:LEU:CD1	2.85	0.59
13:AM:70:LEU:HD23	13:AM:70:LEU:C	2.23	0.59
16:AP:34:GLU:OE2	16:AP:55:ARG:HD3	2.01	0.59
20:AT:64:ASP:O	20:AT:67:ALA:HB3	2.01	0.59
26:B0:23:VAL:N	26:B0:38:VAL:HG13	2.18	0.59
27:B1:50:ARG:HG2	27:B1:59:THR:HB	1.85	0.59
36:BA:141:A:H8	36:BA:1408:C:HO2'	1.43	0.59
36:BA:1173:G:H5'	36:BA:1174:A:OP2	2.03	0.59
36:BA:2742:C:O2'	36:BA:2743:C:H5'	2.02	0.59
39:BD:261:LYS:NZ	39:BD:263:ARG:NH2	2.50	0.59
40:BE:6:GLY:HA2	40:BE:51:PHE:CZ	2.37	0.59
41:BF:6:VAL:HG12	41:BF:7:TYR:N	2.11	0.59
49:BQ:21:THR:O	49:BQ:22:LYS:HB3	2.01	0.59
57:BY:17:SER:OG	57:BY:18:GLY:N	2.33	0.59
58:BZ:48:PHE:CE1	58:BZ:52:SER:HA	2.38	0.59
1:CA:1271:G:H5'	1:CA:1314:C:H5''	1.84	0.59
2:CB:16:HIS:HB3	2:CB:210:SER:CB	2.33	0.59
12:CL:29:GLY:O	12:CL:30:ALA:C	2.41	0.59
25:CZ:226:GLU:HG3	25:CZ:239:THR:O	2.02	0.59
25:CZ:231:ILE:N	25:CZ:231:ILE:CD1	2.66	0.59
27:D1:88:LYS:HE2	27:D1:92:LYS:NZ	2.17	0.59
30:D4:20:ASN:HD22	30:D4:21:VAL:N	2.01	0.59
34:D8:13:ARG:HD2	48:DP:61:ARG:HH11	1.67	0.59
36:DA:652:C:HO2'	36:DA:653:A:P	2.25	0.59
36:DA:752:A:O2'	36:DA:753:C:OP2	2.19	0.59
36:DA:1590:U:H2'	36:DA:1591:G:C8	2.37	0.59
36:DA:2313:C:H5'	36:DA:2313:C:C6	2.27	0.59
36:DA:2630:G:H21	36:DA:2892:A:H1'	1.68	0.59
36:DA:2784:C:H1'	40:DE:37:ARG:HH12	1.67	0.59
37:DB:15:A:H1'	37:DB:110:G:C5	2.38	0.59
39:DD:30:GLU:HG3	39:DD:63:ARG:HE	1.66	0.59
39:DD:183:ARG:HD2	39:DD:270:ILE:HG22	1.84	0.59
41:DF:3:GLU:HB3	41:DF:24:LEU:HB2	1.85	0.59
48:DP:62:LEU:HD23	48:DP:62:LEU:N	2.08	0.59
49:DQ:118:LEU:CD1	49:DQ:131:ILE:HG23	2.32	0.59
57:DY:44:ILE:HG22	57:DY:45:VAL:H	1.67	0.59

Continued on next page...

Continued from previous page...

Atom-1	Atom-2	Interatomic distance (Å)	Clash overlap (Å)
1:AA:67:C:H2'	1:AA:68:G:C8	2.38	0.59
1:AA:80:G:C3'	1:AA:81:U:H5'	2.33	0.59
1:AA:1270:C:H2'	1:AA:1271:G:C8	2.37	0.59
5:AE:79:GLU:HG3	5:AE:93:PRO:CD	2.32	0.59
10:AJ:8:LEU:HD22	10:AJ:20:ALA:HB2	1.83	0.59
11:AK:50:TYR:CD2	11:AK:60:ALA:HB2	2.38	0.59
28:B2:47:ASN:O	28:B2:51:ARG:N	2.36	0.59
32:B6:41:PRO:C	32:B6:43:CYS:H	2.04	0.59
35:B9:7:VAL:HG12	35:B9:25:VAL:HG21	1.85	0.59
36:BA:49:A:H5''	36:BA:51:G:O4'	2.03	0.59
36:BA:583:G:OP2	53:BU:10:ARG:HD2	2.02	0.59
36:BA:643:A:C2'	36:BA:644:A:H5'	2.33	0.59
36:BA:654(H):G:C3'	36:BA:654(I):C:H5'	2.33	0.59
36:BA:733:G:C8	36:BA:761:A:N1	2.71	0.59
36:BA:839:U:H2'	36:BA:840:C:C6	2.38	0.59
36:BA:947:G:H2'	36:BA:948:G:C8	2.38	0.59
36:BA:1362:C:C2'	36:BA:1363:C:H5'	2.33	0.59
36:BA:1399:C:O2'	36:BA:1400:G:H5'	2.02	0.59
36:BA:2283:C:H2'	36:BA:2284:C:H5'	1.84	0.59
37:BB:7:G:H4'	51:BS:29:PHE:HD2	1.67	0.59
37:BB:112:U:H2'	37:BB:113:G:H8	1.68	0.59
39:BD:186:HIS:CD2	39:BD:188:GLU:H	2.21	0.59
43:BH:16:SER:HB2	43:BH:27:LYS:CB	2.18	0.59
46:BN:17:ASP:OD1	46:BN:56:ASN:HB3	2.03	0.59
51:BS:13:ARG:HG3	51:BS:14:VAL:H	1.67	0.59
57:BY:85:VAL:HG11	57:BY:92:ASN:OD1	2.02	0.59
58:BZ:81:ARG:CZ	58:BZ:81:ARG:HB2	2.32	0.59
1:CA:143:A:H2	1:CA:220:G:H1	1.50	0.59
3:CC:164:ARG:NH2	3:CC:166:GLU:OE2	2.36	0.59
25:CZ:206:ILE:O	25:CZ:210:ILE:HG22	2.03	0.59
32:D6:13:CYS:HB3	32:D6:49:HIS:HB3	1.85	0.59
34:D8:59:LYS:HB3	34:D8:59:LYS:HZ3	1.67	0.59
36:DA:194:G:H2'	36:DA:195:A:O4'	2.03	0.59
36:DA:236:C:H2'	36:DA:237:C:C6	2.37	0.59
36:DA:556:G:H2'	36:DA:557:U:H6	1.63	0.59
36:DA:2347:C:H2'	36:DA:2348:U:C6	2.36	0.59
36:DA:2673:G:H5'	36:DA:2673:G:H8	1.66	0.59
40:DE:131:ALA:CB	40:DE:134:ILE:HD11	2.32	0.59
52:DT:23:ARG:C	52:DT:25:GLY:H	2.06	0.59
53:DU:57:PHE:O	53:DU:58:ARG:C	2.41	0.59
53:DU:59:ARG:HH11	53:DU:59:ARG:HG2	1.66	0.59

Continued on next page...

Continued from previous page...

Atom-1	Atom-2	Interatomic distance (Å)	Clash overlap (Å)
53:DU:88:ILE:HB	53:DU:90:VAL:HG23	1.85	0.59
56:DX:31:HIS:HB3	56:DX:34:ALA:HB2	1.85	0.59
9:AI:41:VAL:HG12	9:AI:41:VAL:O	2.01	0.59
12:AL:89:ARG:NH2	12:AL:91:LYS:HD3	2.18	0.59
22:AV:4:C:C2'	22:AV:5:G:H5''	2.33	0.59
29:B3:35:ARG:HH11	29:B3:35:ARG:CB	2.13	0.59
35:B9:14:CYS:HA	35:B9:26:ILE:O	2.03	0.59
36:BA:259:G:N2	36:BA:621:A:H8	2.01	0.59
36:BA:2682:U:O2	40:BE:22:PRO:HB3	2.03	0.59
37:BB:22:U:H2'	37:BB:23:G:H8	1.67	0.59
39:BD:183:ARG:HD2	39:BD:270:ILE:HG22	1.84	0.59
43:BH:70:THR:O	43:BH:74:ASN:ND2	2.36	0.59
54:BV:19:LYS:CE	54:BV:20:LEU:H	2.15	0.59
55:BW:78:GLU:OE2	55:BW:99:ARG:HD2	2.03	0.59
56:BX:33:LYS:HE2	56:BX:33:LYS:HA	1.84	0.59
58:BZ:152:ALA:HA	58:BZ:167:PRO:O	2.03	0.59
2:CB:31:TYR:HD2	2:CB:202:PRO:HG3	1.68	0.59
4:CD:18:LYS:HE3	4:CD:31:CYS:CB	2.33	0.59
4:CD:20:TYR:HA	4:CD:26:CYS:SG	2.42	0.59
7:CG:143:ARG:O	7:CG:145:ALA:O	2.20	0.59
8:CH:30:ARG:HB3	8:CH:30:ARG:NH1	2.17	0.59
8:CH:86:ILE:HG21	8:CH:133:LEU:CD2	2.32	0.59
19:CS:43:GLU:O	19:CS:45:VAL:N	2.35	0.59
31:D5:48:GLU:O	31:D5:49:CYS:CB	2.51	0.59
36:DA:1150:C:C2'	36:DA:1151:G:H5'	2.32	0.59
37:DB:65:C:H41	37:DB:109:C:H2'	1.68	0.59
39:DD:76:PRO:HG2	39:DD:98:VAL:CG2	2.33	0.59
40:DE:13:ARG:HH12	47:DO:74:GLY:HA3	1.68	0.59
40:DE:57:LYS:HA	40:DE:57:LYS:CE	2.29	0.59
49:DQ:120:ILE:O	49:DQ:121:ALA:C	2.40	0.59
51:DS:81:GLY:O	51:DS:82:ILE:HD13	2.03	0.59
51:DS:95:HIS:CG	51:DS:96:GLY:N	2.70	0.59
1:AA:328:C:H4'	1:AA:329:A:H5'	1.84	0.58
1:AA:1128:C:O2'	1:AA:1130:A:C8	2.51	0.58
1:AA:1129:C:OP1	1:AA:1130:A:C5'	2.51	0.58
2:AB:97:TRP:CH2	2:AB:176:GLU:CD	2.76	0.58
4:AD:23:GLY:O	4:AD:27:TYR:HB2	2.02	0.58
5:AE:144:THR:O	5:AE:148:VAL:HG23	2.03	0.58
7:AG:71:PRO:HD3	7:AG:103:TRP:CZ3	2.38	0.58
9:AI:91:ASP:C	9:AI:93:ARG:H	2.04	0.58
10:AJ:54:PHE:CE1	10:AJ:55:LYS:NZ	2.70	0.58

Continued on next page...

Continued from previous page...

Atom-1	Atom-2	Interatomic distance (Å)	Clash overlap (Å)
13:AM:77:ASN:O	13:AM:80:ARG:HB3	2.03	0.58
14:AN:31:ARG:O	14:AN:32:SER:HB2	2.03	0.58
18:AR:29:PHE:HD1	18:AR:29:PHE:N	2.00	0.58
19:AS:47:HIS:O	19:AS:62:ILE:HG22	2.03	0.58
20:AT:26:ASN:HB2	20:AT:71:THR:HG23	1.84	0.58
36:BA:414:C:O2'	36:BA:415:A:H5'	2.02	0.58
36:BA:1205:U:C5	41:BF:171:PRO:HA	2.37	0.58
36:BA:2389:G:C5'	36:BA:2390:U:H5'	2.33	0.58
42:BG:125:PHE:N	42:BG:125:PHE:CD1	2.71	0.58
43:BH:125:VAL:N	43:BH:126:PRO:CD	2.66	0.58
46:BN:4:TYR:N	46:BN:4:TYR:CD1	2.70	0.58
46:BN:55:VAL:HG22	46:BN:56:ASN:N	2.18	0.58
46:BN:76:SER:C	46:BN:78:TYR:H	2.07	0.58
48:BP:6:LEU:HD23	48:BP:6:LEU:H	1.67	0.58
50:BR:55:ALA:HB2	50:BR:79:LEU:HD11	1.85	0.58
52:BT:42:ILE:O	52:BT:42:ILE:HG13	2.03	0.58
52:BT:94:ALA:C	52:BT:96:ARG:H	2.06	0.58
54:BV:6:LYS:NZ	54:BV:37:VAL:HG11	2.18	0.58
57:BY:13:VAL:O	57:BY:24:VAL:HG13	2.03	0.58
1:CA:1318:A:H1'	19:CS:37:ARG:HH21	1.67	0.58
3:CC:53:ALA:O	3:CC:54:ARG:CB	2.51	0.58
6:CF:91:VAL:CG1	6:CF:92:LYS:N	2.65	0.58
9:CI:8:GLY:HA2	9:CI:79:LEU:HD12	1.84	0.58
9:CI:52:ALA:HB3	9:CI:95:LYS:CE	2.33	0.58
16:CP:36:ILE:H	16:CP:36:ILE:HD13	1.67	0.58
22:CW:56:C:O4'	38:DC:132:GLY:HA3	2.02	0.58
24:CY:20:H2U:H4'	24:CY:21:A:H5''	1.85	0.58
25:CZ:326:GLU:CD	25:CZ:326:GLU:N	2.55	0.58
28:D2:3:LEU:CD2	36:DA:98:G:H5''	2.29	0.58
32:D6:41:PRO:HD2	32:D6:45:LYS:HA	1.85	0.58
36:DA:645:C:H5'	36:DA:646:A:OP1	2.03	0.58
36:DA:958:U:H5''	49:DQ:14:ARG:HD3	1.84	0.58
36:DA:1138:G:H2'	36:DA:1139:G:O4'	2.01	0.58
36:DA:1494:A:H3'	36:DA:1494:A:N3	2.18	0.58
36:DA:2179:C:H5''	36:DA:2180:U:OP1	2.02	0.58
36:DA:2544:G:H8	36:DA:2544:G:O5'	1.85	0.58
39:DD:46:GLN:N	39:DD:46:GLN:OE1	2.36	0.58
43:DH:107:VAL:HG23	43:DH:108:GLY:H	1.67	0.58
46:DN:14:VAL:CG1	46:DN:137:LYS:HG3	2.33	0.58
48:DP:38:GLN:HG3	48:DP:39:LYS:H	1.68	0.58
48:DP:112:LEU:HD13	48:DP:112:LEU:O	2.02	0.58

Continued on next page...

Continued from previous page...

Atom-1	Atom-2	Interatomic distance (Å)	Clash overlap (Å)
50:DR:74:LYS:HZ1	50:DR:77:ARG:HH21	1.51	0.58
50:DR:101:ALA:O	50:DR:102:GLU:HB2	2.02	0.58
1:AA:411:A:O2'	1:AA:413:G:H5'	2.02	0.58
2:AB:82:ARG:HG2	2:AB:86:GLU:OE1	2.04	0.58
7:AG:91:VAL:HG23	7:AG:95:ARG:HD3	1.85	0.58
12:AL:8:ASN:O	12:AL:12:ARG:HG3	2.04	0.58
28:B2:48:HIS:CG	28:B2:49:LYS:N	2.71	0.58
36:BA:469:G:H2'	36:BA:470:A:H5''	1.85	0.58
36:BA:655:A:C4'	36:BA:656:G:H5'	2.28	0.58
36:BA:1076:C:H42	36:BA:1088:A:H61	1.51	0.58
36:BA:1718:G:H2'	36:BA:1719:G:H8	1.68	0.58
36:BA:2240:C:O2'	36:BA:2241:A:H5'	2.03	0.58
36:BA:2640:G:H2'	36:BA:2641:G:H5''	1.84	0.58
37:BB:15:A:H1'	37:BB:110:G:C5	2.38	0.58
39:BD:30:GLU:HB3	39:BD:83:GLU:OE1	2.04	0.58
43:BH:42:ARG:HG2	43:BH:43:VAL:N	2.18	0.58
54:BV:25:LEU:H	54:BV:92:THR:CG2	2.16	0.58
57:BY:9:LYS:CG	57:BY:10:GLY:H	2.10	0.58
1:CA:346:G:H2'	1:CA:346:G:N3	2.18	0.58
1:CA:660:G:OP2	15:CO:5:LYS:HE2	2.03	0.58
1:CA:918:A:H2'	1:CA:919:A:C8	2.38	0.58
2:CB:157:ARG:HG3	2:CB:157:ARG:HH11	1.69	0.58
2:CB:162:ILE:HG12	2:CB:162:ILE:O	2.02	0.58
7:CG:16:LEU:HD13	9:CI:42:ARG:HA	1.83	0.58
9:CI:20:ARG:O	9:CI:22:GLY:N	2.35	0.58
9:CI:33:PHE:O	9:CI:35:GLU:N	2.37	0.58
9:CI:58:HIS:NE2	9:CI:59:PHE:HE1	1.97	0.58
9:CI:88:TYR:O	9:CI:89:ASN:HB2	2.03	0.58
13:CM:3:ARG:NH2	42:DG:113:ARG:HD3	2.18	0.58
25:CZ:126:VAL:HG12	25:CZ:126:VAL:O	2.01	0.58
25:CZ:135:MET:CE	25:CZ:172:ARG:HG2	2.33	0.58
28:D2:66:GLU:HA	28:D2:69:ARG:CD	2.32	0.58
29:D3:45:GLY:C	29:D3:47:VAL:N	2.57	0.58
36:DA:221:A:H61	36:DA:265:A:H8	1.50	0.58
36:DA:1718:G:H2'	36:DA:1719:G:C8	2.38	0.58
36:DA:2579:C:H4'	40:DE:134:ILE:HG12	1.86	0.58
36:DA:2884:U:C2'	36:DA:2885:C:H5'	2.33	0.58
39:DD:35:LYS:HG2	39:DD:36:PRO:N	2.18	0.58
41:DF:65:TRP:CH2	41:DF:75:HIS:HD2	2.20	0.58
47:DO:107:ARG:NH1	52:DT:36:GLU:HG3	2.16	0.58
52:DT:78:LEU:O	52:DT:79:HIS:HD2	1.85	0.58

Continued on next page...

Continued from previous page...

Atom-1	Atom-2	Interatomic distance (Å)	Clash overlap (Å)
1:AA:59:A:H2'	1:AA:59:A:N3	2.16	0.58
1:AA:658:G:H2'	1:AA:659:U:C6	2.39	0.58
3:AC:12:LEU:HD22	3:AC:18:TRP:CZ3	2.38	0.58
3:AC:114:PRO:O	3:AC:118:GLN:HG3	2.04	0.58
7:AG:69:VAL:O	7:AG:138:LYS:HB2	2.03	0.58
10:AJ:38:ILE:HG13	10:AJ:71:LEU:HB3	1.85	0.58
14:AN:12:ARG:C	14:AN:14:PRO:HD2	2.23	0.58
22:AV:72:C:C2'	22:AV:73:A:H5''	2.33	0.58
25:AZ:131:ILE:HD11	25:AZ:163:PHE:CE2	2.38	0.58
25:AZ:133:VAL:CG1	25:AZ:134:PHE:N	2.66	0.58
25:AZ:200:TRP:HA	25:AZ:203:LEU:HB2	1.84	0.58
26:B0:36:ILE:HD11	36:BA:2355:C:H4'	1.84	0.58
36:BA:1353:A:H2'	36:BA:1354:A:C8	2.38	0.58
36:BA:1567:A:H5'	39:BD:58:HIS:CD2	2.38	0.58
36:BA:1958:C:C2'	36:BA:1959:G:H5'	2.33	0.58
36:BA:2657:A:N3	36:BA:2657:A:H5'	2.18	0.58
37:BB:16:G:H22	37:BB:69:G:H1'	1.67	0.58
38:BC:7:TYR:HA	38:BC:10:LEU:CD2	2.33	0.58
38:BC:116:THR:HG22	38:BC:147:PHE:HA	1.84	0.58
48:BP:45:LEU:HD12	48:BP:46:LYS:H	1.68	0.58
51:BS:93:LYS:O	51:BS:94:TYR:C	2.41	0.58
53:BU:92:ARG:HG2	53:BU:92:ARG:O	2.03	0.58
1:CA:165:C:O2'	1:CA:166:G:H5'	2.04	0.58
1:CA:356:A:H2	1:CA:368:U:O2	1.85	0.58
1:CA:818:G:O2'	1:CA:819:A:H5'	2.04	0.58
1:CA:1054:C:C5	1:CA:1196:U:C5	2.91	0.58
1:CA:1218:C:OP2	14:CN:9:LYS:NZ	2.36	0.58
4:CD:98:GLU:OE2	4:CD:107:ARG:NH2	2.36	0.58
6:CF:55:ASP:O	6:CF:57:GLN:N	2.36	0.58
8:CH:77:GLU:HG2	8:CH:78:GLN:N	2.18	0.58
9:CI:43:ALA:C	9:CI:45:ALA:H	2.06	0.58
13:CM:4:ILE:HD11	13:CM:10:PRO:CD	2.34	0.58
28:D2:37:PHE:HE2	56:DX:92:LEU:HD21	1.68	0.58
32:D6:42:TRP:CE3	32:D6:42:TRP:HA	2.38	0.58
36:DA:990:A:C6	36:DA:1186:G:H1'	2.37	0.58
36:DA:1053:C:N4	36:DA:1107:G:N2	2.50	0.58
36:DA:1772:G:N2	36:DA:1774:C:H5''	2.18	0.58
36:DA:2111:C:H2'	36:DA:2111:C:O2	2.03	0.58
36:DA:2392:A:H2	36:DA:2424:C:N4	1.99	0.58
39:DD:70:TRP:O	39:DD:71:ASP:C	2.42	0.58
39:DD:153:ALA:O	39:DD:154:LYS:HG2	2.03	0.58

Continued on next page...

Continued from previous page...

Atom-1	Atom-2	Interatomic distance (Å)	Clash overlap (Å)
43:DH:12:PRO:CD	43:DH:48:GLY:HA2	2.33	0.58
47:DO:64:ARG:HD3	47:DO:79:PHE:CD2	2.37	0.58
47:DO:104:ARG:HH21	52:DT:33:LYS:HE2	1.69	0.58
52:DT:28:VAL:O	52:DT:29:ARG:HB2	2.02	0.58
58:DZ:72:ARG:HG2	58:DZ:89:PHE:HB2	1.83	0.58
1:AA:353:A:H5'	1:AA:353:A:C8	2.33	0.58
1:AA:489:C:H2'	1:AA:490:G:C8	2.36	0.58
1:AA:555:C:OP1	12:AL:20:LYS:HE3	2.03	0.58
1:AA:1003:G:H21	1:AA:1039:C:H42	1.51	0.58
4:AD:9:CYS:SG	4:AD:12:CYS:SG	3.01	0.58
5:AE:6:PHE:HB2	5:AE:34:VAL:CG2	2.34	0.58
7:AG:20:ASP:HB3	7:AG:23:VAL:HG23	1.85	0.58
24:AY:7:G:H3'	24:AY:8:4SU:H5'	1.85	0.58
25:AZ:163:PHE:HD1	25:AZ:164:PRO:HD2	1.66	0.58
36:BA:335:C:H2'	36:BA:336:C:C6	2.38	0.58
36:BA:1541:G:O3'	36:BA:1541:G:OP2	2.22	0.58
36:BA:2128:C:HO2'	36:BA:2129:C:P	2.25	0.58
36:BA:2206:G:H21	36:BA:2207:G:C4'	2.16	0.58
36:BA:2692:C:O2	36:BA:2847:U:O2'	2.16	0.58
36:BA:2787:C:C1'	40:BE:61:ARG:HD3	2.29	0.58
37:BB:91:C:O2'	37:BB:92:C:H5'	2.03	0.58
41:BF:107:LYS:C	41:BF:109:GLY:N	2.56	0.58
49:BQ:27:VAL:CG1	49:BQ:28:ALA:N	2.67	0.58
2:CB:139:LYS:O	2:CB:143:GLU:HG3	2.02	0.58
14:CN:40:CYS:SG	14:CN:42:ILE:HG22	2.42	0.58
24:CY:6:C:H2'	24:CY:7:G:C8	2.39	0.58
24:CY:54:5MU:OP2	24:CY:54:5MU:H71	2.04	0.58
27:D1:67:ILE:N	27:D1:68:PRO:CD	2.67	0.58
34:D8:52:LYS:H	34:D8:53:PRO:HD2	1.62	0.58
36:DA:134:C:O2'	36:DA:135:G:H5'	2.04	0.58
36:DA:996:A:H1'	53:DU:92:ARG:NH2	2.18	0.58
36:DA:1248:G:OP1	53:DU:2:PRO:HD2	2.04	0.58
36:DA:2019:A:O4'	53:DU:34:LYS:HD3	2.03	0.58
36:DA:2892:A:H62	36:DA:2893:G:H21	1.52	0.58
37:DB:87:G:H2'	37:DB:88:C:H5''	1.85	0.58
40:DE:75:VAL:O	40:DE:77:ILE:N	2.35	0.58
42:DG:12:TYR:HA	42:DG:16:ARG:HG2	1.85	0.58
43:DH:85:LYS:HE2	43:DH:85:LYS:C	2.24	0.58
49:DQ:17:LEU:HD13	49:DQ:39:PRO:CB	2.34	0.58
49:DQ:56:ARG:HH11	49:DQ:56:ARG:HG3	1.66	0.58
53:DU:83:LEU:CD1	53:DU:113:ALA:HB2	2.33	0.58

Continued on next page...

Continued from previous page...

Atom-1	Atom-2	Interatomic distance (Å)	Clash overlap (Å)
54:DV:40:LEU:HD22	54:DV:46:VAL:HA	1.86	0.58
1:AA:951:G:O2'	1:AA:952:U:H5'	2.03	0.58
1:AA:975:A:H5'	1:AA:975:A:C8	2.38	0.58
3:AC:5:ILE:N	3:AC:5:ILE:CD1	2.67	0.58
3:AC:112:SER:CB	3:AC:115:LEU:HD12	2.33	0.58
7:AG:70:LYS:HB3	7:AG:96:GLN:HG2	1.85	0.58
9:AI:89:ASN:H	9:AI:90:PRO:CD	2.17	0.58
25:AZ:131:ILE:HD11	25:AZ:163:PHE:CZ	2.38	0.58
28:B2:51:ARG:HD3	28:B2:55:ARG:NH1	2.19	0.58
31:B5:11:THR:HG21	36:BA:1264:G:H5'	1.86	0.58
34:B8:62:LEU:N	34:B8:63:PRO:HD2	2.17	0.58
36:BA:2039:C:O2'	36:BA:2040:C:H5'	2.03	0.58
47:BO:28:SER:O	47:BO:29:ASN:HB3	2.03	0.58
57:BY:50:ARG:HD2	57:BY:56:PRO:HA	1.84	0.58
1:CA:489:C:H2'	1:CA:490:G:C8	2.37	0.58
10:CJ:98:ILE:O	10:CJ:98:ILE:HG23	2.03	0.58
15:CO:17:ARG:HG2	15:CO:26:GLU:HG3	1.85	0.58
22:CV:57:G:O2'	22:CV:58:A:H5'	2.04	0.58
25:CZ:233:GLY:O	25:CZ:234:ARG:HD2	2.03	0.58
32:D6:41:PRO:HD2	32:D6:46:HIS:N	2.13	0.58
34:D8:59:LYS:CB	34:D8:59:LYS:NZ	2.66	0.58
36:DA:191:A:O2'	36:DA:192:C:H5'	2.04	0.58
36:DA:414:C:O2'	36:DA:415:A:H5'	2.03	0.58
36:DA:566:U:O4	54:DV:78:LYS:HE3	2.03	0.58
36:DA:672:C:C2'	36:DA:673:C:C5'	2.80	0.58
36:DA:887:A:H2'	36:DA:887:A:N3	2.18	0.58
36:DA:1092:C:H42	36:DA:1100:C:N4	1.93	0.58
36:DA:1499:C:O2'	36:DA:1500:G:H5'	2.04	0.58
36:DA:1652:A:C2'	36:DA:1653:G:H5'	2.34	0.58
36:DA:1771:C:C1'	36:DA:1786:A:C8	2.87	0.58
55:DW:95:ILE:O	55:DW:95:ILE:HG13	2.03	0.58
57:DY:9:LYS:HD3	57:DY:94:LYS:HE2	1.86	0.58
57:DY:85:VAL:HG13	57:DY:93:GLY:O	2.03	0.58
58:DZ:10:ARG:HG2	58:DZ:36:LYS:HG3	1.83	0.58
1:AA:1003:G:O2'	1:AA:1004:A:H4'	2.02	0.58
1:AA:1228:C:H4'	13:AM:116:THR:O	2.04	0.58
1:AA:1245:A:H2'	1:AA:1246:C:C6	2.39	0.58
3:AC:190:ARG:HG3	3:AC:190:ARG:NH1	2.19	0.58
12:AL:26:ALA:O	12:AL:27:LEU:O	2.20	0.58
13:AM:5:ALA:HB3	13:AM:22:ILE:HG21	1.85	0.58
27:B1:77:ALA:O	27:B1:79:GLY:N	2.37	0.58

Continued on next page...

Continued from previous page...

Atom-1	Atom-2	Interatomic distance (Å)	Clash overlap (Å)
28:B2:3:LEU:HD13	36:BA:98:G:H5'	1.85	0.58
36:BA:64:A:O2'	36:BA:65:C:H5'	2.03	0.58
36:BA:272(H):C:C3'	36:BA:272(I):U:H5''	2.34	0.58
36:BA:1697:G:C3'	36:BA:1698:A:H5''	2.30	0.58
39:BD:162:SER:O	39:BD:178:PRO:HG3	2.02	0.58
47:BO:71:ARG:HG3	47:BO:71:ARG:NH1	2.16	0.58
50:BR:4:LEU:O	50:BR:6:SER:N	2.32	0.58
52:BT:28:VAL:HG12	52:BT:28:VAL:O	2.02	0.58
57:BY:85:VAL:HG12	57:BY:86:ARG:N	2.15	0.58
58:BZ:23:LYS:HD3	58:BZ:38:TYR:CE1	2.37	0.58
58:BZ:86:VAL:HG12	58:BZ:87:ASP:N	2.19	0.58
1:CA:664:G:P	18:CR:64:ARG:HH21	2.27	0.58
4:CD:133:VAL:HG11	4:CD:138:TYR:CD2	2.38	0.58
7:CG:151:TYR:OH	11:CK:54:ARG:HD3	2.02	0.58
8:CH:114:THR:C	8:CH:116:LYS:H	2.07	0.58
11:CK:117:ASN:N	11:CK:117:ASN:HD22	1.99	0.58
13:CM:11:ARG:HG2	13:CM:12:ASN:HD22	1.68	0.58
16:CP:25:ARG:HG3	16:CP:25:ARG:NH1	2.17	0.58
25:CZ:341:GLN:C	25:CZ:342:PHE:CD1	2.77	0.58
32:D6:5:VAL:HB	32:D6:8:LYS:CB	2.33	0.58
34:D8:6:THR:CG2	34:D8:63:PRO:HD3	2.33	0.58
36:DA:137:C:O2	36:DA:137:C:H2'	2.03	0.58
36:DA:589:C:H2'	36:DA:590:A:C8	2.39	0.58
36:DA:888:C:H2'	36:DA:889:C:C4'	2.33	0.58
36:DA:1290:C:H2'	36:DA:1291:C:H6	1.67	0.58
36:DA:1983:C:O2'	36:DA:1984:G:H5'	2.02	0.58
36:DA:2317:C:O2'	36:DA:2318:G:H5'	2.03	0.58
36:DA:2461:C:H2'	36:DA:2462:U:C6	2.39	0.58
37:DB:57:A:H1'	42:DG:29:TRP:O	2.04	0.58
40:DE:44:TYR:O	40:DE:45:THR:CB	2.50	0.58
40:DE:52:LEU:HD23	40:DE:75:VAL:CB	2.34	0.58
48:DP:91:PHE:CE2	48:DP:95:VAL:HG12	2.38	0.58
52:DT:106:SER:O	52:DT:107:ASP:OD1	2.21	0.58
54:DV:69:LYS:HA	54:DV:87:HIS:O	2.03	0.58
1:AA:41:G:H2'	1:AA:42:G:C8	2.39	0.58
1:AA:346:G:H2'	1:AA:346:G:N3	2.19	0.58
1:AA:646:U:H2'	1:AA:647:C:C6	2.39	0.58
1:AA:963:G:H21	10:AJ:55:LYS:HD3	1.68	0.58
1:AA:1468:A:H2'	1:AA:1469:G:O4'	2.04	0.58
30:B4:8:LYS:O	30:B4:9:LEU:CB	2.49	0.58
33:B7:47:ARG:HH22	36:BA:1311:G:H2'	1.68	0.58

Continued on next page...

Continued from previous page...

Atom-1	Atom-2	Interatomic distance (Å)	Clash overlap (Å)
36:BA:92:A:H2'	36:BA:93:G:O4'	2.03	0.58
36:BA:114:U:H5'	36:BA:114:U:H6	1.68	0.58
36:BA:886:C:H2'	36:BA:887:A:C4'	2.32	0.58
36:BA:1473:G:H2'	36:BA:1474:C:O4'	2.03	0.58
36:BA:1718:G:H2'	36:BA:1719:G:C8	2.39	0.58
38:BC:30:LYS:NZ	38:BC:30:LYS:HB3	2.17	0.58
41:BF:137:LYS:HB2	41:BF:137:LYS:NZ	2.18	0.58
42:BG:42:GLY:O	42:BG:44:GLY:N	2.32	0.58
1:CA:67:C:H2'	1:CA:68:G:C8	2.38	0.58
1:CA:636:U:H2'	1:CA:637:G:C8	2.38	0.58
1:CA:954:G:H2'	1:CA:955:U:C6	2.39	0.58
1:CA:973:G:C1'	10:CJ:55:LYS:HE2	2.34	0.58
1:CA:1458:G:H2'	1:CA:1459:C:C6	2.38	0.58
3:CC:73:PRO:O	3:CC:76:VAL:HG22	2.04	0.58
4:CD:194:LEU:HB3	4:CD:196:LEU:CD1	2.34	0.58
9:CI:33:PHE:C	9:CI:35:GLU:H	2.07	0.58
18:CR:37:VAL:HA	18:CR:40:LEU:HB2	1.86	0.58
24:CY:76:A:C4	25:CZ:271:GLU:HB2	2.39	0.58
28:D2:65:ASN:ND2	36:DA:112:U:H5'	2.19	0.58
32:D6:8:LYS:O	32:D6:9:LEU:HB3	2.04	0.58
33:D7:26:GLY:O	33:D7:30:VAL:HG23	2.02	0.58
36:DA:654(A):G:H2'	36:DA:654(B):C:H5'	1.86	0.58
36:DA:1301:A:HO2'	36:DA:1302:A:H2'	1.67	0.58
36:DA:1678:G:H22	36:DA:1989:G:H22	1.51	0.58
36:DA:1907:G:O2'	36:DA:1908:C:H5'	2.03	0.58
36:DA:2206:G:N2	36:DA:2207:G:H5'	2.18	0.58
36:DA:2341:G:H2'	36:DA:2342:C:C6	2.38	0.58
36:DA:2407:G:N2	36:DA:2408:U:H1'	2.18	0.58
36:DA:2749:A:N1	36:DA:2750:A:N6	2.51	0.58
37:DB:15:A:H3'	37:DB:16:G:H5'	1.86	0.58
42:DG:118:ARG:HG2	42:DG:118:ARG:HH11	1.68	0.58
48:DP:81:GLN:NE2	48:DP:106:LEU:HA	2.18	0.58
49:DQ:27:VAL:CG1	49:DQ:28:ALA:N	2.60	0.58
49:DQ:134:ARG:HA	49:DQ:137:TYR:CE2	2.39	0.58
50:DR:18:LEU:HD22	50:DR:18:LEU:O	2.03	0.58
50:DR:29:LEU:HD11	50:DR:52:ILE:HD11	1.84	0.58
50:DR:117:VAL:O	50:DR:118:GLU:HB2	2.04	0.58
51:DS:58:LEU:HG	51:DS:59:LYS:H	1.67	0.58
56:DX:18:TYR:O	56:DX:20:GLY:N	2.37	0.58
56:DX:64:LYS:HZ1	56:DX:73:ARG:HH21	1.51	0.58
58:DZ:17:ALA:HA	58:DZ:20:ARG:CG	2.33	0.58

Continued on next page...

Continued from previous page...

Atom-1	Atom-2	Interatomic distance (Å)	Clash overlap (Å)
1:AA:407:G:H2'	1:AA:408:A:H8	1.69	0.58
1:AA:1499:A:C1'	1:AA:1520:G:H5'	2.33	0.58
3:AC:16:ARG:HH22	3:AC:183:ASP:HA	1.67	0.58
9:AI:53:VAL:CG1	9:AI:95:LYS:HD3	2.29	0.58
18:AR:55:ARG:HG3	18:AR:55:ARG:HH11	1.68	0.58
25:AZ:26:THR:HB	60:AZ:501:GDP:O2A	2.04	0.58
36:BA:548:A:H2'	36:BA:549:G:H5'	1.84	0.58
36:BA:963:U:H2'	36:BA:964:C:C6	2.39	0.58
36:BA:1596:A:O2'	36:BA:1597:A:H5'	2.03	0.58
36:BA:1599:C:H2'	36:BA:1600:C:C6	2.38	0.58
36:BA:1930:G:N2	36:BA:1968:G:H2'	2.19	0.58
36:BA:2590:A:O2'	36:BA:2591:C:H5'	2.03	0.58
39:BD:134:ARG:HG3	39:BD:135:PHE:CD2	2.39	0.58
40:BE:30:PRO:HD3	40:BE:180:ASN:CG	2.24	0.58
40:BE:116:VAL:HG23	40:BE:120:TRP:HB2	1.85	0.58
40:BE:198:VAL:HG12	40:BE:199:ARG:N	2.19	0.58
42:BG:51:ARG:HA	42:BG:51:ARG:HE	1.69	0.58
46:BN:26:LEU:CD1	46:BN:30:ILE:HD11	2.30	0.58
48:BP:50:ARG:HH11	48:BP:50:ARG:HG2	1.69	0.58
50:BR:78:LYS:O	50:BR:83:ILE:HG12	2.03	0.58
51:BS:20:ARG:NH1	51:BS:20:ARG:HG2	2.19	0.58
52:BT:58:ASN:H	52:BT:58:ASN:ND2	2.02	0.58
52:BT:102:ILE:HB	52:BT:110:ILE:HD12	1.86	0.58
57:BY:29:GLU:OE1	57:BY:29:GLU:N	2.37	0.58
57:BY:88:LYS:NZ	57:BY:93:GLY:CA	2.67	0.58
1:CA:1061:G:H2'	1:CA:1062:U:C6	2.38	0.58
1:CA:1226:C:H4'	1:CA:1227:A:OP1	2.03	0.58
1:CA:1486:G:H2'	1:CA:1487:G:O4'	2.03	0.58
6:CF:10:LEU:HD11	6:CF:61:LEU:CD1	2.33	0.58
14:CN:7:ILE:O	14:CN:10:ALA:HB3	2.04	0.58
18:CR:32:ARG:CA	18:CR:69:THR:HG21	2.33	0.58
22:CV:68:C:H2'	22:CV:69:G:H5'	1.82	0.58
25:CZ:234:ARG:O	25:CZ:289:LEU:CD2	2.52	0.58
25:CZ:234:ARG:HG3	25:CZ:234:ARG:NH1	2.17	0.58
25:CZ:253:VAL:HA	25:CZ:307:PRO:CD	2.33	0.58
34:D8:8:LYS:O	34:D8:12:LYS:HG3	2.04	0.58
36:DA:1484:G:C3'	36:DA:1485:G:H5''	2.33	0.58
36:DA:1536:C:C2'	36:DA:1537:G:H4'	2.32	0.58
41:DF:87:GLY:O	41:DF:88:VAL:O	2.22	0.58
44:DJ:97:UNK:HA	44:DJ:132:UNK:CA	2.34	0.58
45:DK:123:UNK:O	45:DK:125:UNK:N	2.37	0.58

Continued on next page...

Continued from previous page...

Atom-1	Atom-2	Interatomic distance (Å)	Clash overlap (Å)
46:DN:46:VAL:O	46:DN:47:ALA:HB3	2.03	0.58
51:DS:47:THR:HG22	51:DS:49:VAL:O	2.04	0.58
53:DU:70:ARG:C	53:DU:72:HIS:H	2.07	0.58
1:AA:1054:C:C5	1:AA:1196:U:C5	2.92	0.58
1:AA:1073:U:O2'	1:AA:1074:G:H5'	2.03	0.58
1:AA:1217:C:OP1	14:AN:9:LYS:HE3	2.03	0.58
1:AA:1259:C:C4	1:AA:1260:C:O2	2.57	0.58
3:AC:68:VAL:HG12	3:AC:68:VAL:O	2.02	0.58
3:AC:135:LYS:NZ	5:AE:50:GLU:OE1	2.35	0.58
4:AD:173:TRP:CE2	4:AD:189:PRO:HB3	2.39	0.58
9:AI:4:TYR:H	9:AI:4:TYR:HD1	1.51	0.58
10:AJ:58:ASP:O	10:AJ:59:SER:HB3	2.04	0.58
11:AK:21:ILE:HG12	11:AK:30:VAL:HG12	1.85	0.58
15:AO:56:LEU:O	15:AO:60:VAL:HG23	2.03	0.58
16:AP:19:ILE:O	16:AP:36:ILE:HD13	2.03	0.58
20:AT:39:LYS:O	20:AT:43:LEU:HG	2.02	0.58
25:AZ:174:SER:HB3	25:AZ:177:LEU:CD1	2.32	0.58
31:B5:17:ASP:O	31:B5:20:ARG:N	2.35	0.58
31:B5:25:LEU:HD22	31:B5:26:THR:H	1.69	0.58
31:B5:57:VAL:C	31:B5:58:LEU:HD12	2.25	0.58
36:BA:21:A:O2'	36:BA:22:C:H5'	2.04	0.58
36:BA:633:A:H2'	36:BA:634:C:H5'	1.85	0.58
36:BA:842:G:O2'	36:BA:843:G:H5'	2.04	0.58
36:BA:1009:A:H1'	53:BU:59:ARG:NH1	2.19	0.58
36:BA:1050:A:C2'	36:BA:1051:G:H5'	2.25	0.58
36:BA:2807:G:C2'	36:BA:2808:U:H5''	2.34	0.58
37:BB:13:A:O2'	37:BB:14:U:H3'	2.04	0.58
39:BD:30:GLU:CB	39:BD:35:LYS:HD2	2.14	0.58
40:BE:2:LYS:CD	40:BE:95:ILE:HG22	2.34	0.58
40:BE:5:LEU:CD1	40:BE:51:PHE:HB2	2.32	0.58
42:BG:162:THR:HG22	42:BG:162:THR:O	2.03	0.58
46:BN:18:ALA:HB1	46:BN:21:LYS:CB	2.34	0.58
46:BN:47:ALA:HB2	46:BN:112:LEU:CD1	2.34	0.58
54:BV:47:VAL:C	54:BV:49:THR:H	2.06	0.58
2:CB:8:LYS:NZ	2:CB:217:ARG:NH1	2.52	0.58
4:CD:157:LEU:HA	4:CD:160:GLN:OE1	2.03	0.58
6:CF:78:GLU:O	6:CF:81:ILE:HG13	2.03	0.58
10:CJ:40:LEU:HD23	10:CJ:40:LEU:N	2.13	0.58
24:CY:54:5MU:H2'	24:CY:55:PSU:O4'	2.03	0.58
25:CZ:121:LEU:HG	25:CZ:122:LEU:N	2.19	0.58
26:D0:42:GLY:HA3	36:DA:2331:G:O4'	2.03	0.58

Continued on next page...

Continued from previous page...

Atom-1	Atom-2	Interatomic distance (Å)	Clash overlap (Å)
36:DA:18:C:H5'	53:DU:24:TYR:O	2.04	0.58
36:DA:1301:A:C8	36:DA:1303:G:C8	2.91	0.58
36:DA:2050:C:H1'	40:DE:156:MET:HE2	1.84	0.58
40:DE:94:GLU:OE2	40:DE:177:PRO:HB3	2.04	0.58
40:DE:167:VAL:HG13	40:DE:170:LEU:HD11	1.84	0.58
41:DF:64:ILE:HD11	41:DF:65:TRP:CZ2	2.39	0.58
41:DF:201:VAL:HG13	41:DF:202:PHE:N	2.19	0.58
46:DN:132:ALA:O	46:DN:133:GLN:HB2	2.03	0.58
48:DP:34:GLY:O	48:DP:35:HIS:HB2	2.04	0.58
48:DP:135:LEU:HD13	48:DP:135:LEU:O	2.03	0.58
49:DQ:35:VAL:HG12	49:DQ:130:LYS:O	2.03	0.58
50:DR:12:ARG:HD3	50:DR:16:HIS:CD2	2.39	0.58
52:DT:90:GLN:O	52:DT:91:ARG:C	2.42	0.58
1:AA:148:G:H2'	1:AA:149:A:C8	2.39	0.58
1:AA:1097:C:O2'	1:AA:1098:C:H5'	2.04	0.58
1:AA:1320:C:H5'	1:AA:1320:C:H6	1.69	0.58
2:AB:61:LEU:HD11	2:AB:160:ASP:HB2	1.86	0.58
4:AD:121:VAL:HG12	4:AD:134:ASP:HA	1.86	0.58
11:AK:29:ILE:HG22	11:AK:44:SER:HB2	1.85	0.58
14:AN:29:ARG:HH11	14:AN:29:ARG:CG	2.17	0.58
24:AY:76:A:C8	25:AZ:231:ILE:HG12	2.39	0.58
26:B0:49:LYS:HG3	26:B0:80:HIS:HD1	1.69	0.58
32:B6:20:ASN:O	32:B6:21:TYR:CD1	2.57	0.58
34:B8:6:THR:CG2	34:B8:63:PRO:HD3	2.34	0.58
34:B8:17:THR:OG1	34:B8:18:ALA:N	2.36	0.58
35:B9:10:ILE:O	35:B9:11:CYS:CB	2.51	0.58
36:BA:380:U:H2'	36:BA:381:G:C8	2.39	0.58
39:BD:130:ALA:C	39:BD:131:LEU:HD12	2.24	0.58
43:BH:85:LYS:HE2	43:BH:85:LYS:C	2.24	0.58
48:BP:102:ARG:HH11	48:BP:102:ARG:HB2	1.69	0.58
48:BP:122:PRO:HA	48:BP:141:ALA:O	2.04	0.58
49:BQ:30:GLY:N	49:BQ:105:GLU:OE2	2.35	0.58
55:BW:36:LEU:HD11	55:BW:47:VAL:HG12	1.86	0.58
1:CA:1226:C:H2'	13:CM:103:THR:HB	1.85	0.58
1:CA:1521:G:H2'	1:CA:1522:U:C6	2.39	0.58
3:CC:131:ARG:HH11	3:CC:166:GLU:HG3	1.67	0.58
10:CJ:61:GLU:HG3	14:CN:58:LYS:NZ	2.19	0.58
11:CK:21:ILE:HG12	11:CK:30:VAL:CG1	2.27	0.58
18:CR:36:ASN:OD1	18:CR:38:GLU:HG2	2.03	0.58
35:D9:19:ARG:C	35:D9:21:GLY:H	2.08	0.58
36:DA:84:A:C5'	57:DY:9:LYS:HD2	2.34	0.58

Continued on next page...

Continued from previous page...

Atom-1	Atom-2	Interatomic distance (Å)	Clash overlap (Å)
36:DA:603:A:H1'	36:DA:604:G:OP2	2.04	0.58
36:DA:760:G:C2'	36:DA:761:A:H5'	2.33	0.58
36:DA:1070:A:H2'	36:DA:1097:U:OP1	2.04	0.58
36:DA:1090:U:H2'	36:DA:1091:G:O4'	2.04	0.58
36:DA:1935:G:H1'	36:DA:1964:G:N2	2.19	0.58
36:DA:2131:G:H1'	36:DA:2133:G:H21	1.69	0.58
36:DA:2660:A:OP1	36:DA:2660:A:H8	1.87	0.58
36:DA:2728:U:O2'	36:DA:2729:G:H5'	2.04	0.58
36:DA:2756:U:O2'	36:DA:2757:A:OP2	2.19	0.58
39:DD:75:ILE:H	39:DD:75:ILE:HD13	1.69	0.58
41:DF:100:THR:HG22	41:DF:100:THR:O	2.03	0.58
46:DN:32:THR:C	46:DN:34:LEU:H	2.08	0.58
46:DN:36:GLY:O	46:DN:42:TRP:CE3	2.57	0.58
48:DP:58:THR:O	48:DP:58:THR:CG2	2.52	0.58
48:DP:85:LEU:HB3	48:DP:114:ILE:HD11	1.86	0.58
48:DP:106:LEU:HD11	48:DP:112:LEU:HD23	1.85	0.58
54:DV:64:HIS:CE1	54:DV:92:THR:HG22	2.39	0.58
56:DX:56:THR:HG22	56:DX:79:ALA:HB2	1.86	0.58
58:DZ:119:GLU:HA	58:DZ:172:ALA:HA	1.85	0.58
1:AA:106:C:O2'	1:AA:107:G:H5'	2.04	0.57
1:AA:436:C:H2'	1:AA:437:U:C6	2.39	0.57
1:AA:711:G:O2'	1:AA:712:A:H5'	2.03	0.57
1:AA:1055:A:H8	1:AA:1055:A:O5'	1.87	0.57
1:AA:1271:G:H2'	1:AA:1272:G:C5'	2.33	0.57
1:AA:1378:C:OP1	7:AG:7:ALA:HB3	2.04	0.57
22:AV:3:C:H2'	22:AV:4:C:C6	2.39	0.57
24:AY:76:A:H5''	25:AZ:231:ILE:HD11	1.85	0.57
24:AY:76:A:C2	25:AZ:271:GLU:HG3	2.39	0.57
25:AZ:136:ASN:ND2	60:AZ:501:GDP:N7	2.51	0.57
25:AZ:341:GLN:NE2	25:AZ:341:GLN:N	2.52	0.57
36:BA:1655:A:H1'	40:BE:113:PHE:HE1	1.69	0.57
36:BA:2543:G:H2'	36:BA:2544:G:C8	2.38	0.57
43:BH:33:LEU:HD21	43:BH:136:ILE:HG22	1.86	0.57
46:BN:2:LYS:HZ3	54:BV:12:TYR:HA	1.69	0.57
49:BQ:140:ALA:HB1	58:BZ:99:TYR:CE2	2.39	0.57
51:BS:95:HIS:CG	51:BS:96:GLY:N	2.71	0.57
54:BV:19:LYS:HD2	54:BV:96:ILE:HD11	1.86	0.57
54:BV:21:ARG:HH11	54:BV:21:ARG:HG2	1.69	0.57
57:BY:88:LYS:HZ1	57:BY:93:GLY:CA	2.17	0.57
58:BZ:81:ARG:HG3	58:BZ:81:ARG:O	2.04	0.57
1:CA:725:G:O2'	1:CA:726:C:H5'	2.03	0.57

Continued on next page...

Continued from previous page...

Atom-1	Atom-2	Interatomic distance (Å)	Clash overlap (Å)
1:CA:945:G:N2	1:CA:946:A:C8	2.72	0.57
1:CA:973:G:O4'	10:CJ:55:LYS:HG3	2.04	0.57
1:CA:1367:C:OP1	10:CJ:57:LYS:NZ	2.37	0.57
10:CJ:84:GLN:O	10:CJ:88:LEU:HB3	2.04	0.57
15:CO:87:ILE:CG2	15:CO:88:ARG:H	2.03	0.57
18:CR:36:ASN:HD21	18:CR:39:VAL:HG21	1.68	0.57
25:CZ:267:VAL:HG23	25:CZ:288:VAL:HG13	1.85	0.57
25:CZ:356:PRO:HD3	25:CZ:370:PHE:CB	2.34	0.57
36:DA:350:U:H2'	36:DA:351:G:O4'	2.04	0.57
36:DA:426:C:O2'	36:DA:427:U:H5'	2.03	0.57
36:DA:438:G:O2'	36:DA:440:G:H5'	2.03	0.57
36:DA:464:U:H2'	36:DA:465:G:O4'	2.03	0.57
36:DA:848:G:N9	36:DA:933:A:H8	2.02	0.57
36:DA:996:A:H4'	53:DU:92:ARG:CZ	2.32	0.57
36:DA:1243:G:H2'	36:DA:1244:G:O4'	2.04	0.57
36:DA:1278:A:O2'	36:DA:1279:G:H5'	2.03	0.57
36:DA:2439:A:H5'	36:DA:2439:A:C8	2.39	0.57
41:DF:160:ASN:HD21	41:DF:162:LEU:HD13	1.67	0.57
42:DG:16:ARG:N	42:DG:17:PRO:HD2	2.19	0.57
43:DH:41:MET:O	43:DH:42:ARG:CB	2.52	0.57
43:DH:54:ARG:HH22	43:DH:62:LYS:CE	2.16	0.57
46:DN:46:VAL:HG11	46:DN:48:MET:HG3	1.86	0.57
46:DN:56:ASN:HA	46:DN:125:GLY:C	2.24	0.57
46:DN:67:LEU:N	46:DN:67:LEU:HD12	2.19	0.57
46:DN:72:TYR:CD1	46:DN:90:MET:HG3	2.38	0.57
49:DQ:133:ARG:HB2	49:DQ:133:ARG:NH1	2.18	0.57
50:DR:4:LEU:C	50:DR:6:SER:H	2.06	0.57
51:DS:15:ARG:HH11	51:DS:15:ARG:HG2	1.69	0.57
2:AB:111:ARG:NH2	2:AB:114:ARG:HG2	2.19	0.57
2:AB:121:LEU:HG	2:AB:126:GLU:CB	2.34	0.57
2:AB:238:LEU:O	2:AB:238:LEU:HG	2.03	0.57
10:AJ:6:ILE:HG13	10:AJ:72:VAL:HB	1.86	0.57
13:AM:9:ILE:HD12	13:AM:9:ILE:N	2.18	0.57
14:AN:59:ALA:HB1	14:AN:61:TRP:HZ3	1.69	0.57
15:AO:3:ILE:O	15:AO:3:ILE:HG13	2.02	0.57
17:AQ:70:ARG:HD2	17:AQ:70:ARG:N	2.20	0.57
25:AZ:93:ILE:HD13	61:AZ:502:KIR:H381	1.85	0.57
32:B6:15:GLU:OE2	32:B6:18:ARG:CZ	2.52	0.57
34:B8:15:LYS:HD2	34:B8:16:ILE:N	2.18	0.57
36:BA:394:A:H2'	36:BA:395:U:H5'	1.85	0.57
36:BA:752:A:H4'	36:BA:753:C:O5'	2.04	0.57

Continued on next page...

Continued from previous page...

Atom-1	Atom-2	Interatomic distance (Å)	Clash overlap (Å)
36:BA:1038:C:C3'	36:BA:1039:G:H5''	2.34	0.57
36:BA:1038:C:H2'	36:BA:1039:G:H5''	1.86	0.57
36:BA:1525:G:H2'	36:BA:1526:G:H8	1.68	0.57
36:BA:2492:U:O2'	36:BA:2493:U:H5'	2.04	0.57
37:BB:65:C:H2'	37:BB:109:C:N4	2.19	0.57
52:BT:129:ARG:NH2	52:BT:131:ALA:HB3	2.19	0.57
53:BU:92:ARG:HB3	54:BV:11:GLN:NE2	2.18	0.57
56:BX:36:LYS:HA	56:BX:39:ILE:HG12	1.86	0.57
57:BY:77:PRO:O	57:BY:78:ALA:HB2	2.04	0.57
1:CA:310:G:H2'	1:CA:311:C:H6	1.68	0.57
1:CA:403:C:O2'	1:CA:404:U:H5'	2.04	0.57
2:CB:74:LYS:HD2	2:CB:166:ASP:HB2	1.86	0.57
5:CE:41:VAL:HG13	5:CE:113:ALA:HA	1.85	0.57
6:CF:26:ILE:O	6:CF:29:ALA:HB3	2.03	0.57
7:CG:102:ARG:HG2	7:CG:106:GLN:NE2	2.19	0.57
13:CM:49:THR:HB	13:CM:52:GLU:H	1.68	0.57
17:CQ:75:ARG:HG3	17:CQ:75:ARG:NH1	2.19	0.57
19:CS:42:PRO:O	19:CS:44:MET:SD	2.62	0.57
27:D1:30:VAL:O	36:DA:2395:C:O2'	2.22	0.57
35:D9:1:MET:HA	35:D9:4:ARG:NH2	2.19	0.57
36:DA:300:A:H2'	36:DA:334:C:O2'	2.05	0.57
36:DA:315:G:H2'	36:DA:316:C:C6	2.39	0.57
36:DA:1352:U:C2'	36:DA:1353:A:H5'	2.34	0.57
36:DA:2282:G:OP1	36:DA:2283:C:H1'	2.03	0.57
36:DA:2590:A:O2'	36:DA:2591:C:H5'	2.04	0.57
38:DC:68:LEU:HD22	38:DC:70:LYS:HB3	1.85	0.57
40:DE:69:LYS:HE3	40:DE:89:ASP:HA	1.86	0.57
40:DE:103:ASP:HA	40:DE:168:MET:HA	1.85	0.57
48:DP:84:ASN:HA	48:DP:116:GLY:CA	2.34	0.57
50:DR:30:THR:HG23	50:DR:31:HIS:ND1	2.19	0.57
52:DT:27:THR:HA	52:DT:87:ASP:HB2	1.85	0.57
58:DZ:98:MET:HG2	58:DZ:99:TYR:H	1.69	0.57
58:DZ:144:LEU:HD21	58:DZ:150:LEU:HD13	1.86	0.57
1:AA:903:G:H2'	1:AA:904:C:H6	1.70	0.57
1:AA:992:U:H4'	1:AA:993:G:O5'	2.05	0.57
2:AB:97:TRP:CH2	2:AB:173:ALA:HA	2.38	0.57
5:AE:8:GLU:N	5:AE:34:VAL:HG23	2.19	0.57
9:AI:4:TYR:CD2	9:AI:88:TYR:HB2	2.38	0.57
25:AZ:86:ALA:C	25:AZ:88:TYR:H	2.07	0.57
26:B0:21:LEU:HB3	26:B0:39:ARG:O	2.04	0.57
27:B1:14:VAL:HG13	27:B1:40:ARG:O	2.04	0.57

Continued on next page...

Continued from previous page...

Atom-1	Atom-2	Interatomic distance (Å)	Clash overlap (Å)
33:B7:43:THR:HG23	33:B7:44:PRO:HD2	1.85	0.57
34:B8:62:LEU:CD1	36:BA:242:G:H5'	2.29	0.57
40:BE:34:VAL:HG22	40:BE:34:VAL:O	2.04	0.57
49:BQ:133:ARG:CG	49:BQ:134:ARG:H	2.16	0.57
50:BR:10:LEU:HD12	50:BR:10:LEU:O	2.04	0.57
53:BU:115:ALA:C	53:BU:117:GLN:H	2.06	0.57
1:CA:555:C:H2'	1:CA:556:C:C6	2.38	0.57
1:CA:664:G:H22	1:CA:741:G:H1	1.52	0.57
1:CA:1118:C:H1'	1:CA:1179:A:C4	2.40	0.57
1:CA:1278:U:H5'	1:CA:1279:A:O4'	2.04	0.57
1:CA:1435:G:H2'	1:CA:1436:U:H6	1.67	0.57
7:CG:70:LYS:HG2	7:CG:100:ALA:HB2	1.85	0.57
10:CJ:34:VAL:CG2	10:CJ:74:ILE:HG22	2.32	0.57
13:CM:27:LYS:HZ2	13:CM:31:LYS:CE	2.17	0.57
14:CN:42:ILE:HG22	14:CN:43:CYS:N	2.19	0.57
17:CQ:59:ILE:HG23	17:CQ:71:PHE:HB3	1.86	0.57
20:CT:29:LYS:O	20:CT:33:ILE:HG13	2.04	0.57
25:CZ:27:LEU:CD1	25:CZ:31:LEU:HD21	2.34	0.57
34:D8:4:MET:O	34:D8:62:LEU:HD12	2.05	0.57
36:DA:492:A:H2'	36:DA:493:G:O4'	2.04	0.57
36:DA:589:C:H2'	36:DA:590:A:H8	1.70	0.57
36:DA:2822:G:OP1	40:DE:159:HIS:NE2	2.38	0.57
39:DD:2:ALA:O	39:DD:3:VAL:CB	2.52	0.57
42:DG:130:ASN:CB	42:DG:160:VAL:HA	2.21	0.57
42:DG:159:VAL:HG13	42:DG:159:VAL:O	2.04	0.57
50:DR:74:LYS:NZ	50:DR:77:ARG:NH2	2.51	0.57
58:DZ:19:ARG:C	58:DZ:21:ALA:H	2.07	0.57
58:DZ:162:GLU:C	58:DZ:163:LEU:HD23	2.24	0.57
1:AA:47:C:H6	1:AA:365:U:H2'	1.70	0.57
1:AA:405:U:O2	1:AA:498:U:H2'	2.03	0.57
1:AA:603:U:H2'	1:AA:604:G:H8	1.68	0.57
1:AA:957:U:H4'	19:AS:79:THR:HB	1.86	0.57
1:AA:976:G:H5'	1:AA:1358:U:O2'	2.04	0.57
3:AC:66:VAL:HG12	3:AC:66:VAL:O	2.03	0.57
3:AC:131:ARG:NH1	3:AC:166:GLU:HG3	2.18	0.57
7:AG:87:VAL:HG13	7:AG:151:TYR:O	2.04	0.57
12:AL:121:GLY:O	12:AL:122:THR:C	2.43	0.57
15:AO:17:ARG:HG2	15:AO:26:GLU:HG3	1.85	0.57
28:B2:32:LEU:HD12	28:B2:57:ILE:HD12	1.84	0.57
29:B3:16:PRO:HD2	29:B3:19:GLN:NE2	2.19	0.57
36:BA:20:C:O2'	36:BA:21:A:H5'	2.04	0.57

Continued on next page...

Continued from previous page...

Atom-1	Atom-2	Interatomic distance (Å)	Clash overlap (Å)
36:BA:26:G:O2'	36:BA:27:G:H5'	2.05	0.57
36:BA:1053:C:O2'	36:BA:1054:A:H5'	2.05	0.57
40:BE:44:TYR:O	40:BE:45:THR:CB	2.52	0.57
41:BF:137:LYS:HB2	41:BF:137:LYS:HZ2	1.68	0.57
49:BQ:140:ALA:HB1	58:BZ:99:TYR:HE2	1.69	0.57
1:CA:789:U:H2'	1:CA:791:G:OP2	2.04	0.57
1:CA:1170:A:H2'	1:CA:1171:G:O4'	2.05	0.57
1:CA:1485:U:O2'	1:CA:1486:G:H5'	2.04	0.57
1:CA:1513:A:H2'	1:CA:1514:C:C6	2.40	0.57
12:CL:86:ARG:HB2	12:CL:101:VAL:CG2	2.33	0.57
19:CS:63:THR:HG23	19:CS:66:MET:HG2	1.85	0.57
25:CZ:341:GLN:HE22	25:CZ:390:GLU:HA	1.69	0.57
34:D8:17:THR:CG2	34:D8:21:LYS:O	2.47	0.57
36:DA:195:A:H5''	36:DA:196:A:OP2	2.03	0.57
36:DA:1001:A:H2'	36:DA:1002:G:O4'	2.04	0.57
38:DC:75:LEU:HD12	38:DC:75:LEU:O	2.04	0.57
39:DD:125:ILE:CD1	39:DD:137:PRO:HD3	2.34	0.57
39:DD:206:LEU:HD22	39:DD:211:ARG:HG2	1.86	0.57
40:DE:51:PHE:CG	40:DE:52:LEU:N	2.73	0.57
41:DF:53:THR:HG22	41:DF:56:GLU:CG	2.35	0.57
52:DT:5:ALA:HA	52:DT:8:LYS:HE2	1.85	0.57
55:DW:78:GLU:OE2	55:DW:99:ARG:HD2	2.05	0.57
58:DZ:145:GLU:O	58:DZ:147:GLY:N	2.37	0.57
1:AA:266:G:C5'	1:AA:267:C:C5	2.87	0.57
1:AA:652:U:C2	1:AA:752:G:N2	2.73	0.57
2:AB:207:ALA:O	2:AB:211:ILE:HD12	2.04	0.57
8:AH:11:THR:HA	8:AH:14:ARG:NH1	2.20	0.57
11:AK:26:ASN:O	11:AK:27:ASN:HB2	2.03	0.57
13:AM:88:ARG:HG2	13:AM:88:ARG:NH1	2.18	0.57
25:AZ:135:MET:HE1	25:AZ:172:ARG:NE	2.19	0.57
28:B2:41:ILE:HG13	28:B2:42:GLY:N	2.20	0.57
33:B7:34:ARG:HH11	33:B7:34:ARG:HG3	1.69	0.57
36:BA:252:G:P	48:BP:50:ARG:HH21	2.28	0.57
36:BA:703:U:C2'	36:BA:704:G:H5'	2.34	0.57
36:BA:1103:A:H5'	36:BA:1104:C:OP2	2.05	0.57
36:BA:1661:G:O2'	36:BA:1662:C:H5'	2.04	0.57
36:BA:2777:G:H5''	36:BA:2778:A:H5'	1.85	0.57
37:BB:35:U:H2'	37:BB:36:C:H6	1.70	0.57
37:BB:55:U:H2'	37:BB:56:G:C8	2.39	0.57
49:BQ:52:VAL:C	49:BQ:54:MET:N	2.58	0.57
49:BQ:134:ARG:CZ	58:BZ:122:ARG:HH21	2.16	0.57

Continued on next page...

Continued from previous page...

Atom-1	Atom-2	Interatomic distance (Å)	Clash overlap (Å)
50:BR:4:LEU:C	50:BR:6:SER:H	2.07	0.57
51:BS:25:ARG:NH1	51:BS:40:ILE:HD11	2.20	0.57
51:BS:57:LYS:O	51:BS:58:LEU:HB2	2.05	0.57
53:BU:26:GLY:O	53:BU:30:LYS:HE2	2.03	0.57
56:BX:64:LYS:NZ	56:BX:73:ARG:NH2	2.51	0.57
57:BY:95:LYS:CE	57:BY:100:ALA:HB2	2.33	0.57
1:CA:987:G:O2'	1:CA:988:G:H5'	2.03	0.57
1:CA:1061:G:H2'	1:CA:1062:U:H6	1.68	0.57
3:CC:47:LEU:HB3	3:CC:52:LEU:CD2	2.34	0.57
4:CD:159:ARG:HG3	4:CD:159:ARG:HH11	1.68	0.57
5:CE:7:GLU:HG2	5:CE:112:LEU:CD2	2.34	0.57
11:CK:29:ILE:HG22	11:CK:44:SER:HB2	1.86	0.57
14:CN:57:ARG:HB3	14:CN:57:ARG:NH1	2.17	0.57
17:CQ:70:ARG:HD2	17:CQ:70:ARG:N	2.19	0.57
24:CY:62:U:O2'	24:CY:63:C:H5'	2.04	0.57
25:CZ:28:THR:HG23	25:CZ:79:HIS:CE1	2.38	0.57
25:CZ:231:ILE:HG22	25:CZ:234:ARG:HB2	1.86	0.57
25:CZ:266:VAL:CB	25:CZ:291:ARG:NH2	2.65	0.57
34:D8:50:LEU:O	34:D8:52:LYS:N	2.38	0.57
36:DA:648:G:O2'	36:DA:649:G:H5'	2.05	0.57
36:DA:2068:U:N3	36:DA:2430:A:H2	2.01	0.57
40:DE:52:LEU:HB3	40:DE:75:VAL:HB	1.86	0.57
46:DN:55:VAL:HG22	46:DN:56:ASN:N	2.20	0.57
48:DP:16:ARG:HE	48:DP:18:ARG:HG2	1.68	0.57
49:DQ:70:PRO:HA	49:DQ:95:ALA:HB2	1.86	0.57
54:DV:47:VAL:HG23	54:DV:47:VAL:O	2.05	0.57
55:DW:5:ALA:O	55:DW:6:ILE:HB	2.04	0.57
58:DZ:10:ARG:H	58:DZ:37:VAL:HA	1.69	0.57
1:AA:16:A:N1	1:AA:919:A:H2	2.02	0.57
1:AA:187:C:OP1	20:AT:82:SER:HB2	2.04	0.57
1:AA:189:G:H2'	1:AA:189(A):C:H6	1.69	0.57
1:AA:1228:C:H2'	1:AA:1229:A:H8	1.69	0.57
1:AA:1277:C:H2'	1:AA:1278:U:H5'	1.85	0.57
2:AB:31:TYR:HD2	2:AB:202:PRO:HG3	1.69	0.57
31:B5:48:GLU:O	31:B5:49:CYS:CB	2.53	0.57
36:BA:943:U:OP2	48:BP:38:GLN:CD	2.43	0.57
36:BA:1019:U:H2'	36:BA:1021:A:N1	2.19	0.57
39:BD:77:ALA:O	39:BD:116:GLN:HG3	2.03	0.57
39:BD:147:LEU:CD1	39:BD:183:ARG:HH12	2.18	0.57
40:BE:34:VAL:HG11	40:BE:78:LEU:CD2	2.35	0.57
46:BN:134:ARG:N	46:BN:135:PRO:HD3	2.19	0.57

Continued on next page...

Continued from previous page...

Atom-1	Atom-2	Interatomic distance (Å)	Clash overlap (Å)
53:BU:69:CYS:SG	53:BU:79:PHE:CD2	2.98	0.57
58:BZ:166:SER:HB2	58:BZ:167:PRO:HA	1.87	0.57
1:CA:1271:G:O2'	1:CA:1272:G:H5''	2.04	0.57
2:CB:24:TRP:HZ3	2:CB:29:ALA:HB2	1.70	0.57
4:CD:129:ASN:HD21	4:CD:145:GLU:H	1.52	0.57
10:CJ:6:ILE:HD12	10:CJ:23:ILE:HG21	1.87	0.57
13:CM:49:THR:CB	13:CM:52:GLU:HG3	2.35	0.57
16:CP:5:ARG:HH21	16:CP:24:ALA:HA	1.70	0.57
25:CZ:143:ASP:HB3	25:CZ:146:LEU:HB2	1.85	0.57
25:CZ:196:VAL:O	25:CZ:199:ILE:N	2.32	0.57
34:D8:38:GLY:O	34:D8:42:ARG:HB2	2.05	0.57
35:D9:1:MET:CE	36:DA:2478:A:OP2	2.50	0.57
36:DA:140:G:H1'	36:DA:141:A:C2	2.40	0.57
36:DA:1349:A:N6	36:DA:1598:C:N4	2.53	0.57
36:DA:2001:A:H2'	36:DA:2002:G:C8	2.40	0.57
36:DA:2078:C:H2'	36:DA:2079:U:H6	1.68	0.57
37:DB:16:G:HO2'	37:DB:17:C:H6	1.52	0.57
37:DB:111:G:O2'	37:DB:112:U:H5'	2.04	0.57
38:DC:193:ILE:C	38:DC:195:ALA:N	2.57	0.57
39:DD:75:ILE:HD13	39:DD:75:ILE:N	2.19	0.57
41:DF:180:GLY:N	41:DF:205:ARG:HH22	2.03	0.57
43:DH:39:PRO:O	43:DH:40:GLU:HG2	2.04	0.57
46:DN:17:ASP:CG	46:DN:56:ASN:HB3	2.24	0.57
48:DP:84:ASN:C	48:DP:86:LYS:N	2.58	0.57
50:DR:97:VAL:HA	50:DR:113:LEU:O	2.04	0.57
56:DX:64:LYS:HE2	56:DX:73:ARG:CZ	2.34	0.57
58:DZ:125:LEU:HD21	58:DZ:164:ALA:HB3	1.86	0.57
1:AA:47:C:C6	1:AA:365:U:H2'	2.40	0.57
3:AC:11:ARG:HH11	3:AC:11:ARG:CG	2.15	0.57
4:AD:119:GLN:O	4:AD:123:HIS:HD2	1.87	0.57
6:AF:40:VAL:O	6:AF:40:VAL:HG13	2.04	0.57
9:AI:79:LEU:HD11	9:AI:83:ARG:NE	2.20	0.57
9:AI:126:SER:O	9:AI:127:LYS:CB	2.52	0.57
11:AK:66:LEU:HD21	11:AK:97:ALA:HB1	1.85	0.57
12:AL:53:ARG:HD2	12:AL:53:ARG:N	2.20	0.57
25:AZ:256:VAL:HG11	25:AZ:310:ILE:HG22	1.86	0.57
25:AZ:315:LYS:HG3	25:AZ:405:GLU:OE1	2.05	0.57
34:B8:30:ARG:NH2	36:BA:2419:U:O4	2.38	0.57
36:BA:300:A:H2'	36:BA:334:C:O2'	2.05	0.57
36:BA:445:C:OP1	53:BU:2:PRO:HA	2.05	0.57
36:BA:884:C:C2'	36:BA:885:C:H5'	2.33	0.57

Continued on next page...

Continued from previous page...

Atom-1	Atom-2	Interatomic distance (Å)	Clash overlap (Å)
36:BA:1163:G:O2'	36:BA:1164:G:H5'	2.05	0.57
36:BA:1252:G:N3	53:BU:33:ARG:HD2	2.20	0.57
36:BA:1335:U:H2'	36:BA:1336:A:C8	2.38	0.57
36:BA:2602:A:H4'	36:BA:2603:G:H5'	1.87	0.57
39:BD:155:LEU:HD23	39:BD:177:LEU:CD2	2.35	0.57
43:BH:44:VAL:HG12	43:BH:45:VAL:N	2.19	0.57
43:BH:107:VAL:HG23	43:BH:108:GLY:N	2.19	0.57
55:BW:40:ASN:O	55:BW:41:LYS:HG2	2.05	0.57
55:BW:97:LYS:HZ1	55:BW:99:ARG:NH1	2.03	0.57
58:BZ:37:VAL:HG23	58:BZ:38:TYR:N	2.19	0.57
1:CA:63:C:C2'	1:CA:64:G:H5'	2.33	0.57
1:CA:228:A:H5'	1:CA:228:A:C8	2.34	0.57
1:CA:945:G:C2	1:CA:946:A:C8	2.92	0.57
1:CA:1493:A:H5''	1:CA:1494:G:OP2	2.05	0.57
4:CD:71:SER:O	4:CD:72:GLU:C	2.43	0.57
5:CE:12:LEU:CD1	5:CE:31:LEU:CB	2.79	0.57
6:CF:44:GLY:O	6:CF:59:TYR:HA	2.04	0.57
8:CH:111:ILE:C	8:CH:112:LEU:HD23	2.24	0.57
9:CI:5:TYR:CD1	9:CI:6:GLY:N	2.73	0.57
9:CI:35:GLU:HG3	9:CI:38:GLN:OE1	2.04	0.57
13:CM:65:LYS:HD3	13:CM:65:LYS:N	2.20	0.57
22:CW:71:G:O2'	36:DA:1851:U:H4'	2.05	0.57
25:CZ:231:ILE:O	25:CZ:234:ARG:N	2.38	0.57
28:D2:5:GLU:O	28:D2:8:LYS:HB2	2.05	0.57
31:D5:45:VAL:HG12	31:D5:46:CYS:N	2.20	0.57
32:D6:41:PRO:CD	32:D6:46:HIS:H	2.12	0.57
32:D6:42:TRP:CH2	36:DA:643:A:N7	2.73	0.57
35:D9:16:VAL:HG11	36:DA:1032:A:O3'	2.05	0.57
35:D9:17:ILE:HG21	35:D9:19:ARG:HH21	1.69	0.57
36:DA:371:A:H61	36:DA:401:A:H5''	1.68	0.57
36:DA:860:U:C5	36:DA:917:A:N7	2.72	0.57
36:DA:910:A:C5	49:DQ:13:GLN:HG3	2.40	0.57
36:DA:1331:A:H2'	36:DA:1333:C:C5	2.40	0.57
36:DA:1841:U:H2'	36:DA:1842:G:H8	1.70	0.57
36:DA:2555:U:H2'	36:DA:2556:C:H5'	1.87	0.57
46:DN:3:THR:HG22	46:DN:5:VAL:H	1.70	0.57
46:DN:43:THR:HB	46:DN:46:VAL:CG1	2.35	0.57
47:DO:64:ARG:CZ	52:DT:70:VAL:HG21	2.34	0.57
57:DY:45:VAL:CG1	57:DY:60:PHE:HB3	2.34	0.57
58:DZ:108:PRO:HA	58:DZ:141:VAL:HG12	1.85	0.57
1:AA:160:A:H1'	1:AA:344:A:C5	2.39	0.57

Continued on next page...

Continued from previous page...

Atom-1	Atom-2	Interatomic distance (Å)	Clash overlap (Å)
1:AA:383:A:C2'	1:AA:384:G:H5'	2.35	0.57
1:AA:932:C:C6	7:AG:3:ARG:HD3	2.40	0.57
5:AE:92:LYS:O	5:AE:118:ILE:HD12	2.05	0.57
8:AH:123:GLU:O	8:AH:127:LEU:HD23	2.05	0.57
13:AM:84:ILE:O	13:AM:84:ILE:HG22	2.05	0.57
15:AO:26:GLU:OE2	15:AO:77:ARG:HD2	2.05	0.57
16:AP:4:ILE:HG22	16:AP:4:ILE:O	2.02	0.57
25:AZ:28:THR:HG23	25:AZ:79:HIS:ND1	2.19	0.57
25:AZ:219:LYS:HB2	25:AZ:244:ARG:HB2	1.87	0.57
32:B6:36:LEU:HD12	32:B6:50:ARG:CZ	2.34	0.57
32:B6:45:LYS:H	32:B6:45:LYS:HZ3	1.53	0.57
34:B8:50:LEU:O	34:B8:52:LYS:N	2.38	0.57
36:BA:1105:U:H2'	36:BA:1106:G:H8	1.70	0.57
36:BA:1493:C:O2	36:BA:1493:C:H2'	2.04	0.57
36:BA:1543:C:C3'	36:BA:1544:A:C5'	2.82	0.57
36:BA:1907:G:O2'	36:BA:1908:C:H5'	2.04	0.57
36:BA:1917:U:C2'	36:BA:1918:A:H5'	2.35	0.57
36:BA:2406:U:N3	48:BP:72:PRO:HB2	2.20	0.57
36:BA:2839:G:H2'	36:BA:2840:C:C6	2.39	0.57
40:BE:77:ILE:HG22	40:BE:78:LEU:HD12	1.87	0.57
42:BG:27:ASN:C	42:BG:29:TRP:H	2.07	0.57
49:BQ:141:GLN:CD	58:BZ:72:ARG:NE	2.58	0.57
52:BT:23:ARG:HA	52:BT:52:ILE:HD12	1.85	0.57
56:BX:35:THR:O	56:BX:38:GLU:HB2	2.04	0.57
57:BY:39:VAL:O	57:BY:40:GLU:HG2	2.05	0.57
57:BY:74:PRO:O	57:BY:75:ILE:HB	2.04	0.57
1:CA:67:C:O2'	1:CA:171:A:H1'	2.05	0.57
1:CA:311:C:O2'	1:CA:312:C:H5'	2.04	0.57
1:CA:539:A:OP2	12:CL:115:LYS:NZ	2.37	0.57
1:CA:1105:A:O2'	1:CA:1106:G:H5'	2.05	0.57
1:CA:1111:A:O2'	1:CA:1112:C:H5'	2.05	0.57
1:CA:1113:C:O2'	1:CA:1114:C:H5'	2.05	0.57
4:CD:67:ILE:CG2	4:CD:67:ILE:O	2.53	0.57
5:CE:147:ASP:HA	5:CE:150:ARG:NH1	2.20	0.57
6:CF:40:VAL:HG22	6:CF:40:VAL:O	2.04	0.57
9:CI:53:VAL:O	9:CI:54:ASP:HB2	2.05	0.57
12:CL:41:ARG:NH1	12:CL:41:ARG:CB	2.60	0.57
14:CN:27:CYS:O	14:CN:29:ARG:N	2.37	0.57
25:CZ:5:PHE:HB2	25:CZ:275:LYS:HB3	1.87	0.57
25:CZ:221:PHE:N	25:CZ:244:ARG:HD2	2.20	0.57
32:D6:9:LEU:HD13	32:D6:9:LEU:C	2.24	0.57

Continued on next page...

Continued from previous page...

Atom-1	Atom-2	Interatomic distance (Å)	Clash overlap (Å)
34:D8:33:ASN:OD1	34:D8:34:TRP:N	2.37	0.57
36:DA:478:A:C6	36:DA:480:A:C6	2.93	0.57
36:DA:720:C:H2'	36:DA:721:C:H6	1.68	0.57
36:DA:1105:U:H2'	36:DA:1106:G:C8	2.38	0.57
36:DA:1274:A:N3	36:DA:1297:C:H1'	2.19	0.57
36:DA:1362:C:O2'	36:DA:1363:C:H5'	2.05	0.57
36:DA:1499:C:H5'	36:DA:1499:C:H6	1.69	0.57
36:DA:1747(A):G:H2'	36:DA:1748:G:C5'	2.30	0.57
36:DA:2781:A:H5''	36:DA:2782:G:H5'	1.87	0.57
38:DC:7:TYR:HA	38:DC:10:LEU:CD2	2.34	0.57
39:DD:111:LEU:HD22	39:DD:115:GLN:OE1	2.05	0.57
40:DE:46:ALA:HB2	40:DE:82:ARG:HA	1.86	0.57
40:DE:65:GLY:O	40:DE:70:ALA:HB3	2.04	0.57
40:DE:107:THR:O	40:DE:190:GLY:CA	2.53	0.57
48:DP:127:ALA:HB3	48:DP:130:PHE:CE2	2.39	0.57
53:DU:108:GLU:O	53:DU:112:ARG:HG2	2.04	0.57
54:DV:15:GLU:HB3	54:DV:16:PRO:CD	2.33	0.57
58:DZ:19:ARG:NH1	58:DZ:84:GLU:O	2.38	0.57
58:DZ:114:GLY:O	58:DZ:146:ILE:HG22	2.04	0.57
1:AA:67:C:OP1	1:AA:199:G:H5''	2.04	0.57
1:AA:781:A:H2'	1:AA:782:A:H5'	1.87	0.57
1:AA:1006:C:H2'	1:AA:1007:C:H6	1.69	0.57
1:AA:1464:G:O2'	1:AA:1465:C:H5'	2.04	0.57
2:AB:56:ARG:HH11	2:AB:56:ARG:HG2	1.70	0.57
2:AB:204:ASN:ND2	2:AB:206:ASP:H	2.03	0.57
3:AC:23:TYR:CD1	3:AC:24:ALA:N	2.73	0.57
9:AI:55:ALA:O	9:AI:58:HIS:CE1	2.58	0.57
11:AK:67:ASP:OD1	11:AK:71:LYS:HD2	2.05	0.57
27:B1:67:ILE:O	27:B1:70:VAL:HG23	2.03	0.57
35:B9:25:VAL:HB	35:B9:34:GLN:HB3	1.86	0.57
36:BA:628:G:C3'	36:BA:629:G:H5''	2.34	0.57
36:BA:1138:G:H2'	36:BA:1139:G:O4'	2.05	0.57
36:BA:1665:A:C3'	36:BA:1666:G:H5''	2.35	0.57
36:BA:2087:G:O2'	36:BA:2088:G:H5'	2.04	0.57
36:BA:2295:C:O2'	36:BA:2296:U:H5'	2.05	0.57
42:BG:47:LYS:HE3	42:BG:81:LYS:HB3	1.87	0.57
50:BR:117:VAL:O	50:BR:118:GLU:HB2	2.04	0.57
54:BV:18:LEU:HD23	54:BV:19:LYS:H	1.67	0.57
1:CA:55:A:C8	25:CZ:233:GLY:HA3	2.40	0.57
1:CA:148:G:H2'	1:CA:149:A:H8	1.69	0.57
1:CA:434:U:H2'	1:CA:435:C:C6	2.39	0.57

Continued on next page...

Continued from previous page...

Atom-1	Atom-2	Interatomic distance (Å)	Clash overlap (Å)
1:CA:1189:C:H5'	3:CC:5:ILE:HG21	1.87	0.57
2:CB:111:ARG:HH22	2:CB:114:ARG:HG2	1.70	0.57
3:CC:79:ARG:HH11	3:CC:79:ARG:HB3	1.70	0.57
4:CD:70:ILE:HG22	4:CD:75:PHE:HB2	1.87	0.57
7:CG:153:HIS:CE1	11:CK:58:PRO:HD2	2.39	0.57
9:CI:8:GLY:O	9:CI:76:ALA:HB1	2.04	0.57
13:CM:16:ASP:HB3	13:CM:41:PRO:HB3	1.87	0.57
14:CN:23:ARG:HA	14:CN:30:ALA:HA	1.87	0.57
14:CN:59:ALA:O	14:CN:60:SER:HB2	2.05	0.57
28:D2:50:ILE:H	28:D2:50:ILE:HD12	1.70	0.57
31:D5:41:PRO:O	31:D5:44:THR:HB	2.05	0.57
32:D6:14:THR:HB	32:D6:52:VAL:HG21	1.87	0.57
36:DA:954:G:N3	36:DA:2274:A:C2	2.73	0.57
36:DA:1163:G:O2'	36:DA:1164:G:H5'	2.05	0.57
39:DD:161:THR:O	39:DD:162:SER:HB3	2.04	0.57
42:DG:53:LEU:N	42:DG:53:LEU:HD22	2.20	0.57
43:DH:42:ARG:HG2	43:DH:43:VAL:H	1.70	0.57
45:DK:91:UNK:HA	45:DK:133:UNK:CB	2.35	0.57
52:DT:90:GLN:O	52:DT:92:GLY:N	2.37	0.57
56:DX:12:VAL:CG1	56:DX:17:ALA:HB1	2.35	0.57
56:DX:53:LYS:HD2	56:DX:55:ASN:HD21	1.69	0.57
58:DZ:11:GLU:OE1	58:DZ:13:GLU:HB2	2.05	0.57
1:AA:1367:C:O2'	10:AJ:48:THR:HG21	2.05	0.57
4:AD:138:TYR:CD1	4:AD:138:TYR:C	2.78	0.57
5:AE:20:GLN:NE2	5:AE:25:ARG:HH21	2.03	0.57
6:AF:76:ALA:O	6:AF:80:ARG:HG3	2.05	0.57
9:AI:37:PHE:O	9:AI:39:GLY:N	2.38	0.57
13:AM:16:ASP:HB3	13:AM:41:PRO:HB3	1.87	0.57
25:AZ:69:GLU:HG3	25:AZ:70:TYR:N	2.19	0.57
28:B2:20:GLU:OE1	28:B2:23:LYS:HB2	2.05	0.57
31:B5:25:LEU:CD2	31:B5:26:THR:H	2.17	0.57
36:BA:36:G:H4'	36:BA:451:C:C2	2.39	0.57
36:BA:610:G:H22	36:BA:619:G:H1'	1.69	0.57
36:BA:673:C:H5'	36:BA:673:C:C6	2.28	0.57
36:BA:2027:G:O2'	36:BA:2028:U:H5'	2.05	0.57
36:BA:2552:U:C2	36:BA:2554:U:H5'	2.39	0.57
39:BD:132:PRO:HG3	39:BD:190:TYR:CZ	2.40	0.57
40:BE:147:PRO:HB2	40:BE:149:ARG:HG2	1.87	0.57
40:BE:198:VAL:HG12	40:BE:199:ARG:H	1.68	0.57
41:BF:192:LEU:HD21	41:BF:194:MET:HG3	1.87	0.57
42:BG:71:THR:HG22	42:BG:72:ARG:N	2.20	0.57

Continued on next page...

Continued from previous page...

Atom-1	Atom-2	Interatomic distance (Å)	Clash overlap (Å)
42:BG:76:SER:OG	42:BG:83:ARG:HB3	2.05	0.57
43:BH:83:TYR:CB	43:BH:134:SER:HB3	2.33	0.57
43:BH:136:ILE:H	43:BH:136:ILE:CD1	2.16	0.57
51:BS:93:LYS:O	51:BS:95:HIS:HB2	2.04	0.57
54:BV:58:VAL:CG1	54:BV:97:LYS:HB2	2.33	0.57
1:CA:826:C:H2'	1:CA:827:U:C6	2.40	0.57
1:CA:996:A:H2'	1:CA:997:U:C6	2.40	0.57
1:CA:1337:G:H5''	1:CA:1338:G:OP1	2.05	0.57
3:CC:14:ILE:CG1	3:CC:15:THR:N	2.67	0.57
3:CC:53:ALA:HB2	3:CC:115:LEU:CG	2.34	0.57
3:CC:64:VAL:HB	3:CC:98:ASN:O	2.03	0.57
3:CC:172:ARG:HH21	3:CC:174:PRO:CG	2.18	0.57
4:CD:108:LEU:O	4:CD:165:MET:HE2	2.04	0.57
8:CH:37:ARG:O	8:CH:40:ALA:HB3	2.05	0.57
15:CO:2:PRO:O	15:CO:3:ILE:C	2.43	0.57
15:CO:33:THR:HG23	15:CO:63:ARG:NH1	2.20	0.57
22:CV:43:C:H2'	22:CV:44:G:C8	2.39	0.57
22:CV:53:G:O2'	22:CV:54:U:H5'	2.05	0.57
25:CZ:200:TRP:HA	25:CZ:203:LEU:HB2	1.86	0.57
33:D7:10:ARG:O	33:D7:14:LYS:HG2	2.05	0.57
36:DA:8:A:H2'	36:DA:9:U:C5	2.40	0.57
36:DA:17:G:H2'	36:DA:18:C:C6	2.40	0.57
36:DA:973:A:O4'	36:DA:1188:U:C6	2.58	0.57
36:DA:1747:G:H2'	36:DA:1747(A):G:C8	2.40	0.57
36:DA:2685:G:O2'	36:DA:2726:U:H5	1.86	0.57
39:DD:6:PHE:HE1	39:DD:18:VAL:HG12	1.69	0.57
40:DE:111:ARG:HD2	40:DE:160:TYR:CE2	2.40	0.57
41:DF:123:LEU:HD12	41:DF:124:LEU:H	1.70	0.57
43:DH:124:GLU:HG3	43:DH:132:ARG:HG3	1.87	0.57
47:DO:12:ASP:OD2	47:DO:85:VAL:HG13	2.04	0.57
49:DQ:39:PRO:HG3	49:DQ:99:PRO:CD	2.35	0.57
1:AA:706:A:O2'	11:AK:31:THR:HG21	2.05	0.56
1:AA:737:A:OP1	6:AF:92:LYS:HB2	2.05	0.56
1:AA:1036:G:H3'	1:AA:1037:C:C6	2.40	0.56
1:AA:1086:U:H2'	1:AA:1087:G:C5'	2.27	0.56
8:AH:83:ILE:O	8:AH:83:ILE:HG23	2.05	0.56
10:AJ:40:LEU:HB2	10:AJ:41:PRO:HD2	1.87	0.56
15:AO:17:ARG:NH1	15:AO:77:ARG:NH1	2.52	0.56
27:B1:67:ILE:N	27:B1:68:PRO:HD2	2.19	0.56
29:B3:45:GLY:C	29:B3:47:VAL:H	2.08	0.56
32:B6:19:ARG:O	32:B6:20:ASN:O	2.22	0.56

Continued on next page...

Continued from previous page...

Atom-1	Atom-2	Interatomic distance (Å)	Clash overlap (Å)
36:BA:25:U:C5'	55:BW:79:GLY:HA2	2.35	0.56
36:BA:93:G:H2'	36:BA:94:C:C6	2.39	0.56
36:BA:626:U:H3	48:BP:105:LEU:HG	1.69	0.56
36:BA:636:G:H2'	48:BP:115:LEU:CD1	2.35	0.56
36:BA:848:G:H5'	36:BA:848:G:H8	1.70	0.56
36:BA:1049:C:H2'	36:BA:1050:A:C8	2.40	0.56
36:BA:1862:G:O2'	36:BA:1863:G:H5'	2.06	0.56
43:BH:116:GLU:HA	43:BH:116:GLU:OE1	2.05	0.56
52:BT:32:TYR:O	52:BT:33:LYS:HB2	2.05	0.56
53:BU:108:GLU:HG3	54:BV:44:LYS:HD3	1.86	0.56
54:BV:35:LEU:HD22	54:BV:35:LEU:N	2.18	0.56
56:BX:3:THR:HA	56:BX:6:ASP:OD2	2.05	0.56
1:CA:428:G:H8	1:CA:428:G:OP1	1.87	0.56
1:CA:454:C:H5''	1:CA:455:C:C5	2.40	0.56
1:CA:559:A:OP2	5:CE:126:ARG:NH2	2.37	0.56
1:CA:1308:U:OP2	13:CM:99:ARG:HG3	2.05	0.56
2:CB:201:ILE:HG22	2:CB:201:ILE:O	2.04	0.56
3:CC:142:MET:C	3:CC:144:SER:H	2.08	0.56
4:CD:28:SER:CB	4:CD:29:PRO:HD2	2.33	0.56
4:CD:150:GLU:CD	4:CD:151:LYS:H	2.08	0.56
5:CE:93:PRO:HD2	8:CH:105:ARG:HH21	1.69	0.56
22:CW:57:G:C2'	22:CW:58:A:H5'	2.35	0.56
25:CZ:5:PHE:CD1	25:CZ:6:VAL:N	2.73	0.56
26:D0:55:ARG:NH2	36:DA:2387:U:OP1	2.37	0.56
36:DA:2836:U:H2'	36:DA:2837:G:C8	2.40	0.56
37:DB:82:G:O2'	37:DB:83:G:H5'	2.04	0.56
38:DC:78:ALA:H	38:DC:115:ALA:HB1	1.68	0.56
42:DG:71:THR:HG22	42:DG:89:GLY:HA3	1.87	0.56
51:DS:73:LEU:O	51:DS:73:LEU:HD23	2.05	0.56
56:DX:3:THR:HA	56:DX:6:ASP:OD2	2.05	0.56
57:DY:33:LYS:C	57:DY:35:TYR:H	2.08	0.56
58:DZ:144:LEU:HD11	58:DZ:150:LEU:HD22	1.86	0.56
1:AA:272:C:O2'	1:AA:273:A:H5'	2.05	0.56
1:AA:375:U:OP1	16:AP:69:THR:HG21	2.05	0.56
1:AA:629:G:C2'	1:AA:630:G:H5''	2.35	0.56
1:AA:1125:U:N3	10:AJ:5:ARG:NH2	2.46	0.56
15:AO:17:ARG:HH11	15:AO:77:ARG:NH1	2.03	0.56
19:AS:16:LEU:HD12	19:AS:16:LEU:N	2.20	0.56
25:AZ:222:LEU:HD12	25:AZ:305:ALA:HB2	1.86	0.56
25:AZ:271:GLU:O	25:AZ:286:VAL:HG23	2.05	0.56
27:B1:29:GLY:O	27:B1:30:VAL:HG22	2.06	0.56

Continued on next page...

Continued from previous page...

Atom-1	Atom-2	Interatomic distance (Å)	Clash overlap (Å)
32:B6:35:GLU:HA	32:B6:35:GLU:OE1	2.06	0.56
36:BA:137:C:H2'	36:BA:137:C:O2	2.03	0.56
36:BA:144:C:O2'	36:BA:145:G:H5'	2.04	0.56
36:BA:1076:C:H4'	58:BZ:112:ARG:HH21	1.69	0.56
36:BA:1144:G:H2'	36:BA:1145:C:H6	1.69	0.56
36:BA:1642:G:O2'	36:BA:1643:G:H5'	2.05	0.56
36:BA:2781:A:H5'	36:BA:2782:G:C5'	2.30	0.56
36:BA:2884:U:C2'	36:BA:2885:C:H5'	2.34	0.56
38:BC:59:ARG:HH22	38:BC:139:ASN:HD22	1.53	0.56
39:BD:2:ALA:O	39:BD:3:VAL:HB	2.05	0.56
39:BD:37:LEU:O	39:BD:38:LYS:O	2.23	0.56
40:BE:34:VAL:O	40:BE:35:GLN:HB2	2.05	0.56
40:BE:52:LEU:HD23	40:BE:75:VAL:HB	1.86	0.56
42:BG:52:ILE:HG13	42:BG:53:LEU:H	1.70	0.56
47:BO:43:VAL:HG23	47:BO:56:ASP:O	2.05	0.56
50:BR:28:LEU:HD23	50:BR:29:LEU:HD12	1.88	0.56
51:BS:35:ILE:HD11	51:BS:99:LYS:HE3	1.85	0.56
52:BT:23:ARG:HG2	52:BT:120:ARG:HH12	1.70	0.56
58:BZ:110:GLY:HA2	58:BZ:113:ALA:HB3	1.86	0.56
58:BZ:177:PRO:O	58:BZ:178:GLU:HB3	2.05	0.56
1:CA:255:G:H1'	17:CQ:16:GLN:NE2	2.20	0.56
1:CA:1157:A:O2'	1:CA:1158:C:OP2	2.23	0.56
2:CB:165:VAL:CG2	2:CB:166:ASP:H	2.10	0.56
24:CY:45:U:H3'	24:CY:46:7MG:H5''	1.87	0.56
25:CZ:246:LYS:HD3	25:CZ:281:ILE:CG2	2.34	0.56
25:CZ:279:GLU:HG2	25:CZ:279:GLU:O	2.06	0.56
28:D2:51:ARG:CB	28:D2:51:ARG:NH1	2.68	0.56
32:D6:12:GLU:CG	32:D6:23:THR:HB	2.35	0.56
32:D6:48:VAL:O	32:D6:48:VAL:HG23	2.05	0.56
34:D8:48:PHE:O	34:D8:49:VAL:HB	2.04	0.56
36:DA:803:U:C2'	36:DA:804:A:H5'	2.35	0.56
36:DA:1107:G:H5''	44:DJ:59:UNK:CB	2.35	0.56
36:DA:1268:A:H2'	36:DA:1269:A:O4'	2.04	0.56
36:DA:1345:C:H2'	36:DA:1346:G:H8	1.68	0.56
36:DA:2166:G:H2'	36:DA:2167:U:C6	2.40	0.56
36:DA:2760:C:C3'	36:DA:2761:G:H5''	2.34	0.56
36:DA:2850:A:C2	50:DR:61:HIS:CD2	2.93	0.56
42:DG:84:LYS:N	42:DG:84:LYS:HD2	2.19	0.56
48:DP:144:GLU:N	48:DP:145:PRO:HD3	2.21	0.56
51:DS:106:ARG:HH11	51:DS:106:ARG:C	2.07	0.56
52:DT:106:SER:O	52:DT:107:ASP:CB	2.53	0.56

Continued on next page...

Continued from previous page...

Atom-1	Atom-2	Interatomic distance (Å)	Clash overlap (Å)
55:DW:44:ALA:O	55:DW:47:VAL:N	2.37	0.56
58:DZ:17:ALA:HA	58:DZ:20:ARG:HG2	1.86	0.56
58:DZ:18:LEU:HG	58:DZ:23:LYS:HD2	1.87	0.56
58:DZ:137:ILE:HG23	58:DZ:158:PRO:HG2	1.87	0.56
58:DZ:155:LEU:H	58:DZ:155:LEU:HD23	1.70	0.56
1:AA:346:G:P	52:BT:43:GLN:HE22	2.29	0.56
1:AA:367:U:H4'	25:AZ:291:ARG:HD2	1.86	0.56
1:AA:1129:C:O5'	1:AA:1130:A:H5'	2.05	0.56
1:AA:1150:U:O2'	1:AA:1151:A:H5'	2.04	0.56
1:AA:1286:A:C2	21:AU:18:TYR:OH	2.58	0.56
2:AB:176:GLU:O	2:AB:179:LYS:HB3	2.05	0.56
2:AB:204:ASN:HD22	2:AB:205:ASP:N	2.03	0.56
4:AD:92:VAL:O	4:AD:95:GLY:N	2.38	0.56
6:AF:24:GLU:HG3	6:AF:28:ARG:NH1	2.19	0.56
9:AI:53:VAL:HG22	9:AI:95:LYS:HZ2	1.67	0.56
10:AJ:6:ILE:HD12	10:AJ:23:ILE:HG21	1.86	0.56
11:AK:59:TYR:CZ	11:AK:63:LEU:HD21	2.40	0.56
13:AM:89:GLY:O	13:AM:93:ARG:HD2	2.04	0.56
19:AS:45:VAL:C	19:AS:47:HIS:H	2.08	0.56
22:AV:59:U:O2'	22:AV:60:U:O5'	2.23	0.56
26:B0:43:THR:CG2	36:BA:2332:U:H5'	2.35	0.56
28:B2:25:VAL:HG11	28:B2:57:ILE:HD13	1.87	0.56
28:B2:35:LEU:HD13	28:B2:36:ARG:N	2.20	0.56
32:B6:22:ALA:CB	32:B6:39:TYR:CZ	2.89	0.56
33:B7:5:TRP:CZ3	36:BA:464:U:H4'	2.41	0.56
36:BA:280:C:H3'	36:BA:281:G:H8	1.71	0.56
36:BA:350:U:H2'	36:BA:351:G:O4'	2.06	0.56
36:BA:773:U:H4'	39:BD:47:GLY:HA3	1.86	0.56
36:BA:888:C:C2'	36:BA:889:C:H4'	2.34	0.56
36:BA:1232:G:H2'	36:BA:1233:C:C6	2.40	0.56
36:BA:1275:A:N6	36:BA:1296:G:H4'	2.20	0.56
36:BA:1666:G:H5'	36:BA:1666:G:C8	2.39	0.56
36:BA:2641:G:P	46:BN:74:ARG:HH21	2.27	0.56
38:BC:63:SER:HA	38:BC:160:ARG:HA	1.88	0.56
40:BE:202:LYS:N	40:BE:202:LYS:HD2	2.20	0.56
42:BG:162:THR:O	42:BG:162:THR:CG2	2.53	0.56
43:BH:18:GLU:HB2	43:BH:25:LYS:HB2	1.87	0.56
43:BH:37:VAL:HG11	43:BH:68:THR:HG21	1.86	0.56
50:BR:18:LEU:HD13	50:BR:18:LEU:C	2.25	0.56
53:BU:14:HIS:CD2	53:BU:36:ARG:NH2	2.60	0.56
53:BU:91:ASP:OD1	53:BU:96:ALA:HB2	2.05	0.56

Continued on next page...

Continued from previous page...

Atom-1	Atom-2	Interatomic distance (Å)	Clash overlap (Å)
54:BV:5:VAL:HG22	54:BV:6:LYS:N	2.20	0.56
1:CA:80:G:H22	1:CA:89:C:H3'	1.70	0.56
1:CA:189:G:H2'	1:CA:189(A):C:C6	2.39	0.56
1:CA:819:A:H4'	1:CA:820:U:OP2	2.05	0.56
1:CA:1119:C:O2'	1:CA:1120:G:H5'	2.05	0.56
1:CA:1256:A:C2	1:CA:1277:C:H2'	2.39	0.56
1:CA:1321:C:C3'	1:CA:1322:C:H5''	2.34	0.56
2:CB:178:ARG:NH2	2:CB:198:ASP:OD1	2.38	0.56
4:CD:31:CYS:C	4:CD:33:MET:H	2.09	0.56
4:CD:57:ARG:HB3	4:CD:206:PHE:HB2	1.86	0.56
9:CI:53:VAL:CG1	9:CI:95:LYS:HD3	2.35	0.56
12:CL:43:VAL:HG22	12:CL:55:VAL:HG11	1.87	0.56
22:CV:59:U:O2'	22:CV:60:U:O4'	2.22	0.56
25:CZ:171:ILE:HD12	25:CZ:171:ILE:N	2.21	0.56
25:CZ:215:ARG:CB	25:CZ:282:ALA:HB3	2.35	0.56
27:D1:45:ASN:HD21	36:DA:2090:G:H21	1.53	0.56
27:D1:75:GLU:O	27:D1:77:ALA:N	2.32	0.56
28:D2:2:LYS:HB3	36:DA:97:C:H5''	1.86	0.56
28:D2:16:LEU:H	28:D2:67:LYS:HZ1	1.52	0.56
30:D4:27:THR:HG23	42:DG:143:GLU:OE1	2.05	0.56
36:DA:260:G:C6	36:DA:261:G:C5	2.93	0.56
36:DA:285:C:H2'	36:DA:286:C:C6	2.41	0.56
36:DA:412:A:N7	36:DA:2411:A:H2	2.02	0.56
36:DA:535:C:C2'	36:DA:536:A:H5'	2.35	0.56
36:DA:996:A:O2'	36:DA:997:G:H5'	2.05	0.56
36:DA:1720:U:C3'	36:DA:1721:G:H5''	2.36	0.56
36:DA:1782:C:H1'	36:DA:2609:U:H5''	1.88	0.56
36:DA:2491:U:O2'	36:DA:2492:U:H5'	2.05	0.56
36:DA:2632:A:C2	40:DE:61:ARG:HD3	2.40	0.56
36:DA:2767:C:H2'	36:DA:2768:C:H6	1.70	0.56
36:DA:2787:C:H1'	40:DE:61:ARG:HG3	1.85	0.56
36:DA:2832:U:C2	36:DA:2834:G:N2	2.73	0.56
38:DC:66:HIS:CD2	38:DC:184:LYS:HA	2.40	0.56
39:DD:10:THR:HG23	39:DD:13:ARG:HB3	1.86	0.56
41:DF:163:VAL:O	41:DF:166:ALA:HB3	2.05	0.56
42:DG:145:THR:HB	42:DG:148:MET:CB	2.35	0.56
43:DH:94:TYR:CD1	43:DH:107:VAL:HA	2.40	0.56
43:DH:125:VAL:N	43:DH:126:PRO:CD	2.66	0.56
44:DJ:99:UNK:C	44:DJ:101:UNK:N	2.68	0.56
46:DN:115:ARG:HA	46:DN:118:LYS:HZ2	1.71	0.56
47:DO:35:VAL:HB	47:DO:69:ILE:HD13	1.87	0.56

Continued on next page...

Continued from previous page...

Atom-1	Atom-2	Interatomic distance (Å)	Clash overlap (Å)
48:DP:90:ARG:O	48:DP:90:ARG:HD2	2.05	0.56
48:DP:122:PRO:HA	48:DP:141:ALA:O	2.05	0.56
52:DT:32:TYR:O	52:DT:33:LYS:HB2	2.04	0.56
53:DU:90:VAL:O	53:DU:92:ARG:N	2.38	0.56
54:DV:16:PRO:O	54:DV:96:ILE:O	2.22	0.56
54:DV:72:VAL:CG2	54:DV:85:LYS:HB3	2.35	0.56
56:DX:35:THR:HG21	56:DX:37:THR:HB	1.86	0.56
57:DY:8:LYS:N	57:DY:8:LYS:CD	2.68	0.56
58:DZ:127:LYS:HB3	58:DZ:127:LYS:NZ	2.20	0.56
58:DZ:137:ILE:HG23	58:DZ:158:PRO:CG	2.35	0.56
58:DZ:137:ILE:HG22	58:DZ:137:ILE:O	2.05	0.56
1:AA:189:G:H2'	1:AA:189(A):C:C6	2.40	0.56
1:AA:265:G:C2'	1:AA:266:G:H5''	2.32	0.56
1:AA:611:A:H2	1:AA:629:G:H22	1.52	0.56
5:AE:84:PHE:HB3	5:AE:134:ALA:HB2	1.86	0.56
12:AL:8:ASN:HD22	17:AQ:34:LYS:CE	2.18	0.56
13:AM:120:LYS:O	13:AM:121:LYS:CB	2.53	0.56
20:AT:22:ARG:O	20:AT:26:ASN:ND2	2.38	0.56
27:B1:8:SER:HB3	27:B1:66:HIS:CD2	2.40	0.56
27:B1:61:ARG:HG2	27:B1:61:ARG:NH1	2.17	0.56
28:B2:21:LEU:O	28:B2:64:LEU:HG	2.06	0.56
36:BA:260:G:H1'	36:BA:621:A:H1'	1.88	0.56
36:BA:598:G:H5'	48:BP:15:ARG:HB3	1.87	0.56
36:BA:812:C:H1'	36:BA:1250:G:N2	2.21	0.56
36:BA:999:U:H5''	36:BA:1154:G:O6	2.05	0.56
36:BA:1932:A:H2'	36:BA:1933:G:O4'	2.05	0.56
36:BA:2679:A:O2'	36:BA:2680:C:H5'	2.05	0.56
38:BC:78:ALA:N	38:BC:115:ALA:HB1	2.18	0.56
42:BG:53:LEU:N	42:BG:53:LEU:HD22	2.20	0.56
45:BK:5:UNK:O	45:BK:6:UNK:C	2.54	0.56
48:BP:58:THR:C	48:BP:61:ARG:HE	2.07	0.56
49:BQ:27:VAL:HG12	49:BQ:28:ALA:H	1.70	0.56
49:BQ:120:ILE:O	49:BQ:123:HIS:N	2.38	0.56
49:BQ:133:ARG:HH11	49:BQ:133:ARG:CB	2.18	0.56
50:BR:7:GLY:O	50:BR:8:ARG:HB2	2.04	0.56
1:CA:826:C:H2'	1:CA:827:U:H6	1.70	0.56
1:CA:1148:U:H2'	1:CA:1149:C:O4'	2.05	0.56
1:CA:1391:U:H2'	1:CA:1392:G:C8	2.40	0.56
7:CG:28:ASN:OD1	7:CG:36:LYS:NZ	2.39	0.56
25:CZ:231:ILE:CG2	25:CZ:234:ARG:HB2	2.35	0.56
32:D6:32:ASN:O	32:D6:33:LYS:CB	2.53	0.56

Continued on next page...

Continued from previous page...

Atom-1	Atom-2	Interatomic distance (Å)	Clash overlap (Å)
34:D8:62:LEU:N	34:D8:63:PRO:CD	2.69	0.56
36:DA:438:G:H2'	36:DA:440:G:C8	2.41	0.56
36:DA:1189:A:C2	36:DA:1190:G:H1'	2.41	0.56
36:DA:2160:G:H8	36:DA:2160:G:H5'	1.71	0.56
36:DA:2184:G:H2'	36:DA:2185:C:C1'	2.36	0.56
36:DA:2394:C:OP1	48:DP:62:LEU:HB2	2.05	0.56
36:DA:2624:G:O2'	36:DA:2625:G:H5'	2.06	0.56
40:DE:173:VAL:O	40:DE:174:ASP:HB2	2.06	0.56
46:DN:36:GLY:O	46:DN:42:TRP:HE3	1.88	0.56
48:DP:24:GLY:HA3	48:DP:33:ARG:HH12	1.70	0.56
48:DP:101:VAL:HG12	48:DP:106:LEU:CB	2.34	0.56
48:DP:102:ARG:HB2	48:DP:102:ARG:NH1	2.19	0.56
52:DT:38:ASN:N	52:DT:38:ASN:HD22	2.03	0.56
52:DT:48:ILE:CD1	52:DT:64:ARG:HB3	2.36	0.56
53:DU:99:ALA:HB2	53:DU:106:PHE:CE1	2.41	0.56
56:DX:12:VAL:CG1	56:DX:27:THR:O	2.53	0.56
57:DY:85:VAL:HG12	57:DY:86:ARG:N	2.18	0.56
58:DZ:52:SER:O	58:DZ:53:ILE:HG23	2.05	0.56
1:AA:197:A:N6	1:AA:221:C:H5'	2.21	0.56
2:AB:47:THR:HG23	2:AB:202:PRO:O	2.05	0.56
4:AD:15:GLU:O	4:AD:17:VAL:HG23	2.05	0.56
4:AD:62:GLN:HB3	4:AD:66:ARG:HD2	1.87	0.56
4:AD:62:GLN:O	4:AD:66:ARG:HB2	2.06	0.56
5:AE:69:VAL:CG1	5:AE:139:LEU:HD13	2.34	0.56
5:AE:148:VAL:CG2	8:AH:107:LEU:HD13	2.34	0.56
8:AH:17:THR:C	8:AH:78:GLN:HE22	2.07	0.56
8:AH:39:LEU:HB3	8:AH:45:ILE:HD13	1.87	0.56
9:AI:58:HIS:NE2	9:AI:59:PHE:HE1	1.94	0.56
19:AS:16:LEU:HD12	19:AS:16:LEU:H	1.69	0.56
24:AY:74:C:O2	25:AZ:295:ARG:NH2	2.38	0.56
32:B6:15:GLU:CD	32:B6:18:ARG:NE	2.58	0.56
36:BA:17:G:H4'	53:BU:25:TRP:CH2	2.41	0.56
36:BA:1658:C:OP1	40:BE:132:HIS:O	2.23	0.56
36:BA:1963:U:H2'	36:BA:1963:U:O2	2.04	0.56
36:BA:2399:G:O6	36:BA:2417:C:N3	2.38	0.56
38:BC:99:ILE:HG22	38:BC:99:ILE:O	2.05	0.56
39:BD:33:LEU:CD1	39:BD:102:LYS:HD2	2.35	0.56
39:BD:43:ARG:NH1	39:BD:44:ASN:ND2	2.46	0.56
40:BE:24:THR:HG21	40:BE:188:VAL:HG13	1.86	0.56
42:BG:41:GLN:HE21	42:BG:155:MET:HB3	1.71	0.56
42:BG:64:THR:OG1	42:BG:94:LEU:HD11	2.05	0.56

Continued on next page...

Continued from previous page...

Atom-1	Atom-2	Interatomic distance (Å)	Clash overlap (Å)
45:BK:32:UNK:HA	45:BK:63:UNK:CB	2.36	0.56
46:BN:15:LEU:O	46:BN:136:GLU:HA	2.05	0.56
48:BP:112:LEU:CD1	48:BP:127:ALA:HA	2.35	0.56
49:BQ:6:ARG:HB3	49:BQ:6:ARG:NH1	2.19	0.56
50:BR:103:ARG:NH1	50:BR:110:PRO:HD3	2.20	0.56
1:CA:22:G:H4'	1:CA:885:G:C8	2.41	0.56
1:CA:139:G:O2'	1:CA:140:A:H5'	2.05	0.56
1:CA:190:U:O2	20:CT:105:SER:HB2	2.04	0.56
1:CA:234:C:H2'	1:CA:235:C:C6	2.41	0.56
1:CA:1007:C:O2'	1:CA:1008:C:H5'	2.06	0.56
1:CA:1221:G:OP1	1:CA:1320:C:N4	2.38	0.56
2:CB:42:ILE:HD11	2:CB:202:PRO:HB2	1.87	0.56
4:CD:102:ASP:OD1	4:CD:136:PRO:HB3	2.05	0.56
7:CG:145:ALA:O	7:CG:147:ALA:N	2.38	0.56
8:CH:114:THR:HG22	8:CH:130:GLY:C	2.26	0.56
11:CK:108:ILE:O	18:CR:87:ARG:N	2.38	0.56
18:CR:35:ARG:O	18:CR:37:VAL:HG12	2.06	0.56
21:CU:12:LYS:HG2	21:CU:22:ARG:CB	2.36	0.56
24:CY:8:4SU:HN3	24:CY:14:A:H62	1.52	0.56
27:D1:82:LEU:CD2	27:D1:90:ILE:HD12	2.31	0.56
32:D6:15:GLU:OE2	32:D6:41:PRO:CB	2.53	0.56
32:D6:42:TRP:HA	32:D6:42:TRP:HE3	1.70	0.56
36:DA:672:C:H2'	36:DA:673:C:H5''	1.82	0.56
36:DA:1051:G:H2'	36:DA:1052:C:C4	2.40	0.56
36:DA:1290:C:H2'	36:DA:1291:C:C6	2.39	0.56
36:DA:1831:G:H2'	36:DA:1832:C:H6	1.70	0.56
36:DA:2022:U:O2'	36:DA:2617:C:H5'	2.06	0.56
36:DA:2359:C:H2'	36:DA:2360:A:C8	2.41	0.56
38:DC:79:LYS:HB3	38:DC:118:ASP:OD2	2.06	0.56
51:DS:12:PHE:CD1	51:DS:13:ARG:N	2.74	0.56
53:DU:9:VAL:HG12	53:DU:13:LYS:CE	2.29	0.56
53:DU:82:GLY:O	53:DU:86:ALA:N	2.36	0.56
54:DV:5:VAL:HG22	54:DV:6:LYS:N	2.21	0.56
2:AB:30:ARG:HE	2:AB:31:TYR:HE1	1.54	0.56
2:AB:92:TYR:C	2:AB:92:TYR:CD1	2.79	0.56
2:AB:102:LEU:HD23	2:AB:182:ILE:HD12	1.86	0.56
6:AF:91:VAL:CG1	6:AF:92:LYS:N	2.68	0.56
13:AM:69:GLU:O	13:AM:70:LEU:HB2	2.04	0.56
18:AR:56:THR:C	18:AR:58:LEU:H	2.09	0.56
28:B2:3:LEU:HB3	36:BA:98:G:OP1	2.05	0.56
32:B6:32:ASN:O	32:B6:33:LYS:CB	2.52	0.56

Continued on next page...

Continued from previous page...

Atom-1	Atom-2	Interatomic distance (Å)	Clash overlap (Å)
34:B8:61:LEU:CD2	36:BA:593:G:H4'	2.36	0.56
36:BA:813:U:H2'	36:BA:814:C:C6	2.41	0.56
36:BA:1798:U:OP2	39:BD:274:ARG:NH2	2.39	0.56
36:BA:2641:G:OP1	46:BN:74:ARG:NE	2.37	0.56
36:BA:2836:U:H2'	36:BA:2837:G:C8	2.41	0.56
41:BF:38:ARG:O	41:BF:42:ALA:HB2	2.05	0.56
47:BO:86:ILE:C	47:BO:87:ILE:HD13	2.26	0.56
53:BU:65:ILE:HD11	53:BU:96:ALA:HB3	1.87	0.56
1:CA:179:A:H2'	1:CA:180:U:H6	1.69	0.56
1:CA:376:G:O2'	1:CA:377:G:H5'	2.05	0.56
1:CA:613:C:H2'	1:CA:614:A:H8	1.70	0.56
1:CA:975:A:H8	1:CA:975:A:H5'	1.70	0.56
1:CA:1382:C:H2'	1:CA:1383:C:H6	1.70	0.56
2:CB:84:GLU:CD	2:CB:216:SER:HA	2.25	0.56
7:CG:45:ASP:O	7:CG:49:ILE:HG12	2.05	0.56
7:CG:71:PRO:HG2	7:CG:91:VAL:HG11	1.86	0.56
12:CL:117:ARG:NH2	12:CL:124:LYS:HB2	2.20	0.56
13:CM:118:ALA:HB2	22:CV:29:G:H5'	1.86	0.56
24:CY:63:C:H2'	24:CY:64:U:C6	2.41	0.56
27:D1:11:ARG:HB3	27:D1:11:ARG:NH1	2.21	0.56
27:D1:40:ARG:O	27:D1:41:ARG:HG2	2.06	0.56
36:DA:111:A:C2	36:DA:112:U:C2	2.93	0.56
36:DA:286:C:H2'	36:DA:287:C:H6	1.71	0.56
36:DA:1264:G:H2'	36:DA:1265:A:C8	2.41	0.56
36:DA:1889:A:O2'	36:DA:2087:G:H5'	2.06	0.56
36:DA:2128:C:O2'	36:DA:2129:C:P	2.63	0.56
39:DD:30:GLU:HG3	39:DD:63:ARG:NE	2.20	0.56
41:DF:29:ASN:ND2	41:DF:32:LEU:HB2	2.20	0.56
41:DF:125:LEU:HD23	41:DF:125:LEU:N	2.12	0.56
43:DH:43:VAL:HG12	43:DH:46:GLU:OE2	2.05	0.56
43:DH:154:PRO:O	43:DH:155:SER:HB3	2.06	0.56
46:DN:12:ARG:HB3	46:DN:50:ASP:OD1	2.06	0.56
47:DO:88:ASN:HD21	47:DO:92:GLU:HB2	1.71	0.56
47:DO:114:ILE:H	47:DO:114:ILE:HD12	1.69	0.56
52:DT:33:LYS:NZ	52:DT:43:GLN:HG2	2.18	0.56
57:DY:6:HIS:N	57:DY:6:HIS:CD2	2.73	0.56
57:DY:9:LYS:HG3	57:DY:10:GLY:H	1.71	0.56
57:DY:39:VAL:O	57:DY:40:GLU:HG2	2.06	0.56
1:AA:424:G:H2'	1:AA:425:G:C8	2.41	0.56
1:AA:1277:C:C2'	1:AA:1278:U:H5'	2.36	0.56
2:AB:42:ILE:CD1	2:AB:202:PRO:HB2	2.36	0.56

Continued on next page...

Continued from previous page...

Atom-1	Atom-2	Interatomic distance (Å)	Clash overlap (Å)
2:AB:109:SER:C	2:AB:111:ARG:N	2.59	0.56
5:AE:20:GLN:NE2	5:AE:22:GLY:H	2.03	0.56
5:AE:24:ARG:HG3	5:AE:26:PHE:CZ	2.41	0.56
12:AL:29:GLY:O	12:AL:30:ALA:C	2.42	0.56
19:AS:27:GLU:O	19:AS:28:LYS:O	2.23	0.56
25:AZ:67:HIS:CD2	25:AZ:67:HIS:N	2.74	0.56
26:B0:62:LEU:O	26:B0:63:VAL:HG13	2.05	0.56
32:B6:30:THR:O	32:B6:31:PRO:C	2.44	0.56
36:BA:371:A:H5'	36:BA:423:A:C2	2.41	0.56
36:BA:1678:G:N2	36:BA:1989:G:H22	2.02	0.56
36:BA:1684:C:O2'	36:BA:1685:C:H5'	2.06	0.56
36:BA:2653:U:H3'	36:BA:2654:A:C8	2.40	0.56
39:BD:124:PRO:O	39:BD:129:ASN:ND2	2.38	0.56
41:BF:132:VAL:HG13	41:BF:133:ASN:H	1.70	0.56
52:BT:106:SER:O	52:BT:107:ASP:CB	2.54	0.56
54:BV:47:VAL:HG12	54:BV:52:VAL:HB	1.88	0.56
55:BW:5:ALA:O	55:BW:6:ILE:HB	2.06	0.56
1:CA:55:A:C2	25:CZ:234:ARG:HD3	2.41	0.56
1:CA:458:C:H2'	1:CA:460:G:C8	2.38	0.56
1:CA:473:G:H5''	16:CP:81:ARG:HH21	1.70	0.56
1:CA:1127:G:H1'	1:CA:1147:C:H42	1.70	0.56
1:CA:1151:A:C6	1:CA:1152:A:N6	2.73	0.56
1:CA:1299:A:H5''	1:CA:1299:A:N3	2.20	0.56
1:CA:1305:G:H21	1:CA:1331:G:H2'	1.64	0.56
1:CA:1338:G:H2'	1:CA:1339:A:C8	2.41	0.56
2:CB:71:VAL:HG22	2:CB:93:VAL:HG12	1.87	0.56
4:CD:12:CYS:HB3	4:CD:33:MET:HB2	1.86	0.56
4:CD:63:LYS:O	4:CD:67:ILE:HG13	2.06	0.56
5:CE:80:ILE:HD12	5:CE:80:ILE:O	2.06	0.56
5:CE:150:ARG:CZ	5:CE:150:ARG:HB2	2.35	0.56
13:CM:78:ILE:HA	13:CM:81:LEU:HD23	1.87	0.56
14:CN:4:LYS:O	14:CN:5:ALA:C	2.44	0.56
22:CW:5:G:N2	22:CW:68:C:H42	2.02	0.56
22:CW:5:G:H1'	22:CW:69:G:N2	2.21	0.56
22:CW:38:A:H2'	22:CW:39:U:H5'	1.86	0.56
22:CW:66:U:H2'	22:CW:67:C:C6	2.41	0.56
27:D1:84:GLY:O	27:D1:86:SER:N	2.35	0.56
31:D5:57:VAL:C	31:D5:58:LEU:HD12	2.25	0.56
36:DA:303:U:H2'	36:DA:304:G:C8	2.40	0.56
36:DA:1141:U:H4'	36:DA:1142(A):A:C8	2.40	0.56
36:DA:1305:C:O2'	36:DA:1306:C:H5'	2.06	0.56

Continued on next page...

Continued from previous page...

Atom-1	Atom-2	Interatomic distance (Å)	Clash overlap (Å)
36:DA:1649:G:O2'	36:DA:1650:G:H5'	2.05	0.56
39:DD:183:ARG:HG3	39:DD:269:PHE:O	2.05	0.56
40:DE:7:VAL:HG12	40:DE:27:LEU:CB	2.30	0.56
41:DF:39:TRP:CH2	41:DF:106:ARG:HD3	2.40	0.56
41:DF:78:ILE:HA	41:DF:83:PHE:CD2	2.40	0.56
47:DO:67:LYS:HD2	47:DO:68:GLU:OE2	2.06	0.56
50:DR:7:GLY:O	50:DR:8:ARG:NE	2.38	0.56
52:DT:70:VAL:CG1	52:DT:71:GLY:N	2.68	0.56
3:AC:142:MET:SD	3:AC:148:GLY:HA2	2.45	0.56
4:AD:129:ASN:HD21	4:AD:145:GLU:N	2.04	0.56
6:AF:43:LEU:HD22	6:AF:43:LEU:H	1.71	0.56
13:AM:3:ARG:HH21	13:AM:7:VAL:CG2	2.18	0.56
13:AM:39:ILE:HD12	13:AM:56:LEU:HD23	1.88	0.56
15:AO:7:GLU:O	15:AO:11:VAL:HG23	2.06	0.56
25:AZ:333:GLY:CA	25:AZ:363:MET:HE1	2.32	0.56
28:B2:52:ASP:O	28:B2:56:GLN:CG	2.53	0.56
28:B2:53:LEU:C	28:B2:55:ARG:N	2.58	0.56
32:B6:42:TRP:HA	32:B6:42:TRP:HE3	1.69	0.56
36:BA:331:A:H1'	36:BA:332:A:OP1	2.05	0.56
36:BA:526:A:H5''	36:BA:527:C:OP1	2.05	0.56
36:BA:887:A:H2'	36:BA:887:A:N3	2.20	0.56
36:BA:2563:U:H4'	47:BO:28:SER:HA	1.86	0.56
36:BA:2701:C:H2'	36:BA:2702:U:H2'	1.88	0.56
37:BB:79:C:O2'	37:BB:80:U:H5'	2.04	0.56
40:BE:181:LEU:HD21	52:BT:7:ILE:CG2	2.35	0.56
46:BN:108:PRO:HG2	46:BN:109:LYS:H	1.71	0.56
48:BP:91:PHE:N	48:BP:91:PHE:CD1	2.73	0.56
49:BQ:21:THR:CG2	49:BQ:101:ARG:HD2	2.36	0.56
53:BU:95:LEU:HD12	54:BV:11:GLN:HE21	1.70	0.56
53:BU:108:GLU:OE1	53:BU:112:ARG:HD3	2.05	0.56
1:CA:323:U:H5'	20:CT:23:ARG:HB2	1.88	0.56
2:CB:61:LEU:HD11	2:CB:160:ASP:HB2	1.87	0.56
10:CJ:58:ASP:O	10:CJ:59:SER:HB3	2.05	0.56
16:CP:19:ILE:N	16:CP:37:GLY:O	2.39	0.56
20:CT:73:HIS:O	20:CT:74:LYS:HD3	2.06	0.56
22:CW:73:A:C3'	22:CW:74:C:H5''	2.35	0.56
25:CZ:4:GLU:HA	25:CZ:276:THR:HB	1.87	0.56
36:DA:19:C:H5'	36:DA:554:U:OP1	2.06	0.56
36:DA:221:A:H1'	36:DA:233:A:H1'	1.87	0.56
36:DA:1231:G:H2'	36:DA:1232:G:H8	1.69	0.56
36:DA:1378:A:H4'	36:DA:1379:A:OP1	2.06	0.56

Continued on next page...

Continued from previous page...

Atom-1	Atom-2	Interatomic distance (Å)	Clash overlap (Å)
36:DA:1510:G:O2'	36:DA:1511:C:H5'	2.06	0.56
36:DA:1652:A:N7	36:DA:1653:G:C6	2.73	0.56
36:DA:2074:U:H2'	36:DA:2075:U:C6	2.41	0.56
36:DA:2101:G:H2'	36:DA:2102:U:O4'	2.06	0.56
38:DC:49:ILE:HD11	38:DC:169:GLY:HA2	1.87	0.56
39:DD:6:PHE:HE2	39:DD:13:ARG:HH21	1.46	0.56
39:DD:25:THR:O	39:DD:26:LYS:HB2	2.06	0.56
39:DD:76:PRO:HG2	39:DD:98:VAL:HG21	1.86	0.56
41:DF:11:VAL:C	41:DF:13:SER:H	2.08	0.56
41:DF:132:VAL:HG13	41:DF:133:ASN:N	2.21	0.56
42:DG:133:LEU:CD1	42:DG:157:ILE:HD12	2.35	0.56
44:DJ:69:UNK:O	44:DJ:71:UNK:N	2.39	0.56
46:DN:3:THR:HG22	46:DN:5:VAL:HG23	1.88	0.56
48:DP:94:GLU:HG2	48:DP:96:THR:HG23	1.87	0.56
49:DQ:118:LEU:HD12	49:DQ:131:ILE:HG23	1.87	0.56
58:DZ:127:LYS:HZ1	58:DZ:164:ALA:HB2	1.71	0.56
1:AA:407:G:H2'	1:AA:408:A:C8	2.41	0.56
2:AB:16:HIS:HB3	2:AB:210:SER:HB2	1.87	0.56
19:AS:6:LYS:O	19:AS:7:LYS:HD3	2.06	0.56
24:AY:76:A:OP1	25:AZ:274:ARG:CD	2.54	0.56
25:AZ:117:ARG:CD	25:AZ:157:LEU:HD11	2.36	0.56
25:AZ:222:LEU:HB3	25:AZ:243:GLU:HB3	1.86	0.56
25:AZ:251:ASP:O	25:AZ:267:VAL:HG12	2.06	0.56
26:B0:43:THR:N	36:BA:2331:G:H4'	2.21	0.56
30:B4:20:ASN:HD22	30:B4:21:VAL:N	2.04	0.56
33:B7:34:ARG:HH11	33:B7:34:ARG:CG	2.18	0.56
36:BA:1639:U:O2'	36:BA:1640:C:H5''	2.06	0.56
36:BA:2853:C:H2'	36:BA:2854:G:H8	1.70	0.56
39:BD:99:ASP:OD1	39:BD:99:ASP:C	2.44	0.56
40:BE:49:LEU:HD11	40:BE:91:VAL:CG2	2.36	0.56
43:BH:30:LYS:HG3	43:BH:79:VAL:C	2.26	0.56
44:BJ:56:UNK:HA	44:BJ:82:UNK:O	2.06	0.56
47:BO:114:ILE:H	47:BO:114:ILE:HD12	1.71	0.56
50:BR:56:LYS:HE3	50:BR:94:TYR:CE2	2.41	0.56
51:BS:97:ARG:HE	51:BS:97:ARG:C	2.08	0.56
51:BS:106:ARG:C	51:BS:106:ARG:HH11	2.09	0.56
52:BT:53:ARG:HH12	52:BT:60:THR:H	1.53	0.56
54:BV:52:VAL:HG13	54:BV:55:ALA:HB3	1.86	0.56
58:BZ:70:LEU:HD23	58:BZ:70:LEU:H	1.70	0.56
1:CA:436:C:H2'	1:CA:437:U:H6	1.71	0.56
1:CA:629:G:H2'	1:CA:630:G:H5''	1.86	0.56

Continued on next page...

Continued from previous page...

Atom-1	Atom-2	Interatomic distance (Å)	Clash overlap (Å)
1:CA:1266:G:N2	1:CA:1268:A:H3'	2.21	0.56
2:CB:126:GLU:HA	2:CB:129:GLU:CD	2.26	0.56
2:CB:209:ARG:HH11	2:CB:239:VAL:HG21	1.71	0.56
7:CG:152:ALA:O	7:CG:154:TYR:N	2.39	0.56
10:CJ:78:ASN:O	10:CJ:79:ARG:HD3	2.05	0.56
13:CM:92:HIS:CE1	13:CM:98:VAL:HG11	2.41	0.56
14:CN:27:CYS:C	14:CN:29:ARG:H	2.10	0.56
25:CZ:130:TYR:CE2	25:CZ:211:PRO:HG2	2.41	0.56
25:CZ:172:ARG:O	25:CZ:198:LYS:HG3	2.05	0.56
25:CZ:253:VAL:HA	25:CZ:307:PRO:CG	2.36	0.56
25:CZ:313:HIS:CD2	25:CZ:403:ILE:HD13	2.41	0.56
35:D9:7:VAL:CG1	35:D9:25:VAL:HG21	2.36	0.56
36:DA:141:A:H8	36:DA:1408:C:O2'	1.88	0.56
36:DA:583:G:OP2	53:DU:10:ARG:HD2	2.05	0.56
36:DA:1150:C:H2'	36:DA:1151:G:H5'	1.86	0.56
36:DA:1252:G:N3	53:DU:33:ARG:HD2	2.21	0.56
36:DA:2485:G:H2'	36:DA:2486:G:H5'	1.87	0.56
38:DC:49:ILE:HD12	38:DC:49:ILE:C	2.26	0.56
38:DC:196:LEU:O	38:DC:199:HIS:N	2.37	0.56
39:DD:30:GLU:HB2	39:DD:35:LYS:NZ	2.21	0.56
43:DH:19:VAL:CG1	43:DH:20:ALA:H	2.15	0.56
43:DH:50:VAL:HG12	43:DH:52:VAL:HG22	1.86	0.56
48:DP:66:GLY:O	48:DP:67:MET:CB	2.53	0.56
49:DQ:1:MET:O	49:DQ:2:LEU:CB	2.53	0.56
51:DS:16:ASN:C	51:DS:18:ILE:H	2.09	0.56
51:DS:89:ARG:HG3	51:DS:92:TYR:N	2.21	0.56
52:DT:31:SER:OG	52:DT:32:TYR:CE1	2.56	0.56
52:DT:41:ARG:HD3	52:DT:42:ILE:N	2.21	0.56
54:DV:38:LEU:O	54:DV:52:VAL:HG12	2.05	0.56
1:AA:372:C:N4	1:AA:387:U:H2'	2.21	0.56
1:AA:676:A:H1'	11:AK:115:PRO:HB3	1.88	0.56
2:AB:15:VAL:HG23	2:AB:15:VAL:O	2.06	0.56
4:AD:96:LEU:HG	4:AD:139:ARG:NH2	2.20	0.56
6:AF:63:TYR:N	6:AF:63:TYR:HD1	2.03	0.56
7:AG:4:ARG:HG2	7:AG:4:ARG:NH1	2.21	0.56
9:AI:20:ARG:O	9:AI:22:GLY:N	2.39	0.56
9:AI:46:ALA:HB2	9:AI:74:ILE:HG23	1.88	0.56
11:AK:27:ASN:OD1	11:AK:28:THR:N	2.38	0.56
25:AZ:34:VAL:C	25:AZ:36:ALA:H	2.08	0.56
25:AZ:90:LYS:HD2	25:AZ:90:LYS:H	1.71	0.56
25:AZ:230:THR:HG23	25:AZ:295:ARG:HH11	1.71	0.56

Continued on next page...

Continued from previous page...

Atom-1	Atom-2	Interatomic distance (Å)	Clash overlap (Å)
27:B1:51:VAL:HG11	27:B1:74:VAL:HG21	1.87	0.56
28:B2:6:VAL:N	28:B2:7:ARG:HD2	2.21	0.56
28:B2:33:MET:HA	28:B2:36:ARG:HD2	1.88	0.56
36:BA:57:C:C2'	36:BA:58:G:H5'	2.36	0.56
36:BA:246:C:H5'	48:BP:71:VAL:HG23	1.88	0.56
37:BB:92:C:O2'	37:BB:93:G:H5'	2.06	0.56
40:BE:101:ARG:HB3	40:BE:201:THR:HG21	1.86	0.56
41:BF:51:THR:CG2	41:BF:92:PRO:HD2	2.35	0.56
41:BF:123:LEU:HD12	41:BF:124:LEU:H	1.70	0.56
51:BS:16:ASN:C	51:BS:18:ILE:H	2.07	0.56
1:CA:266:G:C5'	1:CA:267:C:H5	2.16	0.56
1:CA:992:U:H2'	1:CA:992:U:O2	2.05	0.56
1:CA:1272:G:H8	1:CA:1272:G:H5'	1.69	0.56
1:CA:1315:U:H2'	1:CA:1316:G:C8	2.41	0.56
2:CB:69:LEU:HD13	2:CB:71:VAL:HG23	1.87	0.56
2:CB:114:ARG:O	2:CB:118:LEU:HG	2.06	0.56
4:CD:109:GLY:O	4:CD:111:ALA:N	2.39	0.56
11:CK:67:ASP:O	11:CK:71:LYS:HB2	2.05	0.56
13:CM:118:ALA:CB	22:CV:28:G:O3'	2.54	0.56
14:CN:19:ARG:O	14:CN:20:ALA:O	2.24	0.56
24:CY:7:G:H3'	24:CY:8:4SU:H5'	1.87	0.56
36:DA:80:G:O2'	36:DA:81:G:H5'	2.05	0.56
36:DA:1509(A):A:H2'	36:DA:1509(B):A:C8	2.41	0.56
36:DA:2298:A:H62	36:DA:2318:G:H8	1.53	0.56
36:DA:2355:C:C4	36:DA:2356:C:C4	2.94	0.56
36:DA:2738:A:C2	36:DA:2739:U:H1'	2.41	0.56
36:DA:2852:G:H2'	36:DA:2853:C:C6	2.41	0.56
38:DC:190:ARG:O	38:DC:194:ARG:HG3	2.06	0.56
42:DG:32:PRO:HB2	42:DG:172:LEU:HD12	1.88	0.56
46:DN:32:THR:HG22	46:DN:37:LYS:HD3	1.88	0.56
46:DN:34:LEU:HD13	46:DN:34:LEU:C	2.26	0.56
46:DN:132:ALA:O	46:DN:133:GLN:CB	2.53	0.56
51:DS:92:TYR:HD2	51:DS:94:TYR:HB2	1.71	0.56
54:DV:35:LEU:HD23	54:DV:57:VAL:CG1	2.34	0.56
55:DW:9:TYR:N	55:DW:9:TYR:CD1	2.72	0.56
58:DZ:166:SER:H	58:DZ:167:PRO:CA	2.12	0.56
1:AA:966:G:O2'	1:AA:967:C:P	2.65	0.55
1:AA:1007:C:O2'	1:AA:1008:C:H5'	2.06	0.55
1:AA:1128:C:H1'	1:AA:1146:A:H61	1.71	0.55
6:AF:10:LEU:HD11	6:AF:61:LEU:HD11	1.87	0.55
7:AG:84:ASN:OD1	22:AW:33:U:H5'	2.06	0.55

Continued on next page...

Continued from previous page...

Atom-1	Atom-2	Interatomic distance (Å)	Clash overlap (Å)
11:AK:38:ASN:HD22	11:AK:38:ASN:N	2.02	0.55
13:AM:65:LYS:CD	13:AM:65:LYS:H	2.18	0.55
24:AY:4:G:C2'	24:AY:5:G:H5''	2.36	0.55
24:AY:49:G:O2'	24:AY:50:G:H5'	2.06	0.55
28:B2:25:VAL:HG12	28:B2:29:LYS:CE	2.36	0.55
33:B7:34:ARG:NH1	33:B7:34:ARG:HG3	2.20	0.55
34:B8:4:MET:SD	34:B8:61:LEU:CD2	2.94	0.55
36:BA:30:G:O2'	36:BA:31:C:H5'	2.06	0.55
36:BA:709:U:H2'	36:BA:710:G:C8	2.41	0.55
36:BA:742:G:H2'	36:BA:743:G:H8	1.71	0.55
36:BA:1880:C:C3'	36:BA:1881:C:H5''	2.36	0.55
36:BA:2887:U:H2'	36:BA:2888:C:H6	1.71	0.55
37:BB:111:G:O2'	37:BB:112:U:H5'	2.06	0.55
39:BD:8:PRO:HB3	39:BD:14:ARG:CB	2.35	0.55
41:BF:57:VAL:HG21	41:BF:86:GLY:O	2.06	0.55
42:BG:10:LYS:N	42:BG:10:LYS:CD	2.68	0.55
42:BG:178:PHE:HB3	42:BG:180:PHE:HE1	1.71	0.55
43:BH:19:VAL:CG1	43:BH:20:ALA:H	2.13	0.55
43:BH:66:GLY:HA2	43:BH:69:ARG:HD3	1.88	0.55
48:BP:100:LEU:HD13	48:BP:100:LEU:O	2.04	0.55
49:BQ:120:ILE:O	49:BQ:121:ALA:C	2.45	0.55
1:CA:29:G:O2'	1:CA:30:U:H5'	2.05	0.55
1:CA:505:G:H2'	1:CA:506:G:H8	1.71	0.55
1:CA:1142:G:H2'	1:CA:1143:G:O4'	2.05	0.55
2:CB:142:LEU:HD23	2:CB:142:LEU:O	2.06	0.55
6:CF:19:LEU:O	6:CF:23:LYS:HB2	2.06	0.55
9:CI:56:LEU:HD23	9:CI:57:GLY:N	2.20	0.55
12:CL:26:ALA:O	12:CL:27:LEU:O	2.24	0.55
21:CU:2:GLY:O	21:CU:4:GLY:N	2.39	0.55
22:CV:64:A:H2'	22:CV:65:G:H8	1.71	0.55
25:CZ:397:ALA:HB1	61:CZ:502:KIR:O27	2.05	0.55
35:D9:7:VAL:HG22	35:D9:34:GLN:HG3	1.88	0.55
36:DA:527:C:O5'	36:DA:2779:U:H5	1.88	0.55
36:DA:981:A:H8	36:DA:982:C:C5	2.24	0.55
36:DA:1013:C:H2'	36:DA:1014:U:H6	1.71	0.55
36:DA:1022:G:N2	36:DA:1142(A):A:C2	2.74	0.55
36:DA:1331:A:H2'	36:DA:1332:G:H5''	1.87	0.55
36:DA:1400:G:H2'	36:DA:1401:G:C8	2.41	0.55
36:DA:1971:A:N3	39:DD:241:PRO:HD3	2.22	0.55
36:DA:2777:G:C5'	36:DA:2778:A:H5'	2.35	0.55
38:DC:128:GLY:HA2	38:DC:137:LEU:HD23	1.87	0.55

Continued on next page...

Continued from previous page...

Atom-1	Atom-2	Interatomic distance (Å)	Clash overlap (Å)
42:DG:144:ILE:O	42:DG:144:ILE:HG23	2.06	0.55
46:DN:67:LEU:C	46:DN:69:GLN:H	2.09	0.55
48:DP:91:PHE:N	48:DP:91:PHE:CD1	2.74	0.55
52:DT:24:PRO:HA	52:DT:49:VAL:HG22	1.87	0.55
1:AA:425:G:O2'	1:AA:426:G:H5'	2.06	0.55
1:AA:505:G:H2'	1:AA:506:G:C8	2.41	0.55
1:AA:1157:A:O2'	1:AA:1158:C:OP2	2.23	0.55
1:AA:1286:A:O2'	1:AA:1287:A:OP2	2.24	0.55
3:AC:12:LEU:HD22	3:AC:18:TRP:CE3	2.41	0.55
4:AD:31:CYS:O	4:AD:31:CYS:SG	2.63	0.55
6:AF:60:PHE:CZ	18:AR:78:LEU:HD21	2.41	0.55
22:AV:4:C:H3'	22:AV:5:G:H5''	1.87	0.55
25:AZ:339:ARG:NE	25:AZ:352:VAL:HG22	2.21	0.55
27:B1:76:ARG:HH12	27:B1:95:LEU:CD1	2.19	0.55
36:BA:512:G:O2'	36:BA:513:A:H8	1.89	0.55
36:BA:527:C:O5'	36:BA:2779:U:H5	1.88	0.55
36:BA:2111:C:H1'	36:BA:2118:U:O4'	2.07	0.55
38:BC:96:GLY:H	38:BC:99:ILE:CG1	2.19	0.55
41:BF:84:VAL:C	41:BF:86:GLY:H	2.09	0.55
43:BH:50:VAL:HG12	43:BH:52:VAL:HG22	1.89	0.55
43:BH:153:LYS:HD3	43:BH:153:LYS:N	2.19	0.55
46:BN:129:PRO:O	46:BN:130:HIS:HB3	2.07	0.55
49:BQ:1:MET:O	49:BQ:1:MET:HE2	2.07	0.55
50:BR:13:HIS:HE1	50:BR:15:SER:OG	1.89	0.55
51:BS:106:ARG:HH11	51:BS:107:GLU:N	2.03	0.55
52:BT:16:ARG:HG3	52:BT:16:ARG:NH1	2.20	0.55
52:BT:31:SER:HB2	52:BT:32:TYR:CD1	2.41	0.55
53:BU:93:LYS:H	53:BU:93:LYS:CD	2.20	0.55
1:CA:1418:A:H3'	1:CA:1419:G:O4'	2.06	0.55
9:CI:56:LEU:CD2	9:CI:57:GLY:N	2.69	0.55
22:CW:52:G:H2'	22:CW:52:G:N3	2.21	0.55
28:D2:34:GLU:HA	28:D2:37:PHE:HB2	1.87	0.55
30:D4:20:ASN:HD22	30:D4:20:ASN:C	2.10	0.55
31:D5:31:VAL:CG1	31:D5:42:PRO:HG3	2.35	0.55
32:D6:32:ASN:O	32:D6:33:LYS:HB2	2.06	0.55
36:DA:246:C:H5'	48:DP:71:VAL:HG23	1.87	0.55
36:DA:668:G:H2'	36:DA:670:A:H62	1.71	0.55
36:DA:674:G:H1'	41:DF:74:ARG:HD3	1.88	0.55
36:DA:839:U:H2'	36:DA:840:C:C6	2.41	0.55
36:DA:840:C:H2'	36:DA:841:A:C8	2.41	0.55
36:DA:896:A:C8	58:DZ:146:ILE:HD12	2.42	0.55

Continued on next page...

Continued from previous page...

Atom-1	Atom-2	Interatomic distance (Å)	Clash overlap (Å)
36:DA:1446:C:O2'	36:DA:1447:G:H5'	2.06	0.55
36:DA:2319:G:H4'	36:DA:2319:G:OP1	2.06	0.55
36:DA:2744:G:N7	36:DA:2755:C:H1'	2.22	0.55
37:DB:73:A:C2'	37:DB:74:U:H5'	2.36	0.55
37:DB:92:C:H5''	58:DZ:79:ARG:NH2	2.21	0.55
40:DE:47:VAL:CG2	40:DE:86:PRO:HD3	2.31	0.55
43:DH:51:ARG:HG3	43:DH:52:VAL:H	1.70	0.55
45:DK:54:UNK:O	45:DK:69:UNK:HA	2.05	0.55
46:DN:14:VAL:HG13	46:DN:135:PRO:O	2.04	0.55
46:DN:43:THR:HB	46:DN:46:VAL:HG11	1.87	0.55
49:DQ:70:PRO:CA	49:DQ:95:ALA:HB2	2.36	0.55
50:DR:100:LEU:HD21	50:DR:113:LEU:HB2	1.88	0.55
54:DV:2:PHE:O	54:DV:41:GLY:HA2	2.07	0.55
1:AA:963:G:N2	10:AJ:55:LYS:HG2	2.20	0.55
1:AA:1054:C:C5	1:AA:1196:U:N1	2.74	0.55
3:AC:122:GLU:O	3:AC:123:GLN:C	2.43	0.55
6:AF:54:LYS:O	6:AF:55:ASP:C	2.43	0.55
7:AG:61:VAL:O	7:AG:64:GLN:HB3	2.06	0.55
7:AG:145:ALA:O	7:AG:147:ALA:N	2.40	0.55
9:AI:11:LYS:O	9:AI:13:ALA:N	2.39	0.55
10:AJ:78:ASN:HD22	10:AJ:81:THR:HG21	1.72	0.55
14:AN:29:ARG:HH11	14:AN:29:ARG:HG3	1.70	0.55
25:AZ:104:LEU:HD21	25:AZ:120:ILE:HD11	1.89	0.55
25:AZ:138:VAL:HG21	25:AZ:173:GLY:N	2.21	0.55
27:B1:51:VAL:O	27:B1:57:GLU:HA	2.07	0.55
28:B2:68:ARG:HB3	28:B2:69:ARG:NH2	2.21	0.55
30:B4:25:TYR:O	30:B4:26:SER:HB3	2.06	0.55
30:B4:46:GLN:NE2	30:B4:47:GLN:HG2	2.22	0.55
36:BA:1345:C:H2'	36:BA:1346:G:H8	1.70	0.55
36:BA:1658:C:OP1	40:BE:132:HIS:ND1	2.38	0.55
36:BA:1902:C:H5''	39:BD:246:PRO:HD3	1.88	0.55
37:BB:95:C:C2'	37:BB:96:U:H5'	2.37	0.55
38:BC:10:LEU:O	38:BC:13:LYS:HG3	2.06	0.55
39:BD:136:ILE:HB	39:BD:165:ILE:CD1	2.36	0.55
40:BE:52:LEU:HD13	52:BT:1:MET:HG2	1.87	0.55
42:BG:10:LYS:HD2	42:BG:10:LYS:H	1.70	0.55
47:BO:114:ILE:HD12	47:BO:114:ILE:N	2.21	0.55
53:BU:6:THR:O	53:BU:9:VAL:HG23	2.06	0.55
56:BX:27:THR:HG22	56:BX:80:ILE:HB	1.87	0.55
1:CA:187:C:OP1	20:CT:82:SER:HB2	2.06	0.55
1:CA:418:C:H2'	1:CA:419:C:C6	2.42	0.55

Continued on next page...

Continued from previous page...

Atom-1	Atom-2	Interatomic distance (Å)	Clash overlap (Å)
1:CA:918:A:H2'	1:CA:919:A:H8	1.71	0.55
1:CA:978:A:N7	1:CA:1319:A:C2	2.75	0.55
1:CA:1374:A:O2'	7:CG:28:ASN:HB3	2.06	0.55
2:CB:134:GLU:C	2:CB:136:VAL:N	2.59	0.55
3:CC:95:THR:CG2	3:CC:97:LYS:HD2	2.37	0.55
6:CF:62:TRP:CD1	18:CR:35:ARG:NH1	2.75	0.55
7:CG:44:TYR:O	7:CG:47:CYS:N	2.39	0.55
10:CJ:55:LYS:HE3	10:CJ:55:LYS:H	1.72	0.55
11:CK:91:ARG:O	11:CK:94:ALA:HB3	2.07	0.55
12:CL:8:ASN:O	12:CL:12:ARG:HG3	2.06	0.55
13:CM:91:ARG:HH12	13:CM:96:LEU:HD13	1.71	0.55
14:CN:59:ALA:O	14:CN:60:SER:CB	2.55	0.55
19:CS:19:VAL:CG1	19:CS:44:MET:HG3	2.29	0.55
22:CV:51:U:H2'	22:CV:52:G:C8	2.41	0.55
25:CZ:34:VAL:HG11	25:CZ:203:LEU:HD11	1.87	0.55
30:D4:14:ILE:O	30:D4:21:VAL:HG13	2.06	0.55
30:D4:31:ILE:HG22	30:D4:31:ILE:O	2.06	0.55
36:DA:559:G:N2	53:DU:49:HIS:NE2	2.53	0.55
36:DA:1254:A:C8	36:DA:1256:G:C8	2.93	0.55
36:DA:1301:A:H4'	36:DA:1302:A:OP1	2.06	0.55
36:DA:1345:C:H2'	36:DA:1346:G:C8	2.41	0.55
36:DA:2052:G:C8	40:DE:141:ILE:HD11	2.41	0.55
36:DA:2248:C:C2'	36:DA:2249:U:H5'	2.36	0.55
38:DC:99:ILE:HG22	38:DC:99:ILE:O	2.06	0.55
38:DC:152:ILE:HG22	38:DC:152:ILE:O	2.06	0.55
43:DH:44:VAL:HG12	43:DH:45:VAL:H	1.71	0.55
43:DH:158:HIS:HE1	43:DH:169:VAL:HG13	1.71	0.55
51:DS:12:PHE:O	51:DS:14:VAL:HG23	2.06	0.55
51:DS:17:ARG:HA	51:DS:20:ARG:HH12	1.72	0.55
54:DV:47:VAL:HG12	54:DV:52:VAL:HB	1.88	0.55
55:DW:22:ASP:HA	55:DW:25:ARG:HH12	1.70	0.55
56:DX:27:THR:CB	56:DX:80:ILE:HG22	2.37	0.55
1:AA:269:C:H2'	1:AA:270:A:C8	2.42	0.55
3:AC:34:LEU:CD2	3:AC:38:ARG:HE	2.12	0.55
4:AD:18:LYS:HE3	4:AD:31:CYS:HB2	1.89	0.55
9:AI:47:LEU:H	9:AI:47:LEU:CD1	2.07	0.55
10:AJ:18:ALA:O	10:AJ:22:LYS:HB2	2.05	0.55
18:AR:30:ASP:C	18:AR:32:ARG:H	2.09	0.55
21:AU:8:THR:O	21:AU:12:LYS:HB2	2.06	0.55
25:AZ:150:VAL:HG13	25:AZ:151:GLU:H	1.71	0.55
25:AZ:230:THR:CG2	25:AZ:295:ARG:HD2	2.36	0.55

Continued on next page...

Continued from previous page...

Atom-1	Atom-2	Interatomic distance (Å)	Clash overlap (Å)
36:BA:36:G:O2'	36:BA:37:C:H5'	2.07	0.55
36:BA:212:G:C2'	36:BA:213:A:H5'	2.36	0.55
36:BA:1070:A:H3'	36:BA:1072:C:H5	1.72	0.55
36:BA:1214:A:H2'	36:BA:1215:G:O4'	2.06	0.55
36:BA:1493:C:C4	36:BA:2206:G:O2'	2.59	0.55
36:BA:1809:A:C6	36:BA:1810:A:C6	2.95	0.55
36:BA:2715:C:O2'	36:BA:2716:U:H5'	2.06	0.55
37:BB:31:C:H4'	42:BG:29:TRP:CZ2	2.41	0.55
37:BB:52:A:O2'	37:BB:53:A:C8	2.59	0.55
38:BC:113:VAL:O	38:BC:138:PRO:HG3	2.06	0.55
39:BD:24:ILE:O	39:BD:24:ILE:HG12	2.06	0.55
41:BF:41:LEU:HD11	48:BP:7:ARG:HH22	1.71	0.55
46:BN:128:HIS:O	46:BN:130:HIS:N	2.39	0.55
47:BO:105:GLU:O	47:BO:109:LYS:HG2	2.07	0.55
50:BR:103:ARG:O	50:BR:104:ARG:HB2	2.05	0.55
55:BW:9:TYR:CD1	55:BW:9:TYR:N	2.71	0.55
1:CA:375:U:C2	1:CA:376:G:C8	2.93	0.55
1:CA:377:G:H2'	1:CA:378:G:C8	2.42	0.55
1:CA:978:A:C5	1:CA:1319:A:C2	2.95	0.55
1:CA:986:A:H2'	1:CA:987:G:C8	2.40	0.55
1:CA:1271:G:C2'	1:CA:1272:G:C5'	2.81	0.55
3:CC:53:ALA:CB	3:CC:115:LEU:HG	2.35	0.55
9:CI:50:LEU:HD23	9:CI:85:LEU:HD21	1.87	0.55
10:CJ:40:LEU:HB2	10:CJ:41:PRO:HD2	1.87	0.55
17:CQ:59:ILE:CG2	17:CQ:71:PHE:HB3	2.36	0.55
19:CS:12:ASP:H	19:CS:38:SER:HB2	1.71	0.55
25:CZ:7:ARG:NH1	25:CZ:7:ARG:CG	2.67	0.55
25:CZ:65:THR:HG21	25:CZ:80:VAL:HG13	1.89	0.55
25:CZ:121:LEU:O	25:CZ:125:GLN:HG2	2.06	0.55
25:CZ:210:ILE:CG2	25:CZ:210:ILE:O	2.54	0.55
25:CZ:349:VAL:O	25:CZ:349:VAL:HG23	2.05	0.55
28:D2:38:GLN:OE1	28:D2:44:LEU:HD13	2.06	0.55
36:DA:654(V):A:H8	36:DA:655:A:H2'	1.72	0.55
36:DA:1528(A):A:N6	36:DA:1541:G:C2	2.72	0.55
36:DA:1678:G:N2	36:DA:1989:G:N2	2.54	0.55
36:DA:1827:C:H2'	36:DA:1828:G:H5'	1.88	0.55
44:DJ:106:UNK:O	44:DJ:107:UNK:CB	2.54	0.55
48:DP:124:LYS:HE2	48:DP:143:GLY:HA2	1.88	0.55
49:DQ:137:TYR:CE1	58:DZ:81:ARG:NH2	2.74	0.55
52:DT:66:VAL:HG23	52:DT:66:VAL:O	2.05	0.55
52:DT:105:LEU:HD22	52:DT:109:GLU:OE1	2.07	0.55

Continued on next page...

Continued from previous page...

Atom-1	Atom-2	Interatomic distance (Å)	Clash overlap (Å)
57:DY:81:LYS:HD2	57:DY:96:ILE:CD1	2.36	0.55
57:DY:88:LYS:HZ2	57:DY:93:GLY:HA3	1.71	0.55
58:DZ:151:HIS:HB2	58:DZ:169:GLU:O	2.06	0.55
1:AA:130:A:C8	17:AQ:63:ARG:HG3	2.41	0.55
1:AA:603:U:H2'	1:AA:604:G:C8	2.41	0.55
1:AA:1511:G:O2'	1:AA:1512:U:H5'	2.07	0.55
2:AB:25:ASN:O	2:AB:27:LYS:N	2.40	0.55
2:AB:109:SER:C	2:AB:111:ARG:H	2.09	0.55
2:AB:129:GLU:O	2:AB:130:ARG:O	2.25	0.55
4:AD:128:VAL:O	4:AD:130:GLY:N	2.39	0.55
5:AE:80:ILE:HD11	5:AE:91:LEU:HB2	1.87	0.55
5:AE:101:ILE:O	5:AE:120:THR:HB	2.07	0.55
6:AF:10:LEU:HD11	6:AF:61:LEU:HD12	1.87	0.55
7:AG:118:VAL:HG23	7:AG:119:ARG:N	2.22	0.55
9:AI:48:GLU:N	9:AI:49:PRO:HD2	2.22	0.55
10:AJ:57:LYS:C	10:AJ:58:ASP:O	2.40	0.55
20:AT:73:HIS:C	20:AT:74:LYS:HD3	2.27	0.55
24:AY:76:A:N6	25:AZ:234:ARG:NH1	2.54	0.55
31:B5:2:ALA:N	36:BA:747:U:C5	2.75	0.55
34:B8:23:VAL:HG11	34:B8:46:ARG:HD3	1.88	0.55
34:B8:32:LEU:HD23	34:B8:36:LYS:HZ1	1.70	0.55
36:BA:151:C:H2'	36:BA:152:G:C8	2.41	0.55
36:BA:185:U:H2'	36:BA:186:G:C8	2.42	0.55
36:BA:201:C:C2'	36:BA:202:U:H5'	2.37	0.55
36:BA:521:G:H2'	36:BA:522:G:C8	2.42	0.55
36:BA:1363:C:H2'	36:BA:1364:G:H8	1.72	0.55
36:BA:2650:U:O2'	36:BA:2651:C:H5'	2.06	0.55
36:BA:2700:C:O2'	36:BA:2701:C:H5'	2.06	0.55
38:BC:128:GLY:HA2	38:BC:137:LEU:HD23	1.87	0.55
39:BD:81:ALA:HA	39:BD:113:VAL:HG11	1.88	0.55
41:BF:133:ASN:HD22	41:BF:133:ASN:N	2.04	0.55
44:BJ:25:UNK:HA	44:BJ:116:UNK:CB	2.36	0.55
52:BT:110:ILE:C	52:BT:112:ARG:H	2.10	0.55
54:BV:47:VAL:O	54:BV:49:THR:N	2.39	0.55
1:CA:49:U:C2	1:CA:361:G:N2	2.75	0.55
1:CA:865:A:O2'	1:CA:866:C:H5'	2.06	0.55
1:CA:1190:G:OP1	3:CC:5:ILE:N	2.39	0.55
1:CA:1372:U:OP1	9:CI:71:SER:HB3	2.07	0.55
1:CA:1436:U:H2'	1:CA:1437:C:O4'	2.07	0.55
2:CB:30:ARG:NE	2:CB:31:TYR:HE1	2.03	0.55
2:CB:152:PHE:O	2:CB:153:ARG:CB	2.52	0.55

Continued on next page...

Continued from previous page...

Atom-1	Atom-2	Interatomic distance (Å)	Clash overlap (Å)
3:CC:82:GLU:N	3:CC:85:ARG:HD3	2.18	0.55
4:CD:121:VAL:O	4:CD:134:ASP:HA	2.07	0.55
7:CG:27:ILE:HG22	7:CG:28:ASN:N	2.22	0.55
7:CG:117:ALA:O	7:CG:120:ILE:N	2.39	0.55
9:CI:37:PHE:O	9:CI:39:GLY:N	2.36	0.55
10:CJ:61:GLU:OE2	14:CN:58:LYS:HE2	2.06	0.55
11:CK:59:TYR:O	11:CK:62:GLN:HB3	2.06	0.55
11:CK:105:VAL:HG23	11:CK:105:VAL:O	2.05	0.55
11:CK:108:ILE:HG22	18:CR:88:LYS:HB2	1.89	0.55
22:CV:47:U:H3'	22:CV:48:C:C5'	2.37	0.55
23:CX:26:A:H5'	23:CX:27:A:C5	2.41	0.55
25:CZ:139:ASP:HB2	25:CZ:177:LEU:HD11	1.88	0.55
25:CZ:266:VAL:CG1	25:CZ:291:ARG:NH2	2.68	0.55
25:CZ:326:GLU:O	61:CZ:502:KIR:H101	2.07	0.55
30:D4:10:VAL:HG23	30:D4:11:PRO:CD	2.36	0.55
36:DA:198:C:H5'	36:DA:2244:U:OP1	2.07	0.55
36:DA:585:G:H2'	36:DA:1251:C:H42	1.70	0.55
36:DA:1019:U:H2'	36:DA:1021:A:N1	2.20	0.55
36:DA:1146:C:O2'	36:DA:1147:C:H5'	2.06	0.55
36:DA:2297:C:C2'	36:DA:2298:A:H5'	2.36	0.55
37:DB:3:C:N4	37:DB:118:G:H1	2.05	0.55
42:DG:37:VAL:HG22	42:DG:159:VAL:HG23	1.87	0.55
49:DQ:19:GLY:O	49:DQ:98:LYS:HE2	2.05	0.55
53:DU:95:LEU:C	53:DU:97:ASP:N	2.60	0.55
54:DV:52:VAL:HG22	54:DV:52:VAL:O	2.06	0.55
55:DW:14:PRO:HG2	55:DW:78:GLU:CG	2.36	0.55
1:AA:1039:C:H2'	1:AA:1040:U:C5	2.41	0.55
1:AA:1477:C:H2'	1:AA:1478:C:H6	1.71	0.55
2:AB:165:VAL:CG2	2:AB:166:ASP:N	2.66	0.55
9:AI:19:LEU:HD21	9:AI:59:PHE:CD2	2.42	0.55
9:AI:104:ARG:HH11	9:AI:104:ARG:HG3	1.71	0.55
10:AJ:57:LYS:CE	10:AJ:60:ARG:HH21	2.11	0.55
20:AT:8:ARG:HH11	20:AT:8:ARG:HG3	1.70	0.55
35:B9:11:CYS:SG	35:B9:12:ASP:N	2.80	0.55
36:BA:301:G:H1'	36:BA:302:C:C6	2.41	0.55
36:BA:654(A):G:C2'	36:BA:654(B):C:H5'	2.34	0.55
36:BA:703:U:O2'	36:BA:704:G:H5'	2.05	0.55
36:BA:806:C:O2'	36:BA:2445:G:H4'	2.06	0.55
36:BA:947:G:H2'	36:BA:948:G:H8	1.71	0.55
36:BA:2111:C:O2	36:BA:2111:C:C2'	2.54	0.55
36:BA:2767:C:H2'	36:BA:2768:C:C6	2.41	0.55

Continued on next page...

Continued from previous page...

Atom-1	Atom-2	Interatomic distance (Å)	Clash overlap (Å)
37:BB:61:G:O2'	37:BB:62:C:H5'	2.06	0.55
52:BT:22:PHE:C	52:BT:22:PHE:CD1	2.80	0.55
52:BT:50:ILE:HD11	52:BT:64:ARG:CD	2.36	0.55
52:BT:82:LEU:CD2	52:BT:85:LYS:HD2	2.36	0.55
54:BV:28:GLU:HB3	54:BV:29:PRO:CD	2.36	0.55
54:BV:69:LYS:HG3	54:BV:87:HIS:H	1.72	0.55
55:BW:29:LEU:CD2	55:BW:33:ARG:HH11	2.19	0.55
1:CA:167:G:O2'	1:CA:168:G:H5'	2.06	0.55
1:CA:260:G:H2'	1:CA:261:U:H6	1.71	0.55
1:CA:411:A:N7	1:CA:413:G:H8	2.03	0.55
1:CA:892:A:O2'	1:CA:1415:G:H4'	2.07	0.55
1:CA:955:U:O2'	1:CA:956:U:H5'	2.07	0.55
1:CA:1149:C:OP1	9:CI:9:ARG:HD3	2.06	0.55
2:CB:44:LEU:HA	2:CB:47:THR:CB	2.36	0.55
2:CB:137:ARG:O	2:CB:141:GLU:HB2	2.07	0.55
11:CK:84:VAL:HG21	11:CK:91:ARG:HD3	1.89	0.55
16:CP:14:ASN:OD1	16:CP:16:HIS:HE1	1.89	0.55
17:CQ:46:ASP:OD1	17:CQ:51:TYR:HD1	1.89	0.55
19:CS:6:LYS:HD3	19:CS:6:LYS:N	2.22	0.55
22:CV:67:C:H2'	22:CV:68:C:C6	2.41	0.55
25:CZ:256:VAL:HG11	25:CZ:310:ILE:CG2	2.37	0.55
30:D4:14:ILE:HG23	30:D4:31:ILE:HG22	1.89	0.55
36:DA:374:A:C2	36:DA:375:C:H1'	2.41	0.55
36:DA:491:G:O2'	36:DA:492:A:H5'	2.07	0.55
36:DA:527:C:O5'	36:DA:2779:U:C5	2.59	0.55
36:DA:1103:A:H5'	36:DA:1104:C:OP2	2.05	0.55
36:DA:2556:C:H2'	36:DA:2557:G:O4'	2.07	0.55
37:DB:55:U:H2'	37:DB:56:G:C8	2.40	0.55
39:DD:63:ARG:NH1	39:DD:63:ARG:HG3	2.21	0.55
40:DE:55:ASN:HD21	40:DE:58:ARG:HH11	1.55	0.55
43:DH:52:VAL:CB	43:DH:69:ARG:HD2	2.36	0.55
48:DP:24:GLY:CA	48:DP:33:ARG:NH1	2.70	0.55
49:DQ:132:VAL:HG11	49:DQ:137:TYR:OH	2.07	0.55
54:DV:35:LEU:HD22	54:DV:35:LEU:H	1.71	0.55
57:DY:4:LYS:HD2	57:DY:32:PRO:CG	2.36	0.55
57:DY:47:LYS:HG2	57:DY:60:PHE:CZ	2.41	0.55
1:AA:637:G:O2'	1:AA:638:G:H5'	2.07	0.55
1:AA:781:A:C3'	1:AA:782:A:H5'	2.37	0.55
1:AA:1190:G:OP1	3:AC:4:LYS:HA	2.06	0.55
2:AB:60:ASP:O	2:AB:63:MET:HB3	2.06	0.55
3:AC:52:LEU:HD12	3:AC:55:VAL:HG23	1.88	0.55

Continued on next page...

Continued from previous page...

Atom-1	Atom-2	Interatomic distance (Å)	Clash overlap (Å)
6:AF:63:TYR:N	6:AF:63:TYR:CD1	2.73	0.55
8:AH:41:ARG:HG2	8:AH:42:GLU:N	2.21	0.55
9:AI:79:LEU:CD1	9:AI:83:ARG:HG3	2.37	0.55
12:AL:18:VAL:HG23	12:AL:19:ARG:H	1.72	0.55
15:AO:27:VAL:HG12	15:AO:31:LEU:HD11	1.89	0.55
15:AO:82:ILE:CG2	15:AO:83:GLU:N	2.69	0.55
19:AS:19:VAL:CG1	19:AS:44:MET:HG3	2.32	0.55
20:AT:53:LEU:O	20:AT:57:ARG:HB2	2.06	0.55
22:AW:57:G:H2'	22:AW:58:A:H5'	1.87	0.55
25:AZ:384:LEU:O	25:AZ:400:VAL:HG23	2.06	0.55
28:B2:66:GLU:OE2	28:B2:67:LYS:HG2	2.06	0.55
32:B6:22:ALA:HB2	32:B6:39:TYR:CZ	2.42	0.55
36:BA:265:A:H4'	36:BA:266:G:O5'	2.06	0.55
36:BA:1547:C:O2'	36:BA:1548:C:H5'	2.06	0.55
36:BA:1748:G:H5'	36:BA:1748:G:C8	2.38	0.55
36:BA:1827:C:C2'	36:BA:1828:G:H5'	2.37	0.55
36:BA:2108:C:H2'	36:BA:2108:C:O2	2.06	0.55
36:BA:2145:C:H5''	36:BA:2146:C:OP2	2.05	0.55
36:BA:2174:C:H1'	38:BC:217:THR:O	2.07	0.55
37:BB:74:U:H2'	37:BB:75:G:O4'	2.06	0.55
41:BF:25:PRO:CB	41:BF:119:ARG:HG3	2.26	0.55
42:BG:76:SER:HB2	42:BG:84:LYS:CA	2.36	0.55
46:BN:32:THR:HG22	46:BN:37:LYS:HD3	1.89	0.55
49:BQ:26:TYR:HB2	49:BQ:137:TYR:HD1	1.71	0.55
51:BS:15:ARG:O	51:BS:15:ARG:CD	2.53	0.55
56:BX:53:LYS:H	56:BX:82:GLN:HB3	1.71	0.55
57:BY:77:PRO:O	57:BY:99:CYS:SG	2.65	0.55
1:CA:36:C:H5''	12:CL:123:LYS:HA	1.89	0.55
1:CA:109:A:C6	1:CA:326:G:C6	2.95	0.55
1:CA:243:A:C2	1:CA:246:A:C8	2.94	0.55
1:CA:719:C:O2'	18:CR:49:LYS:HB3	2.07	0.55
1:CA:945:G:H2'	1:CA:945:G:N3	2.20	0.55
1:CA:979:C:H3'	1:CA:980:C:C5'	2.31	0.55
1:CA:1320:C:H2'	1:CA:1321:C:O4'	2.06	0.55
4:CD:60:GLU:HB3	4:CD:203:VAL:HG22	1.88	0.55
9:CI:93:ARG:HD2	9:CI:102:LEU:HD11	1.88	0.55
9:CI:97:LYS:N	9:CI:98:PRO:CD	2.69	0.55
20:CT:30:LYS:HG2	20:CT:34:LYS:HE3	1.89	0.55
23:CX:11:U:O2	23:CX:11:U:H2'	2.06	0.55
25:CZ:253:VAL:HG12	25:CZ:305:ALA:O	2.06	0.55
25:CZ:343:TYR:CZ	25:CZ:348:ASP:HB3	2.42	0.55

Continued on next page...

Continued from previous page...

Atom-1	Atom-2	Interatomic distance (Å)	Clash overlap (Å)
26:D0:70:GLN:NE2	26:D0:80:HIS:CE1	2.74	0.55
31:D5:54:GLY:N	31:D5:56:LYS:HZ2	1.97	0.55
35:D9:7:VAL:HG13	35:D9:34:GLN:HG2	1.88	0.55
35:D9:26:ILE:HG22	35:D9:27:CYS:N	2.22	0.55
36:DA:911:A:N1	36:DA:2277:G:O2'	2.37	0.55
36:DA:1221:C:H2'	36:DA:1221(A):C:C6	2.41	0.55
36:DA:1498:C:C2'	36:DA:1499:C:H5''	2.36	0.55
36:DA:1908:C:H2'	36:DA:1909:C:H6	1.72	0.55
39:DD:276:LYS:HD3	39:DD:276:LYS:OXT	2.07	0.55
41:DF:40:GLN:OE1	41:DF:184:TYR:HB2	2.06	0.55
41:DF:116:ASP:OD2	48:DP:5:ASP:N	2.39	0.55
43:DH:12:PRO:HD3	43:DH:48:GLY:HA2	1.87	0.55
53:DU:92:ARG:CZ	54:DV:11:GLN:HG2	2.36	0.55
58:DZ:145:GLU:HG3	58:DZ:146:ILE:HG12	1.89	0.55
1:AA:245:C:O2'	1:AA:246:A:P	2.65	0.55
1:AA:474:G:H2'	1:AA:475:G:H8	1.71	0.55
1:AA:1249:C:H4'	9:AI:36:TYR:OH	2.07	0.55
3:AC:9:GLY:HA2	3:AC:12:LEU:HG	1.89	0.55
5:AE:33:VAL:HG22	5:AE:43:LEU:HD13	1.89	0.55
6:AF:44:GLY:O	6:AF:60:PHE:N	2.39	0.55
7:AG:68:ASN:O	7:AG:135:VAL:HG22	2.07	0.55
10:AJ:29:ARG:HH11	10:AJ:29:ARG:HG2	1.72	0.55
12:AL:31:PRO:HB2	12:AL:32:PHE:CD1	2.42	0.55
24:AY:37:MIA:H121	24:AY:38:A:C2	2.41	0.55
25:AZ:124:ARG:NH2	25:AZ:127:GLY:O	2.40	0.55
25:AZ:139:ASP:O	25:AZ:140:MET:HG2	2.06	0.55
25:AZ:286:VAL:HG22	25:AZ:287:GLY:N	2.22	0.55
27:B1:3:LYS:HB2	36:BA:1364:G:OP2	2.07	0.55
28:B2:6:VAL:HG12	28:B2:7:ARG:CZ	2.37	0.55
30:B4:30:GLU:C	30:B4:31:ILE:HD12	2.27	0.55
35:B9:1:MET:HG2	35:B9:31:LYS:O	2.06	0.55
36:BA:89:G:H3'	36:BA:90:U:H5'	1.87	0.55
36:BA:1543:C:H3'	36:BA:1544:A:H5'	1.89	0.55
36:BA:2012:G:H4'	55:BW:96:ILE:CD1	2.37	0.55
36:BA:2176:A:H3'	36:BA:2176:A:H8	1.71	0.55
39:BD:80:ALA:CB	39:BD:96:HIS:CD2	2.87	0.55
39:BD:223:GLY:O	39:BD:226:MET:N	2.35	0.55
40:BE:28:ALA:CB	40:BE:93:VAL:HG22	2.37	0.55
49:BQ:30:GLY:HA2	49:BQ:107:ALA:HB2	1.88	0.55
49:BQ:40:ALA:O	49:BQ:97:VAL:HG22	2.07	0.55
52:BT:25:GLY:HA2	52:BT:92:GLY:HA2	1.89	0.55

Continued on next page...

Continued from previous page...

Atom-1	Atom-2	Interatomic distance (Å)	Clash overlap (Å)
52:BT:28:VAL:CG2	52:BT:63:VAL:HG11	2.37	0.55
56:BX:49:VAL:HB	56:BX:83:VAL:HG13	1.89	0.55
1:CA:501:C:H2'	1:CA:502:G:C8	2.40	0.55
1:CA:617:G:H4'	16:CP:44:THR:O	2.06	0.55
1:CA:1203:C:O2'	1:CA:1204:A:H5'	2.07	0.55
2:CB:9:GLU:OE1	2:CB:9:GLU:N	2.38	0.55
2:CB:18:GLY:H	2:CB:42:ILE:HG23	1.72	0.55
2:CB:61:LEU:HD11	2:CB:160:ASP:CB	2.36	0.55
2:CB:219:VAL:HA	2:CB:222:ILE:HG12	1.88	0.55
9:CI:26:VAL:HG12	9:CI:28:VAL:HG23	1.89	0.55
10:CJ:16:LEU:HD13	10:CJ:16:LEU:C	2.27	0.55
12:CL:83:VAL:HG13	12:CL:84:LEU:N	2.21	0.55
17:CQ:52:LYS:HE3	17:CQ:52:LYS:N	2.22	0.55
20:CT:18:GLN:HE21	20:CT:22:ARG:HH12	1.55	0.55
22:CW:32:U:H2'	22:CW:33:U:C6	2.42	0.55
32:D6:45:LYS:O	32:D6:46:HIS:CB	2.55	0.55
36:DA:195:A:C8	36:DA:197:A:OP1	2.60	0.55
36:DA:1547:C:O2'	36:DA:1548:C:H5'	2.06	0.55
36:DA:2455:G:H2'	36:DA:2456:C:C6	2.41	0.55
36:DA:2712:U:O2'	36:DA:2712(A):A:H3'	2.07	0.55
38:DC:47:LEU:H	38:DC:47:LEU:HD12	1.70	0.55
38:DC:83:ILE:HG22	38:DC:83:ILE:O	2.06	0.55
39:DD:27:THR:CG2	39:DD:27:THR:O	2.55	0.55
42:DG:39:ILE:O	42:DG:39:ILE:HG13	2.06	0.55
50:DR:5:LYS:O	50:DR:6:SER:HB2	2.06	0.55
50:DR:44:LEU:HD13	50:DR:44:LEU:O	2.07	0.55
53:DU:108:GLU:HG3	54:DV:44:LYS:HD3	1.88	0.55
55:DW:82:LEU:N	55:DW:82:LEU:CD1	2.70	0.55
1:AA:545:C:OP1	4:AD:61:LYS:NZ	2.40	0.55
1:AA:814:A:H2'	1:AA:816:A:H5''	1.88	0.55
1:AA:1202:G:C2	14:AN:42:ILE:CG2	2.87	0.55
2:AB:138:LEU:C	2:AB:140:HIS:H	2.10	0.55
4:AD:43:HIS:O	4:AD:45:GLN:N	2.40	0.55
7:AG:15:ASP:HB3	7:AG:19:GLY:N	2.21	0.55
8:AH:30:ARG:HB3	8:AH:30:ARG:NH1	2.22	0.55
10:AJ:3:LYS:C	10:AJ:4:ILE:HD12	2.28	0.55
12:AL:93:LEU:HB2	12:AL:96:VAL:CG2	2.27	0.55
12:AL:102:ARG:HH12	12:AL:110:VAL:HG22	1.70	0.55
22:AW:7:A:H2'	22:AW:8:U:C5'	2.37	0.55
25:AZ:20:VAL:H	25:AZ:115:GLN:HE21	1.55	0.55
27:B1:5:CYS:O	27:B1:9:GLY:HA2	2.06	0.55

Continued on next page...

Continued from previous page...

Atom-1	Atom-2	Interatomic distance (Å)	Clash overlap (Å)
28:B2:2:LYS:CD	28:B2:59:ARG:HH22	2.20	0.55
28:B2:7:ARG:HG3	28:B2:11:GLU:OE2	2.07	0.55
29:B3:19:GLN:O	29:B3:22:ALA:HB3	2.07	0.55
32:B6:15:GLU:CG	32:B6:18:ARG:CZ	2.84	0.55
32:B6:45:LYS:O	32:B6:46:HIS:CB	2.54	0.55
34:B8:36:LYS:O	34:B8:37:SER:C	2.45	0.55
36:BA:94(A):G:H2'	36:BA:95:G:H5''	1.88	0.55
36:BA:363(E):U:H2'	36:BA:363(F):A:H1'	1.88	0.55
36:BA:481:G:OP2	57:BY:47:LYS:HD2	2.07	0.55
36:BA:954:G:H4'	49:BQ:13:GLN:HE21	1.68	0.55
36:BA:1270:C:H5''	36:BA:1271:G:C5'	2.36	0.55
36:BA:2050:C:H1'	40:BE:156:MET:CE	2.37	0.55
36:BA:2291:U:H2'	36:BA:2292:C:C6	2.41	0.55
36:BA:2389:G:H5''	36:BA:2390:U:C5'	2.34	0.55
36:BA:2657:A:H2'	36:BA:2658:C:C5'	2.31	0.55
36:BA:2673:G:O2'	36:BA:2674:G:H5'	2.07	0.55
39:BD:45:ASN:CG	39:BD:46:GLN:N	2.60	0.55
39:BD:72:LYS:HE2	39:BD:101:GLU:OE1	2.07	0.55
41:BF:167:ALA:O	41:BF:170:LEU:HD23	2.07	0.55
46:BN:137:LYS:O	46:BN:138:LEU:HD23	2.07	0.55
48:BP:56:SER:HB2	48:BP:60:MET:CE	2.37	0.55
50:BR:27:SER:O	50:BR:30:THR:HG22	2.06	0.55
51:BS:88:ASP:OD1	51:BS:89:ARG:N	2.27	0.55
52:BT:3:ARG:H	52:BT:7:ILE:HD11	1.71	0.55
58:BZ:29:TYR:OH	58:BZ:87:ASP:HB3	2.05	0.55
1:CA:101:A:O2'	1:CA:102:G:H5'	2.06	0.55
1:CA:832:C:O2'	1:CA:833:U:H5'	2.07	0.55
1:CA:1226:C:C5	13:CM:104:ARG:HB2	2.42	0.55
1:CA:1226:C:OP1	13:CM:91:ARG:NH2	2.40	0.55
2:CB:97:TRP:CZ3	2:CB:176:GLU:OE2	2.60	0.55
4:CD:16:GLY:C	4:CD:33:MET:HE1	2.27	0.55
4:CD:150:GLU:CG	4:CD:151:LYS:N	2.70	0.55
5:CE:11:ILE:HB	5:CE:31:LEU:CD1	2.32	0.55
9:CI:126:SER:O	9:CI:127:LYS:CB	2.54	0.55
13:CM:118:ALA:HB2	22:CV:28:G:O2'	2.07	0.55
34:D8:23:VAL:CG1	34:D8:46:ARG:HD3	2.37	0.55
36:DA:81:G:H21	57:DY:2:ARG:NH1	2.05	0.55
36:DA:271(P):C:C2'	36:DA:271(Q):G:H5'	2.37	0.55
36:DA:410:G:C2	36:DA:2407:G:N7	2.75	0.55
36:DA:1328:G:H2'	36:DA:1330:C:C5	2.41	0.55
36:DA:1472:A:C2'	36:DA:1473:G:H5'	2.36	0.55

Continued on next page...

Continued from previous page...

Atom-1	Atom-2	Interatomic distance (Å)	Clash overlap (Å)
36:DA:1747(A):G:O2'	36:DA:1748:G:H5''	2.07	0.55
36:DA:1751:C:H2'	36:DA:1752:C:C6	2.42	0.55
36:DA:2818:G:O2'	36:DA:2819:G:H5'	2.06	0.55
42:DG:43:LEU:HD22	42:DG:43:LEU:N	2.22	0.55
48:DP:148:LEU:O	48:DP:149:GLU:HB2	2.07	0.55
53:DU:59:ARG:NH1	53:DU:59:ARG:HG2	2.22	0.55
57:DY:77:PRO:O	57:DY:78:ALA:HB2	2.07	0.55
58:DZ:104:PHE:HD1	58:DZ:139:VAL:HG21	1.72	0.55
58:DZ:125:LEU:CD2	58:DZ:164:ALA:HB3	2.37	0.55
1:AA:123:C:O5'	1:AA:123:C:H6	1.89	0.55
4:AD:177:ASP:O	4:AD:180:GLY:N	2.40	0.55
6:AF:89:MET:SD	18:AR:76:LEU:HD21	2.47	0.55
11:AK:87:THR:O	11:AK:88:GLY:O	2.24	0.55
22:AV:43:C:H5'	22:AV:44:G:OP2	2.07	0.55
24:AY:8:4SU:H6	24:AY:8:4SU:C5'	2.36	0.55
26:B0:43:THR:HG22	36:BA:2331:G:O3'	2.05	0.55
26:B0:43:THR:HG22	36:BA:2331:G:O2'	2.06	0.55
27:B1:21:ARG:HH11	27:B1:21:ARG:HG3	1.70	0.55
29:B3:31:LEU:HD12	36:BA:989:G:P	2.46	0.55
29:B3:35:ARG:CG	29:B3:36:VAL:N	2.70	0.55
35:B9:19:ARG:C	35:B9:21:GLY:H	2.09	0.55
36:BA:89:G:H3'	36:BA:90:U:C5'	2.36	0.55
36:BA:600:G:H2'	36:BA:601:C:C6	2.42	0.55
36:BA:605:C:H1'	36:BA:657:U:O2'	2.07	0.55
36:BA:903:C:O2'	36:BA:904:C:H5'	2.06	0.55
36:BA:1292:U:H2'	36:BA:1293:C:C6	2.42	0.55
39:BD:266:SER:O	39:BD:267:SER:O	2.25	0.55
41:BF:65:TRP:CZ3	41:BF:73:ALA:O	2.48	0.55
43:BH:12:PRO:HB2	43:BH:15:VAL:CG1	2.36	0.55
52:BT:93:ARG:CG	52:BT:117:ASP:HB2	2.33	0.55
57:BY:2:ARG:HH11	57:BY:2:ARG:HG2	1.72	0.55
1:CA:453:A:C2	1:CA:454:C:C2	2.95	0.55
1:CA:936:C:O2'	1:CA:937:A:H5'	2.07	0.55
1:CA:1054:C:H6	1:CA:1196:U:N3	2.03	0.55
3:CC:59:ARG:O	3:CC:60:ALA:HB3	2.07	0.55
4:CD:168:ARG:N	4:CD:168:ARG:HD2	2.21	0.55
4:CD:170:VAL:CG1	4:CD:174:LEU:HB2	2.37	0.55
8:CH:113:SER:HB2	8:CH:134:ILE:HD11	1.89	0.55
9:CI:89:ASN:H	9:CI:90:PRO:CD	2.19	0.55
13:CM:15:VAL:CG1	13:CM:45:VAL:HG22	2.32	0.55
25:CZ:315:LYS:HG3	25:CZ:405:GLU:OE1	2.07	0.55

Continued on next page...

Continued from previous page...

Atom-1	Atom-2	Interatomic distance (Å)	Clash overlap (Å)
25:CZ:322:VAL:O	25:CZ:365:GLY:CA	2.55	0.55
28:D2:63:VAL:C	28:D2:65:ASN:H	2.10	0.55
36:DA:92:A:H2'	36:DA:93:G:O4'	2.07	0.55
36:DA:139:G:H2'	36:DA:140:G:N7	2.22	0.55
36:DA:272(H):C:C3'	36:DA:272(I):U:H5''	2.37	0.55
36:DA:325:G:H2'	36:DA:326:G:H8	1.72	0.55
36:DA:598:G:H5'	48:DP:15:ARG:HB3	1.88	0.55
36:DA:664:C:H4'	36:DA:941:A:OP1	2.05	0.55
36:DA:674:G:H1'	41:DF:74:ARG:HD2	1.88	0.55
36:DA:1385:G:O2'	36:DA:1396:U:C6	2.56	0.55
36:DA:2199:A:H2'	36:DA:2199:A:N3	2.21	0.55
36:DA:2886:G:H2'	36:DA:2887:U:C6	2.42	0.55
40:DE:36:ARG:NH2	40:DE:88:GLY:HA2	2.22	0.55
41:DF:63:LYS:HG3	41:DF:76:GLY:HA2	1.89	0.55
41:DF:129:PHE:O	41:DF:132:VAL:HB	2.07	0.55
42:DG:167:GLU:OE1	42:DG:168:GLU:HG3	2.07	0.55
42:DG:180:PHE:O	42:DG:182:LYS:N	2.41	0.55
44:DJ:23:UNK:HA	44:DJ:118:UNK:HA	1.88	0.55
49:DQ:26:TYR:O	49:DQ:27:VAL:CG2	2.49	0.55
52:DT:23:ARG:HA	52:DT:52:ILE:CD1	2.37	0.55
58:DZ:3:TYR:N	58:DZ:3:TYR:CD1	2.74	0.55
1:AA:557:G:H2'	1:AA:558:G:O4'	2.06	0.54
1:AA:756:C:H2'	1:AA:757:U:O4'	2.07	0.54
1:AA:1070:U:O2'	1:AA:1071:C:H5'	2.07	0.54
2:AB:113:HIS:C	2:AB:115:LEU:N	2.59	0.54
5:AE:12:LEU:HD13	5:AE:12:LEU:O	2.06	0.54
10:AJ:54:PHE:CD1	10:AJ:55:LYS:NZ	2.75	0.54
12:AL:126:LYS:NZ	12:AL:127:GLU:N	2.54	0.54
18:AR:58:LEU:CD2	18:AR:62:GLU:HB3	2.33	0.54
25:AZ:33:TYR:CE2	25:AZ:179:LEU:CD1	2.90	0.54
25:AZ:244:ARG:HH11	25:AZ:244:ARG:CB	2.16	0.54
28:B2:41:ILE:HD11	28:B2:44:LEU:HD12	1.89	0.54
34:B8:61:LEU:HD22	36:BA:593:G:H4'	1.88	0.54
36:BA:650:C:C3'	36:BA:651:G:H5''	2.37	0.54
36:BA:1116:C:C2'	36:BA:1117:G:H5'	2.37	0.54
36:BA:1259:G:O2'	36:BA:1260:G:H5'	2.07	0.54
36:BA:1678:G:H22	36:BA:1989:G:H1	1.54	0.54
39:BD:12:SER:O	39:BD:13:ARG:HB2	2.07	0.54
39:BD:239:ARG:HH11	39:BD:239:ARG:CG	1.97	0.54
40:BE:131:ALA:CB	40:BE:134:ILE:HD11	2.37	0.54
41:BF:154:VAL:HA	41:BF:191:ARG:O	2.06	0.54

Continued on next page...

Continued from previous page...

Atom-1	Atom-2	Interatomic distance (Å)	Clash overlap (Å)
46:BN:16:ILE:O	46:BN:54:VAL:HA	2.06	0.54
48:BP:47:ASP:HB2	48:BP:51:PHE:CB	2.25	0.54
48:BP:84:ASN:ND2	48:BP:116:GLY:HA2	2.22	0.54
48:BP:106:LEU:HD11	48:BP:112:LEU:HD23	1.88	0.54
51:BS:20:ARG:HH11	51:BS:20:ARG:HG2	1.72	0.54
56:BX:41:ASN:O	56:BX:45:THR:HG23	2.07	0.54
1:CA:429:U:H1'	1:CA:430:A:H5''	1.88	0.54
4:CD:29:PRO:C	4:CD:30:LYS:HG2	2.27	0.54
10:CJ:34:VAL:HG13	10:CJ:73:ASP:C	2.28	0.54
15:CO:27:VAL:HG12	15:CO:31:LEU:CD1	2.37	0.54
17:CQ:27:PHE:CE1	17:CQ:36:ILE:HD11	2.42	0.54
20:CT:84:LEU:C	20:CT:86:ARG:H	2.09	0.54
26:D0:7:LEU:HB3	49:DQ:85:LYS:HG3	1.88	0.54
31:D5:52:TYR:CE2	36:DA:2884:U:H1'	2.42	0.54
32:D6:5:VAL:N	32:D6:9:LEU:N	2.55	0.54
34:D8:6:THR:OG1	34:D8:11:LYS:HD2	2.08	0.54
36:DA:1799:G:H5'	36:DA:1819:A:H61	1.72	0.54
38:DC:47:LEU:HD11	38:DC:171:ILE:HG22	1.88	0.54
38:DC:61:THR:HG22	38:DC:162:GLU:HA	1.88	0.54
42:DG:77:ILE:HD13	42:DG:77:ILE:N	2.17	0.54
46:DN:21:LYS:HD2	46:DN:26:LEU:CB	2.33	0.54
53:DU:112:ARG:NH1	54:DV:46:VAL:HG11	2.22	0.54
54:DV:93:GLU:O	54:DV:94:LEU:HD23	2.08	0.54
55:DW:4:LYS:HG2	55:DW:5:ALA:N	2.17	0.54
55:DW:20:VAL:HG23	55:DW:47:VAL:HG21	1.89	0.54
58:DZ:48:PHE:CZ	58:DZ:74:VAL:HG21	2.42	0.54
1:AA:613:C:O2'	1:AA:614:A:H5'	2.07	0.54
1:AA:1305:G:P	21:AU:2:GLY:N	2.81	0.54
2:AB:107:THR:O	2:AB:110:GLN:HG3	2.07	0.54
2:AB:178:ARG:NH1	8:AH:71:GLY:O	2.39	0.54
3:AC:59:ARG:O	3:AC:60:ALA:HB3	2.08	0.54
5:AE:80:ILE:HD13	5:AE:138:ALA:HB1	1.88	0.54
8:AH:6:ILE:HD12	8:AH:6:ILE:N	2.22	0.54
12:AL:53:ARG:NH1	12:AL:92:ASP:OD2	2.40	0.54
25:AZ:28:THR:O	25:AZ:32:THR:HG23	2.07	0.54
26:B0:49:LYS:H	26:B0:80:HIS:HD1	1.54	0.54
27:B1:3:LYS:HG2	27:B1:4:VAL:H	1.72	0.54
34:B8:4:MET:HE1	36:BA:666:G:H1'	1.88	0.54
36:BA:645:C:H5'	36:BA:646:A:OP1	2.07	0.54
36:BA:824:A:H1'	36:BA:2358:G:N7	2.22	0.54
36:BA:1219:G:C2	36:BA:1221:C:N4	2.76	0.54

Continued on next page...

Continued from previous page...

Atom-1	Atom-2	Interatomic distance (Å)	Clash overlap (Å)
36:BA:2624:G:H2'	36:BA:2625:G:H5'	1.89	0.54
36:BA:2653:U:O2'	43:BH:110:SER:HB2	2.07	0.54
36:BA:2758:A:N6	43:BH:67:LEU:HD11	2.21	0.54
37:BB:42:C:O3'	42:BG:67:LYS:HE2	2.07	0.54
39:BD:26:LYS:O	39:BD:27:THR:CB	2.55	0.54
39:BD:124:PRO:CG	39:BD:129:ASN:HD21	2.17	0.54
46:BN:3:THR:HG22	46:BN:4:TYR:N	2.23	0.54
47:BO:31:LYS:HB2	47:BO:32:TYR:CE1	2.42	0.54
54:BV:38:LEU:O	54:BV:39:LEU:HD13	2.06	0.54
58:BZ:18:LEU:HB3	58:BZ:23:LYS:HB2	1.89	0.54
58:BZ:54:HIS:O	58:BZ:98:MET:CE	2.55	0.54
58:BZ:62:PRO:C	58:BZ:64:GLY:N	2.59	0.54
1:CA:245:C:O2'	1:CA:246:A:P	2.65	0.54
1:CA:537:G:H2'	1:CA:538:G:C8	2.41	0.54
1:CA:1123:A:H4'	10:CJ:36:GLY:HA3	1.89	0.54
2:CB:47:THR:O	2:CB:51:LEU:HB2	2.07	0.54
2:CB:209:ARG:HH11	2:CB:239:VAL:CG1	2.18	0.54
4:CD:49:ARG:O	4:CD:51:PRO:HD3	2.08	0.54
4:CD:173:TRP:CE2	4:CD:189:PRO:HB3	2.42	0.54
15:CO:31:LEU:HD12	15:CO:31:LEU:N	2.22	0.54
20:CT:74:LYS:O	20:CT:76:ALA:N	2.40	0.54
21:CU:12:LYS:HG2	21:CU:22:ARG:HB3	1.87	0.54
24:CY:27:C:H2'	24:CY:28:C:H6	1.71	0.54
25:CZ:118:GLU:C	25:CZ:120:ILE:H	2.11	0.54
28:D2:43:GLN:HG2	28:D2:44:LEU:H	1.72	0.54
35:D9:15:LYS:NZ	35:D9:15:LYS:HB3	2.22	0.54
36:DA:440:G:H22	41:DF:46:ARG:HH22	1.54	0.54
36:DA:1880:C:H3'	36:DA:1881:C:H5''	1.88	0.54
36:DA:2230:G:O2'	36:DA:2231:C:H5'	2.07	0.54
36:DA:2294:C:O2	36:DA:2294:C:H2'	2.05	0.54
38:DC:73:ARG:HH21	38:DC:110:PHE:HD1	1.55	0.54
41:DF:31:HIS:HB2	48:DP:13:ASN:OD1	2.06	0.54
46:DN:25:ARG:O	46:DN:28:THR:HG22	2.06	0.54
46:DN:58:ASP:C	46:DN:60:ILE:N	2.60	0.54
48:DP:16:ARG:HH11	48:DP:16:ARG:CB	2.21	0.54
48:DP:23:PRO:HB2	48:DP:33:ARG:CD	2.38	0.54
52:DT:96:ARG:HB2	52:DT:96:ARG:HH11	1.70	0.54
53:DU:92:ARG:O	53:DU:93:LYS:C	2.46	0.54
56:DX:83:VAL:HG12	56:DX:87:GLN:HB2	1.90	0.54
58:DZ:9:TYR:CE1	58:DZ:35:ARG:NH1	2.74	0.54
1:AA:285:G:O2'	1:AA:286:G:H5'	2.06	0.54

Continued on next page...

Continued from previous page...

Atom-1	Atom-2	Interatomic distance (Å)	Clash overlap (Å)
1:AA:318:G:H2'	1:AA:319:G:C8	2.42	0.54
1:AA:537:G:H2'	1:AA:538:G:H8	1.72	0.54
1:AA:671:G:O2'	1:AA:672:U:H5'	2.07	0.54
3:AC:16:ARG:NH2	3:AC:183:ASP:HA	2.22	0.54
3:AC:43:LEU:O	3:AC:46:GLU:O	2.26	0.54
3:AC:82:GLU:N	3:AC:82:GLU:CD	2.60	0.54
3:AC:189:ALA:HB3	3:AC:196:LEU:HB2	1.88	0.54
4:AD:8:VAL:HG23	4:AD:9:CYS:N	2.23	0.54
4:AD:79:PHE:HA	4:AD:93:PHE:CE2	2.42	0.54
4:AD:100:ARG:O	4:AD:101:LEU:C	2.46	0.54
13:AM:12:ASN:HD22	13:AM:12:ASN:N	2.04	0.54
19:AS:10:PHE:CE1	19:AS:70:LYS:HE2	2.42	0.54
20:AT:18:GLN:HG2	20:AT:22:ARG:NH1	2.22	0.54
20:AT:23:ARG:O	20:AT:27:LYS:HB2	2.07	0.54
22:AV:51:U:H2'	22:AV:52:G:C8	2.42	0.54
22:AW:44:G:H5'	22:AW:45:U:H5	1.72	0.54
25:AZ:251:ASP:H	25:AZ:267:VAL:CG1	2.20	0.54
27:B1:60:PHE:HZ	27:B1:91:LYS:CG	2.20	0.54
28:B2:33:MET:O	28:B2:37:PHE:HD1	1.91	0.54
36:BA:812:C:H5'	48:BP:25:SER:CB	2.38	0.54
36:BA:1124:C:H2'	36:BA:1125:G:O4'	2.08	0.54
36:BA:1336:A:OP2	56:BX:64:LYS:HD2	2.06	0.54
36:BA:1682:G:H5'	36:BA:1762:A:O2'	2.07	0.54
39:BD:39:LYS:HB2	39:BD:62:TYR:HB2	1.89	0.54
39:BD:273:ARG:HH11	39:BD:273:ARG:HG2	1.72	0.54
42:BG:107:LEU:HD11	42:BG:178:PHE:HE1	1.71	0.54
42:BG:111:LEU:N	42:BG:112:PRO:HD2	2.21	0.54
42:BG:138:GLN:HG3	42:BG:153:ARG:H	1.69	0.54
48:BP:79:ARG:O	48:BP:110:TYR:HB3	2.06	0.54
49:BQ:78:PRO:HD2	49:BQ:81:VAL:HG11	1.89	0.54
55:BW:75:TYR:N	55:BW:75:TYR:CD1	2.75	0.54
1:CA:102:G:O2'	1:CA:103:C:H5'	2.07	0.54
1:CA:294:U:H2'	1:CA:295:C:H6	1.71	0.54
1:CA:614:A:H2'	1:CA:615:C:O4'	2.07	0.54
1:CA:1310:G:O2'	1:CA:1311:G:H5'	2.07	0.54
1:CA:1464:G:H2'	1:CA:1465:C:H6	1.72	0.54
4:CD:11:LEU:HD13	4:CD:66:ARG:CD	2.36	0.54
4:CD:31:CYS:C	4:CD:33:MET:N	2.60	0.54
12:CL:47:LYS:HB3	12:CL:48:PRO:CD	2.36	0.54
19:CS:12:ASP:H	19:CS:38:SER:CB	2.20	0.54
22:CW:35:A:H2'	22:CW:36:A:C8	2.42	0.54

Continued on next page...

Continued from previous page...

Atom-1	Atom-2	Interatomic distance (Å)	Clash overlap (Å)
25:CZ:176:LEU:O	25:CZ:176:LEU:HD12	2.07	0.54
25:CZ:265:THR:HG22	25:CZ:291:ARG:H	1.72	0.54
25:CZ:323:LEU:HD22	25:CZ:394:THR:O	2.06	0.54
31:D5:40:LYS:HD2	31:D5:44:THR:O	2.07	0.54
32:D6:33:LYS:HE2	32:D6:33:LYS:HA	1.89	0.54
36:DA:105:C:H2'	36:DA:106:C:H6	1.72	0.54
36:DA:110:G:O2'	36:DA:111:A:H5'	2.08	0.54
36:DA:287:C:H2'	36:DA:288:C:C6	2.42	0.54
36:DA:328:U:H4'	57:DY:68:HIS:CD2	2.42	0.54
36:DA:530:G:C5	36:DA:2022:U:H5''	2.42	0.54
36:DA:979:G:H3'	36:DA:980:A:H5''	1.90	0.54
36:DA:1419:A:O2'	36:DA:1420:U:H5''	2.07	0.54
36:DA:2101:G:H2'	36:DA:2102:U:C5'	2.35	0.54
36:DA:2717:G:O2'	52:DT:96:ARG:HD3	2.06	0.54
38:DC:147:PHE:C	38:DC:149:ILE:H	2.10	0.54
40:DE:117:MET:O	40:DE:121:ASN:HA	2.07	0.54
41:DF:63:LYS:HG2	41:DF:65:TRP:O	2.07	0.54
42:DG:51:ARG:HH11	42:DG:53:LEU:HD13	1.72	0.54
42:DG:82:LEU:HD22	42:DG:87:PRO:HB3	1.89	0.54
42:DG:136:ARG:O	42:DG:154:GLY:HA2	2.08	0.54
43:DH:158:HIS:O	43:DH:159:GLU:HB2	2.06	0.54
48:DP:47:ASP:OD2	48:DP:50:ARG:NH1	2.40	0.54
52:DT:33:LYS:HZ1	52:DT:43:GLN:CG	2.19	0.54
53:DU:64:ARG:HH11	53:DU:64:ARG:HG2	1.72	0.54
53:DU:115:ALA:C	53:DU:117:GLN:H	2.11	0.54
57:DY:15:VAL:HG12	57:DY:17:SER:H	1.72	0.54
1:AA:15:G:H21	5:AE:18:ARG:HA	1.71	0.54
1:AA:525:C:N4	1:AA:526:C:N4	2.55	0.54
1:AA:1479:C:H2'	1:AA:1480:G:H8	1.73	0.54
4:AD:177:ASP:OD1	4:AD:180:GLY:N	2.37	0.54
5:AE:7:GLU:O	5:AE:8:GLU:HB3	2.07	0.54
11:AK:25:TYR:HE1	11:AK:87:THR:HB	1.71	0.54
12:AL:126:LYS:HE2	12:AL:126:LYS:CA	2.37	0.54
14:AN:24:CYS:HB2	14:AN:33:VAL:HG12	1.89	0.54
14:AN:42:ILE:HG22	14:AN:43:CYS:N	2.23	0.54
15:AO:82:ILE:HD11	15:AO:88:ARG:HB2	1.90	0.54
17:AQ:76:LEU:HD11	17:AQ:78:GLU:O	2.07	0.54
20:AT:53:LEU:HD12	20:AT:53:LEU:N	2.21	0.54
27:B1:30:VAL:O	27:B1:30:VAL:HG23	2.07	0.54
28:B2:3:LEU:O	28:B2:6:VAL:HG12	2.08	0.54
33:B7:47:ARG:NH2	36:BA:1311:G:H2'	2.23	0.54

Continued on next page...

Continued from previous page...

Atom-1	Atom-2	Interatomic distance (Å)	Clash overlap (Å)
36:BA:61:G:H8	36:BA:61:G:O5'	1.91	0.54
36:BA:325:G:H2'	36:BA:326:G:H8	1.73	0.54
36:BA:438:G:O2'	36:BA:440:G:H5'	2.08	0.54
36:BA:1434:A:H61	36:BA:1558:A:H62	1.55	0.54
36:BA:1494:A:H3'	36:BA:1494:A:N3	2.22	0.54
36:BA:2467:C:O2	49:BQ:124:LYS:NZ	2.40	0.54
36:BA:2875:C:H4'	52:BT:5:ALA:HB2	1.88	0.54
36:BA:2884:U:H2'	36:BA:2885:C:C5'	2.38	0.54
38:BC:175:VAL:HG12	38:BC:175:VAL:O	2.07	0.54
40:BE:55:ASN:HB3	40:BE:73:GLU:O	2.07	0.54
41:BF:37:VAL:HG11	48:BP:7:ARG:HH12	1.71	0.54
44:BJ:85:UNK:HG3	44:BJ:86:UNK:N	2.20	0.54
46:BN:14:VAL:HG11	46:BN:137:LYS:HG3	1.88	0.54
46:BN:67:LEU:HB3	46:BN:88:GLU:CG	2.37	0.54
46:BN:120:LEU:HD12	46:BN:122:VAL:HG23	1.90	0.54
48:BP:126:VAL:HA	48:BP:145:PRO:CB	2.33	0.54
52:BT:78:LEU:O	52:BT:79:HIS:CD2	2.53	0.54
53:BU:57:PHE:O	53:BU:58:ARG:C	2.45	0.54
53:BU:66:ASN:ND2	53:BU:76:TYR:HB2	2.22	0.54
54:BV:82:ARG:HH11	54:BV:82:ARG:HG2	1.72	0.54
55:BW:97:LYS:HZ3	55:BW:99:ARG:CZ	2.20	0.54
57:BY:31:LEU:HD23	57:BY:36:ALA:O	2.07	0.54
57:BY:98:VAL:O	57:BY:99:CYS:SG	2.64	0.54
1:CA:9:G:C2	1:CA:10:A:C8	2.95	0.54
1:CA:114:U:O2'	1:CA:115:G:H5'	2.08	0.54
1:CA:178:C:O2'	1:CA:179:A:H5'	2.07	0.54
1:CA:228:A:C5'	1:CA:228:A:H8	2.19	0.54
1:CA:355:C:C4	1:CA:356:A:N7	2.76	0.54
1:CA:1004:A:H5''	1:CA:1025:U:N3	2.23	0.54
1:CA:1303:C:H2'	1:CA:1304:G:H5'	1.89	0.54
10:CJ:32:ALA:CB	10:CJ:76:ASN:HB2	2.37	0.54
12:CL:121:GLY:O	12:CL:122:THR:C	2.45	0.54
19:CS:44:MET:SD	19:CS:44:MET:N	2.79	0.54
31:D5:49:CYS:SG	31:D5:50:GLY:N	2.76	0.54
36:DA:222:A:H5''	36:DA:421:U:OP1	2.07	0.54
36:DA:528:A:H2	36:DA:2043:C:O5'	1.90	0.54
36:DA:922:U:H2'	36:DA:923:C:C6	2.42	0.54
36:DA:1149:G:H2'	36:DA:1150:C:C6	2.42	0.54
36:DA:1389:G:H2'	36:DA:1390:U:C6	2.42	0.54
36:DA:2629:A:N3	36:DA:2629:A:H5'	2.22	0.54
41:DF:133:ASN:HB2	41:DF:138:GLU:OE1	2.06	0.54

Continued on next page...

Continued from previous page...

Atom-1	Atom-2	Interatomic distance (Å)	Clash overlap (Å)
46:DN:28:THR:HG23	46:DN:29:LYS:N	2.22	0.54
46:DN:56:ASN:H	46:DN:125:GLY:HA3	1.72	0.54
49:DQ:54:MET:HG2	49:DQ:64:ILE:HD11	1.89	0.54
55:DW:9:TYR:N	55:DW:9:TYR:HD1	2.05	0.54
56:DX:57:LEU:HD13	56:DX:78:LYS:O	2.07	0.54
58:DZ:20:ARG:HB3	58:DZ:20:ARG:NH1	2.22	0.54
1:AA:59:A:C5'	1:AA:60:A:H5''	2.38	0.54
1:AA:1239:A:N6	1:AA:1299:A:H62	2.04	0.54
1:AA:1306:A:OP2	21:AU:6:ARG:NH2	2.38	0.54
2:AB:18:GLY:H	2:AB:42:ILE:HG23	1.72	0.54
2:AB:98:LEU:O	2:AB:101:MET:HG3	2.07	0.54
6:AF:3:ARG:HG2	6:AF:64:GLN:HE21	1.72	0.54
7:AG:7:ALA:O	7:AG:8:GLU:HB2	2.08	0.54
9:AI:52:ALA:CB	9:AI:95:LYS:HD2	2.37	0.54
11:AK:59:TYR:O	11:AK:62:GLN:HB3	2.07	0.54
13:AM:91:ARG:CB	13:AM:98:VAL:HG22	2.36	0.54
15:AO:62:GLN:HA	15:AO:62:GLN:NE2	2.22	0.54
22:AW:34:G:H2'	22:AW:35:A:C5'	2.37	0.54
27:B1:30:VAL:O	27:B1:31:GLY:O	2.25	0.54
28:B2:51:ARG:HG3	28:B2:52:ASP:N	2.22	0.54
35:B9:35:ARG:O	35:B9:36:GLN:O	2.25	0.54
36:BA:202:U:O2'	36:BA:203:C:H5'	2.07	0.54
36:BA:221:A:H1'	36:BA:233:A:C1'	2.36	0.54
36:BA:930:U:H4'	36:BA:931:G:O5'	2.07	0.54
36:BA:1072:C:H5''	36:BA:1073:A:OP1	2.08	0.54
36:BA:2305:A:H2'	36:BA:2306:C:C4'	2.37	0.54
38:BC:132:GLY:N	38:BC:133:PRO:CD	2.70	0.54
39:BD:210:GLY:O	39:BD:213:ARG:HB2	2.08	0.54
48:BP:38:GLN:O	48:BP:39:LYS:HB2	2.06	0.54
48:BP:84:ASN:C	48:BP:86:LYS:N	2.60	0.54
52:BT:96:ARG:HG2	52:BT:98:LYS:O	2.08	0.54
56:BX:35:THR:HG22	56:BX:37:THR:N	2.20	0.54
57:BY:50:ARG:CD	57:BY:56:PRO:HA	2.37	0.54
1:CA:266:G:H5'	1:CA:267:C:C5	2.43	0.54
1:CA:376:G:H5''	16:CP:5:ARG:HB2	1.89	0.54
2:CB:69:LEU:HD23	2:CB:91:PRO:HB2	1.88	0.54
5:CE:11:ILE:HD12	5:CE:31:LEU:HD11	1.89	0.54
9:CI:114:TYR:HE2	10:CJ:59:SER:HA	1.71	0.54
9:CI:126:SER:O	9:CI:127:LYS:HB3	2.08	0.54
10:CJ:29:ARG:HH11	10:CJ:29:ARG:HG2	1.72	0.54
15:CO:29:VAL:HG13	15:CO:63:ARG:HG3	1.89	0.54

Continued on next page...

Continued from previous page...

Atom-1	Atom-2	Interatomic distance (Å)	Clash overlap (Å)
17:CQ:49:GLU:HA	17:CQ:49:GLU:OE1	2.06	0.54
20:CT:66:ALA:HB1	20:CT:71:THR:CG2	2.38	0.54
25:CZ:222:LEU:HB3	25:CZ:243:GLU:CB	2.36	0.54
36:DA:548:A:C2'	36:DA:549:G:H5'	2.36	0.54
36:DA:605:C:H5	36:DA:623:G:N1	2.01	0.54
36:DA:655:A:C4'	36:DA:656:G:H5'	2.27	0.54
36:DA:881:G:H2'	36:DA:882:G:O4'	2.08	0.54
36:DA:1263:U:C4	36:DA:1264:G:C6	2.96	0.54
36:DA:2665:A:H4'	36:DA:2665:A:OP1	2.06	0.54
36:DA:2724:C:OP1	40:DE:118:LYS:NZ	2.41	0.54
38:DC:20:TYR:HD1	38:DC:20:TYR:H	1.54	0.54
38:DC:72:VAL:CG2	38:DC:111:ASP:HB3	2.37	0.54
39:DD:9:TYR:CD1	39:DD:10:THR:HG22	2.42	0.54
40:DE:96:PHE:HA	40:DE:100:GLU:OE1	2.06	0.54
40:DE:167:VAL:CG1	40:DE:170:LEU:HD11	2.38	0.54
40:DE:169:ASN:ND2	40:DE:169:ASN:O	2.38	0.54
48:DP:23:PRO:C	48:DP:33:ARG:CZ	2.76	0.54
48:DP:41:ARG:HH11	48:DP:45:LEU:HD23	1.67	0.54
49:DQ:17:LEU:O	49:DQ:18:LYS:HG3	2.07	0.54
50:DR:2:ARG:HG3	50:DR:2:ARG:HH11	1.72	0.54
51:DS:28:VAL:HG12	51:DS:29:PHE:N	2.21	0.54
52:DT:28:VAL:HG23	52:DT:63:VAL:HG11	1.89	0.54
55:DW:5:ALA:HB2	55:DW:54:ALA:HB2	1.88	0.54
55:DW:37:ARG:HH11	55:DW:37:ARG:HG3	1.72	0.54
1:AA:227:G:C3'	1:AA:228:A:H5''	2.37	0.54
1:AA:552:U:O2'	1:AA:553:A:H5'	2.07	0.54
1:AA:594:G:C2'	1:AA:595:G:H5'	2.38	0.54
1:AA:878:G:C5'	8:AH:89:PRO:HG2	2.37	0.54
1:AA:1150:U:O2	1:AA:1150:U:O4'	2.26	0.54
4:AD:76:ARG:HD2	4:AD:207:TYR:CE1	2.43	0.54
5:AE:20:GLN:HE22	5:AE:25:ARG:HH21	1.55	0.54
5:AE:31:LEU:CD2	5:AE:43:LEU:HD11	2.38	0.54
19:AS:11:VAL:CG2	19:AS:16:LEU:HD11	2.38	0.54
22:AV:5:G:H5'	22:AV:5:G:C8	2.39	0.54
24:AY:15:A:H3'	24:AY:16:H2U:H5''	1.88	0.54
27:B1:81:LYS:C	27:B1:82:LEU:HD12	2.28	0.54
28:B2:6:VAL:HG12	28:B2:7:ARG:NH1	2.23	0.54
31:B5:16:ARG:HH11	31:B5:16:ARG:HG2	1.72	0.54
33:B7:5:TRP:CE2	33:B7:7:PRO:HB3	2.42	0.54
34:B8:62:LEU:N	34:B8:63:PRO:CD	2.71	0.54
36:BA:391:G:O2'	36:BA:392:C:H5'	2.08	0.54

Continued on next page...

Continued from previous page...

Atom-1	Atom-2	Interatomic distance (Å)	Clash overlap (Å)
36:BA:1952:A:C6	47:BO:22:ILE:HD12	2.43	0.54
36:BA:2189:U:H3'	36:BA:2190:G:H5''	1.89	0.54
36:BA:2394:C:H2'	36:BA:2395:C:H5'	1.90	0.54
36:BA:2741:A:H2'	36:BA:2742:C:O4'	2.08	0.54
36:BA:2839:G:H2'	36:BA:2840:C:H6	1.73	0.54
37:BB:95:C:O2'	37:BB:96:U:H5'	2.08	0.54
38:BC:113:VAL:HG11	38:BC:136:LEU:O	2.07	0.54
40:BE:13:ARG:HB3	40:BE:22:PRO:HA	1.89	0.54
40:BE:51:PHE:O	40:BE:74:PRO:HB3	2.07	0.54
41:BF:129:PHE:O	41:BF:132:VAL:HB	2.07	0.54
46:BN:65:LYS:O	46:BN:67:LEU:N	2.38	0.54
48:BP:35:HIS:C	48:BP:36:LYS:HG2	2.28	0.54
50:BR:59:ASP:O	50:BR:60:LEU:HB3	2.08	0.54
50:BR:72:ASP:HB3	50:BR:75:LEU:HB3	1.89	0.54
53:BU:65:ILE:HG13	53:BU:96:ALA:HB1	1.88	0.54
55:BW:6:ILE:HG12	55:BW:104:THR:CB	2.37	0.54
1:CA:1118:C:OP1	9:CI:104:ARG:NE	2.41	0.54
1:CA:1260:C:H1'	1:CA:1275:A:H61	1.72	0.54
6:CF:18:GLN:HA	6:CF:21:LEU:CG	2.38	0.54
7:CG:145:ALA:O	7:CG:146:GLU:C	2.46	0.54
9:CI:9:ARG:HG2	9:CI:14:VAL:HG22	1.90	0.54
10:CJ:90:LEU:N	10:CJ:91:PRO:CD	2.70	0.54
11:CK:66:LEU:O	11:CK:69:ALA:N	2.41	0.54
14:CN:59:ALA:HB1	14:CN:61:TRP:HZ3	1.71	0.54
16:CP:64:ALA:O	16:CP:66:PRO:HD3	2.08	0.54
16:CP:67:THR:HB	16:CP:70:ALA:H	1.72	0.54
19:CS:24:ALA:O	19:CS:25:LYS:HB2	2.08	0.54
22:CV:5:G:H1	22:CV:68:C:N4	2.06	0.54
25:CZ:102:ALA:O	25:CZ:131:ILE:HG23	2.07	0.54
25:CZ:131:ILE:HD11	25:CZ:163:PHE:CE2	2.43	0.54
25:CZ:177:LEU:HD13	25:CZ:195:TRP:CZ2	2.43	0.54
27:D1:37:ILE:O	27:D1:37:ILE:HD12	2.08	0.54
27:D1:94:LEU:HD12	27:D1:94:LEU:H	1.73	0.54
32:D6:45:LYS:HG2	36:DA:2371:G:H4'	1.90	0.54
36:DA:136:G:H2'	36:DA:137:C:H6	1.72	0.54
36:DA:216:A:C8	36:DA:432:A:C6	2.96	0.54
36:DA:331:A:H1'	36:DA:332:A:OP1	2.06	0.54
36:DA:1051:G:H2'	36:DA:1052:C:C5	2.43	0.54
36:DA:2134:A:H62	36:DA:2157:G:H1'	1.72	0.54
36:DA:2240:C:O2'	36:DA:2241:A:H5'	2.07	0.54
36:DA:2823:A:OP1	40:DE:113:PHE:HB2	2.07	0.54

Continued on next page...

Continued from previous page...

Atom-1	Atom-2	Interatomic distance (Å)	Clash overlap (Å)
39:DD:63:ARG:HG3	39:DD:63:ARG:HH11	1.73	0.54
41:DF:185:ASP:CA	41:DF:188:ARG:HG2	2.37	0.54
42:DG:51:ARG:HH11	42:DG:53:LEU:CD1	2.20	0.54
43:DH:83:TYR:CB	43:DH:134:SER:HB3	2.35	0.54
46:DN:3:THR:C	46:DN:4:TYR:CG	2.81	0.54
50:DR:11:ASN:O	50:DR:11:ASN:ND2	2.41	0.54
54:DV:39:LEU:HD12	54:DV:51:VAL:HA	1.90	0.54
57:DY:51:VAL:O	57:DY:53:PRO:HD3	2.07	0.54
58:DZ:120:ILE:HG21	58:DZ:170:THR:O	2.07	0.54
58:DZ:126:VAL:HA	58:DZ:163:LEU:HA	1.89	0.54
1:AA:333:G:O2'	1:AA:334:C:H5'	2.08	0.54
1:AA:346:G:P	52:BT:43:GLN:NE2	2.81	0.54
1:AA:966:G:O2'	1:AA:967:C:O5'	2.24	0.54
1:AA:1246:C:O2'	1:AA:1247:U:H5'	2.08	0.54
2:AB:97:TRP:CZ3	2:AB:176:GLU:OE2	2.61	0.54
5:AE:12:LEU:CD1	5:AE:31:LEU:HB3	2.38	0.54
6:AF:30:LEU:HB3	6:AF:35:ALA:HB3	1.88	0.54
9:AI:27:THR:HB	9:AI:62:TYR:HA	1.90	0.54
12:AL:71:PRO:HG3	12:AL:99:HIS:CD2	2.41	0.54
15:AO:6:GLU:N	15:AO:6:GLU:OE1	2.40	0.54
15:AO:24:SER:OG	15:AO:27:VAL:HG23	2.08	0.54
25:AZ:27:LEU:HD11	25:AZ:31:LEU:HD21	1.90	0.54
25:AZ:96:ALA:O	25:AZ:126:VAL:HG11	2.08	0.54
28:B2:13:ALA:CB	28:B2:16:LEU:HD12	2.38	0.54
36:BA:140:G:C1'	36:BA:141:A:H2	2.21	0.54
36:BA:192:C:O2'	36:BA:802:A:N3	2.41	0.54
36:BA:814:C:H2'	36:BA:815:C:H6	1.73	0.54
36:BA:1053:C:H2'	36:BA:1054:A:H8	1.73	0.54
36:BA:2746:U:O2'	36:BA:2747:G:H5'	2.07	0.54
39:BD:228:PRO:HD3	39:BD:235:GLY:CA	2.38	0.54
41:BF:135:LYS:HD2	41:BF:137:LYS:HZ2	1.73	0.54
52:BT:50:ILE:HD11	52:BT:64:ARG:HB2	1.89	0.54
53:BU:85:LYS:HD3	53:BU:117:GLN:HE22	1.73	0.54
54:BV:77:ALA:O	54:BV:79:VAL:HG22	2.08	0.54
55:BW:50:VAL:CG2	55:BW:105:VAL:HG23	2.37	0.54
58:BZ:69:THR:CG2	58:BZ:90:VAL:HA	2.29	0.54
58:BZ:70:LEU:HD23	58:BZ:70:LEU:N	2.23	0.54
58:BZ:99:TYR:HE1	58:BZ:125:LEU:HD12	1.72	0.54
1:CA:498:U:O2'	1:CA:499:A:H8	1.91	0.54
1:CA:706:A:C4'	11:CK:29:ILE:HD11	2.38	0.54
1:CA:1246:C:C2'	1:CA:1247:U:H5'	2.37	0.54

Continued on next page...

Continued from previous page...

Atom-1	Atom-2	Interatomic distance (Å)	Clash overlap (Å)
4:CD:38:TYR:HB2	4:CD:44:GLY:O	2.07	0.54
6:CF:30:LEU:O	6:CF:35:ALA:HB3	2.08	0.54
9:CI:36:TYR:CD2	9:CI:37:PHE:CE1	2.95	0.54
10:CJ:82:ILE:HG22	10:CJ:82:ILE:O	2.08	0.54
19:CS:15:LEU:O	19:CS:19:VAL:HG23	2.08	0.54
21:CU:6:ARG:HD3	21:CU:15:ARG:NE	2.22	0.54
24:CY:29:G:H1	24:CY:41:C:H42	1.56	0.54
25:CZ:68:VAL:CG1	25:CZ:79:HIS:HB3	2.36	0.54
25:CZ:70:TYR:HE1	25:CZ:77:TYR:CD2	2.26	0.54
25:CZ:222:LEU:CD1	25:CZ:303:VAL:HG11	2.32	0.54
25:CZ:356:PRO:HD3	25:CZ:370:PHE:HA	1.90	0.54
26:D0:45:PHE:HB2	26:D0:59:LEU:HD11	1.90	0.54
36:DA:304:G:O2'	36:DA:305:U:H5'	2.06	0.54
36:DA:910:A:H2'	36:DA:911:A:C8	2.42	0.54
36:DA:1231:G:H2'	36:DA:1232:G:C8	2.43	0.54
36:DA:2358:G:H2'	36:DA:2359:C:H6	1.73	0.54
36:DA:2464:C:O2'	36:DA:2465:C:H6	1.91	0.54
36:DA:2508:G:O2'	36:DA:2509:G:H5'	2.08	0.54
36:DA:2712:U:OP1	36:DA:2714:G:H4'	2.08	0.54
36:DA:2777:G:C4'	36:DA:2778:A:H5'	2.38	0.54
39:DD:24:ILE:C	39:DD:24:ILE:HD13	2.28	0.54
39:DD:211:ARG:O	39:DD:211:ARG:HG3	2.08	0.54
40:DE:131:ALA:HB1	40:DE:134:ILE:CD1	2.36	0.54
42:DG:138:GLN:HB3	42:DG:153:ARG:O	2.08	0.54
46:DN:62:VAL:HG22	46:DN:66:LYS:HB2	1.90	0.54
47:DO:76:ALA:HB3	52:DT:75:ILE:HD13	1.89	0.54
48:DP:16:ARG:HD3	48:DP:18:ARG:N	2.18	0.54
57:DY:88:LYS:HZ1	57:DY:93:GLY:CA	2.19	0.54
58:DZ:146:ILE:HG13	58:DZ:147:GLY:N	2.23	0.54
1:AA:390:C:H2'	1:AA:391:G:H8	1.73	0.54
1:AA:1462:G:O2'	52:BT:115:ARG:NH2	2.41	0.54
2:AB:54:THR:HG21	2:AB:201:ILE:HD11	1.89	0.54
2:AB:113:HIS:C	2:AB:115:LEU:H	2.09	0.54
4:AD:175:SER:O	4:AD:176:LEU:HB2	2.07	0.54
9:AI:88:TYR:O	9:AI:89:ASN:CB	2.56	0.54
12:AL:109:GLY:HA3	12:AL:122:THR:H	1.72	0.54
22:AW:8:U:H5'	22:AW:49:C:OP2	2.08	0.54
22:AW:38:A:C3'	22:AW:39:U:H5''	2.38	0.54
25:AZ:242:ILE:CB	25:AZ:282:ALA:HA	2.37	0.54
25:AZ:303:VAL:CG1	25:AZ:304:LEU:N	2.71	0.54
26:B0:80:HIS:N	26:B0:80:HIS:CD2	2.75	0.54

Continued on next page...

Continued from previous page...

Atom-1	Atom-2	Interatomic distance (Å)	Clash overlap (Å)
28:B2:5:GLU:C	28:B2:7:ARG:H	2.11	0.54
28:B2:39:ALA:HA	28:B2:45:SER:HB3	1.88	0.54
32:B6:25:LYS:CE	34:B8:34:TRP:HE1	2.19	0.54
36:BA:195:A:OP1	48:BP:46:LYS:HE2	2.08	0.54
36:BA:322:A:OP2	41:BF:169:ASN:HB2	2.08	0.54
36:BA:818:G:H5'	36:BA:839:U:OP1	2.08	0.54
36:BA:1192:G:O2'	36:BA:1193:G:H5'	2.08	0.54
36:BA:1782:C:H1'	36:BA:2609:U:C5'	2.37	0.54
36:BA:2074:U:H2'	36:BA:2075:U:C6	2.43	0.54
36:BA:2726:U:O2	36:BA:2726:U:H5'	2.07	0.54
38:BC:116:THR:HB	38:BC:147:PHE:CE1	2.42	0.54
43:BH:65:HIS:HE1	43:BH:69:ARG:HH11	1.55	0.54
48:BP:18:ARG:O	48:BP:20:GLY:N	2.40	0.54
49:BQ:92:GLY:C	49:BQ:93:TYR:CD1	2.81	0.54
1:CA:59:A:H1'	1:CA:354:G:N2	2.23	0.54
1:CA:673:G:H5''	6:CF:87:ARG:NH1	2.23	0.54
1:CA:824:C:H1'	8:CH:1:MET:CE	2.37	0.54
1:CA:1225:A:H2'	1:CA:1226:C:C5	2.42	0.54
1:CA:1239:A:H4'	1:CA:1240:U:O5'	2.08	0.54
1:CA:1320:C:H5'	1:CA:1320:C:H6	1.72	0.54
1:CA:1365:G:O2'	1:CA:1366:C:H5'	2.08	0.54
1:CA:1375:A:H2'	1:CA:1376:U:H6	1.73	0.54
5:CE:6:PHE:CB	5:CE:34:VAL:HG22	2.34	0.54
9:CI:128:ARG:OXT	9:CI:128:ARG:HG2	2.08	0.54
10:CJ:29:ARG:HG2	10:CJ:29:ARG:O	2.08	0.54
10:CJ:70:ARG:HG2	10:CJ:70:ARG:NH1	2.22	0.54
10:CJ:90:LEU:H	10:CJ:91:PRO:HD3	1.73	0.54
11:CK:44:SER:H	11:CK:47:VAL:CG2	2.19	0.54
11:CK:101:SER:OG	11:CK:103:LEU:HD23	2.08	0.54
18:CR:40:LEU:C	18:CR:42:ARG:H	2.11	0.54
25:CZ:251:ASP:H	25:CZ:267:VAL:HG13	1.73	0.54
25:CZ:263:ARG:HG2	25:CZ:264:ARG:N	2.22	0.54
25:CZ:356:PRO:CG	25:CZ:370:PHE:HA	2.38	0.54
60:CZ:501:GDP:C8	60:CZ:501:GDP:H5''	2.43	0.54
26:D0:27:GLU:HA	26:D0:67:VAL:O	2.07	0.54
31:D5:45:VAL:O	31:D5:46:CYS:HB3	2.08	0.54
34:D8:33:ASN:HA	34:D8:36:LYS:HE3	1.89	0.54
35:D9:1:MET:HB3	35:D9:4:ARG:HH12	1.73	0.54
36:DA:558:G:OP2	46:DN:111:PRO:HD2	2.08	0.54
36:DA:779:U:OP1	39:DD:49:ILE:HG23	2.07	0.54
36:DA:2188:C:H2'	36:DA:2189:U:C5	2.43	0.54

Continued on next page...

Continued from previous page...

Atom-1	Atom-2	Interatomic distance (Å)	Clash overlap (Å)
36:DA:2472:G:C5'	36:DA:2473:U:H5''	2.38	0.54
36:DA:2472:G:H5''	36:DA:2473:U:H5''	1.90	0.54
39:DD:6:PHE:CE1	39:DD:18:VAL:HG12	2.43	0.54
39:DD:124:PRO:HG2	39:DD:129:ASN:ND2	2.22	0.54
40:DE:21:VAL:HG23	40:DE:21:VAL:O	2.08	0.54
40:DE:201:THR:OG1	40:DE:202:LYS:N	2.41	0.54
43:DH:30:LYS:HG3	43:DH:79:VAL:C	2.28	0.54
44:DJ:57:UNK:O	44:DJ:58:UNK:O	2.26	0.54
46:DN:39:ARG:C	46:DN:41:ASP:H	2.10	0.54
47:DO:111:PHE:O	47:DO:115:VAL:HG23	2.07	0.54
51:DS:38:GLN:O	51:DS:40:ILE:HG23	2.07	0.54
53:DU:88:ILE:C	53:DU:90:VAL:H	2.11	0.54
57:DY:2:ARG:HH11	57:DY:2:ARG:HG2	1.73	0.54
57:DY:27:VAL:HG12	57:DY:28:LYS:H	1.73	0.54
58:DZ:152:ALA:O	58:DZ:155:LEU:HD22	2.08	0.54
1:AA:197:A:H4'	1:AA:198:G:O5'	2.08	0.54
1:AA:1030(D):A:H2'	1:AA:1031:G:H5'	1.89	0.54
2:AB:22:LYS:NZ	2:AB:40:HIS:HE1	2.05	0.54
2:AB:77:ALA:HA	2:AB:80:ILE:HD13	1.89	0.54
3:AC:43:LEU:HD22	3:AC:47:LEU:HD22	1.89	0.54
3:AC:79:ARG:HB3	3:AC:79:ARG:NH1	2.22	0.54
3:AC:153:VAL:HG12	3:AC:154:SER:H	1.67	0.54
13:AM:108:ARG:HG3	13:AM:108:ARG:NH1	2.23	0.54
20:AT:53:LEU:HD12	20:AT:53:LEU:H	1.73	0.54
20:AT:73:HIS:HB3	20:AT:74:LYS:HD3	1.89	0.54
25:AZ:96:ALA:HA	25:AZ:99:MET:HG2	1.90	0.54
28:B2:13:ALA:HB1	28:B2:16:LEU:HD12	1.90	0.54
28:B2:13:ALA:C	28:B2:15:LYS:H	2.09	0.54
28:B2:57:ILE:HG22	28:B2:61:LEU:HG	1.88	0.54
28:B2:62:THR:HG22	28:B2:66:GLU:CG	2.38	0.54
35:B9:12:ASP:C	35:B9:14:CYS:H	2.10	0.54
36:BA:759:G:O4'	36:BA:1981:A:C2	2.61	0.54
36:BA:1094:U:H2'	36:BA:1096:A:OP2	2.08	0.54
36:BA:1368:G:O2'	36:BA:1369:G:H5'	2.08	0.54
36:BA:1409:C:H2'	36:BA:1410:G:H8	1.72	0.54
36:BA:2408:U:H6	36:BA:2408:U:H3'	1.73	0.54
36:BA:2472:G:C5'	36:BA:2473:U:H5''	2.38	0.54
46:BN:14:VAL:HG13	46:BN:135:PRO:O	2.08	0.54
48:BP:101:VAL:HG12	48:BP:106:LEU:HB3	1.90	0.54
49:BQ:6:ARG:NH1	49:BQ:6:ARG:CB	2.71	0.54
51:BS:15:ARG:HH11	51:BS:15:ARG:HG2	1.72	0.54

Continued on next page...

Continued from previous page...

Atom-1	Atom-2	Interatomic distance (Å)	Clash overlap (Å)
1:CA:372:C:H41	1:CA:387:U:H2'	1.73	0.54
1:CA:860:A:H2'	1:CA:861:G:O4'	2.08	0.54
1:CA:1171:G:O2'	1:CA:1172:C:H5'	2.07	0.54
1:CA:1269:A:H2	1:CA:1312:G:N3	2.06	0.54
1:CA:1308:U:P	13:CM:99:ARG:HG3	2.48	0.54
4:CD:70:ILE:CG2	4:CD:75:PHE:HB2	2.38	0.54
12:CL:126:LYS:O	12:CL:128:ALA:N	2.41	0.54
13:CM:11:ARG:HG2	13:CM:12:ASN:N	2.22	0.54
13:CM:19:LEU:H	13:CM:19:LEU:HD22	1.73	0.54
15:CO:18:PHE:CD1	15:CO:18:PHE:O	2.60	0.54
20:CT:41:ILE:C	20:CT:43:LEU:H	2.09	0.54
27:D1:49:VAL:O	27:D1:49:VAL:HG13	2.07	0.54
36:DA:11:G:H2'	36:DA:12:U:H6	1.73	0.54
36:DA:1163:G:H2'	36:DA:1164:G:H8	1.73	0.54
36:DA:1425:G:H2'	36:DA:1426:G:O4'	2.08	0.54
36:DA:1721:G:H5'	36:DA:1721:G:N3	2.23	0.54
36:DA:2027:G:O2'	36:DA:2028:U:H5'	2.06	0.54
36:DA:2625:G:H2'	36:DA:2626:C:C6	2.43	0.54
36:DA:2641:G:H2'	36:DA:2642:G:O4'	2.07	0.54
38:DC:172:HIS:O	38:DC:173:ALA:HB2	2.07	0.54
39:DD:133:LEU:O	39:DD:135:PHE:N	2.41	0.54
42:DG:5:VAL:CG2	42:DG:8:LYS:HD2	2.38	0.54
42:DG:47:LYS:HE3	42:DG:81:LYS:CB	2.38	0.54
50:DR:2:ARG:HD3	50:DR:5:LYS:HD3	1.90	0.54
51:DS:93:LYS:O	51:DS:94:TYR:C	2.46	0.54
57:DY:86:ARG:HG2	57:DY:87:LYS:N	2.22	0.54
58:DZ:145:GLU:OE1	58:DZ:145:GLU:HA	2.08	0.54
1:AA:933:G:OP2	7:AG:3:ARG:HB3	2.07	0.54
1:AA:1158:C:O2	1:AA:1158:C:H2'	2.08	0.54
1:AA:1256:A:C2	1:AA:1277:C:H2'	2.42	0.54
4:AD:85:LYS:HD3	4:AD:92:VAL:HG13	1.90	0.54
7:AG:69:VAL:HG13	7:AG:100:ALA:HA	1.90	0.54
9:AI:89:ASN:C	9:AI:91:ASP:H	2.11	0.54
9:AI:99:LEU:N	9:AI:99:LEU:HD22	2.22	0.54
12:AL:29:GLY:O	12:AL:30:ALA:O	2.25	0.54
20:AT:50:GLU:OE2	20:AT:100:ILE:HD13	2.08	0.54
25:AZ:12:VAL:HG21	25:AZ:75:ARG:NH2	2.22	0.54
25:AZ:242:ILE:HG12	25:AZ:284:ASP:O	2.07	0.54
27:B1:13:ILE:CD1	27:B1:42:GLN:HB2	2.37	0.54
27:B1:53:VAL:O	27:B1:54:ALA:HB3	2.08	0.54
30:B4:10:VAL:HG23	30:B4:11:PRO:CD	2.34	0.54

Continued on next page...

Continued from previous page...

Atom-1	Atom-2	Interatomic distance (Å)	Clash overlap (Å)
31:B5:2:ALA:CB	36:BA:2015:A:H1'	2.37	0.54
32:B6:17:LYS:HB2	32:B6:47:THR:HG21	1.90	0.54
32:B6:19:ARG:CD	32:B6:20:ASN:H	2.20	0.54
36:BA:185:U:H2'	36:BA:186:G:H8	1.73	0.54
36:BA:653:A:N3	36:BA:653:A:H2'	2.22	0.54
36:BA:888:C:H2'	36:BA:889:C:C4'	2.38	0.54
36:BA:1104:C:O2'	36:BA:1105:U:H5'	2.08	0.54
36:BA:1165:U:H2'	36:BA:1166:C:H6	1.73	0.54
36:BA:1528:A:N7	36:BA:1544:A:N6	2.55	0.54
36:BA:1722:A:O2'	36:BA:1739:U:C5'	2.56	0.54
36:BA:1800:C:H5''	39:BD:147:LEU:CD2	2.38	0.54
36:BA:2208:A:H1'	36:BA:2219:G:C5	2.42	0.54
36:BA:2526:G:C6	36:BA:2527:C:C4	2.96	0.54
39:BD:5:LYS:HA	39:BD:17:THR:HG22	1.89	0.54
42:BG:15:VAL:CG1	42:BG:19:LEU:HD12	2.38	0.54
50:BR:30:THR:HG23	50:BR:31:HIS:ND1	2.23	0.54
52:BT:23:ARG:HA	52:BT:52:ILE:CD1	2.38	0.54
52:BT:129:ARG:NH1	52:BT:131:ALA:H	2.06	0.54
54:BV:14:VAL:HB	54:BV:96:ILE:HG21	1.90	0.54
57:BY:9:LYS:O	57:BY:28:LYS:NZ	2.41	0.54
1:CA:323:U:O3'	20:CT:22:ARG:HD3	2.08	0.54
1:CA:599:C:H4'	8:CH:130:GLY:C	2.27	0.54
1:CA:779:C:H2'	1:CA:780:A:O4'	2.08	0.54
1:CA:1097:C:O2'	1:CA:1098:C:H5'	2.07	0.54
1:CA:1151:A:C4	1:CA:1152:A:N7	2.76	0.54
1:CA:1369:C:H2'	1:CA:1370:G:C8	2.43	0.54
1:CA:1411:C:H2'	1:CA:1412:C:C6	2.42	0.54
1:CA:1452:C:H4'	1:CA:1456:G:H22	1.73	0.54
2:CB:155:LEU:HD11	2:CB:157:ARG:O	2.08	0.54
3:CC:22:TRP:CE2	14:CN:54:PRO:HG2	2.42	0.54
13:CM:116:THR:HG22	13:CM:117:VAL:N	2.23	0.54
14:CN:14:PRO:O	14:CN:15:LYS:O	2.26	0.54
21:CU:9:ARG:HH12	21:CU:23:PRO:HD2	1.73	0.54
24:CY:4:G:C3'	24:CY:5:G:H5''	2.38	0.54
25:CZ:23:GLY:O	25:CZ:27:LEU:HB3	2.08	0.54
25:CZ:246:LYS:HD2	25:CZ:279:GLU:CD	2.28	0.54
36:DA:99:U:C4'	36:DA:102:G:H1'	2.38	0.54
36:DA:151:C:H2'	36:DA:152:G:C8	2.43	0.54
36:DA:780:G:OP1	39:DD:218:ARG:NH2	2.41	0.54
36:DA:1164:G:C6	36:DA:1165:U:C4	2.96	0.54
36:DA:1190:G:OP1	48:DP:32:THR:OG1	2.23	0.54

Continued on next page...

Continued from previous page...

Atom-1	Atom-2	Interatomic distance (Å)	Clash overlap (Å)
36:DA:1210:A:H8	36:DA:1210:A:H5'	1.73	0.54
36:DA:1773:A:H2'	36:DA:1774:C:H5'	1.88	0.54
36:DA:2152:G:O2'	36:DA:2153:G:H5'	2.08	0.54
36:DA:2305:A:H2'	36:DA:2306:C:C5'	2.38	0.54
41:DF:119:ARG:HG2	41:DF:119:ARG:NH1	2.22	0.54
41:DF:132:VAL:HG13	41:DF:133:ASN:HD22	1.74	0.54
42:DG:91:ARG:HG2	42:DG:92:VAL:N	2.23	0.54
46:DN:15:LEU:HD13	46:DN:16:ILE:N	2.23	0.54
51:DS:24:LEU:HD11	51:DS:48:LEU:HD22	1.89	0.54
52:DT:13:ARG:HH21	52:DT:15:VAL:CG1	2.19	0.54
52:DT:88:ILE:O	52:DT:89:VAL:C	2.46	0.54
52:DT:122:ASP:C	52:DT:124:ASP:H	2.09	0.54
57:DY:17:SER:OG	57:DY:18:GLY:N	2.41	0.54
57:DY:49:VAL:O	57:DY:50:ARG:HB2	2.08	0.54
57:DY:79:CYS:SG	57:DY:80:GLY:N	2.81	0.54
58:DZ:65:GLN:HG2	58:DZ:67:LEU:HD13	1.90	0.54
1:AA:819:A:H4'	1:AA:820:U:OP2	2.07	0.53
1:AA:1145:C:O2'	1:AA:1146:A:O5'	2.24	0.53
1:AA:1220:G:H2'	1:AA:1221:G:H8	1.72	0.53
2:AB:61:LEU:HD11	2:AB:160:ASP:CB	2.38	0.53
26:B0:30:VAL:HA	26:B0:65:GLY:O	2.07	0.53
28:B2:20:GLU:O	28:B2:21:LEU:C	2.46	0.53
28:B2:35:LEU:HB3	28:B2:53:LEU:CD1	2.38	0.53
30:B4:14:ILE:HD12	30:B4:14:ILE:H	1.73	0.53
31:B5:52:TYR:CE2	36:BA:2884:U:H1'	2.42	0.53
32:B6:41:PRO:C	32:B6:43:CYS:N	2.61	0.53
36:BA:914:C:H2'	36:BA:915:C:H5'	1.90	0.53
36:BA:1796:U:H2'	36:BA:1797:C:C6	2.44	0.53
36:BA:2033:A:O2'	36:BA:2034:U:P	2.66	0.53
36:BA:2239:G:H5'	39:BD:251:GLY:HA3	1.89	0.53
36:BA:2575:C:H2'	36:BA:2578:G:O6	2.08	0.53
38:BC:99:ILE:CD1	38:BC:102:LYS:HZ3	2.21	0.53
38:BC:113:VAL:HG21	38:BC:136:LEU:HB3	1.90	0.53
39:BD:54:ARG:O	39:BD:218:ARG:NH1	2.41	0.53
39:BD:227:ASN:O	39:BD:230:ASP:N	2.40	0.53
42:BG:7:LEU:O	42:BG:7:LEU:HD23	2.07	0.53
43:BH:130:ARG:NH1	43:BH:130:ARG:HB3	2.24	0.53
49:BQ:1:MET:HE1	49:BQ:45:GLN:HA	1.89	0.53
51:BS:83:LYS:CG	51:BS:105:ALA:HB3	2.33	0.53
58:BZ:7:ALA:O	58:BZ:61:LEU:HA	2.07	0.53
58:BZ:18:LEU:O	58:BZ:21:ALA:HB3	2.08	0.53

Continued on next page...

Continued from previous page...

Atom-1	Atom-2	Interatomic distance (Å)	Clash overlap (Å)
1:CA:542:G:P	4:CD:10:ARG:HH21	2.30	0.53
1:CA:992:U:H1'	1:CA:993:G:C2	2.43	0.53
1:CA:1312:G:O2'	1:CA:1313:U:H5'	2.08	0.53
1:CA:1323:G:H2'	1:CA:1324:A:C8	2.43	0.53
2:CB:97:TRP:HZ3	2:CB:172:ILE:HG22	1.70	0.53
3:CC:83:ARG:O	3:CC:87:LEU:HG	2.08	0.53
4:CD:12:CYS:O	4:CD:33:MET:HE2	2.08	0.53
4:CD:18:LYS:HA	4:CD:33:MET:HE2	1.89	0.53
13:CM:120:LYS:O	13:CM:121:LYS:CB	2.55	0.53
25:CZ:220:PRO:HB2	25:CZ:244:ARG:HD2	1.89	0.53
36:DA:291:C:H2'	36:DA:292:C:H6	1.73	0.53
36:DA:860:U:O2	36:DA:2268:A:O4'	2.26	0.53
36:DA:994:C:OP1	53:DU:53:ARG:NH2	2.41	0.53
36:DA:1367:A:C2'	36:DA:1368:G:H5'	2.37	0.53
36:DA:1428:C:C5	36:DA:1569:A:H5''	2.43	0.53
36:DA:1466:G:H5'	36:DA:1467:C:OP1	2.08	0.53
36:DA:2177:C:H2'	36:DA:2178:C:O2	2.08	0.53
36:DA:2177:C:H4'	38:DC:46:LYS:HD3	1.90	0.53
36:DA:2777:G:H5''	36:DA:2778:A:H5''	1.89	0.53
38:DC:96:GLY:H	38:DC:99:ILE:CG1	2.22	0.53
39:DD:275:LYS:HD2	39:DD:276:LYS:N	2.23	0.53
40:DE:167:VAL:HG22	40:DE:170:LEU:HD11	1.90	0.53
41:DF:54:ARG:HD3	41:DF:54:ARG:C	2.29	0.53
41:DF:125:LEU:H	41:DF:125:LEU:CD2	2.15	0.53
43:DH:44:VAL:HG12	43:DH:45:VAL:N	2.23	0.53
43:DH:52:VAL:HG21	43:DH:69:ARG:CD	2.38	0.53
49:DQ:141:GLN:NE2	58:DZ:72:ARG:HA	2.23	0.53
50:DR:7:GLY:O	50:DR:8:ARG:HB2	2.08	0.53
50:DR:18:LEU:C	50:DR:18:LEU:HD13	2.29	0.53
52:DT:32:TYR:CD2	52:DT:81:PRO:HB2	2.43	0.53
53:DU:65:ILE:HD12	53:DU:65:ILE:H	1.71	0.53
54:DV:15:GLU:O	54:DV:16:PRO:O	2.26	0.53
1:AA:413:G:N3	1:AA:413:G:C2'	2.71	0.53
1:AA:1003:G:H2'	1:AA:1004:A:H4'	1.90	0.53
1:AA:1149:C:OP1	9:AI:9:ARG:HD3	2.08	0.53
2:AB:13:ALA:C	2:AB:15:VAL:H	2.12	0.53
3:AC:92:ALA:HB2	3:AC:99:VAL:CG2	2.36	0.53
8:AH:9:MET:O	8:AH:13:ILE:HG12	2.08	0.53
14:AN:12:ARG:HB3	14:AN:14:PRO:CG	2.35	0.53
19:AS:11:VAL:HG21	19:AS:16:LEU:HD11	1.90	0.53
19:AS:49:ILE:HD12	19:AS:49:ILE:N	2.09	0.53

Continued on next page...

Continued from previous page...

Atom-1	Atom-2	Interatomic distance (Å)	Clash overlap (Å)
25:AZ:350:THR:HG22	25:AZ:351:GLY:N	2.22	0.53
36:BA:142:A:N6	36:BA:1596:A:H5'	2.23	0.53
36:BA:197:A:N6	36:BA:2430:A:H2'	2.23	0.53
36:BA:1049:C:H2'	36:BA:1050:A:H8	1.72	0.53
36:BA:1069:A:O2'	36:BA:1070:A:P	2.65	0.53
36:BA:1318:C:C3'	36:BA:1319:G:H5''	2.36	0.53
36:BA:1639:U:H2'	36:BA:1640:C:C5'	2.37	0.53
36:BA:1805:U:O2	39:BD:50:THR:HB	2.08	0.53
39:BD:30:GLU:HG2	39:BD:35:LYS:HZ1	1.73	0.53
47:BO:104:ARG:C	47:BO:106:LEU:N	2.59	0.53
48:BP:114:ILE:HD12	48:BP:115:LEU:N	2.23	0.53
48:BP:144:GLU:H	48:BP:145:PRO:HD3	1.71	0.53
50:BR:103:ARG:HD2	50:BR:108:GLY:O	2.09	0.53
54:BV:64:HIS:CE1	54:BV:92:THR:HG22	2.43	0.53
55:BW:18:ARG:HG3	55:BW:18:ARG:HH11	1.73	0.53
56:BX:62:LYS:HE3	56:BX:73:ARG:NH1	2.23	0.53
1:CA:757:U:H5''	1:CA:822:C:O2	2.07	0.53
1:CA:986:A:H2'	1:CA:987:G:H8	1.71	0.53
1:CA:1281:U:H5'	1:CA:1282:C:H5	1.73	0.53
2:CB:97:TRP:CZ3	2:CB:173:ALA:HA	2.43	0.53
4:CD:114:ARG:HG3	4:CD:114:ARG:HH11	1.74	0.53
4:CD:171:GLY:HA3	4:CD:173:TRP:CZ3	2.43	0.53
7:CG:150:ALA:HB2	11:CK:50:TYR:OH	2.08	0.53
9:CI:42:ARG:NH2	9:CI:75:ASP:OD1	2.37	0.53
10:CJ:9:ARG:HH11	10:CJ:9:ARG:HG2	1.73	0.53
10:CJ:38:ILE:O	10:CJ:70:ARG:HA	2.08	0.53
19:CS:31:ILE:HG12	19:CS:32:LYS:O	2.08	0.53
19:CS:79:THR:O	19:CS:80:TYR:HB3	2.07	0.53
26:D0:10:THR:CG2	26:D0:12:ASN:OD1	2.57	0.53
27:D1:25:LYS:HG3	36:DA:388:G:OP1	2.09	0.53
33:D7:12:ARG:NH2	33:D7:44:PRO:HB3	2.23	0.53
36:DA:297:C:H2'	36:DA:298:G:O4'	2.07	0.53
36:DA:332:A:H4'	36:DA:333:G:OP1	2.08	0.53
36:DA:806:C:O2'	36:DA:2445:G:H4'	2.07	0.53
36:DA:1049:C:H2'	36:DA:1050:A:H8	1.72	0.53
36:DA:1516:C:H2'	36:DA:1517:G:C5'	2.38	0.53
36:DA:1666:G:H5'	36:DA:1666:G:C8	2.40	0.53
36:DA:1914:C:H2'	36:DA:1915:U:O4'	2.07	0.53
43:DH:50:VAL:O	43:DH:52:VAL:HG23	2.07	0.53
48:DP:23:PRO:HG2	48:DP:33:ARG:HG3	1.90	0.53
49:DQ:6:ARG:C	49:DQ:7:MET:HG3	2.28	0.53

Continued on next page...

Continued from previous page...

Atom-1	Atom-2	Interatomic distance (Å)	Clash overlap (Å)
49:DQ:30:GLY:CA	49:DQ:107:ALA:HB2	2.37	0.53
1:AA:770:C:O2'	1:AA:771:G:H5'	2.08	0.53
1:AA:1314:C:OP2	19:AS:6:LYS:HG3	2.07	0.53
2:AB:28:PHE:CD1	2:AB:28:PHE:O	2.61	0.53
2:AB:83:MET:SD	2:AB:234:PRO:HB2	2.48	0.53
3:AC:137:ALA:O	3:AC:141:VAL:HG23	2.08	0.53
13:AM:25:ILE:HG13	13:AM:66:LEU:HD23	1.90	0.53
14:AN:44:LEU:HD12	14:AN:44:LEU:C	2.27	0.53
19:AS:40:ILE:HB	19:AS:67:VAL:O	2.08	0.53
36:BA:71:A:C2	56:BX:31:HIS:HE1	2.25	0.53
36:BA:559:G:N2	53:BU:49:HIS:CD2	2.77	0.53
36:BA:1268:A:C2	36:BA:1269:A:H1'	2.43	0.53
36:BA:1902:C:H2'	36:BA:1903:G:O5'	2.07	0.53
36:BA:2092:U:C4'	36:BA:2093:G:H5''	2.37	0.53
37:BB:40:U:H3'	37:BB:41:U:C5'	2.37	0.53
38:BC:156:ILE:C	38:BC:158:ALA:H	2.11	0.53
39:BD:45:ASN:OD1	39:BD:46:GLN:N	2.41	0.53
40:BE:116:VAL:HG21	40:BE:122:PHE:CD2	2.43	0.53
41:BF:54:ARG:HD3	41:BF:54:ARG:C	2.28	0.53
41:BF:101:LEU:HD12	41:BF:102:PRO:CD	2.37	0.53
42:BG:37:VAL:HG22	42:BG:159:VAL:HG22	1.89	0.53
42:BG:146:TYR:O	42:BG:149:VAL:HG22	2.08	0.53
46:BN:1:MET:HE3	46:BN:3:THR:OG1	2.08	0.53
46:BN:39:ARG:C	53:BU:67:ALA:HB1	2.29	0.53
46:BN:46:VAL:HG11	46:BN:48:MET:HG3	1.90	0.53
52:BT:126:ALA:C	52:BT:128:GLU:H	2.11	0.53
57:BY:38:ILE:HD11	57:BY:64:GLU:HB2	1.91	0.53
1:CA:138:G:C2'	1:CA:139:G:H5'	2.39	0.53
1:CA:297:G:H4'	1:CA:557:G:H4'	1.89	0.53
1:CA:542:G:H5'	4:CD:41:GLY:HA2	1.90	0.53
2:CB:83:MET:SD	2:CB:234:PRO:HB2	2.49	0.53
8:CH:77:GLU:HG2	8:CH:78:GLN:H	1.72	0.53
20:CT:69:GLY:O	20:CT:73:HIS:NE2	2.41	0.53
25:CZ:34:VAL:C	25:CZ:36:ALA:H	2.11	0.53
25:CZ:125:GLN:NE2	25:CZ:394:THR:CB	2.72	0.53
25:CZ:254:GLU:CD	25:CZ:308:GLY:H	2.12	0.53
25:CZ:354:GLN:O	25:CZ:370:PHE:HB2	2.08	0.53
27:D1:94:LEU:HD12	27:D1:94:LEU:N	2.23	0.53
32:D6:12:GLU:HG2	32:D6:23:THR:CG2	2.38	0.53
36:DA:284:U:H2'	36:DA:285:C:C6	2.43	0.53
36:DA:420:C:H2'	36:DA:421:U:C6	2.44	0.53

Continued on next page...

Continued from previous page...

Atom-1	Atom-2	Interatomic distance (Å)	Clash overlap (Å)
36:DA:654(H):G:H3'	36:DA:654(I):C:H5'	1.91	0.53
36:DA:1592:C:H2'	36:DA:1593:G:H8	1.73	0.53
36:DA:1681:G:O2'	36:DA:1762:A:C2'	2.55	0.53
36:DA:1858:G:H2'	36:DA:1883:G:N2	2.22	0.53
36:DA:1963:U:O2	36:DA:1963:U:H2'	2.08	0.53
36:DA:2184:G:H2'	36:DA:2185:C:H1'	1.90	0.53
36:DA:2653:U:H3'	36:DA:2654:A:C8	2.43	0.53
37:DB:111:G:C2'	37:DB:112:U:H5'	2.39	0.53
42:DG:5:VAL:HG23	42:DG:8:LYS:HD2	1.91	0.53
42:DG:39:ILE:CG2	42:DG:157:ILE:HG23	2.38	0.53
43:DH:85:LYS:HZ1	43:DH:87:LEU:H	1.54	0.53
49:DQ:101:ARG:HG3	49:DQ:101:ARG:NH1	2.00	0.53
53:DU:91:ASP:O	53:DU:92:ARG:HB3	2.08	0.53
57:DY:13:VAL:HG22	57:DY:14:LEU:N	2.22	0.53
58:DZ:108:PRO:HA	58:DZ:141:VAL:CG1	2.38	0.53
1:AA:524:G:H2'	1:AA:525:C:C6	2.43	0.53
1:AA:864:A:H2'	1:AA:865:A:C8	2.43	0.53
1:AA:1176:A:H2'	1:AA:1177:G:C8	2.43	0.53
2:AB:61:LEU:HA	2:AB:64:ARG:NE	2.23	0.53
3:AC:81:GLY:HA2	3:AC:85:ARG:CD	2.36	0.53
4:AD:31:CYS:O	4:AD:32:ALA:CB	2.56	0.53
4:AD:199:ASN:OD1	4:AD:199:ASN:O	2.27	0.53
6:AF:15:ASP:OD1	6:AF:18:GLN:HB2	2.09	0.53
6:AF:55:ASP:C	6:AF:57:GLN:H	2.11	0.53
8:AH:29:SER:HB3	8:AH:32:LYS:HG3	1.89	0.53
12:AL:89:ARG:NE	12:AL:91:LYS:NZ	2.33	0.53
16:AP:17:TYR:N	16:AP:17:TYR:CD1	2.75	0.53
20:AT:56:MET:CE	20:AT:85:MET:HG2	2.39	0.53
22:AW:24:G:O2'	22:AW:25:C:H5'	2.08	0.53
22:AW:74:C:H2'	22:AW:75:C:C5'	2.38	0.53
27:B1:32:LYS:C	27:B1:33:LYS:HD2	2.29	0.53
30:B4:36:CYS:HA	42:BG:112:PRO:HG3	1.90	0.53
34:B8:13:ARG:NH1	48:BP:59:LEU:HD12	2.22	0.53
36:BA:145:G:C2'	36:BA:146:G:H5''	2.36	0.53
36:BA:477:A:C2	36:BA:478:A:C4	2.96	0.53
36:BA:1232:G:H2'	36:BA:1233:C:H6	1.71	0.53
36:BA:1599:C:H2'	36:BA:1600:C:H6	1.73	0.53
36:BA:2584:U:H2'	36:BA:2585:U:H5'	1.89	0.53
40:BE:35:GLN:CG	40:BE:36:ARG:N	2.72	0.53
40:BE:167:VAL:HG13	40:BE:168:MET:H	1.72	0.53
42:BG:91:ARG:C	42:BG:91:ARG:CD	2.76	0.53

Continued on next page...

Continued from previous page...

Atom-1	Atom-2	Interatomic distance (Å)	Clash overlap (Å)
49:BQ:18:LYS:HB2	49:BQ:98:LYS:HZ3	1.73	0.53
49:BQ:141:GLN:HG2	58:BZ:72:ARG:CZ	2.38	0.53
51:BS:89:ARG:CG	51:BS:92:TYR:CA	2.87	0.53
52:BT:29:ARG:HG2	52:BT:86:ILE:HG22	1.89	0.53
55:BW:82:LEU:HD12	55:BW:82:LEU:N	2.23	0.53
58:BZ:102:LEU:HD21	58:BZ:124:ILE:CD1	2.38	0.53
1:CA:828:A:H4'	1:CA:828:A:OP1	2.08	0.53
1:CA:1313:U:H2'	1:CA:1314:C:H6	1.73	0.53
1:CA:1483:A:H1'	36:DA:1948:G:H1'	1.89	0.53
1:CA:1525:G:O2'	1:CA:1526:G:H5'	2.08	0.53
3:CC:12:LEU:HB3	3:CC:18:TRP:CZ3	2.41	0.53
5:CE:63:ARG:HA	5:CE:66:MET:CE	2.39	0.53
7:CG:59:LEU:O	7:CG:59:LEU:HD23	2.08	0.53
7:CG:78:ARG:NH2	7:CG:156:TRP:HB3	2.23	0.53
22:CW:76:A:H1'	36:DA:2395:C:C2	2.43	0.53
34:D8:30:ARG:NH2	36:DA:2419:U:O4	2.41	0.53
36:DA:593:G:H1	36:DA:664:C:N4	2.06	0.53
36:DA:761:A:C8	36:DA:761:A:H3'	2.43	0.53
36:DA:1039:G:N1	36:DA:1116:C:N4	2.55	0.53
36:DA:1140:C:OP2	46:DN:66:LYS:HE2	2.09	0.53
36:DA:1141:U:H2'	46:DN:63:THR:CG2	2.38	0.53
36:DA:1313:U:C2	36:DA:1610:A:C2	2.96	0.53
36:DA:1315:C:H2'	36:DA:1316:U:H6	1.73	0.53
36:DA:1472:A:H2'	36:DA:1473:G:H5'	1.90	0.53
36:DA:1573:G:H2'	36:DA:1574:C:H5'	1.89	0.53
36:DA:1677:A:H2'	36:DA:1678:G:C8	2.44	0.53
36:DA:2319:G:H1	36:DA:2334:G:P	2.32	0.53
36:DA:2650:U:H2'	36:DA:2651:C:H6	1.73	0.53
37:DB:105:A:H4'	58:DZ:89:PHE:CE1	2.44	0.53
39:DD:30:GLU:CG	39:DD:63:ARG:HE	2.21	0.53
42:DG:39:ILE:CD1	42:DG:60:LEU:HD11	2.37	0.53
42:DG:95:ARG:O	42:DG:96:ARG:O	2.25	0.53
42:DG:133:LEU:HD12	42:DG:133:LEU:O	2.07	0.53
42:DG:150:ASP:O	42:DG:151:ALA:HB2	2.07	0.53
43:DH:94:TYR:HD1	43:DH:107:VAL:HA	1.74	0.53
43:DH:125:VAL:O	43:DH:125:VAL:HG12	2.08	0.53
48:DP:24:GLY:O	48:DP:25:SER:HB3	2.09	0.53
48:DP:77:ARG:HH11	48:DP:77:ARG:HG2	1.73	0.53
48:DP:147:LEU:HG	48:DP:148:LEU:N	2.23	0.53
50:DR:7:GLY:O	50:DR:8:ARG:CZ	2.56	0.53
56:DX:64:LYS:HE2	56:DX:73:ARG:NE	2.24	0.53

Continued on next page...

Continued from previous page...

Atom-1	Atom-2	Interatomic distance (Å)	Clash overlap (Å)
57:DY:50:ARG:CD	57:DY:56:PRO:HA	2.38	0.53
1:AA:825:G:N2	8:AH:11:THR:HG21	2.23	0.53
1:AA:837:G:O2'	1:AA:838:G:H5'	2.07	0.53
1:AA:1483:A:H1'	36:BA:1948:G:H1'	1.91	0.53
9:AI:17:VAL:HG21	9:AI:80:GLY:HA3	1.91	0.53
10:AJ:34:VAL:HG13	10:AJ:73:ASP:O	2.09	0.53
16:AP:20:VAL:HG22	16:AP:21:VAL:N	2.23	0.53
16:AP:52:ASP:OD2	16:AP:55:ARG:HG3	2.09	0.53
16:AP:75:ARG:HH11	16:AP:75:ARG:HG3	1.73	0.53
25:AZ:378:VAL:HG23	25:AZ:380:LEU:CD2	2.38	0.53
27:B1:76:ARG:HH22	27:B1:95:LEU:HA	1.73	0.53
28:B2:38:GLN:NE2	28:B2:44:LEU:HD13	2.24	0.53
31:B5:42:PRO:O	31:B5:43:HIS:HB2	2.08	0.53
34:B8:62:LEU:HD13	36:BA:242:G:C5'	2.33	0.53
36:BA:287:C:H2'	36:BA:288:C:C6	2.42	0.53
36:BA:1469:A:H2'	36:BA:1470:G:C8	2.43	0.53
36:BA:1812:A:H2'	36:BA:1813:G:H8	1.73	0.53
36:BA:2019:A:O4'	53:BU:34:LYS:HD3	2.07	0.53
36:BA:2111:C:C2	36:BA:2147:G:N2	2.71	0.53
36:BA:2241:A:H2'	36:BA:2242:G:H8	1.73	0.53
36:BA:2641:G:H2'	36:BA:2642:G:O4'	2.08	0.53
36:BA:2680:C:H5'	40:BE:189:PRO:HA	1.90	0.53
38:BC:76:ALA:CB	38:BC:114:VAL:HG23	2.33	0.53
39:BD:43:ARG:HD3	39:BD:49:ILE:HG22	1.91	0.53
40:BE:36:ARG:NH2	40:BE:88:GLY:HA2	2.24	0.53
43:BH:163:TYR:N	43:BH:163:TYR:CD1	2.77	0.53
48:BP:30:THR:HG23	48:BP:31:ALA:H	1.73	0.53
52:BT:23:ARG:HG2	52:BT:120:ARG:NH1	2.23	0.53
58:BZ:28:MET:O	58:BZ:28:MET:HG3	2.09	0.53
58:BZ:114:GLY:CA	58:BZ:146:ILE:HG21	2.38	0.53
58:BZ:120:ILE:HG22	58:BZ:121:HIS:N	2.24	0.53
1:CA:119:A:H4'	1:CA:120:A:O5'	2.08	0.53
1:CA:274:A:O2'	1:CA:275:G:O4'	2.25	0.53
1:CA:942:G:N2	1:CA:943:U:H1'	2.23	0.53
1:CA:1091:U:H2'	1:CA:1093:A:OP2	2.09	0.53
1:CA:1356:G:H2'	1:CA:1357:A:C8	2.44	0.53
2:CB:124:SER:OG	2:CB:125:PRO:HD2	2.08	0.53
3:CC:77:ILE:O	3:CC:83:ARG:HB3	2.09	0.53
6:CF:8:ILE:HG23	6:CF:85:VAL:HG13	1.90	0.53
9:CI:106:ALA:O	9:CI:108:VAL:HG23	2.08	0.53
11:CK:18:ARG:O	11:CK:32:ILE:HG23	2.08	0.53

Continued on next page...

Continued from previous page...

Atom-1	Atom-2	Interatomic distance (Å)	Clash overlap (Å)
16:CP:20:VAL:CG2	16:CP:21:VAL:N	2.71	0.53
22:CW:37:A:H3'	22:CW:38:A:H8	1.74	0.53
22:CW:38:A:C2'	22:CW:39:U:C5'	2.68	0.53
25:CZ:378:VAL:O	25:CZ:380:LEU:HG	2.08	0.53
27:D1:43:TYR:O	27:D1:44:PRO:O	2.25	0.53
27:D1:45:ASN:HB3	27:D1:64:ALA:HB2	1.90	0.53
34:D8:5:LYS:HG2	36:DA:242:G:C8	2.44	0.53
36:DA:604:G:H2'	36:DA:605:C:O2	2.08	0.53
36:DA:994:C:O2'	36:DA:996:A:OP1	2.26	0.53
36:DA:2457:U:C2'	36:DA:2458:G:H5'	2.39	0.53
36:DA:2651:C:O2'	36:DA:2652:C:H5'	2.09	0.53
38:DC:96:GLY:H	38:DC:99:ILE:HG13	1.74	0.53
39:DD:13:ARG:O	39:DD:13:ARG:HG3	2.07	0.53
39:DD:35:LYS:HG3	39:DD:63:ARG:CG	2.38	0.53
42:DG:55:LYS:C	42:DG:57:ALA:N	2.61	0.53
42:DG:68:PRO:CB	42:DG:92:VAL:HB	2.38	0.53
42:DG:73:ALA:H	42:DG:87:PRO:HG3	1.73	0.53
43:DH:136:ILE:HD12	43:DH:136:ILE:N	2.21	0.53
48:DP:16:ARG:NH1	48:DP:16:ARG:CB	2.70	0.53
48:DP:59:LEU:HA	48:DP:61:ARG:HD2	1.89	0.53
53:DU:110:VAL:O	53:DU:114:LYS:HG2	2.08	0.53
58:DZ:149:SER:CB	58:DZ:173:ALA:HA	2.39	0.53
58:DZ:149:SER:OG	58:DZ:173:ALA:HA	2.08	0.53
1:AA:59:A:H5'	1:AA:60:A:C5'	2.39	0.53
1:AA:156:G:O2'	1:AA:157:G:H5'	2.09	0.53
1:AA:189(K):U:H2'	1:AA:189(L):G:C8	2.43	0.53
1:AA:256:U:H2'	1:AA:257:G:C8	2.44	0.53
1:AA:1053:G:O2'	1:AA:1054:C:P	2.67	0.53
1:AA:1150:U:C2'	1:AA:1151:A:H5'	2.39	0.53
1:AA:1152:A:H4'	10:AJ:13:HIS:CD2	2.43	0.53
1:AA:1442(A):G:H3'	1:AA:1442(B):A:H5''	1.91	0.53
4:AD:30:LYS:C	4:AD:32:ALA:N	2.62	0.53
4:AD:108:LEU:CD1	4:AD:176:LEU:HD13	2.07	0.53
6:AF:10:LEU:HB2	6:AF:59:TYR:HB3	1.89	0.53
12:AL:126:LYS:HE2	12:AL:127:GLU:N	2.23	0.53
14:AN:21:TYR:N	14:AN:21:TYR:CD1	2.75	0.53
25:AZ:378:VAL:CG2	25:AZ:380:LEU:HD21	2.39	0.53
33:B7:10:ARG:O	33:B7:14:LYS:HG2	2.09	0.53
34:B8:17:THR:OG1	36:BA:651:G:OP1	2.25	0.53
34:B8:32:LEU:CD2	34:B8:36:LYS:HZ1	2.22	0.53
36:BA:266:G:C2'	36:BA:267:C:H5''	2.35	0.53

Continued on next page...

Continued from previous page...

Atom-1	Atom-2	Interatomic distance (Å)	Clash overlap (Å)
36:BA:394:A:C2'	36:BA:395:U:H5'	2.38	0.53
36:BA:1019:U:H3	36:BA:1142(A):A:N6	2.02	0.53
36:BA:1053:C:N4	36:BA:1107:G:N2	2.57	0.53
36:BA:1203:G:H3'	36:BA:1204:A:H5''	1.91	0.53
36:BA:2880:C:O2'	50:BR:90:ARG:NH1	2.40	0.53
37:BB:80:U:H2'	37:BB:81:G:H21	1.74	0.53
40:BE:108:SER:HB3	40:BE:165:VAL:CG2	2.37	0.53
42:BG:107:LEU:HA	42:BG:111:LEU:CD1	2.38	0.53
46:BN:62:VAL:CG2	46:BN:66:LYS:HB2	2.39	0.53
48:BP:112:LEU:HD13	48:BP:112:LEU:O	2.08	0.53
52:BT:66:VAL:HG12	52:BT:71:GLY:HA2	1.91	0.53
55:BW:10:VAL:HB	55:BW:101:SER:OG	2.09	0.53
57:BY:97:ARG:HH21	57:BY:98:VAL:HG21	1.72	0.53
1:CA:347:G:H21	1:CA:348:G:H1'	1.73	0.53
1:CA:414:A:C5	1:CA:431:A:C2	2.97	0.53
1:CA:919:A:O2'	1:CA:920:U:H5'	2.08	0.53
1:CA:961:U:O2'	1:CA:962:C:O5'	2.27	0.53
1:CA:1258:G:H2'	1:CA:1259:C:H6	1.71	0.53
1:CA:1329:A:H2'	1:CA:1330:U:O4'	2.09	0.53
1:CA:1490:C:O2'	1:CA:1491:G:H5'	2.09	0.53
2:CB:27:LYS:HD2	2:CB:193:ASP:HB2	1.91	0.53
2:CB:97:TRP:CZ2	2:CB:173:ALA:HA	2.43	0.53
4:CD:155:LEU:O	4:CD:159:ARG:HG2	2.08	0.53
9:CI:88:TYR:O	9:CI:89:ASN:CB	2.56	0.53
9:CI:99:LEU:HB2	9:CI:101:PHE:CD2	2.43	0.53
10:CJ:50:ILE:CG1	14:CN:41:ARG:NE	2.71	0.53
18:CR:48:GLY:O	18:CR:74:ARG:NH2	2.42	0.53
22:CW:55:U:C2'	22:CW:56:C:H5''	2.38	0.53
26:D0:27:GLU:CD	26:D0:27:GLU:N	2.62	0.53
26:D0:46:LYS:HD2	26:D0:78:TYR:CZ	2.43	0.53
32:D6:45:LYS:O	32:D6:46:HIS:ND1	2.42	0.53
35:D9:9:ARG:HH11	35:D9:9:ARG:HB2	1.73	0.53
35:D9:10:ILE:H	35:D9:10:ILE:HD12	1.74	0.53
36:DA:106:C:H2'	36:DA:107:C:H6	1.73	0.53
36:DA:656:G:H2'	36:DA:657:U:H6	1.73	0.53
36:DA:2010:G:C5	36:DA:2011:U:C5	2.96	0.53
36:DA:2059:A:O3'	41:DF:69:HIS:HA	2.08	0.53
36:DA:2320:A:N3	36:DA:2320:A:H2'	2.22	0.53
36:DA:2795:G:C2'	36:DA:2796:U:H5'	2.37	0.53
38:DC:76:ALA:O	38:DC:77:ILE:HD13	2.08	0.53
40:DE:3:GLY:O	40:DE:4:ILE:HB	2.08	0.53

Continued on next page...

Continued from previous page...

Atom-1	Atom-2	Interatomic distance (Å)	Clash overlap (Å)
44:DJ:12:UNK:C	44:DJ:14:UNK:N	2.69	0.53
47:DO:114:ILE:HD12	47:DO:114:ILE:N	2.23	0.53
48:DP:40:SER:O	48:DP:41:ARG:HD2	2.08	0.53
57:DY:7:VAL:HB	57:DY:8:LYS:HZ2	1.73	0.53
1:AA:313:A:H2'	1:AA:314:C:C6	2.43	0.53
4:AD:4:TYR:O	4:AD:5:ILE:CB	2.57	0.53
10:AJ:49:VAL:CG2	14:AN:41:ARG:HB2	2.38	0.53
11:AK:85:ARG:HE	11:AK:111:ASP:HB3	1.73	0.53
12:AL:126:LYS:HZ3	12:AL:127:GLU:N	2.06	0.53
14:AN:19:ARG:O	14:AN:20:ALA:O	2.26	0.53
16:AP:15:PRO:O	16:AP:16:HIS:ND1	2.41	0.53
18:AR:32:ARG:CA	18:AR:69:THR:HG21	2.36	0.53
22:AW:35:A:H2'	22:AW:36:A:H8	1.72	0.53
27:B1:93:GLU:C	27:B1:94:LEU:HD12	2.29	0.53
28:B2:34:GLU:O	28:B2:38:GLN:N	2.42	0.53
33:B7:24:THR:HG23	33:B7:27:GLY:HA3	1.91	0.53
36:BA:1087:G:H8	36:BA:1088:A:H4'	1.73	0.53
36:BA:1517:G:H2'	36:BA:1518:U:O4'	2.08	0.53
38:BC:75:LEU:O	38:BC:75:LEU:HD12	2.09	0.53
39:BD:35:LYS:CB	39:BD:36:PRO:CD	2.86	0.53
41:BF:107:LYS:C	41:BF:109:GLY:H	2.11	0.53
47:BO:104:ARG:O	47:BO:106:LEU:N	2.42	0.53
51:BS:92:TYR:C	51:BS:94:TYR:N	2.57	0.53
52:BT:10:VAL:O	52:BT:13:ARG:HG2	2.09	0.53
55:BW:9:TYR:N	55:BW:9:TYR:HD1	2.05	0.53
1:CA:77:G:H5''	1:CA:78:G:C8	2.43	0.53
1:CA:197:A:N6	1:CA:221:C:H5'	2.23	0.53
1:CA:1216:G:O2'	1:CA:1217:C:H5'	2.08	0.53
4:CD:187:ARG:NH1	4:CD:187:ARG:CB	2.47	0.53
7:CG:15:ASP:HB3	7:CG:19:GLY:N	2.24	0.53
21:CU:13:ILE:O	21:CU:16:GLY:N	2.41	0.53
25:CZ:7:ARG:NH2	25:CZ:281:ILE:CD1	2.67	0.53
25:CZ:85:HIS:HE1	36:DA:2661:G:O2'	1.92	0.53
27:D1:82:LEU:C	27:D1:83:GLU:HG3	2.28	0.53
31:D5:45:VAL:O	31:D5:46:CYS:CB	2.57	0.53
36:DA:171:G:O2'	36:DA:172:C:H5'	2.08	0.53
36:DA:280:C:H3'	36:DA:281:G:C8	2.44	0.53
36:DA:559:G:N2	53:DU:49:HIS:CD2	2.77	0.53
36:DA:637:A:N1	36:DA:652:C:H5'	2.24	0.53
36:DA:1034:G:N2	36:DA:1122:G:H1'	2.24	0.53
36:DA:1070:A:H3'	36:DA:1072:C:H5	1.72	0.53

Continued on next page...

Continued from previous page...

Atom-1	Atom-2	Interatomic distance (Å)	Clash overlap (Å)
36:DA:1208:C:O2	36:DA:1208:C:H2'	2.09	0.53
36:DA:1544:A:O2'	36:DA:1545:A:H5'	2.08	0.53
36:DA:1884:A:C3'	36:DA:1885:A:H5''	2.38	0.53
36:DA:2195:C:O2'	36:DA:2196:C:H5'	2.08	0.53
38:DC:8:ARG:O	38:DC:12:GLU:HG2	2.09	0.53
40:DE:163:GLU:O	40:DE:165:VAL:HG23	2.09	0.53
42:DG:37:VAL:HG23	42:DG:99:MET:SD	2.49	0.53
42:DG:61:ALA:O	42:DG:65:GLY:N	2.35	0.53
46:DN:137:LYS:O	46:DN:138:LEU:HD23	2.09	0.53
48:DP:123:LEU:HD23	48:DP:123:LEU:N	2.22	0.53
49:DQ:141:GLN:OE1	58:DZ:72:ARG:HA	2.09	0.53
54:DV:38:LEU:C	54:DV:39:LEU:HD13	2.29	0.53
57:DY:30:VAL:HG12	57:DY:31:LEU:N	2.23	0.53
57:DY:44:ILE:CG2	57:DY:45:VAL:N	2.72	0.53
58:DZ:9:TYR:HE1	58:DZ:35:ARG:CZ	2.22	0.53
1:AA:520:A:N1	1:AA:536:C:H1'	2.23	0.53
1:AA:1104:G:O5'	2:AB:111:ARG:CD	2.55	0.53
5:AE:100:VAL:HG12	5:AE:118:ILE:HG22	1.90	0.53
8:AH:1:MET:HE3	8:AH:2:LEU:N	2.23	0.53
9:AI:108:VAL:HG12	9:AI:109:VAL:N	2.24	0.53
10:AJ:9:ARG:HA	10:AJ:68:HIS:O	2.09	0.53
14:AN:49:HIS:O	14:AN:51:GLY:N	2.42	0.53
25:AZ:8:THR:OG1	25:AZ:9:LYS:HG3	2.08	0.53
28:B2:38:GLN:O	28:B2:40:SER:N	2.42	0.53
28:B2:48:HIS:O	28:B2:52:ASP:HB2	2.09	0.53
32:B6:20:ASN:C	32:B6:21:TYR:CG	2.82	0.53
32:B6:26:ASN:HD22	32:B6:32:ASN:HD21	0.79	0.53
34:B8:50:LEU:C	34:B8:52:LYS:N	2.62	0.53
35:B9:35:ARG:O	35:B9:35:ARG:HG2	2.09	0.53
36:BA:133:C:N3	36:BA:146:G:O6	2.41	0.53
36:BA:1517:G:H8	36:BA:1517:G:C5'	2.10	0.53
36:BA:1982:C:C5'	36:BA:1983:C:OP2	2.56	0.53
36:BA:2159:G:H2'	36:BA:2160:G:C5'	2.33	0.53
36:BA:2823:A:OP1	40:BE:113:PHE:HB2	2.08	0.53
36:BA:2853:C:O2'	36:BA:2854:G:H5'	2.07	0.53
37:BB:3:C:N4	37:BB:118:G:H1	2.07	0.53
37:BB:79:C:C2'	37:BB:80:U:H5'	2.38	0.53
39:BD:241:PRO:O	39:BD:242:ARG:HB2	2.08	0.53
42:BG:114:ILE:O	42:BG:114:ILE:CG2	2.53	0.53
43:BH:41:MET:O	43:BH:42:ARG:CB	2.57	0.53
48:BP:59:LEU:HA	48:BP:61:ARG:CD	2.38	0.53

Continued on next page...

Continued from previous page...

Atom-1	Atom-2	Interatomic distance (Å)	Clash overlap (Å)
49:BQ:24:GLY:HA3	49:BQ:101:ARG:HH12	1.74	0.53
49:BQ:134:ARG:CZ	49:BQ:134:ARG:HB3	2.39	0.53
54:BV:39:LEU:N	54:BV:39:LEU:HD22	2.22	0.53
58:BZ:127:LYS:O	58:BZ:127:LYS:HG3	2.08	0.53
1:CA:280:C:N4	17:CQ:91:ARG:NH1	2.56	0.53
1:CA:358:U:H2'	1:CA:359:U:C6	2.44	0.53
1:CA:756:C:H2'	1:CA:757:U:O4'	2.08	0.53
1:CA:913:A:H4'	1:CA:914:A:H4'	1.91	0.53
1:CA:978:A:C8	1:CA:1319:A:C2	2.97	0.53
1:CA:1186:G:N2	1:CA:1187:G:H1'	2.23	0.53
1:CA:1286:A:O2'	1:CA:1287:A:C5'	2.57	0.53
1:CA:1316:G:N2	1:CA:1318:A:H3'	2.22	0.53
2:CB:33:TYR:HB2	2:CB:43:ASP:HB2	1.90	0.53
4:CD:109:GLY:CA	4:CD:165:MET:HE2	2.39	0.53
5:CE:12:LEU:HD11	5:CE:31:LEU:CB	2.39	0.53
7:CG:64:GLN:O	7:CG:67:GLU:HB3	2.09	0.53
10:CJ:8:LEU:HD22	10:CJ:20:ALA:HB2	1.90	0.53
10:CJ:57:LYS:C	10:CJ:58:ASP:O	2.44	0.53
13:CM:113:PRO:O	13:CM:114:ARG:CB	2.53	0.53
15:CO:24:SER:O	15:CO:28:GLN:HG3	2.09	0.53
18:CR:58:LEU:HB3	18:CR:62:GLU:CB	2.39	0.53
19:CS:11:VAL:HG21	19:CS:16:LEU:HD11	1.91	0.53
20:CT:63:ILE:HG22	20:CT:77:ALA:HB1	1.91	0.53
32:D6:45:LYS:N	32:D6:45:LYS:CD	2.71	0.53
36:DA:963:U:H2'	36:DA:964:C:C6	2.44	0.53
36:DA:2012:G:H4'	55:DW:96:ILE:CD1	2.35	0.53
42:DG:127:GLY:N	42:DG:166:ASP:OD1	2.39	0.53
48:DP:18:ARG:O	48:DP:20:GLY:N	2.42	0.53
51:DS:85:VAL:C	51:DS:106:ARG:HG2	2.28	0.53
52:DT:62:THR:HA	52:DT:74:ARG:O	2.09	0.53
57:DY:10:GLY:CA	57:DY:27:VAL:HG13	2.22	0.53
57:DY:36:ALA:HB1	57:DY:67:LEU:O	2.09	0.53
1:AA:192:U:O2'	1:AA:193:C:H5'	2.09	0.53
1:AA:949:A:C1'	1:AA:1364:U:H5	2.22	0.53
1:AA:1118:C:H6	1:AA:1118:C:O5'	1.92	0.53
1:AA:1123:A:N1	1:AA:1150:U:H5	2.06	0.53
4:AD:79:PHE:HA	4:AD:93:PHE:HD2	1.73	0.53
13:AM:37:THR:O	13:AM:39:ILE:HG13	2.08	0.53
13:AM:82:MET:O	13:AM:83:ASP:O	2.27	0.53
22:AV:17:C:O5'	22:AV:17:C:H6	1.92	0.53
25:AZ:135:MET:HE3	25:AZ:172:ARG:HG2	1.91	0.53

Continued on next page...

Continued from previous page...

Atom-1	Atom-2	Interatomic distance (Å)	Clash overlap (Å)
25:AZ:277:LEU:HD12	25:AZ:279:GLU:N	2.15	0.53
26:B0:47:PRO:HG3	26:B0:59:LEU:CD2	2.39	0.53
36:BA:79:G:O2'	36:BA:80:G:H5'	2.09	0.53
36:BA:266:G:H2'	36:BA:267:C:C5'	2.37	0.53
36:BA:832:G:O3'	48:BP:45:LEU:HD11	2.09	0.53
36:BA:1051:G:H2'	36:BA:1052:C:C4	2.43	0.53
36:BA:1400:G:H2'	36:BA:1401:G:H8	1.74	0.53
36:BA:1529:G:C2	36:BA:1530:C:C2	2.96	0.53
36:BA:2148:G:N2	36:BA:2149:G:C4	2.76	0.53
36:BA:2206:G:H21	36:BA:2207:G:H4'	1.74	0.53
37:BB:111:G:C2'	37:BB:112:U:H5'	2.38	0.53
39:BD:94:LEU:HD22	39:BD:95:LEU:N	2.24	0.53
41:BF:53:THR:HG22	41:BF:56:GLU:CG	2.39	0.53
43:BH:37:VAL:HG12	43:BH:38:SER:N	2.23	0.53
43:BH:88:LEU:HD22	43:BH:88:LEU:N	2.24	0.53
46:BN:58:ASP:O	46:BN:60:ILE:HG13	2.09	0.53
46:BN:60:ILE:CD1	46:BN:99:LEU:HD23	2.37	0.53
50:BR:32:GLY:O	50:BR:115:GLU:HA	2.08	0.53
52:BT:5:ALA:HA	52:BT:8:LYS:HE2	1.91	0.53
55:BW:6:ILE:HG12	55:BW:104:THR:HB	1.91	0.53
57:BY:44:ILE:HD12	57:BY:44:ILE:N	2.24	0.53
1:CA:194:C:C2'	1:CA:195:A:H5''	2.39	0.53
1:CA:346:G:H5''	52:DT:43:GLN:HE22	1.74	0.53
1:CA:382:A:H2'	1:CA:383:A:H8	1.73	0.53
1:CA:658:G:H2'	1:CA:659:U:C6	2.44	0.53
1:CA:922:G:C6	1:CA:923:A:C6	2.97	0.53
1:CA:1111:A:H2'	1:CA:1112:C:H6	1.74	0.53
1:CA:1188:A:H2'	1:CA:1189:C:H5'	1.90	0.53
1:CA:1521:G:H2'	1:CA:1522:U:H6	1.74	0.53
2:CB:95:GLN:O	2:CB:96:ARG:O	2.27	0.53
6:CF:87:ARG:HG2	6:CF:87:ARG:NH1	2.22	0.53
7:CG:57:GLU:HB2	7:CG:60:LYS:CB	2.39	0.53
8:CH:2:LEU:C	8:CH:2:LEU:HD23	2.29	0.53
9:CI:81:ILE:O	9:CI:84:ALA:HB3	2.08	0.53
12:CL:89:ARG:HG3	12:CL:91:LYS:NZ	2.21	0.53
17:CQ:92:ARG:O	17:CQ:95:TYR:HB2	2.08	0.53
22:CW:74:C:O2'	22:CW:75:C:H5'	2.09	0.53
25:CZ:176:LEU:HB3	60:CZ:501:GDP:N1	2.24	0.53
60:CZ:501:GDP:H8	60:CZ:501:GDP:H5''	1.74	0.53
36:DA:121:G:H4'	36:DA:149:A:H5'	1.91	0.53
36:DA:140:G:H1'	36:DA:141:A:H2	1.73	0.53

Continued on next page...

Continued from previous page...

Atom-1	Atom-2	Interatomic distance (Å)	Clash overlap (Å)
36:DA:272(D):G:O2'	36:DA:272(E):G:H5'	2.09	0.53
36:DA:812:C:H3'	48:DP:25:SER:HB2	1.91	0.53
36:DA:1423:G:OP1	36:DA:1492:G:O2'	2.25	0.53
36:DA:1596:A:O2'	36:DA:1597:A:H5'	2.09	0.53
36:DA:2302:G:H1'	42:DG:128:ARG:HE	1.73	0.53
36:DA:2889:C:H2'	36:DA:2891:G:O4'	2.08	0.53
38:DC:90:GLY:O	38:DC:91:ALA:HB2	2.09	0.53
40:DE:47:VAL:HG12	40:DE:48:GLN:N	2.24	0.53
40:DE:170:LEU:HD12	40:DE:170:LEU:N	2.24	0.53
42:DG:125:PHE:CD1	42:DG:126:ASP:N	2.72	0.53
43:DH:101:ARG:O	43:DH:117:PRO:HG3	2.09	0.53
44:DJ:96:UNK:HA	44:DJ:99:UNK:CB	2.39	0.53
46:DN:30:ILE:O	46:DN:30:ILE:HG22	2.09	0.53
46:DN:107:LEU:HB3	46:DN:108:PRO:CD	2.36	0.53
49:DQ:34:LEU:HD23	49:DQ:104:PHE:HE1	1.73	0.53
52:DT:106:SER:HA	52:DT:110:ILE:CD1	2.39	0.53
54:DV:47:VAL:HB	54:DV:49:THR:O	2.09	0.53
1:AA:1283:G:O2'	1:AA:1284:C:P	2.67	0.53
1:AA:1348:U:C2'	1:AA:1349:A:H8	2.20	0.53
1:AA:1510:U:H2'	1:AA:1511:G:C8	2.43	0.53
2:AB:21:ARG:HB2	2:AB:38:GLY:O	2.09	0.53
4:AD:128:VAL:CG1	4:AD:129:ASN:N	2.72	0.53
5:AE:39:GLY:O	5:AE:69:VAL:HG22	2.09	0.53
9:AI:114:TYR:HE1	10:AJ:59:SER:HA	1.74	0.53
14:AN:22:THR:CB	14:AN:33:VAL:HG21	2.36	0.53
14:AN:33:VAL:HA	14:AN:40:CYS:HA	1.90	0.53
19:AS:45:VAL:HG11	19:AS:64:GLU:HA	1.90	0.53
25:AZ:241:ARG:CA	25:AZ:285:ASN:HD21	2.21	0.53
28:B2:2:LYS:HA	28:B2:5:GLU:CG	2.39	0.53
36:BA:257:A:C2'	36:BA:258:G:H5'	2.39	0.53
36:BA:304:G:O2'	36:BA:305:U:H5'	2.09	0.53
36:BA:363(E):U:H2'	36:BA:363(F):A:C1'	2.39	0.53
36:BA:652:C:HO2'	36:BA:653:A:P	2.32	0.53
36:BA:654(V):A:H8	36:BA:655:A:H2'	1.74	0.53
36:BA:803:U:O2'	36:BA:804:A:H5'	2.09	0.53
36:BA:809:G:O4'	36:BA:1254:A:H1'	2.09	0.53
36:BA:1196:C:H2'	36:BA:1197:G:C8	2.44	0.53
36:BA:1480:G:C2	36:BA:1512:U:O2	2.61	0.53
36:BA:2113:U:H2'	36:BA:2114:A:H8	1.74	0.53
36:BA:2305:A:C2'	36:BA:2306:C:H5''	2.39	0.53
36:BA:2488:A:O2'	36:BA:2489:G:H5'	2.09	0.53

Continued on next page...

Continued from previous page...

Atom-1	Atom-2	Interatomic distance (Å)	Clash overlap (Å)
36:BA:2863:C:OP1	52:BT:93:ARG:NH2	2.41	0.53
40:BE:197:ILE:O	40:BE:197:ILE:HG13	2.08	0.53
43:BH:40:GLU:OE1	43:BH:55:PRO:HG3	2.08	0.53
43:BH:94:TYR:CE2	43:BH:160:LYS:HB3	2.43	0.53
48:BP:75:ILE:H	48:BP:75:ILE:CD1	2.07	0.53
48:BP:89:ALA:HB1	48:BP:121:LYS:HD2	1.90	0.53
1:CA:1096:C:H5''	2:CB:137:ARG:NH2	2.24	0.53
1:CA:1321:C:C5'	1:CA:1322:C:H5''	2.38	0.53
1:CA:1348:U:H4'	9:CI:120:ARG:CD	2.39	0.53
1:CA:1433:A:N6	1:CA:1434:A:C6	2.76	0.53
2:CB:73:THR:HG22	2:CB:94:ASN:C	2.29	0.53
4:CD:109:GLY:HA3	4:CD:165:MET:CE	2.38	0.53
5:CE:40:ARG:HG2	5:CE:40:ARG:HH11	1.74	0.53
16:CP:21:VAL:HG12	16:CP:34:GLU:O	2.08	0.53
18:CR:44:LEU:HD12	18:CR:44:LEU:N	2.24	0.53
25:CZ:266:VAL:HB	25:CZ:291:ARG:HE	1.74	0.53
25:CZ:323:LEU:CD1	25:CZ:396:GLY:HA2	2.39	0.53
26:D0:47:PRO:CG	26:D0:53:MET:HB2	2.39	0.53
28:D2:53:LEU:O	28:D2:57:ILE:HG12	2.08	0.53
30:D4:6:HIS:CB	30:D4:7:PRO:CD	2.87	0.53
36:DA:521:G:H2'	36:DA:522:G:H8	1.73	0.53
36:DA:723:G:C6	36:DA:724:U:C4	2.96	0.53
36:DA:1268:A:C2	36:DA:1269:A:H1'	2.43	0.53
36:DA:2393:A:H3'	36:DA:2394:C:C6	2.44	0.53
36:DA:2511:U:O2'	40:DE:139:GLY:HA3	2.09	0.53
38:DC:47:LEU:HD23	38:DC:208:PHE:CZ	2.44	0.53
39:DD:129:ASN:O	39:DD:193:VAL:HG12	2.08	0.53
39:DD:166:GLN:CA	39:DD:166:GLN:HE21	2.21	0.53
41:DF:54:ARG:NH2	41:DF:80:ALA:HB2	2.24	0.53
47:DO:2:ILE:HD11	47:DO:82:ASN:HB3	1.91	0.53
47:DO:104:ARG:HH21	52:DT:33:LYS:CE	2.21	0.53
50:DR:45:ARG:O	50:DR:48:VAL:HG12	2.08	0.53
51:DS:106:ARG:O	51:DS:106:ARG:HD2	2.09	0.53
1:AA:559:A:OP1	5:AE:126:ARG:NH2	2.41	0.52
3:AC:83:ARG:C	3:AC:85:ARG:H	2.13	0.52
5:AE:80:ILE:HD12	5:AE:91:LEU:HB2	1.91	0.52
6:AF:2:ARG:HB2	6:AF:4:TYR:HE1	1.74	0.52
19:AS:79:THR:O	19:AS:80:TYR:HB3	2.09	0.52
20:AT:56:MET:HG3	20:AT:84:LEU:HG	1.90	0.52
22:AV:3:C:H2'	22:AV:4:C:H6	1.74	0.52
27:B1:6:GLU:C	27:B1:7:ILE:HD12	2.29	0.52

Continued on next page...

Continued from previous page...

Atom-1	Atom-2	Interatomic distance (Å)	Clash overlap (Å)
28:B2:6:VAL:CG1	28:B2:7:ARG:NH1	2.72	0.52
28:B2:10:LEU:CD2	28:B2:60:LEU:HA	2.39	0.52
28:B2:27:GLU:C	28:B2:29:LYS:N	2.62	0.52
28:B2:47:ASN:O	28:B2:51:ARG:HB3	2.09	0.52
30:B4:18:CYS:SG	30:B4:19:GLY:N	2.82	0.52
36:BA:576:U:H2'	36:BA:577:G:C8	2.44	0.52
36:BA:877:U:C2'	36:BA:878:A:H5''	2.39	0.52
36:BA:2476:A:C2'	36:BA:2477:C:C5'	2.87	0.52
36:BA:2659:G:C2'	36:BA:2660:A:H5''	2.39	0.52
41:BF:6:VAL:O	41:BF:125:LEU:HD21	2.09	0.52
43:BH:12:PRO:HB2	43:BH:15:VAL:HG13	1.91	0.52
46:BN:90:MET:CE	46:BN:90:MET:HA	2.39	0.52
48:BP:56:SER:HB2	48:BP:60:MET:HE3	1.89	0.52
48:BP:77:ARG:CZ	48:BP:77:ARG:HB2	2.38	0.52
50:BR:116:LEU:O	50:BR:117:VAL:CB	2.55	0.52
53:BU:69:CYS:O	53:BU:74:LEU:O	2.27	0.52
57:BY:81:LYS:HD2	57:BY:96:ILE:HG13	1.90	0.52
58:BZ:54:HIS:O	58:BZ:98:MET:HE3	2.10	0.52
1:CA:294:U:H2'	1:CA:295:C:C6	2.44	0.52
1:CA:333:G:O2'	1:CA:334:C:H5'	2.08	0.52
1:CA:1150:U:O2'	1:CA:1151:A:H5'	2.09	0.52
1:CA:1523:G:OP1	11:CK:123:LYS:HD3	2.10	0.52
13:CM:81:LEU:HD12	13:CM:86:CYS:HG	1.75	0.52
15:CO:17:ARG:HD3	15:CO:26:GLU:HG3	1.91	0.52
19:CS:53:ASN:C	19:CS:55:LYS:H	2.12	0.52
31:D5:25:LEU:HD22	31:D5:26:THR:H	1.74	0.52
36:DA:11:G:O2'	36:DA:12:U:H5'	2.09	0.52
36:DA:128:C:H2'	36:DA:129:C:C6	2.43	0.52
36:DA:1068:G:H1'	36:DA:1069:A:OP1	2.08	0.52
36:DA:1076:C:N4	36:DA:1088:A:H61	2.07	0.52
36:DA:1504:C:O2'	36:DA:1505:C:C5'	2.57	0.52
37:DB:22:U:H2'	37:DB:23:G:C8	2.44	0.52
39:DD:273:ARG:C	39:DD:274:ARG:HG3	2.30	0.52
40:DE:116:VAL:O	40:DE:117:MET:HB2	2.08	0.52
46:DN:4:TYR:N	46:DN:4:TYR:CD1	2.78	0.52
50:DR:45:ARG:HG3	50:DR:46:GLY:N	2.21	0.52
50:DR:87:TYR:CD1	50:DR:90:ARG:HD2	2.43	0.52
52:DT:13:ARG:HH21	52:DT:15:VAL:HG13	1.75	0.52
52:DT:23:ARG:HG2	52:DT:120:ARG:NH1	2.23	0.52
52:DT:26:ASP:O	52:DT:26:ASP:OD1	2.27	0.52
52:DT:38:ASN:O	52:DT:38:ASN:ND2	2.41	0.52

Continued on next page...

Continued from previous page...

Atom-1	Atom-2	Interatomic distance (Å)	Clash overlap (Å)
54:DV:2:PHE:CD2	54:DV:13:ARG:NH1	2.78	0.52
57:DY:64:GLU:O	57:DY:65:ALA:HB2	2.10	0.52
58:DZ:10:ARG:NH2	58:DZ:26:GLY:H	2.02	0.52
1:AA:1030:C:H42	1:AA:1032:G:N2	2.07	0.52
1:AA:1055:A:O5'	1:AA:1055:A:C8	2.62	0.52
1:AA:1202:G:N3	14:AN:42:ILE:HG21	2.23	0.52
1:AA:1277:C:O2'	1:AA:1279:A:H8	1.91	0.52
3:AC:12:LEU:HB3	3:AC:18:TRP:CZ3	2.45	0.52
3:AC:42:LEU:HD12	3:AC:42:LEU:O	2.09	0.52
3:AC:84:ILE:O	3:AC:84:ILE:CG1	2.57	0.52
4:AD:24:GLU:H	4:AD:112:VAL:HG21	1.73	0.52
9:AI:53:VAL:CG2	9:AI:95:LYS:HZ3	2.21	0.52
11:AK:33:THR:HA	11:AK:40:ILE:HG12	1.90	0.52
13:AM:4:ILE:HD11	13:AM:10:PRO:CD	2.38	0.52
25:AZ:246:LYS:HD2	25:AZ:279:GLU:CD	2.30	0.52
25:AZ:265:THR:HG22	25:AZ:266:VAL:H	1.72	0.52
25:AZ:265:THR:CG2	25:AZ:266:VAL:N	2.71	0.52
26:B0:55:ARG:NH2	36:BA:2387:U:OP1	2.42	0.52
32:B6:12:GLU:HA	32:B6:23:THR:HA	1.91	0.52
32:B6:48:VAL:O	32:B6:48:VAL:HG23	2.09	0.52
36:BA:333:G:H2'	36:BA:333:G:N3	2.24	0.52
36:BA:1275:A:N1	36:BA:1295:C:O2'	2.39	0.52
36:BA:2144:U:H2'	36:BA:2146:C:H5	1.75	0.52
36:BA:2309:A:C2'	36:BA:2310:A:H5''	2.38	0.52
36:BA:2572:A:C5	40:BE:144:ARG:NH1	2.67	0.52
40:BE:101:ARG:HB2	40:BE:201:THR:HG21	1.91	0.52
40:BE:117:MET:HA	40:BE:122:PHE:H	1.74	0.52
41:BF:17:ARG:HH11	41:BF:17:ARG:HG3	1.74	0.52
41:BF:185:ASP:HA	41:BF:188:ARG:CG	2.39	0.52
42:BG:52:ILE:HB	42:BG:54:GLU:OE1	2.10	0.52
46:BN:112:LEU:O	46:BN:115:ARG:N	2.42	0.52
48:BP:148:LEU:O	48:BP:149:GLU:HB2	2.10	0.52
50:BR:28:LEU:HB2	50:BR:34:ILE:HG13	1.91	0.52
51:BS:22:GLY:O	51:BS:23:ARG:O	2.27	0.52
57:BY:33:LYS:C	57:BY:35:TYR:H	2.12	0.52
1:CA:390:C:H2'	1:CA:391:G:H8	1.74	0.52
1:CA:537:G:H2'	1:CA:538:G:H8	1.73	0.52
1:CA:946:A:C2	1:CA:947:G:C5	2.97	0.52
1:CA:1036:G:H3'	1:CA:1037:C:C6	2.43	0.52
4:CD:4:TYR:O	4:CD:5:ILE:HB	2.09	0.52
10:CJ:28:ARG:HG2	10:CJ:33:GLN:HA	1.91	0.52

Continued on next page...

Continued from previous page...

Atom-1	Atom-2	Interatomic distance (Å)	Clash overlap (Å)
24:CY:49:G:O2'	24:CY:50:G:H5'	2.08	0.52
24:CY:70:C:O2'	24:CY:71:C:H5'	2.09	0.52
25:CZ:143:ASP:OD1	25:CZ:144:PRO:HD2	2.08	0.52
25:CZ:196:VAL:O	25:CZ:198:LYS:N	2.43	0.52
25:CZ:300:ARG:CG	25:CZ:301:GLY:H	2.22	0.52
25:CZ:300:ARG:CG	25:CZ:301:GLY:N	2.72	0.52
30:D4:12:ALA:CB	30:D4:29:PRO:HA	2.39	0.52
30:D4:25:TYR:N	30:D4:25:TYR:CD1	2.77	0.52
36:DA:292:C:H2'	36:DA:293:U:C6	2.43	0.52
36:DA:443:A:H1'	36:DA:1201:C:O4'	2.08	0.52
36:DA:1069:A:O2'	36:DA:1070:A:P	2.67	0.52
36:DA:1311:G:H21	36:DA:1603:A:N6	2.05	0.52
36:DA:2491:U:C2'	36:DA:2492:U:H5'	2.39	0.52
36:DA:2723:C:H4'	50:DR:2:ARG:HE	1.74	0.52
36:DA:2884:U:H2'	36:DA:2885:C:C5'	2.39	0.52
38:DC:10:LEU:H	38:DC:10:LEU:HD22	1.74	0.52
40:DE:186:GLY:O	40:DE:187:ALA:HB3	2.09	0.52
41:DF:39:TRP:CZ2	41:DF:106:ARG:HD3	2.44	0.52
42:DG:105:LYS:HE2	42:DG:142:PRO:HG3	1.91	0.52
43:DH:12:PRO:HB2	43:DH:15:VAL:HG13	1.91	0.52
43:DH:42:ARG:HG2	43:DH:43:VAL:N	2.24	0.52
43:DH:126:PRO:O	43:DH:127:GLU:CG	2.56	0.52
45:DK:62:UNK:O	45:DK:63:UNK:C	2.57	0.52
48:DP:48:PRO:O	48:DP:49:ARG:O	2.27	0.52
48:DP:83:VAL:CG2	48:DP:105:LEU:HD13	2.33	0.52
49:DQ:141:GLN:NE2	58:DZ:72:ARG:O	2.42	0.52
50:DR:44:LEU:CD1	50:DR:48:VAL:HB	2.39	0.52
51:DS:35:ILE:CD1	51:DS:99:LYS:HD3	2.40	0.52
52:DT:62:THR:HG22	52:DT:75:ILE:HG23	1.91	0.52
53:DU:65:ILE:N	53:DU:65:ILE:CD1	2.73	0.52
54:DV:19:LYS:HE2	54:DV:19:LYS:HA	1.90	0.52
55:DW:96:ILE:HG23	55:DW:96:ILE:O	2.09	0.52
58:DZ:99:TYR:CZ	58:DZ:125:LEU:HB2	2.44	0.52
1:AA:339:C:OP2	47:BO:97:ARG:NH1	2.42	0.52
1:AA:707:C:H2'	1:AA:708:C:C6	2.44	0.52
1:AA:950:U:H2'	1:AA:951:G:H8	1.73	0.52
1:AA:1038:C:H6	1:AA:1038:C:O5'	1.92	0.52
1:AA:1305:G:OP2	21:AU:2:GLY:N	2.43	0.52
13:AM:19:LEU:HD22	13:AM:19:LEU:H	1.74	0.52
14:AN:57:ARG:HH11	14:AN:57:ARG:CB	2.23	0.52
20:AT:41:ILE:C	20:AT:43:LEU:H	2.12	0.52

Continued on next page...

Continued from previous page...

Atom-1	Atom-2	Interatomic distance (Å)	Clash overlap (Å)
26:B0:38:VAL:CB	26:B0:59:LEU:HD12	2.36	0.52
27:B1:75:GLU:O	27:B1:76:ARG:O	2.26	0.52
27:B1:76:ARG:HH22	27:B1:95:LEU:N	2.06	0.52
28:B2:25:VAL:HG12	28:B2:25:VAL:O	2.09	0.52
28:B2:32:LEU:HA	28:B2:53:LEU:CD2	2.40	0.52
30:B4:14:ILE:H	30:B4:14:ILE:CD1	2.22	0.52
33:B7:43:THR:CG2	33:B7:44:PRO:N	2.72	0.52
34:B8:5:LYS:HG2	36:BA:242:G:C8	2.43	0.52
36:BA:950:G:H2'	36:BA:951:C:C6	2.45	0.52
36:BA:1231:G:H2'	36:BA:1232:G:C8	2.44	0.52
36:BA:1530:C:H6	36:BA:1530:C:O5'	1.93	0.52
36:BA:1682:G:H2'	36:BA:1683:C:C6	2.45	0.52
36:BA:2087:G:C2'	36:BA:2088:G:H5'	2.40	0.52
36:BA:2463:C:H1'	36:BA:2518:A:H2	1.74	0.52
36:BA:2792:G:O2'	36:BA:2793:G:H5'	2.10	0.52
39:BD:30:GLU:CG	39:BD:63:ARG:HH21	2.21	0.52
39:BD:43:ARG:CB	39:BD:54:ARG:HB2	2.39	0.52
39:BD:62:TYR:C	39:BD:62:TYR:CD1	2.83	0.52
39:BD:221:VAL:HG22	39:BD:226:MET:CE	2.38	0.52
42:BG:82:LEU:HD13	42:BG:87:PRO:HB3	1.92	0.52
42:BG:84:LYS:O	42:BG:85:GLY:O	2.27	0.52
46:BN:32:THR:C	46:BN:34:LEU:H	2.12	0.52
48:BP:16:ARG:HD3	48:BP:16:ARG:C	2.30	0.52
48:BP:45:LEU:CD1	48:BP:46:LYS:N	2.63	0.52
52:BT:62:THR:CG2	52:BT:75:ILE:HG23	2.34	0.52
53:BU:8:VAL:O	53:BU:12:ARG:HG3	2.09	0.52
53:BU:92:ARG:O	53:BU:94:ASN:N	2.42	0.52
54:BV:39:LEU:HD12	54:BV:51:VAL:HA	1.92	0.52
56:BX:53:LYS:HB3	56:BX:82:GLN:CB	2.40	0.52
1:CA:16:A:C6	1:CA:17:U:C5	2.96	0.52
1:CA:266:G:H5''	1:CA:267:C:C5	2.43	0.52
1:CA:890:G:O2'	1:CA:906:G:O6	2.18	0.52
3:CC:18:TRP:CE3	3:CC:18:TRP:N	2.77	0.52
5:CE:91:LEU:HD12	5:CE:91:LEU:N	2.23	0.52
13:CM:65:LYS:C	13:CM:66:LEU:HG	2.28	0.52
16:CP:15:PRO:O	16:CP:16:HIS:ND1	2.41	0.52
24:CY:51:G:HO2'	25:CZ:338:TYR:HD1	1.56	0.52
25:CZ:117:ARG:O	25:CZ:120:ILE:HB	2.10	0.52
25:CZ:223:MET:HE3	25:CZ:240:GLY:H	1.72	0.52
25:CZ:389:ARG:O	25:CZ:390:GLU:CB	2.55	0.52
36:DA:271(Q):G:H1'	36:DA:271(R):G:C8	2.45	0.52

Continued on next page...

Continued from previous page...

Atom-1	Atom-2	Interatomic distance (Å)	Clash overlap (Å)
36:DA:752:A:H4'	36:DA:753:C:O5'	2.09	0.52
36:DA:917:A:N1	37:DB:80:U:H4'	2.25	0.52
36:DA:1658:C:OP1	40:DE:132:HIS:O	2.26	0.52
36:DA:2061:G:H5''	36:DA:2503:A:C2	2.45	0.52
36:DA:2476:A:H2'	36:DA:2477:C:C5'	2.37	0.52
36:DA:2765:A:H2	36:DA:2766:G:O4'	1.92	0.52
36:DA:2872:G:C2	36:DA:2873:A:N6	2.77	0.52
40:DE:65:GLY:O	40:DE:66:HIS:O	2.27	0.52
56:DX:54:VAL:HG13	56:DX:81:VAL:HG12	1.91	0.52
58:DZ:48:PHE:HE1	58:DZ:52:SER:O	1.92	0.52
58:DZ:73:GLN:HB3	58:DZ:87:ASP:HB2	1.92	0.52
1:AA:77:G:H2'	1:AA:77:G:N3	2.23	0.52
1:AA:198:G:O2'	1:AA:199:G:H8	1.93	0.52
1:AA:973:G:H1'	10:AJ:55:LYS:HZ3	1.68	0.52
1:AA:1158:C:O2	1:AA:1158:C:C2'	2.58	0.52
3:AC:65:ALA:O	3:AC:66:VAL:HB	2.09	0.52
4:AD:88:VAL:O	4:AD:92:VAL:HG23	2.09	0.52
4:AD:128:VAL:O	4:AD:129:ASN:C	2.47	0.52
7:AG:27:ILE:HG22	7:AG:28:ASN:N	2.23	0.52
9:AI:55:ALA:CA	9:AI:58:HIS:HE1	2.14	0.52
9:AI:79:LEU:HD13	9:AI:79:LEU:C	2.30	0.52
12:AL:46:LYS:H	12:AL:92:ASP:HB3	1.75	0.52
18:AR:25:THR:O	18:AR:26:LEU:HG	2.08	0.52
25:AZ:356:PRO:HD3	25:AZ:370:PHE:HA	1.91	0.52
26:B0:16:SER:HB2	36:BA:2262:U:H5	1.73	0.52
28:B2:46:GLN:H	28:B2:50:ILE:HG12	1.74	0.52
29:B3:4:LEU:HD11	29:B3:39:ASP:OD1	2.09	0.52
32:B6:36:LEU:C	32:B6:36:LEU:CD2	2.78	0.52
32:B6:53:LYS:O	32:B6:54:ILE:OXT	2.27	0.52
36:BA:8:A:H2'	36:BA:9:U:C5	2.45	0.52
36:BA:702:G:H1	36:BA:730:C:H42	1.56	0.52
36:BA:1350:C:O2'	36:BA:1351:C:H5'	2.09	0.52
36:BA:1471:A:H3'	36:BA:1472:A:H8	1.75	0.52
36:BA:2554:U:H2'	36:BA:2555:U:H6	1.74	0.52
42:BG:106:LEU:O	42:BG:110:ALA:HB3	2.10	0.52
46:BN:65:LYS:O	46:BN:69:GLN:HB2	2.09	0.52
48:BP:81:GLN:NE2	48:BP:106:LEU:HA	2.24	0.52
52:BT:23:ARG:HB2	52:BT:24:PRO:HD2	1.91	0.52
58:BZ:122:ARG:HH11	58:BZ:122:ARG:HG2	1.74	0.52
58:BZ:145:GLU:O	58:BZ:147:GLY:N	2.41	0.52
1:CA:105:G:H2'	1:CA:106:C:C6	2.45	0.52

Continued on next page...

Continued from previous page...

Atom-1	Atom-2	Interatomic distance (Å)	Clash overlap (Å)
1:CA:695:A:H2'	1:CA:696:A:C8	2.44	0.52
1:CA:1343:G:H2'	1:CA:1344:C:H6	1.72	0.52
2:CB:18:GLY:H	2:CB:42:ILE:CG2	2.23	0.52
2:CB:30:ARG:NE	2:CB:31:TYR:CE1	2.78	0.52
4:CD:67:ILE:HG22	4:CD:68:TYR:CE1	2.45	0.52
7:CG:95:ARG:NH2	7:CG:99:LEU:HD21	2.24	0.52
22:CV:56:C:O2	42:DG:78:SER:HB2	2.07	0.52
25:CZ:366:ASP:OD1	25:CZ:367:ASN:N	2.41	0.52
28:D2:50:ILE:HD12	28:D2:50:ILE:N	2.24	0.52
36:DA:383:U:H2'	36:DA:385:C:H5	1.74	0.52
36:DA:660:G:O3'	41:DF:38:ARG:NH2	2.42	0.52
36:DA:1142(A):A:H5'	36:DA:1142(A):A:H8	1.74	0.52
36:DA:1361:G:O2'	36:DA:1362:C:H5'	2.10	0.52
36:DA:1689:A:N6	36:DA:1698:A:H2	1.95	0.52
36:DA:2009:G:O2'	36:DA:2010:G:H5'	2.09	0.52
36:DA:2650:U:H2'	36:DA:2651:C:C6	2.44	0.52
39:DD:30:GLU:CB	39:DD:35:LYS:NZ	2.73	0.52
39:DD:77:ALA:O	39:DD:116:GLN:HG3	2.09	0.52
41:DF:201:VAL:HA	41:DF:204:ASN:HD22	1.74	0.52
42:DG:145:THR:HB	42:DG:148:MET:HB2	1.91	0.52
43:DH:163:TYR:N	43:DH:163:TYR:CD1	2.78	0.52
44:DJ:27:UNK:HA	44:DJ:113:UNK:CB	2.39	0.52
46:DN:18:ALA:HB1	46:DN:21:LYS:HB2	1.92	0.52
48:DP:33:ARG:O	48:DP:34:GLY:C	2.47	0.52
52:DT:75:ILE:N	52:DT:75:ILE:CD1	2.65	0.52
53:DU:88:ILE:HG22	54:DV:47:VAL:O	2.08	0.52
54:DV:49:THR:HB	54:DV:50:PRO:HD2	1.92	0.52
58:DZ:153:SER:O	58:DZ:155:LEU:N	2.42	0.52
1:AA:499:A:H4'	1:AA:500:G:OP1	2.10	0.52
1:AA:1333:A:H2'	1:AA:1334:G:H5'	1.91	0.52
1:AA:1505:G:H2'	23:AX:18:G:OP2	2.10	0.52
2:AB:113:HIS:O	2:AB:115:LEU:N	2.42	0.52
3:AC:76:VAL:HG21	3:AC:103:VAL:HG11	1.91	0.52
11:AK:76:GLY:O	11:AK:78:GLN:HG3	2.09	0.52
12:AL:39:VAL:HB	12:AL:57:LYS:HB3	1.91	0.52
13:AM:119:GLY:O	13:AM:120:LYS:HB2	2.10	0.52
14:AN:29:ARG:NH1	14:AN:31:ARG:O	2.43	0.52
17:AQ:11:VAL:O	17:AQ:11:VAL:HG23	2.09	0.52
18:AR:40:LEU:C	18:AR:42:ARG:H	2.13	0.52
18:AR:59:SER:H	18:AR:62:GLU:HB2	1.74	0.52
22:AV:44:G:C3'	22:AV:45:U:H5'	2.39	0.52

Continued on next page...

Continued from previous page...

Atom-1	Atom-2	Interatomic distance (Å)	Clash overlap (Å)
26:B0:27:GLU:HA	26:B0:67:VAL:HG12	1.91	0.52
27:B1:4:VAL:CG2	27:B1:11:ARG:HG3	2.38	0.52
32:B6:15:GLU:OE2	32:B6:18:ARG:NH2	2.41	0.52
32:B6:33:LYS:O	32:B6:34:LEU:HB2	2.09	0.52
33:B7:43:THR:HG23	33:B7:44:PRO:CD	2.39	0.52
36:BA:142:A:C8	36:BA:1408:C:H1'	2.44	0.52
36:BA:176:G:C2'	36:BA:177:G:H5'	2.38	0.52
36:BA:990:A:C6	36:BA:1186:G:H1'	2.45	0.52
36:BA:1038:C:H3'	36:BA:1039:G:H5''	1.91	0.52
36:BA:1378:A:C4'	36:BA:1379:A:OP1	2.56	0.52
36:BA:2196:C:O2'	36:BA:2197:U:H5'	2.10	0.52
36:BA:2523:G:C2'	36:BA:2524:G:C5'	2.83	0.52
37:BB:37:C:O2	51:BS:95:HIS:NE2	2.37	0.52
37:BB:56:G:O2'	37:BB:57:A:OP2	2.26	0.52
40:BE:19:ARG:O	40:BE:19:ARG:HG3	2.07	0.52
40:BE:101:ARG:HD3	40:BE:171:GLU:HA	1.92	0.52
47:BO:107:ARG:HH11	52:BT:36:GLU:CG	2.21	0.52
57:BY:28:LYS:CG	57:BY:39:VAL:HG22	2.34	0.52
1:CA:191:G:C4	20:CT:105:SER:HB3	2.45	0.52
1:CA:341:C:O2'	1:CA:342:C:H5'	2.10	0.52
1:CA:678:U:H4'	1:CA:778:G:OP1	2.09	0.52
1:CA:877:C:O2'	1:CA:878:G:H5'	2.09	0.52
1:CA:1271:G:H2'	1:CA:1272:G:H5'	1.91	0.52
3:CC:79:ARG:HB3	3:CC:79:ARG:NH1	2.25	0.52
4:CD:11:LEU:HD13	4:CD:66:ARG:NE	2.25	0.52
4:CD:13:ARG:NH2	4:CD:36:ARG:HH11	2.03	0.52
5:CE:11:ILE:HD12	5:CE:31:LEU:CD1	2.39	0.52
5:CE:144:THR:N	5:CE:147:ASP:OD1	2.39	0.52
7:CG:78:ARG:CG	7:CG:79:ARG:N	2.71	0.52
10:CJ:13:HIS:O	10:CJ:17:ASP:HB2	2.08	0.52
11:CK:77:MET:SD	11:CK:80:VAL:HG12	2.50	0.52
14:CN:19:ARG:O	14:CN:20:ALA:C	2.47	0.52
15:CO:26:GLU:OE2	15:CO:77:ARG:NH1	2.42	0.52
22:CV:53:G:H2'	22:CV:54:U:H6	1.74	0.52
25:CZ:19:HIS:CD2	25:CZ:115:GLN:HB2	2.45	0.52
25:CZ:234:ARG:HH21	25:CZ:289:LEU:CD2	2.22	0.52
25:CZ:392:GLY:O	25:CZ:393:ARG:HB3	2.09	0.52
31:D5:15:ARG:O	31:D5:16:ARG:C	2.47	0.52
31:D5:44:THR:HG21	50:DR:101:ALA:CA	2.39	0.52
32:D6:11:LEU:HD21	32:D6:51:GLU:CG	2.40	0.52
35:D9:18:ARG:O	35:D9:19:ARG:HB3	2.09	0.52

Continued on next page...

Continued from previous page...

Atom-1	Atom-2	Interatomic distance (Å)	Clash overlap (Å)
36:DA:195:A:OP1	48:DP:46:LYS:HE2	2.10	0.52
36:DA:600:G:H2'	36:DA:601:C:C6	2.44	0.52
36:DA:622:G:O2'	36:DA:623:G:H5'	2.10	0.52
36:DA:753:C:H2'	36:DA:754:C:C6	2.44	0.52
36:DA:2283:C:O2'	36:DA:2284:C:H5'	2.09	0.52
36:DA:2305:A:C4	42:DG:154:GLY:HA3	2.45	0.52
38:DC:2:LYS:HG2	38:DC:2:LYS:O	2.09	0.52
40:DE:3:GLY:HA3	40:DE:81:ILE:HD12	1.92	0.52
40:DE:35:GLN:HG2	40:DE:36:ARG:H	1.73	0.52
40:DE:101:ARG:HB2	40:DE:201:THR:HG21	1.90	0.52
42:DG:104:GLU:C	42:DG:106:LEU:H	2.12	0.52
42:DG:150:ASP:O	42:DG:151:ALA:CB	2.58	0.52
43:DH:33:LEU:HD21	43:DH:136:ILE:HG22	1.92	0.52
47:DO:11:ALA:HB1	47:DO:99:PHE:H	1.75	0.52
52:DT:26:ASP:OD1	52:DT:26:ASP:C	2.48	0.52
53:DU:82:GLY:O	53:DU:84:LYS:N	2.42	0.52
56:DX:10:ALA:HB1	56:DX:11:PRO:HD2	1.90	0.52
56:DX:41:ASN:O	56:DX:45:THR:HG23	2.09	0.52
58:DZ:108:PRO:HG2	58:DZ:111:VAL:CG2	2.39	0.52
2:AB:61:LEU:HD23	2:AB:68:ILE:HD11	1.91	0.52
2:AB:213:LEU:HD23	2:AB:213:LEU:C	2.29	0.52
4:AD:133:VAL:HG11	4:AD:138:TYR:HD2	1.75	0.52
7:AG:13:GLN:O	7:AG:24:THR:OG1	2.18	0.52
9:AI:48:GLU:HG3	9:AI:101:PHE:HZ	1.74	0.52
12:AL:28:LYS:O	12:AL:30:ALA:N	2.42	0.52
12:AL:89:ARG:HE	12:AL:91:LYS:HZ3	0.71	0.52
14:AN:57:ARG:HG3	14:AN:58:LYS:N	2.25	0.52
19:AS:19:VAL:O	19:AS:20:LEU:C	2.48	0.52
22:AW:4:C:H2'	22:AW:5:G:C8	2.33	0.52
22:AW:54:U:H2'	22:AW:55:U:O4'	2.10	0.52
26:B0:40:GLN:HE21	26:B0:59:LEU:CD1	2.23	0.52
28:B2:3:LEU:HD13	36:BA:98:G:C5'	2.39	0.52
34:B8:6:THR:HG22	34:B8:63:PRO:HD3	1.92	0.52
36:BA:480:A:H2	36:BA:499:U:O2	1.93	0.52
36:BA:1423:G:N2	36:BA:1576:U:H1'	2.24	0.52
36:BA:2130:U:OP1	38:BC:5:LYS:CG	2.57	0.52
39:BD:75:ILE:N	39:BD:75:ILE:HD13	2.24	0.52
39:BD:267:SER:C	39:BD:269:PHE:N	2.56	0.52
40:BE:101:ARG:NH1	40:BE:171:GLU:HB2	2.25	0.52
41:BF:160:ASN:HD21	41:BF:162:LEU:CB	2.23	0.52
46:BN:76:SER:O	46:BN:78:TYR:N	2.43	0.52

Continued on next page...

Continued from previous page...

Atom-1	Atom-2	Interatomic distance (Å)	Clash overlap (Å)
46:BN:115:ARG:HA	46:BN:118:LYS:HZ2	1.72	0.52
50:BR:21:TYR:HB3	50:BR:47:PHE:CD2	2.45	0.52
53:BU:52:ARG:HG2	53:BU:55:ARG:NH2	2.24	0.52
57:BY:87:LYS:O	57:BY:88:LYS:HB2	2.09	0.52
58:BZ:102:LEU:CD2	58:BZ:137:ILE:HB	2.40	0.52
1:CA:414:A:C6	1:CA:431:A:C2	2.98	0.52
1:CA:545:C:OP1	4:CD:61:LYS:NZ	2.42	0.52
1:CA:1061:G:O2'	1:CA:1062:U:H5'	2.10	0.52
1:CA:1462:G:O2'	52:DT:115:ARG:NH2	2.42	0.52
2:CB:122:PHE:HA	2:CB:127:ILE:HD11	1.90	0.52
2:CB:155:LEU:CD1	2:CB:157:ARG:O	2.58	0.52
5:CE:36:ASP:O	5:CE:38:GLN:N	2.43	0.52
8:CH:4:ASP:OD2	8:CH:89:PRO:HD3	2.09	0.52
8:CH:29:SER:HB3	8:CH:32:LYS:HB2	1.90	0.52
9:CI:55:ALA:O	9:CI:58:HIS:ND1	2.43	0.52
12:CL:93:LEU:HD12	12:CL:96:VAL:HG21	1.90	0.52
20:CT:74:LYS:HG2	20:CT:75:ASN:N	2.25	0.52
22:CW:37:A:H3'	22:CW:38:A:C8	2.43	0.52
25:CZ:78:SER:OG	25:CZ:273:HIS:CE1	2.63	0.52
32:D6:41:PRO:C	32:D6:43:CYS:H	2.13	0.52
35:D9:29:ASN:O	35:D9:29:ASN:ND2	2.42	0.52
36:DA:208:C:H2'	36:DA:209:C:C6	2.44	0.52
36:DA:267:C:C2	36:DA:268:C:C5	2.98	0.52
36:DA:610:G:C6	36:DA:611:C:N4	2.78	0.52
36:DA:657:U:H2'	36:DA:658:C:C6	2.45	0.52
36:DA:1208:C:C4	36:DA:1209:G:N7	2.78	0.52
36:DA:2175:C:OP1	38:DC:220:PRO:HA	2.10	0.52
36:DA:2447:G:HO2'	36:DA:2500:U:H5	1.58	0.52
36:DA:2572:A:C4	40:DE:144:ARG:NH1	2.77	0.52
36:DA:2584:U:C2'	36:DA:2585:U:H5'	2.38	0.52
36:DA:2839:G:H5'	50:DR:46:GLY:HA2	1.91	0.52
39:DD:94:LEU:HD13	39:DD:96:HIS:HE1	1.72	0.52
39:DD:142:VAL:HG21	39:DD:191:ALA:HB1	1.92	0.52
40:DE:117:MET:HA	40:DE:122:PHE:N	2.23	0.52
42:DG:13:GLU:HG3	42:DG:14:GLU:HG3	1.92	0.52
42:DG:34:LEU:HA	42:DG:161:THR:HA	1.92	0.52
43:DH:85:LYS:NZ	43:DH:132:ARG:CA	2.61	0.52
43:DH:85:LYS:CE	43:DH:87:LEU:HG	2.38	0.52
44:DJ:97:UNK:HA	44:DJ:132:UNK:HA	1.90	0.52
51:DS:50:SER:O	51:DS:51:ALA:HB2	2.09	0.52
1:AA:806:C:O2'	1:AA:807:A:H5'	2.09	0.52

Continued on next page...

Continued from previous page...

Atom-1	Atom-2	Interatomic distance (Å)	Clash overlap (Å)
1:AA:1286:A:O2'	1:AA:1287:A:P	2.67	0.52
2:AB:75:LYS:HD3	2:AB:75:LYS:C	2.30	0.52
2:AB:109:SER:O	2:AB:112:VAL:N	2.37	0.52
3:AC:18:TRP:CE3	3:AC:18:TRP:N	2.78	0.52
9:AI:114:TYR:CE1	10:AJ:59:SER:HA	2.45	0.52
12:AL:18:VAL:HG23	12:AL:19:ARG:N	2.25	0.52
12:AL:75:HIS:CD2	12:AL:77:LEU:H	2.28	0.52
16:AP:19:ILE:N	16:AP:37:GLY:O	2.42	0.52
19:AS:5:LEU:HG	19:AS:8:GLY:O	2.09	0.52
19:AS:16:LEU:C	19:AS:18:LYS:N	2.60	0.52
20:AT:14:LYS:HA	20:AT:17:ARG:HH21	1.75	0.52
25:AZ:19:HIS:CB	25:AZ:113:MET:HB3	2.40	0.52
25:AZ:155:ARG:NH2	25:AZ:170:VAL:HG23	2.25	0.52
34:B8:7:HIS:CB	34:B8:59:LYS:HZ3	2.22	0.52
36:BA:15:G:O2'	36:BA:16:G:H5'	2.10	0.52
36:BA:466:A:C2'	36:BA:467:G:H5'	2.39	0.52
36:BA:1120:G:H2'	36:BA:1121:C:H6	1.74	0.52
36:BA:1862:G:N2	36:BA:1881:C:H1'	2.25	0.52
36:BA:2342:C:O2'	36:BA:2374:C:H5''	2.09	0.52
36:BA:2679:A:H4'	40:BE:165:VAL:HG11	1.92	0.52
36:BA:2774:C:H2'	36:BA:2775:A:O4'	2.10	0.52
37:BB:92:C:H2'	37:BB:93:G:H8	1.75	0.52
40:BE:44:TYR:HE2	40:BE:46:ALA:HB3	1.74	0.52
41:BF:53:THR:O	41:BF:57:VAL:HG23	2.10	0.52
42:BG:10:LYS:CD	42:BG:10:LYS:H	2.22	0.52
42:BG:173:LEU:O	42:BG:176:LEU:HB3	2.10	0.52
47:BO:86:ILE:HD12	47:BO:86:ILE:N	2.24	0.52
48:BP:23:PRO:CB	48:BP:33:ARG:HG3	2.38	0.52
48:BP:38:GLN:CG	48:BP:39:LYS:H	2.19	0.52
49:BQ:140:ALA:O	58:BZ:99:TYR:CE2	2.63	0.52
51:BS:89:ARG:HG3	51:BS:92:TYR:CA	2.38	0.52
53:BU:88:ILE:C	53:BU:90:VAL:H	2.11	0.52
53:BU:90:VAL:O	53:BU:92:ARG:N	2.43	0.52
54:BV:58:VAL:HB	54:BV:98:GLU:HG2	1.92	0.52
57:BY:47:LYS:HG2	57:BY:60:PHE:CZ	2.44	0.52
58:BZ:102:LEU:HD23	58:BZ:137:ILE:HB	1.91	0.52
58:BZ:108:PRO:C	58:BZ:110:GLY:N	2.61	0.52
1:CA:38:G:C2	1:CA:397:A:C2	2.98	0.52
1:CA:192:U:H2'	1:CA:193:C:C6	2.41	0.52
1:CA:310:G:H2'	1:CA:311:C:C6	2.44	0.52
1:CA:858:G:N2	1:CA:870:U:OP2	2.43	0.52

Continued on next page...

Continued from previous page...

Atom-1	Atom-2	Interatomic distance (Å)	Clash overlap (Å)
1:CA:945:G:N2	1:CA:1337:G:N2	2.57	0.52
1:CA:1014:A:H4'	19:CS:14:HIS:CE1	2.45	0.52
1:CA:1324:A:H2'	1:CA:1325:C:O4'	2.09	0.52
4:CD:17:VAL:HG21	4:CD:63:LYS:HZ3	1.74	0.52
5:CE:33:VAL:HG21	5:CE:109:ILE:HG12	1.92	0.52
5:CE:47:LYS:O	5:CE:48:ALA:HB2	2.08	0.52
7:CG:48:LYS:O	7:CG:51:GLN:HB2	2.10	0.52
9:CI:17:VAL:HG21	9:CI:80:GLY:HA3	1.92	0.52
9:CI:24:GLY:N	9:CI:60:ASP:OD1	2.43	0.52
12:CL:92:ASP:O	12:CL:94:PRO:HD3	2.09	0.52
14:CN:42:ILE:CG2	14:CN:43:CYS:N	2.71	0.52
15:CO:17:ARG:CD	15:CO:26:GLU:HG3	2.40	0.52
17:CQ:33:GLY:O	17:CQ:34:LYS:O	2.27	0.52
19:CS:4:SER:O	19:CS:5:LEU:O	2.27	0.52
25:CZ:122:LEU:O	25:CZ:125:GLN:N	2.41	0.52
25:CZ:320:VAL:HG13	25:CZ:397:ALA:O	2.08	0.52
26:D0:41:ARG:NH2	36:DA:2387:U:C1'	2.72	0.52
32:D6:16:CYS:CB	32:D6:48:VAL:O	2.57	0.52
36:DA:361:G:H2'	36:DA:362:U:H4'	1.91	0.52
36:DA:706:A:C2	36:DA:707:G:H1'	2.45	0.52
36:DA:769:G:O2'	36:DA:770:G:H5'	2.09	0.52
36:DA:1336:A:OP2	56:DX:64:LYS:HD2	2.10	0.52
36:DA:2033:A:O2'	36:DA:2034:U:P	2.68	0.52
36:DA:2189:U:H3'	36:DA:2190:G:H5''	1.92	0.52
38:DC:59:ARG:HH22	38:DC:139:ASN:HD22	1.56	0.52
38:DC:106:GLY:O	38:DC:107:TRP:HB3	2.10	0.52
39:DD:33:LEU:CD1	39:DD:102:LYS:HD2	2.37	0.52
42:DG:11:TYR:HD1	42:DG:15:VAL:HG21	1.75	0.52
56:DX:31:HIS:ND1	56:DX:32:PRO:HD2	2.24	0.52
57:DY:26:LYS:HG2	57:DY:27:VAL:H	1.75	0.52
57:DY:30:VAL:HG12	57:DY:31:LEU:H	1.75	0.52
1:AA:157:G:H2'	1:AA:158:G:H8	1.73	0.52
1:AA:328:C:O2	1:AA:328:C:C2'	2.57	0.52
1:AA:624:C:H4'	16:AP:11:SER:H	1.75	0.52
1:AA:949:A:C1'	1:AA:1364:U:C5	2.93	0.52
1:AA:1427:U:H2'	1:AA:1428:A:C8	2.45	0.52
3:AC:122:GLU:O	3:AC:125:GLU:N	2.43	0.52
9:AI:97:LYS:N	9:AI:98:PRO:CD	2.72	0.52
18:AR:67:ALA:O	18:AR:71:LYS:HG3	2.10	0.52
24:AY:70:C:H2'	24:AY:71:C:C6	2.40	0.52
25:AZ:36:ALA:HA	25:AZ:39:ASN:O	2.10	0.52

Continued on next page...

Continued from previous page...

Atom-1	Atom-2	Interatomic distance (Å)	Clash overlap (Å)
28:B2:7:ARG:N	28:B2:7:ARG:CD	2.68	0.52
29:B3:31:LEU:HD23	29:B3:32:GLN:N	2.25	0.52
31:B5:44:THR:O	31:B5:45:VAL:O	2.28	0.52
32:B6:52:VAL:CG1	32:B6:53:LYS:N	2.65	0.52
35:B9:29:ASN:ND2	35:B9:29:ASN:O	2.42	0.52
36:BA:2101:G:C2'	36:BA:2102:U:H5''	2.40	0.52
36:BA:2155:G:H3'	36:BA:2156:G:C8	2.38	0.52
36:BA:2636:U:H2'	36:BA:2637:U:C6	2.45	0.52
36:BA:2772:C:H2'	36:BA:2773:C:C6	2.45	0.52
42:BG:49:ASP:O	42:BG:50:ALA:HB3	2.10	0.52
42:BG:141:PHE:O	42:BG:144:ILE:HG22	2.10	0.52
43:BH:158:HIS:CE1	43:BH:169:VAL:HG13	2.42	0.52
48:BP:105:LEU:HD12	48:BP:105:LEU:N	2.25	0.52
49:BQ:93:TYR:CD1	49:BQ:93:TYR:N	2.78	0.52
52:BT:62:THR:HA	52:BT:74:ARG:O	2.10	0.52
58:BZ:143:GLY:C	58:BZ:144:LEU:HD22	2.30	0.52
1:CA:369:C:OP2	1:CA:388:G:N2	2.42	0.52
1:CA:680:C:H2'	1:CA:681:C:H6	1.73	0.52
1:CA:689:C:O2'	1:CA:690:G:H5'	2.10	0.52
1:CA:744:C:H2'	1:CA:745:C:H6	1.75	0.52
1:CA:831:U:H2'	1:CA:832:C:C6	2.45	0.52
1:CA:948:C:O2'	1:CA:949:A:H5'	2.10	0.52
1:CA:1005:A:H2'	1:CA:1006:C:H5'	1.91	0.52
1:CA:1239:A:H62	1:CA:1299:A:H61	1.58	0.52
2:CB:47:THR:HA	2:CB:202:PRO:HG2	1.91	0.52
4:CD:49:ARG:O	4:CD:51:PRO:N	2.43	0.52
4:CD:49:ARG:O	4:CD:51:PRO:CD	2.58	0.52
5:CE:76:ILE:HD11	5:CE:142:LEU:HD22	1.90	0.52
5:CE:84:PHE:CB	5:CE:134:ALA:HB2	2.38	0.52
6:CF:63:TYR:O	6:CF:65:VAL:HG13	2.08	0.52
10:CJ:46:ARG:NH1	10:CJ:46:ARG:CG	2.73	0.52
10:CJ:94:VAL:HG12	10:CJ:95:GLU:N	2.23	0.52
11:CK:29:ILE:HG22	11:CK:44:SER:CB	2.40	0.52
11:CK:89:ALA:O	11:CK:91:ARG:N	2.43	0.52
13:CM:66:LEU:O	13:CM:70:LEU:HB3	2.10	0.52
22:CW:38:A:O2'	22:CW:39:U:H5''	2.09	0.52
24:CY:17:H2U:OP1	24:CY:18:G:H4'	2.10	0.52
25:CZ:17:ILE:HG13	25:CZ:104:LEU:HA	1.91	0.52
25:CZ:23:GLY:O	25:CZ:24:LYS:O	2.26	0.52
25:CZ:65:THR:HG22	25:CZ:66:ALA:N	2.24	0.52
27:D1:62:VAL:HG11	27:D1:70:VAL:HG21	1.91	0.52

Continued on next page...

Continued from previous page...

Atom-1	Atom-2	Interatomic distance (Å)	Clash overlap (Å)
34:D8:56:GLU:O	34:D8:59:LYS:N	2.34	0.52
35:D9:1:MET:HE2	35:D9:31:LYS:HB3	1.90	0.52
36:DA:184:C:H2'	36:DA:185:U:C6	2.45	0.52
36:DA:999:U:O2'	36:DA:1000:A:H5'	2.10	0.52
36:DA:1796:U:OP1	39:DD:276:LYS:HE3	2.10	0.52
36:DA:2193:G:H8	36:DA:2193:G:H5'	1.74	0.52
36:DA:2653:U:O2'	43:DH:110:SER:HB2	2.09	0.52
36:DA:2784:C:H1'	40:DE:37:ARG:NH1	2.25	0.52
36:DA:2887:U:H2'	36:DA:2888:C:H6	1.74	0.52
38:DC:53:ARG:HD3	38:DC:56:GLN:NE2	2.25	0.52
40:DE:101:ARG:HB2	40:DE:201:THR:CG2	2.39	0.52
47:DO:24:VAL:HG23	47:DO:24:VAL:O	2.10	0.52
49:DQ:101:ARG:CG	49:DQ:101:ARG:NH1	2.55	0.52
49:DQ:133:ARG:HG2	49:DQ:134:ARG:N	2.24	0.52
49:DQ:141:GLN:HE22	58:DZ:72:ARG:HA	1.75	0.52
50:DR:21:TYR:OH	50:DR:43:GLU:HG2	2.10	0.52
50:DR:103:ARG:HH11	50:DR:110:PRO:HD3	1.75	0.52
51:DS:49:VAL:HG12	51:DS:50:SER:N	2.23	0.52
51:DS:59:LYS:CG	51:DS:60:GLY:N	2.72	0.52
55:DW:36:LEU:CD1	55:DW:47:VAL:HG12	2.34	0.52
58:DZ:57:ILE:N	58:DZ:69:THR:O	2.42	0.52
1:AA:178:C:O2'	1:AA:179:A:H5'	2.10	0.52
1:AA:1103:C:H2'	1:AA:1104:G:O4'	2.10	0.52
1:AA:1126:U:O2	1:AA:1126:U:C2'	2.53	0.52
1:AA:1497:G:O2'	1:AA:1518:A:N1	2.43	0.52
5:AE:12:LEU:CD1	5:AE:31:LEU:CB	2.88	0.52
7:AG:78:ARG:CG	7:AG:79:ARG:N	2.67	0.52
9:AI:33:PHE:C	9:AI:35:GLU:H	2.13	0.52
10:AJ:5:ARG:O	10:AJ:98:ILE:HD12	2.10	0.52
15:AO:82:ILE:HG23	15:AO:83:GLU:N	2.24	0.52
16:AP:2:VAL:HG13	16:AP:63:GLY:O	2.10	0.52
16:AP:8:ARG:C	16:AP:9:PHE:HD1	2.12	0.52
19:AS:16:LEU:C	19:AS:18:LYS:H	2.12	0.52
22:AW:7:A:H2'	22:AW:8:U:H5'	1.92	0.52
25:AZ:21:ASP:O	25:AZ:22:HIS:C	2.47	0.52
25:AZ:33:TYR:O	25:AZ:36:ALA:HB3	2.10	0.52
25:AZ:230:THR:HA	25:AZ:235:GLY:O	2.10	0.52
34:B8:21:LYS:HD2	34:B8:48:PHE:CE1	2.45	0.52
36:BA:86:C:OP1	57:BY:32:PRO:HD2	2.10	0.52
36:BA:229:A:N3	36:BA:229:A:H2'	2.25	0.52
36:BA:271(U):G:H2'	36:BA:271(V):G:C8	2.44	0.52

Continued on next page...

Continued from previous page...

Atom-1	Atom-2	Interatomic distance (Å)	Clash overlap (Å)
36:BA:310:A:C6	36:BA:330:A:C6	2.97	0.52
36:BA:483:A:H2'	36:BA:484:C:O4'	2.10	0.52
36:BA:571:A:C8	36:BA:2030:A:N6	2.78	0.52
36:BA:815:C:H2'	36:BA:816:C:C6	2.45	0.52
36:BA:1286:A:N6	36:BA:1289:C:C2	2.78	0.52
36:BA:1303:G:O2'	36:BA:1304:C:H5'	2.10	0.52
36:BA:1503:U:O2'	36:BA:1504:C:H5'	2.10	0.52
36:BA:2115:G:H22	36:BA:2119:A:P	2.33	0.52
36:BA:2463:C:O2'	36:BA:2464:C:H5'	2.09	0.52
36:BA:2474:C:H5'	36:BA:2475:C:OP2	2.10	0.52
36:BA:2811:G:OP1	40:BE:60:ASN:HB2	2.10	0.52
38:BC:80:GLY:O	38:BC:83:ILE:HG13	2.09	0.52
39:BD:63:ARG:HH11	39:BD:63:ARG:HG3	1.75	0.52
43:BH:124:GLU:HG2	43:BH:132:ARG:O	2.10	0.52
47:BO:104:ARG:C	47:BO:106:LEU:H	2.12	0.52
1:CA:269:C:H2'	1:CA:270:A:C8	2.45	0.52
1:CA:376:G:OP2	16:CP:67:THR:HG21	2.10	0.52
1:CA:519:C:H2'	1:CA:520:A:C8	2.45	0.52
1:CA:945:G:N1	1:CA:1337:G:C2	2.78	0.52
1:CA:950:U:H2'	1:CA:951:G:C8	2.44	0.52
2:CB:61:LEU:HA	2:CB:64:ARG:NE	2.25	0.52
3:CC:147:LYS:O	3:CC:203:PHE:HD2	1.93	0.52
8:CH:5:PRO:HB2	8:CH:6:ILE:HD12	1.91	0.52
8:CH:119:LEU:HD12	8:CH:124:ALA:HA	1.90	0.52
13:CM:23:TYR:CE1	13:CM:70:LEU:HD22	2.37	0.52
14:CN:15:LYS:O	14:CN:16:PHE:O	2.28	0.52
19:CS:43:GLU:C	19:CS:45:VAL:N	2.58	0.52
22:CV:66:U:O2'	22:CV:67:C:H5'	2.10	0.52
22:CW:5:G:H22	22:CW:68:C:H42	1.58	0.52
25:CZ:38:GLU:HG2	25:CZ:38:GLU:O	2.09	0.52
25:CZ:231:ILE:CD1	25:CZ:237:VAL:CG2	2.87	0.52
26:D0:2:ALA:HB3	36:DA:2602:A:H61	1.75	0.52
28:D2:47:ASN:HD22	28:D2:47:ASN:N	1.98	0.52
30:D4:14:ILE:CD1	30:D4:14:ILE:H	2.23	0.52
30:D4:20:ASN:C	30:D4:20:ASN:ND2	2.64	0.52
36:DA:176:G:C2'	36:DA:177:G:H5'	2.40	0.52
36:DA:284:U:H2'	36:DA:285:C:H6	1.75	0.52
36:DA:598:G:H5'	48:DP:15:ARG:CB	2.40	0.52
36:DA:1657:C:H4'	40:DE:133:LYS:HG2	1.92	0.52
36:DA:2393:A:H3'	36:DA:2394:C:H6	1.75	0.52
36:DA:2892:A:H62	36:DA:2893:G:N2	2.07	0.52

Continued on next page...

Continued from previous page...

Atom-1	Atom-2	Interatomic distance (Å)	Clash overlap (Å)
37:DB:70:C:O2'	37:DB:71:C:H5'	2.10	0.52
38:DC:142:ALA:O	38:DC:144:THR:HG23	2.10	0.52
39:DD:64:ILE:O	39:DD:64:ILE:HG13	2.09	0.52
40:DE:45:THR:O	40:DE:46:ALA:HB2	2.10	0.52
43:DH:88:LEU:HD22	43:DH:88:LEU:N	2.24	0.52
47:DO:105:GLU:O	47:DO:108:GLU:HG2	2.09	0.52
48:DP:131:SER:HG	48:DP:134:ALA:HB3	1.75	0.52
50:DR:107:ASP:OD1	50:DR:107:ASP:C	2.48	0.52
51:DS:15:ARG:HG2	51:DS:15:ARG:NH1	2.25	0.52
54:DV:21:ARG:HH11	54:DV:21:ARG:HG2	1.75	0.52
56:DX:4:ALA:N	56:DX:6:ASP:OD2	2.38	0.52
57:DY:43:ASN:HA	57:DY:65:ALA:HB3	1.92	0.52
57:DY:50:ARG:CG	57:DY:56:PRO:HA	2.39	0.52
58:DZ:17:ALA:HA	58:DZ:20:ARG:HD3	1.91	0.52
58:DZ:128:VAL:HG22	58:DZ:129:SER:N	2.25	0.52
1:AA:201:C:H2'	1:AA:202:U:H2'	1.92	0.52
1:AA:617:G:H4'	16:AP:44:THR:O	2.10	0.52
1:AA:1250:A:H4'	9:AI:68:GLY:H	1.73	0.52
1:AA:1269:A:C2	1:AA:1313:U:O4'	2.62	0.52
1:AA:1355:G:O2'	1:AA:1356:G:H5'	2.09	0.52
2:AB:80:ILE:H	2:AB:80:ILE:CD1	2.22	0.52
3:AC:130:VAL:HG12	3:AC:134:ILE:HD11	1.92	0.52
3:AC:154:SER:HA	3:AC:164:ARG:O	2.09	0.52
4:AD:188:LEU:HD23	4:AD:189:PRO:O	2.09	0.52
7:AG:78:ARG:CG	7:AG:79:ARG:H	2.22	0.52
12:AL:58:VAL:CG2	12:AL:60:LEU:HD21	2.40	0.52
22:AV:67:C:H2'	22:AV:68:C:C6	2.45	0.52
25:AZ:151:GLU:HG2	25:AZ:155:ARG:HE	1.74	0.52
32:B6:45:LYS:N	32:B6:45:LYS:CD	2.73	0.52
36:BA:361:G:H2'	36:BA:362:U:H4'	1.92	0.52
36:BA:565:C:H4'	36:BA:1253:A:C6	2.45	0.52
36:BA:1114:G:H2'	36:BA:1115:G:C8	2.44	0.52
36:BA:1351:C:H2'	36:BA:1352:U:C6	2.45	0.52
36:BA:1403:C:H5''	36:BA:1471:A:C1'	2.40	0.52
36:BA:1826:G:H4'	39:BD:242:ARG:HH21	1.75	0.52
36:BA:2259:G:O2'	36:BA:2260:C:H5'	2.09	0.52
36:BA:2840:C:H2'	36:BA:2841:C:C6	2.45	0.52
40:BE:116:VAL:O	40:BE:117:MET:HB2	2.09	0.52
42:BG:122:PRO:HA	42:BG:180:PHE:HD2	1.75	0.52
46:BN:7:LYS:O	46:BN:8:GLN:C	2.48	0.52
50:BR:12:ARG:HH11	50:BR:12:ARG:CG	2.21	0.52

Continued on next page...

Continued from previous page...

Atom-1	Atom-2	Interatomic distance (Å)	Clash overlap (Å)
51:BS:70:GLY:C	51:BS:101:LEU:HB3	2.30	0.52
52:BT:27:THR:OG1	52:BT:28:VAL:N	2.41	0.52
53:BU:59:ARG:HH11	53:BU:59:ARG:HG2	1.74	0.52
53:BU:97:ASP:OD2	53:BU:101:ARG:NH1	2.43	0.52
57:BY:4:LYS:HD2	57:BY:32:PRO:CG	2.40	0.52
1:CA:59:A:H2'	1:CA:59:A:N3	2.25	0.52
1:CA:792:A:H4'	1:CA:793:U:O5'	2.10	0.52
1:CA:973:G:O4'	10:CJ:55:LYS:HE2	2.10	0.52
2:CB:42:ILE:CD1	2:CB:202:PRO:HB2	2.40	0.52
2:CB:142:LEU:HD23	2:CB:142:LEU:C	2.30	0.52
2:CB:223:ILE:O	2:CB:224:GLN:C	2.47	0.52
4:CD:100:ARG:HG3	4:CD:100:ARG:HH11	1.75	0.52
7:CG:111:ARG:HB2	7:CG:119:ARG:HD2	1.92	0.52
11:CK:85:ARG:HE	11:CK:111:ASP:HB3	1.75	0.52
20:CT:57:ARG:HD3	20:CT:103:GLY:N	2.25	0.52
25:CZ:176:LEU:HD23	60:CZ:501:GDP:C2	2.44	0.52
25:CZ:181:GLN:OE1	25:CZ:195:TRP:HB2	2.10	0.52
36:DA:933:A:H2'	36:DA:934:G:O4'	2.09	0.52
36:DA:1099:G:H2'	36:DA:1100:C:C6	2.43	0.52
36:DA:1191:G:H2'	36:DA:1192:G:O4'	2.10	0.52
36:DA:1259:G:O2'	36:DA:1260:G:H5'	2.10	0.52
36:DA:2176:A:H8	36:DA:2176:A:H3'	1.75	0.52
36:DA:2810:A:H1'	40:DE:61:ARG:NH2	2.24	0.52
37:DB:68:C:H2'	37:DB:69:G:H8	1.75	0.52
39:DD:65:ILE:HD11	39:DD:67:PHE:CE2	2.45	0.52
39:DD:183:ARG:HG2	39:DD:183:ARG:NH1	2.25	0.52
39:DD:241:PRO:O	39:DD:243:GLY:N	2.43	0.52
40:DE:13:ARG:HH12	47:DO:74:GLY:CA	2.22	0.52
46:DN:131:GLN:HE21	46:DN:133:GLN:N	2.08	0.52
50:DR:2:ARG:HG3	50:DR:2:ARG:NH1	2.25	0.52
50:DR:103:ARG:O	50:DR:111:LEU:HD11	2.09	0.52
52:DT:82:LEU:H	52:DT:82:LEU:CD1	2.16	0.52
53:DU:99:ALA:HB2	53:DU:106:PHE:CD1	2.44	0.52
54:DV:5:VAL:HG23	54:DV:37:VAL:O	2.10	0.52
54:DV:49:THR:HB	54:DV:50:PRO:CD	2.40	0.52
56:DX:18:TYR:C	56:DX:20:GLY:H	2.13	0.52
1:AA:408:A:H5'	4:AD:116:GLN:HB2	1.91	0.51
1:AA:1172:C:H2'	1:AA:1173:G:C8	2.45	0.51
1:AA:1234:C:O2'	1:AA:1235:U:H5'	2.10	0.51
2:AB:20:GLU:HB2	2:AB:190:THR:OG1	2.10	0.51
3:AC:58:GLU:HB2	3:AC:65:ALA:HB2	1.91	0.51

Continued on next page...

Continued from previous page...

Atom-1	Atom-2	Interatomic distance (Å)	Clash overlap (Å)
4:AD:159:ARG:O	4:AD:162:LEU:N	2.43	0.51
7:AG:15:ASP:HB3	7:AG:19:GLY:H	1.74	0.51
7:AG:111:ARG:HB3	7:AG:113:GLU:OE2	2.10	0.51
9:AI:43:ALA:C	9:AI:45:ALA:H	2.14	0.51
10:AJ:90:LEU:N	10:AJ:91:PRO:HD3	2.25	0.51
13:AM:119:GLY:O	13:AM:120:LYS:CB	2.57	0.51
15:AO:2:PRO:O	15:AO:3:ILE:C	2.47	0.51
22:AW:8:U:O2'	22:AW:9:A:H5''	2.10	0.51
22:AW:75:C:H5'	27:B1:30:VAL:HG21	1.92	0.51
26:B0:7:LEU:HD21	49:BQ:81:VAL:HG21	1.92	0.51
28:B2:25:VAL:HA	28:B2:28:LYS:HB2	1.92	0.51
31:B5:2:ALA:HA	36:BA:2015:A:H1'	1.92	0.51
31:B5:2:ALA:HB2	36:BA:2015:A:H1'	1.91	0.51
36:BA:469:G:O2'	36:BA:470:A:H5''	2.08	0.51
36:BA:643:A:O2'	36:BA:644:A:H5'	2.11	0.51
36:BA:1064:C:H4'	45:BK:87:UNK:CB	2.40	0.51
36:BA:1884:A:C3'	36:BA:1885:A:H5''	2.40	0.51
47:BO:78:ARG:NH2	52:BT:73:GLU:OE1	2.42	0.51
50:BR:41:ALA:O	50:BR:43:GLU:N	2.43	0.51
50:BR:92:GLY:CA	50:BR:94:TYR:HE1	2.23	0.51
51:BS:15:ARG:HG2	51:BS:15:ARG:NH1	2.24	0.51
51:BS:25:ARG:NH1	51:BS:42:ASP:OD1	2.42	0.51
53:BU:57:PHE:HA	53:BU:60:LEU:HB2	1.91	0.51
56:BX:44:GLU:HG3	56:BX:50:LYS:HA	1.91	0.51
1:CA:62:U:O2'	1:CA:63:C:H5''	2.10	0.51
1:CA:123:C:O5'	1:CA:123:C:H6	1.92	0.51
1:CA:783:C:C2'	1:CA:784:C:H5'	2.39	0.51
1:CA:1225:A:C4'	19:CS:78:ARG:HE	2.24	0.51
1:CA:1240:U:H4'	1:CA:1241:G:OP2	2.10	0.51
2:CB:28:PHE:CD1	2:CB:190:THR:HA	2.45	0.51
5:CE:12:LEU:C	5:CE:12:LEU:HD22	2.31	0.51
8:CH:86:ILE:HG21	8:CH:133:LEU:CG	2.40	0.51
13:CM:83:ASP:CG	13:CM:84:ILE:H	2.12	0.51
25:CZ:82:CYS:O	25:CZ:84:GLY:N	2.42	0.51
25:CZ:223:MET:HE3	25:CZ:240:GLY:N	2.24	0.51
27:D1:86:SER:C	27:D1:90:ILE:HG12	2.31	0.51
30:D4:14:ILE:HD12	30:D4:14:ILE:H	1.73	0.51
32:D6:53:LYS:O	32:D6:54:ILE:OXT	2.28	0.51
34:D8:23:VAL:HG12	34:D8:46:ARG:NH1	2.24	0.51
35:D9:1:MET:HE3	35:D9:31:LYS:HB3	1.89	0.51
36:DA:71:A:OP2	36:DA:71:A:H3'	2.11	0.51

Continued on next page...

Continued from previous page...

Atom-1	Atom-2	Interatomic distance (Å)	Clash overlap (Å)
38:DC:150:GLY:O	38:DC:154:ARG:NH1	2.43	0.51
40:DE:38:THR:HG22	40:DE:40:GLU:N	2.25	0.51
40:DE:108:SER:O	40:DE:162:ALA:N	2.44	0.51
41:DF:64:ILE:HG21	41:DF:75:HIS:CB	2.40	0.51
47:DO:47:ILE:HG23	47:DO:48:PRO:CD	2.39	0.51
47:DO:104:ARG:HE	52:DT:33:LYS:CE	2.14	0.51
50:DR:45:ARG:O	50:DR:46:GLY:C	2.48	0.51
52:DT:91:ARG:CG	52:DT:116:ALA:HA	2.39	0.51
52:DT:134:GLU:O	52:DT:135:ALA:HB3	2.10	0.51
55:DW:29:LEU:HD21	55:DW:33:ARG:NH1	2.25	0.51
55:DW:70:TYR:O	55:DW:107:LEU:HA	2.10	0.51
56:DX:44:GLU:HG3	56:DX:50:LYS:HA	1.92	0.51
1:AA:451:A:H61	1:AA:480:U:H2'	1.75	0.51
1:AA:629:G:C3'	1:AA:630:G:H5''	2.40	0.51
4:AD:100:ARG:HE	4:AD:118:ARG:HH12	1.57	0.51
5:AE:80:ILE:CD1	5:AE:91:LEU:HD22	2.29	0.51
12:AL:28:LYS:C	12:AL:30:ALA:N	2.59	0.51
13:AM:11:ARG:HA	13:AM:45:VAL:CB	2.32	0.51
30:B4:26:SER:HB2	42:BG:143:GLU:OE2	2.11	0.51
36:BA:638:G:H2'	36:BA:639:U:O4'	2.09	0.51
36:BA:1099:G:H2'	36:BA:1100:C:H6	1.75	0.51
36:BA:1494:A:H2'	36:BA:1495:A:H5''	1.91	0.51
36:BA:2562:U:C1'	47:BO:23:ARG:HH11	2.21	0.51
36:BA:2760:C:C3'	36:BA:2761:G:H5''	2.40	0.51
36:BA:2795:G:C2'	36:BA:2796:U:H5'	2.38	0.51
37:BB:20:C:C3'	37:BB:21:G:H5''	2.41	0.51
46:BN:28:THR:CG2	46:BN:29:LYS:N	2.73	0.51
47:BO:19:ILE:HB	47:BO:41:ALA:HB1	1.92	0.51
47:BO:104:ARG:HE	52:BT:33:LYS:CE	2.16	0.51
47:BO:104:ARG:HH12	52:BT:35:LYS:HB3	1.76	0.51
48:BP:59:LEU:CA	48:BP:61:ARG:CZ	2.89	0.51
51:BS:66:ALA:HA	51:BS:69:VAL:HG12	1.91	0.51
51:BS:90:GLY:N	51:BS:91:PRO:HD2	2.26	0.51
55:BW:13:SER:HA	55:BW:99:ARG:HB2	1.91	0.51
58:BZ:177:PRO:O	58:BZ:178:GLU:CB	2.58	0.51
1:CA:114:U:H2'	1:CA:115:G:C8	2.46	0.51
1:CA:475:G:O2'	1:CA:476:G:H5'	2.10	0.51
1:CA:498:U:HO2'	1:CA:499:A:H8	1.56	0.51
1:CA:575:G:H4'	1:CA:576:G:O5'	2.10	0.51
1:CA:1173:G:O2'	1:CA:1174:G:H5'	2.11	0.51
1:CA:1410:G:H2'	1:CA:1411:C:C6	2.45	0.51

Continued on next page...

Continued from previous page...

Atom-1	Atom-2	Interatomic distance (Å)	Clash overlap (Å)
11:CK:126:ARG:HH11	11:CK:126:ARG:HB3	1.73	0.51
13:CM:54:VAL:HG11	30:D4:17:GLY:O	2.10	0.51
13:CM:86:CYS:HB2	19:CS:73:GLU:OE1	2.10	0.51
14:CN:7:ILE:HG13	14:CN:8:GLU:HG2	1.91	0.51
22:CV:4:C:C3'	22:CV:5:G:H5''	2.40	0.51
22:CV:24:G:C6	22:CV:25:C:C4	2.98	0.51
25:CZ:231:ILE:CD1	25:CZ:237:VAL:HG21	2.40	0.51
25:CZ:344:PHE:O	25:CZ:346:THR:N	2.43	0.51
32:D6:9:LEU:HD13	32:D6:10:LEU:O	2.10	0.51
36:DA:139:G:H2'	36:DA:139(A):G:H5''	1.91	0.51
36:DA:482:A:H1'	36:DA:498:G:N2	2.25	0.51
36:DA:558:G:P	46:DN:111:PRO:HD2	2.50	0.51
36:DA:733:G:N7	36:DA:761:A:C5	2.77	0.51
36:DA:850:C:O2'	36:DA:851:U:H5'	2.10	0.51
36:DA:2654:A:H8	36:DA:2654:A:O5'	1.93	0.51
41:DF:41:LEU:HD11	48:DP:7:ARG:HH22	1.75	0.51
47:DO:1:MET:HG3	47:DO:67:LYS:HG2	1.93	0.51
49:DQ:130:LYS:NZ	58:DZ:81:ARG:HG3	2.25	0.51
51:DS:74:ALA:HB1	51:DS:103:GLU:CG	2.39	0.51
1:AA:18:C:C2'	1:AA:19:C:H5'	2.40	0.51
1:AA:228:A:H8	1:AA:228:A:C5'	2.18	0.51
1:AA:266:G:H5'	1:AA:267:C:H5	1.71	0.51
1:AA:347:G:H21	1:AA:348:G:H1'	1.75	0.51
1:AA:414:A:C5	1:AA:431:A:C2	2.98	0.51
3:AC:154:SER:CA	3:AC:165:THR:HA	2.41	0.51
6:AF:97:PHE:CD1	18:AR:31:LEU:HD21	2.31	0.51
7:AG:28:ASN:O	7:AG:31:MET:HB3	2.10	0.51
8:AH:114:THR:HG21	8:AH:129:VAL:HG23	1.92	0.51
9:AI:40:LEU:C	9:AI:42:ARG:H	2.13	0.51
10:AJ:8:LEU:HD12	10:AJ:8:LEU:N	2.25	0.51
10:AJ:30:SER:OG	10:AJ:81:THR:HG22	2.11	0.51
16:AP:36:ILE:HD13	16:AP:36:ILE:N	2.23	0.51
19:AS:43:GLU:O	19:AS:45:VAL:N	2.43	0.51
24:AY:46:7MG:H5'	24:AY:46:7MG:H82	1.92	0.51
28:B2:60:LEU:O	28:B2:60:LEU:HD23	2.10	0.51
36:BA:139:G:C2'	36:BA:139(A):G:H5''	2.39	0.51
36:BA:194:G:H2'	36:BA:195:A:O4'	2.09	0.51
36:BA:445:C:O2'	36:BA:446:G:H5'	2.10	0.51
36:BA:898:C:H2'	36:BA:899:A:O4'	2.10	0.51
36:BA:958:U:H5''	49:BQ:14:ARG:CD	2.40	0.51
36:BA:1328:G:H2'	36:BA:1330:C:C5	2.45	0.51

Continued on next page...

Continued from previous page...

Atom-1	Atom-2	Interatomic distance (Å)	Clash overlap (Å)
36:BA:2392:A:H1'	48:BP:60:MET:HB3	1.92	0.51
36:BA:2779:U:H1'	36:BA:2781:A:C5	2.46	0.51
39:BD:30:GLU:CG	39:BD:35:LYS:HZ1	2.23	0.51
39:BD:148:GLU:HB2	39:BD:151:LYS:HD2	1.92	0.51
40:BE:107:THR:O	40:BE:190:GLY:CA	2.58	0.51
42:BG:173:LEU:O	42:BG:174:GLU:C	2.49	0.51
43:BH:88:LEU:HD12	43:BH:130:ARG:HD2	1.92	0.51
46:BN:30:ILE:O	46:BN:30:ILE:HG22	2.11	0.51
48:BP:77:ARG:HG3	48:BP:78:PRO:N	2.26	0.51
48:BP:85:LEU:CD2	48:BP:85:LEU:H	2.23	0.51
1:CA:963:G:N2	10:CJ:55:LYS:HD3	2.24	0.51
1:CA:1003:G:H2'	1:CA:1004:A:C4'	2.41	0.51
18:CR:25:THR:O	18:CR:25:THR:HG22	2.09	0.51
25:CZ:145:GLU:O	25:CZ:149:LEU:N	2.43	0.51
25:CZ:226:GLU:O	25:CZ:300:ARG:HD2	2.11	0.51
25:CZ:263:ARG:CG	25:CZ:264:ARG:N	2.72	0.51
32:D6:22:ALA:CB	32:D6:39:TYR:CZ	2.93	0.51
34:D8:6:THR:HG21	34:D8:63:PRO:HD3	1.91	0.51
34:D8:7:HIS:CB	34:D8:59:LYS:HZ3	2.23	0.51
36:DA:139:G:C5	36:DA:140:G:H2'	2.45	0.51
36:DA:271(F):C:O2'	36:DA:271(G):C:H5'	2.10	0.51
36:DA:534:U:H5'	53:DU:42:ALA:HB1	1.91	0.51
36:DA:585:G:C6	36:DA:1251:C:C2	2.98	0.51
36:DA:1154:G:C5'	53:DU:59:ARG:HH12	2.24	0.51
36:DA:1210:A:H5''	36:DA:1212:G:H5'	1.91	0.51
36:DA:1381:G:C2'	36:DA:1382:G:H5'	2.40	0.51
36:DA:1403:C:H5''	36:DA:1471:A:C1'	2.40	0.51
36:DA:2843:G:H1	36:DA:2874:C:N4	2.06	0.51
39:DD:37:LEU:O	39:DD:38:LYS:C	2.48	0.51
40:DE:31:CYS:CB	40:DE:49:LEU:HD12	2.38	0.51
40:DE:71:GLY:O	40:DE:72:VAL:O	2.29	0.51
42:DG:125:PHE:O	42:DG:126:ASP:O	2.28	0.51
47:DO:24:VAL:HG21	47:DO:30:ALA:O	2.10	0.51
47:DO:86:ILE:HD12	47:DO:86:ILE:N	2.25	0.51
52:DT:16:ARG:HG3	52:DT:16:ARG:NH1	2.21	0.51
54:DV:47:VAL:C	54:DV:49:THR:H	2.14	0.51
56:DX:65:ARG:HH11	56:DX:65:ARG:HG2	1.75	0.51
58:DZ:125:LEU:O	58:DZ:125:LEU:HD23	2.11	0.51
58:DZ:171:ILE:HG13	58:DZ:172:ALA:N	2.25	0.51
1:AA:64:G:H4'	1:AA:66:G:OP1	2.10	0.51
1:AA:346:G:H5'	52:BT:43:GLN:OE1	2.10	0.51

Continued on next page...

Continued from previous page...

Atom-1	Atom-2	Interatomic distance (Å)	Clash overlap (Å)
1:AA:368:U:H5	25:AZ:234:ARG:NE	2.09	0.51
1:AA:388:G:H4'	1:AA:390:C:N4	2.26	0.51
1:AA:1126:U:H2'	1:AA:1127:G:O5'	2.11	0.51
1:AA:1168:A:C6	1:AA:1169:A:C6	2.98	0.51
4:AD:88:VAL:HG12	4:AD:90:GLY:N	2.25	0.51
7:AG:152:ALA:O	7:AG:154:TYR:N	2.43	0.51
10:AJ:42:THR:HG22	10:AJ:43:ARG:N	2.25	0.51
11:AK:44:SER:OG	11:AK:47:VAL:HG23	2.11	0.51
15:AO:27:VAL:HG12	15:AO:31:LEU:HD13	1.91	0.51
19:AS:43:GLU:C	19:AS:45:VAL:N	2.62	0.51
22:AV:1:G:O4'	26:B0:5:LYS:HE2	2.10	0.51
25:AZ:147:LEU:H	25:AZ:147:LEU:HD22	1.75	0.51
25:AZ:196:VAL:O	25:AZ:198:LYS:N	2.44	0.51
33:B7:43:THR:HG22	33:B7:44:PRO:O	2.11	0.51
34:B8:14:VAL:HG21	34:B8:22:VAL:HG13	1.91	0.51
36:BA:118:A:OP2	36:BA:119:A:H5''	2.10	0.51
36:BA:953:A:OP2	49:BQ:16:ARG:CD	2.58	0.51
36:BA:1109:C:H2'	36:BA:1110:G:H5'	1.92	0.51
36:BA:1409:C:H2'	36:BA:1410:G:C8	2.45	0.51
36:BA:1526:G:O2'	36:BA:1527:G:H5'	2.11	0.51
36:BA:2358:G:H2'	36:BA:2359:C:H6	1.76	0.51
37:BB:8:U:H5'	51:BS:17:ARG:NH1	2.25	0.51
39:BD:132:PRO:O	39:BD:133:LEU:C	2.48	0.51
40:BE:4:ILE:CD1	40:BE:28:ALA:HB1	2.40	0.51
43:BH:139:GLN:O	43:BH:143:GLN:HB2	2.11	0.51
52:BT:14:TYR:N	52:BT:14:TYR:CD1	2.78	0.51
52:BT:31:SER:HG	52:BT:32:TYR:HE1	1.56	0.51
52:BT:122:ASP:C	52:BT:124:ASP:H	2.14	0.51
54:BV:12:TYR:CE1	54:BV:22:VAL:HG12	2.44	0.51
55:BW:59:VAL:HG12	55:BW:59:VAL:O	2.11	0.51
57:BY:81:LYS:HD3	57:BY:97:ARG:O	2.11	0.51
58:BZ:76:LEU:HD23	58:BZ:82:ARG:C	2.29	0.51
1:CA:282:A:C6	1:CA:283:C:C2	2.98	0.51
1:CA:323:U:H2'	1:CA:324:G:O4'	2.09	0.51
1:CA:413:G:N3	1:CA:413:G:C2'	2.73	0.51
1:CA:685:G:O2'	1:CA:686:U:H5'	2.11	0.51
1:CA:706:A:H4'	11:CK:29:ILE:HD11	1.92	0.51
1:CA:792:A:H1'	1:CA:794:A:N7	2.25	0.51
1:CA:915:A:H2'	1:CA:916:G:H5'	1.92	0.51
1:CA:1101:A:O2'	1:CA:1102:A:OP2	2.27	0.51
1:CA:1431:C:C2'	1:CA:1432:G:H5'	2.40	0.51

Continued on next page...

Continued from previous page...

Atom-1	Atom-2	Interatomic distance (Å)	Clash overlap (Å)
3:CC:9:GLY:HA2	3:CC:12:LEU:HG	1.91	0.51
4:CD:28:SER:CB	4:CD:29:PRO:CD	2.88	0.51
9:CI:63:ILE:HD11	9:CI:81:ILE:HD11	1.91	0.51
14:CN:24:CYS:HB2	14:CN:33:VAL:HG12	1.93	0.51
22:CW:30:G:O2'	22:CW:31:A:H5'	2.11	0.51
25:CZ:227:ASP:HB3	25:CZ:229:PHE:HE1	1.75	0.51
26:D0:80:HIS:CD2	26:D0:80:HIS:N	2.78	0.51
28:D2:51:ARG:NH1	28:D2:55:ARG:HH22	2.07	0.51
34:D8:32:LEU:HD11	36:DA:2391:G:OP1	2.09	0.51
36:DA:201:C:H2'	36:DA:202:U:H5'	1.91	0.51
36:DA:877:U:C2'	36:DA:878:A:H5''	2.40	0.51
36:DA:1339:G:H21	36:DA:1603:A:H1'	1.76	0.51
36:DA:1341:U:O4'	56:DX:57:LEU:HG	2.10	0.51
36:DA:1799:G:OP1	39:DD:260:ARG:HD2	2.10	0.51
36:DA:1853:A:H2'	36:DA:1854:A:C8	2.46	0.51
38:DC:113:VAL:O	38:DC:138:PRO:HG3	2.11	0.51
39:DD:69:ARG:NH2	39:DD:128:GLY:O	2.43	0.51
39:DD:108:PRO:HB3	39:DD:143:HIS:CE1	2.45	0.51
39:DD:132:PRO:HB2	39:DD:135:PHE:HD2	1.75	0.51
40:DE:33:VAL:O	40:DE:33:VAL:HG13	2.10	0.51
40:DE:34:VAL:CG1	40:DE:48:GLN:NE2	2.73	0.51
41:DF:160:ASN:ND2	41:DF:162:LEU:N	2.55	0.51
42:DG:172:LEU:HD23	42:DG:176:LEU:HD12	1.93	0.51
44:DJ:22:UNK:O	44:DJ:119:UNK:N	2.44	0.51
50:DR:51:LEU:CD1	50:DR:51:LEU:H	2.23	0.51
53:DU:92:ARG:HH12	54:DV:10:LYS:CA	2.24	0.51
55:DW:17:VAL:O	55:DW:20:VAL:HG22	2.10	0.51
1:AA:828:A:H2'	1:AA:829:G:O4'	2.10	0.51
1:AA:991:U:H2'	1:AA:991:U:O2	2.10	0.51
1:AA:1256:A:N1	1:AA:1277:C:H2'	2.25	0.51
4:AD:173:TRP:HB3	4:AD:187:ARG:HH22	1.74	0.51
5:AE:33:VAL:CG2	5:AE:43:LEU:HD13	2.41	0.51
16:AP:32:TYR:O	16:AP:32:TYR:HD1	1.93	0.51
16:AP:51:VAL:HG12	16:AP:52:ASP:N	2.25	0.51
25:AZ:150:VAL:HG13	25:AZ:151:GLU:N	2.25	0.51
25:AZ:339:ARG:HE	25:AZ:352:VAL:HG22	1.76	0.51
36:BA:206:U:H2'	36:BA:206:U:O2	2.11	0.51
36:BA:391:G:C2'	36:BA:392:C:H5'	2.41	0.51
36:BA:415:A:N1	36:BA:2409:G:C6	2.78	0.51
36:BA:698:C:O2'	36:BA:734:A:N6	2.43	0.51
36:BA:740:U:H2'	36:BA:741:G:H8	1.72	0.51

Continued on next page...

Continued from previous page...

Atom-1	Atom-2	Interatomic distance (Å)	Clash overlap (Å)
36:BA:1272:A:C2	36:BA:1618:A:C2	2.99	0.51
36:BA:1665:A:C2'	36:BA:1666:G:C5'	2.75	0.51
36:BA:2176:A:H3'	36:BA:2176:A:C8	2.45	0.51
38:BC:116:THR:HB	38:BC:147:PHE:CD1	2.45	0.51
39:BD:34:VAL:O	39:BD:36:PRO:CD	2.59	0.51
40:BE:23:VAL:HG12	40:BE:184:VAL:O	2.11	0.51
40:BE:198:VAL:O	40:BE:199:ARG:HB2	2.10	0.51
40:BE:203:LYS:HG3	40:BE:204:ALA:N	2.25	0.51
41:BF:38:ARG:O	41:BF:42:ALA:CB	2.58	0.51
44:BJ:126:UNK:C	44:BJ:128:UNK:N	2.72	0.51
46:BN:3:THR:C	46:BN:4:TYR:CG	2.84	0.51
47:BO:107:ARG:NH1	52:BT:36:GLU:HG3	2.26	0.51
50:BR:63:ARG:HG2	50:BR:80:PHE:CE2	2.46	0.51
50:BR:87:TYR:O	50:BR:88:ARG:C	2.49	0.51
51:BS:42:ASP:C	51:BS:44:LYS:N	2.61	0.51
57:BY:28:LYS:HG2	57:BY:39:VAL:CG2	2.38	0.51
58:BZ:59:LEU:O	58:BZ:66:SER:HB2	2.10	0.51
1:CA:637:G:O2'	1:CA:638:G:H5'	2.10	0.51
1:CA:1006:C:H2'	1:CA:1007:C:H6	1.74	0.51
1:CA:1049:U:C1'	1:CA:1201:A:C8	2.93	0.51
4:CD:133:VAL:HG13	4:CD:135:LEU:HD22	1.92	0.51
5:CE:87:SER:HB3	5:CE:131:ILE:HD13	1.92	0.51
8:CH:114:THR:O	8:CH:116:LYS:N	2.43	0.51
9:CI:16:ARG:CB	9:CI:64:THR:HB	2.28	0.51
10:CJ:34:VAL:HG13	10:CJ:73:ASP:O	2.10	0.51
10:CJ:54:PHE:CZ	10:CJ:55:LYS:HD2	2.45	0.51
11:CK:30:VAL:HG21	11:CK:65:ALA:HA	1.91	0.51
12:CL:50:SER:O	12:CL:51:ALA:HB2	2.10	0.51
25:CZ:253:VAL:HA	25:CZ:307:PRO:HG3	1.93	0.51
25:CZ:345:ARG:HH12	25:CZ:384:LEU:CD2	2.23	0.51
30:D4:18:CYS:SG	30:D4:19:GLY:N	2.84	0.51
36:DA:271(K):U:H3'	36:DA:271(L):U:H5'	1.91	0.51
36:DA:848:G:C8	36:DA:848:G:H5'	2.46	0.51
36:DA:892:G:H2'	36:DA:893:C:C6	2.46	0.51
36:DA:953:A:O2'	36:DA:954:G:H5'	2.09	0.51
36:DA:1120:G:H2'	36:DA:1121:C:H6	1.76	0.51
36:DA:1817:G:H2'	36:DA:1818:U:H5'	1.92	0.51
36:DA:2257:U:O2'	36:DA:2258:C:H5'	2.10	0.51
36:DA:2305:A:C3'	36:DA:2306:C:H5''	2.40	0.51
36:DA:2340:G:O2'	36:DA:2341:G:H5'	2.09	0.51
36:DA:2465:C:O2'	36:DA:2466:C:H5'	2.10	0.51

Continued on next page...

Continued from previous page...

Atom-1	Atom-2	Interatomic distance (Å)	Clash overlap (Å)
37:DB:95:C:O2'	37:DB:96:U:H5'	2.10	0.51
38:DC:50:ASP:OD2	38:DC:52:ARG:HB2	2.10	0.51
39:DD:26:LYS:HE2	39:DD:26:LYS:N	2.26	0.51
39:DD:57:GLY:O	39:DD:58:HIS:HB2	2.11	0.51
40:DE:1:MET:HG3	40:DE:83:ASP:HB3	1.92	0.51
42:DG:68:PRO:HB3	42:DG:92:VAL:HB	1.91	0.51
43:DH:16:SER:HB2	43:DH:27:LYS:CB	2.28	0.51
48:DP:102:ARG:O	48:DP:103:ALA:HB2	2.10	0.51
49:DQ:116:GLU:O	49:DQ:120:ILE:HG12	2.11	0.51
50:DR:32:GLY:O	50:DR:115:GLU:HA	2.11	0.51
53:DU:95:LEU:HD12	54:DV:11:GLN:NE2	2.17	0.51
54:DV:69:LYS:HG3	54:DV:87:HIS:H	1.75	0.51
56:DX:64:LYS:NZ	56:DX:73:ARG:HH21	2.06	0.51
57:DY:38:ILE:O	57:DY:38:ILE:HG23	2.11	0.51
1:AA:266:G:H5''	1:AA:267:C:H5	1.74	0.51
1:AA:411:A:N7	1:AA:413:G:H8	2.09	0.51
1:AA:1286:A:O2'	1:AA:1287:A:C5'	2.59	0.51
1:AA:1488:G:H2'	1:AA:1489:G:C8	2.45	0.51
2:AB:190:THR:O	2:AB:191:ASP:CB	2.59	0.51
4:AD:86:LYS:HE3	4:AD:86:LYS:CA	2.41	0.51
7:AG:9:VAL:HG22	7:AG:94:ARG:NH1	2.25	0.51
7:AG:144:MET:CE	22:AW:31:A:H1'	2.41	0.51
8:AH:116:LYS:CD	8:AH:129:VAL:HG11	2.29	0.51
10:AJ:6:ILE:CD1	10:AJ:23:ILE:HG21	2.41	0.51
12:AL:90:VAL:HG11	12:AL:93:LEU:HG	1.91	0.51
13:AM:11:ARG:CG	13:AM:12:ASN:ND2	2.69	0.51
13:AM:78:ILE:HA	13:AM:81:LEU:HD23	1.92	0.51
13:AM:92:HIS:ND1	13:AM:98:VAL:HG21	2.26	0.51
16:AP:8:ARG:HB3	16:AP:28:ARG:NH1	2.26	0.51
25:AZ:26:THR:O	25:AZ:29:ALA:HB3	2.10	0.51
25:AZ:98:GLN:HB2	25:AZ:241:ARG:HG3	1.92	0.51
25:AZ:240:GLY:O	25:AZ:285:ASN:ND2	2.44	0.51
26:B0:62:LEU:HD23	26:B0:62:LEU:N	2.24	0.51
36:BA:84:A:H5''	57:BY:9:LYS:HD2	1.92	0.51
36:BA:141:A:H8	36:BA:1408:C:O2'	1.90	0.51
36:BA:438:G:H2'	36:BA:440:G:H8	1.74	0.51
36:BA:664:C:H4'	36:BA:941:A:OP1	2.11	0.51
36:BA:1150:C:O2'	36:BA:1151:G:H5'	2.10	0.51
36:BA:1653:G:O6	50:BR:10:LEU:O	2.29	0.51
36:BA:1827:C:H2'	36:BA:1828:G:H5'	1.93	0.51
36:BA:2186:G:H2'	36:BA:2187:G:C8	2.45	0.51

Continued on next page...

Continued from previous page...

Atom-1	Atom-2	Interatomic distance (Å)	Clash overlap (Å)
36:BA:2870:C:H2'	36:BA:2871:C:O4'	2.10	0.51
39:BD:28:GLU:HB2	39:BD:29:PRO:HD3	1.91	0.51
41:BF:11:VAL:HG12	41:BF:12:LEU:H	1.75	0.51
42:BG:26:GLN:N	42:BG:26:GLN:OE1	2.44	0.51
42:BG:106:LEU:O	42:BG:111:LEU:HG	2.11	0.51
47:BO:61:VAL:O	47:BO:84:ALA:HA	2.11	0.51
47:BO:119:PRO:HB2	52:BT:68:TYR:CE2	2.46	0.51
48:BP:23:PRO:O	48:BP:33:ARG:CD	2.58	0.51
48:BP:102:ARG:HB2	48:BP:102:ARG:NH1	2.25	0.51
48:BP:135:LEU:HD13	48:BP:135:LEU:O	2.10	0.51
49:BQ:134:ARG:HB3	49:BQ:134:ARG:NH1	2.25	0.51
51:BS:40:ILE:HG13	51:BS:41:ASP:N	2.24	0.51
55:BW:54:ALA:CB	55:BW:107:LEU:HD11	2.41	0.51
55:BW:97:LYS:NZ	55:BW:99:ARG:CZ	2.74	0.51
57:BY:6:HIS:CD2	57:BY:6:HIS:H	2.29	0.51
57:BY:31:LEU:HB2	57:BY:32:PRO:HA	1.92	0.51
1:CA:539:A:H2'	1:CA:540:G:H8	1.75	0.51
1:CA:1166:G:N2	1:CA:1169:A:H3'	2.25	0.51
1:CA:1218:C:H2'	1:CA:1219:U:C5	2.44	0.51
4:CD:23:GLY:HA3	4:CD:112:VAL:HG22	1.91	0.51
4:CD:85:LYS:HD3	4:CD:92:VAL:HG11	1.92	0.51
4:CD:91:SER:O	4:CD:92:VAL:C	2.49	0.51
5:CE:11:ILE:HD13	5:CE:105:VAL:HG13	1.92	0.51
7:CG:66:VAL:O	7:CG:69:VAL:HG12	2.11	0.51
14:CN:4:LYS:C	14:CN:6:LEU:N	2.64	0.51
18:CR:56:THR:C	18:CR:58:LEU:H	2.13	0.51
24:CY:63:C:H2'	24:CY:64:U:H6	1.76	0.51
24:CY:65:C:H4'	25:CZ:341:GLN:CG	2.41	0.51
25:CZ:150:VAL:HG13	25:CZ:151:GLU:H	1.75	0.51
25:CZ:263:ARG:CG	25:CZ:264:ARG:H	2.23	0.51
25:CZ:277:LEU:HD13	25:CZ:278:GLN:N	2.23	0.51
35:D9:24:TYR:O	35:D9:25:VAL:HG23	2.11	0.51
36:DA:49:A:H5''	36:DA:51:G:O4'	2.10	0.51
36:DA:479:A:N1	36:DA:506:G:N2	2.58	0.51
36:DA:832:G:O3'	48:DP:45:LEU:HD11	2.10	0.51
36:DA:884:C:C2'	36:DA:885:C:H5'	2.40	0.51
36:DA:1528:A:N3	36:DA:1528:A:C2'	2.73	0.51
36:DA:2011:U:O2'	36:DA:2012:G:H5'	2.10	0.51
36:DA:2136:C:C5	36:DA:2137:C:H5	2.28	0.51
40:DE:151:TYR:HB3	46:DN:79:PRO:HG3	1.92	0.51
46:DN:31:ALA:O	46:DN:34:LEU:HB3	2.09	0.51

Continued on next page...

Continued from previous page...

Atom-1	Atom-2	Interatomic distance (Å)	Clash overlap (Å)
46:DN:65:LYS:C	46:DN:67:LEU:H	2.13	0.51
48:DP:84:ASN:CG	48:DP:116:GLY:HA2	2.30	0.51
55:DW:63:ASP:O	55:DW:64:MET:HG3	2.10	0.51
1:AA:29:G:C2'	1:AA:30:U:H5'	2.40	0.51
1:AA:137:C:H42	1:AA:226:G:H1	1.58	0.51
1:AA:624:C:H4'	16:AP:11:SER:N	2.26	0.51
1:AA:946:A:H2'	1:AA:947:G:C8	2.46	0.51
1:AA:1525:G:O2'	1:AA:1526:G:H5'	2.11	0.51
3:AC:131:ARG:HH11	3:AC:166:GLU:CG	2.23	0.51
7:AG:125:MET:O	7:AG:128:ALA:HB3	2.10	0.51
13:AM:117:VAL:HG12	13:AM:117:VAL:O	2.09	0.51
32:B6:41:PRO:O	32:B6:43:CYS:N	2.44	0.51
36:BA:25:U:H5'	55:BW:78:GLU:O	2.10	0.51
36:BA:171:G:O2'	36:BA:172:C:H5'	2.11	0.51
36:BA:1208:C:H2'	36:BA:1208:C:O2	2.10	0.51
36:BA:2419:U:H2'	36:BA:2420:C:C6	2.46	0.51
36:BA:2444:G:OP2	41:BF:68:LYS:NZ	2.30	0.51
36:BA:2512:C:H4'	40:BE:122:PHE:CE2	2.46	0.51
36:BA:2537:U:H2'	36:BA:2538:C:C6	2.46	0.51
38:BC:6:ARG:O	38:BC:10:LEU:CD2	2.58	0.51
38:BC:73:ARG:HB2	38:BC:111:ASP:OD2	2.11	0.51
40:BE:168:MET:HG3	40:BE:168:MET:O	2.10	0.51
42:BG:44:GLY:O	42:BG:47:LYS:HE2	2.10	0.51
48:BP:102:ARG:O	48:BP:103:ALA:HB2	2.11	0.51
49:BQ:54:MET:HG2	49:BQ:64:ILE:HD11	1.93	0.51
51:BS:30:ARG:NH2	51:BS:62:LYS:HB3	2.22	0.51
51:BS:92:TYR:O	51:BS:93:LYS:C	2.49	0.51
51:BS:99:LYS:HB3	51:BS:99:LYS:HZ3	1.76	0.51
52:BT:134:GLU:O	52:BT:135:ALA:HB3	2.10	0.51
53:BU:61:TRP:C	53:BU:65:ILE:HD13	2.31	0.51
53:BU:96:ALA:C	53:BU:98:LEU:H	2.14	0.51
57:BY:67:LEU:HD21	57:BY:71:LYS:CE	2.39	0.51
57:BY:77:PRO:O	57:BY:78:ALA:CB	2.59	0.51
58:BZ:8:TYR:N	58:BZ:8:TYR:CD1	2.79	0.51
1:CA:292:G:N7	1:CA:293:G:H1'	2.25	0.51
1:CA:763:G:O2'	1:CA:764:C:H5'	2.11	0.51
1:CA:935:A:N1	7:CG:3:ARG:NH2	2.59	0.51
1:CA:1288:A:H1'	1:CA:1352:C:O2'	2.11	0.51
2:CB:69:LEU:HB2	2:CB:159:PRO:CG	2.40	0.51
3:CC:112:SER:O	3:CC:113:ALA:C	2.49	0.51
6:CF:43:LEU:HD22	6:CF:43:LEU:N	2.20	0.51

Continued on next page...

Continued from previous page...

Atom-1	Atom-2	Interatomic distance (Å)	Clash overlap (Å)
7:CG:70:LYS:HB3	7:CG:96:GLN:HG2	1.93	0.51
7:CG:117:ALA:O	7:CG:118:VAL:C	2.48	0.51
14:CN:24:CYS:SG	14:CN:39:LEU:HA	2.50	0.51
22:CV:21:A:O2'	22:CV:22:G:H5''	2.09	0.51
25:CZ:116:THR:HG22	25:CZ:116:THR:O	2.11	0.51
27:D1:32:LYS:C	27:D1:33:LYS:HG2	2.31	0.51
29:D3:31:LEU:HD23	29:D3:32:GLN:H	1.74	0.51
31:D5:4:HIS:CB	31:D5:5:PRO:CD	2.80	0.51
32:D6:7:ILE:CG2	32:D6:29:ASN:HD22	2.23	0.51
36:DA:104:U:H2'	36:DA:105:C:H5'	1.93	0.51
36:DA:2377:A:H2'	36:DA:2378:A:C8	2.46	0.51
37:DB:80:U:H2'	37:DB:81:G:H21	1.75	0.51
38:DC:6:ARG:HD2	38:DC:34:THR:O	2.11	0.51
39:DD:16:MET:CE	39:DD:208:LYS:HD2	2.39	0.51
39:DD:102:LYS:O	39:DD:103:ARG:HG2	2.10	0.51
41:DF:132:VAL:CG2	41:DF:133:ASN:H	2.11	0.51
42:DG:62:LEU:H	42:DG:62:LEU:CD1	2.23	0.51
42:DG:84:LYS:HD2	42:DG:84:LYS:H	1.75	0.51
42:DG:125:PHE:CD2	42:DG:131:TYR:HD1	2.29	0.51
42:DG:130:ASN:CG	42:DG:160:VAL:HG13	2.31	0.51
46:DN:67:LEU:O	46:DN:68:GLU:HB2	2.11	0.51
48:DP:23:PRO:CD	48:DP:33:ARG:HE	2.21	0.51
1:AA:659:U:O2'	1:AA:660:G:H5'	2.11	0.51
1:AA:963:G:N2	10:AJ:55:LYS:HD3	2.26	0.51
2:AB:226:ARG:HD2	2:AB:226:ARG:C	2.30	0.51
3:AC:53:ALA:HB2	3:AC:115:LEU:CD2	2.41	0.51
18:AR:53:ARG:C	18:AR:55:ARG:H	2.12	0.51
22:AW:24:G:H2'	22:AW:25:C:O4'	2.10	0.51
24:AY:54:5MU:H2'	24:AY:55:PSU:O4'	2.11	0.51
28:B2:3:LEU:HD23	28:B2:3:LEU:C	2.32	0.51
28:B2:9:GLN:HB3	28:B2:60:LEU:CD1	2.39	0.51
31:B5:3:LYS:HE2	36:BA:747:U:OP2	2.11	0.51
36:BA:27:G:N2	36:BA:512:G:C2'	2.72	0.51
36:BA:247:G:C8	36:BA:249:C:C6	2.98	0.51
36:BA:271(K):U:H3'	36:BA:271(L):U:H5'	1.92	0.51
36:BA:657:U:H2'	36:BA:658:C:C6	2.46	0.51
36:BA:1030:G:C6	36:BA:1125:G:N2	2.79	0.51
36:BA:1398:C:H2'	36:BA:1399:C:C6	2.46	0.51
36:BA:2012:G:O3'	55:BW:96:ILE:HG13	2.11	0.51
36:BA:2128:C:P	38:BC:36:LYS:HB2	2.51	0.51
36:BA:2886:G:H2'	36:BA:2887:U:C6	2.45	0.51

Continued on next page...

Continued from previous page...

Atom-1	Atom-2	Interatomic distance (Å)	Clash overlap (Å)
38:BC:59:ARG:HH22	38:BC:139:ASN:ND2	2.08	0.51
46:BN:39:ARG:C	46:BN:41:ASP:H	2.13	0.51
48:BP:9:ASN:H	48:BP:10:PRO:CD	2.24	0.51
49:BQ:27:VAL:HG21	49:BQ:134:ARG:HG3	1.91	0.51
53:BU:56:ASP:C	53:BU:60:LEU:HG	2.30	0.51
55:BW:44:ALA:O	55:BW:47:VAL:N	2.44	0.51
58:BZ:49:ARG:O	58:BZ:50:GLN:C	2.48	0.51
1:CA:314:C:O2'	1:CA:315:A:H5'	2.11	0.51
1:CA:443:C:H2'	1:CA:444:C:C6	2.46	0.51
1:CA:763:G:H2'	1:CA:764:C:C6	2.42	0.51
1:CA:858:G:C6	1:CA:869:G:C8	2.99	0.51
6:CF:91:VAL:CG1	6:CF:92:LYS:H	2.23	0.51
9:CI:20:ARG:HG3	9:CI:20:ARG:NH1	2.24	0.51
11:CK:126:ARG:O	11:CK:127:LYS:C	2.49	0.51
15:CO:17:ARG:CG	15:CO:26:GLU:HG3	2.41	0.51
30:D4:16:CYS:SG	30:D4:17:GLY:N	2.84	0.51
36:DA:114:U:H5'	36:DA:114:U:H6	1.75	0.51
36:DA:141:A:C8	36:DA:1408:C:O2'	2.61	0.51
36:DA:268:C:H42	36:DA:424:G:H1	1.59	0.51
36:DA:271(U):G:H2'	36:DA:271(V):G:C8	2.43	0.51
36:DA:320:A:OP2	41:DF:137:LYS:HE3	2.11	0.51
36:DA:481:G:H1'	36:DA:506:G:N2	2.26	0.51
36:DA:496:G:H1'	55:DW:61:ASN:ND2	2.26	0.51
36:DA:528:A:C8	36:DA:528:A:H5''	2.45	0.51
36:DA:824:A:H1'	36:DA:2358:G:N7	2.26	0.51
36:DA:840:C:H2'	36:DA:841:A:H8	1.76	0.51
36:DA:2174:C:H1'	38:DC:217:THR:O	2.11	0.51
36:DA:2489:G:C6	36:DA:2490:G:C6	2.98	0.51
37:DB:68:C:H2'	37:DB:69:G:O4'	2.10	0.51
39:DD:73:VAL:HG13	39:DD:120:GLY:HA2	1.92	0.51
39:DD:132:PRO:O	39:DD:133:LEU:C	2.49	0.51
39:DD:270:ILE:HD12	39:DD:270:ILE:C	2.30	0.51
42:DG:46:ALA:HB2	42:DG:88:ILE:HG13	1.93	0.51
46:DN:16:ILE:O	46:DN:54:VAL:HA	2.10	0.51
49:DQ:120:ILE:O	49:DQ:122:GLY:N	2.43	0.51
52:DT:1:MET:O	52:DT:1:MET:HG3	2.11	0.51
57:DY:50:ARG:HG3	57:DY:56:PRO:CA	2.41	0.51
57:DY:85:VAL:HG11	57:DY:92:ASN:OD1	2.11	0.51
58:DZ:30:ASN:OD1	58:DZ:90:VAL:HB	2.11	0.51
58:DZ:122:ARG:NH1	58:DZ:122:ARG:CG	2.74	0.51
58:DZ:178:GLU:O	58:DZ:180:VAL:HB	2.10	0.51

Continued on next page...

Continued from previous page...

Atom-1	Atom-2	Interatomic distance (Å)	Clash overlap (Å)
1:AA:188:C:O2'	1:AA:189:G:H5'	2.11	0.51
1:AA:242:C:H2'	1:AA:243:A:H5'	1.92	0.51
1:AA:678:U:H2'	1:AA:679:C:C6	2.45	0.51
1:AA:1049:U:H4'	1:AA:1050:G:OP2	2.10	0.51
1:AA:1323:G:H2'	1:AA:1324:A:C8	2.45	0.51
4:AD:17:VAL:O	4:AD:18:LYS:O	2.28	0.51
10:AJ:55:LYS:CE	10:AJ:55:LYS:N	2.73	0.51
13:AM:3:ARG:HB2	30:B4:34:GLU:HG2	1.93	0.51
20:AT:14:LYS:O	20:AT:18:GLN:HB2	2.11	0.51
25:AZ:20:VAL:HG12	25:AZ:115:GLN:NE2	2.26	0.51
25:AZ:196:VAL:O	25:AZ:197:ASP:C	2.48	0.51
25:AZ:224:PRO:O	25:AZ:240:GLY:HA3	2.11	0.51
25:AZ:277:LEU:HD13	25:AZ:278:GLN:N	2.25	0.51
26:B0:37:LEU:N	26:B0:59:LEU:O	2.35	0.51
35:B9:29:ASN:HD21	35:B9:32:HIS:CE1	2.29	0.51
36:BA:139(A):G:H3'	36:BA:140:G:H8	1.75	0.51
36:BA:859:G:C2	36:BA:2268:A:C2	2.99	0.51
36:BA:860:U:C5	36:BA:917:A:N7	2.79	0.51
36:BA:953:A:O2'	36:BA:954:G:H5'	2.11	0.51
36:BA:1632:A:C5	36:BA:1633:G:C6	2.98	0.51
36:BA:2098:U:H3	36:BA:2191:G:H1	1.59	0.51
36:BA:2758:A:C2	36:BA:2759:G:H1'	2.45	0.51
38:BC:30:LYS:HD3	38:BC:185:LEU:HD12	1.93	0.51
39:BD:131:LEU:HB3	39:BD:132:PRO:CD	2.41	0.51
39:BD:276:LYS:OXT	39:BD:276:LYS:HD3	2.11	0.51
40:BE:35:GLN:HG2	40:BE:36:ARG:H	1.73	0.51
51:BS:97:ARG:O	51:BS:97:ARG:NH2	2.44	0.51
54:BV:15:GLU:O	54:BV:16:PRO:O	2.27	0.51
54:BV:38:LEU:C	54:BV:39:LEU:HD13	2.32	0.51
55:BW:10:VAL:HG21	55:BW:103:ILE:HG13	1.92	0.51
57:BY:6:HIS:CD2	57:BY:6:HIS:N	2.79	0.51
57:BY:36:ALA:HB1	57:BY:67:LEU:O	2.11	0.51
58:BZ:96:VAL:HG13	58:BZ:97:GLU:H	1.74	0.51
1:CA:304:U:H2'	1:CA:305:G:H8	1.72	0.51
1:CA:858:G:C5'	1:CA:858:G:H8	2.24	0.51
1:CA:1050:G:O2'	1:CA:1051:C:O5'	2.29	0.51
1:CA:1197:G:O2'	1:CA:1198:G:H5'	2.11	0.51
1:CA:1312:G:N2	1:CA:1313:U:C2	2.79	0.51
1:CA:1385:G:C2'	1:CA:1386:G:H5'	2.40	0.51
1:CA:1415:G:H2'	1:CA:1416:G:H8	1.75	0.51
3:CC:50:ALA:HB1	3:CC:70:VAL:HG11	1.92	0.51

Continued on next page...

Continued from previous page...

Atom-1	Atom-2	Interatomic distance (Å)	Clash overlap (Å)
14:CN:8:GLU:C	14:CN:10:ALA:N	2.64	0.51
18:CR:53:ARG:NH1	18:CR:60:ALA:HA	2.26	0.51
19:CS:16:LEU:C	19:CS:18:LYS:H	2.13	0.51
19:CS:32:LYS:O	19:CS:33:THR:CB	2.59	0.51
20:CT:13:LEU:HD23	20:CT:13:LEU:N	2.24	0.51
22:CV:63:G:H2'	22:CV:64:A:C8	2.46	0.51
22:CW:6:G:H2'	22:CW:7:A:O4'	2.11	0.51
25:CZ:90:LYS:HD2	25:CZ:90:LYS:H	1.76	0.51
25:CZ:147:LEU:HD22	25:CZ:147:LEU:H	1.76	0.51
25:CZ:150:VAL:HG13	25:CZ:151:GLU:N	2.26	0.51
27:D1:4:VAL:HG22	27:D1:5:CYS:N	2.26	0.51
34:D8:7:HIS:HB3	34:D8:59:LYS:HZ3	1.75	0.51
36:DA:487:C:C5	36:DA:488:G:N7	2.79	0.51
36:DA:954:G:N3	36:DA:2274:A:H2	2.07	0.51
36:DA:1109:C:H2'	36:DA:1110:G:H5'	1.93	0.51
36:DA:1301:A:O2'	36:DA:1302:A:C2'	2.49	0.51
36:DA:1771:C:O2'	36:DA:1786:A:H8	1.93	0.51
36:DA:2351:G:HO2'	36:DA:2352:A:H8	1.57	0.51
36:DA:2389:G:C5'	36:DA:2390:U:H5'	2.39	0.51
36:DA:2523:G:C2'	36:DA:2524:G:C5'	2.87	0.51
38:DC:90:GLY:O	38:DC:153:ILE:HG21	2.11	0.51
39:DD:43:ARG:CB	39:DD:54:ARG:HB2	2.41	0.51
39:DD:173:VAL:HG12	39:DD:185:VAL:O	2.11	0.51
40:DE:176:ILE:HG22	40:DE:176:ILE:O	2.09	0.51
42:DG:38:VAL:O	42:DG:158:ALA:N	2.36	0.51
49:DQ:31:ASP:O	49:DQ:32:TYR:CG	2.64	0.51
52:DT:6:LEU:O	52:DT:10:VAL:HG23	2.11	0.51
52:DT:41:ARG:HG2	52:DT:41:ARG:NH1	2.26	0.51
1:AA:228:A:H2'	1:AA:229:U:O4'	2.11	0.51
1:AA:537:G:H2'	1:AA:538:G:C8	2.46	0.51
1:AA:821:G:H2'	1:AA:822:C:H6	1.76	0.51
4:AD:67:ILE:HG22	4:AD:68:TYR:CD1	2.45	0.51
4:AD:196:LEU:C	4:AD:198:VAL:H	2.14	0.51
10:AJ:84:GLN:O	10:AJ:88:LEU:HB3	2.11	0.51
15:AO:6:GLU:CD	15:AO:6:GLU:H	2.14	0.51
15:AO:39:LEU:HD13	15:AO:56:LEU:HB2	1.92	0.51
20:AT:45:GLN:NE2	20:AT:46:GLU:N	2.59	0.51
20:AT:80:ARG:HH11	20:AT:80:ARG:HG2	1.76	0.51
20:AT:94:ALA:O	20:AT:95:ALA:HB3	2.11	0.51
26:B0:45:PHE:HB2	26:B0:59:LEU:HD11	1.92	0.51
28:B2:35:LEU:O	28:B2:39:ALA:CB	2.57	0.51

Continued on next page...

Continued from previous page...

Atom-1	Atom-2	Interatomic distance (Å)	Clash overlap (Å)
28:B2:70:GLN:O	28:B2:71:ASN:CB	2.57	0.51
32:B6:25:LYS:HZ1	34:B8:34:TRP:HZ2	1.59	0.51
36:BA:108:U:H2'	36:BA:109:G:H8	1.75	0.51
36:BA:330:A:N1	36:BA:1210:A:H2'	2.25	0.51
36:BA:590:A:H2'	36:BA:591:C:H6	1.74	0.51
36:BA:671:C:H2'	36:BA:672:C:H6	1.75	0.51
36:BA:710:G:O2'	36:BA:711:G:H5'	2.11	0.51
36:BA:796:C:H2'	36:BA:797:C:C6	2.46	0.51
36:BA:1139:G:N2	36:BA:1140:C:C2	2.78	0.51
36:BA:1695:G:H2'	36:BA:1696:G:O4'	2.11	0.51
36:BA:1857:G:C6	36:BA:1858:G:C2	2.99	0.51
36:BA:2476:A:H2'	36:BA:2477:C:C5'	2.41	0.51
36:BA:2756:U:C1'	36:BA:2757:A:H5''	2.38	0.51
36:BA:2864:G:H2'	36:BA:2865:U:O4'	2.11	0.51
37:BB:3:C:H42	37:BB:118:G:H1	1.59	0.51
42:BG:138:GLN:CB	42:BG:153:ARG:O	2.49	0.51
46:BN:23:LEU:HB3	46:BN:60:ILE:CG2	2.41	0.51
46:BN:25:ARG:O	46:BN:28:THR:CG2	2.59	0.51
51:BS:35:ILE:HD11	51:BS:99:LYS:CE	2.41	0.51
52:BT:29:ARG:CB	52:BT:85:LYS:HA	2.38	0.51
52:BT:30:VAL:HG22	52:BT:84:GLN:HG3	1.92	0.51
52:BT:95:ARG:HH11	52:BT:95:ARG:HB3	1.76	0.51
53:BU:8:VAL:HG12	53:BU:11:ARG:NH2	2.26	0.51
56:BX:12:VAL:HB	56:BX:17:ALA:HB3	1.92	0.51
1:CA:130:A:C8	17:CQ:63:ARG:HG3	2.45	0.51
1:CA:451:A:H61	1:CA:480:U:H2'	1.74	0.51
1:CA:542:G:H2'	1:CA:543:C:H6	1.76	0.51
2:CB:98:LEU:O	2:CB:99:GLY:C	2.49	0.51
4:CD:13:ARG:O	4:CD:15:GLU:N	2.44	0.51
7:CG:118:VAL:CG2	7:CG:119:ARG:N	2.74	0.51
11:CK:108:ILE:O	18:CR:87:ARG:HA	2.11	0.51
14:CN:22:THR:CB	14:CN:33:VAL:HG21	2.41	0.51
17:CQ:9:VAL:HG11	17:CQ:84:LEU:CD1	2.36	0.51
20:CT:74:LYS:HD3	20:CT:74:LYS:N	2.26	0.51
20:CT:94:ALA:O	20:CT:95:ALA:HB3	2.11	0.51
25:CZ:194:GLU:HA	25:CZ:194:GLU:OE1	2.11	0.51
26:D0:51:VAL:HG13	26:D0:60:PHE:O	2.10	0.51
28:D2:43:GLN:HG2	28:D2:44:LEU:N	2.26	0.51
32:D6:30:THR:CG2	32:D6:31:PRO:HD2	2.41	0.51
32:D6:53:LYS:HD3	32:D6:54:ILE:H	1.76	0.51
33:D7:27:GLY:O	33:D7:30:VAL:HB	2.11	0.51

Continued on next page...

Continued from previous page...

Atom-1	Atom-2	Interatomic distance (Å)	Clash overlap (Å)
34:D8:13:ARG:CA	48:DP:63:PRO:HA	2.41	0.51
36:DA:158:U:H3'	36:DA:158:U:O2	2.11	0.51
36:DA:260:G:H1'	36:DA:621:A:H1'	1.93	0.51
36:DA:960:A:C8	36:DA:962:G:C8	2.99	0.51
36:DA:1064:C:H4'	45:DK:87:UNK:CB	2.41	0.51
36:DA:1316:U:O2'	36:DA:1317:A:H5'	2.11	0.51
36:DA:1374:G:C6	36:DA:1375:C:C4	2.99	0.51
36:DA:1429:G:H2'	36:DA:1430:C:C6	2.46	0.51
36:DA:2039:C:O2'	36:DA:2040:C:H5'	2.11	0.51
38:DC:41:VAL:HG21	38:DC:185:LEU:HD22	1.93	0.51
39:DD:144:ALA:HB3	39:DD:192:THR:CG2	2.42	0.51
39:DD:201:HIS:O	39:DD:203:ASN:N	2.44	0.51
40:DE:77:ILE:HG22	40:DE:78:LEU:HD12	1.93	0.51
43:DH:143:GLN:C	43:DH:143:GLN:NE2	2.62	0.51
48:DP:114:ILE:HD12	48:DP:115:LEU:N	2.26	0.51
52:DT:98:LYS:HB3	52:DT:100:TYR:HE1	1.74	0.51
1:AA:158:G:O2'	1:AA:159:G:H5'	2.11	0.50
1:AA:667:G:H4'	15:AO:51:HIS:ND1	2.26	0.50
1:AA:1201:A:H5'	1:AA:1203:C:OP2	2.11	0.50
7:AG:57:GLU:O	7:AG:60:LYS:HB3	2.11	0.50
9:AI:4:TYR:CZ	9:AI:88:TYR:CB	2.91	0.50
9:AI:63:ILE:HD13	9:AI:77:ILE:HG23	1.93	0.50
9:AI:98:PRO:HB2	9:AI:99:LEU:HD22	1.92	0.50
13:AM:30:ALA:C	13:AM:32:GLU:H	2.14	0.50
13:AM:49:THR:HB	13:AM:52:GLU:HG3	1.93	0.50
18:AR:40:LEU:C	18:AR:42:ARG:N	2.65	0.50
22:AW:51:U:H2'	22:AW:52:G:C8	2.46	0.50
25:AZ:11:HIS:CE1	25:AZ:78:SER:HB2	2.45	0.50
25:AZ:267:VAL:CG2	25:AZ:288:VAL:CG1	2.83	0.50
26:B0:77:ARG:NH2	36:BA:857:C:H5'	2.26	0.50
28:B2:18:PRO:O	28:B2:21:LEU:HD12	2.11	0.50
34:B8:25:MET:CG	48:BP:64:LYS:HB2	2.38	0.50
36:BA:218:A:C2	36:BA:235:U:H4'	2.46	0.50
36:BA:2008:C:H2'	36:BA:2009:G:H8	1.76	0.50
36:BA:2159:G:O2'	36:BA:2160:G:H5''	2.11	0.50
36:BA:2408:U:H3'	36:BA:2408:U:C6	2.46	0.50
36:BA:2590:A:H2'	36:BA:2591:C:C6	2.44	0.50
40:BE:68:ALA:C	40:BE:70:ALA:H	2.15	0.50
41:BF:126:VAL:HG11	41:BF:142:TRP:CH2	2.44	0.50
41:BF:167:ALA:HB1	41:BF:173:VAL:HG11	1.92	0.50
41:BF:178:PRO:O	41:BF:180:GLY:N	2.44	0.50

Continued on next page...

Continued from previous page...

Atom-1	Atom-2	Interatomic distance (Å)	Clash overlap (Å)
42:BG:34:LEU:O	42:BG:34:LEU:HD12	2.10	0.50
51:BS:59:LYS:HG2	51:BS:60:GLY:N	2.12	0.50
52:BT:120:ARG:HA	52:BT:123:GLN:HG2	1.93	0.50
54:BV:49:THR:HB	54:BV:50:PRO:CD	2.41	0.50
55:BW:18:ARG:HA	55:BW:76:VAL:HG11	1.93	0.50
58:BZ:35:ARG:O	58:BZ:37:VAL:HG13	2.12	0.50
1:CA:332:G:O2'	1:CA:333:G:H5'	2.11	0.50
1:CA:744:C:O2'	1:CA:745:C:H5'	2.11	0.50
1:CA:1206:G:H4'	3:CC:192:THR:O	2.11	0.50
1:CA:1392:G:O2'	1:CA:1393:U:H5'	2.10	0.50
1:CA:1392:G:N2	1:CA:1502:A:C8	2.79	0.50
4:CD:170:VAL:HG12	4:CD:171:GLY:N	2.26	0.50
8:CH:1:MET:O	8:CH:2:LEU:O	2.29	0.50
8:CH:11:THR:HA	8:CH:14:ARG:NH1	2.25	0.50
8:CH:88:LYS:HB3	8:CH:89:PRO:HD2	1.93	0.50
10:CJ:54:PHE:CD1	10:CJ:55:LYS:HE3	2.46	0.50
11:CK:59:TYR:CE2	11:CK:63:LEU:HD11	2.46	0.50
13:CM:54:VAL:HA	13:CM:57:ARG:NH1	2.26	0.50
15:CO:11:VAL:O	15:CO:12:ILE:C	2.50	0.50
17:CQ:81:ARG:C	17:CQ:83:ASP:N	2.63	0.50
19:CS:11:VAL:HG22	19:CS:16:LEU:HD11	1.92	0.50
25:CZ:163:PHE:HD1	25:CZ:164:PRO:HD2	1.76	0.50
25:CZ:269:GLY:C	25:CZ:270:VAL:HG23	2.31	0.50
26:D0:18:ALA:HB1	36:DA:2271:G:OP1	2.11	0.50
34:D8:39:LYS:O	34:D8:43:GLN:HG3	2.10	0.50
36:DA:407:G:H2'	36:DA:408:G:H8	1.76	0.50
36:DA:605:C:H6	36:DA:657:U:O2'	1.94	0.50
36:DA:1322:A:OP1	55:DW:11:ARG:HG3	2.11	0.50
36:DA:1536:C:C4	36:DA:1537:G:H1'	2.47	0.50
36:DA:1761:C:H3'	36:DA:1762:A:H8	1.76	0.50
36:DA:1887:C:C3'	36:DA:1888:G:H5''	2.40	0.50
36:DA:2128:C:O2'	36:DA:2129:C:O5'	2.26	0.50
36:DA:2310:A:O2'	36:DA:2311:A:H5'	2.11	0.50
36:DA:2606:C:O2'	36:DA:2607:G:H5'	2.11	0.50
36:DA:2681:C:H2'	36:DA:2681:C:O2	2.11	0.50
38:DC:15:ASP:OD2	38:DC:18:LYS:HB2	2.10	0.50
38:DC:26:ALA:O	38:DC:30:LYS:HG2	2.11	0.50
39:DD:24:ILE:O	39:DD:24:ILE:CG1	2.59	0.50
39:DD:94:LEU:HD22	39:DD:95:LEU:N	2.26	0.50
39:DD:172:TYR:CD1	39:DD:186:HIS:HA	2.46	0.50
40:DE:35:GLN:CG	40:DE:36:ARG:H	2.24	0.50

Continued on next page...

Continued from previous page...

Atom-1	Atom-2	Interatomic distance (Å)	Clash overlap (Å)
41:DF:150:GLY:HA2	41:DF:172:TRP:CD2	2.46	0.50
42:DG:12:TYR:O	42:DG:13:GLU:HB3	2.10	0.50
43:DH:45:VAL:HG12	43:DH:45:VAL:O	2.11	0.50
43:DH:50:VAL:HG12	43:DH:52:VAL:CG2	2.41	0.50
47:DO:9:GLU:HG3	47:DO:10:VAL:N	2.26	0.50
48:DP:146:VAL:HG13	48:DP:147:LEU:N	2.26	0.50
52:DT:110:ILE:C	52:DT:112:ARG:H	2.15	0.50
55:DW:6:ILE:HG12	55:DW:104:THR:HG21	1.92	0.50
58:DZ:14:LYS:HB3	58:DZ:17:ALA:HB3	1.93	0.50
1:AA:165:C:O2'	1:AA:166:G:H5'	2.12	0.50
1:AA:187:C:H2'	1:AA:188:C:C6	2.46	0.50
1:AA:192:U:O4'	20:AT:103:GLY:HA2	2.11	0.50
1:AA:323:U:H5'	20:AT:23:ARG:HB2	1.92	0.50
3:AC:77:ILE:HA	3:AC:84:ILE:CG2	2.41	0.50
6:AF:40:VAL:O	6:AF:40:VAL:HG22	2.11	0.50
15:AO:74:ASP:OD1	15:AO:76:GLU:HB3	2.11	0.50
20:AT:25:ARG:HH11	20:AT:25:ARG:HG3	1.76	0.50
22:AW:1:G:H2'	22:AW:1:G:N3	2.26	0.50
25:AZ:263:ARG:CG	25:AZ:264:ARG:N	2.74	0.50
26:B0:43:THR:HG21	36:BA:2332:U:H5'	1.92	0.50
26:B0:69:PHE:CD2	26:B0:79:VAL:HG22	2.47	0.50
28:B2:4:SER:CA	28:B2:7:ARG:HE	2.24	0.50
28:B2:30:ARG:O	28:B2:34:GLU:HB2	2.12	0.50
30:B4:9:LEU:HD13	30:B4:10:VAL:H	1.76	0.50
31:B5:33:CYS:CB	31:B5:36:CYS:SG	2.99	0.50
32:B6:15:GLU:O	32:B6:17:LYS:N	2.43	0.50
34:B8:23:VAL:O	34:B8:46:ARG:NH1	2.44	0.50
36:BA:189:G:H2'	36:BA:205:G:N2	2.27	0.50
36:BA:949:C:H2'	36:BA:950:G:C8	2.44	0.50
36:BA:1398:C:H2'	36:BA:1399:C:H6	1.76	0.50
36:BA:1641:A:H3'	36:BA:1642:G:H8	1.76	0.50
36:BA:2206:G:H3'	36:BA:2206:G:N3	2.26	0.50
36:BA:2869:G:H2'	36:BA:2870:C:O4'	2.12	0.50
37:BB:90:A:O2'	49:BQ:17:LEU:HD12	2.10	0.50
39:BD:130:ALA:CB	39:BD:192:THR:HB	2.42	0.50
39:BD:140:THR:HG22	39:BD:141:VAL:O	2.11	0.50
40:BE:31:CYS:HB3	40:BE:49:LEU:HD12	1.94	0.50
41:BF:47:GLY:HA2	41:BF:97:TYR:CE2	2.46	0.50
41:BF:180:GLY:H	41:BF:205:ARG:HH22	1.59	0.50
46:BN:3:THR:HG21	46:BN:5:VAL:HG23	1.90	0.50
51:BS:17:ARG:CA	51:BS:20:ARG:NH1	2.66	0.50

Continued on next page...

Continued from previous page...

Atom-1	Atom-2	Interatomic distance (Å)	Clash overlap (Å)
52:BT:106:SER:O	52:BT:107:ASP:OD1	2.28	0.50
55:BW:2:GLU:HA	55:BW:64:MET:HE3	1.93	0.50
1:CA:834:C:H2'	1:CA:835:U:H6	1.75	0.50
1:CA:1030(A):G:H1'	1:CA:1031:G:H1	1.76	0.50
1:CA:1086:U:C2'	1:CA:1087:G:H5'	2.42	0.50
1:CA:1402:C:C2'	1:CA:1403:C:H5'	2.42	0.50
2:CB:97:TRP:CH2	2:CB:176:GLU:CD	2.85	0.50
4:CD:159:ARG:HG3	4:CD:159:ARG:NH1	2.26	0.50
12:CL:47:LYS:O	12:CL:48:PRO:C	2.49	0.50
16:CP:48:TRP:CE3	16:CP:48:TRP:O	2.65	0.50
22:CW:60:U:O2	22:CW:60:U:H2'	2.10	0.50
25:CZ:219:LYS:O	25:CZ:220:PRO:O	2.30	0.50
25:CZ:241:ARG:HA	25:CZ:285:ASN:ND2	2.25	0.50
32:D6:20:ASN:C	32:D6:21:TYR:CG	2.85	0.50
34:D8:35:GLN:O	34:D8:36:LYS:HG3	2.12	0.50
35:D9:1:MET:HA	35:D9:4:ARG:CZ	2.41	0.50
36:DA:363(E):U:H2'	36:DA:363(F):A:O4'	2.11	0.50
36:DA:610:G:N2	36:DA:619:G:H1'	2.26	0.50
36:DA:765:G:O2'	36:DA:766:C:H5'	2.11	0.50
36:DA:1289:C:O2	36:DA:1289:C:H2'	2.10	0.50
36:DA:1786:A:C2	36:DA:2606:C:H1'	2.47	0.50
36:DA:1906:G:OP2	36:DA:1929:G:O2'	2.29	0.50
36:DA:2600:A:H2'	36:DA:2601:C:C6	2.46	0.50
36:DA:2777:G:H4'	36:DA:2778:A:H5'	1.94	0.50
38:DC:132:GLY:N	38:DC:133:PRO:CD	2.73	0.50
39:DD:23:GLU:O	39:DD:25:THR:N	2.45	0.50
43:DH:83:TYR:CD1	43:DH:134:SER:HB3	2.46	0.50
47:DO:107:ARG:HA	47:DO:112:MET:CE	2.42	0.50
48:DP:16:ARG:CD	48:DP:18:ARG:H	2.18	0.50
48:DP:28:GLY:C	48:DP:29:LYS:HD2	2.31	0.50
55:DW:46:PHE:O	55:DW:50:VAL:HG12	2.10	0.50
56:DX:49:VAL:HB	56:DX:83:VAL:HG13	1.92	0.50
57:DY:38:ILE:HD11	57:DY:64:GLU:HB2	1.92	0.50
1:AA:102:G:O2'	1:AA:103:C:H5'	2.11	0.50
1:AA:191:G:N3	20:AT:105:SER:HB3	2.27	0.50
1:AA:380:G:C2	1:AA:384:G:C6	2.99	0.50
1:AA:427:U:OP1	4:AD:13:ARG:NH2	2.43	0.50
1:AA:1286:A:H2	21:AU:18:TYR:HH	1.51	0.50
1:AA:1364:U:O2	1:AA:1364:U:O4'	2.29	0.50
2:AB:44:LEU:HA	2:AB:47:THR:CB	2.41	0.50
2:AB:237:ALA:O	2:AB:238:LEU:HB3	2.10	0.50

Continued on next page...

Continued from previous page...

Atom-1	Atom-2	Interatomic distance (Å)	Clash overlap (Å)
3:AC:34:LEU:HG	14:AN:25:VAL:HG11	1.93	0.50
4:AD:8:VAL:O	4:AD:11:LEU:N	2.34	0.50
4:AD:107:ARG:HH21	4:AD:194:LEU:CD1	2.18	0.50
4:AD:129:ASN:HD21	4:AD:145:GLU:H	1.59	0.50
10:AJ:71:LEU:HD23	10:AJ:72:VAL:N	2.26	0.50
12:AL:86:ARG:HB2	12:AL:101:VAL:CG2	2.35	0.50
25:AZ:117:ARG:HD3	25:AZ:157:LEU:HD21	1.93	0.50
25:AZ:315:LYS:HE3	25:AZ:373:GLU:HB2	1.93	0.50
26:B0:19:LYS:HE2	36:BA:2262:U:P	2.51	0.50
31:B5:21:SER:C	31:B5:23:HIS:H	2.15	0.50
36:BA:221:A:N6	36:BA:265:A:H8	2.10	0.50
36:BA:280:C:H3'	36:BA:281:G:C8	2.46	0.50
36:BA:1037:G:H2'	36:BA:1038:C:C6	2.46	0.50
36:BA:1087:G:O2'	36:BA:1089:G:H5'	2.11	0.50
36:BA:1503:U:H2'	36:BA:1504:C:C6	2.46	0.50
36:BA:2195:C:O2'	36:BA:2196:C:H5'	2.12	0.50
37:BB:21:G:H2'	37:BB:22:U:H5'	1.92	0.50
38:BC:22:ILE:HG13	38:BC:228:SER:HG	1.73	0.50
38:BC:76:ALA:O	38:BC:77:ILE:HD13	2.11	0.50
38:BC:149:ILE:HG23	38:BC:150:GLY:N	2.27	0.50
41:BF:81:PRO:O	41:BF:83:PHE:N	2.44	0.50
43:BH:123:PHE:HA	43:BH:133:VAL:HG22	1.94	0.50
43:BH:127:GLU:HG3	43:BH:130:ARG:NE	2.25	0.50
47:BO:19:ILE:HG22	47:BO:43:VAL:CA	2.32	0.50
48:BP:101:VAL:C	48:BP:103:ALA:H	2.14	0.50
49:BQ:27:VAL:O	49:BQ:28:ALA:HB3	2.10	0.50
49:BQ:64:ILE:HG22	49:BQ:65:PHE:N	2.26	0.50
50:BR:38:VAL:CB	50:BR:39:PRO:HD3	2.40	0.50
54:BV:22:VAL:O	54:BV:23:GLU:HB2	2.11	0.50
55:BW:66:GLU:O	55:BW:68:ARG:N	2.31	0.50
1:CA:36:C:O2'	1:CA:501:C:OP1	2.27	0.50
1:CA:293:G:C6	1:CA:294:U:C4	2.99	0.50
1:CA:811:C:H4'	1:CA:900:A:N6	2.26	0.50
1:CA:1326:C:OP1	21:CU:17:THR:OG1	2.23	0.50
2:CB:14:GLY:O	2:CB:15:VAL:CG2	2.48	0.50
4:CD:23:GLY:O	4:CD:27:TYR:HB2	2.12	0.50
4:CD:150:GLU:HG2	4:CD:151:LYS:N	2.26	0.50
12:CL:91:LYS:HE2	12:CL:91:LYS:CA	2.41	0.50
24:CY:19:G:O4'	24:CY:57:G:N2	2.44	0.50
26:D0:51:VAL:HG21	26:D0:80:HIS:HA	1.94	0.50
27:D1:50:ARG:HH12	36:DA:2199:A:H5'	1.76	0.50

Continued on next page...

Continued from previous page...

Atom-1	Atom-2	Interatomic distance (Å)	Clash overlap (Å)
30:D4:5:ILE:O	30:D4:5:ILE:CG1	2.57	0.50
35:D9:9:ARG:HD2	35:D9:16:VAL:HG22	1.93	0.50
36:DA:267:C:H2'	36:DA:268:C:H6	1.75	0.50
36:DA:605:C:H1'	36:DA:657:U:O2'	2.11	0.50
36:DA:653:A:H2'	36:DA:653:A:N3	2.26	0.50
36:DA:1029:A:H2'	36:DA:1030:G:O4'	2.12	0.50
36:DA:1313:U:C2	36:DA:1610:A:H2	2.29	0.50
36:DA:1952:A:C6	36:DA:1953:A:N1	2.79	0.50
36:DA:2179:C:C1'	36:DA:2180:U:H3	2.25	0.50
36:DA:2208:A:H1'	36:DA:2219:G:C6	2.46	0.50
36:DA:2746:U:O2'	36:DA:2747:G:H5'	2.11	0.50
36:DA:2853:C:O2'	36:DA:2854:G:H5'	2.10	0.50
37:DB:82:G:H2'	37:DB:83:G:H8	1.75	0.50
40:DE:28:ALA:HB1	40:DE:93:VAL:HG22	1.91	0.50
42:DG:9:ARG:HG2	42:DG:13:GLU:OE2	2.11	0.50
42:DG:41:GLN:NE2	42:DG:153:ARG:HG3	2.27	0.50
47:DO:7:TYR:CZ	47:DO:44:LYS:HG3	2.46	0.50
52:DT:106:SER:HA	52:DT:110:ILE:CG1	2.41	0.50
53:DU:21:ALA:HB1	53:DU:24:TYR:CD2	2.46	0.50
53:DU:26:GLY:O	53:DU:28:ARG:N	2.43	0.50
53:DU:92:ARG:HH12	54:DV:10:LYS:CB	2.23	0.50
55:DW:88:ARG:HD3	55:DW:94:ASP:OD2	2.12	0.50
1:AA:266:G:H5'	1:AA:268:C:H41	1.76	0.50
1:AA:339:C:H2'	1:AA:340:U:C6	2.47	0.50
1:AA:650:G:O2'	1:AA:651:C:H5'	2.12	0.50
1:AA:1504:G:OP1	1:AA:1507:A:H4'	2.11	0.50
2:AB:209:ARG:HH11	2:AB:239:VAL:HG11	1.77	0.50
4:AD:67:ILE:HG22	4:AD:68:TYR:CE1	2.46	0.50
10:AJ:40:LEU:N	10:AJ:40:LEU:CD2	2.70	0.50
12:AL:36:VAL:HG12	12:AL:82:VAL:HG22	1.93	0.50
17:AQ:45:HIS:CD2	17:AQ:47:PRO:HD3	2.47	0.50
18:AR:66:LEU:O	18:AR:67:ALA:C	2.49	0.50
20:AT:26:ASN:ND2	20:AT:26:ASN:N	2.55	0.50
22:AW:37:A:H3'	22:AW:38:A:H8	1.76	0.50
25:AZ:22:HIS:CE1	25:AZ:113:MET:HB2	2.46	0.50
25:AZ:84:GLY:O	25:AZ:85:HIS:HB3	2.11	0.50
25:AZ:145:GLU:O	25:AZ:149:LEU:CB	2.60	0.50
28:B2:35:LEU:HD13	28:B2:36:ARG:HG3	1.92	0.50
30:B4:31:ILE:CG2	30:B4:33:VAL:HG23	2.42	0.50
32:B6:41:PRO:CD	32:B6:46:HIS:H	2.22	0.50
35:B9:31:LYS:HE2	36:BA:2478:A:OP1	2.10	0.50

Continued on next page...

Continued from previous page...

Atom-1	Atom-2	Interatomic distance (Å)	Clash overlap (Å)
36:BA:220:G:H2'	36:BA:427:U:O4	2.12	0.50
36:BA:278:A:N6	36:BA:362:U:H3	2.07	0.50
36:BA:933:A:H2'	36:BA:934:G:O4'	2.11	0.50
36:BA:1469:A:O2'	36:BA:1470:G:H5'	2.11	0.50
36:BA:1925:C:O2'	36:BA:1926:U:H5'	2.10	0.50
36:BA:2311:A:O2'	36:BA:2312:U:O4'	2.30	0.50
36:BA:2538:C:O2'	36:BA:2539:C:H5'	2.11	0.50
36:BA:2892:A:H62	36:BA:2893:G:H21	1.59	0.50
37:BB:68:C:H2'	37:BB:69:G:H8	1.75	0.50
43:BH:94:TYR:CD1	43:BH:107:VAL:CA	2.95	0.50
47:BO:4:PRO:O	47:BO:5:GLN:HB2	2.09	0.50
49:BQ:66:ILE:HA	49:BQ:104:PHE:HB3	1.92	0.50
49:BQ:75:THR:HG21	49:BQ:87:LYS:HZ2	1.76	0.50
49:BQ:118:LEU:HD12	49:BQ:131:ILE:HG23	1.93	0.50
49:BQ:141:GLN:HG2	58:BZ:72:ARG:NE	2.27	0.50
49:BQ:141:GLN:H	58:BZ:53:ILE:HD12	1.76	0.50
50:BR:45:ARG:HG3	50:BR:46:GLY:N	2.20	0.50
51:BS:29:PHE:C	51:BS:29:PHE:CD1	2.81	0.50
51:BS:99:LYS:HB3	51:BS:99:LYS:HZ2	1.75	0.50
52:BT:102:ILE:HB	52:BT:110:ILE:CD1	2.41	0.50
53:BU:108:GLU:O	53:BU:112:ARG:HG2	2.11	0.50
56:BX:57:LEU:HD22	56:BX:57:LEU:O	2.11	0.50
1:CA:390:C:O3'	16:CP:28:ARG:NH2	2.45	0.50
1:CA:827:U:O2'	1:CA:859:A:N1	2.38	0.50
1:CA:1068:G:N7	1:CA:1094:G:H2'	2.26	0.50
1:CA:1112:C:O2	3:CC:177:THR:HG23	2.11	0.50
1:CA:1305:G:H22	1:CA:1331:G:C2'	2.10	0.50
5:CE:88:LYS:HB3	5:CE:123:LEU:O	2.11	0.50
10:CJ:55:LYS:CE	10:CJ:55:LYS:N	2.74	0.50
10:CJ:74:ILE:O	10:CJ:74:ILE:HG13	2.11	0.50
13:CM:49:THR:HB	13:CM:52:GLU:CG	2.41	0.50
13:CM:91:ARG:NH1	13:CM:96:LEU:HD13	2.27	0.50
19:CS:10:PHE:HZ	19:CS:70:LYS:CE	2.23	0.50
20:CT:39:LYS:O	20:CT:43:LEU:HG	2.11	0.50
22:CV:48:C:OP2	22:CV:48:C:H6	1.95	0.50
25:CZ:231:ILE:HB	25:CZ:234:ARG:HB2	1.92	0.50
27:D1:23:LYS:HE2	27:D1:28:GLY:HA3	1.93	0.50
28:D2:66:GLU:HA	28:D2:69:ARG:CZ	2.42	0.50
30:D4:19:GLY:O	30:D4:20:ASN:C	2.50	0.50
32:D6:20:ASN:OD1	32:D6:21:TYR:N	2.45	0.50
36:DA:363(A):A:C2	36:DA:363(B):G:C8	2.99	0.50

Continued on next page...

Continued from previous page...

Atom-1	Atom-2	Interatomic distance (Å)	Clash overlap (Å)
36:DA:363(F):A:HO2'	36:DA:364:C:H5	1.58	0.50
36:DA:455:C:N3	36:DA:473:G:H5'	2.26	0.50
36:DA:848:G:H5'	36:DA:848:G:H8	1.76	0.50
36:DA:2111:C:H1'	36:DA:2118:U:O4'	2.11	0.50
36:DA:2591:C:H2'	36:DA:2592:G:H8	1.75	0.50
36:DA:2673:G:H5'	36:DA:2673:G:C8	2.47	0.50
40:DE:35:GLN:CG	40:DE:36:ARG:N	2.73	0.50
40:DE:202:LYS:N	40:DE:202:LYS:HD2	2.27	0.50
42:DG:34:LEU:HA	42:DG:161:THR:CG2	2.38	0.50
46:DN:55:VAL:HG22	46:DN:126:PRO:HA	1.94	0.50
48:DP:97:PRO:HA	48:DP:100:LEU:HB3	1.92	0.50
49:DQ:21:THR:O	49:DQ:22:LYS:HB3	2.11	0.50
49:DQ:52:VAL:C	49:DQ:54:MET:N	2.65	0.50
51:DS:98:VAL:HG12	51:DS:100:ALA:CB	2.35	0.50
52:DT:23:ARG:CG	52:DT:120:ARG:NH1	2.75	0.50
54:DV:32:THR:HG23	54:DV:59:ALA:O	2.11	0.50
55:DW:20:VAL:HG23	55:DW:21:VAL:N	2.27	0.50
58:DZ:62:PRO:C	58:DZ:64:GLY:N	2.65	0.50
58:DZ:75:ASN:O	58:DZ:84:GLU:HB3	2.12	0.50
1:AA:407:G:O2'	4:AD:116:GLN:HG3	2.12	0.50
1:AA:1318:A:H1'	19:AS:37:ARG:HH21	1.76	0.50
1:AA:1348:U:O2'	1:AA:1349:A:O5'	2.29	0.50
4:AD:24:GLU:H	4:AD:112:VAL:CG2	2.25	0.50
4:AD:98:GLU:CB	4:AD:189:PRO:HG3	2.41	0.50
8:AH:2:LEU:HD23	8:AH:2:LEU:C	2.32	0.50
8:AH:11:THR:HA	8:AH:14:ARG:HH12	1.74	0.50
8:AH:97:VAL:HG21	8:AH:128:GLY:HA2	1.93	0.50
10:AJ:90:LEU:N	10:AJ:91:PRO:CD	2.75	0.50
22:AW:39:U:C5'	22:AW:39:U:O2	2.58	0.50
22:AW:59:U:H2'	22:AW:60:U:H5'	1.94	0.50
24:AY:61:C:C2'	24:AY:62:U:H5''	2.41	0.50
24:AY:75:C:H6	25:AZ:231:ILE:HA	1.77	0.50
26:B0:27:GLU:CD	26:B0:27:GLU:N	2.64	0.50
26:B0:36:ILE:O	26:B0:36:ILE:HG13	2.10	0.50
26:B0:38:VAL:CG2	26:B0:59:LEU:HD12	2.42	0.50
28:B2:6:VAL:C	28:B2:7:ARG:HD2	2.32	0.50
31:B5:54:GLY:N	31:B5:56:LYS:HZ2	2.05	0.50
32:B6:30:THR:O	32:B6:32:ASN:N	2.44	0.50
32:B6:45:LYS:O	32:B6:46:HIS:ND1	2.44	0.50
34:B8:18:ALA:HB2	36:BA:628:G:H5''	1.92	0.50
35:B9:7:VAL:CG1	35:B9:25:VAL:HG21	2.42	0.50

Continued on next page...

Continued from previous page...

Atom-1	Atom-2	Interatomic distance (Å)	Clash overlap (Å)
36:BA:257:A:H2'	36:BA:258:G:H5'	1.93	0.50
36:BA:464:U:H2'	36:BA:465:G:O4'	2.12	0.50
36:BA:700:G:H2'	36:BA:701:G:H8	1.76	0.50
36:BA:1039:G:N1	36:BA:1116:C:N4	2.60	0.50
36:BA:1142(A):A:C8	36:BA:1142(A):A:H5'	2.45	0.50
36:BA:1359:A:H2'	36:BA:1360:A:H5'	1.92	0.50
36:BA:2024:G:O2'	36:BA:2025:C:H5'	2.11	0.50
36:BA:2134:A:H62	36:BA:2157:G:H1'	1.77	0.50
36:BA:2139:C:O2'	36:BA:2140:C:H5'	2.11	0.50
36:BA:2562:U:O2'	47:BO:23:ARG:HD3	2.11	0.50
40:BE:186:GLY:O	40:BE:187:ALA:HB3	2.11	0.50
41:BF:110:LEU:HD21	41:BF:181:LEU:O	2.11	0.50
42:BG:43:LEU:CD1	42:BG:153:ARG:HH11	2.24	0.50
45:BK:62:UNK:O	45:BK:63:UNK:C	2.59	0.50
48:BP:83:VAL:HG12	48:BP:114:ILE:HA	1.92	0.50
53:BU:12:ARG:O	53:BU:16:LYS:HG3	2.12	0.50
57:BY:95:LYS:HG3	57:BY:100:ALA:CA	2.25	0.50
1:CA:319:G:O2'	1:CA:320:C:H5'	2.11	0.50
1:CA:347:G:O2'	1:CA:348:G:O4'	2.30	0.50
1:CA:409:G:OP1	4:CD:25:ARG:N	2.32	0.50
1:CA:412:A:H5'	1:CA:413:G:OP1	2.12	0.50
1:CA:977:A:H2'	1:CA:978:A:H5''	1.93	0.50
2:CB:111:ARG:HH11	2:CB:111:ARG:HG2	1.76	0.50
3:CC:134:ILE:HG22	3:CC:168:ALA:CB	2.41	0.50
4:CD:100:ARG:NH2	4:CD:118:ARG:HH22	2.01	0.50
4:CD:165:MET:HE3	4:CD:176:LEU:CD2	2.42	0.50
5:CE:33:VAL:HG21	5:CE:109:ILE:HG13	1.92	0.50
7:CG:27:ILE:HD11	7:CG:43:PHE:CG	2.47	0.50
8:CH:46:LYS:HG3	8:CH:64:LYS:HB2	1.92	0.50
12:CL:90:VAL:HG11	12:CL:93:LEU:HG	1.94	0.50
19:CS:17:GLU:O	19:CS:17:GLU:HG2	2.11	0.50
22:CW:39:U:O2	22:CW:39:U:H3'	2.12	0.50
22:CW:56:C:H1'	38:DC:128:GLY:O	2.12	0.50
31:D5:30:LEU:HA	31:D5:42:PRO:HD3	1.94	0.50
36:DA:548:A:H2'	36:DA:549:G:C5'	2.39	0.50
36:DA:660:G:H2'	36:DA:661:C:C6	2.46	0.50
36:DA:669:G:N3	36:DA:669:G:H2'	2.26	0.50
36:DA:832:G:H5'	48:DP:45:LEU:HD21	1.93	0.50
36:DA:2220:G:O2'	36:DA:2221:G:H5'	2.11	0.50
36:DA:2408:U:C6	36:DA:2408:U:O5'	2.64	0.50
38:DC:175:VAL:O	38:DC:188:ASN:ND2	2.44	0.50

Continued on next page...

Continued from previous page...

Atom-1	Atom-2	Interatomic distance (Å)	Clash overlap (Å)
43:DH:147:ASN:O	43:DH:151:ILE:HG12	2.11	0.50
48:DP:16:ARG:C	48:DP:16:ARG:HH11	2.15	0.50
49:DQ:141:GLN:HE21	49:DQ:141:GLN:CA	2.14	0.50
50:DR:51:LEU:HD12	50:DR:51:LEU:N	2.26	0.50
53:DU:68:ALA:O	53:DU:71:GLN:HG2	2.11	0.50
58:DZ:99:TYR:CE1	58:DZ:125:LEU:HB2	2.46	0.50
58:DZ:108:PRO:HG2	58:DZ:111:VAL:HG23	1.93	0.50
58:DZ:120:ILE:HG22	58:DZ:171:ILE:HA	1.93	0.50
1:AA:879:C:O2'	1:AA:880:C:H5'	2.11	0.50
1:AA:1302:U:C5	13:AM:17:VAL:HG21	2.47	0.50
2:AB:165:VAL:CG2	2:AB:166:ASP:H	2.01	0.50
4:AD:119:GLN:HG3	4:AD:123:HIS:NE2	2.26	0.50
9:AI:33:PHE:CE2	9:AI:47:LEU:HD11	2.46	0.50
12:AL:121:GLY:O	12:AL:122:THR:O	2.30	0.50
13:AM:54:VAL:HG12	13:AM:58:GLU:HG2	1.93	0.50
13:AM:116:THR:O	13:AM:117:VAL:HB	2.12	0.50
15:AO:21:ASP:OD1	15:AO:21:ASP:C	2.48	0.50
18:AR:58:LEU:CD1	18:AR:66:LEU:HD22	2.41	0.50
32:B6:15:GLU:HG2	32:B6:18:ARG:CZ	2.40	0.50
35:B9:12:ASP:O	35:B9:14:CYS:N	2.44	0.50
36:BA:1174:A:OP1	36:BA:1175:U:H5''	2.11	0.50
36:BA:1445(A):C:H6	36:BA:1445(A):C:O5'	1.95	0.50
36:BA:1532:C:O2'	36:BA:1533:G:H5'	2.12	0.50
36:BA:1917:U:H2'	36:BA:1918:A:H5'	1.93	0.50
36:BA:2181:G:O2'	36:BA:2182:G:H5'	2.12	0.50
36:BA:2283:C:C2'	36:BA:2284:C:H5'	2.41	0.50
36:BA:2485:G:C2'	36:BA:2486:G:H5'	2.41	0.50
36:BA:2766:G:H2'	36:BA:2766:G:N3	2.26	0.50
38:BC:152:ILE:HG22	38:BC:152:ILE:O	2.11	0.50
40:BE:29:GLY:HA3	40:BE:51:PHE:CE1	2.43	0.50
48:BP:80:TYR:CD1	48:BP:111:ARG:HB2	2.47	0.50
48:BP:124:LYS:HE2	48:BP:143:GLY:HA2	1.93	0.50
54:BV:61:VAL:O	54:BV:62:LEU:O	2.30	0.50
55:BW:9:TYR:HD1	55:BW:9:TYR:H	1.59	0.50
55:BW:12:ILE:HD12	55:BW:42:ARG:NH1	2.27	0.50
55:BW:37:ARG:HG3	55:BW:37:ARG:NH1	2.26	0.50
1:CA:542:G:H5'	4:CD:41:GLY:HA3	1.92	0.50
1:CA:597:G:C8	1:CA:598:U:C5	3.00	0.50
1:CA:947:G:H2'	1:CA:948:C:C6	2.46	0.50
1:CA:1095:U:P	1:CA:1108:G:H1	2.35	0.50
1:CA:1218:C:P	14:CN:9:LYS:HE2	2.52	0.50

Continued on next page...

Continued from previous page...

Atom-1	Atom-2	Interatomic distance (Å)	Clash overlap (Å)
2:CB:105:PHE:O	2:CB:108:ILE:N	2.44	0.50
4:CD:10:ARG:HH11	4:CD:10:ARG:HG2	1.77	0.50
4:CD:14:ARG:H	4:CD:39:PRO:HA	1.75	0.50
4:CD:145:GLU:O	4:CD:145:GLU:OE1	2.29	0.50
7:CG:58:PRO:HG2	7:CG:59:LEU:H	1.77	0.50
9:CI:83:ARG:O	9:CI:86:VAL:HG12	2.11	0.50
13:CM:6:GLY:C	13:CM:8:GLU:N	2.62	0.50
13:CM:25:ILE:HD11	13:CM:60:VAL:CG1	2.41	0.50
22:CW:14:A:H2'	22:CW:15:G:H5'	1.94	0.50
25:CZ:340:PRO:HG2	25:CZ:342:PHE:CE1	2.46	0.50
26:D0:23:VAL:CA	26:D0:38:VAL:HG13	2.42	0.50
29:D3:23:LEU:HD23	29:D3:50:VAL:HG11	1.93	0.50
31:D5:26:THR:O	31:D5:26:THR:HG23	2.10	0.50
35:D9:11:CYS:HG	35:D9:12:ASP:H	1.49	0.50
36:DA:521:G:H2'	36:DA:522:G:C8	2.47	0.50
36:DA:1019:U:O2'	36:DA:1021:A:C2	2.64	0.50
36:DA:1272:A:C2	36:DA:1618:A:C2	3.00	0.50
36:DA:1748:G:H5'	36:DA:1748:G:C8	2.45	0.50
36:DA:1841:U:H2'	36:DA:1842:G:C8	2.46	0.50
36:DA:1858:G:C2'	36:DA:1883:G:H22	2.25	0.50
36:DA:2290:G:H5'	36:DA:2346:A:OP2	2.11	0.50
39:DD:110:GLY:O	39:DD:112:GLN:HG2	2.11	0.50
40:DE:61:ARG:HG2	40:DE:62:PRO:CD	2.39	0.50
41:DF:184:TYR:HE1	48:DP:7:ARG:NH2	2.09	0.50
42:DG:76:SER:HB2	42:DG:84:LYS:CA	2.41	0.50
43:DH:130:ARG:O	43:DH:131:VAL:HG23	2.12	0.50
46:DN:120:LEU:CD1	46:DN:122:VAL:HG23	2.41	0.50
48:DP:41:ARG:HH12	48:DP:45:LEU:CD2	2.20	0.50
48:DP:47:ASP:HB3	48:DP:48:PRO:HA	1.94	0.50
48:DP:126:VAL:HA	48:DP:145:PRO:CG	2.42	0.50
54:DV:35:LEU:HD22	54:DV:35:LEU:N	2.26	0.50
55:DW:6:ILE:HG12	55:DW:104:THR:HG22	1.93	0.50
55:DW:82:LEU:HD12	55:DW:82:LEU:H	1.76	0.50
57:DY:42:VAL:CG2	57:DY:67:LEU:HD12	2.41	0.50
58:DZ:97:GLU:HG3	58:DZ:127:LYS:CB	2.41	0.50
1:AA:157:G:H2'	1:AA:158:G:C8	2.47	0.50
1:AA:1131:G:C6	1:AA:1132:C:N4	2.80	0.50
1:AA:1324:A:H2'	1:AA:1325:C:O4'	2.11	0.50
1:AA:1490:C:O2'	1:AA:1491:G:H5'	2.12	0.50
2:AB:145:LEU:O	2:AB:149:LEU:HB2	2.11	0.50
2:AB:229:VAL:HG12	2:AB:230:VAL:N	2.27	0.50

Continued on next page...

Continued from previous page...

Atom-1	Atom-2	Interatomic distance (Å)	Clash overlap (Å)
8:AH:44:PHE:HE2	8:AH:109:ILE:HD13	1.77	0.50
14:AN:50:LYS:HB3	14:AN:52:GLN:HE21	1.77	0.50
22:AW:33:U:O2	22:AW:35:A:H3'	2.12	0.50
25:AZ:22:HIS:HE1	25:AZ:113:MET:HB2	1.77	0.50
25:AZ:130:TYR:CE2	25:AZ:211:PRO:HG2	2.46	0.50
25:AZ:381:GLU:O	25:AZ:382:GLU:O	2.30	0.50
26:B0:49:LYS:H	26:B0:80:HIS:CB	2.24	0.50
32:B6:22:ALA:HB1	32:B6:39:TYR:CE2	2.47	0.50
34:B8:33:ASN:CG	34:B8:34:TRP:H	2.13	0.50
36:BA:376:C:H2'	36:BA:377:C:C6	2.46	0.50
36:BA:455:C:N3	36:BA:472:A:H2'	2.27	0.50
36:BA:636:G:H2'	48:BP:115:LEU:HD12	1.94	0.50
36:BA:825:C:O2'	48:BP:55:ARG:HD3	2.11	0.50
36:BA:2303:G:H4'	42:BG:124:SER:O	2.12	0.50
36:BA:2624:G:C2'	36:BA:2625:G:H5'	2.42	0.50
40:BE:52:LEU:HB3	40:BE:75:VAL:HB	1.93	0.50
40:BE:87:GLU:C	40:BE:89:ASP:N	2.64	0.50
42:BG:117:PHE:HD1	42:BG:118:ARG:N	2.10	0.50
42:BG:157:ILE:HG22	42:BG:158:ALA:N	2.26	0.50
47:BO:32:TYR:CD1	47:BO:32:TYR:N	2.79	0.50
47:BO:105:GLU:N	47:BO:105:GLU:OE1	2.44	0.50
48:BP:18:ARG:O	48:BP:19:VAL:C	2.49	0.50
49:BQ:21:THR:O	49:BQ:23:GLY:N	2.43	0.50
50:BR:71:GLN:O	50:BR:72:ASP:C	2.50	0.50
52:BT:28:VAL:HG21	52:BT:47:GLY:H	1.68	0.50
52:BT:50:ILE:HG23	52:BT:99:LEU:O	2.11	0.50
53:BU:29:SER:C	53:BU:30:LYS:HD3	2.31	0.50
57:BY:43:ASN:CB	57:BY:64:GLU:HA	2.40	0.50
58:BZ:14:LYS:O	58:BZ:18:LEU:HD22	2.11	0.50
58:BZ:122:ARG:HG2	58:BZ:122:ARG:NH1	2.27	0.50
1:CA:189(E):U:H6	1:CA:189(E):U:OP2	1.94	0.50
1:CA:267:C:OP2	17:CQ:67:LYS:HD2	2.12	0.50
1:CA:1464:G:H2'	1:CA:1465:C:C6	2.47	0.50
3:CC:125:GLU:HG2	3:CC:190:ARG:O	2.11	0.50
4:CD:14:ARG:HD2	4:CD:59:ARG:NH1	2.26	0.50
4:CD:91:SER:O	4:CD:94:LEU:N	2.45	0.50
5:CE:10:MET:HE2	5:CE:13:ILE:HD11	1.94	0.50
5:CE:39:GLY:O	5:CE:69:VAL:HG22	2.11	0.50
5:CE:148:VAL:CG2	8:CH:107:LEU:HD13	2.34	0.50
7:CG:20:ASP:HB3	7:CG:23:VAL:CG2	2.40	0.50
9:CI:39:GLY:O	9:CI:41:VAL:N	2.44	0.50

Continued on next page...

Continued from previous page...

Atom-1	Atom-2	Interatomic distance (Å)	Clash overlap (Å)
9:CI:117:HIS:HB2	9:CI:121:ARG:HD2	1.94	0.50
10:CJ:49:VAL:HG22	10:CJ:50:ILE:N	2.27	0.50
13:CM:67:GLU:O	13:CM:69:GLU:N	2.43	0.50
16:CP:53:VAL:HG23	16:CP:54:GLU:H	1.77	0.50
24:CY:37:MIA:H121	24:CY:38:A:C2	2.47	0.50
25:CZ:86:ALA:C	25:CZ:88:TYR:H	2.13	0.50
28:D2:36:ARG:HA	28:D2:39:ALA:CB	2.42	0.50
30:D4:9:LEU:C	30:D4:10:VAL:HG12	2.32	0.50
30:D4:25:TYR:O	30:D4:26:SER:HB3	2.11	0.50
30:D4:43:TYR:CG	30:D4:44:THR:N	2.80	0.50
35:D9:9:ARG:NH1	35:D9:9:ARG:CB	2.75	0.50
36:DA:21:A:O2'	36:DA:22:C:H5'	2.12	0.50
36:DA:90:U:O2	36:DA:90:U:C2'	2.60	0.50
36:DA:223:A:C5	36:DA:422:A:C8	3.00	0.50
36:DA:286:C:H2'	36:DA:287:C:C6	2.46	0.50
36:DA:536:A:H2'	36:DA:537:C:C6	2.47	0.50
36:DA:811:U:O2'	36:DA:812:C:C5'	2.60	0.50
36:DA:2011:U:C2'	36:DA:2012:G:H5'	2.41	0.50
36:DA:2283:C:H2'	36:DA:2284:C:O4'	2.12	0.50
36:DA:2620:C:OP1	40:DE:152:LYS:HG3	2.11	0.50
40:DE:69:LYS:CE	40:DE:89:ASP:HA	2.42	0.50
41:DF:32:LEU:HD23	41:DF:32:LEU:C	2.32	0.50
42:DG:47:LYS:HE3	42:DG:81:LYS:HB3	1.93	0.50
42:DG:60:LEU:HD22	42:DG:63:ILE:CD1	2.39	0.50
43:DH:83:TYR:HB2	43:DH:134:SER:CB	2.38	0.50
47:DO:34:THR:OG1	47:DO:35:VAL:N	2.45	0.50
48:DP:23:PRO:CG	48:DP:33:ARG:HG3	2.41	0.50
48:DP:115:LEU:HG	48:DP:116:GLY:H	1.77	0.50
50:DR:116:LEU:O	50:DR:117:VAL:CB	2.58	0.50
51:DS:29:PHE:C	51:DS:29:PHE:HD1	2.13	0.50
53:DU:52:ARG:O	53:DU:55:ARG:N	2.44	0.50
1:AA:184:G:H4'	1:AA:224:C:H4'	1.94	0.50
1:AA:1050:G:O2'	1:AA:1051:C:C6	2.65	0.50
3:AC:186:PHE:HD1	3:AC:199:LYS:HG2	1.75	0.50
4:AD:200:GLU:O	4:AD:204:ILE:HG13	2.11	0.50
11:AK:66:LEU:CD2	11:AK:97:ALA:HB1	2.42	0.50
15:AO:25:THR:O	15:AO:29:VAL:HG23	2.11	0.50
22:AW:56:C:O2'	38:BC:129:ARG:HA	2.12	0.50
22:AW:68:C:O5'	22:AW:68:C:H6	1.95	0.50
25:AZ:273:HIS:C	25:AZ:274:ARG:CG	2.79	0.50
25:AZ:279:GLU:HG2	25:AZ:279:GLU:O	2.11	0.50

Continued on next page...

Continued from previous page...

Atom-1	Atom-2	Interatomic distance (Å)	Clash overlap (Å)
27:B1:6:GLU:OE1	27:B1:60:PHE:CD1	2.65	0.50
28:B2:3:LEU:O	28:B2:7:ARG:NE	2.45	0.50
28:B2:41:ILE:HD11	28:B2:44:LEU:CD1	2.42	0.50
36:BA:25:U:H5''	55:BW:79:GLY:HA2	1.94	0.50
36:BA:202:U:H2'	36:BA:203:C:C6	2.47	0.50
36:BA:322:A:H5'	36:BA:340:A:H1'	1.94	0.50
36:BA:413:C:H4'	36:BA:1880:C:O2'	2.11	0.50
36:BA:551:G:O2'	36:BA:1220:A:N3	2.42	0.50
36:BA:1013:C:H2'	36:BA:1014:U:C6	2.47	0.50
36:BA:1399:C:H2'	36:BA:1400:G:H8	1.76	0.50
36:BA:1453:U:OP1	50:BR:63:ARG:NH2	2.45	0.50
36:BA:1790:C:H4'	39:BD:209:ALA:CB	2.41	0.50
36:BA:2081:C:H2'	36:BA:2082:A:H8	1.77	0.50
36:BA:2303:G:H5''	42:BG:126:ASP:OD2	2.12	0.50
36:BA:2552:U:O5'	36:BA:2552:U:H6	1.95	0.50
38:BC:96:GLY:H	38:BC:99:ILE:HG13	1.76	0.50
38:BC:116:THR:O	38:BC:118:ASP:N	2.38	0.50
39:BD:32:SER:O	39:BD:36:PRO:CG	2.60	0.50
40:BE:89:ASP:CG	40:BE:90:THR:H	2.14	0.50
41:BF:32:LEU:O	41:BF:32:LEU:HD23	2.10	0.50
41:BF:89:VAL:HG12	41:BF:90:PHE:CD2	2.46	0.50
42:BG:174:GLU:O	42:BG:176:LEU:N	2.44	0.50
43:BH:85:LYS:HZ1	43:BH:87:LEU:CB	2.25	0.50
48:BP:16:ARG:HD3	48:BP:18:ARG:H	1.76	0.50
50:BR:28:LEU:HD23	50:BR:29:LEU:CD1	2.42	0.50
52:BT:48:ILE:CD1	52:BT:64:ARG:HB3	2.42	0.50
58:BZ:110:GLY:HA2	58:BZ:113:ALA:CB	2.42	0.50
1:CA:346:G:C5'	52:DT:43:GLN:HE22	2.25	0.50
1:CA:383:A:H2'	1:CA:384:G:H5'	1.94	0.50
1:CA:404:U:H2'	1:CA:405:U:C6	2.47	0.50
1:CA:631:G:H5''	1:CA:632:A:OP1	2.11	0.50
1:CA:991:U:O2	1:CA:991:U:H2'	2.11	0.50
1:CA:1188:A:C2'	1:CA:1189:C:H5'	2.41	0.50
2:CB:60:ASP:O	2:CB:63:MET:HB3	2.11	0.50
4:CD:126:ILE:CG2	4:CD:127:THR:N	2.75	0.50
6:CF:9:VAL:HG12	6:CF:86:ARG:HG3	1.93	0.50
10:CJ:6:ILE:CG1	10:CJ:72:VAL:HB	2.40	0.50
16:CP:67:THR:HB	16:CP:70:ALA:CB	2.42	0.50
16:CP:67:THR:N	16:CP:70:ALA:HB3	2.27	0.50
25:CZ:69:GLU:HG3	25:CZ:70:TYR:N	2.25	0.50
25:CZ:234:ARG:NH2	25:CZ:289:LEU:HD22	2.26	0.50

Continued on next page...

Continued from previous page...

Atom-1	Atom-2	Interatomic distance (Å)	Clash overlap (Å)
26:D0:51:VAL:CG2	26:D0:80:HIS:HA	2.41	0.50
28:D2:10:LEU:O	28:D2:14:ARG:HG3	2.11	0.50
30:D4:31:ILE:HG22	30:D4:33:VAL:HG23	1.92	0.50
34:D8:33:ASN:ND2	36:DA:2419:U:OP1	2.45	0.50
34:D8:61:LEU:C	34:D8:63:PRO:HD2	2.31	0.50
36:DA:36:G:H4'	36:DA:451:C:C2	2.47	0.50
36:DA:89:G:H3'	36:DA:90:U:H5'	1.92	0.50
36:DA:272(I):U:O2'	36:DA:272(J):C:H5'	2.10	0.50
36:DA:309:G:O3'	57:DY:18:GLY:HA2	2.12	0.50
36:DA:841:A:H2'	36:DA:842:G:C8	2.47	0.50
36:DA:1049:C:N4	36:DA:1050:A:H62	2.10	0.50
36:DA:1381:G:H2'	36:DA:1382:G:H5'	1.93	0.50
36:DA:1602:U:H3'	36:DA:1603:A:C5'	2.41	0.50
36:DA:2099:U:H2'	36:DA:2100:G:H8	1.70	0.50
36:DA:2199:A:H3'	36:DA:2200:C:C6	2.46	0.50
36:DA:2463:C:O2'	36:DA:2464:C:H5'	2.12	0.50
36:DA:2469:A:O2'	49:DQ:56:ARG:HD2	2.12	0.50
36:DA:2851:A:H2'	36:DA:2852:G:H8	1.76	0.50
37:DB:61:G:N2	37:DB:62:C:H1'	2.27	0.50
38:DC:72:VAL:HG23	38:DC:111:ASP:HB3	1.93	0.50
39:DD:70:TRP:CH2	39:DD:150:LYS:CA	2.83	0.50
40:DE:107:THR:O	40:DE:190:GLY:HA2	2.12	0.50
50:DR:2:ARG:HG2	50:DR:5:LYS:NZ	2.27	0.50
50:DR:103:ARG:HG3	55:DW:40:ASN:OD1	2.12	0.50
52:DT:74:ARG:C	52:DT:75:ILE:HD12	2.32	0.50
56:DX:63:LYS:HA	56:DX:72:LYS:HA	1.92	0.50
57:DY:96:ILE:CG1	57:DY:99:CYS:HB2	2.36	0.50
58:DZ:10:ARG:NH2	58:DZ:26:GLY:O	2.44	0.50
58:DZ:41:LEU:O	58:DZ:43:GLU:N	2.45	0.50
58:DZ:53:ILE:HG22	58:DZ:71:VAL:HB	1.93	0.50
1:AA:277:C:H5'	17:AQ:68:ARG:HH12	1.77	0.50
1:AA:438:G:H4'	4:AD:123:HIS:ND1	2.27	0.50
1:AA:949:A:H1'	1:AA:1364:U:C5	2.47	0.50
1:AA:1196:U:C4	23:AX:27:A:OP1	2.65	0.50
3:AC:59:ARG:HA	3:AC:63:ASN:O	2.12	0.50
9:AI:55:ALA:HA	9:AI:58:HIS:CE1	2.29	0.50
15:AO:71:GLN:O	15:AO:71:GLN:HG2	2.10	0.50
16:AP:26:ARG:CD	16:AP:31:LYS:O	2.60	0.50
18:AR:44:LEU:N	18:AR:44:LEU:CD1	2.74	0.50
19:AS:24:ALA:O	19:AS:25:LYS:HB2	2.12	0.50
25:AZ:30:ALA:O	25:AZ:32:THR:N	2.45	0.50

Continued on next page...

Continued from previous page...

Atom-1	Atom-2	Interatomic distance (Å)	Clash overlap (Å)
25:AZ:136:ASN:O	25:AZ:137:LYS:HB2	2.11	0.50
25:AZ:191:GLY:HA2	25:AZ:197:ASP:OD1	2.11	0.50
25:AZ:258:LEU:O	25:AZ:259:ALA:CB	2.59	0.50
29:B3:1:MET:O	29:B3:2:PRO:C	2.50	0.50
29:B3:18:ASP:O	29:B3:21:ALA:HB3	2.12	0.50
36:BA:143:G:H1'	56:BX:37:THR:CG2	2.42	0.50
36:BA:407:G:H2'	36:BA:408:G:H8	1.77	0.50
36:BA:1024:G:OP2	36:BA:1025:G:H3'	2.12	0.50
36:BA:1047:G:C2'	36:BA:1110:G:H21	2.20	0.50
36:BA:1614:A:H2'	36:BA:1615:C:H5'	1.94	0.50
36:BA:1722:A:O2'	36:BA:1739:U:H5'	2.12	0.50
36:BA:1854:A:N6	36:BA:1888:G:H8	1.96	0.50
36:BA:1858:G:H2'	36:BA:1883:G:N2	2.27	0.50
36:BA:2010:G:C5	36:BA:2011:U:C5	3.00	0.50
36:BA:2036:C:H6	36:BA:2036:C:C5'	2.17	0.50
36:BA:2386:C:H2'	36:BA:2387:U:H6	1.74	0.50
37:BB:87:G:N2	37:BB:89:G:H5''	2.27	0.50
38:BC:43:VAL:CG1	38:BC:44:HIS:N	2.75	0.50
39:BD:261:LYS:HZ2	39:BD:263:ARG:NH2	2.10	0.50
42:BG:43:LEU:O	42:BG:45:GLU:N	2.43	0.50
42:BG:105:LYS:HD2	42:BG:142:PRO:CG	2.42	0.50
42:BG:106:LEU:HD13	42:BG:141:PHE:HE1	1.76	0.50
42:BG:111:LEU:HD22	42:BG:117:PHE:HE2	1.77	0.50
47:BO:71:ARG:HH12	52:BT:74:ARG:NH2	2.10	0.50
51:BS:59:LYS:CG	51:BS:60:GLY:H	2.10	0.50
51:BS:85:VAL:C	51:BS:106:ARG:HG2	2.32	0.50
52:BT:8:LYS:C	52:BT:10:VAL:N	2.66	0.50
52:BT:41:ARG:HH11	52:BT:41:ARG:HG2	1.77	0.50
55:BW:47:VAL:O	55:BW:51:LEU:HB2	2.12	0.50
1:CA:328:C:O2	1:CA:328:C:C2'	2.59	0.50
1:CA:373:A:O2'	1:CA:374:A:H5'	2.12	0.50
1:CA:1409:C:H2'	1:CA:1410:G:H8	1.77	0.50
1:CA:1525:G:OP1	11:CK:120:ARG:NH2	2.44	0.50
2:CB:43:ASP:OD2	2:CB:46:LYS:HB2	2.12	0.50
4:CD:83:SER:HA	4:CD:89:THR:HG23	1.93	0.50
4:CD:171:GLY:O	4:CD:173:TRP:N	2.36	0.50
9:CI:20:ARG:O	9:CI:60:ASP:HB2	2.11	0.50
18:CR:40:LEU:HB3	18:CR:79:LEU:HD11	1.94	0.50
22:CW:57:G:H2'	22:CW:58:A:C4'	2.41	0.50
22:CW:75:C:OP1	27:D1:30:VAL:HG21	2.12	0.50
36:DA:145:G:C2'	36:DA:146:G:H5''	2.38	0.50

Continued on next page...

Continued from previous page...

Atom-1	Atom-2	Interatomic distance (Å)	Clash overlap (Å)
36:DA:333:G:H2'	36:DA:333:G:N3	2.26	0.50
36:DA:896:A:C2	58:DZ:114:GLY:HA3	2.47	0.50
36:DA:1404:C:O2'	36:DA:1405:U:H5'	2.11	0.50
36:DA:1786:A:H1'	36:DA:1938:A:N6	2.27	0.50
36:DA:2018:G:O2'	53:DU:34:LYS:HD2	2.11	0.50
36:DA:2359:C:O2'	36:DA:2360:A:H5'	2.12	0.50
36:DA:2408:U:C6	36:DA:2408:U:C3'	2.94	0.50
36:DA:2516:G:O2'	36:DA:2517:C:H5'	2.12	0.50
36:DA:2659:G:C2'	36:DA:2660:A:H5''	2.42	0.50
36:DA:2883:A:C5'	36:DA:2884:U:H5'	2.42	0.50
39:DD:26:LYS:O	39:DD:27:THR:CB	2.59	0.50
42:DG:26:GLN:HG2	42:DG:27:ASN:H	1.75	0.50
42:DG:76:SER:HB2	42:DG:84:LYS:HA	1.94	0.50
42:DG:83:ARG:HB3	42:DG:84:LYS:HD2	1.94	0.50
47:DO:23:ARG:HG3	47:DO:24:VAL:N	2.26	0.50
48:DP:69:GLY:O	48:DP:70:GLN:O	2.29	0.50
49:DQ:140:ALA:O	49:DQ:141:GLN:CB	2.60	0.50
50:DR:22:ARG:HG2	50:DR:69:ASP:HB3	1.94	0.50
51:DS:44:LYS:HB3	51:DS:46:VAL:HG23	1.93	0.50
55:DW:29:LEU:HD23	55:DW:33:ARG:HH11	1.76	0.50
57:DY:2:ARG:CD	57:DY:3:VAL:HG23	2.36	0.50
57:DY:4:LYS:HD2	57:DY:32:PRO:HG3	1.94	0.50
1:AA:902:G:H2'	1:AA:903:G:H8	1.77	0.49
1:AA:903:G:H2'	1:AA:904:C:C6	2.47	0.49
1:AA:1151:A:O2'	1:AA:1152:A:H8	1.95	0.49
3:AC:86:VAL:O	3:AC:89:GLU:HB3	2.11	0.49
4:AD:158:ILE:O	4:AD:162:LEU:HB2	2.12	0.49
7:AG:115:ARG:O	7:AG:118:VAL:HG22	2.10	0.49
7:AG:117:ALA:O	7:AG:119:ARG:N	2.45	0.49
9:AI:52:ALA:HB3	9:AI:95:LYS:CD	2.42	0.49
13:AM:9:ILE:O	13:AM:10:PRO:C	2.49	0.49
18:AR:40:LEU:O	18:AR:42:ARG:N	2.45	0.49
22:AV:14:A:C2'	22:AV:15:G:H5'	2.42	0.49
22:AV:50:U:O5'	22:AV:50:U:H6	1.95	0.49
34:B8:32:LEU:HD11	36:BA:2391:G:OP1	2.12	0.49
35:B9:25:VAL:HB	35:B9:34:GLN:CB	2.41	0.49
36:BA:176:G:O2'	36:BA:177:G:H5'	2.12	0.49
36:BA:191:A:H2'	36:BA:192:C:C6	2.47	0.49
36:BA:201:C:O2'	36:BA:202:U:H5'	2.11	0.49
36:BA:302:C:H2'	36:BA:303:U:H6	1.76	0.49
36:BA:569:U:OP1	36:BA:945:A:C8	2.65	0.49

Continued on next page...

Continued from previous page...

Atom-1	Atom-2	Interatomic distance (Å)	Clash overlap (Å)
36:BA:729:G:N7	39:BD:208:LYS:HB3	2.26	0.49
36:BA:1240:U:O2'	36:BA:1241:A:H5'	2.12	0.49
36:BA:1516:C:H2'	36:BA:1517:G:C5'	2.40	0.49
36:BA:2685:G:OP2	52:BT:51:ARG:NH1	2.44	0.49
36:BA:2881:C:C2	36:BA:2882:A:C8	3.00	0.49
38:BC:138:PRO:HA	38:BC:144:THR:OG1	2.12	0.49
41:BF:36:VAL:O	41:BF:36:VAL:HG12	2.10	0.49
42:BG:175:LEU:HD23	42:BG:175:LEU:H	1.76	0.49
46:BN:55:VAL:HG21	46:BN:127:ASP:H	1.76	0.49
46:BN:56:ASN:HA	46:BN:125:GLY:C	2.31	0.49
48:BP:147:LEU:HG	48:BP:148:LEU:N	2.27	0.49
50:BR:103:ARG:HB3	50:BR:108:GLY:HA2	1.94	0.49
52:BT:48:ILE:HD11	52:BT:64:ARG:HB3	1.93	0.49
52:BT:58:ASN:N	52:BT:58:ASN:HD22	2.10	0.49
52:BT:64:ARG:HD3	52:BT:102:ILE:HD11	1.93	0.49
53:BU:108:GLU:CG	54:BV:44:LYS:HD3	2.42	0.49
54:BV:47:VAL:C	54:BV:49:THR:N	2.65	0.49
1:CA:1055:A:O5'	1:CA:1055:A:C8	2.62	0.49
1:CA:1109:C:OP2	3:CC:176:HIS:ND1	2.45	0.49
3:CC:22:TRP:CH2	3:CC:32:LEU:HB2	2.47	0.49
5:CE:147:ASP:OD1	5:CE:147:ASP:N	2.37	0.49
6:CF:43:LEU:H	6:CF:43:LEU:CD2	2.21	0.49
7:CG:15:ASP:CB	7:CG:20:ASP:H	2.25	0.49
7:CG:18:TYR:HE2	7:CG:58:PRO:HG2	1.77	0.49
9:CI:53:VAL:O	9:CI:54:ASP:CB	2.60	0.49
13:CM:56:LEU:HD13	13:CM:60:VAL:HG23	1.93	0.49
13:CM:58:GLU:HA	13:CM:58:GLU:OE1	2.12	0.49
13:CM:116:THR:O	13:CM:117:VAL:O	2.30	0.49
14:CN:24:CYS:N	14:CN:33:VAL:HG11	2.26	0.49
19:CS:31:ILE:HG23	19:CS:49:ILE:CG2	2.42	0.49
28:D2:56:GLN:HA	28:D2:59:ARG:HE	1.77	0.49
34:D8:33:ASN:ND2	36:DA:2419:U:H5''	2.24	0.49
36:DA:114:U:OP2	36:DA:114:U:H3'	2.12	0.49
36:DA:540:C:H2'	36:DA:541:C:C6	2.47	0.49
36:DA:871:U:H2'	36:DA:871:U:O2	2.10	0.49
36:DA:1069:A:H1'	36:DA:1070:A:OP2	2.12	0.49
36:DA:1396:U:O2	36:DA:1396:U:C2'	2.56	0.49
36:DA:1400:G:C6	36:DA:1401:G:C6	2.99	0.49
36:DA:2113:U:H2'	36:DA:2114:A:C8	2.40	0.49
36:DA:2313:C:H6	36:DA:2313:C:C5'	2.17	0.49
36:DA:2356:C:O2'	36:DA:2357:U:H5'	2.12	0.49

Continued on next page...

Continued from previous page...

Atom-1	Atom-2	Interatomic distance (Å)	Clash overlap (Å)
36:DA:2554:U:H2'	36:DA:2555:U:C6	2.47	0.49
36:DA:2745:C:C1'	43:DH:143:GLN:HG2	2.42	0.49
36:DA:2807:G:H1	36:DA:2893:G:H1	1.60	0.49
38:DC:79:LYS:HD3	38:DC:119:VAL:CG1	2.33	0.49
38:DC:156:ILE:C	38:DC:158:ALA:H	2.15	0.49
39:DD:28:GLU:H	39:DD:29:PRO:HD2	1.76	0.49
39:DD:35:LYS:CB	39:DD:36:PRO:CD	2.89	0.49
39:DD:118:VAL:HG22	39:DD:119:ALA:N	2.27	0.49
40:DE:77:ILE:C	40:DE:78:LEU:HG	2.32	0.49
43:DH:43:VAL:CG1	43:DH:46:GLU:OE2	2.60	0.49
43:DH:52:VAL:CG2	43:DH:69:ARG:HD2	2.40	0.49
43:DH:65:HIS:CE1	43:DH:69:ARG:HH11	2.30	0.49
46:DN:15:LEU:HD13	46:DN:15:LEU:C	2.32	0.49
49:DQ:41:TRP:CD1	49:DQ:96:VAL:HG12	2.47	0.49
50:DR:34:ILE:HB	50:DR:114:VAL:CG2	2.42	0.49
50:DR:72:ASP:HB3	50:DR:75:LEU:HB3	1.93	0.49
54:DV:17:GLY:O	54:DV:18:LEU:HD13	2.12	0.49
55:DW:13:SER:HB2	55:DW:16:LYS:CD	2.42	0.49
57:DY:86:ARG:NH2	57:DY:95:LYS:HD3	2.26	0.49
58:DZ:167:PRO:O	58:DZ:169:GLU:N	2.45	0.49
1:AA:438:G:C4'	4:AD:123:HIS:ND1	2.75	0.49
1:AA:982:U:H4'	1:AA:983:A:O5'	2.12	0.49
1:AA:1010:G:H2'	1:AA:1011:G:H8	1.77	0.49
1:AA:1130:A:C2	1:AA:1146:A:C4	2.99	0.49
1:AA:1158:C:O2'	1:AA:1159:U:H4'	2.11	0.49
1:AA:1280:A:H5''	10:AJ:40:LEU:HD12	1.93	0.49
2:AB:86:GLU:C	2:AB:88:ALA:H	2.15	0.49
2:AB:104:ASN:O	2:AB:108:ILE:HG13	2.12	0.49
2:AB:137:ARG:O	2:AB:141:GLU:HB2	2.12	0.49
5:AE:11:ILE:HD12	5:AE:31:LEU:CD1	2.42	0.49
11:AK:62:GLN:HG2	11:AK:63:LEU:N	2.27	0.49
12:AL:47:LYS:HB3	12:AL:48:PRO:CD	2.41	0.49
13:AM:82:MET:CG	13:AM:83:ASP:N	2.66	0.49
19:AS:32:LYS:O	19:AS:33:THR:CB	2.60	0.49
28:B2:25:VAL:HG21	28:B2:57:ILE:HG23	1.94	0.49
30:B4:30:GLU:O	30:B4:31:ILE:HD12	2.12	0.49
34:B8:15:LYS:CG	48:BP:65:ARG:HH22	2.25	0.49
35:B9:9:ARG:O	35:B9:11:CYS:N	2.45	0.49
36:BA:142(A):C:O2'	36:BA:143:G:H5'	2.11	0.49
36:BA:513:A:N6	36:BA:514:A:N6	2.60	0.49
36:BA:534:U:O2	53:BU:49:HIS:CD2	2.65	0.49

Continued on next page...

Continued from previous page...

Atom-1	Atom-2	Interatomic distance (Å)	Clash overlap (Å)
36:BA:657:U:C4	36:BA:658:C:N4	2.80	0.49
36:BA:950:G:H2'	36:BA:951:C:H6	1.76	0.49
36:BA:1498:C:H2'	36:BA:1499:C:C5'	2.39	0.49
36:BA:1567:A:C5'	39:BD:58:HIS:CD2	2.96	0.49
36:BA:1608:A:H1'	36:BA:1610:A:OP2	2.12	0.49
36:BA:1651:G:H2'	36:BA:1652:A:O4'	2.12	0.49
36:BA:1657:C:H2'	36:BA:1658:C:H6	1.76	0.49
36:BA:2128:C:OP2	38:BC:36:LYS:HD2	2.12	0.49
36:BA:2282:G:OP1	36:BA:2283:C:H1'	2.11	0.49
36:BA:2709:G:H2'	36:BA:2710:C:C6	2.46	0.49
39:BD:49:ILE:O	39:BD:49:ILE:HG13	2.13	0.49
42:BG:5:VAL:HG12	42:BG:7:LEU:H	1.76	0.49
50:BR:87:TYR:HD1	50:BR:90:ARG:HD2	1.77	0.49
50:BR:103:ARG:O	50:BR:111:LEU:HD11	2.12	0.49
51:BS:88:ASP:O	51:BS:89:ARG:HB3	2.11	0.49
55:BW:18:ARG:NH1	55:BW:76:VAL:HG13	2.27	0.49
55:BW:76:VAL:HB	55:BW:103:ILE:HG23	1.92	0.49
57:BY:10:GLY:O	57:BY:27:VAL:HG22	2.12	0.49
58:BZ:128:VAL:HG21	58:BZ:134:PRO:CD	2.42	0.49
58:BZ:178:GLU:O	58:BZ:178:GLU:HG3	2.12	0.49
1:CA:367:U:C6	1:CA:394:G:N2	2.80	0.49
1:CA:884:U:H4'	1:CA:884:U:OP1	2.11	0.49
4:CD:98:GLU:C	4:CD:100:ARG:N	2.66	0.49
6:CF:1:MET:HA	6:CF:67:MET:O	2.12	0.49
8:CH:87:SER:OG	8:CH:92:ARG:HA	2.12	0.49
10:CJ:32:ALA:HB3	10:CJ:76:ASN:HB2	1.95	0.49
13:CM:3:ARG:HH21	13:CM:7:VAL:CG2	2.17	0.49
13:CM:4:ILE:C	13:CM:6:GLY:H	2.15	0.49
13:CM:14:ARG:HG3	13:CM:44:ARG:CZ	2.42	0.49
15:CO:11:VAL:O	15:CO:14:GLU:N	2.37	0.49
20:CT:41:ILE:C	20:CT:43:LEU:N	2.64	0.49
25:CZ:312:PRO:O	25:CZ:313:HIS:ND1	2.45	0.49
25:CZ:356:PRO:HG2	25:CZ:369:THR:O	2.12	0.49
28:D2:51:ARG:HB2	28:D2:51:ARG:NH1	2.26	0.49
28:D2:69:ARG:O	28:D2:70:GLN:CB	2.60	0.49
31:D5:57:VAL:HG12	31:D5:58:LEU:HD13	1.92	0.49
34:D8:7:HIS:HB3	34:D8:59:LYS:NZ	2.27	0.49
36:DA:428:A:H3'	36:DA:429:A:C8	2.48	0.49
36:DA:1060:U:O2'	36:DA:1061:U:OP2	2.26	0.49
36:DA:1471:A:H3'	36:DA:1472:A:H8	1.77	0.49
36:DA:1493:C:H2'	36:DA:1493:C:O2	2.12	0.49

Continued on next page...

Continued from previous page...

Atom-1	Atom-2	Interatomic distance (Å)	Clash overlap (Å)
36:DA:2144:U:H2'	36:DA:2146:C:H5	1.76	0.49
36:DA:2155:G:H3'	36:DA:2156:G:C8	2.44	0.49
37:DB:11:C:OP2	37:DB:12:C:H5	1.95	0.49
40:DE:107:THR:HG23	40:DE:163:GLU:N	2.27	0.49
40:DE:199:ARG:HG2	40:DE:200:GLU:N	2.26	0.49
42:DG:34:LEU:CB	42:DG:161:THR:HG22	2.42	0.49
42:DG:162:THR:HG22	42:DG:162:THR:O	2.11	0.49
48:DP:146:VAL:CG2	48:DP:147:LEU:H	2.03	0.49
49:DQ:130:LYS:HZ2	58:DZ:81:ARG:HG3	1.76	0.49
52:DT:19:LEU:HD22	52:DT:85:LYS:HD3	1.94	0.49
52:DT:59:THR:OG1	52:DT:78:LEU:HD12	2.12	0.49
53:DU:95:LEU:O	53:DU:98:LEU:HG	2.13	0.49
55:DW:18:ARG:NH1	55:DW:76:VAL:HG13	2.27	0.49
58:DZ:180:VAL:HG13	58:DZ:181:GLU:N	2.26	0.49
1:AA:594:G:H2'	1:AA:595:G:H5'	1.94	0.49
1:AA:722:A:O2'	1:AA:724:G:H8	1.93	0.49
1:AA:781:A:C5	1:AA:802:A:C2	2.99	0.49
1:AA:825:G:H21	8:AH:11:THR:HG21	1.77	0.49
1:AA:1283:G:O2'	1:AA:1284:C:C6	2.65	0.49
1:AA:1488:G:H2'	1:AA:1489:G:H8	1.76	0.49
5:AE:143:ARG:NH1	8:AH:77:GLU:OE2	2.46	0.49
13:AM:77:ASN:O	13:AM:81:LEU:CD2	2.60	0.49
25:AZ:157:LEU:O	25:AZ:160:GLN:HB3	2.12	0.49
25:AZ:158:LEU:O	25:AZ:163:PHE:HB2	2.12	0.49
25:AZ:171:ILE:HD12	25:AZ:171:ILE:N	2.26	0.49
25:AZ:381:GLU:O	25:AZ:382:GLU:HB3	2.13	0.49
26:B0:19:LYS:HE2	36:BA:2262:U:OP2	2.13	0.49
28:B2:35:LEU:HD23	28:B2:50:ILE:HG23	1.94	0.49
28:B2:39:ALA:CA	28:B2:45:SER:HB3	2.42	0.49
28:B2:62:THR:OG1	36:BA:76:C:H4'	2.12	0.49
34:B8:22:VAL:CG2	34:B8:53:PRO:HB2	2.42	0.49
36:BA:278:A:N1	36:BA:362:U:C4	2.80	0.49
36:BA:642:G:H21	36:BA:646:A:H2	1.59	0.49
36:BA:848:G:O6	36:BA:928:G:H2'	2.12	0.49
36:BA:896:A:H5''	58:BZ:146:ILE:HG13	1.95	0.49
36:BA:1140:C:OP2	46:BN:66:LYS:HE2	2.11	0.49
36:BA:1427:A:H4'	36:BA:1428:C:O5'	2.13	0.49
36:BA:2287:A:C2	36:BA:2346:A:C2	2.99	0.49
38:BC:22:ILE:HG12	38:BC:224:ILE:HD12	1.93	0.49
39:BD:43:ARG:HB3	39:BD:54:ARG:CB	2.41	0.49
41:BF:122:LYS:HG3	41:BF:191:ARG:HA	1.94	0.49

Continued on next page...

Continued from previous page...

Atom-1	Atom-2	Interatomic distance (Å)	Clash overlap (Å)
41:BF:123:LEU:HD12	41:BF:124:LEU:N	2.26	0.49
43:BH:146:ALA:O	43:BH:149:ARG:N	2.45	0.49
51:BS:27:SER:HA	51:BS:88:ASP:CB	2.43	0.49
51:BS:92:TYR:HD2	51:BS:94:TYR:HB2	1.77	0.49
52:BT:107:ASP:H	52:BT:110:ILE:HG12	1.77	0.49
53:BU:70:ARG:C	53:BU:72:HIS:H	2.15	0.49
55:BW:20:VAL:HG21	55:BW:43:GLY:C	2.33	0.49
58:BZ:29:TYR:CB	58:BZ:34:ASN:CB	2.85	0.49
58:BZ:41:LEU:CD1	58:BZ:82:ARG:NH2	2.75	0.49
1:CA:411:A:C8	1:CA:413:G:C8	3.00	0.49
1:CA:1371:G:C2	1:CA:1372:U:C2	3.00	0.49
2:CB:7:VAL:HG13	2:CB:11:LEU:HD12	1.95	0.49
2:CB:107:THR:O	2:CB:110:GLN:CG	2.60	0.49
3:CC:18:TRP:HH2	14:CN:57:ARG:HD3	1.77	0.49
4:CD:100:ARG:HG3	4:CD:100:ARG:NH1	2.28	0.49
5:CE:79:GLU:HB3	5:CE:91:LEU:O	2.12	0.49
7:CG:118:VAL:O	7:CG:121:ALA:HB3	2.12	0.49
9:CI:65:VAL:O	9:CI:65:VAL:HG13	2.13	0.49
10:CJ:48:THR:CG2	10:CJ:62:HIS:ND1	2.73	0.49
11:CK:89:ALA:C	11:CK:91:ARG:H	2.15	0.49
13:CM:12:ASN:HD22	13:CM:12:ASN:N	2.10	0.49
17:CQ:45:HIS:CD2	17:CQ:47:PRO:HD3	2.47	0.49
19:CS:16:LEU:HD12	19:CS:16:LEU:N	2.25	0.49
20:CT:100:ILE:HG22	20:CT:100:ILE:O	2.12	0.49
22:CW:9:A:H2	22:CW:44:G:C6	2.30	0.49
24:CY:27:C:C2	24:CY:28:C:C5	3.00	0.49
25:CZ:355:LEU:HD23	25:CZ:370:PHE:HB3	1.94	0.49
29:D3:28:LEU:HA	29:D3:33:GLN:OE1	2.12	0.49
31:D5:2:ALA:N	36:DA:747:U:C4	2.80	0.49
32:D6:11:LEU:HD22	32:D6:12:GLU:H	1.77	0.49
35:D9:31:LYS:HG2	36:DA:2478:A:H5'	1.93	0.49
36:DA:1363:C:H2'	36:DA:1364:G:C8	2.42	0.49
36:DA:1651:G:H2'	36:DA:1652:A:O4'	2.12	0.49
36:DA:1819:A:H5''	39:DD:161:THR:CG2	2.39	0.49
36:DA:2352:A:C4	36:DA:2366:A:C2	3.00	0.49
36:DA:2359:C:H2'	36:DA:2360:A:H8	1.75	0.49
38:DC:116:THR:HB	38:DC:147:PHE:CE1	2.47	0.49
45:DK:5:UNK:O	45:DK:6:UNK:C	2.59	0.49
46:DN:108:PRO:HG2	46:DN:109:LYS:N	2.25	0.49
46:DN:115:ARG:HA	46:DN:118:LYS:NZ	2.27	0.49
51:DS:17:ARG:HA	51:DS:20:ARG:HH11	1.72	0.49

Continued on next page...

Continued from previous page...

Atom-1	Atom-2	Interatomic distance (Å)	Clash overlap (Å)
52:DT:28:VAL:HG21	52:DT:47:GLY:CA	2.41	0.49
52:DT:107:ASP:N	52:DT:110:ILE:HG12	2.25	0.49
1:AA:80:G:H3'	1:AA:81:U:H5'	1.94	0.49
1:AA:261:U:O2	1:AA:263:A:C8	2.66	0.49
1:AA:521:G:O2'	1:AA:522:C:H5'	2.12	0.49
1:AA:623:C:C2'	1:AA:624:C:H5'	2.43	0.49
1:AA:1015:A:H2'	1:AA:1016:A:H8	1.74	0.49
2:AB:84:GLU:HB3	2:AB:219:VAL:HG21	1.94	0.49
9:AI:73:GLN:O	9:AI:76:ALA:HB3	2.13	0.49
13:AM:56:LEU:HD13	13:AM:60:VAL:HG23	1.93	0.49
16:AP:25:ARG:HG3	16:AP:25:ARG:NH1	2.24	0.49
17:AQ:59:ILE:HG23	17:AQ:71:PHE:HB3	1.94	0.49
18:AR:61:LYS:O	18:AR:65:ILE:HG13	2.12	0.49
22:AW:27:G:C2'	22:AW:28:G:H5'	2.41	0.49
24:AY:6:C:H2'	24:AY:7:G:H8	1.76	0.49
24:AY:19:G:O4'	24:AY:57:G:N2	2.45	0.49
24:AY:28:C:C2	24:AY:29:G:C8	3.01	0.49
26:B0:50:ASN:HD22	26:B0:63:VAL:CG2	2.23	0.49
27:B1:6:GLU:O	27:B1:7:ILE:HD12	2.13	0.49
28:B2:10:LEU:HD11	28:B2:59:ARG:HB2	1.93	0.49
28:B2:21:LEU:O	28:B2:24:LEU:HB2	2.13	0.49
36:BA:85:G:N3	36:BA:103:A:C2	2.81	0.49
36:BA:886:C:H2'	36:BA:887:A:H4'	1.94	0.49
36:BA:1308:A:H2'	36:BA:1309:G:O4'	2.13	0.49
36:BA:1709:U:H2'	36:BA:1710:C:C6	2.47	0.49
36:BA:1777:U:O2'	36:BA:1778:U:H5'	2.11	0.49
36:BA:2309:A:H2'	36:BA:2310:A:C5'	2.40	0.49
36:BA:2572:A:C2	40:BE:144:ARG:NH1	2.80	0.49
36:BA:2777:G:H4'	36:BA:2778:A:H5'	1.93	0.49
38:BC:106:GLY:O	38:BC:107:TRP:HB3	2.12	0.49
39:BD:35:LYS:CB	39:BD:36:PRO:HD2	2.42	0.49
42:BG:112:PRO:C	42:BG:114:ILE:H	2.15	0.49
43:BH:34:GLU:HA	43:BH:34:GLU:OE1	2.12	0.49
43:BH:118:PRO:HG2	43:BH:121:ILE:HD12	1.94	0.49
47:BO:9:GLU:HG3	47:BO:10:VAL:H	1.77	0.49
48:BP:84:ASN:CA	48:BP:116:GLY:HA3	2.40	0.49
49:BQ:1:MET:HE3	49:BQ:1:MET:HA	1.94	0.49
49:BQ:52:VAL:HA	49:BQ:55:VAL:CG1	2.43	0.49
49:BQ:89:ASN:O	49:BQ:90:VAL:C	2.49	0.49
52:BT:66:VAL:HA	52:BT:71:GLY:HA2	1.94	0.49
52:BT:91:ARG:HG2	52:BT:116:ALA:HA	1.94	0.49

Continued on next page...

Continued from previous page...

Atom-1	Atom-2	Interatomic distance (Å)	Clash overlap (Å)
53:BU:52:ARG:O	53:BU:55:ARG:N	2.46	0.49
53:BU:83:LEU:CD1	53:BU:113:ALA:HB2	2.42	0.49
56:BX:35:THR:HG23	56:BX:37:THR:H	1.77	0.49
58:BZ:77:ASP:O	58:BZ:78:LYS:HB2	2.12	0.49
1:CA:444:C:H2'	1:CA:445:G:C8	2.41	0.49
1:CA:445:G:C6	1:CA:490:G:C6	3.01	0.49
1:CA:454:C:H3'	1:CA:455:C:C6	2.47	0.49
1:CA:1305:G:P	21:CU:2:GLY:N	2.86	0.49
3:CC:154:SER:HB2	3:CC:165:THR:HB	1.93	0.49
4:CD:85:LYS:HD3	4:CD:92:VAL:HG13	1.94	0.49
5:CE:79:GLU:HG3	5:CE:93:PRO:HD3	1.95	0.49
6:CF:24:GLU:HG3	6:CF:28:ARG:NH1	2.27	0.49
22:CW:55:U:C3'	22:CW:56:C:H5''	2.43	0.49
26:D0:40:GLN:HE22	26:D0:45:PHE:CA	2.25	0.49
36:DA:15:G:O2'	36:DA:16:G:H5'	2.13	0.49
36:DA:94(A):G:H2'	36:DA:95:G:O4'	2.12	0.49
36:DA:804:A:H2'	36:DA:806:C:C4	2.47	0.49
36:DA:984:A:H5''	36:DA:985:C:C5	2.33	0.49
36:DA:1683:C:H2'	36:DA:1684:C:C6	2.43	0.49
36:DA:1821:A:H2'	36:DA:1822:G:H8	1.77	0.49
36:DA:2092:U:C4'	36:DA:2093:G:H5''	2.41	0.49
36:DA:2194:G:C2	36:DA:2195:C:C2	3.00	0.49
36:DA:2197:U:H1'	36:DA:2198:A:C8	2.47	0.49
36:DA:2443:C:O2'	36:DA:2444:G:H5'	2.11	0.49
36:DA:2517:C:C6	36:DA:2542:A:C2	3.01	0.49
36:DA:2678:C:H2'	36:DA:2679:A:O4'	2.12	0.49
37:DB:65:C:H2'	37:DB:109:C:N4	2.27	0.49
38:DC:100:ILE:HD12	38:DC:126:LYS:HB2	1.94	0.49
40:DE:56:PRO:O	40:DE:57:LYS:HE3	2.12	0.49
42:DG:172:LEU:O	42:DG:172:LEU:HD23	2.12	0.49
44:DJ:48:UNK:O	44:DJ:49:UNK:CB	2.61	0.49
46:DN:41:ASP:C	53:DU:64:ARG:HH12	2.15	0.49
46:DN:93:THR:O	46:DN:93:THR:HG23	2.13	0.49
50:DR:63:ARG:HG2	50:DR:80:PHE:CE2	2.48	0.49
50:DR:106:GLY:O	50:DR:107:ASP:HB3	2.11	0.49
51:DS:89:ARG:CG	51:DS:92:TYR:HA	2.40	0.49
52:DT:94:ALA:CB	52:DT:99:LEU:HD23	2.39	0.49
57:DY:77:PRO:O	57:DY:99:CYS:SG	2.70	0.49
1:AA:892:A:O2'	1:AA:1415:G:H4'	2.13	0.49
1:AA:1152:A:OP1	10:AJ:68:HIS:HD2	1.95	0.49
1:AA:1242:C:O2'	1:AA:1243:C:H5'	2.11	0.49

Continued on next page...

Continued from previous page...

Atom-1	Atom-2	Interatomic distance (Å)	Clash overlap (Å)
1:AA:1315:U:H2'	1:AA:1316:G:O4'	2.13	0.49
1:AA:1434:A:C8	1:AA:1435:G:N7	2.81	0.49
1:AA:1502:A:C2	1:AA:1504:G:C2	3.01	0.49
2:AB:46:LYS:C	2:AB:48:MET:N	2.65	0.49
8:AH:110:ALA:HA	8:AH:136:GLU:HA	1.93	0.49
11:AK:25:TYR:CE1	11:AK:87:THR:HB	2.47	0.49
11:AK:117:ASN:N	11:AK:117:ASN:HD22	2.09	0.49
13:AM:96:LEU:HB3	13:AM:97:PRO:CD	2.36	0.49
25:AZ:107:SER:HA	25:AZ:136:ASN:O	2.11	0.49
28:B2:17:SER:O	28:B2:18:PRO:C	2.51	0.49
36:BA:38:A:C2	36:BA:442:G:C2	3.01	0.49
36:BA:74:A:H5''	36:BA:75:G:O4'	2.12	0.49
36:BA:398:G:H2'	36:BA:399:G:O4'	2.12	0.49
36:BA:657:U:N3	36:BA:658:C:C4	2.80	0.49
36:BA:841:A:H2'	36:BA:842:G:C8	2.48	0.49
36:BA:968:G:C5	36:BA:969:U:C5	3.00	0.49
36:BA:977:G:O2'	36:BA:978:G:H5'	2.12	0.49
36:BA:1547:C:H2'	36:BA:1548:C:C6	2.48	0.49
36:BA:2249:U:H4'	36:BA:2275:C:C5	2.48	0.49
36:BA:2778:A:H4'	36:BA:2779:U:OP2	2.13	0.49
37:BB:76:G:O3'	58:BZ:19:ARG:NH2	2.46	0.49
39:BD:97:TYR:C	39:BD:99:ASP:H	2.15	0.49
39:BD:97:TYR:C	39:BD:99:ASP:N	2.64	0.49
41:BF:42:ALA:C	41:BF:44:ARG:N	2.64	0.49
43:BH:137:ASP:O	43:BH:138:LYS:HB2	2.11	0.49
51:BS:65:VAL:HG12	51:BS:65:VAL:O	2.12	0.49
51:BS:81:GLY:O	51:BS:82:ILE:HD13	2.12	0.49
55:BW:9:TYR:HE1	55:BW:102:HIS:HE2	1.60	0.49
57:BY:13:VAL:HG22	57:BY:14:LEU:N	2.28	0.49
58:BZ:96:VAL:CG2	58:BZ:97:GLU:N	2.73	0.49
1:CA:55:A:H2'	1:CA:56:U:H5'	1.94	0.49
1:CA:518:C:H5''	1:CA:519:C:C6	2.48	0.49
1:CA:674:G:OP1	6:CF:87:ARG:NH2	2.44	0.49
1:CA:698:G:H2'	1:CA:699:C:H6	1.76	0.49
1:CA:1231:G:H4'	9:CI:126:SER:OG	2.12	0.49
1:CA:1277:C:O2'	1:CA:1279:A:C8	2.64	0.49
2:CB:92:TYR:CE1	2:CB:151:GLY:HA2	2.47	0.49
6:CF:10:LEU:HD11	6:CF:61:LEU:HD12	1.94	0.49
18:CR:36:ASN:OD1	18:CR:38:GLU:CG	2.59	0.49
25:CZ:355:LEU:HB3	25:CZ:359:VAL:HB	1.94	0.49
27:D1:82:LEU:HD21	27:D1:90:ILE:HG23	1.94	0.49

Continued on next page...

Continued from previous page...

Atom-1	Atom-2	Interatomic distance (Å)	Clash overlap (Å)
32:D6:30:THR:O	32:D6:31:PRO:C	2.50	0.49
36:DA:106:C:H1'	57:DY:2:ARG:NH2	2.26	0.49
36:DA:1010:A:H1'	36:DA:1153:C:H1'	1.94	0.49
36:DA:1217:C:C2	36:DA:1218:C:C5	3.01	0.49
36:DA:1362:C:C2'	36:DA:1363:C:H5'	2.43	0.49
36:DA:1502:C:H5'	36:DA:1503:U:OP2	2.13	0.49
36:DA:1516:C:C2'	36:DA:1517:G:C5'	2.90	0.49
36:DA:2262:U:O2'	36:DA:2263:C:H5'	2.13	0.49
36:DA:2369:A:O2'	36:DA:2370:G:H5'	2.13	0.49
36:DA:2626:C:O2'	36:DA:2627:G:H5'	2.12	0.49
39:DD:44:ASN:CB	39:DD:48:ARG:O	2.61	0.49
40:DE:102:VAL:O	40:DE:169:ASN:N	2.44	0.49
41:DF:65:TRP:CZ3	41:DF:75:HIS:HD2	2.29	0.49
42:DG:39:ILE:HD11	42:DG:60:LEU:HD11	1.93	0.49
42:DG:129:GLY:O	42:DG:130:ASN:HB2	2.11	0.49
43:DH:66:GLY:HA2	43:DH:69:ARG:HD3	1.93	0.49
43:DH:154:PRO:O	43:DH:155:SER:CB	2.60	0.49
46:DN:65:LYS:O	46:DN:69:GLN:HB2	2.12	0.49
46:DN:94:HIS:N	46:DN:95:PRO:CD	2.76	0.49
46:DN:133:GLN:HG2	46:DN:135:PRO:CD	2.22	0.49
47:DO:114:ILE:O	47:DO:118:ALA:N	2.41	0.49
50:DR:12:ARG:HD3	50:DR:16:HIS:NE2	2.28	0.49
50:DR:103:ARG:NH1	50:DR:110:PRO:HD3	2.27	0.49
51:DS:89:ARG:HG2	51:DS:92:TYR:CA	2.41	0.49
52:DT:29:ARG:CD	52:DT:30:VAL:HG13	2.43	0.49
53:DU:76:TYR:CE1	53:DU:80:ILE:HG13	2.48	0.49
55:DW:62:HIS:O	55:DW:63:ASP:O	2.30	0.49
57:DY:7:VAL:C	57:DY:8:LYS:HD2	2.33	0.49
58:DZ:78:LYS:O	58:DZ:79:ARG:O	2.30	0.49
1:AA:368:U:P	25:AZ:291:ARG:HH11	2.35	0.49
1:AA:373:A:O2'	1:AA:374:A:H5'	2.13	0.49
3:AC:12:LEU:O	3:AC:14:ILE:N	2.45	0.49
4:AD:67:ILE:O	4:AD:67:ILE:CG2	2.60	0.49
4:AD:189:PRO:HB2	4:AD:194:LEU:CD2	2.40	0.49
9:AI:9:ARG:HG3	9:AI:14:VAL:HG13	1.95	0.49
17:AQ:95:TYR:HA	17:AQ:98:LEU:HD13	1.94	0.49
20:AT:45:GLN:NE2	20:AT:46:GLU:H	2.10	0.49
25:AZ:138:VAL:N	25:AZ:174:SER:HB2	2.27	0.49
25:AZ:195:TRP:CE3	25:AZ:195:TRP:HA	2.48	0.49
28:B2:50:ILE:HG22	28:B2:51:ARG:N	2.28	0.49
29:B3:31:LEU:O	29:B3:32:GLN:CB	2.60	0.49

Continued on next page...

Continued from previous page...

Atom-1	Atom-2	Interatomic distance (Å)	Clash overlap (Å)
30:B4:9:LEU:CD1	30:B4:10:VAL:H	2.24	0.49
31:B5:13:LYS:HE2	36:BA:517:C:OP2	2.12	0.49
34:B8:15:LYS:HD3	48:BP:65:ARG:HH21	1.74	0.49
34:B8:48:PHE:O	34:B8:49:VAL:CB	2.55	0.49
36:BA:67:U:O2'	36:BA:68:G:H5'	2.12	0.49
36:BA:656:G:H2'	36:BA:657:U:H6	1.77	0.49
36:BA:733:G:N7	36:BA:761:A:N1	2.61	0.49
36:BA:1072:C:H1'	36:BA:1094:U:H3	1.78	0.49
36:BA:2166:G:H2'	36:BA:2167:U:C6	2.47	0.49
36:BA:2396:G:O2'	36:BA:2397:G:H5'	2.12	0.49
36:BA:2452:C:C4	36:BA:2453:A:C6	3.00	0.49
36:BA:2523:G:O2'	36:BA:2524:G:H5''	2.12	0.49
36:BA:2620:C:OP1	40:BE:152:LYS:HG3	2.13	0.49
38:BC:40:THR:HG23	38:BC:176:GLY:O	2.12	0.49
40:BE:1:MET:HG3	40:BE:83:ASP:O	2.13	0.49
40:BE:144:ARG:O	40:BE:148:GLY:HA2	2.13	0.49
42:BG:91:ARG:CG	42:BG:92:VAL:N	2.75	0.49
48:BP:20:GLY:O	48:BP:21:ARG:HB2	2.12	0.49
50:BR:2:ARG:C	50:BR:2:ARG:CD	2.72	0.49
51:BS:49:VAL:CG1	51:BS:50:SER:H	2.08	0.49
51:BS:89:ARG:HG2	51:BS:89:ARG:NH1	2.27	0.49
51:BS:92:TYR:CG	51:BS:93:LYS:N	2.80	0.49
52:BT:66:VAL:O	52:BT:66:VAL:HG23	2.13	0.49
54:BV:19:LYS:HB3	54:BV:94:LEU:O	2.12	0.49
58:BZ:58:VAL:HG22	58:BZ:68:PRO:CB	2.42	0.49
58:BZ:145:GLU:HG3	58:BZ:146:ILE:N	2.27	0.49
1:CA:123:C:OP1	1:CA:312:C:H5'	2.12	0.49
1:CA:309:G:H1'	1:CA:608:A:C2	2.47	0.49
1:CA:659:U:H2'	1:CA:660:G:H8	1.76	0.49
1:CA:1444:C:O2'	1:CA:1445:C:H5'	2.11	0.49
2:CB:39:ILE:HG22	2:CB:40:HIS:N	2.27	0.49
3:CC:116:VAL:HG21	3:CC:202:ILE:HD11	1.94	0.49
3:CC:147:LYS:HB2	3:CC:203:PHE:CE2	2.47	0.49
4:CD:125:HIS:CG	4:CD:152:SER:HG	2.28	0.49
9:CI:5:TYR:CG	9:CI:6:GLY:N	2.80	0.49
9:CI:41:VAL:O	9:CI:41:VAL:HG12	2.13	0.49
9:CI:122:ALA:HB1	9:CI:123:PRO:HD2	1.94	0.49
12:CL:67:THR:OG1	12:CL:96:VAL:HG12	2.13	0.49
17:CQ:81:ARG:C	17:CQ:83:ASP:H	2.16	0.49
20:CT:47:GLY:C	20:CT:49:ALA:H	2.16	0.49
22:CW:17:C:N4	36:DA:2110:G:N3	2.61	0.49

Continued on next page...

Continued from previous page...

Atom-1	Atom-2	Interatomic distance (Å)	Clash overlap (Å)
25:CZ:215:ARG:HB2	25:CZ:282:ALA:HB3	1.94	0.49
27:D1:52:ARG:O	27:D1:53:VAL:HB	2.12	0.49
29:D3:11:SER:HB3	36:DA:988:A:P	2.52	0.49
30:D4:14:ILE:N	30:D4:14:ILE:CD1	2.75	0.49
33:D7:38:GLY:O	36:DA:458:G:H2'	2.13	0.49
33:D7:43:THR:HG22	33:D7:44:PRO:N	2.28	0.49
36:DA:291:C:H2'	36:DA:292:C:C6	2.48	0.49
36:DA:902:C:H2'	36:DA:903:C:H6	1.77	0.49
36:DA:2468:G:C8	36:DA:2476:A:C2	3.00	0.49
37:DB:24:G:O6	37:DB:56:G:H2'	2.13	0.49
37:DB:106:G:C2	37:DB:107:G:C8	3.01	0.49
39:DD:186:HIS:HD2	39:DD:188:GLU:HB2	1.78	0.49
40:DE:4:ILE:HD11	40:DE:28:ALA:HB1	1.93	0.49
43:DH:83:TYR:O	43:DH:84:SER:O	2.31	0.49
46:DN:55:VAL:HG22	46:DN:125:GLY:HA3	1.95	0.49
46:DN:68:GLU:HG3	46:DN:88:GLU:CD	2.32	0.49
46:DN:87:LEU:CD1	46:DN:91:LEU:HG	2.43	0.49
49:DQ:135:ASP:N	49:DQ:137:TYR:HD2	2.04	0.49
52:DT:126:ALA:C	52:DT:128:GLU:H	2.15	0.49
56:DX:12:VAL:CG2	56:DX:13:LEU:N	2.61	0.49
57:DY:88:LYS:HZ1	57:DY:93:GLY:HA3	1.73	0.49
1:AA:160:A:H1'	1:AA:344:A:N7	2.26	0.49
1:AA:355:C:H4'	1:AA:388:G:O2'	2.12	0.49
1:AA:454:C:H5''	1:AA:455:C:C5	2.47	0.49
1:AA:677:U:H3	1:AA:713:G:H22	1.60	0.49
1:AA:706:A:O4'	11:AK:29:ILE:HD11	2.13	0.49
1:AA:1525:G:OP1	11:AK:120:ARG:NH2	2.45	0.49
2:AB:80:ILE:HD12	2:AB:80:ILE:N	2.23	0.49
4:AD:12:CYS:CA	4:AD:19:LEU:HD13	2.40	0.49
6:AF:4:TYR:N	6:AF:4:TYR:CD1	2.80	0.49
14:AN:22:THR:O	14:AN:23:ARG:HB3	2.12	0.49
25:AZ:356:PRO:HD3	25:AZ:370:PHE:HB3	1.95	0.49
28:B2:48:HIS:O	28:B2:52:ASP:CB	2.60	0.49
31:B5:38:ALA:CB	31:B5:48:GLU:HG3	2.42	0.49
36:BA:635:C:O2'	36:BA:636:G:H5'	2.12	0.49
36:BA:1038:C:C2'	36:BA:1039:G:H5''	2.43	0.49
36:BA:1345:C:H2'	36:BA:1346:G:C8	2.47	0.49
36:BA:1352:U:C2'	36:BA:1353:A:H5'	2.43	0.49
36:BA:2476:A:C2'	36:BA:2477:C:H5''	2.42	0.49
36:BA:2562:U:H1'	47:BO:23:ARG:NH1	2.23	0.49
37:BB:65:C:H2'	37:BB:66:A:H5'	1.93	0.49

Continued on next page...

Continued from previous page...

Atom-1	Atom-2	Interatomic distance (Å)	Clash overlap (Å)
40:BE:96:PHE:O	40:BE:175:VAL:HG11	2.12	0.49
40:BE:151:TYR:HB3	46:BN:79:PRO:HG3	1.94	0.49
41:BF:3:GLU:HB3	41:BF:24:LEU:HB2	1.95	0.49
42:BG:161:THR:HG21	42:BG:172:LEU:CD1	2.42	0.49
43:BH:12:PRO:CD	43:BH:48:GLY:HA2	2.43	0.49
48:BP:110:TYR:HD1	48:BP:111:ARG:HG3	1.78	0.49
52:BT:28:VAL:CG1	52:BT:46:GLU:CA	2.75	0.49
52:BT:95:ARG:HB3	52:BT:95:ARG:NH1	2.27	0.49
53:BU:10:ARG:O	53:BU:12:ARG:N	2.46	0.49
54:BV:19:LYS:HE2	54:BV:19:LYS:HA	1.94	0.49
54:BV:47:VAL:HG21	54:BV:50:PRO:O	2.13	0.49
57:BY:6:HIS:CE1	57:BY:30:VAL:HG11	2.48	0.49
1:CA:77:G:N3	1:CA:77:G:H2'	2.28	0.49
1:CA:80:G:C3'	1:CA:81:U:H5'	2.43	0.49
1:CA:262:A:H5'	20:CT:74:LYS:HE2	1.93	0.49
1:CA:472:A:H2'	1:CA:473:G:H8	1.77	0.49
1:CA:691:G:H2'	1:CA:692:U:C6	2.47	0.49
1:CA:794:A:H2'	1:CA:795:C:C6	2.47	0.49
1:CA:987:G:H2'	1:CA:988:G:H8	1.78	0.49
1:CA:1402:C:H2'	1:CA:1403:C:O4'	2.12	0.49
3:CC:3:ASN:OD1	3:CC:3:ASN:N	2.45	0.49
5:CE:80:ILE:HD11	5:CE:91:LEU:CB	2.34	0.49
8:CH:114:THR:C	8:CH:116:LYS:N	2.64	0.49
12:CL:43:VAL:HG22	12:CL:55:VAL:CG1	2.42	0.49
13:CM:66:LEU:O	13:CM:70:LEU:CB	2.61	0.49
25:CZ:134:PHE:HZ	25:CZ:173:GLY:O	1.95	0.49
25:CZ:219:LYS:CB	25:CZ:244:ARG:HB2	2.37	0.49
26:D0:24:LYS:HG3	36:DA:2355:C:H4'	1.94	0.49
36:DA:25:U:C5'	55:DW:79:GLY:HA2	2.43	0.49
36:DA:271(H):G:O2'	36:DA:271(I):G:H8	1.96	0.49
36:DA:638:G:C6	36:DA:639:U:N3	2.81	0.49
36:DA:761:A:H8	36:DA:761:A:H3'	1.76	0.49
36:DA:773:U:H4'	39:DD:47:GLY:HA3	1.95	0.49
36:DA:996:A:C4'	53:DU:92:ARG:CZ	2.91	0.49
36:DA:1060:U:H1'	36:DA:1061:U:O5'	2.12	0.49
36:DA:1168:G:N1	36:DA:1182:A:C2	2.81	0.49
36:DA:2339:G:O2'	36:DA:2340:G:H5'	2.13	0.49
36:DA:2391:G:O6	36:DA:2425:A:H8	1.95	0.49
36:DA:2842:G:C2	36:DA:2876:G:C2	3.01	0.49
37:DB:106:G:H2'	37:DB:107:G:H8	1.78	0.49
41:DF:157:VAL:HG21	41:DF:194:MET:HG2	1.95	0.49

Continued on next page...

Continued from previous page...

Atom-1	Atom-2	Interatomic distance (Å)	Clash overlap (Å)
42:DG:139:LEU:C	42:DG:139:LEU:HD12	2.33	0.49
43:DH:139:GLN:O	43:DH:143:GLN:HB2	2.11	0.49
46:DN:98:VAL:O	46:DN:102:ALA:HB2	2.13	0.49
49:DQ:31:ASP:O	49:DQ:32:TYR:CD1	2.65	0.49
49:DQ:35:VAL:HG23	49:DQ:101:ARG:O	2.13	0.49
50:DR:48:VAL:HG13	50:DR:49:ASP:N	2.28	0.49
52:DT:27:THR:HG23	52:DT:28:VAL:N	2.28	0.49
58:DZ:19:ARG:HD3	58:DZ:82:ARG:HH22	1.77	0.49
1:AA:79:G:O2'	1:AA:80:G:H5''	2.13	0.49
1:AA:119:A:O2'	1:AA:120:A:OP2	2.22	0.49
1:AA:269:C:H2'	1:AA:270:A:H8	1.78	0.49
1:AA:975:A:C4'	1:AA:976:G:H5''	2.29	0.49
1:AA:1251:A:H2'	1:AA:1252:A:C8	2.47	0.49
1:AA:1312:G:O2'	1:AA:1313:U:H5'	2.12	0.49
1:AA:1442(A):G:C6	52:BT:118:ARG:HB3	2.47	0.49
2:AB:84:GLU:OE1	2:AB:216:SER:HA	2.13	0.49
2:AB:115:LEU:HB2	2:AB:145:LEU:HD13	1.94	0.49
4:AD:78:LEU:HD21	4:AD:96:LEU:CB	2.32	0.49
5:AE:11:ILE:HD12	5:AE:31:LEU:HD13	1.95	0.49
5:AE:147:ASP:OD1	5:AE:147:ASP:N	2.34	0.49
7:AG:152:ALA:C	7:AG:154:TYR:H	2.15	0.49
13:AM:32:GLU:C	13:AM:32:GLU:OE1	2.51	0.49
13:AM:83:ASP:CG	13:AM:84:ILE:H	2.15	0.49
14:AN:57:ARG:HH11	14:AN:57:ARG:HB2	1.78	0.49
15:AO:21:ASP:OD1	15:AO:22:THR:N	2.46	0.49
24:AY:17:H2U:OP1	24:AY:18:G:H4'	2.13	0.49
25:AZ:199:ILE:HG22	25:AZ:200:TRP:N	2.26	0.49
27:B1:60:PHE:HZ	27:B1:91:LYS:HG3	1.74	0.49
29:B3:17:LYS:HE2	36:BA:969:U:OP1	2.13	0.49
31:B5:34:PRO:HG3	36:BA:2885:C:O2'	2.13	0.49
36:BA:917:A:N1	37:BB:80:U:H4'	2.27	0.49
36:BA:1465:G:H4'	36:BA:1528:A:H8	1.78	0.49
37:BB:96:U:H2'	37:BB:97:G:H8	1.77	0.49
38:BC:90:GLY:O	38:BC:153:ILE:HG21	2.12	0.49
38:BC:120:MET:O	38:BC:124:GLY:N	2.43	0.49
41:BF:184:TYR:HE1	48:BP:7:ARG:CZ	2.26	0.49
42:BG:61:ALA:HA	42:BG:64:THR:HG22	1.94	0.49
42:BG:176:LEU:O	42:BG:176:LEU:HD23	2.12	0.49
43:BH:125:VAL:H	43:BH:126:PRO:CD	2.26	0.49
46:BN:30:ILE:HG21	46:BN:120:LEU:HD21	1.94	0.49
46:BN:58:ASP:C	46:BN:60:ILE:N	2.66	0.49

Continued on next page...

Continued from previous page...

Atom-1	Atom-2	Interatomic distance (Å)	Clash overlap (Å)
46:BN:93:THR:O	46:BN:93:THR:HG23	2.11	0.49
49:BQ:116:GLU:O	49:BQ:120:ILE:HG12	2.13	0.49
53:BU:46:ALA:O	53:BU:49:HIS:N	2.45	0.49
56:BX:35:THR:HG22	56:BX:38:GLU:N	2.26	0.49
57:BY:27:VAL:HG12	57:BY:28:LYS:N	2.27	0.49
57:BY:73:ARG:O	57:BY:74:PRO:O	2.31	0.49
1:CA:160:A:O2'	1:CA:161:A:H5'	2.13	0.49
1:CA:543:C:O2'	1:CA:544:G:H5'	2.12	0.49
1:CA:1399:C:C2	1:CA:1502:A:N6	2.80	0.49
1:CA:1510:U:H2'	1:CA:1511:G:C8	2.48	0.49
4:CD:20:TYR:CD1	4:CD:20:TYR:N	2.80	0.49
4:CD:187:ARG:HG2	4:CD:188:LEU:N	2.27	0.49
5:CE:103:GLY:C	5:CE:106:PRO:HD2	2.33	0.49
15:CO:9:GLN:O	15:CO:10:LYS:C	2.51	0.49
16:CP:75:ARG:HG3	16:CP:75:ARG:NH1	2.25	0.49
25:CZ:266:VAL:HB	25:CZ:291:ARG:NE	2.27	0.49
25:CZ:269:GLY:O	25:CZ:270:VAL:CG2	2.60	0.49
25:CZ:313:HIS:CD2	25:CZ:403:ILE:HG21	2.48	0.49
25:CZ:320:VAL:HG13	25:CZ:397:ALA:C	2.33	0.49
26:D0:21:LEU:HB3	26:D0:39:ARG:O	2.12	0.49
36:DA:363(F):A:O2'	36:DA:364:C:H5	1.96	0.49
36:DA:970:C:H2'	36:DA:971:C:H6	1.77	0.49
36:DA:1378:A:C4'	36:DA:1379:A:OP1	2.60	0.49
36:DA:1430:C:H42	36:DA:1563:G:H1	1.59	0.49
36:DA:1667:G:O2'	36:DA:1991:U:O4	2.30	0.49
36:DA:2415:G:C2	36:DA:2416:C:C2	3.00	0.49
36:DA:2619:C:H2'	36:DA:2620:C:H6	1.76	0.49
37:DB:45:A:C5	37:DB:46:A:C8	3.00	0.49
37:DB:74:U:H2'	37:DB:75:G:O4'	2.13	0.49
39:DD:35:LYS:HG3	39:DD:63:ARG:HG2	1.93	0.49
40:DE:184:VAL:C	40:DE:186:GLY:H	2.16	0.49
41:DF:29:ASN:ND2	41:DF:32:LEU:H	2.11	0.49
41:DF:37:VAL:CG1	48:DP:7:ARG:HH12	2.25	0.49
42:DG:124:SER:HB3	42:DG:131:TYR:HE1	1.73	0.49
46:DN:12:ARG:CZ	46:DN:135:PRO:HG2	2.43	0.49
48:DP:80:TYR:HE1	48:DP:111:ARG:CD	2.23	0.49
49:DQ:134:ARG:CZ	58:DZ:122:ARG:NH2	2.66	0.49
51:DS:97:ARG:HE	51:DS:97:ARG:C	2.14	0.49
52:DT:61:PHE:H	52:DT:61:PHE:HD1	1.59	0.49
58:DZ:104:PHE:CD1	58:DZ:139:VAL:HG21	2.47	0.49
1:AA:189(C):C:C2	1:AA:189(I):G:C2	3.01	0.49

Continued on next page...

Continued from previous page...

Atom-1	Atom-2	Interatomic distance (Å)	Clash overlap (Å)
1:AA:972:C:O2	10:AJ:55:LYS:HG2	2.13	0.49
1:AA:1189:C:H5''	3:AC:5:ILE:HG21	1.94	0.49
1:AA:1228:C:OP1	13:AM:115:LYS:HE3	2.11	0.49
1:AA:1307:U:H2'	1:AA:1308:U:C6	2.48	0.49
2:AB:9:GLU:OE1	2:AB:9:GLU:N	2.41	0.49
2:AB:52:GLU:C	2:AB:52:GLU:OE1	2.51	0.49
3:AC:116:VAL:HG21	3:AC:202:ILE:HD11	1.95	0.49
5:AE:147:ASP:O	5:AE:151:LEU:HG	2.12	0.49
9:AI:52:ALA:HB3	9:AI:95:LYS:HD2	1.94	0.49
11:AK:116:HIS:O	11:AK:117:ASN:HB2	2.13	0.49
17:AQ:60:ILE:HB	17:AQ:74:LEU:HD23	1.95	0.49
27:B1:52:ARG:O	27:B1:53:VAL:O	2.31	0.49
28:B2:25:VAL:O	28:B2:29:LYS:HE2	2.12	0.49
28:B2:29:LYS:CA	28:B2:32:LEU:HB3	2.30	0.49
30:B4:16:CYS:SG	30:B4:36:CYS:SG	3.11	0.49
30:B4:31:ILE:HG22	30:B4:33:VAL:HG23	1.95	0.49
30:B4:33:VAL:CG1	30:B4:34:GLU:N	2.76	0.49
36:BA:18:C:O3'	53:BU:23:GLY:HA2	2.12	0.49
36:BA:141:A:H1'	36:BA:1408:C:O2'	2.12	0.49
36:BA:143:G:H1'	56:BX:37:THR:HG21	1.95	0.49
36:BA:328:U:H4'	57:BY:68:HIS:CD2	2.48	0.49
36:BA:410:G:C2	36:BA:2407:G:N7	2.81	0.49
36:BA:571:A:C8	36:BA:2030:A:C6	3.01	0.49
36:BA:1107:G:H5''	44:BJ:59:UNK:CB	2.43	0.49
36:BA:1142:U:H5''	36:BA:1142(A):A:C8	2.48	0.49
36:BA:1999:C:H4'	36:BA:2723:C:O2	2.12	0.49
36:BA:2101:G:H2'	36:BA:2102:U:C5'	2.40	0.49
36:BA:2636:U:H2'	36:BA:2637:U:H6	1.78	0.49
37:BB:115:G:H2'	37:BB:116:G:H8	1.77	0.49
39:BD:70:TRP:CZ2	39:BD:150:LYS:HA	2.44	0.49
40:BE:28:ALA:HB3	40:BE:93:VAL:HG22	1.95	0.49
42:BG:59:GLU:C	42:BG:61:ALA:N	2.66	0.49
48:BP:147:LEU:O	48:BP:148:LEU:HB2	2.13	0.49
52:BT:25:GLY:HA2	52:BT:92:GLY:HA3	1.94	0.49
52:BT:52:ILE:HG22	52:BT:52:ILE:O	2.11	0.49
55:BW:20:VAL:HG23	55:BW:47:VAL:HG21	1.95	0.49
57:BY:28:LYS:HB3	57:BY:39:VAL:HG22	1.95	0.49
58:BZ:99:TYR:HE1	58:BZ:125:LEU:HA	1.78	0.49
1:CA:166:G:O2'	1:CA:167:G:H5'	2.12	0.49
1:CA:189(I):G:O2'	1:CA:189(J):G:H5'	2.13	0.49
1:CA:793:U:H3'	1:CA:794:A:H5''	1.93	0.49

Continued on next page...

Continued from previous page...

Atom-1	Atom-2	Interatomic distance (Å)	Clash overlap (Å)
1:CA:1047:G:O3'	14:CN:4:LYS:HG2	2.13	0.49
1:CA:1131:G:C6	1:CA:1132:C:N4	2.80	0.49
1:CA:1333:A:C2	1:CA:1334:G:H1'	2.47	0.49
2:CB:47:THR:HG23	2:CB:202:PRO:O	2.12	0.49
3:CC:122:GLU:O	3:CC:125:GLU:N	2.46	0.49
4:CD:18:LYS:N	4:CD:33:MET:HE2	2.28	0.49
4:CD:121:VAL:O	4:CD:134:ASP:HB3	2.13	0.49
4:CD:165:MET:HE3	4:CD:176:LEU:HD21	1.95	0.49
5:CE:99:GLY:O	5:CE:117:ASP:HA	2.12	0.49
7:CG:152:ALA:C	7:CG:154:TYR:H	2.15	0.49
8:CH:30:ARG:HH11	8:CH:30:ARG:CB	2.24	0.49
8:CH:111:ILE:O	8:CH:134:ILE:HB	2.12	0.49
9:CI:4:TYR:CD2	9:CI:88:TYR:HB2	2.47	0.49
13:CM:6:GLY:HA3	13:CM:67:GLU:OE2	2.12	0.49
14:CN:49:HIS:C	14:CN:51:GLY:N	2.59	0.49
19:CS:16:LEU:C	19:CS:18:LYS:N	2.66	0.49
19:CS:71:LEU:O	19:CS:73:GLU:N	2.46	0.49
22:CV:44:G:C2'	22:CV:45:U:C5'	2.85	0.49
22:CW:60:U:O2	22:CW:60:U:C2'	2.61	0.49
24:CY:67:G:O2'	24:CY:68:C:H5'	2.13	0.49
25:CZ:21:ASP:O	60:CZ:501:GDP:O5'	2.31	0.49
25:CZ:222:LEU:CD1	25:CZ:305:ALA:HB2	2.43	0.49
25:CZ:263:ARG:HG3	25:CZ:263:ARG:NH1	2.27	0.49
27:D1:43:TYR:C	27:D1:44:PRO:O	2.52	0.49
30:D4:28:LYS:HA	30:D4:28:LYS:HE3	1.94	0.49
36:DA:143:G:H5''	36:DA:1598:C:O2'	2.13	0.49
36:DA:479:A:N3	36:DA:481:G:O4'	2.45	0.49
36:DA:930:U:H4'	36:DA:931:G:O5'	2.12	0.49
36:DA:1131:G:H21	46:DN:73:THR:HG21	1.77	0.49
36:DA:2199:A:H3'	36:DA:2200:C:H6	1.78	0.49
36:DA:2230:G:H2'	36:DA:2231:C:C6	2.46	0.49
36:DA:2476:A:O2'	36:DA:2477:C:H5''	2.13	0.49
36:DA:2851:A:H2'	36:DA:2852:G:C8	2.48	0.49
39:DD:126:GLN:O	39:DD:127:VAL:C	2.50	0.49
39:DD:176:ARG:HH11	39:DD:176:ARG:CG	2.24	0.49
39:DD:243:GLY:O	39:DD:244:ARG:HB3	2.11	0.49
40:DE:89:ASP:CG	40:DE:90:THR:H	2.16	0.49
40:DE:182:LEU:C	40:DE:183:LEU:HD12	2.33	0.49
41:DF:36:VAL:O	41:DF:40:GLN:HG3	2.13	0.49
43:DH:85:LYS:NZ	43:DH:87:LEU:N	2.60	0.49
50:DR:117:VAL:HG22	50:DR:118:GLU:N	2.28	0.49

Continued on next page...

Continued from previous page...

Atom-1	Atom-2	Interatomic distance (Å)	Clash overlap (Å)
57:DY:13:VAL:CG2	57:DY:14:LEU:N	2.75	0.49
58:DZ:8:TYR:O	58:DZ:9:TYR:C	2.51	0.49
58:DZ:10:ARG:HH21	58:DZ:26:GLY:N	2.06	0.49
58:DZ:66:SER:O	58:DZ:67:LEU:HD12	2.12	0.49
58:DZ:130:PRO:HA	58:DZ:133:ILE:CD1	2.37	0.49
1:AA:8:A:H62	4:AD:208:SER:CB	2.15	0.49
1:AA:256:U:H3	1:AA:270:A:H61	1.60	0.49
1:AA:390:C:H2'	1:AA:391:G:C8	2.48	0.49
1:AA:421:U:H5''	1:AA:422:C:OP2	2.12	0.49
1:AA:623:C:H2'	1:AA:624:C:H5'	1.95	0.49
1:AA:792:A:H1'	1:AA:794:A:N7	2.28	0.49
1:AA:1272:G:H5'	1:AA:1272:G:C8	2.40	0.49
2:AB:97:TRP:CZ3	2:AB:176:GLU:CD	2.86	0.49
7:AG:76:ARG:HH11	7:AG:76:ARG:HG2	1.78	0.49
9:AI:46:ALA:N	9:AI:47:LEU:HD12	2.28	0.49
10:AJ:4:ILE:HG22	10:AJ:74:ILE:HD11	1.93	0.49
18:AR:36:ASN:HD21	18:AR:39:VAL:HG21	1.75	0.49
20:AT:96:GLY:O	20:AT:97:ALA:HB3	2.13	0.49
22:AW:31:A:N1	22:AW:39:U:O4	2.46	0.49
22:AW:37:A:H3'	22:AW:38:A:C8	2.48	0.49
24:AY:60:U:H5''	24:AY:61:C:C5	2.48	0.49
25:AZ:269:GLY:O	25:AZ:288:VAL:HA	2.13	0.49
26:B0:27:GLU:HB3	26:B0:69:PHE:HD1	1.77	0.49
27:B1:22:GLY:HA3	27:B1:32:LYS:HA	1.94	0.49
28:B2:19:VAL:O	28:B2:21:LEU:N	2.46	0.49
29:B3:29:ARG:HD2	36:BA:1184:G:OP1	2.13	0.49
29:B3:45:GLY:C	29:B3:47:VAL:N	2.66	0.49
31:B5:56:LYS:O	31:B5:57:VAL:O	2.31	0.49
32:B6:12:GLU:HA	32:B6:23:THR:CB	2.41	0.49
34:B8:32:LEU:CD1	36:BA:2392:A:OP1	2.61	0.49
36:BA:64:A:H2'	36:BA:65:C:H6	1.78	0.49
36:BA:84:A:H5'	57:BY:9:LYS:CB	2.39	0.49
36:BA:221:A:C1'	36:BA:233:A:H1'	2.41	0.49
36:BA:271(Q):G:H1'	36:BA:271(R):G:C8	2.47	0.49
36:BA:460:A:H2'	36:BA:461:C:O4'	2.12	0.49
36:BA:519:U:H2'	36:BA:520:G:H8	1.78	0.49
36:BA:612:C:C2'	36:BA:613:G:C5'	2.88	0.49
36:BA:1441:G:O2'	36:BA:1442:G:H5'	2.13	0.49
36:BA:1495:A:N3	36:BA:1495:A:H2'	2.28	0.49
36:BA:1609:A:H4'	36:BA:1617:C:OP1	2.13	0.49
36:BA:1688:U:O2	36:BA:1700:A:H8	1.96	0.49

Continued on next page...

Continued from previous page...

Atom-1	Atom-2	Interatomic distance (Å)	Clash overlap (Å)
36:BA:2179:C:H4'	36:BA:2180:U:OP1	2.13	0.49
36:BA:2287:A:N1	36:BA:2346:A:C2	2.81	0.49
36:BA:2631:G:H22	40:BE:61:ARG:NH1	2.11	0.49
36:BA:2820:A:O3'	50:BR:5:LYS:HE2	2.13	0.49
37:BB:7:G:H4'	51:BS:29:PHE:CD2	2.48	0.49
40:BE:3:GLY:O	40:BE:4:ILE:HB	2.13	0.49
40:BE:51:PHE:O	40:BE:52:LEU:C	2.50	0.49
40:BE:51:PHE:CG	40:BE:52:LEU:N	2.80	0.49
40:BE:167:VAL:CG1	40:BE:170:LEU:HD11	2.41	0.49
42:BG:96:ARG:O	42:BG:97:ASP:HB2	2.12	0.49
47:BO:115:VAL:CG1	47:BO:121:VAL:HG21	2.43	0.49
49:BQ:35:VAL:CG1	49:BQ:130:LYS:HB3	2.43	0.49
51:BS:52:SER:HB2	51:BS:56:LEU:HB2	1.95	0.49
57:BY:27:VAL:HG12	57:BY:29:GLU:H	1.78	0.49
1:CA:59:A:H5''	1:CA:60:A:H5''	1.93	0.49
1:CA:597:G:H2'	1:CA:598:U:H5'	1.95	0.49
1:CA:724:G:O2'	1:CA:725:G:H5'	2.13	0.49
1:CA:1255:G:O2'	1:CA:1258:G:H1'	2.12	0.49
1:CA:1329:A:OP1	13:CM:28:ALA:HB3	2.13	0.49
2:CB:222:ILE:O	2:CB:225:ALA:HB3	2.11	0.49
3:CC:40:ARG:CZ	3:CC:57:ILE:HD12	2.43	0.49
4:CD:141:ARG:HB2	4:CD:144:ASP:OD2	2.12	0.49
9:CI:19:LEU:HD21	9:CI:59:PHE:HD2	1.72	0.49
10:CJ:4:ILE:CB	10:CJ:74:ILE:HD11	2.42	0.49
12:CL:18:VAL:CG2	12:CL:19:ARG:H	2.16	0.49
13:CM:68:GLY:CA	13:CM:71:ARG:HG2	2.43	0.49
13:CM:88:ARG:HG2	13:CM:88:ARG:NH1	2.26	0.49
15:CO:74:ASP:OD1	15:CO:76:GLU:HB3	2.13	0.49
22:CW:7:A:H2'	22:CW:49:C:H6	1.78	0.49
22:CW:56:C:O2'	38:DC:129:ARG:HA	2.13	0.49
25:CZ:219:LYS:HB3	25:CZ:244:ARG:HD3	1.95	0.49
25:CZ:325:LYS:NZ	25:CZ:331:HIS:HB2	2.28	0.49
30:D4:9:LEU:HD13	30:D4:10:VAL:H	1.78	0.49
34:D8:9:GLY:O	34:D8:13:ARG:HG2	2.13	0.49
34:D8:15:LYS:HD3	48:DP:65:ARG:HH22	1.78	0.49
36:DA:852:G:O2'	36:DA:853:G:H5'	2.11	0.49
36:DA:996:A:H4'	53:DU:92:ARG:HD3	1.94	0.49
36:DA:1462:C:H4'	36:DA:2703:C:O4'	2.13	0.49
36:DA:1486:A:C2	36:DA:1504:C:N3	2.81	0.49
36:DA:1683:C:O2'	36:DA:1684:C:H5'	2.13	0.49
36:DA:2305:A:C2'	36:DA:2306:C:H5''	2.43	0.49

Continued on next page...

Continued from previous page...

Atom-1	Atom-2	Interatomic distance (Å)	Clash overlap (Å)
39:DD:39:LYS:HB2	39:DD:62:TYR:HB2	1.94	0.49
40:DE:77:ILE:CG2	40:DE:78:LEU:H	2.21	0.49
41:DF:6:VAL:HG12	41:DF:7:TYR:N	2.21	0.49
43:DH:85:LYS:HZ3	43:DH:86:GLU:HA	1.77	0.49
43:DH:107:VAL:HG23	43:DH:108:GLY:N	2.28	0.49
44:DJ:89:UNK:C	44:DJ:91:UNK:H	2.26	0.49
48:DP:23:PRO:O	48:DP:29:LYS:O	2.30	0.49
52:DT:78:LEU:C	52:DT:79:HIS:HD2	2.16	0.49
54:DV:19:LYS:HZ3	54:DV:20:LEU:H	1.58	0.49
54:DV:39:LEU:CD1	54:DV:51:VAL:HA	2.43	0.49
55:DW:79:GLY:O	55:DW:100:THR:HG22	2.12	0.49
58:DZ:14:LYS:HB3	58:DZ:17:ALA:CB	2.42	0.49
58:DZ:162:GLU:O	58:DZ:163:LEU:O	2.31	0.49
1:AA:992:U:H1'	1:AA:993:G:C2	2.48	0.48
1:AA:1442(B):A:O2'	1:AA:1443:G:C8	2.66	0.48
3:AC:8:ILE:HD11	3:AC:184:TYR:HB3	1.95	0.48
8:AH:13:ILE:HD13	8:AH:24:THR:HG21	1.95	0.48
9:AI:33:PHE:CZ	9:AI:47:LEU:HD11	2.48	0.48
10:AJ:9:ARG:HH11	10:AJ:9:ARG:HG2	1.77	0.48
11:AK:61:ALA:O	11:AK:64:ALA:HB3	2.13	0.48
17:AQ:18:THR:CG2	17:AQ:69:LYS:HD2	2.42	0.48
25:AZ:286:VAL:CG2	25:AZ:287:GLY:N	2.75	0.48
27:B1:21:ARG:HG3	27:B1:21:ARG:NH1	2.27	0.48
28:B2:23:LYS:HA	28:B2:26:ARG:HB3	1.94	0.48
30:B4:25:TYR:N	30:B4:25:TYR:CD1	2.81	0.48
33:B7:43:THR:HG22	33:B7:44:PRO:N	2.28	0.48
36:BA:116:C:O2'	36:BA:117:G:H5'	2.13	0.48
36:BA:389:G:H1	48:BP:72:PRO:HD3	1.78	0.48
36:BA:664:C:O4'	36:BA:940:G:H5''	2.13	0.48
36:BA:1840:G:C5	36:BA:1841:U:C5	3.01	0.48
36:BA:2206:G:N2	36:BA:2207:G:O3'	2.46	0.48
36:BA:2303:G:O2'	42:BG:132:ASN:HB2	2.13	0.48
36:BA:2626:C:H2'	36:BA:2627:G:O4'	2.13	0.48
36:BA:2672:G:C3'	36:BA:2673:G:H5'''	2.43	0.48
36:BA:2887:U:H2'	36:BA:2888:C:C6	2.48	0.48
39:BD:75:ILE:HD13	39:BD:75:ILE:H	1.78	0.48
40:BE:35:GLN:CG	40:BE:36:ARG:H	2.26	0.48
41:BF:37:VAL:CG1	48:BP:7:ARG:HH12	2.24	0.48
41:BF:160:ASN:HD21	41:BF:162:LEU:CD1	2.24	0.48
49:BQ:134:ARG:HA	49:BQ:137:TYR:CD2	2.48	0.48
54:BV:52:VAL:HG22	54:BV:52:VAL:O	2.11	0.48

Continued on next page...

Continued from previous page...

Atom-1	Atom-2	Interatomic distance (Å)	Clash overlap (Å)
56:BX:12:VAL:HA	56:BX:27:THR:O	2.13	0.48
57:BY:64:GLU:O	57:BY:65:ALA:HB2	2.13	0.48
1:CA:539:A:H2'	1:CA:540:G:C8	2.48	0.48
2:CB:100:GLY:C	2:CB:108:ILE:HD11	2.33	0.48
2:CB:178:ARG:HH21	2:CB:198:ASP:CG	2.16	0.48
4:CD:18:LYS:HE3	4:CD:31:CYS:SG	2.53	0.48
4:CD:21:LEU:O	4:CD:115:ARG:HG3	2.12	0.48
4:CD:128:VAL:O	4:CD:130:GLY:N	2.46	0.48
4:CD:129:ASN:H	4:CD:129:ASN:ND2	2.00	0.48
4:CD:145:GLU:HB3	4:CD:184:LYS:HG2	1.94	0.48
4:CD:148:VAL:HG12	4:CD:149:ALA:O	2.13	0.48
4:CD:202:LEU:HD23	4:CD:202:LEU:HA	1.55	0.48
5:CE:33:VAL:CG2	5:CE:43:LEU:HD13	2.43	0.48
7:CG:88:PRO:HB2	7:CG:145:ALA:HB1	1.95	0.48
8:CH:10:LEU:HD22	8:CH:83:ILE:CD1	2.41	0.48
8:CH:20:TYR:CE2	8:CH:75:ARG:HD2	2.44	0.48
13:CM:19:LEU:HB3	13:CM:25:ILE:HG21	1.95	0.48
13:CM:57:ARG:NH2	30:D4:34:GLU:HG3	2.28	0.48
22:CW:56:C:P	38:DC:139:ASN:HD21	2.36	0.48
25:CZ:8:THR:OG1	25:CZ:9:LYS:HG3	2.12	0.48
25:CZ:133:VAL:HB	25:CZ:170:VAL:HG22	1.94	0.48
27:D1:82:LEU:HD12	27:D1:83:GLU:H	1.77	0.48
32:D6:17:LYS:HE2	32:D6:17:LYS:CA	2.14	0.48
34:D8:4:MET:HE3	36:DA:592:G:H21	1.78	0.48
36:DA:327:G:O2'	36:DA:328:U:H5'	2.13	0.48
36:DA:350:U:O2'	36:DA:351:G:H5'	2.13	0.48
36:DA:562:U:O4	36:DA:2036:C:H1'	2.13	0.48
36:DA:940:G:H2'	36:DA:941:A:O4'	2.13	0.48
36:DA:1009:A:OP2	36:DA:1010:A:OP2	2.31	0.48
36:DA:1651:G:C2	36:DA:2007:C:C2	3.00	0.48
36:DA:2246:G:H2'	36:DA:2247:A:H8	1.76	0.48
36:DA:2305:A:H3'	36:DA:2306:C:H5''	1.95	0.48
36:DA:2606:C:C2'	36:DA:2607:G:H5'	2.42	0.48
36:DA:2855:C:O2'	36:DA:2856:C:H5'	2.12	0.48
40:DE:81:ILE:HG22	40:DE:81:ILE:O	2.13	0.48
41:DF:107:LYS:O	41:DF:109:GLY:N	2.46	0.48
47:DO:34:THR:O	47:DO:35:VAL:C	2.50	0.48
49:DQ:55:VAL:HG13	49:DQ:56:ARG:H	1.77	0.48
57:DY:73:ARG:O	57:DY:74:PRO:O	2.30	0.48
58:DZ:139:VAL:HG23	58:DZ:140:ASP:N	2.27	0.48
1:AA:131:C:H2'	1:AA:132:C:H6	1.77	0.48

Continued on next page...

Continued from previous page...

Atom-1	Atom-2	Interatomic distance (Å)	Clash overlap (Å)
1:AA:245:C:O2'	1:AA:246:A:O5'	2.30	0.48
1:AA:321:A:H2'	1:AA:322:C:C6	2.48	0.48
1:AA:355:C:C2	1:AA:356:A:C8	3.02	0.48
1:AA:404:U:H2'	1:AA:405:U:C6	2.48	0.48
1:AA:1042:G:O2'	1:AA:1043:C:H5'	2.13	0.48
1:AA:1161:C:H2'	1:AA:1162:C:C6	2.48	0.48
1:AA:1199:U:H4'	10:AJ:54:PHE:CE1	2.48	0.48
2:AB:97:TRP:HH2	2:AB:176:GLU:CD	2.17	0.48
2:AB:130:ARG:HB3	2:AB:131:PRO:HD2	1.94	0.48
3:AC:25:GLY:O	3:AC:27:LYS:N	2.45	0.48
6:AF:20:ALA:C	6:AF:22:GLU:H	2.14	0.48
10:AJ:98:ILE:O	10:AJ:98:ILE:HG23	2.13	0.48
12:AL:50:SER:O	12:AL:51:ALA:HB2	2.13	0.48
12:AL:75:HIS:HD2	12:AL:77:LEU:H	1.60	0.48
25:AZ:63:ILE:N	25:AZ:83:PRO:HB3	2.28	0.48
28:B2:10:LEU:HD22	28:B2:60:LEU:HA	1.95	0.48
31:B5:45:VAL:O	31:B5:46:CYS:CB	2.61	0.48
31:B5:52:TYR:CD1	31:B5:52:TYR:O	2.66	0.48
33:B7:9:ARG:HH11	33:B7:9:ARG:HG3	1.78	0.48
36:BA:246:C:C5'	48:BP:71:VAL:HG23	2.43	0.48
36:BA:621:A:H2'	36:BA:622:G:C5'	2.40	0.48
36:BA:744:G:C2'	36:BA:745:G:H5'	2.43	0.48
36:BA:896:A:O4'	58:BZ:146:ILE:HD12	2.13	0.48
36:BA:1339:G:N2	36:BA:1603:A:H1'	2.28	0.48
36:BA:1784:A:H4'	36:BA:1785:A:O5'	2.13	0.48
36:BA:1787:A:O4'	36:BA:2589:A:H4'	2.13	0.48
36:BA:1824:G:O2'	36:BA:1825:A:H5'	2.13	0.48
36:BA:2131:G:H1'	36:BA:2133:G:H21	1.76	0.48
36:BA:2469:A:O2'	49:BQ:56:ARG:CD	2.59	0.48
42:BG:61:ALA:HA	42:BG:64:THR:CG2	2.43	0.48
46:BN:67:LEU:N	46:BN:67:LEU:HD12	2.28	0.48
47:BO:25:LEU:HB2	47:BO:38:VAL:O	2.13	0.48
47:BO:105:GLU:O	47:BO:109:LYS:CG	2.61	0.48
49:BQ:1:MET:O	49:BQ:2:LEU:CB	2.62	0.48
55:BW:62:HIS:O	55:BW:63:ASP:O	2.31	0.48
58:BZ:10:ARG:HG2	58:BZ:12:GLY:H	1.78	0.48
58:BZ:114:GLY:HA3	58:BZ:146:ILE:HG21	1.93	0.48
1:CA:1152:A:OP1	10:CJ:68:HIS:HD2	1.96	0.48
1:CA:1255:G:H3'	1:CA:1279:A:H61	1.78	0.48
1:CA:1488:G:H2'	1:CA:1489:G:H8	1.78	0.48
2:CB:138:LEU:C	2:CB:140:HIS:H	2.15	0.48

Continued on next page...

Continued from previous page...

Atom-1	Atom-2	Interatomic distance (Å)	Clash overlap (Å)
7:CG:44:TYR:O	7:CG:45:ASP:C	2.50	0.48
9:CI:40:LEU:C	9:CI:42:ARG:N	2.65	0.48
9:CI:55:ALA:C	9:CI:58:HIS:CE1	2.86	0.48
10:CJ:96:ILE:N	10:CJ:96:ILE:CD1	2.76	0.48
11:CK:45:GLY:O	11:CK:50:TYR:HB2	2.13	0.48
13:CM:96:LEU:HB3	13:CM:97:PRO:CD	2.41	0.48
18:CR:88:LYS:HD3	18:CR:88:LYS:C	2.34	0.48
19:CS:22:LEU:HD13	19:CS:22:LEU:O	2.13	0.48
19:CS:31:ILE:HG23	19:CS:49:ILE:HA	1.94	0.48
24:CY:76:A:N6	25:CZ:234:ARG:NH1	2.52	0.48
25:CZ:135:MET:HE3	25:CZ:172:ARG:HE	1.74	0.48
28:D2:21:LEU:O	28:D2:25:VAL:HG23	2.13	0.48
32:D6:33:LYS:O	32:D6:34:LEU:HB2	2.12	0.48
36:DA:271(D):G:O2'	36:DA:271(E):U:H5'	2.13	0.48
36:DA:447:A:C5	36:DA:454:A:N7	2.81	0.48
36:DA:869:G:C2'	36:DA:870:A:H5'	2.43	0.48
36:DA:1131:G:H21	46:DN:73:THR:CG2	2.25	0.48
36:DA:1498:C:C2'	36:DA:1499:C:C5'	2.90	0.48
36:DA:1762:A:O5'	36:DA:1762:A:C8	2.66	0.48
36:DA:2101:G:C3'	36:DA:2102:U:H5''	2.43	0.48
36:DA:2149:G:O2'	36:DA:2150:U:H5'	2.13	0.48
36:DA:2886:G:H2'	36:DA:2887:U:H6	1.78	0.48
39:DD:165:ILE:HA	39:DD:175:LEU:HD23	1.95	0.48
40:DE:53:PRO:O	40:DE:54:GLN:C	2.51	0.48
40:DE:120:TRP:CG	40:DE:155:LYS:HB3	2.48	0.48
42:DG:40:ASN:HB2	42:DG:91:ARG:CB	2.42	0.48
42:DG:167:GLU:OE1	42:DG:168:GLU:N	2.46	0.48
45:DK:101:UNK:CB	45:DK:137:UNK:H	2.25	0.48
49:DQ:45:GLN:H	49:DQ:45:GLN:NE2	2.11	0.48
52:DT:89:VAL:O	52:DT:91:ARG:N	2.46	0.48
55:DW:88:ARG:HG2	55:DW:94:ASP:CG	2.33	0.48
1:AA:109:A:C6	1:AA:326:G:C6	3.01	0.48
1:AA:277:C:H5'	17:AQ:68:ARG:NH1	2.29	0.48
1:AA:399:G:H2'	1:AA:400:C:C6	2.47	0.48
1:AA:706:A:O2'	11:AK:31:THR:CG2	2.60	0.48
1:AA:769:G:H4'	1:AA:1513:A:H4'	1.94	0.48
1:AA:884:U:OP1	1:AA:884:U:C4'	2.55	0.48
1:AA:1095:U:H2'	1:AA:1096:C:O4'	2.12	0.48
1:AA:1125:U:H3	10:AJ:5:ARG:CZ	2.25	0.48
1:AA:1202:G:O2'	1:AA:1203:C:H5'	2.12	0.48
1:AA:1367:C:P	10:AJ:57:LYS:HZ1	2.36	0.48

Continued on next page...

Continued from previous page...

Atom-1	Atom-2	Interatomic distance (Å)	Clash overlap (Å)
2:AB:166:ASP:O	2:AB:169:LYS:N	2.47	0.48
4:AD:100:ARG:NH2	4:AD:118:ARG:HH22	2.11	0.48
17:AQ:44:ALA:CB	17:AQ:59:ILE:HD12	2.44	0.48
22:AW:18:G:H22	22:AW:55:U:H6	1.61	0.48
25:AZ:231:ILE:HD13	25:AZ:237:VAL:CG2	2.42	0.48
30:B4:16:CYS:SG	30:B4:17:GLY:N	2.86	0.48
32:B6:22:ALA:HB2	32:B6:39:TYR:CE1	2.47	0.48
34:B8:61:LEU:C	34:B8:63:PRO:HD2	2.33	0.48
36:BA:200:U:H2'	36:BA:201:C:H5'	1.95	0.48
36:BA:244:A:C2	36:BA:255:A:C4	3.01	0.48
36:BA:271(F):C:H2'	36:BA:271(G):C:H5'	1.93	0.48
36:BA:684:G:C4	36:BA:794:G:N2	2.81	0.48
36:BA:881:G:H2'	36:BA:882:G:O4'	2.12	0.48
36:BA:1319:G:O2'	36:BA:1320:C:H5'	2.13	0.48
36:BA:1720:U:H3'	36:BA:1721:G:H5''	1.93	0.48
36:BA:1794:U:H1'	36:BA:1900:A:C2	2.48	0.48
36:BA:1914:C:H2'	36:BA:1915:U:O4'	2.14	0.48
36:BA:2150:U:H2'	36:BA:2151:G:C8	2.48	0.48
36:BA:2187:G:H2'	36:BA:2188:C:C5'	2.14	0.48
38:BC:50:ASP:OD2	38:BC:52:ARG:HB2	2.14	0.48
44:BJ:100:UNK:CB	44:BJ:129:UNK:HA	2.43	0.48
46:BN:128:HIS:O	46:BN:128:HIS:CG	2.64	0.48
47:BO:122:LEU:CD1	52:BT:72:VAL:HG11	2.43	0.48
48:BP:34:GLY:O	48:BP:35:HIS:CB	2.62	0.48
49:BQ:141:GLN:HG2	58:BZ:72:ARG:NH2	2.28	0.48
50:BR:87:TYR:O	50:BR:89:ASP:N	2.47	0.48
50:BR:114:VAL:HG23	50:BR:114:VAL:O	2.13	0.48
52:BT:5:ALA:O	52:BT:8:LYS:N	2.46	0.48
53:BU:65:ILE:HD12	53:BU:65:ILE:H	1.78	0.48
58:BZ:96:VAL:CG1	58:BZ:97:GLU:N	2.68	0.48
1:CA:51:A:C2	1:CA:353:A:N1	2.82	0.48
1:CA:191:G:H2'	1:CA:192:U:C6	2.48	0.48
1:CA:347:G:N2	1:CA:348:G:H1'	2.27	0.48
1:CA:665:A:H1'	1:CA:733:A:O4'	2.12	0.48
1:CA:933:G:OP2	7:CG:3:ARG:HB3	2.12	0.48
2:CB:8:LYS:C	2:CB:10:LEU:H	2.16	0.48
3:CC:25:GLY:O	3:CC:27:LYS:N	2.47	0.48
3:CC:33:LEU:O	3:CC:33:LEU:HD22	2.13	0.48
5:CE:18:ARG:HG3	5:CE:18:ARG:NH1	2.25	0.48
5:CE:135:THR:O	5:CE:138:ALA:HB3	2.13	0.48
10:CJ:42:THR:HG22	10:CJ:43:ARG:N	2.28	0.48

Continued on next page...

Continued from previous page...

Atom-1	Atom-2	Interatomic distance (Å)	Clash overlap (Å)
13:CM:77:ASN:O	13:CM:80:ARG:HB3	2.13	0.48
18:CR:40:LEU:C	18:CR:42:ARG:N	2.67	0.48
22:CW:53:G:O2'	22:CW:54:U:H5'	2.13	0.48
25:CZ:24:LYS:O	25:CZ:27:LEU:N	2.40	0.48
25:CZ:137:LYS:O	25:CZ:140:MET:HB2	2.13	0.48
28:D2:24:LEU:HD23	28:D2:24:LEU:C	2.34	0.48
29:D3:29:ARG:HD2	36:DA:1184:G:OP1	2.12	0.48
30:D4:8:LYS:HG2	30:D4:9:LEU:O	2.14	0.48
36:DA:569:U:C4	36:DA:570:G:C6	3.01	0.48
36:DA:880:G:H1	36:DA:897:C:N4	2.05	0.48
36:DA:954:G:H2'	36:DA:955:C:H5'	1.94	0.48
36:DA:1165:U:H2'	36:DA:1166:C:C5	2.49	0.48
36:DA:1221:C:H2'	36:DA:1221(A):C:H6	1.78	0.48
36:DA:2012:G:O3'	55:DW:96:ILE:HG13	2.14	0.48
36:DA:2146:C:H4'	36:DA:2147:G:C8	2.48	0.48
36:DA:2523:G:O2'	36:DA:2524:G:H5''	2.12	0.48
36:DA:2836:U:H6	36:DA:2836:U:O5'	1.96	0.48
36:DA:2842:G:O2'	36:DA:2843:G:H5'	2.14	0.48
37:DB:32:C:H5'	37:DB:32:C:H6	1.76	0.48
37:DB:62:C:C2	37:DB:63:G:C8	3.01	0.48
38:DC:10:LEU:N	38:DC:10:LEU:HD13	2.27	0.48
39:DD:40:THR:O	39:DD:41:GLY:O	2.30	0.48
40:DE:24:THR:HG21	40:DE:188:VAL:CG1	2.43	0.48
41:DF:125:LEU:HD12	41:DF:196:LEU:CD2	2.44	0.48
42:DG:41:GLN:HG2	42:DG:154:GLY:O	2.14	0.48
46:DN:54:VAL:HB	46:DN:122:VAL:HG22	1.94	0.48
48:DP:56:SER:O	48:DP:57:THR:C	2.52	0.48
48:DP:125:VAL:O	48:DP:125:VAL:HG13	2.14	0.48
51:DS:20:ARG:NH1	51:DS:20:ARG:HG2	2.28	0.48
54:DV:38:LEU:C	54:DV:38:LEU:HD23	2.34	0.48
54:DV:72:VAL:HG23	54:DV:72:VAL:O	2.14	0.48
55:DW:9:TYR:HD1	55:DW:9:TYR:H	1.61	0.48
56:DX:80:ILE:O	56:DX:80:ILE:HG13	2.14	0.48
58:DZ:133:ILE:N	58:DZ:134:PRO:CD	2.76	0.48
1:AA:302:G:O2'	1:AA:556:C:H5''	2.13	0.48
1:AA:660:G:OP2	15:AO:5:LYS:HE2	2.14	0.48
1:AA:706:A:C4'	11:AK:29:ILE:HD11	2.43	0.48
1:AA:719:C:O2	18:AR:50:ILE:HG12	2.13	0.48
1:AA:1053:G:O6	1:AA:1199:U:H2'	2.14	0.48
1:AA:1054:C:C6	1:AA:1196:U:N1	2.81	0.48
2:AB:16:HIS:HD2	2:AB:210:SER:N	2.12	0.48

Continued on next page...

Continued from previous page...

Atom-1	Atom-2	Interatomic distance (Å)	Clash overlap (Å)
2:AB:142:LEU:HD23	2:AB:142:LEU:O	2.13	0.48
5:AE:13:ILE:HA	5:AE:29:GLY:O	2.13	0.48
6:AF:53:ALA:O	6:AF:54:LYS:HG2	2.13	0.48
6:AF:87:ARG:HG2	6:AF:87:ARG:NH1	2.27	0.48
9:AI:17:VAL:CG2	9:AI:80:GLY:HA3	2.43	0.48
10:AJ:81:THR:O	10:AJ:85:LEU:HG	2.14	0.48
14:AN:49:HIS:C	14:AN:51:GLY:N	2.67	0.48
25:AZ:28:THR:HG23	25:AZ:79:HIS:CE1	2.49	0.48
25:AZ:222:LEU:HD23	25:AZ:243:GLU:HG2	1.95	0.48
25:AZ:231:ILE:N	25:AZ:231:ILE:CD1	2.77	0.48
25:AZ:277:LEU:HD12	25:AZ:280:GLY:N	2.28	0.48
31:B5:33:CYS:HB3	31:B5:36:CYS:SG	2.53	0.48
32:B6:11:LEU:HG	32:B6:26:ASN:OD1	2.14	0.48
36:BA:751:A:H5'	55:BW:90:ARG:HA	1.94	0.48
36:BA:1275:A:C4	50:BR:16:HIS:ND1	2.81	0.48
36:BA:1278:A:H5''	50:BR:36:THR:HG22	1.95	0.48
36:BA:1448:G:N2	36:BA:1528(A):A:C2	2.80	0.48
36:BA:2290:G:H2'	36:BA:2291:U:O4'	2.14	0.48
36:BA:2485:G:H2'	36:BA:2486:G:H5'	1.94	0.48
36:BA:2733:A:O2'	36:BA:2734:A:H5'	2.13	0.48
36:BA:2768:C:O2'	36:BA:2769:C:H5'	2.13	0.48
36:BA:2816:C:O2	36:BA:2883:A:O2'	2.30	0.48
38:BC:43:VAL:HG23	38:BC:175:VAL:HG21	1.95	0.48
43:BH:89:ILE:HD13	43:BH:96:ALA:HB2	1.95	0.48
43:BH:125:VAL:H	43:BH:126:PRO:HD3	1.78	0.48
45:BK:101:UNK:CB	45:BK:137:UNK:H	2.27	0.48
52:BT:28:VAL:CG2	52:BT:47:GLY:O	2.61	0.48
1:CA:277:C:OP1	17:CQ:41:LYS:HE3	2.14	0.48
1:CA:299:G:H2'	1:CA:300:A:H8	1.70	0.48
1:CA:824:C:H1'	8:CH:1:MET:HE2	1.95	0.48
1:CA:966:G:O2'	1:CA:967:C:P	2.71	0.48
1:CA:1139:G:N2	1:CA:1143:G:C6	2.82	0.48
1:CA:1202:G:N2	14:CN:46:GLU:OE1	2.45	0.48
2:CB:93:VAL:HG11	2:CB:97:TRP:HD1	1.78	0.48
2:CB:204:ASN:HD22	2:CB:205:ASP:N	2.11	0.48
5:CE:28:PHE:CD2	5:CE:51:VAL:HG22	2.48	0.48
5:CE:41:VAL:HG13	5:CE:113:ALA:CA	2.43	0.48
5:CE:64:ARG:HH11	5:CE:64:ARG:CG	2.26	0.48
5:CE:144:THR:O	5:CE:147:ASP:OD1	2.31	0.48
9:CI:10:ARG:NH2	9:CI:105:ASP:OD2	2.46	0.48
13:CM:25:ILE:HD11	13:CM:60:VAL:HG13	1.96	0.48

Continued on next page...

Continued from previous page...

Atom-1	Atom-2	Interatomic distance (Å)	Clash overlap (Å)
13:CM:84:ILE:HG22	13:CM:84:ILE:O	2.13	0.48
13:CM:108:ARG:NH2	13:CM:114:ARG:HA	2.27	0.48
14:CN:9:LYS:HG2	14:CN:9:LYS:O	2.12	0.48
18:CR:50:ILE:HD13	18:CR:74:ARG:NH2	2.28	0.48
22:CW:70:G:C2'	22:CW:71:G:O5'	2.62	0.48
25:CZ:98:GLN:HB2	25:CZ:241:ARG:HG3	1.94	0.48
25:CZ:176:LEU:HB3	60:CZ:501:GDP:C2	2.48	0.48
25:CZ:207:ASP:HB3	25:CZ:208:GLU:OE2	2.13	0.48
25:CZ:231:ILE:CB	25:CZ:234:ARG:HB2	2.43	0.48
25:CZ:231:ILE:CG1	25:CZ:237:VAL:HG21	2.41	0.48
25:CZ:298:VAL:CG1	25:CZ:302:GLN:OE1	2.61	0.48
32:D6:12:GLU:HA	32:D6:23:THR:HA	1.94	0.48
36:DA:142(A):C:O2'	36:DA:143:G:H5'	2.13	0.48
36:DA:1012:U:C4	46:DN:28:THR:HG21	2.47	0.48
36:DA:2329:G:O2'	36:DA:2330:G:H5'	2.12	0.48
36:DA:2537:U:H2'	36:DA:2538:C:C6	2.47	0.48
38:DC:79:LYS:HG2	38:DC:118:ASP:O	2.13	0.48
40:DE:37:ARG:HA	40:DE:42:ASP:OD2	2.13	0.48
40:DE:179:GLU:O	40:DE:179:GLU:HG3	2.14	0.48
42:DG:56:ALA:HA	42:DG:153:ARG:NH2	2.29	0.48
42:DG:114:ILE:O	42:DG:115:ARG:CB	2.61	0.48
46:DN:1:MET:HE2	46:DN:2:LYS:N	2.28	0.48
48:DP:7:ARG:CB	48:DP:8:PRO:HD3	2.36	0.48
51:DS:92:TYR:CD2	51:DS:94:TYR:HB2	2.49	0.48
53:DU:82:GLY:C	53:DU:84:LYS:N	2.67	0.48
57:DY:40:GLU:OE1	57:DY:40:GLU:HA	2.12	0.48
57:DY:67:LEU:HD21	57:DY:71:LYS:HE2	1.95	0.48
58:DZ:178:GLU:O	58:DZ:180:VAL:CB	2.61	0.48
1:AA:540:G:O2'	1:AA:541:G:H5'	2.14	0.48
1:AA:1171:G:O2'	1:AA:1172:C:H5'	2.13	0.48
1:AA:1281:U:H5'	1:AA:1282:C:C5	2.45	0.48
2:AB:123:ALA:O	2:AB:124:SER:HB2	2.13	0.48
4:AD:124:GLY:O	4:AD:125:HIS:C	2.52	0.48
16:AP:2:VAL:O	16:AP:2:VAL:HG22	2.12	0.48
24:AY:2:G:OP1	25:AZ:90:LYS:HD3	2.13	0.48
25:AZ:110:ASP:HB3	25:AZ:113:MET:CE	2.44	0.48
25:AZ:325:LYS:HB2	25:AZ:331:HIS:HB3	1.94	0.48
28:B2:40:SER:OG	56:BX:13:LEU:HD11	2.14	0.48
29:B3:8:LEU:HB2	29:B3:28:LEU:HD12	1.95	0.48
30:B4:16:CYS:HB2	30:B4:36:CYS:SG	2.54	0.48
32:B6:53:LYS:HD3	32:B6:54:ILE:N	2.27	0.48

Continued on next page...

Continued from previous page...

Atom-1	Atom-2	Interatomic distance (Å)	Clash overlap (Å)
34:B8:52:LYS:H	34:B8:53:PRO:HD2	1.63	0.48
36:BA:30:G:C5	36:BA:31:C:C4	3.01	0.48
36:BA:521:G:H2'	36:BA:522:G:H8	1.78	0.48
36:BA:586:A:H5'	41:BF:89:VAL:HB	1.95	0.48
36:BA:1432:C:H2'	36:BA:1433:U:O4'	2.12	0.48
36:BA:1678:G:N2	36:BA:1989:G:H1	2.12	0.48
36:BA:2406:U:C2	48:BP:72:PRO:HB2	2.48	0.48
36:BA:2792:G:C2'	36:BA:2793:G:H5'	2.43	0.48
39:BD:33:LEU:HD12	39:BD:102:LYS:HD2	1.94	0.48
39:BD:35:LYS:HG2	39:BD:36:PRO:CD	2.43	0.48
40:BE:154:LYS:O	40:BE:156:MET:HG3	2.13	0.48
42:BG:172:LEU:HD23	42:BG:176:LEU:HD12	1.95	0.48
45:BK:3:UNK:O	45:BK:4:UNK:C	2.62	0.48
47:BO:66:LYS:H	47:BO:82:ASN:ND2	2.11	0.48
49:BQ:51:ARG:HH11	49:BQ:51:ARG:CG	2.24	0.48
49:BQ:141:GLN:C	58:BZ:53:ILE:HD12	2.34	0.48
52:BT:33:LYS:NZ	52:BT:43:GLN:HG2	2.26	0.48
52:BT:64:ARG:HD3	52:BT:102:ILE:CD1	2.44	0.48
57:BY:87:LYS:CG	57:BY:88:LYS:H	2.27	0.48
58:BZ:103:ARG:HE	58:BZ:138:GLU:HG3	1.77	0.48
58:BZ:128:VAL:HG21	58:BZ:134:PRO:HD2	1.94	0.48
1:CA:189(H):G:OP2	1:CA:189(H):G:H2'	2.13	0.48
1:CA:263:A:OP2	20:CT:79:ARG:NH1	2.45	0.48
1:CA:264:U:O2'	17:CQ:64:PRO:HB2	2.14	0.48
1:CA:346:G:N3	1:CA:346:G:C2'	2.77	0.48
1:CA:1014:A:H5'	19:CS:14:HIS:CD2	2.48	0.48
1:CA:1286:A:C2	21:CU:18:TYR:OH	2.67	0.48
2:CB:48:MET:O	2:CB:49:GLU:C	2.51	0.48
3:CC:8:ILE:HG13	3:CC:184:TYR:HB3	1.96	0.48
3:CC:34:LEU:O	3:CC:34:LEU:HD23	2.12	0.48
4:CD:79:PHE:HA	4:CD:93:PHE:CD1	2.48	0.48
10:CJ:50:ILE:HG12	14:CN:41:ARG:HE	1.78	0.48
10:CJ:79:ARG:HG2	10:CJ:79:ARG:HH11	1.79	0.48
12:CL:5:PRO:O	12:CL:6:THR:C	2.50	0.48
15:CO:26:GLU:OE2	15:CO:77:ARG:HD2	2.13	0.48
20:CT:56:MET:HE3	20:CT:85:MET:HG2	1.95	0.48
25:CZ:223:MET:CE	25:CZ:238:ALA:O	2.61	0.48
25:CZ:234:ARG:NH2	25:CZ:289:LEU:CD2	2.76	0.48
26:D0:43:THR:H	36:DA:2331:G:H4'	1.78	0.48
34:D8:32:LEU:CG	34:D8:36:LYS:NZ	2.77	0.48
35:D9:14:CYS:HA	35:D9:27:CYS:HB2	1.95	0.48

Continued on next page...

Continued from previous page...

Atom-1	Atom-2	Interatomic distance (Å)	Clash overlap (Å)
36:DA:306:U:H2'	36:DA:307:G:O4'	2.14	0.48
36:DA:761:A:C8	36:DA:761:A:C3'	2.96	0.48
36:DA:902:C:H2'	36:DA:903:C:C6	2.48	0.48
36:DA:1060:U:H1'	36:DA:1061:U:H5''	1.95	0.48
36:DA:1120:G:H2'	36:DA:1121:C:C6	2.49	0.48
36:DA:1131:G:O6	36:DA:2040:C:H1'	2.13	0.48
36:DA:1221(A):C:H2'	36:DA:1222:C:C6	2.48	0.48
36:DA:1708:C:O2'	36:DA:1709:U:H5'	2.13	0.48
36:DA:1790:C:H2'	36:DA:1791:A:C5	2.49	0.48
36:DA:2305:A:H2'	36:DA:2306:C:C4'	2.43	0.48
36:DA:2400:G:N2	36:DA:2417:C:C2	2.82	0.48
36:DA:2653:U:H5''	36:DA:2654:A:H2'	1.95	0.48
36:DA:2842:G:C2'	36:DA:2843:G:H5'	2.43	0.48
38:DC:84:LYS:HA	38:DC:87:GLU:OE1	2.13	0.48
39:DD:97:TYR:C	39:DD:99:ASP:N	2.65	0.48
43:DH:146:ALA:O	43:DH:149:ARG:HB3	2.13	0.48
47:DO:3:GLN:O	47:DO:21:CYS:HB3	2.14	0.48
47:DO:12:ASP:OD2	47:DO:86:ILE:N	2.46	0.48
48:DP:71:VAL:N	48:DP:72:PRO:CD	2.77	0.48
50:DR:10:LEU:HD12	50:DR:10:LEU:C	2.34	0.48
51:DS:34:HIS:CE1	51:DS:54:LEU:HB3	2.48	0.48
53:DU:95:LEU:HD11	54:DV:11:GLN:HG3	1.95	0.48
57:DY:28:LYS:CG	57:DY:39:VAL:HG22	2.37	0.48
57:DY:44:ILE:CG2	57:DY:45:VAL:H	2.25	0.48
57:DY:87:LYS:CG	57:DY:88:LYS:H	2.22	0.48
58:DZ:108:PRO:C	58:DZ:110:GLY:N	2.66	0.48
1:AA:139:G:O2'	1:AA:140:A:H5'	2.13	0.48
1:AA:236:G:OP1	17:AQ:40:LYS:NZ	2.38	0.48
1:AA:324:G:OP1	20:AT:22:ARG:HD3	2.14	0.48
1:AA:444:C:H2'	1:AA:445:G:H8	1.78	0.48
1:AA:955:U:O2'	1:AA:956:U:H5'	2.14	0.48
1:AA:987:G:O2'	1:AA:988:G:H5'	2.13	0.48
1:AA:1039:C:H6	1:AA:1040:U:H5	1.62	0.48
1:AA:1104:G:P	2:AB:111:ARG:HD2	2.53	0.48
1:AA:1228:C:OP1	13:AM:108:ARG:NH2	2.45	0.48
2:AB:190:THR:O	2:AB:191:ASP:HB2	2.13	0.48
2:AB:215:LEU:O	2:AB:218:ALA:HB3	2.13	0.48
2:AB:215:LEU:O	2:AB:219:VAL:HG23	2.13	0.48
4:AD:76:ARG:O	4:AD:80:GLU:HG2	2.13	0.48
5:AE:39:GLY:HA2	5:AE:69:VAL:HG23	1.95	0.48
13:AM:23:TYR:CE1	13:AM:70:LEU:HD22	2.45	0.48

Continued on next page...

Continued from previous page...

Atom-1	Atom-2	Interatomic distance (Å)	Clash overlap (Å)
20:AT:8:ARG:HG3	20:AT:8:ARG:NH1	2.29	0.48
24:AY:56:C:C2	36:BA:1067:A:H2	2.32	0.48
25:AZ:113:MET:O	25:AZ:116:THR:HB	2.13	0.48
27:B1:53:VAL:HG13	27:B1:58:ILE:HD13	1.95	0.48
29:B3:17:LYS:O	29:B3:18:ASP:C	2.52	0.48
34:B8:14:VAL:CG2	34:B8:24:ALA:HB2	2.40	0.48
36:BA:466:A:H2'	36:BA:467:G:H5'	1.94	0.48
36:BA:693:C:O2'	36:BA:694:U:H5'	2.13	0.48
36:BA:1146:C:O2'	36:BA:1147:C:H5'	2.14	0.48
36:BA:1313:U:C2	36:BA:1610:A:H2	2.32	0.48
36:BA:1361:G:O2'	36:BA:1362:C:H5'	2.13	0.48
36:BA:1412:A:O2'	36:BA:1413:G:H5'	2.14	0.48
36:BA:1817:G:H2'	36:BA:1818:U:C5'	2.31	0.48
36:BA:2515:C:H2'	36:BA:2516:G:H8	1.79	0.48
38:BC:76:ALA:HB2	38:BC:114:VAL:CG2	2.41	0.48
38:BC:147:PHE:C	38:BC:149:ILE:H	2.17	0.48
40:BE:16:ARG:O	40:BE:17:ASP:HB2	2.12	0.48
41:BF:135:LYS:HB3	41:BF:138:GLU:CD	2.34	0.48
41:BF:154:VAL:HG13	41:BF:191:ARG:O	2.13	0.48
42:BG:110:ALA:H	42:BG:112:PRO:HD2	1.78	0.48
47:BO:24:VAL:CG1	47:BO:33:ALA:HB2	2.44	0.48
49:BQ:27:VAL:HG11	49:BQ:134:ARG:CD	2.44	0.48
51:BS:98:VAL:CG1	51:BS:100:ALA:HB2	2.39	0.48
52:BT:106:SER:HA	52:BT:110:ILE:CG1	2.44	0.48
54:BV:21:ARG:HB3	54:BV:91:TYR:HD2	1.78	0.48
1:CA:353:A:H5'	1:CA:353:A:C8	2.42	0.48
1:CA:377:G:H2'	1:CA:378:G:H8	1.76	0.48
1:CA:382:A:H2'	1:CA:383:A:C8	2.48	0.48
1:CA:1117:G:H8	1:CA:1117:G:C5'	2.20	0.48
1:CA:1376:U:H2'	1:CA:1377:A:C8	2.48	0.48
2:CB:204:ASN:HD22	2:CB:206:ASP:H	1.58	0.48
3:CC:153:VAL:O	3:CC:154:SER:CB	2.61	0.48
4:CD:61:LYS:HA	4:CD:203:VAL:HG13	1.96	0.48
4:CD:116:GLN:O	4:CD:117:ALA:C	2.51	0.48
4:CD:170:VAL:HG12	4:CD:174:LEU:HB2	1.93	0.48
12:CL:60:LEU:C	12:CL:62:SER:H	2.15	0.48
12:CL:78:GLN:O	12:CL:80:HIS:N	2.47	0.48
12:CL:109:GLY:HA3	12:CL:122:THR:H	1.78	0.48
20:CT:24:LEU:HD22	20:CT:24:LEU:O	2.14	0.48
25:CZ:125:GLN:HE22	25:CZ:394:THR:HB	1.78	0.48
25:CZ:212:THR:HG23	25:CZ:212:THR:O	2.14	0.48

Continued on next page...

Continued from previous page...

Atom-1	Atom-2	Interatomic distance (Å)	Clash overlap (Å)
26:D0:27:GLU:CD	26:D0:27:GLU:H	2.17	0.48
28:D2:66:GLU:HA	28:D2:69:ARG:NE	2.29	0.48
30:D4:16:CYS:HB2	30:D4:36:CYS:SG	2.52	0.48
30:D4:30:GLU:C	30:D4:31:ILE:HD12	2.33	0.48
31:D5:52:TYR:CD1	31:D5:52:TYR:O	2.66	0.48
35:D9:18:ARG:NH2	36:DA:1123:C:H1'	2.29	0.48
36:DA:333:G:N2	36:DA:334:C:H1'	2.29	0.48
36:DA:336:C:O2'	36:DA:337:C:H5'	2.14	0.48
36:DA:821:A:H5''	36:DA:822:U:C6	2.48	0.48
36:DA:1409:C:O2'	36:DA:1410:G:H5'	2.14	0.48
36:DA:1592:C:H2'	36:DA:1593:G:C8	2.48	0.48
36:DA:1902:C:C1'	39:DD:244:ARG:HG3	2.38	0.48
36:DA:2176:A:N3	38:DC:172:HIS:CE1	2.82	0.48
36:DA:2206:G:H3'	36:DA:2206:G:N3	2.28	0.48
36:DA:2236:C:H2'	36:DA:2237:G:O4'	2.12	0.48
36:DA:2358:G:O2'	36:DA:2359:C:H5'	2.14	0.48
41:DF:206:ILE:CG2	41:DF:207:GLY:H	2.18	0.48
42:DG:52:ILE:N	42:DG:52:ILE:CD1	2.75	0.48
43:DH:83:TYR:CG	43:DH:134:SER:HB3	2.48	0.48
43:DH:139:GLN:NE2	43:DH:140:LYS:HA	2.29	0.48
48:DP:115:LEU:HA	48:DP:131:SER:OG	2.13	0.48
52:DT:27:THR:OG1	52:DT:28:VAL:N	2.46	0.48
54:DV:1:MET:SD	54:DV:43:GLU:HG2	2.53	0.48
55:DW:82:LEU:CD1	55:DW:82:LEU:H	2.27	0.48
56:DX:36:LYS:HA	56:DX:39:ILE:HG12	1.94	0.48
58:DZ:99:TYR:HD2	58:DZ:123:ASP:HB3	1.77	0.48
1:AA:625:G:O2'	1:AA:626:U:H5'	2.13	0.48
1:AA:748:C:H1'	1:AA:749:C:H5	1.79	0.48
1:AA:1126:U:H1'	1:AA:1280:A:C5	2.49	0.48
1:AA:1137:C:H4'	1:AA:1138:G:C2	2.48	0.48
3:AC:11:ARG:HG2	3:AC:11:ARG:NH1	2.18	0.48
3:AC:157:ILE:H	3:AC:157:ILE:HD12	1.78	0.48
4:AD:67:ILE:O	4:AD:67:ILE:HG23	2.14	0.48
6:AF:87:ARG:HH11	6:AF:87:ARG:CG	2.25	0.48
9:AI:33:PHE:O	9:AI:35:GLU:N	2.47	0.48
10:AJ:86:MET:O	10:AJ:86:MET:HG2	2.13	0.48
12:AL:27:LEU:C	12:AL:29:GLY:H	2.17	0.48
16:AP:60:LEU:HD23	16:AP:60:LEU:HA	1.73	0.48
20:AT:48:LYS:O	20:AT:49:ALA:C	2.51	0.48
25:AZ:380:LEU:HD23	25:AZ:380:LEU:N	2.29	0.48
27:B1:67:ILE:O	27:B1:70:VAL:CG2	2.62	0.48

Continued on next page...

Continued from previous page...

Atom-1	Atom-2	Interatomic distance (Å)	Clash overlap (Å)
30:B4:7:PRO:O	30:B4:8:LYS:CB	2.56	0.48
33:B7:9:ARG:NE	36:BA:1310:G:OP2	2.45	0.48
36:BA:598:G:H5'	48:BP:15:ARG:CB	2.44	0.48
36:BA:906:G:H5'	49:BQ:26:TYR:OH	2.13	0.48
36:BA:1230:C:O2'	36:BA:1231:G:H5'	2.14	0.48
36:BA:1820:U:O2	39:BD:201:HIS:HB3	2.13	0.48
36:BA:2400:G:N2	36:BA:2417:C:C2	2.81	0.48
36:BA:2538:C:H2'	36:BA:2539:C:H6	1.79	0.48
38:BC:114:VAL:HG12	38:BC:144:THR:CB	2.43	0.48
39:BD:76:PRO:HA	39:BD:118:VAL:HG23	1.95	0.48
39:BD:117:VAL:HG22	39:BD:118:VAL:N	2.29	0.48
39:BD:165:ILE:HA	39:BD:175:LEU:HD23	1.96	0.48
40:BE:63:LEU:O	40:BE:64:LYS:C	2.51	0.48
41:BF:84:VAL:O	41:BF:86:GLY:N	2.40	0.48
41:BF:150:GLY:HA2	41:BF:172:TRP:CE3	2.48	0.48
42:BG:27:ASN:HD21	42:BG:30:GLU:HB2	1.78	0.48
44:BJ:11:UNK:C	44:BJ:13:UNK:N	2.76	0.48
49:BQ:18:LYS:HB2	49:BQ:98:LYS:HZ1	1.76	0.48
49:BQ:39:PRO:CA	49:BQ:99:PRO:HD3	2.44	0.48
52:BT:11:GLU:CD	52:BT:11:GLU:H	2.17	0.48
55:BW:75:TYR:CE1	55:BW:104:THR:OG1	2.66	0.48
58:BZ:120:ILE:HG13	58:BZ:170:THR:HG22	1.95	0.48
1:CA:328:C:O2	1:CA:328:C:H2'	2.12	0.48
1:CA:358:U:H1'	25:CZ:233:GLY:HA2	1.96	0.48
1:CA:622:A:C8	1:CA:623:C:C5	3.02	0.48
1:CA:691:G:C6	11:CK:52:GLY:HA2	2.47	0.48
1:CA:878:G:C5'	8:CH:89:PRO:HG2	2.42	0.48
1:CA:1015:A:C6	1:CA:1016:A:C6	3.01	0.48
1:CA:1149:C:C2'	1:CA:1150:U:O2	2.41	0.48
1:CA:1202:G:C2	14:CN:42:ILE:CG2	2.96	0.48
1:CA:1296:C:H4'	1:CA:1302:U:H5	1.78	0.48
1:CA:1346:A:C8	7:CG:10:ARG:NH2	2.82	0.48
2:CB:30:ARG:HE	2:CB:31:TYR:HE1	1.62	0.48
3:CC:25:GLY:O	3:CC:26:LYS:C	2.51	0.48
4:CD:98:GLU:HA	4:CD:103:ASN:HD22	1.75	0.48
5:CE:120:THR:CG2	5:CE:121:LYS:N	2.76	0.48
7:CG:21:VAL:HG23	7:CG:22:LEU:N	2.29	0.48
12:CL:18:VAL:O	12:CL:19:ARG:HB3	2.14	0.48
22:CV:75:C:H2'	22:CV:76:A:O4'	2.13	0.48
22:CW:26:A:H2'	22:CW:27:G:C8	2.48	0.48
22:CW:34:G:C8	22:CW:35:A:N7	2.81	0.48

Continued on next page...

Continued from previous page...

Atom-1	Atom-2	Interatomic distance (Å)	Clash overlap (Å)
24:CY:61:C:C2'	24:CY:62:U:H5''	2.43	0.48
25:CZ:89:ILE:O	25:CZ:92:MET:HB3	2.13	0.48
25:CZ:313:HIS:HD2	25:CZ:403:ILE:HD13	1.77	0.48
26:D0:43:THR:HG21	36:DA:2336:A:H61	1.79	0.48
27:D1:56:GLN:HG3	27:D1:87:PRO:HD3	1.95	0.48
29:D3:54:VAL:HG12	29:D3:55:ARG:N	2.29	0.48
32:D6:5:VAL:O	32:D6:6:ARG:HB2	2.13	0.48
35:D9:29:ASN:HD22	35:D9:29:ASN:H	1.61	0.48
36:DA:64:A:H2'	36:DA:65:C:H6	1.78	0.48
36:DA:130:C:O3'	36:DA:1349:A:H1'	2.13	0.48
36:DA:252:G:O2'	36:DA:253:C:H5'	2.13	0.48
36:DA:440:G:H22	41:DF:46:ARG:NH2	2.11	0.48
36:DA:489:G:N2	36:DA:1321:A:OP1	2.42	0.48
36:DA:515:A:C8	36:DA:516:C:C6	3.01	0.48
36:DA:580:C:P	53:DU:33:ARG:HH21	2.36	0.48
36:DA:1177:A:H5'	36:DA:1178:C:C5	2.48	0.48
36:DA:1671:U:O2'	36:DA:1673:U:H5	1.96	0.48
36:DA:1761:C:H3'	36:DA:1762:A:C8	2.49	0.48
36:DA:2107:C:C5	36:DA:2108:C:H5	2.32	0.48
36:DA:2176:A:H3'	36:DA:2176:A:C8	2.48	0.48
36:DA:2256:G:N2	36:DA:2275:C:C4	2.81	0.48
36:DA:2287:A:C2	36:DA:2346:A:C2	3.02	0.48
36:DA:2491:U:C5'	36:DA:2570:G:H5''	2.38	0.48
36:DA:2602:A:H4'	36:DA:2603:G:C5'	2.43	0.48
36:DA:2649:U:H2'	36:DA:2650:U:H6	1.76	0.48
37:DB:7:G:H4'	51:DS:29:PHE:HD2	1.78	0.48
37:DB:16:G:N2	37:DB:69:G:H1'	2.28	0.48
37:DB:114:C:H2'	37:DB:115:G:H8	1.78	0.48
39:DD:79:VAL:HG21	39:DD:111:LEU:HD21	1.94	0.48
39:DD:101:GLU:HG2	39:DD:102:LYS:N	2.28	0.48
39:DD:142:VAL:CG2	39:DD:191:ALA:HB1	2.44	0.48
40:DE:34:VAL:HG13	40:DE:48:GLN:NE2	2.28	0.48
40:DE:51:PHE:O	40:DE:52:LEU:C	2.52	0.48
40:DE:117:MET:HE2	40:DE:124:GLY:CA	2.43	0.48
40:DE:167:VAL:CG2	40:DE:170:LEU:HD11	2.43	0.48
48:DP:23:PRO:C	48:DP:33:ARG:NE	2.67	0.48
48:DP:47:ASP:HB3	48:DP:49:ARG:N	2.29	0.48
51:DS:104:GLY:O	51:DS:106:ARG:N	2.45	0.48
52:DT:91:ARG:CB	52:DT:116:ALA:HA	2.44	0.48
55:DW:88:ARG:CG	55:DW:94:ASP:OD2	2.58	0.48
58:DZ:53:ILE:HG22	58:DZ:71:VAL:O	2.14	0.48

Continued on next page...

Continued from previous page...

Atom-1	Atom-2	Interatomic distance (Å)	Clash overlap (Å)
1:AA:1054:C:C6	1:AA:1196:U:N3	2.78	0.48
1:AA:1190:G:OP1	3:AC:5:ILE:HD12	2.14	0.48
2:AB:24:TRP:CZ3	2:AB:26:PRO:HA	2.48	0.48
2:AB:140:HIS:C	2:AB:142:LEU:N	2.65	0.48
2:AB:178:ARG:NH1	2:AB:178:ARG:HG3	2.27	0.48
4:AD:61:LYS:HA	4:AD:203:VAL:HG13	1.96	0.48
7:AG:134:ALA:O	7:AG:135:VAL:C	2.52	0.48
12:AL:58:VAL:HG21	12:AL:60:LEU:HD21	1.95	0.48
22:AW:40:C:H2'	22:AW:41:C:H6	1.79	0.48
25:AZ:110:ASP:HB3	25:AZ:113:MET:HE1	1.96	0.48
25:AZ:135:MET:SD	25:AZ:150:VAL:CG1	3.02	0.48
25:AZ:176:LEU:HD12	25:AZ:176:LEU:C	2.34	0.48
25:AZ:378:VAL:HG23	25:AZ:380:LEU:CG	2.44	0.48
25:AZ:379:ALA:O	25:AZ:380:LEU:HD23	2.13	0.48
28:B2:35:LEU:C	28:B2:35:LEU:HD22	2.34	0.48
28:B2:53:LEU:C	28:B2:55:ARG:H	2.16	0.48
36:BA:909:A:H2'	36:BA:912:C:H5	1.75	0.48
36:BA:975:C:H4'	36:BA:975:C:OP2	2.14	0.48
36:BA:1528:A:N6	36:BA:1544:A:N1	2.60	0.48
36:BA:1818:U:H2'	39:BD:157:ARG:HG3	1.96	0.48
36:BA:2870:C:H5'	50:BR:61:HIS:HE1	1.78	0.48
37:BB:33:G:C2'	37:BB:34:U:H5'	2.43	0.48
37:BB:82:G:O2'	37:BB:83:G:H5'	2.13	0.48
38:BC:131:LEU:C	38:BC:133:PRO:HD2	2.34	0.48
39:BD:8:PRO:HB3	39:BD:14:ARG:HB3	1.96	0.48
44:BJ:127:UNK:HA	44:BJ:130:UNK:CB	2.44	0.48
47:BO:64:ARG:HD3	47:BO:79:PHE:CD1	2.49	0.48
49:BQ:109:VAL:CG1	49:BQ:113:GLN:OE1	2.62	0.48
50:BR:13:HIS:CE1	50:BR:15:SER:OG	2.66	0.48
51:BS:12:PHE:CD1	51:BS:12:PHE:C	2.85	0.48
51:BS:66:ALA:O	51:BS:69:VAL:N	2.46	0.48
51:BS:74:ALA:HB1	51:BS:103:GLU:CG	2.41	0.48
52:BT:129:ARG:HG3	52:BT:129:ARG:O	2.13	0.48
54:BV:64:HIS:CE1	54:BV:92:THR:CG2	2.97	0.48
1:CA:418:C:H2'	1:CA:419:C:H6	1.77	0.48
1:CA:666:G:H5'	1:CA:726:C:H1'	1.95	0.48
1:CA:940:C:O2'	1:CA:941:G:H5'	2.14	0.48
1:CA:1134:G:C2'	1:CA:1135:U:H5'	2.43	0.48
1:CA:1259:C:H3'	1:CA:1260:C:H5''	1.96	0.48
1:CA:1343:G:O2'	9:CI:121:ARG:HA	2.13	0.48
1:CA:1360:A:H2'	1:CA:1361:G:O4'	2.14	0.48

Continued on next page...

Continued from previous page...

Atom-1	Atom-2	Interatomic distance (Å)	Clash overlap (Å)
5:CE:78:HIS:HE1	5:CE:143:ARG:H	1.61	0.48
5:CE:79:GLU:HA	5:CE:91:LEU:O	2.14	0.48
7:CG:118:VAL:HG23	7:CG:119:ARG:H	1.79	0.48
7:CG:134:ALA:O	7:CG:135:VAL:C	2.52	0.48
8:CH:98:LYS:HG3	8:CH:99:GLU:HG3	1.94	0.48
9:CI:50:LEU:O	9:CI:51:ARG:HG3	2.13	0.48
15:CO:74:ASP:O	15:CO:76:GLU:N	2.47	0.48
16:CP:55:ARG:NH2	16:CP:58:TYR:CG	2.81	0.48
17:CQ:81:ARG:O	17:CQ:83:ASP:N	2.47	0.48
19:CS:70:LYS:O	19:CS:71:LEU:C	2.52	0.48
22:CW:8:U:H5'	22:CW:49:C:OP2	2.13	0.48
25:CZ:5:PHE:HB3	25:CZ:276:THR:O	2.13	0.48
25:CZ:24:LYS:HB2	25:CZ:24:LYS:HE2	1.64	0.48
29:D3:8:LEU:HD22	29:D3:31:LEU:HG	1.95	0.48
29:D3:31:LEU:HD23	29:D3:32:GLN:N	2.29	0.48
34:D8:13:ARG:HB3	48:DP:63:PRO:HA	1.96	0.48
36:DA:250:G:H2'	36:DA:251:A:C8	2.49	0.48
36:DA:290:G:O2'	36:DA:291:C:H5'	2.12	0.48
36:DA:833:U:H2'	36:DA:834:C:C6	2.49	0.48
36:DA:860:U:C2	36:DA:2268:A:O4'	2.66	0.48
36:DA:1283:G:N2	36:DA:1285:G:H3'	2.28	0.48
36:DA:1407:C:N4	36:DA:1595:G:H1	2.07	0.48
36:DA:1827:C:O2'	36:DA:1828:G:H5'	2.13	0.48
36:DA:1950:G:N2	36:DA:1954:G:C8	2.82	0.48
36:DA:2170:A:OP1	38:DC:134:ARG:NH1	2.46	0.48
36:DA:2476:A:C2'	36:DA:2477:C:C5'	2.92	0.48
37:DB:52:A:O2'	37:DB:53:A:C8	2.67	0.48
39:DD:26:LYS:O	39:DD:27:THR:HB	2.14	0.48
42:DG:126:ASP:O	42:DG:128:ARG:N	2.46	0.48
43:DH:89:ILE:CD1	43:DH:96:ALA:HB2	2.43	0.48
48:DP:23:PRO:O	48:DP:33:ARG:CD	2.57	0.48
49:DQ:62:GLY:HA2	58:DZ:116:VAL:CG2	2.41	0.48
51:DS:15:ARG:O	51:DS:15:ARG:CD	2.57	0.48
52:DT:35:LYS:O	52:DT:36:GLU:HB2	2.12	0.48
52:DT:48:ILE:HD12	52:DT:64:ARG:O	2.13	0.48
55:DW:107:LEU:N	55:DW:107:LEU:HD12	2.29	0.48
1:AA:878:G:H5''	8:AH:89:PRO:HG2	1.96	0.48
2:AB:140:HIS:C	2:AB:142:LEU:H	2.15	0.48
4:AD:59:ARG:HH21	4:AD:62:GLN:HG3	1.78	0.48
9:AI:83:ARG:HA	9:AI:86:VAL:HG12	1.96	0.48
13:AM:118:ALA:HB2	22:AV:29:G:H5'	1.95	0.48

Continued on next page...

Continued from previous page...

Atom-1	Atom-2	Interatomic distance (Å)	Clash overlap (Å)
21:AU:5:ASP:O	21:AU:11:GLY:HA3	2.13	0.48
22:AV:5:G:O2'	22:AV:6:G:H5'	2.14	0.48
25:AZ:226:GLU:O	25:AZ:300:ARG:CD	2.58	0.48
25:AZ:375:ILE:HD12	25:AZ:375:ILE:O	2.14	0.48
28:B2:2:LYS:CE	28:B2:59:ARG:HH22	2.25	0.48
32:B6:35:GLU:CB	32:B6:51:GLU:HB2	2.43	0.48
33:B7:34:ARG:HH12	33:B7:42:LEU:CA	2.27	0.48
36:BA:150:C:O2'	36:BA:151:C:H5'	2.14	0.48
36:BA:589:C:H2'	36:BA:590:A:H8	1.78	0.48
36:BA:605:C:H1'	36:BA:657:U:HO2'	1.78	0.48
36:BA:840:C:H2'	36:BA:841:A:H8	1.79	0.48
36:BA:948:G:O2'	36:BA:949:C:H5'	2.14	0.48
36:BA:1142(A):A:H4'	46:BN:25:ARG:HH22	1.79	0.48
36:BA:1151:G:H5''	53:BU:81:HIS:CE1	2.48	0.48
36:BA:1278:A:C5'	50:BR:36:THR:HG22	2.44	0.48
36:BA:1279:G:H4'	50:BR:31:HIS:HD2	1.78	0.48
36:BA:1502:C:H5'	36:BA:1503:U:OP2	2.13	0.48
36:BA:1756:G:H4'	36:BA:1758:G:O4'	2.14	0.48
36:BA:1821:A:H2'	36:BA:1822:G:H8	1.78	0.48
36:BA:2187:G:C3'	36:BA:2188:C:H5'	2.44	0.48
36:BA:2773:C:H5''	40:BE:164:ARG:CG	2.43	0.48
37:BB:7:G:O5'	51:BS:29:PHE:CE2	2.66	0.48
38:BC:58:VAL:HG22	38:BC:201:PRO:HD3	1.95	0.48
39:BD:238:GLY:O	39:BD:239:ARG:C	2.51	0.48
40:BE:46:ALA:HB2	40:BE:82:ARG:HA	1.95	0.48
41:BF:6:VAL:CG1	41:BF:7:TYR:H	2.13	0.48
41:BF:184:TYR:HD1	48:BP:7:ARG:NH1	2.12	0.48
43:BH:153:LYS:H	43:BH:153:LYS:CD	2.23	0.48
46:BN:3:THR:HG22	46:BN:5:VAL:H	1.78	0.48
46:BN:65:LYS:C	46:BN:67:LEU:H	2.17	0.48
49:BQ:34:LEU:HD11	49:BQ:129:THR:OG1	2.14	0.48
49:BQ:64:ILE:CG2	49:BQ:65:PHE:N	2.77	0.48
51:BS:12:PHE:HD1	51:BS:13:ARG:N	2.12	0.48
51:BS:26:LEU:HG	51:BS:39:ILE:HG12	1.96	0.48
52:BT:89:VAL:HG12	52:BT:91:ARG:CG	2.20	0.48
55:BW:75:TYR:N	55:BW:75:TYR:HD1	2.12	0.48
57:BY:23:ARG:HH11	57:BY:23:ARG:HG2	1.79	0.48
1:CA:17:U:H2'	1:CA:18:C:C6	2.49	0.48
1:CA:39:G:C8	1:CA:498:U:C4	3.01	0.48
1:CA:337:C:H2'	1:CA:338:A:C8	2.49	0.48
1:CA:791:G:H2'	1:CA:792:A:H5'	1.95	0.48

Continued on next page...

Continued from previous page...

Atom-1	Atom-2	Interatomic distance (Å)	Clash overlap (Å)
1:CA:1054:C:H5	1:CA:1196:U:C5	2.27	0.48
1:CA:1204:A:C2	1:CA:1205:U:C2	3.02	0.48
1:CA:1272:G:H2'	1:CA:1273:G:O4'	2.14	0.48
1:CA:1502:A:H2	1:CA:1505:G:H1	1.60	0.48
2:CB:142:LEU:CD2	2:CB:146:GLN:NE2	2.76	0.48
2:CB:233:SER:HB2	2:CB:234:PRO:CD	2.44	0.48
6:CF:33:TYR:HD2	6:CF:75:LEU:HD13	1.78	0.48
10:CJ:89:ASP:HB3	10:CJ:91:PRO:HD3	1.96	0.48
11:CK:62:GLN:O	11:CK:65:ALA:N	2.47	0.48
22:CW:6:G:C2'	22:CW:7:A:H5'	2.43	0.48
24:CY:67:G:H2'	24:CY:68:C:C6	2.49	0.48
24:CY:75:C:C6	25:CZ:231:ILE:HA	2.41	0.48
25:CZ:241:ARG:HB2	25:CZ:285:ASN:HD21	1.78	0.48
26:D0:81:VAL:HG12	26:D0:81:VAL:O	2.13	0.48
28:D2:16:LEU:HD23	28:D2:17:SER:H	1.75	0.48
36:DA:89:G:H3'	36:DA:90:U:C5'	2.42	0.48
36:DA:200:U:C2'	36:DA:201:C:H5'	2.44	0.48
36:DA:229:A:H2'	36:DA:229:A:N3	2.29	0.48
36:DA:265:A:H1'	36:DA:266:G:O4'	2.14	0.48
36:DA:445:C:OP1	53:DU:2:PRO:HA	2.14	0.48
36:DA:484:C:H2'	36:DA:485:C:C6	2.49	0.48
36:DA:1071:G:H4'	36:DA:1089:G:OP2	2.14	0.48
36:DA:1150:C:O2'	36:DA:1151:G:H5'	2.14	0.48
36:DA:1477:A:H5'	36:DA:1478:G:OP2	2.13	0.48
36:DA:1495:A:N3	36:DA:1496:A:C2	2.82	0.48
36:DA:1498:C:H2'	36:DA:1499:C:H5''	1.94	0.48
36:DA:2129:C:OP1	38:DC:6:ARG:HB3	2.12	0.48
36:DA:2419:U:O2'	36:DA:2420:C:H5'	2.14	0.48
36:DA:2462:U:C2	36:DA:2489:G:N2	2.82	0.48
36:DA:2466:C:O2'	36:DA:2467:C:H5'	2.14	0.48
36:DA:2478:A:O2'	36:DA:2528:U:H1'	2.13	0.48
36:DA:2481:G:O2'	36:DA:2482:G:P	2.72	0.48
38:DC:82:LYS:HG3	38:DC:116:THR:HG21	1.96	0.48
39:DD:44:ASN:HB2	39:DD:48:ARG:O	2.14	0.48
40:DE:149:ARG:NH1	40:DE:149:ARG:HG3	2.28	0.48
40:DE:181:LEU:HD21	52:DT:7:ILE:CG2	2.43	0.48
41:DF:7:TYR:OH	41:DF:10:PRO:HB3	2.13	0.48
41:DF:43:LYS:HA	41:DF:98:SER:HB3	1.96	0.48
43:DH:152:ARG:HB3	43:DH:162:ILE:HG23	1.95	0.48
44:DJ:37:UNK:C	44:DJ:39:UNK:N	2.74	0.48
46:DN:42:TRP:O	53:DU:64:ARG:NH1	2.46	0.48

Continued on next page...

Continued from previous page...

Atom-1	Atom-2	Interatomic distance (Å)	Clash overlap (Å)
46:DN:70:LYS:O	46:DN:86:PRO:HA	2.14	0.48
48:DP:24:GLY:HA3	48:DP:33:ARG:CZ	2.44	0.48
48:DP:31:ALA:C	48:DP:33:ARG:N	2.67	0.48
52:DT:106:SER:O	52:DT:107:ASP:CG	2.52	0.48
57:DY:2:ARG:O	57:DY:3:VAL:HB	2.14	0.48
57:DY:50:ARG:HG3	57:DY:56:PRO:C	2.34	0.48
57:DY:76:CYS:O	57:DY:77:PRO:C	2.51	0.48
58:DZ:104:PHE:HA	58:DZ:139:VAL:CG2	2.42	0.48
1:AA:160:A:O2'	1:AA:161:A:H5'	2.14	0.48
1:AA:512:U:H2'	1:AA:513:C:H6	1.79	0.48
1:AA:545:C:H5''	4:AD:72:GLU:HG2	1.95	0.48
1:AA:781:A:C2'	1:AA:782:A:H5'	2.44	0.48
1:AA:858:G:H8	1:AA:858:G:C5'	2.27	0.48
1:AA:858:G:O6	1:AA:869:G:N7	2.46	0.48
1:AA:947:G:H2'	1:AA:948:C:O4'	2.14	0.48
1:AA:1157:A:HO2'	1:AA:1158:C:P	2.37	0.48
2:AB:27:LYS:HD2	2:AB:193:ASP:CB	2.43	0.48
3:AC:3:ASN:O	3:AC:4:LYS:CB	2.58	0.48
4:AD:75:PHE:CZ	4:AD:93:PHE:CZ	3.02	0.48
4:AD:129:ASN:HD21	4:AD:144:ASP:HA	1.79	0.48
5:AE:149:GLU:C	5:AE:151:LEU:H	2.18	0.48
17:AQ:62:SER:OG	17:AQ:72:ARG:NE	2.47	0.48
17:AQ:76:LEU:HD12	17:AQ:77:VAL:N	2.29	0.48
18:AR:88:LYS:HD3	18:AR:88:LYS:C	2.33	0.48
27:B1:34:THR:HG22	27:B1:35:THR:N	2.27	0.48
32:B6:40:CYS:SG	32:B6:45:LYS:HB2	2.54	0.48
34:B8:37:SER:CB	36:BA:2383:G:OP2	2.61	0.48
36:BA:247:G:C8	36:BA:249:C:C5	3.02	0.48
36:BA:420:C:H2'	36:BA:421:U:C6	2.49	0.48
36:BA:621:A:C2'	36:BA:622:G:H5'	2.41	0.48
36:BA:832:G:C5'	48:BP:45:LEU:HD21	2.38	0.48
36:BA:861:A:H2'	36:BA:862:G:O4'	2.14	0.48
36:BA:890:A:N6	36:BA:892:G:C2	2.82	0.48
36:BA:1434:A:H61	36:BA:1558:A:N6	2.12	0.48
36:BA:2176:A:C8	36:BA:2176:A:C3'	2.97	0.48
36:BA:2266:A:H4'	36:BA:2267:A:N3	2.29	0.48
36:BA:2573:C:OP1	36:BA:2574:G:OP1	2.32	0.48
36:BA:2645:G:H4'	36:BA:2646:C:OP2	2.13	0.48
38:BC:90:GLY:O	38:BC:91:ALA:HB2	2.14	0.48
42:BG:68:PRO:HB2	42:BG:90:LEU:HD13	1.96	0.48
43:BH:127:GLU:HG3	43:BH:130:ARG:HE	1.79	0.48

Continued on next page...

Continued from previous page...

Atom-1	Atom-2	Interatomic distance (Å)	Clash overlap (Å)
47:BO:64:ARG:HD3	47:BO:79:PHE:CG	2.48	0.48
48:BP:83:VAL:HG12	48:BP:113:LYS:O	2.14	0.48
49:BQ:66:ILE:HD12	49:BQ:66:ILE:C	2.33	0.48
50:BR:101:ALA:O	50:BR:102:GLU:CB	2.59	0.48
55:BW:14:PRO:HG3	55:BW:101:SER:HB3	1.96	0.48
56:BX:35:THR:O	56:BX:39:ILE:HG12	2.14	0.48
1:CA:157:G:H2'	1:CA:158:G:H8	1.79	0.48
1:CA:375:U:OP1	16:CP:69:THR:HG21	2.13	0.48
1:CA:1111:A:H2'	1:CA:1112:C:C6	2.49	0.48
1:CA:1158:C:O2	1:CA:1158:C:C2'	2.61	0.48
1:CA:1233:G:OP2	9:CI:124:GLN:HG3	2.14	0.48
1:CA:1308:U:C5	13:CM:99:ARG:CZ	2.97	0.48
1:CA:1350:A:OP2	9:CI:118:LYS:NZ	2.43	0.48
5:CE:7:GLU:O	5:CE:8:GLU:HB3	2.13	0.48
7:CG:86:GLN:HE22	22:CW:31:A:H2	1.61	0.48
11:CK:22:HIS:HB3	11:CK:29:ILE:HG12	1.95	0.48
13:CM:74:VAL:HA	13:CM:77:ASN:ND2	2.22	0.48
14:CN:4:LYS:O	14:CN:7:ILE:CG1	2.52	0.48
16:CP:21:VAL:HG13	16:CP:33:ILE:HB	1.95	0.48
17:CQ:43:LEU:O	17:CQ:69:LYS:HG2	2.14	0.48
26:D0:42:GLY:O	26:D0:57:PHE:HD2	1.97	0.48
27:D1:21:ARG:NH1	36:DA:2079:U:OP1	2.45	0.48
34:D8:4:MET:CE	36:DA:666:G:H1'	2.44	0.48
34:D8:15:LYS:CG	48:DP:65:ARG:HH22	2.26	0.48
36:DA:310:A:OP1	57:DY:17:SER:O	2.32	0.48
36:DA:729:G:H2'	36:DA:1775:U:H1'	1.96	0.48
36:DA:1056:G:H4'	36:DA:1086:A:N7	2.28	0.48
36:DA:1115:G:N1	36:DA:1116:C:C4	2.82	0.48
36:DA:2315:G:H21	42:DG:128:ARG:CD	2.23	0.48
36:DA:2695:C:H2'	36:DA:2696:U:C6	2.48	0.48
36:DA:2882:A:H5'	50:DR:96:ARG:HG3	1.96	0.48
38:DC:3:HIS:CG	38:DC:7:TYR:CD2	3.02	0.48
39:DD:67:PHE:CZ	39:DD:157:ARG:CZ	2.97	0.48
40:DE:47:VAL:HG21	40:DE:86:PRO:CD	2.35	0.48
42:DG:94:LEU:HD22	42:DG:98:ARG:CG	2.44	0.48
43:DH:64:LEU:O	43:DH:67:LEU:HB3	2.14	0.48
49:DQ:140:ALA:HB1	58:DZ:99:TYR:CE2	2.49	0.48
50:DR:52:ILE:HG21	50:DR:94:TYR:HD2	1.77	0.48
55:DW:69:LEU:HD23	55:DW:108:GLY:O	2.14	0.48
57:DY:53:PRO:CB	57:DY:56:PRO:HG3	2.41	0.48
58:DZ:60:GLU:O	58:DZ:61:LEU:O	2.32	0.48

Continued on next page...

Continued from previous page...

Atom-1	Atom-2	Interatomic distance (Å)	Clash overlap (Å)
1:AA:546:G:P	4:AD:72:GLU:HB3	2.54	0.47
1:AA:658:G:O2'	1:AA:659:U:H5'	2.14	0.47
1:AA:1442(B):A:HO2'	1:AA:1443:G:H8	1.59	0.47
2:AB:20:GLU:HB2	2:AB:190:THR:HG1	1.79	0.47
2:AB:97:TRP:HZ3	2:AB:176:GLU:OE2	1.97	0.47
2:AB:134:GLU:C	2:AB:136:VAL:N	2.67	0.47
4:AD:25:ARG:C	4:AD:27:TYR:N	2.64	0.47
4:AD:75:PHE:CZ	4:AD:93:PHE:HZ	2.32	0.47
4:AD:129:ASN:HD21	4:AD:144:ASP:CA	2.26	0.47
4:AD:165:MET:HE3	4:AD:176:LEU:CD2	2.41	0.47
5:AE:8:GLU:H	5:AE:34:VAL:HG23	1.76	0.47
12:AL:34:ARG:O	12:AL:61:THR:HG23	2.14	0.47
14:AN:4:LYS:O	14:AN:7:ILE:CG1	2.48	0.47
14:AN:49:HIS:C	14:AN:51:GLY:H	2.17	0.47
15:AO:79:ARG:O	15:AO:83:GLU:HB3	2.15	0.47
19:AS:70:LYS:O	19:AS:71:LEU:C	2.52	0.47
24:AY:72:U:C3'	24:AY:73:G:H5''	2.44	0.47
25:AZ:219:LYS:O	25:AZ:220:PRO:O	2.32	0.47
27:B1:3:LYS:NZ	27:B1:3:LYS:CB	2.77	0.47
27:B1:76:ARG:NH2	27:B1:95:LEU:N	2.62	0.47
28:B2:7:ARG:HG3	28:B2:7:ARG:HH11	1.77	0.47
31:B5:32:PRO:O	31:B5:34:PRO:HD3	2.14	0.47
35:B9:4:ARG:O	35:B9:36:GLN:HA	2.14	0.47
35:B9:7:VAL:CG1	35:B9:25:VAL:CG2	2.91	0.47
36:BA:579:G:H2'	36:BA:580:C:C6	2.49	0.47
36:BA:625:G:O2'	36:BA:626:U:H5'	2.14	0.47
36:BA:706:A:H2'	36:BA:707:G:O4'	2.13	0.47
36:BA:1286:A:H2'	36:BA:1288:U:OP2	2.14	0.47
36:BA:1668:A:C2	36:BA:1670:C:N3	2.82	0.47
36:BA:1802:A:H2'	36:BA:1803:A:C8	2.49	0.47
36:BA:2305:A:H1'	42:BG:136:ARG:CG	2.44	0.47
36:BA:2640:G:OP1	46:BN:97:ARG:NH1	2.41	0.47
36:BA:2682:U:H5'	36:BA:2682:U:H6	1.79	0.47
38:BC:104:LEU:HD13	38:BC:105:ASP:H	1.79	0.47
38:BC:163:PHE:HB2	38:BC:171:ILE:CD1	2.35	0.47
39:BD:93:ALA:O	39:BD:104:TYR:HA	2.13	0.47
39:BD:111:LEU:HD22	39:BD:115:GLN:OE1	2.14	0.47
41:BF:84:VAL:CG1	41:BF:85:GLY:N	2.65	0.47
46:BN:58:ASP:O	46:BN:60:ILE:N	2.43	0.47
46:BN:134:ARG:H	46:BN:135:PRO:HD3	1.78	0.47
48:BP:16:ARG:HB2	48:BP:16:ARG:CZ	2.43	0.47

Continued on next page...

Continued from previous page...

Atom-1	Atom-2	Interatomic distance (Å)	Clash overlap (Å)
48:BP:146:VAL:HG13	48:BP:147:LEU:N	2.29	0.47
49:BQ:103:MET:CE	49:BQ:127:ILE:HD11	2.43	0.47
50:BR:52:ILE:O	50:BR:55:ALA:HB3	2.14	0.47
53:BU:59:ARG:O	53:BU:62:ILE:N	2.47	0.47
54:BV:61:VAL:HA	54:BV:94:LEU:HD23	1.96	0.47
57:BY:53:PRO:O	57:BY:56:PRO:HD3	2.14	0.47
58:BZ:9:TYR:CE1	58:BZ:35:ARG:NH1	2.73	0.47
58:BZ:19:ARG:NH1	58:BZ:84:GLU:O	2.45	0.47
1:CA:93:G:H2'	1:CA:96:U:O4'	2.13	0.47
1:CA:429:U:H4'	1:CA:430:A:O5'	2.13	0.47
1:CA:814:A:H2'	1:CA:816:A:H5''	1.96	0.47
1:CA:975:A:H4'	1:CA:976:G:H5'	1.94	0.47
1:CA:986:A:C6	1:CA:1220:G:N1	2.82	0.47
1:CA:1206:G:C4	1:CA:1207:G:C8	3.02	0.47
1:CA:1364:U:H5'	21:CU:14:TRP:CH2	2.48	0.47
1:CA:1402:C:O2	1:CA:1500:A:N1	2.46	0.47
5:CE:11:ILE:HD11	5:CE:33:VAL:CG2	2.44	0.47
5:CE:20:GLN:HE22	5:CE:22:GLY:H	1.61	0.47
5:CE:137:GLU:OE1	5:CE:141:GLN:NE2	2.45	0.47
10:CJ:5:ARG:HB2	10:CJ:99:LYS:HB2	1.95	0.47
13:CM:96:LEU:CB	13:CM:97:PRO:HD2	2.41	0.47
17:CQ:74:LEU:HD12	17:CQ:75:ARG:CD	2.44	0.47
25:CZ:7:ARG:C	25:CZ:8:THR:CG2	2.82	0.47
25:CZ:131:ILE:O	25:CZ:168:VAL:HG13	2.14	0.47
30:D4:33:VAL:CG1	30:D4:34:GLU:N	2.76	0.47
36:DA:265:A:H4'	36:DA:266:G:O5'	2.14	0.47
36:DA:428:A:H3'	36:DA:429:A:H8	1.79	0.47
36:DA:586:A:H5'	41:DF:89:VAL:HB	1.96	0.47
36:DA:847:U:OP2	36:DA:928:G:O6	2.32	0.47
36:DA:869:G:C6	36:DA:870:A:N7	2.82	0.47
36:DA:907:U:H2'	36:DA:908:C:H5'	1.97	0.47
36:DA:953:A:OP2	49:DQ:16:ARG:CD	2.61	0.47
36:DA:1089:G:H22	36:DA:1102:C:H42	1.62	0.47
36:DA:1762:A:H8	36:DA:1762:A:O5'	1.97	0.47
36:DA:2121:G:C2	36:DA:2177:C:O2	2.67	0.47
40:DE:93:VAL:C	40:DE:95:ILE:N	2.66	0.47
40:DE:120:TRP:CE3	40:DE:120:TRP:HA	2.49	0.47
41:DF:181:LEU:HD23	41:DF:202:PHE:HD2	1.78	0.47
43:DH:12:PRO:HB2	43:DH:15:VAL:HG11	1.96	0.47
43:DH:37:VAL:HG12	43:DH:38:SER:N	2.29	0.47
48:DP:71:VAL:HG22	48:DP:71:VAL:O	2.14	0.47

Continued on next page...

Continued from previous page...

Atom-1	Atom-2	Interatomic distance (Å)	Clash overlap (Å)
50:DR:45:ARG:CG	50:DR:46:GLY:H	2.20	0.47
51:DS:24:LEU:O	51:DS:85:VAL:CB	2.61	0.47
51:DS:65:VAL:O	51:DS:65:VAL:HG12	2.14	0.47
1:AA:442:C:H42	1:AA:492:G:H1	1.61	0.47
1:AA:1050:G:O2'	1:AA:1051:C:P	2.72	0.47
1:AA:1366:C:H2'	1:AA:1367:C:H6	1.79	0.47
4:AD:59:ARG:NE	4:AD:59:ARG:HA	2.29	0.47
6:AF:77:ARG:HH11	6:AF:77:ARG:CG	2.20	0.47
8:AH:34:GLU:O	8:AH:35:ILE:C	2.52	0.47
8:AH:39:LEU:HB3	8:AH:45:ILE:CD1	2.44	0.47
12:AL:89:ARG:CZ	12:AL:91:LYS:HD3	2.45	0.47
16:AP:82:GLN:O	16:AP:83:GLU:HB2	2.14	0.47
18:AR:36:ASN:ND2	18:AR:39:VAL:HB	2.28	0.47
22:AV:19:G:N2	22:AV:57:G:H1'	2.28	0.47
22:AV:67:C:H2'	22:AV:68:C:H6	1.79	0.47
22:AV:69:G:H2'	22:AV:70:G:H8	1.78	0.47
22:AW:69:G:H2'	22:AW:69:G:N3	2.28	0.47
25:AZ:219:LYS:HB3	25:AZ:244:ARG:HD3	1.96	0.47
29:B3:11:SER:HB2	36:BA:988:A:O5'	2.14	0.47
36:BA:580:C:P	53:BU:33:ARG:HH21	2.38	0.47
36:BA:938:G:C2	36:BA:939:G:N7	2.82	0.47
36:BA:1923:U:H2'	36:BA:1924:C:H6	1.79	0.47
36:BA:2199:A:H5'	36:BA:2200:C:OP2	2.14	0.47
36:BA:2839:G:H21	50:BR:92:GLY:HA3	1.78	0.47
39:BD:3:VAL:H	39:BD:20:ASP:CB	2.27	0.47
39:BD:231:HIS:ND1	39:BD:232:PRO:HD2	2.29	0.47
41:BF:167:ALA:HB1	41:BF:173:VAL:CG1	2.44	0.47
42:BG:43:LEU:C	42:BG:45:GLU:N	2.67	0.47
42:BG:102:PHE:C	42:BG:104:GLU:N	2.66	0.47
48:BP:33:ARG:O	48:BP:34:GLY:O	2.32	0.47
48:BP:65:ARG:HB3	48:BP:68:GLN:NE2	2.18	0.47
48:BP:106:LEU:O	48:BP:107:LYS:HG2	2.14	0.47
51:BS:25:ARG:HH12	51:BS:40:ILE:HD11	1.79	0.47
52:BT:58:ASN:H	52:BT:58:ASN:HD22	1.61	0.47
1:CA:141:A:H2'	1:CA:142:G:O4'	2.14	0.47
1:CA:147:G:H2'	1:CA:147:G:N3	2.29	0.47
1:CA:1128:C:H1'	1:CA:1146:A:N6	2.28	0.47
1:CA:1255:G:H3'	1:CA:1279:A:N6	2.29	0.47
1:CA:1331:G:OP1	1:CA:1331:G:H4'	2.13	0.47
1:CA:1476:G:H2'	1:CA:1477:C:C6	2.49	0.47
3:CC:15:THR:HG21	3:CC:181:ASN:HA	1.95	0.47

Continued on next page...

Continued from previous page...

Atom-1	Atom-2	Interatomic distance (Å)	Clash overlap (Å)
3:CC:95:THR:HG23	3:CC:97:LYS:HD2	1.96	0.47
4:CD:129:ASN:ND2	4:CD:129:ASN:N	2.60	0.47
6:CF:55:ASP:C	6:CF:57:GLN:H	2.17	0.47
12:CL:24:VAL:HG13	12:CL:98:TYR:CE1	2.49	0.47
12:CL:120:TYR:C	12:CL:122:THR:HG22	2.33	0.47
13:CM:4:ILE:HD11	13:CM:10:PRO:HD3	1.95	0.47
18:CR:56:THR:O	18:CR:58:LEU:HG	2.13	0.47
18:CR:59:SER:N	18:CR:62:GLU:HB2	2.27	0.47
18:CR:70:ILE:HG23	18:CR:79:LEU:CD1	2.43	0.47
20:CT:36:LEU:O	20:CT:36:LEU:HD13	2.14	0.47
22:CV:18:G:N2	22:CV:58:A:C8	2.82	0.47
22:CV:61:C:C2'	22:CV:62:C:H5'	2.44	0.47
22:CV:67:C:H2'	22:CV:68:C:H6	1.79	0.47
25:CZ:34:VAL:HG11	25:CZ:203:LEU:CD1	2.44	0.47
28:D2:3:LEU:O	28:D2:6:VAL:N	2.48	0.47
28:D2:63:VAL:C	28:D2:65:ASN:N	2.67	0.47
32:D6:30:THR:HG23	32:D6:31:PRO:HD2	1.96	0.47
36:DA:371:A:N6	36:DA:401:A:H5''	2.28	0.47
36:DA:402:A:O2'	36:DA:403:U:H5'	2.15	0.47
36:DA:580:C:OP2	53:DU:33:ARG:NH2	2.47	0.47
36:DA:590:A:C4	36:DA:591:C:C5	3.01	0.47
36:DA:661:C:H4'	48:DP:16:ARG:HH12	1.79	0.47
36:DA:815:C:H2'	36:DA:816:C:C6	2.48	0.47
36:DA:848:G:N3	36:DA:933:A:H1'	2.30	0.47
36:DA:946:G:H2'	36:DA:947:G:H8	1.79	0.47
36:DA:1487:G:H2'	36:DA:1487:G:N3	2.29	0.47
36:DA:1652:A:C2	36:DA:2006:C:N3	2.82	0.47
36:DA:1982:C:C5'	36:DA:1983:C:OP2	2.62	0.47
36:DA:2160:G:H8	36:DA:2160:G:C5'	2.26	0.47
36:DA:2320:A:C2	36:DA:2333:A:C8	3.02	0.47
36:DA:2619:C:O2'	36:DA:2620:C:H5'	2.13	0.47
36:DA:2641:G:P	46:DN:74:ARG:HE	2.38	0.47
36:DA:2831:G:O4'	36:DA:2883:A:C2	2.68	0.47
37:DB:10:C:O2'	37:DB:11:C:H5'	2.14	0.47
38:DC:62:VAL:O	38:DC:160:ARG:HA	2.14	0.47
39:DD:36:PRO:HA	39:DD:61:LEU:CD1	2.44	0.47
39:DD:99:ASP:OD1	39:DD:99:ASP:C	2.53	0.47
39:DD:155:LEU:HD23	39:DD:177:LEU:HD22	1.95	0.47
41:DF:176:LEU:HG	41:DF:177:ALA:H	1.79	0.47
42:DG:57:ALA:HA	42:DG:90:LEU:HD21	1.96	0.47
42:DG:73:ALA:O	42:DG:85:GLY:HA2	2.14	0.47

Continued on next page...

Continued from previous page...

Atom-1	Atom-2	Interatomic distance (Å)	Clash overlap (Å)
42:DG:87:PRO:O	42:DG:88:ILE:CG1	2.62	0.47
43:DH:137:ASP:OD2	43:DH:140:LYS:HG3	2.14	0.47
47:DO:2:ILE:HD11	47:DO:82:ASN:ND2	2.29	0.47
47:DO:4:PRO:O	47:DO:5:GLN:HB2	2.14	0.47
48:DP:98:GLU:O	48:DP:102:ARG:NH1	2.47	0.47
50:DR:28:LEU:HD12	50:DR:114:VAL:HG23	1.95	0.47
55:DW:64:MET:O	55:DW:65:LEU:HB3	2.14	0.47
1:AA:77:G:H5''	1:AA:78:G:C8	2.49	0.47
1:AA:474:G:H2'	1:AA:475:G:C8	2.50	0.47
1:AA:476:G:H2'	1:AA:477:A:C8	2.49	0.47
1:AA:636:U:C5'	17:AQ:2:PRO:HG3	2.44	0.47
1:AA:707:C:H2'	1:AA:708:C:H6	1.78	0.47
1:AA:1097:C:C2'	1:AA:1098:C:H5'	2.45	0.47
3:AC:83:ARG:C	3:AC:85:ARG:N	2.66	0.47
12:AL:75:HIS:HA	12:AL:102:ARG:NH2	2.30	0.47
13:AM:25:ILE:HD11	13:AM:60:VAL:CG1	2.44	0.47
14:AN:29:ARG:CG	14:AN:29:ARG:NH1	2.77	0.47
15:AO:9:GLN:O	15:AO:10:LYS:C	2.53	0.47
17:AQ:83:ASP:CG	17:AQ:84:LEU:N	2.67	0.47
21:AU:12:LYS:HG2	21:AU:22:ARG:CB	2.44	0.47
22:AV:51:U:H2'	22:AV:52:G:H8	1.79	0.47
27:B1:78:LYS:HG3	27:B1:79:GLY:H	1.79	0.47
30:B4:6:HIS:CB	30:B4:7:PRO:CD	2.92	0.47
34:B8:51:ALA:N	34:B8:53:PRO:HD2	2.29	0.47
34:B8:61:LEU:N	34:B8:63:PRO:HD2	2.29	0.47
36:BA:39:C:H2'	36:BA:40:C:C6	2.49	0.47
36:BA:622:G:O2'	36:BA:623:G:H5'	2.13	0.47
36:BA:856:C:OP2	36:BA:856:C:H6	1.96	0.47
36:BA:999:U:O2'	36:BA:1000:A:H5'	2.14	0.47
36:BA:1022:G:N2	36:BA:1142(A):A:C2	2.82	0.47
36:BA:1657:C:H2'	36:BA:1658:C:C6	2.50	0.47
36:BA:2649:U:O2'	36:BA:2650:U:H5'	2.14	0.47
37:BB:80:U:O2'	37:BB:81:G:H5''	2.13	0.47
39:BD:136:ILE:HB	39:BD:165:ILE:HD11	1.95	0.47
40:BE:34:VAL:CG1	40:BE:48:GLN:HE21	2.27	0.47
41:BF:206:ILE:CG2	41:BF:207:GLY:H	2.11	0.47
42:BG:111:LEU:HD22	42:BG:117:PHE:CE2	2.49	0.47
46:BN:6:PRO:HB3	46:BN:41:ASP:OD1	2.13	0.47
46:BN:22:THR:O	46:BN:25:ARG:HB2	2.15	0.47
46:BN:45:ASN:HD22	46:BN:45:ASN:H	1.63	0.47
46:BN:67:LEU:O	46:BN:68:GLU:HB2	2.14	0.47

Continued on next page...

Continued from previous page...

Atom-1	Atom-2	Interatomic distance (Å)	Clash overlap (Å)
47:BO:11:ALA:HB1	47:BO:99:PHE:H	1.79	0.47
49:BQ:21:THR:CG2	49:BQ:23:GLY:O	2.62	0.47
50:BR:51:LEU:HD23	50:BR:70:LEU:HD11	1.95	0.47
53:BU:92:ARG:O	53:BU:93:LYS:C	2.52	0.47
54:BV:58:VAL:HB	54:BV:98:GLU:H	1.79	0.47
55:BW:10:VAL:O	55:BW:11:ARG:C	2.52	0.47
58:BZ:10:ARG:HH21	58:BZ:36:LYS:CB	2.18	0.47
58:BZ:27:VAL:HG22	58:BZ:28:MET:H	1.80	0.47
1:CA:92:C:H2'	1:CA:93:G:H8	1.79	0.47
1:CA:390:C:H2'	1:CA:391:G:C8	2.49	0.47
1:CA:1053:G:O2'	1:CA:1054:C:P	2.71	0.47
1:CA:1215:G:C2'	1:CA:1216:G:H5'	2.44	0.47
2:CB:17:PHE:CD2	2:CB:44:LEU:HD11	2.49	0.47
3:CC:85:ARG:N	3:CC:85:ARG:CD	2.77	0.47
4:CD:10:ARG:HG2	4:CD:10:ARG:NH1	2.30	0.47
6:CF:17:SER:O	6:CF:18:GLN:HG3	2.14	0.47
7:CG:134:ALA:O	7:CG:137:LYS:HB2	2.14	0.47
17:CQ:11:VAL:O	17:CQ:11:VAL:HG23	2.14	0.47
17:CQ:40:LYS:HD3	17:CQ:42:TYR:CZ	2.49	0.47
17:CQ:47:PRO:HG2	17:CQ:48:GLU:H	1.78	0.47
25:CZ:234:ARG:CZ	25:CZ:289:LEU:HD22	2.44	0.47
26:D0:31:VAL:CG1	26:D0:67:VAL:HG23	2.44	0.47
27:D1:47:GLN:OE1	36:DA:2091:U:H1'	2.14	0.47
32:D6:9:LEU:HD12	32:D6:26:ASN:HB2	1.96	0.47
34:D8:4:MET:HB3	36:DA:592:G:O2'	2.13	0.47
34:D8:13:ARG:HB3	48:DP:63:PRO:CA	2.45	0.47
36:DA:39:C:O2'	36:DA:40:C:H5'	2.14	0.47
36:DA:143(A):C:H2'	36:DA:144:C:H6	1.79	0.47
36:DA:185:U:C2	36:DA:212:G:N2	2.82	0.47
36:DA:664:C:OP1	48:DP:21:ARG:NH1	2.48	0.47
36:DA:2100:G:N2	36:DA:2189:U:H3	2.09	0.47
36:DA:2160:G:H5'	36:DA:2160:G:C8	2.49	0.47
36:DA:2366:A:H2'	36:DA:2367:G:H5'	1.96	0.47
36:DA:2864:G:H2'	36:DA:2865:U:O4'	2.14	0.47
37:DB:60:C:O2'	37:DB:61:G:H5'	2.14	0.47
37:DB:106:G:H5''	58:DZ:31:ARG:HB3	1.97	0.47
38:DC:175:VAL:HG11	38:DC:189:ILE:CG1	2.45	0.47
39:DD:131:LEU:N	39:DD:131:LEU:CD1	2.77	0.47
39:DD:134:ARG:NH1	39:DD:188:GLU:OE2	2.47	0.47
40:DE:183:LEU:HD12	40:DE:183:LEU:N	2.29	0.47
41:DF:4:VAL:HG11	41:DF:17:ARG:HE	1.79	0.47

Continued on next page...

Continued from previous page...

Atom-1	Atom-2	Interatomic distance (Å)	Clash overlap (Å)
41:DF:133:ASN:N	41:DF:133:ASN:HD22	2.11	0.47
41:DF:171:PRO:C	41:DF:173:VAL:H	2.17	0.47
43:DH:74:ASN:CB	43:DH:138:LYS:HD3	2.43	0.47
46:DN:23:LEU:HB3	46:DN:60:ILE:CG2	2.45	0.47
46:DN:108:PRO:O	46:DN:109:LYS:HE2	2.14	0.47
47:DO:121:VAL:O	47:DO:122:LEU:HD23	2.14	0.47
48:DP:6:LEU:HD23	48:DP:6:LEU:H	1.79	0.47
51:DS:73:LEU:HD23	51:DS:73:LEU:C	2.34	0.47
52:DT:129:ARG:O	52:DT:129:ARG:HG3	2.13	0.47
53:DU:46:ALA:O	53:DU:47:TYR:C	2.52	0.47
57:DY:77:PRO:O	57:DY:78:ALA:CB	2.62	0.47
57:DY:81:LYS:NZ	57:DY:98:VAL:HB	2.28	0.47
1:AA:278:G:OP2	17:AQ:41:LYS:NZ	2.42	0.47
1:AA:302:G:O3'	12:AL:17:LYS:HE3	2.13	0.47
1:AA:322:C:O2'	20:AT:23:ARG:HB2	2.14	0.47
1:AA:877:C:O2'	1:AA:878:G:H5'	2.14	0.47
1:AA:1227:A:OP2	13:AM:111:LYS:HE2	2.14	0.47
1:AA:1321:C:C3'	1:AA:1322:C:H5''	2.42	0.47
2:AB:165:VAL:O	2:AB:167:PRO:HD3	2.15	0.47
4:AD:3:ARG:HD3	4:AD:5:ILE:HG13	1.94	0.47
8:AH:1:MET:HE2	8:AH:2:LEU:N	2.24	0.47
9:AI:112:LYS:HD3	9:AI:112:LYS:C	2.34	0.47
13:AM:115:LYS:N	13:AM:115:LYS:HD3	2.30	0.47
16:AP:20:VAL:HG21	16:AP:32:TYR:CD2	2.48	0.47
22:AW:44:G:N3	22:AW:44:G:C2'	2.77	0.47
25:AZ:116:THR:O	25:AZ:120:ILE:HG13	2.13	0.47
25:AZ:194:GLU:OE1	25:AZ:194:GLU:HA	2.15	0.47
26:B0:7:LEU:HD13	49:BQ:85:LYS:HG3	1.96	0.47
28:B2:57:ILE:HA	28:B2:60:LEU:HB3	1.97	0.47
28:B2:62:THR:O	28:B2:65:ASN:N	2.46	0.47
30:B4:16:CYS:HA	30:B4:33:VAL:HG12	1.97	0.47
36:BA:438:G:H2'	36:BA:440:G:C8	2.50	0.47
36:BA:618:C:H2'	36:BA:619:G:O4'	2.13	0.47
36:BA:652:C:O2'	36:BA:653:A:O5'	2.31	0.47
36:BA:768:G:H2'	36:BA:769:G:H8	1.79	0.47
36:BA:962:G:O2'	36:BA:963:U:H5'	2.14	0.47
36:BA:1619:G:H8	36:BA:1619:G:O5'	1.96	0.47
36:BA:1788:C:C2'	36:BA:1789:A:H5'	2.45	0.47
36:BA:2028:U:O4	36:BA:2033:A:OP1	2.33	0.47
36:BA:2040:C:H2'	36:BA:2041:U:O4'	2.14	0.47
36:BA:2631:G:N2	40:BE:61:ARG:NH1	2.61	0.47

Continued on next page...

Continued from previous page...

Atom-1	Atom-2	Interatomic distance (Å)	Clash overlap (Å)
36:BA:2767:C:C2	36:BA:2768:C:C5	3.03	0.47
38:BC:82:LYS:HD3	38:BC:147:PHE:O	2.15	0.47
39:BD:30:GLU:HG3	39:BD:63:ARG:HE	1.79	0.47
39:BD:131:LEU:HB2	39:BD:136:ILE:HD11	1.96	0.47
40:BE:30:PRO:HD3	40:BE:180:ASN:ND2	2.28	0.47
40:BE:167:VAL:HG22	40:BE:170:LEU:HD11	1.95	0.47
43:BH:65:HIS:CE1	43:BH:69:ARG:HH11	2.31	0.47
48:BP:56:SER:O	48:BP:58:THR:N	2.47	0.47
53:BU:9:VAL:HG12	53:BU:13:LYS:CE	2.41	0.47
56:BX:57:LEU:HD13	56:BX:78:LYS:O	2.14	0.47
58:BZ:104:PHE:CE2	58:BZ:119:GLU:HB3	2.49	0.47
1:CA:414:A:H2'	1:CA:415:A:O4'	2.13	0.47
1:CA:421:U:C5	3:CC:127:ARG:NH1	2.83	0.47
1:CA:474:G:H2'	1:CA:475:G:H8	1.80	0.47
1:CA:538:G:O2'	1:CA:539:A:H5'	2.14	0.47
1:CA:547:A:OP2	4:CD:2:GLY:HA2	2.15	0.47
1:CA:1354:C:H2'	1:CA:1355:G:H8	1.79	0.47
2:CB:22:LYS:NZ	2:CB:40:HIS:HE1	2.12	0.47
4:CD:109:GLY:HA3	4:CD:165:MET:SD	2.54	0.47
5:CE:39:GLY:HA2	5:CE:69:VAL:CG2	2.45	0.47
10:CJ:38:ILE:HG13	10:CJ:71:LEU:HB3	1.96	0.47
13:CM:37:THR:O	13:CM:39:ILE:N	2.48	0.47
25:CZ:195:TRP:HA	25:CZ:195:TRP:HE3	1.80	0.47
36:DA:84:A:H5''	57:DY:9:LYS:HD2	1.95	0.47
36:DA:271(K):U:H3'	36:DA:271(L):U:C5'	2.43	0.47
36:DA:308:G:N2	36:DA:477:A:C8	2.83	0.47
36:DA:637:A:C6	36:DA:652:C:H4'	2.49	0.47
36:DA:823:G:H2'	36:DA:824:A:C8	2.49	0.47
36:DA:860:U:O2'	36:DA:861:A:H5'	2.14	0.47
36:DA:1018:C:H2'	36:DA:1019:U:C6	2.40	0.47
36:DA:1094:U:H2'	36:DA:1096:A:OP2	2.15	0.47
36:DA:1210:A:H5'	36:DA:1210:A:C8	2.49	0.47
36:DA:2178:C:H2'	36:DA:2179:C:O5'	2.14	0.47
36:DA:2659:G:C3'	36:DA:2660:A:H5''	2.44	0.47
37:DB:29:A:O2'	37:DB:58:A:N1	2.46	0.47
37:DB:29:A:OP2	51:DS:32:LEU:HD12	2.14	0.47
38:DC:100:ILE:HG12	38:DC:127:LEU:CD1	2.21	0.47
38:DC:100:ILE:HG22	38:DC:100:ILE:O	2.14	0.47
39:DD:55:GLY:C	39:DD:56:GLY:O	2.51	0.47
41:DF:178:PRO:O	41:DF:180:GLY:N	2.46	0.47
41:DF:187:VAL:HG12	48:DP:7:ARG:HA	1.97	0.47

Continued on next page...

Continued from previous page...

Atom-1	Atom-2	Interatomic distance (Å)	Clash overlap (Å)
43:DH:52:VAL:HG21	43:DH:69:ARG:CG	2.44	0.47
43:DH:139:GLN:HE21	43:DH:140:LYS:HA	1.79	0.47
43:DH:158:HIS:HE1	43:DH:169:VAL:CG1	2.27	0.47
46:DN:66:LYS:C	46:DN:67:LEU:HD12	2.34	0.47
46:DN:111:PRO:HA	46:DN:114:ARG:NH1	2.29	0.47
48:DP:39:LYS:HD3	48:DP:40:SER:N	2.29	0.47
52:DT:106:SER:HA	52:DT:110:ILE:HG12	1.95	0.47
53:DU:108:GLU:OE1	53:DU:112:ARG:HD3	2.14	0.47
56:DX:41:ASN:N	56:DX:41:ASN:ND2	2.61	0.47
57:DY:86:ARG:HH22	57:DY:95:LYS:NZ	2.12	0.47
1:AA:252:U:C4	1:AA:253:U:O4	2.67	0.47
1:AA:445:G:H2'	1:AA:446:G:C8	2.49	0.47
1:AA:1039:C:H2'	1:AA:1040:U:C6	2.50	0.47
1:AA:1318:A:O3'	19:AS:10:PHE:CD2	2.67	0.47
1:AA:1529:G:H4'	1:AA:1530:G:OP2	2.15	0.47
3:AC:70:VAL:O	3:AC:105:GLU:HA	2.14	0.47
4:AD:12:CYS:HA	4:AD:19:LEU:HB2	1.95	0.47
10:AJ:78:ASN:HD22	10:AJ:81:THR:CG2	2.27	0.47
16:AP:74:LEU:HB3	16:AP:79:VAL:HG21	1.97	0.47
22:AV:52:G:C6	22:AV:63:G:C6	3.03	0.47
25:AZ:267:VAL:O	25:AZ:267:VAL:HG13	2.12	0.47
26:B0:20:ARG:HD3	36:BA:2356:C:O3'	2.14	0.47
31:B5:44:THR:HG21	50:BR:101:ALA:CA	2.45	0.47
32:B6:12:GLU:HA	32:B6:23:THR:CA	2.44	0.47
32:B6:42:TRP:CH2	36:BA:643:A:N7	2.83	0.47
34:B8:8:LYS:O	34:B8:12:LYS:HG3	2.13	0.47
34:B8:56:GLU:O	34:B8:59:LYS:N	2.37	0.47
35:B9:19:ARG:O	35:B9:20:HIS:HB2	2.15	0.47
36:BA:158:U:H3'	36:BA:158:U:O2	2.15	0.47
36:BA:199:A:H61	36:BA:2433:A:H2'	1.79	0.47
36:BA:271(P):C:C2'	36:BA:271(Q):G:H5'	2.45	0.47
36:BA:718:A:H2'	36:BA:719:C:O4'	2.14	0.47
36:BA:747:U:C4	36:BA:2613:U:C5	3.02	0.47
36:BA:997:G:OP1	53:BU:93:LYS:HD3	2.14	0.47
36:BA:1265:A:OP1	36:BA:1265:A:H8	1.98	0.47
36:BA:2358:G:O2'	36:BA:2359:C:H5'	2.15	0.47
36:BA:2535:G:O2'	36:BA:2536:G:H5'	2.14	0.47
36:BA:2602:A:H4'	36:BA:2603:G:C5'	2.45	0.47
37:BB:22:U:H2'	37:BB:23:G:C8	2.47	0.47
37:BB:40:U:C2	37:BB:43:C:H5''	2.49	0.47
38:BC:78:ALA:O	38:BC:79:LYS:HB2	2.15	0.47

Continued on next page...

Continued from previous page...

Atom-1	Atom-2	Interatomic distance (Å)	Clash overlap (Å)
39:BD:67:PHE:CE2	39:BD:157:ARG:NH2	2.82	0.47
39:BD:131:LEU:N	39:BD:131:LEU:CD1	2.73	0.47
42:BG:73:ALA:H	42:BG:87:PRO:HD2	1.77	0.47
42:BG:87:PRO:O	42:BG:88:ILE:HD13	2.14	0.47
43:BH:158:HIS:CE1	43:BH:169:VAL:O	2.67	0.47
48:BP:23:PRO:HD2	48:BP:33:ARG:HH21	1.79	0.47
48:BP:23:PRO:HB2	48:BP:33:ARG:CG	2.42	0.47
48:BP:85:LEU:HD22	48:BP:115:LEU:O	2.14	0.47
48:BP:95:VAL:HG23	48:BP:125:VAL:CA	2.38	0.47
53:BU:9:VAL:O	53:BU:13:LYS:HE2	2.14	0.47
53:BU:61:TRP:O	53:BU:65:ILE:CD1	2.62	0.47
53:BU:88:ILE:O	53:BU:90:VAL:N	2.37	0.47
55:BW:12:ILE:HD12	55:BW:42:ARG:HG2	1.97	0.47
56:BX:12:VAL:HG12	56:BX:27:THR:O	2.15	0.47
56:BX:29:TRP:HZ3	56:BX:59:VAL:HG21	1.79	0.47
58:BZ:116:VAL:O	58:BZ:174:VAL:HG23	2.15	0.47
1:CA:544:G:C6	1:CA:545:C:C4	3.02	0.47
1:CA:629:G:C3'	1:CA:630:G:H5''	2.44	0.47
1:CA:950:U:H2'	1:CA:951:G:H8	1.78	0.47
1:CA:1096:C:O2'	1:CA:1097:C:H5'	2.14	0.47
1:CA:1320:C:OP1	19:CS:70:LYS:NZ	2.44	0.47
1:CA:1488:G:H2'	1:CA:1489:G:C8	2.50	0.47
2:CB:178:ARG:NH1	8:CH:71:GLY:O	2.45	0.47
4:CD:158:ILE:O	4:CD:162:LEU:HB2	2.15	0.47
10:CJ:61:GLU:OE1	14:CN:45:ARG:HD2	2.14	0.47
12:CL:24:VAL:O	12:CL:24:VAL:HG12	2.13	0.47
13:CM:82:MET:HG3	13:CM:83:ASP:H	1.74	0.47
19:CS:27:GLU:O	19:CS:28:LYS:O	2.32	0.47
22:CW:44:G:C2'	22:CW:45:U:OP1	2.63	0.47
22:CW:57:G:O2'	22:CW:58:A:H5'	2.14	0.47
25:CZ:146:LEU:O	25:CZ:149:LEU:N	2.41	0.47
25:CZ:246:LYS:HB2	25:CZ:280:GLY:O	2.14	0.47
25:CZ:290:LEU:HB2	25:CZ:293:VAL:HG21	1.95	0.47
26:D0:25:ARG:HD2	26:D0:29:GLN:NE2	2.29	0.47
27:D1:75:GLU:HA	27:D1:75:GLU:OE1	2.14	0.47
28:D2:59:ARG:O	28:D2:63:VAL:HG23	2.13	0.47
28:D2:64:LEU:O	28:D2:64:LEU:HD23	2.14	0.47
35:D9:9:ARG:O	35:D9:11:CYS:N	2.47	0.47
35:D9:12:ASP:C	35:D9:14:CYS:H	2.18	0.47
36:DA:94(A):G:C2'	36:DA:95:G:H5''	2.42	0.47
36:DA:221:A:N6	36:DA:265:A:H8	2.12	0.47

Continued on next page...

Continued from previous page...

Atom-1	Atom-2	Interatomic distance (Å)	Clash overlap (Å)
36:DA:389:G:H22	48:DP:72:PRO:CG	2.28	0.47
36:DA:896:A:N6	58:DZ:113:ALA:O	2.47	0.47
36:DA:1109:C:C2'	36:DA:1110:G:H5'	2.45	0.47
36:DA:1142(A):A:H4'	46:DN:25:ARG:HH22	1.79	0.47
36:DA:1573:G:C2'	36:DA:1574:C:H5'	2.44	0.47
36:DA:1777:U:O2'	36:DA:1778:U:H5'	2.15	0.47
36:DA:1858:G:O2'	36:DA:1884:A:N6	2.47	0.47
36:DA:2106:G:O2'	36:DA:2107:C:H5'	2.15	0.47
36:DA:2295:C:O2'	36:DA:2296:U:H5'	2.14	0.47
36:DA:2624:G:C2'	36:DA:2625:G:H5'	2.45	0.47
36:DA:2692:C:O2'	36:DA:2693:A:H5'	2.14	0.47
36:DA:2854:G:C2	36:DA:2855:C:C2	3.02	0.47
37:DB:87:G:C2'	37:DB:88:C:H5''	2.44	0.47
38:DC:82:LYS:HD3	38:DC:147:PHE:O	2.14	0.47
40:DE:132:HIS:ND1	40:DE:132:HIS:O	2.46	0.47
41:DF:64:ILE:CD1	41:DF:65:TRP:CZ2	2.98	0.47
42:DG:73:ALA:CB	42:DG:87:PRO:HG3	2.42	0.47
42:DG:77:ILE:C	42:DG:79:ASN:H	2.17	0.47
42:DG:96:ARG:O	42:DG:97:ASP:C	2.52	0.47
44:DJ:97:UNK:CB	44:DJ:132:UNK:HA	2.45	0.47
50:DR:17:ARG:O	50:DR:20:LEU:N	2.46	0.47
50:DR:54:LEU:O	50:DR:62:ALA:HB1	2.14	0.47
51:DS:89:ARG:HE	51:DS:91:PRO:HG2	1.79	0.47
57:DY:53:PRO:O	57:DY:56:PRO:HD3	2.14	0.47
58:DZ:77:ASP:O	58:DZ:78:LYS:CB	2.62	0.47
58:DZ:103:ARG:HD3	58:DZ:138:GLU:HG3	1.96	0.47
1:AA:458:C:H2'	1:AA:460:G:C8	2.47	0.47
1:AA:642:A:H2'	1:AA:643:C:C6	2.50	0.47
1:AA:1120:G:O2'	1:AA:1121:U:H5'	2.14	0.47
1:AA:1151:A:O4'	10:AJ:39:PRO:HB2	2.15	0.47
3:AC:52:LEU:O	3:AC:52:LEU:CG	2.59	0.47
7:AG:50:ILE:HD12	7:AG:125:MET:HG3	1.97	0.47
12:AL:89:ARG:HG3	12:AL:91:LYS:HZ1	1.78	0.47
13:AM:15:VAL:HA	13:AM:18:ALA:CB	2.44	0.47
14:AN:19:ARG:O	14:AN:20:ALA:C	2.53	0.47
25:AZ:181:GLN:OE1	25:AZ:195:TRP:CB	2.60	0.47
25:AZ:222:LEU:HA	25:AZ:304:LEU:O	2.14	0.47
25:AZ:356:PRO:HD3	25:AZ:370:PHE:CB	2.45	0.47
28:B2:51:ARG:HH21	36:BA:94(A):G:N2	2.11	0.47
31:B5:11:THR:HG23	36:BA:1264:G:H5'	1.96	0.47
32:B6:8:LYS:HA	32:B6:8:LYS:HD2	1.65	0.47

Continued on next page...

Continued from previous page...

Atom-1	Atom-2	Interatomic distance (Å)	Clash overlap (Å)
32:B6:23:THR:O	32:B6:24:GLU:CD	2.53	0.47
36:BA:201:C:H2'	36:BA:202:U:H5'	1.97	0.47
36:BA:669:G:H2'	36:BA:669:G:N3	2.28	0.47
36:BA:852:G:H2'	36:BA:853:G:C8	2.46	0.47
36:BA:948:G:C6	36:BA:949:C:C4	3.02	0.47
36:BA:1225:G:C5	36:BA:1226:A:C6	3.03	0.47
36:BA:1267:U:C5	36:BA:2012:G:N2	2.82	0.47
36:BA:1722:A:H2	36:BA:1740:G:H2'	1.79	0.47
36:BA:2445:G:P	41:BF:74:ARG:HH22	2.36	0.47
36:BA:2476:A:C2'	36:BA:2477:C:H5'	2.44	0.47
36:BA:2764:A:H2'	36:BA:2766:G:C8	2.49	0.47
37:BB:65:C:H41	37:BB:109:C:H2'	1.80	0.47
38:BC:53:ARG:HB3	38:BC:53:ARG:NH1	2.21	0.47
40:BE:23:VAL:CG1	40:BE:173:VAL:HG21	2.45	0.47
40:BE:98:PRO:HG3	40:BE:174:ASP:HA	1.96	0.47
42:BG:11:TYR:OH	42:BG:33:ARG:HA	2.14	0.47
43:BH:80:SER:O	43:BH:81:GLU:HB2	2.14	0.47
45:BK:123:UNK:O	45:BK:125:UNK:N	2.47	0.47
49:BQ:138:ASP:HB3	58:BZ:53:ILE:CD1	2.43	0.47
52:BT:6:LEU:HD23	52:BT:9:LEU:HD12	1.97	0.47
53:BU:92:ARG:CG	53:BU:94:ASN:HB3	2.45	0.47
57:BY:67:LEU:HD21	57:BY:71:LYS:NZ	2.29	0.47
1:CA:45:U:H2'	1:CA:46:G:H8	1.77	0.47
1:CA:55:A:C6	1:CA:56:U:C2	3.02	0.47
1:CA:156:G:O2'	1:CA:157:G:H5'	2.15	0.47
1:CA:322:C:O2'	20:CT:23:ARG:HB2	2.14	0.47
1:CA:933:G:C2	1:CA:935:A:O4'	2.68	0.47
1:CA:1069:C:H2'	1:CA:1070:U:O5'	2.14	0.47
2:CB:178:ARG:NH1	2:CB:178:ARG:HG3	2.28	0.47
9:CI:13:ALA:HA	9:CI:67:GLY:O	2.14	0.47
9:CI:48:GLU:N	9:CI:49:PRO:CD	2.76	0.47
9:CI:48:GLU:HG3	9:CI:101:PHE:CZ	2.50	0.47
13:CM:83:ASP:CG	13:CM:84:ILE:N	2.67	0.47
16:CP:26:ARG:NH1	16:CP:26:ARG:CG	2.72	0.47
18:CR:29:PHE:HE2	18:CR:43:PHE:CZ	2.30	0.47
22:CV:39:U:O2'	22:CV:40:C:H5'	2.15	0.47
22:CV:59:U:O2'	22:CV:60:U:C6	2.43	0.47
25:CZ:65:THR:HG22	25:CZ:67:HIS:CD2	2.50	0.47
25:CZ:317:GLU:O	25:CZ:401:THR:HB	2.15	0.47
32:D6:36:LEU:C	32:D6:36:LEU:CD2	2.83	0.47
36:DA:83:G:HO2'	36:DA:84:A:H8	1.59	0.47

Continued on next page...

Continued from previous page...

Atom-1	Atom-2	Interatomic distance (Å)	Clash overlap (Å)
36:DA:93:G:H2'	36:DA:94:C:C6	2.49	0.47
36:DA:108:U:H2'	36:DA:109:G:C8	2.47	0.47
36:DA:898:C:H2'	36:DA:899:A:O4'	2.14	0.47
36:DA:1060:U:H1'	36:DA:1061:U:C5'	2.43	0.47
36:DA:1473:G:H2'	36:DA:1474:C:O4'	2.14	0.47
36:DA:1750:G:H2'	36:DA:1751:C:C6	2.49	0.47
36:DA:1908:C:O5'	36:DA:1908:C:H6	1.97	0.47
36:DA:2050:C:O2	40:DE:156:MET:HE1	2.13	0.47
36:DA:2127:G:C5	36:DA:2162:G:C2	3.02	0.47
36:DA:2137:C:C4	36:DA:2155:G:N1	2.83	0.47
36:DA:2392:A:H1'	48:DP:60:MET:HB3	1.97	0.47
36:DA:2771:C:H2'	36:DA:2772:C:C6	2.49	0.47
36:DA:2839:G:H2'	36:DA:2840:C:C6	2.50	0.47
36:DA:2857:G:N2	36:DA:2859:G:H3'	2.28	0.47
37:DB:104:U:O2'	37:DB:105:A:H5'	2.15	0.47
39:DD:70:TRP:CZ3	39:DD:150:LYS:HA	2.44	0.47
41:DF:3:GLU:CA	41:DF:24:LEU:HG	2.44	0.47
41:DF:154:VAL:HA	41:DF:191:ARG:O	2.14	0.47
42:DG:101:ILE:O	42:DG:105:LYS:HG2	2.14	0.47
43:DH:18:GLU:HB2	43:DH:25:LYS:HB2	1.96	0.47
48:DP:57:THR:OG1	48:DP:58:THR:N	2.47	0.47
51:DS:86:ALA:HA	51:DS:106:ARG:HD3	1.97	0.47
51:DS:97:ARG:H	51:DS:97:ARG:HG3	1.41	0.47
1:AA:503:C:H2'	1:AA:504:C:C6	2.44	0.47
1:AA:514:C:O2'	1:AA:515:G:H5'	2.14	0.47
1:AA:878:G:H5'	8:AH:89:PRO:HG2	1.95	0.47
1:AA:943:U:H2'	1:AA:944:G:H5'	1.96	0.47
1:AA:961:U:O2'	1:AA:962:C:P	2.72	0.47
1:AA:1017:G:O2'	1:AA:1018:C:H5'	2.15	0.47
1:AA:1127:G:H1'	1:AA:1147:C:N4	2.30	0.47
1:AA:1134:G:C2'	1:AA:1135:U:H5'	2.45	0.47
1:AA:1396:A:O4'	1:AA:1398:A:H1'	2.15	0.47
3:AC:53:ALA:HB2	3:AC:115:LEU:CG	2.42	0.47
3:AC:60:ALA:HB2	10:AJ:92:THR:O	2.14	0.47
4:AD:163:GLU:C	4:AD:165:MET:H	2.17	0.47
5:AE:78:HIS:HE1	5:AE:143:ARG:H	1.63	0.47
6:AF:77:ARG:HG2	6:AF:77:ARG:NH1	2.27	0.47
10:AJ:4:ILE:O	10:AJ:74:ILE:HG12	2.15	0.47
13:AM:65:LYS:HD3	13:AM:65:LYS:N	2.29	0.47
13:AM:73:GLU:O	13:AM:76:ALA:HB3	2.15	0.47
13:AM:83:ASP:CG	13:AM:84:ILE:N	2.68	0.47

Continued on next page...

Continued from previous page...

Atom-1	Atom-2	Interatomic distance (Å)	Clash overlap (Å)
19:AS:19:VAL:HG11	19:AS:44:MET:CG	2.38	0.47
19:AS:23:ASN:O	19:AS:26:GLY:N	2.47	0.47
19:AS:62:ILE:HG13	19:AS:62:ILE:O	2.15	0.47
20:AT:84:LEU:O	20:AT:86:ARG:N	2.48	0.47
22:AW:70:G:C4	22:AW:71:G:N7	2.83	0.47
24:AY:7:G:H3'	24:AY:8:4SU:C5'	2.45	0.47
25:AZ:154:VAL:O	25:AZ:157:LEU:N	2.37	0.47
25:AZ:242:ILE:HB	25:AZ:282:ALA:HA	1.95	0.47
25:AZ:251:ASP:H	25:AZ:267:VAL:HG12	1.78	0.47
25:AZ:363:MET:HB3	25:AZ:364:PRO:HD2	1.97	0.47
27:B1:78:LYS:HE2	27:B1:78:LYS:HB3	1.77	0.47
28:B2:49:LYS:O	28:B2:53:LEU:CB	2.61	0.47
29:B3:31:LEU:HD13	36:BA:1157:G:O2'	2.15	0.47
30:B4:42:PHE:O	30:B4:43:TYR:O	2.32	0.47
34:B8:4:MET:O	34:B8:62:LEU:HD12	2.15	0.47
36:BA:121:G:H4'	36:BA:149:A:H5'	1.96	0.47
36:BA:205:G:O2'	36:BA:206:U:OP2	2.33	0.47
36:BA:848:G:N9	36:BA:933:A:H8	2.13	0.47
36:BA:1070:A:H2'	36:BA:1097:U:OP1	2.14	0.47
36:BA:1472:A:C2'	36:BA:1473:G:H5'	2.45	0.47
36:BA:1504:C:O2'	36:BA:1505:C:H5'	2.14	0.47
36:BA:1536:C:C2'	36:BA:1537:G:H4'	2.35	0.47
36:BA:1751:C:H2'	36:BA:1752:C:C6	2.50	0.47
36:BA:1751:C:H2'	36:BA:1752:C:H6	1.80	0.47
36:BA:2009:G:C2'	36:BA:2010:G:H5'	2.44	0.47
36:BA:2050:C:H1'	40:BE:156:MET:HE2	1.94	0.47
36:BA:2127:G:H4'	38:BC:37:PHE:CD1	2.49	0.47
36:BA:2151:G:H2'	36:BA:2152:G:H8	1.80	0.47
36:BA:2224:G:H4'	36:BA:2226:C:C2	2.50	0.47
36:BA:2264:C:H2'	36:BA:2265:U:C6	2.47	0.47
36:BA:2405:G:HO2'	36:BA:2406:U:P	2.37	0.47
36:BA:2576:G:H4'	36:BA:2579:C:H5	1.80	0.47
36:BA:2743:C:O2	36:BA:2762:G:C2	2.67	0.47
37:BB:31:C:H4'	42:BG:29:TRP:CH2	2.50	0.47
37:BB:117:G:H2'	37:BB:118:G:O4'	2.15	0.47
38:BC:123:VAL:HG13	38:BC:124:GLY:N	2.29	0.47
39:BD:64:ILE:O	39:BD:64:ILE:CG1	2.62	0.47
42:BG:117:PHE:CZ	42:BG:120:LEU:HG	2.48	0.47
42:BG:182:LYS:HD2	42:BG:182:LYS:N	2.29	0.47
43:BH:66:GLY:HA2	43:BH:69:ARG:CD	2.43	0.47
43:BH:159:GLU:CG	43:BH:160:LYS:N	2.77	0.47

Continued on next page...

Continued from previous page...

Atom-1	Atom-2	Interatomic distance (Å)	Clash overlap (Å)
46:BN:90:MET:HA	46:BN:90:MET:HE2	1.97	0.47
48:BP:7:ARG:CB	48:BP:8:PRO:HD3	2.41	0.47
48:BP:58:THR:HB	48:BP:61:ARG:HH21	1.79	0.47
49:BQ:68:ILE:O	49:BQ:68:ILE:HG13	2.14	0.47
50:BR:2:ARG:HG2	50:BR:5:LYS:NZ	2.30	0.47
50:BR:117:VAL:HG22	50:BR:118:GLU:N	2.30	0.47
52:BT:96:ARG:HB2	52:BT:96:ARG:HH11	1.73	0.47
52:BT:106:SER:O	52:BT:107:ASP:HB3	2.15	0.47
53:BU:29:SER:HB2	53:BU:30:LYS:HZ3	1.77	0.47
53:BU:82:GLY:C	53:BU:84:LYS:N	2.67	0.47
54:BV:18:LEU:N	54:BV:18:LEU:HD22	2.29	0.47
56:BX:24:GLY:H	56:BX:82:GLN:HE22	1.63	0.47
57:BY:9:LYS:CG	57:BY:10:GLY:N	2.77	0.47
57:BY:27:VAL:CG1	57:BY:29:GLU:OE1	2.59	0.47
58:BZ:108:PRO:O	58:BZ:110:GLY:N	2.47	0.47
58:BZ:151:HIS:HB2	58:BZ:169:GLU:O	2.14	0.47
1:CA:267:C:H2'	1:CA:268:C:H6	1.79	0.47
1:CA:443:C:H2'	1:CA:444:C:H6	1.80	0.47
1:CA:445:G:H2'	1:CA:446:G:H8	1.79	0.47
1:CA:560:U:H5'	1:CA:566:G:N2	2.30	0.47
1:CA:858:G:OP2	1:CA:858:G:C8	2.67	0.47
1:CA:924:C:H4'	1:CA:1399:C:OP2	2.15	0.47
1:CA:958:A:C6	1:CA:959:A:N1	2.83	0.47
1:CA:1149:C:H2'	1:CA:1150:U:C2	2.39	0.47
1:CA:1217:C:O2'	1:CA:1218:C:H5'	2.15	0.47
1:CA:1282:C:C2'	1:CA:1283:G:H5'	2.44	0.47
2:CB:75:LYS:HD3	2:CB:75:LYS:C	2.35	0.47
3:CC:70:VAL:HG12	3:CC:72:LYS:N	2.30	0.47
3:CC:73:PRO:HD3	3:CC:105:GLU:HB2	1.95	0.47
4:CD:127:THR:N	4:CD:147:ALA:O	2.47	0.47
4:CD:182:LYS:O	4:CD:183:GLY:O	2.33	0.47
5:CE:10:MET:HB3	5:CE:32:VAL:HG22	1.97	0.47
5:CE:51:VAL:HB	5:CE:52:PRO:CD	2.39	0.47
5:CE:147:ASP:HA	5:CE:150:ARG:HH12	1.78	0.47
7:CG:22:LEU:HD22	7:CG:62:PHE:HE2	1.80	0.47
7:CG:117:ALA:O	7:CG:119:ARG:N	2.48	0.47
8:CH:86:ILE:HG21	8:CH:133:LEU:HD23	1.96	0.47
9:CI:111:ARG:O	9:CI:113:LYS:HD2	2.15	0.47
10:CJ:85:LEU:O	10:CJ:87:THR:N	2.47	0.47
11:CK:84:VAL:HG12	11:CK:109:VAL:O	2.15	0.47
11:CK:115:PRO:C	11:CK:117:ASN:H	2.18	0.47

Continued on next page...

Continued from previous page...

Atom-1	Atom-2	Interatomic distance (Å)	Clash overlap (Å)
13:CM:59:TYR:O	13:CM:63:THR:OG1	2.32	0.47
14:CN:8:GLU:O	14:CN:10:ALA:N	2.48	0.47
17:CQ:45:HIS:HB2	17:CQ:65:ILE:CD1	2.45	0.47
18:CR:50:ILE:CD1	18:CR:74:ARG:NH2	2.78	0.47
19:CS:10:PHE:CZ	19:CS:70:LYS:CE	2.97	0.47
22:CV:61:C:H2'	22:CV:62:C:H5'	1.97	0.47
22:CW:13:C:H2'	22:CW:13:C:O2	2.15	0.47
22:CW:18:G:N2	22:CW:57:G:N7	2.63	0.47
25:CZ:17:ILE:HG13	25:CZ:104:LEU:HD12	1.97	0.47
25:CZ:24:LYS:HB2	60:CZ:501:GDP:O3B	2.14	0.47
25:CZ:26:THR:O	25:CZ:29:ALA:HB3	2.15	0.47
25:CZ:70:TYR:O	25:CZ:70:TYR:CD1	2.67	0.47
25:CZ:85:HIS:CE1	36:DA:2662:A:H5'	2.49	0.47
25:CZ:177:LEU:HD13	25:CZ:195:TRP:CD2	2.50	0.47
25:CZ:248:LYS:O	25:CZ:249:VAL:C	2.53	0.47
25:CZ:356:PRO:CD	25:CZ:370:PHE:HA	2.44	0.47
26:D0:41:ARG:HH21	36:DA:2387:U:H1'	1.79	0.47
28:D2:28:LYS:O	28:D2:53:LEU:HD21	2.15	0.47
28:D2:58:ALA:CB	36:DA:76:C:H4'	2.44	0.47
29:D3:10:LYS:HD3	29:D3:53:LEU:HD23	1.97	0.47
29:D3:45:GLY:O	29:D3:47:VAL:N	2.48	0.47
32:D6:15:GLU:OE2	32:D6:41:PRO:CG	2.63	0.47
32:D6:15:GLU:O	32:D6:16:CYS:HB3	2.14	0.47
34:D8:14:VAL:O	34:D8:14:VAL:HG13	2.13	0.47
36:DA:64:A:H2'	36:DA:65:C:O4'	2.15	0.47
36:DA:447:A:H4'	36:DA:449:A:N7	2.30	0.47
36:DA:833:U:OP1	48:DP:48:PRO:HB3	2.15	0.47
36:DA:843:G:C2'	36:DA:844:C:H5'	2.44	0.47
36:DA:1039:G:H1	36:DA:1116:C:N4	2.13	0.47
36:DA:1071:G:N2	36:DA:1091:G:N7	2.63	0.47
36:DA:1081:U:H2'	36:DA:1082:U:C2	2.49	0.47
36:DA:1237:A:H1'	36:DA:1238:G:H1'	1.97	0.47
36:DA:1361:G:H2'	36:DA:1362:C:H6	1.79	0.47
36:DA:1516:C:H2'	36:DA:1517:G:H5'	1.96	0.47
36:DA:1568:G:H5''	39:DD:61:LEU:HD23	1.96	0.47
36:DA:1642:G:O2'	36:DA:1643:G:H5'	2.15	0.47
36:DA:1683:C:C2	36:DA:1684:C:C5	3.02	0.47
36:DA:1750:G:O2'	36:DA:1751:C:H5'	2.15	0.47
36:DA:2030:A:H4'	36:DA:2031:A:C8	2.48	0.47
36:DA:2031:A:C6	36:DA:2498:C:H1'	2.50	0.47
36:DA:2170:A:H5''	38:DC:134:ARG:HD2	1.97	0.47

Continued on next page...

Continued from previous page...

Atom-1	Atom-2	Interatomic distance (Å)	Clash overlap (Å)
36:DA:2397:G:N2	36:DA:2420:C:H1'	2.30	0.47
36:DA:2728:U:H2'	36:DA:2729:G:H8	1.79	0.47
36:DA:2807:G:H2'	36:DA:2808:U:H5''	1.97	0.47
37:DB:7:G:H4'	51:DS:29:PHE:CD2	2.50	0.47
37:DB:35:U:H2'	37:DB:36:C:C6	2.49	0.47
37:DB:53:A:H2'	37:DB:54:G:H5'	1.97	0.47
37:DB:95:C:H2'	37:DB:96:U:O4'	2.15	0.47
37:DB:96:U:C2	37:DB:97:G:N7	2.83	0.47
38:DC:28:LEU:O	38:DC:28:LEU:HD23	2.14	0.47
38:DC:116:THR:O	38:DC:118:ASP:N	2.36	0.47
39:DD:8:PRO:C	39:DD:10:THR:H	2.17	0.47
39:DD:200:ASP:O	39:DD:203:ASN:HB2	2.15	0.47
41:DF:6:VAL:O	41:DF:125:LEU:HD21	2.14	0.47
41:DF:22:ALA:HB1	41:DF:26:ALA:HB2	1.96	0.47
41:DF:84:VAL:C	41:DF:86:GLY:N	2.68	0.47
41:DF:160:ASN:HD21	41:DF:162:LEU:CD1	2.27	0.47
43:DH:149:ARG:N	43:DH:162:ILE:HD11	2.29	0.47
43:DH:152:ARG:O	43:DH:153:LYS:C	2.53	0.47
44:DJ:69:UNK:C	44:DJ:71:UNK:N	2.77	0.47
48:DP:146:VAL:CG2	48:DP:147:LEU:N	2.73	0.47
49:DQ:109:VAL:HG12	49:DQ:110:THR:N	2.28	0.47
49:DQ:136:ALA:C	49:DQ:138:ASP:H	2.17	0.47
51:DS:20:ARG:HH11	51:DS:20:ARG:HG2	1.80	0.47
53:DU:61:TRP:C	53:DU:65:ILE:HD13	2.35	0.47
56:DX:27:THR:HG22	56:DX:80:ILE:CB	2.38	0.47
56:DX:49:VAL:HG12	56:DX:87:GLN:HB3	1.97	0.47
56:DX:49:VAL:HG12	56:DX:87:GLN:HE21	1.80	0.47
57:DY:7:VAL:CB	57:DY:8:LYS:HD2	2.44	0.47
57:DY:27:VAL:HG12	57:DY:29:GLU:H	1.77	0.47
57:DY:87:LYS:HG3	57:DY:88:LYS:N	2.24	0.47
1:AA:32:A:C6	1:AA:33:A:C6	3.02	0.47
1:AA:674:G:OP1	6:AF:87:ARG:NH2	2.47	0.47
1:AA:822:C:O2'	1:AA:823:G:H5'	2.15	0.47
1:AA:1097:C:O2	1:AA:1169:A:H2	1.98	0.47
1:AA:1377:A:OP2	7:AG:94:ARG:HD2	2.15	0.47
3:AC:6:HIS:CG	14:AN:49:HIS:HB3	2.49	0.47
6:AF:36:ARG:NH1	6:AF:66:GLU:OE2	2.47	0.47
12:AL:27:LEU:C	12:AL:29:GLY:N	2.64	0.47
12:AL:93:LEU:HD12	12:AL:96:VAL:HG21	1.96	0.47
13:AM:119:GLY:O	13:AM:120:LYS:HG2	2.14	0.47
19:AS:5:LEU:HD12	19:AS:6:LYS:N	2.17	0.47

Continued on next page...

Continued from previous page...

Atom-1	Atom-2	Interatomic distance (Å)	Clash overlap (Å)
19:AS:16:LEU:O	19:AS:18:LYS:N	2.48	0.47
19:AS:25:LYS:C	19:AS:27:GLU:OE1	2.53	0.47
19:AS:45:VAL:O	19:AS:47:HIS:N	2.48	0.47
24:AY:18:G:O2'	24:AY:57:G:N2	2.36	0.47
29:B3:50:VAL:O	29:B3:52:HIS:N	2.48	0.47
32:B6:20:ASN:O	32:B6:21:TYR:CG	2.67	0.47
36:BA:94(A):G:H2'	36:BA:95:G:O4'	2.14	0.47
36:BA:321:G:O2'	36:BA:340:A:N3	2.46	0.47
36:BA:385:C:O2'	36:BA:388:G:N2	2.47	0.47
36:BA:681:G:C6	36:BA:682:G:C5	3.03	0.47
36:BA:1005:C:C2	36:BA:1006:C:C5	3.03	0.47
36:BA:1038:C:H3'	36:BA:1039:G:C5'	2.45	0.47
36:BA:1188:U:C2'	36:BA:1189:A:H5'	2.43	0.47
36:BA:1245:G:OP1	48:BP:16:ARG:NE	2.48	0.47
36:BA:1287:A:OP1	50:BR:105:ARG:O	2.33	0.47
36:BA:1579:A:H2'	36:BA:1580:A:O4'	2.14	0.47
36:BA:1655:A:H4'	40:BE:115:GLY:N	2.29	0.47
36:BA:1907:G:H2'	36:BA:1908:C:C6	2.50	0.47
36:BA:1987:G:H5'	36:BA:1988:C:OP2	2.15	0.47
36:BA:2715:C:H2'	36:BA:2716:U:C6	2.47	0.47
39:BD:8:PRO:HB3	39:BD:14:ARG:HB2	1.95	0.47
40:BE:49:LEU:HD11	40:BE:91:VAL:HG21	1.95	0.47
41:BF:157:VAL:HG11	41:BF:181:LEU:HD13	1.96	0.47
42:BG:16:ARG:CZ	42:BG:31:VAL:HG11	2.45	0.47
43:BH:137:ASP:OD2	43:BH:140:LYS:HE3	2.14	0.47
43:BH:147:ASN:HD22	43:BH:147:ASN:N	2.10	0.47
47:BO:26:LYS:CD	47:BO:37:ASP:OD1	2.63	0.47
47:BO:105:GLU:HA	47:BO:108:GLU:HG2	1.95	0.47
48:BP:132:LYS:O	48:BP:134:ALA:N	2.48	0.47
49:BQ:25:ASP:OD1	49:BQ:26:TYR:HD1	1.98	0.47
51:BS:88:ASP:CG	51:BS:89:ARG:H	2.08	0.47
51:BS:98:VAL:O	51:BS:99:LYS:C	2.53	0.47
52:BT:32:TYR:N	52:BT:32:TYR:HD1	2.10	0.47
53:BU:40:PHE:O	53:BU:44:ASN:HB2	2.15	0.47
53:BU:91:ASP:O	53:BU:92:ARG:O	2.33	0.47
57:BY:2:ARG:CD	57:BY:3:VAL:HG23	2.40	0.47
1:CA:503:C:H2'	1:CA:504:C:C6	2.45	0.47
1:CA:1030(D):A:C2'	1:CA:1031:G:H5'	2.44	0.47
1:CA:1054:C:C6	1:CA:1196:U:N1	2.83	0.47
2:CB:51:LEU:HD21	2:CB:55:PHE:CZ	2.50	0.47
2:CB:74:LYS:NZ	2:CB:74:LYS:HB3	2.30	0.47

Continued on next page...

Continued from previous page...

Atom-1	Atom-2	Interatomic distance (Å)	Clash overlap (Å)
3:CC:29:TYR:OH	14:CN:54:PRO:O	2.28	0.47
3:CC:107:GLN:CD	3:CC:108:ASN:H	2.17	0.47
4:CD:102:ASP:CG	4:CD:136:PRO:HB3	2.35	0.47
4:CD:133:VAL:HG12	4:CD:135:LEU:H	1.78	0.47
5:CE:76:ILE:HG12	5:CE:77:PRO:N	2.30	0.47
9:CI:4:TYR:HD1	9:CI:4:TYR:H	1.61	0.47
10:CJ:90:LEU:N	10:CJ:91:PRO:HD3	2.29	0.47
11:CK:69:ALA:O	11:CK:72:ALA:HB3	2.14	0.47
13:CM:5:ALA:HB2	13:CM:66:LEU:HD22	1.96	0.47
19:CS:4:SER:C	19:CS:5:LEU:O	2.53	0.47
26:D0:53:MET:CG	26:D0:57:PHE:HA	2.45	0.47
30:D4:35:VAL:CG1	30:D4:36:CYS:N	2.77	0.47
36:DA:675:A:OP1	41:DF:63:LYS:HE2	2.14	0.47
36:DA:817:C:H4'	36:DA:932:G:C5	2.49	0.47
36:DA:981:A:C8	36:DA:982:C:C5	3.02	0.47
36:DA:1038:C:H3'	36:DA:1039:G:H5''	1.97	0.47
36:DA:1385:G:H4'	36:DA:1386:C:OP1	2.14	0.47
36:DA:1619:G:H8	36:DA:1619:G:O5'	1.98	0.47
36:DA:1837:C:O2'	36:DA:1927:A:N3	2.41	0.47
36:DA:1973:G:H2'	36:DA:1974:C:C6	2.50	0.47
36:DA:2457:U:H2'	36:DA:2458:G:H5'	1.96	0.47
36:DA:2694:G:O2'	36:DA:2695:C:H5'	2.15	0.47
39:DD:35:LYS:HE3	39:DD:63:ARG:NH2	2.30	0.47
41:DF:24:LEU:O	41:DF:26:ALA:N	2.48	0.47
41:DF:170:LEU:HB2	41:DF:173:VAL:HB	1.96	0.47
43:DH:68:THR:C	43:DH:70:THR:H	2.18	0.47
48:DP:58:THR:C	48:DP:60:MET:H	2.18	0.47
48:DP:80:TYR:CD1	48:DP:111:ARG:HB2	2.49	0.47
49:DQ:54:MET:O	49:DQ:55:VAL:C	2.52	0.47
50:DR:4:LEU:O	50:DR:4:LEU:CD2	2.52	0.47
54:DV:89:GLN:OE1	54:DV:89:GLN:HA	2.15	0.47
55:DW:63:ASP:C	55:DW:64:MET:HG3	2.36	0.47
58:DZ:17:ALA:CA	58:DZ:20:ARG:HG2	2.45	0.47
1:AA:63:C:H2'	1:AA:64:G:C5'	2.39	0.47
1:AA:167:G:O2'	1:AA:168:G:H5'	2.15	0.47
1:AA:408:A:C4	1:AA:409:G:C8	3.03	0.47
1:AA:538:G:OP2	12:AL:115:LYS:HB2	2.15	0.47
1:AA:658:G:H2'	1:AA:659:U:H6	1.79	0.47
1:AA:691:G:O2'	1:AA:797:C:H4'	2.15	0.47
1:AA:1004:A:H5''	1:AA:1025:U:N3	2.30	0.47
1:AA:1005:A:H2'	1:AA:1006:C:H5'	1.96	0.47

Continued on next page...

Continued from previous page...

Atom-1	Atom-2	Interatomic distance (Å)	Clash overlap (Å)
1:AA:1009:G:O2'	1:AA:1010:G:H5'	2.15	0.47
2:AB:194:PRO:HB2	2:AB:200:ILE:HD13	1.97	0.47
4:AD:92:VAL:HG12	4:AD:93:PHE:N	2.28	0.47
5:AE:6:PHE:HD2	5:AE:63:ARG:NH1	2.13	0.47
5:AE:120:THR:HG23	5:AE:121:LYS:N	2.29	0.47
8:AH:16:ALA:HB1	8:AH:21:LYS:HB3	1.96	0.47
10:AJ:8:LEU:HG	10:AJ:96:ILE:HG22	1.96	0.47
10:AJ:75:ILE:HG13	10:AJ:76:ASN:N	2.30	0.47
12:AL:47:LYS:O	12:AL:49:ASN:N	2.47	0.47
13:AM:70:LEU:C	13:AM:70:LEU:CD2	2.84	0.47
17:AQ:59:ILE:CD1	17:AQ:73:VAL:HA	2.42	0.47
25:AZ:193:ASN:HB3	25:AZ:196:VAL:HB	1.96	0.47
25:AZ:215:ARG:HB3	25:AZ:282:ALA:HB3	1.96	0.47
26:B0:38:VAL:H	26:B0:59:LEU:HB2	1.80	0.47
29:B3:22:ALA:CA	29:B3:46:ASN:HD21	2.28	0.47
31:B5:8:LYS:O	36:BA:2017:U:H4'	2.15	0.47
36:BA:74:A:H4'	36:BA:75:G:O5'	2.15	0.47
36:BA:151:C:H2'	36:BA:152:G:H8	1.78	0.47
36:BA:178:G:C6	36:BA:179:G:N7	2.83	0.47
36:BA:318:C:H2'	36:BA:319:C:H6	1.80	0.47
36:BA:937:U:C2	36:BA:938:G:C8	3.02	0.47
36:BA:1021:A:H2'	36:BA:1023:U:H5''	1.96	0.47
36:BA:1499:C:O2'	36:BA:1500:G:H5'	2.15	0.47
36:BA:1790:C:H4'	39:BD:209:ALA:HB1	1.96	0.47
36:BA:2110:G:N1	36:BA:2178:C:H5	2.13	0.47
36:BA:2334:G:C4	51:BS:15:ARG:NH2	2.77	0.47
36:BA:2466:C:O2'	36:BA:2467:C:H5'	2.15	0.47
36:BA:2695:C:H2'	36:BA:2696:U:H6	1.80	0.47
36:BA:2754:U:H2'	36:BA:2756:U:OP1	2.14	0.47
39:BD:77:ALA:HB2	39:BD:97:TYR:CE1	2.50	0.47
40:BE:93:VAL:C	40:BE:95:ILE:N	2.61	0.47
41:BF:202:PHE:O	41:BF:206:ILE:HG12	2.14	0.47
43:BH:95:ARG:HB2	43:BH:106:THR:OG1	2.15	0.47
48:BP:58:THR:O	48:BP:58:THR:HG22	2.15	0.47
48:BP:98:GLU:O	48:BP:102:ARG:NH1	2.48	0.47
48:BP:125:VAL:O	48:BP:145:PRO:CD	2.57	0.47
52:BT:10:VAL:O	52:BT:11:GLU:C	2.52	0.47
52:BT:57:PHE:HE1	52:BT:79:HIS:HD1	1.63	0.47
55:BW:86:LEU:HB3	55:BW:94:ASP:CB	2.44	0.47
1:CA:277:C:OP2	17:CQ:41:LYS:NZ	2.46	0.47
1:CA:558:G:H2'	1:CA:559:A:C2	2.49	0.47

Continued on next page...

Continued from previous page...

Atom-1	Atom-2	Interatomic distance (Å)	Clash overlap (Å)
1:CA:573:A:N3	1:CA:883:C:O2'	2.44	0.47
1:CA:858:G:H8	1:CA:858:G:H5''	1.80	0.47
1:CA:958:A:H8	1:CA:958:A:O5'	1.98	0.47
1:CA:1226:C:H2'	13:CM:103:THR:CB	2.45	0.47
1:CA:1259:C:C4	1:CA:1260:C:O2	2.68	0.47
1:CA:1498:U:H4'	1:CA:1519:A:C2	2.49	0.47
2:CB:105:PHE:HE1	2:CB:152:PHE:CZ	2.32	0.47
3:CC:5:ILE:N	3:CC:5:ILE:CD1	2.74	0.47
4:CD:188:LEU:HD23	4:CD:189:PRO:O	2.14	0.47
7:CG:58:PRO:O	7:CG:60:LYS:N	2.47	0.47
9:CI:48:GLU:HG3	9:CI:101:PHE:HZ	1.79	0.47
11:CK:108:ILE:O	18:CR:87:ARG:CA	2.63	0.47
25:CZ:133:VAL:CG1	25:CZ:134:PHE:N	2.77	0.47
25:CZ:325:LYS:HZ2	25:CZ:331:HIS:HB2	1.80	0.47
25:CZ:345:ARG:NH1	25:CZ:384:LEU:CD2	2.74	0.47
29:D3:46:ASN:HA	36:DA:851:U:H4'	1.96	0.47
34:D8:4:MET:O	34:D8:62:LEU:CD1	2.63	0.47
35:D9:19:ARG:O	35:D9:21:GLY:N	2.45	0.47
36:DA:315:G:C5	36:DA:316:C:C4	3.02	0.47
36:DA:692:C:C2	36:DA:771:G:C2	3.03	0.47
36:DA:1190:G:H5'	48:DP:35:HIS:CA	2.45	0.47
36:DA:1359:A:C2'	36:DA:1360:A:H5'	2.43	0.47
36:DA:1820:U:C2	39:DD:202:LYS:HD2	2.50	0.47
36:DA:2178:C:O2	36:DA:2178:C:O5'	2.33	0.47
36:DA:2472:G:H2'	36:DA:2475:C:H42	1.80	0.47
36:DA:2508:G:O3'	36:DA:2555:U:H5'	2.15	0.47
36:DA:2698:U:H2'	36:DA:2699:C:C6	2.49	0.47
36:DA:2801:A:O2'	36:DA:2895:U:H5'	2.14	0.47
36:DA:2810:A:H2'	36:DA:2811:G:O4'	2.15	0.47
36:DA:2875:C:H4'	52:DT:5:ALA:HB2	1.97	0.47
38:DC:130:ILE:C	38:DC:133:PRO:HD2	2.35	0.47
40:DE:183:LEU:N	40:DE:183:LEU:CD1	2.78	0.47
41:DF:107:LYS:C	41:DF:109:GLY:N	2.68	0.47
41:DF:205:ARG:O	41:DF:206:ILE:HD13	2.14	0.47
42:DG:42:GLY:CA	42:DG:90:LEU:H	2.28	0.47
42:DG:125:PHE:HB3	42:DG:131:TYR:CA	2.29	0.47
47:DO:104:ARG:HB3	47:DO:121:VAL:CG1	2.45	0.47
48:DP:34:GLY:O	48:DP:35:HIS:CB	2.63	0.47
49:DQ:52:VAL:HA	49:DQ:55:VAL:HG12	1.96	0.47
50:DR:24:GLN:HB2	50:DR:44:LEU:CD2	2.45	0.47
53:DU:17:ILE:HG23	53:DU:39:LEU:HD12	1.97	0.47

Continued on next page...

Continued from previous page...

Atom-1	Atom-2	Interatomic distance (Å)	Clash overlap (Å)
55:DW:22:ASP:HA	55:DW:25:ARG:NH1	2.29	0.47
58:DZ:37:VAL:HG23	58:DZ:38:TYR:H	1.75	0.47
1:AA:80:G:C2'	1:AA:81:U:H5'	2.45	0.47
1:AA:155:C:O2'	1:AA:156:G:H5'	2.15	0.47
1:AA:192:U:H2'	1:AA:193:C:C6	2.35	0.47
1:AA:368:U:OP1	25:AZ:291:ARG:NH1	2.48	0.47
1:AA:453:A:C2	1:AA:454:C:C2	3.03	0.47
1:AA:592:G:H2'	1:AA:593:G:H8	1.79	0.47
1:AA:966:G:C2	22:AV:34:G:H5'	2.50	0.47
1:AA:1126:U:C2'	1:AA:1127:G:O5'	2.62	0.47
1:AA:1144:G:H21	1:AA:1146:A:H62	1.63	0.47
1:AA:1228:C:H2'	1:AA:1229:A:C8	2.47	0.47
1:AA:1367:C:OP1	10:AJ:57:LYS:NZ	2.47	0.47
4:AD:9:CYS:HA	4:AD:12:CYS:SG	2.55	0.47
7:AG:91:VAL:CG2	7:AG:95:ARG:HB3	2.45	0.47
9:AI:43:ALA:O	9:AI:45:ALA:N	2.48	0.47
10:AJ:97:GLU:O	10:AJ:98:ILE:HB	2.15	0.47
12:AL:57:LYS:HB2	12:AL:57:LYS:NZ	2.30	0.47
15:AO:31:LEU:CD1	15:AO:31:LEU:H	2.25	0.47
16:AP:28:ARG:NH1	16:AP:29:ASP:OD1	2.46	0.47
22:AV:26:A:N1	22:AV:44:G:O6	2.48	0.47
25:AZ:35:ALA:O	25:AZ:39:ASN:OD1	2.33	0.47
25:AZ:155:ARG:NH2	25:AZ:170:VAL:CG2	2.78	0.47
25:AZ:318:ALA:HB1	25:AZ:399:VAL:O	2.15	0.47
25:AZ:320:VAL:HG22	25:AZ:398:GLY:HA3	1.97	0.47
30:B4:14:ILE:N	30:B4:14:ILE:CD1	2.78	0.47
32:B6:33:LYS:HE2	32:B6:33:LYS:HA	1.96	0.47
35:B9:7:VAL:O	35:B9:8:LYS:HE3	2.15	0.47
36:BA:184:C:H2'	36:BA:185:U:C6	2.49	0.47
36:BA:271(H):G:H1	36:BA:271(P):C:N4	2.13	0.47
36:BA:440:G:N2	41:BF:46:ARG:NH2	2.63	0.47
36:BA:554:U:C4	36:BA:555:U:C4	3.03	0.47
36:BA:1196:C:H2'	36:BA:1197:G:H8	1.80	0.47
36:BA:1771:C:O2'	36:BA:1786:A:H8	1.98	0.47
36:BA:1923:U:H2'	36:BA:1924:C:C6	2.50	0.47
36:BA:2001:A:H4'	36:BA:2689:U:H2'	1.97	0.47
36:BA:2358:G:H2'	36:BA:2359:C:C6	2.50	0.47
36:BA:2657:A:C2'	36:BA:2658:C:H5'	2.37	0.47
36:BA:2673:G:H5'	36:BA:2673:G:C8	2.47	0.47
36:BA:2720:U:O2	36:BA:2720:U:H2'	2.15	0.47
36:BA:2836:U:O5'	36:BA:2836:U:H6	1.97	0.47

Continued on next page...

Continued from previous page...

Atom-1	Atom-2	Interatomic distance (Å)	Clash overlap (Å)
38:BC:74:VAL:HG12	38:BC:75:LEU:N	2.29	0.47
39:BD:30:GLU:CB	39:BD:35:LYS:NZ	2.78	0.47
39:BD:146:GLU:HG2	39:BD:152:GLY:C	2.35	0.47
39:BD:186:HIS:CD2	39:BD:188:GLU:HB2	2.50	0.47
44:BJ:11:UNK:O	44:BJ:14:UNK:N	2.48	0.47
46:BN:34:LEU:HD13	46:BN:34:LEU:O	2.14	0.47
47:BO:98:VAL:HG12	47:BO:117:LEU:HB3	1.96	0.47
48:BP:100:LEU:HD13	48:BP:100:LEU:C	2.36	0.47
49:BQ:140:ALA:O	49:BQ:141:GLN:CB	2.62	0.47
50:BR:7:GLY:O	50:BR:8:ARG:NE	2.48	0.47
50:BR:74:LYS:NZ	50:BR:77:ARG:HH21	2.13	0.47
52:BT:8:LYS:O	52:BT:10:VAL:N	2.47	0.47
52:BT:80:SER:HB3	52:BT:81:PRO:CD	2.36	0.47
53:BU:52:ARG:O	53:BU:56:ASP:OD1	2.33	0.47
54:BV:58:VAL:CB	54:BV:98:GLU:HG2	2.45	0.47
56:BX:56:THR:O	56:BX:57:LEU:HB3	2.15	0.47
57:BY:42:VAL:CG2	57:BY:67:LEU:HD12	2.44	0.47
57:BY:88:LYS:O	57:BY:89:PHE:HB2	2.15	0.47
1:CA:261:U:O2	1:CA:263:A:C8	2.68	0.47
1:CA:323:U:O3'	20:CT:22:ARG:CD	2.63	0.47
1:CA:611:A:H2	1:CA:629:G:H22	1.62	0.47
1:CA:952:U:H2'	1:CA:953:G:H8	1.80	0.47
1:CA:1048:G:P	14:CN:4:LYS:HB2	2.54	0.47
1:CA:1503:A:O2'	1:CA:1504:G:P	2.73	0.47
2:CB:157:ARG:O	2:CB:158:LEU:C	2.50	0.47
3:CC:16:ARG:NH2	3:CC:183:ASP:HA	2.28	0.47
3:CC:18:TRP:N	3:CC:18:TRP:HE3	2.13	0.47
4:CD:187:ARG:HG2	4:CD:188:LEU:O	2.15	0.47
6:CF:18:GLN:CA	6:CF:21:LEU:HB2	2.36	0.47
7:CG:58:PRO:C	7:CG:60:LYS:N	2.68	0.47
7:CG:69:VAL:HG13	7:CG:100:ALA:HA	1.96	0.47
12:CL:43:VAL:CG2	12:CL:93:LEU:HD22	2.44	0.47
12:CL:89:ARG:HG2	12:CL:91:LYS:NZ	2.29	0.47
13:CM:9:ILE:O	13:CM:10:PRO:C	2.52	0.47
16:CP:43:LYS:N	16:CP:43:LYS:HD2	2.30	0.47
18:CR:29:PHE:N	18:CR:29:PHE:CD1	2.67	0.47
18:CR:74:ARG:HB3	18:CR:81:PHE:CE1	2.50	0.47
19:CS:19:VAL:O	19:CS:23:ASN:N	2.42	0.47
22:CW:43:C:H2'	22:CW:44:G:C1'	2.44	0.47
25:CZ:126:VAL:CG1	25:CZ:126:VAL:O	2.63	0.47
27:D1:37:ILE:O	27:D1:37:ILE:CD1	2.63	0.47

Continued on next page...

Continued from previous page...

Atom-1	Atom-2	Interatomic distance (Å)	Clash overlap (Å)
28:D2:45:SER:O	28:D2:46:GLN:NE2	2.48	0.47
29:D3:45:GLY:HA2	29:D3:48:GLU:HG2	1.97	0.47
31:D5:50:GLY:C	31:D5:56:LYS:HE3	2.35	0.47
33:D7:21:ARG:HH11	33:D7:21:ARG:HG2	1.78	0.47
36:DA:212:G:C2'	36:DA:213:A:H5'	2.45	0.47
36:DA:692:C:N3	36:DA:771:G:C2	2.83	0.47
36:DA:907:U:C2'	36:DA:908:C:H5'	2.45	0.47
36:DA:1599:C:H2'	36:DA:1600:C:C6	2.50	0.47
36:DA:1664:A:C6	36:DA:1665:A:C6	3.03	0.47
36:DA:1756:G:H4'	36:DA:1758:G:O4'	2.15	0.47
36:DA:2388:A:H5'	36:DA:2389:G:OP2	2.15	0.47
36:DA:2406:U:C2	48:DP:72:PRO:HB2	2.50	0.47
36:DA:2437:U:O2'	36:DA:2438:U:H5'	2.15	0.47
36:DA:2756:U:C6	36:DA:2757:A:N7	2.83	0.47
40:DE:51:PHE:O	40:DE:74:PRO:HB2	2.15	0.47
40:DE:152:LYS:HG2	46:DN:78:TYR:CZ	2.50	0.47
41:DF:37:VAL:HG11	48:DP:7:ARG:NH1	2.30	0.47
41:DF:184:TYR:HE1	48:DP:7:ARG:CZ	2.28	0.47
47:DO:47:ILE:O	47:DO:48:PRO:O	2.33	0.47
47:DO:68:GLU:CD	47:DO:68:GLU:H	2.17	0.47
48:DP:31:ALA:C	48:DP:33:ARG:H	2.18	0.47
48:DP:100:LEU:HD13	48:DP:100:LEU:O	2.15	0.47
51:DS:92:TYR:C	51:DS:94:TYR:N	2.68	0.47
53:DU:92:ARG:C	53:DU:94:ASN:N	2.67	0.47
55:DW:17:VAL:O	55:DW:19:LEU:N	2.48	0.47
56:DX:7:VAL:HB	56:DX:8:ILE:HD12	1.96	0.47
57:DY:56:PRO:O	57:DY:57:GLN:O	2.32	0.47
58:DZ:10:ARG:NH2	58:DZ:26:GLY:N	2.63	0.47
58:DZ:10:ARG:NE	58:DZ:36:LYS:HB2	2.30	0.47
58:DZ:128:VAL:CG2	58:DZ:129:SER:N	2.77	0.47
1:AA:92:C:H2'	1:AA:93:G:H8	1.80	0.46
1:AA:279:A:C8	17:AQ:98:LEU:HD23	2.50	0.46
1:AA:428:G:H5''	4:AD:10:ARG:HD2	1.97	0.46
1:AA:505:G:H5'	1:AA:534:U:H2'	1.96	0.46
1:AA:1081:G:O2'	1:AA:1082:G:H5'	2.15	0.46
1:AA:1095:U:P	1:AA:1108:G:H1	2.38	0.46
1:AA:1343:G:H2'	1:AA:1344:C:C6	2.50	0.46
1:AA:1426:C:H2'	1:AA:1427:U:C6	2.49	0.46
1:AA:1444:C:O2'	1:AA:1445:C:H5'	2.16	0.46
4:AD:65:ARG:NH1	4:AD:72:GLU:H	2.12	0.46
7:AG:47:CYS:SG	7:AG:58:PRO:HB2	2.55	0.46

Continued on next page...

Continued from previous page...

Atom-1	Atom-2	Interatomic distance (Å)	Clash overlap (Å)
8:AH:90:GLY:O	8:AH:91:ARG:HB2	2.15	0.46
10:AJ:92:THR:HG23	10:AJ:93:GLY:N	2.29	0.46
12:AL:89:ARG:CG	12:AL:91:LYS:HZ1	2.28	0.46
25:AZ:147:LEU:H	25:AZ:147:LEU:CD2	2.28	0.46
26:B0:7:LEU:HD21	49:BQ:81:VAL:HG22	1.96	0.46
31:B5:6:VAL:HG22	31:B5:7:PRO:CD	2.44	0.46
31:B5:41:PRO:O	31:B5:44:THR:HB	2.14	0.46
36:BA:146:G:C6	36:BA:147:U:C2	3.04	0.46
36:BA:734:A:O2'	36:BA:1635:G:H5'	2.15	0.46
36:BA:760:G:H2'	36:BA:761:A:C5'	2.38	0.46
36:BA:1287:A:OP1	50:BR:104:ARG:HG2	2.15	0.46
36:BA:1448:G:N2	36:BA:1528(A):A:H2	2.13	0.46
36:BA:1472:A:H2'	36:BA:1473:G:H5'	1.97	0.46
36:BA:1740:G:H4'	36:BA:1741:A:OP1	2.14	0.46
36:BA:2050:C:H2'	36:BA:2051:A:O4'	2.16	0.46
36:BA:2305:A:C3'	36:BA:2306:C:H5''	2.44	0.46
36:BA:2688:U:H3'	36:BA:2688:U:O2	2.15	0.46
36:BA:2733:A:H2'	36:BA:2734:A:C8	2.50	0.46
36:BA:2824:C:H2'	36:BA:2825:C:O4'	2.15	0.46
38:BC:10:LEU:HD22	38:BC:10:LEU:H	1.80	0.46
42:BG:31:VAL:HG13	42:BG:31:VAL:O	2.15	0.46
48:BP:31:ALA:C	48:BP:33:ARG:N	2.69	0.46
54:BV:51:VAL:HG12	54:BV:52:VAL:N	2.30	0.46
1:CA:80:G:N2	1:CA:90:U:H5'	2.29	0.46
1:CA:263:A:O2'	1:CA:264:U:H5'	2.16	0.46
1:CA:1107:C:C4	1:CA:1108:G:C8	3.03	0.46
1:CA:1432:G:OP2	52:DT:108:ARG:CZ	2.63	0.46
3:CC:65:ALA:O	3:CC:66:VAL:HB	2.15	0.46
4:CD:19:LEU:O	4:CD:26:CYS:SG	2.73	0.46
6:CF:10:LEU:HD11	6:CF:61:LEU:HD11	1.97	0.46
9:CI:69:GLY:O	9:CI:73:GLN:HG3	2.15	0.46
10:CJ:62:HIS:O	14:CN:59:ALA:HB3	2.15	0.46
14:CN:21:TYR:CD1	14:CN:21:TYR:N	2.82	0.46
20:CT:96:GLY:O	20:CT:97:ALA:HB3	2.15	0.46
24:CY:28:C:O2'	24:CY:29:G:H5'	2.15	0.46
25:CZ:292:GLY:O	25:CZ:293:VAL:HG13	2.15	0.46
26:D0:62:LEU:H	26:D0:62:LEU:HD23	1.80	0.46
28:D2:2:LYS:HE3	28:D2:52:ASP:OD2	2.14	0.46
28:D2:51:ARG:NH1	28:D2:55:ARG:HH12	2.07	0.46
30:D4:40:HIS:CD2	30:D4:41:PRO:HA	2.49	0.46
31:D5:43:HIS:HE1	36:DA:2884:U:OP2	1.97	0.46

Continued on next page...

Continued from previous page...

Atom-1	Atom-2	Interatomic distance (Å)	Clash overlap (Å)
31:D5:54:GLY:O	31:D5:59:GLU:OE2	2.33	0.46
32:D6:15:GLU:CG	32:D6:18:ARG:NH1	2.74	0.46
35:D9:9:ARG:HH11	35:D9:9:ARG:CB	2.28	0.46
35:D9:26:ILE:HG23	35:D9:27:CYS:N	2.30	0.46
36:DA:34:C:H41	36:DA:447:A:H61	1.62	0.46
36:DA:150:C:O2'	36:DA:151:C:H5'	2.14	0.46
36:DA:185:U:H2'	36:DA:186:G:C8	2.50	0.46
36:DA:247:G:H4'	36:DA:386:G:C5	2.50	0.46
36:DA:335:C:O2'	57:DY:73:ARG:NH2	2.48	0.46
36:DA:389:G:H22	48:DP:72:PRO:HG2	1.80	0.46
36:DA:515:A:C8	36:DA:516:C:C5	3.03	0.46
36:DA:780:G:H2'	36:DA:782:A:N7	2.30	0.46
36:DA:1164:G:H1	36:DA:1185:C:H42	1.63	0.46
36:DA:1301:A:HO2'	36:DA:1302:A:C2'	2.27	0.46
36:DA:1958:C:O2'	36:DA:1959:G:H5'	2.15	0.46
36:DA:2010:G:H2'	36:DA:2011:U:H6	1.80	0.46
36:DA:2085:C:OP1	39:DD:261:LYS:HE2	2.15	0.46
36:DA:2310:A:H4'	36:DA:2310:A:OP1	2.15	0.46
36:DA:2583:G:H2'	36:DA:2584:U:O2	2.14	0.46
36:DA:2746:U:H5'	43:DH:139:GLN:HA	1.96	0.46
38:DC:128:GLY:C	38:DC:130:ILE:H	2.18	0.46
39:DD:145:VAL:HG12	39:DD:146:GLU:O	2.14	0.46
42:DG:42:GLY:H	42:DG:90:LEU:H	1.63	0.46
42:DG:46:ALA:HB2	42:DG:88:ILE:HB	1.97	0.46
47:DO:19:ILE:HB	47:DO:41:ALA:HB1	1.97	0.46
47:DO:66:LYS:H	47:DO:82:ASN:HD21	1.63	0.46
48:DP:18:ARG:O	48:DP:19:VAL:C	2.54	0.46
49:DQ:136:ALA:O	49:DQ:138:ASP:N	2.48	0.46
50:DR:84:ALA:HB3	50:DR:85:PRO:CD	2.36	0.46
50:DR:87:TYR:HE1	50:DR:117:VAL:CG1	2.28	0.46
54:DV:52:VAL:HG13	54:DV:55:ALA:HB3	1.98	0.46
57:DY:27:VAL:C	57:DY:28:LYS:HG3	2.35	0.46
58:DZ:140:ASP:O	58:DZ:141:VAL:HG22	2.15	0.46
1:AA:17:U:H2'	1:AA:18:C:C6	2.50	0.46
1:AA:64:G:OP1	1:AA:382:A:N6	2.48	0.46
1:AA:192:U:C2	1:AA:193:C:C5	3.03	0.46
1:AA:556:C:O2'	1:AA:557:G:H5'	2.14	0.46
1:AA:979:C:C3'	1:AA:980:C:C5'	2.88	0.46
1:AA:1275:A:O2'	1:AA:1276:G:H5'	2.15	0.46
1:AA:1523:G:OP1	11:AK:123:LYS:HD3	2.15	0.46
2:AB:40:HIS:C	2:AB:41:ILE:HD12	2.36	0.46

Continued on next page...

Continued from previous page...

Atom-1	Atom-2	Interatomic distance (Å)	Clash overlap (Å)
3:AC:65:ALA:O	3:AC:100:ALA:O	2.33	0.46
4:AD:84:LYS:O	4:AD:85:LYS:C	2.53	0.46
8:AH:20:TYR:CE1	8:AH:76:PRO:HG2	2.50	0.46
12:AL:30:ALA:O	12:AL:31:PRO:C	2.52	0.46
12:AL:41:ARG:CG	12:AL:42:THR:N	2.62	0.46
13:AM:74:VAL:HA	13:AM:77:ASN:ND2	2.29	0.46
13:AM:77:ASN:O	13:AM:81:LEU:HD22	2.14	0.46
16:AP:64:ALA:O	16:AP:66:PRO:HD3	2.16	0.46
19:AS:6:LYS:C	19:AS:7:LYS:HD3	2.35	0.46
19:AS:19:VAL:O	19:AS:21:GLU:N	2.49	0.46
21:AU:2:GLY:C	21:AU:4:GLY:H	2.18	0.46
27:B1:29:GLY:O	27:B1:30:VAL:CG2	2.63	0.46
27:B1:88:LYS:O	27:B1:91:LYS:HB3	2.16	0.46
28:B2:32:LEU:HD13	28:B2:57:ILE:HD12	1.94	0.46
28:B2:59:ARG:O	28:B2:62:THR:HB	2.15	0.46
35:B9:24:TYR:O	35:B9:25:VAL:HG23	2.15	0.46
36:BA:221:A:H4'	36:BA:222:A:O5'	2.15	0.46
36:BA:303:U:H2'	36:BA:304:G:H8	1.75	0.46
36:BA:335:C:O2'	57:BY:73:ARG:NH2	2.48	0.46
36:BA:605:C:H5	36:BA:623:G:N1	2.10	0.46
36:BA:768:G:O2'	36:BA:1379:A:N6	2.48	0.46
36:BA:1076:C:N4	36:BA:1088:A:H61	2.12	0.46
36:BA:1766:U:O2'	36:BA:1767:C:H5'	2.15	0.46
36:BA:2191:G:H3'	36:BA:2192:G:H8	1.81	0.46
36:BA:2491:U:H5'	36:BA:2570:G:C5'	2.25	0.46
36:BA:2847:U:C5	36:BA:2848:G:C6	3.03	0.46
38:BC:83:ILE:HG22	38:BC:83:ILE:O	2.14	0.46
38:BC:195:ALA:O	38:BC:196:LEU:C	2.53	0.46
39:BD:145:VAL:HG12	39:BD:146:GLU:N	2.31	0.46
40:BE:16:ARG:HD3	40:BE:21:VAL:HG11	1.97	0.46
41:BF:46:ARG:HH11	41:BF:46:ARG:HG3	1.79	0.46
41:BF:201:VAL:HG13	41:BF:202:PHE:H	1.80	0.46
42:BG:47:LYS:HZ2	42:BG:82:LEU:HD12	1.80	0.46
42:BG:128:ARG:N	42:BG:166:ASP:OD2	2.47	0.46
42:BG:139:LEU:HB3	42:BG:149:VAL:HG11	1.96	0.46
42:BG:152:LEU:H	42:BG:152:LEU:CD2	2.28	0.46
47:BO:121:VAL:HG12	47:BO:122:LEU:N	2.29	0.46
51:BS:27:SER:HA	51:BS:88:ASP:HB3	1.98	0.46
51:BS:51:ALA:HB3	51:BS:73:LEU:HD12	1.96	0.46
53:BU:88:ILE:HB	53:BU:90:VAL:HG23	1.97	0.46
56:BX:64:LYS:HZ1	56:BX:73:ARG:HH21	1.62	0.46

Continued on next page...

Continued from previous page...

Atom-1	Atom-2	Interatomic distance (Å)	Clash overlap (Å)
58:BZ:71:VAL:HG11	58:BZ:74:VAL:HG23	1.97	0.46
1:CA:26:A:H2'	1:CA:27:G:H5'	1.98	0.46
1:CA:186:C:H2'	1:CA:187:C:C6	2.50	0.46
1:CA:781:A:OP1	1:CA:1523:G:H5'	2.15	0.46
1:CA:1118:C:H5'	9:CI:104:ARG:HG2	1.96	0.46
5:CE:45:PHE:CD2	5:CE:47:LYS:HD2	2.49	0.46
6:CF:37:VAL:HG12	6:CF:38:GLU:N	2.30	0.46
9:CI:4:TYR:N	9:CI:4:TYR:CD1	2.84	0.46
12:CL:53:ARG:HD2	12:CL:53:ARG:H	1.79	0.46
18:CR:66:LEU:CD1	18:CR:70:ILE:HD11	2.45	0.46
19:CS:49:ILE:H	19:CS:49:ILE:CD1	2.08	0.46
20:CT:50:GLU:HG3	20:CT:100:ILE:HB	1.96	0.46
25:CZ:138:VAL:C	25:CZ:140:MET:H	2.19	0.46
27:D1:72:GLU:O	27:D1:75:GLU:HB2	2.16	0.46
32:D6:20:ASN:C	32:D6:21:TYR:CD1	2.89	0.46
33:D7:47:ARG:HH22	36:DA:1311:G:H2'	1.80	0.46
36:DA:803:U:H2'	36:DA:804:A:H5'	1.97	0.46
36:DA:1278:A:OP1	50:DR:36:THR:HG22	2.15	0.46
36:DA:1319:G:C6	36:DA:1320:C:N4	2.83	0.46
36:DA:1375:C:H2'	36:DA:1376:C:C6	2.49	0.46
36:DA:1412:A:O2'	36:DA:1413:G:H5'	2.15	0.46
36:DA:1628:G:H2'	36:DA:1629:U:C6	2.50	0.46
36:DA:1649:G:N1	36:DA:2009:G:C6	2.83	0.46
36:DA:1678:G:H22	36:DA:1989:G:H1	1.64	0.46
36:DA:2767:C:H2'	36:DA:2768:C:C6	2.50	0.46
36:DA:2845:G:H5''	52:DT:55:ASN:HA	1.97	0.46
36:DA:2849:U:OP1	52:DT:95:ARG:NH1	2.48	0.46
39:DD:26:LYS:O	39:DD:27:THR:CG2	2.63	0.46
39:DD:30:GLU:HG3	39:DD:63:ARG:CZ	2.45	0.46
40:DE:197:ILE:O	40:DE:197:ILE:HG13	2.15	0.46
41:DF:114:VAL:HG21	41:DF:202:PHE:CE2	2.50	0.46
41:DF:126:VAL:HG23	41:DF:127:GLU:N	2.30	0.46
42:DG:42:GLY:HA2	42:DG:90:LEU:H	1.80	0.46
42:DG:103:LEU:HD22	42:DG:178:PHE:HZ	1.79	0.46
46:DN:12:ARG:NH2	46:DN:135:PRO:CG	2.79	0.46
51:DS:64:GLU:C	51:DS:66:ALA:N	2.68	0.46
52:DT:33:LYS:NZ	52:DT:43:GLN:HB3	2.30	0.46
57:DY:28:LYS:N	57:DY:28:LYS:CE	2.78	0.46
57:DY:37:VAL:HG13	57:DY:69:ALA:HB2	1.98	0.46
57:DY:81:LYS:O	57:DY:82:PRO:O	2.33	0.46
58:DZ:60:GLU:HA	58:DZ:66:SER:HA	1.97	0.46

Continued on next page...

Continued from previous page...

Atom-1	Atom-2	Interatomic distance (Å)	Clash overlap (Å)
1:AA:722:A:H2	1:AA:733:A:H61	1.63	0.46
1:AA:862:C:O2'	1:AA:863:U:H5'	2.15	0.46
1:AA:865:A:C2	1:AA:918:A:H4'	2.50	0.46
2:AB:59:GLU:HB2	2:AB:221:LEU:HD11	1.97	0.46
3:AC:46:GLU:O	3:AC:47:LEU:CB	2.44	0.46
5:AE:20:GLN:HE22	5:AE:25:ARG:NH2	2.11	0.46
6:AF:19:LEU:HD11	6:AF:59:TYR:CZ	2.51	0.46
9:AI:53:VAL:O	9:AI:54:ASP:CB	2.63	0.46
10:AJ:34:VAL:HG13	10:AJ:73:ASP:C	2.35	0.46
13:AM:15:VAL:HA	13:AM:18:ALA:HB3	1.97	0.46
13:AM:44:ARG:O	13:AM:47:ASP:N	2.39	0.46
19:AS:16:LEU:O	19:AS:19:VAL:N	2.45	0.46
20:AT:74:LYS:O	20:AT:76:ALA:N	2.48	0.46
22:AW:55:U:HO2'	22:AW:56:C:H5	1.59	0.46
35:B9:7:VAL:HG13	35:B9:34:GLN:HG3	1.95	0.46
36:BA:319:C:H2'	36:BA:320:A:C8	2.50	0.46
36:BA:476:G:H4'	36:BA:502:A:N1	2.30	0.46
36:BA:569:U:C4	36:BA:570:G:C6	3.03	0.46
36:BA:603:A:C1'	36:BA:604:G:OP2	2.59	0.46
36:BA:1385:G:H4'	36:BA:1386:C:OP1	2.16	0.46
36:BA:1419:A:O2'	36:BA:1420:U:H5''	2.14	0.46
36:BA:1600:C:O2'	36:BA:1601:G:H5'	2.15	0.46
36:BA:1652:A:C2'	36:BA:1653:G:H5'	2.44	0.46
36:BA:2166:G:C5	36:BA:2167:U:C4	3.04	0.46
36:BA:2199:A:H3'	36:BA:2200:C:C6	2.49	0.46
36:BA:2262:U:O2'	36:BA:2263:C:H5'	2.14	0.46
40:BE:81:ILE:O	40:BE:81:ILE:CG2	2.63	0.46
40:BE:117:MET:HE3	40:BE:124:GLY:HA3	1.95	0.46
41:BF:139:PHE:CB	41:BF:166:ALA:HB1	2.44	0.46
42:BG:83:ARG:HB2	42:BG:84:LYS:HD2	1.97	0.46
42:BG:146:TYR:HA	42:BG:149:VAL:HG22	1.98	0.46
42:BG:173:LEU:O	42:BG:176:LEU:CB	2.63	0.46
43:BH:106:THR:CG2	43:BH:112:PRO:HB3	2.42	0.46
49:BQ:21:THR:C	49:BQ:23:GLY:N	2.66	0.46
52:BT:28:VAL:O	52:BT:29:ARG:HB2	2.16	0.46
56:BX:40:LYS:HG3	56:BX:51:VAL:HB	1.96	0.46
58:BZ:144:LEU:HD22	58:BZ:144:LEU:N	2.29	0.46
1:CA:198:G:C2	1:CA:199:G:C8	3.03	0.46
1:CA:349:A:H2'	1:CA:350:G:C8	2.50	0.46
1:CA:545:C:O2'	1:CA:549:C:OP1	2.33	0.46
1:CA:1228:C:H2'	1:CA:1229:A:C8	2.51	0.46

Continued on next page...

Continued from previous page...

Atom-1	Atom-2	Interatomic distance (Å)	Clash overlap (Å)
1:CA:1245:A:OP2	21:CU:9:ARG:NH2	2.47	0.46
1:CA:1258:G:O2'	1:CA:1259:C:H5'	2.16	0.46
1:CA:1321:C:H5''	1:CA:1322:C:C5'	2.45	0.46
1:CA:1502:A:H2	1:CA:1505:G:N1	2.12	0.46
3:CC:3:ASN:O	3:CC:4:LYS:CB	2.62	0.46
4:CD:187:ARG:HB3	4:CD:187:ARG:CZ	2.34	0.46
5:CE:41:VAL:HG23	5:CE:67:VAL:CG1	2.46	0.46
5:CE:79:GLU:CD	5:CE:79:GLU:H	2.18	0.46
8:CH:86:ILE:HB	8:CH:133:LEU:O	2.16	0.46
14:CN:24:CYS:SG	14:CN:39:LEU:HD23	2.55	0.46
15:CO:27:VAL:HG12	15:CO:31:LEU:HD11	1.97	0.46
25:CZ:13:ASN:CB	25:CZ:78:SER:HB3	2.45	0.46
25:CZ:17:ILE:HG13	25:CZ:104:LEU:CD1	2.45	0.46
25:CZ:86:ALA:O	25:CZ:87:ASP:HB2	2.15	0.46
26:D0:36:ILE:HD11	36:DA:2355:C:C4'	2.45	0.46
28:D2:65:ASN:HD21	36:DA:112:U:C5'	2.29	0.46
36:DA:86:C:H2'	36:DA:87:C:C6	2.50	0.46
36:DA:325:G:O2'	36:DA:326:G:H5'	2.16	0.46
36:DA:1053:C:H2'	36:DA:1054:A:H8	1.80	0.46
36:DA:1543:C:C3'	36:DA:1544:A:C5'	2.87	0.46
36:DA:2018:G:C6	36:DA:2019:A:C6	3.03	0.46
36:DA:2184:G:H2'	36:DA:2185:C:O4'	2.15	0.46
36:DA:2243:U:H2'	36:DA:2244:U:C6	2.50	0.46
36:DA:2314:C:OP1	42:DG:91:ARG:NH1	2.49	0.46
36:DA:2579:C:C4'	40:DE:134:ILE:HG12	2.45	0.46
36:DA:2849:U:P	52:DT:95:ARG:NH1	2.88	0.46
40:DE:93:VAL:O	40:DE:95:ILE:N	2.49	0.46
41:DF:126:VAL:O	41:DF:196:LEU:HG	2.15	0.46
42:DG:58:GLN:O	42:DG:61:ALA:HB3	2.14	0.46
42:DG:62:LEU:HD12	42:DG:62:LEU:N	2.25	0.46
46:DN:128:HIS:O	46:DN:130:HIS:N	2.48	0.46
49:DQ:27:VAL:HG21	49:DQ:134:ARG:CG	2.39	0.46
49:DQ:141:GLN:HG2	58:DZ:72:ARG:NH1	2.31	0.46
51:DS:101:LEU:HD13	51:DS:103:GLU:O	2.14	0.46
52:DT:28:VAL:HG21	52:DT:46:GLU:C	2.32	0.46
54:DV:22:VAL:O	54:DV:23:GLU:O	2.34	0.46
1:AA:22:G:H4'	1:AA:885:G:C8	2.50	0.46
1:AA:542:G:H2'	1:AA:543:C:C6	2.49	0.46
1:AA:764:C:O2'	1:AA:765:G:H5'	2.16	0.46
1:AA:818:G:O2'	1:AA:819:A:H5'	2.15	0.46
1:AA:1128:C:H2'	1:AA:1129:C:H5''	1.98	0.46

Continued on next page...

Continued from previous page...

Atom-1	Atom-2	Interatomic distance (Å)	Clash overlap (Å)
3:AC:113:ALA:HB1	3:AC:185:GLY:N	2.29	0.46
4:AD:196:LEU:O	4:AD:198:VAL:N	2.48	0.46
5:AE:120:THR:CG2	5:AE:121:LYS:N	2.76	0.46
10:AJ:46:ARG:HH11	10:AJ:46:ARG:CG	2.27	0.46
11:AK:50:TYR:HD2	11:AK:60:ALA:HB2	1.79	0.46
13:AM:17:VAL:O	13:AM:20:THR:HB	2.16	0.46
17:AQ:40:LYS:HD3	17:AQ:42:TYR:CZ	2.51	0.46
27:B1:34:THR:CG2	27:B1:35:THR:N	2.79	0.46
28:B2:65:ASN:HB3	36:BA:72:U:C6	2.50	0.46
36:BA:34:C:H5'	36:BA:35:G:OP2	2.15	0.46
36:BA:74:A:O2'	36:BA:75:G:OP2	2.30	0.46
36:BA:195:A:H5''	36:BA:196:A:OP2	2.14	0.46
36:BA:519:U:H2'	36:BA:520:G:C8	2.50	0.46
36:BA:715:G:O2'	36:BA:716:A:H5'	2.14	0.46
36:BA:814:C:O2'	36:BA:815:C:H5'	2.15	0.46
36:BA:1051:G:H2'	36:BA:1052:C:C5	2.50	0.46
36:BA:1060:U:H1'	36:BA:1061:U:O5'	2.16	0.46
36:BA:1257:C:H2'	36:BA:1258:C:C6	2.51	0.46
36:BA:1427:A:H1'	36:BA:1428:C:OP2	2.14	0.46
36:BA:1568:G:H5''	39:BD:61:LEU:HD23	1.98	0.46
36:BA:1812:A:H2'	36:BA:1813:G:C8	2.50	0.46
36:BA:2735:G:O2'	36:BA:2736:G:H5'	2.15	0.46
38:BC:43:VAL:HG12	38:BC:44:HIS:N	2.31	0.46
39:BD:39:LYS:NZ	39:BD:60:ARG:HD2	2.29	0.46
39:BD:44:ASN:CB	39:BD:48:ARG:O	2.62	0.46
43:BH:98:LEU:HD22	43:BH:123:PHE:O	2.15	0.46
45:BK:100:UNK:N	45:BK:135:UNK:CB	2.79	0.46
51:BS:52:SER:HB2	51:BS:56:LEU:CB	2.45	0.46
52:BT:117:ASP:O	52:BT:121:ILE:HG13	2.15	0.46
54:BV:32:THR:HG23	54:BV:59:ALA:O	2.15	0.46
56:BX:12:VAL:CG1	56:BX:17:ALA:HB1	2.46	0.46
58:BZ:123:ASP:C	58:BZ:124:ILE:HG12	2.36	0.46
1:CA:16:A:N1	1:CA:919:A:H2	2.14	0.46
1:CA:454:C:H5''	1:CA:455:C:H5	1.80	0.46
1:CA:555:C:OP1	12:CL:20:LYS:HE3	2.16	0.46
1:CA:624:C:H4'	16:CP:11:SER:N	2.31	0.46
1:CA:625:G:H2'	1:CA:626:U:C6	2.50	0.46
1:CA:644:G:O2'	1:CA:645:C:H5'	2.15	0.46
1:CA:656:C:O2'	1:CA:657:G:H5'	2.15	0.46
1:CA:757:U:H2'	1:CA:758:G:O4'	2.16	0.46
1:CA:1009:G:O2'	1:CA:1010:G:H5'	2.15	0.46

Continued on next page...

Continued from previous page...

Atom-1	Atom-2	Interatomic distance (Å)	Clash overlap (Å)
1:CA:1219:U:OP1	14:CN:19:ARG:NH2	2.47	0.46
1:CA:1284:C:H2'	1:CA:1285:A:C8	2.50	0.46
4:CD:36:ARG:C	4:CD:38:TYR:H	2.18	0.46
5:CE:79:GLU:CD	5:CE:79:GLU:N	2.68	0.46
6:CF:62:TRP:CE2	18:CR:35:ARG:NH2	2.83	0.46
6:CF:91:VAL:HG12	6:CF:92:LYS:H	1.81	0.46
10:CJ:85:LEU:C	10:CJ:87:THR:H	2.17	0.46
13:CM:96:LEU:O	13:CM:110:ARG:NE	2.48	0.46
16:CP:8:ARG:O	16:CP:9:PHE:HD1	1.98	0.46
17:CQ:19:VAL:O	17:CQ:19:VAL:HG23	2.15	0.46
24:CY:72:U:C3'	24:CY:73:G:H5''	2.46	0.46
27:D1:63:ALA:O	27:D1:67:ILE:HG23	2.15	0.46
31:D5:27:PRO:N	55:DW:23:LEU:HD11	2.30	0.46
32:D6:22:ALA:HB2	32:D6:39:TYR:CZ	2.51	0.46
32:D6:41:PRO:C	32:D6:43:CYS:N	2.68	0.46
33:D7:43:THR:HG23	33:D7:44:PRO:HD2	1.96	0.46
35:D9:1:MET:CE	35:D9:31:LYS:O	2.64	0.46
36:DA:54:G:C6	36:DA:117:G:N2	2.84	0.46
36:DA:271(V):G:O2'	36:DA:271(W):G:H5'	2.16	0.46
36:DA:643:A:O2'	36:DA:644:A:H5'	2.15	0.46
36:DA:720:C:H2'	36:DA:721:C:C6	2.49	0.46
36:DA:910:A:C6	36:DA:911:A:C6	3.04	0.46
36:DA:998:C:C2'	36:DA:999:U:O5'	2.63	0.46
36:DA:1141:U:H6	46:DN:63:THR:HG21	1.80	0.46
36:DA:1469:A:H2'	36:DA:1470:G:C8	2.51	0.46
36:DA:2117:A:N6	36:DA:2171:A:N1	2.63	0.46
36:DA:2445:G:O2'	36:DA:2446:G:H5'	2.15	0.46
37:DB:91:C:O2'	37:DB:92:C:H5'	2.15	0.46
37:DB:116:G:H2'	37:DB:116:G:N3	2.31	0.46
39:DD:35:LYS:HB3	39:DD:36:PRO:CD	2.44	0.46
41:DF:132:VAL:HG13	41:DF:133:ASN:H	1.80	0.46
42:DG:167:GLU:N	42:DG:167:GLU:CD	2.69	0.46
43:DH:20:ALA:HB3	43:DH:23:ARG:O	2.15	0.46
43:DH:74:ASN:OD1	43:DH:138:LYS:HE3	2.15	0.46
46:DN:67:LEU:HB3	46:DN:88:GLU:CG	2.42	0.46
50:DR:107:ASP:O	50:DR:109:ALA:N	2.48	0.46
51:DS:106:ARG:HH11	51:DS:107:GLU:N	2.14	0.46
53:DU:25:TRP:C	53:DU:25:TRP:CD1	2.88	0.46
53:DU:78:THR:O	53:DU:81:HIS:HB3	2.16	0.46
54:DV:34:GLU:O	54:DV:36:PRO:CD	2.63	0.46
55:DW:20:VAL:O	55:DW:23:LEU:N	2.36	0.46

Continued on next page...

Continued from previous page...

Atom-1	Atom-2	Interatomic distance (Å)	Clash overlap (Å)
57:DY:76:CYS:O	57:DY:78:ALA:N	2.48	0.46
57:DY:81:LYS:HZ3	57:DY:98:VAL:HB	1.80	0.46
58:DZ:178:GLU:HB2	58:DZ:180:VAL:H	1.48	0.46
1:AA:187:C:H2'	1:AA:188:C:H6	1.80	0.46
1:AA:197:A:N6	1:AA:221:C:C5'	2.79	0.46
1:AA:288:A:H2'	1:AA:289:G:H4'	1.97	0.46
1:AA:555:C:H2'	1:AA:556:C:C6	2.50	0.46
1:AA:598:U:H4'	8:AH:94:TYR:CD2	2.51	0.46
1:AA:1191:A:H2'	1:AA:1192:C:C6	2.51	0.46
2:AB:84:GLU:OE2	2:AB:87:ARG:NH2	2.49	0.46
3:AC:70:VAL:HG21	3:AC:76:VAL:HG11	1.96	0.46
4:AD:163:GLU:O	4:AD:165:MET:N	2.49	0.46
9:AI:95:LYS:O	9:AI:96:LEU:HD12	2.15	0.46
13:AM:3:ARG:CZ	13:AM:7:VAL:HG13	2.44	0.46
17:AQ:18:THR:HG21	17:AQ:69:LYS:HD2	1.96	0.46
22:AV:5:G:H2'	22:AV:6:G:O4'	2.15	0.46
22:AV:61:C:O2	22:AV:61:C:C2'	2.61	0.46
24:AY:72:U:H2'	24:AY:73:G:C5'	2.39	0.46
25:AZ:117:ARG:O	25:AZ:121:LEU:HD23	2.15	0.46
25:AZ:347:THR:OG1	25:AZ:348:ASP:N	2.49	0.46
28:B2:2:LYS:HG2	28:B2:59:ARG:HH21	1.78	0.46
28:B2:40:SER:O	28:B2:42:GLY:N	2.49	0.46
28:B2:47:ASN:HB3	36:BA:95:G:H1'	1.98	0.46
31:B5:16:ARG:NH1	31:B5:17:ASP:OD1	2.49	0.46
36:BA:1402:C:O2'	36:BA:1403:C:H5'	2.15	0.46
36:BA:1977:A:O2'	36:BA:1978:A:H5'	2.16	0.46
36:BA:2360:A:O2'	36:BA:2361:A:O5'	2.32	0.46
36:BA:2419:U:H2'	36:BA:2420:C:H6	1.79	0.46
36:BA:2462:U:H2'	36:BA:2463:C:C6	2.51	0.46
36:BA:2740:A:C6	36:BA:2741:A:C6	3.04	0.46
36:BA:2810:A:H2'	36:BA:2811:G:O4'	2.16	0.46
39:BD:35:LYS:CG	39:BD:36:PRO:CD	2.94	0.46
40:BE:120:TRP:CD1	40:BE:155:LYS:HB3	2.50	0.46
40:BE:179:GLU:O	40:BE:179:GLU:HG3	2.15	0.46
41:BF:184:TYR:CE1	48:BP:7:ARG:CZ	2.99	0.46
42:BG:88:ILE:HG22	42:BG:89:GLY:N	2.31	0.46
43:BH:154:PRO:O	43:BH:155:SER:HB3	2.15	0.46
46:BN:67:LEU:C	46:BN:69:GLN:H	2.17	0.46
47:BO:34:THR:O	47:BO:35:VAL:C	2.54	0.46
47:BO:64:ARG:HH21	47:BO:100:GLY:CA	2.28	0.46
48:BP:10:PRO:HG2	48:BP:11:GLY:H	1.80	0.46

Continued on next page...

Continued from previous page...

Atom-1	Atom-2	Interatomic distance (Å)	Clash overlap (Å)
49:BQ:1:MET:O	49:BQ:1:MET:CE	2.63	0.46
50:BR:96:ARG:HH12	50:BR:117:VAL:HA	1.80	0.46
54:BV:82:ARG:HG2	54:BV:82:ARG:NH1	2.30	0.46
55:BW:30:GLU:O	55:BW:34:ASN:ND2	2.49	0.46
58:BZ:23:LYS:CD	58:BZ:38:TYR:CE1	2.99	0.46
58:BZ:108:PRO:HA	58:BZ:141:VAL:O	2.15	0.46
58:BZ:135:GLU:O	58:BZ:136:PHE:O	2.33	0.46
1:CA:585:G:C4'	12:CL:8:ASN:HD21	2.23	0.46
2:CB:17:PHE:H	2:CB:17:PHE:HD1	1.63	0.46
3:CC:135:LYS:NZ	5:CE:50:GLU:CG	2.76	0.46
3:CC:181:ASN:OD1	3:CC:204:LEU:HD12	2.15	0.46
5:CE:41:VAL:O	5:CE:66:MET:HA	2.16	0.46
6:CF:9:VAL:HA	6:CF:59:TYR:O	2.16	0.46
8:CH:28:ALA:CB	8:CH:59:LEU:HG	2.45	0.46
14:CN:57:ARG:HG3	14:CN:58:LYS:N	2.30	0.46
16:CP:26:ARG:CD	16:CP:31:LYS:O	2.59	0.46
17:CQ:45:HIS:HB2	17:CQ:65:ILE:HD13	1.98	0.46
18:CR:70:ILE:O	18:CR:73:ALA:N	2.49	0.46
20:CT:30:LYS:HE3	20:CT:34:LYS:HZ2	1.81	0.46
25:CZ:17:ILE:CG1	25:CZ:104:LEU:HA	2.46	0.46
27:D1:3:LYS:HG3	27:D1:4:VAL:N	2.21	0.46
36:DA:605:C:C4	36:DA:606:U:C5	3.03	0.46
36:DA:941:A:H4'	48:DP:35:HIS:HE1	1.79	0.46
36:DA:1050:A:H2'	36:DA:1050:A:N3	2.29	0.46
36:DA:1264:G:H2'	36:DA:1265:A:H8	1.81	0.46
36:DA:1264:G:H3'	36:DA:1265:A:H5''	1.98	0.46
36:DA:1835:G:C5'	36:DA:1836:C:OP2	2.63	0.46
36:DA:2029:G:O6	36:DA:2033:A:OP1	2.34	0.46
36:DA:2038:G:C6	36:DA:2039:C:C4	3.04	0.46
36:DA:2199:A:H5'	36:DA:2200:C:OP2	2.15	0.46
36:DA:2850:A:H2	50:DR:61:HIS:CD2	2.33	0.46
40:DE:82:ARG:O	40:DE:84:PHE:N	2.49	0.46
42:DG:79:ASN:O	42:DG:80:PHE:HB2	2.15	0.46
42:DG:116:ASP:O	42:DG:117:PHE:HB3	2.15	0.46
46:DN:12:ARG:O	46:DN:12:ARG:HG3	2.16	0.46
46:DN:25:ARG:O	46:DN:28:THR:CG2	2.63	0.46
46:DN:71:ILE:HA	46:DN:85:ILE:O	2.16	0.46
47:DO:104:ARG:HH12	52:DT:35:LYS:HB3	1.80	0.46
52:DT:78:LEU:C	52:DT:79:HIS:CD2	2.89	0.46
52:DT:129:ARG:NH2	52:DT:131:ALA:HB3	2.31	0.46
57:DY:81:LYS:HD3	57:DY:97:ARG:O	2.16	0.46

Continued on next page...

Continued from previous page...

Atom-1	Atom-2	Interatomic distance (Å)	Clash overlap (Å)
1:AA:59:A:H61	1:AA:331:G:H1'	1.79	0.46
1:AA:275:G:H5'	17:AQ:14:LYS:HB2	1.98	0.46
1:AA:283:C:C2'	1:AA:284:G:H5'	2.45	0.46
1:AA:1101:A:C4	2:AB:99:GLY:HA3	2.50	0.46
1:AA:1498:U:H4'	1:AA:1519:A:N1	2.30	0.46
6:AF:24:GLU:HG3	6:AF:28:ARG:HH12	1.81	0.46
9:AI:19:LEU:HD23	9:AI:20:ARG:N	2.30	0.46
13:AM:65:LYS:H	13:AM:65:LYS:HD3	1.80	0.46
19:AS:50:ALA:HB1	19:AS:57:HIS:HB3	1.98	0.46
22:AV:24:G:C6	22:AV:25:C:C4	3.04	0.46
25:AZ:193:ASN:C	25:AZ:195:TRP:H	2.18	0.46
27:B1:59:THR:O	27:B1:60:PHE:CG	2.69	0.46
28:B2:10:LEU:HD11	28:B2:59:ARG:CB	2.46	0.46
28:B2:52:ASP:HA	28:B2:55:ARG:HB2	1.97	0.46
31:B5:2:ALA:CA	36:BA:2015:A:H1'	2.46	0.46
32:B6:9:LEU:HD13	32:B6:9:LEU:C	2.36	0.46
34:B8:11:LYS:HG2	34:B8:60:LEU:CD2	2.46	0.46
36:BA:146:G:H2'	36:BA:147:U:H5'	1.96	0.46
36:BA:196:A:H2'	36:BA:2068:U:H5	1.80	0.46
36:BA:271(K):U:H3'	36:BA:271(L):U:C5'	2.45	0.46
36:BA:645:C:H3'	36:BA:645:C:O2	2.16	0.46
36:BA:654(M):C:H2'	36:BA:654(N):G:N7	2.29	0.46
36:BA:803:U:C2'	36:BA:804:A:H5'	2.45	0.46
36:BA:1023:U:C2'	36:BA:1024:G:H5'	2.44	0.46
36:BA:1221:C:O2'	36:BA:1221(A):C:H5'	2.16	0.46
36:BA:1319:G:C6	36:BA:1320:C:N4	2.83	0.46
36:BA:1488:G:N1	36:BA:1489:U:O2	2.48	0.46
36:BA:2287:A:C8	36:BA:2289:G:C6	3.04	0.46
36:BA:2345:G:H5'	36:BA:2347:C:O4'	2.15	0.46
36:BA:2412:A:C2'	36:BA:2413:G:H5'	2.45	0.46
36:BA:2712:U:O4'	36:BA:2712:U:O2	2.32	0.46
40:BE:61:ARG:CG	40:BE:62:PRO:HD3	2.46	0.46
42:BG:91:ARG:HD2	42:BG:92:VAL:CA	2.46	0.46
43:BH:54:ARG:HG2	43:BH:54:ARG:NH1	2.30	0.46
43:BH:158:HIS:O	43:BH:159:GLU:HB2	2.15	0.46
44:BJ:69:UNK:O	44:BJ:70:UNK:C	2.63	0.46
47:BO:3:GLN:O	47:BO:21:CYS:HB3	2.15	0.46
48:BP:62:LEU:HD23	48:BP:62:LEU:N	2.12	0.46
51:BS:93:LYS:O	51:BS:95:HIS:N	2.49	0.46
52:BT:128:GLU:O	52:BT:129:ARG:C	2.54	0.46
53:BU:27:LEU:O	53:BU:31:SER:HB3	2.16	0.46

Continued on next page...

Continued from previous page...

Atom-1	Atom-2	Interatomic distance (Å)	Clash overlap (Å)
53:BU:46:ALA:O	53:BU:47:TYR:C	2.53	0.46
54:BV:17:GLY:O	54:BV:18:LEU:HD13	2.15	0.46
54:BV:21:ARG:O	54:BV:22:VAL:HG13	2.15	0.46
57:BY:76:CYS:O	57:BY:77:PRO:C	2.54	0.46
58:BZ:155:LEU:H	58:BZ:155:LEU:CD2	2.28	0.46
1:CA:370:C:O2'	1:CA:371:G:H5'	2.16	0.46
1:CA:677:U:O2'	1:CA:678:U:H5'	2.16	0.46
1:CA:910:C:H2'	1:CA:911:U:O4'	2.16	0.46
1:CA:1030:C:H2'	1:CA:1030(A):G:H5'	1.97	0.46
1:CA:1049:U:O2'	1:CA:1050:G:P	2.73	0.46
1:CA:1095:U:H2'	1:CA:1096:C:O4'	2.16	0.46
1:CA:1206:G:C6	1:CA:1207:G:C5	3.03	0.46
1:CA:1525:G:P	11:CK:120:ARG:HH22	2.39	0.46
4:CD:8:VAL:C	4:CD:10:ARG:H	2.18	0.46
11:CK:84:VAL:C	11:CK:85:ARG:HG3	2.35	0.46
14:CN:29:ARG:HH11	14:CN:29:ARG:HG3	1.81	0.46
22:CV:59:U:C2'	22:CV:60:U:H6	2.26	0.46
25:CZ:223:MET:CE	25:CZ:240:GLY:N	2.79	0.46
34:D8:7:HIS:O	34:D8:9:GLY:N	2.48	0.46
34:D8:36:LYS:O	34:D8:37:SER:C	2.53	0.46
35:D9:36:GLN:HG2	36:DA:1124:C:O2'	2.16	0.46
36:DA:258:G:H2'	36:DA:259:G:C8	2.51	0.46
36:DA:271(Y):U:OP1	36:DA:272(D):G:H5''	2.15	0.46
36:DA:327:G:H2'	36:DA:328:U:H6	1.80	0.46
36:DA:512:G:O2'	36:DA:513:A:H8	1.99	0.46
36:DA:621:A:C2'	36:DA:622:G:H5'	2.39	0.46
36:DA:732:C:H2'	36:DA:733:G:O4'	2.15	0.46
36:DA:841:A:H2'	36:DA:842:G:H8	1.80	0.46
36:DA:924:C:O2'	36:DA:925:C:H5'	2.16	0.46
36:DA:946:G:H2'	36:DA:947:G:C8	2.50	0.46
36:DA:1116:C:O2'	36:DA:1117:G:H5'	2.16	0.46
36:DA:1402:C:O2'	36:DA:1403:C:H5'	2.16	0.46
36:DA:1466:G:H2'	36:DA:1547:C:N4	2.30	0.46
36:DA:1493:C:C5	36:DA:2206:G:O2'	2.69	0.46
36:DA:1665:A:C3'	36:DA:1666:G:H5''	2.41	0.46
36:DA:2626:C:H2'	36:DA:2627:G:O4'	2.16	0.46
37:DB:65:C:H2'	37:DB:66:A:H5'	1.97	0.46
38:DC:100:ILE:HD13	38:DC:127:LEU:CB	2.46	0.46
39:DD:39:LYS:NZ	39:DD:60:ARG:HD2	2.30	0.46
44:DJ:35:UNK:O	44:DJ:37:UNK:N	2.49	0.46
44:DJ:66:UNK:C	44:DJ:68:UNK:N	2.77	0.46

Continued on next page...

Continued from previous page...

Atom-1	Atom-2	Interatomic distance (Å)	Clash overlap (Å)
46:DN:43:THR:O	46:DN:46:VAL:HG12	2.16	0.46
46:DN:118:LYS:O	46:DN:120:LEU:N	2.49	0.46
50:DR:99:LYS:HD2	50:DR:99:LYS:N	2.12	0.46
52:DT:131:ALA:O	52:DT:133:GLU:N	2.48	0.46
53:DU:96:ALA:C	53:DU:98:LEU:H	2.19	0.46
1:AA:189(H):G:O2'	1:AA:189(I):G:O5'	2.32	0.46
1:AA:943:U:C2'	1:AA:944:G:H5'	2.46	0.46
1:AA:1046:A:H62	1:AA:1211:U:H6	1.64	0.46
1:AA:1418:A:H2	36:BA:1948:G:N3	2.14	0.46
2:AB:177:ALA:HB1	2:AB:182:ILE:HB	1.97	0.46
3:AC:59:ARG:O	3:AC:63:ASN:ND2	2.48	0.46
4:AD:20:TYR:HD2	4:AD:26:CYS:O	1.99	0.46
4:AD:202:LEU:O	4:AD:205:GLU:N	2.49	0.46
12:AL:8:ASN:HD22	17:AQ:34:LYS:HE3	1.81	0.46
13:AM:83:ASP:OD1	13:AM:84:ILE:N	2.48	0.46
16:AP:12:LYS:HG2	16:AP:13:HIS:N	2.30	0.46
17:AQ:16:GLN:O	17:AQ:17:LYS:HB2	2.15	0.46
19:AS:43:GLU:O	19:AS:43:GLU:HG2	2.15	0.46
21:AU:13:ILE:O	21:AU:16:GLY:N	2.48	0.46
25:AZ:75:ARG:NH2	25:AZ:212:THR:HB	2.31	0.46
25:AZ:267:VAL:HG23	25:AZ:288:VAL:HG12	1.95	0.46
25:AZ:323:LEU:CD1	25:AZ:396:GLY:HA2	2.41	0.46
26:B0:53:MET:SD	26:B0:57:PHE:HA	2.56	0.46
28:B2:19:VAL:HG12	28:B2:20:GLU:N	2.31	0.46
36:BA:105:C:O5'	36:BA:105:C:H6	1.99	0.46
36:BA:208:C:C2	36:BA:209:C:C5	3.04	0.46
36:BA:682:G:O2'	36:BA:683:C:H5'	2.16	0.46
36:BA:1063:G:N2	45:BK:89:UNK:HA	2.31	0.46
36:BA:1210:A:H5'	36:BA:1210:A:H8	1.81	0.46
36:BA:1263:U:C4	36:BA:1264:G:C6	3.03	0.46
36:BA:2415:G:O2'	36:BA:2416:C:H5'	2.16	0.46
36:BA:2684:U:C5	36:BA:2685:G:N7	2.84	0.46
36:BA:2888:C:H2'	36:BA:2889:C:C6	2.51	0.46
37:BB:6:C:O2'	51:BS:36:TYR:HE2	1.99	0.46
37:BB:24:G:H1	37:BB:59:A:H61	1.62	0.46
37:BB:29:A:O2'	37:BB:58:A:N1	2.48	0.46
39:BD:181:GLU:HB2	39:BD:273:ARG:O	2.15	0.46
40:BE:57:LYS:HA	40:BE:57:LYS:CE	2.29	0.46
40:BE:105:THR:O	40:BE:196:VAL:HG12	2.15	0.46
42:BG:114:ILE:CG2	42:BG:117:PHE:HB2	2.46	0.46
52:BT:94:ALA:CB	52:BT:99:LEU:HD23	2.44	0.46

Continued on next page...

Continued from previous page...

Atom-1	Atom-2	Interatomic distance (Å)	Clash overlap (Å)
53:BU:92:ARG:HD2	54:BV:11:GLN:CG	2.46	0.46
58:BZ:58:VAL:HA	58:BZ:68:PRO:HA	1.98	0.46
58:BZ:126:VAL:HG12	58:BZ:163:LEU:CB	2.41	0.46
1:CA:77:G:H5'	1:CA:78:G:OP2	2.15	0.46
1:CA:303:A:O2'	1:CA:304:U:H5'	2.16	0.46
1:CA:658:G:O2'	1:CA:659:U:H5'	2.15	0.46
1:CA:830:G:O2'	1:CA:831:U:H5'	2.16	0.46
1:CA:923:A:O4'	1:CA:1398:A:C2	2.69	0.46
1:CA:1088:G:O2'	1:CA:1089:G:H5'	2.15	0.46
1:CA:1202:G:N3	14:CN:42:ILE:CG2	2.75	0.46
1:CA:1442(B):A:O2'	1:CA:1443:G:C8	2.69	0.46
2:CB:32:ILE:HD11	2:CB:40:HIS:CG	2.51	0.46
3:CC:82:GLU:O	3:CC:85:ARG:HB2	2.15	0.46
5:CE:11:ILE:CG2	5:CE:105:VAL:HG22	2.45	0.46
5:CE:15:ARG:HD2	5:CE:26:PHE:CD2	2.50	0.46
5:CE:103:GLY:O	5:CE:106:PRO:HD2	2.16	0.46
7:CG:57:GLU:HB2	7:CG:60:LYS:HB2	1.98	0.46
8:CH:5:PRO:O	8:CH:8:ASP:HB3	2.15	0.46
13:CM:11:ARG:HE	13:CM:12:ASN:HD21	1.62	0.46
14:CN:59:ALA:HB1	14:CN:61:TRP:CZ3	2.50	0.46
15:CO:29:VAL:O	15:CO:33:THR:OG1	2.33	0.46
29:D3:8:LEU:HB2	29:D3:28:LEU:HD12	1.97	0.46
32:D6:12:GLU:HG3	32:D6:23:THR:HB	1.98	0.46
36:DA:133:C:H6	36:DA:133:C:O5'	1.99	0.46
36:DA:663:G:C6	36:DA:664:C:C4	3.03	0.46
36:DA:666:G:O2'	36:DA:667:U:H5'	2.15	0.46
36:DA:944:G:H5'	36:DA:945:A:C5'	2.46	0.46
36:DA:1446:C:H2'	36:DA:1447:G:H8	1.81	0.46
36:DA:1609:A:H4'	36:DA:1617:C:OP1	2.16	0.46
36:DA:1747:G:H2'	36:DA:1747(A):G:H8	1.79	0.46
36:DA:2050:C:H1'	40:DE:156:MET:HE1	1.98	0.46
36:DA:2056:G:N3	36:DA:2056:G:H2'	2.30	0.46
36:DA:2092:U:C5	36:DA:2226:C:OP2	2.63	0.46
36:DA:2147:G:H2'	36:DA:2148:G:C4'	2.45	0.46
36:DA:2283:C:H2'	36:DA:2284:C:H5'	1.96	0.46
36:DA:2864:G:H2'	36:DA:2865:U:C6	2.50	0.46
37:DB:23:G:H1	37:DB:60:C:H42	1.63	0.46
38:DC:196:LEU:O	38:DC:197:GLU:C	2.54	0.46
40:DE:201:THR:C	40:DE:202:LYS:HD2	2.36	0.46
41:DF:65:TRP:HB3	41:DF:66:PRO:CD	2.45	0.46
41:DF:176:LEU:HD21	41:DF:180:GLY:O	2.15	0.46

Continued on next page...

Continued from previous page...

Atom-1	Atom-2	Interatomic distance (Å)	Clash overlap (Å)
45:DK:3:UNK:O	45:DK:4:UNK:C	2.63	0.46
48:DP:75:ILE:H	48:DP:75:ILE:CD1	2.11	0.46
49:DQ:41:TRP:HB3	49:DQ:94:VAL:HG11	1.97	0.46
50:DR:87:TYR:O	50:DR:88:ARG:C	2.54	0.46
58:DZ:181:GLU:O	58:DZ:182:LYS:HG3	2.16	0.46
1:AA:310:G:H2'	1:AA:311:C:H6	1.81	0.46
1:AA:1220:G:H2'	1:AA:1221:G:C8	2.49	0.46
1:AA:1280:A:O2'	1:AA:1281:U:OP1	2.30	0.46
1:AA:1319:A:H5'	1:AA:1320:C:OP1	2.15	0.46
2:AB:33:TYR:HB2	2:AB:43:ASP:HB2	1.98	0.46
2:AB:43:ASP:OD2	2:AB:46:LYS:HB2	2.16	0.46
3:AC:85:ARG:N	3:AC:85:ARG:CD	2.78	0.46
5:AE:61:TYR:O	5:AE:62:ALA:C	2.54	0.46
13:AM:118:ALA:CB	22:AV:29:G:H5'	2.46	0.46
19:AS:28:LYS:C	19:AS:29:ARG:HG3	2.36	0.46
20:AT:74:LYS:HD3	20:AT:74:LYS:N	2.31	0.46
21:AU:2:GLY:C	21:AU:4:GLY:N	2.68	0.46
24:AY:1:A:N6	24:AY:72:U:H3	1.93	0.46
25:AZ:273:HIS:C	25:AZ:274:ARG:HG2	2.34	0.46
28:B2:29:LYS:HD2	28:B2:32:LEU:HD22	1.97	0.46
30:B4:4:GLY:N	30:B4:6:HIS:CE1	2.84	0.46
32:B6:13:CYS:HB2	32:B6:22:ALA:HB3	1.95	0.46
32:B6:15:GLU:HG3	32:B6:47:THR:OG1	2.15	0.46
36:BA:610:G:H2'	36:BA:611:C:C6	2.51	0.46
36:BA:1163:G:H2'	36:BA:1164:G:H8	1.79	0.46
36:BA:1337:G:H2'	36:BA:1338:G:H8	1.81	0.46
36:BA:1416:G:H1'	36:BA:1417:C:C6	2.50	0.46
36:BA:1448:G:H5'	36:BA:1449:A:P	2.56	0.46
36:BA:1821:A:H2'	36:BA:1822:G:C8	2.50	0.46
36:BA:1940:U:C4	36:BA:1964:G:H4'	2.50	0.46
36:BA:2634:G:O3'	40:BE:77:ILE:HG21	2.16	0.46
36:BA:2728:U:H2'	36:BA:2729:G:H8	1.81	0.46
38:BC:10:LEU:HA	38:BC:13:LYS:HG3	1.98	0.46
38:BC:68:LEU:HD23	38:BC:68:LEU:O	2.15	0.46
38:BC:104:LEU:HD13	38:BC:105:ASP:N	2.31	0.46
42:BG:11:TYR:HA	42:BG:15:VAL:CG2	2.46	0.46
42:BG:72:ARG:CA	42:BG:87:PRO:HD2	2.46	0.46
42:BG:91:ARG:HG2	42:BG:92:VAL:N	2.31	0.46
42:BG:146:TYR:C	42:BG:149:VAL:HG22	2.36	0.46
43:BH:85:LYS:O	43:BH:132:ARG:HB2	2.16	0.46
44:BJ:56:UNK:HA	44:BJ:83:UNK:HA	1.97	0.46

Continued on next page...

Continued from previous page...

Atom-1	Atom-2	Interatomic distance (Å)	Clash overlap (Å)
48:BP:6:LEU:H	48:BP:6:LEU:CD2	2.27	0.46
49:BQ:45:GLN:O	49:BQ:48:GLU:N	2.49	0.46
51:BS:64:GLU:C	51:BS:66:ALA:N	2.69	0.46
53:BU:65:ILE:HD12	53:BU:65:ILE:N	2.30	0.46
53:BU:92:ARG:HG2	53:BU:94:ASN:HB3	1.98	0.46
54:BV:35:LEU:C	54:BV:37:VAL:N	2.62	0.46
55:BW:88:ARG:HG2	55:BW:94:ASP:OD2	2.16	0.46
57:BY:50:ARG:HG3	57:BY:56:PRO:C	2.36	0.46
1:CA:237:C:OP2	17:CQ:40:LYS:NZ	2.49	0.46
1:CA:499:A:H4'	1:CA:500:G:H5'	1.97	0.46
1:CA:635:G:O2'	1:CA:636:U:H5'	2.16	0.46
1:CA:825:G:C6	1:CA:826:C:C4	3.04	0.46
1:CA:1263:C:C2	1:CA:1273:G:N2	2.83	0.46
1:CA:1318:A:O3'	19:CS:10:PHE:CD2	2.69	0.46
2:CB:97:TRP:HH2	2:CB:176:GLU:HB2	1.81	0.46
2:CB:101:MET:C	2:CB:102:LEU:HD12	2.36	0.46
4:CD:108:LEU:C	4:CD:165:MET:HE2	2.36	0.46
4:CD:129:ASN:HD22	4:CD:129:ASN:N	1.91	0.46
7:CG:101:LEU:O	7:CG:104:LEU:HB2	2.15	0.46
8:CH:10:LEU:HD22	8:CH:83:ILE:CG1	2.46	0.46
9:CI:108:VAL:HG12	9:CI:109:VAL:N	2.31	0.46
13:CM:45:VAL:HA	13:CM:48:LEU:CD1	2.46	0.46
13:CM:104:ARG:HG2	13:CM:104:ARG:O	2.16	0.46
15:CO:9:GLN:O	15:CO:13:GLN:HG2	2.16	0.46
16:CP:28:ARG:HG3	16:CP:29:ASP:OD1	2.16	0.46
19:CS:36:ARG:HB2	19:CS:72:GLY:CA	2.46	0.46
23:CX:19:U:H2'	23:CX:20:U:O4'	2.15	0.46
34:D8:4:MET:HE1	36:DA:592:G:H21	1.79	0.46
34:D8:7:HIS:CD2	48:DP:50:ARG:HD3	2.50	0.46
35:D9:7:VAL:CG1	35:D9:25:VAL:CG2	2.94	0.46
36:DA:32:C:OP1	36:DA:1238:G:H5'	2.16	0.46
36:DA:184:C:H2'	36:DA:185:U:H6	1.81	0.46
36:DA:361:G:N2	36:DA:362:U:H1'	2.31	0.46
36:DA:450:G:O6	36:DA:453:C:OP1	2.33	0.46
36:DA:1170:G:H5''	36:DA:1173:G:H22	1.81	0.46
36:DA:1712:C:O2'	36:DA:1713:U:H5'	2.16	0.46
36:DA:2201:C:O2'	36:DA:2202:C:H5'	2.16	0.46
36:DA:2206:G:C2	36:DA:2207:G:H5'	2.51	0.46
36:DA:2444:G:P	41:DF:68:LYS:HD3	2.56	0.46
36:DA:2555:U:C2'	36:DA:2556:C:H5'	2.46	0.46
36:DA:2720:U:C2	36:DA:2721:A:C8	3.04	0.46

Continued on next page...

Continued from previous page...

Atom-1	Atom-2	Interatomic distance (Å)	Clash overlap (Å)
36:DA:2820:A:O3'	50:DR:5:LYS:HE2	2.16	0.46
38:DC:175:VAL:HG11	38:DC:189:ILE:HG12	1.98	0.46
40:DE:116:VAL:CG2	40:DE:122:PHE:CG	2.99	0.46
48:DP:97:PRO:HD3	48:DP:126:VAL:O	2.15	0.46
51:DS:93:LYS:O	51:DS:95:HIS:HB2	2.15	0.46
52:DT:53:ARG:HH12	52:DT:60:THR:H	1.64	0.46
53:DU:70:ARG:C	53:DU:72:HIS:N	2.68	0.46
56:DX:12:VAL:HG12	56:DX:27:THR:HG1	1.80	0.46
58:DZ:11:GLU:O	58:DZ:13:GLU:HG3	2.15	0.46
58:DZ:51:ALA:O	58:DZ:52:SER:HB3	2.16	0.46
1:AA:106:C:C2'	1:AA:107:G:H5'	2.46	0.46
1:AA:614:A:H2'	1:AA:615:C:H6	1.81	0.46
1:AA:782:A:C2'	1:AA:783:C:H5'	2.46	0.46
1:AA:1003:G:H2'	1:AA:1004:A:C4'	2.46	0.46
1:AA:1123:A:N1	1:AA:1150:U:C5	2.84	0.46
2:AB:58:ILE:CG2	2:AB:222:ILE:HD13	2.46	0.46
2:AB:61:LEU:O	2:AB:64:ARG:HG3	2.15	0.46
4:AD:100:ARG:NH1	4:AD:100:ARG:HG3	2.29	0.46
4:AD:112:VAL:HG13	4:AD:113:SER:H	1.81	0.46
4:AD:202:LEU:C	4:AD:204:ILE:N	2.69	0.46
6:AF:28:ARG:HH11	6:AF:28:ARG:HG3	1.81	0.46
7:AG:57:GLU:HB2	7:AG:60:LYS:CB	2.46	0.46
8:AH:1:MET:CE	8:AH:2:LEU:H	2.22	0.46
9:AI:10:ARG:O	9:AI:11:LYS:O	2.34	0.46
9:AI:35:GLU:HA	9:AI:38:GLN:HB2	1.97	0.46
10:AJ:50:ILE:HG12	14:AN:41:ARG:NE	2.31	0.46
10:AJ:65:LEU:CD1	14:AN:55:GLY:HA3	2.46	0.46
13:AM:13:LYS:O	13:AM:14:ARG:C	2.55	0.46
13:AM:18:ALA:O	13:AM:20:THR:N	2.49	0.46
20:AT:41:ILE:C	20:AT:43:LEU:N	2.68	0.46
22:AW:18:G:H1	22:AW:55:U:H6	1.64	0.46
25:AZ:104:LEU:CD2	25:AZ:120:ILE:HD11	2.45	0.46
29:B3:31:LEU:HD12	36:BA:989:G:OP1	2.14	0.46
31:B5:49:CYS:SG	31:B5:50:GLY:N	2.83	0.46
31:B5:57:VAL:HG12	31:B5:58:LEU:H	1.80	0.46
36:BA:90:U:O2	36:BA:90:U:C2'	2.64	0.46
36:BA:130:C:H2'	36:BA:131:G:C5'	2.44	0.46
36:BA:134:C:O2'	36:BA:135:G:H5'	2.16	0.46
36:BA:142:A:H1'	36:BA:1408:C:O4'	2.15	0.46
36:BA:230:U:H2'	36:BA:231:C:H6	1.80	0.46
36:BA:455:C:N3	36:BA:473:G:H5'	2.31	0.46

Continued on next page...

Continued from previous page...

Atom-1	Atom-2	Interatomic distance (Å)	Clash overlap (Å)
36:BA:581:C:C2	36:BA:1260:G:N2	2.83	0.46
36:BA:748:G:OP1	36:BA:2612:C:N4	2.48	0.46
36:BA:827:U:H5'	36:BA:828:U:O5'	2.15	0.46
36:BA:849:A:C8	36:BA:850:C:C5	3.04	0.46
36:BA:1106:G:H2'	36:BA:1107:G:O4'	2.16	0.46
36:BA:1353:A:H62	36:BA:1377:G:H2'	1.81	0.46
36:BA:1497:U:C5'	36:BA:1498:C:H5	2.29	0.46
36:BA:1499:C:C2'	36:BA:1500:G:H5'	2.46	0.46
36:BA:1660:C:C2	36:BA:2001:A:C2	3.03	0.46
36:BA:2059:A:O3'	41:BF:69:HIS:HA	2.15	0.46
36:BA:2121:G:C2	36:BA:2177:C:O2	2.69	0.46
36:BA:2149:G:O2'	36:BA:2150:U:H5'	2.16	0.46
36:BA:2886:G:H2'	36:BA:2887:U:H6	1.79	0.46
39:BD:76:PRO:O	39:BD:97:TYR:HD1	1.99	0.46
39:BD:101:GLU:HG2	39:BD:102:LYS:N	2.31	0.46
39:BD:124:PRO:CG	39:BD:129:ASN:ND2	2.76	0.46
39:BD:270:ILE:O	39:BD:270:ILE:HD12	2.16	0.46
40:BE:66:HIS:O	40:BE:67:PHE:C	2.53	0.46
41:BF:126:VAL:HG23	41:BF:127:GLU:N	2.31	0.46
42:BG:93:THR:O	42:BG:94:LEU:HD23	2.15	0.46
42:BG:121:ASN:ND2	42:BG:124:SER:N	2.63	0.46
49:BQ:101:ARG:NH1	49:BQ:101:ARG:CG	2.77	0.46
53:BU:92:ARG:HD3	53:BU:94:ASN:HB3	1.98	0.46
56:BX:12:VAL:HB	56:BX:17:ALA:CB	2.45	0.46
58:BZ:62:PRO:O	58:BZ:64:GLY:N	2.49	0.46
1:CA:339:C:OP2	47:DO:97:ARG:NH1	2.49	0.46
1:CA:374:A:O2'	1:CA:375:U:H5'	2.15	0.46
1:CA:384:G:C6	1:CA:385:C:N4	2.84	0.46
1:CA:746:A:O2'	1:CA:747:C:H5'	2.16	0.46
1:CA:967:C:H2'	1:CA:968:A:C8	2.51	0.46
1:CA:1283:G:O2'	1:CA:1284:C:P	2.74	0.46
1:CA:1300:G:C6	1:CA:1335:C:C5	3.04	0.46
2:CB:115:LEU:C	2:CB:117:GLU:H	2.19	0.46
3:CC:36:ASP:HB3	3:CC:40:ARG:HH12	1.80	0.46
3:CC:77:ILE:HA	3:CC:84:ILE:HG22	1.97	0.46
3:CC:182:ILE:HA	3:CC:202:ILE:O	2.16	0.46
4:CD:194:LEU:HD22	4:CD:194:LEU:N	2.31	0.46
9:CI:53:VAL:HG13	9:CI:95:LYS:HD2	1.98	0.46
12:CL:45:PRO:HB3	12:CL:53:ARG:HD3	1.97	0.46
13:CM:70:LEU:C	13:CM:72:ALA:N	2.69	0.46
13:CM:119:GLY:C	13:CM:120:LYS:HE3	2.37	0.46

Continued on next page...

Continued from previous page...

Atom-1	Atom-2	Interatomic distance (Å)	Clash overlap (Å)
15:CO:27:VAL:CG1	15:CO:31:LEU:HD11	2.45	0.46
24:CY:71:C:H2'	24:CY:72:U:H6	1.79	0.46
25:CZ:151:GLU:HG2	25:CZ:155:ARG:HE	1.80	0.46
31:D5:11:THR:CG2	36:DA:1264:G:H5'	2.44	0.46
34:D8:23:VAL:HG11	34:D8:46:ARG:HD3	1.97	0.46
36:DA:139(A):G:H22	56:DX:44:GLU:CD	2.16	0.46
36:DA:1649:G:C6	36:DA:2009:G:C6	3.04	0.46
36:DA:2124:G:H5'	38:DC:174:PRO:HD3	1.98	0.46
36:DA:2186:G:H2'	36:DA:2187:G:C4	2.51	0.46
36:DA:2533:A:OP1	36:DA:2665:A:H1'	2.16	0.46
36:DA:2567:G:H2'	36:DA:2568:C:H6	1.80	0.46
38:DC:100:ILE:HD13	38:DC:127:LEU:HB2	1.98	0.46
43:DH:66:GLY:HA2	43:DH:69:ARG:HB3	1.98	0.46
46:DN:119:ARG:HG3	46:DN:119:ARG:HH11	1.80	0.46
46:DN:134:ARG:N	46:DN:135:PRO:HD3	2.31	0.46
47:DO:66:LYS:H	47:DO:82:ASN:ND2	2.14	0.46
47:DO:107:ARG:HH11	52:DT:36:GLU:CG	2.22	0.46
47:DO:115:VAL:HG13	47:DO:121:VAL:HG21	1.98	0.46
51:DS:89:ARG:CG	51:DS:92:TYR:CA	2.93	0.46
51:DS:89:ARG:CB	51:DS:92:TYR:HB3	2.46	0.46
52:DT:3:ARG:O	52:DT:4:GLY:C	2.53	0.46
52:DT:28:VAL:CG2	52:DT:45:PHE:O	2.60	0.46
54:DV:79:VAL:O	54:DV:80:GLN:HB2	2.15	0.46
57:DY:88:LYS:O	57:DY:89:PHE:HB2	2.15	0.46
1:AA:190:U:O2	20:AT:105:SER:HB2	2.16	0.46
1:AA:782:A:O3'	1:AA:1515:C:H4'	2.16	0.46
1:AA:1119:C:OP2	9:AI:9:ARG:NH2	2.45	0.46
2:AB:77:ALA:O	2:AB:81:VAL:HG23	2.16	0.46
2:AB:208:ILE:H	2:AB:208:ILE:HG13	1.44	0.46
5:AE:100:VAL:HG23	5:AE:100:VAL:O	2.15	0.46
7:AG:7:ALA:O	7:AG:8:GLU:CB	2.64	0.46
8:AH:44:PHE:HE2	8:AH:109:ILE:CD1	2.29	0.46
9:AI:33:PHE:CE2	9:AI:47:LEU:HD21	2.51	0.46
17:AQ:45:HIS:HB2	17:AQ:65:ILE:HD12	1.97	0.46
22:AV:14:A:H2'	22:AV:15:G:H5'	1.98	0.46
22:AV:24:G:C5	22:AV:25:C:C4	3.04	0.46
22:AW:40:C:H2'	22:AW:41:C:C6	2.51	0.46
25:AZ:233:GLY:O	25:AZ:234:ARG:HD2	2.16	0.46
28:B2:38:GLN:C	28:B2:40:SER:N	2.69	0.46
31:B5:50:GLY:HA3	31:B5:56:LYS:CE	2.45	0.46
36:BA:389:G:H22	48:BP:72:PRO:CG	2.28	0.46

Continued on next page...

Continued from previous page...

Atom-1	Atom-2	Interatomic distance (Å)	Clash overlap (Å)
36:BA:548:A:C2'	36:BA:549:G:H5'	2.46	0.46
36:BA:605:C:OP1	41:BF:104:LYS:NZ	2.49	0.46
36:BA:771:G:O2'	36:BA:772:C:H5'	2.16	0.46
36:BA:833:U:OP1	48:BP:48:PRO:HB3	2.15	0.46
36:BA:1332:G:N2	36:BA:1610:A:H8	2.14	0.46
36:BA:2101:G:H2'	36:BA:2102:U:O4'	2.16	0.46
36:BA:2178:C:O2	36:BA:2178:C:O4'	2.34	0.46
36:BA:2261:C:O2	36:BA:2327:A:C2	2.69	0.46
36:BA:2328:A:H8	36:BA:2328:A:O5'	1.99	0.46
36:BA:2491:U:H4'	36:BA:2570:G:OP1	2.16	0.46
36:BA:2579:C:HO2'	40:BE:131:ALA:HB2	1.81	0.46
38:BC:53:ARG:HH11	38:BC:53:ARG:CB	2.20	0.46
40:BE:38:THR:C	40:BE:40:GLU:H	2.19	0.46
40:BE:65:GLY:O	40:BE:66:HIS:O	2.34	0.46
41:BF:22:ALA:HB1	41:BF:26:ALA:CB	2.46	0.46
42:BG:107:LEU:HD23	42:BG:111:LEU:HD11	1.98	0.46
43:BH:83:TYR:O	43:BH:84:SER:O	2.33	0.46
44:BJ:30:UNK:O	44:BJ:31:UNK:CB	2.63	0.46
44:BJ:89:UNK:O	44:BJ:90:UNK:CB	2.63	0.46
45:BK:8:UNK:O	45:BK:9:UNK:C	2.64	0.46
53:BU:59:ARG:NH1	53:BU:59:ARG:HG2	2.31	0.46
57:BY:2:ARG:O	57:BY:3:VAL:HB	2.16	0.46
57:BY:45:VAL:CG1	57:BY:61:ILE:H	2.29	0.46
57:BY:81:LYS:HD2	57:BY:96:ILE:CD1	2.46	0.46
1:CA:259:G:C6	1:CA:260:G:C5	3.04	0.46
1:CA:339:C:H2'	1:CA:340:U:C6	2.50	0.46
1:CA:393:A:H5'	1:CA:483:C:O2'	2.15	0.46
1:CA:423:G:C2'	1:CA:424:G:H5'	2.46	0.46
1:CA:1150:U:O2	1:CA:1150:U:O4'	2.31	0.46
1:CA:1277:C:H2'	1:CA:1278:U:H5'	1.98	0.46
1:CA:1288:A:N1	1:CA:1371:G:H1'	2.31	0.46
1:CA:1495:U:H2'	1:CA:1496:C:C6	2.51	0.46
2:CB:219:VAL:O	2:CB:220:ASP:C	2.54	0.46
3:CC:99:VAL:O	3:CC:99:VAL:HG23	2.16	0.46
4:CD:95:GLY:O	4:CD:98:GLU:N	2.47	0.46
5:CE:6:PHE:HD2	5:CE:36:ASP:HB3	1.81	0.46
10:CJ:22:LYS:HE2	10:CJ:90:LEU:HD23	1.98	0.46
13:CM:14:ARG:NH2	13:CM:16:ASP:OD2	2.47	0.46
13:CM:89:GLY:C	13:CM:91:ARG:N	2.69	0.46
22:CV:59:U:O2'	22:CV:60:U:O5'	2.34	0.46
22:CV:63:G:H2'	22:CV:64:A:O4'	2.15	0.46

Continued on next page...

Continued from previous page...

Atom-1	Atom-2	Interatomic distance (Å)	Clash overlap (Å)
25:CZ:70:TYR:CE1	25:CZ:77:TYR:CD2	3.04	0.46
25:CZ:252:GLU:HA	25:CZ:266:VAL:HA	1.98	0.46
26:D0:50:ASN:ND2	26:D0:63:VAL:HG11	2.31	0.46
31:D5:3:LYS:H	31:D5:3:LYS:CD	2.26	0.46
36:DA:382:G:H1	36:DA:392:C:N4	2.12	0.46
36:DA:821:A:H5''	36:DA:822:U:H6	1.80	0.46
36:DA:956:G:O6	36:DA:958:U:H4'	2.16	0.46
36:DA:1446:C:N4	36:DA:1465:G:H1	2.08	0.46
36:DA:1755:A:H2'	36:DA:1756:G:H5'	1.98	0.46
36:DA:1850:G:N2	36:DA:1893:C:H1'	2.31	0.46
36:DA:1956:U:H2'	36:DA:1957:C:H5'	1.97	0.46
36:DA:2060:A:OP1	41:DF:69:HIS:N	2.39	0.46
36:DA:2681:C:H6	36:DA:2683:C:H41	1.64	0.46
37:DB:42:C:HO2'	37:DB:43:C:P	2.39	0.46
37:DB:96:U:N3	37:DB:97:G:N7	2.64	0.46
38:DC:123:VAL:HG13	38:DC:124:GLY:N	2.31	0.46
40:DE:170:LEU:N	40:DE:170:LEU:CD1	2.79	0.46
42:DG:15:VAL:C	42:DG:17:PRO:HD2	2.37	0.46
42:DG:16:ARG:NH2	42:DG:33:ARG:HB3	2.31	0.46
42:DG:72:ARG:CB	42:DG:87:PRO:HD2	2.38	0.46
43:DH:156:ALA:O	43:DH:157:TYR:C	2.54	0.46
47:DO:71:ARG:HH22	47:DO:122:LEU:C	2.20	0.46
51:DS:63:THR:HB	51:DS:64:GLU:OE1	2.15	0.46
52:DT:122:ASP:C	52:DT:124:ASP:N	2.69	0.46
54:DV:21:ARG:HB3	54:DV:91:TYR:HD2	1.81	0.46
54:DV:59:ALA:HA	54:DV:95:LEU:O	2.16	0.46
55:DW:50:VAL:HG22	55:DW:105:VAL:HG23	1.98	0.46
1:AA:377:G:OP1	16:AP:3:LYS:HD2	2.15	0.45
1:AA:1006:C:N4	1:AA:1024:G:H21	2.13	0.45
2:AB:17:PHE:CD2	2:AB:44:LEU:HD11	2.51	0.45
3:AC:135:LYS:O	3:AC:138:VAL:HG12	2.15	0.45
11:AK:54:ARG:O	11:AK:57:THR:CG2	2.54	0.45
16:AP:72:ARG:O	16:AP:75:ARG:HB3	2.16	0.45
17:AQ:76:LEU:HD12	17:AQ:77:VAL:H	1.81	0.45
17:AQ:81:ARG:NH2	17:AQ:84:LEU:HD11	2.31	0.45
18:AR:29:PHE:N	18:AR:29:PHE:CD1	2.70	0.45
21:AU:9:ARG:NH1	21:AU:23:PRO:HD2	2.30	0.45
25:AZ:162:GLU:N	25:AZ:162:GLU:OE1	2.49	0.45
25:AZ:230:THR:CG2	25:AZ:295:ARG:HH11	2.29	0.45
25:AZ:298:VAL:HA	25:AZ:302:GLN:OE1	2.16	0.45
34:B8:4:MET:O	34:B8:62:LEU:CD1	2.65	0.45

Continued on next page...

Continued from previous page...

Atom-1	Atom-2	Interatomic distance (Å)	Clash overlap (Å)
36:BA:327:G:O2'	36:BA:328:U:H5'	2.17	0.45
36:BA:751:A:C6	36:BA:789:A:C5	3.03	0.45
36:BA:1786:A:C2	36:BA:2606:C:H1'	2.49	0.45
36:BA:1917:U:O2'	36:BA:1918:A:H5'	2.15	0.45
36:BA:2063:C:O2	36:BA:2450:A:N1	2.49	0.45
36:BA:2246:G:H2'	36:BA:2247:A:C8	2.51	0.45
36:BA:2255:G:C4	36:BA:2256:G:C8	3.04	0.45
36:BA:2479:G:O6	36:BA:2480:C:C4	2.70	0.45
36:BA:2552:U:O2	36:BA:2554:U:H5'	2.16	0.45
36:BA:2657:A:O2'	43:BH:160:LYS:HE2	2.15	0.45
36:BA:2687:U:C4	36:BA:2688:U:C5	3.04	0.45
36:BA:2745:C:H2'	36:BA:2746:U:H6	1.71	0.45
41:BF:13:SER:O	41:BF:14:PRO:O	2.35	0.45
42:BG:112:PRO:O	42:BG:114:ILE:N	2.47	0.45
46:BN:43:THR:HB	46:BN:46:VAL:HG11	1.98	0.45
47:BO:24:VAL:O	47:BO:24:VAL:CG2	2.64	0.45
51:BS:29:PHE:C	51:BS:29:PHE:HD1	2.18	0.45
52:BT:22:PHE:CD1	52:BT:22:PHE:O	2.69	0.45
52:BT:50:ILE:CD1	52:BT:64:ARG:HB2	2.46	0.45
52:BT:78:LEU:C	52:BT:79:HIS:CD2	2.89	0.45
1:CA:621:A:O2'	1:CA:622:A:H5'	2.15	0.45
1:CA:745:C:O2'	1:CA:746:A:H5'	2.16	0.45
1:CA:955:U:O5'	1:CA:955:U:H6	1.99	0.45
1:CA:1111:A:N1	3:CC:177:THR:OG1	2.46	0.45
1:CA:1160:G:C6	1:CA:1181:G:O6	2.69	0.45
1:CA:1168:A:C6	1:CA:1169:A:C6	3.04	0.45
1:CA:1197:G:C2	1:CA:1198:G:C8	3.04	0.45
1:CA:1234:C:O2'	1:CA:1235:U:H5'	2.15	0.45
1:CA:1310:G:C2	1:CA:1328:C:C2	3.05	0.45
2:CB:7:VAL:CG1	2:CB:11:LEU:HD12	2.46	0.45
2:CB:31:TYR:CD2	2:CB:202:PRO:HG3	2.49	0.45
2:CB:72:GLY:HA2	2:CB:165:VAL:CG2	2.45	0.45
2:CB:77:ALA:HA	2:CB:80:ILE:HD13	1.97	0.45
4:CD:61:LYS:HE2	4:CD:62:GLN:NE2	2.31	0.45
4:CD:76:ARG:O	4:CD:79:PHE:HB3	2.16	0.45
4:CD:135:LEU:HD13	4:CD:135:LEU:N	2.31	0.45
6:CF:21:LEU:CD2	6:CF:21:LEU:N	2.79	0.45
7:CG:137:LYS:O	7:CG:141:VAL:HG23	2.16	0.45
12:CL:124:LYS:HD2	12:CL:125:PRO:CD	2.44	0.45
19:CS:21:GLU:HG3	19:CS:22:LEU:N	2.30	0.45
19:CS:45:VAL:HG11	19:CS:64:GLU:HA	1.97	0.45

Continued on next page...

Continued from previous page...

Atom-1	Atom-2	Interatomic distance (Å)	Clash overlap (Å)
23:CX:11:U:C2'	23:CX:12:A:OP1	2.64	0.45
25:CZ:161:TYR:C	25:CZ:162:GLU:OE1	2.53	0.45
25:CZ:390:GLU:O	25:CZ:393:ARG:HG2	2.16	0.45
26:D0:70:GLN:NE2	26:D0:80:HIS:NE2	2.63	0.45
30:D4:26:SER:CB	42:DG:105:LYS:HE3	2.46	0.45
32:D6:38:LYS:HG3	36:DA:2344:U:OP1	2.16	0.45
34:D8:43:GLN:C	34:D8:44:LYS:HD2	2.36	0.45
34:D8:57:ARG:C	34:D8:59:LYS:H	2.20	0.45
36:DA:85:G:N3	36:DA:103:A:C2	2.84	0.45
36:DA:195:A:H61	36:DA:198:C:H3'	1.80	0.45
36:DA:564:C:C2'	36:DA:565:C:H5'	2.46	0.45
36:DA:688:U:H5'	36:DA:1780:A:C2	2.51	0.45
36:DA:1051:G:C4	36:DA:1052:C:N4	2.85	0.45
36:DA:2248:C:H2'	36:DA:2249:U:C5'	2.44	0.45
36:DA:2684:U:O5'	36:DA:2684:U:H6	2.00	0.45
36:DA:2691:C:H5'	36:DA:2691:C:H6	1.80	0.45
36:DA:2778:A:H4'	36:DA:2779:U:OP2	2.16	0.45
37:DB:3:C:N4	37:DB:118:G:H22	2.14	0.45
38:DC:100:ILE:CG1	38:DC:127:LEU:CD1	2.89	0.45
38:DC:100:ILE:HD13	38:DC:127:LEU:HG	1.98	0.45
40:DE:110:GLY:O	50:DR:5:LYS:NZ	2.37	0.45
43:DH:163:TYR:N	43:DH:163:TYR:HD1	2.13	0.45
46:DN:108:PRO:O	46:DN:109:LYS:CG	2.63	0.45
48:DP:56:SER:HB2	48:DP:60:MET:HE2	1.98	0.45
48:DP:84:ASN:HB3	48:DP:86:LYS:HB3	1.97	0.45
51:DS:11:LYS:N	51:DS:11:LYS:CD	2.78	0.45
52:DT:77:PRO:C	52:DT:79:HIS:H	2.19	0.45
58:DZ:77:ASP:O	58:DZ:78:LYS:HB2	2.16	0.45
1:AA:347:G:N2	1:AA:348:G:H1'	2.31	0.45
1:AA:728:A:H2'	1:AA:729:A:C8	2.52	0.45
1:AA:1127:G:H4'	1:AA:1148:U:O2	2.16	0.45
1:AA:1250:A:H4'	9:AI:68:GLY:N	2.31	0.45
1:AA:1347:G:O2'	1:AA:1348:U:P	2.74	0.45
2:AB:23:ARG:HD2	2:AB:23:ARG:HA	1.64	0.45
4:AD:10:ARG:O	4:AD:11:LEU:HD23	2.15	0.45
5:AE:11:ILE:HG21	5:AE:105:VAL:HG22	1.96	0.45
9:AI:75:ASP:O	9:AI:78:LYS:HB3	2.16	0.45
10:AJ:59:SER:O	10:AJ:59:SER:OG	2.28	0.45
13:AM:22:ILE:CD1	13:AM:25:ILE:HD12	2.29	0.45
15:AO:6:GLU:N	15:AO:6:GLU:CD	2.70	0.45
22:AV:18:G:H2'	22:AV:57:G:H22	1.81	0.45

Continued on next page...

Continued from previous page...

Atom-1	Atom-2	Interatomic distance (Å)	Clash overlap (Å)
22:AV:37:A:H3'	22:AV:38:A:H8	1.82	0.45
22:AV:65:G:O2'	22:AV:66:U:H5'	2.16	0.45
24:AY:48:U:C5	24:AY:59:G:H5''	2.50	0.45
25:AZ:277:LEU:CD1	25:AZ:280:GLY:N	2.78	0.45
32:B6:8:LYS:O	32:B6:9:LEU:HB3	2.17	0.45
36:BA:36:G:N3	36:BA:450:G:O2'	2.50	0.45
36:BA:250:G:H2'	36:BA:251:A:C8	2.51	0.45
36:BA:479:A:H4'	36:BA:480:A:H5'	1.98	0.45
36:BA:528:A:H2	36:BA:2043:C:O5'	1.98	0.45
36:BA:745:G:H2'	36:BA:746:A:H5'	1.98	0.45
36:BA:810:U:OP1	36:BA:1253:A:N7	2.50	0.45
36:BA:1069:A:HO2'	36:BA:1070:A:P	2.39	0.45
36:BA:1382:G:O4'	36:BA:1572:A:H2	1.99	0.45
36:BA:2408:U:C6	36:BA:2408:U:C3'	2.99	0.45
36:BA:2578:G:C5	40:BE:140:SER:HB2	2.51	0.45
36:BA:2756:U:H1'	36:BA:2757:A:C5'	2.40	0.45
36:BA:2893:G:H5'	36:BA:2894:G:C5'	2.41	0.45
38:BC:100:ILE:CD1	38:BC:126:LYS:HB2	2.47	0.45
39:BD:81:ALA:HA	39:BD:113:VAL:CG1	2.46	0.45
39:BD:158:ALA:O	39:BD:159:ALA:C	2.54	0.45
40:BE:17:ASP:HB3	40:BE:18:ASP:H	1.53	0.45
40:BE:77:ILE:CG2	40:BE:78:LEU:H	2.24	0.45
46:BN:55:VAL:CG2	46:BN:126:PRO:HA	2.45	0.45
49:BQ:3:MET:HB2	49:BQ:4:PRO:CD	2.42	0.45
56:BX:80:ILE:O	56:BX:80:ILE:HG13	2.15	0.45
57:BY:30:VAL:HG12	57:BY:31:LEU:N	2.30	0.45
57:BY:81:LYS:O	57:BY:82:PRO:O	2.34	0.45
1:CA:35:G:H2'	1:CA:36:C:H6	1.80	0.45
1:CA:484:G:H4'	1:CA:485:G:O5'	2.16	0.45
1:CA:622:A:C8	1:CA:623:C:C6	3.04	0.45
1:CA:977:A:O2'	1:CA:979:C:OP2	2.33	0.45
1:CA:992:U:HO2'	1:CA:993:G:P	2.39	0.45
1:CA:1079:G:C6	1:CA:1080:A:N6	2.85	0.45
1:CA:1225:A:H4'	19:CS:78:ARG:NE	2.32	0.45
1:CA:1329:A:OP2	13:CM:28:ALA:HB3	2.16	0.45
2:CB:24:TRP:CZ3	2:CB:29:ALA:HB2	2.49	0.45
3:CC:77:ILE:C	3:CC:83:ARG:HB3	2.36	0.45
4:CD:127:THR:HG23	4:CD:131:ARG:C	2.37	0.45
4:CD:141:ARG:C	4:CD:185:PHE:HD2	2.19	0.45
5:CE:147:ASP:O	5:CE:151:LEU:HG	2.16	0.45
7:CG:57:GLU:HB2	7:CG:60:LYS:HB3	1.98	0.45

Continued on next page...

Continued from previous page...

Atom-1	Atom-2	Interatomic distance (Å)	Clash overlap (Å)
9:CI:11:LYS:HG3	9:CI:108:VAL:HG13	1.98	0.45
10:CJ:8:LEU:HG	10:CJ:96:ILE:HG22	1.97	0.45
10:CJ:40:LEU:HD23	10:CJ:69:ASN:O	2.16	0.45
12:CL:34:ARG:HG2	12:CL:35:GLY:N	2.31	0.45
14:CN:27:CYS:C	14:CN:29:ARG:N	2.70	0.45
16:CP:60:LEU:HD21	16:CP:66:PRO:CG	2.46	0.45
22:CV:47:U:O2'	22:CV:48:C:OP1	2.30	0.45
22:CW:7:A:H2	22:CW:67:C:N3	2.14	0.45
23:CX:11:U:H3'	23:CX:12:A:C8	2.51	0.45
25:CZ:150:VAL:HA	25:CZ:153:GLU:OE2	2.17	0.45
28:D2:14:ARG:O	28:D2:67:LYS:HE2	2.16	0.45
28:D2:38:GLN:CB	28:D2:44:LEU:HD22	2.39	0.45
29:D3:10:LYS:HD3	29:D3:53:LEU:CD2	2.46	0.45
31:D5:13:LYS:HG2	31:D5:16:ARG:HH21	1.80	0.45
32:D6:15:GLU:OE1	32:D6:18:ARG:NE	2.49	0.45
36:DA:221:A:N1	36:DA:265:A:O2'	2.47	0.45
36:DA:479:A:HO2'	36:DA:481:G:H8	1.58	0.45
36:DA:588:U:C2	41:DF:90:PHE:CE1	3.03	0.45
36:DA:729:G:H5'	36:DA:730:C:H5''	1.98	0.45
36:DA:886:C:H2'	36:DA:887:A:C4'	2.46	0.45
36:DA:1038:C:H3'	36:DA:1039:G:C5'	2.46	0.45
36:DA:1142:U:H5''	36:DA:1142(A):A:C8	2.52	0.45
36:DA:1304:C:O2'	36:DA:1305:C:H5'	2.16	0.45
36:DA:1341:U:OP1	36:DA:1397:U:N3	2.44	0.45
36:DA:1652:A:H2'	36:DA:1653:G:H5'	1.98	0.45
36:DA:1827:C:H2'	36:DA:1828:G:C5'	2.46	0.45
36:DA:2415:G:H2'	36:DA:2416:C:C6	2.51	0.45
36:DA:2840:C:H5''	50:DR:53:HIS:HD2	1.77	0.45
37:DB:37:C:C2'	37:DB:38:C:H5'	2.46	0.45
37:DB:67:G:O2'	37:DB:68:C:O5'	2.35	0.45
38:DC:18:LYS:HB3	38:DC:20:TYR:CE1	2.51	0.45
39:DD:30:GLU:H	39:DD:30:GLU:HG2	1.55	0.45
39:DD:52:ARG:HB3	39:DD:53:PHE:CD2	2.52	0.45
40:DE:49:LEU:N	40:DE:49:LEU:HD22	2.31	0.45
40:DE:82:ARG:HG3	40:DE:82:ARG:HH11	1.81	0.45
40:DE:101:ARG:HD2	40:DE:169:ASN:O	2.16	0.45
41:DF:122:LYS:HG3	41:DF:191:ARG:HG3	1.98	0.45
43:DH:77:LYS:C	43:DH:79:VAL:H	2.20	0.45
46:DN:7:LYS:O	46:DN:8:GLN:C	2.55	0.45
49:DQ:6:ARG:HB3	49:DQ:6:ARG:NH1	2.28	0.45
49:DQ:65:PHE:HD1	49:DQ:105:GLU:O	1.98	0.45

Continued on next page...

Continued from previous page...

Atom-1	Atom-2	Interatomic distance (Å)	Clash overlap (Å)
50:DR:63:ARG:HA	50:DR:80:PHE:CE2	2.51	0.45
51:DS:77:ALA:O	51:DS:78:LEU:C	2.53	0.45
58:DZ:10:ARG:HG3	58:DZ:12:GLY:H	1.82	0.45
58:DZ:51:ALA:CB	58:DZ:57:ILE:HD11	2.44	0.45
58:DZ:145:GLU:O	58:DZ:146:ILE:C	2.54	0.45
1:AA:346:G:H5''	52:BT:43:GLN:NE2	2.31	0.45
1:AA:346:G:O2'	1:AA:347:G:P	2.74	0.45
1:AA:660:G:C2	1:AA:746:A:C2	3.05	0.45
1:AA:955:U:H2'	1:AA:956:U:O4'	2.16	0.45
1:AA:1303:C:H2'	1:AA:1304:G:H5'	1.97	0.45
1:AA:1437:C:H2'	1:AA:1438:G:C8	2.50	0.45
3:AC:130:VAL:CG1	3:AC:134:ILE:HD11	2.46	0.45
5:AE:75:THR:OG1	5:AE:76:ILE:N	2.48	0.45
7:AG:22:LEU:O	7:AG:22:LEU:HD23	2.16	0.45
12:AL:126:LYS:CE	12:AL:127:GLU:N	2.79	0.45
17:AQ:44:ALA:HA	17:AQ:71:PHE:O	2.16	0.45
17:AQ:51:TYR:CZ	17:AQ:73:VAL:HG11	2.52	0.45
17:AQ:80:GLY:O	17:AQ:81:ARG:HG2	2.16	0.45
20:AT:63:ILE:HG22	20:AT:77:ALA:HB1	1.98	0.45
23:AX:26:A:H5'	23:AX:27:A:N7	2.31	0.45
36:BA:271(F):C:O2'	36:BA:271(G):C:H5'	2.17	0.45
36:BA:431:U:O2'	36:BA:432:A:H5'	2.17	0.45
36:BA:530:G:C5	36:BA:2022:U:H5''	2.51	0.45
36:BA:624:C:H2'	36:BA:624:C:O2	2.15	0.45
36:BA:1105:U:H2'	36:BA:1106:G:C8	2.50	0.45
36:BA:1917:U:H2'	36:BA:1918:A:C5'	2.46	0.45
36:BA:1963:U:O2	36:BA:1963:U:H5'	2.16	0.45
36:BA:2312:U:C3'	42:BG:71:THR:HG21	2.45	0.45
36:BA:2346:A:H5'	36:BA:2383:G:C1'	2.47	0.45
36:BA:2412:A:H2'	36:BA:2413:G:H5'	1.99	0.45
36:BA:2689:U:H5''	36:BA:2690:C:H5'	1.98	0.45
36:BA:2777:G:C4'	36:BA:2778:A:H5'	2.47	0.45
36:BA:2817:G:H2'	36:BA:2818:G:O4'	2.17	0.45
37:BB:67:G:O2'	37:BB:68:C:O5'	2.34	0.45
38:BC:107:TRP:HE1	38:BC:110:PHE:HE2	1.63	0.45
39:BD:2:ALA:O	39:BD:3:VAL:CB	2.64	0.45
40:BE:77:ILE:C	40:BE:78:LEU:HG	2.37	0.45
42:BG:47:LYS:HD2	42:BG:47:LYS:N	2.30	0.45
42:BG:138:GLN:HG2	42:BG:153:ARG:CG	2.40	0.45
43:BH:125:VAL:HG12	43:BH:125:VAL:O	2.15	0.45
43:BH:141:VAL:O	43:BH:145:ALA:N	2.49	0.45

Continued on next page...

Continued from previous page...

Atom-1	Atom-2	Interatomic distance (Å)	Clash overlap (Å)
43:BH:154:PRO:O	43:BH:155:SER:CB	2.65	0.45
44:BJ:62:UNK:C	44:BJ:64:UNK:H	2.29	0.45
47:BO:7:TYR:HE1	47:BO:20:MET:HE3	1.81	0.45
49:BQ:97:VAL:O	49:BQ:97:VAL:HG23	2.16	0.45
49:BQ:136:ALA:O	49:BQ:138:ASP:N	2.49	0.45
51:BS:67:ARG:HE	51:BS:67:ARG:HB3	1.57	0.45
57:BY:13:VAL:CG2	57:BY:14:LEU:N	2.79	0.45
58:BZ:180:VAL:CG2	58:BZ:181:GLU:H	2.21	0.45
1:CA:410:G:N1	1:CA:431:A:OP2	2.46	0.45
1:CA:1038:C:O5'	1:CA:1038:C:H6	1.99	0.45
1:CA:1123:A:C2	1:CA:1150:U:C5	3.02	0.45
1:CA:1150:U:C2'	1:CA:1151:A:H5'	2.46	0.45
1:CA:1203:C:H2'	1:CA:1204:A:H8	1.81	0.45
1:CA:1235:U:H2'	1:CA:1236:A:O5'	2.16	0.45
1:CA:1239:A:N6	1:CA:1299:A:N6	2.58	0.45
1:CA:1256:A:N1	1:CA:1277:C:H2'	2.31	0.45
1:CA:1480:G:O2'	1:CA:1481:U:H5'	2.17	0.45
3:CC:151:VAL:HG22	3:CC:200:ALA:HA	1.98	0.45
14:CN:50:LYS:C	14:CN:52:GLN:H	2.18	0.45
17:CQ:15:MET:HB2	17:CQ:18:THR:HB	1.99	0.45
22:CV:24:G:C5	22:CV:25:C:C5	3.05	0.45
22:CW:7:A:H4'	22:CW:8:U:OP1	2.15	0.45
22:CW:70:G:H2'	22:CW:71:G:O5'	2.15	0.45
25:CZ:267:VAL:CG2	25:CZ:269:GLY:O	2.65	0.45
27:D1:87:PRO:HA	27:D1:90:ILE:CG1	2.46	0.45
28:D2:31:GLU:O	28:D2:35:LEU:N	2.42	0.45
31:D5:49:CYS:O	31:D5:56:LYS:HG3	2.17	0.45
32:D6:27:LYS:HE2	36:DA:2285:C:P	2.55	0.45
35:D9:6:SER:HB3	36:DA:2466:C:H5''	1.98	0.45
36:DA:271(F):C:H2'	36:DA:271(G):C:H5''	1.97	0.45
36:DA:469:G:C2'	36:DA:470:A:H5''	2.46	0.45
36:DA:638:G:H2'	36:DA:639:U:O4'	2.16	0.45
36:DA:745:G:H2'	36:DA:746:A:H5'	1.97	0.45
36:DA:778:G:H5'	39:DD:48:ARG:HE	1.80	0.45
36:DA:970:C:H2'	36:DA:971:C:C6	2.51	0.45
36:DA:1000:A:C2	36:DA:1155:A:C4	3.05	0.45
36:DA:1064:C:H2'	36:DA:1065:U:C5'	2.42	0.45
36:DA:1471:A:H2'	36:DA:1472:A:C8	2.51	0.45
36:DA:1503:U:H2'	36:DA:1504:C:C6	2.51	0.45
36:DA:1528:A:N6	36:DA:1544:A:C2	2.83	0.45
36:DA:2287:A:N6	36:DA:2344:U:N3	2.57	0.45

Continued on next page...

Continued from previous page...

Atom-1	Atom-2	Interatomic distance (Å)	Clash overlap (Å)
37:DB:20:C:C3'	37:DB:21:G:H5''	2.47	0.45
37:DB:30:C:C1'	37:DB:57:A:H61	2.15	0.45
37:DB:82:G:H1	37:DB:95:C:H42	1.64	0.45
39:DD:201:HIS:C	39:DD:203:ASN:H	2.19	0.45
42:DG:60:LEU:O	42:DG:61:ALA:C	2.54	0.45
42:DG:72:ARG:NH1	42:DG:86:MET:HG3	2.32	0.45
42:DG:145:THR:HB	42:DG:148:MET:HB3	1.98	0.45
43:DH:51:ARG:HG3	43:DH:52:VAL:N	2.32	0.45
43:DH:94:TYR:HE2	43:DH:160:LYS:HB3	1.81	0.45
43:DH:137:ASP:CG	43:DH:140:LYS:HG3	2.36	0.45
43:DH:139:GLN:HE21	43:DH:140:LYS:CA	2.29	0.45
46:DN:90:MET:HA	46:DN:90:MET:CE	2.46	0.45
47:DO:25:LEU:HB2	47:DO:38:VAL:O	2.16	0.45
49:DQ:32:TYR:O	49:DQ:105:GLU:CB	2.64	0.45
49:DQ:66:ILE:HA	49:DQ:104:PHE:HB3	1.98	0.45
49:DQ:141:GLN:HE22	58:DZ:72:ARG:CA	2.29	0.45
50:DR:2:ARG:HD2	50:DR:2:ARG:O	2.16	0.45
53:DU:104:GLN:HB3	54:DV:44:LYS:NZ	2.31	0.45
54:DV:2:PHE:HB3	54:DV:42:GLY:HA2	1.98	0.45
56:DX:28:PHE:HD1	56:DX:28:PHE:H	1.63	0.45
58:DZ:77:ASP:O	58:DZ:78:LYS:HG2	2.17	0.45
1:AA:1018:C:H2'	1:AA:1019:C:C6	2.52	0.45
1:AA:1294:G:O2'	1:AA:1295:G:H5'	2.17	0.45
1:AA:1423:G:C5'	47:BO:49:ARG:NH2	2.75	0.45
2:AB:55:PHE:N	2:AB:55:PHE:HD1	2.15	0.45
4:AD:17:VAL:O	4:AD:18:LYS:C	2.55	0.45
4:AD:98:GLU:CG	4:AD:189:PRO:HG3	2.45	0.45
4:AD:131:ARG:HD3	4:AD:131:ARG:H	1.82	0.45
6:AF:53:ALA:O	6:AF:54:LYS:CB	2.63	0.45
9:AI:77:ILE:O	9:AI:78:LYS:C	2.55	0.45
18:AR:72:ARG:O	18:AR:73:ALA:C	2.55	0.45
19:AS:21:GLU:HG3	19:AS:22:LEU:N	2.32	0.45
20:AT:33:ILE:CG2	20:AT:63:ILE:HG12	2.46	0.45
25:AZ:197:ASP:C	25:AZ:199:ILE:H	2.20	0.45
25:AZ:281:ILE:O	25:AZ:284:ASP:HB2	2.16	0.45
60:AZ:501:GDP:H8	60:AZ:501:GDP:H5'	1.80	0.45
26:B0:36:ILE:HD11	36:BA:2355:C:C4'	2.45	0.45
28:B2:24:LEU:HD22	28:B2:25:VAL:HG23	1.98	0.45
29:B3:12:PRO:HG2	29:B3:13:ILE:H	1.81	0.45
31:B5:11:THR:HG21	36:BA:1264:G:C5'	2.47	0.45
36:BA:88:G:N3	36:BA:88:G:H2'	2.31	0.45

Continued on next page...

Continued from previous page...

Atom-1	Atom-2	Interatomic distance (Å)	Clash overlap (Å)
36:BA:268:C:H42	36:BA:424:G:H1	1.63	0.45
36:BA:723:G:C6	36:BA:724:U:C4	3.05	0.45
36:BA:1145:C:H2'	36:BA:1146:C:C6	2.52	0.45
36:BA:1856:G:H2'	36:BA:1857:G:O4'	2.16	0.45
36:BA:2206:G:N2	36:BA:2207:G:C4'	2.79	0.45
36:BA:2346:A:H5'	36:BA:2383:G:O4'	2.17	0.45
41:BF:137:LYS:NZ	41:BF:137:LYS:CB	2.79	0.45
42:BG:121:ASN:HD22	42:BG:124:SER:N	2.14	0.45
43:BH:54:ARG:HH12	43:BH:62:LYS:HG3	1.81	0.45
48:BP:50:ARG:HG2	48:BP:50:ARG:NH1	2.31	0.45
48:BP:59:LEU:HA	48:BP:61:ARG:HD2	1.98	0.45
48:BP:65:ARG:O	48:BP:67:MET:N	2.49	0.45
48:BP:94:GLU:HG2	48:BP:96:THR:HG23	1.98	0.45
49:BQ:51:ARG:HG3	49:BQ:51:ARG:NH1	2.26	0.45
50:BR:18:LEU:HD11	50:BR:22:ARG:NH2	2.32	0.45
52:BT:28:VAL:HG23	52:BT:63:VAL:HG11	1.98	0.45
52:BT:93:ARG:HG2	52:BT:117:ASP:CB	2.40	0.45
57:BY:14:LEU:HD12	57:BY:15:VAL:H	1.81	0.45
57:BY:28:LYS:CG	57:BY:39:VAL:HG13	2.46	0.45
58:BZ:97:GLU:HA	58:BZ:127:LYS:HA	1.98	0.45
1:CA:21:G:H2'	1:CA:22:G:C8	2.51	0.45
1:CA:198:G:N3	1:CA:199:G:C8	2.85	0.45
1:CA:502:G:H2'	1:CA:503:C:C6	2.51	0.45
1:CA:684:A:O2'	1:CA:685:G:H5'	2.16	0.45
1:CA:706:A:O2'	11:CK:31:THR:HG21	2.15	0.45
1:CA:858:G:C5	1:CA:869:G:N7	2.84	0.45
1:CA:1060:C:H4'	10:CJ:52:GLY:N	2.32	0.45
1:CA:1202:G:H2'	1:CA:1203:C:O5'	2.17	0.45
1:CA:1316:G:O2'	14:CN:18:VAL:HG11	2.16	0.45
1:CA:1514:C:O2'	1:CA:1515:C:H5'	2.17	0.45
8:CH:86:ILE:HG12	8:CH:135:CYS:CA	2.41	0.45
9:CI:91:ASP:C	9:CI:93:ARG:N	2.68	0.45
12:CL:126:LYS:HE2	12:CL:126:LYS:CA	2.44	0.45
13:CM:5:ALA:CB	13:CM:66:LEU:HD22	2.46	0.45
13:CM:16:ASP:OD1	13:CM:16:ASP:N	2.49	0.45
13:CM:33:ALA:HB1	13:CM:59:TYR:HD2	1.81	0.45
14:CN:6:LEU:HD13	14:CN:23:ARG:HH22	1.81	0.45
19:CS:43:GLU:O	19:CS:43:GLU:HG2	2.15	0.45
26:D0:69:PHE:CB	36:DA:857:C:OP1	2.64	0.45
32:D6:17:LYS:CB	32:D6:18:ARG:NH1	2.80	0.45
35:D9:30:PRO:O	35:D9:31:LYS:C	2.54	0.45

Continued on next page...

Continued from previous page...

Atom-1	Atom-2	Interatomic distance (Å)	Clash overlap (Å)
36:DA:445:C:O2'	36:DA:446:G:H5'	2.16	0.45
36:DA:473:G:O2'	36:DA:474:G:H5'	2.17	0.45
36:DA:894:C:C2'	36:DA:895:U:H5'	2.47	0.45
36:DA:1286:A:N6	36:DA:1289:C:C2	2.85	0.45
36:DA:1367:A:C5	36:DA:1368:G:H1'	2.51	0.45
36:DA:1470:G:N2	36:DA:1523:U:C4	2.84	0.45
36:DA:2689:U:O2'	36:DA:2690:C:OP2	2.29	0.45
37:DB:42:C:O2	42:DG:92:VAL:HG23	2.16	0.45
38:DC:3:HIS:CB	38:DC:7:TYR:HD2	2.28	0.45
38:DC:19:VAL:HG12	38:DC:19:VAL:O	2.17	0.45
39:DD:112:GLN:O	39:DD:115:GLN:HB3	2.17	0.45
39:DD:136:ILE:HB	39:DD:165:ILE:CD1	2.47	0.45
40:DE:33:VAL:HG11	40:DE:89:ASP:O	2.17	0.45
40:DE:47:VAL:CG2	40:DE:86:PRO:CD	2.95	0.45
41:DF:53:THR:HG22	41:DF:56:GLU:HG3	1.97	0.45
43:DH:68:THR:C	43:DH:70:THR:N	2.69	0.45
43:DH:148:ILE:O	43:DH:151:ILE:HB	2.16	0.45
46:DN:30:ILE:O	46:DN:34:LEU:CB	2.59	0.45
47:DO:35:VAL:CB	47:DO:69:ILE:HD13	2.46	0.45
54:DV:61:VAL:HA	54:DV:93:GLU:O	2.16	0.45
55:DW:36:LEU:HD11	55:DW:47:VAL:CG1	2.37	0.45
58:DZ:100:VAL:HG23	58:DZ:126:VAL:HG21	1.98	0.45
1:AA:80:G:N2	1:AA:90:U:H5'	2.31	0.45
1:AA:189(L):G:H2'	1:AA:190:U:C6	2.52	0.45
1:AA:321:A:O2'	1:AA:322:C:H5'	2.17	0.45
1:AA:401:C:H2'	1:AA:402:G:H8	1.81	0.45
1:AA:865:A:H2	1:AA:918:A:H4'	1.81	0.45
1:AA:1475:G:OP1	36:BA:1689:A:H1'	2.17	0.45
2:AB:30:ARG:NE	2:AB:31:TYR:HE1	2.14	0.45
2:AB:115:LEU:O	2:AB:119:GLU:HG3	2.16	0.45
4:AD:10:ARG:HH11	4:AD:10:ARG:HG2	1.82	0.45
4:AD:19:LEU:O	4:AD:31:CYS:SG	2.75	0.45
7:AG:52:GLU:O	7:AG:53:LYS:C	2.55	0.45
16:AP:26:ARG:HG2	16:AP:26:ARG:NH1	2.27	0.45
17:AQ:19:VAL:O	17:AQ:19:VAL:HG23	2.17	0.45
23:AX:20:U:C2'	23:AX:21:C:H5'	2.45	0.45
24:AY:33:U:H2'	24:AY:34:C:H5''	1.99	0.45
27:B1:42:GLN:NE2	36:BA:379:G:N2	2.46	0.45
28:B2:12:GLU:HG2	28:B2:12:GLU:O	2.17	0.45
30:B4:35:VAL:CG1	30:B4:36:CYS:N	2.80	0.45
32:B6:28:ARG:O	32:B6:32:ASN:HB3	2.17	0.45

Continued on next page...

Continued from previous page...

Atom-1	Atom-2	Interatomic distance (Å)	Clash overlap (Å)
35:B9:7:VAL:HG21	35:B9:36:GLN:HB2	1.99	0.45
36:BA:387:U:H6	36:BA:387:U:O5'	1.99	0.45
36:BA:535:C:O4'	53:BU:49:HIS:HB3	2.16	0.45
36:BA:1109:C:C2'	36:BA:1110:G:H5'	2.47	0.45
36:BA:1169:G:N2	36:BA:1181:C:C2	2.85	0.45
36:BA:1269:A:C6	36:BA:1270:C:N4	2.85	0.45
36:BA:1619:G:O5'	36:BA:1619:G:C8	2.70	0.45
36:BA:1920:C:H2'	36:BA:1920:C:O2	2.16	0.45
36:BA:2039:C:H2'	36:BA:2040:C:H6	1.82	0.45
36:BA:2236:C:H2'	36:BA:2237:G:O4'	2.16	0.45
36:BA:2770:G:C5'	36:BA:2771:C:OP2	2.64	0.45
36:BA:2777:G:C5'	36:BA:2778:A:H5'	2.47	0.45
39:BD:70:TRP:HA	39:BD:73:VAL:HG22	1.97	0.45
39:BD:176:ARG:HH11	39:BD:176:ARG:HG2	1.81	0.45
40:BE:201:THR:OG1	40:BE:202:LYS:N	2.49	0.45
46:BN:43:THR:HB	46:BN:46:VAL:CG1	2.47	0.45
46:BN:71:ILE:HG21	46:BN:84:LYS:HB3	1.98	0.45
48:BP:97:PRO:O	48:BP:98:GLU:CB	2.62	0.45
50:BR:79:LEU:O	50:BR:79:LEU:HD22	2.17	0.45
50:BR:82:GLU:O	50:BR:83:ILE:HD13	2.16	0.45
51:BS:24:LEU:HD11	51:BS:48:LEU:HD22	1.97	0.45
51:BS:31:SER:O	51:BS:32:LEU:C	2.55	0.45
51:BS:84:GLN:O	51:BS:84:GLN:HG3	2.17	0.45
52:BT:41:ARG:HD3	52:BT:42:ILE:N	2.31	0.45
53:BU:29:SER:CB	53:BU:30:LYS:NZ	2.78	0.45
54:BV:61:VAL:HA	54:BV:93:GLU:O	2.17	0.45
58:BZ:103:ARG:HD2	58:BZ:136:PHE:HB2	1.97	0.45
1:CA:50:A:N6	1:CA:361:G:H4'	2.31	0.45
1:CA:302:G:O3'	12:CL:17:LYS:HE3	2.17	0.45
1:CA:620:C:N1	4:CD:135:LEU:HG	2.32	0.45
1:CA:694:A:H2'	1:CA:695:A:O4'	2.17	0.45
1:CA:1151:A:O4'	10:CJ:39:PRO:HB2	2.16	0.45
1:CA:1242:C:O2'	1:CA:1243:C:H5'	2.16	0.45
1:CA:1385:G:O2'	1:CA:1386:G:H5'	2.17	0.45
2:CB:28:PHE:CD2	2:CB:194:PRO:HD3	2.44	0.45
2:CB:91:PRO:HG2	2:CB:155:LEU:CD2	2.47	0.45
2:CB:149:LEU:O	2:CB:152:PHE:O	2.34	0.45
2:CB:190:THR:O	2:CB:191:ASP:CB	2.64	0.45
2:CB:238:LEU:O	2:CB:238:LEU:HG	2.15	0.45
5:CE:19:MET:SD	5:CE:24:ARG:HB3	2.57	0.45
5:CE:27:ARG:HG2	5:CE:28:PHE:N	2.31	0.45

Continued on next page...

Continued from previous page...

Atom-1	Atom-2	Interatomic distance (Å)	Clash overlap (Å)
8:CH:53:VAL:HG23	8:CH:58:TYR:HB2	1.98	0.45
25:CZ:185:ASN:OD1	25:CZ:185:ASN:O	2.35	0.45
26:D0:41:ARG:NH2	36:DA:2387:U:H1'	2.32	0.45
28:D2:51:ARG:HB3	28:D2:51:ARG:CZ	2.46	0.45
29:D3:35:ARG:CG	29:D3:36:VAL:N	2.78	0.45
35:D9:35:ARG:HG2	35:D9:35:ARG:O	2.17	0.45
36:DA:106:C:H2'	36:DA:107:C:C6	2.51	0.45
36:DA:266:G:C3'	36:DA:267:C:H5''	2.47	0.45
36:DA:606:U:H4'	36:DA:658:C:H4'	1.99	0.45
36:DA:1237:A:H1'	36:DA:1238:G:C1'	2.47	0.45
36:DA:2291:U:H2'	36:DA:2292:C:H6	1.78	0.45
36:DA:2491:U:H4'	36:DA:2570:G:OP1	2.16	0.45
36:DA:2807:G:C2'	36:DA:2808:U:H5''	2.47	0.45
37:DB:40:U:H3'	37:DB:41:U:C5'	2.45	0.45
38:DC:193:ILE:C	38:DC:195:ALA:H	2.19	0.45
39:DD:70:TRP:O	39:DD:72:LYS:N	2.49	0.45
40:DE:100:GLU:O	40:DE:172:VAL:HG23	2.17	0.45
41:DF:51:THR:HG23	41:DF:92:PRO:HD2	1.98	0.45
42:DG:55:LYS:C	42:DG:57:ALA:H	2.20	0.45
42:DG:111:LEU:HD21	42:DG:120:LEU:HD21	1.98	0.45
43:DH:19:VAL:CG1	43:DH:20:ALA:N	2.74	0.45
48:DP:16:ARG:O	48:DP:18:ARG:N	2.50	0.45
51:DS:64:GLU:C	51:DS:66:ALA:H	2.19	0.45
53:DU:98:LEU:C	53:DU:100:VAL:H	2.20	0.45
53:DU:106:PHE:O	53:DU:110:VAL:HG23	2.16	0.45
55:DW:48:ALA:O	55:DW:49:LYS:C	2.53	0.45
57:DY:7:VAL:HB	57:DY:8:LYS:CD	2.47	0.45
58:DZ:168:GLU:O	58:DZ:168:GLU:CD	2.55	0.45
1:AA:375:U:C4	1:AA:376:G:N7	2.85	0.45
1:AA:471:G:H21	16:AP:82:GLN:NE2	2.15	0.45
1:AA:1069:C:C2'	1:AA:1070:U:O5'	2.64	0.45
1:AA:1157:A:H4'	1:AA:1158:C:O5'	2.17	0.45
1:AA:1305:G:O2'	1:AA:1331:G:N2	2.49	0.45
1:AA:1326:C:OP1	21:AU:12:LYS:HE3	2.16	0.45
1:AA:1330:U:H3'	1:AA:1331:G:O4'	2.16	0.45
1:AA:1370:G:O3'	9:AI:12:GLU:HG3	2.16	0.45
2:AB:31:TYR:HE2	2:AB:50:GLU:HG3	1.82	0.45
2:AB:127:ILE:HG22	2:AB:128:GLU:N	2.32	0.45
3:AC:14:ILE:HG12	3:AC:15:THR:N	2.31	0.45
4:AD:145:GLU:C	4:AD:146:ILE:HD13	2.37	0.45
4:AD:145:GLU:CG	4:AD:184:LYS:HG2	2.47	0.45

Continued on next page...

Continued from previous page...

Atom-1	Atom-2	Interatomic distance (Å)	Clash overlap (Å)
5:AE:12:LEU:HD13	5:AE:31:LEU:HB3	1.99	0.45
7:AG:58:PRO:O	7:AG:60:LYS:N	2.49	0.45
10:AJ:32:ALA:HB1	10:AJ:75:ILE:HD11	1.99	0.45
10:AJ:38:ILE:CD1	10:AJ:71:LEU:HD22	2.28	0.45
13:AM:80:ARG:C	13:AM:82:MET:N	2.70	0.45
19:AS:31:ILE:HG23	19:AS:49:ILE:HA	1.98	0.45
20:AT:44:ALA:O	20:AT:91:LEU:HB3	2.17	0.45
20:AT:61:SER:O	20:AT:65:LYS:HG2	2.17	0.45
21:AU:9:ARG:HD3	21:AU:22:ARG:HG3	1.97	0.45
22:AV:7:A:C5	22:AV:49:C:C4	3.05	0.45
25:AZ:139:ASP:HB2	25:AZ:177:LEU:HD11	1.99	0.45
25:AZ:178:ALA:O	25:AZ:182:MET:HG3	2.17	0.45
27:B1:8:SER:HB3	27:B1:66:HIS:NE2	2.31	0.45
28:B2:38:GLN:OE1	28:B2:44:LEU:HD22	2.17	0.45
28:B2:59:ARG:HD3	28:B2:59:ARG:N	2.24	0.45
30:B4:20:ASN:HD22	30:B4:20:ASN:C	2.20	0.45
36:BA:84:A:C5'	57:BY:9:LYS:HD2	2.46	0.45
36:BA:557:U:O2	46:BN:45:ASN:HB2	2.17	0.45
36:BA:589:C:H2'	36:BA:590:A:C8	2.51	0.45
36:BA:667:U:H2'	36:BA:668:G:O4'	2.17	0.45
36:BA:1344:G:H4'	36:BA:1384:A:C5	2.52	0.45
36:BA:1722:A:O2'	36:BA:1739:U:H5''	2.16	0.45
36:BA:1755:A:P	52:BT:113:LYS:NZ	2.90	0.45
36:BA:2020:A:C2	36:BA:2035:G:N1	2.85	0.45
37:BB:57:A:C5	42:BG:29:TRP:HD1	2.35	0.45
40:BE:7:VAL:HG11	52:BT:1:MET:H3	1.80	0.45
43:BH:26:VAL:HG12	43:BH:79:VAL:HG11	1.98	0.45
45:BK:54:UNK:O	45:BK:69:UNK:HA	2.17	0.45
46:BN:3:THR:C	46:BN:4:TYR:CD1	2.90	0.45
50:BR:79:LEU:HA	50:BR:83:ILE:HG13	1.97	0.45
52:BT:110:ILE:O	52:BT:112:ARG:N	2.49	0.45
55:BW:11:ARG:CZ	55:BW:98:LYS:HB3	2.47	0.45
57:BY:43:ASN:C	57:BY:44:ILE:HD12	2.37	0.45
58:BZ:104:PHE:CZ	58:BZ:119:GLU:HB3	2.52	0.45
1:CA:55:A:H5'	1:CA:55:A:H8	1.81	0.45
1:CA:192:U:O4'	20:CT:103:GLY:HA2	2.16	0.45
1:CA:324:G:OP1	20:CT:70:SER:HB2	2.15	0.45
1:CA:499:A:H4'	1:CA:500:G:OP1	2.16	0.45
1:CA:662:G:H2'	1:CA:663:A:C8	2.51	0.45
1:CA:707:C:H2'	1:CA:708:C:C6	2.51	0.45
1:CA:766:A:H2'	1:CA:767:A:C5'	2.44	0.45

Continued on next page...

Continued from previous page...

Atom-1	Atom-2	Interatomic distance (Å)	Clash overlap (Å)
1:CA:933:G:N2	1:CA:935:A:O4'	2.49	0.45
1:CA:937:A:C2	1:CA:1379:G:C6	3.05	0.45
1:CA:1190:G:OP1	3:CC:5:ILE:HD12	2.16	0.45
1:CA:1239:A:O2'	1:CA:1240:U:OP2	2.28	0.45
1:CA:1368:G:OP2	9:CI:112:LYS:HD3	2.15	0.45
3:CC:175:LEU:HD21	3:CC:201:TYR:CD2	2.52	0.45
4:CD:13:ARG:NH2	4:CD:36:ARG:HH12	2.11	0.45
5:CE:94:ALA:HB3	5:CE:117:ASP:C	2.36	0.45
7:CG:15:ASP:HB3	7:CG:20:ASP:H	1.81	0.45
10:CJ:45:ARG:O	10:CJ:64:GLU:HA	2.17	0.45
11:CK:87:THR:HA	11:CK:91:ARG:HH21	1.81	0.45
11:CK:116:HIS:O	11:CK:117:ASN:HB2	2.17	0.45
14:CN:9:LYS:O	14:CN:9:LYS:CG	2.65	0.45
15:CO:3:ILE:O	15:CO:3:ILE:HG13	2.16	0.45
15:CO:39:LEU:O	15:CO:39:LEU:HD23	2.17	0.45
16:CP:8:ARG:O	16:CP:9:PHE:CD1	2.69	0.45
20:CT:26:ASN:HD22	20:CT:27:LYS:N	2.15	0.45
20:CT:41:ILE:O	20:CT:43:LEU:N	2.49	0.45
22:CW:32:U:H2'	22:CW:33:U:H6	1.80	0.45
22:CW:40:C:H2'	22:CW:41:C:C6	2.52	0.45
24:CY:45:U:C3'	24:CY:46:7MG:H5''	2.45	0.45
24:CY:49:G:C2	24:CY:50:G:C8	3.05	0.45
25:CZ:306:LYS:O	25:CZ:309:SER:HB3	2.17	0.45
25:CZ:336:SER:HB3	25:CZ:355:LEU:HG	1.99	0.45
26:D0:20:ARG:HH11	26:D0:20:ARG:HG2	1.81	0.45
31:D5:4:HIS:CB	31:D5:5:PRO:HD2	2.43	0.45
32:D6:11:LEU:HD22	32:D6:12:GLU:N	2.31	0.45
36:DA:221:A:H1'	36:DA:233:A:C1'	2.47	0.45
36:DA:332:A:O2'	36:DA:333:G:O5'	2.34	0.45
36:DA:639:U:H2'	36:DA:640:C:C5	2.51	0.45
36:DA:654(P):C:O2'	36:DA:654(Q):C:H5'	2.17	0.45
36:DA:669:G:H5''	36:DA:670:A:OP2	2.17	0.45
36:DA:688:U:O2'	36:DA:689:A:H5'	2.16	0.45
36:DA:1210:A:H5''	36:DA:1212:G:C5'	2.46	0.45
36:DA:1332:G:N2	36:DA:1609:A:O2'	2.43	0.45
36:DA:1721:G:C6	36:DA:1739:U:H5'	2.51	0.45
36:DA:1835:G:H5''	36:DA:1836:C:OP2	2.17	0.45
36:DA:2176:A:C8	36:DA:2176:A:C3'	3.00	0.45
36:DA:2178:C:O2	36:DA:2178:C:O4'	2.32	0.45
36:DA:2199:A:C8	36:DA:2225:A:C6	3.04	0.45
36:DA:2657:A:H2'	36:DA:2658:C:C5'	2.46	0.45

Continued on next page...

Continued from previous page...

Atom-1	Atom-2	Interatomic distance (Å)	Clash overlap (Å)
37:DB:28:C:O2'	37:DB:29:A:H5'	2.16	0.45
39:DD:85:ASP:OD1	39:DD:87:ASN:HB2	2.16	0.45
39:DD:118:VAL:HG22	39:DD:119:ALA:H	1.80	0.45
39:DD:156:ALA:HB1	39:DD:162:SER:HA	1.98	0.45
40:DE:65:GLY:O	40:DE:66:HIS:C	2.54	0.45
43:DH:23:ARG:O	43:DH:24:VAL:HG23	2.16	0.45
46:DN:67:LEU:C	46:DN:69:GLN:N	2.69	0.45
47:DO:105:GLU:HA	47:DO:108:GLU:HG2	1.98	0.45
52:DT:42:ILE:O	52:DT:42:ILE:HG13	2.15	0.45
52:DT:106:SER:O	52:DT:107:ASP:HB3	2.16	0.45
54:DV:47:VAL:C	54:DV:49:THR:N	2.69	0.45
58:DZ:153:SER:N	58:DZ:167:PRO:HB2	2.32	0.45
1:AA:337:C:H2'	1:AA:338:A:H8	1.81	0.45
1:AA:740:U:O2'	1:AA:741:G:H5'	2.16	0.45
1:AA:858:G:C5	1:AA:869:G:N7	2.83	0.45
1:AA:1058:G:H2'	1:AA:1059:C:O4'	2.17	0.45
2:AB:58:ILE:CG2	2:AB:222:ILE:CD1	2.95	0.45
2:AB:73:THR:O	2:AB:74:LYS:C	2.55	0.45
2:AB:216:SER:OG	2:AB:217:ARG:N	2.49	0.45
3:AC:60:ALA:HB2	10:AJ:93:GLY:HA2	1.98	0.45
5:AE:144:THR:O	5:AE:145:LYS:C	2.55	0.45
6:AF:99:ALA:O	6:AF:100:ASN:HB2	2.16	0.45
18:AR:53:ARG:C	18:AR:55:ARG:N	2.69	0.45
20:AT:89:ARG:HD2	20:AT:104:LEU:HD22	1.99	0.45
25:AZ:363:MET:HB3	25:AZ:364:PRO:CD	2.47	0.45
27:B1:11:ARG:HH11	27:B1:11:ARG:HG2	1.82	0.45
27:B1:65:SER:O	27:B1:68:PRO:HD2	2.16	0.45
31:B5:40:LYS:HB2	31:B5:41:PRO:HD2	1.99	0.45
35:B9:2:LYS:CE	36:BA:2526:G:O2'	2.64	0.45
36:BA:654(H):G:H3'	36:BA:654(I):C:H5'	1.98	0.45
36:BA:1059:G:H2'	36:BA:1060:U:C5	2.51	0.45
36:BA:1517:G:C8	36:BA:1517:G:C5'	2.93	0.45
36:BA:1754:C:OP1	52:BT:96:ARG:NH1	2.35	0.45
36:BA:2012:G:C5'	55:BW:96:ILE:HD11	2.47	0.45
36:BA:2314:C:O2'	36:BA:2315:G:H5'	2.16	0.45
36:BA:2574:G:H2'	36:BA:2575:C:C6	2.52	0.45
40:BE:44:TYR:O	40:BE:45:THR:OG1	2.31	0.45
40:BE:87:GLU:HG3	40:BE:89:ASP:H	1.82	0.45
41:BF:129:PHE:CD2	41:BF:163:VAL:HG21	2.52	0.45
42:BG:169:ALA:O	42:BG:172:LEU:HB3	2.17	0.45
43:BH:84:SER:O	43:BH:85:LYS:HB3	2.17	0.45

Continued on next page...

Continued from previous page...

Atom-1	Atom-2	Interatomic distance (Å)	Clash overlap (Å)
46:BN:68:GLU:HG3	46:BN:88:GLU:OE1	2.16	0.45
50:BR:12:ARG:CG	50:BR:12:ARG:NH1	2.77	0.45
53:BU:29:SER:HB2	53:BU:30:LYS:CE	2.46	0.45
57:BY:15:VAL:HG12	57:BY:17:SER:H	1.82	0.45
57:BY:45:VAL:HG13	57:BY:61:ILE:H	1.82	0.45
1:CA:15:G:H21	5:CE:18:ARG:HA	1.81	0.45
1:CA:56:U:H2'	1:CA:57:G:C8	2.51	0.45
1:CA:265:G:C2'	1:CA:266:G:H5''	2.35	0.45
1:CA:355:C:C2	1:CA:356:A:C8	3.05	0.45
1:CA:665:A:N1	1:CA:732:C:C4	2.85	0.45
1:CA:1056:U:O2'	1:CA:1057:G:H5'	2.17	0.45
1:CA:1123:A:H2	1:CA:1150:U:H5	1.62	0.45
1:CA:1228:C:OP1	13:CM:108:ARG:NH2	2.50	0.45
1:CA:1370:G:O2'	1:CA:1371:G:H5'	2.17	0.45
1:CA:1445:C:O2'	1:CA:1446:U:H5'	2.16	0.45
1:CA:1504:G:OP1	1:CA:1507:A:H4'	2.16	0.45
4:CD:148:VAL:HG23	4:CD:181:MET:HB3	1.99	0.45
5:CE:12:LEU:CD1	5:CE:12:LEU:N	2.79	0.45
7:CG:78:ARG:HG3	7:CG:79:ARG:H	1.80	0.45
13:CM:83:ASP:OD1	13:CM:85:GLY:N	2.49	0.45
13:CM:90:LEU:O	13:CM:94:ARG:HD3	2.17	0.45
14:CN:42:ILE:HG22	14:CN:43:CYS:H	1.80	0.45
15:CO:5:LYS:HA	15:CO:5:LYS:HD2	1.77	0.45
15:CO:39:LEU:HD13	15:CO:56:LEU:CB	2.41	0.45
17:CQ:45:HIS:CB	17:CQ:65:ILE:HD13	2.46	0.45
20:CT:53:LEU:H	20:CT:53:LEU:HD12	1.81	0.45
27:D1:82:LEU:HD11	27:D1:90:ILE:CD1	2.47	0.45
29:D3:49:LYS:NZ	36:DA:851:U:OP1	2.38	0.45
36:DA:60:G:C8	36:DA:63:U:C6	3.04	0.45
36:DA:209:C:O2'	36:DA:210:C:H5'	2.16	0.45
36:DA:271(V):G:H2'	36:DA:271(W):G:O4'	2.16	0.45
36:DA:768:G:C6	36:DA:769:G:C6	3.05	0.45
36:DA:1417:C:H2'	36:DA:1418:G:O4'	2.17	0.45
36:DA:1794:U:H2'	36:DA:1795:C:C6	2.52	0.45
36:DA:1796:U:H2'	36:DA:1797:C:C6	2.52	0.45
36:DA:2108:C:O2	36:DA:2108:C:C2'	2.62	0.45
36:DA:2335:A:O2'	36:DA:2336:A:H5''	2.16	0.45
36:DA:2648:C:H2'	36:DA:2649:U:C6	2.51	0.45
36:DA:2838:G:O2'	50:DR:45:ARG:HD3	2.16	0.45
39:DD:45:ASN:C	39:DD:46:GLN:OE1	2.55	0.45
48:DP:110:TYR:HD1	48:DP:111:ARG:H	1.64	0.45

Continued on next page...

Continued from previous page...

Atom-1	Atom-2	Interatomic distance (Å)	Clash overlap (Å)
48:DP:114:ILE:HG23	48:DP:130:PHE:CD1	2.52	0.45
48:DP:124:LYS:HE2	48:DP:143:GLY:CA	2.46	0.45
49:DQ:42:ILE:O	49:DQ:94:VAL:HA	2.16	0.45
49:DQ:120:ILE:C	49:DQ:122:GLY:N	2.69	0.45
50:DR:98:LEU:O	50:DR:113:LEU:N	2.42	0.45
57:DY:27:VAL:HG12	57:DY:29:GLU:OE1	2.17	0.45
1:AA:80:G:H3'	1:AA:81:U:C5'	2.46	0.45
1:AA:449:C:N4	1:AA:450:G:C2	2.85	0.45
1:AA:546:G:OP1	4:AD:73:ARG:HB2	2.17	0.45
1:AA:647:C:C2'	1:AA:648:A:H5'	2.46	0.45
1:AA:1154:G:O2'	1:AA:1155:G:H5'	2.17	0.45
2:AB:55:PHE:N	2:AB:55:PHE:CD1	2.84	0.45
3:AC:6:HIS:HD1	14:AN:49:HIS:HB3	1.80	0.45
3:AC:78:GLY:HA3	3:AC:82:GLU:OE1	2.17	0.45
22:AW:18:G:O4'	22:AW:58:A:C2	2.70	0.45
22:AW:74:C:C2'	22:AW:75:C:C5'	2.94	0.45
24:AY:66:C:H2'	24:AY:67:G:C8	2.51	0.45
25:AZ:241:ARG:O	25:AZ:242:ILE:C	2.55	0.45
29:B3:15:TYR:CD2	29:B3:19:GLN:NE2	2.80	0.45
35:B9:9:ARG:HD2	35:B9:16:VAL:CG2	2.47	0.45
36:BA:319:C:H2'	36:BA:320:A:O4'	2.16	0.45
36:BA:633:A:C2'	36:BA:634:C:H5'	2.47	0.45
36:BA:840:C:H2'	36:BA:841:A:C8	2.51	0.45
36:BA:944:G:H5'	36:BA:945:A:C5'	2.46	0.45
36:BA:1486:A:C2	36:BA:1504:C:N3	2.84	0.45
36:BA:2695:C:O2'	36:BA:2696:U:H5'	2.16	0.45
37:BB:68:C:O2'	37:BB:69:G:H5'	2.16	0.45
39:BD:142:VAL:HG22	39:BD:143:HIS:N	2.31	0.45
40:BE:1:MET:CG	40:BE:83:ASP:O	2.64	0.45
40:BE:102:VAL:O	40:BE:169:ASN:N	2.45	0.45
41:BF:23:ASP:O	41:BF:115:ALA:HA	2.17	0.45
41:BF:107:LYS:O	41:BF:110:LEU:N	2.43	0.45
42:BG:60:LEU:HD22	42:BG:63:ILE:HD11	1.99	0.45
42:BG:122:PRO:HA	42:BG:180:PHE:CD2	2.52	0.45
43:BH:23:ARG:O	43:BH:24:VAL:HG23	2.17	0.45
43:BH:41:MET:SD	43:BH:53:GLU:O	2.75	0.45
47:BO:3:GLN:HB2	47:BO:4:PRO:HD2	1.99	0.45
47:BO:49:ARG:N	47:BO:49:ARG:HD3	2.32	0.45
48:BP:50:ARG:HG3	48:BP:51:PHE:N	2.31	0.45
48:BP:124:LYS:HD3	48:BP:143:GLY:HA3	1.99	0.45
55:BW:73:ALA:O	55:BW:106:ILE:HB	2.16	0.45

Continued on next page...

Continued from previous page...

Atom-1	Atom-2	Interatomic distance (Å)	Clash overlap (Å)
55:BW:97:LYS:HZ3	55:BW:99:ARG:NH2	2.15	0.45
1:CA:446:G:H2'	1:CA:447:G:H5'	1.99	0.45
1:CA:538:G:H5''	12:CL:114:LYS:HB2	1.98	0.45
1:CA:674:G:H4'	18:CR:81:PHE:CD2	2.51	0.45
1:CA:1221:G:O2'	1:CA:1222:G:H5'	2.17	0.45
1:CA:1309:G:C6	1:CA:1329:A:C2	3.05	0.45
1:CA:1371:G:OP2	9:CI:11:LYS:HD2	2.17	0.45
2:CB:130:ARG:HB3	2:CB:131:PRO:HD2	1.98	0.45
3:CC:179:ARG:NH1	3:CC:206:GLU:OE2	2.48	0.45
4:CD:128:VAL:O	4:CD:129:ASN:C	2.55	0.45
7:CG:28:ASN:O	7:CG:31:MET:N	2.50	0.45
9:CI:4:TYR:HD1	9:CI:4:TYR:N	2.14	0.45
9:CI:19:LEU:HD11	9:CI:59:PHE:CD2	2.45	0.45
9:CI:42:ARG:HH22	9:CI:75:ASP:CG	2.20	0.45
15:CO:74:ASP:C	15:CO:76:GLU:H	2.20	0.45
18:CR:31:LEU:CD2	18:CR:31:LEU:H	2.30	0.45
18:CR:31:LEU:H	18:CR:31:LEU:HD23	1.82	0.45
25:CZ:196:VAL:O	25:CZ:197:ASP:C	2.55	0.45
25:CZ:342:PHE:CD1	25:CZ:342:PHE:N	2.84	0.45
26:D0:39:ARG:HH21	36:DA:2355:C:H1'	1.82	0.45
27:D1:69:LYS:NZ	27:D1:72:GLU:HG2	2.32	0.45
28:D2:51:ARG:HH11	28:D2:51:ARG:CB	2.27	0.45
32:D6:5:VAL:CB	32:D6:8:LYS:HB3	2.46	0.45
34:D8:55:ALA:O	34:D8:59:LYS:HG3	2.17	0.45
36:DA:146:G:H2'	36:DA:147:U:H5'	1.98	0.45
36:DA:278:A:N1	36:DA:362:U:C4	2.85	0.45
36:DA:398:G:H2'	36:DA:399:G:O4'	2.17	0.45
36:DA:415:A:N1	36:DA:2408:U:O2	2.50	0.45
36:DA:433:C:O2'	36:DA:434:U:H5'	2.17	0.45
36:DA:480:A:H1'	57:DY:44:ILE:HG21	1.98	0.45
36:DA:516:C:O2'	36:DA:517:C:H5'	2.16	0.45
36:DA:532:A:C2	53:DU:28:ARG:NH2	2.81	0.45
36:DA:896:A:N1	58:DZ:114:GLY:HA3	2.32	0.45
36:DA:1257:C:H4'	41:DF:83:PHE:CE1	2.51	0.45
36:DA:1278:A:H5''	50:DR:36:THR:HG22	1.99	0.45
36:DA:1639:U:C2'	36:DA:1640:C:H5''	2.47	0.45
36:DA:2476:A:C2'	36:DA:2477:C:H5'	2.43	0.45
36:DA:2822:G:O6	50:DR:4:LEU:HD22	2.17	0.45
36:DA:2887:U:H2'	36:DA:2888:C:C6	2.51	0.45
37:DB:48:A:H2'	37:DB:49:C:C6	2.52	0.45
39:DD:147:LEU:HD11	39:DD:183:ARG:NH1	2.32	0.45

Continued on next page...

Continued from previous page...

Atom-1	Atom-2	Interatomic distance (Å)	Clash overlap (Å)
40:DE:49:LEU:HD11	40:DE:91:VAL:CG2	2.47	0.45
42:DG:11:TYR:CG	42:DG:12:TYR:N	2.85	0.45
42:DG:128:ARG:O	42:DG:129:GLY:O	2.35	0.45
51:DS:30:ARG:HB3	51:DS:89:ARG:CZ	2.47	0.45
53:DU:30:LYS:N	53:DU:30:LYS:HD3	2.31	0.45
54:DV:64:HIS:CE1	54:DV:92:THR:CG2	2.99	0.45
57:DY:60:PHE:HB3	57:DY:61:ILE:H	1.58	0.45
58:DZ:10:ARG:HD2	58:DZ:36:LYS:HB2	1.98	0.45
1:AA:11:G:H2'	1:AA:12:U:O4'	2.17	0.45
1:AA:106:C:HO2'	1:AA:107:G:H5'	1.82	0.45
1:AA:141:A:H1'	1:AA:182:U:C2	2.52	0.45
1:AA:313:A:H2'	1:AA:314:C:H6	1.82	0.45
1:AA:346:G:O2'	1:AA:347:G:O4'	2.35	0.45
1:AA:346:G:HO2'	1:AA:347:G:H8	1.64	0.45
1:AA:359:U:O2'	1:AA:360:A:H5'	2.17	0.45
1:AA:368:U:C5	25:AZ:234:ARG:NE	2.85	0.45
1:AA:742:G:C2'	1:AA:743:U:H5'	2.47	0.45
1:AA:758:G:H8	1:AA:758:G:O5'	2.00	0.45
1:AA:970:C:N4	9:AI:128:ARG:OXT	2.47	0.45
1:AA:1129:C:H4'	1:AA:1130:A:H8	1.82	0.45
1:AA:1321:C:O2'	19:AS:78:ARG:NH1	2.50	0.45
1:AA:1412:C:H2'	1:AA:1413:A:H8	1.79	0.45
1:AA:1497:G:C2'	1:AA:1498:U:H5'	2.47	0.45
2:AB:35:GLU:HA	2:AB:39:ILE:O	2.17	0.45
3:AC:20:SER:OG	3:AC:36:ASP:OD2	2.24	0.45
3:AC:61:ALA:O	3:AC:63:ASN:N	2.50	0.45
4:AD:79:PHE:O	4:AD:82:ALA:HB3	2.16	0.45
5:AE:31:LEU:HD22	5:AE:43:LEU:HD11	1.99	0.45
5:AE:110:LEU:HD13	5:AE:118:ILE:HG21	1.97	0.45
6:AF:62:TRP:C	6:AF:63:TYR:HD1	2.20	0.45
8:AH:86:ILE:HD11	8:AH:136:GLU:HG2	1.99	0.45
9:AI:50:LEU:HA	9:AI:55:ALA:HB3	1.99	0.45
19:AS:78:ARG:HB2	19:AS:81:ARG:HH12	1.76	0.45
20:AT:47:GLY:C	20:AT:49:ALA:H	2.19	0.45
25:AZ:9:LYS:NZ	25:AZ:73:ALA:HA	2.32	0.45
25:AZ:70:TYR:C	25:AZ:70:TYR:CD1	2.89	0.45
26:B0:11:ARG:O	26:B0:14:ARG:NH2	2.50	0.45
27:B1:33:LYS:HD2	27:B1:33:LYS:N	2.32	0.45
34:B8:7:HIS:HB3	34:B8:59:LYS:HZ3	1.82	0.45
35:B9:32:HIS:O	35:B9:34:GLN:N	2.49	0.45
36:BA:271(V):G:O2'	36:BA:271(W):G:H5'	2.17	0.45

Continued on next page...

Continued from previous page...

Atom-1	Atom-2	Interatomic distance (Å)	Clash overlap (Å)
36:BA:467:G:O2'	36:BA:468:G:H5'	2.17	0.45
36:BA:480:A:C2	36:BA:499:U:O2	2.70	0.45
36:BA:614(B):G:O2'	41:BF:44:ARG:HD2	2.17	0.45
36:BA:654(Q):C:O2'	36:BA:654(R):C:H5'	2.16	0.45
36:BA:1215:G:O2'	36:BA:1216:G:H5'	2.17	0.45
36:BA:1269:A:C4	36:BA:1270:C:C5	3.05	0.45
36:BA:1452:A:O3'	50:BR:77:ARG:NH1	2.49	0.45
36:BA:1507:A:O2'	36:BA:1509(A):A:H2	1.99	0.45
36:BA:1658:C:H2'	36:BA:1659:U:C6	2.52	0.45
36:BA:1797:C:C2'	36:BA:1798:U:H5'	2.47	0.45
36:BA:2031:A:C6	36:BA:2498:C:H1'	2.51	0.45
36:BA:2110:G:OP1	36:BA:2118:U:N3	2.49	0.45
36:BA:2133:G:OP1	36:BA:2133:G:C4'	2.64	0.45
36:BA:2184:G:H2'	36:BA:2185:C:H1'	1.99	0.45
36:BA:2295:C:C2	36:BA:2296:U:C5	3.05	0.45
36:BA:2416:C:P	48:BP:66:GLY:HA3	2.57	0.45
36:BA:2847:U:C5	36:BA:2848:G:C5	3.05	0.45
39:BD:94:LEU:HD22	39:BD:95:LEU:H	1.81	0.45
39:BD:248:SER:HB2	39:BD:249:PRO:HD2	1.98	0.45
41:BF:32:LEU:HD23	41:BF:32:LEU:C	2.38	0.45
43:BH:20:ALA:HB3	43:BH:23:ARG:O	2.17	0.45
43:BH:28:GLY:HA3	43:BH:79:VAL:HB	1.97	0.45
47:BO:97:ARG:C	47:BO:98:VAL:HG12	2.37	0.45
48:BP:71:VAL:N	48:BP:72:PRO:CD	2.80	0.45
48:BP:83:VAL:H	48:BP:115:LEU:HD23	1.80	0.45
51:BS:106:ARG:NH1	51:BS:106:ARG:HB3	2.31	0.45
52:BT:51:ARG:HB2	52:BT:98:LYS:HE3	1.98	0.45
52:BT:77:PRO:C	52:BT:79:HIS:H	2.20	0.45
56:BX:29:TRP:CZ3	56:BX:78:LYS:HB3	2.52	0.45
56:BX:30:VAL:HG23	56:BX:31:HIS:N	2.32	0.45
1:CA:158:G:O2'	1:CA:159:G:H5'	2.16	0.45
1:CA:346:G:O2'	1:CA:347:G:P	2.74	0.45
1:CA:393:A:C2'	1:CA:394:G:H5'	2.47	0.45
1:CA:449:C:N4	1:CA:450:G:C2	2.85	0.45
1:CA:509:A:C6	1:CA:510:A:N1	2.85	0.45
1:CA:834:C:H2'	1:CA:835:U:C6	2.51	0.45
1:CA:952:U:O2'	1:CA:953:G:H5'	2.17	0.45
1:CA:1050:G:O2'	1:CA:1051:C:P	2.74	0.45
1:CA:1242:C:H2'	1:CA:1243:C:C6	2.52	0.45
1:CA:1512:U:O2'	1:CA:1513:A:H5'	2.17	0.45
2:CB:142:LEU:HD21	2:CB:146:GLN:NE2	2.30	0.45

Continued on next page...

Continued from previous page...

Atom-1	Atom-2	Interatomic distance (Å)	Clash overlap (Å)
2:CB:165:VAL:CG2	2:CB:166:ASP:N	2.76	0.45
5:CE:27:ARG:C	5:CE:28:PHE:CD1	2.91	0.45
5:CE:80:ILE:CD1	5:CE:80:ILE:O	2.65	0.45
7:CG:31:MET:HB2	7:CG:39:ALA:HB2	1.99	0.45
12:CL:43:VAL:HG23	12:CL:93:LEU:HD22	1.99	0.45
13:CM:74:VAL:O	13:CM:77:ASN:HB2	2.17	0.45
14:CN:4:LYS:O	14:CN:7:ILE:N	2.50	0.45
15:CO:11:VAL:O	15:CO:13:GLN:N	2.50	0.45
16:CP:28:ARG:NH1	16:CP:29:ASP:OD1	2.49	0.45
18:CR:66:LEU:HG	18:CR:70:ILE:HD12	1.99	0.45
22:CW:62:C:H2'	22:CW:63:G:H8	1.82	0.45
26:D0:57:PHE:N	26:D0:57:PHE:CD1	2.83	0.45
32:D6:42:TRP:HH2	36:DA:643:A:N7	2.15	0.45
35:D9:1:MET:CE	35:D9:32:HIS:HD2	2.15	0.45
36:DA:55:G:H2'	36:DA:56:A:H8	1.82	0.45
36:DA:151:C:H2'	36:DA:152:G:H8	1.80	0.45
36:DA:370:G:H4'	36:DA:371:A:OP2	2.16	0.45
36:DA:483:A:H2'	36:DA:484:C:O4'	2.17	0.45
36:DA:489:G:N2	36:DA:491:G:H1'	2.32	0.45
36:DA:611:C:H2'	36:DA:612:C:C6	2.47	0.45
36:DA:654(Q):C:O2'	36:DA:654(R):C:H5'	2.16	0.45
36:DA:768:G:C6	36:DA:769:G:C5	3.05	0.45
36:DA:782:A:N1	39:DD:226:MET:CE	2.79	0.45
36:DA:1324:G:H4'	36:DA:1616:A:C2	2.51	0.45
36:DA:1427:A:H1'	36:DA:1428:C:OP2	2.17	0.45
36:DA:1551:C:C5	36:DA:1552:G:N7	2.85	0.45
36:DA:1635:G:O2'	36:DA:1636:C:H5'	2.17	0.45
36:DA:1812:A:H1'	39:DD:46:GLN:HE22	1.82	0.45
36:DA:2393:A:C3'	36:DA:2394:C:H6	2.29	0.45
36:DA:2394:C:OP1	48:DP:63:PRO:HD2	2.17	0.45
36:DA:2545:G:N3	36:DA:2565:A:H2	2.15	0.45
37:DB:21:G:H2'	37:DB:22:U:H5'	1.98	0.45
39:DD:28:GLU:N	39:DD:28:GLU:CD	2.71	0.45
39:DD:148:GLU:CB	39:DD:151:LYS:HD2	2.42	0.45
39:DD:243:GLY:O	39:DD:244:ARG:CB	2.65	0.45
40:DE:27:LEU:HD12	40:DE:181:LEU:CD1	2.46	0.45
40:DE:54:GLN:O	40:DE:75:VAL:CG2	2.65	0.45
40:DE:170:LEU:CD1	40:DE:170:LEU:H	2.30	0.45
42:DG:142:PRO:HG2	42:DG:143:GLU:HG2	1.98	0.45
43:DH:159:GLU:CG	43:DH:160:LYS:N	2.80	0.45
47:DO:87:ILE:HG21	47:DO:91:LEU:HA	1.97	0.45

Continued on next page...

Continued from previous page...

Atom-1	Atom-2	Interatomic distance (Å)	Clash overlap (Å)
50:DR:26:LYS:O	50:DR:30:THR:HB	2.17	0.45
52:DT:32:TYR:HB2	52:DT:33:LYS:H	1.48	0.45
55:DW:10:VAL:HG11	55:DW:103:ILE:HD11	1.98	0.45
1:AA:186:C:H2'	1:AA:187:C:C6	2.52	0.45
1:AA:192:U:C1'	20:AT:103:GLY:HA2	2.47	0.45
1:AA:642:A:C6	1:AA:643:C:C4	3.04	0.45
1:AA:764:C:C2'	1:AA:765:G:H5'	2.47	0.45
1:AA:833:U:H1'	1:AA:854:G:N2	2.32	0.45
1:AA:1477:C:H2'	1:AA:1478:C:C6	2.52	0.45
2:AB:8:LYS:C	2:AB:10:LEU:N	2.71	0.45
2:AB:46:LYS:O	2:AB:48:MET:N	2.50	0.45
4:AD:81:GLU:OE2	4:AD:139:ARG:NH1	2.49	0.45
5:AE:82:VAL:HG21	5:AE:138:ALA:CA	2.46	0.45
5:AE:84:PHE:CE2	5:AE:133:TYR:HB3	2.52	0.45
5:AE:90:VAL:C	5:AE:91:LEU:HD12	2.37	0.45
8:AH:112:LEU:N	8:AH:112:LEU:CD2	2.75	0.45
10:AJ:94:VAL:HG12	10:AJ:95:GLU:N	2.32	0.45
11:AK:20:TYR:CE2	11:AK:83:ILE:HD12	2.52	0.45
15:AO:71:GLN:O	15:AO:71:GLN:CG	2.65	0.45
19:AS:58:VAL:O	19:AS:58:VAL:HG23	2.16	0.45
24:AY:34:C:H2'	24:AY:35:C:C6	2.52	0.45
25:AZ:72:THR:C	25:AZ:74:LYS:N	2.69	0.45
25:AZ:118:GLU:C	25:AZ:120:ILE:H	2.18	0.45
28:B2:25:VAL:HG12	28:B2:29:LYS:NZ	2.32	0.45
30:B4:9:LEU:C	30:B4:10:VAL:HG12	2.38	0.45
33:B7:33:ARG:HD2	36:BA:467:G:OP1	2.17	0.45
36:BA:271(H):G:O2'	36:BA:271(I):G:H8	2.00	0.45
36:BA:571:A:C5	36:BA:575:A:C8	3.05	0.45
36:BA:690:G:H2'	36:BA:691:C:C6	2.52	0.45
36:BA:957:A:N6	36:BA:2459:A:C8	2.84	0.45
36:BA:1446:C:N4	36:BA:1465:G:H1	2.07	0.45
36:BA:2317:C:H2'	36:BA:2318:G:C5'	2.42	0.45
37:BB:16:G:HO2'	37:BB:17:C:H6	1.62	0.45
38:BC:45:ALA:HA	38:BC:211:SER:O	2.16	0.45
39:BD:99:ASP:OD1	39:BD:100:GLY:N	2.50	0.45
39:BD:126:GLN:O	39:BD:193:VAL:HG11	2.17	0.45
40:BE:79:ARG:HH11	40:BE:79:ARG:HG2	1.81	0.45
40:BE:114:ALA:N	40:BE:158:GLY:O	2.49	0.45
43:BH:52:VAL:HG21	43:BH:69:ARG:HD2	1.99	0.45
48:BP:59:LEU:CA	48:BP:61:ARG:NE	2.76	0.45
50:BR:26:LYS:NZ	50:BR:71:GLN:HE21	2.14	0.45

Continued on next page...

Continued from previous page...

Atom-1	Atom-2	Interatomic distance (Å)	Clash overlap (Å)
50:BR:44:LEU:CD1	50:BR:48:VAL:HB	2.47	0.45
51:BS:16:ASN:C	51:BS:18:ILE:N	2.69	0.45
51:BS:26:LEU:O	51:BS:26:LEU:HD23	2.17	0.45
51:BS:52:SER:H	51:BS:56:LEU:HD13	1.82	0.45
52:BT:39:ARG:HD2	52:BT:39:ARG:N	2.15	0.45
55:BW:46:PHE:O	55:BW:50:VAL:HG12	2.17	0.45
57:BY:28:LYS:HB2	57:BY:37:VAL:HB	1.99	0.45
57:BY:76:CYS:O	57:BY:78:ALA:N	2.50	0.45
58:BZ:102:LEU:HD21	58:BZ:124:ILE:HD13	1.98	0.45
1:CA:160:A:H2'	1:CA:161:A:O4'	2.17	0.45
1:CA:397:A:N7	1:CA:547:A:O2'	2.34	0.45
1:CA:643:C:O2'	1:CA:644:G:H5'	2.16	0.45
1:CA:697:U:C2'	1:CA:698:G:H5'	2.46	0.45
1:CA:1240:U:OP1	7:CG:116:ALA:HA	2.17	0.45
1:CA:1385:G:H2'	1:CA:1386:G:H5'	1.99	0.45
2:CB:114:ARG:HD2	2:CB:141:GLU:OE1	2.17	0.45
2:CB:119:GLU:OE1	2:CB:153:ARG:NH2	2.50	0.45
3:CC:34:LEU:CD2	3:CC:38:ARG:NE	2.80	0.45
8:CH:7:ALA:CA	8:CH:85:ARG:HD3	2.46	0.45
8:CH:29:SER:HB3	8:CH:32:LYS:CB	2.46	0.45
11:CK:66:LEU:O	11:CK:67:ASP:C	2.55	0.45
15:CO:35:ARG:O	15:CO:36:ILE:C	2.54	0.45
16:CP:21:VAL:CG1	16:CP:34:GLU:HB3	2.47	0.45
17:CQ:16:GLN:O	17:CQ:17:LYS:HB2	2.17	0.45
19:CS:6:LYS:C	19:CS:7:LYS:HD3	2.35	0.45
19:CS:40:ILE:HB	19:CS:67:VAL:O	2.16	0.45
24:CY:40:C:H2'	24:CY:41:C:C6	2.52	0.45
24:CY:51:G:O2'	25:CZ:338:TYR:HD1	2.00	0.45
25:CZ:229:PHE:O	25:CZ:236:THR:HA	2.17	0.45
26:D0:31:VAL:HG11	26:D0:67:VAL:CG2	2.47	0.45
27:D1:50:ARG:HD3	27:D1:57:GLU:OE2	2.17	0.45
27:D1:65:SER:O	27:D1:66:HIS:CB	2.64	0.45
28:D2:52:ASP:O	28:D2:53:LEU:C	2.55	0.45
30:D4:12:ALA:HB2	30:D4:29:PRO:HA	1.97	0.45
36:DA:88:G:H2'	36:DA:88:G:N3	2.31	0.45
36:DA:143:G:C1'	56:DX:37:THR:HG21	2.47	0.45
36:DA:318:C:H2'	36:DA:319:C:H6	1.81	0.45
36:DA:320:A:H4'	36:DA:322:A:C8	2.52	0.45
36:DA:572:A:N1	36:DA:2033:A:C2	2.85	0.45
36:DA:1499:C:H5'	36:DA:1499:C:C6	2.50	0.45
36:DA:2221:G:C2	36:DA:2222:G:C8	3.05	0.45

Continued on next page...

Continued from previous page...

Atom-1	Atom-2	Interatomic distance (Å)	Clash overlap (Å)
36:DA:2293:C:H5''	51:DS:92:TYR:OH	2.17	0.45
36:DA:2489:G:C5	36:DA:2490:G:C6	3.05	0.45
36:DA:2749:A:C4	36:DA:2750:A:N7	2.85	0.45
39:DD:64:ILE:O	39:DD:64:ILE:CG1	2.64	0.45
40:DE:38:THR:HG23	40:DE:39:PRO:HD2	1.99	0.45
41:DF:123:LEU:HD13	41:DF:192:LEU:HD22	1.98	0.45
42:DG:57:ALA:O	42:DG:59:GLU:N	2.50	0.45
46:DN:23:LEU:C	46:DN:25:ARG:H	2.20	0.45
47:DO:105:GLU:OE1	47:DO:105:GLU:N	2.50	0.45
48:DP:97:PRO:O	48:DP:98:GLU:CB	2.62	0.45
48:DP:115:LEU:O	48:DP:116:GLY:O	2.34	0.45
49:DQ:52:VAL:C	49:DQ:54:MET:H	2.20	0.45
52:DT:94:ALA:C	52:DT:96:ARG:N	2.67	0.45
53:DU:2:PRO:O	53:DU:4:ALA:N	2.50	0.45
58:DZ:149:SER:HB3	58:DZ:173:ALA:HA	1.99	0.45
1:AA:421:U:C5	3:AC:127:ARG:NH1	2.86	0.44
1:AA:1127:G:O2'	1:AA:1128:C:H5'	2.16	0.44
1:AA:1232:U:H5''	9:AI:124:GLN:HB2	2.00	0.44
1:AA:1513:A:H2'	1:AA:1514:C:C6	2.52	0.44
3:AC:6:HIS:HD2	3:AC:8:ILE:H	1.65	0.44
7:AG:26:PHE:CE2	7:AG:30:ILE:HD11	2.52	0.44
7:AG:94:ARG:O	7:AG:95:ARG:C	2.55	0.44
10:AJ:70:ARG:HH11	10:AJ:70:ARG:HG2	1.81	0.44
12:AL:18:VAL:O	12:AL:19:ARG:HB3	2.17	0.44
12:AL:102:ARG:HH11	12:AL:102:ARG:HG2	1.82	0.44
13:AM:54:VAL:O	13:AM:55:ARG:C	2.54	0.44
13:AM:96:LEU:CB	13:AM:97:PRO:HD2	2.38	0.44
17:AQ:52:LYS:H	17:AQ:52:LYS:HD2	1.81	0.44
20:AT:12:ALA:O	20:AT:15:ARG:HB2	2.16	0.44
22:AW:74:C:H5'	22:AW:74:C:C6	2.32	0.44
25:AZ:41:ASN:O	25:AZ:42:VAL:C	2.56	0.44
25:AZ:117:ARG:O	25:AZ:120:ILE:HB	2.17	0.44
25:AZ:366:ASP:OD1	25:AZ:367:ASN:N	2.50	0.44
26:B0:43:THR:HG21	36:BA:2336:A:H61	1.82	0.44
30:B4:16:CYS:HA	30:B4:33:VAL:CG1	2.48	0.44
30:B4:19:GLY:O	30:B4:20:ASN:C	2.56	0.44
31:B5:45:VAL:CG1	31:B5:46:CYS:H	2.17	0.44
32:B6:15:GLU:OE1	32:B6:18:ARG:CD	2.65	0.44
32:B6:15:GLU:OE2	32:B6:41:PRO:HB2	2.17	0.44
36:BA:11:G:H2'	36:BA:12:U:H6	1.82	0.44
36:BA:583:G:C4	36:BA:584:C:C5	3.05	0.44

Continued on next page...

Continued from previous page...

Atom-1	Atom-2	Interatomic distance (Å)	Clash overlap (Å)
36:BA:606:U:H4'	36:BA:658:C:H4'	1.99	0.44
36:BA:938:G:C2	36:BA:939:G:C8	3.05	0.44
36:BA:1509(B):A:H2'	36:BA:1510:G:O4'	2.16	0.44
36:BA:1858:G:O2'	36:BA:1884:A:N6	2.51	0.44
36:BA:2206:G:N2	36:BA:2207:G:C5'	2.66	0.44
36:BA:2405:G:O2'	36:BA:2406:U:OP2	2.35	0.44
36:BA:2463:C:C2'	36:BA:2464:C:H5'	2.47	0.44
36:BA:2623:G:O5'	36:BA:2826:A:H1'	2.17	0.44
36:BA:2779:U:H1'	36:BA:2781:A:C6	2.52	0.44
36:BA:2840:C:H2'	36:BA:2841:C:H6	1.82	0.44
36:BA:2892:A:H62	36:BA:2893:G:N2	2.14	0.44
39:BD:261:LYS:HZ1	39:BD:263:ARG:NH2	2.14	0.44
41:BF:10:PRO:HG2	41:BF:13:SER:OG	2.16	0.44
42:BG:31:VAL:O	42:BG:33:ARG:HD3	2.17	0.44
43:BH:12:PRO:HD3	43:BH:48:GLY:HA2	1.99	0.44
46:BN:108:PRO:O	46:BN:109:LYS:CG	2.65	0.44
48:BP:24:GLY:CA	48:BP:33:ARG:NH1	2.69	0.44
49:BQ:113:GLN:O	49:BQ:114:ALA:C	2.55	0.44
53:BU:88:ILE:C	53:BU:90:VAL:HG23	2.37	0.44
55:BW:10:VAL:HG23	55:BW:101:SER:O	2.16	0.44
57:BY:44:ILE:CG2	57:BY:45:VAL:N	2.80	0.44
1:CA:472:A:H2'	1:CA:473:G:C8	2.52	0.44
1:CA:524:G:H2'	1:CA:525:C:H6	1.71	0.44
1:CA:828:A:H2'	1:CA:829:G:O4'	2.17	0.44
1:CA:1005:A:C2'	1:CA:1006:C:H5'	2.47	0.44
1:CA:1165:C:O2'	1:CA:1166:G:H5'	2.17	0.44
1:CA:1309:G:C6	1:CA:1329:A:N1	2.85	0.44
1:CA:1458:G:OP1	20:CT:35:THR:OG1	2.30	0.44
2:CB:8:LYS:CE	2:CB:217:ARG:HH22	2.30	0.44
3:CC:115:LEU:O	3:CC:116:VAL:C	2.53	0.44
3:CC:188:LEU:HD23	3:CC:188:LEU:N	2.32	0.44
4:CD:24:GLU:O	4:CD:27:TYR:HB3	2.17	0.44
4:CD:202:LEU:O	4:CD:205:GLU:N	2.50	0.44
5:CE:32:VAL:O	5:CE:43:LEU:HD12	2.17	0.44
5:CE:50:GLU:HB2	5:CE:53:LEU:HB2	1.99	0.44
10:CJ:4:ILE:HB	10:CJ:74:ILE:CD1	2.45	0.44
10:CJ:30:SER:HB3	10:CJ:84:GLN:NE2	2.32	0.44
11:CK:59:TYR:CZ	11:CK:63:LEU:HD21	2.49	0.44
12:CL:102:ARG:HH11	12:CL:102:ARG:HG2	1.82	0.44
20:CT:56:MET:CE	20:CT:85:MET:HG2	2.47	0.44
22:CW:39:U:O2'	22:CW:40:C:H5'	2.16	0.44

Continued on next page...

Continued from previous page...

Atom-1	Atom-2	Interatomic distance (Å)	Clash overlap (Å)
25:CZ:24:LYS:HD3	60:CZ:501:GDP:O1B	2.16	0.44
25:CZ:173:GLY:O	25:CZ:174:SER:C	2.55	0.44
25:CZ:277:LEU:CD1	25:CZ:278:GLN:N	2.80	0.44
26:D0:84:LEU:H	26:D0:84:LEU:HD12	1.81	0.44
28:D2:35:LEU:HD13	28:D2:36:ARG:N	2.32	0.44
31:D5:4:HIS:O	31:D5:5:PRO:O	2.35	0.44
36:DA:244:A:H4'	48:DP:74:GLU:HB2	1.98	0.44
36:DA:331:A:C1'	36:DA:332:A:OP1	2.65	0.44
36:DA:466:A:O4'	36:DA:683:C:H4'	2.17	0.44
36:DA:690:G:H2'	36:DA:691:C:C6	2.52	0.44
36:DA:943:U:OP2	48:DP:38:GLN:NE2	2.50	0.44
36:DA:1034:G:H2'	36:DA:1035:U:O4'	2.16	0.44
36:DA:1331:A:H2'	36:DA:1333:C:H5	1.81	0.44
36:DA:1531:C:N3	36:DA:1539:G:N2	2.64	0.44
36:DA:1607:C:H4'	36:DA:1608:A:O5'	2.16	0.44
36:DA:1789:A:H2'	36:DA:1790:C:H6	1.82	0.44
36:DA:1858:G:H8	36:DA:1858:G:OP2	1.99	0.44
36:DA:2016:U:H2'	36:DA:2017:U:C6	2.52	0.44
36:DA:2386:C:H2'	36:DA:2387:U:C6	2.52	0.44
39:DD:49:ILE:O	39:DD:49:ILE:CG1	2.65	0.44
40:DE:184:VAL:C	40:DE:186:GLY:N	2.70	0.44
42:DG:120:LEU:N	42:DG:179:PRO:O	2.47	0.44
44:DJ:98:UNK:O	44:DJ:102:UNK:CB	2.65	0.44
47:DO:122:LEU:HD13	52:DT:72:VAL:HG11	2.00	0.44
51:DS:12:PHE:CD1	51:DS:12:PHE:C	2.90	0.44
51:DS:85:VAL:O	51:DS:106:ARG:HG2	2.17	0.44
52:DT:89:VAL:CG1	52:DT:91:ARG:HE	2.30	0.44
54:DV:47:VAL:O	54:DV:49:THR:N	2.50	0.44
56:DX:7:VAL:HG12	56:DX:7:VAL:O	2.17	0.44
56:DX:46:ALA:C	56:DX:47:PHE:CD1	2.90	0.44
56:DX:53:LYS:HB3	56:DX:82:GLN:HB3	1.99	0.44
1:AA:187:C:H4'	20:AT:85:MET:O	2.18	0.44
1:AA:1050:G:O2'	1:AA:1051:C:H6	1.98	0.44
1:AA:1145:C:HO2'	1:AA:1146:A:P	2.40	0.44
1:AA:1162:C:C2	1:AA:1175:G:N2	2.85	0.44
1:AA:1229:A:H2'	1:AA:1230:C:C6	2.52	0.44
2:AB:126:GLU:HA	2:AB:129:GLU:OE2	2.16	0.44
3:AC:12:LEU:CB	3:AC:18:TRP:HZ3	2.28	0.44
4:AD:202:LEU:O	4:AD:204:ILE:N	2.50	0.44
5:AE:105:VAL:HB	5:AE:106:PRO:CD	2.47	0.44
6:AF:77:ARG:CG	6:AF:77:ARG:NH1	2.78	0.44

Continued on next page...

Continued from previous page...

Atom-1	Atom-2	Interatomic distance (Å)	Clash overlap (Å)
7:AG:22:LEU:HD22	7:AG:62:PHE:CE2	2.53	0.44
9:AI:79:LEU:CD1	9:AI:79:LEU:C	2.86	0.44
9:AI:83:ARG:O	9:AI:86:VAL:HG12	2.17	0.44
10:AJ:78:ASN:O	10:AJ:79:ARG:HD3	2.17	0.44
12:AL:126:LYS:CE	12:AL:127:GLU:H	2.29	0.44
20:AT:69:GLY:O	20:AT:73:HIS:NE2	2.50	0.44
25:AZ:132:VAL:HG21	25:AZ:206:ILE:HG12	1.99	0.44
25:AZ:316:PHE:N	25:AZ:316:PHE:CD1	2.85	0.44
27:B1:14:VAL:HG12	27:B1:15:ALA:N	2.32	0.44
27:B1:62:VAL:HG13	27:B1:67:ILE:HG12	1.98	0.44
36:BA:481:G:H1'	36:BA:506:G:N2	2.32	0.44
36:BA:680:G:H2'	36:BA:681:G:C8	2.51	0.44
36:BA:833:U:H2'	36:BA:834:C:C6	2.52	0.44
36:BA:996:A:H1'	53:BU:92:ARG:NH2	2.31	0.44
36:BA:1011:G:O2'	36:BA:1013:C:H5''	2.17	0.44
36:BA:1374:G:H2'	36:BA:1375:C:C6	2.52	0.44
36:BA:1620:G:O2'	36:BA:1621:U:H5'	2.17	0.44
36:BA:1990:C:H2'	36:BA:1991:U:O4'	2.17	0.44
36:BA:2136:C:C5	36:BA:2137:C:H5	2.35	0.44
36:BA:2184:G:H2'	36:BA:2185:C:C1'	2.47	0.44
36:BA:2777:G:H5''	36:BA:2778:A:H5''	1.99	0.44
36:BA:2780:G:OP2	46:BN:118:LYS:HE3	2.16	0.44
36:BA:2888:C:H2'	36:BA:2889:C:H6	1.83	0.44
37:BB:68:C:H2'	37:BB:69:G:O4'	2.17	0.44
40:BE:142:GLY:O	40:BE:143:ASN:ND2	2.46	0.44
40:BE:167:VAL:HG13	40:BE:168:MET:N	2.32	0.44
40:BE:181:LEU:HD21	52:BT:7:ILE:HG23	1.99	0.44
41:BF:51:THR:HG23	41:BF:92:PRO:HD2	1.98	0.44
42:BG:103:LEU:O	42:BG:104:GLU:C	2.56	0.44
43:BH:98:LEU:HB3	43:BH:125:VAL:CG2	2.47	0.44
45:BK:3:UNK:O	45:BK:4:UNK:O	2.35	0.44
48:BP:71:VAL:HG22	48:BP:71:VAL:O	2.16	0.44
49:BQ:51:ARG:CG	49:BQ:51:ARG:NH1	2.80	0.44
49:BQ:141:GLN:NE2	49:BQ:141:GLN:CA	2.76	0.44
50:BR:73:VAL:HG12	50:BR:77:ARG:NH1	2.32	0.44
53:BU:46:ALA:HA	53:BU:49:HIS:HB2	1.99	0.44
53:BU:53:ARG:HA	53:BU:56:ASP:CG	2.38	0.44
57:BY:84:ARG:NH2	57:BY:97:ARG:HD2	2.32	0.44
58:BZ:123:ASP:O	58:BZ:124:ILE:HG23	2.17	0.44
1:CA:385:C:O2'	1:CA:386:C:H5'	2.18	0.44
1:CA:735:C:H2'	1:CA:736:C:H6	1.82	0.44

Continued on next page...

Continued from previous page...

Atom-1	Atom-2	Interatomic distance (Å)	Clash overlap (Å)
2:CB:8:LYS:C	2:CB:10:LEU:N	2.69	0.44
2:CB:8:LYS:HZ2	2:CB:217:ARG:NH1	2.14	0.44
2:CB:36:ARG:H	2:CB:41:ILE:HD13	1.82	0.44
3:CC:43:LEU:HD23	3:CC:43:LEU:HA	1.70	0.44
4:CD:162:LEU:HD11	4:CD:178:VAL:O	2.17	0.44
8:CH:98:LYS:HG3	8:CH:99:GLU:N	2.33	0.44
8:CH:105:ARG:O	8:CH:105:ARG:HG3	2.17	0.44
20:CT:41:ILE:O	20:CT:44:ALA:N	2.50	0.44
22:CV:37:A:H3'	22:CV:38:A:H8	1.82	0.44
27:D1:52:ARG:NH2	36:DA:2218:U:O2	2.50	0.44
28:D2:48:HIS:CD2	36:DA:96:G:H4'	2.52	0.44
31:D5:3:LYS:N	31:D5:3:LYS:CD	2.73	0.44
32:D6:25:LYS:O	36:DA:2286:A:N1	2.50	0.44
36:DA:271(P):C:H2'	36:DA:271(Q):G:H5'	1.98	0.44
36:DA:310:A:P	57:DY:18:GLY:HA2	2.57	0.44
36:DA:422:A:C2	36:DA:423:A:C4	3.05	0.44
36:DA:455:C:N3	36:DA:472:A:H2'	2.32	0.44
36:DA:673:C:H6	36:DA:673:C:C5'	2.23	0.44
36:DA:747:U:O2	36:DA:2014:A:H1'	2.17	0.44
36:DA:849:A:C8	36:DA:850:C:C5	3.05	0.44
36:DA:1382:G:O4'	36:DA:1572:A:H2	1.99	0.44
36:DA:1644:C:H2'	36:DA:1644:C:O2	2.16	0.44
36:DA:1917:U:C2'	36:DA:1918:A:H5'	2.47	0.44
36:DA:1998:G:O2'	36:DA:1999:C:H5'	2.16	0.44
36:DA:2111:C:C2	36:DA:2147:G:N2	2.80	0.44
36:DA:2224:G:H4'	36:DA:2226:C:C2	2.52	0.44
36:DA:2839:G:H2'	36:DA:2840:C:H6	1.80	0.44
36:DA:2852:G:H1	36:DA:2865:U:H3	1.65	0.44
36:DA:2893:G:H5'	36:DA:2894:G:C5'	2.43	0.44
37:DB:87:G:N2	37:DB:89:G:H5''	2.32	0.44
38:DC:114:VAL:HG12	38:DC:144:THR:CA	2.44	0.44
40:DE:54:GLN:O	40:DE:75:VAL:HG23	2.18	0.44
42:DG:118:ARG:HG2	42:DG:118:ARG:NH1	2.31	0.44
43:DH:85:LYS:NZ	43:DH:87:LEU:H	2.16	0.44
46:DN:51:PHE:CE1	46:DN:119:ARG:HD2	2.52	0.44
47:DO:107:ARG:HA	47:DO:112:MET:HE2	1.98	0.44
50:DR:75:LEU:C	50:DR:75:LEU:HD13	2.37	0.44
51:DS:22:GLY:O	51:DS:23:ARG:O	2.35	0.44
52:DT:119:LYS:O	52:DT:123:GLN:HG2	2.16	0.44
54:DV:13:ARG:HH11	54:DV:13:ARG:HG3	1.81	0.44
1:AA:386:C:C2'	1:AA:387:U:H5'	2.47	0.44

Continued on next page...

Continued from previous page...

Atom-1	Atom-2	Interatomic distance (Å)	Clash overlap (Å)
1:AA:540:G:H2'	1:AA:541:G:O4'	2.17	0.44
1:AA:542:G:H5'	4:AD:41:GLY:CA	2.47	0.44
3:AC:50:ALA:HB1	3:AC:70:VAL:CG1	2.46	0.44
3:AC:57:ILE:HG12	3:AC:66:VAL:HG22	1.99	0.44
3:AC:130:VAL:O	3:AC:131:ARG:C	2.56	0.44
3:AC:142:MET:C	3:AC:144:SER:N	2.69	0.44
4:AD:30:LYS:O	4:AD:32:ALA:N	2.50	0.44
7:AG:48:LYS:O	7:AG:51:GLN:HB2	2.17	0.44
13:AM:58:GLU:HA	13:AM:58:GLU:OE1	2.18	0.44
17:AQ:9:VAL:CG1	17:AQ:84:LEU:HD13	2.45	0.44
20:AT:41:ILE:O	20:AT:44:ALA:N	2.50	0.44
21:AU:12:LYS:HG2	21:AU:22:ARG:HB2	1.99	0.44
25:AZ:147:LEU:HD22	25:AZ:147:LEU:N	2.32	0.44
25:AZ:177:LEU:HA	25:AZ:180:GLU:OE2	2.17	0.44
25:AZ:222:LEU:CD1	25:AZ:303:VAL:CG1	2.91	0.44
28:B2:2:LYS:HG2	28:B2:59:ARG:HH22	1.78	0.44
28:B2:19:VAL:O	28:B2:20:GLU:C	2.55	0.44
32:B6:16:CYS:HB3	32:B6:48:VAL:O	2.17	0.44
35:B9:13:LYS:HD2	35:B9:28:GLU:HB2	1.98	0.44
36:BA:130:C:O3'	36:BA:1349:A:H1'	2.17	0.44
36:BA:479:A:N1	36:BA:506:G:N2	2.65	0.44
36:BA:516:C:O2'	36:BA:517:C:H5'	2.17	0.44
36:BA:527:C:O5'	36:BA:2779:U:C5	2.70	0.44
36:BA:691:C:H2'	36:BA:692:C:C6	2.52	0.44
36:BA:783:A:C4	36:BA:785:G:H1'	2.53	0.44
36:BA:828:U:H4'	36:BA:831:G:N1	2.32	0.44
36:BA:961:C:N4	36:BA:2031:A:H1'	2.32	0.44
36:BA:996:A:H4'	53:BU:92:ARG:NE	2.32	0.44
36:BA:1242:A:N6	48:BP:8:PRO:HG2	2.32	0.44
36:BA:1301:A:O2'	36:BA:1302:A:C2'	2.47	0.44
36:BA:1380:G:C2	36:BA:1381:G:C8	3.06	0.44
36:BA:1539:G:C6	36:BA:1540:U:H1'	2.52	0.44
36:BA:1759:A:H5'	36:BA:2715:C:H1'	1.97	0.44
36:BA:1860:G:OP1	38:BC:210:ARG:NH2	2.49	0.44
36:BA:2131:G:H8	36:BA:2131:G:O5'	2.01	0.44
36:BA:2283:C:H2'	36:BA:2284:C:C5'	2.46	0.44
36:BA:2312:U:H4'	42:BG:71:THR:CG2	2.48	0.44
36:BA:2712:U:O2'	36:BA:2712(A):A:P	2.75	0.44
36:BA:2720:U:C2	36:BA:2721:A:C8	3.06	0.44
37:BB:69:G:N2	37:BB:70:C:H1'	2.32	0.44
37:BB:78:A:H2'	37:BB:79:C:O4'	2.17	0.44

Continued on next page...

Continued from previous page...

Atom-1	Atom-2	Interatomic distance (Å)	Clash overlap (Å)
38:BC:77:ILE:HD13	38:BC:95:GLY:HA3	1.99	0.44
38:BC:119:VAL:C	38:BC:123:VAL:HG12	2.37	0.44
39:BD:122:ASP:O	39:BD:123:ALA:C	2.54	0.44
40:BE:61:ARG:HG2	40:BE:62:PRO:HD3	1.98	0.44
41:BF:50:SER:HA	41:BF:92:PRO:O	2.16	0.44
41:BF:87:GLY:O	41:BF:88:VAL:O	2.34	0.44
43:BH:107:VAL:CG2	43:BH:108:GLY:H	2.19	0.44
46:BN:56:ASN:ND2	46:BN:125:GLY:O	2.51	0.44
47:BO:47:ILE:HG23	47:BO:48:PRO:CD	2.44	0.44
49:BQ:36:ALA:HB2	49:BQ:103:MET:HE3	1.99	0.44
50:BR:45:ARG:CG	50:BR:46:GLY:H	2.19	0.44
55:BW:10:VAL:O	55:BW:10:VAL:HG12	2.17	0.44
1:CA:320:C:H2'	1:CA:321:A:C8	2.52	0.44
1:CA:586:C:O3'	8:CH:89:PRO:HB2	2.17	0.44
1:CA:955:U:C2'	1:CA:956:U:H5'	2.47	0.44
1:CA:1047:G:O3'	14:CN:4:LYS:CG	2.66	0.44
1:CA:1303:C:C2'	1:CA:1304:G:H5'	2.47	0.44
2:CB:114:ARG:O	2:CB:114:ARG:HD3	2.16	0.44
3:CC:30:ARG:HD3	14:CN:35:ARG:O	2.17	0.44
4:CD:11:LEU:HD13	4:CD:66:ARG:HD3	2.00	0.44
4:CD:45:GLN:C	4:CD:46:LYS:HG3	2.37	0.44
4:CD:98:GLU:CD	4:CD:107:ARG:HH21	2.21	0.44
5:CE:12:LEU:HD13	5:CE:12:LEU:O	2.18	0.44
9:CI:21:PRO:HA	9:CI:59:PHE:HA	1.99	0.44
11:CK:31:THR:HA	11:CK:42:TRP:HA	1.98	0.44
11:CK:77:MET:SD	11:CK:80:VAL:CG1	3.05	0.44
17:CQ:95:TYR:C	17:CQ:97:SER:H	2.20	0.44
25:CZ:251:ASP:H	25:CZ:267:VAL:CG1	2.29	0.44
25:CZ:374:LEU:CD1	25:CZ:378:VAL:HG21	2.47	0.44
25:CZ:385:ARG:HD3	61:CZ:502:KIR:C45	2.48	0.44
26:D0:27:GLU:OE2	36:DA:855:G:N2	2.49	0.44
28:D2:43:GLN:O	28:D2:44:LEU:CB	2.66	0.44
34:D8:62:LEU:HB3	36:DA:242:G:H5'	1.99	0.44
36:DA:710:G:H2'	36:DA:711:G:H8	1.81	0.44
36:DA:979:G:H3'	36:DA:980:A:C5'	2.47	0.44
36:DA:998:C:H2'	36:DA:999:U:O5'	2.17	0.44
36:DA:1154:G:H5'	53:DU:59:ARG:HH12	1.82	0.44
36:DA:1331:A:O2'	36:DA:1332:G:H5''	2.18	0.44
36:DA:1625:C:C2'	36:DA:1626:G:H5'	2.47	0.44
36:DA:2308:G:O6	36:DA:2310:A:H2'	2.17	0.44
36:DA:2660:A:H2'	36:DA:2660:A:N3	2.32	0.44

Continued on next page...

Continued from previous page...

Atom-1	Atom-2	Interatomic distance (Å)	Clash overlap (Å)
36:DA:2768:C:O2'	36:DA:2769:C:H5'	2.18	0.44
36:DA:2802:G:O2'	36:DA:2803:C:H5''	2.16	0.44
36:DA:2816:C:O2	36:DA:2883:A:O2'	2.36	0.44
38:DC:175:VAL:CG1	38:DC:188:ASN:HB3	2.39	0.44
39:DD:155:LEU:HD23	39:DD:177:LEU:CD2	2.48	0.44
39:DD:171:ASP:HB3	39:DD:186:HIS:CE1	2.53	0.44
40:DE:54:GLN:O	40:DE:55:ASN:HB2	2.18	0.44
40:DE:144:ARG:HB3	40:DE:145:LYS:H	1.49	0.44
40:DE:167:VAL:HG13	40:DE:170:LEU:CD1	2.47	0.44
42:DG:138:GLN:CD	42:DG:152:LEU:HA	2.38	0.44
43:DH:159:GLU:CD	43:DH:159:GLU:C	2.76	0.44
46:DN:56:ASN:HA	46:DN:125:GLY:CA	2.47	0.44
48:DP:101:VAL:HG12	48:DP:106:LEU:HB3	1.98	0.44
49:DQ:118:LEU:HD12	49:DQ:131:ILE:CG2	2.47	0.44
49:DQ:141:GLN:HA	49:DQ:141:GLN:NE2	2.23	0.44
51:DS:35:ILE:HD11	51:DS:99:LYS:CD	2.47	0.44
54:DV:45:THR:O	54:DV:46:VAL:O	2.35	0.44
1:AA:46:G:O2'	1:AA:365:U:H1'	2.17	0.44
1:AA:1030(D):A:N7	1:AA:1031:G:N3	2.66	0.44
1:AA:1152:A:HO2'	1:AA:1153:C:H5'	1.79	0.44
1:AA:1269:A:H2	1:AA:1312:G:N3	2.15	0.44
2:AB:8:LYS:O	2:AB:11:LEU:N	2.50	0.44
2:AB:41:ILE:N	2:AB:41:ILE:CD1	2.81	0.44
4:AD:114:ARG:HH11	4:AD:114:ARG:HG3	1.82	0.44
4:AD:133:VAL:HG12	4:AD:134:ASP:N	2.31	0.44
6:AF:82:ARG:HB2	6:AF:85:VAL:HG23	2.00	0.44
8:AH:4:ASP:OD2	8:AH:89:PRO:HD3	2.17	0.44
9:AI:83:ARG:C	9:AI:86:VAL:HG12	2.37	0.44
10:AJ:40:LEU:HD23	10:AJ:69:ASN:O	2.17	0.44
17:AQ:52:LYS:HD2	17:AQ:55:ASP:CG	2.37	0.44
20:AT:56:MET:HE3	20:AT:85:MET:HG2	1.99	0.44
22:AV:75:C:H2'	22:AV:76:A:O4'	2.18	0.44
25:AZ:193:ASN:C	25:AZ:195:TRP:N	2.71	0.44
26:B0:49:LYS:N	26:B0:80:HIS:HD1	2.16	0.44
30:B4:36:CYS:O	30:B4:39:CYS:HB2	2.17	0.44
32:B6:38:LYS:O	32:B6:39:TYR:HB2	2.16	0.44
35:B9:16:VAL:HG11	36:BA:1032:A:O3'	2.17	0.44
35:B9:29:ASN:N	35:B9:29:ASN:HD22	2.15	0.44
36:BA:200:U:O4	36:BA:248:G:C2	2.71	0.44
36:BA:686:G:N2	36:BA:788:A:H61	2.14	0.44
36:BA:1416:G:HO2'	36:BA:1417:C:H5	1.65	0.44

Continued on next page...

Continued from previous page...

Atom-1	Atom-2	Interatomic distance (Å)	Clash overlap (Å)
36:BA:1425:G:H2'	36:BA:1426:G:C8	2.52	0.44
36:BA:2121:G:H2'	36:BA:2122:U:O4'	2.18	0.44
36:BA:2358:G:C4	36:BA:2359:C:C5	3.05	0.44
36:BA:2464:C:O2'	36:BA:2465:C:O5'	2.35	0.44
36:BA:2572:A:N3	40:BE:144:ARG:NH1	2.65	0.44
38:BC:66:HIS:CD2	38:BC:184:LYS:HA	2.52	0.44
38:BC:119:VAL:HG23	38:BC:123:VAL:CG1	2.45	0.44
38:BC:130:ILE:C	38:BC:133:PRO:HD2	2.37	0.44
40:BE:31:CYS:CB	40:BE:49:LEU:HD12	2.48	0.44
42:BG:27:ASN:O	42:BG:29:TRP:N	2.49	0.44
43:BH:149:ARG:N	43:BH:162:ILE:HD11	2.31	0.44
46:BN:107:LEU:HB3	46:BN:108:PRO:CD	2.43	0.44
47:BO:3:GLN:HB2	47:BO:4:PRO:CD	2.48	0.44
47:BO:7:TYR:CE1	47:BO:20:MET:HB2	2.53	0.44
47:BO:17:ARG:O	47:BO:18:LYS:HG3	2.18	0.44
48:BP:9:ASN:N	48:BP:10:PRO:CD	2.80	0.44
48:BP:23:PRO:C	48:BP:33:ARG:NE	2.70	0.44
51:BS:58:LEU:HG	51:BS:59:LYS:H	1.83	0.44
52:BT:113:LYS:HD3	52:BT:113:LYS:HA	1.83	0.44
53:BU:112:ARG:NH1	54:BV:46:VAL:HG11	2.31	0.44
54:BV:1:MET:SD	54:BV:43:GLU:HG2	2.58	0.44
55:BW:64:MET:O	55:BW:65:LEU:HB3	2.17	0.44
57:BY:4:LYS:HD2	57:BY:32:PRO:HG3	1.99	0.44
57:BY:56:PRO:O	57:BY:57:GLN:O	2.35	0.44
58:BZ:35:ARG:HH21	58:BZ:36:LYS:HG2	1.81	0.44
1:CA:606:G:H2'	1:CA:631:G:H1	1.81	0.44
1:CA:748:C:H4'	1:CA:749:C:O5'	2.18	0.44
1:CA:1010:G:H2'	1:CA:1011:G:H8	1.83	0.44
1:CA:1244:C:H2'	1:CA:1245:A:C8	2.52	0.44
1:CA:1244:C:H2'	1:CA:1245:A:H8	1.81	0.44
1:CA:1349:A:C2'	1:CA:1350:A:H8	2.24	0.44
4:CD:127:THR:HA	4:CD:132:ARG:HA	1.99	0.44
4:CD:203:VAL:O	4:CD:206:PHE:HB3	2.17	0.44
5:CE:46:GLY:H	5:CE:58:ALA:HB2	1.82	0.44
8:CH:17:THR:O	8:CH:78:GLN:NE2	2.47	0.44
9:CI:75:ASP:O	9:CI:78:LYS:HB3	2.18	0.44
12:CL:102:ARG:NH1	12:CL:102:ARG:CG	2.80	0.44
13:CM:30:ALA:C	13:CM:32:GLU:H	2.20	0.44
13:CM:32:GLU:OE1	13:CM:32:GLU:C	2.56	0.44
13:CM:89:GLY:C	13:CM:91:ARG:H	2.21	0.44
14:CN:51:GLY:C	14:CN:53:LEU:H	2.21	0.44

Continued on next page...

Continued from previous page...

Atom-1	Atom-2	Interatomic distance (Å)	Clash overlap (Å)
19:CS:31:ILE:HG21	19:CS:49:ILE:HG23	1.99	0.44
25:CZ:27:LEU:O	25:CZ:27:LEU:HD12	2.17	0.44
27:D1:20:ARG:HD2	27:D1:32:LYS:CG	2.47	0.44
34:D8:34:TRP:HA	36:DA:2420:C:OP1	2.18	0.44
36:DA:473:G:H5''	36:DA:508:G:N2	2.31	0.44
36:DA:498:G:O2'	36:DA:499:U:H5'	2.18	0.44
36:DA:1722:A:O2'	36:DA:1739:U:C5'	2.65	0.44
36:DA:2033:A:HO2'	36:DA:2034:U:P	2.41	0.44
36:DA:2097:C:O2'	36:DA:2098:U:H5'	2.17	0.44
36:DA:2156:G:N1	36:DA:2157:G:N2	2.65	0.44
36:DA:2367:G:H2'	36:DA:2368:C:H6	1.82	0.44
36:DA:2378:A:N1	51:DS:19:LYS:HE3	2.32	0.44
36:DA:2575:C:H2'	36:DA:2578:G:O6	2.17	0.44
36:DA:2733:A:H2'	36:DA:2734:A:O4'	2.18	0.44
36:DA:2824:C:H2'	36:DA:2825:C:O4'	2.17	0.44
40:DE:132:HIS:O	40:DE:132:HIS:CG	2.71	0.44
41:DF:38:ARG:O	41:DF:42:ALA:N	2.50	0.44
46:DN:96:GLU:CD	46:DN:96:GLU:N	2.68	0.44
47:DO:3:GLN:HB2	47:DO:4:PRO:CD	2.47	0.44
48:DP:10:PRO:O	48:DP:11:GLY:O	2.36	0.44
49:DQ:118:LEU:HD13	49:DQ:131:ILE:HG23	1.99	0.44
49:DQ:140:ALA:O	49:DQ:141:GLN:HB3	2.17	0.44
50:DR:17:ARG:O	50:DR:20:LEU:HB3	2.18	0.44
51:DS:12:PHE:C	51:DS:13:ARG:HG2	2.37	0.44
51:DS:51:ALA:HB2	51:DS:73:LEU:HG	1.99	0.44
52:DT:113:LYS:HD3	52:DT:113:LYS:HA	1.83	0.44
53:DU:92:ARG:HH12	54:DV:10:LYS:HA	1.82	0.44
56:DX:13:LEU:HA	56:DX:18:TYR:OH	2.18	0.44
56:DX:54:VAL:C	56:DX:55:ASN:HD22	2.20	0.44
57:DY:59:GLY:C	57:DY:60:PHE:HD1	2.21	0.44
58:DZ:185:GLU:HG2	58:DZ:186:GLU:N	2.32	0.44
1:AA:250:A:C2	1:AA:274:A:N6	2.85	0.44
1:AA:625:G:C4	1:AA:626:U:C5	3.05	0.44
1:AA:1098:C:H2'	1:AA:1099:G:O4'	2.17	0.44
1:AA:1410:G:H2'	1:AA:1411:C:C6	2.53	0.44
2:AB:7:VAL:O	2:AB:8:LYS:O	2.36	0.44
2:AB:121:LEU:HG	2:AB:126:GLU:HB2	1.98	0.44
5:AE:76:ILE:HG22	5:AE:118:ILE:HD13	1.99	0.44
6:AF:55:ASP:C	6:AF:57:GLN:N	2.68	0.44
9:AI:89:ASN:C	9:AI:91:ASP:N	2.71	0.44
10:AJ:16:LEU:C	10:AJ:16:LEU:HD13	2.37	0.44

Continued on next page...

Continued from previous page...

Atom-1	Atom-2	Interatomic distance (Å)	Clash overlap (Å)
10:AJ:85:LEU:C	10:AJ:87:THR:N	2.69	0.44
13:AM:6:GLY:C	13:AM:8:GLU:N	2.68	0.44
17:AQ:74:LEU:HD12	17:AQ:75:ARG:HD3	2.00	0.44
22:AW:25:C:H2'	22:AW:26:A:C8	2.52	0.44
24:AY:28:C:H2'	24:AY:29:G:H8	1.82	0.44
25:AZ:93:ILE:HD11	25:AZ:389:ARG:HH11	1.80	0.44
25:AZ:163:PHE:CD1	25:AZ:164:PRO:HD2	2.49	0.44
25:AZ:231:ILE:N	25:AZ:231:ILE:HD12	2.32	0.44
28:B2:6:VAL:O	28:B2:6:VAL:HG13	2.16	0.44
28:B2:35:LEU:CG	28:B2:53:LEU:HD13	2.48	0.44
34:B8:33:ASN:HA	34:B8:36:LYS:HE3	1.98	0.44
35:B9:7:VAL:HG13	35:B9:34:GLN:HG2	1.99	0.44
36:BA:417:C:H2'	36:BA:418:G:O4'	2.18	0.44
36:BA:599:G:C6	36:BA:600:G:N7	2.85	0.44
36:BA:720:C:H2'	36:BA:721:C:H6	1.83	0.44
36:BA:811:U:O2'	36:BA:812:C:C5'	2.66	0.44
36:BA:858:U:O2	36:BA:2268:A:H2'	2.18	0.44
36:BA:1060:U:H1'	36:BA:1061:U:H5''	2.00	0.44
36:BA:1358:G:O2'	36:BA:1359:A:H5''	2.18	0.44
36:BA:1578:U:H2'	36:BA:1579:A:H5'	1.99	0.44
36:BA:2116:G:N7	36:BA:2117:A:C6	2.85	0.44
36:BA:2160:G:C8	36:BA:2160:G:C5'	2.96	0.44
36:BA:2360:A:O2'	36:BA:2361:A:O4'	2.27	0.44
36:BA:2756:U:O2'	36:BA:2757:A:OP2	2.30	0.44
36:BA:2759:G:N2	36:BA:2760:C:H1'	2.32	0.44
36:BA:2842:G:C2	36:BA:2876:G:C2	3.05	0.44
36:BA:2856:C:C2	36:BA:2862:G:N2	2.86	0.44
38:BC:92:ASP:O	38:BC:93:TYR:CD1	2.71	0.44
41:BF:170:LEU:HB2	41:BF:173:VAL:HB	1.99	0.44
41:BF:187:VAL:HG12	48:BP:7:ARG:HA	2.00	0.44
42:BG:40:ASN:HB2	42:BG:91:ARG:HB2	1.99	0.44
42:BG:111:LEU:O	42:BG:114:ILE:CG2	2.59	0.44
46:BN:17:ASP:HB2	46:BN:55:VAL:HG12	2.00	0.44
46:BN:125:GLY:HA3	46:BN:126:PRO:C	2.38	0.44
47:BO:66:LYS:H	47:BO:82:ASN:HD21	1.65	0.44
47:BO:122:LEU:HD12	52:BT:72:VAL:HG11	1.99	0.44
49:BQ:141:GLN:HE21	49:BQ:141:GLN:CA	2.22	0.44
51:BS:73:LEU:HD23	51:BS:73:LEU:C	2.38	0.44
52:BT:41:ARG:HG2	52:BT:41:ARG:NH1	2.32	0.44
53:BU:14:HIS:O	53:BU:16:LYS:N	2.51	0.44
54:BV:19:LYS:HB2	54:BV:96:ILE:HG12	1.99	0.44

Continued on next page...

Continued from previous page...

Atom-1	Atom-2	Interatomic distance (Å)	Clash overlap (Å)
55:BW:10:VAL:HG21	55:BW:103:ILE:CG1	2.47	0.44
55:BW:18:ARG:CA	55:BW:76:VAL:HG11	2.47	0.44
56:BX:64:LYS:HE2	56:BX:73:ARG:CZ	2.48	0.44
58:BZ:166:SER:CB	58:BZ:167:PRO:HA	2.46	0.44
1:CA:381:C:H2'	1:CA:382:A:O4'	2.18	0.44
1:CA:926:G:C8	1:CA:1505:G:C2	3.06	0.44
1:CA:986:A:C6	1:CA:987:G:C6	3.05	0.44
1:CA:1031:G:H2'	1:CA:1032:G:C8	2.52	0.44
1:CA:1036:G:H3'	1:CA:1037:C:H6	1.82	0.44
1:CA:1269:A:C2	1:CA:1313:U:O4'	2.70	0.44
1:CA:1345:U:C2	1:CA:1377:A:C6	3.05	0.44
2:CB:7:VAL:HG13	2:CB:11:LEU:CD1	2.47	0.44
3:CC:196:LEU:N	3:CC:196:LEU:HD22	2.32	0.44
4:CD:25:ARG:O	4:CD:27:TYR:N	2.51	0.44
4:CD:65:ARG:HB2	4:CD:75:PHE:CD2	2.52	0.44
6:CF:62:TRP:CD1	18:CR:35:ARG:CZ	3.01	0.44
7:CG:7:ALA:O	7:CG:8:GLU:HB2	2.17	0.44
11:CK:48:ILE:O	11:CK:50:TYR:N	2.51	0.44
13:CM:15:VAL:HA	13:CM:18:ALA:HB3	2.00	0.44
18:CR:53:ARG:HA	18:CR:56:THR:OG1	2.17	0.44
20:CT:18:GLN:O	20:CT:21:LYS:HB2	2.18	0.44
20:CT:51:GLU:O	20:CT:54:LYS:HB3	2.18	0.44
22:CW:5:G:H1'	22:CW:69:G:H21	1.81	0.44
24:CY:30:G:O6	24:CY:40:C:N3	2.50	0.44
25:CZ:27:LEU:O	25:CZ:30:ALA:N	2.50	0.44
25:CZ:202:LEU:HA	25:CZ:205:ALA:HB3	2.00	0.44
27:D1:75:GLU:C	27:D1:77:ALA:N	2.69	0.44
32:D6:5:VAL:N	32:D6:8:LYS:HB3	2.33	0.44
35:D9:30:PRO:CB	36:DA:2527:C:H4'	2.37	0.44
36:DA:420:C:H2'	36:DA:421:U:H6	1.82	0.44
36:DA:705:A:C2	36:DA:727:A:H1'	2.53	0.44
36:DA:1131:G:OP1	46:DN:80:GLY:N	2.48	0.44
36:DA:1190:G:C5'	48:DP:35:HIS:H	2.29	0.44
36:DA:1232:G:H2'	36:DA:1233:C:C6	2.53	0.44
36:DA:1336:A:H2'	36:DA:1337:G:C8	2.53	0.44
36:DA:1494:A:O2'	36:DA:1495:A:H5''	2.18	0.44
36:DA:1661:G:C4	36:DA:2000:G:N2	2.86	0.44
36:DA:1780:A:OP1	36:DA:1780:A:H4'	2.18	0.44
36:DA:2367:G:O2'	36:DA:2368:C:H5'	2.17	0.44
36:DA:2570:G:O2'	36:DA:2571:C:H5'	2.18	0.44
36:DA:2819:G:C6	36:DA:2821:A:C2	3.05	0.44

Continued on next page...

Continued from previous page...

Atom-1	Atom-2	Interatomic distance (Å)	Clash overlap (Å)
37:DB:80:U:O2'	37:DB:81:G:H5''	2.17	0.44
37:DB:98:G:C2'	37:DB:99:G:H5'	2.48	0.44
38:DC:75:LEU:N	38:DC:112:ALA:HB3	2.30	0.44
39:DD:30:GLU:CD	39:DD:63:ARG:HE	2.20	0.44
39:DD:246:PRO:C	39:DD:254:THR:HG22	2.38	0.44
40:DE:15:PHE:CD2	52:DT:80:SER:HB2	2.52	0.44
40:DE:111:ARG:HG2	50:DR:2:ARG:NH2	2.32	0.44
40:DE:132:HIS:CG	40:DE:135:HIS:NE2	2.86	0.44
41:DF:107:LYS:C	41:DF:109:GLY:H	2.21	0.44
42:DG:125:PHE:CG	42:DG:131:TYR:HD1	2.34	0.44
48:DP:24:GLY:N	48:DP:33:ARG:CZ	2.81	0.44
56:DX:32:PRO:O	56:DX:77:LYS:HD3	2.18	0.44
1:AA:62:U:O2'	1:AA:63:C:H5''	2.18	0.44
1:AA:186:C:O4'	20:AT:81:LYS:HE2	2.18	0.44
1:AA:1226:C:H4'	1:AA:1227:A:OP1	2.17	0.44
2:AB:8:LYS:HD3	2:AB:217:ARG:NH2	2.32	0.44
2:AB:106:LYS:HG3	2:AB:107:THR:N	2.33	0.44
4:AD:135:LEU:N	4:AD:135:LEU:HD13	2.32	0.44
9:AI:17:VAL:CG1	9:AI:81:ILE:HD13	2.48	0.44
10:AJ:32:ALA:HB2	10:AJ:76:ASN:HB2	1.98	0.44
13:AM:89:GLY:C	13:AM:91:ARG:N	2.71	0.44
20:AT:26:ASN:H	20:AT:26:ASN:HD22	1.65	0.44
22:AW:18:G:H3'	22:AW:18:G:OP2	2.18	0.44
25:AZ:20:VAL:HB	25:AZ:115:GLN:HE22	1.82	0.44
25:AZ:33:TYR:CD2	25:AZ:179:LEU:CD1	3.00	0.44
25:AZ:129:PRO:HB2	25:AZ:130:TYR:CD2	2.53	0.44
25:AZ:355:LEU:HD23	25:AZ:370:PHE:HB3	1.99	0.44
26:B0:27:GLU:OE1	26:B0:27:GLU:N	2.50	0.44
26:B0:52:GLY:C	26:B0:60:PHE:CE1	2.91	0.44
28:B2:47:ASN:HB2	36:BA:94(A):G:O2'	2.18	0.44
34:B8:4:MET:CE	36:BA:592:G:H21	2.31	0.44
35:B9:36:GLN:HE22	36:BA:1031:G:H21	1.65	0.44
36:BA:252:G:OP2	48:BP:50:ARG:NH2	2.44	0.44
36:BA:593:G:C6	36:BA:594:U:C4	3.05	0.44
36:BA:750:A:C2	36:BA:753:C:C6	3.06	0.44
36:BA:801:G:N9	41:BF:54:ARG:HD2	2.33	0.44
36:BA:1019:U:O2'	36:BA:1021:A:C2	2.63	0.44
36:BA:1336:A:O2'	36:BA:1337:G:H5'	2.18	0.44
36:BA:1455:G:C2	36:BA:1456:G:C8	3.06	0.44
36:BA:1623:G:H2'	36:BA:1624:G:H8	1.82	0.44
36:BA:1651:G:O2'	36:BA:1652:A:H5'	2.17	0.44

Continued on next page...

Continued from previous page...

Atom-1	Atom-2	Interatomic distance (Å)	Clash overlap (Å)
36:BA:2070:G:H2'	36:BA:2071:A:C8	2.52	0.44
36:BA:2177:C:H2'	36:BA:2178:C:O2	2.18	0.44
36:BA:2580:U:O3'	40:BE:130:GLY:HA3	2.18	0.44
37:BB:33:G:O2'	37:BB:34:U:H5'	2.18	0.44
38:BC:99:ILE:CD1	38:BC:102:LYS:HZ2	2.31	0.44
41:BF:185:ASP:HA	41:BF:188:ARG:CD	2.47	0.44
47:BO:1:MET:CE	47:BO:32:TYR:CD2	3.00	0.44
47:BO:7:TYR:CZ	47:BO:44:LYS:HG3	2.52	0.44
47:BO:35:VAL:HA	47:BO:62:VAL:O	2.18	0.44
48:BP:41:ARG:HD2	48:BP:41:ARG:N	2.33	0.44
49:BQ:141:GLN:N	58:BZ:53:ILE:HD12	2.32	0.44
51:BS:34:HIS:NE2	51:BS:54:LEU:HB3	2.32	0.44
52:BT:13:ARG:HH21	52:BT:15:VAL:HG13	1.83	0.44
58:BZ:35:ARG:HD2	58:BZ:35:ARG:HA	1.72	0.44
1:CA:711:G:H2'	1:CA:712:A:C8	2.52	0.44
1:CA:796:C:O2'	1:CA:797:C:H5'	2.17	0.44
1:CA:839:U:O2	1:CA:839:U:C2'	2.66	0.44
1:CA:1086:U:H2'	1:CA:1087:G:C5'	2.43	0.44
2:CB:35:GLU:HA	2:CB:39:ILE:O	2.18	0.44
2:CB:40:HIS:C	2:CB:41:ILE:HD12	2.38	0.44
3:CC:11:ARG:HH21	3:CC:182:ILE:HD12	1.80	0.44
3:CC:15:THR:CG2	3:CC:181:ASN:HA	2.47	0.44
7:CG:87:VAL:HG13	7:CG:151:TYR:O	2.17	0.44
9:CI:52:ALA:CB	9:CI:95:LYS:HD2	2.47	0.44
9:CI:53:VAL:HG22	9:CI:95:LYS:CE	2.47	0.44
9:CI:93:ARG:HD2	9:CI:102:LEU:CD1	2.48	0.44
14:CN:6:LEU:HB3	14:CN:23:ARG:NH2	2.32	0.44
24:CY:5:G:C5'	24:CY:5:G:H8	2.31	0.44
25:CZ:31:LEU:HD23	25:CZ:31:LEU:N	2.31	0.44
25:CZ:138:VAL:HG21	25:CZ:173:GLY:H	1.81	0.44
25:CZ:151:GLU:HG3	25:CZ:170:VAL:HG11	1.99	0.44
30:D4:14:ILE:HG13	30:D4:31:ILE:CB	2.47	0.44
31:D5:36:CYS:HG	31:D5:49:CYS:HG	1.63	0.44
33:D7:7:PRO:HA	36:DA:686:G:C8	2.52	0.44
35:D9:7:VAL:CG1	35:D9:34:GLN:HB3	2.47	0.44
35:D9:21:GLY:O	36:DA:1123:C:O2'	2.36	0.44
36:DA:304:G:C2	36:DA:314:A:N3	2.86	0.44
36:DA:363(A):A:H2'	36:DA:363(A):A:N3	2.32	0.44
36:DA:467:G:O2'	36:DA:468:G:H5'	2.17	0.44
36:DA:540:C:H2'	36:DA:541:C:H6	1.83	0.44
36:DA:652:C:O2'	36:DA:653:A:O5'	2.35	0.44

Continued on next page...

Continued from previous page...

Atom-1	Atom-2	Interatomic distance (Å)	Clash overlap (Å)
36:DA:886:C:C2'	36:DA:887:A:H4'	2.47	0.44
36:DA:954:G:C2'	36:DA:955:C:H5'	2.47	0.44
36:DA:1367:A:H2'	36:DA:1368:G:C5'	2.44	0.44
36:DA:1472:A:O2'	36:DA:1473:G:H5'	2.17	0.44
36:DA:1526:G:O2'	36:DA:1527:G:H5'	2.18	0.44
36:DA:1528:A:H2	36:DA:1541:G:C6	2.36	0.44
36:DA:1602:U:H3'	36:DA:1603:A:H5'	1.99	0.44
36:DA:1680:U:O2	36:DA:1763:G:H3'	2.17	0.44
36:DA:1767:C:O2'	36:DA:1768:U:H5'	2.18	0.44
36:DA:1847:A:H2'	36:DA:1847:A:N3	2.33	0.44
36:DA:2127:G:C6	36:DA:2162:G:C2	3.05	0.44
36:DA:2467:C:O2'	36:DA:2468:G:H5'	2.17	0.44
36:DA:2553:G:H2'	36:DA:2554:U:H4'	1.99	0.44
36:DA:2557:G:H2'	36:DA:2558:C:C6	2.53	0.44
36:DA:2850:A:N3	50:DR:61:HIS:CD2	2.86	0.44
38:DC:167:LYS:O	38:DC:167:LYS:HD2	2.17	0.44
39:DD:46:GLN:N	39:DD:46:GLN:CD	2.71	0.44
39:DD:158:ALA:O	39:DD:159:ALA:C	2.55	0.44
41:DF:177:ALA:HB1	41:DF:178:PRO:HD2	1.99	0.44
43:DH:54:ARG:NH2	43:DH:62:LYS:HD2	2.33	0.44
49:DQ:81:VAL:HG22	49:DQ:82:ARG:N	2.32	0.44
51:DS:52:SER:HB2	51:DS:56:LEU:HB2	2.00	0.44
54:DV:22:VAL:O	54:DV:22:VAL:HG23	2.17	0.44
58:DZ:81:ARG:HH11	58:DZ:81:ARG:CB	2.15	0.44
58:DZ:99:TYR:N	58:DZ:99:TYR:CD1	2.85	0.44
1:AA:100:C:H2'	1:AA:101:A:C8	2.52	0.44
1:AA:542:G:H5'	4:AD:41:GLY:HA2	2.00	0.44
1:AA:1430:C:H2'	1:AA:1431:C:H6	1.81	0.44
2:AB:238:LEU:O	2:AB:240:GLN:N	2.51	0.44
4:AD:12:CYS:SG	4:AD:26:CYS:SG	3.16	0.44
7:AG:57:GLU:HB2	7:AG:60:LYS:HB2	1.99	0.44
19:AS:10:PHE:CE2	19:AS:37:ARG:O	2.70	0.44
21:AU:18:TYR:CD2	21:AU:24:ARG:HG3	2.52	0.44
22:AV:51:U:O2	22:AV:64:A:C2	2.71	0.44
24:AY:4:G:C3'	24:AY:5:G:H5''	2.48	0.44
25:AZ:135:MET:SD	25:AZ:150:VAL:HG13	2.58	0.44
25:AZ:263:ARG:HG3	25:AZ:264:ARG:N	2.33	0.44
25:AZ:281:ILE:H	25:AZ:281:ILE:HG13	1.49	0.44
30:B4:28:LYS:HA	30:B4:28:LYS:HE3	1.98	0.44
36:BA:116:C:H2'	36:BA:117:G:O4'	2.18	0.44
36:BA:143:G:C1'	56:BX:37:THR:HG21	2.48	0.44

Continued on next page...

Continued from previous page...

Atom-1	Atom-2	Interatomic distance (Å)	Clash overlap (Å)
36:BA:322:A:H5'	36:BA:340:A:C1'	2.47	0.44
36:BA:1279:G:H4'	50:BR:31:HIS:NE2	2.33	0.44
36:BA:1536:C:C4	36:BA:1537:G:H1'	2.52	0.44
36:BA:1652:A:O2'	36:BA:1653:G:H5'	2.18	0.44
36:BA:1956:U:H1'	36:BA:2552:U:OP1	2.18	0.44
36:BA:2358:G:C6	36:BA:2359:C:C4	3.06	0.44
36:BA:2366:A:H2'	36:BA:2367:G:H5'	1.99	0.44
36:BA:2857:G:N2	36:BA:2859:G:H3'	2.32	0.44
37:BB:21:G:C2'	37:BB:22:U:H5'	2.48	0.44
37:BB:44:G:H1'	37:BB:47:C:N4	2.33	0.44
38:BC:191:ALA:O	38:BC:193:ILE:N	2.50	0.44
42:BG:55:LYS:O	42:BG:58:GLN:HG2	2.18	0.44
43:BH:30:LYS:HG3	43:BH:79:VAL:O	2.16	0.44
43:BH:88:LEU:CD1	43:BH:130:ARG:HD2	2.48	0.44
46:BN:119:ARG:HH11	46:BN:119:ARG:HG3	1.82	0.44
47:BO:29:ASN:O	47:BO:29:ASN:OD1	2.35	0.44
48:BP:65:ARG:HH11	48:BP:65:ARG:HG2	1.83	0.44
50:BR:26:LYS:HZ3	50:BR:71:GLN:HB2	1.81	0.44
50:BR:62:ALA:O	50:BR:66:VAL:HG23	2.17	0.44
53:BU:88:ILE:C	53:BU:90:VAL:N	2.71	0.44
54:BV:3:ALA:O	54:BV:14:VAL:HG22	2.17	0.44
54:BV:38:LEU:O	54:BV:52:VAL:HG12	2.17	0.44
55:BW:72:LYS:HB3	55:BW:106:ILE:HG22	1.99	0.44
57:BY:28:LYS:N	57:BY:28:LYS:CE	2.81	0.44
58:BZ:130:PRO:O	58:BZ:133:ILE:CD1	2.65	0.44
1:CA:137:C:N4	1:CA:226:G:H1	2.14	0.44
1:CA:197:A:H4'	1:CA:198:G:O5'	2.17	0.44
1:CA:358:U:H4'	25:CZ:235:GLY:N	2.32	0.44
1:CA:973:G:H1'	10:CJ:55:LYS:CD	2.47	0.44
1:CA:1069:C:C2'	1:CA:1070:U:O5'	2.66	0.44
1:CA:1202:G:C2	14:CN:42:ILE:HG21	2.51	0.44
1:CA:1251:A:H4'	9:CI:12:GLU:OE1	2.17	0.44
1:CA:1313:U:H2'	1:CA:1314:C:C6	2.52	0.44
4:CD:85:LYS:NZ	4:CD:92:VAL:HG13	2.31	0.44
6:CF:67:MET:HB2	6:CF:68:PRO:HD2	1.99	0.44
12:CL:111:LYS:O	12:CL:112:ASP:HB2	2.17	0.44
15:CO:48:LYS:HE2	15:CO:48:LYS:HA	1.99	0.44
16:CP:36:ILE:HD13	16:CP:36:ILE:N	2.33	0.44
19:CS:58:VAL:HG21	19:CS:75:ALA:HA	1.99	0.44
25:CZ:27:LEU:O	25:CZ:30:ALA:HB3	2.17	0.44
25:CZ:40:PRO:O	25:CZ:41:ASN:HB3	2.17	0.44

Continued on next page...

Continued from previous page...

Atom-1	Atom-2	Interatomic distance (Å)	Clash overlap (Å)
25:CZ:176:LEU:HD23	60:CZ:501:GDP:N2	2.33	0.44
25:CZ:226:GLU:HG3	25:CZ:240:GLY:HA2	1.98	0.44
25:CZ:385:ARG:HD3	61:CZ:502:KIR:H451	1.98	0.44
27:D1:86:SER:O	27:D1:87:PRO:C	2.54	0.44
27:D1:87:PRO:CA	27:D1:90:ILE:HG12	2.48	0.44
28:D2:16:LEU:O	28:D2:67:LYS:NZ	2.48	0.44
30:D4:42:PHE:O	30:D4:42:PHE:CD2	2.71	0.44
32:D6:18:ARG:NH2	32:D6:43:CYS:O	2.39	0.44
32:D6:35:GLU:H	32:D6:51:GLU:HB2	1.83	0.44
36:DA:70:G:H21	36:DA:71:A:H62	1.63	0.44
36:DA:267:C:H2'	36:DA:268:C:C6	2.52	0.44
36:DA:272(H):C:O5'	36:DA:272(H):C:H6	2.00	0.44
36:DA:526:A:H5''	36:DA:527:C:OP1	2.17	0.44
36:DA:624:C:H5	48:DP:107:LYS:NZ	2.15	0.44
36:DA:889:C:O2'	36:DA:890:A:P	2.76	0.44
36:DA:1831:G:C4	36:DA:1832:C:C5	3.06	0.44
36:DA:2025:C:C2	36:DA:2026:C:C5	3.05	0.44
36:DA:2107:C:C2	36:DA:2182:G:N2	2.86	0.44
36:DA:2206:G:H21	36:DA:2207:G:H4'	1.82	0.44
36:DA:2358:G:H2'	36:DA:2359:C:C6	2.52	0.44
36:DA:2753:A:O2'	36:DA:2754:U:H5'	2.17	0.44
38:DC:74:VAL:HG12	38:DC:75:LEU:N	2.33	0.44
41:DF:176:LEU:CG	41:DF:177:ALA:H	2.30	0.44
42:DG:138:GLN:OE1	42:DG:153:ARG:NE	2.50	0.44
43:DH:84:SER:O	43:DH:85:LYS:HB3	2.18	0.44
46:DN:12:ARG:HG3	46:DN:14:VAL:CG2	2.48	0.44
46:DN:62:VAL:HG22	46:DN:62:VAL:O	2.17	0.44
48:DP:57:THR:OG1	48:DP:59:LEU:CD2	2.63	0.44
52:DT:14:TYR:N	52:DT:14:TYR:CD1	2.86	0.44
54:DV:25:LEU:H	54:DV:92:THR:CG2	2.30	0.44
56:DX:12:VAL:HG11	56:DX:17:ALA:HB1	2.00	0.44
58:DZ:10:ARG:HG2	58:DZ:36:LYS:C	2.38	0.44
58:DZ:107:THR:HA	58:DZ:108:PRO:HD2	1.76	0.44
1:AA:141:A:H2'	1:AA:142:G:O4'	2.18	0.44
1:AA:795:C:O5'	1:AA:795:C:H6	2.01	0.44
1:AA:854:G:C8	1:AA:871:U:O4	2.70	0.44
1:AA:1030(D):A:C2'	1:AA:1031:G:H5'	2.47	0.44
1:AA:1068:G:N7	1:AA:1094:G:H2'	2.32	0.44
1:AA:1331:G:H4'	1:AA:1331:G:OP1	2.18	0.44
3:AC:6:HIS:HB2	14:AN:49:HIS:CD2	2.53	0.44
4:AD:59:ARG:NH2	4:AD:62:GLN:HG3	2.32	0.44

Continued on next page...

Continued from previous page...

Atom-1	Atom-2	Interatomic distance (Å)	Clash overlap (Å)
4:AD:133:VAL:HG11	4:AD:138:TYR:CD2	2.52	0.44
28:B2:13:ALA:C	28:B2:15:LYS:N	2.71	0.44
28:B2:20:GLU:O	28:B2:22:GLU:N	2.50	0.44
28:B2:29:LYS:O	28:B2:33:MET:HG3	2.18	0.44
28:B2:53:LEU:C	28:B2:56:GLN:H	2.21	0.44
29:B3:32:GLN:HB2	36:BA:1158:C:H4'	2.00	0.44
30:B4:8:LYS:HG2	30:B4:9:LEU:O	2.18	0.44
31:B5:29:THR:O	31:B5:42:PRO:HD3	2.17	0.44
36:BA:30:G:C6	36:BA:31:C:N3	2.86	0.44
36:BA:764:A:H3'	36:BA:765:G:H5'	2.00	0.44
36:BA:1027:A:C2	36:BA:1028:A:N7	2.86	0.44
36:BA:1060:U:H1'	36:BA:1061:U:C5'	2.48	0.44
36:BA:1246:A:OP1	48:BP:16:ARG:NH2	2.49	0.44
36:BA:1721:G:N3	36:BA:1721:G:H5'	2.33	0.44
36:BA:1902:C:O2'	39:BD:244:ARG:CB	2.63	0.44
36:BA:2128:C:H42	36:BA:2160:G:H1	1.66	0.44
36:BA:2392:A:N3	36:BA:2392:A:H5'	2.33	0.44
36:BA:2572:A:C8	40:BE:144:ARG:CD	2.96	0.44
36:BA:2745:C:H1'	43:BH:143:GLN:HG2	1.99	0.44
37:BB:57:A:C5	42:BG:29:TRP:CD1	3.06	0.44
38:BC:7:TYR:HA	38:BC:10:LEU:HD23	1.99	0.44
40:BE:176:ILE:HG22	40:BE:176:ILE:O	2.18	0.44
41:BF:28:ILE:HD13	41:BF:28:ILE:N	2.17	0.44
41:BF:201:VAL:HA	41:BF:204:ASN:HD22	1.82	0.44
42:BG:91:ARG:CD	42:BG:92:VAL:N	2.80	0.44
42:BG:152:LEU:HD23	42:BG:152:LEU:N	2.31	0.44
43:BH:107:VAL:CG2	43:BH:152:ARG:HD3	2.48	0.44
43:BH:124:GLU:HB3	43:BH:126:PRO:CD	2.44	0.44
48:BP:115:LEU:N	48:BP:115:LEU:HD23	2.32	0.44
49:BQ:12:GLN:HG2	49:BQ:73:PRO:HD2	2.00	0.44
49:BQ:26:TYR:CB	49:BQ:137:TYR:HD1	2.31	0.44
50:BR:45:ARG:O	50:BR:49:ASP:OD1	2.35	0.44
50:BR:58:GLY:HA2	50:BR:80:PHE:CE1	2.53	0.44
50:BR:93:GLY:C	50:BR:94:TYR:HD1	2.20	0.44
1:CA:67:C:H2'	1:CA:68:G:H8	1.81	0.44
1:CA:173:U:C5'	1:CA:197:A:O4'	2.54	0.44
1:CA:235:C:H2'	1:CA:236:G:H8	1.83	0.44
1:CA:630:G:C2'	1:CA:631:G:H5'	2.48	0.44
1:CA:677:U:H2'	1:CA:678:U:H6	1.83	0.44
1:CA:1066:C:H5'	1:CA:1067:A:OP2	2.18	0.44
1:CA:1264:C:O2'	1:CA:1265:G:H5'	2.17	0.44

Continued on next page...

Continued from previous page...

Atom-1	Atom-2	Interatomic distance (Å)	Clash overlap (Å)
2:CB:132:LYS:O	2:CB:136:VAL:HG23	2.18	0.44
2:CB:209:ARG:HH11	2:CB:239:VAL:CG2	2.30	0.44
2:CB:211:ILE:HG23	2:CB:215:LEU:HD23	2.00	0.44
2:CB:229:VAL:HG12	2:CB:230:VAL:N	2.33	0.44
4:CD:174:LEU:HD23	4:CD:185:PHE:HA	2.00	0.44
5:CE:8:GLU:N	5:CE:34:VAL:HG23	2.33	0.44
6:CF:17:SER:O	6:CF:21:LEU:HG	2.18	0.44
6:CF:33:TYR:CD2	6:CF:75:LEU:HD13	2.53	0.44
7:CG:31:MET:SD	7:CG:34:GLY:O	2.76	0.44
10:CJ:3:LYS:HG3	10:CJ:77:PRO:HD3	1.99	0.44
10:CJ:35:SER:OG	10:CJ:73:ASP:HB2	2.18	0.44
11:CK:99:GLN:HG2	11:CK:105:VAL:CG2	2.42	0.44
18:CR:44:LEU:N	18:CR:44:LEU:CD1	2.81	0.44
19:CS:60:VAL:HG21	19:CS:74:PHE:HB2	2.00	0.44
20:CT:41:ILE:HA	20:CT:44:ALA:HB3	1.99	0.44
22:CW:59:U:C2'	22:CW:60:U:H5'	2.47	0.44
24:CY:5:G:H8	24:CY:5:G:H5'	1.83	0.44
25:CZ:11:HIS:CE1	25:CZ:78:SER:HB2	2.53	0.44
25:CZ:374:LEU:HD12	25:CZ:378:VAL:CG2	2.48	0.44
34:D8:7:HIS:CD2	48:DP:50:ARG:CD	3.00	0.44
34:D8:63:PRO:O	34:D8:64:TYR:O	2.36	0.44
36:DA:9:U:O2'	36:DA:10:G:P	2.76	0.44
36:DA:233:A:H2'	36:DA:234:C:O4'	2.18	0.44
36:DA:260:G:C6	36:DA:261:G:N7	2.86	0.44
36:DA:322:A:H5'	36:DA:340:A:H1'	1.99	0.44
36:DA:532:A:H4'	36:DA:533:G:O4'	2.18	0.44
36:DA:614:U:O2	36:DA:614:U:O4'	2.36	0.44
36:DA:996:A:C1'	53:DU:92:ARG:NH2	2.81	0.44
36:DA:1191:G:O2'	36:DA:1192:G:H5'	2.18	0.44
36:DA:1379:A:O4'	36:DA:1379:A:N3	2.51	0.44
36:DA:1503:U:O2'	36:DA:1504:C:H5'	2.17	0.44
36:DA:1539:G:H2'	36:DA:1540:U:C5'	2.45	0.44
36:DA:1614:A:H2'	36:DA:1615:C:H5'	2.00	0.44
36:DA:1801:G:H3'	36:DA:1802:A:H5'	2.00	0.44
36:DA:1804:C:O2'	36:DA:1805:U:H5'	2.17	0.44
36:DA:2377:A:O2'	36:DA:2378:A:H5'	2.17	0.44
36:DA:2469:A:C5	36:DA:2482:G:C8	3.06	0.44
38:DC:120:MET:O	38:DC:124:GLY:N	2.45	0.44
41:DF:135:LYS:HB3	41:DF:138:GLU:CD	2.38	0.44
42:DG:46:ALA:C	42:DG:47:LYS:HG3	2.37	0.44
42:DG:68:PRO:HA	42:DG:92:VAL:HB	1.99	0.44

Continued on next page...

Continued from previous page...

Atom-1	Atom-2	Interatomic distance (Å)	Clash overlap (Å)
42:DG:71:THR:CG2	42:DG:89:GLY:HA3	2.47	0.44
43:DH:12:PRO:N	43:DH:48:GLY:HA2	2.32	0.44
43:DH:27:LYS:HE2	43:DH:27:LYS:HB3	1.82	0.44
48:DP:12:ALA:O	48:DP:13:ASN:O	2.35	0.44
49:DQ:51:ARG:HG3	49:DQ:52:VAL:N	2.32	0.44
50:DR:84:ALA:CB	50:DR:85:PRO:HD3	2.39	0.44
51:DS:85:VAL:HG23	51:DS:86:ALA:N	2.33	0.44
57:DY:10:GLY:HA2	57:DY:27:VAL:CG1	2.23	0.44
58:DZ:55:HIS:O	58:DZ:70:LEU:HB3	2.17	0.44
1:AA:15:G:N2	5:AE:18:ARG:HA	2.32	0.44
1:AA:36:C:H5''	12:AL:123:LYS:HA	1.99	0.44
1:AA:254:G:OP1	17:AQ:67:LYS:O	2.35	0.44
1:AA:266:G:O2'	1:AA:267:C:OP2	2.32	0.44
1:AA:374:A:C4	1:AA:375:U:C5	3.05	0.44
1:AA:385:C:O2'	1:AA:386:C:H5'	2.18	0.44
1:AA:438:G:H5'	4:AD:123:HIS:HB3	1.99	0.44
1:AA:503:C:OP2	12:AL:116:SER:OG	2.33	0.44
1:AA:631:G:H5''	1:AA:632:A:OP1	2.17	0.44
1:AA:995:C:O2'	1:AA:996:A:P	2.75	0.44
1:AA:1134:G:O2'	1:AA:1135:U:H5'	2.17	0.44
1:AA:1525:G:P	11:AK:120:ARG:HH22	2.41	0.44
2:AB:97:TRP:HZ2	2:AB:102:LEU:CD1	2.21	0.44
2:AB:105:PHE:HE1	2:AB:152:PHE:CZ	2.36	0.44
2:AB:235:SER:O	2:AB:236:TYR:C	2.56	0.44
3:AC:132:ARG:O	3:AC:136:GLN:HG3	2.17	0.44
3:AC:155:GLY:HA3	3:AC:196:LEU:HD13	1.99	0.44
4:AD:112:VAL:HG12	4:AD:116:GLN:OE1	2.17	0.44
6:AF:12:PRO:HG3	6:AF:57:GLN:O	2.17	0.44
6:AF:15:ASP:OD2	6:AF:17:SER:HB2	2.17	0.44
7:AG:38:LEU:O	7:AG:42:ILE:HG13	2.17	0.44
8:AH:7:ALA:CB	8:AH:85:ARG:HD3	2.47	0.44
9:AI:55:ALA:O	9:AI:58:HIS:ND1	2.51	0.44
13:AM:50:GLU:H	13:AM:50:GLU:HG2	1.60	0.44
19:AS:6:LYS:N	19:AS:6:LYS:CD	2.80	0.44
19:AS:27:GLU:OE1	19:AS:27:GLU:N	2.50	0.44
19:AS:64:GLU:O	19:AS:67:VAL:HG23	2.17	0.44
21:AU:20:LYS:HD3	21:AU:21:TYR:CE1	2.52	0.44
25:AZ:11:HIS:HE1	25:AZ:78:SER:HB2	1.83	0.44
25:AZ:139:ASP:CB	25:AZ:177:LEU:HD11	2.47	0.44
26:B0:49:LYS:O	26:B0:80:HIS:HB3	2.18	0.44
27:B1:25:LYS:HE2	36:BA:2396:G:O5'	2.18	0.44

Continued on next page...

Continued from previous page...

Atom-1	Atom-2	Interatomic distance (Å)	Clash overlap (Å)
32:B6:26:ASN:O	32:B6:27:LYS:HB2	2.17	0.44
34:B8:7:HIS:O	34:B8:11:LYS:HG3	2.17	0.44
36:BA:110:G:HO2'	36:BA:111:A:H5'	1.83	0.44
36:BA:187:G:C2	36:BA:210:C:O2	2.71	0.44
36:BA:308:G:O2'	57:BY:19:LYS:NZ	2.51	0.44
36:BA:510:C:H2'	36:BA:511:U:O4'	2.17	0.44
36:BA:664:C:H4'	36:BA:941:A:P	2.57	0.44
36:BA:812:C:H5'	48:BP:25:SER:HB3	1.99	0.44
36:BA:992:C:H2'	36:BA:993:G:H8	1.83	0.44
36:BA:1339:G:H21	36:BA:1603:A:H1'	1.83	0.44
36:BA:2018:G:O2'	53:BU:34:LYS:HD2	2.18	0.44
36:BA:2153:G:H2'	36:BA:2154:G:H8	1.82	0.44
36:BA:2562:U:O2'	47:BO:23:ARG:NH1	2.50	0.44
37:BB:32:C:H5'	37:BB:32:C:H6	1.82	0.44
37:BB:87:G:H22	37:BB:89:G:H3'	1.82	0.44
38:BC:175:VAL:O	38:BC:188:ASN:ND2	2.48	0.44
39:BD:43:ARG:HG2	39:BD:54:ARG:O	2.18	0.44
40:BE:199:ARG:HG2	40:BE:200:GLU:N	2.33	0.44
46:BN:23:LEU:C	46:BN:25:ARG:H	2.21	0.44
46:BN:26:LEU:O	46:BN:26:LEU:HD12	2.18	0.44
49:BQ:136:ALA:C	49:BQ:138:ASP:H	2.22	0.44
51:BS:87:PHE:CG	51:BS:88:ASP:N	2.86	0.44
52:BT:23:ARG:O	52:BT:25:GLY:N	2.49	0.44
54:BV:46:VAL:O	54:BV:46:VAL:HG13	2.18	0.44
56:BX:36:LYS:HA	56:BX:39:ILE:CG1	2.48	0.44
56:BX:53:LYS:CD	56:BX:55:ASN:HD21	2.27	0.44
57:BY:81:LYS:CD	57:BY:97:ARG:O	2.66	0.44
57:BY:88:LYS:HZ2	57:BY:93:GLY:HA3	1.80	0.44
1:CA:197:A:N6	1:CA:221:C:C5'	2.81	0.44
1:CA:277:C:P	17:CQ:41:LYS:NZ	2.90	0.44
1:CA:355:C:H4'	1:CA:388:G:O2'	2.17	0.44
1:CA:368:U:P	25:CZ:291:ARG:HD3	2.57	0.44
1:CA:1046:A:H62	1:CA:1211:U:H6	1.65	0.44
1:CA:1128:C:C1'	1:CA:1146:A:H61	2.27	0.44
1:CA:1226:C:C2'	13:CM:103:THR:HB	2.47	0.44
1:CA:1349:A:C6	1:CA:1374:A:C8	3.05	0.44
2:CB:76:GLN:HG2	2:CB:76:GLN:O	2.17	0.44
2:CB:92:TYR:CE1	2:CB:151:GLY:CA	3.01	0.44
2:CB:98:LEU:HB2	2:CB:101:MET:HG3	2.00	0.44
3:CC:13:GLY:H	14:CN:57:ARG:CD	2.30	0.44
3:CC:122:GLU:O	3:CC:123:GLN:C	2.56	0.44

Continued on next page...

Continued from previous page...

Atom-1	Atom-2	Interatomic distance (Å)	Clash overlap (Å)
3:CC:191:THR:HG23	3:CC:196:LEU:HD23	1.98	0.44
4:CD:121:VAL:O	4:CD:134:ASP:CA	2.65	0.44
7:CG:97:GLN:O	7:CG:100:ALA:HB3	2.18	0.44
9:CI:56:LEU:CD2	9:CI:57:GLY:H	2.31	0.44
10:CJ:4:ILE:CG2	10:CJ:74:ILE:HD11	2.48	0.44
10:CJ:32:ALA:HB1	10:CJ:75:ILE:HD11	2.00	0.44
12:CL:46:LYS:HB2	12:CL:92:ASP:HA	2.00	0.44
12:CL:71:PRO:HG3	12:CL:99:HIS:CD2	2.48	0.44
16:CP:39:TYR:O	16:CP:41:PRO:HD3	2.18	0.44
19:CS:45:VAL:C	19:CS:47:HIS:H	2.21	0.44
25:CZ:189:ARG:HG2	25:CZ:190:ARG:N	2.26	0.44
26:D0:7:LEU:CD1	49:DQ:85:LYS:HG3	2.43	0.44
27:D1:60:PHE:CD1	27:D1:91:LYS:NZ	2.78	0.44
27:D1:87:PRO:HA	27:D1:90:ILE:HG12	2.00	0.44
28:D2:51:ARG:NH1	28:D2:51:ARG:HB3	2.33	0.44
28:D2:68:ARG:HG2	28:D2:72:ALA:HB2	2.00	0.44
32:D6:12:GLU:HA	32:D6:23:THR:CB	2.46	0.44
32:D6:26:ASN:O	32:D6:27:LYS:HB2	2.18	0.44
36:DA:143:G:O4'	56:DX:37:THR:HG21	2.17	0.44
36:DA:771:G:O2'	36:DA:772:C:H5'	2.18	0.44
36:DA:1049:C:O2	36:DA:1113:U:H4'	2.16	0.44
36:DA:1141:U:H6	46:DN:63:THR:CG2	2.30	0.44
36:DA:1335:U:H2'	36:DA:1336:A:H8	1.83	0.44
36:DA:1619:G:O5'	36:DA:1619:G:C8	2.70	0.44
36:DA:2223:G:H2'	36:DA:2224:G:H5'	2.00	0.44
36:DA:2330:G:C2'	36:DA:2331:G:H5'	2.48	0.44
36:DA:2869:G:C6	36:DA:2870:C:C4	3.06	0.44
37:DB:117:G:H2'	37:DB:118:G:O4'	2.18	0.44
38:DC:78:ALA:N	38:DC:115:ALA:HB1	2.32	0.44
40:DE:117:MET:HE1	40:DE:124:GLY:HA3	2.00	0.44
40:DE:167:VAL:HG13	40:DE:168:MET:N	2.32	0.44
41:DF:64:ILE:HG22	41:DF:76:GLY:O	2.18	0.44
41:DF:184:TYR:CE1	48:DP:7:ARG:NH2	2.86	0.44
42:DG:139:LEU:HA	42:DG:144:ILE:HG21	1.99	0.44
42:DG:142:PRO:HG2	42:DG:143:GLU:H	1.83	0.44
43:DH:54:ARG:HH11	43:DH:54:ARG:CG	2.27	0.44
43:DH:125:VAL:H	43:DH:126:PRO:HD3	1.82	0.44
46:DN:45:ASN:N	46:DN:45:ASN:HD22	2.16	0.44
46:DN:63:THR:HB	46:DN:66:LYS:NZ	2.33	0.44
46:DN:72:TYR:CE1	46:DN:90:MET:HG3	2.53	0.44
49:DQ:31:ASP:C	49:DQ:32:TYR:CD1	2.92	0.44

Continued on next page...

Continued from previous page...

Atom-1	Atom-2	Interatomic distance (Å)	Clash overlap (Å)
54:DV:18:LEU:N	54:DV:18:LEU:CD2	2.80	0.44
55:DW:6:ILE:HA	55:DW:104:THR:HG22	2.00	0.44
57:DY:8:LYS:HE2	57:DY:72:VAL:O	2.17	0.44
57:DY:13:VAL:O	57:DY:24:VAL:HG13	2.18	0.44
1:AA:226:G:O2'	1:AA:227:G:H5'	2.18	0.43
1:AA:328:C:O2	1:AA:328:C:H2'	2.18	0.43
1:AA:498:U:HO2'	1:AA:499:A:P	2.41	0.43
1:AA:1050:G:O2'	1:AA:1051:C:O5'	2.35	0.43
1:AA:1068:G:N2	1:AA:1191:A:N3	2.63	0.43
1:AA:1433:A:N6	1:AA:1434:A:C6	2.86	0.43
2:AB:31:TYR:CD2	2:AB:202:PRO:HG3	2.51	0.43
2:AB:61:LEU:HD23	2:AB:68:ILE:CG1	2.48	0.43
2:AB:212:GLN:HE22	2:AB:216:SER:HB3	1.82	0.43
3:AC:5:ILE:HD13	3:AC:5:ILE:H	1.71	0.43
4:AD:202:LEU:O	4:AD:203:VAL:C	2.56	0.43
5:AE:11:ILE:HG22	5:AE:105:VAL:HG22	1.99	0.43
6:AF:2:ARG:HB2	6:AF:4:TYR:CE1	2.52	0.43
10:AJ:50:ILE:HD13	10:AJ:50:ILE:N	2.17	0.43
10:AJ:90:LEU:H	10:AJ:91:PRO:HD3	1.83	0.43
13:AM:70:LEU:HD23	13:AM:70:LEU:O	2.17	0.43
18:AR:53:ARG:NH1	18:AR:60:ALA:HA	2.33	0.43
20:AT:41:ILE:HA	20:AT:44:ALA:CB	2.48	0.43
20:AT:44:ALA:HB3	20:AT:91:LEU:HD12	2.00	0.43
20:AT:100:ILE:O	20:AT:100:ILE:HG22	2.18	0.43
27:B1:78:LYS:C	27:B1:80:LEU:H	2.22	0.43
29:B3:42:ALA:O	29:B3:43:ILE:C	2.56	0.43
33:B7:7:PRO:HG3	36:BA:1612:C:H5'	1.99	0.43
34:B8:43:GLN:C	34:B8:44:LYS:HD2	2.39	0.43
36:BA:188:G:O6	36:BA:189:G:C2	2.71	0.43
36:BA:814:C:H2'	36:BA:815:C:C6	2.53	0.43
36:BA:1095:A:H2'	36:BA:1096:A:C8	2.53	0.43
36:BA:1106:G:O2'	36:BA:1107:G:H5'	2.18	0.43
36:BA:1190:G:H5'	48:BP:35:HIS:CA	2.48	0.43
36:BA:2233:U:H2'	36:BA:2234:G:C8	2.53	0.43
36:BA:2310:A:O2'	36:BA:2311:A:C5'	2.66	0.43
36:BA:2679:A:H2'	36:BA:2680:C:H6	1.82	0.43
36:BA:2770:G:H5''	36:BA:2771:C:OP2	2.18	0.43
37:BB:106:G:O2'	37:BB:107:G:H5'	2.18	0.43
39:BD:130:ALA:HA	39:BD:192:THR:HA	1.99	0.43
41:BF:41:LEU:HD11	48:BP:7:ARG:NH2	2.31	0.43
41:BF:114:VAL:HG21	41:BF:202:PHE:CE2	2.53	0.43

Continued on next page...

Continued from previous page...

Atom-1	Atom-2	Interatomic distance (Å)	Clash overlap (Å)
42:BG:16:ARG:HH12	42:BG:28:VAL:HG13	1.83	0.43
42:BG:71:THR:CG2	42:BG:72:ARG:N	2.81	0.43
45:BK:73:UNK:O	45:BK:74:UNK:C	2.65	0.43
47:BO:2:ILE:HD11	47:BO:82:ASN:ND2	2.32	0.43
53:BU:14:HIS:C	53:BU:16:LYS:H	2.22	0.43
54:BV:47:VAL:O	54:BV:49:THR:O	2.35	0.43
57:BY:90:LEU:HD23	57:BY:90:LEU:N	2.28	0.43
58:BZ:41:LEU:C	58:BZ:41:LEU:CD2	2.86	0.43
1:CA:8:A:N7	4:CD:208:SER:CB	2.79	0.43
1:CA:276:G:O2'	1:CA:277:C:H5'	2.17	0.43
1:CA:487:A:H2'	1:CA:488:C:O4'	2.18	0.43
1:CA:505:G:C6	1:CA:535:A:C2	3.05	0.43
1:CA:592:G:H2'	1:CA:593:G:H8	1.83	0.43
1:CA:778:G:H1'	11:CK:119:CYS:HB3	1.99	0.43
1:CA:828:A:N3	2:CB:26:PRO:HG3	2.33	0.43
1:CA:926:G:H2'	1:CA:1505:G:C2	2.53	0.43
1:CA:937:A:C5	1:CA:938:A:N7	2.86	0.43
1:CA:1010:G:O2'	1:CA:1011:G:H5'	2.18	0.43
1:CA:1129:C:OP1	1:CA:1130:A:H5''	2.18	0.43
1:CA:1235:U:C2'	1:CA:1236:A:O5'	2.65	0.43
4:CD:65:ARG:HB2	4:CD:75:PHE:CE2	2.53	0.43
4:CD:98:GLU:O	4:CD:100:ARG:N	2.51	0.43
4:CD:173:TRP:HB2	4:CD:187:ARG:O	2.18	0.43
7:CG:18:TYR:OH	7:CG:58:PRO:HG3	2.18	0.43
8:CH:83:ILE:HG23	8:CH:83:ILE:O	2.17	0.43
17:CQ:57:VAL:HG12	17:CQ:76:LEU:HA	2.00	0.43
24:CY:48:U:C4	24:CY:59:G:H5''	2.53	0.43
25:CZ:152:MET:C	25:CZ:152:MET:SD	2.97	0.43
25:CZ:171:ILE:N	25:CZ:171:ILE:CD1	2.81	0.43
27:D1:82:LEU:CD2	27:D1:90:ILE:HG23	2.48	0.43
30:D4:14:ILE:HG23	30:D4:31:ILE:CG2	2.48	0.43
33:D7:21:ARG:HG2	33:D7:21:ARG:NH1	2.33	0.43
35:D9:9:ARG:NH1	35:D9:9:ARG:HB3	2.33	0.43
35:D9:29:ASN:HD22	35:D9:29:ASN:N	2.15	0.43
36:DA:94:C:O2	36:DA:94:C:H2'	2.18	0.43
36:DA:218:A:C2	36:DA:235:U:H4'	2.53	0.43
36:DA:413:C:H4'	36:DA:1880:C:O2'	2.18	0.43
36:DA:590:A:C6	36:DA:591:C:N4	2.86	0.43
36:DA:643:A:C2'	36:DA:644:A:H5'	2.48	0.43
36:DA:970:C:O5'	36:DA:970:C:H6	2.00	0.43
36:DA:1057:A:O2'	36:DA:1058:G:H5'	2.17	0.43

Continued on next page...

Continued from previous page...

Atom-1	Atom-2	Interatomic distance (Å)	Clash overlap (Å)
36:DA:1127:A:H2'	36:DA:1128:A:H5''	2.00	0.43
36:DA:1341:U:O2	36:DA:1398:C:H5'	2.18	0.43
36:DA:1493:C:C4	36:DA:2206:G:O2'	2.71	0.43
36:DA:1517:G:O2'	36:DA:1518:U:H5'	2.18	0.43
36:DA:1541:G:C8	36:DA:1542:A:C2	3.06	0.43
36:DA:1782:C:H1'	36:DA:2609:U:C5'	2.47	0.43
36:DA:1791:A:N6	36:DA:1828:G:O2'	2.48	0.43
36:DA:2010:G:O2'	36:DA:2011:U:H5'	2.17	0.43
36:DA:2135:A:C5	36:DA:2136:C:N3	2.86	0.43
36:DA:2264:C:H2'	36:DA:2265:U:C6	2.53	0.43
36:DA:2570:G:C2'	36:DA:2571:C:H5'	2.48	0.43
36:DA:2653:U:C4	36:DA:2654:A:C6	3.06	0.43
39:DD:76:PRO:HA	39:DD:118:VAL:HG23	1.99	0.43
39:DD:266:SER:C	39:DD:267:SER:O	2.56	0.43
40:DE:12:THR:O	40:DE:23:VAL:HG22	2.18	0.43
40:DE:34:VAL:O	40:DE:35:GLN:HB2	2.18	0.43
40:DE:84:PHE:CD1	40:DE:85:ASN:N	2.86	0.43
40:DE:101:ARG:HD2	40:DE:169:ASN:ND2	2.33	0.43
43:DH:54:ARG:HH22	43:DH:62:LYS:NZ	2.15	0.43
46:DN:17:ASP:HB2	46:DN:55:VAL:CG1	2.47	0.43
46:DN:22:THR:O	46:DN:25:ARG:HB2	2.18	0.43
46:DN:62:VAL:CG2	46:DN:66:LYS:HB2	2.47	0.43
47:DO:26:LYS:HB3	47:DO:27:GLY:H	1.67	0.43
48:DP:16:ARG:HH11	48:DP:16:ARG:CA	2.31	0.43
49:DQ:54:MET:HG2	49:DQ:64:ILE:CD1	2.48	0.43
50:DR:2:ARG:HG2	50:DR:5:LYS:HZ1	1.83	0.43
50:DR:74:LYS:CE	50:DR:77:ARG:NH2	2.81	0.43
51:DS:64:GLU:O	51:DS:66:ALA:N	2.51	0.43
52:DT:33:LYS:HZ3	52:DT:43:GLN:HB3	1.82	0.43
53:DU:61:TRP:O	53:DU:65:ILE:HD13	2.17	0.43
56:DX:18:TYR:C	56:DX:20:GLY:N	2.71	0.43
1:AA:803:G:H2'	1:AA:804:U:O4'	2.17	0.43
3:AC:153:VAL:O	3:AC:154:SER:CB	2.66	0.43
3:AC:157:ILE:HD12	3:AC:157:ILE:N	2.33	0.43
4:AD:187:ARG:HG2	4:AD:188:LEU:N	2.33	0.43
9:AI:56:LEU:HD23	9:AI:57:GLY:N	2.33	0.43
9:AI:113:LYS:HD3	9:AI:119:ALA:HA	1.99	0.43
12:AL:43:VAL:HG21	12:AL:93:LEU:HD22	2.00	0.43
13:AM:4:ILE:HB	13:AM:5:ALA:H	1.45	0.43
22:AW:24:G:C2'	22:AW:25:C:H5'	2.48	0.43
24:AY:76:A:H61	25:AZ:234:ARG:CZ	2.32	0.43

Continued on next page...

Continued from previous page...

Atom-1	Atom-2	Interatomic distance (Å)	Clash overlap (Å)
32:B6:45:LYS:H	32:B6:45:LYS:NZ	2.15	0.43
36:BA:79:G:H2'	36:BA:80:G:O4'	2.18	0.43
36:BA:102:G:H4'	36:BA:102:G:OP1	2.17	0.43
36:BA:182:A:H2	36:BA:433:C:O2	2.01	0.43
36:BA:272(C):G:H1	36:BA:365:C:N4	2.14	0.43
36:BA:382:G:H2'	36:BA:383:U:H5'	2.00	0.43
36:BA:480:A:H1'	57:BY:44:ILE:HG21	2.00	0.43
36:BA:535:C:O2'	36:BA:536:A:H5'	2.18	0.43
36:BA:643:A:H2'	36:BA:644:A:H5'	2.00	0.43
36:BA:703:U:H2'	36:BA:704:G:H5'	1.99	0.43
36:BA:801:G:O4'	41:BF:54:ARG:CD	2.62	0.43
36:BA:847:U:H2'	36:BA:848:G:H5''	2.00	0.43
36:BA:941:A:H2'	36:BA:942:G:O4'	2.17	0.43
36:BA:1541:G:C8	36:BA:1542:A:C2	3.06	0.43
36:BA:1761:C:H3'	36:BA:1762:A:C8	2.53	0.43
36:BA:1991:U:H2'	36:BA:1992:G:H5''	2.00	0.43
36:BA:2178:C:O2	36:BA:2178:C:O5'	2.36	0.43
36:BA:2182:G:O2'	36:BA:2183:C:H5'	2.17	0.43
36:BA:2199:A:C5'	36:BA:2200:C:OP2	2.67	0.43
36:BA:2312:U:H4'	42:BG:71:THR:HG21	2.00	0.43
36:BA:2492:U:H2'	36:BA:2493:U:H6	1.83	0.43
38:BC:34:THR:HG22	38:BC:34:THR:O	2.19	0.43
41:BF:11:VAL:C	41:BF:13:SER:H	2.21	0.43
43:BH:124:GLU:HG3	43:BH:132:ARG:HG3	1.99	0.43
46:BN:28:THR:CG2	46:BN:29:LYS:H	2.28	0.43
46:BN:108:PRO:HG2	46:BN:113:GLY:HA3	1.99	0.43
48:BP:6:LEU:HD23	48:BP:6:LEU:N	2.32	0.43
49:BQ:60:ARG:HA	58:BZ:178:GLU:O	2.17	0.43
49:BQ:97:VAL:HG21	49:BQ:103:MET:CE	2.49	0.43
50:BR:106:GLY:O	50:BR:107:ASP:HB3	2.18	0.43
51:BS:29:PHE:CE1	51:BS:31:SER:HB2	2.53	0.43
52:BT:129:ARG:HG3	52:BT:129:ARG:HH11	1.83	0.43
54:BV:34:GLU:CG	54:BV:56:SER:HB2	2.47	0.43
55:BW:55:ALA:C	55:BW:57:ASN:H	2.21	0.43
56:BX:55:ASN:HB2	56:BX:80:ILE:HG12	2.00	0.43
56:BX:83:VAL:O	56:BX:84:ALA:O	2.35	0.43
58:BZ:70:LEU:CD2	58:BZ:70:LEU:N	2.81	0.43
1:CA:226:G:O2'	1:CA:227:G:H5'	2.18	0.43
1:CA:342:C:C4	1:CA:343:U:C4	3.06	0.43
1:CA:650:G:O2'	1:CA:651:C:H5'	2.17	0.43
1:CA:961:U:O2'	1:CA:962:C:P	2.75	0.43

Continued on next page...

Continued from previous page...

Atom-1	Atom-2	Interatomic distance (Å)	Clash overlap (Å)
1:CA:1047:G:C4'	14:CN:4:LYS:HG2	2.47	0.43
1:CA:1057:G:H2'	1:CA:1058:G:O4'	2.19	0.43
1:CA:1325:C:H5''	21:CU:15:ARG:NH1	2.33	0.43
1:CA:1484:C:O5'	1:CA:1484:C:H6	2.01	0.43
4:CD:9:CYS:SG	4:CD:32:ALA:HB3	2.58	0.43
4:CD:67:ILE:HG22	4:CD:68:TYR:CD1	2.53	0.43
4:CD:189:PRO:HB2	4:CD:194:LEU:CD2	2.43	0.43
6:CF:47:ARG:O	6:CF:47:ARG:HG3	2.18	0.43
7:CG:118:VAL:CG2	7:CG:119:ARG:H	2.31	0.43
8:CH:136:GLU:HG3	8:CH:136:GLU:O	2.18	0.43
10:CJ:16:LEU:HD23	10:CJ:94:VAL:CG1	2.48	0.43
12:CL:24:VAL:HG13	12:CL:98:TYR:HE1	1.82	0.43
16:CP:43:LYS:O	16:CP:45:THR:N	2.52	0.43
19:CS:16:LEU:HA	19:CS:19:VAL:HB	1.99	0.43
20:CT:47:GLY:C	20:CT:49:ALA:N	2.70	0.43
20:CT:54:LYS:HA	20:CT:57:ARG:NH2	2.32	0.43
22:CW:7:A:H5''	22:CW:8:U:P	2.57	0.43
26:D0:43:THR:N	36:DA:2331:G:H4'	2.32	0.43
31:D5:19:ARG:NH1	36:DA:1265:A:H3'	2.33	0.43
32:D6:5:VAL:O	32:D6:5:VAL:HG12	2.18	0.43
36:DA:30:G:C2'	36:DA:31:C:H5'	2.48	0.43
36:DA:195:A:N7	36:DA:197:A:OP1	2.51	0.43
36:DA:271(F):C:H2'	36:DA:271(G):C:C5'	2.48	0.43
36:DA:593:G:O2'	36:DA:594:U:H5'	2.18	0.43
36:DA:650:C:C3'	36:DA:651:G:H5''	2.47	0.43
36:DA:836:G:H2'	36:DA:837:C:C6	2.53	0.43
36:DA:959:A:C6	36:DA:960:A:C6	3.06	0.43
36:DA:1087:G:H8	36:DA:1088:A:H4'	1.84	0.43
36:DA:1142(A):A:C8	36:DA:1142(A):A:H5'	2.53	0.43
36:DA:1251:C:OP1	53:DU:10:ARG:HG3	2.18	0.43
36:DA:1494:A:H2'	36:DA:1495:A:C5'	2.45	0.43
36:DA:2024:G:H2'	36:DA:2025:C:H6	1.82	0.43
36:DA:2100:G:H2'	36:DA:2101:G:C8	2.53	0.43
36:DA:2116:G:N7	36:DA:2117:A:C6	2.86	0.43
36:DA:2121:G:H2'	36:DA:2122:U:O4'	2.18	0.43
36:DA:2140:C:H2'	36:DA:2141:G:H8	1.83	0.43
36:DA:2143:C:O2'	36:DA:2144:U:H5'	2.18	0.43
36:DA:2346:A:H5'	36:DA:2383:G:C1'	2.49	0.43
36:DA:2572:A:C5	40:DE:144:ARG:NH1	2.81	0.43
36:DA:2679:A:O2'	36:DA:2680:C:H5'	2.17	0.43
40:DE:34:VAL:O	40:DE:34:VAL:HG22	2.17	0.43

Continued on next page...

Continued from previous page...

Atom-1	Atom-2	Interatomic distance (Å)	Clash overlap (Å)
40:DE:87:GLU:C	40:DE:89:ASP:N	2.71	0.43
41:DF:51:THR:HG21	41:DF:92:PRO:HD2	1.99	0.43
42:DG:130:ASN:HB2	42:DG:160:VAL:HG22	1.99	0.43
43:DH:28:GLY:HA3	43:DH:79:VAL:HB	1.98	0.43
47:DO:64:ARG:NH2	52:DT:70:VAL:HG21	2.33	0.43
47:DO:105:GLU:HG3	47:DO:108:GLU:OE2	2.18	0.43
47:DO:107:ARG:CZ	52:DT:35:LYS:HB2	2.47	0.43
52:DT:35:LYS:O	52:DT:38:ASN:ND2	2.51	0.43
53:DU:92:ARG:HD2	54:DV:11:GLN:CG	2.49	0.43
54:DV:34:GLU:CG	54:DV:56:SER:HB2	2.48	0.43
55:DW:88:ARG:HB3	55:DW:92:ARG:HB2	2.00	0.43
57:DY:22:GLY:O	57:DY:23:ARG:O	2.37	0.43
57:DY:87:LYS:O	57:DY:88:LYS:HB2	2.18	0.43
57:DY:95:LYS:HE3	57:DY:99:CYS:O	2.17	0.43
1:AA:131:C:H2'	1:AA:132:C:C6	2.53	0.43
1:AA:174:C:O2'	1:AA:175:C:H5'	2.18	0.43
1:AA:265:G:H5'	17:AQ:64:PRO:O	2.18	0.43
1:AA:284:G:H2'	1:AA:285:G:H8	1.83	0.43
1:AA:644:G:C5	1:AA:645:C:C5	3.05	0.43
2:AB:52:GLU:OE1	2:AB:52:GLU:O	2.35	0.43
2:AB:222:ILE:O	2:AB:225:ALA:HB3	2.18	0.43
8:AH:86:ILE:HB	8:AH:133:LEU:O	2.19	0.43
9:AI:53:VAL:HG22	9:AI:95:LYS:CD	2.48	0.43
17:AQ:88:TYR:OH	17:AQ:92:ARG:CZ	2.66	0.43
25:AZ:96:ALA:HA	25:AZ:99:MET:CG	2.49	0.43
25:AZ:129:PRO:O	25:AZ:130:TYR:O	2.36	0.43
25:AZ:206:ILE:O	25:AZ:210:ILE:CG2	2.63	0.43
25:AZ:356:PRO:HA	25:AZ:357:PRO:HD2	1.82	0.43
26:B0:29:GLN:OE1	36:BA:923:C:O4'	2.36	0.43
28:B2:13:ALA:HB1	28:B2:16:LEU:HB2	1.99	0.43
29:B3:19:GLN:O	29:B3:22:ALA:N	2.51	0.43
30:B4:22:ILE:H	30:B4:22:ILE:CD1	2.01	0.43
36:BA:146:G:C2'	36:BA:147:U:H5'	2.48	0.43
36:BA:190:A:C4	36:BA:207:A:C2	3.06	0.43
36:BA:238:C:H2'	36:BA:239:U:O4'	2.18	0.43
36:BA:290:G:O2'	36:BA:291:C:H5'	2.17	0.43
36:BA:292:C:H2'	36:BA:293:U:C6	2.52	0.43
36:BA:489:G:N2	36:BA:491:G:H1'	2.33	0.43
36:BA:563:G:C4	36:BA:2018:G:C2	3.06	0.43
36:BA:565:C:O2'	36:BA:566:U:H5'	2.17	0.43
36:BA:583:G:C2	36:BA:584:C:C6	3.06	0.43

Continued on next page...

Continued from previous page...

Atom-1	Atom-2	Interatomic distance (Å)	Clash overlap (Å)
36:BA:605:C:H2'	36:BA:606:U:H6	1.83	0.43
36:BA:654(E):G:H22	36:BA:654(Q):C:C1'	2.14	0.43
36:BA:1057:A:O2'	36:BA:1058:G:H5'	2.17	0.43
36:BA:1210:A:H5''	36:BA:1212:G:C4'	2.48	0.43
36:BA:1591:G:C6	36:BA:1592:C:C4	3.06	0.43
36:BA:1671:U:O5'	36:BA:1671:U:H6	2.00	0.43
36:BA:2330:G:O2'	36:BA:2331:G:H5'	2.18	0.43
36:BA:2369:A:H2'	36:BA:2370:G:C8	2.53	0.43
36:BA:2839:G:C5'	50:BR:46:GLY:HA2	2.47	0.43
39:BD:31:LYS:NZ	39:BD:33:LEU:HG	2.33	0.43
41:BF:202:PHE:CD1	41:BF:203:GLN:NE2	2.87	0.43
42:BG:110:ALA:C	42:BG:112:PRO:CD	2.86	0.43
46:BN:130:HIS:O	46:BN:130:HIS:CG	2.72	0.43
48:BP:91:PHE:CE2	48:BP:95:VAL:HG12	2.54	0.43
50:BR:94:TYR:O	50:BR:116:LEU:O	2.36	0.43
51:BS:58:LEU:O	51:BS:59:LYS:O	2.36	0.43
52:BT:30:VAL:CG2	52:BT:84:GLN:HG3	2.48	0.43
1:CA:46:G:O2'	1:CA:365:U:H1'	2.18	0.43
1:CA:66:G:H4'	1:CA:173:U:C5	2.53	0.43
1:CA:242:C:C2'	1:CA:243:A:H5'	2.45	0.43
1:CA:328:C:H4'	1:CA:329:A:H5'	2.00	0.43
1:CA:688:G:C5	1:CA:700:G:C2	3.06	0.43
1:CA:1006:C:N4	1:CA:1024:G:H21	2.15	0.43
1:CA:1032:G:H2'	1:CA:1033:G:C8	2.54	0.43
1:CA:1129:C:N4	1:CA:1135:U:H3	2.16	0.43
1:CA:1152:A:C6	1:CA:1153:C:C4	3.07	0.43
1:CA:1157:A:H4'	1:CA:1158:C:O5'	2.18	0.43
1:CA:1258:G:C6	1:CA:1259:C:N4	2.86	0.43
1:CA:1526:G:O2'	1:CA:1527:C:H5'	2.18	0.43
2:CB:31:TYR:O	2:CB:42:ILE:HG13	2.19	0.43
2:CB:129:GLU:O	2:CB:130:ARG:O	2.37	0.43
3:CC:81:GLY:C	3:CC:82:GLU:HG3	2.38	0.43
6:CF:50:TYR:HB2	6:CF:51:PRO:HD2	2.00	0.43
9:CI:17:VAL:CG2	9:CI:80:GLY:HA3	2.48	0.43
9:CI:55:ALA:C	9:CI:58:HIS:HE1	2.19	0.43
12:CL:27:LEU:O	12:CL:28:LYS:C	2.53	0.43
15:CO:21:ASP:OD1	15:CO:22:THR:N	2.51	0.43
16:CP:21:VAL:HG13	16:CP:21:VAL:O	2.18	0.43
20:CT:60:GLU:HG2	20:CT:60:GLU:O	2.17	0.43
24:CY:51:G:O2'	25:CZ:338:TYR:CD1	2.72	0.43
25:CZ:253:VAL:CA	25:CZ:307:PRO:HG3	2.48	0.43

Continued on next page...

Continued from previous page...

Atom-1	Atom-2	Interatomic distance (Å)	Clash overlap (Å)
32:D6:10:LEU:HG	34:D8:34:TRP:CD1	2.43	0.43
36:DA:57:C:O2'	36:DA:58:G:H5'	2.19	0.43
36:DA:139(A):G:H3'	36:DA:140:G:H8	1.82	0.43
36:DA:654(O):G:H2'	36:DA:654(P):C:C5	2.53	0.43
36:DA:751:A:C6	36:DA:789:A:C5	3.07	0.43
36:DA:763:G:O2'	36:DA:764:A:H3'	2.18	0.43
36:DA:864:G:N2	36:DA:913:U:C2	2.87	0.43
36:DA:941:A:H2'	36:DA:942:G:O4'	2.18	0.43
36:DA:1697:G:C3'	36:DA:1698:A:H5''	2.42	0.43
36:DA:2103:C:C4	36:DA:2186:G:N1	2.82	0.43
36:DA:2126:A:O2'	36:DA:2127:G:OP2	2.35	0.43
36:DA:2849:U:OP2	52:DT:95:ARG:NH1	2.51	0.43
37:DB:42:C:N4	42:DG:91:ARG:NH2	2.65	0.43
38:DC:47:LEU:HD11	38:DC:171:ILE:CG2	2.48	0.43
39:DD:65:ILE:HD13	39:DD:65:ILE:N	2.28	0.43
39:DD:124:PRO:HG2	39:DD:129:ASN:HD21	1.81	0.43
39:DD:218:ARG:HB3	39:DD:219:PRO:HD2	2.00	0.43
40:DE:39:PRO:C	40:DE:40:GLU:HG3	2.37	0.43
40:DE:111:ARG:HG2	50:DR:2:ARG:CZ	2.47	0.43
40:DE:171:GLU:CB	40:DE:185:LYS:HG2	2.47	0.43
42:DG:5:VAL:HG11	42:DG:100:TRP:HB2	1.98	0.43
42:DG:79:ASN:O	42:DG:80:PHE:CB	2.66	0.43
43:DH:80:SER:O	43:DH:81:GLU:HB2	2.18	0.43
47:DO:77:ILE:O	47:DO:77:ILE:HG23	2.18	0.43
52:DT:28:VAL:O	52:DT:28:VAL:HG12	2.17	0.43
52:DT:103:ARG:O	52:DT:105:LEU:N	2.52	0.43
53:DU:25:TRP:O	53:DU:28:ARG:HB2	2.18	0.43
54:DV:28:GLU:HB3	54:DV:29:PRO:CD	2.39	0.43
56:DX:10:ALA:HB1	56:DX:11:PRO:CD	2.47	0.43
1:AA:189(E):U:OP2	1:AA:189(E):U:H6	2.01	0.43
1:AA:383:A:H2'	1:AA:384:G:C5'	2.45	0.43
1:AA:636:U:H2'	1:AA:637:G:C8	2.53	0.43
1:AA:782:A:N6	1:AA:801:U:C5	2.86	0.43
1:AA:1123:A:H2	1:AA:1150:U:H5	1.60	0.43
1:AA:1188:A:H2'	1:AA:1189:C:H5'	2.00	0.43
3:AC:12:LEU:O	3:AC:13:GLY:C	2.56	0.43
3:AC:79:ARG:NH1	3:AC:79:ARG:CB	2.82	0.43
4:AD:59:ARG:HA	4:AD:59:ARG:HE	1.83	0.43
4:AD:98:GLU:HA	4:AD:103:ASN:ND2	2.33	0.43
6:AF:14:LEU:HD13	6:AF:14:LEU:HA	1.81	0.43
8:AH:35:ILE:CD1	8:AH:134:ILE:HD13	2.48	0.43

Continued on next page...

Continued from previous page...

Atom-1	Atom-2	Interatomic distance (Å)	Clash overlap (Å)
11:AK:61:ALA:HB2	11:AK:90:GLY:HA3	2.00	0.43
13:AM:3:ARG:NH2	42:BG:113:ARG:HD3	2.34	0.43
13:AM:66:LEU:HD12	13:AM:66:LEU:N	2.33	0.43
15:AO:76:GLU:C	15:AO:78:TYR:H	2.20	0.43
20:AT:26:ASN:N	20:AT:26:ASN:HD22	2.16	0.43
22:AW:55:U:C5	22:AW:57:G:H5''	2.53	0.43
25:AZ:135:MET:CE	25:AZ:172:ARG:HG2	2.48	0.43
29:B3:56:VAL:CG1	29:B3:57:GLU:N	2.81	0.43
32:B6:20:ASN:C	32:B6:21:TYR:CD2	2.92	0.43
34:B8:6:THR:HG21	34:B8:63:PRO:HD3	2.00	0.43
35:B9:29:ASN:HD22	35:B9:29:ASN:H	1.65	0.43
36:BA:247:G:H4'	36:BA:386:G:C4	2.53	0.43
36:BA:812:C:C2	36:BA:813:U:C5	3.07	0.43
36:BA:1120:G:H2'	36:BA:1121:C:C6	2.52	0.43
36:BA:1347:G:N2	36:BA:1600:C:C2	2.86	0.43
36:BA:1453:U:P	50:BR:77:ARG:NH1	2.89	0.43
36:BA:1509(A):A:H2'	36:BA:1509(B):A:C8	2.54	0.43
36:BA:2110:G:N1	36:BA:2178:C:C5	2.86	0.43
36:BA:2134:A:H1'	36:BA:2159:G:N3	2.32	0.43
36:BA:2350:C:O2'	36:BA:2351:G:H5'	2.17	0.43
36:BA:2489:G:C6	36:BA:2490:G:N1	2.87	0.43
36:BA:2691:C:C4	36:BA:2719:G:N2	2.86	0.43
38:BC:8:ARG:O	38:BC:12:GLU:HG2	2.18	0.43
38:BC:156:ILE:O	38:BC:158:ALA:N	2.51	0.43
39:BD:58:HIS:O	39:BD:59:LYS:C	2.57	0.43
39:BD:120:GLY:O	39:BD:131:LEU:HG	2.18	0.43
41:BF:7:TYR:CE1	41:BF:196:LEU:HD11	2.54	0.43
50:BR:4:LEU:C	50:BR:6:SER:N	2.70	0.43
52:BT:32:TYR:HB2	52:BT:33:LYS:H	1.47	0.43
52:BT:129:ARG:CZ	52:BT:131:ALA:CB	2.90	0.43
55:BW:21:VAL:HG23	55:BW:47:VAL:CG2	2.49	0.43
56:BX:59:VAL:N	56:BX:76:ARG:O	2.48	0.43
56:BX:83:VAL:HG12	56:BX:87:GLN:HB2	2.00	0.43
58:BZ:162:GLU:O	58:BZ:162:GLU:HG3	2.18	0.43
1:CA:404:U:H5''	4:CD:122:ARG:HG2	2.01	0.43
1:CA:1129:C:H4'	1:CA:1130:A:H8	1.83	0.43
1:CA:1239:A:C4	1:CA:1298:C:N4	2.86	0.43
1:CA:1374:A:C2	1:CA:1375:A:C8	3.06	0.43
3:CC:52:LEU:O	3:CC:52:LEU:HG	2.19	0.43
3:CC:77:ILE:HA	3:CC:84:ILE:CG2	2.48	0.43
4:CD:18:LYS:HE3	4:CD:31:CYS:HB2	1.98	0.43

Continued on next page...

Continued from previous page...

Atom-1	Atom-2	Interatomic distance (Å)	Clash overlap (Å)
4:CD:173:TRP:CD2	4:CD:189:PRO:HB3	2.53	0.43
5:CE:48:ALA:HA	5:CE:49:PRO:HD3	1.77	0.43
7:CG:115:ARG:O	7:CG:116:ALA:C	2.56	0.43
20:CT:59:ALA:O	20:CT:63:ILE:HG13	2.18	0.43
21:CU:21:TYR:C	21:CU:23:PRO:HD3	2.39	0.43
24:CY:75:C:C6	25:CZ:230:THR:O	2.71	0.43
25:CZ:19:HIS:CE1	36:DA:2661:G:OP1	2.71	0.43
25:CZ:106:VAL:O	25:CZ:135:MET:HA	2.18	0.43
26:D0:26:TYR:HB3	26:D0:27:GLU:OE1	2.18	0.43
26:D0:38:VAL:CB	26:D0:59:LEU:HD12	2.44	0.43
28:D2:63:VAL:O	28:D2:65:ASN:N	2.52	0.43
36:DA:133:C:N3	36:DA:146:G:O6	2.51	0.43
36:DA:244:A:C2	36:DA:255:A:C4	3.06	0.43
36:DA:654(E):G:H22	36:DA:654(Q):C:C1'	2.15	0.43
36:DA:742:G:H4'	36:DA:1676:A:H5'	1.99	0.43
36:DA:962:G:O2'	36:DA:963:U:H5'	2.17	0.43
36:DA:1031:G:C6	36:DA:1032:A:C6	3.06	0.43
36:DA:1087:G:H21	36:DA:1103:A:H61	1.65	0.43
36:DA:1442:G:H1	36:DA:1549:C:H42	1.65	0.43
36:DA:1529:G:C2	36:DA:1541:G:N2	2.86	0.43
36:DA:1658:C:H2'	36:DA:1659:U:H6	1.83	0.43
36:DA:1903:G:OP2	39:DD:241:PRO:HB2	2.19	0.43
36:DA:2408:U:C2	36:DA:2409:G:N7	2.86	0.43
38:DC:82:LYS:CB	38:DC:116:THR:HG21	2.48	0.43
38:DC:180:PHE:H	38:DC:180:PHE:HD1	1.66	0.43
39:DD:147:LEU:HD12	39:DD:147:LEU:HA	1.69	0.43
39:DD:221:VAL:HG22	39:DD:226:MET:HE3	2.01	0.43
41:DF:31:HIS:O	41:DF:34:TRP:HB3	2.17	0.43
43:DH:118:PRO:CG	43:DH:121:ILE:HD12	2.48	0.43
43:DH:137:ASP:O	43:DH:138:LYS:CB	2.65	0.43
46:DN:12:ARG:HG3	46:DN:14:VAL:HG23	2.00	0.43
50:DR:12:ARG:HG3	50:DR:12:ARG:NH1	2.27	0.43
50:DR:55:ALA:HA	50:DR:80:PHE:HE1	1.76	0.43
52:DT:54:ARG:HA	52:DT:59:THR:HB	2.00	0.43
54:DV:6:LYS:HE2	54:DV:37:VAL:HG21	2.00	0.43
56:DX:45:THR:C	56:DX:47:PHE:H	2.22	0.43
1:AA:323:U:O3'	20:AT:22:ARG:CD	2.67	0.43
1:AA:664:G:H22	1:AA:741:G:H1	1.65	0.43
1:AA:782:A:H2'	1:AA:783:C:H5'	2.00	0.43
1:AA:963:G:N2	10:AJ:55:LYS:CD	2.75	0.43
1:AA:1217:C:OP1	14:AN:9:LYS:CE	2.67	0.43

Continued on next page...

Continued from previous page...

Atom-1	Atom-2	Interatomic distance (Å)	Clash overlap (Å)
1:AA:1282:C:C2'	1:AA:1283:G:H5'	2.48	0.43
2:AB:52:GLU:OE2	2:AB:56:ARG:NH2	2.51	0.43
3:AC:183:ASP:OD1	3:AC:184:TYR:N	2.51	0.43
4:AD:95:GLY:HA3	4:AD:188:LEU:HD21	2.00	0.43
5:AE:11:ILE:HB	5:AE:31:LEU:CD1	2.49	0.43
8:AH:16:ALA:HB1	8:AH:21:LYS:CB	2.48	0.43
9:AI:91:ASP:C	9:AI:93:ARG:N	2.72	0.43
12:AL:67:THR:OG1	12:AL:96:VAL:HG12	2.19	0.43
15:AO:7:GLU:O	15:AO:10:LYS:HB3	2.19	0.43
18:AR:86:VAL:HG12	18:AR:87:ARG:N	2.34	0.43
20:AT:80:ARG:HG2	20:AT:80:ARG:NH1	2.32	0.43
24:AY:60:U:H5''	24:AY:61:C:H5	1.82	0.43
25:AZ:26:THR:HG23	25:AZ:27:LEU:N	2.34	0.43
25:AZ:263:ARG:HG3	25:AZ:264:ARG:H	1.83	0.43
25:AZ:340:PRO:HG2	25:AZ:342:PHE:CE1	2.54	0.43
26:B0:40:GLN:NE2	26:B0:45:PHE:HB2	2.33	0.43
31:B5:16:ARG:HG2	31:B5:16:ARG:NH1	2.34	0.43
36:BA:57:C:H2'	36:BA:58:G:O4'	2.18	0.43
36:BA:653:A:N3	36:BA:653:A:C2'	2.81	0.43
36:BA:832:G:OP1	48:BP:40:SER:HB3	2.18	0.43
36:BA:840:C:H4'	36:BA:1192:G:H4'	2.00	0.43
36:BA:848:G:C4	36:BA:933:A:C8	3.04	0.43
36:BA:860:U:O2	36:BA:860:U:O4'	2.37	0.43
36:BA:978:G:C2	36:BA:986:C:N3	2.87	0.43
36:BA:1018:C:H2'	36:BA:1019:U:C6	2.43	0.43
36:BA:1189:A:C2	36:BA:1190:G:H1'	2.54	0.43
36:BA:1358:G:N2	36:BA:1372:U:C5	2.86	0.43
36:BA:1363:C:H2'	36:BA:1364:G:C8	2.51	0.43
36:BA:1902:C:C2'	36:BA:1903:G:O5'	2.67	0.43
36:BA:2410:G:H2'	36:BA:2411:A:O4'	2.19	0.43
36:BA:2728:U:O2'	36:BA:2729:G:H5'	2.18	0.43
36:BA:2756:U:C6	36:BA:2757:A:N7	2.86	0.43
38:BC:77:ILE:O	38:BC:78:ALA:HB3	2.18	0.43
39:BD:72:LYS:HB3	39:BD:75:ILE:HG12	1.99	0.43
39:BD:173:VAL:HG12	39:BD:185:VAL:O	2.17	0.43
40:BE:116:VAL:O	40:BE:117:MET:HB3	2.17	0.43
43:BH:26:VAL:CG1	43:BH:79:VAL:HG11	2.49	0.43
47:BO:23:ARG:HG3	47:BO:24:VAL:N	2.33	0.43
47:BO:107:ARG:HA	47:BO:112:MET:HE2	2.01	0.43
48:BP:103:ALA:O	48:BP:104:GLY:O	2.35	0.43
49:BQ:37:LEU:HG	49:BQ:129:THR:HA	1.99	0.43

Continued on next page...

Continued from previous page...

Atom-1	Atom-2	Interatomic distance (Å)	Clash overlap (Å)
52:BT:129:ARG:NE	52:BT:131:ALA:HB3	2.33	0.43
55:BW:6:ILE:HA	55:BW:104:THR:HA	1.99	0.43
58:BZ:102:LEU:HD21	58:BZ:124:ILE:HD11	2.01	0.43
1:CA:160:A:H1'	1:CA:344:A:C5	2.53	0.43
1:CA:234:C:O2'	1:CA:235:C:H5'	2.18	0.43
1:CA:272:C:O2'	1:CA:273:A:H5'	2.18	0.43
1:CA:355:C:N3	1:CA:356:A:N7	2.67	0.43
1:CA:506:G:H2'	1:CA:507:C:C6	2.53	0.43
1:CA:882:C:C2'	1:CA:883:C:H5'	2.49	0.43
1:CA:949:A:O2'	1:CA:950:U:H5'	2.18	0.43
1:CA:1134:G:C6	1:CA:1142:G:N1	2.86	0.43
1:CA:1137:C:O2'	1:CA:1138:G:N2	2.50	0.43
1:CA:1215:G:H2'	1:CA:1216:G:H5'	2.00	0.43
1:CA:1245:A:H2'	1:CA:1246:C:C6	2.54	0.43
1:CA:1428:A:H2'	1:CA:1429:C:C6	2.53	0.43
5:CE:20:GLN:O	5:CE:21:ALA:C	2.56	0.43
5:CE:91:LEU:N	5:CE:91:LEU:CD1	2.81	0.43
9:CI:89:ASN:C	9:CI:91:ASP:H	2.21	0.43
11:CK:29:ILE:O	11:CK:29:ILE:HG13	2.18	0.43
11:CK:108:ILE:HG21	18:CR:88:LYS:HB3	2.00	0.43
14:CN:57:ARG:HG3	14:CN:58:LYS:H	1.84	0.43
25:CZ:89:ILE:HG22	25:CZ:93:ILE:HD11	1.99	0.43
25:CZ:231:ILE:O	25:CZ:231:ILE:HG22	2.17	0.43
25:CZ:231:ILE:O	25:CZ:232:THR:O	2.37	0.43
25:CZ:372:VAL:HG12	25:CZ:373:GLU:N	2.34	0.43
25:CZ:374:LEU:HD12	25:CZ:378:VAL:HG22	1.99	0.43
26:D0:50:ASN:HD22	26:D0:63:VAL:HG11	1.83	0.43
33:D7:12:ARG:HG3	36:DA:686:G:O6	2.18	0.43
34:D8:17:THR:OG1	34:D8:18:ALA:N	2.52	0.43
36:DA:528:A:H5''	36:DA:528:A:H8	1.82	0.43
36:DA:996:A:O2'	53:DU:92:ARG:NH2	2.51	0.43
36:DA:1072:C:OP2	36:DA:1072:C:H3'	2.19	0.43
36:DA:1287:A:C6	36:DA:1288:U:C4	3.06	0.43
36:DA:2069:G:O2'	36:DA:2070:G:H5'	2.19	0.43
36:DA:2106:G:C5	36:DA:2107:C:N3	2.86	0.43
36:DA:2199:A:C5'	36:DA:2200:C:OP2	2.66	0.43
36:DA:2283:C:C4	36:DA:2389:G:C4	3.07	0.43
36:DA:2330:G:O2'	36:DA:2331:G:H5'	2.18	0.43
36:DA:2640:G:H1	36:DA:2774:C:H42	1.66	0.43
36:DA:2754:U:H2'	36:DA:2756:U:OP1	2.18	0.43
37:DB:56:G:O2'	37:DB:57:A:OP2	2.36	0.43

Continued on next page...

Continued from previous page...

Atom-1	Atom-2	Interatomic distance (Å)	Clash overlap (Å)
38:DC:119:VAL:C	38:DC:123:VAL:HG12	2.39	0.43
38:DC:189:ILE:O	38:DC:190:ARG:C	2.56	0.43
41:DF:192:LEU:HD23	41:DF:192:LEU:C	2.38	0.43
42:DG:45:GLU:O	42:DG:47:LYS:N	2.52	0.43
42:DG:129:GLY:O	42:DG:130:ASN:CB	2.66	0.43
49:DQ:26:TYR:HB2	49:DQ:137:TYR:HD1	1.84	0.43
52:DT:76:PHE:HA	52:DT:77:PRO:HD3	1.75	0.43
58:DZ:137:ILE:O	58:DZ:138:GLU:O	2.36	0.43
58:DZ:155:LEU:H	58:DZ:155:LEU:CD2	2.31	0.43
1:AA:7:G:O2'	5:AE:120:THR:O	2.29	0.43
1:AA:323:U:O3'	20:AT:22:ARG:HD2	2.18	0.43
1:AA:980:C:C2'	1:AA:981:U:H5'	2.48	0.43
1:AA:1152:A:C6	1:AA:1153:C:C4	3.07	0.43
4:AD:21:LEU:HD23	4:AD:21:LEU:HA	1.75	0.43
4:AD:177:ASP:O	4:AD:181:MET:N	2.51	0.43
5:AE:143:ARG:NH1	8:AH:77:GLU:CD	2.72	0.43
7:AG:144:MET:HE1	22:AW:31:A:H1'	1.98	0.43
11:AK:126:ARG:O	11:AK:127:LYS:C	2.56	0.43
12:AL:53:ARG:HD2	12:AL:53:ARG:H	1.83	0.43
13:AM:70:LEU:O	13:AM:73:GLU:HB3	2.19	0.43
16:AP:43:LYS:C	16:AP:45:THR:N	2.72	0.43
16:AP:71:ARG:CA	16:AP:74:LEU:HD12	2.39	0.43
20:AT:47:GLY:O	20:AT:49:ALA:N	2.51	0.43
25:AZ:7:ARG:C	25:AZ:8:THR:CG2	2.87	0.43
25:AZ:98:GLN:NE2	25:AZ:226:GLU:OE2	2.52	0.43
25:AZ:320:VAL:HG12	25:AZ:321:TYR:N	2.34	0.43
29:B3:36:VAL:HG23	29:B3:36:VAL:O	2.19	0.43
36:BA:271(F):C:H2'	36:BA:271(G):C:C5'	2.49	0.43
36:BA:580:C:H2'	36:BA:581:C:C6	2.54	0.43
36:BA:614:U:O2	36:BA:614:U:O4'	2.36	0.43
36:BA:719:C:H2'	36:BA:720:C:C6	2.54	0.43
36:BA:1068:G:C2'	36:BA:1068:G:N3	2.81	0.43
36:BA:1190:G:C5'	48:BP:35:HIS:H	2.19	0.43
36:BA:1277:G:H2'	36:BA:1278:A:O4'	2.18	0.43
36:BA:1340:U:OP1	36:BA:1341:U:H5	2.01	0.43
36:BA:1688:U:H1'	36:BA:1701:A:C6	2.54	0.43
36:BA:1702:G:H2'	36:BA:1703:G:O4'	2.19	0.43
36:BA:1755:A:H2'	36:BA:1756:G:H5'	2.01	0.43
36:BA:1855:G:C2'	36:BA:1856:G:H5'	2.49	0.43
36:BA:2053:G:C5'	40:BE:144:ARG:O	2.65	0.43
36:BA:2097:C:O2'	36:BA:2098:U:H5'	2.19	0.43

Continued on next page...

Continued from previous page...

Atom-1	Atom-2	Interatomic distance (Å)	Clash overlap (Å)
36:BA:2101:G:C6	36:BA:2102:U:C4	3.07	0.43
36:BA:2316:C:H2'	36:BA:2316:C:O2	2.18	0.43
36:BA:2727:G:C6	36:BA:2728:U:C4	3.06	0.43
36:BA:2733:A:H2'	36:BA:2734:A:H8	1.84	0.43
36:BA:2746:U:C2'	36:BA:2747:G:H5'	2.49	0.43
36:BA:2812:G:N2	36:BA:2889:C:C2	2.86	0.43
36:BA:2852:G:H1	36:BA:2865:U:H3	1.66	0.43
38:BC:64:LEU:HA	38:BC:65:PRO:HD3	1.84	0.43
38:BC:117:PRO:HG3	38:BC:145:VAL:HG12	2.00	0.43
38:BC:182:PRO:O	38:BC:183:GLU:C	2.57	0.43
41:BF:9:ILE:HG22	41:BF:11:VAL:O	2.19	0.43
41:BF:125:LEU:N	41:BF:125:LEU:CD2	2.75	0.43
47:BO:23:ARG:O	47:BO:39:ILE:HB	2.19	0.43
51:BS:64:GLU:C	51:BS:66:ALA:H	2.20	0.43
51:BS:83:LYS:HE2	51:BS:83:LYS:HB3	1.71	0.43
57:BY:28:LYS:HG2	57:BY:39:VAL:HG13	1.99	0.43
58:BZ:151:HIS:HB2	58:BZ:170:THR:HA	1.92	0.43
1:CA:409:G:OP1	4:CD:24:GLU:HB3	2.18	0.43
1:CA:657:G:C2	1:CA:750:G:C5	3.06	0.43
1:CA:1269:A:H2'	1:CA:1270:C:H5'	2.01	0.43
2:CB:33:TYR:HB3	2:CB:41:ILE:O	2.18	0.43
2:CB:211:ILE:HD12	2:CB:211:ILE:H	1.83	0.43
3:CC:150:LYS:HG3	3:CC:169:ALA:HB2	2.00	0.43
3:CC:157:ILE:HD12	3:CC:157:ILE:N	2.34	0.43
4:CD:34:GLU:O	4:CD:35:ARG:HB2	2.18	0.43
5:CE:57:LYS:O	5:CE:60:TYR:HB3	2.18	0.43
6:CF:1:MET:SD	6:CF:68:PRO:HD3	2.59	0.43
10:CJ:6:ILE:HG13	10:CJ:6:ILE:O	2.18	0.43
10:CJ:78:ASN:HD22	10:CJ:81:THR:CG2	2.29	0.43
13:CM:5:ALA:HB3	13:CM:22:ILE:HG21	2.00	0.43
15:CO:17:ARG:HG3	15:CO:17:ARG:NH1	2.30	0.43
16:CP:19:ILE:HG22	16:CP:36:ILE:HD11	2.01	0.43
16:CP:32:TYR:HD1	16:CP:32:TYR:O	2.02	0.43
16:CP:67:THR:HB	16:CP:70:ALA:HB2	2.00	0.43
17:CQ:37:LYS:O	17:CQ:38:ARG:HB2	2.18	0.43
19:CS:37:ARG:H	19:CS:37:ARG:HG3	1.64	0.43
19:CS:62:ILE:HD12	19:CS:63:THR:N	2.33	0.43
24:CY:45:U:C3'	24:CY:46:7MG:C5'	2.94	0.43
25:CZ:26:THR:HG23	25:CZ:27:LEU:N	2.33	0.43
25:CZ:143:ASP:OD2	25:CZ:146:LEU:HB2	2.17	0.43
25:CZ:206:ILE:O	25:CZ:207:ASP:C	2.57	0.43

Continued on next page...

Continued from previous page...

Atom-1	Atom-2	Interatomic distance (Å)	Clash overlap (Å)
27:D1:29:GLY:O	27:D1:31:GLY:N	2.52	0.43
31:D5:3:LYS:O	31:D5:4:HIS:HB2	2.18	0.43
32:D6:45:LYS:HZ2	32:D6:45:LYS:CB	2.31	0.43
34:D8:13:ARG:NH1	48:DP:59:LEU:HD12	2.34	0.43
36:DA:206:U:O2	36:DA:206:U:H2'	2.17	0.43
36:DA:620:G:H4'	36:DA:621:A:H5''	2.01	0.43
36:DA:656:G:C5	36:DA:657:U:C4	3.06	0.43
36:DA:745:G:C2'	36:DA:746:A:H5'	2.48	0.43
36:DA:877:U:HO2'	36:DA:878:A:H5''	1.81	0.43
36:DA:1141:U:H2'	46:DN:63:THR:HG21	2.01	0.43
36:DA:1692:U:H2'	36:DA:1694:C:C5	2.54	0.43
36:DA:1720:U:H3'	36:DA:1721:G:H5''	2.01	0.43
36:DA:2346:A:H5'	36:DA:2383:G:H1'	1.99	0.43
36:DA:2402:C:H2'	36:DA:2403:C:H5'	2.01	0.43
36:DA:2851:A:C5	36:DA:2852:G:C5	3.06	0.43
39:DD:72:LYS:NZ	39:DD:75:ILE:HG13	2.33	0.43
40:DE:171:GLU:H	40:DE:185:LYS:HB2	1.83	0.43
41:DF:34:TRP:CE2	48:DP:12:ALA:HB2	2.52	0.43
41:DF:42:ALA:C	41:DF:44:ARG:H	2.20	0.43
41:DF:105:VAL:HG12	41:DF:105:VAL:O	2.19	0.43
41:DF:206:ILE:CG2	41:DF:207:GLY:N	2.80	0.43
42:DG:48:GLU:O	42:DG:49:ASP:CB	2.66	0.43
42:DG:152:LEU:N	42:DG:152:LEU:CD2	2.79	0.43
47:DO:121:VAL:HG12	47:DO:122:LEU:N	2.32	0.43
48:DP:41:ARG:HD2	48:DP:41:ARG:N	2.33	0.43
50:DR:51:LEU:H	50:DR:51:LEU:HD12	1.82	0.43
52:DT:19:LEU:HA	52:DT:20:PRO:HD3	1.78	0.43
53:DU:55:ARG:O	53:DU:59:ARG:HG3	2.19	0.43
53:DU:92:ARG:CD	53:DU:94:ASN:HB3	2.49	0.43
55:DW:47:VAL:O	55:DW:51:LEU:HB2	2.18	0.43
55:DW:73:ALA:O	55:DW:106:ILE:HB	2.19	0.43
57:DY:81:LYS:HD2	57:DY:96:ILE:HG13	2.00	0.43
58:DZ:59:LEU:N	58:DZ:67:LEU:O	2.44	0.43
1:AA:375:U:N3	1:AA:376:G:N7	2.67	0.43
1:AA:429:U:H1'	1:AA:430:A:H5''	2.01	0.43
1:AA:445:G:H2'	1:AA:446:G:H8	1.82	0.43
1:AA:662:G:O2'	1:AA:836:G:H5''	2.18	0.43
1:AA:793:U:C3'	1:AA:794:A:H5''	2.45	0.43
1:AA:1123:A:H4'	10:AJ:36:GLY:HA3	2.00	0.43
1:AA:1367:C:C4	1:AA:1368:G:N7	2.86	0.43
3:AC:8:ILE:CD1	3:AC:184:TYR:HB3	2.48	0.43

Continued on next page...

Continued from previous page...

Atom-1	Atom-2	Interatomic distance (Å)	Clash overlap (Å)
3:AC:58:GLU:H	3:AC:65:ALA:HB3	1.83	0.43
3:AC:135:LYS:HZ1	5:AE:50:GLU:HG2	1.83	0.43
3:AC:155:GLY:HA3	3:AC:196:LEU:CD1	2.49	0.43
8:AH:127:LEU:N	8:AH:127:LEU:CD2	2.82	0.43
18:AR:56:THR:C	18:AR:58:LEU:N	2.72	0.43
18:AR:73:ALA:O	18:AR:74:ARG:C	2.57	0.43
19:AS:10:PHE:CZ	19:AS:70:LYS:HD2	2.54	0.43
19:AS:16:LEU:H	19:AS:16:LEU:CD1	2.31	0.43
22:AW:30:G:C2	22:AW:41:C:N3	2.87	0.43
25:AZ:86:ALA:O	25:AZ:87:ASP:HB2	2.19	0.43
25:AZ:121:LEU:HD13	61:AZ:502:KIR:O4	2.17	0.43
25:AZ:222:LEU:HD12	25:AZ:303:VAL:CG1	2.49	0.43
28:B2:18:PRO:HG2	28:B2:19:VAL:H	1.84	0.43
28:B2:25:VAL:CG1	28:B2:25:VAL:O	2.67	0.43
32:B6:25:LYS:HE2	34:B8:34:TRP:NE1	2.30	0.43
36:BA:106:C:C2	36:BA:107:C:C5	3.07	0.43
36:BA:331:A:C1'	36:BA:332:A:OP1	2.66	0.43
36:BA:514:A:O2'	36:BA:515:A:H5'	2.19	0.43
36:BA:894:C:C2'	36:BA:895:U:H5'	2.49	0.43
36:BA:1049:C:N4	36:BA:1050:A:H62	2.17	0.43
36:BA:1120:G:C5	36:BA:1121:C:C5	3.06	0.43
36:BA:1268:A:N3	36:BA:1269:A:H1'	2.34	0.43
36:BA:1283:G:N2	36:BA:1285:G:H3'	2.33	0.43
36:BA:1313:U:H2'	36:BA:1610:A:C2	2.54	0.43
36:BA:1383:C:O5'	36:BA:1383:C:H6	2.02	0.43
36:BA:1499:C:H6	36:BA:1499:C:C5'	2.29	0.43
36:BA:2006:C:O2'	36:BA:2823:A:N3	2.46	0.43
36:BA:2028:U:H2'	36:BA:2029:G:O4'	2.19	0.43
36:BA:2257:U:O2'	36:BA:2258:C:H5'	2.19	0.43
36:BA:2320:A:H2'	36:BA:2320:A:N3	2.34	0.43
36:BA:2407:G:C2	36:BA:2408:U:O2	2.72	0.43
36:BA:2517:C:C2	36:BA:2542:A:N6	2.87	0.43
36:BA:2716:U:O2'	36:BA:2717:G:H5'	2.18	0.43
38:BC:46:LYS:NZ	38:BC:168:THR:O	2.50	0.43
38:BC:99:ILE:HD13	38:BC:102:LYS:NZ	2.33	0.43
41:BF:64:ILE:HG23	41:BF:65:TRP:H	1.83	0.43
42:BG:115:ARG:HB3	42:BG:116:ASP:H	1.61	0.43
43:BH:88:LEU:H	43:BH:88:LEU:CD2	2.31	0.43
43:BH:136:ILE:N	43:BH:136:ILE:CD1	2.71	0.43
46:BN:55:VAL:HG21	46:BN:127:ASP:N	2.33	0.43
46:BN:58:ASP:O	46:BN:59:LYS:HB2	2.19	0.43

Continued on next page...

Continued from previous page...

Atom-1	Atom-2	Interatomic distance (Å)	Clash overlap (Å)
50:BR:26:LYS:HE2	50:BR:70:LEU:HA	2.00	0.43
50:BR:103:ARG:HG3	55:BW:40:ASN:OD1	2.17	0.43
52:BT:55:ASN:O	52:BT:58:ASN:O	2.37	0.43
52:BT:114:LEU:HA	52:BT:114:LEU:HD23	1.83	0.43
52:BT:120:ARG:HA	52:BT:123:GLN:CG	2.49	0.43
56:BX:53:LYS:HB3	56:BX:82:GLN:HB3	2.00	0.43
57:BY:8:LYS:N	57:BY:8:LYS:CD	2.77	0.43
58:BZ:118:GLN:HB3	58:BZ:173:ALA:O	2.19	0.43
1:CA:55:A:C8	1:CA:55:A:H5'	2.53	0.43
1:CA:144:G:O6	1:CA:179:A:C6	2.72	0.43
1:CA:367:U:C4	1:CA:394:G:N1	2.87	0.43
1:CA:386:C:H2'	1:CA:387:U:C5'	2.47	0.43
1:CA:505:G:H2'	1:CA:506:G:C8	2.53	0.43
1:CA:722:A:O2'	1:CA:724:G:C8	2.70	0.43
1:CA:858:G:C8	1:CA:858:G:H5''	2.53	0.43
1:CA:1206:G:H2'	1:CA:1207:G:H8	1.84	0.43
1:CA:1240:U:H3'	1:CA:1241:G:H5'	2.01	0.43
1:CA:1407:C:O2'	1:CA:1408:A:H5'	2.19	0.43
2:CB:16:HIS:HB3	2:CB:210:SER:HB2	2.00	0.43
2:CB:51:LEU:HD23	2:CB:55:PHE:CE1	2.54	0.43
3:CC:132:ARG:O	3:CC:136:GLN:HG3	2.19	0.43
3:CC:178:LEU:N	3:CC:178:LEU:HD22	2.34	0.43
4:CD:12:CYS:O	4:CD:33:MET:CE	2.66	0.43
4:CD:18:LYS:CB	4:CD:33:MET:HG2	2.46	0.43
4:CD:52:SER:O	4:CD:53:ASP:C	2.57	0.43
5:CE:152:ARG:O	5:CE:153:LYS:O	2.36	0.43
11:CK:17:GLY:O	11:CK:80:VAL:HA	2.19	0.43
12:CL:110:VAL:O	12:CL:122:THR:HB	2.18	0.43
15:CO:74:ASP:C	15:CO:76:GLU:N	2.72	0.43
17:CQ:58:GLU:O	17:CQ:59:ILE:HD13	2.18	0.43
22:CW:76:A:OP1	36:DA:2432:A:H4'	2.18	0.43
23:CX:11:U:H3'	23:CX:12:A:N7	2.34	0.43
25:CZ:340:PRO:HG2	25:CZ:342:PHE:CZ	2.52	0.43
26:D0:49:LYS:H	26:D0:80:HIS:CG	2.37	0.43
27:D1:21:ARG:O	27:D1:21:ARG:CG	2.60	0.43
31:D5:56:LYS:O	31:D5:57:VAL:C	2.56	0.43
32:D6:19:ARG:HB2	32:D6:21:TYR:OH	2.19	0.43
35:D9:1:MET:HB3	35:D9:4:ARG:NH1	2.33	0.43
36:DA:90:U:O2'	36:DA:92:A:P	2.76	0.43
36:DA:272(D):G:H1	36:DA:364:C:N4	2.08	0.43
36:DA:322:A:OP2	41:DF:169:ASN:HB2	2.19	0.43

Continued on next page...

Continued from previous page...

Atom-1	Atom-2	Interatomic distance (Å)	Clash overlap (Å)
36:DA:708:C:N4	36:DA:723:G:H1	2.05	0.43
36:DA:997:G:OP1	53:DU:93:LYS:CD	2.66	0.43
36:DA:1114:G:H2'	36:DA:1115:G:C8	2.54	0.43
36:DA:1129:A:H4'	36:DA:2516:G:H5'	1.99	0.43
36:DA:1151:G:H5''	53:DU:81:HIS:NE2	2.31	0.43
36:DA:2090:G:C2	36:DA:2230:G:C5	3.06	0.43
36:DA:2464:C:O2'	36:DA:2465:C:O5'	2.34	0.43
36:DA:2641:G:H5'	36:DA:2641:G:H8	1.84	0.43
37:DB:96:U:H2'	37:DB:97:G:C8	2.48	0.43
40:DE:38:THR:O	40:DE:42:ASP:HB2	2.18	0.43
40:DE:108:SER:HB3	40:DE:165:VAL:HG21	2.00	0.43
40:DE:119:ARG:HG3	40:DE:160:TYR:CD1	2.54	0.43
41:DF:28:ILE:H	41:DF:28:ILE:CD1	2.24	0.43
42:DG:149:VAL:O	42:DG:149:VAL:HG23	2.19	0.43
43:DH:19:VAL:O	43:DH:20:ALA:HB2	2.19	0.43
43:DH:162:ILE:C	43:DH:163:TYR:CD1	2.92	0.43
47:DO:114:ILE:O	47:DO:118:ALA:HB2	2.19	0.43
48:DP:17:LYS:O	48:DP:18:ARG:C	2.56	0.43
48:DP:47:ASP:HB3	48:DP:48:PRO:C	2.38	0.43
48:DP:84:ASN:ND2	48:DP:116:GLY:CA	2.79	0.43
51:DS:31:SER:OG	51:DS:32:LEU:N	2.52	0.43
51:DS:66:ALA:HB2	51:DS:97:ARG:HB3	2.01	0.43
51:DS:87:PHE:CG	51:DS:88:ASP:N	2.87	0.43
51:DS:97:ARG:HE	51:DS:97:ARG:CA	2.31	0.43
52:DT:3:ARG:O	52:DT:5:ALA:N	2.52	0.43
52:DT:38:ASN:N	52:DT:38:ASN:ND2	2.66	0.43
53:DU:50:ARG:HH12	54:DV:72:VAL:HA	1.83	0.43
54:DV:43:GLU:O	54:DV:44:LYS:CB	2.66	0.43
55:DW:75:TYR:CD1	55:DW:75:TYR:N	2.87	0.43
56:DX:8:ILE:CD1	56:DX:42:ALA:O	2.66	0.43
56:DX:89:ILE:O	56:DX:93:GLU:HG3	2.19	0.43
1:AA:163:C:O2'	1:AA:164:U:H5'	2.19	0.43
1:AA:189(D):C:H2'	1:AA:189(E):U:O4'	2.19	0.43
1:AA:993:G:H2'	1:AA:993:G:N3	2.34	0.43
1:AA:1152:A:C2'	1:AA:1153:C:H5'	2.48	0.43
1:AA:1345:U:C4	1:AA:1377:A:C2	3.06	0.43
3:AC:25:GLY:O	3:AC:26:LYS:C	2.57	0.43
4:AD:173:TRP:HB2	4:AD:187:ARG:O	2.19	0.43
7:AG:150:ALA:HB2	11:AK:50:TYR:OH	2.18	0.43
8:AH:49:GLU:O	8:AH:49:GLU:CG	2.63	0.43
9:AI:5:TYR:CD1	9:AI:6:GLY:N	2.87	0.43

Continued on next page...

Continued from previous page...

Atom-1	Atom-2	Interatomic distance (Å)	Clash overlap (Å)
15:AO:28:GLN:OE1	15:AO:66:LEU:HD21	2.18	0.43
22:AW:6:G:N2	22:AW:68:C:N4	2.66	0.43
24:AY:54:5MU:O5'	24:AY:54:5MU:H6	2.01	0.43
25:AZ:24:LYS:HE2	25:AZ:24:LYS:HB2	1.73	0.43
25:AZ:314:THR:O	25:AZ:373:GLU:HA	2.18	0.43
25:AZ:378:VAL:O	25:AZ:380:LEU:HG	2.19	0.43
30:B4:31:ILE:HG22	30:B4:31:ILE:O	2.19	0.43
31:B5:42:PRO:O	31:B5:43:HIS:CB	2.66	0.43
32:B6:18:ARG:HH12	32:B6:47:THR:HG21	1.83	0.43
36:BA:319:C:H2'	36:BA:320:A:H8	1.83	0.43
36:BA:436:C:H2'	36:BA:437:G:H8	1.83	0.43
36:BA:580:C:H2'	36:BA:581:C:H6	1.84	0.43
36:BA:747:U:O2	36:BA:2014:A:H1'	2.19	0.43
36:BA:849:A:N7	36:BA:850:C:C4	2.86	0.43
36:BA:1399:C:H2'	36:BA:1400:G:C8	2.54	0.43
36:BA:1466:G:H2'	36:BA:1547:C:N4	2.34	0.43
36:BA:1567:A:H3'	39:BD:86:PRO:HG3	1.99	0.43
36:BA:1675:C:O2	40:BE:129:HIS:HA	2.18	0.43
36:BA:1899:G:O2'	36:BA:1900:A:H5''	2.19	0.43
36:BA:1901:A:OP2	36:BA:1901:A:H4'	2.19	0.43
36:BA:2059:A:C2	36:BA:2503:A:N6	2.87	0.43
36:BA:2153:G:O2'	36:BA:2154:G:H5'	2.18	0.43
36:BA:2351:G:HO2'	36:BA:2352:A:H8	1.64	0.43
36:BA:2631:G:N2	40:BE:61:ARG:HH12	2.16	0.43
38:BC:74:VAL:CG1	38:BC:75:LEU:N	2.81	0.43
40:BE:49:LEU:CD2	40:BE:49:LEU:N	2.81	0.43
41:BF:192:LEU:HD23	41:BF:192:LEU:C	2.39	0.43
42:BG:86:MET:HG2	42:BG:86:MET:O	2.19	0.43
43:BH:19:VAL:O	43:BH:20:ALA:HB2	2.19	0.43
43:BH:130:ARG:O	43:BH:131:VAL:HG23	2.19	0.43
43:BH:159:GLU:HG3	43:BH:160:LYS:H	1.82	0.43
43:BH:163:TYR:N	43:BH:163:TYR:HD1	2.17	0.43
57:BY:29:GLU:N	57:BY:29:GLU:CD	2.71	0.43
57:BY:31:LEU:N	57:BY:31:LEU:HD22	2.34	0.43
1:CA:444:C:O2'	1:CA:445:G:H5'	2.18	0.43
1:CA:457:C:N4	1:CA:458:C:H41	2.16	0.43
1:CA:926:G:O2'	23:CX:16:A:N3	2.42	0.43
1:CA:1296:C:C5	1:CA:1297:C:C5	3.07	0.43
1:CA:1305:G:OP1	21:CU:2:GLY:N	2.52	0.43
1:CA:1447:A:N3	1:CA:1447:A:H2'	2.34	0.43
2:CB:17:PHE:HD2	2:CB:44:LEU:HD11	1.83	0.43

Continued on next page...

Continued from previous page...

Atom-1	Atom-2	Interatomic distance (Å)	Clash overlap (Å)
2:CB:222:ILE:O	2:CB:223:ILE:C	2.57	0.43
4:CD:26:CYS:HA	4:CD:31:CYS:HA	2.00	0.43
6:CF:37:VAL:HG12	6:CF:38:GLU:O	2.19	0.43
6:CF:55:ASP:C	6:CF:57:GLN:N	2.71	0.43
8:CH:16:ALA:O	8:CH:19:VAL:HG22	2.18	0.43
9:CI:63:ILE:HD13	9:CI:77:ILE:HG23	2.01	0.43
11:CK:62:GLN:O	11:CK:64:ALA:N	2.52	0.43
11:CK:87:THR:HB	11:CK:88:GLY:H	1.64	0.43
13:CM:4:ILE:HB	13:CM:5:ALA:H	1.42	0.43
15:CO:49:ASP:OD2	15:CO:52:SER:HB2	2.19	0.43
18:CR:29:PHE:CE2	18:CR:43:PHE:HZ	2.35	0.43
18:CR:30:ASP:C	18:CR:32:ARG:H	2.21	0.43
22:CV:56:C:O4'	42:DG:76:SER:HB3	2.19	0.43
28:D2:58:ALA:HB1	36:DA:76:C:H4'	2.00	0.43
28:D2:69:ARG:O	28:D2:70:GLN:HB3	2.19	0.43
34:D8:37:SER:C	34:D8:39:LYS:N	2.71	0.43
35:D9:1:MET:HE3	35:D9:31:LYS:C	2.39	0.43
36:DA:26:G:O2'	36:DA:27:G:H5'	2.19	0.43
36:DA:34:C:H5'	36:DA:35:G:OP2	2.19	0.43
36:DA:74:A:H4'	36:DA:75:G:O5'	2.18	0.43
36:DA:472:A:O3'	36:DA:508:G:N2	2.50	0.43
36:DA:565:C:H2'	36:DA:566:U:O4'	2.19	0.43
36:DA:587:C:O2'	36:DA:588:U:OP2	2.34	0.43
36:DA:618:C:H2'	36:DA:619:G:O4'	2.19	0.43
36:DA:642:G:N2	36:DA:646:A:H2	2.09	0.43
36:DA:769:G:C2'	36:DA:770:G:H5'	2.49	0.43
36:DA:990:A:OP2	36:DA:991:C:OP2	2.36	0.43
36:DA:1063:G:H22	45:DK:89:UNK:HA	1.81	0.43
36:DA:2115:G:H22	36:DA:2119:A:P	2.41	0.43
36:DA:2128:C:N4	36:DA:2161:C:N3	2.65	0.43
36:DA:2141:G:C4	36:DA:2151:G:N2	2.87	0.43
36:DA:2585:U:H5'	36:DA:2585:U:O2	2.19	0.43
36:DA:2641:G:H8	36:DA:2641:G:C5'	2.31	0.43
38:DC:22:ILE:HG12	38:DC:224:ILE:HD12	2.00	0.43
39:DD:97:TYR:O	39:DD:99:ASP:N	2.52	0.43
40:DE:51:PHE:O	40:DE:74:PRO:CB	2.66	0.43
40:DE:188:VAL:HG23	40:DE:189:PRO:HD2	1.99	0.43
42:DG:53:LEU:CD2	42:DG:53:LEU:N	2.82	0.43
42:DG:143:GLU:O	42:DG:144:ILE:O	2.35	0.43
46:DN:9:VAL:CG1	46:DN:10:GLU:H	2.25	0.43
47:DO:71:ARG:HH12	52:DT:74:ARG:NH2	2.16	0.43

Continued on next page...

Continued from previous page...

Atom-1	Atom-2	Interatomic distance (Å)	Clash overlap (Å)
48:DP:140:ALA:O	48:DP:141:ALA:HB3	2.19	0.43
49:DQ:68:ILE:HG23	49:DQ:103:MET:HA	2.00	0.43
50:DR:12:ARG:HB3	50:DR:16:HIS:CD2	2.53	0.43
53:DU:57:PHE:O	53:DU:59:ARG:N	2.52	0.43
53:DU:114:LYS:HG2	53:DU:114:LYS:H	1.59	0.43
54:DV:19:LYS:HE2	54:DV:20:LEU:H	1.82	0.43
55:DW:48:ALA:O	55:DW:51:LEU:N	2.51	0.43
58:DZ:139:VAL:O	58:DZ:140:ASP:HB3	2.19	0.43
1:AA:67:C:O2'	1:AA:171:A:H1'	2.19	0.43
1:AA:80:G:O2'	1:AA:81:U:H5'	2.19	0.43
1:AA:160:A:H2'	1:AA:161:A:O4'	2.19	0.43
1:AA:176:C:O2'	1:AA:1447:A:H1'	2.18	0.43
1:AA:909:A:H2'	1:AA:910:C:O4'	2.18	0.43
1:AA:969:A:C2'	1:AA:970:C:H5'	2.48	0.43
1:AA:969:A:H2'	1:AA:970:C:H5'	2.01	0.43
1:AA:1129:C:H4'	1:AA:1130:A:C8	2.54	0.43
1:AA:1226:C:H2'	13:AM:103:THR:CB	2.46	0.43
1:AA:1325:C:H5''	21:AU:15:ARG:NH1	2.34	0.43
2:AB:121:LEU:HG	2:AB:126:GLU:HB3	2.01	0.43
2:AB:190:THR:OG1	2:AB:190:THR:O	2.30	0.43
4:AD:75:PHE:CD1	4:AD:75:PHE:C	2.92	0.43
5:AE:41:VAL:HG13	5:AE:113:ALA:CA	2.49	0.43
8:AH:111:ILE:HG22	8:AH:134:ILE:HD12	2.01	0.43
9:AI:40:LEU:N	9:AI:40:LEU:HD23	2.33	0.43
9:AI:81:ILE:O	9:AI:84:ALA:HB3	2.18	0.43
15:AO:74:ASP:O	15:AO:76:GLU:N	2.52	0.43
16:AP:28:ARG:NH1	16:AP:29:ASP:OD2	2.51	0.43
16:AP:67:THR:O	16:AP:68:ASP:C	2.56	0.43
19:AS:10:PHE:HZ	19:AS:70:LYS:HD2	1.84	0.43
21:AU:12:LYS:HD2	21:AU:12:LYS:HA	1.78	0.43
22:AV:25:C:O2'	22:AV:26:A:H5'	2.19	0.43
25:AZ:15:GLY:HA2	25:AZ:79:HIS:CD2	2.54	0.43
25:AZ:27:LEU:CD1	25:AZ:31:LEU:HD21	2.48	0.43
26:B0:66:VAL:HG12	26:B0:82:ARG:HB3	2.01	0.43
28:B2:5:GLU:HB2	28:B2:8:LYS:HB2	2.01	0.43
32:B6:11:LEU:HD22	32:B6:12:GLU:N	2.34	0.43
33:B7:47:ARG:HH11	56:BX:60:ARG:NH1	2.17	0.43
34:B8:38:GLY:O	34:B8:41:ILE:CG2	2.66	0.43
34:B8:59:LYS:NZ	34:B8:59:LYS:CB	2.82	0.43
36:BA:271(D):G:O2'	36:BA:271(E):U:H5'	2.18	0.43
36:BA:336:C:H5''	57:BY:7:VAL:HG21	2.01	0.43

Continued on next page...

Continued from previous page...

Atom-1	Atom-2	Interatomic distance (Å)	Clash overlap (Å)
36:BA:802:A:H2'	36:BA:803:U:C6	2.54	0.43
36:BA:1012:U:O2	46:BN:25:ARG:NH1	2.51	0.43
36:BA:1274:A:N3	36:BA:1297:C:H1'	2.34	0.43
36:BA:1331:A:O2'	36:BA:1332:G:H8	2.01	0.43
36:BA:1469:A:H2'	36:BA:1470:G:O4'	2.19	0.43
36:BA:1506:C:O2	36:BA:1506:C:C2'	2.62	0.43
36:BA:1526:G:H2'	36:BA:1527:G:O4'	2.19	0.43
36:BA:1533:G:N2	36:BA:1535:A:OP1	2.52	0.43
36:BA:2051:A:OP1	40:BE:137:HIS:ND1	2.50	0.43
36:BA:2367:G:O2'	36:BA:2368:C:H5'	2.18	0.43
36:BA:2478:A:H2'	36:BA:2479:G:H5'	2.00	0.43
36:BA:2678:C:C2	36:BA:2679:A:C8	3.07	0.43
36:BA:2764:A:N7	36:BA:2766:G:C6	2.87	0.43
36:BA:2771:C:H2'	36:BA:2772:C:C6	2.54	0.43
36:BA:2849:U:O4	52:BT:23:ARG:NH2	2.52	0.43
37:BB:49:C:O5'	37:BB:49:C:H6	2.02	0.43
38:BC:180:PHE:HB2	38:BC:185:LEU:HD21	2.00	0.43
40:BE:6:GLY:HA2	40:BE:27:LEU:O	2.18	0.43
40:BE:9:VAL:HG12	40:BE:25:VAL:C	2.37	0.43
40:BE:101:ARG:CZ	40:BE:171:GLU:HB2	2.48	0.43
40:BE:111:ARG:HD2	40:BE:160:TYR:CD2	2.54	0.43
41:BF:6:VAL:HB	41:BF:124:LEU:CD1	2.49	0.43
42:BG:172:LEU:CD2	42:BG:176:LEU:HD12	2.48	0.43
48:BP:71:VAL:H	48:BP:72:PRO:HD3	1.84	0.43
48:BP:96:THR:HG22	48:BP:126:VAL:HB	2.01	0.43
49:BQ:17:LEU:O	49:BQ:18:LYS:HG3	2.19	0.43
53:BU:10:ARG:C	53:BU:12:ARG:H	2.22	0.43
55:BW:47:VAL:HA	55:BW:50:VAL:CG1	2.48	0.43
56:BX:7:VAL:C	56:BX:8:ILE:HD12	2.39	0.43
58:BZ:105:VAL:CG1	58:BZ:140:ASP:HA	2.46	0.43
58:BZ:130:PRO:HA	58:BZ:133:ILE:HD11	2.01	0.43
1:CA:187:C:H2'	1:CA:188:C:C6	2.54	0.43
1:CA:593:G:O2'	1:CA:594:G:H5'	2.18	0.43
1:CA:960:U:C5	1:CA:1225:A:C8	3.07	0.43
1:CA:1125:U:H3	10:CJ:5:ARG:HH21	1.64	0.43
1:CA:1134:G:O2'	1:CA:1135:U:H5'	2.19	0.43
1:CA:1190:G:OP1	3:CC:4:LYS:HA	2.19	0.43
1:CA:1367:C:O2'	10:CJ:48:THR:HG21	2.18	0.43
2:CB:59:GLU:CB	2:CB:221:LEU:HD11	2.47	0.43
3:CC:77:ILE:HG22	3:CC:78:GLY:O	2.18	0.43
3:CC:82:GLU:H	3:CC:85:ARG:CD	2.25	0.43

Continued on next page...

Continued from previous page...

Atom-1	Atom-2	Interatomic distance (Å)	Clash overlap (Å)
4:CD:3:ARG:HD3	4:CD:3:ARG:C	2.40	0.43
5:CE:61:TYR:O	5:CE:62:ALA:C	2.55	0.43
6:CF:87:ARG:NH1	6:CF:87:ARG:CG	2.81	0.43
10:CJ:16:LEU:HD11	10:CJ:70:ARG:HG2	2.01	0.43
13:CM:4:ILE:C	13:CM:6:GLY:N	2.72	0.43
13:CM:19:LEU:C	13:CM:21:TYR:N	2.71	0.43
15:CO:71:GLN:HG2	15:CO:71:GLN:O	2.18	0.43
15:CO:75:PRO:O	15:CO:79:ARG:HD2	2.18	0.43
19:CS:15:LEU:O	19:CS:19:VAL:N	2.52	0.43
25:CZ:78:SER:HG	25:CZ:273:HIS:CE1	2.37	0.43
25:CZ:133:VAL:HG12	25:CZ:134:PHE:H	1.83	0.43
25:CZ:177:LEU:HB3	25:CZ:195:TRP:CG	2.54	0.43
25:CZ:193:ASN:C	25:CZ:195:TRP:H	2.21	0.43
25:CZ:196:VAL:HG12	25:CZ:197:ASP:N	2.34	0.43
25:CZ:289:LEU:HD12	25:CZ:289:LEU:HA	1.78	0.43
26:D0:29:GLN:O	26:D0:31:VAL:HG13	2.19	0.43
27:D1:32:LYS:O	27:D1:33:LYS:HG2	2.19	0.43
31:D5:2:ALA:HA	36:DA:2015:A:H1'	2.00	0.43
34:D8:50:LEU:C	34:D8:52:LYS:N	2.69	0.43
35:D9:4:ARG:HG2	35:D9:34:GLN:HE21	1.75	0.43
36:DA:83:G:H21	36:DA:84:A:N6	2.17	0.43
36:DA:702:G:H1	36:DA:730:C:H42	1.65	0.43
36:DA:723:G:H2'	36:DA:724:U:C6	2.54	0.43
36:DA:958:U:H5''	49:DQ:14:ARG:HD2	1.98	0.43
36:DA:1264:G:C2'	36:DA:1265:A:OP1	2.66	0.43
36:DA:1313:U:H3'	36:DA:1314:C:H5'	1.99	0.43
36:DA:1387:C:H42	36:DA:1400:G:H1	1.67	0.43
36:DA:1628:G:C6	36:DA:1629:U:C4	3.07	0.43
36:DA:1630:G:C2	36:DA:1637:A:C2	3.06	0.43
36:DA:1638:C:H4'	36:DA:2710:C:O2	2.18	0.43
36:DA:1956:U:C2'	36:DA:1957:C:H5'	2.49	0.43
36:DA:1969:A:O2'	36:DA:1972:A:N3	2.47	0.43
36:DA:2014:A:C2	36:DA:2613:U:C2	3.07	0.43
36:DA:2223:G:C2'	36:DA:2224:G:H5'	2.49	0.43
36:DA:2792:G:O2'	36:DA:2793:G:H5'	2.19	0.43
37:DB:13:A:O2'	37:DB:14:U:H3'	2.18	0.43
39:DD:166:GLN:CA	39:DD:166:GLN:NE2	2.81	0.43
40:DE:63:LEU:O	40:DE:63:LEU:HD23	2.19	0.43
41:DF:64:ILE:CD1	41:DF:65:TRP:CE2	3.02	0.43
42:DG:40:ASN:CB	42:DG:91:ARG:HG3	2.49	0.43
43:DH:85:LYS:C	43:DH:85:LYS:CE	2.87	0.43

Continued on next page...

Continued from previous page...

Atom-1	Atom-2	Interatomic distance (Å)	Clash overlap (Å)
50:DR:51:LEU:CD1	50:DR:51:LEU:N	2.82	0.43
51:DS:28:VAL:HG12	51:DS:29:PHE:H	1.81	0.43
51:DS:35:ILE:HD11	51:DS:99:LYS:CE	2.48	0.43
51:DS:67:ARG:HE	51:DS:67:ARG:HB3	1.58	0.43
52:DT:42:ILE:HD13	52:DT:83:ILE:HD13	2.01	0.43
52:DT:84:GLN:C	52:DT:85:LYS:HG3	2.38	0.43
54:DV:6:LYS:NZ	54:DV:37:VAL:HG11	2.34	0.43
58:DZ:137:ILE:O	58:DZ:138:GLU:C	2.58	0.43
1:AA:309:G:H1'	1:AA:608:A:C2	2.54	0.43
1:AA:346:G:C5'	52:BT:43:GLN:NE2	2.77	0.43
1:AA:538:G:H2'	1:AA:539:A:C8	2.53	0.43
1:AA:673:G:H5''	6:AF:87:ARG:NH1	2.33	0.43
1:AA:701:C:OP1	1:AA:703:G:H5'	2.19	0.43
1:AA:1121:U:C4	1:AA:1122:U:C4	3.07	0.43
1:AA:1521:G:H2'	1:AA:1522:U:H6	1.82	0.43
8:AH:114:THR:HG22	8:AH:130:GLY:C	2.39	0.43
10:AJ:29:ARG:O	10:AJ:30:SER:HB3	2.19	0.43
11:AK:38:ASN:N	11:AK:38:ASN:ND2	2.66	0.43
12:AL:91:LYS:HE2	12:AL:91:LYS:N	2.34	0.43
15:AO:39:LEU:O	15:AO:42:HIS:HB3	2.19	0.43
19:AS:11:VAL:HA	19:AS:38:SER:HB2	2.01	0.43
20:AT:84:LEU:C	20:AT:86:ARG:N	2.67	0.43
23:AX:11:U:C2'	23:AX:12:A:OP1	2.67	0.43
25:AZ:158:LEU:HB2	25:AZ:165:GLY:HA3	2.01	0.43
25:AZ:200:TRP:HA	25:AZ:203:LEU:HD12	2.01	0.43
31:B5:56:LYS:O	31:B5:57:VAL:C	2.58	0.43
36:BA:177:G:H3'	36:BA:178:G:C8	2.54	0.43
36:BA:227:A:C2	36:BA:2407:G:H1'	2.53	0.43
36:BA:575:A:OP2	36:BA:2499:C:O2'	2.36	0.43
36:BA:605:C:C4	36:BA:606:U:C5	3.07	0.43
36:BA:632:A:H2'	36:BA:633:A:C8	2.54	0.43
36:BA:666:G:C5	36:BA:667:U:C5	3.07	0.43
36:BA:672:C:C3'	36:BA:673:C:H5''	2.49	0.43
36:BA:1412:A:H2'	36:BA:1413:G:O4'	2.19	0.43
36:BA:2264:C:H2'	36:BA:2265:U:O4'	2.19	0.43
36:BA:2304:G:H22	36:BA:2312:U:H3	1.67	0.43
36:BA:2472:G:H3'	36:BA:2475:C:N4	2.33	0.43
36:BA:2836:U:H2'	36:BA:2837:G:H8	1.82	0.43
36:BA:2861:G:O2'	36:BA:2862:G:H5'	2.19	0.43
37:BB:39:A:C2	37:BB:44:G:C2	3.06	0.43
37:BB:72:G:H1'	37:BB:106:G:N2	2.34	0.43

Continued on next page...

Continued from previous page...

Atom-1	Atom-2	Interatomic distance (Å)	Clash overlap (Å)
39:BD:241:PRO:O	39:BD:242:ARG:CB	2.66	0.43
39:BD:257:LEU:CD2	39:BD:257:LEU:C	2.87	0.43
43:BH:30:LYS:HZ3	43:BH:83:TYR:HE2	1.63	0.43
48:BP:57:THR:OG1	48:BP:59:LEU:CD2	2.65	0.43
48:BP:65:ARG:O	48:BP:68:GLN:OE1	2.37	0.43
52:BT:13:ARG:HH21	52:BT:15:VAL:CG1	2.32	0.43
52:BT:35:LYS:HZ3	52:BT:41:ARG:HD2	1.84	0.43
57:BY:51:VAL:O	57:BY:53:PRO:HD3	2.18	0.43
57:BY:76:CYS:SG	57:BY:77:PRO:CD	3.04	0.43
1:CA:20:U:H2'	1:CA:21:G:O4'	2.19	0.43
1:CA:189(A):C:H2'	1:CA:189(B):C:C6	2.54	0.43
1:CA:706:A:C5	1:CA:707:C:C5	3.07	0.43
1:CA:1127:G:H1'	1:CA:1147:C:N4	2.33	0.43
1:CA:1309:G:O6	1:CA:1329:A:C6	2.72	0.43
1:CA:1435:G:H8	1:CA:1435:G:O5'	2.02	0.43
1:CA:1509:C:C2'	1:CA:1510:U:H5'	2.49	0.43
2:CB:16:HIS:HB3	2:CB:210:SER:OG	2.19	0.43
4:CD:59:ARG:HE	4:CD:59:ARG:CA	2.30	0.43
13:CM:9:ILE:HG12	42:DG:146:TYR:CE1	2.53	0.43
15:CO:17:ARG:HD3	15:CO:77:ARG:HH11	1.83	0.43
17:CQ:59:ILE:HG22	17:CQ:71:PHE:HD2	1.78	0.43
17:CQ:95:TYR:HA	17:CQ:98:LEU:HD13	2.01	0.43
22:CW:64:A:H2'	22:CW:65:G:C8	2.51	0.43
24:CY:76:A:OP1	25:CZ:274:ARG:HD3	2.19	0.43
25:CZ:92:MET:O	25:CZ:92:MET:HE3	2.18	0.43
26:D0:19:LYS:O	26:D0:20:ARG:C	2.57	0.43
34:D8:61:LEU:O	34:D8:64:TYR:N	2.35	0.43
36:DA:664:C:H4'	36:DA:941:A:P	2.59	0.43
36:DA:814:C:H2'	36:DA:815:C:H6	1.84	0.43
36:DA:1037:G:H2'	36:DA:1038:C:C6	2.53	0.43
36:DA:1059:G:H2'	36:DA:1060:U:C5	2.54	0.43
36:DA:1187:G:H8	36:DA:1187:G:O5'	2.02	0.43
36:DA:1499:C:C2'	36:DA:1500:G:H5'	2.48	0.43
36:DA:1917:U:H2'	36:DA:1918:A:H5'	2.00	0.43
36:DA:2334:G:C5	51:DS:15:ARG:NH2	2.87	0.43
36:DA:2393:A:H2'	36:DA:2394:C:H6	1.84	0.43
39:DD:259:THR:O	39:DD:260:ARG:C	2.57	0.43
43:DH:144:VAL:O	43:DH:144:VAL:HG12	2.18	0.43
51:DS:36:TYR:N	51:DS:36:TYR:CD1	2.83	0.43
52:DT:5:ALA:O	52:DT:8:LYS:N	2.48	0.43
52:DT:23:ARG:HB2	52:DT:24:PRO:CD	2.49	0.43

Continued on next page...

Continued from previous page...

Atom-1	Atom-2	Interatomic distance (Å)	Clash overlap (Å)
53:DU:92:ARG:HB3	54:DV:11:GLN:NE2	2.34	0.43
54:DV:58:VAL:CG2	54:DV:98:GLU:HG2	2.49	0.43
1:AA:124:G:C6	1:AA:125:U:C4	3.07	0.42
1:AA:715:A:H1'	1:AA:777:A:N1	2.34	0.42
1:AA:1069:C:H2'	1:AA:1070:U:O5'	2.18	0.42
1:AA:1123:A:C2	1:AA:1150:U:C5	2.98	0.42
1:AA:1170:A:H2'	1:AA:1171:G:O4'	2.19	0.42
1:AA:1240:U:H3'	1:AA:1241:G:H5'	2.00	0.42
1:AA:1245:A:H2'	1:AA:1246:C:H6	1.83	0.42
1:AA:1306:A:H1'	1:AA:1332:A:C2	2.54	0.42
1:AA:1310:G:O2'	1:AA:1311:G:H5'	2.19	0.42
1:AA:1459:C:H2'	1:AA:1460:A:H8	1.84	0.42
2:AB:8:LYS:HZ2	2:AB:217:ARG:NH1	2.17	0.42
3:AC:14:ILE:O	3:AC:15:THR:HB	2.18	0.42
3:AC:76:VAL:O	3:AC:84:ILE:HB	2.19	0.42
4:AD:106:TYR:CE1	4:AD:113:SER:HA	2.55	0.42
5:AE:33:VAL:HG11	5:AE:109:ILE:HA	2.00	0.42
6:AF:99:ALA:HB3	18:AR:29:PHE:CE1	2.54	0.42
8:AH:100:ILE:HA	8:AH:101:PRO:HD3	1.82	0.42
10:AJ:9:ARG:HG2	10:AJ:9:ARG:NH1	2.34	0.42
11:AK:20:TYR:CZ	11:AK:83:ILE:HD12	2.54	0.42
11:AK:108:ILE:HG22	18:AR:88:LYS:HB2	2.00	0.42
23:AX:13:A:O2'	23:AX:14:A:C8	2.71	0.42
24:AY:58:A:C5	24:AY:61:C:C4	3.07	0.42
25:AZ:127:GLY:O	25:AZ:128:VAL:C	2.57	0.42
25:AZ:134:PHE:HZ	25:AZ:173:GLY:O	2.02	0.42
25:AZ:230:THR:HG23	25:AZ:295:ARG:NH1	2.34	0.42
25:AZ:350:THR:CG2	25:AZ:351:GLY:N	2.81	0.42
25:AZ:354:GLN:O	25:AZ:370:PHE:HB2	2.19	0.42
26:B0:7:LEU:CD2	49:BQ:81:VAL:CG2	2.95	0.42
28:B2:62:THR:CG2	28:B2:66:GLU:HB3	2.49	0.42
29:B3:35:ARG:HG3	29:B3:36:VAL:H	1.84	0.42
34:B8:47:LYS:HD2	34:B8:49:VAL:HG23	2.01	0.42
35:B9:22:ARG:NH2	36:BA:2741:A:OP1	2.40	0.42
36:BA:38:A:C2	36:BA:442:G:N1	2.87	0.42
36:BA:99:U:C4'	36:BA:102:G:H1'	2.49	0.42
36:BA:143(A):C:H4'	56:BX:38:GLU:OE2	2.19	0.42
36:BA:308:G:N2	36:BA:477:A:C8	2.87	0.42
36:BA:363(F):A:O2'	36:BA:364:C:H5	2.01	0.42
36:BA:475:U:H6	36:BA:475:U:O5'	2.02	0.42
36:BA:910:A:N1	36:BA:2277:G:H1'	2.33	0.42

Continued on next page...

Continued from previous page...

Atom-1	Atom-2	Interatomic distance (Å)	Clash overlap (Å)
36:BA:1303:G:H1'	36:BA:1641:A:N1	2.33	0.42
36:BA:1534:U:O2'	36:BA:1535:A:H5'	2.19	0.42
36:BA:1632:A:N7	36:BA:1633:G:C6	2.87	0.42
36:BA:1638:C:H2'	36:BA:1639:U:O4'	2.18	0.42
36:BA:1666:G:H1'	47:BO:3:GLN:HE21	1.83	0.42
36:BA:1679:U:O2'	36:BA:1680:U:H5'	2.19	0.42
36:BA:1847:A:H3'	36:BA:1848:A:C5'	2.49	0.42
36:BA:1855:G:O2'	36:BA:1856:G:H5'	2.19	0.42
36:BA:2334:G:C5	51:BS:15:ARG:NH2	2.87	0.42
36:BA:2702:U:H4'	36:BA:2703:C:OP1	2.19	0.42
36:BA:2838:G:N2	50:BR:93:GLY:HA3	2.34	0.42
36:BA:2855:C:O2'	36:BA:2856:C:H5'	2.19	0.42
37:BB:61:G:N2	37:BB:62:C:H1'	2.33	0.42
37:BB:112:U:H2'	37:BB:113:G:C8	2.50	0.42
37:BB:113:G:N2	51:BS:45:GLY:O	2.52	0.42
38:BC:123:VAL:CG1	38:BC:124:GLY:N	2.82	0.42
39:BD:36:PRO:HA	39:BD:61:LEU:CD1	2.47	0.42
40:BE:79:ARG:HG2	40:BE:79:ARG:NH1	2.34	0.42
42:BG:61:ALA:O	42:BG:65:GLY:N	2.52	0.42
50:BR:42:LYS:O	50:BR:45:ARG:HD2	2.19	0.42
52:BT:106:SER:O	52:BT:107:ASP:CG	2.58	0.42
53:BU:61:TRP:CD2	53:BU:94:ASN:HA	2.54	0.42
53:BU:92:ARG:CD	53:BU:94:ASN:HB3	2.49	0.42
56:BX:10:ALA:HB1	56:BX:11:PRO:HD2	2.00	0.42
1:CA:198:G:O2'	1:CA:199:G:O5'	2.36	0.42
1:CA:445:G:H2'	1:CA:446:G:C8	2.54	0.42
1:CA:910:C:H6	1:CA:910:C:O5'	2.02	0.42
1:CA:1104:G:P	2:CB:111:ARG:HD2	2.58	0.42
1:CA:1179:A:H2'	1:CA:1180:A:O4'	2.19	0.42
1:CA:1270:C:H4'	1:CA:1313:U:O2'	2.19	0.42
2:CB:23:ARG:HD2	2:CB:23:ARG:HA	1.76	0.42
2:CB:58:ILE:O	2:CB:61:LEU:HB3	2.19	0.42
2:CB:235:SER:O	2:CB:236:TYR:C	2.56	0.42
3:CC:70:VAL:CG1	3:CC:71:ALA:N	2.82	0.42
3:CC:106:VAL:CG1	3:CC:107:GLN:NE2	2.78	0.42
5:CE:12:LEU:HD13	5:CE:12:LEU:N	2.33	0.42
7:CG:50:ILE:HD12	7:CG:125:MET:HG3	2.01	0.42
7:CG:104:LEU:HD13	7:CG:104:LEU:HA	1.83	0.42
10:CJ:32:ALA:HB2	10:CJ:76:ASN:HB2	2.01	0.42
10:CJ:76:ASN:O	10:CJ:78:ASN:N	2.52	0.42
25:CZ:74:LYS:C	25:CZ:75:ARG:HG3	2.39	0.42

Continued on next page...

Continued from previous page...

Atom-1	Atom-2	Interatomic distance (Å)	Clash overlap (Å)
25:CZ:102:ALA:O	25:CZ:131:ILE:CG2	2.67	0.42
25:CZ:121:LEU:HG	25:CZ:122:LEU:H	1.81	0.42
25:CZ:217:VAL:HA	25:CZ:245:GLY:HA2	2.00	0.42
25:CZ:229:PHE:CD1	25:CZ:229:PHE:N	2.86	0.42
25:CZ:291:ARG:O	25:CZ:292:GLY:C	2.57	0.42
25:CZ:292:GLY:C	25:CZ:293:VAL:HG22	2.39	0.42
25:CZ:350:THR:HG22	25:CZ:351:GLY:N	2.35	0.42
26:D0:27:GLU:OE2	26:D0:27:GLU:O	2.37	0.42
26:D0:69:PHE:CG	36:DA:857:C:OP1	2.72	0.42
28:D2:5:GLU:HG3	28:D2:6:VAL:N	2.34	0.42
32:D6:18:ARG:NH1	32:D6:18:ARG:CG	2.78	0.42
33:D7:34:ARG:NH1	33:D7:42:LEU:HA	2.34	0.42
34:D8:17:THR:CG2	34:D8:21:LYS:HB2	2.48	0.42
36:DA:143:G:H1'	56:DX:37:THR:HG21	2.01	0.42
36:DA:482:A:H4'	57:DY:47:LYS:HD3	2.01	0.42
36:DA:614(C):A:N3	36:DA:615:G:H1'	2.33	0.42
36:DA:649:G:H2'	36:DA:650:C:C6	2.54	0.42
36:DA:654(H):G:H3'	36:DA:654(I):C:C5'	2.49	0.42
36:DA:679:C:H2'	36:DA:680:G:H8	1.84	0.42
36:DA:1156:A:OP1	36:DA:1156:A:H8	2.01	0.42
36:DA:1399:C:H6	36:DA:1399:C:O5'	2.01	0.42
36:DA:1443:G:C2	36:DA:1549:C:C2	3.07	0.42
36:DA:1567:A:H5''	39:DD:58:HIS:CD2	2.53	0.42
36:DA:1902:C:H2'	36:DA:1903:G:O5'	2.17	0.42
36:DA:1952:A:C6	36:DA:1953:A:C6	3.07	0.42
36:DA:2399:G:O6	36:DA:2417:C:N3	2.52	0.42
36:DA:2447:G:C6	36:DA:2501:C:C2	3.07	0.42
36:DA:2869:G:H2'	36:DA:2870:C:C6	2.54	0.42
39:DD:31:LYS:HZ1	39:DD:33:LEU:HG	1.80	0.42
39:DD:264:LYS:HG2	39:DD:266:SER:HB3	2.01	0.42
41:DF:65:TRP:CB	41:DF:66:PRO:CD	2.96	0.42
41:DF:122:LYS:HG3	41:DF:191:ARG:HA	2.01	0.42
42:DG:131:TYR:HB2	42:DG:173:LEU:CD1	2.48	0.42
46:DN:52:VAL:O	46:DN:52:VAL:HG12	2.18	0.42
47:DO:14:THR:HG21	47:DO:86:ILE:HB	2.01	0.42
48:DP:110:TYR:HD1	48:DP:111:ARG:N	2.16	0.42
49:DQ:11:LYS:NZ	49:DQ:88:GLY:O	2.50	0.42
50:DR:52:ILE:HG22	50:DR:94:TYR:HD2	1.83	0.42
52:DT:8:LYS:HA	52:DT:11:GLU:OE1	2.19	0.42
52:DT:92:GLY:O	52:DT:93:ARG:HB2	2.19	0.42
58:DZ:102:LEU:HD23	58:DZ:102:LEU:HA	1.85	0.42

Continued on next page...

Continued from previous page...

Atom-1	Atom-2	Interatomic distance (Å)	Clash overlap (Å)
1:AA:153:C:H42	1:AA:168:G:H1	1.67	0.42
1:AA:189(D):C:O2	1:AA:189(H):G:C6	2.72	0.42
1:AA:1358:U:OP1	14:AN:35:ARG:HG3	2.19	0.42
1:AA:1386:G:H2'	1:AA:1387:G:H8	1.84	0.42
2:AB:18:GLY:H	2:AB:42:ILE:HG22	1.84	0.42
2:AB:58:ILE:HG21	2:AB:222:ILE:CD1	2.48	0.42
2:AB:118:LEU:HB3	2:AB:142:LEU:HD12	2.01	0.42
3:AC:7:PRO:HG2	3:AC:184:TYR:HB2	1.99	0.42
3:AC:11:ARG:HB3	3:AC:14:ILE:O	2.19	0.42
3:AC:165:THR:HG23	3:AC:165:THR:O	2.19	0.42
4:AD:199:ASN:O	4:AD:200:GLU:C	2.57	0.42
10:AJ:50:ILE:H	10:AJ:50:ILE:CD1	2.07	0.42
15:AO:31:LEU:N	15:AO:31:LEU:CD1	2.80	0.42
20:AT:75:ASN:HA	20:AT:78:ALA:HB3	2.00	0.42
22:AV:50:U:H2'	22:AV:51:U:C6	2.54	0.42
25:AZ:303:VAL:HG12	25:AZ:304:LEU:N	2.33	0.42
25:AZ:374:LEU:CD1	25:AZ:378:VAL:HG21	2.49	0.42
26:B0:26:TYR:CE2	36:BA:857:C:H1'	2.54	0.42
26:B0:26:TYR:HB3	26:B0:27:GLU:OE1	2.19	0.42
27:B1:3:LYS:O	27:B1:46:LEU:HD11	2.19	0.42
27:B1:56:GLN:O	27:B1:57:GLU:CB	2.67	0.42
28:B2:10:LEU:HD22	28:B2:63:VAL:HG23	2.01	0.42
29:B3:11:SER:HB3	36:BA:988:A:OP2	2.18	0.42
32:B6:27:LYS:HG2	36:BA:2285:C:OP2	2.19	0.42
33:B7:34:ARG:NH1	33:B7:34:ARG:CG	2.79	0.42
35:B9:7:VAL:HG11	35:B9:25:VAL:HG23	2.01	0.42
36:BA:688:U:H5'	36:BA:1780:A:C2	2.54	0.42
36:BA:691:C:O4'	39:BD:43:ARG:NH2	2.53	0.42
36:BA:761:A:C8	36:BA:761:A:H3'	2.54	0.42
36:BA:850:C:H2'	36:BA:851:U:H6	1.83	0.42
36:BA:1000:A:N6	36:BA:1001:A:C6	2.87	0.42
36:BA:1446:C:O2'	36:BA:1447:G:H5'	2.19	0.42
36:BA:1572:A:H2'	36:BA:1573:G:C8	2.54	0.42
36:BA:1914:C:O2	36:BA:1914:C:O4'	2.36	0.42
36:BA:2022:U:O2'	36:BA:2617:C:H5'	2.19	0.42
36:BA:2348:U:O2'	36:BA:2349:G:H5'	2.18	0.42
37:BB:89:G:C6	37:BB:90:A:C6	3.07	0.42
39:BD:35:LYS:CG	39:BD:63:ARG:HG2	2.47	0.42
39:BD:126:GLN:O	39:BD:193:VAL:CG1	2.67	0.42
43:BH:97:ARG:NH2	43:BH:104:GLU:OE1	2.52	0.42
43:BH:159:GLU:HG3	43:BH:160:LYS:N	2.34	0.42

Continued on next page...

Continued from previous page...

Atom-1	Atom-2	Interatomic distance (Å)	Clash overlap (Å)
45:BK:90:UNK:CB	45:BK:95:UNK:HA	2.49	0.42
46:BN:30:ILE:HG22	46:BN:120:LEU:HD21	2.01	0.42
48:BP:97:PRO:HA	48:BP:100:LEU:HB3	2.01	0.42
49:BQ:79:LEU:O	49:BQ:81:VAL:N	2.53	0.42
49:BQ:135:ASP:OD2	58:BZ:49:ARG:NH1	2.52	0.42
51:BS:11:LYS:N	51:BS:11:LYS:CD	2.80	0.42
51:BS:25:ARG:CZ	51:BS:40:ILE:HD11	2.49	0.42
51:BS:49:VAL:HG22	51:BS:80:LEU:HD13	2.01	0.42
53:BU:10:ARG:C	53:BU:12:ARG:N	2.73	0.42
54:BV:6:LYS:HZ1	54:BV:37:VAL:HG11	1.84	0.42
54:BV:72:VAL:HG23	54:BV:72:VAL:O	2.19	0.42
55:BW:88:ARG:HB3	55:BW:92:ARG:HB2	2.01	0.42
56:BX:60:ARG:HA	56:BX:75:ASP:OD1	2.18	0.42
58:BZ:86:VAL:HG12	58:BZ:87:ASP:H	1.83	0.42
1:CA:109:A:O2'	1:CA:110:C:OP1	2.30	0.42
1:CA:229:U:O2'	1:CA:230:G:H5'	2.19	0.42
1:CA:284:G:H2'	1:CA:285:G:H8	1.83	0.42
1:CA:618:C:H3'	1:CA:619:U:H5''	2.01	0.42
1:CA:1053:G:HO2'	1:CA:1054:C:P	2.42	0.42
1:CA:1137:C:H4'	1:CA:1138:G:C2	2.54	0.42
1:CA:1220:G:O2'	1:CA:1221:G:H5'	2.19	0.42
2:CB:30:ARG:HE	2:CB:30:ARG:HB3	1.67	0.42
2:CB:31:TYR:OH	2:CB:200:ILE:HD12	2.19	0.42
2:CB:61:LEU:O	2:CB:64:ARG:HG3	2.19	0.42
3:CC:46:GLU:O	3:CC:47:LEU:CB	2.45	0.42
3:CC:178:LEU:C	3:CC:180:ALA:H	2.22	0.42
4:CD:19:LEU:HD23	4:CD:67:ILE:CG1	2.49	0.42
4:CD:90:GLY:O	4:CD:91:SER:C	2.57	0.42
4:CD:106:TYR:CD2	4:CD:106:TYR:C	2.93	0.42
4:CD:107:ARG:HH21	4:CD:194:LEU:CD1	2.31	0.42
4:CD:119:GLN:O	4:CD:123:HIS:HD2	2.02	0.42
4:CD:122:ARG:O	4:CD:122:ARG:HG3	2.19	0.42
4:CD:186:LEU:O	4:CD:187:ARG:HB2	2.18	0.42
4:CD:202:LEU:O	4:CD:203:VAL:C	2.57	0.42
5:CE:100:VAL:O	5:CE:100:VAL:HG23	2.18	0.42
6:CF:24:GLU:CG	6:CF:28:ARG:HH12	2.32	0.42
7:CG:31:MET:HB2	7:CG:39:ALA:CB	2.49	0.42
7:CG:31:MET:HA	7:CG:39:ALA:HB2	2.00	0.42
8:CH:13:ILE:HD11	8:CH:61:VAL:HG21	2.00	0.42
10:CJ:43:ARG:HH11	10:CJ:43:ARG:HG3	1.84	0.42
12:CL:113:ARG:HB3	12:CL:122:THR:HG21	2.00	0.42

Continued on next page...

Continued from previous page...

Atom-1	Atom-2	Interatomic distance (Å)	Clash overlap (Å)
15:CO:3:ILE:HA	15:CO:7:GLU:OE1	2.19	0.42
17:CQ:33:GLY:O	17:CQ:34:LYS:C	2.57	0.42
17:CQ:69:LYS:O	17:CQ:70:ARG:HD2	2.19	0.42
25:CZ:168:VAL:O	25:CZ:170:VAL:HG23	2.19	0.42
26:D0:47:PRO:HB3	26:D0:51:VAL:O	2.18	0.42
27:D1:46:LEU:C	27:D1:47:GLN:HG2	2.38	0.42
32:D6:45:LYS:NZ	32:D6:45:LYS:N	2.49	0.42
34:D8:41:ILE:HD12	36:DA:2419:U:P	2.58	0.42
35:D9:14:CYS:HA	35:D9:26:ILE:O	2.19	0.42
36:DA:469:G:H2'	36:DA:470:A:H5''	2.01	0.42
36:DA:554:U:H2'	36:DA:555:U:C6	2.54	0.42
36:DA:703:U:H2'	36:DA:704:G:O4'	2.19	0.42
36:DA:797:C:H2'	36:DA:798:G:H8	1.84	0.42
36:DA:811:U:O2'	36:DA:812:C:H5'	2.19	0.42
36:DA:1342:A:N7	36:DA:1397:U:C2	2.88	0.42
36:DA:1359:A:H2'	36:DA:1360:A:C5'	2.49	0.42
36:DA:1625:C:H2'	36:DA:1626:G:H5'	2.01	0.42
36:DA:1654:A:P	50:DR:3:HIS:CB	3.03	0.42
36:DA:1817:G:OP1	39:DD:88:ARG:NH2	2.52	0.42
36:DA:1890:A:H2'	36:DA:1891:G:H5'	2.02	0.42
36:DA:2208:A:N3	36:DA:2219:G:N1	2.67	0.42
36:DA:2408:U:H6	36:DA:2408:U:O5'	2.01	0.42
36:DA:2521:C:C4	36:DA:2522:U:C4	3.07	0.42
36:DA:2600:A:H2'	36:DA:2601:C:H6	1.83	0.42
36:DA:2770:G:C5'	36:DA:2771:C:OP2	2.67	0.42
37:DB:98:G:O2'	37:DB:99:G:H5'	2.18	0.42
39:DD:231:HIS:CD2	39:DD:249:PRO:HG3	2.54	0.42
51:DS:85:VAL:CG2	51:DS:106:ARG:HG3	2.41	0.42
54:DV:35:LEU:C	54:DV:37:VAL:N	2.69	0.42
55:DW:11:ARG:NH2	55:DW:98:LYS:HB3	2.34	0.42
56:DX:25:LYS:HA	56:DX:81:VAL:O	2.19	0.42
56:DX:45:THR:C	56:DX:47:PHE:N	2.72	0.42
57:DY:76:CYS:CB	57:DY:77:PRO:HD2	2.48	0.42
1:AA:268:C:O2'	1:AA:269:C:H5'	2.18	0.42
1:AA:304:U:H2'	1:AA:305:G:C8	2.54	0.42
1:AA:310:G:H2'	1:AA:311:C:C6	2.54	0.42
1:AA:630:G:C2'	1:AA:631:G:H5'	2.50	0.42
1:AA:656:C:H4'	15:AO:62:GLN:OE1	2.19	0.42
1:AA:1145:C:O2'	1:AA:1146:A:P	2.78	0.42
1:AA:1233:G:OP2	9:AI:124:GLN:HG3	2.19	0.42
1:AA:1329:A:OP1	13:AM:28:ALA:HB3	2.19	0.42

Continued on next page...

Continued from previous page...

Atom-1	Atom-2	Interatomic distance (Å)	Clash overlap (Å)
1:AA:1333:A:C2'	1:AA:1334:G:H5'	2.48	0.42
1:AA:1486:G:H2'	1:AA:1487:G:O4'	2.18	0.42
5:AE:20:GLN:HE21	5:AE:20:GLN:HB3	1.54	0.42
5:AE:126:ARG:O	5:AE:127:ASN:C	2.57	0.42
7:AG:15:ASP:OD1	7:AG:44:TYR:OH	2.35	0.42
7:AG:23:VAL:HG13	7:AG:43:PHE:CZ	2.54	0.42
9:AI:4:TYR:CD1	9:AI:4:TYR:N	2.87	0.42
9:AI:48:GLU:N	9:AI:49:PRO:CD	2.82	0.42
9:AI:56:LEU:CD2	9:AI:57:GLY:N	2.82	0.42
19:AS:10:PHE:CZ	19:AS:70:LYS:HE2	2.55	0.42
22:AV:4:C:H3'	22:AV:5:G:C5'	2.50	0.42
22:AV:48:C:N4	22:AV:59:U:C4	2.88	0.42
24:AY:29:G:H1	24:AY:41:C:H42	1.66	0.42
25:AZ:74:LYS:HG2	25:AZ:75:ARG:HG3	2.01	0.42
25:AZ:171:ILE:N	25:AZ:171:ILE:CD1	2.82	0.42
25:AZ:221:PHE:CD1	25:AZ:247:VAL:HG13	2.54	0.42
26:B0:24:LYS:N	26:B0:37:LEU:O	2.30	0.42
27:B1:21:ARG:NH1	36:BA:2432:A:H2	2.16	0.42
36:BA:57:C:H2'	36:BA:58:G:C5'	2.50	0.42
36:BA:65:C:O2'	36:BA:66:C:H5'	2.19	0.42
36:BA:271(V):G:H2'	36:BA:271(W):G:O4'	2.19	0.42
36:BA:761:A:C8	36:BA:761:A:C3'	3.02	0.42
36:BA:1106:G:C6	36:BA:1107:G:C2	3.07	0.42
36:BA:1217:C:H2'	36:BA:1218:C:H6	1.85	0.42
36:BA:1278:A:O2'	36:BA:1279:G:H5'	2.19	0.42
36:BA:1431:U:H2'	36:BA:1432:C:C6	2.55	0.42
36:BA:1948:G:N3	36:BA:1948:G:H2'	2.33	0.42
36:BA:2650:U:O5'	36:BA:2650:U:H6	2.01	0.42
36:BA:2845:G:H5''	52:BT:54:ARG:O	2.19	0.42
37:BB:76:G:OP1	58:BZ:15:PRO:HB3	2.19	0.42
39:BD:259:THR:O	39:BD:260:ARG:C	2.58	0.42
40:BE:3:GLY:O	40:BE:4:ILE:CB	2.66	0.42
41:BF:42:ALA:O	41:BF:44:ARG:N	2.51	0.42
46:BN:66:LYS:C	46:BN:67:LEU:HD12	2.39	0.42
46:BN:70:LYS:O	46:BN:86:PRO:HA	2.18	0.42
48:BP:80:TYR:HE1	48:BP:111:ARG:CD	2.26	0.42
50:BR:10:LEU:HB2	50:BR:17:ARG:HE	1.84	0.42
52:BT:31:SER:O	52:BT:32:TYR:O	2.36	0.42
1:CA:62:U:C2'	1:CA:63:C:C5'	2.88	0.42
1:CA:160:A:H1'	1:CA:344:A:N7	2.34	0.42
1:CA:862:C:C2'	1:CA:863:U:H5'	2.49	0.42

Continued on next page...

Continued from previous page...

Atom-1	Atom-2	Interatomic distance (Å)	Clash overlap (Å)
1:CA:957:U:H4'	19:CS:79:THR:HB	2.01	0.42
1:CA:1294:G:O2'	1:CA:1295:G:H5'	2.20	0.42
1:CA:1309:G:O2'	1:CA:1310:G:H5'	2.19	0.42
1:CA:1431:C:H2'	1:CA:1432:G:H5'	1.99	0.42
1:CA:1503:A:C2	1:CA:1507:A:OP2	2.72	0.42
2:CB:15:VAL:O	2:CB:15:VAL:CG2	2.66	0.42
4:CD:34:GLU:O	4:CD:35:ARG:CB	2.67	0.42
4:CD:98:GLU:C	4:CD:100:ARG:H	2.23	0.42
7:CG:40:ALA:O	7:CG:43:PHE:N	2.51	0.42
11:CK:20:TYR:HA	11:CK:83:ILE:O	2.19	0.42
12:CL:75:HIS:HD2	12:CL:77:LEU:HG	1.83	0.42
13:CM:40:ASN:HA	13:CM:41:PRO:HD3	1.89	0.42
16:CP:35:LYS:HD3	16:CP:35:LYS:C	2.39	0.42
16:CP:67:THR:HG22	16:CP:68:ASP:N	2.35	0.42
18:CR:53:ARG:NH1	18:CR:60:ALA:CA	2.83	0.42
19:CS:32:LYS:HB3	19:CS:33:THR:H	1.68	0.42
20:CT:14:LYS:HA	20:CT:17:ARG:NH2	2.26	0.42
21:CU:2:GLY:C	21:CU:4:GLY:H	2.22	0.42
26:D0:27:GLU:HA	26:D0:67:VAL:HG12	2.01	0.42
27:D1:94:LEU:O	27:D1:95:LEU:O	2.36	0.42
28:D2:47:ASN:O	28:D2:50:ILE:CD1	2.67	0.42
30:D4:5:ILE:N	30:D4:5:ILE:CD1	2.82	0.42
31:D5:19:ARG:NH1	36:DA:1266:G:OP2	2.47	0.42
33:D7:5:TRP:O	36:DA:1612:C:H4'	2.18	0.42
34:D8:6:THR:HG22	34:D8:63:PRO:HD3	2.01	0.42
36:DA:141:A:H1'	36:DA:1408:C:O2'	2.19	0.42
36:DA:278:A:H61	36:DA:362:U:H3	1.68	0.42
36:DA:578:A:H5'	36:DA:1254:A:OP1	2.18	0.42
36:DA:588:U:H2'	36:DA:589:C:H6	1.81	0.42
36:DA:1058:G:C2	36:DA:1059:G:C8	3.07	0.42
36:DA:1152:C:H2'	36:DA:1153:C:H6	1.85	0.42
36:DA:1208:C:N3	36:DA:1209:G:C8	2.87	0.42
36:DA:1542:A:C8	36:DA:1544:A:H5'	2.55	0.42
36:DA:2122:U:H1'	38:DC:166:ASP:OD2	2.19	0.42
36:DA:2415:G:C6	36:DA:2416:C:N3	2.88	0.42
36:DA:2735:G:O2'	36:DA:2736:G:H5'	2.19	0.42
38:DC:28:LEU:HD23	38:DC:28:LEU:C	2.39	0.42
39:DD:79:VAL:HG12	39:DD:113:VAL:HG12	2.00	0.42
39:DD:148:GLU:O	39:DD:151:LYS:HB2	2.19	0.42
40:DE:49:LEU:N	40:DE:49:LEU:CD2	2.82	0.42
40:DE:77:ILE:CG2	40:DE:78:LEU:N	2.80	0.42

Continued on next page...

Continued from previous page...

Atom-1	Atom-2	Interatomic distance (Å)	Clash overlap (Å)
41:DF:10:PRO:HG2	41:DF:11:VAL:H	1.85	0.42
41:DF:192:LEU:HD21	41:DF:194:MET:CE	2.49	0.42
46:DN:35:ARG:O	46:DN:42:TRP:CZ3	2.69	0.42
47:DO:17:ARG:HD3	47:DO:17:ARG:HA	1.84	0.42
48:DP:126:VAL:HA	48:DP:145:PRO:HG2	2.00	0.42
49:DQ:133:ARG:HG2	49:DQ:134:ARG:H	1.83	0.42
49:DQ:133:ARG:CG	49:DQ:134:ARG:H	2.31	0.42
52:DT:133:GLU:HG2	52:DT:133:GLU:O	2.19	0.42
54:DV:66:ARG:O	54:DV:67:GLY:C	2.57	0.42
54:DV:66:ARG:NH2	54:DV:88:ARG:HG3	2.34	0.42
57:DY:25:GLY:HA3	57:DY:39:VAL:HG12	2.01	0.42
58:DZ:100:VAL:HG11	58:DZ:137:ILE:HD11	2.00	0.42
58:DZ:133:ILE:HG22	58:DZ:133:ILE:O	2.19	0.42
1:AA:123:C:OP1	1:AA:312:C:H5'	2.19	0.42
1:AA:228:A:C8	1:AA:228:A:C5'	2.99	0.42
1:AA:311:C:HO2'	1:AA:312:C:H5'	1.84	0.42
1:AA:1036:G:H3'	1:AA:1037:C:H6	1.82	0.42
2:AB:200:ILE:H	2:AB:200:ILE:HG13	1.58	0.42
3:AC:5:ILE:HG12	3:AC:10:PHE:HB2	2.01	0.42
3:AC:93:LYS:C	3:AC:95:THR:H	2.23	0.42
4:AD:23:GLY:O	4:AD:24:GLU:C	2.58	0.42
10:AJ:96:ILE:N	10:AJ:96:ILE:CD1	2.76	0.42
13:AM:25:ILE:HD11	13:AM:60:VAL:HG13	2.01	0.42
16:AP:44:THR:O	16:AP:45:THR:HB	2.20	0.42
16:AP:67:THR:N	16:AP:70:ALA:HB3	2.30	0.42
18:AR:30:ASP:O	18:AR:32:ARG:N	2.53	0.42
18:AR:55:ARG:HG3	18:AR:55:ARG:NH1	2.32	0.42
25:AZ:375:ILE:HD12	25:AZ:375:ILE:C	2.40	0.42
27:B1:60:PHE:CZ	27:B1:91:LYS:CG	2.93	0.42
29:B3:9:VAL:HG21	29:B3:55:ARG:HG3	2.01	0.42
35:B9:35:ARG:HH11	36:BA:2742:C:P	2.43	0.42
36:BA:272(J):C:H2'	36:BA:274:G:H5''	2.01	0.42
36:BA:524:U:C5'	36:BA:539:G:N2	2.82	0.42
36:BA:640:C:H2'	36:BA:641:C:C6	2.55	0.42
36:BA:671:C:H2'	36:BA:672:C:C6	2.54	0.42
36:BA:1061:U:H2'	36:BA:1062:G:H5'	2.01	0.42
36:BA:2054:A:H61	36:BA:2615:U:H3	1.67	0.42
36:BA:2059:A:C5	36:BA:2503:A:C2	3.07	0.42
36:BA:2128:C:HO2'	36:BA:2129:C:C5'	2.27	0.42
36:BA:2345:G:C6	36:BA:2347:C:N4	2.88	0.42
36:BA:2717:G:O2'	52:BT:96:ARG:HD3	2.20	0.42

Continued on next page...

Continued from previous page...

Atom-1	Atom-2	Interatomic distance (Å)	Clash overlap (Å)
36:BA:2821:A:OP2	40:BE:110:GLY:HA3	2.19	0.42
39:BD:183:ARG:HD2	39:BD:270:ILE:CG2	2.47	0.42
40:BE:48:GLN:NE2	40:BE:78:LEU:HD13	2.34	0.42
41:BF:192:LEU:CD2	41:BF:194:MET:HG3	2.50	0.42
42:BG:52:ILE:HG13	42:BG:53:LEU:N	2.32	0.42
46:BN:48:MET:SD	46:BN:49:GLY:N	2.92	0.42
46:BN:82:LEU:HD12	46:BN:82:LEU:HA	1.82	0.42
47:BO:119:PRO:HB2	52:BT:68:TYR:CD2	2.55	0.42
49:BQ:138:ASP:HB3	58:BZ:53:ILE:HD13	2.01	0.42
50:BR:79:LEU:C	50:BR:79:LEU:HD13	2.40	0.42
51:BS:71:ARG:O	51:BS:74:ALA:HB3	2.20	0.42
53:BU:37:GLU:O	53:BU:39:LEU:N	2.52	0.42
53:BU:104:GLN:HB3	54:BV:44:LYS:NZ	2.35	0.42
55:BW:17:VAL:C	55:BW:19:LEU:N	2.72	0.42
56:BX:41:ASN:N	56:BX:41:ASN:ND2	2.66	0.42
58:BZ:145:GLU:HG3	58:BZ:146:ILE:H	1.84	0.42
1:CA:201:C:H2'	1:CA:202:U:H2'	2.02	0.42
1:CA:346:G:O2'	1:CA:347:G:O5'	2.37	0.42
1:CA:376:G:P	16:CP:67:THR:HG21	2.59	0.42
1:CA:629:G:C2'	1:CA:630:G:H5''	2.47	0.42
1:CA:961:U:O2'	1:CA:962:C:C5'	2.67	0.42
1:CA:976:G:N1	1:CA:1363(A):A:C2	2.87	0.42
1:CA:1125:U:H3	10:CJ:5:ARG:CZ	2.32	0.42
1:CA:1207:G:H2'	1:CA:1208:C:H6	1.83	0.42
1:CA:1323:G:C6	1:CA:1324:A:N6	2.87	0.42
1:CA:1431:C:H2'	1:CA:1432:G:C5'	2.49	0.42
2:CB:28:PHE:CD1	2:CB:28:PHE:O	2.72	0.42
2:CB:142:LEU:CD2	2:CB:142:LEU:C	2.88	0.42
3:CC:52:LEU:HD12	3:CC:55:VAL:HG23	2.00	0.42
4:CD:155:LEU:HB2	4:CD:158:ILE:HG12	2.00	0.42
4:CD:159:ARG:O	4:CD:162:LEU:N	2.52	0.42
5:CE:11:ILE:HD11	5:CE:33:VAL:HG21	2.02	0.42
7:CG:73:MET:HG2	7:CG:90:GLU:HA	2.01	0.42
7:CG:121:ALA:O	7:CG:124:LEU:HB2	2.19	0.42
7:CG:134:ALA:O	7:CG:137:LYS:N	2.53	0.42
8:CH:41:ARG:HD3	8:CH:42:GLU:OE2	2.19	0.42
10:CJ:30:SER:HB3	10:CJ:84:GLN:HE22	1.84	0.42
11:CK:97:ALA:O	11:CK:98:LEU:C	2.57	0.42
14:CN:44:LEU:HD12	14:CN:44:LEU:O	2.19	0.42
16:CP:11:SER:OG	16:CP:14:ASN:HB3	2.19	0.42
20:CT:86:ARG:HH11	20:CT:86:ARG:HG3	1.84	0.42

Continued on next page...

Continued from previous page...

Atom-1	Atom-2	Interatomic distance (Å)	Clash overlap (Å)
22:CV:49:C:H6	22:CV:49:C:O5'	2.01	0.42
22:CW:54:U:C5	22:CW:55:U:C4	3.08	0.42
25:CZ:20:VAL:H	25:CZ:115:GLN:HE21	1.68	0.42
25:CZ:136:ASN:OD1	60:CZ:501:GDP:O6	2.37	0.42
25:CZ:321:TYR:HB2	25:CZ:367:ASN:ND2	2.34	0.42
25:CZ:355:LEU:CD1	25:CZ:360:GLU:HA	2.50	0.42
26:D0:50:ASN:HD22	26:D0:63:VAL:CG2	2.29	0.42
27:D1:29:GLY:HA3	36:DA:2396:G:O2'	2.19	0.42
34:D8:61:LEU:HD23	36:DA:593:G:H4'	2.01	0.42
36:DA:99:U:C6	36:DA:102:G:N2	2.88	0.42
36:DA:347:A:H2'	36:DA:348:G:C8	2.54	0.42
36:DA:389:G:C6	48:DP:70:GLN:HG3	2.54	0.42
36:DA:579:G:N2	36:DA:580:C:C2	2.88	0.42
36:DA:991:C:OP2	36:DA:1186:G:OP2	2.37	0.42
36:DA:1029:A:OP1	49:DQ:128:LYS:NZ	2.44	0.42
36:DA:1059:G:H5'	36:DA:1060:U:H2'	2.01	0.42
36:DA:1142(A):A:C4	36:DA:1144:G:N7	2.87	0.42
36:DA:1210:A:C5'	36:DA:1212:G:H5'	2.50	0.42
36:DA:1217:C:H2'	36:DA:1218:C:C6	2.47	0.42
36:DA:1314:C:OP1	36:DA:1332:G:OP1	2.36	0.42
36:DA:1658:C:H2'	36:DA:1659:U:C6	2.54	0.42
36:DA:1792:G:H2'	36:DA:1793:C:C6	2.54	0.42
36:DA:1957:C:H2'	36:DA:1958:C:H6	1.83	0.42
36:DA:2303:G:H4'	42:DG:124:SER:O	2.19	0.42
36:DA:2436:G:O2'	36:DA:2437:U:H5'	2.19	0.42
36:DA:2543:G:N3	36:DA:2765:A:H2'	2.34	0.42
36:DA:2579:C:O2'	40:DE:131:ALA:CB	2.64	0.42
36:DA:2774:C:H2'	36:DA:2775:A:O4'	2.19	0.42
36:DA:2812:G:N2	36:DA:2889:C:C2	2.88	0.42
37:DB:68:C:H2'	37:DB:69:G:C8	2.54	0.42
37:DB:69:G:N2	37:DB:70:C:H1'	2.34	0.42
37:DB:75:G:H5'	37:DB:76:G:OP2	2.20	0.42
39:DD:17:THR:O	39:DD:211:ARG:NH2	2.45	0.42
39:DD:113:VAL:C	39:DD:115:GLN:H	2.22	0.42
39:DD:222:ARG:O	39:DD:226:MET:HG3	2.20	0.42
40:DE:57:LYS:HE3	40:DE:57:LYS:CA	2.37	0.42
40:DE:188:VAL:HG23	40:DE:189:PRO:CD	2.50	0.42
41:DF:23:ASP:O	41:DF:115:ALA:HA	2.20	0.42
41:DF:163:VAL:O	41:DF:163:VAL:HG12	2.19	0.42
42:DG:5:VAL:HB	42:DG:8:LYS:HD2	2.01	0.42
42:DG:40:ASN:O	42:DG:155:MET:HA	2.19	0.42

Continued on next page...

Continued from previous page...

Atom-1	Atom-2	Interatomic distance (Å)	Clash overlap (Å)
42:DG:42:GLY:N	42:DG:90:LEU:H	2.18	0.42
42:DG:131:TYR:CE2	42:DG:133:LEU:HB3	2.54	0.42
42:DG:131:TYR:HB2	42:DG:173:LEU:HD11	2.00	0.42
46:DN:128:HIS:O	46:DN:128:HIS:CG	2.72	0.42
48:DP:50:ARG:CG	48:DP:51:PHE:N	2.82	0.42
50:DR:92:GLY:CA	50:DR:94:TYR:HE1	2.32	0.42
51:DS:16:ASN:C	51:DS:18:ILE:N	2.72	0.42
52:DT:30:VAL:HG23	52:DT:83:ILE:HG12	2.01	0.42
1:AA:235:C:OP1	17:AQ:70:ARG:NH1	2.53	0.42
1:AA:858:G:C5	1:AA:869:G:C5	3.07	0.42
1:AA:1103:C:C4	1:AA:1104:G:N7	2.88	0.42
1:AA:1348:U:O2'	1:AA:1349:A:C8	2.44	0.42
4:AD:9:CYS:SG	4:AD:31:CYS:O	2.78	0.42
4:AD:18:LYS:C	4:AD:19:LEU:HD12	2.40	0.42
10:AJ:74:ILE:O	10:AJ:74:ILE:HG13	2.18	0.42
12:AL:41:ARG:HB3	12:AL:41:ARG:CZ	2.44	0.42
13:AM:88:ARG:O	13:AM:91:ARG:HB2	2.19	0.42
13:AM:118:ALA:HB2	22:AV:28:G:O2'	2.19	0.42
14:AN:14:PRO:O	14:AN:15:LYS:O	2.37	0.42
16:AP:5:ARG:NH2	16:AP:24:ALA:CA	2.77	0.42
19:AS:31:ILE:HD13	19:AS:49:ILE:HG23	2.00	0.42
21:AU:3:LYS:HB3	21:AU:14:TRP:CD1	2.55	0.42
21:AU:24:ARG:O	21:AU:25:LYS:HB3	2.20	0.42
22:AV:4:C:N4	22:AV:69:G:H1	2.09	0.42
25:AZ:185:ASN:O	25:AZ:185:ASN:OD1	2.38	0.42
26:B0:7:LEU:CD2	49:BQ:81:VAL:HG21	2.49	0.42
28:B2:48:HIS:HB3	36:BA:96:G:P	2.58	0.42
30:B4:14:ILE:HG13	30:B4:31:ILE:HB	2.02	0.42
31:B5:47:PRO:C	31:B5:49:CYS:H	2.22	0.42
35:B9:20:HIS:HE1	36:BA:2755:C:O2	2.01	0.42
36:BA:185:U:H4'	36:BA:218:A:H4'	2.02	0.42
36:BA:533:G:H5'	53:BU:24:TYR:CE1	2.53	0.42
36:BA:626:U:C2	48:BP:105:LEU:HG	2.55	0.42
36:BA:695:G:N1	36:BA:768:G:C5	2.88	0.42
36:BA:1780:A:H3'	36:BA:1781:C:H2'	2.00	0.42
36:BA:1780:A:OP2	36:BA:1782:C:OP1	2.37	0.42
36:BA:2100:G:H2'	36:BA:2101:G:C8	2.54	0.42
36:BA:2395:C:C2	36:BA:2396:G:C8	3.08	0.42
36:BA:2427:C:H5''	36:BA:2429:G:H5'	2.01	0.42
36:BA:2522:U:O2'	36:BA:2647:U:OP1	2.32	0.42
36:BA:2656:U:N3	36:BA:2665:A:H2	2.18	0.42

Continued on next page...

Continued from previous page...

Atom-1	Atom-2	Interatomic distance (Å)	Clash overlap (Å)
36:BA:2728:U:H2'	36:BA:2729:G:C8	2.54	0.42
37:BB:66:A:C2	37:BB:109:C:C2	3.08	0.42
38:BC:85:GLU:OE2	38:BC:150:GLY:N	2.43	0.42
39:BD:62:TYR:CE1	39:BD:64:ILE:HA	2.55	0.42
39:BD:155:LEU:HD23	39:BD:177:LEU:HD21	2.02	0.42
41:BF:185:ASP:HA	41:BF:188:ARG:HD3	2.01	0.42
41:BF:201:VAL:CG1	41:BF:202:PHE:N	2.83	0.42
42:BG:34:LEU:HD13	42:BG:99:MET:HE2	2.01	0.42
44:BJ:106:UNK:O	44:BJ:107:UNK:CB	2.68	0.42
46:BN:62:VAL:O	46:BN:63:THR:CB	2.68	0.42
47:BO:35:VAL:HG21	47:BO:103:ALA:HB3	2.02	0.42
47:BO:104:ARG:HH21	52:BT:33:LYS:HE2	1.83	0.42
48:BP:69:GLY:O	48:BP:70:GLN:O	2.37	0.42
48:BP:85:LEU:CD2	48:BP:85:LEU:N	2.82	0.42
51:BS:97:ARG:HE	51:BS:97:ARG:CA	2.33	0.42
53:BU:66:ASN:ND2	53:BU:76:TYR:N	2.58	0.42
53:BU:66:ASN:HD22	53:BU:66:ASN:HA	1.59	0.42
54:BV:18:LEU:CD2	54:BV:19:LYS:H	2.32	0.42
55:BW:1:MET:O	55:BW:64:MET:HE2	2.19	0.42
56:BX:40:LYS:O	56:BX:44:GLU:HB2	2.19	0.42
58:BZ:151:HIS:ND1	58:BZ:152:ALA:N	2.61	0.42
1:CA:189(H):G:H2'	1:CA:189(H):G:P	2.59	0.42
1:CA:646:U:H2'	1:CA:647:C:H6	1.83	0.42
1:CA:986:A:C6	1:CA:1220:G:C6	3.07	0.42
1:CA:1018:C:H2'	1:CA:1019:C:C6	2.54	0.42
1:CA:1169:A:C6	1:CA:1170:A:C6	3.08	0.42
1:CA:1236:A:OP1	21:CU:2:GLY:HA3	2.19	0.42
1:CA:1298:C:N4	7:CG:114:ARG:HB2	2.33	0.42
1:CA:1346:A:O3'	1:CA:1347:G:H4'	2.19	0.42
1:CA:1429:C:H2'	1:CA:1430:C:H6	1.81	0.42
3:CC:55:VAL:O	3:CC:55:VAL:HG12	2.18	0.42
3:CC:107:GLN:NE2	3:CC:107:GLN:N	2.68	0.42
4:CD:11:LEU:CD1	4:CD:66:ARG:NE	2.82	0.42
5:CE:34:VAL:O	5:CE:34:VAL:HG13	2.20	0.42
9:CI:32:ASP:O	9:CI:35:GLU:N	2.53	0.42
12:CL:102:ARG:HH11	12:CL:102:ARG:CG	2.31	0.42
13:CM:105:THR:O	13:CM:106:ASN:C	2.58	0.42
15:CO:36:ILE:HG23	15:CO:56:LEU:HD11	2.02	0.42
17:CQ:18:THR:CG2	17:CQ:69:LYS:HD2	2.49	0.42
22:CV:47:U:H3'	22:CV:48:C:H5'	2.01	0.42
25:CZ:38:GLU:O	25:CZ:39:ASN:CB	2.68	0.42

Continued on next page...

Continued from previous page...

Atom-1	Atom-2	Interatomic distance (Å)	Clash overlap (Å)
25:CZ:223:MET:HE2	25:CZ:240:GLY:HA3	2.00	0.42
25:CZ:320:VAL:HG22	25:CZ:386:PHE:CZ	2.55	0.42
34:D8:50:LEU:HD12	34:D8:51:ALA:N	2.25	0.42
36:DA:223:A:C4	36:DA:422:A:C8	3.07	0.42
36:DA:238:C:C4	36:DA:239:U:C5	3.08	0.42
36:DA:375:C:C4	36:DA:376:C:N4	2.88	0.42
36:DA:407:G:H2'	36:DA:408:G:C8	2.54	0.42
36:DA:674:G:C1'	41:DF:74:ARG:HD3	2.49	0.42
36:DA:706:A:H2'	36:DA:707:G:O4'	2.19	0.42
36:DA:817:C:H2'	36:DA:818:G:O4'	2.19	0.42
36:DA:871:U:OP1	49:DQ:5:ARG:HG3	2.20	0.42
36:DA:1005:C:HO2'	46:DN:28:THR:HG1	1.62	0.42
36:DA:1196:C:O4'	36:DA:1226:A:C2	2.72	0.42
36:DA:1409:C:H2'	36:DA:1410:G:H8	1.84	0.42
36:DA:1418:G:OP1	36:DA:1588:C:O2'	2.34	0.42
36:DA:1448:G:H5'	36:DA:1449:A:OP2	2.19	0.42
36:DA:1564:C:O2'	36:DA:1565:C:H5'	2.20	0.42
36:DA:1833:U:O2	36:DA:1969:A:H2	2.03	0.42
36:DA:2378:A:H2	51:DS:20:ARG:HH21	1.65	0.42
36:DA:2744:G:N7	36:DA:2755:C:C1'	2.83	0.42
36:DA:2746:U:O4'	43:DH:139:GLN:HB2	2.19	0.42
38:DC:3:HIS:CG	38:DC:7:TYR:HD2	2.37	0.42
39:DD:28:GLU:N	39:DD:29:PRO:HD2	2.33	0.42
39:DD:242:ARG:HB2	39:DD:243:GLY:H	1.61	0.42
40:DE:38:THR:C	40:DE:40:GLU:H	2.22	0.42
41:DF:64:ILE:HG23	41:DF:65:TRP:H	1.84	0.42
42:DG:46:ALA:HB2	42:DG:88:ILE:CB	2.50	0.42
42:DG:167:GLU:CD	42:DG:168:GLU:H	2.23	0.42
45:DK:3:UNK:O	45:DK:4:UNK:O	2.37	0.42
48:DP:124:LYS:CD	48:DP:143:GLY:HA3	2.47	0.42
51:DS:42:ASP:C	51:DS:44:LYS:N	2.69	0.42
55:DW:97:LYS:HE2	55:DW:99:ARG:CZ	2.49	0.42
57:DY:95:LYS:HG3	57:DY:99:CYS:O	2.20	0.42
57:DY:98:VAL:O	57:DY:98:VAL:HG12	2.19	0.42
58:DZ:18:LEU:N	58:DZ:18:LEU:CD1	2.82	0.42
58:DZ:110:GLY:O	58:DZ:115:GLY:HA3	2.20	0.42
1:AA:189(D):C:H1'	1:AA:189(H):G:C2	2.55	0.42
1:AA:518:C:H2'	1:AA:530:G:C4	2.55	0.42
1:AA:722:A:O2'	1:AA:724:G:C8	2.67	0.42
1:AA:858:G:C8	1:AA:869:G:O6	2.73	0.42
1:AA:1057:G:H2'	1:AA:1058:G:O4'	2.20	0.42

Continued on next page...

Continued from previous page...

Atom-1	Atom-2	Interatomic distance (Å)	Clash overlap (Å)
1:AA:1072:G:H2'	1:AA:1073:U:C6	2.55	0.42
1:AA:1193:G:O2'	1:AA:1194:U:H5'	2.20	0.42
1:AA:1255:G:H5''	3:AC:26:LYS:HE2	2.01	0.42
1:AA:1459:C:H2'	1:AA:1460:A:C8	2.54	0.42
3:AC:11:ARG:CG	3:AC:11:ARG:NH1	2.77	0.42
6:AF:27:GLN:O	6:AF:28:ARG:C	2.58	0.42
6:AF:81:ILE:H	6:AF:81:ILE:HG13	1.61	0.42
9:AI:83:ARG:HA	9:AI:86:VAL:CG1	2.48	0.42
15:AO:70:LEU:HD12	15:AO:70:LEU:HA	1.87	0.42
18:AR:30:ASP:C	18:AR:32:ARG:N	2.72	0.42
19:AS:12:ASP:H	19:AS:38:SER:HB2	1.84	0.42
22:AV:1:G:C4'	26:B0:5:LYS:HE2	2.49	0.42
25:AZ:133:VAL:HG23	25:AZ:168:VAL:HG11	2.01	0.42
25:AZ:221:PHE:N	25:AZ:244:ARG:HD2	2.34	0.42
27:B1:76:ARG:HH12	27:B1:95:LEU:CG	2.32	0.42
29:B3:49:LYS:HD2	36:BA:851:U:C5'	2.49	0.42
32:B6:36:LEU:HD23	32:B6:37:ARG:N	2.35	0.42
36:BA:11:G:H2'	36:BA:12:U:C6	2.54	0.42
36:BA:516:C:O5'	36:BA:516:C:H6	2.03	0.42
36:BA:540:C:H2'	36:BA:541:C:C6	2.55	0.42
36:BA:569:U:H1'	36:BA:947:G:O4'	2.20	0.42
36:BA:1006:C:O2'	46:BN:106:MET:HB3	2.19	0.42
36:BA:1216:G:O2'	36:BA:1217:C:H5'	2.19	0.42
36:BA:1344:G:C2	36:BA:1404:C:C2	3.08	0.42
36:BA:1654:A:P	50:BR:3:HIS:HB2	2.58	0.42
36:BA:1655:A:H1'	40:BE:113:PHE:CD1	2.54	0.42
36:BA:2278:A:H2'	36:BA:2279:G:O5'	2.20	0.42
36:BA:2407:G:N1	36:BA:2408:U:O2	2.53	0.42
36:BA:2460:U:H2'	36:BA:2461:C:O4'	2.19	0.42
36:BA:2591:C:P	39:BD:239:ARG:HB2	2.59	0.42
37:BB:98:G:H2'	37:BB:99:G:H5'	2.02	0.42
38:BC:74:VAL:O	38:BC:92:ASP:HB2	2.20	0.42
38:BC:78:ALA:O	38:BC:119:VAL:CG1	2.67	0.42
39:BD:107:ALA:O	39:BD:196:VAL:O	2.38	0.42
39:BD:267:SER:O	39:BD:268:ARG:HB2	2.20	0.42
41:BF:167:ALA:O	41:BF:168:ARG:C	2.58	0.42
43:BH:50:VAL:O	43:BH:52:VAL:HG23	2.19	0.42
47:BO:26:LYS:HD2	47:BO:37:ASP:OD1	2.18	0.42
47:BO:53:LYS:HD2	47:BO:53:LYS:N	2.35	0.42
47:BO:104:ARG:HG2	47:BO:122:LEU:OXT	2.20	0.42
47:BO:104:ARG:HB3	47:BO:121:VAL:CG1	2.49	0.42

Continued on next page...

Continued from previous page...

Atom-1	Atom-2	Interatomic distance (Å)	Clash overlap (Å)
47:BO:107:ARG:HD3	52:BT:36:GLU:HG2	2.01	0.42
48:BP:50:ARG:CG	48:BP:51:PHE:N	2.82	0.42
48:BP:95:VAL:HG22	48:BP:124:LYS:O	2.20	0.42
52:BT:126:ALA:O	52:BT:128:GLU:N	2.52	0.42
57:BY:28:LYS:O	57:BY:38:ILE:N	2.51	0.42
57:BY:44:ILE:HG22	57:BY:45:VAL:H	1.84	0.42
57:BY:86:ARG:HG2	57:BY:87:LYS:H	1.83	0.42
58:BZ:168:GLU:O	58:BZ:168:GLU:OE1	2.36	0.42
1:CA:373:A:C2	1:CA:482:A:C6	3.07	0.42
1:CA:585:G:H2'	1:CA:586:C:O4'	2.20	0.42
1:CA:644:G:H2'	1:CA:645:C:H6	1.85	0.42
1:CA:698:G:H2'	1:CA:699:C:C6	2.53	0.42
1:CA:935:A:C2	7:CG:3:ARG:NH2	2.87	0.42
1:CA:1002:G:O2'	1:CA:1003:G:H5'	2.19	0.42
1:CA:1108:G:C5	1:CA:1109:C:C5	3.07	0.42
2:CB:62:ALA:O	2:CB:65:GLY:N	2.33	0.42
2:CB:88:ALA:HB2	2:CB:219:VAL:HG13	2.00	0.42
3:CC:7:PRO:HG2	3:CC:184:TYR:HB2	2.01	0.42
4:CD:125:HIS:O	4:CD:149:ALA:N	2.37	0.42
4:CD:171:GLY:HA2	4:CD:172:PRO:HD3	1.81	0.42
5:CE:105:VAL:O	5:CE:108:ALA:HB3	2.19	0.42
5:CE:127:ASN:HA	5:CE:128:PRO:HD3	1.89	0.42
7:CG:30:ILE:HD13	7:CG:105:VAL:HG22	2.02	0.42
9:CI:17:VAL:HG11	9:CI:81:ILE:HA	2.01	0.42
13:CM:33:ALA:HB1	13:CM:59:TYR:CD2	2.55	0.42
16:CP:17:TYR:CD1	16:CP:17:TYR:N	2.86	0.42
19:CS:35:SER:C	19:CS:37:ARG:H	2.21	0.42
20:CT:25:ARG:HH11	20:CT:25:ARG:HG3	1.83	0.42
22:CW:29:G:H1	22:CW:41:C:H42	1.66	0.42
22:CW:39:U:C2'	22:CW:40:C:C5'	2.93	0.42
27:D1:44:PRO:HA	36:DA:396:G:O3'	2.20	0.42
27:D1:62:VAL:HG22	27:D1:63:ALA:O	2.20	0.42
28:D2:6:VAL:HA	28:D2:9:GLN:OE1	2.19	0.42
31:D5:27:PRO:O	31:D5:28:PRO:C	2.57	0.42
32:D6:20:ASN:O	32:D6:21:TYR:CD2	2.72	0.42
34:D8:32:LEU:CD2	34:D8:36:LYS:NZ	2.82	0.42
34:D8:33:ASN:ND2	36:DA:2419:U:P	2.93	0.42
36:DA:60:G:C8	36:DA:63:U:C5	3.08	0.42
36:DA:774:A:H2	36:DA:787:U:O2'	1.99	0.42
36:DA:943:U:OP2	48:DP:38:GLN:OE1	2.37	0.42
36:DA:1137:G:N2	36:DA:1138:G:H1'	2.34	0.42

Continued on next page...

Continued from previous page...

Atom-1	Atom-2	Interatomic distance (Å)	Clash overlap (Å)
36:DA:1367:A:N7	36:DA:1368:G:H1'	2.34	0.42
36:DA:1664:A:H1'	36:DA:2726:U:C5	2.55	0.42
36:DA:1820:U:N3	39:DD:202:LYS:HD2	2.34	0.42
36:DA:1827:C:OP2	39:DD:222:ARG:NH1	2.51	0.42
36:DA:2464:C:C2	36:DA:2487:G:N2	2.87	0.42
36:DA:2506:U:H5'	36:DA:2506:U:C6	2.55	0.42
36:DA:2832:U:C2	36:DA:2834:G:C2	3.08	0.42
36:DA:2852:G:H2'	36:DA:2853:C:H6	1.84	0.42
38:DC:56:GLN:HA	38:DC:201:PRO:HG2	2.02	0.42
38:DC:74:VAL:O	38:DC:92:ASP:HB2	2.19	0.42
39:DD:35:LYS:HG3	39:DD:63:ARG:HG3	2.00	0.42
40:DE:120:TRP:CE2	40:DE:155:LYS:HG2	2.54	0.42
41:DF:53:THR:HG23	41:DF:55:GLY:N	2.26	0.42
41:DF:202:PHE:CD1	41:DF:202:PHE:C	2.92	0.42
42:DG:86:MET:N	42:DG:87:PRO:HD3	2.33	0.42
48:DP:9:ASN:N	48:DP:10:PRO:CD	2.82	0.42
48:DP:101:VAL:HG12	48:DP:106:LEU:HB2	2.00	0.42
49:DQ:59:ARG:HD3	49:DQ:59:ARG:O	2.19	0.42
49:DQ:141:GLN:CD	58:DZ:72:ARG:HA	2.39	0.42
50:DR:12:ARG:NH1	50:DR:12:ARG:CG	2.82	0.42
51:DS:27:SER:HA	51:DS:88:ASP:CB	2.49	0.42
52:DT:32:TYR:N	52:DT:32:TYR:HD1	2.18	0.42
53:DU:65:ILE:HG13	53:DU:96:ALA:CB	2.47	0.42
55:DW:66:GLU:O	55:DW:68:ARG:N	2.44	0.42
58:DZ:108:PRO:O	58:DZ:110:GLY:N	2.52	0.42
58:DZ:123:ASP:O	58:DZ:124:ILE:CG2	2.59	0.42
1:AA:325:A:N6	1:AA:326:G:N1	2.68	0.42
1:AA:437:U:H4'	4:AD:125:HIS:NE2	2.34	0.42
1:AA:453:A:O2'	1:AA:454:C:O4'	2.37	0.42
1:AA:542:G:OP1	4:AD:10:ARG:NH2	2.51	0.42
1:AA:586:C:O3'	8:AH:89:PRO:HB2	2.20	0.42
1:AA:799:G:O2'	1:AA:800:G:H5'	2.19	0.42
1:AA:1172:C:H2'	1:AA:1173:G:H8	1.82	0.42
1:AA:1188:A:C2'	1:AA:1189:C:H5'	2.50	0.42
3:AC:81:GLY:C	3:AC:85:ARG:HG2	2.40	0.42
5:AE:51:VAL:HB	5:AE:52:PRO:CD	2.47	0.42
10:AJ:70:ARG:HG2	10:AJ:70:ARG:NH1	2.35	0.42
14:AN:15:LYS:O	14:AN:16:PHE:O	2.37	0.42
23:AX:26:A:H5'	23:AX:27:A:C8	2.55	0.42
24:AY:76:A:H61	25:AZ:234:ARG:NH2	2.17	0.42
25:AZ:222:LEU:HD12	25:AZ:303:VAL:HG11	1.99	0.42

Continued on next page...

Continued from previous page...

Atom-1	Atom-2	Interatomic distance (Å)	Clash overlap (Å)
27:B1:3:LYS:HD3	36:BA:1364:G:C8	2.55	0.42
29:B3:1:MET:HE2	29:B3:39:ASP:O	2.20	0.42
29:B3:17:LYS:HG2	36:BA:969:U:OP1	2.20	0.42
34:B8:38:GLY:O	34:B8:41:ILE:HG23	2.19	0.42
36:BA:80:G:O2'	36:BA:81:G:H5'	2.20	0.42
36:BA:188:G:C6	36:BA:189:G:C4	3.07	0.42
36:BA:733:G:C8	36:BA:761:A:C6	3.08	0.42
36:BA:979:G:N2	36:BA:985:C:N4	2.68	0.42
36:BA:1348:G:C3'	36:BA:1349:A:H5''	2.49	0.42
36:BA:1404:C:C2'	36:BA:1405:U:H5'	2.50	0.42
36:BA:1747:G:H2'	36:BA:1747(A):G:H8	1.81	0.42
36:BA:2305:A:H1'	42:BG:136:ARG:HG2	2.01	0.42
36:BA:2584:U:O2	36:BA:2584:U:O4'	2.38	0.42
36:BA:2744:G:C2	36:BA:2761:G:C4	3.07	0.42
36:BA:2847:U:H5''	52:BT:97:ALA:HB2	2.01	0.42
38:BC:82:LYS:HG3	38:BC:116:THR:HG21	2.02	0.42
39:BD:33:LEU:HG	39:BD:33:LEU:H	1.69	0.42
39:BD:198:ASN:OD1	39:BD:198:ASN:O	2.38	0.42
41:BF:46:ARG:HG3	41:BF:48:THR:HG23	2.02	0.42
41:BF:143:ALA:HB1	41:BF:148:LEU:HB2	2.02	0.42
42:BG:117:PHE:HE1	42:BG:119:GLY:C	2.23	0.42
46:BN:12:ARG:NH2	46:BN:135:PRO:CG	2.79	0.42
48:BP:23:PRO:O	48:BP:33:ARG:NE	2.53	0.42
49:BQ:39:PRO:HA	49:BQ:99:PRO:HD3	2.01	0.42
52:BT:30:VAL:CG2	52:BT:84:GLN:CG	2.98	0.42
55:BW:66:GLU:C	55:BW:68:ARG:H	2.18	0.42
1:CA:106:C:O2	1:CA:379:C:H4'	2.20	0.42
1:CA:235:C:H2'	1:CA:236:G:C8	2.55	0.42
1:CA:567:G:H2'	1:CA:568:G:O4'	2.19	0.42
1:CA:585:G:N3	1:CA:879:C:H4'	2.35	0.42
1:CA:1105:A:C2	1:CA:1106:G:C8	3.08	0.42
1:CA:1118:C:C2	1:CA:1179:A:C2	3.08	0.42
1:CA:1364:U:O2	1:CA:1364:U:O4'	2.37	0.42
1:CA:1388:C:H2'	1:CA:1389:C:C6	2.55	0.42
2:CB:113:HIS:C	2:CB:115:LEU:N	2.71	0.42
3:CC:59:ARG:O	3:CC:60:ALA:CB	2.68	0.42
3:CC:118:GLN:HA	3:CC:121:ALA:HB3	2.00	0.42
3:CC:124:ILE:HG12	3:CC:130:VAL:HG22	2.01	0.42
4:CD:121:VAL:CB	4:CD:136:PRO:HG3	2.48	0.42
4:CD:131:ARG:HD3	4:CD:131:ARG:H	1.84	0.42
4:CD:194:LEU:HD22	4:CD:194:LEU:H	1.83	0.42

Continued on next page...

Continued from previous page...

Atom-1	Atom-2	Interatomic distance (Å)	Clash overlap (Å)
6:CF:30:LEU:HB3	6:CF:35:ALA:HB3	2.01	0.42
7:CG:97:GLN:O	7:CG:101:LEU:HG	2.19	0.42
9:CI:105:ASP:OD1	9:CI:107:ARG:HG3	2.19	0.42
11:CK:121:PRO:HG2	11:CK:126:ARG:HG3	2.02	0.42
12:CL:35:GLY:O	12:CL:83:VAL:N	2.50	0.42
13:CM:88:ARG:HA	13:CM:98:VAL:HG13	2.01	0.42
16:CP:6:LEU:HD11	16:CP:19:ILE:CD1	2.49	0.42
18:CR:70:ILE:O	18:CR:71:LYS:C	2.58	0.42
22:CV:56:C:C4	42:DG:84:LYS:HE3	2.55	0.42
25:CZ:113:MET:O	25:CZ:116:THR:HB	2.20	0.42
25:CZ:135:MET:HE3	25:CZ:172:ARG:CD	2.49	0.42
26:D0:33:ALA:O	36:DA:2353:G:H1'	2.20	0.42
27:D1:20:ARG:HD2	27:D1:32:LYS:HG2	2.02	0.42
28:D2:13:ALA:O	28:D2:15:LYS:N	2.53	0.42
32:D6:12:GLU:HG2	32:D6:23:THR:HB	2.02	0.42
34:D8:8:LYS:HE3	36:DA:245:G:O6	2.20	0.42
36:DA:325:G:H2'	36:DA:326:G:C8	2.53	0.42
36:DA:363(F):A:O2'	36:DA:364:C:C5	2.73	0.42
36:DA:654(H):G:C3'	36:DA:654(I):C:C5'	2.97	0.42
36:DA:709:U:H2'	36:DA:710:G:H8	1.80	0.42
36:DA:1190:G:H5'	48:DP:35:HIS:HA	2.02	0.42
36:DA:1203:G:H3'	36:DA:1204:A:C5'	2.47	0.42
36:DA:1381:G:O2'	36:DA:1382:G:H5'	2.20	0.42
36:DA:2010:G:C6	36:DA:2011:U:C5	3.08	0.42
36:DA:2346:A:H5'	36:DA:2383:G:O4'	2.20	0.42
36:DA:2360:A:O2'	36:DA:2361:A:O5'	2.38	0.42
36:DA:2492:U:O2'	36:DA:2493:U:H5'	2.20	0.42
36:DA:2883:A:H5'	36:DA:2884:U:H5'	2.01	0.42
37:DB:115:G:H2'	37:DB:116:G:H8	1.85	0.42
38:DC:100:ILE:HD13	38:DC:127:LEU:CG	2.49	0.42
38:DC:123:VAL:CG1	38:DC:124:GLY:N	2.83	0.42
40:DE:111:ARG:O	40:DE:112:GLY:C	2.56	0.42
41:DF:126:VAL:HG21	41:DF:129:PHE:CZ	2.55	0.42
42:DG:111:LEU:HD22	42:DG:117:PHE:CE1	2.55	0.42
43:DH:50:VAL:CG1	43:DH:52:VAL:HG22	2.49	0.42
44:DJ:70:UNK:O	44:DJ:71:UNK:C	2.68	0.42
47:DO:90:GLN:O	47:DO:92:GLU:N	2.53	0.42
48:DP:24:GLY:O	48:DP:25:SER:CB	2.67	0.42
48:DP:101:VAL:HA	48:DP:105:LEU:O	2.20	0.42
49:DQ:64:ILE:CG2	49:DQ:65:PHE:H	2.33	0.42
51:DS:26:LEU:HD23	51:DS:26:LEU:O	2.20	0.42

Continued on next page...

Continued from previous page...

Atom-1	Atom-2	Interatomic distance (Å)	Clash overlap (Å)
51:DS:30:ARG:HH22	51:DS:62:LYS:HB3	1.84	0.42
53:DU:88:ILE:O	53:DU:88:ILE:CG1	2.58	0.42
54:DV:37:VAL:O	54:DV:38:LEU:HB2	2.19	0.42
56:DX:47:PHE:CD2	56:DX:89:ILE:HD13	2.55	0.42
58:DZ:17:ALA:O	58:DZ:20:ARG:HG2	2.19	0.42
58:DZ:150:LEU:O	58:DZ:150:LEU:HD23	2.19	0.42
1:AA:555:C:H2'	1:AA:556:C:H6	1.85	0.42
1:AA:767:A:H2'	1:AA:768:A:O4'	2.20	0.42
1:AA:837:G:C2'	1:AA:838:G:H5'	2.49	0.42
1:AA:1039:C:C6	1:AA:1040:U:H5	2.38	0.42
2:AB:9:GLU:N	2:AB:9:GLU:CD	2.72	0.42
2:AB:54:THR:O	2:AB:57:PHE:HB3	2.20	0.42
2:AB:130:ARG:NH2	2:AB:134:GLU:HG3	2.30	0.42
4:AD:17:VAL:O	4:AD:19:LEU:CD1	2.68	0.42
13:AM:11:ARG:NE	13:AM:12:ASN:HD21	2.16	0.42
13:AM:119:GLY:C	13:AM:120:LYS:HE3	2.39	0.42
14:AN:6:LEU:HB3	14:AN:23:ARG:NH2	2.34	0.42
16:AP:9:PHE:CE2	16:AP:18:ARG:CZ	3.02	0.42
19:AS:60:VAL:O	19:AS:60:VAL:HG22	2.19	0.42
22:AW:7:A:C4	22:AW:49:C:H5	2.38	0.42
22:AW:50:U:O2'	22:AW:51:U:H5'	2.20	0.42
25:AZ:138:VAL:O	25:AZ:140:MET:N	2.46	0.42
25:AZ:385:ARG:HD3	61:AZ:502:KIR:C45	2.50	0.42
26:B0:14:ARG:HD2	36:BA:2279:G:O6	2.20	0.42
26:B0:15:ASP:OD1	26:B0:16:SER:N	2.46	0.42
36:BA:108:U:H4'	36:BA:347:A:H2	1.85	0.42
36:BA:483:A:O3'	57:BY:49:VAL:HG22	2.19	0.42
36:BA:535:C:C2'	36:BA:536:A:H5'	2.49	0.42
36:BA:564:C:O2'	36:BA:565:C:H5'	2.20	0.42
36:BA:654(N):G:N7	36:BA:654(O):G:N3	2.67	0.42
36:BA:829:A:N7	36:BA:2248:C:H5'	2.34	0.42
36:BA:1161:C:H2'	36:BA:1162:G:H8	1.85	0.42
36:BA:1337:G:H2'	36:BA:1338:G:C8	2.53	0.42
36:BA:1418:G:OP1	36:BA:1588:C:O2'	2.37	0.42
36:BA:1640:C:C2'	36:BA:1641:A:H5'	2.50	0.42
36:BA:2385:C:O2'	36:BA:2386:C:H5'	2.20	0.42
36:BA:2648:C:O2'	36:BA:2649:U:H5'	2.20	0.42
36:BA:2650:U:H2'	36:BA:2651:C:H6	1.84	0.42
36:BA:2681:C:O2	36:BA:2681:C:H2'	2.19	0.42
36:BA:2825:C:H2'	36:BA:2826:A:H5'	2.02	0.42
39:BD:32:SER:O	39:BD:33:LEU:C	2.58	0.42

Continued on next page...

Continued from previous page...

Atom-1	Atom-2	Interatomic distance (Å)	Clash overlap (Å)
39:BD:183:ARG:HG3	39:BD:184:LYS:N	2.35	0.42
40:BE:44:TYR:CE2	40:BE:46:ALA:HB3	2.53	0.42
42:BG:18:GLU:HA	42:BG:18:GLU:OE1	2.19	0.42
44:BJ:56:UNK:HA	44:BJ:83:UNK:CA	2.50	0.42
53:BU:9:VAL:CG1	53:BU:13:LYS:HE2	2.46	0.42
54:BV:34:GLU:O	54:BV:36:PRO:CD	2.67	0.42
54:BV:45:THR:O	54:BV:46:VAL:O	2.38	0.42
55:BW:47:VAL:HA	55:BW:50:VAL:HG12	2.01	0.42
55:BW:50:VAL:HG22	55:BW:105:VAL:CG2	2.48	0.42
56:BX:24:GLY:N	56:BX:82:GLN:HE22	2.17	0.42
56:BX:31:HIS:O	56:BX:32:PRO:C	2.58	0.42
57:BY:49:VAL:O	57:BY:50:ARG:CB	2.67	0.42
58:BZ:54:HIS:O	58:BZ:98:MET:HE1	2.19	0.42
1:CA:33:A:OP2	1:CA:398:C:H5'	2.19	0.42
1:CA:184:G:H4'	1:CA:224:C:C4'	2.48	0.42
1:CA:247:G:H2'	1:CA:248:C:H6	1.84	0.42
1:CA:342:C:O2'	1:CA:343:U:H5'	2.19	0.42
1:CA:750:G:O2'	1:CA:751:U:H5'	2.19	0.42
1:CA:808:C:O2'	1:CA:809:G:H5'	2.20	0.42
1:CA:959:A:H2'	1:CA:960:U:C4'	2.49	0.42
1:CA:1351:U:H5'	7:CG:33:ASP:OD1	2.19	0.42
1:CA:1495:U:H2'	1:CA:1496:C:H6	1.84	0.42
2:CB:18:GLY:HA2	2:CB:42:ILE:HG22	2.02	0.42
6:CF:12:PRO:HG3	6:CF:57:GLN:O	2.19	0.42
6:CF:16:GLN:HG2	6:CF:17:SER:N	2.35	0.42
6:CF:57:GLN:H	6:CF:57:GLN:NE2	2.18	0.42
8:CH:10:LEU:CD2	8:CH:83:ILE:HD11	2.45	0.42
11:CK:44:SER:OG	11:CK:47:VAL:HG23	2.19	0.42
11:CK:82:VAL:HB	11:CK:107:SER:O	2.20	0.42
13:CM:15:VAL:O	13:CM:19:LEU:CD2	2.66	0.42
14:CN:58:LYS:O	14:CN:59:ALA:O	2.37	0.42
19:CS:16:LEU:H	19:CS:16:LEU:CD1	2.30	0.42
25:CZ:93:ILE:HG21	61:CZ:502:KIR:C37	2.49	0.42
25:CZ:269:GLY:O	25:CZ:270:VAL:HG23	2.19	0.42
25:CZ:310:ILE:HG23	25:CZ:311:THR:N	2.34	0.42
26:D0:46:LYS:NZ	26:D0:75:LEU:O	2.47	0.42
28:D2:17:SER:HB2	28:D2:20:GLU:HB3	2.01	0.42
28:D2:21:LEU:HB2	28:D2:64:LEU:HD12	2.02	0.42
28:D2:35:LEU:CD1	28:D2:35:LEU:C	2.81	0.42
29:D3:26:LEU:CB	29:D3:28:LEU:HD21	2.49	0.42
31:D5:8:LYS:O	36:DA:2017:U:H4'	2.19	0.42

Continued on next page...

Continued from previous page...

Atom-1	Atom-2	Interatomic distance (Å)	Clash overlap (Å)
34:D8:28:GLY:O	34:D8:32:LEU:HD22	2.19	0.42
36:DA:74:A:H5''	36:DA:75:G:O4'	2.20	0.42
36:DA:74:A:O2'	36:DA:75:G:OP2	2.31	0.42
36:DA:304:G:H2'	36:DA:305:U:O4'	2.19	0.42
36:DA:531:C:N3	36:DA:563:G:C8	2.88	0.42
36:DA:803:U:H2'	36:DA:804:A:C5'	2.49	0.42
36:DA:919:G:C6	36:DA:920:G:C5	3.08	0.42
36:DA:1009:A:H1'	53:DU:59:ARG:HH11	1.84	0.42
36:DA:1332:G:H4'	36:DA:1333:C:OP2	2.20	0.42
36:DA:1579:A:H2'	36:DA:1580:A:O4'	2.20	0.42
36:DA:1608:A:H1'	36:DA:1610:A:OP2	2.19	0.42
36:DA:2206:G:H21	36:DA:2207:G:C5'	2.33	0.42
36:DA:2325:G:C6	36:DA:2326:C:N4	2.88	0.42
39:DD:201:HIS:C	39:DD:203:ASN:N	2.73	0.42
40:DE:33:VAL:CG1	40:DE:89:ASP:O	2.68	0.42
40:DE:57:LYS:C	40:DE:58:ARG:HG3	2.40	0.42
42:DG:6:ALA:O	42:DG:10:LYS:HD3	2.20	0.42
46:DN:30:ILE:HD13	46:DN:54:VAL:HG21	2.00	0.42
46:DN:82:LEU:HA	46:DN:82:LEU:HD12	1.81	0.42
46:DN:118:LYS:C	46:DN:120:LEU:N	2.72	0.42
48:DP:38:GLN:HG3	48:DP:41:ARG:HD3	2.02	0.42
50:DR:44:LEU:HD22	50:DR:44:LEU:HA	1.86	0.42
1:AA:59:A:N6	1:AA:331:G:H1'	2.35	0.42
1:AA:346:G:O2'	1:AA:347:G:O5'	2.38	0.42
1:AA:457:C:N4	1:AA:458:C:H41	2.18	0.42
1:AA:974:A:P	14:AN:41:ARG:HH11	2.42	0.42
1:AA:1134:G:N1	1:AA:1141:C:C4	2.87	0.42
1:AA:1229:A:H2'	1:AA:1230:C:H6	1.85	0.42
1:AA:1442(A):G:H3'	1:AA:1442(B):A:C5'	2.50	0.42
10:AJ:48:THR:CG2	10:AJ:62:HIS:CE1	3.03	0.42
13:AM:83:ASP:OD1	13:AM:85:GLY:N	2.52	0.42
15:AO:13:GLN:H	15:AO:13:GLN:HG2	1.65	0.42
16:AP:21:VAL:O	16:AP:21:VAL:HG13	2.19	0.42
17:AQ:51:TYR:CE2	17:AQ:73:VAL:HG11	2.55	0.42
17:AQ:59:ILE:HD13	17:AQ:59:ILE:HA	1.81	0.42
22:AV:20:U:H6	22:AV:20:U:H3'	1.84	0.42
22:AV:68:C:C2'	22:AV:69:G:C5'	2.93	0.42
25:AZ:19:HIS:HB2	25:AZ:113:MET:HB3	2.02	0.42
25:AZ:215:ARG:HB3	25:AZ:282:ALA:CB	2.50	0.42
25:AZ:230:THR:O	25:AZ:230:THR:OG1	2.38	0.42
26:B0:53:MET:HG2	26:B0:57:PHE:HA	2.01	0.42

Continued on next page...

Continued from previous page...

Atom-1	Atom-2	Interatomic distance (Å)	Clash overlap (Å)
27:B1:77:ALA:O	27:B1:78:LYS:C	2.57	0.42
28:B2:49:LYS:HB2	28:B2:49:LYS:NZ	2.35	0.42
30:B4:47:GLN:HE21	30:B4:47:GLN:HB3	1.59	0.42
31:B5:19:ARG:NH1	36:BA:1266:G:OP2	2.52	0.42
31:B5:30:LEU:HD22	31:B5:40:LYS:C	2.39	0.42
33:B7:12:ARG:NH2	33:B7:44:PRO:HB3	2.35	0.42
36:BA:227:A:N6	36:BA:2407:G:C8	2.88	0.42
36:BA:363(A):A:N3	36:BA:363(A):A:H2'	2.35	0.42
36:BA:1275:A:C4	50:BR:16:HIS:CE1	3.08	0.42
36:BA:1572:A:H2'	36:BA:1573:G:H8	1.84	0.42
36:BA:1599:C:OP2	56:BX:36:LYS:HD2	2.20	0.42
36:BA:1668:A:N3	36:BA:1670:C:N3	2.68	0.42
36:BA:1721:G:C6	36:BA:1739:U:H5'	2.55	0.42
36:BA:1817:G:O2'	36:BA:1818:U:H5'	2.19	0.42
36:BA:2115:G:N3	36:BA:2117:A:N7	2.68	0.42
36:BA:2200:C:H5'	36:BA:2201:C:OP2	2.18	0.42
36:BA:2310:A:O2'	36:BA:2311:A:H5''	2.20	0.42
36:BA:2358:G:C5	36:BA:2359:C:C5	3.08	0.42
36:BA:2479:G:OP1	36:BA:2537:U:H1'	2.20	0.42
36:BA:2508:G:O3'	36:BA:2555:U:H5'	2.20	0.42
36:BA:2747:G:O2'	43:BH:67:LEU:HD12	2.19	0.42
36:BA:2811:G:C6	36:BA:2891:G:N2	2.88	0.42
37:BB:42:C:HO2'	37:BB:43:C:P	2.43	0.42
37:BB:48:A:OP1	51:BS:93:LYS:HB3	2.20	0.42
37:BB:73:A:H2'	37:BB:74:U:C5'	2.44	0.42
37:BB:78:A:C6	37:BB:100:A:C8	3.08	0.42
37:BB:104:U:O2'	37:BB:105:A:H5'	2.20	0.42
39:BD:28:GLU:CD	39:BD:28:GLU:N	2.73	0.42
39:BD:35:LYS:HB3	39:BD:36:PRO:CD	2.43	0.42
40:BE:63:LEU:HD23	40:BE:63:LEU:C	2.39	0.42
42:BG:9:ARG:HB2	42:BG:10:LYS:HD2	2.01	0.42
43:BH:94:TYR:CE1	43:BH:107:VAL:C	2.93	0.42
43:BH:101:ARG:O	43:BH:117:PRO:HG3	2.20	0.42
46:BN:32:THR:HG22	46:BN:37:LYS:HB3	2.01	0.42
46:BN:47:ALA:O	46:BN:119:ARG:NH2	2.50	0.42
47:BO:65:THR:HA	47:BO:82:ASN:HD22	1.85	0.42
48:BP:16:ARG:HD3	48:BP:16:ARG:O	2.19	0.42
52:BT:7:ILE:O	52:BT:10:VAL:HB	2.19	0.42
52:BT:31:SER:C	52:BT:32:TYR:HD1	2.23	0.42
52:BT:129:ARG:NE	52:BT:131:ALA:CB	2.83	0.42
53:BU:115:ALA:C	53:BU:117:GLN:N	2.71	0.42

Continued on next page...

Continued from previous page...

Atom-1	Atom-2	Interatomic distance (Å)	Clash overlap (Å)
53:BU:115:ALA:O	53:BU:117:GLN:N	2.53	0.42
54:BV:59:ALA:HA	54:BV:95:LEU:O	2.19	0.42
55:BW:27:LYS:O	55:BW:28:SER:O	2.38	0.42
55:BW:63:ASP:O	55:BW:64:MET:HG3	2.19	0.42
56:BX:54:VAL:C	56:BX:55:ASN:HD22	2.24	0.42
58:BZ:166:SER:H	58:BZ:167:PRO:HA	1.84	0.42
1:CA:187:C:H2'	1:CA:188:C:H6	1.85	0.42
1:CA:359:U:H2'	1:CA:360:A:C8	2.54	0.42
1:CA:786:G:C2	1:CA:797:C:C2	3.08	0.42
1:CA:951:G:C2	1:CA:952:U:C2	3.08	0.42
1:CA:1237:C:H3'	1:CA:1336:C:H41	1.85	0.42
1:CA:1277:C:O2'	1:CA:1279:A:H8	2.03	0.42
1:CA:1319:A:C5	1:CA:1323:G:C4	3.07	0.42
1:CA:1352:C:H2'	1:CA:1353:G:H8	1.79	0.42
1:CA:1352:C:O2	1:CA:1371:G:C2	2.73	0.42
1:CA:1396:A:O4'	1:CA:1398:A:H1'	2.20	0.42
1:CA:1463:C:O2'	1:CA:1464:G:H5'	2.20	0.42
1:CA:1526:G:H2'	1:CA:1527:C:C6	2.45	0.42
2:CB:193:ASP:HA	2:CB:194:PRO:HD2	1.81	0.42
3:CC:40:ARG:HH11	3:CC:40:ARG:CG	2.27	0.42
4:CD:114:ARG:HG3	4:CD:114:ARG:NH1	2.34	0.42
4:CD:170:VAL:HG12	4:CD:171:GLY:H	1.85	0.42
5:CE:102:ALA:HB1	5:CE:106:PRO:CG	2.45	0.42
11:CK:44:SER:H	11:CK:47:VAL:HG23	1.84	0.42
13:CM:27:LYS:NZ	13:CM:31:LYS:NZ	2.68	0.42
13:CM:35:GLU:C	13:CM:38:GLY:H	2.23	0.42
14:CN:45:ARG:O	14:CN:46:GLU:C	2.58	0.42
20:CT:26:ASN:ND2	20:CT:26:ASN:H	2.17	0.42
22:CW:56:C:H2'	22:CW:57:G:C8	2.54	0.42
25:CZ:335:PHE:CD1	25:CZ:335:PHE:N	2.86	0.42
25:CZ:356:PRO:O	25:CZ:357:PRO:C	2.58	0.42
25:CZ:361:MET:CE	25:CZ:361:MET:HA	2.50	0.42
26:D0:17:GLN:O	26:D0:18:ALA:C	2.58	0.42
26:D0:62:LEU:HD23	26:D0:62:LEU:N	2.34	0.42
28:D2:3:LEU:HG	28:D2:4:SER:N	2.35	0.42
32:D6:9:LEU:HD13	32:D6:9:LEU:O	2.19	0.42
32:D6:18:ARG:HH12	32:D6:47:THR:HG21	1.85	0.42
32:D6:20:ASN:CG	32:D6:21:TYR:N	2.74	0.42
34:D8:33:ASN:ND2	36:DA:2419:U:C5'	2.83	0.42
34:D8:33:ASN:N	34:D8:36:LYS:NZ	2.67	0.42
35:D9:35:ARG:O	35:D9:36:GLN:O	2.37	0.42

Continued on next page...

Continued from previous page...

Atom-1	Atom-2	Interatomic distance (Å)	Clash overlap (Å)
36:DA:271(H):G:H1	36:DA:271(P):C:N4	2.18	0.42
36:DA:414:C:H4'	36:DA:1879:C:O2	2.20	0.42
36:DA:1170:G:H1	36:DA:1179:C:H42	1.67	0.42
36:DA:1365:A:N6	36:DA:1366:A:C6	2.88	0.42
36:DA:1701:A:C5'	36:DA:1702:G:OP2	2.65	0.42
36:DA:1912:A:C8	36:DA:1918:A:C2	3.08	0.42
36:DA:2128:C:P	38:DC:36:LYS:HB2	2.60	0.42
36:DA:2245:U:C5'	36:DA:2246:G:H5'	2.41	0.42
36:DA:2342:C:O2'	36:DA:2374:C:H5''	2.20	0.42
36:DA:2468:G:C5'	49:DQ:120:ILE:HD12	2.50	0.42
36:DA:2468:G:H5''	49:DQ:120:ILE:CD1	2.50	0.42
36:DA:2683:C:OP1	52:DT:53:ARG:NH2	2.53	0.42
38:DC:78:ALA:HB1	38:DC:116:THR:HG23	2.02	0.42
38:DC:99:ILE:C	38:DC:101:GLN:H	2.23	0.42
42:DG:130:ASN:CG	42:DG:161:THR:H	2.23	0.42
43:DH:127:GLU:HB2	43:DH:130:ARG:HB2	2.02	0.42
46:DN:20:GLY:O	46:DN:61:ARG:HG3	2.20	0.42
46:DN:34:LEU:C	46:DN:34:LEU:CD1	2.88	0.42
47:DO:98:VAL:HG12	47:DO:117:LEU:HB3	2.02	0.42
49:DQ:136:ALA:C	49:DQ:138:ASP:N	2.73	0.42
50:DR:41:ALA:O	50:DR:43:GLU:N	2.53	0.42
51:DS:97:ARG:O	51:DS:97:ARG:NH2	2.50	0.42
52:DT:30:VAL:HG12	52:DT:44:ASP:OD2	2.20	0.42
52:DT:102:ILE:HB	52:DT:110:ILE:HD12	2.02	0.42
53:DU:88:ILE:HB	53:DU:90:VAL:CG2	2.49	0.42
53:DU:93:LYS:O	53:DU:96:ALA:HB3	2.20	0.42
55:DW:44:ALA:O	55:DW:45:TYR:C	2.58	0.42
56:DX:45:THR:OG1	56:DX:46:ALA:N	2.53	0.42
57:DY:6:HIS:CD2	57:DY:6:HIS:H	2.36	0.42
57:DY:57:GLN:HA	57:DY:57:GLN:OE1	2.19	0.42
58:DZ:30:ASN:ND2	58:DZ:32:HIS:HB2	2.34	0.42
58:DZ:153:SER:C	58:DZ:155:LEU:H	2.23	0.42
1:AA:109:A:C4	1:AA:327:A:C2	3.08	0.42
1:AA:166:G:O2'	1:AA:167:G:H5'	2.19	0.42
1:AA:346:G:N3	1:AA:346:G:C2'	2.83	0.42
1:AA:369:C:O2'	1:AA:370:C:H5'	2.20	0.42
1:AA:435:C:H2'	1:AA:436:C:H6	1.85	0.42
1:AA:631:G:C2'	1:AA:632:A:C8	2.99	0.42
1:AA:636:U:H2'	1:AA:637:G:H8	1.83	0.42
1:AA:647:C:HO2'	1:AA:648:A:H5'	1.84	0.42
1:AA:1104:G:P	2:AB:111:ARG:CD	3.08	0.42

Continued on next page...

Continued from previous page...

Atom-1	Atom-2	Interatomic distance (Å)	Clash overlap (Å)
1:AA:1158:C:C4	1:AA:1160:G:H1'	2.55	0.42
2:AB:98:LEU:HB2	2:AB:101:MET:HG3	2.02	0.42
2:AB:105:PHE:CE1	2:AB:152:PHE:HZ	2.38	0.42
3:AC:74:GLY:O	3:AC:77:ILE:N	2.48	0.42
3:AC:75:VAL:O	3:AC:83:ARG:HG2	2.20	0.42
4:AD:108:LEU:O	4:AD:109:GLY:C	2.56	0.42
5:AE:72:GLN:O	5:AE:73:ASN:CB	2.68	0.42
9:AI:108:VAL:HG12	9:AI:109:VAL:H	1.84	0.42
10:AJ:3:LYS:HG3	10:AJ:77:PRO:HD3	2.02	0.42
10:AJ:7:LYS:O	10:AJ:96:ILE:HA	2.20	0.42
11:AK:44:SER:H	11:AK:47:VAL:CG2	2.33	0.42
12:AL:57:LYS:HA	12:AL:67:THR:HA	2.02	0.42
12:AL:124:LYS:HD2	12:AL:125:PRO:CD	2.48	0.42
13:AM:91:ARG:HD3	13:AM:97:PRO:O	2.20	0.42
15:AO:34:LEU:HD12	15:AO:34:LEU:HA	1.81	0.42
22:AV:69:G:H3'	22:AV:69:G:C8	2.54	0.42
25:AZ:277:LEU:CD1	25:AZ:278:GLN:N	2.82	0.42
26:B0:16:SER:OG	36:BA:2262:U:OP2	2.35	0.42
28:B2:33:MET:O	28:B2:36:ARG:CB	2.65	0.42
32:B6:28:ARG:O	32:B6:29:ASN:C	2.57	0.42
36:BA:62:C:H42	36:BA:93:G:H1	1.68	0.42
36:BA:67:U:H2'	36:BA:68:G:C8	2.55	0.42
36:BA:573:G:O2'	36:BA:574:C:H3'	2.20	0.42
36:BA:780:G:OP1	39:BD:218:ARG:NH2	2.53	0.42
36:BA:1089:G:H22	36:BA:1102:C:H42	1.67	0.42
36:BA:1614:A:N1	55:BW:91:GLY:HA2	2.34	0.42
36:BA:1640:C:H2'	36:BA:1641:A:O4'	2.19	0.42
36:BA:2681:C:C4	36:BA:2724:C:C5	3.08	0.42
37:BB:21:G:H2'	37:BB:22:U:C5'	2.49	0.42
37:BB:106:G:OP1	58:BZ:31:ARG:HG2	2.20	0.42
38:BC:183:GLU:CD	38:BC:183:GLU:H	2.22	0.42
38:BC:191:ALA:C	38:BC:193:ILE:N	2.74	0.42
39:BD:134:ARG:HG2	39:BD:187:GLY:O	2.20	0.42
39:BD:223:GLY:O	39:BD:224:ALA:C	2.57	0.42
40:BE:119:ARG:HG3	40:BE:160:TYR:CD1	2.55	0.42
41:BF:164:ARG:HH11	41:BF:164:ARG:HG2	1.85	0.42
42:BG:62:LEU:O	42:BG:143:GLU:OE1	2.38	0.42
43:BH:26:VAL:HB	43:BH:33:LEU:H	1.84	0.42
43:BH:43:VAL:HG12	43:BH:46:GLU:OE2	2.19	0.42
46:BN:17:ASP:HB2	46:BN:55:VAL:CG1	2.49	0.42
48:BP:38:GLN:CG	48:BP:39:LYS:N	2.81	0.42

Continued on next page...

Continued from previous page...

Atom-1	Atom-2	Interatomic distance (Å)	Clash overlap (Å)
48:BP:58:THR:O	48:BP:61:ARG:HG3	2.19	0.42
48:BP:77:ARG:CD	48:BP:78:PRO:HD2	2.42	0.42
48:BP:107:LYS:HG3	48:BP:107:LYS:O	2.19	0.42
50:BR:2:ARG:HH11	50:BR:2:ARG:CG	2.17	0.42
50:BR:29:LEU:HD11	50:BR:52:ILE:HD11	2.02	0.42
50:BR:103:ARG:O	50:BR:111:LEU:CD1	2.67	0.42
52:BT:38:ASN:N	52:BT:38:ASN:HD22	2.18	0.42
52:BT:90:GLN:O	52:BT:92:GLY:N	2.53	0.42
53:BU:99:ALA:HB2	53:BU:106:PHE:CE1	2.55	0.42
58:BZ:107:THR:OG1	58:BZ:111:VAL:HG22	2.19	0.42
58:BZ:115:GLY:HA3	58:BZ:175:VAL:O	2.19	0.42
1:CA:188:C:H2'	1:CA:189:G:H8	1.85	0.42
1:CA:397:A:H5'	1:CA:398:C:OP1	2.20	0.42
1:CA:748:C:O2'	1:CA:749:C:OP2	2.35	0.42
1:CA:986:A:N6	1:CA:1220:G:C6	2.88	0.42
1:CA:986:A:H1'	19:CS:54:GLY:O	2.20	0.42
1:CA:1035:A:H2'	1:CA:1036:G:O4'	2.20	0.42
1:CA:1129:C:O5'	1:CA:1130:A:H5'	2.20	0.42
1:CA:1206:G:C5	1:CA:1207:G:N7	2.88	0.42
1:CA:1367:C:P	10:CJ:57:LYS:HZ1	2.41	0.42
2:CB:105:PHE:CE1	2:CB:152:PHE:CZ	3.08	0.42
2:CB:204:ASN:HD22	2:CB:204:ASN:C	2.22	0.42
3:CC:53:ALA:HB1	3:CC:114:PRO:HB2	2.01	0.42
4:CD:159:ARG:O	4:CD:160:GLN:C	2.58	0.42
5:CE:33:VAL:HG22	5:CE:43:LEU:HD13	2.02	0.42
5:CE:112:LEU:HA	5:CE:112:LEU:HD23	1.79	0.42
11:CK:37:GLY:C	11:CK:38:ASN:HD22	2.24	0.42
15:CO:23:GLY:O	15:CO:28:GLN:NE2	2.49	0.42
17:CQ:59:ILE:HD13	17:CQ:59:ILE:HA	1.78	0.42
22:CV:9:A:H5'	22:CV:46:G:N3	2.33	0.42
22:CV:61:C:C3'	22:CV:62:C:H5'	2.49	0.42
25:CZ:68:VAL:O	25:CZ:69:GLU:HG2	2.20	0.42
25:CZ:110:ASP:HB3	25:CZ:113:MET:HE2	2.01	0.42
25:CZ:210:ILE:O	25:CZ:210:ILE:HG23	2.20	0.42
26:D0:24:LYS:HA	26:D0:24:LYS:HD3	1.82	0.42
26:D0:45:PHE:CZ	26:D0:77:ARG:NH2	2.88	0.42
27:D1:71:TYR:HA	27:D1:74:VAL:HG23	2.02	0.42
28:D2:21:LEU:HB2	28:D2:64:LEU:CD1	2.50	0.42
32:D6:12:GLU:HA	32:D6:23:THR:CA	2.49	0.42
34:D8:51:ALA:N	34:D8:53:PRO:HD2	2.35	0.42
35:D9:30:PRO:C	35:D9:32:HIS:N	2.70	0.42

Continued on next page...

Continued from previous page...

Atom-1	Atom-2	Interatomic distance (Å)	Clash overlap (Å)
36:DA:16:G:H2'	36:DA:17:G:H8	1.84	0.42
36:DA:271(F):C:H2'	36:DA:271(G):C:O4'	2.20	0.42
36:DA:793:A:OP2	36:DA:2072:G:H5'	2.20	0.42
36:DA:1052:C:O2'	36:DA:1053:C:P	2.77	0.42
36:DA:1268:A:H2'	36:DA:1269:A:H8	1.85	0.42
36:DA:1445(A):C:O5'	36:DA:1445(A):C:H6	2.02	0.42
36:DA:1535:A:H3'	36:DA:1536:C:C6	2.55	0.42
36:DA:1682:G:H5'	36:DA:1762:A:O2'	2.20	0.42
36:DA:1780:A:OP2	36:DA:1782:C:OP1	2.38	0.42
36:DA:1821:A:H2'	36:DA:1822:G:C8	2.55	0.42
36:DA:2283:C:H2'	36:DA:2284:C:C5'	2.50	0.42
36:DA:2383:G:H2'	36:DA:2384:G:C8	2.55	0.42
36:DA:2406:U:C4	48:DP:72:PRO:HB2	2.55	0.42
36:DA:2425:A:H5''	36:DA:2427:C:O4'	2.20	0.42
36:DA:2469:A:O2'	49:DQ:56:ARG:NH1	2.52	0.42
36:DA:2636:U:H4'	40:DE:80:GLU:OE1	2.20	0.42
36:DA:2643:G:H2'	36:DA:2644:G:O4'	2.20	0.42
37:DB:106:G:C5'	58:DZ:31:ARG:HB3	2.50	0.42
39:DD:10:THR:HG23	39:DD:13:ARG:CB	2.47	0.42
41:DF:10:PRO:HG2	41:DF:13:SER:OG	2.19	0.42
42:DG:7:LEU:O	42:DG:10:LYS:C	2.58	0.42
42:DG:171:ALA:HA	42:DG:174:GLU:HB3	2.01	0.42
43:DH:32:GLU:O	43:DH:33:LEU:HD23	2.19	0.42
45:DK:94:UNK:CB	58:DZ:112:ARG:HH12	2.33	0.42
46:DN:13:TRP:O	46:DN:135:PRO:HD2	2.20	0.42
47:DO:104:ARG:HB3	47:DO:121:VAL:HG11	2.01	0.42
50:DR:28:LEU:HD12	50:DR:114:VAL:CG2	2.50	0.42
51:DS:58:LEU:HD12	51:DS:58:LEU:HA	1.91	0.42
52:DT:107:ASP:OD1	52:DT:107:ASP:N	2.52	0.42
54:DV:5:VAL:CG2	54:DV:6:LYS:N	2.83	0.42
55:DW:54:ALA:CB	55:DW:107:LEU:HD11	2.50	0.42
57:DY:17:SER:CB	57:DY:71:LYS:HE2	2.49	0.42
58:DZ:45:ASP:O	58:DZ:47:VAL:N	2.52	0.42
1:AA:667:G:H4'	15:AO:51:HIS:CE1	2.55	0.41
1:AA:830:G:O2'	1:AA:831:U:H5'	2.19	0.41
1:AA:1095:U:OP2	1:AA:1108:G:O6	2.38	0.41
1:AA:1446:U:O2'	1:AA:1447:A:H3'	2.19	0.41
2:AB:21:ARG:CB	2:AB:38:GLY:O	2.68	0.41
2:AB:105:PHE:O	2:AB:106:LYS:C	2.58	0.41
2:AB:114:ARG:O	2:AB:114:ARG:HD3	2.19	0.41
2:AB:211:ILE:O	2:AB:212:GLN:C	2.58	0.41

Continued on next page...

Continued from previous page...

Atom-1	Atom-2	Interatomic distance (Å)	Clash overlap (Å)
3:AC:83:ARG:O	3:AC:85:ARG:N	2.53	0.41
4:AD:19:LEU:HD12	4:AD:19:LEU:N	2.34	0.41
4:AD:59:ARG:HE	4:AD:59:ARG:CA	2.33	0.41
7:AG:108:ALA:O	7:AG:119:ARG:HD2	2.19	0.41
9:AI:126:SER:O	9:AI:128:ARG:HD2	2.19	0.41
10:AJ:35:SER:O	10:AJ:36:GLY:C	2.58	0.41
12:AL:36:VAL:CG1	12:AL:82:VAL:HG22	2.49	0.41
13:AM:70:LEU:C	13:AM:72:ALA:N	2.74	0.41
15:AO:17:ARG:HG3	15:AO:17:ARG:NH1	2.31	0.41
15:AO:17:ARG:NH1	15:AO:77:ARG:CZ	2.82	0.41
17:AQ:59:ILE:HD11	17:AQ:73:VAL:HG22	2.01	0.41
22:AV:18:G:H1'	22:AV:58:A:C2	2.54	0.41
25:AZ:72:THR:O	25:AZ:74:LYS:N	2.53	0.41
25:AZ:204:ASP:O	25:AZ:208:GLU:HG2	2.20	0.41
25:AZ:315:LYS:CB	25:AZ:404:LEU:HB2	2.50	0.41
25:AZ:392:GLY:O	25:AZ:393:ARG:CB	2.66	0.41
26:B0:49:LYS:H	26:B0:80:HIS:CG	2.38	0.41
27:B1:3:LYS:HA	36:BA:1365:A:OP2	2.20	0.41
27:B1:21:ARG:HH11	36:BA:2432:A:H2	1.67	0.41
27:B1:86:SER:C	27:B1:88:LYS:H	2.22	0.41
34:B8:17:THR:CG2	34:B8:21:LYS:O	2.68	0.41
34:B8:22:VAL:HB	34:B8:53:PRO:HB3	2.02	0.41
36:BA:139:G:C5	36:BA:140:G:H2'	2.55	0.41
36:BA:407:G:H2'	36:BA:408:G:C8	2.55	0.41
36:BA:572:A:C2	36:BA:2033:A:C2	3.08	0.41
36:BA:1068:G:N2	36:BA:1096:A:H4'	2.34	0.41
36:BA:1120:G:C6	36:BA:1121:C:C4	3.08	0.41
36:BA:1747(A):G:C2'	36:BA:1748:G:C5'	2.83	0.41
36:BA:1750:G:H2'	36:BA:1751:C:C6	2.54	0.41
36:BA:1753:G:N3	36:BA:1755:A:C8	2.87	0.41
36:BA:1903:G:OP2	39:BD:241:PRO:HB2	2.20	0.41
36:BA:2032:G:OP2	36:BA:2454:G:O2'	2.21	0.41
36:BA:2056:G:N3	36:BA:2056:G:H2'	2.35	0.41
36:BA:2376:A:H2'	36:BA:2377:A:O4'	2.20	0.41
36:BA:2495:G:H5''	49:BQ:82:ARG:HB3	2.02	0.41
38:BC:49:ILE:HD12	38:BC:49:ILE:O	2.20	0.41
38:BC:72:VAL:CG2	38:BC:111:ASP:HB3	2.50	0.41
39:BD:32:SER:O	39:BD:36:PRO:HG2	2.20	0.41
41:BF:100:THR:O	41:BF:100:THR:HG22	2.20	0.41
42:BG:40:ASN:HA	42:BG:91:ARG:HA	2.02	0.41
42:BG:178:PHE:HB3	42:BG:180:PHE:CD1	2.55	0.41

Continued on next page...

Continued from previous page...

Atom-1	Atom-2	Interatomic distance (Å)	Clash overlap (Å)
43:BH:98:LEU:HD12	43:BH:99:VAL:N	2.35	0.41
44:BJ:114:UNK:O	44:BJ:115:UNK:CB	2.68	0.41
47:BO:71:ARG:NH2	47:BO:122:LEU:O	2.42	0.41
48:BP:59:LEU:O	48:BP:59:LEU:HG	2.20	0.41
53:BU:39:LEU:HA	53:BU:42:ALA:HB3	2.02	0.41
53:BU:98:LEU:C	53:BU:100:VAL:N	2.73	0.41
58:BZ:92:SER:OG	58:BZ:93:ASP:N	2.53	0.41
58:BZ:162:GLU:O	58:BZ:163:LEU:C	2.58	0.41
1:CA:63:C:H2'	1:CA:64:G:C5'	2.40	0.41
1:CA:66:G:H4'	1:CA:173:U:C4	2.55	0.41
1:CA:573:A:C2	1:CA:574:A:C2	3.08	0.41
1:CA:618:C:H3'	1:CA:619:U:C5'	2.48	0.41
1:CA:740:U:O2'	1:CA:741:G:H5'	2.20	0.41
1:CA:1072:G:C6	1:CA:1104:G:C2	3.08	0.41
1:CA:1077:G:N2	1:CA:1081:G:C4	2.88	0.41
1:CA:1255:G:N1	1:CA:1283:G:C6	2.88	0.41
4:CD:14:ARG:C	4:CD:16:GLY:H	2.24	0.41
4:CD:19:LEU:HD23	4:CD:67:ILE:HG12	2.03	0.41
4:CD:170:VAL:HG11	4:CD:174:LEU:HB2	2.01	0.41
10:CJ:54:PHE:CE1	10:CJ:55:LYS:NZ	2.83	0.41
11:CK:72:ALA:O	11:CK:75:TYR:HB2	2.20	0.41
13:CM:125:ARG:NH1	36:DA:1913:A:N7	2.68	0.41
14:CN:57:ARG:CG	14:CN:58:LYS:N	2.82	0.41
17:CQ:26:GLN:HA	17:CQ:36:ILE:O	2.20	0.41
19:CS:10:PHE:HZ	19:CS:70:LYS:HE2	1.78	0.41
19:CS:75:ALA:O	19:CS:76:PRO:C	2.57	0.41
19:CS:79:THR:O	19:CS:80:TYR:CB	2.68	0.41
20:CT:26:ASN:HD22	20:CT:26:ASN:C	2.23	0.41
24:CY:28:C:C2	24:CY:29:G:C8	3.08	0.41
25:CZ:248:LYS:O	25:CZ:251:ASP:OD2	2.37	0.41
27:D1:4:VAL:HB	27:D1:11:ARG:HH11	1.82	0.41
28:D2:8:LYS:O	28:D2:9:GLN:C	2.58	0.41
29:D3:23:LEU:O	29:D3:26:LEU:N	2.53	0.41
35:D9:5:ALA:HB3	36:DA:2465:C:O2'	2.20	0.41
36:DA:301:G:HO2'	36:DA:302:C:H6	1.66	0.41
36:DA:363(E):U:C2'	36:DA:363(F):A:O4'	2.68	0.41
36:DA:481:G:C2'	36:DA:482:A:OP2	2.68	0.41
36:DA:549:G:C2'	36:DA:551:G:H5'	2.50	0.41
36:DA:733:G:C8	36:DA:761:A:C6	3.08	0.41
36:DA:956:G:OP2	49:DQ:14:ARG:NH2	2.53	0.41
36:DA:1108:U:H6	36:DA:1109:C:C6	2.37	0.41

Continued on next page...

Continued from previous page...

Atom-1	Atom-2	Interatomic distance (Å)	Clash overlap (Å)
36:DA:1171:G:C8	36:DA:1173:G:H1'	2.55	0.41
36:DA:1286:A:H2'	36:DA:1288:U:OP2	2.20	0.41
36:DA:1409:C:H2'	36:DA:1410:G:C8	2.54	0.41
36:DA:1555:G:C2	36:DA:1556:C:C6	3.08	0.41
36:DA:2101:G:C6	36:DA:2102:U:C4	3.07	0.41
36:DA:2136:C:C6	36:DA:2137:C:H5	2.37	0.41
36:DA:2314:C:C5'	42:DG:38:VAL:HG21	2.50	0.41
36:DA:2553:G:H2'	36:DA:2554:U:C4'	2.49	0.41
40:DE:11:MET:CB	40:DE:23:VAL:O	2.63	0.41
40:DE:55:ASN:HD21	40:DE:58:ARG:NH1	2.18	0.41
40:DE:66:HIS:O	40:DE:67:PHE:C	2.57	0.41
40:DE:111:ARG:HA	50:DR:2:ARG:CG	2.47	0.41
41:DF:25:PRO:HB3	41:DF:119:ARG:CB	2.50	0.41
41:DF:96:ASP:C	41:DF:98:SER:H	2.23	0.41
41:DF:184:TYR:CE1	48:DP:7:ARG:CZ	3.03	0.41
42:DG:172:LEU:HD23	42:DG:172:LEU:C	2.41	0.41
43:DH:85:LYS:O	43:DH:132:ARG:HB2	2.20	0.41
43:DH:169:VAL:HG22	43:DH:170:ARG:N	2.35	0.41
44:DJ:68:UNK:O	44:DJ:70:UNK:N	2.53	0.41
46:DN:46:VAL:O	46:DN:47:ALA:CB	2.68	0.41
48:DP:70:GLN:HB3	48:DP:71:VAL:H	1.62	0.41
49:DQ:17:LEU:C	49:DQ:18:LYS:HG3	2.40	0.41
53:DU:65:ILE:HD11	53:DU:96:ALA:HB3	2.01	0.41
53:DU:76:TYR:C	53:DU:76:TYR:CD1	2.93	0.41
53:DU:91:ASP:OD1	53:DU:96:ALA:CB	2.63	0.41
54:DV:14:VAL:HB	54:DV:96:ILE:HG21	2.01	0.41
54:DV:76:LYS:HB2	54:DV:81:TYR:HB3	2.02	0.41
57:DY:9:LYS:H	57:DY:28:LYS:NZ	2.18	0.41
1:AA:16:A:N1	1:AA:919:A:C2	2.85	0.41
1:AA:42:G:H2'	1:AA:43:C:C6	2.55	0.41
1:AA:283:C:H2'	1:AA:284:G:H5'	2.03	0.41
1:AA:511:C:C2	1:AA:512:U:C5	3.08	0.41
1:AA:646:U:H2'	1:AA:647:C:H6	1.83	0.41
1:AA:1035:A:H2'	1:AA:1036:G:O4'	2.20	0.41
1:AA:1512:U:H2'	1:AA:1513:A:C8	2.55	0.41
3:AC:70:VAL:HG12	3:AC:72:LYS:N	2.35	0.41
4:AD:186:LEU:O	4:AD:187:ARG:CB	2.67	0.41
7:AG:117:ALA:O	7:AG:118:VAL:C	2.58	0.41
9:AI:20:ARG:HH11	9:AI:20:ARG:HG3	1.85	0.41
10:AJ:17:ASP:OD1	10:AJ:70:ARG:NH2	2.53	0.41
10:AJ:31:GLY:HA3	10:AJ:78:ASN:ND2	2.35	0.41

Continued on next page...

Continued from previous page...

Atom-1	Atom-2	Interatomic distance (Å)	Clash overlap (Å)
11:AK:13:GLN:HG2	11:AK:75:TYR:O	2.20	0.41
15:AO:21:ASP:OD2	15:AO:24:SER:HB3	2.20	0.41
15:AO:32:LEU:O	15:AO:36:ILE:HG13	2.20	0.41
15:AO:87:ILE:CG2	15:AO:88:ARG:N	2.63	0.41
16:AP:74:LEU:O	16:AP:77:ALA:HB3	2.20	0.41
18:AR:56:THR:O	18:AR:58:LEU:N	2.53	0.41
22:AW:43:C:H2'	22:AW:44:G:C1'	2.50	0.41
24:AY:43:G:N2	24:AY:45:U:C4	2.88	0.41
25:AZ:101:GLY:HA3	25:AZ:210:ILE:HD11	2.02	0.41
25:AZ:171:ILE:HD11	25:AZ:205:ALA:HB2	2.01	0.41
27:B1:36:GLY:C	27:B1:37:ILE:HG13	2.36	0.41
30:B4:33:VAL:HG13	30:B4:34:GLU:N	2.35	0.41
32:B6:29:ASN:O	32:B6:30:THR:C	2.58	0.41
36:BA:483:A:H3'	36:BA:484:C:C6	2.55	0.41
36:BA:850:C:O2'	36:BA:851:U:H5'	2.20	0.41
36:BA:1132:A:O2'	36:BA:1133:U:H5'	2.20	0.41
36:BA:1431:U:H2'	36:BA:1432:C:H6	1.85	0.41
36:BA:1532:C:H2'	36:BA:1533:G:O4'	2.20	0.41
36:BA:1668:A:H1'	36:BA:1670:C:C5	2.55	0.41
36:BA:1982:C:O2	36:BA:1982:C:H2'	2.19	0.41
36:BA:2243:U:O2'	36:BA:2244:U:H5'	2.21	0.41
36:BA:2354:G:C2	36:BA:2355:C:C6	3.08	0.41
36:BA:2443:C:C2'	36:BA:2444:G:H5'	2.50	0.41
36:BA:2596:U:H2'	36:BA:2597:G:O4'	2.21	0.41
36:BA:2714:G:H2'	36:BA:2715:C:H6	1.84	0.41
36:BA:2802:G:O2'	36:BA:2803:C:H5''	2.19	0.41
37:BB:98:G:C2'	37:BB:99:G:H5'	2.50	0.41
39:BD:30:GLU:HG2	39:BD:30:GLU:H	1.53	0.41
39:BD:147:LEU:HD12	39:BD:147:LEU:HA	1.82	0.41
41:BF:25:PRO:HB3	41:BF:119:ARG:CB	2.49	0.41
42:BG:101:ILE:O	42:BG:101:ILE:HG22	2.20	0.41
46:BN:56:ASN:HA	46:BN:56:ASN:HD22	1.64	0.41
46:BN:76:SER:C	46:BN:78:TYR:N	2.73	0.41
47:BO:22:ILE:HD13	47:BO:22:ILE:HA	1.85	0.41
49:BQ:82:ARG:HB2	49:BQ:83:MET:H	1.75	0.41
49:BQ:134:ARG:HA	49:BQ:137:TYR:CE2	2.55	0.41
54:BV:76:LYS:HB2	54:BV:81:TYR:HB3	2.02	0.41
58:BZ:69:THR:HG21	58:BZ:90:VAL:HG22	2.02	0.41
58:BZ:69:THR:HB	58:BZ:89:PHE:O	2.19	0.41
58:BZ:156:LYS:O	58:BZ:158:PRO:HD3	2.20	0.41
1:CA:354:G:H2'	1:CA:354:G:N3	2.35	0.41

Continued on next page...

Continued from previous page...

Atom-1	Atom-2	Interatomic distance (Å)	Clash overlap (Å)
1:CA:425:G:O2'	1:CA:426:G:H5'	2.21	0.41
1:CA:503:C:C2	1:CA:504:C:C5	3.08	0.41
1:CA:547:A:C4'	1:CA:548:G:O5'	2.55	0.41
1:CA:558:G:H2'	1:CA:559:A:H2	1.86	0.41
1:CA:766:A:O2'	1:CA:767:A:H5'	2.19	0.41
1:CA:837:G:O2'	1:CA:838:G:H5'	2.20	0.41
1:CA:949:A:O4'	1:CA:1364:U:C5	2.73	0.41
1:CA:950:U:OP2	13:CM:102:ARG:HD2	2.20	0.41
1:CA:1039:C:H2'	1:CA:1040:U:C5	2.55	0.41
1:CA:1202:G:C2'	1:CA:1203:C:O5'	2.68	0.41
1:CA:1239:A:N6	1:CA:1299:A:H62	2.19	0.41
2:CB:73:THR:HG22	2:CB:94:ASN:O	2.20	0.41
3:CC:145:GLY:O	3:CC:146:ALA:O	2.39	0.41
4:CD:57:ARG:HH22	5:CE:107:ARG:CD	2.33	0.41
4:CD:102:ASP:OD1	4:CD:136:PRO:CB	2.68	0.41
9:CI:23:ASN:OD1	9:CI:24:GLY:N	2.53	0.41
9:CI:100:GLY:C	9:CI:102:LEU:H	2.22	0.41
12:CL:5:PRO:O	12:CL:6:THR:O	2.39	0.41
12:CL:75:HIS:CD2	12:CL:77:LEU:H	2.38	0.41
12:CL:126:LYS:C	12:CL:128:ALA:N	2.73	0.41
16:CP:8:ARG:HH22	16:CP:15:PRO:HG3	1.82	0.41
22:CV:69:G:H5'	22:CV:69:G:C8	2.50	0.41
24:CY:13:C:O2'	24:CY:14:A:H5'	2.20	0.41
25:CZ:38:GLU:CD	25:CZ:38:GLU:H	2.23	0.41
25:CZ:72:THR:C	25:CZ:74:LYS:N	2.69	0.41
25:CZ:139:ASP:CB	25:CZ:177:LEU:HD11	2.50	0.41
25:CZ:223:MET:HG2	25:CZ:240:GLY:HA3	2.01	0.41
26:D0:41:ARG:NH2	36:DA:2387:U:O2'	2.52	0.41
36:DA:139:G:C3'	36:DA:139(A):G:H5''	2.50	0.41
36:DA:201:C:H2'	36:DA:202:U:C5'	2.49	0.41
36:DA:523:C:C2'	36:DA:524:U:H5'	2.50	0.41
36:DA:832:G:H21	48:DP:53:GLY:CA	2.32	0.41
36:DA:1259:G:H2'	36:DA:1260:G:C8	2.55	0.41
36:DA:1301:A:HO2'	36:DA:1302:A:C3'	2.32	0.41
36:DA:1353:A:O4'	36:DA:1569:A:H2	2.02	0.41
36:DA:1364:G:C2	36:DA:1368:G:C5	3.09	0.41
36:DA:2517:C:C4	36:DA:2542:A:C6	3.08	0.41
36:DA:2744:G:C6	36:DA:2745:C:C4	3.08	0.41
40:DE:103:ASP:OD1	40:DE:201:THR:CB	2.68	0.41
40:DE:103:ASP:OD1	40:DE:201:THR:HB	2.19	0.41
40:DE:116:VAL:CG2	40:DE:117:MET:N	2.82	0.41

Continued on next page...

Continued from previous page...

Atom-1	Atom-2	Interatomic distance (Å)	Clash overlap (Å)
41:DF:46:ARG:HG3	41:DF:48:THR:HG23	2.01	0.41
41:DF:108:LYS:HG2	41:DF:108:LYS:H	1.70	0.41
41:DF:160:ASN:ND2	41:DF:160:ASN:C	2.72	0.41
42:DG:93:THR:HG22	42:DG:94:LEU:H	1.83	0.41
43:DH:125:VAL:N	43:DH:126:PRO:HD3	2.34	0.41
48:DP:101:VAL:C	48:DP:103:ALA:H	2.22	0.41
52:DT:27:THR:HA	52:DT:87:ASP:CB	2.48	0.41
54:DV:43:GLU:O	54:DV:44:LYS:HB2	2.20	0.41
55:DW:65:LEU:HD23	55:DW:68:ARG:HD2	2.02	0.41
56:DX:57:LEU:N	56:DX:57:LEU:CD1	2.83	0.41
58:DZ:20:ARG:HB3	58:DZ:20:ARG:HH11	1.85	0.41
1:AA:201:C:C2'	1:AA:202:U:H2'	2.50	0.41
1:AA:374:A:H2'	1:AA:375:U:H6	1.85	0.41
1:AA:505:G:C6	1:AA:535:A:C2	3.08	0.41
1:AA:853:G:O2'	1:AA:854:G:H5'	2.20	0.41
1:AA:865:A:H2'	1:AA:866:C:C6	2.55	0.41
1:AA:977:A:H2'	1:AA:978:A:H5''	2.01	0.41
1:AA:1226:C:OP1	13:AM:91:ARG:NH2	2.46	0.41
1:AA:1271:G:H5'	1:AA:1314:C:H5''	2.02	0.41
1:AA:1508:G:O2'	1:AA:1509:C:H5'	2.20	0.41
2:AB:122:PHE:HA	2:AB:127:ILE:HD11	2.02	0.41
3:AC:12:LEU:HD23	3:AC:12:LEU:HA	1.66	0.41
3:AC:115:LEU:O	3:AC:116:VAL:C	2.58	0.41
4:AD:160:GLN:H	4:AD:160:GLN:HG3	1.53	0.41
6:AF:87:ARG:NH1	6:AF:87:ARG:CG	2.81	0.41
12:AL:34:ARG:HG2	12:AL:35:GLY:N	2.34	0.41
13:AM:16:ASP:OD1	13:AM:17:VAL:N	2.53	0.41
13:AM:65:LYS:C	13:AM:66:LEU:HG	2.40	0.41
14:AN:27:CYS:SG	14:AN:29:ARG:HB2	2.60	0.41
15:AO:11:VAL:O	15:AO:12:ILE:C	2.58	0.41
16:AP:43:LYS:HD2	16:AP:43:LYS:N	2.35	0.41
16:AP:75:ARG:HG3	16:AP:75:ARG:NH1	2.36	0.41
27:B1:29:GLY:C	27:B1:30:VAL:HG22	2.40	0.41
27:B1:68:PRO:HG2	27:B1:69:LYS:H	1.84	0.41
27:B1:84:GLY:O	27:B1:86:SER:N	2.53	0.41
28:B2:35:LEU:HB3	28:B2:53:LEU:HD13	2.01	0.41
29:B3:1:MET:HA	29:B3:2:PRO:HD2	1.92	0.41
31:B5:52:TYR:O	31:B5:53:ALA:C	2.58	0.41
32:B6:15:GLU:C	32:B6:17:LYS:H	2.23	0.41
33:B7:34:ARG:HD2	33:B7:39:ARG:HG3	2.01	0.41
34:B8:6:THR:HG21	36:BA:243:U:OP1	2.20	0.41

Continued on next page...

Continued from previous page...

Atom-1	Atom-2	Interatomic distance (Å)	Clash overlap (Å)
34:B8:59:LYS:HE2	48:BP:50:ARG:CB	2.40	0.41
36:BA:43:A:O2'	36:BA:44:G:H5'	2.20	0.41
36:BA:108:U:H2'	36:BA:109:G:C8	2.54	0.41
36:BA:474:G:C6	36:BA:510:C:N4	2.88	0.41
36:BA:623:G:C4	36:BA:624:C:C5	3.09	0.41
36:BA:654(O):G:H2'	36:BA:654(P):C:C5	2.56	0.41
36:BA:654(P):C:O2'	36:BA:654(Q):C:H5'	2.19	0.41
36:BA:680:G:H2'	36:BA:681:G:H8	1.84	0.41
36:BA:831:G:H8	36:BA:831:G:O5'	2.03	0.41
36:BA:1087:G:H21	36:BA:1103:A:H61	1.69	0.41
36:BA:1652:A:H2'	36:BA:1653:G:H5'	2.02	0.41
36:BA:1688:U:O2	36:BA:1700:A:H5''	2.19	0.41
36:BA:1827:C:H2'	36:BA:1828:G:C5'	2.50	0.41
36:BA:2493:U:O2'	49:BQ:80:GLU:OE1	2.38	0.41
38:BC:49:ILE:HD12	38:BC:49:ILE:C	2.41	0.41
38:BC:189:ILE:O	38:BC:190:ARG:C	2.58	0.41
39:BD:75:ILE:H	39:BD:75:ILE:CD1	2.33	0.41
39:BD:124:PRO:O	39:BD:126:GLN:HG2	2.20	0.41
39:BD:243:GLY:O	39:BD:244:ARG:CB	2.67	0.41
40:BE:31:CYS:O	40:BE:90:THR:HG23	2.21	0.41
40:BE:103:ASP:OD1	40:BE:201:THR:CB	2.68	0.41
41:BF:10:PRO:HG2	41:BF:11:VAL:H	1.85	0.41
43:BH:169:VAL:O	43:BH:170:ARG:C	2.58	0.41
44:BJ:126:UNK:O	44:BJ:128:UNK:N	2.54	0.41
48:BP:77:ARG:HH11	48:BP:77:ARG:HG2	1.85	0.41
48:BP:112:LEU:H	48:BP:128:HIS:CD2	2.31	0.41
50:BR:26:LYS:HE2	50:BR:71:GLN:H	1.84	0.41
52:BT:8:LYS:HA	52:BT:11:GLU:OE1	2.20	0.41
52:BT:70:VAL:HG12	52:BT:71:GLY:O	2.20	0.41
52:BT:80:SER:CB	52:BT:81:PRO:HD3	2.38	0.41
53:BU:92:ARG:NH1	54:BV:11:GLN:HG2	2.35	0.41
57:BY:33:LYS:C	57:BY:35:TYR:N	2.73	0.41
1:CA:279:A:OP1	1:CA:280:C:O2'	2.24	0.41
1:CA:926:G:H5''	1:CA:927:G:O5'	2.20	0.41
1:CA:977:A:C2'	1:CA:978:A:H5''	2.50	0.41
1:CA:1141:C:O2'	1:CA:1142:G:H5'	2.20	0.41
1:CA:1144:G:N2	1:CA:1146:A:H62	2.12	0.41
1:CA:1319:A:H2'	1:CA:1323:G:N7	2.35	0.41
1:CA:1417:G:O5'	1:CA:1417:G:H8	2.04	0.41
3:CC:18:TRP:HE1	14:CN:55:GLY:HA2	1.85	0.41
3:CC:159:GLY:O	3:CC:160:ALA:C	2.58	0.41

Continued on next page...

Continued from previous page...

Atom-1	Atom-2	Interatomic distance (Å)	Clash overlap (Å)
5:CE:33:VAL:HG11	5:CE:109:ILE:HA	2.00	0.41
5:CE:40:ARG:HG2	5:CE:40:ARG:NH1	2.33	0.41
5:CE:144:THR:O	5:CE:145:LYS:C	2.59	0.41
6:CF:69:GLU:O	6:CF:72:VAL:HG12	2.19	0.41
7:CG:96:GLN:O	7:CG:100:ALA:HB2	2.21	0.41
12:CL:41:ARG:CG	12:CL:42:THR:N	2.72	0.41
13:CM:2:ALA:O	13:CM:4:ILE:HG12	2.20	0.41
13:CM:15:VAL:HG11	13:CM:48:LEU:HD11	2.01	0.41
16:CP:55:ARG:HA	16:CP:55:ARG:HE	1.84	0.41
19:CS:78:ARG:HB2	19:CS:81:ARG:NH1	2.34	0.41
20:CT:41:ILE:HA	20:CT:44:ALA:CB	2.50	0.41
20:CT:89:ARG:HB2	20:CT:104:LEU:HD11	2.01	0.41
22:CW:5:G:C4	22:CW:6:G:N7	2.88	0.41
24:CY:29:G:H1	24:CY:41:C:N4	2.19	0.41
24:CY:60:U:H5''	24:CY:61:C:C5	2.56	0.41
25:CZ:133:VAL:HG23	25:CZ:168:VAL:HG12	2.01	0.41
25:CZ:208:GLU:O	25:CZ:209:TYR:HB3	2.20	0.41
25:CZ:310:ILE:HD11	25:CZ:381:GLU:HB3	2.03	0.41
25:CZ:359:VAL:O	25:CZ:359:VAL:CG1	2.68	0.41
32:D6:5:VAL:HG11	36:DA:2283:C:H5'	2.02	0.41
36:DA:605:C:O2	36:DA:605:C:O4'	2.36	0.41
36:DA:1068:G:N3	36:DA:1068:G:H2'	2.36	0.41
36:DA:1072:C:H5''	36:DA:1073:A:OP1	2.21	0.41
36:DA:1801:G:H3'	36:DA:1802:A:C5'	2.50	0.41
36:DA:2178:C:C2'	36:DA:2179:C:O5'	2.69	0.41
36:DA:2221:G:N3	36:DA:2222:G:C8	2.89	0.41
36:DA:2287:A:H2	36:DA:2346:A:C2	2.38	0.41
36:DA:2383:G:O2'	36:DA:2384:G:H5'	2.20	0.41
37:DB:40:U:N3	37:DB:43:C:H5''	2.34	0.41
37:DB:87:G:N2	37:DB:89:G:H3'	2.36	0.41
38:DC:47:LEU:HD12	38:DC:47:LEU:N	2.35	0.41
39:DD:111:LEU:CD2	39:DD:115:GLN:OE1	2.68	0.41
39:DD:133:LEU:HB3	39:DD:173:VAL:HG11	2.02	0.41
40:DE:4:ILE:O	40:DE:4:ILE:HG23	2.19	0.41
40:DE:31:CYS:HB3	40:DE:49:LEU:HB3	2.02	0.41
40:DE:47:VAL:HG23	40:DE:84:PHE:O	2.20	0.41
40:DE:203:LYS:HD2	40:DE:203:LYS:O	2.21	0.41
42:DG:7:LEU:HD22	42:DG:100:TRP:HE3	1.82	0.41
42:DG:38:VAL:HB	42:DG:158:ALA:HB3	2.02	0.41
42:DG:88:ILE:CG2	42:DG:89:GLY:N	2.83	0.41
42:DG:166:ASP:O	42:DG:169:ALA:N	2.52	0.41

Continued on next page...

Continued from previous page...

Atom-1	Atom-2	Interatomic distance (Å)	Clash overlap (Å)
43:DH:153:LYS:H	43:DH:153:LYS:CD	2.31	0.41
46:DN:119:ARG:HG3	46:DN:119:ARG:NH1	2.35	0.41
47:DO:71:ARG:NH2	47:DO:122:LEU:OXT	2.53	0.41
47:DO:97:ARG:HB3	47:DO:98:VAL:H	1.68	0.41
47:DO:104:ARG:C	47:DO:106:LEU:N	2.71	0.41
48:DP:7:ARG:O	48:DP:10:PRO:CD	2.68	0.41
48:DP:121:LYS:HA	48:DP:122:PRO:HD3	1.78	0.41
51:DS:21:THR:O	51:DS:21:THR:HG22	2.20	0.41
55:DW:59:VAL:O	55:DW:59:VAL:HG12	2.20	0.41
58:DZ:139:VAL:CG2	58:DZ:140:ASP:H	2.29	0.41
1:AA:60:A:H4'	1:AA:61:G:O5'	2.20	0.41
1:AA:77:G:H5'	1:AA:78:G:OP2	2.20	0.41
1:AA:815:A:H4'	1:AA:817:C:C5	2.56	0.41
1:AA:1120:G:H2'	1:AA:1121:U:C6	2.56	0.41
1:AA:1211:U:O2	1:AA:1211:U:O4'	2.38	0.41
1:AA:1212:U:O2	1:AA:1212:U:O4'	2.38	0.41
1:AA:1434:A:C8	1:AA:1435:G:C8	3.08	0.41
2:AB:16:HIS:HB3	2:AB:210:SER:CB	2.51	0.41
2:AB:142:LEU:CD2	2:AB:142:LEU:C	2.88	0.41
4:AD:8:VAL:HG23	4:AD:9:CYS:H	1.84	0.41
4:AD:20:TYR:CA	4:AD:26:CYS:HB3	2.50	0.41
4:AD:49:ARG:O	4:AD:51:PRO:HD3	2.20	0.41
4:AD:52:SER:O	4:AD:56:VAL:HG23	2.19	0.41
6:AF:17:SER:O	6:AF:21:LEU:HG	2.20	0.41
16:AP:49:LEU:O	16:AP:49:LEU:HG	2.19	0.41
18:AR:84:LYS:HA	18:AR:84:LYS:HD3	1.84	0.41
24:AY:29:G:H2'	24:AY:30:G:O4'	2.19	0.41
24:AY:44:G:H1'	24:AY:45:U:C6	2.55	0.41
25:AZ:173:GLY:HA2	25:AZ:198:LYS:HG2	2.02	0.41
25:AZ:176:LEU:HD23	60:AZ:501:GDP:C2	2.55	0.41
36:BA:271(P):C:H2'	36:BA:271(Q):G:H5'	2.03	0.41
36:BA:602:G:N1	36:BA:654(U):A:N7	2.68	0.41
36:BA:855:G:H1	36:BA:922:U:H3	1.67	0.41
36:BA:1010:A:H1'	36:BA:1153:C:H1'	2.02	0.41
36:BA:1069:A:H1'	36:BA:1070:A:OP2	2.19	0.41
36:BA:1098:A:H2'	36:BA:1099:G:O4'	2.20	0.41
36:BA:1184:G:C2'	36:BA:1185:C:H5'	2.50	0.41
36:BA:1249:U:C4'	53:BU:4:ALA:HB3	2.51	0.41
36:BA:1488:G:C6	36:BA:1489:U:C2	3.07	0.41
36:BA:1576:U:C2	36:BA:1577:C:C5	3.08	0.41
36:BA:1655:A:N7	36:BA:2005:A:H2	2.17	0.41

Continued on next page...

Continued from previous page...

Atom-1	Atom-2	Interatomic distance (Å)	Clash overlap (Å)
36:BA:2222:G:O2'	36:BA:2223:G:H5'	2.20	0.41
36:BA:2363:C:O2'	36:BA:2364:C:H5'	2.21	0.41
36:BA:2649:U:H2'	36:BA:2650:U:H6	1.79	0.41
36:BA:2711:A:OP1	36:BA:2712(A):A:P	2.79	0.41
36:BA:2846:G:OP2	52:BT:54:ARG:HB2	2.21	0.41
37:BB:25:A:C2	37:BB:26:A:C4	3.09	0.41
39:BD:25:THR:HB	39:BD:26:LYS:CE	2.48	0.41
39:BD:50:THR:C	39:BD:51:VAL:HG23	2.40	0.41
40:BE:4:ILE:HG12	40:BE:5:LEU:O	2.19	0.41
40:BE:98:PRO:CD	40:BE:175:VAL:HG12	2.47	0.41
41:BF:111:ALA:O	41:BF:115:ALA:HB2	2.19	0.41
41:BF:114:VAL:HG22	41:BF:186:ILE:HD13	2.03	0.41
43:BH:54:ARG:HH22	43:BH:62:LYS:CE	2.33	0.41
43:BH:66:GLY:C	43:BH:68:THR:N	2.71	0.41
48:BP:58:THR:C	48:BP:61:ARG:NE	2.70	0.41
49:BQ:45:GLN:O	49:BQ:46:GLN:C	2.58	0.41
52:BT:3:ARG:O	52:BT:4:GLY:C	2.59	0.41
52:BT:29:ARG:CG	52:BT:30:VAL:H	2.34	0.41
53:BU:33:ARG:C	53:BU:35:ALA:H	2.22	0.41
53:BU:65:ILE:HG13	53:BU:96:ALA:CB	2.49	0.41
57:BY:100:ALA:O	57:BY:101:LYS:HB3	2.20	0.41
58:BZ:99:TYR:HA	58:BZ:124:ILE:O	2.21	0.41
1:CA:63:C:H5'	1:CA:63:C:H6	1.83	0.41
1:CA:265:G:C5'	17:CQ:64:PRO:O	2.60	0.41
1:CA:474:G:H2'	1:CA:475:G:C8	2.55	0.41
1:CA:596:C:O2'	1:CA:597:G:H5'	2.20	0.41
1:CA:841:U:C3'	1:CA:848:C:O4'	2.67	0.41
1:CA:923:A:C2	1:CA:924:C:C2	3.08	0.41
1:CA:1218:C:OP2	14:CN:9:LYS:HE2	2.20	0.41
4:CD:3:ARG:HD3	4:CD:3:ARG:O	2.20	0.41
4:CD:64:LEU:HD22	4:CD:198:VAL:HG11	2.02	0.41
4:CD:200:GLU:O	4:CD:202:LEU:N	2.53	0.41
5:CE:105:VAL:N	5:CE:106:PRO:HD2	2.35	0.41
7:CG:78:ARG:CG	7:CG:79:ARG:H	2.34	0.41
12:CL:37:CYS:O	12:CL:79:GLU:O	2.37	0.41
12:CL:126:LYS:HE2	12:CL:127:GLU:H	1.85	0.41
12:CL:126:LYS:HE2	12:CL:127:GLU:N	2.35	0.41
21:CU:9:ARG:NH1	21:CU:23:PRO:HD2	2.35	0.41
22:CW:57:G:H2'	22:CW:58:A:C5'	2.50	0.41
25:CZ:127:GLY:O	25:CZ:128:VAL:C	2.59	0.41
28:D2:3:LEU:N	28:D2:6:VAL:HG23	2.35	0.41

Continued on next page...

Continued from previous page...

Atom-1	Atom-2	Interatomic distance (Å)	Clash overlap (Å)
28:D2:33:MET:SD	56:DX:5:TYR:HB3	2.61	0.41
31:D5:45:VAL:HG12	31:D5:50:GLY:HA2	2.01	0.41
34:D8:7:HIS:C	34:D8:9:GLY:H	2.23	0.41
36:DA:241:A:O4'	36:DA:243:U:C6	2.74	0.41
36:DA:733:G:O6	36:DA:761:A:C8	2.73	0.41
36:DA:763:G:H2'	36:DA:765:G:OP2	2.20	0.41
36:DA:768:G:H2'	36:DA:769:G:H8	1.85	0.41
36:DA:1070:A:H4'	36:DA:1071:G:OP2	2.20	0.41
36:DA:1154:G:H5''	53:DU:59:ARG:NH1	2.35	0.41
36:DA:1246:A:P	48:DP:16:ARG:NH2	2.94	0.41
36:DA:1502:C:O2	36:DA:1502:C:H2'	2.20	0.41
36:DA:1633:G:C2'	36:DA:1634:A:H5''	2.50	0.41
36:DA:1891:G:C6	36:DA:1892:C:C4	3.08	0.41
36:DA:2019:A:H2'	36:DA:2020:A:O5'	2.20	0.41
36:DA:2127:G:H4'	38:DC:37:PHE:CD1	2.55	0.41
37:DB:42:C:H4'	42:DG:67:LYS:HG2	2.02	0.41
37:DB:70:C:H2'	37:DB:71:C:H6	1.84	0.41
38:DC:82:LYS:CG	38:DC:116:THR:HG21	2.50	0.41
38:DC:183:GLU:CD	38:DC:183:GLU:H	2.23	0.41
39:DD:44:ASN:ND2	39:DD:49:ILE:CG2	2.79	0.41
40:DE:4:ILE:HG12	40:DE:5:LEU:O	2.20	0.41
42:DG:5:VAL:O	42:DG:8:LYS:HB2	2.20	0.41
43:DH:130:ARG:NH1	43:DH:130:ARG:CB	2.81	0.41
47:DO:12:ASP:H	47:DO:85:VAL:HG22	1.84	0.41
52:DT:30:VAL:O	52:DT:31:SER:HB3	2.20	0.41
52:DT:91:ARG:HB3	52:DT:116:ALA:HA	2.01	0.41
53:DU:35:ALA:C	53:DU:37:GLU:N	2.73	0.41
56:DX:36:LYS:CE	56:DX:54:VAL:O	2.67	0.41
57:DY:7:VAL:HB	57:DY:8:LYS:CE	2.51	0.41
57:DY:51:VAL:C	57:DY:53:PRO:HD3	2.41	0.41
57:DY:91:GLU:HB3	57:DY:92:ASN:H	1.61	0.41
58:DZ:24:LEU:CD2	58:DZ:24:LEU:C	2.88	0.41
58:DZ:127:LYS:HB3	58:DZ:127:LYS:HZ2	1.84	0.41
58:DZ:128:VAL:HG22	58:DZ:129:SER:O	2.21	0.41
58:DZ:178:GLU:O	58:DZ:180:VAL:HG12	2.20	0.41
1:AA:21:G:H2'	1:AA:22:G:C8	2.55	0.41
1:AA:33:A:N3	12:AL:32:PHE:HE1	2.19	0.41
1:AA:602:A:C2	1:AA:637:G:C2	3.08	0.41
1:AA:636:U:H5'	17:AQ:2:PRO:HG3	2.02	0.41
1:AA:781:A:C4	1:AA:802:A:C2	3.08	0.41
1:AA:1228:C:P	13:AM:108:ARG:NH2	2.93	0.41

Continued on next page...

Continued from previous page...

Atom-1	Atom-2	Interatomic distance (Å)	Clash overlap (Å)
1:AA:1332:A:H2'	1:AA:1333:A:C8	2.55	0.41
3:AC:61:ALA:C	3:AC:63:ASN:H	2.24	0.41
4:AD:70:ILE:HD12	4:AD:97:LEU:HD21	2.03	0.41
6:AF:53:ALA:O	6:AF:54:LYS:HB2	2.19	0.41
7:AG:53:LYS:HD3	7:AG:53:LYS:HA	1.97	0.41
9:AI:53:VAL:O	9:AI:54:ASP:HB2	2.20	0.41
13:AM:4:ILE:C	13:AM:6:GLY:H	2.23	0.41
17:AQ:81:ARG:C	17:AQ:83:ASP:N	2.74	0.41
24:AY:62:U:H5'	24:AY:62:U:C6	2.37	0.41
25:AZ:146:LEU:O	25:AZ:149:LEU:N	2.49	0.41
34:B8:40:GLU:O	34:B8:44:LYS:HE3	2.19	0.41
35:B9:2:LYS:HD3	35:B9:2:LYS:HA	1.63	0.41
35:B9:7:VAL:HG22	35:B9:34:GLN:HG3	2.02	0.41
35:B9:9:ARG:HD2	35:B9:16:VAL:HG22	2.02	0.41
36:BA:118:A:C8	36:BA:119:A:C8	3.09	0.41
36:BA:199:A:N6	36:BA:2433:A:H2'	2.36	0.41
36:BA:1020:A:N1	36:BA:1141:U:H1'	2.36	0.41
36:BA:1210:A:H5'	36:BA:1210:A:C8	2.56	0.41
36:BA:1491:G:OP2	36:BA:1494:A:N7	2.53	0.41
36:BA:1797:C:O2'	36:BA:1798:U:H5'	2.20	0.41
36:BA:2408:U:C6	36:BA:2408:U:O5'	2.73	0.41
41:BF:89:VAL:HG12	41:BF:90:PHE:N	2.34	0.41
41:BF:161:GLU:HA	41:BF:164:ARG:HB2	2.02	0.41
42:BG:63:ILE:HG21	42:BG:141:PHE:CB	2.51	0.41
44:BJ:128:UNK:C	44:BJ:130:UNK:N	2.81	0.41
46:BN:23:LEU:CD1	46:BN:98:VAL:HG12	2.50	0.41
48:BP:24:GLY:HA3	48:BP:33:ARG:CZ	2.48	0.41
48:BP:27:HIS:CE1	54:BV:83:ARG:NH1	2.86	0.41
52:BT:13:ARG:H	52:BT:14:TYR:HD1	1.69	0.41
53:BU:40:PHE:CD2	54:BV:75:PHE:CE2	3.09	0.41
56:BX:11:PRO:O	56:BX:12:VAL:C	2.58	0.41
1:CA:543:C:C2	1:CA:544:G:C8	3.08	0.41
1:CA:707:C:H2'	1:CA:708:C:H6	1.86	0.41
1:CA:716:A:N3	11:CK:117:ASN:O	2.54	0.41
1:CA:824:C:H1'	8:CH:1:MET:HE1	2.02	0.41
1:CA:1079:G:H2'	1:CA:1080:A:C8	2.55	0.41
2:CB:97:TRP:CE3	2:CB:172:ILE:HG22	2.55	0.41
2:CB:121:LEU:O	2:CB:121:LEU:HD23	2.20	0.41
3:CC:113:ALA:HB3	3:CC:114:PRO:CD	2.45	0.41
9:CI:43:ALA:C	9:CI:45:ALA:N	2.73	0.41
9:CI:117:HIS:O	9:CI:118:LYS:CG	2.66	0.41

Continued on next page...

Continued from previous page...

Atom-1	Atom-2	Interatomic distance (Å)	Clash overlap (Å)
11:CK:124:LYS:HD3	11:CK:125:PHE:CZ	2.55	0.41
14:CN:12:ARG:HB3	14:CN:14:PRO:CD	2.47	0.41
14:CN:40:CYS:SG	14:CN:43:CYS:N	2.71	0.41
15:CO:14:GLU:HA	15:CO:14:GLU:OE1	2.20	0.41
16:CP:34:GLU:OE2	16:CP:55:ARG:HD3	2.21	0.41
18:CR:74:ARG:HD3	18:CR:81:PHE:CD1	2.54	0.41
19:CS:71:LEU:HD23	19:CS:71:LEU:HA	1.77	0.41
22:CV:32:U:H5'	22:CV:33:U:OP2	2.21	0.41
25:CZ:63:ILE:HG12	25:CZ:64:ASN:ND2	2.36	0.41
25:CZ:222:LEU:CD1	25:CZ:303:VAL:CG1	2.97	0.41
25:CZ:306:LYS:O	25:CZ:307:PRO:C	2.59	0.41
27:D1:71:TYR:O	27:D1:74:VAL:HB	2.21	0.41
28:D2:68:ARG:CG	28:D2:72:ALA:HB2	2.50	0.41
33:D7:1:MET:SD	33:D7:1:MET:N	2.88	0.41
34:D8:56:GLU:O	34:D8:57:ARG:C	2.58	0.41
35:D9:2:LYS:C	35:D9:3:VAL:HG23	2.41	0.41
36:DA:105:C:O2'	57:DY:2:ARG:HG3	2.20	0.41
36:DA:327:G:H2'	36:DA:328:U:C6	2.55	0.41
36:DA:534:U:O2'	53:DU:49:HIS:CD2	2.74	0.41
36:DA:585:G:N1	36:DA:1251:C:O2	2.54	0.41
36:DA:1053:C:N4	36:DA:1107:G:H21	2.18	0.41
36:DA:1169:G:N2	36:DA:1181:C:C2	2.88	0.41
36:DA:1408:C:O2'	36:DA:1409:C:H5'	2.20	0.41
36:DA:1535:A:C8	36:DA:1536:C:C4	3.08	0.41
36:DA:1975:G:C6	36:DA:1976:U:C4	3.08	0.41
36:DA:2019:A:H5''	53:DU:27:LEU:HD22	2.03	0.41
36:DA:2033:A:N6	36:DA:2036:C:C2	2.89	0.41
36:DA:2150:U:H2'	36:DA:2151:G:C8	2.55	0.41
36:DA:2199:A:H5'	36:DA:2200:C:P	2.60	0.41
36:DA:2311:A:O2'	36:DA:2312:U:O4'	2.39	0.41
36:DA:2399:G:N2	36:DA:2418:A:H1'	2.35	0.41
36:DA:2413:G:N2	36:DA:2414:G:H1'	2.35	0.41
36:DA:2564:A:C2	36:DA:2647:U:H4'	2.56	0.41
36:DA:2821:A:OP2	36:DA:2822:G:OP2	2.38	0.41
36:DA:2880:C:N3	36:DA:2881:C:C5	2.88	0.41
37:DB:92:C:OP1	49:DQ:19:GLY:N	2.54	0.41
37:DB:93:G:O2'	37:DB:94:C:H5'	2.19	0.41
38:DC:14:VAL:HG11	38:DC:222:VAL:HG22	2.02	0.41
38:DC:59:ARG:HH22	38:DC:139:ASN:ND2	2.17	0.41
38:DC:63:SER:OG	38:DC:160:ARG:HB2	2.21	0.41
40:DE:3:GLY:O	40:DE:4:ILE:CB	2.68	0.41

Continued on next page...

Continued from previous page...

Atom-1	Atom-2	Interatomic distance (Å)	Clash overlap (Å)
42:DG:95:ARG:O	42:DG:96:ARG:C	2.58	0.41
42:DG:106:LEU:O	42:DG:106:LEU:HG	2.19	0.41
45:DK:8:UNK:O	45:DK:9:UNK:C	2.68	0.41
46:DN:3:THR:CG2	46:DN:4:TYR:N	2.83	0.41
46:DN:55:VAL:HG21	46:DN:127:ASP:H	1.84	0.41
50:DR:59:ASP:O	50:DR:60:LEU:CB	2.66	0.41
51:DS:89:ARG:HG3	51:DS:92:TYR:H	1.83	0.41
51:DS:92:TYR:CG	51:DS:93:LYS:N	2.89	0.41
52:DT:31:SER:C	52:DT:32:TYR:HD1	2.22	0.41
58:DZ:69:THR:HB	58:DZ:89:PHE:O	2.20	0.41
58:DZ:72:ARG:CG	58:DZ:89:PHE:HB2	2.49	0.41
1:AA:160:A:C1'	1:AA:344:A:C5	3.03	0.41
1:AA:734:G:C6	1:AA:735:C:N3	2.88	0.41
1:AA:1031:G:H2'	1:AA:1032:G:C8	2.55	0.41
2:AB:8:LYS:NZ	2:AB:217:ARG:NH2	2.69	0.41
3:AC:12:LEU:HD22	3:AC:18:TRP:HZ3	1.85	0.41
4:AD:50:ARG:O	4:AD:51:PRO:C	2.59	0.41
4:AD:137:SER:O	4:AD:138:TYR:C	2.58	0.41
7:AG:79:ARG:HA	7:AG:83:ALA:O	2.20	0.41
7:AG:124:LEU:HD23	7:AG:124:LEU:HA	1.90	0.41
9:AI:105:ASP:OD1	9:AI:107:ARG:CG	2.68	0.41
12:AL:58:VAL:CG2	12:AL:58:VAL:O	2.67	0.41
12:AL:78:GLN:O	12:AL:80:HIS:N	2.54	0.41
13:AM:122:LYS:O	13:AM:123:ALA:HB2	2.21	0.41
15:AO:3:ILE:HA	15:AO:7:GLU:OE1	2.21	0.41
22:AV:18:G:C2	22:AV:58:A:C5	3.09	0.41
22:AW:8:U:O2'	22:AW:9:A:C5'	2.69	0.41
24:AY:5:G:C5'	24:AY:5:G:H8	2.34	0.41
24:AY:45:U:H3'	24:AY:46:7MG:H5''	2.03	0.41
25:AZ:120:ILE:C	25:AZ:122:LEU:N	2.73	0.41
25:AZ:171:ILE:HD11	25:AZ:205:ALA:CB	2.50	0.41
25:AZ:173:GLY:O	25:AZ:174:SER:C	2.58	0.41
25:AZ:279:GLU:O	25:AZ:280:GLY:C	2.58	0.41
27:B1:13:ILE:HD11	27:B1:42:GLN:HE21	1.84	0.41
28:B2:31:GLU:O	28:B2:35:LEU:HD12	2.21	0.41
28:B2:48:HIS:O	28:B2:49:LYS:C	2.58	0.41
29:B3:1:MET:O	29:B3:3:ARG:N	2.54	0.41
29:B3:35:ARG:HG3	29:B3:36:VAL:N	2.35	0.41
34:B8:58:ILE:O	34:B8:58:ILE:HG22	2.20	0.41
36:BA:84:A:H3'	57:BY:9:LYS:HB2	2.01	0.41
36:BA:285:C:H2'	36:BA:286:C:C6	2.56	0.41

Continued on next page...

Continued from previous page...

Atom-1	Atom-2	Interatomic distance (Å)	Clash overlap (Å)
36:BA:301:G:HO2'	36:BA:302:C:H6	1.64	0.41
36:BA:387:U:H1'	36:BA:388:G:OP2	2.21	0.41
36:BA:524:U:H5'	36:BA:539:G:H22	1.86	0.41
36:BA:624:C:H5'	36:BA:625:G:OP2	2.20	0.41
36:BA:956:G:OP2	49:BQ:14:ARG:NH2	2.53	0.41
36:BA:1099:G:H2'	36:BA:1100:C:C6	2.55	0.41
36:BA:1227:G:O2'	36:BA:1228:G:H5'	2.21	0.41
36:BA:1271:G:C2	36:BA:1617:C:H4'	2.56	0.41
36:BA:2103:C:H2'	36:BA:2186:G:H22	1.83	0.41
36:BA:2190:G:C6	36:BA:2191:G:C4	3.08	0.41
36:BA:2460:U:O2'	36:BA:2461:C:H5'	2.20	0.41
36:BA:2579:C:O2'	40:BE:131:ALA:CB	2.64	0.41
36:BA:2656:U:H3	36:BA:2665:A:H2	1.68	0.41
36:BA:2729:G:C2	36:BA:2730:C:C2	3.08	0.41
39:BD:106:ILE:O	39:BD:108:PRO:HD3	2.21	0.41
40:BE:52:LEU:HA	40:BE:52:LEU:HD12	1.87	0.41
45:BK:5:UNK:O	45:BK:7:UNK:N	2.54	0.41
46:BN:34:LEU:HD13	46:BN:34:LEU:C	2.41	0.41
49:BQ:38:GLU:HA	49:BQ:39:PRO:HD3	1.91	0.41
49:BQ:140:ALA:O	49:BQ:141:GLN:HB3	2.20	0.41
50:BR:63:ARG:HA	50:BR:80:PHE:CE2	2.56	0.41
52:BT:31:SER:CB	52:BT:32:TYR:CD1	3.04	0.41
52:BT:45:PHE:CE2	52:BT:74:ARG:HB2	2.55	0.41
58:BZ:48:PHE:O	58:BZ:49:ARG:C	2.58	0.41
58:BZ:85:HIS:CE1	58:BZ:86:VAL:O	2.73	0.41
1:CA:56:U:O2'	1:CA:57:G:H5'	2.20	0.41
1:CA:609:A:H2'	1:CA:610:G:H5'	2.02	0.41
1:CA:814:A:N7	1:CA:816:A:C4	2.89	0.41
1:CA:828:A:H2'	1:CA:829:G:O5'	2.19	0.41
1:CA:933:G:C4	1:CA:935:A:C8	3.09	0.41
1:CA:1258:G:H2'	1:CA:1259:C:C5	2.52	0.41
1:CA:1298:C:H4'	1:CA:1299:A:C4	2.55	0.41
1:CA:1310:G:N1	1:CA:1328:C:N3	2.69	0.41
1:CA:1425:U:H2'	1:CA:1426:C:C6	2.56	0.41
1:CA:1445:C:H2'	1:CA:1446:U:O4'	2.20	0.41
2:CB:14:GLY:C	2:CB:15:VAL:HG13	2.41	0.41
2:CB:97:TRP:HH2	2:CB:176:GLU:CB	2.34	0.41
2:CB:158:LEU:HD23	2:CB:158:LEU:HA	1.82	0.41
2:CB:238:LEU:O	2:CB:239:VAL:C	2.59	0.41
4:CD:16:GLY:C	4:CD:33:MET:CE	2.89	0.41
5:CE:12:LEU:HD22	5:CE:12:LEU:O	2.20	0.41

Continued on next page...

Continued from previous page...

Atom-1	Atom-2	Interatomic distance (Å)	Clash overlap (Å)
5:CE:36:ASP:OD1	5:CE:36:ASP:C	2.58	0.41
6:CF:73:ASN:O	6:CF:74:ASP:C	2.58	0.41
6:CF:97:PHE:O	18:CR:31:LEU:HD23	2.20	0.41
7:CG:76:ARG:HH11	7:CG:76:ARG:HG2	1.84	0.41
13:CM:56:LEU:HD13	13:CM:60:VAL:CG2	2.50	0.41
13:CM:70:LEU:C	13:CM:70:LEU:HD23	2.41	0.41
19:CS:51:VAL:O	19:CS:57:HIS:HA	2.20	0.41
24:CY:27:C:N3	24:CY:28:C:C5	2.89	0.41
24:CY:39:A:H8	24:CY:39:A:O5'	2.03	0.41
25:CZ:267:VAL:HG23	25:CZ:269:GLY:O	2.20	0.41
26:D0:20:ARG:HH11	26:D0:20:ARG:CG	2.33	0.41
29:D3:1:MET:HE2	29:D3:39:ASP:O	2.20	0.41
33:D7:47:ARG:NH2	36:DA:1311:G:H2'	2.36	0.41
36:DA:214:G:H1'	36:DA:216:A:O2'	2.20	0.41
36:DA:437:G:H2'	36:DA:438:G:C8	2.56	0.41
36:DA:752:A:HO2'	36:DA:753:C:P	2.42	0.41
36:DA:802:A:H2'	36:DA:803:U:C6	2.56	0.41
36:DA:1209:G:N2	36:DA:1210:A:N6	2.61	0.41
36:DA:1429:G:H2'	36:DA:1430:C:H6	1.86	0.41
36:DA:1510:G:C2'	36:DA:1511:C:H5'	2.51	0.41
36:DA:1877:A:H5'	36:DA:1878:G:OP2	2.21	0.41
36:DA:2000:G:O2'	36:DA:2001:A:H5'	2.20	0.41
36:DA:2126:A:H1'	36:DA:2127:G:O4'	2.20	0.41
36:DA:2133:G:H2'	36:DA:2157:G:H21	1.78	0.41
36:DA:2261:C:O2'	36:DA:2262:U:H5'	2.21	0.41
36:DA:2310:A:O2'	36:DA:2311:A:C5'	2.68	0.41
37:DB:66:A:C2	37:DB:109:C:C2	3.08	0.41
38:DC:75:LEU:HD12	38:DC:75:LEU:C	2.41	0.41
38:DC:87:GLU:HG3	38:DC:94:VAL:HG21	2.00	0.41
39:DD:9:TYR:C	39:DD:10:THR:HG22	2.41	0.41
39:DD:30:GLU:CA	39:DD:35:LYS:HZ2	2.33	0.41
39:DD:229:VAL:CG2	39:DD:230:ASP:N	2.83	0.41
41:DF:60:SER:OG	41:DF:61:GLY:N	2.53	0.41
42:DG:125:PHE:CD1	42:DG:125:PHE:N	2.85	0.41
43:DH:126:PRO:O	43:DH:127:GLU:CB	2.69	0.41
50:DR:48:VAL:HG13	50:DR:49:ASP:H	1.86	0.41
51:DS:57:LYS:HG2	51:DS:58:LEU:N	2.35	0.41
57:DY:33:LYS:C	57:DY:35:TYR:N	2.74	0.41
58:DZ:163:LEU:HD23	58:DZ:163:LEU:N	2.36	0.41
1:AA:41:G:H2'	1:AA:42:G:H8	1.83	0.41
1:AA:376:G:P	16:AP:67:THR:HG21	2.60	0.41

Continued on next page...

Continued from previous page...

Atom-1	Atom-2	Interatomic distance (Å)	Clash overlap (Å)
1:AA:392:G:H2'	1:AA:393:A:H8	1.86	0.41
1:AA:926:G:H5''	1:AA:927:G:O5'	2.20	0.41
1:AA:1305:G:N2	1:AA:1331:G:C2'	2.62	0.41
1:AA:1360:A:H2'	1:AA:1361:G:C8	2.56	0.41
2:AB:8:LYS:HZ3	2:AB:217:ARG:NH1	2.06	0.41
2:AB:56:ARG:HG2	2:AB:56:ARG:NH1	2.33	0.41
2:AB:138:LEU:C	2:AB:140:HIS:N	2.70	0.41
2:AB:209:ARG:NH1	2:AB:239:VAL:HG11	2.35	0.41
4:AD:98:GLU:OE2	4:AD:107:ARG:NH2	2.54	0.41
5:AE:31:LEU:HD21	5:AE:43:LEU:HD11	2.02	0.41
6:AF:20:ALA:C	6:AF:22:GLU:N	2.74	0.41
7:AG:9:VAL:HG13	7:AG:94:ARG:HD3	2.03	0.41
9:AI:4:TYR:CE2	9:AI:88:TYR:O	2.73	0.41
9:AI:118:LYS:HE2	9:AI:118:LYS:HB3	1.86	0.41
13:AM:39:ILE:CG2	13:AM:40:ASN:N	2.84	0.41
22:AV:64:A:O2'	22:AV:65:G:H5'	2.21	0.41
25:AZ:313:HIS:HB3	25:AZ:405:GLU:OXT	2.20	0.41
25:AZ:356:PRO:CD	25:AZ:370:PHE:HA	2.51	0.41
60:AZ:501:GDP:C8	60:AZ:501:GDP:H5'	2.56	0.41
28:B2:2:LYS:CG	28:B2:59:ARG:HH22	2.34	0.41
28:B2:25:VAL:O	28:B2:29:LYS:HG2	2.21	0.41
30:B4:10:VAL:CG2	30:B4:11:PRO:N	2.84	0.41
31:B5:50:GLY:C	31:B5:56:LYS:HE3	2.41	0.41
31:B5:57:VAL:HG12	31:B5:58:LEU:HD13	2.03	0.41
31:B5:57:VAL:CG1	31:B5:58:LEU:H	2.34	0.41
34:B8:40:GLU:O	34:B8:44:LYS:CD	2.69	0.41
35:B9:16:VAL:HG12	35:B9:16:VAL:O	2.21	0.41
36:BA:236:C:H2'	36:BA:237:C:C5	2.55	0.41
36:BA:742:G:H2'	36:BA:743:G:C8	2.54	0.41
36:BA:814:C:O5'	36:BA:814:C:H6	2.03	0.41
36:BA:949:C:O2'	36:BA:950:G:H5'	2.21	0.41
36:BA:1088:A:H3'	36:BA:1088:A:N3	2.36	0.41
36:BA:1301:A:O2'	36:BA:1302:A:P	2.79	0.41
36:BA:1416:G:H1'	36:BA:1417:C:C5	2.55	0.41
36:BA:1588:C:N4	36:BA:1589:C:N4	2.68	0.41
36:BA:2624:G:H2'	36:BA:2625:G:C5'	2.51	0.41
36:BA:2638:G:P	40:BE:82:ARG:HH21	2.44	0.41
36:BA:2712:U:HO2'	36:BA:2712(A):A:P	2.43	0.41
37:BB:116:G:N3	37:BB:116:G:H2'	2.34	0.41
40:BE:38:THR:HG22	40:BE:40:GLU:N	2.36	0.41
40:BE:132:HIS:HA	40:BE:135:HIS:CE1	2.55	0.41

Continued on next page...

Continued from previous page...

Atom-1	Atom-2	Interatomic distance (Å)	Clash overlap (Å)
42:BG:88:ILE:CG2	42:BG:89:GLY:N	2.84	0.41
42:BG:110:ALA:O	42:BG:111:LEU:C	2.59	0.41
46:BN:15:LEU:HD13	46:BN:15:LEU:C	2.41	0.41
46:BN:79:PRO:C	46:BN:81:GLY:N	2.74	0.41
47:BO:12:ASP:OD2	47:BO:86:ILE:N	2.53	0.41
48:BP:115:LEU:CG	48:BP:116:GLY:H	2.20	0.41
48:BP:144:GLU:N	48:BP:145:PRO:CD	2.81	0.41
50:BR:24:GLN:HB2	50:BR:44:LEU:HD23	2.00	0.41
51:BS:73:LEU:HD23	51:BS:73:LEU:O	2.20	0.41
52:BT:100:TYR:HD2	52:BT:103:ARG:HH21	1.67	0.41
57:BY:81:LYS:NZ	57:BY:98:VAL:HB	2.36	0.41
1:CA:31:G:N1	1:CA:48:C:H5'	2.35	0.41
1:CA:59:A:C5'	1:CA:60:A:H5'	2.50	0.41
1:CA:80:G:C2'	1:CA:81:U:H5'	2.51	0.41
1:CA:321:A:C2	1:CA:333:G:C2	3.08	0.41
1:CA:353:A:H2'	1:CA:354:G:OP2	2.20	0.41
1:CA:367:U:C5'	25:CZ:291:ARG:HD2	2.50	0.41
1:CA:429:U:O2	1:CA:430:A:C8	2.73	0.41
1:CA:524:G:H2'	1:CA:525:C:C5	2.54	0.41
1:CA:756:C:O2'	1:CA:757:U:H5'	2.21	0.41
1:CA:791:G:C2'	1:CA:792:A:H5'	2.51	0.41
1:CA:946:A:C4	1:CA:947:G:N7	2.89	0.41
1:CA:1103:C:H2'	1:CA:1104:G:O4'	2.21	0.41
7:CG:56:GLN:HB3	7:CG:61:VAL:HG23	2.03	0.41
8:CH:68:ARG:HH11	8:CH:68:ARG:HG2	1.85	0.41
9:CI:28:VAL:HG21	9:CI:33:PHE:HD1	1.86	0.41
11:CK:58:PRO:HB2	11:CK:93:GLN:HG3	2.02	0.41
11:CK:108:ILE:CG2	18:CR:88:LYS:HB2	2.51	0.41
12:CL:126:LYS:C	12:CL:128:ALA:H	2.24	0.41
13:CM:54:VAL:HG12	13:CM:58:GLU:CG	2.48	0.41
14:CN:27:CYS:SG	14:CN:29:ARG:HB2	2.61	0.41
16:CP:60:LEU:HD23	16:CP:64:ALA:O	2.21	0.41
19:CS:15:LEU:HD23	19:CS:15:LEU:HA	1.95	0.41
19:CS:40:ILE:HG21	19:CS:66:MET:O	2.21	0.41
20:CT:65:LYS:O	20:CT:68:LYS:HG3	2.20	0.41
20:CT:73:HIS:HB3	20:CT:74:LYS:HD3	2.03	0.41
25:CZ:194:GLU:OE1	25:CZ:194:GLU:CA	2.68	0.41
26:D0:40:GLN:HE22	26:D0:45:PHE:HB2	1.84	0.41
31:D5:40:LYS:HD2	31:D5:45:VAL:O	2.21	0.41
33:D7:12:ARG:HG3	33:D7:12:ARG:HH11	1.86	0.41
34:D8:6:THR:CG2	36:DA:243:U:OP1	2.69	0.41

Continued on next page...

Continued from previous page...

Atom-1	Atom-2	Interatomic distance (Å)	Clash overlap (Å)
36:DA:105:C:H6	36:DA:105:C:O5'	2.04	0.41
36:DA:319:C:H2'	36:DA:320:A:O4'	2.20	0.41
36:DA:874:G:H2'	36:DA:875:G:H8	1.86	0.41
36:DA:1019:U:H3	36:DA:1142(A):A:H62	1.68	0.41
36:DA:1116:C:C2'	36:DA:1117:G:H5'	2.51	0.41
36:DA:1313:U:H2'	36:DA:1610:A:N1	2.36	0.41
36:DA:1335:U:H2'	36:DA:1336:A:C8	2.56	0.41
36:DA:1337:G:H2'	36:DA:1338:G:O4'	2.20	0.41
36:DA:1591:G:C6	36:DA:1592:C:C4	3.09	0.41
36:DA:1847:A:N3	36:DA:1847:A:C2'	2.83	0.41
36:DA:1858:G:HO2'	36:DA:1859:A:H8	1.68	0.41
36:DA:2028:U:H2'	36:DA:2029:G:H8	1.82	0.41
36:DA:2396:G:O2'	36:DA:2397:G:H5'	2.20	0.41
36:DA:2481:G:HO2'	36:DA:2482:G:P	2.43	0.41
36:DA:2680:C:H5'	40:DE:189:PRO:HA	2.02	0.41
38:DC:76:ALA:CB	38:DC:114:VAL:HG23	2.48	0.41
38:DC:100:ILE:CG2	38:DC:100:ILE:O	2.68	0.41
39:DD:145:VAL:HG22	39:DD:191:ALA:HB1	2.01	0.41
41:DF:123:LEU:HD12	41:DF:124:LEU:N	2.34	0.41
41:DF:123:LEU:CD1	41:DF:192:LEU:HD22	2.50	0.41
41:DF:135:LYS:HE2	41:DF:138:GLU:OE2	2.20	0.41
42:DG:7:LEU:O	42:DG:8:LYS:C	2.59	0.41
42:DG:42:GLY:C	42:DG:43:LEU:HD22	2.41	0.41
44:DJ:93:UNK:HA	44:DJ:96:UNK:CB	2.50	0.41
46:DN:57:ALA:C	46:DN:58:ASP:OD1	2.59	0.41
47:DO:88:ASN:OD1	47:DO:90:GLN:N	2.53	0.41
47:DO:102:VAL:HG22	47:DO:118:ALA:HB1	2.02	0.41
47:DO:104:ARG:CB	47:DO:104:ARG:NH1	2.84	0.41
48:DP:57:THR:CG2	48:DP:59:LEU:HD22	2.51	0.41
50:DR:83:ILE:HA	50:DR:86:ARG:HD3	2.02	0.41
51:DS:79:ALA:O	51:DS:80:LEU:HG	2.21	0.41
52:DT:23:ARG:C	52:DT:25:GLY:N	2.70	0.41
53:DU:90:VAL:O	53:DU:91:ASP:C	2.59	0.41
54:DV:34:GLU:HG2	54:DV:56:SER:HB2	2.02	0.41
58:DZ:132:ASN:O	58:DZ:133:ILE:HD13	2.21	0.41
1:AA:35:G:H2'	1:AA:36:C:C6	2.55	0.41
1:AA:52:G:C6	1:AA:53:A:C6	3.08	0.41
1:AA:80:G:C3'	1:AA:81:U:C5'	2.99	0.41
1:AA:119:A:H5'	1:AA:120:A:C4	2.56	0.41
1:AA:259:G:C6	1:AA:260:G:C5	3.08	0.41
1:AA:321:A:N7	1:AA:328:C:H1'	2.35	0.41

Continued on next page...

Continued from previous page...

Atom-1	Atom-2	Interatomic distance (Å)	Clash overlap (Å)
1:AA:461:A:C6	1:AA:471:G:C5	3.09	0.41
1:AA:571:U:O2	1:AA:918:A:H5'	2.21	0.41
1:AA:635:G:O2'	1:AA:636:U:H5'	2.21	0.41
1:AA:839:U:O2	1:AA:839:U:C2'	2.68	0.41
1:AA:1106:G:O2'	1:AA:1107:C:H5'	2.21	0.41
2:AB:48:MET:HA	2:AB:51:LEU:HB2	2.03	0.41
2:AB:105:PHE:CE1	2:AB:152:PHE:CZ	3.08	0.41
3:AC:13:GLY:H	14:AN:57:ARG:CD	2.34	0.41
4:AD:11:LEU:O	4:AD:13:ARG:O	2.39	0.41
5:AE:11:ILE:CD1	5:AE:33:VAL:HG23	2.50	0.41
7:AG:121:ALA:O	7:AG:124:LEU:HB2	2.20	0.41
9:AI:128:ARG:HD2	9:AI:128:ARG:H	1.85	0.41
15:AO:82:ILE:CD1	15:AO:87:ILE:HB	2.51	0.41
16:AP:26:ARG:HD2	16:AP:31:LYS:O	2.20	0.41
16:AP:53:VAL:HG23	16:AP:54:GLU:N	2.34	0.41
22:AV:58:A:C2	22:AV:61:C:C5	3.08	0.41
24:AY:67:G:O2'	24:AY:68:C:H5'	2.21	0.41
24:AY:76:A:C5'	25:AZ:231:ILE:HD11	2.49	0.41
25:AZ:4:GLU:H	25:AZ:4:GLU:HG2	1.60	0.41
25:AZ:19:HIS:CG	25:AZ:113:MET:HB3	2.55	0.41
28:B2:42:GLY:C	28:B2:43:GLN:HG3	2.40	0.41
29:B3:26:LEU:CB	29:B3:28:LEU:HD21	2.49	0.41
30:B4:20:ASN:C	30:B4:20:ASN:ND2	2.73	0.41
31:B5:21:SER:C	31:B5:23:HIS:N	2.73	0.41
36:BA:391:G:H1'	36:BA:411:G:O4'	2.20	0.41
36:BA:709:U:H2'	36:BA:710:G:H8	1.86	0.41
36:BA:839:U:H2'	36:BA:840:C:H6	1.85	0.41
36:BA:1029:A:H2'	36:BA:1030:G:O4'	2.21	0.41
36:BA:1068:G:N3	36:BA:1068:G:H2'	2.36	0.41
36:BA:1651:G:C2	36:BA:2007:C:C2	3.09	0.41
36:BA:1678:G:N2	36:BA:1989:G:N2	2.69	0.41
36:BA:1679:U:C5	36:BA:1680:U:C4	3.08	0.41
36:BA:2291:U:O2'	36:BA:2374:C:H1'	2.20	0.41
36:BA:2845:G:C2'	36:BA:2846:G:H5'	2.51	0.41
36:BA:2854:G:C2	36:BA:2864:G:C2	3.08	0.41
37:BB:15:A:H1'	37:BB:110:G:C6	2.55	0.41
40:BE:59:VAL:HG23	40:BE:73:GLU:HG2	2.03	0.41
41:BF:133:ASN:ND2	41:BF:133:ASN:N	2.67	0.41
41:BF:160:ASN:ND2	41:BF:160:ASN:C	2.71	0.41
41:BF:205:ARG:O	41:BF:206:ILE:HD13	2.21	0.41
42:BG:48:GLU:C	42:BG:50:ALA:H	2.24	0.41

Continued on next page...

Continued from previous page...

Atom-1	Atom-2	Interatomic distance (Å)	Clash overlap (Å)
46:BN:132:ALA:O	46:BN:133:GLN:CB	2.66	0.41
48:BP:126:VAL:HG22	48:BP:145:PRO:HG2	2.02	0.41
50:BR:10:LEU:HD12	50:BR:10:LEU:C	2.40	0.41
53:BU:95:LEU:HD11	54:BV:11:GLN:HG3	1.99	0.41
53:BU:95:LEU:C	53:BU:97:ASP:N	2.71	0.41
57:BY:57:GLN:HA	57:BY:57:GLN:OE1	2.19	0.41
58:BZ:126:VAL:O	58:BZ:126:VAL:HG23	2.21	0.41
1:CA:118:U:H3'	1:CA:288:A:H61	1.86	0.41
1:CA:572:A:H5'	1:CA:573:A:OP2	2.21	0.41
1:CA:633:G:H5'	1:CA:634:C:OP2	2.20	0.41
1:CA:738:C:OP1	6:CF:92:LYS:HE3	2.21	0.41
1:CA:795:C:O5'	1:CA:795:C:H6	2.03	0.41
1:CA:945:G:C6	1:CA:1337:G:C4	3.09	0.41
1:CA:1286:A:O2'	1:CA:1287:A:P	2.78	0.41
1:CA:1529:G:H4'	1:CA:1530:G:OP2	2.21	0.41
4:CD:24:GLU:O	4:CD:28:SER:OG	2.37	0.41
8:CH:127:LEU:N	8:CH:127:LEU:CD2	2.84	0.41
9:CI:8:GLY:CA	9:CI:79:LEU:HD12	2.50	0.41
13:CM:82:MET:CG	13:CM:83:ASP:H	2.29	0.41
19:CS:71:LEU:O	19:CS:72:GLY:C	2.59	0.41
20:CT:62:LEU:HA	20:CT:65:LYS:HB2	2.03	0.41
21:CU:12:LYS:HG2	21:CU:22:ARG:HB2	2.02	0.41
24:CY:44:G:H1'	24:CY:45:U:C6	2.56	0.41
24:CY:60:U:H6	24:CY:60:U:OP2	2.04	0.41
25:CZ:27:LEU:HG	25:CZ:28:THR:N	2.35	0.41
25:CZ:135:MET:SD	25:CZ:150:VAL:HG13	2.60	0.41
25:CZ:204:ASP:O	25:CZ:208:GLU:HG2	2.21	0.41
25:CZ:272:MET:O	25:CZ:273:HIS:HB2	2.21	0.41
32:D6:7:ILE:HG23	32:D6:29:ASN:ND2	2.34	0.41
34:D8:6:THR:HG21	36:DA:243:U:OP1	2.21	0.41
36:DA:25:U:H5''	55:DW:79:GLY:HA2	2.02	0.41
36:DA:114:U:H2'	36:DA:115:C:C6	2.55	0.41
36:DA:304:G:C6	36:DA:305:U:N3	2.89	0.41
36:DA:307:G:N1	36:DA:310:A:OP2	2.53	0.41
36:DA:431:U:O2'	36:DA:432:A:H5'	2.21	0.41
36:DA:565:C:H4'	36:DA:1253:A:C6	2.56	0.41
36:DA:591:C:C2	36:DA:592:G:C8	3.09	0.41
36:DA:594:U:H2'	36:DA:595:C:H6	1.86	0.41
36:DA:660:G:H2'	36:DA:661:C:H6	1.86	0.41
36:DA:801:G:O4'	41:DF:54:ARG:HD2	2.21	0.41
36:DA:817:C:O2'	36:DA:839:U:OP1	2.35	0.41

Continued on next page...

Continued from previous page...

Atom-1	Atom-2	Interatomic distance (Å)	Clash overlap (Å)
36:DA:1582:C:H2'	36:DA:1583:A:H8	1.85	0.41
36:DA:1921:G:C2'	36:DA:1922:G:H5'	2.50	0.41
36:DA:2025:C:H2'	36:DA:2026:C:H6	1.86	0.41
36:DA:2107:C:C5	36:DA:2108:C:C5	3.09	0.41
36:DA:2467:C:H4'	49:DQ:123:HIS:ND1	2.36	0.41
36:DA:2684:U:O2'	47:DO:68:GLU:HG3	2.20	0.41
37:DB:63:G:C2	37:DB:64:C:C2	3.09	0.41
42:DG:11:TYR:HA	42:DG:15:VAL:HG23	2.03	0.41
42:DG:17:PRO:O	42:DG:21:ARG:HB2	2.20	0.41
42:DG:139:LEU:CA	42:DG:144:ILE:HD13	2.50	0.41
42:DG:172:LEU:O	42:DG:176:LEU:HD12	2.21	0.41
43:DH:88:LEU:H	43:DH:88:LEU:CD2	2.33	0.41
46:DN:64:GLY:C	46:DN:66:LYS:H	2.23	0.41
49:DQ:2:LEU:HD11	49:DQ:69:PHE:CE1	2.56	0.41
49:DQ:66:ILE:C	49:DQ:66:ILE:HD12	2.40	0.41
50:DR:34:ILE:O	50:DR:114:VAL:HG22	2.21	0.41
51:DS:98:VAL:O	51:DS:99:LYS:C	2.57	0.41
54:DV:77:ALA:O	54:DV:79:VAL:N	2.53	0.41
56:DX:31:HIS:O	56:DX:34:ALA:HB3	2.21	0.41
58:DZ:19:ARG:C	58:DZ:21:ALA:N	2.73	0.41
58:DZ:166:SER:N	58:DZ:167:PRO:CA	2.79	0.41
1:AA:24:U:H2'	1:AA:25:C:C6	2.56	0.41
1:AA:173:U:C5'	1:AA:197:A:O4'	2.62	0.41
1:AA:189(E):U:O2'	1:AA:189(F):U:C5'	2.69	0.41
1:AA:189(E):U:O2'	1:AA:189(F):U:H5'	2.20	0.41
1:AA:306:G:O2'	1:AA:307:C:H5'	2.21	0.41
1:AA:521:G:OP2	12:AL:54:LYS:HE2	2.21	0.41
1:AA:568:G:O6	12:AL:5:PRO:HD3	2.21	0.41
1:AA:573:A:H8	1:AA:573:A:C5'	2.19	0.41
1:AA:1165:C:C2'	1:AA:1166:G:H5'	2.50	0.41
1:AA:1189:C:H4'	3:AC:10:PHE:CE1	2.55	0.41
1:AA:1320:C:H2'	1:AA:1321:C:O4'	2.20	0.41
1:AA:1385:G:O2'	1:AA:1386:G:H5'	2.21	0.41
1:AA:1392:G:C2'	1:AA:1393:U:H5'	2.51	0.41
1:AA:1413:A:C2	1:AA:1488:G:C2	3.09	0.41
2:AB:41:ILE:HD12	2:AB:41:ILE:N	2.36	0.41
2:AB:164:VAL:HG11	2:AB:167:PRO:HA	2.03	0.41
3:AC:33:LEU:HD13	3:AC:33:LEU:C	2.42	0.41
3:AC:113:ALA:N	3:AC:114:PRO:CD	2.83	0.41
4:AD:112:VAL:HG13	4:AD:113:SER:N	2.36	0.41
6:AF:101:ALA:OXT	18:AR:28:GLU:HG2	2.20	0.41

Continued on next page...

Continued from previous page...

Atom-1	Atom-2	Interatomic distance (Å)	Clash overlap (Å)
7:AG:28:ASN:O	7:AG:31:MET:N	2.52	0.41
7:AG:118:VAL:CG2	7:AG:119:ARG:N	2.83	0.41
10:AJ:46:ARG:CG	10:AJ:46:ARG:NH1	2.83	0.41
10:AJ:58:ASP:O	10:AJ:59:SER:CB	2.64	0.41
10:AJ:74:ILE:HG12	10:AJ:74:ILE:H	1.67	0.41
12:AL:43:VAL:CG2	12:AL:93:LEU:HD22	2.50	0.41
19:AS:23:ASN:ND2	19:AS:44:MET:CE	2.84	0.41
19:AS:34:TRP:O	19:AS:36:ARG:N	2.53	0.41
19:AS:49:ILE:H	19:AS:49:ILE:CD1	2.06	0.41
20:AT:83:ARG:O	20:AT:86:ARG:HB3	2.20	0.41
22:AV:49:C:H2'	22:AV:50:U:C6	2.56	0.41
22:AW:10:G:C6	22:AW:26:A:C2	3.09	0.41
22:AW:18:G:N1	22:AW:55:U:H1'	2.30	0.41
22:AW:20:U:O2'	22:AW:21:A:H5''	2.21	0.41
23:AX:26:A:H3'	23:AX:27:A:O4'	2.21	0.41
25:AZ:229:PHE:N	25:AZ:229:PHE:CD1	2.88	0.41
25:AZ:263:ARG:HG3	25:AZ:263:ARG:HH11	1.85	0.41
26:B0:20:ARG:NH1	36:BA:2271:G:C5'	2.84	0.41
26:B0:27:GLU:HB3	26:B0:69:PHE:CD1	2.56	0.41
26:B0:60:PHE:CD1	26:B0:60:PHE:N	2.89	0.41
28:B2:11:GLU:HA	28:B2:14:ARG:CG	2.34	0.41
28:B2:48:HIS:CA	36:BA:95:G:O2'	2.68	0.41
29:B3:35:ARG:HB2	29:B3:35:ARG:NH1	2.17	0.41
31:B5:19:ARG:HA	36:BA:2046:G:O5'	2.20	0.41
32:B6:41:PRO:O	32:B6:41:PRO:HG2	2.21	0.41
36:BA:191:A:H2'	36:BA:192:C:H6	1.85	0.41
36:BA:271(X):G:O3'	36:BA:272(D):G:H4'	2.19	0.41
36:BA:382:G:C2'	36:BA:383:U:H5'	2.51	0.41
36:BA:402:A:O2'	36:BA:403:U:H5'	2.21	0.41
36:BA:566:U:O4	54:BV:78:LYS:HE3	2.21	0.41
36:BA:613:G:N1	36:BA:614:U:C4	2.89	0.41
36:BA:666:G:C6	36:BA:667:U:C4	3.08	0.41
36:BA:812:C:H2'	36:BA:813:U:H6	1.85	0.41
36:BA:1233:C:C2	36:BA:1234:U:C6	3.09	0.41
36:BA:1528:A:N3	36:BA:1528:A:C2'	2.81	0.41
36:BA:1539:G:H2'	36:BA:1540:U:C5'	2.44	0.41
36:BA:1682:G:H5'	36:BA:1762:A:HO2'	1.85	0.41
36:BA:1712:C:H2'	36:BA:1713:U:O4'	2.20	0.41
36:BA:1799:G:H5'	36:BA:1819:A:H61	1.86	0.41
36:BA:1805:U:H5''	39:BD:250:TRP:CD2	2.56	0.41
36:BA:1817:G:C2'	36:BA:1818:U:C5'	2.92	0.41

Continued on next page...

Continued from previous page...

Atom-1	Atom-2	Interatomic distance (Å)	Clash overlap (Å)
36:BA:1827:C:O2'	36:BA:1828:G:H5'	2.21	0.41
36:BA:1842:G:H2'	36:BA:1843:C:C6	2.55	0.41
36:BA:1963:U:O2	36:BA:1963:U:C2'	2.69	0.41
36:BA:2446:G:H2'	36:BA:2447:G:H5''	2.03	0.41
36:BA:2574:G:H2'	36:BA:2575:C:H6	1.85	0.41
36:BA:2577:A:H5''	36:BA:2578:G:H5'	2.03	0.41
36:BA:2783:G:H2'	36:BA:2784:C:C6	2.56	0.41
36:BA:2838:G:O2'	50:BR:45:ARG:HD3	2.21	0.41
37:BB:6:C:HO2'	51:BS:36:TYR:HE2	1.67	0.41
37:BB:42:C:O2'	37:BB:43:C:P	2.79	0.41
37:BB:43:C:H5'	37:BB:44:G:OP2	2.21	0.41
38:BC:171:ILE:HD13	38:BC:196:LEU:HD21	2.02	0.41
39:BD:30:GLU:HB2	39:BD:35:LYS:NZ	2.36	0.41
39:BD:122:ASP:O	39:BD:123:ALA:O	2.39	0.41
40:BE:11:MET:HB3	40:BE:24:THR:HA	2.03	0.41
40:BE:49:LEU:N	40:BE:49:LEU:HD22	2.36	0.41
41:BF:64:ILE:HG21	41:BF:75:HIS:HB2	2.03	0.41
41:BF:184:TYR:CD1	48:BP:7:ARG:NH1	2.89	0.41
41:BF:205:ARG:O	41:BF:205:ARG:HG2	2.19	0.41
42:BG:84:LYS:O	42:BG:85:GLY:C	2.60	0.41
42:BG:168:GLU:O	42:BG:169:ALA:C	2.59	0.41
43:BH:104:GLU:HG2	43:BH:105:LEU:N	2.35	0.41
45:BK:66:UNK:O	45:BK:67:UNK:C	2.69	0.41
46:BN:39:ARG:C	46:BN:41:ASP:N	2.74	0.41
47:BO:6:THR:O	47:BO:20:MET:HA	2.21	0.41
47:BO:64:ARG:NE	52:BT:70:VAL:HG21	2.35	0.41
47:BO:69:ILE:HB	47:BO:77:ILE:CG2	2.51	0.41
47:BO:113:LYS:O	47:BO:117:LEU:HG	2.21	0.41
48:BP:84:ASN:CG	48:BP:116:GLY:HA2	2.42	0.41
49:BQ:13:GLN:H	49:BQ:13:GLN:HG3	1.59	0.41
51:BS:50:SER:O	51:BS:51:ALA:HB2	2.20	0.41
53:BU:11:ARG:HG2	53:BU:11:ARG:O	2.20	0.41
53:BU:59:ARG:C	53:BU:61:TRP:N	2.74	0.41
56:BX:11:PRO:HA	56:BX:28:PHE:HB2	1.97	0.41
56:BX:68:ARG:O	56:BX:68:ARG:HD3	2.21	0.41
57:BY:31:LEU:HD23	57:BY:36:ALA:C	2.41	0.41
58:BZ:18:LEU:HD22	58:BZ:18:LEU:H	1.86	0.41
1:CA:128:G:H5'	17:CQ:2:PRO:N	2.36	0.41
1:CA:157:G:H2'	1:CA:158:G:C8	2.56	0.41
1:CA:192:U:C1'	20:CT:103:GLY:HA2	2.50	0.41
1:CA:202:U:H4'	1:CA:203:U:OP2	2.21	0.41

Continued on next page...

Continued from previous page...

Atom-1	Atom-2	Interatomic distance (Å)	Clash overlap (Å)
1:CA:411:A:C6	1:CA:429:U:C4	3.08	0.41
1:CA:441:A:H3'	1:CA:442:C:H6	1.86	0.41
1:CA:484:G:O2'	1:CA:485:G:H5''	2.21	0.41
1:CA:518:C:H2'	1:CA:530:G:N3	2.36	0.41
1:CA:524:G:C6	1:CA:525:C:N4	2.89	0.41
1:CA:687:A:N1	1:CA:700:G:O2'	2.46	0.41
1:CA:945:G:C6	1:CA:1337:G:C5	3.09	0.41
1:CA:949:A:H4'	1:CA:1364:U:H5	1.86	0.41
1:CA:983:A:O2'	1:CA:1201:A:N6	2.53	0.41
1:CA:1047:G:O3'	14:CN:4:LYS:HB2	2.21	0.41
1:CA:1054:C:C6	1:CA:1196:U:N3	2.87	0.41
1:CA:1098:C:H2'	1:CA:1099:G:O4'	2.20	0.41
1:CA:1106:G:H2'	1:CA:1107:C:H6	1.85	0.41
1:CA:1145:C:O2'	1:CA:1146:A:P	2.78	0.41
1:CA:1187:G:N3	1:CA:1187:G:H2'	2.36	0.41
1:CA:1249:C:O2'	9:CI:68:GLY:O	2.39	0.41
1:CA:1256:A:C2	1:CA:1277:C:C2	3.09	0.41
1:CA:1280:A:H5''	10:CJ:40:LEU:HD12	2.03	0.41
1:CA:1346:A:C5	7:CG:10:ARG:NH2	2.89	0.41
1:CA:1376:U:H2'	1:CA:1377:A:H8	1.86	0.41
1:CA:1424:C:O2'	1:CA:1425:U:H5'	2.21	0.41
2:CB:167:PRO:O	2:CB:171:ALA:N	2.54	0.41
3:CC:11:ARG:HH11	3:CC:11:ARG:HG2	1.86	0.41
3:CC:94:LEU:O	3:CC:95:THR:OG1	2.35	0.41
3:CC:178:LEU:C	3:CC:180:ALA:N	2.74	0.41
4:CD:17:VAL:HG12	4:CD:17:VAL:O	2.21	0.41
4:CD:24:GLU:H	4:CD:112:VAL:CG2	2.34	0.41
4:CD:65:ARG:O	4:CD:65:ARG:HG2	2.20	0.41
4:CD:190:ASP:HB3	4:CD:193:ASP:OD2	2.21	0.41
5:CE:10:MET:HA	5:CE:32:VAL:HA	2.03	0.41
5:CE:31:LEU:CD2	5:CE:43:LEU:HD11	2.51	0.41
5:CE:64:ARG:CG	5:CE:64:ARG:NH1	2.82	0.41
5:CE:79:GLU:HB3	5:CE:92:LYS:HA	2.03	0.41
5:CE:144:THR:O	5:CE:146:ALA:N	2.54	0.41
5:CE:144:THR:C	5:CE:146:ALA:N	2.73	0.41
6:CF:14:LEU:HA	6:CF:14:LEU:HD13	1.82	0.41
7:CG:50:ILE:HD12	7:CG:125:MET:CG	2.51	0.41
8:CH:29:SER:CB	8:CH:32:LYS:HG3	2.48	0.41
8:CH:34:GLU:O	8:CH:35:ILE:C	2.58	0.41
9:CI:48:GLU:HB3	9:CI:101:PHE:HE1	1.85	0.41
9:CI:50:LEU:CD2	9:CI:85:LEU:HD21	2.50	0.41

Continued on next page...

Continued from previous page...

Atom-1	Atom-2	Interatomic distance (Å)	Clash overlap (Å)
10:CJ:3:LYS:N	10:CJ:74:ILE:O	2.53	0.41
10:CJ:81:THR:C	10:CJ:83:GLU:H	2.24	0.41
13:CM:65:LYS:C	13:CM:66:LEU:CG	2.89	0.41
13:CM:70:LEU:O	13:CM:73:GLU:N	2.54	0.41
13:CM:79:LYS:O	13:CM:82:MET:CG	2.66	0.41
13:CM:86:CYS:O	13:CM:87:TYR:C	2.58	0.41
14:CN:53:LEU:HA	14:CN:54:PRO:HD3	1.80	0.41
18:CR:53:ARG:C	18:CR:55:ARG:H	2.24	0.41
18:CR:74:ARG:HA	18:CR:79:LEU:O	2.21	0.41
19:CS:10:PHE:CZ	19:CS:70:LYS:HD2	2.55	0.41
19:CS:44:MET:HA	19:CS:44:MET:CE	2.51	0.41
20:CT:30:LYS:HE3	20:CT:34:LYS:HZ1	1.83	0.41
22:CV:20:U:H3'	22:CV:21:A:C5'	2.51	0.41
25:CZ:19:HIS:CB	25:CZ:116:THR:OG1	2.69	0.41
25:CZ:26:THR:CG2	25:CZ:27:LEU:N	2.84	0.41
25:CZ:103:ILE:HD11	25:CZ:206:ILE:HD13	2.00	0.41
25:CZ:134:PHE:HA	25:CZ:171:ILE:O	2.21	0.41
25:CZ:322:VAL:O	25:CZ:323:LEU:C	2.60	0.41
25:CZ:381:GLU:O	25:CZ:381:GLU:HG3	2.20	0.41
25:CZ:381:GLU:O	25:CZ:382:GLU:O	2.39	0.41
26:D0:40:GLN:OE1	26:D0:43:THR:HA	2.21	0.41
26:D0:47:PRO:HG3	26:D0:59:LEU:CD2	2.51	0.41
26:D0:66:VAL:HG12	26:D0:82:ARG:HB3	2.03	0.41
27:D1:45:ASN:CG	27:D1:64:ALA:HB2	2.41	0.41
27:D1:50:ARG:NH2	36:DA:2200:C:OP2	2.52	0.41
28:D2:47:ASN:O	28:D2:50:ILE:HD12	2.19	0.41
29:D3:12:PRO:O	29:D3:13:ILE:C	2.58	0.41
29:D3:28:LEU:N	29:D3:28:LEU:CD2	2.84	0.41
31:D5:57:VAL:CG1	31:D5:58:LEU:N	2.79	0.41
34:D8:3:LYS:HD3	36:DA:242:G:O5'	2.21	0.41
35:D9:2:LYS:HD3	35:D9:2:LYS:HA	1.77	0.41
35:D9:17:ILE:O	35:D9:24:TYR:N	2.54	0.41
36:DA:15:G:C6	36:DA:16:G:N7	2.88	0.41
36:DA:61:G:H8	36:DA:61:G:O5'	2.04	0.41
36:DA:67:U:H2'	36:DA:68:G:C8	2.56	0.41
36:DA:253:C:H2'	36:DA:254:G:O4'	2.19	0.41
36:DA:563:G:N3	36:DA:563:G:H2'	2.35	0.41
36:DA:608:A:H2'	36:DA:609:A:H8	1.84	0.41
36:DA:614(C):A:H1'	36:DA:615:G:O4'	2.20	0.41
36:DA:1167:U:C2	36:DA:1183:G:N2	2.89	0.41
36:DA:1188:U:C2'	36:DA:1189:A:H5'	2.50	0.41

Continued on next page...

Continued from previous page...

Atom-1	Atom-2	Interatomic distance (Å)	Clash overlap (Å)
36:DA:1314:C:H5'	36:DA:1314:C:C6	2.52	0.41
36:DA:1355:G:O2'	36:DA:1356:G:H5'	2.20	0.41
36:DA:1366:A:H2'	36:DA:1367:A:O4'	2.21	0.41
36:DA:1432:C:H2'	36:DA:1433:U:O4'	2.21	0.41
36:DA:1459:G:C6	36:DA:1461:G:C5	3.09	0.41
36:DA:1722:A:O2'	36:DA:1739:U:H5'	2.20	0.41
36:DA:1782:C:H6	36:DA:1782:C:O5'	2.04	0.41
36:DA:1916:A:H2'	36:DA:1917:U:O4'	2.21	0.41
36:DA:2016:U:C6	36:DA:2017:U:C5	3.09	0.41
36:DA:2151:G:O2'	36:DA:2152:G:H5'	2.21	0.41
36:DA:2179:C:H4'	36:DA:2180:U:OP1	2.20	0.41
36:DA:2363:C:O2'	36:DA:2364:C:H5'	2.21	0.41
36:DA:2413:G:C2	36:DA:2414:G:H1'	2.55	0.41
36:DA:2489:G:C6	36:DA:2490:G:N1	2.88	0.41
36:DA:2740:A:C6	36:DA:2741:A:C6	3.09	0.41
36:DA:2810:A:H1'	40:DE:61:ARG:HH22	1.85	0.41
36:DA:2870:C:H5''	50:DR:65:LEU:CD2	2.50	0.41
37:DB:58:A:C2'	37:DB:59:A:H5'	2.51	0.41
37:DB:81:G:C2	37:DB:82:G:N7	2.89	0.41
38:DC:20:TYR:O	38:DC:224:ILE:HA	2.21	0.41
38:DC:78:ALA:CB	38:DC:116:THR:HG23	2.51	0.41
39:DD:77:ALA:O	39:DD:116:GLN:CG	2.68	0.41
39:DD:81:ALA:HA	39:DD:113:VAL:HG11	2.03	0.41
39:DD:162:SER:O	39:DD:178:PRO:HG3	2.20	0.41
41:DF:114:VAL:HG21	41:DF:202:PHE:HE2	1.86	0.41
41:DF:167:ALA:O	41:DF:170:LEU:HD23	2.20	0.41
41:DF:192:LEU:HD11	41:DF:194:MET:HE2	2.02	0.41
42:DG:40:ASN:HB3	42:DG:91:ARG:HG3	2.03	0.41
42:DG:140:ILE:C	42:DG:140:ILE:HD12	2.41	0.41
44:DJ:97:UNK:CA	44:DJ:132:UNK:HA	2.51	0.41
45:DK:66:UNK:O	45:DK:67:UNK:C	2.68	0.41
46:DN:39:ARG:C	46:DN:41:ASP:N	2.74	0.41
46:DN:41:ASP:C	53:DU:64:ARG:NH1	2.74	0.41
46:DN:63:THR:HB	46:DN:66:LYS:HZ3	1.86	0.41
46:DN:137:LYS:HB3	46:DN:138:LEU:H	1.75	0.41
51:DS:89:ARG:O	51:DS:92:TYR:HB3	2.20	0.41
52:DT:27:THR:O	52:DT:28:VAL:CB	2.45	0.41
53:DU:37:GLU:O	53:DU:38:THR:C	2.60	0.41
53:DU:98:LEU:C	53:DU:100:VAL:N	2.74	0.41
54:DV:65:GLY:O	54:DV:66:ARG:HG3	2.20	0.41
54:DV:82:ARG:HG2	54:DV:82:ARG:HH11	1.86	0.41

Continued on next page...

Continued from previous page...

Atom-1	Atom-2	Interatomic distance (Å)	Clash overlap (Å)
56:DX:26:TYR:OH	56:DX:88:LYS:HB2	2.21	0.41
57:DY:9:LYS:CG	57:DY:10:GLY:H	2.30	0.41
57:DY:41:GLY:O	57:DY:42:VAL:O	2.38	0.41
57:DY:43:ASN:CB	57:DY:64:GLU:HA	2.49	0.41
58:DZ:54:HIS:O	58:DZ:98:MET:HE1	2.21	0.41
58:DZ:68:PRO:HG2	58:DZ:68:PRO:O	2.21	0.41
58:DZ:126:VAL:HG11	58:DZ:161:VAL:HG13	2.03	0.41
58:DZ:140:ASP:C	58:DZ:141:VAL:CG2	2.88	0.41
1:AA:55:A:C2	1:AA:56:U:H1'	2.56	0.41
1:AA:55:A:C8	1:AA:55:A:H5'	2.55	0.41
1:AA:373:A:C2	1:AA:374:A:C8	3.09	0.41
1:AA:668:G:H2'	1:AA:669:U:H6	1.86	0.41
1:AA:684:A:C6	1:AA:685:G:C6	3.08	0.41
1:AA:932:C:C5	7:AG:3:ARG:HD3	2.56	0.41
1:AA:1134:G:C6	1:AA:1142:G:N1	2.89	0.41
1:AA:1186:G:H21	14:AN:61:TRP:C	2.24	0.41
1:AA:1298:C:H4'	1:AA:1299:A:C4	2.56	0.41
2:AB:90:MET:HA	2:AB:91:PRO:HD3	1.92	0.41
2:AB:158:LEU:HB3	2:AB:182:ILE:HD11	2.03	0.41
4:AD:6:GLY:O	4:AD:8:VAL:HG13	2.21	0.41
4:AD:14:ARG:H	4:AD:39:PRO:HA	1.85	0.41
4:AD:186:LEU:O	4:AD:187:ARG:HB2	2.20	0.41
4:AD:206:PHE:O	4:AD:206:PHE:CG	2.73	0.41
6:AF:97:PHE:O	18:AR:31:LEU:CD2	2.68	0.41
7:AG:111:ARG:HB2	7:AG:119:ARG:HD2	2.02	0.41
10:AJ:28:ARG:HG2	10:AJ:33:GLN:HA	2.02	0.41
13:AM:54:VAL:O	13:AM:58:GLU:HG2	2.21	0.41
20:AT:37:SER:O	20:AT:40:ALA:HB3	2.21	0.41
20:AT:50:GLU:H	20:AT:99:LEU:HD12	1.86	0.41
25:AZ:68:VAL:H	25:AZ:68:VAL:HG12	1.71	0.41
25:AZ:194:GLU:OE1	25:AZ:194:GLU:CA	2.69	0.41
25:AZ:204:ASP:HA	25:AZ:207:ASP:HB2	2.03	0.41
25:AZ:265:THR:CG2	25:AZ:266:VAL:H	2.32	0.41
28:B2:18:PRO:HG3	28:B2:72:ALA:HA	2.03	0.41
28:B2:46:GLN:HB3	28:B2:48:HIS:CE1	2.56	0.41
28:B2:52:ASP:N	28:B2:52:ASP:OD1	2.53	0.41
28:B2:55:ARG:HH11	28:B2:55:ARG:HG3	1.85	0.41
34:B8:6:THR:OG1	34:B8:11:LYS:HD2	2.21	0.41
34:B8:50:LEU:CA	34:B8:53:PRO:HD3	2.51	0.41
36:BA:118:A:N3	36:BA:178:G:H1'	2.36	0.41
36:BA:480:A:H3'	36:BA:481:G:H5''	2.02	0.41

Continued on next page...

Continued from previous page...

Atom-1	Atom-2	Interatomic distance (Å)	Clash overlap (Å)
36:BA:548:A:H2'	36:BA:549:G:C5'	2.51	0.41
36:BA:589:C:H6	36:BA:589:C:O5'	2.04	0.41
36:BA:769:G:H5'	36:BA:1379:A:H61	1.86	0.41
36:BA:830:G:H1'	36:BA:2448:A:N1	2.36	0.41
36:BA:919:G:C6	36:BA:920:G:C5	3.09	0.41
36:BA:1006:C:HO2'	46:BN:106:MET:HB3	1.86	0.41
36:BA:1108:U:H6	36:BA:1109:C:C6	2.40	0.41
36:BA:1138:G:H3'	36:BA:1139:G:C8	2.56	0.41
36:BA:1295:C:H2'	36:BA:1296:G:H8	1.86	0.41
36:BA:1799:G:N3	36:BA:1800:C:H5	2.19	0.41
36:BA:2407:G:N2	36:BA:2408:U:C1'	2.78	0.41
36:BA:2492:U:H2'	36:BA:2493:U:C6	2.56	0.41
36:BA:2752:C:C5	36:BA:2753:A:C5	3.09	0.41
38:BC:78:ALA:HB1	38:BC:116:THR:HG23	2.03	0.41
38:BC:104:LEU:O	38:BC:105:ASP:CB	2.69	0.41
40:BE:73:GLU:OE1	40:BE:73:GLU:CA	2.67	0.41
42:BG:7:LEU:C	42:BG:9:ARG:N	2.74	0.41
42:BG:27:ASN:C	42:BG:29:TRP:N	2.73	0.41
48:BP:23:PRO:HG2	48:BP:33:ARG:HG3	2.03	0.41
50:BR:92:GLY:C	50:BR:94:TYR:CE1	2.95	0.41
51:BS:106:ARG:HD2	51:BS:106:ARG:C	2.42	0.41
52:BT:50:ILE:CA	52:BT:99:LEU:HD12	2.49	0.41
57:BY:39:VAL:HB	57:BY:40:GLU:H	1.73	0.41
57:BY:43:ASN:HA	57:BY:65:ALA:HB3	2.01	0.41
57:BY:53:PRO:CB	57:BY:56:PRO:HG3	2.45	0.41
58:BZ:139:VAL:HB	58:BZ:140:ASP:H	1.61	0.41
1:CA:7:G:H3'	5:CE:101:ILE:HG21	2.03	0.41
1:CA:245:C:O2'	1:CA:246:A:O5'	2.39	0.41
1:CA:256:U:O2'	1:CA:257:G:H5'	2.21	0.41
1:CA:521:G:O5'	12:CL:73:GLU:HB3	2.20	0.41
1:CA:544:G:OP2	4:CD:66:ARG:NH2	2.54	0.41
1:CA:781:A:C3'	1:CA:782:A:H5'	2.51	0.41
1:CA:990:C:H2'	1:CA:991:U:C6	2.56	0.41
1:CA:1126:U:O2	1:CA:1126:U:C2'	2.54	0.41
1:CA:1129:C:H41	1:CA:1135:U:H3	1.69	0.41
1:CA:1230:C:O5'	1:CA:1230:C:H6	2.04	0.41
1:CA:1339:A:C2	22:CV:31:A:H4'	2.56	0.41
1:CA:1371:G:O3'	9:CI:69:GLY:HA3	2.21	0.41
1:CA:1394:A:C5	1:CA:1501:C:H4'	2.56	0.41
2:CB:82:ARG:HG2	2:CB:86:GLU:OE1	2.22	0.41
3:CC:3:ASN:HB2	3:CC:4:LYS:H	1.70	0.41

Continued on next page...

Continued from previous page...

Atom-1	Atom-2	Interatomic distance (Å)	Clash overlap (Å)
3:CC:13:GLY:HA3	14:CN:57:ARG:HE	1.86	0.41
4:CD:70:ILE:CG2	4:CD:75:PHE:H	2.34	0.41
8:CH:49:GLU:O	8:CH:51:VAL:HG13	2.21	0.41
8:CH:63:LEU:HD13	8:CH:63:LEU:HA	1.82	0.41
11:CK:84:VAL:CG1	11:CK:109:VAL:O	2.69	0.41
12:CL:73:GLU:H	12:CL:73:GLU:HG2	1.65	0.41
12:CL:126:LYS:HZ1	12:CL:127:GLU:HB2	1.86	0.41
14:CN:3:ARG:HE	14:CN:3:ARG:HB3	1.76	0.41
18:CR:84:LYS:HA	18:CR:84:LYS:HD3	1.93	0.41
19:CS:16:LEU:O	19:CS:20:LEU:N	2.54	0.41
19:CS:58:VAL:HG23	19:CS:58:VAL:O	2.21	0.41
22:CV:75:C:H2'	22:CV:76:A:C1'	2.51	0.41
24:CY:1:A:N6	24:CY:72:U:H3	2.01	0.41
25:CZ:158:LEU:O	25:CZ:163:PHE:HB2	2.21	0.41
25:CZ:320:VAL:HG22	25:CZ:398:GLY:HA3	2.02	0.41
27:D1:75:GLU:OE1	27:D1:78:LYS:HE3	2.21	0.41
30:D4:10:VAL:CG2	30:D4:11:PRO:N	2.84	0.41
32:D6:20:ASN:O	32:D6:21:TYR:CG	2.74	0.41
36:DA:143:G:H1'	56:DX:37:THR:CG2	2.51	0.41
36:DA:425:G:O2'	36:DA:426:C:H5'	2.20	0.41
36:DA:512:G:C2'	36:DA:513:A:OP2	2.69	0.41
36:DA:669:G:C2	36:DA:801:G:C6	3.09	0.41
36:DA:718:A:H8	36:DA:718:A:O5'	2.04	0.41
36:DA:754:C:O2'	36:DA:755:C:H5'	2.21	0.41
36:DA:1319:G:O2'	36:DA:1320:C:H5'	2.21	0.41
36:DA:1799:G:H5'	36:DA:1819:A:N6	2.36	0.41
36:DA:2168:G:N2	36:DA:2170:A:H3'	2.35	0.41
37:DB:42:C:O2'	37:DB:43:C:P	2.79	0.41
38:DC:21:THR:HB	38:DC:228:SER:HB2	2.03	0.41
38:DC:149:ILE:HG23	38:DC:150:GLY:N	2.36	0.41
39:DD:105:ILE:HA	39:DD:105:ILE:HD12	1.79	0.41
40:DE:52:LEU:HD12	40:DE:52:LEU:HA	1.89	0.41
40:DE:68:ALA:O	40:DE:70:ALA:N	2.54	0.41
41:DF:157:VAL:HG11	41:DF:181:LEU:HD13	2.03	0.41
43:DH:51:ARG:C	43:DH:52:VAL:HG23	2.41	0.41
44:DJ:119:UNK:O	44:DJ:120:UNK:C	2.69	0.41
49:DQ:8:LYS:HE2	49:DQ:8:LYS:HB3	1.92	0.41
49:DQ:21:THR:HG22	49:DQ:101:ARG:HD2	2.00	0.41
49:DQ:40:ALA:O	49:DQ:97:VAL:HG22	2.20	0.41
50:DR:12:ARG:HH11	50:DR:12:ARG:CG	2.27	0.41
52:DT:29:ARG:HG2	52:DT:86:ILE:HG22	2.03	0.41

Continued on next page...

Continued from previous page...

Atom-1	Atom-2	Interatomic distance (Å)	Clash overlap (Å)
52:DT:33:LYS:HZ1	52:DT:43:GLN:CB	2.34	0.41
57:DY:97:ARG:HH21	57:DY:98:VAL:CG2	2.28	0.41
58:DZ:85:HIS:CE1	58:DZ:87:ASP:OD1	2.74	0.41
1:AA:62:U:C2'	1:AA:63:C:C5'	2.99	0.40
1:AA:72:C:H2'	1:AA:73:G:C8	2.56	0.40
1:AA:556:C:C2'	1:AA:557:G:H5'	2.51	0.40
1:AA:656:C:O2'	1:AA:657:G:H5'	2.22	0.40
1:AA:700:G:C2'	1:AA:701:C:H5''	2.51	0.40
1:AA:784:C:H4'	36:BA:1837:C:OP1	2.21	0.40
1:AA:1137:C:O2'	1:AA:1138:G:N2	2.52	0.40
1:AA:1415:G:C2'	1:AA:1416:G:H5'	2.52	0.40
2:AB:19:HIS:NE2	2:AB:206:ASP:HB3	2.37	0.40
2:AB:101:MET:CA	2:AB:108:ILE:HD12	2.46	0.40
3:AC:80:GLY:N	3:AC:82:GLU:OE2	2.53	0.40
4:AD:57:ARG:NH2	4:AD:205:GLU:OE1	2.48	0.40
4:AD:104:VAL:O	4:AD:105:VAL:C	2.58	0.40
5:AE:51:VAL:O	5:AE:52:PRO:C	2.59	0.40
8:AH:85:ARG:CZ	8:AH:87:SER:O	2.69	0.40
10:AJ:45:ARG:O	10:AJ:64:GLU:HA	2.21	0.40
10:AJ:64:GLU:OE2	10:AJ:66:ARG:NE	2.54	0.40
13:AM:96:LEU:O	13:AM:110:ARG:NE	2.54	0.40
25:AZ:152:MET:SD	25:AZ:152:MET:O	2.78	0.40
27:B1:4:VAL:HB	27:B1:11:ARG:HG2	2.02	0.40
29:B3:28:LEU:N	29:B3:28:LEU:CD2	2.80	0.40
30:B4:43:TYR:CG	30:B4:44:THR:N	2.89	0.40
33:B7:47:ARG:HG3	33:B7:48:LYS:N	2.36	0.40
34:B8:62:LEU:HB3	36:BA:242:G:H5'	2.03	0.40
36:BA:482:A:H4'	57:BY:47:LYS:HD3	2.02	0.40
36:BA:769:G:H5'	36:BA:1379:A:N6	2.36	0.40
36:BA:821:A:C5'	36:BA:822:U:C6	2.98	0.40
36:BA:996:A:H2'	36:BA:997:G:H8	1.86	0.40
36:BA:1168:G:N1	36:BA:1182:A:C2	2.89	0.40
36:BA:1351:C:O2'	36:BA:1571:A:H1'	2.21	0.40
36:BA:1458:C:H4'	36:BA:1459:G:O5'	2.20	0.40
36:BA:1494:A:O2'	36:BA:1495:A:H5''	2.21	0.40
36:BA:1767:C:O2'	36:BA:1768:U:H5'	2.20	0.40
36:BA:1796:U:OP1	39:BD:276:LYS:HE3	2.22	0.40
36:BA:1818:U:O2'	36:BA:1819:A:OP2	2.38	0.40
36:BA:2408:U:C2	36:BA:2409:G:N7	2.89	0.40
36:BA:2679:A:C5	36:BA:2680:C:C5	3.09	0.40
39:BD:98:VAL:HG12	39:BD:98:VAL:O	2.21	0.40

Continued on next page...

Continued from previous page...

Atom-1	Atom-2	Interatomic distance (Å)	Clash overlap (Å)
40:BE:33:VAL:O	40:BE:33:VAL:HG13	2.21	0.40
40:BE:108:SER:N	40:BE:163:GLU:O	2.48	0.40
40:BE:120:TRP:HA	40:BE:120:TRP:CE3	2.56	0.40
40:BE:120:TRP:CD2	40:BE:155:LYS:HG2	2.56	0.40
40:BE:183:LEU:HD21	52:BT:11:GLU:CG	2.51	0.40
41:BF:63:LYS:HG3	41:BF:76:GLY:HA2	2.02	0.40
42:BG:137:GLU:O	42:BG:140:ILE:HG23	2.21	0.40
42:BG:141:PHE:HA	42:BG:142:PRO:HD2	1.74	0.40
42:BG:144:ILE:HG23	42:BG:144:ILE:O	2.21	0.40
46:BN:48:MET:SD	46:BN:48:MET:C	3.00	0.40
48:BP:83:VAL:CG2	48:BP:105:LEU:HD13	2.51	0.40
51:BS:56:LEU:O	51:BS:57:LYS:O	2.39	0.40
52:BT:32:TYR:O	52:BT:33:LYS:CB	2.68	0.40
52:BT:38:ASN:C	52:BT:40:THR:H	2.24	0.40
53:BU:91:ASP:O	53:BU:92:ARG:HB3	2.20	0.40
58:BZ:96:VAL:CG2	58:BZ:97:GLU:H	2.07	0.40
58:BZ:100:VAL:HG23	58:BZ:126:VAL:CG2	2.49	0.40
58:BZ:125:LEU:HG	58:BZ:164:ALA:HB3	2.03	0.40
1:CA:123:C:OP1	1:CA:311:C:O2'	2.36	0.40
1:CA:187:C:H4'	20:CT:85:MET:O	2.21	0.40
1:CA:236:G:H2'	1:CA:237:C:C6	2.55	0.40
1:CA:263:A:P	20:CT:79:ARG:NH1	2.93	0.40
1:CA:677:U:H2'	1:CA:678:U:C6	2.56	0.40
1:CA:949:A:C4'	1:CA:1364:U:H5	2.35	0.40
1:CA:1256:A:H1'	1:CA:1258:G:C5	2.53	0.40
1:CA:1300:G:C5	1:CA:1335:C:C5	3.09	0.40
1:CA:1364:U:O2	21:CU:14:TRP:CH2	2.74	0.40
1:CA:1437:C:H2'	1:CA:1438:G:C8	2.57	0.40
2:CB:22:LYS:NZ	2:CB:40:HIS:CE1	2.89	0.40
2:CB:61:LEU:HD11	2:CB:160:ASP:HB3	2.04	0.40
2:CB:91:PRO:O	2:CB:92:TYR:HB3	2.20	0.40
3:CC:80:GLY:C	3:CC:82:GLU:OE2	2.60	0.40
3:CC:83:ARG:O	3:CC:86:VAL:HG22	2.20	0.40
4:CD:200:GLU:O	4:CD:204:ILE:HG13	2.21	0.40
7:CG:95:ARG:NH2	7:CG:99:LEU:HD11	2.36	0.40
8:CH:17:THR:C	8:CH:78:GLN:HE22	2.24	0.40
9:CI:63:ILE:HG21	9:CI:77:ILE:CD1	2.51	0.40
10:CJ:4:ILE:CD1	10:CJ:77:PRO:HB3	2.50	0.40
13:CM:96:LEU:C	13:CM:110:ARG:HE	2.23	0.40
16:CP:53:VAL:HG23	16:CP:54:GLU:N	2.34	0.40
17:CQ:70:ARG:HG2	17:CQ:70:ARG:NH1	2.32	0.40

Continued on next page...

Continued from previous page...

Atom-1	Atom-2	Interatomic distance (Å)	Clash overlap (Å)
18:CR:58:LEU:HD11	18:CR:66:LEU:HD22	2.02	0.40
18:CR:63:GLN:HA	18:CR:63:GLN:OE1	2.21	0.40
20:CT:16:HIS:O	20:CT:17:ARG:C	2.59	0.40
24:CY:29:G:H2'	24:CY:30:G:O4'	2.21	0.40
25:CZ:117:ARG:CD	25:CZ:157:LEU:HD11	2.46	0.40
25:CZ:193:ASN:HB3	25:CZ:196:VAL:HB	2.03	0.40
26:D0:25:ARG:HD2	26:D0:29:GLN:HE21	1.86	0.40
27:D1:94:LEU:O	27:D1:95:LEU:C	2.59	0.40
28:D2:69:ARG:O	28:D2:70:GLN:CG	2.69	0.40
30:D4:27:THR:O	30:D4:28:LYS:HB3	2.21	0.40
30:D4:30:GLU:O	30:D4:31:ILE:HD12	2.21	0.40
32:D6:13:CYS:HA	32:D6:50:ARG:O	2.21	0.40
33:D7:34:ARG:HH12	33:D7:42:LEU:C	2.25	0.40
36:DA:49:A:N6	36:DA:177:G:C4	2.89	0.40
36:DA:120:U:H1'	36:DA:149:A:N7	2.36	0.40
36:DA:130:C:H2'	36:DA:131:G:C5'	2.50	0.40
36:DA:258:G:H2'	36:DA:259:G:H8	1.84	0.40
36:DA:271(L):U:C4'	36:DA:271(M):G:H5'	2.51	0.40
36:DA:319:C:H2'	36:DA:320:A:C8	2.56	0.40
36:DA:335:C:C6	36:DA:336:C:H5	2.39	0.40
36:DA:478:A:N1	36:DA:500:G:H4'	2.35	0.40
36:DA:569:U:O4	36:DA:570:G:C6	2.74	0.40
36:DA:654(N):G:H2'	36:DA:654(O):G:H5'	2.03	0.40
36:DA:812:C:C2	36:DA:813:U:C5	3.09	0.40
36:DA:1006:C:H1'	46:DN:106:MET:SD	2.61	0.40
36:DA:1058:G:C3'	36:DA:1059:G:H5''	2.51	0.40
36:DA:1278:A:H5''	50:DR:36:THR:CG2	2.51	0.40
36:DA:1353:A:H62	36:DA:1377:G:H2'	1.86	0.40
36:DA:1453:U:OP1	50:DR:77:ARG:HD3	2.20	0.40
36:DA:1526:G:C6	36:DA:1527:G:C2	3.09	0.40
36:DA:1532:C:O2'	36:DA:1533:G:H5'	2.20	0.40
36:DA:1599:C:H2'	36:DA:1600:C:H6	1.87	0.40
36:DA:1740:G:H4'	36:DA:1741:A:OP1	2.20	0.40
36:DA:1789:A:C5	36:DA:1790:C:C5	3.09	0.40
36:DA:2023:G:H4'	36:DA:2617:C:O3'	2.20	0.40
36:DA:2197:U:O2'	36:DA:2198:A:H2'	2.21	0.40
36:DA:2230:G:C5	36:DA:2231:C:C5	3.09	0.40
36:DA:2322:A:O2'	36:DA:2323:G:H5'	2.21	0.40
36:DA:2473:U:C5	36:DA:2474:C:O2	2.74	0.40
36:DA:2579:C:HO2'	40:DE:131:ALA:HB2	1.84	0.40
36:DA:2655:G:H1'	36:DA:2664:G:C6	2.55	0.40

Continued on next page...

Continued from previous page...

Atom-1	Atom-2	Interatomic distance (Å)	Clash overlap (Å)
38:DC:81:GLU:O	38:DC:83:ILE:N	2.43	0.40
38:DC:81:GLU:C	38:DC:83:ILE:H	2.24	0.40
39:DD:206:LEU:HD23	39:DD:206:LEU:HA	1.87	0.40
39:DD:266:SER:O	39:DD:267:SER:O	2.39	0.40
40:DE:16:ARG:O	40:DE:17:ASP:HB2	2.20	0.40
40:DE:107:THR:O	40:DE:190:GLY:N	2.54	0.40
41:DF:161:GLU:O	41:DF:164:ARG:HB3	2.20	0.40
43:DH:30:LYS:HG3	43:DH:79:VAL:O	2.21	0.40
43:DH:30:LYS:HZ3	43:DH:83:TYR:HE2	1.64	0.40
46:DN:3:THR:C	46:DN:4:TYR:CD1	2.95	0.40
46:DN:6:PRO:HB3	46:DN:41:ASP:OD1	2.21	0.40
46:DN:60:ILE:HG13	46:DN:60:ILE:H	1.55	0.40
46:DN:99:LEU:O	46:DN:102:ALA:HB3	2.21	0.40
48:DP:96:THR:HG22	48:DP:126:VAL:CG2	2.51	0.40
48:DP:147:LEU:O	48:DP:148:LEU:CB	2.65	0.40
49:DQ:6:ARG:NH1	49:DQ:6:ARG:CB	2.84	0.40
49:DQ:37:LEU:HG	49:DQ:129:THR:HA	2.03	0.40
50:DR:38:VAL:CG1	50:DR:42:LYS:HE3	2.51	0.40
52:DT:129:ARG:C	52:DT:129:ARG:HD2	2.41	0.40
55:DW:57:ASN:HD22	55:DW:57:ASN:HA	1.66	0.40
56:DX:31:HIS:O	56:DX:34:ALA:CB	2.69	0.40
56:DX:68:ARG:HD3	56:DX:68:ARG:O	2.21	0.40
58:DZ:97:GLU:HA	58:DZ:127:LYS:HA	2.03	0.40
1:AA:237:C:O2'	1:AA:238:G:H5'	2.21	0.40
1:AA:731:G:H5'	1:AA:766:A:H4'	2.03	0.40
1:AA:757:U:H5''	1:AA:822:C:O2	2.20	0.40
1:AA:1221:G:OP1	1:AA:1320:C:N4	2.54	0.40
1:AA:1303:C:N4	1:AA:1304:G:C6	2.89	0.40
2:AB:201:ILE:O	2:AB:201:ILE:HG22	2.20	0.40
4:AD:150:GLU:OE1	4:AD:151:LYS:N	2.51	0.40
5:AE:45:PHE:CD2	5:AE:47:LYS:HD2	2.55	0.40
5:AE:46:GLY:H	5:AE:58:ALA:HB2	1.86	0.40
11:AK:33:THR:HG22	11:AK:39:PRO:N	2.36	0.40
16:AP:7:ALA:O	16:AP:17:TYR:HA	2.20	0.40
22:AW:8:U:H3'	22:AW:8:U:OP1	2.21	0.40
25:AZ:19:HIS:CD2	25:AZ:113:MET:HG3	2.56	0.40
25:AZ:154:VAL:O	25:AZ:157:LEU:HB3	2.22	0.40
25:AZ:241:ARG:CB	25:AZ:285:ASN:HD21	2.34	0.40
25:AZ:355:LEU:HD23	25:AZ:370:PHE:CB	2.52	0.40
26:B0:7:LEU:HA	26:B0:7:LEU:HD23	1.88	0.40
26:B0:80:HIS:CD2	26:B0:80:HIS:H	2.38	0.40

Continued on next page...

Continued from previous page...

Atom-1	Atom-2	Interatomic distance (Å)	Clash overlap (Å)
33:B7:24:THR:HG23	33:B7:27:GLY:H	1.86	0.40
36:BA:9:U:HO2'	36:BA:10:G:P	2.43	0.40
36:BA:19:C:H5'	36:BA:554:U:OP1	2.22	0.40
36:BA:81:G:N2	57:BY:2:ARG:HH12	2.05	0.40
36:BA:110:G:C2'	36:BA:111:A:H5'	2.51	0.40
36:BA:143:G:H5''	36:BA:1598:C:O2'	2.21	0.40
36:BA:512:G:C2'	36:BA:513:A:OP2	2.69	0.40
36:BA:673:C:C5'	36:BA:673:C:C6	2.97	0.40
36:BA:727:A:N6	36:BA:728:G:N1	2.69	0.40
36:BA:1012:U:O4	46:BN:25:ARG:HA	2.21	0.40
36:BA:1227:G:C2'	36:BA:1228:G:H5'	2.51	0.40
36:BA:1516:C:O2'	36:BA:1517:G:H5''	2.20	0.40
36:BA:1569:A:O2'	39:BD:38:LYS:CD	2.69	0.40
36:BA:1655:A:H4'	40:BE:115:GLY:H	1.86	0.40
36:BA:1655:A:O3'	40:BE:115:GLY:HA3	2.21	0.40
36:BA:2178:C:H2'	36:BA:2179:C:O5'	2.21	0.40
38:BC:46:LYS:HD2	38:BC:169:GLY:O	2.21	0.40
38:BC:58:VAL:HG13	38:BC:199:HIS:HB3	2.03	0.40
40:BE:108:SER:O	40:BE:162:ALA:N	2.53	0.40
41:BF:101:LEU:HA	41:BF:102:PRO:HD3	1.91	0.40
41:BF:114:VAL:HG21	41:BF:202:PHE:HE2	1.86	0.40
43:BH:50:VAL:HG12	43:BH:52:VAL:CG2	2.51	0.40
43:BH:105:LEU:HD23	43:BH:105:LEU:H	1.86	0.40
46:BN:109:LYS:HE3	46:BN:109:LYS:HB2	1.82	0.40
47:BO:121:VAL:CG1	47:BO:122:LEU:N	2.84	0.40
48:BP:121:LYS:HA	48:BP:122:PRO:HD3	1.89	0.40
54:BV:5:VAL:CG2	54:BV:6:LYS:N	2.84	0.40
54:BV:88:ARG:O	54:BV:90:PRO:HD3	2.22	0.40
57:BY:65:ALA:O	57:BY:66:PRO:O	2.40	0.40
57:BY:79:CYS:SG	57:BY:80:GLY:N	2.94	0.40
1:CA:62:U:OP1	1:CA:385:C:O2'	2.35	0.40
1:CA:889:A:H4'	1:CA:890:G:OP1	2.22	0.40
1:CA:892:A:C6	1:CA:893:C:C4	3.09	0.40
1:CA:963:G:HO2'	10:CJ:54:PHE:HZ	1.69	0.40
1:CA:992:U:O2	1:CA:992:U:C2'	2.69	0.40
1:CA:1263:C:O2	1:CA:1273:G:N2	2.54	0.40
1:CA:1389:C:O2'	1:CA:1390:U:H5'	2.21	0.40
1:CA:1458:G:H2'	1:CA:1459:C:H6	1.80	0.40
2:CB:36:ARG:HB3	2:CB:41:ILE:CD1	2.51	0.40
4:CD:100:ARG:O	4:CD:104:VAL:HG23	2.21	0.40
4:CD:205:GLU:O	4:CD:207:TYR:N	2.54	0.40

Continued on next page...

Continued from previous page...

Atom-1	Atom-2	Interatomic distance (Å)	Clash overlap (Å)
6:CF:53:ALA:O	6:CF:54:LYS:CB	2.69	0.40
8:CH:137:VAL:HG12	8:CH:138:TRP:N	2.36	0.40
12:CL:8:ASN:OD1	12:CL:12:ARG:HD2	2.21	0.40
13:CM:59:TYR:CE1	13:CM:63:THR:OG1	2.74	0.40
13:CM:108:ARG:HH22	13:CM:114:ARG:HA	1.86	0.40
19:CS:11:VAL:HG21	19:CS:41:VAL:HG22	2.03	0.40
19:CS:21:GLU:CG	19:CS:22:LEU:N	2.84	0.40
20:CT:48:LYS:O	20:CT:49:ALA:C	2.59	0.40
22:CW:16:U:H5'	22:CW:17:C:OP2	2.21	0.40
25:CZ:95:GLY:C	25:CZ:97:ALA:H	2.25	0.40
25:CZ:327:GLU:OE2	61:CZ:502:KIR:H433	2.21	0.40
26:D0:7:LEU:HD22	49:DQ:85:LYS:CB	2.52	0.40
27:D1:40:ARG:HB2	27:D1:41:ARG:H	1.60	0.40
31:D5:56:LYS:O	31:D5:57:VAL:O	2.40	0.40
32:D6:8:LYS:HE2	36:DA:2285:C:H5	1.86	0.40
33:D7:7:PRO:HA	36:DA:686:G:H8	1.86	0.40
34:D8:4:MET:HE2	36:DA:666:G:H1'	2.04	0.40
34:D8:59:LYS:HB3	34:D8:59:LYS:NZ	2.29	0.40
36:DA:178:G:C6	36:DA:179:G:N7	2.90	0.40
36:DA:480:A:H3'	36:DA:481:G:H5''	2.03	0.40
36:DA:725:G:O2'	36:DA:726:G:H5'	2.21	0.40
36:DA:797:C:O2'	36:DA:798:G:H5'	2.21	0.40
36:DA:832:G:H21	48:DP:53:GLY:HA2	1.86	0.40
36:DA:1054:A:O2'	36:DA:1055:G:H5'	2.21	0.40
36:DA:1651:G:N1	36:DA:2007:C:N3	2.68	0.40
36:DA:1655:A:H4'	40:DE:115:GLY:N	2.37	0.40
36:DA:1792:G:H2'	36:DA:1793:C:H6	1.86	0.40
36:DA:2001:A:H2'	36:DA:2002:G:H8	1.82	0.40
36:DA:2018:G:C2	36:DA:2019:A:C4	3.09	0.40
36:DA:2283:C:C5	36:DA:2389:G:C4	3.10	0.40
36:DA:2728:U:H2'	36:DA:2729:G:C8	2.56	0.40
36:DA:2770:G:H5''	36:DA:2771:C:OP2	2.21	0.40
36:DA:2847:U:H5'	36:DA:2848:G:OP2	2.21	0.40
37:DB:81:G:H2'	37:DB:82:G:H5'	2.03	0.40
40:DE:34:VAL:HG11	40:DE:48:GLN:HE21	1.81	0.40
40:DE:120:TRP:CZ3	40:DE:155:LYS:HE3	2.56	0.40
41:DF:64:ILE:HG12	41:DF:65:TRP:CD1	2.56	0.40
42:DG:124:SER:O	42:DG:125:PHE:C	2.59	0.40
43:DH:52:VAL:HG12	43:DH:65:HIS:HE1	1.86	0.40
43:DH:75:ALA:C	43:DH:78:GLY:H	2.24	0.40
43:DH:158:HIS:CE1	43:DH:169:VAL:HG13	2.52	0.40

Continued on next page...

Continued from previous page...

Atom-1	Atom-2	Interatomic distance (Å)	Clash overlap (Å)
45:DK:74:UNK:C	45:DK:76:UNK:H	2.32	0.40
46:DN:4:TYR:O	46:DN:5:VAL:C	2.58	0.40
46:DN:130:HIS:O	46:DN:130:HIS:CG	2.74	0.40
47:DO:29:ASN:O	47:DO:30:ALA:C	2.60	0.40
50:DR:75:LEU:HD13	50:DR:75:LEU:O	2.21	0.40
55:DW:10:VAL:HG21	55:DW:103:ILE:CD1	2.51	0.40
55:DW:86:LEU:HB3	55:DW:94:ASP:HB2	2.04	0.40
1:AA:62:U:C2'	1:AA:63:C:H5'	2.47	0.40
1:AA:787:A:O2'	1:AA:788:U:H5'	2.21	0.40
1:AA:1030:C:N4	1:AA:1032:G:N2	2.69	0.40
1:AA:1049:U:H1'	1:AA:1201:A:N7	2.36	0.40
1:AA:1118:C:H1'	1:AA:1179:A:C4	2.56	0.40
2:AB:214:ILE:O	2:AB:218:ALA:HB2	2.21	0.40
3:AC:64:VAL:HB	3:AC:98:ASN:O	2.20	0.40
3:AC:135:LYS:NZ	5:AE:50:GLU:HG2	2.36	0.40
4:AD:145:GLU:HG3	4:AD:184:LYS:HG2	2.03	0.40
4:AD:171:GLY:HA2	4:AD:172:PRO:HD3	1.84	0.40
5:AE:35:GLY:HA2	5:AE:40:ARG:O	2.21	0.40
5:AE:76:ILE:HA	5:AE:77:PRO:HD2	1.92	0.40
5:AE:82:VAL:CG2	5:AE:138:ALA:HA	2.49	0.40
12:AL:58:VAL:CG2	12:AL:60:LEU:CD2	2.99	0.40
12:AL:86:ARG:O	12:AL:86:ARG:HG2	2.21	0.40
13:AM:56:LEU:O	13:AM:57:ARG:C	2.58	0.40
14:AN:23:ARG:HA	14:AN:30:ALA:HA	2.02	0.40
14:AN:25:VAL:O	14:AN:26:ARG:O	2.39	0.40
17:AQ:59:ILE:CG2	17:AQ:71:PHE:HB3	2.51	0.40
20:AT:99:LEU:O	20:AT:100:ILE:O	2.38	0.40
22:AV:28:G:H2'	22:AV:29:G:H8	1.86	0.40
22:AW:20:U:OP2	22:AW:20:U:H2'	2.22	0.40
26:B0:10:THR:CG2	26:B0:12:ASN:OD1	2.69	0.40
27:B1:40:ARG:CG	27:B1:41:ARG:N	2.84	0.40
28:B2:48:HIS:HA	36:BA:95:G:O2'	2.21	0.40
31:B5:41:PRO:HA	31:B5:42:PRO:HD3	1.79	0.40
32:B6:16:CYS:CB	32:B6:48:VAL:O	2.69	0.40
32:B6:53:LYS:NZ	32:B6:54:ILE:HG13	2.36	0.40
33:B7:34:ARG:HH12	33:B7:42:LEU:C	2.24	0.40
35:B9:4:ARG:HE	35:B9:4:ARG:HB3	1.57	0.40
36:BA:19:C:O2'	36:BA:20:C:H5'	2.22	0.40
36:BA:237:C:H2'	36:BA:238:C:H6	1.85	0.40
36:BA:476:G:N2	36:BA:479:A:C8	2.89	0.40
36:BA:638:G:C6	36:BA:639:U:N3	2.89	0.40

Continued on next page...

Continued from previous page...

Atom-1	Atom-2	Interatomic distance (Å)	Clash overlap (Å)
36:BA:874:G:H2'	36:BA:875:G:H8	1.86	0.40
36:BA:996:A:C4'	53:BU:92:ARG:CZ	2.97	0.40
36:BA:1170:G:H1	36:BA:1179:C:H42	1.67	0.40
36:BA:1217:C:C2	36:BA:1218:C:C5	3.09	0.40
36:BA:1536:C:O5'	36:BA:1536:C:H6	2.04	0.40
36:BA:1877:A:H5'	36:BA:1878:G:OP2	2.21	0.40
36:BA:2179:C:C1'	36:BA:2180:U:H3	2.14	0.40
36:BA:2346:A:H5'	36:BA:2383:G:H1'	2.03	0.40
36:BA:2523:G:C6	36:BA:2524:G:N7	2.90	0.40
36:BA:2627:G:N3	36:BA:2781:A:H2	2.19	0.40
36:BA:2662:A:H2'	36:BA:2663:G:O4'	2.21	0.40
37:BB:4:C:N3	37:BB:118:G:N2	2.69	0.40
37:BB:98:G:H2'	37:BB:99:G:C5'	2.50	0.40
39:BD:107:ALA:HA	39:BD:108:PRO:HD2	1.88	0.40
40:BE:23:VAL:HG12	40:BE:173:VAL:HG21	2.03	0.40
41:BF:107:LYS:HE3	41:BF:205:ARG:HG2	2.03	0.40
43:BH:12:PRO:N	43:BH:48:GLY:HA2	2.36	0.40
46:BN:31:ALA:O	46:BN:35:ARG:HG2	2.21	0.40
47:BO:1:MET:HB3	47:BO:32:TYR:HD2	1.85	0.40
48:BP:85:LEU:HD13	48:BP:114:ILE:HD11	2.04	0.40
52:BT:35:LYS:O	52:BT:36:GLU:HB2	2.21	0.40
52:BT:94:ALA:C	52:BT:96:ARG:N	2.73	0.40
54:BV:75:PHE:HE1	54:BV:77:ALA:HB2	1.86	0.40
58:BZ:166:SER:CB	58:BZ:168:GLU:H	2.16	0.40
58:BZ:166:SER:N	58:BZ:167:PRO:HA	2.35	0.40
1:CA:174:C:O2'	1:CA:175:C:H5'	2.21	0.40
1:CA:391:G:H2'	1:CA:392:G:O4'	2.22	0.40
1:CA:453:A:O2'	1:CA:454:C:O4'	2.39	0.40
1:CA:568:G:O6	12:CL:5:PRO:HD3	2.21	0.40
1:CA:655:A:C2	1:CA:754:C:C4	3.09	0.40
1:CA:823:G:O2'	1:CA:824:C:H5'	2.21	0.40
1:CA:963:G:N2	10:CJ:55:LYS:HG2	2.37	0.40
1:CA:1129:C:H4'	1:CA:1130:A:C8	2.56	0.40
1:CA:1211:U:O2	1:CA:1211:U:O4'	2.39	0.40
1:CA:1269:A:C2'	1:CA:1270:C:H5'	2.51	0.40
1:CA:1346:A:O4'	1:CA:1348:U:C6	2.74	0.40
2:CB:185:ILE:O	2:CB:186:ALA:HB2	2.21	0.40
3:CC:114:PRO:O	3:CC:118:GLN:HG3	2.21	0.40
5:CE:144:THR:OG1	5:CE:147:ASP:OD1	2.27	0.40
8:CH:119:LEU:CD1	8:CH:124:ALA:HA	2.51	0.40
15:CO:27:VAL:HG12	15:CO:31:LEU:HD13	2.03	0.40

Continued on next page...

Continued from previous page...

Atom-1	Atom-2	Interatomic distance (Å)	Clash overlap (Å)
15:CO:35:ARG:O	15:CO:38:ARG:N	2.54	0.40
15:CO:81:LEU:HD13	15:CO:81:LEU:C	2.40	0.40
24:CY:18:G:O2'	24:CY:19:G:O5'	2.37	0.40
24:CY:34:C:H2'	24:CY:35:C:O4'	2.22	0.40
25:CZ:74:LYS:HD3	25:CZ:207:ASP:OD1	2.22	0.40
25:CZ:271:GLU:HG2	25:CZ:276:THR:HA	2.03	0.40
27:D1:20:ARG:HB3	27:D1:32:LYS:HG3	2.03	0.40
28:D2:21:LEU:CB	28:D2:64:LEU:HD12	2.51	0.40
28:D2:25:VAL:HG22	28:D2:60:LEU:HD22	2.03	0.40
28:D2:28:LYS:O	28:D2:31:GLU:HB2	2.21	0.40
31:D5:21:SER:C	31:D5:23:HIS:H	2.25	0.40
32:D6:36:LEU:O	32:D6:37:ARG:NE	2.55	0.40
33:D7:9:ARG:HG3	33:D7:9:ARG:HH11	1.86	0.40
34:D8:31:HIS:O	34:D8:32:LEU:C	2.59	0.40
35:D9:6:SER:HG	36:DA:2467:C:P	2.45	0.40
36:DA:109:G:H2'	36:DA:110:G:H8	1.86	0.40
36:DA:335:C:O2'	36:DA:336:C:H5'	2.21	0.40
36:DA:406:G:C6	36:DA:407:G:C5	3.10	0.40
36:DA:633:A:C3'	36:DA:634:C:H5'	2.51	0.40
36:DA:920:G:O2'	36:DA:921:G:H5'	2.22	0.40
36:DA:1038:C:C3'	36:DA:1039:G:C5'	2.99	0.40
36:DA:1055:G:HO2'	36:DA:1085:A:H2	1.66	0.40
36:DA:1154:G:H5''	53:DU:59:ARG:HH12	1.85	0.40
36:DA:1155:A:P	53:DU:55:ARG:HD2	2.62	0.40
36:DA:1268:A:H2'	36:DA:1269:A:C8	2.56	0.40
36:DA:1288:U:H4'	36:DA:1289:C:OP2	2.21	0.40
36:DA:1469:A:H2'	36:DA:1470:G:O4'	2.21	0.40
36:DA:1528:A:OP2	36:DA:1540:U:O4	2.40	0.40
36:DA:1835:G:N3	36:DA:1835:G:H2'	2.36	0.40
36:DA:2657:A:C2	36:DA:2658:C:C5	3.10	0.40
37:DB:6:C:H2'	37:DB:7:G:O4'	2.20	0.40
38:DC:20:TYR:CD1	38:DC:20:TYR:N	2.88	0.40
39:DD:25:THR:HB	39:DD:26:LYS:CE	2.49	0.40
40:DE:78:LEU:HD12	40:DE:78:LEU:O	2.21	0.40
41:DF:36:VAL:O	41:DF:36:VAL:HG12	2.22	0.40
41:DF:133:ASN:N	41:DF:133:ASN:ND2	2.70	0.40
42:DG:61:ALA:O	42:DG:64:THR:HG22	2.22	0.40
43:DH:124:GLU:CB	43:DH:126:PRO:HD3	2.49	0.40
46:DN:108:PRO:CG	46:DN:109:LYS:N	2.84	0.40
47:DO:25:LEU:HD11	47:DO:40:VAL:HG23	2.03	0.40
47:DO:86:ILE:N	47:DO:86:ILE:CD1	2.84	0.40

Continued on next page...

Continued from previous page...

Atom-1	Atom-2	Interatomic distance (Å)	Clash overlap (Å)
49:DQ:22:LYS:HG2	49:DQ:22:LYS:O	2.21	0.40
49:DQ:48:GLU:C	49:DQ:50:ALA:N	2.70	0.40
55:DW:18:ARG:HG3	55:DW:18:ARG:HH11	1.87	0.40
57:DY:67:LEU:HD21	57:DY:71:LYS:NZ	2.35	0.40
1:AA:125:U:H2'	1:AA:126:G:C8	2.57	0.40
1:AA:251:G:C6	1:AA:266:G:C6	3.10	0.40
1:AA:317:G:C6	1:AA:318:G:N7	2.89	0.40
1:AA:382:A:H2'	1:AA:383:A:C8	2.56	0.40
1:AA:692:U:OP1	11:AK:124:LYS:HE2	2.20	0.40
1:AA:922:G:C6	1:AA:923:A:C6	3.08	0.40
1:AA:1055:A:OP1	1:AA:1200:C:N4	2.52	0.40
1:AA:1153:C:O2'	1:AA:1154:G:P	2.79	0.40
1:AA:1258:G:C6	1:AA:1259:C:N4	2.90	0.40
1:AA:1371:G:O3'	9:AI:69:GLY:HA3	2.22	0.40
2:AB:105:PHE:CE1	2:AB:155:LEU:HD12	2.57	0.40
2:AB:113:HIS:O	2:AB:116:GLU:N	2.55	0.40
3:AC:108:ASN:OD1	3:AC:110:ASN:N	2.52	0.40
3:AC:118:GLN:O	3:AC:122:GLU:HG3	2.21	0.40
8:AH:6:ILE:N	8:AH:6:ILE:CD1	2.83	0.40
10:AJ:49:VAL:HG23	14:AN:41:ARG:HB2	2.01	0.40
10:AJ:62:HIS:HB2	14:AN:59:ALA:HB3	2.02	0.40
22:AV:47:U:H3'	22:AV:48:C:C5'	2.52	0.40
24:AY:30:G:N3	24:AY:30:G:H2'	2.36	0.40
25:AZ:241:ARG:HA	25:AZ:285:ASN:HD22	1.81	0.40
29:B3:15:TYR:HB3	29:B3:16:PRO:HD2	2.02	0.40
29:B3:56:VAL:HG12	29:B3:57:GLU:N	2.36	0.40
30:B4:42:PHE:O	30:B4:42:PHE:CD2	2.75	0.40
33:B7:38:GLY:O	36:BA:458:G:H5''	2.22	0.40
34:B8:15:LYS:HB2	48:BP:65:ARG:HH12	1.86	0.40
34:B8:15:LYS:CB	48:BP:65:ARG:HH22	2.33	0.40
35:B9:7:VAL:CG2	35:B9:36:GLN:HB2	2.52	0.40
36:BA:9:U:O2'	36:BA:10:G:P	2.79	0.40
36:BA:309:G:H1'	36:BA:329:G:O2'	2.21	0.40
36:BA:325:G:H2'	36:BA:326:G:C8	2.54	0.40
36:BA:691:C:O2'	36:BA:692:C:H5'	2.21	0.40
36:BA:702:G:C2	36:BA:731:C:N3	2.89	0.40
36:BA:1000:A:C6	36:BA:1001:A:C6	3.10	0.40
36:BA:1069:A:H4'	36:BA:1070:A:C8	2.56	0.40
36:BA:1301:A:C8	36:BA:1303:G:C8	3.09	0.40
36:BA:1535:A:H3'	36:BA:1536:C:C6	2.56	0.40
36:BA:1654:A:OP1	50:BR:3:HIS:CB	2.54	0.40

Continued on next page...

Continued from previous page...

Atom-1	Atom-2	Interatomic distance (Å)	Clash overlap (Å)
36:BA:1665:A:C3'	36:BA:1666:G:C5'	2.98	0.40
36:BA:2262:U:H2'	36:BA:2263:C:H6	1.86	0.40
36:BA:2789:C:O3'	36:BA:2790:A:O4'	2.40	0.40
37:BB:95:C:H2'	37:BB:96:U:O4'	2.21	0.40
38:BC:68:LEU:HD22	38:BC:70:LYS:HB3	2.03	0.40
39:BD:72:LYS:CE	39:BD:101:GLU:OE1	2.69	0.40
39:BD:146:GLU:HG2	39:BD:152:GLY:O	2.21	0.40
40:BE:53:PRO:O	40:BE:54:GLN:C	2.59	0.40
42:BG:153:ARG:HB3	42:BG:153:ARG:CZ	2.51	0.40
49:BQ:141:GLN:O	58:BZ:53:ILE:HB	2.21	0.40
50:BR:109:ALA:HA	50:BR:110:PRO:HD2	1.94	0.40
51:BS:89:ARG:HG3	51:BS:92:TYR:H	1.82	0.40
51:BS:97:ARG:O	51:BS:97:ARG:CZ	2.69	0.40
52:BT:29:ARG:HG3	52:BT:30:VAL:HG22	2.02	0.40
52:BT:45:PHE:CZ	52:BT:74:ARG:HB2	2.57	0.40
53:BU:31:SER:HB3	53:BU:34:LYS:HB2	2.03	0.40
56:BX:7:VAL:CG1	56:BX:39:ILE:HD13	2.51	0.40
57:BY:60:PHE:O	57:BY:61:ILE:HB	2.21	0.40
58:BZ:72:ARG:HB2	58:BZ:87:ASP:O	2.21	0.40
58:BZ:100:VAL:CG2	58:BZ:126:VAL:HG21	2.50	0.40
1:CA:198:G:O2'	1:CA:199:G:H8	1.84	0.40
1:CA:384:G:O2'	1:CA:385:C:H5'	2.21	0.40
1:CA:498:U:O2'	1:CA:499:A:O5'	2.40	0.40
1:CA:626:U:O2'	1:CA:627:G:H5'	2.22	0.40
1:CA:657:G:C2	1:CA:750:G:C4	3.10	0.40
1:CA:793:U:C3'	1:CA:794:A:H5''	2.51	0.40
1:CA:976:G:N2	1:CA:1363:C:OP2	2.51	0.40
1:CA:1017:G:O2'	1:CA:1018:C:H5'	2.21	0.40
1:CA:1276:G:O2'	1:CA:1277:C:H5'	2.21	0.40
1:CA:1442(B):A:O2'	1:CA:1443:G:H8	2.05	0.40
2:CB:193:ASP:OD1	2:CB:196:LEU:HG	2.21	0.40
5:CE:82:VAL:HG21	5:CE:138:ALA:HA	2.03	0.40
10:CJ:43:ARG:HG3	10:CJ:43:ARG:NH1	2.36	0.40
10:CJ:75:ILE:HG13	10:CJ:76:ASN:N	2.36	0.40
13:CM:108:ARG:N	13:CM:108:ARG:HD2	2.36	0.40
13:CM:112:GLY:C	13:CM:114:ARG:H	2.25	0.40
13:CM:119:GLY:O	13:CM:120:LYS:HB2	2.22	0.40
20:CT:50:GLU:HB2	20:CT:99:LEU:HB2	2.02	0.40
22:CW:74:C:C2'	22:CW:75:C:H5'	2.51	0.40
25:CZ:325:LYS:HB2	25:CZ:331:HIS:HB3	2.03	0.40
29:D3:49:LYS:HD2	36:DA:851:U:C5'	2.45	0.40

Continued on next page...

Continued from previous page...

Atom-1	Atom-2	Interatomic distance (Å)	Clash overlap (Å)
36:DA:143:G:H4'	56:DX:35:THR:HG21	2.03	0.40
36:DA:374:A:H2'	36:DA:375:C:O4'	2.22	0.40
36:DA:580:C:O2'	36:DA:581:C:H5'	2.21	0.40
36:DA:594:U:H2'	36:DA:595:C:C6	2.57	0.40
36:DA:1279:G:H4'	50:DR:31:HIS:NE2	2.37	0.40
36:DA:1668:A:OP1	47:DO:5:GLN:HG2	2.21	0.40
36:DA:1693:U:C4	36:DA:1977:A:C4	3.10	0.40
36:DA:2335:A:C8	36:DA:2337:G:C5	3.09	0.40
36:DA:2551:C:H2'	36:DA:2552:U:C6	2.55	0.40
36:DA:2580:U:O3'	40:DE:130:GLY:HA3	2.22	0.40
36:DA:2651:C:C2'	36:DA:2652:C:H5'	2.51	0.40
36:DA:2892:A:N7	36:DA:2893:G:N3	2.70	0.40
37:DB:25:A:N3	37:DB:25:A:C2'	2.82	0.40
38:DC:74:VAL:CG1	38:DC:75:LEU:N	2.83	0.40
39:DD:176:ARG:CG	39:DD:176:ARG:NH1	2.83	0.40
40:DE:11:MET:CB	40:DE:24:THR:HA	2.37	0.40
41:DF:11:VAL:C	41:DF:13:SER:N	2.74	0.40
41:DF:65:TRP:CZ3	41:DF:75:HIS:CD2	3.09	0.40
42:DG:104:GLU:O	42:DG:106:LEU:N	2.45	0.40
42:DG:111:LEU:HD22	42:DG:117:PHE:CZ	2.56	0.40
42:DG:130:ASN:HB3	42:DG:160:VAL:CA	2.22	0.40
43:DH:40:GLU:OE1	43:DH:55:PRO:HG3	2.22	0.40
43:DH:137:ASP:OD2	43:DH:140:LYS:HE3	2.21	0.40
44:DJ:42:UNK:C	44:DJ:44:UNK:N	2.84	0.40
44:DJ:96:UNK:O	44:DJ:100:UNK:N	2.54	0.40
47:DO:73:ASP:OD1	47:DO:73:ASP:C	2.60	0.40
47:DO:86:ILE:C	47:DO:87:ILE:HD13	2.42	0.40
48:DP:65:ARG:O	48:DP:67:MET:N	2.55	0.40
52:DT:32:TYR:O	52:DT:33:LYS:CB	2.69	0.40
52:DT:115:ARG:HH11	52:DT:115:ARG:HG3	1.86	0.40
54:DV:46:VAL:O	54:DV:46:VAL:HG13	2.21	0.40
55:DW:10:VAL:HB	55:DW:101:SER:OG	2.21	0.40
57:DY:67:LEU:HD23	57:DY:68:HIS:O	2.21	0.40
58:DZ:10:ARG:HG3	58:DZ:36:LYS:HG3	2.02	0.40
58:DZ:144:LEU:HD22	58:DZ:144:LEU:N	2.37	0.40
1:AA:189(D):C:H1'	1:AA:189(H):G:N2	2.37	0.40
1:AA:401:C:H2'	1:AA:402:G:C8	2.56	0.40
1:AA:406:G:H2'	1:AA:407:G:H8	1.87	0.40
1:AA:562:C:H5'	1:AA:562:C:H6	1.87	0.40
1:AA:764:C:H2'	1:AA:765:G:C5'	2.52	0.40
1:AA:786:G:H2'	1:AA:787:A:O4'	2.21	0.40

Continued on next page...

Continued from previous page...

Atom-1	Atom-2	Interatomic distance (Å)	Clash overlap (Å)
1:AA:910:C:H6	1:AA:910:C:O5'	2.04	0.40
1:AA:949:A:O4'	1:AA:1364:U:C5	2.75	0.40
1:AA:951:G:C6	1:AA:1231:G:C6	3.10	0.40
1:AA:1128:C:O2'	1:AA:1130:A:N7	2.50	0.40
1:AA:1165:C:O2'	1:AA:1166:G:H5'	2.21	0.40
1:AA:1426:C:H2'	1:AA:1427:U:H6	1.87	0.40
1:AA:1503:A:H1'	23:AX:15:A:N6	2.37	0.40
2:AB:31:TYR:N	2:AB:31:TYR:CD1	2.88	0.40
8:AH:29:SER:HB3	8:AH:32:LYS:CG	2.51	0.40
8:AH:39:LEU:HD12	8:AH:44:PHE:CB	2.46	0.40
10:AJ:76:ASN:O	10:AJ:78:ASN:N	2.55	0.40
11:AK:60:ALA:O	11:AK:61:ALA:C	2.59	0.40
16:AP:43:LYS:O	16:AP:44:THR:C	2.59	0.40
17:AQ:11:VAL:O	17:AQ:11:VAL:CG2	2.69	0.40
20:AT:73:HIS:O	20:AT:74:LYS:O	2.39	0.40
25:AZ:196:VAL:HG12	25:AZ:197:ASP:N	2.36	0.40
25:AZ:290:LEU:HB2	25:AZ:293:VAL:CG2	2.47	0.40
25:AZ:359:VAL:O	25:AZ:359:VAL:CG1	2.68	0.40
26:B0:11:ARG:NH2	36:BA:2279:G:OP2	2.54	0.40
27:B1:94:LEU:HD12	27:B1:94:LEU:N	2.36	0.40
28:B2:35:LEU:CD1	28:B2:36:ARG:HG3	2.51	0.40
34:B8:27:THR:HG22	48:BP:61:ARG:HA	2.04	0.40
36:BA:361:G:N2	36:BA:362:U:H1'	2.36	0.40
36:BA:478:A:N1	36:BA:500:G:H4'	2.37	0.40
36:BA:479:A:O2'	36:BA:481:G:H5'	2.22	0.40
36:BA:535:C:O2'	53:BU:53:ARG:HB2	2.22	0.40
36:BA:549:G:C2'	36:BA:551:G:H5'	2.51	0.40
36:BA:675:A:OP1	41:BF:63:LYS:HE2	2.20	0.40
36:BA:703:U:H2'	36:BA:704:G:C5'	2.52	0.40
36:BA:837:C:N4	36:BA:941:A:N6	2.70	0.40
36:BA:1034:G:H8	36:BA:1034:G:OP1	2.04	0.40
36:BA:1049:C:O2	36:BA:1113:U:H4'	2.22	0.40
36:BA:1331:A:H2'	36:BA:1333:C:C5	2.56	0.40
36:BA:1441:G:O3'	36:BA:1628:G:H5''	2.21	0.40
36:BA:2364:C:O2'	36:BA:2365:G:H5'	2.21	0.40
36:BA:2821:A:OP2	40:BE:110:GLY:CA	2.69	0.40
39:BD:50:THR:O	39:BD:51:VAL:HG23	2.22	0.40
40:BE:76:ARG:O	40:BE:77:ILE:O	2.38	0.40
41:BF:64:ILE:HG23	41:BF:65:TRP:N	2.36	0.40
41:BF:126:VAL:CG1	41:BF:142:TRP:HH2	2.29	0.40
42:BG:15:VAL:HG12	42:BG:19:LEU:HD12	2.02	0.40

Continued on next page...

Continued from previous page...

Atom-1	Atom-2	Interatomic distance (Å)	Clash overlap (Å)
42:BG:43:LEU:O	42:BG:45:GLU:CD	2.59	0.40
42:BG:64:THR:HG23	42:BG:66:GLN:H	1.86	0.40
42:BG:133:LEU:C	42:BG:133:LEU:CD1	2.88	0.40
42:BG:138:GLN:HE22	42:BG:149:VAL:HG12	1.86	0.40
44:BJ:118:UNK:O	44:BJ:119:UNK:CB	2.70	0.40
50:BR:99:LYS:HA	50:BR:112:ALA:HA	2.04	0.40
52:BT:28:VAL:HG23	52:BT:47:GLY:O	2.21	0.40
52:BT:75:ILE:HD12	52:BT:75:ILE:H	1.85	0.40
52:BT:98:LYS:CB	52:BT:100:TYR:HE1	2.27	0.40
54:BV:82:ARG:O	54:BV:83:ARG:HD3	2.22	0.40
54:BV:93:GLU:O	54:BV:94:LEU:HD23	2.21	0.40
58:BZ:5:LEU:O	58:BZ:59:LEU:HA	2.21	0.40
58:BZ:102:LEU:HD12	58:BZ:122:ARG:HA	2.04	0.40
1:CA:19:C:H2'	1:CA:20:U:H6	1.86	0.40
1:CA:414:A:O2'	1:CA:415:A:H5'	2.21	0.40
1:CA:523:A:H61	12:CL:53:ARG:HH12	1.70	0.40
1:CA:722:A:O2'	1:CA:724:G:H8	2.03	0.40
1:CA:793:U:H5'	1:CA:794:A:H5''	2.03	0.40
1:CA:959:A:H2'	1:CA:960:U:H4'	2.04	0.40
1:CA:1288:A:O4'	1:CA:1353:G:H4'	2.21	0.40
2:CB:54:THR:HG22	2:CB:55:PHE:CD1	2.55	0.40
2:CB:216:SER:OG	2:CB:217:ARG:N	2.55	0.40
2:CB:238:LEU:O	2:CB:240:GLN:N	2.55	0.40
3:CC:11:ARG:HB3	3:CC:15:THR:HB	2.02	0.40
3:CC:14:ILE:HD11	3:CC:179:ARG:HA	2.02	0.40
3:CC:84:ILE:O	3:CC:84:ILE:HG12	2.21	0.40
3:CC:157:ILE:HD12	3:CC:157:ILE:H	1.86	0.40
4:CD:146:ILE:O	4:CD:182:LYS:O	2.39	0.40
7:CG:144:MET:HE1	22:CW:31:A:H1'	2.03	0.40
9:CI:54:ASP:C	9:CI:56:LEU:N	2.73	0.40
12:CL:6:THR:OG1	12:CL:9:GLN:HG3	2.22	0.40
16:CP:6:LEU:HD11	16:CP:19:ILE:HD12	2.03	0.40
16:CP:67:THR:HB	16:CP:70:ALA:N	2.36	0.40
19:CS:19:VAL:O	19:CS:20:LEU:C	2.60	0.40
19:CS:52:TYR:HA	19:CS:56:GLN:O	2.21	0.40
20:CT:93:GLU:OE1	20:CT:94:ALA:N	2.54	0.40
22:CW:14:A:C2'	22:CW:15:G:H5'	2.52	0.40
26:D0:7:LEU:HD22	49:DQ:85:LYS:HB2	2.02	0.40
27:D1:8:SER:HB3	27:D1:66:HIS:CE1	2.56	0.40
33:D7:10:ARG:HG2	33:D7:10:ARG:HH11	1.86	0.40
34:D8:40:GLU:O	34:D8:44:LYS:HE3	2.22	0.40

Continued on next page...

Continued from previous page...

Atom-1	Atom-2	Interatomic distance (Å)	Clash overlap (Å)
34:D8:59:LYS:CE	48:DP:50:ARG:HB3	2.48	0.40
35:D9:12:ASP:CG	35:D9:13:LYS:N	2.75	0.40
36:DA:563:G:N2	36:DA:564:C:C2	2.90	0.40
36:DA:605:C:H2'	36:DA:606:U:H6	1.86	0.40
36:DA:607:U:H5	36:DA:619:G:C4	2.40	0.40
36:DA:910:A:N1	36:DA:2277:G:H1'	2.36	0.40
36:DA:1218:C:O2	36:DA:1218:C:H2'	2.21	0.40
36:DA:1515:G:H2'	36:DA:1516:C:O4'	2.21	0.40
36:DA:1516:C:H2'	36:DA:1517:G:H5''	1.96	0.40
36:DA:1668:A:H1'	36:DA:1670:C:C5	2.56	0.40
36:DA:1691:C:O2'	36:DA:1692:U:H5'	2.21	0.40
36:DA:1820:U:O2'	39:DD:159:ALA:HB3	2.22	0.40
36:DA:2126:A:N1	36:DA:2173:A:N6	2.70	0.40
36:DA:2638:G:P	40:DE:82:ARG:HH21	2.44	0.40
36:DA:2740:A:H2'	36:DA:2741:A:C8	2.56	0.40
37:DB:37:C:H2'	37:DB:38:C:H5'	2.04	0.40
38:DC:78:ALA:O	38:DC:79:LYS:HB2	2.22	0.40
38:DC:104:LEU:O	38:DC:105:ASP:CB	2.68	0.40
38:DC:163:PHE:HB2	38:DC:171:ILE:CD1	2.50	0.40
39:DD:166:GLN:NE2	39:DD:166:GLN:HA	2.36	0.40
40:DE:116:VAL:HG23	40:DE:120:TRP:HB2	2.04	0.40
41:DF:201:VAL:CG1	41:DF:202:PHE:N	2.84	0.40
43:DH:41:MET:SD	43:DH:53:GLU:O	2.80	0.40
43:DH:155:SER:O	43:DH:155:SER:OG	2.31	0.40
43:DH:169:VAL:HG22	43:DH:170:ARG:HG2	2.03	0.40
46:DN:99:LEU:O	46:DN:103:VAL:HG23	2.21	0.40
46:DN:133:GLN:CG	46:DN:134:ARG:N	2.85	0.40
47:DO:104:ARG:HB3	47:DO:104:ARG:CZ	2.52	0.40
50:DR:57:ARG:O	50:DR:58:GLY:C	2.59	0.40
51:DS:93:LYS:HA	51:DS:93:LYS:HD2	1.87	0.40
52:DT:128:GLU:O	52:DT:129:ARG:C	2.59	0.40
55:DW:5:ALA:HB3	55:DW:105:VAL:H	1.86	0.40
55:DW:13:SER:CB	55:DW:16:LYS:HD2	2.51	0.40
56:DX:7:VAL:CG1	56:DX:39:ILE:HD13	2.52	0.40
57:DY:31:LEU:HD13	57:DY:31:LEU:HA	1.93	0.40
57:DY:75:ILE:O	57:DY:76:CYS:CB	2.60	0.40
58:DZ:108:PRO:CB	58:DZ:141:VAL:HG11	2.50	0.40

All (6) symmetry-related close contacts are listed below. The label for Atom-2 includes the symmetry operator and encoded unit-cell translations to be applied.

Atom-1	Atom-2	Interatomic distance (Å)	Clash overlap (Å)
2:CB:65:GLY:O	38:DC:27:ARG:NH2[2_646]	1.45	0.75
2:AB:65:GLY:O	38:BC:27:ARG:NH2[2_445]	1.59	0.61
2:CB:66:GLY:CA	38:DC:27:ARG:NH2[2_646]	1.87	0.33
2:AB:66:GLY:CA	38:BC:27:ARG:NH2[2_445]	1.94	0.26
2:CB:65:GLY:C	38:DC:27:ARG:NH2[2_646]	2.04	0.16
2:AB:65:GLY:C	38:BC:27:ARG:NH2[2_445]	2.12	0.08

5.3 Torsion angles [i](#)

5.3.1 Protein backbone [i](#)

In the following table, the Percentiles column shows the percent Ramachandran outliers of the chain as a percentile score with respect to all X-ray entries followed by that with respect to entries of similar resolution.

The Analysed column shows the number of residues for which the backbone conformation was analysed, and the total number of residues.

Mol	Chain	Analysed	Favoured	Allowed	Outliers	Percentiles	
2	AB	232/256 (91%)	163 (70%)	43 (18%)	26 (11%)	0	2
2	CB	232/256 (91%)	157 (68%)	52 (22%)	23 (10%)	0	3
3	AC	204/239 (85%)	148 (72%)	37 (18%)	19 (9%)	0	3
3	CC	204/239 (85%)	136 (67%)	43 (21%)	25 (12%)	0	1
4	AD	206/209 (99%)	130 (63%)	48 (23%)	28 (14%)	0	1
4	CD	206/209 (99%)	124 (60%)	53 (26%)	29 (14%)	0	1
5	AE	148/162 (91%)	131 (88%)	13 (9%)	4 (3%)	5	25
5	CE	148/162 (91%)	125 (84%)	18 (12%)	5 (3%)	3	21
6	AF	99/101 (98%)	79 (80%)	14 (14%)	6 (6%)	1	9
6	CF	99/101 (98%)	76 (77%)	16 (16%)	7 (7%)	1	6
7	AG	153/156 (98%)	113 (74%)	27 (18%)	13 (8%)	1	5
7	CG	153/156 (98%)	113 (74%)	23 (15%)	17 (11%)	0	2
8	AH	136/138 (99%)	120 (88%)	12 (9%)	4 (3%)	4	24
8	CH	136/138 (99%)	118 (87%)	13 (10%)	5 (4%)	3	19
9	AI	125/128 (98%)	79 (63%)	29 (23%)	17 (14%)	0	1
9	CI	125/128 (98%)	81 (65%)	25 (20%)	19 (15%)	0	0
10	AJ	96/105 (91%)	69 (72%)	19 (20%)	8 (8%)	1	5

Continued on next page...

Continued from previous page...

Mol	Chain	Analysed	Favoured	Allowed	Outliers	Percentiles	
10	CJ	96/105 (91%)	71 (74%)	17 (18%)	8 (8%)	1	5
11	AK	117/129 (91%)	98 (84%)	13 (11%)	6 (5%)	2	13
11	CK	117/129 (91%)	88 (75%)	22 (19%)	7 (6%)	1	9
12	AL	122/131 (93%)	93 (76%)	17 (14%)	12 (10%)	0	3
12	CL	122/131 (93%)	86 (70%)	19 (16%)	17 (14%)	0	1
13	AM	122/126 (97%)	70 (57%)	34 (28%)	18 (15%)	0	0
13	CM	122/126 (97%)	72 (59%)	36 (30%)	14 (12%)	0	2
14	AN	58/61 (95%)	39 (67%)	8 (14%)	11 (19%)	0	0
14	CN	58/61 (95%)	29 (50%)	14 (24%)	15 (26%)	0	0
15	AO	86/89 (97%)	71 (83%)	12 (14%)	3 (4%)	3	20
15	CO	86/89 (97%)	64 (74%)	18 (21%)	4 (5%)	2	14
16	AP	81/88 (92%)	63 (78%)	14 (17%)	4 (5%)	2	14
16	CP	81/88 (92%)	60 (74%)	15 (18%)	6 (7%)	1	6
17	AQ	97/105 (92%)	82 (84%)	11 (11%)	4 (4%)	3	16
17	CQ	97/105 (92%)	77 (79%)	13 (13%)	7 (7%)	1	6
18	AR	68/88 (77%)	45 (66%)	19 (28%)	4 (6%)	1	10
18	CR	68/88 (77%)	49 (72%)	15 (22%)	4 (6%)	1	10
19	AS	76/93 (82%)	47 (62%)	20 (26%)	9 (12%)	0	1
19	CS	76/93 (82%)	41 (54%)	25 (33%)	10 (13%)	0	1
20	AT	97/106 (92%)	65 (67%)	20 (21%)	12 (12%)	0	1
20	CT	97/106 (92%)	67 (69%)	19 (20%)	11 (11%)	0	2
21	AU	22/27 (82%)	19 (86%)	2 (9%)	1 (4%)	2	15
21	CU	22/27 (82%)	15 (68%)	6 (27%)	1 (4%)	2	15
25	AZ	381/405 (94%)	268 (70%)	74 (19%)	39 (10%)	0	3
25	CZ	381/405 (94%)	275 (72%)	61 (16%)	45 (12%)	0	1
26	B0	82/85 (96%)	61 (74%)	16 (20%)	5 (6%)	1	9
26	D0	82/85 (96%)	63 (77%)	16 (20%)	3 (4%)	3	19
27	B1	91/98 (93%)	60 (66%)	19 (21%)	12 (13%)	0	1
27	D1	91/98 (93%)	62 (68%)	15 (16%)	14 (15%)	0	0
28	B2	69/72 (96%)	36 (52%)	14 (20%)	19 (28%)	0	0
28	D2	69/72 (96%)	43 (62%)	19 (28%)	7 (10%)	0	3

Continued on next page...

Continued from previous page...

Mol	Chain	Analysed	Favoured	Allowed	Outliers	Percentiles	
29	B3	57/60 (95%)	39 (68%)	10 (18%)	8 (14%)	0	1
29	D3	57/60 (95%)	43 (75%)	7 (12%)	7 (12%)	0	1
30	B4	42/71 (59%)	24 (57%)	10 (24%)	8 (19%)	0	0
30	D4	42/71 (59%)	19 (45%)	13 (31%)	10 (24%)	0	0
31	B5	57/60 (95%)	33 (58%)	14 (25%)	10 (18%)	0	0
31	D5	57/60 (95%)	35 (61%)	13 (23%)	9 (16%)	0	0
32	B6	48/54 (89%)	20 (42%)	11 (23%)	17 (35%)	0	0
32	D6	48/54 (89%)	23 (48%)	13 (27%)	12 (25%)	0	0
33	B7	46/49 (94%)	41 (89%)	4 (9%)	1 (2%)	6	29
33	D7	46/49 (94%)	31 (67%)	14 (30%)	1 (2%)	6	29
34	B8	61/65 (94%)	39 (64%)	15 (25%)	7 (12%)	0	2
34	D8	61/65 (94%)	40 (66%)	12 (20%)	9 (15%)	0	0
35	B9	35/37 (95%)	18 (51%)	12 (34%)	5 (14%)	0	1
35	D9	35/37 (95%)	18 (51%)	10 (29%)	7 (20%)	0	0
38	BC	226/229 (99%)	159 (70%)	52 (23%)	15 (7%)	1	7
38	DC	226/229 (99%)	153 (68%)	54 (24%)	19 (8%)	1	5
39	BD	273/276 (99%)	194 (71%)	51 (19%)	28 (10%)	0	3
39	DD	273/276 (99%)	200 (73%)	47 (17%)	26 (10%)	0	3
40	BE	202/206 (98%)	133 (66%)	41 (20%)	28 (14%)	0	1
40	DE	202/206 (98%)	134 (66%)	37 (18%)	31 (15%)	0	0
41	BF	205/210 (98%)	137 (67%)	40 (20%)	28 (14%)	0	1
41	DF	205/210 (98%)	140 (68%)	37 (18%)	28 (14%)	0	1
42	BG	179/182 (98%)	109 (61%)	44 (25%)	26 (14%)	0	1
42	DG	179/182 (98%)	103 (58%)	40 (22%)	36 (20%)	0	0
43	BH	157/180 (87%)	94 (60%)	40 (26%)	23 (15%)	0	1
43	DH	157/180 (87%)	94 (60%)	39 (25%)	24 (15%)	0	0
46	BN	136/140 (97%)	85 (62%)	29 (21%)	22 (16%)	0	0
46	DN	136/140 (97%)	89 (65%)	27 (20%)	20 (15%)	0	0
47	BO	120/122 (98%)	102 (85%)	10 (8%)	8 (7%)	1	7
47	DO	120/122 (98%)	99 (82%)	14 (12%)	7 (6%)	1	10
48	BP	144/150 (96%)	66 (46%)	39 (27%)	39 (27%)	0	0

Continued on next page...

Continued from previous page...

Mol	Chain	Analysed	Favoured	Allowed	Outliers	Percentiles	
48	DP	144/150 (96%)	68 (47%)	39 (27%)	37 (26%)	0	0
49	BQ	139/141 (99%)	97 (70%)	28 (20%)	14 (10%)	0	3
49	DQ	139/141 (99%)	102 (73%)	29 (21%)	8 (6%)	1	10
50	BR	115/118 (98%)	79 (69%)	17 (15%)	19 (16%)	0	0
50	DR	115/118 (98%)	69 (60%)	24 (21%)	22 (19%)	0	0
51	BS	96/112 (86%)	53 (55%)	24 (25%)	19 (20%)	0	0
51	DS	96/112 (86%)	52 (54%)	23 (24%)	21 (22%)	0	0
52	BT	135/146 (92%)	79 (58%)	32 (24%)	24 (18%)	0	0
52	DT	135/146 (92%)	77 (57%)	34 (25%)	24 (18%)	0	0
53	BU	115/118 (98%)	75 (65%)	27 (24%)	13 (11%)	0	2
53	DU	115/118 (98%)	76 (66%)	25 (22%)	14 (12%)	0	1
54	BV	99/101 (98%)	63 (64%)	23 (23%)	13 (13%)	0	1
54	DV	99/101 (98%)	61 (62%)	26 (26%)	12 (12%)	0	1
55	BW	111/113 (98%)	79 (71%)	21 (19%)	11 (10%)	0	3
55	DW	111/113 (98%)	81 (73%)	20 (18%)	10 (9%)	1	4
56	BX	90/96 (94%)	64 (71%)	21 (23%)	5 (6%)	2	11
56	DX	90/96 (94%)	64 (71%)	19 (21%)	7 (8%)	1	5
57	BY	98/110 (89%)	39 (40%)	27 (28%)	32 (33%)	0	0
57	DY	98/110 (89%)	43 (44%)	26 (26%)	29 (30%)	0	0
58	BZ	181/206 (88%)	114 (63%)	39 (22%)	28 (16%)	0	0
58	DZ	181/206 (88%)	106 (59%)	34 (19%)	41 (23%)	0	0
All	All	12270/13098 (94%)	8296 (68%)	2465 (20%)	1509 (12%)	0	1

All (1509) Ramachandran outliers are listed below:

Mol	Chain	Res	Type
2	AB	8	LYS
2	AB	9	GLU
2	AB	15	VAL
2	AB	18	GLY
2	AB	77	ALA
2	AB	96	ARG
2	AB	130	ARG
2	AB	191	ASP
2	AB	238	LEU

Continued on next page...

Continued from previous page...

Mol	Chain	Res	Type
2	AB	239	VAL
3	AC	47	LEU
4	AD	14	ARG
4	AD	18	LYS
4	AD	30	LYS
4	AD	35	ARG
4	AD	44	GLY
4	AD	91	SER
4	AD	92	VAL
4	AD	125	HIS
4	AD	129	ASN
4	AD	153	ARG
4	AD	159	ARG
5	AE	64	ARG
5	AE	153	LYS
6	AF	40	VAL
6	AF	54	LYS
7	AG	8	GLU
7	AG	53	LYS
7	AG	118	VAL
7	AG	146	GLU
7	AG	153	HIS
8	AH	2	LEU
8	AH	83	ILE
9	AI	21	PRO
9	AI	38	GLN
9	AI	44	VAL
9	AI	54	ASP
9	AI	56	LEU
9	AI	89	ASN
10	AJ	30	SER
10	AJ	86	MET
12	AL	27	LEU
12	AL	28	LYS
12	AL	30	ALA
12	AL	46	LYS
12	AL	122	THR
12	AL	123	LYS
13	AM	7	VAL
13	AM	70	LEU
13	AM	83	ASP
13	AM	120	LYS

Continued on next page...

Continued from previous page...

Mol	Chain	Res	Type
13	AM	121	LYS
14	AN	14	PRO
14	AN	15	LYS
14	AN	16	PHE
14	AN	20	ALA
14	AN	26	ARG
14	AN	59	ALA
15	AO	3	ILE
16	AP	44	THR
19	AS	5	LEU
19	AS	28	LYS
19	AS	29	ARG
19	AS	33	THR
20	AT	74	LYS
20	AT	75	ASN
20	AT	100	ILE
25	AZ	22	HIS
25	AZ	24	LYS
25	AZ	25	THR
25	AZ	130	TYR
25	AZ	141	VAL
25	AZ	197	ASP
25	AZ	211	PRO
25	AZ	220	PRO
25	AZ	245	GLY
25	AZ	279	GLU
25	AZ	310	ILE
25	AZ	329	GLY
25	AZ	345	ARG
25	AZ	357	PRO
26	B0	23	VAL
27	B1	24	ALA
27	B1	31	GLY
27	B1	53	VAL
27	B1	76	ARG
27	B1	78	LYS
28	B2	19	VAL
28	B2	20	GLU
28	B2	24	LEU
28	B2	48	HIS
28	B2	67	LYS
28	B2	68	ARG

Continued on next page...

Continued from previous page...

Mol	Chain	Res	Type
28	B2	71	ASN
29	B3	13	ILE
30	B4	43	TYR
31	B5	4	HIS
31	B5	25	LEU
31	B5	45	VAL
31	B5	46	CYS
31	B5	49	CYS
31	B5	57	VAL
32	B6	18	ARG
32	B6	20	ASN
32	B6	23	THR
32	B6	27	LYS
32	B6	28	ARG
32	B6	31	PRO
32	B6	33	LYS
32	B6	45	LYS
32	B6	46	HIS
34	B8	34	TRP
34	B8	43	GLN
35	B9	10	ILE
35	B9	11	CYS
35	B9	33	LYS
35	B9	36	GLN
38	BC	79	LYS
39	BD	13	ARG
39	BD	27	THR
39	BD	35	LYS
39	BD	38	LYS
39	BD	239	ARG
39	BD	245	PRO
39	BD	246	PRO
39	BD	267	SER
40	BE	4	ILE
40	BE	45	THR
40	BE	53	PRO
40	BE	56	PRO
40	BE	66	HIS
40	BE	69	LYS
40	BE	76	ARG
40	BE	77	ILE
40	BE	82	ARG

Continued on next page...

Continued from previous page...

Mol	Chain	Res	Type
40	BE	94	GLU
40	BE	189	PRO
41	BF	14	PRO
41	BF	21	ALA
41	BF	84	VAL
41	BF	86	GLY
41	BF	88	VAL
41	BF	132	VAL
41	BF	168	ARG
42	BG	22	ARG
42	BG	28	VAL
42	BG	81	LYS
42	BG	85	GLY
42	BG	87	PRO
42	BG	96	ARG
42	BG	110	ALA
42	BG	172	LEU
42	BG	174	GLU
43	BH	40	GLU
43	BH	55	PRO
43	BH	84	SER
43	BH	118	PRO
43	BH	137	ASP
43	BH	138	LYS
43	BH	155	SER
43	BH	159	GLU
46	BN	7	LYS
46	BN	63	THR
46	BN	66	LYS
46	BN	109	LYS
46	BN	127	ASP
46	BN	129	PRO
47	BO	29	ASN
47	BO	43	VAL
47	BO	48	PRO
47	BO	98	VAL
48	BP	9	ASN
48	BP	13	ASN
48	BP	17	LYS
48	BP	19	VAL
48	BP	21	ARG
48	BP	23	PRO

Continued on next page...

Continued from previous page...

Mol	Chain	Res	Type
48	BP	34	GLY
48	BP	40	SER
48	BP	51	PHE
48	BP	52	GLU
48	BP	57	THR
48	BP	58	THR
48	BP	67	MET
48	BP	70	GLN
48	BP	103	ALA
48	BP	104	GLY
48	BP	132	LYS
49	BQ	25	ASP
49	BQ	27	VAL
49	BQ	80	GLU
50	BR	4	LEU
50	BR	6	SER
50	BR	8	ARG
50	BR	11	ASN
50	BR	88	ARG
50	BR	103	ARG
50	BR	117	VAL
51	BS	15	ARG
51	BS	23	ARG
51	BS	38	GLN
51	BS	57	LYS
51	BS	59	LYS
51	BS	63	THR
51	BS	94	TYR
52	BT	28	VAL
52	BT	32	TYR
52	BT	80	SER
52	BT	89	VAL
52	BT	95	ARG
52	BT	107	ASP
52	BT	129	ARG
53	BU	60	LEU
53	BU	83	LEU
53	BU	91	ASP
54	BV	16	PRO
54	BV	18	LEU
54	BV	46	VAL
54	BV	62	LEU

Continued on next page...

Continued from previous page...

Mol	Chain	Res	Type
54	BV	68	LYS
55	BW	28	SER
55	BW	63	ASP
55	BW	67	ASP
56	BX	12	VAL
57	BY	3	VAL
57	BY	42	VAL
57	BY	56	PRO
57	BY	57	GLN
57	BY	63	LYS
57	BY	74	PRO
57	BY	76	CYS
57	BY	77	PRO
57	BY	78	ALA
58	BZ	111	VAL
58	BZ	113	ALA
58	BZ	120	ILE
58	BZ	136	PHE
58	BZ	146	ILE
58	BZ	152	ALA
58	BZ	163	LEU
58	BZ	177	PRO
58	BZ	178	GLU
2	CB	8	LYS
2	CB	9	GLU
2	CB	15	VAL
2	CB	18	GLY
2	CB	96	ARG
2	CB	145	LEU
2	CB	153	ARG
2	CB	165	VAL
2	CB	190	THR
2	CB	191	ASP
2	CB	238	LEU
2	CB	239	VAL
3	CC	12	LEU
3	CC	45	LYS
3	CC	47	LEU
3	CC	146	ALA
4	CD	18	LYS
4	CD	30	LYS
4	CD	35	ARG

Continued on next page...

Continued from previous page...

Mol	Chain	Res	Type
4	CD	92	VAL
4	CD	129	ASN
5	CE	37	ARG
5	CE	64	ARG
5	CE	153	LYS
6	CF	54	LYS
7	CG	8	GLU
7	CG	53	LYS
7	CG	69	VAL
7	CG	118	VAL
7	CG	146	GLU
7	CG	153	HIS
8	CH	2	LEU
9	CI	21	PRO
9	CI	34	ASN
9	CI	38	GLN
9	CI	40	LEU
9	CI	41	VAL
9	CI	44	VAL
9	CI	54	ASP
9	CI	56	LEU
9	CI	89	ASN
10	CJ	98	ILE
12	CL	27	LEU
12	CL	28	LYS
12	CL	46	LYS
12	CL	47	LYS
12	CL	48	PRO
12	CL	122	THR
12	CL	123	LYS
13	CM	7	VAL
13	CM	11	ARG
13	CM	70	LEU
13	CM	83	ASP
13	CM	120	LYS
13	CM	121	LYS
14	CN	14	PRO
14	CN	15	LYS
14	CN	16	PHE
14	CN	19	ARG
14	CN	20	ALA
14	CN	26	ARG

Continued on next page...

Continued from previous page...

Mol	Chain	Res	Type
14	CN	50	LYS
14	CN	52	GLN
14	CN	59	ALA
14	CN	60	SER
15	CO	3	ILE
16	CP	11	SER
16	CP	26	ARG
16	CP	49	LEU
17	CQ	34	LYS
19	CS	5	LEU
19	CS	10	PHE
19	CS	28	LYS
19	CS	33	THR
20	CT	74	LYS
20	CT	75	ASN
20	CT	100	ILE
25	CZ	22	HIS
25	CZ	24	LYS
25	CZ	25	THR
25	CZ	39	ASN
25	CZ	141	VAL
25	CZ	197	ASP
25	CZ	220	PRO
25	CZ	245	GLY
25	CZ	310	ILE
25	CZ	345	ARG
25	CZ	390	GLU
26	D0	23	VAL
27	D1	7	ILE
27	D1	64	ALA
27	D1	66	HIS
28	D2	47	ASN
28	D2	70	GLN
29	D3	38	GLU
29	D3	42	ALA
30	D4	9	LEU
30	D4	43	TYR
31	D5	5	PRO
31	D5	25	LEU
31	D5	45	VAL
31	D5	46	CYS
31	D5	49	CYS

Continued on next page...

Continued from previous page...

Mol	Chain	Res	Type
31	D5	57	VAL
32	D6	18	ARG
32	D6	20	ASN
32	D6	23	THR
32	D6	27	LYS
32	D6	28	ARG
32	D6	31	PRO
32	D6	33	LYS
32	D6	46	HIS
34	D8	33	ASN
34	D8	34	TRP
34	D8	43	GLN
35	D9	10	ILE
35	D9	11	CYS
38	DC	82	LYS
38	DC	160	ARG
39	DD	13	ARG
39	DD	27	THR
39	DD	35	LYS
39	DD	38	LYS
39	DD	127	VAL
39	DD	134	ARG
39	DD	239	ARG
39	DD	245	PRO
39	DD	246	PRO
39	DD	267	SER
40	DE	4	ILE
40	DE	53	PRO
40	DE	56	PRO
40	DE	66	HIS
40	DE	69	LYS
40	DE	75	VAL
40	DE	76	ARG
40	DE	77	ILE
40	DE	83	ASP
40	DE	168	MET
40	DE	185	LYS
41	DF	14	PRO
41	DF	21	ALA
41	DF	82	ILE
41	DF	86	GLY
41	DF	88	VAL

Continued on next page...

Continued from previous page...

Mol	Chain	Res	Type
41	DF	132	VAL
41	DF	168	ARG
42	DG	13	GLU
42	DG	49	ASP
42	DG	75	LYS
42	DG	80	PHE
42	DG	82	LEU
42	DG	85	GLY
42	DG	87	PRO
42	DG	96	ARG
42	DG	97	ASP
42	DG	115	ARG
42	DG	116	ASP
42	DG	126	ASP
42	DG	129	GLY
42	DG	144	ILE
42	DG	151	ALA
42	DG	166	ASP
43	DH	40	GLU
43	DH	55	PRO
43	DH	84	SER
43	DH	118	PRO
43	DH	138	LYS
43	DH	155	SER
43	DH	159	GLU
46	DN	57	ALA
46	DN	66	LYS
46	DN	108	PRO
46	DN	127	ASP
46	DN	129	PRO
46	DN	130	HIS
46	DN	133	GLN
47	DO	43	VAL
47	DO	48	PRO
47	DO	91	LEU
48	DP	11	GLY
48	DP	13	ASN
48	DP	17	LYS
48	DP	19	VAL
48	DP	21	ARG
48	DP	25	SER
48	DP	34	GLY

Continued on next page...

Continued from previous page...

Mol	Chain	Res	Type
48	DP	35	HIS
48	DP	39	LYS
48	DP	40	SER
48	DP	49	ARG
48	DP	52	GLU
48	DP	57	THR
48	DP	58	THR
48	DP	67	MET
48	DP	69	GLY
48	DP	70	GLN
48	DP	103	ALA
48	DP	116	GLY
48	DP	132	LYS
48	DP	147	LEU
49	DQ	25	ASP
49	DQ	27	VAL
50	DR	4	LEU
50	DR	6	SER
50	DR	8	ARG
50	DR	45	ARG
50	DR	88	ARG
50	DR	103	ARG
50	DR	107	ASP
50	DR	117	VAL
51	DS	15	ARG
51	DS	23	ARG
51	DS	38	GLN
51	DS	59	LYS
51	DS	63	THR
52	DT	28	VAL
52	DT	30	VAL
52	DT	32	TYR
52	DT	80	SER
52	DT	89	VAL
52	DT	95	ARG
52	DT	107	ASP
53	DU	91	ASP
53	DU	93	LYS
54	DV	16	PRO
54	DV	18	LEU
54	DV	46	VAL
54	DV	62	LEU

Continued on next page...

Continued from previous page...

Mol	Chain	Res	Type
55	DW	28	SER
55	DW	63	ASP
57	DY	3	VAL
57	DY	17	SER
57	DY	23	ARG
57	DY	42	VAL
57	DY	56	PRO
57	DY	57	GLN
57	DY	74	PRO
57	DY	76	CYS
57	DY	77	PRO
57	DY	78	ALA
57	DY	82	PRO
58	DZ	9	TYR
58	DZ	53	ILE
58	DZ	61	LEU
58	DZ	71	VAL
58	DZ	78	LYS
58	DZ	79	ARG
58	DZ	81	ARG
58	DZ	82	ARG
58	DZ	124	ILE
58	DZ	138	GLU
58	DZ	146	ILE
58	DZ	151	HIS
58	DZ	152	ALA
58	DZ	159	PRO
58	DZ	163	LEU
58	DZ	166	SER
58	DZ	177	PRO
58	DZ	180	VAL
58	DZ	185	GLU
2	AB	20	GLU
2	AB	43	ASP
2	AB	110	GLN
2	AB	127	ILE
2	AB	145	LEU
2	AB	153	ARG
2	AB	165	VAL
2	AB	190	THR
2	AB	236	TYR
3	AC	13	GLY

Continued on next page...

Continued from previous page...

Mol	Chain	Res	Type
3	AC	26	LYS
3	AC	96	GLY
4	AD	3	ARG
4	AD	40	PRO
4	AD	72	GLU
4	AD	101	LEU
4	AD	164	ALA
4	AD	183	GLY
7	AG	9	VAL
7	AG	58	PRO
7	AG	69	VAL
7	AG	117	ALA
7	AG	147	ALA
9	AI	11	LYS
9	AI	19	LEU
9	AI	34	ASN
9	AI	90	PRO
10	AJ	98	ILE
11	AK	49	GLY
11	AK	88	GLY
12	AL	47	LYS
12	AL	79	GLU
13	AM	11	ARG
13	AM	19	LEU
13	AM	100	GLY
13	AM	114	ARG
16	AP	53	VAL
17	AQ	13	ASP
17	AQ	80	GLY
19	AS	10	PHE
19	AS	26	GLY
20	AT	49	ALA
20	AT	73	HIS
20	AT	85	MET
20	AT	95	ALA
20	AT	96	GLY
20	AT	101	GLY
21	AU	3	LYS
25	AZ	31	LEU
25	AZ	196	VAL
25	AZ	258	LEU
25	AZ	393	ARG

Continued on next page...

Continued from previous page...

Mol	Chain	Res	Type
26	B0	8	GLY
26	B0	16	SER
26	B0	20	ARG
27	B1	83	GLU
27	B1	85	LEU
28	B2	37	PHE
28	B2	39	ALA
28	B2	47	ASN
28	B2	63	VAL
29	B3	38	GLU
29	B3	42	ALA
29	B3	51	ALA
30	B4	8	LYS
30	B4	9	LEU
30	B4	26	SER
31	B5	35	GLU
32	B6	16	CYS
33	B7	17	GLY
34	B8	33	ASN
35	B9	13	LYS
38	BC	82	LYS
38	BC	117	PRO
38	BC	123	VAL
38	BC	157	LYS
38	BC	160	ARG
39	BD	3	VAL
39	BD	21	PHE
39	BD	34	VAL
39	BD	36	PRO
39	BD	125	ILE
39	BD	127	VAL
40	BE	2	LYS
40	BE	29	GLY
40	BE	72	VAL
40	BE	75	VAL
40	BE	88	GLY
40	BE	117	MET
40	BE	168	MET
41	BF	6	VAL
41	BF	7	TYR
41	BF	10	PRO
41	BF	64	ILE

Continued on next page...

Continued from previous page...

Mol	Chain	Res	Type
41	BF	82	ILE
41	BF	108	LYS
41	BF	126	VAL
41	BF	127	GLU
41	BF	133	ASN
41	BF	206	ILE
42	BG	3	LEU
42	BG	50	ALA
42	BG	84	LYS
42	BG	89	GLY
42	BG	113	ARG
42	BG	176	LEU
43	BH	24	VAL
43	BH	43	VAL
43	BH	44	VAL
46	BN	8	GLN
46	BN	58	ASP
46	BN	64	GLY
46	BN	108	PRO
46	BN	130	HIS
46	BN	133	GLN
47	BO	91	LEU
48	BP	11	GLY
48	BP	25	SER
48	BP	31	ALA
48	BP	35	HIS
48	BP	56	SER
48	BP	69	GLY
48	BP	116	GLY
48	BP	133	SER
48	BP	147	LEU
49	BQ	13	GLN
49	BQ	53	ALA
49	BQ	88	GLY
49	BQ	137	TYR
50	BR	3	HIS
50	BR	7	GLY
50	BR	14	SER
50	BR	42	LYS
50	BR	45	ARG
50	BR	58	GLY
50	BR	72	ASP

Continued on next page...

Continued from previous page...

Mol	Chain	Res	Type
50	BR	93	GLY
50	BR	104	ARG
50	BR	107	ASP
51	BS	24	LEU
51	BS	97	ARG
52	BT	4	GLY
52	BT	12	SER
52	BT	23	ARG
52	BT	30	VAL
52	BT	41	ARG
52	BT	111	ARG
53	BU	90	VAL
53	BU	93	LYS
54	BV	36	PRO
55	BW	89	ALA
57	BY	17	SER
57	BY	26	LYS
57	BY	61	ILE
57	BY	66	PRO
57	BY	82	PRO
58	BZ	49	ARG
58	BZ	106	GLY
58	BZ	156	LYS
58	BZ	164	ALA
2	CB	77	ALA
2	CB	99	GLY
2	CB	223	ILE
2	CB	236	TYR
3	CC	26	LYS
3	CC	60	ALA
3	CC	153	VAL
3	CC	189	ALA
4	CD	3	ARG
4	CD	16	GLY
4	CD	40	PRO
4	CD	44	GLY
4	CD	72	GLU
4	CD	90	GLY
4	CD	91	SER
4	CD	159	ARG
4	CD	166	LYS
4	CD	172	PRO

Continued on next page...

Continued from previous page...

Mol	Chain	Res	Type
4	CD	181	MET
4	CD	183	GLY
4	CD	206	PHE
6	CF	40	VAL
6	CF	42	GLU
7	CG	33	ASP
7	CG	35	LYS
7	CG	58	PRO
8	CH	49	GLU
9	CI	11	LYS
9	CI	19	LEU
9	CI	51	ARG
9	CI	100	GLY
10	CJ	30	SER
10	CJ	86	MET
11	CK	49	GLY
11	CK	90	GLY
12	CL	29	GLY
12	CL	79	GLU
12	CL	121	GLY
12	CL	127	GLU
13	CM	4	ILE
13	CM	12	ASN
13	CM	38	GLY
13	CM	100	GLY
13	CM	117	VAL
14	CN	5	ALA
15	CO	12	ILE
17	CQ	13	ASP
17	CQ	80	GLY
17	CQ	96	GLU
18	CR	41	LYS
18	CR	57	GLY
19	CS	26	GLY
19	CS	29	ARG
19	CS	44	MET
19	CS	72	GLY
20	CT	48	LYS
20	CT	49	ALA
20	CT	73	HIS
20	CT	96	GLY
20	CT	101	GLY

Continued on next page...

Continued from previous page...

Mol	Chain	Res	Type
21	CU	3	LYS
25	CZ	8	THR
25	CZ	69	GLU
25	CZ	70	TYR
25	CZ	146	LEU
25	CZ	165	GLY
25	CZ	279	GLU
25	CZ	292	GLY
25	CZ	329	GLY
25	CZ	357	PRO
25	CZ	379	ALA
25	CZ	382	GLU
25	CZ	393	ARG
25	CZ	394	THR
27	D1	30	VAL
27	D1	33	LYS
27	D1	44	PRO
27	D1	52	ARG
27	D1	53	VAL
27	D1	76	ARG
27	D1	85	LEU
28	D2	3	LEU
28	D2	14	ARG
28	D2	48	HIS
29	D3	13	ILE
30	D4	26	SER
31	D5	4	HIS
31	D5	24	ALA
31	D5	35	GLU
34	D8	8	LYS
34	D8	51	ALA
35	D9	25	VAL
35	D9	36	GLN
38	DC	37	PHE
38	DC	58	VAL
38	DC	79	LYS
38	DC	91	ALA
38	DC	117	PRO
39	DD	3	VAL
39	DD	41	GLY
39	DD	58	HIS
39	DD	202	LYS

Continued on next page...

Continued from previous page...

Mol	Chain	Res	Type
39	DD	234	GLY
39	DD	273	ARG
40	DE	2	LYS
40	DE	29	GLY
40	DE	45	THR
40	DE	72	VAL
40	DE	88	GLY
40	DE	98	PRO
40	DE	117	MET
40	DE	189	PRO
41	DF	10	PRO
41	DF	25	PRO
41	DF	58	ALA
41	DF	81	PRO
41	DF	84	VAL
42	DG	10	LYS
42	DG	43	LEU
42	DG	58	GLN
42	DG	74	LYS
42	DG	84	LYS
42	DG	127	GLY
42	DG	181	ARG
43	DH	44	VAL
43	DH	127	GLU
43	DH	137	ASP
46	DN	8	GLN
46	DN	58	ASP
46	DN	63	THR
46	DN	64	GLY
46	DN	109	LYS
47	DO	98	VAL
48	DP	31	ALA
48	DP	104	GLY
49	DQ	2	LEU
49	DQ	62	GLY
49	DQ	88	GLY
49	DQ	137	TYR
50	DR	7	GLY
50	DR	58	GLY
50	DR	72	ASP
50	DR	108	GLY
51	DS	13	ARG

Continued on next page...

Continued from previous page...

Mol	Chain	Res	Type
51	DS	57	LYS
51	DS	94	TYR
51	DS	97	ARG
52	DT	4	GLY
52	DT	39	ARG
52	DT	90	GLN
52	DT	91	ARG
52	DT	104	ASN
52	DT	129	ARG
52	DT	132	LYS
53	DU	27	LEU
53	DU	60	LEU
53	DU	83	LEU
53	DU	90	VAL
54	DV	36	PRO
54	DV	68	LYS
54	DV	78	LYS
55	DW	5	ALA
55	DW	18	ARG
55	DW	25	ARG
55	DW	67	ASP
56	DX	19	ALA
56	DX	22	ALA
57	DY	5	MET
57	DY	27	VAL
57	DY	62	GLU
57	DY	63	LYS
57	DY	64	GLU
57	DY	75	ILE
58	DZ	42	VAL
58	DZ	63	ASP
58	DZ	112	ARG
58	DZ	135	GLU
58	DZ	154	ASP
58	DZ	168	GLU
2	AB	47	THR
2	AB	232	PRO
3	AC	12	LEU
3	AC	45	LYS
3	AC	65	ALA
3	AC	146	ALA
4	AD	9	CYS

Continued on next page...

Continued from previous page...

Mol	Chain	Res	Type
4	AD	13	ARG
4	AD	172	PRO
5	AE	8	GLU
6	AF	56	PRO
7	AG	59	LEU
8	AH	91	ARG
9	AI	24	GLY
9	AI	87	GLN
10	AJ	78	ASN
11	AK	127	LYS
12	AL	127	GLU
13	AM	4	ILE
13	AM	12	ASN
13	AM	81	LEU
13	AM	116	THR
14	AN	3	ARG
14	AN	19	ARG
14	AN	22	THR
15	AO	88	ARG
17	AQ	34	LYS
17	AQ	96	GLU
18	AR	31	LEU
19	AS	20	LEU
19	AS	44	MET
20	AT	48	LYS
20	AT	99	LEU
25	AZ	144	PRO
25	AZ	173	GLY
25	AZ	174	SER
25	AZ	259	ALA
25	AZ	382	GLU
25	AZ	390	GLU
28	B2	16	LEU
28	B2	21	LEU
28	B2	40	SER
28	B2	42	GLY
29	B3	32	GLN
30	B4	20	ASN
30	B4	44	THR
32	B6	15	GLU
34	B8	48	PHE
34	B8	51	ALA

Continued on next page...

Continued from previous page...

Mol	Chain	Res	Type
38	BC	91	ALA
38	BC	152	ILE
39	BD	51	VAL
39	BD	260	ARG
40	BE	17	ASP
40	BE	54	GLN
40	BE	68	ALA
40	BE	83	ASP
41	BF	25	PRO
41	BF	90	PHE
41	BF	178	PRO
41	BF	180	GLY
42	BG	137	GLU
42	BG	145	THR
43	BH	21	PRO
43	BH	49	VAL
43	BH	130	ARG
46	BN	77	GLY
46	BN	88	GLU
48	BP	20	GLY
48	BP	39	LYS
48	BP	47	ASP
48	BP	76	LYS
48	BP	106	LEU
49	BQ	99	PRO
49	BQ	140	ALA
50	BR	5	LYS
51	BS	17	ARG
51	BS	107	GLU
52	BT	6	LEU
52	BT	17	THR
52	BT	33	LYS
52	BT	39	ARG
52	BT	127	ALA
53	BU	11	ARG
53	BU	15	LYS
53	BU	38	THR
53	BU	89	GLU
53	BU	116	ALA
54	BV	2	PHE
54	BV	22	VAL
54	BV	44	LYS

Continued on next page...

Continued from previous page...

Mol	Chain	Res	Type
54	BV	48	GLY
54	BV	54	GLY
55	BW	5	ALA
55	BW	25	ARG
55	BW	33	ARG
55	BW	60	ASN
56	BX	4	ALA
56	BX	22	ALA
57	BY	9	LYS
57	BY	23	ARG
57	BY	33	LYS
57	BY	50	ARG
57	BY	53	PRO
57	BY	75	ILE
58	BZ	30	ASN
58	BZ	31	ARG
58	BZ	96	VAL
58	BZ	109	ALA
58	BZ	149	SER
58	BZ	151	HIS
58	BZ	158	PRO
2	CB	20	GLU
2	CB	22	LYS
2	CB	130	ARG
3	CC	4	LYS
3	CC	54	ARG
3	CC	65	ALA
3	CC	79	ARG
3	CC	117	ALA
3	CC	118	GLN
3	CC	154	SER
3	CC	160	ALA
4	CD	14	ARG
4	CD	31	CYS
4	CD	47	ARG
4	CD	110	PHE
4	CD	115	ARG
4	CD	153	ARG
4	CD	187	ARG
5	CE	8	GLU
5	CE	21	ALA
6	CF	56	PRO

Continued on next page...

Continued from previous page...

Mol	Chain	Res	Type
7	CG	147	ALA
8	CH	115	SER
9	CI	87	GLN
9	CI	127	LYS
10	CJ	78	ASN
11	CK	52	GLY
11	CK	63	LEU
11	CK	117	ASN
11	CK	127	LYS
12	CL	6	THR
13	CM	68	GLY
13	CM	114	ARG
14	CN	9	LYS
14	CN	22	THR
16	CP	44	THR
18	CR	45	SER
20	CT	95	ALA
20	CT	99	LEU
25	CZ	174	SER
25	CZ	196	VAL
25	CZ	211	PRO
25	CZ	260	PRO
25	CZ	270	VAL
26	D0	20	ARG
26	D0	70	GLN
27	D1	79	GLY
27	D1	83	GLU
28	D2	11	GLU
29	D3	2	PRO
29	D3	43	ILE
29	D3	51	ALA
30	D4	8	LYS
30	D4	20	ASN
32	D6	41	PRO
32	D6	45	LYS
34	D8	31	HIS
34	D8	49	VAL
38	DC	167	LYS
39	DD	36	PRO
39	DD	159	ALA
40	DE	46	ALA
40	DE	54	GLN

Continued on next page...

Continued from previous page...

Mol	Chain	Res	Type
40	DE	82	ARG
40	DE	94	GLU
41	DF	7	TYR
41	DF	127	GLU
41	DF	195	ASP
41	DF	206	ILE
42	DG	11	TYR
42	DG	57	ALA
42	DG	105	LYS
43	DH	24	VAL
43	DH	42	ARG
43	DH	46	GLU
43	DH	79	VAL
46	DN	7	LYS
46	DN	119	ARG
47	DO	5	GLN
47	DO	29	ASN
48	DP	15	ARG
48	DP	20	GLY
48	DP	23	PRO
48	DP	26	GLY
48	DP	33	ARG
48	DP	51	PHE
48	DP	65	ARG
48	DP	106	LEU
48	DP	110	TYR
50	DR	14	SER
50	DR	71	GLN
51	DS	17	ARG
51	DS	22	GLY
51	DS	24	LEU
51	DS	37	ALA
51	DS	51	ALA
51	DS	105	ALA
52	DT	27	THR
52	DT	33	LYS
52	DT	127	ALA
53	DU	3	ARG
54	DV	23	GLU
54	DV	44	LYS
55	DW	44	ALA
55	DW	60	ASN

Continued on next page...

Continued from previous page...

Mol	Chain	Res	Type
55	DW	110	LYS
56	DX	4	ALA
57	DY	9	LYS
57	DY	26	LYS
57	DY	40	GLU
57	DY	53	PRO
57	DY	66	PRO
57	DY	92	ASN
58	DZ	32	HIS
58	DZ	46	LYS
58	DZ	109	ALA
58	DZ	141	VAL
58	DZ	178	GLU
2	AB	87	ARG
3	AC	54	ARG
3	AC	62	ASP
3	AC	66	VAL
3	AC	69	HIS
3	AC	83	ARG
3	AC	107	GLN
3	AC	143	GLU
3	AC	153	VAL
4	AD	4	TYR
4	AD	31	CYS
4	AD	160	GLN
4	AD	181	MET
7	AG	112	PRO
9	AI	51	ARG
9	AI	92	TYR
9	AI	119	ALA
10	AJ	55	LYS
12	AL	51	ALA
13	AM	61	GLU
13	AM	106	ASN
14	AN	50	LYS
16	AP	24	ALA
16	AP	43	LYS
20	AT	97	ALA
25	AZ	35	ALA
25	AZ	70	TYR
25	AZ	73	ALA
25	AZ	134	PHE

Continued on next page...

Continued from previous page...

Mol	Chain	Res	Type
25	AZ	146	LEU
25	AZ	213	PRO
28	B2	13	ALA
28	B2	41	ILE
29	B3	2	PRO
29	B3	16	PRO
30	B4	28	LYS
31	B5	22	HIS
31	B5	24	ALA
32	B6	12	GLU
32	B6	41	PRO
32	B6	42	TRP
34	B8	49	VAL
38	BC	113	VAL
38	BC	120	MET
39	BD	11	PRO
39	BD	244	ARG
39	BD	273	ARG
40	BE	98	PRO
41	BF	43	LYS
41	BF	179	GLU
41	BF	195	ASP
42	BG	126	ASP
43	BH	42	ARG
46	BN	33	LEU
46	BN	57	ALA
47	BO	68	GLU
48	BP	15	ARG
48	BP	102	ARG
48	BP	110	TYR
48	BP	111	ARG
49	BQ	2	LEU
49	BQ	135	ASP
50	BR	102	GLU
51	BS	13	ARG
51	BS	22	GLY
51	BS	37	ALA
51	BS	89	ARG
51	BS	104	GLY
52	BT	9	LEU
52	BT	26	ASP
52	BT	91	ARG

Continued on next page...

Continued from previous page...

Mol	Chain	Res	Type
52	BT	135	ALA
53	BU	5	LYS
53	BU	92	ARG
55	BW	6	ILE
55	BW	66	GLU
55	BW	110	LYS
57	BY	29	GLU
57	BY	39	VAL
57	BY	62	GLU
58	BZ	143	GLY
58	BZ	167	PRO
2	CB	127	ILE
2	CB	232	PRO
3	CC	66	VAL
3	CC	82	GLU
3	CC	95	THR
4	CD	43	HIS
7	CG	116	ALA
7	CG	117	ALA
9	CI	33	PHE
9	CI	92	TYR
9	CI	118	LYS
11	CK	87	THR
12	CL	19	ARG
16	CP	43	LYS
16	CP	45	THR
17	CQ	82	MET
18	CR	87	ARG
20	CT	97	ALA
25	CZ	41	ASN
25	CZ	73	ALA
25	CZ	128	VAL
25	CZ	173	GLY
25	CZ	232	THR
25	CZ	302	GLN
30	D4	28	LYS
30	D4	44	THR
32	D6	9	LEU
32	D6	34	LEU
33	D7	7	PRO
35	D9	33	LYS
38	DC	55	ASP

Continued on next page...

Continued from previous page...

Mol	Chain	Res	Type
38	DC	105	ASP
38	DC	120	MET
38	DC	123	VAL
38	DC	138	PRO
38	DC	157	LYS
39	DD	133	LEU
39	DD	242	ARG
39	DD	244	ARG
40	DE	68	ALA
40	DE	169	ASN
41	DF	12	LEU
41	DF	126	VAL
41	DF	133	ASN
41	DF	172	TRP
41	DF	180	GLY
42	DG	32	PRO
42	DG	47	LYS
42	DG	50	ALA
42	DG	143	GLU
43	DH	43	VAL
43	DH	52	VAL
43	DH	85	LYS
43	DH	165	ALA
46	DN	49	GLY
46	DN	93	THR
48	DP	9	ASN
48	DP	47	ASP
49	DQ	121	ALA
49	DQ	133	ARG
50	DR	3	HIS
50	DR	5	LYS
50	DR	42	LYS
50	DR	102	GLU
50	DR	116	LEU
51	DS	58	LEU
51	DS	107	GLU
52	DT	17	THR
52	DT	41	ARG
52	DT	135	ALA
53	DU	62	ILE
54	DV	22	VAL
55	DW	6	ILE

Continued on next page...

Continued from previous page...

Mol	Chain	Res	Type
56	DX	12	VAL
57	DY	31	LEU
57	DY	50	ARG
57	DY	81	LYS
58	DZ	52	SER
58	DZ	140	ASP
58	DZ	143	GLY
2	AB	22	LYS
2	AB	26	PRO
2	AB	114	ARG
3	AC	49	SER
3	AC	154	SER
4	AD	5	ILE
4	AD	7	PRO
6	AF	18	GLN
6	AF	39	LYS
6	AF	55	ASP
9	AI	40	LEU
10	AJ	41	PRO
11	AK	52	GLY
13	AM	117	VAL
14	AN	60	SER
18	AR	41	LYS
18	AR	68	LYS
25	AZ	39	ASN
25	AZ	128	VAL
25	AZ	139	ASP
26	B0	74	ARG
27	B1	18	ILE
27	B1	92	LYS
28	B2	23	LYS
31	B5	56	LYS
32	B6	34	LEU
38	BC	104	LEU
38	BC	119	VAL
38	BC	138	PRO
39	BD	26	LYS
39	BD	123	ALA
39	BD	133	LEU
39	BD	237	GLU
39	BD	242	ARG
40	BE	30	PRO

Continued on next page...

Continued from previous page...

Mol	Chain	Res	Type
40	BE	35	GLN
40	BE	62	PRO
40	BE	187	ALA
41	BF	11	VAL
41	BF	167	ALA
42	BG	80	PHE
42	BG	82	LEU
42	BG	115	ARG
42	BG	117	PHE
42	BG	179	PRO
43	BH	52	VAL
43	BH	85	LYS
43	BH	125	VAL
43	BH	129	THR
46	BN	5	VAL
46	BN	13	TRP
46	BN	47	ALA
48	BP	26	GLY
48	BP	149	GLU
49	BQ	18	LYS
49	BQ	49	ALA
51	BS	96	GLY
52	BT	78	LEU
52	BT	93	ARG
53	BU	34	LYS
54	BV	52	VAL
56	BX	84	ALA
57	BY	40	GLU
57	BY	64	GLU
57	BY	81	LYS
58	BZ	63	ASP
58	BZ	139	VAL
58	BZ	140	ASP
58	BZ	160	GLY
2	CB	105	PHE
3	CC	15	THR
3	CC	69	HIS
3	CC	83	ARG
3	CC	188	LEU
4	CD	5	ILE
4	CD	28	SER
7	CG	4	ARG

Continued on next page...

Continued from previous page...

Mol	Chain	Res	Type
7	CG	80	VAL
8	CH	135	CYS
13	CM	106	ASN
14	CN	3	ARG
17	CQ	38	ARG
17	CQ	64	PRO
19	CS	43	GLU
19	CS	80	TYR
25	CZ	17	ILE
25	CZ	35	ALA
25	CZ	130	TYR
28	D2	58	ALA
29	D3	46	ASN
30	D4	36	CYS
34	D8	48	PHE
35	D9	19	ARG
35	D9	20	HIS
38	DC	152	ILE
39	DD	51	VAL
39	DD	241	PRO
40	DE	52	LEU
40	DE	62	PRO
41	DF	62	ARG
41	DF	108	LYS
41	DF	178	PRO
42	DG	139	LEU
42	DG	167	GLU
43	DH	21	PRO
43	DH	107	VAL
43	DH	158	HIS
46	DN	33	LEU
48	DP	148	LEU
50	DR	11	ASN
50	DR	104	ARG
52	DT	24	PRO
52	DT	55	ASN
53	DU	53	ARG
53	DU	92	ARG
57	DY	65	ALA
58	DZ	20	ARG
58	DZ	136	PHE
58	DZ	139	VAL

Continued on next page...

Continued from previous page...

Mol	Chain	Res	Type
3	AC	37	GLN
9	AI	41	VAL
10	AJ	36	GLY
11	AK	62	GLN
12	AL	48	PRO
13	AM	21	TYR
18	AR	57	GLY
25	AZ	10	PRO
27	B1	55	GLY
27	B1	57	GLU
32	B6	39	TYR
38	BC	196	LEU
39	BD	131	LEU
39	BD	268	ARG
40	BE	52	LEU
42	BG	111	LEU
42	BG	142	PRO
43	BH	128	PRO
46	BN	30	ILE
47	BO	105	GLU
48	BP	65	ARG
51	BS	51	ALA
51	BS	85	VAL
54	BV	50	PRO
57	BY	27	VAL
57	BY	31	LEU
57	BY	34	LYS
57	BY	65	ALA
57	BY	87	LYS
3	CC	171	GLY
6	CF	39	LYS
7	CG	59	LEU
12	CL	30	ALA
15	CO	36	ILE
25	CZ	83	PRO
25	CZ	144	PRO
25	CZ	259	ALA
27	D1	28	GLY
27	D1	40	ARG
38	DC	113	VAL
39	DD	24	ILE
41	DF	6	VAL

Continued on next page...

Continued from previous page...

Mol	Chain	Res	Type
42	DG	86	MET
42	DG	125	PHE
42	DG	130	ASN
43	DH	49	VAL
43	DH	125	VAL
43	DH	130	ARG
46	DN	110	GLY
48	DP	43	GLY
51	DS	14	VAL
51	DS	83	LYS
51	DS	85	VAL
52	DT	12	SER
53	DU	34	LYS
53	DU	94	ASN
58	DZ	147	GLY
4	AD	178	VAL
15	AO	87	ILE
25	AZ	154	VAL
29	B3	12	PRO
30	B4	19	GLY
39	BD	234	GLY
43	BH	79	VAL
43	BH	107	VAL
56	BX	11	PRO
57	BY	18	GLY
58	BZ	130	PRO
7	CG	112	PRO
8	CH	83	ILE
9	CI	24	GLY
10	CJ	37	PRO
12	CL	87	GLY
25	CZ	20	VAL
25	CZ	368	VAL
38	DC	119	VAL
40	DE	112	GLY
46	DN	5	VAL
47	DO	35	VAL
54	DV	52	VAL
58	DZ	108	PRO
58	DZ	165	VAL
4	AD	197	PRO
5	AE	67	VAL

Continued on next page...

Continued from previous page...

Mol	Chain	Res	Type
25	AZ	242	ILE
47	BO	35	VAL
6	CF	6	VAL
10	CJ	82	ILE
14	CN	7	ILE
15	CO	82	ILE
30	D4	19	GLY
40	DE	116	VAL
41	DF	11	VAL
42	DG	63	ILE
56	DX	11	PRO
57	DY	39	VAL
57	DY	61	ILE
58	DZ	27	VAL
58	DZ	74	VAL
2	AB	99	GLY
10	AJ	39	PRO
12	AL	29	GLY
25	AZ	260	PRO
27	B1	37	ILE
39	BD	100	GLY
41	BF	85	GLY
46	BN	60	ILE
49	BQ	90	VAL
3	CC	130	VAL
12	CL	93	LEU
25	CZ	307	PRO
30	D4	45	GLY
38	DC	173	ALA
39	DD	125	ILE
40	DE	190	GLY
41	DF	9	ILE
48	DP	146	VAL
50	DR	32	GLY
52	DT	81	PRO
53	DU	9	VAL
56	DX	32	PRO
7	AG	80	VAL
11	AK	35	PRO
13	AM	60	VAL
28	B2	18	PRO
38	BC	153	ILE

Continued on next page...

Continued from previous page...

Mol	Chain	Res	Type
41	BF	9	ILE
43	BH	127	GLU
46	BN	134	ARG
2	CB	159	PRO
7	CG	88	PRO
10	CJ	39	PRO
10	CJ	77	PRO
38	DC	153	ILE
39	DD	34	VAL
46	DN	40	PRO
54	DV	50	PRO
8	AH	35	ILE
19	AS	45	VAL
25	AZ	169	PRO
32	B6	52	VAL
34	B8	52	LYS
42	BG	16	ARG
48	BP	66	GLY
58	BZ	61	LEU
4	CD	50	ARG
6	CF	55	ASP
12	CL	18	VAL
34	D8	58	ILE
40	DE	55	ASN
41	DF	85	GLY
51	DS	65	VAL
53	DU	26	GLY
56	DX	43	VAL
25	CZ	40	PRO
25	AZ	40	PRO

5.3.2 Protein sidechains [i](#)

In the following table, the Percentiles column shows the percent sidechain outliers of the chain as a percentile score with respect to all X-ray entries followed by that with respect to entries of similar resolution.

The Analysed column shows the number of residues for which the sidechain conformation was analysed, and the total number of residues.

Mol	Chain	Analysed	Rotameric	Outliers	Percentiles
2	AB	202/220 (92%)	174 (86%)	28 (14%)	3 15

Continued on next page...

Continued from previous page...

Mol	Chain	Analysed	Rotameric	Outliers	Percentiles	
2	CB	202/220 (92%)	173 (86%)	29 (14%)	3	14
3	AC	160/188 (85%)	139 (87%)	21 (13%)	4	17
3	CC	160/188 (85%)	141 (88%)	19 (12%)	5	20
4	AD	180/181 (99%)	150 (83%)	30 (17%)	2	9
4	CD	180/181 (99%)	151 (84%)	29 (16%)	2	10
5	AE	115/123 (94%)	104 (90%)	11 (10%)	8	31
5	CE	115/123 (94%)	103 (90%)	12 (10%)	7	27
6	AF	90/90 (100%)	76 (84%)	14 (16%)	2	11
6	CF	90/90 (100%)	77 (86%)	13 (14%)	3	14
7	AG	126/127 (99%)	116 (92%)	10 (8%)	12	40
7	CG	126/127 (99%)	118 (94%)	8 (6%)	18	48
8	AH	119/119 (100%)	105 (88%)	14 (12%)	5	21
8	CH	119/119 (100%)	106 (89%)	13 (11%)	6	25
9	AI	98/99 (99%)	84 (86%)	14 (14%)	3	14
9	CI	98/99 (99%)	86 (88%)	12 (12%)	5	19
10	AJ	88/92 (96%)	78 (89%)	10 (11%)	5	23
10	CJ	88/92 (96%)	79 (90%)	9 (10%)	7	27
11	AK	90/99 (91%)	84 (93%)	6 (7%)	16	46
11	CK	90/99 (91%)	81 (90%)	9 (10%)	7	28
12	AL	104/108 (96%)	84 (81%)	20 (19%)	1	6
12	CL	104/108 (96%)	84 (81%)	20 (19%)	1	6
13	AM	99/101 (98%)	85 (86%)	14 (14%)	3	15
13	CM	99/101 (98%)	90 (91%)	9 (9%)	9	33
14	AN	49/50 (98%)	41 (84%)	8 (16%)	2	10
14	CN	49/50 (98%)	40 (82%)	9 (18%)	1	7
15	AO	79/80 (99%)	73 (92%)	6 (8%)	13	41
15	CO	79/80 (99%)	69 (87%)	10 (13%)	4	18
16	AP	72/74 (97%)	64 (89%)	8 (11%)	6	24
16	CP	72/74 (97%)	66 (92%)	6 (8%)	11	38
17	AQ	94/97 (97%)	86 (92%)	8 (8%)	10	37
17	CQ	94/97 (97%)	85 (90%)	9 (10%)	8	31

Continued on next page...

Continued from previous page...

Mol	Chain	Analysed	Rotameric	Outliers	Percentiles	
18	AR	61/77 (79%)	55 (90%)	6 (10%)	8	29
18	CR	61/77 (79%)	54 (88%)	7 (12%)	5	22
19	AS	69/80 (86%)	56 (81%)	13 (19%)	1	6
19	CS	69/80 (86%)	57 (83%)	12 (17%)	2	9
20	AT	76/82 (93%)	70 (92%)	6 (8%)	12	40
20	CT	76/82 (93%)	69 (91%)	7 (9%)	9	33
21	AU	19/22 (86%)	18 (95%)	1 (5%)	22	54
21	CU	19/22 (86%)	17 (90%)	2 (10%)	7	26
25	AZ	322/338 (95%)	281 (87%)	41 (13%)	4	18
25	CZ	322/338 (95%)	284 (88%)	38 (12%)	5	21
26	B0	66/67 (98%)	57 (86%)	9 (14%)	3	16
26	D0	66/67 (98%)	56 (85%)	10 (15%)	3	12
27	B1	78/83 (94%)	67 (86%)	11 (14%)	3	15
27	D1	78/83 (94%)	64 (82%)	14 (18%)	2	8
28	B2	66/67 (98%)	54 (82%)	12 (18%)	1	7
28	D2	66/67 (98%)	60 (91%)	6 (9%)	9	33
29	B3	51/52 (98%)	46 (90%)	5 (10%)	8	29
29	D3	51/52 (98%)	47 (92%)	4 (8%)	12	40
30	B4	39/63 (62%)	28 (72%)	11 (28%)	0	1
30	D4	39/63 (62%)	28 (72%)	11 (28%)	0	1
31	B5	51/52 (98%)	48 (94%)	3 (6%)	19	50
31	D5	51/52 (98%)	45 (88%)	6 (12%)	5	21
32	B6	49/52 (94%)	38 (78%)	11 (22%)	1	3
32	D6	49/52 (94%)	40 (82%)	9 (18%)	1	7
33	B7	41/42 (98%)	34 (83%)	7 (17%)	2	9
33	D7	41/42 (98%)	34 (83%)	7 (17%)	2	9
34	B8	53/55 (96%)	43 (81%)	10 (19%)	1	6
34	D8	53/55 (96%)	44 (83%)	9 (17%)	2	9
35	B9	34/34 (100%)	28 (82%)	6 (18%)	2	8
35	D9	34/34 (100%)	31 (91%)	3 (9%)	10	36
38	BC	180/181 (99%)	164 (91%)	16 (9%)	9	34

Continued on next page...

Continued from previous page...

Mol	Chain	Analysed	Rotameric	Outliers	Percentiles	
38	DC	180/181 (99%)	167 (93%)	13 (7%)	14	44
39	BD	217/218 (100%)	185 (85%)	32 (15%)	3	13
39	DD	217/218 (100%)	185 (85%)	32 (15%)	3	13
40	BE	165/166 (99%)	142 (86%)	23 (14%)	3	15
40	DE	165/166 (99%)	139 (84%)	26 (16%)	2	11
41	BF	165/166 (99%)	156 (94%)	9 (6%)	21	53
41	DF	165/166 (99%)	158 (96%)	7 (4%)	30	62
42	BG	155/156 (99%)	133 (86%)	22 (14%)	3	14
42	DG	155/156 (99%)	131 (84%)	24 (16%)	2	11
43	BH	132/148 (89%)	117 (89%)	15 (11%)	5	23
43	DH	132/148 (89%)	115 (87%)	17 (13%)	4	18
46	BN	117/119 (98%)	102 (87%)	15 (13%)	4	18
46	DN	117/119 (98%)	104 (89%)	13 (11%)	6	24
47	BO	100/100 (100%)	88 (88%)	12 (12%)	5	20
47	DO	100/100 (100%)	90 (90%)	10 (10%)	7	28
48	BP	112/116 (97%)	95 (85%)	17 (15%)	3	12
48	DP	112/116 (97%)	90 (80%)	22 (20%)	1	6
49	BQ	111/111 (100%)	97 (87%)	14 (13%)	4	18
49	DQ	111/111 (100%)	97 (87%)	14 (13%)	4	18
50	BR	100/101 (99%)	86 (86%)	14 (14%)	3	15
50	DR	100/101 (99%)	86 (86%)	14 (14%)	3	15
51	BS	77/88 (88%)	66 (86%)	11 (14%)	3	14
51	DS	77/88 (88%)	66 (86%)	11 (14%)	3	14
52	BT	120/127 (94%)	98 (82%)	22 (18%)	1	7
52	DT	120/127 (94%)	99 (82%)	21 (18%)	2	8
53	BU	92/94 (98%)	82 (89%)	10 (11%)	6	25
53	DU	92/94 (98%)	83 (90%)	9 (10%)	8	29
54	BV	82/82 (100%)	66 (80%)	16 (20%)	1	6
54	DV	82/82 (100%)	69 (84%)	13 (16%)	2	11
55	BW	91/92 (99%)	80 (88%)	11 (12%)	5	20
55	DW	91/92 (99%)	81 (89%)	10 (11%)	6	25

Continued on next page...

Continued from previous page...

Mol	Chain	Analysed	Rotameric	Outliers	Percentiles	
56	BX	74/78 (95%)	65 (88%)	9 (12%)	5	19
56	DX	74/78 (95%)	68 (92%)	6 (8%)	11	39
57	BY	84/91 (92%)	71 (84%)	13 (16%)	2	11
57	DY	84/91 (92%)	71 (84%)	13 (16%)	2	11
58	BZ	161/179 (90%)	137 (85%)	24 (15%)	3	13
58	DZ	161/179 (90%)	133 (83%)	28 (17%)	2	9
All	All	10350/10854 (95%)	9007 (87%)	1343 (13%)	4	18

All (1343) residues with a non-rotameric sidechain are listed below:

Mol	Chain	Res	Type
2	AB	17	PHE
2	AB	22	LYS
2	AB	24	TRP
2	AB	31	TYR
2	AB	32	ILE
2	AB	42	ILE
2	AB	45	GLN
2	AB	51	LEU
2	AB	67	THR
2	AB	69	LEU
2	AB	97	TRP
2	AB	110	GLN
2	AB	111	ARG
2	AB	113	HIS
2	AB	140	HIS
2	AB	141	GLU
2	AB	155	LEU
2	AB	162	ILE
2	AB	175	ARG
2	AB	178	ARG
2	AB	187	LEU
2	AB	191	ASP
2	AB	195	ASP
2	AB	196	LEU
2	AB	204	ASN
2	AB	208	ILE
2	AB	209	ARG
2	AB	212	GLN
3	AC	3	ASN

Continued on next page...

Continued from previous page...

Mol	Chain	Res	Type
3	AC	5	ILE
3	AC	11	ARG
3	AC	14	ILE
3	AC	16	ARG
3	AC	18	TRP
3	AC	21	ARG
3	AC	23	TYR
3	AC	34	LEU
3	AC	52	LEU
3	AC	56	ASP
3	AC	82	GLU
3	AC	85	ARG
3	AC	105	GLU
3	AC	107	GLN
3	AC	119	ARG
3	AC	120	VAL
3	AC	165	THR
3	AC	166	GLU
3	AC	167	TRP
3	AC	188	LEU
4	AD	3	ARG
4	AD	9	CYS
4	AD	13	ARG
4	AD	15	GLU
4	AD	20	TYR
4	AD	26	CYS
4	AD	27	TYR
4	AD	29	PRO
4	AD	36	ARG
4	AD	49	ARG
4	AD	58	LEU
4	AD	67	ILE
4	AD	86	LYS
4	AD	89	THR
4	AD	91	SER
4	AD	97	LEU
4	AD	122	ARG
4	AD	131	ARG
4	AD	132	ARG
4	AD	135	LEU
4	AD	138	TYR
4	AD	145	GLU

Continued on next page...

Continued from previous page...

Mol	Chain	Res	Type
4	AD	154	ASN
4	AD	160	GLN
4	AD	163	GLU
4	AD	179	GLU
4	AD	181	MET
4	AD	187	ARG
4	AD	190	ASP
4	AD	192	GLU
5	AE	10	MET
5	AE	12	LEU
5	AE	20	GLN
5	AE	31	LEU
5	AE	53	LEU
5	AE	73	ASN
5	AE	79	GLU
5	AE	96	PRO
5	AE	120	THR
5	AE	125	SER
5	AE	147	ASP
6	AF	4	TYR
6	AF	14	LEU
6	AF	16	GLN
6	AF	21	LEU
6	AF	25	ILE
6	AF	27	GLN
6	AF	47	ARG
6	AF	57	GLN
6	AF	63	TYR
6	AF	64	GLN
6	AF	65	VAL
6	AF	83	ASP
6	AF	86	ARG
6	AF	98	LEU
7	AG	27	ILE
7	AG	37	ASN
7	AG	69	VAL
7	AG	78	ARG
7	AG	94	ARG
7	AG	95	ARG
7	AG	104	LEU
7	AG	114	ARG
7	AG	137	LYS

Continued on next page...

Continued from previous page...

Mol	Chain	Res	Type
7	AG	151	TYR
8	AH	1	MET
8	AH	5	PRO
8	AH	26	VAL
8	AH	39	LEU
8	AH	41	ARG
8	AH	56	LYS
8	AH	85	ARG
8	AH	91	ARG
8	AH	102	ARG
8	AH	104	ARG
8	AH	112	LEU
8	AH	119	LEU
8	AH	121	ASP
8	AH	127	LEU
9	AI	4	TYR
9	AI	10	ARG
9	AI	19	LEU
9	AI	47	LEU
9	AI	53	VAL
9	AI	66	ARG
9	AI	79	LEU
9	AI	96	LEU
9	AI	111	ARG
9	AI	112	LYS
9	AI	113	LYS
9	AI	121	ARG
9	AI	126	SER
9	AI	128	ARG
10	AJ	8	LEU
10	AJ	17	ASP
10	AJ	22	LYS
10	AJ	38	ILE
10	AJ	40	LEU
10	AJ	50	ILE
10	AJ	55	LYS
10	AJ	59	SER
10	AJ	73	ASP
10	AJ	96	ILE
11	AK	31	THR
11	AK	36	ASP
11	AK	84	VAL

Continued on next page...

Continued from previous page...

Mol	Chain	Res	Type
11	AK	109	VAL
11	AK	124	LYS
11	AK	126	ARG
12	AL	7	ILE
12	AL	20	LYS
12	AL	27	LEU
12	AL	33	ARG
12	AL	41	ARG
12	AL	44	THR
12	AL	46	LYS
12	AL	53	ARG
12	AL	55	VAL
12	AL	58	VAL
12	AL	62	SER
12	AL	67	THR
12	AL	83	VAL
12	AL	84	LEU
12	AL	91	LYS
12	AL	100	ILE
12	AL	102	ARG
12	AL	122	THR
12	AL	123	LYS
12	AL	126	LYS
13	AM	4	ILE
13	AM	12	ASN
13	AM	50	GLU
13	AM	61	GLU
13	AM	64	TRP
13	AM	65	LYS
13	AM	66	LEU
13	AM	71	ARG
13	AM	88	ARG
13	AM	93	ARG
13	AM	108	ARG
13	AM	109	THR
13	AM	115	LYS
13	AM	120	LYS
14	AN	14	PRO
14	AN	18	VAL
14	AN	21	TYR
14	AN	29	ARG
14	AN	42	ILE

Continued on next page...

Continued from previous page...

Mol	Chain	Res	Type
14	AN	44	LEU
14	AN	46	GLU
14	AN	57	ARG
15	AO	6	GLU
15	AO	25	THR
15	AO	33	THR
15	AO	82	ILE
15	AO	83	GLU
15	AO	88	ARG
16	AP	1	MET
16	AP	2	VAL
16	AP	17	TYR
16	AP	32	TYR
16	AP	36	ILE
16	AP	50	LYS
16	AP	55	ARG
16	AP	69	THR
17	AQ	35	VAL
17	AQ	37	LYS
17	AQ	38	ARG
17	AQ	49	GLU
17	AQ	52	LYS
17	AQ	70	ARG
17	AQ	74	LEU
17	AQ	79	SER
18	AR	29	PHE
18	AR	31	LEU
18	AR	37	VAL
18	AR	38	GLU
18	AR	46	GLU
18	AR	47	THR
19	AS	5	LEU
19	AS	6	LYS
19	AS	7	LYS
19	AS	10	PHE
19	AS	12	ASP
19	AS	29	ARG
19	AS	30	LEU
19	AS	37	ARG
19	AS	44	MET
19	AS	48	THR
19	AS	49	ILE

Continued on next page...

Continued from previous page...

Mol	Chain	Res	Type
19	AS	62	ILE
19	AS	63	THR
20	AT	23	ARG
20	AT	26	ASN
20	AT	62	LEU
20	AT	64	ASP
20	AT	74	LYS
20	AT	93	GLU
21	AU	24	ARG
25	AZ	2	LYS
25	AZ	4	GLU
25	AZ	5	PHE
25	AZ	7	ARG
25	AZ	24	LYS
25	AZ	27	LEU
25	AZ	38	GLU
25	AZ	63	ILE
25	AZ	64	ASN
25	AZ	65	THR
25	AZ	69	GLU
25	AZ	98	GLN
25	AZ	113	MET
25	AZ	117	ARG
25	AZ	121	LEU
25	AZ	124	ARG
25	AZ	152	MET
25	AZ	180	GLU
25	AZ	197	ASP
25	AZ	198	LYS
25	AZ	199	ILE
25	AZ	215	ARG
25	AZ	216	ASP
25	AZ	218	ASP
25	AZ	230	THR
25	AZ	241	ARG
25	AZ	244	ARG
25	AZ	247	VAL
25	AZ	253	VAL
25	AZ	261	GLU
25	AZ	274	ARG
25	AZ	275	LYS
25	AZ	277	LEU

Continued on next page...

Continued from previous page...

Mol	Chain	Res	Type
25	AZ	281	ILE
25	AZ	285	ASN
25	AZ	293	VAL
25	AZ	299	GLU
25	AZ	316	PHE
25	AZ	325	LYS
25	AZ	335	PHE
25	AZ	341	GLN
26	B0	5	LYS
26	B0	12	ASN
26	B0	20	ARG
26	B0	27	GLU
26	B0	41	ARG
26	B0	60	PHE
26	B0	62	LEU
26	B0	80	HIS
26	B0	84	LEU
27	B1	11	ARG
27	B1	13	ILE
27	B1	21	ARG
27	B1	26	ARG
27	B1	33	LYS
27	B1	38	SER
27	B1	39	LYS
27	B1	40	ARG
27	B1	45	ASN
27	B1	60	PHE
27	B1	83	GLU
28	B2	7	ARG
28	B2	15	LYS
28	B2	32	LEU
28	B2	35	LEU
28	B2	51	ARG
28	B2	52	ASP
28	B2	53	LEU
28	B2	59	ARG
28	B2	61	LEU
28	B2	64	LEU
28	B2	68	ARG
28	B2	69	ARG
29	B3	9	VAL
29	B3	28	LEU

Continued on next page...

Continued from previous page...

Mol	Chain	Res	Type
29	B3	34	GLU
29	B3	35	ARG
29	B3	46	ASN
30	B4	5	ILE
30	B4	6	HIS
30	B4	9	LEU
30	B4	10	VAL
30	B4	20	ASN
30	B4	22	ILE
30	B4	25	TYR
30	B4	27	THR
30	B4	32	TYR
30	B4	34	GLU
30	B4	47	GLN
31	B5	25	LEU
31	B5	51	TYR
31	B5	56	LYS
32	B6	9	LEU
32	B6	11	LEU
32	B6	18	ARG
32	B6	19	ARG
32	B6	23	THR
32	B6	31	PRO
32	B6	36	LEU
32	B6	41	PRO
32	B6	42	TRP
32	B6	45	LYS
32	B6	53	LYS
33	B7	1	MET
33	B7	4	THR
33	B7	23	ARG
33	B7	24	THR
33	B7	34	ARG
33	B7	37	LYS
33	B7	47	ARG
34	B8	17	THR
34	B8	30	ARG
34	B8	31	HIS
34	B8	34	TRP
34	B8	35	GLN
34	B8	44	LYS
34	B8	47	LYS

Continued on next page...

Continued from previous page...

Mol	Chain	Res	Type
34	B8	48	PHE
34	B8	61	LEU
34	B8	64	TYR
35	B9	1	MET
35	B9	2	LYS
35	B9	14	CYS
35	B9	18	ARG
35	B9	28	GLU
35	B9	29	ASN
38	BC	5	LYS
38	BC	10	LEU
38	BC	11	LEU
38	BC	17	ASN
38	BC	28	LEU
38	BC	30	LYS
38	BC	36	LYS
38	BC	42	GLU
38	BC	53	ARG
38	BC	54	SER
38	BC	55	ASP
38	BC	57	ASN
38	BC	71	GLN
38	BC	104	LEU
38	BC	108	MET
38	BC	167	LYS
39	BD	10	THR
39	BD	14	ARG
39	BD	18	VAL
39	BD	24	ILE
39	BD	25	THR
39	BD	26	LYS
39	BD	27	THR
39	BD	30	GLU
39	BD	44	ASN
39	BD	46	GLN
39	BD	65	ILE
39	BD	69	ARG
39	BD	71	ASP
39	BD	75	ILE
39	BD	94	LEU
39	BD	99	ASP
39	BD	131	LEU

Continued on next page...

Continued from previous page...

Mol	Chain	Res	Type
39	BD	166	GLN
39	BD	183	ARG
39	BD	200	ASP
39	BD	204	ILE
39	BD	208	LYS
39	BD	211	ARG
39	BD	221	VAL
39	BD	228	PRO
39	BD	229	VAL
39	BD	239	ARG
39	BD	246	PRO
39	BD	257	LEU
39	BD	271	ILE
39	BD	273	ARG
39	BD	274	ARG
40	BE	1	MET
40	BE	17	ASP
40	BE	49	LEU
40	BE	55	ASN
40	BE	57	LYS
40	BE	59	VAL
40	BE	61	ARG
40	BE	62	PRO
40	BE	67	PHE
40	BE	73	GLU
40	BE	76	ARG
40	BE	78	LEU
40	BE	79	ARG
40	BE	121	ASN
40	BE	127	ASP
40	BE	128	SER
40	BE	163	GLU
40	BE	168	MET
40	BE	169	ASN
40	BE	170	LEU
40	BE	181	LEU
40	BE	196	VAL
40	BE	202	LYS
41	BF	28	ILE
41	BF	54	ARG
41	BF	65	TRP
41	BF	74	ARG

Continued on next page...

Continued from previous page...

Mol	Chain	Res	Type
41	BF	88	VAL
41	BF	122	LYS
41	BF	125	LEU
41	BF	169	ASN
41	BF	179	GLU
42	BG	9	ARG
42	BG	10	LYS
42	BG	23	PHE
42	BG	26	GLN
42	BG	30	GLU
42	BG	33	ARG
42	BG	36	LYS
42	BG	45	GLU
42	BG	67	LYS
42	BG	77	ILE
42	BG	84	LYS
42	BG	87	PRO
42	BG	91	ARG
42	BG	97	ASP
42	BG	113	ARG
42	BG	117	PHE
42	BG	120	LEU
42	BG	125	PHE
42	BG	133	LEU
42	BG	147	ASP
42	BG	166	ASP
42	BG	175	LEU
43	BH	43	VAL
43	BH	54	ARG
43	BH	65	HIS
43	BH	71	LEU
43	BH	85	LYS
43	BH	88	LEU
43	BH	105	LEU
43	BH	116	GLU
43	BH	119	GLU
43	BH	139	GLN
43	BH	143	GLN
43	BH	149	ARG
43	BH	153	LYS
43	BH	162	ILE
43	BH	163	TYR

Continued on next page...

Continued from previous page...

Mol	Chain	Res	Type
46	BN	1	MET
46	BN	4	TYR
46	BN	32	THR
46	BN	38	HIS
46	BN	45	ASN
46	BN	48	MET
46	BN	56	ASN
46	BN	61	ARG
46	BN	69	GLN
46	BN	76	SER
46	BN	87	LEU
46	BN	90	MET
46	BN	99	LEU
46	BN	120	LEU
46	BN	136	GLU
47	BO	8	LEU
47	BO	10	VAL
47	BO	20	MET
47	BO	23	ARG
47	BO	31	LYS
47	BO	32	TYR
47	BO	35	VAL
47	BO	43	VAL
47	BO	49	ARG
47	BO	87	ILE
47	BO	98	VAL
47	BO	104	ARG
48	BP	16	ARG
48	BP	27	HIS
48	BP	41	ARG
48	BP	42	SER
48	BP	52	GLU
48	BP	59	LEU
48	BP	61	ARG
48	BP	70	GLN
48	BP	75	ILE
48	BP	77	ARG
48	BP	85	LEU
48	BP	91	PHE
48	BP	108	LYS
48	BP	110	TYR
48	BP	112	LEU

Continued on next page...

Continued from previous page...

Mol	Chain	Res	Type
48	BP	114	ILE
48	BP	136	GLU
49	BQ	25	ASP
49	BQ	42	ILE
49	BQ	45	GLN
49	BQ	51	ARG
49	BQ	54	MET
49	BQ	55	VAL
49	BQ	56	ARG
49	BQ	58	PHE
49	BQ	89	ASN
49	BQ	91	GLU
49	BQ	101	ARG
49	BQ	104	PHE
49	BQ	132	VAL
49	BQ	135	ASP
50	BR	2	ARG
50	BR	5	LYS
50	BR	6	SER
50	BR	10	LEU
50	BR	18	LEU
50	BR	44	LEU
50	BR	49	ASP
50	BR	71	GLN
50	BR	72	ASP
50	BR	74	LYS
50	BR	76	VAL
50	BR	94	TYR
50	BR	99	LYS
50	BR	111	LEU
51	BS	11	LYS
51	BS	12	PHE
51	BS	13	ARG
51	BS	15	ARG
51	BS	18	ILE
51	BS	29	PHE
51	BS	35	ILE
51	BS	54	LEU
51	BS	63	THR
51	BS	97	ARG
51	BS	106	ARG
52	BT	14	TYR

Continued on next page...

Continued from previous page...

Mol	Chain	Res	Type
52	BT	15	VAL
52	BT	23	ARG
52	BT	28	VAL
52	BT	32	TYR
52	BT	38	ASN
52	BT	39	ARG
52	BT	41	ARG
52	BT	44	ASP
52	BT	49	VAL
52	BT	53	ARG
52	BT	58	ASN
52	BT	61	PHE
52	BT	78	LEU
52	BT	82	LEU
52	BT	83	ILE
52	BT	93	ARG
52	BT	99	LEU
52	BT	115	ARG
52	BT	118	ARG
52	BT	124	ASP
52	BT	128	GLU
53	BU	9	VAL
53	BU	11	ARG
53	BU	34	LYS
53	BU	36	ARG
53	BU	49	HIS
53	BU	66	ASN
53	BU	74	LEU
53	BU	78	THR
53	BU	92	ARG
53	BU	108	GLU
54	BV	12	TYR
54	BV	13	ARG
54	BV	18	LEU
54	BV	19	LYS
54	BV	21	ARG
54	BV	39	LEU
54	BV	61	VAL
54	BV	62	LEU
54	BV	68	LYS
54	BV	79	VAL
54	BV	82	ARG

Continued on next page...

Continued from previous page...

Mol	Chain	Res	Type
54	BV	83	ARG
54	BV	89	GLN
54	BV	91	TYR
54	BV	95	LEU
54	BV	99	ILE
55	BW	9	TYR
55	BW	11	ARG
55	BW	14	PRO
55	BW	39	THR
55	BW	51	LEU
55	BW	70	TYR
55	BW	75	TYR
55	BW	88	ARG
55	BW	96	ILE
55	BW	103	ILE
55	BW	107	LEU
56	BX	11	PRO
56	BX	27	THR
56	BX	28	PHE
56	BX	35	THR
56	BX	37	THR
56	BX	41	ASN
56	BX	57	LEU
56	BX	60	ARG
56	BX	68	ARG
57	BY	2	ARG
57	BY	6	HIS
57	BY	9	LYS
57	BY	28	LYS
57	BY	29	GLU
57	BY	32	PRO
57	BY	50	ARG
57	BY	62	GLU
57	BY	73	ARG
57	BY	76	CYS
57	BY	77	PRO
57	BY	90	LEU
57	BY	96	ILE
58	BZ	3	TYR
58	BZ	5	LEU
58	BZ	9	TYR
58	BZ	18	LEU

Continued on next page...

Continued from previous page...

Mol	Chain	Res	Type
58	BZ	20	ARG
58	BZ	31	ARG
58	BZ	34	ASN
58	BZ	41	LEU
58	BZ	61	LEU
58	BZ	67	LEU
58	BZ	70	LEU
58	BZ	72	ARG
58	BZ	73	GLN
58	BZ	81	ARG
58	BZ	93	ASP
58	BZ	103	ARG
58	BZ	119	GLU
58	BZ	121	HIS
58	BZ	124	ILE
58	BZ	127	LYS
58	BZ	136	PHE
58	BZ	148	ASP
58	BZ	165	VAL
58	BZ	168	GLU
2	CB	17	PHE
2	CB	22	LYS
2	CB	24	TRP
2	CB	32	ILE
2	CB	42	ILE
2	CB	44	LEU
2	CB	45	GLN
2	CB	55	PHE
2	CB	67	THR
2	CB	69	LEU
2	CB	97	TRP
2	CB	110	GLN
2	CB	111	ARG
2	CB	140	HIS
2	CB	141	GLU
2	CB	155	LEU
2	CB	162	ILE
2	CB	175	ARG
2	CB	178	ARG
2	CB	187	LEU
2	CB	191	ASP
2	CB	193	ASP

Continued on next page...

Continued from previous page...

Mol	Chain	Res	Type
2	CB	195	ASP
2	CB	196	LEU
2	CB	200	ILE
2	CB	204	ASN
2	CB	208	ILE
2	CB	212	GLN
2	CB	217	ARG
3	CC	5	ILE
3	CC	14	ILE
3	CC	16	ARG
3	CC	18	TRP
3	CC	21	ARG
3	CC	23	TYR
3	CC	52	LEU
3	CC	56	ASP
3	CC	82	GLU
3	CC	85	ARG
3	CC	105	GLU
3	CC	107	GLN
3	CC	119	ARG
3	CC	120	VAL
3	CC	165	THR
3	CC	166	GLU
3	CC	167	TRP
3	CC	191	THR
3	CC	196	LEU
4	CD	3	ARG
4	CD	9	CYS
4	CD	13	ARG
4	CD	15	GLU
4	CD	20	TYR
4	CD	24	GLU
4	CD	26	CYS
4	CD	36	ARG
4	CD	49	ARG
4	CD	59	ARG
4	CD	60	GLU
4	CD	86	LYS
4	CD	89	THR
4	CD	97	LEU
4	CD	98	GLU
4	CD	112	VAL

Continued on next page...

Continued from previous page...

Mol	Chain	Res	Type
4	CD	129	ASN
4	CD	131	ARG
4	CD	132	ARG
4	CD	135	LEU
4	CD	138	TYR
4	CD	145	GLU
4	CD	160	GLN
4	CD	163	GLU
4	CD	179	GLU
4	CD	187	ARG
4	CD	190	ASP
4	CD	192	GLU
4	CD	200	GLU
5	CE	10	MET
5	CE	12	LEU
5	CE	18	ARG
5	CE	20	GLN
5	CE	53	LEU
5	CE	68	GLU
5	CE	73	ASN
5	CE	76	ILE
5	CE	79	GLU
5	CE	80	ILE
5	CE	106	PRO
5	CE	147	ASP
6	CF	14	LEU
6	CF	16	GLN
6	CF	21	LEU
6	CF	25	ILE
6	CF	27	GLN
6	CF	43	LEU
6	CF	47	ARG
6	CF	57	GLN
6	CF	63	TYR
6	CF	65	VAL
6	CF	81	ILE
6	CF	83	ASP
6	CF	98	LEU
7	CG	37	ASN
7	CG	69	VAL
7	CG	78	ARG
7	CG	95	ARG

Continued on next page...

Continued from previous page...

Mol	Chain	Res	Type
7	CG	104	LEU
7	CG	114	ARG
7	CG	137	LYS
7	CG	151	TYR
8	CH	1	MET
8	CH	26	VAL
8	CH	39	LEU
8	CH	41	ARG
8	CH	56	LYS
8	CH	85	ARG
8	CH	91	ARG
8	CH	102	ARG
8	CH	104	ARG
8	CH	112	LEU
8	CH	119	LEU
8	CH	121	ASP
8	CH	127	LEU
9	CI	4	TYR
9	CI	10	ARG
9	CI	19	LEU
9	CI	47	LEU
9	CI	66	ARG
9	CI	85	LEU
9	CI	96	LEU
9	CI	111	ARG
9	CI	112	LYS
9	CI	113	LYS
9	CI	121	ARG
9	CI	128	ARG
10	CJ	8	LEU
10	CJ	17	ASP
10	CJ	22	LYS
10	CJ	38	ILE
10	CJ	40	LEU
10	CJ	50	ILE
10	CJ	55	LYS
10	CJ	73	ASP
10	CJ	96	ILE
11	CK	36	ASP
11	CK	38	ASN
11	CK	92	GLU
11	CK	104	GLN

Continued on next page...

Continued from previous page...

Mol	Chain	Res	Type
11	CK	109	VAL
11	CK	117	ASN
11	CK	119	CYS
11	CK	124	LYS
11	CK	126	ARG
12	CL	7	ILE
12	CL	20	LYS
12	CL	27	LEU
12	CL	33	ARG
12	CL	41	ARG
12	CL	44	THR
12	CL	46	LYS
12	CL	53	ARG
12	CL	55	VAL
12	CL	58	VAL
12	CL	62	SER
12	CL	66	VAL
12	CL	67	THR
12	CL	83	VAL
12	CL	85	ILE
12	CL	89	ARG
12	CL	91	LYS
12	CL	102	ARG
12	CL	106	ASP
12	CL	126	LYS
13	CM	4	ILE
13	CM	61	GLU
13	CM	64	TRP
13	CM	65	LYS
13	CM	93	ARG
13	CM	108	ARG
13	CM	109	THR
13	CM	115	LYS
13	CM	120	LYS
14	CN	7	ILE
14	CN	14	PRO
14	CN	18	VAL
14	CN	21	TYR
14	CN	29	ARG
14	CN	32	SER
14	CN	42	ILE
14	CN	44	LEU

Continued on next page...

Continued from previous page...

Mol	Chain	Res	Type
14	CN	57	ARG
15	CO	6	GLU
15	CO	19	PRO
15	CO	25	THR
15	CO	33	THR
15	CO	39	LEU
15	CO	41	GLU
15	CO	66	LEU
15	CO	82	ILE
15	CO	83	GLU
15	CO	88	ARG
16	CP	2	VAL
16	CP	32	TYR
16	CP	36	ILE
16	CP	55	ARG
16	CP	68	ASP
16	CP	69	THR
17	CQ	12	SER
17	CQ	37	LYS
17	CQ	38	ARG
17	CQ	39	SER
17	CQ	49	GLU
17	CQ	52	LYS
17	CQ	64	PRO
17	CQ	70	ARG
17	CQ	79	SER
18	CR	29	PHE
18	CR	31	LEU
18	CR	37	VAL
18	CR	38	GLU
18	CR	46	GLU
18	CR	47	THR
18	CR	80	PRO
19	CS	5	LEU
19	CS	6	LYS
19	CS	7	LYS
19	CS	10	PHE
19	CS	29	ARG
19	CS	30	LEU
19	CS	37	ARG
19	CS	44	MET
19	CS	48	THR

Continued on next page...

Continued from previous page...

Mol	Chain	Res	Type
19	CS	49	ILE
19	CS	62	ILE
19	CS	63	THR
20	CT	23	ARG
20	CT	26	ASN
20	CT	36	LEU
20	CT	57	ARG
20	CT	62	LEU
20	CT	74	LYS
20	CT	93	GLU
21	CU	10	ARG
21	CU	24	ARG
25	CZ	5	PHE
25	CZ	7	ARG
25	CZ	8	THR
25	CZ	21	ASP
25	CZ	24	LYS
25	CZ	27	LEU
25	CZ	38	GLU
25	CZ	64	ASN
25	CZ	67	HIS
25	CZ	78	SER
25	CZ	98	GLN
25	CZ	113	MET
25	CZ	117	ARG
25	CZ	121	LEU
25	CZ	124	ARG
25	CZ	152	MET
25	CZ	174	SER
25	CZ	180	GLU
25	CZ	197	ASP
25	CZ	198	LYS
25	CZ	199	ILE
25	CZ	215	ARG
25	CZ	218	ASP
25	CZ	231	ILE
25	CZ	241	ARG
25	CZ	244	ARG
25	CZ	253	VAL
25	CZ	261	GLU
25	CZ	274	ARG
25	CZ	275	LYS

Continued on next page...

Continued from previous page...

Mol	Chain	Res	Type
25	CZ	277	LEU
25	CZ	284	ASP
25	CZ	285	ASN
25	CZ	293	VAL
25	CZ	299	GLU
25	CZ	311	THR
25	CZ	325	LYS
25	CZ	335	PHE
26	D0	3	HIS
26	D0	5	LYS
26	D0	12	ASN
26	D0	14	ARG
26	D0	20	ARG
26	D0	27	GLU
26	D0	41	ARG
26	D0	66	VAL
26	D0	80	HIS
26	D0	84	LEU
27	D1	7	ILE
27	D1	11	ARG
27	D1	27	GLU
27	D1	33	LYS
27	D1	35	THR
27	D1	39	LYS
27	D1	45	ASN
27	D1	46	LEU
27	D1	52	ARG
27	D1	66	HIS
27	D1	69	LYS
27	D1	75	GLU
27	D1	80	LEU
27	D1	83	GLU
28	D2	4	SER
28	D2	31	GLU
28	D2	37	PHE
28	D2	51	ARG
28	D2	64	LEU
28	D2	65	ASN
29	D3	28	LEU
29	D3	34	GLU
29	D3	35	ARG
29	D3	46	ASN

Continued on next page...

Continued from previous page...

Mol	Chain	Res	Type
30	D4	5	ILE
30	D4	6	HIS
30	D4	9	LEU
30	D4	10	VAL
30	D4	20	ASN
30	D4	22	ILE
30	D4	25	TYR
30	D4	27	THR
30	D4	32	TYR
30	D4	34	GLU
30	D4	47	GLN
31	D5	5	PRO
31	D5	6	VAL
31	D5	15	ARG
31	D5	25	LEU
31	D5	51	TYR
31	D5	56	LYS
32	D6	11	LEU
32	D6	18	ARG
32	D6	19	ARG
32	D6	23	THR
32	D6	31	PRO
32	D6	36	LEU
32	D6	42	TRP
32	D6	45	LYS
32	D6	53	LYS
33	D7	1	MET
33	D7	4	THR
33	D7	23	ARG
33	D7	24	THR
33	D7	34	ARG
33	D7	36	GLN
33	D7	47	ARG
34	D8	30	ARG
34	D8	31	HIS
34	D8	34	TRP
34	D8	35	GLN
34	D8	44	LYS
34	D8	47	LYS
34	D8	48	PHE
34	D8	61	LEU
34	D8	64	TYR

Continued on next page...

Continued from previous page...

Mol	Chain	Res	Type
35	D9	11	CYS
35	D9	28	GLU
35	D9	29	ASN
38	DC	10	LEU
38	DC	20	TYR
38	DC	34	THR
38	DC	36	LYS
38	DC	52	ARG
38	DC	53	ARG
38	DC	55	ASP
38	DC	57	ASN
38	DC	71	GLN
38	DC	104	LEU
38	DC	108	MET
38	DC	167	LYS
38	DC	188	ASN
39	DD	10	THR
39	DD	18	VAL
39	DD	24	ILE
39	DD	25	THR
39	DD	26	LYS
39	DD	30	GLU
39	DD	37	LEU
39	DD	43	ARG
39	DD	44	ASN
39	DD	46	GLN
39	DD	61	LEU
39	DD	65	ILE
39	DD	71	ASP
39	DD	75	ILE
39	DD	94	LEU
39	DD	138	VAL
39	DD	166	GLN
39	DD	178	PRO
39	DD	183	ARG
39	DD	192	THR
39	DD	200	ASP
39	DD	204	ILE
39	DD	221	VAL
39	DD	228	PRO
39	DD	229	VAL
39	DD	239	ARG

Continued on next page...

Continued from previous page...

Mol	Chain	Res	Type
39	DD	246	PRO
39	DD	257	LEU
39	DD	261	LYS
39	DD	271	ILE
39	DD	273	ARG
39	DD	274	ARG
40	DE	1	MET
40	DE	17	ASP
40	DE	49	LEU
40	DE	55	ASN
40	DE	56	PRO
40	DE	57	LYS
40	DE	62	PRO
40	DE	67	PHE
40	DE	73	GLU
40	DE	76	ARG
40	DE	78	LEU
40	DE	79	ARG
40	DE	127	ASP
40	DE	128	SER
40	DE	144	ARG
40	DE	146	THR
40	DE	154	LYS
40	DE	163	GLU
40	DE	168	MET
40	DE	169	ASN
40	DE	178	GLU
40	DE	181	LEU
40	DE	188	VAL
40	DE	196	VAL
40	DE	202	LYS
40	DE	203	LYS
41	DF	28	ILE
41	DF	54	ARG
41	DF	65	TRP
41	DF	122	LYS
41	DF	125	LEU
41	DF	160	ASN
41	DF	179	GLU
42	DG	12	TYR
42	DG	21	ARG
42	DG	33	ARG

Continued on next page...

Continued from previous page...

Mol	Chain	Res	Type
42	DG	34	LEU
42	DG	40	ASN
42	DG	43	LEU
42	DG	52	ILE
42	DG	54	GLU
42	DG	67	LYS
42	DG	71	THR
42	DG	77	ILE
42	DG	79	ASN
42	DG	80	PHE
42	DG	84	LYS
42	DG	87	PRO
42	DG	93	THR
42	DG	97	ASP
42	DG	113	ARG
42	DG	116	ASP
42	DG	123	ASN
42	DG	125	PHE
42	DG	152	LEU
42	DG	153	ARG
42	DG	167	GLU
43	DH	15	VAL
43	DH	43	VAL
43	DH	54	ARG
43	DH	65	HIS
43	DH	71	LEU
43	DH	85	LYS
43	DH	88	LEU
43	DH	105	LEU
43	DH	119	GLU
43	DH	130	ARG
43	DH	139	GLN
43	DH	143	GLN
43	DH	149	ARG
43	DH	153	LYS
43	DH	159	GLU
43	DH	162	ILE
43	DH	163	TYR
46	DN	1	MET
46	DN	4	TYR
46	DN	10	GLU
46	DN	32	THR

Continued on next page...

Continued from previous page...

Mol	Chain	Res	Type
46	DN	38	HIS
46	DN	45	ASN
46	DN	48	MET
46	DN	56	ASN
46	DN	61	ARG
46	DN	87	LEU
46	DN	99	LEU
46	DN	120	LEU
46	DN	136	GLU
47	DO	8	LEU
47	DO	9	GLU
47	DO	10	VAL
47	DO	23	ARG
47	DO	31	LYS
47	DO	35	VAL
47	DO	48	PRO
47	DO	49	ARG
47	DO	98	VAL
47	DO	104	ARG
48	DP	6	LEU
48	DP	13	ASN
48	DP	16	ARG
48	DP	27	HIS
48	DP	39	LYS
48	DP	40	SER
48	DP	41	ARG
48	DP	42	SER
48	DP	48	PRO
48	DP	52	GLU
48	DP	61	ARG
48	DP	70	GLN
48	DP	75	ILE
48	DP	85	LEU
48	DP	86	LYS
48	DP	91	PHE
48	DP	108	LYS
48	DP	110	TYR
48	DP	112	LEU
48	DP	114	ILE
48	DP	123	LEU
48	DP	136	GLU
49	DQ	45	GLN

Continued on next page...

Continued from previous page...

Mol	Chain	Res	Type
49	DQ	48	GLU
49	DQ	51	ARG
49	DQ	54	MET
49	DQ	55	VAL
49	DQ	56	ARG
49	DQ	58	PHE
49	DQ	59	ARG
49	DQ	91	GLU
49	DQ	101	ARG
49	DQ	104	PHE
49	DQ	133	ARG
49	DQ	135	ASP
49	DQ	141	GLN
50	DR	2	ARG
50	DR	5	LYS
50	DR	10	LEU
50	DR	18	LEU
50	DR	44	LEU
50	DR	71	GLN
50	DR	72	ASP
50	DR	74	LYS
50	DR	76	VAL
50	DR	94	TYR
50	DR	99	LYS
50	DR	100	LEU
50	DR	111	LEU
50	DR	118	GLU
51	DS	11	LYS
51	DS	12	PHE
51	DS	15	ARG
51	DS	18	ILE
51	DS	29	PHE
51	DS	35	ILE
51	DS	54	LEU
51	DS	63	THR
51	DS	97	ARG
51	DS	99	LYS
51	DS	106	ARG
52	DT	13	ARG
52	DT	14	TYR
52	DT	15	VAL
52	DT	23	ARG

Continued on next page...

Continued from previous page...

Mol	Chain	Res	Type
52	DT	32	TYR
52	DT	38	ASN
52	DT	39	ARG
52	DT	41	ARG
52	DT	44	ASP
52	DT	49	VAL
52	DT	53	ARG
52	DT	58	ASN
52	DT	61	PHE
52	DT	78	LEU
52	DT	82	LEU
52	DT	93	ARG
52	DT	99	LEU
52	DT	115	ARG
52	DT	118	ARG
52	DT	124	ASP
52	DT	128	GLU
53	DU	9	VAL
53	DU	11	ARG
53	DU	14	HIS
53	DU	34	LYS
53	DU	49	HIS
53	DU	66	ASN
53	DU	74	LEU
53	DU	78	THR
53	DU	108	GLU
54	DV	12	TYR
54	DV	18	LEU
54	DV	19	LYS
54	DV	21	ARG
54	DV	35	LEU
54	DV	39	LEU
54	DV	62	LEU
54	DV	68	LYS
54	DV	83	ARG
54	DV	89	GLN
54	DV	91	TYR
54	DV	95	LEU
54	DV	99	ILE
55	DW	9	TYR
55	DW	11	ARG
55	DW	51	LEU

Continued on next page...

Continued from previous page...

Mol	Chain	Res	Type
55	DW	70	TYR
55	DW	75	TYR
55	DW	76	VAL
55	DW	82	LEU
55	DW	88	ARG
55	DW	103	ILE
55	DW	107	LEU
56	DX	28	PHE
56	DX	35	THR
56	DX	37	THR
56	DX	57	LEU
56	DX	60	ARG
56	DX	68	ARG
57	DY	2	ARG
57	DY	6	HIS
57	DY	9	LYS
57	DY	28	LYS
57	DY	29	GLU
57	DY	32	PRO
57	DY	50	ARG
57	DY	62	GLU
57	DY	73	ARG
57	DY	76	CYS
57	DY	77	PRO
57	DY	90	LEU
57	DY	96	ILE
58	DZ	3	TYR
58	DZ	6	LYS
58	DZ	9	TYR
58	DZ	11	GLU
58	DZ	16	SER
58	DZ	24	LEU
58	DZ	31	ARG
58	DZ	41	LEU
58	DZ	42	VAL
58	DZ	68	PRO
58	DZ	70	LEU
58	DZ	72	ARG
58	DZ	81	ARG
58	DZ	96	VAL
58	DZ	97	GLU
58	DZ	98	MET

Continued on next page...

Continued from previous page...

Mol	Chain	Res	Type
58	DZ	99	TYR
58	DZ	119	GLU
58	DZ	120	ILE
58	DZ	121	HIS
58	DZ	122	ARG
58	DZ	126	VAL
58	DZ	127	LYS
58	DZ	136	PHE
58	DZ	150	LEU
58	DZ	163	LEU
58	DZ	170	THR
58	DZ	178	GLU

Sometimes sidechains can be flipped to improve hydrogen bonding and reduce clashes. All (317) such sidechains are listed below:

Mol	Chain	Res	Type
2	AB	16	HIS
2	AB	40	HIS
2	AB	45	GLN
2	AB	146	GLN
2	AB	204	ASN
2	AB	212	GLN
3	AC	28	GLN
3	AC	104	GLN
3	AC	118	GLN
3	AC	139	GLN
3	AC	170	GLN
3	AC	176	HIS
4	AD	42	GLN
4	AD	62	GLN
4	AD	74	GLN
4	AD	129	ASN
4	AD	201	GLN
5	AE	20	GLN
5	AE	73	ASN
5	AE	78	HIS
6	AF	27	GLN
6	AF	57	GLN
6	AF	64	GLN
6	AF	84	ASN
6	AF	100	ASN
7	AG	13	GLN

Continued on next page...

Continued from previous page...

Mol	Chain	Res	Type
7	AG	106	GLN
8	AH	82	HIS
9	AI	31	GLN
9	AI	58	HIS
10	AJ	13	HIS
10	AJ	56	HIS
10	AJ	68	HIS
10	AJ	78	ASN
10	AJ	84	GLN
11	AK	38	ASN
11	AK	117	ASN
12	AL	8	ASN
12	AL	9	GLN
12	AL	75	HIS
13	AM	12	ASN
13	AM	40	ASN
13	AM	77	ASN
14	AN	49	HIS
14	AN	52	GLN
15	AO	9	GLN
15	AO	37	ASN
15	AO	62	GLN
16	AP	76	GLN
17	AQ	16	GLN
17	AQ	26	GLN
18	AR	36	ASN
19	AS	14	HIS
19	AS	23	ASN
20	AT	18	GLN
20	AT	26	ASN
20	AT	42	GLN
25	AZ	22	HIS
25	AZ	64	ASN
25	AZ	67	HIS
25	AZ	79	HIS
25	AZ	98	GLN
25	AZ	115	GLN
25	AZ	193	ASN
25	AZ	285	ASN
25	AZ	341	GLN
25	AZ	367	ASN
26	B0	35	ASN

Continued on next page...

Continued from previous page...

Mol	Chain	Res	Type
26	B0	40	GLN
26	B0	50	ASN
26	B0	70	GLN
27	B1	42	GLN
27	B1	45	ASN
27	B1	56	GLN
28	B2	43	GLN
28	B2	47	ASN
29	B3	19	GLN
29	B3	46	ASN
30	B4	20	ASN
30	B4	40	HIS
30	B4	46	GLN
30	B4	47	GLN
31	B5	43	HIS
32	B6	32	ASN
34	B8	31	HIS
34	B8	35	GLN
35	B9	20	HIS
35	B9	29	ASN
35	B9	36	GLN
38	BC	57	ASN
38	BC	139	ASN
39	BD	58	HIS
39	BD	96	HIS
39	BD	126	GLN
39	BD	129	ASN
39	BD	166	GLN
39	BD	186	HIS
40	BE	48	GLN
40	BE	54	GLN
40	BE	55	ASN
40	BE	66	HIS
40	BE	132	HIS
40	BE	143	ASN
40	BE	192	ASN
41	BF	8	GLN
41	BF	29	ASN
41	BF	69	HIS
41	BF	75	HIS
41	BF	133	ASN
41	BF	160	ASN

Continued on next page...

Continued from previous page...

Mol	Chain	Res	Type
41	BF	203	GLN
41	BF	204	ASN
42	BG	41	GLN
42	BG	66	GLN
42	BG	121	ASN
42	BG	138	GLN
43	BH	65	HIS
43	BH	74	ASN
43	BH	139	GLN
43	BH	147	ASN
43	BH	158	HIS
46	BN	45	ASN
46	BN	56	ASN
46	BN	131	GLN
47	BO	3	GLN
47	BO	5	GLN
47	BO	82	ASN
48	BP	27	HIS
48	BP	38	GLN
48	BP	68	GLN
48	BP	81	GLN
48	BP	84	ASN
48	BP	128	HIS
49	BQ	13	GLN
49	BQ	57	HIS
49	BQ	141	GLN
50	BR	13	HIS
50	BR	23	ASN
50	BR	61	HIS
50	BR	71	GLN
52	BT	38	ASN
52	BT	90	GLN
53	BU	49	HIS
53	BU	66	ASN
53	BU	81	HIS
53	BU	117	GLN
54	BV	11	GLN
54	BV	64	HIS
55	BW	57	ASN
56	BX	31	HIS
56	BX	41	ASN
56	BX	55	ASN

Continued on next page...

Continued from previous page...

Mol	Chain	Res	Type
56	BX	82	GLN
56	BX	87	GLN
57	BY	6	HIS
58	BZ	32	HIS
58	BZ	73	GLN
58	BZ	85	HIS
58	BZ	118	GLN
2	CB	37	ASN
2	CB	40	HIS
2	CB	45	GLN
2	CB	78	GLN
2	CB	146	GLN
2	CB	204	ASN
3	CC	28	GLN
3	CC	37	GLN
3	CC	104	GLN
3	CC	107	GLN
3	CC	118	GLN
3	CC	123	GLN
3	CC	139	GLN
3	CC	170	GLN
4	CD	62	GLN
4	CD	129	ASN
5	CE	20	GLN
5	CE	73	ASN
5	CE	78	HIS
6	CF	27	GLN
6	CF	57	GLN
6	CF	84	ASN
6	CF	100	ASN
7	CG	13	GLN
7	CG	37	ASN
7	CG	64	GLN
7	CG	68	ASN
7	CG	86	GLN
7	CG	106	GLN
7	CG	153	HIS
8	CH	82	HIS
9	CI	31	GLN
9	CI	58	HIS
9	CI	124	GLN
10	CJ	13	HIS

Continued on next page...

Continued from previous page...

Mol	Chain	Res	Type
10	CJ	56	HIS
10	CJ	78	ASN
10	CJ	84	GLN
11	CK	38	ASN
11	CK	62	GLN
11	CK	117	ASN
12	CL	8	ASN
12	CL	75	HIS
13	CM	12	ASN
13	CM	40	ASN
13	CM	77	ASN
14	CN	52	GLN
15	CO	37	ASN
15	CO	46	HIS
15	CO	62	GLN
16	CP	16	HIS
16	CP	76	GLN
17	CQ	16	GLN
17	CQ	26	GLN
19	CS	14	HIS
19	CS	23	ASN
19	CS	57	HIS
20	CT	16	HIS
20	CT	18	GLN
20	CT	26	ASN
20	CT	42	GLN
20	CT	75	ASN
25	CZ	11	HIS
25	CZ	64	ASN
25	CZ	67	HIS
25	CZ	79	HIS
25	CZ	85	HIS
25	CZ	115	GLN
25	CZ	125	GLN
25	CZ	285	ASN
25	CZ	341	GLN
25	CZ	367	ASN
26	D0	29	GLN
26	D0	40	GLN
26	D0	50	ASN
26	D0	70	GLN
27	D1	45	ASN

Continued on next page...

Continued from previous page...

Mol	Chain	Res	Type
27	D1	66	HIS
28	D2	43	GLN
28	D2	47	ASN
28	D2	56	GLN
28	D2	65	ASN
29	D3	19	GLN
29	D3	46	ASN
29	D3	52	HIS
30	D4	20	ASN
30	D4	40	HIS
30	D4	47	GLN
31	D5	43	HIS
32	D6	29	ASN
32	D6	32	ASN
35	D9	29	ASN
35	D9	32	HIS
35	D9	34	GLN
38	DC	57	ASN
38	DC	66	HIS
38	DC	139	ASN
38	DC	165	ASN
39	DD	44	ASN
39	DD	58	HIS
39	DD	96	HIS
39	DD	126	GLN
39	DD	164	GLN
39	DD	166	GLN
39	DD	186	HIS
39	DD	198	ASN
40	DE	48	GLN
40	DE	54	GLN
40	DE	55	ASN
40	DE	143	ASN
40	DE	192	ASN
41	DF	8	GLN
41	DF	29	ASN
41	DF	69	HIS
41	DF	75	HIS
41	DF	133	ASN
41	DF	160	ASN
41	DF	203	GLN
41	DF	204	ASN

Continued on next page...

Continued from previous page...

Mol	Chain	Res	Type
42	DG	41	GLN
42	DG	108	ASN
42	DG	132	ASN
43	DH	65	HIS
43	DH	139	GLN
43	DH	147	ASN
43	DH	158	HIS
46	DN	45	ASN
46	DN	56	ASN
46	DN	131	GLN
47	DO	3	GLN
47	DO	5	GLN
47	DO	82	ASN
48	DP	27	HIS
48	DP	38	GLN
48	DP	68	GLN
48	DP	81	GLN
48	DP	84	ASN
48	DP	128	HIS
49	DQ	45	GLN
49	DQ	141	GLN
50	DR	11	ASN
50	DR	23	ASN
50	DR	61	HIS
50	DR	71	GLN
52	DT	38	ASN
52	DT	58	ASN
52	DT	90	GLN
53	DU	49	HIS
53	DU	66	ASN
54	DV	11	GLN
54	DV	64	HIS
55	DW	57	ASN
56	DX	41	ASN
56	DX	55	ASN
56	DX	87	GLN
58	DZ	75	ASN
58	DZ	85	HIS
58	DZ	118	GLN

5.3.3 RNA [i](#)

Mol	Chain	Analysed	Backbone Outliers	Pucker Outliers
1	AA	1503/1522 (98%)	236 (15%)	51 (3%)
1	CA	1503/1522 (98%)	237 (15%)	46 (3%)
22	AV	75/76 (98%)	17 (22%)	1 (1%)
22	AW	75/76 (98%)	21 (28%)	0
22	CV	75/76 (98%)	21 (28%)	0
22	CW	75/76 (98%)	21 (28%)	2 (2%)
23	AX	16/27 (59%)	5 (31%)	0
23	CX	17/27 (62%)	6 (35%)	1 (5%)
24	AY	74/77 (96%)	29 (39%)	4 (5%)
24	CY	74/77 (96%)	27 (36%)	3 (4%)
36	BA	2900/2915 (99%)	525 (18%)	49 (1%)
36	DA	2900/2915 (99%)	520 (17%)	46 (1%)
37	BB	118/122 (96%)	26 (22%)	2 (1%)
37	DB	118/122 (96%)	24 (20%)	3 (2%)
All	All	9523/9630 (98%)	1715 (18%)	208 (2%)

All (1715) RNA backbone outliers are listed below:

Mol	Chain	Res	Type
1	AA	9	G
1	AA	31	G
1	AA	32	A
1	AA	39	G
1	AA	47	C
1	AA	48	C
1	AA	51	A
1	AA	55	A
1	AA	61	G
1	AA	63	C
1	AA	78	G
1	AA	79	G
1	AA	80	G
1	AA	81	U
1	AA	90	U
1	AA	110	C
1	AA	116	A
1	AA	120	A
1	AA	121	C
1	AA	131	C
1	AA	144	G
1	AA	146	G
1	AA	147	G
1	AA	151	A

Continued on next page...

Continued from previous page...

Mol	Chain	Res	Type
1	AA	172	A
1	AA	189(H)	G
1	AA	189(I)	G
1	AA	195	A
1	AA	197	A
1	AA	198	G
1	AA	199	G
1	AA	204	U
1	AA	216	G
1	AA	220	G
1	AA	228	A
1	AA	244	U
1	AA	246	A
1	AA	247	G
1	AA	251	G
1	AA	267	C
1	AA	275	G
1	AA	289	G
1	AA	321	A
1	AA	328	C
1	AA	330	C
1	AA	332	G
1	AA	345	C
1	AA	346	G
1	AA	347	G
1	AA	348	G
1	AA	352	C
1	AA	353	A
1	AA	354	G
1	AA	367	U
1	AA	369	C
1	AA	372	C
1	AA	373	A
1	AA	388	G
1	AA	389	A
1	AA	397	A
1	AA	398	C
1	AA	412	A
1	AA	413	G
1	AA	414	A
1	AA	422	C
1	AA	428	G

Continued on next page...

Continued from previous page...

Mol	Chain	Res	Type
1	AA	429	U
1	AA	430	A
1	AA	439	A
1	AA	452	A
1	AA	453	A
1	AA	454	C
1	AA	484	G
1	AA	485	G
1	AA	496	A
1	AA	498	U
1	AA	499	A
1	AA	508	C
1	AA	509	A
1	AA	511	C
1	AA	518	C
1	AA	527	G
1	AA	531	U
1	AA	532	A
1	AA	534	U
1	AA	548	G
1	AA	559	A
1	AA	561	U
1	AA	562	C
1	AA	572	A
1	AA	573	A
1	AA	576	G
1	AA	577	G
1	AA	630	G
1	AA	632	A
1	AA	653	A
1	AA	665	A
1	AA	688	G
1	AA	701	C
1	AA	702	A
1	AA	703	G
1	AA	721	G
1	AA	722	A
1	AA	723	U
1	AA	731	G
1	AA	734	G
1	AA	748	C
1	AA	749	C

Continued on next page...

Continued from previous page...

Mol	Chain	Res	Type
1	AA	755	G
1	AA	792	A
1	AA	793	U
1	AA	794	A
1	AA	817	C
1	AA	821	G
1	AA	828	A
1	AA	839	U
1	AA	840	C
1	AA	841	U
1	AA	848	C
1	AA	858	G
1	AA	859	A
1	AA	874	G
1	AA	884	U
1	AA	885	G
1	AA	889	A
1	AA	890	G
1	AA	914	A
1	AA	926	G
1	AA	927	G
1	AA	934	C
1	AA	960	U
1	AA	962	C
1	AA	966	G
1	AA	967	C
1	AA	969	A
1	AA	971	G
1	AA	975	A
1	AA	976	G
1	AA	977	A
1	AA	980	C
1	AA	982	U
1	AA	983	A
1	AA	991	U
1	AA	992	U
1	AA	993	G
1	AA	996	A
1	AA	1004	A
1	AA	1026	G
1	AA	1050	G
1	AA	1051	C

Continued on next page...

Continued from previous page...

Mol	Chain	Res	Type
1	AA	1054	C
1	AA	1081	G
1	AA	1094	G
1	AA	1095	U
1	AA	1101	A
1	AA	1102	A
1	AA	1117	G
1	AA	1124	G
1	AA	1125	U
1	AA	1126	U
1	AA	1127	G
1	AA	1129	C
1	AA	1130	A
1	AA	1131	G
1	AA	1136	U
1	AA	1137	C
1	AA	1138	G
1	AA	1139	G
1	AA	1140	C
1	AA	1141	C
1	AA	1145	C
1	AA	1146	A
1	AA	1152	A
1	AA	1154	G
1	AA	1158	C
1	AA	1159	U
1	AA	1182	G
1	AA	1184	G
1	AA	1187	G
1	AA	1193	G
1	AA	1196	U
1	AA	1197	G
1	AA	1200	C
1	AA	1201	A
1	AA	1212	U
1	AA	1225	A
1	AA	1238	A
1	AA	1240	U
1	AA	1256	A
1	AA	1257	U
1	AA	1258	G
1	AA	1260	C

Continued on next page...

Continued from previous page...

Mol	Chain	Res	Type
1	AA	1272	G
1	AA	1280	A
1	AA	1281	U
1	AA	1284	C
1	AA	1286	A
1	AA	1287	A
1	AA	1299	A
1	AA	1300	G
1	AA	1302	U
1	AA	1320	C
1	AA	1321	C
1	AA	1322	C
1	AA	1323	G
1	AA	1331	G
1	AA	1338	G
1	AA	1346	A
1	AA	1347	G
1	AA	1348	U
1	AA	1349	A
1	AA	1363	C
1	AA	1370	G
1	AA	1397	C
1	AA	1398	A
1	AA	1399	C
1	AA	1419	G
1	AA	1442(A)	G
1	AA	1442(B)	A
1	AA	1443	G
1	AA	1447	A
1	AA	1456	G
1	AA	1457	G
1	AA	1492	A
1	AA	1497	G
1	AA	1499	A
1	AA	1503	A
1	AA	1504	G
1	AA	1505	G
1	AA	1506	U
1	AA	1517	G
1	AA	1519	A
1	AA	1520	G
1	AA	1529	G

Continued on next page...

Continued from previous page...

Mol	Chain	Res	Type
1	AA	1530	G
1	AA	1531	A
22	AV	5	G
22	AV	16	U
22	AV	17	C
22	AV	18	G
22	AV	19	G
22	AV	20	U
22	AV	22	G
22	AV	44	G
22	AV	45	U
22	AV	46	G
22	AV	47	U
22	AV	48	C
22	AV	60	U
22	AV	61	C
22	AV	69	G
22	AV	73	A
22	AV	75	C
22	AW	4	C
22	AW	9	A
22	AW	10	G
22	AW	18	G
22	AW	19	G
22	AW	20	U
22	AW	21	A
22	AW	39	U
22	AW	43	C
22	AW	44	G
22	AW	45	U
22	AW	47	U
22	AW	48	C
22	AW	50	U
22	AW	52	G
22	AW	57	G
22	AW	58	A
22	AW	59	U
22	AW	61	C
22	AW	62	C
22	AW	74	C
23	AX	12	A
23	AX	13	A

Continued on next page...

Continued from previous page...

Mol	Chain	Res	Type
23	AX	17	U
23	AX	26	A
23	AX	27	A
24	AY	3	G
24	AY	5	G
24	AY	7	G
24	AY	8	4SU
24	AY	9	A
24	AY	10	G
24	AY	11	U
24	AY	12	U
24	AY	16	H2U
24	AY	17	H2U
24	AY	18	G
24	AY	19	G
24	AY	20	H2U
24	AY	22	G
24	AY	24	A
24	AY	34	C
24	AY	36	A
24	AY	38	A
24	AY	44	G
24	AY	45	U
24	AY	46	7MG
24	AY	49	G
24	AY	58	A
24	AY	59	G
24	AY	61	C
24	AY	62	U
24	AY	73	G
24	AY	75	C
24	AY	76	A
36	BA	10	G
36	BA	34	C
36	BA	45	C
36	BA	51	G
36	BA	71	A
36	BA	72	U
36	BA	75	G
36	BA	84	A
36	BA	88	G
36	BA	90	U

Continued on next page...

Continued from previous page...

Mol	Chain	Res	Type
36	BA	92	A
36	BA	94	C
36	BA	95	G
36	BA	100	G
36	BA	102	G
36	BA	114	U
36	BA	118	A
36	BA	119	A
36	BA	120	U
36	BA	129	C
36	BA	131	G
36	BA	139(A)	G
36	BA	141	A
36	BA	146	G
36	BA	149	A
36	BA	155	U
36	BA	175	G
36	BA	196	A
36	BA	197	A
36	BA	199	A
36	BA	204	A
36	BA	205	G
36	BA	215	G
36	BA	216	A
36	BA	221	A
36	BA	222	A
36	BA	229	A
36	BA	245	G
36	BA	248	G
36	BA	261	G
36	BA	267	C
36	BA	271(A)	A
36	BA	271(K)	U
36	BA	271(L)	U
36	BA	271(M)	G
36	BA	271(N)	U
36	BA	271(O)	C
36	BA	271(P)	C
36	BA	271(R)	G
36	BA	271(Y)	U
36	BA	272(A)	U
36	BA	272(B)	G

Continued on next page...

Continued from previous page...

Mol	Chain	Res	Type
36	BA	272(I)	U
36	BA	276	A
36	BA	288	C
36	BA	299	A
36	BA	311	A
36	BA	324	A
36	BA	329	G
36	BA	330	A
36	BA	332	A
36	BA	333	G
36	BA	352	G
36	BA	353	G
36	BA	358	U
36	BA	362	U
36	BA	363	G
36	BA	363(F)	A
36	BA	372	G
36	BA	386	G
36	BA	388	G
36	BA	396	G
36	BA	405	U
36	BA	406	G
36	BA	411	G
36	BA	412	A
36	BA	418	G
36	BA	428	A
36	BA	443	A
36	BA	444	C
36	BA	448	U
36	BA	451	C
36	BA	455	C
36	BA	457	A
36	BA	467	G
36	BA	470	A
36	BA	480	A
36	BA	481	G
36	BA	494	G
36	BA	505	A
36	BA	508	G
36	BA	512	G
36	BA	513	A
36	BA	528	A

Continued on next page...

Continued from previous page...

Mol	Chain	Res	Type
36	BA	530	G
36	BA	531	C
36	BA	532	A
36	BA	533	G
36	BA	556	G
36	BA	563	G
36	BA	573	G
36	BA	575	A
36	BA	586	A
36	BA	588	U
36	BA	603	A
36	BA	604	G
36	BA	607	U
36	BA	613	G
36	BA	614(B)	G
36	BA	615	G
36	BA	627	A
36	BA	629	G
36	BA	637	A
36	BA	645	C
36	BA	646	A
36	BA	651	G
36	BA	653	A
36	BA	654(I)	C
36	BA	654(J)	A
36	BA	654(K)	C
36	BA	654(L)	G
36	BA	654(M)	C
36	BA	654(T)	C
36	BA	655	A
36	BA	656	G
36	BA	669	G
36	BA	670	A
36	BA	673	C
36	BA	686	G
36	BA	708	C
36	BA	722	A
36	BA	730	C
36	BA	753	C
36	BA	761	A
36	BA	775	G
36	BA	776	G

Continued on next page...

Continued from previous page...

Mol	Chain	Res	Type
36	BA	782	A
36	BA	784	A
36	BA	785	G
36	BA	790	C
36	BA	791	C
36	BA	792	G
36	BA	805	G
36	BA	812	C
36	BA	819	A
36	BA	827	U
36	BA	828	U
36	BA	830	G
36	BA	848	G
36	BA	856	C
36	BA	857	C
36	BA	859	G
36	BA	866	A
36	BA	878	A
36	BA	886	C
36	BA	889	C
36	BA	890	A
36	BA	896	A
36	BA	897	C
36	BA	910	A
36	BA	917	A
36	BA	932	G
36	BA	941	A
36	BA	945	A
36	BA	946	G
36	BA	953	A
36	BA	958	U
36	BA	959	A
36	BA	961	C
36	BA	964	C
36	BA	965	C
36	BA	974	G
36	BA	983	A
36	BA	985	C
36	BA	996	A
36	BA	1010	A
36	BA	1011	G
36	BA	1012	U

Continued on next page...

Continued from previous page...

Mol	Chain	Res	Type
36	BA	1013	C
36	BA	1022	G
36	BA	1023	U
36	BA	1025	G
36	BA	1026	U
36	BA	1038	C
36	BA	1039	G
36	BA	1045	A
36	BA	1046	A
36	BA	1047	G
36	BA	1048	A
36	BA	1053	C
36	BA	1059	G
36	BA	1061	U
36	BA	1062	G
36	BA	1065	U
36	BA	1067	A
36	BA	1068	G
36	BA	1069	A
36	BA	1070	A
36	BA	1072	C
36	BA	1073	A
36	BA	1074	G
36	BA	1079	C
36	BA	1087	G
36	BA	1088	A
36	BA	1111	A
36	BA	1112	G
36	BA	1114	G
36	BA	1122	G
36	BA	1130	U
36	BA	1131	G
36	BA	1135	C
36	BA	1136	G
36	BA	1140	C
36	BA	1155	A
36	BA	1174	A
36	BA	1175	U
36	BA	1176	G
36	BA	1177	A
36	BA	1178	C
36	BA	1205	U

Continued on next page...

Continued from previous page...

Mol	Chain	Res	Type
36	BA	1210	A
36	BA	1211	U
36	BA	1212	G
36	BA	1223	G
36	BA	1236	G
36	BA	1244	G
36	BA	1247	A
36	BA	1248	G
36	BA	1253	A
36	BA	1256	G
36	BA	1265	A
36	BA	1271	G
36	BA	1272	A
36	BA	1273	U
36	BA	1300	U
36	BA	1301	A
36	BA	1302	A
36	BA	1314	C
36	BA	1319	G
36	BA	1321	A
36	BA	1332	G
36	BA	1347	G
36	BA	1349	A
36	BA	1359	A
36	BA	1365	A
36	BA	1368	G
36	BA	1378	A
36	BA	1379	A
36	BA	1380	G
36	BA	1384	A
36	BA	1385	G
36	BA	1386	C
36	BA	1395	A
36	BA	1396	U
36	BA	1407	C
36	BA	1416	G
36	BA	1419	A
36	BA	1428	C
36	BA	1445	A
36	BA	1449	A
36	BA	1455	G
36	BA	1460	A

Continued on next page...

Continued from previous page...

Mol	Chain	Res	Type
36	BA	1461	G
36	BA	1467	C
36	BA	1471	A
36	BA	1475	G
36	BA	1478	G
36	BA	1482	G
36	BA	1485	G
36	BA	1487	G
36	BA	1488	G
36	BA	1490	A
36	BA	1493	C
36	BA	1494	A
36	BA	1495	A
36	BA	1496	A
36	BA	1497	U
36	BA	1498	C
36	BA	1499	C
36	BA	1502	C
36	BA	1505	C
36	BA	1509	C
36	BA	1509(A)	A
36	BA	1517	G
36	BA	1528(A)	A
36	BA	1537	G
36	BA	1541	G
36	BA	1542	A
36	BA	1543	C
36	BA	1544	A
36	BA	1554	A
36	BA	1558	A
36	BA	1559	G
36	BA	1569	A
36	BA	1578	U
36	BA	1579	A
36	BA	1584	C
36	BA	1586	A
36	BA	1588	C
36	BA	1591	G
36	BA	1593	G
36	BA	1598	C
36	BA	1602	U
36	BA	1603	A

Continued on next page...

Continued from previous page...

Mol	Chain	Res	Type
36	BA	1608	A
36	BA	1616	A
36	BA	1617	C
36	BA	1618	A
36	BA	1634	A
36	BA	1640	C
36	BA	1648	C
36	BA	1654	A
36	BA	1666	G
36	BA	1667	G
36	BA	1674	G
36	BA	1694	C
36	BA	1696	G
36	BA	1698	A
36	BA	1721	G
36	BA	1739	U
36	BA	1742	G
36	BA	1748	G
36	BA	1756	G
36	BA	1763	G
36	BA	1764	G
36	BA	1773	A
36	BA	1780	A
36	BA	1781	C
36	BA	1791	A
36	BA	1799	G
36	BA	1800	C
36	BA	1801	G
36	BA	1816	G
36	BA	1820	U
36	BA	1835	G
36	BA	1839	G
36	BA	1847	A
36	BA	1848	A
36	BA	1858	G
36	BA	1865	G
36	BA	1878	G
36	BA	1881	C
36	BA	1885	A
36	BA	1888	G
36	BA	1889	A
36	BA	1900	A

Continued on next page...

Continued from previous page...

Mol	Chain	Res	Type
36	BA	1903	G
36	BA	1906	G
36	BA	1920	C
36	BA	1929	G
36	BA	1930	G
36	BA	1938	A
36	BA	1948	G
36	BA	1955	U
36	BA	1963	U
36	BA	1967	C
36	BA	1969	A
36	BA	1970	A
36	BA	1971	A
36	BA	1972	A
36	BA	1982	C
36	BA	1987	G
36	BA	1992	G
36	BA	1993	U
36	BA	1997	G
36	BA	2020	A
36	BA	2023	G
36	BA	2031	A
36	BA	2032	G
36	BA	2033	A
36	BA	2034	U
36	BA	2036	C
36	BA	2043	C
36	BA	2055	C
36	BA	2056	G
36	BA	2060	A
36	BA	2061	G
36	BA	2062	A
36	BA	2069	G
36	BA	2093	G
36	BA	2100	G
36	BA	2102	U
36	BA	2103	C
36	BA	2104	G
36	BA	2109	U
36	BA	2111	C
36	BA	2116	G
36	BA	2117	A

Continued on next page...

Continued from previous page...

Mol	Chain	Res	Type
36	BA	2118	U
36	BA	2119	A
36	BA	2127	G
36	BA	2129	C
36	BA	2132	U
36	BA	2133	G
36	BA	2146	C
36	BA	2148	G
36	BA	2159	G
36	BA	2160	G
36	BA	2172	U
36	BA	2173	A
36	BA	2174	C
36	BA	2179	C
36	BA	2180	U
36	BA	2185	C
36	BA	2186	G
36	BA	2187	G
36	BA	2189	U
36	BA	2190	G
36	BA	2192	G
36	BA	2193	G
36	BA	2198	A
36	BA	2199	A
36	BA	2200	C
36	BA	2207	G
36	BA	2208	A
36	BA	2218	U
36	BA	2219	G
36	BA	2225	A
36	BA	2238	G
36	BA	2239	G
36	BA	2275	C
36	BA	2283	C
36	BA	2287	A
36	BA	2304	G
36	BA	2305	A
36	BA	2306	C
36	BA	2307	G
36	BA	2311	A
36	BA	2313	C
36	BA	2319	G

Continued on next page...

Continued from previous page...

Mol	Chain	Res	Type
36	BA	2320	A
36	BA	2334	G
36	BA	2336	A
36	BA	2343	C
36	BA	2345	G
36	BA	2347	C
36	BA	2350	C
36	BA	2360	A
36	BA	2361	A
36	BA	2383	G
36	BA	2385	C
36	BA	2392	A
36	BA	2399	G
36	BA	2402	C
36	BA	2403	C
36	BA	2406	U
36	BA	2422	A
36	BA	2425	A
36	BA	2429	G
36	BA	2430	A
36	BA	2431	U
36	BA	2439	A
36	BA	2441	C
36	BA	2448	A
36	BA	2465	C
36	BA	2468	G
36	BA	2469	A
36	BA	2470	G
36	BA	2476	A
36	BA	2477	C
36	BA	2478	A
36	BA	2482	G
36	BA	2484	G
36	BA	2502	G
36	BA	2505	G
36	BA	2518	A
36	BA	2524	G
36	BA	2529	G
36	BA	2542	A
36	BA	2543	G
36	BA	2554	U
36	BA	2566	A

Continued on next page...

Continued from previous page...

Mol	Chain	Res	Type
36	BA	2567	G
36	BA	2573	C
36	BA	2602	A
36	BA	2612	C
36	BA	2615	U
36	BA	2630	G
36	BA	2641	G
36	BA	2646	C
36	BA	2654	A
36	BA	2657	A
36	BA	2658	C
36	BA	2660	A
36	BA	2673	G
36	BA	2682	U
36	BA	2690	C
36	BA	2703	C
36	BA	2712	U
36	BA	2712(A)	A
36	BA	2713	A
36	BA	2714	G
36	BA	2720	U
36	BA	2726	U
36	BA	2733	A
36	BA	2744	G
36	BA	2750	A
36	BA	2751	G
36	BA	2752	C
36	BA	2757	A
36	BA	2759	G
36	BA	2761	G
36	BA	2764	A
36	BA	2765	A
36	BA	2778	A
36	BA	2779	U
36	BA	2780	G
36	BA	2781	A
36	BA	2790	A
36	BA	2791	C
36	BA	2794	C
36	BA	2802	G
36	BA	2803	C
36	BA	2808	U

Continued on next page...

Continued from previous page...

Mol	Chain	Res	Type
36	BA	2818	G
36	BA	2820	A
36	BA	2821	A
36	BA	2833	G
36	BA	2834	G
36	BA	2849	U
36	BA	2863	C
36	BA	2872	G
36	BA	2873	A
36	BA	2874	C
36	BA	2894	G
37	BB	8	U
37	BB	9	G
37	BB	13	A
37	BB	15	A
37	BB	16	G
37	BB	17	C
37	BB	21	G
37	BB	25	A
37	BB	26	A
37	BB	32	C
37	BB	41	U
37	BB	42	C
37	BB	43	C
37	BB	45	A
37	BB	47	C
37	BB	53	A
37	BB	57	A
37	BB	67	G
37	BB	68	C
37	BB	73	A
37	BB	81	G
37	BB	82	G
37	BB	88	C
37	BB	102	A
37	BB	110	G
37	BB	116	G
1	CA	9	G
1	CA	31	G
1	CA	32	A
1	CA	39	G
1	CA	47	C

Continued on next page...

Continued from previous page...

Mol	Chain	Res	Type
1	CA	48	C
1	CA	51	A
1	CA	55	A
1	CA	61	G
1	CA	63	C
1	CA	78	G
1	CA	79	G
1	CA	80	G
1	CA	81	U
1	CA	90	U
1	CA	110	C
1	CA	116	A
1	CA	120	A
1	CA	121	C
1	CA	131	C
1	CA	144	G
1	CA	146	G
1	CA	147	G
1	CA	151	A
1	CA	172	A
1	CA	189(H)	G
1	CA	189(I)	G
1	CA	195	A
1	CA	197	A
1	CA	198	G
1	CA	199	G
1	CA	204	U
1	CA	216	G
1	CA	220	G
1	CA	228	A
1	CA	244	U
1	CA	246	A
1	CA	247	G
1	CA	250	A
1	CA	251	G
1	CA	267	C
1	CA	275	G
1	CA	289	G
1	CA	328	C
1	CA	330	C
1	CA	332	G
1	CA	345	C

Continued on next page...

Continued from previous page...

Mol	Chain	Res	Type
1	CA	346	G
1	CA	347	G
1	CA	348	G
1	CA	352	C
1	CA	353	A
1	CA	354	G
1	CA	367	U
1	CA	368	U
1	CA	369	C
1	CA	372	C
1	CA	388	G
1	CA	389	A
1	CA	397	A
1	CA	398	C
1	CA	412	A
1	CA	413	G
1	CA	414	A
1	CA	422	C
1	CA	428	G
1	CA	429	U
1	CA	430	A
1	CA	439	A
1	CA	452	A
1	CA	453	A
1	CA	454	C
1	CA	484	G
1	CA	485	G
1	CA	495	A
1	CA	496	A
1	CA	498	U
1	CA	499	A
1	CA	508	C
1	CA	509	A
1	CA	511	C
1	CA	518	C
1	CA	527	G
1	CA	531	U
1	CA	532	A
1	CA	534	U
1	CA	548	G
1	CA	559	A
1	CA	561	U

Continued on next page...

Continued from previous page...

Mol	Chain	Res	Type
1	CA	562	C
1	CA	572	A
1	CA	573	A
1	CA	576	G
1	CA	577	G
1	CA	607	A
1	CA	630	G
1	CA	632	A
1	CA	653	A
1	CA	665	A
1	CA	688	G
1	CA	701	C
1	CA	702	A
1	CA	703	G
1	CA	721	G
1	CA	722	A
1	CA	723	U
1	CA	731	G
1	CA	748	C
1	CA	749	C
1	CA	755	G
1	CA	777	A
1	CA	792	A
1	CA	793	U
1	CA	794	A
1	CA	817	C
1	CA	828	A
1	CA	839	U
1	CA	840	C
1	CA	841	U
1	CA	848	C
1	CA	859	A
1	CA	874	G
1	CA	884	U
1	CA	885	G
1	CA	889	A
1	CA	890	G
1	CA	914	A
1	CA	926	G
1	CA	927	G
1	CA	934	C
1	CA	935	A

Continued on next page...

Continued from previous page...

Mol	Chain	Res	Type
1	CA	960	U
1	CA	962	C
1	CA	966	G
1	CA	967	C
1	CA	968	A
1	CA	969	A
1	CA	971	G
1	CA	975	A
1	CA	976	G
1	CA	977	A
1	CA	980	C
1	CA	981	U
1	CA	982	U
1	CA	983	A
1	CA	991	U
1	CA	992	U
1	CA	993	G
1	CA	996	A
1	CA	1004	A
1	CA	1026	G
1	CA	1050	G
1	CA	1051	C
1	CA	1054	C
1	CA	1066	C
1	CA	1070	U
1	CA	1081	G
1	CA	1094	G
1	CA	1095	U
1	CA	1101	A
1	CA	1102	A
1	CA	1117	G
1	CA	1124	G
1	CA	1125	U
1	CA	1126	U
1	CA	1129	C
1	CA	1130	A
1	CA	1131	G
1	CA	1136	U
1	CA	1137	C
1	CA	1138	G
1	CA	1139	G
1	CA	1140	C

Continued on next page...

Continued from previous page...

Mol	Chain	Res	Type
1	CA	1141	C
1	CA	1145	C
1	CA	1146	A
1	CA	1152	A
1	CA	1154	G
1	CA	1158	C
1	CA	1159	U
1	CA	1181	G
1	CA	1182	G
1	CA	1184	G
1	CA	1187	G
1	CA	1193	G
1	CA	1196	U
1	CA	1197	G
1	CA	1200	C
1	CA	1201	A
1	CA	1212	U
1	CA	1225	A
1	CA	1227	A
1	CA	1238	A
1	CA	1240	U
1	CA	1255	G
1	CA	1256	A
1	CA	1257	U
1	CA	1260	C
1	CA	1272	G
1	CA	1280	A
1	CA	1281	U
1	CA	1284	C
1	CA	1286	A
1	CA	1287	A
1	CA	1299	A
1	CA	1300	G
1	CA	1302	U
1	CA	1320	C
1	CA	1322	C
1	CA	1323	G
1	CA	1331	G
1	CA	1338	G
1	CA	1346	A
1	CA	1347	G
1	CA	1348	U

Continued on next page...

Continued from previous page...

Mol	Chain	Res	Type
1	CA	1349	A
1	CA	1363	C
1	CA	1364	U
1	CA	1370	G
1	CA	1398	A
1	CA	1399	C
1	CA	1419	G
1	CA	1442(B)	A
1	CA	1447	A
1	CA	1452	C
1	CA	1456	G
1	CA	1492	A
1	CA	1494	G
1	CA	1499	A
1	CA	1503	A
1	CA	1504	G
1	CA	1517	G
1	CA	1519	A
1	CA	1520	G
1	CA	1529	G
1	CA	1530	G
1	CA	1531	A
22	CV	2	C
22	CV	4	C
22	CV	5	G
22	CV	7	A
22	CV	8	U
22	CV	11	C
22	CV	18	G
22	CV	20	U
22	CV	21	A
22	CV	22	G
22	CV	44	G
22	CV	45	U
22	CV	46	G
22	CV	47	U
22	CV	48	C
22	CV	60	U
22	CV	61	C
22	CV	62	C
22	CV	69	G
22	CV	75	C

Continued on next page...

Continued from previous page...

Mol	Chain	Res	Type
22	CV	76	A
22	CW	3	C
22	CW	5	G
22	CW	8	U
22	CW	9	A
22	CW	17	C
22	CW	18	G
22	CW	19	G
22	CW	21	A
22	CW	22	G
22	CW	39	U
22	CW	43	C
22	CW	44	G
22	CW	45	U
22	CW	47	U
22	CW	50	U
22	CW	56	C
22	CW	57	G
22	CW	59	U
22	CW	61	C
22	CW	62	C
22	CW	74	C
23	CX	12	A
23	CX	13	A
23	CX	16	A
23	CX	17	U
23	CX	26	A
23	CX	27	A
24	CY	3	G
24	CY	5	G
24	CY	7	G
24	CY	8	4SU
24	CY	9	A
24	CY	10	G
24	CY	16	H2U
24	CY	17	H2U
24	CY	18	G
24	CY	19	G
24	CY	20	H2U
24	CY	22	G
24	CY	24	A
24	CY	34	C

Continued on next page...

Continued from previous page...

Mol	Chain	Res	Type
24	CY	36	A
24	CY	38	A
24	CY	44	G
24	CY	45	U
24	CY	46	7MG
24	CY	49	G
24	CY	58	A
24	CY	59	G
24	CY	61	C
24	CY	62	U
24	CY	73	G
24	CY	75	C
24	CY	76	A
36	DA	10	G
36	DA	45	C
36	DA	51	G
36	DA	71	A
36	DA	72	U
36	DA	75	G
36	DA	84	A
36	DA	88	G
36	DA	90	U
36	DA	92	A
36	DA	94	C
36	DA	95	G
36	DA	100	G
36	DA	102	G
36	DA	114	U
36	DA	118	A
36	DA	119	A
36	DA	120	U
36	DA	131	G
36	DA	139(A)	G
36	DA	141	A
36	DA	146	G
36	DA	149	A
36	DA	155	U
36	DA	175	G
36	DA	196	A
36	DA	197	A
36	DA	199	A
36	DA	204	A

Continued on next page...

Continued from previous page...

Mol	Chain	Res	Type
36	DA	205	G
36	DA	215	G
36	DA	216	A
36	DA	221	A
36	DA	222	A
36	DA	228	A
36	DA	229	A
36	DA	233	A
36	DA	245	G
36	DA	248	G
36	DA	252	G
36	DA	261	G
36	DA	267	C
36	DA	271(A)	A
36	DA	271(K)	U
36	DA	271(L)	U
36	DA	271(M)	G
36	DA	271(N)	U
36	DA	271(O)	C
36	DA	271(P)	C
36	DA	271(R)	G
36	DA	271(Y)	U
36	DA	272(A)	U
36	DA	272(B)	G
36	DA	272(I)	U
36	DA	276	A
36	DA	288	C
36	DA	299	A
36	DA	311	A
36	DA	324	A
36	DA	329	G
36	DA	330	A
36	DA	332	A
36	DA	333	G
36	DA	352	G
36	DA	353	G
36	DA	358	U
36	DA	362	U
36	DA	363	G
36	DA	363(E)	U
36	DA	363(F)	A
36	DA	372	G

Continued on next page...

Continued from previous page...

Mol	Chain	Res	Type
36	DA	386	G
36	DA	387	U
36	DA	388	G
36	DA	396	G
36	DA	405	U
36	DA	406	G
36	DA	411	G
36	DA	412	A
36	DA	418	G
36	DA	428	A
36	DA	443	A
36	DA	444	C
36	DA	448	U
36	DA	455	C
36	DA	457	A
36	DA	470	A
36	DA	481	G
36	DA	494	G
36	DA	505	A
36	DA	508	G
36	DA	509	C
36	DA	512	G
36	DA	513	A
36	DA	528	A
36	DA	530	G
36	DA	531	C
36	DA	532	A
36	DA	533	G
36	DA	556	G
36	DA	563	G
36	DA	573	G
36	DA	575	A
36	DA	586	A
36	DA	588	U
36	DA	603	A
36	DA	604	G
36	DA	607	U
36	DA	613	G
36	DA	614(B)	G
36	DA	614(C)	A
36	DA	615	G
36	DA	621	A

Continued on next page...

Continued from previous page...

Mol	Chain	Res	Type
36	DA	627	A
36	DA	629	G
36	DA	637	A
36	DA	645	C
36	DA	646	A
36	DA	651	G
36	DA	653	A
36	DA	654(J)	A
36	DA	654(K)	C
36	DA	654(L)	G
36	DA	654(M)	C
36	DA	654(T)	C
36	DA	655	A
36	DA	656	G
36	DA	669	G
36	DA	670	A
36	DA	673	C
36	DA	686	G
36	DA	708	C
36	DA	722	A
36	DA	730	C
36	DA	753	C
36	DA	776	G
36	DA	782	A
36	DA	784	A
36	DA	785	G
36	DA	790	C
36	DA	791	C
36	DA	792	G
36	DA	805	G
36	DA	812	C
36	DA	819	A
36	DA	827	U
36	DA	828	U
36	DA	830	G
36	DA	848	G
36	DA	857	C
36	DA	859	G
36	DA	866	A
36	DA	878	A
36	DA	886	C
36	DA	889	C

Continued on next page...

Continued from previous page...

Mol	Chain	Res	Type
36	DA	890	A
36	DA	896	A
36	DA	897	C
36	DA	910	A
36	DA	917	A
36	DA	932	G
36	DA	941	A
36	DA	945	A
36	DA	946	G
36	DA	953	A
36	DA	958	U
36	DA	959	A
36	DA	961	C
36	DA	965	C
36	DA	974	G
36	DA	983	A
36	DA	996	A
36	DA	1011	G
36	DA	1012	U
36	DA	1013	C
36	DA	1022	G
36	DA	1023	U
36	DA	1025	G
36	DA	1026	U
36	DA	1038	C
36	DA	1039	G
36	DA	1045	A
36	DA	1046	A
36	DA	1047	G
36	DA	1048	A
36	DA	1053	C
36	DA	1059	G
36	DA	1061	U
36	DA	1062	G
36	DA	1065	U
36	DA	1067	A
36	DA	1068	G
36	DA	1069	A
36	DA	1070	A
36	DA	1072	C
36	DA	1073	A
36	DA	1074	G

Continued on next page...

Continued from previous page...

Mol	Chain	Res	Type
36	DA	1079	C
36	DA	1087	G
36	DA	1088	A
36	DA	1111	A
36	DA	1112	G
36	DA	1114	G
36	DA	1122	G
36	DA	1130	U
36	DA	1131	G
36	DA	1135	C
36	DA	1136	G
36	DA	1140	C
36	DA	1155	A
36	DA	1170	G
36	DA	1174	A
36	DA	1175	U
36	DA	1176	G
36	DA	1177	A
36	DA	1178	C
36	DA	1205	U
36	DA	1210	A
36	DA	1211	U
36	DA	1212	G
36	DA	1223	G
36	DA	1244	G
36	DA	1247	A
36	DA	1248	G
36	DA	1250	G
36	DA	1253	A
36	DA	1255	U
36	DA	1256	G
36	DA	1265	A
36	DA	1271	G
36	DA	1272	A
36	DA	1273	U
36	DA	1300	U
36	DA	1301	A
36	DA	1302	A
36	DA	1314	C
36	DA	1319	G
36	DA	1321	A
36	DA	1332	G

Continued on next page...

Continued from previous page...

Mol	Chain	Res	Type
36	DA	1347	G
36	DA	1349	A
36	DA	1359	A
36	DA	1365	A
36	DA	1379	A
36	DA	1380	G
36	DA	1384	A
36	DA	1385	G
36	DA	1386	C
36	DA	1395	A
36	DA	1396	U
36	DA	1407	C
36	DA	1416	G
36	DA	1419	A
36	DA	1428	C
36	DA	1445	A
36	DA	1449	A
36	DA	1455	G
36	DA	1460	A
36	DA	1461	G
36	DA	1467	C
36	DA	1471	A
36	DA	1475	G
36	DA	1478	G
36	DA	1482	G
36	DA	1485	G
36	DA	1487	G
36	DA	1490	A
36	DA	1493	C
36	DA	1494	A
36	DA	1495	A
36	DA	1496	A
36	DA	1497	U
36	DA	1498	C
36	DA	1499	C
36	DA	1502	C
36	DA	1505	C
36	DA	1509	C
36	DA	1509(A)	A
36	DA	1517	G
36	DA	1528(A)	A
36	DA	1537	G

Continued on next page...

Continued from previous page...

Mol	Chain	Res	Type
36	DA	1541	G
36	DA	1542	A
36	DA	1543	C
36	DA	1544	A
36	DA	1554	A
36	DA	1558	A
36	DA	1559	G
36	DA	1569	A
36	DA	1578	U
36	DA	1579	A
36	DA	1584	C
36	DA	1586	A
36	DA	1588	C
36	DA	1591	G
36	DA	1593	G
36	DA	1603	A
36	DA	1608	A
36	DA	1616	A
36	DA	1617	C
36	DA	1618	A
36	DA	1634	A
36	DA	1640	C
36	DA	1647	G
36	DA	1648	C
36	DA	1653	G
36	DA	1654	A
36	DA	1666	G
36	DA	1674	G
36	DA	1694	C
36	DA	1696	G
36	DA	1698	A
36	DA	1699	G
36	DA	1721	G
36	DA	1722	A
36	DA	1739	U
36	DA	1742	G
36	DA	1748	G
36	DA	1763	G
36	DA	1764	G
36	DA	1773	A
36	DA	1780	A
36	DA	1781	C

Continued on next page...

Continued from previous page...

Mol	Chain	Res	Type
36	DA	1791	A
36	DA	1799	G
36	DA	1800	C
36	DA	1801	G
36	DA	1802	A
36	DA	1816	G
36	DA	1820	U
36	DA	1835	G
36	DA	1847	A
36	DA	1848	A
36	DA	1858	G
36	DA	1865	G
36	DA	1878	G
36	DA	1881	C
36	DA	1885	A
36	DA	1888	G
36	DA	1889	A
36	DA	1900	A
36	DA	1903	G
36	DA	1906	G
36	DA	1920	C
36	DA	1929	G
36	DA	1937	A
36	DA	1938	A
36	DA	1948	G
36	DA	1955	U
36	DA	1963	U
36	DA	1967	C
36	DA	1969	A
36	DA	1970	A
36	DA	1971	A
36	DA	1972	A
36	DA	1982	C
36	DA	1987	G
36	DA	1993	U
36	DA	1997	G
36	DA	2020	A
36	DA	2023	G
36	DA	2031	A
36	DA	2033	A
36	DA	2034	U
36	DA	2036	C

Continued on next page...

Continued from previous page...

Mol	Chain	Res	Type
36	DA	2037	G
36	DA	2043	C
36	DA	2055	C
36	DA	2056	G
36	DA	2060	A
36	DA	2061	G
36	DA	2062	A
36	DA	2069	G
36	DA	2093	G
36	DA	2100	G
36	DA	2102	U
36	DA	2103	C
36	DA	2104	G
36	DA	2111	C
36	DA	2116	G
36	DA	2117	A
36	DA	2118	U
36	DA	2119	A
36	DA	2127	G
36	DA	2129	C
36	DA	2131	G
36	DA	2132	U
36	DA	2133	G
36	DA	2146	C
36	DA	2148	G
36	DA	2159	G
36	DA	2160	G
36	DA	2172	U
36	DA	2173	A
36	DA	2174	C
36	DA	2179	C
36	DA	2180	U
36	DA	2185	C
36	DA	2186	G
36	DA	2187	G
36	DA	2189	U
36	DA	2190	G
36	DA	2192	G
36	DA	2193	G
36	DA	2198	A
36	DA	2199	A
36	DA	2200	C

Continued on next page...

Continued from previous page...

Mol	Chain	Res	Type
36	DA	2207	G
36	DA	2208	A
36	DA	2218	U
36	DA	2219	G
36	DA	2225	A
36	DA	2238	G
36	DA	2239	G
36	DA	2251	G
36	DA	2275	C
36	DA	2283	C
36	DA	2287	A
36	DA	2288	A
36	DA	2305	A
36	DA	2306	C
36	DA	2307	G
36	DA	2310	A
36	DA	2311	A
36	DA	2313	C
36	DA	2319	G
36	DA	2320	A
36	DA	2334	G
36	DA	2336	A
36	DA	2343	C
36	DA	2347	C
36	DA	2350	C
36	DA	2361	A
36	DA	2383	G
36	DA	2385	C
36	DA	2392	A
36	DA	2399	G
36	DA	2400	G
36	DA	2402	C
36	DA	2403	C
36	DA	2406	U
36	DA	2425	A
36	DA	2429	G
36	DA	2430	A
36	DA	2431	U
36	DA	2439	A
36	DA	2441	C
36	DA	2448	A
36	DA	2465	C

Continued on next page...

Continued from previous page...

Mol	Chain	Res	Type
36	DA	2468	G
36	DA	2469	A
36	DA	2470	G
36	DA	2476	A
36	DA	2477	C
36	DA	2478	A
36	DA	2482	G
36	DA	2483	C
36	DA	2484	G
36	DA	2491	U
36	DA	2502	G
36	DA	2505	G
36	DA	2518	A
36	DA	2520	C
36	DA	2524	G
36	DA	2529	G
36	DA	2543	G
36	DA	2554	U
36	DA	2566	A
36	DA	2567	G
36	DA	2573	C
36	DA	2581	G
36	DA	2582	G
36	DA	2602	A
36	DA	2612	C
36	DA	2615	U
36	DA	2630	G
36	DA	2641	G
36	DA	2646	C
36	DA	2654	A
36	DA	2655	G
36	DA	2660	A
36	DA	2673	G
36	DA	2682	U
36	DA	2690	C
36	DA	2702	U
36	DA	2712	U
36	DA	2712(A)	A
36	DA	2713	A
36	DA	2714	G
36	DA	2720	U
36	DA	2726	U

Continued on next page...

Continued from previous page...

Mol	Chain	Res	Type
36	DA	2733	A
36	DA	2750	A
36	DA	2751	G
36	DA	2752	C
36	DA	2757	A
36	DA	2759	G
36	DA	2761	G
36	DA	2764	A
36	DA	2765	A
36	DA	2778	A
36	DA	2779	U
36	DA	2780	G
36	DA	2781	A
36	DA	2790	A
36	DA	2791	C
36	DA	2794	C
36	DA	2802	G
36	DA	2803	C
36	DA	2808	U
36	DA	2818	G
36	DA	2820	A
36	DA	2821	A
36	DA	2823	A
36	DA	2833	G
36	DA	2834	G
36	DA	2849	U
36	DA	2863	C
36	DA	2872	G
36	DA	2894	G
37	DB	8	U
37	DB	9	G
37	DB	13	A
37	DB	15	A
37	DB	16	G
37	DB	17	C
37	DB	21	G
37	DB	25	A
37	DB	26	A
37	DB	32	C
37	DB	41	U
37	DB	42	C
37	DB	43	C

Continued on next page...

Continued from previous page...

Mol	Chain	Res	Type
37	DB	45	A
37	DB	53	A
37	DB	57	A
37	DB	67	G
37	DB	68	C
37	DB	73	A
37	DB	81	G
37	DB	82	G
37	DB	88	C
37	DB	110	G
37	DB	116	G

All (208) RNA pucker outliers are listed below:

Mol	Chain	Res	Type
1	AA	30	U
1	AA	60	A
1	AA	79	G
1	AA	109	A
1	AA	115	G
1	AA	119	A
1	AA	197	A
1	AA	243	A
1	AA	250	A
1	AA	266	G
1	AA	274	A
1	AA	344	A
1	AA	347	G
1	AA	351	G
1	AA	368	U
1	AA	428	G
1	AA	429	U
1	AA	484	G
1	AA	495	A
1	AA	508	C
1	AA	534	U
1	AA	547	A
1	AA	560	U
1	AA	573	A
1	AA	575	G
1	AA	687	A
1	AA	748	C

Continued on next page...

Continued from previous page...

Mol	Chain	Res	Type
1	AA	792	A
1	AA	889	A
1	AA	961	U
1	AA	968	A
1	AA	982	U
1	AA	992	U
1	AA	1049	U
1	AA	1050	G
1	AA	1053	G
1	AA	1054	C
1	AA	1101	A
1	AA	1145	C
1	AA	1157	A
1	AA	1200	C
1	AA	1239	A
1	AA	1280	A
1	AA	1283	G
1	AA	1286	A
1	AA	1319	A
1	AA	1337	G
1	AA	1348	U
1	AA	1498	U
1	AA	1504	G
1	AA	1529	G
22	AV	48	C
24	AY	11	U
24	AY	18	G
24	AY	20	H2U
24	AY	75	C
36	BA	71	A
36	BA	74	A
36	BA	197	A
36	BA	199	A
36	BA	221	A
36	BA	331	A
36	BA	332	A
36	BA	387	U
36	BA	512	G
36	BA	527	C
36	BA	528	A
36	BA	587	C
36	BA	603	A

Continued on next page...

Continued from previous page...

Mol	Chain	Res	Type
36	BA	614(C)	A
36	BA	669	G
36	BA	752	A
36	BA	790	C
36	BA	856	C
36	BA	958	U
36	BA	974	G
36	BA	1052	C
36	BA	1060	U
36	BA	1068	G
36	BA	1069	A
36	BA	1210	A
36	BA	1300	U
36	BA	1301	A
36	BA	1378	A
36	BA	1427	A
36	BA	1528	A
36	BA	1541	G
36	BA	1558	A
36	BA	1653	G
36	BA	1799	G
36	BA	1819	A
36	BA	1970	A
36	BA	1992	G
36	BA	2033	A
36	BA	2036	C
36	BA	2126	A
36	BA	2131	G
36	BA	2179	C
36	BA	2282	G
36	BA	2360	A
36	BA	2477	C
36	BA	2481	G
36	BA	2689	U
36	BA	2756	U
36	BA	2873	A
37	BB	56	G
37	BB	66	A
1	CA	30	U
1	CA	60	A
1	CA	79	G
1	CA	109	A

Continued on next page...

Continued from previous page...

Mol	Chain	Res	Type
1	CA	115	G
1	CA	119	A
1	CA	197	A
1	CA	243	A
1	CA	250	A
1	CA	266	G
1	CA	274	A
1	CA	344	A
1	CA	347	G
1	CA	351	G
1	CA	368	U
1	CA	428	G
1	CA	429	U
1	CA	484	G
1	CA	495	A
1	CA	508	C
1	CA	534	U
1	CA	547	A
1	CA	560	U
1	CA	575	G
1	CA	576	G
1	CA	687	A
1	CA	748	C
1	CA	792	A
1	CA	889	A
1	CA	961	U
1	CA	968	A
1	CA	982	U
1	CA	992	U
1	CA	1049	U
1	CA	1050	G
1	CA	1053	G
1	CA	1054	C
1	CA	1101	A
1	CA	1117	G
1	CA	1145	C
1	CA	1157	A
1	CA	1200	C
1	CA	1239	A
1	CA	1286	A
1	CA	1498	U
1	CA	1503	A

Continued on next page...

Continued from previous page...

Mol	Chain	Res	Type
22	CW	7	A
22	CW	44	G
23	CX	11	U
24	CY	18	G
24	CY	20	H2U
24	CY	75	C
36	DA	71	A
36	DA	74	A
36	DA	199	A
36	DA	331	A
36	DA	332	A
36	DA	387	U
36	DA	512	G
36	DA	528	A
36	DA	587	C
36	DA	603	A
36	DA	614(C)	A
36	DA	752	A
36	DA	790	C
36	DA	856	C
36	DA	958	U
36	DA	974	G
36	DA	1052	C
36	DA	1060	U
36	DA	1068	G
36	DA	1069	A
36	DA	1210	A
36	DA	1300	U
36	DA	1301	A
36	DA	1378	A
36	DA	1427	A
36	DA	1528	A
36	DA	1541	G
36	DA	1558	A
36	DA	1653	G
36	DA	1799	G
36	DA	1819	A
36	DA	1970	A
36	DA	1992	G
36	DA	2033	A
36	DA	2126	A
36	DA	2131	G

Continued on next page...

Continued from previous page...

Mol	Chain	Res	Type
36	DA	2179	C
36	DA	2282	G
36	DA	2360	A
36	DA	2439	A
36	DA	2477	C
36	DA	2481	G
36	DA	2654	A
36	DA	2689	U
36	DA	2756	U
36	DA	2873	A
37	DB	42	C
37	DB	56	G
37	DB	66	A

5.4 Non-standard residues in protein, DNA, RNA chains [i](#)

18 non-standard protein/DNA/RNA residues are modelled in this entry.

In the following table, the Counts columns list the number of bonds (or angles) for which Mogul statistics could be retrieved, the number of bonds (or angles) that are observed in the model and the number of bonds (or angles) that are defined in the Chemical Component Dictionary. The Link column lists molecule types, if any, to which the group is linked. The Z score for a bond length (or angle) is the number of standard deviations the observed value is removed from the expected value. A bond length (or angle) with $|Z| > 2$ is considered an outlier worth inspection. RMSZ is the root-mean-square of all Z scores of the bond lengths (or angles).

Mol	Type	Chain	Res	Link	Bond lengths			Bond angles		
					Counts	RMSZ	# Z > 2	Counts	RMSZ	# Z > 2
24	5MU	AY	54	24	19,22,23	0.23	0	28,32,35	0.32	0
24	MIA	AY	37	24	24,31,32	1.35	4 (16%)	26,44,47	2.24	4 (15%)
24	PSU	CY	55	24	18,21,22	0.87	1 (5%)	22,30,33	1.84	5 (22%)
24	H2U	AY	20	24	18,21,22	0.91	1 (5%)	21,30,33	1.90	6 (28%)
24	OMC	CY	32	24	19,22,23	0.37	0	26,31,34	0.60	1 (3%)
24	4SU	CY	8	24	18,21,22	0.62	0	26,30,33	0.77	2 (7%)
24	MIA	CY	37	24	24,31,32	2.00	4 (16%)	26,44,47	2.06	4 (15%)
24	PSU	AY	55	24	18,21,22	0.99	1 (5%)	22,30,33	1.88	5 (22%)
24	OMC	AY	32	24	19,22,23	0.37	0	26,31,34	0.64	1 (3%)
24	H2U	AY	16	24	18,21,22	0.83	0	21,30,33	1.85	4 (19%)
24	H2U	CY	17	24	18,21,22	0.89	1 (5%)	21,30,33	1.80	4 (19%)
24	5MU	CY	54	24	19,22,23	0.27	0	28,32,35	0.34	0

Mol	Type	Chain	Res	Link	Bond lengths			Bond angles		
					Counts	RMSZ	# Z > 2	Counts	RMSZ	# Z > 2
24	H2U	CY	16	24	18,21,22	0.86	0	21,30,33	1.80	4 (19%)
24	H2U	CY	20	24	18,21,22	0.96	1 (5%)	21,30,33	1.92	6 (28%)
24	H2U	AY	17	24	18,21,22	0.81	1 (5%)	21,30,33	1.83	4 (19%)
24	7MG	AY	46	24	22,26,27	2.86	2 (9%)	29,39,42	1.60	2 (6%)
24	4SU	AY	8	24	18,21,22	0.66	0	26,30,33	0.91	2 (7%)
24	7MG	CY	46	24	22,26,27	3.07	2 (9%)	29,39,42	1.63	2 (6%)

In the following table, the Chirals column lists the number of chiral outliers, the number of chiral centers analysed, the number of these observed in the model and the number defined in the Chemical Component Dictionary. Similar counts are reported in the Torsion and Rings columns. '-' means no outliers of that kind were identified.

Mol	Type	Chain	Res	Link	Chirals	Torsions	Rings
24	5MU	AY	54	24	-	0/7/25/26	0/2/2/2
24	MIA	AY	37	24	-	3/11/33/34	0/3/3/3
24	PSU	CY	55	24	-	1/7/25/26	0/2/2/2
24	H2U	AY	20	24	-	4/7/38/39	0/2/2/2
24	OMC	CY	32	24	-	0/9/27/28	0/2/2/2
24	4SU	CY	8	24	-	1/7/25/26	0/2/2/2
24	MIA	CY	37	24	-	3/11/33/34	0/3/3/3
24	PSU	AY	55	24	-	1/7/25/26	0/2/2/2
24	OMC	AY	32	24	-	0/9/27/28	0/2/2/2
24	H2U	AY	16	24	-	2/7/38/39	0/2/2/2
24	H2U	CY	17	24	-	4/7/38/39	0/2/2/2
24	5MU	CY	54	24	-	0/7/25/26	0/2/2/2
24	H2U	CY	16	24	-	2/7/38/39	0/2/2/2
24	H2U	CY	20	24	-	4/7/38/39	0/2/2/2
24	H2U	AY	17	24	-	4/7/38/39	0/2/2/2
24	7MG	AY	46	24	-	3/7/37/38	0/3/3/3
24	4SU	AY	8	24	-	1/7/25/26	0/2/2/2
24	7MG	CY	46	24	-	3/7/37/38	0/3/3/3

All (18) bond length outliers are listed below:

Mol	Chain	Res	Type	Atoms	Z	Observed(Å)	Ideal(Å)
24	CY	46	7MG	C8-N9	-13.98	1.38	1.46
24	AY	46	7MG	C8-N9	-12.90	1.38	1.46
24	CY	37	MIA	C2-S10	7.97	1.82	1.75
24	AY	37	MIA	C2-S10	3.96	1.79	1.75

Continued on next page...

Continued from previous page...

Mol	Chain	Res	Type	Atoms	Z	Observed(Å)	Ideal(Å)
24	AY	46	7MG	C5-N7	3.43	1.39	1.35
24	CY	46	7MG	C5-N7	3.13	1.39	1.35
24	CY	37	MIA	C6-N1	3.08	1.37	1.32
24	AY	55	PSU	C6-C5	2.78	1.38	1.35
24	CY	20	H2U	C1'-N1	2.60	1.51	1.46
24	CY	17	H2U	C2-N1	2.48	1.39	1.35
24	CY	37	MIA	C12-N6	-2.41	1.39	1.45
24	AY	37	MIA	C12-N6	-2.40	1.39	1.45
24	CY	55	PSU	C6-C5	2.30	1.38	1.35
24	AY	37	MIA	C6-N1	2.25	1.35	1.32
24	CY	37	MIA	C8-N7	-2.23	1.30	1.34
24	AY	20	H2U	C1'-N1	2.23	1.50	1.46
24	AY	37	MIA	C8-N7	-2.23	1.30	1.34
24	AY	17	H2U	C2-N1	2.06	1.38	1.35

All (56) bond angle outliers are listed below:

Mol	Chain	Res	Type	Atoms	Z	Observed(°)	Ideal(°)
24	AY	37	MIA	C11-S10-C2	8.90	108.91	102.27
24	CY	37	MIA	C11-S10-C2	7.98	108.22	102.27
24	CY	46	7MG	N9-C8-N7	6.93	113.29	103.38
24	AY	46	7MG	N9-C8-N7	6.81	113.12	103.38
24	CY	17	H2U	C4-N3-C2	-5.10	121.56	125.79
24	AY	17	H2U	C4-N3-C2	-4.92	121.71	125.79
24	AY	55	PSU	N1-C2-N3	4.78	120.55	115.13
24	AY	16	H2U	C4-N3-C2	-4.74	121.86	125.79
24	AY	20	H2U	C4-N3-C2	-4.72	121.88	125.79
24	CY	20	H2U	C4-N3-C2	-4.69	121.90	125.79
24	CY	16	H2U	C4-N3-C2	-4.67	121.92	125.79
24	CY	55	PSU	N1-C2-N3	4.53	120.26	115.13
24	AY	16	H2U	N3-C2-N1	4.30	121.20	116.65
24	CY	16	H2U	N3-C2-N1	4.22	121.11	116.65
24	AY	17	H2U	N3-C2-N1	4.04	120.93	116.65
24	CY	20	H2U	N3-C2-N1	3.97	120.85	116.65
24	AY	17	H2U	C5-C4-N3	3.92	121.05	116.65
24	CY	46	7MG	C4-C5-N7	3.86	110.89	105.53
24	AY	16	H2U	C5-C4-N3	3.85	120.97	116.65
24	AY	46	7MG	C4-C5-N7	3.84	110.87	105.53
24	CY	17	H2U	C5-C4-N3	3.82	120.94	116.65
24	AY	55	PSU	C4-N3-C2	-3.80	120.86	126.34
24	CY	55	PSU	C4-N3-C2	-3.80	120.86	126.34
24	AY	37	MIA	C12-N6-C6	3.76	128.11	122.55

Continued on next page...

Continued from previous page...

Mol	Chain	Res	Type	Atoms	Z	Observed(°)	Ideal(°)
24	AY	20	H2U	N3-C2-N1	3.75	120.62	116.65
24	CY	17	H2U	N3-C2-N1	3.71	120.57	116.65
24	AY	20	H2U	O4'-C1'-N1	3.66	114.29	109.30
24	CY	16	H2U	C5-C4-N3	3.60	120.69	116.65
24	CY	20	H2U	O4'-C1'-N1	3.52	114.09	109.30
24	AY	37	MIA	C5-C6-N1	-3.44	117.95	120.81
24	CY	37	MIA	C12-N6-C6	3.33	127.48	122.55
24	CY	55	PSU	O3'-C3'-C2'	3.25	122.34	111.82
24	AY	37	MIA	C2-N3-C4	-3.18	110.94	115.32
24	CY	37	MIA	C2-N3-C4	-3.15	110.99	115.32
24	AY	55	PSU	O3'-C3'-C4'	3.11	120.05	111.05
24	CY	37	MIA	C5-C6-N1	-3.01	118.31	120.81
24	AY	55	PSU	O3'-C3'-C2'	3.00	121.51	111.82
24	AY	8	4SU	S4-C4-N3	2.96	123.12	120.21
24	CY	55	PSU	O3'-C3'-C4'	2.85	119.29	111.05
24	AY	20	H2U	C5-C4-N3	2.83	119.83	116.65
24	AY	55	PSU	O2-C2-N1	-2.82	119.69	122.79
24	CY	20	H2U	C5-C4-N3	2.79	119.78	116.65
24	AY	32	OMC	CM2-O2'-C2'	-2.65	107.58	114.52
24	CY	32	OMC	CM2-O2'-C2'	-2.53	107.89	114.52
24	CY	20	H2U	O4'-C1'-C2'	-2.49	101.21	106.64
24	CY	8	4SU	S4-C4-N3	2.47	122.65	120.21
24	AY	8	4SU	C5-C4-S4	-2.44	121.33	124.47
24	CY	55	PSU	O2-C2-N1	-2.42	120.12	122.79
24	AY	20	H2U	O4'-C1'-C2'	-2.34	101.55	106.64
24	CY	20	H2U	O2-C2-N1	-2.28	120.24	123.11
24	AY	16	H2U	O2-C2-N1	-2.26	120.26	123.11
24	CY	16	H2U	O2-C2-N1	-2.24	120.29	123.11
24	AY	17	H2U	O2-C2-N1	-2.07	120.51	123.11
24	CY	17	H2U	O4'-C1'-N1	2.07	112.11	109.30
24	CY	8	4SU	C5-C4-S4	-2.06	121.81	124.47
24	AY	20	H2U	O2-C2-N1	-2.04	120.55	123.11

There are no chirality outliers.

All (36) torsion outliers are listed below:

Mol	Chain	Res	Type	Atoms
24	AY	17	H2U	O4'-C1'-N1-C6
24	AY	20	H2U	O4'-C1'-N1-C2
24	AY	20	H2U	O4'-C1'-N1-C6
24	AY	37	MIA	C5-C6-N6-C12
24	CY	17	H2U	O4'-C1'-N1-C2

Continued on next page...

Continued from previous page...

Mol	Chain	Res	Type	Atoms
24	CY	17	H2U	O4'-C1'-N1-C6
24	CY	20	H2U	O4'-C1'-N1-C2
24	CY	20	H2U	O4'-C1'-N1-C6
24	CY	37	MIA	C5-C6-N6-C12
24	AY	17	H2U	O4'-C1'-N1-C2
24	AY	20	H2U	O4'-C4'-C5'-O5'
24	CY	20	H2U	O4'-C4'-C5'-O5'
24	AY	16	H2U	C4'-C5'-O5'-P
24	AY	37	MIA	N1-C6-N6-C12
24	CY	37	MIA	N1-C6-N6-C12
24	CY	16	H2U	C4'-C5'-O5'-P
24	AY	46	7MG	C4'-C5'-O5'-P
24	CY	17	H2U	C4'-C5'-O5'-P
24	AY	17	H2U	C4'-C5'-O5'-P
24	CY	46	7MG	C4'-C5'-O5'-P
24	AY	37	MIA	N6-C12-C13-C14
24	CY	37	MIA	N6-C12-C13-C14
24	AY	55	PSU	O4'-C1'-C5-C4
24	CY	55	PSU	O4'-C1'-C5-C4
24	AY	8	4SU	O4'-C4'-C5'-O5'
24	AY	16	H2U	O4'-C4'-C5'-O5'
24	AY	17	H2U	O4'-C4'-C5'-O5'
24	AY	20	H2U	C3'-C4'-C5'-O5'
24	CY	16	H2U	O4'-C4'-C5'-O5'
24	CY	17	H2U	O4'-C4'-C5'-O5'
24	CY	20	H2U	C3'-C4'-C5'-O5'
24	AY	46	7MG	C2'-C1'-N9-C8
24	CY	46	7MG	C2'-C1'-N9-C8
24	AY	46	7MG	O4'-C4'-C5'-O5'
24	CY	8	4SU	O4'-C4'-C5'-O5'
24	CY	46	7MG	O4'-C4'-C5'-O5'

There are no ring outliers.

16 monomers are involved in 33 short contacts:

Mol	Chain	Res	Type	Clashes	Symm-Clashes
24	AY	54	5MU	3	0
24	AY	37	MIA	1	0
24	CY	55	PSU	1	0
24	AY	20	H2U	3	0
24	CY	8	4SU	4	0
24	CY	37	MIA	1	0

Continued on next page...

Continued from previous page...

Mol	Chain	Res	Type	Clashes	Symm-Clashes
24	AY	55	PSU	1	0
24	AY	16	H2U	1	0
24	CY	17	H2U	1	0
24	CY	54	5MU	2	0
24	CY	16	H2U	1	0
24	CY	20	H2U	3	0
24	AY	17	H2U	1	0
24	AY	46	7MG	3	0
24	AY	8	4SU	5	0
24	CY	46	7MG	4	0

5.5 Carbohydrates [i](#)

There are no monosaccharides in this entry.

5.6 Ligand geometry [i](#)

Of 12 ligands modelled in this entry, 8 are monoatomic - leaving 4 for Mogul analysis.

In the following table, the Counts columns list the number of bonds (or angles) for which Mogul statistics could be retrieved, the number of bonds (or angles) that are observed in the model and the number of bonds (or angles) that are defined in the Chemical Component Dictionary. The Link column lists molecule types, if any, to which the group is linked. The Z score for a bond length (or angle) is the number of standard deviations the observed value is removed from the expected value. A bond length (or angle) with $|Z| > 2$ is considered an outlier worth inspection. RMSZ is the root-mean-square of all Z scores of the bond lengths (or angles).

Mol	Type	Chain	Res	Link	Bond lengths			Bond angles		
					Counts	RMSZ	# Z > 2	Counts	RMSZ	# Z > 2
60	GDP	CZ	501	-	24,30,30	1.71	5 (20%)	30,47,47	1.40	4 (13%)
61	KIR	CZ	502	-	56,59,59	3.71	25 (44%)	62,84,84	1.64	14 (22%)
61	KIR	AZ	502	-	56,59,59	3.47	23 (41%)	62,84,84	1.65	11 (17%)
60	GDP	AZ	501	-	24,30,30	2.41	4 (16%)	30,47,47	1.70	6 (20%)

In the following table, the Chirals column lists the number of chiral outliers, the number of chiral centers analysed, the number of these observed in the model and the number defined in the Chemical Component Dictionary. Similar counts are reported in the Torsion and Rings columns. '-' means no outliers of that kind were identified.

Mol	Type	Chain	Res	Link	Chirals	Torsions	Rings
60	GDP	CZ	501	-	-	6/12/32/32	0/3/3/3

Continued on next page...

Continued from previous page...

Mol	Type	Chain	Res	Link	Chirals	Torsions	Rings
61	KIR	CZ	502	-	-	11/54/98/98	0/3/3/3
61	KIR	AZ	502	-	-	10/54/98/98	0/3/3/3
60	GDP	AZ	501	-	-	2/12/32/32	0/3/3/3

All (57) bond length outliers are listed below:

Mol	Chain	Res	Type	Atoms	Z	Observed(Å)	Ideal(Å)
61	CZ	502	KIR	O18-C17	-14.47	1.22	1.44
61	AZ	502	KIR	O18-C17	-14.29	1.23	1.44
61	CZ	502	KIR	O30-C30	-12.76	1.17	1.42
61	AZ	502	KIR	O30-C30	-12.71	1.17	1.42
60	AZ	501	GDP	C5-C6	-9.71	1.27	1.47
61	CZ	502	KIR	C22-C21	7.16	1.40	1.33
61	AZ	502	KIR	C22-C21	6.33	1.39	1.33
61	CZ	502	KIR	C32-C31	5.36	1.61	1.54
61	AZ	502	KIR	C2-N1	5.21	1.42	1.33
61	CZ	502	KIR	C2-N1	4.97	1.41	1.33
61	CZ	502	KIR	C29-C28	4.79	1.64	1.54
61	CZ	502	KIR	C32-C33	4.73	1.61	1.55
61	CZ	502	KIR	C19-C17	4.65	1.65	1.54
61	CZ	502	KIR	C27-N26	4.61	1.43	1.33
61	AZ	502	KIR	C45-C28	4.55	1.62	1.53
61	AZ	502	KIR	C19-C17	4.49	1.65	1.54
61	CZ	502	KIR	C5-C4	4.48	1.47	1.39
61	AZ	502	KIR	C32-C31	4.46	1.60	1.54
61	AZ	502	KIR	C27-N26	4.38	1.43	1.33
61	CZ	502	KIR	C45-C28	4.34	1.61	1.53
61	AZ	502	KIR	C5-C4	4.15	1.46	1.39
60	CZ	501	GDP	O4'-C1'	4.05	1.46	1.41
61	CZ	502	KIR	C20-C21	4.03	1.58	1.51
61	CZ	502	KIR	O34-C29	4.02	1.50	1.43
61	CZ	502	KIR	O29-C29	3.98	1.48	1.40
60	AZ	501	GDP	O4'-C1'	3.88	1.46	1.41
61	CZ	502	KIR	C42-C19	3.83	1.61	1.53
61	AZ	502	KIR	C42-C19	3.76	1.61	1.53
61	AZ	502	KIR	O29-C29	3.52	1.47	1.40
61	AZ	502	KIR	C29-C28	3.32	1.61	1.54
61	CZ	502	KIR	C8-C7	3.20	1.56	1.48
61	AZ	502	KIR	C8-C7	3.18	1.56	1.48
60	CZ	501	GDP	C5-C4	-3.13	1.35	1.43
61	AZ	502	KIR	C20-C21	3.13	1.56	1.51
61	CZ	502	KIR	C37-C38	3.01	1.40	1.32

Continued on next page...

Continued from previous page...

Mol	Chain	Res	Type	Atoms	Z	Observed(Å)	Ideal(Å)
61	CZ	502	KIR	C31-C30	2.99	1.59	1.54
60	CZ	501	GDP	C5-C6	-2.97	1.41	1.47
61	CZ	502	KIR	C29-C30	2.96	1.58	1.53
61	CZ	502	KIR	C16-C17	2.86	1.59	1.52
61	AZ	502	KIR	C29-C30	2.84	1.58	1.53
60	CZ	501	GDP	O6-C6	-2.82	1.17	1.23
61	AZ	502	KIR	C6-N1	2.81	1.40	1.34
61	CZ	502	KIR	C6-N1	2.76	1.40	1.34
61	AZ	502	KIR	O34-C29	2.69	1.47	1.43
61	AZ	502	KIR	C16-C17	2.66	1.58	1.52
61	CZ	502	KIR	C44-C21	2.43	1.55	1.50
61	AZ	502	KIR	C37-C38	2.37	1.38	1.32
60	CZ	501	GDP	C6-N1	2.32	1.41	1.37
60	AZ	501	GDP	O6-C6	2.28	1.27	1.23
61	AZ	502	KIR	C31-C30	2.22	1.58	1.54
61	CZ	502	KIR	C47-C32	2.15	1.59	1.53
61	AZ	502	KIR	C44-C21	2.12	1.54	1.50
61	CZ	502	KIR	C9-C8	2.11	1.40	1.34
60	AZ	501	GDP	C8-N7	-2.11	1.31	1.35
61	AZ	502	KIR	C9-C8	2.06	1.40	1.34
61	AZ	502	KIR	C32-C33	2.01	1.58	1.55
61	CZ	502	KIR	C3-C7	2.01	1.54	1.50

All (35) bond angle outliers are listed below:

Mol	Chain	Res	Type	Atoms	Z	Observed(°)	Ideal(°)
61	CZ	502	KIR	O29-C29-O34	-5.24	101.42	110.21
61	AZ	502	KIR	O29-C29-O34	-5.07	101.72	110.21
61	AZ	502	KIR	C48-C32-C47	-4.09	101.88	107.72
61	AZ	502	KIR	C11-C10-C9	-4.07	115.13	123.47
61	CZ	502	KIR	C48-C32-C47	-4.07	101.92	107.72
60	AZ	501	GDP	PA-O3A-PB	-4.01	119.06	132.83
60	AZ	501	GDP	C8-N7-C5	3.88	110.38	102.99
61	AZ	502	KIR	C45-C28-C27	3.69	114.07	108.86
60	CZ	501	GDP	PA-O3A-PB	-3.66	120.28	132.83
61	CZ	502	KIR	C11-C10-C9	-3.57	116.17	123.47
61	CZ	502	KIR	O34-C29-C28	3.44	113.46	104.46
61	AZ	502	KIR	O34-C29-C28	3.17	112.75	104.46
61	CZ	502	KIR	C6-N1-C2	3.02	123.65	116.43
61	AZ	502	KIR	C6-N1-C2	2.92	123.42	116.43
61	CZ	502	KIR	C5-C6-N1	-2.66	120.65	123.96
60	AZ	501	GDP	C5'-C4'-C3'	-2.61	105.40	115.18

Continued on next page...

Continued from previous page...

Mol	Chain	Res	Type	Atoms	Z	Observed(°)	Ideal(°)
61	AZ	502	KIR	C29-C30-C31	-2.53	107.32	110.66
61	AZ	502	KIR	C5-C6-N1	-2.50	120.85	123.96
61	CZ	502	KIR	O4-C4-C3	-2.50	118.95	121.76
60	AZ	501	GDP	O6-C6-N1	-2.48	117.72	120.65
60	CZ	501	GDP	O3A-PB-O1B	-2.45	97.59	111.19
60	CZ	501	GDP	C8-N7-C5	2.40	107.56	102.99
61	CZ	502	KIR	O18-C17-C16	2.40	108.77	104.27
61	AZ	502	KIR	C48-C32-C31	2.34	113.21	109.29
61	AZ	502	KIR	O18-C17-C16	2.32	108.63	104.27
61	CZ	502	KIR	C45-C28-C27	2.27	112.07	108.86
60	AZ	501	GDP	C2-N1-C6	-2.22	121.00	125.10
61	CZ	502	KIR	C14-C13-C12	-2.21	121.29	125.61
61	CZ	502	KIR	C48-C32-C33	2.19	113.80	109.48
61	CZ	502	KIR	C15-C16-C17	2.16	105.57	102.45
61	AZ	502	KIR	C44-C21-C20	2.15	119.40	115.68
61	CZ	502	KIR	C48-C32-C31	2.13	112.87	109.29
60	CZ	501	GDP	O4'-C4'-C3'	-2.13	100.90	105.11
60	AZ	501	GDP	N1-C2-N3	-2.12	119.35	123.32
61	CZ	502	KIR	C22-C23-C24	-2.05	118.84	123.63

There are no chirality outliers.

All (29) torsion outliers are listed below:

Mol	Chain	Res	Type	Atoms
60	CZ	501	GDP	C5'-O5'-PA-O2A
61	AZ	502	KIR	C16-C17-C19-C20
61	AZ	502	KIR	C16-C17-C19-C42
61	AZ	502	KIR	O18-C17-C19-C20
61	AZ	502	KIR	O18-C17-C19-C42
61	CZ	502	KIR	C16-C17-C19-C20
61	CZ	502	KIR	O18-C17-C19-C42
61	AZ	502	KIR	C11-C10-C9-C8
60	CZ	501	GDP	C3'-C4'-C5'-O5'
61	CZ	502	KIR	C11-C10-C9-C8
61	AZ	502	KIR	C36-C37-C38-C39
61	CZ	502	KIR	C36-C37-C38-C39
61	AZ	502	KIR	C12-C13-C14-O18
61	AZ	502	KIR	C19-C20-O20-C43
61	CZ	502	KIR	C19-C20-O20-C43
60	CZ	501	GDP	C5'-O5'-PA-O3A
60	CZ	501	GDP	O4'-C4'-C5'-O5'
60	CZ	501	GDP	C5'-O5'-PA-O1A

Continued on next page...

Continued from previous page...

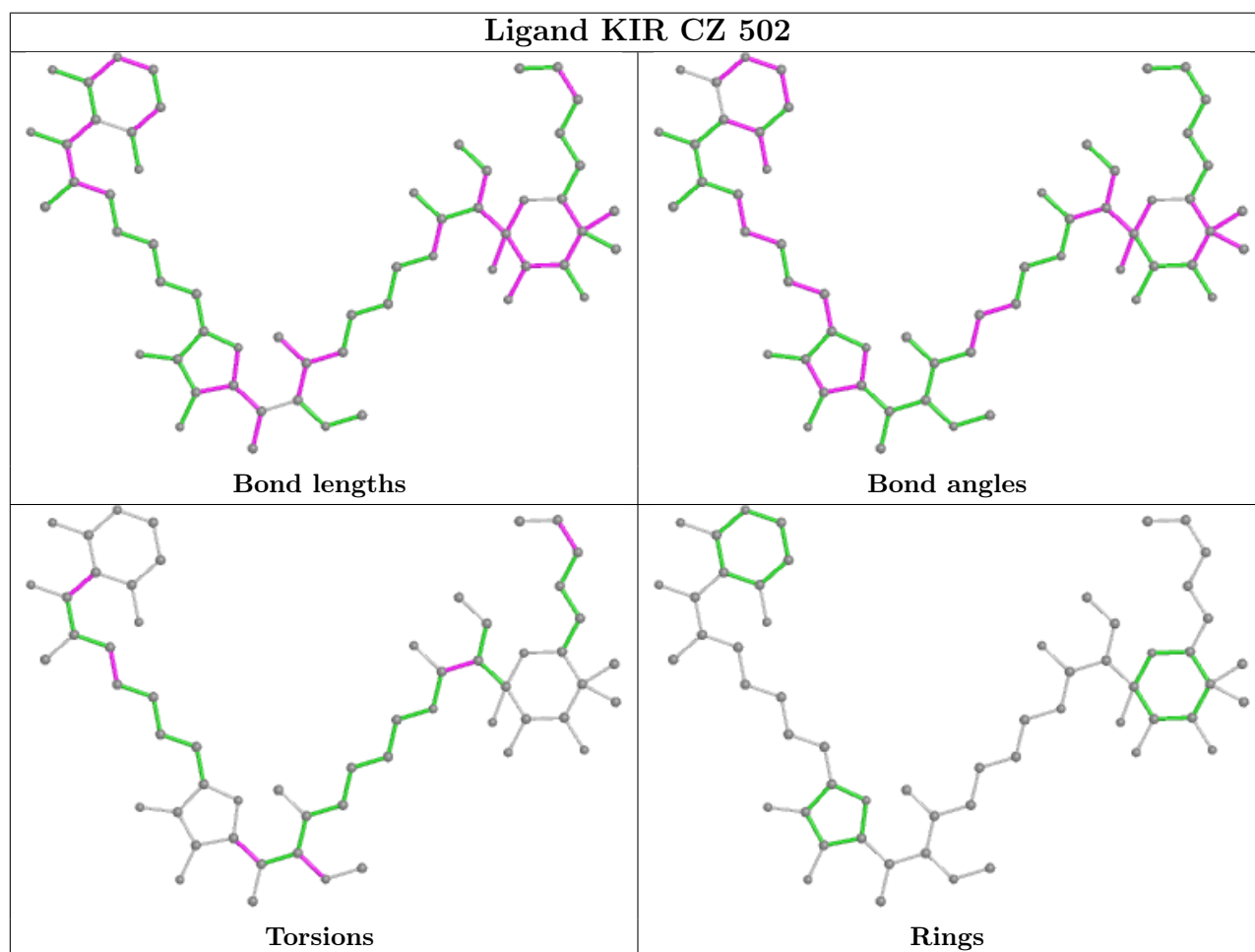
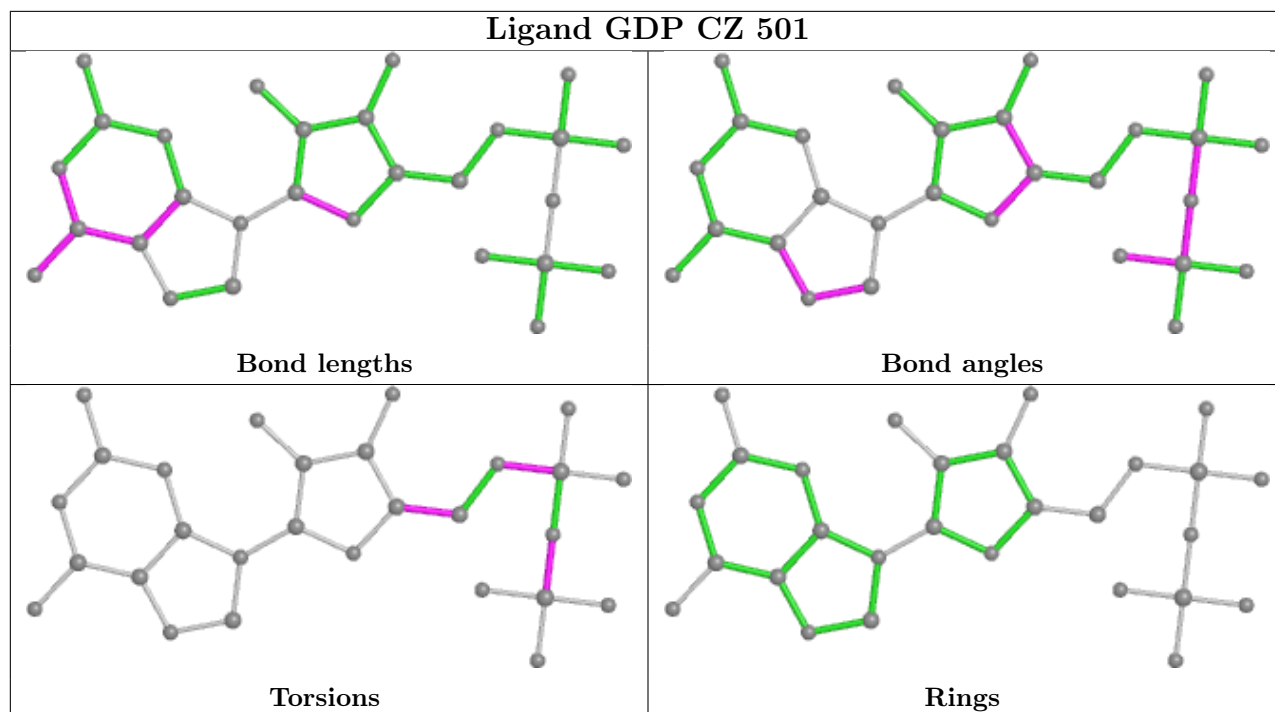
Mol	Chain	Res	Type	Atoms
61	CZ	502	KIR	O27-C27-C28-C29
61	CZ	502	KIR	C16-C17-C19-C42
61	CZ	502	KIR	N26-C27-C28-C29
60	CZ	501	GDP	PA-O3A-PB-O1B
61	AZ	502	KIR	C2-C3-C7-O7
60	AZ	501	GDP	C3'-C4'-C5'-O5'
61	CZ	502	KIR	C2-C3-C7-O7
61	AZ	502	KIR	C21-C20-O20-C43
61	CZ	502	KIR	C21-C20-O20-C43
60	AZ	501	GDP	O4'-C4'-C5'-O5'
61	CZ	502	KIR	O18-C17-C19-C20

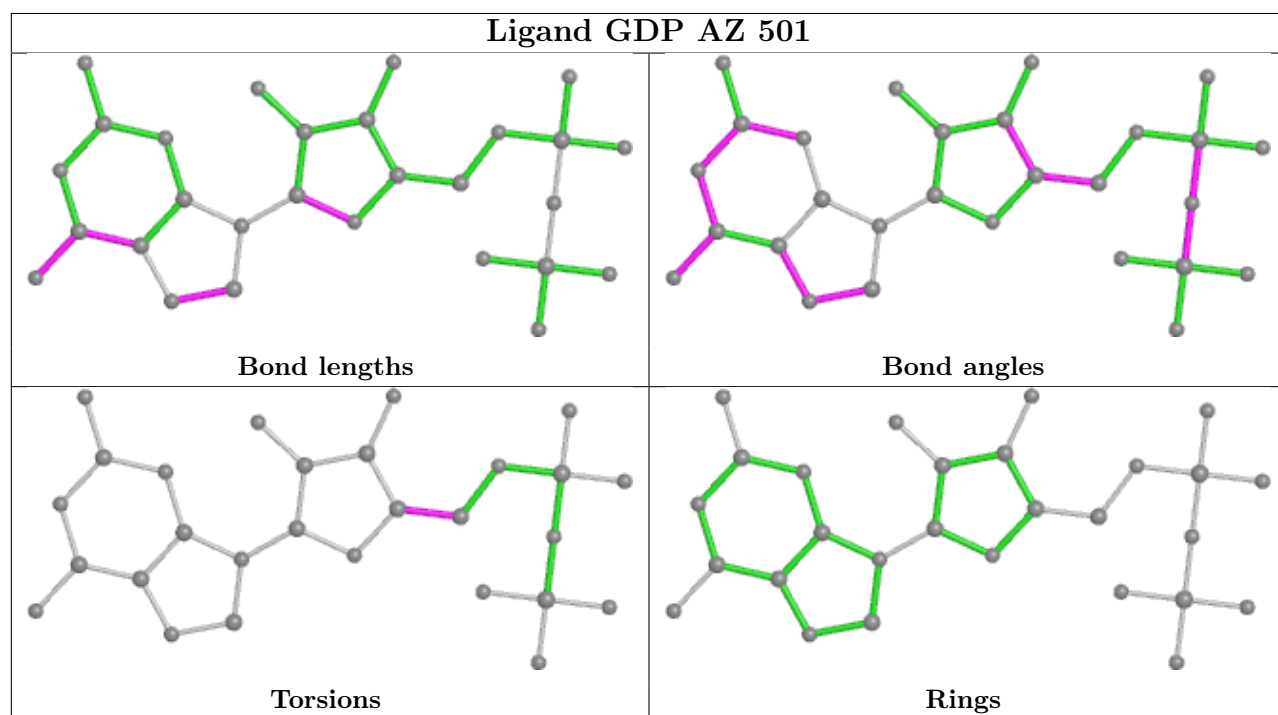
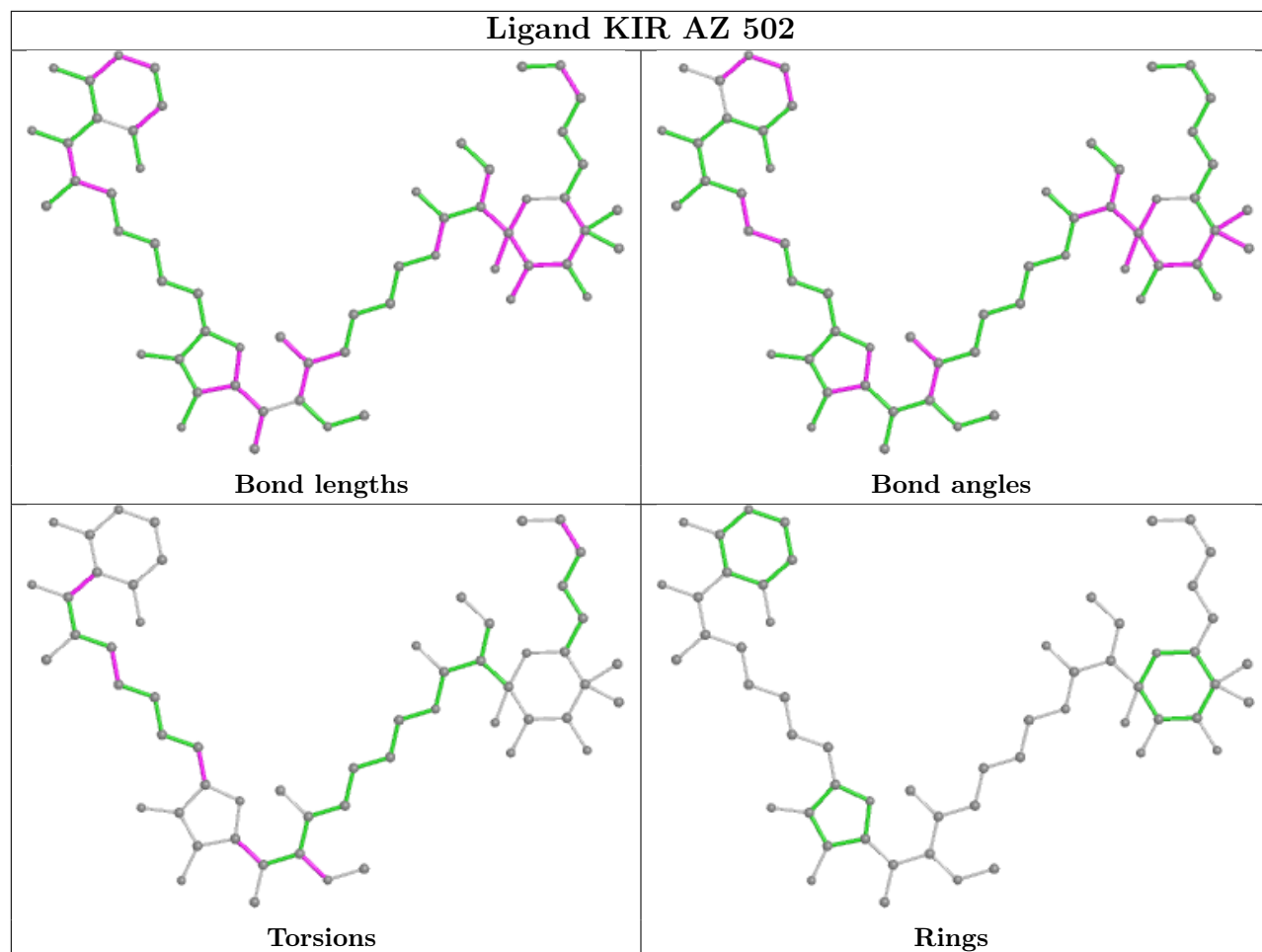
There are no ring outliers.

4 monomers are involved in 36 short contacts:

Mol	Chain	Res	Type	Clashes	Symm-Clashes
60	CZ	501	GDP	17	0
61	CZ	502	KIR	7	0
61	AZ	502	KIR	5	0
60	AZ	501	GDP	7	0

The following is a two-dimensional graphical depiction of Mogul quality analysis of bond lengths, bond angles, torsion angles, and ring geometry for all instances of the Ligand of Interest. In addition, ligands with molecular weight > 250 and outliers as shown on the validation Tables will also be included. For torsion angles, if less than 5% of the Mogul distribution of torsion angles is within 10 degrees of the torsion angle in question, then that torsion angle is considered an outlier. Any bond that is central to one or more torsion angles identified as an outlier by Mogul will be highlighted in the graph. For rings, the root-mean-square deviation (RMSD) between the ring in question and similar rings identified by Mogul is calculated over all ring torsion angles. If the average RMSD is greater than 60 degrees and the minimal RMSD between the ring in question and any Mogul-identified rings is also greater than 60 degrees, then that ring is considered an outlier. The outliers are highlighted in purple. The color gray indicates Mogul did not find sufficient equivalents in the CSD to analyse the geometry.





5.7 Other polymers [i](#)

There are no such residues in this entry.

5.8 Polymer linkage issues [i](#)

There are no chain breaks in this entry.

6 Fit of model and data i

6.1 Protein, DNA and RNA chains i

In the following table, the column labelled ‘#RSRZ> 2’ contains the number (and percentage) of RSRZ outliers, followed by percent RSRZ outliers for the chain as percentile scores relative to all X-ray entries and entries of similar resolution. The OWAB column contains the minimum, median, 95th percentile and maximum values of the occupancy-weighted average B-factor per residue. The column labelled ‘Q< 0.9’ lists the number of (and percentage) of residues with an average occupancy less than 0.9.

Mol	Chain	Analysed	<RSRZ>	#RSRZ>2	OWAB(Å ²)	Q<0.9
1	AA	1504/1522 (98%)	-0.28	12 (0%) 86 72	21, 54, 143, 200	0
1	CA	1504/1522 (98%)	-0.37	10 (0%) 87 75	31, 70, 146, 200	0
2	AB	234/256 (91%)	-0.16	5 (2%) 63 43	31, 60, 136, 149	0
2	CB	234/256 (91%)	-0.10	4 (1%) 70 49	46, 81, 139, 148	0
3	AC	206/239 (86%)	-0.32	1 (0%) 91 81	20, 46, 78, 89	0
3	CC	206/239 (86%)	-0.16	1 (0%) 91 81	49, 74, 96, 100	0
4	AD	208/209 (99%)	0.08	4 (1%) 66 46	45, 83, 112, 119	0
4	CD	208/209 (99%)	0.23	9 (4%) 35 17	64, 95, 118, 126	0
5	AE	150/162 (92%)	-0.42	0 100 100	25, 42, 69, 86	0
5	CE	150/162 (92%)	-0.31	1 (0%) 87 75	43, 58, 82, 100	0
6	AF	101/101 (100%)	-0.17	1 (0%) 82 67	44, 70, 86, 94	0
6	CF	101/101 (100%)	-0.12	1 (0%) 82 67	64, 86, 97, 101	0
7	AG	155/156 (99%)	-0.26	2 (1%) 77 59	37, 66, 97, 113	0
7	CG	155/156 (99%)	0.02	5 (3%) 47 25	67, 87, 107, 122	0
8	AH	138/138 (100%)	-0.41	0 100 100	31, 47, 68, 75	0
8	CH	138/138 (100%)	-0.33	0 100 100	41, 61, 75, 84	0
9	AI	127/128 (99%)	-0.16	0 100 100	32, 72, 111, 123	0
9	CI	127/128 (99%)	0.21	6 (4%) 31 15	59, 97, 119, 124	0
10	AJ	98/105 (93%)	0.13	2 (2%) 65 44	30, 73, 126, 129	0
10	CJ	98/105 (93%)	0.73	19 (19%) 1 0	57, 102, 133, 137	0
11	AK	119/129 (92%)	-0.33	2 (1%) 70 49	29, 45, 78, 105	0
11	CK	119/129 (92%)	-0.27	0 100 100	43, 66, 91, 106	0
12	AL	124/131 (94%)	-0.41	1 (0%) 86 72	24, 49, 70, 103	0
12	CL	124/131 (94%)	-0.35	1 (0%) 86 72	38, 54, 78, 111	0

Continued on next page...

Continued from previous page...

Mol	Chain	Analysed	<RSRZ>	#RSRZ>2	OWAB(Å ²)	Q<0.9
13	AM	124/126 (98%)	-0.05	4 (3%) 47 25	46, 82, 106, 147	0
13	CM	124/126 (98%)	0.06	6 (4%) 30 14	67, 92, 114, 148	0
14	AN	60/61 (98%)	-0.26	1 (1%) 70 49	28, 51, 84, 90	0
14	CN	60/61 (98%)	0.13	2 (3%) 46 24	65, 78, 98, 105	0
15	AO	88/89 (98%)	-0.40	0 100 100	31, 51, 79, 85	0
15	CO	88/89 (98%)	-0.29	0 100 100	41, 63, 85, 92	0
16	AP	83/88 (94%)	-0.26	0 100 100	48, 67, 85, 123	0
16	CP	83/88 (94%)	-0.28	1 (1%) 79 61	62, 77, 92, 122	0
17	AQ	99/105 (94%)	-0.43	0 100 100	40, 58, 77, 85	0
17	CQ	99/105 (94%)	-0.36	0 100 100	44, 65, 85, 93	0
18	AR	70/88 (79%)	-0.33	0 100 100	35, 55, 88, 104	0
18	CR	70/88 (79%)	-0.19	1 (1%) 75 56	47, 73, 100, 113	0
19	AS	78/93 (83%)	-0.00	3 (3%) 40 20	48, 75, 119, 122	0
19	CS	78/93 (83%)	0.11	6 (7%) 13 5	71, 91, 120, 124	0
20	AT	99/106 (93%)	-0.15	1 (1%) 82 67	65, 83, 117, 119	0
20	CT	99/106 (93%)	-0.19	0 100 100	64, 84, 117, 118	0
21	AU	24/27 (88%)	-0.46	0 100 100	45, 61, 75, 90	0
21	CU	24/27 (88%)	-0.05	1 (4%) 36 18	67, 79, 92, 94	0
22	AV	76/76 (100%)	-0.39	0 100 100	35, 70, 102, 112	0
22	AW	76/76 (100%)	-0.09	1 (1%) 77 59	63, 136, 178, 190	0
22	CV	76/76 (100%)	-0.43	0 100 100	48, 76, 115, 128	0
22	CW	76/76 (100%)	-0.07	2 (2%) 56 33	71, 165, 186, 196	0
23	AX	17/27 (62%)	0.07	0 100 100	30, 82, 132, 133	0
23	CX	17/27 (62%)	0.28	1 (5%) 22 10	36, 99, 145, 145	0
24	AY	68/77 (88%)	-0.36	0 100 100	37, 108, 152, 185	0
24	CY	68/77 (88%)	-0.33	0 100 100	45, 111, 145, 185	0
25	AZ	385/405 (95%)	0.36	16 (4%) 36 18	63, 105, 134, 163	0
25	CZ	385/405 (95%)	1.40	115 (29%) 0 0	93, 117, 143, 169	0
26	B0	84/85 (98%)	-0.12	2 (2%) 59 37	62, 73, 100, 114	0
26	D0	84/85 (98%)	0.02	2 (2%) 59 37	66, 79, 101, 111	0
27	B1	93/98 (94%)	-0.14	3 (3%) 47 25	47, 63, 120, 125	0

Continued on next page...

Continued from previous page...

Mol	Chain	Analysed	<RSRZ>	#RSRZ>2	OWAB(Å ²)	Q<0.9
27	D1	93/98 (94%)	-0.16	0 100 100	51, 74, 115, 120	0
28	B2	71/72 (98%)	1.41	21 (29%) 0 0	122, 140, 151, 153	0
28	D2	71/72 (98%)	0.18	2 (2%) 53 30	90, 106, 126, 139	0
29	B3	59/60 (98%)	-0.06	1 (1%) 70 49	59, 79, 101, 116	0
29	D3	59/60 (98%)	0.10	2 (3%) 45 24	58, 80, 97, 114	0
30	B4	44/71 (61%)	1.24	9 (20%) 1 0	102, 156, 180, 186	0
30	D4	44/71 (61%)	1.43	13 (29%) 0 0	113, 165, 186, 187	0
31	B5	59/60 (98%)	0.41	5 (8%) 10 4	52, 86, 150, 164	0
31	D5	59/60 (98%)	0.18	5 (8%) 10 4	55, 80, 148, 161	0
32	B6	50/54 (92%)	0.36	5 (10%) 7 2	55, 88, 106, 112	0
32	D6	50/54 (92%)	0.32	3 (6%) 21 10	57, 95, 107, 113	0
33	B7	48/49 (97%)	-0.18	1 (2%) 63 43	47, 61, 95, 116	0
33	D7	48/49 (97%)	-0.37	0 100 100	47, 61, 91, 109	0
34	B8	63/65 (96%)	-0.11	0 100 100	55, 72, 84, 112	0
34	D8	63/65 (96%)	-0.19	0 100 100	56, 73, 85, 109	0
35	B9	37/37 (100%)	0.47	2 (5%) 25 12	79, 98, 112, 116	0
35	D9	37/37 (100%)	1.02	6 (16%) 1 1	84, 104, 115, 119	0
36	BA	2901/2915 (99%)	-0.29	45 (1%) 72 51	25, 74, 176, 200	0
36	DA	2901/2915 (99%)	-0.31	38 (1%) 77 59	32, 76, 175, 200	0
37	BB	119/122 (97%)	-0.43	0 100 100	54, 97, 123, 144	0
37	DB	119/122 (97%)	-0.50	0 100 100	61, 104, 128, 140	0
38	BC	228/229 (99%)	0.32	19 (8%) 11 4	40, 73, 163, 176	0
38	DC	228/229 (99%)	0.60	34 (14%) 2 1	64, 87, 166, 174	0
39	BD	275/276 (99%)	-0.36	0 100 100	28, 48, 78, 93	0
39	DD	275/276 (99%)	-0.34	1 (0%) 92 84	28, 53, 80, 94	0
40	BE	204/206 (99%)	-0.10	3 (1%) 73 54	46, 73, 120, 129	0
40	DE	204/206 (99%)	-0.11	3 (1%) 73 54	39, 72, 122, 132	0
41	BF	207/210 (98%)	0.40	22 (10%) 6 2	42, 102, 155, 162	0
41	DF	207/210 (98%)	0.33	17 (8%) 11 4	47, 104, 155, 161	0
42	BG	181/182 (99%)	0.12	6 (3%) 46 24	66, 85, 120, 134	0
42	DG	181/182 (99%)	0.33	12 (6%) 18 7	89, 108, 130, 139	0

Continued on next page...

Continued from previous page...

Mol	Chain	Analysed	<RSRZ>	#RSRZ>2	OWAB(Å ²)	Q<0.9
43	BH	159/180 (88%)	0.82	25 (15%) 2 1	85, 123, 148, 152	0
43	DH	159/180 (88%)	0.53	16 (10%) 7 2	85, 123, 145, 150	0
44	BJ	0/173	-	-	-	-
44	DJ	0/173	-	-	-	-
45	BK	0/147	-	-	-	-
45	DK	0/147	-	-	-	-
46	BN	138/140 (98%)	-0.07	1 (0%) 87 75	56, 86, 130, 138	0
46	DN	138/140 (98%)	-0.05	2 (1%) 75 56	61, 83, 132, 136	0
47	BO	122/122 (100%)	-0.33	0 100 100	43, 60, 73, 82	0
47	DO	122/122 (100%)	-0.35	0 100 100	40, 60, 73, 77	0
48	BP	146/150 (97%)	0.33	7 (4%) 30 14	49, 98, 124, 145	0
48	DP	146/150 (97%)	0.28	9 (6%) 20 9	47, 102, 126, 141	0
49	BQ	141/141 (100%)	-0.20	3 (2%) 63 43	47, 61, 84, 125	0
49	DQ	141/141 (100%)	-0.26	2 (1%) 75 56	43, 60, 87, 122	0
50	BR	117/118 (99%)	-0.05	1 (0%) 84 69	55, 84, 101, 108	0
50	DR	117/118 (99%)	-0.14	0 100 100	52, 79, 97, 106	0
51	BS	98/112 (87%)	0.23	5 (5%) 28 13	69, 101, 122, 126	0
51	DS	98/112 (87%)	0.48	5 (5%) 28 13	86, 106, 124, 126	0
52	BT	137/146 (93%)	0.13	7 (5%) 28 13	54, 84, 135, 163	0
52	DT	137/146 (93%)	0.12	9 (6%) 18 7	56, 81, 137, 160	0
53	BU	117/118 (99%)	-0.19	1 (0%) 84 69	60, 74, 102, 111	0
53	DU	117/118 (99%)	-0.27	0 100 100	52, 74, 100, 108	0
54	BV	101/101 (100%)	0.24	6 (5%) 22 10	61, 102, 117, 121	0
54	DV	101/101 (100%)	0.35	5 (4%) 28 13	50, 102, 117, 119	0
55	BW	113/113 (100%)	-0.01	4 (3%) 44 23	60, 83, 111, 140	0
55	DW	113/113 (100%)	-0.01	2 (1%) 68 47	59, 76, 112, 143	0
56	BX	92/96 (95%)	0.10	0 100 100	69, 86, 109, 120	0
56	DX	92/96 (95%)	0.04	1 (1%) 80 64	60, 88, 108, 121	0
57	BY	100/110 (90%)	0.78	14 (14%) 2 1	103, 121, 153, 159	0
57	DY	100/110 (90%)	0.80	16 (16%) 1 1	99, 119, 153, 162	0
58	BZ	183/206 (88%)	0.21	10 (5%) 25 11	53, 85, 129, 139	0
58	DZ	183/206 (88%)	0.22	6 (3%) 46 24	59, 85, 124, 132	0

Continued on next page...

Continued from previous page...

Mol	Chain	Analysed	<RSRZ>	#RSRZ>2	OWAB(Å ²)	Q<0.9
All	All	21996/23368 (94%)	-0.09	687 (3%) 49 26	20, 77, 144, 200	0

All (687) RSRZ outliers are listed below:

Mol	Chain	Res	Type	RSRZ
38	BC	106	GLY	12.9
38	DC	97	GLU	12.1
28	B2	72	ALA	11.6
36	BA	654(K)	C	11.0
31	B5	60	VAL	10.8
41	DF	1	MET	10.7
31	B5	59	GLU	10.6
49	DQ	141	GLN	10.4
31	D5	60	VAL	10.3
25	CZ	42	VAL	9.7
42	BG	48	GLU	9.7
42	DG	2	PRO	9.3
14	CN	2	ALA	9.3
41	BF	24	LEU	9.2
28	B2	42	GLY	9.1
25	CZ	141	VAL	8.1
1	CA	88	A	8.0
25	AZ	42	VAL	8.0
42	DG	48	GLU	8.0
36	BA	654(C)	G	7.8
49	BQ	141	GLN	7.7
36	BA	654(I)	C	7.7
52	DT	135	ALA	7.6
28	B2	71	ASN	7.6
31	D5	59	GLU	7.6
1	CA	89	C	7.5
38	BC	121	GLY	7.4
25	CZ	36	ALA	7.4
52	BT	135	ALA	7.3
38	DC	105	ASP	7.3
52	BT	136	GLN	7.2
25	CZ	213	PRO	6.9
58	DZ	114	GLY	6.9
54	DV	36	PRO	6.9
57	DY	79	CYS	6.9
57	BY	51	VAL	6.8
36	BA	654(J)	A	6.8

Continued on next page...

Continued from previous page...

Mol	Chain	Res	Type	RSRZ
58	DZ	113	ALA	6.8
30	B4	47	GLN	6.8
38	DC	106	GLY	6.7
30	B4	42	PHE	6.7
41	BF	12	LEU	6.6
25	CZ	183	HIS	6.6
30	B4	32	TYR	6.5
41	BF	20	LEU	6.5
36	DA	1066	U	6.4
57	BY	2	ARG	6.4
58	BZ	113	ALA	6.4
36	DA	654(E)	G	6.4
25	CZ	179	LEU	6.4
57	BY	52	SER	6.3
30	D4	32	TYR	6.3
35	D9	37	GLY	6.2
43	BH	81	GLU	6.1
25	CZ	203	LEU	6.0
30	D4	13	ARG	6.0
38	BC	117	PRO	5.9
52	DT	1	MET	5.9
41	BF	1	MET	5.8
25	CZ	217	VAL	5.8
36	DA	2896	C	5.7
57	BY	61	ILE	5.7
25	CZ	37	ALA	5.6
36	DA	654(K)	C	5.6
30	D4	38	LYS	5.6
25	CZ	68	VAL	5.6
36	DA	654(G)	C	5.5
42	DG	49	ASP	5.5
36	DA	654(H)	G	5.5
36	DA	654(J)	A	5.5
58	DZ	142	SER	5.5
25	CZ	195	TRP	5.5
38	DC	107	TRP	5.5
51	DS	80	LEU	5.5
14	AN	2	ALA	5.5
36	BA	654(H)	G	5.5
41	BF	25	PRO	5.4
42	BG	2	PRO	5.4
35	B9	1	MET	5.4

Continued on next page...

Continued from previous page...

Mol	Chain	Res	Type	RSRZ
41	DF	24	LEU	5.4
40	DE	69	LYS	5.4
55	DW	113	LYS	5.4
25	CZ	72	THR	5.3
57	DY	54	LYS	5.3
38	DC	77	ILE	5.3
38	BC	82	LYS	5.3
25	CZ	318	ALA	5.2
57	DY	51	VAL	5.2
31	B5	58	LEU	5.2
41	DF	25	PRO	5.2
36	BA	1509	C	5.2
1	AA	88	A	5.2
36	DA	1077	A	5.1
27	B1	85	LEU	5.1
32	B6	42	TRP	5.1
43	BH	46	GLU	5.1
25	CZ	41	ASN	5.1
28	B2	50	ILE	5.0
36	DA	654(I)	C	4.9
36	BA	654(L)	G	4.9
1	AA	89	C	4.9
52	DT	137	LYS	4.9
43	DH	170	ARG	4.9
36	DA	156	U	4.9
57	BY	53	PRO	4.8
25	AZ	85	HIS	4.8
57	DY	55	TYR	4.8
25	CZ	33	TYR	4.8
13	CM	7	VAL	4.7
35	D9	1	MET	4.7
30	B4	34	GLU	4.7
28	B2	43	GLN	4.7
38	BC	120	MET	4.7
52	BT	137	LYS	4.7
28	B2	68	ARG	4.7
25	CZ	280	GLY	4.7
13	AM	125	ARG	4.7
25	CZ	186	PRO	4.7
38	BC	105	ASP	4.7
25	CZ	310	ILE	4.7
28	B2	9	GLN	4.7

Continued on next page...

Continued from previous page...

Mol	Chain	Res	Type	RSRZ
36	BA	2802	G	4.6
58	BZ	157	LEU	4.6
25	CZ	73	ALA	4.6
36	BA	1174	A	4.6
33	B7	48	LYS	4.6
10	CJ	99	LYS	4.6
40	DE	204	ALA	4.6
38	DC	115	ALA	4.6
36	BA	1077	A	4.5
38	DC	145	VAL	4.5
25	CZ	154	VAL	4.5
38	DC	109	ASP	4.5
52	DT	134	GLU	4.5
25	CZ	216	ASP	4.5
36	BA	1066	U	4.5
38	BC	107	TRP	4.5
43	BH	88	LEU	4.5
25	AZ	63	ILE	4.4
28	B2	41	ILE	4.4
6	AF	101	ALA	4.4
36	DA	2802	G	4.4
43	DH	96	ALA	4.4
52	DT	136	GLN	4.4
36	DA	654(C)	G	4.4
36	DA	275	G	4.4
54	DV	1	MET	4.4
25	CZ	79	HIS	4.4
13	CM	123	ALA	4.3
36	DA	1174	A	4.3
41	DF	2	LYS	4.3
25	AZ	41	ASN	4.3
38	BC	1	PRO	4.3
41	DF	192	LEU	4.3
41	DF	8	GLN	4.3
25	CZ	339	ARG	4.2
10	CJ	4	ILE	4.2
43	BH	44	VAL	4.2
25	CZ	1	ALA	4.2
26	D0	5	LYS	4.2
7	CG	156	TRP	4.2
36	BA	275	G	4.2
57	DY	52	SER	4.2

Continued on next page...

Continued from previous page...

Mol	Chain	Res	Type	RSRZ
25	CZ	87	ASP	4.2
43	DH	86	GLU	4.2
28	D2	72	ALA	4.2
28	B2	23	LYS	4.2
29	D3	1	MET	4.1
36	BA	654(G)	C	4.1
36	DA	1509	C	4.1
10	CJ	28	ARG	4.1
38	DC	112	ALA	4.1
7	CG	81	GLY	4.1
29	B3	1	MET	4.1
55	BW	112	GLY	4.1
31	D5	58	LEU	4.1
36	BA	654(F)	C	4.0
57	DY	89	PHE	4.0
25	CZ	215	ARG	4.0
42	BG	49	ASP	4.0
48	BP	118	GLY	4.0
25	CZ	139	ASP	4.0
25	CZ	252	GLU	4.0
36	BA	271(L)	U	4.0
43	BH	13	LYS	4.0
36	DA	654(V)	A	4.0
57	BY	54	LYS	4.0
25	CZ	29	ALA	3.9
26	B0	4	LYS	3.9
28	B2	37	PHE	3.9
36	BA	2796	U	3.9
43	BH	47	GLU	3.9
43	BH	21	PRO	3.9
41	DF	23	ASP	3.9
57	DY	75	ILE	3.9
9	CI	4	TYR	3.9
38	DC	137	LEU	3.9
25	CZ	71	GLU	3.8
38	DC	121	GLY	3.8
36	BA	654(E)	G	3.8
30	D4	34	GLU	3.8
29	D3	2	PRO	3.8
54	BV	36	PRO	3.8
1	CA	82	U	3.8
38	BC	100	ILE	3.8

Continued on next page...

Continued from previous page...

Mol	Chain	Res	Type	RSRZ
28	B2	64	LEU	3.8
55	BW	113	LYS	3.8
25	CZ	287	GLY	3.7
10	CJ	5	ARG	3.7
52	BT	39	ARG	3.7
42	BG	50	ALA	3.7
36	DA	2796	U	3.7
25	CZ	26	THR	3.7
25	CZ	63	ILE	3.7
25	CZ	185	ASN	3.7
40	BE	204	ALA	3.7
36	DA	654(F)	C	3.7
58	BZ	114	GLY	3.7
36	BA	2894	G	3.6
25	CZ	180	GLU	3.6
25	CZ	8	THR	3.6
43	BH	31	GLY	3.6
9	CI	19	LEU	3.6
43	BH	170	ARG	3.6
43	BH	51	ARG	3.6
38	DC	92	ASP	3.6
38	BC	81	GLU	3.6
41	BF	18	ARG	3.6
1	CA	91	C	3.6
2	AB	232	PRO	3.6
38	BC	94	VAL	3.6
11	AK	129	SER	3.6
25	CZ	158	LEU	3.6
1	CA	81	U	3.5
25	CZ	88	TYR	3.5
36	DA	277	C	3.5
41	DF	4	VAL	3.5
38	DC	82	LYS	3.5
57	DY	2	ARG	3.5
1	AA	1030(B)	C	3.5
25	CZ	232	THR	3.5
30	D4	31	ILE	3.5
32	B6	46	HIS	3.5
7	CG	80	VAL	3.4
41	BF	8	GLN	3.4
25	CZ	212	THR	3.4
36	BA	2207	G	3.4

Continued on next page...

Continued from previous page...

Mol	Chain	Res	Type	RSRZ
32	B6	23	THR	3.4
38	DC	94	VAL	3.4
25	CZ	184	ARG	3.4
25	AZ	141	VAL	3.4
4	AD	133	VAL	3.4
4	CD	21	LEU	3.4
20	AT	106	ALA	3.4
10	CJ	77	PRO	3.4
32	D6	26	ASN	3.4
1	AA	1026	G	3.4
36	DA	614(B)	G	3.4
25	CZ	83	PRO	3.4
43	DH	82	GLY	3.4
2	CB	132	LYS	3.3
10	CJ	75	ILE	3.3
25	CZ	77	TYR	3.3
25	CZ	103	ILE	3.3
48	DP	7	ARG	3.3
57	BY	92	ASN	3.3
13	AM	84	ILE	3.3
25	CZ	9	LYS	3.3
28	B2	8	LYS	3.3
36	DA	1173	G	3.3
54	BV	19	LYS	3.3
4	CD	165	MET	3.3
12	AL	128	ALA	3.3
25	CZ	86	ALA	3.3
25	AZ	112	PRO	3.3
10	CJ	86	MET	3.3
25	CZ	206	ILE	3.3
30	D4	22	ILE	3.3
1	AA	1030(D)	A	3.3
25	CZ	16	THR	3.3
25	CZ	147	LEU	3.3
36	BA	2896	C	3.2
25	CZ	260	PRO	3.2
28	B2	10	LEU	3.2
36	DA	2793	G	3.2
36	DA	654(L)	G	3.2
38	DC	96	GLY	3.2
52	BT	27	THR	3.2
25	CZ	150	VAL	3.2

Continued on next page...

Continued from previous page...

Mol	Chain	Res	Type	RSRZ
2	AB	128	GLU	3.2
41	DF	14	PRO	3.1
36	BA	156	U	3.1
36	BA	2799	C	3.1
31	D5	52	TYR	3.1
36	BA	2795	G	3.1
54	DV	32	THR	3.1
26	B0	3	HIS	3.1
36	DA	1087	G	3.1
41	BF	126	VAL	3.1
57	DY	53	PRO	3.1
25	CZ	164	PRO	3.1
38	DC	68	LEU	3.1
38	BC	95	GLY	3.1
25	CZ	105	VAL	3.1
57	BY	6	HIS	3.1
4	AD	85	LYS	3.1
38	DC	98	GLU	3.1
42	BG	28	VAL	3.1
51	BS	80	LEU	3.1
10	CJ	85	LEU	3.1
28	D2	71	ASN	3.1
36	BA	654(D)	G	3.1
57	BY	4	LYS	3.1
25	CZ	163	PHE	3.0
25	CZ	115	GLN	3.0
25	CZ	76	HIS	3.0
5	CE	154	GLY	3.0
38	DC	93	TYR	3.0
13	CM	125	ARG	3.0
25	CZ	304	LEU	3.0
52	DT	27	THR	3.0
10	CJ	73	ASP	3.0
36	BA	271(J)	C	3.0
36	DA	2801	A	3.0
42	DG	133	LEU	3.0
36	DA	654(S)	G	3.0
13	CM	40	ASN	3.0
13	CM	122	LYS	3.0
57	BY	55	TYR	3.0
46	BN	129	PRO	3.0
38	BC	97	GLU	3.0

Continued on next page...

Continued from previous page...

Mol	Chain	Res	Type	RSRZ
31	D5	55	ARG	3.0
11	AK	13	GLN	3.0
25	CZ	400	VAL	2.9
25	CZ	91	ASN	2.9
36	BA	654(T)	C	2.9
48	DP	95	VAL	2.9
25	CZ	285	ASN	2.9
25	CZ	403	ILE	2.9
30	D4	15	ILE	2.9
57	BY	3	VAL	2.9
57	BY	45	VAL	2.9
25	CZ	221	PHE	2.9
41	DF	18	ARG	2.9
4	AD	209	ARG	2.9
9	CI	52	ALA	2.9
58	BZ	153	SER	2.9
36	BA	888	C	2.9
42	BG	126	ASP	2.9
36	BA	157	U	2.9
25	AZ	145	GLU	2.9
54	BV	101	GLY	2.9
25	CZ	259	ALA	2.9
58	BZ	140	ASP	2.9
48	DP	76	LYS	2.9
1	AA	1027	C	2.9
36	DA	1076	C	2.9
25	CZ	85	HIS	2.9
32	B6	54	ILE	2.8
57	DY	5	MET	2.8
36	DA	888	C	2.8
38	DC	86	ALA	2.8
58	DZ	150	LEU	2.8
2	AB	122	PHE	2.8
10	CJ	82	ILE	2.8
35	D9	10	ILE	2.8
25	CZ	299	GLU	2.8
32	D6	42	TRP	2.8
25	CZ	196	VAL	2.8
19	AS	10	PHE	2.8
25	CZ	405	GLU	2.8
30	B4	43	TYR	2.8
10	CJ	90	LEU	2.8

Continued on next page...

Continued from previous page...

Mol	Chain	Res	Type	RSRZ
25	CZ	140	MET	2.8
38	BC	112	ALA	2.8
41	BF	4	VAL	2.8
38	DC	111	ASP	2.8
41	DF	194	MET	2.8
36	DA	2804	C	2.8
54	BV	25	LEU	2.8
30	B4	5	ILE	2.8
30	D4	42	PHE	2.8
43	BH	122	THR	2.8
46	DN	129	PRO	2.8
58	BZ	131	ARG	2.8
57	BY	26	LYS	2.8
28	B2	12	GLU	2.8
48	DP	150	ALA	2.8
25	CZ	239	THR	2.8
36	BA	2805	G	2.7
3	AC	81	GLY	2.7
38	DC	89	ALA	2.7
16	CP	83	GLU	2.7
36	BA	1093	G	2.7
43	BH	28	GLY	2.7
13	CM	43	THR	2.7
38	DC	81	GLU	2.7
41	DF	12	LEU	2.7
25	CZ	130	TYR	2.7
43	BH	45	VAL	2.7
51	DS	79	ALA	2.7
30	D4	47	GLN	2.7
41	BF	2	LYS	2.7
36	BA	654(V)	A	2.7
42	DG	145	THR	2.7
57	DY	91	GLU	2.7
31	B5	31	VAL	2.7
36	DA	352	G	2.7
25	CZ	75	ARG	2.7
41	BF	23	ASP	2.7
4	CD	158	ILE	2.7
1	AA	1030(A)	G	2.7
40	BE	54	GLN	2.7
10	CJ	89	ASP	2.7
43	BH	169	VAL	2.7

Continued on next page...

Continued from previous page...

Mol	Chain	Res	Type	RSRZ
57	DY	86	ARG	2.7
25	CZ	142	ASP	2.7
58	BZ	158	PRO	2.7
25	CZ	128	VAL	2.7
36	BA	654	A	2.7
41	BF	11	VAL	2.7
25	CZ	13	ASN	2.7
50	BR	2	ARG	2.7
1	AA	78	G	2.7
38	BC	108	MET	2.7
41	BF	131	GLY	2.7
19	AS	81	ARG	2.6
58	DZ	184	ALA	2.6
35	D9	16	VAL	2.6
2	AB	137	ARG	2.6
36	DA	1045	A	2.6
4	CD	20	TYR	2.6
28	B2	54	LYS	2.6
36	BA	271(N)	U	2.6
41	BF	156	LEU	2.6
25	CZ	118	GLU	2.6
25	CZ	247	VAL	2.6
4	CD	170	VAL	2.6
38	DC	108	MET	2.6
26	D0	7	LEU	2.6
36	BA	277	C	2.6
38	DC	101	GLN	2.6
1	CA	80	G	2.6
48	BP	71	VAL	2.6
38	DC	70	LYS	2.6
1	AA	1129	C	2.6
43	DH	101	ARG	2.6
48	BP	119	GLU	2.6
25	CZ	108	ALA	2.6
58	BZ	11	GLU	2.6
36	BA	654(S)	G	2.6
1	CA	1129	C	2.6
4	CD	47	ARG	2.6
38	DC	95	GLY	2.6
43	BH	32	GLU	2.6
43	BH	19	VAL	2.6
14	CN	14	PRO	2.6

Continued on next page...

Continued from previous page...

Mol	Chain	Res	Type	RSRZ
25	AZ	186	PRO	2.6
36	DA	157	U	2.6
38	DC	76	ALA	2.6
35	B9	28	GLU	2.5
53	BU	118	GLY	2.5
19	CS	29	ARG	2.5
31	B5	55	ARG	2.5
41	BF	26	ALA	2.5
38	DC	146	GLY	2.5
28	B2	56	GLN	2.5
38	BC	113	VAL	2.5
13	AM	122	LYS	2.5
25	CZ	398	GLY	2.5
40	DE	52	LEU	2.5
25	CZ	255	ILE	2.5
42	DG	144	ILE	2.5
19	CS	43	GLU	2.5
35	D9	5	ALA	2.5
41	BF	124	LEU	2.5
10	CJ	23	ILE	2.5
36	BA	1075	C	2.5
27	B1	89	GLU	2.5
52	BT	134	GLU	2.5
25	AZ	183	HIS	2.5
43	BH	34	GLU	2.5
43	DH	44	VAL	2.5
38	BC	125	SER	2.5
28	B2	49	LYS	2.5
4	AD	174	LEU	2.5
25	CZ	34	VAL	2.5
38	DC	64	LEU	2.5
7	AG	156	TRP	2.5
43	DH	151	ILE	2.5
55	DW	1	MET	2.5
25	AZ	310	ILE	2.5
38	DC	103	ILE	2.5
43	DH	21	PRO	2.5
25	CZ	110	ASP	2.5
25	CZ	253	VAL	2.4
43	DH	81	GLU	2.4
25	CZ	225	VAL	2.4
25	CZ	362	VAL	2.4

Continued on next page...

Continued from previous page...

Mol	Chain	Res	Type	RSRZ
41	BF	21	ALA	2.4
49	BQ	140	ALA	2.4
52	BT	1	MET	2.4
25	CZ	384	LEU	2.4
51	BS	54	LEU	2.4
7	CG	85	TYR	2.4
43	DH	47	GLU	2.4
36	BA	1177	A	2.4
25	CZ	109	ALA	2.4
36	BA	654(M)	C	2.4
25	CZ	320	VAL	2.4
25	CZ	385	ARG	2.4
25	CZ	264	ARG	2.4
6	CF	79	LEU	2.4
38	BC	109	ASP	2.4
48	BP	94	GLU	2.4
52	DT	132	LYS	2.4
4	CD	209	ARG	2.4
43	BH	53	GLU	2.4
4	CD	84	LYS	2.4
25	CZ	126	VAL	2.4
38	DC	102	LYS	2.4
41	BF	207	GLY	2.4
41	DF	191	ARG	2.4
25	CZ	352	VAL	2.4
54	BV	20	LEU	2.4
7	CG	82	GLY	2.4
36	BA	271(K)	U	2.4
43	BH	29	PRO	2.4
1	AA	1447	A	2.3
38	DC	110	PHE	2.3
25	AZ	38	GLU	2.3
30	D4	23	GLU	2.3
43	DH	43	VAL	2.3
25	CZ	341	GLN	2.3
25	CZ	32	THR	2.3
32	B6	26	ASN	2.3
36	DA	654(D)	G	2.3
36	DA	155	U	2.3
19	CS	28	LYS	2.3
25	CZ	176	LEU	2.3
28	B2	53	LEU	2.3

Continued on next page...

Continued from previous page...

Mol	Chain	Res	Type	RSRZ
30	D4	25	TYR	2.3
41	BF	166	ALA	2.3
13	AM	124	PRO	2.3
48	BP	149	GLU	2.3
51	BS	68	GLN	2.3
25	CZ	6	VAL	2.3
30	B4	46	GLN	2.3
42	DG	146	TYR	2.3
57	BY	39	VAL	2.3
43	DH	161	GLY	2.3
10	CJ	7	LYS	2.3
25	CZ	389	ARG	2.3
30	B4	13	ARG	2.3
38	DC	75	LEU	2.3
43	BH	33	LEU	2.3
57	DY	35	TYR	2.3
27	B1	81	LYS	2.3
43	DH	53	GLU	2.3
25	CZ	146	LEU	2.3
43	BH	101	ARG	2.3
10	CJ	74	ILE	2.3
48	DP	125	VAL	2.3
57	DY	68	HIS	2.3
36	BA	2793	G	2.2
42	DG	111	LEU	2.2
36	DA	1104	C	2.2
43	BH	30	LYS	2.2
43	DH	123	PHE	2.2
9	CI	6	GLY	2.2
25	AZ	108	ALA	2.2
57	DY	57	GLN	2.2
25	CZ	263	ARG	2.2
55	BW	103	ILE	2.2
43	BH	20	ALA	2.2
49	BQ	62	GLY	2.2
25	CZ	266	VAL	2.2
2	AB	21	ARG	2.2
28	B2	51	ARG	2.2
42	DG	50	ALA	2.2
52	DT	130	ALA	2.2
30	B4	15	ILE	2.2
25	AZ	73	ALA	2.2

Continued on next page...

Continued from previous page...

Mol	Chain	Res	Type	RSRZ
41	BF	10	PRO	2.2
43	BH	168	PRO	2.2
3	CC	206	GLU	2.2
25	CZ	233	GLY	2.2
19	CS	22	LEU	2.2
25	CZ	323	LEU	2.2
36	DA	1065	U	2.2
43	BH	42	ARG	2.2
40	BE	14	ILE	2.2
25	AZ	175	ALA	2.2
36	BA	1046	A	2.2
39	DD	276	LYS	2.2
51	BS	23	ARG	2.2
58	BZ	144	LEU	2.2
10	CJ	72	VAL	2.2
48	DP	83	VAL	2.2
54	DV	101	GLY	2.2
1	CA	90	U	2.2
9	CI	92	TYR	2.2
28	B2	16	LEU	2.2
36	DA	271(L)	U	2.2
42	DG	135	LEU	2.2
57	DY	27	VAL	2.2
32	D6	46	HIS	2.2
25	AZ	184	ARG	2.2
41	DF	205	ARG	2.2
54	DV	27	ALA	2.2
55	BW	5	ALA	2.2
56	DX	5	TYR	2.2
46	DN	68	GLU	2.2
22	CW	3	C	2.1
10	AJ	77	PRO	2.1
25	CZ	372	VAL	2.1
48	BP	98	GLU	2.1
48	DP	90	ARG	2.1
10	CJ	78	ASN	2.1
25	CZ	11	HIS	2.1
36	BA	654(U)	A	2.1
41	BF	14	PRO	2.1
43	DH	83	TYR	2.1
51	DS	83	LYS	2.1
51	DS	53	SER	2.1

Continued on next page...

Continued from previous page...

Mol	Chain	Res	Type	RSRZ
41	DF	156	LEU	2.1
54	BV	38	LEU	2.1
51	DS	86	ALA	2.1
35	D9	34	GLN	2.1
38	DC	120	MET	2.1
48	DP	118	GLY	2.1
1	AA	76	C	2.1
7	AG	79	ARG	2.1
30	D4	8	LYS	2.1
25	CZ	268	THR	2.1
25	CZ	202	LEU	2.1
23	CX	27	A	2.1
25	CZ	343	TYR	2.1
25	CZ	281	ILE	2.1
10	AJ	99	LYS	2.1
12	CL	28	LYS	2.1
1	CA	84	U	2.1
25	AZ	23	GLY	2.1
38	BC	137	LEU	2.1
2	CB	222	ILE	2.1
9	CI	95	LYS	2.1
48	DP	126	VAL	2.1
25	CZ	7	ARG	2.1
41	DF	159	GLY	2.1
2	CB	7	VAL	2.1
10	CJ	34	VAL	2.1
21	CU	2	GLY	2.1
42	DG	103	LEU	2.1
1	AA	1005	A	2.1
18	CR	23	LYS	2.1
49	DQ	140	ALA	2.1
52	DT	36	GLU	2.1
28	B2	35	LEU	2.1
30	D4	17	GLY	2.1
22	CW	47	U	2.1
25	CZ	132	VAL	2.1
51	BS	84	GLN	2.0
58	BZ	148	ASP	2.1
19	CS	81	ARG	2.0
25	CZ	10	PRO	2.0
41	BF	194	MET	2.0
2	CB	138	LEU	2.0

Continued on next page...

Continued from previous page...

Mol	Chain	Res	Type	RSRZ
41	DF	135	LYS	2.0
25	CZ	78	SER	2.0
36	BA	1079	C	2.0
25	CZ	250	GLY	2.0
42	DG	118	ARG	2.0
36	BA	271(I)	G	2.0
10	CJ	24	VAL	2.0
58	DZ	80	ARG	2.0
36	BA	2803	C	2.0
36	DA	271(G)	C	2.0
25	CZ	296	GLU	2.0
4	CD	17	VAL	2.0
19	AS	32	LYS	2.0
25	CZ	298	VAL	2.0
48	BP	95	VAL	2.0
1	CA	1036	G	2.0
22	AW	44	G	2.0
25	CZ	98	GLN	2.0
19	CS	30	LEU	2.0
43	DH	132	ARG	2.0

6.2 Non-standard residues in protein, DNA, RNA chains [i](#)

In the following table, the Atoms column lists the number of modelled atoms in the group and the number defined in the chemical component dictionary. The B-factors column lists the minimum, median, 95th percentile and maximum values of B factors of atoms in the group. The column labelled 'Q< 0.9' lists the number of atoms with occupancy less than 0.9.

Mol	Type	Chain	Res	Atoms	RSCC	RSR	B-factors(Å ²)	Q<0.9
24	H2U	CY	17	20/21	0.60	0.43	186,194,196,196	0
24	H2U	CY	16	20/21	0.67	0.27	171,181,183,185	0
24	H2U	AY	16	20/21	0.70	0.49	172,183,184,185	0
24	H2U	CY	20	20/21	0.73	0.26	176,177,180,180	0
24	H2U	AY	17	20/21	0.77	0.34	186,190,190,191	0
24	H2U	AY	20	20/21	0.81	0.23	174,177,179,179	0
24	4SU	AY	8	20/21	0.84	0.17	110,113,114,115	0
24	PSU	AY	55	20/21	0.86	0.17	130,139,140,140	0
24	5MU	CY	54	21/22	0.86	0.18	113,125,126,129	0
24	7MG	CY	46	24/25	0.87	0.19	125,128,129,130	0
24	4SU	CY	8	20/21	0.88	0.18	115,116,119,119	0
24	PSU	CY	55	20/21	0.89	0.17	131,134,135,136	0
24	7MG	AY	46	24/25	0.90	0.19	121,123,124,124	0

Continued on next page...

Continued from previous page...

Mol	Type	Chain	Res	Atoms	RSCC	RSR	B-factors(Å ²)	Q<0.9
24	5MU	AY	54	21/22	0.90	0.14	108,122,123,127	0
24	MIA	CY	37	29/30	0.93	0.23	52,66,80,85	0
24	OMC	AY	32	21/22	0.94	0.16	61,66,79,80	0
24	OMC	CY	32	21/22	0.94	0.17	78,83,93,94	0
24	MIA	AY	37	29/30	0.96	0.23	42,52,67,76	0

6.3 Carbohydrates [i](#)

There are no monosaccharides in this entry.

6.4 Ligands [i](#)

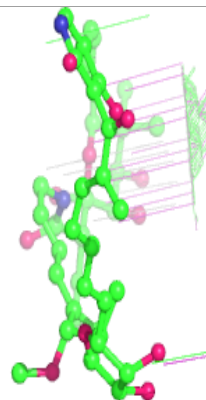
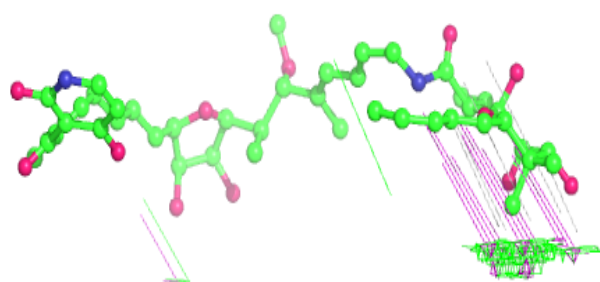
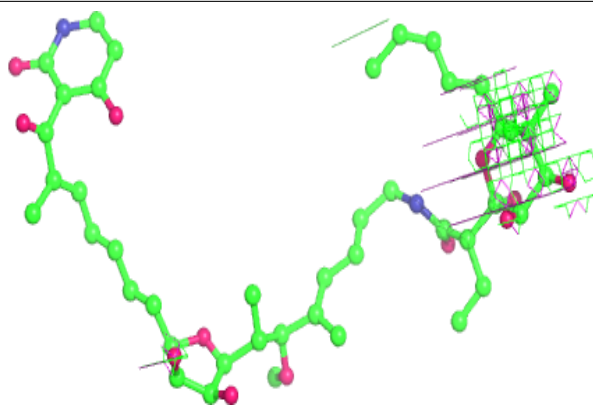
In the following table, the Atoms column lists the number of modelled atoms in the group and the number defined in the chemical component dictionary. The B-factors column lists the minimum, median, 95th percentile and maximum values of B factors of atoms in the group. The column labelled 'Q< 0.9' lists the number of atoms with occupancy less than 0.9.

Mol	Type	Chain	Res	Atoms	RSCC	RSR	B-factors(Å ²)	Q<0.9
61	KIR	CZ	502	57/57	0.76	0.66	115,117,122,122	0
60	GDP	CZ	501	28/28	0.86	0.23	114,131,139,140	0
61	KIR	AZ	502	57/57	0.89	0.38	100,107,118,119	0
59	ZN	B9	101	1/1	0.91	0.16	103,103,103,103	0
60	GDP	AZ	501	28/28	0.92	0.18	114,118,123,123	0
59	ZN	D9	101	1/1	0.95	0.18	87,87,87,87	0
59	ZN	D4	101	1/1	0.96	0.12	103,103,103,103	0
59	ZN	B4	101	1/1	0.97	0.19	91,91,91,91	0
59	ZN	CD	301	1/1	0.97	0.29	75,75,75,75	0
59	ZN	AN	101	1/1	0.99	0.20	42,42,42,42	0
59	ZN	AD	301	1/1	0.99	0.29	61,61,61,61	0
59	ZN	CN	101	1/1	0.99	0.18	69,69,69,69	0

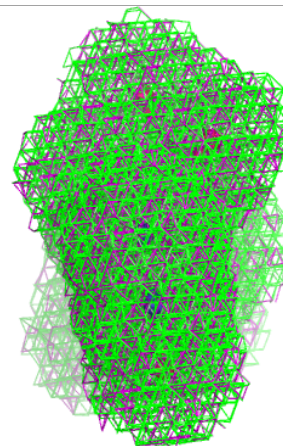
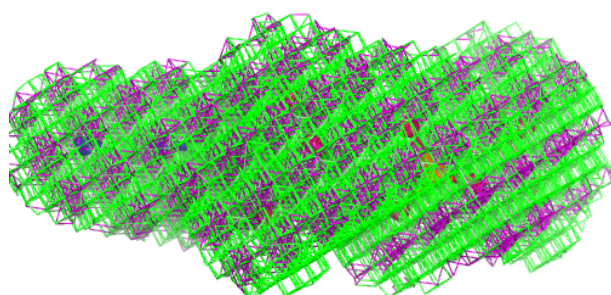

The following is a graphical depiction of the model fit to experimental electron density of all instances of the Ligand of Interest. In addition, ligands with molecular weight > 250 and outliers as shown on the geometry validation Tables will also be included. Each fit is shown from different orientation to approximate a three-dimensional view.

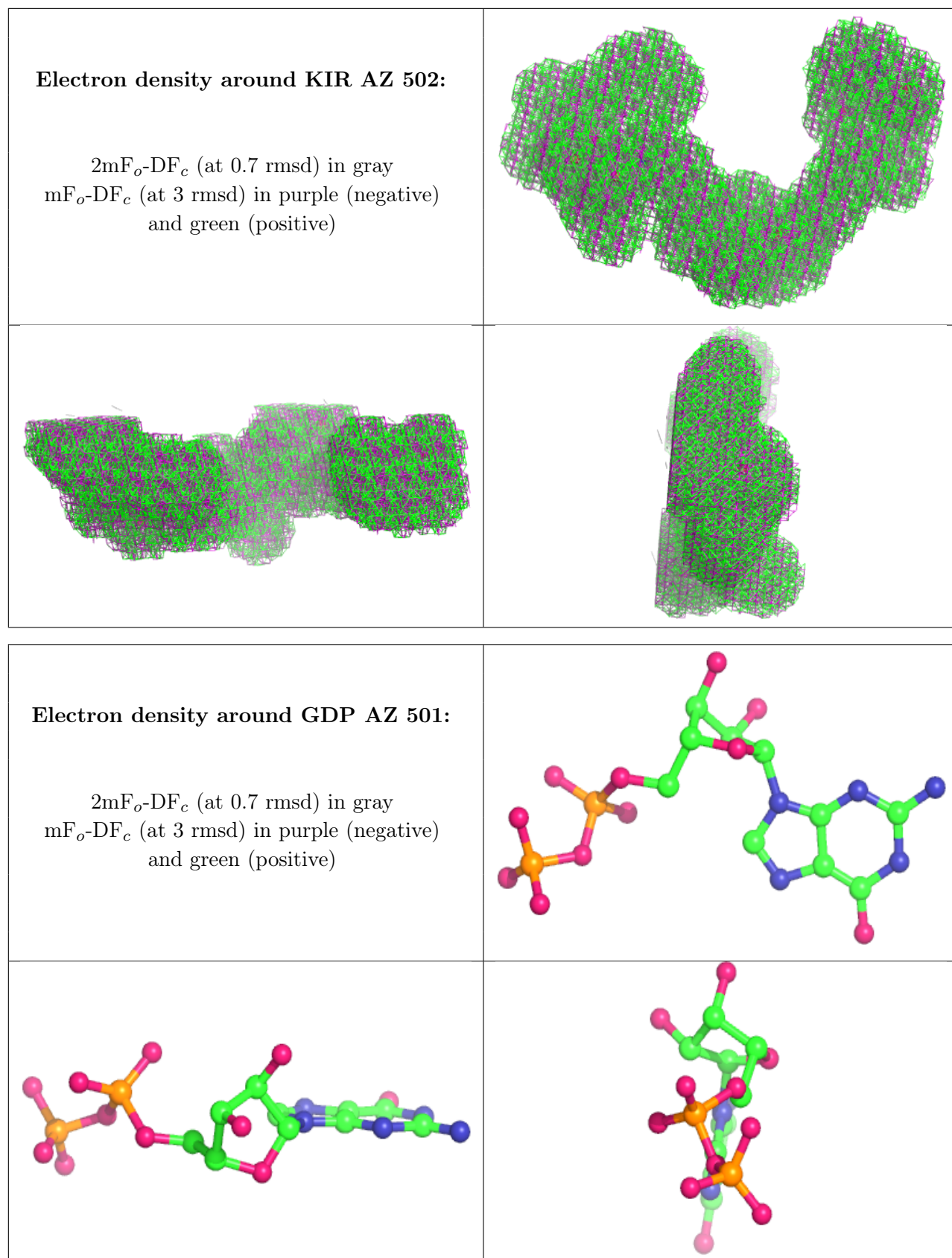
Electron density around KIR CZ 502:

$2mF_o-DF_c$ (at 0.7 rmsd) in gray
 mF_o-DF_c (at 3 rmsd) in purple (negative)
and green (positive)

**Electron density around GDP CZ 501:**

$2mF_o-DF_c$ (at 0.7 rmsd) in gray
 mF_o-DF_c (at 3 rmsd) in purple (negative)
and green (positive)





6.5 Other polymers [i](#)

There are no such residues in this entry.