



# Full wwPDB X-ray Structure Validation Report ⓘ

May 21, 2020 – 03:46 am BST

PDB ID : 2V6E  
Title : protelomerase TelK complexed with substrate DNA  
Authors : Aihara, H.; Huang, W.M.; Ellenberger, T.  
Deposited on : 2007-07-17  
Resolution : 3.20 Å(reported)

This is a Full wwPDB X-ray Structure Validation Report for a publicly released PDB entry.

We welcome your comments at [validation@mail.wwpdb.org](mailto:validation@mail.wwpdb.org)

A user guide is available at

<https://www.wwpdb.org/validation/2017/XrayValidationReportHelp>

with specific help available everywhere you see the ⓘ symbol.

---

The following versions of software and data (see [references ⓘ](#)) were used in the production of this report:

MolProbity : 4.02b-467  
Mogul : 1.8.5 (274361), CSD as541be (2020)  
Xtriage (Phenix) : 1.13  
EDS : 2.11  
Percentile statistics : 20191225.v01 (using entries in the PDB archive December 25th 2019)  
Refmac : 5.8.0158  
CCP4 : 7.0.044 (Gargrove)  
Ideal geometry (proteins) : Engh & Huber (2001)  
Ideal geometry (DNA, RNA) : Parkinson et al. (1996)  
Validation Pipeline (wwPDB-VP) : 2.11

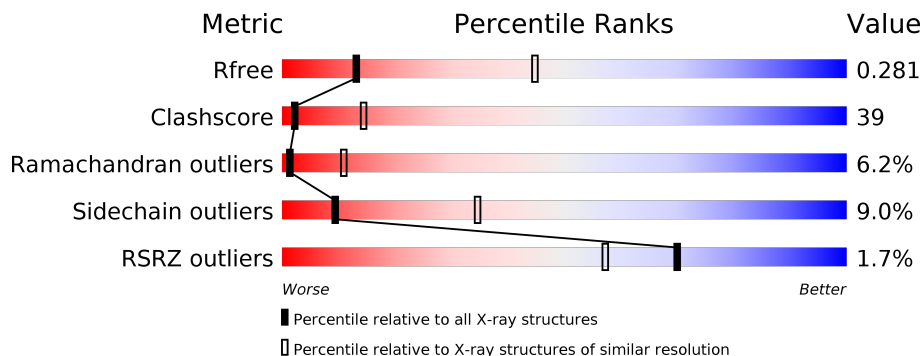
# 1 Overall quality at a glance

The following experimental techniques were used to determine the structure:

*X-RAY DIFFRACTION*

The reported resolution of this entry is 3.20 Å.

Percentile scores (ranging between 0-100) for global validation metrics of the entry are shown in the following graphic. The table shows the number of entries on which the scores are based.



Metric	Whole archive (#Entries)	Similar resolution (#Entries, resolution range(Å))
$R_{free}$	130704	1133 (3.20-3.20)
Clashscore	141614	1253 (3.20-3.20)
Ramachandran outliers	138981	1234 (3.20-3.20)
Sidechain outliers	138945	1233 (3.20-3.20)
RSRZ outliers	127900	1095 (3.20-3.20)

The table below summarises the geometric issues observed across the polymeric chains and their fit to the electron density. The red, orange, yellow and green segments on the lower bar indicate the fraction of residues that contain outliers for  $\geq 3$ , 2, 1 and 0 types of geometric quality criteria respectively. A grey segment represents the fraction of residues that are not modelled. The numeric value for each fraction is indicated below the corresponding segment, with a dot representing fractions  $\leq 5\%$ . The upper red bar (where present) indicates the fraction of residues that have poor fit to the electron density. The numeric value is given above the bar.

Mol	Chain	Length	Quality of chain
1	A	558	 2% 41% 47% 7% 5%
1	B	558	 2% 40% 48% 7% 5%
2	C	25	 28% 64% 8%
2	E	25	 28% 64% 8%
3	D	19	 11% 89%
3	F	19	 11% 89%

## 2 Entry composition

There are 4 unique types of molecules in this entry. The entry contains 10082 atoms, of which 0 are hydrogens and 0 are deuteriums.

In the tables below, the ZeroOcc column contains the number of atoms modelled with zero occupancy, the AltConf column contains the number of residues with at least one atom in alternate conformation and the Trace column contains the number of residues modelled with at most 2 atoms.

- Molecule 1 is a protein called PROTELEMORASE.

Mol	Chain	Residues	Atoms					ZeroOcc	AltConf	Trace
			Total	C	N	O	S			
1	A	532	4142	2629	732	767	14	0	0	1
1	B	532	4142	2629	732	767	14	0	0	1

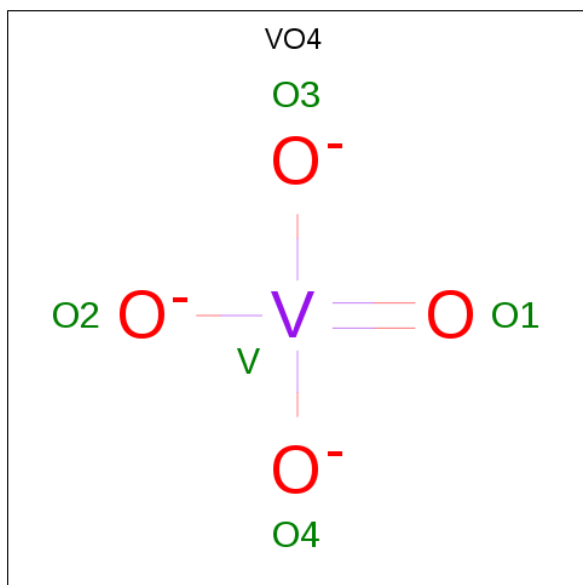
- Molecule 2 is a DNA chain called TELRL.

Mol	Chain	Residues	Atoms					ZeroOcc	AltConf	Trace
			Total	C	N	O	P			
2	C	25	516	246	96	150	24	0	0	0
2	E	25	516	246	96	150	24	0	0	0

- Molecule 3 is a DNA chain called TELRL.

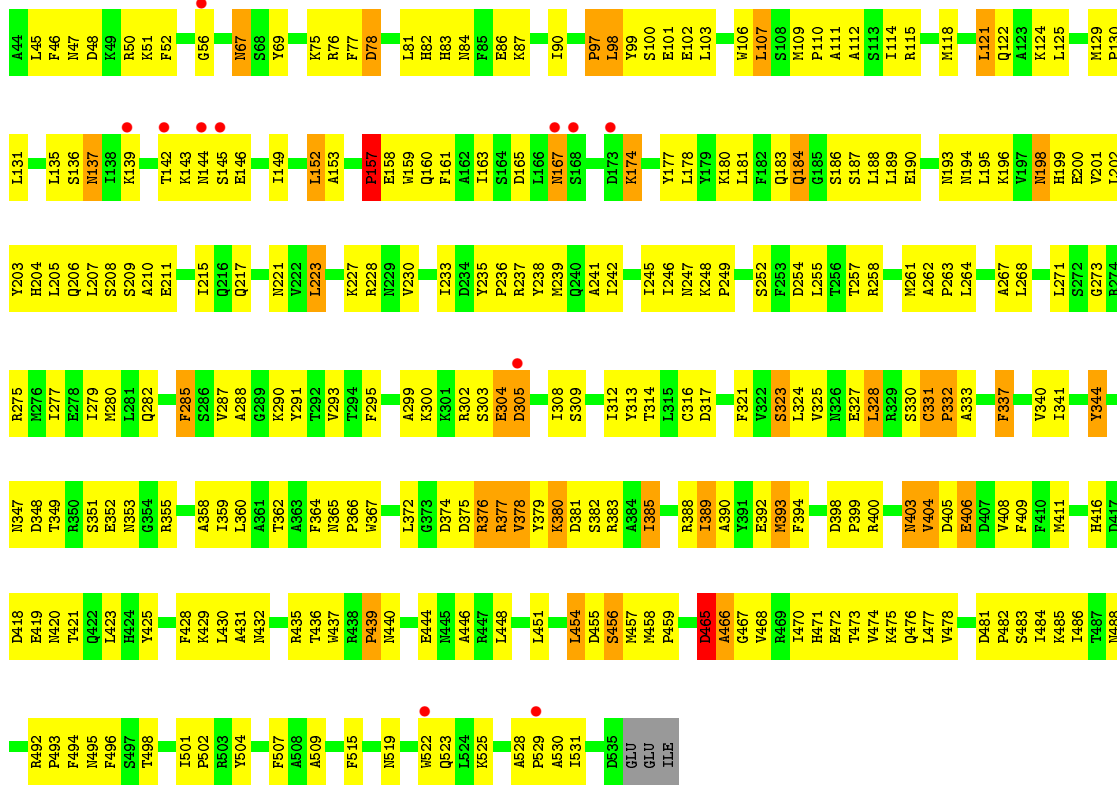
Mol	Chain	Residues	Atoms					ZeroOcc	AltConf	Trace
			Total	C	N	O	P			
3	D	19	380	184	68	110	18	0	0	0
3	F	19	380	184	68	110	18	0	0	0

- Molecule 4 is VANADATE ION (three-letter code: VO4) (formula: O<sub>4</sub>V).

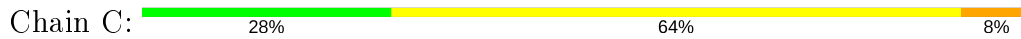


Mol	Chain	Residues	Atoms			ZeroOcc	AltConf
4	A	1	Total	O	V	0	0
			3	2	1		
4	B	1	Total	O	V	0	0
			3	2	1		







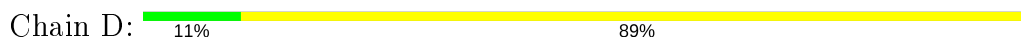
• Molecule 2: TELRL



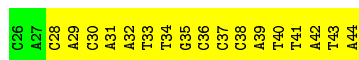
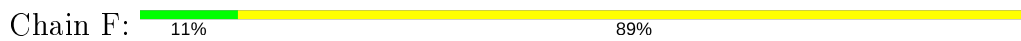
• Molecule 2: TELRL



• Molecule 3: TELRL



• Molecule 3: TELRL



## 4 Data and refinement statistics

Property	Value	Source
Space group	P 41	Depositor
Cell constants a, b, c, $\alpha$ , $\beta$ , $\gamma$	157.97Å 157.97Å 90.84Å 90.00° 90.00° 90.00°	Depositor
Resolution (Å)	50.00 – 3.20 47.58 – 3.00	Depositor EDS
% Data completeness (in resolution range)	97.4 (50.00-3.20) 96.1 (47.58-3.00)	Depositor EDS
$R_{merge}$	0.13	Depositor
$R_{sym}$	(Not available)	Depositor
$\langle I/\sigma(I) \rangle$ <sup>1</sup>	2.16 (at 3.01Å)	Xtrriage
Refinement program	CNS 1.2	Depositor
R, $R_{free}$	0.255 , 0.286 0.253 , 0.281	Depositor DCC
$R_{free}$ test set	1680 reflections (3.88%)	wwPDB-VP
Wilson B-factor (Å <sup>2</sup> )	55.4	Xtrriage
Anisotropy	0.297	Xtrriage
Bulk solvent $k_{sol}$ (e/Å <sup>3</sup> ), $B_{sol}$ (Å <sup>2</sup> )	0.31 , 41.3	EDS
L-test for twinning <sup>2</sup>	$\langle  L  \rangle = 0.48$ , $\langle L^2 \rangle = 0.32$	Xtrriage
Estimated twinning fraction	0.409 for h,-k,-l	Xtrriage
$F_o, F_c$ correlation	0.88	EDS
Total number of atoms	10082	wwPDB-VP
Average B, all atoms (Å <sup>2</sup> )	56.0	wwPDB-VP

Xtrriage's analysis on translational NCS is as follows: *The largest off-origin peak in the Patterson function is 5.09% of the height of the origin peak. No significant pseudotranslation is detected.*

<sup>1</sup>Intensities estimated from amplitudes.

<sup>2</sup>Theoretical values of  $\langle |L| \rangle$ ,  $\langle L^2 \rangle$  for acentric reflections are 0.5, 0.333 respectively for untwinned datasets, and 0.375, 0.2 for perfectly twinned datasets.

## 5 Model quality

### 5.1 Standard geometry

Bond lengths and bond angles in the following residue types are not validated in this section: VO4

The Z score for a bond length (or angle) is the number of standard deviations the observed value is removed from the expected value. A bond length (or angle) with  $|Z| > 5$  is considered an outlier worth inspection. RMSZ is the root-mean-square of all Z scores of the bond lengths (or angles).

Mol	Chain	Bond lengths		Bond angles	
		RMSZ	# Z  >5	RMSZ	# Z  >5
1	A	0.45	0/4227	0.69	2/5727 (0.0%)
1	B	0.45	0/4227	0.69	1/5727 (0.0%)
2	C	0.47	0/579	0.87	1/894 (0.1%)
2	E	0.49	0/579	0.86	1/894 (0.1%)
3	D	0.50	0/425	0.82	0/652
3	F	0.51	0/425	0.83	0/652
All	All	0.46	0/10462	0.73	5/14546 (0.0%)

Chiral center outliers are detected by calculating the chiral volume of a chiral center and verifying if the center is modelled as a planar moiety or with the opposite hand. A planarity outlier is detected by checking planarity of atoms in a peptide group, atoms in a mainchain group or atoms of a sidechain that are expected to be planar.

Mol	Chain	#Chirality outliers	#Planarity outliers
2	C	0	1
2	E	0	1
All	All	0	2

There are no bond length outliers.

All (5) bond angle outliers are listed below:

Mol	Chain	Res	Type	Atoms	Z	Observed(°)	Ideal(°)
2	C	24	DT	N1-C1'-C2'	6.22	124.41	112.60
2	E	24	DT	N1-C1'-C2'	6.14	124.26	112.60
1	A	304	GLU	N-CA-C	-5.26	96.78	111.00
1	B	304	GLU	N-CA-C	-5.24	96.86	111.00
1	A	281	LEU	N-CA-C	5.02	124.55	111.00

There are no chirality outliers.

All (2) planarity outliers are listed below:



Mol	Chain	Res	Type	Group
2	C	9	DT	Sidechain
2	E	9	DT	Sidechain

## 5.2 Too-close contacts [i](#)

In the following table, the Non-H and H(model) columns list the number of non-hydrogen atoms and hydrogen atoms in the chain respectively. The H(added) column lists the number of hydrogen atoms added and optimized by MolProbity. The Clashes column lists the number of clashes within the asymmetric unit, whereas Symm-Clashes lists symmetry related clashes.

Mol	Chain	Non-H	H(model)	H(added)	Clashes	Symm-Clashes
1	A	4142	0	3975	339	0
1	B	4142	0	3975	341	0
2	C	516	0	283	34	0
2	E	516	0	283	35	0
3	D	380	0	215	27	0
3	F	380	0	215	29	0
4	A	3	0	0	1	0
4	B	3	0	0	0	0
All	All	10082	0	8946	744	0

The all-atom clashscore is defined as the number of clashes found per 1000 atoms (including hydrogen atoms). The all-atom clashscore for this structure is 39.

All (744) close contacts within the same asymmetric unit are listed below, sorted by their clash magnitude.

Atom-1	Atom-2	Interatomic distance (Å)	Clash overlap (Å)
3:D:34:DT:H2''	3:D:35:DG:H5'	1.14	1.13
1:B:378:VAL:HG11	2:E:11:DA:H3'	1.31	1.10
3:F:34:DT:H2''	3:F:35:DG:H5'	1.14	1.08
1:A:165:ASP:HB3	1:A:174:LYS:HD3	1.38	1.05
1:A:378:VAL:HG11	2:C:11:DA:H3'	1.38	1.04
1:B:377:ARG:HB3	1:B:381:ASP:OD2	1.58	1.04
1:A:377:ARG:HB3	1:A:381:ASP:OD2	1.58	1.04
1:B:165:ASP:HB3	1:B:174:LYS:HD3	1.37	1.00
3:D:34:DT:H2''	3:D:35:DG:C5'	1.91	1.00
3:F:34:DT:H2''	3:F:35:DG:C5'	1.92	0.99
1:A:377:ARG:NH1	1:A:377:ARG:HB2	1.76	0.98
1:B:377:ARG:HB2	1:B:377:ARG:NH1	1.79	0.97
1:A:377:ARG:CZ	1:A:377:ARG:HB2	1.94	0.97
1:A:190:GLU:HG2	1:B:210:ALA:CB	1.98	0.94

*Continued on next page...*

*Continued from previous page...*

Atom-1	Atom-2	Interatomic distance (Å)	Clash overlap (Å)
1:B:377:ARG:HB2	1:B:377:ARG:CZ	1.98	0.93
1:A:418:ASP:OD2	1:A:420:ASN:HB2	1.68	0.93
1:A:210:ALA:CB	1:B:190:GLU:HG2	2.00	0.92
1:A:50:ARG:NH1	1:A:69:TYR:HB3	1.85	0.92
1:B:418:ASP:OD2	1:B:420:ASN:HB2	1.70	0.91
1:B:470:ILE:HA	1:B:496:PHE:HE2	1.38	0.89
1:B:50:ARG:NH1	1:B:69:TYR:HB3	1.86	0.87
1:B:4:VAL:HG12	1:B:5:LYS:H	1.41	0.86
1:A:470:ILE:HA	1:A:496:PHE:HE2	1.39	0.85
1:A:4:VAL:HG12	1:A:5:LYS:H	1.41	0.85
1:A:377:ARG:HH11	1:A:377:ARG:H	1.26	0.83
1:A:190:GLU:HG2	1:B:210:ALA:HB2	1.60	0.83
1:B:451:LEU:HD23	1:B:475:LYS:NZ	1.94	0.83
1:A:451:LEU:HD23	1:A:475:LYS:NZ	1.94	0.82
1:B:377:ARG:HH11	1:B:377:ARG:H	1.28	0.82
1:A:198:ASN:HB2	1:A:202:LEU:HD12	1.60	0.82
1:A:210:ALA:HB2	1:B:190:GLU:HG2	1.61	0.81
1:B:198:ASN:HB2	1:B:202:LEU:HD12	1.61	0.81
1:B:300:LYS:NZ	2:C:1:DC:H5''	1.97	0.80
1:A:302:ARG:HH21	2:C:6:DG:H21	1.29	0.80
1:B:122:GLN:HE21	1:B:193:ASN:ND2	1.80	0.80
1:B:529:PRO:O	1:B:531:ILE:N	2.15	0.79
1:A:122:GLN:HE21	1:A:193:ASN:ND2	1.81	0.79
1:A:472:GLU:HG3	1:A:476:GLN:HE21	1.48	0.78
1:A:529:PRO:O	1:A:531:ILE:N	2.16	0.78
1:B:341:ILE:HG23	1:B:352:GLU:HB3	1.63	0.78
1:A:341:ILE:HG23	1:A:352:GLU:HB3	1.64	0.78
1:B:472:GLU:HG3	1:B:476:GLN:HE21	1.48	0.77
1:B:302:ARG:HH21	2:E:6:DG:H21	1.32	0.77
1:A:153:ALA:O	1:A:160:GLN:HG2	1.85	0.76
1:A:211:GLU:O	1:A:215:ILE:HG13	1.86	0.76
1:A:300:LYS:NZ	2:E:1:DC:H5''	2.00	0.76
1:B:153:ALA:O	1:B:160:GLN:HG2	1.84	0.76
1:A:351:SER:O	1:A:355:ARG:HG2	1.86	0.76
1:B:46:PHE:CZ	1:B:50:ARG:NH1	2.54	0.75
1:B:122:GLN:HE21	1:B:193:ASN:HD22	1.31	0.75
1:B:471:HIS:CE1	1:B:475:LYS:HE3	2.20	0.75
1:A:122:GLN:HE21	1:A:193:ASN:HD22	1.31	0.75
1:A:46:PHE:CZ	1:A:50:ARG:NH1	2.55	0.75
1:A:454:LEU:HG	1:A:475:LYS:NZ	2.02	0.75
1:B:351:SER:O	1:B:355:ARG:HG2	1.87	0.74

*Continued on next page...*

*Continued from previous page...*

Atom-1	Atom-2	Interatomic distance (Å)	Clash overlap (Å)
1:B:454:LEU:HG	1:B:475:LYS:NZ	2.02	0.74
1:A:471:HIS:CE1	1:A:475:LYS:HE3	2.22	0.73
1:A:377:ARG:NH1	1:A:377:ARG:CB	2.52	0.73
1:B:48:ASP:HA	1:B:52:PHE:HB2	1.69	0.73
1:A:404:VAL:HG13	1:A:408:VAL:HB	1.69	0.73
1:B:436:THR:HG22	1:B:436:THR:O	1.89	0.73
1:A:13:LEU:O	1:A:17:VAL:HG23	1.88	0.72
1:B:211:GLU:O	1:B:215:ILE:HG13	1.89	0.72
1:B:404:VAL:HG13	1:B:408:VAL:HB	1.71	0.72
1:A:377:ARG:HH11	1:A:377:ARG:N	1.87	0.72
1:A:48:ASP:HA	1:A:52:PHE:HB2	1.70	0.71
1:A:436:THR:O	1:A:436:THR:HG22	1.91	0.71
1:B:451:LEU:HD23	1:B:475:LYS:HZ1	1.54	0.71
1:A:43:ASN:ND2	1:A:205:LEU:HG	2.06	0.71
1:B:135:LEU:C	1:B:137:ASN:H	1.94	0.71
1:B:158:GLU:HG3	1:B:161:PHE:HE2	1.55	0.71
1:B:377:ARG:HH11	1:B:377:ARG:N	1.89	0.71
3:D:39:DA:H1'	3:D:40:DT:H5''	1.73	0.71
1:A:42:LYS:O	1:A:45:LEU:HB3	1.91	0.71
1:A:158:GLU:HG3	1:A:161:PHE:HE2	1.55	0.71
1:B:42:LYS:O	1:B:45:LEU:HB3	1.91	0.70
3:F:30:DC:H2''	3:F:31:DA:OP2	1.91	0.70
1:B:124:LYS:CE	1:B:158:GLU:HG2	2.21	0.70
3:D:44:DA:O3'	2:E:1:DC:H5'	1.86	0.70
1:B:43:ASN:ND2	1:B:205:LEU:HG	2.06	0.70
2:C:1:DC:H5'	3:F:44:DA:O3'	1.90	0.70
1:A:302:ARG:HH21	2:C:6:DG:N2	1.88	0.70
1:B:355:ARG:HG3	1:B:355:ARG:HH11	1.57	0.70
1:A:135:LEU:C	1:A:137:ASN:H	1.95	0.70
1:A:474:VAL:O	1:A:478:VAL:HG23	1.92	0.70
1:B:81:LEU:HD11	1:B:111:ALA:HB2	1.73	0.70
3:F:39:DA:H1'	3:F:40:DT:H5''	1.74	0.69
3:D:31:DA:H2''	3:D:32:DA:H5''	1.75	0.69
1:A:451:LEU:O	1:A:454:LEU:HB2	1.93	0.69
1:B:13:LEU:O	1:B:17:VAL:HG23	1.92	0.69
1:B:451:LEU:O	1:B:454:LEU:HB2	1.92	0.69
3:D:30:DC:H2''	3:D:31:DA:OP2	1.92	0.69
1:B:377:ARG:CB	1:B:377:ARG:NH1	2.55	0.68
1:A:46:PHE:HZ	1:A:50:ARG:NH1	1.91	0.68
1:A:81:LEU:HD11	1:A:111:ALA:HB2	1.75	0.68
1:B:321:PHE:O	1:B:325:VAL:HG23	1.93	0.68

*Continued on next page...*

*Continued from previous page...*

Atom-1	Atom-2	Interatomic distance (Å)	Clash overlap (Å)
1:A:470:ILE:HA	1:A:496:PHE:CE2	2.27	0.67
1:B:302:ARG:HH21	2:E:6:DG:N2	1.91	0.67
1:B:300:LYS:HZ2	2:C:1:DC:H5''	1.58	0.67
1:A:355:ARG:HH11	1:A:355:ARG:HG3	1.59	0.67
1:B:474:VAL:O	1:B:478:VAL:HG23	1.94	0.67
1:B:46:PHE:HZ	1:B:50:ARG:NH1	1.92	0.67
1:A:321:PHE:O	1:A:325:VAL:HG23	1.94	0.67
1:B:254:ASP:O	1:B:255:LEU:HD23	1.94	0.67
1:A:365:ASN:OD1	1:A:378:VAL:HG12	1.94	0.67
1:B:470:ILE:HG12	1:B:496:PHE:CD2	2.29	0.67
3:F:31:DA:H2''	3:F:32:DA:H5''	1.76	0.67
1:A:230:VAL:HG22	1:B:403:ASN:HA	1.76	0.67
1:A:470:ILE:HG12	1:A:496:PHE:CD2	2.29	0.67
1:A:403:ASN:HA	1:B:230:VAL:HG22	1.76	0.67
2:C:9:DT:H2''	2:C:10:DA:H8	1.59	0.67
1:A:372:LEU:O	1:A:531:ILE:HD13	1.95	0.66
1:A:124:LYS:CE	1:A:158:GLU:HG2	2.26	0.66
1:B:470:ILE:HA	1:B:496:PHE:CE2	2.26	0.66
3:F:34:DT:H5'	3:F:34:DT:H6	1.61	0.66
1:B:372:LEU:O	1:B:531:ILE:HD13	1.96	0.66
1:B:187:SER:HA	1:B:190:GLU:HG3	1.78	0.66
1:B:23:SER:C	1:B:26:PRO:HD2	2.17	0.65
1:B:454:LEU:HG	1:B:475:LYS:HZ2	1.61	0.65
1:A:254:ASP:O	1:A:255:LEU:HD23	1.96	0.65
1:B:124:LYS:NZ	1:B:158:GLU:HG2	2.11	0.65
1:B:230:VAL:HG11	1:B:429:LYS:HE3	1.79	0.65
1:A:23:SER:C	1:A:26:PRO:HD2	2.17	0.65
1:B:372:LEU:HB3	1:B:531:ILE:HD11	1.79	0.65
2:E:23:DG:H1'	2:E:24:DT:H5'	1.78	0.65
1:A:451:LEU:HD23	1:A:475:LYS:HZ1	1.60	0.65
2:C:20:DT:H2''	2:C:21:DG:H5'	1.79	0.65
2:C:22:DT:H2''	2:C:23:DG:C5'	2.27	0.65
1:B:16:GLU:CG	1:B:76:ARG:HH22	2.10	0.64
2:C:23:DG:H1'	2:C:24:DT:H5'	1.79	0.64
1:B:31:THR:HG22	1:B:32:LYS:H	1.63	0.64
3:D:34:DT:H5'	3:D:34:DT:H6	1.61	0.64
2:E:22:DT:H2''	2:E:23:DG:C5'	2.27	0.64
2:E:9:DT:H2''	2:E:10:DA:H8	1.61	0.64
2:E:20:DT:H2''	2:E:21:DG:H5'	1.80	0.64
1:B:22:ALA:O	1:B:26:PRO:HD3	1.97	0.64
1:B:377:ARG:CB	1:B:381:ASP:OD2	2.43	0.64

*Continued on next page...*

*Continued from previous page...*

Atom-1	Atom-2	Interatomic distance (Å)	Clash overlap (Å)
1:A:187:SER:HA	1:A:190:GLU:HG3	1.79	0.64
1:B:362:THR:HG21	3:F:37:DC:H41	1.63	0.64
1:B:198:ASN:HB2	1:B:202:LEU:CD1	2.27	0.63
1:B:290:LYS:HE3	1:B:317:ASP:OD2	1.98	0.63
1:A:31:THR:HG22	1:A:32:LYS:H	1.62	0.63
1:A:237:ARG:CZ	1:A:528:ALA:HB3	2.27	0.63
1:A:261:MET:HB2	1:A:328:LEU:HD21	1.81	0.63
1:B:146:GLU:HA	1:B:167:ASN:OD1	1.98	0.63
1:A:22:ALA:O	1:A:26:PRO:HD3	1.97	0.63
1:B:365:ASN:OD1	1:B:378:VAL:HG12	1.98	0.63
1:A:16:GLU:CG	1:A:76:ARG:HH22	2.12	0.62
1:A:198:ASN:HB2	1:A:202:LEU:CD1	2.27	0.62
1:B:143:LYS:HG3	1:B:144:ASN:N	2.14	0.62
1:A:143:LYS:HG3	1:A:144:ASN:N	2.13	0.62
1:A:230:VAL:HG11	1:A:429:LYS:HE3	1.80	0.62
1:A:378:VAL:HG12	1:A:379:TYR:H	1.65	0.62
1:A:362:THR:HG21	3:D:37:DC:H41	1.65	0.62
1:B:474:VAL:HG21	1:B:504:TYR:CE2	2.35	0.62
1:A:124:LYS:NZ	1:A:158:GLU:HG2	2.15	0.61
1:A:146:GLU:HA	1:A:167:ASN:OD1	1.99	0.61
1:B:375:ASP:O	1:B:377:ARG:N	2.32	0.61
1:A:142:THR:O	1:A:142:THR:HG22	2.00	0.61
1:B:300:LYS:HD3	2:C:1:DC:H4'	1.82	0.61
1:A:372:LEU:HB3	1:A:531:ILE:HD11	1.82	0.61
1:B:167:ASN:HD22	1:B:167:ASN:H	1.48	0.61
1:B:241:ALA:O	1:B:245:ILE:HG12	2.00	0.61
1:B:261:MET:HB2	1:B:328:LEU:HD21	1.83	0.61
1:A:290:LYS:HE3	1:A:317:ASP:OD2	1.99	0.61
2:C:20:DT:H1'	2:C:21:DG:H5''	1.82	0.61
1:A:314:THR:HG22	1:A:316:CYS:H	1.66	0.61
1:B:142:THR:HG22	1:B:142:THR:O	2.01	0.61
1:B:425:TYR:HE1	3:F:44:DA:H3'	1.66	0.61
1:A:51:LYS:HG2	1:A:51:LYS:O	2.01	0.61
1:A:448:LEU:HA	1:A:451:LEU:HD12	1.82	0.60
1:B:43:ASN:HD21	1:B:205:LEU:HG	1.66	0.60
1:A:237:ARG:NH1	1:A:528:ALA:HB3	2.16	0.60
1:A:167:ASN:H	1:A:167:ASN:HD22	1.47	0.60
1:A:241:ALA:O	1:A:245:ILE:HG12	2.01	0.60
1:A:75:LYS:HG3	1:A:78:ASP:OD2	2.01	0.60
1:A:455:ASP:O	1:A:456:SER:C	2.39	0.60
1:B:448:LEU:HA	1:B:451:LEU:HD12	1.83	0.60

*Continued on next page...*

*Continued from previous page...*

Atom-1	Atom-2	Interatomic distance (Å)	Clash overlap (Å)
2:E:20:DT:H1'	2:E:21:DG:H5''	1.82	0.60
1:B:485:LYS:HB2	1:B:523:GLN:HE21	1.67	0.60
3:D:34:DT:C2'	3:D:35:DG:C5'	2.76	0.60
2:C:9:DT:H2''	2:C:10:DA:C8	2.37	0.60
1:A:43:ASN:HD21	1:A:205:LEU:HG	1.66	0.60
1:A:300:LYS:HD3	2:E:1:DC:H4'	1.84	0.60
1:A:485:LYS:HB2	1:A:523:GLN:HE21	1.66	0.60
1:B:314:THR:HG22	1:B:316:CYS:O	2.01	0.60
1:A:375:ASP:O	1:A:377:ARG:N	2.34	0.59
1:A:425:TYR:HE1	3:D:44:DA:H3'	1.67	0.59
1:B:198:ASN:N	1:B:198:ASN:HD22	1.99	0.59
1:B:378:VAL:HG12	1:B:379:TYR:H	1.67	0.59
3:D:31:DA:H2''	3:D:32:DA:C5'	2.32	0.59
1:A:300:LYS:HZ3	2:E:1:DC:H5''	1.66	0.59
1:B:379:TYR:O	1:B:381:ASP:N	2.34	0.59
1:A:314:THR:HG22	1:A:316:CYS:O	2.01	0.59
1:B:471:HIS:HE1	1:B:475:LYS:HE3	1.67	0.59
1:B:51:LYS:HG2	1:B:51:LYS:O	2.02	0.59
1:A:474:VAL:HG21	1:A:504:TYR:CE2	2.38	0.59
1:B:455:ASP:O	1:B:456:SER:C	2.40	0.59
1:B:237:ARG:CZ	1:B:528:ALA:HB3	2.32	0.59
1:A:198:ASN:HD22	1:A:198:ASN:N	2.01	0.59
1:B:314:THR:HG22	1:B:316:CYS:H	1.67	0.59
1:B:40:LYS:HE2	1:B:204:HIS:CE1	2.38	0.59
1:B:75:LYS:HG3	1:B:78:ASP:OD2	2.02	0.59
1:B:81:LEU:CD1	1:B:111:ALA:HB2	2.33	0.59
1:A:300:LYS:HZ2	2:E:1:DC:H5''	1.67	0.58
1:A:470:ILE:CA	1:A:496:PHE:HE2	2.15	0.58
3:F:42:DA:H1'	3:F:43:DT:H5''	1.85	0.58
1:A:143:LYS:HE3	1:A:144:ASN:HD22	1.67	0.58
1:A:208:SER:OG	1:A:211:GLU:HG3	2.04	0.58
1:A:337:PHE:O	1:A:341:ILE:HG13	2.04	0.58
1:B:264:LEU:HD22	1:B:328:LEU:HD12	1.85	0.58
1:B:282:GLN:HE22	1:B:353:ASN:HD21	1.50	0.58
1:B:237:ARG:NH1	1:B:528:ALA:HB3	2.19	0.58
1:A:282:GLN:HE22	1:A:353:ASN:HD21	1.51	0.58
1:A:471:HIS:HE1	1:A:475:LYS:HE3	1.68	0.58
2:E:9:DT:H2''	2:E:10:DA:C8	2.38	0.58
1:A:379:TYR:O	1:A:381:ASP:N	2.36	0.58
1:B:312:ILE:HG22	1:B:313:TYR:N	2.19	0.58
3:F:31:DA:H2''	3:F:32:DA:C5'	2.34	0.58

*Continued on next page...*

*Continued from previous page...*

Atom-1	Atom-2	Interatomic distance (Å)	Clash overlap (Å)
1:B:208:SER:OG	1:B:211:GLU:HG3	2.03	0.58
1:B:525:LYS:CE	1:B:529:PRO:HD3	2.34	0.58
1:B:379:TYR:C	1:B:381:ASP:H	2.07	0.57
1:B:143:LYS:HE3	1:B:144:ASN:HD22	1.69	0.57
1:A:485:LYS:CB	1:A:523:GLN:HE21	2.17	0.57
1:B:392:GLU:HG3	1:B:430:LEU:HD12	1.86	0.57
1:A:4:VAL:HG12	1:A:5:LYS:N	2.16	0.57
1:A:525:LYS:CE	1:A:529:PRO:HD3	2.35	0.57
1:B:285:PHE:N	1:B:285:PHE:CD1	2.73	0.57
1:B:470:ILE:CA	1:B:496:PHE:HE2	2.14	0.57
3:D:42:DA:H1'	3:D:43:DT:H5''	1.86	0.57
1:A:264:LEU:HD22	1:A:328:LEU:HD12	1.87	0.57
2:C:17:DA:H2''	2:C:18:DA:OP2	2.04	0.57
1:A:312:ILE:HG22	1:A:313:TYR:N	2.19	0.57
1:A:379:TYR:C	1:A:381:ASP:H	2.08	0.57
1:A:377:ARG:CB	1:A:381:ASP:OD2	2.43	0.57
1:A:454:LEU:HG	1:A:475:LYS:HZ2	1.68	0.57
1:A:97:PRO:O	1:A:99:TYR:N	2.38	0.57
3:D:31:DA:C2'	3:D:32:DA:H5''	2.34	0.57
3:F:34:DT:C2'	3:F:35:DG:C5'	2.76	0.56
1:A:30:LYS:O	1:A:35:LYS:HE3	2.03	0.56
1:A:392:GLU:HG3	1:A:430:LEU:HD12	1.87	0.56
2:C:22:DT:H2''	2:C:23:DG:H5''	1.87	0.56
1:A:484:ILE:HG23	1:A:486:ILE:CD1	2.35	0.56
1:B:4:VAL:HG12	1:B:5:LYS:N	2.16	0.56
1:B:300:LYS:HZ3	2:C:1:DC:H5''	1.69	0.56
1:A:31:THR:HG22	1:A:32:LYS:N	2.19	0.56
1:A:81:LEU:CD1	1:A:111:ALA:HB2	2.35	0.56
1:A:40:LYS:HE2	1:A:204:HIS:CE1	2.40	0.56
1:A:454:LEU:CD1	1:A:475:LYS:HZ1	2.18	0.56
1:B:485:LYS:CB	1:B:523:GLN:HE21	2.18	0.56
2:C:19:DT:H2''	2:C:20:DT:OP2	2.05	0.56
2:E:22:DT:H2''	2:E:23:DG:H5''	1.88	0.56
2:E:17:DA:H2''	2:E:18:DA:OP2	2.06	0.56
1:A:285:PHE:N	1:A:285:PHE:CD1	2.73	0.56
3:F:31:DA:C2'	3:F:32:DA:H5''	2.35	0.56
1:A:199:HIS:CE1	1:A:201:VAL:HG23	2.41	0.56
1:B:31:THR:HG22	1:B:32:LYS:N	2.20	0.56
1:B:30:LYS:O	1:B:35:LYS:HE3	2.06	0.55
1:B:167:ASN:N	1:B:167:ASN:HD22	2.02	0.55
1:A:223:LEU:O	1:A:227:LYS:HG3	2.06	0.55

*Continued on next page...*

*Continued from previous page...*

Atom-1	Atom-2	Interatomic distance (Å)	Clash overlap (Å)
2:C:15:DG:H1'	2:C:16:DC:H5''	1.88	0.55
1:B:484:ILE:HG23	1:B:486:ILE:CD1	2.37	0.55
1:A:13:LEU:C	1:A:17:VAL:HG23	2.26	0.55
1:B:97:PRO:O	1:B:99:TYR:N	2.39	0.55
2:E:19:DT:H2''	2:E:20:DT:OP2	2.07	0.55
1:A:406:GLU:O	1:A:409:PHE:HB3	2.07	0.55
1:B:246:ILE:HG23	1:B:324:LEU:HD11	1.89	0.55
1:A:454:LEU:CD2	1:A:455:ASP:N	2.70	0.55
1:A:246:ILE:HG23	1:A:324:LEU:HD11	1.89	0.55
1:A:531:ILE:HD12	1:A:531:ILE:N	2.22	0.55
1:A:377:ARG:HH11	1:A:377:ARG:CA	2.19	0.55
1:B:454:LEU:CD2	1:B:455:ASP:N	2.70	0.55
1:A:109:MET:HB2	1:A:114:ILE:HD11	1.88	0.54
1:B:167:ASN:ND2	1:B:167:ASN:H	2.05	0.54
1:B:448:LEU:O	1:B:451:LEU:HB2	2.06	0.54
1:A:167:ASN:ND2	1:A:167:ASN:H	2.04	0.54
1:A:25:ARG:N	1:A:26:PRO:HD2	2.23	0.54
1:A:375:ASP:C	1:A:375:ASP:OD1	2.46	0.54
1:A:377:ARG:HH11	1:A:377:ARG:CB	2.18	0.54
1:A:458:MET:N	1:A:459:PRO:HD2	2.23	0.54
1:B:223:LEU:O	1:B:227:LYS:HG3	2.07	0.54
2:E:15:DG:H1'	2:E:16:DC:H5''	1.88	0.54
1:A:110:PRO:O	1:A:114:ILE:HG12	2.07	0.54
1:A:377:ARG:CZ	1:A:377:ARG:CB	2.80	0.54
1:B:425:TYR:CE1	3:F:44:DA:H3'	2.41	0.54
1:A:448:LEU:O	1:A:451:LEU:HB2	2.07	0.54
1:B:233:ILE:HD13	1:B:428:PHE:HD2	1.73	0.54
1:B:377:ARG:CB	1:B:377:ARG:HH11	2.20	0.54
1:B:458:MET:HB3	1:B:468:VAL:HG22	1.89	0.54
1:A:97:PRO:HG2	1:A:98:LEU:H	1.72	0.54
1:B:246:ILE:HG23	1:B:324:LEU:CD1	2.38	0.54
1:A:24:ASP:N	1:A:26:PRO:HD2	2.23	0.54
1:B:25:ARG:N	1:B:26:PRO:HD2	2.23	0.54
1:B:458:MET:N	1:B:459:PRO:HD2	2.23	0.54
1:B:11:ASN:ND2	1:B:50:ARG:NH2	2.56	0.54
1:A:167:ASN:N	1:A:167:ASN:HD22	2.01	0.53
1:A:470:ILE:HG12	1:A:496:PHE:HD2	1.72	0.53
1:B:135:LEU:O	1:B:137:ASN:N	2.38	0.53
1:B:208:SER:O	1:B:209:SER:C	2.45	0.53
2:C:22:DT:C2'	2:C:23:DG:H5''	2.37	0.53
2:E:22:DT:C2'	2:E:23:DG:H5''	2.38	0.53

*Continued on next page...*



*Continued from previous page...*

Atom-1	Atom-2	Interatomic distance (Å)	Clash overlap (Å)
1:A:454:LEU:HD22	1:A:455:ASP:H	1.74	0.53
1:B:13:LEU:C	1:B:17:VAL:HG23	2.29	0.53
1:B:157:PRO:O	1:B:160:GLN:HG3	2.09	0.53
1:A:25:ARG:N	1:A:26:PRO:CD	2.72	0.53
1:B:360:LEU:HD23	1:B:360:LEU:N	2.23	0.53
1:B:406:GLU:O	1:B:409:PHE:HB3	2.08	0.53
1:A:208:SER:O	1:A:209:SER:C	2.45	0.53
1:B:470:ILE:HG12	1:B:496:PHE:HD2	1.72	0.53
1:A:360:LEU:N	1:A:360:LEU:HD23	2.24	0.53
1:B:11:ASN:ND2	1:B:50:ARG:HH22	2.07	0.53
1:A:157:PRO:O	1:A:160:GLN:HG3	2.08	0.53
1:A:18:GLU:HG3	1:A:19:ALA:N	2.23	0.53
1:B:110:PRO:O	1:B:114:ILE:HG12	2.08	0.53
1:B:186:SER:O	1:B:190:GLU:HG3	2.08	0.53
1:B:25:ARG:N	1:B:26:PRO:CD	2.72	0.53
1:B:24:ASP:N	1:B:26:PRO:HD2	2.23	0.53
1:B:466:ALA:O	1:B:470:ILE:HG13	2.09	0.53
1:B:454:LEU:CD1	1:B:475:LYS:HZ1	2.21	0.53
1:A:186:SER:O	1:A:190:GLU:HG3	2.08	0.53
1:A:227:LYS:NZ	1:A:423:LEU:HD22	2.24	0.53
1:B:139:LYS:CB	1:B:143:LYS:HE2	2.39	0.53
1:B:337:PHE:O	1:B:341:ILE:HG13	2.09	0.53
1:B:389:ILE:HD13	1:B:430:LEU:HD11	1.89	0.53
1:B:531:ILE:HD12	1:B:531:ILE:N	2.23	0.53
1:A:365:ASN:N	1:A:366:PRO:HD2	2.24	0.53
1:B:258:ARG:NH1	3:F:37:DC:OP2	2.42	0.53
1:B:454:LEU:HD22	1:B:455:ASP:H	1.74	0.53
1:B:359:ILE:HG22	1:B:360:LEU:HD23	1.91	0.52
1:A:258:ARG:HD2	1:A:359:ILE:CG2	2.38	0.52
1:B:97:PRO:HG2	1:B:98:LEU:H	1.74	0.52
2:C:22:DT:H2''	2:C:23:DG:H5'	1.91	0.52
1:A:458:MET:HB3	1:A:468:VAL:HG22	1.90	0.52
1:B:109:MET:HB2	1:B:114:ILE:HD11	1.91	0.52
3:D:33:DT:H1'	3:D:34:DT:H5''	1.91	0.52
2:E:22:DT:H2''	2:E:23:DG:H5'	1.90	0.52
1:B:199:HIS:CE1	1:B:201:VAL:HG23	2.45	0.52
1:A:425:TYR:CE1	3:D:44:DA:H3'	2.44	0.52
3:F:33:DT:H1'	3:F:34:DT:H5''	1.90	0.52
1:B:377:ARG:CA	1:B:377:ARG:HH11	2.22	0.52
1:B:454:LEU:CD2	1:B:455:ASP:H	2.23	0.52
1:B:451:LEU:HD23	1:B:475:LYS:CE	2.40	0.52

*Continued on next page...*

*Continued from previous page...*

Atom-1	Atom-2	Interatomic distance (Å)	Clash overlap (Å)
3:F:32:DA:H1'	3:F:33:DT:H5'	1.91	0.52
1:B:421:THR:HG21	2:C:1:DC:H2'	1.92	0.52
1:B:18:GLU:HG3	1:B:19:ALA:N	2.24	0.52
1:A:39:LEU:O	1:A:40:LYS:C	2.48	0.52
1:A:233:ILE:HD13	1:A:428:PHE:HD2	1.75	0.52
1:A:389:ILE:HD13	1:A:430:LEU:HD11	1.90	0.52
1:B:124:LYS:HZ1	1:B:158:GLU:HG2	1.73	0.52
1:B:481:ASP:HB3	1:B:484:ILE:HB	1.92	0.52
1:B:372:LEU:HB3	1:B:531:ILE:CD1	2.38	0.52
1:A:131:LEU:HD23	1:A:131:LEU:O	2.09	0.52
1:A:135:LEU:O	1:A:137:ASN:N	2.39	0.52
1:A:24:ASP:C	1:A:26:PRO:HD2	2.30	0.52
1:A:431:ALA:O	1:A:432:ASN:HB2	2.10	0.52
1:B:308:ILE:HG22	1:B:309:SER:N	2.24	0.52
1:B:340:VAL:HG11	1:B:359:ILE:CD1	2.40	0.52
1:A:139:LYS:CB	1:A:143:LYS:HE2	2.39	0.51
1:A:308:ILE:HG22	1:A:309:SER:N	2.23	0.51
1:A:454:LEU:CD2	1:A:455:ASP:H	2.23	0.51
1:B:258:ARG:HD2	1:B:359:ILE:CG2	2.39	0.51
1:A:258:ARG:NH1	3:D:37:DC:OP2	2.43	0.51
1:A:481:ASP:HB3	1:A:484:ILE:HB	1.92	0.51
1:A:81:LEU:HD11	1:A:111:ALA:CB	2.40	0.51
1:A:90:ILE:HD11	1:A:107:LEU:HD11	1.93	0.51
1:B:365:ASN:N	1:B:366:PRO:HD2	2.25	0.51
1:B:34:ILE:O	1:B:37:ALA:HB3	2.10	0.51
2:C:16:DC:H2''	2:C:17:DA:C8	2.46	0.51
1:A:246:ILE:HG23	1:A:324:LEU:CD1	2.40	0.51
1:B:24:ASP:C	1:B:26:PRO:HD2	2.31	0.51
1:A:451:LEU:HD23	1:A:475:LYS:CE	2.40	0.51
1:B:444:GLU:OE2	1:B:482:PRO:HB3	2.10	0.51
1:A:190:GLU:O	1:A:194:ASN:ND2	2.42	0.51
1:A:203:TYR:HA	1:A:206:GLN:HE21	1.76	0.51
1:A:247:ASN:O	1:A:248:LYS:C	2.49	0.51
1:B:340:VAL:HG11	1:B:359:ILE:HD12	1.93	0.51
1:B:375:ASP:OD1	1:B:375:ASP:C	2.48	0.51
1:B:39:LEU:O	1:B:40:LYS:C	2.49	0.51
1:B:454:LEU:CG	1:B:475:LYS:NZ	2.73	0.51
1:B:300:LYS:HD3	2:C:1:DC:C4'	2.40	0.51
3:D:32:DA:H1'	3:D:33:DT:H5'	1.91	0.51
1:A:32:LYS:HD2	1:A:83:HIS:NE2	2.25	0.51
1:A:341:ILE:O	1:A:355:ARG:NH1	2.43	0.51

*Continued on next page...*

*Continued from previous page...*

Atom-1	Atom-2	Interatomic distance (Å)	Clash overlap (Å)
1:A:84:ASN:OD1	1:A:87:LYS:HD3	2.11	0.51
1:B:81:LEU:HD11	1:B:111:ALA:CB	2.39	0.51
1:B:365:ASN:ND2	2:E:11:DA:H2'	2.26	0.51
1:A:340:VAL:HG11	1:A:359:ILE:CD1	2.41	0.51
1:A:466:ALA:O	1:A:470:ILE:HG13	2.10	0.51
1:A:11:ASN:ND2	1:A:50:ARG:NH2	2.58	0.51
1:B:101:GLU:HG3	1:B:102:GLU:N	2.26	0.51
1:A:235:TYR:CE1	1:A:389:ILE:HD12	2.46	0.51
1:A:314:THR:CG2	1:A:316:CYS:O	2.59	0.51
1:A:34:ILE:O	1:A:37:ALA:HB3	2.10	0.51
1:B:153:ALA:HB2	1:B:163:ILE:CG2	2.42	0.50
1:A:121:LEU:HD22	1:A:125:LEU:HG	1.92	0.50
1:A:135:LEU:C	1:A:137:ASN:N	2.64	0.50
1:A:40:LYS:HG2	1:A:204:HIS:NE2	2.27	0.50
1:A:217:GLN:HE21	1:A:221:ASN:HD21	1.59	0.50
1:B:115:ARG:HH12	1:B:198:ASN:HB3	1.76	0.50
1:A:302:ARG:NH2	2:C:6:DG:N2	2.59	0.50
1:A:115:ARG:HH12	1:A:198:ASN:HB3	1.77	0.50
1:A:227:LYS:HB3	1:B:405:ASP:OD1	2.12	0.50
1:A:454:LEU:CG	1:A:475:LYS:NZ	2.73	0.50
1:A:485:LYS:HB2	1:A:523:GLN:NE2	2.26	0.50
1:A:486:ILE:HD12	1:A:486:ILE:N	2.26	0.50
1:B:525:LYS:HE3	1:B:529:PRO:HD3	1.94	0.50
2:E:6:DG:H2''	2:E:7:DT:OP2	2.11	0.50
1:A:359:ILE:HG22	1:A:360:LEU:HD23	1.93	0.50
1:A:404:VAL:CG1	1:A:408:VAL:HB	2.39	0.50
1:A:454:LEU:HG	1:A:475:LYS:HZ1	1.76	0.50
1:B:121:LEU:HD22	1:B:125:LEU:HG	1.92	0.50
1:B:131:LEU:O	1:B:131:LEU:HD23	2.12	0.50
1:A:239:MET:HE2	1:A:239:MET:HA	1.94	0.50
1:A:398:ASP:C	1:A:400:ARG:H	2.14	0.50
1:B:247:ASN:O	1:B:248:LYS:C	2.49	0.50
3:D:40:DT:H1'	3:D:41:DT:H5'	1.92	0.50
1:A:228:ARG:HA	1:B:404:VAL:CG2	2.42	0.50
1:B:246:ILE:HD11	1:B:271:LEU:HD21	1.92	0.50
1:B:198:ASN:N	1:B:198:ASN:ND2	2.60	0.50
1:B:279:ILE:HG22	1:B:280:MET:HE2	1.93	0.50
1:B:404:VAL:CG1	1:B:408:VAL:HB	2.42	0.50
1:B:32:LYS:HD2	1:B:83:HIS:NE2	2.27	0.50
1:B:235:TYR:HB3	1:B:236:PRO:CD	2.42	0.49
1:A:159:TRP:O	1:A:163:ILE:HG13	2.11	0.49

*Continued on next page...*

*Continued from previous page...*

Atom-1	Atom-2	Interatomic distance (Å)	Clash overlap (Å)
1:A:11:ASN:ND2	1:A:50:ARG:HH22	2.09	0.49
1:B:290:LYS:HG3	1:B:291:TYR:CE2	2.47	0.49
1:B:84:ASN:OD1	1:B:87:LYS:HD3	2.12	0.49
1:A:454:LEU:HA	1:A:471:HIS:CE1	2.48	0.49
1:A:81:LEU:HD12	1:A:81:LEU:N	2.27	0.49
1:B:235:TYR:CE1	1:B:389:ILE:HD12	2.47	0.49
1:B:255:LEU:HD12	1:B:331:CYS:SG	2.53	0.49
1:A:340:VAL:HG11	1:A:359:ILE:HD12	1.95	0.49
1:B:486:ILE:N	1:B:486:ILE:HD12	2.27	0.49
1:A:323:SER:O	1:A:327:GLU:HG2	2.13	0.49
1:A:444:GLU:OE2	1:A:482:PRO:HB3	2.13	0.49
1:A:525:LYS:HE3	1:A:529:PRO:HD3	1.94	0.49
1:B:145:SER:O	1:B:149:ILE:HG12	2.12	0.49
1:A:405:ASP:OD1	1:B:227:LYS:HB3	2.12	0.49
1:B:287:VAL:HG12	1:B:288:ALA:N	2.28	0.49
2:C:6:DG:H2"	2:C:7:DT:OP2	2.13	0.49
1:A:101:GLU:HG3	1:A:102:GLU:N	2.26	0.49
1:A:488:ASN:O	1:A:492:ARG:HG3	2.13	0.49
1:B:454:LEU:HA	1:B:471:HIS:CE1	2.48	0.49
1:B:341:ILE:HG23	1:B:352:GLU:CB	2.38	0.49
1:A:145:SER:O	1:A:149:ILE:HG12	2.13	0.49
1:B:436:THR:CG2	1:B:436:THR:O	2.60	0.49
1:B:485:LYS:HB2	1:B:523:GLN:NE2	2.27	0.49
1:A:228:ARG:HA	1:B:404:VAL:HG23	1.95	0.49
1:A:246:ILE:HD11	1:A:271:LEU:HD21	1.94	0.49
1:B:159:TRP:O	1:B:163:ILE:HG13	2.12	0.49
1:B:398:ASP:C	1:B:400:ARG:H	2.16	0.49
1:A:275:ARG:NH2	2:E:1:DC:O5'	2.42	0.48
1:A:106:TRP:HB3	1:A:114:ILE:HD12	1.94	0.48
1:B:227:LYS:NZ	1:B:423:LEU:HD22	2.28	0.48
1:A:290:LYS:HG3	1:A:291:TYR:CE2	2.49	0.48
1:A:372:LEU:HB3	1:A:531:ILE:CD1	2.42	0.48
1:B:431:ALA:O	1:B:432:ASN:HB2	2.13	0.48
1:A:67:ASN:ND2	2:C:7:DT:H73	2.28	0.48
2:E:16:DC:H2"	2:E:17:DA:C8	2.46	0.48
1:B:81:LEU:N	1:B:81:LEU:HD12	2.28	0.48
1:A:153:ALA:HB2	1:A:163:ILE:CG2	2.42	0.48
1:A:454:LEU:CG	1:A:475:LYS:HZ1	2.26	0.48
1:B:203:TYR:HA	1:B:206:GLN:HE21	1.77	0.48
1:A:235:TYR:HB3	1:A:236:PRO:CD	2.44	0.48
1:B:314:THR:CG2	1:B:316:CYS:O	2.61	0.48

*Continued on next page...*

*Continued from previous page...*

Atom-1	Atom-2	Interatomic distance (Å)	Clash overlap (Å)
1:B:355:ARG:HG3	1:B:355:ARG:NH1	2.26	0.48
1:B:36:ALA:HA	1:B:200:GLU:OE2	2.13	0.48
1:B:67:ASN:ND2	2:E:7:DT:H73	2.28	0.48
1:A:421:THR:HG21	2:E:1:DC:H2'	1.95	0.48
1:A:355:ARG:NH1	1:A:355:ARG:HG3	2.27	0.48
1:B:341:ILE:O	1:B:355:ARG:NH1	2.46	0.48
1:B:135:LEU:C	1:B:137:ASN:N	2.63	0.48
1:A:344:TYR:CD1	1:A:344:TYR:C	2.87	0.47
3:F:40:DT:H1'	3:F:41:DT:H5'	1.95	0.47
1:A:152:LEU:HD23	1:A:153:ALA:N	2.29	0.47
1:B:40:LYS:HG2	1:B:204:HIS:NE2	2.28	0.47
1:B:437:TRP:CH2	1:B:439:PRO:HG3	2.48	0.47
1:B:473:THR:HG21	1:B:494:PHE:HD1	1.79	0.47
1:B:379:TYR:HB3	2:E:11:DA:OP1	2.14	0.47
1:A:262:ALA:N	1:A:263:PRO:HD2	2.30	0.47
1:B:178:LEU:O	1:B:181:LEU:N	2.46	0.47
1:A:279:ILE:HG22	1:A:280:MET:HE2	1.96	0.47
1:B:344:TYR:CD1	1:B:344:TYR:C	2.88	0.47
1:A:180:LYS:O	1:A:184:GLN:HB2	2.15	0.47
1:A:404:VAL:HG23	1:B:228:ARG:HA	1.97	0.47
1:A:330:SER:O	1:A:331:CYS:C	2.52	0.47
1:B:465:ASP:O	1:B:466:ALA:C	2.52	0.47
1:A:437:TRP:CH2	1:A:439:PRO:HG3	2.50	0.47
1:B:473:THR:HG21	1:B:494:PHE:CD1	2.50	0.47
1:B:86:GLU:O	1:B:87:LYS:C	2.53	0.47
1:A:365:ASN:ND2	2:C:11:DA:H2'	2.29	0.47
1:A:465:ASP:O	1:A:466:ALA:C	2.53	0.47
1:A:86:GLU:O	1:A:87:LYS:C	2.52	0.47
1:B:190:GLU:O	1:B:194:ASN:ND2	2.43	0.47
1:A:404:VAL:CG2	1:B:228:ARG:HA	2.45	0.47
1:B:458:MET:O	1:B:467:GLY:HA3	2.15	0.47
1:A:198:ASN:N	1:A:198:ASN:ND2	2.61	0.47
1:A:458:MET:O	1:A:467:GLY:HA3	2.15	0.47
1:A:9:LEU:C	1:A:11:ASN:H	2.18	0.47
1:B:9:LEU:C	1:B:11:ASN:H	2.17	0.47
1:B:330:SER:O	1:B:331:CYS:C	2.53	0.47
1:B:525:LYS:HE2	1:B:529:PRO:HD3	1.96	0.47
1:B:152:LEU:HD23	1:B:153:ALA:N	2.29	0.47
1:B:494:PHE:O	1:B:495:ASN:HB2	2.14	0.47
2:E:20:DT:H2''	2:E:21:DG:C5'	2.44	0.47
1:A:195:LEU:HD23	1:A:196:LYS:O	2.15	0.47

*Continued on next page...*

*Continued from previous page...*

Atom-1	Atom-2	Interatomic distance (Å)	Clash overlap (Å)
1:A:287:VAL:HG12	1:A:288:ALA:N	2.30	0.47
1:A:473:THR:HG21	1:A:494:PHE:CD1	2.50	0.47
1:A:473:THR:HG21	1:A:494:PHE:HD1	1.80	0.47
1:A:273:GLY:O	1:A:383:ARG:HD2	2.15	0.46
1:B:275:ARG:NH2	2:C:1:DC:O5'	2.44	0.46
1:B:421:THR:O	1:B:421:THR:HG22	2.15	0.46
1:A:190:GLU:HA	1:B:210:ALA:HB2	1.97	0.46
1:B:16:GLU:C	1:B:18:GLU:N	2.67	0.46
1:B:262:ALA:N	1:B:263:PRO:HD2	2.30	0.46
1:B:470:ILE:HG12	1:B:496:PHE:CE2	2.50	0.46
1:B:488:ASN:O	1:B:492:ARG:HG3	2.14	0.46
1:B:77:PHE:O	1:B:78:ASP:C	2.53	0.46
1:A:300:LYS:HD3	2:E:1:DC:C4'	2.43	0.46
1:A:404:VAL:HG22	1:A:408:VAL:HG21	1.97	0.46
1:A:501:ILE:HB	1:A:502:PRO:CD	2.46	0.46
1:A:507:PHE:C	1:A:509:ALA:H	2.19	0.46
1:B:195:LEU:HD23	1:B:196:LYS:O	2.16	0.46
1:A:439:PRO:C	1:A:440:ASN:HD22	2.18	0.46
1:A:444:GLU:O	1:A:444:GLU:HG3	2.15	0.46
1:A:470:ILE:O	1:A:474:VAL:HG23	2.14	0.46
1:A:494:PHE:O	1:A:495:ASN:HB2	2.15	0.46
1:A:525:LYS:HE2	1:A:529:PRO:HD3	1.96	0.46
1:A:77:PHE:O	1:A:78:ASP:C	2.53	0.46
1:A:177:TYR:O	1:A:180:LYS:HB2	2.16	0.46
1:A:97:PRO:C	1:A:99:TYR:H	2.19	0.46
1:B:180:LYS:O	1:B:184:GLN:HB2	2.15	0.46
1:B:444:GLU:O	1:B:444:GLU:HG3	2.16	0.46
2:E:13:DG:H2''	2:E:14:DG:OP2	2.15	0.46
1:B:195:LEU:HD23	1:B:195:LEU:C	2.36	0.46
1:A:101:GLU:CG	1:A:102:GLU:N	2.79	0.46
1:B:101:GLU:CG	1:B:102:GLU:N	2.78	0.46
1:B:153:ALA:HB2	1:B:163:ILE:HG22	1.98	0.46
1:B:501:ILE:HB	1:B:502:PRO:CD	2.46	0.46
2:C:20:DT:H2''	2:C:21:DG:C5'	2.44	0.46
3:D:35:DG:H1'	3:D:36:DC:H5''	1.98	0.46
1:A:217:GLN:HE21	1:A:221:ASN:ND2	2.14	0.46
1:A:129:MET:HB3	1:A:130:PRO:CD	2.46	0.46
1:A:16:GLU:C	1:A:18:GLU:N	2.68	0.46
1:A:15:SER:O	1:A:18:GLU:HG2	2.16	0.46
1:A:381:ASP:O	1:A:385:ILE:HG12	2.15	0.46
1:A:481:ASP:C	1:A:483:SER:H	2.20	0.46

*Continued on next page...*

*Continued from previous page...*

Atom-1	Atom-2	Interatomic distance (Å)	Clash overlap (Å)
1:A:484:ILE:HG23	1:A:486:ILE:HD11	1.98	0.46
1:B:106:TRP:HB3	1:B:114:ILE:HD12	1.97	0.46
1:B:323:SER:O	1:B:327:GLU:HG2	2.16	0.46
1:B:404:VAL:HG22	1:B:408:VAL:HG21	1.97	0.46
1:B:481:ASP:C	1:B:483:SER:H	2.20	0.46
1:A:470:ILE:HG12	1:A:496:PHE:CE2	2.51	0.45
1:A:118:MET:HG2	1:A:122:GLN:OE1	2.16	0.45
1:A:436:THR:O	1:A:436:THR:CG2	2.62	0.45
1:B:362:THR:OG1	2:E:13:DG:O6	2.34	0.45
1:B:439:PRO:C	1:B:440:ASN:HD22	2.18	0.45
1:B:454:LEU:CD1	1:B:475:LYS:NZ	2.79	0.45
1:A:255:LEU:HD12	1:A:331:CYS:SG	2.57	0.45
1:A:458:MET:H	1:A:459:PRO:HD2	1.82	0.45
1:B:217:GLN:HE21	1:B:221:ASN:HD21	1.65	0.45
1:B:507:PHE:C	1:B:509:ALA:H	2.18	0.45
2:C:13:DG:H2"	2:C:14:DG:OP2	2.16	0.45
1:B:302:ARG:NH2	2:E:6:DG:N2	2.62	0.45
1:A:195:LEU:C	1:A:195:LEU:HD23	2.36	0.45
1:B:177:TYR:O	1:B:180:LYS:HB2	2.15	0.45
1:A:178:LEU:O	1:A:181:LEU:N	2.48	0.45
1:A:210:ALA:HB2	1:B:190:GLU:HA	1.98	0.45
1:B:22:ALA:O	1:B:26:PRO:CD	2.63	0.45
1:B:454:LEU:HD12	1:B:475:LYS:HZ1	1.80	0.45
1:A:32:LYS:HD2	1:A:83:HIS:CD2	2.52	0.45
1:B:97:PRO:C	1:B:99:TYR:H	2.20	0.45
1:A:153:ALA:HB2	1:A:163:ILE:HG22	1.98	0.45
1:A:454:LEU:HD12	1:A:475:LYS:HZ1	1.80	0.45
1:B:458:MET:N	1:B:459:PRO:CD	2.80	0.45
1:A:36:ALA:HA	1:A:200:GLU:OE2	2.17	0.45
1:A:379:TYR:HB3	2:C:11:DA:OP1	2.17	0.45
1:A:454:LEU:CD1	1:A:475:LYS:NZ	2.79	0.45
1:A:488:ASN:HB2	2:C:22:DT:OP2	2.17	0.45
1:B:529:PRO:C	1:B:531:ILE:N	2.70	0.45
1:A:198:ASN:CB	1:A:202:LEU:HD12	2.40	0.45
1:A:210:ALA:HB2	1:B:190:GLU:CG	2.41	0.45
1:B:124:LYS:HE3	1:B:158:GLU:HG2	1.98	0.45
1:B:379:TYR:C	1:B:381:ASP:N	2.71	0.45
1:B:435:ARG:HH11	1:B:435:ARG:HG2	1.82	0.45
1:A:451:LEU:O	1:A:454:LEU:N	2.49	0.44
1:A:364:PHE:CD1	1:A:364:PHE:N	2.84	0.44
1:A:435:ARG:HG2	1:A:435:ARG:HH11	1.82	0.44

*Continued on next page...*

*Continued from previous page...*

Atom-1	Atom-2	Interatomic distance (Å)	Clash overlap (Å)
1:B:451:LEU:O	1:B:454:LEU:N	2.47	0.44
3:F:35:DG:H1'	3:F:36:DC:C5'	2.47	0.44
1:A:411:MET:HG3	1:A:416:HIS:HB2	1.99	0.44
1:A:421:THR:HG22	1:A:421:THR:O	2.16	0.44
1:A:458:MET:N	1:A:459:PRO:CD	2.80	0.44
1:A:129:MET:HB3	1:A:130:PRO:HD3	1.99	0.44
1:B:167:ASN:N	1:B:167:ASN:ND2	2.65	0.44
1:B:249:PRO:HG2	1:B:252:SER:HB2	1.99	0.44
3:F:28:DC:H2''	3:F:29:DA:OP2	2.17	0.44
3:D:40:DT:H2''	3:D:41:DT:O5'	2.18	0.44
1:A:152:LEU:HD23	1:A:152:LEU:C	2.38	0.44
1:A:40:LYS:HG2	1:A:204:HIS:CE1	2.53	0.44
1:A:377:ARG:NH1	1:A:377:ARG:CA	2.81	0.44
1:A:389:ILE:O	1:A:390:ALA:C	2.56	0.44
1:B:16:GLU:HG3	1:B:76:ARG:HH22	1.82	0.44
3:F:40:DT:H5'	3:F:40:DT:H6	1.83	0.44
1:A:341:ILE:HG23	1:A:352:GLU:CB	2.39	0.44
1:A:379:TYR:C	1:A:381:ASP:N	2.71	0.44
1:A:529:PRO:C	1:A:531:ILE:N	2.71	0.44
1:A:16:GLU:HG3	1:A:76:ARG:HH12	1.83	0.44
1:B:458:MET:H	1:B:459:PRO:HD2	1.82	0.44
1:B:239:MET:HE2	1:B:239:MET:HA	2.00	0.43
3:D:38:DC:H2''	3:D:39:DA:C8	2.53	0.43
3:F:35:DG:H1'	3:F:36:DC:H5''	2.00	0.43
1:A:238:TYR:CZ	1:A:385:ILE:HG21	2.53	0.43
1:B:118:MET:HG2	1:B:122:GLN:OE1	2.18	0.43
1:B:157:PRO:O	1:B:159:TRP:N	2.44	0.43
3:F:40:DT:H2''	3:F:41:DT:O5'	2.18	0.43
1:A:501:ILE:N	1:A:502:PRO:HD2	2.33	0.43
1:B:267:ALA:O	1:B:271:LEU:HG	2.18	0.43
1:B:304:GLU:O	1:B:305:ASP:CB	2.66	0.43
1:B:32:LYS:HD2	1:B:83:HIS:CD2	2.53	0.43
1:A:393:MET:HG2	1:A:394:PHE:CE1	2.53	0.43
1:B:15:SER:O	1:B:18:GLU:HG2	2.19	0.43
1:B:217:GLN:HE21	1:B:221:ASN:ND2	2.17	0.43
1:A:22:ALA:O	1:A:26:PRO:CD	2.64	0.43
1:B:484:ILE:HG23	1:B:486:ILE:HD11	2.00	0.43
1:B:90:ILE:HD11	1:B:107:LEU:HD11	2.00	0.43
3:D:35:DG:H1'	3:D:36:DC:C5'	2.48	0.43
1:B:308:ILE:CG2	1:B:309:SER:N	2.82	0.43
1:B:454:LEU:CG	1:B:475:LYS:HZ1	2.32	0.43

*Continued on next page...*



*Continued from previous page...*

Atom-1	Atom-2	Interatomic distance (Å)	Clash overlap (Å)
1:B:364:PHE:N	1:B:364:PHE:CD1	2.85	0.43
1:B:152:LEU:HD23	1:B:152:LEU:C	2.38	0.43
1:B:287:VAL:HA	1:B:293:VAL:HG23	2.01	0.43
1:B:470:ILE:O	1:B:474:VAL:HG23	2.18	0.43
1:B:492:ARG:N	1:B:493:PRO:CD	2.82	0.43
3:F:38:DC:H2''	3:F:39:DA:C8	2.54	0.43
1:A:392:GLU:O	1:A:435:ARG:NH1	2.52	0.43
1:B:273:GLY:O	1:B:383:ARG:HD2	2.19	0.43
1:B:316:CYS:O	1:B:317:ASP:C	2.56	0.43
1:A:167:ASN:ND2	1:A:167:ASN:N	2.65	0.42
1:A:18:GLU:CG	1:A:19:ALA:N	2.81	0.42
1:A:304:GLU:O	1:A:305:ASP:CB	2.66	0.42
1:B:129:MET:HB3	1:B:130:PRO:HD3	2.01	0.42
1:A:316:CYS:O	1:A:317:ASP:C	2.57	0.42
1:B:131:LEU:HD11	1:B:163:ILE:HD11	2.00	0.42
1:B:18:GLU:CG	1:B:19:ALA:N	2.81	0.42
3:D:40:DT:H5'	3:D:40:DT:H6	1.84	0.42
2:E:23:DG:H2''	2:E:24:DT:O5'	2.18	0.42
1:B:501:ILE:N	1:B:502:PRO:HD2	2.35	0.42
1:A:528:ALA:HA	1:A:529:PRO:HD2	1.85	0.42
1:A:97:PRO:C	1:A:99:TYR:N	2.73	0.42
1:A:308:ILE:CG2	1:A:309:SER:N	2.82	0.42
1:B:129:MET:HB3	1:B:130:PRO:CD	2.49	0.42
1:A:190:GLU:CG	1:B:210:ALA:HB2	2.40	0.42
1:B:496:PHE:HB2	1:B:501:ILE:HD11	2.01	0.42
1:B:82:HIS:CE1	1:B:84:ASN:HB3	2.55	0.42
1:A:131:LEU:HD11	1:A:163:ILE:HD11	2.01	0.42
1:A:262:ALA:HB3	1:A:263:PRO:CD	2.49	0.42
1:A:348:ASP:CG	1:A:355:ARG:HE	2.21	0.42
1:A:496:PHE:HB2	1:A:501:ILE:HD11	2.02	0.42
1:B:40:LYS:HG2	1:B:204:HIS:CE1	2.54	0.42
1:A:362:THR:OG1	2:C:13:DG:O6	2.37	0.42
2:C:23:DG:H2''	2:C:24:DT:O5'	2.19	0.42
3:D:28:DC:H2''	3:D:29:DA:OP2	2.18	0.42
3:D:36:DC:H2''	3:D:37:DC:C6	2.54	0.42
3:F:36:DC:H2''	3:F:37:DC:C6	2.55	0.42
1:A:374:ASP:OD1	1:A:376:ARG:HD3	2.20	0.42
1:A:16:GLU:HG3	1:A:76:ARG:HH22	1.85	0.42
1:A:62:SER:O	1:A:66:PHE:N	2.51	0.42
1:B:411:MET:HG3	1:B:416:HIS:HB2	2.02	0.42
1:B:43:ASN:O	1:B:46:PHE:N	2.53	0.42

*Continued on next page...*

*Continued from previous page...*

Atom-1	Atom-2	Interatomic distance (Å)	Clash overlap (Å)
1:B:24:ASP:O	1:B:27:GLN:N	2.52	0.42
1:A:142:THR:HA	1:A:145:SER:OG	2.20	0.42
1:B:142:THR:HA	1:B:145:SER:OG	2.20	0.42
1:B:290:LYS:HG3	1:B:291:TYR:CD2	2.55	0.42
1:B:389:ILE:O	1:B:390:ALA:C	2.58	0.42
1:B:50:ARG:CZ	1:B:69:TYR:HB3	2.47	0.42
3:F:34:DT:C6	3:F:34:DT:H5'	2.48	0.42
1:B:358:ALA:O	3:F:38:DC:H5	2.02	0.42
1:A:124:LYS:HZ1	1:A:158:GLU:HG2	1.81	0.41
1:A:287:VAL:HA	1:A:293:VAL:HG23	2.02	0.41
1:A:369:LYS:HD3	1:A:375:ASP:CG	2.41	0.41
1:B:157:PRO:HA	1:B:160:GLN:HE21	1.85	0.41
3:F:41:DT:H2''	3:F:42:DA:OP2	2.19	0.41
1:A:355:ARG:CG	1:A:355:ARG:HH11	2.31	0.41
1:A:43:ASN:O	1:A:46:PHE:N	2.53	0.41
1:A:210:ALA:HB1	1:B:190:GLU:HG2	1.94	0.41
1:B:348:ASP:CG	1:B:355:ARG:HE	2.23	0.41
1:B:419:GLU:CD	1:B:419:GLU:H	2.23	0.41
1:A:31:THR:CG2	1:A:32:LYS:H	2.31	0.41
1:A:16:GLU:HG2	1:A:76:ARG:HH22	1.86	0.41
1:B:374:ASP:OD1	1:B:376:ARG:HD3	2.20	0.41
1:B:528:ALA:HA	1:B:529:PRO:HD2	1.84	0.41
1:B:16:GLU:HG2	1:B:76:ARG:HH22	1.85	0.41
1:A:40:LYS:HG2	1:A:204:HIS:CD2	2.55	0.41
1:B:16:GLU:HG3	1:B:76:ARG:HH12	1.85	0.41
3:D:34:DT:H5'	3:D:34:DT:C6	2.48	0.41
1:A:278:GLU:HG2	1:A:295:PHE:HZ	1.86	0.41
1:A:492:ARG:N	1:A:493:PRO:CD	2.82	0.41
1:B:488:ASN:HB2	2:E:22:DT:OP2	2.21	0.41
1:B:99:TYR:O	1:B:103:LEU:HG	2.21	0.41
3:D:41:DT:H2''	3:D:42:DA:OP2	2.20	0.41
1:A:383:ARG:NH2	4:A:1536:VO4:O1	2.49	0.41
1:B:124:LYS:HD2	1:B:158:GLU:OE1	2.21	0.41
1:B:355:ARG:HH11	1:B:355:ARG:CG	2.31	0.41
1:B:83:HIS:CD2	1:B:84:ASN:HB2	2.55	0.41
1:A:486:ILE:N	1:A:486:ILE:CD1	2.83	0.41
1:A:82:HIS:CE1	1:A:84:ASN:HB3	2.56	0.41
1:B:11:ASN:OD1	1:B:11:ASN:C	2.59	0.41
1:B:12:SER:CB	1:B:347:ASN:O	2.69	0.41
1:B:515:PHE:CZ	1:B:522:TRP:HE3	2.39	0.41
3:F:37:DC:H2''	3:F:38:DC:OP2	2.21	0.41

*Continued on next page...*

*Continued from previous page...*

Atom-1	Atom-2	Interatomic distance (Å)	Clash overlap (Å)
1:A:124:LYS:HE3	1:A:158:GLU:HG2	2.02	0.41
1:A:174:LYS:O	1:A:177:TYR:HB3	2.21	0.41
1:B:12:SER:CB	1:B:347:ASN:HB3	2.50	0.41
1:B:198:ASN:CB	1:B:202:LEU:HD12	2.40	0.41
1:B:299:ALA:O	1:B:300:LYS:HB2	2.21	0.41
1:B:465:ASP:O	1:B:467:GLY:N	2.54	0.41
1:B:174:LYS:O	1:B:177:TYR:HB3	2.21	0.41
1:B:295:PHE:O	1:B:309:SER:HA	2.21	0.41
1:B:238:TYR:CZ	1:B:385:ILE:HG21	2.55	0.41
1:A:175:ARG:C	1:A:177:TYR:N	2.74	0.41
1:A:39:LEU:HD12	1:A:200:GLU:OE2	2.21	0.41
1:A:419:GLU:CD	1:A:419:GLU:H	2.24	0.41
1:A:451:LEU:HD23	1:A:475:LYS:HE2	2.03	0.41
1:B:268:LEU:HD21	1:B:324:LEU:CB	2.50	0.41
1:B:263:PRO:HB3	1:B:367:TRP:CZ2	2.55	0.41
1:B:451:LEU:HD23	1:B:475:LYS:HE2	2.02	0.41
1:A:157:PRO:HA	1:A:160:GLN:HE21	1.85	0.40
1:A:223:LEU:HG	1:A:223:LEU:O	2.21	0.40
1:A:24:ASP:O	1:A:27:GLN:N	2.53	0.40
1:B:249:PRO:O	1:B:252:SER:HB3	2.21	0.40
1:B:393:MET:HG2	1:B:394:PHE:CE1	2.55	0.40
1:A:344:TYR:HD1	1:A:344:TYR:C	2.25	0.40
1:A:375:ASP:O	1:A:376:ARG:C	2.59	0.40
1:B:40:LYS:HG2	1:B:204:HIS:CD2	2.57	0.40
1:A:249:PRO:O	1:A:252:SER:HB3	2.20	0.40
1:A:268:LEU:HA	1:A:271:LEU:HD12	2.03	0.40
1:A:83:HIS:CD2	1:A:84:ASN:HB2	2.57	0.40
1:B:344:TYR:HD1	1:B:344:TYR:C	2.24	0.40
1:B:67:ASN:ND2	2:E:7:DT:C7	2.85	0.40
1:A:495:ASN:C	1:A:496:PHE:HD1	2.25	0.40
1:B:242:ILE:CG2	1:B:271:LEU:HD21	2.51	0.40
1:B:486:ILE:N	1:B:486:ILE:CD1	2.84	0.40
1:B:97:PRO:C	1:B:99:TYR:N	2.73	0.40

There are no symmetry-related clashes.

## 5.3 Torsion angles

### 5.3.1 Protein backbone

In the following table, the Percentiles column shows the percent Ramachandran outliers of the chain as a percentile score with respect to all X-ray entries followed by that with respect to entries of similar resolution.

The Analysed column shows the number of residues for which the backbone conformation was analysed, and the total number of residues.

Mol	Chain	Analysed	Favoured	Allowed	Outliers	Percentiles	
1	A	530/558 (95%)	404 (76%)	93 (18%)	33 (6%)	1	11
1	B	530/558 (95%)	405 (76%)	92 (17%)	33 (6%)	1	11
All	All	1060/1116 (95%)	809 (76%)	185 (18%)	66 (6%)	1	11

All (66) Ramachandran outliers are listed below:

Mol	Chain	Res	Type
1	A	11	ASN
1	A	32	LYS
1	A	107	LEU
1	A	157	PRO
1	A	303	SER
1	A	332	PRO
1	A	376	ARG
1	A	380	LYS
1	A	454	LEU
1	A	456	SER
1	A	466	ALA
1	A	519	ASN
1	A	530	ALA
1	B	11	ASN
1	B	32	LYS
1	B	107	LEU
1	B	157	PRO
1	B	303	SER
1	B	332	PRO
1	B	376	ARG
1	B	380	LYS
1	B	454	LEU
1	B	456	SER
1	B	466	ALA
1	B	519	ASN

*Continued on next page...*

*Continued from previous page...*

<b>Mol</b>	<b>Chain</b>	<b>Res</b>	<b>Type</b>
1	B	530	ALA
1	A	28	GLY
1	A	56	GLY
1	A	98	LEU
1	A	207	LEU
1	A	305	ASP
1	A	446	ALA
1	B	28	GLY
1	B	56	GLY
1	B	98	LEU
1	B	207	LEU
1	B	305	ASP
1	B	333	ALA
1	B	446	ALA
1	A	10	ILE
1	A	136	SER
1	A	333	ALA
1	B	10	ILE
1	B	136	SER
1	A	5	LYS
1	A	465	ASP
1	B	5	LYS
1	B	465	ASP
1	A	78	ASP
1	A	97	PRO
1	A	112	ALA
1	A	337	PHE
1	A	439	PRO
1	B	78	ASP
1	B	97	PRO
1	B	112	ALA
1	B	337	PHE
1	B	439	PRO
1	A	399	PRO
1	B	14	VAL
1	A	14	VAL
1	B	399	PRO
1	A	389	ILE
1	B	385	ILE
1	B	389	ILE
1	A	385	ILE

### 5.3.2 Protein sidechains [i](#)

In the following table, the Percentiles column shows the percent sidechain outliers of the chain as a percentile score with respect to all X-ray entries followed by that with respect to entries of similar resolution.

The Analysed column shows the number of residues for which the sidechain conformation was analysed, and the total number of residues.

Mol	Chain	Analysed	Rotameric	Outliers	Percentiles	
1	A	416/486 (86%)	378 (91%)	38 (9%)	9	34
1	B	416/486 (86%)	379 (91%)	37 (9%)	9	35
All	All	832/972 (86%)	757 (91%)	75 (9%)	9	34

All (75) residues with a non-rotameric sidechain are listed below:

Mol	Chain	Res	Type
1	A	47	ASN
1	A	67	ASN
1	A	100	SER
1	A	121	LEU
1	A	137	ASN
1	A	152	LEU
1	A	157	PRO
1	A	167	ASN
1	A	174	LYS
1	A	183	GLN
1	A	184	GLN
1	A	188	LEU
1	A	189	LEU
1	A	198	ASN
1	A	223	LEU
1	A	257	THR
1	A	277	ILE
1	A	282	GLN
1	A	285	PHE
1	A	323	SER
1	A	328	LEU
1	A	331	CYS
1	A	332	PRO
1	A	344	TYR
1	A	349	THR
1	A	377	ARG
1	A	378	VAL

*Continued on next page...*

*Continued from previous page...*

<b>Mol</b>	<b>Chain</b>	<b>Res</b>	<b>Type</b>
1	A	380	LYS
1	A	382	SER
1	A	388	ARG
1	A	393	MET
1	A	403	ASN
1	A	404	VAL
1	A	406	GLU
1	A	457	MET
1	A	465	ASP
1	A	477	LEU
1	A	498	THR
1	B	47	ASN
1	B	67	ASN
1	B	100	SER
1	B	121	LEU
1	B	137	ASN
1	B	152	LEU
1	B	157	PRO
1	B	167	ASN
1	B	174	LYS
1	B	183	GLN
1	B	184	GLN
1	B	188	LEU
1	B	189	LEU
1	B	198	ASN
1	B	223	LEU
1	B	257	THR
1	B	277	ILE
1	B	285	PHE
1	B	323	SER
1	B	328	LEU
1	B	331	CYS
1	B	332	PRO
1	B	344	TYR
1	B	349	THR
1	B	377	ARG
1	B	378	VAL
1	B	380	LYS
1	B	382	SER
1	B	388	ARG
1	B	393	MET
1	B	403	ASN

*Continued on next page...*

*Continued from previous page...*

Mol	Chain	Res	Type
1	B	404	VAL
1	B	406	GLU
1	B	457	MET
1	B	465	ASP
1	B	477	LEU
1	B	498	THR

Some sidechains can be flipped to improve hydrogen bonding and reduce clashes. All (36) such sidechains are listed below:

Mol	Chain	Res	Type
1	A	67	ASN
1	A	117	HIS
1	A	144	ASN
1	A	160	GLN
1	A	167	ASN
1	A	193	ASN
1	A	198	ASN
1	A	206	GLN
1	A	221	ASN
1	A	282	GLN
1	A	298	GLN
1	A	427	GLN
1	A	440	ASN
1	A	471	HIS
1	A	476	GLN
1	A	514	GLN
1	A	521	GLN
1	A	523	GLN
1	B	67	ASN
1	B	117	HIS
1	B	144	ASN
1	B	160	GLN
1	B	167	ASN
1	B	193	ASN
1	B	198	ASN
1	B	206	GLN
1	B	221	ASN
1	B	282	GLN
1	B	298	GLN
1	B	427	GLN
1	B	440	ASN
1	B	471	HIS

*Continued on next page...*



*Continued from previous page...*

Mol	Chain	Res	Type
1	B	476	GLN
1	B	514	GLN
1	B	521	GLN
1	B	523	GLN

### 5.3.3 RNA [i](#)

There are no RNA molecules in this entry.

### 5.4 Non-standard residues in protein, DNA, RNA chains [i](#)

There are no non-standard protein/DNA/RNA residues in this entry.

### 5.5 Carbohydrates [i](#)

There are no carbohydrates in this entry.

### 5.6 Ligand geometry [i](#)

2 ligands are modelled in this entry.

In the following table, the Counts columns list the number of bonds (or angles) for which Mogul statistics could be retrieved, the number of bonds (or angles) that are observed in the model and the number of bonds (or angles) that are defined in the Chemical Component Dictionary. The Link column lists molecule types, if any, to which the group is linked. The Z score for a bond length (or angle) is the number of standard deviations the observed value is removed from the expected value. A bond length (or angle) with  $|Z| > 2$  is considered an outlier worth inspection. RMSZ is the root-mean-square of all Z scores of the bond lengths (or angles).

Mol	Type	Chain	Res	Link	Bond lengths			Bond angles		
					Counts	RMSZ	$\# Z  > 2$	Counts	RMSZ	$\# Z  > 2$
4	VO4	B	1536	1,3,2	0,2,4	0.00	-	-		
4	VO4	A	1536	1,3,2	0,2,4	0.00	-	-		

There are no bond length outliers.

There are no bond angle outliers.

There are no chirality outliers.

There are no torsion outliers.

There are no ring outliers.

1 monomer is involved in 1 short contact:

Mol	Chain	Res	Type	Clashes	Symm-Clashes
4	A	1536	VO4	1	0

## 5.7 Other polymers [i](#)

There are no such residues in this entry.

## 5.8 Polymer linkage issues [i](#)

There are no chain breaks in this entry.

## 6 Fit of model and data

### 6.1 Protein, DNA and RNA chains

In the following table, the column labelled ‘#RSRZ> 2’ contains the number (and percentage) of RSRZ outliers, followed by percent RSRZ outliers for the chain as percentile scores relative to all X-ray entries and entries of similar resolution. The OWAB column contains the minimum, median, 95<sup>th</sup> percentile and maximum values of the occupancy-weighted average B-factor per residue. The column labelled ‘Q< 0.9’ lists the number of (and percentage) of residues with an average occupancy less than 0.9.

Mol	Chain	Analysed	<RSRZ>	#RSRZ>2	OWAB(Å <sup>2</sup> )	Q<0.9
1	A	532/558 (95%)	-0.09	7 (1%) 77 65	24, 55, 94, 108	0
1	B	532/558 (95%)	-0.05	13 (2%) 59 44	25, 55, 94, 108	0
2	C	25/25 (100%)	0.03	0 100 100	29, 56, 76, 86	0
2	E	25/25 (100%)	0.04	0 100 100	29, 55, 76, 86	0
3	D	19/19 (100%)	-0.04	0 100 100	29, 41, 80, 85	0
3	F	19/19 (100%)	-0.12	0 100 100	28, 40, 80, 86	0
All	All	1152/1204 (95%)	-0.06	20 (1%) 70 57	24, 55, 93, 108	0

All (20) RSRZ outliers are listed below:

Mol	Chain	Res	Type	RSRZ
1	B	144	ASN	3.5
1	A	139	LYS	3.2
1	B	139	LYS	3.1
1	B	145	SER	2.8
1	B	56	GLY	2.7
1	B	305	ASP	2.6
1	A	144	ASN	2.5
1	A	43	ASN	2.5
1	B	43	ASN	2.4
1	B	168	SER	2.4
1	A	138	ILE	2.4
1	B	522	TRP	2.3
1	A	305	ASP	2.1
1	B	173	ASP	2.1
1	A	168	SER	2.1
1	B	4	VAL	2.1
1	A	522	TRP	2.1
1	B	167	ASN	2.1
1	B	529	PRO	2.0

*Continued on next page...*

*Continued from previous page...*

Mol	Chain	Res	Type	RSRZ
1	B	142	THR	2.0

## 6.2 Non-standard residues in protein, DNA, RNA chains [i](#)

There are no non-standard protein/DNA/RNA residues in this entry.

## 6.3 Carbohydrates [i](#)

There are no carbohydrates in this entry.

## 6.4 Ligands [i](#)

In the following table, the Atoms column lists the number of modelled atoms in the group and the number defined in the chemical component dictionary. The B-factors column lists the minimum, median, 95<sup>th</sup> percentile and maximum values of B factors of atoms in the group. The column labelled 'Q< 0.9' lists the number of atoms with occupancy less than 0.9.

Mol	Type	Chain	Res	Atoms	RSCC	RSR	B-factors( $\text{\AA}^2$ )	Q<0.9
4	VO4	B	1536	3/5	0.98	0.17	36,36,37,38	0
4	VO4	A	1536	3/5	0.99	0.19	37,37,38,38	0

## 6.5 Other polymers [i](#)

There are no such residues in this entry.